

Toronto Blue Jays - 1977

Batter	1	2	3	4	5	6	7	8	9	AB	R	H	RBI	BB	SO	LOB	TOP										
Ralph Garr, L (1, 7) OBP: 0.667, SLG: 0.600	4-0 SF8 BB	0-0 E5 1B	0-0 1-2 2-3 1B		0-0 1-2 1B	0-0 1-3		0-0 1-2 1B		5	2	3	0	1	0	4											
Alan Bannister, R (1, 6) OBP: 0.200, SLG: 0.200 Nyls Nyman, L (8, PH) Tim Nordbrook, R (8, 6)	0-0 F9	0-0 2B 1B	0-0 G3		0-0 L5		0-0 F8	0-0 G3		5	0	1	1	0	0	6											
Jorge Orta, L (1, 4)	0-0 SF8 3-H	0-3 K		0-0 F7	0-0 G3		4-0 1-3 1B BB		0-0 1-3	4	0	0	1	1	1	4											
Richie Zisk, R (1, 9) OBP: 0.667, SLG: 1.333	0-0 HR	0-0 1-3 2-H 2B		0-3 K		0-0 BB 1B	0-0 1-3 1B		0-3 K	6	2	4	2	0	2	0											
Jim Spencer, L (1, 3) OBP: 0.333, SLG: 0.333	0-0 BB 1B	0-0 1-3		0-0 BB 1B		0-3 K	0-0 1-3		0-0 E7	6	0	2	0	0	1	5											
Oscar Gamble, L (1, 10)	4-0 FC6-4 1-2 BB		0-3 K	4-0 1-2 BB		4-0 BB 1B BB	0-0 F5		0-0 6-3	3	0	0	0	3	1	3											
Eric Soderholm, R (1, 5) OBP: 0.400, SLG: 0.400	0-0 FC6-4 1-2		0-0 1B 1B 1B	0-0 F7		0-0 1-2 2-H 1B		0-3 K		5	0	2	1	0	1	4											
Chet Lemon, R (1, 8)		0-0 4-3	0-3 K		0-3 K	4-0 1-2 2-3 BB		0-3 K		4	0	0	0	1	3	1											
Brian Downing, R (1, 2) OBP: 0.800, SLG: 0.750		0-0 E 1B	0-0 1-2 1B		0-0 1B	0-0 F5		4-0 1B BB		4	1	3	0	1	0	3											
Inning Stats	R: 2 E: 0 K: 0 S: 5	H: 2 LOB: 2 BB: 2 P: 13	R: 2 E: 1 K: 1 S: 9	H: 3 LOB: 2 BB: 0 P: 9	R: 0 E: 0 K: 2 S: 10	H: 3 LOB: 3 BB: 0 P: 10	R: 0 E: 0 K: 1 S: 6	H: 1 LOB: 2 BB: 1 P: 10	R: 0 E: 0 K: 1 S: 7	H: 2 LOB: 2 BB: 0 P: 7	R: 1 E: 0 K: 1 S: 7	H: 2 LOB: 3 BB: 2 P: 15	R: 0 E: 0 K: 0 S: 4	H: 1 LOB: 2 BB: 1 P: 8	R: 0 E: 0 K: 2 S: 8	H: 1 LOB: 2 BB: 1 P: 12	R: 0 E: 1 K: 1 S: 6	H: 0 LOB: 1 BB: 0 P: 6	1B: 13 2B: 1 3B: 0 HR: 1	SF: 1 SAC: 0 DP: 0 HBP: 0	WP: 0 PB: 0 SB: 1 CS: 0	PA: 51					
PITCHER	IP	WLS	BF	H	R	ER	SO	BB	IBB	HBP	BLK	WP	HR	S	P	ERA	WHIP										
Bill Singer, R (1, 1) ERA: 6.23	4.1		28	11	4	3	5	3	0	0	0	0	1	35	47	6.23	3.231										
Jerry Johnson, R (5, 1) ERA: 3.38	2.2	W	14	3	1	1	1	3	0	0	0	0	0	13	25	3.38	2.250										
Pete Vuckovich, R (8, 1) ERA:	2.0	S	9	1	0	0	3	1	0	0	0	0	0	14	18	0.00	1.000										

Chicago White Sox @ Toronto Blue Jays
Exhibition Stadium, Toronto, ON

Thu Apr 07 1977, 3:33 AM EST
Att. 44,649 - Overcast - 32 F

AB	43
R	5
H	15
RBI	5
BB	7
SO	9
LOB	32



WP: 0	PA: 51
-------	--------

ERA	WHIP
-----	------

ERA	WHIP
-----	------

Batter	1	2	3	4	5	6	7	8	9
John Scott, R OBP: 0.200, SLG: 0.400 (1, 7)	0-3 K	0-0 1-3		0-0 FC1-5 BB		0-3 K		0-0 SH 1B 2B	
Hector Torres, R OBP: 0.500, SLG: 0.500 (1, 6) Jim Mason, L (4, PH) (5, 6)	0-3 K		0-0 HR 1B	4-0 G6-4-3 BB		0-0 F7		0-0 SH 1B 1B G6-4-3	
Doug Ault, R OBP: 0.800, SLG: 2.250 (1, 3)	0-0 HR		0-0 HR	0-0 G6-4-3		4-0 BB BB		0-0 G6-4-3 1B 1-2 2-3 3-H	
Otto Velez, R OBP: 0.600, SLG: 0.500 (1, 10)	0-0 F8		0-3 K		0-0 HR 1B	4-0 BB BB		0-0 G6-4-3 1B 1-2 2-3	
Gary Woods, R OBP: 0.200, SLG: 0.200 (1, 8)		0-0 1B 1B	0-0 4-3		0-0 1-3	0-0 L8		0-0 G6-4-3 1-2f 2-3 3-H	
Steve Bowling, R (1, 9) Al Woods, L (5, PH) OBP: 0.333, SLG: 1.333 (6, 9)		0-3 K	0-0 6-3		0-0 HR		0-3 K	0-3 K	
Pedro Garcia, R OBP: 0.750, SLG: 1.000 (1, 4)		0-0 FC6-4 1B 2-H		0-0 1B 2B	0-0 5-3		0-0 FC6-4 1B		
Dave McKay, S OBP: 0.500, SLG: 0.500 (1, 5)		0-0 FC6-4 1B		0-0 FC1-5 1B 2-H	0-0 4-3		0-0 FC6-4 FC5-4		
Rick Cerone, R OBP: 0.500, SLG: 0.750 (1, 2)		0-0 FC6-4		0-0 BB FC1-5 1B		0-0 BB 2B	0-0 FC5-4		

AB	R	H	RBI	BB	SO	LOB
5	1	1	0	0	2	5
2	1	1	0	0	1	0
1	1	0	0	1	0	1
4	2	3	4	1	0	3
4	1	2	0	1	1	0
5	1	1	0	0	0	6
2	0	0	0	0	1	1
3	1	1	2	0	2	1
4	1	3	1	0	0	0
4	0	2	1	0	0	1
4	0	2	0	0	0	3

AB	R	H	RBI	BB	SO	LOB
38	9	16	8	3	7	21

Inning Stats		R: 1	H: 1	E: 0	K: 2	S: 8	P: 8	R: 1	H: 3	E: 0	K: 1	S: 8	R: 2	H: 2	E: 0	K: 1	S: 7	R: 1	H: 3	E: 0	K: 0	S: 5	R: 2	H: 2	E: 0	K: 0	S: 5	R: 0	H: 1	E: 0	K: 1	S: 6	R: 0	H: 1	E: 0	K: 1	S: 6	R: 2	H: 3	E: 0	K: 1	S: 8
1B: 10	SF: 0	2B: 3	SAC: 1	3B: 0	DP: 2	HR: 3	HBP: 0	WP: 0	PA: 42	ERA	WHIP																															

Chicago White Sox @ Toronto Blue Jays
 Exhibition Stadium, Toronto, ON
 Thu Apr 07 1977, 3:33 AM EST
 Att. 44,649 - Overcast - 32 F



Batter	1	2	3	4	5	6	7	8	9	AB R H RBI BB SO LOB	TOP
Ralph Garr, L (1, 7) OBP: 0.455, SLG: 0.500	0-0 4-3	0-0 4-3			0-0 1B 2B		0-0 3-1		0-0 4-3	5 1 1 0 0 0 3	
Alan Bannister, R (1, 6) OBP: 0.444, SLG: 0.375	4-0 BB BB		0-0 FC3-6 1B		0-0 2-H 1B		0-0 F8			3 1 2 1 1 0 0	
Jorge Orta, L (1, 4) OBP: 0.444, SLG: 0.375	4-0 BB BB		0-0 FC3-6 G1-4-3 1-2f		0-3 K 1-2		0-0 4-3			3 0 0 0 1 1 2	
Richie Zisk, R (1, 9) OBP: 0.600, SLG: 1.000	0-3 K		0-0 G1-4-3 1-2f		0-0 2-H 1B 1B			0-0 CS 1B		4 0 2 1 0 1 3	
Jim Spencer, L (1, 3) OBP: 0.300, SLG: 0.300	0-0 G3			0-3 K	0-0 1-2 1B			0-3 K 1-2		4 0 1 0 0 2 3	
Oscar Gamble, L (1, 10) OBP: 0.400, SLG: 0.571		0-3 K		0-0 HR	0-0 G3			0-3 K		4 1 1 1 0 2 2	
Eric Soderholm, R (1, 5) OBP: 0.444, SLG: 0.375		0-0 S 1B		4-0 CS BB		0-0 F8		0-0 6-3		3 0 1 0 1 0 0	
Chet Lemon, R (1, 8) OBP: 0.444, SLG: 0.375		0-3 K		0-0 5-3 1-2		0-0 6-3		0-0 1-3		4 0 0 0 0 1 2	
Brian Downing, R (1, 2) OBP: 0.667, SLG: 0.500		4-0 BB BB			0-0 3-1	0-0 P6		4-0 BB		2 0 0 0 2 0 0	
Inning Stats	R: 0 E: 0 K: 1 S: 5 H: 0 LOB: 2 BB: 2 P: 13	R: 0 E: 0 K: 2 S: 8 H: 1 LOB: 2 BB: 1 P: 12	R: 0 E: 0 K: 0 S: 3 H: 1 LOB: 0 BB: 0 P: 3	R: 1 E: 0 K: 1 S: 5 H: 1 LOB: 0 BB: 1 P: 9	R: 2 E: 0 K: 1 S: 9 H: 4 LOB: 2 BB: 0 P: 9	R: 0 E: 0 K: 0 S: 3 H: 0 LOB: 0 BB: 0 P: 3	R: 0 E: 0 K: 0 S: 3 H: 0 LOB: 0 BB: 0 P: 3	R: 0 E: 0 K: 2 S: 7 H: 1 LOB: 0 BB: 0 P: 7	R: 0 E: 0 K: 0 S: 3 H: 0 LOB: 1 BB: 1 P: 7	1B: 6 2B: 2 3B: 0 HR: 1 SF: 0 SAC: 0 DP: 2 HBP: 0	WP: 0 PB: 0 SB: 2 CS: 2 PA: 37
PITCHER Dave Lemanczyk, R (1, 1) ERA: 3.0	IP 9.0 WLS L BF 37 H 8 R 3 ER 3 SO 7 BB 5 IBB 0 HBP 0 BLK 0 WP 0 HR 1 S 46 P 66 ERA 3.00 WHIP 1.444										

Chicago White Sox @ Toronto Blue Jays
Exhibition Stadium, Toronto, ON
Sat Apr 09 1977, 3:33 AM EST
Att. 18,214 - Unknown - 43 F

AB	32
R	3
H	8
RBI	3
BB	5
SO	7
LOB	15



BOTTOM

Chicago White Sox @ Toronto Blue Jays
Exhibition Stadium, Toronto, ON

livebaseballscorecards.com

AB	35
R	2
H	10
RBI	2
BB	0
SO	3
LOB	14



WP:	0	PA:	36
PB:	0		
SB:	0		
CS:	0		

Sat Apr 09 1977, 3:33 AM EST
Att: 18,214 - Unknown - 43 F

AB R H RBI BB SO LOB

4 0 1 0 0 1 1

3 0 0 0 0 0 2

1 1 1 0 0 0 0

4 0 1 0 0 0 1

2 0 1 0 0 0 1

1 0 0 1 0 0 0

2 0 0 0 0 1 1

2 0 0 0 0 0 1

4 0 2 0 0 0 1

4 0 1 0 0 1 1

4 1 2 0 0 0 3

4 0 1 1 0 0 2

1B: 6 SF: 1

2B: 4 SAC: 0

3B: 0 DP: 1

HR: 0 HBP: 0

Batter	1	2	3	4	5	6	7	8	9
Pedro Garcia, R OBP: 0.500, SLG: 0.625 (1, 4)	0-0 FC3-6 1B		0-0 F7		0-3 K			0-0 5-3	
Jim Mason, L OBP: 1.000, SLG: 1.000 (1, 6)	0-0 FC3-6 1-2f		0-0 F7		0-0 4-3			0-0 2B SF7 1B	
Bob Bailor, R OBP: 1.000, SLG: 1.000 (8, PH) (9, 6)									
Doug Ault, R OBP: 0.556, SLG: 1.375 (1, 3)	0-0 F7			0-0 6-3		0-0 6-3		0-0 1-3 2B	
Ron Fairly, L OBP: 0.500, SLG: 1.000 (1, 10)	0-0 F8			0-0 FC1-5-6 2B		0-0 6-3		0-0 SF7	
Otto Velez, R OBP: 0.429, SLG: 0.400 (6, PH)								0-0 3-H	
Sam Ewing, L (1, 7)		0-3 K		0-0 FC1-5-6 2-3		0-0 F8		0-0 4-3	
Steve Bowling, R (6, PH) (7, 9)									
Al Woods, L OBP: 0.429, SLG: 1.000 (1, 9) (7, 7)		0-0 2B		0-0 F6		0-0 P5		0-0 1B 1B	
Gary Woods, R OBP: 0.222, SLG: 0.222 (1, 8)		0-0 P4		0-0 F6		0-0 K		0-0 5-3	
Dave McKay, S OBP: 0.500, SLG: 0.625 (1, 5)		0-0 P6		0-0 F6		0-0 1B 2B		0-0 1B	
Alan Ashby, S OBP: 0.250, SLG: 0.250 (1, 2)			0-0 4-3		0-0 4-3		0-0 F7	0-0 6-3	

Inning Stats	R: 0	H: 1	E: 0	LOB: 1	K: 0	S: 4	R: 0	H: 1	E: 0	LOB: 1	K: 1	S: 6	R: 0	H: 0	E: 0	LOB: 0	K: 0	S: 3	R: 0	H: 1	E: 0	LOB: 1	K: 0	S: 4	R: 0	H: 2	E: 0	LOB: 1	K: 2	S: 9	R: 0	H: 0	E: 0	LOB: 0	K: 0	S: 3	R: 0	H: 1	E: 0	LOB: 1	K: 0	S: 4	R: 1	H: 2	E: 0	LOB: 1	K: 0	S: 5	R: 0	H: 2	E: 0	LOB: 1	K: 0	S: 4	R: 0	H: 2	E: 0	LOB: 1	K: 0	S: 4	1B: 6	SF: 1	2B: 4	SAC: 0	3B: 0	DP: 1	HR: 0	HBP: 0
--------------	------	------	------	--------	------	------	------	------	------	--------	------	------	------	------	------	--------	------	------	------	------	------	--------	------	------	------	------	------	--------	------	------	------	------	------	--------	------	------	------	------	------	--------	------	------	------	------	------	--------	------	------	------	------	------	--------	------	------	------	------	------	--------	------	------	-------	-------	-------	--------	-------	-------	-------	--------

PITCHER	IP	WLS	BF	H	R	ER	SO	BB	IBB	HBP	BLK	WP	HR	S	P	ERA	WHIP
Chris Knapp, R ERA: 1.8 (1, 1)	5.0		20	5	1	1	3	0	0	0	0	0	0	26	26	1.80	1.000
Dave Hamilton, L ERA: 8.1 (6, 1)	2.1		10	3	1	1	0	0	0	0	0	0	0	10	10	3.86	1.286
Silvio Martinez, R ERA: (8, 1)	0.2		4	2	0	0	0	0	0	0	0	0	0	4	4	0.00	3.000
Lerrin LaGrow, R ERA: (9, 1)	1.0	S	2	0	0	0	0	0	0	0	0	0	0	2	2	0.00	0.000

Batter	1	2	3	4	5	6	7	8	9	AB R H RBI BB SO LOB	TOP		
Ralph Garr, L (1, 7) OBP: 0.438, SLG: 0.429	4-0 BB BB 4-3 BB		0-0 FC5-4 1B		0-0 B1-3		0-0 F9		0-3 K	4 1 1 0 1 1 2			
Alan Bannister, R (1, 6) OBP: 0.385, SLG: 0.273	4-0 4-3 BB 1-2 BB		0-0 L8		0-0 5-3		0-0 F3			3 0 0 0 1 0 2			
Jorge Orta, L (1, 4) OBP: 0.214, SLG: 0.091	0-3 K		0-0 FC5-4 1-2f BB		0-0 FC6-4 1B			0-0 3-1		4 0 1 0 0 1 3			
Richie Zisk, R (1, 9) OBP: 0.571, SLG: 0.833	4-0 4-3 1-2 2-3 BB		4-0 1-2 BB		0-0 FC6-4 1-2f			0-0 1-3		2 0 0 0 2 0 1			
Jim Spencer, L (1, 3) OBP: 0.286, SLG: 0.357	0-0 4-3 1-2 2-3 3-H		0-0 F9		0-0 P6			0-0 2B		4 0 1 1 0 0 4			
Lamar Johnson, R (1, 10) OBP: 0.250, SLG: 0.250	0-0 F9			0-0 1-3 1B		0-0 5-3		0-0 F7		4 0 1 0 0 0 3			
Eric Soderholm, R (1, 5) OBP: 0.385, SLG: 0.417		0-0 5-3		0-0 F8		0-0 F7		0-0 2B		4 0 1 0 0 0 1			
Chet Lemon, R (1, 8)		0-0 P6		0-0 1-3 1-2		0-0 F8		0-0 5-3		4 0 0 0 0 0 2			
Brian Downing, R (1, 2) OBP: 0.583, SLG: 0.444		0-0 5-3		0-3 K		0-0 F7		0-0 F7		3 0 1 0 0 1 1			
Oscar Gamble, L (9, PH) OBP: 0.364, SLG: 0.500										1 0 0 0 0 0 1			
Inning Stats	R: 1 H: 0 E: 0 LOB: 2 K: 1 BB: 3 S: 5 P: 17	R: 0 H: 0 E: 0 LOB: 0 K: 0 BB: 0 S: 3 P: 3	R: 0 H: 1 E: 0 LOB: 2 K: 0 BB: 1 S: 4 P: 8	R: 0 H: 1 E: 0 LOB: 1 K: 1 BB: 0 S: 6 P: 6	R: 0 H: 1 E: 0 LOB: 1 K: 0 BB: 0 S: 4 P: 4	R: 0 H: 0 E: 0 LOB: 0 K: 0 BB: 0 S: 3 P: 3	R: 0 H: 1 E: 0 LOB: 1 K: 0 BB: 0 S: 4 P: 4	R: 0 H: 1 E: 0 LOB: 1 K: 0 BB: 0 S: 4 P: 4	R: 0 H: 1 E: 0 LOB: 1 K: 1 BB: 0 S: 6 P: 6	1B: 4 SF: 0 2B: 2 SAC: 0 3B: 0 DP: 0 HR: 0 HBP: 0	WP: 0 PA: 37 PB: 0 SB: 0 CS: 0		
PITCHER	IP WLS BF H R ER SO BB IBB HBP BLK WP HR S P ERA WHIP											PITCHER	IP WLS BF H R ER SO BB IBB HBP BLK WP HR S P ERA WHIP
Jerry Garvin, L (1, 1) ERA: 1.13	8.0 W 33 5 1 1 2 4 0 0 0 0 0 0 33 49 1.12 1.125												
Pete Vuckovich, R (9, 1) ERA:	1.0 S 4 1 0 0 1 0 0 0 0 0 0 0 6 6 0.00 1.000												

Chicago White Sox @ Toronto Blue Jays
Exhibition Stadium, Toronto, ON
Sun Apr 10 1977, 3:33 AM EST
Att. 17,059 - Unknown - 60 F

AB	33
R	1
H	6
RBI	1
BB	4
SO	3
LOB	20



Batter	1	2	3	4	5	6	7	8	9
Pedro Garcia, R OBP: 0.333, SLG: 0.417 (1, 4)	0-0 F7		0-3 K		0-3 K			0-0 6-3	
Jim Mason, L (1, 6)	0-0 F8		0-3 K			0-0 1-3		0-0 F8	
Doug Ault, R OBP: 0.462, SLG: 1.000 (1, 3)	0-0 P6		0-3 K			0-0 F8		0-0 BB 1B	
Ron Fairly, L OBP: 0.500, SLG: 0.500 (1, 10)		0-0 G3		4-0 BB 1B		0-0 F8		4-0 BB 1-2 BB	
Sam Ewing, L OBP: 0.600, SLG: 0.500 (1, 9)		4-0 BB 1B		0-0 BB 1B			0-0 SH1-4 SH5-3 1B	0-3 K	
John Scott, R OBP: 0.167, SLG: 0.333 (7, PR) (8, 7)		4-3 BB 1B		1-2 BB 1B					
Al Woods, L OBP: 0.333, SLG: 0.778 (1, 7) (8, 9)		0-0 4-3		0-0 F7			0-0 SH1-4		
Gary Woods, R OBP: 0.250, SLG: 0.250 (1, 8)		0-0 BB 1B		0-0 G4-6-3			0-0 E6 SH5-3		
Dave McKay, S OBP: 0.500, SLG: 0.600 (1, 5)		0-0 BB 1B			0-0 P5		0-0 SH5-3		
Rick Cerone, R OBP: 0.286, SLG: 0.429 (1, 2)		0-0 F9			0-0 5-3		0-0 F8		

Inning Stats	R: 0	H: 0	E: 0	LOB: 0	K: 0	BB: 0	S: 3	P: 3
	R: 2	H: 2	E: 0	LOB: 1	K: 0	BB: 1	S: 5	P: 9
	R: 0	H: 0	E: 0	LOB: 0	K: 3	BB: 0	S: 9	P: 9
	R: 0	H: 1	E: 0	LOB: 1	K: 0	BB: 1	S: 3	P: 7
	R: 0	H: 0	E: 0	LOB: 0	K: 1	BB: 0	S: 5	P: 5
	R: 0	H: 0	E: 0	LOB: 0	K: 0	BB: 0	S: 3	P: 3
	R: 1	H: 1	E: 1	LOB: 2	K: 0	BB: 0	S: 5	P: 5
	R: 0	H: 1	E: 0	LOB: 2	K: 1	BB: 1	S: 6	P: 10

PITCHER	IP	WLS	BF	H	R	ER	SO	BB	IBB	HBP	BLK	WP	HR	S	P	ERA	WHIP
Steve Stone, R ERA: 2.25 (1, 1)	8.0	L	32	5	3	2	5	3	0	0	0	0	0	39	51	2.25	1.000

AB R H RBI BB SO LOB

4	0	0	0	0	2	0
4	0	0	0	0	1	0
4	0	1	0	0	1	0
2	0	0	0	2	0	0
2	1	2	0	1	0	0
1	1	0	0	0	1	2
2	0	0	0	0	0	3
3	1	1	1	0	0	4
2	0	1	2	0	0	0
3	0	0	0	0	0	3

AB	R	H	RBI	BB	SO	LOB
27	3	5	3	3	5	12



Chicago White Sox @ Toronto Blue Jays
 Exhibition Stadium, Toronto, ON
 Sun Apr 10 1977, 3:33 AM EST
 Att: 17,059 - Unknown - 60 F

livebaseballscorecards.com

WP	PA
0	32

WP	HR	S	P	ERA	WHIP
0	0	1	1	0	0

Batter	1	2	3	4	5	6	7	8	9	AB R H RBI BB SO LOB	TOP											
Ron LeFlore, R OBP: 0.333, SLG: 0.267 (1, 8)	0-3 K		0-0 F9			0-0 F9	4-0 BB 1-2 2-3 BB			3 0 0 0 1 1 0	<p>Detroit Tigers @ Toronto Blue Jays</p> <p>Exhibition Stadium, Toronto, ON</p> <p>Mon Apr 11 1977, 3:33 AM EST</p> <p>Att. 29,132 - Unknown - 59 F</p>											
Tito Fuentes, S OBP: 0.294, SLG: 0.313 (1, 4)	0-0 4-3		0-0 F7			0-0 L5	0-0 1-3			4 0 0 0 0 0 3												
Ben Oglivie, L OBP: 0.313, SLG: 0.231 (1, 9)	0-0 F8		0-0 4-3			0-0 6-3		0-0 G3		4 0 0 0 0 0 0												
Rusty Staub, L OBP: 0.250, SLG: 0.143 (1, 10)		0-0 1B E 1B		0-0 F8		4-0 HR BB	0-0 F8			3 2 1 0 1 0 0												
Jason Thompson, L OBP: 0.333, SLG: 0.500 (1, 3)		0-0 F8		0-0 1-6-3		0-0 HR 1-H	0-0 1B			4 1 2 2 0 0 1												
Steve Kemp, L OBP: 0.077, SLG: 0.077 (1, 7)		0-3 K		0-3 K		0-0 L3	0-0 F9			4 0 0 0 0 2 2												
Milt May, L OBP: 0.286, SLG: 0.231 (1, 2)		0-0 E 1B 1-3		0-0 G5-4-3 1B		0-0 4-3		0-0 F7		4 0 2 0 0 0 0												
Aurelio Rodriguez, R OBP: 0.308, SLG: 0.250 (1, 5)		0-0 E1 1-2 3-H		0-0 G5-4-3 1-2f		0-0 BB 1B 1B	0-0 5-3			4 0 1 0 0 0 2												
Mark Wagner, R OBP: 0.250, SLG: 0.250 (1, 6)		0-0 4-3		0-3 K		0-0 BB 1B 1-2	0-0 6-3			3 0 1 0 0 1 2												
Phil Mankowski, L OBP: 0.250, SLG: 0.250 (9, PH)										1 0 0 0 0 0 0												
Inning Stats	R: 0 E: 0 K: 1 S: 5	H: 0 LOB: 0 BB: 0 P: 5	R: 1 E: 1 K: 1 S: 8	H: 2 LOB: 2 BB: 0 P: 8	R: 0 E: 0 K: 0 S: 3	H: 0 LOB: 0 BB: 0 P: 3	R: 0 E: 0 K: 1 S: 5	H: 1 LOB: 0 BB: 0 P: 5	R: 0 E: 0 K: 0 S: 3	H: 0 LOB: 0 BB: 0 P: 3	R: 2 E: 0 K: 0 S: 6	H: 3 LOB: 3 BB: 2 P: 14	R: 0 E: 0 K: 0 S: 4	H: 1 LOB: 1 BB: 0 P: 4	R: 0 E: 0 K: 0 S: 3	H: 0 LOB: 0 BB: 0 P: 3	1B: 6 2B: 0 3B: 0 HR: 1	SF: 0 SAC: 0 DP: 1 HBP: 0	WP: 0 PB: 0 SB: 0 CS: 0	PA: 36		
PITCHER Jesse Jefferson, R ERA: 2.7 (1, 1)	IP: 6.2 WLS: 1 BF: 27 H: 6 R: 3 ER: 2 SO: 4 BB: 1 IBB: 0 HBP: 0 BLK: 0 WP: 0 HR: 1 S: 34 P: 38 ERA: 2.70 WHIP: 1.050																					
Steve Hargan, R ERA: (7, 1)	IP: 2.1 WLS: 1 BF: 9 H: 1 R: 0 ER: 0 SO: 0 BB: 1 IBB: 0 HBP: 0 BLK: 0 WP: 0 HR: 0 S: 8 P: 12 ERA: 0.00 WHIP: 0.857																					

livebaseballscorecards.com

AB	34
R	3
H	7
RBI	2
BB	2
SO	4
LOB	10



Batter	1	2	3	4	5	6	7	8	9
Pedro Garcia, R (1, 4) OBP: 0.313, SLG: 0.375	0-0 5-3		0-0 6-3			0-0 F2	0-0 SF9 1B		
Jim Mason, L (1, 6) OBP: 0.250, SLG: 0.182 Bob Bailor, R (7, PH) OBP: 0.500, SLG: 1.000	0-3 K			0-0 CS 1B		0-0 2B 1B	0-0 SF9		
Doug Ault, R (1, 3) OBP: 0.471, SLG: 0.938	0-0 6-3			0-3 K		0-0 1-H 2B	0-0 2-H 1B		
Ron Fairly, L (1, 10) OBP: 0.500, SLG: 0.429		0-0 6-3		0-0 1-2 1B		4-0 FC6-4 IBB	0-3 K		
Sam Ewing, L (1, 9) OBP: 0.500, SLG: 0.333 Steve Bowling, R (8, PH) (9, 9)		4-0 E BB		0-3 K		0-0 FC6-4		4-0 CS BB	
Al Woods, L (1, 7) OBP: 0.308, SLG: 0.615		0-0 E4 G6-4-3			0-0 4-3		0-0 1B BLK 1B	0-0 P1	
Gary Woods, R (1, 8) OBP: 0.250, SLG: 0.250		0-0 G6-4-3			0-0 G4-6-3 1B		0-0 F7	0-3 K	
Dave McKay, S (1, 5) OBP: 0.462, SLG: 0.538			0-0 4-1		0-0 G4-6-3		0-0 1B BLK 1B		
Alan Ashby, S (1, 2) OBP: 0.286, SLG: 0.167 John Scott, R (7, PR) OBP: 0.167, SLG: 0.333 Rick Cerone, R (8, 2) OBP: 0.286, SLG: 0.429			0-0 6-3			0-0 F7	4-0 1B SF9 BB		

Inning Stats	R: 0	H: 0	E: 0	K: 1	S: 5	R: 0	H: 0	E: 1	K: 0	S: 3	R: 0	H: 0	E: 0	K: 0	S: 3	R: 0	H: 2	E: 0	K: 2	S: 8	R: 0	H: 1	E: 0	K: 0	S: 3	R: 1	H: 2	E: 0	K: 1	S: 5	R: 4	H: 4	E: 0	K: 1	S: 9	R: 0	H: 0	E: 0	K: 1	S: 4
	LOB: 0	BB: 0	BB: 0	BB: 0	BB: 5	LOB: 1	BB: 1	BB: 0	BB: 0	BB: 7	LOB: 0	BB: 0	BB: 0	BB: 0	BB: 3	LOB: 1	LOB: 1	LOB: 0	LOB: 0	LOB: 8	LOB: 2	LOB: 0	LOB: 0	LOB: 0	LOB: 3	LOB: 2	LOB: 2	LOB: 1	LOB: 9	LOB: 1	LOB: 1	LOB: 1	LOB: 13	LOB: 0	LOB: 0	LOB: 1	LOB: 1	LOB: 8		


PITCHER	IP	WLS	BF	H	R	ER	SO	BB	IBB	HBP	BLK	WP	HR	S	P	ERA	WHIP
Dave Rozema, R (1, 1) ERA: 4.26	6.1		26	7	3	3	3	1	1	0	0	0	0	30	38	4.26	1.263
John Hiller, L (7, 1) ERA: 7.71	1.2	L	8	2	2	2	2	2	0	0	1	0	0	10	18	10.80	2.400

PITCHER	IP	WLS	BF	H	R	ER	SO	BB	IBB	HBP	BLK	WP	HR	S	P	ERA	WHIP

AB R H RBI BB SO LOB

4	1	1	1	0	0	0
3	1	2	0	0	1	0
0	0	0	1	0	0	0
4	0	2	2	0	1	1
3	0	1	0	1	1	1
2	0	0	0	1	1	3
0	0	0	0	1	0	0
4	1	1	0	0	0	2
4	0	1	0	0	1	4
3	1	1	0	0	0	1
2	0	0	0	1	0	0
0	1	0	0	0	0	0
0	0	0	0	0	0	0

AB 29
R 5
H 9
RBI 4
BB 4
SO 5
LOB 12



WP: 0 PA: 34
PB: 0
SB: 0
CS: 2

DETROIT TIGERS @ TORONTO BLUE JAYS
Exhibition Stadium, Toronto, ON
Mon Apr 11 1977, 3:33 AM EST
Att: 29,132 - Unknown - 59 F

livebaseballscores.com

Batter	1	2	3	4	5	6	7	8	9	AB R H RBI BB SO LOB	TOP		
Ron LeFlore, R OBP: 0.348, SLG: 0.400 (1, 8) X	0-0 5-3 K		0-3 K		0-0 1-H 3B		0-0 2B 1B	0-3 K		5 1 2 1 0 2 0			
Tito Fuentes, S OBP: 0.273, SLG: 0.333 (1, 4) X	0-0 WP E 2B		0-0 F8		0-0 6-3		0-0 1-3		0-0 F9	5 1 1 0 0 0 2			
Ben Oglivie, L OBP: 0.333, SLG: 0.389 (1, 9) X	0-0 E4 2-H		0-3 K			0-0 HR 2B	0-0 BB 2B		0-0 3-1	5 1 2 2 0 1 0			
Rusty Staub, L OBP: 0.238, SLG: 0.111 (1, 10) S S S	0-3 K2-3			0-0 4-3		0-3 K	4-0 BB BB		0-0 4-3	4 0 0 0 1 2 2			
Jason Thompson, L OBP: 0.368, SLG: 0.438 (1, 3) S S S	0-3 K			0-0 6-3		4-0 HR BB	4-0 BB BB			2 1 0 0 2 1 1			
Steve Kemp, L OBP: 0.118, SLG: 0.294 (1, 7) X		0-0 4-3		0-0 G3		0-0 1-H 2-H HR	0-3 K			4 1 1 3 0 1 3			
Milt May, L OBP: 0.278, SLG: 0.188 (1, 2) B B B B		4-0 FC2-4 BB			0-0 F7	0-3 K	0-0 P3			3 0 0 0 1 1 3			
Aurelio Rodriguez, R OBP: 0.294, SLG: 0.200 (1, 5) X		0-0 FC2-4 FC6-4 1-2f			0-0 E5 CS	4-0 BB		0-3 K		3 0 0 0 1 1 1			
Mark Wagner, R OBP: 0.250, SLG: 0.143 (1, 6) X		0-0 FC6-4 1-2f			4-0 3B BB	0-3 K		0-3 K		3 1 0 0 1 2 2			
Inning Stats	R: 1 E: 1 K: 2 S: 9 H: 1 LOB: 1 BB: 0 P: 9	R: 0 E: 0 K: 0 S: 3 H: 0 LOB: 1 BB: 1 P: 7	R: 0 E: 0 K: 2 S: 7 H: 0 LOB: 0 BB: 0 P: 7	R: 0 E: 0 K: 0 S: 3 H: 0 LOB: 0 BB: 0 P: 3	R: 1 E: 1 K: 0 S: 4 H: 1 LOB: 1 BB: 1 P: 8	R: 3 E: 0 K: 3 S: 11 H: 2 LOB: 1 BB: 2 P: 19	R: 1 E: 0 K: 1 S: 7 H: 2 LOB: 3 BB: 2 P: 15	R: 0 E: 0 K: 3 S: 9 H: 0 LOB: 0 BB: 0 P: 9	R: 0 E: 0 K: 0 S: 3 H: 0 LOB: 0 BB: 0 P: 3	1B: 1 2B: 3 3B: 1 HR: 1 SF: 0 SAC: 0 DP: 0 HBP: 0	WP: 1 PB: 0 SB: 1 CS: 1 PA: 40		
PITCHER	IP WLS BF H R ER SO BB IBB HBP BLK WP HR S P ERA WHIP											PITCHER	IP WLS BF H R ER SO BB IBB HBP BLK WP HR S P ERA WHIP
Bill Singer, R ERA: 7.59 (1, 1)	6.1 L 30 6 6 6 7 4 0 0 0 1 1 40 56 8.53 1.579												
Jerry Johnson, R ERA: 2.7 (7, 1)	0.2 4 0 0 0 1 2 0 0 0 0 0 4 12 0.00 3.000												
Chuck Hartenstein, R ERA: (8, 1)	2.0 6 0 0 0 3 0 0 0 0 0 0 12 12 0.00 0.000												

Detroit Tigers @ Toronto Blue Jays
Exhibition Stadium, Toronto, ON

Tue Apr 12 1977, 3:33 AM EST
Att. 11,505 - Unknown - 66 F

livebaseballscorecards.com

AB	34
R	6
H	6
RBI	6
BB	6
SO	11
LOB	14



Batter	1	2	3	4	5	6	7	8	9	AB	R	H	RBI	BB	SO	LOB
Bob Bailor, R OBP: 0.333, SLG: 0.400 (1, 6)	0-0 F9		0-0 F9			0-0 5-3		0-0 1B		4	0	1	0	0	0	0
Pedro Garcia, R OBP: 0.250, SLG: 0.300 (1, 4)	0-0 P4		0-0 F7			0-3 K		0-0 F8		4	0	0	0	0	1	1
Doug Ault, R OBP: 0.361, SLG: 0.750 (1, 3)	0-0 G3				0-0 5-3	0-0 6-3		0-0 F9		4	0	0	0	0	0	1
Otto Velez, R OBP: 0.545, SLG: 0.571 (1, 10)		0-0 FC6-4 2B		4-0 CS BB		0-0 1-3		4-0 2-3 BB		2	0	1	0	2	0	0
Gary Woods, R OBP: 0.200, SLG: 0.200 (1, 8)		0-0 6-3		0-0 5-3 1-2		0-0 1-3		0-0 2-3		4	0	0	0	0	0	3
Steve Bowling, R (1, 9)		4-0 FC6-4 BB		0-3 K		4-0 BB		0-0 F9		2	0	0	0	2	1	1
John Scott, R OBP: 0.100, SLG: 0.200 (1, 7)		0-0 FC6-4 1-2f 2-3		0-0 5-3		0-0 G3		0-0 F8		4	0	0	0	0	0	4
Dave McKay, S OBP: 0.436, SLG: 0.500 (1, 5)		0-0 G3		0-0 1B		0-3 K		0-3 K		3	0	1	0	0	1	2
Rick Cerone, R OBP: 0.286, SLG: 0.429 (1, 2)			0-0 6-3		0-0 F8		0-0 HR			0	0	0	0	0	0	0
Alan Ashby, S OBP: 0.300, SLG: 0.556 (2, 2)										3	1	1	1	0	0	1

BOTTOM

Detroit Tigers @ Toronto Blue Jays
Exhibition Stadium, Toronto, ON

Tue Apr 12 1977, 3:33 AM EST
Att. 11,505 - Unknown - 66 F

livebaseballscorecards.com

AB	30
R	1
H	4
RBI	1
BB	4
SO	3
LOB	13



Inning Stats	R: 0	H: 0	E: 0	K: 0	S: 3	H: 0	LOB: 0	BB: 0	P: 3	R: 0	H: 1	E: 0	K: 0	S: 3	H: 0	LOB: 0	BB: 0	P: 3	R: 0	H: 0	E: 0	K: 0	S: 2	H: 0	LOB: 0	BB: 1	P: 6	R: 0	H: 1	E: 0	K: 1	S: 6	H: 0	LOB: 0	BB: 0	P: 6	R: 0	H: 0	E: 0	K: 1	S: 5	H: 0	LOB: 1	BB: 1	P: 7	R: 0	H: 0	E: 0	K: 0	S: 3	H: 0	LOB: 1	BB: 1	P: 7	R: 1	H: 2	E: 0	K: 1	S: 7	H: 0	LOB: 1	BB: 0	P: 7	R: 0	H: 0	E: 0	K: 0	S: 3	H: 0	LOB: 1	BB: 1	P: 7	R: 0	H: 0	E: 0	K: 0	S: 3	H: 0	LOB: 1	BB: 1	P: 7	1B: 2	SF: 0	2B: 1	SAC: 0	3B: 0	DP: 0	HR: 1	HBP: 0	WP: 0	PA: 34	ERA	WHIP
PITCHER Dave Roberts, L ERA: 4.5 (1, 1)	9.0	WLS	W	BF	34	H	4	R	1	ER	1	SO	3	BB	4	IBB	0	HBP	0	BLK	0	WP	0	HR	1	S	36	P	52	ERA	1.00	WHIP	0.889																																																												
PITCHER	IP	WLS	BF	H	R	ER	SO	BB	IBB	HBP	BLK	WP	HR	S	P	ERA	WHIP																																																																												

Batter	1	2	3	4	5	6	7	8	9	AB R H RBI BB SO LOB	TOP	
Ron LeFlore, R OBP: 0.321, SLG: 0.375 (1, 8) X	0-0 1B 1B		0-0 G3		0-0 SF8		0-0 F9		0-3 K	4 0 1 1 0 1 0		
Tito Fuentes, S OBP: 0.333, SLG: 0.360 (1, 4) X	0-0 1B BB 1-2 1B		0-0 4-3		4-0 FC3-6 BB		0-0 HR 1B		0-0 6-3	4 1 2 0 1 0 0		
Ben Oglivie, L OBP: 0.360, SLG: 0.524 (1, 9) B B B	4-0 1B 1-2 BB		0-0 G3		0-0 FC3-6 HR		0-0 HR			3 2 1 2 1 0 1		
Rusty Staub, L OBP: 0.320, SLG: 0.227 (1, 10) X	0-0 BB 1-3 2-3 1B			0-0 FC3-6 1B	0-0 HR 1B		0-0 G3			4 1 3 0 0 0 0		
Jason Thompson, L OBP: 0.391, SLG: 0.579 (1, 3) B B B	4-0 1-2 BB			0-0 P3	0-0 HR		0-0 F9			3 1 1 3 1 0 1		
Steve Kemp, L OBP: 0.095, SLG: 0.238 (1, 7) X	0-0 G3			0-0 FC3-6 1B 1-2f	0-0 P4		0-0 F9			4 0 0 0 0 0 4		
Milt May, L OBP: 0.318, SLG: 0.250 (1, 2)		0-0 4-3		0-0 1-3 1B		0-0 3-1		0-0 G1-4-3 1B		4 0 2 0 0 0 0 0 0 0 0 0 0 0		
Bruce Kimm, R (8, PR) (8, 2)												
Aurelio Rodriguez, R OBP: 0.238, SLG: 0.158 (1, 5) X		0-0 F9		0-0 F8		0-0 5-3		0-0 G1-4-3 1-2f		4 0 0 0 0 0 3		
Mark Wagner, R OBP: 0.273, SLG: 0.400 (1, 6)		0-3 K			0-0 SF8 3B		0-0 F8		0-0 4-3	3 1 1 0 0 1 0 1 0 0 0 0 0 0		
John Wockenfuss, R (9, PH)												
Inning Stats	R: 0 H: 3 E: 0 LOB: 3 K: 0 BB: 2 S: 4 P: 12	R: 0 H: 0 E: 0 LOB: 0 K: 1 BB: 0 S: 5 P: 5	R: 0 H: 0 E: 0 LOB: 0 K: 0 BB: 0 S: 3 P: 3	R: 0 H: 2 E: 0 LOB: 2 K: 0 BB: 0 S: 5 P: 5	R: 4 H: 3 E: 0 LOB: 0 K: 0 BB: 1 S: 6 P: 10	R: 0 H: 0 E: 0 LOB: 0 K: 0 BB: 0 S: 3 P: 3	R: 2 H: 2 E: 0 LOB: 0 K: 0 BB: 0 S: 5 P: 5	R: 0 H: 1 E: 0 LOB: 1 K: 0 BB: 0 S: 3 P: 3	R: 0 H: 0 E: 0 LOB: 0 K: 1 BB: 0 S: 5 P: 5	1B: 8 SF: 1 2B: 0 SAC: 0 3B: 1 DP: 1 HR: 2 HBP: 0	WP: 0 PA: 38 PB: 0 SB: 0 CS: 0	
PITCHER Dave Lemanczyk, R ERA: 5.28 (1, 1)	IP WLS BF H R ER SO BB IBB HBP BLK WP HR S P ERA WHIP	6.1 W 30 10 6 6 1 3 0 0 0 0 2 29 41 8.53 2.053										
Mike Willis, L ERA: (7, 1)	2.2 S 8 1 0 0 1 0 0 0 0 0 0 0 10 10 0.00 0.375											

Detroit Tigers @ Toronto Blue Jays
Exhibition Stadium, Toronto, ON
Wed Apr 13 1977, 3:33 AM EST
Att: 12,113 - Cloudy

livebaseballscorecards.com

AB 34
R 6
H 11
RBI 6
BB 3
SO 2
LOB 9



Batter	1	2	3	4	5	6	7	8	9
John Scott, R (1, 7) OBP: 0.154, SLG: 0.167 Al Woods, L (6, PH) OBP: 0.357, SLG: 0.615 (7, 7)	0-0 5-3		0-3 K		4-0 2B 5-3 BB	4-0 FC1-2 E BB		0-0 SH1-4	
Bob Bailor, R (1, 6) OBP: 0.273, SLG: 0.400	0-0 1-3		0-0 FC6-4		0-0 2B	0-0 E4 BB FC1-2		0-0 F8	
Pedro Garcia, R (1, 4) OBP: 0.240, SLG: 0.280	0-3 K			0-0 E8 1B	0-0 5-3	0-0 FC1-2 BB		0-0 1-3	
Otto Velez, R (1, 10) OBP: 0.467, SLG: 0.400		0-3 K		0-3 K	0-0 1-3	4-0 BB BB			
Doug Ault, R (1, 3) OBP: 0.400, SLG: 0.833		0-0 L8		0-0 G3 1B		HR K			
Gary Woods, R (1, 8) OBP: 0.167, SLG: 0.167		0-3 K		0-0 G3		0-0 E6 E S	0-3 K		
Dave McKay, S (1, 5) OBP: 0.400, SLG: 0.450			0-0 5-3	0-0 F3		0-0 4-3	0-0 2-4 1B		
Steve Bowling, R (1, 9) OBP: 0.385, SLG: 0.111			4-0 BB BB		0-0 2B 1B	0-0 E6 BB 1B E	0-0 F9		
Alan Ashby, S (1, 2) OBP: 0.429, SLG: 0.583			4-0 FC6-4 BB		0-3 K	0-0 E BB FC1-2 1B	0-0 2-4	0-0 SH1-4 1B	

Inning Stats	R: 0 E: 0 K: 1 S: 5	H: 0 LOB: 0 BB: 0 P: 5	R: 0 E: 0 K: 2 S: 7	H: 0 LOB: 0 BB: 0 P: 7	R: 0 E: 0 K: 1 S: 5	H: 0 LOB: 2 BB: 2 P: 13	R: 1 E: 1 K: 1 S: 7	H: 2 LOB: 1 BB: 0 P: 7	R: 2 E: 0 K: 1 S: 7	H: 2 LOB: 1 BB: 1 P: 11	R: 4 E: 3 K: 1 S: 10	H: 2 LOB: 3 BB: 2 P: 18	R: 0 E: 0 K: 1 S: 5	H: 1 LOB: 1 BB: 0 P: 5	R: 0 E: 0 K: 0 S: 4	H: 1 LOB: 1 BB: 0 P: 4
1B: 6 2B: 1 3B: 0 HR: 1	SF: 0 SAC: 1 DP: 0 HBP: 0	WP: 0 PB: 0 SB: 1 CS: 0	PA: 39													

PITCHER	IP	WLS	BF	H	R	ER	SO	BB	IBB	HBP	BLK	WP	HR	S	P	ERA	WHIP
Bob Sykes, L (1, 1) ERA: 2.0	4.1		20	4	3	2	6	3	0	0	0	0	0	29	41	4.15	1.615
Fernando Arroyo, R (5, 1) ERA: 2.35	1.0	L	7	2	4	1	0	0	0	0	0	0	1	7	7	9.00	2.000
Jim Crawford, L (6, 1) ERA:	2.2		13	2	0	0	2	2	0	0	0	0	0	14	22	0.00	1.500

BOTTOM

Detroit Tigers @ Toronto Blue Jays
 Exhibition Stadium, Toronto, ON
 Wed Apr 13 1977, 3:33 AM EST
 Att. 12,113 - Cloudy

livebaseballscorecards.com

AB	33
R	7
H	8
RBI	5
BB	5
SO	8
LOB	21



Batter	1	2	3	4	5	6	7	8	9	AB R H RBI BB SO LOB	TOP																				
Ron LeFlore, R OBP: 0.375, SLG: 0.536 (1, 8)	0-3 K		0-0 S 1-2 1B			0-0 WP S 1B		0-0 HR		4 1 3 1 0 1 0																					
Tito Fuentes, S OBP: 0.323, SLG: 0.321 (1, 4)	4-0 FC4-6 BB		0-3 K 1-2			0-0 L6 1-3		0-3 K		3 0 0 0 1 2 2																					
Ben Oglivie, L OBP: 0.310, SLG: 0.440 (1, 9)	0-3 K			0-0 4-3		0-0 G3		0-3 K		4 0 0 0 0 2 2																					
Rusty Staub, L OBP: 0.276, SLG: 0.192 (1, 10)	0-0 FC4-6 1-2f			0-0 F8		0-3 K		0-0 F7		4 0 0 0 0 1 2																					
Jason Thompson, L OBP: 0.407, SLG: 0.545 (1, 3)		0-3 K		4-0 BB		0-0 HR 1B		0-3 K		3 1 1 0 1 2 0																					
Steve Kemp, L OBP: 0.080, SLG: 0.200 (1, 7)		0-3 K		0-0 F8		0-0 F7		0-0 3-1		4 0 0 0 0 1 2																					
John Wockenfuss, R OBP: 0.167, SLG: 0.667 (1, 2)			0-0 6-3		4-3		0-0 HR		0-0 F7	4 1 1 2 0 0 0																					
Aurelio Rodriguez, R OBP: 0.250, SLG: 0.182 (1, 5)			0-0 1B 1B		0-0 P7		0-3 K			3 0 1 0 0 1 0																					
Mark Wagner, R OBP: 0.214, SLG: 0.308 (1, 6)			0-0 F9		0-0 6-3		0-0 G3			3 0 0 0 0 0 1																					
Inning Stats	R: 0 E: 0 K: 2 S: 7	H: 0 LOB: 1 BB: 1 P: 11	R: 0 E: 0 K: 2 S: 7	H: 0 LOB: 0 BB: 0 P: 7	R: 0 E: 0 K: 1 S: 6	H: 2 LOB: 1 BB: 0 P: 6	R: 0 E: 0 K: 0 S: 3	H: 0 LOB: 1 BB: 1 P: 7	R: 0 E: 0 K: 0 S: 3	H: 0 LOB: 0 BB: 0 P: 3	R: 0 E: 0 K: 1 S: 6	H: 1 LOB: 1 BB: 0 P: 6	R: 2 E: 0 K: 1 S: 7	H: 2 LOB: 0 BB: 0 P: 7	R: 1 E: 0 K: 2 S: 8	H: 1 LOB: 0 BB: 0 P: 8	R: 0 E: 0 K: 1 S: 5	H: 0 LOB: 0 BB: 0 P: 5	1B: 4 2B: 0 3B: 0 HR: 2	SF: 0 SAC: 0 DP: 0 HBP: 0	WP: 1 PB: 0 SB: 2 CS: 0	PA: 34									
PITCHER Jerry Garvin, L ERA: 2.12 (1, 1)	IP 9.0	WLS W	BF 34	H 6	R 3	ER 3	SO 10	BB 2	IBB 0	HBP 0	BLK 0	WP 1	HR 2	S 52	P 60	ERA 3.00	WHIP 0.889														
											PITCHER	IP	WLS	BF	H	R	ER	SO	BB	IBB	HBP	BLK	WP	HR	S	P	ERA	WHIP			

Detroit Tigers @ Toronto Blue Jays
Exhibition Stadium, Toronto, ON
Thu Apr 14 1977, 3:33 AM EST
Att. 13,369 - Unknown

livebaseballscorecards.com

AB	32
R	3
H	6
RBI	3
BB	2
SO	10
LOB	9



BOTTOM

Detroit Tigers @ Toronto Blue Jays
Exhibition Stadium, Toronto, ON
Thu Apr 14 1977, 3:33 AM EST
Att. 13,369 - Unknown

AB	30
R	5
H	7
RBI	5
BB	5
SO	4
LOB	13



WP	0	PA	35
PB	0		
SB	2		
CS	0		

AB	R	H	RBI	BB	SO	LOB	
4	0	1	1	0	0	2	
4	1	1	0	0	0	2	
3	1	0	0	1	0	3	
3	1	1	1	1	1	0	
1	0	0	0	2	1	0	
1	1	1	3	0	0	0	
0	0	0	0	0	0	0	
4	0	1	0	0	0	3	
4	0	0	0	0	1	1	
4	1	1	0	0	1	1	
2	0	1	0	1	0	1	
1B:	4	SF:	0	WP:	0	PA:	35
2B:	2	SAC:	0	PB:	0		
3B:	0	DP:	2	SB:	2		
HR:	1	HBP:	0	CS:	0		

Batter	1	2	3	4	5	6	7	8	9							
Pedro Garcia, R (1, 4) OBP: 0.241, SLG: 0.276	0-0 6-3		0-0 1B		0-0 P3		0-0 F8									
Jim Mason, L (1, 6) OBP: 0.250, SLG: 0.200	0-0 1-3		0-0 P6			0-0 2B 1B		0-0 F7								
Doug Ault, R (1, 3) OBP: 0.379, SLG: 0.741	0-0 4-3		0-0 1-3			0-0 6-3		4-0 HR BB								
Ron Fairly, L (1, 10) OBP: 0.500, SLG: 0.500		0-3 K		0-0 3-1		0-0 2B		4-0 HR BB								
Sam Ewing, L (1, 9) OBP: 0.545, SLG: 0.286		4-0 BB		0-3 K		4-0 IBB		0-0 HR								
Otto Velez, R (8, PH) OBP: 0.500, SLG: 0.727																
Steve Bowling, R (9, 9) OBP: 0.385, SLG: 0.111																
Al Woods, L (1, 7) OBP: 0.333, SLG: 0.529		0-0 G1-6-3		0-0 1-3		0-0 G6-4-3		0-0 1B								
Dave McKay, S (1, 5) OBP: 0.333, SLG: 0.375			0-0 1-3		0-0 1-3		0-0 4-3	0-3 K								
Gary Woods, R (1, 8) OBP: 0.179, SLG: 0.214			0-0 E4 1B 1B		0-0 2B		0-0 4-3	0-3 K								
Alan Ashby, S (1, 2) OBP: 0.471, SLG: 0.571			0-0 1B		0-0 F7		4-0 BB									
Inning Stats	R: 0 E: 0 K: 0 S: 3	H: 0 LOB: 0 BB: 0 P: 3	R: 0 E: 0 K: 1 S: 4	H: 0 LOB: 0 BB: 1 P: 8	R: 1 E: 1 K: 0 S: 6	H: 2 LOB: 2 BB: 0 P: 6	R: 0 E: 0 K: 1 S: 5	H: 0 LOB: 0 BB: 0 P: 5	R: 0 E: 0 K: 0 S: 4	H: 1 LOB: 1 BB: 0 P: 4	R: 1 E: 0 K: 0 S: 4	H: 2 LOB: 1 BB: 1 P: 8	R: 0 E: 0 K: 0 S: 3	H: 0 LOB: 1 BB: 1 P: 7	R: 3 E: 0 K: 2 S: 9	H: 2 LOB: 1 BB: 2 P: 17

PITCHER	IP	WLS	BF	H	R	ER	SO	BB	IBB	HBP	BLK	WP	HR	S	P	ERA	WHIP
Ray Bare, R (1, 1) ERA: 6.0	7.0		28	5	2	1	2	2	1	0	0	0	0	29	41	1.29	1.000
John Hiller, L (8, 1) ERA: 16.88	0.1	L	5	2	3	3	0	2	0	0	0	0	1	3	11	81.00	12.000
Steve Foucault, R (8, 1) ERA:	0.2		2	0	0	0	2	0	0	0	0	0	0	6	6	0.00	0.000

WP	HR	S	P	ERA	WHIP
0	1	3	11	81.00	12.000
0	0	6	6	0.00	0.000

Batter	1	2	3	4	5	6	7	8	9	AB R H RBI BB SO LOB	TOP																	
Pedro Garcia, R (1, 4) OBP: 0.235, SLG: 0.242	0-3 K	1-0 FC6-4 HBP	0-0 F5			0-0 F8			0-0 F5	4 0 0 0 0 1 3																		
Jim Mason, L (1, 6) OBP: 0.190, SLG: 0.150	0-0 4-3	0-0 FC6-4 1B		0-0 4-3		0-0 4-3			0-0 4-3	5 0 0 1 0 0 2																		
Al Woods, L (1, 7) OBP: 0.350, SLG: 0.526	0-3 K	0-0		0-0			0-0 E5 2B		0-0 L8	2 0 1 1 0 1 0																		
Bob Bailor, R (3, 7) OBP: 0.357, SLG: 0.538		1-3 3-H 1B		1-3 CS 1B						3 0 2 0 0 0 0																		
Ron Fairly, L (1, 10) OBP: 0.500, SLG: 0.417		1-3 BB K		4-0 1-2 BB			0-0 F8			2 1 0 0 2 1 3																		
Doug Ault, R (1, 3) OBP: 0.364, SLG: 0.677		0-0 E4 1B 1-3 1B	0-0 FC1-6 1B	0-0 4-3			0-3 K			4 1 1 0 0 1 3																		
Sam Ewing, L (1, 9) OBP: 0.467, SLG: 0.273		0-0 1B 1-3 3-H 1B	0-0 FC1-6 FC4-6	0-0 6-3			0-0 F8			4 1 1 1 0 0 2																		
Dave McKay, S (1, 5) OBP: 0.286, SLG: 0.321		0-0 F7	0-0 FC4-6 BB 1-2f 1B	0-0 3-1				0-0 3-1		4 0 0 0 0 0 3																		
Gary Woods, R (1, 8) OBP: 0.219, SLG: 0.250		0-0 1B 1-2 FC6-4 3-H 1B	0-0 BB 1-2 1B	0-0 6-3				0-0 F8		4 1 2 1 0 0 0																		
Alan Ashby, S (1, 2) OBP: 0.476, SLG: 0.529		0-0 FC6-4 HBP 1-3 2-H 1B	4-0 BB 1-2 2-3 BB	0-0 G3				0-0 G3		3 1 1 1 1 0 0																		
Inning Stats	R: 0 E: 0 K: 2 S: 7	H: 0 LOB: 0 BB: 0 P: 7	R: 5 E: 1 K: 1 S: 10	H: 4 LOB: 2 BB: 1 P: 15	R: 0 E: 0 K: 0 S: 5	H: 2 LOB: 3 BB: 1 P: 9	R: 0 E: 0 K: 0 S: 3	H: 1 LOB: 1 BB: 1 P: 7	R: 0 E: 0 K: 0 S: 3	H: 0 LOB: 0 BB: 0 P: 3	R: 0 E: 1 K: 1 S: 6	H: 1 LOB: 1 BB: 0 P: 6	R: 0 E: 0 K: 0 S: 3	H: 0 LOB: 0 BB: 0 P: 3	R: 0 E: 0 K: 0 S: 3	H: 0 LOB: 0 BB: 0 P: 3	1B: 7 2B: 1 3B: 0 HR: 0	SF: 0 SAC: 0 DP: 0 HBP: 1	WP: 0 PB: 0 SB: 0 CS: 1	PA: 39								
PITCHER	IP WLS BF H R ER SO BB IBB HBP BLK WP HR S P ERA WHIP																											
Chris Knapp, R (1, 1) ERA: 4.26	1.1		10	3	5	2	2	1	0	1	0	0	0	12	17	13.50	3.000											
Francisco Barrios, R (2, 1) ERA: 1.69	7.2	W	29	5	0	0	2	2	0	0	0	0	0	31	39	0.00	0.913											

Toronto Blue Jays @ Chicago White Sox
 Comiskey Park, Chicago, IL
 Fri Apr 15 1977, 7:05 PM EST
 Att. 10,840 - Unknown - 62 F

AB	35
R	5
H	8
RBI	5
BB	3
SO	4
LOB	16



WP: 0	PA: 39
-------	--------

Batter	1	2	3	4	5	6	7	8	9
Alan Bannister, R OBP: 0.346, SLG: 0.333 (1, 6) X	0-0 5-3 ①		0-0 F4 ①		0-0 L8 ① X	0-0 E 2B 1-3 2-H		0-0 1B 1B	
Royce Stillman, L OBP: 0.600, SLG: 0.600 (1, 7) X	0-0 4-3 ②		0-0 1B 3-H		0-0 F9 ② X	0-0 E2 1B 1B 2-H 3-H		0-0 1B 1-2	
Jorge Orta, L OBP: 0.333, SLG: 0.458 (1, 4) X	0-0 1B 1B		0-0 F7 ②		0-0 F8 ③ X	0-0 1B 2-3		0-0 F9 ③	
Richie Zisk, R OBP: 0.462, SLG: 0.682 (1, 9) X	0-0 1B 1-3		0-0 5-3 ③			WP PB 2B BB F4			
Jim Spencer, L OBP: 0.269, SLG: 0.385 (1, 3) X		0-0 F8 ①		0-0 1B		0-0 1B 2B 1-H	0-0 4-3 ①		
Oscar Gamble, L OBP: 0.348, SLG: 0.333 (1, 10) X		0-0 4-3 ②		0-0 F8 ①		0-0 1B G6-3 2-H	0-0 5-3 ②		
Eric Soderholm, R OBP: 0.320, SLG: 0.458 (1, 5) X		0-0 F7 ③		0-0 F9 ②		0-0 G6-3 1-2f	0-0 5-3 ③		
Chet Lemon, R OBP: 0.200, SLG: 0.261 (1, 8) X			0-0 3B 1B S	0-3 K ③		0-0 2B 2B		0-0 F7 ①	
Jim Essian, R OBP: 0.700, SLG: 1.250 (1, 2) X			0-0 1B 3B 1-H		0-0 1B	4-0 2B E BB		0-0 F9 ②	

Inning Stats	R: 0	H: 2	E: 0	LOB: 2	K: 0	BB: 0	S: 4	P: 4	R: 0	H: 0	E: 0	LOB: 0	K: 0	BB: 0	S: 3	P: 3	R: 2	H: 3	E: 0	LOB: 1	K: 0	BB: 0	S: 6	P: 6	R: 0	H: 1	E: 0	LOB: 1	K: 1	BB: 0	S: 6	P: 6	R: 0	H: 1	E: 0	LOB: 1	K: 0	BB: 0	S: 4	P: 4	R: 5	H: 6	E: 1	LOB: 2	K: 0	BB: 2	S: 8	P: 16	R: 0	H: 0	E: 0	LOB: 0	K: 0	BB: 0	S: 3	P: 3	R: 0	H: 2	E: 0	LOB: 2	K: 0	BB: 0	S: 5	P: 5
--------------	------	------	------	--------	------	-------	------	------	------	------	------	--------	------	-------	------	------	------	------	------	--------	------	-------	------	------	------	------	------	--------	------	-------	------	------	------	------	------	--------	------	-------	------	------	------	------	------	--------	------	-------	------	-------	------	------	------	--------	------	-------	------	------	------	------	------	--------	------	-------	------	------

PITCHER	IP	WLS	BF	H	R	ER	SO	BB	IBB	HBP	BLK	WP	HR	S	P	ERA	WHIP
Steve Hargan, R ERA: 4.91 (1, 1)	5.0		23	8	4	4	1	1	0	0	0	1	0	24	28	7.20	1.800
Jerry Johnson, R ERA: 9.0 (6, 1)	0.2	L	6	4	3	3	0	1	0	0	0	0	0	5	9	40.50	7.500
Chuck Hartenstein, R ERA: (6, 1)	2.1		10	3	0	0	0	0	0	0	0	0	0	10	10	0.00	1.286

BOTTOM


Toronto Blue Jays @ Chicago White Sox
Comiskey Park, Chicago, IL

Fri Apr 15 1977, 7:05 PM EST
Att: 10,840 - Unknown - 62 F

AB	R	H	RBI	BB	SO	LOB
5	1	2	1	0	0	2
5	0	3	3	0	0	1
5	0	2	0	0	0	4
3	1	1	0	1	0	3
4	1	2	1	0	0	0
4	0	1	1	0	0	1
4	0	0	0	0	0	2
4	2	2	0	0	1	1
3	2	2	1	1	0	0

AB	37
R	7
H	15
RBI	7
BB	2
SO	1
LOB	14

livebaseballscorecards.com



WP	HR	S	P	ERA	WHIP
1	0	3	3	7.20	1.800
1	0	5	9	40.50	7.500
0	0	10	10	0.00	1.286

Batter	1	2	3	4	5	6	7	8	9	AB R H RBI BB SO LOB	TOP											
Pedro Garcia, R (1, 4) OBP: 0.289, SLG: 0.286	4-0 BB G3		0-0 FC1-6 2B		1-0 G4-3 HBP		0-0 F2			2 0 1 0 1 0 1												
Jim Mason, L (1, 6) OBP: 0.160, SLG: 0.125	0-0 G3		0-0 FC1-6		0-0 G4-3			0-0 F7		4 0 0 0 0 0 4												
Bob Bailor, R (1, 7) OBP: 0.389, SLG: 0.688	0-0 F2		0-0 1-3		1-0 E S HBP			0-0 HR		3 1 1 1 0 0 2												
Ron Fairly, L (1, 10) OBP: 0.409, SLG: 0.313	0-0 F8			0-0 F9		0-3 K		0-0 1-3		4 0 0 0 0 1 2												
Doug Ault, R (1, 3) OBP: 0.351, SLG: 0.618		4-0 BB FC5-4 BB		0-0 G2		0-0 F8		0-0 5-3		3 0 0 0 1 0 1												
Dave McKay, S (1, 5) OBP: 0.250, SLG: 0.281		0-0 FC5-4		0-0 F6		0-0 F5		0-0 1-3		4 0 0 0 0 0 2												
Gary Woods, R (1, 8) OBP: 0.250, SLG: 0.235		0-3 K		4-0 1B BB		0-0 E5 CS		4-0 BB BB		2 1 0 0 2 1 1												
Alan Ashby, S (1, 2) OBP: 0.400, SLG: 0.429		0-0 F6		0-0 4-3		0-0 F8		0-0 F8		4 0 0 0 0 0 4												
Steve Bowling, R (1, 9) OBP: 0.412, SLG: 0.167		0-3 K		0-0 S 1B		4-0 BB		0-3 K		3 0 1 1 1 2 1												
Inning Stats	R: 0 E: 0 K: 0 S: 3	H: 0 LOB: 1 BB: 1 P: 7	R: 0 E: 0 K: 1 S: 5	H: 0 LOB: 1 BB: 1 P: 9	R: 0 E: 0 K: 1 S: 6	H: 1 LOB: 1 BB: 0 P: 6	R: 0 E: 0 K: 0 S: 3	H: 0 LOB: 0 BB: 0 P: 3	R: 1 E: 0 K: 0 S: 3	H: 1 LOB: 1 BB: 1 P: 8	R: 0 E: 0 K: 1 S: 5	H: 0 LOB: 1 BB: 0 P: 6	R: 0 E: 1 K: 0 S: 3	H: 0 LOB: 1 BB: 1 P: 7	R: 1 E: 0 K: 0 S: 4	H: 1 LOB: 0 BB: 0 P: 4	R: 0 E: 0 K: 1 S: 5	H: 0 LOB: 1 BB: 1 P: 9	1B: 1 2B: 1 3B: 0 HR: 1	SF: 0 SAC: 0 DP: 1 HBP: 2	WP: 0 PB: 0 SB: 2 CS: 1	PA: 36
PITCHER Steve Stone, R (1, 1) ERA: 2.12	IP: 9.0 WLS: W BF: 36 H: 3 R: 2 ER: 2 SO: 4 BB: 5 IBB: 0 HBP: 2 BLK: 0 WP: 0 HR: 1 S: 37 P: 59 ERA: 2.00 WHIP: 0.889											PITCHER	IP: 9.0 WLS: W BF: 36 H: 3 R: 2 ER: 2 SO: 4 BB: 5 IBB: 0 HBP: 2 BLK: 0 WP: 0 HR: 1 S: 37 P: 59 ERA: 2.00 WHIP: 0.889									

Toronto Blue Jays @ Chicago White Sox
Comiskey Park, Chicago, IL
Sat Apr 16 1977, 4:33 AM EST
Att: 7,467 - Unknown - 70 F

livebaseballscorecards.com

AB	29
R	2
H	3
RBI	2
BB	5
SO	4
LOB	18



Batter	1	2	3	4	5	6	7	8	9	AB	R	H	RBI	BB	SO	LOB
Alan Bannister, R OBP: 0.367, SLG: 0.357 (1, 6)	0-0 F6		0-0 1B		0-0 G6-4-3 1B		0-0 F7			4	1	2	1	0	0	0
Royce Stillman, L OBP: 0.333, SLG: 0.333 (1, 7)	0-0 F5		0-0 G3		0-0 G6-4-3 1-2f			0-0 G3		4	0	0	0	0	0	2
Jorge Orta, L OBP: 0.355, SLG: 0.464 (1, 4)	0-0 1-3		0-0 1B		0-0 F7			0-0 CS 1B		4	0	2	1	0	0	0
Richie Zisk, R OBP: 0.400, SLG: 0.577 (1, 9)		0-0 6-3	0-3 K		0-0 F8			0-3 K		4	0	0	0	0	2	2
Jim Spencer, L OBP: 0.267, SLG: 0.367 (1, 3)		0-0 F5		0-0 G3		0-0 1B			0-0 E1 FC2-6	4	0	1	0	0	0	0
Oscar Gamble, L OBP: 0.370, SLG: 0.333 (1, 10)		4-0 BB		0-0 E 1B		0-0 F8			0-0 FC2-6 BB 1B	3	1	1	0	1	0	2
Eric Soderholm, R OBP: 0.345, SLG: 0.444 (1, 5)		0-0 F8		4-0 1-2 BB		0-3 K			0-0 BB BB 1B	3	0	1	0	1	1	2
Chet Lemon, R OBP: 0.241, SLG: 0.240 (1, 8)			4-0 6-3 1B BB		0-0 F6			0-0 L6		2	1	0	0	2	0	2
Jim Essian, R OBP: 0.538, SLG: 0.909 Jerry Hairston, S (9, PH)			0-0 6-3 1-2		0-3 K			0-0 6-3		3	0	0	0	0	1	3
										0	0	0	1	1	0	0

Inning Stats	R: 0	H: 0	E: 0	K: 0	S: 3	R: 0	H: 0	E: 0	K: 0	S: 3	R: 2	H: 2	E: 0	K: 1	S: 7	R: 0	H: 1	E: 1	K: 1	S: 6	R: 0	H: 1	E: 0	K: 1	S: 3	R: 0	H: 0	E: 0	K: 0	S: 3	R: 0	H: 1	E: 0	K: 1	S: 6	R: 0	H: 0	E: 0	K: 0	S: 3	R: 0	H: 1	E: 0	K: 1	S: 5	R: 1	H: 1	E: 1	K: 0	S: 3	R: 0	H: 1	E: 0	K: 0	S: 3	R: 1	H: 1	E: 1	K: 0	S: 3	1B: 7	2B: 1	3B: 0	HR: 0	SF: 0	SAC: 0	DP: 2	HBP: 0	WP: 0	PB: 0	SB: 0	CS: 1	PA: 36
PITCHER	IP	WLS	BF	H	R	ER	SO	BB	IBB	HBP	BLK	WP	HR	S	P	ERA	WHIP																																																								
Jesse Jefferson, R ERA: 2.57 (1, 1)	7.1		30	6	2	2	3	3	0	0	0	0	0	33	45	2.46	1.227																																																								
Pete Vuckovich, R ERA: (8, 1)	1.0	L	6	1	1	0	1	2	0	0	0	0	0	6	14	0.00	3.000																																																								

Toronto Blue Jays @ Chicago White Sox
 Comiskey Park, Chicago, IL
 Sat Apr 16 1977, 4:33 AM EST
 Att. 7,467 - Unknown - 70 F

AB	31
R	3
H	7
RBI	3
BB	5
SO	4
LOB	13



Batter	1	2	3	4	5	6	7	8	9	AB R H RBI BB SO LOB	TOP											
Pedro Garcia, R (1, 4) OBP: 0.286, SLG: 0.282	0-0 F7		0-0 F8		0-0 1-3			0-0 1B		4 0 1 0 0 0 1												
Jim Mason, L (1, 6) OBP: 0.138, SLG: 0.107	0-3 K		0-3 K			0-0 1-3		0-0 F8		4 0 0 0 0 2 2												
Bob Bailor, R (1, 7) OBP: 0.409, SLG: 0.684	0-0 4-3			0-0 2B		0-0 F8			4-0 PB HR BB	3 1 1 0 1 0 0												
Doug Ault, R (1, 3) OBP: 0.366, SLG: 0.676		4-0 E BB		0-0 F8		0-0 F2			0-0 1-H HR	3 1 1 2 1 0 1												
Otto Velez, R (1, 10) OBP: 0.450, SLG: 0.571		0-0 F7 1-2		4-0 BB		0-0 6-3			0-0 P6	3 0 0 0 1 0 1												
Gary Woods, R (1, 8) OBP: 0.225, SLG: 0.211		0-0 5-3		0-3 K BB		0-0 3-1			0-3 K	4 0 0 0 0 2 3												
Dave McKay, S (1, 5) OBP: 0.222, SLG: 0.250		0-0 F8		0-3 K		0-0 F8			0-0 4-3	4 0 0 0 0 1 3												
Alan Ashby, S (1, 2) OBP: 0.393, SLG: 0.417			0-0 1B		0-3 K			0-0 F6		3 0 1 0 0 1 0												
Steve Bowling, R (1, 9) OBP: 0.350, SLG: 0.133			0-0 F3		0-3 K			0-0 5-3		3 0 0 0 0 1 1												
Inning Stats	R: 0 E: 0 K: 1 S: 5	H: 0 LOB: 0 BB: 0 P: 5	R: 0 E: 1 K: 0 S: 3	H: 0 LOB: 1 BB: 1 P: 7	R: 0 E: 0 K: 1 S: 6	H: 1 LOB: 1 BB: 0 P: 6	R: 0 E: 0 K: 2 S: 8	H: 1 LOB: 2 BB: 1 P: 12	R: 0 E: 0 K: 2 S: 7	H: 0 LOB: 0 BB: 0 P: 7	R: 0 E: 0 K: 0 S: 3	H: 0 LOB: 0 BB: 0 P: 3	R: 0 E: 0 K: 0 S: 3	H: 0 LOB: 0 BB: 0 P: 3	R: 0 E: 0 K: 0 S: 4	H: 1 LOB: 1 BB: 0 P: 4	R: 2 E: 0 K: 1 S: 6	H: 1 LOB: 0 BB: 1 P: 10	1B: 2 2B: 1 3B: 0 HR: 1	SF: 0 SAC: 0 DP: 0 HBP: 0	WP: 0 PB: 1 SB: 0 CS: 0	PA: 34
PITCHER	IP WLS BF H R ER SO BB IBB HBP BLK WP HR S P ERA WHIP																					
Ken Brett, L (1, 1) ERA: 3.78	6.0 W 22 2 0 0 6 2 0 0 0 0 0 0 32 40 0.00 0.667																					
Bruce Dal Canton, R (7, 1) ERA: 6.0	3.0 S 12 2 2 2 1 1 0 0 0 0 0 1 13 17 6.00 1.000																					

Toronto Blue Jays @ Chicago White Sox
Comiskey Park, Chicago, IL
Sun Apr 17 1977, 4:33 AM EST
Att. 14,583 - Sunny - 71 F

livebaseballscorecards.com

AB	31
R	2
H	4
RBI	2
BB	3
SO	7
LOB	12



Batter	1	2	3	4	5	6	7	8	9
Alan Bannister, R <small>(1, 6) OBP: 0.412, SLG: 0.367</small>									
Royle Stillman, L <small>(1, 7) OBP: 0.308, SLG: 0.333</small>									
Jorge Orta, L <small>(1, 4) OBP: 0.343, SLG: 0.452</small>									
Richie Zisk, R <small>(1, 9) OBP: 0.382, SLG: 0.552</small>									
Jim Spencer, L <small>(1, 3) OBP: 0.242, SLG: 0.333</small>									
Oscar Gamble, L <small>(1, 10) OBP: 0.367, SLG: 0.304</small>									
Eric Soderholm, R <small>(1, 5) OBP: 0.313, SLG: 0.400</small>									
Chet Lemon, R <small>(1, 8) OBP: 0.281, SLG: 0.259</small>									
Jim Essian, R <small>(1, 2) OBP: 0.625, SLG: 1.000</small>									

AB R H RBI BB SO LOB		BOTTOM									
2 1 1 0 2 0 2											
3 0 1 2 0 1 1											
3 0 1 1 0 1 2											
3 0 1 1 0 0 1											
3 0 0 0 0 0 1											
2 0 0 0 1 1 0											
3 0 0 0 0 1 1											
2 1 1 0 1 0 0											
2 2 2 0 1 0 0											
1B: 6 SF: 3 WP: 0 PA: 32											
E: 0 LOB: 0 PB: 0											
K: 0 BB: 1 K: 1 BB: 0 SB: 1											
S: 3 P: 7 S: 2 P: 6 S: 3 P: 5 S: 7 P: 7 S: 3 P: 3 S: 6 P: 6 S: 5 P: 5											
Inning Stats R: 1 H: 1 R: 0 H: 0 R: 2 H: 0 R: 0 H: 1 R: 0 H: 2 R: 0 H: 0 E: 0 LOB: 0 E: 0 LOB: 0 E: 0 LOB: 1 E: 0 LOB: 0 E: 0 LOB: 1 E: 0 LOB: 0 K: 0 BB: 1 K: 0 BB: 0 K: 1 BB: 0 K: 1 BB: 0 K: 1 BB: 0 S: 3 P: 7 S: 2 P: 6 S: 3 P: 5 S: 7 P: 7 S: 3 P: 3 S: 6 P: 6 S: 5 P: 5											
PITCHER Bill Singer, R (1, 1) 3.0 WLS 13 BF 1 H 3 ER 3 SO 5 BB 0 IBB 0 HBP 0 BLK 0 WP 0 HR 8 S 28 ERA 9.00 WHIP 2.000 Chuck Hartenstein, R (4, 1) 5.0 WLS 18 BF 6 H 1 ER 1 SO 0 BB 0 IBB 0 HBP 0 BLK 0 WP 0 HR 26 S 26 ERA 1.80 WHIP 1.200											

Toronto Blue Jays @ Chicago White Sox
Comiskey Park, Chicago, IL
Sun Apr 17 1977, 4:33 AM EST
Att. 14,583 - Sunny - 71 F

AB	23
R	4
H	7
RBI	4
BB	5
SO	4
LOB	8

Batter	1	2	3	4	5	6	7	8	9	AB R H RBI BB SO LOB	TOP											
Pedro Garcia, R (1, 4) OBP: 0.255, SLG: 0.250	0-0 F4		0-0 F7		0-0 FC1-2 BB		0-0 F8		0-0 4-3	5 0 0 0 0 0 3												
Jim Mason, L (1, 6) OBP: 0.206, SLG: 0.129	0-0 4-3 1B		0-0 F9		4-0 G6-4-3 BB		0-0 4-3		4-0 BB	3 0 1 0 2 0 1												
Bob Bailor, R (1, 7) OBP: 0.370, SLG: 0.625	0-0 4-3			0-0 4-3	0-0 G6-4-3			0-0 2B	0-0 4-3	5 1 1 0 0 0 5												
Ron Fairly, L (1, 10) OBP: 0.385, SLG: 0.350	0-0 F7			0-0 F5		0-0 1-3		0-0 2B		4 1 1 1 0 0 1												
Doug Ault, R (1, 3) OBP: 0.378, SLG: 0.675		0-0 F4		0-0 2B		4-0 BB		0-0 6-3		3 1 1 0 1 0 1												
Otto Velez, R (1, 9) OBP: 0.458, SLG: 0.722		0-3 K		0-3 K		0-0 HR		0-0 1B		4 1 2 2 0 2 1												
Gary Woods, R (1, 8) OBP: 0.205, SLG: 0.190		0-0 F6			0-0 E5 1B	0-0 5-3		0-0 F9		4 1 0 0 0 0 1												
Dave McKay, S (1, 5) OBP: 0.200, SLG: 0.225			0-0 5-3		0-0 E3 FC1-2 1B	0-0 F3		0-0 FC4-6		4 0 0 0 0 0 2												
Alan Ashby, S (1, 2) OBP: 0.406, SLG: 0.429			0-0 1B		0-0 BB FC1-2 1B		0-3 K		0-0 6-3	4 0 2 1 0 1 0												
Inning Stats	R: 0 E: 0 K: 0 S: 4	H: 1 LOB: 1 BB: 0 P: 4	R: 0 E: 0 K: 1 S: 5	H: 0 LOB: 0 BB: 0 P: 5	R: 0 E: 0 K: 0 S: 4	H: 1 LOB: 1 BB: 0 P: 4	R: 0 E: 0 K: 1 S: 6	H: 1 LOB: 1 BB: 0 P: 6	R: 1 E: 3 K: 0 S: 5	H: 1 LOB: 2 BB: 1 P: 9	R: 2 E: 0 K: 0 S: 4	H: 1 LOB: 0 BB: 1 P: 8	R: 0 E: 0 K: 1 S: 5	H: 0 LOB: 0 BB: 0 P: 5	R: 2 E: 0 K: 0 S: 6	H: 3 LOB: 1 BB: 0 P: 6	R: 0 E: 0 K: 0 S: 3	H: 0 LOB: 1 BB: 1 P: 7	1B: 4 2B: 3 3B: 0 HR: 1	SF: 0 SAC: 0 DP: 1 HBP: 0	WP: 0 PB: 0 SB: 1 CS: 0	PA: 39
PITCHER	IP WLS BF H R ER SO BB IBB HBP BLK WP HR S P ERA WHIP																					
Ed Figueroa, R (1, 1) ERA: 2.11	6.0 L 26 5 3 2 2 2 2 0 0 0 0 1 28 36 3.00 1.167																					
Dick Tidrow, R (7, 1) ERA: 3.52	3.0 13 3 2 2 1 1 0 0 0 0 0 0 14 18 6.00 1.333																					

Toronto Blue Jays @ New York Yankees
Yankee Stadium, Bronx, NY
 Mon Apr 18 1977, 3:33 AM EST
 Att: 9,685 - Sunny - 69 F

AB	36
R	5
H	8
RBI	4
BB	3
SO	3
LOB	15



Batter	1	2	3	4	5	6	7	8	9	AB	R	H	RBI	BB	SO	LOB	BOTTOM					
Mickey Rivers, L OBP: 0.310, SLG: 0.350 (1, 8)	0-3 K		0-0 SF7		0-0 FC6-4			0-0 G3		3	0	0	1	0	1	2	Toronto Blue Jays @ New York Yankees Yankee Stadium, Bronx, NY Mon Apr 18 1977, 3:33 AM EST Att. 9,685 - Sunny - 69 F					
Thurman Munson, R OBP: 0.316, SLG: 0.273 (1, 2)	0-0 6-3		0-0 5-3			0-0 F9		0-0 4-3		4	0	0	0	0	0	1						
Reggie Jackson, L OBP: 0.265, SLG: 0.323 (1, 10)	0-0 4-3			0-0 1-3		0-0 G3		0-3 K		4	0	0	0	0	1	0						
Chris Chambliss, L OBP: 0.211, SLG: 0.270 (1, 3)		0-0 L5-3 1B		0-0 G3		0-3 K		0-3 K		4	0	1	0	0	2	0						
Carlos May, L OBP: 0.429, SLG: 0.462 (1, 7)		0-0 L5-3		0-0 F6			0-0 4-3		0-0 G3	4	0	0	0	0	0	1						
Graig Nettles, L OBP: 0.289, SLG: 0.129 (1, 5)		0-0 3-1			0-0 F9		4-0 BB BB		0-0 F7	3	0	0	0	1	0	0						
Roy White, S OBP: 0.282, SLG: 0.229 (1, 9)			0-0 SH1-3 1B SF7 1B		0-0 6-3		4-0 BB BB			2	1	1	0	1	0	0						
Willie Randolph, R OBP: 0.294, SLG: 0.355 (1, 4)			0-0 SH1-3 1B		0-0 S 1B		0-0 F6			3	0	2	0	0	0	2						
Bucky Dent, R OBP: 0.296, SLG: 0.292 (1, 6)			0-0 SH1-3		4-0 FC6-4 BB		0-3 K			0	0	0	0	1	0	0						
Elrod Hendricks, L OBP: 0.500, SLG: 0.500 (7, PH)			1-2 2-3							1	0	0	0	0	1	2						
Fred Stanley, R (8, 6)										0	0	0	0	0	0	0						
Inning Stats	R: 0 E: 0 K: 1 S: 5	H: 0 LOB: 0 BB: 0 P: 5	R: 0 E: 0 K: 0 S: 3	H: 1 LOB: 0 BB: 0 P: 3	R: 1 E: 0 K: 0 S: 5	H: 2 LOB: 1 BB: 0 P: 5	R: 0 E: 0 K: 0 S: 3	H: 0 LOB: 0 BB: 0 P: 3	R: 0 E: 0 K: 0 S: 4	H: 0 LOB: 2 BB: 1 P: 8	R: 0 E: 0 K: 1 S: 5	H: 0 LOB: 0 BB: 0 P: 5	R: 0 E: 0 K: 1 S: 5	H: 0 LOB: 2 BB: 2 P: 13	R: 0 E: 0 K: 1 S: 5	H: 0 LOB: 0 BB: 0 P: 5	R: 0 E: 0 K: 1 S: 5	H: 0 LOB: 0 BB: 0 P: 5	1B: 4 2B: 1 3B: 0 HR: 0	SF: 1 SAC: 1 DP: 1 HBP: 0	WP: 0 PB: 0 SB: 1 CS: 0	PA: 33
PITCHER Dave Lemanczyk, R ERA: 3.7 (1, 1)	IP 9.0	WLS W	BF 33	H 4	R 1	ER 1	SO 5	BB 3	IBB 0	HBP 0	BLK 0	WP 0	HR 0	S 40	P 52	ERA 1.00	WHIP 0.778					
PITCHER	IP	WLS	BF	H	R	ER	SO	BB	IBB	HBP	BLK	WP	HR	S	P	ERA	WHIP					

livebaseballscorecards.com

AB	28
R	1
H	4
RBI	1
BB	3
SO	5
LOB	8



Batter	1	2	3	4	5	6	7	8	9	AB R H RBI BB SO LOB	TOP											
Pedro Garcia, R (1, 4) OBP: 0.250, SLG: 0.286	0-0 6-3		0-0 F6	0-0 F8		0-0 E 3B		0-3 K		5 1 1 0 0 1 1												
Jim Mason, L (1, 6) OBP: 0.179, SLG: 0.111	0-3 K		0-0 3-1		0-0 F7	0-0 FC2 FC5-4		0-0 4-3		5 0 0 0 0 1 0												
Bob Bailor, R (1, 7) OBP: 0.344, SLG: 0.586	0-0 F9			0-0 1B 2B	0-0 F3	0-0 FC5-4 1-2f			0-0 1-3	5 1 1 0 0 0 1												
Ron Fairly, L (1, 10) OBP: 0.387, SLG: 0.400		0-0 F6		0-0 PB 1B 2-3 1B	0-0 1B 2B	0-3 K		0-0 1-3	5 2 2 0 0 1 1													
Doug Ault, R (1, 3) OBP: 0.440, SLG: 0.698		4-0 WP BB		0-0 E PB 1-2 1B 3-H	4-0 1B 2B BB		0-0 WP 2B 1B	0-0 1B	3 3 3 1 2 0 0													
Otto Velez, R (1, 9) OBP: 0.500, SLG: 0.762		4-0 BB		0-0 1-3 1-2 2-3 BB	0-0 2B 1B		0-0 L6-4 1-H 2B	0-3 K	3 0 2 2 1 0 2 1 0 0 0 0 1 1													
Steve Bowling, R (7, 9) OBP: 0.333, SLG: 0.125																						
Gary Woods, R (1, 8) OBP: 0.229, SLG: 0.222		0-3 K		1-0 1B E SH1-3 HBP	0-0 1-3 2-H 2B		0-0 F4		3 1 1 1 0 1 3													
Dave McKay, S (1, 5) OBP: 0.205, SLG: 0.227		0-0 6-3		0-0 SH1-3 1B 1-3 2-H 3-H	0-0 K		0-0 L6-4		4 0 1 1 0 1 5													
Alan Ashby, S (1, 2) OBP: 0.371, SLG: 0.387			0-3 K	0-0 SH1-3		0-0 F6		0-0 4-3	3 0 0 1 0 1 0													
Inning Stats	R: 0 E: 0 K: 1 S: 5	H: 0 LOB: 0 BB: 0 P: 5	R: 0 E: 0 K: 1 S: 5	H: 0 LOB: 2 BB: 2 P: 13	R: 0 E: 0 K: 1 S: 5	H: 0 LOB: 0 BB: 0 P: 5	R: 4 E: 1 K: 0 S: 7	H: 4 LOB: 1 BB: 0 P: 8	R: 2 E: 0 K: 1 S: 8	H: 3 LOB: 2 BB: 1 P: 12	R: 1 E: 1 K: 1 S: 7	H: 1 LOB: 1 BB: 0 P: 7	R: 1 E: 0 K: 0 S: 4	H: 2 LOB: 0 BB: 0 P: 4	R: 0 E: 0 K: 1 S: 5	H: 0 LOB: 0 BB: 0 P: 5	R: 0 E: 0 K: 1 S: 6	H: 1 LOB: 1 BB: 0 P: 6	1B: 6 2B: 5 3B: 1 HR: 0	SF: 0 SAC: 1 DP: 1 HBP: 1	WP: 3 PB: 1 SB: 0 CS: 0	PA: 42
PITCHER	IP WLS BF H R ER SO BB IBB HBP BLK WP HR S P ERA WHIP												PITCHER	IP WLS BF H R ER SO BB IBB HBP BLK WP HR S P ERA WHIP								
Gil Patterson, R (1, 1) ERA: 10.8	3.1 L 17 4 4 4 3 2 0 1 0 20 29 10.80 1.800																					
Ron Guidry, L (4, 1) ERA: 4.26	2.2 15 5 4 3 2 1 0 0 0 0 0 18 22 10.12 2.250																					
Dick Tidrow, R (7, 1) ERA: 2.53	3.0 10 2 0 0 2 0 0 0 0 1 0 14 14 0.00 0.667																					

Toronto Blue Jays @ New York Yankees
Yankee Stadium, Bronx, NY
 Tue Apr 19 1977, 3:33 AM EST
 Att: 9,954 - Sunny - 68 F

AB	37
R	8
H	11
RBI	6
BB	3
SO	7
LOB	14



livebaseballscorecards.com

Batter	1	2	3	4	5	6	7	8	9	AB	R	H	RBI	BB	SO	LOB	
Mickey Rivers, L (1, 8) OBP: 0.283, SLG: 0.318	0-0 G3		0-0 4-3			0-0 F8		0-0 F8		4	0	0	0	0	0	0	
Roy White, S (1, 7) OBP: 0.279, SLG: 0.231	0-0 5-3			0-0 F8		0-0 5-3		0-0 FC5-4 1B		4	0	1	0	0	0	0	
Thurman Munson, R (1, 2) OBP: 0.286, SLG: 0.243	0-0 F7			0-0 6-3		0-3 K		0-0 FC5-4 1-2f		4	0	0	0	0	1	1	
Jimmy Wynn, R (1, 10) OBP: 0.484, SLG: 0.600		0-3 K		0-0 BLK 3B		0-0 F8		0-0 F8		4	2	2	0	0	1	0	
Lou Piniella, R (1, 3) OBP: 0.222, SLG: 0.222		0-0 F9		0-3 K		0-0 FC4-6 1B		0-3 K		4	0	1	0	0	2	1	
Graig Nettles, L (1, 5) OBP: 0.286, SLG: 0.171		0-0 2B			0-0 F6		0-0 FC4-6 3B		0-0 E8 1B		4	1	1	0	0	2	
Willie Randolph, R (1, 4) OBP: 0.289, SLG: 0.400		0-0 F9			0-3 K		0-0 1-H 3B		0-0 F9		4	0	1	1	0	1	3
Paul Blair, R (1, 9) OBP: 0.500, SLG: 1.000			0-0 F6		0-0 3B		0-3 K		0-0 FC6-4 1B		4	0	2	1	0	1	1
Bucky Dent, R (1, 6) OBP: 0.258, SLG: 0.250			0-0 F7		0-0 5-3			0-0 F5		0-0 FC6-4		4	0	0	0	0	3

BOTTOM

Toronto Blue Jays @ New York Yankees
 Yankee Stadium, Bronx, NY
 Tue Apr 19 1977, 3:33 AM EST
 Att. 9,954 - Sunny - 68 F

livebaseballscorecards.com

AB	36
R	3
H	8
RBI	2
BB	0
SO	6
LOB	11



Inning Stats	R: 0	H: 0	E: 0	K: 0	S: 3	R: 0	H: 1	E: 0	K: 1	S: 6	R: 0	H: 0	E: 0	K: 0	S: 3	R: 1	H: 1	E: 0	K: 1	S: 6	R: 0	H: 1	E: 0	K: 1	S: 6	R: 0	H: 0	E: 0	K: 1	S: 5	R: 1	H: 2	E: 0	K: 1	S: 7	R: 0	H: 1	E: 0	K: 0	S: 4	R: 1	H: 2	E: 1	K: 1	S: 8	1B: 4	SF: 0	2B: 1	SAC: 0	3B: 3	DP: 0	HR: 0	HBP: 0	WP: 0	PA: 36	PB: 0	SB: 0	CS: 0
PITCHER Jerry Garvin, L (1, 1) ERA: 2.08	IP	WLS	BF	H	R	ER	SO	BB	IBB	HBP	BLK	WP	HR	S	P	ERA	WHIP																			IP	WLS	BF	H	R	ER	SO	BB	IBB	HBP	BLK	WP	HR	S	P	ERA	WHIP						

Batter	1	2	3	4	5	6	7	8	9	AB R H RBI BB SO LOB	TOP		
Pedro Garcia, R OBP: 0.246, SLG: 0.264 (1, 4) X	0-0 F8	0-3 K2-3		0-0 F4			0-0 5-3	1-0 HBP		4 0 0 0 0 1 2			
Hector Torres, R OBP: 0.429, SLG: 0.333 (1, 6) B B B	4-0 1B 1B BB		0-0 1B 1B	0-0 F3			0-0 F5	0-0 F9		4 2 1 0 1 0 4			
Bob Bailor, R OBP: 0.324, SLG: 0.529 (1, 7) X	0-0 1B 1-2 5-3 1B		0-0 F5		0-0 F4		0-0 F8		0-3 K	5 1 1 0 0 1 1			
Otto Velez, R OBP: 0.515, SLG: 0.720 (1, 10) X	0-0 1-3 2-H 5-3 1B		0-0 1B 1B		0-0 5-3			0-3 K	4-0 BB	4 0 2 1 1 1 0			
Doug Ault, R OBP: 0.436, SLG: 0.667 (1, 3) X	0-0 1-2 3-H 5-3		0-0 1-2 2-H 1B		0-0 F4			0-0 2B 1B	0-0 F9	5 1 2 2 0 0 2			
Gary Woods, R OBP: 0.226, SLG: 0.240 (1, 8) X	0-0 F7		0-3 K			0-0 4-3		0-0 1B 2B	0-0 5-3	5 1 1 0 0 1 4			
Dave McKay, S OBP: 0.229, SLG: 0.234 (1, 5) X		0-0 6-3	0-0 5-3			4-0 BB		0-0 FC5-4 BB 1B		3 0 1 2 1 0 2			
Alan Ashby, S OBP: 0.359, SLG: 0.353 (1, 2) X		0-0 P5		0-0 6-3		0-0 F6		4-0 FC5-4 BB		3 0 0 0 1 0 1			
Steve Bowling, R OBP: 0.360, SLG: 0.158 (1, 9) X		0-0 1B		4-0 BB		0-0 F5		0-0 FC5-4 HBP		3 0 1 0 1 0 3			
Inning Stats	R: 2 E: 0 K: 0 S: 5 H: 2 LOB: 1 BB: 1 P: 9	R: 0 E: 0 K: 1 S: 6 H: 1 LOB: 1 BB: 0 P: 6	R: 1 E: 0 K: 1 S: 8 H: 3 LOB: 2 BB: 0 P: 8	R: 0 E: 0 K: 0 S: 3 H: 0 LOB: 1 BB: 1 P: 7	R: 0 E: 0 K: 0 S: 3 H: 0 LOB: 0 BB: 0 P: 3	R: 0 E: 0 K: 0 S: 3 H: 0 LOB: 1 BB: 1 P: 7	R: 0 E: 0 K: 0 S: 3 H: 0 LOB: 0 BB: 0 P: 3	R: 2 E: 0 K: 1 S: 8 H: 3 LOB: 3 BB: 1 P: 13	R: 0 E: 0 K: 1 S: 5 H: 0 LOB: 1 BB: 1 P: 9	1B: 8 2B: 1 3B: 0 HR: 0 SF: 0 SAC: 0 DP: 0 HBP: 1	WP: 0 PB: 0 SB: 0 CS: 0 PA: 42		
PITCHER	IP WLS BF H R ER SO BB IBB HBP BLK WP HR S P ERA WHIP											PITCHER	IP WLS BF H R ER SO BB IBB HBP BLK WP HR S P ERA WHIP
Don Gullett, L ERA: 6.2 (1, 1)	7.1 W 35 9 5 5 3 4 0 0 0 0 0 0 37 53 6.14 1.773												
Sparky Lyle, L ERA: 1.93 (8, 1)	1.2 S 7 0 0 0 1 1 0 1 0 0 0 0 7 12 0.00 0.600												

Toronto Blue Jays @ New York Yankees
 Yankee Stadium, Bronx, NY
 Wed Apr 20 1977, 3:33 AM EST
 Att. 10,819 - Overcast - 59 F

livebaseballscorecards.com

AB 36
R 5
H 9
RBI 5
BB 5
SO 4
LOB 19



Batter	1	2	3	4	5	6	7	8	9	AB	R	H	RBI	BB	SO	LOB	BOTTOM	
Willie Randolph, R (1, 4) OBP: 0.349, SLG: 0.513	4-0 2B 1B BB	0-0 HR	0-0 FC6-4 E 1-2f			0-0 FC6-4 1B		0-0 G6-4-3 1B		4	2	3	1	1	0	1	<p>Toronto Blue Jays @ New York Yankees Yankee Stadium, Bronx, NY Wed Apr 20 1977, 3:33 AM EST Att: 10,819 - Overcast - 59 F</p>	
Thurman Munson, R (1, 2) OBP: 0.298, SLG: 0.286	0-0 1B 2B	0-0 F9 S E 1B	0-0 5-3			0-0 FC6-4 1-2f 3-H		0-0 G6-4-3 1-2f		5	2	2	1	0	0	3		
Reggie Jackson, L (1, 9) OBP: 0.308, SLG: 0.343	0-0 SH1-3 1B	4-0 E BB			0-0 1B SF8		0-0 F8		0-0 F8	4	2	2	2	1	0	1		
Graig Nettles, L (1, 5) OBP: 0.298, SLG: 0.179	4-0 1B SH1-3 BB	0-0 F9			0-0 G3 SF8 1B		0-0 F3		0-0 G3	4	0	1	0	1	0	2		
Mickey Rivers, L (1, 8) OBP: 0.280, SLG: 0.319	0-0 SH1-3 1-2 2-3	0-0 E3			0-0 SF8 1-2 3-H		0-0 2B 1B		0-0 F7	3	0	1	2	0	0	1		
Roy White, S (1, 7) OBP: 0.313, SLG: 0.279	4-0 1B IBB	0-0 F3			0-0 G3 2-3		0-0 2B		0-0 S 1B	4	0	2	0	1	0	3		
Carlos May, L (1, 10) OBP: 0.353, SLG: 0.375	0-0 F7	0-0 4-3			0-0 4-3		4-0 FC6-4 IBB		0-0 5-3	3	0	0	0	0	0	6		
Jimmy Wynn, R (6, PH) OBP: 0.485, SLG: 0.577									1-2	1	0	0	0	1	0	1		
Chris Chambliss, L (1, 3) OBP: 0.214, SLG: 0.268	0-0 1-2 2-3 3-H 1B		0-0 F5			0-0 F8		0-0 F8		4	0	1	1	0	0	3		
Bucky Dent, R (1, 6) OBP: 0.286, SLG: 0.281	0-0 F8		0-0 FC6-4 1B			0-0 1B FC6-4		0-0 FC6-4 1-2f		4	1	2	0	0	0	6		
Inning Stats	R: 3 E: 0 K: 0 S: 6	H: 3 LOB: 3 BB: 3 P: 18	R: 2 E: 1 K: 0 S: 6	H: 2 LOB: 2 BB: 1 P: 10	R: 0 E: 1 K: 0 S: 4	H: 1 LOB: 1 BB: 0 P: 4	R: 1 E: 0 K: 0 S: 5	H: 2 LOB: 1 BB: 0 P: 5	R: 1 E: 0 K: 0 S: 5	H: 2 LOB: 1 BB: 0 P: 5	R: 0 E: 0 K: 0 S: 3	H: 1 LOB: 0 BB: 0 P: 3	R: 0 E: 0 K: 0 S: 4	H: 1 LOB: 1 BB: 0 P: 4	1B: 11 2B: 2 3B: 0 HR: 1	SF: 1 SAC: 1 DP: 1 HBP: 0	WP: 0 PB: 3 SB: 0	PA: 43
PITCHER	IP WLS L	WLS L	BF H R ER SO	BF H R ER SO	BF H R ER SO	BF H R ER SO	BF H R ER SO	BF H R ER SO	BF H R ER SO	BF H R ER SO	BF H R ER SO	BF H R ER SO	BF H R ER SO	BF H R ER SO	BF H R ER SO	BF H R ER SO	ERA WHIP	ERA WHIP
Steve Hagan, R (1, 1) ERA: 9.72	1.0		12 5 5 5 0	12 5 5 5 0	12 5 5 5 0	12 5 5 5 0	12 5 5 5 0	12 5 5 5 0	12 5 5 5 0	12 5 5 5 0	12 5 5 5 0	12 5 5 5 0	12 5 5 5 0	12 5 5 5 0	12 5 5 5 0	12 5 5 5 0	45.00 8.000	
Jerry Johnson, R (2, 1) ERA: 6.75	4.0		18 5 2 2 0	18 5 2 2 0	18 5 2 2 0	18 5 2 2 0	18 5 2 2 0	18 5 2 2 0	18 5 2 2 0	18 5 2 2 0	18 5 2 2 0	18 5 2 2 0	18 5 2 2 0	18 5 2 2 0	18 5 2 2 0	18 5 2 2 0	4.50 1.250	
Mike Willis, L (6, 1) ERA:	3.0		13 4 0 0 0	13 4 0 0 0	13 4 0 0 0	13 4 0 0 0	13 4 0 0 0	13 4 0 0 0	13 4 0 0 0	13 4 0 0 0	13 4 0 0 0	13 4 0 0 0	13 4 0 0 0	13 4 0 0 0	13 4 0 0 0	13 4 0 0 0	0.00 1.333	

livebaseballscores.com

AB 36
R 7
H 14
RBI 7
BB 5
SO 0
LOB 27



Batter	1	2	3	4	5	6	7	8	9	AB R H RBI BB SO LOB	TOP											
Gary Woods, R (1, 8) OBP: 0.246, SLG: 0.259 Ron Fairly, L (9, PH) OBP: 0.375, SLG: 0.385	0-3 K		0-0 CS 1B		0-0 E5 1B			0-0 F7	0-0 1-3	4 0 2 0 0 1 0 1 0 0 0 0 0 1	Toronto Blue Jays @ New York Yankees Yankee Stadium, Bronx, NY Thu Apr 21 1977, 3:33 AM EST Att. 10,502 - Sunny - 74 F											
Hector Torres, R (1, 6) OBP: 0.417, SLG: 0.364	0-0 F8		0-0 CS 1-2	0-0 S HR 1B	0-0 1-3		0-0 FC6-4 1B	0-0 F8	5 1 2 0 0 0 2													
Bob Bailor, R (1, 7) OBP: 0.293, SLG: 0.474	0-0 4-3			0-0 F8 1-2		0-0 6-3	0-0 FC6-4 2B		4 1 0 0 0 0 2													
Otto Velez, R (1, 10) OBP: 0.541, SLG: 0.862		0-0 1B 1B		0-0 2-H HR		0-3 K	0-0 1-H 1B 2B		4 2 3 3 0 1 0													
Doug Ault, R (1, 3) OBP: 0.458, SLG: 0.667		0-0 1-3 1B 1B		0-0 5-3		4-0 BB	0-0 2-H 1B		3 1 2 1 1 0 0													
Dave McKay, S (1, 5) OBP: 0.250, SLG: 0.255		0-0 L5-3 2-H 1B		0-0 1B		0-0 F8	0-0 G3		4 0 2 1 0 0 2													
Alan Ashby, S (1, 2) OBP: 0.326, SLG: 0.316		0-0 L5-3 1-2		0-0 5-3		0-0 F8		0-0 1-3	4 0 0 0 0 0 2													
Steve Bowling, R (1, 9) OBP: 0.321, SLG: 0.136 Al Woods, L (9, PH) OBP: 0.381, SLG: 0.700			0-0 F9		0-0 4-3		0-0 4-3	0-0 HR	3 0 0 0 0 0 0 1 1 1 1 0 0 0													
Pedro Garcia, R (1, 4) OBP: 0.262, SLG: 0.281			0-0 5-3		0-0 1B		0-0 F7	0-0 1-3 1B	4 0 2 0 0 0 0													
Inning Stats	R: 0 E: 0 K: 1 S: 5	H: 0 LOB: 0 BB: 0 P: 5	R: 1 E: 0 K: 0 S: 4	H: 3 LOB: 0 BB: 0 P: 4	R: 0 E: 0 K: 0 S: 3	H: 1 LOB: 0 BB: 0 P: 3	R: 2 E: 0 K: 0 S: 6	H: 3 LOB: 1 BB: 0 P: 6	R: 0 E: 1 K: 0 S: 4	H: 2 LOB: 1 BB: 0 P: 4		R: 0 E: 0 K: 1 S: 5	H: 0 LOB: 1 BB: 1 P: 9	R: 0 E: 0 K: 0 S: 3	H: 0 LOB: 0 BB: 0 P: 3	R: 2 E: 0 K: 0 S: 6	H: 3 LOB: 1 BB: 0 P: 6	R: 1 E: 0 K: 0 S: 5	H: 2 LOB: 1 BB: 0 P: 5	1B: 11 2B: 2 3B: 0 HR: 2	SF: 0 SAC: 0 DP: 1 HBP: 0	WP: 0 PB: 0 SB: 1 CS: 1
PITCHER	IP WLS BF H R ER SO BB IBB HBP BLK WP HR S P ERA WHIP																					
Ken Holtzman, L (1, 1) ERA: 4.02	7.2 W 31 11 5 5 2 1 0 0 0 0 0 1 34 38 5.87 1.565																					
Dick Tidrow, R (8, 1) ERA: 3.18	0.2 5 3 1 1 0 0 0 0 0 0 0 1 5 5 13.50 4.500																					
Sparky Lyle, L (9, 1) ERA: 1.8	0.2 S 2 0 0 0 0 0 0 0 0 0 0 0 2 2 0.00 0.000																					

AB	37
R	6
H	14
RBI	6
BB	1
SO	2
LOB	9



livebaseballscorecards.com

Batter	1	2	3	4	5	6	7	8	9	AB	R	H	RBI	BB	SO	LOB
Willie Randolph, R (1, 4) OBP: 0.313, SLG: 0.455	0-0 1-3		0-0 6-3	0-0 FC6-4		0-0 FC1	0-3 K			5	0	0	0	0	1	5
Thurman Munson, R (1, 2) OBP: 0.288, SLG: 0.277	0-0 BB 1B		0-0 F3		0-0 P1	0-0 F4	0-0 F5			5	0	1	0	0	0	3
Reggie Jackson, L (1, 9) OBP: 0.341, SLG: 0.385	4-0 L3 BB		0-0 1B		0-0 2B	0-3 K		0-0 4-3		4	0	2	0	1	1	2
Graig Nettles, L (1, 5) OBP: 0.288, SLG: 0.250	0-0 L3			0-3 K	0-0 G3		0-0 4-3	0-0 HR		5	1	1	1	0	1	3
Mickey Rivers, L (1, 8) OBP: 0.291, SLG: 0.353		0-3 K		0-0 F6	0-0 1-3		1-0 1B HBP	0-0 3B		4	1	1	0	0	1	1
Roy White, S (1, 7) OBP: 0.340, SLG: 0.283		4-0 BB BB		4-0 1B 2B BB		0-0 F8	0-0 1B HR 1B	0-0 FC1-2-5-1-4		3	2	1	0	2	0	1
Carlos May, L (1, 10) OBP: 0.476, SLG: 0.444		4-0 BB BB		0-0 2B 1B		4-0 2B BB	0-0 1B HR 1B			2	2	2	1	2	0	0
Chris Chambliss, L (1, 3) OBP: 0.261, SLG: 0.422		0-3 K		0-0 1B 2B		0-0 1B 2B	0-0 HR			4	2	3	5	0	1	2
Bucky Dent, R (1, 6) OBP: 0.333, SLG: 0.343		0-0 F7		0-0 FC6-4 BB		0-0 E FC1 1B	0-0 2B			3	0	2	1	1	0	2

Inning Stats	R: 0	H: 1	E: 0	LOB: 1	K: 0	S: 3	R: 0	H: 0	E: 0	LOB: 2	K: 2	S: 7	R: 0	H: 1	E: 0	LOB: 1	K: 0	S: 3	R: 1	H: 2	E: 0	LOB: 3	K: 1	S: 7	R: 0	H: 1	E: 0	LOB: 1	K: 0	S: 4	R: 2	H: 2	E: 1	LOB: 2	K: 1	S: 8	R: 4	H: 4	E: 0	LOB: 1	K: 1	S: 9	R: 1	H: 2	E: 0	LOB: 0	K: 0	S: 4		
	0	1	0	1	0	3	0	0	0	2	2	7	0	1	0	1	0	3	7	1	2	0	3	1	7	0	1	0	1	0	4	2	2	1	2	0	8	4	0	1	10	1	2	0	0	10	1	2	0	4

PITCHER	IP	WLS	BF	H	R	ER	SO	BB	IBB	HBP	BLK	WP	HR	S	P	ERA	WHIP
Jesse Jefferson, R (1, 1) ERA: 3.15	6.0		30	7	3	3	4	6	0	0	0	0	0	32	56	4.50	2.167
Chuck Hartenstein, R (7, 1) ERA: 4.35	1.0	L	8	4	4	4	1	0	0	1	0	0	1	9	10	36.00	4.000
Pete Vuckovich, R (8, 1) ERA: 1.8	1.0		4	2	1	1	0	0	0	0	0	0	1	4	4	9.00	2.000

BOTTOM

Toronto Blue Jays @ New York Yankees
Yankee Stadium, Bronx, NY
 Thu Apr 21 1977, 3:33 AM EST
 Att: 10,502 - Sunny - 74 F

livebaseballscores.com

AB	35
R	8
H	13
RBI	8
BB	6
SO	5
LOB	19



WP: 0	PA: 42
PB: 0	CS: 0
SB: 0	

Batter	1	2	3	4	5	6	7	8	9	AB R H RBI BB SO LOB	TOP		
Rick Burleson, R (1, 6) OBP: 0.421, SLG: 0.538	0-0 1B E 1B	0-0 PO 1-2	0-0 L6		0-0 P6		0-0 S 1B	0-0 L3		5 1 2 1 0 0 1			
Denny Doyle, L (1, 4) OBP: 0.341, SLG: 0.452	0-0 1B E 1B		4-0 BB			0-0 L7	0-0 F2		0-3 K	4 1 1 0 1 1 2			
Jim Rice, R (1, 10) OBP: 0.345, SLG: 0.412	0-0 F8 1-2 3-H		0-0 F9			0-3 K	4-0 BB		0-0 F3	4 0 0 0 1 1 2			
Carl Yastrzemski, L (1, 7) OBP: 0.431, SLG: 0.522 Dave Coleman, R (9, PR) (9, 7)	0-0 E 1B 2-H		0-0 3-1			0-0 G3	0-3 K		4-0 2B BB	4 0 1 1 1 1 3 0 1 0 0 0 0 0			
George Scott, R (1, 3) OBP: 0.283, SLG: 0.360	0-0 E4 1-2 G5-4-3			0-0 6-3			0-0 HR	0-0 F9	0-0 2B 1-H	5 1 2 2 0 0 1			
Carlton Fisk, R (1, 2) OBP: 0.404, SLG: 0.333	0-0 G5-4-3 1-2f			0-0 5-3			0-0 E 1B 1B	0-0 HR 1B	0-3 K	5 2 2 0 0 1 4			
Dwight Evans, R (1, 9) OBP: 0.420, SLG: 0.609		4-0 PO BB		0-3 K			0-3 K	0-0 HR 1-H		3 1 1 2 1 2 1			
Butch Hobson, R (1, 5) OBP: 0.191, SLG: 0.333		0-3 K			0-0 4-3		0-0 1B E 1B 1B	4-0 BB		3 1 1 0 1 1 1			
Rick Miller, L (1, 8) OBP: 0.281, SLG: 0.267		0-0 F7			0-0 1-3		0-0 1B S 1B	0-0 F9		4 1 1 1 0 0 2			
Inning Stats	R: 2 E: 2 K: 0 S: 6 H: 3 LOB: 1 BB: 0 P: 6	R: 0 E: 0 K: 1 S: 4 H: 0 LOB: 0 BB: 1 P: 8	R: 0 E: 0 K: 1 S: 3 H: 0 LOB: 1 BB: 1 P: 7	R: 0 E: 0 K: 1 S: 5 H: 0 LOB: 0 BB: 0 P: 5	R: 0 E: 0 K: 1 S: 3 H: 0 LOB: 0 BB: 0 P: 3	R: 0 E: 0 K: 1 S: 5 H: 0 LOB: 0 BB: 0 P: 5	R: 4 E: 1 K: 2 S: 12 H: 5 LOB: 2 BB: 1 P: 16	R: 2 E: 0 K: 0 S: 5 H: 2 LOB: 1 BB: 1 P: 9	R: 1 E: 0 K: 2 S: 8 H: 1 LOB: 2 BB: 1 P: 12	1B: 8 2B: 1 3B: 0 HR: 2 SF: 0 SAC: 0 DP: 1 HBP: 0	WP: 0 PB: 0 SB: 2 CS: 0 PA: 43		
PITCHER	IP WLS BF H R ER SO BB IBB HBP BLK WP HR S P ERA WHIP											PITCHER	IP WLS BF H R ER SO BB IBB HBP BLK WP HR S P ERA WHIP
Bill Singer, R (1, 1) ERA: 7.2	6.1 L 27 7 6 4 4 2 0 0 0 0 0 1 33 41 5.68 1.421												
Jerry Johnson, R (7, 1) ERA: 8.0	1.0 8 3 2 2 1 2 0 0 0 0 0 1 8 16 18.00 5.000												
Chuck Hartenstein, R (8, 1) ERA: 4.5	1.2 7 1 1 1 2 1 0 0 0 0 0 0 10 14 5.40 1.200												

Boston Red Sox @ Toronto Blue Jays
Exhibition Stadium, Toronto, ON
Sun Apr 24 1977, 3:33 AM EDT
Att. 29,303 - Unknown - 48 F

livebaseballscorecards.com

AB 37
R 9
H 11
RBI 7
BB 5
SO 7
LOB 17



Batter	1	2	3	4	5	6	7	8	9	AB R H RBI BB SO LOB
Bob Bailor, R OBP: 0.289, SLG: 0.452 (1, 8) x	0-0 8-6-3 1B			x 0-0 F8		x 0-0 1-3			x 0-0 L6	4 0 1 0 0 0 0
Jim Mason, L OBP: 0.163, SLG: 0.100 (1, 6) x	0-0 8-6-3 1-2f			x 0-0 F8			x 0-0 F9		x 0-0 4-3	4 0 0 0 0 0 1
Al Woods, L OBP: 0.375, SLG: 0.696 (1, 7) x	0-0 L1			x 0-0 2B			x 0-0 E3			3 0 1 0 0 0 0
Ron Fairly, L OBP: 0.343, SLG: 0.345 (1, 10) x		x 0-0 6-3		x 0-0 1-3			x 0-0 P5			3 0 0 0 0 0 2
Otto Velez, R OBP: 0.500, SLG: 0.781 (1, 9) x		x 0-0 F9		0-0 K			x 0-0 F9			3 0 0 0 0 1 1
Doug Ault, R OBP: 0.452, SLG: 0.648 (1, 3) x		0-3 K		x 0-0 G5-4-3 1B			x 0-0 F7			3 0 1 0 0 1 0
Dave McKay, S OBP: 0.236, SLG: 0.241 (1, 5) x			x 0-0 3-1	x 0-0 G5-4-3 1-2f			0-3 K			3 0 0 0 0 1 1
Alan Ashby, S OBP: 0.304, SLG: 0.293 (1, 2) x			x 0-0 3-1			0-3 K		0-3 K		3 0 0 0 0 2 0
Pedro Garcia, R OBP: 0.250, SLG: 0.267 (1, 4) x			x 0-0 F3			x 0-0 F7		0-3 K		3 0 0 0 0 1 0

Inning Stats	R: 0 E: 0 K: 0 S: 3	H: 1 LOB: 0 BB: 0 P: 3	R: 0 E: 0 K: 1 S: 5	H: 0 LOB: 0 BB: 0 P: 5	R: 0 E: 0 K: 0 S: 3	H: 0 LOB: 0 BB: 0 P: 3	R: 0 E: 0 K: 0 S: 4	H: 1 LOB: 1 BB: 0 P: 4	R: 0 E: 0 K: 1 S: 5	H: 1 LOB: 0 BB: 0 P: 5	R: 0 E: 1 K: 0 S: 4	H: 0 LOB: 1 BB: 0 P: 4	R: 0 E: 0 K: 2 S: 7	H: 0 LOB: 0 BB: 0 P: 7	R: 0 E: 0 K: 1 S: 5	H: 0 LOB: 0 BB: 0 P: 5	1B: 2 2B: 2 3B: 0 HR: 0	SF: 0 SAC: 0 DP: 2 HBP: 0
WP: 0 PB: 0 SB: 0 CS: 0	PA: 29																	

PITCHER	IP	WLS	BF	H	R	ER	SO	BB	IBB	HBP	BLK	WP	HR	S	P	ERA	WHIP
Fergie Jenkins, R ERA: 2.59 (1, 1)	9.0	W	29	3	0	0	6	0	0	0	0	0	0	41	41	0.00	0.333


BOTTOM


Boston Red Sox @ Toronto Blue Jays
Exhibition Stadium, Toronto, ON

Sun Apr 24 1977, 3:33 AM EDT
Att: 29,303 - Unknown - 48 F

livebaseballscorecards.com

AB	29
R	0
H	3
RBI	0
BB	0
SO	6
LOB	5



Batter	1	2	3	4	5	6	7	8	9	AB R H RBI BB SO LOB	TOP																
Rick Burleson, R (1, 6) OBP: 0.426, SLG: 0.536	0-3 K		0-0 5-3		0-0 S 1B			0-0 1B SH SF7 1B		4 1 2 1 0 1 0	Boston Red Sox @ Toronto Blue Jays Exhibition Stadium, Toronto, ON Mon Apr 25 1977, 3:33 AM EDT Unknown - 40 F livebaseballscorecards.com																
Steve Dillard, R (1, 4) OBP: 0.625, SLG: 0.750	0-0 E5 K 1B		0-0 CS 1B		0-0 F7			0-0 SH 1B		3 0 2 0 0 0 1																	
Jim Rice, R (1, 10) OBP: 0.339, SLG: 0.400	0-3 K 2-3		0-0 CS 1-2	0-0 1-3		0-0 6-3		0-0 FC6-4 1B		4 0 1 0 0 1 1																	
George Scott, R (1, 3) OBP: 0.298, SLG: 0.426		0-0 F9		0-0 K BB 1B		0-0 HR		0-0 F7		4 1 2 1 0 0 3																	
Carl Yastrzemski, L (1, 7) OBP: 0.436, SLG: 0.511		4-0 FC6-4 1B BB		4-0 BB 1-2 BB		0-0 F8		0-0 SF7		1 0 0 1 2 0 0																	
Carlton Fisk, R (1, 2) OBP: 0.392, SLG: 0.326		0-0 FC6-4 1B 1-2		0-3 K 2-3		0-0 1-3		0-0 FC6-4 1-2f		4 0 1 0 0 1 4																	
Dwight Evans, R (1, 9) OBP: 0.389, SLG: 0.560		0-0 FC6-4 S 1-2f 2-3		0-0 F7		0-0 F8		0-0 P4		4 0 0 0 0 0 2																	
Butch Hobson, R (1, 5) OBP: 0.196, SLG: 0.326		0-3 K 1-2		0-0 S 1B 1B		0-0 F3		0-3 K		4 1 1 0 0 2 2																	
Rick Miller, L (1, 8) OBP: 0.257, SLG: 0.242			0-0 1-3		0-0 F9		0-0 G3		0-3 K	3 0 0 0 0 0 1																	
Bernie Carbo, L (9, PH) OBP: 0.389, SLG: 0.533									1 0 0 0 0 1 0																		
Inning Stats	R: 0 E: 1 K: 2 S: 7	H: 1 LOB: 0 BB: 0 P: 7	R: 0 E: 0 K: 1 S: 6	H: 1 LOB: 2 BB: 1 P: 10	R: 0 E: 0 K: 0 S: 3	H: 1 LOB: 0 BB: 0 P: 3	R: 0 E: 0 K: 1 S: 5	H: 1 LOB: 1 BB: 1 P: 9	R: 1 E: 0 K: 0 S: 5	H: 2 LOB: 1 BB: 0 P: 5	R: 1 E: 0 K: 0 S: 4	H: 1 LOB: 0 BB: 0 P: 4	R: 0 E: 0 K: 0 S: 3	H: 0 LOB: 0 BB: 0 P: 3	R: 1 E: 0 K: 0 S: 6	H: 2 LOB: 2 BB: 0 P: 6	R: 0 E: 0 K: 2 S: 7	H: 0 LOB: 0 BB: 0 P: 7	1B: 8 2B: 0 3B: 0 HR: 1	SF: 1 SAC: 1 DP: 0 HBP: 0	WP: 0 PA: 37 PB: 0 SB: 3 CS: 1						
PITCHER	IP WLS BF H R ER SO BB IBB HBP BLK WP HR S P ERA WHIP																										
Jerry Garvin, L (1, 1) ERA: 2.45	7.0	30	9	3	3	4	2	0	0	0	0	0	1	36	44	3.86	1.571										
Pete Vuckovich, R (8, 1) ERA: 1.29	2.0	W	6	0	0	0	2	0	0	0	0	0	0	10	10	0.00	0.000										

Batter	1	2	3	4	5	6	7	8	9	AB	R	H	RBI	BB	SO	LOB
Bob Bailor, R OBP: 0.286, SLG: 0.435 (1, 8)	0-0 CS 1B		0-0 F7		0-0 F8			0-0 F5		4	0	1	0	0	0	2
Jim Mason, L OBP: 0.170, SLG: 0.136 (1, 6)	0-0 3-1 1-2			0-0 F9		0-3 K		0-0 1B 2B		4	1	1	0	0	1	1
Al Woods, L OBP: 0.357, SLG: 0.630 (1, 7)	0-0 4-3			0-0 G3		0-0 P4		0-0 2-H 1B HR		4	1	1	1	0	0	0
Ron Fairly, L OBP: 0.359, SLG: 0.344 (1, 10)		0-0 FC4-6 1B		0-0 F8		4-0 2B BB		0-3 K		3	0	1	0	1	1	1
Otto Velez, R OBP: 0.523, SLG: 0.972 (1, 9)		0-0 F7			0-0 HR		0-0 2B		0-0 1-H HR	4	2	3	3	0	0	1
Steve Bowling, R OBP: 0.321, SLG: 0.136 (9, 9)										0	0	0	0	0	0	0
Doug Ault, R OBP: 0.455, SLG: 0.638 (1, 3)		0-3 K			0-3 K		0-0 SH1-4 1B		0-0 1B	4	0	2	0	0	2	1
Dave McKay, S OBP: 0.241, SLG: 0.246 (1, 5)		0-0 FC4-6 1-2f			0-0 1B 1B		0-0 SH1-4 1-2		0-3 K	3	0	1	0	0	1	2
Pedro Garcia, R OBP: 0.254, SLG: 0.270 (1, 4)			0-3 K		0-0 1-3 1B		0-0 F8			3	0	1	0	0	1	1
Phil Roof, R (1, 2)			0-0 F9		0-3 K		0-0 P6			2	0	0	0	0	1	2
Sam Ewing, L (7, PH)										1	0	0	0	0	0	1
Alan Ashby, S (8, 2)										0	0	0	0	0	0	0

Inning Stats	R: 0	H: 1	R: 0	H: 1	R: 0	H: 0	R: 0	H: 0	R: 1	H: 3	R: 0	H: 1	R: 0	H: 1	R: 3	H: 4
	E: 0	LOB: 0	E: 0	LOB: 1	E: 0	LOB: 0	E: 0	LOB: 0	E: 0	LOB: 2	E: 0	LOB: 2	E: 0	LOB: 1	E: 0	LOB: 1
	K: 0	BB: 0	K: 1	BB: 0	K: 0	BB: 0	K: 0	BB: 0	K: 2	BB: 0	K: 1	BB: 1	K: 0	BB: 0	K: 2	BB: 0
	S: 3	P: 3	S: 6	P: 6	S: 5	P: 5	S: 3	P: 3	S: 10	P: 10	S: 5	P: 9	S: 4	P: 4	S: 11	P: 11

PITCHER	IP	WLS	BF	H	R	ER	SO	BB	IBB	HBP	BLK	WP	HR	S	P	ERA	WHIP
Luis Tiant, R (1, 1)	7.1		30	9	3	3	5	1	0	0	0	0	1	39	43	3.68	1.364
Bill Campbell, R (8, 1)	0.2	L	4	2	1	1	2	0	0	0	0	0	1	8	8	13.50	3.000

BOTTOM

Boston Red Sox @ Toronto Blue Jays
 Exhibition Stadium, Toronto, ON

Mon Apr 25 1977, 3:33 AM EDT
 Unknown - 40 F

AB 32
 R 4
 H 11
 RBI 4
 BB 1
 SO 7
 LOB 12



WP	HR	S	P	ERA	WHIP
0	1	0	34		

Batter	1	2	3	4	5	6	7	8	9	AB R H RBI BB SO LOB	TOP																										
Rick Burleson, R (1, 6) OBP: 0.424, SLG: 0.533	0-0 6-3		0-0 BB 1B		0-0 5-3		0-0 2B 1B	0-0 SF9		4 1 2 1 0 0 0																											
Denny Doyle, L (1, 4) OBP: 0.327, SLG: 0.447	0-0 4-3		0-0 P6		0-0 3-1		0-0 2B 2B	0-0 F9		5 1 1 1 0 0 3																											
Jim Rice, R (1, 10) OBP: 0.375, SLG: 0.421	4-0 1B BB		4-0 1-2 BB		0-0 6-3		0-0 4-3 2B		4-0 FC3-6 BB	2 0 1 2 3 0 0																											
Carl Yastrzemski, L (1, 7) OBP: 0.417, SLG: 0.481	0-0 1-3 1B		0-0 G3		0-0 4-3		0-0 4-3		0-0 FC3-6 G6-3	5 0 1 0 0 0 4																											
George Scott, R (1, 3) OBP: 0.274, SLG: 0.390	0-0 F9			0-0 L4		0-0 5-3	0-0 6-3		0-0 G6-3	5 0 0 0 0 0 4																											
Carlton Fisk, R (1, 2) OBP: 0.400, SLG: 0.326		0-0 CS 1B		0-0 5-3		0-0 1-3		4-0 S 1B BB		3 0 1 0 1 0 0																											
Dwight Evans, R (1, 9) OBP: 0.414, SLG: 0.577		0-3 K 1-2		4-0 1B E BB			0-0 1B 2B	4-0 1B SF9 BB		2 3 1 0 2 1 1																											
Butch Hobson, R (1, 5) OBP: 0.218, SLG: 0.340		0-3 K		0-0 E6 E 1B			0-3 K	0-0 1-3 2-H 1B		4 0 2 0 0 2 1																											
Rick Miller, L (1, 8) OBP: 0.263, SLG: 0.250			0-0 4-3		0-0 E6		0-0 1B 2B 1B	0-0 1B		3 1 1 1 0 0 1																											
Steve Dillard, R (8, PH) OBP: 0.667, SLG: 0.778										1 0 1 0 0 0 0																											
Bernie Carbo, L (8, 9) OBP: 0.389, SLG: 0.533										0 0 0 0 0 0 0																											
Inning Stats	R: 0 E: 0 K: 0 S: 4	H: 1 LOB: 2 BB: 1 P: 8	R: 0 E: 0 K: 2 S: 7	H: 1 LOB: 0 BB: 0 P: 7	R: 0 E: 0 K: 0 S: 4	H: 1 LOB: 2 BB: 1 P: 8	R: 1 E: 1 K: 0 S: 4	H: 1 LOB: 2 BB: 1 P: 8	R: 0 E: 0 K: 0 S: 3	H: 0 LOB: 0 BB: 0 P: 3	R: 0 E: 0 K: 1 S: 10	H: 5 LOB: 1 BB: 0 P: 10	R: 1 E: 0 K: 0 S: 4	H: 2 LOB: 2 BB: 2 P: 12	R: 0 E: 0 K: 0 S: 2	H: 0 LOB: 0 BB: 1 P: 6	1B: 8 2B: 4 3B: 0 HR: 0	SF: 1 SAC: 0 DP: 2 HBP: 0	WP: 0 PB: 0 SB: 1 CS: 1	PA: 41																	
PITCHER	IP WLS BF H R ER SO BB IBB HBP BLK WP HR S P ERA WHIP																																				
Dave Lemanczyk, R (1, 1) ERA: 4.11	6.1		29	8	5	4	3	3	0	0	0	0	0	0	32	44	5.68	1.737																			
Pete Vuckovich, R (7, 1) ERA: 2.25	1.0	L	6	2	1	1	0	2	0	0	0	0	0	4	12	9.00	4.000																				
Mike Willis, L (8, 1) ERA:	1.2		6	1	0	0	0	1	0	0	0	0	0	5	9	0.00	1.200																				

Boston Red Sox @ Toronto Blue Jays
Exhibition Stadium, Toronto, ON
Mon Apr 25 1977, 3:38 AM EDT
Att. 15,016 - Cloudy - 40 F

livebaseballscorecards.com

AB	34
R	6
H	11
RBI	5
BB	6
SO	3
LOB	14



Batter	1	2	3	4	5	6	7	8	9	AB R H RBI BB SO LOB
Bob Bailor, R OBP: 0.296, SLG: 0.420 (1, 8)	1-0 1B S 1B HBP		0-0 6-3		0-0 FC3-6 1B FC		0-0 6-3		0-0 FC5-4-6	4 2 1 0 0 0 1
Jim Mason, L OBP: 0.173, SLG: 0.143 (1, 6)	0-0 1B 1-3 FC3-6 1B		0-0 4-3		0-0 FC 1-2 FC3-6		0-0 4-3		0-0 4-3	5 1 1 1 0 0 2
Al Woods, L OBP: 0.344, SLG: 0.581 (1, 7) (9, 9)	0-0 1-3 3-H FC3-6 1B		0-0 L8		0-0 FC3-6 1B 1-2f 2-3		0-0 F9			4 0 1 1 0 0 2
Ron Fairly, L OBP: 0.349, SLG: 0.333 (1, 10)	0-0 FC3-6 1-2f 3-H G1-6-3			0-0 L9		0-0 BB 1-3 1B		0-0 3-1		4 0 1 2 0 0 1
Otto Velez, R OBP: 0.542, SLG: 0.974 (1, 9)	0-0 G1-6-3			0-0 4-3 WP 2B		0-0 BB 1-2 BB				3 1 2 0 1 0 1
John Scott, R OBP: 0.154, SLG: 0.167 (8, PR) (9, 7)	0-0 1-2f									0 0 0 0 0 0 0
Doug Ault, R OBP: 0.443, SLG: 0.613 (1, 3)										4 0 1 0 0 0 5
Dave McKay, S OBP: 0.242, SLG: 0.246 (1, 5)										4 0 1 0 0 1 2
Alan Ashby, S OBP: 0.286, SLG: 0.273 (1, 2)										3 0 0 0 0 0 1
Phil Roof, R (7, 2)										0 0 0 0 0 0 0
Sam Ewing, L OBP: 0.471, SLG: 0.308 (9, PH)										1 0 1 0 0 0 0
Pedro Garcia, R OBP: 0.257, SLG: 0.288 (1, 4)										3 1 1 0 0 1 1

Inning Stats	R: 2	H: 2	E: 0	K: 0	S: 4	LOB: 0	BB: 0	P: 5	R: 0	H: 1	E: 1	K: 0	S: 4	LOB: 1	BB: 0	P: 4	R: 0	H: 0	E: 0	K: 0	S: 3	LOB: 0	BB: 0	P: 3	R: 1	H: 2	E: 0	K: 0	S: 4	LOB: 0	BB: 0	P: 4	R: 2	H: 3	E: 0	K: 0	S: 7	LOB: 3	BB: 1	P: 11	R: 0	H: 0	E: 0	K: 2	S: 7	LOB: 0	BB: 0	P: 7	R: 0	H: 0	E: 0	K: 0	S: 3	LOB: 0	BB: 0	P: 3	R: 0	H: 1	E: 0	K: 0	S: 4	LOB: 1	BB: 0	P: 4	R: 0	H: 1	E: 0	K: 0	S: 4	LOB: 1	BB: 0	P: 4	R: 0	H: 1	E: 0	K: 0	S: 4	LOB: 1	BB: 0	P: 4	1B: 8	SF: 0	2B: 2	SAC: 1	3B: 0	DP: 1	HR: 0	HBP: 1	WP: 1	PA: 39
--------------	------	------	------	------	------	--------	-------	------	------	------	------	------	------	--------	-------	------	------	------	------	------	------	--------	-------	------	------	------	------	------	------	--------	-------	------	------	------	------	------	------	--------	-------	-------	------	------	------	------	------	--------	-------	------	------	------	------	------	------	--------	-------	------	------	------	------	------	------	--------	-------	------	------	------	------	------	------	--------	-------	------	------	------	------	------	------	--------	-------	------	-------	-------	-------	--------	-------	-------	-------	--------	-------	--------

PITCHER	IP	WLS	BF	H	R	ER	SO	BB	IBB	HBP	BLK	WP	HR	S	P	ERA	WHIP
Bob Stanley, R ERA: 4.96 (1, 1)	4.1		19	7	5	5	0	0	0	1	0	1	0	18	19	10.38	1.615
Jim Willoughby, R ERA: 3.48 (5, 1)	4.2	W	19	3	0	0	2	1	0	0	0	0	0	22	26	0.00	0.857

BOTTOM

Boston Red Sox @ Toronto Blue Jays
 Exhibition Stadium, Toronto, ON
 Mon Apr 25 1977, 3:38 AM EDT
 Att: 15,016 - Cloudy - 40 F

livebaseballscores.com

AB	35
R	5
H	10
RBI	4
BB	1
SO	2
LOB	16



Batter	1	2	3	4	5	6	7	8	9	10	11	12	AB R H RBI BB SO LOB	TOP											
Bob Bailor, R OBP: 0.317, SLG: 0.482 (1, 8)	0-0 HR	0-0 1B		0-0 5-3			0-0 F9			0-0 F7		0-0 CS 1B	6 1 3 2 0 0 0	Toronto Blue Jays @ Cleveland Indians Cleveland Municipal Stadium, Cleveland, OH Wed Apr 27 1977, 7:05 PM EDT Att: 3,639 - Unknown - 68 F											
Jim Mason, L OBP: 0.179, SLG: 0.135 (1, 6) Hector Torres, R OBP: 0.357, SLG: 0.308 (10, PH) (10, 6)	0-0 G3	0-0 P2					0-0 P6			0-3 K		0-0 P5	3 0 0 0 1 0 2 2 0 0 0 0 1 1												
Al Woods, L OBP: 0.297, SLG: 0.500 (1, 7)	0-0 F8	0-0 4-1								0-0 P6			5 0 0 0 0 1 3												
Ron Fairly, L OBP: 0.375, SLG: 0.425 (1, 10)	4-0 HR BB									0-0 HR		0-0 G3	4 2 2 1 1 0 0												
Otto Velez, R OBP: 0.538, SLG: 0.929 (1, 9) Steve Bowling, R OBP: 0.321, SLG: 0.136 (8, 9) Sam Ewing, L OBP: 0.500, SLG: 0.357 (11, PH) (11, 9)	4-0 HR BB									0-0 F8		0-0 E S 1B	3 1 1 0 1 1 1 0 0 0 0 0 0 0 1 0 1 0 0 0 0												
Doug Ault, R OBP: 0.446, SLG: 0.667 (1, 3)	0-0 HR									0-0 F8		0-0 P4	4 1 2 3 0 0 1												
Dave McKay, S OBP: 0.224, SLG: 0.227 (1, 5)	0-3 K									0-0 4-3		0-0 3-1	5 0 0 0 0 1 3												
Alan Ashby, S OBP: 0.296, SLG: 0.271 (1, 2)										0-0 F8		4-0 SH1-4 1B BB	4 1 1 0 1 0 1												
Pedro Garcia, R OBP: 0.243, SLG: 0.271 (1, 4)										0-3 K		0-0 SH1-4	4 0 0 0 0 1 1												
Inning Stats	R: 4 E: 0 K: 1 S: 7	H: 2 LOB: 0 BB: 2 P: 15	R: 0 E: 0 K: 0 S: 5	H: 2 LOB: 2 BB: 0 P: 5	R: 0 E: 0 K: 1 S: 6	H: 2 LOB: 1 BB: 0 P: 6	R: 0 E: 0 K: 0 S: 3	H: 0 LOB: 0 BB: 0 P: 3	R: 0 E: 0 K: 0 S: 2	H: 0 LOB: 1 BB: 0 P: 4	R: 0 E: 0 K: 1 S: 6	H: 1 LOB: 0 BB: 0 P: 6	R: 0 E: 0 K: 1 S: 5		H: 0 LOB: 0 BB: 0 P: 5	R: 0 E: 0 K: 0 S: 4	H: 1 LOB: 1 BB: 0 P: 4	R: 0 E: 0 K: 0 S: 3	H: 1 LOB: 0 BB: 1 P: 7	1B: 6 2B: 2 3B: 0 HR: 3	SF: 0 SAC: 2 DP: 2 HBP: 0	WP: 0 PB: 0 SB: 1 CS: 2	PA: 47		
PITCHER	IP WLS BF H R ER SO BB IBB HBP BLK WP HR S P ERA WHIP																								
Wayne Garland, R ERA: 11.57 (1, 1)	1.1																								
Don Hood, L ERA: 2.31 (2, 1)	5.2																								
Dave LaRoche, L ERA: 7.3 (8, 1)	3.0																								
Jim Kern, R ERA: 2.45 (11, 1)	2.0	L	8	2	1	1	0	1	0	0	0	0	0	0	7	11	4.50	1.500							

AB	41
R	6
H	10
RBI	6
BB	4
SO	5
LOB	13



Batter	1	2	3	4	5	6	7	8	9	10	11	12	AB	R	H	RBI	BB	SO	LOB
Rick Manning, L OBP: 0.348, SLG: 0.344 (1, 8)	0-0 4-3		0-0 1-2 1B		0-3 K		0-0 6-3		4-0 2B BB		0-0 4-3		5	1	1	1	1	1	2
Duane Kuiper, L OBP: 0.349, SLG: 0.310 (1, 4)	0-0 4-3		0-0 4-3			0-0 1B		0-0 4-3	0-0 1B		0-0 F8		4	0	1	0	0	0	2
Bill Melton, R OBP: 0.289, SLG: 0.346 (9, PH)	0-0 4-3												1	0	1	3	0	0	0
Ron Pruitt, R OBP: 0.667, SLG: 1.000 (10, 9)													1	0	0	0	0	0	0
Jim Norris, L OBP: 0.415, SLG: 0.435 (1, 9)	0-0 4-3			0-0 6-3		0-0 1B		0-3 K	4-0 FC6 IBB			0-3 K	4	0	1	0	0	1	0
Paul Dade, R OBP: 0.393, SLG: 0.435 (10, 4)													1	0	0	0	1	1	0
Johnny Grubb, L OBP: 0.200, SLG: 0.143 (1, 7)		0-0 5-3		0-0 F7		0-0 F9		0-0 F8	0-0 FC6			0-0 4-3	5	0	0	0	0	0	4
John Lowenstein, L OBP: 0.421, SLG: 0.471 (10, 7)													1	0	0	0	0	0	0
Rico Carty, R OBP: 0.213, SLG: 0.217 (1, 10)	0-0 F2			0-0 1-3		0-3 K			0-0 1B			0-3 K	6	0	1	0	0	2	2
Buddy Bell, R OBP: 0.411, SLG: 0.447 (1, 5)	0-0 1-3						0-0 F8	0-0 F8	0-0 G6-4-3 1B			0-0 4-3	5	0	0	0	0	0	3
Andre Thornton, R OBP: 0.283, SLG: 0.333 (1, 3)			4-0 FC5-4 BB		4-0 WP BB		0-0 HR		4-0 BB 1B BB		4-0 FC6-4 BB		1	2	1	1	4	0	0
Fred Kendall, R OBP: 0.389, SLG: 0.529 (1, 2)			0-0 F9		0-0 F2		0-0 F2		0-0 BB 2B 1B		0-0 FC6-4		5	1	1	0	0	0	3
Frank Duffy, R OBP: 0.297, SLG: 0.172 (1, 6)			0-0 FC5-4 1B		4-0 BB		0-0 F7		4-0 BB 2B BB		0-0 F8		2	0	0	0	1	0	1
Larvell Blanks, R OBP: 0.211, SLG: 0.125 (9, PH) (10, 6)													1	1	0	0	1	0	0

Inning Stats	R: 0	H: 0	E: 0	LOB: 0	K: 0	BB: 0	S: 3	R: 0	H: 0	E: 0	LOB: 0	K: 0	BB: 0	S: 3	R: 0	H: 1	E: 0	LOB: 2	K: 0	BB: 1	S: 4	R: 0	H: 0	E: 0	LOB: 0	K: 0	BB: 0	S: 3	R: 0	H: 0	E: 0	LOB: 2	K: 1	BB: 2	S: 5	R: 1	H: 1	E: 0	LOB: 0	K: 0	BB: 0	S: 4	R: 0	H: 0	E: 0	LOB: 0	K: 1	BB: 0	S: 5	R: 0	H: 0	E: 0	LOB: 0	K: 1	BB: 0	S: 5	R: 4	H: 3	E: 0	LOB: 2	K: 0	BB: 4	S: 5	R: 0	H: 0	E: 0	LOB: 1	K: 0	BB: 1	S: 3	R: 0	H: 0	E: 0	LOB: 0	K: 0	BB: 0	S: 3	R: 0	H: 0	E: 0	LOB: 0	K: 2	BB: 0	S: 7	R: 0	H: 0	E: 0	LOB: 0	K: 2	BB: 0	S: 7	1B: 5	2B: 1	3B: 0	HR: 1	SF: 0	SAC: 0	DP: 1	HBP: 0	WP: 1	PA: 50
--------------	------	------	------	--------	------	-------	------	------	------	------	--------	------	-------	------	------	------	------	--------	------	-------	------	------	------	------	--------	------	-------	------	------	------	------	--------	------	-------	------	------	------	------	--------	------	-------	------	------	------	------	--------	------	-------	------	------	------	------	--------	------	-------	------	------	------	------	--------	------	-------	------	------	------	------	--------	------	-------	------	------	------	------	--------	------	-------	------	------	------	------	--------	------	-------	------	------	------	------	--------	------	-------	------	-------	-------	-------	-------	-------	--------	-------	--------	-------	--------


PITCHER	IP	WLS	BF	H	R	ER	SO	BB	IBB	HBP	BLK	WP	HR	S	P	ERA	WHIP
Steve Hargan, R ERA: 5.87 (1, 1)	7.0		28	4	1	1	2	3	0	0	0	1	1	29	41	1.29	1.000
Pete Vuckovich, R ERA: 5.59 (8, 1)	1.2		9	2	4	4	1	3	0	0	0	0	0	8	20	21.60	3.000
Mike Willis, L ERA: (9, 1)	3.1	W	13	1	0	0	2	1	1	0	0	0	0	15	23	0.00	0.600

Toronto Blue Jays @ Cleveland Indians
Cleveland Municipal Stadium, Cleveland, OH

Wed Apr 27 1977, 7:05 PM EDT
 Att. 3,639 - Unknown - 68 F

livebaseballscorecards.com

AB	42
R	5
H	7
RBI	5
BB	8
SO	5
LOB	17



Batter	1	2	3	4	5	6	7	8	9	AB R H RBI BB SO LOB	TOP		
Bob Bailor, R OBP: 0.313, SLG: 0.467 (1, 8) (8, 6)	0-0 E S 1B	0-0 F8			0-0 P4		0-0 G3			4 1 1 0 0 0 1			
Jim Mason, L OBP: 0.186, SLG: 0.130 Gary Woods, R OBP: 0.259, SLG: 0.273 (1, 6) (8, PH) (8, 8)	0-0 F7		0-0 F8			4-0 2B BB		0-0 FC4-5 S 1B		2 1 0 0 1 0 1 1 0 1 0 0 0 0			
Al Woods, L OBP: 0.293, SLG: 0.500 (1, 7)	0-3 K 1-3		0-0 F9			0-0 2B 1-H		0-0 FC4-5 1-3		4 1 1 1 0 1 2			
Otto Velez, R OBP: 0.536, SLG: 0.911 (1, 9)	4-0 1B BB		0-0 5-3			0-0 2B G5-3		0-0 F9		3 0 1 1 1 0 1			
Ron Fairly, L OBP: 0.365, SLG: 0.409 (1, 10)	0-0 1-2 3-H 1B			0-0 6-3		0-0 P4		0-3 K		4 0 1 1 0 1 2			
Doug Ault, R OBP: 0.436, SLG: 0.638 (1, 3)	0-0 F9		0-3 K			4-0 IBB			0-0 P6	3 0 0 0 1 1 2			
Alan Ashby, S OBP: 0.293, SLG: 0.269 (1, 2)		0-0 G3		0-0 4-3		0-0 G5-3 2-3f			0-0 1B	4 0 1 0 0 0 2			
Dave McKay, S OBP: 0.211, SLG: 0.214 (1, 5)		0-3 K			0-3 K		0-3 K		0-3 K	4 0 0 0 0 4 1			
Pedro Garcia, R OBP: 0.244, SLG: 0.284 (1, 4)		0-0 2B			0-0 F8		0-0 6-3		0-0 5-3	4 0 1 0 0 0 1			
Inning Stats	R: 1 E: 0 K: 1 S: 7 H: 2 LOB: 2 BB: 1 P: 11	R: 0 E: 0 K: 1 S: 6 H: 1 LOB: 1 BB: 0 P: 6	R: 0 E: 0 K: 0 S: 3 H: 0 LOB: 0 BB: 0 P: 3	R: 0 E: 0 K: 1 S: 5 H: 0 LOB: 0 BB: 0 P: 5	R: 0 E: 0 K: 1 S: 5 H: 0 LOB: 0 BB: 0 P: 5	R: 2 E: 0 K: 0 S: 4 H: 2 LOB: 1 BB: 2 P: 12	R: 0 E: 0 K: 1 S: 5 H: 0 LOB: 0 BB: 0 P: 5	R: 0 E: 0 K: 1 S: 6 H: 1 LOB: 1 BB: 0 P: 6	R: 0 E: 0 K: 1 S: 6 H: 1 LOB: 1 BB: 0 P: 6	1B: 4 2B: 3 3B: 0 HR: 0 SF: 0 SAC: 0 DP: 1 HBP: 0	WP: 0 PB: 0 SB: 2 CS: 0 PA: 36		
PITCHER Al Fitzmorris, R ERA: 4.5 Rick Waits, L ERA: 2.08 (1, 1) (6, 1)	IP WLS BF H R ER SO BB IBB HBP BLK WP HR S P ERA WHIP	5.0 W 22 5 3 3 4 2 0 0 0 0 0 0 28 36 5.40 1.400	4.0 S 14 2 0 0 3 0 1 0 0 0 0 0 19 23 0.00 0.500	PITCHER IP WLS BF H R ER SO BB IBB HBP BLK WP HR S P ERA WHIP									

Toronto Blue Jays @ Cleveland Indians
Cleveland Municipal Stadium, Cleveland, OH

Thu Apr 28 1977, 7:05 PM EDT
Att. 2,724 - Unknown - 39 F

livebaseballscorecards.com

AB 33
R 3
H 7
RBI 3
BB 3
SO 7
LOB 13



Batter	1	2	3	4	5	6	7	8	9
Buddy Bell, R OBP: 0.450, SLG: 0.480 (1, 5)	0-0 E 1B		0-0 SH5-3 E7 1B		4-0 BB			0-0 SH3 1B	
Frank Duffy, R OBP: 0.308, SLG: 0.194 (1, 6)	0-0 E7 F8 FC1-2 1B		0-0 SH5-3		0-3 K			0-0 SH3 1-2	
Rico Carty, R OBP: 0.235, SLG: 0.224 (1, 10) Paul Dade, R OBP: 0.393, SLG: 0.435 (8, PR)	0-0 F8 2-3		0-0 L4-3 1B		0-0 5-3			4-0 BB	
Duane Kuiper, L OBP: 0.328, SLG: 0.290 (1, 4)	0-0 FC1-2 CS		0-0 L4-3 1-2		0-0 6-3			0-3 K	
Andre Thornton, R OBP: 0.281, SLG: 0.327 (1, 3)	0-0 CS 1-2	0-0 CS 1B		0-0 P5		0-0 F5		0-3 K	
Johnny Grubb, L OBP: 0.222, SLG: 0.125 (1, 7)		4-0 F7 BB		0-3 K		0-0 L4			
Fred Kendall, R OBP: 0.381, SLG: 0.500 (1, 2)		0-0 F7 1-2		0-0 6-3		0-0 FC3-6 1B			
Jim Norris, L OBP: 0.426, SLG: 0.435 (1, 9) John Lowenstein, L OBP: 0.381, SLG: 0.421 (4, 9)			4-0 1B E BB		0-3 K		0-0 FC3-6 1-2f		
Rick Manning, L OBP: 0.347, SLG: 0.344 (1, 8)			0-0 E 1B		0-0 F8		0-0 4-3		

Inning Stats	R: 1	H: 2	R: 0	H: 1	R: 3	H: 3	R: 0	H: 0	R: 0	H: 0	R: 0	H: 1	R: 0	H: 1
	E: 1	LOB: 0	E: 0	LOB: 0	E: 1	LOB: 0	E: 0	LOB: 0	E: 0	LOB: 1	E: 0	LOB: 1	E: 0	LOB: 2
	K: 0	BB: 0	K: 0	BB: 1	K: 0	BB: 1	K: 1	BB: 0	K: 2	BB: 1	K: 0	BB: 0	K: 2	BB: 1
	S: 4	P: 4	S: 2	P: 6	S: 5	P: 9	S: 5	P: 5	S: 7	P: 11	S: 3	P: 3	S: 8	P: 12


PITCHER	IP	WLS	BF	H	R	ER	SO	BB	IBB	HBP	BLK	WP	HR	S	P	ERA	WHIP
Jesse Jefferson, R ERA: 4.03 (1, 1)	2.1	L	12	6	4	3	0	2	0	0	0	0	0	10	18	11.57	3.429
Jerry Johnson, R ERA: 4.91 (3, 1)	5.2		20	2	0	0	5	2	0	0	0	0	0	28	36	0.00	0.706

BOTTOM

Toronto Blue Jays @ Cleveland Indians
Cleveland Municipal Stadium, Cleveland, OH

Thu Apr 28 1977, 7:05 PM EDT
Att. 2,724 - Unknown - 39 F

AB	26
R	4
H	8
RBI	3
BB	4
SO	5
LOB	11



AB	R	H	RBI	BB	SO	LOB
3	2	3	2	1	0	0
2	0	1	0	0	1	1
3	0	1	1	1	0	1
0	0	0	0	0	0	0
4	0	0	0	0	1	4
4	0	1	0	0	1	2
2	0	0	0	1	1	0
3	0	1	0	0	0	1
0	1	0	0	1	0	0
2	0	0	0	0	1	1
3	1	1	0	0	0	1

1B	2B	3B	HR	SF	SAC	DP	HBP
8	1	0	0	0	2	1	0

WP	PA
0	33

WP	HR	S	P	ERA	WHIP
0	0	0	0	0.00	0.706

Batter	1	2	3	4	5	6	7	8	9	AB R H RBI BB SO LOB	TOP
--------	---	---	---	---	---	---	---	---	---	----------------------	-----

Bob Bailor, R (1, 8) <small>OBP: 0.333, SLG: 0.508</small>	0-0 		0-0 		0-0 		0-0 		0-0 	5 1 3 0 0 0 1	
--	---------	--	---------	--	---------	--	---------	--	---------	---------------	--

Jim Mason, L (1, 6) <small>OBP: 0.177, SLG: 0.123</small>	0-0 		0-3 		0-0 		0-0 			3 0 0 0 0 1 2	
---	---------	--	---------	--	---------	--	---------	--	--	---------------	--

Al Woods, L (1, 7) <small>OBP: 0.267, SLG: 0.455</small>	0-0 		0-0 		0-0 			0-0 		4 0 0 0 0 0 4	
--	---------	--	---------	--	---------	--	--	---------	--	---------------	--

Otto Velez, R (1, 9) <small>OBP: 0.517, SLG: 0.854</small>	4-0 		0-3 		0-0 			0-3 		3 0 0 0 1 2 3	
--	---------	--	---------	--	---------	--	--	---------	--	---------------	--

Ron Fairly, L (1, 10) <small>OBP: 0.375, SLG: 0.391</small>	4-0 			0-0 		0-0 		4-0 		2 0 0 0 2 0 0	
---	---------	--	--	---------	--	---------	--	---------	--	---------------	--

Doug Ault, R (1, 3) <small>OBP: 0.427, SLG: 0.616</small>	0-0 			0-0 		0-0 		0-0 		4 0 1 0 0 0 3	
---	---------	--	--	---------	--	---------	--	---------	--	---------------	--

Alan Ashby, S (1, 2) <small>OBP: 0.323, SLG: 0.309</small>		0-0 		4-0 		0-0 			0-0 	3 0 2 0 1 0 0	
--	--	---------	--	---------	--	---------	--	--	---------	---------------	--

Dave McKay, S (1, 5) <small>OBP: 0.213, SLG: 0.205</small>		0-0 		0-0 		0-0 			4-0 	3 0 0 0 1 0 3	
--	--	---------	--	---------	--	---------	--	--	---------	---------------	--

Pedro Garcia, R (1, 4) <small>OBP: 0.244, SLG: 0.282</small>		0-0 			0-0 		0-0 		0-0 	4 0 1 0 0 0 2	
--	--	---------	--	--	---------	--	---------	--	---------	---------------	--

Inning Stats	R: 1 E: 0 K: 0 S: 4	H: 1 LOB: 2 BB: 2 P: 12	R: 0 E: 0 K: 0 S: 3	H: 0 LOB: 0 BB: 0 P: 3	R: 0 E: 0 K: 2 S: 8	H: 1 LOB: 1 BB: 0 P: 8	R: 0 E: 0 K: 0 S: 3	H: 1 LOB: 1 BB: 1 P: 7	R: 0 E: 0 K: 0 S: 5	H: 2 LOB: 2 BB: 0 P: 5	R: 0 E: 0 K: 0 S: 4	H: 1 LOB: 1 BB: 0 P: 4	R: 0 E: 0 K: 0 S: 3	H: 0 LOB: 0 BB: 0 P: 3	R: 0 E: 0 K: 1 S: 5	H: 0 LOB: 1 BB: 1 P: 9	R: 0 E: 0 K: 0 S: 3	H: 1 LOB: 1 BB: 1 P: 7	1B: 4 2B: 3 3B: 0 HR: 0	SF: 0 SAC: 1 DP: 2 HBP: 0	WP: 1 PB: 0 SB: 1 CS: 0	PA: 37
--------------	------------------------------	----------------------------------	------------------------------	---------------------------------	------------------------------	---------------------------------	------------------------------	---------------------------------	------------------------------	---------------------------------	------------------------------	---------------------------------	------------------------------	---------------------------------	------------------------------	---------------------------------	------------------------------	---------------------------------	----------------------------------	------------------------------------	----------------------------------	--------

PITCHER	Jim Colborn, R (1, 1) <small>ERA: 2.19</small>	IP	WLS	BF	H	R	ER	SO	BB	IBB	HBP	BLK	WP	HR	S	P	ERA	WHIP
		9.0	W	37	7	1	1	3	5	0	0	0	1	0	38	58	1.00	1.333

PITCHER		IP	WLS	BF	H	R	ER	SO	BB	IBB	HBP	BLK	WP	HR	S	P	ERA	WHIP

Toronto Blue Jays @ Kansas City Royals
 Royals Stadium, Kansas City, MO
 Fri Apr 29 1977, 8:05 PM EDT
 Att. 15,523 - Unknown

AB	31
R	1
H	7
RBI	0
BB	5
SO	3
LOB	18



livebaseballscores.com

Batter	1	2	3	4	5	6	7	8	9	AB R H RBI BB SO LOB	TOP	
John Scott, R (1, 7) OBP: 0.235, SLG: 0.250	0-0 G4-6-3 1B		0-0 5-3			0-0 F8			0-0 F8 1B	4 0 2 0 0 0 0		
Hector Torres, R (1, 4) OBP: 0.278, SLG: 0.235	0-0 G4-6-3 1-2f		0-0 4-3			0-0 F8			0-0 F8 1-2	4 0 0 0 0 0 2		
Bob Bailor, R (1, 6) OBP: 0.342, SLG: 0.507	0-0 1B 1B			0-0 F7		0-0 6-3			0-0 2B 1B	4 1 2 0 0 0 0		
Otto Velez, R (1, 10) OBP: 0.531, SLG: 0.865	0-0 1-3 1B			0-0 CS 1B			0-0 F9		0-0 1-H 1B 2B	4 1 3 1 0 0 0		
Doug Ault, R (1, 3) OBP: 0.419, SLG: 0.592	0-0 4-3			0-0 F3			0-0 F8		4-0 1B 1B IBB	3 0 0 0 1 0 3		
Al Woods, L (1, 9) OBP: 0.265, SLG: 0.438		0-0 F7		0-0 CS 1-2	0-0 P6		0-0 6-3		0-0 1-2 2-H 1B 1B	4 0 1 1 0 0 0		
Gary Woods, R (1, 8) OBP: 0.258, SLG: 0.271		0-0 P6			0-3 K			0-0 F7	0-0 1-2 2-H 1B	4 0 1 0 0 1 0		
Alan Ashby, S (1, 2) OBP: 0.338, SLG: 0.304		0-0 4-3			4-0 FC4 BB			4-0 F7 BB		1 0 0 0 2 0 0		
Dave McKay, S (1, 5) OBP: 0.205, SLG: 0.197			0-0 4-3		0-0 FC4 1-2f			0-0 F7 1-2		3 0 0 0 0 0 2		
Inning Stats	R: 0 E: 0 K: 0 S: 5 H: 3 LOB: 2 BB: 0 P: 5	R: 0 E: 0 K: 0 S: 3 H: 0 LOB: 0 BB: 0 P: 3	R: 0 E: 0 K: 0 S: 3 H: 0 LOB: 0 BB: 0 P: 3	R: 0 E: 0 K: 0 S: 3 H: 1 LOB: 0 BB: 0 P: 3	R: 0 E: 0 K: 1 S: 5 H: 0 LOB: 1 BB: 1 P: 9	R: 0 E: 0 K: 0 S: 3 H: 0 LOB: 0 BB: 0 P: 3	R: 0 E: 0 K: 0 S: 3 H: 0 LOB: 0 BB: 0 P: 3	R: 0 E: 0 K: 0 S: 2 H: 0 LOB: 0 BB: 1 P: 6	R: 2 E: 0 K: 0 S: 6 H: 5 LOB: 2 BB: 1 P: 10	1B: 8 2B: 1 3B: 0 HR: 0 SF: 0 SAC: 0 DP: 1 HBP: 0	WP: 0 PB: 0 SB: 0 CS: 1 PA: 35	
PITCHER Paul Splittorff, L (1, 1) ERA: 4.01	IP WLS BF H R ER SO BB IBB HBP BLK WP HR S P ERA WHIP											
	9.0 L 34 9 2 2 1 2 2 1 0 0 0 0 33 45 2.00 1.222											

Toronto Blue Jays @ Kansas City Royals
 Royals Stadium, Kansas City, MO
 Sat Apr 30 1977, 8:05 PM EDT
 Att. 15,301 - Unknown - 64 F

AB	31
R	2
H	9
RBI	2
BB	3
SO	1
LOB	7



Batter	1	2	3	4	5	6	7	8	9	AB	R	H	RBI	BB	SO	LOB
George Brett, L (1, 5) OBP: 0.416, SLG: 0.429	0-0 4-3		0-0 6-3		4-0 CS BB			0-3 K		3	0	0	0	1	1	1
Hal McRae, R (1, 7) OBP: 0.444, SLG: 0.494 Joe Zdeb, R (9, 7) OBP: 0.200, SLG: 0.200	0-0 F8		0-0 4-3		0-0 P6			0-0 P6		4	0	0	0	0	0	2
Amos Otis, R (1, 8) OBP: 0.293, SLG: 0.432	0-3 K			0-0 P4				0-0 CS 1B		4	0	2	0	0	1	0
John Mayberry, L (1, 3) OBP: 0.329, SLG: 0.400 John Wathan, R (9, PR)		0-3 K		4-0 BB 1B BB				0-0 P3		3	0	0	0	1	1	2
Al Cowens, R (1, 9) OBP: 0.329, SLG: 0.455		0-0 4-3		0-3 K				0-0 P4		4	0	1	0	0	1	2
Cookie Rojas, R (1, 10) OBP: 0.333, SLG: 0.313		0-0 CS 1B		0-0 BB 1B				0-0 5-3		4	0	2	0	0	0	2
Freddie Patek, R (1, 6) OBP: 0.373, SLG: 0.422	0-0 CS 1-2	0-0 CS	0-0 1B 2B	4-0 1-2 2-3 BB				0-0 F9		3	1	1	0	1	0	2
Buck Martinez, R (1, 2) OBP: 0.235, SLG: 0.294		0-0 FC5-4 1B	0-0 FC5-4 1B	0-0 F5				0-0 F9		3	0	1	1	0	0	3
Frank White, R (1, 4) OBP: 0.239, SLG: 0.344			0-0 FC5-4 6-3 1-2f		0-0 F9			0-0 P4		3	0	0	0	0	0	1

Inning Stats	R: 0	H: 0	E: 0	K: 1	S: 5	LOB: 0	BB: 0	P: 5	R: 0	H: 1	E: 0	K: 1	S: 5	LOB: 0	BB: 0	P: 5	R: 0	H: 1	E: 0	K: 1	S: 6	LOB: 3	BB: 2	P: 14	R: 0	H: 0	E: 0	K: 0	S: 3	LOB: 0	BB: 1	P: 6	R: 0	H: 1	E: 0	K: 0	S: 3	LOB: 0	BB: 0	P: 3	R: 0	H: 0	E: 0	K: 0	S: 3	LOB: 0	BB: 0	P: 3	R: 0	H: 0	E: 0	K: 1	S: 5	LOB: 0	BB: 0	P: 5	R: 0	H: 2	E: 0	K: 0	S: 5	LOB: 2	BB: 0	P: 5	1B: 6	SF: 0	2B: 1	SAC: 0	3B: 0	DP: 0	HR: 0	HBP: 0	WP: 0	PA: 35
Jerry Garvin, L (1, 1) ERA: 2.14	IP	WLS	BF	H	R	ER	SO	BB	IBB	HBP	BLK	WP	HR	S	P	ERA	WHIP	IP	WLS	BF	H	R	ER	SO	BB	IBB	HBP	BLK	WP	HR	S	P	ERA	WHIP	IP	WLS	BF	H	R	ER	SO	BB	IBB	HBP	BLK	WP	HR	S	P	ERA	WHIP																							

Toronto Blue Jays @ Kansas City Royals
Royals Stadium, Kansas City, MO
 Sat Apr 30 1977, 8:05 PM EDT
 Att: 15,301 - Unknown - 64 F

AB 31
 R 1
 H 7
 RBI 1
 BB 3
 SO 4
 LOB 15



Batter	1	2	3	4	5	6	7	8	9	AB R H RBI BB SO LOB	TOP											
John Scott, R (1, 7) OBP: 0.182, SLG: 0.190	0-0 F7		0-0 P6			0-0 6-3		0-3 K	0-0 F9	5 0 0 0 0 1 3												
Hector Torres, R (1, 4) OBP: 0.273, SLG: 0.238	0-0 F4			0-0 F8		0-1 CI		0-0 BB 1B	0-0 P3	4 0 1 0 0 0 2												
Bob Bailor, R (1, 6) OBP: 0.325, SLG: 0.479	0-0 5-3			0-0 5-3		0-0 G3		0-3 K		4 0 0 0 0 1 2												
Otto Velez, R (1, 10) OBP: 0.529, SLG: 0.891		0-0 L7		0-0 5-3		0-0 HR		4-0 BB 1-2 BB		3 1 1 1 1 0 0												
Doug Ault, R (1, 3) OBP: 0.400, SLG: 0.563		0-0 5-3			0-0 6-3		0-0 1-3	0-3 K		4 0 0 0 0 1 2												
Al Woods, L (1, 9) OBP: 0.302, SLG: 0.481		0-3 K			0-0 1B		0-0 CS 1B		0-0 4-3 1B 2B	4 1 3 0 0 1 0												
Alan Ashby, S (1, 2) OBP: 0.333, SLG: 0.300			0-0 P4		0-3 K		0-0 1B 1-2 1B		0-0 4-3	4 0 1 0 0 1 2												
Steve Bowling, R (1, 8) OBP: 0.323, SLG: 0.160			0-0 F7		0-3 K		0-0 1B 1-2 1B		0-0 1B 1B	3 0 1 0 0 1 1												
Sam Ewing, L (9, PH) OBP: 0.526, SLG: 0.400									0-0 1B 1B	1 0 1 1 0 0 0												
Dave McKay, S (1, 5) OBP: 0.210, SLG: 0.228			0-0 3B			0-0 F8		0-0 F8		3 0 1 0 0 0 2												
Ron Fairly, L (9, PH) OBP: 0.386, SLG: 0.404									0-0 1B	1 0 1 0 0 0 0												
Inning Stats	R: 0 E: 0 K: 0 S: 3	H: 0 LOB: 0 BB: 0 P: 3	R: 0 E: 0 K: 1 S: 5	H: 0 LOB: 0 BB: 0 P: 5	R: 0 E: 0 K: 0 S: 4	H: 1 LOB: 1 BB: 0 P: 4	R: 0 E: 0 K: 0 S: 3	H: 0 LOB: 0 BB: 0 P: 3	R: 0 E: 0 K: 2 S: 8	H: 1 LOB: 1 BB: 0 P: 8	R: 0 E: 1 K: 0 S: 4	H: 0 LOB: 1 BB: 0 P: 4	R: 1 E: 0 K: 0 S: 6	H: 4 LOB: 2 BB: 0 P: 6	R: 0 E: 0 K: 3 S: 10	H: 1 LOB: 2 BB: 1 P: 14	R: 1 E: 0 K: 0 S: 6	H: 3 LOB: 2 BB: 0 P: 6	1B: 7 2B: 1 3B: 1 HR: 1	SF: 0 SAC: 0 DP: 0 HBP: 0	WP: 0 PB: 0 SB: 0 CS: 1	PA: 38
PITCHER	IP WLS BF H R ER SO BB IBB HBP BLK WP HR S P ERA WHIP																					
Larry Gura, L (1, 1) ERA: 1.0	7.0 W 27 6 1 1 3 0 0 0 0 0 1 33 33 1.29 0.857																					
Mark Littell, R (8, 1) ERA: 1.42	2.0 S 11 4 1 1 3 1 0 0 0 0 0 0 16 20 4.50 2.500																					

Toronto Blue Jays @ Kansas City Royals
 Royals Stadium, Kansas City, MO
 Sun May 01 1977, 4:33 AM EDT
 Att. 34,066 - Unknown - 67 F

AB	36
R	2
H	10
RBI	2
BB	1
SO	6
LOB	14



Batter	1	2	3	4	5	6	7	8	9	AB	R	H	RBI	BB	SO	LOB	BOTTOM		
George Brett, L OBP: 0.404, SLG: 0.415 (1, 5)	0-0 F7	0-0 F8			0-0 4-3		0-0 G3	0-0 2B 1B		5	1	1	1	0	0	1	Toronto Blue Jays @ Kansas City Royals Royals Stadium, Kansas City, MO Sun May 01 1977, 4:33 AM EDT Att: 34,066 - Unknown - 67 F AB 36 R 8 H 12 RBI 7 BB 3 SO 1 LOB 14		
Hal McRae, R OBP: 0.432, SLG: 0.488 (1, 10)	0-0 4-3	0-0 F9			0-0 4-3		0-0 F8	0-0 1H 2B		5	0	1	1	0	0	1			
Tom Poquette, L OBP: 0.450, SLG: 0.553 (1, 7)	4-0 1B WP BB				0-0 1B		0-0 4-3	0-0 G3		4	1	2	0	1	0	1			
John Mayberry, L OBP: 0.337, SLG: 0.397 (1, 3)	0-0 1B WP				0-0 L7		0-0 3-1	4-0 FC3-6 BB		3	1	1	0	1	0	2			
Darrell Porter, L OBP: 0.446, SLG: 0.527 (1, 2)	4-0 1B 1B BB				0-0 F5		0-0 FC6-4 2B	0-0 FC3-6 2B		3	2	1	0	1	0	2			
Amos Otis, R OBP: 0.291, SLG: 0.423 (1, 8)	0-0 1B 1B				0-0 4-3		0-0 6-3	0-0 E6 2B		4	1	1	1	0	0	3			
Al Cowens, R OBP: 0.337, SLG: 0.469 (1, 9)	0-0 1B CS				0-0 L5		0-0 FC6-4 1B	0-0 2B 2B		4	1	2	2	0	0	1			
Freddie Patek, R OBP: 0.380, SLG: 0.441 (1, 6)	0-0 CS	0-0 L4			0-0 1-3		0-0 1B	0-0 1B 2B		4	1	2	2	0	0	0			
Frank White, R OBP: 0.239, SLG: 0.338 (1, 4)					0-3 K		0-0 5-3	0-0 L6		4	0	1	0	0	1	3			
Inning Stats	R: 3 E: 0 K: 0 S: 5	H: 3 LOB: 1 BB: 2 P: 13	R: 0 E: 0 K: 0 S: 4	H: 1 LOB: 1 BB: 0 P: 4	R: 0 E: 0 K: 0 S: 4	H: 0 LOB: 0 BB: 0 P: 5	R: 0 E: 0 K: 0 S: 4	H: 1 LOB: 1 BB: 0 P: 4	R: 0 E: 0 K: 0 S: 5	H: 2 LOB: 2 BB: 0 P: 5	R: 0 E: 0 K: 0 S: 3	H: 0 LOB: 0 BB: 0 P: 3	R: 5 E: 1 K: 0 S: 8	H: 4 LOB: 1 BB: 1 P: 12	1B: 7 2B: 5 3B: 0 HR: 0	SF: 0 SAC: 0 DP: 0 HBP: 0	WP: 1 PB: 0 SB: 1 CS: 1	PA: 40	
PITCHER	IP WLS L	WLS BF	H R	ER SO	BB IBB	HBP BLK	WP HR	S P	ERA WHIP	PITCHER	IP WLS L	WLS BF	H R	ER SO	BB IBB	HBP BLK	WP HR	S P	ERA WHIP
Dave Lemanczyk, R ERA: 4.5 (1, 1)	7.1	35	10	7	6	1	3	0	7.36	1.773									
Chuck Hartenstein, R ERA: 4.97 (8, 1)	0.2	4	2	1	0	0	0	0	0.00	3.000									



Batter	1	2	3	4	5	6	7	8	9	AB R H RBI BB SO LOB	TOP
Von Joshua, L (1, 8) OBP: 0.282, SLG: 0.319	4-0 2B BB	0-0 FC6-4			0-3 K	0-0 4-3		0-0 1-3		4 1 0 0 1 1 4	
Robin Yount, R (1, 6) OBP: 0.353, SLG: 0.425	0-3 K		0-0 5-3		0-0 1-3	0-0 F4			0-0 1B	5 0 1 0 0 1 2	
Cecil Cooper, L (1, 3) OBP: 0.373, SLG: 0.533	0-0 1-H 2B		0-0 1B		0-0 1B		0-0 1B		0-0 L9	5 0 4 1 0 0 0	
Dan Thomas, R (1, 7) OBP: 0.281, SLG: 0.345 Jim Wohlford, R (9, PR) OBP: 0.246, SLG: 0.232 (9, 7)	0-0 L7		0-0 F4		0-0 1B		0-0 F9		0-0 E3 CS	5 0 1 0 0 0 3 0 0 0 0 0 0 0	
Don Money, R (1, 4) OBP: 0.304, SLG: 0.304	0-3 K		0-3 K		0-0 F8		0-0 F7		0-0 CS	4 0 0 0 0 2 5	
Sixto Lezcano, R (1, 9) OBP: 0.288, SLG: 0.347		0-3 K		0-3 K		4-0 1B BB		0-0 F8		3 1 0 0 1 2 1	
Sal Bando, R (1, 5) OBP: 0.266, SLG: 0.271		0-0 5-3		0-0 F3		0-0 1B 3-1 1B		0-0 F5		4 1 1 0 0 0 0	
Ken McMullen, R (1, 10) OBP: 0.300, SLG: 0.400		0-0 1B 2B		0-0 1B		0-0 4-3 3-1 1B		0-0 6-3		4 0 3 1 0 0 0	
Charlie Moore, R (1, 2) OBP: 0.286, SLG: 0.370		0-0 FC6-4 1B		0-3 K		0-0 3-1		0-0 1B		4 0 2 1 0 1 2	
Inning Stats	R: 1 H: 1 E: 0 LOB: 1 K: 2 BB: 1 S: 8 P: 12	R: 0 H: 2 E: 0 LOB: 2 K: 1 BB: 0 S: 7 P: 7	R: 0 H: 1 E: 0 LOB: 1 K: 1 BB: 0 S: 6 P: 6	R: 0 H: 1 E: 0 LOB: 1 K: 2 BB: 0 S: 8 P: 8	R: 0 H: 2 E: 0 LOB: 2 K: 1 BB: 0 S: 7 P: 7	R: 2 H: 2 E: 0 LOB: 1 K: 0 BB: 1 S: 5 P: 9	R: 0 H: 1 E: 0 LOB: 1 K: 0 BB: 0 S: 4 P: 4	R: 0 H: 1 E: 0 LOB: 1 K: 0 BB: 0 S: 4 P: 4	R: 0 H: 1 E: 1 LOB: 1 K: 0 BB: 0 S: 3 P: 3	1B: 10 SF: 0 2B: 2 SAC: 0 3B: 0 DP: 0 HR: 0 HBP: 0	WP: 0 PA: 41 PB: 0 SB: 0 CS: 1
PITCHER Steve Hargan, R (1, 1) ERA: 5.75 Jerry Johnson, R (6, 1) ERA: 3.86	IP WLS BF H R ER SO BB IBB HBP BLK WP HR S P ERA WHIP	5.0 L 26 9 3 3 7 2 0 0 0 0 0 0 38 46 5.40 2.200	4.0 14 3 0 0 0 0 0 0 0 0 0 0 14 14 0.00 0.750	PITCHER IP WLS BF H R ER SO BB IBB HBP BLK WP HR S P ERA WHIP							

Milwaukee Brewers @ Toronto Blue Jays
Exhibition Stadium, Toronto, ON
Mon May 02 1977, 7:05 PM EDT
Att. 17,577 - Unknown - 59 F

livebaseballscorecards.com

AB	38
R	3
H	12
RBI	3
BB	2
SO	7
LOB	17



Batter	1	2	3	4	5	6	7	8	9	AB	R	H	RBI	BB	SO	LOB
Bob Bailor, R OBP: 0.309, SLG: 0.455 (1, 6)	0-0 5-3			0-0 6-3		0-0 FC6-4			0-0 F6	4	0	0	0	0	0	1
Hector Torres, R OBP: 0.240, SLG: 0.208 (1, 4) Sam Ewing, L OBP: 0.550, SLG: 0.438 (9, PH) Pedro Garcia, R OBP: 0.244, SLG: 0.282 (9, PR)	0-3 K			0-0 5-3		0-0 L5			0-0 1B 1B	3	0	0	0	0	1	1
Al Woods, L OBP: 0.316, SLG: 0.482 (1, 7)	0-0 5-3			0-0 1B			0-3 K		0-0 1-2 FC4-6 1B	4	0	2	0	0	1	0
Otto Velez, R OBP: 0.514, SLG: 0.898 (1, 10)		0-0 F7		0-0 L7			0-0 HR		0-3 K	4	1	1	1	0	1	3
Ron Fairly, L OBP: 0.361, SLG: 0.373 (1, 9)		0-0 F7			0-0 1-3			0-0 G3	0-0 FC4-6	4	0	0	0	0	0	2
Doug Ault, R OBP: 0.387, SLG: 0.542 (1, 3)		0-3 K			0-0 F9			0-0 F8		3	0	0	0	0	1	0
Alan Ashby, S OBP: 0.319, SLG: 0.286 (1, 2)			0-0 1-3		0-3 K				0-0 L8	3	0	0	0	0	1	0
Gary Woods, R OBP: 0.262, SLG: 0.274 (1, 8)		0-3 K				0-0 FC6-4 1B		0-3 K		3	0	1	0	0	2	0
Dave McKay, S OBP: 0.202, SLG: 0.220 (1, 5)			0-0 6-3			0-0 F4		0-0 F7		3	0	0	0	0	0	1

Inning Stats	R: 0	H: 0	E: 0	K: 1	S: 5	LOB: 0	BB: 0	P: 5	R: 0	H: 0	E: 0	K: 1	S: 5	LOB: 0	BB: 0	P: 5	R: 0	H: 1	E: 0	K: 0	S: 4	LOB: 1	BB: 0	P: 4	R: 0	H: 0	E: 0	K: 1	S: 5	LOB: 0	BB: 0	P: 5	R: 1	H: 1	E: 0	K: 1	S: 6	LOB: 0	BB: 0	P: 6	R: 0	H: 0	E: 0	K: 1	S: 5	LOB: 0	BB: 0	P: 5	R: 0	H: 2	E: 0	K: 1	S: 7	LOB: 2	BB: 0	P: 7	1B: 4	SF: 0	2B: 0	SAC: 0	3B: 0	DP: 0	HR: 1	HBP: 0	WP: 0	PA: 32
--------------	------	------	------	------	------	--------	-------	------	------	------	------	------	------	--------	-------	------	------	------	------	------	------	--------	-------	------	------	------	------	------	------	--------	-------	------	------	------	------	------	------	--------	-------	------	------	------	------	------	------	--------	-------	------	------	------	------	------	------	--------	-------	------	-------	-------	-------	--------	-------	-------	-------	--------	-------	--------


PITCHER	IP	WLS	BF	H	R	ER	SO	BB	IBB	HBP	BLK	WP	HR	S	P	ERA	WHIP
Moose Haas, R ERA: 2.75 (1, 1)	8.1	W	29	4	1	1	6	0	0	0	0	0	1	41	41	1.08	0.480
Bob McClure, L ERA: (9, 1)	0.0		1	1	0	0	0	0	0	0	0	0	0	1	1	∞	∞
Bill Castro, R ERA: 4.22 (9, 1)	0.2	S	2	0	0	0	1	0	0	0	0	0	0	4	4	0.00	0.000

BOTTOM

Milwaukee Brewers @ Toronto Blue Jays
Exhibition Stadium, Toronto, ON

Mon May 02 1977, 7:05 PM EDT
Att: 17,577 - Unknown - 59 F

AB	32
R	1
H	5
RBI	1
BB	0
SO	7
LOB	8



Batter	1	2	3	4	5	6	7	8	9	AB R H RBI BB SO LOB	TOP											
Von Joshua, L (1, 8) OBP: 0.289, SLG: 0.325	0-0 FC6-4 1B	0-0 1-3 2-H 3-H 1B		0-0 F7			0-3 K		0-0 4-3	5 0 2 2 0 1 1												
Robin Yount, R (1, 6) OBP: 0.333, SLG: 0.400	0-0 FC6-4 1-2f	0-0 F5			0-0 F8		0-0 F7		0-0 5-3	5 0 0 0 0 0 3												
Cecil Cooper, L (1, 3) OBP: 0.368, SLG: 0.519	0-3 K 1-2		0-0 5-3		0-0 F6			0-0 S E 1B		4 1 1 0 0 1 1												
Dan Thomas, R (1, 7) OBP: 0.278, SLG: 0.364		0-0 1B 2B	0-0 F8		0-0 5-3			0-0 F7		4 1 1 0 0 0 1												
Jim Wohlford, R (8, 7) OBP: 0.246, SLG: 0.232										0 0 0 0 0 0 0												
Don Money, R (1, 4) OBP: 0.313, SLG: 0.356		0-0 BB 1B 2-H	0-0 HR		0-0 F7			0-3 K 1-2		4 2 2 2 0 1 1												
Sixto Lezcano, R (1, 9) OBP: 0.310, SLG: 0.360		4-0 BB 1B BB	0-0 F7		0-0 1B			0-0 E7 1B		3 2 2 1 1 0 0												
Sal Bando, R (1, 5) OBP: 0.289, SLG: 0.301		4-0 1B 2-3 BB		0-0 4-3 2B		0-0 F9		0-0 FC4-6 1B		3 0 2 1 1 0 1												
Ken McMullen, R (1, 10) OBP: 0.214, SLG: 0.286		0-0 F4		0-3 K		0-0 6-3		0-0 FC4-6 1-2f		4 0 0 0 0 1 6												
Charlie Moore, R (1, 2) OBP: 0.267, SLG: 0.345		0-0 L6		0-0 4-3			0-0 6-3		0-0 5-3	4 0 0 0 0 0 4												
Inning Stats	R: 0 E: 0 K: 1 S: 5	H: 1 LOB: 0 BB: 0 P: 5	R: 3 E: 0 K: 0 S: 6	H: 3 LOB: 2 BB: 2 P: 14	R: 1 E: 0 K: 0 S: 4	H: 1 LOB: 0 BB: 0 P: 4	R: 0 E: 0 K: 1 S: 6	H: 1 LOB: 1 BB: 0 P: 6	R: 0 E: 0 K: 0 S: 3	H: 0 LOB: 0 BB: 0 P: 3	R: 0 E: 0 K: 0 S: 4	H: 1 LOB: 1 BB: 0 P: 4	R: 0 E: 0 K: 1 S: 5	H: 0 LOB: 0 BB: 0 P: 5	R: 2 E: 1 K: 1 S: 8	H: 3 LOB: 1 BB: 0 P: 8	R: 0 E: 0 K: 0 S: 3	H: 0 LOB: 0 BB: 0 P: 3	1B: 7 2B: 2 3B: 0 HR: 1	SF: 0 SAC: 0 DP: 0 HBP: 0	WP: 0 PB: 0 SB: 1 CS: 0	PA: 38
PITCHER	IP WLS BF H R ER SO BB IBB HBP BLK WP HR S P ERA WHIP																				PITCHER	IP WLS BF H R ER SO BB IBB HBP BLK WP HR S P ERA WHIP
Jesse Jefferson, R (1, 1) ERA: 4.5	7.2 L 34 10 6 5 4 2 0 0 0 0 1 40 48 5.87 1.565																					
Pete Vuckovich, R (8, 1) ERA: 4.38	1.1 4 0 0 0 0 0 0 0 0 0 0 0 4 4 0.00 0.000																					

Milwaukee Brewers @ Toronto Blue Jays
Exhibition Stadium, Toronto, ON
Tue May 03 1977, 7:05 PM EDT
Att. 13,148 - Unknown - 53 F

AB	36
R	6
H	10
RBI	6
BB	2
SO	4
LOB	18



Batter	1	2	3	4	5	6	7	8	9
Bob Bailor, R (1, 6) OBP: 0.317, SLG: 0.462 Jim Mason, L (2, 6) OBP: 0.185, SLG: 0.133	0-0 G5-4-3 1B		0-3 K			0-0 F9		0-0 FC5-4 1B	
Hector Torres, R (1, 4) OBP: 0.241, SLG: 0.214	0-0 G5-4-3 1-2f		0-0 F5			0-0 BB 1B		0-0 FC5-4 FC3-8 1-2f	
Al Woods, L (1, 7) OBP: 0.295, SLG: 0.450	0-3 K			0-0 F7		0-0 F8		0-0 FC3-6 1-2f	
Otto Velez, R (1, 10) OBP: 0.513, SLG: 0.887		0-0 E 2B		0-0 5-3		4-0 BB 1-2		0-3 K	
Ron Fairly, L (1, 9) OBP: 0.354, SLG: 0.382		0-0 F7		0-0 2B		0-0 4-3		0-0 1-3	
Doug Ault, R (1, 3) OBP: 0.392, SLG: 0.552		0-0 E8 2-H 1B		0-0 L7		0-3 K		0-0 G3 1B 2B	
Alan Ashby, S (1, 2) OBP: 0.303, SLG: 0.269		0-3 K			0-0 G3		0-0 4-3	0-0 G3 2-3	
Gary Woods, R (1, 8) OBP: 0.275, SLG: 0.288		0-0 5-3			0-0 5-3		0-0 1B	0-0 1B 3-H	
Dave McKay, S (1, 5) OBP: 0.195, SLG: 0.212 Sam Ewing, L (9, PH) OBP: 0.524, SLG: 0.412			0-0 6-3		0-0 4-3		0-0 F9	0-0 F7	

AB	R	H	RBI	BB	SO	LOB
1	0	1	0	0	0	0
3	0	1	0	0	1	0
4	0	1	0	0	0	2
4	0	0	0	0	1	2
3	1	1	0	1	1	1
4	0	1	0	0	0	3
4	1	2	1	0	1	1
4	0	0	0	0	1	2
4	0	2	1	0	0	1
3	0	0	0	0	0	1
1	0	0	0	0	0	1

BOTTOM

Milwaukee Brewers @ Toronto Blue Jays
Exhibition Stadium, Toronto, ON
Tue May 03 1977, 7:05 PM EDT
Att. 13,148 - Unknown - 53 F

livebaseballscorecards.com

AB	35
R	2
H	9
RBI	2
BB	1
SO	5
LOB	14



1B:	6	SF:	0
2B:	3	SAC:	0
3B:	0	DP:	1
HR:	0	HBP:	0

WP:	0	PA:	36
PB:	0		
SB:	0		
CS:	0		

Inning Stats	R: 0	H: 1	E: 0	K: 1	S: 5	LOB: 0	BB: 0	P: 5
R: 1	H: 2	E: 1	K: 1	S: 7	LOB: 1	BB: 0	P: 7	
R: 0	H: 0	E: 0	K: 1	S: 5	LOB: 0	BB: 0	P: 5	
R: 0	H: 1	E: 0	K: 0	S: 4	LOB: 1	BB: 0	P: 4	
R: 0	H: 0	E: 0	K: 0	S: 3	LOB: 0	BB: 0	P: 3	
R: 0	H: 1	E: 0	K: 0	S: 4	LOB: 2	BB: 1	P: 8	
R: 0	H: 1	E: 0	K: 1	S: 6	LOB: 1	BB: 0	P: 6	
R: 0	H: 1	E: 0	K: 1	S: 6	LOB: 1	BB: 0	P: 6	
R: 1	H: 2	E: 0	K: 0	S: 5	LOB: 1	BB: 0	P: 5	

PITCHER	IP	WLS	BF	H	R	ER	SO	BB	IBB	HBP	BLK	WP	HR	S	P	ERA	WHIP
Barry Cort, R (1, 1) ERA: 3.38	9.0	W	36	9	2	2	5	1	0	0	0	0	0	45	49	2.00	1.111

Batter	1	2	3	4	5	6	7	8	9	AB R H RBI BB SO LOB	TOP	
Von Joshua, L (1, 8) OBP: 0.276, SLG: 0.309 Ken McMullen, R (9, PH) OBP: 0.200, SLG: 0.267	0-0 5-3		0-0 G4-3		0-0 4-3		0-0 4-3		0-0 6-3	4 0 0 0 0 0 1 1 0 0 0 0 0 1		
Robin Yount, R (1, 6) OBP: 0.340, SLG: 0.409 Tim Johnson, L (8, 6)	0-0 2B		0-0 5-3		4-0 BB			0-0 F8		3 0 1 0 1 0 0 0 0 0 0 0 0 0		
Cecil Cooper, L (1, 3) OBP: 0.374, SLG: 0.530	0-0 6-3			0-0 3B 1B	0-0 G3			0-0 2B		4 1 2 0 0 0 2		
Dan Thomas, R (1, 7) OBP: 0.300, SLG: 0.417	0-0 F6			0-0 1B 3B		4-0 BB BB		0-3 K		3 1 1 1 1 1 2		
Don Money, R (1, 4) OBP: 0.310, SLG: 0.342 Jack Heidemann, R (8, 4)		0-0 L6		0-0 F8		4-0 BB BB		0-3 K		3 0 0 0 1 1 2 0 0 0 0 0 0 0		
Sixto Lezcano, R (1, 9) OBP: 0.318, SLG: 0.397		4-0 BB BB		0-3 K		0-3 K		0-0 HR		3 1 1 1 1 2 3		
Sal Bando, R (1, 5) OBP: 0.299, SLG: 0.325		0-0 F8		0-0 1B		0-0 G5-4-3		0-0 2B		4 0 2 1 0 0 3		
Jamie Quirk, L (1, 10) OBP: 0.209, SLG: 0.317 Steve Brye, R (7, PH) OBP: 0.250, SLG: 0.222		0-0 G3		0-0 4-3			0-0 F4		0-0 F2	2 0 0 0 0 0 2 2 0 0 0 0 0 1		
Charlie Moore, R (1, 2) OBP: 0.266, SLG: 0.339			0-0 G4-3 1B		0-0 F2		0-0 F4		0-0 P1	4 0 1 0 0 0 1		
Inning Stats	R: 0 H: 1 E: 0 LOB: 1 K: 0 BB: 0 S: 4 P: 4	R: 0 H: 0 E: 1 LOB: 1 K: 0 BB: 1 S: 3 P: 7	R: 0 H: 1 E: 0 LOB: 0 K: 0 BB: 0 S: 3 P: 3	R: 2 H: 3 E: 0 LOB: 1 K: 1 BB: 0 S: 8 P: 8	R: 0 H: 0 E: 0 LOB: 1 K: 0 BB: 1 S: 3 P: 7	R: 0 H: 0 E: 0 LOB: 1 K: 1 BB: 2 S: 4 P: 12	R: 0 H: 0 E: 0 LOB: 0 K: 0 BB: 0 S: 3 P: 3	R: 0 H: 1 E: 0 LOB: 1 K: 2 BB: 0 S: 8 P: 8	R: 1 H: 2 E: 0 LOB: 1 K: 0 BB: 0 S: 5 P: 5	1B: 3 SF: 0 2B: 3 SAC: 0 3B: 1 DP: 2 HR: 1 HBP: 0	WP: 0 PA: 37 PB: 0 SB: 0 CS: 0	
PITCHER	IP WLS BF H R ER SO BB IBB HBP BLK WP HR S P ERA WHIP											
Bill Singer, R (1, 1) ERA: 6.34 Mike Willis, L (7, 1) ERA: 0.66	6.0 W 25 5 2 2 2 4 0 0 0 0 0 0 25 41 3.00 1.500											

Milwaukee Brewers @ Toronto Blue Jays
Exhibition Stadium, Toronto, ON
Wed May 04 1977, 7:05 PM EDT
Att. 25,699 - Overcast - 44 F

AB	33
R	3
H	8
RBI	3
BB	4
SO	4
LOB	18



Batter	1	2	3	4	5	6	7	8	9	AB	R	H	RBI	BB	SO	LOB
Hector Torres, R OBP: 0.265, SLG: 0.313 (1, 4)	F9		F3	BB		K	HR			4	1	1	1	1	1	0
Jim Mason, L OBP: 0.214, SLG: 0.185 (1, 6)	1B SF9		2B	F9		1B 2B	3-1			5	2	3	0	0	0	3
Al Woods, L OBP: 0.303, SLG: 0.446 (1, 7)	1B		G3		4-3	2B	F5			5	1	2	0	0	0	1
Otto Velez, R OBP: 0.481, SLG: 0.833 (1, 10)	SF9			E4	F8	K		E6		4	0	0	1	0	1	2
Ron Fairly, L OBP: 0.377, SLG: 0.441 (1, 9)	P3			2B	2B	2B		G6-4-3		4	2	3	2	0	0	1
Steve Bowling, R OBP: 0.313, SLG: 0.154 (7, 9)				2B	1B	2B		1-2f		1	0	0	0	0	0	1
Doug Ault, R OBP: 0.402, SLG: 0.556 (1, 3)		BB		E	E4	5-3		BB		3	2	1	1	2	0	2
Alan Ashby, S OBP: 0.296, SLG: 0.254 (1, 2)		9-3		2B	2B			BB		4	0	0	0	1	0	3
Gary Woods, R OBP: 0.288, SLG: 0.314 (1, 8)		1-2f		F2	2B	IBB		G3		4	1	2	2	0	0	1
Dave McKay, S OBP: 0.209, SLG: 0.258 (1, 5)				E6				HR		4	1	2	2	0	0	1
				F7				1B		4	1	2	3	0	0	2
				BB				HR								
				1B												

Inning Stats	R: 1	H: 2	R: 0	H: 0	R: 0	H: 1	R: 2	H: 3	R: 2	H: 2	R: 3	H: 3	R: 0	H: 0	R: 4	H: 2	R: 0	H: 0		
	E: 0	LOB: 1	E: 0	LOB: 0	E: 0	LOB: 1	E: 2	LOB: 3	E: 1	LOB: 2	E: 0	LOB: 1	E: 1	LOB: 1	E: 0	LOB: 0	E: 1	LOB: 1	E: 0	LOB: 0
	K: 0	BB: 0	K: 0	BB: 1	K: 0	BB: 0	K: 0	BB: 1	K: 0	BB: 1	K: 0	BB: 0	K: 0	BB: 1	K: 0	BB: 0	K: 0	BB: 1	K: 0	BB: 0
	S: 5	P: 5	S: 2	P: 6	S: 4	P: 4	S: 7	P: 11	S: 6	P: 10	S: 10	P: 10	S: 3	P: 7	S: 6	P: 6	S: 3	P: 7	S: 0	P: 0


PITCHER	IP	WLS	BF	H	R	ER	SO	BB	IBB	HBP	BLK	WP	HR	S	P	ERA	WHIP
Jim Slaton, R ERA: 1.91 (1, 1)	4.2	L	26	8	5	2	0	2	1	0	0	0	0	23	35	3.86	2.143
Eduardo Rodriguez, R ERA: 6.75 (5, 1)	2.1		13	6	5	5	2	0	0	0	0	0	2	17	17	19.29	2.571
Bob McClure, L ERA: (8, 1)	1.0		4	0	0	0	0	1	0	0	0	0	0	3	7	0.00	1.000

BOTTOM

Milwaukee Brewers @ Toronto Blue Jays
Exhibition Stadium, Toronto, ON

Wed May 04 1977, 7:05 PM EDT
Att. 25,699 - Overcast - 44 F

AB	38
R	10
H	14
RBI	10
BB	4
SO	2
LOB	16



WP	HR	S	P	ERA	WHIP
0	0	0	0	0	0

Batter	1	2	3	4	5	6	7	8	9	AB	R	H	RBI	BB	SO	LOB	TOP										
Von Joshua, L (1, 8) OBP: 0.293, SLG: 0.318	0-0 1B BB 1B	0-0 G6-3			0-0 FC1-6 1B	4-0 BB		0-0 F7		4	1	2	1	1	0	1											
Robin Yount, R (1, 6) OBP: 0.333, SLG: 0.398	0-0 BB BB 1B FC6-4		0-0 L5		0-0 FC1-6 IHR	0-0 F7		0-0 F6		5	2	1	0	0	0	2											
Cecil Cooper, L (1, 3) OBP: 0.396, SLG: 0.591	0-0 FC6-4 BB 1-2 2-3		0-0 L6		0-0 IHR		0-0 WP 1B 1B	0-0 1B 2B		5	2	4	2	0	0	0											
Dan Thomas, R (1, 10) OBP: 0.333, SLG: 0.410	4-0 FC6-4 BB 1-2 2-3 3-H		4-0 BB		0-0 6-3		0-3 K	0-0 1B		3	0	1	1	2	1	1											
Don Money, R (1, 4) OBP: 0.315, SLG: 0.329	0-0 FC6-4 1-2f		0-0 4-3		4-0 3B BB		4-0 1B BB		0-0 F7	3	2	0	1	2	0	3											
Sixto Lezcano, R (1, 9) OBP: 0.312, SLG: 0.410	0-3 K			0-0 F6	0-0 3B		0-3 K		0-0 1-3	5	0	1	1	0	2	4											
Sal Bando, R (1, 5) OBP: 0.304, SLG: 0.329	0-0 F8			0-0 F9	0-0 F7		0-0 1B 1B		0-0 1B	5	0	2	1	0	0	3											
Jim Wohlford, R (1, 7) OBP: 0.234, SLG: 0.220		0-0 5-3		0-3 K		0-0 5-3		0-0 1B		3	0	0	0	0	1	0											
Jamie Quirk, L (7, PH) OBP: 0.222, SLG: 0.326								1-2 3-H		2	0	1	1	0	0	1											
Charlie Moore, R (1, 2) OBP: 0.279, SLG: 0.369		4-0 G6-3 BB			0-0 1B 3B		0-0 5-3		0-0 6-3	3	1	1	0	1	0	2											
Inning Stats	R: 2 E: 0 K: 1 S: 8	H: 3 LOB: 2 BB: 1 P: 12	R: 0 E: 0 K: 0 S: 2	H: 0 LOB: 0 BB: 1 P: 6	R: 0 E: 0 K: 0 S: 3	H: 0 LOB: 1 BB: 1 P: 7	R: 0 E: 0 K: 1 S: 5	H: 0 LOB: 0 BB: 0 P: 5	R: 4 E: 0 K: 0 S: 7	H: 4 LOB: 1 BB: 1 P: 11	R: 0 E: 0 K: 0 S: 3	H: 0 LOB: 1 BB: 1 P: 7	R: 2 E: 0 K: 2 S: 10	H: 3 LOB: 2 BB: 1 P: 14	R: 0 E: 0 K: 0 S: 4	H: 2 LOB: 2 BB: 0 P: 4	R: 0 E: 0 K: 0 S: 4	H: 1 LOB: 1 BB: 0 P: 4	1B: 9 2B: 1 3B: 2 HR: 1	SF: 0 SAC: 0 DP: 1 HBP: 0	WP: 1 PB: 0 SB: 0 CS: 0	PA: 44					
PITCHER	IP	WLS	BF	H	R	ER	SO	BB	IBB	HBP	BLK	WP	HR	S	P	ERA	WHIP										
Jerry Garvin, L (1, 1) ERA: 3.09	4.2		24	7	6	6	2	4	0	0	0	0	0	24	40	11.57	2.357										
Pete Vuckovich, R (5, 1) ERA: 4.32	4.1	W	20	6	2	2	2	2	0	0	0	1	0	22	30	4.15	1.846										

Milwaukee Brewers @ Toronto Blue Jays
 Exhibition Stadium, Toronto, ON
 Thu May 05 1977, 7:05 PM EDT
 Att. 12,268 - Overcast - 46 F

AB	38
R	8
H	13
RBI	8
BB	6
SO	4
LOB	17



Batter	1	2	3	4	5	6	7	8	9
Hector Torres, R (1, 4) OBP: 0.263, SLG: 0.294	0-3 K	0-0 SH1-4			4-0 1B 1B 1B	0-0 SF8		0-0 FC4-6	
Jim Mason, L (1, 6) OBP: 0.230, SLG: 0.191	0-0 F8	4-0 FC6-4 BB			0-0 1-2 1B 1B	0-0 1-3			
Al Woods, L (1, 7) OBP: 0.314, SLG: 0.449	0-0 1B	0-0 FC6-4			0-0 1-2 2-3 1B 1B		0-0 F7		
Otto Velez, R (1, 10) OBP: 0.471, SLG: 0.800	0-0 L8		0-0 F9		0-0 1-3 2-H 3-H 1B		0-0 6-3		
Ron Fairly, L (1, 9) OBP: 0.384, SLG: 0.492		0-0 1B E 1B	0-0 F5		0-0 1-2f 3-H G4-6-3 1B		0-0 HR		
Doug Ault, R (1, 3) OBP: 0.406, SLG: 0.548		0-0 1-H 1B 1B	0-0 5-3		4-0 BB BB BB BB		0-0 F4		
Alan Ashby, S (1, 2) OBP: 0.318, SLG: 0.293		0-0 1B E 1B		0-0 G5-4-3 1B	0-0 4-3		0-0 FC5-2 2B		
John Scott, R (8, PR) OBP: 0.182, SLG: 0.190									
Rick Cerone, R (9, 2) OBP: 0.286, SLG: 0.429									
Gary Woods, R (1, 8) OBP: 0.286, SLG: 0.311		0-0 1-H E9 SH1-4 1B	0-3 K		0-0 5-3		0-0 F2		
Dave McKay, S (1, 5) OBP: 0.211, SLG: 0.280		0-0 5-3	0-0 G5-4-3		0-0 SF8 3B		0-0 FC5-2		

AB	R	H	RBI	BB	SO	LOB
2	1	0	2	1	1	2
3	1	1	0	1	0	0
4	1	2	0	0	0	1
4	0	1	2	0	0	1
4	2	2	1	0	0	1
3	1	1	0	1	0	0
4	1	3	1	0	0	1
0	0	0	0	0	0	0
0	0	0	0	0	0	0
4	1	1	0	0	1	2
4	1	1	0	0	0	4

BOTTOM

Milwaukee Brewers @ Toronto Blue Jays
 Exhibition Stadium, Toronto, ON
 Thu May 05 1977, 7:05 PM EDT
 Att: 12,268 - Overcast - 46 F

livebaseballscorecards.com

AB	32
R	9
H	12
RBI	6
BB	3
SO	2
LOB	12




1B: 9	SF: 1
2B: 1	SAC: 1
3B: 1	DP: 2
HR: 1	HBP: 0

WP: 0	PA: 37
PB: 0	
SB: 1	
CS: 0	

Inning Stats	R: 0	H: 1	E: 0	K: 1	S: 6	LOB: 1	BB: 0	P: 6
R: 4	H: 4	E: 2	K: 0	S: 7	LOB: 1	BB: 1	P: 11	
R: 0	H: 0	E: 0	K: 0	S: 3	LOB: 0	BB: 0	P: 3	
R: 0	H: 1	E: 0	K: 1	S: 5	LOB: 0	BB: 0	P: 5	
R: 3	H: 3	E: 0	K: 0	S: 5	LOB: 1	BB: 2	P: 13	
R: 1	H: 1	E: 0	K: 0	S: 4	LOB: 0	BB: 0	P: 4	
R: 1	H: 1	E: 0	K: 0	S: 4	LOB: 0	BB: 0	P: 4	
R: 0	H: 1	E: 0	K: 0	S: 4	LOB: 2	BB: 0	P: 4	
R: 0	H: 1	E: 0	K: 0	S: 4	LOB: 0	BB: 0	P: 4	

PITCHER	IP	WLS	BF	H	R	ER	SO	BB	IBB	HBP	BLK	WP	HR	S	P	ERA	WHIP
Gary Beare, R (1, 1) ERA: 12.1	4.0		19	6	5	4	2	2	0	0	0	0	0	21	29	9.00	2.000
Bill Castro, R (5, 1) ERA: 5.93	3.0	L	14	5	4	4	0	1	0	0	0	0	1	13	17	12.00	2.000
Bob McClure, L (8, 1) ERA:	1.0		4	1	0	0	0	0	0	0	0	0	0	4	4	0.00	1.000

Batter	1	2	3	4	5	6	7	8	9	AB R H RBI BB SO LOB	TOP																											
Lyman Bostock, L (1, 8) OBP: 0.396, SLG: 0.500	0-0 4-3			0-0 1B	0-0 4-3		0-0 G3		0-0 2B	5 2 2 1 0 0 0																												
Roy Smalley, S (1, 6) OBP: 0.316, SLG: 0.305	0-0 F8			0-0 2B	0-0 1B		0-0 F7		0-0 2B	5 1 3 3 0 0 0																												
Rod Carew, L (1, 3) OBP: 0.424, SLG: 0.534	0-0 4-3			0-0 2B	0-0 1B			0-0 F7	0-0 BB	4 1 2 0 1 0 0																												
Butch Wynegar, S (1, 2) OBP: 0.390, SLG: 0.545		4-0 BB		4-0 BB	0-0 3-1			0-0 CS	0-0 P3	3 0 1 0 2 0 4																												
Mike Cabbage, L (1, 5) OBP: 0.392, SLG: 0.393		0-0 FC6-4		0-3 K		0-3 K		0-0 P6		4 0 0 0 0 2 5																												
Larry Hisle, R (1, 7) OBP: 0.352, SLG: 0.546		0-3 K		0-0 E5		0-0 HR			0-3 K	4 1 1 2 0 2 2																												
Rich Chiles, L (1, 10) OBP: 0.404, SLG: 0.319 Willie Norwood, R (9, PR) OBP: 0.125, SLG: 0.250			0-0 G3	0-0 P1		0-0 P5			0-0 FC4-6	4 0 1 0 0 0 2 0 1 0 0 0 0 0	AB 36 R 7 H 10 RBI 6 BB 4 SO 4 LOB 17																											
Dan Ford, R (1, 9) OBP: 0.301, SLG: 0.308			0-0 4-3	0-0 4-3		0-0 6-3			4-0 BB	3 0 0 0 1 0 2																												
Rob Wilfong, L (1, 4) OBP: 0.360, SLG: 0.391			0-0 6-3		0-0 F5		0-0 4-3		0-0 FC4-6	4 1 0 0 0 0 2																												
Inning Stats	R: 0 E: 0 K: 0 S: 3	H: 0 LOB: 0 BB: 0 P: 3	R: 0 E: 0 K: 1 S: 4	H: 0 LOB: 0 BB: 1 P: 8	R: 0 E: 0 K: 0 S: 3	H: 0 LOB: 0 BB: 0 P: 3	R: 3 E: 2 K: 1 S: 9	H: 3 LOB: 2 BB: 1 P: 13	R: 0 E: 0 K: 0 S: 5	H: 2 LOB: 2 BB: 0 P: 5	R: 1 E: 0 K: 1 S: 6	H: 1 LOB: 0 BB: 0 P: 6	R: 0 E: 0 K: 0 S: 3	H: 0 LOB: 0 BB: 0 P: 3	R: 0 E: 0 K: 0 S: 3	H: 1 LOB: 0 BB: 0 P: 3	R: 3 E: 0 K: 1 S: 8	H: 3 LOB: 2 BB: 2 P: 16	1B: 7 2B: 2 3B: 0 HR: 1	SF: 0 SAC: 0 DP: 0 HBP: 0	WP: 0 PB: 0 SB: 1 CS: 2	PA: 40																
PITCHER Dave Lemanczyk, R (1, 1) ERA: 4.82 Jerry Johnson, R (9, 1) ERA: 3.79	IP 8.2	WLS L	BF 38	H 10	R 7	ER 6	SO 4	BB 3	IBB 0	HBP 0	BLK 0	WP 0	HR 1	S 43	P 55	ERA 6.23	WHIP 1.500																					
																			PITCHER	IP	WLS	BF	H	R	ER	SO	BB	IBB	HBP	BLK	WP	HR	S	P	ERA	WHIP		

Minnesota Twins @ Toronto Blue Jays
Exhibition Stadium, Toronto, ON
Fri May 06 1977, 7:05 PM EDT
Att. 26,355 - Unknown - 57 F

livebaseballscorecards.com

Batter	1	2	3	4	5	6	7	8	9	AB R H RBI BB SO LOB
John Scott, R (1, 7) OBP: 0.185, SLG: 0.192	0-0 3-1		0-3 K		0-0 1B 1B	0-0 F8			0-3 K	5 1 1 0 0 2 1
Hector Torres, R (1, 4) OBP: 0.302, SLG: 0.316	0-0 5-3		0-0 1B 1B		0-0 6-3 1B 1B 1-2 E 1B		4-0 G3-6-3 BB		0-0 5-3	4 1 2 0 1 0 1
Al Woods, L (1, 9) OBP: 0.324, SLG: 0.452	0-0 BB 1B		0-0 FC6-4 1B		0-0 F8		0-0 G3-6-3 1-2f			4 0 2 0 0 0 3
Otto Velez, R (1, 10) OBP: 0.472, SLG: 0.781	4-0 1-2 BB		0-3 K		0-0 E 6-3 1B 1-2 2-H		0-3 K			3 0 1 1 1 2 2
Doug Ault, R (1, 3) OBP: 0.391, SLG: 0.526	0-0 6-3		0-0 FC6-4 1-2f		0-0 6-3 1-2 2-3		0-3 K			4 0 0 0 0 1 6
Gary Woods, R (1, 8) OBP: 0.296, SLG: 0.321		0-0 CS 1B		0-0 E4 SH1-3 1B	0-0 E5 2-3 3-H		0-0 1-3			4 0 2 0 0 0 1
Alan Ashby, S (1, 2) OBP: 0.307, SLG: 0.282		0-0 P4 1-2		0-0 SH1-3 2-3	0-3 K		0-3 K			3 0 0 0 0 2 3
Dave McKay, S (1, 5) OBP: 0.212, SLG: 0.289		0-0 2B		0-3 K		0-0 5-3		0-0 E5		4 0 1 0 0 1 1
Jim Mason, L (1, 6) OBP: 0.218, SLG: 0.181		0-3 K		0-0 F7		0-3 K		0-0 1-6-3		4 0 0 0 0 2 3

Inning Stats	R: 0	H: 1	E: 0	K: 0	S: 4	LOB: 2	BB: 1	P: 8	R: 0	H: 2	E: 0	K: 1	S: 6	LOB: 1	BB: 0	P: 6	R: 0	H: 2	E: 0	K: 2	S: 9	LOB: 2	BB: 0	P: 9	R: 0	H: 3	E: 1	K: 1	S: 9	LOB: 2	BB: 0	P: 9	R: 0	H: 0	E: 0	K: 1	S: 5	LOB: 0	BB: 0	P: 5	R: 0	H: 0	E: 0	K: 1	S: 4	LOB: 0	BB: 1	P: 8	R: 0	H: 0	E: 0	K: 2	S: 7	LOB: 0	BB: 0	P: 7	R: 0	H: 0	E: 1	K: 1	S: 6	LOB: 1	BB: 0	P: 6	1B: 8	SF: 0	2B: 1	SAC: 1	3B: 0	DP: 1	HR: 0	HBP: 0	WP: 0	PA: 38
--------------	------	------	------	------	------	--------	-------	------	------	------	------	------	------	--------	-------	------	------	------	------	------	------	--------	-------	------	------	------	------	------	------	--------	-------	------	------	------	------	------	------	--------	-------	------	------	------	------	------	------	--------	-------	------	------	------	------	------	------	--------	-------	------	------	------	------	------	------	--------	-------	------	-------	-------	-------	--------	-------	-------	-------	--------	-------	--------

PITCHER	IP	WLS	BF	H	R	ER	SO	BB	IBB	HBP	BLK	WP	HR	S	P	ERA	WHIP
Geoff Zahn, L (1, 1) ERA: 2.95	6.0	W	28	9	2	1	6	1	0	0	0	0	0	39	43	1.50	1.667
Ron Schueler, R (7, 1) ERA: 2.37	3.0	S	10	0	0	0	4	1	0	0	0	0	0	17	21	0.00	0.333

MINNESOTA TWINS @ TORONTO BLUE JAYS
 Exhibition Stadium, Toronto, ON
 Fri May 06 1977, 7:05 PM EDT
 Att. 26,355 - Unknown - 57 F

AB 35
R 2
H 9
RBI 1
BB 2
SO 10
LOB 21



Batter	1	2	3	4	5	6	7	8	9	AB R H RBI BB SO LOB	TOP	
Larry Hisle, R (1, 7) OBP: 0.366, SLG: 0.560	0-0 1B G4-6-3 2B	0-0 6-3			0-0 1B			4-0 SH5-3 BB		3 1 2 0 1 0 0		
Roy Smalley, S (1, 6) OBP: 0.316, SLG: 0.306	0-0 2-3 1B G4-6-3		0-0 P6		0-0 4-3			0-0 SH5-3 1-2		3 0 1 0 0 0 1		
Rod Carew, L (1, 3) OBP: 0.418, SLG: 0.519	0-0 G4-6-3 1-2f 3-H		0-0 F7			0-0 4-3		4-0 G1-6-3 IBB		3 0 0 0 1 0 1		
Butch Wynegar, S (1, 2) OBP: 0.395, SLG: 0.536	4-0 1B 3B BB		0-0 F9			0-0 1B		0-0 G1-6-3 1-2f		3 1 1 0 1 0 2		
Lyman Bostock, L (1, 8) OBP: 0.409, SLG: 0.510	0-0 1-2 3B 1B			0-0 CS 1B		0-0 F8			0-0 4-3 SH1-4 1B	4 2 3 0 0 0 1		
Mike Cubbage, L (1, 5) OBP: 0.390, SLG: 0.414	0-0 1-H 2-H 3B			0-0 P5 1-2		0-0 L3			0-0 SH1-4 1-2	3 0 1 2 0 0 2		
Rich Chiles, L (1, 10) OBP: 0.377, SLG: 0.294	0-0 6-3			0-0 5-3			0-0 F9		0-0 4-3 2-3	4 0 0 0 0 0 2		
Dan Ford, R (1, 9) OBP: 0.299, SLG: 0.305		0-3 K			0-0 6-3		0-0 4-3		0-0 1B	4 0 1 1 0 1 0		
Rob Wilfong, L (1, 4) OBP: 0.333, SLG: 0.360			0-0 4-3		0-0 P4		0-0 F5		0-0 3-H L4	4 0 0 0 0 0 1		
Inning Stats	R: 3 E: 0 K: 0 S: 6 H: 4 LOB: 1 BB: 1 P: 10	R: 0 E: 0 K: 1 S: 5 H: 0 LOB: 0 BB: 0 P: 5	R: 0 E: 0 K: 0 S: 3 H: 0 LOB: 0 BB: 0 P: 3	R: 0 E: 0 K: 0 S: 3 H: 1 LOB: 0 BB: 0 P: 3	R: 0 E: 0 K: 0 S: 4 H: 1 LOB: 1 BB: 0 P: 4	R: 0 E: 0 K: 0 S: 4 H: 1 LOB: 1 BB: 0 P: 4	R: 0 E: 0 K: 0 S: 3 H: 0 LOB: 0 BB: 0 P: 3	R: 0 E: 0 K: 0 S: 2 H: 0 LOB: 1 BB: 2 P: 10	R: 1 E: 0 K: 0 S: 5 H: 2 LOB: 1 BB: 0 P: 5	1B: 7 2B: 1 3B: 1 HR: 0 SF: 0 SAC: 2 DP: 2 HBP: 0	WP: 0 PB: 0 SB: 0 CS: 1 PA: 36	
PITCHER Steve Hargan, R (1, 1) ERA: 5.22	IP WLS BF H R ER SO BB IBB HBP BLK WP HR S P ERA WHIP	9.0 L 36 9 4 4 1 2 1 0 0 0 0 0 35 47 4.00 1.222										

Minnesota Twins @ Toronto Blue Jays
Exhibition Stadium, Toronto, ON
Sat May 07 1977, 3:33 AM EDT
Att. 34,091 - Unknown - 46 F

livebaseballscorecards.com

AB	31
R	4
H	9
RBI	3
BB	3
SO	1
LOB	10



BOTTOM

Minnesota Twins @ Toronto Blue Jays
Exhibition Stadium, Toronto, ON
Sat May 07 1977, 3:33 AM EDT
Att: 34,091 - Unknown - 46 F

livebaseballscores.com

AB	31
R	1
H	6
RBI	1
BB	4
SO	2
LOB	12



WP:	0	PA:	35
PB:	0	SB:	0
CS:	0		

AB R H RBI BB SO LOB

4 0 0 0 0 1 1

2 0 0 0 1 0 0
1 0 0 0 0 0 0

4 1 3 0 0 0 1

2 0 1 1 2 0 2

4 0 1 0 0 0 3

4 0 0 0 0 0 2

4 0 0 0 0 0 0

4 0 1 0 0 0 1

2 0 0 0 1 1 2

1B: 4 SF: 0
2B: 0 SAC: 0
3B: 2 DP: 4
HR: 0 HBP: 0

Batter	1	2	3	4	5	6	7	8	9
Hector Torres, R (1, 4) OBP: 0.277, SLG: 0.286 (9, 6)	0-0 6-3		0-3 K		0-0 G6-4-3			0-0 6-3	
Jim Mason, L (1, 6) OBP: 0.222, SLG: 0.176 Pedro Garcia, R (8, PH) OBP: 0.241, SLG: 0.278 (9, 4)	0-0 F7		0-0 E4 1B			4-0 G3-6 BB		0-0 L5	
Al Woods, L (1, 7) OBP: 0.346, SLG: 0.494	0-0 BB 1B		0-0 G5-4-3 1B			0-0 G3-6 1-2f		0-0 1B 3B	
Otto Velez, R (1, 10) OBP: 0.484, SLG: 0.773	4-0 1-2 BB		0-0 G5-4-3 1-2f			4-0 1B BB		0-0 1B	
Ron Fairly, L (1, 9) OBP: 0.377, SLG: 0.478	0-0 P5			0-0 4-3			0-0 1-2 1B	0-0 G3	
Doug Ault, R (1, 3) OBP: 0.377, SLG: 0.505		0-0 6-3		0-0 5-3			0-0 F9	0-0 6-3	
Gary Woods, R (1, 8) OBP: 0.282, SLG: 0.305		0-0 5-3		0-0 P4				0-0 4-3	
Alan Ashby, S (1, 2) OBP: 0.304, SLG: 0.305		0-0 3B			0-0 F2		0-0 F7	0-0 F9	
Dave McKay, S (1, 5) OBP: 0.216, SLG: 0.283		0-3 K			4-0 G6-4-3 BB		0-0 G6-3 1-2f		

Inning Stats	R: 0	H: 1	E: 0	LOB: 2	K: 0	BB: 1	S: 4	R: 0	H: 1	E: 0	LOB: 1	K: 1	BB: 0	S: 6	R: 0	H: 1	E: 1	LOB: 1	K: 1	BB: 0	S: 6	R: 0	H: 0	E: 0	LOB: 0	K: 0	BB: 0	S: 3	R: 0	H: 0	E: 0	LOB: 0	K: 0	BB: 1	S: 2	R: 0	H: 1	E: 0	LOB: 2	K: 0	BB: 2	S: 3	R: 0	H: 0	E: 1	LOB: 0	K: 0	BB: 0	S: 3	R: 1	H: 2	E: 0	LOB: 1	K: 0	BB: 0	S: 5	R: 0	H: 0	E: 0	LOB: 0	K: 0	BB: 0	S: 3	1B: 4	SF: 0	2B: 0	SAC: 0	3B: 2	DP: 4	HR: 0	HBP: 0	WP: 0	PA: 35
--------------	------	------	------	--------	------	-------	------	------	------	------	--------	------	-------	------	------	------	------	--------	------	-------	------	------	------	------	--------	------	-------	------	------	------	------	--------	------	-------	------	------	------	------	--------	------	-------	------	------	------	------	--------	------	-------	------	------	------	------	--------	------	-------	------	------	------	------	--------	------	-------	------	-------	-------	-------	--------	-------	-------	-------	--------	-------	--------

PITCHER	IP	WLS	BF	H	R	ER	SO	BB	IBB	HBP	BLK	WP	HR	S	P	ERA	WHIP
Paul Thordogsgard, R (1, 1) ERA: 3.19	7.0	W	27	4	0	0	2	4	0	0	0	0	0	27	43	0.00	1.143
Tom Burgmeier, L (8, 1) ERA: 2.35	1.0		5	2	1	1	0	0	0	0	0	0	0	5	5	9.00	2.000
Tom Johnson, R (9, 1) ERA: 1.23	1.0	S	3	0	0	0	0	0	0	0	0	0	0	3	3	0.00	0.000

Batter	1	2	3	4	5	6	7	8	9	AB R H RBI BB SO LOB	TOP
Dan Ford, R OBP: 0.295, SLG: 0.300 (1, 9) X	0-0 E6 F9 WP 6-3		0-3 K	0-0 1B		0-3 K		0-0 FC5-4 S 1-2f		5 1 1 0 0 2 1	
Roy Smalley, S OBP: 0.301, SLG: 0.289 (1, 6) X	0-0 F9 1-3		0-0 4-3	0-0 4-3		0-0 6-3		0-0 F7 1-2		5 0 0 0 0 0 4	
Rod Carew, L OBP: 0.433, SLG: 0.577 (1, 3) X	0-0 6-3 3-H		0-0 1B 2B 1B		0-0 1B 3B	0-0 3B		0-0 1B FC6-2 2B		5 2 4 1 0 0 0	
Lyman Bostock, L OBP: 0.409, SLG: 0.505 (1, 8) X	0-0 4-3		0-0 1B 2B 1B		0-0 3-1	0-3 K		0-0 FC6-2 2B 1B		5 1 2 0 0 1 2	
Butch Wynegar, S OBP: 0.384, SLG: 0.527 (1, 2) X		0-0 L4	0-0 1B 2B		0-3 K		0-0 F2	0-0 FC6-2 1-2		5 0 1 2 0 1 3	
Mike Cubbage, L OBP: 0.390, SLG: 0.413 (1, 5) X		0-0 G3	0-0 1B 2B		0-0 3B 1B		0-0 4-3	0-0 F8 3-H		5 1 2 1 0 0 2	
Larry Hisle, R OBP: 0.368, SLG: 0.571 (1, 7) X		0-0 1B 1B		0-0 6-3	0-0 3B 1B		0-0 1-3	0-0 L5		5 0 2 1 0 0 2	
Rich Chiles, L OBP: 0.381, SLG: 0.302 (1, 10) X		0-0 1B		0-0 F9	4-0 BB			0-0 FC5-4 1B		2 0 1 0 0 0 0	
Craig Kusick, R OBP: 0.352, SLG: 0.479 (5, PH) X		0-0 1B		0-0 F9	4-0 BB			0-0 F9		1 0 1 0 1 0 0	
Rob Wilfong, L OBP: 0.339, SLG: 0.353 (1, 4) X		0-0 P1		0-0 1B BB	0-0 L5			0-0 F9		1 0 0 0 1 0 2	
Bob Randall, R OBP: 0.200, SLG: 0.208 (5, PH) (5, 4) X										2 0 0 0 0 0 3	
Inning Stats	R: 1 E: 1 K: 0 S: 4 H: 0 LOB: 0 BB: 0 P: 4	R: 0 E: 0 K: 0 S: 5 H: 2 LOB: 2 BB: 0 P: 5	R: 2 E: 0 K: 1 S: 8 H: 4 LOB: 2 BB: 0 P: 8	R: 0 E: 0 K: 0 S: 4 H: 1 LOB: 2 BB: 1 P: 8	R: 2 E: 0 K: 1 S: 8 H: 3 LOB: 2 BB: 1 P: 12	R: 0 E: 0 K: 2 S: 8 H: 1 LOB: 1 BB: 0 P: 8	R: 0 E: 0 K: 0 S: 3 H: 0 LOB: 0 BB: 0 P: 3	R: 0 E: 0 K: 0 S: 4 H: 1 LOB: 1 BB: 0 P: 4	R: 0 E: 0 K: 0 S: 5 H: 2 LOB: 2 BB: 0 P: 5	1B: 9 2B: 2 3B: 3 HR: 0 SF: 0 SAC: 0 DP: 0 HBP: 0	WP: 1 PA: 43 PB: 0 SB: 1 CS: 0
PITCHER Jesse Jefferson, R ERA: 4.93 (1, 1)	IP: 4.2 WLS: L BF: 25 H: 10 R: 5 ER: 4 SO: 2 BB: 1 IBB: 0 HBP: 0 BLK: 0 WP: 1 HR: 0 S: 28 P: 32 ERA: 7.71 WHIP: 2.357	PITCHER Mike Willis, L ERA: 0.5 (5, 1)	IP: 4.1 WLS: BF: 18 H: 4 R: 0 ER: 0 SO: 2 BB: 1 IBB: 0 HBP: 0 BLK: 0 WP: 0 HR: 0 S: 21 P: 25 ERA: 0.00 WHIP: 1.154								

Minnesota Twins @ Toronto Blue Jays
Exhibition Stadium, Toronto, ON
Sun May 08 1977, 3:33 AM EDT
Att. 20,902 - Unknown - 52 F

AB	41
R	5
H	14
RBI	5
BB	2
SO	4
LOB	19




WP: 1	PA: 43
PB: 0	
SB: 1	
CS: 0	

Batter	1	2	3	4	5	6	7	8	9	AB	R	H	RBI	BB	SO	LOB
Hector Torres, R OBP: 0.288, SLG: 0.283 (1, 4) (9, 5)	0-0 CS 1B		0-0 6-3		0-0 F9		0-0 F7		4-0 BB 1B BB	4	1	1	0	1	0	0
Jim Mason, L OBP: 0.233, SLG: 0.203 (1, 6)	0-0 4-3 1-2 1B		0-0 3-1		0-0 4-3			0-0 2B 2B	0-0 L6	5	1	2	0	0	0	1
Al Woods, L OBP: 0.361, SLG: 0.506 (1, 7)	0-0 4-3 1-2 1B		0-0 2B		4-0 BB			0-0 F7 1B BB	0-0 L8	4	0	2	0	1	0	2
Otto Velez, R OBP: 0.480, SLG: 0.744 (1, 9)	0-0 4-3 1-2 2-3		0-3 K		0-0 6-3			4-0 2B 1B BB	4-0 1B BB	3	1	0	0	2	1	4
Ron Fairly, L OBP: 0.390, SLG: 0.493 John Scott, R OBP: 0.185, SLG: 0.192 (1, 10) (9, PR)	4-0 IBB			0-0 5-3		0-0 F7		0-0 1B 1B 2B	0-0 HBP 1B	4	1	2	2	1	0	0
Doug Ault, R OBP: 0.387, SLG: 0.500 (1, 3)	0-3 K			4-0 BB BB		0-0 6-3		0-0 1B 1B	1-0 FC6-4 HBP	3	0	1	1	1	1	3
Gary Woods, R OBP: 0.278, SLG: 0.291 (1, 8)		0-0 5-3		4-0 BB BB		0-0 L6		0-0 F5 1B	0-0 FC6-4 1-2f	4	0	0	0	1	0	5
Alan Ashby, S OBP: 0.302, SLG: 0.302 (1, 2)		0-0 4-3		0-3 K		0-0 3-1		0-0 1B		4	0	1	1	0	1	2
Dave McKay, S OBP: 0.210, SLG: 0.275 Sam Ewing, L OBP: 0.524, SLG: 0.412 Pedro Garcia, R OBP: 0.238, SLG: 0.275 (1, 5) (8, PH) (8, PH) (9, 4)		0-0 5-3		0-0 F7		0-3 K		0-0 F7		3	0	0	0	0	1	2

Inning Stats	R: 0	H: 3	E: 0	K: 1	S: 7	LOB: 3	BB: 1	P: 11	R: 0	H: 0	E: 0	K: 0	S: 3	LOB: 0	BB: 0	P: 3	R: 0	H: 1	E: 0	K: 1	S: 6	LOB: 1	BB: 0	P: 6	R: 0	H: 0	E: 0	K: 1	S: 5	LOB: 2	BB: 2	P: 13	R: 0	H: 0	E: 0	K: 0	S: 3	LOB: 1	BB: 1	P: 7	R: 0	H: 0	E: 0	K: 0	S: 3	LOB: 0	BB: 0	P: 3	R: 0	H: 0	E: 0	K: 1	S: 5	LOB: 0	BB: 0	P: 5	R: 3	H: 4	E: 0	K: 0	S: 7	LOB: 2	BB: 1	P: 11	R: 1	H: 1	E: 0	K: 0	S: 4	LOB: 3	BB: 2	P: 13	1B: 6	SF: 0	2B: 3	SAC: 0	3B: 0	DP: 0	HR: 0	HBP: 1	WP: 0	PA: 43
PITCHER	IP	WLS	BF	H	R	ER	SO	BB	IBB	HBP	BLK	WP	HR	S	P	ERA	WHIP																																																																	
Dave Goltz, R ERA: 3.8 (1, 1)	7.2	W	35	8	3	3	4	4	1	0	0	0	0	38	58	3.52	1.565																																																																	
Tom Burgmeier, L ERA: 2.63 (8, 1)	1.0		6	1	1	1	0	2	0	0	0	0	0	4	12	9.00	3.000																																																																	
Tom Johnson, R ERA: 1.21 (9, 1)	0.1	S	2	0	0	0	0	0	0	1	0	0	0	1	2	0.00	0.000																																																																	

MINNESOTA TWINS @ TORONTO BLUE JAYS
 Exhibition Stadium, Toronto, ON
 Sun May 08 1977, 3:33 AM EDT
 Att: 20,902 - Unknown - 52 F

AB	35
R	4
H	9
RBI	4
BB	7
SO	4
LOB	21



Batter	1	2	3	4	5	6	7	8	9	AB R H RBI BB SO LOB	TOP											
Craig Reynolds, L (1, 6) OBP: 0.287, SLG: 0.333	0-0 F7		0-0 F9	0-0 4-3			0-0 4-3		0-0 3-1	5 0 0 1 0 0 6												
Steve Braun, L (1, 7) OBP: 0.443, SLG: 0.365	0-0 5-3		0-0 1B		0-0 L4			4-0 BB	4-0 BB	3 0 1 1 2 0 0												
Carlos Lopez, R (1, 9) OBP: 0.400, SLG: 0.470	0-3 K		0-0 G3		0-0 F8			4-0 BB	0-0 5-3	4 0 0 0 1 1 5												
Dan Meyer, L (1, 3) OBP: 0.284, SLG: 0.398		0-0 F7		0-0 4-3	0-0 4-3			0-0 G4-6-3		4 0 0 0 0 0 2												
Juan Bernhardt, R (1, 10) OBP: 0.320, SLG: 0.495		0-0 6-3		0-0 HR		0-0 5-3		0-0 L5		4 1 1 1 0 0 1												
Bill Stein, R (1, 5) OBP: 0.333, SLG: 0.440		0-0 F9		0-0 5-3		0-3 K			4-0 1B 1B 3-1 BB	3 1 0 0 1 1 0												
Ruppert Jones, L (1, 8) OBP: 0.276, SLG: 0.357			0-0 F9 SH 1B 1B	0-0 1B 1B		0-3 K			0-0 F7	4 2 2 0 0 1 1												
Larry Milbourne, S (1, 4) OBP: 0.232, SLG: 0.240			0-0 SH 1B	0-0 1B 1B			0-0 3-1		0-0 3-1 1B 1B	3 0 2 0 0 0 0												
Bob Stinson, S (1, 2) OBP: 0.381, SLG: 0.403			0-3 K	0-0 1B			0-0 6-3		0-0 3-1 1B	4 0 2 1 0 1 2												
Inning Stats	R: 0 E: 0 K: 1 S: 5	H: 0 LOB: 0 BB: 0 P: 5	R: 0 E: 0 K: 0 S: 3	H: 0 LOB: 0 BB: 0 P: 3	R: 1 E: 0 K: 1 S: 8	H: 2 LOB: 2 BB: 0 P: 8	R: 2 E: 0 K: 0 S: 7	H: 4 LOB: 2 BB: 0 P: 7	R: 0 E: 0 K: 0 S: 3	H: 0 LOB: 0 BB: 0 P: 3	R: 0 E: 0 K: 2 S: 7	H: 0 LOB: 0 BB: 0 P: 7	R: 0 E: 0 K: 0 S: 3	H: 0 LOB: 0 BB: 0 P: 3	R: 0 E: 0 K: 0 S: 2	H: 0 LOB: 1 BB: 2 P: 10	R: 1 E: 0 K: 0 S: 5	H: 2 LOB: 3 BB: 2 P: 13	1B: 7 2B: 0 3B: 0 HR: 1	SF: 0 SAC: 1 DP: 1 HBP: 0	WP: 0 PB: 0 SB: 0 CS: 0	PA: 39
PITCHER	IP WLS BF H R ER SO BB IBB HBP BLK WP HR S P ERA WHIP																					
Bill Singer, R (1, 1) ERA: 5.9	7.0 W 30 6 3 3 4 2 0 0 0 0 1 36 44 3.86 1.143																					
Jerry Johnson, R (8, 1) ERA: 3.86	2.0 9 2 1 1 0 2 0 0 0 0 0 7 15 4.50 2.000																					

Seattle Mariners @ Toronto Blue Jays
Exhibition Stadium, Toronto, ON
Mon May 09 1977, 7:05 PM EDT
Att: 11,680 - Unknown

livebaseballscorecards.com

AB	34
R	4
H	8
RBI	4
BB	4
SO	4
LOB	17



Batter	1	2	3	4	5	6	7	8	9	AB R H RBI BB SO LOB	TOP		
Jose Báez, R (1, 4) OBP: 0.375, SLG: 0.353	0-0 6-3		0-0 P4		0-0 1B 2B		0-0 G4-6-3 1B			4 1 2 0 0 0 1	<p>Seattle Mariners @ Toronto Blue Jays</p> <p>Exhibition Stadium, Toronto, ON</p> <p>Tue May 10 1977, 7:05 PM EDT</p> <p>Att. 13,017 - Unknown - 52 F</p>		
Steve Braun, L (1, 7) OBP: 0.444, SLG: 0.358	0-0 F9		4-0 BB		4-0 1B BB		0-0 G4-6-3 1-2f			2 0 0 0 2 0 1			
Carlos Lopez, R (1, 9) OBP: 0.405, SLG: 0.471	0-3 K		0-3 K		0-0 1B G5-4-3 1-2 2-H		0-0 L1-3 1B			4 0 2 1 0 2 2			
Juan Bernhardt, R (1, 10) OBP: 0.323, SLG: 0.495 Dave Collins, S (5, PH) OBP: 0.250, SLG: 0.152		0-0 F8		0-0 2B 1B		0-0 G5-4-3 1-2f		0-0 L1-3 1-2		2 1 1 0 0 0 0 2 0 0 0 0 0 3			
Bill Stein, R (1, 5) OBP: 0.331, SLG: 0.433		0-0 6-3		0-0 F8		0-0 1B		0-3 K		4 0 1 0 0 1 1			
Dan Meyer, L (1, 3) OBP: 0.292, SLG: 0.411		0-0 G3		0-0 2B 1-H		0-0 F8		0-0 G4-6-3 1B		4 0 2 1 0 0 1			
Ruppert Jones, L (1, 8) OBP: 0.276, SLG: 0.371			0-0 SF8 3B		0-0 F3		0-0 F8		0-0 F9	4 1 1 0 0 0 3			
Craig Reynolds, L (1, 6) OBP: 0.277, SLG: 0.324			0-0 SF8 3-H		0-0 1-3		0-0 3-1		0-0 G4-6-3 1-2f	3 0 0 1 0 0 3			
Larry Cox, R (1, 2) OBP: 0.235, SLG: 0.313			0-0 2B		0-3 K		0-0 6-3			3 0 1 0 0 1 0			
Inning Stats	R: 0 H: 0 E: 0 LOB: 0 K: 1 BB: 0 S: 5 P: 5	R: 0 H: 0 E: 0 LOB: 0 K: 0 BB: 0 S: 3 P: 3	R: 1 H: 2 E: 0 LOB: 2 K: 1 BB: 1 S: 7 P: 11	R: 1 H: 2 E: 0 LOB: 1 K: 0 BB: 0 S: 5 P: 5	R: 1 H: 2 E: 0 LOB: 1 K: 1 BB: 1 S: 6 P: 10	R: 0 H: 1 E: 0 LOB: 1 K: 0 BB: 0 S: 4 P: 4	R: 0 H: 1 E: 0 LOB: 0 K: 1 BB: 0 S: 3 P: 3	R: 0 H: 1 E: 0 LOB: 0 K: 0 BB: 0 S: 5 P: 5	R: 0 H: 1 E: 0 LOB: 0 K: 0 BB: 0 S: 3 P: 3	1B: 6 SF: 1 2B: 4 SAC: 0 3B: 1 DP: 4 HR: 0 HBP: 0	WP: 0 PA: 35 PB: 0 SB: 0 CS: 0		
PITCHER	IP WLS BF H R ER SO BB IBB HBP BLK WP HR S P ERA WHIP											PITCHER	IP WLS BF H R ER SO BB IBB HBP BLK WP HR S P ERA WHIP
Jerry Garvin, L (1, 1) ERA: 3.19	7.0 W 29 8 3 3 3 2 0 0 0 0 0 0 33 41 3.86 1.429												
Pete Vuckovich, R (8, 1) ERA: 3.86	2.0 6 2 0 0 1 0 0 0 0 0 0 0 8 8 0.00 1.000												

livebaseballscorecards.com

AB	32
R	3
H	10
RBI	3
BB	2
SO	4
LOB	15



BOTTOM

Seattle Mariners @ Toronto Blue Jays
 Exhibition Stadium, Toronto, ON
 Tue May 10 1977, 7:05 PM EDT
 Att: 13,017 - Unknown - 52 F

livebaseballscorecards.com

AB	33
R	9
H	13
RBI	8
BB	7
SO	9
LOB	17



WP: 1	PA: 42
PB: 1	SB: 0
CS: 2	

AB	R	H	RBI	BB	SO	LOB
5	1	3	0	0	1	2
0	0	0	0	0	0	0

4	2	3	2	1	0	1
---	---	---	---	---	---	---

3	1	1	1	1	2	3
---	---	---	---	---	---	---

4	1	2	2	1	1	3
---	---	---	---	---	---	---

3	1	0	0	2	1	4
---	---	---	---	---	---	---

2	1	0	0	2	0	2
---	---	---	---	---	---	---

4	0	1	1	0	1	1
---	---	---	---	---	---	---

4	1	2	2	0	1	0
---	---	---	---	---	---	---

4	1	1	0	0	2	1
---	---	---	---	---	---	---

1B: 9	SF: 0
2B: 2	SAC: 1
3B: 2	DP: 0
HR: 0	HBP: 0

Batter	1	2	3	4	5	6	7	8	9
Bob Bailor, R OBP: 0.348, SLG: 0.506 Hector Torres, R OBP: 0.288, SLG: 0.283 (1, 6) (8, PR) (9, 6)	0-3 K		0-0 1B 3B	0-0 F3		0-0 CS 1B		0-0 PB 1B	
Al Woods, L OBP: 0.409, SLG: 0.567 (1, 7)	0-0 2B		0-0 F9	0-0 E 3B 1-H 2-H		0-0 CS 1-2	0-0 SH1-3 2B 1B	4-0 BB 1-2	
Roy Howell, L OBP: 0.174, SLG: 0.050 (1, 5)	0-3 K		4-0 1B WP BB	0-0 E7 1B			0-0 SH1-3 1-2	0-3 K	
Otto Velez, R OBP: 0.472, SLG: 0.709 (1, 9)	4-0 BB		0-0 WP 1B	0-0 5-3			0-0 BB 1B 2B 2-H	0-3 K	
Ron Fairly, L OBP: 0.402, SLG: 0.468 (1, 10)	0-0 3-1		4-0 1-2 BB		0-0 4-3		4-0 1B BB 1B IBB	0-3 K	
Doug Ault, R OBP: 0.394, SLG: 0.514 (1, 3)		0-0 L4	0-0 6-3		4-0 CS BB		4-0 1B BB 1-2 2-3		
Alan Ashby, S OBP: 0.298, SLG: 0.298 (1, 2)	0-3 K			0-0 F9	0-0 F8		0-0 1B 1B 1-2 2-3 3-H		
Gary Woods, R OBP: 0.296, SLG: 0.319 (1, 8)	0-3 K			0-0 1B 3B 1B		0-0 F9	0-0 1B 1B 1-3 2-H 3-H		
Pedro Garcia, R OBP: 0.239, SLG: 0.273 (1, 4)			0-0 F9	0-0 3B 1B		0-3 K	0-3 K2-3		

Inning Stats	R	H	E	K	S	P	BB	IBB	HBP	BLK	WP	HR	S	P	ERA	WHIP
1	0	1	0	2	7	12	0	0	0	0	0	0	26	38	12.27	2.727
2	0	0	0	2	7	12	0	0	0	0	0	0	12	24	13.50	2.250
3	2	2	0	0	7	13	0	0	0	0	0	0	14	18	0.00	1.800
4	0	0	0	0	7	12	0	0	0	0	0	0	12	24	13.50	2.250
5	0	0	0	0	7	12	0	0	0	0	0	0	14	18	0.00	1.800
6	0	1	0	0	5	16	0	0	0	0	0	0	14	18	0.00	1.800
7	4	4	0	1	16	16	0	0	0	0	0	0	14	18	0.00	1.800
8	0	1	0	3	14	14	0	0	0	0	0	0	14	18	0.00	1.800
9	0	0	0	0	14	14	0	0	0	0	0	0	14	18	0.00	1.800

PITCHER	IP	WLS	BF	H	R	ER	SO	BB	IBB	HBP	BLK	WP	HR	S	P	ERA	WHIP
John Montague, R ERA: 4.75 (1, 1)	3.2	L	21	7	5	5	4	3	0	0	0	1	0	26	38	12.27	2.727
Diego Segui, R ERA: 8.06 (4, 1)	2.2		13	4	4	4	1	2	1	0	0	0	0	12	24	13.50	2.250
Enrique Romo, R ERA: 1.56 (7, 1)	1.2		7	2	0	0	4	1	0	0	0	0	0	14	18	0.00	1.800

Batter	1	2	3	4	5	6	7	8	9	10	11	AB R H RBI BB SO LOB	TOP														
Bob Bailor, R OBP: 0.361, SLG: 0.522 (1, 6)												5 1 3 0 0 0 0	Toronto Blue Jays @ Minnesota Twins Metropolitan Stadium, Bloomington, MI Fri May 13 1977, 8:05 PM EDT Att. 9,667 - Unknown - 84 F														
Al Woods, L OBP: 0.408, SLG: 0.574 (1, 7)												4 1 1 0 1 0 3															
Roy Howell, L OBP: 0.214, SLG: 0.200 (1, 5)												5 1 2 2 0 1 2															
Otto Velez, R OBP: 0.451, SLG: 0.678 (1, 9)												4 0 0 1 0 0 3															
Ron Fairly, L OBP: 0.402, SLG: 0.469 Dave McKay, S OBP: 0.211, SLG: 0.267 (11, PR)												4 0 1 0 1 2 1 0 0 0 0 0 0 0															
Doug Ault, R OBP: 0.394, SLG: 0.518 (1, 3)												5 0 2 0 0 0 1															
Alan Ashby, S OBP: 0.286, SLG: 0.316 (1, 2)												4 0 1 0 0 0 1															
Gary Woods, R OBP: 0.294, SLG: 0.316 Sam Ewing, L OBP: 0.600, SLG: 0.389 John Scott, R OBP: 0.185, SLG: 0.192 (11, 8)												4 0 1 0 0 1 2 1 0 0 0 0 0 2 0 0 0 0 0 0 0															
Pedro Garcia, R OBP: 0.229, SLG: 0.261 (1, 4)												4 0 0 0 0 0 3															
Inning Stats	R: 0 E: 0 K: 1 S: 6	H: 1 LOB: 1 BB: 0 P: 6	R: 0 E: 0 K: 0 S: 2	H: 0 LOB: 0 BB: 1 P: 6	R: 0 E: 0 K: 0 S: 4	H: 1 LOB: 1 BB: 0 P: 4	R: 0 E: 0 K: 0 S: 3	H: 0 LOB: 0 BB: 0 P: 3	R: 0 E: 0 K: 0 S: 4	H: 1 LOB: 1 BB: 0 P: 4	R: 1 E: 0 K: 1 S: 7	H: 2 LOB: 1 BB: 0 P: 7		R: 0 E: 0 K: 1 S: 6	H: 1 LOB: 1 BB: 0 P: 6	R: 2 E: 0 K: 1 S: 7	H: 2 LOB: 0 BB: 0 P: 7	R: 0 E: 0 K: 0 S: 4	H: 1 LOB: 1 BB: 0 P: 4	R: 0 E: 0 K: 0 S: 3	H: 0 LOB: 1 BB: 1 P: 7	R: 0 E: 0 K: 0 S: 4	H: 2 LOB: 2 BB: 0 P: 4	1B: 5 2B: 3 3B: 3 HR: 0	SF: 1 SAC: 1 DP: 1 HBP: 0	WP: 0 PB: 0 SB: 1 CS: 0	PA: 44
PITCHER	IP	WLS	BF	H	R	ER	SO	BB	IBB	HBP	BLK	WP		HR	S	P	ERA	WHIP									
Paul Thormodsgard, R ERA: 2.84 (1, 1)	7.0		27	6	1	1	3	1	0	0	0	0	0	32	36	1.29	1.000										
Tom Johnson, R ERA: 1.82 (8, 1)	2.1		10	3	2	2	1	0	0	0	0	0	0	12	12	7.71	1.286										
Tom Burgmeier, L ERA: 2.81 (10, 1)	0.1		2	0	0	0	0	1	0	0	0	0	0	1	5	0.00	3.000										
Ron Schueler, R ERA: 2.08 (10, 1)	1.1	W	5	2	0	0	0	0	0	0	0	0	0	5	5	0.00	1.500										

AB	40
R	3
H	11
RBI	3
BB	2
SO	4
LOB	18



livebaseballscorecards.com

Batter	1	2	3	4	5	6	7	8	9	10	11	AB R H RBI BB SO LOB	BOTTOM				
Lyman Bostock, L (1, 8) OBP: 0.408, SLG: 0.509	0-0 G4-6-3 1B		4-0 CS BB			0-0 2B	0-0 4-3			0-0 L9		4 1 2 0 1 0 0	Toronto Blue Jays @ Minnesota Twins Metropolitan Stadium, Bloomington, MI Fri May 13 1977, 8:05 PM EDT Att. 9,667 - Unknown - 84 F livebaseballscorecards.com				
Roy Smalley, S (1, 6) OBP: 0.310, SLG: 0.297	0-0 G4-6-3 1-2f		0-3 K			0-0 2B 2H			0-0 F8		4-0 SH G1-2-3 BB	4 1 1 1 1 1 2					
Rod Carew, L (1, 3) OBP: 0.411, SLG: 0.536	0-0 5-3			0-0 F8		0-0 L5			0-0 4-3		0-0 G1-2-3 1-2 WP SH 1B	5 1 1 0 0 0 1					
Butch Wynegar, S (1, 2) OBP: 0.415, SLG: 0.544		4-0 E SH3 BB		4-0 BB		0-0 2B 2H			0-0 6-3		0-0 SH G1-2-3	2 0 1 1 2 0 0					
Rich Chiles, L (1, 10) OBP: 0.369, SLG: 0.291 Craig Kusick, R (9, PH) OBP: 0.317, SLG: 0.411		0-0 SH3 1-2		0-0 L7		0-0 L9			0-0 1-3		0-0 G1-2-3 1-2 2-3 3-H	2 0 0 0 0 0 2 2 0 0 0 0 0 3					
Larry Hisle, R (1, 7) OBP: 0.346, SLG: 0.551		0-0 FC1 IBB 2-3		0-0 F8		0-0 5-3			0-0 CS 1B		0-0 WP 3-H	5 0 1 0 0 0 4					
Mike Cabbage, L (1, 5) OBP: 0.378, SLG: 0.392		4-0 G4-6-3 1-2 IBB			0-0 4-3				0-0 F8 1-2		0-0 P6	3 0 0 0 1 0 1					
Dan Ford, R (1, 9) OBP: 0.290, SLG: 0.321		0-0 G4-6-3 1-2f			0-0 CS 1B					0-3 K		4 1 2 1 0 1 3					
Rob Wilfong, L (1, 4) OBP: 0.328, SLG: 0.340 Bob Gorinski, R (7, PH) OBP: 0.278, SLG: 0.235 Bob Randall, R (8, 4) OBP: 0.224, SLG: 0.236			0-0 F8		0-0 F8 1-2		0-0 6-3			0-0 F7		2 0 0 0 0 0 1 1 0 0 0 0 0 0 1 0 0 0 0 0 0					
Inning Stats	R: 0 H: 1 E: 0 LOB: 0 K: 0 BB: 0 S: 3 P: 3	R: 0 H: 0 E: 1 LOB: 2 K: 0 BB: 2 S: 3 P: 11	R: 0 H: 0 E: 0 LOB: 0 K: 1 BB: 1 S: 4 P: 8	R: 0 H: 0 E: 0 LOB: 1 K: 0 BB: 1 S: 3 P: 7	R: 0 H: 1 E: 0 LOB: 0 K: 0 BB: 0 S: 3 P: 3	R: 2 H: 3 E: 0 LOB: 1 K: 0 BB: 0 S: 6 P: 6	R: 1 H: 1 E: 0 LOB: 0 K: 0 BB: 0 S: 4 P: 4	R: 0 H: 0 E: 0 LOB: 0 K: 0 BB: 0 S: 3 P: 3	R: 0 H: 1 E: 0 LOB: 0 K: 0 BB: 0 S: 3 P: 3	R: 0 H: 0 E: 0 LOB: 0 K: 1 BB: 0 S: 5 P: 5	R: 1 H: 1 E: 1 LOB: 1 K: 0 BB: 1 S: 3 P: 7	1B: 4 SF: 0 2B: 3 SAC: 2 3B: 0 DP: 3 HR: 1 HBP: 0		WP: 1 PA: 42 PB: 0 SB: 0 CS: 3			
PITCHER	IP WLS BF H R ER SO BB IBB HBP BLK WP HR S P ERA WHIP																
Dave Lemanczyk, R (1, 1) ERA: 4.61	6.0	24	5	2	2	1	3	1	0	0	0	0	0	22	38	3.00	1.333
Mike Willis, L (7, 1) ERA: 1.23	4.0	L 16	3	2	2	1	1	0	0	0	0	0	1	17	21	4.50	1.000
Jerry Johnson, R (11, 1) ERA: 3.74	0.2	2	0	0	0	0	0	0	0	0	0	0	1	0	1	0.00	0.000

Batter	1	2	3	4	5	6	7	8	9	AB R H RBI BB SO LOB	TOP
Bob Bailor, R (1, 6) OBP: 0.366, SLG: 0.521	0-3 K		0-0 WP 1B		0-0 E7 4-3 1B		0-0 L7			4 2 2 0 0 1 0	Toronto Blue Jays @ Minnesota Twins Metropolitan Stadium, Bloomington, MI Sat May 14 1977, 4:33 AM EDT Att. 10,503 - Unknown - 85 F livebaseballscorecards.com
Al Woods, L (1, 7) OBP: 0.412, SLG: 0.567	4-0 BB F7 BB		0-0 F7		0-0 4-3		0-0 E7 1B			3 0 1 0 1 0 2	
Roy Howell, L (1, 5) OBP: 0.219, SLG: 0.207	0-0 F7		0-3 K		0-0 G1-6-3 1B		0-0 1-3			4 0 1 1 0 1 3	
Otto Velez, R (1, 9) OBP: 0.453, SLG: 0.667	0-0 BB 1B		4-0 1B BB		0-0 G1-6-3 1-2f		0-0 5-3			3 0 1 0 1 0 1	
Ron Fairly, L (1, 10) OBP: 0.416, SLG: 0.476	4-0 1-2 2-3 BB		0-0 1-3 2-H 1B		0-0 1B		0-3 K			3 0 2 1 1 1 0	
Doug Ault, R (1, 3) OBP: 0.382, SLG: 0.500	0-0 F9				0-0 6-3		0-0 F8			4 0 0 0 0 0 4	
Alan Ashby, S (1, 2) OBP: 0.286, SLG: 0.304					0-0 F9		0-0 F8			4 0 0 0 0 0 1	
Gary Woods, R (1, 8) OBP: 0.283, SLG: 0.304					0-0 5-3		0-0 F8			4 0 0 0 0 0 1	
Pedro Garcia, R (1, 4) OBP: 0.230, SLG: 0.260					0-0 E6 E 1B		0-0 6-3			4 1 1 0 0 0 0	
Inning Stats	R: 0 E: 0 K: 1 S: 6 H: 1 LOB: 3 BB: 2 P: 14	R: 0 E: 0 K: 0 S: 3 H: 0 LOB: 0 BB: 0 P: 3	R: 1 E: 0 K: 1 S: 6 H: 2 LOB: 2 BB: 1 P: 10	R: 0 E: 0 K: 0 S: 3 H: 0 LOB: 0 BB: 0 P: 3	R: 2 E: 2 K: 0 S: 5 H: 3 LOB: 0 BB: 0 P: 5	R: 0 E: 0 K: 0 S: 4 H: 1 LOB: 1 BB: 0 P: 4	R: 0 E: 1 K: 0 S: 4 H: 1 LOB: 1 BB: 0 P: 4	R: 0 E: 0 K: 1 S: 5 H: 0 LOB: 0 BB: 0 P: 5	R: 0 E: 0 K: 0 S: 3 H: 0 LOB: 0 BB: 0 P: 3	1B: 8 2B: 0 3B: 0 HR: 0 SF: 0 SAC: 0 DP: 1 HBP: 0	
PITCHER Dave Goltz, R (1, 1) ERA: 3.51	IP 9.0 WLS W BF 36 H 8 R 3 ER 2 SO 3	H 8 R 3 ER 2 SO 3	BB 3 IBB 0 HBP 0 BLK 0 WP 1 HR 0 S 39 P 51	ERA 2.00 WHIP 1.222	PITCHER	IP 9.0 WLS W BF 36 H 8 R 3 ER 2 SO 3	H 8 R 3 ER 2 SO 3	BB 3 IBB 0 HBP 0 BLK 0 WP 1 HR 0 S 39 P 51	ERA 2.00 WHIP 1.222	WP: 1 PB: 0 SB: 0 CS: 0 PA: 36	

Batter	1	2	3	4	5	6	7	8	9	AB	R	H	RBI	BB	SO	LOB
Butch Wynegar, S OBP: 0.410, SLG: 0.548 (1, 2)	0-0 4-3	0-0 F2		0-0 G3	0-0 F9	4-0 BB		0-0 1B 3B		5	1	1	0	1	0	4
Roy Smalley, S OBP: 0.320, SLG: 0.302 (1, 6)	0-0 4-3		4-0 G4-3 1B BB	0-0 3-1		0-0 1B FC6-4 1B		0-0 1B		5	2	2	1	1	0	3
Rod Carew, L OBP: 0.429, SLG: 0.550 (1, 3)	4-0 BB 1B PB BB		4-0 G4-3 1B BB	0-0 1B		0-0 1B FC6-4 1B	0-0 1B 2B	0-0 1-5-3		4	3	3	0	2	0	1
Lyman Bostock, L OBP: 0.400, SLG: 0.496 (1, 8)	0-3 K 1B BB		0-0 G4-3 1B BB	0-0 F3		0-0 1B FC6-4 1B	0-0 6-3			5	1	1	0	0	1	5
Mike Cabbage, L OBP: 0.379, SLG: 0.386 (1, 5)	4-0 WP 1B BB		0-0 2B 1B		0-0 1-3	0-0 FC6-4 1B 5-3	0-0 F5			4	2	1	2	1	0	3
Rich Chiles, L OBP: 0.400, SLG: 0.350 (1, 10)	0-0 WP 1B		0-0 2B 1B		0-0 1B 2B	0-0 5-3	0-0 1B			5	2	4	3	0	0	2
Larry Hisle, R OBP: 0.348, SLG: 0.553 (1, 7)	0-0 F3		0-0 2B 2B		0-0 P4	0-0 1B 1B	0-3 K			5	2	2	4	0	1	4
Willie Norwood, R OBP: 0.154, SLG: 0.167 (8, 7)	1-2 2-3		1-H 2-H		0-0 HBP	0-0 1B 1B				0	0	0	0	0	0	0
Dan Ford, R OBP: 0.310, SLG: 0.345 (1, 9)		0-0 F2 1B	0-0 2B		1-0 1B	0-0 BB 1B	0-0 5-3			4	0	3	1	0	0	0
Bob Gorinski, R OBP: 0.278, SLG: 0.235 (9, 9)		0-0 1B	2-H		0-0 HBP	1-3 1B				0	0	0	0	0	0	0
Rob Wilfong, L OBP: 0.349, SLG: 0.362 (1, 4)		0-0 CS 1B	0-0 L4		0-0 1B	0-0 BB 1B	0-0 4-3			5	0	3	2	0	0	1

Inning Stats	R: 2	H: 1	E: 0	K: 1	S: 7	LOB: 2	BB: 2	P: 15	R: 0	H: 2	E: 0	K: 0	S: 3	LOB: 0	BB: 0	P: 3	R: 4	H: 4	E: 0	K: 0	S: 6	LOB: 1	BB: 2	P: 14	R: 0	H: 1	E: 0	K: 0	S: 4	LOB: 1	BB: 0	P: 4	R: 1	H: 2	E: 0	K: 0	S: 5	LOB: 2	BB: 0	P: 6	R: 4	H: 6	E: 0	K: 0	S: 9	LOB: 3	BB: 1	P: 13	R: 1	H: 2	E: 0	K: 1	S: 7	LOB: 1	BB: 0	P: 7	R: 1	H: 2	E: 0	K: 0	S: 5	LOB: 1	BB: 0	P: 5
--------------	------	------	------	------	------	--------	-------	-------	------	------	------	------	------	--------	-------	------	------	------	------	------	------	--------	-------	-------	------	------	------	------	------	--------	-------	------	------	------	------	------	------	--------	-------	------	------	------	------	------	------	--------	-------	-------	------	------	------	------	------	--------	-------	------	------	------	------	------	------	--------	-------	------

PITCHER	IP	WLS	BF	H	R	ER	SO	BB	IBB	HBP	BLK	WP	HR	S	P	ERA	WHIP
Bill Singer, R ERA: 6.38 (1, 1)	2.2	L	16	6	6	4	1	4	0	0	0	1	0	14	30	13.50	3.750
Tom Bruno, R ERA: 15.43 (3, 1)	2.1		15	7	4	4	0	0	0	1	0	0	0	14	15	15.43	3.000
Dennis DeBarr, L ERA: 13.5 (6, 1)	0.2		5	3	1	1	0	0	0	0	0	0	0	5	5	13.50	4.500
Chuck Hartenstein, R ERA: 5.4 (6, 1)	2.1		12	4	2	2	1	1	0	0	0	0	0	13	17	7.71	2.143

BOTTOM

Toronto Blue Jays @ Minnesota Twins
Metropolitan Stadium, Bloomington, MI

Sat May 14 1977, 4:33 AM EDT
Att: 10,503 - Unknown - 85 F

AB	42
R	13
H	20
RBI	13
BB	5
SO	2
LOB	23

livebaseballscorecards.com



1B:	15	SF:	0	WP:	1	PA:	48
2B:	4	SAC:	0	PB:	1		
3B:	1	DP:	1	SB:	0		
HR:	0	HBP:	1	CS:	1		

Batter	1	2	3	4	5	6	7	8	9	AB R H RBI BB SO LOB	TOP																	
Bob Bailor, R (1, 6) OBP: 0.387, SLG: 0.545	0-0 G3-6-3 1B		0-0 L6-3 1B		0-0 G3 1B		0-0 4-3 1B 2B		0-0 5-3	5 1 4 0 0 0 0																		
Al Woods, L (1, 7) OBP: 0.402, SLG: 0.545	0-0 G3-6-3 1-2f		0-0 L6-3		0-0 P1		0-0 4-3		0-0 BB	4 0 0 1 1 0 6																		
Roy Howell, L (1, 5) OBP: 0.216, SLG: 0.206	0-0 5-3		0-0 G3		0-0 G3		0-0 G6-4-3 1B		0-0 4-3	5 0 1 1 0 0 4																		
Otto Velez, R (1, 9) OBP: 0.438, SLG: 0.639		0-0 6-3		0-0 F8		0-0 6-3		0-0 G6-4-3 1-2f		4 0 0 0 0 0 3																		
Ron Fairly, L (1, 10) OBP: 0.438, SLG: 0.494		0-0 2B 1B		0-0 1B		4-0 G3-6-3 BB		0-0 1B		3 0 3 0 1 0 0																		
Doug Ault, R (1, 3) OBP: 0.379, SLG: 0.488		0-3 K		0-0 L9		4-0 G3-6-3 BB		0-3 K		3 0 0 0 1 2 3																		
Alan Ashby, S (1, 2) OBP: 0.284, SLG: 0.311		0-0 1-3 2B		0-0 F9		0-0 G3-6-3		0-0 L6		4 0 1 0 0 0 4																		
Gary Woods, R (1, 8) OBP: 0.282, SLG: 0.311		0-0 6-3			0-0 E 2B		0-3 K		0-0 F8	4 1 1 0 0 1 4																		
Pedro Garcia, R (1, 4) OBP: 0.252, SLG: 0.286			0-0 1B 2B		0-0 E9 G3 1B 1B		4-0 2B 4-3 BB		0-0 4-3	2 1 2 0 1 0 0 1 0 0 0 0 0 0																		
Sam Ewing, L (9, PH) OBP: 0.478, SLG: 0.368																												
Inning Stats	R: 0 E: 0 K: 0 S: 3	H: 1 LOB: 0 BB: 0 P: 3	R: 0 E: 0 K: 1 S: 7	H: 2 LOB: 2 BB: 0 P: 7	R: 0 E: 0 K: 0 S: 4	H: 1 LOB: 1 BB: 0 P: 4	R: 1 E: 1 K: 0 S: 6	H: 3 LOB: 2 BB: 0 P: 6	R: 0 E: 0 K: 1 S: 4	H: 0 LOB: 1 BB: 2 P: 12	R: 2 E: 0 K: 0 S: 4	H: 2 LOB: 0 BB: 1 P: 8	R: 0 E: 0 K: 1 S: 6	H: 1 LOB: 1 BB: 0 P: 6	R: 0 E: 0 K: 0 S: 3	H: 0 LOB: 1 BB: 1 P: 7	1B: 8 2B: 5 3B: 0 HR: 0	SF: 0 SAC: 0 DP: 4 HBP: 0	WP: 0 PB: 0 SB: 0 CS: 0	PA: 39								
PITCHER	IP WLS BF H R ER SO BB IBB HBP BLK WP HR S P ERA WHIP																											
Pete Redfern, R (1, 1) ERA: 5.82	4.0		19	9	1	1	1	0	0	0	0	0	0	21	21	2.25	2.250											
Tom Burgmeier, L (5, 1) ERA: 2.73	0.2	W	2	0	0	0	0	0	0	0	0	0	0	2	2	0.00	0.000											
Dave Johnson, R (5, 1) ERA: 4.05	1.2		9	2	2	2	1	3	0	0	0	0	0	8	20	10.80	3.000											
Ron Schueler, R (7, 1) ERA: 1.85	2.2	S	9	1	0	0	1	1	0	0	0	0	0	10	14	0.00	0.750											

Toronto Blue Jays @ Minnesota Twins
Metropolitan Stadium, Bloomington, MI

Sun May 15 1977, 4:33 AM EDT
Att. 11,401 - Unknown - 86 F

livebaseballscorecards.com

AB	35
R	3
H	12
RBI	2
BB	4
SO	3
LOB	24



Batter	1	2	3	4	5	6	7	8	9	AB	R	H	RBI	BB	SO	LOB
Lyman Bostock, L (1, 8) OBP: 0.410, SLG: 0.496	4-0 3B BB	0-0 4-3			0-0 1B SF7 1B	4-0 BB BB				2	2	1	0	2	0	1
Dan Ford, R (1, 9) OBP: 0.316, SLG: 0.361	0-0 1-H 3B		0-0 6-3		4-0 1B SF7 1B BB	0-0 F8				3	1	1	1	1	0	1
Rod Carew, L (1, 3) OBP: 0.430, SLG: 0.549	0-0 4-3		0-0 1B 1B		0-0 1-2 2-3 1B 1B		0-0 6-3			4	0	2	0	0	0	0
Larry Hisle, R (1, 7) OBP: 0.360, SLG: 0.560	0-0 2B 1B		0-0 1B		0-0 SF7		4-0 E BB			2	1	2	1	1	0	0
Craig Kusick, R (1, 10) OBP: 0.323, SLG: 0.431	0-0 1-H 2B		0-0 L9		0-0 3-H 1-2 2-3 1B		0-3 K			2	0	1	1	0	0	1
Rich Chiles, L (5, PH) OBP: 0.403, SLG: 0.355							0-3 K			2	0	1	0	0	1	1
Butch Wynegar, S (1, 2) OBP: 0.404, SLG: 0.540		0-0 SH1-4 1B 1B		0-0 F7	0-0 SF7		0-3 K			3	1	1	1	0	1	1
Jerry Terrell, R (1, 4) OBP: 0.277, SLG: 0.295		0-0 SH1-4		0-0 F9	0-3 K		0-0 F9			3	0	0	0	0	1	2
Roy Smalley, S (1, 6) OBP: 0.317, SLG: 0.294		0-0 P6		4-0 BB		0-0 5-3		0-0 6-3		3	0	0	0	1	0	1
Mike Cabbage, L (1, 5) OBP: 0.375, SLG: 0.381		0-0 2-H 1B		0-0 4-3		0-3 K		0-0 6-3		4	0	1	1	0	1	1

Inning Stats	R: 2	H: 3	E: 0	K: 0	S: 4	LOB: 1	P: 8	R: 1	H: 2	E: 0	K: 0	S: 5	LOB: 1	P: 5	R: 0	H: 2	E: 0	K: 0	S: 4	LOB: 1	P: 4	R: 0	H: 0	E: 0	K: 0	S: 3	LOB: 1	P: 7	R: 2	H: 3	E: 0	K: 1	S: 8	LOB: 2	P: 12	R: 0	H: 0	E: 0	K: 1	S: 5	LOB: 1	P: 9	R: 0	H: 0	E: 1	K: 2	S: 7	LOB: 1	P: 11	R: 0	H: 0	E: 0	K: 0	S: 3	LOB: 0	P: 3	1B: 8	SF: 2	2B: 1	SAC: 1	3B: 1	DP: 0	HR: 0	HBP: 0	WP: 0	PA: 36
--------------	------	------	------	------	------	--------	------	------	------	------	------	------	--------	------	------	------	------	------	------	--------	------	------	------	------	------	------	--------	------	------	------	------	------	------	--------	-------	------	------	------	------	------	--------	------	------	------	------	------	------	--------	-------	------	------	------	------	------	--------	------	-------	-------	-------	--------	-------	-------	-------	--------	-------	--------

PITCHER	IP	WLS	BF	H	R	ER	SO	BB	IBB	HBP	BLK	WP	HR	S	P	ERA	WHIP
Jerry Garvin, L (1, 1) ERA: 3.75	4.0	L	21	9	5	5	0	3	0	0	0	0	0	18	30	11.25	3.000
Pete Vuckovich, R (5, 1) ERA: 3.18	4.0		15	1	0	0	4	2	0	0	0	0	0	21	29	0.00	0.750

BOTTOM

Toronto Blue Jays @ Minnesota Twins
 Metropolitan Stadium, Bloomington, MI
 Sun May 15 1977, 4:33 AM EDT
 Att. 11,401 - Unknown - 86 F

AB	28
R	5
H	10
RBI	5
BB	5
SO	4
LOB	9



WP	HR	S	P	ERA	WHIP
0	0	0	0	0.00	0.750

Batter	1	2	3	4	5	6	7	8	9	AB R H RBI BB SO LOB	TOP										
Bob Bailor, R (1, 6) <small>OBP: 0.391, SLG: 0.548</small> Hector Torres, R (7, PR) <small>OBP: 0.302, SLG: 0.298</small> (7, 6)	0-0 F8		4-0 1B G3 1B BB	0-0 FC5-6 BB			0-0 1B BLK 2B		0-0 BB 1B	3 1 1 0 1 0 1 1 1 1 0 0 0 0	Toronto Blue Jays @ Milwaukee Brewers Milwaukee County Stadium, Milwaukee, WI Tue May 17 1977, 8:05 PM EDT Att. 6,810 - Unknown - 79 F										
Al Woods, L (1, 7) <small>OBP: 0.411, SLG: 0.543</small>	0-0 S 1B		0-0 G3	4-0 1-2 BB			0-0 CS BLK 2-3 1B		0-0 F9	4 0 2 0 1 0 2											
Roy Howell, L (1, 5) <small>OBP: 0.238, SLG: 0.211</small>	0-0 L7		0-0 BB 1B	0-0 P3			0-3 K		4-0 1-2 BB	4 1 1 0 1 1 6											
Otto Velez, R (1, 9) <small>OBP: 0.437, SLG: 0.620</small>	0-3 K		4-0 1-2 1B BB				4-0 1-2 IBB		0-3 K	3 0 0 0 2 2 3											
Ron Fairly, L (1, 10) <small>OBP: 0.440, SLG: 0.495</small>		0-0 4-3	0-0 BB 1B				0-0 G4-6-3 1B			4 0 2 2 0 1 2											
Doug Ault, R (1, 3) <small>OBP: 0.375, SLG: 0.476</small>		0-0 F9	4-0 1-3 2-H 3-H BB				0-0 G4-6-3			3 0 0 0 1 0 1											
Alan Ashby, S (1, 2) <small>OBP: 0.283, SLG: 0.303</small>		1-0 HBP	0-0 F9				0-0 F8		0-0 G1	3 0 0 0 0 0 3											
Gary Woods, R (1, 8) <small>OBP: 0.272, SLG: 0.300</small>	0-0 P5		0-0 P4				0-0 5-3		0-0 F9	4 0 0 0 0 0 1											
Pedro Garcia, R (1, 4) <small>OBP: 0.252, SLG: 0.294</small>			0-0 6-3	0-0 FC5-6 2B			0-0 F8		0-0 1-3	4 0 1 0 0 0 0											
Inning Stats	R: 0 E: 0 K: 1 S: 6	H: 1 LOB: 1 BB: 0 P: 6	R: 0 E: 0 K: 0 S: 3	H: 0 LOB: 1 BB: 0 P: 4	R: 2 E: 0 K: 0 S: 5	H: 2 LOB: 3 BB: 3 P: 17	R: 0 E: 0 K: 0 S: 4	H: 1 LOB: 2 BB: 1 P: 8	R: 0 E: 0 K: 0 S: 3	H: 0 LOB: 0 BB: 0 P: 3		R: 1 E: 0 K: 2 S: 8	H: 2 LOB: 2 BB: 1 P: 12	R: 0 E: 0 K: 0 S: 3	H: 0 LOB: 0 BB: 0 P: 3	R: 0 E: 0 K: 1 S: 6	H: 1 LOB: 2 BB: 1 P: 10	1B: 6 2B: 2 3B: 0 HR: 0	SF: 0 SAC: 0 DP: 1 HBP: 1	WP: 0 PB: 0 SB: 1 CS: 1	PA: 40
PITCHER Moose Haas, R (1, 1) <small>ERA: 2.84</small> Bob McClure, L (7, 1) <small>ERA: 1.53</small>	IP	WLS	BF	H	R	ER	SO	BB	IBB	HBP	BLK	WP	HR	S	P	ERA	WHIP				
	6.0	L	28	6	3	3	1	4	0	1	0	0	0	25	42	4.50	1.667				
	3.0		12	2	0	0	3	1	1	0	1	0	0	16	24	0.00	1.000				

livebaseballscorecards.com

AB	33
R	3
H	8
RBI	2
BB	6
SO	4
LOB	19



Batter	1	2	3	4	5	6	7	8	9	AB	R	H	RBI	BB	SO	LOB
Von Joshua, L (1, 8) OBP: 0.263, SLG: 0.309	0-0 F8		0-0 F7		0-0 F8		0-0 5-3		0-0 F7	5	0	0	0	0	0	2
Sixto Lezcano, R (1, 9) OBP: 0.317, SLG: 0.405	0-0 F5		4-0 BB		0-0 1B		0-0 SF8		0-0 F8	3	0	1	1	1	0	1
Cecil Cooper, L (1, 3) OBP: 0.324, SLG: 0.472	0-3 K		0-0 P5		0-0 F2		0-0 6-3			4	0	0	0	0	1	2
Sal Bando, R (1, 5) OBP: 0.326, SLG: 0.429		4-0 2B BB		0-3 K		0-0 6-3		0-0 F8		3	0	0	0	1	1	0
Mike Hegan, L (1, 10) OBP: 0.378, SLG: 0.233		0-3 K		0-0 1B 1B		4-0 1B BB		0-0 F7		3	0	1	0	1	1	1
Don Money, R (1, 4) OBP: 0.358, SLG: 0.434		0-0 1-3 2B		0-0 F3		0-0 P4		0-0 1B		4	0	2	0	0	0	2
Steve Brye, R (1, 7) OBP: 0.341, SLG: 0.564		0-3 K		0-0 1-2 1B		0-0 1-2 1B		0-3 K		4	0	2	0	0	2	3
Robin Yount, R (1, 6) OBP: 0.287, SLG: 0.350		0-0 6-3		0-3 K		0-3 K			0-0 1B	4	0	1	0	0	2	6
Charlie Moore, R (1, 2) OBP: 0.305, SLG: 0.385 Dan Thomas, R (9, PH) OBP: 0.347, SLG: 0.478			0-3 K		0-0 5-3		0-0 SF8 3B		0-3 K	3	1	1	0	0	1	0
										1	0	0	0	0	1	1

BOTTOM	
Toronto Blue Jays @ Milwaukee Brewers Milwaukee County Stadium, Milwaukee, WI	
Tue May 17 1977, 8:05 PM EDT Att. 6,810 - Unknown - 79 F	
AB 34 R 1 H 8 RBI 1 BB 3 SO 9 LOB 18	WP: 0 PA: 38 PB: 0 SB: 0 CS: 0

Inning Stats		R: 0	H: 0	E: 0	K: 1	S: 5	R: 0	H: 1	E: 0	K: 2	S: 8	R: 0	H: 0	E: 0	K: 1	S: 5	R: 0	H: 2	E: 0	K: 2	S: 9	R: 0	H: 1	E: 0	K: 0	S: 4	R: 0	H: 1	E: 0	K: 1	S: 6	R: 1	H: 1	E: 0	K: 0	S: 4	R: 0	H: 1	E: 0	K: 1	S: 6	R: 0	H: 1	E: 0	K: 1	S: 6	R: 0	H: 1	E: 0	K: 1	S: 6	R: 0	H: 1	E: 0	K: 1	S: 6
Inning Stats		R: 0	H: 0	E: 0	K: 1	S: 5	R: 0	H: 1	E: 0	K: 2	S: 8	R: 0	H: 0	E: 0	K: 1	S: 5	R: 0	H: 2	E: 0	K: 2	S: 9	R: 0	H: 1	E: 0	K: 0	S: 4	R: 0	H: 1	E: 0	K: 1	S: 6	R: 1	H: 1	E: 0	K: 0	S: 4	R: 0	H: 1	E: 0	K: 1	S: 6	R: 0	H: 1	E: 0	K: 1	S: 6	R: 0	H: 1	E: 0	K: 1	S: 6					
PITCHER Jesse Jefferson, R (1, 1) ERA: 4.32 Jerry Johnson, R (8, 1) ERA: 3.42		IP 7.0 WLS W BF 30 H 6 R 1 ER 1 SO 7 BB 3 IBB 0 HBP 0 BLK 0 WP 0 HR 0 S 41 P 53 ERA 1.29 WHIP 1.286	IP 2.0 WLS S BF 8 H 2 R 0 ER 0 SO 2 BB 0 IBB 0 HBP 0 BLK 0 WP 0 HR 0 S 12 P 12 ERA 0.00 WHIP 1.000	PITCHER IP 7.0 WLS W BF 30 H 6 R 1 ER 1 SO 7 BB 3 IBB 0 HBP 0 BLK 0 WP 0 HR 0 S 41 P 53 ERA 1.29 WHIP 1.286	IP 2.0 WLS S BF 8 H 2 R 0 ER 0 SO 2 BB 0 IBB 0 HBP 0 BLK 0 WP 0 HR 0 S 12 P 12 ERA 0.00 WHIP 1.000																																																			



Batter	1	2	3	4	5	6	7	8	9	10	AB R H RBI BB SO LOB
Pedro Garcia, R (1, 4) OBP: 0.250, SLG: 0.299	F9	1-H 2B			4-3			F7		5-3	5 0 1 0 0 0 2
Al Woods, L (1, 7) OBP: 0.410, SLG: 0.532	K				G4-6-3 1B			P3		3-1	4 0 1 0 1 1 2
Roy Howell, L (1, 5) OBP: 0.239, SLG: 0.214	1B				G4-6-3 1-2f			K			4 0 1 0 0 1 2
Otto Velez, R (1, 9) OBP: 0.438, SLG: 0.612	F8				P5			G6-4-3 1B		BB	3 0 1 0 1 0 2
Ron Fairly, L (1, 10) OBP: 0.434, SLG: 0.516		HR			G3			P4		F2	4 1 1 1 0 0 3
Doug Ault, R (1, 3) OBP: 0.365, SLG: 0.461		P4			F2			G6-4-3 1-2f		F8	4 0 0 0 0 0 2
Alan Ashby, S (1, 2) OBP: 0.250, SLG: 0.304		3-4-1 BB						3-1		G3	3 1 1 0 1 0 1
Gary Woods, R (1, 8) OBP: 0.265, SLG: 0.292		3-4-1						K			3 0 0 0 0 2 2
Sam Ewing, L (10, PH) OBP: 0.500, SLG: 0.400		1-2						K		SH3-4 1B	1 0 1 0 0 0 0
John Scott, R (10, PR) OBP: 0.185, SLG: 0.192											0 0 0 0 0 0 0
Hector Torres, R (1, 6) OBP: 0.304, SLG: 0.300		E6 2B 1B						P3		SH3-4	3 0 1 0 0 1 1

TOP														
<p>Toronto Blue Jays @ Milwaukee Brewers Milwaukee County Stadium, Milwaukee, WI Wed May 18 1977, 8:05 PM EDT Att. 7,208 - Unknown - 70 F</p>														
<table border="0"> <tr><td>AB</td><td>34</td></tr> <tr><td>R</td><td>2</td></tr> <tr><td>H</td><td>8</td></tr> <tr><td>RBI</td><td>1</td></tr> <tr><td>BB</td><td>3</td></tr> <tr><td>SO</td><td>5</td></tr> <tr><td>LOB</td><td>17</td></tr> </table>	AB	34	R	2	H	8	RBI	1	BB	3	SO	5	LOB	17
AB	34													
R	2													
H	8													
RBI	1													
BB	3													
SO	5													
LOB	17													
														

Inning Stats	R: 0 E: 0 K: 1 S: 6	H: 1 LOB: 1 BB: 0 P: 6	R: 2 E: 1 K: 0 S: 5	H: 3 LOB: 2 BB: 1 P: 9	R: 0 E: 0 K: 0 S: 3	H: 0 LOB: 1 BB: 1 P: 7	R: 0 E: 0 K: 2 S: 8	H: 1 LOB: 1 BB: 0 P: 8	R: 0 E: 0 K: 0 S: 3	H: 1 LOB: 0 BB: 0 P: 3	R: 0 E: 0 K: 1 S: 5	H: 0 LOB: 0 BB: 0 P: 5	R: 0 E: 0 K: 1 S: 5	H: 0 LOB: 0 BB: 0 P: 5	R: 0 E: 0 K: 0 S: 3	H: 0 LOB: 1 BB: 1 P: 7	R: 0 E: 0 K: 0 S: 4	H: 1 LOB: 2 BB: 0 P: 4	1B: 6 2B: 1 3B: 0 HR: 1	SF: 0 SAC: 1 DP: 2 HBP: 0	WP: 0 PB: 0 SB: 1 CS: 0	PA: 38
--------------	------------------------------	---------------------------------	------------------------------	---------------------------------	------------------------------	---------------------------------	------------------------------	---------------------------------	------------------------------	---------------------------------	------------------------------	---------------------------------	------------------------------	---------------------------------	------------------------------	---------------------------------	------------------------------	---------------------------------	----------------------------------	------------------------------------	----------------------------------	--------

PITCHER	IP	WLS	BF	H	R	ER	SO	BB	IBB	HBP	BLK	WP	HR	S	P	ERA	WHIP
Barry Cort, R (1, 1) ERA: 3.57	2.0		11	4	2	2	1	2	0	0	0	0	1	11	19	9.00	3.000
Eduardo Rodriguez, R (3, 1) ERA: 5.3	6.0		20	3	0	0	4	1	0	0	0	0	0	27	31	0.00	0.667
Bob McClure, L (9, 1) ERA: 1.5	0.1		1	0	0	0	0	0	0	0	0	0	0	1	1	0.00	0.000
Bill Castro, R (9, 1) ERA: 4.58	1.2	W	6	1	0	0	0	0	0	0	0	0	0	6	6	0.00	0.600

PITCHER	IP	WLS	BF	H	R	ER	SO	BB	IBB	HBP	BLK	WP	HR	S	P	ERA	WHIP
---------	----	-----	----	---	---	----	----	----	-----	-----	-----	----	----	---	---	-----	------

Batter	1	2	3	4	5	6	7	8	9	AB R H RBI BB SO LOB	TOP														
Pedro Garcia, R (1, 4) <small>OBP: 0.241, SLG: 0.288</small> Bob Bailor, R (9, PH) <small>OBP: 0.396, SLG: 0.552</small> Dave McKay, S (9, PR) <small>OBP: 0.211, SLG: 0.267</small>	0-3 K	0-0 FC6-4 1-2f 3-H			0-0 F7		0-0 FC5-4 1B 1-2f		0-0 1B 1-2	4 0 0 1 0 1 2 1 0 1 0 0 0 0 0 0 0 0 0 0 0	Toronto Blue Jays @ Milwaukee Brewers Milwaukee County Stadium, Milwaukee, WI Thu May 19 1977, 8:05 PM EDT Att. 8,469 - Unknown livebaseballscorecards.com														
Al Woods, L (1, 7) <small>OBP: 0.402, SLG: 0.544</small>	0-0 F7	0-0 F7			0-0 HR		0-0 F7		0-0 P4	5 1 1 1 0 0 4															
Roy Howell, L (1, 5) <small>OBP: 0.255, SLG: 0.234</small>	0-0 BB 1B		0-3 K		0-0 F7		0-0 FC5-4 1B 1-3		0-0 F9	5 0 2 0 0 1 2															
Otto Velez, R (1, 9) <small>OBP: 0.433, SLG: 0.594</small>	4-0 1-2 BB		0-0 4-3		0-0 5-3		0-0 FC5-4 1-2f			3 0 0 0 1 0 2															
Ron Fairly, L (1, 3) <small>OBP: 0.419, SLG: 0.495</small>	0-3 K		0-0 4-3		0-0 4-3		0-0 5-3		0-0 5-3	4 0 0 0 0 1 2															
Sam Ewing, L (1, 10) <small>OBP: 0.464, SLG: 0.348</small>		0-3 K		0-0 4-3		4-0 BB		0-0 F8		3 0 0 0 1 1 0															
Alan Ashby, S (1, 2) <small>OBP: 0.297, SLG: 0.319</small>		0-0 1B 2B		0-0 HBP 1B		0-0 F5		0-0 F9		4 1 2 0 0 0 1															
Gary Woods, R (1, 8) <small>OBP: 0.264, SLG: 0.284</small>		0-0 E5 1B FC6-4		1-0 G6-4-3 HBP		0-0 6-3		0-0 5-3		3 1 0 0 0 0 2															
Hector Torres, R (1, 6) <small>OBP: 0.333, SLG: 0.333</small>		0-0 FC6-4 1B 1-3 2-H		0-0 G6-4-3 1-2f		0-0 FC5-4 1B		0-0 1B 1B		4 0 3 1 0 0 2															
Inning Stats	R: 0 E: 0 K: 2 S: 8	H: 1 LOB: 2 BB: 1 P: 12	R: 2 E: 1 K: 1 S: 8	H: 2 LOB: 1 BB: 0 P: 8	R: 0 E: 0 K: 1 S: 5	H: 0 LOB: 0 BB: 0 P: 5	R: 0 E: 0 K: 0 S: 3	H: 1 LOB: 1 BB: 0 P: 4	R: 1 E: 0 K: 0 S: 4	H: 1 LOB: 0 BB: 0 P: 4	R: 0 E: 0 K: 0 S: 3	H: 0 LOB: 1 BB: 1 P: 7	R: 0 E: 0 K: 0 S: 5	H: 2 LOB: 2 BB: 0 P: 5	R: 0 E: 0 K: 0 S: 3	H: 0 LOB: 0 BB: 0 P: 3	R: 0 E: 0 K: 0 S: 5	H: 2 LOB: 2 BB: 0 P: 5	1B: 7 2B: 1 3B: 0 HR: 1	SF: 0 SAC: 0 DP: 1 HBP: 1	WP: 0 PB: 0 SB: 0 CS: 0	PA: 39			
PITCHER Jim Staton, R (1, 1) <small>ERA: 1.98</small> Bob McClure, L (9, 1) <small>ERA: 1.45</small>	IP	WLS	BF	H	R	ER	SO	BB	IBB	HBP	BLK	WP	HR	S	P	ERA	WHIP								
	8.1	W	37	9	3	2	4	2	0	1	0	0	1	42	51	2.16	1.320								
	0.2	S	2	0	0	0	0	0	0	0	0	0	0	2	2	0.00	0.000								

Toronto Blue Jays @ Milwaukee Brewers
Milwaukee County Stadium, Milwaukee, WI
 Thu May 19 1977, 8:05 PM EDT
 Att. 8,469 - Unknown

AB	36
R	3
H	9
RBI	3
BB	2
SO	4
LOB	17



Batter	1	2	3	4	5	6	7	8	9	AB	R	H	RBI	BB	SO	LOB
Robin Yount, R OBP: 0.318, SLG: 0.361 (1, 6)	0-0 F8		4-0 BB BB 1-2 1B BB	0-0 5-3		4-0 IBB		0-0 G6-4-3 1-3 1B		3	1	1	0	2	0	0
Don Money, R OBP: 0.340, SLG: 0.409 (1, 4)	0-3 K		0-0 F3	0-0 P5		0-0 FC5-2 2-3 3-H		0-0 G6-4-3 1-2f		5	0	0	0	0	1	7
Sixto Lezcano, R OBP: 0.331, SLG: 0.418 (1, 9)	0-0 2-3		4-0 BB 1-2 2-3 1B BB		0-0 F7		0-0 1B 1B			3	1	1	0	1	0	0
Sal Bando, R OBP: 0.333, SLG: 0.417 (1, 5)		0-3 K	4-0 1B BB 1-2 2-3 3-H BB BB		0-0 F8		0-0 1-2 1B			3	1	1	1	1	1	0
Cecil Cooper, L OBP: 0.317, SLG: 0.456 (1, 3)		0-3 K	0-0 BB BB 1-3 2-H 3-H 1B		0-0 F8		0-0 P6			4	0	1	2	0	1	2
Mike Hegan, L OBP: 0.381, SLG: 0.212 (1, 10)		4-0 BB	4-0 BB BB 1-2 BB BB		0-0 E9 PB BLK WP		0-0 F7			2	1	0	0	2	0	2
Steve Brye, R OBP: 0.367, SLG: 0.533 (1, 7)		0-0 5-3	4-0 BB BB 1-2 BB BB		0-0 E9 PB BLK WP		0-0 F6			2	0	0	1	2	0	3
Von Joshua, L OBP: 0.261, SLG: 0.298 (1, 8)			1-3			0-3 K		0-0 4-3		4	0	0	0	0	1	4
Charlie Moore, R OBP: 0.311, SLG: 0.388 (1, 2)			4-0 BB BB BB BB	0-0 P4		0-0 FC5-2 1-3 2B		0-0 1B 1B		3	1	2	0	1	0	0

Inning Stats	R: 0	H: 0	E: 0	LOB: 0	K: 1	S: 5	P: 5	R: 0	H: 0	E: 0	LOB: 1	K: 2	S: 7	R: 4	H: 1	E: 0	LOB: 3	K: 0	S: 4	R: 0	H: 0	E: 0	LOB: 0	K: 0	S: 3	R: 0	H: 0	E: 0	LOB: 0	K: 0	S: 3	R: 1	H: 1	E: 1	LOB: 1	K: 1	S: 6	R: 0	H: 2	E: 0	LOB: 2	K: 0	S: 5	R: 0	H: 2	E: 0	LOB: 1	K: 0	S: 4	1B: 5	SF: 0	2B: 2	SAC: 0	3B: 0	DP: 2	HR: 0	HBP: 0	WP: 1	PA: 38
--------------	------	------	------	--------	------	------	------	------	------	------	--------	------	------	------	------	------	--------	------	------	------	------	------	--------	------	------	------	------	------	--------	------	------	------	------	------	--------	------	------	------	------	------	--------	------	------	------	------	------	--------	------	------	-------	-------	-------	--------	-------	-------	-------	--------	-------	--------

PITCHER	IP	WLS	BF	H	R	ER	SO	BB	IBB	HBP	BLK	WP	HR	S	P	ERA	WHIP
Bill Singer, R ERA: 6.8 (1, 1)	2.2	L	14	1	4	4	3	5	0	0	0	0	0	15	35	13.50	2.250
Jerry Johnson, R ERA: 2.79 (3, 1)	5.1		24	5	1	0	1	3	1	0	1	1	0	22	38	0.00	1.500

BOTTOM

Toronto Blue Jays @ Milwaukee Brewers
Milwaukee County Stadium, Milwaukee, WI

Thu May 19 1977, 8:05 PM EDT
 Att. 8,469 - Unknown

livebaseballscorecards.com

AB	29
R	5
H	6
RBI	4
BB	9
SO	4
LOB	18



Batter	1	2	3	4	5	6	7	8	9	AB R H RBI BB SO LOB	TOP									
John Scott, R (1, 8) OBP: 0.222, SLG: 0.229	0-0 F3	0-0 CS 2-H 1B	0-0 F9			0-0 6-3		0-0 F8		5 0 1 1 0 0 2										
Al Woods, L (1, 7) OBP: 0.382, SLG: 0.508	0-0 3-1	0-0 CS 1-2	0-0 F9	0-0 F3			0-0 F7		0-0 F7	5 0 0 0 0 0 0										
Roy Howell, L (1, 5) OBP: 0.300, SLG: 0.327	4-0 BB						0-3 K		0-0 1-3	0 1 0 0 0 0 0										
Otto Velez, R (1, 9) OBP: 0.441, SLG: 0.632	0-0 F7						0-0 HR		0-0 1B	5 2 3 2 0 0 2										
Ron Fairly, L (1, 10) OBP: 0.424, SLG: 0.481		1-0 FC3-6 HBP	4-0 1B HR BB			0-0 4-3		4-0 FC5-4 BB	0-0 G3	2 1 0 0 2 0 1										
Doug Ault, R (1, 3) OBP: 0.359, SLG: 0.444		0-0 P4	0-0 HR 1B			0-0 F7		0-0 FC5-4 1-2f		4 1 1 1 0 0 2										
Alan Ashby, S (1, 2) OBP: 0.294, SLG: 0.339		0-0 FC3-6 2B 1-2f	0-0 HR 1B			0-0 G3				4 2 2 3 0 0 1										
Hector Torres, R (1, 6) OBP: 0.333, SLG: 0.383		0-0 2B 1-3	0-0 3B			0-0 6-3		0-0 SH3-4 1B		3 1 2 0 0 0 0										
Pedro Garcia, R (1, 4) OBP: 0.236, SLG: 0.288		0-0 1B 2B 2-H 3-H	0-3 K			0-0 6-3		0-0 4-3		4 1 1 2 0 1 2										
Inning Stats	R: 0 E: 0 K: 0 S: 3	H: 0 LOB: 1 BB: 1 P: 7	R: 3 E: 0 K: 0 S: 5	H: 3 LOB: 0 BB: 0 P: 6	R: 5 E: 0 K: 1 S: 10	H: 5 LOB: 1 BB: 1 P: 14	R: 0 E: 0 K: 0 S: 3	H: 1 LOB: 0 BB: 0 P: 3	R: 0 E: 0 K: 0 S: 3	H: 0 LOB: 0 BB: 0 P: 3	R: 1 E: 0 K: 1 S: 6	H: 1 LOB: 1 BB: 1 P: 10	R: 0 E: 0 K: 0 S: 4	H: 1 LOB: 1 BB: 0 P: 4	R: 0 E: 0 K: 0 S: 4	H: 1 LOB: 1 BB: 0 P: 4	1B: 6 2B: 2 3B: 2 HR: 2	SF: 0 SAC: 1 DP: 1 HBP: 1	WP: 0 PB: 0 SB: 0 CS: 1	PA: 42
PITCHER	IP WLS BF H R ER SO BB IBB HBP BLK WP HR S P ERA WHIP																			
Nelson Bries, R (1, 1) ERA: 5.56	2.1 L 13 5 5 5 0 1 0 1 0 0 0 0 0 11 16 19.29 2.571																			
Steve Hargan, R (3, 1) ERA: 6.14	0.0 4 3 3 3 0 1 0 0 0 0 0 1 3 7 ∞ ∞																			
Mike Marshall, R (3, 1) ERA: 5.84	3.2 11 1 0 0 1 0 0 0 0 0 0 0 13 13 0.00 0.273																			
Paul Lindblad, L (7, 1) ERA: 3.51	1.0 5 1 1 1 1 1 0 0 0 0 0 1 6 10 9.00 2.000																			
Adrian Devine, R (8, 1) ERA: 2.37	1.0 4 1 0 0 0 0 0 0 0 0 0 0 4 4 0.00 1.000																			
PITCHER	IP WLS BF H R ER SO BB IBB HBP BLK WP HR S P ERA WHIP																			
Darold Knowles, L (9, 1) ERA:	1.0 4 1 0 0 0 0 0 0 0 0 0 0 4 4 0.00 1.000																			

Toronto Blue Jays @ Texas Rangers
Arlington Stadium, Arlington, TX
Sat May 21 1977, 8:05 PM EDT
Att. 20,351 - Unknown

livebaseballscorecards.com

AB	32
R	9
H	10
RBI	9
BB	2
SO	1
LOB	10



Batter	1	2	3	4	5	6	7	8	9	AB	R	H	RBI	BB	SO	LOB
Claudell Washington, L (1, 7) OBP: 0.364, SLG: 0.451	0-0 F7		0-0 1B		0-0 1B	0-0 4-3		0-3 K		5	0	2	0	0	1	1
Bert Campaneris, R (1, 6) OBP: 0.355, SLG: 0.388 Jim Mason, L (6, 6) OBP: 0.241, SLG: 0.213 Jim Fregosi, R (9, PH) OBP: 0.364, SLG: 0.600	0-0 E4 FC6-4		0-0 F9		0-0 F3		0-0 HR 1B		0-0 G3-6-3 1B	3	0	0	0	0	0	3
Mike Hargrove, L (1, 3) OBP: 0.378, SLG: 0.382	0-0 F7		0-0 G3			0-0 1B SF8 1B	0-0 F2		0-0 G3-6-3 1-2f	5	1	1	0	0	0	4
Willie Horton, R (1, 10) OBP: 0.358, SLG: 0.618	0-0 FC6-4 1-2f			0-0 F9		0-0 1B HR 1B	0-0 HR 1-H		4-0 BB	4	2	2	2	1	0	1
Dave May, L (1, 9) OBP: 0.231, SLG: 0.297 Lew Beasley, L (6, 9) Tom Grieve, R (7, PH) OBP: 0.204, SLG: 0.260 (8, 9)		0-3 K		0-3 K		0-0 SF8	0-0 F7		0-0 F8	2	0	0	0	0	2	0
Toby Harrah, R (1, 5) OBP: 0.393, SLG: 0.496		0-0 G3 2B		0-3 K		4-0 1B HR BB	4-0 BB			2	1	1	0	2	1	0
Bump Wills, S (1, 4) OBP: 0.364, SLG: 0.409		0-0 G3 2-3			4-0 1B BB	0-0 F9	0-0 6-3			3	0	0	0	1	0	4
Jim Sundberg, R (1, 2) OBP: 0.258, SLG: 0.284		0-0 5-3			0-3 K	0-0 HR 1-H 2-H		0-0 F9		4	1	1	3	0	1	2
Juan Beniquez, R (1, 8) OBP: 0.298, SLG: 0.317			0-0 6-3		0-0 F9	0-0 1B		0-0 6-3		4	0	1	0	0	0	1

Inning Stats	R: 0	H: 0	E: 1	K: 0	S: 4	H: 0	LOB: 1	BB: 0	P: 4	R: 0	H: 1	E: 0	K: 1	S: 6	H: 1	LOB: 1	BB: 0	P: 6	R: 0	H: 0	E: 0	K: 2	S: 7	H: 0	LOB: 0	BB: 0	P: 7	R: 0	H: 1	E: 0	K: 0	S: 6	H: 4	LOB: 1	K: 0	S: 7	R: 2	H: 2	E: 0	K: 0	S: 5	H: 0	LOB: 0	BB: 0	P: 5	R: 0	H: 1	E: 0	K: 0	S: 3	H: 1	LOB: 1	BB: 1	P: 7	1B: 7	SF: 1	2B: 1	3B: 0	HR: 2	SAC: 0	DP: 1	HBP: 0	WP: 0	PB: 0	SB: 0	CS: 0	PA: 41
--------------	------	------	------	------	------	------	--------	-------	------	------	------	------	------	------	------	--------	-------	------	------	------	------	------	------	------	--------	-------	------	------	------	------	------	------	------	--------	------	------	------	------	------	------	------	------	--------	-------	------	------	------	------	------	------	------	--------	-------	------	-------	-------	-------	-------	-------	--------	-------	--------	-------	-------	-------	-------	--------

PITCHER	IP	WLS	BF	H	R	ER	SO	BB	IBB	HBP	BLK	WP	HR	S	P	ERA	WHIP
Jesse Jefferson, R (1, 1) ERA: 4.56	5.2	W	27	7	4	4	4	2	0	0	0	0	1	33	41	6.35	1.588
Mike Willis, L (6, 1) ERA: 1.78	3.1	S	14	3	2	2	1	2	0	0	0	0	1	14	22	5.40	1.500

BOTTOM

Toronto Blue Jays @ Texas Rangers
Arlington Stadium, Arlington, TX
Sat May 21 1977, 8:05 PM EDT
Att. 20,351 - Unknown

livebaseballscores.com

AB	36
R	6
H	10
RBI	6
BB	4
SO	5
LOB	17



Batter	1	2	3	4	5	6	7	8	9	AB R H RBI BB SO LOB	TOP												
John Scott, R (1, 8) OBP: 0.220, SLG: 0.205 (6, 7)	0-0 6-3	0-0 L8		0-0 P3		0-0 5-3			4-0 1B BB	4 0 0 0 1 0 3													
Al Woods, L (1, 7) OBP: 0.381, SLG: 0.500 Gary Woods, R (6, 8) OBP: 0.260, SLG: 0.280	0-0 E9		0-0 F8		4-0 2B BB		0-0 5-3		0-0 P4	2 1 0 0 1 0 0 2 0 0 0 0 0 1													
Roy Howell, L (1, 5) OBP: 0.338, SLG: 0.373	0-0 P6		4-0 BB		0-0 1-H 2B		0-0 1B		0-0 1-2 1B	0 1 0 0 0 0 0													
Ron Fairly, L (1, 10) OBP: 0.419, SLG: 0.472 Otto Velez, R (9, PH) OBP: 0.438, SLG: 0.626	0-0 F8		0-0 1-2 1B		0-0 F8 2-3		0-0 G3-6-1 1-2f		0-0 P4 1-2	4 0 1 0 0 0 3 1 0 0 0 0 0 2													
Doug Ault, R (1, 3) OBP: 0.356, SLG: 0.439		0-0 6-3	0-0 F9		0-0 G6-3 1B			0-3 K		4 0 1 1 0 1 2													
Sam Ewing, L (1, 9) OBP: 0.424, SLG: 0.321		0-0 2B 1B	0-3 K		0-0 G6-3 1-2f			0-0 3-1		4 1 1 0 0 1 3													
Alan Ashby, S (1, 2) OBP: 0.300, SLG: 0.346		0-0 1-H 1B 2B		0-0 4-3		0-3 K		4-0 1B BB		3 1 1 1 1 1 0													
Hector Torres, R (1, 6) OBP: 0.343, SLG: 0.391		0-0 F9	0-3 K		0-0 1B			0-0 1-2 1B		4 0 2 0 0 1 1													
Pedro Garcia, R (1, 4) OBP: 0.244, SLG: 0.303		0-0 2-H 1B		0-0 2B		0-3 K		0-3 K		4 0 2 1 0 2 3													
Inning Stats	R: 0 E: 1 K: 0 S: 4	H: 0 LOB: 1 BB: 0 P: 4	R: 2 E: 0 K: 0 S: 6	H: 3 LOB: 1 BB: 0 P: 6	R: 0 E: 0 K: 1 S: 6	H: 1 LOB: 2 BB: 1 P: 10	R: 0 E: 0 K: 1 S: 6	H: 1 LOB: 1 BB: 0 P: 6	R: 2 E: 0 K: 0 S: 4	H: 2 LOB: 0 BB: 1 P: 8	R: 0 E: 0 K: 2 S: 8	H: 1 LOB: 1 BB: 0 P: 8	R: 0 E: 0 K: 0 S: 3	H: 1 LOB: 0 BB: 0 P: 3	R: 0 E: 0 K: 0 S: 8	H: 1 LOB: 2 BB: 1 P: 12	R: 0 E: 0 K: 0 S: 3	H: 1 LOB: 1 BB: 1 P: 7	1B: 8 2B: 3 3B: 0 HR: 0	SF: 0 SAC: 0 DP: 2 HBP: 0	WP: 0 PB: 0 SB: 0 CS: 0	PA: 40	
PITCHER Doyle Alexander, R (1, 1) ERA: 2.61 Adrian Devine, R (6, 1) ERA: 2.05 Darold Knowles, L (9, 1) ERA:	IP 5.1 3.0 0.2	WLS W S	BF 26 13 1	H 8 3 0	R 4 0 0	ER 4 0 0	SO 3 3 0	BB 2 2 0	IBB 0 0 0	HBP 0 0 0	BLK 0 0 0	WP 0 0 0	HR 0 0 0	S 30 17 1	P 38 25 1	ERA 6.75 0.00 0.00	WHIP 1.875 1.667 0.000						PITCHER IP WLS BF H R ER SO BB IBB HBP BLK WP HR S P ERA WHIP

Toronto Blue Jays @ Texas Rangers
Arlington Stadium, Arlington, TX
Sun May 22 1977, 8:05 PM EDT
Att: 21,831 - Unknown

AB	32
R	4
H	8
RBI	3
BB	3
SO	6
LOB	18



Batter	1	2	3	4	5	6	7	8	9	AB	R	H	RBI	BB	SO	LOB
Claudell Washington, L (1, 7) OBP: 0.374, SLG: 0.466	0-0 5-3	0-0 FC6-4 1-2 1B		0-0 F9	0-0		0-0 2B			5	0	3	1	0	0	0
Bert Campaneris, R (1, 6) OBP: 0.363, SLG: 0.392	0-0 4-1 1B	0-0 FC6-4 1-2f		0-0 1B	0-3 K		0-0 BB			4	2	2	0	1	1	4
Mike Hargrove, L (1, 3) OBP: 0.371, SLG: 0.374	0-0 4-1 1-3		0-0 G4-6-3 1B	0-0 F9 1-2		0-0 G3	0-3 K			5	0	1	0	0	1	4
Willie Horton, R (1, 10) OBP: 0.360, SLG: 0.604	4-0 1B BB		0-0 G4-6-3 1-2f	0-0 1B 2-H		0-3 K		0-0 5-3		4	0	1	1	1	1	1
Lew Beasley, L (1, 9) OBP: 0.667, SLG: 1.000	0-0 1-3 3-H 1B		0-0 2B	0-0 1B		0-0 F7		4-0 CS BB		4	1	3	1	1	0	0
Toby Harrah, R (1, 5) OBP: 0.386, SLG: 0.492	0-0 5-3		0-0 1B 2-H	0-3 K			0-0 5-3	0-3 1-2 K		5	1	1	1	0	2	5
Bump Wills, S (1, 4) OBP: 0.368, SLG: 0.412		0-3 K	0-0 2-H 1B		0-0 FC5-4 1B		0-0 G3			4	0	2	1	0	1	0
Jim Sundberg, R (1, 2) OBP: 0.257, SLG: 0.283		0-0 6-3	0-0 1-3		0-0 FC5-4 1B 1-2f		0-0 3B 1B			4	1	1	0	0	0	2
Juan Beniquez, R (1, 8) OBP: 0.314, SLG: 0.380		0-0 1B 1B		0-0 HR		0-0 F7	0-0 1-H 2B 3B			4	2	3	2	0	0	1

Inning Stats	R: 1	H: 2	E: 0	K: 0	S: 5	LOB: 2	BB: 1	P: 9	R: 0	H: 2	E: 0	K: 1	S: 7	LOB: 2	BB: 0	P: 7	R: 2	H: 4	E: 0	K: 0	S: 6	LOB: 1	BB: 0	P: 6	R: 2	H: 4	E: 0	K: 1	S: 9	LOB: 2	BB: 0	P: 9	R: 0	H: 2	E: 0	K: 1	S: 7	LOB: 2	BB: 0	P: 7	R: 0	H: 0	E: 0	K: 1	S: 5	LOB: 0	BB: 0	P: 5	R: 2	H: 3	E: 0	K: 1	S: 8	LOB: 2	BB: 1	P: 12	R: 0	H: 0	E: 0	K: 1	S: 4	LOB: 0	BB: 1	P: 8
--------------	------	------	------	------	------	--------	-------	------	------	------	------	------	------	--------	-------	------	------	------	------	------	------	--------	-------	------	------	------	------	------	------	--------	-------	------	------	------	------	------	------	--------	-------	------	------	------	------	------	------	--------	-------	------	------	------	------	------	------	--------	-------	-------	------	------	------	------	------	--------	-------	------

PITCHER	IP	WLS	BF	H	R	ER	SO	BB	IBB	HBP	BLK	WP	HR	S	P	ERA	WHIP
Dave Lemanczyk, R (1, 1) ERA: 4.68	3.2	L	22	11	5	5	1	1	0	0	0	0	1	23	27	12.27	3.273
Tom Bruno, R (4, 1) ERA: 10.13	3.0		15	6	2	2	3	0	0	0	0	0	0	21	21	6.00	2.000
Jerry Johnson, R (7, 1) ERA: 2.67	1.1		5	0	0	0	2	2	0	0	0	0	0	7	15	0.00	1.500

BOTTOM

Toronto Blue Jays @ Texas Rangers
Arlington Stadium, Arlington, TX

Sun May 22 1977, 8:05 PM EDT
Att. 21,831 - Unknown

livebaseballscorecards.com

AB	39
R	7
H	17
RBI	7
BB	3
SO	6
LOB	17



WP: 0	PA: 42
PB: 0	
SB: 2	
CS: 1	

Batter	1	2	3	4	5	6	7	8	9	AB R H RBI BB SO LOB	TOP												
Matt Alexander, S (1, 6) OBP: 0.250, SLG: 0.250 Rob Picciolo, R (1, 6) OBP: 0.232, SLG: 0.218	0-0 L8	0-0 PO	0-0 1B	0-0 5-3			0-0 6-3			1 0 0 0 0 0 0 3 0 1 0 0 0 2													
Manny Sanguillen, R (1, 10) OBP: 0.331, SLG: 0.392	0-0 F9		0-0 1B			0-0 P6	0-0 1B			4 0 2 0 0 0 0													
Mitchell Page, L (1, 7) OBP: 0.376, SLG: 0.577	0-0 6-3		0-0 F8			0-0 6-3	0-0 4-3			4 0 0 0 0 0 3													
Dick Allen, R (1, 3) OBP: 0.370, SLG: 0.423		4-0 G3 2B BB	0-0 F9			4-0 BB	0-0 F8			2 1 0 0 2 0 2													
Wayne Gross, L (1, 5) OBP: 0.401, SLG: 0.591		0-0 G3	0-0 4-1			0-0 F7	0-0 1-3			4 0 0 0 0 0 4													
Earl Williams, R (1, 2) OBP: 0.322, SLG: 0.550 Jeff Newman, R (8, 2) OBP: 0.176, SLG: 0.188		0-0 HR 2B		0-3 K			0-0 6-3			4 1 1 1 0 1 0 0 0 0 0 0 0 0													
Jim Tyrone, R (1, 9) OBP: 0.370, SLG: 0.364		0-3 K		0-0 G3 1B 1B			0-0 1-3			4 0 1 0 0 1 1													
Tony Armas, R (1, 8) OBP: 0.259, SLG: 0.297		0-0 HR		0-0 G3 1B			0-3 K			4 1 2 2 0 2 0													
Rodney Scott, S (1, 4) OBP: 0.367, SLG: 0.316 Marty Perez, R (9, 4) OBP: 0.231, SLG: 0.222		0-0 PO 1B		0-0 G3			0-3 K			4 0 1 0 0 2 2 0 0 0 0 0 0 0													
Inning Stats	R: 0 E: 0 K: 0 S: 3	H: 0 LOB: 0 BB: 0 P: 3	R: 3 E: 0 K: 1 S: 7	H: 3 LOB: 0 BB: 1 P: 11	R: 0 E: 0 K: 0 S: 5	H: 2 LOB: 2 BB: 0 P: 5	R: 0 E: 0 K: 1 S: 7	H: 2 LOB: 2 BB: 0 P: 7	R: 0 E: 0 K: 0 S: 3	H: 0 LOB: 1 BB: 1 P: 7	R: 0 E: 0 K: 1 S: 5	H: 0 LOB: 0 BB: 0 P: 5	R: 0 E: 0 K: 1 S: 6	H: 1 LOB: 1 BB: 0 P: 6	R: 0 E: 0 K: 0 S: 3	H: 0 LOB: 0 BB: 0 P: 3	R: 0 E: 0 K: 2 S: 7	H: 0 LOB: 0 BB: 0 P: 7	1B: 6 2B: 1 3B: 0 HR: 1	SF: 0 SAC: 0 DP: 0 HBP: 0	WP: 0 PB: 0 SB: 0 CS: 0	PA: 37	
PITCHER Pete Vuckovich, R (1, 1) ERA: 3.34	IP 9.0	WLS L	BF 36	H 8	R 3	ER 3	SO 6	BB 2	IBB 0	HBP 0	BLK 0	WP 0	HR 1	S 46	P 54	ERA 3.00	WHIP 1.111						PITCHER IP WLS BF H R ER SO BB IBB HBP BLK WP HR S P ERA WHIP

Oakland Athletics @ Toronto Blue Jays
 Exhibition Stadium, Toronto, ON
 Mon May 23 1977, 7:05 PM EDT
 Att. 27,705 - Unknown

livebaseballscorecards.com

AB	34
R	3
H	8
RBI	3
BB	2
SO	6
LOB	14



Batter	1	2	3	4	5	6	7	8	9	AB	R	H	RBI	BB	SO	LOB
John Scott, R OBP: 0.200, SLG: 0.186 (1, 8)	0-3 K		0-0 F8			0-0 F7		0-3 K		4	0	0	0	0	2	0
Hector Torres, R OBP: 0.324, SLG: 0.368 (1, 6)	0-3 K		0-0 6-3			0-0 F7		0-3 K		4	0	0	0	0	2	0
Roy Howell, L OBP: 0.362, SLG: 0.397 (1, 5)	0-0 WP 1B				0-0 G5-4-3 1B		0-0 1B		0-0 4-3		4	0	3	0	0	0
Otto Velez, R OBP: 0.426, SLG: 0.605 (1, 9)	0-0 F7 1-2				0-0 G5-4-3 1-2f		0-0 F8		0-3 K		4	0	0	0	0	1 3
Ron Fairly, L OBP: 0.429, SLG: 0.473 (1, 10)		0-0 FC5-4 1B			4-0 BB		4-0 FC4-6 1B BB		0-0 F8		2	0	1	0	2	0 0
Sam Ewing, L OBP: 0.405, SLG: 0.313 (1, 7)		0-0 FC5-4 1B 1-2			0-3 K		0-0 F7		0-0 F8		4	0	1	0	0	1 2
Doug Ault, R OBP: 0.356, SLG: 0.437 (1, 3)		0-0 FC5-4 1-2 2-3			0-0 5-3		0-0 FC4-6 1B 1-2				3	0	1	0	0	0 2
Alan Ashby, S OBP: 0.294, SLG: 0.338 (1, 2)		0-0 4-3			0-0 4-3		0-0 FC4-6 1-2f 2-3				3	0	0	0	0	0 3
Pedro Garcia, R OBP: 0.240, SLG: 0.298 (1, 4)			0-3 K			0-3 K					2	0	0	0	0	2 0
Bob Bailor, R OBP: 0.393, SLG: 0.547 (7, PH)											1	0	0	0	0	0 2
Dave McKay, S OBP: 0.211, SLG: 0.267 (8, 4)											0	0	0	0	0	0 0

Inning Stats	R: 0	H: 1	R: 0	H: 2	R: 0	H: 0	R: 0	H: 1	R: 0	H: 0	R: 0	H: 1	R: 0	H: 1	R: 0	H: 0	R: 0	H: 0	R: 0	H: 0	R: 0	H: 0	1B: 6	SF: 0	WP: 1	PA: 33	
E: 0	LOB: 1	E: 0	LOB: 1	E: 0	LOB: 0	E: 0	LOB: 1	E: 0	LOB: 0	E: 0	LOB: 0	E: 0	LOB: 1	E: 0	LOB: 2	E: 0	LOB: 0	E: 0	LOB: 0	E: 0	LOB: 0	E: 0	LOB: 0	2B: 0	SAC: 0	PB: 0	
K: 2	BB: 0	K: 0	BB: 0	K: 1	BB: 0	K: 1	BB: 1	K: 0	BB: 1	K: 0	BB: 1	K: 2	BB: 0	K: 1	BB: 0	K: 1	BB: 0	K: 1	BB: 0	K: 1	BB: 0	K: 1	BB: 0	3B: 0	DP: 2	SB: 0	
S: 8	P: 8	S: 4	P: 4	S: 5	P: 5	S: 5	P: 9	S: 4	P: 4	S: 4	P: 8	S: 7	P: 7	S: 5	P: 5	S: 5	P: 5	S: 5	P: 5	S: 5	P: 5	S: 5	P: 5	HR: 0	HBP: 0	CS: 0	

PITCHER	IP	WLS	BF	H	R	ER	SO	BB	IBB	HBP	BLK	WP	HR	S	P	ERA	WHIP	PITCHER	IP	WLS	BF	H	R	ER	SO	BB	IBB	HBP	BLK	WP	HR	S	P	ERA	WHIP	
Rick Langford, R ERA: 2.23 (1, 1)	9.0	W	33	6	0	0	8	2	0	0	0	1	0	47	55	0.00	0.889																			

BOTTOM

Oakland Athletics @ Toronto Blue Jays
Exhibition Stadium, Toronto, ON
Mon May 23 1977, 7:05 PM EDT
Att. 27,705 - Unknown

livebaseballscores.com

AB	31
R	0
H	6
RBI	0
BB	2
SO	8
LOB	12



Batter	1	2	3	4	5	6	7	8	9	10	AB	R	H	RBI	BB	SO	LOB	TOP								
Matt Alexander, S (1, 6) B OBP: 0.400, SLG: 0.250 Rob Picciolo, R (1, 6) B OBP: 0.227, SLG: 0.213 Rich McKinney, R (8, PH) OBP: 0.231, SLG: 0.419 Rodney Scott, S (8, 6) B OBP: 0.374, SLG: 0.325	4-0 SF7 S BB		x 0-0 P3		x 0-0 6-3			x 0-0 1-2 HR		x 0-0 CS 2B 1B	0	1	0	0	1	0	0									
Manny Sanquillen, R (1, 10) X OBP: 0.333, SLG: 0.399	0-0 4-3 1-3			x 0-0 6-3		x 0-0 F9		x 0-0 1B		x 0-0 1B 2B	5	1	2	1	0	0	1									
Mitchell Page, L (1, 7) X OBP: 0.376, SLG: 0.575	0-0 SF7 3-H			x 0-0 FC6-4 1B		x 0-0 F7		x 0-0 1-3		x 0-0 WP 2-H 1B	4	0	2	2	0	0	1									
Dick Allen, R (1, 3) B OBP: 0.371, SLG: 0.413 Jeff Newman, R (10, 2) B OBP: 0.176, SLG: 0.188	4-0 PO BB			x 0-0 FC6-4 1-2f		x 0-3 K				x 0-3 K 2-3 BB	3	0	0	0	2	2	1									
Wayne Gross, L (1, 5) X OBP: 0.389, SLG: 0.569	0-0 PO 1-2	x 0-0 F8		x 0-0 P3				x 0-0 1-3		x 0-0 F8 1-3	5	0	0	0	0	0	3									
Earl Williams, R (1, 2) X OBP: 0.327, SLG: 0.548 (10, 3)		x 0-0 K 1B		x 0-0 6-3				x 0-0 4-3		x 0-0 1B	4	0	2	0	0	0	0									
Mike Jorgensen, L (1, 9) X OBP: 0.296, SLG: 0.217		0-3 K 1-2		x 0-3 K BB BB BB		x 4-0 HR BB		x 0-3 K		x 0-3 K	3	1	0	0	1	3	2									
Tony Armas, R (1, 8) X OBP: 0.271, SLG: 0.338			x 0-0 F8		x 0-0 HR 1-H			B 4-0 FC3-6 BB		x 0-0 P4	3	1	1	2	1	0	0									
Marty Perez, R (1, 4) X OBP: 0.222, SLG: 0.213 Larry Lintz, S (8, PR) (8, 4) OBP: 0.324, SLG: 0.143			x 0-0 4-3		x 0-0 6-3			x 0-0 FC3-6 CS 1-2f		x 0-0 P2	3	0	0	0	0	0	1									
Inning Stats	R: 1 E: 0 K: 0 S: 2	H: 0 LOB: 0 BB: 2 P: 10	R: 0 E: 0 K: 1 S: 5	H: 1 LOB: 0 BB: 0 P: 5	R: 0 E: 0 K: 0 S: 3	H: 0 LOB: 0 BB: 0 P: 3	R: 0 E: 0 K: 0 S: 4	H: 1 LOB: 1 BB: 0 P: 4	R: 2 E: 0 K: 0 S: 4	H: 1 LOB: 0 BB: 1 P: 8	R: 0 E: 0 K: 1 S: 5	H: 0 LOB: 0 BB: 0 P: 5	R: 0 E: 0 K: 1 S: 5	H: 0 LOB: 0 BB: 0 P: 5	R: 1 E: 0 K: 0 S: 4	H: 2 LOB: 1 BB: 1 P: 8	R: 0 E: 0 K: 2 S: 8	H: 1 LOB: 1 BB: 0 P: 8	R: 2 E: 0 K: 0 S: 6	H: 3 LOB: 2 BB: 1 P: 10	1B: 6 2B: 1 3B: 0 HR: 2	SF: 1 SAC: 0 DP: 0 HBP: 0	WP: 1 PB: 0 SB: 1 CS: 2	PA: 42		
PITCHER	IP WLS BF H R ER SO BB IBB HBP BLK WP HR S P ERA WHIP																									
Jerry Garvin, L (1, 1) ERA: 3.42 Jerry Johnson, R (10, 1) ERA: 2.67 Mike Willis, L (10, 1) ERA: 1.75	9.2 L 39 9 6 3 5 4 0 0 0 0 2 45 61 2.79 1.345																									

Oakland Athletics @ Toronto Blue Jays
 Exhibition Stadium, Toronto, ON
 Wed May 25 1977, 7:05 PM EDT
 Att. 36,097 - Unknown - 66 F

livebaseballscorecards.com

AB 35
 R 6
 H 9
 RBI 6
 BB 5
 SO 5
 LOB 9



Batter	1	2	3	4	5	6	7	8	9	10	AB	R	H	RBI	BB	SO	LOB
John Scott, R OBP: 0.220, SLG: 0.191 (1, 7)	0-0 5-3	4-0 1-2 2-3 BB			0-0 CI 1B			0-0 SH CS FC6-2		0-0 2-3	4	1	1	0	1	0	3
Hector Torres, R OBP: 0.308, SLG: 0.347 (1, 6)	0-0 F9	0-0 F9			0-1 SH5-3 1B	0-0 5-3		0-0 FC6-2 CS			4	1	0	0	0	0	5
Bob Bailor, R OBP: 0.402, SLG: 0.550 (1, 10)	0-0 BB 1B				0-0 SH5-3 1B	0-3 K		0-0 F7			5	1	3	1	0	1	2
Otto Velez, R OBP: 0.421, SLG: 0.590 (1, 9)	4-0 1-2 BB				0-0 SH5-3	0-0 5-3			0-3 K		3	0	0	0	1	1	1
Roy Howell, L OBP: 0.378, SLG: 0.403 (1, 5)	0-3 K				4-0 1B 4-3 BB			0-0 S 1B		0-0 P2	4	1	2	0	1	1	2
Doug Ault, R OBP: 0.352, SLG: 0.431 (1, 3)					0-0 BB 4-3 1B			0-3 K		0-0 5-3	2	0	0	0	0	0	2
Ron Fairly, L OBP: 0.426, SLG: 0.469 (5, PH) (6, 3)					1-3 2-H 3-H			1-2			3	0	1	2	0	1	1
Alan Ashby, S OBP: 0.304, SLG: 0.346 (1, 2)					0-0 5-3	0-0 4-3		4-0 G6-4-3 BB		0-0 4-3 6-3 2B	3	1	1	1	2	0	1
Gary Woods, R OBP: 0.268, SLG: 0.281 (1, 8)					0-0 P4	4-0 BB		0-0 G6-4-3		0-0 4-3	3	0	1	0	1	0	2
Sam Ewing, L OBP: 0.395, SLG: 0.303 (10, PH)					0-0 BB 1B	4-0 BB		1-2f		0-0 2-3	1	0	0	0	0	0	1
Pedro Garcia, R OBP: 0.254, SLG: 0.307 (1, 4)					0-0 F8	4-0 BB		0-0 SH FC6-2 2B		0-0 6-3	3	0	1	1	2	0	0

Inning Stats	R: 0	H: 1	E: 0	K: 1	S: 6	P: 10	R: 0	H: 1	E: 0	K: 0	S: 3	P: 15	R: 0	H: 2	E: 0	K: 0	S: 4	P: 4	R: 0	H: 0	E: 0	K: 0	S: 3	P: 3	R: 4	H: 3	E: 1	K: 0	S: 7	P: 19	R: 0	H: 0	E: 0	K: 1	S: 5	P: 5	R: 0	H: 1	E: 0	K: 1	S: 5	P: 9	R: 0	H: 1	E: 0	K: 0	S: 4	P: 4	R: 0	H: 0	E: 0	K: 1	S: 5	P: 5	R: 1	H: 1	E: 0	K: 0	S: 4	P: 4	R: 1	H: 1	E: 0	K: 0	S: 4	P: 4
--------------	------	------	------	------	------	-------	------	------	------	------	------	-------	------	------	------	------	------	------	------	------	------	------	------	------	------	------	------	------	------	-------	------	------	------	------	------	------	------	------	------	------	------	------	------	------	------	------	------	------	------	------	------	------	------	------	------	------	------	------	------	------	------	------	------	------	------	------


PITCHER	IP	WLS	BF	H	R	ER	SO	BB	IBB	HBP	BLK	WP	HR	S	P	ERA	WHIP
Jim Umberger, L ERA: 5.6 (1, 1)	4.1		23	6	4	2	1	5	0	0	0	0	0	20	40	4.15	2.538
Joe Coleman, R ERA: 2.31 (5, 1)	0.1		4	1	0	0	0	2	0	0	0	0	0	2	10	0.00	9.000
Bob Lacey, L ERA: 0.92 (5, 1)	2.1		10	2	0	0	2	1	0	0	0	0	0	13	17	0.00	1.286
Dave Giusti, R ERA: 2.77 (8, 1)	3.0	W	9	1	1	1	1	0	0	0	0	0	0	11	11	3.00	0.333

BOTTOM

Oakland Athletics @ Toronto Blue Jays
Exhibition Stadium, Toronto, ON

Wed May 25 1977, 7:05 PM EDT
Att. 36,097 - Unknown - 66 F

AB	35
R	5
H	10
RBI	5
BB	8
SO	4
LOB	20



WP	0	PA	46
PB	0		
SB	1		
CS	3		

livebaseballscorecards.com

Batter	1	2	3	4	5	6	7	8	9	AB R H RBI BB SO LOB	TOP
Gil Flores, R (1, 8) OBP: 0.403, SLG: 0.471 BB 	4-0 	0-0 F9 		0-0 1-2 1B 		0-3 K 		4-0 CS BB 	0-3 K 	4 0 1 0 2 2 5	
Jerry Remy, L (1, 4) OBP: 0.356, SLG: 0.372 	0-0 FC6-4 1-2 1B 		0-0 F8 	0-0 F7 		0-0 FC6 1-2f 		0-0 F7 		5 0 1 0 0 0 4	
Tony Solaita, L (1, 3) OBP: 0.360, SLG: 0.392 Orlando Ramirez, R (7, PR) Willie Aikens, L (7, 3) OBP: 0.500, SLG: 0.500 Ron Jackson, R (8, PR) OBP: 0.286, SLG: 0.394 (8, 3) 	0-0 F7 		4-0 FC6-4 HBP BB 		0-3 K 		4-0 1B BB E 	0-0 1-2 2B 		2 0 0 0 2 1 2 0 1 0 0 0 0 0 1 0 1 0 0 0 0 0 0 0 0 0 0 0	
Joe Rudi, R (1, 7) OBP: 0.333, SLG: 0.487 	0-0 F9 		1-0 FC6-4 1-2 HBP 	0-0 P3 		0-0 SH1-4 1-2 E SF7 1B 	0-0 P4 		4 1 1 0 0 0 3		
Bobby Bonds, R (1, 9) OBP: 0.359, SLG: 0.509 	0-0 FC6-4 1-2f 		0-0 FC6-4 1-2f 2-3 	0-0 S 1B 		0-0 E6 SF7 E SH1-4 1-2 2-H 		4-0 SH1-4 E SF9 BB 	4 2 1 0 1 0 5		
Don Baylor, R (1, 10) OBP: 0.309, SLG: 0.395 		0-0 P4 	0-0 F9 	4-0 1-2 BB 		0-0 SH1-4 1-2 2-3 		0-0 E5 SF9 SH1-4 1-2 	3 0 0 0 1 0 3		
Dave Chalk, R (1, 5) OBP: 0.400, SLG: 0.400 		0-0 4-3 BB 1B 		0-0 F7 	0-0 6-3 		4-0 S IBB 	0-0 SH1-4 1-2 2-3 	3 0 1 0 1 0 2		
Bobby Grich, R (1, 6) OBP: 0.360, SLG: 0.411 		4-0 4-3 BB 		0-0 E5 CS 		0-0 P6 	0-0 SF7 2-3 3-H 	4-0 IBB 	2 0 0 1 2 0 0		
Terry Humphrey, R (1, 2) OBP: 0.313, SLG: 0.276 		0-0 4-3 1-2 2-3 		0-0 1B 1-2 1B 		0-0 FC6 1B 	0-3 K 1-3 3-H 	0-0 SF9 2-3 3-H 	4 0 2 1 0 1 3		
Inning Stats	R: 0 H: 1 E: 0 LOB: 2 K: 0 BB: 1 S: 4 P: 8	R: 0 H: 1 E: 0 LOB: 2 K: 0 BB: 1 S: 4 P: 8	R: 0 H: 0 E: 0 LOB: 2 K: 0 BB: 1 S: 3 P: 8	R: 0 H: 2 E: 1 LOB: 2 K: 0 BB: 0 S: 5 P: 5	R: 0 H: 1 E: 0 LOB: 2 K: 1 BB: 1 S: 6 P: 10	R: 0 H: 1 E: 0 LOB: 1 K: 1 BB: 0 S: 6 P: 6	R: 3 H: 1 E: 1 LOB: 2 K: 1 BB: 2 S: 7 P: 15	R: 0 H: 1 E: 0 LOB: 1 K: 0 BB: 1 S: 3 P: 7	R: 1 H: 0 E: 1 LOB: 2 K: 1 BB: 2 S: 6 P: 14	1B: 7 SF: 2 2B: 1 SAC: 2 3B: 0 DP: 0 HR: 0 HBP: 1	WP: 0 PA: 46 PB: 0 SB: 3 CS: 2
PITCHER Bill Singer, R (1, 1) ERA: 6.12 Jerry Johnson, R (6, 1) ERA: 2.62	IP WLS BF H R ER SO BB IBB HBP BLK WP HR S P ERA WHIP 5.0 0 25 5 0 0 1 4 0 1 0 0 0 22 39 0.00 1.800 4.0 L 21 3 4 1 3 3 2 0 0 0 0 0 22 42 2.25 1.500	PITCHER IP WLS BF H R ER SO BB IBB HBP BLK WP HR S P ERA WHIP	IP WLS BF H R ER SO BB IBB HBP BLK WP HR S P ERA WHIP								

California Angels @ Toronto Blue Jays
 Exhibition Stadium, Toronto, ON

Fri May 27 1977, 7:05 PM EDT
 Att. 24,779 - Unknown - 79 F

livebaseballscorecards.com

AB	32
R	4
H	8
RBI	2
BB	9
SO	4
LOB	27



Batter	1	2	3	4	5	6	7	8	9	AB	R	H	RBI	BB	SO	LOB				
John Scott, R OBP: 0.241, SLG: 0.216 (1, 8) X	0-0 1B S SF7 1B		0-0 L3 1B			0-3 K		0-0 E6 G6-4-3		4	1	2	0	0	1	1				
Bob Bailor, R OBP: 0.388, SLG: 0.530 (1, 6) X	0-0 F8 1-2		0-0 L3 1-2			0-0 6-3		0-0 G6-4-3 1-2f		4	0	0	0	0	0	4				
Roy Howell, L OBP: 0.372, SLG: 0.394 (1, 5) X	0-0 FC5-4 2-3 1B		0-0 4-3			0-0 4-3			0-0 5-3	4	0	1	0	0	0	0				
Ron Fairly, L OBP: 0.414, SLG: 0.457 (1, 10) X	0-0 SF7 3-H			0-0 P5			0-0 3-1		0-0 3-1	3	0	0	1	0	0	0				
Otto Velez, R OBP: 0.417, SLG: 0.579 (1, 9) X	0-0 FC5-4 1-2f			0-0 F7			0-0 FC3-6 1B		0-0 P5	4	0	1	0	0	0	1				
Sam Ewing, L OBP: 0.390, SLG: 0.306 (1, 7) X		0-0 FC5-4 1B		0-0 F7			0-0 FC3-6 1-2f			3	0	1	0	0	0	1				
Doug Ault, R OBP: 0.345, SLG: 0.422 (1, 3) X		0-0 F9			0-3 K		0-0 6-3			3	0	0	0	0	1	2				
Alan Ashby, S OBP: 0.305, SLG: 0.346 (1, 2) X		0-0 F9			0-0 G3			0-0 E 5-3 1B		3	0	1	0	0	0	1				
Hector Torres, R OBP: 0.296, SLG: 0.333 (1, 4) X		0-0 FC5-4 1-2f			0-0 4-3			0-0 5-3 1-2		3	0	0	0	0	0	2				
Inning Stats	R: 1 E: 0 K: 0 S: 5	H: 2 LOB: 1 BB: 0 P: 5	R: 0 E: 0 K: 0 S: 4	H: 1 LOB: 1 BB: 0 P: 4	R: 0 E: 0 K: 0 S: 3	H: 1 LOB: 0 BB: 0 P: 3	R: 0 E: 0 K: 1 S: 5	H: 0 LOB: 0 BB: 0 P: 5	R: 0 E: 0 K: 1 S: 5	H: 0 LOB: 0 BB: 0 P: 5	R: 0 E: 0 K: 0 S: 4	H: 1 LOB: 1 BB: 0 P: 4	R: 0 E: 1 K: 0 S: 4	H: 1 LOB: 1 BB: 0 P: 4	R: 0 E: 0 K: 0 S: 3	H: 0 LOB: 0 BB: 0 P: 3	1B: 6 2B: 1 3B: 0 HR: 0	SF: 1 SAC: 0 DP: 2 HBP: 0	WP: 0 PB: 0 SB: 1 CS: 0	PA: 32
PITCHER	IP WLS BF H R ER SO	W S S 0 0 0 0	BF H R ER SO	W S S 0 0 0 0	BF H R ER SO	W S S 0 0 0 0	BF H R ER SO	W S S 0 0 0 0	BF H R ER SO	W S S 0 0 0 0	BF H R ER SO	W S S 0 0 0 0	BF H R ER SO	W S S 0 0 0 0	BF H R ER SO	W S S 0 0 0 0	IP WLS BF H R ER SO BB IBB HBP BLK WP HR S P ERA WHIP	IP WLS BF H R ER SO BB IBB HBP BLK WP HR S P ERA WHIP		
Gary Ross, R ERA: 4.5 (1, 1)	7.0 W	26 S	6 0	1 0	1 0	2 0	0 0	0 0	0 0	0 0	0 0	0 0	0 0	0 0	0 0	0 0	1.29 0.857	0.00 0.000		
Paul Hartzell, R ERA: 2.68 (8, 1)	2.0 S	6 S	0 0	0 0	0 0	0 0	0 0	0 0	0 0	0 0	0 0	0 0	0 0	0 0	0 0	0 0	0.00 0.000			


BOTTOM

California Angels @ Toronto Blue Jays
Exhibition Stadium, Toronto, ON
Fri May 27 1977, 7:05 PM EDT
Att: 24,779 - Unknown - 79 F

AB	31
R	1
H	6
RBI	1
BB	0
SO	2
LOB	12



WP: 0	PA: 32
PB: 0	
SB: 1	
CS: 0	

Batter	1	2	3	4	5	6	7	8	9	AB R H RBI BB SO LOB	TOP											
Gil Flores, R OBP: 0.407, SLG: 0.500 (1, 8) X	0-0 2B		0-0 F7		0-0 1B 2B		0-0 4-3			4 1 2 1 0 0 0												
Jerry Remy, L OBP: 0.356, SLG: 0.369 (1, 4) S S S	0-3 K		0-3 K		0-0 1B		0-0 4-3			4 0 1 1 0 2 1												
Tony Solaita, L OBP: 0.344, SLG: 0.372 (1, 3) X	0-0 5-3		0-0 4-3		0-3 K			0-0 F8		4 0 0 0 0 1 2												
Joe Rudi, R OBP: 0.331, SLG: 0.500 (1, 10) S S S	0-3 K			0-3 K		0-0 HR		0-3 K		4 1 1 1 0 3 1												
Bobby Bonds, R OBP: 0.357, SLG: 0.500 (1, 9) B B B B		4-0 FC1-5 BB BB		0-3 K		0-0 F8		0-3 K		3 0 0 0 1 2 0												
Don Baylor, R OBP: 0.313, SLG: 0.393 (1, 7) B B B B		4-0 S FC1-5 SF9 BB		0-0 P4		0-0 WP 1B		0-3 K		3 1 1 0 1 1 0												
Dave Chalk, R OBP: 0.396, SLG: 0.403 (1, 5) X		0-0 FC1-5 S			0-0 F8 2B 2B		0-3 K		0-0 5-3	4 1 1 0 0 1 3	AB 32 R 4 H 6 RBI 4 BB 3 SO 11 LOB 12											
Bobby Grich, R OBP: 0.358, SLG: 0.406 (1, 6) X		0-0 SF9			0-0 F8		0-3 K		4-0 BB	2 0 0 1 1 1 2												
Andy Etchebarren, R OBP: 0.355, SLG: 0.259 (1, 2) X		0-0 F9			0-0 P4		0-0 4-3		0-0 P3	2 0 0 0 0 0 2												
Mario Guerrero, R (7, PH)										1 0 0 0 0 0 0												
Terry Humphrey, R OBP: 0.313, SLG: 0.276 (7, 2)										0 0 0 0 0 0 0												
Willie Aikens, L OBP: 0.471, SLG: 0.467 (9, PH) X										1 0 0 0 0 0 1												
Inning Stats	R: 0 E: 0 K: 2 S: 8	H: 1 LOB: 1 BB: 0 P: 8	R: 1 E: 0 K: 0 S: 3	H: 0 LOB: 1 BB: 2 P: 11	R: 0 E: 0 K: 1 S: 5	H: 0 LOB: 0 BB: 0 P: 5	R: 0 E: 0 K: 2 S: 7	H: 0 LOB: 0 BB: 0 P: 7	R: 2 E: 0 K: 1 S: 8	H: 3 LOB: 1 BB: 0 P: 8	R: 1 E: 0 K: 2 S: 9	H: 2 LOB: 1 BB: 0 P: 9	R: 0 E: 0 K: 0 S: 3	H: 0 LOB: 0 BB: 0 P: 3	R: 0 E: 0 K: 2 S: 7	H: 0 LOB: 0 BB: 0 P: 7	R: 0 E: 0 K: 1 S: 5	H: 0 LOB: 1 BB: 1 P: 9	1B: 2 2B: 3 3B: 0 HR: 1	SF: 1 SAC: 0 DP: 0 HBP: 0	WP: 1 PB: 0 SB: 2 CS: 0	PA: 36
PITCHER	IP WLS BF H R ER SO BB IBB HBP BLK WP HR S P ERA WHIP												PITCHER	IP WLS BF H R ER SO BB IBB HBP BLK WP HR S P ERA WHIP								
Jesse Jefferson, R ERA: 4.64 (1, 1)	7.0 W 29 6 4 4 8 2 0 0 0 1 1 43 51 5.14 1.143																					
Pete Vuckovich, R ERA: 3.15 (8, 1)	2.0 S 7 0 0 0 3 1 0 0 0 0 0 0 12 16 0.00 0.500																					

California Angels @ Toronto Blue Jays
Exhibition Stadium, Toronto, ON
Sat May 28 1977, 3:33 AM EDT
Att. 30,034 - Unknown - 79 F

livebaseballscorecards.com

Batter	1	2	3	4	5	6	7	8	9	AB	R	H	RBI	BB	SO	LOB
John Scott, R OBP: 0.259, SLG: 0.236 (1, 8)	0-0 1-3 1B		0-0 6-3	0-0 CS 1B		0-0 F7				4	1	2	0	0	0	0
Bob Bailor, R OBP: 0.384, SLG: 0.517 (1, 6)	0-0 1-3 1-2		4-0 WP 1B BB	0-0 F8			0-0 P4			3	1	0	0	1	0	2
Roy Howell, L OBP: 0.366, SLG: 0.400 (1, 5)	0-3 K		0-0 P6 1-2	0-0 CS 1-2	0-0 E SF7 2B		0-3 K			4	1	1	0	0	2	2
Ron Fairly, L OBP: 0.417, SLG: 0.458 (1, 10)	0-0 2-H 1B		0-0 2B 1B		0-0 G3		0-0 P4			4	1	2	2	0	0	1
Otto Velez, R OBP: 0.419, SLG: 0.581 (1, 9)	0-3 K		0-0 1-H 3B 2B		0-0 E5 2-3		4-0 FC3-8 BB			3	1	1	1	1	1	2
Sam Ewing, L OBP: 0.419, SLG: 0.395 (1, 7)		0-0 G5-3 1B	0-0 1B 3B		0-0 SF7		0-0 FC3-6 F8			2	1	2	1	0	0	0
Steve Bowling, R OBP: 0.294, SLG: 0.148 (5, PH) (6, 7)										1	0	0	1	0	0	1
Doug Ault, R OBP: 0.343, SLG: 0.417 (1, 3)		0-3 K	0-0 FC5-4 1B		0-0 F8		0-0 F8			4	0	1	1	0	1	3
Alan Ashby, S OBP: 0.305, SLG: 0.345 (1, 2)		0-0 1-2 1B	0-0 FC5-4				0-3 K			3	0	1	0	0	1	1
Hector Torres, R OBP: 0.286, SLG: 0.321 (1, 4)		0-0 G5-3 2-3f		0-0 L9		0-0 5-3				3	0	0	0	0	0	2

Inning Stats	R: 1	H: 2	E: 0	LOB: 1	K: 2	BB: 0	S: 9	R: 0	H: 2	E: 0	LOB: 1	K: 1	BB: 0	S: 6	R: 4	H: 4	E: 0	LOB: 1	K: 0	BB: 1	S: 7	R: 0	H: 1	E: 0	LOB: 0	K: 0	BB: 0	S: 3	R: 1	H: 1	E: 1	LOB: 1	K: 0	BB: 0	S: 5	R: 0	H: 0	E: 0	LOB: 0	K: 1	BB: 0	S: 5	R: 0	H: 0	E: 0	LOB: 0	K: 0	BB: 0	S: 5	R: 0	H: 0	E: 0	LOB: 0	K: 0	BB: 0	S: 2	R: 0	H: 0	E: 0	LOB: 0	K: 0	BB: 1	S: 6
--------------	------	------	------	--------	------	-------	------	------	------	------	--------	------	-------	------	------	------	------	--------	------	-------	------	------	------	------	--------	------	-------	------	------	------	------	--------	------	-------	------	------	------	------	--------	------	-------	------	------	------	------	--------	------	-------	------	------	------	------	--------	------	-------	------	------	------	------	--------	------	-------	------

PITCHER	IP	WLS	BF	H	R	ER	SO	BB	IBB	HBP	BLK	WP	HR	S	P	ERA	WHIP
Wayne Simpson, R ERA: 5.67 (1, 1)	2.2	L	16	8	5	5	3	1	0	0	0	1	0	21	25	16.88	3.375
Mickey Scott, L ERA: 4.05 (3, 1)	3.1		12	2	1	0	1	0	0	0	0	0	0	14	14	0.00	0.600
Dave LaRoche, L ERA: 4.39 (7, 1)	2.0		6	0	0	0	1	1	0	0	0	0	0	7	11	0.00	0.500


BOTTOM

California Angels @ Toronto Blue Jays
Exhibition Stadium, Toronto, ON

Sat May 28 1977, 3:33 AM EDT
Att: 30,034 - Unknown - 79 F

livebaseballscorecards.com

AB	31
R	6
H	10
RBI	6
BB	2
SO	5
LOB	14



1B: 7	SF: 1	WP: 1	PA: 35
2B: 2	SAC: 0	PB: 0	
3B: 1	DP: 1	SB: 0	
HR: 0	HBP: 0	CS: 1	

Batter	1	2	3	4	5	6	7	8	9	AB R H RBI BB SO LOB	TOP	
Gil Flores, R OBP: 0.412, SLG: 0.494 (1, 8) (8, 9)	0-0 SH4-3 1B		4-0 CS BB			0-0 4-3		0-0 G3		3 0 1 0 1 0 0		
Jerry Remy, L OBP: 0.355, SLG: 0.374 (1, 4)	0-0 SH4-3 1-2		0-0 CS 1-2	0-3 K		0-0 6-3		0-0 2B		3 0 1 0 0 1 0		
Tony Solaita, L OBP: 0.330, SLG: 0.354 (1, 3)	0-0 P5			0-0 6-3		0-0 F7		0-3 K		4 0 0 0 0 1 2		
Joe Rudi, R OBP: 0.330, SLG: 0.494 (1, 7)	0-0 4-3			0-3 K			0-0 HR 1B	0-0 F7		4 1 1 0 0 1 2		
Bobby Bonds, R OBP: 0.355, SLG: 0.511 (1, 10)		0-0 1-3			0-3 K		0-0 HR 1B	0-0 F8		4 1 1 2 0 1 0		
Don Baylor, R OBP: 0.319, SLG: 0.399 Rusty Torres, S (8, 8)		0-0 CS 1B			0-0 1B FC 1B		0-3 K	0-0 4-3		3 1 2 0 0 1 0 1 0 0 0 0 0 0		
Dave Chalk, R OBP: 0.399, SLG: 0.406 (1, 5)		0-0 P2			0-0 CS FC 1B 1-3		0-0 1B	0-0 F7		4 0 2 0 0 0 1		
Bobby Grich, R OBP: 0.352, SLG: 0.399 (1, 6)		0-0 CS 1-2	0-3 K		0-0 FC 1-2		0-3 K			3 0 0 1 0 2 2		
Terry Humphrey, R OBP: 0.304, SLG: 0.267 (1, 2)			0-0 6-3		0-3 K2-3 2-3		0-0 P5			3 0 0 0 0 1 3		
Inning Stats	R: 0 E: 0 K: 0 S: 4 H: 1 LOB: 1 BB: 0 P: 4	R: 0 E: 0 K: 0 S: 3 H: 1 LOB: 0 BB: 0 P: 3	R: 0 E: 0 K: 1 S: 4 H: 0 LOB: 0 BB: 1 P: 8	R: 0 E: 0 K: 2 S: 7 H: 0 LOB: 0 BB: 0 P: 7	R: 1 E: 0 K: 2 S: 9 H: 2 LOB: 1 BB: 0 P: 9	R: 0 E: 0 K: 0 S: 3 H: 0 LOB: 0 BB: 0 P: 3	R: 2 E: 0 K: 2 S: 10 H: 3 LOB: 1 BB: 0 P: 10	R: 0 E: 0 K: 1 S: 6 H: 1 LOB: 1 BB: 0 P: 6	R: 0 E: 0 K: 0 S: 3 H: 0 LOB: 0 BB: 0 P: 3	1B: 6 2B: 1 3B: 0 HR: 1 SF: 0 SAC: 1 DP: 0 HBP: 0	WP: 0 PB: 0 SB: 0 CS: 3 PA: 36	
PITCHER Dave Lemanczyk, R ERA: 4.48 (1, 1)	IP 9.0 WLS L BF 34 H 8 R 3 ER 3 SO 8 BB 1 IBB 0 HBP 0 BLK 0 WP 0 HR 1 S 49 P 53 ERA 3.00 WHIP 1.000											PITCHER IP WLS BF H R ER SO BB IBB HBP BLK WP HR S P ERA WHIP

California Angels @ Toronto Blue Jays
Exhibition Stadium, Toronto, ON
Sun May 29 1977, 3:33 AM EDT
Att: 30,009 - Unknown

livebaseballscorecards.com

AB 32
R 3
H 8
RBI 3
BB 1
SO 8
LOB 10



Batter	1	2	3	4	5	6	7	8	9	AB	R	H	RBI	BB	SO	LOB							
John Scott, R OBP: 0.274, SLG: 0.254 (1, 8)	0-3 K		0-0 F9			0-0 CS 1B		0-0 E S SF7 1B		4	1	2	0	0	1	0							
Bob Bailor, R OBP: 0.380, SLG: 0.504 (1, 6)	4-0 2B BB		0-0 P5			0-0 F9		0-0 P4		3	1	0	0	0	1	0							
Roy Howell, L OBP: 0.372, SLG: 0.416 (1, 5)	0-0 1-H 2B		0-0 F9			4-0 1B 1-2 BB		0-0 1-H SF7		2	0	1	2	1	0	0							
Ron Fairly, L OBP: 0.419, SLG: 0.455 (1, 10)	0-0 4-3			0-0 6-3		0-0 1-3 1B		4-0 BB BB		3	0	1	0	1	0	1							
Pedro Garcia, R OBP: 0.254, SLG: 0.307 (8, PR)										0	0	0	0	0	0	0							
Otto Velez, R OBP: 0.409, SLG: 0.564 (1, 9)	0-0 F7			0-0 5-3		0-3 K		0-3 K		4	0	0	0	0	2	4							
Sam Ewing, L OBP: 0.404, SLG: 0.366 (1, 7)		4-0 BB BB		0-3 K		0-3 K		0-3 K		3	0	0	0	1	2	0							
Doug Ault, R OBP: 0.335, SLG: 0.406 (1, 3)		0-0 F8			0-3 K		0-3 K		0-3 K	4	0	0	0	0	3	1							
Alan Ashby, S OBP: 0.316, SLG: 0.348 (1, 2)		0-3 K			0-0 K 1B		4-0 BB BB		4-0 BB BB	2	0	1	0	2	1	1							
Dave McKay, S OBP: 0.211, SLG: 0.267 (9, PR)										0	0	0	0	0	0	0							
Hector Torres, R OBP: 0.276, SLG: 0.309 (1, 4)		0-0 F9			0-3 K 1-2		0-3 K		0-3 K	3	0	0	0	0	2	3							
Ernie Whitt, L (9, PH)										1	0	0	0	0	1	1							
Inning Stats	R: 1 E: 0 K: 1 S: 6	H: 1 LOB: 1 BB: 1 P: 10	R: 0 E: 0 K: 1 S: 5	H: 0 LOB: 1 BB: 1 P: 9	R: 0 E: 0 K: 0 S: 3	H: 0 LOB: 0 BB: 0 P: 3	R: 0 E: 0 K: 1 S: 5	H: 0 LOB: 0 BB: 0 P: 5	R: 0 E: 0 K: 2 S: 7	H: 1 LOB: 0 BB: 0 P: 7	R: 0 E: 0 K: 1 S: 6	H: 2 LOB: 2 BB: 1 P: 10	R: 0 E: 0 K: 3 S: 9	H: 0 LOB: 1 BB: 1 P: 13	R: 1 E: 0 K: 1 S: 6	H: 1 LOB: 1 BB: 1 P: 10	R: 0 E: 0 K: 2 S: 7	H: 0 LOB: 1 BB: 1 P: 11	1B: 4 2B: 1 3B: 0 HR: 0	SF: 1 SAC: 0 DP: 0 HBP: 0	WP: 0 PB: 0 SB: 1 CS: 1	PA: 36	
PITCHER Nolan Ryan, R ERA: 2.42 (1, 1)	IP 9.0	WLS W	BF 36	H 5	R 2	ER 1	SO 12	BB 6	IBB 0	HBP 0	BLK 0	WP 0	HR 0	S 54	P 78	ERA 1.00	WHIP 1.222					ERA 1.00	WHIP 1.222

BOTTOM

California Angels @ Toronto Blue Jays
Exhibition Stadium, Toronto, ON

Sun May 29 1977, 3:33 AM EDT
Att. 30,009 - Unknown

AB	29
R	2
H	5
RBI	2
BB	6
SO	12
LOB	13



WP: 0	PA: 36
PB: 0	
SB: 1	
CS: 1	

Batter	1	2	3	4	5	6	7	8	9	AB R H RBI BB SO LOB	TOP											
George Brett, L (1, 5) OBP: 0.373, SLG: 0.430	0-0 F3		0-0 4-3		0-0 6-3		0-0 F9		0-0 SH1-4	4 0 0 0 0 0 0	Kansas City Royals @ Toronto Blue Jays Exhibition Stadium, Toronto, ON Mon May 30 1977, 7:05 PM EDT Att. 20,002 - Unknown - 70 F livebaseballscorecards.com											
Hal McRae, R (1, 10) OBP: 0.369, SLG: 0.500	0-0 6-3		0-0 F9		0-0 L8		0-0 G3	0-0 1B	5 0 1 0 0 0 0													
Amos Otis, R (1, 8) OBP: 0.313, SLG: 0.433	0-0 1B			0-0 F7		0-0 1B	0-0 6-3	4-0 1B	4 1 2 0 1 0 0													
Al Cowens, R (1, 9) OBP: 0.322, SLG: 0.506	0-0 1B			0-0 1B		4-0 1B	0-0 1B	0-0 1B	4 1 3 0 1 0 2													
John Mayberry, L (1, 3) OBP: 0.324, SLG: 0.329	0-0 P4			0-0 1B		4-0 2B	0-0 1B	0-0 1B	3 1 1 1 1 0 3													
Joe Zdeb, R (1, 7) OBP: 0.407, SLG: 0.364		0-0 F7		0-0 1B		0-0 1B	0-0 1B	0-0 2B	4 1 1 1 0 0 2													
Freddie Patek, R (1, 6) OBP: 0.321, SLG: 0.370		4-0 BB		0-0 1B		0-0 F2	0-0 2B	0-0 2B	3 0 1 1 1 0 4													
Buck Martinez, R (1, 2) OBP: 0.222, SLG: 0.306		0-3 K		0-0 P5		0-0 2B	0-0 F2	0-0 F2	4 0 1 1 0 1 4													
Frank White, R (1, 4) OBP: 0.263, SLG: 0.287			0-0 F7		0-0 F9	0-0 P4		0-0 1B	4 0 1 0 0 0 2													
Inning Stats	R: 0 E: 0 K: 0 S: 5	H: 2 LOB: 2 BB: 0 P: 5	R: 0 E: 0 K: 1 S: 4	H: 0 LOB: 1 BB: 1 P: 8	R: 0 E: 0 K: 0 S: 3	H: 0 LOB: 0 BB: 0 P: 3	R: 1 E: 1 K: 0 S: 6	H: 2 LOB: 2 BB: 0 P: 6	R: 0 E: 0 K: 0 S: 3	H: 0 LOB: 0 BB: 0 P: 3	R: 2 E: 0 K: 0 S: 5	H: 3 LOB: 2 BB: 2 P: 13	R: 0 E: 0 K: 0 S: 3	H: 0 LOB: 0 BB: 0 P: 3	R: 1 E: 0 K: 0 S: 5	H: 2 LOB: 1 BB: 0 P: 5	R: 0 E: 0 K: 0 S: 4	H: 2 LOB: 2 BB: 1 P: 8	1B: 8 2B: 4 3B: 0 HR: 0	SF: 0 SAC: 1 DP: 1 HBP: 0	WP: 0 PB: 0 SB: 0 CS: 1	PA: 40
PITCHER	IP WLS BF H R ER SO BB IBB HBP BLK WP HR S P ERA WHIP																					
Jerry Garvin, L (1, 1) ERA: 3.51	8.1 L 37 10 4 4 1 3 0 0 0 0 0 0 36 48 4.32 1.560																					
Pete Vuckovich, R (9, 1) ERA: 3.09	0.2 3 1 0 0 0 1 0 0 0 0 0 0 2 6 0.00 3.000																					

Kansas City Royals @ Toronto Blue Jays
 Exhibition Stadium, Toronto, ON
 Mon May 30 1977, 7:05 PM EDT
 Att. 20,002 - Unknown - 70 F

AB	35
R	4
H	11
RBI	4
BB	4
SO	1
LOB	17



Kansas City Royals @ Toronto Blue Jays
 Exhibition Stadium, Toronto, ON

Wed Jun 01 1977, 7:05 PM EDT
 Att. 33,004 - Unknown - 65 F

AB	41
R	11
H	15
RBI	10
BB	2
SO	6
LOB	11



WP:	0	PA:	44
PB:	0		
SB:	0		
CS:	1		

Batter	1	2	3	4	5	6	7	8	9	AB	R	H	RBI	BB	SO	LOB
George Brett, L (1, 5) OBP: 0.368, SLG: 0.443	0-0 P6		0-0 5-3		0-0 1-H HR	0-0 4-3		0-0 4-3		5	1	1	2	0	0	1
Hal McRae, R (1, 10) OBP: 0.361, SLG: 0.486	0-0 P4		0-0 F8		0-0 5-3	0-0 L7			0-0 F9	5	0	0	0	0	0	0
Amos Otis, R (1, 8) OBP: 0.321, SLG: 0.445	0-3 K			0-0 2B	0-0 HR			0-0 5-3	0-0 HR	5	3	3	0	0	1	0
John Mayberry, L (1, 3) OBP: 0.332, SLG: 0.395		0-0 F9		0-0 L3	0-0 HR			0-0 HR	0-0 HR	5	3	3	5	0	0	1
Al Cowens, R (1, 9) OBP: 0.340, SLG: 0.537		0-0 E		0-0 2B	0-0 2B	0-0 2B		0-0 G4-6-3	0-0 1B	5	2	5	1	0	0	0
Tom Poquette, L (1, 7) OBP: 0.359, SLG: 0.423		0-0 FC3		0-3 K	0-0 1B	0-0 2B		0-0 G4-6-3	0-0 F9	5	1	1	1	0	1	3
Darrell Porter, L (1, 2) OBP: 0.355, SLG: 0.475		0-0 4-3		4-0 IBB	0-3 K			0-0 5-3	0-3 K	4	0	0	0	1	2	3
Freddie Patek, R (1, 6) OBP: 0.320, SLG: 0.367		0-0 CS		0-3 K	0-0 P4			0-3 K		4	0	1	1	0	2	3
Frank White, R (1, 4) OBP: 0.270, SLG: 0.288		0-0 CS	0-0 F9		4-0 HR	0-0 1-3		0-0 1B		3	1	1	0	1	0	0

Inning	R	H	E	K	S	P	WLS	BF	H	R	ER	SO	BB	IBB	HBP	BLK	WP	HR	S	P	ERA	WHIP
1	0	0	0	1	5	3		21	6	6	4	3	1	1	0	0	0	1	25	33	8.31	1.615
2	2	2	1	0	5	5																
3	0	0	0	0	3	3																
4	1	2	0	2	9	13																
5	5	5	0	1	10	14																
6	0	0	0	0	3	3																
7	1	2	0	0	4	4																
8	0	1	0	1	6	6																
9	2	3	0	1	8	8																

PITCHER	IP	WLS	BF	H	R	ER	SO	BB	IBB	HBP	BLK	WP	HR	S	P	ERA	WHIP
Bill Singer, R (1, 1) ERA: 6.29	4.1	L	21	6	6	4	3	1	1	0	0	0	1	25	33	8.31	1.615
Jerry Johnson, R (5, 1) ERA: 3.15	0.0		3	3	2	2	0	0	0	0	0	0	1	3	3	∞	∞
Mike Willis, L (5, 1) ERA: 1.91	2.2		9	2	1	1	1	0	0	0	0	0	1	11	11	3.38	0.750
Dennis DeBarr, L (8, 1) ERA: 5.4	1.0		4	1	0	0	1	0	0	0	0	0	0	6	6	0.00	1.000
Tom Bruno, R (9, 1) ERA: 11.37	1.0		6	3	2	2	1	0	0	0	0	0	1	8	8	18.00	3.000

BOTTOM

Kansas City Royals @ Toronto Blue Jays
Exhibition Stadium, Toronto, ON

Wed Jun 01 1977, 7:05 PM EDT
Att: 33,004 - Unknown - 65 F

livebaseballscorecards.com

AB	35
R	3
H	8
RBI	3
BB	1
SO	12
LOB	8



WP:	0	PA:	36
PB:	0	SB:	0
CS:	0		

AB R H RBI BB SO LOB


4	1	1	1	0	0	0
4	0	1	0	0	2	0
4	0	1	1	0	2	0
3	0	1	0	1	0	0
4	1	1	0	0	1	4
3	0	0	1	0	2	0
1	0	0	0	0	1	0
4	0	2	0	0	0	0
4	0	0	0	0	2	2
4	1	1	0	0	2	2

Batter	1	2	3	4	5	6	7	8	9
John Scott, R (1, 8) OBP: 0.271, SLG: 0.254	0-0 4-3		0-0 6-3			0-0 4-3		0-0 1B 1B	
Bob Bailor, R (1, 6) OBP: 0.372, SLG: 0.488	0-0 6-3			0-3 K		0-3 K		0-0 1B 1B 1B	
Roy Howell, L (1, 5) OBP: 0.372, SLG: 0.398	0-0 L8			0-3 K		0-3 K		0-0 1B 1B	
Ron Fairly, L (1, 10) OBP: 0.417, SLG: 0.446		0-0 4-3		4-0 BB			0-0 P3	0-0 1B 1B	
Otto Velez, R (1, 9) OBP: 0.407, SLG: 0.564		0-0 4-3 3B		0-0 5-3			0-3 K2-3	0-0 6-3	
Sam Ewing, L (1, 7) OBP: 0.373, SLG: 0.333 Steve Bowling, R (9, PH) OBP: 0.263, SLG: 0.129		0-0 4-3			0-3 K		0-3 K		0-3 K
Alan Ashby, S (1, 2) OBP: 0.319, SLG: 0.363		0-0 L8			0-0 2B			0-0 L3	0-0 2B
Doug Ault, R (1, 3) OBP: 0.330, SLG: 0.394			0-0 6-3			0-0 6-3		0-3 K 2B	0-3 K 2B
Hector Torres, R (1, 4) OBP: 0.284, SLG: 0.330			0-3 K			0-3 K		0-0 1B 3B	0-0 P4

Inning Stats	R: 0 H: 0 E: 0 K: 3 S: 3	R: 1 H: 1 E: 0 K: 0 S: 4	R: 0 H: 0 E: 0 K: 1 S: 5	R: 0 H: 0 E: 0 K: 2 S: 7	R: 0 H: 1 E: 0 K: 2 S: 8	R: 0 H: 0 E: 0 K: 2 S: 7	R: 0 H: 0 E: 0 K: 2 S: 7	R: 2 H: 5 E: 0 K: 1 S: 10	R: 0 H: 1 E: 0 K: 2 S: 8
--------------	--------------------------	--------------------------	--------------------------	--------------------------	--------------------------	--------------------------	--------------------------	---------------------------	--------------------------

PITCHER	IP	WLS	BF	H	R	ER	SO	BB	IBB	HBP	BLK	WP	HR	S	P	ERA	WHIP
Dennis Leonard, R (1, 1) ERA: 4.79	7.2	W	30	6	3	3	10	1	0	0	0	0	0	49	53	3.52	0.913
Larry Gura, L (8, 1) ERA: 3.05	1.1		6	2	0	0	2	0	0	0	0	0	0	10	10	0.00	1.500

PITCHER	IP	WLS	BF	H	R	ER	SO	BB	IBB	HBP	BLK	WP	HR	S	P	ERA	WHIP
---------	----	-----	----	---	---	----	----	----	-----	-----	-----	----	----	---	---	-----	------

Batter	1	2	3	4	5	6	7	8	9	AB R H RBI BB SO LOB	TOP																									
John Scott, R (1, 8) OBP: 0.280, SLG: 0.278	0-0 FC5-4 1B		0-0 F8	0-0 5-3			0-0 2-H 2B		0-0 F8	5 0 2 1 0 0 1	<p>Toronto Blue Jays @ Oakland Athletics Oakland-Alameda County Coliseum, Oakland, CA</p> <p>Fri Jun 03 1977, 7:05 PM PDT Att. 3,030 - Unknown</p> <p>livebaseballscorecards.com</p> <table border="1"> <tr><td>AB</td><td>35</td></tr> <tr><td>R</td><td>2</td></tr> <tr><td>H</td><td>9</td></tr> <tr><td>RBI</td><td>2</td></tr> <tr><td>BB</td><td>3</td></tr> <tr><td>SO</td><td>5</td></tr> <tr><td>LOB</td><td>22</td></tr> </table> 	AB	35	R	2	H	9	RBI	2	BB	3	SO	5	LOB	22											
AB	35																																			
R	2																																			
H	9																																			
RBI	2																																			
BB	3																																			
SO	5																																			
LOB	22																																			
Bob Bailor, R (1, 6) OBP: 0.373, SLG: 0.485	0-0 FC5-4 1B BB 1-2f		0-0 1B E		0-0 F8		0-0 F9		0-0 FC4-6 1B	5 1 2 0 0 0 2																										
Roy Howell, L (1, 5) OBP: 0.384, SLG: 0.395	4-0 1B BB 1-2		0-0 E5 1B 1-3		0-3 K		4-0 BB		0-0 FC4-6 1-2f	3 0 1 0 2 1 1																										
Otto Velez, R (1, 9) OBP: 0.403, SLG: 0.556	0-0 1-2 2-3 1B		0-0 E5 1-3 3-H		0-3 K		0-0 F7			4 0 1 1 0 1 3																										
Al Woods, L (1, 10) OBP: 0.384, SLG: 0.496 Pedro Garcia, R (8, PR) OBP: 0.254, SLG: 0.307	0-3 K		4-0 FC6-4 BB		0-0 F5			0-0 SH1-4 1B		3 0 1 0 1 1 3 0 0 0 0 0 0 0																										
Sam Ewing, L (1, 7) OBP: 0.352, SLG: 0.313 Steve Bowling, R (9, 7) OBP: 0.263, SLG: 0.129	0-0 G3		0-0 FC6-4 1-2f		0-0 F9			0-0 SH1-4 1-2		3 0 0 0 0 0 5 0 0 0 0 0 0 0																										
Alan Ashby, S (1, 2) OBP: 0.317, SLG: 0.360		0-0 G3		0-0 FC2-6 1B		0-0 4-3		0-0 5-3		4 0 1 0 0 0 2																										
Doug Ault, R (1, 3) OBP: 0.328, SLG: 0.396		0-3 K		0-0 FC2-6 1-2f			0-0 2B	0-0 6-3		4 1 1 0 0 1 3																										
Dave McKay, S (1, 4) OBP: 0.204, SLG: 0.257		0-3 K		0-0 F4			0-0 F2		0-0 F4	4 0 0 0 0 1 2																										
Inning Stats	R: 0 E: 0 K: 1 S: 7	H: 2 LOB: 3 BB: 1 P: 11	R: 0 E: 0 K: 2 S: 7	H: 0 LOB: 0 BB: 0 P: 7	R: 1 E: 1 K: 0 S: 5	H: 2 LOB: 2 BB: 1 P: 9	R: 0 E: 0 K: 0 S: 4	H: 1 LOB: 1 BB: 0 P: 4	R: 0 E: 0 K: 0 S: 7	H: 0 LOB: 0 BB: 0 P: 7	R: 0 E: 0 K: 0 S: 3	H: 0 LOB: 0 BB: 0 P: 3	R: 1 E: 0 K: 0 S: 5	H: 2 LOB: 2 BB: 1 P: 9	R: 0 E: 0 K: 0 S: 4	H: 1 LOB: 2 BB: 0 P: 4	R: 0 E: 0 K: 0 S: 4	H: 1 LOB: 1 BB: 0 P: 4	1B: 7 2B: 2 3B: 0 HR: 0	SF: 0 SAC: 1 DP: 0 HBP: 0	WP: 0 PB: 0 SB: 0 CS: 0	PA: 39														
PITCHER	IP WLS BF H R ER SO BB IBB HBP BLK WP HR S P ERA WHIP																																			
Rick Langford, R (1, 1) ERA: 2.47	7.0	32	8	2	2	5	3	0	0	0	0	0	0	39	51	2.57	1.571																			
Bob Lacey, L (8, 1) ERA: 1.82	2.0	W	7	1	0	0	0	0	0	0	0	0	0	7	7	0.00	0.500																			

Batter	1	2	3	4	5	6	7	8	9	AB	R	H	RBI	BB	SO	LOB
Mike Jorgensen, L (1, 3) OBP: 0.377, SLG: 0.268 Matt Alexander, S (8, PR) OBP: 0.375, SLG: 0.333 Jeff Newman, R (9, 2) OBP: 0.167, SLG: 0.176	0-0 4-3	0-0 F9			0-0 SF7			0-0 CS 1B		3	0	1	1	0	0	2
Manny Sanguillen, R (1, 10) OBP: 0.313, SLG: 0.363	0-0 F9		0-0 4-3 1B		0-0 E3 CS			0-0 6-3		4	0	1	0	0	0	1
Mitchell Page, L (1, 7) OBP: 0.369, SLG: 0.549	0-0 E3		0-0 4-3 1-2		0-0 CS 1-2	0-0 L6 1B			4-0 SH5-4 SH SF8 BB	3	1	1	0	1	0	1
Earl Williams, R (1, 2) OBP: 0.299, SLG: 0.494	0-0 F9 1-2		0-0 6-3		0-0 L6 1-2				0-0 SH SH5-4	3	0	0	0	0	0	2
Wayne Gross, L (1, 5) OBP: 0.371, SLG: 0.521		0-0 CS 1B		0-0 1-3		0-0 G3			0-0 SH5-4 1-2 2-3	3	0	1	0	0	0	0
Tony Armas, R (1, 8) OBP: 0.313, SLG: 0.410		0-0 HR		0-0 F9			0-0 F8		4-0 IBB	3	1	1	1	1	0	0
Marty Perez, R (1, 4) OBP: 0.286, SLG: 0.367 Dick Allen, R (9, PH) OBP: 0.346, SLG: 0.373		0-0 SH5-3 1B 1B		0-0 4-3			0-3 K		0-0 SF8 3-H	3	0	1	0	0	1	0
Jim Tyrone, R (1, 9) OBP: 0.366, SLG: 0.472		0-0 SH5-3 1B		0-0 4-3 SF7 1B			0-0 F9			3	1	2	0	0	0	0
Rob Picciolo, R (1, 6) OBP: 0.230, SLG: 0.212 Rich McKinney, R (8, PH) OBP: 0.231, SLG: 0.378 Rodney Scott, S (9, 6) OBP: 0.361, SLG: 0.314		0-0 SH5-3 1-2 2-3		0-0 4-3 1-3			0-3 K			1	0	0	0	0	0	1
Inning Stats	R: 0 H: 0 E: 1 LOB: 1 K: 0 BB: 0 S: 4 P: 4	R: 1 H: 4 E: 0 LOB: 2 K: 0 BB: 0 S: 6 P: 6	R: 0 H: 1 E: 0 LOB: 0 K: 0 BB: 0 S: 3 P: 3	R: 0 H: 0 E: 0 LOB: 0 K: 0 BB: 0 S: 3 P: 3	R: 1 H: 1 E: 1 LOB: 0 K: 0 BB: 0 S: 4 P: 4	R: 0 H: 1 E: 0 LOB: 0 K: 0 BB: 0 S: 3 P: 3	R: 0 H: 0 E: 0 LOB: 0 K: 1 BB: 0 S: 5 P: 5	R: 0 H: 1 E: 0 LOB: 1 K: 1 BB: 0 S: 5 P: 5	R: 1 H: 0 E: 0 LOB: 2 K: 0 BB: 2 S: 3 P: 11	1B: 7 SF: 2 2B: 0 SAC: 3 3B: 0 DP: 0 HR: 1 HBP: 0	WP: 0 PA: 35 PB: 0 SB: 2 CS: 3					
PITCHER	IP WLS BF H R ER SO BB IBB HBP BLK WP HR S P ERA WHIP															
Jesse Jefferson, R (1, 1) ERA: 4.45 Pete Vuckovich, R (9, 1) ERA: 3.06	8.1 L 33 8 3 3 2 1 1 0 0 0 1 35 43 3.24 1.080															
	0.1 1 0 0 0 0 0 0 0 0 0 0 1 1 0.00 0.000															

BOTTOM

Toronto Blue Jays @ Oakland Athletics
Oakland-Alameda County Coliseum, Oakland, CA

Fri Jun 03 1977, 7:05 PM PDT
Att. 3,030 - Unknown

livebaseballscores.com

AB	27
R	3
H	8
RBI	3
BB	2
SO	2
LOB	7



Batter	1	2	3	4	5	6	7	8	9	AB R H RBI BB SO LOB	TOP	
John Scott, R (1, 8) OBP: 0.291, SLG: 0.280	0-0 F8	0-3 K			0-0 CS 1B			4-0 FC6-2 1B BB		3 1 1 0 1 1 2		
Bob Bailor, R (1, 6) OBP: 0.370, SLG: 0.474	4-0 FC4-6 BB		0-0 F3		0-0 CS	0-0 F7		0-0 FC6-2 1B E		3 1 0 0 1 0 3		
Roy Howell, L (1, 5) OBP: 0.369, SLG: 0.378	0-0 FC4-6		0-0 6-3			0-0 F8		0-3 K		4 0 0 0 0 1 4		
Otto Velez, R (1, 9) OBP: 0.400, SLG: 0.547	0-0 F5		0-3 K			0-0 L7		0-0 E9 1B		4 0 1 2 0 1 1		
Al Woods, L (1, 10) OBP: 0.373, SLG: 0.481		0-3 K		0-3 K			0-0 4-3	0-0 F8		4 0 0 0 0 2 1		
Sam Ewing, L (1, 7) OBP: 0.351, SLG: 0.314		0-0	0-0 4-3		0-0 4-3		0-0 F8		0-3 K	3 1 1 0 0 0 0 1 0 0 0 0 1 0		
Steve Bowling, R (8, 7) OBP: 0.256, SLG: 0.125		G3 1B		0-0 4-3								
Alan Ashby, S (1, 2) OBP: 0.310, SLG: 0.351		0-0 G3		0-0 G3			0-0 F5		0-0 F8	4 0 0 0 0 0 1		
Doug Ault, R (1, 3) OBP: 0.332, SLG: 0.395		4-0 1B BB			0-0 6-3			0-0 WP FC6-2 1B	0-0 4-3	3 0 1 0 1 0 0		
Dave McKay, S (1, 4) OBP: 0.216, SLG: 0.268		0-0 1B			0-0 F8			0-0 FC6-2 1B WP		3 1 2 1 0 0 0		
Inning Stats	R: 0 H: 0 E: 0 LOB: 1 K: 0 BB: 1 S: 3 P: 7	R: 1 H: 2 E: 0 LOB: 2 K: 2 BB: 1 S: 9 P: 13	R: 0 H: 0 E: 0 LOB: 0 K: 1 BB: 0 S: 5 P: 5	R: 0 H: 0 E: 0 LOB: 0 K: 1 BB: 0 S: 5 P: 5	R: 0 H: 1 E: 0 LOB: 0 K: 0 BB: 0 S: 3 P: 3	R: 0 H: 0 E: 0 LOB: 0 K: 0 BB: 0 S: 3 P: 3	R: 0 H: 0 E: 0 LOB: 0 K: 0 BB: 0 S: 3 P: 3	R: 3 H: 3 E: 1 LOB: 1 K: 1 BB: 1 S: 8 P: 12	R: 0 H: 0 E: 0 LOB: 0 K: 1 BB: 0 S: 5 P: 5	1B: 6 SF: 0 2B: 0 SAC: 0 3B: 0 DP: 0 HR: 0 HBP: 0	WP: 1 PA: 36 PB: 0 SB: 0 CS: 1	
PITCHER	IP WLS BF H R ER SO BB IBB HBP BLK WP HR S P ERA WHIP											
Dock Ellis, R (1, 1) ERA: 6.38	7.0 L 28 5 4 3 4 3 0 0 0 1 0 33 45 3.86 1.143											
Joe Coleman, R (8, 1) ERA: 2.16	0.1 1 0 0 0 0 0 0 0 0 0 0 1 1 0.00 0.000											
Bob Lacey, L (8, 1) ERA: 1.78	0.2 3 1 0 0 1 0 0 0 0 0 0 5 5 0.00 1.500											
Dave Giusti, R (9, 1) ERA: 2.63	1.0 3 0 0 0 0 1 0 0 0 0 0 5 5 0.00 0.000											

Toronto Blue Jays @ Oakland Athletics
Oakland-Alameda County Coliseum, Oakland, CA

Sat Jun 04 1977, 3:33 AM PDT
Att. 4,525 - Unknown

livebaseballscorecards.com

AB	32
R	4
H	6
RBI	3
BB	3
SO	6
LOB	12



Batter	1	2	3	4	5	6	7	8	9	AB	R	H	RBI	BB	SO	LOB
Mike Jorgensen, L (1, 3) OBP: 0.386, SLG: 0.273	4-0 BB		0-0 FC3-6 1-2f		0-0 FC1-5 1-3 3-H 1B		0-0 4-3 2-3			3	0	1	1	1	0	2
Manny Sanguillen, R (1, 10) OBP: 0.307, SLG: 0.356	0-0 4-3 1-2		0-0 F5		0-0 FC1-5 1-3 3-H		0-0 5-3			4	0	0	0	0	0	5
Mitchell Page, L (1, 7) OBP: 0.372, SLG: 0.559	0-3 K			0-0 3B	0-0 4-3			0-0 G6-4-3 1B		4	0	2	0	0	1	3
Earl Williams, R (1, 2) OBP: 0.293, SLG: 0.482	0-0 G3			0-0 5-3		0-0 5-3		0-0 G6-4-3 1-2f		4	0	0	0	0	0	3
Wayne Gross, L (1, 5) OBP: 0.364, SLG: 0.509		0-0 4-3		0-3 K		0-0 F2		0-0 1-3		4	0	0	0	0	1	1
Tony Armas, R (1, 8) OBP: 0.311, SLG: 0.404		0-3 K		0-0 4-3		0-3 K			0-0 1B	4	0	1	0	0	2	1
Matt Alexander, S (9, PR) OBP: 0.375, SLG: 0.333										0	0	0	0	0	0	0
Marty Perez, R (1, 4) OBP: 0.296, SLG: 0.380		0-3 K			0-0 1B 1B 2B		4-0 BLK SH SF8 BB		0-0 F6	2	2	1	0	1	1	0
Dick Allen, R (9, PH) OBP: 0.344, SLG: 0.371										1	0	0	0	0	0	1
Jim Tyrone, R (1, 9) OBP: 0.364, SLG: 0.462			0-0 3-1		0-0 1B FC1-5 1B		0-0 SH 4-3 BLK		0-3 K	3	0	1	0	0	1	1
Rob Picciolo, R (1, 6) OBP: 0.237, SLG: 0.219					0-0 F6		0-0 SF8		0-0 F8	1	0	1	0	0	0	0
Rich McKinney, R (5, PH) OBP: 0.228, SLG: 0.373										1	0	0	0	0	0	2
Rodney Scott, S (6, 6) OBP: 0.354, SLG: 0.310										1	0	0	1	0	0	1

Inning Stats	R: 0	H: 0	E: 0	K: 1	S: 5	LOB: 1	BB: 1	P: 9	R: 0	H: 0	E: 0	K: 2	S: 7	LOB: 0	BB: 0	P: 7	R: 0	H: 1	E: 0	K: 0	S: 4	LOB: 1	BB: 0	P: 4	R: 0	H: 1	E: 0	K: 1	S: 6	LOB: 1	BB: 0	P: 6	R: 1	H: 3	E: 0	K: 0	S: 6	LOB: 2	BB: 0	P: 6	R: 0	H: 0	E: 0	K: 1	S: 5	LOB: 0	BB: 0	P: 5	R: 1	H: 0	E: 1	K: 0	S: 4	LOB: 1	BB: 1	P: 8	R: 0	H: 1	E: 0	K: 0	S: 3	LOB: 0	BB: 0	P: 3	R: 0	H: 1	E: 0	K: 1	S: 6	LOB: 1	BB: 0	P: 6	1B: 5	SF: 1	2B: 1	SAC: 1	3B: 1	DP: 1	HR: 0	HBP: 0	WP: 0	PA: 36
PITCHER	IP	WLS	BF	H	R	ER	SO	BB	IBB	HBP	BLK	WP	HR	S	P	ERA	WHIP																																																																	
Dave Lemanczyk, R (1, 1) ERA: 4.32	7.0	W	30	6	2	2	5	2	0	0	1	0	0	38	46	2.57	1.143																																																																	
Pete Vuckovich, R (8, 1) ERA: 2.89	2.0	S	6	1	0	0	1	0	0	0	0	0	0	8	8	0.00	0.500																																																																	

BOTTOM

Toronto Blue Jays @ Oakland Athletics
Oakland-Alameda County Coliseum, Oakland, CA

Sat Jun 04 1977, 3:33 AM PDT
Att. 4,525 - Unknown

livebaseballscorecards.com

AB	32
R	2
H	7
RBI	2
BB	2
SO	6
LOB	20



Batter	1	2	3	4	5	6	7	8	9	AB R H RBI BB SO LOB	TOP											
John Scott, R (1, 8) OBP: 0.301, SLG: 0.329	0-0 G3 1B SF8 1B		0-0 HR		0-3 K		0-0 F8			4 2 2 1 0 1 0	<p>Toronto Blue Jays @ Oakland Athletics Oakland-Alameda County Coliseum, Oakland, CA</p> <p>Sun Jun 05 1977, 3:33 AM PDT Att. 4,580 - Unknown</p> <p>livebaseballscorecards.com</p>											
Bob Bailor, R (1, 6) OBP: 0.373, SLG: 0.475	0-0 G3 1B		0-0 1-3		0-0 G4-6-3 1B			0-0 F7		4 0 2 0 0 0 0												
Roy Howell, L (1, 5) OBP: 0.364, SLG: 0.366	0-0 G3		4-0 HR BB		0-0 G4-6-3			0-3 K		3 1 0 0 1 1 3												
Otto Velez, R (1, 9) OBP: 0.408, SLG: 0.596	0-0 SF8		0-0 HR 1B					0-0 HR		3 3 3 3 0 0 0												
Doug Ault, R (1, 3) OBP: 0.335, SLG: 0.415	0-0 6-3		0-0 HR					0-0 1B		4 1 2 3 0 0 1												
Alan Ashby, S (1, 2) OBP: 0.303, SLG: 0.342		0-0 5-3	0-3 K					0-0 F9		4 0 0 0 0 1 1												
Dave McKay, S (1, 4) OBP: 0.208, SLG: 0.259		0-0 F8		0-3 K				0-0 5-3		4 0 0 0 0 1 0												
Pedro Garcia, R (1, 10) OBP: 0.257, SLG: 0.305		0-3 K		4-0 BB				4-0 G5-4-3 BB		1 0 0 0 1 1 0												
Sam Ewing, L (7, PH) OBP: 0.356, SLG: 0.308										1 0 0 0 1 0 0												
Steve Bowling, R (1, 7) OBP: 0.233, SLG: 0.111			0-0 F8	0-0 G6-4-3				0-0 5-3	0-0 G5-4-3	4 0 0 0 0 0 2												
Inning Stats	R: 1 E: 0 K: 0 S: 5	H: 2 LOB: 1 BB: 0 P: 5	R: 0 E: 0 K: 1 S: 5	H: 0 LOB: 0 BB: 0 P: 5	R: 4 E: 0 K: 1 S: 8	H: 3 LOB: 0 BB: 1 P: 12	R: 0 E: 0 K: 1 S: 4	H: 0 LOB: 0 BB: 1 P: 8	R: 0 E: 0 K: 1 S: 5	H: 1 LOB: 0 BB: 0 P: 5	R: 1 E: 0 K: 0 S: 4	H: 1 LOB: 0 BB: 0 P: 4	R: 0 E: 0 K: 0 S: 3	H: 0 LOB: 0 BB: 0 P: 3	R: 1 E: 0 K: 1 S: 7	H: 2 LOB: 1 BB: 0 P: 7	R: 0 E: 0 K: 0 S: 2	H: 0 LOB: 0 BB: 1 P: 6	1B: 5 2B: 0 3B: 0 HR: 4	SF: 1 SAC: 0 DP: 3 HBP: 0	WP: 0 PB: 0 SB: 0 CS: 0	PA: 36
PITCHER	IP WLS BF H R ER SO BB IBB HBP BLK WP HR S P ERA WHIP																					
Vida Blue, L (1, 1) ERA: 4.25	6.0 L 25 7 6 6 4 2 0 0 0 0 0 3 31 39 9.00 1.500																					
Joe Coleman, R (7, 1) ERA: 2.33	2.0 8 2 1 1 1 0 0 0 0 0 0 1 10 10 4.50 1.000																					
Pablo Torrealba, L (9, 1) ERA: 0.66	1.0 3 0 0 0 0 0 1 0 0 0 0 0 2 6 0.00 1.000																					

Toronto Blue Jays @ Oakland Athletics
Oakland-Alameda County Coliseum, Oakland, CA

Sun Jun 05 1977, 3:33 AM PDT
Att. 4,580 - Unknown

livebaseballscorecards.com

AB	32
R	7
H	9
RBI	7
BB	3
SO	5
LOB	7



Batter	1	2	3	4	5	6	7	8	9	AB	R	H	RBI	BB	SO	LOB
Marty Perez, R OBP: 0.292, SLG: 0.390 (1, 4)	0-0 1B 3B	0-0 F4		0-0 6-3		0-3 K		0-0 G4-6-3 1-2f		5	1	1	0	0	1	5
Manny Sanguillen, R OBP: 0.305, SLG: 0.352 (1, 10)	0-0 1B E 1B 3-H		0-0 F3		0-0 F3		0-0 6-3		0-0 4-3	5	1	1	1	1	0	0
Mitchell Page, L OBP: 0.368, SLG: 0.549 (1, 7)	0-3 K		0-0 3-1		0-3 K		0-0 2B 1B		0-3 K	5	0	1	0	0	3	1
Earl Williams, R OBP: 0.290, SLG: 0.474 (1, 2)	0-3 K		0-0 1B 1B		0-0 E5		0-3 K		0-0 6-3	5	1	1	0	0	2	2
Wayne Gross, L OBP: 0.371, SLG: 0.520 (1, 5)	0-0 E 1-2 1B		0-0 1B 1B		0-0 G3		0-0 1-3 2B			4	0	3	0	0	0	1
Tony Armas, R OBP: 0.317, SLG: 0.402 (1, 8)	0-3 K 1-3 2-H		0-0 1B		4-0 G6-4-3 BB 1B		0-3 K2-3			3	0	1	1	1	2	3
Jim Tyrone, R OBP: 0.375, SLG: 0.465 (1, 9)		0-0 SH1-3 1B		0-0 6-3		0-0 1-2 1B G6-4-3		0-3 K		4	0	2	0	0	1	2
Mike Jorgensen, L OBP: 0.373, SLG: 0.261 Rich McKinney, R OBP: 0.235, SLG: 0.377 (6, PH) (7, 3)		0-0 F5		0-0 F3		0-0 G6-4-3 1-2f 2-3		0-0 BB 1B		2	0	0	0	0	0	1
Rob Picciolo, R OBP: 0.235, SLG: 0.217 Rodney Scott, S OBP: 0.366, SLG: 0.310 (6, PH) (7, 6)		0-0 SH1-3 1-2		0-0 F3		4-0 BB		4-0 1-2 BB G4-6-3		2	0	1	0	0	0	2
										1	0	0	0	0	0	0
										0	0	0	0	2	0	0

Inning Stats	R: 2	H: 3	E: 1	K: 3	S: 12	LOB: 1	BB: 0	P: 12	R: 0	H: 1	E: 0	K: 0	S: 4	LOB: 1	BB: 0	P: 4	R: 1	H: 3	E: 0	K: 0	S: 6	LOB: 2	BB: 0	P: 6	R: 0	H: 0	E: 0	K: 0	S: 3	LOB: 0	BB: 0	P: 3	R: 0	H: 1	E: 0	K: 1	S: 5	LOB: 2	BB: 2	P: 13	R: 0	H: 2	E: 0	K: 2	S: 9	LOB: 2	BB: 0	P: 9	R: 0	H: 1	E: 0	K: 1	S: 5	LOB: 1	BB: 1	P: 9	R: 0	H: 0	E: 0	K: 1	S: 5	LOB: 0	BB: 0	P: 5	1B: 9	SF: 0	2B: 1	SAC: 1	3B: 1	DP: 2	HR: 0	HBP: 0	WP: 0	PA: 40
--------------	------	------	------	------	-------	--------	-------	-------	------	------	------	------	------	--------	-------	------	------	------	------	------	------	--------	-------	------	------	------	------	------	------	--------	-------	------	------	------	------	------	------	--------	-------	-------	------	------	------	------	------	--------	-------	------	------	------	------	------	------	--------	-------	------	------	------	------	------	------	--------	-------	------	-------	-------	-------	--------	-------	-------	-------	--------	-------	--------

PITCHER	IP	WLS	BF	H	R	ER	SO	BB	IBB	HBP	BLK	WP	HR	S	P	ERA	WHIP
Jerry Garvin, L ERA: 3.51 (1, 1)	5.0	W	25	8	3	2	4	1	0	0	0	0	0	32	36	3.60	1.800
Jerry Johnson, R ERA: 2.82 (6, 1)	4.0	S	15	3	0	0	5	2	0	0	0	0	0	23	31	0.00	1.250

BOTTOM

Toronto Blue Jays @ Oakland Athletics
Oakland-Alameda County Coliseum, Oakland, CA

Sun Jun 05 1977, 3:33 AM PDT
Att. 4,580 - Unknown

livebaseballscores.com

AB	36
R	3
H	11
RBI	2
BB	3
SO	9
LOB	17



Batter	1	2	3	4	5	6	7	8	9	AB R H RBI BB SO LOB	TOP									
John Scott, R (1, 8) OBP: 0.318, SLG: 0.393	0-0 6-3	0-0 2-H HR		0-0 6-3			0-0 1B		0-0 SH1-3 2B	5 2 3 2 0 0 0										
Bob Bailor, R (1, 6) OBP: 0.370, SLG: 0.469	0-0 6-3	0-0 1B			0-0 P4		0-0 G3		0-0 SH1-3 2-H	4 0 1 1 0 0 1										
Roy Howell, L (1, 5) OBP: 0.357, SLG: 0.351	4-0 1B BB	0-0 G3			0-0 6-3			0-0 P6	0-3 K	4 0 0 0 1 1 1										
Otto Velez, R (1, 9) OBP: 0.404, SLG: 0.587	0-0 1-2 1B		0-0 P6		0-3 K			0-0 F3		4 0 1 0 0 1 0										
Ron Fairly, L (1, 7) OBP: 0.419, SLG: 0.478	0-0 P6		0-0 2B		0-0 4-3			0-0 HR		4 1 2 1 0 0 2										
Steve Bowling, R (8, 7) OBP: 0.233, SLG: 0.111										0 0 0 0 0 0 0										
Al Woods, L (1, 10) OBP: 0.370, SLG: 0.474		0-0 6-3	0-0 6-3		0-0 P5			0-0 1B		4 0 1 0 0 0 1										
Pedro Garcia, R (8, PR) OBP: 0.257, SLG: 0.305										0 0 0 0 0 0 0										
Alan Ashby, S (1, 2) OBP: 0.296, SLG: 0.333		0-0 E4 2B 6-3	0-3 K		0-0 G3			0-3 K		4 1 0 0 0 2 2										
Doug Ault, R (1, 3) OBP: 0.333, SLG: 0.417		0-0 1-3 HR 2B		0-0 G3			0-0 5-3		0-0 F9	4 1 1 0 0 0 0										
Dave McKay, S (1, 4) OBP: 0.210, SLG: 0.283		0-0 6-3 3-H		0-0 3-1			0-0 5-3		0-0 HR	4 1 1 2 0 0 1										
Inning Stats	R: 0 E: 0 K: 0 S: 4	H: 1 LOB: 2 BB: 1 P: 8	R: 3 E: 1 K: 0 S: 7	H: 3 LOB: 1 BB: 0 P: 7	R: 0 E: 0 K: 1 S: 6	H: 1 LOB: 1 BB: 0 P: 6	R: 0 E: 0 K: 0 S: 3	H: 0 LOB: 0 BB: 0 P: 3	R: 0 E: 0 K: 0 S: 3	H: 0 LOB: 0 BB: 0 P: 3	R: 0 E: 0 K: 0 S: 4	H: 1 LOB: 1 BB: 0 P: 4	R: 1 E: 0 K: 1 S: 7	H: 2 LOB: 1 BB: 0 P: 7	R: 2 E: 0 K: 1 S: 7	H: 2 LOB: 0 BB: 0 P: 7	1B: 4 2B: 3 3B: 0 HR: 3	SF: 0 SAC: 1 DP: 0 HBP: 0	WP: 0 PB: 1 SB: 0 CS: 0	PA: 39
PITCHER	IP WLS BF H R ER SO BB IBB HBP BLK WP HR S P ERA WHIP																			
Paul Hartzell, R (1, 1) ERA: 2.91	7.2 L 33 8 4 1 2 1 0 0 0 0 0 2 36 40 1.17 1.174																			
Dave LaRoche, L (8, 1) ERA: 3.82	1.1 6 2 2 1 2 0 0 0 0 0 1 10 10 6.75 1.500																			

Toronto Blue Jays @ California Angels
Anaheim Stadium, Anaheim, CA
Tue Jun 07 1977, 10:05 PM EDT
Att. 10,239 - Unknown

livebaseballscorecards.com

AB 37
R 6
H 10
RBI 6
BB 1
SO 4
LOB 8



Batter	1	2	3	4	5	6	7	8	9	AB R H RBI BB SO LOB
Bobby Grich, R OBP: 0.361, SLG: 0.373 (1, 6) BBB	4-0 G5-4-3 E BB		4-0 1B SF8 BB		X 0-0 F3 ①		4-0 CS BB		0-3 K ③	2 1 0 0 3 1 2
Jerry Remy, L OBP: 0.363, SLG: 0.378 (1, 4) X	0-0 E4 G5-4-3 1-2		0-0 1B		X 0-0 E3 ② 1-H 2-H		0-0 2B 1B			4 1 2 0 0 0 2
Don Baylor, R OBP: 0.314, SLG: 0.386 (1, 8) (9, 3) X	0-0 G5-4-3 1-2f 2-3 ③		0-0 SF8 ② 3-H		X 0-0 F8 ③		0-0 2B			3 0 1 2 0 0 3
Joe Rudi, R OBP: 0.324, SLG: 0.471 (1, 7) X	0-0 6-3 ③		0-3 K ③		4-0 FC4-6 BB		0-0 P4 ③			3 0 0 0 1 1 3
Bobby Bonds, R OBP: 0.357, SLG: 0.528 (1, 9) SSSS		0-3 K ①		X 0-0 G4-6-3 1B		0-3 K ① SSSS		0-0 F9 ①		4 0 1 0 0 2 1
Tony Solaita, L OBP: 0.312, SLG: 0.333 (1, 3) Gil Flores, R OBP: 0.385, SLG: 0.436 (8, PH) (9, 8)		0-3 K ② SSSS		X 0-0 G4-6-3 1-2f ① ②		X 0-0 FC4-6 1B 1-2f ②		0-0 P4 ②		3 0 0 0 0 1 2 1 0 0 0 0 0 0
Dave Chalk, R OBP: 0.383, SLG: 0.385 (1, 5) BBB		4-0 WP BB		X 0-0 F8 ③		X 0-0 1B 1-2 ③		0-0 F7 ③		3 0 1 0 1 0 0
Willie Aikens, L OBP: 0.387, SLG: 0.393 (1, 10) Ron Jackson, R OBP: 0.275, SLG: 0.368 (6, PH)		0-0 4-3 1-2 ③		X 0-0 BB E 1B		X 0-0 F7 ③		0-0 5-3 ①		2 1 1 0 0 0 1 2 0 0 0 0 0 2
Terry Humphrey, R OBP: 0.299, SLG: 0.261 (1, 2) X			0-0 4-3 ①		4-0 E3 BB 1-2		0-3 K ① SSSS		0-3 K ② SSSS	3 0 0 0 1 2 0

Inning Stats	R: 0 E: 1 K: 0 S: 3	H: 0 LOB: 1 BB: 1 P: 7	R: 0 E: 0 K: 2 S: 7	H: 0 LOB: 1 BB: 1 P: 11	R: 1 E: 0 K: 1 S: 6	H: 1 LOB: 1 BB: 1 P: 10	R: 0 E: 0 K: 0 S: 3	H: 1 LOB: 0 BB: 0 P: 3	R: 1 E: 1 K: 0 S: 4	H: 1 LOB: 1 BB: 1 P: 8	R: 0 E: 0 K: 1 S: 6	H: 1 LOB: 2 BB: 1 P: 10	R: 1 E: 0 K: 1 S: 6	H: 2 LOB: 1 BB: 1 P: 10	R: 0 E: 0 K: 0 S: 3	H: 0 LOB: 0 BB: 0 P: 3	R: 0 E: 0 K: 2 S: 7	H: 0 LOB: 0 BB: 0 P: 7	1B: 5 2B: 1 3B: 0 HR: 0	SF: 1 SAC: 0 DP: 2 HBP: 0
--------------	------------------------------	---------------------------------	------------------------------	----------------------------------	------------------------------	----------------------------------	------------------------------	---------------------------------	------------------------------	---------------------------------	------------------------------	----------------------------------	------------------------------	----------------------------------	------------------------------	---------------------------------	------------------------------	---------------------------------	----------------------------------	------------------------------------

PITCHER	IP	WLS	BF	H	R	ER	SO	BB	IBB	HBP	BLK	WP	HR	S	P	ERA	WHIP
Pete Vuckovich, R ERA: 2.72 (1, 1)	5.2		25	4	2	1	4	5	0	0	0	1	0	28	48	1.59	1.588
Mike Willis, L ERA: 1.99 (6, 1)	3.1	W	12	2	1	1	3	1	0	0	0	0	0	17	21	2.70	0.900

BOTTOM

Toronto Blue Jays @ California Angels
Anaheim Stadium, Anaheim, CA

Tue Jun 07 1977, 10:05 PM EDT
Att. 10,239 - Unknown

livebaseballscorecards.com

AB	30
R	3
H	6
RBI	2
BB	6
SO	7
LOB	16



WP: 1	PA: 37
PB: 0	
SB: 0	
CS: 1	

Batter	1	2	3	4	5	6	7	8	9	10	11	12	13	AB R H RBI BB SO LOB	TOP											
John Scott, R OBP: 0.298, SLG: 0.367 (1, 8)	0-3 K			0-0 F8		0-0 P3		0-0 5-3		0-0 F2		0-0 F7		6 0 0 0 0 1 3												
Bob Bailor, R OBP: 0.369, SLG: 0.460 (1, 6)	0-0 6-3			0-3 K			0-0 4-3	4-0 BB		0-0 BB 1B		0-0 6-3		5 0 1 0 1 1 0												
Roy Howell, L OBP: 0.364, SLG: 0.347 (1, 5)	0-0 1-3			0-3 K			0-0 1B 1B	0-3 K		4-0 WP BB 1B IBB		4-0 FC1-6 BB		4 0 1 0 2 2 3												
Otto Velez, R OBP: 0.397, SLG: 0.569 (1, 9)		0-3 K			0-3 K		0-3 K	0-3 K		4-0 WP BB		0-0 FC1-6 1-2f		5 0 0 0 1 4 5												
Ron Fairly, L OBP: 0.421, SLG: 0.478 Steve Bowling, R OBP: 0.233, SLG: 0.111 (9, PR) Ernie Whitt, L (10, PH) Sam Ewing, L OBP: 0.350, SLG: 0.302 (10, 7) Al Woods, L OBP: 0.362, SLG: 0.464 Pedro Garcia, R OBP: 0.254, SLG: 0.300 (11, PH)		0-3 K		0-3 K		0-0 1B		0-0 K	0-0 WP SH2-4 FC1-2 1B	0-3 K		0-0 F8		4 0 2 0 0 2 0 0 0 0 0 0 0 0												
Alan Ashby, S OBP: 0.293, SLG: 0.325 (1, 2)			0-3 K		0-3 K			4-0 1B SH BB	0-0 FC1-2 BB		0-0 6-3			4 1 0 0 1 2 2												
Doug Ault, R OBP: 0.340, SLG: 0.419 (1, 3)			0-0 1-3			0-0 S 1B		0-0 SH 1B	4-0 BB BB BB BB BB		0-0 P4			4 0 2 0 1 0 0												
Dave McKay, S OBP: 0.203, SLG: 0.274 (1, 4)			0-3 K		0-3 K	1-2 K		0-0 SH	0-3 K			0-0 P4		4 0 0 0 0 3 3												
Inning Stats	R: 0 E: 0 K: 1 S: 5	H: 0 LOB: 0 BB: 0 P: 5	R: 0 E: 0 K: 3 S: 9	H: 0 LOB: 0 BB: 0 P: 9	R: 0 E: 0 K: 2 S: 7	H: 0 LOB: 0 BB: 0 P: 7	R: 0 E: 0 K: 2 S: 7	H: 0 LOB: 0 BB: 0 P: 7	R: 0 E: 0 K: 3 S: 9	H: 0 LOB: 0 BB: 0 P: 9	R: 0 E: 0 K: 2 S: 8	H: 1 LOB: 1 BB: 0 P: 8	R: 1 E: 1 K: 2 S: 9	H: 1 LOB: 3 BB: 2 P: 17	R: 0 E: 0 K: 1 S: 6	H: 1 LOB: 2 BB: 1 P: 10	R: 0 E: 0 K: 1 S: 5	H: 0 LOB: 0 BB: 0 P: 3	R: 0 E: 0 K: 0 S: 3	H: 0 LOB: 0 BB: 0 P: 3	R: 0 E: 0 K: 0 S: 3	H: 0 LOB: 1 BB: 1 P: 7	1B: 6 2B: 0 3B: 0 HR: 0	SF: 0 SAC: 2 DP: 0 HBP: 0	WP: 2 PB: 0 SB: 2 CS: 0	PA: 51
PITCHER Nolan Ryan, R ERA: 2.44 Dave LaRoche, L ERA: 3.5	(1, 1) IP: 10.0 WLS: 41 BF: 41 H: 6 R: 1 ER: 0 SO: 19 BB: 4 IBB: 1 HBP: 0 BLK: 0 WP: 2 HR: 0 S: 74 P: 94 ERA: 0.00 WHIP: 1.000	(11, 1) IP: 3.0 WLS: 10 BF: 10 H: 0 R: 0 ER: 0 SO: 0 BB: 1 IBB: 0 HBP: 0 BLK: 0 WP: 0 HR: 0 S: 9 P: 13 ERA: 0.00 WHIP: 0.333	PITCHER IP WLS BF H R ER SO BB IBB HBP BLK WP HR S P ERA WHIP																							

Toronto Blue Jays @ California Angels
Anaheim Stadium, Anaheim, CA
Wed Jun 08 1977, 10:05 PM EDT
Att. 11,678 - Unknown

livebaseballscorecards.com

AB	43
R	1
H	6
RBI	0
BB	6
SO	19
LOB	22



Batter	1	2	3	4	5	6	7	8	9	10	11	12	13
Rusty Torres, S OBP: 0.143, SLG: 0.143 (1, 8)	0-0 3-1		0-3 K			0-0 1B 1B			0-0 F9	0-3 K		0-0 4-3	
Bobby Grich, R OBP: 0.369, SLG: 0.392 (1, 6)	0-0 P5			0-0 6-3		0-0 1B 1B			4-0 1B BB		4-0 SH BB		0-0 HR
Joe Rudi, R OBP: 0.318, SLG: 0.461 (1, 7)	0-0 F7			0-3 K		0-0 5-3			0-0 F8		0-0 SH IBB		
Don Baylor, R OBP: 0.316, SLG: 0.383 (1, 3)		0-0 F7		0-0 5-3			0-0 F9		0-0 1B 1B		4-0 1B IBB		
Bobby Bonds, R OBP: 0.362, SLG: 0.528 (1, 9)		4-0 BB			0-0 F9		0-0 CS 1B		0-0 1B 1B		0-3 K		
Dave Chalk, R OBP: 0.372, SLG: 0.373 (1, 5)		0-0 F9			0-0 F8		0-3 K		0-0 F2		0-0 F7		
Willie Aikens, L OBP: 0.371, SLG: 0.375 (1, 10)		0-3 K			0-3 K			0-0 3-1		0-0 CS 1B		0-0 2-3	
Gil Flores, R OBP: 0.385, SLG: 0.436 (10, PR)								0-3 K		0-3 K		0-0 6-3	
Ron Jackson, R OBP: 0.272, SLG: 0.364 (11, PH)								0-0 F8		0-0 S 1B		0-3 K	
Andy Etchebarren, R OBP: 0.333, SLG: 0.241 (1, 2)			0-0 4-3			0-0 5-3		0-3 K		0-3 K			0-0 6-3
Tony Solaita, L OBP: 0.309, SLG: 0.330 (8, PH)													
Mario Guerrero, R (9, 4)													
Orlando Ramirez, R (1, 4)													
Jerry Remy, L OBP: 0.362, SLG: 0.376 (8, PH)			0-0 F8			0-0 6-3							
Terry Humphrey, R OBP: 0.301, SLG: 0.264 (9, 2)													

AB R H RBI BB SO LOB

6	0	1	0	0	2	1
4	2	2	1	2	0	0
4	0	0	0	0	1	3
4	0	1	0	1	0	0
4	0	2	1	1	1	3
5	0	0	0	0	1	7
4	0	1	0	0	2	1
0	0	0	0	0	0	0
1	0	0	0	0	0	3
2	0	0	0	0	0	0
1	0	0	0	0	1	0
2	0	0	0	0	1	1
2	0	0	0	0	0	0
1	0	0	0	0	0	0
2	0	1	0	0	1	0

AB	42
R	2
H	8
RBI	2
BB	4
SO	10
LOB	19



WP: 0 PA: 47
PB: 0
SB: 1
CS: 2

PITCHER	IP	WLS	BF	H	R	ER	SO	BB	IBB	HBP	BLK	WP	HR	S	P	ERA	WHIP
Jesse Jefferson, R ERA: 4.04 (1, 1)	8.2		32	5	1	1	6	2	0	0	0	0	0	42	50	1.04	0.808
Jerry Johnson, R ERA: 2.72 (9, 1)	1.1		5	2	0	0	2	0	0	0	0	0	0	9	9	0.00	1.500
Tom Bruno, R ERA: 9.72 (11, 1)	2.0	L	10	1	1	1	2	1	1	0	0	0	1	12	20	4.50	1.000

1B: 7 SF: 0
2B: 0 SAC: 1
3B: 0 DP: 0
HR: 1 HBP: 0

Toronto Blue Jays @ California Angels
Anaheim Stadium, Anaheim, CA
Wed Jun 08 1977, 10:05 PM EDT
Att: 11,678 - Unknown

livebaseballscorecards.com

Batter	1	2	3	4	5	6	7	8	9	AB R H RBI BB SO LOB	TOP	
John Scott, R (1, 8) <small>OBP: 0.292, SLG: 0.359</small> Steve Bowling, R (4, 8) <small>OBP: 0.217, SLG: 0.103</small>	0-0 E5 4-3 CS		0-0 F8		0-0 6-3		0-0 5-3		0-3 K	2 0 0 0 0 0 3 0 0 0 0 1		
Bob Bailor, R (1, 6) <small>OBP: 0.366, SLG: 0.455</small>	0-0 4-3 1-3		0-0 1-3		0-0 F9		0-0 1B			4 0 1 0 0 0 1		
Roy Howell, L (1, 5) <small>OBP: 0.369, SLG: 0.375</small>	4-0 CS BB			0-0 HR	0-0 1-3		0-0 4-3			3 1 1 1 1 0 1		
Otto Velez, R (1, 9) <small>OBP: 0.394, SLG: 0.558</small>	0-3 K 1-2 3-H			0-0 6-3		4-0 2B BB		0-0 F8		3 1 0 0 1 1 2		
Ron Fairly, L (1, 7) <small>OBP: 0.423, SLG: 0.507</small>		0-0 4-3		0-0 HR		0-0 1B 2B		0-3 K		4 2 2 2 0 1 0		
Doug Rader, R (1, 10) <small>OBP: 0.399, SLG: 0.445</small>		0-0 4-3		0-0 G3 1B		0-0 G1-4-3 1B		4-0 FC6-4 BB		3 0 2 1 1 0 0		
Doug Ault, R (1, 3) <small>OBP: 0.338, SLG: 0.415</small>		0-0 1B		0-0 G3 1-2		0-0 F2		0-0 FC6-4 1-2f		4 0 1 0 0 0 3		
Alan Ashby, S (1, 2) <small>OBP: 0.293, SLG: 0.320</small>		0-0 F9		4-0 IBB		0-0 G1-4-3 1-2f			0-0 5-3	3 0 0 0 1 0 2		
Dave McKay, S (1, 4) <small>OBP: 0.197, SLG: 0.266</small>			0-3 K	0-3 K		0-0 6-3			0-0 F9	4 0 0 0 0 2 2		
Inning Stats	R: 0 H: 0 E: 1 LOB: 2 K: 1 BB: 1 S: 5 P: 9	R: 0 H: 1 E: 0 LOB: 1 K: 0 BB: 0 S: 4 P: 4	R: 0 H: 0 E: 0 LOB: 0 K: 1 BB: 0 S: 5 P: 5	R: 2 H: 3 E: 0 LOB: 2 K: 1 BB: 1 S: 8 P: 12	R: 0 H: 0 E: 0 LOB: 0 K: 0 BB: 0 S: 3 P: 3	R: 2 H: 2 E: 0 LOB: 0 K: 0 BB: 1 S: 4 P: 8	R: 0 H: 1 E: 0 LOB: 1 K: 0 BB: 0 S: 4 P: 4	R: 0 H: 0 E: 0 LOB: 1 K: 1 BB: 1 S: 5 P: 9	R: 0 H: 0 E: 0 LOB: 0 K: 1 BB: 0 S: 5 P: 5	1B: 4 SF: 0 2B: 2 SAC: 0 3B: 0 DP: 2 HR: 2 HBP: 0	WP: 0 PA: 37 PB: 0 SB: 1 CS: 2	
PITCHER John Montague, R (1, 1) <small>ERA: 4.01</small> Tom House, L (6, 1) <small>ERA: 6.64</small>	IP WLS BF H R ER SO BB IBB HBP BLK WP HR S P ERA WHIP 5.1 L 25 6 4 4 3 2 1 0 0 0 2 28 40 6.75 1.500 3.2 12 1 0 0 2 1 0 0 0 0 0 15 19 0.00 0.545											PITCHER IP WLS BF H R ER SO BB IBB HBP BLK WP HR S P ERA WHIP

Toronto Blue Jays @ Seattle Mariners
 The Kingdom, Seattle, WA
 Fri Jun 10 1977, 10:05 PM EDT
 Att: 11,786 - Unknown

livebaseballscorecards.com

AB	33
R	4
H	7
RBI	4
BB	4
SO	5
LOB	11



Batter	1	2	3	4	5	6	7	8	9	AB	R	H	RBI	BB	SO	LOB
Dave Collins, S (1, 10) OBP: 0.290, SLG: 0.261	0-3 K		0-0 F7		0-0 3-1			0-0 F2		4	0	0	0	0	1	1
Jose Báez, R (1, 4) OBP: 0.383, SLG: 0.398	0-0 1B		0-0 2-H 1B		0-0 4-3			0-0 HR 1B		4	1	3	1	0	0	0
Steve Braun, L (1, 7) OBP: 0.366, SLG: 0.308	0-3 K		0-0 F8		0-0 F5			0-0 F4		4	0	0	0	0	1	3
Ruppert Jones, L (1, 8) OBP: 0.318, SLG: 0.477	0-0 1-6-3			0-0 1-3		0-0 6-3		0-0 1-H HR		4	1	1	2	0	0	1
Carlos Lopez, R (1, 9) OBP: 0.350, SLG: 0.500		0-3 K		0-0 FC3-6 S 1B		0-3 K		0-3 K		4	0	1	0	0	3	0
Bill Stein, R (1, 5) OBP: 0.311, SLG: 0.419		0-0 4-3		4-0 1-2 FC3-6 BB		0-0 F8		0-0 F8		3	0	0	0	1	0	0
Dan Meyer, L (1, 3) OBP: 0.297, SLG: 0.367		0-0 F8		0-0 FC3-6 HBP 1-2f 2-3			0-0 F4		0-0 1B	4	0	1	0	0	0	2
Bob Stinson, S (1, 2) OBP: 0.394, SLG: 0.400			0-0 E6 4-3 1B	H	1-0 1-2 HBP		0-0 4-3		0-3 K	2	1	0	0	0	0	0
Leroy Stanton, R (9, PH) OBP: 0.308, SLG: 0.467										1	0	0	0	0	1	1
Larry Milbourne, S (1, 6) OBP: 0.220, SLG: 0.252			0-0 4-3		0-3 K		0-0 6-3		0-0 F9	3	0	0	0	0	1	4
Skip Jutze, R (9, PH) OBP: 0.270, SLG: 0.382										1	0	0	0	0	0	1

Inning Stats	R: 0	H: 1	E: 0	K: 2	S: 8	LOB: 1	BB: 0	P: 8	R: 0	H: 0	E: 0	K: 1	S: 5	LOB: 0	BB: 0	P: 5	R: 1	H: 1	E: 1	K: 0	S: 5	LOB: 1	BB: 0	P: 5	R: 0	H: 1	E: 0	K: 1	S: 6	LOB: 3	BB: 1	P: 11	R: 0	H: 0	E: 0	K: 0	S: 3	LOB: 0	BB: 0	P: 3	R: 0	H: 0	E: 0	K: 1	S: 5	LOB: 0	BB: 0	P: 5	R: 0	H: 0	E: 0	K: 0	S: 3	LOB: 0	BB: 0	P: 3	R: 2	H: 2	E: 0	K: 1	S: 7	LOB: 0	BB: 0	P: 7	R: 0	H: 1	E: 0	K: 1	S: 6	LOB: 1	BB: 0	P: 6	1B: 5	2B: 0	3B: 0	HR: 1	SF: 0	SAC: 0	DP: 0	HBP: 1	WP: 0	PB: 0	SB: 1	CS: 0	PA: 36
PITCHER	IP	WLS	BF	H	R	ER	SO	BB	IBB	HBP	BLK	WP	HR	S	P	ERA	WHIP																																																																				
Dave Lemanczyk, R (1, 1) ERA: 4.12	8.1	W	34	6	3	2	6	1	0	1	0	0	1	44	49	2.16	0.840																																																																				
Mike Willis, L (9, 1) ERA: 1.95	0.2	S	2	0	0	0	1	0	0	0	0	0	0	4	4	0.00	0.000																																																																				

BOTTOM

Toronto Blue Jays @ Seattle Mariners
The Kingdom, Seattle, WA
Fri Jun 10 1977, 10:05 PM EDT
Att. 11,786 - Unknown

livebaseballscorecards.com

AB	34
R	3
H	6
RBI	3
BB	1
SO	7
LOB	13



Batter	1	2	3	4	5	6	7	8	9	AB R H RBI BB SO LOB	TOP																
Bob Bailor, R (1, 6) OBP: 0.373, SLG: 0.478	0-0 G6-3 1B		0-0 F3			0-0 P3		0-0 HR	0-0 2B 1-2 1B	5 1 3 1 0 0 1																	
Roy Howell, L (1, 5) OBP: 0.386, SLG: 0.404	0-0 G6-3 1-2f			0-0 FC6-5 1-3 1B		0-0 1B		0-0 2B 1B	0-0 1-3 2-H 2B	5 1 4 1 0 0 1																	
Ron Fairly, L (1, 7) OBP: 0.419, SLG: 0.500	0-3 K			0-0 1-3		0-0 L9		0-0 2B 1-2 5-3 1B	4-0 IBB	4 0 1 0 0 1 2																	
John Scott, R (8, PR) OBP: 0.292, SLG: 0.359				1-2						0 1 0 0 0 0 0																	
Sam Ewing, L (8, 7) OBP: 0.361, SLG: 0.302										0 0 0 0 1 0 0																	
Otto Velez, R (1, 9) OBP: 0.384, SLG: 0.542		0-0 P3		0-0 FC6-5 2-3		0-0 F4		0-3 K	0-3 K	5 0 0 0 0 2 7																	
Doug Rader, R (1, 10) OBP: 0.399, SLG: 0.449		0-0 G4-6-3 1B		0-0 F8			0-0 P5	0-0 1-3 2-H 2B	0-0 F9	5 0 2 1 0 0 4																	
Doug Ault, R (1, 3) OBP: 0.336, SLG: 0.417		0-0 G4-6-3 1-2f			0-0 F4		0-0 1B 2B	0-0 5-3 3-H		4 1 1 1 0 0 2																	
Alan Ashby, S (1, 2) OBP: 0.292, SLG: 0.318			0-3 K		0-3 K		0-0 2-H FC6-4 1B	0-3 K		4 0 1 1 0 3 2																	
Dave McKay, S (1, 4) OBP: 0.199, SLG: 0.260			0-0 4-3		1-0 HBP		0-0 1-2f FC6-4		0-0 L9	3 0 0 0 0 0 1																	
Steve Bowling, R (1, 8) OBP: 0.240, SLG: 0.119			0-0 1B		0-0 6-3		0-0 1-3		4-0 1B 2B BB	3 1 1 0 1 0 2																	
Inning Stats	R: 0 E: 0 K: 1 S: 5	H: 1 LOB: 0 BB: 0 P: 5	R: 0 E: 0 K: 0 S: 3	H: 1 LOB: 0 BB: 0 P: 3	R: 0 E: 0 K: 1 S: 6	H: 1 LOB: 1 BB: 0 P: 6	R: 0 E: 0 K: 0 S: 4	H: 1 LOB: 1 BB: 0 P: 4	R: 0 E: 0 K: 1 S: 5	H: 0 LOB: 1 BB: 0 P: 6	R: 0 E: 0 K: 0 S: 4	H: 1 LOB: 1 BB: 0 P: 4	R: 1 E: 1 K: 0 S: 5	H: 2 LOB: 1 BB: 0 P: 5	R: 3 E: 0 K: 2 S: 11	H: 4 LOB: 2 BB: 0 P: 11	R: 1 E: 0 K: 1 S: 7	H: 2 LOB: 3 BB: 2 P: 15	1B: 9 2B: 3 3B: 0 HR: 1	SF: 0 SAC: 0 DP: 2 HBP: 1	WP: 0 PB: 0 SB: 0 CS: 0	PA: 41					
PITCHER	IP WLS BF H R ER SO BB IBB HBP BLK WP HR S P ERA WHIP																										
Glenn Abbott, R (1, 1) ERA: 5.16	7.0		28	8	2	2	3	0	0	1	0	0	1	33	34	2.57	1.143										
Mike Kekich, L (8, 1) ERA: 2.13	0.1		4	3	1	1	1	0	0	0	0	0	0	6	6	27.00	9.000										
Enrique Romo, R (8, 1) ERA: 2.08	1.2	L	9	2	2	2	2	1	1	0	0	0	0	11	19	10.80	1.800										

Toronto Blue Jays @ Seattle Mariners
The Kingdom, Seattle, WA
Sat Jun 11 1977, 10:05 PM EDT
Att. 21,318 - Dome

livebaseballscorecards.com

AB	38
R	5
H	13
RBI	5
BB	2
SO	6
LOB	22



Batter	1	2	3	4	5	6	7	8	9	AB	R	H	RBI	BB	SO	LOB
Jose Báez, R OBP: 0.375, SLG: 0.388 (1, 4)	0-0 F7	0-0 P3			0-0 P6		0-0 FC3-6 1B	0-0 FC6-4		5	0	1	0	0	0	4
Bill Stein, R OBP: 0.309, SLG: 0.427 (1, 5) (9, 6)	0-0 HR	0-0 FC5			0-0 F8		0-0 FC3-6 2B		0-3 K	5	1	1	1	0	1	3
Carlos Lopez, R OBP: 0.365, SLG: 0.515 (1, 9)	0-0 1B		1-0 CS HBP		0-0 HR 1B		0-0 2B	0-0 F7		4	1	3	0	0	0	0
Leroy Stanton, R OBP: 0.304, SLG: 0.480 (1, 10)	0-0 P3		0-3 K		0-0 HR		0-3 K	0-0 5-3		5	1	1	2	0	2	4
Ruppert Jones, L OBP: 0.317, SLG: 0.473 (1, 8)	0-0 F7		0-0 1B		0-0 3-1		0-3 K			4	0	1	0	0	1	3
Juan Bernhardt, R OBP: 0.327, SLG: 0.500 (1, 3)		0-0 FC3-6 1B	0-0 F7		0-0 2B		0-0 1B			3	0	2	0	0	0	1
Larry Milbourne, S OBP: 0.220, SLG: 0.252 (6, PR)										0	0	0	0	0	0	0
Dan Meyer, L OBP: 0.300, SLG: 0.370 (7, 3)										1	0	1	0	0	0	0
Steve Braun, L OBP: 0.360, SLG: 0.302 (1, 7) (9, 5)		0-0 FC3-6 1B		0-0 L9		0-3 K		0-0 F8		4	1	0	0	0	1	2
Skip Jutze, R OBP: 0.268, SLG: 0.395 (1, 2)		0-0 E1 FC5 1B		0-3 K		0-3 K		0-0 2B		4	0	1	0	0	2	2
Craig Reynolds, L OBP: 0.269, SLG: 0.313 (1, 6)		0-0 1B		0-0 L3		0-0 4-3		4-0 FC6-4 BB		3	0	1	1	0	0	1
Dave Collins, S OBP: 0.295, SLG: 0.261 (8, PH) (9, 7)		1-2 2-H								0	0	0	0	1	0	0

Inning Stats	R: 1	H: 2	E: 1	K: 0	S: 5	H: 2	LOB: 1	BB: 0	P: 5	R: 1	H: 2	E: 1	K: 0	S: 6	R: 0	H: 1	E: 0	K: 1	S: 5	R: 0	H: 0	E: 0	K: 1	S: 5	R: 2	H: 2	E: 0	K: 0	S: 5	R: 0	H: 1	E: 0	K: 2	S: 8	R: 0	H: 2	E: 0	K: 2	S: 9	R: 0	H: 2	E: 0	K: 0	S: 4	R: 0	H: 0	E: 0	K: 1	S: 5	1B: 7	2B: 3	3B: 0	HR: 2	SF: 0	SAC: 0	DP: 0	HBP: 1	WP: 0	PB: 0	SB: 0	CS: 1	PA: 40
--------------	------	------	------	------	------	------	--------	-------	------	------	------	------	------	------	------	------	------	------	------	------	------	------	------	------	------	------	------	------	------	------	------	------	------	------	------	------	------	------	------	------	------	------	------	------	------	------	------	------	------	-------	-------	-------	-------	-------	--------	-------	--------	-------	-------	-------	-------	--------

PITCHER	IP	WLS	BF	H	R	ER	SO	BB	IBB	HBP	BLK	WP	HR	S	P	ERA	WHIP
Jerry Garvin, L ERA: 3.56 (1, 1)	6.1		30	10	4	3	4	0	0	0	0	0	2	37	38	4.26	1.579
Tom Bruno, R ERA: 9.35 (7, 1)	0.1		1	0	0	0	1	0	0	0	0	0	0	3	3	0.00	0.000
Mike Willis, L ERA: 1.89 (7, 1)	1.0		5	2	0	0	1	1	0	0	0	0	0	6	10	0.00	3.000
Jerry Johnson, R ERA: 2.63 (8, 1)	1.1	W	4	0	0	0	1	0	0	0	0	0	0	6	6	0.00	0.000

Toronto Blue Jays @ Seattle Mariners
The Kingdom, Seattle, WA
Sat Jun 11 1977, 10:05 PM EDT
Att. 21,318 - Dome

AB 38
R 4
H 12
RBI 4
BB 1
SO 7
LOB 20



Batter	1	2	3	4	5	6	7	8	9	AB R H RBI BB SO LOB	TOP											
Bob Bailor, R (1, 6) OBP: 0.370, SLG: 0.472	0-0 G3-6-3 1B		0-0 P5		0-0 5-3			0-0 5-3		4 0 1 0 0 0 4												
Roy Howell, L (1, 5) OBP: 0.382, SLG: 0.393	0-0 G3-6-3 1-2f			0-0 4-3		1-0 1B SF8 HBP		0-0 F6		3 1 0 0 0 0 1												
Ron Fairly, L (1, 7) OBP: 0.415, SLG: 0.493	0-0 F2			0-0 F8		0-0 1-3 1B		0-0 F3		4 0 1 0 0 0 0												
Doug Rader, R (1, 10) OBP: 0.392, SLG: 0.442		0-0 5-3		0-0 F9		0-0 SF8 3-H			0-0 5-3	3 0 0 1 0 0 0												
Otto Velez, R (1, 9) OBP: 0.377, SLG: 0.529		0-0 5-3			0-3 K	0-3 K			0-0 F8	4 0 0 0 0 2 1												
Doug Ault, R (1, 3) OBP: 0.330, SLG: 0.408		0-0 5-3			0-0 F3	0-0 F8			0-0 E6 1B	4 1 0 0 0 0 1												
Alan Ashby, S (1, 2) OBP: 0.301, SLG: 0.324			4-0 6-3 1B BB		0-0 BB 1B 1B			0-0 6-3	0-0 2-H 1B	3 0 2 1 1 0 0	AB 31											
Dave McKay, S (1, 4) OBP: 0.207, SLG: 0.267			0-0 1-2 1B		0-0 1-2 BB 1B			0-0 5-3	0-0 F7	4 0 2 0 0 0 1	R 2											
Steve Bowling, R (1, 8) OBP: 0.245, SLG: 0.114			0-0 6-3 2-3		4-0 1-2 2-3 BB			0-0 4-3		2 0 0 0 1 0 1	H 6											
Inning Stats	R: 0 E: 0 K: 0 S: 3	H: 1 LOB: 0 BB: 0 P: 3	R: 0 E: 0 K: 0 S: 3	H: 0 LOB: 0 BB: 0 P: 3	R: 0 E: 0 K: 0 S: 3	H: 1 LOB: 1 BB: 1 P: 7	R: 0 E: 0 K: 1 S: 7	H: 2 LOB: 3 BB: 1 P: 11	R: 1 E: 0 K: 1 S: 6	H: 1 LOB: 1 BB: 0 P: 7	R: 0 E: 0 K: 0 S: 3	H: 0 LOB: 0 BB: 0 P: 3	R: 0 E: 0 K: 0 S: 3	H: 0 LOB: 0 BB: 0 P: 3	R: 1 E: 1 K: 0 S: 5	H: 1 LOB: 1 BB: 0 P: 5	1B: 6 2B: 0 3B: 0 HR: 0	SF: 1 SAC: 0 DP: 1 HBP: 1	WP: 0 PB: 0 SB: 0 CS: 0	PA: 35		
PITCHER Dick Pole, R (1, 1) ERA: 4.07	IP 9.0 WLS W BF 35 H 6 R 2 ER 1 SO 2 BB 2 IBB 0 HBP 1 BLK 0 WP 0 HR 0 S 36 P 45 ERA 1.00 WHIP 0.889																					

Toronto Blue Jays @ Seattle Mariners
The Kingdom, Seattle, WA
Sun Jun 12 1977, 6:33 AM EDT
Att. 28,412 - Dome

livebaseballscorecards.com



Batter	1	2	3	4	5	6	7	8	9	AB R H RBI BB SO LOB	TOP											
Bob Bailor, R (1, 6) OBP: 0.362, SLG: 0.461	0-0 F7		0-0 F8			0-0 5-3		0-0 L5		4 0 0 0 0 0 3												
Roy Howell, L (1, 5) OBP: 0.378, SLG: 0.388	0-0 CS 1B		0-3 K			0-0 G3 2-3			0-3 K	4 0 1 0 0 2 3												
Doug Rader, R (1, 10) OBP: 0.389, SLG: 0.454	0-3 K 1-2			0-3 K		0-3 K			0-0 HR	4 1 1 1 0 3 2												
Otto Velez, R (1, 9) OBP: 0.370, SLG: 0.517		0-0 L8		0-0 P6			0-3 K		0-0 3-1	4 0 0 0 0 1 0												
Ron Fairly, L (1, 7) OBP: 0.417, SLG: 0.510		0-3 K		0-3 K			0-0 HR		4-0 FC5-4 BB	3 1 1 1 1 2 0												
Doug Ault, R (1, 3) OBP: 0.324, SLG: 0.400		0-3 K			0-0 L6		0-0 P6		0-0 FC5-4 1-2	4 0 0 0 0 1 1												
Alan Ashby, S (1, 2) OBP: 0.302, SLG: 0.320			4-0 BB BB		0-3 K		0-0 5-3			2 0 0 0 1 1 0												
Dave McKay, S (1, 4) OBP: 0.203, SLG: 0.261			0-0 P6		0-0 F9			0-3 K		3 0 0 0 0 1 1												
Steve Bowling, R (1, 8) OBP: 0.268, SLG: 0.152			4-0 BB 1-2			0-0 G3 2B		0-3 K		2 0 1 0 1 1 0												
Inning Stats	R: 0 E: 0 K: 1 S: 5	H: 1 LOB: 1 BB: 0 P: 5	R: 0 E: 0 K: 2 S: 7	H: 0 LOB: 0 BB: 0 P: 7	R: 0 E: 0 K: 1 S: 5	H: 0 LOB: 2 BB: 2 P: 13	R: 0 E: 0 K: 2 S: 7	H: 0 LOB: 0 BB: 0 P: 7	R: 0 E: 0 K: 1 S: 5	H: 0 LOB: 0 BB: 0 P: 5	R: 0 E: 0 K: 1 S: 6	H: 1 LOB: 1 BB: 0 P: 6	R: 1 E: 0 K: 1 S: 6	H: 1 LOB: 0 BB: 0 P: 6	R: 0 E: 0 K: 2 S: 7	H: 0 LOB: 0 BB: 0 P: 7	R: 1 E: 0 K: 1 S: 6	H: 1 LOB: 1 BB: 1 P: 10	1B: 1 2B: 2 3B: 0 HR: 2	SF: 0 SAC: 0 DP: 1 HBP: 0	WP: 0 PB: 0 SB: 0 CS: 1	PA: 33
PITCHER John Hiller, L (1, 1) ERA: 3.3	IP: 9.0 WLS: W BF: 33 H: 4 R: 2 ER: 2 SO: 12 BB: 3 IBB: 0 HBP: 0 BLK: 0 WP: 0 HR: 2 S: 54 P: 66 ERA: 2.00 WHIP: 0.778											PITCHER	IP: 9.0 WLS: W BF: 33 H: 4 R: 2 ER: 2 SO: 12 BB: 3 IBB: 0 HBP: 0 BLK: 0 WP: 0 HR: 2 S: 54 P: 66 ERA: 2.00 WHIP: 0.778									

Toronto Blue Jays @ Detroit Tigers
Tiger Stadium, Detroit, MI
Tue Jun 14 1977, 7:05 PM EDT
Att: 11,808 - Unknown

livebaseballscorecards.com

AB	30
R	2
H	4
RBI	2
BB	3
SO	12
LOB	10



Batter	1	2	3	4	5	6	7	8	9	AB	R	H	RBI	BB	SO	LOB
--------	---	---	---	---	---	---	---	---	---	----	---	---	-----	----	----	-----

Ron LeFlore, R <small>(1, 8)</small> <small>OBP: 0.287, SLG: 0.325</small>										2	2	1	0	1	0	0
Tito Fuentes, S <small>(1, 4)</small> <small>OBP: 0.349, SLG: 0.404</small>										3	2	2	2	0	0	0
Rusty Staub, L <small>(1, 10)</small> <small>OBP: 0.293, SLG: 0.367</small>										3	0	1	2	0	0	1
Steve Kemp, L <small>(1, 7)</small> <small>OBP: 0.333, SLG: 0.428</small>										2	0	0	0	2	1	1
Jason Thompson, L <small>(1, 3)</small> <small>OBP: 0.376, SLG: 0.505</small>										3	0	1	1	1	0	1
Ben Oglivie, L <small>(1, 9)</small> <small>OBP: 0.305, SLG: 0.438</small>										4	0	0	0	0	1	2
Milt May, L <small>(1, 2)</small> <small>OBP: 0.310, SLG: 0.442</small>										4	2	2	1	0	0	0
Phil Mankowski, L <small>(1, 5)</small> <small>OBP: 0.336, SLG: 0.329</small>										4	0	0	0	0	1	1
Chuck Scrivener, R <small>(1, 6)</small> <small>OBP: 0.500, SLG: 0.333</small>										3	1	1	1	0	1	0

Inning Stats	R: 1	H: 2	E: 0	K: 1	S: 6	L: 2	LOB: 2	BB: 2	P: 14	R: 0	H: 0	E: 0	K: 1	S: 5	L: 0	LOB: 0	BB: 0	P: 5	R: 0	H: 0	E: 0	K: 0	S: 3	L: 0	LOB: 0	BB: 0	P: 3	R: 0	H: 0	E: 0	K: 0	S: 3	L: 0	LOB: 0	BB: 0	P: 3	R: 4	H: 3	E: 0	K: 0	S: 6	L: 1	LOB: 1	BB: 1	P: 11	R: 1	H: 1	E: 0	K: 2	S: 8	L: 0	LOB: 0	BB: 0	P: 8	R: 1	H: 2	E: 0	K: 0	S: 4	L: 2	LOB: 2	BB: 1	P: 8	R: 0	H: 0	E: 0	K: 0	S: 3	L: 0	LOB: 0	BB: 0	P: 3
--------------	------	------	------	------	------	------	--------	-------	-------	------	------	------	------	------	------	--------	-------	------	------	------	------	------	------	------	--------	-------	------	------	------	------	------	------	------	--------	-------	------	------	------	------	------	------	------	--------	-------	-------	------	------	------	------	------	------	--------	-------	------	------	------	------	------	------	------	--------	-------	------	------	------	------	------	------	------	--------	-------	------

PITCHER	IP	WLS	BF	H	R	ER	SO	BB	IBB	HBP	BLK	WP	HR	S	P	ERA	WHIP
Jesse Jefferson, R <small>(1, 1)</small> <small>ERA: 4.38</small>	4.2	L	22	5	5	5	2	3	0	1	0	0	0	22	35	9.64	1.714
Mike Willis, L <small>(5, 1)</small> <small>ERA: 2.08</small>	1.1		5	1	1	1	2	0	0	0	0	0	1	9	9	6.75	0.750
Dennis DeBarr, L <small>(7, 1)</small> <small>ERA: 5.4</small>	2.0		8	2	1	1	0	1	0	0	0	0	0	7	11	4.50	1.500

BOTTOM

Toronto Blue Jays @ Detroit Tigers
Tiger Stadium, Detroit, MI
Tue Jun 14 1977, 7:05 PM EDT
Att. 11,808 - Unknown

AB	28
R	7
H	8
RBI	7
BB	4
SO	4
LOB	6



WP: 0	PA: 35
PB: 0	SB: 0
CS: 0	

Batter	1	2	3	4	5	6	7	8	9	AB R H RBI BB SO LOB	TOP
Bob Bailor, R (1, 6) OBP: 0.354, SLG: 0.450	0-0 6-3		0-0 5-3		0-0 5-3			0-0 F8		4 0 0 0 0 0 1	
Al Woods, L (1, 7) OBP: 0.353, SLG: 0.451	0-0 F7		0-0 4-3			0-0 1-3			0-0 3-1	4 0 0 0 0 0 0	
Roy Howell, L (1, 5) OBP: 0.381, SLG: 0.400	0-0 2B			0-0 G5-4-3 1B		0-0 G3			0-0 F7	4 0 2 0 0 0 0	
Ron Fairly, L (1, 3) OBP: 0.418, SLG: 0.506	4-0 BB			0-0 1-2 G5-4-3 1B		0-0 G3			0-0 F7	3 0 1 0 1 0 0	
Doug Rader, R (1, 10) OBP: 0.384, SLG: 0.447	0-0 F9			0-0 G5-4-3 1-2f 2-3			0-0 F4			3 0 0 0 0 0 4	
Otto Velez, R (1, 9) OBP: 0.369, SLG: 0.514		0-0 1-3		0-0 4-3			0-0 G4-6-3 1B			3 0 1 0 0 0 1	
Alan Ashby, S (1, 2) OBP: 0.297, SLG: 0.315		0-0 4-3			0-0 F7		0-0 G4-6-3 1-2f			3 0 0 0 0 0 1	
Dave McKay, S (1, 4) OBP: 0.199, SLG: 0.255		0-0 6-3			0-3 K			0-0 1-3		3 0 0 0 0 1 0	
Steve Bowling, R (1, 8) OBP: 0.271, SLG: 0.163			0-0 5-3		0-0 1B			0-0 1-3		3 0 1 0 0 0 0	
Inning Stats	R: 0 H: 1 E: 0 LOB: 2 K: 0 BB: 1 S: 4 P: 8	R: 0 H: 0 E: 0 LOB: 0 K: 0 BB: 0 S: 3 P: 3	R: 0 H: 0 E: 0 LOB: 0 K: 0 BB: 0 S: 3 P: 3	R: 0 H: 2 E: 0 LOB: 1 K: 0 BB: 0 S: 4 P: 4	R: 0 H: 1 E: 0 LOB: 1 K: 1 BB: 0 S: 6 P: 6	R: 0 H: 0 E: 0 LOB: 0 K: 0 BB: 0 S: 3 P: 3	R: 0 H: 1 E: 0 LOB: 0 K: 0 BB: 0 S: 3 P: 3	R: 0 H: 0 E: 0 LOB: 0 K: 0 BB: 0 S: 3 P: 3	R: 0 H: 0 E: 0 LOB: 0 K: 0 BB: 0 S: 3 P: 3	1B: 4 SF: 0 2B: 1 SAC: 0 3B: 0 DP: 2 HR: 0 HBP: 0	WP: 0 PA: 31 PB: 0 SB: 0 CS: 0
PITCHER Fernando Arroyo, R (1, 1) ERA: 2.83	IP WLS BF H R ER SO BB IBB HBP BLK WP HR S P ERA WHIP										
	9.0 W 31 5 0 0 1 1 0 0 0 0 0 0 32 36 0.00 0.667										

Toronto Blue Jays @ Detroit Tigers
Tiger Stadium, Detroit, MI
Wed Jun 15 1977, 7:05 PM EDT
Att: 11,349 - Unknown

livebaseballscorecards.com

AB	30
R	0
H	5
RBI	0
BB	1
SO	1
LOB	7



Batter	1	2	3	4	5	6	7	8	9	AB	R	H	RBI	BB	SO	LOB
Ron LeFlore, R OBP: 0.298, SLG: 0.343 (1, 8)	4-0 1B BB	0-0 E S 1B		0-0 FC6-2 3B		0-0 3-1 1B		0-0 F9		4	2	3	0	1	0	0
Tito Fuentes, S OBP: 0.350, SLG: 0.404 (1, 4)	0-0 1B 1B	0-0 F7		0-0 FC6-2		0-0 F6		0-0 BB 1B		5	1	2	0	0	0	4
Rusty Staub, L OBP: 0.291, SLG: 0.363 (1, 10)	0-0 F7	0-0 1-3 1B		0-0 G3		0-0 3-1		0-0 F7		5	0	1	2	0	0	5
Steve Kemp, L OBP: 0.335, SLG: 0.424 (1, 7)	0-0 E 1B	0-0 1-3			0-3 K	0-0 F7		0-0 BB 1-2 BB		4	1	1	2	1	1	2
Jason Thompson, L OBP: 0.372, SLG: 0.495 (1, 3)	0-0 E7 SF7	0-0 4-3			4-0 HR BB		0-0 4-3	0-0 F7		4	2	0	0	1	0	3
Ben Oglivie, L OBP: 0.308, SLG: 0.464 (1, 9)	0-0 SF7		0-0 F8		0-0 HR		0-0 1B 2B			3	2	2	3	0	0	0
Milt May, L OBP: 0.315, SLG: 0.440 (1, 2)	0-0 1B 1B		0-0 G3		0-0 F9		4-0 1B BB			3	0	1	0	1	0	0
Phil Mankowski, L OBP: 0.340, SLG: 0.333 (1, 5)	0-0 1-3 1B		0-0 6-3		0-0 F9		0-0 1-3 2-H 1B			4	0	2	1	0	0	0
Chuck Scrivener, R OBP: 0.417, SLG: 0.300 (1, 6)	0-3 K			0-0 6-3		0-0 1B 3-1 1B		0-0 F7		4	1	1	0	0	1	3


Inning Stats	R: 4	H: 4	E: 1	LOB: 2	K: 1	S: 10	P: 14	R: 1	H: 2	E: 0	LOB: 1	K: 0	BB: 0	S: 5	P: 5	R: 0	H: 0	E: 0	LOB: 0	K: 0	BB: 0	S: 3	P: 3	R: 0	H: 1	E: 0	LOB: 1	K: 1	BB: 1	S: 6	P: 10	R: 1	H: 2	E: 0	LOB: 1	K: 0	BB: 0	S: 5	P: 5	R: 1	H: 2	E: 0	LOB: 1	K: 0	BB: 1	S: 4	P: 8	R: 0	H: 1	E: 0	LOB: 2	K: 0	BB: 1	S: 4	P: 8
PITCHER	IP	WLS	BF	H	R	ER	SO	BB	IBB	HBP	BLK	WP	HR	S	P	ERA	WHIP																																						
Dave Lemanczyk, R ERA: 4.28 (1, 1)	0.2	L	7	3	4	2	0	1	0	0	0	0	0	6	10	27.00	6.000																																						
Tom Bruno, R ERA: 8.31 (1, 1)	4.1		21	7	4	3	2	1	0	0	0	0	1	24	28	6.23	1.846																																						
Dennis DeBarr, L ERA: 4.5 (6, 1)	3.0		13	3	1	1	0	2	0	0	0	0	0	11	19	3.00	1.667																																						

BOTTOM

Toronto Blue Jays @ Detroit Tigers
Tiger Stadium, Detroit, MI
Wed Jun 15 1977, 7:05 PM EDT
Att. 11,349 - Unknown

AB	36
R	9
H	13
RBI	8
BB	4
SO	2
LOB	17

livebaseballscorecards.com



WP: 0 PA: 41
PB: 0
SB: 1
CS: 0

Batter	1	2	3	4	5	6	7	8	9	AB R H RBI BB SO LOB	TOP
John Scott, R OBP: 0.280, SLG: 0.344 (1, 8) X	0-0 F7 ①		0-0 FC5-4 ③		0-0 FC6-4 ③			0-0 F7 ③		4 0 0 0 0 0 2	
Bob Bailor, R OBP: 0.351, SLG: 0.446 (1, 6) X	0-0 F9 ②			0-3 K ①		0-0 F8 ①			0-0 1B	4 0 1 0 0 1 0	
Roy Howell, L OBP: 0.378, SLG: 0.395 (1, 5) X	0-0 4-3 ③			0-0 1B ①		0-0 3-1 ②			0-0 F9 ①	4 0 1 0 0 0 1	
Ron Fairly, L OBP: 0.420, SLG: 0.506 (1, 3) X		0-0 1B ①		0-0 1B ①		0-0 L7 ③			0-0 F6 ②	4 0 2 0 0 0 1	
Doug Rader, R OBP: 0.377, SLG: 0.438 (1, 10) X		0-0 G4-6-3 ① ②		0-0 G5-4-3 ② ③			0-0 L6 ①		0-3 K ③	4 0 0 0 0 1 4	
Sam Ewing, L OBP: 0.344, SLG: 0.286 (1, 9) X		0-0 G3 ③			0-0 6-3 ①		0-0 3-1 ②			3 0 0 0 0 0 0	
Al Woods, L OBP: 0.359, SLG: 0.462 (1, 7) X			0-0 CS 1B		0-0 3-1 1B 2B		0-0 F9 ③			3 1 2 0 0 0 0	
Alan Ashby, S OBP: 0.293, SLG: 0.310 (1, 2) X			0-3 K ①		0-0 3-1 ②			0-0 3-1 ①		3 0 0 0 0 1 2	
Dave McKay, S OBP: 0.208, SLG: 0.264 (1, 4) X			0-0 FC5-4 1B ②		0-0 FC6-4 1B ②			0-0 4-3 ②		3 0 2 1 0 0 0	
Inning Stats	R: 0 E: 0 K: 0 S: 3 H: 0 LOB: 0 BB: 0 P: 3	R: 0 E: 0 K: 0 S: 3 H: 1 LOB: 0 BB: 0 P: 3	R: 0 E: 0 K: 1 S: 6 H: 2 LOB: 1 BB: 0 P: 6	R: 0 E: 0 K: 1 S: 6 H: 2 LOB: 1 BB: 0 P: 6	R: 1 E: 0 K: 0 S: 5 H: 2 LOB: 1 BB: 0 P: 5	R: 0 E: 0 K: 0 S: 3 H: 0 LOB: 0 BB: 0 P: 3	R: 0 E: 0 K: 0 S: 3 H: 0 LOB: 0 BB: 0 P: 3	R: 0 E: 0 K: 0 S: 3 H: 0 LOB: 0 BB: 0 P: 3	R: 0 E: 0 K: 1 S: 6 H: 1 LOB: 1 BB: 0 P: 6	1B: 7 2B: 1 3B: 0 HR: 0 SF: 0 SAC: 0 DP: 2 HBP: 0	WP: 0 PB: 0 SB: 0 CS: 1 PA: 32
PITCHER Mark Fidrych, R ERA: 1.71 (1, 1)	IP: 9.0 WLS: W BF: 32 H: 8 R: 1 ER: 1 SO: 3 BB: 0 IBB: 0 HBP: 0 BLK: 0 WP: 0 HR: 0 S: 38 P: 38 ERA: 1.00 WHIP: 0.889										

Toronto Blue Jays @ Detroit Tigers
Tiger Stadium, Detroit, MI
 Thu Jun 16 1977, 7:05 PM EDT
 Att: 26,041 - Unknown

livebaseballscorecards.com

AB	32
R	1
H	8
RBI	1
BB	0
SO	3
LOB	10



Batter	1	2	3	4	5	6	7	8	9
Ron LeFlore, R OBP: 0.302, SLG: 0.373 (1, 8)	0-3 K		0-0 HR		0-0 HR			0-0 1-4-3	
Tito Fuentes, S OBP: 0.344, SLG: 0.397 (1, 4)	0-0 E6		0-0 F7		0-0 L5			0-0 1-3	
Rusty Staub, L OBP: 0.290, SLG: 0.361 (1, 10)	0-0 6-3		0-0 F7			0-0 F8		0-0 HR	
Ben Oglivie, L OBP: 0.308, SLG: 0.464 (8, PR)	2-3							1B	
Steve Kemp, L OBP: 0.338, SLG: 0.438 (1, 7)	4-0 BB		0-0 4-3			0-0 4-3		HR	
Jason Thompson, L OBP: 0.370, SLG: 0.495 (1, 3)	0-3 K			0-3 K		0-0 2B		0-0 4-3	
Mickey Stanley, R OBP: 0.299, SLG: 0.500 (1, 9)		4-0 BB		0-0 F7		0-0 5-3			
Aurelio Rodriguez, R OBP: 0.286, SLG: 0.323 (1, 5)		0-0 5-3		0-0 4-3			0-0 F7		
Chuck Scrivener, R OBP: 0.333, SLG: 0.231 (1, 6)		0-0 1-3			0-0 F4		0-0 F4		
Bruce Kimm, R (1, 2)		0-0 F8			0-0 5-3		0-0 F7		

Inning Stats	R: 0	H: 0	E: 1	LOB: 2	K: 2	BB: 1	S: 8	P: 12
	R: 0	H: 0	E: 0	LOB: 1	K: 0	BB: 1	S: 3	P: 7
	R: 1	H: 1	E: 0	LOB: 0	K: 0	BB: 0	S: 4	P: 4
	R: 0	H: 0	E: 0	LOB: 0	K: 1	BB: 0	S: 5	P: 5
	R: 1	H: 1	E: 0	LOB: 0	K: 0	BB: 0	S: 4	P: 4
	R: 0	H: 1	E: 0	LOB: 1	K: 0	BB: 0	S: 4	P: 4
	R: 0	H: 0	E: 0	LOB: 0	K: 0	BB: 0	S: 3	P: 3
	R: 2	H: 2	E: 0	LOB: 1	K: 0	BB: 0	S: 5	P: 5


PITCHER	IP	WLS	BF	H	R	ER	SO	BB	IBB	HBP	BLK	WP	HR	S	P	ERA	WHIP
Jerry Garvin, L ERA: 3.63 (1, 1)	8.0	L	32	5	4	4	3	2	0	0	0	0	3	36	44	4.50	0.875

BOTTOM

Toronto Blue Jays @ Detroit Tigers
Tiger Stadium, Detroit, MI
Thu Jun 16 1977, 7:05 PM EDT
Att. 26,041 - Unknown

AB	R	H	RBI	BB	SO	LOB
4	2	2	2	0	1	0
4	0	0	0	0	0	0
4	0	1	0	0	0	1
0	1	0	0	0	0	0
3	1	1	2	1	0	0
4	0	1	0	0	2	3
2	0	0	0	1	0	1
3	0	0	0	0	0	1
3	0	0	0	0	0	1
3	0	0	0	0	0	1

AB	30
R	4
H	5
RBI	4
BB	2
SO	3
LOB	8



WP	PA
0	32
PB	0
SB	0
CS	0

livebaseballscorecards.com

Batter	1	2	3	4	5	6	7	8	9	AB R H RBI BB SO LOB	TOP											
Al Bumbry, L (1, 8) OBP: 0.354, SLG: 0.394 Tom Shopay, L (5, PR) OBP: 0.333, SLG: 0.381 (5, 8)	0-3 K		0-0 G6-4-3 1B		0-0 BB 1B		0-0 F3		0-0 6-3	3 0 2 0 0 1 0 2 0 0 0 0 0 0	Baltimore Orioles @ Toronto Blue Jays Exhibition Stadium, Toronto, ON Fri Jun 17 1977, 7:05 PM EDT Att. 26,183 - Unknown											
Rich Dauer, R (1, 4) OBP: 0.265, SLG: 0.316	0-0 F9		0-0 G6-4-3 1-2f		4-0 BB 1-2 BB		0-0 6-3		0-3 K	4 0 0 0 1 1 1												
Ken Singleton, S (1, 9) OBP: 0.453, SLG: 0.544	0-0 HR			0-0 1B BB G4-6-3 1B		0-0 1-3		0-0 6-3	4 2 2 1 0 0 2													
Lee May, R (1, 3) OBP: 0.296, SLG: 0.416	0-3 K			4-0 G4-6-3 1-2 BB		0-0 1B E 1B		0-0 F7	3 1 1 0 1 1 0													
Eddie Murray, S (1, 10) OBP: 0.331, SLG: 0.427		0-0 4-3		0-0 G4-6-3 1-2 2-3 1B		0-0 E F7 SF8 1B		0-0 4-3	4 1 2 0 0 0 0													
Pat Kelly, L (1, 7) OBP: 0.371, SLG: 0.460		0-0 WP 1B		0-0 G4-6-3 1-2f 2-3 3-H 1B		0-0 F7 1-2		0-0 HR	4 1 2 1 0 0 4													
Doug DeCinces, R (1, 5) OBP: 0.358, SLG: 0.454		0-0 F4 1-2		0-3 K		0-0 FC5 2-3 3-H		4-0 BB	3 0 0 0 1 1 3													
Rick Dempsey, R (1, 2) OBP: 0.289, SLG: 0.282		0-3 K			0-0 F7		0-0 SF8	0-0 L9	3 0 0 1 0 1 2													
Mark Belanger, R (1, 6) OBP: 0.270, SLG: 0.251			0-0 5-3		0-0 F9		0-0 F9	0-0 F9	4 0 0 0 0 0 1													
Inning Stats	R: 1 E: 0 K: 2 S: 8	H: 1 LOB: 0 BB: 0 P: 8	R: 0 E: 0 K: 1 S: 6	H: 1 LOB: 1 BB: 0 P: 6	R: 0 E: 0 K: 0 S: 3	H: 1 LOB: 0 BB: 0 P: 3	R: 1 E: 0 K: 1 S: 6	H: 2 LOB: 1 BB: 1 P: 10	R: 0 E: 0 K: 0 S: 4	H: 1 LOB: 2 BB: 1 P: 8	R: 2 E: 1 K: 0 S: 6	H: 2 LOB: 1 BB: 0 P: 6	R: 0 E: 0 K: 0 S: 3	H: 0 LOB: 0 BB: 0 P: 3	R: 1 E: 0 K: 0 S: 4	H: 1 LOB: 1 BB: 1 P: 8	R: 0 E: 0 K: 1 S: 5	H: 0 LOB: 0 BB: 0 P: 5	1B: 7 2B: 0 3B: 0 HR: 2	SF: 1 SAC: 0 DP: 2 HBP: 0	WP: 1 PB: 0 SB: 0 CS: 0	PA: 38
PITCHER	IP WLS BF H R ER SO BB IBB HBP BLK WP HR S P ERA WHIP																				PITCHER	IP WLS BF H R ER SO BB IBB HBP BLK WP HR S P ERA WHIP
Pete Vuckovich, R (1, 1) ERA: 3.14 Jerry Johnson, R (8, 1) ERA: 2.55	7.2 L 34 9 5 3 4 3 0 0 0 1 2 39 51 3.52 1.565																					1.1 4 0 0 0 1 0 0 0 0 0 0 6 6 0.00 0.000

livebaseballscorecards.com

AB	34
R	5
H	9
RBI	3
BB	3
SO	5
LOB	13



Batter	1	2	3	4	5	6	7	8	9	AB R H RBI BB SO LOB
John Scott, R (1, 8) OBP: 0.269, SLG: 0.330	0-0 L5		0-0 G3		0-3 K			0-3 K		4 0 0 0 0 2 2
Al Woods, L (1, 7) OBP: 0.369, SLG: 0.497	0-0 F8			0-0 HR	0-0 1B			0-0 2B		4 1 3 1 0 0 0
Bob Bailor, R (1, 6) OBP: 0.344, SLG: 0.436	0-0 5-3			0-0 P4	0-0 F9			0-0 6-3		4 0 0 0 0 0 3
Doug Rader, R (1, 10) OBP: 0.375, SLG: 0.449		0-0 5-3		0-0 HR		0-3 K		0-3 K		4 1 1 1 0 2 1
Ron Fairly, L (1, 9) OBP: 0.417, SLG: 0.518		0-0 G3		0-0 HR		0-0 P6			0-0 6-3	4 1 1 1 0 0 0
Doug Ault, R (1, 3) OBP: 0.320, SLG: 0.394 Sam Ewing, L (9, PH) OBP: 0.354, SLG: 0.316		0-3 K		0-0 F9		0-0 5-3			0-0 2B	3 0 0 0 0 1 0 1 0 1 0 0 0 0
Roy Howell, L (1, 5) OBP: 0.374, SLG: 0.386			0-0 1-3	0-0 1-3			B1-6-4 BB		0-0 F7	3 0 0 0 1 0 1
Alan Ashby, S (1, 2) OBP: 0.292, SLG: 0.314			0-0 4-3		0-0 CS 2B		B1-6-4		0-3 K	4 0 1 0 0 1 2
Dave McKay, S (1, 4) OBP: 0.217, SLG: 0.281					1-0 1B HBP		5-3			2 0 1 0 0 0 0

Inning Stats	R: 0	H: 0	E: 0	K: 0	S: 3	LOB: 0	BB: 0	P: 3	R: 0	H: 0	E: 0	K: 1	S: 5	LOB: 0	BB: 0	P: 5	R: 0	H: 1	E: 0	K: 0	S: 4	LOB: 1	BB: 0	P: 4	R: 3	H: 3	E: 0	K: 0	S: 6	LOB: 0	BB: 0	P: 6	R: 0	H: 2	E: 0	K: 1	S: 6	LOB: 2	BB: 0	P: 7	R: 0	H: 0	E: 0	K: 1	S: 5	LOB: 0	BB: 0	P: 5	R: 0	H: 0	E: 0	K: 0	S: 2	LOB: 0	BB: 1	P: 6	R: 0	H: 1	E: 0	K: 2	S: 8	LOB: 1	BB: 0	P: 8	R: 0	H: 1	E: 0	K: 1	S: 6	LOB: 1	BB: 0	P: 6	1B: 1	SF: 0	2B: 3	SAC: 0	3B: 1	DP: 1	HR: 3	HBP: 1	WP: 0	PA: 35
--------------	------	------	------	------	------	--------	-------	------	------	------	------	------	------	--------	-------	------	------	------	------	------	------	--------	-------	------	------	------	------	------	------	--------	-------	------	------	------	------	------	------	--------	-------	------	------	------	------	------	------	--------	-------	------	------	------	------	------	------	--------	-------	------	------	------	------	------	------	--------	-------	------	------	------	------	------	------	--------	-------	------	-------	-------	-------	--------	-------	-------	-------	--------	-------	--------

PITCHER	IP	WLS	BF	H	R	ER	SO	BB	IBB	HBP	BLK	WP	HR	S	P	ERA	WHIP
Ross Grimsley, L (1, 1) ERA: 4.1	4.0		17	5	3	3	1	0	0	0	0	0	3	19	19	6.75	1.250
Dennis Martinez, R (5, 1) ERA: 2.7	5.0	W	18	3	0	0	5	1	0	1	0	0	0	26	31	0.00	0.800


BOTTOM

Baltimore Orioles @ Toronto Blue Jays
Exhibition Stadium, Toronto, ON

Fri Jun 17 1977, 7:05 PM EDT
Att. 26,183 - Unknown

livebaseballscorecards.com

AB	33
R	3
H	8
RBI	3
BB	1
SO	6
LOB	9



Batter	1	2	3	4	5	6	7	8	9	AB	R	H	RBI	BB	SO	LOB	TOP							
Tom Shopay, L (1, 8) OBP: 0.321, SLG: 0.333 Andres Mora, R (8, PH) OBP: 0.174, SLG: 0.522 Al Bumbry, L (8, 8) OBP: 0.354, SLG: 0.394	4-0 BB BB	0-3 K		0-0 P6		0-0 F9		0-0 5-3		3	0	0	0	1	1	5								
Billy Smith, S (1, 4) OBP: 0.342, SLG: 0.348 Rich Dauer, R (8, PH) OBP: 0.274, SLG: 0.316 (8, 4)	4-0 1-2 BB	0-0 F5		0-0 P6		0-3 K		4-0 2B BB		3	0	0	0	1	1	5								
Ken Singleton, S (1, 9) OBP: 0.452, SLG: 0.545	0-0 F7		0-0 1-3		0-0 2B SF7 1B	0-3 K		0-0 FC5 1-H 2-H 2B		5	1	2	2	0	1	2								
Lee May, R (1, 3) OBP: 0.298, SLG: 0.413	0-0 F9		0-0 F2		0-0 P6		0-0 G5-3 BB 1B	4-0 IBB		4	0	1	0	1	0	3								
Eddie Murray, S (1, 10) OBP: 0.328, SLG: 0.426	0-0 3-1		0-3 K		0-0 BB 1-3 2B	0-3 K		0-0 FC5 2-3f		5	0	1	0	0	2	5								
Pat Kelly, L (1, 7) OBP: 0.387, SLG: 0.466		4-0 BB BB BB BB		0-0 1B 2B 1B	4-0 BB IBB		4-0 1-2 BB	0-0 S 1B		2	1	2	0	3	0	0								
Doug DeCinces, R (1, 5) OBP: 0.355, SLG: 0.449		0-0 F7		0-0 2B FC6-2 1B	0-0 SF7 3-H		0-0 G5-3 2-3f	0-3 K 1-2		4	0	1	1	0	1	4								
Rick Dempsey, R (1, 2) OBP: 0.301, SLG: 0.289		4-0 1-2 BB BB		0-0 FC6-2 1-3 2B 3-H	4-0 FC6 1-2 2-3 BB		4-0 SH3-4 2B BB	0-0 6-3		2	1	1	1	3	0	1								
Mark Belanger, R (1, 6) OBP: 0.270, SLG: 0.247		4-0 1-2 2-3 BB		0-0 FC6-2 2-3 3-H	0-0 FC6 1-2f		0-0 SH3-4 1-2	0-0 F8		3	0	0	0	1	0	6								
Inning Stats	R: 0 E: 0 K: 0 S: 3	H: 0 LOB: 2 BB: 2 P: 11	R: 0 E: 0 K: 1 S: 5	H: 0 LOB: 3 BB: 3 P: 17	R: 0 E: 0 K: 1 S: 5	H: 0 LOB: 0 BB: 0 P: 5	R: 1 E: 0 K: 0 S: 6	H: 3 LOB: 2 BB: 0 P: 6	R: 1 E: 0 K: 0 S: 5	H: 2 LOB: 3 BB: 2 P: 13	R: 0 E: 0 K: 2 S: 7	H: 0 LOB: 0 BB: 0 P: 7	R: 0 E: 0 K: 1 S: 5	H: 1 LOB: 1 BB: 1 P: 9	R: 2 E: 0 K: 0 S: 4	H: 1 LOB: 2 BB: 3 P: 16	R: 0 E: 0 K: 1 S: 6	H: 1 LOB: 1 BB: 0 P: 6	1B: 5 2B: 3 3B: 0 HR: 0	SF: 1 SAC: 1 DP: 1 HBP: 0	WP: 0 PB: 0 SB: 1 CS: 0	PA: 45		
PITCHER Jesse Jefferson, R (1, 1) ERA: 4.32 Mike Willis, L (8, 1) ERA: 2.23	IP	WLS	BF	H	R	ER	SO	BB	IBB	HBP	BLK	WP	HR	S	P	ERA	WHIP							
	7.1	L	36	6	3	3	5	8	1	0	0	0	0	37	73	3.68	1.909							
	1.2		9	2	1	1	1	1	1	0	0	0	0	9	17	5.40	1.800							

Baltimore Orioles @ Toronto Blue Jays
 Exhibition Stadium, Toronto, ON
 Sat Jun 18 1977, 7:05 PM EDT
 Att. 33,201 - Unknown

livebaseballscorecards.com

AB	32
R	4
H	8
RBI	4
BB	11
SO	6
LOB	32



Batter	1	2	3	4	5	6	7	8	9	AB	R	H	RBI	BB	SO	LOB	BOTTOM				
Bob Bailor, R (1, 6) OBP: 0.347, SLG: 0.443	0-0 5-3		0-0 2B			0-0 F8		0-0 1B		4	0	2	0	0	0	0	Baltimore Orioles @ Toronto Blue Jays Exhibition Stadium, Toronto, ON Sat Jun 18 1977, 7:05 PM EDT Att. 33,201 - Unknown livebaseballscorecards.com				
Roy Howell, L (1, 5) OBP: 0.364, SLG: 0.374	0-0 3-1		0-0 F7			0-0 F3		0-0 1-3		4	0	0	0	0	0	2					
Al Woods, L (1, 7) OBP: 0.372, SLG: 0.490	4-0 BB		0-0 4-3			0-0 F9		4-0 G3 BB		2	0	0	0	2	0	1					
Ron Fairly, L (1, 3) OBP: 0.408, SLG: 0.506	0-3 K			0-0 3-1			0-0 5-3		0-0 G3 1-2	4	0	0	0	0	1	2					
Doug Rader, R (1, 10) OBP: 0.369, SLG: 0.440		0-0 4-3		0-0 F9		0-0 F4		0-0 F3		4	0	0	0	0	0	1					
Sam Ewing, L (1, 9) OBP: 0.388, SLG: 0.383 Otto Velez, R (9, PH) OBP: 0.367, SLG: 0.511		0-0 2B SF8-3-5 1B		0-0 4-3		0-0 HR		0-0 5-3		3	2	2	1	0	0	0					
John Scott, R (1, 8) OBP: 0.271, SLG: 0.340		0-0 1-3 2B SF8-3-5			0-3 K		0-0 F8			3	0	1	0	0	1	0					
Alan Ashby, S (1, 2) OBP: 0.292, SLG: 0.312		0-0 SF8-3-5 2-3 3-H			4-0 BB G6-4-3			0-0 3-1		1	0	0	1	1	0	0					
Dave McKay, S (1, 4) OBP: 0.213, SLG: 0.275			0-0 6-3		0-0 G6-4-3 1-2f			0-3 K		3	0	0	0	0	1	1					
Inning Stats	R: 0 E: 0 K: 1 S: 5	H: 0 LOB: 1 BB: 1 P: 9	R: 1 E: 0 K: 0 S: 4	H: 2 LOB: 0 BB: 0 P: 4	R: 0 E: 0 K: 0 S: 4	H: 1 LOB: 1 BB: 0 P: 4	R: 0 E: 0 K: 0 S: 3	H: 0 LOB: 0 BB: 0 P: 3	R: 0 E: 0 K: 1 S: 3	H: 0 LOB: 0 BB: 0 P: 3	R: 1 E: 0 K: 0 S: 4	H: 1 LOB: 0 BB: 0 P: 4	R: 0 E: 0 K: 1 S: 6	H: 1 LOB: 1 BB: 0 P: 6	R: 0 E: 0 K: 0 S: 3	H: 0 LOB: 1 BB: 1 P: 7	1B: 2 2B: 3 3B: 0 HR: 1	SF: 1 SAC: 0 DP: 2 HBP: 0	WP: 0 PB: 0 SB: 0 CS: 0	PA: 33	
PITCHER	IP	WLS	BF	H	R	ER	SO	BB	IBB	HBP	BLK	WP	HR	S	P	ERA	WHIP				
Jim Palmer, R (1, 1) ERA: 3.15	8.0	W	30	5	2	2	3	3	0	0	0	0	0	33	45	2.25	1.000				
Tippy Martinez, L (9, 1) ERA: 2.29	1.0	S	3	0	0	0	0	0	0	0	0	0	0	3	3	0.00	0.000				



Batter	1	2	3	4	5	6	7	8	9	AB R H RBI BB SO LOB	TOP
Tom Shopay, L (1, 8) OBP: 0.313, SLG: 0.357	0-0 F9			0-0 1B 2B		0-0 FC4-6 FC3-6 1-2f		0-0 G3		4 1 1 0 0 0 1	
Billy Smith, S (1, 4) OBP: 0.340, SLG: 0.346	0-3 K			0-0 G6-4-3 2-3 1B		0-0 FC3-6 1-2f		0-0 3-1		4 0 1 0 0 1 1	
Ken Singleton, S (1, 9) OBP: 0.449, SLG: 0.539	0-3 K			0-0 G6-4-3 1-2 3-H 1B		0-3 K		0-0 F5		4 0 1 1 0 2 1	
Lee May, R (1, 3) OBP: 0.293, SLG: 0.406		0-0 5-3		0-0 G6-4-3 1-2f 2-3		0-0 F9		0-0 5-3		4 0 0 0 0 0 2	
Eddie Murray, S (1, 10) OBP: 0.328, SLG: 0.423		0-0 5-3		0-0 P6		4-0 G5-3 1B BB				2 0 0 0 1 0 1	
Pat Kelly, L (1, 7) OBP: 0.387, SLG: 0.464		0-0 L7			0-0 B3		0-0 1-2 1B			3 0 1 0 0 0 0	
Doug DeCinces, R (1, 5) OBP: 0.350, SLG: 0.442			0-0 F7		0-0 5-3		0-0 G5-3 2-3f			3 0 0 0 0 0 2	
Rick Dempsey, R (1, 2) OBP: 0.297, SLG: 0.285			0-0 4-3		0-0 F8			0-0 6-3		3 0 0 0 0 0 0	
Mark Belanger, R (1, 6) OBP: 0.271, SLG: 0.249			0-0 F7		0-0 FC4-6 1B			0-0 F9		3 0 1 0 0 0 0	
Inning Stats	R: 0 E: 0 K: 2 S: 7 H: 0 LOB: 0 BB: 0 P: 7	R: 0 E: 0 K: 0 S: 3 H: 0 LOB: 0 BB: 0 P: 3	R: 0 E: 0 K: 0 S: 3 H: 0 LOB: 0 BB: 0 P: 3	R: 1 E: 0 K: 0 S: 5 H: 3 LOB: 1 BB: 0 P: 5	R: 0 E: 0 K: 0 S: 3 H: 0 LOB: 0 BB: 0 P: 3	R: 0 E: 0 K: 1 S: 6 H: 1 LOB: 1 BB: 0 P: 6	R: 0 E: 0 K: 0 S: 3 H: 1 LOB: 1 BB: 1 P: 7	R: 0 E: 0 K: 0 S: 3 H: 0 LOB: 0 BB: 0 P: 3	R: 0 E: 0 K: 0 S: 3 H: 0 LOB: 0 BB: 0 P: 3	1B: 4 2B: 1 3B: 0 HR: 0 SF: 0 SAC: 0 DP: 2 HBP: 0	WP: 0 PB: 0 SB: 0 CS: 0 PA: 31
PITCHER Dave Lemanczyk, R (1, 1) ERA: 3.99	IP: 9.0 WLS: W BF: 31 H: 5 R: 1 ER: 1 SO: 3 BB: 1 IBB: 0 HBP: 0 BLK: 0 WP: 0 HR: 0 S: 36 P: 40 ERA: 1.00 WHIP: 0.667										
PITCHER	IP: WLS: BF: H: R: ER: SO: BB: IBB: HBP: BLK: WP: HR: S: P: ERA: WHIP:										

Baltimore Orioles @ Toronto Blue Jays
Exhibition Stadium, Toronto, ON
Sun Jun 19 1977, 3:33 AM EDT
Att. 34,556 - Unknown

AB	30
R	1
H	5
RBI	1
BB	1
SO	3
LOB	8



Batter	1	2	3	4	5	6	7	8	9	AB	R	H	RBI	BB	SO	LOB
John Scott, R OBP: 0.288, SLG: 0.355 (1, 8)	0-0 P6		0-0 E2 1B		0-0 2B 1B		0-0 SH1-4 E 1B			4	3	3	1	0	0	0
Roy Howell, L OBP: 0.374, SLG: 0.388 (1, 5)	4-0 1B BB		0-0 P6		0-0 1B 2B		0-0 SH1-4 E 1B			3	1	2	1	1	0	1
Bob Bailor, R OBP: 0.352, SLG: 0.446 (1, 6)	0-0 G5-4-3 1B		0-0 CS 1B		0-0 F7		0-0 SH1-4			3	0	2	1	0	0	1
Doug Rader, R OBP: 0.371, SLG: 0.438 (1, 10)	0-0 G5-4-3		0-0 CS	0-0 FC1-6 1B		1-0 1B 1B HBP	0-0 F3			3	1	1	0	0	0	2
Ron Fairly, L OBP: 0.405, SLG: 0.500 (1, 9)		0-3 K		0-0 FC1-6 L6-3		0-0 1B 1B	0-0 4-3			4	1	1	0	0	1	1
Doug Ault, R OBP: 0.323, SLG: 0.396 (1, 3)		0-0 FC4-6 1B		0-0 L6-3		0-0 1B CS 1B		0-0 1-3		4	0	2	0	0	0	1
Al Woods, L OBP: 0.373, SLG: 0.490 (1, 7)		0-0 FC4-6			0-0 SH1-4 1B	0-0 CS 1B		0-0 1B		2	1	1	0	0	0	1
Steve Bowling, R OBP: 0.271, SLG: 0.163 (6, 7)		0-0 FC4-6			0-0 SH1-4 1B	0-0 CS 1B		0-0 1B		0	0	0	0	0	0	0
Sam Ewing, L OBP: 0.386, SLG: 0.403 (6, PH) (7, 7)		0-0 FC4-6			0-0 SH1-4 1B	0-0 CS 1B		0-0 1B		2	0	2	2	0	0	0
Alan Ashby, S OBP: 0.288, SLG: 0.307 (1, 2)		0-0 5-3			0-0 SH1-4	0-0 L4		0-0 F2		3	0	0	0	0	0	4
Dave McKay, S OBP: 0.208, SLG: 0.268 (1, 4)			0-0 5-3		0-0 L4	0-0 L5		0-0 F3		4	0	0	0	0	0	3

Inning Stats	R: 0	H: 1	E: 0	LOB: 1	K: 0	BB: 1	S: 3	R: 0	H: 1	E: 0	LOB: 1	K: 1	BB: 0	S: 6	R: 1	H: 2	E: 1	LOB: 0	K: 0	BB: 0	S: 4	R: 0	H: 1	E: 0	LOB: 0	K: 0	BB: 0	S: 3	R: 2	H: 3	E: 0	LOB: 1	K: 0	BB: 0	S: 6	R: 2	H: 3	E: 0	LOB: 1	K: 0	BB: 0	S: 5	R: 2	H: 2	E: 1	LOB: 0	K: 0	BB: 0	S: 5	R: 0	H: 1	E: 0	LOB: 1	K: 0	BB: 0	S: 4
	0	1	0	1	0	1	3	0	1	0	1	1	0	6	1	2	1	0	0	0	0	4	2	3	0	0	3	0	1	3	0	1	0	0	6	2	3	0	1	0	0	6	2	2	0	0	5	0	1	0	0	4				


PITCHER	IP	WLS	BF	H	R	ER	SO	BB	IBB	HBP	BLK	WP	HR	S	P	ERA	WHIP
Mike Flanagan, L ERA: 4.46 (1, 1)	5.0	L	23	9	5	4	1	1	0	1	0	0	0	23	28	7.20	2.000
Dick Drago, R ERA: 2.63 (6, 1)	3.0		13	5	2	0	0	0	0	0	0	0	0	13	13	0.00	1.667

BOTTOM

Baltimore Orioles @ Toronto Blue Jays
Exhibition Stadium, Toronto, ON

Sun Jun 19 1977, 3:33 AM EDT
Att. 34,556 - Unknown

AB	32
R	7
H	14
RBI	5
BB	1
SO	1
LOB	14



1B	2B	3B	HR	SF	SAC	DP	HBP	WP	PA
13	2	0	0	0	2	2	1	0	37

Batter	1	2	3	4	5	6	7	8	9	10	11	AB R H RBI BB SO LOB	TOP			
Duane Kuiper, L (1.4) OBP: 0.395, SLG: 0.304	0-0 1-3		0-0 G3		0-0 6-3	0-0 1B		0-0 F8		0-0 L5		6 0 1 1 0 0 2				
Paul Dade, R (1.7) OBP: 0.382, SLG: 0.385 (9, 9)	0-3 K		0-0 6-3		0-0 1B	0-0 1B		0-0 BB		0-0 F9		5 1 2 1 1 1 1				
Jim Norris, L (1.8) OBP: 0.371, SLG: 0.364	0-3 K		0-0 1B		0-0 BB	0-0 1B		0-0 F8			0-0 BB WP	5 2 3 1 1 1 1				
Andre Thornton, R (1.3) OBP: 0.304, SLG: 0.434		0-3 K	0-3 K		0-0 BB	4-0 1B		4-0 FC6-5 SH1-4		0-0 F7	0-0 6-3	4 0 0 0 2 2 2				
Buddy Bell, R (1.5) OBP: 0.373, SLG: 0.433		0-0 F9		0-0 6-3	0-0 F4		0-0 SH1-4		0-0 1B		4-0 BB	4 1 1 0 1 0 2				
Larvell Blanks, R (1.10) OBP: 0.297, SLG: 0.393		0-0 BB		0-0 F3		4-0 1B		0-0 FC6-5		0-0 F7	4-0 BB	4 2 1 1 2 0 2				
John Lowenstein, L (1.9) OBP: 0.395, SLG: 0.384 Bill Melton, R (9, PH) OBP: 0.288, SLG: 0.246 Johnny Grubb, L (9, 7) OBP: 0.414, SLG: 0.482		4-0 FC5 BB		0-0 5-3		4-0 1B		0-0 F7		0-0 F7	0-3 K	2 0 0 0 2 0 1 1 0 0 0 0 0 1 1 0 0 0 0 1 3	AB 43 R 8 H 12 RBI 8 BB 10 SO 8 LOB 24			
Ray Fosse, R (1.2) OBP: 0.295, SLG: 0.389		4-0 BB		0-0 1B		0-0 K		0-3 K		0-0 F8	0-0 3B	5 1 2 3 1 2 2				
Frank Duffy, R (1.6) OBP: 0.257, SLG: 0.273		0-0 FC5		0-0 1-3		0-0 F5		0-0 HR		0-0 2B	0-3 K	6 1 2 1 0 1 7				
Inning Stats	R: 0 H: 0 E: 0 LOB: 0 K: 2 BB: 0 S: 7 P: 7	R: 0 H: 1 E: 0 LOB: 3 K: 1 BB: 2 S: 6 P: 14	R: 0 H: 1 E: 0 LOB: 1 K: 1 BB: 0 S: 6 P: 6	R: 0 H: 0 E: 0 LOB: 0 K: 0 BB: 0 S: 3 P: 3	R: 2 H: 3 E: 0 LOB: 2 K: 0 BB: 1 S: 6 P: 10	R: 1 H: 2 E: 0 LOB: 2 K: 1 BB: 2 S: 6 P: 14	R: 1 H: 0 E: 0 LOB: 1 K: 0 BB: 2 S: 3 P: 11	R: 1 H: 1 E: 0 LOB: 1 K: 1 BB: 1 S: 6 P: 10	R: 0 H: 1 E: 0 LOB: 1 K: 0 BB: 0 S: 4 P: 4	R: 0 H: 1 E: 0 LOB: 1 K: 0 BB: 0 S: 4 P: 4	R: 3 H: 2 E: 0 LOB: 1 K: 2 BB: 2 S: 9 P: 17	1B: 7 SF: 0 2B: 3 SAC: 1 3B: 1 DP: 0 HR: 1 HBP: 0	WP: 1 PA: 54 PB: 0 SB: 0 CS: 0			
PITCHER	IP WLS BF H R ER SO BB IBB HBP BLK WP HR S P ERA WHIP															
Jeff Byrd, R (1.1) ERA: 5.4	5.0		5	3	3	4	5	0	0	0	0	0	28	48	5.40	2.000
Jerry Johnson, R (6.1) ERA: 2.7	1.0		6	2	1	1	2	0	0	0	0	0	6	14	9.00	4.000
Mike Willis, L (7.1) ERA: 2.83	5.0	L	23	5	4	4	3	2	1	0	0	1	1	26	7.20	1.400

Cleveland Indians @ Toronto Blue Jays
Exhibition Stadium, Toronto, ON
Mon Jun 20 1977, 7:05 PM EDT
Att: 24,568 - Unknown - 68 F

livebaseballscorecards.com



Batter	1	2	3	4	5	6	7	8	9	10	11	AB R H RBI BB SO LOB	BOTTOM				
John Scott, R OBP: 0.274, SLG: 0.336 (1, 8)	K		F3		5-3	K			F7		F9	6 0 0 0 0 2 3	Cleveland Indians @ Toronto Blue Jays Exhibition Stadium, Toronto, ON Mon Jun 20 1977, 7:05 PM EDT Att: 24,568 - Unknown - 68 F				
Bob Bailor, R OBP: 0.348, SLG: 0.440 (1, 6)	5-3		K		S 1B		F8		6-3			5 0 1 0 0 1 0					
Roy Howell, L OBP: 0.369, SLG: 0.377 (1, 5)	K		K		BB		F7			G3		4 0 0 0 1 2 0					
Ron Fairly, L OBP: 0.415, SLG: 0.508 (1, 9)		SH2-3 1B 1B		1B 1B		F8		1B		G6-4-3 1B		5 2 4 0 0 0 2					
Al Woods, L OBP: 0.381, SLG: 0.497 Sam Ewing, L OBP: 0.370, SLG: 0.385 (4, PR) (5, 7)		1B SH2-3 1B 1B		1B 1B G4-6-3 1B		K		F9		G6-4-3 1-2f		2 1 2 0 0 0 0 3 1 0 0 0 1 4					
Doug Rader, R OBP: 0.373, SLG: 0.437 (1, 10)		SH2-3		G4-6-3 1B 1-2 3-H 1B		E BB		F3		E6 2B		3 1 1 1 1 0 0					
Doug Ault, R OBP: 0.329, SLG: 0.406 (1, 3)		G5-3 1B 2-3 3-H 1B		G4-6-3 1B 1-2 2-3 1B		K		F4		1-H 2B		5 0 3 1 0 1 1					
Alan Ashby, S OBP: 0.291, SLG: 0.306 (1, 2)		G4-6-3 1B 1-2 3-H 1B		G4-6-3 1-2f 2-3 3-H 1B		4-3		F5		BB		4 0 1 1 1 0 3					
Dave McKay, S OBP: 0.209, SLG: 0.268 Ernie Whitt, L (11, PH)		G5-3 2-3f		K		E1 1B 2-H			F8		K	4 0 1 0 0 1 4 1 0 0 0 0 1 2					
Inning Stats	R: 0 H: 0 E: 0 LOB: 0 K: 2 BB: 0 S: 7 P: 7	R: 2 H: 4 E: 0 LOB: 1 K: 0 BB: 0 S: 6 P: 6	R: 0 H: 0 E: 0 LOB: 0 K: 2 BB: 0 S: 7 P: 7	R: 2 H: 4 E: 0 LOB: 2 K: 1 BB: 0 S: 8 P: 8	R: 0 H: 1 E: 0 LOB: 2 K: 1 BB: 1 S: 6 P: 10	R: 1 H: 1 E: 1 LOB: 1 K: 2 BB: 1 S: 8 P: 12	R: 0 H: 1 E: 0 LOB: 1 K: 0 BB: 0 S: 4 P: 4	R: 0 H: 0 E: 0 LOB: 0 K: 0 BB: 0 S: 3 P: 3	R: 0 H: 0 E: 0 LOB: 0 K: 0 BB: 0 S: 3 P: 3	R: 0 H: 1 E: 0 LOB: 0 K: 0 BB: 0 S: 3 P: 3	R: 0 H: 1 E: 1 LOB: 2 K: 1 BB: 1 S: 6 P: 10	1B: 12 SF: 0 2B: 1 SAC: 1 3B: 0 DP: 3 HR: 0 HBP: 0		WP: 0 PA: 46 PB: 0 SB: 1 CS: 0			
PITCHER	IP WLS BF H R ER SO BB IBB HBP BLK WP HR S P ERA WHIP																
Al Fitzmorris, R ERA: 5.24 (1, 1)	3.0	15	7	4	4	4	0	0	0	0	0	0	0	23	23	12.00	2.333
Pat Dobson, R ERA: 6.14 (4, 1)	7.1	29	6	1	0	4	3	0	0	0	0	0	0	34	46	0.00	1.227
Jim Kern, R ERA: 2.79 (11, 1)	0.2	2	0	0	0	1	0	0	0	0	0	0	0	4	4	0.00	0.000

livebaseballscorecards.com

AB 42
R 5
H 13
RBI 3
BB 3
SO 9
LOB 19



Batter	1	2	3	4	5	6	7	8	9	AB R H RBI BB SO LOB	TOP			
Duane Kuiper, L (1, 4) OBP: 0.332, SLG: 0.301	0-0 4-3		0-0 6-3		0-0 G4-6-3		0-0 F9	0-0 1B		5 0 1 0 0 0 1				
Paul Dade, R (1, 9) OBP: 0.388, SLG: 0.390	0-0 FC4-6 1B		0-0 F8		0-0 PB 2B 1B		4-0 2B BB	0-0 SF8		3 2 2 1 1 0 0				
Jim Norris, L (1, 8) OBP: 0.372, SLG: 0.369	0-0 FC4-6 FC6-4 1-2f		0-0 1B		0-0 WP 1-H 2B		0-0 F8	0-3 K		5 0 2 1 0 1 4				
Rico Carty, R (1, 10) OBP: 0.358, SLG: 0.373 John Lowenstein, L (7, PR) OBP: 0.391, SLG: 0.378	0-0 FC6-4 1-2f		0-3 K		4-0 2-3 BB		0-0 1-H 2B		0-0 F7	3 0 1 1 1 1 2 1 0 0 0 0 0 0				
Andre Thornton, R (1, 3) OBP: 0.317, SLG: 0.437		0-0 E BB G6-4-3 1B		0-0 L5		0-3 K		4-0 BB	0-0 1B 1B	4 1 2 0 1 1 2				
Buddy Bell, R (1, 5) OBP: 0.378, SLG: 0.431		4-0 G6-4-3 E 1-2 BB		0-3 K		4-0 SH1-4 BB		0-0 F7	0-0 1B 1B	3 0 1 0 2 1 2				
Fred Kendall, R (1, 2) OBP: 0.288, SLG: 0.392		4-0 G6-4-3 1-2 2-3 BB		0-0 2B		0-0 SH1-4		0-0 F4	0-0 F9	3 0 1 0 1 0 2				
Ron Pruitt, R (1, 7) OBP: 0.313, SLG: 0.321		0-0 G6-4-3 1-2f 2-3 3-H		0-0 6-3		0-0 F8		4-0 1B E SF8 BB	0-0 1-2 2-H 1B	4 1 1 0 1 0 4				
Frank Duffy, R (1, 6) OBP: 0.256, SLG: 0.273		0-0 F9		0-0 G4-6-3 1B		0-0 F8		0-0 FC SF8 1B		4 0 1 0 0 0 3				
Inning Stats	R: 0 E: 0 K: 0 S: 4 H: 1 LOB: 1 BB: 0 P: 4	R: 1 E: 1 K: 0 S: 3 H: 1 LOB: 1 BB: 2 P: 11	R: 0 E: 0 K: 1 S: 6 H: 1 LOB: 1 BB: 0 P: 6	R: 0 E: 0 K: 1 S: 6 H: 1 LOB: 1 BB: 0 P: 6	R: 1 E: 0 K: 1 S: 7 H: 3 LOB: 2 BB: 1 P: 11	R: 0 E: 0 K: 0 S: 3 H: 0 LOB: 1 BB: 1 P: 7	R: 1 E: 0 K: 0 S: 4 H: 1 LOB: 2 BB: 2 P: 12	R: 1 E: 1 K: 1 S: 7 H: 1 LOB: 2 BB: 1 P: 11	R: 0 E: 0 K: 0 S: 5 H: 3 LOB: 2 BB: 0 P: 5	1B: 9 2B: 3 3B: 0 HR: 0 SF: 1 SAC: 1 DP: 2 HBP: 0	WP: 1 PB: 1 SB: 0 CS: 0 PA: 44			
PITCHER	IP WLS BF H R ER SO BB IBB HBP BLK WP HR S P ERA WHIP												PITCHER	IP WLS BF H R ER SO BB IBB HBP BLK WP HR S P ERA WHIP
Jerry Garvin, L (1, 1) ERA: 3.66	6.2 L 31 8 3 3 3 5 0 0 0 1 0 32 52 4.05 1.950													
Tom Bruno, R (7, 1) ERA: 7.71	1.0 7 1 1 0 0 2 0 0 0 0 0 5 13 0.00 3.000													
Dennis DeBarr, L (8, 1) ERA: 3.86	1.1 6 3 0 0 0 1 0 0 0 0 0 8 8 0.00 2.250													

Cleveland Indians @ Toronto Blue Jays
Exhibition Stadium, Toronto, ON
Tue Jun 21 1977, 7:05 PM EDT
Att. 18,039 - Unknown - 68 F

livebaseballscorecards.com

AB	35
R	4
H	12
RBI	3
BB	7
SO	4
LOB	20



BOTTOM

Cleveland Indians @ Toronto Blue Jays
Exhibition Stadium, Toronto, ON
Tue Jun 21 1977, 7:05 PM EDT
Att: 18,039 - Unknown - 68 F

livebaseballscorecards.com

AB	32
R	0
H	6
RBI	0
BB	5
SO	6
LOB	17



WP:	0	PA:	38
PB:	0	SB:	0
CS:	0		

AB R H RBI BB SO LOB

5	0	0	0	0	0	3
4	0	0	0	1	1	1
4	0	3	0	0	0	0
4	0	1	0	0	1	4
3	0	0	0	0	0	2
3	0	1	0	1	1	1
3	0	0	0	1	1	4
2	0	0	0	1	0	2
1	0	0	0	0	1	0
2	0	0	0	1	1	0
1	0	1	0	0	0	0

Batter	1	2	3	4	5	6	7	8	9
John Scott, R OBP: 0.262, SLG: 0.322 (1, 8)	0-0 6-3		0-0 4-3		0-0 L4		0-0 F8		0-0 L6
Roy Howell, L OBP: 0.364, SLG: 0.366 (1, 5)	0-0 L5		4-0 1B BB			0-0 4-3		0-0 F5	0-3 K
Bob Bailor, R OBP: 0.356, SLG: 0.446 (1, 6)	0-0 5-3		0-0 1B			0-0 1B		0-0 BB HBP 1B	
Doug Rader, R OBP: 0.371, SLG: 0.433 (1, 10)		0-0 4-3 1B	0-0 F7			0-3 K		0-0 F8	
Ron Fairly, L OBP: 0.411, SLG: 0.500 (1, 9)		0-0 4-3 1-2		0-0 F8		0-0 F7		1-0 BB HBP	
Doug Ault, R OBP: 0.332, SLG: 0.405 (1, 3)		0-3 K		0-0 G5-4-3 1B			0-0 5-3	4-0 1-2 2-3 BB	
Alan Ashby, S OBP: 0.290, SLG: 0.302 (1, 2)		4-0 FC1-4 BB		0-0 G5-4-3 1-2f			0-0 5-3	0-3 K	
Dave McKay, S OBP: 0.211, SLG: 0.264 Ernie Whitt, L (9, PH)		0-0 FC1-4 1-2f			0-0 6-3		4-0 BB BB	0-3 K	
Steve Bowling, R OBP: 0.274, SLG: 0.157 Sam Ewing, L (9, PH)			0-0 6-3			0-3 K		0-0 1B	

Inning Stats	R: 0	H: 0	E: 0	K: 0	S: 3	LOB: 0	BB: 0	P: 3	R: 0	H: 1	E: 0	K: 1	S: 6	LOB: 2	BB: 1	P: 10	R: 0	H: 1	E: 0	K: 0	S: 4	LOB: 2	BB: 1	P: 8	R: 0	H: 0	E: 0	K: 1	S: 5	LOB: 0	BB: 0	P: 5	R: 0	H: 1	E: 0	K: 1	S: 6	LOB: 1	BB: 0	P: 6	R: 0	H: 0	E: 0	K: 0	S: 3	LOB: 2	BB: 2	P: 11	R: 0	H: 1	E: 0	K: 1	S: 6	LOB: 3	BB: 1	P: 11	R: 0	H: 1	E: 0	K: 2	S: 8	LOB: 1	BB: 0	P: 8	1B: 6	2B: 0	3B: 0	HR: 0	SF: 0	SAC: 0	DP: 1	HBP: 1	WP: 0	PB: 0	SB: 0	CS: 0
--------------	------	------	------	------	------	--------	-------	------	------	------	------	------	------	--------	-------	-------	------	------	------	------	------	--------	-------	------	------	------	------	------	------	--------	-------	------	------	------	------	------	------	--------	-------	------	------	------	------	------	------	--------	-------	-------	------	------	------	------	------	--------	-------	-------	------	------	------	------	------	--------	-------	------	-------	-------	-------	-------	-------	--------	-------	--------	-------	-------	-------	-------

PITCHER	IP	WLS	BF	H	R	ER	SO	BB	IBB	HBP	BLK	WP	HR	S	P	ERA	WHIP
Rick Waits, L ERA: 3.6 (1, 1)	6.2	W	27	4	0	0	3	4	0	0	0	0	0	29	45	0.00	1.200
Don Hood, L ERA: 2.56 (7, 1)	1.0		6	1	0	0	0	1	0	1	0	0	0	4	9	0.00	2.000
Jim Kern, R ERA: 2.7 (8, 1)	1.1	S	5	1	0	0	3	0	0	0	0	0	0	11	11	0.00	0.750

Batter	1	2	3	4	5	6	7	8	9	10	11	12	AB R H RBI BB SO LOB	TOP																	
Duane Kuiper, L (1, 4) OBP: 0.333, SLG: 0.303	0-0 4-3		0-0 1B		0-0 1B		0-3 K		0-0 G5-3			0-0 SH1-3	5 0 2 1 0 1 3	Cleveland Indians @ Toronto Blue Jays Exhibition Stadium, Toronto, ON Wed Jun 22 1977, 7:05 PM EDT Att. 29,750 - Unknown - 78 F																	
Paul Dade, R (1, 9) OBP: 0.392, SLG: 0.414	0-3 K		0-0 F8		0-0 G4-3			0-0 HR		0-0 1B		0-0 1B	6 2 3 1 0 1 3																		
Jim Norris, L (1, 8) OBP: 0.363, SLG: 0.361	0-3 K			0-0 E6	0-0 6-3			0-0 F7		0-0 G4-6-3		0-0 SF7	5 0 0 1 0 1 1																		
Rico Carty, R (1, 10) OBP: 0.357, SLG: 0.371		0-0 5-3		0-0 FC5-4		0-0 1B		0-3 K		0-0 6-3		0-0 1B	6 0 2 0 0 1 1																		
Ron Pruitt, R (12, PR) OBP: 0.313, SLG: 0.321												1-3 1B	0 0 0 0 0 0 0																		
Andre Thornton, R (1, 3) OBP: 0.304, SLG: 0.417	0-3 K			0-3 K		0-3 K		0-0 L5			0-3 K	4-0 1B	5 0 0 0 0 4 2																		
Johnny Grubb, L (12, PH) OBP: 0.420, SLG: 0.482												1-2 BB	0 0 0 0 1 0 0																		
Bill Melton, R (12, 3) OBP: 0.288, SLG: 0.246												1-2 BB	0 0 0 0 0 0 0																		
Buddy Bell, R (1, 5) OBP: 0.381, SLG: 0.431	0-0 1B			0-3 K		0-0 G6-4-3			0-3 K		0-0 1B	4-0 BB	5 0 2 1 1 2 2																		
John Lowenstein, L (1, 7) OBP: 0.387, SLG: 0.380	0-0 5-3				4-0 SH		0-0 4-3		0-0 1B		0-3 K	0-0 F7	5 2 1 0 1 1 5																		
Ray Fosse, R (1, 2) OBP: 0.299, SLG: 0.389			0-0 6-3		0-0 1B		0-0 6-3		0-0 G5-3		0-0 F8		5 1 2 0 0 0 1																		
Frank Duffy, R (1, 6) OBP: 0.269, SLG: 0.281			0-0 F8		0-0 SH		0-0 1B		0-0 1B			4-0 1B	3 2 2 1 1 0 0																		
					1-2 WP				1-2 3-H			4-0 BB																			
Inning Stats	R: 0 E: 0 K: 2 S: 7	H: 0 LOB: 0 BB: 0 P: 7	R: 0 E: 0 K: 1 S: 6	H: 1 LOB: 1 BB: 0 P: 6	R: 0 E: 0 K: 0 S: 4	H: 1 LOB: 1 BB: 0 P: 4	R: 0 E: 1 K: 2 S: 8	H: 0 LOB: 1 BB: 0 P: 8	R: 3 E: 1 K: 0 S: 5	H: 2 LOB: 0 BB: 1 P: 9	R: 0 E: 0 K: 1 S: 5	H: 1 LOB: 1 BB: 0 P: 6	R: 1 E: 0 K: 1 S: 6	H: 1 LOB: 0 BB: 0 P: 6	R: 1 E: 0 K: 1 S: 7	H: 3 LOB: 1 BB: 0 P: 7	R: 0 E: 0 K: 2 S: 3	H: 1 LOB: 0 BB: 0 P: 3	R: 0 E: 0 K: 2 S: 8	H: 1 LOB: 1 BB: 0 P: 8	R: 2 E: 0 K: 0 S: 5	H: 2 LOB: 3 BB: 3 P: 17	1B: 12 2B: 1 3B: 0 HR: 1	SF: 1 SAC: 2 DP: 4 HBP: 0	WP: 1 PB: 0 SB: 0 CS: 0	PA: 52					
PITCHER	IP WLS BF H R ER SO BB IBB HBP BLK WP HR S P ERA WHIP																														
Pete Vuckovich, R (1, 1) ERA: 3.15	8.1		10	5	3	9	1	0	0	0	1	0	0	0	0	3.24	1.320														
Mike Willis, L (9, 1) ERA: 2.66	2.2	8	2	0	0	2	0	0	0	0	0	0	0	0	0	0.00	0.750														
Jerry Johnson, R (12, 1) ERA: 3.07	0.2	L	6	2	2	0	2	0	0	0	0	0	0	0	0	27.00	6.000														
Tom Bruno, R (12, 1) ERA: 7.53	0.1		2	0	0	0	1	0	0	0	0	0	0	0	1	0.00	3.000														

AB	45
R	7
H	14
RBI	5
BB	4
SO	11
LOB	18



Batter	1	2	3	4	5	6	7	8	9	10	11	12	AB	R	H	RBI	BB	SO	LOB
Bob Bailor, R OBP: 0.351, SLG: 0.438 (1, 6)	F7		F5		1B		F4		FC6-4		G1-6-3		6	2	1	0	0	0	2
Roy Howell, L OBP: 0.374, SLG: 0.385 (1, 5)	1B		2B		1B		F8		1B			K	6	1	4	0	0	1	0
Al Woods, L OBP: 0.385, SLG: 0.494 (1, 7)	F7		F2		1B		BB		1B			6-3	5	0	2	2	1	0	2
Ron Fairly, L OBP: 0.409, SLG: 0.492 (1, 3)	F3			BB	1B		F4		6-3			K	5	1	1	1	1	1	4
Sam Ewing, L OBP: 0.367, SLG: 0.380 (1, 9)		F7		SF8	F8			1-3		6-3			5	1	1	0	0	0	1
Doug Rader, R OBP: 0.364, SLG: 0.425 (1, 10)	1-3		SF8	1B	K			F8		6-3			4	0	0	1	0	1	1
John Scott, R OBP: 0.266, SLG: 0.328 (1, 8)	BB		2B			K		K		K			4	0	1	1	1	3	0
Alan Ashby, S OBP: 0.284, SLG: 0.294 (1, 2)	F8		F8		F8			F8			6-3		5	0	0	0	0	0	2
Dave McKay, S OBP: 0.207, SLG: 0.259 (1, 4)			K										3	0	0	0	0	2	1
Ernie Whitt, L OBP: 0.167, SLG: 0.167 (9, PH)													1	0	1	0	0	0	0
Steve Bowling, R OBP: 0.274, SLG: 0.157 (9, PR)													0	0	0	0	0	0	0
Hector Torres, R OBP: 0.292, SLG: 0.337 (10, 4)									FC6-4		G1-6-3		1	0	1	0	0	0	0

Inning Stats	R: 0	H: 1	E: 0	K: 0	S: 4	R: 0	H: 0	E: 0	K: 0	S: 3	R: 0	H: 1	E: 0	K: 1	S: 6	R: 2	H: 2	E: 0	K: 1	S: 7	R: 2	H: 4	E: 0	K: 1	S: 8	R: 0	H: 0	E: 0	K: 1	S: 5	R: 0	H: 0	E: 0	K: 0	S: 3	R: 0	H: 0	E: 0	K: 1	S: 5	R: 1	H: 3	E: 0	K: 0	S: 6	R: 0	H: 0	E: 0	K: 1	S: 5	R: 0	H: 1	E: 0	K: 0	S: 3	R: 0	H: 0	E: 0	K: 2	S: 7	1B: 10	2B: 2	3B: 0	HR: 0	SF: 1	SAC: 0	DP: 1	HBP: 0	WP: 0	PA: 49
--------------	------	------	------	------	------	------	------	------	------	------	------	------	------	------	------	------	------	------	------	------	------	------	------	------	------	------	------	------	------	------	------	------	------	------	------	------	------	------	------	------	------	------	------	------	------	------	------	------	------	------	------	------	------	------	------	------	------	------	------	------	--------	-------	-------	-------	-------	--------	-------	--------	-------	--------

PITCHER	IP	WLS	BF	H	R	ER	SO	BB	IBB	HBP	BLK	WP	HR	S	P	ERA	WHIP
Dennis Eckersley, R ERA: 3.24 (1, 1)	8.1		36	9	5	5	5	3	0	0	0	0	0	43	55	5.40	1.440
Jim Kern, R ERA: 2.53 (9, 1)	2.2	W	10	3	0	0	1	0	0	0	0	0	0	12	12	0.00	1.125
Sid Monge, L ERA: 5.79 (12, 1)	1.0	S	3	0	0	0	2	0	0	0	0	0	0	7	7	0.00	0.000

BOTTOM

Cleveland Indians @ Toronto Blue Jays
Exhibition Stadium, Toronto, ON

Wed Jun 22 1977, 7:05 PM EDT
Att: 29,750 - Unknown - 78 F

AB	45
R	5
H	12
RBI	5
BB	3
SO	8
LOB	13



Batter	1	2	3	4	5	6	7	8	9	AB R H RBI BB SO LOB	TOP
Duane Kuiper, L (1, 4) OBP: 0.332, SLG: 0.303	0-0 2B 1B		0-0 G3		0-0 4-3		0-0 1-3			4 1 1 0 0 0 0	
Paul Dade, R (1, 9) OBP: 0.389, SLG: 0.410	0-0 F8		0-0 F9		0-0 1B			0-0 F7		4 0 1 0 0 0 1	
Jim Norris, L (1, 8) OBP: 0.361, SLG: 0.363	0-0 1B 1-H 2B		0-3 K		0-0 F7			0-0 4-3		4 0 1 1 0 1 1	
Rico Carty, R (1, 10) OBP: 0.360, SLG: 0.396	0-0 6-3			0-0 HR 1B		0-0 HR		0-0 6-3		4 2 2 1 0 0 1	
Andre Thornton, R (1, 3) OBP: 0.302, SLG: 0.411	0-0 FC5-4 2-3 1B		0-3 K		0-0 5-3			0-0 F9		4 0 1 0 0 1 1	
Buddy Bell, R (1, 5) OBP: 0.378, SLG: 0.441	0-0 FC5-4 1-2f		0-0 HR		0-0 5-3			0-0 F9		4 1 1 2 0 0 2	
Johnny Grubb, L (1, 7) OBP: 0.413, SLG: 0.465		BB 4-0 G5-4-3 BB		0-0 6-3		0-3 K		0-0 3-1		3 0 0 0 1 1 0	
Fred Kendall, R (1, 2) OBP: 0.280, SLG: 0.380			0-0 F9		0-0 F8			0-0 F8		3 0 0 0 0 0 1	
Frank Duffy, R (1, 6) OBP: 0.264, SLG: 0.275			0-0 G5-4-3 1-2f		0-3 K			0-0 5-3		3 0 0 0 0 1 1	
Inning Stats	R: 1 E: 0 K: 0 S: 6 H: 3 LOB: 2 BB: 0 P: 6	R: 0 E: 0 K: 0 S: 2 H: 0 LOB: 0 BB: 1 P: 6	R: 0 E: 0 K: 1 S: 5 H: 0 LOB: 0 BB: 0 P: 5	R: 2 E: 0 K: 1 S: 7 H: 2 LOB: 0 BB: 0 P: 7	R: 0 E: 0 K: 1 S: 6 H: 1 LOB: 1 BB: 0 P: 6	R: 1 E: 0 K: 1 S: 6 H: 1 LOB: 0 BB: 0 P: 6	R: 0 E: 0 K: 0 S: 3 H: 0 LOB: 0 BB: 0 P: 3	R: 0 E: 0 K: 0 S: 3 H: 0 LOB: 0 BB: 0 P: 3	R: 0 E: 0 K: 0 S: 3 H: 0 LOB: 0 BB: 0 P: 3	1B: 4 2B: 1 3B: 0 HR: 2 SF: 0 SAC: 0 DP: 1 HBP: 0	WP: 0 PB: 0 SB: 0 CS: 0 PA: 34
PITCHER Jesse Jefferson, R (1, 1) ERA: 4.29	IP WLS BF H R ER SO BB IBB HBP BLK WP HR S P ERA WHIP										
	9.0 L 34 7 4 4 4 1 0 0 0 0 2 41 45 4.00 0.889										

Cleveland Indians @ Toronto Blue Jays
 Exhibition Stadium, Toronto, ON
 Thu Jun 23 1977, 7:05 PM EDT
 Att. 16,747 - Unknown - 75 F

AB	33
R	4
H	7
RBI	4
BB	1
SO	4
LOB	8



livebaseballscorecards.com

Batter	1	2	3	4	5	6	7	8	9	AB	R	H	RBI	BB	SO	LOB
John Scott, R OBP: 0.267, SLG: 0.325 (1, 8)	0-0 6-3		0-0 5-3		0-0 FC6-4			0-0 E8		4	0	1	0	0	0	3
Bob Bailor, R OBP: 0.344, SLG: 0.429 (1, 6)	0-0 6-3			0-0 4-3			0-0 F7	0-0 6-3		4	0	0	0	0	0	1
Roy Howell, L OBP: 0.366, SLG: 0.375 (1, 5)	0-0 6-3			0-0 6-3			0-0 F8	0-0 L5		4	0	0	0	0	0	1
Ron Fairly, L OBP: 0.402, SLG: 0.481 (1, 9)		0-0 4-3		0-0 F7			0-0 4-3		0-0 F8	4	0	0	0	0	0	0
Doug Rader, R OBP: 0.362, SLG: 0.422 (1, 10)		0-0 6-3			0-0 FC5-4			0-0 F8	0-0 1-3	4	0	1	0	0	0	0
Sam Ewing, L OBP: 0.386, SLG: 0.392 (1, 7)		4-0 BB		0-0 FC5-4			0-0 FC6-4	0-3 K		3	0	2	0	1	1	0
Doug Ault, R OBP: 0.328, SLG: 0.399 (1, 3)		0-0 5-3		0-0 F9			0-0 F8			3	0	0	0	0	0	4
Hector Torres, R OBP: 0.283, SLG: 0.326 (1, 4)			0-0 5-3		0-0 FC5-4			0-0 FC6-4		3	0	0	0	0	0	3
Alan Ashby, S OBP: 0.284, SLG: 0.291 (1, 2)			0-0 G3		4-0 FC6-4			0-0 3-1		2	0	0	0	1	0	0

BOTTOM

Cleveland Indians @ Toronto Blue Jays
Exhibition Stadium, Toronto, ON

Thu Jun 23 1977, 7:05 PM EDT
Att: 16,747 - Unknown - 75 F

livebaseballscorecards.com

AB	31
R	0
H	4
RBI	0
BB	2
SO	1
LOB	12



Inning Stats	R: 0 E: 0 K: 0 S: 3	H: 0 LOB: 0 BB: 0 P: 3	R: 0 E: 0 K: 0 S: 3	H: 0 LOB: 1 BB: 1 P: 7	R: 0 E: 0 K: 0 S: 3	H: 0 LOB: 0 BB: 0 P: 3	R: 0 E: 0 K: 0 S: 3	H: 0 LOB: 0 BB: 0 P: 3	R: 0 E: 0 K: 0 S: 5	H: 2 LOB: 3 BB: 1 P: 9	R: 0 E: 0 K: 0 S: 3	H: 0 LOB: 0 BB: 0 P: 3	R: 0 E: 0 K: 0 S: 4	H: 1 LOB: 1 BB: 0 P: 4	R: 0 E: 1 K: 0 S: 5	H: 0 LOB: 0 BB: 0 P: 5	1B: 4 2B: 0 3B: 0 HR: 0	SF: 0 SAC: 0 DP: 0 HBP: 0
---------------------	------------------------------	---------------------------------	------------------------------	---------------------------------	------------------------------	---------------------------------	------------------------------	---------------------------------	------------------------------	---------------------------------	------------------------------	---------------------------------	------------------------------	---------------------------------	------------------------------	---------------------------------	----------------------------------	------------------------------------

PITCHER Wayne Garland, R ERA: 4.67 (1, 1)	IP: 9.0 WLS: W BF: 33 H: 4 R: 0 ER: 0 SO: 1 BB: 2 IBB: 0 HBP: 0 BLK: 0 WP: 0 HR: 0 S: 33 P: 41 ERA: 0.00 WHIP: 0.667	PITCHER	IP: 9.0 WLS: W BF: 33 H: 4 R: 0 ER: 0 SO: 1 BB: 2 IBB: 0 HBP: 0 BLK: 0 WP: 0 HR: 0 S: 33 P: 41 ERA: 0.00 WHIP: 0.667
--	--	----------------	--

WP: 0	PA: 33
PB: 0	SB: 0
CS: 0	

Batter	1	2	3	4	5	6	7	8	9	AB R H RBI BB SO LOB	TOP																	
Bob Bailor, R (1, 6) OBP: 0.359, SLG: 0.440	0-0 1B		0-0 1B 2B 1B		0-0 SH1-4 1B		0-0 G6-3 1B		4-0 1B BB	4 1 4 0 1 0 0																		
Roy Howell, L (1, 5) OBP: 0.363, SLG: 0.372	0-3 K		0-3 K		0-0 SH1-4		0-0 G6-3		0-0 G6-4-3 1B	4 0 1 1 0 2 3																		
Doug Rader, R (1, 10) OBP: 0.359, SLG: 0.417	0-0 F7		0-0 2B 1B		0-0 F9		0-0 F7		0-0 G6-4-3	5 1 1 0 0 0 4																		
Otto Velez, R (1, 9) OBP: 0.365, SLG: 0.511	0-0 F4		0-0 FC6-4 1-H 3-H 2B		0-0 F4			0-0 5-3		4 0 1 2 0 0 2																		
Doug Ault, R (1, 3) OBP: 0.331, SLG: 0.406		0-0 HR 2B	0-0 FC6-4 FC4-6 2-3		0-0 F9			0-0 CS 1B		4 1 2 0 0 0 1																		
Ron Fairly, L (1, 7) OBP: 0.408, SLG: 0.500		0-0 HR	0-0 FC4-6 1-2f		0-0 FC6-4 1B			4-0 1-2 BB		3 1 2 2 1 0 1																		
Hector Torres, R (1, 4) OBP: 0.275, SLG: 0.316		0-0 5-3		0-0 4-3		0-0 FC6-4 FC5 BB 1-2f		0-0 F4		3 0 0 0 0 0 1																		
Sam Ewing, L (8, PH) OBP: 0.381, SLG: 0.387										1 0 0 0 0 0 1																		
Dave McKay, S (8, 4) OBP: 0.207, SLG: 0.259										0 0 0 0 0 0 0																		
Alan Ashby, S (1, 2) OBP: 0.288, SLG: 0.292		0-0 F7		0-0 5-3		4-0 BB 1-2			0-0 SH3-4 1B 1B	3 1 1 0 1 0 0																		
Steve Bowling, R (1, 8) OBP: 0.262, SLG: 0.148		0-0 F2		0-0 F7		0-0 FC5 2-3f			0-0 SH3-4	3 0 0 0 0 0 2																		
Inning Stats	R: 0 E: 0 K: 1 S: 6	H: 1 LOB: 1 BB: 0 P: 6	R: 2 E: 0 K: 0 S: 5	H: 2 LOB: 0 BB: 0 P: 5	R: 2 E: 0 K: 1 S: 8	H: 3 LOB: 1 BB: 0 P: 8	R: 0 E: 0 K: 0 S: 3	H: 0 LOB: 0 BB: 0 P: 3	R: 0 E: 0 K: 0 S: 4	H: 1 LOB: 1 BB: 0 P: 4	R: 0 E: 0 K: 0 S: 3	H: 1 LOB: 0 BB: 0 P: 3	R: 0 E: 0 K: 0 S: 3	H: 1 LOB: 1 BB: 1 P: 7	R: 1 E: 0 K: 0 S: 4	H: 2 LOB: 1 BB: 1 P: 8	1B: 9 2B: 2 3B: 0 HR: 1	SF: 0 SAC: 2 DP: 2 HBP: 0	WP: 0 PB: 0 SB: 0 CS: 1	PA: 39								
PITCHER	IP WLS BF H R ER SO BB IBB HBP BLK WP HR S P ERA WHIP																											
Rudy May, L (1, 1) ERA: 3.3	4.1		20	7	4	4	2	0	0	0	0	0	1	24	24	8.31	1.615											
Fred Holdsworth, R (5, 1) ERA: 5.65	3.2	L	15	4	1	1	0	2	0	0	0	0	0	13	21	2.46	1.636											
Tippy Martinez, L (9, 1) ERA: 2.61	0.1		3	1	0	0	0	1	0	0	0	0	0	2	6	0.00	6.000											
Dick Drago, R (9, 1) ERA: 2.73	0.2		1	0	0	0	0	0	0	0	0	0	0	1	1	0.00	0.000											

Toronto Blue Jays @ Baltimore Orioles
 Memorial Stadium, Baltimore, MD
 Fri Jun 24 1977, 7:05 PM EDT
 Att: 8,133 - Unknown - 78 F

livebaseballscorecards.com

AB	34
R	5
H	12
RBI	5
BB	3
SO	2
LOB	15



Batter	1	2	3	4	5	6	7	8	9	AB	R	H	RBI	BB	SO	LOB
Al Bumbry, L OBP: 0.345, SLG: 0.376 (1, 8) BBB	4-0 FC3-6 BB		0-0 6-3			0-0 F7	0-0 E4			3	0	0	0	1	0	0
Billy Smith, S OBP: 0.327, SLG: 0.333 (1, 4) X	0-0 FC3-6 G4-3 1-2f			0-0 E4		0-0 4-3	0-0 F9 1-2			4	0	0	0	0	0	2
Ken Singleton, S OBP: 0.439, SLG: 0.512 (1, 9) X	0-0 G4-3 1-2f			0-0 F8		0-0 6-3		0-0 6-3		4	0	0	0	0	0	2
Lee May, R OBP: 0.294, SLG: 0.415 (1, 3)		0-3 K		0-3 K			0-0 2B 1B 1B	0-0 F9		4	1	1	0	0	2	1
Pat Kelly, L OBP: 0.376, SLG: 0.462 (1, 7)		0-0 4-3 2B		0-0 4-3			0-0 1-3 E 2B	0-0 F7		4	1	2	0	0	0	1
Eddie Murray, S OBP: 0.322, SLG: 0.408 (1, 10)		0-0 4-3			0-0 FC5-4 1B		0-0 E9 1B		4-0 BB BB BB BB	3	0	2	1	1	0	1
Tom Shopay, L OBP: 0.314, SLG: 0.333 (9, PR)		2-3					2-H 3-H 1B			0	0	0	0	0	0	0
Doug DeCinces, R OBP: 0.328, SLG: 0.409 (1, 5)		0-0 6-3			0-0 FC5-4 WP 1-2f		0-0 5-3			4	0	0	0	0	0	3
Rick Dempsey, R OBP: 0.288, SLG: 0.286 (1, 2)			0-0 6-3		0-0 6-3		4-0 BB BB BB BB PB HR BB		0-0 F9	2	1	0	0	1	0	1
Tony Muser, L OBP: 0.333, SLG: 0.327 (9, PH)									0-0 F9	0	0	0	0	0	0	0
Rich Dauer, R OBP: 0.258, SLG: 0.296 (9, PH)									0-0 F9	1	0	0	0	0	0	1
Mark Belanger, R OBP: 0.278, SLG: 0.255 (1, 6)			0-0 P6		0-0 1-3		0-0 1-H HR		0-0 F9	2	0	0	0	0	0	1
Andres Mora, R OBP: 0.207, SLG: 0.586 (7, PH)										1	1	1	2	0	0	0
Kiko Garcia, R OBP: 0.273, SLG: 0.279 (8, 6)										1	0	0	0	0	0	1

Inning Stats	R: 0	H: 0	E: 0	K: 0	S: 2	R: 0	H: 1	E: 0	K: 1	S: 6	R: 0	H: 0	E: 0	K: 0	S: 3	R: 0	H: 0	E: 1	K: 1	S: 6	R: 0	H: 1	E: 1	K: 0	S: 4	R: 0	H: 0	E: 0	K: 0	S: 3	R: 4	H: 4	E: 2	K: 0	S: 7	R: 0	H: 0	E: 0	K: 0	S: 3	R: 0	H: 0	E: 0	K: 0	S: 3	R: 0	H: 0	E: 0	K: 0	S: 3	R: 0	H: 0	E: 0	K: 0	S: 3	1B: 3	SF: 0	2B: 2	SAC: 0	3B: 0	DP: 1	HR: 1	HBP: 0	WP: 1	PA: 36	ERA	WHIP
PITCHER Dave Lemanczyk, R ERA: 4.01 (1, 1)	8.1	WLS	BF	H	R	ER	SO	BB	IBB	HBP	BLK	WP	HR	S	P	ERA	WHIP																																																		
Mike Willis, L ERA: 2.62 (9, 1)	0.2	S	2	0	0	0	0	0	0	0	0	0	0	2	2	0.00	0.000																																																		

Toronto Blue Jays @ Baltimore Orioles
Memorial Stadium, Baltimore, MD
 Fri Jun 24 1977, 7:05 PM EDT
 Att. 8,133 - Unknown - 78 F

AB	33
R	4
H	6
RBI	3
BB	3
SO	2
LOB	14



WP: 1	PA: 36
PB: 1	ERA
SB: 1	WHIP
CS: 0	

Batter	1	2	3	4	5	6	7	8	9	AB R H RBI BB SO LOB	TOP																				
Bob Bailor, R (1, 6) OBP: 0.362, SLG: 0.441	0-0 G6-4-3 1B		0-0 F4		0-0 F3			0-0 G6-3 E 2B 1B		4 1 2 0 0 0 3																					
Roy Howell, L (1, 5) OBP: 0.355, SLG: 0.363	0-0 G6-4-3 1-2f			0-3 K		0-0 5-3		0-0 E4 G6-3 1-2		4 0 0 0 0 1 2																					
Al Woods, L (1, 7) OBP: 0.382, SLG: 0.485	0-0 5-3			4-0 FC5-4 BB		0-0 3-1		0-0 G6-3 1-2f 2-3		3 0 0 0 1 0 2																					
Ron Fairly, L (1, 3) OBP: 0.405, SLG: 0.500		0-3 K		0-0 F4		0-0 F8		0-0 2B 3-H		4 0 1 1 0 1 1																					
Doug Rader, R (1, 10) OBP: 0.353, SLG: 0.410		0-3 K		0-0 FC5-4 1-2f			0-0 F8	0-3 K		4 0 0 0 0 2 2																					
Sam Ewing, L (1, 9) OBP: 0.386, SLG: 0.392		0-0 F6			0-0 FC4-6 1B		0-0 WP G3 1B		0-0 4-3	4 1 2 0 0 0 0																					
John Scott, R (1, 8) OBP: 0.267, SLG: 0.323			0-0 F6		0-0 FC4-6 1B 1-2f		0-0 G3 WP 1B 1-2		0-0 F3	4 0 1 0 0 0 1																					
Ernie Whitt, L (1, 2) OBP: 0.200, SLG: 0.111		4-0 BB		4-0 K BB		0-3 K		0-0 G3 1-3 2-H		3 0 0 1 1 1 2																					
Hector Torres, R (1, 4) OBP: 0.279, SLG: 0.320			0-0 F9		0-0 1B		0-0 F4			2 0 1 0 0 0 1																					
Otto Velez, R (7, PH) OBP: 0.364, SLG: 0.508										1 0 0 0 0 0 1																					
Dave McKay, S (7, 4) OBP: 0.207, SLG: 0.259										0 0 0 0 0 0 0																					
Inning Stats	R: 0 E: 0 K: 0 S: 3	H: 1 LOB: 0 BB: 0 P: 3	R: 0 E: 0 K: 2 S: 7	H: 0 LOB: 0 BB: 0 P: 7	R: 0 E: 0 K: 2 S: 3	H: 0 LOB: 1 BB: 1 P: 7	R: 0 E: 0 K: 1 S: 5	H: 0 LOB: 1 BB: 1 P: 9	R: 0 E: 0 K: 1 S: 7	H: 2 LOB: 2 BB: 0 P: 7	R: 0 E: 0 K: 0 S: 3	H: 0 LOB: 0 BB: 0 P: 3	R: 1 E: 0 K: 0 S: 5	H: 2 LOB: 1 BB: 0 P: 5	R: 1 E: 1 K: 1 S: 7	H: 2 LOB: 1 BB: 0 P: 7	R: 0 E: 0 K: 0 S: 3	H: 0 LOB: 0 BB: 0 P: 3	1B: 6 2B: 1 3B: 0 HR: 0	SF: 0 SAC: 0 DP: 2 HBP: 0	WP: 1 PB: 0 SB: 0 CS: 0	PA: 35									
PITCHER Dennis Martinez, R (1, 1) ERA: 2.93	IP 9.0	WLS W	BF 35	H 7	R 2	ER 1	SO 5	BB 2	IBB 0	HBP 0	BLK 0	WP 1	HR 0	S 43	P 51	ERA 1.00	WHIP 1.000														
											PITCHER	IP	WLS	BF	H	R	ER	SO	BB	IBB	HBP	BLK	WP	HR	S	P	ERA	WHIP			

Toronto Blue Jays @ Baltimore Orioles
Memorial Stadium, Baltimore, MD

Sat Jun 25 1977, 7:05 PM EDT
Att. 16,794 - Unknown - 80 F

livebaseballscorecards.com

AB	33
R	2
H	7
RBI	2
BB	2
SO	5
LOB	15



Batter	1	2	3	4	5	6	7	8	9
Al Bumbry, L OBP: 0.340, SLG: 0.371 (1, 8)	0-0 5-3	0-3 K		0-0 F8			0-0 F7		
Billy Smith, S OBP: 0.330, SLG: 0.330 (1, 4)	4-0 G6-3 BB	0-0 G3			0-0 4-3			4-0 1B SF7 BB	
Ken Singleton, S OBP: 0.436, SLG: 0.507 (1, 9)	0-0 G6-3 1-2f		0-0 4-3		0-0 4-3			0-0 SF7 1B	
Eddie Murray, S OBP: 0.321, SLG: 0.407 (1, 10)		0-0 E PB 3B 1B	0-0 F8		0-0 4-3			0-0 SF7 1-2 3-H	
Pat Kelly, L OBP: 0.378, SLG: 0.460 (1, 7)		0-3 K	0-0 FC4 1B		0-0 L1			4-0 G4-6-3 BB	
Tom Shopay, L OBP: 0.314, SLG: 0.333 (9, 7)		1-2 K	0-0 FC4 1B		0-0 L8			0-0 G4-6-3 1-2f	
Tony Muser, L OBP: 0.328, SLG: 0.309 (1, 3)		4-0 E 3B BB	0-0 FC4		0-0 L8			0-0 G4-6-3 1-2f	
Rich Dauer, R OBP: 0.250, SLG: 0.286 (1, 5)		0-0 E6 1-2 2-3 3B		0-3 K		0-0 F2			
Brooks Robinson, R OBP: 0.244, SLG: 0.293 (9, 5)		1-2 2-3 3B		0-3 K		0-0 F2			
Rick Dempsey, R OBP: 0.288, SLG: 0.297 (1, 2)		0-0 1B 3B 1-H 2-H 3-H		0-0 6-3			0-0 5-3		
Mark Belanger, R OBP: 0.283, SLG: 0.267 (1, 6)		0-0 S 1B 3-H		0-0 2B			0-0 F6		

Inning Stats	R: 0	H: 0	E: 0	K: 0	S: 2	LOB: 0	BB: 1	P: 6
	R: 4	H: 3	E: 1	K: 2	S: 11	LOB: 1	BB: 1	P: 15
	R: 0	H: 1	E: 0	K: 0	S: 4	LOB: 1	BB: 0	P: 4
	R: 0	H: 1	E: 0	K: 1	S: 6	LOB: 1	BB: 0	P: 6
	R: 0	H: 0	E: 0	K: 0	S: 3	LOB: 0	BB: 0	P: 3
	R: 0	H: 0	E: 0	K: 0	S: 3	LOB: 0	BB: 0	P: 3
	R: 0	H: 0	E: 0	K: 0	S: 3	LOB: 0	BB: 0	P: 3
	R: 1	H: 1	E: 0	K: 0	S: 3	LOB: 1	BB: 2	P: 11

PITCHER	IP	WLS	BF	H	R	ER	SO	BB	IBB	HBP	BLK	WP	HR	S	P	ERA	WHIP
Jeff Byrd, R ERA: 5.11 (1, 1)	7.1	L	32	6	5	4	3	4	0	0	0	0	0	34	50	4.91	1.364
Tom Bruno, R ERA: 7.2 (8, 1)	0.2		1	0	0	0	0	0	0	0	0	0	0	1	1	0.00	0.000

BOTTOM

AB	R	H	RBI	BB	SO	LOB
4	0	0	0	0	1	2
2	1	0	0	2	0	1
4	0	1	0	0	0	1
3	1	1	1	0	0	0
3	0	1	0	1	1	1
0	0	0	0	0	0	0
3	1	0	0	1	0	3
3	1	0	0	0	1	2
0	0	0	0	0	0	0
3	1	1	3	0	0	0
3	0	2	1	0	0	0

AB	28
R	5
H	6
RBI	5
BB	4
SO	3
LOB	10



WP	PA
0	33

Toronto Blue Jays @ Baltimore Orioles
Memorial Stadium, Baltimore, MD
 Sat Jun 25 1977, 7:05 PM EDT
 Att: 16,794 - Unknown - 80 F

livebaseballscorecards.com

Batter	1	2	3	4	5	6	7	8	9	AB R H RBI BB SO LOB	TOP	
John Scott, R OBP: 0.273, SLG: 0.328 (1, 8) X	0-0 1-3		0-0 E 1B		0-0 S 1B		0-0 F8			4 0 2 0 0 0 0		
Hector Torres, R OBP: 0.269, SLG: 0.307 (1, 6) X	0-0 F8		0-0 E6 FC6 1-3		0-0 5-3 1-2		0-0 5-3			4 0 0 0 0 0 2		
Bob Bailor, R OBP: 0.355, SLG: 0.433 (1, 10) X	0-0 5-3		0-0 FC6 1-2f		0-0 4-3		0-0 5-3			4 0 0 0 0 0 2		
Otto Velez, R OBP: 0.366, SLG: 0.513 (1, 9) X		0-0 FC6-3-2 2B		0-3 K		0-0 1B E 1B		0-0 F9		4 1 2 0 0 1 0		
Doug Rader, R OBP: 0.352, SLG: 0.411 (1, 5) X		0-0 6-3		0-0 2B		0-0 F7		0-0 4-3		4 0 1 0 0 0 2		
Ron Fairly, L OBP: 0.411, SLG: 0.500 (1, 7) B B B B		4-0 FC6-3-2 BB		4-0 G4-6-3 BB		0-0 E 1-3 1B		0-0 3-1		2 0 1 0 2 0 0		
Doug Ault, R OBP: 0.329, SLG: 0.403 (1, 3) X		0-0 FC6-3-2 1-2 2-H		0-0 G4-6-3 1-2f		0-0 E9 1-3 3-H 1B		0-0 6-3		4 0 1 1 0 0 4		
Dave McKay, S OBP: 0.202, SLG: 0.253 (1, 4) S S S			0-3 K		0-0 4-3		0-3 K		0-3 K	4 0 0 0 0 3 2		
Alan Ashby, S OBP: 0.285, SLG: 0.288 (1, 2) X			0-0 6-3		0-0 F7		0-0 5-3			3 0 0 0 0 0 0		
Inning Stats	R: 0 E: 0 K: 0 S: 3 H: 0 LOB: 0 BB: 0 P: 3	R: 0 E: 0 K: 0 S: 3 H: 1 LOB: 1 BB: 1 P: 7	R: 0 E: 1 K: 1 S: 7 H: 1 LOB: 2 BB: 0 P: 7	R: 0 E: 0 K: 1 S: 5 H: 1 LOB: 1 BB: 1 P: 9	R: 0 E: 0 K: 0 S: 4 H: 1 LOB: 1 BB: 0 P: 4	R: 1 E: 1 K: 1 S: 8 H: 3 LOB: 2 BB: 0 P: 8	R: 0 E: 0 K: 0 S: 3 H: 0 LOB: 0 BB: 0 P: 3	R: 0 E: 0 K: 1 S: 5 H: 0 LOB: 0 BB: 0 P: 5	1B: 5 2B: 3 3B: 0 HR: 0 SF: 0 SAC: 0 DP: 2 HBP: 0	WP: 0 PB: 0 SB: 1 CS: 0 PA: 35		
PITCHER Ross Grimsley, L ERA: 3.82 (1, 1)	IP 9.0 WLS W BF 35 H 7 R 1 ER 1 SO 4 BB 2 IBB 0 HBP 0 BLK 0 WP 0 HR 0 S 41 P 49 ERA 1.00 WHIP 1.000											PITCHER IP WLS BF H R ER SO BB IBB HBP BLK WP HR S P ERA WHIP

Toronto Blue Jays @ Baltimore Orioles
 Memorial Stadium, Baltimore, MD
 Sat Jun 25 1977, 7:05 PM EDT
 Att. 16,794 - Unknown

livebaseballscorecards.com

AB	33
R	1
H	7
RBI	1
BB	2
SO	4
LOB	12



Batter	1	2	3	4	5	6	7	8	9	AB	R	H	RBI	BB	SO	LOB
Al Bumbry, L OBP: 0.339, SLG: 0.368 (1, 8)	0-0 3-1		0-0 SF7		4-0 2B BB		0-0 FC6-4 1B			2	1	0	1	1	0	1
Rich Dauer, R OBP: 0.250, SLG: 0.284 (1, 4)	0-0 F4		0-0 6-3		0-0 F9		0-0 BB 1B			4	0	1	0	0	0	2
Ken Singleton, S OBP: 0.444, SLG: 0.514 (1, 9)	4-0 1B BB			4-0 1B BB	0-0 1-H 3-H 2B		4-0 1-2 BB			1	0	1	2	3	0	0
Lee May, R OBP: 0.297, SLG: 0.416 (1, 3)	0-0 1-2 1B			0-0 1-2 1B	0-0 F8		0-0 F6			4	0	2	0	0	0	4
Tony Muser, L OBP: 0.328, SLG: 0.309 (8, 3)										0	0	0	0	0	0	0
Eddie Murray, S OBP: 0.316, SLG: 0.401 (1, 10)	0-0 PO 1-2	0-0 6-3		0-0 L5		0-0 F8	0-0 4-3			4	0	0	0	0	0	5
Andres Mora, R OBP: 0.182, SLG: 0.515 (1, 7)		0-0 6-3		0-0 F8		0-3 K	0-3 K			4	0	0	0	0	2	2
Tom Shopay, L OBP: 0.314, SLG: 0.333 (9, 7)										0	0	0	0	0	0	0
Doug DeCinces, R OBP: 0.326, SLG: 0.410 (1, 5)		0-0 4-3		0-3 K		0-0 2B	0-0 6-3			4	0	1	0	0	1	2
Kiko Garcia, R OBP: 0.298, SLG: 0.326 (1, 6)			0-0 4-3 SF7 2B		0-0 F9 SH3-4 2B 1B		0-3 K			3	2	2	0	0	0	1
Mark Belanger, R OBP: 0.282, SLG: 0.265 (7, 6)										1	0	0	0	0	1	0
Dave Skaggs, R OBP: 0.333, SLG: 0.438 (1, 2)			0-0 4-3		0-0 SH3-4		0-0 FC6-4 1B			2	0	1	0	0	0	1

Inning Stats	R: 0	H: 1	E: 0	K: 0	S: 3	LOB: 1	BB: 1	P: 7	R: 0	H: 0	E: 0	K: 0	S: 3	LOB: 0	BB: 0	P: 3	R: 0	H: 1	E: 0	K: 1	S: 6	LOB: 2	BB: 1	P: 10	R: 2	H: 2	E: 0	K: 0	S: 5	LOB: 1	BB: 1	P: 9	R: 0	H: 1	E: 0	K: 1	S: 6	LOB: 1	BB: 0	P: 6	R: 0	H: 2	E: 0	K: 0	S: 5	LOB: 3	BB: 1	P: 9	R: 0	H: 0	E: 0	K: 2	S: 7	LOB: 0	BB: 0	P: 7	
PITCHER	IP	WLS	BF	H	R	ER	SO	BB	IBB	HBP	BLK	WP	HR	S	P	ERA	WHIP	IP	WLS	BF	H	R	ER	SO	BB	IBB	HBP	BLK	WP	HR	S	P	ERA	WHIP	IP	WLS	BF	H	R	ER	SO	BB	IBB	HBP	BLK	WP	HR	S	P	ERA	WHIP						
Jerry Garvin, L ERA: 3.69 (1, 1)	6.1	L	29	8	3	3	2	3	0	0	0	0	0	30	42	4.26	1.737																																								
Jerry Johnson, R ERA: 2.96 (7, 1)	1.2		6	0	0	0	2	1	0	0	0	0	0	9	13	0.00	0.600																																								

BOTTOM

Toronto Blue Jays @ Baltimore Orioles
Memorial Stadium, Baltimore, MD

Sat Jun 25 1977, 7:05 PM EDT
Att. 16,794 - Unknown

livebaseballscorecards.com

AB	29
R	3
H	8
RBI	3
BB	4
SO	4
LOB	18



WP: 0	PA: 36
PB: 0	SB: 0
CS: 0	

Batter	1	2	3	4	5	6	7	8	9	AB R H RBI BB SO LOB	TOP	
Bob Bailor, R (1, 6) OBP: 0.358, SLG: 0.434	0-0 WP 1B		0-0 F4		0-0 F9			0-0 G3 SH1-4 1B		4 1 2 0 0 0 1		
Roy Howell, L (1, 5) OBP: 0.355, SLG: 0.362 Dave McKay, S (8, PH) OBP: 0.202, SLG: 0.253 (8, 4)	0-0 F6		0-0 1-3			0-0 G4-3 1B		0-0 SH1-4		3 0 1 0 0 0 1 0 0 0 0 0 0 0		
Al Woods, L (1, 7) OBP: 0.374, SLG: 0.473 Steve Bowling, R (9, 7) OBP: 0.262, SLG: 0.148	0-0 1-3			0-3 K		0-0 F6		0-0 G3		4 0 0 0 0 1 3 0 0 0 0 0 0 0		
Ron Fairly, L (1, 3) OBP: 0.413, SLG: 0.498	4-0 BB			0-0 6-3		0-0 G4-3		0-0 1B		3 0 1 1 1 0 1		
Sam Ewing, L (1, 9) OBP: 0.374, SLG: 0.378 Otto Velez, R (7, 9) OBP: 0.364, SLG: 0.511	0-0 L6			0-0 F5			0-0 F8	0-3 K		3 0 0 0 0 0 2 1 0 0 0 0 1 1		
Doug Rader, R (1, 10) OBP: 0.354, SLG: 0.410		0-0 4-3			0-0 SH2-4 SH 4-3 1B		4-0 6-3 BB		0-0 6-3	3 1 1 0 1 0 0		
John Scott, R (1, 8) OBP: 0.268, SLG: 0.321		0-3 K			0-0 SH 4-3 SH2-4		0-0 6-3		0-0 F7	3 0 0 0 0 1 1		
Alan Ashby, S (1, 2) OBP: 0.289, SLG: 0.290 Ernie Whitt, L (9, 2) OBP: 0.200, SLG: 0.111		0-3 K			0-0 SH2-4		4-0 BB		0-0 1B	2 0 1 0 1 1 0 0 0 0 0 0 0 0		
Hector Torres, R (1, 4) OBP: 0.259, SLG: 0.295 (8, 5)			0-0 1-3		0-0 4-3		0-0 3-1		0-0 6-3	4 0 0 1 0 0 4		
Inning Stats	R: 0 H: 1 E: 0 LOB: 2 K: 0 BB: 1 S: 4 P: 8	R: 0 H: 0 E: 0 LOB: 0 K: 2 BB: 0 S: 7 P: 7	R: 0 H: 0 E: 0 LOB: 0 K: 0 BB: 0 S: 3 P: 3	R: 0 H: 0 E: 0 LOB: 0 K: 1 BB: 0 S: 5 P: 5	R: 1 H: 1 E: 1 LOB: 1 K: 0 BB: 0 S: 5 P: 5	R: 0 H: 1 E: 0 LOB: 0 K: 0 BB: 0 S: 3 P: 3	R: 0 H: 0 E: 0 LOB: 2 K: 0 BB: 2 S: 3 P: 11	R: 1 H: 2 E: 0 LOB: 1 K: 1 BB: 0 S: 7 P: 7	R: 0 H: 1 E: 0 LOB: 1 K: 0 BB: 0 S: 4 P: 4	1B: 6 SF: 0 2B: 0 SAC: 3 3B: 0 DP: 1 HR: 0 HBP: 0	WP: 1 PA: 36 PB: 0 SB: 0 CS: 0	
PITCHER Jim Palmer, R (1, 1) ERA: 3.25	IP WLS BF H R ER SO BB IBB HBP BLK WP HR S P ERA WHIP											PITCHER IP WLS BF H R ER SO BB IBB HBP BLK WP HR S P ERA WHIP

Toronto Blue Jays @ Baltimore Orioles
 Memorial Stadium, Baltimore, MD
 Sun Jun 26 1977, 3:33 AM EDT
 Att. 16,761 - Unknown - 87 F

livebaseballscorecards.com

AB	30
R	2
H	6
RBI	2
BB	3
SO	4
LOB	14



Batter	1	2	3	4	5	6	7	8	9	AB R H RBI BB SO LOB
Al Bumbry, L OBP: 0.338, SLG: 0.367 (1, 8)	0-3 K		0-0 F4		0-0 1B			0-0 4-3		4 0 1 0 0 1 0
Billy Smith, S OBP: 0.324, SLG: 0.323 (1, 4)	0-3 K		0-0 F6		0-0 F9			0-0 F8		4 0 0 0 0 1 1
Ken Singleton, S OBP: 0.442, SLG: 0.514 (1, 9)	0-3 K		0-0 E6 1B		0-0 F8			0-0 2B		4 0 1 0 0 1 1
Eddie Murray, S OBP: 0.319, SLG: 0.402 (1, 3)		0-0 E 1B	0-0 1-2 1B		0-3 K			0-3 K		4 0 2 0 0 2 1
Pat Kelly, L OBP: 0.380, SLG: 0.461 (1, 7)		0-0 E9 1B	0-0 3-1		0-0 4-3			0-0 1B		4 0 2 0 0 0 2
Lee May, R OBP: 0.293, SLG: 0.410 (1, 10)		0-3 K		0-3 K		0-0 5-3		0-3 K		4 0 0 0 0 3 3
Doug DeCinces, R OBP: 0.325, SLG: 0.405 (1, 5)		4-0 IBB		0-0 F8			0-3 K	0-0 F4		3 0 0 0 1 1 1
Rick Dempsey, R OBP: 0.285, SLG: 0.292 (1, 2)		0-3 K		0-0 F4			0-0 F9	0-0 F7		3 0 0 0 0 1 3
Tony Muser, L OBP: 0.323, SLG: 0.304 (9, PH)										1 0 0 0 0 0 1
Kiko Garcia, R OBP: 0.280, SLG: 0.306 (1, 6)		0-3 K			0-3 K			0-0 4-3		3 0 0 0 0 2 3

Inning Stats	R: 0	H: 0	E: 0	K: 3	S: 9	R: 0	H: 2	E: 1	K: 3	S: 11	R: 0	H: 1	E: 1	K: 0	S: 5	R: 0	H: 0	E: 0	K: 1	S: 5	R: 0	H: 1	E: 0	K: 1	S: 6	R: 0	H: 0	E: 0	K: 1	S: 5	R: 0	H: 0	E: 0	K: 1	S: 5	R: 0	H: 1	E: 0	K: 1	S: 6	R: 0	H: 1	E: 0	K: 1	S: 6	R: 0	H: 1	E: 0	K: 1	S: 6
PITCHER Pete Vuckovich, R ERA: 2.77 (1, 1)	IP	WLS	BF	H	R	ER	SO	BB	IBB	HBP	BLK	WP	HR	S	P	ERA	WHIP																																	
	9.0	W	35	6	0	0	12	0	1	0	0	0	0	58	62	0.00	0.667																																	

BOTTOM

Toronto Blue Jays @ Baltimore Orioles
Memorial Stadium, Baltimore, MD

Sun Jun 26 1977, 3:33 AM EDT
Att: 16,761 - Unknown - 87 F

AB	34
R	0
H	6
RBI	0
BB	1
SO	12
LOB	16



WP: 0	PA: 35
PB: 0	CS: 0
SB: 0	
CS: 0	
ERA	WHIP

New York Yankees @ Toronto Blue Jays
 Exhibition Stadium, Toronto, ON
 Mon Jun 27 1977, 7:05 PM EDT
 Att. 29,138 - Unknown - 83 F

AB	36
R	6
H	9
RBI	6
BB	3
SO	4
LOB	15



WP	0	PA	39
PB	0		
SB	0		
CS	1		

Batter	1	2	3	4	5	6	7	8	9	AB R H RBI BB SO LOB
Mickey Rivers, L (1, 8) OBP: 0.340, SLG: 0.403	0-0 6-3		0-0 6-3			0-0 E3 2B		0-0 2B	0-0 BB 1B	5 1 2 2 0 0 1
Roy White, S (1, 7) OBP: 0.357, SLG: 0.419	0-0 5-3			0-0 G3		0-0 1B 2B		0-0 F7	4-0 BB 1B	4 1 1 2 1 0 1
Thurman Munson, R (1, 2) OBP: 0.370, SLG: 0.517	0-0 HR			0-0 CS 1B		0-0 F7		4-0 BB G6-4-3	0-3 K	4 1 2 1 1 1 4
Chris Chambliss, L (1, 3) OBP: 0.337, SLG: 0.430	0-0 6-3			0-0 F7		0-0 1B		0-0 G6-4-3		4 0 1 1 0 0 3
Reggie Jackson, L (1, 9) OBP: 0.360, SLG: 0.523		0-0 6-3			0-0 4-3	0-0 G3			0-0 F7	4 0 0 0 0 0 1
Graig Nettles, L (1, 5) OBP: 0.296, SLG: 0.434		0-3 K			0-0 F9		0-0 4-3		0-0 1B 1B	4 1 1 0 0 1 0
Carlos May, L (1, 10) OBP: 0.331, SLG: 0.358		0-0 4-3			0-0 F7		0-0 FC6-4 1B		0-0 BB 1B	4 1 2 0 0 0 0
George Zeber, S (1, 4) OBP: 0.394, SLG: 0.385			0-0 4-3			0-3 K	0-0 FC6-4		4-0 BB 1B BB	3 0 0 0 1 1 1
Bucky Dent, R (1, 6) OBP: 0.315, SLG: 0.381			0-0 F7			0-0 E6 2B	0-0 FC6-4		0-3 K	2 1 0 0 0 0 0
Cliff Johnson, R (7, PH) OBP: 0.403, SLG: 0.553										1 0 0 0 0 0 1
Fred Stanley, R (7, 6) OBP: 0.200, SLG: 0.200										0 0 0 0 0 0 0
Jimmy Wynn, R (9, PH) OBP: 0.278, SLG: 0.237										1 0 0 0 0 1 3

Inning Stats	R: 1	H: 1	E: 0	LOB: 0	K: 0	S: 4	P: 4	R: 0	H: 0	E: 0	LOB: 0	K: 1	BB: 0	S: 5	P: 5	R: 0	H: 0	E: 0	LOB: 0	K: 0	BB: 0	S: 3	P: 3	R: 0	H: 1	E: 0	LOB: 0	K: 0	BB: 0	S: 3	P: 3	R: 0	H: 0	E: 0	LOB: 0	K: 0	BB: 0	S: 3	P: 3	R: 3	H: 2	E: 2	LOB: 1	K: 1	BB: 0	S: 9	P: 9	R: 0	H: 1	E: 0	LOB: 1	K: 0	BB: 0	S: 4	P: 4	R: 0	H: 1	E: 0	LOB: 1	K: 0	BB: 1	S: 3	P: 7	R: 2	H: 3	E: 0	LOB: 3	K: 2	BB: 2	S: 10	P: 18	1B: 6	SF: 0	2B: 2	SAC: 0	3B: 0	DP: 1	HR: 1	HBP: 0	WP: 0	PA: 39
--------------	------	------	------	--------	------	------	------	------	------	------	--------	------	-------	------	------	------	------	------	--------	------	-------	------	------	------	------	------	--------	------	-------	------	------	------	------	------	--------	------	-------	------	------	------	------	------	--------	------	-------	------	------	------	------	------	--------	------	-------	------	------	------	------	------	--------	------	-------	------	------	------	------	------	--------	------	-------	-------	-------	-------	-------	-------	--------	-------	-------	-------	--------	-------	--------

PITCHER	IP	WLS	BF	H	R	ER	SO	BB	IBB	HBP	BLK	WP	HR	S	P	ERA	WHIP
Jesse Jefferson, R (1, 1) ERA: 4.2	8.1	W	34	8	6	3	2	1	0	0	0	0	1	37	41	3.24	1.080
Jerry Johnson, R (9, 1) ERA: 2.91	0.2	S	5	1	0	0	2	2	0	0	0	0	0	7	15	0.00	4.500

PITCHER	IP	WLS	BF	H	R	ER	SO	BB	IBB	HBP	BLK	WP	HR	S	P	ERA	WHIP
---------	----	-----	----	---	---	----	----	----	-----	-----	-----	----	----	---	---	-----	------

Batter	1	2	3	4	5	6	7	8	9
John Scott, R OBP: 0.260, SLG: 0.312 (1, 8) X	0-0 5-3			0-0 F8	0-3 K		0-3 K		
Al Woods, L OBP: 0.366, SLG: 0.462 (1, 7) X	0-0 6-3			0-0 F6		0-0 F8	0-3 K		
Bob Bailor, R OBP: 0.356, SLG: 0.431 (1, 6) X	0-0 6-3			0-0 F3		0-0 F4		0-0 1B	
Otto Velez, R OBP: 0.371, SLG: 0.513 (1, 9)		0-3 K			4-0 HR BB SH2-4	0-0 HR		0-0 1B S	
Ron Fairly, L OBP: 0.416, SLG: 0.512 (1, 10) X		0-0 4-3			0-0 SH2-4	0-0 HR		4-0 1B IBB	
Doug Rader, R OBP: 0.360, SLG: 0.414 (1, 5)		0-3 K			4-0 HR BB	0-0 1B		0-0 G4-6-3 1B	
Doug Ault, R OBP: 0.324, SLG: 0.396 (1, 3)			0-3 K		0-3 K	0-0 F4		0-0 G4-6-3 1B	
Alan Ashby, S OBP: 0.290, SLG: 0.287 (1, 2) X		0-0 5-3			4-0 HR BB		0-0 6-3		
Hector Torres, R OBP: 0.270, SLG: 0.333 (1, 4) X			0-0 F9		0-0 HR		0-0 1B		

Inning Stats	R: 0	H: 0	E: 0	K: 0	S: 3	LOB: 0	BB: 0	P: 3
	R: 0	H: 0	E: 0	K: 2	S: 7	LOB: 0	BB: 0	P: 7
	R: 0	H: 0	E: 0	K: 1	S: 5	LOB: 0	BB: 0	P: 5
	R: 0	H: 0	E: 0	K: 0	S: 3	LOB: 0	BB: 0	P: 3
	R: 4	H: 1	E: 0	K: 2	S: 8	LOB: 0	BB: 3	P: 20
	R: 2	H: 3	E: 0	K: 0	S: 6	LOB: 1	BB: 0	P: 6
	R: 0	H: 1	E: 0	K: 2	S: 8	LOB: 1	BB: 0	P: 8
	R: 1	H: 3	E: 0	K: 0	S: 4	LOB: 1	BB: 1	P: 8


PITCHER	IP	WLS	BF	H	R	ER	SO	BB	IBB	HBP	BLK	WP	HR	S	P	ERA	WHIP
Ron Guidry, L ERA: 3.36 (1, 1)	7.1	L	32	7	7	7	7	3	1	0	0	0	2	42	58	8.59	1.364
Dick Tidrow, R ERA: 2.83 (8, 1)	0.2		2	1	0	0	0	0	0	0	0	0	0	2	2	0.00	1.500

BOTTOM

New York Yankees @ Toronto Blue Jays
Exhibition Stadium, Toronto, ON

Mon Jun 27 1977, 7:05 PM EDT
Att: 29,138 - Unknown - 83 F

AB	29
R	7
H	8
RBI	7
BB	4
SO	7
LOB	7



AB	4	0	0	0	0	2	1
AB	4	0	0	0	0	1	1
AB	4	0	1	0	0	0	0
AB	3	3	2	0	1	1	0
AB	2	1	1	2	1	0	0
AB	3	1	2	1	1	1	0
AB	4	0	0	0	0	2	5
AB	2	1	0	0	1	0	0
AB	3	1	2	4	0	0	0

1B: 6	SF: 0	WP: 0	PA: 34
2B: 0	SAC: 1	PB: 0	
3B: 0	DP: 1	SB: 1	
HR: 2	HBP: 0	CS: 0	

Batter	1	2	3	4	5	6	7	8	9	AB R H RBI BB SO LOB
Mickey Rivers, L OBP: 0.344, SLG: 0.407 (1, 8) X	0-0 1-3 ① X	0-0 7-3 ② ③ 1-2f			X 0-0 CS 1B		X 0-0 FC6-4 1B		X 0-0 1B	5 0 3 1 0 0 1
Roy White, S OBP: 0.354, SLG: 0.418 (1, 7) X	0-0 3-1 ②		X 0-0 F7 ①		X 0-0 2B		X 0-0 F7 ②		X 0-0 4-3 ③	5 0 1 0 0 0 3
Thurman Munson, R OBP: 0.368, SLG: 0.513 (1, 2) X	0-0 E9 1B		X 0-0 5-3 ②		X 0-0 F4		X 0-0 FC6-4 ③ 1-2f			4 1 1 0 0 0 3
Chris Chambliss, L OBP: 0.335, SLG: 0.427 (1, 3) X	0-0 2-H 1B		X 0-0 1-3 ③			X 0-0 G3 ①		S S 0-3 K ①		4 0 1 1 0 1 0
Reggie Jackson, L OBP: 0.359, SLG: 0.531 (1, 9) S S	0-3 K ③			S S 0-3 K ①		X 0-0 F8 ②		X 0-0 HR ②		4 1 1 1 0 2 1
Graig Nettles, L OBP: 0.295, SLG: 0.429 (1, 5) X		X 0-0 4-3 ①		X 0-0 G3 ②		B B B B 4-0 BB		X 0-0 F9 ②		3 0 0 0 1 0 0
Carlos May, L OBP: 0.329, SLG: 0.362 (1, 10) X		X 0-0 HR 2B		X 0-0 3-1 ③		X 0-0 F8 ③		X 0-0 F4 ③		4 1 1 0 0 0 1
George Zeber, S OBP: 0.378, SLG: 0.467 (1, 4) X		X 0-0 2-H HR			R 0-3 K ①		S S 0-3 K ①		X 0-0 4-3 ①	4 1 1 2 0 2 0
Bucky Dent, R OBP: 0.324, SLG: 0.396 (1, 6) X		X 0-0			X 0-0		B B B B 4-0		X 0-0 F4 ②	2 1 2 0 1 0 0
Cliff Johnson, R OBP: 0.401, SLG: 0.549 (9, PH) X		X 0-0 7-3 1B			X 0-0 1B 3B		X 0-0 1B BB		X 0-0	1 0 0 0 0 0 0
Inning Stats	R: 1 H: 2 E: 1 LOB: 1 K: 1 BB: 0 S: 7 P: 7	R: 2 H: 3 E: 0 LOB: 0 K: 0 BB: 0 S: 5 P: 5	R: 0 H: 0 E: 0 LOB: 0 K: 0 BB: 0 S: 3 P: 3	R: 0 H: 0 E: 0 LOB: 0 K: 1 BB: 0 S: 5 P: 5	R: 1 H: 3 E: 0 LOB: 1 K: 1 BB: 0 S: 7 P: 7	R: 0 H: 0 E: 0 LOB: 1 K: 0 BB: 1 S: 3 P: 7	R: 0 H: 1 E: 0 LOB: 2 K: 1 BB: 1 S: 6 P: 10	R: 1 H: 1 E: 0 LOB: 0 K: 1 BB: 0 S: 6 P: 6	R: 0 H: 1 E: 0 LOB: 1 K: 0 BB: 0 S: 4 P: 4	1B: 6 SF: 0 2B: 3 SAC: 0 3B: 1 DP: 1 HR: 2 HBP: 0

New York Yankees @ Toronto Blue Jays
Exhibition Stadium, Toronto, ON
Tue Jun 28 1977, 7:05 PM EDT
Att. 40,116 - Unknown - 83 F

AB	36
R	5
H	11
RBI	5
BB	2
SO	5
LOB	9



PITCHER	IP	WLS	BF	H	R	ER	SO	BB	IBB	HBP	BLK	WP	HR	S	P	ERA	WHIP
Dave Lemanczyk, R ERA: 4.01 (1, 1)	9.0	W	38	11	5	4	5	2	0	0	0	0	2	46	54	4.00	1.444

WP: 0	PA: 38
PB: 0	
SB: 0	
CS: 1	

Batter	1	2	3	4	5	6	7	8	9	AB	R	H	RBI	BB	SO	LOB
Bob Bailor, R OBP: 0.354, SLG: 0.428 (1, 6)	0-0 6-3		0-0 5-3		0-0 6-3		0-0 E 1B 1B 1B			4	1	1	0	0	0	0
Al Woods, L OBP: 0.368, SLG: 0.460 (1, 7)	0-0 1-3		4-0 BB		0-0 F8		0-0 E3 1B 1B			3	1	1	1	1	0	0
Sam Ewing, L OBP: 0.372, SLG: 0.376 (1, 10)	0-0 HR		0-0 F8		0-0 F8		0-0 1B			3	1	1	0	0	0	1
Doug Ault, R OBP: 0.327, SLG: 0.398 (7, PH)										1	0	1	2	0	0	0
Ron Fairly, L OBP: 0.417, SLG: 0.524 (1, 3)	0-0 HR			0-0 G3		4-0 BB	0-0 4-3			3	1	1	2	1	0	1
Otto Velez, R OBP: 0.365, SLG: 0.503 (1, 9)	0-0 4-3			0-0 4-3		0-0 F4	0-3 K			4	0	0	0	0	1	2
Steve Bowling, R OBP: 0.262, SLG: 0.148 (8, 9)										0	0	0	0	0	0	0
Doug Rader, R OBP: 0.362, SLG: 0.417 (1, 5)		0-3 K		4-0 2B		0-3 K		0-0 1B		3	2	1	0	1	2	1
Ernie Whitt, L OBP: 0.286, SLG: 0.385 (1, 2)		0-0 F6		0-0 2B				0-3 SH3-4	0-3 K	4	1	2	1	0	1	1
John Scott, R OBP: 0.262, SLG: 0.313 (1, 8)		0-0 6-3		0-0 6-3				0-0 SH3-4	0-0 SF8-4	3	0	1	0	0	0	1
Hector Torres, R OBP: 0.261, SLG: 0.327 (1, 4)			0-0 1-3		0-3 K			0-0 SF	0-0 SF8-4	2	1	0	2	0	1	0

Inning Stats	R: 2	H: 2	R: 0	H: 0	R: 0	H: 0	R: 1	H: 1	R: 0	H: 0	R: 0	H: 0	R: 4	H: 4	R: 1	H: 2
	E: 0	LOB: 0	E: 0	LOB: 0	E: 0	LOB: 1	E: 0	LOB: 1	E: 0	LOB: 1	E: 2	LOB: 1	E: 0	LOB: 0	E: 0	LOB: 0
	K: 0	BB: 0	K: 1	BB: 0	K: 0	BB: 1	K: 0	BB: 1	K: 1	BB: 1	K: 1	BB: 0	K: 1	BB: 0	K: 1	BB: 0
	S: 5	P: 5	S: 5	P: 5	S: 3	P: 7	S: 4	P: 8	S: 5	P: 5	S: 5	P: 9	S: 10	P: 10	S: 6	P: 6

PITCHER	IP	WLS	BF	H	R	ER	SO	BB	IBB	HBP	BLK	WP	HR	S	P	ERA	WHIP
Ken Clay, R ERA: 4.02 (1, 1)	6.1	L	28	5	6	6	3	3	0	0	0	0	1	31	43	8.53	1.263
Sparky Lyle, L ERA: 2.11 (7, 1)	1.2		8	4	2	1	2	0	0	0	0	0	0	12	12	5.40	2.400


BOTTOM

New York Yankees @ Toronto Blue Jays
Exhibition Stadium, Toronto, ON


Tue Jun 28 1977, 7:05 PM EDT
Att: 40,116 - Unknown - 83 F

livebaseballscorecards.com

AB	30
R	8
H	9
RBI	8
BB	3
SO	5
LOB	7



WP: 0	PA: 36
PB: 0	
SB: 1	
CS: 0	

Batter	1	2	3	4	5	6	7	8	9	10	11	AB R H RBI BB SO LOB	TOP				
Paul Blair, R (1, 8) Mickey Rivers, L (9, PH) OBP: 0.345, SLG: 0.397 OBP: 0.346, SLG: 0.408 (9, 8)	0-0 4-3 ①		0-0 5-3 ②		0-0 F3 ③		0-0 F7 ②		0-0 F7 ③		0-0 E 1B	4 0 0 0 0 0 2 2 1 1 1 0 0 0					
Graig Nettles, L (1, 5) OBP: 0.296, SLG: 0.431	0-3 K ②		0-3 K ③			0-0 F8 ①	0-0 L4 ③			0-0 1B	0-0 E4 2B	6 1 2 2 0 2 1					
Thurman Munson, R (1, 10) OBP: 0.368, SLG: 0.513	0-0 F8 ③			0-0 5-3 ①		0-0 6-3 ②		0-0 2B		0-0 F3 ①	0-0 1B	6 0 2 0 0 0 1					
Cliff Johnson, R (1, 3) OBP: 0.399, SLG: 0.545 (8, 2)		0-0 F7 ①		4-0 1B BB		0-0 2B		0-0 F3 ①		0-0 F7 ②	0-0 5-3 ③	5 1 1 0 1 0 3					
Reggie Jackson, L (1, 9) OBP: 0.367, SLG: 0.537		4-0 S 1B BB		0-0 1B		0-0 2B		4-0 1BB		0-3 K ③		3 0 2 1 2 1 1					
Roy White, S (1, 7) OBP: 0.359, SLG: 0.420		0-0 S 1B		0-0 F8 ③		4-0 BB		0-0 F8 ②			0-0 SH2-4 1B 1B	4 1 2 0 1 0 3					
Fran Healy, R (1, 2) Chris Chambliss, L (8, PH) OBP: 0.226, SLG: 0.224 OBP: 0.337, SLG: 0.428 (8, 3)		0-3 K ②		0-0 5-3 ①	0-0 1-3 ③			0-0 F8 ③			0-0 SH2-4 1B	3 0 0 0 0 1 4 2 1 1 0 0 0 2	AB 44 R 5 H 14 RBI 4 BB 4 SO 5 LOB 22				
George Zeber, S (1, 4) OBP: 0.390, SLG: 0.471		0-3 K ③		0-0 1B 1B				0-0 F8 ③			0-0 SH2-4 ①	4 0 2 0 0 1 2					
Fred Stanley, R (1, 6) Carlos May, L (9, PH) Bucky Dent, R (9, 6) OBP: 0.231, SLG: 0.231 OBP: 0.327, SLG: 0.360 OBP: 0.322, SLG: 0.394			0-0 5-3 ①		0-0 1B		0-0 FC3-6 ①		0-0 F8 ②		0-0 F4 ②	3 0 1 0 0 0 1 1 0 0 0 0 0 0 1 0 0 0 0 0 2					
Inning Stats	R: 0 H: 0 E: 0 K: 1 S: 5	R: 0 H: 1 E: 0 K: 2 S: 8	R: 0 H: 0 E: 0 K: 1 S: 5	R: 0 H: 1 E: 0 K: 0 S: 3	R: 0 H: 2 E: 0 K: 0 S: 4	R: 1 H: 2 E: 0 K: 0 S: 5	R: 0 H: 1 E: 0 K: 0 S: 4	R: 0 H: 1 E: 0 K: 0 S: 4	R: 0 H: 0 E: 0 K: 0 S: 3	R: 0 H: 1 E: 0 K: 1 S: 6	R: 4 H: 5 E: 1 K: 0 S: 8	1B: 10 SF: 0 2B: 4 SAC: 1 3B: 0 DP: 0 HR: 0 HBP: 0	WP: 0 PA: 49 PB: 0 SB: 2 CS: 0				
PITCHER	IP WLS BF H R ER SO BB IBB HBP BLK WP HR S P ERA WHIP																
Mike Willis, L (1, 1) ERA: 2.44	7.0																
Jerry Johnson, R (8, 1) ERA: 3.22	4.0	L	20	7	4	3	1	0	1	0	0	0	0	0	21	25	6.75 1.750

New York Yankees @ Toronto Blue Jays
 Exhibition Stadium, Toronto, ON
 Tue Jun 28 1977, 7:05 PM EDT
 Att. 40,116 - Unknown

livebaseballscorecards.com

Batter	1	2	3	4	5	6	7	8	9	10	11	AB R H RBI BB SO LOB	BOTTOM
John Scott, R OBP: 0.260, SLG: 0.304 (1, 8)												4 0 0 0 1 0 1	New York Yankees @ Toronto Blue Jays Exhibition Stadium, Toronto, ON Tue Jun 28 1977, 7:05 PM EDT Att. 40,116 - Unknown
Doug Rader, R OBP: 0.359, SLG: 0.412 (1, 5)												5 0 1 0 0 0 2	
Bob Bailor, R OBP: 0.351, SLG: 0.423 (1, 6)												5 0 1 0 0 0 1	
Otto Velez, R OBP: 0.363, SLG: 0.498 (1, 9)												4 0 1 0 0 1 0	
Ron Fairly, L OBP: 0.419, SLG: 0.536 (1, 10)												3 1 1 1 1 0 0	
Doug Ault, R OBP: 0.335, SLG: 0.404 (1, 3)												2 0 2 0 1 0 0	
Al Woods, L OBP: 0.366, SLG: 0.457 (9, PH)												1 0 0 0 0 0 2	
Dave McKay, S OBP: 0.202, SLG: 0.253 (10, 4)												0 0 0 0 0 0 0	
Hector Torres, R OBP: 0.254, SLG: 0.319 (1, 4)												3 0 0 0 0 0 4	
Sam Ewing, L OBP: 0.368, SLG: 0.372 (9, PH)												1 0 0 0 0 0 2	
Alan Ashby, S OBP: 0.285, SLG: 0.282 (1, 2)												4 0 0 0 0 0 4	
Steve Bowling, R OBP: 0.261, SLG: 0.155 (1, 7)												4 0 1 0 0 1 1	
Inning Stats	R: 0 H: 1 E: 0 LOB: 0 K: 0 BB: 0 S: 3 P: 3	R: 1 H: 2 E: 0 LOB: 1 K: 0 BB: 0 S: 5 P: 5	R: 0 H: 0 E: 0 LOB: 0 K: 0 BB: 1 S: 2 P: 6	R: 0 H: 0 E: 0 LOB: 0 K: 0 BB: 0 S: 3 P: 3	R: 0 H: 1 E: 0 LOB: 1 K: 0 BB: 0 S: 4 P: 4	R: 0 H: 0 E: 0 LOB: 0 K: 0 BB: 0 S: 3 P: 3	R: 0 H: 1 E: 0 LOB: 2 K: 0 BB: 1 S: 4 P: 8	R: 0 H: 0 E: 0 LOB: 0 K: 1 BB: 0 S: 5 P: 5	R: 0 H: 1 E: 0 LOB: 2 K: 0 BB: 1 S: 4 P: 8	R: 0 H: 1 E: 0 LOB: 1 K: 0 BB: 0 S: 4 P: 4	R: 0 H: 0 E: 0 LOB: 0 K: 1 BB: 0 S: 5 P: 5	1B: 6 SF: 0 2B: 1 SAC: 2 3B: 0 DP: 1 HR: 1 HBP: 0	WP: 0 PA: 41 PB: 0 SB: 0 CS: 1
PITCHER	IP WLS BF H R ER SO BB IBB HBP BLK WP HR S P ERA WHIP												
Ken Holtzman, L ERA: 5.58 (1, 1)	8.1 32 6 1 1 1 1 1 2 0 0 0 1 31 43 1.08 0.840												
Dick Tidrow, R ERA: 2.72 (9, 1)	2.2 9 1 0 0 1 0 0 0 0 0 0 0 11 11 0.00 0.375												

livebaseballscorecards.com

AB	36
R	1
H	7
RBI	1
BB	3
SO	2
LOB	17



Batter 1 2 3 4 5 6 7 8 9 AB R H RBI BB SO LOB TOP

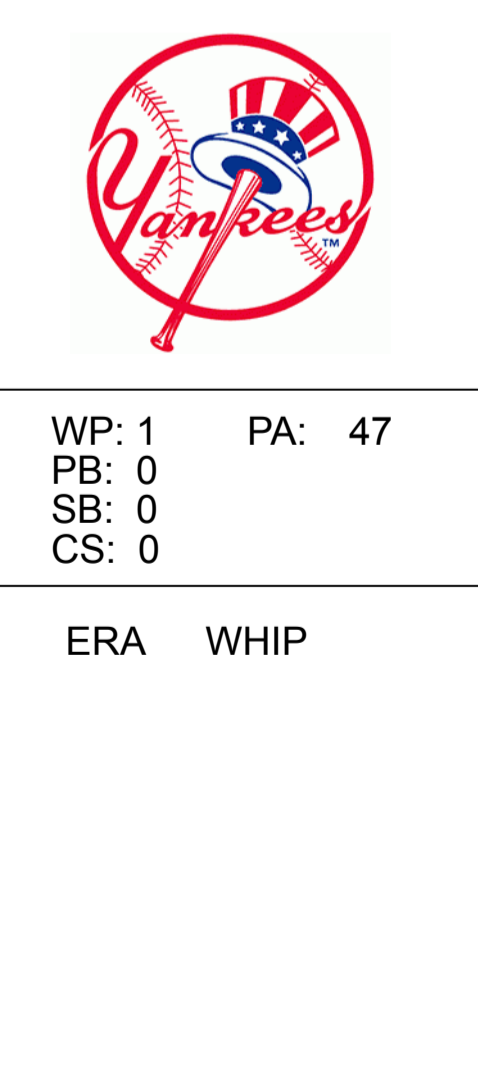
Main table containing player statistics (Willie Randolph, Mickey Rivers, Thurman Munson, Chris Chambliss, Cliff Johnson, Reggie Jackson, Lou Piniella, Graig Nettles, Bucky Dent) and their corresponding at-bat diagrams showing pitch counts, strike zones, and results (e.g., FC1-6, SF9, F8, HR, BB, K).

Inning Stats table with columns for R, H, E, K, S and rows for Innings 1 through 9.

Pitcher table with columns for IP, WLS, BF, H, R, ER, SO, BB, IBB, HBP, BLK, WP, HR, S, P, ERA, WHIP and rows for Jerry Garvin, Jerry Johnson, and Dennis DeBarr.

New York Yankees @ Toronto Blue Jays
Exhibition Stadium, Toronto, ON
Thu Jun 30 1977, 7:05 PM EDT
Att. 33,283 - Cloudy - 70 F

AB 39
R 11
H 15
RBI 11
BB 5
SO 6
LOB 18



Batter	1	2	3	4	5	6	7	8	9	AB R H RBI BB SO LOB	TOP			
Toby Harrah, R OBP: 0.396, SLG: 0.500 (1, 5) X	0-0 5-3		4-0 FC6-4 BB	0-0 FC5 FC4-6	4-0 WP BB		0-0 6-3		0-0 1-3	4 0 0 1 2 0 2				
Claudell Washington, L OBP: 0.348, SLG: 0.453 (1, 7) X	0-0 BB 1B 1B		0-0 FC6-4 FC5-4 BB 1-2f	0-0 FC4-6 1-2f 3-H	0-0 F4 1-2		4-0 BB		0-0 L7	5 1 1 1 1 0 3				
Ken Henderson, S OBP: 0.309, SLG: 0.391 (1, 9) B B B	4-0 1B 1-2 SF8 BB		4-0 FC5-4 BB 1-2	0-0 G3		0-0 FC5-4 1B		0-0 4-3	0-0 6-3	4 1 1 0 2 0 3				
Willie Horton, R OBP: 0.338, SLG: 0.449 Sandy Alomar Sr., S OBP: 0.353, SLG: 0.384 (1, 10) X (8, PR)	0-0 1-3 2-H 1B		0-0 FC5-4 BB 1-2f 2-3		0-0 S 1B 2B 1B	0-0 F2		0-0 1B 1B		5 1 3 1 0 0 3 0 1 0 0 0 0 0				
Mike Hargrove, L OBP: 0.383, SLG: 0.379 (1, 3) X	0-0 SF8 3-H		4-0 BB 1-2		0-0 2B E 1B	0-0 F8		0-0 G4-6-3 1B 1B		3 2 2 1 1 0 1				
Juan Beniguez, R OBP: 0.325, SLG: 0.406 (1, 8) S S S	0-3 K		0-0 5-3		0-0 E6 S 3B 2B 1-H 2-H	0-0 FC5-4 1-2f		0-0 G4-6-3 1-2 1B		5 1 2 2 0 1 5				
Bump Wills, S OBP: 0.360, SLG: 0.390 (1, 4) X		0-0 G3		0-0 SH1-4 FC5 1B	0-0 SF8 3B 2-H		0-0 3-1	0-0 G4-6-3 1-2f 2-3		5 2 2 1 0 0 2				
Bert Campaneris, R OBP: 0.330, SLG: 0.377 (1, 6) X		0-0 6-3		4-0 FC5 SH1-4 FC4-6 BB 1-2	0-0 SF8 3-H		0-0 HR	0-0 1B 3-H		3 2 2 3 1 0 0				
Jim Sundberg, R OBP: 0.274, SLG: 0.277 (1, 2) X		0-3 K		0-0 SH1-4 1-2 2-3	0-0 F8		0-0 6-3 1B	0-0 6-3		4 0 1 0 0 1 1				
Inning Stats	R: 2 E: 0 K: 1 S: 7 H: 2 LOB: 1 BB: 1 P: 11	R: 0 E: 0 K: 1 S: 5 H: 0 LOB: 0 BB: 0 P: 5	R: 0 E: 0 K: 0 S: 3 H: 0 LOB: 3 BB: 3 P: 15	R: 2 E: 0 K: 0 S: 5 H: 1 LOB: 1 BB: 1 P: 9	R: 4 E: 1 K: 0 S: 7 H: 4 LOB: 1 BB: 1 P: 11	R: 0 E: 0 K: 0 S: 4 H: 1 LOB: 1 BB: 0 P: 4	R: 1 E: 0 K: 0 S: 5 H: 2 LOB: 2 BB: 1 P: 9	R: 2 E: 0 K: 0 S: 6 H: 4 LOB: 1 BB: 0 P: 6	R: 0 E: 0 K: 0 S: 3 H: 0 LOB: 0 BB: 0 P: 3	1B: 11 2B: 1 3B: 1 HR: 1 SF: 2 SAC: 1 DP: 1 HBP: 0	WP: 1 PA: 48 PB: 0 SB: 2 CS: 0			
PITCHER	IP WLS BF H R ER SO BB IBB HBP BLK WP HR S P ERA WHIP												PITCHER	IP WLS BF H R ER SO BB IBB HBP BLK WP HR S P ERA WHIP
Jeff Byrd, R ERA: 7.71 (1, 1)	4.0 L 24 6 7 7 2 5 0 0 0 0 0 0 23 43 15.75 2.750													
Tom Bruno, R ERA: 7.13 (5, 1)	2.2 14 4 2 2 0 2 0 0 0 0 1 1 12 20 6.75 2.250													
Chuck Hartenstein, R ERA: 5.71 (7, 1)	2.1 10 4 2 2 0 0 0 0 0 0 0 0 10 10 7.71 1.714													

Texas Rangers @ Toronto Blue Jays
Exhibition Stadium, Toronto, ON
Fri Jul 01 1977, 7:05 PM EDT
Att. 21,089 - Unknown - 73 F

AB	38
R	11
H	14
RBI	10
BB	7
SO	2
LOB	20



WP: 1	PA: 48
PB: 0	
SB: 2	
CS: 0	

1B: 11	SF: 2
2B: 1	SAC: 1
3B: 1	DP: 1
HR: 1	HBP: 0

BOTTOM

Texas Rangers @ Toronto Blue Jays
Exhibition Stadium, Toronto, ON

Fri Jul 01 1977, 7:05 PM EDT
Att: 21,089 - Unknown - 73 F

livebaseballscorecards.com

AB	37
R	8
H	12
RBI	8
BB	5
SO	5
LOB	21



WP:	0	PA:	42
PB:	0	SB:	0
CS:	0		

AB R H RBI BB SO LOB

5 0 1 2 0 0 2

5 1 2 2 0 0 2

3 0 0 0 0 0 0

2 0 1 0 0 0 2

4 2 3 1 1 0 0

3 0 1 0 0 1 1

0 1 0 0 1 0 0

1 0 0 0 0 1 2

4 2 1 0 1 2 5

3 1 1 1 1 0 2

4 1 1 1 0 1 4

3 0 1 1 1 0 1

1B:	6	SF:	0
2B:	3	SAC:	0
3B:	1	DP:	2
HR:	2	HBP:	0

Batter	1	2	3	4	5	6	7	8	9
Bob Bailor, R OBP: 0.343, SLG: 0.416 (1, 6)	0-0 F9		0-0 5-3		0-0 6-3		0-0 F7	0-0 2B	
Steve Staggs, R OBP: 0.400, SLG: 1.000 (1, 4)	0-0 5-3		0-0 1-3			0-0 HR	0-0 1B	0-0 4-3	
Al Woods, L OBP: 0.364, SLG: 0.451 Otto Velez, R OBP: 0.366, SLG: 0.495 (7, PH) (8, 9)	0-0 6-3		0-0 4-3			0-0 F5	0-0 F2		0-0 BB 1B
Ron Fairly, L OBP: 0.424, SLG: 0.548 (1, 10)		0-0 HR		0-0 F4		0-0 G4-6-3 1B		0-0 BB 2B 1B	4-0 BB 1-2 BB
Sam Ewing, L OBP: 0.383, SLG: 0.376 (8, 7)		0-3 K		0-0		0-0 G4-6-3		4-0 BB 2B BB	0-3 K
Steve Bowling, R OBP: 0.271, SLG: 0.155 (9, 7)						1-2		1-2 BB 2B	
Ernie Whitt, L OBP: 0.250, SLG: 0.333 (9, PH)									
Doug Rader, R OBP: 0.358, SLG: 0.427 (1, 5)		0-0 1B 3B		0-3 K		BB BB BB BB	4-0 FC6-4 1B BB	0-3 K	0-0 G6-3
Doug Ault, R OBP: 0.337, SLG: 0.407 (1, 3)		0-0 F3		0-0 5-3		BB BB BB BB	4-0 FC6-4 BB	0-0 2B 2B	
John Scott, R OBP: 0.259, SLG: 0.308 (1, 8)		0-0 1B		0-0 F8		BB BB BB BB	0-0 FC6-4 1B	0-3 K	
Alan Ashby, S OBP: 0.288, SLG: 0.279 (1, 2)		0-0 L4		0-0 4-3		BB BB BB BB	0-0 1B 1B	4-0 BB 2B	

Inning Stats	R: 0	H: 0	E: 0	K: 0	S: 3	R: 2	H: 3	E: 0	K: 1	S: 8	R: 0	H: 0	E: 0	K: 0	S: 3	R: 0	H: 1	E: 0	K: 1	S: 6	R: 0	H: 0	E: 0	K: 0	S: 3	R: 1	H: 2	E: 0	K: 0	S: 4	R: 2	H: 2	E: 0	K: 0	S: 5	R: 3	H: 3	E: 0	K: 2	S: 10	R: 0	H: 1	E: 0	K: 1	S: 5	1B: 6	2B: 3	3B: 1	HR: 2	SF: 0	SAC: 0	DP: 2	HBP: 0	WP: 0	PA: 42
--------------	------	------	------	------	------	------	------	------	------	------	------	------	------	------	------	------	------	------	------	------	------	------	------	------	------	------	------	------	------	------	------	------	------	------	------	------	------	------	------	-------	------	------	------	------	------	-------	-------	-------	-------	-------	--------	-------	--------	-------	--------

PITCHER	IP	WLS	BF	H	R	ER	SO	BB	IBB	HBP	BLK	WP	HR	S	P	ERA	WHIP
Doyle Alexander, R ERA: 3.99 (1, 1)	6.2	W	29	8	5	5	2	2	0	0	0	0	2	31	39	6.75	1.500
Paul Lindblad, L ERA: 3.63 (7, 1)	1.0		7	2	3	3	2	2	0	0	0	0	0	9	17	27.00	4.000
Adrian Devine, R ERA: 2.6 (8, 1)	1.1	S	6	2	0	0	1	1	0	0	0	0	0	7	11	0.00	2.250

Batter	1	2	3	4	5	6	7	8	9	AB R H RBI BB SO LOB	TOP
Bert Campaneris, R (1, 6) OBP: 0.334, SLG: 0.379	4-0 G3 E 1B BB	0-0 1-2 1B			0-0 F9	0-3 K			0-0 FC4-6 1B	4 1 2 0 1 1 2	
Claudell Washington, L (1, 7) OBP: 0.340, SLG: 0.441	0-3 K	0-3 K			0-0 5-3		0-0 5-3		0-0 FC4-6 2B	5 1 0 0 0 2 5	
Mike Hargrove, L (1, 3) OBP: 0.387, SLG: 0.385	0-0 G3				0-0 1B 1B		4-0 G5-4-3 BB		0-0 1B 2B	4 2 2 2 1 0 1	
Willie Horton, R (1, 10) OBP: 0.340, SLG: 0.448	0-0 FC6-5 BB 1B				0-0 F8		0-0 FC5 1B 1B		0-0 F9	5 0 2 1 0 0 2	
Dave May, L (1, 9) OBP: 0.309, SLG: 0.373	4-0 1-2 BB				0-0 1-2 2-H 1B			0-0 HR 2B	0-0 2-H 1B	4 1 3 2 1 1 0	
Toby Harrah, R (1, 5) OBP: 0.390, SLG: 0.490	0-0 FC6-5 2-3f				0-0 5-3	0-0 FC5 2-3f		0-3 K	0-0 L1	5 0 0 0 0 1 6	
Juan Beniquez, R (1, 8) OBP: 0.320, SLG: 0.400					0-0 5-3			0-3 K		4 0 0 0 0 2 1	
Bump Wills, S (1, 4) OBP: 0.358, SLG: 0.400					0-3 K			0-0 G3		4 1 1 2 0 1 0	
Jim Sundberg, R (1, 2) OBP: 0.283, SLG: 0.283					0-0 WP 1B 5-3 1B		4-0 BB		0-0 4-3	3 1 2 0 1 0 0	
Inning Stats	R: 1 E: 1 K: 1 S: 6 H: 1 LOB: 2 BB: 2 P: 14	R: 0 E: 0 K: 2 S: 9 H: 2 LOB: 2 BB: 0 P: 9	R: 0 E: 0 K: 1 S: 5 H: 0 LOB: 0 BB: 0 P: 5	R: 0 E: 0 K: 1 S: 5 H: 0 LOB: 0 BB: 0 P: 5	R: 2 E: 0 K: 0 S: 7 H: 4 LOB: 2 BB: 0 P: 7	R: 0 E: 0 K: 1 S: 5 H: 0 LOB: 1 BB: 1 P: 9	R: 0 E: 0 K: 0 S: 2 H: 0 LOB: 0 BB: 1 P: 6	R: 2 E: 0 K: 2 S: 9 H: 2 LOB: 0 BB: 0 P: 9	R: 2 E: 0 K: 0 S: 6 H: 3 LOB: 1 BB: 0 P: 6	1B: 9 2B: 2 3B: 0 HR: 1 SF: 0 SAC: 0 DP: 1 HBP: 0	WP: 1 PB: 0 SB: 0 CS: 0 PA: 42
PITCHER Pete Vuckovich, R (1, 1) ERA: 3.23	IP: 9.0 WLS: W BF: 42 H: 12 R: 7 ER: 7 SO: 8 BB: 4 IBB: 0 HBP: 0 BLK: 0 WP: 1 HR: 1 S: 54 P: 70 ERA: 7.00 WHIP: 1.778						PITCHER	IP: 9.0 WLS: W BF: 42 H: 12 R: 7 ER: 7 SO: 8 BB: 4 IBB: 0 HBP: 0 BLK: 0 WP: 1 HR: 1 S: 54 P: 70 ERA: 7.00 WHIP: 1.778			

Texas Rangers @ Toronto Blue Jays
Exhibition Stadium, Toronto, ON
Sat Jul 02 1977, 3:33 AM EDT
Att. 19,176 - Unknown - 65 F

livebaseballscorecards.com

AB	38
R	7
H	12
RBI	7
BB	4
SO	8
LOB	17



BOTTOM

Texas Rangers @ Toronto Blue Jays
Exhibition Stadium, Toronto, ON
Sat Jul 02 1977, 3:33 AM EDT
Att: 19,176 - Unknown - 65 F

livebaseballscorecards.com

AB	35
R	10
H	12
RBI	10
BB	7
SO	4
LOB	25



WP:	1	PA:	43
PB:	0		
SB:	0		
CS:	0		

AB R H RBI BB SO LOB

5	2	2	2	0	0	2
5	1	1	0	0	1	3
3	2	1	1	2	0	3
2	0	1	2	3	0	1
4	1	2	2	0	1	3
0	0	0	0	1	0	0
5	1	1	3	0	2	6
5	1	1	0	0	0	5
4	1	2	0	0	0	0
2	1	1	0	1	0	2
1B:	10	SF:	0			
2B:	1	SAC:	1			
3B:	0	DP:	1			
HR:	1	HBP:	0			

Batter	1	2	3	4	5	6	7	8	9																	
Bob Bailor, R OBP: 0.344, SLG: 0.415 (1, 6)	0-0 5-3 1B		0-0 1-2 2B 1B	0-0 1-2f G1-4-3		0-0 F7		0-0 1-2 2-H 3-H FC6-2 1B 1B																		
Steve Staggs, R OBP: 0.300, SLG: 0.600 (1, 4)	0-0 3-1		0-0 F9		0-0 F7	0-3 K		0-0 1-2 2-3 1B 1B																		
Ron Fairly, L OBP: 0.427, SLG: 0.550 (1, 10)	4-0 BB BB		0-0 1-3 2-H 1B 2B		4-0 WP 1B HR BB		0-0 G3	0-0 1-2 2-3 3-Hf FC6-2 1B																		
Otto Velez, R OBP: 0.375, SLG: 0.495 (1, 9)	4-0 1-2 BB		4-0 1B BB		0-0 F8		4-0 BB	0-0 1-3 2-H 3-H 1B																		
Sam Ewing, L OBP: 0.388, SLG: 0.381 Steve Bowling, R OBP: 0.282, SLG: 0.155 (1, 7) (8, 7)	0-0 6-3		0-0 1-2 2-H 3-H 1B		0-0 1-2 WP HR 1B		0-3 K	4-0 IBB																		
Doug Rader, R OBP: 0.355, SLG: 0.434 (1, 5)		0-3 K	0-0 F8		0-0 1-H 2-H HR		0-3 K	0-0 F4																		
Doug Ault, R OBP: 0.335, SLG: 0.403 (1, 3)		0-0 F9	0-0 F9		0-0 6-3			0-0 E 1B 1B F6																		
John Scott, R OBP: 0.265, SLG: 0.313 (1, 8)		0-0 4-3		0-0 F7		0-0 SH1-4 1B		0-0 1-2 1B 1B																		
Alan Ashby, S OBP: 0.292, SLG: 0.281 (1, 2)			4-0 1B 2B BB	0-0 G1-4-3 1B		0-0 SH1-4		0-0 1-2 2-3 FC 1B 1B FC6-2																		
Inning Stats	R: 0 E: 0 K: 0 S: 3	H: 0 LOB: 2 BB: 2 P: 11	R: 0 E: 0 K: 1 S: 5	H: 0 LOB: 0 BB: 0 P: 5	R: 3 E: 0 K: 0 S: 6	H: 3 LOB: 2 BB: 2 P: 14	R: 0 E: 0 K: 0 S: 3	H: 1 LOB: 0 BB: 0 P: 3	R: 3 E: 0 K: 0 S: 5	H: 2 LOB: 0 BB: 1 P: 9	R: 0 E: 0 K: 1 S: 6	H: 1 LOB: 1 BB: 0 P: 6	R: 0 E: 0 K: 2 S: 7	H: 0 LOB: 1 BB: 1 P: 11	R: 4 E: 1 K: 0 S: 9	H: 5 LOB: 3 BB: 1 P: 13	BB	IBB	HBP	BLK	WP	HR	S	P	ERA	WHIP

PITCHER	IP	WLS	BF	H	R	ER	SO	BB	IBB	HBP	BLK	WP	HR	S	P	ERA	WHIP
Len Barker, R ERA: 10.8 (1, 1)	5.0	L	25	6	6	6	1	5	0	0	0	1	1	22	42	10.80	2.200
Paul Lindblad, L ERA: 4.0 (6, 1)	2.0		12	4	4	3	3	1	0	0	0	0	0	17	21	13.50	2.500
Adrian Devine, R ERA: 2.56 (8, 1)	1.0		6	2	0	0	0	0	1	0	0	0	0	5	9	0.00	2.000

Batter	1	2	3	4	5	6	7	8	9	10	AB R H RBI BB SO LOB	TOP																							
Bert Campaneris, R (1, 6) OBP: 0.332, SLG: 0.373	0-3 K		0-3 K			x 0-0 6-3	0-3 K		4-0 IBB		4 0 0 0 1 3 3	Texas Rangers @ Toronto Blue Jays Exhibition Stadium, Toronto, ON Sun Jul 03 1977, 3:33 AM EDT Unknown - 70 F																							
Claudell Washington, L (1, 7) OBP: 0.332, SLG: 0.430	0-0 6-3			x 0-0 4-3		x 0-0 6-3	0-0 FC6-4		0-0 F5		5 0 0 0 0 0 6																								
Mike Hargrove, L (1, 3) OBP: 0.388, SLG: 0.391	0-0 3B			4-0 BB		x 0-0 4-3		0-0 F9	0-0 1-3		4 0 1 0 1 0 3																								
Willie Horton, R (1, 10) Sandy Alomar Sr., S (10, PR) OBP: 0.353, SLG: 0.364	0-0 1-3			x 0-0 G6-4-3		x 0-0 HR		0-0 4-3		0-0 FC4 1B	5 1 2 1 0 0 2 0 0 0 0 0 0 0																								
Dave May, L (1, 9) OBP: 0.305, SLG: 0.366		x 0-0 4-3			0-3 K	x 0-0 1B WP 1B		0-0 6-3		0-0 F5	5 1 1 0 0 1 1																								
Toby Harrah, R (1, 5) OBP: 0.390, SLG: 0.487		x 0-0 5-3			4-0 BB BB	x 0-0 WP 1B 1B			x 0-0 F5	0-0 FC4 1B	4 1 1 0 1 0 1																								
Juan Beniquez, R (1, 8) OBP: 0.329, SLG: 0.403		x 0-0 5-3			4-0 1B BB	x 0-0 WP 1B			4-0 1B BB	0-0 HR 1B	3 2 2 1 2 0 0																								
Bump Wills, S (1, 4) OBP: 0.359, SLG: 0.412			x 0-0 6-3		0-3 K	x 0-0 4-3			x 0-0 2B 1B	0-0 HR	5 1 2 2 0 1 4																								
Jim Sundberg, R (1, 2) Ed Kirkpatrick, L (7, PH) Bill Fahey, L (7, 2) John Ellis, R (9, PH) OBP: 0.250, SLG: 0.325			x 0-0 4-3		0-0 4-3	x 0-0 FC6-4 IBB			x 0-0 2B	0-0 6-3	2 0 0 0 0 0 2 0 0 0 0 1 0 0 0 0 0 0 0 0 0 2 0 1 1 0 0 1																								
Inning Stats	R: 0 E: 0 K: 1 S: 6	H: 1 LOB: 1 BB: 0 P: 6	R: 0 E: 0 K: 0 S: 3	H: 0 LOB: 0 BB: 0 P: 3	R: 0 E: 0 K: 1 S: 5	H: 0 LOB: 0 BB: 0 P: 5	R: 0 E: 0 K: 0 S: 2	H: 0 LOB: 0 BB: 1 P: 6	R: 0 E: 0 K: 2 S: 7	H: 0 LOB: 2 BB: 2 P: 15	R: 0 E: 0 K: 0 S: 3		H: 0 LOB: 0 BB: 0 P: 3	R: 2 E: 0 K: 1 S: 9	H: 4 LOB: 3 BB: 1 P: 13	R: 0 E: 0 K: 0 S: 3	H: 0 LOB: 0 BB: 0 P: 3	R: 1 E: 0 K: 0 S: 5	H: 2 LOB: 3 BB: 2 P: 13	R: 3 E: 0 K: 0 S: 6	H: 3 LOB: 1 BB: 0 P: 6	1B: 6 2B: 1 3B: 1 HR: 2	SF: 0 SAC: 0 DP: 1 HBP: 0	WP: 1 PB: 0 SB: 0 CS: 0	PA: 45										
PITCHER Dave Lemanczyk, R (1, 1) ERA: 3.96 Mike Willis, L (9, 1) ERA: 2.87	IP 8.1	WLS L	BF 35	H 6	R 3	ER 3	SO 5	BB 4	IBB 1	HBP 0	BLK 0	WP 1	HR 1	S 40	P 60	ERA 3.24	WHIP 1.200																		
												IP 1.2	WLS L	BF 10	H 4	R 3	ER 3	SO 0	BB 0	IBB 1	HBP 0	BLK 0	WP 0	HR 1	S 9	P 13	ERA 16.20	WHIP 2.400							

livebaseballscorecards.com

AB	39
R	6
H	10
RBI	5
BB	6
SO	5
LOB	23



Batter	1	2	3	4	5	6	7	8	9	AB R H RBI BB SO LOB	TOP											
Mike Hargrove, L (1, 3) OBP: 0.386, SLG: 0.387	0-0 F8		4-0 1B BB		0-0 4-3		0-0 1-3			3 0 0 0 1 0 0												
Claudell Washington, L (1, 7) OBP: 0.335, SLG: 0.446	0-0 1B		0-0 L6			0-0 HR		0-0 F8		4 1 2 1 0 0 1												
Juan Beniquez, R (1, 8) OBP: 0.331, SLG: 0.405	0-0 F9		0-0 1B			0-0 1-3		0-0 CS 1B		4 0 2 0 0 0 1												
Willie Horton, R (1, 10) OBP: 0.339, SLG: 0.456	0-3 K		0-3 K			0-0 HR 1B		0-0 F9 1-2		4 1 1 0 0 2 4												
Toby Harrah, R (1, 5) OBP: 0.388, SLG: 0.481		4-0 1B BB		0-0 F8		0-0 F9		0-3 K		3 0 0 0 1 1 1												
Dave May, L (1, 9) OBP: 0.310, SLG: 0.393		0-0 1B G4-6-3		0-0 G1		0-0 HR 1-H		0-0 F8		4 1 2 2 0 0 0												
Bump Wills, S (1, 4) OBP: 0.354, SLG: 0.406		0-0 G4-6-3		0-0 B1		0-0 4-3		0-0 F7		4 0 0 0 0 0 2												
Jim Mason, L (1, 6) OBP: 0.250, SLG: 0.229		0-0 6-3			0-0 1-3		0-0 G3		3 0 0 0 0 0 1		AB 32 R 3 H 7 RBI 3 BB 2 SO 3 LOB 10											
Bert Campaneris, R (7, 6) OBP: 0.332, SLG: 0.373									0 0 0 0 0 0 0													
Bill Fahey, L (1, 2) OBP: 0.195, SLG: 0.200			0-0 4-3		0-0 4-3		0-0 1-6-3		3 0 0 0 0 0 0													
Inning Stats	R: 0 E: 0 K: 1 S: 6	H: 1 LOB: 1 BB: 0 P: 6	R: 0 E: 0 K: 0 S: 3	H: 1 LOB: 1 BB: 1 P: 7	R: 0 E: 0 K: 1 S: 6	H: 1 LOB: 2 BB: 1 P: 10	R: 0 E: 0 K: 0 S: 3	H: 0 LOB: 0 BB: 0 P: 3	R: 0 E: 0 K: 0 S: 3	H: 0 LOB: 0 BB: 0 P: 3	R: 3 E: 0 K: 0 S: 6	H: 3 LOB: 0 BB: 0 P: 6	R: 0 E: 0 K: 0 S: 3	H: 0 LOB: 0 BB: 0 P: 3	R: 0 E: 0 K: 1 S: 5	H: 1 LOB: 0 BB: 0 P: 3	R: 0 E: 0 K: 1 S: 5	H: 0 LOB: 0 BB: 0 P: 5	1B: 5 2B: 0 3B: 0 HR: 2	SF: 0 SAC: 0 DP: 1 HBP: 0	WP: 0 PB: 0 SB: 0 CS: 1	PA: 34
PITCHER Jesse Jefferson, R (1, 1) ERA: 4.1	IP: 9.0 WLS: W BF: 34 H: 7 R: 3 ER: 3 SO: 3 BB: 2 IBB: 0 HBP: 0 BLK: 0 WP: 0 HR: 2 S: 38 P: 46 ERA: 3.00 WHIP: 1.000											PITCHER	IP: 9.0 WLS: W BF: 34 H: 7 R: 3 ER: 3 SO: 3 BB: 2 IBB: 0 HBP: 0 BLK: 0 WP: 0 HR: 2 S: 38 P: 46 ERA: 3.00 WHIP: 1.000									

Texas Rangers @ Toronto Blue Jays
Exhibition Stadium, Toronto, ON

Sun Jul 03 1977, 3:38 AM EDT
Att: 32,066 - Unknown

livebaseballscorecards.com



Batter	1	2	3	4	5	6	7	8	9
Steve Staggs, R OBP: 0.263, SLG: 0.421 (1, 4)	0-0 6-3	0-0 F8			0-0 SH1-4 4-3 1B	0-0 F9		0-0 1B	
Al Woods, L OBP: 0.362, SLG: 0.439 (1, 7)	4-0 BB 1B BB		0-0 4-3		0-0 SH1-4 1-2		0-0 F5	0-0 F8	
Bob Bailor, R OBP: 0.343, SLG: 0.410 (1, 8)	0-0 1-2 BB 1B		4-0 BB		0-0 4-3 2-H		0-0 F3		
Otto Velez, R OBP: 0.374, SLG: 0.505 (1, 9)	0-3 K		0-0 F9		0-3 K		0-0 F7		
Steve Bowling, R OBP: 0.270, SLG: 0.148 (2, 9)									
Doug Rader, R OBP: 0.356, SLG: 0.434 (1, 5)	4-0 1-2 2-3 BB		0-0 F8			0-0 F8		0-0 F9	
Ron Fairly, L OBP: 0.420, SLG: 0.541 (1, 10)	0-0 4-3			0-0 F2		0-0 2B 6-3 1B		0-0 F4	
Doug Ault, R OBP: 0.340, SLG: 0.413 (1, 3)		0-0 2B		0-3 K		0-0 1B 2B		4-0 BB 1B BB	
Hector Torres, R OBP: 0.264, SLG: 0.319 (1, 6)		0-0 5-3		0-0 1B		0-0 6-3		0-0 BB 1B	
Alan Ashby, S OBP: 0.295, SLG: 0.281 (1, 2)		0-0 F7		0-3 K		0-0 2-H 1B		4-0 1B BB	

AB	R	H	RBI	BB	SO	LOB
5	1	2	2	0	0	2
3	0	0	0	1	0	2
3	0	1	1	1	0	0
1	0	0	0	0	1	2
3	0	0	0	0	1	1
3	0	0	0	1	0	1
4	1	1	0	0	0	3
3	2	2	0	1	1	0
4	1	2	1	0	0	2
3	0	1	1	1	1	2


BOTTOM

Texas Rangers @ Toronto Blue Jays
Exhibition Stadium, Toronto, ON

Sun Jul 03 1977, 3:38 AM EDT
Att. 32,066 - Unknown

livebaseballscorecards.com

AB	32
R	5
H	9
RBI	5
BB	5
SO	4
LOB	15



Inning Stats	R: 0	H: 1	E: 0	LOB: 3	K: 1	BB: 2	S: 6	P: 14
R: 0 H: 1 E: 0 LOB: 1 K: 0 BB: 0 S: 4	R: 0 H: 0 E: 0 LOB: 1 K: 0 BB: 1 S: 3	R: 0 H: 1 E: 0 LOB: 1 K: 2 BB: 0 S: 8	R: 1 H: 1 E: 0 LOB: 0 K: 1 BB: 0 S: 6	R: 2 H: 3 E: 0 LOB: 1 K: 0 BB: 0 S: 6	R: 0 H: 0 E: 0 LOB: 0 K: 0 BB: 0 S: 3	R: 2 H: 2 E: 0 LOB: 2 K: 0 BB: 2 S: 5		
PITCHER Roger Moret, L (1, 1) ERA: 7.0 Darold Knowles, L (7, 1) ERA: 2.93	IP 6.0 WLS L BF 28 H 7 R 3 ER 3 SO 4	BB 3 IBB 0 HBP 0 BLK 0 WP 0 HR 0 S 33 P 45	ERA 4.50 WHIP 1.667	PITCHER IP WLS BF H R ER SO BB IBB HBP BLK WP HR S P ERA WHIP	IP 2.0 WLS L BF 10 H 2 R 2 ER 2 SO 0	BB 2 IBB 0 HBP 0 BLK 0 WP 0 HR 0 S 8 P 16	ERA 9.00 WHIP 2.000	

1B: 7	SF: 0	WP: 0	PA: 38
2B: 2	SAC: 1	PB: 0	
3B: 0	DP: 0	SB: 1	
HR: 0	HBP: 0	CS: 0	

Batter	1	2	3	4	5	6	7	8	9	AB R H RBI BB SO LOB	TOP																
Bob Bailor, R (1, 8) OBP: 0.344, SLG: 0.414	0-0 4-3	0-3 K			0-0 G3 2B		0-0 F9	0-0 BB 1B		5 0 2 0 0 1 1																	
Steve Staggs, R (1, 4) OBP: 0.333, SLG: 0.478	0-0 E1 FC4-6		0-0 L9-3 1B		0-3 K		0-0 E 1B 2B	4-0 BB 1B 2B		4 1 2 0 1 1 1																	
Al Woods, L (1, 7) OBP: 0.354, SLG: 0.428	0-0 FC4-6 2B		0-0 L9-3		0-0 G3		0-0 E3 1B 2B	0-0 G1-2-3		5 2 0 0 0 0 7																	
Ron Fairly, L (1, 3) OBP: 0.420, SLG: 0.543	0-0 1-H 2B		0-0 5-3		0-0 F7		0-0 1B 1B 1B G5-2-3		0-3 K	5 0 2 2 0 1 1																	
Sam Ewing, L (1, 10) OBP: 0.363, SLG: 0.375 Doug Ault, R (7, PH) OBP: 0.344, SLG: 0.415	0-3 K			0-3 K		0-0 E6 HR 1B	0-0 1B 1B	0-0 FC5-4 HBP		3 1 1 0 0 2 1 1 0 1 1 0 0 0																	
Otto Velez, R (1, 9) OBP: 0.375, SLG: 0.516		0-3 K		0-0 F3		0-0 HR 1B	0-0 1B 1B	0-0 FC5-4		5 1 2 2 0 1 1																	
Doug Rader, R (1, 5) OBP: 0.357, SLG: 0.441		0-0 1B 2B		0-0 2B		0-0 5-3	0-0 G5-2-3	0-3 K		5 1 2 0 0 1 4																	
Hector Torres, R (1, 6) OBP: 0.263, SLG: 0.311		0-0 6-3		4-0 BB		0-0 F8		0-0 F3		3 0 0 0 1 0 1																	
Alan Ashby, S (1, 2) OBP: 0.299, SLG: 0.285 Ernie Whitt, L (8, PR) OBP: 0.250, SLG: 0.316 (8, 2)		0-0 2-H 1B		0-0 G3		0-3 K		0-0 BB 1B G1-2-3 1B		4 0 2 1 0 1 2 0 0 0 0 0 0 0																	
Inning Stats	R: 1 E: 1 K: 1 S: 7	H: 1 LOB: 1 BB: 0 P: 7	R: 1 E: 0 K: 2 S: 9	H: 2 LOB: 1 BB: 0 P: 9	R: 0 E: 0 K: 0 S: 3	H: 1 LOB: 0 BB: 0 P: 3	R: 0 E: 0 K: 1 S: 6	H: 1 LOB: 2 BB: 1 P: 10	R: 0 E: 0 K: 1 S: 6	H: 1 LOB: 1 BB: 0 P: 6	R: 2 E: 1 K: 1 S: 7	H: 2 LOB: 0 BB: 0 P: 7	R: 2 E: 1 K: 0 S: 7	H: 4 LOB: 2 BB: 0 P: 7	R: 0 E: 0 K: 0 S: 4	H: 2 LOB: 2 BB: 1 P: 8	R: 0 E: 0 K: 2 S: 7	H: 0 LOB: 1 BB: 0 P: 8	1B: 8 2B: 6 3B: 0 HR: 1	SF: 0 SAC: 0 DP: 3 HBP: 1	WP: 0 PB: 0 SB: 1 CS: 0	PA: 43					
PITCHER	IP WLS BF H R ER SO BB IBB HBP BLK WP HR S P ERA WHIP																										
Fergie Jenkins, R (1, 1) ERA: 3.18	6.1		31	10	6	4	6	1	0	0	0	0	1	42	46	5.68	1.737										
Ramon Hernandez, L (7, 1) ERA: 7.36	0.0		1	1	0	0	0	0	0	0	0	0	0	1	1	∞	∞										
Reggie Cleveland, R (7, 1) ERA: 3.62	1.0		5	3	0	0	0	0	0	0	0	0	0	5	5	0.00	3.000										
Bill Campbell, R (8, 1) ERA: 2.64	1.2	W	6	0	0	0	2	1	0	1	0	0	0	8	13	0.00	0.600										

Toronto Blue Jays @ Boston Red Sox
Fenway Park, Boston, MA
Mon Jul 04 1977, 3:33 AM EDT
Att. 21,073 - Unknown - 88 F

livebaseballscorecards.com

AB	40
R	6
H	14
RBI	6
BB	2
SO	8
LOB	19




Batter	1	2	3	4	5	6	7	8	9	AB	R	H	RBI	BB	SO	LOB
Rick Burleson, R OBP: 0.353, SLG: 0.407 (1, 6)	0-0 3-1			0-0 F4		0-0 F9		0-0 F6		4	0	0	0	0	0	0
Fred Lynn, L OBP: 0.312, SLG: 0.470 (1, 8)	0-3 K			0-0 6-3		0-0 HR		0-0 HR		4	2	2	2	0	1	0
Jim Rice, R OBP: 0.365, SLG: 0.585 Rick Miller, L OBP: 0.315, SLG: 0.270 (1, 9) (9, 9)	0-0 F8			0-0 6-3		0-0 1B		0-0 HR		4	1	2	1	0	0	0
Carl Yastrzemski, L OBP: 0.368, SLG: 0.527 (1, 7)		0-0 F6			0-0 FC5-4 1B	0-0 4-3		0-0 HR		4	1	2	1	0	0	1
Carlton Fisk, R OBP: 0.435, SLG: 0.569 (1, 2)		0-0 F9			0-0 FC5-4 HR		4-0 BB	0-0 1-3		3	1	0	0	1	0	1
George Scott, R OBP: 0.333, SLG: 0.568 (1, 3)		0-0 F4			0-0 HR		0-0 G4-6-3	0-0 HR		4	2	2	3	0	0	1
Butch Hobson, R OBP: 0.282, SLG: 0.455 (1, 5)			0-3 K		0-0 6-3		0-0 HR	0-0 BB		4	1	2	1	0	1	0
Tommy Helms, R OBP: 0.194, SLG: 0.172 Bernie Carbo, L OBP: 0.396, SLG: 0.488 (1, 10) (7, PH)			0-0 F8		0-0 F5		0-0 HR	4-0 BB		2	0	0	0	0	0	0
Steve Dillard, R OBP: 0.294, SLG: 0.363 Denny Doyle, L OBP: 0.309, SLG: 0.346 (1, 4) (7, PH) (8, 4)			0-0 F4			0-0 F4		0-0 F8	0-3 K	2	0	0	0	0	0	0
										2	0	0	0	0	1	2

Inning Stats		R: 0	H: 0	E: 0	K: 1	S: 5	R: 0	H: 0	E: 0	K: 0	S: 3	R: 0	H: 0	E: 0	K: 1	S: 5	R: 2	H: 2	E: 0	K: 0	S: 5	R: 1	H: 2	E: 0	K: 0	S: 5	R: 2	H: 2	E: 0	K: 0	S: 4	R: 4	H: 5	E: 0	K: 1	S: 10
PITCHER		IP	WLS	BF	H	R	ER	SO	BB	IBB	HBP	BLK	WP	HR	S	P	ERA	WHIP																		
Jerry Garvin, L ERA: 3.87 (1, 1)		6.0		22	4	3	3	2	0	0	0	0	0	2	26	26	4.50	0.667																		
Chuck Hartenstein, R ERA: 7.23 (7, 1)		1.1	L	8	4	4	4	0	1	0	0	0	0	4	7	11	27.00	3.750																		
Mike Willis, L ERA: 3.19 (8, 1)		0.1		3	2	2	2	0	0	0	0	0	0	2	3	3	54.00	6.000																		
Jerry Johnson, R ERA: 4.06 (8, 1)		0.1		3	1	0	0	1	1	0	0	0	0	0	4	8	0.00	6.000																		

BOTTOM

Toronto Blue Jays @ Boston Red Sox
Fenway Park, Boston, MA
Mon Jul 04 1977, 3:33 AM EDT
Att: 21,073 - Unknown - 88 F

AB	34
R	9
H	11
RBI	9
BB	2
SO	3
LOB	5



1B: 3	SF: 0	WP: 0	PA: 36
2B: 0	SAC: 0	PB: 0	
3B: 0	DP: 1	SB: 0	
HR: 8	HBP: 0	CS: 0	

livebaseballscorecards.com

Batter	1	2	3	4	5	6	7	8	9	AB R H RBI BB SO LOB	TOP																	
Bob Bailor, R OBP: 0.345, SLG: 0.414 (1, 8) (8, 6)	0-0 F9 FC 1B	0-0 6-3		0-0 1B		0-0 E4 L7-3			0-0 5-3	5 1 2 0 0 0 0																		
Steve Staggs, R OBP: 0.310, SLG: 0.429 (1, 4)	0-0 FC 1B		0-0 4-3	0-0 1B		0-0 L7-3			0-3 K	5 1 1 1 0 1 2																		
Al Woods, L OBP: 0.346, SLG: 0.417 (1, 7)	0-0 F9 2-3		0-0 F3	0-0 L7				0-0 G3	0-3 K	5 0 0 0 0 1 4																		
Ron Fairly, L OBP: 0.424, SLG: 0.546 (1, 10)	0-0 1B 1-2 3-H		0-0 HR 1B	0-0 4-3				0-0 1B		4 1 3 1 0 0 2																		
Otto Velez, R OBP: 0.376, SLG: 0.529 (1, 9)	0-0 1B 1-2 2-H		0-0 HR		0-3 K			0-0 L7		4 1 2 3 0 1 1																		
Doug Rader, R OBP: 0.355, SLG: 0.436 (1, 5)	0-0 F7		4-0 BB		0-0 1-3			0-0 F8		3 0 0 0 1 0 3																		
Doug Ault, R OBP: 0.343, SLG: 0.410 (1, 3)	0-3 K		0-3 K		4-0 BB			0-0 F9		3 0 0 0 1 2 3																		
Ernie Whitt, L OBP: 0.208, SLG: 0.261 (1, 2)		0-0 L9		0-0 F2		0-0 F9		0-0 4-3		4 0 0 0 0 0 1																		
Hector Torres, R OBP: 0.265, SLG: 0.320 Sam Ewing, L OBP: 0.380, SLG: 0.371 John Scott, R OBP: 0.265, SLG: 0.311 (1, 6) (8, PH) (8, 8)		0-0 F6		0-0 1B 2B		0-0 F9		0-3 K		3 1 1 0 0 0 0 1 0 0 0 0 1 0 0 0 0 0 0 0 0																		
Inning Stats	R: 2 E: 0 K: 1 S: 9	H: 3 LOB: 2 BB: 0 P: 9	R: 0 E: 0 K: 0 S: 3	H: 0 LOB: 0 BB: 0 P: 3	R: 2 E: 0 K: 1 S: 7	H: 2 LOB: 1 BB: 1 P: 11	R: 1 E: 0 K: 0 S: 6	H: 3 LOB: 2 BB: 0 P: 6	R: 0 E: 0 K: 1 S: 5	H: 0 LOB: 1 BB: 1 P: 9	R: 0 E: 1 K: 0 S: 3	H: 0 LOB: 0 BB: 0 P: 3	R: 0 E: 0 K: 0 S: 4	H: 1 LOB: 1 BB: 0 P: 4	R: 0 E: 0 K: 1 S: 5	H: 0 LOB: 0 BB: 0 P: 5	R: 0 E: 0 K: 2 S: 7	H: 0 LOB: 0 BB: 0 P: 7	1B: 7 2B: 2 3B: 0 HR: 1	SF: 0 SAC: 0 DP: 1 HBP: 0	WP: 0 PB: 0 SB: 0 CS: 0	PA: 39						
PITCHER	IP WLS BF H R ER SO BB IBB HBP BLK WP HR S P ERA WHIP												PITCHER	IP WLS BF H R ER SO BB IBB HBP BLK WP HR S P ERA WHIP														
Luis Tiant, R ERA: 5.34 (1, 1)	3.1		20	8	5	5	2	1	0	0	0	0	1	23	27	13.50	2.700											
Mike Paxton, R ERA: 7.66 (4, 1)	3.0		11	1	0	0	1	1	0	0	0	0	0	12	16	0.00	0.667											
Bill Campbell, R ERA: 2.55 (7, 1)	2.2	W	8	0	0	0	3	0	0	0	0	0	0	14	14	0.00	0.000											

Toronto Blue Jays @ Boston Red Sox
Fenway Park, Boston, MA
Wed Jul 06 1977, 7:05 PM EDT
Att. 34,956 - Unknown - 73 F

livebaseballscorecards.com

AB 37
R 5
H 9
RBI 5
BB 2
SO 6
LOB 16



Batter	1	2	3	4	5	6	7	8	9
Rick Burleson, R OBP: 0.354, SLG: 0.407 (1, 6)	0-0 L7	0-0 1B 1-2 2-H		0-0 2B 1B		0-3 K	0-0 F9		
Fred Lynn, L OBP: 0.324, SLG: 0.489 (1, 8)	0-0 6-3 1B 2B	0-0 1-3 2-H 1B		0-0 1-3 2B		0-0 F6		0-0 1B 1B	
Jim Rice, R OBP: 0.363, SLG: 0.579 (1, 10)	0-0 6-3 2-3	0-3 K		0-3 K		0-0 F3		0-0 1B 1-2 SF8 1B	
Carl Yastrzemski, L OBP: 0.378, SLG: 0.534 (1, 7)	0-0 1B 3-H		0-0 F9 2B 1B	4-0 IBB			0-0 1B WP 1B	0-0 SF8 SF9 1-3 2-H 1B	
Carlton Fisk, R OBP: 0.431, SLG: 0.563 (1, 2)	0-3 K		0-0 F9 1-2	0-0 F4			0-0 1B 1B 1-H FC3-2 1B	0-0 SF8 2-3 3-H	
George Scott, R OBP: 0.338, SLG: 0.573 (1, 3)		0-0 FC5-4 1B	0-0 L8 2B 2B 2-H	0-0 F4			4-0 FC3-2 1B 1-2 BB	0-0 SF9 3-H	
Bernie Carbo, L OBP: 0.388, SLG: 0.477 (1, 9)		0-0 FC5-4 1B 1-2	0-0 L8 2-3		0-3 K		0-0 FC3-2 1B 1-2 2-3	0-3 K	
Rick Miller, L OBP: 0.320, SLG: 0.277 (7, PH)									
Butch Hobson, R OBP: 0.282, SLG: 0.455 (1, 5)		0-0 F2	0-0 2B 3-H		0-0 F4		0-3 K		
Denny Doyle, L OBP: 0.308, SLG: 0.344 (1, 4)		0-0 1B 1B 1-2	0-0 P8		0-0 4-3		0-0 FC3-2 1-2 2-3 3-H		

Inning Stats	R: 1	H: 2	E: 0	K: 1	S: 7	LOB: 1	BB: 0	P: 7
	R: 2	H: 4	E: 0	K: 1	S: 9	LOB: 2	BB: 0	P: 9
	R: 2	H: 3	E: 0	K: 0	S: 6	LOB: 1	BB: 0	P: 6
	R: 0	H: 2	E: 0	K: 1	S: 7	LOB: 3	BB: 1	P: 11
	R: 0	H: 0	E: 0	K: 1	S: 5	LOB: 0	BB: 0	P: 5
	R: 0	H: 0	E: 0	K: 1	S: 5	LOB: 0	BB: 0	P: 5
	R: 1	H: 3	E: 0	K: 1	S: 8	LOB: 3	BB: 1	P: 12
	R: 3	H: 3	E: 0	K: 1	S: 8	LOB: 0	BB: 0	P: 8

PITCHER	IP	WLS	BF	H	R	ER	SO	BB	IBB	HBP	BLK	WP	HR	S	P	ERA	WHIP
Pete Vuckovich, R ERA: 3.61 (1, 1)	6.0	L	33	13	6	6	5	1	1	0	0	1	0	41	49	9.00	2.333
Jerry Johnson, R ERA: 4.42 (7, 1)	2.0		10	4	3	3	2	0	0	0	0	0	0	14	14	13.50	2.000

AB	R	H	RBI	BB	SO	LOB
5	0	2	1	0	1	3
5	2	4	1	0	0	0
5	1	1	0	0	2	5
4	3	4	2	1	0	0
4	0	1	2	0	1	5
3	1	2	2	1	0	3
3	1	0	0	0	1	2
2	0	1	0	0	1	0
4	0	1	1	0	1	4
4	1	1	0	0	0	4

BOTTOM

Toronto Blue Jays @ Boston Red Sox
Fenway Park, Boston, MA
 Wed Jul 06 1977, 7:05 PM EDT
 Att: 34,956 - Unknown - 73 F

AB	39
R	9
H	17
RBI	9
BB	2
SO	7
LOB	26



1B: 13	SF: 2	WP: 1	PA: 43
2B: 4	SAC: 0	PB: 0	
3B: 0	DP: 0	SB: 0	
HR: 0	HBP: 0	CS: 0	

PITCHER	IP	WLS	BF	H	R	ER	SO	BB	IBB	HBP	BLK	WP	HR	S	P	ERA	WHIP
---------	----	-----	----	---	---	----	----	----	-----	-----	-----	----	----	---	---	-----	------

Batter	1	2	3	4	5	6	7	8	9	AB R H RBI BB SO LOB	TOP	
Bob Bailor, R OBP: 0.346, SLG: 0.417 (1, 8) (7, 6)	0-0 E 1B		0-0 FC6-4 1B 1-2f		0-0 F9		0-0 L4		0-0 2B	5 0 2 0 0 0 3		
Steve Staggs, R OBP: 0.324, SLG: 0.406 (1, 4) SS	0-3 K		0-0 G4-6-3 1B 1-3		0-0 L8		4-0 BB 1-3 3-H		0-0 3-1	4 0 1 0 1 1 2		
Al Woods, L OBP: 0.344, SLG: 0.414 (1, 7) X	0-0 FC4 1-2		0-0 G4-6-3 1-2f		0-0 HR 1B		0-0 4-3			4 1 1 0 0 0 5		
Ron Fairly, L OBP: 0.418, SLG: 0.537 (1, 10) X	0-0 L9			0-0 6-3		0-0 L6		0-0 6-3		4 0 0 0 0 0 3		
Otto Velez, R OBP: 0.371, SLG: 0.520 (1, 9) X	0-0 6-3			0-0 6-3		0-0 F4		0-0 F6		4 0 0 0 0 0 3		
Doug Rader, R OBP: 0.360, SLG: 0.449 (1, 5) X		0-0 F9		0-0 1B 1B		0-0 HR 1-H		4-0 BB		3 1 2 2 1 0 0		
Doug Ault, R OBP: 0.342, SLG: 0.407 (1, 3) X		0-0 F6		0-0 FC6-4 1B 1-2		0-0 F8		0-3 K		4 0 1 0 0 1 1		
Hector Torres, R OBP: 0.266, SLG: 0.320 John Scott, R OBP: 0.263, SLG: 0.309 (7, PR) (7, 8) X		0-0 6-3		0-0 FC6-4 1B 1-2f			0-0 1B CS 1B		0-0 F6	3 0 1 0 0 0 2 1 0 0 0 0 0 0		
Alan Ashby, S OBP: 0.301, SLG: 0.289 (1, 2) X			0-0 FC6-4 1B		0-0 1-6-3		0-0 CS 1B 1-3		0-3 K	4 0 2 0 0 1 0		
Inning Stats	R: 0 E: 1 K: 1 S: 7 H: 1 LOB: 2 BB: 0 P: 7	R: 0 E: 0 K: 0 S: 3 H: 0 LOB: 0 BB: 0 P: 3	R: 0 E: 0 K: 0 S: 4 H: 2 LOB: 1 BB: 0 P: 4	R: 0 E: 0 K: 0 S: 5 H: 2 LOB: 2 BB: 0 P: 5	R: 0 E: 0 K: 0 S: 3 H: 0 LOB: 0 BB: 0 P: 3	R: 2 E: 0 K: 0 S: 5 H: 2 LOB: 0 BB: 0 P: 5	R: 0 E: 0 K: 0 S: 4 H: 2 LOB: 2 BB: 1 P: 8	R: 0 E: 0 K: 1 S: 5 H: 0 LOB: 1 BB: 1 P: 9	R: 0 E: 0 K: 1 S: 6 H: 1 LOB: 1 BB: 0 P: 6	1B: 8 2B: 1 3B: 0 HR: 1 SF: 0 SAC: 0 DP: 1 HBP: 0	WP: 0 PB: 0 SB: 0 CS: 2 PA: 38	
PITCHER Bob Stanley, R ERA: 4.09 Bill Campbell, R ERA: 2.45	IP WLS BF H R ER SO BB IBB HBP BLK WP HR S P ERA WHIP											PITCHER IP WLS BF H R ER SO BB IBB HBP BLK WP HR S P ERA WHIP
(1, 1)	6.0 W 26 8 2 2 1 0 0 0 0 0 0 1 28 28 3.00 1.333											
(7, 1)	3.0 S 12 2 0 0 2 2 0 0 0 0 0 0 0 14 22 0.00 1.333											

Toronto Blue Jays @ Boston Red Sox
Fenway Park, Boston, MA
Thu Jul 07 1977, 7:05 PM EDT
Att. 32,641 - Unknown - 70 F

livebaseballscorecards.com

AB 36
R 2
H 10
RBI 2
BB 2
SO 3
LOB 19



Batter	1	2	3	4	5	6	7	8	9
Rick Burleson, R OBP: 0.352, SLG: 0.404 (1, 6) X	0-0 1B FC5-2-5 1B	0-0 6-3 1-2		0-0 6-3		0-0 FC5-4 CS 1-2f 4-3		0-0 L8	
Fred Lynn, L OBP: 0.330, SLG: 0.487 (1, 8) X	0-0 1B FC5-2-5 SF8 1B		4-0 1B SF8 BB	0-0 F7		0-0 4-3 1-2		4-0 BB	
Jim Rice, R OBP: 0.366, SLG: 0.592 (1, 10) X	0-0 FC5-2-5 SF8 1B 3-H		0-0 SF8 1B 1-3		0-0 HR	0-0 CS 2-3	0-0 6-3 HR 2B	0-0 L8	
Carl Yastrzemski, L OBP: 0.380, SLG: 0.533 (1, 7) X	0-0 SF8 1B 1-2 2-3		0-0 SF8 2-3 3-H		4-0 1B BB		0-0 6-3 2-3		
Carlton Fisk, R OBP: 0.432, SLG: 0.576 (1, 2) X	0-0 SF8 1B 1-2 2-3 3-H		0-0 1B		0-0 F4		0-0 HR		
George Scott, R OBP: 0.333, SLG: 0.565 (1, 3) X	0-0 6-3		0-3 K		0-0 L4		0-3 K		
Bernie Carbo, L OBP: 0.397, SLG: 0.477 (1, 9) X		4-0 E BB	0-0 4-3		0-0 FC5-4 1B 1-3		4-0 BB		
Tommy Helms, R OBP: 0.200, SLG: 0.182 (1, 5) X		0-0 F3		0-0 SH1-4 1B		0-0 FC5-4 1-2f		0-0 4-3	
Denny Doyle, L OBP: 0.309, SLG: 0.344 (1, 4) X		0-0 L7		0-0 SH1-4 1-2		0-0 FC5-4 1B		0-0 6-3	

Inning Stats	R: 1	H: 3	E: 0	LOB: 2	K: 0	BB: 0	S: 6	P: 6	R: 0	H: 0	E: 1	LOB: 1	K: 0	BB: 1	S: 3	P: 7	R: 1	H: 2	E: 0	LOB: 2	K: 1	BB: 1	S: 7	P: 11	R: 0	H: 1	E: 0	LOB: 1	K: 0	BB: 0	S: 4	P: 4	R: 1	H: 2	E: 0	LOB: 2	K: 0	BB: 1	S: 5	P: 9	R: 0	H: 1	E: 0	LOB: 0	K: 0	BB: 0	S: 3	P: 3	R: 2	H: 2	E: 0	LOB: 1	K: 1	BB: 1	S: 7	P: 11	R: 0	H: 0	E: 0	LOB: 1	K: 0	BB: 1	S: 3	P: 7
1B: 8	SF: 2	2B: 1	SAC: 1	3B: 0	DP: 0	HR: 2	HBP: 0	WP: 0	PA: 40																																																							


PITCHER	IP	WLS	BF	H	R	ER	SO	BB	IBB	HBP	BLK	WP	HR	S	P	ERA	WHIP
Jesse Jefferson, R ERA: 4.21 (1, 1)	8.0	L	39	11	5	5	2	5	0	0	0	0	2	38	58	5.62	2.000

BOTTOM

Toronto Blue Jays @ Boston Red Sox
Fenway Park, Boston, MA

Thu Jul 07 1977, 7:05 PM EDT
Att: 32,641 - Unknown - 70 F

AB	31
R	5
H	11
RBI	5
BB	5
SO	2
LOB	22



Batter	1	2	3	4	5	6	7	8	9	AB R H RBI BB SO LOB	TOP																								
Steve Staggs, R OBP: 0.289, SLG: 0.361 (1, 4) X	0-0 F6		0-0 6-3			0-0 L4		0-0 F3		4 0 0 0 0 0 1																									
Bob Bailor, R OBP: 0.341, SLG: 0.411 (1, 6) S	0-3 K				0-3 K	0-0 F4		0-0 5-3		4 0 0 0 0 2 0																									
Ron Fairly, L OBP: 0.416, SLG: 0.531 (1, 3) X	0-0 F4				0-3 K		4-0 BB 1B BB		0-0 G3	3 1 0 0 1 1 0																									
Otto Velez, R OBP: 0.369, SLG: 0.513 (1, 9) S		0-3 K			0-3 K		4-0 BB BB BB BB FC6-4 1B 1-2 SF8 BB		0-0 F2	3 1 0 0 1 2 0																									
Sam Ewing, L OBP: 0.364, SLG: 0.404 (1, 10) X		0-0 F7			0-0 6-3		0-0 FC6-4 1B		0-0 HR	4 1 2 2 0 0 0																									
Doug Rader, R OBP: 0.362, SLG: 0.448 (1, 5) S		0-3 K			4-0 BB		0-0 FC6-4 1B		0-0 HR 1B	3 1 1 0 1 1 2																									
Al Woods, L OBP: 0.342, SLG: 0.427 (1, 7) X			0-0 F6		0-0 F8		0-0 SF8		0-0 HR 1-H	3 1 1 3 0 0 1																									
John Scott, R OBP: 0.263, SLG: 0.308 (1, 8) X			0-0 G3		0-3 K		0-3 K		0-0 1B	4 0 1 0 0 2 2																									
Alan Ashby, S OBP: 0.301, SLG: 0.296 (1, 2) X			0-0 3B			0-0 4-3		0-0 L3	0-3 K	4 0 1 0 0 1 1																									
Inning Stats	R: 0 E: 0 K: 1 S: 5 H: 0 LOB: 0 BB: 0 P: 5	R: 0 E: 0 K: 2 S: 7 H: 0 LOB: 0 BB: 0 P: 7	R: 0 E: 0 K: 0 S: 4 H: 1 LOB: 1 BB: 0 P: 4	R: 0 E: 0 K: 3 S: 9 H: 0 LOB: 0 BB: 0 P: 9	R: 0 E: 0 K: 1 S: 5 H: 0 LOB: 1 BB: 1 P: 9	R: 0 E: 0 K: 0 S: 3 H: 0 LOB: 0 BB: 0 P: 3	R: 2 E: 0 K: 1 S: 6 H: 1 LOB: 1 BB: 2 P: 14	R: 0 E: 0 K: 0 S: 3 H: 0 LOB: 0 BB: 0 P: 3	R: 3 E: 0 K: 1 S: 9 H: 4 LOB: 1 BB: 0 P: 9	1B: 3 2B: 0 3B: 1 HR: 2 SF: 1 SAC: 0 DP: 0 HBP: 0	WP: 0 PB: 0 SB: 0 CS: 0 PA: 36																								
PITCHER Dennis Eckersley, R ERA: 3.32 (1, 1)	IP 9.0	WLS W	BF 36	H 6	R 5	ER 5	SO 9	BB 3	IBB 0	HBP 0	BLK 0	WP 0	HR 2	S 51	P 63	ERA 5.00	WHIP 1.000	PITCHER	IP 9.0	WLS W	BF 36	H 6	R 5	ER 5	SO 9	BB 3	IBB 0	HBP 0	BLK 0	WP 0	HR 2	S 51	P 63	ERA 5.00	WHIP 1.000

Toronto Blue Jays @ Cleveland Indians
Cleveland Municipal Stadium, Cleveland, OH
Fri Jul 08 1977, 7:05 PM EDT
Att. 12,719 - Unknown - 74 F

AB	32
R	5
H	6
RBI	5
BB	3
SO	9
LOB	7



Batter	1	2	3	4	5	6	7	8	9	AB	R	H	RBI	BB	SO	LOB
Duane Kuiper, L (1, 4) OBP: 0.332, SLG: 0.318	0-0 G4-3 1B	0-0 F8			K		0-0 FC4			5	0	1	0	0	1	5
Buddy Bell, R (1, 5) OBP: 0.371, SLG: 0.435	0-0 G4-3 1-2f		0-0 WP 1B		4-0 BB FC6-4 BB	0-0 F8		0-0 1-3		4	1	1	0	1	0	1
Paul Dade, R (1, 7) OBP: 0.387, SLG: 0.424	0-0 1-3		0-0 F9		0-0 FC6-4 1-2 1B	0-0 L4		0-0 WP SF7 BB 1B		5	2	2	0	0	0	1
Rico Carty, R (1, 10) OBP: 0.354, SLG: 0.404		0-0 1-3	0-0 6-3		4-0 1-2 2-3 BB	0-0 6-3		4-0 BB WP BB		3	1	0	0	2	0	1
Bruce Bochte, L (1, 3) OBP: 0.329, SLG: 0.343		0-0 WP 1B	0-0 F7		0-0 FC6-4 1-2f 2-3 3-H HR		0-0 HR	0-0 SF7		4	3	2	2	0	0	3
Charlie Spikes, R (1, 9) OBP: 0.444, SLG: 0.471		0-0 FC6 1B		0-0 6-3	0-0 1-2 3-H HR		0-3 K	4-0 BB BB		4	1	2	2	1	1	1
Larvell Blanks, R (1, 6) OBP: 0.296, SLG: 0.423		0-0 FC6 1-2f 1B		0-0 BB 1B	0-0 1-1 2-H HR		0-0 1-H HR	4-0 1-2 2-3 BB		4	3	3	5	1	0	1
Jim Norris, L (1, 8) OBP: 0.360, SLG: 0.341		4-0 1B 1-2 BB		4-0 1-2 BB	4-0 G6-4-3 BB		4-0 FC4 BB	4-0 1-2 2-3 3-H BB		0	0	0	1	5	0	0
Fred Kendall, R (1, 2) OBP: 0.277, SLG: 0.361		0-0 1-3 2-H 1B		0-0 G6-4-3 1-2f	0-0 1-2 1B		0-0 FC4 1-2f	0-3 K		5	0	2	1	0	1	6

Inning Stats	R: 0	H: 1	E: 0	K: 0	S: 3	R: 2	H: 3	E: 0	K: 0	S: 6	R: 0	H: 1	E: 0	K: 0	S: 4	R: 0	H: 1	E: 0	K: 0	S: 3	R: 5	H: 4	E: 0	K: 1	S: 9	R: 0	H: 0	E: 0	K: 0	S: 3	R: 2	H: 2	E: 0	K: 1	S: 7	R: 2	H: 1	E: 0	K: 1	S: 6
	LOB: 0	BB: 0	P: 3	LOB: 2	BB: 1	P: 10	LOB: 1	BB: 0	P: 4	LOB: 1	BB: 1	P: 7	LOB: 2	BB: 3	P: 21	LOB: 0	BB: 0	P: 3	LOB: 1	BB: 1	P: 11	LOB: 3	BB: 4	P: 22	LOB: 0	BB: 0	P: 0	LOB: 0	BB: 0	P: 0	LOB: 0	SAC: 0	DP: 2	HBP: 0	WP: 3	HR: 2	S: 3	P: 3	ERA: 0.00	WHIP: 0.000

PITCHER	IP	WLS	BF	H	R	ER	SO	BB	IBB	HBP	BLK	WP	HR	S	P	ERA	WHIP
Dave Lemanczyk, R (1, 1) ERA: 4.23	4.2	L	24	8	6	6	1	4	0	0	0	2	0	22	38	11.57	2.571
Jerry Johnson, R (5, 1) ERA: 4.58	0.0		3	2	1	1	0	1	0	0	0	0	1	2	6	∞	∞
Dennis DeBarr, L (5, 1) ERA: 3.75	1.1		4	0	0	0	0	0	0	0	0	0	0	4	4	0.00	0.000
Chuck Hartenstein, R (7, 1) ERA: 7.78	1.0		6	2	2	2	1	1	0	0	0	0	1	7	11	18.00	3.000
Tom Bruno, R (8, 1) ERA: 7.85	0.2		7	1	2	2	0	4	0	0	0	1	0	3	19	27.00	7.500

BOTTOM

Toronto Blue Jays @ Cleveland Indians
Cleveland Municipal Stadium, Cleveland, OH

Fri Jul 08 1977, 7:05 PM EDT
Att: 12,719 - Unknown - 74 F

AB	34
R	11
H	13
RBI	11
BB	10
SO	3
LOB	19

livebaseballscorecards.com

C

1B: 11	SF: 1	WP: 3	PA: 45
2B: 0	SAC: 0	PB: 0	
3B: 0	DP: 2	SB: 0	
HR: 2	HBP: 0	CS: 0	

Batter	1	2	3	4	5	6	7	8	9	AB R H RBI BB SO LOB	TOP									
Steve Staggs, R (1, 4) x OBP: 0.302, SLG: 0.350	0-0 1-3 ①		x 0-0 4-3 ②		BBB 4-0 1B BB		x 0-0 1-3 ②		x 0-0 SH1-4 1B	4 0 1 0 1 0 0										
Bob Bailor, R (1, 6) x OBP: 0.351, SLG: 0.427	0-0 4-3 1B		x 0-0 3B		x 0-0 1B		x 0-0 2B 1B		x 0-0 SH1-4 1-2	4 1 4 0 0 0 0										
Ron Fairly, L (1, 3) x OBP: 0.416, SLG: 0.530	0-0 4-3 1-2		x 0-0 1-3 ③		x 0-0 4-3		x 0-0 2B 1-H		x 4-0 IBB	4 0 1 1 1 0 5										
Otto Velez, R (1, 9) x OBP: 0.370, SLG: 0.509	0-0 6-3 ③		x 0-0 G3 ①		x 0-0 1B 1B		x 4-0 BB		x 0-0 F7 ②	4 0 1 0 1 0 3										
Sam Ewing, L (1, 10) x OBP: 0.350, SLG: 0.386		x 0-0 F3 ①		x 0-0 G3 ②		SSS 0-3 K ①	x 0-0 1-3 ③		x 0-0 F7 ③	5 0 0 0 0 1 5										
Doug Rader, R (1, 5) x OBP: 0.361, SLG: 0.456		x 0-0 F8 ②		SSS 0-3 K ③		x 0-0 F8 ②		x 0-0 HR		4 1 1 1 0 1 1										
Al Woods, L (1, 7) x OBP: 0.345, SLG: 0.429		x 0-0 1B		x 0-0 4-3 ①		x 0-0 1B 1-3		x 0-0 F8 ①		4 0 2 0 0 0 0										
John Scott, R (1, 8) x OBP: 0.257, SLG: 0.301		x 0-0 F9 ③		SSS 0-3 K ②		x 0-0 F9 ③		x 0-3 K ②		4 0 0 0 0 2 3										
Alan Ashby, S (1, 2) x OBP: 0.300, SLG: 0.296			x 0-0 3-1 ①		x 0-0 1B BB 1B		x 0-0 G3 ①		x 0-0 F9 ③	4 0 1 0 0 0 0										
Inning Stats	R: 0 E: 0 K: 0 S: 4	H: 1 LOB: 1 BB: 0 P: 4	R: 0 E: 0 K: 0 S: 4	H: 1 LOB: 1 BB: 0 P: 4	R: 0 E: 0 K: 1 S: 5	H: 0 LOB: 0 BB: 0 P: 5	R: 0 E: 0 K: 1 S: 7	H: 2 LOB: 3 BB: 1 P: 11	R: 0 E: 0 K: 1 S: 7	H: 2 LOB: 2 BB: 0 P: 7	R: 1 E: 0 K: 0 S: 5	H: 2 LOB: 2 BB: 1 P: 9	R: 1 E: 0 K: 1 S: 6	H: 1 LOB: 0 BB: 0 P: 6	R: 0 E: 0 K: 0 S: 4	H: 1 LOB: 2 BB: 1 P: 8	1B: 8 2B: 1 3B: 1 HR: 1	SF: 0 SAC: 1 DP: 0 HBP: 0	WP: 0 PB: 0 SB: 0 CS: 0	PA: 41
PITCHER Wayne Garland, R (1, 1) ERA: 4.43	IP 9.0 WLS W BF 41 H 11 R 2 ER 2 SO 4 BB 2 IBB 1 HBP 0 BLK 0 WP 0 HR 1 S 46 P 58 ERA 2.00 WHIP 1.444											PITCHER	IP WLS BF H R ER SO BB IBB HBP BLK WP HR S P ERA WHIP							

Toronto Blue Jays @ Cleveland Indians
Cleveland Municipal Stadium, Cleveland, OH

Sat Jul 09 1977, 7:05 PM EDT
Att. 19,594 - Unknown - 78 F

livebaseballscorecards.com

AB	37
R	2
H	11
RBI	2
BB	3
SO	4
LOB	17



Batter	1	2	3	4	5	6	7	8	9	AB R H RBI BB SO LOB
Buddy Bell, R OBP: 0.369, SLG: 0.440 (1, 5)	0-0 6-3 ①		0-0 1B 3B		0-3 K ②			0-3 K ①		4 1 1 0 0 2 0
Paul Dade, R OBP: 0.389, SLG: 0.423 (1, 8) (7, 9)	0-3 K ②		4-0 CS 1B BB		0-3 K ③			0-0 1B		3 0 1 0 1 2 0
Larvell Blanks, R OBP: 0.302, SLG: 0.425 (1, 4)	0-0 1B		0-0 CS 1B 1-2 3-H		0-0 L8 ①			0-0 F5 ②		4 0 2 1 0 0 1
Rico Carty, R OBP: 0.352, SLG: 0.401 (1, 10)	0-0 G3 ③		0-0 6-3 ② ③		0-0 FC5-4 1B			0-0 F3 ③		4 0 1 0 0 0 4
Charlie Spikes, R OBP: 0.381, SLG: 0.400 Jim Norris, L OBP: 0.359, SLG: 0.340 (1, 9) (7, 8)		0-0 F9 ①		0-0 F4 ①		0-0 FC5-4 CS 1-2f		0-0 F9 ①		3 0 0 0 0 0 1 1 0 0 0 0 0 0
Bill Melton, R OBP: 0.321, SLG: 0.297 John Lowenstein, L OBP: 0.387, SLG: 0.372 (1, 3) (9, PR)		0-0 1B		4-0 1-3 BB		0-0 CS 1-2	0-0 F7 ①		4-0 HR BB	2 0 1 0 2 0 0 0 1 0 0 0 0 0
Ron Pruitt, R OBP: 0.311, SLG: 0.291 (1, 7)		0-0 F7 ②		0-0 1-3 BB 1-2			4-0 BB BB	0-3 K ②		3 0 0 0 1 1 3
Fred Kendall, R OBP: 0.271, SLG: 0.352 Andre Thornton, R OBP: 0.301, SLG: 0.423 (1, 2) (9, PH)		0-0 F7 ③		0-0 F8 ③			0-0 F7 ②	0-0 HR 1-H		3 0 0 0 0 0 3 1 1 1 2 0 0 0
Frank Duffy, R OBP: 0.259, SLG: 0.302 (1, 6)			0-0 F9 ①		0-3 K ①		0-3 K ③			3 0 0 0 0 2 1

Inning Stats	R: 0 E: 0 K: 1 S: 6	H: 1 LOB: 1 BB: 0 P: 6	R: 0 E: 0 K: 0 S: 4	H: 1 LOB: 1 BB: 0 P: 4	R: 1 E: 0 K: 0 S: 4	H: 2 LOB: 1 BB: 1 P: 8	R: 0 E: 0 K: 0 S: 3	H: 0 LOB: 1 BB: 1 P: 7	R: 0 E: 0 K: 3 S: 9	H: 0 LOB: 0 BB: 0 P: 9	R: 0 E: 0 K: 0 S: 3	H: 1 LOB: 0 BB: 0 P: 3	R: 0 E: 0 K: 1 S: 5	H: 0 LOB: 1 BB: 1 P: 9	R: 0 E: 0 K: 1 S: 6	H: 1 LOB: 1 BB: 0 P: 6	R: 2 E: 0 K: 1 S: 5	H: 1 LOB: 1 BB: 1 P: 9	1B: 5 2B: 0 3B: 1 HR: 1	SF: 0 SAC: 0 DP: 0 HBP: 0	WP: 0 PB: 0 SB: 0 CS: 3	PA: 36
PITCHER Jerry Garvin, L ERA: 3.82 (1, 1)	IP: 8.2 WLS: L BF: 35 H: 7 R: 3 ER: 3 SO: 7 BB: 4 IBB: 0 HBP: 0 BLK: 0 WP: 0 HR: 1 S: 45 P: 61 ERA: 3.12 WHIP: 1.269																					

BOTTOM

Toronto Blue Jays @ Cleveland Indians
Cleveland Municipal Stadium, Cleveland, OH

Sat Jul 09 1977, 7:05 PM EDT
Att: 19,594 - Unknown - 78 F

AB	31
R	3
H	7
RBI	3
BB	4
SO	7
LOB	13



WP: 0	PA: 36
PB: 0	
SB: 0	
CS: 3	

ERA	WHIP
-----	------

Batter	1	2	3	4	5	6	7	8	9	AB R H RBI BB SO LOB	TOP	
Steve Staggs, R (1, 4) OBP: 0.319, SLG: 0.364	0-0 F8		0-0 CS 1B		0-3 K		0-0 1B			4 0 2 2 0 1 1		
Bob Bailor, R (1, 6) OBP: 0.349, SLG: 0.424	0-0 G6-3 1B		0-3 K			0-0 4-3	0-0 1-3			4 0 1 0 0 1 3		
Ron Fairly, L (1, 3) OBP: 0.410, SLG: 0.522	0-0 G6-3 1-2f		0-0 CS	0-0 4-3		0-0 4-3		0-3 K		4 0 0 0 0 1 1		
Otto Velez, R (1, 9) OBP: 0.368, SLG: 0.504		0-0 HR 1B		0-3 K		0-0 4-3		0-3 K		4 1 1 0 0 2 0		
Al Woods, L (1, 7) OBP: 0.343, SLG: 0.425		0-0 F7		0-0 3-1			0-0 WP SH1-3 1B	0-0 6-3		4 1 1 0 0 0 1		
Doug Rader, R (1, 5) OBP: 0.366, SLG: 0.468		0-0 HR			4-0 1B SH1-3 WP BB		0-0 SH1-3	4-0 6-3 SH5-3 BB		1 2 1 2 2 0 0		
Sam Ewing, L (1, 10) OBP: 0.349, SLG: 0.379		0-0 4-3			0-0 F8		4-0 WP 1B IBB	0-0 SH5-3		2 1 0 0 1 0 1		
John Scott, R (1, 8) OBP: 0.253, SLG: 0.295		0-3 K			0-0 SH1-3		0-3 K	0-0 6-3		3 0 0 0 0 2 3		
Alan Ashby, S (1, 2) OBP: 0.303, SLG: 0.296			0-3 K		0-0 WP 1B		4-0 1B IBB	0-3 K		3 0 1 0 1 2 1		
Inning Stats	R: 0 E: 0 K: 0 S: 3 H: 1 LOB: 0 BB: 0 P: 3	R: 2 E: 0 K: 1 S: 7 H: 2 LOB: 0 BB: 0 P: 7	R: 0 E: 0 K: 2 S: 7 H: 1 LOB: 0 BB: 0 P: 7	R: 0 E: 0 K: 1 S: 5 H: 0 LOB: 0 BB: 0 P: 5	R: 1 E: 0 K: 1 S: 6 H: 1 LOB: 1 BB: 1 P: 10	R: 0 E: 0 K: 0 S: 3 H: 0 LOB: 0 BB: 0 P: 3	R: 2 E: 0 K: 1 S: 7 H: 2 LOB: 2 BB: 2 P: 15	R: 0 E: 0 K: 2 S: 7 H: 0 LOB: 0 BB: 0 P: 7	R: 0 E: 0 K: 1 S: 5 H: 0 LOB: 1 BB: 1 P: 9	1B: 6 2B: 0 3B: 0 HR: 1 SF: 0 SAC: 3 DP: 1 HBP: 0	WP: 2 PB: 0 SB: 0 CS: 1 PA: 37	
PITCHER	IP WLS BF H R ER SO BB IBB HBP BLK WP HR S P ERA WHIP											
Pat Dobson, R (1, 1) ERA: 5.98	6.2 L 26 6 5 5 6 1 1 0 0 2 1 36 44 6.75 1.050											
Jim Kern, R (7, 1) ERA: 2.39	2.1 10 1 0 0 3 1 1 0 0 0 0 14 22 0.00 0.857											

Toronto Blue Jays @ Cleveland Indians
Cleveland Municipal Stadium, Cleveland, OH
Sun Jul 10 1977, 3:33 AM EDT
Att. 12,935 - Unknown - 75 F

livebaseballscorecards.com

AB	29
R	5
H	7
RBI	4
BB	4
SO	9
LOB	11



Batter	1	2	3	4	5	6	7	8	9	AB R H RBI BB SO LOB
Duane Kuiper, L (1, 4) OBP: 0.333, SLG: 0.319	0-0 F8		0-0 1B		0-0 FC5-6 1B		0-0 FC1-2 BB		0-3 K	5 0 2 0 0 1 3
Buddy Bell, R (1, 5) OBP: 0.370, SLG: 0.439	0-0 G6-4-3 1B		0-0 SF8		0-0 FC5-6 CS		4-0 BB		0-0 6-3	3 0 1 2 1 0 1
Paul Dade, R (1, 9) OBP: 0.386, SLG: 0.417	0-0 G6-4-3 1-2f		4-0 BB		0-0 CS	0-0 4-3	0-0 F9			3 0 0 0 1 0 4
Rico Carty, R (1, 3) OBP: 0.346, SLG: 0.393		0-0 F8	0-0 F8		0-0 4-3			0-0 F8		4 0 0 0 0 0 2
Larvell Blanks, R (1, 10) OBP: 0.294, SLG: 0.412		0-0 F9		0-0 F8		0-0 6-3		0-3 K		4 0 0 0 0 1 0
Bruce Bochte, L (1, 7) OBP: 0.332, SLG: 0.343		0-0 4-3		0-0 3-1			4-0 1B WP FC5-2 BB	0-0 1B		3 0 1 0 1 0 0
Jim Norris, L (1, 8) OBP: 0.364, SLG: 0.343			0-0 4-3	0-0 1B			4-0 FC5-2 1B FC1-2 BB	0-0 FC5-4 1B		3 0 2 0 1 0 0
Ray Fosse, R (1, 2) OBP: 0.282, SLG: 0.396			0-0 HR	0-3 K			0-0 FC1-2 FC5-2 BB 1B	0-0 FC5-4 1-2f		4 2 2 1 0 1 3
Frank Duffy, R (1, 6) John Lowenstein, L (9, PH) OBP: 0.260, SLG: 0.298 OBP: 0.384, SLG: 0.368			4-0 1B SF8 BB		0-0 5-3		0-0 FC5-2 BB FC1-2		0-3 K	2 1 0 0 1 0 3 1 0 0 0 0 1 0

Inning Stats	R: 0	H: 1	E: 0	LOB: 0	K: 0	S: 3	P: 3	R: 0	H: 0	E: 0	LOB: 0	K: 0	S: 3	R: 2	H: 2	E: 0	LOB: 2	K: 0	S: 5	R: 0	H: 1	E: 0	LOB: 1	K: 1	S: 6	R: 0	H: 1	E: 0	LOB: 0	K: 0	S: 3	R: 0	H: 0	E: 0	LOB: 0	K: 0	S: 3	R: 1	H: 1	E: 0	LOB: 3	K: 0	S: 4	R: 0	H: 2	E: 0	LOB: 2	K: 1	S: 7	R: 0	H: 0	E: 0	LOB: 0	K: 2	S: 7	1B: 7	SF: 1	2B: 0	SAC: 0	3B: 0	DP: 1	HR: 1	HBP: 0	WP: 1	PA: 39
--------------	------	------	------	--------	------	------	------	------	------	------	--------	------	------	------	------	------	--------	------	------	------	------	------	--------	------	------	------	------	------	--------	------	------	------	------	------	--------	------	------	------	------	------	--------	------	------	------	------	------	--------	------	------	------	------	------	--------	------	------	-------	-------	-------	--------	-------	-------	-------	--------	-------	--------

PITCHER	IP	WLS	BF	H	R	ER	SO	BB	IBB	HBP	BLK	WP	HR	S	P	ERA	WHIP
Jeff Byrd, R (1, 1) ERA: 6.85	6.0	W	25	5	3	3	1	4	0	0	0	1	1	23	39	4.50	1.500
Pete Vuckovich, R (7, 1) ERA: 3.5	3.0	S	13	3	0	0	3	1	0	0	0	0	0	18	22	0.00	1.333

BOTTOM

Toronto Blue Jays @ Cleveland Indians
Cleveland Municipal Stadium, Cleveland, OH

Sun Jul 10 1977, 3:33 AM EDT
Att: 12,935 - Unknown - 75 F

livebaseballscorecards.com

AB	32
R	3
H	8
RBI	3
BB	5
SO	4
LOB	16



Batter	1	2	3	4	5	6	7	8	9	AB R H RBI BB SO LOB	TOP	
Steve Staggs, R OBP: 0.308, SLG: 0.347 (1, 4) X	0-0 F9 1B	0-0 1B		X 0-0 F9 1B			X 0-0 6-3		X 0-0 F4	5 0 1 0 0 0 0		
Al Woods, L OBP: 0.345, SLG: 0.427 (1, 7) X	0-0 1B 2B	0-0 F8 1-2			X 0-0 F8		B B B B 4-0 CS BB		X 0-0 F8	4 1 1 0 1 0 1		
Bob Bailor, R OBP: 0.355, SLG: 0.429 (1, 6) X (8, 8)	0-0 1B BB	0-0 F8 1B			X 0-0 S HR 1B		X 0-0 1-2 1B 1B			4 2 3 0 0 0 1		
Otto Velez, R OBP: 0.370, SLG: 0.502 (1, 9) B B B B	4-0 BB 1B WP BB		X 0-0 5-3		S S S S 0-3 1-2 K		X 0-0 1-3 1B			3 1 1 0 1 1 1		
Doug Rader, R OBP: 0.368, SLG: 0.479 (1, 5) X	0-0 WP BB E 1B		S S S S 0-3 K		X 0-0 2-H HR		X 0-0 F4			4 2 2 4 0 1 2		
Ron Fairly, L OBP: 0.411, SLG: 0.520 (1, 10) B B B B	4-0 1-2 2-3 WP BB E 1B		X 0-0 1B		X 0-0 F9		S S S S 0-3 K			3 1 1 0 1 1 0		
Doug Ault, R OBP: 0.337, SLG: 0.401 (1, 3) X	0-0 E4 G6-4-3		X 0-0 5-3		X 0-0 5-3		X 0-0 F8			4 0 0 1 0 0 1		
John Scott, R OBP: 0.249, SLG: 0.291 (1, 8) X Sam Ewing, L OBP: 0.346, SLG: 0.376 (8, PH) Hector Torres, R OBP: 0.266, SLG: 0.320 (8, 6)	0-0 G6-4-3 1-2f		X 0-0 G3		X 0-0 G3		X 0-0 F3		X 0-0 F7	3 0 0 0 0 0 1 1 0 0 0 0 0 0 0 0 0 0 0 0 0		
Alan Ashby, S OBP: 0.299, SLG: 0.291 (1, 2)		0-3 K		X 0-0 G3		X 0-0 F7		S S S S 0-3 K		4 0 0 0 0 2 0		
Inning Stats	R: 5 H: 3 E: 1 LOB: 0 K: 0 BB: 2 S: 6 P: 14	R: 0 H: 1 E: 0 LOB: 1 K: 1 BB: 0 S: 6 P: 6	R: 0 H: 1 E: 0 LOB: 1 K: 1 BB: 0 S: 6 P: 6	R: 0 H: 0 E: 0 LOB: 0 K: 0 BB: 0 S: 3 P: 3	R: 2 H: 2 E: 0 LOB: 0 K: 1 BB: 0 S: 7 P: 7	R: 0 H: 0 E: 0 LOB: 0 K: 0 BB: 0 S: 3 P: 3	R: 0 H: 2 E: 0 LOB: 2 K: 0 BB: 1 S: 4 P: 8	R: 0 H: 0 E: 0 LOB: 0 K: 1 BB: 0 S: 5 P: 5	R: 0 H: 0 E: 0 LOB: 0 K: 1 BB: 0 S: 5 P: 5	1B: 7 SF: 0 2B: 1 SAC: 0 3B: 0 DP: 1 HR: 1 HBP: 0	WP: 1 PA: 38 PB: 0 SB: 2 CS: 1	
PITCHER Dave Roberts, L ERA: 4.6 Steve Grilli, R ERA: 4.09	IP WLS BF H R ER SO BB IBB HBP BLK WP HR S P ERA WHIP											PITCHER IP WLS BF H R ER SO BB IBB HBP BLK WP HR S P ERA WHIP
(1, 1)	6.2 31 9 7 6 3 3 0 0 0 1 1 34 46 8.10 1.800											
(7, 1)	2.1 7 0 0 0 2 0 0 0 0 0 0 0 11 11 0.00 0.000											

Toronto Blue Jays @ Detroit Tigers
Tiger Stadium, Detroit, MI
Mon Jul 11 1977, 7:05 PM EDT
Att. 9,057 - Unknown

livebaseballscorecards.com

AB 35
R 7
H 9
RBI 5
BB 3
SO 5
LOB 7



Batter	1	2	3	4	5	6	7	8	9
Ron LeFlore, R OBP: 0.330, SLG: 0.414 (1, 8)	0-0 BB E 1B	0-0 SF8		0-0 F9			0-0 E6 2B 1B	0-0 L9	
Tito Fuentes, S OBP: 0.330, SLG: 0.387 (1, 4)	0-3 K	0-0 HR 1B			0-0 F9		4-0 2B BB	0-0 3-1	
Rusty Staub, L OBP: 0.301, SLG: 0.409 (1, 10)	4-0 E 1-2 BB	0-0 HR			0-0 F7		0-0 1B 2B		
Steve Kemp, L OBP: 0.355, SLG: 0.472 (1, 7)	0-0 E8 1-3 2-H	0-0 1-3			0-0 4-3		0-0 1B		
Jason Thompson, L OBP: 0.358, SLG: 0.497 (1, 3)	0-0 F9		0-0 4-3			0-3 K	4-0 1B		
Mickey Stanley, R OBP: 0.317, SLG: 0.491 (1, 9)	0-0 1-3		0-3 K			0-0 F9	0-0 F4		
Ben Oglivie, L OBP: 0.304, SLG: 0.449 (7, PH) (8, 9)									
John Wockenfuss, R OBP: 0.379, SLG: 0.595 (1, 2)		0-0 2B SF8 1B	0-0 F9			0-0 5-3	0-0 WP SH3-4 1B 1B		
Phil Mankowski, L OBP: 0.338, SLG: 0.368 (1, 5)		0-0 F8		0-0 F9			0-3 K	0-0 SH3-4	
Tom Verzyer, R OBP: 0.249, SLG: 0.293 (1, 6)		0-0 1B 2B		0-0 F5			0-3 K	0-0 1B	

Inning Stats	R: 1	H: 1	E: 1	K: 1	S: 7	LOB: 2	BB: 1	P: 11
	R: 4	H: 4	E: 0	K: 0	S: 7	LOB: 0	BB: 0	P: 7
	R: 0	H: 0	E: 0	K: 1	S: 5	LOB: 0	BB: 0	P: 5
	R: 0	H: 0	E: 0	K: 0	S: 3	LOB: 0	BB: 0	P: 3
	R: 0	H: 0	E: 0	K: 1	S: 5	LOB: 0	BB: 0	P: 5
	R: 3	H: 3	E: 1	K: 2	S: 10	LOB: 2	BB: 2	P: 18
	R: 1	H: 2	E: 0	K: 0	S: 5	LOB: 1	BB: 0	P: 5

PITCHER	IP	WLS	BF	H	R	ER	SO	BB	IBB	HBP	BLK	WP	HR	S	P	ERA	WHIP
Mike Willis, L ERA: 3.72 (1, 1)	1.2		12	5	5	4	1	1	0	0	0	0	1	13	17	21.60	3.600
Dennis DeBarr, L ERA: 4.24 (2, 1)	5.0	L	18	2	3	3	4	1	0	0	0	0	0	25	29	5.40	0.600
Pete Vuckovich, R ERA: 3.54 (7, 1)	1.1		8	3	1	1	0	0	1	0	0	1	0	7	11	6.75	2.250

AB R H RBI BB SO LOB

4	2	2	1	0	0	1
4	2	1	1	1	1	2
3	2	2	4	1	0	0
4	0	1	1	0	0	1
3	0	0	0	1	1	2
3	0	0	0	0	1	2
1	0	0	0	0	0	2
4	2	2	0	0	0	0
3	0	0	0	0	1	1
4	1	2	1	0	1	0

AB	33
R	9
H	10
RBI	8
BB	3
SO	5
LOB	11



WP	HR	S	P	ERA	WHIP
WP: 1	HR: 1	S: 0	P: 0	ERA: 3.54	WHIP: 2.250

Toronto Blue Jays @ Detroit Tigers
Tiger Stadium, Detroit, MI
Mon Jul 11 1977, 7:05 PM EDT
Att. 9,057 - Unknown

livebaseballscorecards.com

Batter	1	2	3	4	5	6	7	8	9	AB R H RBI BB SO LOB	TOP																
Steve Staggs, R (1, 4) OBP: 0.321, SLG: 0.346	0-0 E8 SF8		0-0 6-3			4-0 CS BB		0-0 1B		3 1 1 0 1 0 0																	
Al Woods, L (1, 7) OBP: 0.343, SLG: 0.425	0-0 SF8			0-0 1B 1B		0-3 K 1-2		0-3 K		3 0 1 1 0 2 2																	
Bob Bailor, R (1, 8) OBP: 0.353, SLG: 0.426	0-0 G3			0-0 G5-4-3 1B		0-0 F4			0-0 6-3	4 0 1 0 0 0 0																	
Ron Fairly, L (1, 3) OBP: 0.406, SLG: 0.512	0-0 G3			0-3 K			0-3 K		0-0 L4	4 0 0 0 0 2 2																	
Doug Rader, R (1, 5) OBP: 0.367, SLG: 0.474		0-0 F7		0-0 G5-4-3 1-2f			4-0 S BB		0-3 K	3 0 0 0 1 1 2																	
Otto Velez, R (1, 9) OBP: 0.369, SLG: 0.498		4-0 G4-6-3 BB			0-0 F9		0-0 L4			2 0 0 0 1 0 1																	
Sam Ewing, L (1, 10) OBP: 0.346, SLG: 0.375		0-0 G4-6-3 1-2f			0-0 1B		0-0 4-3			3 0 1 0 0 0 2																	
Alan Ashby, S (1, 2) OBP: 0.296, SLG: 0.288			0-0 F6		0-3 K			0-0 1-3		3 0 0 0 0 1 1																	
Hector Torres, R (1, 6) OBP: 0.261, SLG: 0.313			0-0 L8		0-0 F9			0-0 F8		3 0 0 0 0 0 1																	
Inning Stats	R: 1 E: 1 K: 0 S: 4	H: 0 LOB: 0 BB: 0 P: 4	R: 0 E: 0 K: 0 S: 2	H: 0 LOB: 0 BB: 1 P: 6	R: 0 E: 0 K: 0 S: 3	H: 0 LOB: 0 BB: 0 P: 3	R: 0 E: 0 K: 1 S: 6	H: 2 LOB: 1 BB: 0 P: 6	R: 0 E: 0 K: 1 S: 6	H: 1 LOB: 1 BB: 0 P: 6	R: 0 E: 0 K: 1 S: 4	H: 0 LOB: 0 BB: 1 P: 8	R: 0 E: 0 K: 1 S: 5	H: 0 LOB: 1 BB: 1 P: 9	R: 0 E: 0 K: 1 S: 6	H: 1 LOB: 1 BB: 0 P: 6	R: 0 E: 0 K: 1 S: 5	H: 0 LOB: 0 BB: 0 P: 5	1B: 4 2B: 0 3B: 0 HR: 0	SF: 1 SAC: 0 DP: 2 HBP: 0	WP: 0 PB: 0 SB: 1 CS: 1	PA: 32					
PITCHER	IP WLS BF H R ER SO BB IBB HBP BLK WP HR S P ERA WHIP																										
Mark Fidrych, R (1, 1) ERA: 2.89	0.2	3	0	1	0	0	0	0	0	0	0	0	0	3	3	0.00	0.000										
Jim Crawford, L (1, 1) ERA: 3.59	8.1	W	29	4	0	0	6	3	0	0	0	0	0	38	50	0.00	0.840										

Toronto Blue Jays @ Detroit Tigers
Tiger Stadium, Detroit, MI
Tue Jul 12 1977, 3:33 AM EDT
Att: 25,007 - Unknown

livebaseballscorecards.com

AB	28
R	1
H	4
RBI	1
BB	3
SO	6
LOB	11



Batter	1	2	3	4	5	6	7	8	9
Ron LeFlore, R OBP: 0.331, SLG: 0.415 (1, 8)	0-0 1B PB 1B	0-0 F8			0-0 6-3		0-0 CS 1B		
Tito Fuentes, S OBP: 0.335, SLG: 0.391 (1, 4)	0-0 FC5-4 1-3 SF7 1B		0-0 2B 1B		0-0 1B		0-0 CS 1-2	0-0 4-3	
Rusty Staub, L OBP: 0.303, SLG: 0.414 (1, 10)	0-0 FC5-4 1-2 3-H 1B		0-0 1-3 2B		0-0 F5			0-0 F8	
Steve Kemp, L OBP: 0.350, SLG: 0.465 (1, 7)	0-0 FC5-4 1B 1-2 2-3		0-0 F6		0-3 K			0-0 G3	
Jason Thompson, L OBP: 0.355, SLG: 0.493 (1, 3)	0-0 SF7 3-H		0-0 1-3			0-0 4-3			
Ben Oglivie, L OBP: 0.304, SLG: 0.447 (1, 9)	0-0 1-3 1B		0-0 G3			0-0 F8			
Phil Mankowski, L OBP: 0.333, SLG: 0.363 (1, 5)	0-0 F8			0-0 F8		0-0 G3			
Tom Veryzer, R OBP: 0.245, SLG: 0.288 (1, 6)		0-0 F8		0-0 F9		0-3 K			
Bruce Kimm, R OBP: 0.115, SLG: 0.120 (1, 2)		0-0 F6		0-0 F8			0-0 F2		
Milt May, L OBP: 0.286, SLG: 0.384 (1, 2)									

Inning Stats	R: 2 E: 0 K: 0 S: 7	H: 4 LOB: 2 BB: 0 P: 7	R: 0 E: 0 K: 0 S: 3	H: 0 LOB: 0 BB: 0 P: 3	R: 0 E: 0 K: 0 S: 5	H: 2 LOB: 2 BB: 0 P: 5	R: 0 E: 0 K: 0 S: 3	H: 0 LOB: 0 BB: 0 P: 3	R: 0 E: 0 K: 1 S: 6	H: 1 LOB: 1 BB: 0 P: 6	R: 0 E: 0 K: 0 S: 3	H: 0 LOB: 0 BB: 0 P: 3	R: 0 E: 0 K: 1 S: 5	H: 1 LOB: 0 BB: 0 P: 5	R: 0 E: 0 K: 0 S: 3	H: 0 LOB: 0 BB: 0 P: 3
1B: 7 2B: 1 3B: 0 HR: 0	SF: 1 SAC: 0 DP: 0 HBP: 0	WP: 0 PB: 1 SB: 0 CS: 1	PA: 32													

PITCHER	IP	WLS	BF	H	R	ER	SO	BB	IBB	HBP	BLK	WP	HR	S	P	ERA	WHIP
Jesse Jefferson, R ERA: 4.08 (1, 1)	8.0	L	31	8	2	2	2	0	0	0	0	0	0	35	35	2.25	1.000

BOTTOM

AB	R	H	RBI	BB	SO	LOB
4	1	2	0	0	0	0
4	1	3	0	0	0	0
4	0	2	1	0	0	1
4	0	0	0	0	1	5
2	0	0	1	0	0	2
3	0	1	0	0	0	2
3	0	0	0	0	0	2
3	0	0	0	0	1	0
0	0	0	0	0	0	0
3	0	0	0	0	0	0

AB	30
R	2
H	8
RBI	2
BB	0
SO	2
LOB	12



PITCHER	IP	WLS	BF	H	R	ER	SO	BB	IBB	HBP	BLK	WP	HR	S	P	ERA	WHIP
Jesse Jefferson, R ERA: 4.08 (1, 1)	8.0	L	31	8	2	2	2	0	0	0	0	0	0	35	35	2.25	1.000

Toronto Blue Jays @ Detroit Tigers
Tiger Stadium, Detroit, MI
Tue Jul 12 1977, 3:33 AM EDT
Att. 25,007 - Unknown

livebaseballscorecards.com

Batter	1	2	3	4	5	6	7	8	9	AB R H RBI BB SO LOB	TOP									
Steve Staggs, R (1, 4) OBP: 0.295, SLG: 0.316	0-0 G3		0-0 5-3		0-0 1-3	0-3 K		0-0 L4		5 0 0 0 0 1 5										
Al Woods, L (1, 7) OBP: 0.348, SLG: 0.427	4-0 1B BB		0-0 FC6-4 BB 1B		0-0 1B	0-0 4-3		0-0 4-3		4 1 2 1 1 0 4										
Bob Bailor, R (1, 8) OBP: 0.360, SLG: 0.431	0-0 G6-4-3 1B		4-0 FC6-4 1-2 BB		0-0 S E 1-3 1B		0-0 G3 1B		0-0 6-3	4 1 3 1 1 0 0										
Ron Fairly, L (1, 3) OBP: 0.399, SLG: 0.502	0-0 G6-4-3 1-2f		0-0 FC6-4 1-2f 2-3		0-0 1-3		0-0 G3		0-0 6-3	5 0 0 0 0 0 6										
Doug Rader, R (1, 5) OBP: 0.364, SLG: 0.468		0-0 F6	0-0 5-3		4-0 FC6-4 2-H BB		0-3 K		0-3 K	4 0 0 0 1 2 3										
Otto Velez, R (1, 9) OBP: 0.369, SLG: 0.498		4-0 1B BB		0-0 F7		0-0 FC6-4 1-2f		0-3 K		0 0 0 0 0 0 0										
Steve Bowling, R (1, 9) OBP: 0.269, SLG: 0.141										3 0 0 0 1 1 2										
Sam Ewing, L (1, 10) OBP: 0.351, SLG: 0.387		0-0 F9		0-3 K		0-0 2B		0-0 1B 1B		4 0 2 0 0 1 1										
Ernie Whitt, L (1, 2) OBP: 0.214, SLG: 0.259		0-0 1B		0-3 K		0-0 F3		0-3 K		4 0 1 0 0 2 2										
Hector Torres, R (1, 6) OBP: 0.274, SLG: 0.333		0-0 F8		0-0 1B 2B		0-0 1B		0-0 1B		4 1 3 0 0 0 2										
Inning Stats	R: 0 E: 0 K: 0 S: 3	H: 1 LOB: 1 BB: 1 P: 7	R: 0 E: 0 K: 0 S: 4	H: 1 LOB: 2 BB: 1 P: 8	R: 0 E: 0 K: 2 S: 7	H: 0 LOB: 0 BB: 0 P: 7	R: 3 E: 0 K: 0 S: 6	H: 3 LOB: 1 BB: 1 P: 10	R: 0 E: 0 K: 1 S: 7	H: 2 LOB: 2 BB: 0 P: 7	R: 0 E: 0 K: 2 S: 8	H: 1 LOB: 1 BB: 0 P: 8	R: 0 E: 0 K: 1 S: 7	H: 2 LOB: 2 BB: 0 P: 7	R: 0 E: 0 K: 1 S: 5	H: 0 LOB: 0 BB: 0 P: 5	1B: 9 2B: 2 3B: 0 HR: 0	SF: 0 SAC: 0 DP: 1 HBP: 0	WP: 0 PB: 0 SB: 1 CS: 0	PA: 41
PITCHER	IP WLS BF H R ER SO BB IBB HBP BLK WP HR S P ERA WHIP																			
Chris Knapp, R (1, 1) ERA: 4.38	5.1 W 26 7 3 2 2 4 0 0 0 0 0 0 26 42 3.38 2.062																			
Bart Johnson, R (6, 1) ERA: 3.72	3.2 S 15 4 0 0 5 0 0 0 0 0 0 0 25 25 0.00 1.091																			

Toronto Blue Jays @ Chicago White Sox
Comiskey Park, Chicago, IL
Wed Jul 13 1977, 4:33 AM EDT
Unknown - 76 F

livebaseballscorecards.com

AB	37
R	3
H	11
RBI	2
BB	4
SO	7
LOB	25



Batter	1	2	3	4	5	6	7	8	9
Ralph Garr, L OBP: 0.335, SLG: 0.430 (1, 7) X	0-0 3B 2B	0-0 4-3			0-0 1B 1B		0-0 4-3		
Alan Bannister, R OBP: 0.375, SLG: 0.391 (1, 6) X	0-0 G3	0-3 K			0-0 1B G4-6-3		0-0 4-3		
Jorge Orta, L OBP: 0.339, SLG: 0.441 (1, 4) X	0-0 1B 3B		0-0 F8		0-3 K		0-0 4-3		
Richie Zisk, R OBP: 0.366, SLG: 0.562 (1, 10) X	0-0 2B SF 1B		0-0 F5		0-0 G4-6-3		0-0 F7		
Oscar Gamble, L OBP: 0.354, SLG: 0.567 (1, 9) X	0-0 SF 2B		0-0		0-0 HR		0-0 HR		
Jim Spencer, L OBP: 0.311, SLG: 0.456 (1, 3) X	0-0 SF		0-3 K		0-0 G3		4-0 1B BB		
Chet Lemon, R OBP: 0.354, SLG: 0.476 (1, 8) X	0-0 F2		0-0 F9		4-0 SH1-3 BB		0-0 F6		
Eric Soderholm, R OBP: 0.359, SLG: 0.447 (1, 5) X	0-0 4-3		0-3 K		0-0 SH1-3		0-0 1B		
Jim Essian, R OBP: 0.384, SLG: 0.458 (1, 2) X		0-0 6-3		0-0 5-3		0-0 L5		0-0 L5	

AB	R	H	RBI	BB	SO	LOB
4	1	2	0	0	0	0
4	0	1	0	0	1	1
4	1	1	1	0	1	2
4	1	1	1	0	0	2
4	3	4	2	0	0	0
2	0	0	1	1	1	1
3	0	0	0	1	0	2
3	0	1	0	0	1	1
4	0	0	0	0	0	3

BOTTOM

Toronto Blue Jays @ Chicago White Sox
 Comiskey Park, Chicago, IL
 Wed Jul 13 1977, 4:33 AM EDT
 Unknown - 76 F

livebaseballscorecards.com

AB	32
R	6
H	10
RBI	5
BB	2
SO	4
LOB	12



Inning Stats		R: 4	H: 4	E: 1	K: 0	S: 8	LOB: 1	BB: 0	P: 8
R: 0		H: 0	E: 0	K: 1	S: 5	LOB: 0	BB: 0	P: 5	
R: 0		H: 1	E: 0	K: 1	S: 6	LOB: 1	BB: 0	P: 6	
R: 0		H: 0	E: 0	K: 1	S: 5	LOB: 0	BB: 0	P: 5	
R: 0		H: 2	E: 0	K: 1	S: 6	LOB: 1	BB: 0	P: 6	
R: 1		H: 1	E: 0	K: 0	S: 4	LOB: 1	BB: 1	P: 8	
R: 0		H: 0	E: 0	K: 0	S: 3	LOB: 0	BB: 0	P: 3	
R: 1		H: 2	E: 0	K: 0	S: 5	LOB: 2	BB: 1	P: 9	

PITCHER																
IP	WLS	BF	H	R	ER	SO	BB	IBB	HBP	BLK	WP	HR	S	P	ERA	WHIP
Bill Singer, R (1, 1)	3.0	L	15	5	4	3	2	0	0	0	0	0	19	19	9.00	1.667
Chuck Hartenstein, R (4, 1)	5.0		21	5	2	2	2	2	0	0	0	2	23	31	3.60	1.400

WP	HR	S	P	ERA	WHIP
0	0	0	0	0	0
0	0	0	0	0	0
0	0	0	0	0	0
0	0	0	0	0	0
0	0	0	0	0	0
0	0	0	0	0	0
0	0	0	0	0	0
0	0	0	0	0	0
0	0	0	0	0	0
0	0	0	0	0	0

PA: 36

Batter	1	2	3	4	5	6	7	8	9	10	11	AB R H RBI BB SO LOB	TOP													
Steve Stagg, R (1.4) OBP: 0.273, SLG: 0.290	E1 G3 1B	F9			L9			1-3		F8		5 1 0 0 0 0 0	<p>Toronto Blue Jays @ Chicago White Sox</p> <p>Comiskey Park, Chicago, IL</p> <p>Wed Jul 13 1977, 8:05 PM EDT</p> <p>Att. 25,669 - Unknown</p>													
Al Woods, L (1.7) OBP: 0.345, SLG: 0.422	G3 1-2				3-1			4-3		F5		5 0 1 0 0 0 1														
Bob Bailor, R (1.8) OBP: 0.364, SLG: 0.431	E 4-3 1B BB				FC5-4 B5-3 1-2f			4-3		S HR 1B		4 2 2 0 1 0 1														
Doug Rader, R (1.5) OBP: 0.365, SLG: 0.477	E8 4-3 1-3 2-H 1B				B5-3 1-2			6-3		HR 1-H HR		5 2 2 3 0 0 2														
Sam Ewing, L (1.9) OBP: 0.345, SLG: 0.380	4-3				FC1-5 BB 1B			K		F6		5 0 1 1 0 1 1														
Steve Bowling, R (11.9) OBP: 0.269, SLG: 0.141	2-3 3-H 1B				1-2 BB			L4		K		0 0 0 0 0 0 0														
Ron Fairly, L (1.10) OBP: 0.403, SLG: 0.502	E8 1B				FC1-5 1-2 BB			F6		K		4 0 2 0 1 1 0														
Doug Ault, R (1.3) OBP: 0.331, SLG: 0.393	K				FC1-5 G6-4-3 1-2 2-3f			F6		F8		5 0 0 0 0 2 4														
Hector Torres, R (1.6) OBP: 0.273, SLG: 0.338					G6-4-3 1-2f			F6		F7		4 0 1 0 0 0 2														
Alan Ashby, S (1.2) OBP: 0.292, SLG: 0.284								K		4-3		4 0 0 0 0 1 1														
Inning Stats	R: 3 E: 3 K: 1 S: 8	H: 2 LOB: 1 BB: 1 P: 12	R: 0 E: 0 K: 0 S: 3	H: 0 LOB: 0 BB: 0 P: 3	R: 0 E: 0 K: 0 S: 3	H: 1 LOB: 0 BB: 0 P: 3	R: 0 E: 0 K: 0 S: 3	H: 1 LOB: 1 BB: 1 P: 7	R: 0 E: 0 K: 0 S: 3	H: 0 LOB: 0 BB: 0 P: 3	R: 0 E: 0 K: 1 S: 5	H: 0 LOB: 0 BB: 0 P: 5	R: 0 E: 0 K: 1 S: 6	H: 1 LOB: 1 BB: 0 P: 6	R: 0 E: 0 K: 0 S: 4	H: 1 LOB: 1 BB: 0 P: 4	R: 0 E: 0 K: 1 S: 5	H: 0 LOB: 0 BB: 0 P: 5	R: 0 E: 0 K: 0 S: 3	H: 0 LOB: 0 BB: 0 P: 3	R: 2 E: 0 K: 1 S: 8	H: 3 LOB: 1 BB: 0 P: 8	1B: 7 2B: 1 3B: 0 HR: 1	SF: 0 SAC: 0 DP: 1 HBP: 0	WP: 1 PB: 0 SB: 1 CS: 0	PA: 43
PITCHER	IP WLS BF H R ER SO BB IBB HBP BLK WP HR S P ERA WHIP																									
Jack Kucek, R (1.1) ERA: 4.2	10.2 L 42 9 5 2 4 2 0 0 0 0 1 1 48 56 1.69 1.031																									
Lerrin LaGrow, R (11.1) ERA: 1.97	0.1 1 0 0 0 1 0 0 0 0 0 0 0 3 3 0.00 0.000																									

AB	41
R	5
H	9
RBI	4
BB	2
SO	5
LOB	12



WP: 1	PA: 43
PB: 0	
SB: 1	
CS: 0	


livebaseballscores.com

Batter	1	2	3	4	5	6	7	8	9	10	11	AB R H RBI BB SO LOB	BOTTOM
Ralph Garr, L (1, 7) OBP: 0.336, SLG: 0.433	0-0 F8		0-0 E5 1B	0-0 G6-4-3 1B			0-0 F9		0-0 E9 8-2 2B			5 1 2 0 0 0 0	Toronto Blue Jays @ Chicago White Sox Comiskey Park, Chicago, IL Wed Jul 13 1977, 8:05 PM EDT Att. 25,669 - Unknown
Alan Bannister, R (1, 6) OBP: 0.378, SLG: 0.392	4-0 G3-6-3 BB		0-0 1B FC3-2 1B	0-0 G6-4-3 1-2f			0-0 F8 BB 1B		0-0 8-2			4 0 2 0 1 0 3	
Jorge Orta, L (1, 4) OBP: 0.343, SLG: 0.441	0-0 G3-6-3 1-2f		0-0 1B FC3-2 1B				4-0 1-2 BB		0-0 F9			4 1 2 1 1 0 1	
Oscar Gamble, L (1, 9) OBP: 0.351, SLG: 0.557		1-0 1B SF8 HBP	0-3 K				0-0 F8 2-3		0-0 F5			4 1 0 0 0 2 5	
Lamar Johnson, R (1, 10) OBP: 0.312, SLG: 0.516		0-0 1B HBP	0-0 1B FC3-2				0-0 F9		0-0 F7			5 0 1 0 0 0 5	
Jim Spencer, L (1, 3) OBP: 0.309, SLG: 0.451		0-0 F6	0-0 1B 3-H				0-0 K		0-0 F9			5 0 1 1 0 1 3	
Chet Lemon, R (1, 8) OBP: 0.352, SLG: 0.469		1-0 1-2 HBP	0-0 L5				0-0 F8		0-0 F3			4 0 0 0 0 0 2	
Jack Brohamer, L (1, 5) OBP: 0.352, SLG: 0.348		0-0 SF8		0-0 F8			0-0 F9		0-0 F7			4 0 0 1 0 0 0	
Brian Downing, R (1, 2) OBP: 0.430, SLG: 0.333		0-0 5-3		0-0 1B			0-3 K		0-0 G3			3 0 1 0 0 1 2	
Royle Stillman, L (9, PH) OBP: 0.311, SLG: 0.371												1 0 0 0 0 0 0	
Jim Essian, R (10, 2) OBP: 0.384, SLG: 0.458												0 0 0 0 0 0 0	
Inning Stats	R: 0 H: 0 E: 0 LOB: 0 K: 0 BB: 1 S: 2 P: 6	R: 1 H: 1 E: 0 LOB: 2 K: 0 BB: 0 S: 4 P: 6	R: 2 H: 3 E: 1 LOB: 2 K: 1 BB: 0 S: 9 P: 9	R: 0 H: 2 E: 0 LOB: 1 K: 0 BB: 0 S: 4 P: 4	R: 0 H: 1 E: 0 LOB: 1 K: 2 BB: 0 S: 8 P: 8	R: 0 H: 0 E: 0 LOB: 0 K: 1 BB: 0 S: 5 P: 5	R: 0 H: 1 E: 0 LOB: 2 K: 0 BB: 1 S: 4 P: 8	R: 0 H: 0 E: 0 LOB: 0 K: 0 BB: 0 S: 3 P: 3	R: 0 H: 1 E: 1 LOB: 0 K: 0 BB: 0 S: 3 P: 3	R: 0 H: 0 E: 0 LOB: 0 K: 0 BB: 0 S: 3 P: 3	R: 0 H: 0 E: 0 LOB: 0 K: 0 BB: 0 S: 3 P: 3	1B: 8 SF: 1 2B: 2 SAC: 0 3B: 0 DP: 3 HR: 0 HBP: 2	WP: 0 PA: 44 PB: 0 SB: 0 CS: 0
PITCHER Dave Lemanczyk, R (1, 1) ERA: 3.97	IP WLS BF H R ER SO BB IBB HBP BLK WP HR S P ERA WHIP												
	11.0 W 44 9 3 1 4 2 0 2 0 0 0 0 48 58 0.82 1.000												

livebaseballscores.com

AB	39
R	3
H	9
RBI	3
BB	2
SO	4
LOB	21



Batter	1	2	3	4	5	6	7	8	9	AB R H RBI BB SO LOB	TOP														
Steve Staggs, R (1, 4) OBP: 0.271, SLG: 0.318	0-0 5-3			0-0 F9			0-0 FC 3B		0-0 F6	4 1 1 0 0 0 0	<p>Toronto Blue Jays @ Chicago White Sox Comiskey Park, Chicago, IL</p> <p>Thu Jul 14 1977, 4:33 AM EDT Att. 15,937 - Unknown - 92 F</p> <p>livebaseballscorecards.com</p> <table border="1"> <tr><td>AB</td><td>29</td></tr> <tr><td>R</td><td>1</td></tr> <tr><td>H</td><td>3</td></tr> <tr><td>RBI</td><td>1</td></tr> <tr><td>BB</td><td>0</td></tr> <tr><td>SO</td><td>4</td></tr> <tr><td>LOB</td><td>6</td></tr> </table> 	AB	29	R	1	H	3	RBI	1	BB	0	SO	4	LOB	6
AB	29																								
R	1																								
H	3																								
RBI	1																								
BB	0																								
SO	4																								
LOB	6																								
Al Woods, L (1, 7) OBP: 0.340, SLG: 0.415	0-0 F8			0-0 F6		0-3 K	0-3 K	0-0 F7	4 0 0 0 0 1 1																
Bob Bailor, R (1, 8) OBP: 0.360, SLG: 0.426	0-0 5-3			0-0 F8		0-0 FC	0-0 FC	0-0 F7	4 0 0 1 0 0 0																
Doug Rader, R (1, 10) OBP: 0.362, SLG: 0.472		0-3 K		0-0 F4		0-3 K	0-3 K		3 0 0 0 0 2 1																
Doug Ault, R (1, 3) OBP: 0.331, SLG: 0.392		0-0 G1-4-3 1B		0-0 L6		0-0 6-3	0-0 6-3		3 0 1 0 0 0 1																
Hector Torres, R (1, 6) OBP: 0.275, SLG: 0.338		0-0 G1-4-3 1-2f		0-0 5-3				0-0 SH1-4 1B	3 0 1 0 0 0 1																
Steve Bowling, R (1, 9) OBP: 0.263, SLG: 0.136		0-3 K		0-0 5-3		0-0 5-3	0-0 5-3	0-0 SH1-4	2 0 0 0 0 1 0																
Dave McKay, S (1, 5) OBP: 0.199, SLG: 0.249		0-0 5-3		0-0 5-3		0-0 6-3	0-0 6-3	0-0 6-3	3 0 0 0 0 0 1																
Alan Ashby, S (1, 2) OBP: 0.289, SLG: 0.280		0-0 F6		0-0 F6		0-0 5-3	0-0 5-3	0-0 F8	3 0 0 0 0 0 1																
Inning Stats	R: 0 E: 0 K: 0 S: 3	H: 0 LOB: 0 BB: 0 P: 3	R: 0 E: 0 K: 1 S: 5	H: 1 LOB: 0 BB: 0 P: 5	R: 0 E: 0 K: 1 S: 5	H: 0 LOB: 0 BB: 0 P: 5	R: 0 E: 0 K: 0 S: 3	H: 0 LOB: 0 BB: 0 P: 3	R: 0 E: 0 K: 0 S: 3	H: 0 LOB: 0 BB: 0 P: 3	R: 1 E: 0 K: 2 S: 9	H: 1 LOB: 1 BB: 0 P: 9	R: 0 E: 0 K: 0 S: 4	H: 1 LOB: 1 BB: 0 P: 4	R: 0 E: 0 K: 0 S: 3	H: 0 LOB: 0 BB: 0 P: 3	1B: 2 2B: 0 3B: 1 HR: 0	SF: 0 SAC: 1 DP: 1 HBP: 0	WP: 0 PB: 0 SB: 1 CS: 0	PA: 30					
PITCHER Ken Kravec, L (1, 1) ERA: 4.57	IP: 9.0 WLS: W BF: 30 H: 3 R: 1 ER: 1 SO: 4 BB: 0 IBB: 0 HBP: 0 BLK: 0 WP: 0 HR: 0 S: 38 P: 38 ERA: 1.00 WHIP: 0.333											PITCHER	IP: 9.0 WLS: W BF: 30 H: 3 R: 1 ER: 1 SO: 4 BB: 0 IBB: 0 HBP: 0 BLK: 0 WP: 0 HR: 0 S: 38 P: 38 ERA: 1.00 WHIP: 0.333												

Batter	1	2	3	4	5	6	7	8	9	AB	R	H	RBI	BB	SO	LOB
Ralph Garr, L OBP: 0.331, SLG: 0.427 (1, 7)	0-0 5-3		0-0 5-3		0-0 F6		0-0 4-3			4	0	0	0	0	0	1
Alan Bannister, R OBP: 0.374, SLG: 0.387 (1, 6)	0-0 B1-3		0-3 K		0-0 F8			0-0 1-3		4	0	0	0	0	1	0
Jorge Orta, L OBP: 0.342, SLG: 0.442 (1, 4)	0-0 2B			0-0 F9		0-3 K		0-0 F7		4	0	1	0	0	1	0
Richie Zisk, R OBP: 0.367, SLG: 0.558 (1, 9)	4-0 BB			0-3 K		0-0 6-3		4-0 BB E BB		2	1	0	0	2	1	0
Lamar Johnson, R OBP: 0.316, SLG: 0.513 (1, 10)	0-0 F9			0-0 HBP BB 1B		0-0 F6		4-0 E BB 1-2 BB		3	0	1	0	1	0	2
Eric Soderholm, R OBP: 0.361, SLG: 0.449 (1, 5)		0-0 6-3		4-0 HBP 1-2 BB			0-0 1B FC6-4 2B	0-0 E5 1-3 2-H		3	1	1	0	1	0	1
Chet Lemon, R OBP: 0.356, SLG: 0.469 (1, 8)		0-0 F9		1-0 HBP 1-2 2-3 HBP			0-0 FC6-4 2-3 1B	4-0 IBB		2	0	1	0	1	0	0
Jim Spencer, L OBP: 0.305, SLG: 0.444 (1, 3)		0-0 4-3		0-0 F9			0-0 F6	0-0 F7		4	0	0	0	0	0	8
Jim Essian, R OBP: 0.379, SLG: 0.452 (1, 2)			0-0 F7		0-0 F5		0-0 FC6-4 1-2f 3-H			3	0	0	1	0	0	1

Inning Stats	R: 0	H: 1	E: 0	LOB: 2	K: 0	BB: 1	S: 4	P: 8	R: 0	H: 0	E: 0	LOB: 0	K: 0	BB: 0	S: 3	P: 3	R: 0	H: 0	E: 0	LOB: 0	K: 1	BB: 0	S: 5	P: 5	R: 0	H: 1	E: 0	LOB: 3	K: 1	BB: 1	S: 6	P: 11	R: 0	H: 0	E: 0	LOB: 0	K: 0	BB: 0	S: 3	P: 3	R: 0	H: 0	E: 0	LOB: 0	K: 1	BB: 0	S: 5	P: 5	R: 1	H: 2	E: 0	LOB: 1	K: 0	BB: 0	S: 5	P: 5	R: 1	H: 0	E: 1	LOB: 3	K: 0	BB: 3	S: 4	P: 16
PITCHER Jerry Garvin, L ERA: 3.67 (1, 1)	IP	WLS	BF	H	R	ER	SO	BB	IBB	HBP	BLK	WP	HR	S	P	ERA	WHIP	IP	WLS	BF	H	R	ER	SO	BB	IBB	HBP	BLK	WP	HR	S	P	ERA	WHIP	IP	WLS	BF	H	R	ER	SO	BB	IBB	HBP	BLK	WP	HR	S	P	ERA	WHIP													

BOTTOM

Toronto Blue Jays @ Chicago White Sox
Comiskey Park, Chicago, IL
Thu Jul 14 1977, 4:33 AM EDT
Att: 15,937 - Unknown - 92 F

livebaseballscorecards.com

AB	29
R	2
H	4
RBI	1
BB	5
SO	3
LOB	13



WP: 0	PA: 35
PB: 0	SB: 0
CS: 0	

Batter	1	2	3	4	5	6	7	8	9	10	11	12	13	AB R H RBI BB SO LOB	TOP													
Ron LeFlore, R OBP: 0.327, SLG: 0.421 (1, 8)	5-3		1B		K2-3	F9		K		4-3			1-3	7 1 1 0 0 2 2														
Tito Fuentes, S OBP: 0.337, SLG: 0.385 (1, 4)	4-3		1B			F2					G3			5 1 2 1 1 0 2														
Rusty Staub, L OBP: 0.306, SLG: 0.411 (1, 10)	1-3		F9		F6			F9			G3			6 0 0 0 0 0 3														
Steve Kemp, L OBP: 0.358, SLG: 0.474 (1, 7)		6-3	2B		G3						G3			6 0 3 0 0 0 1														
Jason Thompson, L OBP: 0.357, SLG: 0.500 (1, 3)			2B							FC4-6				5 2 4 1 1 0 1														
Ben Oglivie, L OBP: 0.317, SLG: 0.457 (1, 9)			1B			1B				CS				4 1 1 1 2 1 4														
Milt May, L OBP: 0.287, SLG: 0.390 (1, 2)		4-3	2B			1B				K				6 1 2 1 0 1 4														
Phil Mankowski, L OBP: 0.331, SLG: 0.356 (1, 5)														2 0 0 0 0 0 1														
Mickey Stanley, R OBP: 0.305, SLG: 0.475 (6, PH)	3-1					SF8		F9		F8				0 0 0 1 0 0 0														
Aurelio Rodriguez, R OBP: 0.255, SLG: 0.287 (6, 5)														3 0 0 0 0 0 3														
Tom Verzyer, R OBP: 0.235, SLG: 0.275 (1, 6)			F4							1-3				6 0 1 1 0 1 0														
Inning Stats	R: 0 E: 0 K: 0 S: 3	H: 0 LOB: 0 BB: 0 P: 3	R: 1 E: 0 K: 0 S: 5	H: 2 LOB: 1 BB: 0 P: 5	R: 2 E: 0 K: 0 S: 7	H: 4 LOB: 2 BB: 0 P: 7	R: 0 E: 0 K: 0 S: 3	H: 0 LOB: 0 BB: 0 P: 3	R: 0 E: 0 K: 1 S: 5	H: 1 LOB: 3 BB: 1 P: 14	R: 0 E: 0 K: 2 S: 8	H: 1 LOB: 1 BB: 0 P: 8	R: 0 E: 0 K: 1 S: 5	H: 1 LOB: 1 BB: 0 P: 5	R: 1 E: 0 K: 0 S: 4	H: 1 LOB: 0 BB: 0 P: 4	R: 0 E: 0 K: 0 S: 3	H: 1 LOB: 0 BB: 0 P: 3	R: 0 E: 0 K: 0 S: 3	H: 0 LOB: 0 BB: 0 P: 3	1B: 10 2B: 3 3B: 1 HR: 1	SF: 1 SAC: 0 DP: 2 HBP: 0	WP: 0 PB: 0 SB: 0 CS: 1	PA: 55				
PITCHER	IP WLS BF H R ER SO BB IBB HBP BLK WP HR S P ERA WHIP																											
Jeff Byrd, R ERA: 7.24 (1, 1)	5.0																											
Dennis DeBarr, L ERA: 3.93 (6, 1)	1.1																											
Pete Vuckovich, R ERA: 3.4 (7, 1)	6.2	W	23	4	1	1	4	1	0	0	0	0	1	30	34	1.35	0.750											

Detroit Tigers @ Toronto Blue Jays
 Exhibition Stadium, Toronto, ON
 Fri Jul 15 1977, 7:05 PM EDT
 Att: 23,749 - Unknown - 77 F

AB	50
R	6
H	14
RBI	6
BB	4
SO	5
LOB	21



Batter	1	2	3	4	5	6	7	8	9	10	11	12	13
Steve Stagg, R OBP: 0.286, SLG: 0.370 (1, 4)	0-0 1-3		0-0 4-3		0-0 1B		0-0 SF7		0-3 K		0-0 CS 1B		0-0 6-3
Al Woods, L OBP: 0.342, SLG: 0.414 (1, 7)	0-0 1-3		0-0 F7		4-0 1B		0-0 SF7		0-0 F8		0-0 1B		0-0 HR 1B
Bob Bailor, R OBP: 0.358, SLG: 0.432 (1, 8)	0-0 F5		0-0 6-3		0-0 1B		0-0 4-3		0-0 F8		0-0 F8		0-0 HR
Doug Rader, R OBP: 0.334, SLG: 0.469 (1, 5)		0-0 F8		0-0 F5	4-0 IBB		0-0 F8			4-0 SH1-4 1B		0-0 FC6-4 SH1-4 1B	
Ron Fairly, L OBP: 0.397, SLG: 0.495 (1, 10)		0-0 F6		0-0 E4	0-3 K		0-0 G3			0-0 SH1-4		0-0 SH1-4	
Doug Ault, R OBP: 0.331, SLG: 0.389 (1, 3)		0-0 E8		0-0 4-3	0-0 F9		0-0 1B		0-0 K		0-0 K		4-0 FC6-4 IBB
Hector Torres, R OBP: 0.283, SLG: 0.358 (1, 6)		0-0 1B		0-0 6-3		0-0 4-3		0-0 FC6-2-5 1B		0-0 K		0-0 FC6-4	
Sam Ewing, L OBP: 0.345, SLG: 0.378 (1, 9)		0-0 FC6			0-0 FC1-6		0-0 F7		0-0 FC6-2-5		0-0 1-3		0-0 4-3
Alan Ashby, S OBP: 0.283, SLG: 0.274 (1, 2)		0-0 FC6			0-0 FC1-6		0-0 F8		0-0 F7		0-3 K		0-0 G3

AB R H RBI BB SO LOB

7	2	3	0	0	1	0
5	1	2	1	1	0	0
7	1	2	4	0	0	1
4	1	1	0	2	0	0
4	0	0	0	0	1	3
5	1	1	0	1	1	5
6	1	3	2	0	0	3
6	0	2	1	0	0	5
6	1	0	0	0	1	4

BOTTOM

Detroit Tigers @ Toronto Blue Jays
Exhibition Stadium, Toronto, ON
Fri Jul 15 1977, 7:05 PM EDT
Att: 23,749 - Unknown - 77 F

livebaseballscorecards.com

AB	50
R	8
H	14
RBI	8
BB	4
SO	4
LOB	21



Inning Stats	R	H	E	K	S	LOB	BB	P	1B	2B	3B	HR	SF	SAC	DP	HBP	WP	PA
1	0	0	0	0	3	0	0	3	0	0	0	0	0	0	0	0	0	0
2	2	2	1	0	6	0	0	6	0	0	0	0	0	0	0	0	0	0
3	0	0	0	0	3	0	0	3	0	0	0	0	0	0	0	0	0	0
4	0	0	1	0	4	0	0	4	0	0	0	0	0	0	0	0	0	0
5	2	3	0	1	16	3	0	16	0	0	0	0	0	0	0	0	0	0
6	0	0	0	0	3	0	0	3	0	0	0	0	0	0	0	0	0	0
7	1	1	0	0	4	0	0	4	0	0	0	0	0	0	0	0	0	0
8	0	2	0	0	5	2	0	5	0	0	0	0	0	0	0	0	0	0
9	0	0	0	1	5	0	0	5	0	0	0	0	0	0	0	0	0	0
10	1	1	0	0	10	1	0	10	0	0	0	0	0	0	0	0	0	0
11	0	2	0	0	6	1	0	6	0	0	0	0	0	0	0	0	0	0
12	0	1	0	0	8	2	0	8	0	0	0	0	0	0	0	0	0	0
13	2	2	0	0	4	0	0	4	0	0	0	0	0	0	0	0	0	0

PITCHER	IP	WLS	BF	H	R	ER	SO	BB	IBB	HBP	BLK	WP	HR	S	P	ERA	WHIP
Dave Roberts, L ERA: 4.58 (1, 1)	6.1		29	6	5	3	1	1	1	0	0	0	0	29	37	4.26	1.105
Steve Grilli, R ERA: 4.01 (7, 1)	2.2		11	2	1	1	1	1	0	0	0	0	0	12	16	3.38	1.125
Jim Crawford, L ERA: 3.66 (10, 1)	3.2	L	17	6	2	2	2	0	1	0	0	0	1	20	24	4.91	1.636

Batter	1	2	3	4	5	6	7	8	9	AB R H RBI BB SO LOB	TOP			
Ron LeFlore, R (1, 8) OBP: 0.330, SLG: 0.420 Ben Oglivie, L (9, PR) OBP: 0.317, SLG: 0.457 (9, 9)	0-0 4-3 1B		0-0 CS 1B	0-0 FC6-4 1-2f 3-H		0-0 F9	0-0 FC5-4 1-2f		1-0 BB 1B HBP	5 0 2 1 0 0 2 0 1 0 0 0 0 0				
Tito Fuentes, S (1, 4) OBP: 0.337, SLG: 0.382	0-0 F9		0-3 K	0-0 F7		0-0 F9		0-0 BB 2B 1B	4-0 1B 1-2 BB	5 1 1 0 1 1 3				
Rusty Staub, L (1, 10) OBP: 0.312, SLG: 0.414	0-0 4-3 1-2		4-0 BB 1-2		0-0 2B 1B		0-0 HR 1B	0-0 F6 1-2 BB	0-0 1-3 2-H 1B	5 1 3 1 1 0 2				
Steve Kemp, L (1, 7) OBP: 0.358, SLG: 0.467	4-0 BB		0-3 K		0-3 K		0-3 K	4-0 2B BB	0-0 L5	4 1 0 0 2 3 5				
Jason Thompson, L (1, 3) OBP: 0.359, SLG: 0.511	0-0 G3			4-0 HR BB	0-0 F9		0-0 HR 1-H	0-0 1B 2B 1-H 2-H	0-0 L4	5 3 2 4 1 0 5				
Mickey Stanley, R (1, 9) OBP: 0.309, SLG: 0.476 (9, 8)		0-3 K		0-3 K	0-0 2B		4-0 HR WP BB	0-0 F9		4 1 1 0 1 2 2				
Aurelio Rodriguez, R (1, 5) OBP: 0.280, SLG: 0.327		0-3 K		0-0 HR 1-H	4-0 IBB		0-3 K 1-2	0-0 1B 2-H		4 1 2 3 1 2 1				
Milt May, L (1, 2) OBP: 0.293, SLG: 0.408		0-0 FC5-4 1B		0-0 1B FC6-4 1B	4-3 1B		0-0 HR 2-H	4-3 1B		5 2 3 2 0 0 4				
Tom Verzyer, R (1, 6) OBP: 0.239, SLG: 0.278		0-0 FC5-4 1-2f		0-0 FC6-4 1-3 1B		0-0 4-3	0-0 FC5-4 1B		0-0 4-3	5 0 2 0 0 0 1				
Inning Stats	R: 0 H: 1 E: 0 LOB: 2 K: 0 BB: 1 S: 4 P: 8	R: 0 H: 1 E: 0 LOB: 1 K: 2 BB: 0 S: 8 P: 8	R: 0 H: 1 E: 0 LOB: 1 K: 2 BB: 1 S: 7 P: 11	R: 3 H: 3 E: 0 LOB: 1 K: 1 BB: 1 S: 8 P: 12	R: 0 H: 2 E: 0 LOB: 3 K: 1 BB: 1 S: 7 P: 11	R: 0 H: 0 E: 0 LOB: 0 K: 0 BB: 0 S: 3 P: 3	R: 4 H: 4 E: 0 LOB: 1 K: 2 BB: 1 S: 11 P: 15	R: 3 H: 3 E: 0 LOB: 1 K: 0 BB: 1 S: 6 P: 10	R: 1 H: 1 E: 0 LOB: 2 K: 0 BB: 1 S: 4 P: 9	1B: 11 SF: 0 2B: 2 SAC: 0 3B: 0 DP: 0 HR: 3 HBP: 1	WP: 1 PA: 50 PB: 0 SB: 0 CS: 1			
PITCHER	IP WLS BF H R ER SO BB IBB HBP BLK WP HR S P ERA WHIP												PITCHER	IP WLS BF H R ER SO BB IBB HBP BLK WP HR S P ERA WHIP
Mike Willis, L (1, 1) ERA: 4.21	6.1 L 33 10 6 6 7 4 1 0 0 0 2 42 62 8.53 2.211													
Dennis DeBarr, L (7, 1) ERA: 4.34	0.1 3 2 1 1 1 0 0 0 0 1 1 5 5 27.00 6.000													
Bill Singer, R (7, 1) ERA: 6.79	2.1 14 4 4 4 0 2 0 1 0 0 0 11 20 15.43 2.571													

Detroit Tigers @ Toronto Blue Jays
 Exhibition Stadium, Toronto, ON
 Sat Jul 16 1977, 3:33 AM EDT
 Att. 35,151 - Unknown - 86 F

AB	42
R	11
H	16
RBI	11
BB	7
SO	8
LOB	25



livebaseballscorecards.com

Batter	1	2	3	4	5	6	7	8	9	AB	R	H	RBI	BB	SO	LOB
Steve Staggs, R OBP: 0.305, SLG: 0.390 (1, 4)	0-0 L6 2B		0-0 6-3		0-0 1-3 3-H 1B		0-0 4-3		4-0 FC4-6 BB	4	0	2	1	1	0	2
Al Woods, L OBP: 0.340, SLG: 0.410 (1, 7)	0-0 L6 2-3		0-0 2-H 1B		0-0 F4			0-0 F7	0-0 FC4-6 1-2f	5	0	1	0	0	0	5
Bob Bailor, R OBP: 0.360, SLG: 0.439 (1, 8)	0-0 5-3			0-0 G1-6-3 1B		0-0 G3 3B		0-0 5-3		4	1	2	0	0	0	0
Doug Rader, R OBP: 0.363, SLG: 0.469 (1, 5)		0-3 K		0-0 F4		0-0 5-3		0-0 2B		4	0	1	0	0	1	2
Ron Fairly, L OBP: 0.393, SLG: 0.487 (1, 10)		0-0 G3		0-0 G1-6-3 1-2f		0-0 G3		0-0 3-1		4	0	0	1	0	0	2
Sam Ewing, L OBP: 0.349, SLG: 0.377 (1, 9)		4-0 BB			0-0 4-3	0-0 F7			0-0 4-3 5-3 2B 1B	3	1	1	0	1	0	0
Doug Ault, R OBP: 0.327, SLG: 0.383 (1, 3)		0-0 F7			0-0 5-3		0-0 F7		0-0 5-3 1-2	4	0	0	0	0	0	2
Hector Torres, R OBP: 0.294, SLG: 0.375 (1, 6)			0-0 1B 2B		0-0 E 1B 1B		0-0 1B		0-0 4-3 2-3	4	1	3	0	0	0	1
Ernie Whitt, L OBP: 0.219, SLG: 0.290 (1, 2)		0-3 K		0-0 E4 1B		0-0 F9		0-0 2B 3-H		4	0	1	1	0	1	3

Inning Stats	R: 0	H: 1	E: 0	LOB: 0	K: 0	S: 3	P: 3	R: 0	H: 0	E: 0	LOB: 1	K: 1	S: 5	P: 9	R: 0	H: 2	E: 0	LOB: 2	K: 1	S: 6	P: 6	R: 0	H: 1	E: 0	LOB: 0	K: 0	S: 3	P: 3	R: 1	H: 2	E: 1	LOB: 2	K: 0	S: 6	P: 6	R: 1	H: 1	E: 0	LOB: 0	K: 0	S: 4	P: 4	R: 0	H: 1	E: 0	LOB: 1	K: 0	S: 4	P: 4	R: 0	H: 1	E: 0	LOB: 1	K: 0	S: 4	P: 4	R: 1	H: 2	E: 0	LOB: 2	K: 0	S: 5	P: 9	1B: 6	2B: 5	3B: 1	HR: 0	SF: 0	SAC: 0	DP: 2	HBP: 0	WP: 0	PA: 38	ERA	WHIP
PITCHER Dave Rozema, R ERA: 2.55 (1, 1)	IP	WLS	BF	H	R	ER	SO	BB	IBB	HBP	BLK	WP	HR	S	P	ERA	WHIP	IP	WLS	BF	H	R	ER	SO	BB	IBB	HBP	BLK	WP	HR	S	P	ERA	WHIP	IP	WLS	BF	H	R	ER	SO	BB	IBB	HBP	BLK	WP	HR	S	P	ERA	WHIP																								

Detroit Tigers @ Toronto Blue Jays

Exhibition Stadium, Toronto, ON

Sat Jul 16 1977, 3:33 AM EDT
Att: 35,151 - Unknown - 86 F

AB	36
R	3
H	11
RBI	3
BB	2
SO	2
LOB	17

Batter	1	2	3	4	5	6	7	8	9	AB R H RBI BB SO LOB	
Ron LeFlore, R (1, 8) OBP: 0.334, SLG: 0.421	4-0 FC3-6 BB		x 0-0 5-3			x 0-0 1B 1B		BBB 4-0 FC1-6 BB		2 1 1 0 2 0 0	
Tito Fuentes, S (1, 4) OBP: 0.336, SLG: 0.381	0-3 K		x 0-0 4-3			x 0-0 G4-6-3 1B 1-2		x 0-0 FC1-6 1-2f		4 0 1 0 0 1 2	
Rusty Staub, L (1, 10) OBP: 0.312, SLG: 0.412	0-0 FC3-6 1-2f			x 0-0 F8		x 0-0 G4-6-3 1B 1-2 2-H		x 0-0 L7		4 0 1 1 0 0 2	
Steve Kemp, L (1, 7) OBP: 0.354, SLG: 0.461	0-3 K			x 0-0 L7		x 0-0 G4-6-3 1-2f 2-3		x 0-0 F7		4 0 0 0 0 1 4	
Jason Thompson, L (1, 3) OBP: 0.358, SLG: 0.511		x 0-0 L4		x 0-0 2B		x 0-0 6-3		x 0-0 6-3		4 0 1 0 0 0 1	
Ben Oglivie, L (1, 9) OBP: 0.313, SLG: 0.450		SS 0-3 K		x 0-0 6-3		SS 0-3 K		x 0-0 L6		4 0 0 0 0 2 1	
Milt May, L (1, 2) OBP: 0.292, SLG: 0.403		BBB 4-0 BB			x 0-0 F5		x 0-0 6-3	x 0-0 4-3		3 0 0 0 1 0 0	
Aurelio Rodriguez, R (1, 5) OBP: 0.282, SLG: 0.356		SS 0-3 K			x 0-0 E3 G6-4-3		x 0-0 HR			3 1 1 1 0 1 1	
Tom Verzyer, R (1, 6) OBP: 0.236, SLG: 0.274			x 0-0 1-3		x 0-0 G6-4-3 1-2f		x 0-0 F9			3 0 0 0 0 0 1	
Inning Stats	R: 0 E: 0 K: 2 S: 7 H: 0 LOB: 1 BB: 1 P: 11	R: 0 E: 0 K: 2 S: 7 H: 0 LOB: 1 BB: 1 P: 11	R: 0 E: 0 K: 0 S: 3 H: 0 LOB: 0 BB: 0 P: 3	R: 0 E: 0 K: 0 S: 4 H: 1 LOB: 1 BB: 0 P: 4	R: 0 E: 1 K: 0 S: 3 H: 0 LOB: 0 BB: 0 P: 3	R: 1 E: 0 K: 0 S: 5 H: 3 LOB: 1 BB: 0 P: 5	R: 1 E: 0 K: 1 S: 6 H: 1 LOB: 0 BB: 0 P: 6	R: 0 E: 0 K: 0 S: 3 H: 0 LOB: 1 BB: 1 P: 7	R: 0 E: 0 K: 0 S: 3 H: 0 LOB: 0 BB: 0 P: 3	1B: 3 2B: 1 3B: 0 HR: 1 SF: 0 SAC: 0 DP: 2 HBP: 0	WP: 0 PB: 0 SB: 0 CS: 0 PA: 34

PITCHER	IP	WLS	BF	H	R	ER	SO	BB	IBB	HBP	BLK	WP	HR	S	P	ERA	WHIP
Jesse Jefferson, R (1, 1) ERA: 3.94	9.0	W	34	5	2	2	5	3	0	0	0	0	1	41	53	2.00	0.889

Detroit Tigers @ Toronto Blue Jays
Exhibition Stadium, Toronto, ON
Sun Jul 17 1977, 3:33 AM EDT
Unknown - 80 F

livebaseballscorecards.com

AB	31
R	2
H	5
RBI	2
BB	3
SO	5
LOB	12



Batter	1	2	3	4	5	6	7	8	9	AB	R	H	RBI	BB	SO	LOB
Steve Staggs, R (1, 4) OBP: 0.314, SLG: 0.407	0-0 CS 1B		0-0 1-3 2B		0-0 G3		0-3 K			4	0	2	0	0	1	0
Al Woods, L (1, 7) OBP: 0.338, SLG: 0.411	0-0 6-3 1-2		0-0 FC1-5 3-H		0-0 2B		0-0 G3			4	0	1	0	0	0	3
Bob Bailor, R (1, 8) OBP: 0.355, SLG: 0.434	0-0 4-3		0-0 F8		0-0 5-3			0-0 L4		4	0	0	0	0	0	3
Doug Rader, R (1, 5) OBP: 0.361, SLG: 0.467		0-0 5-3		0-0 5-3		0-0 1B FC 1B		0-0 4-3		4	1	1	0	0	0	0
Ron Fairly, L (1, 10) OBP: 0.397, SLG: 0.491		0-0 1-3		0-0 E SF9 1B		0-0 G5-3 FC 1B		0-0 1B 1B		4	1	3	0	0	0	0
Sam Ewing, L (1, 9) OBP: 0.346, SLG: 0.373		0-0 G3		0-0 E4 1-3		0-0 FC FC1-6		0-0 1-2 1B		4	0	1	1	0	0	2
Doug Ault, R (1, 3) OBP: 0.326, SLG: 0.382			0-0 E 1B SF8 1B		0-0 SF9 3-H		0-0 FC1-6 1-2f		0-0 4-3	3	1	1	1	0	0	4
Hector Torres, R (1, 6) OBP: 0.295, SLG: 0.374			0-0 E5 2B FC1-5 1B		0-0 5-3		0-0 G5-3 2-3f			3	0	1	0	0	0	3
Ernie Whitt, L (1, 2) OBP: 0.200, SLG: 0.273			0-0 SF8 3-H		0-0 5-3		0-0 4-3			2	0	0	1	0	0	0

BOTTOM															
Detroit Tigers @ Toronto Blue Jays Exhibition Stadium, Toronto, ON Sun Jul 17 1977, 3:33 AM EDT Unknown - 80 F															
AB	32	R	3	H	10	RBI	3	BB	0	SO	1	LOB	15		
WP	0	PA	34	PB	0	SB	0	CS	1						

livebaseballscorecards.com



Inning Stats	R: 0	H: 1	E: 0	LOB: 0	K: 0	BB: 0	S: 3	P: 3	R: 0	H: 0	E: 0	LOB: 0	K: 0	BB: 0	S: 3	P: 3	R: 1	H: 3	E: 1	LOB: 2	K: 0	BB: 0	S: 6	P: 6	R: 1	H: 1	E: 1	LOB: 1	K: 0	BB: 0	S: 5	P: 5	R: 0	H: 1	E: 0	LOB: 1	K: 0	BB: 0	S: 4	P: 4	R: 1	H: 2	E: 0	LOB: 1	K: 0	BB: 0	S: 5	P: 5	R: 0	H: 0	E: 0	LOB: 0	K: 1	BB: 0	S: 5	P: 5	R: 0	H: 2	E: 0	LOB: 2	K: 0	BB: 0	S: 5	P: 5	1B: 8	SF: 2	2B: 2	SAC: 0	3B: 0	DP: 1	HR: 0	HBP: 0	WP: 0	PA: 34	PB: 0	SB: 0	CS: 1	ERA	WHIP
PITCHER																																																																															
Fernando Arroyo, R (1, 1) ERA: 3.35	IP	WLS	BF	H	R	ER	SO	BB	IBB	HBP	BLK	WP	HR	S	P	ERA	WHIP																																																														
																IP	WLS	BF	H	R	ER	SO	BB	IBB	HBP	BLK	WP	HR	S	P	ERA	WHIP																																															

Batter	1	2	3	4	5	6	7	8	9	10	11	AB R H RBI BB SO LOB	TOP
Ron LeFlore, R (1.8) OBP: 0.337, SLG: 0.431	0-0 1-3		0-0 2-H HR		0-3 K		0-0 SF7 SH3-4 1-2 1B	0-0 F9			0-0 FC6-4 1B	6 1 3 2 0 1 2	
Tito Fuentes, S (1.4) OBP: 0.334, SLG: 0.377	0-3 K		4-0 FC3-6 BB			0-0 4-3	0-0 SH3-4		0-0 F8		0-0 FC6-4 BB	4 0 0 0 1 1 1	
Rusty Staub, L (1.10) OBP: 0.315, SLG: 0.410	0-0 G3		0-0 FC3-6 1-2f			0-0 1B 1B	4-0 SF7 IBB		0-0 L4		4-0 BB	4 1 1 0 2 0 1	
Steve Kemp, L (1.7) OBP: 0.354, SLG: 0.460		0-0 4-3		0-0 8-4 1B		0-0 1B 1B WP	0-0 SF7		0-0 3-1		0-0 G3	5 1 2 1 0 0 2	
Jason Thompson, L (1.3) OBP: 0.358, SLG: 0.508		0-0 F8		0-0 8-4 1-2f		0-0 WP 1B 1B	4-0 BB			0-3 K		4 1 1 1 1 1 1	
Ben Oglivie, L (1.9) OBP: 0.307, SLG: 0.441		0-0 6-3		0-0 F7		0-0 F7	0-0 L9			0-0 L3		5 0 0 0 0 0 4	
Phil Mankowski, L (1.5) OBP: 0.336, SLG: 0.362			0-0 4-3 HR 1B		0-0 F9	0-0 1B		0-0 FC5-4 1B		0-0 L4		5 1 3 1 0 0 0	
John Wockenfuss, R (1.2) OBP: 0.375, SLG: 0.560			0-0 4-3		0-0 4-3	0-0 4-3		0-0 FC5-4			0-3 K	5 0 1 0 0 1 3	
Chuck Scrivener, R (1.6) OBP: 0.209, SLG: 0.128			0-0 5-3		0-0 4-3		4-0 SH3-4 1B SF7 BB	0-0 FC5-4			0-0 HR	3 1 0 0 1 0 3	
Milt May, L (11, PH) OBP: 0.295, SLG: 0.418												1 1 1 1 0 0 0	
Tom Verzyer, R (11, 6) OBP: 0.236, SLG: 0.274												0 0 0 0 0 0 0	
Inning Stats	R: 0 H: 0 E: 0 LOB: 0 K: 1 BB: 0 S: 5 P: 5	R: 0 H: 0 E: 0 LOB: 0 K: 0 BB: 0 S: 3 P: 3	R: 2 H: 2 E: 0 LOB: 1 K: 0 BB: 1 S: 5 P: 9	R: 0 H: 1 E: 0 LOB: 0 K: 0 BB: 0 S: 3 P: 3	R: 0 H: 1 E: 0 LOB: 1 K: 1 BB: 0 S: 6 P: 6	R: 3 H: 4 E: 0 LOB: 1 K: 0 BB: 3 S: 7 P: 7	R: 1 H: 1 E: 0 LOB: 3 K: 0 BB: 3 S: 4 P: 16	R: 0 H: 1 E: 0 LOB: 1 K: 0 BB: 0 S: 4 P: 4	R: 0 H: 0 E: 0 LOB: 0 K: 1 BB: 0 S: 5 P: 3	R: 0 H: 0 E: 0 LOB: 0 K: 1 BB: 0 S: 5 P: 5	R: 1 H: 2 E: 0 LOB: 2 K: 1 BB: 1 S: 7 P: 11	1B: 10 SF: 1 2B: 1 SAC: 1 3B: 0 DP: 1 HR: 2 HBP: 0	WP: 2 PA: 49 PB: 0 SB: 0 CS: 0
PITCHER	IP WLS BF H R ER SO BB IBB HBP BLK WP HR S P ERA WHIP												
Dave Lemanczyk, R (1, 1) ERA: 4.11	10.1 L 46 12 7 7 4 3 1 0 0 0 1 2 50 66 6.10 1.452												
Pete Vuckovich, R (11, 1) ERA: 3.38	0.2 3 0 0 0 0 1 0 0 0 0 0 0 2 6 0.00 1.500												

Detroit Tigers @ Toronto Blue Jays
 Exhibition Stadium, Toronto, ON
 Sun Jul 17 1977, 3:38 AM EDT
 Att. 36,613 - Unknown

livebaseballscorecards.com


AB	42
R	7
H	12
RBI	6
BB	5
SO	4
LOB	17



Batter		1	2	3	4	5	6	7	8	9	10	11	AB	R	H	RBI	BB	SO	LOB	BOTTOM							
Steve Stiggs, R (1, 4) OBP: 0.326, SLG: 0.419	B BB B	4-0 1B BB	0-3 K				X	0-0 6-3		X	0-0 G6-4-3 1-2f		X	0-0 SH 2B	X	0-0 1B				5	1	2	0	1	1	1	
Al Woods, L (1, 7) OBP: 0.336, SLG: 0.407	X	0-0 1B 2B 1B		X	0-0 5-3		X	0-0 4-3		X	0-0 E4 2B BB	X	0-0 SH IBB 2-3	X	0-0 4-3						5	2	1	0	0	0	2
Bob Bailor, R (1, 8) OBP: 0.356, SLG: 0.432	X	0-0 2B 1B G1-2-3		S S S	0-3 K		X	0-0 6-3		X	4-0 B B B 1-2 2B BB		4-0 1-2 IBB	X	0-0 F2					4	1	1	1	2	1	0	
Doug Rader, R (1, 5) OBP: 0.358, SLG: 0.464	X	0-0 1B 2B		X	0-0 6-3		X	0-0 4-3		X	0-0 S S S 0-0 L8		0-3 S S S 0-3 K	X	0-3 K					6	0	1	1	0	2	5	
Ron Fairly, L (1, 10) OBP: 0.396, SLG: 0.502	X	0-0 5-3		X	0-0 F9		X	0-0 HR		X	0-0 1-1 2-H 0-0 1B 2B		0-0 F7	X	0-0 F3					6	2	2	3	0	0	5	
Sam Ewing, L (1, 9) OBP: 0.354, SLG: 0.377	X	4-0 IBB		X	0-0 1B		X	0-0 FC6-4 1B		X	0-3 S S S 0-3 K		0-3 S S S 0-3 K	X						4	0	2	0	1	2	4	
Doug Ault, R (1, 3) OBP: 0.324, SLG: 0.379	X	0-0 G1-2-3 3-Hf		S S S	0-3 K		X	0-0 FC6-4 1-2f		X	0-0 2-H 1B		X	0-0 5-3						5	0	1	1	0	1	5	
Hector Torres, R (1, 6) OBP: 0.292, SLG: 0.365			X	S S S	0-0 L3		S S S	0-3 K		X	0-0 F2		4-0 S S S FC4 IBB	X	0-3 K					4	0	0	0	1	2	1	
Alan Ashby, S (1, 2) OBP: 0.283, SLG: 0.275			X	S S S	0-0 F6		X	0-0 1-3		X	0-0 G6-4-3 1B 1-2f		0-0 FC4 1-2f	X	0-0 1B					3	0	1	0	0	0	0	
John Scott, R (8, PH) OBP: 0.247, SLG: 0.289																				1	0	0	0	0	0	2	
Ernie Whitt, L (9, 2) OBP: 0.222, SLG: 0.294																				1	0	1	0	0	0	0	

Detroit Tigers @ Toronto Blue Jays
 Exhibition Stadium, Toronto, ON
 Sun Jul 17 1977, 3:38 AM EDT
 Att. 36,613 - Unknown

AB	44
R	6
H	12
RBI	6
BB	5
SO	9
LOB	25



Inning Stats	R: 2	H: 3	E: 0	LOB: 2	K: 0	BB: 2	S: 5	P: 13	R: 0	H: 0	E: 0	LOB: 0	K: 1	BB: 0	S: 5	P: 5	R: 0	H: 0	E: 0	LOB: 0	K: 1	BB: 0	S: 5	P: 5	R: 0	H: 1	E: 0	LOB: 1	K: 2	BB: 0	S: 8	P: 8	R: 0	H: 0	E: 0	LOB: 0	K: 0	BB: 0	S: 3	P: 3	R: 1	H: 2	E: 0	LOB: 1	K: 0	BB: 0	S: 5	P: 5	R: 0	H: 1	E: 0	LOB: 0	K: 0	BB: 0	S: 3	P: 3	R: 3	H: 2	E: 1	LOB: 2	K: 1	BB: 2	S: 8	P: 16	R: 0	H: 1	E: 0	LOB: 3	K: 2	BB: 1	S: 9	P: 13	R: 0	H: 2	E: 0	LOB: 2	K: 1	BB: 0	S: 7	P: 7	R: 0	H: 0	E: 0	LOB: 0	K: 1	BB: 0	S: 5	P: 5	1B: 8	2B: 3	3B: 0	HR: 1	SF: 0	SAC: 1	DP: 2	HBP: 0	WP: 0	PA: 50
--------------	------	------	------	--------	------	-------	------	-------	------	------	------	--------	------	-------	------	------	------	------	------	--------	------	-------	------	------	------	------	------	--------	------	-------	------	------	------	------	------	--------	------	-------	------	------	------	------	------	--------	------	-------	------	------	------	------	------	--------	------	-------	------	------	------	------	------	--------	------	-------	------	-------	------	------	------	--------	------	-------	------	-------	------	------	------	--------	------	-------	------	------	------	------	------	--------	------	-------	------	------	-------	-------	-------	-------	-------	--------	-------	--------	-------	--------

PITCHER	IP	WLS	BF	H	R	ER	SO	BB	IBB	HBP	BLK	WP	HR	S	P	ERA	WHIP
Mit Wilcox, R (1, 1) ERA: 3.71	7.0		30	7	5	5	4	2	1	0	0	0	1	35	47	6.43	1.286
Steve Grilli, R (8, 1) ERA: 3.96	0.1		1	0	0	0	0	0	0	0	0	0	0	1	1	0.00	0.000
Jim Crawford, L (8, 1) ERA: 3.78	0.1		2	1	0	0	1	0	0	0	0	0	0	4	4	0.00	3.000
John Hiller, L (8, 1) ERA: 3.97	3.1	W	17	4	1	0	4	0	2	0	0	0	0	23	31	0.00	1.200

Batter	1	2	3	4	5	6	7	8	9	AB R H RBI BB SO LOB	TOP											
Ralph Garr, L (1, 7) OBP: 0.328, SLG: 0.428	0-0 4-3	0-0 F9			0-0 3B		0-0 F7		0-0 F4	5 0 1 0 0 0 1												
Alan Bannister, R (1, 6) OBP: 0.373, SLG: 0.381	0-0 5-3		0-0 F7		0-0 G3			0-0 SH1-3 HR	0-0 1B E	5 2 2 0 0 0 1												
Jorge Orta, L (1, 4) OBP: 0.345, SLG: 0.435	0-0 F6		0-0 G3		0-0 F5			0-0 SH1-3	0-0 1B E7	4 1 1 0 0 0 1												
Richie Zisk, R (1, 9) OBP: 0.377, SLG: 0.554		0-0 2B	0-3 K			0-0 1B		0-0 HR	0-0 1B	4 2 3 0 1 1 0												
Lamar Johnson, R (1, 10) OBP: 0.333, SLG: 0.554		0-0 HR		0-0 2B		0-0 F9		0-0 HR	0-0 1B	5 2 4 5 0 0 1												
Chet Lemon, R (1, 8) OBP: 0.349, SLG: 0.458		0-0 5-3		0-0 CS		0-3 K		0-0 F9	0-0 L3	5 0 1 0 0 1 4												
Eric Soderholm, R (1, 5) OBP: 0.359, SLG: 0.457		0-0 HR		0-0 L5		0-0 1-3		0-0 F7	0-3 K	5 1 1 2 0 1 5												
Jim Spencer, L (1, 3) OBP: 0.305, SLG: 0.453		0-0 L3		0-0 F5			0-0 F8		4-0 HR	3 1 0 0 1 0 2												
Brian Downing, R (1, 2) OBP: 0.433, SLG: 0.375		4-0 BB		0-0 CS	0-0 F7		0-0 F8		0-0 HR	3 1 1 2 1 0 0												
Inning Stats	R: 0 E: 0 K: 0 S: 3	H: 0 LOB: 0 BB: 0 P: 3	R: 3 E: 0 K: 0 S: 6	H: 3 LOB: 1 BB: 1 P: 10	R: 0 E: 0 K: 1 S: 5	H: 0 LOB: 0 BB: 0 P: 5	R: 0 E: 0 K: 0 S: 4	H: 2 LOB: 1 BB: 0 P: 4	R: 0 E: 0 K: 0 S: 4	H: 1 LOB: 1 BB: 0 P: 4	R: 0 E: 0 K: 1 S: 6	H: 1 LOB: 1 BB: 0 P: 6	R: 0 E: 0 K: 0 S: 3	H: 0 LOB: 0 BB: 0 P: 3	R: 3 E: 0 K: 0 S: 5	H: 2 LOB: 0 BB: 1 P: 9	R: 4 E: 1 K: 1 S: 10	H: 5 LOB: 2 BB: 1 P: 14	1B: 7 2B: 3 3B: 1 HR: 3	SF: 0 SAC: 1 DP: 0 HBP: 0	WP: 0 PB: 0 SB: 0 CS: 1	PA: 44
PITCHER	IP WLS BF H R ER SO BB IBB HBP BLK WP HR S P ERA WHIP																					
Jerry Garvin, L (1, 1) ERA: 4.0	8.1 L 38 11 9 9 2 2 1 0 0 0 3 39 51 9.72 1.560																					
Dennis DeBarr, L (9, 1) ERA: 4.82	0.0 3 3 1 1 0 0 0 0 0 0 0 3 3 ∞ ∞																					
Chuck Hartenstein, R (9, 1) ERA: 6.75	0.2 2 0 0 0 0 1 0 0 0 0 0 4 4 0.00 0.000																					

Chicago White Sox @ Toronto Blue Jays
Exhibition Stadium, Toronto, ON
Fri Jul 22 1977, 7:05 PM EDT
Att. 33,175 - Unknown - 75 F

AB	39
R	10
H	14
RBI	9
BB	3
SO	3
LOB	15



Batter	1	2	3	4	5	6	7	8	9	AB R H RBI BB SO LOB
John Scott, R (1, 7) OBP: 0.257, SLG: 0.293	0-0 FC4-6 1B		0-0 PB BB 1B		4-0 FC6-4 BB			0-0 F6	0-0 E7	4 0 2 0 1 0 1
Steve Staggs, R (1, 4) OBP: 0.330, SLG: 0.422	0-0 FC4-6 CS 1-2f		4-0 PB BB 1-2		0-0 FC6-4 1-2f 2-3 3-H			0-0 2B	0-0 5-3	4 0 1 1 1 0 5
Bob Bailor, R (1, 8) OBP: 0.354, SLG: 0.426	0-0 1-3 1-2		0-0 6-3 1-2 2-3		0-0 4-3			0-0 6-3		4 0 0 0 0 0 6
Doug Rader, R (1, 5) OBP: 0.360, SLG: 0.461		0-0 6-3		4-0 CS BB		0-0 F9		4-0 BB		2 0 0 0 2 0 0
Ron Fairly, L (1, 10) OBP: 0.391, SLG: 0.495		0-0 G3		0-3 K 1-2		0-0 4-3		0-0 F9		4 0 0 0 0 1 3
Doug Ault, R (1, 3) OBP: 0.323, SLG: 0.377		0-0 5-3		0-0 6-3		0-3 K			0-0 FC5-4 BB E 1B	4 1 1 0 0 1 0
Al Woods, L (1, 9) OBP: 0.338, SLG: 0.406			0-0 6-3		0-0 2B FC6-4 1B		0-0 F7		4-0 FC5-4 BB 1-2	3 1 1 0 1 0 0
Hector Torres, R (1, 6) OBP: 0.291, SLG: 0.380			0-0 HR		0-0 F8		0-3 K		0-0 FC5-4 E 1-2f 2-3	4 1 1 1 0 1 3
Alan Ashby, S (1, 2) OBP: 0.283, SLG: 0.278			0-0 6-3		0-0 FC6-4 1-3 2B		0-0 2-3		0-0 F7	4 0 1 0 0 0 2

Inning Stats	R: 0 E: 0 K: 0 S: 3	H: 1 LOB: 0 BB: 0 P: 3	R: 0 E: 0 K: 0 S: 3	H: 0 LOB: 0 BB: 0 P: 3	R: 1 E: 0 K: 0 S: 5	H: 2 LOB: 2 BB: 1 P: 9	R: 0 E: 0 K: 1 S: 4	H: 0 LOB: 0 BB: 1 P: 8	R: 1 E: 0 K: 0 S: 5	H: 2 LOB: 2 BB: 1 P: 9	R: 0 E: 0 K: 1 S: 5	H: 0 LOB: 0 BB: 0 P: 5	R: 0 E: 0 K: 1 S: 5	H: 0 LOB: 0 BB: 0 P: 5	R: 0 E: 0 K: 0 S: 4	H: 1 LOB: 2 BB: 1 P: 8	R: 1 E: 1 K: 0 S: 5	H: 1 LOB: 2 BB: 1 P: 9	1B: 4 2B: 3 3B: 0 HR: 1	SF: 0 SAC: 0 DP: 1 HBP: 0
--------------	------------------------------	---------------------------------	------------------------------	---------------------------------	------------------------------	---------------------------------	------------------------------	---------------------------------	------------------------------	---------------------------------	------------------------------	---------------------------------	------------------------------	---------------------------------	------------------------------	---------------------------------	------------------------------	---------------------------------	----------------------------------	------------------------------------

PITCHER	IP	WLS	BF	H	R	ER	SO	BB	IBB	HBP	BLK	WP	HR	S	P	ERA	WHIP
Wilbur Wood, L (1, 1) ERA: 4.09	6.0	W	24	5	2	2	2	3	0	0	0	0	1	25	37	3.00	1.333
Lerrin LaGrow, R (7, 1) ERA: 2.17	3.0	S	14	2	1	0	1	2	0	0	0	0	0	14	22	0.00	1.333

BOTTOM

Chicago White Sox @ Toronto Blue Jays
Exhibition Stadium, Toronto, ON

Fri Jul 22 1977, 7:05 PM EDT
Att: 33,175 - Unknown - 75 F

livebaseballscorecards.com

AB	33
R	3
H	7
RBI	2
BB	5
SO	3
LOB	20



WP: 0	PA: 38
PB: 1	
SB: 0	
CS: 2	

Batter	1	2	3	4	5	6	7	8	9	AB R H RBI BB SO LOB	TOP
Ralph Garr, L (1, 7) OBP: 0.326, SLG: 0.434	0-0 4-3		0-0 4-3		0-0 4-3	0-0 1-2 HR		0-0 L3		5 1 1 3 0 0 2	
Alan Bannister, R (1, 6) OBP: 0.373, SLG: 0.388	0-0 6-3		0-0 IHR		0-0 4-3	4-0 FC6 BB		0-3 K		4 1 1 1 1 1 2	
Jorge Orta, L (1, 4) OBP: 0.343, SLG: 0.435	0-0 F7		0-0 4-3			1B 2B FC6			0-0 G3	5 1 1 0 0 0 1	
Richie Zisk, R (1, 9) OBP: 0.377, SLG: 0.550		0-0 6-3		0-0 6-3		0-0 1B 2B 1B 2-H		0-0 5-3	4-0 1B WP BB	4 2 1 1 1 0 0	
Oscar Gamble, L (1, 10) OBP: 0.342, SLG: 0.532		0-0 WP G3 1B		0-0 1B		0-0 F9		0-0 G1	0-3 K	5 0 2 0 0 1 2	
Jim Spencer, L (1, 3) OBP: 0.307, SLG: 0.452		0-0 G3 1-2		0-0 F9		0-0 2B 1-3 SF7 1B		0-3 K	0-0 WP 1B	5 1 2 0 0 1 2	
Chet Lemon, R (1, 8) OBP: 0.349, SLG: 0.460		0-0 5-3 2-3		0-0 L5		0-0 1-3 HR 3-H 2B		0-0 3B 1B	0-3 K 1-2 3-H	5 2 2 1 0 1 3	
Jack Brohamer, L (1, 5) OBP: 0.384, SLG: 0.419			0-0 HR		0-3 K	4-0 HR IBB		0-0 1-H 3B		3 2 2 2 1 1 0	
Jim Essian, R (1, 2) OBP: 0.373, SLG: 0.442			0-0 6-3		4-0 4-3 BB	0-0 SF7		0-3 K		2 0 0 1 1 1 1	
Inning Stats	R: 0 E: 0 K: 0 S: 3 H: 0 LOB: 0 BB: 0 P: 3	R: 0 E: 0 K: 0 S: 4 H: 1 LOB: 1 BB: 0 P: 4	R: 2 E: 0 K: 0 S: 5 H: 2 LOB: 0 BB: 0 P: 5	R: 0 E: 0 K: 0 S: 4 H: 1 LOB: 1 BB: 0 P: 4	R: 0 E: 0 K: 1 S: 5 H: 0 LOB: 1 BB: 1 P: 9	R: 6 E: 0 K: 0 S: 8 H: 5 LOB: 1 BB: 2 P: 16	R: 0 E: 0 K: 1 S: 5 H: 0 LOB: 0 BB: 0 P: 5	R: 1 E: 0 K: 2 S: 9 H: 2 LOB: 1 BB: 0 P: 9	R: 1 E: 0 K: 2 S: 8 H: 1 LOB: 1 BB: 1 P: 12	1B: 6 2B: 2 3B: 1 HR: 3 SF: 1 SAC: 0 DP: 0 HBP: 0	WP: 2 PB: 0 SB: 0 CS: 0 PA: 43
PITCHER Dave Lemanczyk, R (1, 1) ERA: 4.42 Pete Vuckovich, R (6, 1) ERA: 3.44	IP 5.2 WLS L BF 29 H 9 R 8 ER 8 SO 1 BB 2 IBB 1 HBP 0 BLK 0	IP 3.1 WLS L BF 14 H 3 R 2 ER 2 SO 5 BB 1 IBB 0 HBP 0 BLK 0	IP 5.0 WLS L BF 29 H 9 R 8 ER 8 SO 1 BB 2 IBB 1 HBP 0 BLK 0	IP 4.0 WLS L BF 27 H 8 R 2 ER 28 SO 40 BB 1 IBB 2 HBP 0 BLK 0	IP 4.0 WLS L BF 27 H 8 R 0 ER 23 SO 27 BB 1 IBB 0 HBP 0 BLK 0	IP 5.0 WLS L BF 40 H 12 R 2 ER 12.71 SO 1.941 BB 1 IBB 2 HBP 0 BLK 0	IP 5.0 WLS L BF 27 H 8 R 0 ER 5.40 SO 1.200 BB 1 IBB 0 HBP 0 BLK 0	IP 9.0 WLS L BF 9 H 2 R 1 ER 1 SO 9 BB 2 IBB 1 HBP 0 BLK 0	IP 8.0 WLS L BF 12 H 1 R 1 ER 1 SO 12 BB 1 IBB 1 HBP 0 BLK 0	WP 2 HR 1 S 1 P 1 ERA 4.42 WHIP 1.941	WP 2 HR 1 S 1 P 1 ERA 3.44 WHIP 1.200

Chicago White Sox @ Toronto Blue Jays
Exhibition Stadium, Toronto, ON
Sat Jul 23 1977, 3:33 AM EDT
Att. 24,263 - Unknown - 77 F

AB	38
R	10
H	12
RBI	9
BB	4
SO	6
LOB	13



livebaseballscorecards.com

Batter	1	2	3	4	5	6	7	8	9	AB R H RBI BB SO LOB
John Scott, R (1, 7) OBP: 0.260, SLG: 0.302	0-3 K	0-0 F9			0-0 5-3		0-0 6-3 2B		0-0 3B 1B	5 1 2 0 0 1 3
Steve Staggs, R (1, 4) OBP: 0.343, SLG: 0.447	4-0 BB		0-0 F9		0-0 1B 1B		0-0 6-3 2-3		0-0 1-H 3B	4 0 2 2 1 0 1
Bob Bailor, R (1, 8) OBP: 0.354, SLG: 0.424	0-0 F9		0-3 K		0-0 1-2 1B		4-0 BB		0-0 F9	4 0 1 0 1 1 2
Doug Rader, R (1, 5) OBP: 0.356, SLG: 0.456	0-3 K		0-0 F8		0-0 F7		0-3 K			4 0 0 0 0 2 5
Doug Ault, R (1, 3) OBP: 0.325, SLG: 0.384		0-0 L8		0-0 9-2 3B		1-0 5-3 HBP		0-0 F8		3 0 1 0 0 0 0
Al Woods, L (1, 9) OBP: 0.337, SLG: 0.402		4-0 6-3 2B BB		0-0 F7		0-0 F8		0-0 4-3		3 1 0 0 1 0 2
Hector Torres, R (1, 6) OBP: 0.285, SLG: 0.371		0-0 6-3 1-2		0-0 9-2 3-Hf		0-0 5-3 1-2		0-0 6-3		4 0 0 0 0 0 3
Sam Ewing, L (1, 10) OBP: 0.356, SLG: 0.387		0-0 2-H 2B			0-0 SH1-4 1B		0-3 K		0-0 6-3	4 1 2 1 0 1 1
Alan Ashby, S (1, 2) OBP: 0.283, SLG: 0.276		4-0 BB			0-0 SH1-4 1-2				0-0 F9	2 0 0 0 1 0 0

Inning Stats	R: 0	H: 0	E: 0	K: 2	S: 7	R: 1	H: 1	E: 0	K: 0	S: 4	R: 0	H: 0	E: 0	K: 1	S: 5	R: 0	H: 1	E: 0	K: 0	S: 3	R: 1	H: 3	E: 0	K: 0	S: 6	R: 0	H: 0	E: 0	K: 1	S: 5	R: 0	H: 1	E: 0	K: 1	S: 6	R: 0	H: 0	E: 0	K: 0	S: 3	R: 1	H: 2	E: 0	K: 0	S: 5	1B: 4	2B: 3	3B: 2	SF: 0	SAC: 1	DP: 1	HBP: 1	WP: 0	PB: 0	SB: 0	CS: 0	PA: 39
--------------	------	------	------	------	------	------	------	------	------	------	------	------	------	------	------	------	------	------	------	------	------	------	------	------	------	------	------	------	------	------	------	------	------	------	------	------	------	------	------	------	------	------	------	------	------	-------	-------	-------	-------	--------	-------	--------	-------	-------	-------	-------	--------

PITCHER	IP	WLS	BF	H	R	ER	SO	BB	IBB	HBP	BLK	WP	HR	S	P	ERA	WHIP
Ken Kravec, L (1, 1) ERA: 4.37	9.0	W	39	8	3	3	5	4	0	1	0	0	0	44	61	3.00	1.333

BOTTOM


Chicago White Sox @ Toronto Blue Jays
 Exhibition Stadium, Toronto, ON

Sat Jul 23 1977, 3:33 AM EDT
 Att: 24,263 - Unknown - 77 F

livebaseballscorecards.com

AB	33
R	3
H	8
RBI	3
BB	4
SO	5
LOB	17



Batter	1	2	3	4	5	6	7	8	9	AB R H RBI BB SO LOB	TOP														
Steve Staggs, R (1, 4) OBP: 0.340, SLG: 0.433	0-0 F9			0-0 L9		4-0 FC4 BB			0-0 FC6-4 FC4-6 1-2f	3 0 0 0 1 0 1	<p>Toronto Blue Jays @ Detroit Tigers Tiger Stadium, Detroit, MI Sun Jul 24 1977, 3:33 AM EDT Att: 20,177 - Unknown</p> <p>livebaseballscorecards.com</p> <table> <tr><td>AB</td><td>29</td></tr> <tr><td>R</td><td>2</td></tr> <tr><td>H</td><td>2</td></tr> <tr><td>RBI</td><td>2</td></tr> <tr><td>BB</td><td>2</td></tr> <tr><td>SO</td><td>3</td></tr> <tr><td>LOB</td><td>4</td></tr> </table> 	AB	29	R	2	H	2	RBI	2	BB	2	SO	3	LOB	4
AB	29																								
R	2																								
H	2																								
RBI	2																								
BB	2																								
SO	3																								
LOB	4																								
Al Woods, L (1, 7) OBP: 0.332, SLG: 0.395	0-0 F9			0-0 4-3		0-0 FC4 1-2f			0-0 FC4-6 HR	4 1 0 0 0 0 3															
Bob Bailor, R (1, 8) OBP: 0.353, SLG: 0.431	0-0 4-3			0-0 6-3			0-0 L3		0-0 HR 1-H	4 1 1 2 0 0 0															
Doug Rader, R (1, 10) OBP: 0.352, SLG: 0.450			0-0 6-3		0-0 F7		0-0 F3		0-0 6-3	4 0 0 0 0 0 0															
Sam Ewing, L (1, 9) OBP: 0.352, SLG: 0.379			0-3 K		0-0 F8		0-3 K			3 0 0 0 0 0 2 0															
Roy Howell, L (1, 5) OBP: 0.349, SLG: 0.355			0-0 1-3		0-0 L6			0-0 4-3		3 0 0 0 0 0 0															
Doug Ault, R (1, 3) OBP: 0.322, SLG: 0.380				0-0 5-3		0-0 F8		0-0 L9		3 0 0 0 0 0 0															
Hector Torres, R (1, 6) OBP: 0.280, SLG: 0.365				0-0 4-3		0-3 K		0-0 5-3		3 0 0 0 0 1 0															
Alan Ashby, S (1, 2) OBP: 0.287, SLG: 0.278				0-0 5-3		0-0 BB 1B		4-0 FC6-4 BB		2 0 1 0 1 0 0															
Inning Stats	R: 0 E: 0 K: 0 S: 3	H: 0 LOB: 0 BB: 0 P: 3	R: 0 E: 0 K: 1 S: 5	H: 0 LOB: 0 BB: 0 P: 5	R: 0 E: 0 K: 0 S: 3	H: 0 LOB: 0 BB: 0 P: 3	R: 0 E: 0 K: 0 S: 3	H: 0 LOB: 0 BB: 0 P: 3	R: 0 E: 0 K: 1 S: 6	H: 1 LOB: 2 BB: 1 P: 10	R: 0 E: 0 K: 1 S: 5	H: 0 LOB: 0 BB: 0 P: 5	R: 0 E: 0 K: 0 S: 3	H: 0 LOB: 0 BB: 0 P: 3	R: 2 E: 0 K: 0 S: 4	H: 1 LOB: 0 BB: 1 P: 8	1B: 1 2B: 0 3B: 0 HR: 1	SF: 0 SAC: 0 DP: 0 HBP: 0	WP: 0 PB: 0 SB: 0 CS: 0	PA: 31					
PITCHER Bob Sykes, L (1, 1) ERA: 3.69	IP: 9.0 WLS: W BF: 31 H: 2 R: 2 ER: 2 SO: 3 BB: 2 IBB: 0 HBP: 0 BLK: 0 WP: 0 HR: 1 S: 35 P: 43 ERA: 2.00 WHIP: 0.444																								

Batter	1	2	3	4	5	6	7	8	9
Ron LeFlore, R OBP: 0.330, SLG: 0.420 (1, 8)	0-3 K	0-3 K		0-0 FC4-6 3B		0-0 1-3		0-0 1B	
Tito Fuentes, S OBP: 0.337, SLG: 0.385 (1, 4)	0-0 5-3		0-0 BB 1B 1B	0-0 1B 3B		0-0 F7		0-0 G5-3	
Rusty Staub, L OBP: 0.326, SLG: 0.420 (1, 10)	0-0 1B		0-0 1B BB FC3-2 1B	0-0 1B			0-0 2B		
Steve Kemp, L OBP: 0.350, SLG: 0.450 (1, 7)	0-3 K		0-0 FC3-2 1B 1-2 2-3 BB	0-3 K			0-0 2B		
Jason Thompson, L OBP: 0.363, SLG: 0.506 (1, 3)		4-0 1B 2B BB	0-0 FC3-2 1B 1-2 2-3 3-H		0-0 G3		0-0 L7		
Ben Oglivie, L OBP: 0.308, SLG: 0.438 (1, 9)		0-0 2B 1B 1-3	0-0 FC3-2 G4-6-3		0-0 3-1 2B		0-0 F8		
Milt May, L OBP: 0.296, SLG: 0.417 (1, 2)		0-0 2B 1-H 3-H	0-0 G4-6-3		0-0 3-1		0-3 K		
Phil Mankowski, L OBP: 0.323, SLG: 0.346 (1, 5)		0-3 K		0-0 L6		0-0 F6		0-0 F8	
Tom Verzyer, R OBP: 0.241, SLG: 0.274 (1, 6)		0-3 K		4-0 FC4-6 BB		0-0 F9		0-0 G5-3 1B 1B	


Inning Stats	R: 0	H: 1	E: 0	K: 2	S: 8	LOB: 1	BB: 0	P: 8
	R: 2	H: 2	E: 0	K: 3	S: 11	LOB: 1	BB: 1	P: 15
	R: 1	H: 3	E: 0	K: 0	S: 5	LOB: 2	BB: 1	P: 9
	R: 2	H: 2	E: 0	K: 1	S: 7	LOB: 1	BB: 1	P: 11
	R: 0	H: 1	E: 0	K: 0	S: 4	LOB: 1	BB: 0	P: 4
	R: 0	H: 0	E: 0	K: 0	S: 3	LOB: 0	BB: 0	P: 3
	R: 1	H: 2	E: 0	K: 1	S: 7	LOB: 1	BB: 0	P: 7
	R: 0	H: 2	E: 0	K: 0	S: 4	LOB: 1	BB: 0	P: 4

PITCHER	IP	WLS	BF	H	R	ER	SO	BB	IBB	HBP	BLK	WP	HR	S	P	ERA	WHIP
Jesse Jefferson, R ERA: 4.08 (1, 1)	2.0	L	14	6	3	3	5	2	0	0	0	0	0	22	30	13.50	4.000
Jerry Johnson, R ERA: 4.66 (3, 1)	3.0		12	3	2	2	1	1	0	0	0	0	0	13	17	6.00	1.333
Dennis DeBarr, L ERA: 4.79 (6, 1)	2.0		8	2	1	1	1	0	0	0	0	0	0	10	10	4.50	1.000
Mike Willis, L ERA: 4.14 (8, 1)	1.0		4	2	0	0	0	0	0	0	0	0	0	4	4	0.00	2.000

BOTTOM

Toronto Blue Jays @ Detroit Tigers
Tiger Stadium, Detroit, MI
Sun Jul 24 1977, 3:33 AM EDT
Att. 20,177 - Unknown

AB	35
R	6
H	13
RBI	6
BB	3
SO	7
LOB	19



1B	2B	3B	HR	SF	SAC	DP	HBP	WP	PA
8	4	1	0	0	2	0	0	0	38

Batter	1	2	3	4	5	6	7	8	9	AB R H RBI BB SO LOB	TOP											
Steve Staggs, R (1, 4) OBP: 0.355, SLG: 0.475	0-3 K		0-0 G1-4-3 1B			0-0 G6-3 1B		0-0 1-H 2-H HR		4 1 3 3 0 1 0												
Bob Bailor, R (1, 8) OBP: 0.349, SLG: 0.426	0-0 4-3		0-0 G1-4-3			0-3 K		0-0 1-3		4 0 0 0 0 1 4												
Roy Howell, L (1, 5) OBP: 0.342, SLG: 0.347	0-0 4-3			0-0 6-3		0-0 G6-3		0-0 L6		4 0 0 0 0 0 2												
Ron Fairly, L (1, 10) OBP: 0.386, SLG: 0.488		0-0 F3		0-0 4-3		0-0 F9		0-3 K		4 0 0 0 0 1 0												
Doug Rader, R (1, 3) OBP: 0.354, SLG: 0.449		0-0 FC4-6 1B		0-3 K		0-3 K		4-0 G4-6-3 BB		3 0 1 0 1 2 0												
Al Woods, L (1, 7) OBP: 0.331, SLG: 0.393		0-0 FC4-6 1-2f		0-0 G4-6-3 1B		0-0 F7		0-0 G4-6-3 1-2f		4 0 1 0 0 0 2												
Sam Ewing, L (1, 9) OBP: 0.345, SLG: 0.372		0-3 K		0-0 G4-6-3 1-2f		0-0 L7				3 0 0 0 0 1 2												
Hector Torres, R (1, 6) OBP: 0.281, SLG: 0.364			0-0 F9		0-0 F7		0-0 HR 1B			3 1 1 0 0 0 0												
Alan Ashby, S (1, 2) OBP: 0.294, SLG: 0.280			4-0 1B BB		0-0 1B		1-0 HR HBP			1 1 1 0 1 0 0												
Inning Stats	R: 0 E: 0 K: 1 S: 5	H: 0 LOB: 0 BB: 0 P: 5	R: 0 E: 0 K: 1 S: 6	H: 1 LOB: 1 BB: 0 P: 6	R: 0 E: 0 K: 0 S: 3	H: 1 LOB: 1 BB: 1 P: 7	R: 0 E: 0 K: 1 S: 5	H: 0 LOB: 0 BB: 0 P: 5	R: 0 E: 0 K: 1 S: 3	H: 1 LOB: 0 BB: 0 P: 3	R: 0 E: 0 K: 1 S: 6	H: 2 LOB: 1 BB: 0 P: 6	R: 0 E: 0 K: 1 S: 5	H: 0 LOB: 0 BB: 0 P: 5	R: 3 E: 0 K: 0 S: 5	H: 2 LOB: 0 BB: 0 P: 6	R: 0 E: 0 K: 1 S: 4	H: 0 LOB: 0 BB: 1 P: 8	1B: 6 2B: 0 3B: 0 HR: 1	SF: 0 SAC: 0 DP: 4 HBP: 1	WP: 0 PB: 0 SB: 0 CS: 0	PA: 33
PITCHER	IP WLS BF H R ER SO BB IBB HBP BLK WP HR S P ERA WHIP																					
Milt Wilcox, R (1, 1) ERA: 3.47	7.1 W 28 7 3 3 5 1 0 1 0 0 0 1 36 41 3.68 1.091																					
Jim Crawford, L (8, 1) ERA: 3.69	1.2 S 5 0 0 0 1 1 0 0 0 0 0 0 6 10 0.00 0.600																					

Toronto Blue Jays @ Detroit Tigers
Tiger Stadium, Detroit, MI
Mon Jul 25 1977, 7:05 PM EDT
Att: 16,911 - Unknown

livebaseballscorecards.com

AB 30
R 3
H 7
RBI 3
BB 2
SO 6
LOB 10



Batter	1	2	3	4	5	6	7	8	9
Ron LeFlore, R OBP: 0.333, SLG: 0.428 (1, 8)	0-0 4-3		0-0 5-3	4-0 1-2 BB		0-0 IHR		0-0 2B 1B	
Tito Fuentes, S OBP: 0.338, SLG: 0.384 (1, 4)	0-0 4-3		4-0 BB	0-3 K		0-0 6-3		0-0 2B 1B	
Rusty Staub, L OBP: 0.327, SLG: 0.425 (1, 10)	0-0 4-3		0-0 G3		0-0 BB 4-3 2B	0-0 1-3		0-0 1-H 2-H 2B	
Steve Kemp, L OBP: 0.345, SLG: 0.443 (1, 7)		0-0 L4		0-0 4-3	0-0 F7		0-3 K	0-0 G3	
Jason Thompson, L OBP: 0.365, SLG: 0.503 (1, 3)		0-0 4-3		4-0 1B 3B BB	4-0 4-3 BB		0-0 F7		
Ben Oglivie, L OBP: 0.311, SLG: 0.437 (1, 9)		0-0 1B E 1B		0-3 K	4-0 1-2 2-3 BB		0-3 K		
Milt May, L OBP: 0.299, SLG: 0.418 (1, 2)		0-0 1-H 1B		0-0 1B 3B 1B	0-0 1-2 2-3 3-H	0-0 4-3		0-0 F8	
Phil Mankowski, L OBP: 0.324, SLG: 0.356 (1, 5)		0-3 K		0-0 1-H 3-H 3B	0-0 6-3			0-0 1B 2B	
Aurelio Rodriguez, R OBP: 0.274, SLG: 0.352 (5, PH) (6, 5)									
Tom Verzyer, R OBP: 0.241, SLG: 0.270 (1, 6)			0-0 F6	4-0 BB BB		0-0 F9		0-0 6-3	

Inning Stats	R: 0	H: 0	E: 0	K: 0	S: 3	R: 1	H: 2	E: 1	K: 1	S: 7	R: 0	H: 0	E: 0	K: 0	S: 3	R: 2	H: 2	E: 0	K: 2	S: 9	R: 1	H: 1	E: 0	K: 0	S: 4	R: 1	H: 1	E: 0	K: 0	S: 4	R: 0	H: 0	E: 0	K: 2	S: 7	R: 3	H: 4	E: 0	K: 0	S: 7	R: 0	H: 0	E: 0	K: 2	S: 7
	LOB: 0	BB: 0	P: 3	LOB: 1	BB: 0	P: 7	LOB: 1	BB: 1	P: 7		LOB: 3	BB: 3	P: 21	LOB: 2	BB: 2	P: 12	LOB: 0	BB: 0	P: 4		LOB: 0	BB: 0	P: 7	LOB: 1	BB: 0	P: 7	LOB: 0	BB: 0	P: 7	LOB: 0	BB: 0	P: 7	LOB: 1	BB: 0	P: 7	LOB: 0	BB: 0	P: 7	LOB: 0	BB: 0	P: 7	LOB: 0	BB: 0	P: 7	

PITCHER	IP	WLS	BF	H	R	ER	SO	BB	IBB	HBP	BLK	WP	HR	S	P	ERA	WHIP
Jeff Byrd, R ERA: 7.11 (1, 1)	4.1	L	24	5	4	3	3	6	0	0	0	0	0	24	48	6.23	2.538
Mike Willis, L ERA: 4.46 (5, 1)	3.2		16	5	4	4	2	0	0	0	0	0	0	20	20	9.82	1.364


BOTTOM

Toronto Blue Jays @ Detroit Tigers
Tiger Stadium, Detroit, MI
Mon Jul 25 1977, 7:05 PM EDT
Att. 16,911 - Unknown

AB	R	H	RBI	BB	SO	LOB
4	2	2	2	1	0	0
4	1	1	0	1	1	3
5	1	2	2	0	0	1
5	0	0	0	0	1	2
2	1	0	0	2	0	0
3	1	1	0	1	2	1
4	1	2	2	0	0	2
2	0	1	2	0	1	1
2	1	1	0	0	0	2
3	0	0	0	1	0	1

AB	34
R	8
H	10
RBI	8
BB	6
SO	5
LOB	13

WP: 0 PA: 40
PB: 0
SB: 0
CS: 0



WP	HR	S	P	ERA	WHIP
0	0	0	0	6.23	2.538
0	0	0	0	9.82	1.364

Batter	1	2	3	4	5	6	7	8	9	AB R H RBI BB SO LOB	TOP											
Mike Hargrove, L (1, 3) OBP: 0.404, SLG: 0.394	4-0 SH3 1B BB	4-0 3B BB	0-0 L4		0-0 F8		0-3 K		0-0 G3	4 2 0 0 2 1 2												
Bert Campaneris, R (1, 6) OBP: 0.317, SLG: 0.352	0-0 SH3	0-0 SF8 3B		4-0 1-3 2B BB	0-3 K			0-0 G3	0-0 2B	2 2 1 2 1 1 0 2 0 1 0 0 0 0												
Jim Mason, L (6, 6) OBP: 0.243, SLG: 0.233																						
Claudell Washington, L (1, 8) OBP: 0.333, SLG: 0.422	0-0 2B 1B	0-0 SF8		0-0 1-3		0-0 S HR 1B		0-0 1B 1B	0-0 1-3	5 3 3 2 0 0 2												
Willie Horton, R (1, 10) OBP: 0.341, SLG: 0.439	0-0 2B	0-0 2B		0-0 2B		0-3 K		0-0 FC6-4 1B E 1B		5 2 4 2 0 1 1												
Toby Harrah, R (1, 5) OBP: 0.392, SLG: 0.495	0-0 F7		0-3 K	0-0 2B 2B		0-0 1-H HR		0-0 FC6-4 1B		3 0 1 1 0 1 1 2 2 2 3 0 0 0												
Kurt Bevacqua, R (4, PR) OBP: 0.667, SLG: 1.667																						
Bump Wills, S (1, 4) OBP: 0.368, SLG: 0.418	4-0 BB		0-0 E S 1B	0-0 2B		0-3 K		0-0 FC6-4 1B		4 2 2 1 1 1 2												
Dave May, L (1, 9) OBP: 0.291, SLG: 0.330	0-0 4-3		0-3 K	0-0 6-3		0-0 G3		0-0 E4 1B		5 0 0 0 0 1 5												
Ed Kirkpatrick, L (1, 7) OBP: 0.270, SLG: 0.242		0-3 K	0-0 E4 1B	0-0 4-3			0-0 F7	0-0 1B		5 0 1 1 0 1 2												
Jim Sundberg, R (1, 2) OBP: 0.324, SLG: 0.318																						
John Ellis, R (7, PH) OBP: 0.286, SLG: 0.359		0-0 3B 2B	0-0 1-2 3-H 1B		0-3 K		0-3 K		0-0 F9	3 1 2 1 0 1 0 2 0 0 0 0 1 0												
Inning Stats	R: 2 E: 0 K: 0 S: 5	H: 2 LOB: 2 BB: 2 P: 13	R: 3 E: 0 K: 1 S: 7	H: 3 LOB: 1 BB: 1 P: 11	R: 1 E: 1 K: 2 S: 10	H: 2 LOB: 2 BB: 0 P: 10	R: 3 E: 0 K: 0 S: 6	H: 3 LOB: 1 BB: 1 P: 10	R: 0 E: 0 K: 2 S: 7	H: 0 LOB: 0 BB: 0 P: 7	R: 2 E: 0 K: 2 S: 9	H: 2 LOB: 0 BB: 0 P: 9	R: 0 E: 0 K: 2 S: 7	H: 0 LOB: 0 BB: 0 P: 7	R: 3 E: 1 K: 0 S: 7	H: 4 LOB: 2 BB: 0 P: 7	R: 0 E: 0 K: 0 S: 4	H: 1 LOB: 1 BB: 0 P: 4	1B: 8 2B: 7 3B: 1 HR: 1	SF: 1 SAC: 1 DP: 0 HBP: 0	WP: 0 PB: 0 SB: 2 CS: 0	PA: 48
PITCHER	IP WLS BF H R ER SO BB IBB HBP BLK WP HR S P ERA WHIP																					
Jim Clancy, R (1, 1) ERA: 22.5	2.0 L 13 5 5 5 1 3 0 0 0 0 0 0 12 24 22.50 4.000																					
Jerry Johnson, R (3, 1) ERA: 4.61	0.2 5 2 1 0 2 0 0 0 0 0 0 0 9 9 0.00 3.000																					
Dennis DeBarr, L (3, 1) ERA: 5.91	0.2 5 2 3 3 0 1 0 0 0 0 0 0 4 8 40.50 4.500																					
Pete Vuckovich, R (4, 1) ERA: 3.49	3.2 14 3 2 2 6 0 0 0 0 0 1 26 26 4.91 0.818																					
Chuck Hartenstein, R (8, 1) ERA: 6.59	2.0 11 5 3 1 0 0 0 0 0 0 0 0 11 11 4.50 2.500																					

Texas Rangers @ Toronto Blue Jays
Exhibition Stadium, Toronto, ON
Tue Jul 26 1977, 7:05 PM EDT
Att. 22,357 - Unknown - 67 F

livebaseballscorecards.com

AB	42
R	14
H	17
RBI	13
BB	4
SO	9
LOB	15



Batter	1	2	3	4	5	6	7	8	9	AB R H RBI BB SO LOB	TOP
Mike Hargrove, L (1, 3) OBP: 0.405, SLG: 0.391	0-0 E6 FC5-4		4-0 G1-6-3 BB		4-0 CS BB		0-0 L4			2 0 0 0 2 0 2	
Bert Campaneris, R (1, 6) OBP: 0.314, SLG: 0.348	0-0 FC5-4 S 1B 1-2f SF9		0-0 G1-6-3 1-2f		0-3 K			0-0 4-3		4 1 0 0 0 1 3	
Bump Wills, S (1, 4) OBP: 0.366, SLG: 0.416	0-0 SF9 S 1-2 1B		0-0 5-3			0-0 F8		0-0 5-3		4 0 1 0 0 0 0	
Willie Horton, R (1, 10) OBP: 0.343, SLG: 0.437	4-0 1-2 2-3 IBB			4-0 E BB		0-3 K		0-0 F9		2 0 0 0 2 1 0	
Toby Harrah, R (1, 5) OBP: 0.393, SLG: 0.495	0-0 SF9 2-3 3-H			0-0 F6		4-0 CS BB			0-0 3B 1B	2 1 1 1 1 0 1	
Kurt Bevacqua, R (1, 7) OBP: 0.429, SLG: 1.143	0-0 F8			0-0 F8		0-0 CS	0-0 F9		0-0 SH1 3B	4 1 1 1 0 0 3 0 0 0 0 0 0 0	
Ed Kirkpatrick, L (9, 7) OBP: 0.270, SLG: 0.242											
Claudell Washington, L (1, 8) OBP: 0.329, SLG: 0.416		0-0 F9		0-0 E3 1-2			0-0 F7		0-3 K	4 0 0 0 0 1 2	
Jim Sundberg, R (1, 2) OBP: 0.324, SLG: 0.319		0-0 F4		0-0 F9			0-0 BB 1B		0-0 SH1	3 0 1 1 0 0 2	
Dave May, L (1, 9) OBP: 0.290, SLG: 0.325		0-0 6-3			0-0 G3		4-0 BB		0-0 F9	3 0 0 0 1 0 0	
Inning Stats	R: 1 H: 1 E: 1 LOB: 2 K: 0 BB: 1 S: 5 P: 9	R: 0 H: 0 E: 0 LOB: 0 K: 0 BB: 0 S: 3 P: 3	R: 0 H: 0 E: 0 LOB: 0 K: 0 BB: 1 S: 2 P: 6	R: 0 H: 0 E: 1 LOB: 2 K: 0 BB: 1 S: 4 P: 8	R: 0 H: 0 E: 0 LOB: 0 K: 1 BB: 1 S: 4 P: 8	R: 0 H: 0 E: 0 LOB: 0 K: 1 BB: 1 S: 4 P: 8	R: 0 H: 1 E: 0 LOB: 2 K: 0 BB: 1 S: 4 P: 8	R: 0 H: 0 E: 0 LOB: 0 K: 0 BB: 0 S: 3 P: 3	R: 2 H: 2 E: 0 LOB: 0 K: 1 BB: 0 S: 7 P: 7	1B: 3 SF: 1 2B: 0 SAC: 1 3B: 1 DP: 1 HR: 0 HBP: 0	WP: 0 PA: 37 PB: 0 SB: 2 CS: 2
PITCHER Jerry Garvin, L (1, 1) ERA: 3.89	IP WLS BF H R ER SO BB IBB HBP BLK WP HR S P ERA WHIP										
	9.0 L 36 4 3 2 3 5 1 0 0 0 0 0 36 60 2.00 1.000										

Texas Rangers @ Toronto Blue Jays
Exhibition Stadium, Toronto, ON
Thu Jul 28 1977, 7:05 PM EDT
Att. 17,512 - Unknown - 65 F

livebaseballscorecards.com

AB	28
R	3
H	4
RBI	3
BB	6
SO	3
LOB	13



BOTTOM

Texas Rangers @ Toronto Blue Jays
Exhibition Stadium, Toronto, ON

Thu Jul 28 1977, 7:05 PM EDT
Att: 17,512 - Unknown - 65 F

livebaseballscorecards.com

AB	33
R	0
H	11
RBI	0
BB	2
SO	8
LOB	16



WP: 0	PA: 35
PB: 0	SB: 0
CS: 2	

AB R H RBI BB SO LOB

4 0 2 0 0 1 0

4 0 0 0 0 0 2

4 0 3 0 0 0 0

4 0 1 0 0 2 4

4 0 1 0 0 2 2

3 0 1 0 1 0 1

4 0 2 0 0 1 1

2 0 0 0 1 1 1

1 0 0 0 0 0 2

3 0 1 0 0 1 3

1B: 11 SF: 0
2B: 0 SAC: 0
3B: 0 DP: 2
HR: 0 HBP: 0

Batter	1	2	3	4	5	6	7	8	9
Steve Staggs, R (1, 4) OBP: 0.356, SLG: 0.463	0-0 CS 1B		0-0 FC5-4 1B		0-3 K			0-0 F6	
Bob Bailor, R (1, 8) OBP: 0.344, SLG: 0.419	0-0 F8 1-2		0-0 FC5-4 1B 1-2f			0-0 F8		0-0 F8	
Roy Howell, L (1, 5) OBP: 0.348, SLG: 0.360	0-0 F8		0-0 1B			0-0 1B		0-0 1B	
Ron Fairly, L (1, 9) OBP: 0.383, SLG: 0.480		0-0 CS 1B	0-0 G3-6-1 1-			0-3 K		0-3 K	
Doug Rader, R (1, 3) OBP: 0.357, SLG: 0.445		0-3 K		0-0 F3		0-3 K		0-0 FC3-6 1B	
Al Woods, L (1, 7) OBP: 0.332, SLG: 0.391		4-0 1B 1-2 BB		0-0 F9		0-0 1B		0-0 FC3-6 1B 1-2f	
Sam Ewing, L (1, 10) OBP: 0.347, SLG: 0.368		0-0 BB 1-3 1B		0-0 G3		0-3 K		0-0 G4-6-3 1B 1-2	
Hector Torres, R (1, 6) OBP: 0.281, SLG: 0.358		4-0 BB		0-0 6-3		0-3 K		0-0 G4-6-3 1-2f	
Ernie Whitt, L (9, PH) OBP: 0.216, SLG: 0.286		1-2 BB		0-0 4-3		0-0 1B 1-3			
Alan Ashby, S (1, 2) OBP: 0.291, SLG: 0.277		0-3 K							

Inning Stats	R: 0 E: 0 K: 0 S: 3	H: 1 LOB: 0 BB: 0 P: 3	R: 0 E: 0 K: 2 S: 8	H: 2 LOB: 3 BB: 2 P: 16	R: 0 E: 0 K: 0 S: 4	H: 2 LOB: 1 BB: 0 P: 4	R: 0 E: 0 K: 0 S: 3	H: 0 LOB: 0 BB: 0 P: 3	R: 0 E: 0 K: 1 S: 5	H: 0 LOB: 0 BB: 0 P: 5	R: 0 E: 0 K: 2 S: 8	H: 1 LOB: 1 BB: 0 P: 8	R: 0 E: 0 K: 2 S: 8	H: 2 LOB: 2 BB: 0 P: 8	R: 0 E: 0 K: 1 S: 6	H: 1 LOB: 1 BB: 0 P: 6	R: 0 E: 0 K: 0 S: 4	H: 2 LOB: 1 BB: 0 P: 4
--------------	------------------------------	---------------------------------	------------------------------	----------------------------------	------------------------------	---------------------------------	------------------------------	---------------------------------	------------------------------	---------------------------------	------------------------------	---------------------------------	------------------------------	---------------------------------	------------------------------	---------------------------------	------------------------------	---------------------------------

PITCHER	IP	WLS	BF	H	R	ER	SO	BB	IBB	HBP	BLK	WP	HR	S	P	ERA	WHIP
Gaylord Perry, R (1, 1) ERA: 3.05	9.0	W	35	11	0	0	8	2	0	0	0	0	0	49	57	0.00	1.444

Batter	1	2	3	4	5	6	7	8	9	AB R H RBI BB SO LOB	TOP										
Von Joshua, L (1, 8) OBP: 0.292, SLG: 0.372	0-0 G3		0-3 K	0-0 HR		0-0 3-1		0-0 F5		5 1 1 2 0 1 1											
Robin Yount, R (1, 6) OBP: 0.350, SLG: 0.391	0-0 E6		0-0 F8	0-0 1B		0-0 E6		0-0 6-3		5 0 1 0 0 0 1											
Cecil Cooper, L (1, 3) OBP: 0.328, SLG: 0.449	0-3 K			0-0 1B		0-0 F6			0-0 F8	5 1 1 0 0 1 3											
Don Money, R (1, 7) OBP: 0.365, SLG: 0.497 Jim Wohlford, R (9, PR) OBP: 0.262, SLG: 0.284 (9, 7)	0-3 K			0-0 1B	0-0 F8 1B		0-0 HR		1-0 HBP	4 2 3 1 0 1 1 0 0 0 0 0 0 0											
Jimmy Wynn, R (1, 9) OBP: 0.309, SLG: 0.250 Steve Brye, R (7, 9) OBP: 0.268, SLG: 0.376		0-0 F3		0-0 1B	0-0 F7		0-3 K		0-0 F7	4 1 1 0 0 1 1 1 0 0 0 0 0 1											
Sal Bando, R (1, 5) OBP: 0.340, SLG: 0.394		0-0 5-3		0-0 1B	0-0 FC6-4		0-0 F8		0-3 K	5 1 2 2 0 1 2											
Jamie Quirk, L (1, 10) OBP: 0.263, SLG: 0.358		0-3 K		0-0 F7	0-0 F8		0-0 1B			4 0 1 0 0 1 4											
Lenn Sakata, R (1, 4) OBP: 0.195, SLG: 0.231			0-0 F9	0-0 F7	0-0 FC6-4		0-3 K			4 0 0 0 0 1 5											
Larry Haney, R (1, 2) OBP: 0.268, SLG: 0.265			0-0 1B	0-0 E9		0-0 5-3		0-0 5-3		4 1 2 1 0 0 0											
Inning Stats	R: 0 E: 1 K: 2 S: 8	H: 0 LOB: 1 BB: 0 P: 8	R: 0 E: 0 K: 1 S: 5	H: 0 LOB: 0 BB: 0 P: 5	R: 0 E: 0 K: 1 S: 6	H: 1 LOB: 1 BB: 0 P: 6	R: 6 E: 1 K: 0 S: 10	H: 7 LOB: 1 BB: 0 P: 10	R: 0 E: 0 K: 0 S: 5	H: 2 LOB: 2 BB: 0 P: 5	R: 1 E: 0 K: 2 S: 9	H: 2 LOB: 1 BB: 0 P: 9	R: 0 E: 0 K: 0 S: 3	H: 0 LOB: 0 BB: 0 P: 3	R: 0 E: 0 K: 1 S: 5	H: 0 LOB: 2 BB: 0 P: 6	1B: 10 2B: 0 3B: 0 HR: 2	SF: 0 SAC: 0 DP: 0 HBP: 1	WP: 0 PB: 0 SB: 1 CS: 0	PA: 42	
PITCHER Jesse Jefferson, R (1, 1) ERA: 4.3 Tom Murphy, R (4, 1) ERA: 6.25	IP 3.2	WLS L	BF 18	H 6	R 5	ER 5	SO 4	BB 0	IBB 0	HBP 0	BLK 0	WP 0	HR 0	S 26	P 26	ERA 12.27	WHIP 1.636				
PITCHER	IP	WLS	BF	H	R	ER	SO	BB	IBB	HBP	BLK	WP	HR	S	P	ERA	WHIP				

Milwaukee Brewers @ Toronto Blue Jays
Exhibition Stadium, Toronto, ON
Fri Jul 29 1977, 7:05 PM EDT
Att. 14,303 - Unknown - 73 F

livebaseballscorecards.com

AB	41
R	7
H	12
RBI	6
BB	0
SO	7
LOB	19



Batter	1	2	3	4	5	6	7	8	9	AB R H RBI BB SO LOB	BOTTOM
Steve Staggs, R (1, 4) <small>OBP: 0.341, SLG: 0.442</small>	0-0 F9 ① <small>SUS</small>	0-3 K ②			0-0 F8 ①		0-0 4-3 ②		0-0 F9 ③	5 0 0 0 0 1 2	Milwaukee Brewers @ Toronto Blue Jays Exhibition Stadium, Toronto, ON Fri Jul 29 1977, 7:05 PM EDT Att: 14,303 - Unknown - 73 F
Bob Bailor, R (1, 8) <small>OBP: 0.341, SLG: 0.414</small>	0-0 F9 ②	0-0 F2 ③			0-0 F4 ②		0-0 6-3 ③			4 0 0 0 0 0 1	
Roy Howell, L (1, 5) Otto Velez, R (1, PR) <small>OBP: 0.351, SLG: 0.360</small> <small>OBP: 0.372, SLG: 0.510</small>	4-0 1B BB		0-0 HR		4-0 BB		0-3 K ①			0 0 0 0 1 0 0 2 1 1 1 1 1 0	
Ron Fairly, L (1, 9) <small>OBP: 0.385, SLG: 0.480</small>	0-0 1B ①-3		0-0 F7 ①		0-0 5-3 ③		0-0 1B			4 0 2 0 0 0 1	
Doug Rader, R (1, 3) <small>OBP: 0.356, SLG: 0.443</small>	0-0 F8 ③		0-3 K ②		0-0 FC6-4 1B		0-0 F8 ②			4 0 1 0 0 1 3	
Al Woods, L (1, 7) <small>OBP: 0.331, SLG: 0.386</small>		4-0 HR BB	0-0 F6 ③		0-0 F9 ①		0-0 F2 ③			3 1 0 0 1 0 2	
Sam Ewing, L (1, 10) <small>OBP: 0.344, SLG: 0.383</small>		0-0 HR <small>1-H</small>		0-0 6-3 ①		0-0 F8 ②		0-0 F8 ①		4 1 1 2 0 0 1	
Hector Torres, R (1, 6) <small>OBP: 0.281, SLG: 0.355</small>		0-0 F7 ①		0-0 F6 ②		0-0 FC6-4 <small>1-2f</small>		0-0 FC3-6 1B		4 0 1 0 0 0 1	
Alan Ashby, S (1, 2) <small>OBP: 0.290, SLG: 0.276</small>		0-0 1B		0-0 F7 ③		0-0 F8 ①		0-0 FC3-6 <small>1-2f</small>		4 0 1 0 0 0 1	
Inning Stats	R: 0 H: 1 E: 0 LOB: 2 K: 0 BB: 1 S: 4 P: 8	R: 2 H: 2 E: 0 LOB: 1 K: 1 BB: 1 S: 7 P: 11	R: 1 H: 1 E: 0 LOB: 0 K: 1 BB: 0 S: 6 P: 6	R: 0 H: 0 E: 0 LOB: 0 K: 0 BB: 0 S: 3 P: 3	R: 0 H: 0 E: 0 LOB: 1 K: 0 BB: 1 S: 3 P: 7	R: 0 H: 1 E: 0 LOB: 1 K: 0 BB: 0 S: 4 P: 4	R: 0 H: 0 E: 0 LOB: 0 K: 0 BB: 0 S: 3 P: 3	R: 0 H: 1 E: 0 LOB: 1 K: 1 BB: 0 S: 6 P: 6	R: 0 H: 1 E: 1 LOB: 1 K: 0 BB: 0 S: 4 P: 4	1B: 5 SF: 0 2B: 0 SAC: 0 3B: 0 DP: 0 HR: 2 HBP: 0	
PITCHER Moose Haas, R (1, 1) <small>ERA: 4.17</small>	IP 9.0 WLS W BF 37 H 7 R 3 ER 3 SO 3 BB 3 IBB 0 HBP 0 BLK 0 WP 0 HR 2 S 40 P 52 ERA 3.00 WHIP 1.111					PITCHER	IP WLS BF H R ER SO BB IBB HBP BLK WP HR S P ERA WHIP				

AB 34
R 3
H 7
RBI 3
BB 3
SO 3
LOB 12



livebaseballscorecards.com

Batter	1	2	3	4	5	6	7	8	9	AB R H RBI BB SO LOB	TOP											
Von Joshua, L (1, 8) OBP: 0.288, SLG: 0.368	0-3 K		0-3 K			0-0 G3-6-1		0-0 4-3		4 0 0 0 0 2 1	Milwaukee Brewers @ Toronto Blue Jays Exhibition Stadium, Toronto, ON Sat Jul 30 1977, 7:05 PM EDT Att. 18,639 - Unknown - 82 F livebaseballscorecards.com											
Robin Yount, R (1, 6) OBP: 0.354, SLG: 0.394	0-0 5-3			4-0 BB		0-0 1B	0-0 1B	0-0 1B		3 1 2 0 1 0 0												
Cecil Cooper, L (1, 3) OBP: 0.329, SLG: 0.449	4-0 BB			0-0 BB		0-0 1B	0-0 1B	0-0 1B		3 1 1 0 1 0 2												
Don Money, R (1, 7) OBP: 0.363, SLG: 0.497	0-0 FC6-4			0-0 F8		0-0 E			0-3 K	4 1 1 2 0 1 1												
Jimmy Wynn, R (1, 9) OBP: 0.298, SLG: 0.240		0-0 F7			0-0 F4		0-0 F7		0-3 K	4 0 0 0 0 1 1												
Steve Brye, R (9, 9) OBP: 0.268, SLG: 0.376										0 0 0 0 0 0 0												
Sal Bando, R (1, 5) OBP: 0.337, SLG: 0.391		0-3 K			0-0 5-3		0-3 K2-3		0-3 K	3 0 0 0 0 2 1												
Ken McMullen, R (7, 5) OBP: 0.305, SLG: 0.376										1 0 0 0 0 1 0												
Jamie Quirk, L (1, 10) OBP: 0.259, SLG: 0.352		0-0 4-3			0-3 K2-3		0-0 E1			3 0 0 0 0 1 0												
Lenn Sakata, R (1, 4) OBP: 0.182, SLG: 0.214					0-0 5-3		0-0 6-3	0-0 5-3		3 0 0 0 0 0 1												
Larry Haney, R (1, 2) OBP: 0.270, SLG: 0.268					0-3 K		0-0 1B		0-3 K	3 0 1 0 0 2 0												
Inning Stats	R: 0 E: 0 K: 1 S: 5	H: 0 LOB: 1 BB: 1 P: 9	R: 0 E: 0 K: 1 S: 5	H: 0 LOB: 0 BB: 0 P: 5	R: 0 E: 0 K: 2 S: 7	H: 0 LOB: 0 BB: 0 P: 7	R: 0 E: 0 K: 0 S: 2	H: 0 LOB: 0 BB: 1 P: 6	R: 0 E: 0 K: 1 S: 5	H: 0 LOB: 0 BB: 0 P: 5	R: 0 E: 0 K: 0 S: 3	H: 1 LOB: 0 BB: 0 P: 3	R: 3 E: 1 K: 1 S: 9	H: 3 LOB: 1 BB: 0 P: 9	R: 0 E: 0 K: 1 S: 6	H: 1 LOB: 1 BB: 0 P: 6	R: 0 E: 0 K: 3 S: 9	H: 0 LOB: 0 BB: 0 P: 9	1B: 4 2B: 1 3B: 0 HR: 0	SF: 0 SAC: 0 DP: 2 HBP: 0	WP: 1 PB: 0 SB: 0 CS: 0	PA: 33
PITCHER	IP WLS BF H R ER SO BB IBB HBP BLK WP HR S P ERA WHIP																					
Jeff Byrd, R (1, 1) ERA: 6.45	6.0 L 22 4 3 2 5 2 0 0 0 0 0 0 30 38 3.00 1.000																					
Pete Vuckovich, R (7, 1) ERA: 3.4	3.0 11 1 0 0 5 0 0 0 0 1 0 21 21 0.00 0.333																					



Batter	1	2	3	4	5	6	7	8	9	AB	R	H	RBI	BB	SO	LOB
Steve Staggs, R OBP: 0.346, SLG: 0.440 (1, 4)	L7		FC5-4							3	0	1	0	1	0	1
Bob Bailor, R OBP: 0.340, SLG: 0.412 (1, 8)	L4			1B	CS	F7		G4-6-3		4	1	1	0	0	0	1
Ron Fairly, L OBP: 0.383, SLG: 0.477 (1, 3)	G3			1B		3-1				4	0	1	0	0	1	1
Otto Velez, R OBP: 0.374, SLG: 0.514 (1, 10)										4	0	2	1	0	2	1
Doug Rader, R OBP: 0.352, SLG: 0.438 (1, 5)										4	0	0	0	0	2	3
Al Woods, L OBP: 0.327, SLG: 0.381 (1, 7) (8, 9)										4	0	0	0	0	0	2
Sam Ewing, L OBP: 0.344, SLG: 0.382 John Scott, R OBP: 0.260, SLG: 0.302 (7, PR) (8, 7)										3	0	1	0	0	0	0
Hector Torres, R OBP: 0.281, SLG: 0.371 (1, 6)										3	1	1	1	0	0	1
Alan Ashby, S OBP: 0.290, SLG: 0.275 (1, 2)										2	0	0	0	1	1	0

Inning Stats	R: 0	H: 0	R: 0	H: 0	R: 0	H: 0	R: 1	H: 2	R: 1	H: 2	R: 0	H: 1	R: 0	H: 1	R: 0	H: 0	R: 0	H: 1	1B: 5	SF: 0	WP: 0	PA: 34
E: 0	LOB: 0	E: 0	LOB: 0	E: 0	LOB: 1	E: 1	LOB: 1	E: 0	LOB: 0	E: 0	LOB: 1	E: 0	LOB: 1	E: 0	LOB: 0	E: 0	LOB: 1	K: 2	BB: 0	2B: 2	SAC: 0	PB: 0
K: 0	BB: 0	K: 1	BB: 0	K: 0	BB: 1	K: 2	BB: 0	K: 1	BB: 0	K: 0	BB: 0	K: 0	BB: 0	K: 2	BB: 1	K: 0	BB: 0	S: 8	BB: 0	3B: 0	DP: 2	SB: 0
S: 3	P: 3	S: 5	P: 5	S: 3	P: 7	S: 9	P: 9	S: 6	P: 6	S: 4	P: 4	S: 3	P: 3	S: 2	P: 6	S: 2	P: 8	HR: 1	HBP: 0	CS: 1		

PITCHER	IP	WLS	BF	H	R	ER	SO	BB	IBB	HBP	BLK	WP	HR	S	P	ERA	WHIP	IP	WLS	BF	H	R	ER	SO	BB	IBB	HBP	BLK	WP	HR	S	P	ERA	WHIP	
Jim Slaton, R ERA: 3.04 (1, 1)	9.0	W	33	7	2	1	6	2	0	0	0	0	1	43	51	1.00	1.000																		


BOTTOM

Milwaukee Brewers @ Toronto Blue Jays
Exhibition Stadium, Toronto, ON

Sat Jul 30 1977, 7:05 PM EDT
Att: 18,639 - Unknown - 82 F

livebaseballscorecards.com

AB	31
R	2
H	7
RBI	2
BB	2
SO	6
LOB	10



Batter	1	2	3	4	5	6	7	8	9	AB R H RBI BB SO LOB	TOP										
Von Joshua, L (1, 8) OBP: 0.285, SLG: 0.363	0-0 4-3			0-3 K		0-0 4-3			0-0 G3	4 0 0 0 0 1 1											
Robin Yount, R (1, 6) OBP: 0.350, SLG: 0.389	0-0 G3			0-0 L4			0-0 6-3		0-3 K	4 0 0 0 0 1 0											
Cecil Cooper, L (1, 3) OBP: 0.331, SLG: 0.452	0-0 F9			0-0 4-3			0-0 BB 1B		0-0 2B	4 1 2 0 0 0 0											
Don Money, R (1, 7) (8, 4) OBP: 0.362, SLG: 0.493		0-0 4-3			0-0 F8		4-0 BB 1B		0-0 F7	3 0 0 0 1 0 1											
Jimmy Wynn, R (1, 9) OBP: 0.299, SLG: 0.242		0-0 6-3			0-0 F4		0-0 BB 1B			3 0 1 1 0 0 0											
Sal Bando, R (1, 5) OBP: 0.335, SLG: 0.388		0-0 F9			0-3 K		0-0 BB 1B			3 0 0 0 0 1 2											
Jamie Quirk, L (1, 10) OBP: 0.254, SLG: 0.345			0-0 F3			0-0 F8		0-0 F8		3 0 0 0 0 0 0											
Lenn Sakata, R (1, 4) OBP: 0.174, SLG: 0.205			0-3 K			0-0 F8		0-0 5-3		2 0 0 0 0 1 0											
Steve Bnye, R (8, PH) (8, 7) OBP: 0.267, SLG: 0.374										1 0 0 0 0 0 0											
Larry Haney, R (1, 2) OBP: 0.273, SLG: 0.270			0-0 F3			0-0 WP 1B		0-0 5-3		3 0 1 0 0 0 0											
Inning Stats	R: 0 E: 0 K: 0 S: 3	H: 0 LOB: 0 BB: 0 P: 3	R: 0 E: 0 K: 0 S: 3	H: 0 LOB: 0 BB: 0 P: 3	R: 0 E: 0 K: 1 S: 5	H: 0 LOB: 0 BB: 0 P: 5	R: 0 E: 0 K: 1 S: 5	H: 0 LOB: 0 BB: 0 P: 5	R: 0 E: 0 K: 0 S: 4	H: 1 LOB: 1 BB: 0 P: 4	R: 1 E: 0 K: 0 S: 4	H: 2 LOB: 1 BB: 1 P: 8	R: 0 E: 0 K: 0 S: 3	H: 0 LOB: 0 BB: 0 P: 3	R: 0 E: 0 K: 1 S: 6	H: 1 LOB: 1 BB: 0 P: 6	1B: 3 2B: 1 3B: 0 HR: 0	SF: 0 SAC: 0 DP: 1 HBP: 0	WP: 1 PB: 0 SB: 0 CS: 0	PA: 31	
PITCHER Dave Lemanczyk, R (1, 1) ERA: 4.31 Tom Murphy, R (7, 1) ERA: 5.82	IP 6.1	WLS W	BF 21	H 2	R 1	ER 1	SO 3	BB 0	IBB 0	HBP 0	BLK 0	WP 1	HR 0	S 27	P 27	ERA 1.42	WHIP 0.316				
PITCHER	IP	WLS	BF	H	R	ER	SO	BB	IBB	HBP	BLK	WP	HR	S	P	ERA	WHIP				

Milwaukee Brewers @ Toronto Blue Jays
Exhibition Stadium, Toronto, ON
Sun Jul 31 1977, 3:33 AM EDT
Att. 28,110 - Unknown - 73 F

AB	30
R	1
H	4
RBI	1
BB	1
SO	4
LOB	4



Batter	1	2	3	4	5	6	7	8	9	AB	R	H	RBI	BB	SO	LOB
John Scott, R OBP: 0.260, SLG: 0.301 (1, 7)	0-0 B3	0-0 1-2 1B		0-0 F8			0-0 6-3			4	0	1	0	0	0	0
Steve Staggs, R OBP: 0.351, SLG: 0.437 (1, 4)	4-0 FC3-6 BB	0-0 FC5 2-3f			0-0 4-3		0-0 1B 1B			3	0	1	0	1	0	2
Bob Bailor, R OBP: 0.339, SLG: 0.411 (1, 8)	0-0 FC3-6 1B E 1-2f		0-0 5-3		0-0 F9		0-0 1-3 1B			4	1	1	0	0	0	1
Otto Velez, R OBP: 0.372, SLG: 0.510 (1, 10)	0-0 E9 1B 1-H		0-0 1-3		0-0 F4		0-0 F4			4	0	1	0	0	0	2
Doug Rader, R OBP: 0.354, SLG: 0.442 (1, 5)	0-0 F8		0-0 1B 2B		0-0 SH2-3 1B 1B		0-0 F7			4	2	2	0	0	0	3
Doug Ault, R OBP: 0.328, SLG: 0.384 (1, 3)		4-0 2B BB	0-0 2-H 1B		0-0 SH2-3 1-2		0-0 BB 1B			2	1	2	1	1	0	0
Al Woods, L OBP: 0.326, SLG: 0.382 (1, 9)		0-0 4-3 FC1-2 2B 1-H	0-0 F3		0-0 F5		0-0 B3			4	0	1	1	0	0	3
Hector Torres, R OBP: 0.286, SLG: 0.370 (1, 6)		0-0 4-3		0-0 F8		0-0 2-H 1B		4-0 G4-6-3 1-2 BB		3	0	1	1	1	0	1
Alan Ashby, S OBP: 0.287, SLG: 0.271 (1, 2)		0-0 FC1-2 FC5 1B 3-H		0-0 4-3		0-0 K		0-0 G4-6-3 1-2f		4	0	0	0	0	1	4

Inning Stats	R: 1	H: 1	E: 1	K: 0	S: 4	R: 1	H: 2	E: 0	K: 0	S: 5	R: 1	H: 2	E: 0	K: 0	S: 5	R: 0	H: 0	E: 0	K: 0	S: 3	R: 1	H: 2	E: 0	K: 1	S: 7	R: 0	H: 2	E: 0	K: 0	S: 5	R: 0	H: 1	E: 0	K: 0	S: 3
	LOB: 1	BB: 1	P: 8			LOB: 2	BB: 1	P: 9			LOB: 1	BB: 0	P: 5			LOB: 0	BB: 0	P: 3			LOB: 1	BB: 0	P: 7			LOB: 2	BB: 0	P: 5			LOB: 1	BB: 1	P: 7		


PITCHER	IP	WLS	BF	H	R	ER	SO	BB	IBB	HBP	BLK	WP	HR	S	P	ERA	WHIP
Jerry Augustine, L ERA: 4.23 (1, 1)	5.2	L	26	7	4	3	0	2	0	0	0	0	0	24	32	4.76	1.588
Sam Hinds, R ERA: 3.61 (6, 1)	2.1		10	3	0	0	1	1	0	0	0	0	0	11	15	0.00	1.714

BOTTOM

Milwaukee Brewers @ Toronto Blue Jays
Exhibition Stadium, Toronto, ON

Sun Jul 31 1977, 3:33 AM EDT
Att. 28,110 - Unknown - 73 F

AB	32
R	4
H	10
RBI	3
BB	3
SO	1
LOB	16



WP	PA	ERA	WHIP
0	36		

Batter	1	2	3	4	5	6	7	8	9	AB R H RBI BB SO LOB	TOP																				
Von Joshua, L (1, 8) OBP: 0.287, SLG: 0.365	0-0 4-3		0-0 1-2 1B		0-0 4-1			0-0 1B		4 0 2 0 0 0 0	Milwaukee Brewers @ Toronto Blue Jays Exhibition Stadium, Toronto, ON Mon Aug 01 1977, 7:05 PM EDT Att. 17,590 - Unknown - 72 F																				
Robin Yount, R (1, 6) OBP: 0.347, SLG: 0.385	0-0 L9		0-0 4-3		0-0 L8			0-0 B3		4 0 0 0 0 0 3																					
Cecil Cooper, L (1, 3) OBP: 0.330, SLG: 0.452	0-0 6-3			0-0 E 2B	0-0 4-3			0-0 F8		4 1 1 0 0 0 1																					
Don Money, R (1, 7) OBP: 0.361, SLG: 0.490		0-0 F6		0-0 E9 SF7 1B		0-0 6-3		0-3 K		4 1 1 1 0 1 1																					
Jimmy Wynn, R (1, 9) OBP: 0.298, SLG: 0.245		0-3 K		0-0 SF7		0-0 L8		0-0 4-3 4-3 1B		3 0 1 1 0 1 0																					
Sal Bando, R (1, 5) OBP: 0.334, SLG: 0.386		0-0 L4		0-0 3-H BB 1B		0-0 F9		0-0 4-3 1-2		4 0 1 0 0 0 1																					
Jamie Quirk, L (1, 10) OBP: 0.249, SLG: 0.337			0-0 4-3	0-3 K		0-0 G3		0-0 4-3 2-3		4 0 0 0 0 1 2																					
Lenn Sakata, R (1, 4) OBP: 0.184, SLG: 0.196 Ken McMullen, R (9, PH) OBP: 0.303, SLG: 0.373			0-0 F9	4-0 BB BB BB BB	0-0 1-2 BB		0-0 1-3	0-3 K		2 0 0 0 1 0 0 1 0 0 0 0 1 1																					
Larry Haney, R (1, 2) OBP: 0.275, SLG: 0.273			0-0 1B 1B	0-0 6-3		0-0 1-3				3 0 1 0 0 0 2																					
Inning Stats	R: 0 E: 0 K: 0 S: 3	H: 0 LOB: 0 BB: 0 P: 3	R: 0 E: 0 K: 1 S: 5	H: 0 LOB: 0 BB: 0 P: 5	R: 0 E: 0 K: 0 S: 5	H: 2 LOB: 2 BB: 0 P: 5	R: 2 E: 1 K: 1 S: 8	H: 3 LOB: 2 BB: 1 P: 12	R: 0 E: 0 K: 0 S: 3	H: 0 LOB: 0 BB: 0 P: 3		R: 0 E: 0 K: 0 S: 3	H: 0 LOB: 0 BB: 0 P: 3	R: 0 E: 0 K: 0 S: 6	H: 1 LOB: 1 BB: 0 P: 6	R: 0 E: 0 K: 1 S: 6	H: 1 LOB: 1 BB: 0 P: 6	1B: 6 2B: 1 3B: 0 HR: 0	SF: 1 SAC: 0 DP: 0 HBP: 0	WP: 0 PB: 0 SB: 0 CS: 0	PA: 35										
PITCHER Jim Clancy, R (1, 1) ERA: 4.91	IP 9.0	WLS W	BF 35	H 7	R 2	ER 1	SO 4	BB 1	IBB 0	HBP 0	BLK 0	WP 0	HR 0	S 42	P 46	ERA 1.00	WHIP 0.889														
PITCHER											IP	WLS	BF	H	R	ER	SO	BB	IBB	HBP	BLK	WP	HR	S	P	ERA	WHIP				

AB	33
R	2
H	7
RBI	2
BB	1
SO	4
LOB	11



Batter	1	2	3	4	5	6	7	8	9	AB	R	H	RBI	BB	SO	LOB
Steve Staggs, R OBP: 0.356, SLG: 0.434 (1, 4) BBB	4-0 5-3 BB			x 0-0 6-3		x 0-0 1B HR 1B		x 0-0 6-3		3	1	1	0	1	0	0
Bob Bailor, R OBP: 0.339, SLG: 0.410 (1, 8) X	0-0 5-3 1-2			x 0-0 6-3		x 0-0 1-2 HR 1B				3	1	1	0	0	0	1
Ron Fairly, L OBP: 0.383, SLG: 0.486 (1, 9) (9, 3) SSS	0-3 K			x 0-0 F8		x 0-0 1-H 2-H HR				3	1	1	3	0	1	0
Otto Velez, R OBP: 0.369, SLG: 0.504 (1, 10)		x 0-0 L3		x 0-0 6-3		x 0-0 F6				3	0	0	0	0	0	0
Doug Rader, R OBP: 0.354, SLG: 0.441 (1, 5)		0-3 K		x 0-0 FC6-4 1B				x 0-0 F8		3	0	1	0	0	1	0
Al Woods, L OBP: 0.323, SLG: 0.378 (1, 7)		x 0-0 F8		x 0-0 F5				x 0-0 4-3		3	0	0	0	0	0	1
Doug Ault, R OBP: 0.328, SLG: 0.390 Steve Bowling, R OBP: 0.263, SLG: 0.136 (1, 3) (9, 9)			x 0-0 3B		x 0-0 FC6-4 1-2f			x 0-0 6-3		3	0	1	0	0	0	1
Hector Torres, R OBP: 0.282, SLG: 0.365 (1, 6)			x 0-0 F7					x 0-0 6-3		3	0	0	0	0	0	0
Alan Ashby, S OBP: 0.284, SLG: 0.268 (1, 2)			x 0-0 4-3					x 0-0 F8		3	0	0	0	0	0	0


Inning Stats	R: 0	H: 0	E: 0	LOB: 0	K: 1	BB: 1	S: 4	P: 8	R: 0	H: 0	E: 0	LOB: 0	K: 1	BB: 0	S: 5	P: 5	R: 0	H: 1	E: 0	LOB: 0	K: 0	BB: 0	S: 3	P: 3	R: 0	H: 0	E: 0	LOB: 0	K: 0	BB: 0	S: 3	P: 3	R: 0	H: 1	E: 0	LOB: 1	K: 0	BB: 0	S: 4	P: 4	R: 3	H: 3	E: 0	LOB: 0	K: 0	BB: 0	S: 6	P: 6	R: 0	H: 0	E: 0	LOB: 0	K: 0	BB: 0	S: 3	P: 3	R: 0	H: 0	E: 0	LOB: 0	K: 0	BB: 0	S: 3	P: 3
PITCHER Lary Sorensen, R ERA: 4.74 (1, 1)	IP	WLS	BF	H	R	ER	SO	BB	IBB	HBP	BLK	WP	HR	S	P	ERA	WHIP	IP	WLS	BF	H	R	ER	SO	BB	IBB	HBP	BLK	WP	HR	S	P	ERA	WHIP	IP	WLS	BF	H	R	ER	SO	BB	IBB	HBP	BLK	WP	HR	S	P	ERA	WHIP													

BOTTOM

Milwaukee Brewers @ Toronto Blue Jays
Exhibition Stadium, Toronto, ON

Mon Aug 01 1977, 7:05 PM EDT
Att: 17,590 - Unknown - 72 F

AB	27
R	3
H	5
RBI	3
BB	1
SO	2
LOB	3



1B: 3	SF: 0	WP: 0	PA: 28
2B: 0	SAC: 0	PB: 0	
3B: 1	DP: 0	SB: 0	
HR: 1	HBP: 0	CS: 0	

Batter	1	2	3	4	5	6	7	8	9	AB R H RBI BB SO LOB	TOP											
Steve Staggs, R (1, 4) OBP: 0.343, SLG: 0.417	0-0 F8		0-0 P4		0-0 5-3		0-0 F8		0-0 1-3	5 0 0 0 0 0 3	Toronto Blue Jays @ Kansas City Royals Royals Stadium, Kansas City, MO Wed Aug 03 1977, 8:05 PM EDT Att. 16,775 - Unknown - 90 F livebaseballscorecards.com											
Bob Bailor, R (1, 8) OBP: 0.342, SLG: 0.414	0-0 F7		0-0		4-0 FC6-4 BB			0-0 1B 2B	0-0 F8	4 1 2 0 1 0 0												
Otto Velez, R (1, 10) OBP: 0.369, SLG: 0.504	0-3 K				0-0 FC6-4			4-0 1B 1B 2B BB	0-3 K	4 1 1 0 1 2 2												
Doug Rader, R (1, 5) OBP: 0.350, SLG: 0.436		0-0 6-3			0-0 4-3			0-0 F9	0-0 L7	4 0 0 0 0 0 3												
Ron Fairly, L (1, 9) OBP: 0.384, SLG: 0.486		0-0			0-0 FC3-2			0-0 F2	0-0 1B 2B 1B	4 1 2 1 0 0 1												
Doug Ault, R (1, 3) OBP: 0.327, SLG: 0.389		0-0 L7			0-0 FC5-4			0-3 K	0-0 2B 1B	4 0 1 0 0 1 2												
Al Woods, L (1, 7) OBP: 0.322, SLG: 0.377		0-0 6-3			0-0 FC5-4 1B			0-0 4-3	0-0 F9	4 0 1 0 0 0 4												
Hector Torres, R (1, 6) OBP: 0.282, SLG: 0.364			0-0		0-0 FC5-4			0-0 F9	0-0	3 1 1 0 0 0 1												
Roy Howell, L (8, PH) OBP: 0.355, SLG: 0.369					0-0 SH3 1B 1B			0-0	0-0	1 0 1 2 0 0 0												
Dave McKay, S (8, PR) OBP: 0.199, SLG: 0.249					0-0 SH3			0-0	0-0	0 0 0 0 0 0 0												
Alan Ashby, S (1, 2) OBP: 0.288, SLG: 0.273			0-0		0-0 SH3			4-0 BB	0-0 1-3	2 0 1 1 1 0 2												
Inning Stats	R: 0 E: 0 K: 1 S: 5	H: 0 LOB: 0 BB: 0 P: 5	R: 0 E: 0 K: 0 S: 4	H: 1 LOB: 1 BB: 0 P: 4	R: 0 E: 0 K: 0 S: 4	H: 2 LOB: 2 BB: 0 P: 4	R: 0 E: 0 K: 0 S: 4	H: 1 LOB: 1 BB: 0 P: 4	R: 1 E: 0 K: 0 S: 5	H: 2 LOB: 2 BB: 1 P: 9	R: 0 E: 0 K: 1 S: 5	H: 0 LOB: 0 BB: 0 P: 5	R: 0 E: 0 K: 0 S: 3	H: 0 LOB: 1 BB: 1 P: 7	R: 3 E: 0 K: 0 S: 7	H: 4 LOB: 2 BB: 1 P: 11	R: 0 E: 0 K: 1 S: 5	H: 0 LOB: 0 BB: 0 P: 5	1B: 6 2B: 4 3B: 0 HR: 0	SF: 0 SAC: 1 DP: 0 HBP: 0	WP: 0 PB: 0 SB: 0 CS: 0	PA: 39
PITCHER	IP WLS BF H R ER SO BB IBB HBP BLK WP HR S P ERA WHIP																					
Paul Splittorff, L (1, 1) ERA: 4.14	7.1 W 33 9 4 4 2 3 0 0 0 0 0 0 34 46 4.91 1.636																					
Doug Bird, R (8, 1) ERA: 5.32	1.2 S 6 1 0 0 1 0 0 0 0 0 0 0 8 8 0.00 0.600																					

Toronto Blue Jays @ Kansas City Royals
 Royals Stadium, Kansas City, MO
 Wed Aug 03 1977, 8:05 PM EDT
 Att. 16,775 - Unknown - 90 F

AB	35
R	4
H	10
RBI	4
BB	3
SO	3
LOB	18



Batter	1	2	3	4	5	6	7	8	9	AB R H RBI BB SO LOB
George Brett, L OBP: 0.357, SLG: 0.479 (1, 5) X	0-0 6-3 X	0-0 FC X		0-0 HR X	0-0 F9 X		4-0 IBB X			4 1 1 1 1 0 4
Hal McRae, R OBP: 0.359, SLG: 0.504 (1, 10) X	0-0 1-6-3 X	0-3 K X		4-0 1B BB X		0-0 G3 X	0-0 F9 X			4 0 0 0 1 1 5
Amos Otis, R OBP: 0.345, SLG: 0.465 (1, 8) X	0-0 BB 1B X		0-3 K X	0-0 1-2 1B X		0-0 P3 X	0-0 1-3 X			5 0 2 0 0 1 2
Al Cowens, R OBP: 0.351, SLG: 0.530 (1, 9) B B B B	4-0 FC6-4 BB X		0-0 F8 X	0-0 F7 X		0-0 P3 X		0-0 L6 X		4 0 0 0 1 0 2
John Wathan, R OBP: 0.283, SLG: 0.321 (1, 2) X	0-0 FC6-4 X		0-0 L4 X	0-0 L9 X			0-0 5-3 X	0-0 L8 X		5 0 0 0 0 0 4
John Mayberry, L OBP: 0.350, SLG: 0.411 (1, 3) X		0-0 P5 X		4-0 1B HR BB X	0-0 G3 1B X		0-0 2B 1B X	4-0 BB X		3 2 2 0 2 0 0
Joe Zdeb, R OBP: 0.353, SLG: 0.392 (1, 7) X		0-0 E5 FC BB X		0-0 L9 X	0-0 G3 1-2 X		0-0 1B FC4 2B X	0-3 K X		5 1 1 1 0 1 3
Freddie Patek, R OBP: 0.316, SLG: 0.348 (1, 6) B B B B		4-0 FC BB X		0-0 HR 1B X	0-0 E5 X		0-0 E 1B X			3 2 2 0 1 0 1
Frank White, R OBP: 0.288, SLG: 0.347 (1, 4) X		0-0 F3 X		0-0 HR 1-H 2-H X	0-0 L8 X		0-0 FC4 2-H 3-H X			4 1 1 4 0 0 4

Inning Stats	R: 0	H: 1	E: 0	K: 0	S: 4	LOB: 2	BB: 1	P: 8	R: 0	H: 0	E: 1	K: 1	S: 7	LOB: 3	BB: 1	P: 11	R: 0	H: 0	E: 0	K: 1	S: 5	LOB: 0	BB: 0	P: 5	R: 4	H: 4	E: 0	K: 0	S: 7	LOB: 2	BB: 2	P: 15	R: 0	H: 1	E: 1	K: 0	S: 5	LOB: 2	BB: 0	P: 5	R: 0	H: 0	E: 0	K: 0	S: 3	LOB: 0	BB: 0	P: 3	R: 3	H: 3	E: 1	K: 0	S: 7	LOB: 2	BB: 1	P: 11	R: 0	H: 0	E: 0	K: 1	S: 5	LOB: 1	BB: 1	P: 9	1B: 6	SF: 0	2B: 1	SAC: 0	3B: 0	DP: 0	HR: 2	HBP: 0	WP: 0	PA: 43
PITCHER	IP	WLS	BF	H	R	ER	SO	BB	IBB	HBP	BLK	WP	HR	S	P	ERA	WHIP																																																									
Jerry Garvin, L ERA: 4.11 (1, 1)	6.1	L	35	9	7	7	2	4	0	0	0	0	2	35	51	9.95	2.053																																																									
Pete Vuckovich, R ERA: 3.35 (7, 1)	1.2		8	0	0	0	1	1	1	0	0	0	0	8	16	0.00	0.600																																																									

BOTTOM

Toronto Blue Jays @ Kansas City Royals

Royals Stadium, Kansas City, MO

Wed Aug 03 1977, 8:05 PM EDT
Att: 16,775 - Unknown - 90 F

AB	37
R	7
H	9
RBI	6
BB	6
SO	3
LOB	25



Batter	1	2	3	4	5	6	7	8	9	AB R H RBI BB SO LOB	TOP																													
Steve Staggs, R (1, 4) OBP: 0.333, SLG: 0.405	0-0 B1		0-0 F8		0-3 K		0-0 6-3			4 0 0 0 0 1 4																														
Bob Bailor, R (1, 8) OBP: 0.344, SLG: 0.415	0-0 G5-4-3 1B			0-0 FC5-4 1B		0-0 F7		0-0 F9		4 0 2 0 0 0 0																														
Otto Velez, R (1, 10) OBP: 0.365, SLG: 0.496	0-0 G5-4-3 1-2f			0-0 FC5-4 1-2f		0-3 K		0-0 5-3		4 0 0 0 0 1 2																														
Doug Rader, R (1, 5) OBP: 0.352, SLG: 0.436		0-0 F8		0-0 L8		0-0 1B		0-0 1B		4 0 2 0 0 0 1																														
Ron Fairly, L (1, 9) OBP: 0.380, SLG: 0.480		0-0 L8		0-3 K		0-0 F3		0-0 G3		4 0 0 0 0 1 3																														
Doug Ault, R (1, 3) OBP: 0.326, SLG: 0.387		0-0 1B			0-0 5-3		0-0 F7		0-0 4-3	4 0 1 0 0 0 0																														
Al Woods, L (1, 7) OBP: 0.324, SLG: 0.378		0-0 F7			0-0 1B 1B		0-0 2B 1B		0-0 F7	4 0 2 0 0 0 1																														
Hector Torres, R (1, 6) OBP: 0.286, SLG: 0.372			0-0 F7		0-0 1-2 1B		0-0 1-3 2B		0-0 F7	4 0 2 0 0 0 0																														
Alan Ashby, S (1, 2) OBP: 0.285, SLG: 0.270			0-0 F3		0-0 F8		0-0 F2			3 0 0 0 0 0 4																														
Inning Stats	R: 0 E: 0 K: 0 S: 3	H: 1 LOB: 0 BB: 0 P: 3	R: 0 E: 0 K: 0 S: 4	H: 1 LOB: 1 BB: 0 P: 4	R: 0 E: 0 K: 0 S: 3	H: 0 LOB: 0 BB: 0 P: 3	R: 0 E: 0 K: 1 S: 6	H: 1 LOB: 1 BB: 0 P: 6	R: 0 E: 0 K: 1 S: 7	H: 2 LOB: 2 BB: 0 P: 7	R: 0 E: 0 K: 1 S: 6	H: 1 LOB: 1 BB: 0 P: 6	R: 0 E: 0 K: 0 S: 5	H: 2 LOB: 2 BB: 0 P: 5	R: 0 E: 0 K: 0 S: 4	H: 1 LOB: 1 BB: 0 P: 4	R: 0 E: 0 K: 0 S: 3	H: 0 LOB: 0 BB: 0 P: 3	1B: 8 2B: 1 3B: 0 HR: 0	SF: 0 SAC: 0 DP: 1 HBP: 0	WP: 0 PB: 0 SB: 0 CS: 0	PA: 35																		
PITCHER Larry Gura, L (1, 1) ERA: 3.22	IP 9.0	WLS W	BF 35	H 9	R 0	ER 0	SO 3	BB 0	IBB 0	HBP 0	BLK 0	WP 0	HR 0	S 41	P 41	ERA 0.00	WHIP 1.000						PITCHER	IP 9.0	WLS W	BF 35	H 9	R 0	ER 0	SO 3	BB 0	IBB 0	HBP 0	BLK 0	WP 0	HR 0	S 41	P 41	ERA 0.00	WHIP 1.000

Toronto Blue Jays @ Kansas City Royals
Royals Stadium, Kansas City, MO
Thu Aug 04 1977, 8:05 PM EDT
Att. 17,661 - Unknown - 87 F

livebaseballscores.com

AB	35
R	0
H	9
RBI	0
BB	0
SO	3
LOB	15



Batter	1	2	3	4	5	6	7	8	9	AB	R	H	RBI	BB	SO	LOB				
George Brett, L OBP: 0.363, SLG: 0.486 (1, 5)	0-0 FC4 1B	0-0 2-H 1B		0-0 S 3-1 2B	0-0 F8			0-0 FC4-6 BB 1B		5	1	4	1	0	0	2				
Hal McRae, R OBP: 0.355, SLG: 0.498 Joe Zdeb, R OBP: 0.353, SLG: 0.392 (1, 7) (9, 7)	0-0 F9	0-0 5-3		0-0 L9		0-0 6-3		0-0 F8		5	0	0	0	0	0	4				
Ralph LaCock, L OBP: 0.382, SLG: 0.477 (1, 3)	0-0 FC4 1-2f		0-0 5-3	0-0 3-1		0-0 6-3		4-0 FC4-6 BB 1-2		4	0	0	0	1	0	1				
Al Cowens, R OBP: 0.350, SLG: 0.526 Tom Poquette, L OBP: 0.321, SLG: 0.391 (1, 9) (8, 9)	0-0 5-3		4-0 BB BB BB	0-3 K		0-0 4-3		0-0 FC4-6 1-2f 2-3		3	1	0	0	1	1	1				
John Mayberry, L OBP: 0.353, SLG: 0.418 (1, 10)		0-0 3-1 HR 2B	4-0 BB BB BB	1-2 SF7 BB		0-0 1B SF9 2B		0-0 P3		4	3	2	0	1	0	2				
Amos Otis, R OBP: 0.350, SLG: 0.465 (1, 8)		0-0 6-3	4-0 BB BB BB	1-2 2-3 BB		0-0 2B 2-3 1B		4-0 1B BB		2	1	1	0	2	0	1				
Darrell Porter, L OBP: 0.348, SLG: 0.451 (1, 2)		0-0 3-1	4-0 BB BB BB	1-2 2-3 3-H BB		0-0 P4		0-0 F8		3	0	0	1	1	0	4				
Freddie Patek, R OBP: 0.318, SLG: 0.361 (1, 6)		0-0 HR	0-0 SF7	0-0 SF9		0-0 SF9		0-0 1B 1-2 1B		2	1	2	4	0	0	0				
Frank White, R OBP: 0.290, SLG: 0.352 Bob Heise, R OBP: 0.290, SLG: 0.355 (1, 4) (3, 4)		0-0 3-H 1B	0-0 FC5-4	0-0 1-2f		0-0 1-3 2B		0-0 1-3 2-H 1B		1	1	1	0	0	0	0				
Inning Stats	R: 0 E: 0 K: 4 S: 4	H: 1 LOB: 1 BB: 0 P: 4	R: 3 E: 0 K: 0 S: 7	H: 4 LOB: 1 BB: 0 P: 7	R: 2 E: 0 K: 0 S: 3	H: 0 LOB: 2 BB: 4 P: 19	R: 1 E: 0 K: 1 S: 6	H: 1 LOB: 0 BB: 0 P: 6	R: 1 E: 0 K: 0 S: 6	H: 3 LOB: 2 BB: 0 P: 6	R: 0 E: 0 K: 0 S: 3	H: 0 LOB: 0 BB: 0 P: 3	R: 1 E: 0 K: 0 S: 4	H: 2 LOB: 2 BB: 1 P: 8	R: 0 E: 0 K: 0 S: 4	H: 1 LOB: 2 BB: 1 P: 8	1B: 6 2B: 5 3B: 0 HR: 1	SF: 2 SAC: 0 DP: 0 HBP: 0	WP: 0 PB: 0 SB: 1 CS: 0	PA: 41

BOTTOM

Toronto Blue Jays @ Kansas City Royals
Royals Stadium, Kansas City, MO

Thu Aug 04 1977, 8:05 PM EDT
Att: 17,661 - Unknown - 87 F

livebaseballscorecards.com

AB	33
R	8
H	12
RBI	7
BB	6
SO	1
LOB	19



PITCHER																	
	IP	WLS	BF	H	R	ER	SO	BB	IBB	HBP	BLK	WP	HR	S	P	ERA	WHIP
Jesse Jefferson, R ERA: 4.54 (1, 1)	2.1	L	15	5	5	5	0	3	0	0	0	0	1	12	24	19.29	3.429
Mike Willis, L ERA: 4.57 (3, 1)	2.1		12	4	2	2	1	1	0	0	0	0	0	13	17	7.71	2.143
Jerry Johnson, R ERA: 4.58 (5, 1)	2.1		9	2	1	1	0	1	0	0	0	0	0	8	12	3.86	1.286
Tom Murphy, R ERA: 5.67 (8, 1)	1.0		5	1	0	0	0	1	0	0	0	0	0	4	8	0.00	2.000

Batter	1	2	3	4	5	6	7	8	9	AB R H RBI BB SO LOB	TOP
Steve Staggs, R (1, 4) OBP: 0.342, SLG: 0.398	4-0 FC5-4 BB		0-0 F8			4-0 BB SF8 E BB	4-0 1B BB		0-0 L4	2 1 0 0 3 0 0	
Al Woods, L (1, 7) OBP: 0.322, SLG: 0.375	0-0 F5			0-3 K		0-0 FC1 SF8 BB 2B	0-0 P2-6 2-3f		0-0 FC6-4 1B	5 1 1 0 0 1 4	
Bob Bailor, R (1, 8) OBP: 0.344, SLG: 0.413	0-0 FC5-4 1-2f			0-0 4-3		4-0 1-2 2-3 2B SF8 BB	0-0 1-2 1B		0-0 FC6-4 1-2f	4 1 1 0 1 0 2	
Ron Fairly, L (1, 3) OBP: 0.378, SLG: 0.477	0-0 4-3			4-0 BB		0-0 SF8	0-0 1-3			2 0 0 1 1 0 3	
Doug Rader, R (1, 5) OBP: 0.353, SLG: 0.445				0-3 K		0-0 2-H 3-H 1B 2B		0-0 SF7 3B		4 2 2 2 0 2 1	
Sam Ewing, L (1, 9) OBP: 0.349, SLG: 0.384				4-0 CS BB		0-0 4-3	0-0 2-H 1B		0-3 K	2 0 1 1 1 0 0	
Steve Bowling, R (6, PR) OBP: 0.259, SLG: 0.134 (6, 9)										1 0 0 0 0 1 1	
Otto Velez, R (1, 10) OBP: 0.366, SLG: 0.504				0-3 K 1-2		0-0 SH3-2-4 3B	4-0 1-2 G4-3 BB		0-0 SF7	2 1 1 1 1 1 1	
Hector Torres, R (1, 6) OBP: 0.282, SLG: 0.366				0-0 6-3		0-0 SH3-2-4 3B	0-0 1-2f G4-3		0-0 6-3	3 0 0 1 0 0 2	
Alan Ashby, S (1, 2) OBP: 0.285, SLG: 0.273				0-0 F9		0-0 G3			0-0 F8	4 0 1 0 0 0 0	
Inning Stats	R: 0 E: 0 K: 0 S: 3 H: 0 LOB: 1 BB: 1 P: 7	R: 0 E: 0 K: 2 S: 6 H: 0 LOB: 1 BB: 1 P: 10	R: 0 E: 0 K: 0 S: 3 H: 0 LOB: 0 BB: 0 P: 3	R: 0 E: 0 K: 2 S: 7 H: 0 LOB: 1 BB: 1 P: 11	R: 1 E: 0 K: 0 S: 4 H: 1 LOB: 0 BB: 0 P: 4	R: 4 E: 1 K: 0 S: 5 H: 2 LOB: 2 BB: 3 P: 17	R: 0 E: 0 K: 0 S: 4 H: 2 LOB: 2 BB: 1 P: 8	R: 1 E: 0 K: 1 S: 6 H: 1 LOB: 0 BB: 0 P: 6	R: 0 E: 0 K: 0 S: 4 H: 1 LOB: 1 BB: 0 P: 4	1B: 3 2B: 4 3B: 2 HR: 0 SF: 2 SAC: 1 DP: 3 HBP: 0	WP: 0 PB: 0 SB: 0 CS: 1 PA: 39
PITCHER	IP WLS BF H R ER SO BB IBB HBP BLK WP HR S P ERA WHIP	IP WLS BF H R ER SO BB IBB HBP BLK WP HR S P ERA WHIP	IP WLS BF H R ER SO BB IBB HBP BLK WP HR S P ERA WHIP	IP WLS BF H R ER SO BB IBB HBP BLK WP HR S P ERA WHIP	IP WLS BF H R ER SO BB IBB HBP BLK WP HR S P ERA WHIP	IP WLS BF H R ER SO BB IBB HBP BLK WP HR S P ERA WHIP	IP WLS BF H R ER SO BB IBB HBP BLK WP HR S P ERA WHIP	IP WLS BF H R ER SO BB IBB HBP BLK WP HR S P ERA WHIP	IP WLS BF H R ER SO BB IBB HBP BLK WP HR S P ERA WHIP	IP WLS BF H R ER SO BB IBB HBP BLK WP HR S P ERA WHIP	IP WLS BF H R ER SO BB IBB HBP BLK WP HR S P ERA WHIP
Jim Slaton, R (1, 1) ERA: 3.16	5.1 L 23 2 5 4 4 5 0 0 0 0 0 26 46 6.75 1.312										
Sam Hinds, R (6, 1) ERA: 3.88	2.2 12 4 1 1 1 2 0 0 0 0 0 12 20 3.38 2.250										
Bob McClure, L (9, 1) ERA: 2.76	1.0 4 1 0 0 0 0 0 0 0 0 0 4 4 0.00 1.000										

Toronto Blue Jays @ Milwaukee Brewers
Milwaukee County Stadium, Milwaukee, WI

Fri Aug 05 1977, 8:05 PM EDT
Att. 13,609 - Unknown - 72 F

livebaseballscorecards.com

AB	29
R	6
H	7
RBI	6
BB	7
SO	5
LOB	14



BOTTOM

Toronto Blue Jays @ Milwaukee Brewers
 Milwaukee County Stadium, Milwaukee, WI

Fri Aug 05 1977, 8:05 PM EDT
 Att: 13,609 - Unknown - 72 F

livebaseballscorecards.com

AB	31
R	1
H	6
RBI	1
BB	7
SO	3
LOB	20



WP: 0	PA: 38
PB: 0	
SB: 0	
CS: 1	

AB R H RBI BB SO LOB

4	0	2	1	1	1	1
5	0	1	0	0	0	3
4	0	0	0	0	1	4
2	0	0	0	2	0	0
3	0	2	0	1	0	3
3	0	0	0	1	0	6
3	0	0	0	0	0	2
1	0	0	0	0	1	1
2	0	0	0	0	0	0
2	1	1	0	0	0	0
2	0	0	0	2	0	0

Batter	1	2	3	4	5	6	7	8	9
Robin Yount, R OBP: 0.353, SLG: 0.389 (1, 6)	4-0 G3 1B BB		0-0 5-3		0-3 K		0-0 1-3 2-H 1B		0-0 FC6-4 1B
Von Joshua, L OBP: 0.282, SLG: 0.356 (1, 8)	0-0 1-2 G3 1B		0-0 1-3			0-0 L6	0-0 L5		0-0 FC6-4 1-2f
Cecil Cooper, L OBP: 0.326, SLG: 0.441 (1, 3)	0-0 1-2 2-3 G3		0-0 6-3			0-0 4-3	0-3 K		
Don Money, R OBP: 0.360, SLG: 0.477 (1, 10)	4-0 FC6-4 BB			0-0 F8		4-0 1B BB		0-0 F8	
Jimmy Wynn, R OBP: 0.321, SLG: 0.259 (1, 9)	0-0 F8			4-0 BB BB		0-0 1-2 1B		0-0 FC5-4 1B	
Sal Bando, R OBP: 0.338, SLG: 0.394 (1, 5)	0-0 1-2f FC6-4			4-0 1-2 G6-4-3 BB		0-0 F4		0-0 1-2f FC5-4	
Jim Wohlford, R OBP: 0.263, SLG: 0.284 (1, 7)		0-0 5-3		0-0 G6-4-3			0-0 5-3		0-3 K
Jamie Quirk, L OBP: 0.246, SLG: 0.331 (8, PH) (9, 7)				1-2f					
Lenn Sakata, R OBP: 0.193, SLG: 0.189 (1, 4)		0-0 F8			0-0 F8		0-0 BB 1B		0-0 4-3
Tim Johnson, L OBP: 0.219, SLG: 0.115 (7, PH) (8, 4)									
Charlie Moore, R OBP: 0.291, SLG: 0.329 (1, 2)		0-0 F7			4-0 CS BB		4-0 1B BB		0-0 F8

Inning Stats	R: 0	H: 1	E: 0	K: 0	S: 4	LOB: 3	BB: 2	P: 12
	R: 0	H: 0	E: 0	K: 0	S: 3	LOB: 0	BB: 0	P: 3
	R: 0	H: 0	E: 0	K: 0	S: 3	LOB: 0	BB: 0	P: 3
	R: 0	H: 0	E: 0	K: 0	S: 2	LOB: 1	BB: 2	P: 10
	R: 0	H: 0	E: 0	K: 1	S: 4	LOB: 0	BB: 1	P: 8
	R: 0	H: 1	E: 0	K: 0	S: 4	LOB: 2	BB: 1	P: 8
	R: 1	H: 2	E: 0	K: 1	S: 7	LOB: 2	BB: 1	P: 11
	R: 0	H: 1	E: 0	K: 1	S: 6	LOB: 1	BB: 0	P: 6
	R: 0	H: 1	E: 0	K: 0	S: 4	LOB: 1	BB: 0	P: 4
	R: 0	H: 0	E: 0	K: 0	S: 4	LOB: 0	BB: 0	P: 0

PITCHER	IP	WLS	BF	H	R	ER	SO	BB	IBB	HBP	BLK	WP	HR	S	P	ERA	WHIP
Jeff Byrd, R ERA: 5.73 (1, 1)	6.1		28	4	1	1	1	7	0	0	0	0	0	23	51	1.42	1.737
Pete Vuckovich, R ERA: 3.28 (7, 1)	2.1		9	2	0	0	2	0	0	0	0	0	0	13	13	0.00	0.857
Tom Murphy, R ERA: 5.63 (9, 1)	0.1		1	0	0	0	0	0	0	0	0	0	0	1	1	0.00	0.000

Batter	1	2	3	4	5	6	7	8	9	AB R H RBI BB SO LOB	TOP		
John Scott, R (1, 7) OBP: 0.257, SLG: 0.297 Sam Ewing, L (4, PH) OBP: 0.344, SLG: 0.377 Steve Bowling, R (9, 9) OBP: 0.259, SLG: 0.134	0-0 F8	0-0 4-3		0-0 G5-3			0-0 F6		0-0 4-3	2 0 0 1 0 0 1 3 0 0 0 0 0 2 0 0 0 0 0 0 0			
Steve Staggs, R (1, 4) OBP: 0.344, SLG: 0.394	0-0 5-3	0-0 F9			4-0 1B BB		0-3 K		0-0 1B 1B	4 1 1 0 1 1 1			
Bob Bailor, R (1, 8) OBP: 0.345, SLG: 0.415	0-0 2B		0-0 6-3		0-0 L7		0-0 F8		0-0 1B	5 0 2 1 0 0 1			
Doug Rader, R (1, 5) OBP: 0.351, SLG: 0.441	0-0 F3		0-0 F3		0-0 F7			4-0 FC1-6 BB	0-3 K	4 0 0 0 1 1 3			
Otto Velez, R (1, 10) OBP: 0.368, SLG: 0.502		4-0 1B S WP BB	0-3 K		0-0 1B			0-0 FC1-6 1B		3 1 1 0 1 1 1			
Doug Ault, R (1, 3) OBP: 0.331, SLG: 0.401		0-0 6-3 WP 1B		0-0 HR	0-0 F9			0-0 FC4-6 1B		4 2 3 1 0 0 2			
Hector Torres, R (1, 6) OBP: 0.282, SLG: 0.361		0-0 6-3		4-0 G5-3 E BB		0-3 K		0-3 K		3 0 0 0 1 2 3			
Al Woods, L (1, 9) OBP: 0.321, SLG: 0.374		0-0 1B 4-3 1B		0-0 F5		0-0 4-1		0-0 FC4-6		4 1 1 1 0 0 3			
Alan Ashby, S (1, 2) OBP: 0.285, SLG: 0.273		0-0 1B 4-3 1B		0-0 E1		0-0 F7			0-0 F9	4 0 1 0 0 0 1			
Inning Stats	R: 0 H: 1 E: 0 LOB: 1 K: 0 BB: 0 S: 4 P: 4	R: 3 H: 3 E: 0 LOB: 1 K: 0 BB: 1 S: 6 P: 10	R: 0 H: 0 E: 0 LOB: 0 K: 1 BB: 0 S: 5 P: 5	R: 1 H: 1 E: 1 LOB: 1 K: 0 BB: 1 S: 4 P: 8	R: 0 H: 1 E: 0 LOB: 2 K: 0 BB: 1 S: 4 P: 8	R: 0 H: 0 E: 0 LOB: 0 K: 1 BB: 0 S: 5 P: 5	R: 0 H: 0 E: 0 LOB: 0 K: 1 BB: 0 S: 5 P: 5	R: 0 H: 1 E: 0 LOB: 2 K: 1 BB: 1 S: 6 P: 10	R: 1 H: 2 E: 0 LOB: 1 K: 1 BB: 0 S: 7 P: 7	1B: 7 SF: 0 2B: 1 SAC: 0 3B: 0 DP: 1 HR: 1 HBP: 0	WP: 1 PA: 40 PB: 0 SB: 3 CS: 0		
PITCHER	IP WLS BF H R ER SO BB IBB HBP BLK WP HR S P ERA WHIP											PITCHER	IP WLS BF H R ER SO BB IBB HBP BLK WP HR S P ERA WHIP
Jerry Augustine, L (1, 1) ERA: 4.37	3.1 L 18 5 4 4 1 2 0 0 0 1 1 18 26 10.80 2.100												
Eduardo Rodriguez, R (4, 1) ERA: 5.2	5.2 22 4 1 1 4 2 0 0 0 0 0 28 36 1.59 1.059												

Toronto Blue Jays @ Milwaukee Brewers
Milwaukee County Stadium, Milwaukee, WI

Sat Aug 06 1977, 4:33 AM EDT
Att. 12,720 - Unknown - 72 F

AB	36
R	5
H	9
RBI	4
BB	4
SO	5
LOB	18



BOTTOM

Toronto Blue Jays @ Milwaukee Brewers
 Milwaukee County Stadium, Milwaukee, WI

Sat Aug 06 1977, 4:33 AM EDT
 Att: 12,720 - Unknown - 72 F

livebaseballscorecards.com

AB	35
R	3
H	9
RBI	3
BB	2
SO	2
LOB	17



WP	1	PA	38
PB	0		
SB	0		
CS	0		

AB R H RBI BB SO LOB

4 0 1 2 0 0 2

5 0 1 0 0 0 4

4 0 3 1 0 1 0

4 0 0 0 0 0 4

4 0 0 0 0 0 2

4 0 0 0 0 0 2

4 0 1 0 0 0 0

3 1 2 0 1 1 0

3 2 1 0 1 0 3

1B: 7 SF: 1
 2B: 2 SAC: 0
 3B: 0 DP: 1
 HR: 0 HBP: 0

Batter	1	2	3	4	5	6	7	8	9
Jimmy Wynn, R OBP: 0.317, SLG: 0.267 (1, 9)	0-0 6-3		0-0 1-H 2B		0-0 1-3		0-0 SF7		0-0 E6
Von Joshua, L OBP: 0.281, SLG: 0.354 (1, 8)	0-0 G3		0-0 F4		0-0 F8		0-0 3-H 1B 1B		0-0 4-3
Robin Yount, R OBP: 0.357, SLG: 0.395 (1, 6)	0-3 K			0-0 WP 1B		0-0 6-3 2B	0-0 1-2 3-H 1B		
Cecil Cooper, L OBP: 0.323, SLG: 0.437 (1, 3)		0-0 4-3		0-0 1-2 5-3		0-0 2-3 6-3	0-0 F6		
Don Money, R OBP: 0.356, SLG: 0.472 (1, 10)		0-0 F4		0-0 F9		0-0 5-3		0-0 F8	
Sal Bando, R OBP: 0.335, SLG: 0.390 (1, 5)		0-0 F9		0-0 5-3		0-0 6-3		0-0 5-3	
Jamie Quirk, L OBP: 0.246, SLG: 0.330 (1, 7)			0-0 4-3		0-0 4-3 1B 1B		0-0 F7	0-0 G3	
Lenn Sakata, R OBP: 0.230, SLG: 0.214 (1, 4)		0-3 K		0-0 4-3 1B		0-0 1-2 1B	0-0 1B SF7 1B	4-0 BB G6-3 BB	
Charlie Moore, R OBP: 0.294, SLG: 0.330 (1, 2)		4-0 BB 2B		0-0 4-3 BB		0-0 1-2 2-3 4-3	0-0 1-3 1B 1B	0-0 1-2f G6-3	

Inning Stats	R: 0	H: 0	E: 0	LOB: 0	K: 1	BB: 0	S: 5	P: 5
	0	0	0	0	0	0	3	3
	0	0	0	0	0	0	3	3
	1	1	0	1	1	1	10	6
	0	1	0	1	0	0	4	4
	0	2	0	2	0	0	5	5
	0	1	0	1	0	0	4	4
	2	4	0	2	0	0	7	7
	0	0	0	0	0	0	3	3
	0	0	0	0	0	0	7	7

PITCHER	IP	WLS	BF	H	R	ER	SO	BB	IBB	HBP	BLK	WP	HR	S	P	ERA	WHIP
Dave Lemaczyk, R ERA: 4.3 (1, 1)	6.2	W	30	9	3	3	2	1	0	0	0	1	0	33	37	4.05	1.500
Jerry Johnson, R ERA: 4.4 (7, 1)	2.1	S	8	0	0	0	0	1	0	0	0	0	0	7	11	0.00	0.429

Batter	1	2	3	4	5	6	7	8	9	AB R H RBI BB SO LOB	TOP											
Steve Staggs, R OBP: 0.346, SLG: 0.397 (1, 4) X	0-0 G3 2B		4-0 FC5 6-3 BB		0-0 4-3		0-0 6-3		0-0 F7	4 1 1 0 1 0 1												
Bob Bailor, R OBP: 0.342, SLG: 0.411 (1, 8) X	0-0 G3 2-3		0-0 6-3 1-2		0-0 F6		0-0 5-3			4 0 0 0 0 0 3												
Ron Fairly, L OBP: 0.380, SLG: 0.479 (1, 10) X	0-0 2B		4-0 IBB				0-0 F8		0-0 G3	3 0 1 1 1 0 0												
Doug Rader, R OBP: 0.348, SLG: 0.436 (1, 5) S S S	0-3 K		0-0 FC5 2-3f		0-0 6-3		0-0 F3			4 0 0 0 0 1 3												
Sam Ewing, L OBP: 0.342, SLG: 0.374 (1, 9) S S S	0-3 K			0-0 F7		0-0 E1		0-0 BB 1B		4 0 1 0 0 1 1												
Doug Ault, R OBP: 0.330, SLG: 0.397 (1, 3) X		0-0 L9		0-0 5-3		0-0 F8		4-0 BB 1-2		3 0 0 0 1 0 1												
Al Woods, L OBP: 0.323, SLG: 0.375 (1, 7) X		0-0 L7		0-0 1B			0-0 2B 1B	0-0 F6		4 1 2 0 0 0 2												
Hector Torres, R OBP: 0.277, SLG: 0.354 (1, 6) X		0-0 4-3		0-0 F8			0-3 K		0-0 F3	4 0 0 0 0 1 2												
Alan Ashby, S OBP: 0.284, SLG: 0.276 (1, 2) X			0-0 G3		0-0 F9		0-0 6-3 1-H 2B		0-0 5-3	4 0 1 1 0 0 0												
Inning Stats	R: 1 E: 0 K: 2 S: 9	H: 2 LOB: 1 BB: 0 P: 9	R: 0 E: 0 K: 0 S: 3	H: 0 LOB: 0 BB: 0 P: 3	R: 0 E: 0 K: 0 S: 3	H: 0 LOB: 2 BB: 2 P: 11	R: 0 E: 0 K: 0 S: 4	H: 1 LOB: 1 BB: 0 P: 4	R: 0 E: 0 K: 0 S: 3	H: 0 LOB: 0 BB: 0 P: 3	R: 0 E: 1 K: 0 S: 4	H: 0 LOB: 1 BB: 0 P: 4	R: 1 E: 0 K: 1 S: 7	H: 2 LOB: 1 BB: 0 P: 7	R: 0 E: 0 K: 0 S: 4	H: 1 LOB: 2 BB: 1 P: 8	R: 0 E: 0 K: 0 S: 3	H: 0 LOB: 0 BB: 0 P: 3	1B: 3 2B: 3 3B: 0 HR: 0	SF: 0 SAC: 0 DP: 0 HBP: 0	WP: 0 PB: 0 SB: 0 CS: 0	PA: 37
PITCHER	IP WLS BF H R ER SO BB IBB HBP BLK WP HR S P ERA WHIP																					
Lary Sorensen, R ERA: 4.5 (1, 1)	7.2 W 33 6 2 2 3 2 1 0 0 0 0 36 48 2.35 1.043																					
Bob McClure, L ERA: 2.68 (8, 1)	1.1 S 4 0 0 0 0 0 0 0 0 0 0 4 4 0.00 0.000																					

Toronto Blue Jays @ Milwaukee Brewers
 Milwaukee County Stadium, Milwaukee, WI
 Sun Aug 07 1977, 4:33 AM EDT
 Unknown - 76 F

AB	34
R	2
H	6
RBI	2
BB	3
SO	3
LOB	13



Batter	1	2	3	4	5	6	7	8	9
Jim Wohlford, R (1, 7) <small>OBP: 0.270, SLG: 0.294</small>	0-0 6-3 1B		0-0 2B		0-0 SH3-4	0-0 1B		4-0 BB	
Robin Yount, R (1, 6) <small>OBP: 0.360, SLG: 0.396</small>	0-0 1B		4-0 BB		0-0 F3	0-0 1B		0-0 FC6-4	
Jimmy Wynn, R (1, 9) <small>OBP: 0.308, SLG: 0.258</small>	0-0 FC5-4		0-0 FC5-4		0-3 K	0-0 FC5-4			
Don Money, R (1, 10) <small>OBP: 0.353, SLG: 0.467</small>	0-3 K			0-0 F8		0-0 6-3	0-0 F9		
Cecil Cooper, L (1, 3) <small>OBP: 0.325, SLG: 0.440</small>		0-0 4-3		0-0 HR		0-0 E4	0-0 4-3		
Sal Bando, R (1, 5) <small>OBP: 0.334, SLG: 0.387</small>		0-0 F9		0-0 F8		4-0 BB	0-0 5-3		
Steve Brye, R (1, 8) <small>OBP: 0.275, SLG: 0.403</small>		0-0 4-3		0-0 HR		0-0 FC1-6		0-0 F3	
Lenn Sakata, R (1, 4) <small>OBP: 0.262, SLG: 0.250</small>			0-0 1B	0-0 6-3		0-0 1B		0-0 BB	
Larry Haney, R (1, 2) <small>OBP: 0.264, SLG: 0.262</small>			0-3 K		0-0 E5	0-0 1B		0-0 F8	

Inning Stats	R: 0	H: 1	E: 0	K: 1	S: 6	LOB: 1	BB: 0	P: 6	R: 0	H: 0	E: 0	K: 0	S: 3	LOB: 0	BB: 0	P: 3	R: 0	H: 2	E: 0	K: 1	S: 6	LOB: 2	BB: 1	P: 10	R: 2	H: 2	E: 0	K: 0	S: 5	LOB: 0	BB: 0	P: 5	R: 0	H: 0	E: 1	K: 1	S: 6	LOB: 1	BB: 0	P: 6	R: 4	H: 5	E: 1	K: 0	S: 8	LOB: 2	BB: 1	P: 12	R: 0	H: 0	E: 0	K: 0	S: 3	LOB: 0	BB: 0	P: 3	R: 0	H: 1	E: 0	K: 0	S: 4	LOB: 2	BB: 1	P: 8
--------------	------	------	------	------	------	--------	-------	------	------	------	------	------	------	--------	-------	------	------	------	------	------	------	--------	-------	-------	------	------	------	------	------	--------	-------	------	------	------	------	------	------	--------	-------	------	------	------	------	------	------	--------	-------	-------	------	------	------	------	------	--------	-------	------	------	------	------	------	------	--------	-------	------

PITCHER										PITCHER																							
IP	WLS	BF	H	R	ER	SO	BB	IBB	HBP	BLK	WP	HR	S	P	ERA	WHIP	IP	WLS	BF	H	R	ER	SO	BB	IBB	HBP	BLK	WP	HR	S	P	ERA	WHIP
Jerry Garvin, L (1, 1) <small>ERA: 4.08</small>										Tom Murphy, R (6, 1) <small>ERA: 5.31</small>																							

BOTTOM


Toronto Blue Jays @ Milwaukee Brewers
Milwaukee County Stadium, Milwaukee, WI

Sun Aug 07 1977, 4:33 AM EDT
 Unknown - 76 F

AB R H RBI BB SO LOB


3	0	2	1	1	0	0
4	0	2	1	1	0	3
4	0	0	0	0	1	6
4	0	0	0	0	1	1
4	2	2	0	0	0	0
3	0	0	0	1	0	1
4	2	1	2	0	0	2
4	1	3	1	0	0	0
4	1	1	1	0	1	2

AB 34
R 6
H 11
RBI 6
BB 3
SO 3
LOB 15



WP: 0 **PA: 38**
PB: 0
SB: 0
CS: 1

1B	2B	3B	HR	SF	SAC	DP	HBP
8	2	0	1	0	0	0	0

Batter	1	2	3	4	5	6	7	8	9	AB R H RBI BB SO LOB	TOP																
Steve Staggs, R (1, 4) OBP: 0.354, SLG: 0.400	0-0 F9		0-0 1B 1B 1B		4-0 1B BB		0-0 1B 1B		0-0 FC4 1B 1-2f 2-H	4 2 2 0 1 0 1	<p>Toronto Blue Jays @ Milwaukee Brewers Milwaukee County Stadium, Milwaukee, WI</p> <p>Sun Aug 07 1977, 4:38 AM EDT Att. 12,070 - Unknown - 82 F</p> <p>livebaseballscorecards.com</p> <table border="1"> <tr><td>AB</td><td>37</td></tr> <tr><td>R</td><td>5</td></tr> <tr><td>H</td><td>13</td></tr> <tr><td>RBI</td><td>4</td></tr> <tr><td>BB</td><td>4</td></tr> <tr><td>SO</td><td>1</td></tr> <tr><td>LOB</td><td>21</td></tr> </table> 	AB	37	R	5	H	13	RBI	4	BB	4	SO	1	LOB	21		
AB	37																										
R	5																										
H	13																										
RBI	4																										
BB	4																										
SO	1																										
LOB	21																										
Bob Bailor, R (1, 8) OBP: 0.345, SLG: 0.413	0-0 FC6-4 1B		0-0 1B 1-3 2-H		0-0 F4		0-0 F8		0-0 BB 1B 2-3	5 0 3 1 0 0 2																	
Roy Howell, L (1, 5) OBP: 0.365, SLG: 0.380 John Scott, R (9, PR) OBP: 0.257, SLG: 0.297	0-0 FC6-4 1-2f		0-0 1B 1-3 3-H		0-0 1B 1-2		0-0 G3-6-3 1B		0-0 BB 1B 1-2 3-H	5 0 4 2 0 0 1 0 0 0 0 0 0 0																	
Ron Fairly, L (1, 10) OBP: 0.380, SLG: 0.474	0-0 4-3		4-0 FC4-6 BB		0-0 F9		0-0 G3-6-3 1-2f		4-0 BB 1-2 2-3	3 0 0 0 2 0 5																	
Sam Ewing, L (1, 9) OBP: 0.340, SLG: 0.372 Doug Rader, R (9, PH) OBP: 0.347, SLG: 0.435		0-0 F8	0-0 FC4-6 1-2f			0-0 2B SF9 1B		0-0 4-3	0-0 F3	4 1 1 0 0 0 2 1 0 0 0 0 0 3																	
Al Woods, L (1, 7) OBP: 0.325, SLG: 0.379		0-0 F7		0-0 F6		0-0 SF9 1-3 2B		0-0 G5-4-3 1B	0-0 4-3	5 0 2 0 0 0 3																	
Doug Ault, R (1, 3) OBP: 0.327, SLG: 0.392		0-3 K		0-0 F8		0-0 5-3		0-0 G5-4-3 1-2f		4 0 0 0 0 1 3																	
Ernie Whitt, L (1, 2) OBP: 0.220, SLG: 0.270			0-0 F2	0-0 3-1		0-0 SF9 2-3 3-H		4-0 BB 1B E		2 1 0 1 1 0 0																	
Dave McKay, S (1, 6) OBP: 0.197, SLG: 0.246 Otto Velez, R (6, PH) OBP: 0.367, SLG: 0.500 Hector Torres, R (6, 6) OBP: 0.280, SLG: 0.357			0-0 E4 1B		0-0 B5-3	0-0 F9		0-0 BB 1B FC4		2 1 0 0 0 0 0 1 0 0 0 0 0 1 1 0 1 0 0 0 0																	
Inning Stats	R: 0 E: 0 K: 0 S: 4	H: 1 LOB: 1 BB: 0 P: 4	R: 0 E: 0 K: 1 S: 5	H: 0 LOB: 0 BB: 0 P: 5	R: 2 E: 1 K: 0 S: 6	H: 3 LOB: 2 BB: 1 P: 10	R: 0 E: 0 K: 0 S: 3	H: 0 LOB: 0 BB: 0 P: 3	R: 0 E: 0 K: 0 S: 4	H: 1 LOB: 2 BB: 1 P: 8	R: 1 E: 0 K: 0 S: 5	H: 2 LOB: 1 BB: 0 P: 5	R: 0 E: 0 K: 0 S: 4	H: 2 LOB: 1 BB: 0 P: 4	R: 0 E: 0 K: 0 S: 3	H: 1 LOB: 0 BB: 0 P: 3	R: 2 E: 1 K: 0 S: 6	H: 3 LOB: 3 BB: 2 P: 14	1B: 12 2B: 1 3B: 0 HR: 0	SF: 1 SAC: 0 DP: 2 HBP: 0	WP: 0 PB: 0 SB: 0 CS: 0	PA: 42					
PITCHER	IP	WLS	BF	H	R	ER	SO	BB	IBB	HBP	BLK	WP	HR	S	P	ERA	WHIP										
Moose Haas, R (1, 1) ERA: 4.15	6.0	W	27	7	3	2	1	2	0	0	0	0	0	27	35	3.00	1.500										
Bill Castro, R (7, 1) ERA: 5.01	2.1		11	5	2	1	0	1	0	0	0	0	0	10	14	3.86	2.571										
Bob McClure, L (9, 1) ERA: 2.68	0.0		2	1	0	0	0	1	0	0	0	0	0	1	5	∞	∞										
Sam Hinds, R (9, 1) ERA: 3.82	0.2	S	2	0	0	0	0	0	0	0	0	0	0	2	2	0.00	0.000										

Batter	1	2	3	4	5	6	7	8	9
Robin Yount, R OBP: 0.358, SLG: 0.400 (1, 6)	0-0 3-1		0-0 SF7	0-0 SF9		0-0 5-6-3		0-0 G3	
Von Joshua, L OBP: 0.280, SLG: 0.355 (1, 8)	0-0 F7		0-0 SF7	0-0 4-3		0-0 F8		0-0 2B	
Cecil Cooper, L OBP: 0.325, SLG: 0.442 (1, 3)	0-0 6-3		0-3 K		0-0 F7		0-0 1B	0-0 2B	
Don Money, R OBP: 0.356, SLG: 0.466 (1, 10)		0-3 K	0-0 1B		4-0 E	0-0 F8		4-0 BB	
Sal Bando, R OBP: 0.333, SLG: 0.385 (1, 5)		0-0 BB	0-3 K		0-3 K		0-3 K	0-0 F6	
Steve Brye, R OBP: 0.288, SLG: 0.415 (1, 9)		4-0 BB		0-0 FC1-5	0-0 E9		4-0 FC4-6		
Jim Wohlford, R OBP: 0.274, SLG: 0.299 (1, 7)		0-0 F3		4-0 BB	0-0 2B		0-0 FC4-6		
Lenn Sakata, R OBP: 0.275, SLG: 0.270 (1, 4)		4-0 BB		0-0 FC1-5	0-0 2B		0-0 CS	0-3 K	
Charlie Moore, R OBP: 0.297, SLG: 0.333 (1, 2)		0-3 K		4-0 BB	0-0 6-3			0-0 G3	

Inning Stats	R: 0	H: 0	E: 0	K: 0	S: 3	R: 0	H: 1	E: 0	K: 2	S: 8	R: 1	H: 2	E: 0	K: 2	S: 9	R: 1	H: 1	E: 0	K: 0	S: 4	R: 3	H: 3	E: 1	K: 1	S: 8	R: 0	H: 0	E: 0	K: 1	S: 4	R: 2	H: 3	E: 0	K: 1	S: 8
	LOB: 0	BB: 0	P: 3	LOB: 3	BB: 2	LOB: 1	BB: 0	LOB: 2	BB: 2	P: 16	LOB: 1	BB: 0	LOB: 2	BB: 2	P: 9	LOB: 1	BB: 1	LOB: 0	BB: 0	P: 12	LOB: 1	BB: 1	LOB: 0	BB: 1	P: 4	LOB: 0	BB: 1	P: 8	LOB: 2	BB: 1	P: 12	LOB: 0	BB: 0	P: 12	

PITCHER	IP	WLS	BF	H	R	ER	SO	BB	IBB	HBP	BLK	WP	HR	S	P	ERA	WHIP
Jim Clancy, R ERA: 6.32 (1, 1)	4.2	L	25	6	5	5	5	5	0	0	0	1	0	30	50	9.64	2.357
Pete Vuckovich, R ERA: 3.35 (5, 1)	3.0		14	5	2	2	2	1	0	0	0	0	0	17	21	6.00	2.000
Mike Willis, L ERA: 4.54 (8, 1)	0.1		2	0	0	0	0	1	0	0	0	0	0	1	5	0.00	3.000

BOTTOM

Toronto Blue Jays @ Milwaukee Brewers
Milwaukee County Stadium, Milwaukee, WI


Sun Aug 07 1977, 4:38 AM EDT
 Att: 12,070 - Unknown - 82 F

AB	R	H	RBI	BB	SO	LOB
4	1	1	1	0	0	1
4	1	1	2	0	0	2
5	0	2	1	0	1	0
3	1	1	0	2	1	1
5	0	1	0	0	3	4
2	1	2	1	2	0	0
3	2	1	1	1	0	3
3	0	1	1	1	1	2
3	1	1	0	1	1	4

AB	32
R	7
H	11
RBI	7
BB	7
SO	7
LOB	17

WP: 1 PA: 42
 PB: 0
 SB: 1
 CS: 1



Batter	1	2	3	4	5	6	7	8	9	AB R H RBI BB SO LOB	TOP	
Roy Smalley, S (1, 6) OBP: 0.336, SLG: 0.337	0-0 E 1B		0-3 K		0-3 K		4-0 4-3 BB		0-0 L9	4 0 1 0 1 2 5		
Rod Carew, L (1, 3) OBP: 0.457, SLG: 0.584	0-3 K 1-3		0-0 FC5 1-2 2-3f		0-0 6-3 3-H		0-0 4-3 1-2			4 0 0 1 0 1 5		
Butch Wynegar, S (1, 2) OBP: 0.367, SLG: 0.391	0-3 K		0-0 P4		0-3 K		0-0 4-3			4 0 0 0 0 2 5		
Lyman Bostock, L (1, 8) OBP: 0.397, SLG: 0.509	0-0 1-3			0-0 4-3		0-0 F7		0-0 6-3		4 0 0 0 0 0 1		
Glenn Adams, L (1, 7) OBP: 0.379, SLG: 0.455		0-0 6-3		0-0 1-3		0-0 E3 FC4-6 1B		0-0 E1 G6-4-3		4 0 0 0 0 0 0		
Rich Chiles, L (1, 10) OBP: 0.318, SLG: 0.328		0-0 L4		0-0 F7		0-0 FC4-6 1B		0-0 G6-4-3 1-2f		4 0 1 0 0 0 1		
Mike Cubbage, L (1, 5) OBP: 0.332, SLG: 0.403		0-0 F8			4-0 2B BB	0-0 FC4-6 1-2f 2-3			0-0 1B	3 1 1 0 1 0 2	AB 32 R 2 H 4 RBI 2 BB 5 SO 7 LOB 23	
Dan Ford, R (1, 9) OBP: 0.345, SLG: 0.448			4-0 FC5 BB BB		4-0 2B 6-3 BB	0-3 K			0-0 F8	2 1 0 0 2 1 3		
Bob Randall, R (1, 4) OBP: 0.264, SLG: 0.262			4-0 FC5 1-2 BB		0-0 1-3 2-H 2B		0-0 P3		0-3 K	3 0 1 1 1 1 1		
Inning Stats	R: 0 E: 1 K: 2 S: 8 H: 1 LOB: 1 BB: 0 P: 8	R: 0 E: 0 K: 0 S: 3 H: 0 LOB: 0 BB: 0 P: 3	R: 0 E: 0 K: 1 S: 5 H: 0 LOB: 2 BB: 2 P: 13	R: 0 E: 0 K: 0 S: 3 H: 0 LOB: 0 BB: 0 P: 3	R: 2 E: 0 K: 2 S: 8 H: 1 LOB: 1 BB: 2 P: 16	R: 0 E: 1 K: 1 S: 7 H: 1 LOB: 2 BB: 0 P: 7	R: 0 E: 0 K: 0 S: 3 H: 0 LOB: 1 BB: 1 P: 7	R: 0 E: 1 K: 0 S: 3 H: 0 LOB: 0 BB: 0 P: 3	R: 0 E: 0 K: 1 S: 6 H: 1 LOB: 1 BB: 0 P: 6	1B: 3 2B: 1 3B: 0 HR: 0 SF: 0 SAC: 0 DP: 1 HBP: 0	WP: 0 PB: 0 SB: 0 CS: 0 PA: 37	
PITCHER Jesse Jefferson, R (1, 1) ERA: 4.39	IP 9.0 WLS W BF 37 H 4 R 2 ER 2 SO 7 BB 5 IBB 0 HBP 0 BLK 0 WP 0 HR 0 S 46 P 66 ERA 2.00 WHIP 1.000	PITCHER										IP WLS BF H R ER SO BB IBB HBP BLK WP HR S P ERA WHIP

Minnesota Twins @ Toronto Blue Jays
Exhibition Stadium, Toronto, ON
Tue Aug 09 1977, 7:05 PM EDT
Att. 23,450 - Unknown - 75 F

livebaseballscorecards.com


Batter	1	2	3	4	5	6	7	8	9	AB	R	H	RBI	BB	SO	LOB
Steve Staggs, R OBP: 0.363, SLG: 0.401 (1, 4)	4-0 FC4 BB	0-0 CS 1B		4-0 1B BB			0-0 4-3			2	0	1	1	2	0	0
Bob Bailor, R OBP: 0.344, SLG: 0.412 (1, 8)	0-0 FC4 1-2f	0-0 CS 1-2	0-3 K	0-0 1B			0-0 5-3			4	0	1	0	0	1	1
Roy Howell, L OBP: 0.368, SLG: 0.399 (1, 5)	0-3 K		0-0 HR	0-3 K			0-0 1B			4	1	2	1	0	2	3
Ron Fairly, L OBP: 0.376, SLG: 0.468 (1, 3)	0-0 P6		0-0 G3		0-0 G3		0-0 G3			4	0	0	0	0	0	2
Otto Velez, R OBP: 0.372, SLG: 0.498 (1, 9)		4-0 2B BB	0-3 K		4-0 G6-4-3 BB			4-0 CS BB		1	1	0	0	3	1	0
Steve Bowling, R OBP: 0.259, SLG: 0.134 (8, PR) (9, 9)										0	0	0	0	0	0	0
Sam Ewing, L OBP: 0.343, SLG: 0.380 (1, 10)		0-0 2B 2B		0-0 HR		0-0 G6-4-3		0-3 K		1	1	1	1	0	0	0
Doug Ault, R OBP: 0.327, SLG: 0.401 (4, PH)		1-H 2B 2B			1-2f G6-4-3			1-2 K		3	1	1	1	0	1	2
Al Woods, L OBP: 0.324, SLG: 0.381 (1, 7)		0-0 F7 1B 2B		0-3 K		0-3 K		0-0 4-3		4	1	1	1	0	2	1
Hector Torres, R OBP: 0.281, SLG: 0.357 (1, 6)		0-0 F7		0-0 2B 1B		0-0 5-3		0-0 5-3		3	0	1	0	0	0	1
Alan Ashby, S OBP: 0.285, SLG: 0.280 (1, 2)		0-0 P6		0-0 WP 2B		0-0 F8				3	1	1	0	0	0	1

Inning Stats	R: 0	H: 0	E: 0	K: 1	S: 5	LOB: 1	BB: 1	P: 9	R: 3	H: 3	E: 0	K: 0	S: 5	LOB: 0	BB: 1	P: 9	R: 1	H: 1	E: 0	K: 2	S: 8	LOB: 0	BB: 0	P: 8	R: 2	H: 4	E: 0	K: 2	S: 10	LOB: 2	BB: 1	P: 14	R: 0	H: 0	E: 0	K: 0	S: 2	LOB: 0	BB: 1	P: 6	R: 0	H: 0	E: 0	K: 1	S: 5	LOB: 0	BB: 0	P: 5	R: 0	H: 1	E: 0	K: 0	S: 4	LOB: 1	BB: 0	P: 4	R: 0	H: 0	E: 0	K: 1	S: 4	LOB: 1	BB: 1	P: 8
--------------	------	------	------	------	------	--------	-------	------	------	------	------	------	------	--------	-------	------	------	------	------	------	------	--------	-------	------	------	------	------	------	-------	--------	-------	-------	------	------	------	------	------	--------	-------	------	------	------	------	------	------	--------	-------	------	------	------	------	------	------	--------	-------	------	------	------	------	------	------	--------	-------	------

PITCHER	IP	WLS	BF	H	R	ER	SO	BB	IBB	HBP	BLK	WP	HR	S	P	ERA	WHIP
Paul Thordogsgard, R ERA: 4.02 (1, 1)	2.1	L	12	4	4	4	2	2	0	0	0	0	1	14	22	15.43	2.571
Tom Burgmeier, L ERA: 4.22 (3, 1)	1.1		6	3	2	2	2	0	0	0	0	0	1	10	10	13.50	2.250
Ron Schueler, R ERA: 4.86 (4, 1)	4.1		16	2	0	0	3	3	0	0	0	1	0	19	31	0.00	1.154

MINNESOTA TWINS @ TORONTO BLUE JAYS
 Exhibition Stadium, Toronto, ON
 Tue Aug 09 1977, 7:05 PM EDT
 Att: 23,450 - Unknown - 75 F

AB	29
R	6
H	9
RBI	5
BB	5
SO	7
LOB	11



Batter	1	2	3	4	5	6	7	8	9	AB R H RBI BB SO LOB	TOP	
Larry Hisle, R (1, 8) OBP: 0.364, SLG: 0.537	4-0 BB		0-0 1B 2B	0-0 F8		0-0 FC5-4			0-3 K	4 1 1 0 1 1 3		
Roy Smalley, S (1, 6) OBP: 0.339, SLG: 0.338	0-0 F9		0-0 HR 1B		4-0 3-1 1B BB	0-0 F8			0-0 FC3-6 1B 1B	4 3 2 1 1 0 3		
Rod Carew, L (1, 3) OBP: 0.456, SLG: 0.582	0-0 F7		0-0 F8		0-0 4-3 3-1 1B		0-0 6-3		0-0 FC3-6 1B	5 0 2 0 0 0 2		
Lyman Bostock, L (1, 7) OBP: 0.395, SLG: 0.513	0-0 G3		0-0 HR		0-0 3-1		0-0 5-3		0-0 FC3-6 HR	5 2 1 2 0 0 5		
Glenn Adams, L (1, 10) OBP: 0.380, SLG: 0.471		0-0 6-3	0-0 1B		0-0 4-3		0-0 G3		0-0 HR	5 1 2 4 0 0 1		
Butch Wynegar, S (1, 2) OBP: 0.366, SLG: 0.389		0-0 1B	0-0 P5		0-0 1-3			0-0 F8	0-0 G3	5 0 1 0 0 0 2		
Mike Cubbage, L (1, 5) OBP: 0.334, SLG: 0.401		0-3 K		0-0 G3		4-0 FC1-6 BB		4-0 BB		2 0 0 0 2 1 1	AB 38	
Dan Ford, R (1, 9) OBP: 0.342, SLG: 0.443		0-3 K		0-0 F7		0-0 FC1-6 1B		0-0 L6		4 0 0 0 0 1 3	R 7	
Bob Randall, R (1, 4) OBP: 0.268, SLG: 0.272			0-0 F9	0-0 2B		0-0 FC5-4 1B		0-0 F8		4 0 2 0 0 0 1	H 11	
Inning Stats	R: 0 H: 0 E: 0 LOB: 1 K: 0 BB: 1 S: 3 P: 7	R: 0 H: 1 E: 0 LOB: 1 K: 2 BB: 0 S: 8 P: 8	R: 3 H: 4 E: 0 LOB: 1 K: 0 BB: 0 S: 7 P: 7	R: 0 H: 1 E: 0 LOB: 1 K: 0 BB: 0 S: 4 P: 4	R: 1 H: 1 E: 0 LOB: 1 K: 0 BB: 1 S: 4 P: 8	R: 0 H: 1 E: 0 LOB: 2 K: 0 BB: 1 S: 4 P: 8	R: 0 H: 0 E: 0 LOB: 0 K: 0 BB: 0 S: 3 P: 3	R: 0 H: 0 E: 0 LOB: 1 K: 0 BB: 1 S: 3 P: 7	R: 3 H: 3 E: 0 LOB: 0 K: 1 BB: 0 S: 8 P: 8	1B: 7 SF: 0 2B: 2 SAC: 0 3B: 0 DP: 0 HR: 2 HBP: 0	WP: 0 PA: 42 PB: 0 SB: 1 CS: 0	
PITCHER	IP WLS BF H R ER SO BB IBB HBP BLK WP HR S P ERA WHIP											
Jeff Byrd, R (1, 1) ERA: 5.54	8.0 L 36 8 4 4 2 4 0 0 0 0 0 1 36 52 4.50 1.500											
Pete Vuckovich, R (9, 1) ERA: 3.54	1.0 6 3 3 3 1 0 0 0 0 0 0 1 8 8 27.00 3.000											

Minnesota Twins @ Toronto Blue Jays
Exhibition Stadium, Toronto, ON
Thu Aug 11 1977, 7:05 PM EDT
Att. 18,430 - Unknown - 73 F

livebaseballscorecards.com



Batter	1	2	3	4	5	6	7	8	9	AB R H RBI BB SO LOB	TOP											
Tom Poquette, L (1, 7) OBP: 0.317, SLG: 0.384	0-0 F8		0-0 L9	0-0 F8		0-0 HR 1B	0-0 F9			5 1 1 1 0 0 4												
Hal McRae, R (1, 10) OBP: 0.352, SLG: 0.503	0-0 5-3		0-0 5-3		0-0 3-4-3 3B	0-0 HR 1H		0-0 5-3		5 2 2 2 0 0 0												
Al Cowens, R (1, 9) OBP: 0.348, SLG: 0.513	0-3 K		0-0 1B		4-0 3-4-3 E BB	0-0 5-3		0-0 5-3		4 1 1 0 1 1 0												
John Mayberry, L (1, 3) OBP: 0.354, SLG: 0.425		0-3 K	0-3 K		0-0 P6	0-0 4-3		0-0 G3		5 0 0 0 0 2 3												
Darrell Porter, L (1, 2) OBP: 0.360, SLG: 0.463		0-0 1B 1B		0-0 E 3-1 1B	0-0 3-4-3		0-0 SH3 FC5-2 2B		0-0 4-3	5 2 3 1 0 0 1												
Amos Otis, R (1, 8) OBP: 0.335, SLG: 0.442		0-0 F9		0-0 E4 3-1 E 1-3	0-0 E4 FC6-4		4-0 FC5-2 SH3 BB		0-0 F9	4 1 0 0 1 0 2												
Cookie Rojas, R (1, 5) OBP: 0.306, SLG: 0.345		0-0 E 1B		0-0 3-1	0-0 FC6-4		0-0 SH3		0-0 F5	4 1 1 1 0 0 2												
Freddie Patek, R (1, 6) OBP: 0.325, SLG: 0.371		0-0 E8 1B		0-0 FC		0-0 1B 3B	4-0 FC5-2 IBB			3 1 2 1 1 0 0												
Frank White, R (1, 4) OBP: 0.287, SLG: 0.346		0-0 P3		0-0 5-3		0-0 F7	0-0 FC5-2			4 0 0 0 0 0 6												
Inning Stats	R: 0 E: 0 K: 1 S: 5	H: 0 LOB: 0 BB: 0 P: 5	R: 2 E: 1 K: 1 S: 8	H: 3 LOB: 1 BB: 0 P: 8	R: 0 E: 0 K: 1 S: 6	H: 1 LOB: 1 BB: 0 P: 6	R: 2 E: 2 K: 0 S: 6	H: 1 LOB: 1 BB: 0 P: 6	R: 2 E: 1 K: 0 S: 5	H: 1 LOB: 1 BB: 1 P: 9	R: 3 E: 0 K: 0 S: 6	H: 3 LOB: 0 BB: 0 P: 6	R: 0 E: 0 K: 0 S: 4	H: 1 LOB: 3 BB: 2 P: 12	R: 0 E: 0 K: 0 S: 3	H: 0 LOB: 0 BB: 0 P: 3	R: 0 E: 0 K: 0 S: 3	H: 0 LOB: 0 BB: 0 P: 3	1B: 6 2B: 1 3B: 2 HR: 1	SF: 0 SAC: 1 DP: 0 HBP: 0	WP: 0 PB: 0 SB: 0 CS: 0	PA: 43
PITCHER Dave Lemanczyk, R (1, 1) ERA: 4.33	IP: 9.0 WLS: L BF: 43 H: 10 R: 9 ER: 5 SO: 3 BB: 2 IBB: 1 HBP: 0 BLK: 0 WP: 0 HR: 1 S: 46 P: 58 ERA: 5.00 WHIP: 1.333											PITCHER	IP: 9.0 WLS: L BF: 43 H: 10 R: 9 ER: 5 SO: 3 BB: 2 IBB: 1 HBP: 0 BLK: 0 WP: 0 HR: 1 S: 46 P: 58 ERA: 5.00 WHIP: 1.333									

Kansas City Royals @ Toronto Blue Jays
 Exhibition Stadium, Toronto, ON
 Fri Aug 12 1977, 7:05 PM EDT
 Att. 19,143 - Unknown - 82 F

AB	39
R	9
H	10
RBI	6
BB	3
SO	3
LOB	18



Batter	1	2	3	4	5	6	7	8	9	AB	R	H	RBI	BB	SO	LOB
John Scott, R OBP: 0.260, SLG: 0.296 Al Woods, L OBP: 0.321, SLG: 0.375 (1, 7) (4, PH) (5, 7)	4-0 BB BB	0-0 G5-3 2-3f		0-0 L7		0-0 3-1	0-0 F7			1	0	0	0	1	0	2
Steve Staggs, R OBP: 0.365, SLG: 0.400 (1, 4)	4-0 1-2 BB		0-0 1B SF9 2B	0-0 5-3		0-0 L4		0-0 6-3		4	1	1	0	1	0	1
Bob Bailor, R OBP: 0.343, SLG: 0.411 (1, 8)	0-0 F9		0-0 SF9 BB WP 1B	0-0 5-3		0-0 5-3		0-0 4-3		5	1	1	0	0	0	3
Otto Velez, R OBP: 0.370, SLG: 0.487 (1, 9)	0-3 K		4-0 1-2 WP 1B BB		0-3 K		0-0 6-3	0-0 F8		4	1	0	0	1	2	2
Doug Ault, R OBP: 0.325, SLG: 0.409 (1, 3)	0-3 K		0-0 SF9		0-0 HR		0-0 6-3		0-0 F3	4	1	1	2	0	1	2
Doug Rader, R OBP: 0.350, SLG: 0.438 (1, 5)		0-0 5-3 1B 2B	0-0 F8	0-0 1-2 3-H	4-0 5-3 S 1B BB		0-0 BB BB 1B		0-0 P6	4	3	2	0	1	0	1
Roy Howell, L OBP: 0.374, SLG: 0.398 (1, 10)		0-0 5-3	0-0	0-0 2-H 1B	0-0 5-3		4-0 BB BB 1B		0-0 P6	4	1	1	1	1	0	2
Alan Ashby, S OBP: 0.289, SLG: 0.283 (1, 2)		0-0 G5-3 1B 1B	0-0 4-3		0-0 FC1-6 1B		4-0 1-2 2-3 BB			3	0	2	2	1	0	1
Dave McKay, S OBP: 0.210, SLG: 0.257 (1, 6)		0-0 1-2 1B		0-0 5-3 1B	0-0 FC1-6		0-0 1-2 2-H 3-H 1B			4	0	3	2	0	0	1

Inning Stats	R: 0	H: 0	E: 0	K: 2	S: 7	H: 0	LOB: 2	BB: 2	P: 15	R: 1	H: 3	E: 0	K: 0	S: 5	H: 3	LOB: 1	BB: 0	P: 5	R: 3	H: 3	E: 0	K: 0	S: 6	R: 0	H: 1	E: 0	K: 0	S: 4	R: 2	H: 2	E: 0	K: 1	S: 7	R: 0	H: 0	E: 0	K: 0	S: 3	R: 2	H: 2	E: 0	K: 0	S: 5	R: 0	H: 0	E: 0	K: 0	S: 3	R: 0	H: 0	E: 0	K: 0	S: 3	R: 0	H: 0	E: 0	K: 0	S: 3	R: 0	H: 0	E: 0	K: 0	S: 3	1B: 8	SF: 1	2B: 2	SAC: 0	3B: 0	DP: 1	HR: 1	HBP: 0	WP: 1	PA: 43
--------------	------	------	------	------	------	------	--------	-------	-------	------	------	------	------	------	------	--------	-------	------	------	------	------	------	------	------	------	------	------	------	------	------	------	------	------	------	------	------	------	------	------	------	------	------	------	------	------	------	------	------	------	------	------	------	------	------	------	------	------	------	------	------	------	------	------	-------	-------	-------	--------	-------	-------	-------	--------	-------	--------


PITCHER	IP	WLS	BF	H	R	ER	SO	BB	IBB	HBP	BLK	WP	HR	S	P	ERA	WHIP
Andy Hassler, L ERA: 4.67 (1, 1)	2.2		16	6	4	4	2	3	0	0	0	1	0	17	29	13.50	3.375
Marty Pattin, R ERA: 4.16 (3, 1)	4.0	W	20	5	4	4	1	3	0	0	0	0	1	19	31	9.00	2.000
Steve Mingori, L ERA: 3.06 (7, 1)	0.1		1	0	0	0	0	0	0	0	0	0	0	1	1	0.00	0.000
Doug Bird, R ERA: 5.1 (8, 1)	2.0	S	6	0	0	0	0	0	0	0	0	0	0	6	6	0.00	0.000

BOTTOM

Kansas City Royals @ Toronto Blue Jays
Exhibition Stadium, Toronto, ON

Fri Aug 12 1977, 7:05 PM EDT
Att: 19,143 - Unknown - 82 F

AB	36
R	8
H	11
RBI	7
BB	6
SO	3
LOB	18



PITCHER	IP	WLS	BF	H	R	ER	SO	BB	IBB	HBP	BLK	WP	HR	S	P	ERA	WHIP
---------	----	-----	----	---	---	----	----	----	-----	-----	-----	----	----	---	---	-----	------

Batter	1	2	3	4	5	6	7	8	9	AB R H RBI BB SO LOB	TOP											
George Brett, L (1, 5) OBP: 0.365, SLG: 0.511	0-0 G3		0-0 HR		4-0 SF7 BB		0-3 K	0-3 K		4 1 1 1 1 2 2												
Hal McRae, R (1, 7) OBP: 0.355, SLG: 0.502 Amos Otis, R (9, PR) OBP: 0.335, SLG: 0.442	4-0 E BB		0-0 F8		0-0 F9		0-0 1B		1-0 L4-3 HBP	3 0 1 0 1 0 2 0 0 0 0 0 0 0												
Ralph LaCock, L (1, 3) OBP: 0.361, SLG: 0.440	0-3 K		0-0 4-3		0-0 SF7		0-0 F7		0-3 K	4 0 0 1 0 2 3												
Al Cowens, R (1, 8) OBP: 0.344, SLG: 0.507	0-0 6-3		0-3 K		0-0 F9		0-0 4-3		0-0 L4-3	5 0 0 0 0 1 4												
John Mayberry, L (1, 10) OBP: 0.358, SLG: 0.428 Joe Zdeb, R (8, PR) OBP: 0.360, SLG: 0.423		4-0 FC4-6 BB		0-0 4-3		4-0 G4-6-3 BB		0-0 HR 2B		2 0 1 0 2 0 0 0 1 0 0 0 0 0												
Tom Poquette, L (1, 9) OBP: 0.316, SLG: 0.394		0-0 F7		0-0 F7		0-0 G4-6-3		0-0 HR		4 1 1 2 0 0 2												
Darrell Porter, L (1, 2) OBP: 0.361, SLG: 0.472		0-0 FC4-6 FC5 1B		4-0 BB		0-0 HR		0-0 3-1		3 1 1 1 1 0 2												
Freddie Patek, R (1, 6) OBP: 0.327, SLG: 0.372		0-0 1B		0-3 K		0-0 S 1B		0-0 5-3		4 0 2 0 0 1 2												
Frank White, R (1, 4) OBP: 0.289, SLG: 0.348		0-0 FC5		0-0 F9 BB SF7 1B		0-0 F8		0-0 1B		4 1 2 0 0 0 3												
Inning Stats	R: 0 E: 1 K: 1 S: 5	H: 0 LOB: 1 BB: 1 P: 9	R: 0 E: 0 K: 0 S: 4	H: 1 LOB: 2 BB: 1 P: 8	R: 1 E: 0 K: 1 S: 6	H: 1 LOB: 0 BB: 0 P: 6	R: 0 E: 0 K: 1 S: 5	H: 0 LOB: 1 BB: 1 P: 9	R: 1 E: 0 K: 0 S: 4	H: 1 LOB: 1 BB: 1 P: 8	R: 1 E: 0 K: 0 S: 4	H: 2 LOB: 1 BB: 1 P: 8	R: 0 E: 0 K: 1 S: 6	H: 1 LOB: 1 BB: 0 P: 6	R: 2 E: 0 K: 1 S: 8	H: 3 LOB: 2 BB: 0 P: 8	R: 0 E: 0 K: 1 S: 4	H: 0 LOB: 1 BB: 0 P: 5	1B: 5 2B: 2 3B: 0 HR: 3	SF: 1 SAC: 0 DP: 2 HBP: 1	WP: 0 PB: 0 SB: 1 CS: 0	PA: 40
PITCHER	IP WLS BF H R ER SO BB IBB HBP BLK WP HR S P ERA WHIP																					
Jim Clancy, R (1, 1) ERA: 6.17	7.2 L 36 9 5 5 4 5 0 0 0 0 0 3 39 59 5.87 1.826																					
Pete Vuckovich, R (8, 1) ERA: 3.51	1.1 4 0 0 0 2 0 0 1 0 0 0 7 8 0.00 0.000																					

Kansas City Royals @ Toronto Blue Jays
 Exhibition Stadium, Toronto, ON
 Sat Aug 13 1977, 7:05 PM EDT
 Att. 25,027 - Unknown - 79 F

livebaseballscorecards.com

AB	33
R	5
H	9
RBI	5
BB	5
SO	6
LOB	20



Batter	1	2	3	4	5	6	7	8	9	AB	R	H	RBI	BB	SO	LOB
John Scott, R OBP: 0.264, SLG: 0.305 (1, 7)	0-0 FC6 1B	0-0 2B		0-3 K			0-0 1-3			4	0	2	0	0	1	1
Steve Staggs, R OBP: 0.363, SLG: 0.396 (1, 4)	0-0 FC6 1B 1-2f	0-3 K			0-0 SH1-4 L4-5 1B		0-0 F9			4	1	1	0	0	1	2
Bob Bailor, R OBP: 0.343, SLG: 0.411 (1, 8)	0-0 BB 1B 1-3		0-0 P4		0-0 SH1-4 1-2		0-0 F7			3	1	1	0	0	0	0
Doug Rader, R OBP: 0.349, SLG: 0.436 (1, 5)	0-0 P6		0-0 6-3		0-0 L4-5 2-H			0-0 G5-4-3 1B		4	0	1	0	0	0	3
Doug Ault, R OBP: 0.330, SLG: 0.414 (1, 3)	4-0 BB 1B 1-2		0-0 1B 2B		0-0 2B FC6 1B		0-0 G5-4-3 1B 1-2f			3	1	2	0	1	0	1
Otto Velez, R OBP: 0.372, SLG: 0.488 (1, 9)	0-0 1B 1-2 2-H 3-H		0-0 1B 2-H		0-0 L7		0-0 6-3			4	0	2	2	0	0	1
Roy Howell, L OBP: 0.372, SLG: 0.400 (1, 10)	0-3 K		0-3 K		0-0 FC6 1-3 2B		0-0 K		0-3 K	4	0	1	0	0	3	2
Alan Ashby, S OBP: 0.289, SLG: 0.280 (1, 2)		0-0 F7		4-0 BB	0-0 FC6 2-3 3-H		0-0 K		0-3 K	3	0	0	1	1	1	1
Dave McKay, S OBP: 0.206, SLG: 0.253 (1, 6)		0-0 F2		0-0 BB	0-0 1-3		0-0 4-3		0-0 4-3	3	0	0	0	0	0	2
Ron Fairly, L OBP: 0.370, SLG: 0.460 (9, PH)				0-0 F8						1	0	0	0	0	0	0

Inning Stats	R: 2	H: 3	E: 0	K: 1	S: 8	LOB: 2	BB: 1	P: 12	R: 0	H: 1	E: 0	K: 1	S: 6	R: 0	H: 2	E: 0	K: 0	S: 4	R: 0	H: 0	E: 0	K: 2	S: 7	R: 0	H: 1	E: 0	K: 0	S: 3	R: 1	H: 2	E: 0	K: 0	S: 5	R: 0	H: 0	E: 0	K: 0	S: 3	R: 0	H: 1	E: 0	K: 0	S: 3	R: 0	H: 0	E: 0	K: 2	S: 7	R: 0	H: 0	E: 0	K: 2	S: 7	R: 0	H: 0	E: 0	K: 2	S: 7
--------------	------	------	------	------	------	--------	-------	-------	------	------	------	------	------	------	------	------	------	------	------	------	------	------	------	------	------	------	------	------	------	------	------	------	------	------	------	------	------	------	------	------	------	------	------	------	------	------	------	------	------	------	------	------	------	------	------	------	------	------

PITCHER	IP	WLS	BF	H	R	ER	SO	BB	IBB	HBP	BLK	WP	HR	S	P	ERA	WHIP
Paul Splittorf, L ERA: 4.24 (1, 1)	7.0	W	31	10	3	3	4	2	0	0	0	0	0	37	45	3.86	1.714
Doug Bird, R ERA: 4.97 (8, 1)	2.0	S	5	0	0	0	2	0	0	0	0	0	0	9	9	0.00	0.000

BOTTOM

Kansas City Royals @ Toronto Blue Jays
Exhibition Stadium, Toronto, ON

Sat Aug 13 1977, 7:05 PM EDT
Att: 25,027 - Unknown - 79 F

AB	33
R	3
H	10
RBI	3
BB	2
SO	6
LOB	13



WP	HR	S	P	ERA	WHIP
0	0	0	0	0.00	0.000
0	0	0	0	0.00	0.000

Batter	1	2	3	4	5	6	7	8	9	AB R H RBI BB SO LOB	TOP																
George Brett, L (1, 5) OBP: 0.365, SLG: 0.509	0-0 4-3		0-0 F9			0-0 1B		4-0 2B 2-3 2B BB	0-0 F8	4 1 1 0 1 0 2																	
Hal McRae, R (1, 10) OBP: 0.354, SLG: 0.502	0-0 F8			0-0 F8		0-0 L9		0-0 2B 1-3 3-H 2B		4 1 1 1 0 0 1																	
Amos Otis, R (1, 8) OBP: 0.334, SLG: 0.443	0-0 5-3			0-3 K			0-3 K	0-0 2B 5-3 2-H 3-H 2B		4 0 1 2 0 2 0																	
Al Cowens, R (1, 9) OBP: 0.343, SLG: 0.505		0-0 1B		0-0 F8			0-3 K	0-0 2B 5-3 2-3		4 0 1 0 0 1 1																	
John Mayberry, L (1, 3) OBP: 0.357, SLG: 0.426		0-0 P6			0-0 5-3		0-0 1B	0-0 F8		4 0 1 0 0 0 2																	
Joe Zdeb, R (1, 7) OBP: 0.359, SLG: 0.421		0-0 F8			0-0 1-3		0-0 1B		0-0 1B	3 0 1 0 0 0 1																	
Tom Poquette, L (9, PH) OBP: 0.318, SLG: 0.397							1-2 FC6-4 1B		0-0 1B	1 0 1 0 0 0 0																	
Buck Martinez, R (1, 2) OBP: 0.235, SLG: 0.318		0-0 F9			0-0 P6		0-0 FC6-4		0-0 F7	3 0 0 0 0 0 3																	
Ralph LaCock, L (9, PH) OBP: 0.359, SLG: 0.438							1-2f			1 0 0 0 0 0 1																	
Freddie Patek, R (1, 6) OBP: 0.327, SLG: 0.372			0-0 F8			0-0 G3		0-0 2B S SH3-4 1B	0-0 F9	3 1 1 0 0 0 0																	
Joe Lahoud, L (9, PH) OBP: 0.348, SLG: 0.263										1 0 0 0 0 0 1																	
Frank White, R (1, 4) OBP: 0.287, SLG: 0.346			0-0 F8			0-3 K		0-0 SH3-4	0-0 1B	2 0 0 0 0 1 0																	
Darrell Porter, L (9, PH) OBP: 0.363, SLG: 0.474								1-2	1-2 1B	1 0 1 0 0 0 0																	
Inning Stats	R: 0 E: 0 K: 0 S: 3	H: 0 LOB: 0 BB: 0 P: 3	R: 0 E: 0 K: 0 S: 4	H: 1 LOB: 1 BB: 0 P: 4	R: 0 E: 0 K: 0 S: 3	H: 0 LOB: 0 BB: 0 P: 3	R: 0 E: 0 K: 1 S: 5	H: 0 LOB: 0 BB: 0 P: 5	R: 0 E: 0 K: 0 S: 3	H: 0 LOB: 0 BB: 0 P: 3	R: 0 E: 0 K: 1 S: 6	H: 1 LOB: 1 BB: 0 P: 6	R: 0 E: 0 K: 2 S: 9	H: 2 LOB: 2 BB: 0 P: 9	R: 3 E: 0 K: 0 S: 6	H: 3 LOB: 1 BB: 1 P: 10	R: 0 E: 0 K: 0 S: 5	H: 2 LOB: 2 BB: 0 P: 5	1B: 7 2B: 2 3B: 0 HR: 0	SF: 0 SAC: 1 DP: 0 HBP: 0	WP: 0 PB: 0 SB: 1 CS: 0	PA: 37					
PITCHER	IP WLS BF H R ER SO BB IBB HBP BLK WP HR S P ERA WHIP																										
Jerry Garvin, L (1, 1) ERA: 4.07	7.1		29	6	3	3	4	1	0	0	0	0	0	36	40	3.68	0.955										
Tom Murphy, R (8, 1) ERA: 5.15	1.1	W	7	3	0	0	0	0	0	0	0	0	0	7	7	0.00	2.250										
Pete Vuckovich, R (9, 1) ERA: 3.5	0.1	S	1	0	0	0	0	0	0	0	0	0	0	1	1	0.00	0.000										

Kansas City Royals @ Toronto Blue Jays
 Exhibition Stadium, Toronto, ON
 Sun Aug 14 1977, 3:33 AM EDT
 Att. 27,430 - Unknown - 70 F

AB	35
R	3
H	9
RBI	3
BB	1
SO	4
LOB	12



Batter	1	2	3	4	5	6	7	8	9
Steve Staggs, R OBP: 0.360, SLG: 0.389 (1, 4)	0-0 1-3			0-3 K		4-0 FC6 BB		0-0 FC BB 1B	
Bob Bailor, R OBP: 0.342, SLG: 0.408 (1, 8)	0-3 K			0-3 K		0-3 K		4-0 1B SF9 BB	
Roy Howell, L OBP: 0.370, SLG: 0.397 (1, 5)	0-3 K			0-0 5-3		0-0 FC6 1-2f		0-0 SF9 1B	
Ron Fairly, L OBP: 0.372, SLG: 0.461 (1, 3)		0-0 1-6-3			0-0 1B 1B		0-0 G6-3 1B	0-3 K	
Otto Velez, R OBP: 0.368, SLG: 0.482 (1, 9)		0-3 K			0-3 K		0-3 K	0-0 SF9	
Steve Bowling, R OBP: 0.259, SLG: 0.134 (9, 9)		0-3 K			0-3 K		0-0 G6-3	0-0 2B	
Sam Ewing, L OBP: 0.345, SLG: 0.382 (1, 10)		0-3 K			0-0 1B		0-0 1-2f	0-0 2B	
Al Woods, L OBP: 0.323, SLG: 0.374 (1, 7)			0-3 K		0-0 1B			4-0 2B BB	
Alan Ashby, S OBP: 0.292, SLG: 0.281 (1, 2)			0-0 1B		0-3 K			4-0 2B FC BB	
Ernie Whitt, L OBP: 0.220, SLG: 0.270 (8, PR)			0-0 1B		0-0 4-3			0-0 FC 1B 2B	
Dave McKay, S OBP: 0.208, SLG: 0.259 (1, 6)			0-0 F5						

Inning Stats	R: 0 E: 0 K: 2 S: 7	H: 0 LOB: 0 BB: 0 P: 7	R: 0 E: 0 K: 2 S: 7	H: 0 LOB: 0 BB: 0 P: 7	R: 0 E: 0 K: 1 S: 5	H: 1 LOB: 0 BB: 0 P: 5	R: 0 E: 0 K: 2 S: 7	H: 0 LOB: 0 BB: 0 P: 7	R: 0 E: 0 K: 3 S: 11	H: 2 LOB: 2 BB: 0 P: 11	R: 0 E: 0 K: 1 S: 5	H: 0 LOB: 1 BB: 1 P: 9	R: 0 E: 0 K: 1 S: 5	H: 1 LOB: 0 BB: 0 P: 5	R: 6 E: 0 K: 2 S: 11	H: 3 LOB: 2 BB: 3 P: 23	
PITCHER	IP	WLS	BF	H	R	ER	SO	BB	IBB	HBP	BLK	WP	HR	S	P	ERA	WHIP
Dennis Leonard, R ERA: 3.4 (1, 1)	7.0	L	29	5	5	5	12	4	0	0	0	0	0	49	65	6.43	1.286
Larry Gura, L ERA: 3.24 (8, 1)	0.1		2	1	0	0	1	0	0	0	0	0	0	4	4	0.00	3.000
Marty Pattin, R ERA: 4.14 (8, 1)	0.1		2	1	1	1	0	0	0	0	0	0	0	2	2	27.00	3.000
Steve Mingori, L ERA: 3.04 (8, 1)	0.1		1	0	0	0	1	0	0	0	0	0	0	3	3	0.00	0.000

BOTTOM

Kansas City Royals @ Toronto Blue Jays
Exhibition Stadium, Toronto, ON
Sun Aug 14 1977, 3:33 AM EDT
Att: 27,430 - Unknown - 70 F

livebaseballscorecards.com

AB	29
R	6
H	7
RBI	6
BB	4
SO	14
LOB	14




1B: 5	SF: 1	WP: 0	PA: 34
2B: 2	SAC: 0	PB: 0	
3B: 0	DP: 1	SB: 0	
HR: 0	HBP: 0	CS: 0	

Batter	1	2	3	4	5	6	7	8	9	AB R H RBI BB SO LOB	TOP		
Thad Bosley, L (1, 8) OBP: 0.383, SLG: 0.455	4-0 FC5 BB BB	0-3 K		0-3 K		0-0 F8		0-0 G6-3		4 0 0 0 1 2 4			
Jerry Remy, L (1, 4) OBP: 0.323, SLG: 0.350	4-0 E SF9 BB		0-0 G3-6-3 1B	0-0 4-3		4-0 BB		0-0 4-3		3 1 1 0 2 0 1			
Bobby Bonds, R (1, 9) OBP: 0.349, SLG: 0.559	0-0 FC5 SF9 S		0-0 F9		4-0 HR BB	0-3 K		0-0 5-3		4 2 0 0 1 1 5			
Tony Solaita, L (1, 3) OBP: 0.332, SLG: 0.387 Ron Jackson, R (9, PH) OBP: 0.303, SLG: 0.361 Dan Briggs, L (9, 3) OBP: 0.230, SLG: 0.224	4-0 S IBB		0-0 G3-6-3		0-0 HR		4-0 BB		0-0 2B	2 1 1 2 2 0 1 1 0 1 0 0 0 0 0 0 0 0 0 0 0			
Don Baylor, R (1, 10) OBP: 0.325, SLG: 0.412	0-0 SF9			0-0 SH1-4 1B 2B	0-0 F8		0-0 F7		0-0 F7	4 1 1 1 0 0 2			
Dave Chalk, R (1, 5) OBP: 0.345, SLG: 0.361	0-0 F8			0-0 SH1-4	0-0 F6		0-0 F7			3 0 0 0 0 0 2			
Rance Mulliniks, L (1, 6) OBP: 0.333, SLG: 0.404		0-0 5-3 1B		0-0 E 1B 1B	0-3 K		0-3 K			4 1 2 1 0 2 1			
Gil Flores, R (1, 7) OBP: 0.341, SLG: 0.370		0-0 F8		0-0 E5 S 1B		0-0 F9		0-0 6-3		4 1 0 0 0 0 2			
Andy Etchebarren, R (1, 2) OBP: 0.304, SLG: 0.294		0-0 5-3		0-0 S 1B		0-0 BB 1B		0-0 G6-3 1B		4 0 3 2 0 0 1			
Inning Stats	R: 2 H: 0 E: 1 LOB: 1 K: 0 BB: 3 S: 3 P: 15	R: 0 H: 1 E: 0 LOB: 1 K: 1 BB: 0 S: 6 P: 6	R: 0 H: 1 E: 0 LOB: 0 K: 0 BB: 0 S: 3 P: 3	R: 3 H: 3 E: 1 LOB: 1 K: 1 BB: 0 S: 9 P: 9	R: 2 H: 1 E: 0 LOB: 0 K: 1 BB: 1 S: 6 P: 10	R: 0 H: 1 E: 0 LOB: 2 K: 1 BB: 1 S: 6 P: 10	R: 0 H: 0 E: 0 LOB: 1 K: 1 BB: 1 S: 5 P: 9	R: 0 H: 1 E: 0 LOB: 0 K: 0 BB: 0 S: 3 P: 3	R: 0 H: 1 E: 0 LOB: 1 K: 0 BB: 0 S: 4 P: 4	1B: 6 SF: 1 2B: 2 SAC: 1 3B: 0 DP: 2 HR: 1 HBP: 0	WP: 0 PA: 41 PB: 0 SB: 4 CS: 0		
PITCHER	IP WLS BF H R ER SO BB IBB HBP BLK WP HR S P ERA WHIP											PITCHER	IP WLS BF H R ER SO BB IBB HBP BLK WP HR S P ERA WHIP
Jesse Jefferson, R (1, 1) ERA: 4.53	3.1 L 18 5 5 4 1 2 1 0 0 0 0 0 17 29 10.80 2.100												
Jerry Johnson, R (4, 1) ERA: 4.36	4.2 19 3 2 2 4 3 0 0 0 0 0 1 24 36 3.86 1.286												
Mike Willis, L (9, 1) ERA: 4.48	1.0 4 1 0 0 0 0 0 0 0 0 0 0 4 4 0.00 1.000												

California Angels @ Toronto Blue Jays
Exhibition Stadium, Toronto, ON
Mon Aug 15 1977, 7:05 PM EDT
Att. 18,453 - Unknown - 77 F

livebaseballscorecards.com



Batter	1	2	3	4	5	6	7	8	9	AB	R	H	RBI	BB	SO	LOB	BOTTOM			
John Scott, R OBP: 0.263, SLG: 0.302 (1, 7)	0-3 K (1)	0-3 K (3)		0-0 BB 1B 1-2			0-3 K (1)		0-0 FC6-4 1B 1-2f (2)	5	0	1	0	0	3	2	California Angels @ Toronto Blue Jays Exhibition Stadium, Toronto, ON Mon Aug 15 1977, 7:05 PM EDT Att: 18,453 - Unknown - 77 F AB 38 R 4 H 11 RBI 4 BB 1 SO 11 LOB 15 			
Steve Staggs, R OBP: 0.366, SLG: 0.404 (1, 4)	0-0 1B 3B		0-3 K (1)	4-0 BB 1-2 2-3			0-3 K (2)		0-0 DI 1B 1-3	4	1	2	0	1	2	0				
Bob Bailor, R OBP: 0.343, SLG: 0.408 (1, 8)	0-0 2B 1B		0-0 F9 (2)	0-3 K (3)			0-0 1B		0-0 F2 1-2	5	1	2	1	0	1	5				
Doug Rader, R OBP: 0.348, SLG: 0.437 (1, 10)	0-0 2B 1-H		0-0 5-3 (3)				0-0 F9 (3)			4	0	1	1	0	1	1				
Otto Velez, R OBP: 0.366, SLG: 0.479 (1, 9)	0-3 K (2)			0-0 2B 1B			0-0 F7		0-0 F3	4	1	1	0	0	1	1				
Doug Ault, R OBP: 0.329, SLG: 0.415 (1, 3)	0-0 6-3 (3)			0-0 1B FC1-6 1-3			0-0 F5		0-0 F8 (2)	4	1	1	0	0	0	1				
Roy Howell, L OBP: 0.368, SLG: 0.394 (1, 5)				0-0 1-3			0-0 3-1		0-3 K (3)	4	0	1	0	0	1	2				
Dave McKay, S OBP: 0.209, SLG: 0.259 (1, 6)				0-0 FC1-6 1-2f			0-0 F8 (2)		0-0 F7 (1)	4	0	1	1	0	0	1				
Ernie Whitt, L OBP: 0.205, SLG: 0.250 (1, 2) Hector Torres, R OBP: 0.284, SLG: 0.360 (9, PH)				0-0 FC1-6 BB 1B 1-2f 3-H			0-3 K (3)		0-0 FC6-4 1B	3	0	0	1	0	2	2				
										1	0	1	0	0	0	0				
Inning Stats	R: 2 E: 0 K: 2 S: 10	H: 3 LOB: 1 BB: 0 P: 10	R: 0 E: 0 K: 2 S: 8	H: 1 LOB: 1 BB: 0 P: 8	R: 0 E: 0 K: 1 S: 5	H: 0 LOB: 0 BB: 0 P: 5	R: 2 E: 0 K: 1 S: 9	H: 4 LOB: 3 BB: 1 P: 13	R: 0 E: 0 K: 1 S: 5	H: 0 LOB: 0 BB: 0 P: 5	R: 0 E: 0 K: 2 S: 8	H: 1 LOB: 1 BB: 0 P: 8	R: 0 E: 0 K: 1 S: 5	H: 0 LOB: 0 BB: 0 P: 5	R: 0 E: 0 K: 0 S: 5	H: 2 LOB: 2 BB: 0 P: 5	1B: 8 2B: 2 3B: 1 HR: 0	SF: 0 SAC: 0 DP: 0 HBP: 0	WP: 0 PB: 0 SB: 0 CS: 0	PA: 39
PITCHER Frank Tanana, L ERA: 2.31 (1, 1)	IP: 9.0 WLS: W BF: 39 H: 11 R: 4 ER: 4 SO: 11	BB: 1 IBB: 0 HBP: 0 BLK: 0	WP: 0 HR: 0 S: 60 P: 64	ERA: 4.00 WHIP: 1.333																

Batter	1	2	3	4	5	6	7	8	9	AB R H RBI BB SO LOB	TOP		
Thad Bosley, L (1, 8) OBP: 0.415, SLG: 0.456	4-0 F8 4-3 BB		4-0 1B SF8 BB		4-0 1B BB	0-0 F7		0-0 CS 1B		2 1 1 2 3 0 1			
Jerry Remy, L (1, 4) OBP: 0.323, SLG: 0.351	0-0 4-3 1-2		0-0 S 1B		0-0 1B		0-0 F7	0-0 CS 1-2	0-0 1-3	5 0 2 0 0 0 1			
Bobby Bonds, R (1, 9) OBP: 0.347, SLG: 0.563	0-0 F8 2-3		0-0 SF8		0-3 K		0-0 F8		0-0 HR	4 1 1 2 0 1 3			
Tony Solaita, L (1, 3) OBP: 0.337, SLG: 0.398	4-0 FC5-4 BB		0-3 K 1-2		0-3 K		0-0 HR		4-0 E 1B BB	3 1 1 1 2 2 3			
Don Baylor, R (1, 10) OBP: 0.322, SLG: 0.407	0-0 FC5-4 1-2f			0-0 5-3		0-0 F7	0-0 F8		0-0 F7	5 0 0 0 0 0 3			
Dave Chalk, R (1, 5) OBP: 0.350, SLG: 0.363		0-0 1-3		4-0 BB		4-0 E 3B BB		0-0 1B S 1B	0-0 E 1B	3 2 2 0 2 0 0			
Rance Mulliniks, L (1, 6) OBP: 0.330, SLG: 0.398		0-0 1-3		0-3 K		0-0 E3 3B		0-0 1B 1B	0-0 E3	5 2 1 0 0 1 4			
Gil Flores, R (1, 7) OBP: 0.342, SLG: 0.377		4-0 CS BB		0-0 6-3		0-0 3B		0-3 K	0-0 2-3	4 0 1 2 1 1 6			
Andy Etchebarren, R (1, 2) OBP: 0.309, SLG: 0.299		0-0 CS	0-0 F7		0-0 BB 1B	0-0 5-3		0-3 K		2 0 1 0 0 0 0			
Ike Hampton, S (5, 2) OBP: 0.348, SLG: 0.478		1-2								2 0 0 0 0 1 3			
Inning Stats	R: 0 E: 0 K: 0 S: 3 H: 0 LOB: 2 BB: 2 P: 11	R: 0 E: 0 K: 0 S: 2 H: 0 LOB: 0 BB: 1 P: 6	R: 1 E: 0 K: 1 S: 6 H: 1 LOB: 1 BB: 1 P: 10	R: 0 E: 0 K: 1 S: 5 H: 0 LOB: 1 BB: 1 P: 9	R: 0 E: 0 K: 2 S: 8 H: 2 LOB: 2 BB: 1 P: 12	R: 2 E: 1 K: 0 S: 5 H: 1 LOB: 1 BB: 1 P: 9	R: 1 E: 0 K: 0 S: 4 H: 1 LOB: 0 BB: 0 P: 4	R: 2 E: 0 K: 2 S: 9 H: 3 LOB: 0 BB: 0 P: 9	R: 1 E: 1 K: 0 S: 6 H: 2 LOB: 3 BB: 1 P: 10	1B: 7 2B: 0 3B: 1 HR: 2 SF: 1 SAC: 0 DP: 0 HBP: 0	WP: 0 PB: 0 SB: 2 CS: 2 PA: 46		
PITCHER	IP WLS BF H R ER SO BB IBB HBP BLK WP HR S P ERA WHIP											PITCHER	IP WLS BF H R ER SO BB IBB HBP BLK WP HR S P ERA WHIP
Jeff Byrd, R (1, 1) ERA: 5.34	5.1 L 26 4 3 2 4 7 0 0 0 0 0 0 27 55 3.38 2.062												
Tom Murphy, R (6, 1) ERA: 5.55	3.1 16 6 4 4 2 1 0 0 0 0 0 2 19 23 10.80 2.100												
Mike Willis, L (9, 1) ERA: 4.46	0.1 2 0 0 0 0 0 0 0 0 0 0 0 2 2 0.00 0.000												

California Angels @ Toronto Blue Jays
Exhibition Stadium, Toronto, ON
Tue Aug 16 1977, 7:05 PM EDT
Att: 15,424 - Unknown

livebaseballscorecards.com

AB	35
R	7
H	10
RBI	7
BB	8
SO	6
LOB	24



BOTTOM

California Angels @ Toronto Blue Jays
Exhibition Stadium, Toronto, ON

Tue Aug 16 1977, 7:05 PM EDT
Att. 15,424 - Unknown

livebaseballscorecards.com

AB	29
R	2
H	3
RBI	2
BB	4
SO	3
LOB	5



AB R H RBI BB SO LOB

4 0 0 0 0 0 2

4 0 1 0 0 0 0

4 0 0 0 0 0 1

3 1 1 1 1 1 0

3 0 0 0 0 0 1

1 0 0 0 0 0 0

2 1 0 0 1 1 0

0 0 0 0 1 0 0

3 0 0 1 0 1 1

3 0 1 0 0 0 0

1 0 0 0 0 0 0

1 0 0 0 1 0 0

1B:	1	SF:	1
2B:	0	SAC:	0
3B:	1	DP:	0
HR:	1	HBP:	0

WP:	0	PA:	34
PB:	0		
SB:	2		
CS:	0		

Batter	1	2	3	4	5	6	7	8	9
Steve Staggs, R (1, 4) OBP: 0.359, SLG: 0.394	0-0 1-3 ①			0-0 1-3 ①	0-0 4-3 ③			0-0 5-3 ②	
Bob Bailor, R (1, 8) OBP: 0.342, SLG: 0.411	0-0 6-3 ②			0-0 L1 ②		0-0 5-3 ①		0-0 3B ③	
Roy Howell, L (1, 5) OBP: 0.361, SLG: 0.387	0-0 5-3 ③			0-0 1-3 ③		0-0 F8 ②		0-0 F9 ③	
Ron Fairly, L (1, 3) OBP: 0.373, SLG: 0.468		0-0 4-3 ①			0-0 HR ①	4-0 BB ③		0-3 K ①	
Sam Ewing, L (1, 9) Otto Velez, R (9, PH) OBP: 0.340, SLG: 0.376 OBP: 0.365, SLG: 0.478		0-0 4-3 ②			0-0 F8 ①	0-0 4-3 ③		0-0 F2 ②	
Al Woods, L (1, 7) Doug Ault, R (9, PH) OBP: 0.323, SLG: 0.372 OBP: 0.331, SLG: 0.415		0-0 G3 ③			4-0 SF7 ②		0-3 K ①	4-0 BB ③	
Doug Rader, R (1, 10) OBP: 0.345, SLG: 0.433			0-0 F4 ①		0-0 SF7 ②		0-0 F9 ②	0-3 K ③	
Dave McKay, S (1, 6) OBP: 0.211, SLG: 0.260			0-0 F8 ②		0-0 1B ①		0-0 F8 ③		
Ernie Whitt, L (1, 2) Alan Ashby, S (5, PH) OBP: 0.200, SLG: 0.244 OBP: 0.293, SLG: 0.281			0-0 F7 ③		4-0 BB ②			0-0 F9 ①	

Inning Stats	R:	H:	E:	K:	S:	H:	LOB:	BB:	P:	R:	H:	E:	K:	S:	H:	LOB:	BB:	P:	R:	H:	E:	K:	S:	H:	LOB:	BB:	P:	R:	H:	E:	K:	S:	R:	H:	E:	K:	S:	R:	H:	E:	K:	S:	R:	H:	E:	K:	S:	1B:	2B:	3B:	HR:	SF:	SAC:	DP:	HBP:	WP:	PA:	ERA	WHIP																										
	0	0	0	0	3	0	0	0	3	0	0	0	0	3	2	2	0	0	5	0	0	0	1	5	0	0	0	0	5	0	1	0	0	4	0	0	0	2	7	0	0	0	0	11	0	0	0	0	7	0	0	0	0	11	0	0	0	0	11	0	0	0	0	11	0	0	0	0	11	1	0	1	1	1	0	0	0	0	0	0	0	0	34	2.25	0.750

PITCHER	IP	WLS	BF	H	R	ER	SO	BB	IBB	HBP	BLK	WP	HR	S	P	ERA	WHIP
Paul Hartzell, R (1, 1) ERA: 3.26	8.0		30	3	2	2	1	3	0	0	0	0	1	29	41	2.25	0.750
Dave LaRoche, L (9, 1) ERA: 3.22	1.0		4	0	0	0	2	1	0	0	0	0	0	7	11	0.00	1.000

Batter	1	2	3	4	5	6	7	8	9	10	AB R H RBI BB SO LOB	TOP													
Steve Staggs, R (1, 4) OBP: 0.357, SLG: 0.391	0-0 1B 1B	0-0 SH3 1-2 3-H			0-0 5-3		0-3 K		0-3 K		4 0 1 1 0 2 1														
Bob Bailor, R (1, 8) OBP: 0.342, SLG: 0.411	0-0 1-3 1B 1B	0-3 K			0-3 K		0-0 2-H 1B			0-0 6-3	5 1 2 0 0 2 1														
Roy Howell, L (1, 5) OBP: 0.362, SLG: 0.384	0-0 2-H 1B				0-3 K		0-0 F6		0-3 K	4-0 BB	0 1 0 0 0 0 0														
Ron Fairly, L (1, 3) OBP: 0.373, SLG: 0.466	0-0 FC3				0-0		0-0 F3		4-0 BB BB BB	0-0 FC3-6 1B	4 1 1 0 1 0 2 0 0 0 0 0 0 0 0 0 0 0 0 0 0														
John Scott, R (10, PR) OBP: 0.263, SLG: 0.302	4-3 WP				G3-6 1B					1-2f															
Doug Ault, R (10, 3) OBP: 0.331, SLG: 0.415	1-3																								
Sam Ewing, L (1, 9) OBP: 0.335, SLG: 0.371	0-0 4-3				0-0 G3-6		0-0 F7		0-0 1-H 2B	0-0 1-2 1B	3 0 0 0 0 0 2 2 0 2 1 0 0 0														
Steve Bowling, R (8, PH) OBP: 0.277, SLG: 0.174	1-3 3-H				1-2f																				
Al Woods, L (1, 7) OBP: 0.324, SLG: 0.372	0-0 F4				0-3 K		0-0 1B		0-0 G5-4-3 1B	0-0 G3	5 0 2 0 0 1 3														
Doug Rader, R (1, 10) OBP: 0.344, SLG: 0.431					0-3 K		0-0 6-3		0-0 G5-4-3		4 1 1 0 0 1 3														
Dave McKay, S (1, 6) OBP: 0.212, SLG: 0.260					0-0 F9				0-0 SH1 1B 1B	0-0 5-3	4 0 1 0 0 1 1														
Rick Cerone, R (1, 2) OBP: 0.300, SLG: 0.700					0-0 FC1 SH3		0-0 HR		0-0 SH1	0-3 K	3 1 1 1 0 1 1														
Inning Stats	R: 2 E: 1 K: 0 S: 6	H: 3 LOB: 1 BB: 0 P: 6	R: 1 E: 1 K: 2 S: 9	H: 1 LOB: 1 BB: 0 P: 9	R: 0 E: 0 K: 1 S: 5	H: 1 LOB: 0 BB: 0 P: 5	R: 0 E: 0 K: 2 S: 7	H: 0 LOB: 0 BB: 0 P: 7	R: 1 E: 0 K: 1 S: 6	H: 1 LOB: 0 BB: 0 P: 6	R: 0 E: 0 K: 1 S: 4	H: 1 LOB: 1 BB: 0 P: 4	R: 0 E: 0 K: 1 S: 6	H: 2 LOB: 2 BB: 0 P: 6	R: 1 E: 0 K: 1 S: 6	H: 2 LOB: 1 BB: 1 P: 10	R: 0 E: 0 K: 2 S: 7	H: 0 LOB: 0 BB: 0 P: 7	R: 0 E: 0 K: 0 S: 4	H: 1 LOB: 2 BB: 1 P: 8	1B: 10 2B: 1 3B: 0 HR: 1	SF: 0 SAC: 2 DP: 2 HBP: 0	WP: 1 PB: 0 SB: 0 CS: 0	PA: 42	
PITCHER	IP WLS BF H R ER SO BB IBB HBP BLK WP HR S P ERA WHIP																								
Nelson Briles, R (1, 1) ERA: 4.11	7.1	32	10	5	3	8	1	0	0	0	0	1	1	47	51	3.68	1.500								
Darold Knowles, L (8, 1) ERA: 3.16	0.2	2	1	0	0	0	0	0	0	0	0	0	0	2	2	0.00	1.500								
Adrian Devine, R (9, 1) ERA: 3.16	2.0	W 8	1	0	0	2	1	0	0	0	0	0	0	11	15	0.00	1.000								

Toronto Blue Jays @ Texas Rangers
Arlington Stadium, Arlington, TX
Wed Aug 17 1977, 8:05 PM EDT
Att. 12,913 - Unknown

livebaseballscores.com

AB	34
R	5
H	11
RBI	3
BB	1
SO	8
LOB	14



Toronto Blue Jays @ Texas Rangers
 Arlington Stadium, Arlington, TX
 Wed Aug 17 1977, 8:05 PM EDT
 Att: 12,913 - Unknown

livebaseballscorecards.com

AB	38
R	6
H	11
RBI	6
BB	5
SO	3
LOB	18



WP	1	PA	45
PB	0		
SB	0		
CS	0		

AB	5	R	1	H	2	RBI	0	BB	0	SO	1	LOB	2
----	---	---	---	---	---	-----	---	----	---	----	---	-----	---

5	0	0	0	0	0	0	0	2					
---	---	---	---	---	---	---	---	---	--	--	--	--	--

4	0	1	1	0	2	0							
1	0	0	0	0	0	0							

4	1	3	0	0	0	1							
1	1	0	0	0	0	0							

2	1	0	0	2	0	1							
1	0	1	0	0	0	0							

3	2	1	0	2	0	2							
---	---	---	---	---	---	---	--	--	--	--	--	--	--

5	0	2	3	0	0	5							
---	---	---	---	---	---	---	--	--	--	--	--	--	--

3	0	0	1	1	0	5							
---	---	---	---	---	---	---	--	--	--	--	--	--	--

4	0	1	1	0	0	0							
---	---	---	---	---	---	---	--	--	--	--	--	--	--

1B	9	SF	1	SAC	0								
2B	2	DP	1	HBP	1								
3B	0												
HR	0												

Batter	1	2	3	4	5	6	7	8	9	10
Mike Hargrove, L (1, 3) OBP: 0.413, SLG: 0.449	K		G3 WP 1B		G6-4-3 1B		F8	F8		
Bert Campaneris, R (1, 6) OBP: 0.314, SLG: 0.338	F8		G3		G6-4-3		F8		F3	
Claudell Washington, L (1, 7) OBP: 0.326, SLG: 0.437 Kurt Bevacqua, R (9, PH) OBP: 0.367, SLG: 0.621 (10, 7)	4-3					K		K	1-3	
Willie Horton, R (1, 10) OBP: 0.353, SLG: 0.444 Sandy Alomar Sr., S (8, PR) OBP: 0.364, SLG: 0.351		4-3 2B	5-3			1B BB 1B		BB BB 1B	F4	
Dave May, L (1, 9) OBP: 0.315, SLG: 0.359 Tom Grieve, R (10, PH) OBP: 0.275, SLG: 0.349	4-3			1-3		1B BB		BB BB 1B	FC3-6 1B	
Toby Harrah, R (1, 5) OBP: 0.391, SLG: 0.475		G3				1-2 2-3 1B		1-2 2-3 BB	FC3-6 1B	
Bump Wills, S (1, 4) OBP: 0.357, SLG: 0.397							F8	F7		F4
Juan Beniquez, R (1, 8) OBP: 0.341, SLG: 0.431										
Jim Sundberg, R (1, 2) OBP: 0.365, SLG: 0.393			5-3		L6			F2		

Inning Stats	R: 0	H: 0	E: 0	K: 1	S: 5	R: 1	H: 2	E: 0	K: 0	S: 5	R: 1	H: 2	E: 0	K: 0	S: 5	R: 0	H: 0	E: 0	K: 0	S: 3	R: 0	H: 1	E: 0	K: 0	S: 3	R: 0	H: 2	E: 0	K: 1	S: 7	R: 0	H: 0	E: 0	K: 0	S: 3	R: 3	H: 2	E: 0	K: 1	S: 7	R: 0	H: 0	E: 0	K: 0	S: 3	R: 1	H: 2	E: 0	K: 0	S: 4	1B: 9	SF: 1	SAC: 0	2B: 2	DP: 1	3B: 0	HR: 0	HBP: 1
--------------	------	------	------	------	------	------	------	------	------	------	------	------	------	------	------	------	------	------	------	------	------	------	------	------	------	------	------	------	------	------	------	------	------	------	------	------	------	------	------	------	------	------	------	------	------	------	------	------	------	------	-------	-------	--------	-------	-------	-------	-------	--------

PITCHER	IP	WLS	BF	H	R	ER	SO	BB	IBB	HBP	BLK	WP	HR	S	P	ERA	WHIP
Dave Lemanczyk, R (1, 1) ERA: 4.31	5.0		20	5	2	2	1	1	0	0	0	1	0	21	25	3.60	1.200
Jerry Johnson, R (6, 1) ERA: 4.48	2.1		12	3	2	2	2	2	0	0	0	0	0	14	22	7.71	2.143
Pete Vuckovich, R (8, 1) ERA: 3.56	0.1		4	1	1	1	0	1	0	1	0	0	0	2	7	27.00	6.000
Mike Willis, L (8, 1) ERA: 4.46	2.0	L	9	2	1	1	0	1	0	0	0	0	0	8	12	4.50	1.500

Batter	1	2	3	4	5	6	7	8	9	AB R H RBI BB SO LOB	TOP
Steve Staggs, R OBP: 0.355, SLG: 0.388 (1, 4) X	0-0 6-3 ①		X 0-0 G4-3 1B			X 0-0 5-3 ②			X 0-3 K ②	4 0 1 0 0 1 0	
Bob Bailor, R OBP: 0.342, SLG: 0.412 (1, 8) X	0-0 5-3 ②		X 0-0 G4-3 ② ③ 1-2f			X 0-0 F8 ③			X 0-0 2B ③	4 0 1 0 0 0 1	
Roy Howell, L OBP: 0.360, SLG: 0.382 (1, 5) X	0-0 1B			X 0-0 F8 ①				X 0-0 6-3 ①	X 0-0 4-3 ③	0 0 0 0 0 0 0	
Ron Fairly, L OBP: 0.373, SLG: 0.463 (1, 10) B B B B	4-0 1-2 BB			X 0-0 F8 ②				X 0-3 K ②		2 0 0 0 1 1 0	
Otto Velez, R OBP: 0.362, SLG: 0.473 (1, 9) X	0-0 F9 ③			X 0-0 5-3 ③				X 0-0 6-3 ③		3 0 0 0 0 0 2	
Al Woods, L OBP: 0.322, SLG: 0.369 (1, 7)		X 0-0 F5 ①			X 0-0 4-3 ①			X 0-0 4-3 ①		3 0 0 0 0 0 0	
Doug Ault, R OBP: 0.328, SLG: 0.412 (1, 3)		X 0-0 F3 ②			X 0-0 6-3 ②			X 0-0 6-3 ②		3 0 0 0 0 0 0	
Dave McKay, S OBP: 0.208, SLG: 0.256 (1, 6)		X 0-0 4-3 ③			X 0-3 K ③			X 0-0 G3 ③		3 0 0 0 0 1 0	
Rick Cerone, R OBP: 0.231, SLG: 0.538 (1, 2) X			X 0-0 F8 ①			X 0-0 F8 ①			X 0-0 F8 ①	3 0 0 0 0 0 0	
Inning Stats	R: 0 E: 0 K: 0 S: 4 H: 1 LOB: 2 BB: 1 P: 8	R: 0 E: 0 K: 0 S: 3 H: 0 LOB: 0 BB: 0 P: 3	R: 0 E: 0 K: 0 S: 3 H: 1 LOB: 0 BB: 0 P: 3	R: 0 E: 0 K: 0 S: 3 H: 0 LOB: 0 BB: 0 P: 3	R: 0 E: 0 K: 1 S: 5 H: 0 LOB: 0 BB: 0 P: 5	R: 0 E: 0 K: 0 S: 3 H: 0 LOB: 0 BB: 0 P: 3	R: 0 E: 0 K: 1 S: 5 H: 0 LOB: 0 BB: 0 P: 5	R: 0 E: 0 K: 0 S: 3 H: 0 LOB: 0 BB: 0 P: 3	R: 0 E: 0 K: 1 S: 6 H: 1 LOB: 1 BB: 0 P: 6	1B: 2 2B: 1 3B: 0 HR: 0 SF: 0 SAC: 0 DP: 1 HBP: 0	WP: 0 PB: 0 SB: 1 CS: 0 PA: 30
PITCHER Dock Ellis, R ERA: 4.05 (1, 1)	IP 9.0 WLS W BF 30 H 3 R 0 ER 0 SO 3 BB 1 IBB 0 HBP 0 BLK 0 WP 0 HR 0 S 35 P 39 ERA 0.00 WHIP 0.444										
PITCHER	IP WLS BF H R ER SO BB IBB HBP BLK WP HR S P ERA WHIP										

Toronto Blue Jays @ Texas Rangers
Arlington Stadium, Arlington, TX
Thu Aug 18 1977, 8:05 PM EDT
Att: 15,740 - Unknown

livebaseballscorecards.com

AB	25
R	0
H	2
RBI	0
BB	1
SO	3
LOB	3



Batter	1	2	3	4	5	6	7	8	9
Mike Hargrove, L (1, 3) OBP: 0.414, SLG: 0.448 Kurt Bevacqua, R (8, 3) OBP: 0.387, SLG: 0.633	0-0 F7	0-0 SH1-4 2B 1B		4-0 SH1-4 BB	0-0 L3			0-0 1B	
Bert Campaneris, R (1, 6) OBP: 0.315, SLG: 0.344 Jim Mason, L (6, PH) OBP: 0.235, SLG: 0.218	0-0 WP 3B	0-0 SH1-4		0-0 SH1-4			0-0 F8	0-0 F7	
Claudell Washington, L (1, 7) OBP: 0.327, SLG: 0.437	0-0 6-3	0-0 K 2B		4-0 IBB			0-3 K	0-3 K	
Willie Horton, R (1, 10) OBP: 0.352, SLG: 0.441	4-0 BB WP BB	0-3 K		0-0 SF7			0-3 K		
Dave May, L (1, 9) OBP: 0.314, SLG: 0.355	4-0 BB BB		0-0 6-3	0-0 F4			0-0 F8		
Toby Harrah, R (1, 5) OBP: 0.392, SLG: 0.481	4-0 BB		0-0 HR		0-0 L7		0-0 4-3		
Bump Wills, S (1, 4) OBP: 0.356, SLG: 0.403	0-0 G3		0-0 6-3		0-0 HR		0-3 K		
Juan Beniquez, R (1, 8) OBP: 0.346, SLG: 0.436		4-0 1B 1B BB		0-0 F8		0-0 FC6-4 1B		0-0 1B 2B	
Jim Sundberg, R (1, 2) OBP: 0.367, SLG: 0.396 Bill Fahey, L (6, 2) OBP: 0.204, SLG: 0.208		0-0 SH1-4 2B 1B		0-0 SH1-4 BB SF7 1B		0-0 FC6-4 WP 1-2f		0-0 6-3	

Inning Stats	R: 1	H: 1	E: 0	K: 0	S: 4	R: 3	H: 3	E: 0	K: 1	S: 7	R: 1	H: 1	E: 0	K: 0	S: 4	R: 1	H: 2	E: 1	K: 0	S: 5	R: 0	H: 0	E: 0	K: 2	S: 7	R: 0	H: 0	E: 0	K: 1	S: 5	R: 1	H: 2	E: 0	K: 1	S: 7	
	LOB: 3	BB: 3	P: 16	LOB: 0	BB: 1	P: 11	LOB: 0	BB: 0	P: 4	LOB: 2	BB: 2	P: 12	LOB: 1	BB: 0	P: 5	LOB: 0	BB: 0	P: 7	LOB: 0	BB: 0	P: 5	LOB: 1	BB: 0	P: 7	LOB: 0	BB: 0	P: 7	LOB: 1	BB: 0	P: 7	LOB: 0	BB: 0	P: 7	LOB: 0	BB: 0	P: 7

PITCHER	IP	WLS	BF	H	R	ER	SO	BB	IBB	HBP	BLK	WP	HR	S	P	ERA	WHIP
Jim Clancy, R (1, 1) ERA: 7.52	3.0	L	19	6	6	6	1	5	0	0	0	1	1	16	36	18.00	3.667
Tom Murphy, R (4, 1) ERA: 5.37	5.0		20	4	2	2	4	0	1	0	0	1	1	27	31	3.60	0.800

BOTTOM

AB	R	H	RBI	BB	SO	LOB
3	1	1	1	1	0	1
1	0	1	1	0	0	0

1	1	1	0	0	0	0
2	0	0	0	0	0	1

4	0	1	2	1	2	2
---	---	---	---	---	---	---

2	0	0	1	1	2	1
---	---	---	---	---	---	---

3	0	0	0	1	0	2
---	---	---	---	---	---	---

3	1	1	1	1	0	0
---	---	---	---	---	---	---

4	1	1	1	0	1	3
---	---	---	---	---	---	---

3	2	2	0	1	0	0
---	---	---	---	---	---	---

3	2	2	0	0	0	1
1	0	0	0	0	0	1


1B	2B	3B	HR	SF	SAC	DP	HBP	WP	PA
5	2	1	2	1	2	0	0	2	39
0	0	0	0	0	0	0	0	0	0

Toronto Blue Jays @ Texas Rangers
Arlington Stadium, Arlington, TX
 Thu Aug 18 1977, 8:05 PM EDT
 Att. 15,740 - Unknown

livebaseballscorecards.com

AB	30
R	8
H	10
RBI	7
BB	6
SO	5
LOB	12



Batter	1	2	3	4	5	6	7	8	9	AB R H RBI BB SO LOB	TOP													
Steve Staggs, R (1, 4) OBP: 0.361, SLG: 0.387	4-0 1B FC6-4 BB	4-0 SH1-4 BB		0-0 G3		0-3 K		0-0 1B		3 1 1 1 2 1 0														
Bob Bailor, R (1, 8) OBP: 0.343, SLG: 0.411	0-0 FC6-4 1B BB	0-0 SH1-4		0-0 P4			4-0 S BB	0-0 G3		3 1 1 0 1 0 1														
Roy Howell, L (1, 5) OBP: 0.369, SLG: 0.386	4-0 FC6-4 BB	4-0 FC6-4 BB		0-0 1B			0-3 K		0-0 SH1-3 1B	3 0 2 0 2 1 1														
Ron Fairly, L (1, 9) OBP: 0.369, SLG: 0.458 Steve Bowling, R (9, 9) OBP: 0.277, SLG: 0.174	0-0 FC6-4 BB 1B 1-2f 2-3 3-H	0-3 K		0-3 K			0-0 F9		0-0 SH1-3 1-2	4 0 0 1 0 2 7 0 0 0 0 0 0 0														
Sam Ewing, L (1, 10) OBP: 0.336, SLG: 0.368	0-0 BB 1B 1-2 3-H	0-0 FC6-4			0-3 K		4-0 1-2 BB		0-3 K	4 0 1 1 1 2 4														
Al Woods, L (1, 7) OBP: 0.325, SLG: 0.369	4-0 1-2 2-3 BB		0-0 S 1B		0-3 K		0-0 F8		4-0 IBB	3 0 1 0 2 1 2														
Doug Ault, R (1, 3) OBP: 0.323, SLG: 0.405	0-3 K		0-3 K 1-2		0-3 K			0-3 K	0-0 F8	5 0 0 0 0 4 6	AB 32 R 3 H 7 RBI 3 BB 9 SO 13 LOB 27													
Dave McKay, S (1, 6) OBP: 0.210, SLG: 0.252	0-3 K		0-3 K			0-0 L6		4-0 1B BB 6-3		3 1 0 0 1 2 4														
Rick Cerone, R (1, 2) OBP: 0.235, SLG: 0.471		0-0 SH1-4 BB 1B	0-0 F7			0-0 6-3		0-0 6-3		4 0 1 0 0 0 2														
Inning Stats	R: 2 E: 0 K: 2 S: 9	H: 2 LOB: 3 BB: 3 P: 21	R: 0 E: 0 K: 1 S: 6	H: 1 LOB: 3 BB: 2 P: 14	R: 0 E: 0 K: 2 S: 8	H: 1 LOB: 1 BB: 0 P: 8	R: 0 E: 0 K: 1 S: 6	H: 1 LOB: 1 BB: 0 P: 6	R: 0 E: 0 K: 3 S: 9	H: 0 LOB: 0 BB: 0 P: 9	R: 0 E: 0 K: 1 S: 5	H: 0 LOB: 0 BB: 0 P: 5	R: 0 E: 0 K: 1 S: 5	H: 0 LOB: 2 BB: 2 P: 13	R: 1 E: 0 K: 1 S: 6	H: 1 LOB: 1 BB: 1 P: 10	R: 0 E: 0 K: 1 S: 6	H: 1 LOB: 2 BB: 1 P: 10	1B: 7 2B: 0 3B: 0 HR: 0	SF: 0 SAC: 2 DP: 0 HBP: 0	WP: 0 PB: 0 SB: 2 CS: 0	PA: 43		
PITCHER Nolan Ryan, R (1, 1) ERA: 2.67	IP 9.0 WLS L BF 43 H 7 R 3 ER 3 SO 13 BB 8 IBB 1 HBP 0 BLK 0 WP 0 HR 0 S 60 P 96 ERA 3.00 WHIP 1.667																							

Toronto Blue Jays @ California Angels
Anaheim Stadium, Anaheim, CA
Fri Aug 19 1977, 10:05 PM EDT
Att. 16,570 - Unknown

livebaseballscorecards.com

Batter	1	2	3	4	5	6	7	8	9	AB	R	H	RBI	BB	SO	LOB
Thad Bosley, L (1, 8) OBP: 0.391, SLG: 0.426	0-0 1-3		0-3 K		0-0 L1		0-3 K			4	0	0	0	0	2	2
Jerry Remy, L (1, 4) OBP: 0.325, SLG: 0.349	4-0 BB		4-0 FC6 BB 1-2 BB		0-0 1-3		0-0 G1			2	0	0	0	2	0	1
Bobby Bonds, R (1, 9) OBP: 0.349, SLG: 0.560	0-0 P4		4-0 FC6 BB 1-2 2-3		4-0 CS BB			0-3 K		2	0	0	0	2	1	1
Ron Jackson, R (1, 3) OBP: 0.299, SLG: 0.356	0-0 4-3		0-0 FC6		0-0 CS	0-0 F7		4-0 L1-3 BB		3	0	0	1	0	0	3
Ike Hampton, S (8, 2) OBP: 0.375, SLG: 0.478			1-2f 2-3 3-H		1-2			0-0 L1-3 BB		0	0	0	0	1	0	0
Don Baylor, R (1, 10) OBP: 0.324, SLG: 0.409		4-0 CS BB	0-3 K		0-0 2B			0-0 L1-3		3	0	1	0	1	1	3
Dave Chalk, R (1, 5) OBP: 0.350, SLG: 0.362		0-3 K		0-0 1B CS 1B		0-0 6-3		0-3 K		4	0	1	0	0	2	2
Gil Flores, R (1, 7) OBP: 0.341, SLG: 0.374		0-0 E5		0-0 1B		0-3 K		0-0 1-3		4	0	1	0	0	1	1
Rance Mulliniks, L (1, 6) OBP: 0.323, SLG: 0.389		0-3 K		0-0 1B		0-0 P4		0-0 F3		4	0	0	0	0	1	3
Andy Etchebarren, R (1, 2) OBP: 0.313, SLG: 0.295			4-0 BB BB FC6 BB		0-3 K		0-0 P6			1	1	0	0	1	1	1
Tony Solaita, L (7, PH) OBP: 0.339, SLG: 0.398							4-0 BB BB			0	0	0	0	1	0	0

Inning Stats	R: 0	H: 0	E: 0	K: 0	S: 3	R: 0	H: 0	E: 1	K: 2	S: 7	R: 1	H: 0	E: 0	K: 2	S: 7	R: 0	H: 2	E: 0	K: 1	S: 6	R: 0	H: 0	E: 0	K: 0	S: 2	R: 0	H: 1	E: 0	K: 1	S: 6	R: 0	H: 0	E: 0	K: 1	S: 5	R: 0	H: 0	E: 0	K: 1	S: 4	R: 0	H: 0	E: 0	K: 1	S: 5	R: 0	H: 0	E: 0	K: 1	S: 5	1B: 2	2B: 3	3B: 0	HR: 0	SF: 0	SAC: 0	DP: 2	HBP: 0	WP: 0	PA: 36
PITCHER	IP	WLS	BF	H	R	ER	SO	BB	IBB	HBP	BLK	WP	HR	S	P	ERA	WHIP																																											
Jerry Garvin, L (1, 1) ERA: 3.98	6.1	W	26	3	1	1	6	6	0	0	0	0	0	32	56	1.42	1.421																																											
Pete Vuckovich, R (7, 1) ERA: 3.48	2.2	S	9	0	0	0	3	2	0	0	0	0	0	13	21	0.00	0.750																																											

BOTTOM

Toronto Blue Jays @ California Angels
Anaheim Stadium, Anaheim, CA

Fri Aug 19 1977, 10:05 PM EDT
Att. 16,570 - Unknown

livebaseballscorecards.com

AB	27
R	1
H	3
RBI	1
BB	8
SO	9
LOB	17



Batter	1	2	3	4	5	6	7	8	9	AB R H RBI BB SO LOB	TOP																		
John Scott, R (1, 7) OBP: 0.266, SLG: 0.305	0-0 1-3		0-0 E3 6-3 SH1 2-H 1B	0-0 F6		0-0 FC6-4 1-2 2-H 1B		0-0 5-3		5 0 2 1 0 0 2																			
Steve Staggs, R (1, 4) OBP: 0.363, SLG: 0.389	0-0 E8 1B		0-0 SH1 1-2		0-0 5-3 1B	0-0 FC6-4 1-2f			0-3 K	4 0 2 0 0 1 2																			
Bob Bailor, R (1, 8) OBP: 0.344, SLG: 0.418	0-0 F9		0-0 6-3 2-3		0-0 P1		0-0 S 1B 2B		0-0 1B 3B	5 2 2 0 0 0 3																			
Otto Velez, R (1, 9) OBP: 0.363, SLG: 0.468 Steve Bowling, R (9, PR) OBP: 0.277, SLG: 0.174	0-0 6-3		4-0 BB		0-0 5-3 1-2		0-0 B3		4-0 E 1B SF8 BB	3 0 0 0 2 0 3 0 1 0 0 0 0 0																			
Doug Rader, R (1, 10) OBP: 0.343, SLG: 0.429		0-0 5-3	0-0 F9		0-0 F8		0-3 K		0-0 E8 1-3 1B	5 0 1 1 0 1 4																			
Doug Ault, R (1, 3) OBP: 0.327, SLG: 0.405		4-0 BB		0-3 K		0-0 6-3		0-0 1B	4-0 IBB	3 0 1 1 2 1 0																			
Roy Howell, L (1, 5) OBP: 0.370, SLG: 0.385		0-0 F7		4-0 1B 4-3 BB		0-0 1B 1B		0-3 K	0-0 SF8	3 1 1 1 1 1 2																			
Rick Cerone, R (1, 2) OBP: 0.227, SLG: 0.409		0-0 F9		0-0 4-3 1-2		0-0 1B 1B		0-0 5-3	0-0 F5	5 0 1 0 0 0 4																			
Dave McKay, S (1, 6) OBP: 0.215, SLG: 0.257			0-0 E6 E 1B		0-0 1B		0-3 K		0-0 F8	4 1 2 0 0 1 2																			
Inning Stats	R: 0 E: 1 K: 0 S: 4	H: 1 LOB: 1 BB: 0 P: 4	R: 0 E: 0 K: 0 S: 3	H: 0 LOB: 1 BB: 1 P: 7	R: 1 E: 2 K: 0 S: 5	H: 2 LOB: 2 BB: 1 P: 9	R: 0 E: 0 K: 1 S: 6	H: 1 LOB: 2 BB: 1 P: 10	R: 0 E: 0 K: 0 S: 4	H: 1 LOB: 1 BB: 0 P: 4	R: 1 E: 0 K: 1 S: 8	H: 3 LOB: 2 BB: 0 P: 8	R: 1 E: 0 K: 2 S: 9	H: 2 LOB: 1 BB: 0 P: 9	R: 0 E: 0 K: 0 S: 3	H: 0 LOB: 0 BB: 0 P: 3	R: 2 E: 1 K: 1 S: 7	H: 2 LOB: 2 BB: 2 P: 15	1B: 10 2B: 1 3B: 1 HR: 0	SF: 1 SAC: 1 DP: 0 HBP: 0	WP: 0 PB: 0 SB: 1 CS: 0	PA: 44							
PITCHER Ken Brett, L (1, 1) ERA: 4.63 Dave LaRoche, L (7, 1) ERA: 3.32	IP 6.0	WLS 30	H 9	R 3	ER 2	SO 2	BB 3	IBB 0	HBP 0	BLK 0	WP 0	HR 0	S 31	P 43	ERA 3.00	WHIP 2.000													
						PITCHER	IP 3.0	WLS L	BF 14	H 3	R 2	ER 2	SO 3	BB 1	IBB 1	HBP 0	BLK 0	WP 0	HR 0	S 18	P 26	ERA 6.00	WHIP 1.333						

Toronto Blue Jays @ California Angels
 Anaheim Stadium, Anaheim, CA
 Sat Aug 20 1977, 10:05 PM EDT
 Att: 15,311 - Unknown

livebaseballscorecards.com

AB 37
 R 5
 H 12
 RBI 4
 BB 5
 SO 5
 LOB 22



Batter	1	2	3	4	5	6	7	8	9	AB R H RBI BB SO LOB
Thad Bosley, L OBP: 0.378, SLG: 0.409 (1, 8)	0-3 K		0-0 E 1-3 1B		0-0 E4 FC6-4 1-2 2-3		0-3 K		0-0 L6	5 1 1 0 0 2 3
Jerry Remy, L OBP: 0.324, SLG: 0.349 (1, 4)	0-0 CS 1B		0-0 1-3 1-2		0-0 FC6-4 1-2f 2-3 3-H			0-0 F2		4 0 1 1 0 0 3
Bobby Bonds, R OBP: 0.350, SLG: 0.559 (1, 9)	4-0 E BB 1-2		0-0 E5 CS 2-H		0-3 K			0-0 1B		3 0 1 0 0 1 2
Tony Solaita, L OBP: 0.335, SLG: 0.393 Dan Briggs, L OBP: 0.240, SLG: 0.250 (1, 3) (7, 3)	0-0 1-3 1-2		0-0 CS 1-2	0-0 G1		0-0 F7		0-0 HR 2B		3 0 0 0 0 0 1 1 1 1 0 0 0 0
Don Baylor, R OBP: 0.325, SLG: 0.417 (1, 10)		0-0 F8		0-0 6-3		0-0 FC5-4 1B		0-0 HR 2-H		4 1 2 2 0 0 0
Dave Chalk, R OBP: 0.349, SLG: 0.359 (1, 5)		4-0 BB 1-3 BB		0-0 4-3		0-0 FC5-4 1-2f		0-0 F6		3 0 0 0 1 0 1
Rance Mulliniks, L OBP: 0.321, SLG: 0.385 (1, 6)		0-0 1-3 1-2			0-0 FC3-6 1B		0-3 K		0-0 G3	4 0 1 0 0 1 2
Gil Flores, R OBP: 0.336, SLG: 0.368 (1, 7)		0-0 4-3			0-0 FC3-6 E 1-2f FC6-4 1B		0-0 F9		0-0 F7	4 1 0 0 0 0 2
Terry Humphrey, R OBP: 0.297, SLG: 0.302 Mario Guerrero, R OBP: 0.319, SLG: 0.379 Andy Etchebarren, R OBP: 0.313, SLG: 0.295 Danny Goodwin, L OBP: 0.297, SLG: 0.391 (1, 2) (7, PH) (8, 2) (9, PH)			0-0 F9		0-0 FC6-4 E 1-2 1B		0-0 6-3		0-0 1B	2 0 1 0 0 0 0 1 0 0 0 0 0 0 0 0 0 0 0 0 0 1 0 1 0 0 0 0

Inning Stats	R: 0	H: 1	E: 1	K: 1	S: 5	LOB: 1	BB: 1	P: 9	R: 0	H: 0	E: 0	K: 0	S: 3	LOB: 1	BB: 1	P: 7	R: 1	H: 1	E: 1	K: 0	S: 4	LOB: 0	BB: 0	P: 4	R: 0	H: 0	E: 0	K: 0	S: 3	LOB: 0	BB: 0	P: 3	R: 1	H: 2	E: 1	K: 1	S: 8	LOB: 2	BB: 0	P: 8	R: 0	H: 1	E: 0	K: 1	S: 6	LOB: 1	BB: 0	P: 6	R: 0	H: 0	E: 0	K: 1	S: 5	LOB: 0	BB: 0	P: 5	R: 2	H: 3	E: 0	K: 0	S: 5	LOB: 0	BB: 0	P: 5	R: 0	H: 1	E: 0	K: 0	S: 4	LOB: 1	BB: 0	P: 4	1B: 7	SF: 0	2B: 1	SAC: 0	3B: 0	DP: 0	HR: 1	HBP: 0	WP: 0	PA: 38
PITCHER Jesse Jefferson, R ERA: 4.37 Pete Vuckovich, R ERA: 3.52	IP	WLS	BF	H	R	ER	SO	BB	IBB	HBP	BLK	WP	HR	S	P	ERA	WHIP																																																																	
	7.2		31	7	3	1	4	2	0	0	0	0	0	37	45	1.17	1.174																																																																	
	1.1	W	6	2	1	1	0	0	0	0	0	0	1	6	6	6.75	1.500																																																																	

BOTTOM

Toronto Blue Jays @ California Angels
Anaheim Stadium, Anaheim, CA

Sat Aug 20 1977, 10:05 PM EDT
Att. 15,311 - Unknown

livebaseballscorecards.com

AB	35
R	4
H	9
RBI	3
BB	2
SO	4
LOB	14



Batter	1	2	3	4	5	6	7	8	9	AB R H RBI BB SO LOB	TOP													
John Scott, R (1, 7) OBP: 0.265, SLG: 0.302	0-3 K	0-0 F7		0-0 S 1B		0-0 F7			0-0 5-3	5 0 1 0 0 1 2														
Steve Staggs, R (1, 4) OBP: 0.361, SLG: 0.386	0-0 E 1B BB 1B	0-0 5-3		0-0 F7 1-2			0-0 G3			4 1 1 0 0 0 2														
Bob Bailor, R (1, 8) OBP: 0.346, SLG: 0.421	0-0 BB E 1-2 1B		0-0 3-1 1B		0-3 K		0-0 F9			2 0 2 0 0 0 0 2 0 0 0 0 1 0														
Steve Bowling, R (3, PR) OBP: 0.271, SLG: 0.169																								
Otto Velez, R (1, 9) OBP: 0.359, SLG: 0.462	0-3 K 1-2 2-3		0-0 F4		0-0 F7		0-3 K			4 0 0 0 0 2 3														
Doug Rader, R (1, 10) OBP: 0.344, SLG: 0.435	4-0 BB BB		0-0 3-1 1-2		0-0 IHR		0-0 6-3			3 1 1 1 1 0 1														
Doug Ault, R (1, 3) OBP: 0.329, SLG: 0.402	4-0 BB 1-2 2-3 3-H		4-0 BB 2-3		0-0 4-3		0-3 K			2 0 0 1 2 1 0														
Roy Howell, L (1, 5) OBP: 0.368, SLG: 0.383	0-0 F5		0-3 K		0-0 6-3 1B		0-0 F7			4 0 1 0 0 1 5														
Rick Cerone, R (1, 2) OBP: 0.192, SLG: 0.346		0-3 K		0-0 4-3		0-0 F3		0-0 F8		4 0 0 0 0 1 1														
Dave McKay, S (1, 6) OBP: 0.216, SLG: 0.262		0-0 2B		0-0 1-3		0-0 6-3		0-3 K		4 0 1 0 0 1 1														
Inning Stats	R: 1 E: 1 K: 2 S: 9	H: 2 LOB: 3 BB: 2 P: 17	R: 0 E: 0 K: 1 S: 6	H: 1 LOB: 1 BB: 0 P: 6	R: 0 E: 0 K: 1 S: 6	H: 1 LOB: 2 BB: 1 P: 10	R: 0 E: 0 K: 0 S: 4	H: 1 LOB: 1 BB: 0 P: 4	R: 1 E: 0 K: 1 S: 6	H: 1 LOB: 0 BB: 0 P: 6	R: 0 E: 0 K: 0 S: 4	H: 1 LOB: 1 BB: 0 P: 4	R: 0 E: 0 K: 1 S: 5	H: 0 LOB: 0 BB: 0 P: 5	R: 0 E: 0 K: 1 S: 5	H: 0 LOB: 0 BB: 0 P: 5	R: 0 E: 0 K: 1 S: 5	H: 0 LOB: 0 BB: 0 P: 5	1B: 5 2B: 1 3B: 0 HR: 1	SF: 0 SAC: 0 DP: 0 HBP: 0	WP: 0 PB: 0 SB: 2 CS: 0	PA: 37		
PITCHER Frank Tanana, L (1, 1) ERA: 2.3	IP: 9.0 WLS: W BF: 37 H: 7 R: 2 ER: 2 SO: 8 BB: 3 IBB: 0 HBP: 0 BLK: 0 WP: 0 HR: 0 S: 50 P: 62 ERA: 2.00 WHIP: 1.111																							

Toronto Blue Jays @ California Angels
 Anaheim Stadium, Anaheim, CA
 Sun Aug 21 1977, 6:33 AM EDT
 Att: 12,421 - Unknown

livebaseballscorecards.com

AB 34
 R 2
 H 7
 RBI 2
 BB 3
 SO 8
 LOB 15



Batter	1	2	3	4	5	6	7	8	9
Gil Flores, R OBP: 0.335, SLG: 0.367 (1, 7)	0-0 1B 2B 1B	0-0 G3		0-0 G6-4-3 1-2f			0-0 5-3		
Jerry Remy, L OBP: 0.328, SLG: 0.352 (1, 4)	0-0 2B 1-3 1B	0-0 1B			0-0 4-3		0-0 2-H 1B		
Bobby Bonds, R OBP: 0.349, SLG: 0.558 (1, 9)	0-0 BB 1-3 2B 3-H	0-3 K			0-0 5-3		0-3 K		
Danny Goodwin, L OBP: 0.295, SLG: 0.384 (1, 10)	0-3 K2-3		0-0 F8		0-0 3-1		0-0 FC1-6 1B		
Don Baylor, R OBP: 0.326, SLG: 0.415 (1, 8)	4-0 BB IBB		0-0 F8		4-0 BB F7-3 BB		0-0 FC1-6 E S 1-2f		
Rusty Torres, S OBP: 0.224, SLG: 0.290 (9, 8)									
Dave Chalk, R OBP: 0.345, SLG: 0.355 (1, 5)	0-3 K		0-0 5-3		0-0 F7-3 1-2		0-0 E6 1-3		
Rance Mulliniks, L OBP: 0.325, SLG: 0.381 (1, 6)	4-0 1-2 2-3 3-H BB			4-0 BB FC3-5 BB BB		0-3 K	0-0 L6 1-2		
Dan Briggs, L OBP: 0.253, SLG: 0.243 (1, 3)	0-0 4-3			4-0 BB FC3-5 BB BB		0-0 1-3	4-0 IBB		
Terry Humphrey, R OBP: 0.296, SLG: 0.305 (1, 2)		0-0 5-3		0-0 FC3-5 G6-4-3 1-2 2-3f		0-0 1B 2B	0-0 3-1		

AB	R	H	RBI	BB	SO	LOB
4	1	1	0	0	0	3
4	1	3	1	0	0	0
4	0	1	1	0	2	2
4	0	1	0	0	1	2
2	0	0	0	2	0	1
0	0	0	0	0	0	0
4	0	0	0	0	1	5
2	0	0	1	2	1	2
2	0	0	0	2	0	3
4	1	1	0	0	0	5

BOTTOM

Toronto Blue Jays @ California Angels
Anaheim Stadium, Anaheim, CA
Sun Aug 21 1977, 6:33 AM EDT
Att. 12,421 - Unknown


AB	30
R	3
H	7
RBI	3
BB	6
SO	5
LOB	23



Inning Stats	R	H	E	K	S	IP	WLS	BF	H	R	ER	SO	BB	IBB	HBP	BLK	WP	HR	S	P	ERA	WHIP
	2	3	0	2	10	6.2	L	29	6	3	3	4	4	1	0	0	0	0	32	52	4.05	1.500
	0	1	0	1	6	1.1		7	1	0	0	1	0	1	0	0	0	0	8	12	0.00	0.750

PITCHER	IP	WLS	BF	H	R	ER	SO	BB	IBB	HBP	BLK	WP	HR	S	P	ERA	WHIP
Jeff Byrd, R ERA: 5.2 (1, 1)	6.2	L	29	6	3	3	4	4	1	0	0	0	0	32	52	4.05	1.500
Tom Murphy, R ERA: 5.23 (7, 1)	1.1		7	1	0	0	1	0	1	0	0	0	0	8	12	0.00	0.750

WP	PA	1B	2B	3B	HR	SF	SAC	DP	HBP
0	36	5	3	0	0	0	0	2	0

Batter	1	2	3	4	5	6	7	8	9	AB R H RBI BB SO LOB	TOP														
Steve Staggs, R (1, 4) OBP: 0.357, SLG: 0.381	0-0 G3	0-0 FC5		0-0 5-3			0-0 F3		0-0 WP 1B	5 0 1 0 0 0 3	<p>Toronto Blue Jays @ Oakland Athletics Oakland-Alameda County Coliseum, Oakland, CA</p> <p>Mon Aug 22 1977, 7:05 PM PDT Att. 4,429 - Unknown</p> <p>livebaseballscorecards.com</p> <table border="1"> <tr><td>AB</td><td>32</td></tr> <tr><td>R</td><td>2</td></tr> <tr><td>H</td><td>7</td></tr> <tr><td>RBI</td><td>2</td></tr> <tr><td>BB</td><td>6</td></tr> <tr><td>SO</td><td>2</td></tr> <tr><td>LOB</td><td>16</td></tr> </table> 	AB	32	R	2	H	7	RBI	2	BB	6	SO	2	LOB	16
AB	32																								
R	2																								
H	7																								
RBI	2																								
BB	6																								
SO	2																								
LOB	16																								
Al Woods, L (1, 7) OBP: 0.329, SLG: 0.370	0-0 4-3		0-0 F8		0-0 F8 SF9 1B		0-0 1B		4-0 1B BB	4 1 2 0 1 0 0															
Roy Howell, L (1, 5) OBP: 0.374, SLG: 0.384 Otto Velez, R (9, PH) OBP: 0.358, SLG: 0.460	4-0 BB		0-0 FC3-6 1B		4-0 SF9 F8 BB		0-0 F7		0-0 5-3	2 0 1 0 2 0 1 1 0 0 0 0 0 2															
Ron Fairly, L (1, 3) OBP: 0.366, SLG: 0.453	0-0 L9		0-0 FC3-6 1B		0-0 F8 1-2 2-3		0-0 F7			4 1 0 0 0 0 5															
Doug Rader, R (1, 10) OBP: 0.345, SLG: 0.436		0-0 5-3	0-0 1B 1-2 1B		0-0 SF9 2-3 3-H			4-0 G5-4-3 BB		2 0 1 1 1 0 0															
Sam Ewing, L (1, 9) OBP: 0.341, SLG: 0.373 Doug Ault, R (8, PH) OBP: 0.328, SLG: 0.401		0-0 BB BB 1B	0-0 1-3 2-H 1B		0-0 4-3			0-0 G5-4-3 1-2f		3 0 2 1 0 0 1 1 0 0 0 0 0 1															
Dave McKay, S (1, 6) OBP: 0.212, SLG: 0.257		0-3 K	0-0 4-3		0-0 4-3			0-3 K		4 0 0 0 0 2 3															
Rick Cerone, R (1, 2) OBP: 0.200, SLG: 0.310		4-0 FC5 BB BB 1-2 BB		0-0 6-3		0-0 6-3			0-0 5-3	3 0 0 0 1 0 0															
Steve Bowling, R (1, 8) OBP: 0.270, SLG: 0.162		4-0 BB BB BB 1-2 2-3 BB		0-0 4-3		0-0 4-3			0-0 F8	3 0 0 0 1 0 0															
Inning Stats	R: 0 E: 0 K: 0 S: 3	H: 0 LOB: 1 BB: 1 P: 7	R: 0 E: 0 K: 1 S: 6	H: 1 LOB: 3 BB: 2 P: 14	R: 1 E: 0 K: 0 S: 6	H: 3 LOB: 2 BB: 0 P: 6	R: 0 E: 0 K: 0 S: 3	H: 0 LOB: 0 BB: 0 P: 3	R: 1 E: 0 K: 0 S: 4	H: 1 LOB: 1 BB: 1 P: 8	R: 0 E: 0 K: 0 S: 3	H: 0 LOB: 0 BB: 0 P: 3	R: 0 E: 0 K: 0 S: 4	H: 1 LOB: 1 BB: 0 P: 4	R: 0 E: 0 K: 1 S: 4	H: 0 LOB: 0 BB: 1 P: 8	R: 0 E: 0 K: 0 S: 4	H: 1 LOB: 2 BB: 1 P: 8	1B: 7 2B: 0 3B: 0 HR: 0	SF: 1 SAC: 0 DP: 1 HBP: 0	WP: 1 PB: 0 SB: 1 CS: 0	PA: 39			
PITCHER	IP WLS BF H R ER SO BB IBB HBP BLK WP HR S P ERA WHIP																								
Doc Medich, R (1, 1) ERA: 4.55	7.0 W 32 6 2 2 1 5 0 0 0 0 0 0 29 49 2.57 1.571																								
Bob Lacey, L (8, 1) ERA: 2.97	2.0 S 7 1 0 0 1 1 0 0 0 1 0 8 12 0.00 1.000																								

Batter	1	2	3	4	5	6	7	8	9
Rodney Scott, S OBP: 0.326, SLG: 0.281 (1, 4) (8, 6)	0-0 SH1-3 1B		0-0 CS 1B			0-0 F5	0-0 1B		
Larry Murray, S OBP: 0.240, SLG: 0.265 (1, 8) (8, 7)	0-0 SH1-3 1-2		0-0 1-3			0-0 6-3	0-0 1-3		
Mitchell Page, L OBP: 0.385, SLG: 0.495 Matt Alexander, S OBP: 0.310, SLG: 0.237 (1, 7) (8, 8)	4-0 1B BB			0-0 4-3		4-0 CS BB		0-0 4-3	
Jerry Tabb, L OBP: 0.276, SLG: 0.362 (1, 3)	0-0 G4-6-3 1B			0-0 F7		0-0 CS	0-0 F6	0-0 F4	
Manny Sanguillen, R OBP: 0.284, SLG: 0.327 (1, 2)	0-0 G4-6-3			4-0 BB			0-0 4-3	0-0 F7	
Wayne Gross, L OBP: 0.325, SLG: 0.395 Sheldon Mallory, L OBP: 0.305, SLG: 0.286 Marty Perez, R OBP: 0.301, SLG: 0.338 (1, 5) (7, PR) (8, 4)		0-3 K		0-0 G3			0-0 S 2B 1B		
Jim Tyrone, R OBP: 0.305, SLG: 0.320 (1, 9)		0-0 1-3			0-0 6-3		0-0 WP HR 2B		
Tim Hosley, R OBP: 0.327, SLG: 0.273 (1, 10)		0-0 F3			0-0 F8		4-0 WP HR BB		
Rob Picciolo, R OBP: 0.192, SLG: 0.211 Willie Crawford, L OBP: 0.306, SLG: 0.307 Rich McKinney, R OBP: 0.233, SLG: 0.312 (1, 6) (7, PH) (8, 5)			0-0 F6		0-3 K		0-0 1-H 2-H HR		

AB	R	H	RBI	BB	SO	LOB
4	1	3	0	0	0	0
3	0	0	0	0	0	2
1	0	0	0	2	0	0
1	0	0	0	0	0	0
4	0	1	1	0	0	0
3	0	0	0	1	0	2
3	0	1	0	0	1	1
0	1	0	0	0	0	0
0	0	0	0	0	0	0
3	1	1	1	0	0	0
2	1	0	0	1	0	0
2	0	0	0	0	1	0
1	1	1	3	0	0	0
0	0	0	0	0	0	0
1B: 5	SF: 0					
2B: 1	SAC: 1					
3B: 0	DP: 1					
HR: 1	HBP: 0					

BOTTOM

Toronto Blue Jays @ Oakland Athletics
Oakland-Alameda County Coliseum, Oakland, CA

Mon Aug 22 1977, 7:05 PM PDT
Att. 4,429 - Unknown

AB	27
R	5
H	7
RBI	5
BB	4
SO	2
LOB	5




Inning Stats	R	H	E	K	S	R	H	E	K	S	R	H	E	K	S	R	H	E	K	S	R	H	E	K	S
	1	2	0	4	8	0	0	0	1	5	0	0	0	0	3	0	0	0	0	3	0	0	0	0	0
	0	LOB: 1	0	BB: 1		0	LOB: 0	0	BB: 0		0	LOB: 1	0	BB: 1		0	LOB: 0	0	BB: 0		0	LOB: 0	0	BB: 0	
	0	P: 8	0	P: 5		0	P: 3		0		0	P: 7		0		0	P: 5		0		0	P: 3		0	P: 3

PITCHER	IP	WLS	BF	H	R	ER	SO	BB	IBB	HBP	BLK	WP	HR	S	P	ERA	WHIP
Dave Lemanczyk, R ERA: 4.37 (1, 1)	8.0	L	32	7	5	5	2	4	0	0	0	1	1	32	48	5.62	1.375

PITCHER	IP	WLS	BF	H	R	ER	SO	BB	IBB	HBP	BLK	WP	HR	S	P	ERA	WHIP

WP	HR	S	P	ERA	WHIP
1	1	3	2		

WP	HR	S	P	ERA	WHIP
1	1	3	2		

Batter	1	2	3	4	5	6	7	8	9	AB R H RBI BB SO LOB	TOP
John Scott, R (1, 7) OBP: 0.261, SLG: 0.298 Al Woods, L (6, PH) OBP: 0.329, SLG: 0.368 (6, 7)	0-0 1-3	0-0 G6-3			0-0 5-3	4-0 2B IBB	0-0 L7		0-0 FC3-6	3 0 0 0 0 0 2 2 1 0 0 1 0 5	
Steve Staggs, R (1, 4) OBP: 0.357, SLG: 0.374	0-3 K		0-0 F8		4-0 BB	4-0 2B BB		0-0 5-3	0-0 FC6-4	4 1 0 1 2 1 2	
Otto Velez, R (1, 9) OBP: 0.364, SLG: 0.465	0-0 E9 1B		4-0 1B BB		0-0 L7	0-0 1-H 2-H 3-H 2B		4-0 2B BB		3 1 2 3 2 0 1	
Doug Rader, R (1, 10) OBP: 0.344, SLG: 0.435	0-3 K		0-0 F9		0-3 K	0-0 L8		0-0 2B		5 0 1 1 0 2 4	
Doug Ault, R (1, 3) OBP: 0.326, SLG: 0.398		0-3 K	0-0 1B			0-0 5-3	0-3 K	0-0 F9		5 0 1 0 0 2 1	
Roy Howell, L (1, 5) OBP: 0.378, SLG: 0.388		0-0 1B 1B	0-0 4-3			0-0 E6 1B	0-0 BB 1B	0-0 F5		5 2 3 0 0 0 3	
Hector Torres, R (1, 6) OBP: 0.291, SLG: 0.359		0-0 1B 1B		0-0 6-3		0-0 6-3	4-0 BB BB		4-0 FC3-6 1B BB	3 1 1 0 2 0 1	AB 39 R 8 H 14 RBI 8 BB 8 SO 6 LOB 24
Rick Cerone, R (1, 2) OBP: 0.286, SLG: 0.364		0-0 1B 1B		0-0 5-3		0-0 1B BB 1B	4-0 1-2 2-3 BB		0-0 FC3-6 1B	4 1 3 2 1 0 0	
Steve Bowling, R (1, 8) OBP: 0.287, SLG: 0.190		0-0 G6-3 1B		0-0 1B		0-0 BB IBB 2B 1B	0-3 K		0-0 F3	5 1 3 1 0 1 5	
Inning Stats	R: 0 H: 1 E: 1 LOB: 1 K: 2 BB: 0 S: 8 P: 8	R: 2 H: 4 E: 0 LOB: 1 K: 1 BB: 0 S: 8 P: 8	R: 0 H: 1 E: 0 LOB: 2 K: 0 BB: 1 S: 4 P: 8	R: 0 H: 1 E: 0 LOB: 1 K: 0 BB: 0 S: 3 P: 3	R: 0 H: 0 E: 0 LOB: 1 K: 1 BB: 1 S: 5 P: 9	R: 5 H: 4 E: 1 LOB: 1 K: 0 BB: 2 S: 7 P: 15	R: 0 H: 1 E: 0 LOB: 3 K: 2 BB: 2 S: 8 P: 16	R: 1 H: 1 E: 0 LOB: 1 K: 0 BB: 1 S: 4 P: 8	R: 0 H: 1 E: 0 LOB: 2 K: 0 BB: 1 S: 4 P: 8	1B: 12 SF: 0 2B: 2 SAC: 0 3B: 0 DP: 1 HR: 0 HBP: 0	WP: 0 PA: 47 PB: 0 SB: 0 CS: 0
PITCHER Jim Umbarger, L (1, 1) ERA: 6.55 Steve Dunning, R (6, 1) ERA: 4.32	IP WLS BF H R ER SO BB IBB HBP BLK WP HR S P ERA WHIP										
	5.2 L 27 10 5 5 4 2 0 0 0 0 0 0 33 41 7.94 2.118										
	3.1 20 4 3 3 2 5 1 0 0 0 0 0 18 42 8.10 2.700										

Toronto Blue Jays @ Oakland Athletics
Oakland-Alameda County Coliseum, Oakland, CA
Tue Aug 23 1977, 7:05 PM PDT
Att. 3,797 - Unknown

livebaseballscorecards.com

Batter	1	2	3	4	5	6	7	8	9	AB	R	H	RBI	BB	SO	LOB
Bill North, S (1, 8) OBP: 0.355, SLG: 0.326 Larry Murray, S (6, 8) OBP: 0.245, SLG: 0.265	4-0 S BB	0-0 1-3			0-0 5-3			4-0 BB E BB		2	0	0	0	1	0	2
Rodney Scott, S (1, 4) OBP: 0.332, SLG: 0.283	4-0 1-2 BB		0-0 FC6-4 1B		0-0 4-3			4-0 1-2 FC6-4 BB		2	0	1	0	2	0	0
Mitchell Page, L (1, 7) OBP: 0.361, SLG: 0.489	0-0 F2		0-0 FC6-4 G3 1-2f			0-3 K		0-0 FC6-4 1-2f 2-H		4	0	0	0	0	1	4
Jerry Tabb, L (1, 3) OBP: 0.275, SLG: 0.370	0-0 L8		0-0 G3 1-3			0-0 F8 2B		0-0 F7		4	0	1	0	0	0	4
Jim Tyrone, R (1, 9) OBP: 0.298, SLG: 0.312	0-3 K		0-3 K			0-0 F8 2-3		0-0 F9		4	0	0	0	0	2	5
Manny Sanguillen, R (1, 10) OBP: 0.286, SLG: 0.329		0-0 1B 1B		0-0 G1-6-3 1B		0-0 F3		0-0 5-3		4	0	2	0	0	0	1
Wayne Gross, L (1, 5) OBP: 0.324, SLG: 0.392		0-0 L8		0-0 G1-6-3 1-2f		0-0 G1-6-3 BB		0-0 G3		3	0	0	0	1	0	2
Jeff Newman, R (1, 2) OBP: 0.252, SLG: 0.333		0-0 F8		0-0 5-3		0-0 F3		0-3 K		4	0	0	0	0	1	2
Rob Picciolo, R (1, 6) OBP: 0.194, SLG: 0.213		0-0 1-2 1B			0-0 F9		0-0 G1-6-3 1-2f			3	0	1	0	0	0	1

Inning Stats	R: 0	H: 0	E: 0	K: 1	S: 5	R: 0	H: 2	E: 0	K: 0	S: 5	R: 0	H: 1	E: 0	K: 1	S: 6	R: 0	H: 1	E: 0	K: 0	S: 3	R: 0	H: 0	E: 0	K: 0	S: 3	R: 0	H: 1	E: 0	K: 1	S: 6	R: 0	H: 0	E: 0	K: 0	S: 2	R: 1	H: 0	E: 1	K: 0	S: 3	R: 0	H: 0	E: 0	K: 1	S: 5	1B: 4	SF: 0	2B: 1	SAC: 0	3B: 0	DP: 2	HR: 0	HBP: 0	WP: 0	PA: 35
Jim Clancy, R (1, 1) ERA: 5.77 Tom Murphy, R (9, 1) ERA: 5.13	IP	WLS	BF	H	R	ER	SO	BB	IBB	HBP	BLK	WP	HR	S	P	ERA	WHIP																IP	WLS	BF	H	R	ER	SO	BB	IBB	HBP	BLK	WP	HR	S	P	ERA	WHIP						

Toronto Blue Jays @ Oakland Athletics
 Oakland-Alameda County Coliseum, Oakland, CA

Tue Aug 23 1977, 7:05 PM PDT
 Att. 3,797 - Unknown

AB 30
 R 1
 H 5
 RBI 0
 BB 5
 SO 4
 LOB 21



Toronto Blue Jays @ Seattle Mariners
 The Kingdome, Seattle, WA
 Wed Aug 24 1977, 10:05 PM EDT
 Dome

livebaseballscorecards.com

AB	36
R	7
H	11
RBI	7
BB	6
SO	6
LOB	17



Batter	1	2	3	4	5	6	7	8	9	AB	R	H	RBI	BB	SO	LOB
Steve Staggs, R (1, 4) OBP: 0.353, SLG: 0.369	0-0 6-3	0-0 4-3		0-0 BB 1B 1-2 3-H 1B		0-0 G3		0-0 F3		5	0	1	1	0	0	3
Al Woods, L (1, 7) OBP: 0.330, SLG: 0.367	4-0 CS BB		0-0 3-1	0-0 BB 1B		0-0 F7		0-0 FC4-6 1B		4	0	1	1	1	0	1
Roy Howell, L (1, 5) OBP: 0.385, SLG: 0.392	4-0 1-2 BB		0-0 FC4-6 1B	4-0 1-2 2-3 BB			0-0 4-3	0-0 1-2 1B		3	0	2	0	2	0	0
Otto Velez, R (1, 9) OBP: 0.361, SLG: 0.459	0-0 4-3		0-3 K	0-0 FC4 1-2f			4-0 1B HR BB	0-3 K		4	1	0	0	1	2	7
Ron Fairly, L (1, 3) OBP: 0.366, SLG: 0.460		0-0 HR	0-0 FC4-6 1-2f		0-0 F4		0-0 1-3 HR 1B	0-3 K		5	2	2	1	0	1	1
Sam Ewing, L (1, 10) OBP: 0.347, SLG: 0.379		0-0 BB 1B		0-0 4-3 SH3 1B		0-0 HR		0-3 K		2	1	2	0	0	0	0
Doug Rader, R (5, PH) OBP: 0.344, SLG: 0.442										3	1	1	1	0	1	2
Hector Torres, R (1, 6) OBP: 0.290, SLG: 0.371		0-3 K	0-0 SH3	0-0 1-2 SH3		0-0 4-3		0-0 6-3		4	1	1	3	0	1	1
Alan Ashby, S (1, 2) OBP: 0.290, SLG: 0.277		0-0 L7		0-0 4-3		0-3 K		0-0 F5		4	0	0	0	0	1	2
Steve Bowling, R (1, 8) OBP: 0.306, SLG: 0.198		4-0 1-2 BB		4-0 1B BB		0-0 F8		0-0 FC4-6 1B		2	1	1	0	2	0	0

Inning Stats	R: 0	H: 0	E: 0	K: 0	S: 2	P: 10	R: 1	H: 2	E: 0	K: 1	S: 7	P: 11	R: 0	H: 1	E: 0	K: 1	S: 6	P: 6	R: 2	H: 3	E: 0	K: 0	S: 6	P: 14	R: 1	H: 1	E: 0	K: 1	S: 6	P: 6	R: 0	H: 0	E: 0	K: 0	S: 3	P: 3	R: 3	H: 2	E: 0	K: 0	S: 5	P: 9	R: 0	H: 2	E: 0	K: 1	S: 7	P: 7	R: 0	H: 0	E: 0	K: 2	S: 7	P: 7	1B: 8	2B: 0	3B: 0	HR: 3	SF: 0	SAC: 1	DP: 0	HBP: 0	WP: 0	PB: 0	SB: 0	CS: 1	PA: 43
--------------	------	------	------	------	------	-------	------	------	------	------	------	-------	------	------	------	------	------	------	------	------	------	------	------	-------	------	------	------	------	------	------	------	------	------	------	------	------	------	------	------	------	------	------	------	------	------	------	------	------	------	------	------	------	------	------	-------	-------	-------	-------	-------	--------	-------	--------	-------	-------	-------	-------	--------


PITCHER	IP	WLS	BF	H	R	ER	SO	BB	IBB	HBP	BLK	WP	HR	S	P	ERA	WHIP
Dick Pole, R (1, 1) ERA: 4.86	3.2	L	20	6	3	3	2	4	0	0	0	0	1	20	36	7.36	2.727
Mike Kekich, L (4, 1) ERA: 5.45	2.2		12	2	3	3	1	2	0	0	0	0	1	12	20	10.12	1.500
Diego Segui, R (7, 1) ERA: 5.51	0.2		3	1	1	1	0	0	0	0	0	0	1	3	3	13.50	1.500
Rick Honeycutt, L (8, 1) ERA:	2.0		8	2	0	0	3	0	0	0	0	0	0	14	14	0.00	1.000

Batter	1	2	3	4	5	6	7	8	9	AB	R	H	RBI	BB	SO	LOB
Dave Collins, S OBP: 0.289, SLG: 0.305 (1, 7) X	0-0 L9 ①		0-3 K ②		0-0 FC5 ③			0-0 F3 ②		4	0	0	0	0	1	2
Julio Cruz, S OBP: 0.303, SLG: 0.292 (1, 4) X	0-0 G3 1B		0-0 F8 ③			0-3 K ①		0-0 5-3 ③		4	0	1	0	0	1	0
Dan Meyer, L OBP: 0.333, SLG: 0.460 (1, 3) X	0-0 G3 1-2 ②			0-3 K ①		0-0 F7 ②			0-0 F9 ①	4	0	0	0	0	1	1
Leroy Stanton, R OBP: 0.331, SLG: 0.491 (1, 10) B B B B	4-0 BB			0-3 K ②		0-0 F8 ③			4-0 FC3-6 BB	2	0	0	0	2	1	0
Ruppert Jones, L OBP: 0.325, SLG: 0.474 (1, 8) X	0-0 F7 ③			0-0 4-3 ③					0-0 FC3-6 1B ②	4	0	1	0	0	0	3
Bill Stein, R OBP: 0.288, SLG: 0.403 (1, 5) X		0-0 5-3 ①			0-0 L9 ①			0-0 F9-3 ① ②	0-0 FC6-4 1B	4	0	1	0	0	0	1
Carlos Lopez, R OBP: 0.302, SLG: 0.413 (1, 9) X		0-0 F9 ②			0-0 FC5 1B 1B				0-0 FC6-4 1B ③	4	0	2	0	0	0	2
Larry Milbourne, S OBP: 0.245, SLG: 0.293 (1, 6) X		0-0 F4 ③			0-0 F7 ②			0-0 F7 ③		3	0	0	0	0	0	2
Larry Cox, R OBP: 0.309, SLG: 0.416 (1, 2) X			0-0 F8 ①			0-0 1-2 1B			0-0 6-3 ①	3	0	1	0	0	0	0

Inning Stats	R: 0 E: 0 K: 0 S: 4	H: 1 LOB: 2 BB: 1 P: 8	R: 0 E: 0 K: 0 S: 3	H: 0 LOB: 0 BB: 0 P: 3	R: 0 E: 0 K: 1 S: 5	H: 0 LOB: 0 BB: 0 P: 5	R: 0 E: 0 K: 2 S: 7	H: 0 LOB: 0 BB: 0 P: 7	R: 0 E: 0 K: 0 S: 5	H: 2 LOB: 2 BB: 0 P: 5	R: 0 E: 0 K: 1 S: 5	H: 0 LOB: 0 BB: 0 P: 5	R: 0 E: 0 K: 0 S: 4	H: 2 LOB: 1 BB: 0 P: 4	R: 0 E: 0 K: 0 S: 3	H: 0 LOB: 0 BB: 0 P: 3	R: 0 E: 0 K: 0 S: 4	H: 1 LOB: 2 BB: 1 P: 8	1B: 6 2B: 1 3B: 0 HR: 0	SF: 0 SAC: 0 DP: 1 HBP: 0	WP: 0 PB: 0 SB: 0 CS: 0	PA: 34																			
PITCHER Jerry Garvin, L ERA: 3.8 (1, 1)	IP 9.0	WLS W	BF 34	H 6	R 0	ER 0	SO 4	BB 2	IBB 0	HBP 0	BLK 0	WP 0	HR 0	S 40	P 48	ERA 0.00	WHIP 0.889																								
																						PITCHER	IP	WLS	BF	H	R	ER	SO	BB	IBB	HBP	BLK	WP	HR	S	P	ERA	WHIP		

Toronto Blue Jays @ Seattle Mariners
The Kingdome, Seattle, WA
Wed Aug 24 1977, 10:05 PM EDT
Dome

AB	32
R	0
H	6
RBI	0
BB	2
SO	4
LOB	11



livebaseballscores.com

Batter	1	2	3	4	5	6	7	8	9	AB R H RBI BB SO LOB	TOP											
Steve Staggs, R (1, 4) OBP: 0.354, SLG: 0.380	0-3 K		0-0 3B		0-0 4-3		0-0 2B E 1B	0-0 F3		5 1 2 0 0 1 0	Toronto Blue Jays @ Seattle Mariners The Kingdome, Seattle, WA Wed Aug 24 1977, 10:05 PM EDT Att. 13,253 - Dome											
Al Woods, L (1, 7) OBP: 0.331, SLG: 0.370	0-3 K		0-0 F5		0-0 1B 1B		0-0 E7 1B 2B	0-0 F7		5 2 2 0 0 1 1												
Roy Howell, L (1, 10) OBP: 0.386, SLG: 0.392	0-3 K		0-0 4-3		0-0 1B 1B		0-0 2B 1B	0-0 4-3		5 2 2 0 0 1 1												
Otto Velez, R (1, 9) OBP: 0.359, SLG: 0.453		0-0 5-3		0-3 K	4-0 1B BB		0-3 K	0-0 F3		4 0 0 0 1 2 2												
Ron Fairly, L (1, 3) OBP: 0.365, SLG: 0.458		0-0 F4		0-0 F8	0-0 1B		0-3 K	0-3 K		4 0 1 2 0 1 2												
Doug Ault, R (7, 3) OBP: 0.326, SLG: 0.397					1-3 2-H 3-H 1B		1-2 K			1 0 0 0 0 1 0												
Doug Rader, R (1, 5) OBP: 0.347, SLG: 0.453		0-0 1B 2B		0-0 HR	0-0 F8		4-0 2B 1B BB	0-3 K		3 3 2 1 1 0 2												
Dave McKay, S (8, 5) OBP: 0.211, SLG: 0.256										1 0 0 0 0 1 0												
Hector Torres, R (1, 6) OBP: 0.298, SLG: 0.382		0-0 2-H 1B		0-0 FC6-4 1B		0-0 F9	0-0 1B 2B			4 1 3 3 0 0 0												
Rick Cerone, R (1, 2) OBP: 0.282, SLG: 0.351		0-0 F7		0-0 FC6-4		0-3 K	0-0 2-H 3-H 1B			4 0 1 2 0 1 2												
Steve Bowling, R (1, 8) OBP: 0.294, SLG: 0.188			0-3 K		0-0 F7	0-0 F3	0-3 K			4 0 0 0 0 2 1												
Inning Stats	R: 0 E: 0 K: 3 S: 9	H: 0 LOB: 0 BB: 0 P: 9	R: 1 E: 0 K: 0 S: 5	H: 2 LOB: 1 BB: 0 P: 5	R: 0 E: 0 K: 1 S: 6	H: 1 LOB: 1 BB: 0 P: 6	R: 1 E: 0 K: 1 S: 7	H: 2 LOB: 1 BB: 0 P: 7	R: 2 E: 0 K: 0 S: 6	H: 3 LOB: 2 BB: 1 P: 10	R: 0 E: 0 K: 1 S: 5	H: 0 LOB: 0 BB: 0 P: 5	R: 5 E: 1 K: 3 S: 14	H: 5 LOB: 1 BB: 1 P: 18	R: 0 E: 0 K: 0 S: 3	H: 0 LOB: 0 BB: 0 P: 3	R: 0 E: 0 K: 2 S: 7	H: 0 LOB: 0 BB: 0 P: 7	1B: 8 2B: 3 3B: 1 HR: 1	SF: 0 SAC: 0 DP: 0 HBP: 0	WP: 0 PB: 0 SB: 1 CS: 0	PA: 42
PITCHER	IP WLS BF H R ER SO BB IBB HBP BLK WP HR S P ERA WHIP																				PITCHER	IP WLS BF H R ER SO BB IBB HBP BLK WP HR S P ERA WHIP
Glenn Abbott, R (1, 1) ERA: 4.15	4.2 L 23 8 4 4 5 1 0 0 0 0 1 32 36 7.71 1.929																					
Enrique Romo, R (5, 1) ERA: 3.11	2.0 11 4 5 5 3 1 0 0 0 0 0 0 16 20 22.50 2.500																					
Bill Laxton, L (7, 1) ERA: 4.58	2.1 8 1 0 0 3 0 0 0 0 0 0 0 14 14 0.00 0.429																					

AB	40
R	9
H	13
RBI	8
BB	2
SO	11
LOB	11



livebaseballscorecards.com

Batter	1	2	3	4	5	6	7	8	9	AB	R	H	RBI	BB	SO	LOB
--------	---	---	---	---	---	---	---	---	---	----	---	---	-----	----	----	-----

<p>Steve Braun, L (1, 7) OBP: 0.337, SLG: 0.299</p>			<p>K (1) 0-3</p>		<p>F8 (2) 0-0</p>			<p>E8 (2B) 0-0, 4-3</p>		4	2	1	0	0	1	0
<p>Jose Báez, R (1, 4) OBP: 0.328, SLG: 0.339</p>			<p>1B (1) 0-0</p>		<p>BB (1) 4-0</p>			<p>1-3 (1) 0-0</p>		2	0	1	0	1	0	1
<p>Dan Meyer, L (1, 3) OBP: 0.330, SLG: 0.456</p>			<p>L9 (2) 0-0</p>		<p>4-3 (3) 0-0</p>			<p>4-3 (2) 0-0</p>		4	0	0	1	0	0	3
<p>Leroy Stanton, R (1, 9) OBP: 0.332, SLG: 0.500</p>			<p>1B (2) 0-0</p>		<p>5-3 (1) 0-0</p>			<p>K (3) 0-3</p>		4	1	2	2	0	1	0
<p>Ruppert Jones, L (1, 8) OBP: 0.324, SLG: 0.472</p>			<p>F7 (3) 0-3</p>		<p>F9 (2) 0-0</p>			<p>1B (3) 0-0</p>		4	0	1	0	0	1	2
<p>Juan Bernhardt, R (1, 5) OBP: 0.266, SLG: 0.354</p>				<p>5-3 (1) 0-0</p>		<p>F9 (3) 0-0</p>		<p>F8 (1) 0-0</p>		4	0	0	0	0	0	1
<p>Bob Stinson, S (1, 10) OBP: 0.373, SLG: 0.405</p>				<p>1B (2) 0-0</p>		<p>L3 (1) 4-0</p>		<p>F9 (2) 0-0</p>		3	0	1	0	1	1	1
<p>Craig Reynolds, L (1, 6) OBP: 0.260, SLG: 0.285</p>			<p>G4-6-3 (2) 0-0</p>		<p>L3 (2) 0-0</p>			<p>4-3 (3) 0-0</p>		4	0	1	0	0	0	3
<p>Skip Jutze, R (1, 2) OBP: 0.293, SLG: 0.372</p>				<p>F4 (1) 0-0</p>		<p>5-3 (3) 0-0</p>				3	0	0	0	0	0	1

Inning Stats	R: 2 E: 1 K: 1 S: 7	H: 1 LOB: 0 BB: 0 P: 7	R: 0 E: 0 K: 1 S: 6	H: 1 LOB: 1 BB: 0 P: 6	R: 0 E: 0 K: 1 S: 7	H: 2 LOB: 2 BB: 0 P: 7	R: 0 E: 0 K: 0 S: 3	H: 1 LOB: 0 BB: 0 P: 3	R: 0 E: 0 K: 0 S: 3	H: 0 LOB: 1 BB: 1 P: 7	R: 0 E: 0 K: 0 S: 3	H: 0 LOB: 0 BB: 0 P: 3	R: 0 E: 0 K: 0 S: 2	H: 0 LOB: 0 BB: 1 P: 6	R: 1 E: 1 K: 1 S: 6	H: 1 LOB: 0 BB: 0 P: 6	R: 0 E: 0 K: 0 S: 4	H: 1 LOB: 1 BB: 0 P: 4	1B: 5 2B: 2 3B: 0 HR: 1	SF: 0 SAC: 1 DP: 2 HBP: 0	WP: 0 PB: 0 SB: 0 CS: 0	PA: 35
--------------	------------------------------	---------------------------------	------------------------------	---------------------------------	------------------------------	---------------------------------	------------------------------	---------------------------------	------------------------------	---------------------------------	------------------------------	---------------------------------	------------------------------	---------------------------------	------------------------------	---------------------------------	------------------------------	---------------------------------	----------------------------------	------------------------------------	----------------------------------	--------

PITCHER	Jesse Jefferson, R (1, 1) ERA: 4.14	IP: 9.0 WLS: W BF: 35 H: 7 R: 3 ER: 0 SO: 4 BB: 2 IBB: 0 HBP: 0 BLK: 0 WP: 0 HR: 1 S: 41 P: 49 ERA: 0.00 WHIP: 1.000
---------	---	--

BOTTOM

Toronto Blue Jays @ Seattle Mariners
The Kingdom, Seattle, WA
Wed Aug 24 1977, 10:05 PM EDT
Att. 13,253 - Dome

livebaseballscorecards.com

AB	32
R	3
H	7
RBI	3
BB	2
SO	4
LOB	12



Batter	1	2	3	4	5	6	7	8	9	AB R H RBI BB SO LOB	TOP												
Bill North, S (1, 8) OBP: 0.365, SLG: 0.327 Larry Murray, S (6, 8) OBP: 0.237, SLG: 0.255 (8, 7)	0-0 4-3		0-0 6-3	0-0 4-3 SH3 1-2 1B		4-0 2B BB	0-0 4-3		0-3 K	3 1 1 0 1 0 0 2 0 0 0 0 1 2													
Rodney Scott, S (1, 4) OBP: 0.333, SLG: 0.282	0-0 4-3		4-0 SH3 E G3 BB	0-0 SH3 1-2 2-3		0-0 2B 1B	0-0 1-3		0-0 F7	4 2 1 0 1 0 2													
Mitchell Page, L (1, 7) OBP: 0.380, SLG: 0.483 Sheldon Mallory, L (8, PR) OBP: 0.301, SLG: 0.282 Matt Alexander, S (8, 8) OBP: 0.310, SLG: 0.237	4-0 BB		0-0 E7 1B G3 2B	0-0 4-3 2-3 3-H		0-0 4-3 1B 2B				4 2 2 3 1 0 2 0 0 0 0 0 0 0 0 0 0 0 0 0 0													
Jerry Tabb, L (1, 3) OBP: 0.278, SLG: 0.398	0-0 G3		0-0 G3 1-2 3-H	0-3 K 1-2 3-H		0-0 4-3 2-3			0-0 L8	5 0 0 1 0 1 5													
Earl Williams, R (1, 10) OBP: 0.291, SLG: 0.419		0-0 F3	0-0 2B WP 1B		0-0 F7	0-0 1B 1B			0-3 K	5 1 2 1 0 1 1													
Manny Sanguillen, R (1, 2) OBP: 0.291, SLG: 0.335		0-0 BB 1B 1B	0-0 WP 1-3 2B 3-H		0-0 BB 1B	0-0 F8			0-0 F8	5 0 3 1 0 0 2													
Wayne Gross, L (1, 5) OBP: 0.334, SLG: 0.391		0-0 G5-3 BB 1B	0-3 K2-3		4-0 BB 1B	0-0 FC6-4 1B			0-0 E6 FC6-4	4 0 2 0 1 1 1													
Jim Tyrone, R (1, 9) OBP: 0.297, SLG: 0.335		4-0 1-2 2-3 BB		0-0 1B 3B	0-3 K	0-0 FC6-4 1-2f			0-0 FC6-4 E	4 1 1 0 1 1 5													
Rob Picciolo, R (1, 6) OBP: 0.199, SLG: 0.221		0-0 G5-3		0-0 SH3 4-3 1B	0-0 L5				0-0 F7	5 1 1 1 0 0 6													
Inning Stats	R: 0 E: 0 K: 0 S: 3	H: 0 LOB: 1 BB: 1 P: 7	R: 0 E: 0 K: 0 S: 4	H: 2 LOB: 2 BB: 1 P: 8	R: 3 E: 1 K: 1 S: 8	H: 2 LOB: 1 BB: 1 P: 12	R: 2 E: 0 K: 1 S: 8	H: 3 LOB: 1 BB: 0 P: 8	R: 0 E: 0 K: 1 S: 6	H: 1 LOB: 2 BB: 1 P: 10	R: 3 E: 0 K: 0 S: 7	H: 4 LOB: 2 BB: 1 P: 11	R: 0 E: 0 K: 0 S: 3	H: 0 LOB: 0 BB: 0 P: 3	R: 0 E: 0 K: 1 S: 6	H: 1 LOB: 1 BB: 0 P: 6	R: 0 E: 2 K: 1 S: 7	H: 0 LOB: 2 BB: 0 P: 7	1B: 10 2B: 2 3B: 1 HR: 0	SF: 0 SAC: 1 DP: 1 HBP: 0	WP: 1 PB: 0 SB: 1 CS: 0	PA: 47	
PITCHER	IP WLS BF H R ER SO BB IBB HBP BLK WP HR S P ERA WHIP	IP WLS BF H R ER SO BB IBB HBP BLK WP HR S P ERA WHIP	IP WLS BF H R ER SO BB IBB HBP BLK WP HR S P ERA WHIP	IP WLS BF H R ER SO BB IBB HBP BLK WP HR S P ERA WHIP	IP WLS BF H R ER SO BB IBB HBP BLK WP HR S P ERA WHIP	IP WLS BF H R ER SO BB IBB HBP BLK WP HR S P ERA WHIP	IP WLS BF H R ER SO BB IBB HBP BLK WP HR S P ERA WHIP	IP WLS BF H R ER SO BB IBB HBP BLK WP HR S P ERA WHIP	IP WLS BF H R ER SO BB IBB HBP BLK WP HR S P ERA WHIP	IP WLS BF H R ER SO BB IBB HBP BLK WP HR S P ERA WHIP	IP WLS BF H R ER SO BB IBB HBP BLK WP HR S P ERA WHIP	IP WLS BF H R ER SO BB IBB HBP BLK WP HR S P ERA WHIP	IP WLS BF H R ER SO BB IBB HBP BLK WP HR S P ERA WHIP	IP WLS BF H R ER SO BB IBB HBP BLK WP HR S P ERA WHIP	IP WLS BF H R ER SO BB IBB HBP BLK WP HR S P ERA WHIP	IP WLS BF H R ER SO BB IBB HBP BLK WP HR S P ERA WHIP	IP WLS BF H R ER SO BB IBB HBP BLK WP HR S P ERA WHIP	IP WLS BF H R ER SO BB IBB HBP BLK WP HR S P ERA WHIP	IP WLS BF H R ER SO BB IBB HBP BLK WP HR S P ERA WHIP	IP WLS BF H R ER SO BB IBB HBP BLK WP HR S P ERA WHIP	IP WLS BF H R ER SO BB IBB HBP BLK WP HR S P ERA WHIP	IP WLS BF H R ER SO BB IBB HBP BLK WP HR S P ERA WHIP	IP WLS BF H R ER SO BB IBB HBP BLK WP HR S P ERA WHIP
Jeff Byrd, R (1, 1) ERA: 5.24 Mike Willis, L (4, 1) ERA: 4.68 Jerry Johnson, R (6, 1) ERA: 4.25	3.0 L 19 7 5 2 1 3 0 0 0 1 0 18 30 6.00 3.333	2.1 L 12 3 3 3 2 2 0 0 0 0 0 14 22 11.57 2.143	3.2 L 16 3 0 0 2 0 0 0 0 0 0 20 20 0.00 0.818																				

Oakland Athletics @ Toronto Blue Jays
 Exhibition Stadium, Toronto, ON
 Fri Aug 26 1977, 7:05 PM EDT
 Att. 22,536 - Unknown - 75 F

livebaseballscorecards.com

AB	41
R	8
H	13
RBI	7
BB	5
SO	5
LOB	26



Batter	1	2	3	4	5	6	7	8	9	AB R H RBI BB SO LOB
Steve Staggs, R OBP: 0.347, SLG: 0.371 (1, 4)	0-3 K	0-0 6-3			0-0 4-3		0-0 6-3		0-0 F9	5 0 0 0 0 1 0
Al Woods, L OBP: 0.332, SLG: 0.370 (1, 7)	0-0 E 1B		0-0 G3		0-0 E 1B		0-3 K		0-0 1-3	5 2 2 0 0 1 0
Roy Howell, L OBP: 0.384, SLG: 0.394 (1, 5)	0-0 E5 BB 1B WP		0-0 G3		0-0 E4 1B		0-0 2B			4 1 1 0 0 0 2
Ron Fairly, L OBP: 0.369, SLG: 0.460 (1, 3) (6, 9)	0-0 WP BB 1B		4-0 BB		0-0 FC6-4 1B		0-0 F9			3 0 2 2 1 0 1
Doug Rader, R OBP: 0.344, SLG: 0.449 (1, 10)	0-3 K		0-3 K		0-3 K		0-3 K			4 0 0 0 0 4 5
Sam Ewing, L OBP: 0.348, SLG: 0.377 Doug Ault, R OBP: 0.326, SLG: 0.401 (1, 9) (5, PH) (6, 3)	4-0 WP BB		0-0 4-3		0-0 FC6-4		0-0 2B			1 0 0 0 1 0 0 2 0 1 0 0 0 2
Hector Torres, R OBP: 0.293, SLG: 0.376 (1, 6)	0-0 4-3		0-3 K		0-0 1-3		0-0 F4			4 0 0 0 0 1 3
Rick Cerone, R OBP: 0.256, SLG: 0.317 (1, 2)		0-0 G1		0-0 F7		0-0 F6		0-0 F5		4 0 0 0 0 0 1
Steve Bowling, R OBP: 0.292, SLG: 0.225 (1, 8)		0-0 5-3			0-0 HR		0-0 5-3		0-0 F2	4 1 1 1 0 0 0

Inning Stats	R: 2 E: 1 K: 2 S: 10	H: 2 LOB: 2 BB: 1 P: 14	R: 0 E: 0 K: 0 S: 3	H: 0 LOB: 0 BB: 0 P: 3	R: 0 E: 0 K: 1 S: 5	H: 0 LOB: 1 BB: 1 P: 9	R: 0 E: 0 K: 1 S: 5	H: 0 LOB: 0 BB: 0 P: 5	R: 2 E: 1 K: 1 S: 9	H: 3 LOB: 2 BB: 0 P: 9	R: 0 E: 0 K: 0 S: 3	H: 0 LOB: 0 BB: 0 P: 3	R: 0 E: 0 K: 1 S: 6	H: 1 LOB: 1 BB: 0 P: 6	R: 0 E: 0 K: 1 S: 6	H: 1 LOB: 1 BB: 0 P: 6	R: 0 E: 0 K: 0 S: 3	H: 0 LOB: 0 BB: 0 P: 3	1B: 4 2B: 2 3B: 0 HR: 1	SF: 0 SAC: 0 DP: 0 HBP: 0
--------------	-------------------------------	----------------------------------	------------------------------	---------------------------------	------------------------------	---------------------------------	------------------------------	---------------------------------	------------------------------	---------------------------------	------------------------------	---------------------------------	------------------------------	---------------------------------	------------------------------	---------------------------------	------------------------------	---------------------------------	----------------------------------	------------------------------------

PITCHER	IP	WLS	BF	H	R	ER	SO	BB	IBB	HBP	BLK	WP	HR	S	P	ERA	WHIP
Rick Langford, R ERA: 3.59 (1, 1)	4.1		22	5	4	2	4	2	0	0	0	1	1	28	36	4.15	1.615
Pablo Torrealba, L ERA: 1.62 (5, 1)	4.2	W	16	2	0	0	3	0	0	0	0	0	0	22	22	0.00	0.429


BOTTOM

Oakland Athletics @ Toronto Blue Jays
Exhibition Stadium, Toronto, ON

Fri Aug 26 1977, 7:05 PM EDT
Att: 22,536 - Unknown - 75 F

livebaseballscorecards.com

AB	36
R	4
H	7
RBI	3
BB	2
SO	7
LOB	14



WP	PA
1	38
0	0
0	0
0	0

Oakland Athletics @ Toronto Blue Jays

Exhibition Stadium, Toronto, ON

Sat Aug 27 1977, 3:33 AM EDT
Att. 23,651 - Unknown - 73 F

AB	41
R	9
H	18
RBI	6
BB	5
SO	3
LOB	22



WP:	1	PA:	47
PB:	0		
SB:	6		
CS:	1		

Batter	1	2	3	4	5	6	7	8	9	AB R H RBI BB SO LOB
Bill North, S (1, 8) OBP: 0.374, SLG: 0.338 Larry Murray, S (7, PH) OBP: 0.234, SLG: 0.252 (7, 7)	0-0 S 2B 1B	0-0 2-3 1B		0-0 S 1B 1B	0-0 FC4 1-2f		0-3 K		0-0 F7	4 2 3 0 0 0 2 2 0 0 0 0 1 1
Rodney Scott, S (1, 4) OBP: 0.338, SLG: 0.289	0-0 F7 1-2	0-0 3-1		0-0 1-H 1B		0-0 G3 1B	0-0 BB 1B			5 0 3 0 0 0 3
Mitchell Page, L (1, 7) OBP: 0.383, SLG: 0.481 Jeff Newman, R (7, 2) OBP: 0.261, SLG: 0.374	4-0 2B BB		0-0 6-3	4-0 PO S BB		0-0 G3 1-3	4-0 1-2 2-3 BB			2 1 0 0 3 0 1 0 0 0 0 0 0 0
Jerry Tabb, L (1, 3) OBP: 0.274, SLG: 0.386	0-3 K		0-0 1B E 1B	0-0 F8 1-2		0-0 L1	0-0 F7			5 1 1 0 0 1 7
Earl Williams, R (1, 10) OBP: 0.296, SLG: 0.426 Sheldon Mallory, L (8, PR) OBP: 0.301, SLG: 0.282	0-0 1B 2B		0-0 E3 E 1B	0-0 PO 2-3	0-0 6-3	0-0 6-3		0-0 CS 1B		5 2 3 2 0 0 1 0 0 0 0 0 0 0
Manny Sanguillen, R (1, 2) OBP: 0.295, SLG: 0.338 Matt Alexander, S (7, PR) OBP: 0.302, SLG: 0.231 (7, 8)	0-0 1B		0-0 F9		0-0 3-1 S 1B 1B		0-0 1B S 1B 1B	0-0 P1		4 1 3 1 0 0 1 1 1 0 0 0 0 1
Wayne Gross, L (1, 5) OBP: 0.333, SLG: 0.389		0-0 F7	0-0 E8 1-H		0-0 3-1		0-0 BB 1B 1B	0-3 K		5 1 1 0 0 1 2
Jim Tyrone, R (1, 9) OBP: 0.311, SLG: 0.341		0-0 1B WP 1B	4-0 FC5-4 BB		0-0 1B 1B		4-0 1B BB		0-0 F5	3 0 2 1 2 0 0
Rob Picciolo, R (1, 6) OBP: 0.203, SLG: 0.225		0-0 F6	0-0 FC5-4		0-0 FC4 1B		0-0 BB 1B		0-0 6-3	5 0 2 2 0 0 3

Inning Stats	R: 3	H: 3	E: 0	K: 1	S: 7	P: 11
	R: 0	H: 2	E: 0	K: 0	S: 5	P: 5
	R: 2	H: 2	E: 2	K: 0	S: 6	P: 10
	R: 1	H: 2	E: 0	K: 0	S: 3	P: 7
	R: 1	H: 3	E: 0	K: 0	S: 6	P: 6
	R: 0	H: 1	E: 0	K: 0	S: 4	P: 4
	R: 2	H: 4	E: 0	K: 1	S: 8	P: 16
	R: 0	H: 1	E: 0	K: 1	S: 5	P: 5
	R: 0	H: 0	E: 0	K: 0	S: 3	P: 3

PITCHER	IP	WLS	BF	H	R	ER	SO	BB	IBB	HBP	BLK	WP	HR	S	P	ERA	WHIP
Dave Lemanczyk, R (1, 1) ERA: 4.48	3.1	L	20	9	6	4	1	2	0	0	0	1	0	20	28	10.80	3.300
Tom Murphy, R (4, 1) ERA: 5.37	2.2		15	6	3	3	0	2	0	0	0	0	0	13	21	10.12	3.000
Pete Vuckovich, R (7, 1) ERA: 3.49	1.0		5	2	0	0	1	1	0	0	0	0	0	6	10	0.00	3.000
Mike Willis, L (8, 1) ERA: 4.56	2.0		6	1	0	0	1	0	0	0	0	0	0	8	8	0.00	0.500

PITCHER	IP	WLS	BF	H	R	ER	SO	BB	IBB	HBP	BLK	WP	HR	S	P	ERA	WHIP
---------	----	-----	----	---	---	----	----	----	-----	-----	-----	----	----	---	---	-----	------

BOTTOM

Oakland Athletics @ Toronto Blue Jays
Exhibition Stadium, Toronto, ON
Sat Aug 27 1977, 3:33 AM EDT
Att. 23,651 - Unknown - 73 F

livebaseballscorecards.com

AB 35
R 8
H 9
RBI 8
BB 6
SO 4
LOB 12



WP: 2 PA: 42
PB: 0
SB: 0
CS: 0

AB R H RBI BB SO LOB

4 0 0 1 0 0 3

5 0 1 2 0 0 0

4 1 2 0 1 0 1

5 0 0 0 0 1 3

4 2 1 1 1 1 1

3 0 1 2 0 0 0

1 1 0 0 1 1 0

3 2 2 0 1 0 1

4 1 1 1 0 0 3

2 1 1 1 2 1 0

1B: 4 SF: 1
2B: 4 SAC: 0
3B: 0 DP: 0
HR: 1 HBP: 0

WP: 2 PA: 42
PB: 0
SB: 0
CS: 0

Batter	1	2	3	4	5	6	7	8	9
Steve Staggs, R OBP: 0.340, SLG: 0.364 (1, 4)	0-0 1-3	0-0 6-3		0-0 F9		0-0 F4		0-0 SF8	
Al Woods, L OBP: 0.330, SLG: 0.371 (1, 7)	0-0 F6		0-0 F4		0-0 4-3		0-0 5-3	3-H 0-0 1-H 2-H 2B	
Roy Howell, L OBP: 0.388, SLG: 0.399 (1, 5)	0-0 1B		0-0 2B		0-0 6-3		4-0 BB	0-0 6-3	
Ron Fairly, L OBP: 0.364, SLG: 0.454 (1, 3)	0-3 K		0-0 F7		0-0 G3		0-0 F2		0-0 F4
Doug Rader, R OBP: 0.345, SLG: 0.454 (1, 10)		0-0 F9	4-0 2B			0-0 HR	0-0 F9		0-3 K
Sam Ewing, L OBP: 0.348, SLG: 0.381 Otto Velez, R OBP: 0.360, SLG: 0.452 (8, PH) (9, 9)		0-0 F8	0-0 2B			0-0 F7		4-0 BB SF8 BB	0-3 K
Hector Torres, R OBP: 0.300, SLG: 0.379 (1, 6)		4-0 WP 1B	0-0 F8			0-0 5-3 1B		0-0 BB 2B 1B	
Alan Ashby, S OBP: 0.289, SLG: 0.277 (1, 2)		0-0 2B 1B		0-0 G3		0-0 5-3		0-0 F8	
Steve Bowling, R OBP: 0.309, SLG: 0.242 (1, 8)		0-0 2B		0-3 K		4-0 BB		4-0 1-2 2B BB	

Inning Stats	R: 0	H: 1	E: 0	K: 1	S: 6	LOB: 1	BB: 0	P: 6
R: 2	H: 2	E: 0	K: 0	S: 5	LOB: 1	BB: 1	P: 9	
R: 2	H: 2	E: 0	K: 0	S: 5	LOB: 1	BB: 1	P: 9	
R: 0	H: 0	E: 0	K: 1	S: 5	LOB: 0	BB: 0	P: 5	
R: 0	H: 0	E: 0	K: 0	S: 3	LOB: 0	BB: 0	P: 3	
R: 1	H: 2	E: 0	K: 0	S: 5	LOB: 2	BB: 1	P: 9	
R: 0	H: 0	E: 0	K: 0	S: 3	LOB: 1	BB: 1	P: 7	
R: 3	H: 2	E: 0	K: 0	S: 5	LOB: 1	BB: 2	P: 13	
R: 0	H: 0	E: 0	K: 2	S: 7	LOB: 0	BB: 0	P: 7	

PITCHER	IP	WLS	BF	H	R	ER	SO	BB	IBB	HBP	BLK	WP	HR	S	P	ERA	WHIP
Doc Medich, R ERA: 4.71 (1, 1)	5.1	W	25	7	5	5	2	2	0	0	0	1	1	27	35	8.44	1.688
Bob Lacey, L ERA: 3.33 (6, 1)	2.0		11	1	3	3	0	4	0	0	0	0	0	7	23	13.50	2.500
Doug Bair, R ERA: 4.01 (8, 1)	1.2	S	6	1	0	0	2	0	0	0	0	0	0	10	10	0.00	0.600

Batter	1	2	3	4	5	6	7	8	9	AB R H RBI BB SO LOB	TOP													
Bill North, S (1, 8) OBP: 0.378, SLG: 0.335 Larry Murray, S (6, 8) OBP: 0.231, SLG: 0.248	0-3 K		4-0 CS BB			4-0 L1-4 BB		0-0 1-3	0-3 K	1 0 0 0 2 1 0 2 0 0 0 0 1 1														
Rodney Scott, S (1, 4) OBP: 0.337, SLG: 0.285	0-0 G3		4-0 S BB			0-0 L1-4		0-0 F8		3 0 0 0 1 0 1														
Mitchell Page, L (1, 7) OBP: 0.384, SLG: 0.487	0-0 4-3		0-0 4-3			4-0 2B BB		0-0 HR		3 2 1 1 1 0 1														
Earl Williams, R (1, 3) OBP: 0.296, SLG: 0.427		0-0 F9		0-0 5-3		0-0 2B		0-0 F8		4 0 1 1 0 0 0														
Manny Sanguillen, R (1, 10) OBP: 0.294, SLG: 0.340		0-0 2B		0-0 F4		0-0 1-3		0-0 6-3		4 1 1 0 0 0 1														
Wayne Gross, L (1, 5) OBP: 0.336, SLG: 0.396		0-0 G3 2B		0-0 F6		0-0 SH5-3 SF8 2B		4-0 2B BB		3 2 2 1 1 0 0														
Jim Tyrone, R (1, 9) OBP: 0.311, SLG: 0.347		0-0 G3		0-3 K		0-0 SH5-3		0-0 1B 2B		3 1 1 1 0 1 1														
Tim Hosley, R (1, 2) OBP: 0.295, SLG: 0.250		0-0 F7		0-3 K		0-0 SF8		0-0 F8		3 0 0 1 0 1 2														
Rob Picciolo, R (1, 6) OBP: 0.203, SLG: 0.225			0-3 K		0-0 5-3		0-0 5-3		0-0 1B	4 0 1 1 0 1 0														
Inning Stats	R: 0 E: 0 K: 1 S: 5	H: 0 LOB: 0 BB: 0 P: 5	R: 1 E: 0 K: 0 S: 5	H: 2 LOB: 1 BB: 0 P: 5	R: 0 E: 0 K: 1 S: 4	H: 0 LOB: 1 BB: 2 P: 12	R: 0 E: 0 K: 0 S: 3	H: 0 LOB: 0 BB: 0 P: 3	R: 0 E: 0 K: 2 S: 7	H: 0 LOB: 0 BB: 0 P: 7	R: 1 E: 0 K: 0 S: 3	H: 1 LOB: 1 BB: 2 P: 11	R: 1 E: 0 K: 0 S: 4	H: 1 LOB: 0 BB: 0 P: 4	R: 1 E: 0 K: 0 S: 4	H: 1 LOB: 0 BB: 0 P: 4	R: 2 E: 0 K: 1 S: 7	H: 2 LOB: 1 BB: 1 P: 11	1B: 1 2B: 6 3B: 0 HR: 1	SF: 1 SAC: 1 DP: 1 HBP: 0	WP: 0 PB: 0 SB: 1 CS: 1	PA: 37		
PITCHER Jim Clancy, R (1, 1) ERA: 5.53 Jerry Johnson, R (9, 1) ERA: 4.44	IP 8.0	WLS L	BF 31	H 5	R 4	ER 4	SO 4	BB 4	IBB 0	HBP 0	BLK 0	WP 0	HR 1	S 35	P 51	ERA 4.50	WHIP 1.125						ERA 18.00	WHIP 3.000

Oakland Athletics @ Toronto Blue Jays
 Exhibition Stadium, Toronto, ON
 Sun Aug 28 1977, 3:33 AM EDT
 Att. 24,087 - Unknown - 80 F

AB	30
R	6
H	7
RBI	6
BB	5
SO	5
LOB	7



Batter	1	2	3	4	5	6	7	8	9	AB	R	H	RBI	BB	SO	LOB
John Scott, R (1, 7) OBP: 0.257, SLG: 0.293	0-0 F8		0-0 1-3		0-0 F7			0-0 6-3		4	0	0	0	0	0	0
Steve Staggs, R (1, 4) OBP: 0.339, SLG: 0.362	0-0 F8		0-0 6-3		0-0 CS 1B			0-0 6-3		4	0	1	0	0	0	0
Roy Howell, L (1, 10) OBP: 0.386, SLG: 0.397 Al Woods, L (8, PR) OBP: 0.330, SLG: 0.371	0-3 K		0-3 K		0-0 CS 1-2	0-3 K		0-0 BB 1B		4	0	1	0	0	3	0
Doug Rader, R (1, 5) OBP: 0.348, SLG: 0.454		4-0 BB BB		0-0 2B 1B		0-0 F8		4-0 BB 1-2		2	1	1	0	2	0	0
Otto Velez, R (1, 9) OBP: 0.359, SLG: 0.448		4-0 BB 1-2 BB		0-3 K		0-0 F4		0-3 K		3	0	0	0	1	2	3
Doug Ault, R (1, 3) OBP: 0.328, SLG: 0.413		0-0 F2		0-0 1-H 2B			0-0 HR		0-0 6-3	4	1	2	2	0	0	2
Hector Torres, R (1, 6) OBP: 0.299, SLG: 0.377		0-3 K		0-0 F3			0-3 K		0-0 G6-4-3 1B	4	0	1	0	0	2	3
Steve Bowling, R (1, 8) OBP: 0.307, SLG: 0.234		4-0 BB 1-2 2-3		0-3 K			0-3 K		0-0 G6-4-3 1-2f	3	0	0	0	1	2	2
Rick Cerone, R (1, 2) OBP: 0.239, SLG: 0.295		0-0 4-3			0-0 6-3			0-0 L4		3	0	0	0	0	0	3

Inning Stats	R: 0	H: 0	E: 0	K: 1	S: 5	R: 0	H: 0	E: 0	K: 1	S: 5	R: 0	H: 0	E: 0	K: 1	S: 5	R: 1	H: 2	E: 0	K: 2	S: 9	R: 0	H: 1	E: 0	K: 0	S: 3	R: 0	H: 0	E: 0	K: 1	S: 5	R: 1	H: 1	E: 0	K: 2	S: 8	R: 0	H: 1	E: 0	K: 1	S: 6	R: 0	H: 1	E: 0	K: 0	S: 3	R: 0	H: 1	E: 0	K: 0	S: 3	1B: 4	SF: 0	2B: 1	SAC: 0	3B: 0	DP: 1	HR: 1	HBP: 0	WP: 0	PA: 36
--------------	------	------	------	------	------	------	------	------	------	------	------	------	------	------	------	------	------	------	------	------	------	------	------	------	------	------	------	------	------	------	------	------	------	------	------	------	------	------	------	------	------	------	------	------	------	------	------	------	------	------	-------	-------	-------	--------	-------	-------	-------	--------	-------	--------

PITCHER	IP	WLS	BF	H	R	ER	SO	BB	IBB	HBP	BLK	WP	HR	S	P	ERA	WHIP
Vida Blue, L (1, 1) ERA: 3.77	9.0	W	35	6	2	2	9	4	0	0	0	0	1	49	65	2.00	1.111

BOTTOM

Oakland Athletics @ Toronto Blue Jays
 Exhibition Stadium, Toronto, ON
 Sun Aug 28 1977, 3:33 AM EDT
 Att: 24,087 - Unknown - 80 F

livebaseballscorecards.com

AB	31
R	2
H	6
RBI	2
BB	4
SO	9
LOB	13



Batter	1	2	3	4	5	6	7	8	9	10	AB R H RBI BB SO LOB	TOP																
Steve Staggs, R (1, 4) x OBP: 0.340, SLG: 0.360	0-0 P3		4-0 BB		0-0 L7		0-0 SH5-4 1B		0-3 K		4 0 1 0 1 1 1	Toronto Blue Jays @ Minnesota Twins Metropolitan Stadium, Bloomington, MI Mon Aug 29 1977, 8:05 PM EDT Unknown - 75 F																
Al Woods, L (1, 7) x OBP: 0.333, SLG: 0.374 (7, 9)	0-0 G6-3 1B		0-0 G3-6-3			0-0 1B 1B	0-0 SH5-4 1B		0-0 F8		5 1 3 0 0 0 1																	
Roy Howell, L (1, 5) x OBP: 0.384, SLG: 0.395	0-0 G6-3			0-0 4-3		0-0 FC1-6 1B	0-0 SH5-4		0-3 K		4 0 1 0 0 1 1																	
Ron Fairly, L (1, 9) x OBP: 0.368, SLG: 0.455 John Scott, R (7, PR) x OBP: 0.260, SLG: 0.296 (7, 7)		0-0 1B 1B SF8 1B		0-0 BB 1B		0-0 FC1-6 1B	4-0 G6-4-3 IBB			0-0 SH1-4 1B	3 2 2 0 1 0 2 1 0 1 0 0 0 0																	
Doug Rader, R (1, 10) x OBP: 0.351, SLG: 0.456		0-0 SF8 1B		4-0 G5-4-3 BB		0-0 1B 3B 1B	0-0 G6-4-3			0-0 SH1-4	3 1 2 1 1 0 3																	
Doug Ault, R (1, 3) x OBP: 0.329, SLG: 0.413		0-0 G6-4-3 1B		0-0 G5-4-3		0-0 3B 1B		0-3 K		0-3 K	5 1 2 1 0 2 3																	
Hector Torres, R (1, 6) x OBP: 0.297, SLG: 0.376 Sam Ewing, L (6, PH) x OBP: 0.351, SLG: 0.393 Dave McKay, S (6, 6) x OBP: 0.209, SLG: 0.253		0-0 SF8		0-0 F9		0-0 1B 3B		0-0 P4		0-0 4-3	1 0 0 1 0 0 0 1 1 1 2 0 0 0 2 0 0 0 0 0 1																	
Alan Ashby, S (1, 2) x OBP: 0.294, SLG: 0.283		0-0 G6-4-3			0-0 2B	0-0 G6-4-3 1B		4-0 BB			3 0 2 1 1 0 2																	
Steve Bowling, R (1, 8) x OBP: 0.297, SLG: 0.224			0-0 F8		0-3 K	0-0 G6-4-3		0-0 1-3			4 0 0 0 0 1 3																	
Inning Stats	R: 0 E: 0 K: 0 S: 3	H: 1 LOB: 0 BB: 0 P: 3	R: 1 E: 0 K: 0 S: 5	H: 3 LOB: 1 BB: 0 P: 5	R: 0 E: 0 K: 0 S: 2	H: 0 LOB: 0 BB: 1 P: 6	R: 0 E: 0 K: 0 S: 3	H: 1 LOB: 1 BB: 1 P: 7	R: 0 E: 0 K: 1 S: 6	H: 1 LOB: 0 BB: 0 P: 6	R: 5 E: 0 K: 0 S: 8		H: 6 LOB: 0 BB: 0 P: 8	R: 0 E: 0 K: 0 S: 4	H: 2 LOB: 3 BB: 1 P: 8	R: 0 E: 0 K: 1 S: 5	H: 0 LOB: 1 BB: 1 P: 9	R: 0 E: 0 K: 2 S: 7	H: 0 LOB: 0 BB: 0 P: 7	R: 0 E: 0 K: 1 S: 6	H: 1 LOB: 1 BB: 0 P: 6	1B: 13 2B: 1 3B: 1 HR: 0	SF: 1 SAC: 2 DP: 6 HBP: 0	WP: 0 PB: 0 SB: 0 CS: 0	PA: 43			
PITCHER	IP WLS BF H R ER SO BB IBB HBP BLK WP HR S P ERA WHIP																											
Pete Redfern, R (1, 1) ERA: 5.28	5.0		8	3	3	1	2	0	0	0	0	0	0	21	29	5.40	2.000											
Tom Burgmeier, L (6, 1) ERA: 4.55	0.1	2	1	0	0	0	0	0	0	0	0	0	0	2	2	0.00	3.000											
Dave Johnson, R (6, 1) ERA: 4.53	0.0	2	2	2	2	0	0	0	0	0	0	0	0	2	2	∞	∞											
Ron Schueler, R (6, 1) ERA: 4.4	4.2	W 18	4	1	1	4	1	1	0	0	0	0	0	24	32	1.93	1.071											

livebaseballscorecards.com



AB 36
R 6
H 15
RBI 6
BB 4
SO 5
LOB 17

BOTTOM

Toronto Blue Jays @ Minnesota Twins
Metropolitan Stadium, Bloomington, MI
Mon Aug 29 1977, 8:05 PM EDT
Unknown - 75 F

livebaseballscorecards.com

AB 37
R 7
H 13
RBI 6
BB 2
SO 4
LOB 16



WP: 1 PA: 42
PB: 0
SB: 1
CS: 1

AB R H RBI BB SO LOB

4 1 2 0 1 0 1
3 1 1 0 0 0 0
1 0 0 0 0 0 2

5 2 2 0 0 0 5

5 3 4 3 0 0 1

3 0 1 1 0 1 1
1 0 0 0 1 0 1

3 0 1 1 0 2 2
0 0 0 0 0 0 0
1 0 0 1 0 1 1

4 0 0 0 0 0 2

4 0 1 0 0 0 0

3 0 1 0 0 0 0

1B: 9 SF: 1
2B: 3 SAC: 2
3B: 1 DP: 0
HR: 0 HBP: 0

Batter	1	2	3	4	5	6	7	8	9	10
Lyman Bostock, L (1, 7) OBP: 0.396, SLG: 0.516	0-0 FC6-5 SH3-4 1B		0-0 F8 1-2		0-0 G3			0-0 4-3 1B 3B 1B	4-0 S IBB	
Bob Randall, R (1, 4) OBP: 0.276, SLG: 0.283	0-0 SH3-4 1-2			0-0 F8		0-0 P4		0-0 4-3 3B 1B	0-0 FC1-2	
Mike Cabbage, L (9, PH) OBP: 0.328, SLG: 0.396								0-0 4-3 1-2 2-3	0-0 3-H F8	
Rod Carew, L (1, 3) OBP: 0.440, SLG: 0.568	0-0 FC6-5 2-3			0-0 E2 1B 1B		0-0 1B 1B		0-0 1-2 2-3		
Larry Hise, R (1, 8) OBP: 0.369, SLG: 0.538	0-0 F8			0-0 2B 1B		0-0 1B 1B		0-0 2-H 3-H WP 3B		0-0 F8 SF7 2B
Dan Ford, R (1, 9) OBP: 0.351, SLG: 0.442		0-3 K		0-0 F8		0-0 K 1B		0-0 1-2 2-H 3-H K BB		0-0 F8
Rich Chiles, L (8, PH) OBP: 0.335, SLG: 0.367								0-3 K		0-0 2-3 SF7
Craig Kusick, R (1, 10) OBP: 0.365, SLG: 0.436		0-3 K		0-0 K 2B		0-3 K		0-3 K		0-0 3-H
Glenn Adams, L (8, PH) OBP: 0.372, SLG: 0.485										
Bob Gorinski, R (8, PH) OBP: 0.229, SLG: 0.344										
Bud Bulling, R (1, 2) OBP: 0.276, SLG: 0.160		0-0 5-3		0-0 F7			0-0 F8	0-0 FC6-4 1-2		
Jerry Terrell, R (1, 5) OBP: 0.268, SLG: 0.274			0-0 1-3		0-0 F7		0-0 F8		0-0 SH3 FC1-2 2B	
Luis Gomez, R (1, 6) OBP: 0.306, SLG: 0.435			0-0 CS 1B		0-0 1-3		0-0 F9		0-0 SH3	

Inning Stats	R: 0	H: 1	E: 0	K: 0	S: 4	P: 4	R: 0	H: 0	E: 0	K: 2	S: 7	P: 7	R: 0	H: 1	E: 0	K: 0	S: 3	R: 2	H: 3	E: 1	K: 0	S: 6	P: 6	R: 0	H: 0	E: 0	K: 0	S: 3	R: 1	H: 3	E: 0	K: 1	S: 7	P: 7	R: 0	H: 0	E: 0	K: 0	S: 3	R: 3	H: 3	E: 0	K: 1	S: 8	P: 12	R: 0	H: 1	E: 0	K: 0	S: 4	P: 8	R: 1	H: 1	E: 0	K: 0	S: 3	P: 3	1B: 9	SF: 1	2B: 3	SAC: 2	3B: 1	DP: 0	HR: 0	HBP: 0	WP: 1	PA: 42
--------------	------	------	------	------	------	------	------	------	------	------	------	------	------	------	------	------	------	------	------	------	------	------	------	------	------	------	------	------	------	------	------	------	------	------	------	------	------	------	------	------	------	------	------	------	-------	------	------	------	------	------	------	------	------	------	------	------	------	-------	-------	-------	--------	-------	-------	-------	--------	-------	--------

PITCHER	IP	WLS	BF	H	R	ER	SO	BB	IBB	HBP	BLK	WP	HR	S	P	ERA	WHIP
Jerry Garvin, L (1, 1) ERA: 3.89	7.0		29	10	5	5	3	0	0	0	0	0	0	35	35	6.43	1.429
Pete Vuckovich, R (8, 1) ERA: 3.55	0.1		3	1	1	1	0	1	0	0	0	1	0	2	6	27.00	6.000
Mike Willis, L (8, 1) ERA: 4.5	1.0		4	1	0	0	1	0	0	0	0	0	0	6	6	0.00	1.000
Tom Murphy, R (9, 1) ERA: 5.4	1.1	L	6	1	1	1	0	0	1	0	0	0	0	5	9	6.75	0.750

Batter	1	2	3	4	5	6	7	8	9	AB R H RBI BB SO LOB	TOP	
John Scott, R (1, 7) OBP: 0.264, SLG: 0.300	0-0 5-3		0-0 FC6-4 1B			0-0 2B	0-0 G4-6-3			4 1 2 0 0 0 1		
Steve Staggs, R (1, 4) OBP: 0.338, SLG: 0.362	0-0 5-3		0-0 FC6-4 G5-4-3 1-2f			0-0 WP 3B		0-0 4-3		4 1 1 1 0 0 1		
Otto Velez, R (1, 9) Al Woods, L (6, PR) OBP: 0.361, SLG: 0.448 OBP: 0.333, SLG: 0.373	0-0 1B		0-0 G5-4-3 1-2f			1-0 3B HBP		0-0 4-3		2 0 1 0 0 0 1 1 1 0 0 0 0 0		
Doug Rader, R (1, 5) OBP: 0.353, SLG: 0.455	0-0 F3			0-0 6-3		4-0 3B BB		0-0 1B		3 1 1 0 1 0 1		
Roy Howell, L (1, 10) OBP: 0.379, SLG: 0.389		0-0 F8		0-0 1-3		0-3 K		0-3 K		4 0 0 0 0 2 4		
Doug Ault, R (1, 3) OBP: 0.331, SLG: 0.418		0-0 6-3		0-0 6-3		0-0 CS 3B		4-0 BB		3 0 1 3 1 0 0		
Hector Torres, R (1, 6) Sam Ewing, L (9, PH) OBP: 0.297, SLG: 0.375 OBP: 0.349, SLG: 0.392		0-0 3B 1B		0-0 6-3		0-3 K		0-0 P4		3 1 1 0 0 1 2 1 0 0 0 0 0 1		
Steve Bowling, R (1, 8) Ron Fairly, L (9, PH) OBP: 0.298, SLG: 0.248 OBP: 0.367, SLG: 0.454		0-0 3B		0-0 6-3		0-0 6-3		0-0 5-3		3 0 1 1 0 0 0 1 0 0 0 0 0 1		
Rick Cerone, R (1, 2) OBP: 0.240, SLG: 0.292		0-3 K		0-0 F7		0-0 F7		0-0 G4-6-3 1B		4 0 1 0 0 1 2		
Inning Stats	R: 0 H: 1 E: 0 LOB: 1 K: 0 BB: 0 S: 4 P: 4	R: 1 H: 2 E: 0 LOB: 1 K: 1 BB: 0 S: 7 P: 7	R: 0 H: 1 E: 0 LOB: 0 K: 0 BB: 0 S: 3 P: 3	R: 0 H: 0 E: 0 LOB: 0 K: 0 BB: 0 S: 3 P: 3	R: 0 H: 0 E: 0 LOB: 0 K: 0 BB: 0 S: 3 P: 3	R: 4 H: 3 E: 0 LOB: 1 K: 2 BB: 1 S: 9 P: 14	R: 0 H: 1 E: 0 LOB: 0 K: 0 BB: 0 S: 3 P: 3	R: 0 H: 1 E: 0 LOB: 1 K: 1 BB: 0 S: 6 P: 6	R: 0 H: 0 E: 0 LOB: 1 K: 0 BB: 1 S: 3 P: 7	1B: 6 SF: 0 2B: 1 SAC: 0 3B: 2 DP: 2 HR: 0 HBP: 1	WP: 1 PA: 36 PB: 0 SB: 0 CS: 1	
PITCHER Geoff Zahn, L (1, 1) ERA: 4.75 Tom Johnson, R (6, 1) ERA: 2.95	IP WLS BF H R ER SO BB IBB HBP BLK WP HR S P ERA WHIP	5.1 24 7 5 5 2 1 0 1 0 1 0 0 26 31 8.44 1.500	3.2 12 2 0 0 2 1 0 0 0 0 0 0 15 19 0.00 0.818	PITCHER IP WLS BF H R ER SO BB IBB HBP BLK WP HR S P ERA WHIP								

Toronto Blue Jays @ Minnesota Twins
 Metropolitan Stadium, Bloomington, MI
 Mon Aug 29 1977, 8:05 PM EDT
 Att: 10,364 - Unknown

livebaseballscorecards.com

AB 33
 R 5
 H 9
 RBI 5
 BB 2
 SO 4
 LOB 14



Batter	1	2	3	4	5	6	7	8	9	AB	R	H	RBI	BB	SO	LOB
Larry Hise, R OBP: 0.372, SLG: 0.539 (1, 8)	0-0 1B 1B	0-0 6-3		0-0 1B		0-0 2-H 1B SF9	0-0 2-3 L7-4			5	2	3	1	0	0	2
Rod Carew, L OBP: 0.442, SLG: 0.568 (1, 3)	0-0 1-2 1B		0-0 L4	0-0 1-2 1B		0-0 1-3 1B		0-0 6-3		5	0	3	0	0	0	0
Lyman Bostock, L OBP: 0.394, SLG: 0.513 (1, 7)	0-0 F7		4-0 BLK 2B BB	0-0 4-3		0-0 3-H SF9		0-0 6-3		3	1	0	1	1	0	4
Glenn Adams, L OBP: 0.373, SLG: 0.483 (1, 10)	0-0 F8		0-0 F9		0-0 G4-6-3 1B	0-0 1-3 HBP 1B		0-0 L6		5	0	2	0	0	0	3
Rich Chiles, L OBP: 0.341, SLG: 0.376 (1, 9)	0-0 1-2 2-H 1B		0-0 WP 1B 2B		0-0 1-2f G4-6-3 1B	1-0 1-2 HBP				3	1	2	2	0	0	1
Dan Ford, R OBP: 0.351, SLG: 0.442 (9, 9)										0	0	0	0	0	0	0
Butch Wynegar, S OBP: 0.354, SLG: 0.371 (1, 2)	0-0 F9		0-0 2-H 1B		0-0 1B	0-0 P6				4	0	2	1	0	0	5
Mike Cubbage, L OBP: 0.330, SLG: 0.404 (1, 5)		0-0 HR	0-0 G3		0-0 4-3		4-0 BB BB BB FC3-5 1B BB			3	1	1	1	1	0	2
Bob Randall, R OBP: 0.279, SLG: 0.286 (1, 4)		0-0 5-3		0-0 F9		0-0 SH1-4 1B	0-0 1-2 L7-4 FC3-5 1B			4	1	2	0	0	0	0
Luis Gomez, R OBP: 0.288, SLG: 0.408 (1, 6)		0-0 L6		0-0 F7		0-0 SH1-4	0-0 1-2 2-3f FC3-5			3	0	0	0	0	0	2

Inning Stats	R: 1	H: 3	E: 0	K: 0	S: 6	LOB: 2	BB: 0	P: 6	R: 2	H: 2	E: 0	K: 0	S: 5	LOB: 1	BB: 1	P: 9	R: 0	H: 2	E: 0	K: 0	S: 5	LOB: 2	BB: 0	P: 5	R: 0	H: 2	E: 0	K: 0	S: 4	LOB: 1	BB: 0	P: 4	R: 2	H: 4	E: 0	K: 0	S: 7	LOB: 3	BB: 0	P: 8	R: 0	H: 1	E: 0	K: 0	S: 3	LOB: 1	BB: 1	P: 7	R: 0	H: 0	E: 0	K: 0	S: 3	LOB: 0	BB: 0	P: 3
	1	3	0	6	6	2	0	6	2	2	0	0	5	1	1	9	0	2	0	4	4	2	0	0	5	0	2	0	0	4	1	1	0	4	2	3	8	3	1	7	0	0	3	0	0	3	0	0	3							

PITCHER	IP	WLS	BF	H	R	ER	SO	BB	IBB	HBP	BLK	WP	HR	S	P	ERA	WHIP
Jesse Jefferson, R ERA: 4.24 (1, 1)	4.2		24	10	4	4	0	1	0	0	1	1	1	23	27	7.71	2.357
Mike Willis, L ERA: 4.69 (5, 1)	0.2	L	5	3	2	2	0	0	0	0	0	0	0	5	5	27.00	4.500
Pete Vuckovich, R ERA: 3.48 (6, 1)	2.2		11	2	0	0	0	1	0	1	0	0	0	9	14	0.00	1.125


BOTTOM

Toronto Blue Jays @ Minnesota Twins
Metropolitan Stadium, Bloomington, MI

Mon Aug 29 1977, 8:05 PM EDT
Att. 10,364 - Unknown

livebaseballscorecards.com

AB	35
R	6
H	15
RBI	6
BB	2
SO	0
LOB	19



1B:	13	SF:	1	WP:	1	PA:	40
2B:	2	SAC:	1	PB:	0	SB:	0
3B:	0	DP:	2	CS:	0		
HR:	1	HBP:	1				

Batter	1	2	3	4	5	6	7	8	9	AB R H RBI BB SO LOB	TOP
Julio Cruz, S (1, 4) OBP: 0.309, SLG: 0.287	4-0 BB 1B		0-0 5-3		0-0 1B WP G6-4-3 1B		0-0 6-3		0-0 1-3	4 1 1 0 1 0 0	
Carlos Lopez, R (1, 9) OBP: 0.318, SLG: 0.432	0-0 1-2 G6-4-3 1B		0-3 K2-3		0-0 1-3 G6-4-3 1B		0-0 1-3			4 0 2 0 0 1 0	
Dan Meyer, L (1, 3) OBP: 0.326, SLG: 0.445	0-0 1-2f G6-4-3		0-0 F8		0-0 1-2f 3-H G6-4-3			0-0 E SF9 1B		4 1 1 0 0 0 2	
Ruppert Jones, L (1, 10) OBP: 0.328, SLG: 0.474		0-0 1B 1B 2B		0-0 WP 1B 2B	0-0 FC6-4 1B			0-0 F8		4 2 3 0 0 0 1	
Leroy Stanton, R (1, 7) OBP: 0.333, SLG: 0.488		0-0 4-3		4-0 FC1-5 2-3 BB 1B	0-0 1-2f FC6-4			0-0 E6		3 0 0 0 1 0 3	
Bill Stein, R (1, 5) OBP: 0.288, SLG: 0.396		0-0 1B 2-3 1B		0-0 F8 FC1-5 1-2 3-H 1B		0-0 G3-6-3 1B		0-0 SF9		3 0 3 2 0 0 0	
Bob Stinson, S (1, 2) OBP: 0.369, SLG: 0.399		0-0 1-3 3-H 1B		0-0 FC1-5 1-2 2-3f		0-0 1-2f G3-6-3		0-3 K		4 0 1 1 0 1 4	
Dave Collins, S (1, 8) OBP: 0.281, SLG: 0.292		0-0 L8		0-0 F8		0-0 3-1			0-0 4-3	4 0 0 0 0 0 4	
Jimmy Sexton, R (1, 6) OBP: 0.281, SLG: 0.292		0-0 5-3		0-0 F8			0-0 F7		0-0 6-3	4 0 0 0 0 0 4	
Inning Stats	R: 0 H: 1 E: 0 LOB: 0 K: 0 BB: 1 S: 2 P: 6	R: 1 H: 3 E: 0 LOB: 2 K: 0 BB: 0 S: 6 P: 6	R: 0 H: 0 E: 0 LOB: 0 K: 1 BB: 0 S: 5 P: 5	R: 1 H: 2 E: 0 LOB: 2 K: 0 BB: 1 S: 5 P: 9	R: 1 H: 3 E: 0 LOB: 1 K: 0 BB: 0 S: 5 P: 5	R: 0 H: 1 E: 0 LOB: 0 K: 0 BB: 0 S: 3 P: 3	R: 0 H: 0 E: 0 LOB: 0 K: 0 BB: 0 S: 3 P: 3	R: 1 H: 1 E: 1 LOB: 1 K: 1 BB: 0 S: 7 P: 7	R: 0 H: 0 E: 0 LOB: 0 K: 0 BB: 0 S: 3 P: 3	1B: 9 SF: 1 2B: 2 SAC: 0 3B: 0 DP: 3 HR: 0 HBP: 0	WP: 2 PA: 37 PB: 0 SB: 0 CS: 0
PITCHER Dave Lemanczyk, R (1, 1) ERA: 4.41	IP WLS BF H R ER SO BB IBB HBP BLK WP HR S P ERA WHIP										
	9.0 L 37 11 4 3 2 2 0 0 0 2 0 39 47 3.00 1.444										

Seattle Mariners @ Toronto Blue Jays
Exhibition Stadium, Toronto, ON
Fri Sep 02 1977, 3:33 AM EDT
Att. 13,502 - Unknown - 73 F

livebaseballscorecards.com

AB 34
R 4
H 11
RBI 3
BB 2
SO 2
LOB 18



Batter	1	2	3	4	5	6	7	8	9	AB	R	H	RBI	BB	SO	LOB
Steve Staggs, R (1, 4) OBP: 0.333, SLG: 0.356	0-0 F8		0-0 L4		0-3 K		0-0 F8			4	0	0	0	0	1	2
Al Woods, L (1, 7) OBP: 0.334, SLG: 0.377	0-0 F4		0-0 2B		0-0 1B			0-0 4-3		4	0	2	1	0	0	0
Roy Howell, L (1, 5) OBP: 0.374, SLG: 0.383	0-0 G3		0-0 6-3		0-0 1B			0-3 K		4	0	0	0	0	1	2
Ron Fairly, L (1, 9) OBP: 0.368, SLG: 0.457		0-0 F9		0-0 2B		0-0 F8		0-0 1B		4	1	2	0	0	0	0
Sam Ewing, L (1, 10) OBP: 0.348, SLG: 0.389		0-0 1B		0-0 F4		0-0 4-3		0-0 F8		4	0	1	0	0	0	2
Doug Ault, R (1, 3) OBP: 0.330, SLG: 0.414		0-3 K		4-0 2B		0-0 F7		0-3 K		3	1	0	0	1	2	1
Hector Torres, R (1, 6) OBP: 0.295, SLG: 0.372		0-0 6-3		0-0 6-3			0-0 SH1-4		0-0 F8	2	0	0	0	0	0	3
Dave McKay, S (6, 6) OBP: 0.212, SLG: 0.257				1-2 2-3						1	0	1	0	0	0	0
Doug Rader, R (9, PH) OBP: 0.352, SLG: 0.454										1	0	0	0	0	0	0
Steve Bowling, R (1, 8) OBP: 0.315, SLG: 0.272			0-0 2B		0-0 2B		0-0 SH1-4		4-0 BB	2	1	2	2	1	0	0
Rick Cerone, R (1, 2) OBP: 0.226, SLG: 0.275			0-0 F8		0-3 K		0-3 K		0-3 K	3	0	0	0	0	2	3
Otto Velez, R (9, PH) OBP: 0.360, SLG: 0.447										1	0	0	0	0	1	1

Inning Stats	R: 0	H: 0	E: 0	K: 0	S: 3	R: 0	H: 1	E: 0	K: 1	S: 6	R: 1	H: 2	E: 0	K: 0	S: 5	R: 2	H: 2	E: 0	K: 1	S: 7	R: 0	H: 1	E: 0	K: 1	S: 5	R: 0	H: 0	E: 0	K: 0	S: 3	R: 0	H: 1	E: 0	K: 1	S: 6	R: 0	H: 1	E: 0	K: 2	S: 7	R: 0	H: 0	E: 0	K: 1	S: 7	1B: 5	2B: 3	3B: 0	HR: 0	SF: 0	SAC: 1	DP: 1	HBP: 0	WP: 0	PB: 1	SB: 1	CS: 0	PA: 36
PITCHER Glenn Abbott, R (1, 1) ERA: 4.35	IP	WLS	BF	H	R	ER	SO	BB	IBB	HBP	BLK	WP	HR	S	P	ERA	WHIP																																									


BOTTOM

Seattle Mariners @ Toronto Blue Jays
Exhibition Stadium, Toronto, ON

Fri Sep 02 1977, 3:33 AM EDT
Att: 13,502 - Unknown - 73 F

livebaseballscorecards.com

AB	33
R	3
H	8
RBI	3
BB	2
SO	7
LOB	14



Batter	1	2	3	4	5	6	7	8	9	AB R H RBI BB SO LOB	TOP											
Julio Cruz, S (1, 4) OBP: 0.311, SLG: 0.281	0-0 5-3		0-0 4-3			0-0 F7		4-0 SH1-4 HR BB	4-0 E S BB	3 1 0 0 2 0 1												
Carlos Lopez, R (1, 9) OBP: 0.319, SLG: 0.431	0-0 F9			0-0 6-3		0-0 1B		0-0 SH1-4	4-0 BB	3 0 1 0 0 0 0 0 0 0 0 1 0 0												
Steve Braun, L (6, 7) OBP: 0.333, SLG: 0.295								1-2	1-3 BB													
Dan Meyer, L (1, 3) OBP: 0.323, SLG: 0.441	0-0 G3			0-0 F9		0-0 L3		0-3 K	0-3 K	5 0 0 0 0 2 4												
Ruppert Jones, L (1, 10) OBP: 0.329, SLG: 0.475		0-0 G3		0-0 F6			0-0 1B 2B	4-0 HR BB		3 2 1 0 1 0 0												
Leroy Stanton, R (1, 7) OBP: 0.332, SLG: 0.493		0-0 F4			0-0 5-3		0-0 5-3	0-0 HR		4 1 1 3 0 0 1												
Bill Stein, R (1, 5) OBP: 0.292, SLG: 0.400		0-0 F8					0-0 HR 1B	0-0 E9 1B		4 1 3 1 0 0 0												
Bob Stinson, S (1, 2) OBP: 0.368, SLG: 0.408			0-3 K		0-3 K		0-0 HR	0-3 K		4 1 1 2 0 3 2												
Dave Collins, S (1, 8) OBP: 0.281, SLG: 0.289			4-0 S BB		0-3 K		0-0 6-3		0-0 F7	3 0 0 0 1 1 1												
Jimmy Sexton, R (1, 6) OBP: 0.281, SLG: 0.289			0-0 F7			0-0 F8	0-0 F8		0-0 F7	4 0 0 0 0 0 1												
Inning Stats	R: 0 E: 0 K: 0 S: 3	H: 0 LOB: 0 BB: 0 P: 3	R: 0 E: 0 K: 0 S: 3	H: 0 LOB: 0 BB: 0 P: 3	R: 0 E: 0 K: 1 S: 5	H: 0 LOB: 1 BB: 1 P: 9	R: 0 E: 0 K: 0 S: 3	H: 0 LOB: 0 BB: 0 P: 3	R: 0 E: 0 K: 0 S: 8	H: 1 LOB: 1 BB: 0 P: 8	R: 0 E: 0 K: 2 S: 4	H: 1 LOB: 1 BB: 0 P: 4	R: 3 E: 0 K: 0 S: 6	H: 3 LOB: 0 BB: 0 P: 6	R: 3 E: 1 K: 2 S: 9	H: 2 LOB: 1 BB: 2 P: 17	R: 0 E: 0 K: 1 S: 5	H: 0 LOB: 2 BB: 2 P: 13	1B: 3 2B: 2 3B: 0 HR: 2	SF: 0 SAC: 1 DP: 0 HBP: 0	WP: 0 PB: 0 SB: 2 CS: 0	PA: 39
PITCHER	IP WLS BF H R ER SO BB IBB HBP BLK WP HR S P ERA WHIP																					
Jesse Jefferson, R (1, 1) ERA: 4.35	7.2 L 33 7 6 6 4 3 0 0 0 0 0 2 38 50 7.04 1.304																					
Pete Vuckovich, R (8, 1) ERA: 3.44	1.1 6 0 0 0 2 2 0 0 0 0 0 0 8 16 0.00 1.500																					

Seattle Mariners @ Toronto Blue Jays
Exhibition Stadium, Toronto, ON
Sat Sep 03 1977, 3:33 AM EDT
Att. 15,109 - Unknown - 68 F

livebaseballscorecards.com

AB	33
R	6
H	7
RBI	6
BB	5
SO	6
LOB	10



Batter	1	2	3	4	5	6	7	8	9	AB R H RBI BB SO LOB
Steve Staggs, R OBP: 0.335, SLG: 0.357 (1, 4)	0-0 6-3		0-3 K		0-0 S 1B			0-0 E 1B	0-0 5-3	5 0 2 1 0 1 2
Al Woods, L OBP: 0.338, SLG: 0.386 (1, 7)	0-0 CS 1B		0-0 1-H 3B		0-0 1-2 4-3			0-0 1-2 E 1B		4 0 3 1 0 0 1
Roy Howell, L OBP: 0.369, SLG: 0.377 (1, 5)	0-0 F8		0-3 K			0-3 K		0-3 K		4 0 0 0 0 3 4
Ron Fairly, L OBP: 0.367, SLG: 0.458 (1, 9)	0-0 CS 1-2	0-0 4-3		0-0 F9		0-0 2B		0-3 K		4 0 1 0 0 1 2
Doug Rader, R OBP: 0.349, SLG: 0.450 (1, 10)		0-0 F8		0-0 6-3		0-0 1-3		0-0 E6 1-2 2-3		4 0 0 0 0 0 2
Doug Ault, R OBP: 0.329, SLG: 0.413 (1, 3)		0-0 1B		0-0 6-3		0-3 K		0-3 K		4 0 1 0 0 2 3
Steve Bowling, R OBP: 0.320, SLG: 0.283 (1, 8)		0-3 K			0-0 4-3 1B 2B		4-0 CS BB		0-0 F9	3 1 1 0 1 1 1
Alan Ashby, S OBP: 0.294, SLG: 0.283 (1, 2)			0-0 4-3		0-0 4-3		0-0 FC6-4 1B		0-0 6-3	4 0 1 0 0 0 1
Tim Nordbrook, R OBP: 0.419, SLG: 0.227 (1, 6)			4-0 3B BB		0-0 1-3		0-0 FC6-4		0-0 1B	2 1 0 0 1 0 2
Sam Ewing, L OBP: 0.350, SLG: 0.392 (9, PH)										1 0 1 0 0 0 0

Inning Stats	R: 0 E: 0 K: 3 S: 3	H: 1 LOB: 0 BB: 0 P: 3	R: 0 E: 0 K: 1 S: 6	H: 1 LOB: 1 BB: 0 P: 6	R: 1 E: 0 K: 2 S: 8	H: 1 LOB: 1 BB: 1 P: 12	R: 0 E: 0 K: 0 S: 3	H: 0 LOB: 0 BB: 0 P: 3	R: 1 E: 0 K: 0 S: 5	H: 2 LOB: 1 BB: 0 P: 5	R: 0 E: 0 K: 1 S: 5	H: 1 LOB: 0 BB: 0 P: 5	R: 0 E: 1 K: 3 S: 12	H: 2 LOB: 3 BB: 0 P: 12	R: 0 E: 0 K: 0 S: 4	H: 1 LOB: 1 BB: 0 P: 4	1B: 7 2B: 2 3B: 1 HR: 0	SF: 0 SAC: 0 DP: 0 HBP: 0
--------------	------------------------------	---------------------------------	------------------------------	---------------------------------	------------------------------	----------------------------------	------------------------------	---------------------------------	------------------------------	---------------------------------	------------------------------	---------------------------------	-------------------------------	----------------------------------	------------------------------	---------------------------------	----------------------------------	------------------------------------

PITCHER	IP	WLS	BF	H	R	ER	SO	BB	IBB	HBP	BLK	WP	HR	S	P	ERA	WHIP
John Montague, R ERA: 4.23 (1, 1)	7.0	W	29	9	2	2	5	2	0	0	0	0	0	37	45	2.57	1.571
Tom House, L ERA: 5.07 (8, 1)	0.2		3	0	0	0	2	0	0	0	0	0	0	7	7	0.00	0.000
Enrique Romo, R ERA: 2.95 (8, 1)	1.1	S	5	1	0	0	1	0	0	0	0	0	0	7	7	0.00	0.750


BOTTOM

Seattle Mariners @ Toronto Blue Jays
Exhibition Stadium, Toronto, ON

Sat Sep 03 1977, 3:33 AM EDT
Att: 15,109 - Unknown - 68 F

livebaseballscorecards.com

AB	35
R	2
H	10
RBI	2
BB	2
SO	8
LOB	18



WP: 0	PA: 38
PB: 0	
SB: 1	
CS: 2	

Batter	1	2	3	4	5	6	7	8	9	AB R H RBI BB SO LOB	TOP		
Jose Báez, R (1, 4) OBP: 0.326, SLG: 0.338	0-0 FC HR 2B		0-0 F9		0-0 SH1-4 1B		0-0 6-3		0-0 F8	5 1 2 0 0 0 1			
Juan Bernhardt, R (1, 10) OBP: 0.268, SLG: 0.354	0-0 FC CS 2-3		0-3 K		0-0 SH1-4 1-2		0-0 1B 1B			3 0 1 0 0 1 2			
Ruppert Jones, L (1, 8) OBP: 0.329, SLG: 0.479	0-3 K 1-2		0-0 HR		0-0 F8		0-0 F7			4 1 1 2 0 1 4			
Leroy Stanton, R (1, 9) OBP: 0.333, SLG: 0.501	0-0 HR 3-H		0-3 K		0-0 6-3		0-0 1B			4 1 2 2 0 1 1			
Bill Stein, R (1, 5) OBP: 0.293, SLG: 0.401	0-0 6-3			0-0 F9		0-0 1B G4-6-3 1B		0-0 G4-6-3 1B		4 1 2 0 0 0 0			
Dan Meyer, L (1, 3) OBP: 0.322, SLG: 0.439		0-0 F8		0-3 K		0-0 1B G4-6-3 1B		0-0 F9		4 0 1 0 0 1 1			
Skip Jutze, R (1, 2) OBP: 0.299, SLG: 0.374		0-0 F2 1B		0-0 6-3		0-0 G4-6-3 1-2f 3-H		0-0 G4-6-3 1-2f		4 0 1 0 0 0 2			
Steve Braun, L (1, 7) OBP: 0.335, SLG: 0.303		0-0 F2 1-2			0-0 HR	0-0 BB BB BB			0-0 F8	3 1 1 1 1 0 1			
Jimmy Sexton, R (1, 6) OBP: 0.167, SLG: 0.417			0-0 HR 1B		0-0 HR	0-3 K			0-0 5-3	4 2 2 1 0 1 1			
Inning Stats	R: 2 H: 2 E: 0 LOB: 0 K: 1 BB: 0 S: 7 P: 7	R: 0 H: 1 E: 0 LOB: 0 K: 0 BB: 0 S: 3 P: 3	R: 2 H: 2 E: 0 LOB: 0 K: 2 BB: 0 S: 9 P: 9	R: 0 H: 0 E: 0 LOB: 0 K: 1 BB: 0 S: 5 P: 5	R: 2 H: 3 E: 0 LOB: 1 K: 0 BB: 0 S: 6 P: 6	R: 1 H: 2 E: 0 LOB: 1 K: 1 BB: 1 S: 6 P: 10	R: 0 H: 2 E: 0 LOB: 2 K: 0 BB: 0 S: 4 P: 4	R: 0 H: 1 E: 0 LOB: 0 K: 0 BB: 0 S: 3 P: 3	R: 0 H: 0 E: 0 LOB: 0 K: 0 BB: 0 S: 3 P: 3	1B: 8 SF: 0 2B: 1 SAC: 1 3B: 0 DP: 2 HR: 4 HBP: 0	WP: 0 PA: 37 PB: 0 SB: 0 CS: 1		
PITCHER	IP WLS BF H R ER SO BB IBB HBP BLK WP HR S P ERA WHIP											PITCHER	IP WLS BF H R ER SO BB IBB HBP BLK WP HR S P ERA WHIP
Jerry Garvin, L (1, 1) ERA: 4.07	4.0 L 19 8 6 6 4 0 0 0 0 0 0 4 27 27 13.50 2.000												
Tom Murphy, R (5, 1) ERA: 5.28	3.0 12 4 1 1 1 1 0 0 0 0 0 0 13 17 3.00 1.667												
Mike Willis, L (8, 1) ERA: 4.57	2.0 6 1 0 0 0 0 0 0 0 0 0 0 6 6 0.00 0.500												

Seattle Mariners @ Toronto Blue Jays
Exhibition Stadium, Toronto, ON
Sun Sep 04 1977, 3:33 AM EDT
Att. 17,084 - Unknown - 75 F

livebaseballscorecards.com

AB	35
R	7
H	13
RBI	6
BB	1
SO	5
LOB	13



BOTTOM

Seattle Mariners @ Toronto Blue Jays
 Exhibition Stadium, Toronto, ON

Sun Sep 04 1977, 3:33 AM EDT
 Att. 17,084 - Unknown - 75 F

livebaseballscorecards.com

AB	32
R	2
H	8
RBI	2
BB	2
SO	7
LOB	13



AB R H RBI BB SO LOB

4 0 1 0 0 1 1

3 0 0 0 1 2 1

4 0 1 0 0 2 3

4 2 2 1 0 0 1

4 0 1 0 0 0 1

4 0 1 0 0 0 2

4 0 1 1 0 1 2

3 0 1 0 0 1 1

2 0 0 0 1 0 1

1B: 4	SF: 0
2B: 3	SAC: 0
3B: 0	DP: 3
HR: 1	HBP: 0

WP: 0	PA: 34
PB: 0	
SB: 0	
CS: 0	

Batter	1	2	3	4	5	6	7	8	9
Steve Staggs, R OBP: 0.333, SLG: 0.355 (1, 4)	0-3 K		0-0 F8			0-0 1B		0-0 FC4-6 BB	
Al Woods, L OBP: 0.337, SLG: 0.383 (1, 7)	0-0 4-3			0-3 K		0-3 K		4-0 G6-4-3 BB	
Roy Howell, L OBP: 0.367, SLG: 0.375 (1, 5)	0-0 1B			0-3 K		0-3 K		0-0 G6-4-3	
Ron Fairly, L OBP: 0.368, SLG: 0.468 (1, 9)	0-0 G3			0-0 HR			0-0 2B		0-0 F9
Doug Rader, R OBP: 0.348, SLG: 0.450 (1, 10)		0-0 F4		0-0 L3			0-0 6-3		0-0 2B
Doug Ault, R OBP: 0.329, SLG: 0.411 (1, 3)		0-0 G5-4-3 1B			0-0 L4		0-0 5-3		0-0 F9
Steve Bowling, R OBP: 0.318, SLG: 0.291 (1, 8)		0-0 G5-4-3			0-3 K		0-0 2B		0-0 6-3
Alan Ashby, S OBP: 0.294, SLG: 0.283 (1, 2)			0-0 G6-4-3 1B		0-3 K		0-0 G3		
Tim Nordbrook, R OBP: 0.412, SLG: 0.208 (1, 6)			0-0 G6-4-3			0-0 F7		4-0 FC4-6 BB	

Inning Stats	R: 0	H: 1	E: 0	LOB: 1	K: 1	S: 6	R: 0	H: 1	E: 0	LOB: 0	K: 0	S: 3	R: 0	H: 1	E: 0	LOB: 0	K: 0	S: 3	R: 1	H: 1	E: 0	LOB: 0	K: 2	S: 8	R: 0	H: 0	E: 0	LOB: 0	K: 2	S: 7	R: 0	H: 1	E: 0	LOB: 1	K: 2	S: 8	R: 1	H: 2	E: 0	LOB: 1	K: 0	S: 5	R: 0	H: 0	E: 0	LOB: 1	K: 0	S: 2	R: 0	H: 1	E: 0	LOB: 1	K: 0	S: 4	1B: 4	SF: 0	2B: 3	SAC: 0	3B: 0	DP: 3	HR: 1	HBP: 0	WP: 0	PA: 34
--------------	------	------	------	--------	------	------	------	------	------	--------	------	------	------	------	------	--------	------	------	------	------	------	--------	------	------	------	------	------	--------	------	------	------	------	------	--------	------	------	------	------	------	--------	------	------	------	------	------	--------	------	------	------	------	------	--------	------	------	-------	-------	-------	--------	-------	-------	-------	--------	-------	--------

PITCHER	IP	WLS	BF	H	R	ER	SO	BB	IBB	HBP	BLK	WP	HR	S	P	ERA	WHIP
Paul Mitchell, R ERA: 7.86 (1, 1)	7.0	W	26	7	2	2	7	0	0	0	0	0	1	40	40	2.57	1.000
Tom House, L ERA: 4.93 (8, 1)	2.0		8	1	0	0	0	2	0	0	0	0	0	6	14	0.00	1.500

Batter	1	2	3	4	5	6	7	8	9	AB R H RBI BB SO LOB	TOP											
Rick Burleson, R (1, 6) OBP: 0.343, SLG: 0.384	0-0 5-3	0-0 1-2 2-3 1B			0-0 1-3 3-6-3 HR 1B	0-0 5-3		0-0 F7		5 1 2 0 0 0 0												
Denny Doyle, L (1, 4) OBP: 0.293, SLG: 0.322	0-3 K	0-0 F6			0-0 3-6-3		0-0 6-3	0-0 G3		5 0 0 0 0 1 4												
Fred Lynn, L (1, 8) OBP: 0.314, SLG: 0.443	0-0 6-3		0-3 K		0-0 1-3		0-0 5-3	0-0 F7		5 0 0 0 0 1 1												
Carl Yastrzemski, L (1, 7) OBP: 0.387, SLG: 0.510 Sam Bowen, R (8, 7)		0-0 S 3B 1B	0-0 L4		4-0 HR BB		4-0 BB 2B BB	0-3 K		2 3 1 0 2 0 0 1 0 0 0 0 1 0												
Jim Rice, R (1, 10) OBP: 0.376, SLG: 0.604		0-3 K	0-0 F7		0-0 1-H 3-H HR		4-0 1-2 2B BB	0-0 F9		4 2 1 3 1 1 1												
Carlton Fisk, R (1, 2) OBP: 0.401, SLG: 0.488		0-0 1-H 1B 3B		4-0 FC6-4 BB	0-0 1B		0-0 1-H 2-H 2B			3 1 3 3 1 0 0												
George Scott, R (1, 3) OBP: 0.334, SLG: 0.512		0-3 K		0-3 K	0-3 K		0-0 5-3			4 0 0 0 0 3 4												
Butch Hobson, R (1, 5) OBP: 0.293, SLG: 0.502		0-0 1B BB 1B		0-0 FC6-4 E 1-2f		0-0 6-3		0-0 HR		4 1 2 2 0 0 1												
Rick Miller, L (1, 9) OBP: 0.349, SLG: 0.341		4-0 1B BB		0-3 K	0-3 K		0-3 K	0-0 6-3		3 0 0 0 1 2 1												
Inning Stats	R: 0 E: 0 K: 1 S: 5	H: 0 LOB: 0 BB: 0 P: 5	R: 2 E: 0 K: 2 S: 11	H: 4 LOB: 3 BB: 1 P: 15	R: 0 E: 0 K: 1 S: 5	H: 0 LOB: 0 BB: 0 P: 5	R: 0 E: 1 K: 2 S: 7	H: 0 LOB: 1 BB: 1 P: 11	R: 3 E: 0 K: 1 S: 8	H: 3 LOB: 1 BB: 1 P: 12	R: 0 E: 0 K: 1 S: 5	H: 0 LOB: 0 BB: 0 P: 5	R: 2 E: 0 K: 0 S: 4	H: 1 LOB: 1 BB: 2 P: 12	R: 1 E: 0 K: 0 S: 4	H: 1 LOB: 0 BB: 0 P: 4	R: 0 E: 0 K: 1 S: 5	H: 0 LOB: 0 BB: 0 P: 5	1B: 5 2B: 1 3B: 1 HR: 2	SF: 0 SAC: 0 DP: 0 HBP: 0	WP: 0 PB: 0 SB: 1 CS: 0	PA: 41
PITCHER	IP WLS BF H R ER SO BB IBB HBP BLK WP HR S P ERA WHIP																					
Jeff Byrd, R (1, 1) ERA: 5.53	4.2 L 24 7 5 5 6 3 0 0 0 0 1 33 45 9.64 2.143																					
Jerry Johnson, R (5, 1) ERA: 4.54	4.1 17 2 3 3 3 2 0 0 0 0 1 21 29 6.23 0.923																					

Boston Red Sox @ Toronto Blue Jays
Exhibition Stadium, Toronto, ON
Mon Sep 05 1977, 7:05 PM EDT
Unknown - 75 F

livebaseballscorecards.com

AB	36
R	8
H	9
RBI	8
BB	5
SO	9
LOB	12



Batter	1	2	3	4	5	6	7	8	9	AB	R	H	RBI	BB	SO	LOB
Steve Staggs, R OBP: 0.332, SLG: 0.354 (1, 4)	0-0 6-3		0-0 F8			0-0 1B		0-0 F3		4	0	1	0	0	0	0
Al Woods, L OBP: 0.336, SLG: 0.382 (1, 7)	0-0 F8		0-0 F8			0-0 F6			0-0 BB 1B	4	0	1	0	0	0	1
Roy Howell, L OBP: 0.366, SLG: 0.371 (1, 5)	0-0 F7			0-0 3-1		0-0 6-3			4-0 BB 1-2 BB	3	0	0	0	1	0	1
Ron Fairly, L OBP: 0.367, SLG: 0.471 (1, 9)		0-0 3B		0-0 G3		0-3 K		0-0 F8		4	0	1	0	0	1	2
Sam Ewing, L OBP: 0.345, SLG: 0.385 (1, 10)		0-3 K		0-0 1-3		0-0 6-3		0-0 L3		4	0	0	0	0	1	3
Doug Ault, R OBP: 0.325, SLG: 0.406 (1, 3)		0-3 K		0-0 L8		0-0 E5		0-0 F7		4	0	0	0	0	1	3
Steve Bowling, R OBP: 0.319, SLG: 0.286 (1, 8)		4-0 BB		0-0 F8		0-3 K				2	0	0	0	1	1	1
Rick Cerone, R OBP: 0.214, SLG: 0.259 (1, 2)		0-0 5-3		0-0 5-3				0-0 L7		3	0	0	0	0	0	2
Tim Nordbrook, R OBP: 0.378, SLG: 0.185 (1, 6)			0-0 F9			0-0 F8		0-0 F9		3	0	0	0	0	0	0

Inning Stats	R: 0	H: 0	R: 0	H: 1	R: 0	H: 0	R: 0	H: 0	R: 0	H: 1	R: 0	H: 0	R: 0	H: 0	R: 0	H: 1	R: 0	H: 1	R: 0	H: 0	R: 0	H: 1	1B: 2	SF: 0	WP: 0	PA: 33	
E: 0	LOB: 0	E: 0	LOB: 2	E: 0	LOB: 0	E: 0	LOB: 0	E: 0	LOB: 1	E: 1	LOB: 1	E: 0	LOB: 0	E: 0	LOB: 2	E: 0	LOB: 0	E: 0	LOB: 0	E: 0	LOB: 0	E: 0	LOB: 2	2B: 0	SAC: 0	PB: 0	PA: 33
K: 0	BB: 0	K: 2	BB: 1	K: 0	BB: 0	K: 0	BB: 0	K: 0	BB: 0	K: 2	BB: 0	K: 0	BB: 0	K: 0	BB: 1	K: 0	BB: 0	K: 0	BB: 0	K: 0	BB: 0	K: 0	BB: 1	3B: 1	DP: 0	SB: 0	PA: 33
S: 3	P: 3	S: 8	P: 12	S: 3	P: 3	S: 3	P: 3	S: 3	P: 3	S: 4	P: 4	S: 8	P: 8	S: 3	P: 8	S: 4	P: 8	S: 4	P: 8	S: 4	P: 8	S: 4	P: 8	HR: 0	HBP: 0	CS: 0	PA: 33

PITCHER	IP	WLS	BF	H	R	ER	SO	BB	IBB	HBP	BLK	WP	HR	S	P	ERA	WHIP	PITCHER	IP	WLS	BF	H	R	ER	SO	BB	IBB	HBP	BLK	WP	HR	S	P	ERA	WHIP	
Don Aase, R ERA: 2.78 (1, 1)	9.0	W	33	3	0	0	4	2	0	0	0	0	0	39	47	0.00	0.556																			

BOTTOM

Boston Red Sox @ Toronto Blue Jays
 Exhibition Stadium, Toronto, ON
 Mon Sep 05 1977, 7:05 PM EDT
 Unknown - 75 F

AB	31
R	0
H	3
RBI	0
BB	2
SO	4
LOB	13



WP: 0	PA: 33
PB: 0	
SB: 0	
CS: 0	

Batter	1	2	3	4	5	6	7	8	9	AB R H RBI BB SO LOB	TOP		
Rick Burleson, R (1, 6) OBP: 0.345, SLG: 0.387	0-0 4-3		4-0 SH1-4 BB	0-0 2B		0-0 1B		0-3 K		4 0 2 1 1 1 2			
Denny Doyle, L (1, 4) OBP: 0.295, SLG: 0.322	4-0 BB		0-0 SH1-4	0-0 5-3 2B		0-0 G3		0-0 1B		3 0 1 1 1 0 3			
Fred Lynn, L (1, 10) OBP: 0.311, SLG: 0.438	0-3 K		0-0 F5	0-0 F9			0-0 F9	0-3 K		5 0 0 0 0 2 6			
Carl Yastrzemski, L (1, 3) OBP: 0.384, SLG: 0.504	0-3 K		0-0 F7		0-0 F4		0-0 G3	0-3 K		5 0 0 0 0 2 2			
Jim Rice, R (1, 7) OBP: 0.375, SLG: 0.601		0-0 6-3		0-0 1B 2B 1B	0-3 K		0-0 F4	0-0 F7		5 1 1 0 0 1 0			
Bernie Carbo, L (1, 9) OBP: 0.394, SLG: 0.518		0-0 1B 2B		0-3 K	4-0 BB		0-0 F7	0-3 K		4 1 1 0 1 2 1			
Butch Hobson, R (1, 5) OBP: 0.297, SLG: 0.504		0-0 1B		0-0 2B 1B	0-0 F3		0-0 E 2B 1B			4 2 3 1 0 0 1			
Rick Miller, L (1, 8) OBP: 0.347, SLG: 0.345		0-3 K		0-0 1B 2B 2B		0-3 K	0-0 E3 2B 1B			4 2 1 2 0 2 2			
Bob Montgomery, R (1, 2) OBP: 0.341, SLG: 0.514		0-3 K		0-0 2B 1B		0-3 K	0-0 1B 2B			4 0 2 1 0 2 1			
Inning Stats	R: 0 E: 0 K: 2 S: 7 H: 0 LOB: 1 BB: 1 P: 11	R: 1 E: 0 K: 2 S: 9 H: 2 LOB: 1 BB: 0 P: 9	R: 0 E: 0 K: 0 S: 3 H: 0 LOB: 1 BB: 1 P: 7	R: 3 E: 0 K: 1 S: 10 H: 5 LOB: 2 BB: 0 P: 10	R: 0 E: 0 K: 1 S: 5 H: 0 LOB: 1 BB: 1 P: 9	R: 0 E: 0 K: 2 S: 8 H: 1 LOB: 1 BB: 0 P: 8	R: 0 E: 0 K: 0 S: 3 H: 0 LOB: 0 BB: 0 P: 3	R: 2 E: 1 K: 2 S: 11 H: 3 LOB: 2 BB: 0 P: 11	R: 0 E: 0 K: 2 S: 7 H: 0 LOB: 0 BB: 0 P: 7	1B: 7 2B: 4 3B: 0 HR: 0 SF: 0 SAC: 1 DP: 0 HBP: 0	WP: 0 PB: 0 SB: 0 CS: 0 PA: 42		
PITCHER	IP WLS BF H R ER SO BB IBB HBP BLK WP HR S P ERA WHIP											PITCHER	IP WLS BF H R ER SO BB IBB HBP BLK WP HR S P ERA WHIP
Jim Clancy, R (1, 1) ERA: 5.91	3.1 L 19 7 4 4 5 2 0 0 0 0 0 0 27 35 10.80 2.700												
Mike Willis, L (4, 1) ERA: 4.38	3.2 13 1 0 0 3 1 0 0 0 0 0 0 18 22 0.00 0.545												
Pete Vuckovich, R (8, 1) ERA: 3.46	2.0 10 3 2 1 4 0 0 0 0 0 0 0 18 18 4.50 1.500												

Boston Red Sox @ Toronto Blue Jays
Exhibition Stadium, Toronto, ON
Mon Sep 05 1977, 7:05 PM EDT
Att. 30,373 - Unknown - 64 F

livebaseballscorecards.com

AB	38
R	6
H	11
RBI	6
BB	3
SO	12
LOB	18



Batter	1	2	3	4	5	6	7	8	9	AB R H RBI BB SO LOB
Steve Staggs, R (1, 4) OBP: 0.331, SLG: 0.349	0-3 K		0-0 5-3		4-0 1-2 BB			0-0 F8		3 0 0 0 1 1 0
Al Woods, L (1, 7) OBP: 0.336, SLG: 0.380	0-0 1B		0-0 4-3		0-0 4-3			0-0 F2		4 0 1 0 0 0 2
Roy Howell, L (1, 5) OBP: 0.364, SLG: 0.370	0-0 1-3 G5-4-3 1B			0-0 F7			0-0 1-3	0-3 K		4 0 1 0 0 1 0
Ron Fairly, L (1, 10) OBP: 0.368, SLG: 0.476	0-0 G5-4-3 1-2f			0-0 FC4-6 1B			0-0 1-3		0-0 3B	4 0 2 0 0 0 2
Otto Velez, R (1, 9) OBP: 0.359, SLG: 0.442		4-0 BB		0-0 F4			0-0 F3		0-3 K	3 0 0 0 1 1 2
Doug Ault, R (1, 3) OBP: 0.325, SLG: 0.405		0-0 F8		0-0 FC4-6 1-2f			0-0 FC6-4 1B		0-3 K	4 0 1 0 0 1 3
Steve Bowling, R (1, 8) OBP: 0.309, SLG: 0.276		0-3 K			0-0 5-3		0-0 FC6-4 FC4-6 1-2f		0-0 4-3	4 0 0 0 0 1 3
Hector Torres, R (1, 6) OBP: 0.292, SLG: 0.367		0-0 F7			0-0 4-3		0-0 F9			3 0 0 0 0 0 2
Alan Ashby, S (1, 2) OBP: 0.294, SLG: 0.282			0-0 4-3		4-0 BB		0-0 FC4-6 1-2f			2 0 0 0 1 0 1

Inning Stats	R: 0 E: 0 K: 1 S: 6	H: 2 LOB: 1 BB: 0 P: 6	R: 0 E: 0 K: 1 S: 5	H: 0 LOB: 1 BB: 1 P: 9	R: 0 E: 0 K: 0 S: 3	H: 0 LOB: 0 BB: 0 P: 3	R: 0 E: 0 K: 0 S: 4	H: 1 LOB: 1 BB: 0 P: 4	R: 0 E: 0 K: 0 S: 3	H: 0 LOB: 2 BB: 2 P: 11	R: 0 E: 0 K: 0 S: 3	H: 0 LOB: 0 BB: 0 P: 3	R: 0 E: 0 K: 0 S: 4	H: 1 LOB: 1 BB: 0 P: 4	R: 0 E: 0 K: 1 S: 5	H: 0 LOB: 0 BB: 0 P: 5	R: 0 E: 0 K: 2 S: 8	H: 1 LOB: 1 BB: 0 P: 8	1B: 4 2B: 0 3B: 1 HR: 0	SF: 0 SAC: 0 DP: 1 HBP: 0	WP: 0 PB: 0 SB: 0 CS: 0	PA: 34
PITCHER Reggie Cleveland, R (1, 1) ERA: 4.08	IP 9.0	WLS W	BF 34	H 5	R 0	ER 0	SO 5	BB 3	IBB 0	HBP 0	BLK 0	WP 0	HR 0	S 41	P 53	ERA 0.00	WHIP 0.889					
PITCHER	IP	WLS	BF	H	R	ER	SO	BB	IBB	HBP	BLK	WP	HR	S	P	ERA	WHIP					

BOTTOM

Boston Red Sox @ Toronto Blue Jays
Exhibition Stadium, Toronto, ON

Mon Sep 05 1977, 7:05 PM EDT
Att: 30,373 - Unknown - 64 F

livebaseballscorecards.com

AB	31
R	0
H	5
RBI	0
BB	3
SO	5
LOB	15



Batter	1	2	3	4	5	6	7	8	9	AB R H RBI BB SO LOB	TOP											
Rick Burleson, R (1, 6) OBP: 0.345, SLG: 0.388	0-0 F7 BB HR 1B	0-0 F9	0-0 FC4-6		0-0 FC5-4			0-0 1B 1B 2B	0-0 F6	6 2 2 0 0 0 6												
Denny Doyle, L (1, 4) OBP: 0.294, SLG: 0.321	0-0 F8	0-0 BB 1B		0-0 4-3		0-0 6-3		0-0 G3		5 0 1 0 0 0 3												
Fred Lynn, L (1, 8) OBP: 0.316, SLG: 0.447	4-0 HBP HR BB	4-0 BB		0-3 K		0-0 HR		0-0 1B HR 1B		3 3 2 2 2 1 0												
Carl Yastrzemski, L (1, 3) OBP: 0.380, SLG: 0.500	0-0 F7	0-0 SF7		0-0 F6		0-0 4-3		0-3 K		4 0 0 1 0 1 4												
Jim Rice, R (1, 7) OBP: 0.376, SLG: 0.600	1-0 HR HBP	0-0 6-3			0-0 FC6-4 1B	0-3 K		0-0 1B HR 1B		4 2 2 1 0 1 2												
Carlton Fisk, R (1, 2) Bo Diaz, R (8, 2)	0-0 HR		0-0 5-3		0-0 FC6-4 WP 1-3		0-0 F5	0-0 HR		5 2 2 7 0 0 1 0 0 0 0 0 0 0												
Bernie Carbo, L (1, 10) OBP: 0.394, SLG: 0.510	4-0 BB		4-0 1B BB		0-0 1-3		0-3 K	0-0 4-3		3 0 0 0 2 1 1												
Butch Hobson, R (1, 5) OBP: 0.298, SLG: 0.502	0-3 K		0-0 FC4-6 1B		4-0 WP BB		0-0 F3		0-0 F7	4 0 1 0 1 1 1												
Rick Miller, L (1, 9) OBP: 0.354, SLG: 0.345		4-0 1B SF7 BB	0-0 F7		4-0 FC5-4 BB			0-0 2B 1B 1B	0-0 1-5-3	3 2 1 0 2 0 2												
Inning Stats	R: 4 E: 0 K: 1 S: 7	H: 2 LOB: 1 BB: 2 P: 16	R: 1 E: 0 K: 0 S: 4	H: 1 LOB: 2 BB: 2 P: 12	R: 0 E: 0 K: 0 S: 4	H: 1 LOB: 2 BB: 1 P: 8	R: 0 E: 0 K: 1 S: 5	H: 0 LOB: 0 BB: 0 P: 5	R: 0 E: 0 K: 1 S: 4	H: 1 LOB: 3 BB: 2 P: 12	R: 1 E: 0 K: 1 S: 6	H: 1 LOB: 0 BB: 0 P: 6	R: 0 E: 0 K: 1 S: 5	H: 0 LOB: 0 BB: 0 P: 5	R: 5 E: 0 K: 1 S: 10	H: 5 LOB: 0 BB: 0 P: 10	R: 0 E: 0 K: 0 S: 3	H: 0 LOB: 0 BB: 0 P: 3	1B: 7 2B: 1 3B: 0 HR: 3	SF: 1 SAC: 0 DP: 0 HBP: 1	WP: 1 PB: 0 SB: 0 CS: 0	PA: 46
PITCHER	IP WLS BF H R ER SO BB IBB HBP BLK WP HR S P ERA WHIP																					
Mike Darr, R (1, 1) ERA: 33.75	1.1 L 12 3 5 5 1 4 0 1 0 0 1 9 26 33.75 5.250																					
Tom Murphy, R (2, 1) ERA: 5.45	6.1 29 7 5 5 4 3 0 0 0 1 1 34 46 7.11 1.579																					
Pete Vuckovich, R (8, 1) ERA: 3.49	1.1 5 1 1 1 0 0 0 0 0 0 1 5 5 6.75 0.750																					

Boston Red Sox @ Toronto Blue Jays
Exhibition Stadium, Toronto, ON
Tue Sep 06 1977, 7:05 PM EDT
Att. 17,666 - Unknown - 66 F

livebaseballscorecards.com

AB	37
R	11
H	11
RBI	11
BB	7
SO	5
LOB	20



BOTTOM

Boston Red Sox @ Toronto Blue Jays
 Exhibition Stadium, Toronto, ON

Tue Sep 06 1977, 7:05 PM EDT
 Att: 17,666 - Unknown - 66 F

livebaseballscorecards.com

AB	36
R	2
H	11
RBI	2
BB	2
SO	3
LOB	22



WP: 0	PA: 38
PB: 0	
SB: 0	
CS: 0	

AB	R	H	RBI	BB	SO	LOB
5	1	2	0	0	0	1
3	0	0	0	0	0	2
2	0	0	0	0	0	1
4	0	2	2	0	1	1
4	0	1	0	0	0	3
4	0	1	0	0	1	2
4	0	2	0	0	1	1
4	0	2	0	0	0	2
3	0	0	0	1	0	4
2	1	1	0	0	0	2
1	0	0	0	1	0	3

Batter	1	2	3	4	5	6	7	8	9
Steve Staggs, R (1, 4) OBP: 0.332, SLG: 0.350	0-0 F9		0-0 FC3-6 1-2 1B		0-0 1-3		0-0 1-3 1B		0-0 G6-3 1-2f
Al Woods, L (1, 7) OBP: 0.333, SLG: 0.378 Dave McKay, S (7, 6) OBP: 0.211, SLG: 0.255	0-0 1-3		0-0 FC3-6 1-2f 2-3		0-0 F8		0-0 1-3 1-2		0-0 3-1
Doug Ault, R (1, 3) OBP: 0.326, SLG: 0.406	0-0 1B		0-0 FC4-6 1-2f 3-H		0-3 K		0-0 1B 2-H		
Doug Rader, R (1, 5) OBP: 0.348, SLG: 0.448	0-0 F5		0-0 5-3				0-0 FC3-6 1B		0-0 6-3
Ron Fairly, L (1, 10) OBP: 0.367, SLG: 0.474		0-3 K		0-0 1B 1B			0-0 FC3-6 BB 1B 1-2f		0-0 1-3
Steve Bowling, R (1, 9) OBP: 0.315, SLG: 0.283 (7, 7)		0-0 1B 1B		0-0 F4			0-0 BB 1B 1-2		0-3 K
Gary Woods, R (1, 8) OBP: 0.275, SLG: 0.288		0-0 G6-4-3 1-2 1B		0-0 FC4-6 1-2 1B			0-0 F9		0-0 F8
Rick Cerone, R (1, 2) OBP: 0.217, SLG: 0.246		0-0 G6-4-3 1-2f		0-0 F4			4-0 FC6-4 1-2 2-3 BB		0-0 5-3
Tim Nordbrook, R (1, 6) OBP: 0.385, SLG: 0.207 Otto Velez, R (6, PH) OBP: 0.360, SLG: 0.441 (7, 9)			0-0 FC3-6 FC4-6 1B 1B		0-0 FC4-6 1-2f		0-0 FC6-4 1-2f		4-0 G6-3 BB

Inning Stats	R: 0	H: 1	E: 0	K: 0	S: 4	LOB: 1	BB: 0	P: 4	R: 0	H: 2	E: 0	K: 1	S: 6	LOB: 1	BB: 0	P: 6	R: 1	H: 2	E: 0	K: 0	S: 5	LOB: 1	BB: 0	P: 5	R: 0	H: 2	E: 0	K: 1	S: 5	LOB: 0	BB: 0	P: 5	R: 0	H: 2	E: 0	K: 0	S: 5	LOB: 3	BB: 1	P: 9	R: 1	H: 2	E: 0	K: 0	S: 5	LOB: 1	BB: 0	P: 5	R: 0	H: 0	E: 0	K: 1	S: 5	LOB: 0	BB: 0	P: 5	R: 0	H: 0	E: 0	K: 0	S: 2	LOB: 0	BB: 1	P: 6	1B: 11	SF: 0	2B: 0	SAC: 0	3B: 0	DP: 2	HR: 0	HBP: 0	WP: 0	PA: 38
--------------	------	------	------	------	------	--------	-------	------	------	------	------	------	------	--------	-------	------	------	------	------	------	------	--------	-------	------	------	------	------	------	------	--------	-------	------	------	------	------	------	------	--------	-------	------	------	------	------	------	------	--------	-------	------	------	------	------	------	------	--------	-------	------	------	------	------	------	------	--------	-------	------	--------	-------	-------	--------	-------	-------	-------	--------	-------	--------

PITCHER	IP	WLS	BF	H	R	ER	SO	BB	IBB	HBP	BLK	WP	HR	S	P	ERA	WHIP
Bill Lee, L (1, 1) ERA: 4.87	7.0	W	32	11	2	2	2	1	0	0	0	0	0	35	39	2.57	1.714
Jim Willoughby, R (8, 1) ERA: 3.89	2.0		6	0	0	0	1	1	0	0	0	0	0	7	11	0.00	0.500

Batter	1	2	3	4	5	6	7	8	9	AB R H RBI BB SO LOB	TOP	
Rick Burleson, R (1, 6) OBP: 0.343, SLG: 0.385	0-0 5-3		0-0 5-3		0-0 L5			0-0 F9		4 0 0 0 0 0 1		
Denny Doyle, L (1, 4) OBP: 0.294, SLG: 0.319 Bernie Carbo, L (8, PH) OBP: 0.397, SLG: 0.512 Steve Dillard, R (8, PR) OBP: 0.273, SLG: 0.320	4-0 4-3 BB			0-0 3-1		0-0 G3		0-0 G3-6 1B		2 0 0 0 1 0 0 1 0 1 0 0 0 0 0 0 0 0 0 0 0		
Fred Lynn, L (1, 8) OBP: 0.318, SLG: 0.446	0-0 4-3 1-2			4-0 G3-6-1 BB		0-0 FC6-4 1B		0-0 G3-6-1 1-2f		3 0 1 0 1 0 2		
Carl Yastrzemski, L (1, 7) OBP: 0.377, SLG: 0.496	0-0 F7			0-0 G3-6-1 1-2f		0-3 K			0-0 F6	4 0 0 0 0 1 3		
Jim Rice, R (1, 10) OBP: 0.377, SLG: 0.599		0-3 K			4-0 2B 6-3 BB	0-0 FC6-4 1-2f			0-0 WP 1B 1B	3 1 1 0 1 1 1		
Carlton Fisk, R (1, 2) OBP: 0.403, SLG: 0.503		0-0 L8			0-0 1B 2B		4-0 4-3 WP BB		0-0 G1-4-3 1B	3 1 2 0 1 0 0		
George Scott, R (1, 3) OBP: 0.332, SLG: 0.508		0-0 4-3			0-0 6-3		0-0 L8		0-0 G1-4-3 1-2f 2-3	4 0 0 1 0 0 4		
Butch Hobson, R (1, 5) OBP: 0.298, SLG: 0.501			0-0 F9		0-0 3-1 2-H 1B		0-0 4-3			3 0 1 1 0 0 1		
Rick Miller, L (1, 9) OBP: 0.348, SLG: 0.339			0-3 K		0-0 3-1 2-3		0-0 G3			3 0 0 0 0 1 2		
Inning Stats	R: 0 E: 0 K: 0 S: 3 H: 0 LOB: 1 BB: 1 P: 7	R: 0 E: 0 K: 1 S: 5 H: 0 LOB: 0 BB: 0 P: 5	R: 0 E: 0 K: 1 S: 5 H: 0 LOB: 0 BB: 0 P: 5	R: 0 E: 0 K: 0 S: 2 H: 0 LOB: 0 BB: 1 P: 6	R: 2 E: 0 K: 0 S: 5 H: 2 LOB: 1 BB: 1 P: 9	R: 0 E: 0 K: 1 S: 6 H: 1 LOB: 1 BB: 0 P: 6	R: 0 E: 0 K: 0 S: 3 H: 0 LOB: 1 BB: 1 P: 7	R: 0 E: 0 K: 0 S: 3 H: 1 LOB: 1 BB: 0 P: 3	R: 0 E: 0 K: 0 S: 4 H: 2 LOB: 1 BB: 0 P: 4	1B: 5 2B: 1 3B: 0 HR: 0 SF: 0 SAC: 0 DP: 3 HBP: 0	WP: 2 PB: 0 SB: 0 CS: 0 PA: 34	
PITCHER Dave Lemanczyk, R (1, 1) ERA: 4.31	IP 9.0 WLS W BF 34 H 6 R 2 ER 2 SO 3 BB 4 IBB 0 HBP 0 BLK 0 WP 2 HR 0 S 36 P 52 ERA 2.00 WHIP 1.111											PITCHER IP WLS BF H R ER SO BB IBB HBP BLK WP HR S P ERA WHIP

Boston Red Sox @ Toronto Blue Jays
Exhibition Stadium, Toronto, ON
Wed Sep 07 1977, 7:05 PM EDT
Att. 31,684 - Unknown - 64 F

livebaseballscorecards.com

AB	30
R	2
H	6
RBI	2
BB	4
SO	3
LOB	14



Batter	1	2	3	4	5	6	7	8	9
Steve Staggs, R (1, 4) OBP: 0.331, SLG: 0.349	0-0 F8		0-0 1B		0-0 F9		0-0 4-3		
Al Woods, L (1, 7) OBP: 0.330, SLG: 0.374	0-0 4-3		0-0 F7			0-0 6-3		0-0 3-1	
Roy Howell, L (1, 5) OBP: 0.366, SLG: 0.382	0-3 K		0-0 L4			HR		0-0 1B	
John Scott, R (8, PR) OBP: 0.264, SLG: 0.300									
Doug Rader, R (9, 5) OBP: 0.348, SLG: 0.448									
Ron Fairly, L (1, 10) OBP: 0.369, SLG: 0.472		0-3 K		0-0 G3		4-0 1B		4-0 1B	
Doug Ault, R (1, 3) OBP: 0.326, SLG: 0.407		0-0 F9		0-0 2B		0-0 5-3		0-0 F2	
Gary Woods, R (1, 8) OBP: 0.274, SLG: 0.287		0-3 K		0-0 5-3		0-0 1B		0-0 4-3	
Steve Bowling, R (1, 9) OBP: 0.308, SLG: 0.276			0-0 6-3	0-3 K		0-0 L7			
Alan Ashby, S (1, 2) OBP: 0.295, SLG: 0.285			0-0 1B		0-0 F8		0-0 4-3		
Tim Nordbrook, R (1, 6) OBP: 0.381, SLG: 0.219			0-0 1B		0-0 6-3		0-0 5-3		

AB	R	H	RBI	BB	SO	LOB
4	0	1	1	0	0	0
4	0	0	0	0	0	2
4	1	2	1	0	1	2
0	0	0	0	0	0	0
0	0	0	0	0	0	0
2	1	0	0	2	1	0
4	0	1	0	0	0	3
4	0	1	1	0	1	3
3	0	0	0	0	1	2
3	1	1	0	0	0	0
3	0	1	0	0	0	0

AB	R	H	RBI	BB	SO	LOB
31	3	7	3	2	4	12

Inning Stats	R	H	E	K	S	LOB	BB	P
1	0	0	0	1	5	0	0	5
2	0	0	0	2	7	0	0	7
3	1	3	0	0	6	2	0	6
4	0	1	0	1	6	1	0	6
5	0	0	0	0	3	0	0	3
6	2	2	0	0	9	1	1	9
7	0	0	0	0	3	0	0	3
8	0	1	0	0	8	2	1	8
9	0	0	0	0	0	0	0	0

PITCHER	IP	WLS	BF	H	R	ER	SO	BB	IBB	HBP	BLK	WP	HR	S	P	ERA	WHIP
Fergie Jenkins, R (1, 1) ERA: 3.68	8.0	L	33	7	3	3	4	1	1	0	0	0	1	39	47	3.38	1.000

WP	PA	ERA	WHIP
0	33		



Boston Red Sox @ Toronto Blue Jays
 Exhibition Stadium, Toronto, ON
 Wed Sep 07 1977, 7:05 PM EDT
 Att: 31,684 - Unknown - 64 F

livebaseballscorecards.com

Batter	1	2	3	4	5	6	7	8	9	AB R H RBI BB SO LOB	TOP	
Rick Burleson, R (1, 6) OBP: 0.341, SLG: 0.384	0-0 L8	0-0 1B			0-3 K		0-0 FC5 1B		0-0 F8	5 0 1 0 0 1 2		
Denny Doyle, L (1, 4) OBP: 0.293, SLG: 0.317	0-0 F7	0-0 G3			0-0 F7		0-0 1B		0-0 F2	5 0 1 0 0 0 1		
Fred Lynn, L (1, 8) OBP: 0.315, SLG: 0.442	0-0 4-3				0-0 F7		0-0 G3		0-0 4-3	4 0 0 0 0 0 2		
Carl Yastrzemski, L (1, 7) OBP: 0.378, SLG: 0.502		0-0 HR 1B			0-0 L7		0-0 1-3		0-0 HR	4 2 2 1 0 0 0		
Jim Rice, R (1, 10) OBP: 0.378, SLG: 0.597		0-0 HR 1B			0-0 6-3		0-0 HR 1B		4-0 BB BB	3 2 1 0 1 0 1		
Carlton Fisk, R (1, 2) OBP: 0.404, SLG: 0.517		0-0 HR			0-0 F2		0-0 HR		0-0 F8	4 2 2 5 0 0 1		
George Scott, R (1, 3) OBP: 0.333, SLG: 0.514		0-0 HR			0-0 G1-6-3 1B		0-0 5-3		0-0 F7	4 1 2 1 0 0 1		
Butch Hobson, R (1, 5) OBP: 0.297, SLG: 0.499		0-0 F3			0-0 G1-6-3		0-0 FC5 1B		0-3 K	4 0 1 0 0 1 2		
Rick Miller, L (1, 9) OBP: 0.346, SLG: 0.337		0-0 F8			0-0 5-3		0-0 FC5 1B		0-0 F4	4 0 1 0 0 0 0		
Inning Stats	R: 0 E: 0 K: 0 S: 3 H: 0 LOB: 0 BB: 0 P: 3	R: 4 E: 1 K: 0 S: 8 H: 4 LOB: 1 BB: 0 P: 8	R: 0 E: 0 K: 0 S: 3 H: 0 LOB: 0 BB: 0 P: 3	R: 0 E: 0 K: 0 S: 3 H: 1 LOB: 0 BB: 0 P: 3	R: 0 E: 0 K: 1 S: 5 H: 0 LOB: 0 BB: 0 P: 5	R: 2 E: 0 K: 0 S: 5 H: 2 LOB: 0 BB: 0 P: 5	R: 0 E: 0 K: 0 S: 5 H: 3 LOB: 2 BB: 0 P: 5	R: 1 E: 0 K: 1 S: 6 H: 1 LOB: 1 BB: 1 P: 10	R: 0 E: 0 K: 0 S: 3 H: 0 LOB: 0 BB: 0 P: 3	1B: 7 2B: 0 3B: 0 HR: 4 SF: 0 SAC: 0 DP: 1 HBP: 0	WP: 0 PB: 0 SB: 0 CS: 0 PA: 38	
PITCHER Jesse Jefferson, R (1, 1) ERA: 4.44 Mike Willis, L (7, 1) ERA: 4.36	IP 6.2 WLS L BF 29 H 10 R 6 ER 5 SO 1 BB 0 IBB 0 HBP 0 BLK 0 WP 0 HR 3 S 31 P 31 ERA 6.75 WHIP 1.500	IP 2.1 WLS L BF 9 H 1 R 1 ER 1 SO 1 BB 1 IBB 0 HBP 0 BLK 0 WP 0 HR 1 S 10 P 14 ERA 3.86 WHIP 0.857	PITCHER IP WLS BF H R ER SO BB IBB HBP BLK WP HR S P ERA WHIP									

Boston Red Sox @ Toronto Blue Jays
Exhibition Stadium, Toronto, ON
Thu Sep 08 1977, 7:05 PM EDT
Att. 19,163 - Unknown - 66 F

livebaseballscorecards.com

AB	37
R	7
H	11
RBI	7
BB	1
SO	2
LOB	10



Batter	1	2	3	4	5	6	7	8	9	AB	R	H	RBI	BB	SO	LOB
Steve Staggs, R (1, 4) OBP: 0.333, SLG: 0.349	0-0 6-3		0-0 1B			4-0 E 1B 1B BB	0-0 F3			3	1	1	0	1	0	2
Al Woods, L (1, 7) OBP: 0.332, SLG: 0.375	0-0 FC4-6 1B		0-0 4-3			0-0 1-2 1B E 1B		0-0 F2		4	1	2	0	0	0	1
Roy Howell, L (1, 5) OBP: 0.365, SLG: 0.380	0-0 FC4-6 1-2f			0-0 3-1		0-0 F7		0-0 HBP 1B		4	0	1	0	0	0	3
Ron Fairly, L (1, 10) OBP: 0.368, SLG: 0.470	0-0 F8			0-0 G4-6-3 1B		0-0 E3 1B		0-3 K		4	0	1	0	0	1	4
Doug Ault, R (1, 3) OBP: 0.327, SLG: 0.406		0-0 5-3		0-0 G4-6-3 1-2f		0-0 1-3 2-H 3-H 1B		1-0 HBP		3	0	1	2	0	0	1
Gary Woods, R (1, 8) OBP: 0.273, SLG: 0.286		0-0 5-3			0-0 F7		0-0 1B 1B	0-0 F9		4	0	1	0	0	0	2
Steve Bowling, R (1, 9) OBP: 0.302, SLG: 0.270		0-0 6-3			0-0 4-3		0-0 F3		0-3 K	3	0	0	0	0	0	1
Sam Ewing, L (9, PH) OBP: 0.343, SLG: 0.383									0-3 K	1	0	0	0	0	1	0
Alan Ashby, S (1, 2) OBP: 0.294, SLG: 0.285			0-0 F7		0-0 F7		0-0 1-3 1B		0-0 F8	4	0	1	0	0	0	0
Tim Nordbrook, R (1, 6) OBP: 0.364, SLG: 0.206			0-3 K			0-0 6-3	0-0 F4		0-0 F8	2	0	0	0	0	1	0
Doug Rader, R (7, PH) OBP: 0.347, SLG: 0.447										1	0	0	0	0	0	2
Dave McKay, S (8, 6) OBP: 0.210, SLG: 0.253										1	0	0	0	0	0	0

Inning Stats	R: 0	H: 1	E: 0	LOB: 1	K: 0	BB: 0	S: 4	P: 4	R: 0	H: 0	E: 0	LOB: 0	K: 0	BB: 0	S: 3	P: 3	R: 0	H: 1	E: 0	LOB: 1	K: 1	BB: 0	S: 6	P: 6	R: 0	H: 1	E: 0	LOB: 0	K: 0	BB: 0	S: 3	P: 3	R: 0	H: 0	E: 0	LOB: 0	K: 0	BB: 0	S: 3	P: 3	R: 2	H: 2	E: 1	LOB: 2	K: 0	BB: 1	S: 5	P: 9	R: 0	H: 2	E: 0	LOB: 2	K: 0	BB: 0	S: 5	P: 5	R: 0	H: 1	E: 0	LOB: 2	K: 1	BB: 0	S: 6	P: 7	R: 0	H: 0	E: 0	LOB: 0	K: 1	BB: 0	S: 5	P: 5	R: 0	H: 0	E: 0	LOB: 0	K: 1	BB: 0	S: 5	P: 5	1B: 8	SF: 0	2B: 0	SAC: 0	3B: 0	DP: 1	HR: 0	HBP: 1	WP: 0	PA: 36	PB: 0	SB: 0	CS: 0	ERA	WHIP
PITCHER Mike Paxton, R (1, 1) ERA: 3.38	IP	WLS	BF	H	R	ER	SO	BB	IBB	HBP	BLK	WP	HR	S	P	ERA	WHIP	IP	WLS	BF	H	R	ER	SO	BB	IBB	HBP	BLK	WP	HR	S	P	ERA	WHIP	IP	WLS	BF	H	R	ER	SO	BB	IBB	HBP	BLK	WP	HR	S	P	ERA	WHIP																																												

BOTTOM

Boston Red Sox @ Toronto Blue Jays
Exhibition Stadium, Toronto, ON

Thu Sep 08 1977, 7:05 PM EDT
Att: 19,163 - Unknown - 66 F

AB	34
R	2
H	8
RBI	2
BB	1
SO	3
LOB	16



livebaseballscorecards.com

Batter	1	2	3	4	5	6	7	8	9	AB R H RBI BB SO LOB	TOP									
Steve Staggs, R (1, 4) OBP: 0.329, SLG: 0.343	0-0 6-3		0-3 K			0-0 6-3			0-3 K	4 0 0 0 0 2 2	Toronto Blue Jays @ New York Yankees Yankee Stadium, Bronx, NY Fri Sep 09 1977, 7:05 PM EDT Att. 21,145 - Unknown livebaseballscorecards.com									
Al Woods, L (1, 7) OBP: 0.329, SLG: 0.371	0-0 F8		0-0 F7			0-0 4-3			0-0 F7	4 0 0 0 0 0 2										
Roy Howell, L (1, 5) OBP: 0.363, SLG: 0.378	0-3 K				0-0 G5-4-3 1B				0-0 6-3	4 0 1 0 0 2 0										
Ron Fairly, L (1, 10) OBP: 0.367, SLG: 0.467		4-0 FC5-4 BB			0-0 G5-4-3 1-2f				0-0 F9	2 0 0 0 1 0 1										
Doug Ault, R (1, 3) OBP: 0.325, SLG: 0.403		0-0 FC5-4 G4-6-3 1-2f			0-0 6-3				0-0 6-3	3 0 0 0 0 0 1										
Gary Woods, R (1, 8) OBP: 0.268, SLG: 0.279		0-0 G4-6-3 1-2f							0-0 F5	3 0 0 0 0 0 1										
Steve Bowling, R (1, 9) OBP: 0.309, SLG: 0.279			0-0 FC5-4 BB 1B			0-0 5-3			0-0 1B	3 0 2 0 0 0 0										
Alan Ashby, S (1, 2) OBP: 0.294, SLG: 0.283			4-0 FC5-4 BB 1-2			0-0 3-1			0-3 K	2 0 0 0 1 1 1										
Tim Nordbrook, R (1, 6) OBP: 0.348, SLG: 0.194 Doug Rader, R (8, PH) OBP: 0.346, SLG: 0.446 Dave McKay, S (8, 6) OBP: 0.210, SLG: 0.253			0-0 FC5-4 1-2f 2-3			0-0 6-3			0-0 6-3	2 0 0 0 0 0 2 1 0 0 0 0 0 1 0 0 0 0 0 0 0										
Inning Stats	R: 0 E: 0 K: 1 S: 5	H: 0 LOB: 0 BB: 0 P: 5	R: 0 E: 0 K: 0 S: 2	H: 0 LOB: 0 BB: 1 P: 6	R: 0 E: 0 K: 1 S: 6	H: 1 LOB: 2 BB: 1 P: 10	R: 0 E: 0 K: 0 S: 3	H: 1 LOB: 0 BB: 0 P: 3	R: 0 E: 0 K: 0 S: 3	H: 0 LOB: 0 BB: 0 P: 3	R: 0 E: 0 K: 1 S: 5	H: 0 LOB: 0 BB: 0 P: 5	R: 0 E: 0 K: 1 S: 6	H: 1 LOB: 1 BB: 0 P: 6	R: 0 E: 0 K: 1 S: 5	H: 0 LOB: 0 BB: 0 P: 5	1B: 3 2B: 0 3B: 0 HR: 0	SF: 0 SAC: 0 DP: 2 HBP: 0	WP: 0 PB: 0 SB: 0 CS: 0	PA: 30
PITCHER Mike Torrez, R (1, 1) ERA: 3.88	IP: 9.0 WLS: W BF: 30 H: 3 R: 0 ER: 0 SO: 5 BB: 2 IBB: 0 HBP: 0 BLK: 0 WP: 0 HR: 0 S: 38 P: 46 ERA: 0.00 WHIP: 0.556																			

Toronto Blue Jays @ New York Yankees
 Yankee Stadium, Bronx, NY
 Fri Sep 09 1977, 7:05 PM EDT
 Att. 21,145 - Unknown

AB	28
R	0
H	3
RBI	0
BB	2
SO	5
LOB	11



Batter	1	2	3	4	5	6	7	8	9
Mickey Rivers, L OBP: 0.349, SLG: 0.436 (1, 8) X	0-0 1-3 ①		0-0 F9 ②		0-0 1-3 2B		0-0 F3 ③		
Graig Nettles, L OBP: 0.325, SLG: 0.489 (1, 5) X	0-0 1-3 ②		0-0 4-3 ③		0-0 4-3 ③			0-0 3-1 ①	
Thurman Munson, R OBP: 0.341, SLG: 0.436 (1, 10) X	0-0 F7 ③			0-0 BB 1B		0-0 BB 1B		0-0 F8 ②	
Reggie Jackson, L OBP: 0.371, SLG: 0.529 (1, 9)		0-3 K ①		4-0 BB 1-2 F8 BB		4-0 BB 1-2 BB		0-0 1-3 ③	
Paul Blair, R OBP: 0.338, SLG: 0.437 (9, 9)									
Cliff Johnson, R OBP: 0.403, SLG: 0.579 (1, 2) X		0-0 HR		0-0 F8 ① ②		0-0 F4 ①			
Chris Chambliss, L OBP: 0.343, SLG: 0.464 (1, 3) X		0-0 F7 ②		0-0 G3 ③		0-0 1-3 2-H 1B			
Roy White, S OBP: 0.374, SLG: 0.423 (1, 7) X		0-0 1-3 ③			0-3 K ①	0-0 5-3 ③			
Willie Randolph, R OBP: 0.357, SLG: 0.412 (1, 4) X			0-0 F9 ①		0-0 F7 ②		0-0 6-3 ①		
Bucky Dent, R OBP: 0.305, SLG: 0.362 (1, 6) X			4-0 BB		4-0 2B BB		0-0 F7 ②		

Inning Stats	R: 0	H: 0	E: 0	K: 0	S: 3	R: 1	H: 1	E: 0	K: 1	S: 6	R: 0	H: 0	E: 0	K: 0	S: 3	R: 0	H: 1	E: 0	K: 0	S: 3	R: 0	H: 1	E: 0	K: 1	S: 6	R: 1	H: 2	E: 0	K: 0	S: 4	R: 0	H: 0	E: 0	K: 0	S: 3	R: 0	H: 0	E: 0	K: 0	S: 3
	LOB: 0	BB: 0	LOB: 0	BB: 0	P: 3	LOB: 0	BB: 0	LOB: 0	BB: 0	P: 6	LOB: 1	BB: 1	LOB: 1	BB: 1	P: 7	LOB: 2	BB: 1	LOB: 1	BB: 1	P: 10	LOB: 0	BB: 0	LOB: 0	BB: 0	P: 3	LOB: 0	BB: 0	LOB: 0	BB: 0	P: 3	LOB: 0	BB: 0	LOB: 0	BB: 0	P: 3	LOB: 0	BB: 0	LOB: 0	BB: 0	P: 3

PITCHER	IP	WLS	BF	H	R	ER	SO	BB	IBB	HBP	BLK	WP	HR	S	P	ERA	WHIP
Jerry Garvin, L ERA: 4.0 (1, 1)	8.0	L	31	5	2	2	2	4	0	0	0	0	1	31	47	2.25	1.125

BOTTOM

AB	R	H	RBI	BB	SO	LOB
4	0	1	0	0	0	1
4	0	0	0	0	0	3
4	1	2	0	0	0	0
2	0	0	0	2	1	0
0	0	0	0	0	0	0
3	1	1	1	0	0	4
3	0	1	1	0	0	1
3	0	0	0	0	1	1
3	0	0	0	0	0	0
1	0	0	0	2	0	0

AB	27
R	2
H	5
RBI	2
BB	4
SO	2
LOB	10



WP	PA	ERA	WHIP
0	31		

Toronto Blue Jays @ New York Yankees
 Yankee Stadium, Bronx, NY
 Fri Sep 09 1977, 7:05 PM EDT
 Att. 21,145 - Unknown

livebaseballscorecards.com

Batter	1	2	3	4	5	6	7	8	9	AB R H RBI BB SO LOB	TOP
Steve Staggs, R OBP: 0.336, SLG: 0.352 (1, 4) X	0-0 F6	0-0 F8		0-0 1B 2B		4-0 1B BB	0-0 E HR 1B		0-0 1B 2B 1B	5 3 3 1 1 0 1	
Al Woods, L OBP: 0.333, SLG: 0.378 (1, 7) X	0-0 2B		0-0 F8	0-0 1B		0-0 1B 5-3 1B	0-0 E1 HR		0-0 2B 1B	6 4 4 2 0 0 1	
Roy Howell, L OBP: 0.372, SLG: 0.414 (1, 5) X	0-0 1B 2B		0-0 HR	G4-6-3 1B		0-0 1B 5-3 1B	0-0 HR		0-0 PB 5-3 2B	6 4 5 9 0 0 2	
Ron Fairly, L OBP: 0.371, SLG: 0.477 (1, 10) X	0-0 1B		0-0 HR			0-0 1B	F5 FC5-4 1B		0-0 F9	6 1 4 2 0 0 3	
Doug Ault, R OBP: 0.321, SLG: 0.397 (1, 3) S S S	0-3 K		0-0 F4			0-0 F1	0-0 5-3 FC5-4		0-0 5-3	6 0 0 2 0 1 4	
Gary Woods, R OBP: 0.257, SLG: 0.268 (1, 8) X	0-0 F6		0-0 F8			0-0 G4-6-3	0-0 6-3 F7		0-0 5-3	6 0 0 0 0 0 4	
Steve Bowling, R OBP: 0.318, SLG: 0.286 (1, 9) X		0-0 F6		4-0 1B BB		0-0 FC3 1B	0-0 E 1B 1B	0-0 5-3		4 3 2 0 1 0 0	
Rick Cerone, R OBP: 0.200, SLG: 0.226 (1, 2) X		0-0 F8		0-0 6-3		0-0 FC3 1B	0-0 F9	0-0 6-3		5 1 0 0 0 0 3	
Tim Nordbrook, R OBP: 0.353, SLG: 0.220 (1, 6) X		0-0 S 1B		0-0 2B 1B		0-0 E4 1B BB	0-0 E5 1B	0-0 F4		5 3 2 1 0 0 2	
Inning Stats	R: 2 H: 3 E: 0 LOB: 1 K: 1 BB: 0 S: 8 P: 8	R: 0 H: 1 E: 0 LOB: 1 K: 0 BB: 0 S: 4 P: 4	R: 2 H: 2 E: 0 LOB: 0 K: 0 BB: 0 S: 5 P: 5	R: 2 H: 3 E: 0 LOB: 1 K: 0 BB: 1 S: 5 P: 9	R: 0 H: 1 E: 0 LOB: 0 K: 0 BB: 0 S: 3 P: 3	R: 5 H: 3 E: 2 LOB: 1 K: 0 BB: 1 S: 8 P: 12	R: 5 H: 4 E: 2 LOB: 1 K: 0 BB: 0 S: 9 P: 9	R: 0 H: 0 E: 0 LOB: 0 K: 0 BB: 0 S: 3 P: 3	R: 3 H: 3 E: 0 LOB: 0 K: 0 BB: 0 S: 6 P: 6	1B: 13 SF: 0 2B: 4 SAC: 0 3B: 0 DP: 2 HR: 3 HBP: 0	WP: 0 PA: 51 PB: 1 SB: 1 CS: 0
PITCHER	IP WLS BF H R ER SO BB IBB HBP BLK WP HR S P ERA WHIP										
Catfish Hunter, R ERA: 4.71 (1, 1)	3.1 L 18 7 6 6 1 1 0 0 0 0 0 2 19 23 16.20 2.400										
Ken Clay, R ERA: 5.22 (4, 1)	1.2 11 5 5 2 0 1 0 0 0 0 0 0 10 14 10.80 3.600										
Stan Thomas, R ERA: 6.03 (6, 1)	1.1 8 3 3 2 0 0 0 0 0 0 0 0 8 8 13.50 2.250										
Larry McCall, R ERA: 13.5 (7, 1)	0.2 5 2 2 0 0 0 0 0 0 0 0 1 5 5 0.00 3.000										
Ken Holtzman, L ERA: 5.78 (8, 1)	2.0 9 3 3 2 0 0 0 0 0 0 0 0 9 9 9.00 1.500										

Toronto Blue Jays @ New York Yankees
 Yankee Stadium, Bronx, NY
 Sat Sep 10 1977, 3:33 AM EDT
 Att: 20,296 - Unknown

livebaseballscorecards.com



Batter	1	2	3	4	5	6	7	8	9	AB	R	H	RBI	BB	SO	LOB	BOTTOM	
Mickey Rivers, L (1, 8) OBP: 0.348, SLG: 0.435 Paul Blair, R (8, 8) OBP: 0.338, SLG: 0.437	0-0 F9		0-0 G3		0-0 5-3 1B		0-0 F6			4	0	1	0	0	0	1	Toronto Blue Jays @ New York Yankees Yankee Stadium, Bronx, NY Sat Sep 10 1977, 3:33 AM EDT Att. 20,296 - Unknown livebaseballscorecards.com	
Graig Nettles, L (1, 5) OBP: 0.324, SLG: 0.487 Mickey Klutts, R (8, 5) OBP: 0.357, SLG: 0.333	0-0 F8		0-0 WP 1B		0-0 F8		0-0 F8			4	0	1	0	0	0	1		
Thurman Munson, R (1, 2) OBP: 0.339, SLG: 0.434 Elrod Hendricks, L (7, 2) OBP: 0.250, SLG: 0.250	0-0 F2		0-0 5-3		0-0 5-3		0-0 F5			3	0	0	0	0	0	2		
Reggie Jackson, L (1, 10) OBP: 0.368, SLG: 0.524		0-3 K		0-0 3-1		0-0 F7		0-0 F6		4	0	0	0	0	1	1		
Chris Chambliss, L (1, 3) OBP: 0.345, SLG: 0.464 George Zeber, S (7, 4) OBP: 0.403, SLG: 0.517		4-0 BB		0-0 1B 1B		0-3 K		0-0 F8		2	1	1	0	1	1	0		
Lou Piniella, R (1, 9) OBP: 0.361, SLG: 0.504 Carlos May, L (7, 9) OBP: 0.292, SLG: 0.309		0-3 K		0-0 1B 1B		0-0 2B SF8 1B		0-0 G3		3	1	2	0	0	1	1		
Roy White, S (1, 7) OBP: 0.373, SLG: 0.423		0-0 F9		0-0 F2		0-0 2B			0-0 F8	4	0	1	0	0	0	3		
Willie Randolph, R (1, 4) OBP: 0.360, SLG: 0.414 Dave Bergman, L (6, PH) (7, 3)			0-0 FC6-4 1B	0-0 1B		0-0 SF8		0-0 F2		2	0	2	1	0	0	0		
Bucky Dent, R (1, 6) OBP: 0.304, SLG: 0.360 Dell Alston, L (6, PH) (7, 6) Fred Stanley, R (7, 6) OBP: 0.400, SLG: 0.516 OBP: 0.326, SLG: 0.282			0-0 FC6-4 1B G3	0-0 F9		0-0 4-3			0-0 1-3	2	1	0	0	0	0	3		
			1-2 WP							1	0	0	0	0	0	1		
										1	0	0	0	0	0	0		
Inning Stats	R: 0 H: 0 E: 0 LOB: 0 K: 0 BB: 0 S: 3 P: 3	R: 0 H: 0 E: 0 LOB: 1 K: 2 BB: 1 S: 7 P: 11	R: 1 H: 2 E: 0 LOB: 1 K: 0 BB: 0 S: 5 P: 5	R: 1 H: 3 E: 0 LOB: 2 K: 0 BB: 0 S: 6 P: 6	R: 0 H: 1 E: 0 LOB: 1 K: 0 BB: 0 S: 4 P: 4	R: 1 H: 2 E: 0 LOB: 1 K: 1 BB: 0 S: 7 P: 7	R: 0 H: 0 E: 0 LOB: 0 K: 0 BB: 0 S: 3 P: 3	R: 0 H: 0 E: 0 LOB: 0 K: 0 BB: 0 S: 3 P: 3	R: 0 H: 0 E: 0 LOB: 0 K: 0 BB: 0 S: 3 P: 3	1B: 7 SF: 1 2B: 1 SAC: 0 3B: 0 DP: 0 HR: 0 HBP: 0	WP: 1 PA: 36 PB: 0 SB: 0 CS: 0							
PITCHER Jim Clancy, R (1, 1) ERA: 5.43	IP 9.0 WLS W BF 36 H 8 R 3 ER 3 SO 3	IP 9.0 WLS W BF 36 H 8 R 3 ER 3 SO 3	IP 9.0 WLS W BF 36 H 8 R 3 ER 3 SO 3	IP 9.0 WLS W BF 36 H 8 R 3 ER 3 SO 3	IP 9.0 WLS W BF 36 H 8 R 3 ER 3 SO 3	IP 9.0 WLS W BF 36 H 8 R 3 ER 3 SO 3	IP 9.0 WLS W BF 36 H 8 R 3 ER 3 SO 3	IP 9.0 WLS W BF 36 H 8 R 3 ER 3 SO 3	IP 9.0 WLS W BF 36 H 8 R 3 ER 3 SO 3	ERA 3.00 WHIP 1.000	ERA 3.00 WHIP 1.000							



Batter	1	2	3	4	5	6	7	8	9	AB R H RBI BB SO LOB	TOP		
Steve Staggs, R (1, 4) OBP: 0.334, SLG: 0.354	0-0 G3 HR 2B		0-0 F7		0-0 5-3		0-0 F8			4 1 1 0 0 0 1			
Al Woods, L (1, 7) OBP: 0.335, SLG: 0.379	0-0 6-3		0-0 1B			0-0 4-3		0-0 FC3-6 SF7-4 1B		4 1 2 0 0 0 1			
Roy Howell, L (1, 5) OBP: 0.373, SLG: 0.415	0-0 G3 2-3		0-0 F7			0-0 1B 1B		0-0 1B FC3-6 1B		4 0 2 0 0 0 2			
Ron Fairly, L (1, 10) OBP: 0.370, SLG: 0.482	0-0 HR 3-H		0-0 4-3			0-0 F8		0-0 FC3-6 SF7-4 1-2f 2-3		4 1 1 2 0 0 4			
Doug Ault, R (1, 3) OBP: 0.322, SLG: 0.401	0-0 2B			0-0 F7		0-0 FC6-4 1B		0-0 SF7-4 1-2 3-H		3 0 2 1 0 0 0			
Gary Woods, R (1, 8) OBP: 0.257, SLG: 0.267	0-0 4-3			0-0 F2		0-0 FC6-4 1-2f			0-0 1B	4 0 1 0 0 0 3			
Steve Bowling, R (1, 9) OBP: 0.311, SLG: 0.277		0-0 5-3		0-0 F7			0-0 F4		0-0 F7	4 0 0 0 0 0 1			
Alan Ashby, S (1, 2) OBP: 0.295, SLG: 0.281 Doug Rader, R (9, PH) OBP: 0.346, SLG: 0.445		0-0 5-3			0-3 K		4-0 FC5-4 BB		0-0 F4	2 0 0 0 1 1 0 1 0 0 0 0 0 1			
Tim Nordbrook, R (1, 6) OBP: 0.333, SLG: 0.205 Otto Velez, R (9, PH) OBP: 0.359, SLG: 0.440		0-0 F9			0-0 F5		0-0 FC5-4 1-2f		0-0 F9	3 0 0 0 0 0 1 1 0 0 0 0 0 1			
Inning Stats	R: 2 E: 0 K: 0 S: 6 H: 3 LOB: 1 BB: 0 P: 6	R: 0 E: 0 K: 0 S: 3 H: 0 LOB: 0 BB: 0 P: 3	R: 0 E: 0 K: 0 S: 4 H: 1 LOB: 1 BB: 0 P: 4	R: 0 E: 0 K: 0 S: 3 H: 0 LOB: 0 BB: 0 P: 3	R: 0 E: 0 K: 1 S: 5 H: 0 LOB: 0 BB: 0 P: 5	R: 0 E: 0 K: 0 S: 5 H: 2 LOB: 2 BB: 0 P: 5	R: 0 E: 0 K: 0 S: 3 H: 0 LOB: 1 BB: 1 P: 7	R: 1 E: 0 K: 0 S: 4 H: 2 LOB: 0 BB: 0 P: 4	R: 0 E: 0 K: 0 S: 4 H: 1 LOB: 1 BB: 0 P: 4	1B: 6 2B: 3 3B: 0 HR: 1 SF: 1 SAC: 0 DP: 1 HBP: 0	WP: 0 PB: 0 SB: 0 CS: 0 PA: 36		
PITCHER	IP WLS BF H R ER SO BB IBB HBP BLK WP HR S P ERA WHIP											PITCHER	IP WLS BF H R ER SO BB IBB HBP BLK WP HR S P ERA WHIP
Dick Tidrow, R (1, 1) ERA: 3.32 Sparky Lyle, L (8, 1) ERA: 1.78	7.0 W 28 6 2 2 1 1 0 0 0 0 0 1 29 33 2.57 1.000												

Toronto Blue Jays @ New York Yankees
 Yankee Stadium, Bronx, NY
 Sun Sep 11 1977, 3:33 AM EDT
 Att: 40,905 - Unknown

livebaseballscorecards.com

AB	34
R	3
H	9
RBI	3
BB	1
SO	1
LOB	15



Batter	1	2	3	4	5	6	7	8	9	AB R H RBI BB SO LOB	BOTTOM	
Mickey Rivers, L OBP: 0.348, SLG: 0.433 (1, 8) X	0-0 F8 ① X	0-0 F7 ③		X 0-0 FC4 1-2 2-H 1B		X 0-0 F9 ③				4 0 1 1 0 0 2	Toronto Blue Jays @ New York Yankees Yankee Stadium, Bronx, NY Sun Sep 11 1977, 3:33 AM EDT Att. 40,905 - Unknown	
Graig Nettles, L OBP: 0.324, SLG: 0.484 (1, 5) X	0-0 F9 ②		B B B 4-0 HR BB	X 0-0 F8 ②			X 0-0 G3 ①			3 1 0 0 1 0 2		
Thurman Munson, R OBP: 0.338, SLG: 0.431 (1, 2) B B B	4-0 BB 1B BB		X 0-0 6-3 ①	X 0-0 FC4 ③			X 0-0 6-3 ②			3 1 0 0 1 0 3		
Reggie Jackson, L OBP: 0.369, SLG: 0.529 (1, 9) B B B	4-0 1B BB 1-2		X 0-0 HR ②		S S S 0-3 K ①		X 0-0 G1 ③			3 1 1 2 1 1 0		
Chris Chambliss, L OBP: 0.344, SLG: 0.463 (1, 3) X	0-0 1B		X 0-0 6-3 ②		X 0-0 G3 ②		S S S 0-3 K ①			4 0 1 1 0 1 0		
Lou Piniella, R OBP: 0.356, SLG: 0.496 (1, 10) X	0-0 F7 ③		X 0-0 F5 ③		X 0-0 F7 ③		X 0-0 F2 ②			4 0 0 0 0 0 2		
Roy White, S OBP: 0.376, SLG: 0.425 (1, 7) X		X 0-0 F9 ①		B B B 4-0 CS BB		X 0-0 S 1B		X 0-0 1B		3 0 2 0 1 0 0		
Willie Randolph, R OBP: 0.361, SLG: 0.414 (1, 4) X		X 0-0 S 1B		B B B 4-0 E 1-2 1B BB		X 0-0 6-3 ①		X 0-0 F9 ③		3 1 1 0 1 0 2		
Bucky Dent, R OBP: 0.302, SLG: 0.358 (1, 6) X		X 0-0 F8 ②		X 0-0 E6 1-2 1B		X 0-0 F9 ②				3 0 0 0 0 0 3		
Inning Stats	R: 1 H: 1 E: 0 LOB: 2 K: 0 BB: 2 S: 4 P: 12	R: 0 H: 1 E: 0 LOB: 1 K: 0 BB: 0 S: 4 P: 4	R: 2 H: 1 E: 0 LOB: 0 K: 0 BB: 1 S: 4 P: 8	R: 1 H: 1 E: 1 LOB: 2 K: 0 BB: 2 S: 4 P: 12	R: 0 H: 0 E: 0 LOB: 0 K: 1 BB: 0 S: 5 P: 5	R: 0 H: 1 E: 0 LOB: 1 K: 0 BB: 0 S: 4 P: 4	R: 0 H: 0 E: 0 LOB: 0 K: 0 BB: 0 S: 3 P: 3	R: 0 H: 1 E: 0 LOB: 1 K: 1 BB: 0 S: 6 P: 6		1B: 5 SF: 0 2B: 0 SAC: 0 3B: 0 DP: 0 HR: 1 HBP: 0		WP: 0 PA: 35 PB: 0 SB: 2 CS: 1
PITCHER	IP WLS BF H R ER SO BB IBB HBP BLK WP HR S P ERA WHIP	IP WLS BF H R ER SO BB IBB HBP BLK WP HR S P ERA WHIP										
Jeff Byrd, R ERA: 5.64 (1, 1)	3.1 L 19 4 4 3 0 5 0 0 0 0 0 1 14 34 8.10 2.700											
Mike Willis, L ERA: 4.14 (4, 1)	4.2 16 2 0 0 2 0 0 0 0 0 0 0 20 20 0.00 0.429											

livebaseballscorecards.com



Batter	1	2	3	4	5	6	7	8	9	AB R H RBI BB SO LOB	TOP											
Steve Staggs, R (1, 4) OBP: 0.335, SLG: 0.353	0-0 F8		0-3 K		0-3 K		0-0 E4 E 1B	4-0 FC4-6 BB		4 1 1 0 1 2 1												
Roy Howell, L (1, 10) OBP: 0.371, SLG: 0.410	0-3 K			0-3 K	0-0 F7		4-0 E 2B BB	0-0 FC4-6 1B		4 2 0 0 1 2 1												
Doug Ault, R (1, 3) OBP: 0.321, SLG: 0.399	0-0 1-3			0-0 F5	0-0 6-3		0-0 E4 2B 1-3 2-H 3-H	0-0 1B		5 0 1 1 0 0 1												
Otto Velez, R (1, 9) OBP: 0.363, SLG: 0.450 Al Woods, L (7, 7) OBP: 0.336, SLG: 0.381		0-0 F6		0-0 1B 2B		0-0 FC6-4 SH 1B	0-0 PB 2B 2-3 3-H	0-0 1B 1-2 2-H		4 1 3 1 0 0 0 1 0 1 1 0 0 0												
Doug Rader, R (1, 5) OBP: 0.345, SLG: 0.442		0-0 F8		4-0 BB 1B BB		0-0 SH FC6-4 1-2	0-3 K	0-0 F7		3 1 0 0 1 1 4												
Gary Woods, R (1, 8) OBP: 0.255, SLG: 0.265		0-3 K		0-0 BB BB 1B 1-2 2-H		0-0 FC6-4 1-2 2-3	0-0 FC1-6-2 PB		5 0 1 1 0 1 4													
Steve Bowling, R (1, 7) OBP: 0.325, SLG: 0.286			0-0 FC5-4 1B	4-0 BB BB		0-0 F2	4-0 FC5-4 BB		3 0 2 0 2 0 2													
Hector Torres, R (1, 6) OBP: 0.290, SLG: 0.361			0-0 FC5-4 1B 1-2f	4-0 BB BB		0-0 F4	0-0 FC5-4		4 0 0 1 1 1 7													
Rick Cerone, R (1, 2) OBP: 0.214, SLG: 0.227			0-0 1B	0-3 K		0-0 F4	4-0 E BB	0-0 6-3	0-0 5-3	4 1 1 0 1 1 4												
Inning Stats	R: 0 E: 0 K: 1 S: 5	H: 0 LOB: 0 BB: 0 P: 5	R: 0 E: 0 K: 1 S: 5	H: 0 LOB: 0 BB: 0 P: 5	R: 0 E: 0 K: 1 S: 6	H: 2 LOB: 1 BB: 0 P: 6	R: 2 E: 0 K: 2 S: 9	H: 2 LOB: 3 BB: 3 P: 21	R: 0 E: 0 K: 1 S: 5	H: 0 LOB: 0 BB: 0 P: 5	R: 0 E: 1 K: 0 S: 5	H: 1 LOB: 2 BB: 0 P: 5	R: 3 E: 2 K: 1 S: 8	H: 2 LOB: 3 BB: 3 P: 20	R: 1 E: 0 K: 0 S: 5	H: 2 LOB: 2 BB: 1 P: 9	R: 0 E: 0 K: 1 S: 6	H: 1 LOB: 1 BB: 0 P: 6	1B: 8 2B: 2 3B: 0 HR: 0	SF: 0 SAC: 1 DP: 0 HBP: 0	WP: 1 PB: 1 SB: 0 CS: 0	PA: 45
PITCHER	IP WLS BF H R ER SO BB IBB HBP BLK WP HR S P ERA WHIP																					
Don Gullett, L (1, 1) ERA: 3.85	6.0 L 29 6 5 5 6 5 0 0 0 0 0 0 36 56 7.50 1.833																					
Sparky Lyle, L (7, 1) ERA: 1.61	3.0 16 4 1 1 2 2 0 0 0 1 0 18 26 3.00 2.000																					

Toronto Blue Jays @ New York Yankees
 Yankee Stadium, Bronx, NY
 Sun Sep 11 1977, 3:38 AM EDT
 Att: 40,905 - Unknown

livebaseballscorecards.com

AB 37
 R 6
 H 10
 RBI 5
 BB 7
 SO 8
 LOB 24



Batter	1	2	3	4	5	6	7	8	9	AB	R	H	RBI	BB	SO	LOB
Mickey Rivers, L OBP: 0.346, SLG: 0.431 (1, 8)	G3	FC6-4			FC4-6 BB 1B		K	3		5	0	1	0	0	1	4
Roy White, S OBP: 0.374, SLG: 0.421 (1, 7)	G3		F4		FC4-6 BB 1-2		F9		1-3	4	0	0	0	1	0	0
Graig Nettles, L OBP: 0.323, SLG: 0.485 (1, 5)	1B 3B		4-3		FC4-6 1-2f 2-3		4-3		3-1	5	1	1	0	0	0	2
Reggie Jackson, L OBP: 0.369, SLG: 0.527 (1, 9)	FC6-4 1B		K		K			1B 2B BB	K	4	1	1	1	1	3	2
Chris Chambliss, L OBP: 0.343, SLG: 0.461 (1, 3)	FC6-4			K	1-3			2B 1B 1B		4	1	1	0	0	1	3
Lou Piniella, R OBP: 0.361, SLG: 0.509 (1, 10)		1B BB		3B		4-3		1B 2B		3	1	2	1	1	0	0
Cliff Johnson, R OBP: 0.401, SLG: 0.574 (1, 2)		K		F2		6-3		BB 1B		4	0	1	2	0	1	2
Willie Randolph, R OBP: 0.362, SLG: 0.415 (1, 4)			F3		BB			F6		3	0	1	0	1	0	2
Bucky Dent, R OBP: 0.302, SLG: 0.358 (1, 6)					5-3			F8		3	0	1	0	0	0	3
Thurman Munson, R OBP: 0.339, SLG: 0.431 (8, PH)								BB		0	0	0	0	1	0	0
Fred Stanley, R OBP: 0.326, SLG: 0.282 (9, 6)		FC6-4 1B						BB		0	0	0	0	0	0	0

Inning Stats	R: 1	H: 2	E: 0	K: 5	S: 5	H: 2	LOB: 1	BB: 0	P: 5	R: 0	H: 1	E: 0	K: 1	S: 6	H: 0	LOB: 2	BB: 1	P: 10	R: 0	H: 1	E: 0	K: 1	S: 6	H: 1	LOB: 2	BB: 1	P: 10	R: 0	H: 0	E: 0	K: 1	S: 5	H: 0	LOB: 0	BB: 0	P: 5	R: 0	H: 1	E: 0	K: 0	S: 4	H: 0	LOB: 0	BB: 0	P: 5	R: 3	H: 3	E: 0	K: 0	S: 5	H: 3	LOB: 1	BB: 2	P: 13	R: 0	H: 0	E: 0	K: 1	S: 5	H: 0	LOB: 0	BB: 0	P: 5	R: 0	H: 0	E: 0	K: 1	S: 5	H: 0	LOB: 0	BB: 0	P: 5
--------------	------	------	------	------	------	------	--------	-------	------	------	------	------	------	------	------	--------	-------	-------	------	------	------	------	------	------	--------	-------	-------	------	------	------	------	------	------	--------	-------	------	------	------	------	------	------	------	--------	-------	------	------	------	------	------	------	------	--------	-------	-------	------	------	------	------	------	------	--------	-------	------	------	------	------	------	------	------	--------	-------	------


PITCHER	IP	WLS	BF	H	R	ER	SO	BB	IBB	HBP	BLK	WP	HR	S	P	ERA	WHIP
Tom Murphy, R ERA: 5.13 (1, 1)	6.0		27	6	1	1	4	3	0	0	0	0	0	32	44	1.50	1.500
Pete Vuckovich, R ERA: 3.67 (7, 1)	1.0		7	3	3	3	1	1	0	0	0	0	0	8	12	27.00	4.000
Jerry Johnson, R ERA: 4.42 (8, 1)	2.0	S	6	0	0	0	1	1	0	0	0	0	0	7	11	0.00	0.500

BOTTOM

Toronto Blue Jays @ New York Yankees
 Yankee Stadium, Bronx, NY

Sun Sep 11 1977, 3:38 AM EDT
 Att. 40,905 - Unknown

AB	35
R	4
H	9
RBI	4
BB	5
SO	6
LOB	18



WP	PA	ERA	WHIP
0	40		

Batter	1	2	3	4	5	6	7	8	9	AB	R	H	RBI	BB	SO	LOB	TOP																					
Al Bumbry, L OBP: 0.366, SLG: 0.401 (1, 8) (8, 7)	0-0 E 1B	0-0 1-2 1B		0-0 P6		0-0 F7			0-0 1B 2B	5	2	3	0	0	0	3																						
Rich Dauer, R OBP: 0.284, SLG: 0.302 Billy Smith, S OBP: 0.284, SLG: 0.312 (1, 4) (1, PR) (1, 4)	0-0 E3 1-3	0-0 3-1			0-0 F9	0-3 K			0-0 2-H 1B	1	0	0	0	0	0	1																						
Pat Kelly, L OBP: 0.354, SLG: 0.376 (1, 10)	0-0 L3 1-2		4-0 S 1B BB		0-3 K		0-3 K		0-0 F8	4	1	0	0	1	2	3																						
Ken Singleton, S OBP: 0.446, SLG: 0.522 Mike Dimmel, R (1, 9) (8, 9)	0-0 1B 3-H		0-3 K		0-0 P6		0-0 F8		0-3 K	4	0	1	1	0	1	1																						
Eddie Murray, S OBP: 0.321, SLG: 0.432 Tony Muser, L OBP: 0.315, SLG: 0.295 (1, 3) (9, 3)	0-0 F8		0-0 G5-4-3 1B 2-H			0-0 G3	0-0 6-3			4	0	1	1	0	0	1																						
Doug DeCinces, R OBP: 0.352, SLG: 0.445 (1, 5)		0-0 F7	0-0 G5-4-3			0-0 E 2B		4-0 BB		3	1	1	0	1	0	1																						
Andres Mora, R OBP: 0.277, SLG: 0.500 Elliott Maddox, R OBP: 0.344, SLG: 0.380 (1, 7) (8, 8)		0-0 FC5-4 1B		0-0 FC1-6 1B		0-0 FC5 1B 2-H		0-3 K		4	1	2	0	0	1	1																						
Kiko Garcia, R OBP: 0.250, SLG: 0.287 Mark Belanger, R OBP: 0.287, SLG: 0.274 (1, 6) (8, 6)		0-0 FC5-4 S 1B 1-2f		0-0 FC1-6 5-3 1B 1-2f		0-0 1B 2-3 1B		0-0 G6-4-3 1B 1-2f		4	1	1	0	0	0	3																						
Dave Skaggs, R OBP: 0.347, SLG: 0.356 (1, 2)		0-0 1B 1B 1-H		0-0 5-3 1B 1-2		0-0 1B 3-H		0-0 P5		4	0	2	2	0	0	1																						
Inning Stats	R: 1 E: 1 K: 0 S: 5	H: 2 LOB: 1 BB: 0 P: 5	R: 1 E: 0 K: 0 S: 6	H: 3 LOB: 2 BB: 0 P: 6	R: 1 E: 0 K: 1 S: 5	H: 1 LOB: 0 BB: 1 P: 9	R: 0 E: 0 K: 0 S: 4	H: 1 LOB: 1 BB: 0 P: 4	R: 0 E: 0 K: 1 S: 5	H: 0 LOB: 0 BB: 0 P: 5	R: 2 E: 1 K: 1 S: 9	H: 3 LOB: 2 BB: 0 P: 9	R: 0 E: 0 K: 1 S: 5	H: 0 LOB: 0 BB: 0 P: 5	R: 0 E: 0 K: 1 S: 4	H: 0 LOB: 0 BB: 1 P: 8	R: 1 E: 0 K: 1 S: 7	H: 2 LOB: 1 BB: 0 P: 7	1B: 10 2B: 3 3B: 0 HR: 0	SF: 0 SAC: 0 DP: 3 HBP: 0	WP: 0 PB: 0 SB: 2 CS: 0	PA: 40																
PITCHER	IP	WLS	BF	H	R	ER	SO	BB	IBB	HBP	BLK	WP	HR	S	P	ERA	WHIP	PITCHER	IP	WLS	BF	H	R	ER	SO	BB	IBB	HBP	BLK	WP	HR	S	P	ERA	WHIP			
Dave Lemanczyk, R ERA: 4.35 (1, 1)	8.1	L	38	12	6	5	5	2	0	0	0	0	0	46	54	5.40	1.680	Jerry Johnson, R ERA: 4.39 (9, 1)	0.2		2	0	0	0	1	0	0	0	0	0	0	0	0	0	0	0	0.00	0.000

Baltimore Orioles @ Toronto Blue Jays
Exhibition Stadium, Toronto, ON
Mon Sep 12 1977, 7:05 PM EDT
Att. 13,498 - Unknown

livebaseballscorecards.com

AB	38
R	6
H	12
RBI	5
BB	2
SO	6
LOB	20



Batter	1	2	3	4	5	6	7	8	9	AB R H RBI BB SO LOB
Steve Staggs, R (1, 4) OBP: 0.340, SLG: 0.362	0-0 L8	0-3 K			0-0 1B			4-0 1B 1B BB	0-0 FC3-6 3B	4 1 2 2 1 1 2
Al Woods, L (1, 7) OBP: 0.339, SLG: 0.382	0-0 F8 BB 1B		0-0 F9		0-0 6-3			0-0 1B 1B	4-0 FC3-6 BB	4 0 2 0 1 0 1
Roy Howell, L (1, 5) OBP: 0.371, SLG: 0.408	4-0 1-2 BB		0-0 4-3			0-0 G6-3 1B		0-0 F8	0-0 FC3-6	4 0 1 1 1 0 3
Ron Fairly, L (1, 10) OBP: 0.368, SLG: 0.479	0-0 F8		0-0 G3			0-3 K		0-0 FC5-4 1B	0-0 G3	5 0 1 0 0 1 4
Doug Ault, R (1, 3) OBP: 0.318, SLG: 0.395	0-0 F8			0-0 6-3		0-0 G6-3		0-3 K		4 0 0 0 0 1 6
Gary Woods, R (1, 8) OBP: 0.250, SLG: 0.260		0-0 5-3		0-3 K			0-3 K	0-0 FC5-4		3 0 0 0 0 2 0
Sam Ewing, L (8, PH) OBP: 0.342, SLG: 0.381								1-2		1 0 0 0 0 0 3
Otto Velez, R (9, 9) OBP: 0.363, SLG: 0.450										0 0 0 0 0 0 0
Steve Bowling, R (1, 9) OBP: 0.329, SLG: 0.287		4-0 1B BB		0-0 F8			0-0 4-3		0-0 1B 3B 1B	3 1 1 0 1 0 0
Alan Ashby, S (1, 2) OBP: 0.299, SLG: 0.286		0-0 1-3 1B			0-0 P4		0-0 1B		0-0 3B 1B	4 1 3 0 0 0 0
Tim Nordbrook, R (1, 6) OBP: 0.310, SLG: 0.188		0-3 K			0-0 F9		0-3 K		0-3 K	4 0 0 0 0 3 5

Inning Stats	R: 0	H: 1	E: 0	LOB: 2	K: 0	BB: 1	S: 4	R: 0	H: 1	E: 0	LOB: 2	K: 2	BB: 1	S: 8	R: 0	H: 0	E: 0	LOB: 0	K: 0	BB: 0	S: 3	R: 0	H: 0	E: 0	LOB: 0	K: 1	BB: 0	S: 5	R: 0	H: 1	E: 0	LOB: 1	K: 0	BB: 0	S: 4	R: 0	H: 1	E: 0	LOB: 0	K: 1	BB: 0	S: 5	R: 0	H: 2	E: 0	LOB: 3	K: 1	BB: 1	S: 7	R: 3	H: 3	E: 0	LOB: 1	K: 1	BB: 1	S: 8	1B: 9	SF: 0	2B: 0	SAC: 0	3B: 1	DP: 1	HR: 0	HBP: 0	WP: 0	PA: 40
--------------	------	------	------	--------	------	-------	------	------	------	------	--------	------	-------	------	------	------	------	--------	------	-------	------	------	------	------	--------	------	-------	------	------	------	------	--------	------	-------	------	------	------	------	--------	------	-------	------	------	------	------	--------	------	-------	------	------	------	------	--------	------	-------	------	-------	-------	-------	--------	-------	-------	-------	--------	-------	--------

PITCHER	IP	WLS	BF	H	R	ER	SO	BB	IBB	HBP	BLK	WP	HR	S	P	ERA	WHIP
Jim Palmer, R (1, 1) ERA: 3.11	8.0	W	33	7	0	0	7	3	0	0	0	0	0	44	56	0.00	1.250
Dennis Martinez, R (9, 1) ERA: 3.84	0.1		5	3	3	3	1	1	0	0	0	0	0	6	10	81.00	12.000
Tippy Martinez, L (9, 1) ERA: 2.61	0.2	S	2	0	0	0	0	0	0	0	0	0	0	2	2	0.00	0.000


BOTTOM

Baltimore Orioles @ Toronto Blue Jays
Exhibition Stadium, Toronto, ON

Mon Sep 12 1977, 7:05 PM EDT
Att. 13,498 - Unknown

livebaseballscorecards.com

AB	36
R	3
H	10
RBI	3
BB	4
SO	8
LOB	24



Batter	1	2	3	4	5	6	7	8	9	AB R H RBI BB SO LOB	TOP	
Al Bumbry, L (1, 8) <small>OBP: 0.366, SLG: 0.401</small> (8, 7)	0-0 		0-0 		0-0 			0-0 	0-3 	5 1 2 0 0 1 1		
Billy Smith, S (1, 4) <small>OBP: 0.283, SLG: 0.309</small>	4-0 		0-3 		0-0 			0-3 	0-0 	4 0 0 0 1 2 2		
Pat Kelly, L (1, 7) <small>OBP: 0.350, SLG: 0.372</small> Elliott Maddox, R (8, 8) <small>OBP: 0.351, SLG: 0.380</small>	0-0 			0-0 		0-3 		0-0 	4-0 	4 1 0 0 0 1 2 0 0 0 0 1 0 0		
Ken Singleton, S (1, 9) <small>OBP: 0.448, SLG: 0.523</small> Mike Dimmel, R (8, PR) (8, 9) Terry Crowley, L (9, PH) <small>OBP: 0.333, SLG: 0.556</small> Larry Harlow, L (9, 9) <small>OBP: 0.283, SLG: 0.250</small>	0-0 			0-0 		0-0 		4-0 	0-0 	3 1 2 0 1 0 2 0 1 0 0 0 0 0 1 0 0 0 0 0 1 0 0 0 0 0 0 0		
Lee May, R (1, 10) <small>OBP: 0.289, SLG: 0.410</small>		4-0 		0-0 		0-0 		4-0 		2 2 1 3 2 0 1		
Eddie Murray, S (1, 3) <small>OBP: 0.319, SLG: 0.429</small>		0-3 		0-0 		0-0 		0-0 		4 0 0 1 0 1 3		
Doug DeCinces, R (1, 5) <small>OBP: 0.352, SLG: 0.442</small>		0-0 		4-0 			0-0 	0-0 		3 0 0 0 1 0 3		
Mark Belanger, R (1, 6) <small>OBP: 0.287, SLG: 0.274</small>		0-3 		0-0 	0-3 		0-3 	0-0 		4 0 1 1 0 3 1		
Rick Dempsey, R (1, 2) <small>OBP: 0.313, SLG: 0.319</small>			4-0 		0-0 		0-0 	0-3 		3 0 0 0 1 1 2		
Inning Stats	R: 0 H: 0 E: 0 LOB: 1 K: 0 BB: 1 S: 3 P: 7	R: 0 H: 0 E: 0 LOB: 1 K: 2 BB: 1 S: 7 P: 11	R: 0 H: 0 E: 0 LOB: 0 K: 1 BB: 1 S: 4 P: 8	R: 2 H: 2 E: 0 LOB: 0 K: 0 BB: 1 S: 4 P: 8	R: 0 H: 1 E: 0 LOB: 1 K: 1 BB: 0 S: 6 P: 6	R: 0 H: 1 E: 0 LOB: 1 K: 1 BB: 0 S: 6 P: 6	R: 0 H: 0 E: 0 LOB: 0 K: 1 BB: 0 S: 5 P: 5	R: 4 H: 2 E: 2 LOB: 2 K: 2 BB: 2 S: 11 P: 19	R: 0 H: 0 E: 0 LOB: 1 K: 1 BB: 1 S: 5 P: 9	1B: 5 SF: 0 2B: 0 SAC: 0 3B: 0 DP: 1 HR: 1 HBP: 0	WP: 0 PA: 41 PB: 0 SB: 0 CS: 1	
PITCHER Jesse Jefferson, R (1, 1) <small>ERA: 4.36</small> Pete Vuckovich, R (8, 1) <small>ERA: 3.62</small>	IP WLS BF H R ER SO BB IBB HBP BLK WP HR S P ERA WHIP 7.1 L 32 5 6 2 7 5 1 0 0 0 1 40 64 2.46 1.364											PITCHER IP WLS BF H R ER SO BB IBB HBP BLK WP HR S P ERA WHIP 1.2 8 1 0 0 2 1 0 0 0 0 0 0 11 15 0.00 1.200

Baltimore Orioles @ Toronto Blue Jays
 Exhibition Stadium, Toronto, ON
 Wed Sep 14 1977, 7:05 PM EDT
 Att: 19,048 - Unknown

AB	33
R	6
H	6
RBI	5
BB	7
SO	9
LOB	18



Batter	1	2	3	4	5	6	7	8	9	AB	R	H	RBI	BB	SO	LOB	BOTTOM			
Steve Stagg, R OBP: 0.337, SLG: 0.357 (1, 4)	F8	9-2			FC4-6		6-3	BB		4	0	0	1	1	0	3	Baltimore Orioles @ Toronto Blue Jays Exhibition Stadium, Toronto, ON Wed Sep 14 1977, 7:05 PM EDT Att. 19,048 - Unknown			
Al Woods, L OBP: 0.338, SLG: 0.381 (1, 7)	K		F8		K			SF9		4	0	1	0	0	2	1				
Doug Rader, R OBP: 0.344, SLG: 0.442 (8, PH)										0	0	0	1	0	0	0				
Hector Torres, R OBP: 0.290, SLG: 0.361 (9, 6)							1B			0	0	0	0	0	0	0				
Doug Ault, R OBP: 0.317, SLG: 0.393 (1, 3)	BB		4-3		FC6-4		P6	P4		5	0	1	0	0	0	4				
Otto Velez, R OBP: 0.368, SLG: 0.456 (1, 10)	1-2					4-3		1B	L5	4	1	3	0	1	0	0				
Roy Howell, L OBP: 0.369, SLG: 0.404 (1, 5)	F8					4-3		1B	K	5	1	1	0	0	2	4				
Gary Woods, R OBP: 0.248, SLG: 0.258 (1, 8)		6-3			F9		FC5-2	1B	4-3	5	1	1	1	0	0	1				
Steve Bowling, R OBP: 0.335, SLG: 0.290 (1, 9)								1B		2	1	1	0	1	0	0				
Sam Ewing, L OBP: 0.340, SLG: 0.379 (8, PH)		2B			F8			1-3		1	0	0	0	0	0	2				
Rick Cerone, R OBP: 0.230, SLG: 0.257 (1, 2)								BB		4	1	2	2	0	0	2				
Tim Nordbrook, R OBP: 0.328, SLG: 0.200 (1, 6)		1B			F8			BB	SF9	2	0	1	0	1	0	0				
Ron Fairly, L OBP: 0.370, SLG: 0.479 (8, PH)										0	0	0	0	1	0	0				
John Scott, R OBP: 0.264, SLG: 0.300 (8, PR)										0	0	0	0	0	0	0				
Inning Stats	R: 0 E: 0 K: 1 S: 6	H: 1 LOB: 2 BB: 1 P: 10	R: 1 E: 0 K: 0 S: 5	H: 3 LOB: 1 BB: 0 P: 5	R: 0 E: 0 K: 1 S: 6	H: 1 LOB: 1 BB: 0 P: 6	R: 0 E: 0 K: 0 S: 3	H: 0 LOB: 0 BB: 0 P: 3	R: 0 E: 0 K: 1 S: 5	H: 1 LOB: 2 BB: 1 P: 8	R: 0 E: 0 K: 0 S: 4	H: 1 LOB: 1 BB: 0 P: 4	R: 4 E: 0 K: 0 S: 7	H: 4 LOB: 2 BB: 2 P: 15	R: 0 E: 0 K: 1 S: 5	H: 0 LOB: 0 BB: 0 P: 5	1B: 9 2B: 3 3B: 0 HR: 0	SF: 1 SAC: 0 DP: 1 HBP: 0	WP: 0 PB: 0 SB: 1 CS: 0	PA: 42 ERA WHIP
PITCHER	IP WLS BF H R ER SO	IP WLS BF H R ER SO	IP WLS BF H R ER SO	IP WLS BF H R ER SO	IP WLS BF H R ER SO	IP WLS BF H R ER SO	IP WLS BF H R ER SO	IP WLS BF H R ER SO	IP WLS BF H R ER SO	IP WLS BF H R ER SO	IP WLS BF H R ER SO	IP WLS BF H R ER SO	IP WLS BF H R ER SO	IP WLS BF H R ER SO	IP WLS BF H R ER SO	IP WLS BF H R ER SO	ERA WHIP	ERA WHIP		
Mike Flanagan, L ERA: 3.66 (1, 1)	7.0									5.14				1.857						
Dick Drago, R ERA: 3.19 (8, 1)	0.1									0.00				3.000						
Tippy Martinez, L ERA: 2.61 (8, 1)	0.0									∞				∞						
Scott McGregor, L ERA: 4.27 (8, 1)	1.2									5.40				0.000						

livebaseballscorecards.com

AB 36
R 5
H 11
RBI 5
BB 5
SO 4
LOB 17



Batter	1	2	3	4	5	6	7	8	9	AB R H RBI BB SO LOB	TOP																			
Elliott Maddox, R OBP: 0.357, SLG: 0.390 (1, 8) X	0-0 2B 2B	0-0 L6		H 1-0 HBP			X 0-0 F3			3 1 1 0 0 0 2																				
Rich Dauer, R OBP: 0.284, SLG: 0.313 (1, 4) S S S	0-3 K	0-3 K		0-3 K			X 0-0 HR			4 1 1 1 0 3 5																				
Ken Singleton, S OBP: 0.445, SLG: 0.519 (1, 9) X Mike Dimmel, R (8, 9)	0-0 5-3		X 0-0 F9		S S S 0-3 K		X 0-0 6-3			4 0 0 0 0 1 1 0 0 0 0 0 0 0																				
Lee May, R OBP: 0.289, SLG: 0.411 (1, 3) X Mark Belanger, R OBP: 0.287, SLG: 0.274 (9, 6)	0-0 2-H 2B		S S S 0-3 K		X 0-0 6-3		X 0-0 5-3			4 0 1 1 0 1 0 0 0 0 0 0 0 0																				
Eddie Murray, S OBP: 0.317, SLG: 0.426 (1, 10) X	0-0 P4		X 0-0 L5		X 0-0 4-3		X 0-0 6-3			4 0 0 0 0 0 1																				
Andres Mora, R OBP: 0.277, SLG: 0.500 (1, 7) Al Bumbry, L OBP: 0.366, SLG: 0.401 (8, 7)		X 0-0 1B E 2B		S S S 0-3 K		X 0-0 F7		X 0-0 F8		4 1 1 0 0 1 0 0 0 0 0 0 0 0																				
Doug DeCinces, R OBP: 0.351, SLG: 0.440 (1, 5) X		X 0-0 E 2-3 1B		X 0-0 F8		S S S 0-3 K		X 0-0 F7		4 0 1 0 0 1 0																				
Kiko Garcia, R OBP: 0.250, SLG: 0.294 (1, 6) X Tony Muser, L OBP: 0.315, SLG: 0.295 (9, 3)		X 0-0 E4 1-3 3-H		X 0-0 2B		X 0-0 F8		X 0-0 F8		4 1 1 1 0 0 1 0 0 0 0 0 0 0																				
Dave Skaggs, R OBP: 0.345, SLG: 0.359 (1, 2) X		X 0-0 5-3		X 0-0 2B		X 0-0 F8		S S S 0-3 K		4 0 1 1 0 1 2																				
Inning Stats	R: 1 E: 0 K: 1 S: 7	H: 2 LOB: 1 BB: 0 P: 7	R: 1 E: 1 K: 1 S: 8	H: 2 LOB: 2 BB: 0 P: 8	R: 0 E: 0 K: 1 S: 5	H: 0 LOB: 0 BB: 0 P: 5	R: 1 E: 0 K: 2 S: 9	H: 2 LOB: 2 BB: 0 P: 10	R: 0 E: 0 K: 1 S: 5	H: 0 LOB: 0 BB: 0 P: 5	R: 1 E: 0 K: 0 S: 4	H: 1 LOB: 0 BB: 0 P: 4	R: 0 E: 0 K: 0 S: 3	H: 0 LOB: 0 BB: 0 P: 3	R: 0 E: 0 K: 1 S: 5	H: 0 LOB: 0 BB: 0 P: 5	1B: 1 2B: 5 3B: 0 HR: 1	SF: 0 SAC: 0 DP: 0 HBP: 1	WP: 0 PB: 0 SB: 0 CS: 0	PA: 36										
PITCHER Jerry Garvin, L ERA: 4.0 (1, 1)	IP 9.0	WLS L	BF 36	H 7	R 4	ER 4	SO 8	BB 0	IBB 0	HBP 1	BLK 0	WP 0	HR 1	S 51	P 52	ERA 4.00	WHIP 0.778													
											PITCHER	IP	WLS	BF	H	R	ER	SO	BB	IBB	HBP	BLK	WP	HR	S	P	ERA	WHIP		

Baltimore Orioles @ Toronto Blue Jays
Exhibition Stadium, Toronto, ON
Wed Sep 14 1977, 7:05 PM EDT
Att: 19,048 - Unknown

livebaseballscorecards.com

AB	35
R	4
H	7
RBI	4
BB	0
SO	8
LOB	12



Batter	1	2	3	4	5	6	7	8	9	AB	R	H	RBI	BB	SO	LOB
Steve Staggs, R OBP: 0.339, SLG: 0.359 (1, 4)	0-0 6-3		0-0 5-3			0-0 1B 1B		0-0 G6-3 1B		4	1	2	0	0	0	0
Al Woods, L OBP: 0.340, SLG: 0.382 (1, 7)	0-0 PB 1B			0-0 G4-6-3 1B		0-0 F8		0-0 L6		4	0	2	0	0	0	2
Doug Ault, R OBP: 0.316, SLG: 0.391 (1, 3)	0-0 F7 1-2			0-0 G4-6-3 1-2f		0-0 1B 1B		0-0 G6-3 1-2f		4	0	1	0	0	0	3
Doug Rader, R OBP: 0.345, SLG: 0.442 (1, 5)	0-0 5-3			0-0 1-3		0-0 1B 1-3 2-H			4-0 1B BB	3	0	1	1	1	0	1
Roy Howell, L OBP: 0.367, SLG: 0.412 (1, 10)		0-0 6-3			0-0 HR	0-0 F7		0-0 L6	0-3 K	4	1	1	1	0	1	3
Gary Woods, R OBP: 0.250, SLG: 0.259 (1, 8)		0-3 K			0-0 BB 1B	0-0 L6		0-0 G6-3 1B	0-0 G6-3 1B	3	0	1	0	0	1	2
Otto Velez, R OBP: 0.370, SLG: 0.458 (9, PH)									1-2 G6-3 1B	1	0	1	0	0	0	0
John Scott, R OBP: 0.264, SLG: 0.300 (9, PR)									0-0 G6-3 1B	0	0	0	0	0	0	0
Steve Bowling, R OBP: 0.339, SLG: 0.291 (1, 9)		0-3 K			4-0 BB 1-2 BB			0-0 G5-4-3 1B	0-0 G6-3	3	0	1	0	1	1	2
Alan Ashby, S OBP: 0.299, SLG: 0.285 (1, 2)			0-0 F8		4-0 BB 1-2 2-3 BB	0-0 G6-4-3 BB		0-0 G5-4-3		2	0	0	0	1	0	1
Hector Torres, R OBP: 0.287, SLG: 0.357 (1, 6)			0-0 5-3		0-0 G6-4-3 1-2f		0-0 F8			3	0	0	0	0	0	2

Inning Stats	R: 0	H: 1	E: 0	K: 0	S: 4	H: 1	LOB: 1	BB: 0	P: 4	R: 0	H: 0	E: 0	K: 2	S: 7	H: 0	LOB: 0	BB: 0	P: 7	R: 0	H: 0	E: 0	K: 0	S: 3	H: 0	LOB: 0	BB: 0	P: 3	R: 0	H: 1	E: 0	K: 0	S: 3	R: 1	H: 2	E: 0	K: 0	S: 3	R: 0	H: 3	E: 0	K: 0	S: 6	H: 1	LOB: 2	BB: 0	P: 6	R: 0	H: 1	E: 0	K: 0	S: 3	R: 0	H: 1	E: 0	K: 0	S: 3	R: 0	H: 1	E: 0	K: 1	S: 5	H: 1	LOB: 2	BB: 1	P: 9	1B: 9	2B: 0	3B: 0	HR: 1	SF: 0	SAC: 0	DP: 5	HBP: 0	WP: 0	PB: 1	SB: 0	CS: 0	PA: 34
--------------	------	------	------	------	------	------	--------	-------	------	------	------	------	------	------	------	--------	-------	------	------	------	------	------	------	------	--------	-------	------	------	------	------	------	------	------	------	------	------	------	------	------	------	------	------	------	--------	-------	------	------	------	------	------	------	------	------	------	------	------	------	------	------	------	------	------	--------	-------	------	-------	-------	-------	-------	-------	--------	-------	--------	-------	-------	-------	-------	--------


PITCHER	IP	WLS	BF	H	R	ER	SO	BB	IBB	HBP	BLK	WP	HR	S	P	ERA	WHIP
Rudy May, L ERA: 3.64 (1, 1)	6.0	W	25	8	2	2	2	2	2	0	0	0	0	27	35	3.00	1.667
Scott McGregor, L ERA: 4.15 (7, 1)	3.0	S	9	2	0	0	1	1	0	0	0	0	0	10	14	0.00	1.000

BOTTOM

Baltimore Orioles @ Toronto Blue Jays
Exhibition Stadium, Toronto, ON

Wed Sep 14 1977, 7:05 PM EDT
Att. 19,048 - Unknown

AB 31
R 2
H 10
RBI 2
BB 3
SO 3
LOB 16



PITCHER	IP	WLS	BF	H	R	ER	SO	BB	IBB	HBP	BLK	WP	HR	S	P	ERA	WHIP
---------	----	-----	----	---	---	----	----	----	-----	-----	-----	----	----	---	---	-----	------

Batter	1	2	3	4	5	6	7	8	9	AB R H RBI BB SO LOB	TOP		
Al Bumby, L (1, 8) OBP: 0.366, SLG: 0.403	0-3 K		0-0 BB 1-3 2B		0-0 4-3					3 0 1 0 0 1 0	Baltimore Orioles @ Toronto Blue Jays Exhibition Stadium, Toronto, ON Thu Sep 15 1977, 7:05 PM EDT Att. 14,015 - Unknown		
Rich Dauer, R (1, 4) OBP: 0.284, SLG: 0.311	4-0 4-3 BB		0-0 FC6-2 BB		0-0 6-3					2 0 0 0 1 0 2			
Ken Singleton, S (1, 9) OBP: 0.445, SLG: 0.518	0-0 4-3		4-0 3-H 1-2 2-3 BB							1 0 0 0 1 0 1			
Lee May, R (1, 10) OBP: 0.288, SLG: 0.409	0-0 F8		0-0 4-3							2 0 0 0 0 0 4			
Eddie Murray, S (1, 3) OBP: 0.316, SLG: 0.424		0-0 G3		0-3 K						2 0 0 0 0 1 0			
Andres Mora, R (1, 7) OBP: 0.274, SLG: 0.495		0-0 5-3		0-3 K						2 0 0 0 0 1 0			
Doug DeCinces, R (1, 5) OBP: 0.351, SLG: 0.439		0-0 F7		4-0 BB						1 0 0 0 1 0 0			
Mark Belanger, R (1, 6) OBP: 0.285, SLG: 0.272			0-3 K		0-0 F9					2 0 0 0 0 1 1			
Dave Skaggs, R (1, 2) OBP: 0.347, SLG: 0.361			0-0 2B FC6-2 1B		0-0 F9					2 0 1 0 0 0 0			
Inning Stats	R: 0 E: 0 K: 1 S: 5	H: 0 LOB: 1 BB: 1 P: 9	R: 0 E: 0 K: 0 S: 3	H: 0 LOB: 0 BB: 0 P: 3	R: 0 E: 0 K: 1 S: 7	H: 2 LOB: 3 BB: 1 P: 11	R: 0 E: 0 K: 2 S: 7	H: 0 LOB: 1 BB: 1 P: 11	R: 0 E: 0 K: 0 S: 3	H: 0 LOB: 0 BB: 0 P: 3	1B: 1 2B: 1 3B: 0 HR: 0	SF: 0 SAC: 0 DP: 0 HBP: 0	WP: 0 PA: 20 PB: 0 SB: 0 CS: 0
PITCHER Jim Clancy, R (1, 1) ERA: 4.98	IP: 5.0 WLS: W BF: 20 H: 2 R: 0 ER: 0 SO: 4 BB: 3 IBB: 0 HBP: 0 BLK: 0 WP: 0 HR: 0 S: 25 P: 37 ERA: 0.00 WHIP: 1.000											PITCHER IP WLS BF H R ER SO BB IBB HBP BLK WP HR S P ERA WHIP	

AB	17
R	0
H	2
RBI	0
BB	3
SO	4
LOB	8



Batter	1	2	3	4	5	6	7	8	9
Gary Woods, R OBP: 0.251, SLG: 0.261 (1, 8) X	0-0 F7		0-3 K	0-0 1B					
Al Woods, L OBP: 0.338, SLG: 0.379 (1, 7) X	0-0 F9		0-0 F5	0-0 F7					
Roy Howell, L OBP: 0.368, SLG: 0.410 (1, 5) B B B B	4-0 1B BB		0-0 4-3						
Doug Rader, R OBP: 0.348, SLG: 0.443 (1, 10) X	0-0 FC6 1B			4-0 1B SH1-3 WP BB					
Ron Fairly, L OBP: 0.369, SLG: 0.478 (1, 3) X	0-0 FC6			0-0 SH1-3					
Steve Bowling, R OBP: 0.346, SLG: 0.295 (1, 9) B B B B		4-0 SH1-3 5-3 BB		0-0 WP 2B 1B					
Rick Cerone, R OBP: 0.237, SLG: 0.278 (1, 2) X		0-0 5-3		0-0 1B SF9 2B					
Tim Nordbrook, R OBP: 0.339, SLG: 0.216 (1, 6) X		0-0 SH1-3		0-0 SF9 1B 1B					
Dave McKay, S OBP: 0.208, SLG: 0.252 (1, 4) X		0-0 G3		0-0 SF9					

AB	R	H	RBI	BB	SO	LOB
3	0	1	1	0	1	0
3	0	0	0	0	0	1
1	0	0	0	1	0	0
1	1	1	0	1	0	0
1	0	0	0	0	0	2
1	1	1	0	1	0	0
2	1	1	1	0	0	1
1	1	1	0	0	0	0
1	0	0	1	0	0	1


BOTTOM

Baltimore Orioles @ Toronto Blue Jays
Exhibition Stadium, Toronto, ON

Thu Sep 15 1977, 7:05 PM EDT
Att. 14,015 - Unknown

livebaseballscorecards.com

AB	14
R	4
H	5
RBI	3
BB	3
SO	1
LOB	5



Inning Stats	R: 0 E: 0 K: 0 S: 4	H: 1 LOB: 2 BB: 1 P: 8	R: 0 E: 0 K: 0 S: 3	H: 0 LOB: 1 BB: 1 P: 7	R: 0 E: 0 K: 1 S: 5	H: 0 LOB: 0 BB: 0 P: 5	R: 4 E: 0 K: 0 S: 7	H: 4 LOB: 1 BB: 1 P: 11	1B: 4 2B: 1 3B: 0 HR: 0	SF: 1 SAC: 2 DP: 0 HBP: 0	WP: 1 PB: 0 SB: 0 CS: 0	PA: 20
---------------------	------------------------------	---------------------------------	------------------------------	---------------------------------	------------------------------	---------------------------------	------------------------------	----------------------------------	----------------------------------	------------------------------------	----------------------------------	--------

PITCHER	IP	WLS	BF	H	R	ER	SO	BB	IBB	HBP	BLK	WP	HR	S	P	ERA	WHIP
Ross Grimsley, L ERA: 4.04 (1, 1)	4.0	L	20	5	4	4	1	3	0	0	0	1	0	19	31	9.00	2.000

Batter	1	2	3	4	5	6	7	8	9	AB R H RBI BB SO LOB	TOP									
Gary Woods, R OBP: 0.250, SLG: 0.259 (1, 8) X	0-0 F7		0-0 L4-3 1B		0-0 F7			0-0 F9	0-3 K	5 0 1 0 0 1 3										
Al Woods, L OBP: 0.338, SLG: 0.387 (1, 7) X	0-0 HR		0-0 F9			0-3 K		0-0 F8		2 1 1 1 0 0 1										
John Scott, R OBP: 0.262, SLG: 0.297 (5, 7)										2 0 0 0 0 1 0										
Roy Howell, L OBP: 0.370, SLG: 0.412 (1, 5) X	0-0 G3-6-3 1B		0-0 L4-3			0-0 L3 1B		0-0 6-3		4 0 2 0 0 0 1										
Ron Fairly, L OBP: 0.366, SLG: 0.473 (1, 3) X	0-0 G3-6-3 1-2f				0-0 F5	0-0 L3 1-2			0-0 F5	4 0 0 0 0 0 2										
Doug Rader, R OBP: 0.349, SLG: 0.441 (1, 10) H		1-0 SH3 1B HBP		0-0 5-3			0-3 K		4-0 1B BB 1B BB	2 1 0 0 1 1 0										
Steve Bowling, R OBP: 0.355, SLG: 0.309 (1, 9) X		0-0 SH3 1-2 1B		0-0 F8			0-0 2B		4-0 1B 1-2 1B BB	3 1 2 0 1 0 0										
Alan Ashby, S OBP: 0.302, SLG: 0.286 (1, 2) X		0-0 SH3 1-2 2-3			0-0 3-1		4-0 BB		0-0 FC1-6 1B 1-2 2-3 1B	2 0 1 0 1 0 0										
Tim Nordbrook, R OBP: 0.323, SLG: 0.204 (1, 6) X		0-0 F3			0-0 5-6-3		0-3 K		0-0 FC1-6 1B 1-2 2-H 3-H 1B	3 0 0 0 0 1 4										
Doug Ault, R OBP: 0.318, SLG: 0.393 (9, PH)										1 0 1 2 0 0 0										
Dave McKay, S OBP: 0.209, SLG: 0.253 (1, 4) X		0-0 4-3			0-0 1B		0-0 F9		0-0 FC1-6 1-2f 2-3	3 0 1 0 0 0 4										
Sam Ewing, L OBP: 0.339, SLG: 0.378 (9, PH)										1 0 0 0 0 0 2										
Inning Stats	R: 1 E: 0 K: 0 S: 4	H: 2 LOB: 0 BB: 0 P: 4	R: 0 E: 0 K: 0 S: 4	H: 1 LOB: 2 BB: 0 P: 5	R: 0 E: 0 K: 0 S: 3	H: 1 LOB: 0 BB: 0 P: 3	R: 0 E: 0 K: 0 S: 3	H: 0 LOB: 0 BB: 0 P: 3	R: 0 E: 0 K: 1 S: 5	H: 1 LOB: 0 BB: 0 P: 5	R: 0 E: 0 K: 2 S: 8	H: 1 LOB: 2 BB: 1 P: 12	R: 0 E: 0 K: 0 S: 3	H: 0 LOB: 0 BB: 0 P: 3	R: 2 E: 0 K: 1 S: 7	H: 2 LOB: 2 BB: 2 P: 15	1B: 7 2B: 3 3B: 0 HR: 1	SF: 0 SAC: 1 DP: 3 HBP: 1	WP: 0 PB: 0 SB: 0 CS: 0	PA: 37
PITCHER	IP WLS BF H R ER SO BB IBB HBP BLK WP HR S P ERA WHIP																			
Dennis Eckersley, R ERA: 3.5 (1, 1)	7.0 W 27 7 1 1 3 1 0 1 0 0 1 31 36 1.29 1.143																			
Sid Monge, L ERA: 5.33 (8, 1)	1.1 8 2 2 2 0 2 0 0 0 0 0 6 14 13.50 3.000																			
Pat Dobson, R ERA: 6.11 (9, 1)	0.2 S 2 0 0 0 1 0 0 0 0 0 0 4 4 0.00 0.000																			

Toronto Blue Jays @ Cleveland Indians
Cleveland Municipal Stadium, Cleveland, OH

AB	32
R	3
H	9
RBI	3
BB	3
SO	4
LOB	17



Sat Sep 17 1977, 3:33 AM EDT
Unknown - 73 F

livebaseballscorecards.com

Batter	1	2	3	4	5	6	7	8	9	AB R H RBI BB SO LOB	TOP											
John Scott, R (1, 7) <small>OBP: 0.266, SLG: 0.305</small> Ron Fairly, L (8, 7) <small>OBP: 0.366, SLG: 0.473</small>	0-3 K	0-0 PB SH1-3 1B		0-0 2-H 2B		0-0 SH2-4 1-2 2B		0-0 L7		4 1 2 2 0 1 0 0 0 0 0 0 0 0												
Gary Woods, R (1, 8) <small>OBP: 0.256, SLG: 0.276</small>	0-0 2B	0-0 SH1-3 2B		0-3 K 2B		0-0 6-3 2B		0-0 6-3		4 1 2 2 0 1 1												
Roy Howell, L (1, 10) <small>OBP: 0.370, SLG: 0.410</small>	4-0 2B 1B BB	0-0 1B		0-0 4-3		0-0 6-3 2B		0-0 F8		4 1 1 0 1 0 2												
Doug Rader, R (1, 5) <small>OBP: 0.351, SLG: 0.449</small>	0-0 1B 1-3 2-H 2B	0-0 F4				0-0 6-3 2B		0-0 4-3 2B		5 0 3 1 0 0 2												
Doug Ault, R (1, 3) <small>OBP: 0.316, SLG: 0.391</small>	0-0 BB 2-3 3-H 1B			0-0 5-3		0-0 6-3 2B		0-0 F4		5 0 1 1 0 0 2												
Steve Bowling, R (1, 9) <small>OBP: 0.356, SLG: 0.303</small>	4-0 G6-4-3 1-2 BB			0-0 F8		4-0 BB		0-0 K		3 0 0 0 2 1 1												
Rick Cerone, R (1, 2) <small>OBP: 0.225, SLG: 0.263</small>	0-0 G6-4-3 1-2r			0-0 5-3		0-0 F3		0-0 E6		4 0 0 0 0 0 5												
Hector Torres, R (1, 6) <small>OBP: 0.290, SLG: 0.359</small>		0-0 SH1 1B 1B				0-0 SH2-4 2B 1B		0-0 F8		4 2 2 0 0 0 3												
Dave McKay, S (1, 4) <small>OBP: 0.212, SLG: 0.256</small>		0-0 SH1 1-2				0-0 SH2-4 2B 1B		0-0 F2		2 1 1 0 0 0 0												
Inning Stats	R: 2 E: 0 K: 1 S: 7	H: 3 LOB: 2 BB: 2 P: 15	R: 2 E: 0 K: 0 S: 6	H: 3 LOB: 1 BB: 0 P: 6	R: 0 E: 0 K: 0 S: 3	H: 0 LOB: 0 BB: 0 P: 3	R: 1 E: 0 K: 1 S: 7	H: 2 LOB: 1 BB: 0 P: 7	R: 0 E: 0 K: 0 S: 4	H: 1 LOB: 2 BB: 1 P: 8	R: 1 E: 0 K: 0 S: 5	H: 2 LOB: 1 BB: 0 P: 5	R: 0 E: 1 K: 1 S: 6	H: 0 LOB: 1 BB: 0 P: 6	R: 0 E: 0 K: 0 S: 3	H: 0 LOB: 0 BB: 0 P: 3	R: 0 E: 0 K: 0 S: 4	H: 1 LOB: 1 BB: 0 P: 4	1B: 6 2B: 6 3B: 0 HR: 0	SF: 0 SAC: 4 DP: 1 HBP: 0	WP: 0 PB: 1 SB: 1 CS: 0	PA: 42
PITCHER	IP WLS BF H R ER SO BB IBB HBP BLK WP HR S P ERA WHIP																					
Rick Waits, L (1, 1) <small>ERA: 4.37</small> Al Fitzmorris, R (2, 1) <small>ERA: 5.16</small> Cardell Camper, R (7, 1) <small>ERA:</small> Bill Laxton, L (9, 1) <small>ERA: 4.89</small>	1.2 L 12 6 4 4 1 2 0 0 0 0 0 0 12 20 21.60 4.800																					
	4.1 19 5 2 2 1 1 0 0 0 0 0 0 20 24 4.15 1.385																					
	2.0 7 0 0 0 1 0 0 0 0 0 0 0 9 9 0.00 0.000																					
	1.0 4 1 0 0 0 0 0 0 0 0 0 0 4 4 0.00 1.000																					

Toronto Blue Jays @ Cleveland Indians
Cleveland Municipal Stadium, Cleveland, OH

AB	35
R	6
H	12
RBI	6
BB	3
SO	3
LOB	16



Sat Sep 17 1977, 3:38 AM EDT
Att. 5,593 - Unknown

livebaseballscorecards.com

BOTTOM

Toronto Blue Jays @ Cleveland Indians
Cleveland Municipal Stadium, Cleveland, OH

Sat Sep 17 1977, 3:38 AM EDT
Att. 5,593 - Unknown

livebaseballscorecards.com

AB	41
R	5
H	13
RBI	5
BB	3
SO	4
LOB	23



WP:	0	PA:	44
PB:	0		
SB:	0		
CS:	0		

AB R H RBI BB SO LOB

5 0 0 0 0 1 6

5 0 2 0 0 0 2

4 1 0 0 1 1 2

4 0 1 0 1 0 1

5 2 1 0 0 1 4

4 2 2 2 1 0 0

0 0 0 0 0 0 0

5 0 3 2 0 0 1

4 0 3 1 0 0 1

1 0 0 0 0 1 2

4 0 1 0 0 0 4

1B: 11 SF: 0

2B: 1 SAC: 0

3B: 0 DP: 1

HR: 1 HBP: 0

Batter	1	2	3	4	5	6	7	8	9
Paul Dade, R OBP: 0.335, SLG: 0.358 (1, 5)	0-0 4-3		0-3 K	0-0 F3		0-0 G6-4-3		0-0 F9	
Duane Kuiper, L OBP: 0.321, SLG: 0.332 (1, 4)	0-0 1B		0-0 E1	0-0 1-3			0-0 1-3		0-0 F8
Ron Pruitt, R OBP: 0.379, SLG: 0.398 (1, 9)	0-0 F8		0-0 6-3		0-0 F7		0-3 K		4-0 BB
Andre Thornton, R OBP: 0.390, SLG: 0.558 (1, 3)	0-0 1-2		4-0 BB		0-0 5-3		0-0 F7		0-0 F7
Bruce Bochte, L OBP: 0.365, SLG: 0.407 (1, 7)	0-0 G3		0-3 K		0-0 6-3			0-0 E3	0-0 1-2
Rico Carty, R OBP: 0.363, SLG: 0.443 (1, 10)		0-0 F9		0-0 E7		0-0 1B		0-0 HR	4-0 1-2
Don Hood, L (9, PR)				1B		1B		1B	BB
Jim Norris, L OBP: 0.358, SLG: 0.362 (1, 8)		0-0 F8		0-0 FC1-5		0-0 F6		0-0 G3	0-0 1-2
Fred Kendall, R OBP: 0.282, SLG: 0.337 (1, 2)				1B		1B		0-0 F7	0-3 K
John Lowenstein, L OBP: 0.344, SLG: 0.393 (9, PH)		0-0 1B		0-0 FC1-5		0-0 1B		0-0 F7	0-3 K
Alfredo Griffin, S OBP: 0.200, SLG: 0.200 (1, 6)		0-0 F7		0-0 FC1-5		0-0 G6-4-3		0-0 G3	

Inning Stats	R: 0 E: 0 K: 0 S: 5	H: 2 LOB: 2 BB: 0 P: 5	R: 0 E: 0 K: 0 S: 4	H: 1 LOB: 1 BB: 0 P: 4	R: 0 E: 1 K: 2 S: 8	H: 1 LOB: 2 BB: 1 P: 12	R: 1 E: 1 K: 0 S: 6	H: 2 LOB: 2 BB: 0 P: 6	R: 0 E: 0 K: 0 S: 3	H: 0 LOB: 0 BB: 0 P: 3	R: 0 E: 0 K: 1 S: 5	H: 3 LOB: 2 BB: 0 P: 5	R: 0 E: 0 K: 1 S: 5	H: 0 LOB: 0 BB: 0 P: 5	R: 2 E: 1 K: 0 S: 6	H: 2 LOB: 1 BB: 0 P: 6	R: 2 E: 0 K: 1 S: 7	H: 2 LOB: 2 BB: 2 P: 15	1B: 11 2B: 1 3B: 0 HR: 1	SF: 0 SAC: 0 DP: 1 HBP: 0	WP: 0 PB: 0 SB: 0 CS: 0	PA: 44
--------------	------------------------------	---------------------------------	------------------------------	---------------------------------	------------------------------	----------------------------------	------------------------------	---------------------------------	------------------------------	---------------------------------	------------------------------	---------------------------------	------------------------------	---------------------------------	------------------------------	---------------------------------	------------------------------	----------------------------------	-----------------------------------	------------------------------------	----------------------------------	--------

PITCHER	IP	WLS	BF	H	R	ER	SO	BB	IBB	HBP	BLK	WP	HR	S	P	ERA	WHIP
Dave Lemanczyk, R ERA: 4.3 (1, 1)	8.2	W	41	12	5	3	3	2	0	0	0	0	1	45	53	3.12	1.615
Tom Murphy, R ERA: 5.11 (9, 1)	0.1	S	3	1	0	0	1	1	0	0	0	0	0	4	8	0.00	6.000

Batter	1	2	3	4	5	6	7	8	9	AB R H RBI BB SO LOB	TOP																							
Gary Woods, R (1, 8) OBP: 0.255, SLG: 0.275	0-0 F8		0-0 1B		0-0 E6 1B		0-0 6-3		0-0 SH1-4	4 1 1 1 0 0 1																								
Bob Bailor, R (1, 10) OBP: 0.347, SLG: 0.420 John Scott, R (9, PR) OBP: 0.266, SLG: 0.305	0-0 6-3		0-0 F7		0-0 E 4-3 1B		0-3 K		0-0 K S 1B	5 1 2 2 0 1 1 0 0 0 0 0 0 0																								
Roy Howell, L (1, 5) OBP: 0.370, SLG: 0.418	0-0 HR			0-0 4-3	0-0 E4 4-3 1B		0-0 1B		0-3 K 1B	5 1 2 2 0 1 2																								
Ron Fairly, L (1, 9) OBP: 0.363, SLG: 0.469	0-0 6-3			0-0 F5	0-0 4-3		0-0 G3			4 0 0 1 0 0 2																								
Doug Rader, R (1, 3) OBP: 0.349, SLG: 0.445		0-3 K		0-0 F3	0-0 6-3			0-0 F8		4 0 0 0 0 1 1																								
Steve Bowling, R (1, 7) OBP: 0.354, SLG: 0.302		0-3 K			0-0 F4	0-0 5-3 1B		0-0 5-3		4 0 1 0 0 1 0																								
Alan Ashby, S (1, 2) OBP: 0.301, SLG: 0.284		0-3 K			0-0 E1 WP E	0-0 F7		4-0 BB BB BB		3 1 0 0 1 1 1																								
Dave McKay, S (1, 4) OBP: 0.208, SLG: 0.251			0-0 B1-3		0-0 E6 1B 1-H E	0-0 5-3		0-0 F7		4 1 0 0 0 0 2																								
Tim Nordbrook, R (1, 6) OBP: 0.333, SLG: 0.211			0-0 F9		0-0 E 1B 1B	0-0 5-3		4-0 BB BB BB	4-0 SH1-4 1B BB	3 2 1 0 1 0 1																								
Inning Stats	R: 1 E: 0 K: 0 S: 4	H: 1 LOB: 0 BB: 0 P: 4	R: 0 E: 0 K: 3 S: 9	H: 0 LOB: 0 BB: 0 P: 9	R: 0 E: 0 K: 0 S: 4	H: 1 LOB: 1 BB: 0 P: 4	R: 0 E: 0 K: 0 S: 3	H: 0 LOB: 0 BB: 0 P: 3	R: 5 E: 4 K: 0 S: 9	H: 2 LOB: 1 BB: 0 P: 9	R: 0 E: 0 K: 0 S: 4	H: 1 LOB: 1 BB: 0 P: 4	R: 0 E: 0 K: 1 S: 6	H: 1 LOB: 1 BB: 0 P: 6	R: 0 E: 0 K: 0 S: 3	H: 0 LOB: 1 BB: 1 P: 7	R: 1 E: 0 K: 1 S: 5	H: 1 LOB: 1 BB: 1 P: 9	1B: 6 2B: 0 3B: 0 HR: 1	SF: 0 SAC: 1 DP: 0 HBP: 0	WP: 1 PB: 0 SB: 1 CS: 0	PA: 39												
PITCHER Wayne Garland, R (1, 1) ERA: 3.67	IP 9.0	WLS L	BF 39	H 7	R 7	ER 2	SO 5	BB 2	IBB 0	HBP 0	BLK 0	WP 1	HR 1	S 47	P 55	ERA 2.00	WHIP 1.000																	
PITCHER																		IP	WLS	BF	H	R	ER	SO	BB	IBB	HBP	BLK	WP	HR	S	P	ERA	WHIP

Toronto Blue Jays @ Cleveland Indians
Cleveland Municipal Stadium, Cleveland, OH

livebaseballscorecards.com

AB	36
R	7
H	7
RBI	6
BB	2
SO	5
LOB	11



Sun Sep 18 1977, 3:33 AM EDT
Att: 4,376 - Unknown - 79 F

Batter	1	2	3	4	5	6	7	8	9	AB R H RBI BB SO LOB
Paul Dade, R OBP: 0.336, SLG: 0.357 (1, 5)	0-0 E4 E	0-0 1-3			0-0 5-3 1-2		0-0 1B		4-0 BB BB	4 1 1 0 1 0 2
Duane Kuiper, L OBP: 0.322, SLG: 0.333 (1, 4)	0-0 4-3 1-H		0-0 4-3		0-0 2B 2-H		0-0 L8		4-0 BB BB	4 0 1 1 1 0 1
John Lowenstein, L OBP: 0.339, SLG: 0.382 (1, 9)	0-0 F4		0-0 3-1		4-0 BB		0-3 K		0-0 4-3	4 0 0 0 1 1 3
Andre Thornton, R OBP: 0.387, SLG: 0.552 (1, 3)	0-0 F8		0-0 5-3		0-0 F6		0-0 G3			4 0 0 0 0 0 3
Bruce Bochte, L OBP: 0.364, SLG: 0.406 (1, 7)		0-0 1B FC6-4 1B		0-0 F8	0-0 4-3			0-3 K		4 1 1 0 0 1 2
Rico Carty, R OBP: 0.362, SLG: 0.441 (1, 10)		0-0 FC6-4 1B		0-0 6-3		0-0 F9		0-0 F8		4 0 1 0 0 0 0
Jim Norris, L OBP: 0.357, SLG: 0.360 (1, 8)		0-0 FC6-4 5-3 1-2f 3B 3-H		4-0 E BB		0-0 F6		0-0 L6		3 1 0 1 1 0 1
Fred Kendall, R OBP: 0.282, SLG: 0.336 (1, 2)		0-0 5-3 1-2		0-0 5-3 1-2		0-0 FC4-6 1B			0-0 F2	4 0 1 0 0 0 2
Frank Duffy, R OBP: 0.245, SLG: 0.285 (1, 6)		0-0 3B 2-H			0-0 5-3 2B 1B		0-0 FC4-6 1-2f		0-0 F8	4 1 2 1 0 0 1

Inning Stats	R: 1	H: 0	E: 2	LOB: 0	K: 0	BB: 0	S: 4	P: 4	R: 2	H: 3	E: 0	LOB: 1	K: 0	BB: 0	S: 6	P: 6	R: 0	H: 0	E: 0	LOB: 0	K: 0	BB: 0	S: 3	P: 3	R: 0	H: 0	E: 1	LOB: 1	K: 0	BB: 1	S: 3	P: 7	R: 1	H: 2	E: 0	LOB: 2	K: 0	BB: 1	S: 5	P: 9	R: 0	H: 1	E: 0	LOB: 1	K: 0	BB: 0	S: 4	P: 4	R: 0	H: 1	E: 0	LOB: 1	K: 1	BB: 0	S: 6	P: 6	R: 0	H: 0	E: 0	LOB: 0	K: 1	BB: 0	S: 5	P: 5	R: 0	H: 0	E: 0	LOB: 2	K: 0	BB: 2	S: 3	P: 11	1B: 5	SF: 0	2B: 1	SAC: 0	3B: 1	DP: 0	HR: 0	HBP: 0	WP: 0	PA: 39
--------------	------	------	------	--------	------	-------	------	------	------	------	------	--------	------	-------	------	------	------	------	------	--------	------	-------	------	------	------	------	------	--------	------	-------	------	------	------	------	------	--------	------	-------	------	------	------	------	------	--------	------	-------	------	------	------	------	------	--------	------	-------	------	------	------	------	------	--------	------	-------	------	------	------	------	------	--------	------	-------	------	-------	-------	-------	-------	--------	-------	-------	-------	--------	-------	--------

PITCHER	IP	WLS	BF	H	R	ER	SO	BB	IBB	HBP	BLK	WP	HR	S	P	ERA	WHIP
Jesse Jefferson, R ERA: 4.31 (1, 1)	8.2	W	38	7	4	3	2	4	0	0	0	0	0	38	54	3.12	1.269
Pete Vuckovich, R ERA: 3.61 (9, 1)	0.1	S	1	0	0	0	0	0	0	0	0	0	0	1	1	0.00	0.000

BOTTOM

Toronto Blue Jays @ Cleveland Indians
Cleveland Municipal Stadium, Cleveland, OH

Sun Sep 18 1977, 3:33 AM EDT
Att. 4,376 - Unknown - 79 F

livebaseballscorecards.com

AB	35
R	4
H	7
RBI	3
BB	4
SO	2
LOB	15



Batter	1	2	3	4	5	6	7	8	9	AB R H RBI BB SO LOB	TOP									
Gary Woods, R (1, 8) OBP: 0.254, SLG: 0.273	0-0 5-3		0-0 4-3 1B		0-3 K		0-0 FC6-4 1-2f		0-0 4-3	5 1 1 0 0 1 5										
Bob Bailor, R (1, 10) OBP: 0.344, SLG: 0.417	0-0 F8		0-0 4-3 1-2		0-0 G3			0-0 1-3		4 0 0 0 0 0 1										
Roy Howell, L (1, 5) OBP: 0.369, SLG: 0.416	0-0 F8		0-0 1B 2-H		0-3 K			0-0 3-1		4 0 1 1 0 1 0										
Doug Rader, R (1, 9) OBP: 0.348, SLG: 0.443		0-0 FC6-4 1B	0-0 F8		0-0 4-3			0-0 F8		4 0 1 0 0 0 1										
Doug Ault, R (1, 3) OBP: 0.316, SLG: 0.392		0-0 FC6-4 1B		0-3 K		0-0 6-3			0-0 2B	4 1 1 0 0 1 1										
John Scott, R (9, PR) OBP: 0.266, SLG: 0.305										0 1 0 0 0 0 0										
Hector Torres, R (9, 6) OBP: 0.290, SLG: 0.359										0 0 0 0 0 0 0										
Steve Bowling, R (1, 7) OBP: 0.352, SLG: 0.296		0-0 P4 1-2		4-0 BB			0-0 F4		0-0 5-3 2-3	3 0 0 0 1 0 2										
Rick Cerone, R (1, 2) OBP: 0.250, SLG: 0.300		0-0 1B 2-H		0-0 F8			0-0 E 1B		0-0 6-3 2B	4 0 3 2 0 0 1										
Dave McKay, S (1, 4) OBP: 0.205, SLG: 0.247		0-0 6-3		0-0 6-3			0-0 E1 FC6-4 1-2		0-0 6-3 2-3	4 0 0 0 0 0 4										
Tim Nordbrook, R (1, 6) OBP: 0.319, SLG: 0.200			0-0 L8		0-0 6-3		0-0 P3		4-0 IBB	3 0 0 0 0 0 2										
Ron Fairly, L (9, PH) OBP: 0.364, SLG: 0.469										0 0 0 0 1 0 0										
Inning Stats	R: 0 E: 0 K: 0 S: 3	H: 0 LOB: 0 BB: 0 P: 3	R: 1 E: 0 K: 0 S: 5	H: 2 LOB: 1 BB: 0 P: 5	R: 1 E: 0 K: 0 S: 5	H: 2 LOB: 1 BB: 0 P: 5	R: 0 E: 0 K: 1 S: 5	H: 0 LOB: 1 BB: 1 P: 9	R: 0 E: 0 K: 1 S: 5	H: 0 LOB: 0 BB: 0 P: 5	R: 0 E: 1 K: 0 S: 5	H: 1 LOB: 2 BB: 0 P: 5	R: 0 E: 0 K: 0 S: 3	H: 0 LOB: 0 BB: 0 P: 3	R: 1 E: 0 K: 0 S: 5	H: 2 LOB: 3 BB: 1 P: 9	1B: 5 2B: 2 3B: 0 HR: 0	SF: 0 SAC: 0 DP: 0 HBP: 0	WP: 0 PB: 0 SB: 2 CS: 0	PA: 37
PITCHER	IP WLS BF H R ER SO BB IBB HBP BLK WP HR S P ERA WHIP																			
Rudy May, L (1, 1) ERA: 3.63	8.1 L 34 7 3 3 3 1 0 0 0 0 0 0 39 43 3.24 0.960																			
Dick Drago, R (9, 1) ERA: 3.45	0.2 3 0 0 0 0 0 1 0 0 0 0 0 2 6 0.00 0.000																			

Toronto Blue Jays @ Baltimore Orioles
 Memorial Stadium, Baltimore, MD
 Mon Sep 19 1977, 7:05 PM EDT
 Att. 3,325 - Unknown

livebaseballscorecards.com

AB	35
R	3
H	7
RBI	3
BB	2
SO	3
LOB	17



Batter	1	2	3	4	5	6	7	8	9
Elliott Maddox, R (1, 8) OBP: 0.398, SLG: 0.433	0-0 1B		0-0 1B			0-0 F8		0-0 1B	
Rich Dauer, R (1, 4) OBP: 0.292, SLG: 0.332	0-0 F8 1-2		0-3 K			0-0 HR		0-0 F5	
Ken Singleton, S (1, 9) OBP: 0.444, SLG: 0.514 Mike Dimmel, R (8, PR) (9, 9)	0-0 F9			0-0 F9		0-3 K		0-0 1B G6-4-3	
Lee May, R (1, 3) OBP: 0.288, SLG: 0.414	0-0 F7			0-0 F9		0-0 1B		0-0 G6-4-3 1-2f	
Eddie Murray, S (1, 10) OBP: 0.321, SLG: 0.438		0-0 5-3		0-3 K		0-0 1B		0-0 2B	
Andres Mora, R (1, 7) OBP: 0.275, SLG: 0.491 Larry Harlow, L (9, PR) OBP: 0.283, SLG: 0.250		0-3 K			0-0 E5 4-3	0-0 F9		0-0 1B	
Doug DeCinces, R (1, 5) OBP: 0.345, SLG: 0.434		0-0 F9			0-0 F8		0-0 5-3	0-0 F4	
Mark Belanger, R (1, 6) OBP: 0.286, SLG: 0.272 Terry Crowley, L (9, PH) OBP: 0.350, SLG: 0.550			0-0 F5		0-0 4-3		0-0 F2	0-0 P6	
Dave Skaggs, R (1, 2) OBP: 0.335, SLG: 0.347			0-0 F4		0-0 F7		0-0 F7	0-3 K	

AB	R	H	RBI	BB	SO	LOB
4	0	3	0	0	0	0
4	1	1	1	0	1	3
4	0	1	0	0	1	1
0	0	0	0	0	0	0
4	0	1	0	0	0	3
4	0	2	0	0	1	0
4	0	1	0	0	1	2
0	0	0	0	0	0	0
4	0	0	0	0	0	3
3	0	0	0	0	0	1
1	0	0	0	0	0	2
4	0	0	0	0	1	3

WP	PA
0	36
0	1
0	9
0	1
0	0
5	5
0	18

Inning Stats	R	H	E	K	S	H	LOB	BB	P	R	H	E	K	S	H	LOB	BB	P	1B	2B	3B	HR	SF	SAC	DP	HBP	WP	PA
	0	1	0	0	4	0	1	0	5	0	0	0	1	6	0	1	0	5	7	1	0	1	0	0	0	0	0	36

PITCHER	IP	WLS	BF	H	R	ER	SO	BB	IBB	HBP	BLK	WP	HR	S	P	ERA	WHIP
Jerry Garvin, L (1, 1) ERA: 3.89	9.0	W	36	9	1	1	5	0	0	0	0	0	1	46	46	1.00	1.000

PITCHER	IP	WLS	BF	H	R	ER	SO	BB	IBB	HBP	BLK	WP	HR	S	P	ERA	WHIP

Toronto Blue Jays @ Baltimore Orioles
Memorial Stadium, Baltimore, MD
 Mon Sep 19 1977, 7:05 PM EDT
 Att. 3,325 - Unknown

livebaseballscorecards.com

AB	36
R	1
H	9
RBI	1
BB	0
SO	5
LOB	18



Batter	1	2	3	4	5	6	7	8	9	AB R H RBI BB SO LOB	TOP
Gary Woods, R OBP: 0.254, SLG: 0.283 (1, 8) X	0-0 4-3		0-0 FC6-2 3B			0-0 F6	0-0 FC5-4			4 0 1 1 0 0 3	
Bob Bailor, R OBP: 0.341, SLG: 0.413 (1, 10) X	0-0 F7		0-0 FC6-2			0-0 5-3		0-0 E5		4 0 0 0 0 0 1	
Roy Howell, L OBP: 0.368, SLG: 0.417 (1, 5) X	0-0 2B		0-3 K			0-0 6-3		0-0 G4-6-3		4 0 1 0 0 1 2	
Ron Fairly, L OBP: 0.363, SLG: 0.469 (1, 3) X	0-0 6-3			0-0 F9			0-0 F8	0-0 2B		4 0 1 0 0 0 1	
Al Woods, L OBP: 0.338, SLG: 0.385 (1, 7) S.S.		0-3 K		0-0 F5		0-0 1B 1B		0-0 F8		4 1 1 0 0 1 1	
Steve Bowling, R OBP: 0.345, SLG: 0.289 (1, 9) S.S.		0-3 K		0-0 4-3		0-0 F4		0-0 F8		4 0 0 0 0 1 1	
Alan Ashby, S OBP: 0.301, SLG: 0.283 (1, 2) X		0-0 L8			0-0 F8		0-0 1B 1-2 1B		0-3 K	4 0 1 0 0 1 0	
Dave McKay, S OBP: 0.210, SLG: 0.251 (1, 4) X			0-0 3B 1B		0-0 1-3		0-0 BB 1B		0-0 1-3	4 1 2 1 0 0 0	
Tim Nordbrook, R OBP: 0.311, SLG: 0.194 (1, 6) S.S.			0-3 K		0-3 K		4-0 BB 1B			2 0 0 0 0 2 1	
Sam Ewing, L OBP: 0.342, SLG: 0.378 (7, PH) S.S.										0 0 0 0 1 0 0	
Hector Torres, R OBP: 0.290, SLG: 0.359 (7, 6) S.S.										0 0 0 0 0 0 0	
Inning Stats	R: 0 E: 0 K: 0 S: 4 H: 1 LOB: 1 BB: 0 P: 4	R: 0 E: 0 K: 2 S: 7 H: 0 LOB: 0 BB: 0 P: 7	R: 1 E: 0 K: 2 S: 9 H: 2 LOB: 1 BB: 0 P: 9	R: 0 E: 0 K: 0 S: 3 H: 0 LOB: 0 BB: 0 P: 3	R: 0 E: 0 K: 1 S: 5 H: 0 LOB: 0 BB: 0 P: 5	R: 0 E: 0 K: 0 S: 3 H: 0 LOB: 0 BB: 0 P: 3	R: 1 E: 0 K: 0 S: 6 H: 3 LOB: 3 BB: 1 P: 10	R: 0 E: 1 K: 0 S: 4 H: 1 LOB: 1 BB: 0 P: 4	R: 0 E: 0 K: 1 S: 5 H: 0 LOB: 0 BB: 0 P: 5	1B: 4 2B: 2 3B: 1 HR: 0 SF: 0 SAC: 0 DP: 1 HBP: 0	WP: 0 PB: 0 SB: 0 CS: 0 PA: 35
PITCHER Jim Palmer, R ERA: 3.01 (1, 1)	IP: 9.0 WLS: W BF: 35 H: 7 R: 2 ER: 2 SO: 6 BB: 1 IBB: 0 HBP: 0 BLK: 0 WP: 0 HR: 0 S: 46 P: 50 ERA: 2.00 WHIP: 0.889										
PITCHER	IP: 0.0 WLS: 0 BF: 0 H: 0 R: 0 ER: 0 SO: 0 BB: 0 IBB: 0 HBP: 0 BLK: 0 WP: 0 HR: 0 S: 0 P: 0 ERA: 0.00 WHIP: 0.000										

Toronto Blue Jays @ Baltimore Orioles
 Memorial Stadium, Baltimore, MD
 Tue Sep 20 1977, 7:05 PM EDT
 Att. 4,301 - Unknown

livebaseballscorecards.com

AB	34
R	2
H	7
RBI	2
BB	1
SO	6
LOB	10



Batter	1	2	3	4	5	6	7	8	9
Al Bumbry, L OBP: 0.365, SLG: 0.401 (1, 8) (8, 7)	0-3 K		0-0 F8 1B		0-0 F7		0-0 5-3 1B		
Rich Dauer, R OBP: 0.291, SLG: 0.342 (1, 4)	0-0 6-3		0-0 F8 1-2		0-0 HR		0-0 5-3 1-2		
Pat Kelly, L OBP: 0.353, SLG: 0.371 Elliott Maddox, R OBP: 0.398, SLG: 0.433 (1, 7) (8, 8)	0-0 F7		4-0 BB		0-0 L9		4-0 1B BB		
Ken Singleton, S OBP: 0.446, SLG: 0.515 Mike Dimmel, R (7, PR) (8, 9)		4-0 BB 1B BB	0-3 K		0-0 1B		0-0 1-2 2-H 3-H 0-3 1B		
Lee May, R OBP: 0.286, SLG: 0.411 Tony Muser, L OBP: 0.310, SLG: 0.289 (1, 3) (8, 3)		0-0 F9		0-0 F9		0-0 F2	0-3 K		
Eddie Murray, S OBP: 0.323, SLG: 0.444 (1, 10)		0-0 1B 1-2 1B		0-0 HR		0-0 F8		0-0 F8	
Doug DeCinces, R OBP: 0.344, SLG: 0.432 (1, 5)		0-0 1-3 2-H 1B		0-0 F2		0-3 K		0-0 F7	
Mark Belanger, R OBP: 0.286, SLG: 0.270 (1, 6)		0-0 6-3		0-0 4-3			4-0 BB 1B SH3-4 BB	0-0 L3	
Dave Skaggs, R OBP: 0.332, SLG: 0.343 (1, 2)			0-0 5-3		0-3 K		0-0 1-2 SH3-4		

Inning Stats	R: 0	H: 0	E: 0	K: 1	S: 5	LOB: 0	BB: 0	P: 5	R: 1	H: 2	E: 0	K: 0	S: 4	LOB: 1	BB: 1	P: 8	R: 0	H: 1	E: 0	K: 1	S: 6	LOB: 2	BB: 1	P: 10	R: 1	H: 1	E: 0	K: 0	S: 4	LOB: 0	BB: 0	P: 4	R: 1	H: 1	E: 0	K: 1	S: 6	LOB: 0	BB: 0	P: 6	R: 0	H: 1	E: 0	K: 1	S: 6	LOB: 1	BB: 0	P: 6	R: 2	H: 2	E: 0	K: 1	S: 7	LOB: 2	BB: 2	P: 15	R: 0	H: 0	E: 0	K: 0	S: 3	LOB: 0	BB: 0	P: 3
1B: 6	2B: 0	3B: 0	HR: 2	SF: 0	SAC: 1	DP: 0	HBP: 0	WP: 0	PA: 35																																																							

PITCHER	IP	WLS	BF	H	R	ER	SO	BB	IBB	HBP	BLK	WP	HR	S	P	ERA	WHIP
Jim Clancy, R ERA: 5.16 (1, 1)	6.2	L	31	8	5	5	4	4	0	0	0	0	2	35	51	6.75	1.800
Tom Murphy, R ERA: 5.02 (7, 1)	1.1		4	0	0	0	1	0	0	0	0	0	0	6	6	0.00	0.000

BOTTOM

Toronto Blue Jays @ Baltimore Orioles
Memorial Stadium, Baltimore, MD

Tue Sep 20 1977, 7:05 PM EDT
Att. 4,301 - Unknown

livebaseballscorecards.com

AB	30
R	5
H	8
RBI	5
BB	4
SO	5
LOB	12




Batter	1	2	3	4	5	6	7	8	9	AB R H RBI BB SO LOB	TOP																						
Gary Woods, R OBP: 0.249, SLG: 0.277 (1, 8) X	0-0 6-3 ①		0-3 K ②		0-0 F8 ③			0-0 F4 ③		4 0 0 0 0 1 0																							
Bob Bailor, R OBP: 0.338, SLG: 0.409 (1, 10) X	0-0 4-3 ②		0-0 6-3 ③			0-0 F8 ①			0-0 6-3 ①	4 0 0 0 0 0 0																							
Doug Ault, R OBP: 0.315, SLG: 0.390 (1, 3) X	0-0 F8 ③			0-0 5-3 ①		0-0 F8 ②			0-0 1B 1B	4 0 1 0 0 0 0																							
Doug Rader, R OBP: 0.347, SLG: 0.442 (1, 5) X		0-0 G6-4-3 1B		0-0 6-3 ②		0-3 K ③			0-0 F9 ②	4 0 1 0 0 1 1																							
Otto Velez, R OBP: 0.371, SLG: 0.457 (1, 9) X		0-0 G6-4-3 1-2f		4-0 BB BB			0-0 F9 ①		0-0 FC6-4 1B	3 0 1 0 1 0 1																							
Steve Bowling, R OBP: 0.348, SLG: 0.290 (1, 7) X		0-0 BB 1B		4-0 FC6-4 BB			0-0 5-3 ②		0-0 FC6-4 1-2f	3 0 1 0 1 0 2																							
Rick Cerone, R OBP: 0.253, SLG: 0.293 (1, 2) X		4-0 BB 1-2 BB		0-0 FC6-4 1-2f			0-0 F7 ③			2 0 0 0 1 0 2																							
Dave McKay, S OBP: 0.207, SLG: 0.248 (1, 4) X		0-0 F3 ③			0-0 F8 ①			0-0 4-3 ①		3 0 0 0 0 0 2																							
Tim Nordbrook, R OBP: 0.299, SLG: 0.185 (1, 6) X			0-0 6-3 ①		0-0 5-3 ②			0-0 5-3 ②		3 0 0 0 0 0 0																							
Inning Stats	R: 0 E: 0 K: 0 S: 3	H: 0 LOB: 0 BB: 0 P: 3	R: 0 E: 0 K: 0 S: 4	H: 2 LOB: 2 BB: 1 P: 8	R: 0 E: 0 K: 1 S: 5	H: 0 LOB: 0 BB: 0 P: 5	R: 0 E: 0 K: 0 S: 3	H: 0 LOB: 2 BB: 2 P: 11	R: 0 E: 0 K: 0 S: 3	H: 0 LOB: 0 BB: 0 P: 3	R: 0 E: 0 K: 1 S: 5	H: 0 LOB: 0 BB: 0 P: 5	R: 0 E: 0 K: 0 S: 3	H: 0 LOB: 0 BB: 0 P: 3	R: 0 E: 0 K: 0 S: 3	H: 0 LOB: 0 BB: 0 P: 3	R: 0 E: 0 K: 0 S: 5	H: 2 LOB: 2 BB: 0 P: 5	1B: 4 2B: 0 3B: 0 HR: 0	SF: 0 SAC: 0 DP: 1 HBP: 0	WP: 0 PB: 0 SB: 0 CS: 0	PA: 33											
PITCHER Ross Grimsley, L ERA: 3.87 (1, 1)	IP 9.0	WLS W	BF 33	H 4	R 0	ER 0	SO 2	BB 3	IBB 0	HBP 0	BLK 0	WP 0	HR 0	S 34	P 46	ERA 0.00	WHIP 0.778																
											PITCHER	IP	WLS	BF	H	R	ER	SO	BB	IBB	HBP	BLK	WP	HR	S	P	ERA	WHIP					

Toronto Blue Jays @ Baltimore Orioles
 Memorial Stadium, Baltimore, MD
 Wed Sep 21 1977, 7:05 PM EDT
 Att. 4,237 - Unknown - 71 F

livebaseballscorecards.com

AB	30
R	0
H	4
RBI	0
BB	3
SO	2
LOB	8




Batter	1	2	3	4	5	6	7	8	9	AB	R	H	RBI	BB	SO	LOB	BOTTOM														
Al Bumbry, L OBP: 0.364, SLG: 0.401 (1, 8) (9, 7)	0-0 5-3 ①		0-0 6-3 ③		0-0 SF7 ②			0-0 1B 1B ①		3	0	1	1	0	0	1															
Rich Dauer, R OBP: 0.294, SLG: 0.342 (1, 4) (4, 5)	4-0 F7 BB			0-0 L8 ①	0-0 F8 ③			0-0 1B 1-H ①		3	0	1	0	1	0	0															
Pat Kelly, L OBP: 0.350, SLG: 0.367 Larry Harlow, L OBP: 0.283, SLG: 0.250 (1, 7) (9, 8)	0-0 F7 ② ③ 1-2			0-0 3-1 ②			0-0 4-3 ①	0-3 K ②		4	0	0	0	0	1	2															
Ken Singleton, S OBP: 0.445, SLG: 0.512 Mike Dimmel, R (1, 9) (9, 9)		0-0 6-3 ①		4-0 HR BB			0-0 4-3 ②	0-0 5-3 ③		3	1	0	0	1	0	1															
Lee May, R OBP: 0.287, SLG: 0.416 Tony Muser, L OBP: 0.310, SLG: 0.289 (1, 3) (9, 3)		0-0 5-3 ②		0-0 HR 1-H			0-3 K ③			3	1	1	2	0	1	0															
Eddie Murray, S OBP: 0.323, SLG: 0.443 (1, 10)		0-0 4-3 ③		0-0 PO 1B			0-0 5-3 ①			3	0	1	0	0	0	0															
Doug DeCinces, R OBP: 0.343, SLG: 0.431 Billy Smith, S OBP: 0.284, SLG: 0.308 (1, 5) (4, 4)			0-0 5-3 ①	0-0 PO ③ 1-2	4-0 2B WP BB		0-3 K ②			1	0	0	0	0	0	0															
Mark Belanger, R OBP: 0.291, SLG: 0.276 (1, 6)			0-0 5-3 ②		0-0 WP SF7 2B 1-3		0-0 1B ③			3	1	2	0	0	0	0															
Dave Skaggs, R OBP: 0.332, SLG: 0.340 (1, 2)			4-0 BB		0-0 5-3 ① 2-3 3-H		0-0 4-3 ③			2	0	0	0	1	0	2															
Inning Stats	R: 0 E: 0 K: 0 S: 2	H: 0 LOB: 0 BB: 1 P: 6	R: 0 E: 0 K: 0 S: 3	H: 0 LOB: 0 BB: 0 P: 3	R: 0 E: 0 K: 0 S: 3	H: 0 LOB: 1 BB: 1 P: 7	R: 2 E: 0 K: 0 S: 4	H: 2 LOB: 0 BB: 1 P: 8	R: 2 E: 0 K: 0 S: 4	H: 1 LOB: 0 BB: 1 P: 8	R: 0 E: 0 K: 1 S: 5	H: 0 LOB: 0 BB: 0 P: 5	R: 0 E: 0 K: 1 S: 6	H: 1 LOB: 1 BB: 0 P: 6	R: 0 E: 0 K: 1 S: 6	H: 2 LOB: 1 BB: 0 P: 6	1B: 4 2B: 1 3B: 0 HR: 1	SF: 1 SAC: 0 DP: 0 HBP: 0	WP: 1 PB: 0 SB: 0 CS: 0	PA: 32											
PITCHER Jeff Byrd, R ERA: 5.71 (1, 1)	IP 8.0	WLS L	BF 31	H 6	R 4	ER 4	SO 3	BB 4	IBB 0	HBP 0	BLK 0	WP 1	HR 1	S 33	P 49	ERA 4.50	WHIP 1.250														
																		AB 26		R 4		H 6		RBI 3		BB 4		SO 3		LOB 6	
																															

Toronto Blue Jays @ Baltimore Orioles
Memorial Stadium, Baltimore, MD

Wed Sep 21 1977, 7:05 PM EDT
Att. 4,237 - Unknown - 71 F

livebaseballscorecards.com

Batter	1	2	3	4	5	6	7	8	9	AB R H RBI BB SO LOB	TOP														
Gary Woods, R OBP: 0.249, SLG: 0.273 (1, 8)	0-3 K			0-3 K		4-0 BB			0-0 F9	3 0 0 0 1 2 0	<p>Toronto Blue Jays @ Baltimore Orioles Memorial Stadium, Baltimore, MD Thu Sep 22 1977, 7:05 PM EDT Att. 9,261 - Unknown</p> <p>livebaseballscorecards.com</p> <table> <tr><td>AB</td><td>30</td></tr> <tr><td>R</td><td>1</td></tr> <tr><td>H</td><td>6</td></tr> <tr><td>RBI</td><td>1</td></tr> <tr><td>BB</td><td>1</td></tr> <tr><td>SO</td><td>8</td></tr> <tr><td>LOB</td><td>7</td></tr> </table> 	AB	30	R	1	H	6	RBI	1	BB	1	SO	8	LOB	7
AB	30																								
R	1																								
H	6																								
RBI	1																								
BB	1																								
SO	8																								
LOB	7																								
Bob Bailor, R OBP: 0.338, SLG: 0.408 (1, 10)	0-0 5-3			0-0 5-3		0-0 5-3			0-0 1B	4 0 1 0 0 0 1															
Roy Howell, L OBP: 0.367, SLG: 0.415 (1, 5)	0-3 K			0-0 1B			0-0 4-3		0-3 K	4 0 1 0 0 2 1															
Otto Velez, R OBP: 0.370, SLG: 0.463 (1, 9)		0-0 F7		0-3 K			0-0 HR		0-0 F8	4 1 1 1 0 1 2															
Doug Rader, R OBP: 0.345, SLG: 0.439 (1, 3)		0-3 K			0-0 F9			0-3 K		3 0 0 0 0 2 0															
Steve Bowling, R OBP: 0.343, SLG: 0.285 (1, 7)		0-0 4-3			0-0 5-3			0-3 K		3 0 0 0 0 1 0															
Hector Torres, R OBP: 0.287, SLG: 0.355 (1, 6)			0-0 F3		0-0 4-3			0-0 5-3		3 0 0 0 0 0 0															
Dave McKay, S OBP: 0.217, SLG: 0.257 (1, 4)				G5-4-3 1B		G4-6-3 1B		0-0 L6-3 1B		3 0 3 0 0 0 0															
Alan Ashby, S OBP: 0.299, SLG: 0.281 (1, 2)				G5-4-3 1-2f		G4-6-3 1-2f		0-0 L6-3 1-2		3 0 0 0 0 0 3															
Inning Stats	R: 0 E: 0 K: 2 S: 7 H: 0 LOB: 0 BB: 0 P: 7	R: 0 E: 0 K: 1 S: 5 H: 0 LOB: 0 BB: 0 P: 5	R: 0 E: 0 K: 0 S: 3 H: 1 LOB: 0 BB: 0 P: 3	R: 0 E: 0 K: 2 S: 8 H: 1 LOB: 1 BB: 0 P: 8	R: 0 E: 0 K: 0 S: 3 H: 0 LOB: 0 BB: 0 P: 3	R: 0 E: 0 K: 0 S: 3 H: 1 LOB: 1 BB: 1 P: 7	R: 1 E: 0 K: 2 S: 8 H: 1 LOB: 0 BB: 0 P: 8	R: 0 E: 0 K: 0 S: 3 H: 1 LOB: 0 BB: 0 P: 3	R: 0 E: 0 K: 1 S: 6 H: 1 LOB: 1 BB: 0 P: 6	1B: 5 2B: 1 3B: 0 HR: 1 SF: 0 SAC: 0 DP: 3 HBP: 0	WP: 0 PB: 0 SB: 0 CS: 0 PA: 31														
PITCHER Mike Flanagan, L ERA: 3.64 (1, 1)	IP: 9.0 WLS: W BF: 31 H: 6 R: 1 ER: 1 SO: 8 BB: 1 IBB: 0 HBP: 0 BLK: 0 WP: 0 HR: 1 S: 46 P: 50 ERA: 1.00 WHIP: 0.778																								

Batter	1	2	3	4	5	6	7	8	9	AB	R	H	RBI	BB	SO	LOB
Al Bumbry, L OBP: 0.366, SLG: 0.402 (1, 8) (7, 7)	0-0 5-3 1B		0-0 F7	0-0 1-3 2-3 1B		4-0 1B 1-2 HR BB	0-0 F7			4	1	2	0	1	0	3
Rich Dauer, R OBP: 0.292, SLG: 0.337 (1, 4)	0-0 5-3 1-2		4-0 1-2 BB		0-0 F8	0-0 F6	0-0 FC5			4	0	0	0	1	0	5
Ken Singleton, S OBP: 0.443, SLG: 0.509 Mike Dimmel, R (1, 9) (9, 9)	0-0 F8		0-3 K		0-3 K	0-0 1-3 2-H HR 1B		0-3 K		5	1	1	1	0	3	3
Lee May, R OBP: 0.288, SLG: 0.421 Tony Muser, L OBP: 0.308, SLG: 0.287 (1, 3) (7, 3)	0-0 5-3		0-0 F8		4-0 1B 2B BB	0-0 1-H 3-H HR		0-0 6-3		3	2	1	3	1	0	3
Eddie Murray, S OBP: 0.326, SLG: 0.450 (1, 10)		0-0 F5		0-0 1-3 1B	0-0 1-2 2B 1B	0-0 2B		0-0 2B		5	2	4	0	0	0	0
Andres Mora, R OBP: 0.274, SLG: 0.491 Elliott Maddox, R OBP: 0.394, SLG: 0.429 (1, 7) (7, 8)		0-0 5-3		0-0 1-3 1-2	0-0 1-H 2-H 2B	0-3 K		0-0 F8		4	0	1	2	0	1	2
Doug DeCinces, R OBP: 0.343, SLG: 0.430 (1, 5)		0-0 WP 1B		0-0 5-3	0-0 L5		0-0 F4			4	0	1	0	0	0	2
Mark Belanger, R OBP: 0.293, SLG: 0.276 (1, 6)		0-0 4-3 1-2		4-0 1B 1B BB		0-0 G3	0-0 FC5 BB 1B			3	0	1	0	1	0	1
Dave Skaggs, R OBP: 0.339, SLG: 0.342 (1, 2)			0-0 E1 BB	0-0 1-2 2-H 1B		4-0 1B BB	4-0 1-2 BB			2	1	1	1	2	0	0

Inning Stats	R: 0	H: 1	E: 0	K: 0	S: 4	LOB: 1	BB: 0	P: 4	R: 0	H: 1	E: 0	K: 0	S: 4	LOB: 1	BB: 0	P: 4	R: 0	H: 0	E: 1	K: 1	S: 6	LOB: 2	BB: 1	P: 10	R: 1	H: 3	E: 0	K: 0	S: 5	LOB: 3	BB: 1	P: 9	R: 2	H: 2	E: 0	K: 1	S: 7	LOB: 1	BB: 1	P: 11	R: 4	H: 3	E: 0	K: 1	S: 8	LOB: 1	BB: 2	P: 16	R: 0	H: 1	E: 0	K: 0	S: 4	LOB: 2	BB: 1	P: 8	R: 0	H: 1	E: 0	K: 1	S: 6	LOB: 1	BB: 0	P: 6																																							
PITCHER Dave Lemanczyk, R ERA: 4.32 Pete Vuckovich, R ERA: 3.58 Mike Willis, L ERA: 4.09	IP	WLS	BF	H	R	ER	SO	BB	IBB	HBP	BLK	WP	HR	S	P	ERA	WHIP																			IP	WLS	BF	H	R	ER	SO	BB	IBB	HBP	BLK	WP	HR	S	P	ERA	WHIP																																																			
	5.2	L	31	9	7	3	2	5	0	0	0	1	1	30	50	4.76	2.471																			6.1		7	2	0	0	1	1	0	0	0	0	8	12	0.00	2.250																			8.1		4	1	0	0	1	0	0	0	0	0	6	6	0.00	1.000																		

BOTTOM

Toronto Blue Jays @ Baltimore Orioles
Memorial Stadium, Baltimore, MD

Thu Sep 22 1977, 7:05 PM EDT
Att. 9,261 - Unknown

livebaseballscorecards.com

AB	36
R	7
H	12
RBI	7
BB	6
SO	4
LOB	20



WP: 1	PA: 42
PB: 0	SB: 0
CS: 0	

Batter	1	2	3	4	5	6	7	8	9	AB R H RBI BB SO LOB	TOP
Mickey Rivers, L (1, 8) OBP: 0.347, SLG: 0.432	0-0 1B 2B 1B		4-0 2B BB		0-0 4-3			0-0 F3		3 2 1 0 1 0 0	
Roy White, S (1, 7) OBP: 0.365, SLG: 0.415	0-0 F4		0-0 1-H 2B		0-3 K			0-0 5-3		4 0 1 1 0 1 1	
Thurman Munson, R (1, 2) OBP: 0.343, SLG: 0.448	0-0 2B 1-3 SF8 1B		0-0 FC6-4 1B		0-0 G1-6-3 1B			0-0 F9		4 1 3 0 0 0 0	
Reggie Jackson, L (1, 9) OBP: 0.373, SLG: 0.548 Paul Blair, R (9, 9) OBP: 0.311, SLG: 0.416	0-0 1-3 3-H 2B		0-0 FC6-4 1-2f		0-3 K			0-3 K		4 0 1 1 0 2 2 0 0 0 0 0 0 0	
Chris Chambliss, L (1, 3) OBP: 0.337, SLG: 0.451	0-0 3-H SF8		0-0 G3		0-0 G1-6-3 1-2f			4-0 HR BB		2 1 0 1 1 0 2	
Graig Nettles, L (1, 5) OBP: 0.326, SLG: 0.488	0-0 F8		0-0 G5-4-3 1B		0-0 2-3			0-0 1-H HR		4 1 2 2 0 0 1	
Lou Piniella, R (1, 10) OBP: 0.368, SLG: 0.513		0-0 5-3		0-0 G5-4-3 1-2f		0-0 F9		0-0 1B		4 0 1 0 0 0 1	
Willie Randolph, R (1, 4) OBP: 0.350, SLG: 0.397		0-0 F8		0-0 L6		0-0 6-3		0-0 5-3		4 0 0 0 0 0 1	
Bucky Dent, R (1, 6) OBP: 0.303, SLG: 0.355		0-0 4-3		0-3 K				0-0 F7		3 0 0 0 0 1 0	
Inning Stats	R: 2 H: 3 E: 0 LOB: 1 K: 0 BB: 0 S: 6 P: 6	R: 0 H: 0 E: 0 LOB: 0 K: 0 BB: 0 S: 3 P: 3	R: 1 H: 2 E: 0 LOB: 1 K: 0 BB: 1 S: 4 P: 8	R: 0 H: 1 E: 0 LOB: 0 K: 0 BB: 0 S: 3 P: 3	R: 0 H: 0 E: 0 LOB: 0 K: 2 BB: 0 S: 7 P: 7	R: 0 H: 1 E: 0 LOB: 0 K: 1 BB: 0 S: 5 P: 5	R: 0 H: 0 E: 0 LOB: 0 K: 0 BB: 0 S: 3 P: 3	R: 0 H: 0 E: 0 LOB: 0 K: 0 BB: 0 S: 3 P: 3	R: 2 H: 2 E: 0 LOB: 1 K: 1 BB: 1 S: 7 P: 11	1B: 6 SF: 1 2B: 2 SAC: 0 3B: 0 DP: 2 HR: 1 HBP: 0	WP: 0 PA: 35 PB: 0 SB: 0 CS: 0
PITCHER Jesse Jefferson, R (1, 1) ERA: 4.34	IP WLS BF H R ER SO BB IBB HBP BLK WP HR S P ERA WHIP										
	9.0 L 35 9 5 5 4 2 0 0 0 0 0 1 41 49 5.00 1.222										

New York Yankees @ Toronto Blue Jays
Exhibition Stadium, Toronto, ON

Fri Sep 23 1977, 7:05 PM EDT
Att. 32,590 - Unknown - 57 F

AB	32
R	5
H	9
RBI	5
BB	2
SO	4
LOB	8



Batter	1	2	3	4	5	6	7	8	9	AB	R	H	RBI	BB	SO	LOB
Gary Woods, R OBP: 0.244, SLG: 0.268 (1, 8)	0-0 F3 ①		0-3 K ③			0-0 F8 ③		0-0 F9 ③		4	0	0	0	0	1	0
Bob Bailor, R OBP: 0.337, SLG: 0.409 (1, 7)	0-0 F3 ②			0-0 5-3 ①			0-0 1B 2B		0-0 F6 ①	4	1	1	0	0	0	0
Roy Howell, L OBP: 0.368, SLG: 0.416 (1, 5)	0-3 K ③			0-3 K ②			0-0 5-3 WP 2-H 1B		0-0 K 1B ②	4	0	2	1	0	2	0
Otto Velez, R OBP: 0.369, SLG: 0.469 (1, 10)		0-0 HR		0-3 K ③			0-3 K 1-2 ①		0-0 F8 ③	4	1	1	1	0	2	1
Doug Ault, R OBP: 0.313, SLG: 0.388 (1, 3)		0-3 K ①			0-0 F8 ①		0-0 5-3 ②			3	0	0	0	0	1	1
Steve Bowling, R OBP: 0.338, SLG: 0.280 (1, 9)		0-3 K ②			0-0 L6 ②		0-0 F9 ③			3	0	0	0	0	1	1
Rick Cerone, R OBP: 0.244, SLG: 0.282 (1, 2)		0-3 K ③			0-3 K ③			0-0 F7 ①		3	0	0	0	0	2	0
Dave McKay, S OBP: 0.216, SLG: 0.270 (1, 4)			0-3 K ①			0-0 F8 ①		0-0 HR		3	1	1	1	0	1	0
Tim Nordbrook, R OBP: 0.291, SLG: 0.179 (1, 6)			0-3 K ②			0-0 5-3 ②		0-3 K ②		2	0	0	0	0	1	0
Doug Rader, R OBP: 0.345, SLG: 0.438 (8, PH)										1	0	0	0	0	1	0
Hector Torres, R OBP: 0.287, SLG: 0.355 (9, 6)										0	0	0	0	0	0	0

Inning Stats	R: 0	H: 0	E: 0	K: 1	S: 5	R: 1	H: 1	E: 0	K: 3	S: 10	R: 0	H: 0	E: 0	K: 3	S: 9	R: 0	H: 0	E: 0	K: 2	S: 7	R: 0	H: 0	E: 0	K: 1	S: 5	R: 1	H: 2	E: 0	K: 1	S: 7	R: 1	H: 1	E: 0	K: 1	S: 6	R: 0	H: 1	E: 0	K: 0	S: 3	1B: 2	2B: 1	3B: 0	HR: 2	SF: 0	SAC: 0	DP: 0	HBP: 0	WP: 1	PA: 31
PITCHER Don Gullett, L ERA: 3.75 (1, 1)	IP	WLS	BF	H	R	ER	SO	BB	IBB	HBP	BLK	WP	HR	S	P	ERA	WHIP	IP	WLS	BF	H	R	ER	SO	BB	IBB	HBP	BLK	WP	HR	S	P	ERA	WHIP																


BOTTOM

New York Yankees @ Toronto Blue Jays
Exhibition Stadium, Toronto, ON

Fri Sep 23 1977, 7:05 PM EDT
Att: 32,590 - Unknown - 57 F

livebaseballscorecards.com

AB	31
R	3
H	5
RBI	3
BB	0
SO	12
LOB	3



New York Yankees @ Toronto Blue Jays
 Exhibition Stadium, Toronto, ON

Sun Sep 25 1977, 3:33 AM EDT
 Att. 35,117 - Unknown - 61 F



Batter	1	2	3	4	5	6	7	8	9	AB	R	H	RBI	BB	SO	LOB									
Mickey Rivers, L (1, 8) OBP: 0.350, SLG: 0.434 Paul Blair, R (6, 8) OBP: 0.314, SLG: 0.413	0-0 F7 1B HR 1B	4-0 FC6-4 BB		5-3		0-0 1B 2B	0-3 K		4-0 3B BB	3	2	2	0	1	0	1									
Graig Nettles, L (1, 5) OBP: 0.328, SLG: 0.492	0-0 1B HR	0-0 FC6-4 2B		E4 FC5-4		0-0 2B 1B		0-3 K	0-0 3B	6	2	3	2	0	1	2									
Thurman Munson, R (1, 2) OBP: 0.343, SLG: 0.450 Elrod Hendricks, L (8, 2) OBP: 0.200, SLG: 0.200	0-0 F7 2-3	0-0 2B 1B		FC5-4 1-2f		0-0 2B		0-0 6-3	0-0 4-3	5	0	2	2	0	0	3									
Reggie Jackson, L (1, 9) OBP: 0.375, SLG: 0.557	0-0 HR	0-0 2B				0-0 F7		0-0 4-3		5	1	3	4	0	0	2									
Lou Piniella, R (1, 7) OBP: 0.369, SLG: 0.521	0-0 F2			G5-4-3 1B		0-0 FC4-6 1-2f		0-0 HR	0-3 K	5	1	2	1	0	1	1									
Dave Kingman, R (1, 10) OBP: 0.276, SLG: 0.449	0-3 K			K		0-0 F7		4-0 HR BB	0-0 HR	4	2	1	1	1	2	2									
Cliff Johnson, R (1, 3) OBP: 0.400, SLG: 0.594 Dave Bergman, L (7, 3) OBP: 0.333, SLG: 0.500		0-0 HR		G5-4-3 1-2f		0-0 F8		0-0 HR	0-0 1B 1B	4	2	2	3	0	0	2									
Willie Randolph, R (1, 4) OBP: 0.347, SLG: 0.393		0-0 F9				0-0 5-3		0-0 6-3	0-0 6-3	5	0	0	0	0	0	1									
Bucky Dent, R (1, 6) OBP: 0.306, SLG: 0.360 Fred Stanley, R (8, 6) OBP: 0.340, SLG: 0.300		0-0 FC6-4 BB 1B		WP E 2B		0-0 1B 1B		0-0 F7	0-0 3B 1B	4	2	3	0	0	0	0									
Inning Stats	R: 3 E: 0 K: 1 S: 8	H: 3 LOB: 0 BB: 0 P: 8	R: 3 E: 0 K: 0 S: 6	H: 4 LOB: 2 BB: 1 P: 10	R: 0 E: 0 K: 1 S: 5	H: 1 LOB: 0 BB: 0 P: 5	R: 1 E: 1 K: 0 S: 5	H: 1 LOB: 1 BB: 0 P: 5	R: 0 E: 0 K: 0 S: 4	H: 1 LOB: 1 BB: 0 P: 4	R: 1 E: 0 K: 0 S: 6	H: 4 LOB: 2 BB: 0 P: 6	R: 3 E: 0 K: 1 S: 7	H: 2 LOB: 0 BB: 1 P: 11	R: 0 E: 0 K: 1 S: 5	H: 0 LOB: 0 BB: 0 P: 5	R: 4 E: 0 K: 1 S: 9	H: 4 LOB: 1 BB: 1 P: 13	1B: 11 2B: 3 3B: 1 HR: 5	SF: 0 SAC: 0 DP: 1 HBP: 0	WP: 2 PB: 0 SB: 0 CS: 0	PA: 48			
PITCHER	IP	WLS	BF	H	R	ER	SO	BB	IBB	HBP	BLK	WP	HR	S	P	ERA	WHIP								
Jerry Garvin, L (1, 1) ERA: 4.06	1.1	L	9	5	5	5	1	0	0	0	0	0	2	11	11	33.75	3.750								
Tom Murphy, R (2, 1) ERA: 4.95	4.2		22	9	3	2	1	1	0	0	0	1	0	23	27	3.86	2.143								
Jerry Johnson, R (7, 1) ERA: 4.64	1.0		6	2	3	3	1	1	0	0	0	0	2	7	11	27.00	3.000								
Mike Willis, L (8, 1) ERA: 4.39	2.0		11	4	4	4	2	1	0	0	0	1	1	14	18	18.00	2.500								

AB	45
R	15
H	20
RBI	14
BB	3
SO	5
LOB	15

Batter	1	2	3	4	5	6	7	8	9	AB	R	H	RBI	BB	SO	LOB
Gary Woods, R OBP: 0.244, SLG: 0.267 (1, 8)	0-0 6-3 ①		0-3 K ②			0-0 G1-6-3 1B ①		0-0 F6 ②		4	0	1	0	0	1	2
Bob Bailor, R OBP: 0.338, SLG: 0.412 (1, 7)	0-0 6-3 ②		0-0 F8 ③			0-0 G1-6-3 1B ①		0-0 2B ③		4	0	2	0	0	0	2
Roy Howell, L OBP: 0.364, SLG: 0.412 (1, 5)	0-3 K ③			0-0 F8 ①		0-0 G1-6-3 ① ②		0-0 4-3 ③		4	0	0	0	0	1	3
Otto Velez, R OBP: 0.365, SLG: 0.464 (1, 10)		0-3 K ①		0-0 F9 ②		0-0 F9 ③		0-0 F8 ①		4	0	0	0	0	1	1
Doug Ault, R OBP: 0.311, SLG: 0.384 (1, 3)		0-0 F3 ②		0-0 F9 ③			0-0 F7 ①		0-0 4-3 ②	4	0	0	0	0	0	0
Steve Bowling, R OBP: 0.336, SLG: 0.275 (1, 9)		0-3 K ③			0-3 K ①		0-0 F9 ②		4-0 BB ③	3	0	0	0	1	2	0
Rick Cerone, R OBP: 0.266, SLG: 0.303 (1, 2)			0-0 1B ①		0-0 1B ②		0-0 1B ③		0-0 F5 ③	4	0	3	0	0	0	1
Dave McKay, S OBP: 0.219, SLG: 0.271 (1, 4) (9, 6)			0-0 1B ①		0-3 K ②		0-3 K ③			3	0	1	0	0	2	2
Tim Nordbrook, R OBP: 0.284, SLG: 0.174 Steve Staggs, R OBP: 0.338, SLG: 0.357 (8, PH) (9, 4)			0-3 K ①		0-3 K ③			0-3 K ①		2	0	0	0	0	2	3
										1	0	0	0	0	1	0

Inning Stats	R: 0	H: 0	E: 0	K: 1	S: 5	R: 0	H: 0	E: 0	K: 2	S: 7	R: 0	H: 2	E: 0	K: 2	S: 9	R: 0	H: 0	E: 0	K: 0	S: 3	R: 0	H: 1	E: 0	K: 3	S: 10	R: 0	H: 2	E: 0	K: 0	S: 4	R: 0	H: 1	E: 0	K: 1	S: 6	R: 0	H: 1	E: 0	K: 1	S: 6	R: 0	H: 0	E: 0	K: 0	S: 3	1B: 6	SF: 0	2B: 1	SAC: 0	3B: 0	DP: 1	HR: 0	HBP: 0	WP: 0	PA: 34
PITCHER Ron Guidry, L ERA: 2.69 (1, 1)	IP	WLS	BF	H	R	ER	SO	BB	IBB	HBP	BLK	WP	HR	S	P	ERA	WHIP	IP	WLS	BF	H	R	ER	SO	BB	IBB	HBP	BLK	WP	HR	S	P	ERA	WHIP	IP	WLS	BF	H	R	ER	SO	BB	IBB	HBP	BLK	WP	HR	S	P	ERA	WHIP				


BOTTOM

New York Yankees @ Toronto Blue Jays
Exhibition Stadium, Toronto, ON

Sun Sep 25 1977, 3:33 AM EDT
Att: 35,117 - Unknown - 61 F

livebaseballscorecards.com

AB	33
R	0
H	7
RBI	0
BB	1
SO	10
LOB	14



Batter	1	2	3	4	5	6	7	8	9	AB R H RBI BB SO LOB	TOP											
Mickey Rivers, L (1, 8) OBP: 0.350, SLG: 0.433	0-0 F6		0-0 4-3		0-0 1B		0-0 F5		0-0 1B	5 0 2 0 0 0 1	New York Yankees @ Toronto Blue Jays Exhibition Stadium, Toronto, ON Sun Sep 25 1977, 3:38 AM EDT Att: 35,117 - Unknown livebaseballscorecards.com											
Roy White, S (1, 7) OBP: 0.362, SLG: 0.411	0-0 G3			0-0 4-3	0-0 F9		0-3 K		0-3 K	5 0 0 0 0 2 3												
Thurman Munson, R (1, 2) OBP: 0.344, SLG: 0.450	0-3 K			0-0 1B 1B		0-0 5-3		0-0 4-3 1B 1B		4 1 2 0 0 1 0												
Reggie Jackson, L (1, 9) OBP: 0.376, SLG: 0.555 Paul Blair, R (9, 9) OBP: 0.314, SLG: 0.413		0-0 F5		0-0 1B BB 1B		4-0 2B G1-2-3 BB		0-3 K		3 0 1 0 1 1 1 0 0 0 0 0 0 0												
Chris Chambliss, L (1, 3) OBP: 0.339, SLG: 0.454		0-0 1B		4-0 1B BB		0-0 1-3 2B		0-0 4-3		3 0 2 0 1 0 1												
Graig Nettles, L (1, 5) OBP: 0.331, SLG: 0.493		0-0 F5		0-0 1B		4-0 IBB		0-0 2-H 1B		3 0 2 1 1 0 1												
Lou Piniella, R (1, 10) OBP: 0.367, SLG: 0.516 Dell Alston, L (9, PR) OBP: 0.405, SLG: 0.545		0-0 4-3		0-3 K		0-0 G1-2-3			4-0 6-3 BB	3 0 0 0 1 1 6 0 1 0 0 0 0 0												
Willie Randolph, R (1, 4) OBP: 0.345, SLG: 0.390			0-3 K		0-0 F8		0-0 F9		0-0 6-3	4 0 0 0 0 1 1												
Bucky Dent, R (1, 6) OBP: 0.306, SLG: 0.358			0-0 F2		0-0 F7		4-0 BB		0-0 E1	3 0 0 0 1 0 1												
Inning Stats	R: 0 E: 0 K: 1 S: 5	H: 0 LOB: 0 BB: 0 P: 5	R: 0 E: 0 K: 0 S: 4	H: 1 LOB: 1 BB: 0 P: 4	R: 0 E: 0 K: 1 S: 5	H: 0 LOB: 0 BB: 0 P: 5	R: 1 E: 0 K: 1 S: 7	H: 3 LOB: 2 BB: 1 P: 11	R: 0 E: 0 K: 0 S: 4	H: 1 LOB: 1 BB: 0 P: 4		R: 0 E: 0 K: 0 S: 3	H: 1 LOB: 2 BB: 2 P: 11	R: 0 E: 0 K: 1 S: 5	H: 0 LOB: 1 BB: 1 P: 9	R: 0 E: 0 K: 1 S: 6	H: 2 LOB: 2 BB: 0 P: 6	R: 1 E: 1 K: 1 S: 6	H: 1 LOB: 1 BB: 1 P: 10	1B: 8 2B: 1 3B: 0 HR: 0	SF: 0 SAC: 0 DP: 1 HBP: 0	WP: 0 PB: 0 SB: 0 CS: 0
PITCHER Jim Clancy, R (1, 1) ERA: 4.66	IP: 9.0 WLS: L BF: 38 H: 9 R: 2 ER: 1 SO: 6 BB: 4 IBB: 1 HBP: 0 BLK: 0 WP: 0 HR: 0 S: 45 P: 65 ERA: 1.00 WHIP: 1.444											PITCHER	IP: WLS: BF: H: R: ER: SO: BB: IBB: HBP: BLK: WP: HR: S: P: ERA: WHIP									



Batter	1	2	3	4	5	6	7	8	9	AB R H RBI BB SO LOB
Bob Bailor, R OBP: 0.342, SLG: 0.415 (1, 9)	0-0 CS 1B		0-0 2-H 1B			0-0 5-3		0-0 BB 1B		4 0 3 0 0 0 0
Al Woods, L OBP: 0.337, SLG: 0.383 (1, 7)	0-3 K 1-2		0-0 F8			0-0 4-3		4-0 BB 1-2 BB		3 0 0 0 1 1 2
Roy Howell, L OBP: 0.361, SLG: 0.407 (1, 5)	0-0 L5				0-0 L4			0-3 K		4 0 0 0 0 1 2
Ron Fairly, L OBP: 0.360, SLG: 0.465 (1, 3)		0-0 F7			0-0 F9		0-3 K		0-0 4-3	4 0 0 0 0 1 0
Sam Ewing, L OBP: 0.337, SLG: 0.373 (1, 10)		0-3 K			0-0 3-1		0-3 K		0-3 K	3 0 0 0 0 2 0 1 0 0 0 0 1 0
Otto Velez, R OBP: 0.365, SLG: 0.463 (9, PH)										
Gary Woods, R OBP: 0.254, SLG: 0.278 (1, 8)		4-0 BB			0-0 SH 2B		0-0 1B		0-0 6-3	3 0 2 0 1 0 0
Dave McKay, S OBP: 0.218, SLG: 0.269 (1, 4)		0-0 F8			0-0 SH G5-4-3		0-0 F7			2 0 0 0 0 0 2
Hector Torres, R OBP: 0.287, SLG: 0.352 (1, 6)			4-0 SH1-4 1B BB		0-3 K			0-0 F8		2 0 0 0 1 1 2
Alan Ashby, S OBP: 0.297, SLG: 0.280 (1, 2)			0-0 SH1-4		0-0 G5-4-3			0-0 F5		2 0 0 0 0 0 2

Inning Stats	R: 0 E: 0 K: 1 S: 5	H: 1 LOB: 0 BB: 0 P: 5	R: 0 E: 0 K: 1 S: 5	H: 0 LOB: 1 BB: 1 P: 9	R: 0 E: 0 K: 0 S: 3	H: 1 LOB: 1 BB: 1 P: 7	R: 0 E: 0 K: 0 S: 3	H: 0 LOB: 0 BB: 0 P: 3	R: 0 E: 0 K: 1 S: 6	H: 1 LOB: 1 BB: 0 P: 6	R: 0 E: 0 K: 0 S: 3	H: 0 LOB: 0 BB: 0 P: 3	R: 0 E: 0 K: 2 S: 8	H: 1 LOB: 1 BB: 0 P: 8	R: 0 E: 0 K: 1 S: 6	H: 1 LOB: 2 BB: 1 P: 10	R: 0 E: 0 K: 1 S: 5	H: 0 LOB: 0 BB: 0 P: 5	1B: 4 2B: 1 3B: 0 HR: 0	SF: 0 SAC: 2 DP: 1 HBP: 0	WP: 0 PB: 0 SB: 0 CS: 1	PA: 33
--------------	------------------------------	---------------------------------	------------------------------	---------------------------------	------------------------------	---------------------------------	------------------------------	---------------------------------	------------------------------	---------------------------------	------------------------------	---------------------------------	------------------------------	---------------------------------	------------------------------	----------------------------------	------------------------------	---------------------------------	----------------------------------	------------------------------------	----------------------------------	--------

PITCHER	IP	WLS	BF	H	R	ER	SO	BB	IBB	HBP	BLK	WP	HR	S	P	ERA	WHIP
Ed Figueroa, R ERA: 3.57 (1, 1)	7.2	W	29	5	0	0	5	3	0	0	0	0	0	36	48	0.00	1.043
Sparky Lyle, L ERA: 2.28 (8, 1)	1.1	S	4	0	0	0	2	0	0	0	0	0	0	8	8	0.00	0.000


BOTTOM

New York Yankees @ Toronto Blue Jays
Exhibition Stadium, Toronto, ON

Sun Sep 25 1977, 3:38 AM EDT
Att. 35,117 - Unknown

livebaseballscorecards.com

AB 28
R 0
H 5
RBI 0
BB 3
SO 7
LOB 10



Batter	1	2	3	4	5	6	7	8	9	AB R H RBI BB SO LOB	TOP	
Bob Bailor, R OBP: 0.340, SLG: 0.412 (1, 9) (2, 7)	0-0 F8		0-0 FC4-6 1B		0-3 K		0-0 E5		0-0 F7	5 0 1 0 0 1 2		
Al Woods, L OBP: 0.336, SLG: 0.382 Otto Velez, R OBP: 0.361, SLG: 0.457 (1, 7) (2, 9)	0-0 F7		0-0 FC4-6 1B 1-2f		0-0 F9		0-0 5-3		0-0 FC6-4 1-2f	1 0 0 0 0 0 0 4 0 0 0 0 0 4		
Roy Howell, L OBP: 0.362, SLG: 0.408 (1, 5)	0-0 1B 2B 1B		0-0 1B 1-2 1B		0-0 F7		0-3 K			4 1 2 0 0 1 0		
Ron Fairly, L OBP: 0.363, SLG: 0.467 (1, 3)	0-0 1-2 2B 1B		0-0 G6-4-3 1-2 2-3 1B		0-0 G3		4-0 HR BB			3 2 2 0 1 0 0		
Sam Ewing, L OBP: 0.340, SLG: 0.392 (1, 10)	0-0 1-1 2-1 2B		0-0 G6-4-3 1-2f		0-0 4-3		0-0 HR			4 1 2 4 0 0 3		
Dave McKay, S OBP: 0.214, SLG: 0.265 (1, 4)	0-0 6-3		0-0 3-1		0-3 K2-3		0-0 4-3			4 0 0 0 0 1 1		
Gary Woods, R OBP: 0.249, SLG: 0.273 (1, 8)		0-0 5-3	0-0 F7		0-0 6-3		0-0 5-3			4 0 0 0 0 0 0		
Alan Ashby, S OBP: 0.299, SLG: 0.282 (1, 2)		0-0 G5-4-3 1B	0-0 4-3		0-0 1B E 1B		0-0 3-1			4 1 2 0 0 0 0		
Tim Nordbrook, R OBP: 0.286, SLG: 0.181 Doug Rader, R OBP: 0.346, SLG: 0.438 John Scott, R OBP: 0.266, SLG: 0.305 (1, 6) (9, PH) (9, PR)		0-0 G5-4-3 1-2f	0-0 F3		0-0 1B E 1B		4-0 FC6-4 BB			3 0 1 0 0 0 1 0 0 0 0 1 0 0 0 0 0 0 0 0 0		
Inning Stats	R: 2 E: 0 K: 0 S: 6 H: 3 LOB: 1 BB: 0 P: 6	R: 0 E: 0 K: 0 S: 3 H: 1 LOB: 0 BB: 0 P: 3	R: 0 E: 0 K: 0 S: 5 H: 3 LOB: 2 BB: 0 P: 5	R: 0 E: 0 K: 0 S: 3 H: 0 LOB: 0 BB: 0 P: 3	R: 0 E: 0 K: 1 S: 5 H: 0 LOB: 0 BB: 0 P: 5	R: 0 E: 0 K: 0 S: 3 H: 0 LOB: 0 BB: 0 P: 3	R: 1 E: 1 K: 1 S: 8 H: 2 LOB: 2 BB: 0 P: 8	R: 2 E: 0 K: 1 S: 6 H: 1 LOB: 0 BB: 1 P: 10	R: 0 E: 0 K: 0 S: 3 H: 0 LOB: 1 BB: 1 P: 7	1B: 8 2B: 1 3B: 0 HR: 1 SF: 0 SAC: 0 DP: 2 HBP: 0	WP: 0 PB: 0 SB: 0 CS: 0 PA: 38	
PITCHER Don Aase, R ERA: 3.12 Bill Campbell, R ERA: 2.85 (1, 1) (8, 1)	IP 7.1 WLS W BF 32 H 10 R 5 ER 4 SO 3 BB 1 IBB 0 HBP 0 BLK 0 WP 0 HR 1 S 37 P 41 ERA 4.91 WHIP 1.500											PITCHER IP 1.2 WLS S BF 6 H 0 R 0 ER 0 SO 0 BB 1 IBB 0 HBP 0 BLK 0 WP 0 HR 0 S 5 P 9 ERA 0.00 WHIP 0.600

Toronto Blue Jays @ Boston Red Sox
Fenway Park, Boston, MA
Tue Sep 27 1977, 7:05 PM EDT
Unknown - 73 F

livebaseballscorecards.com

AB 36
R 5
H 10
RBI 4
BB 2
SO 3
LOB 11



Batter	1	2	3	4	5	6	7	8	9
Rick Burleson, R OBP: 0.337, SLG: 0.382 (1, 6)	0-0 F5	0-0 2B 3-1 1B	4-0 BB		0-0 F8			0-0 1-3	
Ted Cox, R OBP: 0.385, SLG: 0.486 (1, 10)	0-0 BB 1B	0-0 3-1 1-3 2B	0-0 1-3			0-0 F7		0-0 L7	
Bernie Carbo, L OBP: 0.407, SLG: 0.507 (1, 9)	4-0 1B 1-2 BB	0-3 K		0-0 3-1		0-3 K			
Rick Miller, L OBP: 0.338, SLG: 0.324 (9, 9)									
Carl Yastrzemski, L OBP: 0.374, SLG: 0.509 (1, 7)	0-0 1B 1-2 2-H	0-0 3-1		0-0 4-3		0-0 6-3			
Carlton Fisk, R OBP: 0.401, SLG: 0.518 (1, 2)	0-0 4-3 1B 1-2 2-H	0-0 6-3		0-0 1B			0-0 F4		
George Scott, R OBP: 0.339, SLG: 0.506 (1, 3)	0-0 4-3 1B 1-2 2-H		0-0 2B 1B	0-0 1-2 1B			0-0 6-3		
Fred Lynn, L OBP: 0.325, SLG: 0.452 (1, 8)	0-0 4-3		0-0 F9	0-0 F3			4-0 BB		
Butch Hobson, R OBP: 0.301, SLG: 0.493 (1, 5)	0-0 1B 2-H 3-H		0-0 1-3 2B		0-3 K2-3		0-0 5-3		
Denny Doyle, L OBP: 0.285, SLG: 0.304 (1, 4)	0-0 F9		0-0 G3		0-0 F9			0-0 L4	

Inning Stats	R: 5	H: 5	E: 0	LOB: 1	K: 0	S: 8	P: 12	R: 1	H: 2	E: 0	LOB: 1	K: 1	S: 7	R: 0	H: 2	E: 0	LOB: 3	K: 0	S: 5	R: 0	H: 2	E: 0	LOB: 2	K: 0	S: 5	R: 0	H: 0	E: 0	LOB: 0	K: 1	S: 5	R: 0	H: 0	E: 0	LOB: 0	K: 0	S: 3	R: 0	H: 0	E: 0	LOB: 1	K: 0	S: 3	R: 0	H: 0	E: 0	LOB: 0	K: 0	S: 3
--------------	------	------	------	--------	------	------	-------	------	------	------	--------	------	------	------	------	------	--------	------	------	------	------	------	--------	------	------	------	------	------	--------	------	------	------	------	------	--------	------	------	------	------	------	--------	------	------	------	------	------	--------	------	------


PITCHER	IP	WLS	BF	H	R	ER	SO	BB	IBB	HBP	BLK	WP	HR	S	P	ERA	WHIP
Jeff Byrd, R ERA: 6.18 (1, 1)	0.2	L	8	5	5	5	0	1	0	0	0	0	0	7	11	67.50	9.000
Mike Willis, L ERA: 4.16 (1, 1)	7.1		30	6	1	1	3	2	0	0	0	0	0	34	42	1.23	1.091

BOTTOM

Toronto Blue Jays @ Boston Red Sox
Fenway Park, Boston, MA
Tue Sep 27 1977, 7:05 PM EDT
Unknown - 73 F

AB	R	H	RBI	BB	SO	LOB
4	1	1	0	1	0	0
5	1	2	0	0	0	3
3	1	0	0	1	2	2
0	0	0	0	0	0	0
4	1	1	2	0	0	1
4	1	2	1	0	0	1
4	1	3	1	0	0	0
3	0	0	0	1	0	5
4	0	2	2	0	1	1
4	0	0	0	0	0	3

AB	35
R	6
H	11
RBI	6
BB	3
SO	3
LOB	16



1B	2B	3B	HR	SF	SAC	DP	HBP	WP	PB	SB	CS	PA
9	2	0	0	0	0	0	0	0	0	0	0	38

WP	HR	S	P	ERA	WHIP
0	0	0	0	0	0

Batter	1	2	3	4	5	6	7	8	9	AB R H RBI BB SO LOB	TOP											
Bob Bailor, R (1, 7) OBP: 0.339, SLG: 0.410	0-0 F9		0-0 1-3		0-0 P8			0-0 1-3	0-0 BB 1B	5 0 1 0 0 0 1												
Roy Howell, L (1, 5) OBP: 0.367, SLG: 0.423	0-0 F7			0-0 BB 1B		0-0 2B		0-0 HR	4-0 BB	4 1 3 1 1 0 0												
Sam Ewing, L (1, 10) OBP: 0.337, SLG: 0.388	0-0 G1			0-3 K		0-0 P7		0-0 2B 1B	0-0 L8	5 0 1 0 0 1 4												
Ron Fairly, L (1, 3) OBP: 0.363, SLG: 0.467		0-0 5-3		0-0 F7		0-3 K		0-0 2B		4 0 1 0 0 1 2												
Otto Velez, R (1, 9) OBP: 0.367, SLG: 0.459		0-0 S 1B		4-0 1-2 BB		4-0 BB		4-0 FC5-4 BB		1 0 1 0 3 0 0												
Steve Bowling, R (1, 8) OBP: 0.332, SLG: 0.271		0-0 5-3		0-3 K		0-0 F9		0-3 K		3 0 0 0 0 1 5												
Doug Ault, R (8, PH) OBP: 0.310, SLG: 0.383		1-2								1 0 0 0 0 1 3												
Gary Woods, R (8, 8) OBP: 0.249, SLG: 0.273										0 0 0 0 0 0 0												
Rick Cerone, R (1, 2) OBP: 0.255, SLG: 0.290		0-0 F7			0-0 F4		0-3 K	0-0 FC5-4		4 0 0 0 0 1 4												
Dave McKay, S (1, 4) OBP: 0.215, SLG: 0.264			0-3 K		0-0 1B		0-3 K		0-3 K	4 0 1 0 0 3 0												
Hector Torres, R (1, 6) OBP: 0.284, SLG: 0.348			0-0 F4		0-3 K		0-0 6-3		0-0 5-3	3 0 0 0 0 1 1												
Doug Rader, R (9, PH) OBP: 0.345, SLG: 0.437										1 0 0 0 0 0 0												
Inning Stats	R: 0 E: 0 K: 0 S: 3	H: 0 LOB: 0 BB: 0 P: 3	R: 0 E: 0 K: 0 S: 4	H: 1 LOB: 1 BB: 0 P: 4	R: 0 E: 0 K: 1 S: 5	H: 0 LOB: 0 BB: 0 P: 5	R: 0 E: 0 K: 2 S: 8	H: 1 LOB: 2 BB: 1 P: 12	R: 0 E: 0 K: 1 S: 6	H: 1 LOB: 1 BB: 0 P: 6	R: 0 E: 0 K: 1 S: 6	H: 1 LOB: 2 BB: 1 P: 10	R: 0 E: 0 K: 2 S: 7	H: 0 LOB: 0 BB: 0 P: 7	R: 1 E: 0 K: 1 S: 8	H: 3 LOB: 3 BB: 1 P: 12	R: 0 E: 0 K: 1 S: 6	H: 1 LOB: 2 BB: 1 P: 10	1B: 5 2B: 2 3B: 0 HR: 1	SF: 0 SAC: 0 DP: 0 HBP: 0	WP: 0 PB: 0 SB: 1 CS: 0	PA: 39
PITCHER	IP WLS BF H R ER SO BB IBB HBP BLK WP HR S P ERA WHIP																					
Luis Tiant, R (1, 1) ERA: 4.53	7.0 W 27 4 0 0 7 2 0 0 0 0 0 0 39 47 0.00 0.857																					
Bob Stanley, R (8, 1) ERA: 4.13	0.1 4 3 1 1 0 0 0 0 0 0 0 1 4 4 27.00 9.000																					
Bill Campbell, R (8, 1) ERA: 2.82	1.2 S 8 1 0 0 2 2 0 0 0 0 0 0 10 18 0.00 1.800																					

Toronto Blue Jays @ Boston Red Sox
 Fenway Park, Boston, MA
 Tue Sep 27 1977, 7:05 PM EDT
 Att. 23,952 - Unknown

AB	35
R	1
H	8
RBI	1
BB	4
SO	9
LOB	20



WP: 0	PA: 39
PB: 0	
SB: 1	
CS: 0	

ERA	WHIP
0.00	0.857
27.00	9.000
0.00	1.800

Batter	1	2	3	4	5	6	7	8	9
Rick Burleson, R OBP: 0.338, SLG: 0.382 (1, 6)	0-0 4-3	0-0 F8		0-0 6-3		0-0 1B		0-0 1B	
Ted Cox, R OBP: 0.364, SLG: 0.452 (1, 10)	0-0 F4		0-0 2B 4-3 1B		0-0 L9	0-0 F5		0-0 F4	
Jim Rice, R OBP: 0.376, SLG: 0.591 (1, 9)	0-0 1B		0-0 4-3 1-3 2B		0-0 F5	0-3 K			
Carl Yastrzemski, L OBP: 0.373, SLG: 0.507 (1, 7)	0-0 F5		0-0 4-3		0-0 3-1		0-0 FC5-4 1B		
Carlton Fisk, R OBP: 0.400, SLG: 0.516 (1, 2)		0-0 F8	0-0 5-3			0-0 E 1B	0-0 FC5-4 G6-4-3 1B		
George Scott, R OBP: 0.342, SLG: 0.511 (1, 3)		0-0 1B 2B 1B	4-0 BB			0-0 E4 1-H 3B	0-0 G6-4-3 1-2f		
Fred Lynn, L OBP: 0.327, SLG: 0.452 (1, 8)		0-0 2B WP 4-3 1B	0-0 4-3			0-0 1B 1B 1B	0-3 K		
Butch Hobson, R OBP: 0.301, SLG: 0.493 (1, 5)		0-0 4-3 1-3 3-H 2B		0-0 L7		0-0 F9	0-0 5-3		
Denny Doyle, L OBP: 0.287, SLG: 0.306 (1, 4)		0-0 4-3		0-0 4-3		0-0 1B 1-2 1B	0-0 1B		

Inning Stats	R: 0	H: 1	E: 0	LOB: 1	K: 0	BB: 0	S: 4	P: 4
	R: 2	H: 3	E: 0	LOB: 1	K: 0	BB: 0	S: 6	P: 6
	R: 1	H: 2	E: 0	LOB: 2	K: 0	BB: 1	S: 5	P: 9
	R: 0	H: 0	E: 0	LOB: 0	K: 0	BB: 0	S: 3	P: 3
	R: 0	H: 0	E: 0	LOB: 0	K: 0	BB: 0	S: 3	P: 3
	R: 2	H: 5	E: 1	LOB: 3	K: 1	BB: 0	S: 10	P: 10
	R: 0	H: 1	E: 0	LOB: 0	K: 0	BB: 0	S: 3	P: 3
	R: 0	H: 2	E: 0	LOB: 2	K: 1	BB: 0	S: 7	P: 7

PITCHER	IP	WLS	BF	H	R	ER	SO	BB	IBB	HBP	BLK	WP	HR	S	P	ERA	WHIP
Dave Lemanczyk, R ERA: 4.41 (1, 1)	5.1	L	28	11	5	5	0	1	0	0	0	1	0	27	31	8.44	2.250
Tom Murphy, R ERA: 4.79 (6, 1)	2.2		10	3	0	0	2	0	0	0	0	0	0	14	14	0.00	1.125

BOTTOM

Toronto Blue Jays @ Boston Red Sox
Fenway Park, Boston, MA
Tue Sep 27 1977, 7:05 PM EDT
Att. 23,952 - Unknown

AB	R	H	RBI	BB	SO	LOB
5	0	2	0	0	0	1
5	1	1	0	0	0	5
4	0	2	0	0	1	3
4	0	1	1	0	0	2
4	1	1	0	0	0	2
3	2	2	1	1	0	1
4	1	2	0	0	1	2
4	0	1	1	0	0	1
4	0	2	1	0	0	1

AB	37
R	5
H	14
RBI	4
BB	1
SO	2
LOB	18



1B	2B	3B	HR	SF	SAC	DP	HBP	WP	PA
11	2	1	0	0	1	0	0	1	38

1B	2B	3B	HR	SF	SAC	DP	HBP	WP	PA
11	2	1	0	0	1	0	0	1	38

Batter	1	2	3	4	5	6	7	8	9	AB R H RBI BB SO LOB	TOP
Gary Woods, R OBP: 0.243, SLG: 0.266 (1, 8) X	0-0 6-3		0-0 6-3		0-0 FC2-6 1B		0-0 G3		0-3 K	5 0 0 0 0 1 3	
Bob Bailor, R OBP: 0.339, SLG: 0.410 (1, 7) X	0-0 5-3		0-0 FC5-2		0-0 2B 1B		0-0 1B		0-0 F9	5 0 2 1 0 0 1	
Otto Velez, R OBP: 0.368, SLG: 0.462 (1, 10) X	0-0 6-3		0-0 4-3		0-0 2B		0-0 G4-3 1B			4 0 2 0 0 0 1	
Doug Rader, R OBP: 0.346, SLG: 0.438 (1, 3) X		0-0 SH3-4 1B 6-3 1B		0-0 SH1-4 BB FC6-2-5 1B		0-0 F9		0-0 G4-3		4 1 2 0 0 0 4	
Roy Howell, L OBP: 0.371, SLG: 0.433 (1, 5) X		0-0 6-3 SH3-4 1B		4-0 SH1-4 BB		0-0 HR		0-0 F8		3 1 2 1 1 0 0	
Dave McKay, S OBP: 0.217, SLG: 0.266 (1, 4) X		0-0 SH3-4		0-0 SH1-4		0-3 K		0-0 FC4-6 1B		2 0 1 0 0 1 0	
Steve Bowling, R OBP: 0.330, SLG: 0.270 (1, 9) X		0-0 6-3		0-0 FC6-2-5 FC4-6		0-0 G1-4-3 1B		0-0 F2		4 0 1 1 0 0 4	
Rick Cerone, R OBP: 0.245, SLG: 0.278 (1, 2) X		0-0 5-3		0-0 FC4-6		0-0 G1-4-3		0-0 FC4-6		4 0 0 0 0 0 5	
Tim Nordbrook, R OBP: 0.295, SLG: 0.224 (1, 6) X			0-0 E9 6-3 FC5-2		0-0 FC2-6 1B		0-0 1B 3B		0-0 4-3	4 1 2 0 0 0 0	
Inning Stats	R: 0 E: 0 K: 0 S: 3 H: 0 LOB: 0 BB: 0 P: 3	R: 1 E: 0 K: 0 S: 5 H: 2 LOB: 1 BB: 0 P: 5	R: 0 E: 1 K: 0 S: 4 H: 0 LOB: 1 BB: 0 P: 4	R: 0 E: 0 K: 0 S: 4 H: 1 LOB: 2 BB: 1 P: 8	R: 0 E: 0 K: 0 S: 5 H: 3 LOB: 2 BB: 0 P: 5	R: 1 E: 0 K: 1 S: 6 H: 2 LOB: 0 BB: 0 P: 6	R: 1 E: 0 K: 0 S: 5 H: 3 LOB: 1 BB: 0 P: 5	R: 0 E: 0 K: 0 S: 4 H: 1 LOB: 1 BB: 0 P: 4	R: 0 E: 0 K: 1 S: 5 H: 0 LOB: 0 BB: 0 P: 5	1B: 9 2B: 1 3B: 1 HR: 1 SF: 0 SAC: 2 DP: 2 HBP: 0	WP: 0 PB: 0 SB: 0 CS: 0 PA: 38
PITCHER Bill Lee, L ERA: 4.43 (1, 1)	IP 9.0 WLS L BF 38 H 12 R 3 ER 3 SO 2 BB 1 IBB 0 HBP 0 BLK 0 WP 0 HR 1 S 41 P 45 ERA 3.00 WHIP 1.444										

Toronto Blue Jays @ Boston Red Sox
 Fenway Park, Boston, MA
 Wed Sep 28 1977, 7:05 PM EDT
 Att. 20,362 - Unknown - 67 F

livebaseballscorecards.com

AB	35
R	3
H	12
RBI	3
BB	1
SO	2
LOB	18




Batter	1	2	3	4	5	6	7	8	9	AB R H RBI BB SO LOB
Rick Burleson, R (1, 6) OBP: 0.337, SLG: 0.382	0-0 1B		0-0 F7		0-0 5-6-3		0-0 F8			4 0 1 0 0 0 2
Ted Cox, R (1, 10) OBP: 0.333, SLG: 0.413	0-3 K		0-0 FC6-4 1-2f		0-3 K		0-3 K 1-2			4 0 0 0 0 3 3
Jim Rice, R (1, 9) OBP: 0.376, SLG: 0.590	0-3 K		0-3 K		0-0 1B			4-0 FC4-6 BB		3 0 1 0 1 2 2
Carl Yastrzemski, L (1, 7) OBP: 0.374, SLG: 0.512	0-0 4-3			4-0 1B BB		0-0 HR		0-0 FC4-6 1-2f		3 2 1 1 1 0 2
Carlton Fisk, R (1, 2) OBP: 0.399, SLG: 0.516		0-0 F9 2B		0-0 L9		0-0 G3		0-0 F8		4 0 1 0 0 0 2
George Scott, R (1, 3) OBP: 0.340, SLG: 0.507		0-0 F9 2-3		0-3 K		0-3 K		0-3 K		4 0 0 0 0 3 3
Fred Lynn, L (1, 8) OBP: 0.328, SLG: 0.453		0-0 5-3		0-0 1B 1-2 1B		0-0 CS 1B			0-0 F4	4 0 2 0 0 0 1
Butch Hobson, R (1, 5) OBP: 0.301, SLG: 0.491		0-0 P9		0-0 CS 1-3 2-H 1B		0-0 CS 1-2	0-3 K		0-0 5-3	4 0 1 1 0 1 1
Denny Doyle, L (1, 4) OBP: 0.289, SLG: 0.308 Bob Bailey, R (9, PH) OBP: 0.344, SLG: 0.375			0-0 FC6-4 1B		0-0 1-3		0-0 WP 1B		0-3 K	3 0 2 0 0 0 2 1 0 0 0 0 1 0

Inning Stats	R: 0 E: 0 K: 2 S: 8	H: 1 LOB: 1 BB: 0 P: 8	R: 0 E: 0 K: 0 S: 4	H: 1 LOB: 1 BB: 0 P: 4	R: 0 E: 1 K: 1 S: 6	H: 1 LOB: 1 BB: 0 P: 6	R: 1 E: 0 K: 1 S: 7	H: 2 LOB: 2 BB: 1 P: 11	R: 0 E: 0 K: 1 S: 5	H: 1 LOB: 1 BB: 0 P: 5	R: 1 E: 0 K: 1 S: 6	H: 2 LOB: 0 BB: 0 P: 6	R: 0 E: 0 K: 2 S: 8	H: 1 LOB: 1 BB: 0 P: 8	R: 0 E: 0 K: 1 S: 5	H: 0 LOB: 1 BB: 1 P: 9	R: 0 E: 0 K: 1 S: 5	H: 0 LOB: 0 BB: 0 P: 5	1B: 7 2B: 1 3B: 0 HR: 1	SF: 0 SAC: 0 DP: 0 HBP: 0	WP: 1 PB: 0 SB: 0 CS: 1	PA: 37
--------------	------------------------------	---------------------------------	------------------------------	---------------------------------	------------------------------	---------------------------------	------------------------------	----------------------------------	------------------------------	---------------------------------	------------------------------	---------------------------------	------------------------------	---------------------------------	------------------------------	---------------------------------	------------------------------	---------------------------------	----------------------------------	------------------------------------	----------------------------------	--------

PITCHER	IP	WLS	BF	H	R	ER	SO	BB	IBB	HBP	BLK	WP	HR	S	P	ERA	WHIP
Jesse Jefferson, R (1, 1) ERA: 4.31	1.1		6	2	0	0	2	0	0	0	0	0	0	10	10	0.00	1.500
Pete Vuckovich, R (2, 1) ERA: 3.51	7.2	W	30	7	2	2	8	2	0	0	0	1	1	44	52	2.35	1.174

Toronto Blue Jays @ Boston Red Sox
Fenway Park, Boston, MA
Wed Sep 28 1977, 7:05 PM EDT
Att: 20,362 - Unknown - 67 F

AB	34
R	2
H	9
RBI	2
BB	2
SO	10
LOB	18



Batter	1	2	3	4	5	6	7	8	9	AB R H RBI BB SO LOB	TOP																								
Gary Woods, R OBP: 0.243, SLG: 0.266 (1, 8) X	0-0 4-3		0-0 SH3-4		0-0 1B BB 1B	0-0 6-3			0-3 K	4 1 1 0 0 1 0																									
Bob Bailor, R OBP: 0.339, SLG: 0.409 (1, 7) X	0-0 1B E 1B		0-0 6-3		0-0 F7		0-0 6-3			4 1 1 0 0 0 2																									
Roy Howell, L OBP: 0.372, SLG: 0.432 (1, 5) X	0-0 E9 1B 1-H		0-3 K		4-0 1B BB BB BB		0-0 5-3			3 0 1 0 1 1 1																									
Ron Fairly, L OBP: 0.362, SLG: 0.467 (1, 3) X	0-0 P8			0-0 4-3 SF8 2B	0-3 K		0-0 3-1			4 1 1 0 0 1 3																									
Sam Ewing, L OBP: 0.340, SLG: 0.388 (1, 10) X	0-0 G3			0-0 4-3 2-3	0-0 BB 1B 1-2 2-H		4-0 G4-6-3 BB			3 0 1 1 1 0 2																									
Steve Bowling, R OBP: 0.329, SLG: 0.267 (1, 9) X		0-0 F6		0-0 SF8 3-H	4-0 FC6-4 BB 1-2 2-3		0-3 K			2 0 0 1 1 1 1																									
Dave McKay, S OBP: 0.217, SLG: 0.266 (1, 4) X		0-0 6-3		0-0 1B 1B	0-0 FC6-4 1-2f		0-0 G4-6-3 1-2f			4 0 1 0 0 0 4																									
Alan Ashby, S OBP: 0.301, SLG: 0.282 (1, 2) X		0-0 G3		0-0 1B 1-3	4-0 G1-6-3 BB		0-0 F8			3 0 1 0 1 0 0																									
Tim Nordbrook, R OBP: 0.297, SLG: 0.228 (1, 6) X			0-0 6-3 SH3-4 1B	0-0 F9	0-0 G1-6-3 1-2f		0-0 5-3			3 0 1 0 0 0 3																									
Otto Velez, R OBP: 0.367, SLG: 0.461 (9, PH) X										1 0 0 0 0 0 0																									
Inning Stats	R: 1 E: 1 K: 0 S: 5	H: 2 LOB: 1 BB: 0 P: 5	R: 0 E: 0 K: 0 S: 3	H: 0 LOB: 0 BB: 0 P: 3	R: 0 E: 0 K: 1 S: 6	H: 1 LOB: 1 BB: 0 P: 6	R: 1 E: 0 K: 0 S: 6	H: 3 LOB: 2 BB: 0 P: 6	R: 1 E: 0 K: 1 S: 7	H: 2 LOB: 3 BB: 2 P: 15	R: 0 E: 0 K: 0 S: 2	H: 0 LOB: 0 BB: 1 P: 6	R: 0 E: 0 K: 0 S: 3	H: 0 LOB: 0 BB: 0 P: 3	R: 0 E: 0 K: 1 S: 4	H: 0 LOB: 0 BB: 1 P: 8	R: 0 E: 0 K: 1 S: 5	H: 0 LOB: 0 BB: 0 P: 5	1B: 7 2B: 1 3B: 0 HR: 0	SF: 1 SAC: 1 DP: 2 HBP: 0	WP: 0 PB: 0 SB: 0 CS: 0	PA: 37													
PITCHER	IP WLS BF H R ER SO BB IBB HBP BLK WP HR S P ERA WHIP																																		
Mike Paxton, R ERA: 3.81 (1, 1)	4.2	24	8	3	2	2	2	0	0	0	0	0	26	34	3.86	2.143																			
Bob Stanley, R ERA: 4.01 (5, 1)	4.1	W	13	0	0	0	2	2	0	0	0	0	15	23	0.00	0.462																			

Toronto Blue Jays @ Boston Red Sox
 Fenway Park, Boston, MA
 Thu Sep 29 1977, 3:33 AM EDT
 Att. 12,240 - Unknown - 62 F

livebaseballscorecards.com

AB	31
R	3
H	8
RBI	2
BB	4
SO	4
LOB	16



Batter	1	2	3	4	5	6	7	8	9
Rick Burleson, R OBP: 0.338, SLG: 0.381 (1, 6)	0-3 K			0-0 2B HR 1B	4-0 1B SF8 BB		0-0 F9		
Ted Cox, R OBP: 0.365, SLG: 0.460 (1, 10)	0-0 F8			0-0 1-3 HR 2B	0-0 1-3 1B			0-0 2B 1B 1B	
Jim Rice, R OBP: 0.376, SLG: 0.593 (1, 9) (7, 7)	0-3 K			0-0 2-H 3-H HR	0-0 3-H SF8			0-0 F9	
Carl Yastrzemski, L OBP: 0.372, SLG: 0.509 Rick Miller, L OBP: 0.341, SLG: 0.333 (1, 7) (7, 9)		0-0 G3		0-0 F9	0-0 F5			0-0 1B BB 2B	
Carlton Fisk, R OBP: 0.399, SLG: 0.516 (1, 2)		0-3 K		0-0 BLK 1B		0-0 F2		0-0 BB BB 1B	
George Scott, R OBP: 0.339, SLG: 0.504 (1, 3)		0-0 L8		0-0 6-3		0-0 L9		0-0 BB BB	
Fred Lynn, L OBP: 0.327, SLG: 0.450 (1, 8)			0-0 3-1	0-0 F8		0-0 F4		4-0 1-2 2-3 3-H BB	
Butch Hobson, R OBP: 0.300, SLG: 0.491 (1, 5)		0-3 K			0-0 SH3-1 1B 2B		0-0 6-3	0-0 F6	
Steve Dillard, R OBP: 0.264, SLG: 0.292 (1, 4)			0-0 F4		0-0 SH3-1		0-0 F8	0-3 K	

Inning Stats	R: 0	H: 0	E: 0	K: 2	S: 7	LOB: 0	BB: 0	P: 7	R: 0	H: 0	E: 0	K: 1	S: 5	LOB: 0	BB: 0	P: 5	R: 0	H: 0	E: 0	K: 1	S: 5	LOB: 0	BB: 0	P: 5	R: 3	H: 4	E: 0	K: 0	S: 7	LOB: 1	BB: 0	P: 7	R: 2	H: 2	E: 0	K: 0	S: 5	LOB: 1	BB: 1	P: 9	R: 0	H: 0	E: 0	K: 0	S: 3	LOB: 0	BB: 0	P: 3	R: 0	H: 0	E: 0	K: 0	S: 3	LOB: 0	BB: 0	P: 3	R: 2	H: 3	E: 0	K: 1	S: 8	LOB: 3	BB: 2	P: 16
--------------	------	------	------	------	------	--------	-------	------	------	------	------	------	------	--------	-------	------	------	------	------	------	------	--------	-------	------	------	------	------	------	------	--------	-------	------	------	------	------	------	------	--------	-------	------	------	------	------	------	------	--------	-------	------	------	------	------	------	------	--------	-------	------	------	------	------	------	------	--------	-------	-------

PITCHER	IP	WLS	BF	H	R	ER	SO	BB	IBB	HBP	BLK	WP	HR	S	P	ERA	WHIP
Jerry Garvin, L ERA: 4.19 (1, 1)	7.1	L	32	9	7	7	4	1	0	0	1	0	1	39	43	8.59	1.364
Jerry Johnson, R ERA: 4.6 (8, 1)	0.2		4	0	0	0	1	2	0	0	0	0	0	4	12	0.00	3.000


BOTTOM

Toronto Blue Jays @ Boston Red Sox
Fenway Park, Boston, MA

Thu Sep 29 1977, 3:33 AM EDT
Att: 12,240 - Unknown - 62 F

AB	R	H	RBI	BB	SO	LOB
3	2	1	0	1	1	0
4	2	3	1	0	0	0
3	1	1	4	0	1	1
3	0	0	0	0	0	1
1	1	1	0	0	0	0
4	0	2	1	0	1	0
3	0	0	0	1	0	1
3	0	0	1	1	0	1
4	1	1	0	0	1	3
3	0	0	0	0	1	3

AB	31
R	7
H	9
RBI	7
BB	3
SO	5
LOB	10



WP	PA
0	36

1B	SF	WP	PA
5	1	0	36
2B	SAC	PB	
3B	DP	SB	
HR	HBP	CS	

livebaseballscorecards.com

Batter	1	2	3	4	5	6	7	8	9	10	11	AB R H RBI BB SO LOB	TOP
Jim Norris, L (1, 9) OBP: 0.360, SLG: 0.362	0-0 3-1		0-3 K			0-0 3B 1B		0-0 1-3		0-0 F7		5 1 2 0 0 1 2	
Dave Oliver, L (1, 4) OBP: 0.478, SLG: 0.474	0-0 6-3		0-0 G3			0-0 3B		0-0 1-3			0-0 4-3	5 0 1 1 0 0 2	
Larvell Blanks, R (1, 5) OBP: 0.320, SLG: 0.394	0-0 FC5-4 1B				0-3 K	0-0 1-3			0-0 1B		0-0 6-3	5 0 2 0 0 1 1	
Andre Thornton, R (1, 3) OBP: 0.378, SLG: 0.529	0-0 FC5-4				0-0 F8	0-3 K			0-0 F8		0-0 2B	5 0 1 0 0 1 3	
Bruce Bochte, L (1, 7) OBP: 0.358, SLG: 0.392		0-0 G4-6-3 1B			0-3 K		0-0 6-3		0-0 F6		4-0 FC5-4 IBB	4 0 1 0 1 1 1	
John Lowenstein, L (1, 10) OBP: 0.335, SLG: 0.376 Rico Carty, R (11, PH) OBP: 0.355, SLG: 0.432		0-0 G4-6-3			0-3 K		0-3 K		0-3 K		0-0 FC5-4	4 0 0 0 0 3 2 1 0 0 0 0 0 2	
Ron Pruitt, R (1, 2) OBP: 0.369, SLG: 0.382		0-0 6-3			0-0 5-3		0-0 F8			0-0 5-3		4 0 0 0 0 0 0	AB 41 R 1 H 11 RBI 1 BB 1 SO 7 LOB 16
Rick Manning, L (1, 8) OBP: 0.283, SLG: 0.343			0-0 G3 2B		0-0 CS 1B			0-0 1B 1B		0-0 6-3 1B		4 0 4 0 0 0 0	
Alfredo Griffin, S (1, 6) OBP: 0.200, SLG: 0.162			0-0 G3		0-0 CS	0-0 4-3		0-0 F9		0-0 6-3		4 0 0 0 0 0 3	
Inning Stats	R: 0 H: 1 E: 0 LOB: 1 K: 0 BB: 0 S: 4 P: 4	R: 0 H: 1 E: 0 LOB: 0 K: 0 BB: 0 S: 3 P: 3	R: 0 H: 1 E: 0 LOB: 1 K: 1 BB: 0 S: 6 P: 6	R: 0 H: 0 E: 0 LOB: 0 K: 2 BB: 0 S: 7 P: 7	R: 0 H: 1 E: 0 LOB: 0 K: 1 BB: 0 S: 5 P: 5	R: 1 H: 2 E: 0 LOB: 1 K: 1 BB: 0 S: 7 P: 7	R: 0 H: 0 E: 0 LOB: 0 K: 1 BB: 0 S: 5 P: 5	R: 0 H: 2 E: 0 LOB: 1 K: 0 BB: 0 S: 4 P: 4	R: 0 H: 1 E: 0 LOB: 1 K: 1 BB: 0 S: 6 P: 6	R: 0 H: 1 E: 0 LOB: 1 K: 0 BB: 1 S: 4 P: 4	R: 0 H: 1 E: 0 LOB: 2 K: 0 BB: 1 S: 4 P: 8	1B: 8 SF: 0 2B: 2 SAC: 0 3B: 1 DP: 1 HR: 0 HBP: 0	WP: 0 PA: 43 PB: 0 SB: 1 CS: 1
PITCHER Dave Lemanczyk, R (1, 1) ERA: 4.25	IP WLS BF H R ER SO BB IBB HBP BLK WP HR S P ERA WHIP												
	11.0 W 42 11 1 1 7 0 1 0 0 0 0 0 55 59 0.82 1.000												

Cleveland Indians @ Toronto Blue Jays
Exhibition Stadium, Toronto, ON
Sun Oct 02 1977, 3:33 AM EDT
Unknown - 49 F

livebaseballscorecards.com



Batter	1	2	3	4	5	6	7	8	9	10	11	AB R H RBI BB SO LOB	BOTTOM																							
Gary Woods, R (1, 8) OBP: 0.251, SLG: 0.270	0-0 F7			0-0 5-3		0-0 L4-3 1B		4-0 BB			0-0 FC6-4 SH2-4 WP 1B	4 1 2 1 1 0 0	Cleveland Indians @ Toronto Blue Jays Exhibition Stadium, Toronto, ON Sun Oct 02 1977, 3:33 AM EDT Unknown - 49 F																							
Bob Bailor, R (1, 7) OBP: 0.336, SLG: 0.405	0-0 5-3			0-0 5-3		0-0 L4-3 1-2		0-0 5-3			0-0 SH2-4 1-2	4 0 0 0 0 0 2																								
Roy Howell, L (1, 5) OBP: 0.375, SLG: 0.430	0-0 6-3			0-0 F4			4-0 F9 SH1-4 BB		4-0 SH2-4 BB		4-0 FC6-4 IBB	2 0 0 0 3 0 0																								
Ron Fairly, L (1, 3) OBP: 0.362, SLG: 0.465		0-0 F9			4-0 SH2-4 BB		0-0 SH1-4 1-2		0-0 SH2-4 1-2		0-0 FC6-4 1-2f 2-3	2 0 0 0 1 0 2																								
Sam Ewing, L (1, 10) OBP: 0.338, SLG: 0.386		0-3 K			0-0 SH2-4 1-2		0-0 F9 2-3		4-0 G5-4-3 IBB		0-0 WP 3-H	1 0 0 0 0 1 0 2 0 0 0 1 0 2																								
Doug Rader, R (7, PH) OBP: 0.347, SLG: 0.437																																				
Steve Bowling, R (1, 9) OBP: 0.328, SLG: 0.263		0-0 F9			0-3 K 1-2		4-0 BB		0-0 G5-4-3 1-2f			3 0 0 0 1 1 3																								
Dave McKay, S (1, 4) OBP: 0.214, SLG: 0.262			0-3 K		0-0 F7		0-0 F6			0-0 5-3		4 0 0 0 0 1 3																								
Alan Ashby, S (1, 2) OBP: 0.301, SLG: 0.280			0-0 5-3			4-0 F9 1B BB		0-0 F3		0-0 F4		3 1 0 0 1 0 0																								
Tim Nordbrook, R (1, 6) OBP: 0.290, SLG: 0.222			0-3 K			0-0 F9 1-3		0-3 K		0-0 F8		2 0 0 0 0 1 1 1 0 0 0 0 1 0 1 0 0 0 0 0 0																								
Otto Velez, R (8, PH) OBP: 0.367, SLG: 0.460																																				
Hector Torres, R (9, 6) OBP: 0.283, SLG: 0.347																																				
Inning Stats	R: 0 E: 0 K: 0 S: 3	H: 0 LOB: 0 BB: 0 P: 3	R: 0 E: 0 K: 1 S: 5	H: 0 LOB: 0 BB: 0 P: 5	R: 0 E: 0 K: 2 S: 7	H: 0 LOB: 0 BB: 0 P: 7	R: 0 E: 0 K: 1 S: 5	H: 0 LOB: 1 BB: 1 P: 9	R: 1 E: 1 K: 0 S: 3	H: 1 LOB: 0 BB: 1 P: 7	R: 0 E: 0 K: 1 S: 5	H: 0 LOB: 1 BB: 1 P: 9	R: 0 E: 0 K: 0 S: 2	H: 0 LOB: 1 BB: 2 P: 10	R: 0 E: 0 K: 0 S: 3	H: 0 LOB: 0 BB: 0 P: 3	R: 1 E: 0 K: 0 S: 3	H: 1 LOB: 1 BB: 1 P: 7	1B: 2 2B: 1 3B: 0 HR: 0	SF: 0 SAC: 4 DP: 2 HBP: 0	WP: 1 PA: 41 PB: 0 SB: 0 CS: 0															
PITCHER	IP WLS BF H R ER SO BB IBB HBP BLK WP HR S P ERA WHIP																																			
Jim Bibby, R (1, 1) ERA: 3.53	6.0	20	1	1	0	4	2	0	0	0	0	0	0	26	34	0.00	0.500																			
Don Hood, L (7, 1) ERA: 3.0	4.0	16	0	0	0	1	4	1	0	0	0	0	0	13	33	0.00	1.000																			
Larry Andersen, R (11, 1) ERA: 3.14	0.2	L 5	1	1	1	0	0	1	0	0	1	0	0	3	7	13.50	1.500																			

AB	29
R	2
H	2
RBI	1
BB	8
SO	5
LOB	13



livebaseballscores.com

Batter	1	2	3	4	5	6	7	8	9	AB R H RBI BB SO LOB	TOP									
Jim Norris, L (1, 9) OBP: 0.360, SLG: 0.364	0-0 SH1-4-3 1B 2B	4-0 WP BB BB		0-0 F4		0-0 F8		0-0 F9		4 1 1 0 1 0 4										
Dave Oliver, L (1, 4) OBP: 0.444, SLG: 0.409	0-0 SH1-4-3 2-3	4-0 WP 1B BB			0-0 F5		0-0 4-3	0-0 4-3		3 1 0 0 1 0 2										
Larvell Blanks, R (1, 5) OBP: 0.324, SLG: 0.398	0-0 WP E 1B	0-0 1-H 2-3 1B			0-0 F9		0-0 BB 1B		0-0 F9	5 1 3 2 0 0 0										
Andre Thornton, R (1, 3) OBP: 0.378, SLG: 0.527	4-0 1-2 E BB	0-0 1-3			4-0 BB		0-0 F9		H 1-0 S HBP	2 1 0 0 2 0 2										
Bruce Bochte, L (1, 7) OBP: 0.358, SLG: 0.394	0-0 E1 FC6 2B		0-0 2-3		0-3 K		4-0 BB		0-0 5-3	2 1 1 2 0 0 0 2 0 0 0 1 1 2										
Ron Pruitt, R (5, PH) OBP: 0.369, SLG: 0.379																				
Rick Manning, L (1, 8) OBP: 0.262, SLG: 0.337	4-0 FC6 BB		0-0 F8			0-0 F8		0-3 K	0-0 F8	4 0 0 0 1 1 3										
Charlie Spikes, R (1, 10) OBP: 0.321, SLG: 0.347	0-0 FC6 1-2f 3-H		0-3 K			4-0 FC6-4 BB		4-0 FC6-5 HBP BB		2 0 0 1 2 1 1	AB 31 R 5 H 6 RBI 5 BB 8 SO 4 LOB 18									
Fred Kendall, R (1, 2) OBP: 0.283, SLG: 0.325	0-0 5-3			0-3 K		0-0 FC6-4 1B		H 1-0 FC6-5 HBP		3 0 0 0 0 1 2										
Alfredo Griffin, S (1, 6) OBP: 0.205, SLG: 0.171		0-0 F9		0-0 L5		0-0 1B		0-0 FC6-5		4 0 1 0 0 0 2										
Inning Stats	R: 4 E: 1 K: 0 S: 6	H: 3 LOB: 1 BB: 2 P: 14	R: 1 E: 0 K: 0 S: 3	H: 1 LOB: 1 BB: 2 P: 11	R: 0 E: 0 K: 1 S: 5	H: 0 LOB: 0 BB: 0 P: 5	R: 0 E: 0 K: 1 S: 5	H: 0 LOB: 1 BB: 1 P: 9	R: 0 E: 0 K: 0 S: 4	H: 1 LOB: 2 BB: 1 P: 8	R: 0 E: 0 K: 1 S: 6	H: 1 LOB: 2 BB: 1 P: 10	R: 0 E: 0 K: 0 S: 3	H: 0 LOB: 2 BB: 1 P: 8	R: 0 E: 0 K: 0 S: 3	H: 0 LOB: 1 BB: 0 P: 4	1B: 4 2B: 2 3B: 0 HR: 0	SF: 0 SAC: 1 DP: 0 HBP: 2	WP: 2 PB: 0 SB: 1 CS: 0	PA: 42
PITCHER	IP WLS BF H R ER SO BB IBB HBP BLK WP HR S P ERA WHIP																			
Jim Clancy, R (1, 1) ERA: 5.05	1.1 L 11 3 5 4 0 4 4 0 0 0 1 0 7 23 27.00 5.250																			
Mike Willis, L (2, 1) ERA: 3.94	5.2 22 3 0 0 4 3 0 0 0 1 0 27 39 0.00 1.059																			
Pete Vuckovich, R (8, 1) ERA: 3.47	2.0 9 0 0 0 0 1 0 2 0 0 0 6 12 0.00 0.500																			

Cleveland Indians @ Toronto Blue Jays
Exhibition Stadium, Toronto, ON
Sun Oct 02 1977, 3:38 AM EDT
Att: 27,789 - Unknown

livebaseballscorecards.com



BOTTOM

Cleveland Indians @ Toronto Blue Jays
Exhibition Stadium, Toronto, ON

Sun Oct 02 1977, 3:38 AM EDT
Att. 27,789 - Unknown

livebaseballscorecards.com

AB	35
R	4
H	8
RBI	4
BB	3
SO	6
LOB	16



WP:	1	PA:	38
PB:	0	SB:	0
CS:	0		

AB	R	H	RBI	BB	SO	LOB
5	0	0	0	0	1	2
5	0	1	0	0	0	0
3	0	1	1	0	0	0
0	0	0	0	1	0	0
4	1	1	0	0	1	3
4	0	1	0	0	1	1
3	1	2	1	1	1	1
3	1	0	0	1	2	4
4	1	2	1	0	0	3
2	0	0	0	0	0	1
1	0	0	1	0	0	1
1	0	0	0	0	0	0

Batter	1	2	3	4	5	6	7	8	9
Gary Woods, R (1, 8) OBP: 0.246, SLG: 0.264	0-0 6-3		0-3 K		0-0 F7	0-0 6-3			0-0 6-3
Bob Bailor, R (1, 7) OBP: 0.335, SLG: 0.403	0-0 F9		0-0 F8		0-0 1B WP 1-2 1B			0-0 1-3	0-0 6-3
Sam Ewing, L (1, 10) Doug Rader, R (7, PH) OBP: 0.338, SLG: 0.385 OBP: 0.348, SLG: 0.437	0-0 4-3			0-0 F8	0-0 FC6 1-3 2-H 1B			4-0 G6-4-3 BB	
Roy Howell, L (1, 5) OBP: 0.374, SLG: 0.430		0-3 K		0-0 1B 2B	0-0 FC6 1-2f			0-0 G6-4-3 1-2f	
Doug Ault, R (1, 3) OBP: 0.310, SLG: 0.382		0-0 1B 1B		0-3 K		0-0 F3		0-0 E6 FC5-4	
Dave McKay, S (1, 4) OBP: 0.222, SLG: 0.266		0-0 1-2 1B		0-0 2-H 1B		4-0 BB 2B BB		0-3 K	
Rick Cerone, R (1, 2) OBP: 0.245, SLG: 0.270		0-3 K		0-3 K		4-0 2B 1-2 6-3 BB		0-0 F3	
Steve Bowling, R (1, 9) OBP: 0.330, SLG: 0.273		0-0 F7			0-0 WP 1B 1B	0-0 1-3 2-H 2B		0-0 FC5-4 1-2f	
Tim Nordbrook, R (1, 6) Otto Velez, R (6, PH) Hector Torres, R (7, 6) OBP: 0.284, SLG: 0.217 OBP: 0.366, SLG: 0.458 OBP: 0.282, SLG: 0.346			0-0 F9		0-0 F7	0-0 6-3			0-0 6-3

Inning Stats	R: 0	H: 0	E: 0	K: 0	S: 3	LOB: 0	BB: 0	P: 3	R: 0	H: 2	E: 0	K: 2	S: 9	LOB: 2	BB: 0	P: 9	R: 0	H: 0	E: 0	K: 1	S: 5	LOB: 0	BB: 0	P: 5	R: 1	H: 2	E: 0	K: 2	S: 9	LOB: 1	BB: 0	P: 9	R: 1	H: 3	E: 0	K: 0	S: 6	LOB: 2	BB: 0	P: 6	R: 2	H: 1	E: 0	K: 0	S: 4	LOB: 1	BB: 2	P: 12	R: 0	H: 0	E: 0	K: 0	S: 2	LOB: 0	BB: 1	P: 6	R: 0	H: 0	E: 1	K: 1	S: 6	LOB: 1	BB: 0	P: 6	R: 0	H: 0	E: 0	K: 0	S: 3	LOB: 0	BB: 0	P: 3	1B: 6	SF: 0	2B: 2	SAC: 0	3B: 0	DP: 1	HR: 0	HBP: 0	WP: 1	PA: 38
--------------	------	------	------	------	------	--------	-------	------	------	------	------	------	------	--------	-------	------	------	------	------	------	------	--------	-------	------	------	------	------	------	------	--------	-------	------	------	------	------	------	------	--------	-------	------	------	------	------	------	------	--------	-------	-------	------	------	------	------	------	--------	-------	------	------	------	------	------	------	--------	-------	------	------	------	------	------	------	--------	-------	------	-------	-------	-------	--------	-------	-------	-------	--------	-------	--------

PITCHER	IP	WLS	BF	H	R	ER	SO	BB	IBB	HBP	BLK	WP	HR	S	P	ERA	WHIP
Cardell Camper, R (1, 1) ERA: 3.86	5.1	W	25	7	4	4	5	2	0	0	0	1	0	33	41	6.75	1.688
Rick Waits, L (6, 1) ERA: 3.99	3.2	S	13	1	0	0	1	1	0	0	0	0	0	14	18	0.00	0.545