

Toronto Blue Jays - 1977

Batter	1	2	3	4	5	6	7	8	9	AB	R	H	RBI	BB	SO	LOB	TOP					
Ralph Garr, L OBP: 0.455, SLG: 0.500 (1, 7)	0-0 4-3	0-0 4-3							0-0 4-3	5	1	1	0	0	0	3	Chicago White Sox @ Toronto Blue Jays Exhibition Stadium, Toronto, ON Sat Apr 09 1977, 3:33 AM EST Att: 18,214 - Unknown - 43 F					
Alan Bannister, R OBP: 0.444, SLG: 0.375 (1, 6)	4-0 BB		0-0 FC3-6 1B		0-0 2H 1B		0-0 F8			3	1	2	1	1	0	0						
Jorge Orta, L (1, 4)	4-0 1-2 BB		0-0 FC3-6 G1-4-3 1-2		0-3 K		0-0 4-3			3	0	0	0	1	1	2						
Richie Zisk, R OBP: 0.600, SLG: 1.000 (1, 9)	0-3 K		0-0 G1-4-3 1-2		0-0 1B					4	0	2	1	0	1	3						
Jim Spencer, L OBP: 0.300, SLG: 0.300 (1, 3)	0-0 G3			0-3 K	0-0 1B					4	0	1	0	0	2	3						
Oscar Gamble, L OBP: 0.400, SLG: 0.571 (1, 10)		0-3 K		0-0 HR	0-0 G3					4	1	1	1	0	2	2						
Eric Soderholm, R OBP: 0.444, SLG: 0.375 (1, 5)		0-0 S 1B		4-0 CS BB		0-0 F8			0-0 6-3	3	0	1	0	1	0	0						
Chet Lemon, R (1, 8)		0-3 K		0-0 5-3 1-2		0-0 6-3			0-0 1-3	4	0	0	0	0	1	2						
Brian Downing, R OBP: 0.667, SLG: 0.500 (1, 2)		4-0 1-2 BB			0-0 3-1		0-0 P6		4-0 BB	2	0	0	0	2	0	0						
Inning Stats	R: 0 E: 0 K: 1 S: 5	H: 0 LOB: 2 BB: 2 P: 13	R: 0 E: 0 K: 2 S: 8	H: 1 LOB: 2 BB: 1 P: 12	R: 0 E: 0 K: 0 S: 3	H: 1 LOB: 0 BB: 0 P: 3	R: 1 E: 0 K: 1 S: 5	H: 1 LOB: 0 BB: 1 P: 9	R: 2 E: 0 K: 0 S: 9	H: 4 LOB: 2 BB: 0 P: 9	R: 0 E: 0 K: 0 S: 3	H: 0 LOB: 0 BB: 0 P: 3	R: 0 E: 0 K: 0 S: 3	H: 0 LOB: 0 BB: 0 P: 3	R: 0 E: 0 K: 2 S: 7	H: 1 LOB: 0 BB: 1 P: 7	R: 0 E: 0 K: 0 S: 3	H: 0 LOB: 1 BB: 1 P: 7	1B: 6 2B: 2 3B: 0 HR: 1	SF: 0 SAC: 0 DP: 2 HBP: 0	WP: 0 PB: 0 CS: 2	PA: 37
PITCHER Dave Lemanczyk, R ERA: 3.0 (1, 1)	IP: 9.0 WLS: L BF: 37 H: 8 R: 3 ER: 3 SO: 7 BB: 5 IBB: 0 HBP: 0 BLK: 0 WP: 0 HR: 1 S: 46 P: 66 ERA: 3.00 WHIP: 1.444															PITCHER						

Batter	1	2	3	4	5	6	7	8	9	AB	R	H	RBI	BB	SO	LOB	BOTTOM					
Pedro Garcia, R OBP: 0.500, SLG: 0.625 (1, 4)	0-0 FC3-6 1B		0-0 F7						0-0 5-3	4	0	1	0	0	1	1	Chicago White Sox @ Toronto Blue Jays Exhibition Stadium, Toronto, ON Sat Apr 09 1977, 3:33 AM EST Att: 18,214 - Unknown - 43 F					
Jim Mason, L (1, 6)	0-0 FC3-6		0-0 F7		0-0 4-3				0-0 2B SF7 1B	3	0	0	0	0	2							
Bob Bailor, R OBP: 1.000, SLG: 1.000 (8, PH) (9, 6)	1-2									1	1	1	0	0	0	0						
Doug Ault, R OBP: 0.556, SLG: 1.375 (1, 3)	0-0 F7			0-0 6-3		0-0 6-3			0-0 2B	4	0	1	0	0	0	1						
Ron Fairly, L OBP: 0.500, SLG: 1.000 (1, 10)	0-0 F8			0-0 FC1-5-6 2B		0-0 6-3			0-0 SF7	2	0	1	0	0	0	1						
Otto Velez, R OBP: 0.425, SLG: 0.400 (6, PH)									0-0 3H	1	0	0	1	0	0	0						
Sam Ewing, L (1, 7)		0-3 K		0-0 FC1-5-6 2-3		0-0 F8			0-0 4-3	2	0	0	0	0	1	1						
Steve Bowling, R (6, PH) (7, 9)										2	0	0	0	0	0	1						
Al Woods, L OBP: 0.425, SLG: 1.000 (1, 9) (7, 7)		0-0 2B		0-0 F6					0-0 1B	4	0	2	0	0	0	1						
Gary Woods, R OBP: 0.222, SLG: 0.222 (1, 8)		0-0 P4			0-3 K				0-0 1B	4	0	1	0	0	1	1						
Dave McKay, S OBP: 0.500, SLG: 0.625 (1, 5)		0-0 P6			0-0 1B 2B				0-0 G4-6-3 1-3 1B	4	1	2	0	0	0	3						
Alan Ashby, S OBP: 0.250, SLG: 0.250 (1, 2)			0-0 4-3			0-0 2B			0-0 6-3	4	0	1	1	0	0	2						
Inning Stats	R: 0 E: 0 K: 0 S: 4	H: 1 LOB: 1 BB: 0 P: 4	R: 0 E: 0 K: 1 S: 6	H: 1 LOB: 0 BB: 0 P: 6	R: 0 E: 0 K: 0 S: 3	H: 0 LOB: 0 BB: 0 P: 3	R: 0 E: 0 K: 0 S: 4	H: 1 LOB: 1 BB: 0 P: 4	R: 1 E: 0 K: 2 S: 9	H: 2 LOB: 1 BB: 0 P: 9	R: 0 E: 0 K: 0 S: 3	H: 0 LOB: 0 BB: 0 P: 3	R: 0 E: 0 K: 0 S: 4	H: 1 LOB: 1 BB: 0 P: 4	R: 1 E: 0 K: 0 S: 5	H: 2 LOB: 1 BB: 0 P: 5	R: 0 E: 0 K: 0 S: 4	H: 2 LOB: 1 BB: 0 P: 4	1B: 6 2B: 4 3B: 0 HR: 0	SF: 1 SAC: 0 DP: 1 HBP: 0	WP: 0 PB: 0 CS: 0	PA: 36
PITCHER Chris Knapp, R ERA: 1.8 Dave Hamilton, L ERA: 8.1 Silvio Martinez, R ERA: Lerrin LaGrow, R ERA:	IP: 5.0 WLS: W BF: 20 H: 5 R: 1 ER: 1 SO: 3 BB: 0 IBB: 0 HBP: 0 BLK: 0 WP: 0 HR: 0 S: 26 P: 26 ERA: 1.80 WHIP: 1.000															PITCHER						

Batter	1	2	3	4	5	6	7	8	9	AB	R	H	RBI	BB	SO	LOB	TOP			
Ralph Garr, L OBP: 0.438, SLG: 0.429 (1, 7)	4-0 BB 4-3 BB		0-0 FC5-4 1B		0-0 B1-3		0-0 F9		0-3 K	4	1	1	0	1	1	2				
Alan Bannister, R OBP: 0.385, SLG: 0.273 (1, 6)	4-0 4-3 1-2 BB BB		0-0 L8		0-0 5-3		0-0 F3			3	0	0	0	1	0	2				
Jorge Orta, L OBP: 0.214, SLG: 0.091 (1, 4)	0-3 K		0-0 FC5-4 1-2 BB		0-0 FC6-4 1B				0-0 3-1	4	0	1	0	0	1	3				
Richie Zisk, R OBP: 0.571, SLG: 0.833 (1, 9)	4-0 4-3 1-2 2-3 3-4 BB BB		4-0 1-2 BB		0-0 FC6-4				0-0 1-3	2	0	0	0	2	0	1				
Jim Spencer, L OBP: 0.286, SLG: 0.357 (1, 3)	0-0 4-3		0-0 F9		0-0 P6				0-0 2B	4	0	1	1	0	0	4				
Lamar Johnson, R OBP: 0.250, SLG: 0.250 (1, 10)	0-0 F9				0-0 1-3 1B				0-0 F7	4	0	1	0	0	0	3				
Eric Soderholm, R OBP: 0.385, SLG: 0.417 (1, 5)			0-0 5-3		0-0 F8				0-0 2B	4	0	1	0	0	0	1				
Chet Lemon, R (1, 8)			0-0 P6		0-0 1-3				0-0 5-3	4	0	0	0	0	0	2				
Brian Downing, R OBP: 0.583, SLG: 0.444 Oscar Gamble, L OBP: 0.364, SLG: 0.500 (9, PH)			0-0 5-3		0-3 K				0-0 F7	3	0	1	0	0	1	1				
Inning Stats	R: 1 E: 0 K: 1 S: 5	H: 0 LOB: 2 BB: 3 P: 17	R: 0 E: 0 K: 0 S: 3	H: 0 LOB: 0 BB: 0 P: 3	R: 0 E: 0 K: 0 S: 4	H: 1 LOB: 2 BB: 1 P: 8	R: 0 E: 0 K: 1 S: 6	H: 1 LOB: 1 BB: 0 P: 6	R: 0 E: 0 K: 0 S: 4	H: 0 LOB: 0 BB: 0 P: 3	R: 0 E: 0 K: 0 S: 4	H: 1 LOB: 1 BB: 0 P: 4	R: 0 E: 0 K: 0 S: 4	H: 1 LOB: 1 BB: 0 P: 4	R: 0 E: 0 K: 1 S: 6	H: 1 LOB: 1 BB: 0 P: 6	1B: 4 2B: 2 3B: 0 HR: 0	SF: 0 SAC: 0 DP: 0 HBP: 0	WP: 0 PB: 0 CS: 0	PA: 37
PITCHER	IP WLS BF H R ER SO BB IBB HBP BLK WP HR S P ERA WHIP	IP WLS BF H R ER SO BB IBB HBP BLK WP HR S P ERA WHIP																		
Jerry Garvin, L ERA: 1.13 (1, 1)	8.0 W 33 5 1 1 2 4 0 0 0 0 0 0 33 49 1.12 1.125	1.0 S 4 1 0 0 1 0 0 0 0 0 0 0 6 6 0.00 1.000																		

Chicago White Sox @ Toronto Blue Jays
Exhibition Stadium, Toronto, ON
Sun Apr 10 1977, 3:33 AM EST
Att: 17,059 - Unknown - 60 F

AB	33
R	1
H	6
RBI	1
BB	4
SO	3
LOB	20





Batter	1	2	3	4	5	6	7	8	9	AB	R	H	RBI	BB	SO	LOB	BOTTOM			
Pedro Garcia, R OBP: 0.333, SLG: 0.417 (1, 4)	0-0 F7		0-3 K		0-3 K			0-0 6-3		4	0	0	0	0	2	0				
Jim Mason, L (1, 6)	0-0 F8		0-3 K		0-0 1-3			0-0 F8		4	0	0	0	0	1	0				
Doug Ault, R OBP: 0.462, SLG: 1.000 (1, 3)	0-0 P6		0-3 K		0-0 F8			0-0 BB 1B		4	0	1	0	0	1	0				
Ron Fairly, L OBP: 0.500, SLG: 0.500 (1, 10)			0-0 G3		4-0 1B BB			4-0 1-2 BB		2	0	0	0	2	0	0				
Sam Ewing, L OBP: 0.600, SLG: 0.500 John Scott, R OBP: 0.167, SLG: 0.333 (7, PR) (8, 7)			4-0 4-3 1B BB		0-0 G4-6-3 1B			0-3 SH1-4 SH5-3 1B		2	1	2	0	1	0	0				
Al Woods, L OBP: 0.333, SLG: 0.778 (8, 9)			0-0 4-3 1-2 BB		0-0 F7			0-0 SH1-4		2	0	0	0	0	0	3				
Gary Woods, R OBP: 0.250, SLG: 0.250 (1, 8)			0-0 S 1B		0-0 G4-6-3 1-2			0-0 E6 SH5-3		3	1	1	1	0	0	4				
Dave McKay, S OBP: 0.500, SLG: 0.600 (1, 5)			0-0 1B		0-0 P5			0-0 SH5-3		2	0	1	2	0	0	0				
Rick Cerone, R OBP: 0.286, SLG: 0.429 (1, 2)			0-0 F9		0-0 5-3			0-0 F8		3	0	0	0	0	0	3				
Inning Stats	R: 0 E: 0 K: 0 S: 3	H: 0 LOB: 0 BB: 0 P: 3	R: 2 E: 0 K: 0 S: 5	H: 2 LOB: 1 BB: 1 P: 9	R: 0 E: 0 K: 3 S: 9	H: 0 LOB: 0 BB: 0 P: 9	R: 0 E: 0 K: 0 S: 3	H: 1 LOB: 1 BB: 1 P: 7	R: 0 E: 0 K: 1 S: 5	H: 0 LOB: 0 BB: 0 P: 5	R: 0 E: 0 K: 0 S: 3	H: 0 LOB: 0 BB: 0 P: 3	R: 1 E: 1 K: 0 S: 5	H: 1 LOB: 2 BB: 0 P: 5	R: 0 E: 0 K: 1 S: 6	H: 1 LOB: 2 BB: 1 P: 10	1B: 5 2B: 0 3B: 0 HR: 0	SF: 0 SAC: 2 DP: 1 HBP: 0	WP: 0 PB: 1 CS: 0	PA: 32
PITCHER	IP WLS BF H R ER SO BB IBB HBP BLK WP HR S P ERA WHIP	IP WLS BF H R ER SO BB IBB HBP BLK WP HR S P ERA WHIP																		
Steve Stone, R ERA: 2.25 (1, 1)	8.0 L 32 5 3 2 5 3 0 0 0 0 0 0 39 51 2.25 1.000																			

Chicago White Sox @ Toronto Blue Jays
Exhibition Stadium, Toronto, ON
Sun Apr 10 1977, 3:33 AM EST
Att: 17,059 - Unknown - 60 F

AB	27
R	3
H	5
RBI	3
BB	3
SO	5
LOB	12



Batter	1	2	3	4	5	6	7	8	9	AB	R	H	RBI	BB	SO	LOB	TOP								
Ron LeFlore, R OBP: 0.348, SLG: 0.400 (1, 8)	5-3		K					K		5	1	2	1	0	2	0	Detroit Tigers @ Toronto Blue Jays Exhibition Stadium, Toronto, ON Tue Apr 12 1977, 3:33 AM EST Att: 11,505 - Unknown - 66 F AB 34 R 6 H 6 RBI 6 BB 6 SO 11 LOB 14 								
Tito Fuentes, S OBP: 0.273, SLG: 0.333 (1, 4)	WP E 2B		F8				1-3		F9	5	1	1	0	0	0	2									
Ben Ogilvie, L OBP: 0.333, SLG: 0.389 (1, 9)	E4 2H		K					BB 2B	3-1	5	1	2	2	0	1	0									
Rusty Staub, L OBP: 0.238, SLG: 0.111 (1, 10)	K2-3			4-3				HR 2B	4-3	4	0	0	0	1	2	2									
Jason Thompson, L OBP: 0.368, SLG: 0.438 (1, 3)	K			6-3				HR BB		2	1	0	0	2	1	1									
Steve Kemp, L OBP: 0.118, SLG: 0.294 (1, 7)		4-3		G3				HR 2H	K	4	1	1	3	0	1	3									
Milt May, L OBP: 0.278, SLG: 0.188 (1, 2)		FC2-4 BB			F7				P3	3	0	0	0	1	1	3									
Aurelio Rodriguez, R OBP: 0.294, SLG: 0.200 (1, 5)		FC2-4 FC6-4 1-2			E5 CS				K	3	0	0	0	1	1	1									
Mark Wagner, R OBP: 0.250, SLG: 0.143 (1, 6)		FC6-4 1-2			3B BB				K	3	1	0	0	1	2	2									
Inning Stats	R: 1 E: 1 K: 2 S: 9	H: 1 LOB: 1 BB: 0 P: 9	R: 0 E: 0 K: 0 S: 3	H: 0 LOB: 1 BB: 1 P: 7	R: 0 E: 0 K: 2 S: 7	H: 0 LOB: 0 BB: 0 P: 7	R: 0 E: 0 K: 0 S: 3	H: 0 LOB: 0 BB: 0 P: 3	R: 1 E: 1 K: 0 S: 4	H: 1 LOB: 1 BB: 1 P: 8	R: 3 E: 0 K: 3 S: 11	H: 2 LOB: 1 BB: 2 P: 19	R: 1 E: 0 K: 1 S: 7	H: 2 LOB: 3 BB: 2 P: 15	R: 0 E: 0 K: 3 S: 9	H: 0 LOB: 0 BB: 0 P: 9	R: 0 E: 0 K: 0 S: 3	H: 0 LOB: 0 BB: 0 P: 3	1B: 1 2B: 3 3B: 1 HR: 1	SF: 0 SAC: 0 DP: 0 HBP: 0	WP: 1 PB: 0 SB: 1 CS: 1	PA: 40			
PITCHER	IP	WLS	BF	H	R	ER	SO	BB	IBB	HBP	BLK	WP	HR	S	P	ERA	WHIP								
Bill Singer, R ERA: 7.59 (1, 1)	6.1	L	30	6	6	6	7	4	0	0	0	1	1	40	56	8.53	1.579								
Jerry Johnson, R ERA: 2.7 (7, 1)	0.2		4	0	0	0	1	2	0	0	0	0	0	4	12	0.00	3.000								
Chuck Hartenstein, R ERA: (8, 1)	2.0		6	0	0	0	3	0	0	0	0	0	0	12	12	0.00	0.000								

Batter	1	2	3	4	5	6	7	8	9	AB	R	H	RBI	BB	SO	LOB	BOTTOM								
Bob Bailor, R OBP: 0.333, SLG: 0.400 (1, 6)	F9		F9							4	0	1	0	0	0	0	Detroit Tigers @ Toronto Blue Jays Exhibition Stadium, Toronto, ON Tue Apr 12 1977, 3:33 AM EST Att: 11,505 - Unknown - 66 F AB 30 R 1 H 4 RBI 1 BB 4 SO 3 LOB 13 								
Pedro Garcia, R OBP: 0.250, SLG: 0.300 (1, 4)	P4		F7					1B	F8	4	0	0	0	0	1	1									
Doug Ault, R OBP: 0.381, SLG: 0.750 (1, 3)	G3				5-3				F9	4	0	0	0	0	0	1									
Otto Velez, R OBP: 0.545, SLG: 0.571 (1, 10)		FC6-4 2B			CS BB				1-3	2	0	1	0	2	0	0									
Gary Woods, R OBP: 0.200, SLG: 0.200 (1, 8)		6-3			5-3 1-2				1-3	4	0	0	0	0	0	3									
Steve Bowling, R (1, 9)		FC6-4 BB			K				1-3	2	0	0	0	2	1	1									
John Scott, R OBP: 0.100, SLG: 0.200 (1, 7)		FC6-4 1-2 2-3			5-3				G3	4	0	0	0	0	0	4									
Dave McKay, S OBP: 0.438, SLG: 0.500 (1, 5)		G3							K	3	0	1	0	0	1	2									
Rick Cerone, R OBP: 0.286, SLG: 0.429 Alan Ashby, S OBP: 0.300, SLG: 0.556 (1, 2) (2, 2)					6-3				HR	0	0	0	0	0	0	0									
Inning Stats	R: 0 E: 0 K: 0 S: 3	H: 0 LOB: 0 BB: 0 P: 3	R: 0 E: 0 K: 0 S: 4	H: 1 LOB: 2 BB: 1 P: 8	R: 0 E: 0 K: 0 S: 3	H: 0 LOB: 0 BB: 0 P: 3	R: 0 E: 0 K: 0 S: 2	H: 0 LOB: 0 BB: 1 P: 6	R: 0 E: 0 K: 1 S: 6	H: 1 LOB: 1 BB: 0 P: 6	R: 0 E: 0 K: 1 S: 5	H: 0 LOB: 0 BB: 0 P: 5	R: 0 E: 0 K: 0 S: 3	H: 0 LOB: 1 BB: 1 P: 7	R: 1 E: 0 K: 1 S: 7	H: 2 LOB: 1 BB: 0 P: 7	R: 0 E: 0 K: 0 S: 3	H: 0 LOB: 1 BB: 1 P: 7	1B: 2 2B: 1 3B: 0 HR: 1	SF: 0 SAC: 0 DP: 0 HBP: 0	WP: 0 PB: 0 SB: 0 CS: 1	PA: 34			
PITCHER	IP	WLS	BF	H	R	ER	SO	BB	IBB	HBP	BLK	WP	HR	S	P	ERA	WHIP								
Dave Roberts, L ERA: 4.5 (1, 1)	9.0	W	34	4	1	1	3	4	0	0	0	0	1	36	52	1.00	0.889								

Batter	1	2	3	4	5	6	7	8	9	AB	R	H	RBI	BB	SO	LOB	TOP					
Ron LeFlore, R (1, 8) OBP: 0.375, SLG: 0.536	0-3 K		0-0 S 1B			0-0 WP S 1B		0-0 HR		4	1	3	1	0	1	0	Detroit Tigers @ Toronto Blue Jays Exhibition Stadium, Toronto, ON Thu Apr 14 1977, 3:33 AM EST Att: 13,369 - Unknown					
Tito Fuentes, S (1, 4) OBP: 0.323, SLG: 0.321	4-0 FC4-6 BB		0-3 K			0-0 L6		0-3 K		3	0	0	0	1	2	2						
Ben Ogilvie, L (1, 9) OBP: 0.310, SLG: 0.440	0-3 K			0-0 4-3		0-0 G3		0-3 K		4	0	0	0	0	2	2						
Rusty Staub, L (1, 10) OBP: 0.276, SLG: 0.192	0-0 FC4-6			0-0 F8		0-3 K		0-0 F7		4	0	0	0	0	1	2						
Jason Thompson, L (1, 3) OBP: 0.407, SLG: 0.545		0-3 K		4-0 BB			0-0 HR 1B		0-3 K		3	1	1	0	1	2		0				
Steve Kemp, L (1, 7) OBP: 0.080, SLG: 0.200		0-3 K		0-0 F8			0-0 F7		0-0 3-1		4	0	0	0	0	1		2				
John Wockenfuss, R (1, 2) OBP: 0.167, SLG: 0.667		0-0 6-3			0-0 4-3		0-0 HR		0-0 F7		4	1	1	2	0	0		0				
Aurelio Rodriguez, R (1, 5) OBP: 0.250, SLG: 0.162			0-0 S 1B		0-0 P7		0-3 K			3	0	1	0	0	1	0						
Mark Wagner, R (1, 6) OBP: 0.214, SLG: 0.308			0-0 F9		0-0 6-3		0-0 G3			3	0	0	0	0	0	1						
Inning Stats	R: 0 E: 0 K: 2 S: 7	H: 0 LOB: 1 BB: 1 P: 11	R: 0 E: 0 K: 2 S: 7	H: 0 LOB: 0 BB: 0 P: 7	R: 0 E: 0 K: 1 S: 6	H: 2 LOB: 1 BB: 0 P: 6	R: 0 E: 0 K: 0 S: 3	H: 0 LOB: 1 BB: 1 P: 7	R: 0 E: 0 K: 0 S: 3	H: 0 LOB: 0 BB: 0 P: 3	R: 0 E: 0 K: 1 S: 6	H: 1 LOB: 1 BB: 0 P: 6	R: 2 E: 0 K: 1 S: 7	H: 2 LOB: 0 BB: 0 P: 7	R: 1 E: 0 K: 2 S: 8	H: 1 LOB: 0 BB: 0 P: 8	R: 0 E: 0 K: 1 S: 5	H: 0 LOB: 0 BB: 0 P: 5	1B: 4 2B: 0 3B: 0 HR: 2	SF: 0 SAC: 0 DP: 0 HBP: 0	WP: 1 PB: 0 SB: 2 CS: 0	PA: 34
PITCHER Jerry Garvin, L (1, 1) ERA: 2.12	IP: 9.0 WLS: W BF: 34 H: 6 R: 3 ER: 3 SO: 10 BB: 2 IBB: 0 HBP: 0 BLK: 0 WP: 1 HR: 2 S: 52 P: 60 ERA: 3.00 WHIP: 0.889															PITCHER						

Batter	1	2	3	4	5	6	7	8	9	AB	R	H	RBI	BB	SO	LOB	BOTTOM					
Pedro Garcia, R (1, 4) OBP: 0.241, SLG: 0.276	0-0 6-3		0-0 S 1B		0-0 P3		0-0 F8			4	0	1	1	0	0	2	Detroit Tigers @ Toronto Blue Jays Exhibition Stadium, Toronto, ON Thu Apr 14 1977, 3:33 AM EST Att: 13,369 - Unknown					
Jim Mason, L (1, 6) OBP: 0.250, SLG: 0.200	0-0 1-3		0-0 P6			0-0 E S 2B 1B		0-0 F7		4	1	1	0	0	0	2						
Doug Ault, R (1, 3) OBP: 0.379, SLG: 0.741	0-0 4-3		0-0 1-3			0-0 6-3		4-0 BB HR BB		3	1	0	0	1	0	3						
Ron Fairly, L (1, 10) OBP: 0.500, SLG: 0.500		0-3 K		0-0 3-1		0-0 2B		4-0 HR BB		3	1	1	1	1	1	0						
Sam Ewing, L (1, 9) OBP: 0.545, SLG: 0.286 (8, PH)		4-0 BB		0-3 K		0-0 2B		0-0 HR		1	0	0	0	2	1	0						
Otto Velez, R (8, PH) OBP: 0.500, SLG: 0.727			G1-6-3 BB		0-3 K		G6-4-3 IBB		0-0 HR	1	1	1	3	0	0	0						
Steve Bowling, R (9, 9) OBP: 0.385, SLG: 0.111								1-1 2-H HR		0	0	0	0	0	0	0						
Al Woods, L (1, 7) OBP: 0.333, SLG: 0.529	0-0 G1-6-3		0-0 1-3		0-0 1-3		0-0 G6-4-3		0-0 S 1B	4	0	1	0	0	0	3						
Dave McKay, S (1, 5) OBP: 0.333, SLG: 0.375			0-0 1-3		0-0 1-3		0-0 4-3		0-3 K	4	0	0	0	0	1	1						
Gary Woods, R (1, 8) OBP: 0.179, SLG: 0.214			0-0 E4 1B 1B		0-0 2B		0-0 4-3		0-3 K	4	1	1	0	0	1	1						
Alan Ashby, S (1, 2) OBP: 0.471, SLG: 0.571			0-0 1B		0-0 F7		4-0 BB			2	0	1	0	1	0	1						
Inning Stats	R: 0 E: 0 K: 0 S: 3	H: 0 LOB: 0 BB: 0 P: 3	R: 0 E: 0 K: 1 S: 4	H: 0 LOB: 1 BB: 1 P: 8	R: 1 E: 1 K: 0 S: 6	H: 2 LOB: 2 BB: 0 P: 6	R: 0 E: 0 K: 1 S: 5	H: 0 LOB: 0 BB: 0 P: 5	R: 0 E: 0 K: 0 S: 4	H: 1 LOB: 1 BB: 0 P: 4	R: 1 E: 0 K: 0 S: 4	H: 2 LOB: 1 BB: 1 P: 8	R: 0 E: 0 K: 0 S: 3	H: 0 LOB: 1 BB: 1 P: 7	R: 3 E: 0 K: 2 S: 9	H: 2 LOB: 1 BB: 2 P: 17	R: 0 E: 0 K: 1 S: 5	H: 0 LOB: 0 BB: 0 P: 5	1B: 4 2B: 2 3B: 0 HR: 1	SF: 0 SAC: 0 DP: 2 HBP: 0	WP: 0 PB: 0 SB: 2 CS: 0	PA: 35
PITCHER Ray Bare, R (1, 1) ERA: 6.0 John Hiller, L (8, 1) ERA: 16.88 Steve Foucault, R (8, 1) ERA:	IP: 7.0 WLS: L BF: 5 H: 2 R: 3 ER: 3 SO: 0 BB: 2 IBB: 0 HBP: 0 BLK: 0 WP: 0 HR: 1 S: 29 P: 41 ERA: 1.29 WHIP: 1.000															PITCHER						

AB	32
R	3
H	6
RBI	3
BB	2
SO	10
LOB	9



AB	30
R	5
H	7
RBI	5
BB	5
SO	4
LOB	13



Batter	1	2	3	4	5	6	7	8	9	AB	R	H	RBI	BB	SO	LOB	TOP				
Pedro Garcia, R OBP: 0.235, SLG: 0.242 (1, 4)	K	F5	F5			F8			F5	4	0	0	0	0	1	3					
Jim Mason, L OBP: 0.190, SLG: 0.150 (1, 6)	4-3	FC6-4		4-3		4-3			4-3	5	0	0	1	0	0	2					
Al Woods, L OBP: 0.350, SLG: 0.526 Bob Bailor, R OBP: 0.357, SLG: 0.538 (1, 7) (3, 7)	K								L8	2	0	1	1	0	1	0					
Ron Fairly, L OBP: 0.500, SLG: 0.417 (1, 10)										2	1	0	0	2	1	3					
Doug Ault, R OBP: 0.364, SLG: 0.677 (1, 3)		E4		4-3					K	4	1	1	0	0	1	3					
Sam Ewing, L OBP: 0.487, SLG: 0.273 (1, 9)										4	1	1	1	0	0	2					
Dave McKay, S OBP: 0.286, SLG: 0.321 (1, 5)										4	0	0	0	0	0	3					
Gary Woods, R OBP: 0.219, SLG: 0.250 (1, 8)										4	1	2	1	0	0	0					
Alan Ashby, S OBP: 0.476, SLG: 0.529 (1, 2)										3	1	1	1	1	0	0					
Inning Stats	R: 0 E: 0 K: 2 S: 7	H: 0 LOB: 0 BB: 0 P: 7	R: 5 E: 1 K: 1 S: 10	H: 4 LOB: 2 BB: 1 P: 15	R: 0 E: 0 K: 0 S: 5	H: 2 LOB: 3 BB: 1 P: 9	R: 0 E: 0 K: 0 S: 3	H: 1 LOB: 1 BB: 1 P: 7	R: 0 E: 0 K: 0 S: 3	H: 0 LOB: 0 BB: 0 P: 3	R: 0 E: 0 K: 0 S: 3	H: 0 LOB: 0 BB: 0 P: 3	R: 0 E: 1 K: 1 S: 6	H: 1 LOB: 1 BB: 0 P: 6	R: 0 E: 0 K: 0 S: 3	H: 0 LOB: 0 BB: 0 P: 3	1B: 7 2B: 1 3B: 0 HR: 0	SF: 0 SAC: 0 DP: 0 HBP: 1	WP: 0 PB: 0 SB: 0 CS: 1	PA: 39	
PITCHER	IP	WLS	BF	H	R	ER	SO	BB	IBB	HBP	BLK	WP	HR	S	P	ERA	WHIP				
Chris Knapp, R ERA: 4.28 (1, 1)	1.1		10	3	5	2	2	1	0	1	0	0	0	12	17	13.50	3.000				
Francisco Barrios, R ERA: 1.69 (2, 1)	7.2	W	29	5	0	0	2	2	0	0	0	0	0	31	39	0.00	0.913				

Toronto Blue Jays @ Chicago White Sox
Comiskey Park, Chicago, IL
Fri Apr 15 1977, 7:05 PM EST
Att: 10,840 - Unknown - 62 F

AB 35
R 5
H 8
RBI 5
BB 3
SO 4
LOB 16



Batter	1	2	3	4	5	6	7	8	9	AB	R	H	RBI	BB	SO	LOB	BOTTOM				
Alan Bannister, R OBP: 0.346, SLG: 0.333 (1, 6)	5-3		F4			L8				5	1	2	1	0	0	2					
Royce Stillman, L OBP: 0.600, SLG: 0.600 (1, 7)	4-3					F9				5	0	3	3	0	0	1					
Jorge Orta, L OBP: 0.333, SLG: 0.458 (1, 4)										5	0	2	0	0	0	4					
Richie Zisk, R OBP: 0.462, SLG: 0.682 (1, 9)										3	1	1	0	1	0	3					
Jim Spencer, L OBP: 0.269, SLG: 0.385 (1, 3)										4	1	2	1	0	0	0					
Oscar Gamble, L OBP: 0.348, SLG: 0.333 (1, 10)										4	0	1	1	0	0	1					
Eric Soderholm, R OBP: 0.320, SLG: 0.458 (1, 5)										4	0	0	0	0	0	2					
Chet Lemon, R OBP: 0.200, SLG: 0.261 (1, 8)										4	2	2	0	0	1	1					
Jim Essian, R OBP: 0.700, SLG: 1.250 (1, 2)										3	2	2	1	1	0	0					
Inning Stats	R: 0 E: 0 K: 0 S: 4	H: 2 LOB: 2 BB: 0 P: 4	R: 0 E: 0 K: 0 S: 3	H: 0 LOB: 0 BB: 0 P: 3	R: 2 E: 0 K: 0 S: 6	H: 3 LOB: 1 BB: 0 P: 6	R: 0 E: 0 K: 1 S: 6	H: 1 LOB: 1 BB: 0 P: 6	R: 0 E: 0 K: 0 S: 4	H: 1 LOB: 1 BB: 0 P: 4	R: 5 E: 1 K: 0 S: 8	H: 6 LOB: 2 BB: 2 P: 16	R: 0 E: 0 K: 0 S: 3	H: 0 LOB: 0 BB: 0 P: 3	R: 0 E: 0 K: 0 S: 5	H: 2 LOB: 2 BB: 0 P: 5	1B: 11 2B: 3 3B: 1 HR: 0	SF: 0 SAC: 0 DP: 1 HBP: 0	WP: 1 PB: 1 SB: 0 CS: 0	PA: 39	
PITCHER	IP	WLS	BF	H	R	ER	SO	BB	IBB	HBP	BLK	WP	HR	S	P	ERA	WHIP				
Steve Hargan, R ERA: 4.91 (1, 1)	5.0		23	8	4	4	1	1	0	0	0	0	0	24	28	7.20	1.800				
Jerry Johnson, R ERA: 9.0 (6, 1)	0.2	L	6	4	3	3	0	1	0	0	0	0	0	5	9	40.50	7.500				
Chuck Hartenstein, R ERA: (6, 1)	2.1		10	3	0	0	0	0	0	0	0	0	0	10	10	0.00	1.286				

Toronto Blue Jays @ Chicago White Sox
Comiskey Park, Chicago, IL
Fri Apr 15 1977, 7:05 PM EST
Att: 10,840 - Unknown - 62 F

AB 37
R 7
H 15
RBI 7
BB 2
SO 1
LOB 14



Batter	1	2	3	4	5	6	7	8	9	AB	R	H	RBI	BB	SO	LOB	TOP					
Pedro Garcia, R (1,4) OBP: 0.289, SLG: 0.286	4-0 BB G3		0-0 2B FC1-6		1-0 HBP G4-3		0-0 F2			2	0	1	0	1	0	1						
Jim Mason, L (1,6) OBP: 0.160, SLG: 0.125	0-0 1-2 G3		0-0 2-3 FC1-6		0-0 1-2f G4-3			0-0 F7		4	0	0	0	0	0	4						
Bob Bailor, R (1,7) OBP: 0.389, SLG: 0.688	0-0 F2		0-0 1-3			1-0 HBP E S		0-0 HR		3	1	1	1	0	0	2						
Ron Fairly, L (1,10) OBP: 0.409, SLG: 0.313	0-0 F8				0-0 F9		0-3 1-3 K		0-0 1-3	4	0	0	0	0	1	2						
Doug Ault, R (1,3) OBP: 0.351, SLG: 0.618		4-0 BB FC5-4		0-0 G2		0-0 F8		0-0 5-3		3	0	0	0	1	0	1						
Dave McKay, S (1,5) OBP: 0.250, SLG: 0.281		0-0 1-2f FC5-4		0-0 F6		0-0 F5			0-0 1-3	4	0	0	0	0	0	2						
Gary Woods, R (1,8) OBP: 0.250, SLG: 0.235		0-3 K			4-0 1B 4-3		0-0 E5 CS		4-0 BB	2	1	0	0	2	1	1						
Alan Ashby, S (1,2) OBP: 0.400, SLG: 0.429		0-0 F6			0-0 4-3		0-0 F8		0-0 F8	4	0	0	0	0	0	4						
Steve Bowling, R (1,9) OBP: 0.412, SLG: 0.167			0-3 K		0-0 2H S 1B		4-0 1-2 BB		0-3 K	3	0	1	1	1	2	1						
Inning Stats	R: 0 E: 0 K: 0 S: 3	H: 0 LOB: 1 BB: 1 P: 7	R: 0 E: 0 K: 1 S: 5	H: 0 LOB: 1 BB: 1 P: 9	R: 0 E: 0 K: 1 S: 6	H: 1 LOB: 0 BB: 0 P: 6	R: 0 E: 0 K: 0 S: 3	H: 0 LOB: 0 BB: 0 P: 3	R: 1 E: 0 K: 0 S: 3	H: 1 LOB: 1 BB: 1 P: 8	R: 0 E: 0 K: 1 S: 5	H: 0 LOB: 1 BB: 0 P: 6	R: 0 E: 1 K: 0 S: 3	H: 0 LOB: 1 BB: 1 P: 7	R: 1 E: 0 K: 0 S: 4	H: 1 LOB: 0 BB: 0 P: 4	R: 0 E: 0 K: 1 S: 5	H: 0 LOB: 1 BB: 1 P: 9	1B: 1 2B: 1 3B: 0 HR: 1	SF: 0 SAC: 0 DP: 1 HBP: 2	WP: 0 PB: 0 SB: 2 CS: 1	PA: 36
PITCHER Steve Stone, R (1,1) ERA: 2.12	IP: 9.0 WLS: W BF: 36 H: 3 R: 2 ER: 2 SO: 4 BB: 5 IBB: 0 HBP: 2 BLK: 0 WP: 0 HR: 1 S: 37 P: 59 ERA: 2.00 WHIP: 0.889															PITCHER						

Toronto Blue Jays @ Chicago White Sox
Comiskey Park, Chicago, IL
Sat Apr 16 1977, 4:33 AM EST
Alt. 7,467 - Unknown - 70 F

AB	29
R	2
H	3
RBI	2
BB	5
SO	4
LOB	18



Batter	1	2	3	4	5	6	7	8	9	AB	R	H	RBI	BB	SO	LOB	BOTTOM					
Alan Bannister, R (1,6) OBP: 0.367, SLG: 0.357	0-0 F6		0-0 2H 1B		0-0 1B G6-4-3		0-0 F7			4	1	2	1	0	0	0						
Royle Stillman, L (1,7) OBP: 0.333, SLG: 0.333	0-0 F5		0-0 G3		0-0 1-2f G6-4-3			0-0 G3		4	0	0	0	0	0	2						
Jorge Orta, L (1,4) OBP: 0.355, SLG: 0.464	0-0 1-3		0-0 2H 1B		0-0 F7			0-0 CS 1B		4	0	2	1	0	0	0						
Richie Zisk, R (1,9) OBP: 0.400, SLG: 0.577		0-0 6-3	0-3 K			0-0 F8		0-3 1-2 K		4	0	0	0	0	2	2						
Jim Spencer, L (1,3) OBP: 0.267, SLG: 0.367		0-0 F5		0-0 G3		0-0 1B			0-0 E1 FC2-6	4	0	1	0	0	0	0						
Oscar Gamble, L (1,10) OBP: 0.370, SLG: 0.333		4-0 BB		0-0 E 1B		0-0 F8		0-0 BB FC2-6 1B		3	1	1	0	1	0	2						
Eric Soderholm, R (1,5) OBP: 0.345, SLG: 0.444		0-0 F8		4-0 1-2 BB		0-3 K			0-0 BB BB 1B	3	0	1	0	1	1	2						
Chet Lemon, R (1,8) OBP: 0.241, SLG: 0.240			4-0 1B 6-3		0-0 F6		0-0 L6		4-0 1-2 2-3 3H BB	2	1	0	0	2	0	2						
Jim Essian, R (1,2) OBP: 0.538, SLG: 0.909			0-0 6-3		0-3 K		0-0 6-3		4-0 1-2 2-3 3H BB	3	0	0	0	0	1	3						
Jerry Hairston, S (9,PH)			0-0 1-2							0	0	0	1	1	0	0						
Inning Stats	R: 0 E: 0 K: 0 S: 3	H: 0 LOB: 0 BB: 0 P: 3	R: 0 E: 0 K: 0 S: 3	H: 0 LOB: 1 BB: 1 P: 7	R: 2 E: 0 K: 1 S: 7	H: 2 LOB: 1 BB: 1 P: 11	R: 0 E: 0 K: 1 S: 6	H: 1 LOB: 2 BB: 1 P: 10	R: 0 E: 0 K: 0 S: 3	H: 1 LOB: 0 BB: 0 P: 3	R: 0 E: 0 K: 1 S: 6	H: 1 LOB: 1 BB: 0 P: 6	R: 0 E: 0 K: 0 S: 3	H: 0 LOB: 0 BB: 0 P: 3	R: 0 E: 0 K: 1 S: 5	H: 1 LOB: 0 BB: 0 P: 5	R: 1 E: 1 K: 0 S: 3	H: 1 LOB: 3 BB: 2 P: 11	1B: 7 2B: 1 3B: 0 HR: 0	SF: 0 SAC: 0 DP: 2 HBP: 0	WP: 0 PB: 0 SB: 0 CS: 1	PA: 36
PITCHER Jesse Jefferson, R (1,1) ERA: 2.57	IP: 7.1 WLS: L BF: 30 H: 6 R: 2 ER: 2 SO: 3 BB: 3 IBB: 0 HBP: 0 BLK: 0 WP: 0 HR: 0 S: 33 P: 45 ERA: 2.46 WHIP: 1.227															PITCHER						
Pete Vuckovich, R (8,1) ERA:	IP: 1.0 WLS: L BF: 6 H: 1 R: 1 ER: 0 SO: 1 BB: 2 IBB: 0 HBP: 0 BLK: 0 WP: 0 HR: 0 S: 6 P: 14 ERA: 0.00 WHIP: 3.000															PITCHER						

Toronto Blue Jays @ Chicago White Sox
Comiskey Park, Chicago, IL
Sat Apr 16 1977, 4:33 AM EST
Alt. 7,467 - Unknown - 70 F

AB	31
R	3
H	7
RBI	3
BB	5
SO	4
LOB	13



Batter	1	2	3	4	5	6	7	8	9	AB	R	H	RBI	BB	SO	LOB	TOP				
Pedro Garcia, R OBP: 0.286, SLG: 0.282 (1, 4)	F7		F8		1-3			1B		4	0	1	0	0	0	1					
Jim Mason, L OBP: 0.138, SLG: 0.107 (1, 6)	K		K			1-3		F8		4	0	0	0	0	2	2					
Bob Bailor, R OBP: 0.409, SLG: 0.684 (1, 7)	4-3				2B			F8		3	1	1	0	1	0	0					
Doug Ault, R OBP: 0.366, SLG: 0.676 (1, 3)					F8			F2		3	1	1	2	1	0	1					
Otto Velez, R OBP: 0.450, SLG: 0.571 (1, 10)										3	0	0	0	1	0	1					
Gary Woods, R OBP: 0.225, SLG: 0.211 (1, 8)										4	0	0	0	0	2	3					
Dave McKay, S OBP: 0.222, SLG: 0.250 (1, 5)										4	0	0	0	0	1	3					
Alan Ashby, S OBP: 0.393, SLG: 0.417 (1, 2)										3	0	1	0	0	1	0					
Steve Bowling, R OBP: 0.350, SLG: 0.133 (1, 9)										3	0	0	0	0	1	1					
Inning Stats	R: 0 E: 0 K: 1 S: 5	H: 0 LOB: 0 BB: 0 P: 5	R: 0 E: 1 K: 0 S: 3	H: 0 LOB: 1 BB: 1 P: 7	R: 0 E: 0 K: 1 S: 6	H: 1 LOB: 1 BB: 0 P: 6	R: 0 E: 0 K: 2 S: 8	H: 1 LOB: 2 BB: 1 P: 12	R: 0 E: 0 K: 2 S: 7	H: 0 LOB: 0 BB: 0 P: 7	R: 0 E: 0 K: 0 S: 3	H: 0 LOB: 0 BB: 0 P: 3	R: 0 E: 0 K: 0 S: 4	H: 1 LOB: 1 BB: 0 P: 4	R: 2 E: 0 K: 1 S: 6	H: 1 LOB: 0 BB: 1 P: 10	1B: 2 2B: 1 3B: 0 HR: 1	SF: 0 SAC: 0 DP: 0 HBP: 0	WP: 0 PB: 1 SB: 0 CS: 0	PA: 34	
PITCHER	IP	WLS	BF	H	R	ER	SO	BB	IBB	HBP	BLK	WP	HR	S	P	ERA	WHIP				
Ken Brett, L ERA: 3.75 (1, 1)	6.0	W	22	2	0	0	6	2	0	0	0	0	0	32	40	0.00	0.667				
Bruce Dal Canton, R ERA: 6.0 (7, 1)	3.0	S	12	2	2	2	1	1	0	0	0	0	1	13	17	6.00	1.000				

Toronto Blue Jays @ Chicago White Sox
Comiskey Park, Chicago, IL
Sun Apr 17 1977, 4:33 AM EST
Att: 14,583 - Sunny - 71 F

AB	31
R	2
H	4
RBI	2
BB	3
SO	7
LOB	12





Batter	1	2	3	4	5	6	7	8	9	AB	R	H	RBI	BB	SO	LOB	BOTTOM				
Alan Bannister, R OBP: 0.412, SLG: 0.367 (1, 6)	1B SF8 BB									2	1	1	0	2	0	2					
Royle Stillman, L OBP: 0.308, SLG: 0.333 (1, 7)	L8									3	0	1	2	0	1	1					
Jorge Orta, L OBP: 0.343, SLG: 0.452 (1, 4)										3	0	1	1	0	1	2					
Richie Zisk, R OBP: 0.382, SLG: 0.552 (1, 9)	SF8									3	0	1	1	0	0	1					
Jim Spencer, L OBP: 0.242, SLG: 0.333 (1, 3)	CS	4-3			4-3			L4-3		3	0	0	0	0	0	1					
Oscar Gamble, L OBP: 0.367, SLG: 0.304 (1, 10)										2	0	0	0	1	1	0					
Eric Soderholm, R OBP: 0.313, SLG: 0.400 (1, 5)										3	0	0	0	0	1	1					
Chet Lemon, R OBP: 0.281, SLG: 0.259 (1, 8)										2	1	1	0	1	0	0					
Jim Essian, R OBP: 0.625, SLG: 1.000 (1, 2)										2	2	2	0	1	0	0					
Inning Stats	R: 1 E: 0 K: 0 S: 3	H: 1 LOB: 0 BB: 1 P: 7	R: 0 E: 0 K: 0 S: 2	H: 0 LOB: 0 BB: 1 P: 6	R: 2 E: 0 K: 0 S: 3	H: 0 LOB: 1 BB: 3 P: 15	R: 0 E: 0 K: 1 S: 5	H: 0 LOB: 0 BB: 0 P: 5	R: 1 E: 0 K: 1 S: 7	H: 3 LOB: 2 BB: 0 P: 7	R: 0 E: 0 K: 0 S: 3	H: 1 LOB: 0 BB: 0 P: 3	R: 0 E: 0 K: 1 S: 6	H: 2 LOB: 1 BB: 0 P: 6	R: 0 E: 0 K: 1 S: 5	H: 0 LOB: 0 BB: 0 P: 5	1B: 6 2B: 3 3B: 0 HR: 0	SF: 3 SAC: 0 DP: 4 HBP: 0	WP: 0 PB: 0 SB: 1 CS: 2	PA: 32	
PITCHER	IP	WLS	BF	H	R	ER	SO	BB	IBB	HBP	BLK	WP	HR	S	P	ERA	WHIP				
Bill Singer, R ERA: 7.9 (1, 1)	3.0	L	13	1	3	3	0	5	0	0	0	0	0	8	28	9.00	2.000				
Chuck Hartenstein, R ERA: 0.96 (4, 1)	5.0		18	6	1	1	4	0	0	0	0	0	0	26	26	1.80	1.200				

Toronto Blue Jays @ Chicago White Sox
Comiskey Park, Chicago, IL
Sun Apr 17 1977, 4:33 AM EST
Att: 14,583 - Sunny - 71 F

AB	23
R	4
H	7
RBI	4
BB	5
SO	4
LOB	8



Batter	1	2	3	4	5	6	7	8	9	AB	R	H	RBI	BB	SO	LOB	TOP								
Pedro Garcia, R OBP: 0.255, SLG: 0.250 (1, 4)	F4		F7		FC1-2 BB		F8		4-3	5	0	0	0	0	0	3	Toronto Blue Jays @ New York Yankees Yankee Stadium, Bronx, NY Mon Apr 18 1977, 3:33 AM EST Att: 9,685 - Sunny - 69 F								
Jim Mason, L OBP: 0.206, SLG: 0.129 (1, 6)	4-3 1B		F9		1-2 2-H BB		4-3		BB	3	0	1	0	2	0	1									
Bob Bailor, R OBP: 0.370, SLG: 0.625 (1, 7)	4-3			4-3	G6-4-3 BB				BB	5	1	1	0	0	0	5									
Ron Fairly, L OBP: 0.385, SLG: 0.350 (1, 10)	F7								2B	4	1	1	1	0	0	1									
Doug Ault, R OBP: 0.378, SLG: 0.675 (1, 3)		F4							2B	3	1	1	0	1	0	1									
Otto Velez, R OBP: 0.456, SLG: 0.722 (1, 9)		K							FC4-6 1B	4	1	2	2	0	2	1									
Gary Woods, R OBP: 0.205, SLG: 0.190 (1, 8)									F9	4	1	0	0	0	0	1									
Dave McKay, S OBP: 0.200, SLG: 0.225 (1, 5)									FC4-6	4	0	0	0	0	0	2									
Alan Ashby, S OBP: 0.406, SLG: 0.429 (1, 2)									6-3	4	0	2	1	0	1	0									
Inning Stats	R: 0 E: 0 K: 0 S: 4	H: 1 LOB: 1 BB: 0 P: 4	R: 0 E: 0 K: 1 S: 5	H: 0 LOB: 0 BB: 0 P: 5	R: 0 E: 0 K: 1 S: 4	H: 1 LOB: 1 BB: 0 P: 4	R: 0 E: 0 K: 1 S: 6	H: 1 LOB: 1 BB: 0 P: 6	R: 1 E: 3 K: 0 S: 5	H: 1 LOB: 2 BB: 1 P: 9	R: 2 E: 0 K: 0 S: 4	H: 1 LOB: 0 BB: 1 P: 8	R: 0 E: 0 K: 1 S: 5	H: 0 LOB: 0 BB: 0 P: 5	R: 2 E: 0 K: 0 S: 6	H: 3 LOB: 1 BB: 0 P: 6		R: 0 E: 0 K: 0 S: 3	H: 0 LOB: 1 BB: 1 P: 7	1B: 4 2B: 3 3B: 0 HR: 1	SF: 0 SAC: 0 DP: 1 HBP: 0	WP: 0 PB: 0 SB: 1 CS: 0	PA: 39		
PITCHER	IP	WLS	BF	H	R	ER	SO	BB	IBB	HBP	BLK	WP	HR	S	P	ERA	WHIP								
Ed Figueroa, R ERA: 2.11 (1, 1)	6.0	L	26	5	3	2	2	2	0	0	0	0	1	28	36	3.00	1.167								
Dick Tidrow, R ERA: 3.52 (7, 1)	3.0		13	3	2	2	1	1	0	0	0	0	0	14	18	6.00	1.333								

Batter	1	2	3	4	5	6	7	8	9	AB	R	H	RBI	BB	SO	LOB	BOTTOM								
Mickey Rivers, L OBP: 0.310, SLG: 0.350 (1, 8)	K		SF7		FC6-4				G3	3	0	0	1	0	1	2	Toronto Blue Jays @ New York Yankees Yankee Stadium, Bronx, NY Mon Apr 18 1977, 3:33 AM EST Att: 9,685 - Sunny - 69 F								
Thurman Munson, R OBP: 0.316, SLG: 0.273 (1, 2)	6-3		5-3						4-3	4	0	0	0	0	0	1									
Reggie Jackson, L OBP: 0.265, SLG: 0.323 (1, 10)	4-3								K	4	0	0	0	0	1	0									
Chris Chambliss, L OBP: 0.211, SLG: 0.270 (1, 3)									K	4	0	1	0	0	2	0									
Carlos May, L OBP: 0.429, SLG: 0.462 (1, 7)		L5-3 1B							G3	4	0	0	0	0	0	1									
Graig Nettles, L OBP: 0.289, SLG: 0.129 (1, 5)		3-1							F7	3	0	0	0	1	0	0									
Roy White, S OBP: 0.282, SLG: 0.229 (1, 9)									6-3	2	1	1	0	1	0	0									
Willie Randolph, R OBP: 0.294, SLG: 0.355 (1, 4)									F6	3	0	2	0	0	0	2									
Bucky Dent, R OBP: 0.296, SLG: 0.292 (1, 6)									K	0	0	0	0	1	0	0									
Eliot Hendricks, L OBP: 0.500, SLG: 0.500 (7, PH)										1	0	0	0	0	1	2									
Fred Stanley, R (8, 6)										0	0	0	0	0	0	0									
Inning Stats	R: 0 E: 0 K: 1 S: 5	H: 0 LOB: 0 BB: 0 P: 5	R: 0 E: 0 K: 0 S: 3	H: 1 LOB: 0 BB: 0 P: 3	R: 1 E: 0 K: 0 S: 5	H: 2 LOB: 1 BB: 0 P: 5	R: 0 E: 0 K: 0 S: 3	H: 0 LOB: 0 BB: 0 P: 3	R: 0 E: 0 K: 0 S: 4	H: 1 LOB: 2 BB: 1 P: 8	R: 0 E: 0 K: 1 S: 5	H: 0 LOB: 0 BB: 0 P: 5	R: 0 E: 0 K: 1 S: 5	H: 0 LOB: 0 BB: 2 P: 13	R: 0 E: 0 K: 1 S: 5	H: 0 LOB: 0 BB: 0 P: 5		R: 0 E: 0 K: 1 S: 5	H: 0 LOB: 0 BB: 0 P: 5	1B: 4 2B: 1 3B: 0 HR: 0	SF: 1 SAC: 1 DP: 1 HBP: 0	WP: 0 PB: 0 SB: 1 CS: 0	PA: 33		
PITCHER	IP	WLS	BF	H	R	ER	SO	BB	IBB	HBP	BLK	WP	HR	S	P	ERA	WHIP								
Dave Lemanczyk, R ERA: 3.7 (1, 1)	9.0	W	33	4	1	1	5	3	0	0	0	0	0	40	52	1.00	0.778								

Batter	1	2	3	4	5	6	7	8	9	AB	R	H	RBI	BB	SO	LOB	TOP								
Pedro Garcia, R OBP: 0.250, SLG: 0.286 (1.4)	0-0 6-3		0-0 F6	0-0 F8		0-0 E 3B		0-3 K		5	1	1	0	0	1	1	Toronto Blue Jays @ New York Yankees Yankee Stadium, Bronx, NY Tue Apr 19 1977, 3:33 AM EST Att: 9,954 - Sunny - 68 F								
Jim Mason, L OBP: 0.179, SLG: 0.111 (1.6)	0-3 K		0-0 3-1		0-0 F7	0-0 FC2 FC5-4		0-0 4-3		5	0	0	0	0	1	0									
Bob Bailor, R OBP: 0.344, SLG: 0.586 (1.7)	0-0 F9			0-0 1B 2B	0-0 F3	0-0 FC5-4 1-2			0-0 1-3	5	1	1	0	0	0	1									
Ron Fairly, L OBP: 0.387, SLG: 0.400 (1.10)		0-0 F6		0-0 PB 1B 2-3	0-0 1B 2B	0-3 K			0-0 1-3	5	2	2	0	0	1	1									
Doug Ault, R OBP: 0.440, SLG: 0.698 (1.3)		4-0 WP BB		0-0 E PB 1-2 3H 1B	4-0 1B 2B BB		0-0 WP 2B 1B		0-0 1B	3	3	3	1	2	0	0									
Otto Velez, R OBP: 0.500, SLG: 0.762 (1.9)		4-0 BB		0-0 1-3	0-0 2B 1B		0-0 L6-4 1H 2B		0-3 K	3	0	2	2	1	0	2									
Steve Bowling, R OBP: 0.333, SLG: 0.125 (7.9)		1-2 BB		0-0 1-2 2-3	1-3 2H 1B					1	0	0	0	0	1	1									
Gary Woods, R OBP: 0.229, SLG: 0.222 (1.8)	0-3 K		1-0 1B E SH1-3 HBP	0-0 1-3 3H 2B		0-0 F4				3	1	1	1	0	1	3									
Dave McKay, S OBP: 0.205, SLG: 0.227 (1.5)	0-0 6-3		0-0 SH1-3 1B	0-0 1-3 2H 3H 1B	0-3 K		0-0 L6-4 2-3			4	0	1	1	0	1	5									
Alan Ashby, S OBP: 0.371, SLG: 0.387 (1.2)			0-3 K	0-0 SH1-3		0-0 F6		0-0 4-3		3	0	0	1	0	1	0									
Inning Stats	R: 0 E: 0 K: 1 S: 5	H: 0 LOB: 0 BB: 0 P: 5	R: 0 E: 0 K: 1 S: 5	H: 0 LOB: 2 BB: 2 P: 13	R: 0 E: 0 K: 1 S: 5	H: 0 LOB: 0 BB: 0 P: 5	R: 4 E: 1 K: 0 S: 7	H: 4 LOB: 1 BB: 0 P: 8	R: 2 E: 0 K: 1 S: 8	H: 3 LOB: 2 BB: 1 P: 12	R: 1 E: 1 K: 1 S: 7	H: 1 LOB: 1 BB: 0 P: 7	R: 1 E: 0 K: 0 S: 4	H: 2 LOB: 0 BB: 0 P: 4	R: 0 E: 0 K: 1 S: 5	H: 0 LOB: 0 BB: 0 P: 5	R: 0 E: 0 K: 1 S: 6	H: 1 LOB: 1 BB: 0 P: 6	1B: 6 2B: 5 3B: 1 HR: 0	SF: 0 SAC: 1 DP: 1 HBP: 1	WP: 3 PB: 1 SB: 0 CS: 0	PA: 42			
PITCHER	IP	WLS	BF	H	R	ER	SO	BB	IBB	HBP	BLK	WP	HR	S	P	ERA	WHIP								
Gil Patterson, R ERA: 10.8 (1.1)	3.1	L	17	4	4	4	3	2	0	1	0	1	0	20	29	10.80	1.800								
Ron Guidry, L ERA: 4.25 (4.1)	2.2		15	5	4	3	2	1	0	0	0	0	0	18	22	10.12	2.250								
Dick Tidrow, R ERA: 2.53 (7.1)	3.0		10	2	0	0	2	0	0	0	0	1	0	14	14	0.00	0.667								

AB	37
R	8
H	11
RBI	6
BB	3
SO	7
LOB	14



Batter	1	2	3	4	5	6	7	8	9	AB	R	H	RBI	BB	SO	LOB	BOTTOM								
Mickey Rivers, L OBP: 0.283, SLG: 0.318 (1.8)	0-0 G3		0-0 4-3			0-0 F8		0-0 F8		4	0	0	0	0	0	0	Toronto Blue Jays @ New York Yankees Yankee Stadium, Bronx, NY Tue Apr 19 1977, 3:33 AM EST Att: 9,954 - Sunny - 68 F								
Roy White, S OBP: 0.279, SLG: 0.231 (1.7)	0-0 5-3			0-0 F8		0-0 5-3		0-0 FC5-4 1B		4	0	1	0	0	0	0									
Thurman Munson, R OBP: 0.286, SLG: 0.243 (1.2)	0-0 F7			0-0 6-3		0-3 K		0-0 FC5-4 1-2		4	0	0	0	0	1	1									
Jimmy Wynn, R OBP: 0.484, SLG: 0.600 (1.10)		0-3 K		0-0 BLK 3B		0-0 F8		0-0 E 1B		4	2	2	0	0	1	0									
Lou Piniella, R OBP: 0.222, SLG: 0.222 (1.3)		0-0 F9		0-3 K		0-0 FC4-6 1B		0-3 K		4	0	1	0	0	2	1									
Graig Nettles, L OBP: 0.286, SLG: 0.171 (1.5)		0-0 2B		0-0 F6		0-0 FC4-6 3B		0-0 E8 1B		4	1	1	0	0	0	2									
Willie Randolph, R OBP: 0.289, SLG: 0.400 (1.4)		0-0 F9		0-3 K		0-0 K		0-0 F9		4	0	1	1	0	1	3									
Paul Blair, R OBP: 0.500, SLG: 1.000 (1.9)			0-0 F6		0-0 K		0-3 K			4	0	2	1	0	1	1									
Bucky Dent, R OBP: 0.258, SLG: 0.250 (1.6)			0-0 F7		0-0 5-3			0-0 F5	0-0 FC6-4	4	0	0	0	0	0	3									
Inning Stats	R: 0 E: 0 K: 0 S: 3	H: 0 LOB: 0 BB: 0 P: 3	R: 0 E: 0 K: 1 S: 6	H: 1 LOB: 0 BB: 0 P: 6	R: 0 E: 0 K: 0 S: 3	H: 0 LOB: 0 BB: 0 P: 3	R: 1 E: 0 K: 1 S: 6	H: 1 LOB: 0 BB: 0 P: 6	R: 0 E: 0 K: 1 S: 5	H: 0 LOB: 0 BB: 0 P: 5	R: 1 E: 0 K: 1 S: 7	H: 2 LOB: 1 BB: 0 P: 7	R: 0 E: 0 K: 0 S: 4	H: 1 LOB: 2 BB: 0 P: 4	R: 1 E: 1 K: 1 S: 8	H: 2 LOB: 2 BB: 0 P: 8		1B: 4 2B: 1 3B: 3 HR: 0	SF: 0 SAC: 0 DP: 0 HBP: 0	WP: 0 PB: 0 SB: 0 CS: 0	PA: 36				
PITCHER	IP	WLS	BF	H	R	ER	SO	BB	IBB	HBP	BLK	WP	HR	S	P	ERA	WHIP								
Jerry Garvin, L ERA: 2.08 (1.1)	9.0	W	36	8	3	2	6	0	0	0	1	0	0	48	48	2.00	0.889								



Batter	1	2	3	4	5	6	7	8	9	AB	R	H	RBI	BB	SO	LOB	TOP				
Pedro Garcia, R OBP: 0.246, SLG: 0.264 (1, 4)	F8	K2-3		F4			5-3	HBP		4	0	0	0	0	1	2					
Hector Torres, R OBP: 0.429, SLG: 0.333 (1, 6)	1B		1B	F3			F5	F9		4	2	1	0	1	0	4					
Bob Bailor, R OBP: 0.324, SLG: 0.529 (1, 7)	1B		F5		F4		F8		K	5	1	1	0	0	1	1					
Otto Velez, R OBP: 0.515, SLG: 0.720 (1, 10)	5-3		1B	1B	5-3			K		4	0	2	1	1	1	0					
Doug Ault, R OBP: 0.436, SLG: 0.667 (1, 3)	5-3		1B	1B	F4			2B	F9	5	1	2	2	0	0	2					
Gary Woods, R OBP: 0.226, SLG: 0.240 (1, 8)	F7		K			4-3		1B	5-3	5	1	1	0	0	1	4					
Dave McKay, S OBP: 0.229, SLG: 0.234 (1, 5)		6-3	5-3					FC5-4		3	0	1	2	1	0	2					
Alan Ashby, S OBP: 0.359, SLG: 0.353 (1, 2)		P5		6-3		F6		FC5-4		3	0	0	0	1	0	1					
Steve Bowling, R OBP: 0.360, SLG: 0.158 (1, 9)						F5		FC5-4		3	0	1	0	1	0	3					
Inning Stats	R: 2 E: 0 K: 0 S: 5	H: 2 LOB: 1 BB: 1 P: 9	R: 0 E: 0 K: 1 S: 6	H: 1 LOB: 1 BB: 0 P: 6	R: 1 E: 0 K: 1 S: 8	H: 3 LOB: 2 BB: 0 P: 8	R: 0 E: 0 K: 0 S: 3	H: 0 LOB: 1 BB: 1 P: 7	R: 0 E: 0 K: 0 S: 3	H: 0 LOB: 0 BB: 0 P: 3	R: 0 E: 0 K: 0 S: 3	H: 0 LOB: 1 BB: 0 P: 3	R: 2 E: 0 K: 1 S: 8	H: 3 LOB: 3 BB: 1 P: 13	R: 0 E: 0 K: 1 S: 5	H: 0 LOB: 1 BB: 1 P: 9	1B: 8 2B: 1 3B: 0 HR: 0	SF: 0 SAC: 0 DP: 0 HBP: 1	WP: 0 PB: 0 SB: 0 CS: 0	PA: 42	
PITCHER	IP	WLS	BF	H	R	ER	SO	BB	IBB	HBP	BLK	WP	HR	S	P	ERA	WHIP				
Don Gullett, L ERA: 6.2 (1, 1)	7.1	W	35	9	5	5	3	4	0	0	0	0	0	37	53	6.14	1.773				
Sparky Lyle, L ERA: 1.93 (8, 1)	1.2	S	7	0	0	0	1	1	0	1	0	0	0	7	12	0.00	0.600				

Toronto Blue Jays @ New York Yankees
Yankee Stadium, Bronx, NY
Wed Apr 20 1977, 3:33 AM EST
Att: 10,819 - Overcast - 59 F

AB 36
R 5
H 9
RBI 5
BB 5
SO 4
LOB 19



Batter	1	2	3	4	5	6	7	8	9	AB	R	H	RBI	BB	SO	LOB	BOTTOM				
Willie Randolph, R OBP: 0.349, SLG: 0.513 (1, 4)	2B		FC6-4							4	2	3	1	1	0	1					
Thurman Munson, R OBP: 0.296, SLG: 0.286 (1, 2)	1B	HR	5-3		FC6-4		G6-4-3			5	2	2	1	0	0	3					
Reggie Jackson, L OBP: 0.308, SLG: 0.343 (1, 9)	SH1-3			1B	F8		F8			4	2	2	2	1	0	1					
Graig Nettles, L OBP: 0.298, SLG: 0.179 (1, 5)	1B	F9		G3	F3		G3			4	0	1	0	1	0	2					
Mickey Rivers, L OBP: 0.280, SLG: 0.319 (1, 8)	SH1-3	E3		SF8		2B	F7			3	0	1	2	0	0	1					
Roy White, S OBP: 0.313, SLG: 0.279 (1, 7)	1B	F3		G3			S			4	0	2	0	1	0	3					
Carlos May, L OBP: 0.353, SLG: 0.375 (1, 10)	F7	4-3		4-3			5-3			3	0	0	0	0	0	6					
Jimmy Wynn, R OBP: 0.485, SLG: 0.577 (6, PH)										1	0	0	0	1	0	1					
Chris Chambliss, L OBP: 0.214, SLG: 0.268 (1, 3)			F5		F8		F8			4	0	1	1	0	0	3					
Bucky Dent, R OBP: 0.286, SLG: 0.281 (1, 6)	F8					1B	FC6-4			4	1	2	0	0	0	6					
Inning Stats	R: 3 E: 0 K: 0 S: 6	H: 3 LOB: 3 BB: 3 P: 18	R: 2 E: 1 K: 0 S: 6	H: 2 LOB: 2 BB: 1 P: 10	R: 0 E: 1 K: 0 S: 4	H: 1 LOB: 1 BB: 0 P: 4	R: 1 E: 0 K: 0 S: 5	H: 2 LOB: 1 BB: 0 P: 5	R: 1 E: 0 K: 0 S: 5	H: 2 LOB: 3 BB: 1 P: 9	R: 0 E: 0 K: 0 S: 3	H: 1 LOB: 0 BB: 0 P: 3	R: 0 E: 0 K: 0 S: 4	H: 1 LOB: 1 BB: 0 P: 4	1B: 11 2B: 2 3B: 0 HR: 1	SF: 1 SAC: 1 DP: 1 HBP: 0	WP: 0 PB: 0 SB: 3 CS: 0	PA: 43			
PITCHER	IP	WLS	BF	H	R	ER	SO	BB	IBB	HBP	BLK	WP	HR	S	P	ERA	WHIP				
Steve Hargan, R ERA: 9.72 (1, 1)	1.0	L	12	5	5	5	0	3	1	0	0	0	0	18	18	45.00	8.000				
Jerry Johnson, R ERA: 6.75 (2, 1)	4.0		18	5	2	2	0	0	0	0	0	0	0	18	18	4.50	1.250				
Mike Willis, L ERA: (6, 1)	3.0		13	4	0	0	0	0	1	0	0	0	0	12	16	0.00	1.333				

Toronto Blue Jays @ New York Yankees
Yankee Stadium, Bronx, NY
Wed Apr 20 1977, 3:33 AM EST
Att: 10,819 - Overcast - 59 F

AB 36
R 7
H 14
RBI 7
BB 5
SO 0
LOB 27



Batter	1	2	3	4	5	6	7	8	9	AB	R	H	RBI	BB	SO	LOB	TOP																										
Gary Woods, R (1, 8) OBP: 0.246, SLG: 0.259 Ron Fairly, L (9, PH) OBP: 0.375, SLG: 0.385	0-3 K		0-0 CS 1B		0-0 E5 1B			0-0 F7	0-0 1-3	4	0	2	0	0	1	0	Toronto Blue Jays @ New York Yankees Yankee Stadium, Bronx, NY Thu Apr 21 1977, 3:33 AM EST Att: 10,502 - Sunny - 74 F																										
Hector Torres, R (1, 6) OBP: 0.417, SLG: 0.364	0-0 F8		0-0 CS 1-2	0-0 S HR 1B	0-0 1-3			0-0 FC6-4 1B	0-0 F8	5	1	2	0	0	0	2																											
Bob Bailor, R (1, 7) OBP: 0.293, SLG: 0.474	0-0 4-3			0-0 F8 1-2		0-0 6-3		0-0 FC6-4 2B 1-2		4	1	0	0	0	0	2																											
Otto Velez, R (1, 10) OBP: 0.541, SLG: 0.862		0-0 1B 1B		0-0 2H HR		0-3 K		0-0 1H 1B 2B		4	2	3	3	0	1	0																											
Doug Ault, R (1, 3) OBP: 0.458, SLG: 0.667	0-0 1B 1B		0-0 1B 1B	0-0 5-3		0-0 BB		0-0 2H 1B		3	1	2	1	1	0	0																											
Dave McKay, S (1, 5) OBP: 0.250, SLG: 0.255	0-0 L5-3 2H 1B		0-0 1B 1B	0-0 1B		0-0 F8		0-0 G3		4	0	2	1	0	0	2																											
Alan Ashby, S (1, 2) OBP: 0.326, SLG: 0.316	0-0 L5-3 1-2		0-0 5-3	0-0 5-3			0-0 F8		0-0 1-3	4	0	0	0	0	0	2																											
Steve Bowling, R (1, 9) OBP: 0.321, SLG: 0.136 Al Woods, L (9, PH) OBP: 0.381, SLG: 0.700			0-0 F9		0-0 4-3		0-0 4-3		0-0 HR	3	0	0	0	0	0	0																											
Pedro Garcia, R (1, 4) OBP: 0.262, SLG: 0.281			0-0 5-3		0-0 1B		0-0 F7		0-0 1-3 1B	4	0	2	0	0	0	0																											
Inning Stats	R: 0 E: 0 K: 1 S: 5	H: 0 LOB: 0 BB: 0 P: 5	R: 1 E: 0 K: 0 S: 4	H: 3 LOB: 0 BB: 0 P: 4	R: 0 E: 0 K: 0 S: 3	H: 1 LOB: 0 BB: 0 P: 3	R: 2 E: 0 K: 0 S: 6	H: 3 LOB: 1 BB: 0 P: 6	R: 0 E: 1 K: 0 S: 4	H: 2 LOB: 1 BB: 0 P: 4	R: 0 E: 0 K: 1 S: 5	H: 0 LOB: 1 BB: 1 P: 9	R: 0 E: 0 K: 0 S: 3	H: 0 LOB: 0 BB: 0 P: 3	R: 2 E: 0 K: 0 S: 6	H: 3 LOB: 1 BB: 0 P: 6		R: 1 E: 0 K: 0 S: 5	H: 2 LOB: 1 BB: 0 P: 5	1B: 11 2B: 2 3B: 0 HR: 2	SF: 0 SAC: 0 DP: 1 HBP: 0	WP: 0 PB: 0 SB: 1 CS: 1	PA: 39																				
PITCHER	IP	WLS	BF	H	R	ER	SO	BB	IBB	HBP	BLK	WP	HR	S	P	ERA	WHIP	PITCHER								IP	WLS	BF	H	R	ER	SO	BB	IBB	HBP	BLK	WP	HR	S	P	ERA	WHIP	
Ken Holtzman, L (1, 1) ERA: 4.02	7.2	W	31	11	5	5	2	1	0	0	0	0	1	34	38	5.87	1.565																										
Dick Tidrow, R (8, 1) ERA: 3.19	0.2		5	3	1	1	0	0	0	0	0	0	1	5	5	13.50	4.500																										
Sparky Lyle, L (9, 1) ERA: 1.8	0.2	S	2	0	0	0	0	0	0	0	0	0	0	2	2	0.00	0.000																										

AB	37
R	6
H	14
RBI	6
BB	1
SO	2
LOB	9



Batter	1	2	3	4	5	6	7	8	9	AB	R	H	RBI	BB	SO	LOB	BOTTOM																															
Willie Randolph, R (1, 4) OBP: 0.313, SLG: 0.455	0-0 1-3		0-0 6-3	0-0 FC6-4 1-2		0-0 FC1 1-3	0-3 K			5	0	0	0	0	1	5	Toronto Blue Jays @ New York Yankees Yankee Stadium, Bronx, NY Thu Apr 21 1977, 3:33 AM EST Att: 10,502 - Sunny - 74 F																															
Thurman Munson, R (1, 2) OBP: 0.288, SLG: 0.277	0-0 BB 1B		0-0 F3		0-0 P1	0-0 F4	0-0 F5			5	0	1	0	0	0	3																																
Reggie Jackson, L (1, 9) OBP: 0.341, SLG: 0.385	4-0 1-2 BB		0-0 1B		0-0 2B	0-3 K		0-0 4-3		4	0	2	0	1	1	2																																
Graig Nettles, L (1, 5) OBP: 0.288, SLG: 0.250	0-0 L3 1-2			0-3 K	0-0 G3		0-0 4-3	0-0 HR		5	1	1	1	0	1	3																																
Mickey Rivers, L (1, 8) OBP: 0.291, SLG: 0.353		0-3 K		0-0 F6	0-0 1-3		1-0 1B HBP	0-0 3B		4	1	1	0	0	1	1																																
Roy White, S (1, 7) OBP: 0.340, SLG: 0.283		4-0 BB BB		4-0 1B 2B BB		0-0 F8	0-0 1B HR	0-0 FC1-2-5-1-4		3	2	1	0	2	0	1																																
Carlos May, L (1, 10) OBP: 0.476, SLG: 0.444		4-0 1-2 BB		0-0 2B 1B		4-0 2B BB	0-0 1-2 HR 1B			2	2	2	1	2	0	0																																
Chris Chambliss, L (1, 3) OBP: 0.261, SLG: 0.422		0-3 K		0-0 1-3 2B		0-0 1H 1B 2B	0-0 2H HR			4	2	3	5	0	1	2																																
Bucky Dent, R (1, 6) OBP: 0.333, SLG: 0.343	0-0 F7			0-0 FC6-4 BB		0-0 E FC1 2H 1B		0-0 2B		3	0	2	1	1	0	2																																
Inning Stats	R: 0 E: 0 K: 0 S: 3	H: 1 LOB: 1 BB: 1 P: 7	R: 0 E: 0 K: 2 S: 7	H: 0 LOB: 2 BB: 2 P: 15	R: 0 E: 0 K: 0 S: 3	H: 1 LOB: 0 BB: 0 P: 3	R: 1 E: 0 K: 1 S: 7	H: 2 LOB: 3 BB: 2 P: 15	R: 0 E: 0 K: 0 S: 4	H: 1 LOB: 1 BB: 0 P: 4	R: 2 E: 1 K: 1 S: 8	H: 2 LOB: 2 BB: 1 P: 12	R: 4 E: 0 K: 1 S: 9	H: 4 LOB: 1 BB: 0 P: 10	R: 1 E: 0 K: 0 S: 4	H: 2 LOB: 0 BB: 0 P: 4		1B: 6 2B: 6 3B: 1 HR: 2	SF: 0 SAC: 0 DP: 2 HBP: 1	WP: 0 PB: 0 SB: 0 CS: 0	PA: 42																											
PITCHER	IP	WLS	BF	H	R	ER	SO	BB	IBB	HBP	BLK	WP	HR	S	P	ERA	WHIP	PITCHER								IP	WLS	BF	H	R	ER	SO	BB	IBB	HBP	BLK	WP	HR	S	P	ERA	WHIP						
Jesse Jefferson, R (1, 1) ERA: 3.15	6.0		30	7	3	3	4	6	0	0	0	0	1	9	10	36.00	4.000																															
Chuck Hartenstein, R (7, 1) ERA: 4.35	1.0	L	8	4	4	4	1	0	0	1	0	0	1	9	10	36.00	4.000																															
Pete Vuckovich, R (8, 1) ERA: 1.8	1.0		4	2	1	1	0	0	0	0	0	0	1	4	4	9.00	2.000																															

AB	35
R	8
H	13
RBI	8
BB	6
SO	5
LOB	19




Batter	1	2	3	4	5	6	7	8	9	AB	R	H	RBI	BB	SO	LOB	TOP					
Rick Burleson, R OBP: 0.421, SLG: 0.538 (1, 6)										5	1	2	1	0	0	1						
Denny Doyle, L OBP: 0.341, SLG: 0.452 (1, 4)										4	1	1	0	1	1	2						
Jim Rice, R OBP: 0.345, SLG: 0.412 (1, 10)										4	0	0	0	1	1	2						
Carl Yastrzemski, L OBP: 0.431, SLG: 0.522 (9, PR)										4	0	1	1	1	1	3						
George Scott, R OBP: 0.283, SLG: 0.360 (1, 3)										5	1	2	2	0	0	1						
Carlton Fisk, R OBP: 0.404, SLG: 0.333 (1, 2)										5	2	2	0	0	1	4						
Dwight Evans, R OBP: 0.420, SLG: 0.609 (1, 9)										3	1	1	2	1	2	1						
Butch Hobson, R OBP: 0.191, SLG: 0.333 (1, 5)										3	1	1	0	1	1	1						
Rick Miller, L OBP: 0.281, SLG: 0.267 (1, 8)										4	1	1	1	0	0	2						
Inning Stats	R: 2 E: 2 K: 0 S: 6	H: 3 LOB: 1 BB: 0 P: 6	R: 0 E: 0 K: 1 S: 4	H: 0 LOB: 0 BB: 1 P: 8	R: 0 E: 0 K: 0 S: 3	H: 0 LOB: 1 BB: 1 P: 7	R: 0 E: 0 K: 1 S: 5	H: 0 LOB: 0 BB: 0 P: 5	R: 0 E: 0 K: 0 S: 3	H: 0 LOB: 0 BB: 0 P: 3	R: 0 E: 0 K: 0 S: 5	H: 0 LOB: 0 BB: 0 P: 5	R: 4 E: 1 K: 2 S: 12	H: 5 LOB: 2 BB: 1 P: 16	R: 2 E: 0 K: 2 S: 5	H: 2 LOB: 1 BB: 1 P: 9	R: 1 E: 0 K: 2 S: 8	H: 1 LOB: 2 BB: 1 P: 12	1B: 8 2B: 1 3B: 0 HR: 2	SF: 0 SAC: 0 DP: 1 HBP: 0	WP: 0 PB: 0 SB: 2 CS: 0	PA: 43
PITCHER	IP WLS BF H R ER SO BB IBB HBP BLK WP HR S P ERA WHIP																					
Bill Singer, R ERA: 7.2 (1, 1)	6.1 L 27 7 6 4 4 2 0 0 0 0 1 33 41 5.68 1.421																					
Jerry Johnson, R ERA: 8.0 (7, 1)	1.0 8 3 2 2 1 2 0 0 0 0 0 1 8 16 18.00 5.000																					
Chuck Hartenstein, R ERA: 4.5 (8, 1)	1.2 7 1 1 1 2 1 0 0 0 0 0 0 10 14 5.40 1.200																					

Boston Red Sox @ Toronto Blue Jays
Exhibition Stadium, Toronto, ON
Sun Apr 24 1977, 3:33 AM EDT
Att: 29,303 - Unknown - 48 F

livebaseballscores.com

AB 37
R 9
H 11
RBI 7
BB 5
SO 7
LOB 17




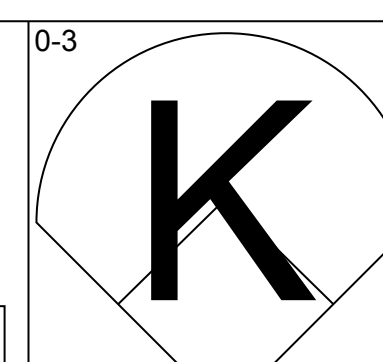
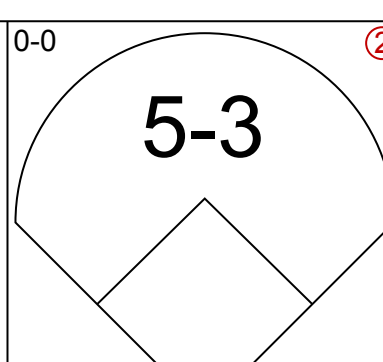
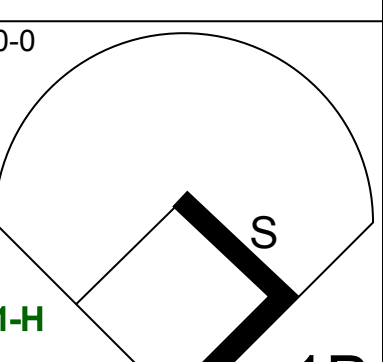
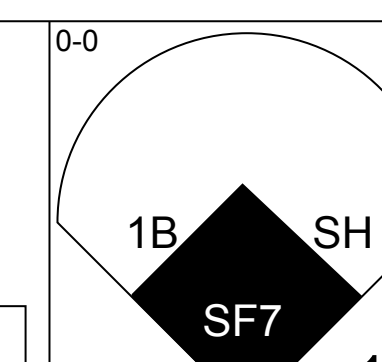
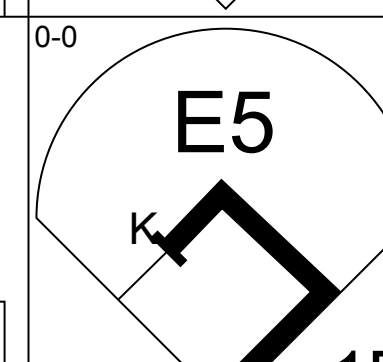
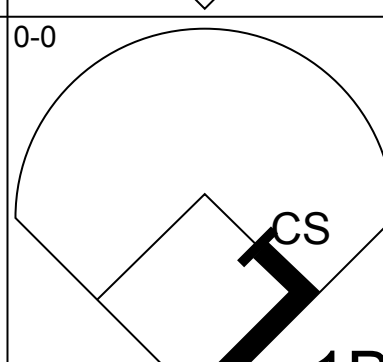
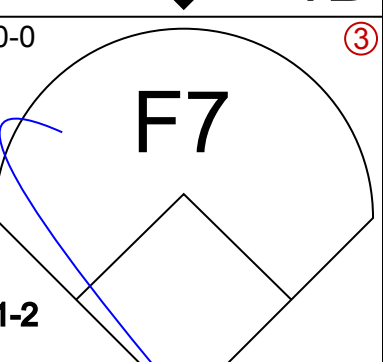
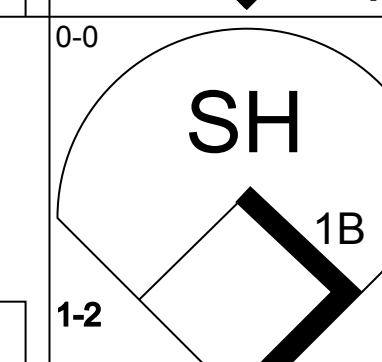
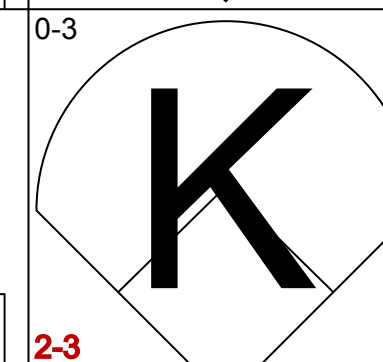
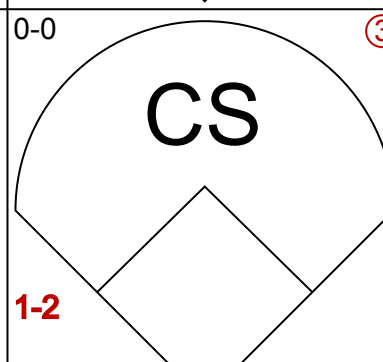
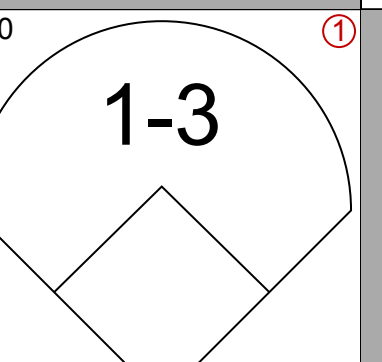
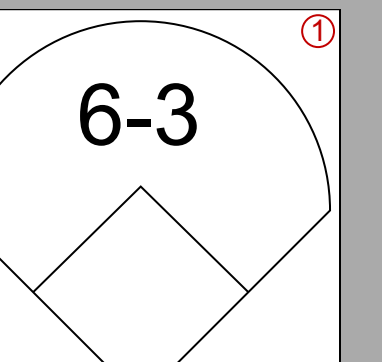
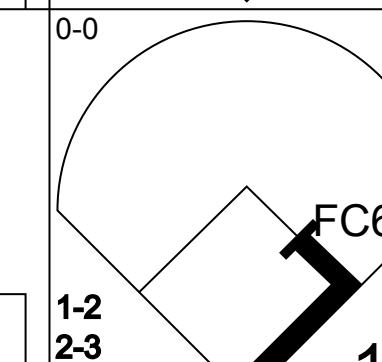
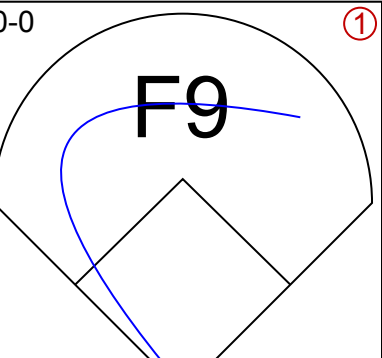
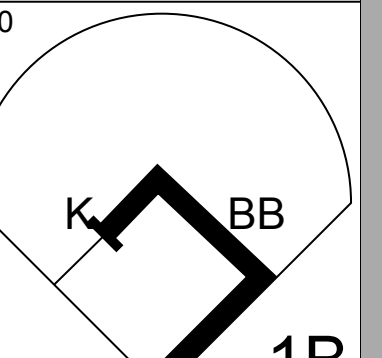
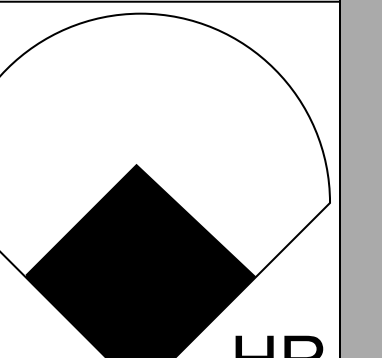
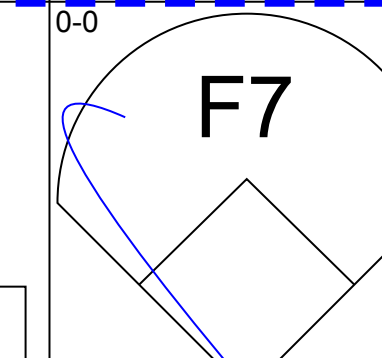
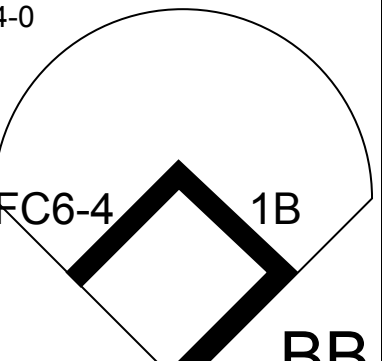
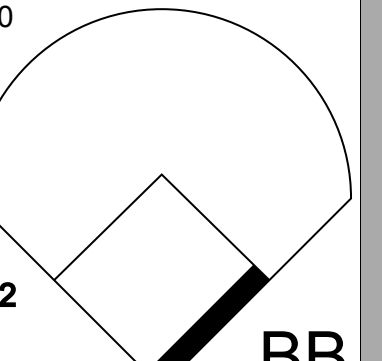
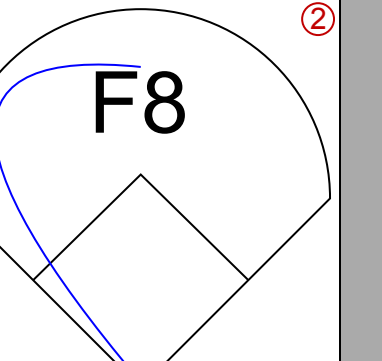
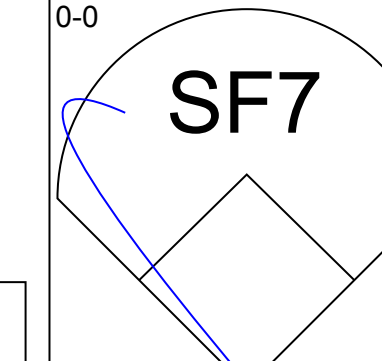
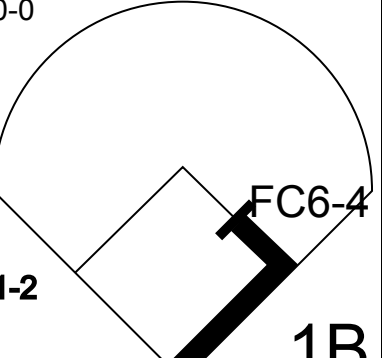

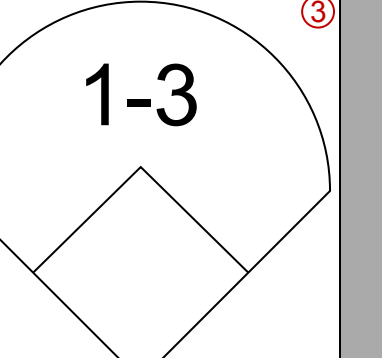
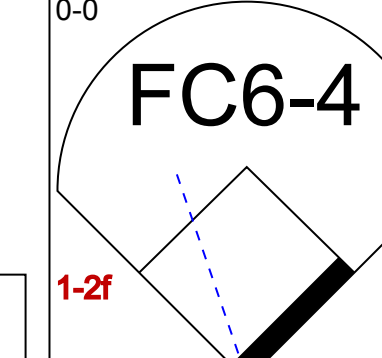
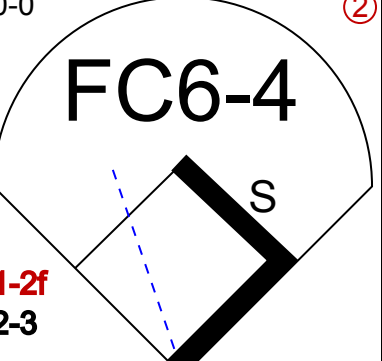
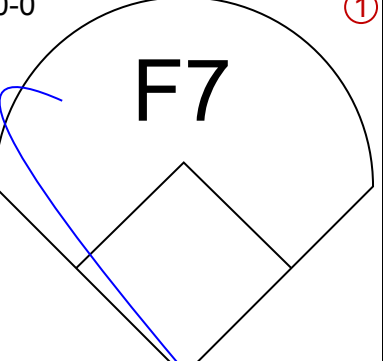
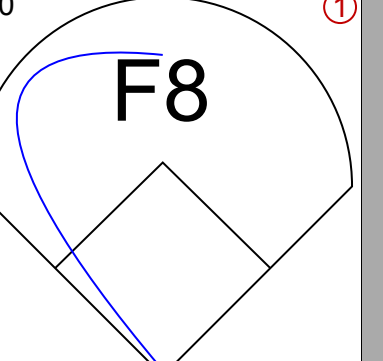
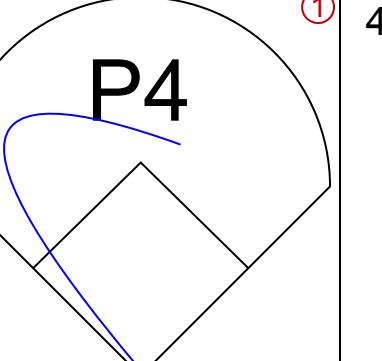
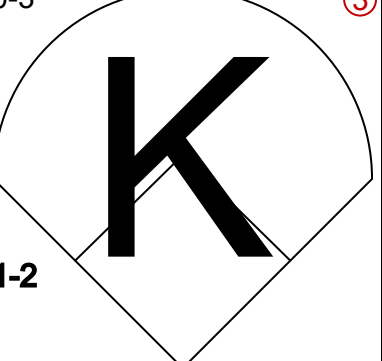
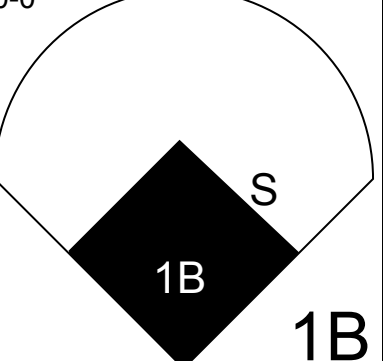
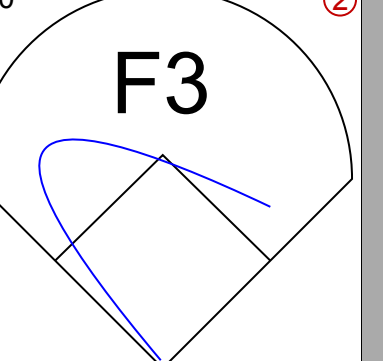
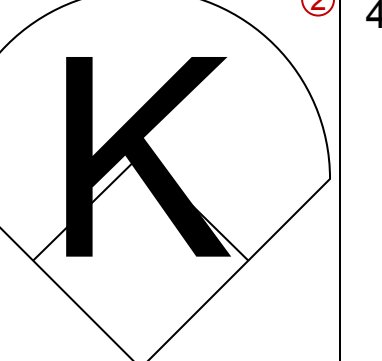
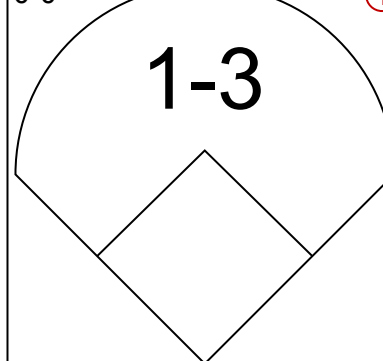
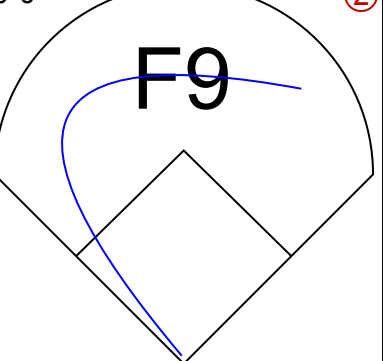
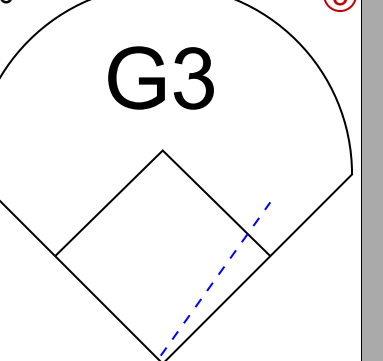
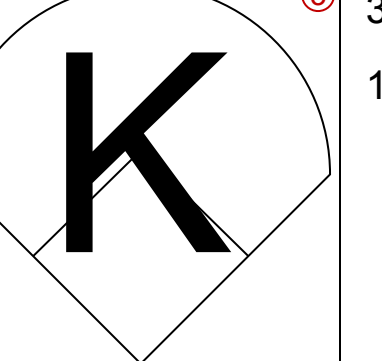
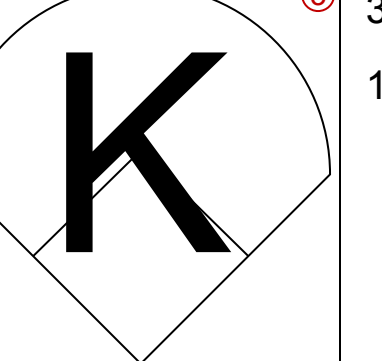
Batter	1	2	3	4	5	6	7	8	9	AB	R	H	RBI	BB	SO	LOB	BOTTOM					
Bob Bailor, R OBP: 0.289, SLG: 0.452 (1, 8)										4	0	1	0	0	0	0						
Jim Mason, L OBP: 0.163, SLG: 0.100 (1, 6)										4	0	0	0	0	0	1						
Al Woods, L OBP: 0.375, SLG: 0.696 (1, 7)										3	0	1	0	0	0	0						
Ron Fairly, L OBP: 0.343, SLG: 0.345 (1, 10)										3	0	0	0	0	0	2						
Otto Velez, R OBP: 0.500, SLG: 0.781 (1, 9)										3	0	0	0	0	1	1						
Doug Ault, R OBP: 0.452, SLG: 0.648 (1, 3)										3	0	1	0	0	1	0						
Dave McKay, S OBP: 0.236, SLG: 0.241 (1, 5)										3	0	0	0	0	1	1						
Alan Ashby, S OBP: 0.304, SLG: 0.293 (1, 2)										3	0	0	0	0	2	0						
Pedro Garcia, R OBP: 0.250, SLG: 0.267 (1, 4)										3	0	0	0	0	1	0						
Inning Stats	R: 0 E: 0 K: 0 S: 3	H: 1 LOB: 0 BB: 0 P: 3	R: 0 E: 0 K: 1 S: 5	H: 0 LOB: 0 BB: 0 P: 5	R: 0 E: 0 K: 0 S: 3	H: 0 LOB: 0 BB: 0 P: 3	R: 0 E: 0 K: 0 S: 4	H: 1 LOB: 1 BB: 0 P: 4	R: 0 E: 0 K: 1 S: 5	H: 1 LOB: 0 BB: 0 P: 5	R: 0 E: 0 K: 1 S: 5	H: 0 LOB: 0 BB: 0 P: 5	R: 0 E: 1 K: 0 S: 4	H: 0 LOB: 1 BB: 0 P: 4	R: 0 E: 0 K: 2 S: 7	H: 0 LOB: 0 BB: 0 P: 7	R: 0 E: 0 K: 1 S: 5	H: 0 LOB: 0 BB: 0 P: 5	1B: 2 2B: 2 3B: 0 HR: 0	SF: 0 SAC: 0 DP: 2 HBP: 0	WP: 0 PB: 0 SB: 0 CS: 0	PA: 29
PITCHER	IP WLS BF H R ER SO BB IBB HBP BLK WP HR S P ERA WHIP																					
Fergie Jenkins, R ERA: 2.59 (1, 1)	9.0 W 29 3 0 0 6 0 0 0 0 0 0 41 41 0.00 0.333																					

Boston Red Sox @ Toronto Blue Jays
Exhibition Stadium, Toronto, ON
Sun Apr 24 1977, 3:33 AM EDT
Att: 29,303 - Unknown - 48 F

livebaseballscores.com

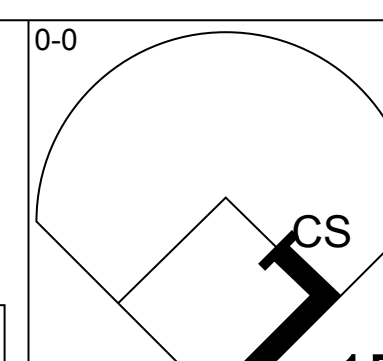
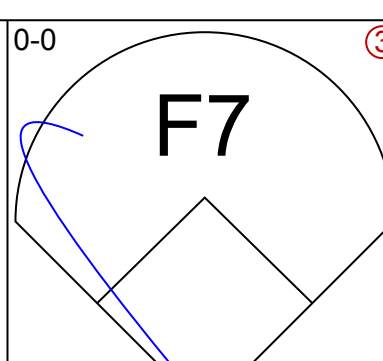
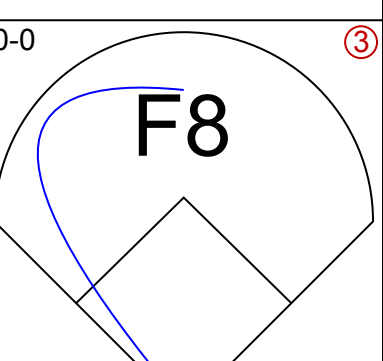
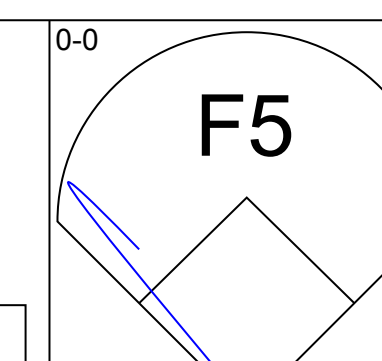
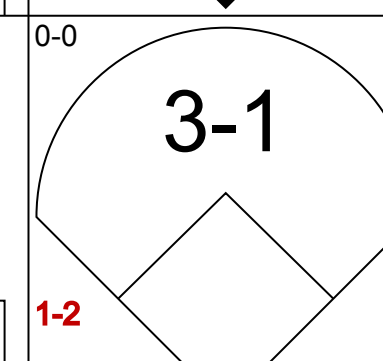
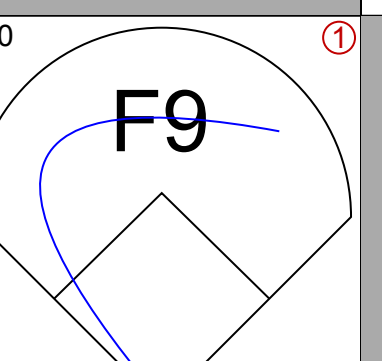
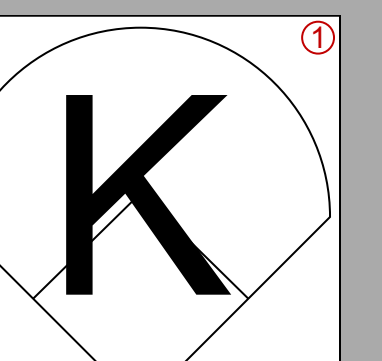
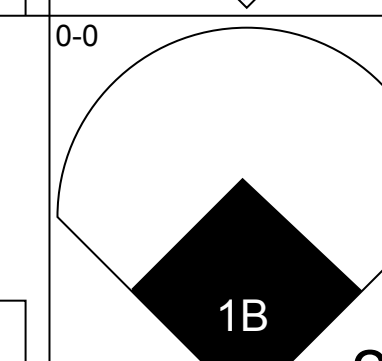
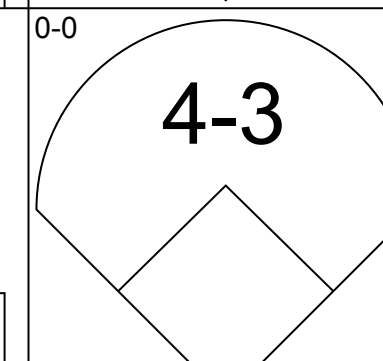
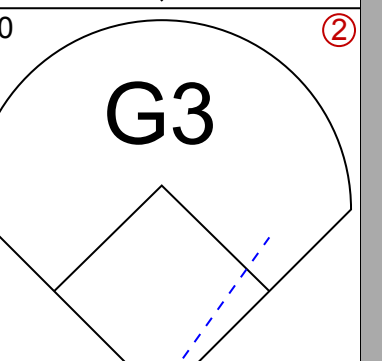
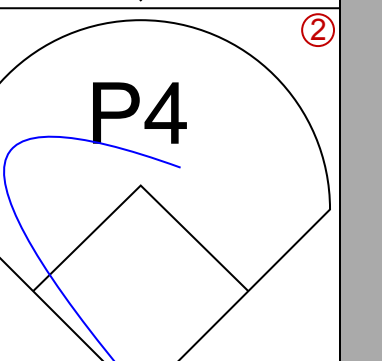
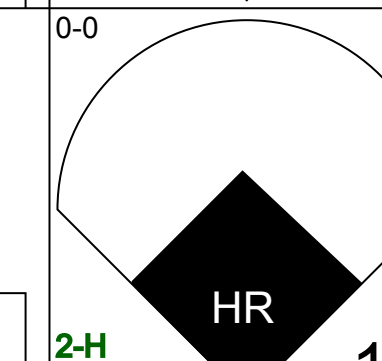
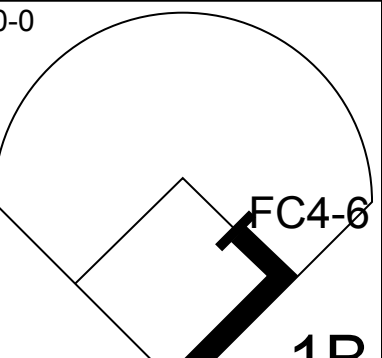
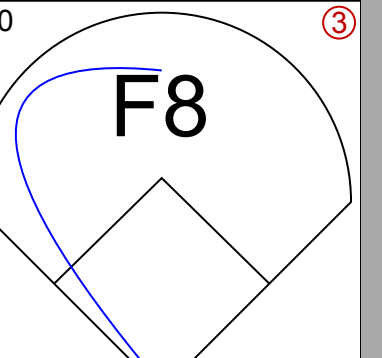
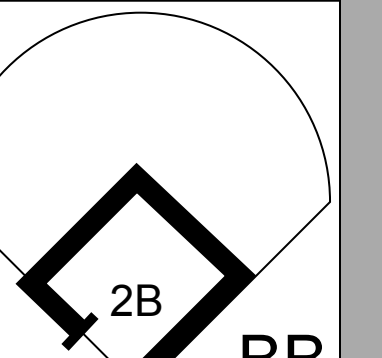
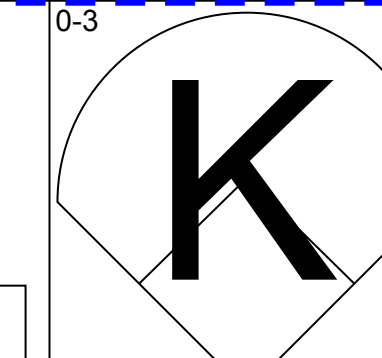
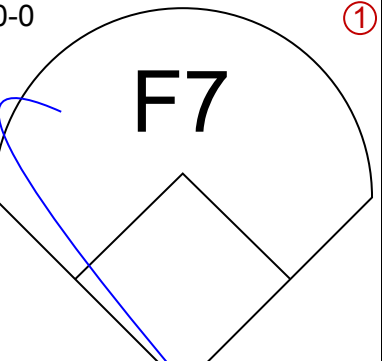
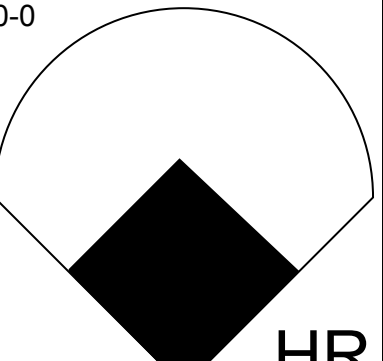
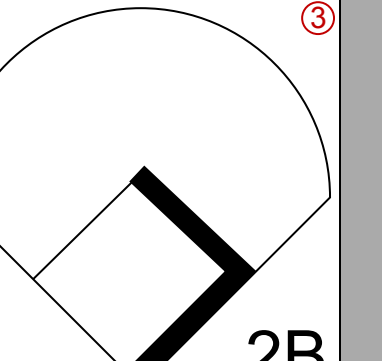
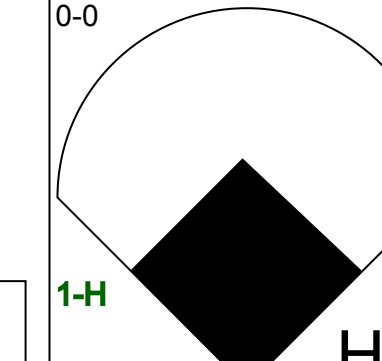

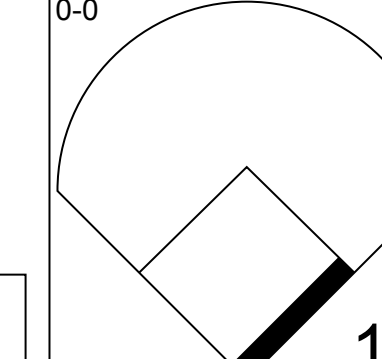
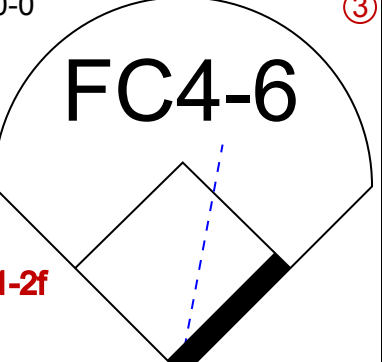
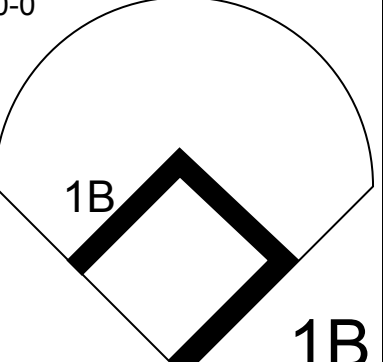
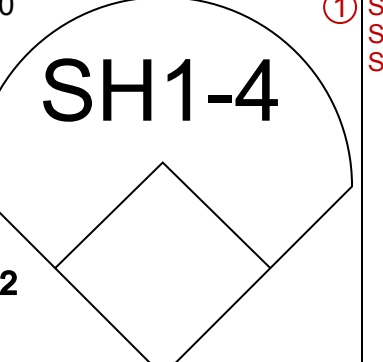


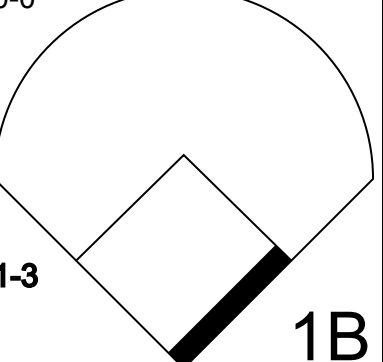
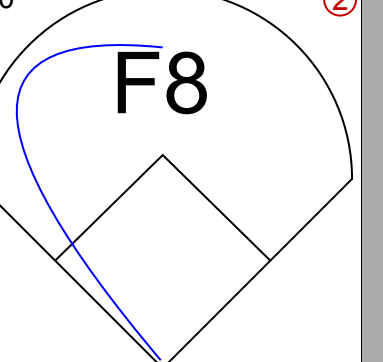

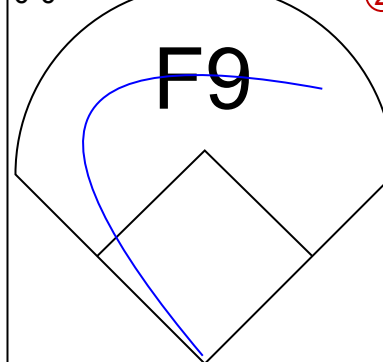
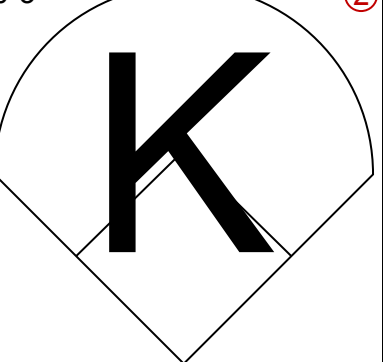
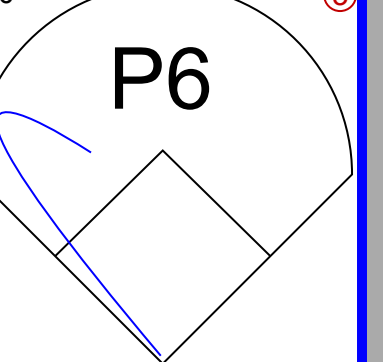
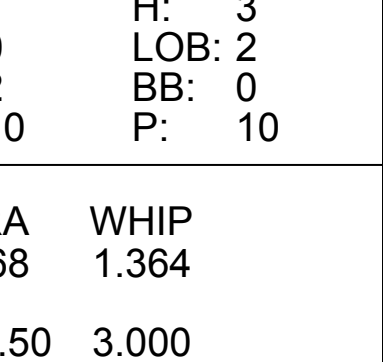



AB 29
R 0
H 3
RBI 0
BB 0
SO 6
LOB 5



Batter	1	2	3	4	5	6	7	8	9	AB	R	H	RBI	BB	SO	LOB	TOP																					
Rick Burleson, R OBP: 0.426, SLG: 0.536 (1, 6)					 1B			 1B		4	1	2	1	0	1	0	Boston Red Sox @ Toronto Blue Jays Exhibition Stadium, Toronto, ON Mon Apr 25 1977, 3:33 AM EDT Unknown - 40 F																					
Steve Dillard, R OBP: 0.625, SLG: 0.750 (1, 4)	 1B		 1B		 1-2			 1B		3	0	2	0	0	0	1																						
Jim Rice, R OBP: 0.339, SLG: 0.400 (1, 10)	 2-3		 1-2					 1B		4	0	1	0	0	1	1																						
George Scott, R OBP: 0.298, SLG: 0.426 (1, 3)				 1B						4	1	2	1	0	0	3																						
Carl Yastrzemski, L OBP: 0.436, SLG: 0.511 (1, 7)		 1B BB		 BB						1	0	0	1	2	0	0																						
Carlton Fisk, R OBP: 0.392, SLG: 0.326 (1, 2)		 1B		 2-3				 1B		4	0	1	0	0	1	4																						
Dwight Evans, R OBP: 0.389, SLG: 0.560 (1, 9)		 1B S									4	0	0	0	0	2																						
Butch Hobson, R OBP: 0.196, SLG: 0.326 (1, 5)		 1-2			 1B						4	1	1	0	0	2																						
Rick Miller, L OBP: 0.257, SLG: 0.242 (1, 8)											3	0	0	0	0	1																						
Bernie Carbo, L OBP: 0.389, SLG: 0.533 (9, PH)											1	0	0	0	1	0																						
Inning Stats	R: 0 E: 1 K: 2 S: 7	H: 1 LOB: 0 BB: 0 P: 7	R: 0 E: 0 K: 1 S: 6	H: 1 LOB: 2 BB: 1 P: 10	R: 0 E: 0 K: 0 S: 3	H: 1 LOB: 0 BB: 0 P: 3	R: 0 E: 0 K: 1 S: 5	H: 1 LOB: 1 BB: 1 P: 9	R: 1 E: 0 K: 0 S: 5	H: 2 LOB: 1 BB: 0 P: 5	R: 1 E: 0 K: 0 S: 4	H: 1 LOB: 0 BB: 0 P: 4	R: 0 E: 0 K: 0 S: 3	H: 0 LOB: 0 BB: 0 P: 3	R: 1 E: 0 K: 0 S: 6	H: 2 LOB: 2 BB: 0 P: 6	R: 0 E: 0 K: 2 S: 7	H: 0 LOB: 0 BB: 0 P: 7	1B: 8 2B: 0 3B: 0 HR: 1	SF: 1 SAC: 1 DP: 0 HBP: 0	WP: 0 PB: 0 SB: 3 CS: 1	PA: 37																
PITCHER	IP	WLS	BF	H	R	ER	SO	BB	IBB	HBP	BLK	WP	HR	S	P	ERA	WHIP	PITCHER				IP	WLS	BF	H	R	ER	SO	BB	IBB	HBP	BLK	WP	HR	S	P	ERA	WHIP
Jerry Garvin, L ERA: 2.45 (1, 1)	7.0		30	9	3	3	4	2	0	0	0	0	1	36	44	3.86	1.571																					
Pete Vuckovich, R ERA: 1.29 (8, 1)	2.0	W	6	0	0	0	2	0	0	0	0	0	0	10	10	0.00	0.000																					

AB	32
R	3
H	9
RBI	3
BB	2
SO	6
LOB	14



Batter	1	2	3	4	5	6	7	8	9	AB	R	H	RBI	BB	SO	LOB	BOTTOM																					
Bob Bailor, R OBP: 0.286, SLG: 0.435 (1, 8)	 1B									4	0	1	0	0	0	2	Boston Red Sox @ Toronto Blue Jays Exhibition Stadium, Toronto, ON Mon Apr 25 1977, 3:33 AM EDT Unknown - 40 F																					
Jim Mason, L OBP: 0.170, SLG: 0.136 (1, 6)	 1-2							 2B		4	1	1	0	0	1	1																						
Al Woods, L OBP: 0.357, SLG: 0.630 (1, 7)								 1B		4	1	1	1	0	0	0																						
Ron Fairly, L OBP: 0.359, SLG: 0.344 (1, 10)		 1B				 BB				3	0	1	0	1	1	1																						
Otto Velez, R OBP: 0.523, SLG: 0.972 (1, 9)							 1-H		 1-H		4	2	3	3	0	0																						
Steve Bowling, R OBP: 0.321, SLG: 0.136 (9, 9)						 1-H		 1-H		0	0	0	0	0	0	0																						
Doug Ault, R OBP: 0.455, SLG: 0.638 (1, 3)							 1B				4	0	2	0	0	2																						
Dave McKay, S OBP: 0.241, SLG: 0.246 (1, 5)		 1-2			 1B		 1-2				3	0	1	0	0	2																						
Pedro Garcia, R OBP: 0.254, SLG: 0.270 (1, 4)					 1B						3	0	1	0	0	1																						
Phil Roof, R (1, 2)											2	0	0	0	0	1																						
Sam Ewing, L OBP: 0.436, SLG: 0.250 (7, PH)											1	0	0	0	0	1																						
Alan Ashby, S OBP: 0.304, SLG: 0.293 (8, 2)											0	0	0	0	0	0																						
Inning Stats	R: 0 E: 0 K: 0 S: 3	H: 1 LOB: 0 BB: 0 P: 3	R: 0 E: 0 K: 1 S: 6	H: 1 LOB: 1 BB: 0 P: 6	R: 0 E: 0 K: 1 S: 5	H: 0 LOB: 0 BB: 0 P: 5	R: 0 E: 0 K: 0 S: 3	H: 0 LOB: 0 BB: 0 P: 3	R: 1 E: 0 K: 2 S: 10	H: 3 LOB: 2 BB: 0 P: 10	R: 0 E: 0 K: 1 S: 5	H: 1 LOB: 2 BB: 1 P: 9	R: 0 E: 0 K: 0 S: 4	H: 1 LOB: 1 BB: 0 P: 4	R: 3 E: 0 K: 2 S: 11	H: 4 LOB: 1 BB: 0 P: 11	R: 0 E: 0 K: 2 S: 7	H: 0 LOB: 0 BB: 0 P: 7	1B: 7 2B: 2 3B: 0 HR: 2	SF: 0 SAC: 1 DP: 0 HBP: 0	WP: 0 PB: 0 SB: 0 CS: 1	PA: 34																
PITCHER	IP	WLS	BF	H	R	ER	SO	BB	IBB	HBP	BLK	WP	HR	S	P	ERA	WHIP	PITCHER				IP	WLS	BF	H	R	ER	SO	BB	IBB	HBP	BLK	WP	HR	S	P	ERA	WHIP
Luis Tiant, R ERA: 3.44 (1, 1)	7.1		30	9	3	3	5	1	0	0	0	0	1	39	43	3.68	1.364																					
Bill Campbell, R ERA: 10.57 (8, 1)	0.2	L	4	2	1	1	2	0	0	0	0	0	1	8	8	13.50	3.000																					



Batter	1	2	3	4	5	6	7	8	9	AB	R	H	RBI	BB	SO	LOB	TOP																			
Rick Burleson, R OBP: 0.424, SLG: 0.533 (1, 6)	6-3		BB 1B		5-3		2B 1B	SF9		4	1	2	1	0	0	0	Boston Red Sox @ Toronto Blue Jays Exhibition Stadium, Toronto, ON Mon Apr 25 1977, 3:38 AM EDT Att: 15,016 - Cloudy - 40 F																			
Denny Doyle, L OBP: 0.327, SLG: 0.447 (1, 4)	4-3		P6		3-1		2B 2B	F9		5	1	1	1	0	0	3																				
Jim Rice, R OBP: 0.375, SLG: 0.421 (1, 10)	1B BB		1-2 BB		6-3		4-3 2B		FC3-6 BB	2	0	1	2	3	0	0																				
Carl Yastrzemski, L OBP: 0.417, SLG: 0.481 (1, 7)	1-3 1B		G3		4-3		4-3		FC3-6 G6-3	5	0	1	0	0	0	4																				
George Scott, R OBP: 0.274, SLG: 0.390 (1, 3)	F9				L4		5-3		G6-3	5	0	0	0	0	0	4																				
Carlton Fisk, R OBP: 0.400, SLG: 0.326 (1, 2)					5-3		1-3		S 1B BB	3	0	1	0	1	0	0																				
Dwight Evans, R OBP: 0.414, SLG: 0.577 (8, 8)					1B E BB		1B 2B		1B SF9 BB	2	3	1	0	2	1	1																				
Butch Hobson, R OBP: 0.218, SLG: 0.340 (1, 5)					E6 E 1B		K		1-3 2H 1B	4	0	2	0	0	2	1																				
Rick Miller, L OBP: 0.263, SLG: 0.250 (8, PH)					4-3		1B 2B 1B			3	1	1	1	0	0	1																				
Steve Dillard, R OBP: 0.697, SLG: 0.778 (8, PH)					E6					1	0	1	0	0	0	0																				
Bernie Carbo, L OBP: 0.389, SLG: 0.533 (8, 9)										0	0	0	0	0	0	0																				
Inning Stats	R: 0 E: 0 K: 0 S: 4	H: 1 LOB: 2 BB: 1 P: 8	R: 0 E: 0 K: 2 S: 7	H: 1 LOB: 0 BB: 0 P: 7	R: 0 E: 0 K: 0 S: 4	H: 1 LOB: 2 BB: 1 P: 8	R: 1 E: 1 K: 0 S: 4	H: 1 LOB: 0 BB: 0 P: 3	R: 0 E: 0 K: 0 S: 3	H: 0 LOB: 0 BB: 0 P: 3	R: 0 E: 0 K: 1 S: 10	H: 5 LOB: 1 BB: 0 P: 10	R: 1 E: 0 K: 0 S: 4	H: 2 LOB: 2 BB: 2 P: 12	R: 0 E: 0 K: 0 S: 2	H: 0 LOB: 0 BB: 1 P: 6	1B: 8 2B: 4 3B: 0 HR: 0	SF: 1 SAC: 0 DP: 2 HBP: 0	WP: 0 PA: 41 PB: 0 SB: 1 CS: 1																	
PITCHER	IP	WLS	BF	H	R	ER	SO	BB	IBB	HBP	BLK	WP	HR	S	P	ERA	WHIP	PITCHER		IP	WLS	BF	H	R	ER	SO	BB	IBB	HBP	BLK	WP	HR	S	P	ERA	WHIP
Dave Lemanczyk, R ERA: 4.11 (1, 1)	6.1		29	8	5	4	3	3	0	0	0	0	0	32	44	5.68	1.737																			
Pete Vuckovich, R ERA: 2.25 (7, 1)	1.0	L	6	2	1	1	0	2	0	0	0	0	0	4	12	9.00	4.000																			
Mike Willis, L ERA: (8, 1)	1.2		6	1	0	0	0	1	0	0	0	0	0	5	9	0.00	1.200																			

Batter	1	2	3	4	5	6	7	8	9	AB	R	H	RBI	BB	SO	LOB	BOTTOM																			
Bob Bailor, R OBP: 0.296, SLG: 0.420 (1, 8)	1B S 1B HBP		6-3		FC3-6 FC 1B		6-3		FC5-4-6	4	2	1	0	0	0	1	Boston Red Sox @ Toronto Blue Jays Exhibition Stadium, Toronto, ON Mon Apr 25 1977, 3:38 AM EDT Att: 15,016 - Cloudy - 40 F																			
Jim Mason, L OBP: 0.173, SLG: 0.143 (1, 6)	1B FC3-6 1B		4-3		FC FC3-6		4-3		4-3	5	1	1	1	0	0	2																				
Al Woods, L OBP: 0.344, SLG: 0.581 (1, 7)	FC3-6 1B		L8		FC3-6 1B		F9			4	0	1	1	0	0	2																				
Ron Fairly, L OBP: 0.349, SLG: 0.333 (1, 10)	FC3-6 G1-6-3				L9 BB 1B		3-1			4	0	1	2	0	0	1																				
Otto Velez, R OBP: 0.542, SLG: 0.974 (1, 9)	G1-6-3				4-3 WP 2B		1-2 BB			3	1	2	0	1	0	1																				
John Scott, R OBP: 0.154, SLG: 0.167 (8, PR)					1-2 BB					0	0	0	0	0	0	0																				
Doug Ault, R OBP: 0.443, SLG: 0.613 (1, 3)					4-3 P6		F9			4	0	1	0	0	0	5																				
Dave McKay, S OBP: 0.242, SLG: 0.246 (1, 5)					FC2-6 FC1-6		K		F7	4	0	1	0	0	1	2																				
Alan Ashby, S OBP: 0.286, SLG: 0.273 (1, 2)					FC1-6 CS		F9			3	0	0	0	0	0	1																				
Phil Roof, R OBP: 0.471, SLG: 0.308 (9, PH)					CS		3-1		SH1-4 1B	0	0	0	0	0	0	0																				
Pedro Garcia, R OBP: 0.257, SLG: 0.288 (1, 4)					5-3		1B FC 2B		SH1-4	3	1	1	0	0	1	1																				
Inning Stats	R: 2 E: 0 K: 0 S: 4	H: 2 LOB: 0 BB: 0 P: 5	R: 0 E: 1 K: 0 S: 4	H: 1 LOB: 1 BB: 0 P: 4	R: 0 E: 0 K: 0 S: 3	H: 0 LOB: 0 BB: 0 P: 3	R: 1 E: 0 K: 0 S: 4	H: 2 LOB: 0 BB: 0 P: 4	R: 2 E: 0 K: 0 S: 7	H: 3 LOB: 3 BB: 1 P: 11	R: 0 E: 0 K: 2 S: 7	H: 0 LOB: 0 BB: 0 P: 7	R: 0 E: 0 K: 0 S: 3	H: 0 LOB: 0 BB: 0 P: 3	R: 0 E: 0 K: 0 S: 4	H: 1 LOB: 1 BB: 0 P: 4	R: 0 E: 0 K: 0 S: 4	H: 1 LOB: 1 BB: 0 P: 4	1B: 8 2B: 2 3B: 0 HR: 0	SF: 0 SAC: 1 DP: 1 HBP: 1	WP: 1 PA: 39 PB: 0 SB: 1 CS: 1															
PITCHER	IP	WLS	BF	H	R	ER	SO	BB	IBB	HBP	BLK	WP	HR	S	P	ERA	WHIP	PITCHER		IP	WLS	BF	H	R	ER	SO	BB	IBB	HBP	BLK	WP	HR	S	P	ERA	WHIP
Bob Stanley, R ERA: 4.96 (1, 1)	4.1		19	7	5	5	0	0	0	1	0	0	0	18	19	10.38	1.615																			
Jim Willoughby, R ERA: 3.46 (5, 1)	4.2	W	19	3	0	0	2	1	0	0	0	0	0	22	26	0.00	0.857																			



Batter	1	2	3	4	5	6	7	8	9	10	11	12	AB	R	H	RBI	BB	SO	LOB	TOP								
Bob Bailor, R OBP: 0.317, SLG: 0.482 (1, 8)													6	1	3	2	0	0	0									
Jim Mason, L OBP: 0.179, SLG: 0.135 Hector Torres, R OBP: 0.357, SLG: 0.308 (10, 6)													3	0	0	0	1	0	2									
Al Woods, L OBP: 0.297, SLG: 0.500 (1, 7)													5	0	0	0	0	1	3									
Ron Fairly, L OBP: 0.375, SLG: 0.425 (1, 10)													4	2	2	1	1	0	0									
Otto Velez, R OBP: 0.538, SLG: 0.929 Steve Bowling, R OBP: 0.321, SLG: 0.136 Sam Ewing, L OBP: 0.500, SLG: 0.357 (11, 9)													3	1	1	0	1	1	1									
Doug Ault, R OBP: 0.446, SLG: 0.667 (1, 3)													4	1	2	3	0	0	1									
Dave McKay, S OBP: 0.224, SLG: 0.227 (1, 5)													5	0	0	0	0	1	3									
Alan Ashby, S OBP: 0.256, SLG: 0.271 (1, 2)													4	1	1	0	1	0	1									
Pedro Garcia, R OBP: 0.243, SLG: 0.271 (1, 4)													4	0	0	0	0	1	1									
Inning Stats	R: 4 E: 0 K: 1 S: 7	H: 2 LOB: 0 BB: 2 P: 15	R: 0 E: 0 K: 0 S: 5	H: 2 LOB: 0 BB: 0 P: 5	R: 0 E: 0 K: 1 S: 6	H: 2 LOB: 1 BB: 0 P: 6	R: 0 E: 0 K: 0 S: 3	H: 0 LOB: 0 BB: 0 P: 3	R: 0 E: 0 K: 0 S: 2	H: 1 LOB: 1 BB: 0 P: 4	R: 0 E: 0 K: 0 S: 3	H: 0 LOB: 0 BB: 0 P: 3	R: 1 E: 0 K: 1 S: 6	H: 1 LOB: 0 BB: 0 P: 6	R: 0 E: 0 K: 1 S: 5	H: 0 LOB: 0 BB: 0 P: 5	R: 0 E: 0 K: 1 S: 5	H: 1 LOB: 1 BB: 0 P: 4	R: 1 E: 0 K: 0 S: 3	H: 1 LOB: 0 BB: 1 P: 7	1B: 6 2B: 2 3B: 0 HR: 3	SF: 0 SAC: 2 DP: 2 HBP: 0	WP: 0 PB: 0 SB: 1 CS: 2	PA: 47				
PITCHER	IP WLS BF H R ER SO BB IBB HBP BLK WP HR S P ERA WHIP	Wayne Garland, R ERA: 11.57 Don Hood, L ERA: 2.31 Dave LaRoche, L ERA: 7.3 Jim Kern, R ERA: 2.45	1.1 5.2 3.0 2.0	19 3 10 8	4 0 1 2	4 0 1 1	1 0 0 1	0 0 0 0	0 0 0 0	0 0 1 0	24 20 16 11	18 24 16 11	27.00 0.00 3.00 4.50	4.500 0.706 0.333 1.500	PITCHER	IP WLS BF H R ER SO BB IBB HBP BLK WP HR S P ERA WHIP	Wayne Garland, R ERA: 11.57 Don Hood, L ERA: 2.31 Dave LaRoche, L ERA: 7.3 Jim Kern, R ERA: 2.45	1.1 5.2 3.0 2.0	19 3 10 8	4 0 1 2	4 0 1 1	1 0 0 1	0 0 0 0	0 0 1 0	24 20 16 11	18 24 16 11	27.00 0.00 3.00 4.50	4.500 0.706 0.333 1.500

Toronto Blue Jays @ Cleveland Indians
Cleveland Municipal Stadium, Cleveland, OH
Wed Apr 27 1977, 7:05 PM EDT
Att. 3,639 - Unknown - 68 F

AB 41
R 6
H 10
RBI 6
BB 4
SO 5
LOB 13



Batter	1	2	3	4	5	6	7	8	9	10	11	12	AB	R	H	RBI	BB	SO	LOB	BOTTOM											
Rick Manning, L OBP: 0.346, SLG: 0.344 (1, 8)													5	1	1	1	1	1	2												
Duane Kuiper, L OBP: 0.349, SLG: 0.310 Bill Melton, R OBP: 0.269, SLG: 0.346 Ron Pruitt, R OBP: 0.667, SLG: 1.000 (10, 9)													4	0	1	0	0	0	2												
Jim Norris, L OBP: 0.415, SLG: 0.435 Paul Dade, R OBP: 0.393, SLG: 0.435 (10, 4)													4	0	1	0	0	1	0												
Johnny Grubb, L OBP: 0.200, SLG: 0.143 John Lowenstein, L OBP: 0.421, SLG: 0.471 (10, 7)													5	0	0	0	0	0	4												
Rico Carty, R OBP: 0.213, SLG: 0.217 (1, 10)													6	0	1	0	0	2	2												
Buddy Bell, R OBP: 0.411, SLG: 0.447 (1, 5)													5	0	0	0	0	3													
Andre Thornton, R OBP: 0.283, SLG: 0.333 (1, 3)													1	2	1	1	4	0	0												
Fred Kendall, R OBP: 0.389, SLG: 0.529 (1, 2)													5	1	1	0	0	3													
Frank Duffy, R OBP: 0.297, SLG: 0.172 Larvell Blanks, R OBP: 0.211, SLG: 0.125 (10, 6)													2	0	0	0	1	0	1												
Inning Stats	R: 0 E: 0 K: 0 S: 3	H: 0 LOB: 0 BB: 0 P: 3	R: 0 E: 0 K: 0 S: 3	H: 0 LOB: 0 BB: 0 P: 3	R: 0 E: 0 K: 0 S: 5	H: 1 LOB: 2 BB: 1 P: 8	R: 0 E: 0 K: 0 S: 3	H: 0 LOB: 0 BB: 0 P: 3	R: 0 E: 0 K: 1 S: 5	H: 0 LOB: 2 BB: 0 P: 7	R: 1 E: 0 K: 0 S: 4	H: 1 LOB: 0 BB: 0 P: 5	R: 0 E: 0 K: 0 S: 5	H: 2 LOB: 2 BB: 0 P: 7	R: 4 E: 0 K: 0 S: 5	H: 3 LOB: 2 BB: 2 P: 21	R: 0 E: 0 K: 0 S: 3	H: 0 LOB: 1 BB: 0 P: 7	R: 0 E: 0 K: 0 S: 3	H: 0 LOB: 0 BB: 0 P: 3	1B: 5 2B: 1 3B: 0 HR: 1	SF: 0 SAC: 0 DP: 1 HBP: 0	WP: 1 PB: 0 SB: 0 CS: 0	PA: 50							
PITCHER	IP WLS BF H R ER SO BB IBB HBP BLK WP HR S P ERA WHIP	Steve Hargan, R ERA: 5.87 Pete Vuckovich, R ERA: 5.59 Mike Willis, L ERA:	7.0 1.2 3.1	28 2 13	4 4 0	1 1 0	2 1 2	3 0 0	0 0 0	0 0 0	1 1 0	1 8 15	29 8 20	41 3.000 0.600	1.000 3.000 0.600	PITCHER	IP WLS BF H R ER SO BB IBB HBP BLK WP HR S P ERA WHIP	Steve Hargan, R ERA: 5.87 Pete Vuckovich, R ERA: 5.59 Mike Willis, L ERA:	7.0 1.2 3.1	28 2 13	4 4 0	1 1 0	2 1 2	3 0 0	0 0 0	0 0 0	1 1 0	1 8 15	29 8 20	41 3.000 0.600	1.000 3.000 0.600

Toronto Blue Jays @ Cleveland Indians
Cleveland Municipal Stadium, Cleveland, OH
Wed Apr 27 1977, 7:05 PM EDT
Att. 3,639 - Unknown - 68 F

AB 42
R 5
H 7
RBI 5
BB 8
SO 5
LOB 17



Batter	1	2	3	4	5	6	7	8	9	AB	R	H	RBI	BB	SO	LOB	TOP										
Bob Bailor, R OBP: 0.313, SLG: 0.467 (1, 8)										4	1	1	0	0	0	1	Toronto Blue Jays @ Cleveland Indians Cleveland Municipal Stadium, Cleveland, OH Thu Apr 28 1977, 7:05 PM EDT Att: 2,724 - Unknown - 39 F										
Jim Mason, L OBP: 0.186, SLG: 0.130 Gary Woods, R OBP: 0.259, SLG: 0.273 (8, PH)										2	1	0	0	1	0	1											
Al Woods, L OBP: 0.293, SLG: 0.500 (1, 7)										4	1	1	1	0	1	2											
Otto Velez, R OBP: 0.536, SLG: 0.911 (1, 9)										3	0	1	1	1	0	1											
Ron Fairly, L OBP: 0.365, SLG: 0.409 (1, 10)										4	0	1	1	0	1	2											
Doug Ault, R OBP: 0.436, SLG: 0.638 (1, 3)										3	0	0	0	1	1	2											
Alan Ashby, S OBP: 0.293, SLG: 0.269 (1, 2)										4	0	1	0	0	0	2											
Dave McKay, S OBP: 0.211, SLG: 0.214 (1, 5)										4	0	0	0	0	4	1											
Pedro Garcia, R OBP: 0.244, SLG: 0.284 (1, 4)										4	0	1	0	0	0	1											
Inning Stats	R: 1 E: 0 K: 1 S: 7	H: 2 LOB: 2 BB: 1 P: 11	R: 0 E: 0 K: 1 S: 6	H: 1 LOB: 1 BB: 0 P: 6	R: 0 E: 0 K: 0 S: 3	H: 0 LOB: 0 BB: 0 P: 3	R: 0 E: 0 K: 1 S: 5	H: 0 LOB: 0 BB: 0 P: 5	R: 0 E: 0 K: 1 S: 5	H: 0 LOB: 1 BB: 0 P: 5	R: 2 E: 0 K: 0 S: 4	H: 2 LOB: 1 BB: 2 P: 12	R: 0 E: 0 K: 1 S: 5	H: 0 LOB: 0 BB: 0 P: 5	R: 0 E: 0 K: 1 S: 6	H: 1 LOB: 1 BB: 0 P: 6	R: 0 E: 0 K: 1 S: 6	H: 1 LOB: 1 BB: 0 P: 6	1B: 4 2B: 3 3B: 0 HR: 0	SF: 0 SAC: 0 DP: 1 HBP: 0	WP: 0 PB: 0 SB: 2 CS: 0	PA: 36					
PITCHER	IP	WLS	BF	H	R	ER	SO	BB	IBB	HBP	BLK	WP	HR	S	P	ERA	WHIP										
Al Fitzmorris, R ERA: 4.5 Rick Waits, L ERA: 2.08	(1, 1)	5.0	W	22	5	3	3	4	2	0	0	0	0	28	36	5.40	1.400										
(6, 1)	4.0	S	14	2	0	0	3	0	1	0	0	0	0	19	23	0.00	0.500										

AB	33
R	3
H	7
RBI	3
BB	3
SO	7
LOB	13



Batter	1	2	3	4	5	6	7	8	9	AB	R	H	RBI	BB	SO	LOB	BOTTOM										
Buddy Bell, R OBP: 0.450, SLG: 0.480 (1, 5)										3	2	3	2	1	0	0	Toronto Blue Jays @ Cleveland Indians Cleveland Municipal Stadium, Cleveland, OH Thu Apr 28 1977, 7:05 PM EDT Att: 2,724 - Unknown - 39 F										
Frank Duffy, R OBP: 0.308, SLG: 0.194 (1, 6)										2	0	1	0	0	1	1											
Rico Carty, R OBP: 0.255, SLG: 0.224 Paul Dade, R OBP: 0.393, SLG: 0.435 (6, PR)										3	0	1	1	1	0	1											
Duane Kuiper, L OBP: 0.328, SLG: 0.290 (1, 4)										4	0	0	0	0	1	4											
Andre Thornton, R OBP: 0.281, SLG: 0.327 (1, 3)										4	0	1	0	0	1	2											
Johnny Grubb, L OBP: 0.222, SLG: 0.125 (1, 7)										2	0	0	0	1	1	0											
Fred Kendall, R OBP: 0.381, SLG: 0.500 (1, 2)										3	0	1	0	0	0	1											
Jim Norris, L OBP: 0.426, SLG: 0.435 John Lowenstein, L OBP: 0.381, SLG: 0.421 (4, 9)										0	1	0	0	1	0	0											
Rick Manning, L OBP: 0.347, SLG: 0.344 (1, 8)										3	1	1	0	0	0	1											
Inning Stats	R: 1 E: 1 K: 0 S: 4	H: 2 LOB: 0 BB: 0 P: 4	R: 0 E: 0 K: 0 S: 2	H: 1 LOB: 0 BB: 1 P: 6	R: 3 E: 1 K: 0 S: 5	H: 3 LOB: 0 BB: 1 P: 9	R: 0 E: 0 K: 1 S: 5	H: 0 LOB: 0 BB: 0 P: 5	R: 0 E: 0 K: 2 S: 7	H: 0 LOB: 1 BB: 1 P: 11	R: 0 E: 0 K: 0 S: 3	H: 0 LOB: 0 BB: 0 P: 3	R: 0 E: 1 K: 0 S: 4	H: 1 LOB: 1 BB: 0 P: 4	R: 0 E: 0 K: 2 S: 8	H: 1 LOB: 2 BB: 1 P: 12	1B: 8 2B: 1 3B: 0 HR: 0	SF: 0 SAC: 2 DP: 1 HBP: 0	WP: 0 PB: 0 SB: 0 CS: 2	PA: 33							
PITCHER	IP	WLS	BF	H	R	ER	SO	BB	IBB	HBP	BLK	WP	HR	S	P	ERA	WHIP										
Jesse Jefferson, R ERA: 4.03 Jerry Johnson, R ERA: 4.91	(1, 1)	2.1	L	12	6	4	3	0	2	0	0	0	0	10	18	11.57	3.429										
(3, 1)	5.2		20	2	0	0	5	2	0	0	0	0	0	28	36	0.00	0.706										



Batter	1	2	3	4	5	6	7	8	9	AB	R	H	RBI	BB	SO	LOB	TOP					
Bob Bailor, R OBP: 0.333, SLG: 0.508 (1, 8)										5	1	3	0	0	0	1	Toronto Blue Jays @ Kansas City Royals Royals Stadium, Kansas City, MO Fri Apr 29 1977, 8:05 PM EDT Att: 15,523 - Unknown					
Jim Mason, L OBP: 0.177, SLG: 0.123 (1, 6)										3	0	0	0	0	1	2						
Al Woods, L OBP: 0.267, SLG: 0.455 (1, 7)										4	0	0	0	0	0	4						
Otto Velez, R OBP: 0.517, SLG: 0.854 (1, 9)										3	0	0	0	1	2	3						
Ron Fairly, L OBP: 0.375, SLG: 0.391 (1, 10)										2	0	0	0	2	0	0						
Doug Ault, R OBP: 0.427, SLG: 0.616 (1, 3)										3	4	0	1	0	0	3						
Alan Ashby, S OBP: 0.323, SLG: 0.309 (1, 2)										3	0	2	0	1	0	0						
Dave McKay, S OBP: 0.213, SLG: 0.205 (1, 5)										3	0	0	0	1	0	3						
Pedro Garcia, R OBP: 0.244, SLG: 0.282 (1, 4)										4	0	1	0	0	0	2						
Inning Stats	R: 1 E: 0 K: 0 S: 4	H: 1 LOB: 2 BB: 2 P: 12	R: 0 E: 0 K: 0 S: 3	H: 0 LOB: 0 BB: 0 P: 3	R: 0 E: 0 K: 2 S: 8	H: 1 LOB: 1 BB: 0 P: 8	R: 0 E: 0 K: 0 S: 3	H: 1 LOB: 1 BB: 0 P: 7	R: 0 E: 0 K: 0 S: 5	H: 2 LOB: 2 BB: 0 P: 5	R: 0 E: 0 K: 0 S: 4	H: 1 LOB: 1 BB: 0 P: 4	R: 0 E: 0 K: 0 S: 3	H: 0 LOB: 0 BB: 0 P: 3	R: 0 E: 0 K: 1 S: 5	H: 0 LOB: 1 BB: 1 P: 9	R: 0 E: 0 K: 0 S: 3	H: 1 LOB: 1 BB: 1 P: 7	1B: 4 2B: 3 3B: 0 HR: 0	SF: 0 SAC: 1 DP: 2 HBP: 0	WP: 1 PB: 0 SB: 1 CS: 0	PA: 37
PITCHER Jim Colborn, R ERA: 2.19 (1, 1)	IP: 9.0 WLS: W BF: 37 H: 7 R: 1 ER: 1 SO: 3 BB: 5 IBB: 0 HBP: 0 BLK: 0 WP: 1 HR: 0 S: 38 P: 58 ERA: 1.00 WHIP: 1.333															PITCHER						

Batter	1	2	3	4	5	6	7	8	9	AB	R	H	RBI	BB	SO	LOB	BOTTOM			
George Brett, L OBP: 0.424, SLG: 0.446 (1, 5)										4	1	2	1	0	0	0	Toronto Blue Jays @ Kansas City Royals Royals Stadium, Kansas City, MO Fri Apr 29 1977, 8:05 PM EDT Att: 15,523 - Unknown			
Hal McRae, R OBP: 0.465, SLG: 0.520 (1, 10)										3	2	0	0	1	0	2				
Tom Poquette, L OBP: 0.429, SLG: 0.529 (1, 7)										4	1	2	1	0	0	1				
John Mayberry, L OBP: 0.333, SLG: 0.417 (1, 3)										3	1	1	0	1	0	1				
Amos Otis, R OBP: 0.282, SLG: 0.429 (1, 8)										4	0	0	0	0	0	4				
Darrell Porter, L OBP: 0.443, SLG: 0.519 (1, 2)										3	0	2	3	1	0	1				
Al Cowens, R OBP: 0.333, SLG: 0.466 (1, 9)										4	0	0	0	0	0	4				
Freddie Patek, R OBP: 0.366, SLG: 0.410 (1, 6)										3	1	1	0	0	1	0				
Frank White, R OBP: 0.250, SLG: 0.361 (1, 4)										2	0	0	0	0	0	0				
Inning Stats	R: 0 E: 0 K: 0 S: 3	H: 0 LOB: 0 BB: 0 P: 3	R: 0 E: 0 K: 0 S: 3	H: 1 LOB: 0 BB: 0 P: 3	R: 0 E: 0 K: 0 S: 3	H: 0 LOB: 0 BB: 0 P: 3	R: 3 E: 0 K: 0 S: 6	H: 3 LOB: 1 BB: 1 P: 10	R: 0 E: 0 K: 1 S: 5	H: 0 LOB: 0 BB: 0 P: 5	R: 1 E: 1 K: 0 S: 5	H: 1 LOB: 2 BB: 1 P: 9	R: 2 E: 0 K: 0 S: 5	H: 3 LOB: 0 BB: 0 P: 5	R: 0 E: 0 K: 0 S: 3	H: 0 LOB: 1 BB: 1 P: 7	1B: 7 2B: 1 3B: 0 HR: 0	SF: 0 SAC: 1 DP: 0 HBP: 0	WP: 1 PB: 0 SB: 1 CS: 2	PA: 36
PITCHER Bill Singer, R ERA: 7.09 (1, 1) Pete Vuckovich, R ERA: 4.91 (7, 1)	IP: 6.2 WLS: L BF: 30 H: 8 R: 6 ER: 5 SO: 1 BB: 1 IBB: 0 HBP: 0 BLK: 0 WP: 0 HR: 0 S: 30 P: 38 ERA: 6.75 WHIP: 1.350															PITCHER				



Batter	1	2	3	4	5	6	7	8	9	AB	R	H	RBI	BB	SO	LOB	TOP
John Scott, R OBP: 0.235, SLG: 0.250 (1, 7)										4	0	2	0	0	0	0	Toronto Blue Jays @ Kansas City Royals Royals Stadium, Kansas City, MO Sat Apr 30 1977, 8:05 PM EDT Att: 15,301 - Unknown - 64 F
Hector Torres, R OBP: 0.276, SLG: 0.235 (1, 4)										4	0	0	0	0	0	2	
Bob Bailor, R OBP: 0.342, SLG: 0.507 (1, 6)										4	1	2	0	0	0	0	
Otto Velez, R OBP: 0.531, SLG: 0.865 (1, 10)										4	1	3	1	0	0	0	
Doug Ault, R OBP: 0.419, SLG: 0.592 (1, 3)										3	0	0	0	1	0	3	
Al Woods, L OBP: 0.265, SLG: 0.438 (1, 9)										4	0	1	1	0	0	0	
Gary Woods, R OBP: 0.258, SLG: 0.271 (1, 8)										4	0	1	0	0	1	0	
Alan Ashby, S OBP: 0.338, SLG: 0.304 (1, 2)										1	0	0	0	2	0	0	
Dave McKay, S OBP: 0.205, SLG: 0.197 (1, 5)										3	0	0	0	0	0	2	
Inning Stats	R: 0 E: 0 K: 0 S: 5	H: 3 LOB: 2 BB: 0 P: 5	R: 0 E: 0 K: 0 S: 3	H: 0 LOB: 0 BB: 0 P: 3	R: 0 E: 0 K: 0 S: 3	H: 1 LOB: 0 BB: 0 P: 3	R: 0 E: 0 K: 1 S: 5	H: 0 LOB: 1 BB: 1 P: 9	R: 0 E: 0 K: 0 S: 3	H: 0 LOB: 0 BB: 0 P: 3	R: 0 E: 0 K: 0 S: 2	H: 0 LOB: 0 BB: 1 P: 6	R: 2 E: 0 K: 0 S: 6	H: 5 LOB: 2 BB: 1 P: 10	1B: 8 2B: 1 3B: 0 HR: 0	SF: 0 SAC: 0 DP: 1 HBP: 0	WP: 0 PA: 35 CS: 1
PITCHER Paul Splittorf, L ERA: 4.01 (1, 1)	IP: 9.0 WLS: L BF: 34 H: 9 R: 2 ER: 2 SO: 1 BB: 2 IBB: 1 HBP: 0 BLK: 0 WP: 0 HR: 0 S: 33 P: 45 ERA: 2.00 WHIP: 1.222																

Batter	1	2	3	4	5	6	7	8	9	AB	R	H	RBI	BB	SO	LOB	BOTTOM		
George Brett, L OBP: 0.416, SLG: 0.429 (1, 5)										3	0	0	0	1	1	1	Toronto Blue Jays @ Kansas City Royals Royals Stadium, Kansas City, MO Sat Apr 30 1977, 8:05 PM EDT Att: 15,301 - Unknown - 64 F		
Hal McRae, R OBP: 0.444, SLG: 0.494 (1, 7)										4	0	0	0	0	0	2			
Joe Zdeb, R OBP: 0.200, SLG: 0.200 (9, 7)										0	0	0	0	0	0	0			
Amos Otis, R OBP: 0.293, SLG: 0.432 (1, 8)										4	0	2	0	0	1	0			
John Mayberry, L OBP: 0.329, SLG: 0.400 (1, 3)										3	0	0	0	1	1	2			
John Wathan, R (9, PR)										0	0	0	0	0	0	0			
Al Cowens, R OBP: 0.329, SLG: 0.455 (1, 9)										4	0	1	0	0	1	2			
Cookie Rojas, R OBP: 0.333, SLG: 0.313 (1, 10)										4	0	2	0	0	0	2			
Freddie Patek, R OBP: 0.373, SLG: 0.422 (1, 6)										3	1	1	0	1	0	2			
Buck Martinez, R OBP: 0.235, SLG: 0.294 (1, 2)										3	0	1	1	0	0	3			
Frank White, R OBP: 0.239, SLG: 0.344 (1, 4)										3	0	0	0	0	0	1			
Inning Stats	R: 0 E: 0 K: 1 S: 5	H: 0 LOB: 0 BB: 0 P: 5	R: 0 E: 0 K: 1 S: 5	H: 1 LOB: 0 BB: 0 P: 5	R: 1 E: 0 K: 0 S: 5	H: 2 LOB: 1 BB: 0 P: 5	R: 0 E: 0 K: 1 S: 6	H: 1 LOB: 3 BB: 2 P: 14	R: 0 E: 0 K: 0 S: 2	H: 0 LOB: 0 BB: 1 P: 6	R: 0 E: 0 K: 0 S: 3	H: 1 LOB: 0 BB: 0 P: 3	R: 0 E: 0 K: 1 S: 5	H: 0 LOB: 0 BB: 0 P: 5	R: 0 E: 0 K: 0 S: 5	H: 2 LOB: 2 BB: 0 P: 5	1B: 6 2B: 1 3B: 0 HR: 0	SF: 0 SAC: 0 DP: 0 HBP: 0	WP: 0 PA: 35 CS: 3
PITCHER Jerry Garvin, L ERA: 2.14 (1, 1)	IP: 9.0 WLS: W BF: 34 H: 7 R: 1 ER: 1 SO: 4 BB: 3 IBB: 0 HBP: 0 BLK: 0 WP: 0 HR: 0 S: 39 P: 51 ERA: 1.00 WHIP: 1.111																		

Batter	1	2	3	4	5	6	7	8	9	AB	R	H	RBI	BB	SO	LOB	TOP					
John Scott, R OBP: 0.182, SLG: 0.190	F7		P6			6-3		K	F9	5	0	0	0	0	1	3						
Hector Torres, R OBP: 0.273, SLG: 0.238	F4			F8		CI		BB 1B	P3	4	0	1	0	0	0	2						
Bob Bailor, R OBP: 0.325, SLG: 0.479	5-3			5-3		G3		K		4	0	0	0	0	1	2						
Otto Velez, R OBP: 0.529, SLG: 0.891		L7		5-3			HR	BB		3	1	1	1	1	0	0						
Doug Ault, R OBP: 0.400, SLG: 0.563	5-3				6-3		1-3	K		4	0	0	0	0	1	2						
Al Woods, L OBP: 0.302, SLG: 0.481	K						CS 1B		4-3 2B	4	1	3	0	0	1	0						
Alan Ashby, S OBP: 0.333, SLG: 0.300			P4		K		1-2 1B		4-3	4	0	1	0	0	1	2	AB 36					
Steve Bowling, R OBP: 0.323, SLG: 0.160			F7		K				2-3	3	0	1	0	0	1	1	R 2					
Sam Ewing, L OBP: 0.526, SLG: 0.400					K				1B	1	0	1	1	0	0	0	H 10					
Dave McKay, S OBP: 0.210, SLG: 0.228						F8			3-H 1B	3	0	1	0	0	0	2	RBI 2					
Ron Fairly, L OBP: 0.386, SLG: 0.404							F8		1-2 1B	1	0	1	0	0	0	0	BB 1					
									1-2 1B	3	0	1	0	0	0	2	SO 6					
										1	0	1	0	0	0	0	LOB 14					
Inning Stats	R: 0 E: 0 K: 0 S: 3	H: 0 LOB: 0 BB: 0 P: 3	R: 0 E: 0 K: 1 S: 5	H: 0 LOB: 0 BB: 0 P: 5	R: 0 E: 0 K: 0 S: 4	H: 1 LOB: 1 BB: 0 P: 4	R: 0 E: 0 K: 0 S: 3	H: 0 LOB: 0 BB: 0 P: 3	R: 0 E: 0 K: 2 S: 8	H: 1 LOB: 1 BB: 0 P: 8	R: 0 E: 1 K: 0 S: 4	H: 0 LOB: 1 BB: 0 P: 4	R: 1 E: 0 K: 0 S: 6	H: 4 LOB: 2 BB: 0 P: 6	R: 0 E: 0 K: 3 S: 10	H: 1 LOB: 2 BB: 1 P: 14	R: 1 E: 0 K: 0 S: 6	H: 3 LOB: 2 BB: 0 P: 6	1B: 7 2B: 1 3B: 1 HR: 1	SF: 0 SAC: 0 DP: 0 HBP: 0	WP: 0 PB: 0 SB: 0 CS: 1	PA: 38
PITCHER	IP WLS BF H R ER SO BB IBB HBP BLK WP HR S P ERA WHIP																					
Larry Gura, L ERA: 1.0	(1, 1) 7.0 W 27 6 1 1 3 0 0 0 0 0 1 33 33 1.29 0.857																					
Mark Littell, R ERA: 1.42	(8, 1) 2.0 S 11 4 1 1 3 1 0 0 0 0 0 0 16 20 4.50 2.500																					

Toronto Blue Jays @ Kansas City Royals
 Royals Stadium, Kansas City, MO
 Sun May 01 1977, 4:33 AM EDT
 Att: 34,066 - Unknown - 67 F

AB	36
R	2
H	10
RBI	2
BB	1
SO	6
LOB	14



Batter	1	2	3	4	5	6	7	8	9	AB	R	H	RBI	BB	SO	LOB	BOTTOM			
George Brett, L OBP: 0.404, SLG: 0.415	F7	F8			4-3		G3	2B 1B		5	1	1	1	0	0	1				
Hal McRae, R OBP: 0.432, SLG: 0.488	4-3	F9			4-3		F8	1-H 2B		5	0	1	1	0	0	1				
Tom Poquette, L OBP: 0.450, SLG: 0.553	1B WP BB						4-3	G3		4	1	2	0	1	0	1				
John Mayberry, L OBP: 0.337, SLG: 0.397	1B WP 1B		L7		3-1			FC3-6 BB		3	1	1	0	1	0	2				
Darrell Porter, L OBP: 0.446, SLG: 0.527	1B 1-2 3-H BB		F5				FC6-4 2B	FC3-6 E 2B		3	2	1	0	1	0	2				
Amos Otis, R OBP: 0.291, SLG: 0.423	1B 1-3 2-H 1B		4-3				6-3	E6 2B 2B		4	1	1	1	0	0	3				
Al Cowens, R OBP: 0.337, SLG: 0.469	CS 1-3 3-H 1B				L5		FC6-4 1B 2-2 2B	1-3 2-H 2B 2B		4	1	2	2	0	0	1	AB 36			
Freddie Patek, R OBP: 0.380, SLG: 0.441	CS 1-2 1B	L4			1-3 1B			2B 1B 2B		4	1	2	2	0	0	0	R 8			
Frank White, R OBP: 0.239, SLG: 0.338					K		5-3	L6		4	0	1	0	0	1	3	H 12			
																	RBI 7			
																	BB 3			
																	SO 1			
																	LOB 14			
Inning Stats	R: 3 E: 0 K: 0 S: 5	H: 3 LOB: 1 BB: 2 P: 13	R: 0 E: 0 K: 0 S: 4	H: 1 LOB: 1 BB: 0 P: 4	R: 0 E: 0 K: 1 S: 5	H: 0 LOB: 0 BB: 0 P: 5	R: 0 E: 0 K: 0 S: 4	H: 1 LOB: 1 BB: 0 P: 4	R: 0 E: 0 K: 0 S: 5	H: 2 LOB: 2 BB: 0 P: 5	R: 0 E: 0 K: 0 S: 3	H: 0 LOB: 0 BB: 0 P: 3	R: 0 E: 0 K: 0 S: 8	H: 0 LOB: 0 BB: 0 P: 12	R: 5 E: 1 K: 0 S: 8	H: 4 LOB: 1 BB: 1 P: 12	1B: 7 2B: 5 3B: 0 HR: 0	SF: 0 SAC: 0 DP: 0 HBP: 0	WP: 1 PB: 0 SB: 1 CS: 1	PA: 40
PITCHER	IP WLS BF H R ER SO BB IBB HBP BLK WP HR S P ERA WHIP																			
Dave Lemanczyk, R ERA: 4.5	(1, 1) 7.1 L 35 10 7 6 1 3 0 0 0 0 0 1 34 46 7.36 1.773																			
Chuck Hartenstein, R ERA: 4.97	(8, 1) 0.2 4 2 1 0 0 0 0 0 0 0 0 0 4 4 0.00 3.000																			

Toronto Blue Jays @ Kansas City Royals
 Royals Stadium, Kansas City, MO
 Sun May 01 1977, 4:33 AM EDT
 Att: 34,066 - Unknown - 67 F

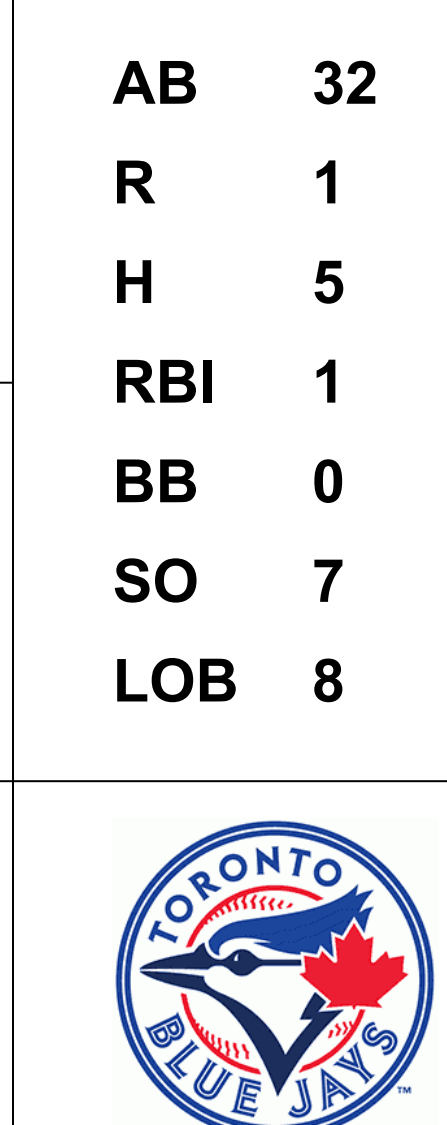
AB	36
R	8
H	12
RBI	7
BB	3
SO	1
LOB	14



Batter	1	2	3	4	5	6	7	8	9	AB	R	H	RBI	BB	SO	LOB	TOP			
Von Joshua, L OBP: 0.282, SLG: 0.319										4	1	0	0	1	1	4	Milwaukee Brewers @ Toronto Blue Jays Exhibition Stadium, Toronto, ON Mon May 02 1977, 7:05 PM EDT Att: 17,577 - Unknown - 59 F			
Robin Yount, R OBP: 0.353, SLG: 0.425										5	0	1	0	0	1	2				
Cecil Cooper, L OBP: 0.373, SLG: 0.533										5	0	4	1	0	0	0				
Dan Thomas, R OBP: 0.281, SLG: 0.345										5	0	1	0	0	0	3				
Jim Wothford, R OBP: 0.246, SLG: 0.232										0	0	0	0	0	0	0				
Don Money, R OBP: 0.304, SLG: 0.304										4	0	0	0	0	2	5				
Sixto Lezcano, R OBP: 0.281, SLG: 0.347										3	1	0	0	1	2	1				
Sal Bando, R OBP: 0.266, SLG: 0.271										4	1	1	0	0	0	0				
Ken McMullen, R OBP: 0.300, SLG: 0.400										4	0	3	1	0	0	0				
Charlie Moore, R OBP: 0.286, SLG: 0.370										4	0	2	1	0	1	2				
Inning Stats	R: 1 E: 0 K: 2 S: 8	H: 1 LOB: 1 BB: 1 P: 12	R: 0 E: 0 K: 1 S: 7	H: 2 LOB: 2 BB: 0 P: 7	R: 0 E: 0 K: 1 S: 6	H: 1 LOB: 1 BB: 0 P: 6	R: 0 E: 0 K: 2 S: 8	H: 1 LOB: 1 BB: 0 P: 8	R: 0 E: 0 K: 1 S: 7	H: 2 LOB: 2 BB: 0 P: 7	R: 0 E: 0 K: 0 S: 4	H: 1 LOB: 1 BB: 0 P: 4	R: 0 E: 0 K: 0 S: 4	H: 1 LOB: 1 BB: 0 P: 4	R: 0 E: 1 K: 0 S: 3	H: 1 LOB: 1 BB: 0 P: 3	1B: 10 2B: 2 3B: 0 HR: 0	SF: 0 SAC: 0 DP: 0 HBP: 0	WP: 0 PB: 0 CS: 1	PA: 41
PITCHER	IP WLS BF H R ER SO BB IBB HBP BLK WP HR S P ERA WHIP	5.0 L 26 9 3 3 7 2 0 0 0 0 0 0 38 46 5.40 2.200	4.0 14 3 0 0 0 0 0 0 0 0 0 0 14 14 0.00 0.750																	
Steve Hargan, R ERA: 5.75																				
Jerry Johnson, R ERA: 3.66																				

Batter	1	2	3	4	5	6	7	8	9	AB	R	H	RBI	BB	SO	LOB	BOTTOM				
Bob Bailor, R OBP: 0.309, SLG: 0.455										4	0	0	0	0	0	1	Milwaukee Brewers @ Toronto Blue Jays Exhibition Stadium, Toronto, ON Mon May 02 1977, 7:05 PM EDT Att: 17,577 - Unknown - 59 F				
Hector Torres, R OBP: 0.240, SLG: 0.208									3	0	0	0	0	1	1						
Sam Ewing, L OBP: 0.550, SLG: 0.438									1	0	1	0	0	0	0						
Pedro Garcia, R OBP: 0.244, SLG: 0.282									0	0	0	0	0	0	0						
Al Woods, L OBP: 0.316, SLG: 0.482									4	0	2	0	0	1	0						
Otto Velez, R OBP: 0.514, SLG: 0.898									4	1	1	1	0	1	3						
Ron Fairly, L OBP: 0.361, SLG: 0.373									4	0	0	0	0	0	2						
Doug Ault, R OBP: 0.397, SLG: 0.542									3	0	0	0	0	1	0						
Alan Ashby, S OBP: 0.319, SLG: 0.286									3	0	0	0	0	1	0						
Gary Woods, R OBP: 0.262, SLG: 0.274									3	0	1	0	0	2	0						
Dave McKay, S OBP: 0.202, SLG: 0.220									3	0	0	0	0	0	1						
Inning Stats	R: 0 E: 0 K: 1 S: 5	H: 0 LOB: 0 BB: 0 P: 5	R: 0 E: 0 K: 1 S: 5	H: 0 LOB: 0 BB: 0 P: 5	R: 0 E: 0 K: 0 S: 4	H: 1 LOB: 1 BB: 0 P: 4	R: 0 E: 0 K: 0 S: 5	H: 0 LOB: 0 BB: 0 P: 5	R: 0 E: 0 K: 0 S: 4	H: 1 LOB: 1 BB: 0 P: 4	R: 1 E: 0 K: 1 S: 6	H: 1 LOB: 0 BB: 0 P: 6	R: 0 E: 0 K: 1 S: 5	H: 0 LOB: 0 BB: 0 P: 5	R: 0 E: 0 K: 1 S: 7	H: 2 LOB: 2 BB: 0 P: 7	1B: 4 2B: 0 3B: 0 HR: 1	SF: 0 SAC: 0 DP: 0 HBP: 0	WP: 0 PB: 0 CS: 0	PA: 32	
PITCHER	IP WLS BF H R ER SO BB IBB HBP BLK WP HR S P ERA WHIP	8.1 W 29 4 1 1 6 1 0 0 0 0 0 1 41 41 1.08 0.480	0.0 1 1 0 0 0 0 0 0 0 0 0 0 1 1	0.2 S 2 0 0 0 0 1 0 0 0 0 0 0 4 4 0.00 0.000																	
Moose Haas, R ERA: 2.75																					
Bob McClure, L ERA:																					
Bill Castro, R ERA: 4.22																					

AB	38
R	3
H	12
RBI	3
BB	2
SO	7
LOB	17



Batter	1	2	3	4	5	6	7	8	9	AB	R	H	RBI	BB	SO	LOB	TOP								
Von Joshua, L (1, 8) OBP: 0.276, SLG: 0.309 Ken McMullen, R (9, PH) OBP: 0.200, SLG: 0.267	0-0 5-3		0-0 G4-3		0-0 4-3		0-0 4-3		0-0 6-3	4	0	0	0	0	0	1									
Robin Yount, R (1, 6) OBP: 0.340, SLG: 0.409 Tim Johnson, L (8, 6)	0-0 2B		0-0 5-3		4-0 BB			0-0 F8		3	0	1	0	1	0	0									
Cecil Cooper, L (1, 3) OBP: 0.374, SLG: 0.530	0-0 6-3			0-0 3B 1B		0-0 G3		0-0 2B		4	1	2	0	0	0	2									
Dan Thomas, R (1, 7) OBP: 0.300, SLG: 0.417	0-0 F6			0-0 1B 3B		4-0 BB BB		0-3 K		3	1	1	1	1	1	2									
Don Money, R (1, 4) OBP: 0.310, SLG: 0.342 Jack Heidemann, R (8, 4)		0-0 L6		0-0 F8		4-0 BB BB		0-3 K		3	0	0	0	1	1	2									
Sixto Lezcano, R (1, 9) OBP: 0.318, SLG: 0.397		4-0 BB E		0-3 K		0-3 BB			0-0 HR	3	1	1	1	1	2	3									
Sal Bando, R (1, 5) OBP: 0.299, SLG: 0.325	0-0 F8		0-0 1B		0-0 G5-4-3			0-0 2B		4	0	2	1	0	0	3									
Jamie Quirk, L (1, 10) OBP: 0.209, SLG: 0.317 Steve Brye, R (7, PH) OBP: 0.250, SLG: 0.222	0-0 G3		0-0 4-3		0-0 F4			0-0 F2		2	0	0	0	0	0	2									
Charlie Moore, R (1, 2) OBP: 0.266, SLG: 0.339			0-0 1B		0-0 F2			0-0 P1		4	0	1	0	0	0	1									
Inning Stats	R: 0 E: 0 K: 0 S: 4	H: 1 LOB: 1 BB: 0 P: 4	R: 0 E: 1 K: 0 S: 3	H: 0 LOB: 1 BB: 1 P: 7	R: 0 E: 0 K: 0 S: 3	H: 1 LOB: 0 BB: 0 P: 3	R: 2 E: 0 K: 1 S: 8	H: 3 LOB: 1 BB: 0 P: 8	R: 0 E: 0 K: 0 S: 3	H: 0 LOB: 1 BB: 1 P: 7	R: 0 E: 0 K: 0 S: 4	H: 0 LOB: 0 BB: 0 P: 12	R: 0 E: 0 K: 2 S: 8	H: 0 LOB: 0 BB: 0 P: 3	R: 0 E: 0 K: 0 S: 5	H: 1 LOB: 1 BB: 0 P: 8	R: 1 E: 0 K: 0 S: 5	H: 2 LOB: 1 BB: 0 P: 5	1B: 3 2B: 3 3B: 1 HR: 1	SF: 0 SAC: 0 DP: 2 HBP: 0	WP: 0 PB: 0 CS: 0	PA: 37			
PITCHER	IP	WLS	BF	H	R	ER	SO	BB	IBB	HBP	BLK	WP	HR	S	P	ERA	WHIP								
Bill Singer, R (1, 1) ERA: 6.34	6.0	W	25	5	2	2	2	4	0	0	0	0	0	25	41	3.00	1.500								
Mike Willis, L (7, 1) ERA: 0.66	3.0	S	12	3	1	1	2	0	0	0	0	0	1	16	16	3.00	1.000								

Milwaukee Brewers @ Toronto Blue Jays
Exhibition Stadium, Toronto, ON
Wed May 04 1977, 7:05 PM EDT
Att: 25,699 - Overcast - 44 F

AB	33
R	3
H	8
RBI	3
BB	4
SO	4
LOB	18



Batter	1	2	3	4	5	6	7	8	9	AB	R	H	RBI	BB	SO	LOB	BOTTOM								
Hector Torres, R (1, 4) OBP: 0.265, SLG: 0.313	0-0 F9		0-0 F3		4-0 BB		0-3 K		0-0 HR	4	1	1	1	1	1	0									
Jim Mason, L (1, 6) OBP: 0.214, SLG: 0.185	0-0 1B SF9		0-0 2B		0-0 F9		0-0 1B 2B		0-0 3-1	5	2	3	0	0	0	3									
Al Woods, L (1, 7) OBP: 0.303, SLG: 0.446	0-0 1-3 1B		0-0 G3		0-0 4-3		0-0 1-3 2B 1B		0-0 F5	5	1	2	0	0	0	1									
Otto Velez, R (1, 10) OBP: 0.481, SLG: 0.833	0-0 SF9			0-0 E4		0-0 F8		0-3 K		4	0	0	1	0	1	2									
Ron Fairly, L (1, 9) OBP: 0.377, SLG: 0.441 Steve Bowling, R (7, 9) OBP: 0.313, SLG: 0.154	0-0 P3			0-0 2B 2B		0-0 E 2B 1B		0-0 G6-4-3		4	2	3	2	0	0	1									
Doug Ault, R (1, 3) OBP: 0.402, SLG: 0.556		4-0 BB		0-0 E 1B 2B		0-0 E4 2B		0-0 5-3		3	2	1	1	2	0	2									
Alan Ashby, S (1, 2) OBP: 0.286, SLG: 0.254	0-0 9-3		0-0 F2		4-0 2B IBB		0-0 G3		0-0 F4	4	0	0	0	1	0	3									
Gary Woods, R (1, 8) OBP: 0.288, SLG: 0.314	0-0 F9		0-0 E6 1B		0-0 E6 1B		0-0 HR 1B			4	1	2	2	0	0	1									
Dave McKay, S (1, 5) OBP: 0.209, SLG: 0.258			0-0 F7		0-0 BB 1B		0-0 F6			4	1	2	3	0	0	2									
Inning Stats	R: 1 E: 0 K: 0 S: 5	H: 2 LOB: 1 BB: 0 P: 5	R: 0 E: 0 K: 0 S: 2	H: 0 LOB: 0 BB: 1 P: 6	R: 0 E: 0 K: 0 S: 4	H: 1 LOB: 1 BB: 0 P: 4	R: 2 E: 2 K: 0 S: 7	H: 3 LOB: 3 BB: 1 P: 11	R: 2 E: 1 K: 0 S: 6	H: 2 LOB: 2 BB: 1 P: 10	R: 2 E: 0 K: 2 S: 10	H: 3 LOB: 1 BB: 0 P: 10	R: 3 E: 0 K: 0 S: 6	H: 3 LOB: 0 BB: 0 P: 6	R: 0 E: 1 K: 0 S: 3	H: 0 LOB: 1 BB: 1 P: 7	1B: 7 2B: 6 3B: 0 HR: 2	SF: 1 SAC: 0 DP: 2 HBP: 0	WP: 0 PB: 0 CS: 0	PA: 43					
PITCHER	IP	WLS	BF	H	R	ER	SO	BB	IBB	HBP	BLK	WP	HR	S	P	ERA	WHIP								
Jim Slaton, R (1, 1) ERA: 1.91	4.2	L	26	8	5	2	0	2	1	0	0	0	0	23	35	3.86	2.143								
Eduardo Rodriguez, R (5, 1) ERA: 6.75	2.1		13	6	5	5	2	0	0	0	0	0	2	17	17	19.29	2.571								
Bob McClure, L (8, 1) ERA:	1.0		4	0	0	0	0	1	0	0	0	0	0	3	7	0.00	1.000								

Milwaukee Brewers @ Toronto Blue Jays
Exhibition Stadium, Toronto, ON
Wed May 04 1977, 7:05 PM EDT
Att: 25,699 - Overcast - 44 F

AB	38
R	10
H	14
RBI	10
BB	4
SO	2
LOB	16



Batter	1	2	3	4	5	6	7	8	9	AB	R	H	RBI	BB	SO	LOB	TOP																	
Von Joshua, L OBP: 0.293, SLG: 0.318 (1, 8)										4	1	2	1	1	0	1	Milwaukee Brewers @ Toronto Blue Jays Exhibition Stadium, Toronto, ON Thu May 05 1977, 7:05 PM EDT Att: 12,268 - Overcast - 46 F																	
Robin Yount, R OBP: 0.333, SLG: 0.398 (1, 6)										5	2	1	0	0	0	2																		
Cecil Cooper, L OBP: 0.396, SLG: 0.591 (1, 3)										5	2	4	2	0	0	0																		
Dan Thomas, R OBP: 0.333, SLG: 0.410 (1, 10)										3	0	1	1	2	1	1																		
Don Money, R OBP: 0.315, SLG: 0.329 (1, 4)										3	2	0	1	2	0	3																		
Sixto Lezcano, R OBP: 0.312, SLG: 0.410 (1, 9)										5	0	1	1	0	2	4																		
Sal Bando, R OBP: 0.304, SLG: 0.329 (1, 5)										5	0	2	1	0	0	3																		
Jim Wohlford, R OBP: 0.234, SLG: 0.220 (7, PH)										3	0	0	0	0	1	0																		
Jamie Quirk, L OBP: 0.222, SLG: 0.326 (7, 7)										2	0	1	1	0	0	1																		
Charlie Moore, R OBP: 0.279, SLG: 0.369 (1, 2)										3	1	1	0	1	0	2																		
Inning Stats	R: 2 E: 0 K: 1 S: 8	H: 3 LOB: 2 BB: 1 P: 12	R: 0 E: 0 K: 0 S: 2	H: 0 LOB: 1 BB: 1 P: 6	R: 0 E: 0 K: 1 S: 3	H: 0 LOB: 1 BB: 1 P: 7	R: 0 E: 0 K: 1 S: 5	H: 0 LOB: 0 BB: 0 P: 5	R: 4 E: 0 K: 0 S: 7	H: 4 LOB: 1 BB: 1 P: 11	R: 0 E: 0 K: 0 S: 3	H: 0 LOB: 1 BB: 1 P: 7	R: 2 E: 0 K: 2 S: 10	H: 3 LOB: 2 BB: 1 P: 14	R: 0 E: 0 K: 0 S: 4	H: 2 LOB: 2 BB: 0 P: 4	R: 0 E: 0 K: 0 S: 4	H: 1 LOB: 1 BB: 0 P: 4	1B: 9 2B: 1 3B: 2 HR: 1	SF: 0 SAC: 0 DP: 1 HBP: 0	WP: 1 PB: 0 CS: 0	PA: 44												
PITCHER	IP WLS BF H R ER SO BB IBB HBP BLK WP HR S P ERA WHIP																																	
Jerry Garvin, L ERA: 3.09 (1, 1)	4.2		24	7	6	6	2	4	0	0	0	0	0	0	24	40	11.57	2.357																
Pete Vuckovich, R ERA: 4.32 (5, 1)	4.1	W	20	6	2	2	2	2	0	0	0	1	0	22	30	4.15	1.846																	

Batter	1	2	3	4	5	6	7	8	9	AB	R	H	RBI	BB	SO	LOB	BOTTOM																	
Hector Torres, R OBP: 0.263, SLG: 0.294 (1, 4)										2	1	0	2	1	1	2	Milwaukee Brewers @ Toronto Blue Jays Exhibition Stadium, Toronto, ON Thu May 05 1977, 7:05 PM EDT Att: 12,268 - Overcast - 46 F																	
Jim Mason, L OBP: 0.230, SLG: 0.191 (1, 6)										3	1	1	0	1	0	0																		
Al Woods, L OBP: 0.314, SLG: 0.449 (1, 7)										4	1	2	0	0	0	1																		
Otto Velez, R OBP: 0.471, SLG: 0.800 (1, 10)										4	0	1	2	0	0	1																		
Ron Fairly, L OBP: 0.384, SLG: 0.492 (1, 9)										4	2	2	1	0	0	1																		
Doug Ault, R OBP: 0.406, SLG: 0.548 (1, 3)										3	1	1	0	1	0	0																		
Alan Ashby, S OBP: 0.318, SLG: 0.293 (1, 2)										4	1	3	1	0	0	1																		
John Scott, R OBP: 0.182, SLG: 0.190 (6, PR)										0	0	0	0	0	0	0																		
Rick Cerone, R OBP: 0.286, SLG: 0.429 (9, 2)										0	0	0	0	0	0	0																		
Gary Woods, R OBP: 0.286, SLG: 0.311 (1, 8)										4	1	1	0	0	1	2																		
Dave McKay, S OBP: 0.211, SLG: 0.280 (1, 5)										4	1	1	0	0	0	4																		
Inning Stats	R: 0 E: 0 K: 1 S: 6	H: 1 LOB: 1 BB: 0 P: 6	R: 4 E: 2 K: 0 S: 7	H: 4 LOB: 1 BB: 1 P: 11	R: 0 E: 0 K: 0 S: 3	H: 0 LOB: 0 BB: 0 P: 3	R: 0 E: 0 K: 1 S: 5	H: 1 LOB: 0 BB: 0 P: 5	R: 3 E: 0 K: 0 S: 5	H: 3 LOB: 1 BB: 2 P: 13	R: 1 E: 0 K: 0 S: 4	H: 1 LOB: 0 BB: 0 P: 4	R: 1 E: 0 K: 0 S: 4	H: 1 LOB: 0 BB: 0 P: 4	R: 0 E: 0 K: 0 S: 4	H: 1 LOB: 2 BB: 0 P: 4	1B: 9 2B: 1 3B: 1 HR: 1	SF: 1 SAC: 1 DP: 2 HBP: 0	WP: 0 PB: 0 CS: 0	PA: 37														
PITCHER	IP WLS BF H R ER SO BB IBB HBP BLK WP HR S P ERA WHIP																																	
Gary Beare, R ERA: 12.1 (1, 1)	4.0		19	6	5	4	2	2	0	0	0	0	0	0	21	29	9.00	2.000																
Bill Castro, R ERA: 5.93 (5, 1)	3.0	L	14	5	4	4	0	1	0	0	0	0	1	13	17	12.00	2.000																	
Bob McClure, L ERA: (8, 1)	1.0		4	1	0	0	0	0	0	0	0	0	0	4	4	0.00	1.000																	

AB	38
R	8
H	13
RBI	8
BB	6
SO	4
LOB	17



Batter	1	2	3	4	5	6	7	8	9	AB	R	H	RBI	BB	SO	LOB	TOP								
Lyman Bostock, L OBP: 0.396, SLG: 0.500 (1, 8)	4-3			E 1B	4-3		G3		2B 1B	5	2	1	0	0	0		Minnesota Twins @ Toronto Blue Jays Exhibition Stadium, Toronto, ON Fri May 06 1977, 7:05 PM EDT Att: 26,355 - Unknown - 57 F								
Roy Smalley, S OBP: 0.316, SLG: 0.305 (1, 6)	F8			2B E 1B	1B		F7		1B 2B	5	1	3	3	0	0										
Rod Carew, L OBP: 0.424, SLG: 0.534 (1, 3)	4-3			E 2B	1B				BB	4	1	2	0	1	0	0									
Butch Wynegar, S OBP: 0.390, SLG: 0.545 (1, 2)		FC6-4 BB		E BB	3-1				P3	3	0	1	0	2	0	4									
Mike Cabbage, L OBP: 0.392, SLG: 0.393 (1, 5)		FC6-4 CS		K					P6	4	0	0	0	0	2	5									
Larry Hisle, R OBP: 0.352, SLG: 0.546 (1, 7)				E5					K	4	1	1	2	0	2	2									
Rich Chiles, L OBP: 0.404, SLG: 0.319 (1, 10)				G3					K	4	0	1	0	0	0	2									
Willie Norwood, R OBP: 0.125, SLG: 0.250 (0, PR)				P1					FC4-6 1B	0	1	0	0	0	0	0									
Dan Ford, R OBP: 0.301, SLG: 0.308 (1, 9)				4-3	4-3				FC4-6 BB	3	0	0	0	1	0	2									
Rob Wilfong, L OBP: 0.360, SLG: 0.391 (1, 4)				6-3					FC4-6 1B 2B	4	1	0	0	0	0	2									
Inning Stats	R: 0 E: 0 K: 0 S: 3	H: 0 LOB: 0 BB: 0 P: 3	R: 0 E: 0 K: 1 S: 4	H: 0 LOB: 0 BB: 1 P: 8	R: 0 E: 0 K: 2 S: 9	H: 0 LOB: 0 BB: 0 P: 3	R: 3 E: 2 K: 1 S: 9	H: 3 LOB: 2 BB: 1 P: 13	R: 0 E: 0 K: 0 S: 5	H: 2 LOB: 2 BB: 0 P: 5	R: 1 E: 0 K: 1 S: 6	H: 1 LOB: 0 BB: 0 P: 6	R: 0 E: 0 K: 0 S: 3	H: 0 LOB: 0 BB: 0 P: 3	R: 0 E: 0 K: 0 S: 3	H: 1 LOB: 0 BB: 0 P: 3	R: 3 E: 0 K: 1 S: 8	H: 3 LOB: 2 BB: 2 P: 16	1B: 7 2B: 2 3B: 0 HR: 1	SF: 0 SAC: 0 DP: 0 HBP: 0	WP: 0 PB: 0 SB: 1 CS: 2	PA: 40			
PITCHER	IP	WLS	BF	H	R	ER	SO	BB	IBB	HBP	BLK	WP	HR	S	P	ERA	WHIP								
Dave Lemanczyk, R ERA: 4.82 (1, 1)	8.2	L	38	10	7	6	4	3	0	0	0	0	1	43	55	6.23	1.500								
Jerry Johnson, R ERA: 3.79 (0, 1)	0.1		2	0	0	0	0	1	0	0	0	0	0	1	5	0.00	3.000								

AB	36
R	7
H	10
RBI	6
BB	4
SO	4
LOB	17



Batter	1	2	3	4	5	6	7	8	9	AB	R	H	RBI	BB	SO	LOB	BOTTOM								
John Scott, R OBP: 0.185, SLG: 0.192 (1, 7)	3-1		K		1B 1B		F8		K	5	1	1	0	0	2	1	Minnesota Twins @ Toronto Blue Jays Exhibition Stadium, Toronto, ON Fri May 06 1977, 7:05 PM EDT Att: 26,355 - Unknown - 57 F								
Hector Torres, R OBP: 0.302, SLG: 0.316 (1, 4)	5-3		1B		6-3 E 1B		G3-6-3 BB		5-3	4	1	2	0	1	0	1									
Al Woods, L OBP: 0.324, SLG: 0.452 (1, 9)			BB 1B		F8		G3-6-3 1-2			4	0	2	0	0	0	3									
Otto Velez, R OBP: 0.472, SLG: 0.781 (1, 10)			1B		E 6-3 1B		K			3	0	1	1	1	2	2									
Doug Ault, R OBP: 0.391, SLG: 0.526 (1, 3)	6-3		FC6-4		6-3				K	4	0	0	0	0	1	6									
Gary Woods, R OBP: 0.296, SLG: 0.321 (1, 8)			CS 1B		E4 SH1-3 1B		E5		1-3	4	0	2	0	0	0	1									
Alan Ashby, S OBP: 0.307, SLG: 0.282 (1, 2)			P4		SH1-3		K		K	3	0	0	0	0	2	3									
Dave McKay, S OBP: 0.212, SLG: 0.289 (1, 5)			2B		K		5-3		E5	4	0	1	0	0	1	1									
Jim Mason, L OBP: 0.218, SLG: 0.181 (1, 6)			K		F7		K		1-6-3	4	0	0	0	0	2	3									
Inning Stats	R: 0 E: 0 K: 0 S: 4	H: 1 LOB: 2 BB: 1 P: 8	R: 0 E: 0 K: 1 S: 6	H: 2 LOB: 1 BB: 0 P: 6	R: 0 E: 0 K: 2 S: 9	H: 2 LOB: 0 BB: 0 P: 9	R: 0 E: 1 K: 1 S: 6	H: 1 LOB: 1 BB: 0 P: 6	R: 2 E: 1 K: 1 S: 9	H: 3 LOB: 2 BB: 0 P: 9	R: 0 E: 0 K: 1 S: 5	H: 0 LOB: 0 BB: 0 P: 5	R: 0 E: 0 K: 1 S: 4	H: 0 LOB: 0 BB: 1 P: 8	R: 0 E: 0 K: 2 S: 7	H: 0 LOB: 0 BB: 0 P: 7		R: 0 E: 1 K: 1 S: 6	H: 0 LOB: 1 BB: 0 P: 6	1B: 8 2B: 1 3B: 0 HR: 0	SF: 0 SAC: 1 DP: 1 HBP: 0	WP: 0 PB: 0 SB: 0 CS: 1	PA: 38		
PITCHER	IP	WLS	BF	H	R	ER	SO	BB	IBB	HBP	BLK	WP	HR	S	P	ERA	WHIP								
Geoff Zahn, L ERA: 2.95 (1, 1)	6.0	W	28	9	2	1	6	1	0	0	0	0	0	39	43	1.50	1.667								
Ron Schueler, R ERA: 2.37 (7, 1)	3.0	S	10	0	0	0	4	1	0	0	0	0	0	17	21	0.00	0.333								

AB	35
R	2
H	9
RBI	1
BB	2
SO	10
LOB	21



Batter	1	2	3	4	5	6	7	8	9	AB	R	H	RBI	BB	SO	LOB	TOP			
Larry Hisle, R OBP: 0.366, SLG: 0.560 (1, 7)										3	1	2	0	1	0	0	Minnesota Twins @ Toronto Blue Jays Exhibition Stadium, Toronto, ON Sat May 07 1977, 3:33 AM EDT Att: 34,091 - Unknown - 46 F			
Roy Smalley, S OBP: 0.316, SLG: 0.306 (1, 6)										3	0	1	0	0	0	1				
Rod Carew, L OBP: 0.418, SLG: 0.519 (1, 3)										3	0	0	0	1	0	1				
Butch Wynegar, S OBP: 0.395, SLG: 0.536 (1, 2)										3	1	1	0	1	0	2				
Lyman Bostock, L OBP: 0.409, SLG: 0.510 (1, 8)										4	2	3	0	0	0	1				
Mike Cabbage, L OBP: 0.390, SLG: 0.414 (1, 5)										3	0	1	2	0	0	2				
Rich Chiles, L OBP: 0.377, SLG: 0.294 (1, 10)										4	0	0	0	0	0	2				
Dan Ford, R OBP: 0.299, SLG: 0.305 (1, 9)										4	0	1	1	0	1	0				
Rob Wilfong, L OBP: 0.333, SLG: 0.360 (1, 4)										4	0	0	0	0	0	1				
Inning Stats	R: 3 E: 0 K: 0 S: 6	H: 4 LOB: 1 BB: 1 P: 10	R: 0 E: 0 K: 1 S: 5	H: 0 LOB: 0 BB: 0 P: 5	R: 0 E: 0 K: 0 S: 3	H: 0 LOB: 0 BB: 0 P: 3	R: 0 E: 0 K: 0 S: 3	H: 1 LOB: 0 BB: 0 P: 3	R: 0 E: 0 K: 0 S: 4	H: 1 LOB: 1 BB: 0 P: 4	R: 0 E: 0 K: 0 S: 3	H: 0 LOB: 0 BB: 0 P: 3	R: 0 E: 0 K: 0 S: 2	H: 0 LOB: 1 BB: 2 P: 10	R: 1 E: 0 K: 0 S: 5	H: 2 LOB: 1 BB: 0 P: 5	1B: 7 2B: 1 3B: 1 HR: 0	SF: 0 SAC: 2 DP: 2 HBP: 0	WP: 0 PB: 0 SB: 0 CS: 1	PA: 36
PITCHER Steve Hargan, R ERA: 5.22 (1, 1)	IP: 9.0 WLS: L BF: 36	H: 9 R: 4 ER: 4 SO: 1	BB: 2 IBB: 1 HBP: 0 BLK: 0	WP: 0 HR: 0 S: 35 P: 47	ERA: 4.00 WHIP: 1.222															

Batter	1	2	3	4	5	6	7	8	9	AB	R	H	RBI	BB	SO	LOB	BOTTOM					
Hector Torres, R OBP: 0.277, SLG: 0.286 (1, 4) (9, 6)										4	0	0	0	0	1	1	Minnesota Twins @ Toronto Blue Jays Exhibition Stadium, Toronto, ON Sat May 07 1977, 3:33 AM EDT Att: 34,091 - Unknown - 46 F					
Jim Mason, L OBP: 0.222, SLG: 0.176 (1, 6)										2	0	0	0	1	0	0						
Pedro Garcia, R OBP: 0.241, SLG: 0.278 (8, PH) (9, 4)										1	0	0	0	0	0	0						
Al Woods, L OBP: 0.346, SLG: 0.494 (1, 7)										4	1	3	0	0	0	1						
Otto Velez, R OBP: 0.484, SLG: 0.773 (1, 10)										2	0	1	1	2	0	2						
Ron Fairly, L OBP: 0.377, SLG: 0.478 (1, 9)										4	0	1	0	0	0	3						
Doug Ault, R OBP: 0.377, SLG: 0.505 (1, 3)										4	0	0	0	0	0	2						
Gary Woods, R OBP: 0.282, SLG: 0.305 (1, 8)										4	0	0	0	0	0	0						
Alan Ashby, S OBP: 0.304, SLG: 0.305 (1, 2)										4	0	1	0	0	0	1						
Dave McKay, S OBP: 0.216, SLG: 0.283 (1, 5)										2	0	0	0	1	1	2						
Inning Stats	R: 0 E: 0 K: 0 S: 4	H: 1 LOB: 2 BB: 1 P: 8	R: 0 E: 0 K: 1 S: 6	H: 1 LOB: 0 BB: 0 P: 6	R: 0 E: 0 K: 1 S: 6	H: 1 LOB: 1 BB: 0 P: 6	R: 0 E: 0 K: 0 S: 3	H: 0 LOB: 0 BB: 0 P: 3	R: 0 E: 0 K: 0 S: 2	H: 0 LOB: 0 BB: 1 P: 6	R: 0 E: 0 K: 0 S: 3	H: 1 LOB: 2 BB: 2 P: 11	R: 0 E: 0 K: 0 S: 3	H: 0 LOB: 0 BB: 0 P: 3	R: 1 E: 0 K: 0 S: 5	H: 2 LOB: 1 BB: 0 P: 5	R: 0 E: 0 K: 0 S: 3	H: 0 LOB: 0 BB: 0 P: 3	1B: 4 2B: 0 3B: 2 HR: 0	SF: 0 SAC: 0 DP: 4 HBP: 0	WP: 0 PB: 0 SB: 0 CS: 0	PA: 35
PITCHER Paul Thordogsgard, R ERA: 3.19 (1, 1)	IP: 7.0 WLS: W BF: 27	H: 4 R: 0 ER: 0 SO: 2	BB: 4 IBB: 0 HBP: 0 BLK: 0	WP: 0 HR: 0 S: 27 P: 43	ERA: 0.00 WHIP: 1.143																	
Tom Burgmeier, L ERA: 2.35 (8, 1)	IP: 1.0 WLS: S BF: 5	H: 2 R: 1 ER: 1 SO: 0	BB: 0 IBB: 0 HBP: 0 BLK: 0	WP: 0 HR: 0 S: 5 P: 5	ERA: 9.00 WHIP: 2.000																	
Tom Johnson, R ERA: 1.23 (9, 1)	IP: 1.0 WLS: S BF: 3	H: 0 R: 0 ER: 0 SO: 0	BB: 0 IBB: 0 HBP: 0 BLK: 0	WP: 0 HR: 0 S: 3 P: 3	ERA: 0.00 WHIP: 0.000																	

Batter	1	2	3	4	5	6	7	8	9	AB	R	H	RBI	BB	SO	LOB	TOP										
Dan Ford, R OBP: 0.295, SLG: 0.300 (1, 9)										5	1	1	0	0	2	1	Minnesota Twins @ Toronto Blue Jays Exhibition Stadium, Toronto, ON Sun May 08 1977, 3:33 AM EDT Att: 20,902 - Unknown - 52 F										
Roy Smalley, S OBP: 0.307, SLG: 0.289 (1, 6)										5	0	0	0	0	0	4											
Rod Carew, L OBP: 0.433, SLG: 0.577 (1, 3)										5	2	4	1	0	0	0											
Lyman Bostock, L OBP: 0.409, SLG: 0.505 (1, 8)										5	1	2	0	0	1	2											
Butch Wynegar, S OBP: 0.384, SLG: 0.527 (1, 2)										5	0	1	2	0	1	3											
Mike Cubbage, L OBP: 0.390, SLG: 0.413 (1, 5)										5	1	2	1	0	0	2											
Larry Hisle, R OBP: 0.368, SLG: 0.571 (1, 7)										5	0	2	1	0	0	2											
Rich Chiles, L OBP: 0.381, SLG: 0.302 (5, PH)										2	0	1	0	0	0	0											
Rob Wilfong, L OBP: 0.338, SLG: 0.353 (5, PH)									1	0	0	0	1	0	2												
Bob Randall, R OBP: 0.200, SLG: 0.208 (5, 4)										2	0	0	0	0	0	3											
Inning Stats	R: 1 E: 1 K: 0 S: 4	H: 0 LOB: 0 BB: 0 P: 4	R: 0 E: 0 K: 0 S: 5	H: 2 LOB: 2 BB: 0 P: 5	R: 2 E: 0 K: 1 S: 8	H: 4 LOB: 2 BB: 1 P: 8	R: 0 E: 0 K: 1 S: 4	H: 1 LOB: 2 BB: 1 P: 8	R: 2 E: 0 K: 2 S: 8	H: 3 LOB: 1 BB: 0 P: 8	R: 0 E: 0 K: 0 S: 3	H: 0 LOB: 0 BB: 0 P: 3	R: 0 E: 0 K: 0 S: 4	H: 1 LOB: 1 BB: 0 P: 4	R: 0 E: 0 K: 0 S: 5	H: 2 LOB: 2 BB: 0 P: 5	1B: 9 2B: 2 3B: 3 HR: 0	SF: 0 SAC: 0 DP: 0 HBP: 0	WP: 1 PB: 0 SB: 1 CS: 0	PA: 43							
PITCHER	IP	WLS	BF	H	R	ER	SO	BB	IBB	HBP	BLK	WP	HR	S	P	ERA	WHIP										
Jesse Jefferson, R ERA: 4.93 (1, 1)	4.2	L	25	10	5	4	2	1	0	0	0	1	0	28	32	7.71	2.357										
Mike Willis, L ERA: 0.5 (5, 1)	4.1		18	4	0	0	2	1	0	0	0	0	0	21	25	0.00	1.154										

AB	41
R	5
H	14
RBI	5
BB	2
SO	4
LOB	19



Batter	1	2	3	4	5	6	7	8	9	AB	R	H	RBI	BB	SO	LOB	BOTTOM										
Hector Torres, R OBP: 0.288, SLG: 0.283 (1, 4) (9, 5)										4	1	1	0	1	0	0	Minnesota Twins @ Toronto Blue Jays Exhibition Stadium, Toronto, ON Sun May 08 1977, 3:33 AM EDT Att: 20,902 - Unknown - 52 F										
Jim Mason, L OBP: 0.233, SLG: 0.203 (1, 6)										5	1	2	0	0	0	1											
Al Woods, L OBP: 0.361, SLG: 0.506 (1, 7)										4	0	2	0	1	0	2											
Otto Velez, R OBP: 0.480, SLG: 0.744 (1, 9)										3	1	0	0	2	1	4											
Ron Fairly, L OBP: 0.390, SLG: 0.493 (9, PR)										4	1	2	2	1	0	0											
John Scott, R OBP: 0.185, SLG: 0.192 (9, PR)										0	0	0	0	0	0	0											
Doug Ault, R OBP: 0.387, SLG: 0.500 (1, 3)										3	0	1	1	1	1	3											
Gary Woods, R OBP: 0.278, SLG: 0.291 (1, 8)										4	0	0	0	1	0	5											
Alan Ashby, S OBP: 0.302, SLG: 0.302 (1, 2)										4	0	1	1	0	1	2											
Dave McKay, S OBP: 0.210, SLG: 0.275 (8, PH)										3	0	0	0	0	1	2											
Sam Ewing, L OBP: 0.524, SLG: 0.412 (8, PH)										0	0	0	0	0	0	0											
Pedro Garcia, R OBP: 0.238, SLG: 0.275 (9, 4)										1	0	0	0	0	0	2											
Inning Stats	R: 0 E: 0 K: 1 S: 7	H: 3 LOB: 3 BB: 1 P: 11	R: 0 E: 0 K: 0 S: 3	H: 0 LOB: 0 BB: 0 P: 3	R: 0 E: 0 K: 1 S: 6	H: 1 LOB: 1 BB: 0 P: 6	R: 0 E: 0 K: 1 S: 5	H: 0 LOB: 2 BB: 2 P: 13	R: 0 E: 0 K: 0 S: 3	H: 0 LOB: 0 BB: 0 P: 3	R: 0 E: 0 K: 1 S: 5	H: 0 LOB: 0 BB: 0 P: 5	R: 3 E: 0 K: 0 S: 7	H: 4 LOB: 2 BB: 1 P: 11	R: 1 E: 0 K: 0 S: 4	H: 1 LOB: 3 BB: 2 P: 13	1B: 6 2B: 3 3B: 0 HR: 0	SF: 0 SAC: 0 DP: 0 HBP: 1	WP: 0 PB: 0 SB: 0 CS: 1	PA: 43							
PITCHER	IP	WLS	BF	H	R	ER	SO	BB	IBB	HBP	BLK	WP	HR	S	P	ERA	WHIP										
Dave Goltz, R ERA: 3.8 (1, 1)	7.2	W	35	8	3	3	4	4	1	0	0	0	0	38	58	3.52	1.565										
Tom Burgmeier, L ERA: 2.53 (8, 1)	1.0		6	1	1	1	0	2	0	0	0	0	0	4	12	9.00	3.000										
Tom Johnson, R ERA: 1.21 (9, 1)	0.1	S	2	0	0	0	0	0	0	1	0	0	0	1	2	0.00	0.000										

AB	35
R	4
H	9
RBI	4
BB	7
SO	4
LOB	21



Batter	1	2	3	4	5	6	7	8	9	AB	R	H	RBI	BB	SO	LOB	TOP			
Craig Reynolds, L OBP: 0.287, SLG: 0.333 (1, 6)	F7		F9	4-3			4-3		3-1	5	0	1	0	0	6					
Steve Braun, L OBP: 0.443, SLG: 0.365 (1, 7)	5-3					L4		G4-6-3 BB		3	0	1	1	2	0	0				
Carlos Lopez, R OBP: 0.400, SLG: 0.470 (1, 9)	K		G3					G4-6-3 BB	5-3	4	0	0	0	1	1	5				
Dan Meyer, L OBP: 0.284, SLG: 0.398 (1, 3)		F7		4-3	4-3			G4-6-3		4	0	0	0	0	2					
Juan Bernhardt, R OBP: 0.320, SLG: 0.495 (1, 10)		6-3			HR		5-3			4	1	1	1	0	0	1				
Bill Stein, R OBP: 0.333, SLG: 0.440 (1, 5)		F9		5-3		K			1B 1B 3-1 BB	3	1	0	0	1	1	0				
Ruppert Jones, L OBP: 0.276, SLG: 0.357 (1, 8)			F9 SH 1B	1B	1B	K			F7	4	2	2	0	0	1	1				
Larry Milbourne, S OBP: 0.232, SLG: 0.240 (1, 4)			SH 1B	1B	1B		3-1		3-1 1B	3	0	2	0	0	0	0				
Bob Stinson, S OBP: 0.381, SLG: 0.403 (1, 2)			K		1B		6-3		3-1 1B	4	0	2	1	0	1	2				
Inning Stats	R: 0 E: 0 K: 1 S: 5	H: 0 LOB: 0 BB: 0 P: 5	R: 0 E: 0 K: 0 S: 3	H: 0 LOB: 0 BB: 0 P: 3	R: 1 E: 0 K: 1 S: 8	H: 2 LOB: 2 BB: 0 P: 8	R: 2 E: 0 K: 0 S: 7	H: 4 LOB: 2 BB: 0 P: 7	R: 0 E: 0 K: 2 S: 7	H: 0 LOB: 0 BB: 0 P: 7	R: 0 E: 0 K: 0 S: 3	H: 0 LOB: 0 BB: 0 P: 3	R: 0 E: 0 K: 0 S: 2	H: 0 LOB: 1 BB: 2 P: 10	R: 1 E: 0 K: 0 S: 5	H: 2 LOB: 3 BB: 2 P: 13	1B: 7 2B: 0 3B: 0 HR: 1	SF: 0 SAC: 1 DP: 1 HBP: 0	WP: 0 PB: 0 SB: 0 CS: 0	PA: 39
PITCHER	IP	WLS	BF	H	R	ER	SO	BB	IBB	HBP	BLK	WP	HR	S	P	ERA	WHIP			
Bill Singer, R ERA: 5.9 (1, 1)	7.0	W	30	6	3	3	4	2	0	0	0	0	1	36	44	3.86	1.143			
Jerry Johnson, R ERA: 3.95 (8, 1)	2.0		9	2	1	1	0	2	0	0	0	0	0	7	15	4.50	2.000			

Seattle Mariners @ Toronto Blue Jays
Exhibition Stadium, Toronto, ON
Mon May 09 1977, 7:05 PM EDT
Att: 11,680 - Unknown

AB 34
R 4
H 8
RBI 4
BB 4
SO 4
LOB 17



Batter	1	2	3	4	5	6	7	8	9	AB	R	H	RBI	BB	SO	LOB	BOTTOM			
Pedro Garcia, R OBP: 0.239, SLG: 0.274 (1, 4)	P3		F2		SH 1B SF7		1B 1B	F9		4	1	1	0	0	0	1				
Bob Bailor, R OBP: 0.333, SLG: 0.476 (1, 6)							1B			4	2	3	2	0	0	0				
Hector Torres, R OBP: 0.288, SLG: 0.283 (8, PR) (9, 6)	F8			HR 1B	SF7		1B	1B		0	0	0	0	0	0	0				
Al Woods, L OBP: 0.386, SLG: 0.523 (1, 7)				F9			1B	1B		5	1	4	1	0	0	1				
Otto Velez, R OBP: 0.466, SLG: 0.707 (1, 9)				P4	F8		1B	1B		4	1	0	1	1	0	5				
Ron Fairly, L OBP: 0.402, SLG: 0.486 (1, 10)		G1-6-3 BB		HR 1B	F8		1B	1B	4-3	3	1	1	0	2	0	5				
Doug Ault, R OBP: 0.390, SLG: 0.523 (1, 3)		G1-6-3				6-3	1B	1B		3	1	1	4	1	0	1				
Alan Ashby, S OBP: 0.300, SLG: 0.300 (1, 2)		G3		P4		L6	1B	1B		4	0	1	1	0	0	0				
Gary Woods, R OBP: 0.287, SLG: 0.311 (1, 8)			K		SH SF7			F8		4	1	2	0	0	1	0				
Dave McKay, S OBP: 0.211, SLG: 0.267 (1, 5)			F9		SF7 SH		CS	E3		3	2	0	0	1	0	0				
Inning Stats	R: 0 E: 0 K: 0 S: 4	H: 1 LOB: 1 BB: 0 P: 4	R: 0 E: 0 K: 0 S: 2	H: 0 LOB: 0 BB: 1 P: 6	R: 0 E: 0 K: 1 S: 5	H: 0 LOB: 0 BB: 0 P: 5	R: 3 E: 0 K: 0 S: 6	H: 3 LOB: 0 BB: 0 P: 6	R: 2 E: 0 K: 0 S: 6	H: 2 LOB: 2 BB: 1 P: 10	R: 0 E: 0 K: 0 S: 3	H: 1 LOB: 0 BB: 0 P: 3	R: 4 E: 1 K: 0 S: 6	H: 4 LOB: 2 BB: 2 P: 14	R: 1 E: 1 K: 0 S: 6	H: 2 LOB: 3 BB: 1 P: 10	1B: 11 2B: 1 3B: 0 HR: 1	SF: 1 SAC: 1 DP: 1 HBP: 0	WP: 0 PB: 0 SB: 0 CS: 1	PA: 42
PITCHER	IP	WLS	BF	H	R	ER	SO	BB	IBB	HBP	BLK	WP	HR	S	P	ERA	WHIP			
Stan Thomas, R ERA: 4.4 (1, 1)	4.1	L	21	6	5	5	1	2	0	0	0	0	1	21	29	10.38	1.846			
Dave Pagan, R ERA: 5.55 (5, 1)	2.0		12	4	4	4	0	1	1	0	0	0	0	10	18	18.00	2.500			
Tommy Moore, R ERA: 5.22 (7, 1)	1.2		8	3	1	0	0	1	0	0	0	0	0	7	11	0.00	2.400			

Seattle Mariners @ Toronto Blue Jays
Exhibition Stadium, Toronto, ON
Mon May 09 1977, 7:05 PM EDT
Att: 11,680 - Unknown

AB 34
R 10
H 13
RBI 9
BB 5
SO 1
LOB 13



Batter	1	2	3	4	5	6	7	8	9	AB	R	H	RBI	BB	SO	LOB	TOP			
Jose Báez, R OBP: 0.375, SLG: 0.353 (1,4)	6-3		P4		1B 2B		G4-6-3 1B			4	1	2	0	0	0	1	Seattle Mariners @ Toronto Blue Jays Exhibition Stadium, Toronto, ON Tue May 10 1977, 7:05 PM EDT Att: 13,017 - Unknown - 52 F			
Steve Braun, L OBP: 0.444, SLG: 0.358 (1,7)	F9		BB		1B BB		G4-6-3 1-2			2	0	0	0	2	0	1				
Carlos Lopez, R OBP: 0.405, SLG: 0.471 (1,9)	K		K		1B 1-2 2-H					4	0	2	1	0	2	2				
Juan Bernhardt, R OBP: 0.323, SLG: 0.495 (1,10)		F8			2B 1B		G5-4-3 1-2			2	1	1	0	0	0	0				
Dave Collins, S OBP: 0.250, SLG: 0.152 (5, PH)										2	0	0	0	0	0	3				
Bill Stein, R OBP: 0.331, SLG: 0.433 (1,5)	6-3		F8		1B					4	0	1	0	0	1	1				
Dan Meyer, L OBP: 0.292, SLG: 0.411 (1,3)	G3				2B 1-H		F8			4	0	2	1	0	0	1				
Ruppert Jones, L OBP: 0.276, SLG: 0.371 (1,8)			SF8		F3		F8			4	1	1	0	0	0	3				
Craig Reynolds, L OBP: 0.277, SLG: 0.324 (1,6)			SF8		1-3		3-1			3	0	0	1	0	0	3				
Larry Cox, R OBP: 0.235, SLG: 0.313 (1,2)					2B		K			3	0	1	0	0	1	0				
Inning Stats	R: 0 E: 0 K: 1 S: 5	H: 0 LOB: 0 BB: 0 P: 5	R: 0 E: 0 K: 0 S: 3	H: 0 LOB: 0 BB: 0 P: 3	R: 1 E: 0 K: 1 S: 7	H: 2 LOB: 2 BB: 1 P: 11	R: 1 E: 0 K: 0 S: 5	H: 2 LOB: 1 BB: 1 P: 5	R: 1 E: 0 K: 1 S: 6	H: 2 LOB: 1 BB: 1 P: 10	R: 0 E: 0 K: 0 S: 4	H: 1 LOB: 0 BB: 0 P: 4	R: 0 E: 0 K: 0 S: 3	H: 1 LOB: 0 BB: 0 P: 3	R: 0 E: 0 K: 0 S: 3	H: 1 LOB: 0 BB: 0 P: 3	1B: 6 2B: 4 3B: 1 HR: 0	SF: 1 SAC: 0 DP: 4 HBP: 0	WP: 0 PB: 0 SB: 0 CS: 0	PA: 35
PITCHER	IP WLS BF H R ER SO BB IBB HBP BLK WP HR S P ERA WHIP																			
Jerry Garvin, L ERA: 3.19 (1,1)	7.0 W 29 8 3 3 3 2 0 0 0 0 0 0 33 41 3.86 1.429																			
Pete Vuckovich, R ERA: 3.95 (8,1)	2.0 6 2 0 0 1 0 0 0 0 0 0 0 8 8 0.00 1.000																			

AB	32
R	3
H	10
RBI	3
BB	2
SO	4
LOB	15



Batter	1	2	3	4	5	6	7	8	9	AB	R	H	RBI	BB	SO	LOB	BOTTOM			
Bob Bailor, R OBP: 0.348, SLG: 0.506 (1,6)	K									5	1	3	0	0	1	2	Seattle Mariners @ Toronto Blue Jays Exhibition Stadium, Toronto, ON Tue May 10 1977, 7:05 PM EDT Att: 13,017 - Unknown - 52 F			
Hector Torres, R OBP: 0.288, SLG: 0.283 (8, PR)			1B		F3		CS			0	0	0	0	0	0	0				
Al Woods, L OBP: 0.405, SLG: 0.567 (1,7)			3B				1B			4	2	3	2	1	0	1				
Roy Howell, L OBP: 0.174, SLG: 0.050 (1,5)										3	1	1	1	1	2	3				
Otto Velez, R OBP: 0.472, SLG: 0.709 (1,9)										4	1	2	2	1	1	3				
Ron Fairly, L OBP: 0.402, SLG: 0.468 (1,10)										3	1	0	0	2	1	4				
Doug Ault, R OBP: 0.394, SLG: 0.514 (1,3)										2	1	0	0	2	0	2				
Alan Ashby, S OBP: 0.298, SLG: 0.298 (1,2)										4	0	1	1	0	1	1				
Gary Woods, R OBP: 0.296, SLG: 0.319 (1,8)										4	1	2	2	0	1	0				
Pedro Garcia, R OBP: 0.239, SLG: 0.273 (1,4)										4	1	1	0	0	2	1				
Inning Stats	R: 0 E: 0 K: 2 S: 8	H: 1 LOB: 2 BB: 1 P: 12	R: 0 E: 0 K: 2 S: 7	H: 0 LOB: 0 BB: 0 P: 7	R: 2 E: 0 K: 0 S: 5	H: 2 LOB: 2 BB: 2 P: 13	R: 3 E: 1 K: 0 S: 7	H: 4 LOB: 1 BB: 0 P: 7	R: 0 E: 0 K: 0 S: 2	H: 0 LOB: 0 BB: 1 P: 6	R: 0 E: 0 K: 1 S: 5	H: 1 LOB: 0 BB: 0 P: 5	R: 4 E: 0 K: 1 S: 8	H: 4 LOB: 1 BB: 2 P: 16	R: 0 E: 0 K: 3 S: 10	H: 1 LOB: 2 BB: 1 P: 14	1B: 9 2B: 2 3B: 2 HR: 0	SF: 0 SAC: 1 DP: 0 HBP: 0	WP: 1 PB: 1 SB: 0 CS: 2	PA: 42
PITCHER	IP WLS BF H R ER SO BB IBB HBP BLK WP HR S P ERA WHIP																			
John Montague, R ERA: 4.75 (1,1)	3.2 L 21 7 5 4 1 2 1 0 0 0 0 0 12 24 13.50 2.250																			
Diego Segui, R ERA: 8.05 (4,1)	2.2 13 4 4 4 1 2 1 0 0 0 0 0 14 18 0.00 1.800																			
Enrique Romo, R ERA: 1.56 (7,1)	1.2 7 2 0 0 4 1 0 0 0 0 0 0 14 18 0.00 1.800																			

AB	33
R	9
H	13
RBI	8
BB	7
SO	9
LOB	17



Batter	1	2	3	4	5	6	7	8	9	10	11	AB	R	H	RBI	BB	SO	LOB	TOP							
Bob Bailor, R OBP: 0.361, SLG: 0.522 (1, 6)												5	1	3	0	0	0	0								
Al Woods, L OBP: 0.408, SLG: 0.574 (1, 7)												4	1	1	0	1	0	3								
Roy Howell, L OBP: 0.214, SLG: 0.200 (1, 5)												5	1	2	2	0	1	2								
Otto Velez, R OBP: 0.451, SLG: 0.678 (1, 9)												4	0	0	1	0	0	3								
Ron Fairly, L OBP: 0.402, SLG: 0.489 (1, 10)												4	0	1	0	1	2	1								
Dave McKay, S OBP: 0.211, SLG: 0.267 (11, PR)												0	0	0	0	0	0	0								
Doug Ault, R OBP: 0.384, SLG: 0.518 (1, 3)												5	0	2	0	0	0	1								
Alan Ashby, S OBP: 0.286, SLG: 0.316 (1, 2)												4	0	1	0	0	0	1								
Gary Woods, R OBP: 0.294, SLG: 0.316 (1, 8)												4	0	1	0	0	1	2								
Sam Ewing, L OBP: 0.590, SLG: 0.389 (11, PH)												1	0	0	0	0	0	2								
John Scott, R OBP: 0.185, SLG: 0.192 (11, 8)												0	0	0	0	0	0	0								
Pedro Garcia, R OBP: 0.229, SLG: 0.261 (1, 4)												4	0	0	0	0	0	3								
Inning Stats	R: 0 E: 0 K: 1 S: 6	H: 1 LOB: 1 BB: 0 P: 6	R: 0 E: 0 K: 0 S: 2	H: 0 LOB: 0 BB: 1 P: 6	R: 0 E: 0 K: 1 S: 4	H: 1 LOB: 1 BB: 0 P: 4	R: 0 E: 0 K: 0 S: 3	H: 0 LOB: 0 BB: 0 P: 3	R: 0 E: 0 K: 0 S: 4	H: 1 LOB: 1 BB: 0 P: 4	R: 1 E: 0 K: 1 S: 7	H: 2 LOB: 1 BB: 0 P: 7	R: 0 E: 0 K: 1 S: 6	H: 1 LOB: 1 BB: 0 P: 6	R: 2 E: 0 K: 1 S: 7	H: 2 LOB: 0 BB: 0 P: 7	R: 0 E: 0 K: 0 S: 4	H: 1 LOB: 0 BB: 0 P: 4	R: 0 E: 0 K: 0 S: 3	H: 0 LOB: 1 BB: 1 P: 7	R: 0 E: 0 K: 0 S: 4	H: 2 LOB: 2 BB: 0 P: 4	1B: 5 2B: 3 3B: 3 HR: 0	SF: 1 SAC: 1 DP: 1 HBP: 0	WP: 0 PB: 0 SB: 1 CS: 0	PA: 44
PITCHER	IP: 7.0 WLS: 27 BF: 6 H: 6 R: 1 ER: 1 SO: 3 BB: 1 IBB: 0 HBP: 0 BLK: 0 WP: 0 HR: 0 S: 32 P: 36 ERA: 1.29 WHIP: 1.000	IP: 2.1 WLS: 10 BF: 3 H: 2 R: 2 ER: 2 SO: 1 BB: 0 IBB: 0 HBP: 0 BLK: 0 WP: 0 HR: 0 S: 12 P: 12 ERA: 7.71 WHIP: 1.286	IP: 0.1 WLS: 2 BF: 0 H: 0 R: 0 ER: 0 SO: 0 BB: 1 IBB: 0 HBP: 0 BLK: 0 WP: 0 HR: 0 S: 5 P: 5 ERA: 0.00 WHIP: 3.000	IP: 1.1 WLS: 5 BF: 2 H: 0 R: 0 ER: 0 SO: 0 BB: 0 IBB: 0 HBP: 0 BLK: 0 WP: 0 HR: 0 S: 5 P: 5 ERA: 0.00 WHIP: 1.500	PITCHER											IP: 7.0 WLS: 27 BF: 6 H: 6 R: 1 ER: 1 SO: 3 BB: 1 IBB: 0 HBP: 0 BLK: 0 WP: 0 HR: 0 S: 32 P: 36 ERA: 1.29 WHIP: 1.000	IP: 2.1 WLS: 10 BF: 3 H: 2 R: 2 ER: 2 SO: 1 BB: 0 IBB: 0 HBP: 0 BLK: 0 WP: 0 HR: 0 S: 12 P: 12 ERA: 7.71 WHIP: 1.286	IP: 0.1 WLS: 2 BF: 0 H: 0 R: 0 ER: 0 SO: 0 BB: 1 IBB: 0 HBP: 0 BLK: 0 WP: 0 HR: 0 S: 5 P: 5 ERA: 0.00 WHIP: 3.000	IP: 1.1 WLS: 5 BF: 2 H: 0 R: 0 ER: 0 SO: 0 BB: 0 IBB: 0 HBP: 0 BLK: 0 WP: 0 HR: 0 S: 5 P: 5 ERA: 0.00 WHIP: 1.500							

Toronto Blue Jays @ Minnesota Twins
Metropolitan Stadium, Bloomington, MI
Fri May 13 1977, 8:05 PM EDT
Att: 9,667 - Unknown - 84 F

AB 40
R 3
H 11
RBI 3
BB 2
SO 4
LOB 18



Batter	1	2	3	4	5	6	7	8	9	10	11	AB	R	H	RBI	BB	SO	LOB	BOTTOM			
Lyman Bostock, L OBP: 0.408, SLG: 0.509 (1, 8)												4	1	2	0	1	0	0				
Roy Smalley, S OBP: 0.310, SLG: 0.297 (1, 6)												4	1	1	1	1	1	2				
Rod Carew, L OBP: 0.411, SLG: 0.536 (1, 3)												5	1	1	0	0	0	1				
Butch Wynegar, S OBP: 0.415, SLG: 0.544 (1, 2)												2	0	1	1	2	0	0				
Rich Chiles, L OBP: 0.369, SLG: 0.291 (1, 10)												2	0	0	0	0	0	2				
Craig Kustick, R OBP: 0.317, SLG: 0.411 (9, PH)												2	0	0	0	0	0	3				
Larry Hulse, R OBP: 0.346, SLG: 0.551 (1, 7)												5	0	1	0	0	0	4				
Mike Cubbage, L OBP: 0.378, SLG: 0.392 (1, 5)												3	0	0	0	1	0	1				
Dan Ford, R OBP: 0.290, SLG: 0.321 (1, 9)												4	1	2	1	0	1	3				
Rob Wilfong, L OBP: 0.369, SLG: 0.340 (1, 4)												2	0	0	0	0	0	1				
Bob Gorinski, R OBP: 0.278, SLG: 0.235 (7, PH)												1	0	0	0	0	0	0				
Bob Randall, R OBP: 0.224, SLG: 0.236 (8, 4)												1	0	0	0	0	0	0				
Inning Stats	R: 0 E: 0 K: 0 S: 3	H: 1 LOB: 0 BB: 0 P: 3	R: 0 E: 1 K: 0 S: 3	H: 0 LOB: 2 BB: 2 P: 11	R: 0 E: 0 K: 1 S: 4	H: 0 LOB: 0 BB: 1 P: 8	R: 0 E: 0 K: 0 S: 3	H: 0 LOB: 1 BB: 0 P: 7	R: 0 E: 0 K: 0 S: 3	H: 1 LOB: 0 BB: 0 P: 3	R: 1 E: 0 K: 0 S: 4	H: 1 LOB: 0 BB: 0 P: 4	R: 0 E: 0 K: 0 S: 3	H: 0 LOB: 0 BB: 0 P: 3	R: 0 E: 0 K: 1 S: 5	H: 0 LOB: 0 BB: 0 P: 5	R: 1 E: 1 K: 0 S: 3	H: 1 LOB: 1 BB: 1 P: 7	1B: 4 2B: 3 3B: 0 HR: 1	SF: 0 SAC: 2 DP: 3 HBP: 0	WP: 1 PB: 0 SB: 0 CS: 3	PA: 42
PITCHER	IP: 6.0 WLS: 24 BF: 16 H: 5 R: 3 ER: 2 SO: 1 BB: 3 IBB: 1 HBP: 0 BLK: 0 WP: 0 HR: 0 S: 22 P: 38 ERA: 3.00 WHIP: 1.333	IP: 4.0 WLS: 16 BF: 3 H: 2 R: 2 ER: 2 SO: 1 BB: 1 IBB: 0 HBP: 0 BLK: 0 WP: 0 HR: 1 S: 17 P: 21 ERA: 4.50 WHIP: 1.000	IP: 0.2 WLS: 2 BF: 0 H: 0 R: 0 ER: 0 SO: 0 BB: 0 IBB: 0 HBP: 0 BLK: 0 WP: 1 HR: 1 S: 1 P: 1 ERA: 0.00 WHIP: 0.000	PITCHER											IP: 6.0 WLS: 24 BF: 16 H: 5 R: 3 ER: 2 SO: 1 BB: 3 IBB: 1 HBP: 0 BLK: 0 WP: 0 HR: 0 S: 22 P: 38 ERA: 3.00 WHIP: 1.333	IP: 4.0 WLS: 16 BF: 3 H: 2 R: 2 ER: 2 SO: 1 BB: 1 IBB: 0 HBP: 0 BLK: 0 WP: 0 HR: 1 S: 17 P: 21 ERA: 4.50 WHIP: 1.000	IP: 0.2 WLS: 2 BF: 0 H: 0 R: 0 ER: 0 SO: 0 BB: 0 IBB: 0 HBP: 0 BLK: 0 WP: 1 HR: 1 S: 1 P: 1 ERA: 0.00 WHIP: 0.000					

Toronto Blue Jays @ Minnesota Twins
Metropolitan Stadium, Bloomington, MI
Fri May 13 1977, 8:05 PM EDT
Att: 9,667 - Unknown - 84 F

AB 35
R 4
H 8
RBI 3
BB 5
SO 2
LOB 17



Batter	1	2	3	4	5	6	7	8	9	AB	R	H	RBI	BB	SO	LOB	TOP			
Bob Bailor, R OBP: 0.366, SLG: 0.521 (1, 6)	0-3 K		0-0 WP 1B		0-0 E7 4-3 1B		0-0 L7			4	2	2	0	0	1	0	Toronto Blue Jays @ Minnesota Twins Metropolitan Stadium, Bloomington, MI Sat May 14 1977, 4:33 AM EDT Att: 10,503 - Unknown - 85 F			
Al Woods, L OBP: 0.412, SLG: 0.567 (1, 7)	4-0 BB F7 BB		0-0 F7		0-0 4-3		0-0 E7 1B			3	0	1	0	1	0	2				
Roy Howell, L OBP: 0.219, SLG: 0.207 (1, 5)	0-0 F7		0-3 K		0-0 G1-6-3 1B		0-0 1-3			4	0	1	1	0	1	3				
Otto Velez, R OBP: 0.453, SLG: 0.667 (1, 9)	0-0 BB 1B		4-0 1B BB		0-0 G1-6-3 1-2		0-0 5-3			3	0	1	0	1	0	1				
Ron Fairly, L OBP: 0.416, SLG: 0.476 (1, 10)	4-0 1-2 2-3 BB		0-0 1-3 2-H 1B		0-0 1B		0-3 K			3	0	2	1	1	1	0				
Doug Ault, R OBP: 0.382, SLG: 0.500 (1, 3)	0-0 F9			0-0 6-3		0-0 F8		0-0 6-3		4	0	0	0	0	0	4				
Alan Ashby, S OBP: 0.286, SLG: 0.304 (1, 2)		0-0 G3		0-0 F9		0-0 F8		0-0 4-3		4	0	0	0	0	0	1				
Gary Woods, R OBP: 0.283, SLG: 0.304 (1, 8)		0-0 F8		0-0 5-3		0-0 F8		0-0 L5		4	0	0	0	0	0	1				
Pedro Garcia, R OBP: 0.230, SLG: 0.260 (1, 4)		0-0 F8			0-0 E6 E 1B		0-0 6-3		0-0 F3	4	1	1	0	0	0	0				
Inning Stats	R: 0 E: 0 K: 1 S: 6	H: 1 LOB: 3 BB: 2 P: 14	R: 0 E: 0 K: 0 S: 3	H: 0 LOB: 0 BB: 0 P: 3	R: 1 E: 0 K: 1 S: 6	H: 2 LOB: 2 BB: 1 P: 10	R: 0 E: 0 K: 0 S: 3	H: 0 LOB: 0 BB: 0 P: 3	R: 2 E: 2 K: 0 S: 5	H: 3 LOB: 0 BB: 0 P: 5	R: 0 E: 0 K: 0 S: 4	H: 1 LOB: 1 BB: 0 P: 4	R: 0 E: 1 K: 0 S: 4	H: 1 LOB: 1 BB: 0 P: 4	R: 0 E: 0 K: 1 S: 5	H: 0 LOB: 0 BB: 0 P: 3	1B: 8 2B: 0 3B: 0 HR: 0	SF: 0 SAC: 0 DP: 1 HBP: 0	WP: 1 PB: 0 SB: 0 CS: 0	PA: 36
PITCHER Dave Goltz, R ERA: 3.51 (1, 1)	IP: 9.0 WLS: W BF: 36 H: 8 R: 3 ER: 2 SO: 3 BB: 3 IBB: 0 HBP: 0 BLK: 0 WP: 1 HR: 0 S: 39 P: 51 ERA: 2.00 WHIP: 1.222															PITCHER				

Batter	1	2	3	4	5	6	7	8	9	AB	R	H	RBI	BB	SO	LOB	BOTTOM			
Butch Wynegar, S OBP: 0.410, SLG: 0.548 (1, 2)	0-0 4-3	0-0 F2		0-0 G3	0-0 F9	4-0 BB		0-0 1B 3B		5	1	1	0	1	0	4	Toronto Blue Jays @ Minnesota Twins Metropolitan Stadium, Bloomington, MI Sat May 14 1977, 4:33 AM EDT Att: 10,503 - Unknown - 85 F			
Roy Smalley, S OBP: 0.349, SLG: 0.302 (1, 6)	0-0 4-3		4-0 G4-3 1B BB	0-0 3-1		0-0 L5		0-0 1B		5	2	2	1	1	0	3				
Rod Carew, L OBP: 0.429, SLG: 0.550 (1, 3)	4-0 BB 1B BB		4-0 G4-3 BB	0-0 1B		0-0 FC6-4 1B 1B	0-0 6-3 1B 2B	0-0 1-5-3		4	3	3	0	2	0	1				
Lyman Bostock, L OBP: 0.400, SLG: 0.496 (1, 8)	0-3 K 1B BB		0-0 G4-3	0-0 F3		0-0 FC6-4 1B	0-0 6-3			5	1	1	0	0	1	5				
Mike Cabbage, L OBP: 0.379, SLG: 0.386 (1, 5)	4-0 WP 1B BB		0-0 1B 2B 1B		0-0 1-3	0-0 FC6-4 1B 5-3	0-0 F5			4	2	1	2	1	0	3				
Rich Chiles, L OBP: 0.400, SLG: 0.350 (1, 10)	0-0 WP 1B		0-0 2B 1B		0-0 1B 2B	0-0 5-3	0-0 1B			5	2	4	3	0	0	2				
Larry Hisle, R OBP: 0.349, SLG: 0.553 ERA: 6.38 (1, 7)	0-0 F3		0-0 2B 2B		0-0 P4	0-0 1B 1B	0-0 K			5	2	2	4	0	1	4				
Willie Norwood, R OBP: 0.154, SLG: 0.167 (8, 7)	1-2 2-3		1-1 2-H 2B 2B		0-0 1B HBP	0-0 1B 1B	0-0 K			0	0	0	0	0	0	0				
Dan Ford, R OBP: 0.310, SLG: 0.345 (1, 9)		0-0 F2 1B 1B	0-0 2B 2B		0-0 1B	0-0 BB 1B	0-0 5-3			4	0	3	1	0	0	0				
Bob Gorinski, R OBP: 0.276, SLG: 0.235 ERA: 13.5 (8, 9)		0-0 F2 1B 1B	0-0 2B 2B		0-0 1B	0-0 BB 1B	0-0 5-3			0	0	0	0	0	0	0				
Rob Wilfong, L OBP: 0.349, SLG: 0.362 (1, 4)		0-0 CS 1B	0-0 L4		0-0 1B	0-0 BB 1B	0-0 4-3			5	0	3	2	0	0	1				
Inning Stats	R: 2 E: 0 K: 1 S: 7	H: 1 LOB: 2 BB: 2 P: 15	R: 0 E: 0 K: 0 S: 3	H: 2 LOB: 0 BB: 0 P: 3	R: 4 E: 0 K: 0 S: 6	H: 4 LOB: 1 BB: 2 P: 14	R: 0 E: 0 K: 0 S: 4	H: 1 LOB: 1 BB: 0 P: 4	R: 1 E: 0 K: 0 S: 5	H: 2 LOB: 2 BB: 0 P: 6	R: 4 E: 0 K: 0 S: 9	H: 6 LOB: 3 BB: 1 P: 13	R: 1 E: 0 K: 1 S: 7	H: 2 LOB: 1 BB: 0 P: 7	R: 1 E: 0 K: 0 S: 5	H: 2 LOB: 1 BB: 0 P: 5	1B: 15 2B: 4 3B: 1 HR: 0	SF: 0 SAC: 0 DP: 1 HBP: 1	WP: 1 PB: 1 SB: 0 CS: 1	PA: 48
PITCHER Bill Singer, R ERA: 6.38 (1, 1)	IP: 2.2 WLS: L BF: 16 H: 6 R: 6 ER: 6 SO: 1 BB: 4 IBB: 0 HBP: 0 BLK: 0 WP: 1 HR: 1 S: 14 P: 30 ERA: 13.50 WHIP: 3.750															PITCHER				
Tom Bruno, R ERA: 15.43 (3, 1)	2.1 WLS: L BF: 15 H: 7 R: 4 ER: 4 SO: 0 BB: 0 IBB: 0 HBP: 1 BLK: 0 WP: 0 HR: 0 S: 14 P: 15 ERA: 15.43 WHIP: 3.000															PITCHER				
Dennis DeBarr, L ERA: 13.5 (6, 1)	0.2 WLS: L BF: 5 H: 3 R: 1 ER: 1 SO: 0 BB: 0 IBB: 0 HBP: 0 BLK: 0 WP: 0 HR: 0 S: 5 P: 5 ERA: 13.50 WHIP: 4.500															PITCHER				
Chuck Hartenstein, R ERA: 5.4 (6, 1)	2.1 WLS: L BF: 12 H: 4 R: 2 ER: 2 SO: 1 BB: 1 IBB: 0 HBP: 0 BLK: 0 WP: 0 HR: 0 S: 13 P: 17 ERA: 7.71 WHIP: 2.143															PITCHER				

AB	33
R	3
H	8
RBI	2
BB	3
SO	3
LOB	12



AB	42
R	13
H	20
RBI	13
BB	5
SO	2
LOB	23

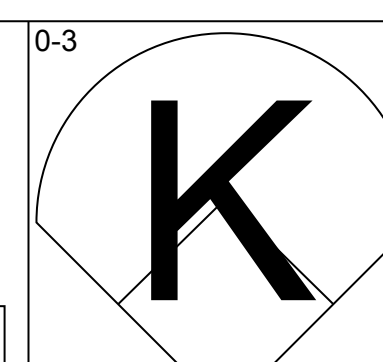
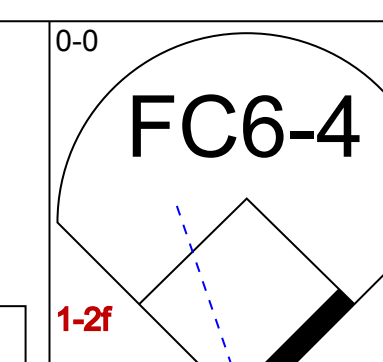
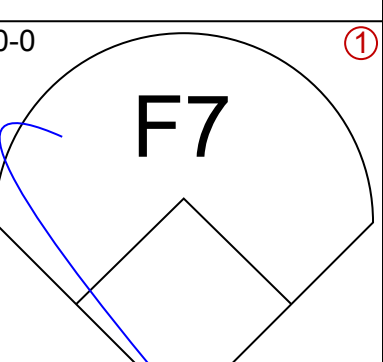
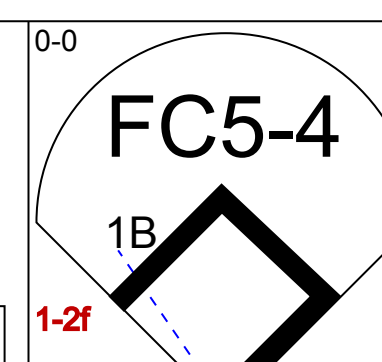
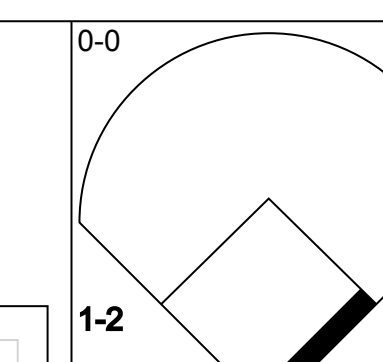
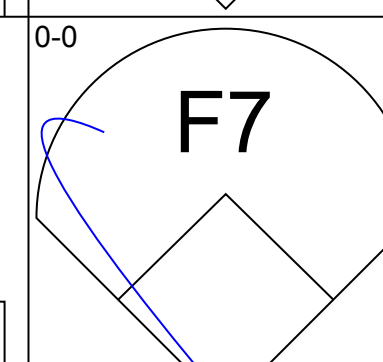
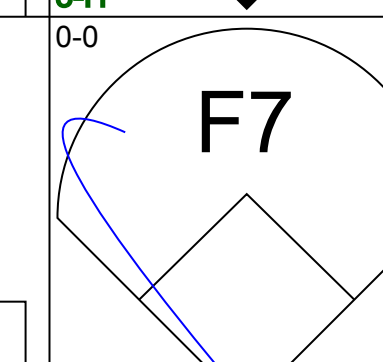
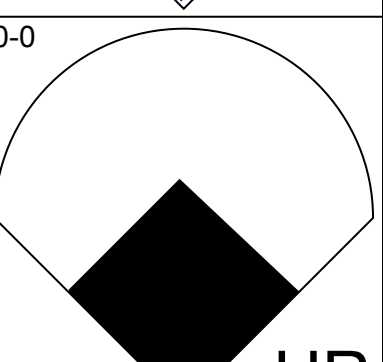
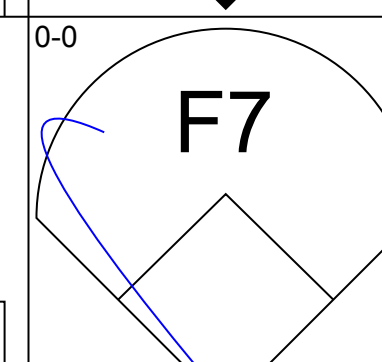
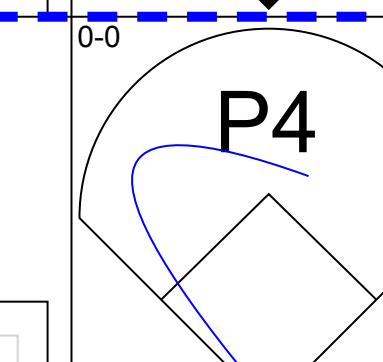
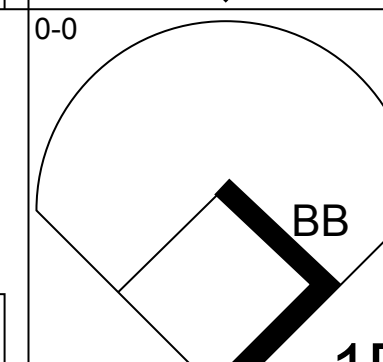
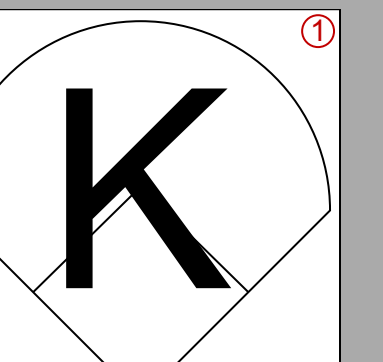
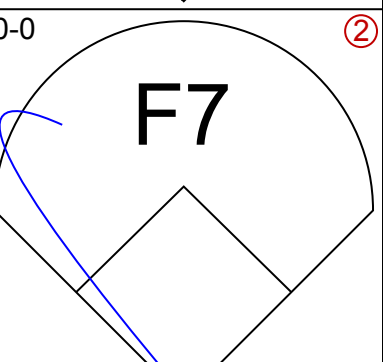
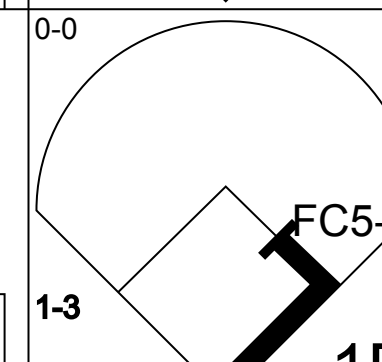
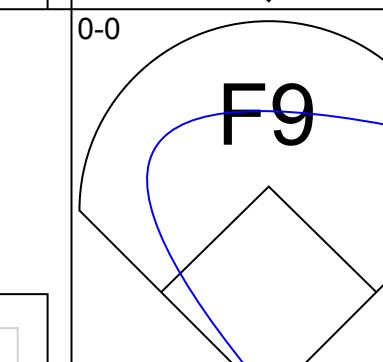
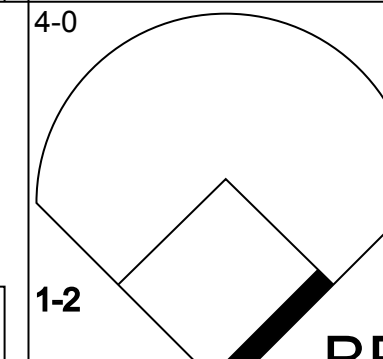
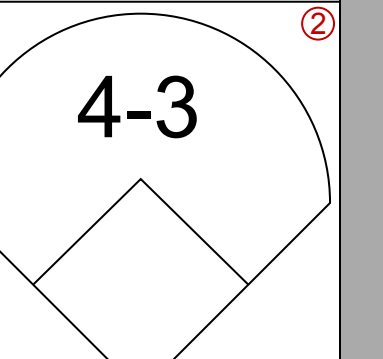
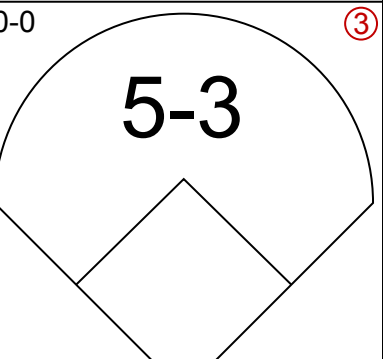
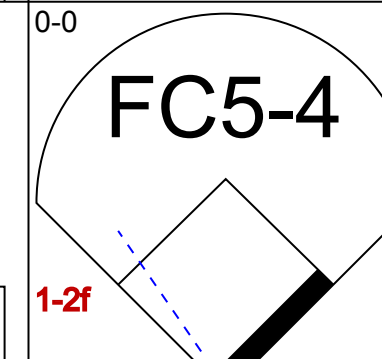
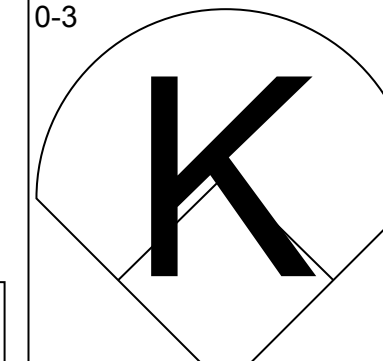
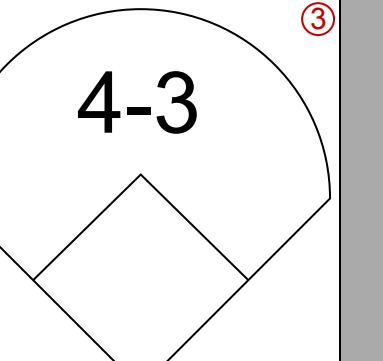
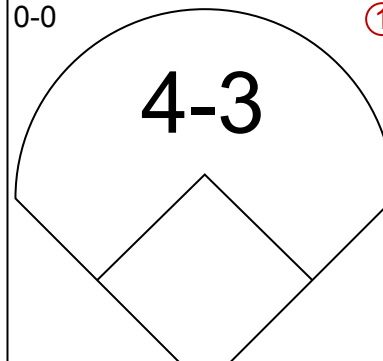
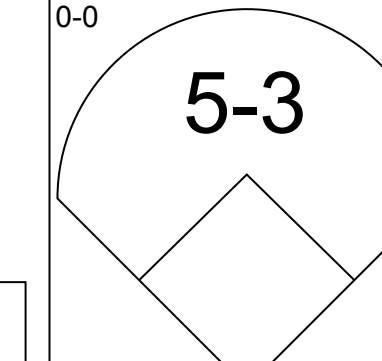
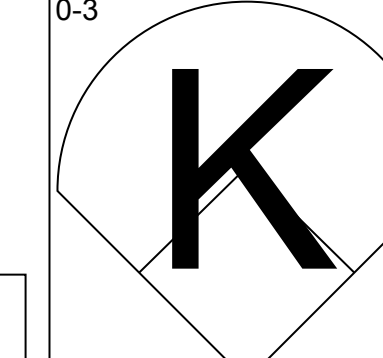
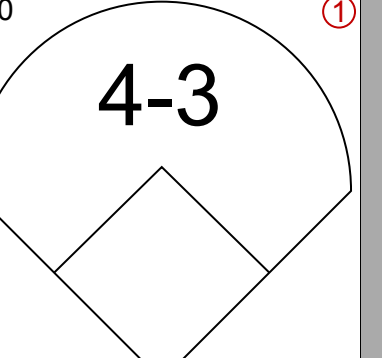
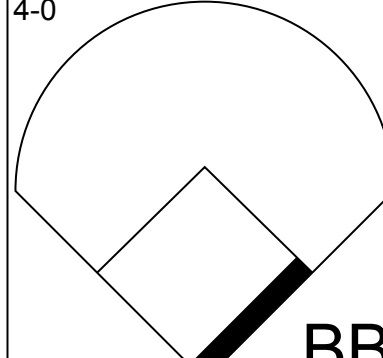
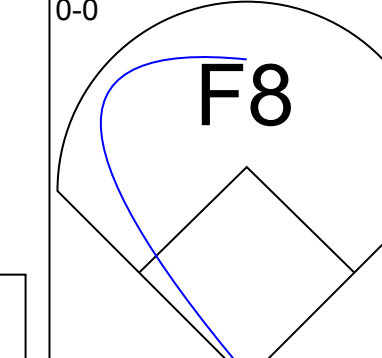
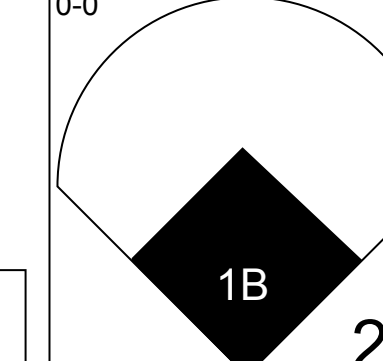
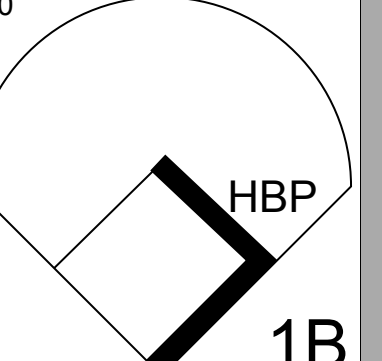
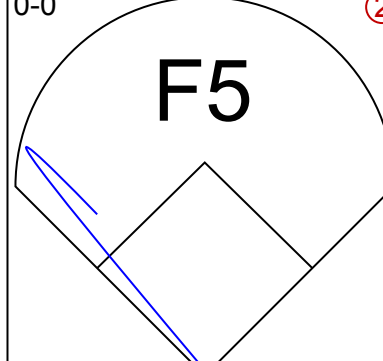
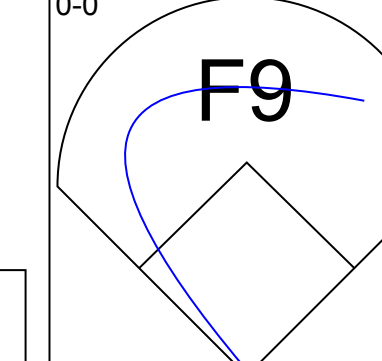
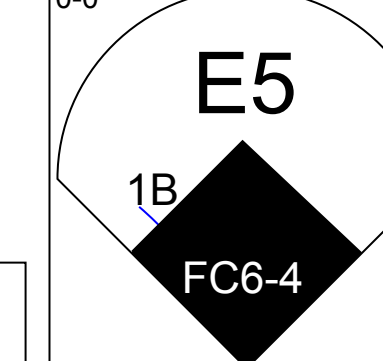
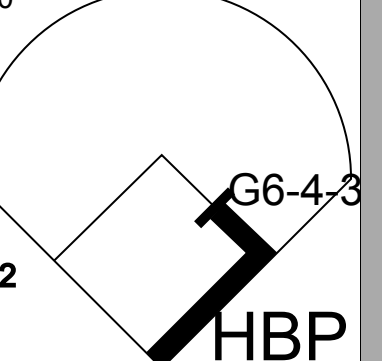
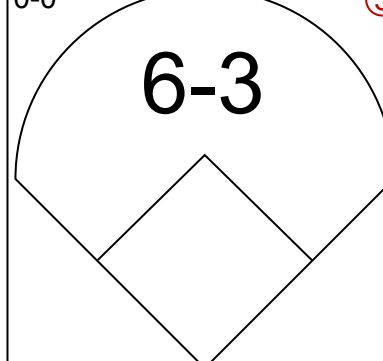

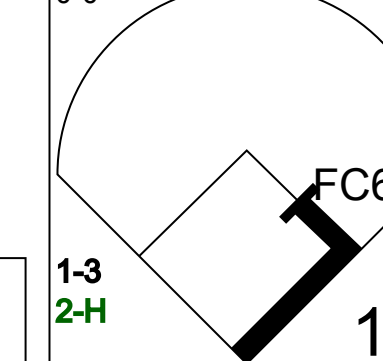
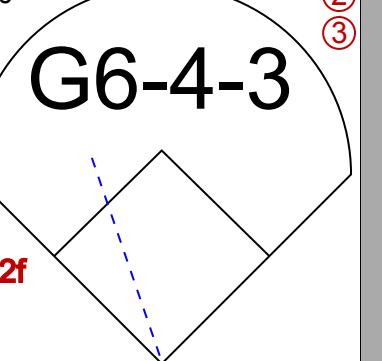
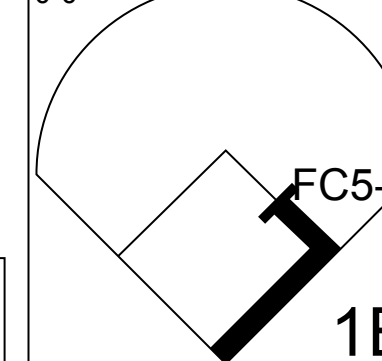
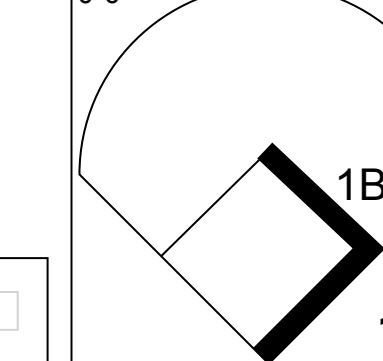
Batter	1	2	3	4	5	6	7	8	9	AB	R	H	RBI	BB	SO	LOB	TOP										
Bob Bailor, R OBP: 0.387, SLG: 0.545 (1, 6)										5	1	4	0	0	0	0	Toronto Blue Jays @ Minnesota Twins Metropolitan Stadium, Bloomington, MI Sun May 15 1977, 4:33 AM EDT Att: 11,401 - Unknown - 86 F										
Al Woods, L OBP: 0.402, SLG: 0.545 (1, 7)										4	0	0	1	1	0	6											
Roy Howell, L OBP: 0.216, SLG: 0.206 (1, 5)										5	0	1	1	0	0	4											
Otto Velez, R OBP: 0.438, SLG: 0.639 (1, 9)										4	0	0	0	0	0	3											
Ron Fairly, L OBP: 0.438, SLG: 0.494 (1, 10)										3	0	3	0	1	0	0											
Doug Ault, R OBP: 0.379, SLG: 0.488 (1, 3)										3	0	0	0	1	2	3											
Alan Ashby, S OBP: 0.284, SLG: 0.311 (1, 2)										4	0	1	0	0	0	4											
Gary Woods, R OBP: 0.282, SLG: 0.311 (1, 8)										4	1	1	0	0	1	4											
Pedro Garcia, R OBP: 0.252, SLG: 0.286 (1, 4)										2	1	2	0	1	0	0											
Sam Ewing, L OBP: 0.476, SLG: 0.368 (9, PH)										1	0	0	0	0	0	0											
Inning Stats	R: 0 E: 0 K: 0 S: 3	H: 1 LOB: 0 BB: 0 P: 3	R: 0 E: 0 K: 1 S: 7	H: 2 LOB: 2 BB: 0 P: 7	R: 0 E: 0 K: 0 S: 4	H: 2 LOB: 1 BB: 0 P: 4	R: 0 E: 0 K: 0 S: 4	H: 1 LOB: 1 BB: 0 P: 4	R: 1 E: 1 K: 0 S: 6	H: 3 LOB: 2 BB: 0 P: 6	R: 0 E: 0 K: 1 S: 4	H: 0 LOB: 1 BB: 2 P: 12	R: 2 E: 0 K: 0 S: 4	H: 2 LOB: 0 BB: 1 P: 8	R: 0 E: 0 K: 1 S: 6	H: 1 LOB: 1 BB: 0 P: 6	R: 0 E: 0 K: 0 S: 3	H: 0 LOB: 1 BB: 1 P: 7	1B: 8 2B: 5 3B: 0 HR: 0	SF: 0 SAC: 0 DP: 4 HBP: 0	WP: 0 PB: 0 SB: 0 CS: 0	PA: 39					
PITCHER	IP	WLS	BF	H	R	ER	SO	BB	IBB	HBP	BLK	WP	HR	S	P	ERA	WHIP										
Pete Redfern, R ERA: 5.82 (1, 1)	4.0		19	9	1	1	1	0	0	0	0	0	0	21	21	2.25	2.250										
Tom Burgmeier, L ERA: 2.73 (5, 1)	0.2	W	2	0	0	0	0	0	0	0	0	0	0	2	2	0.00	0.000										
Dave Johnson, R ERA: 4.05 (5, 1)	1.2		9	2	2	2	1	3	0	0	0	0	0	8	20	10.80	3.000										
Ron Schueler, R ERA: 1.85 (7, 1)	2.2	S	9	1	0	0	1	1	0	0	0	0	0	10	14	0.00	0.750										

Batter	1	2	3	4	5	6	7	8	9	AB	R	H	RBI	BB	SO	LOB	BOTTOM										
Lyman Bostock, L OBP: 0.410, SLG: 0.496 (1, 8)										2	2	1	0	2	0	1	Toronto Blue Jays @ Minnesota Twins Metropolitan Stadium, Bloomington, MI Sun May 15 1977, 4:33 AM EDT Att: 11,401 - Unknown - 86 F										
Dan Ford, R OBP: 0.316, SLG: 0.361 (1, 9)										3	1	1	1	1	0	1											
Rod Carew, L OBP: 0.430, SLG: 0.549 (1, 3)										4	0	2	0	0	0	0											
Larry Hise, R OBP: 0.360, SLG: 0.560 (1, 7)										2	1	2	1	1	0	0											
Craig Kusick, R OBP: 0.323, SLG: 0.431 (1, 10)										2	0	1	1	0	0	1											
Rich Chiles, L OBP: 0.403, SLG: 0.355 (5, PH)										2	0	1	0	0	1	1											
Butch Wynegar, S OBP: 0.404, SLG: 0.540 (1, 2)										3	1	1	1	0	1	1											
Jerry Terrell, R OBP: 0.277, SLG: 0.295 (1, 4)										3	0	0	0	0	1	2											
Roy Smalley, S OBP: 0.317, SLG: 0.294 (1, 6)										3	0	0	0	1	0	1											
Mike Cabbage, L OBP: 0.375, SLG: 0.381 (1, 5)										4	0	1	1	0	1	1											
Inning Stats	R: 2 E: 0 K: 0 S: 4	H: 3 LOB: 1 BB: 1 P: 8	R: 1 E: 0 K: 0 S: 5	H: 2 LOB: 1 BB: 0 P: 5	R: 0 E: 0 K: 0 S: 4	H: 2 LOB: 1 BB: 0 P: 4	R: 0 E: 0 K: 0 S: 3	H: 0 LOB: 1 BB: 1 P: 7	R: 2 E: 0 K: 1 S: 8	H: 3 LOB: 2 BB: 1 P: 12	R: 0 E: 0 K: 1 S: 5	H: 0 LOB: 1 BB: 1 P: 9	R: 0 E: 1 K: 2 S: 7	H: 0 LOB: 1 BB: 1 P: 11	R: 0 E: 0 K: 0 S: 3	H: 0 LOB: 0 BB: 0 P: 3	R: 0 E: 0 K: 0 S: 3	H: 0 LOB: 0 BB: 0 P: 7	1B: 8 2B: 1 3B: 1 HR: 0	SF: 2 SAC: 1 DP: 0 HBP: 0	WP: 0 PB: 0 SB: 0 CS: 0	PA: 36					
PITCHER	IP	WLS	BF	H	R	ER	SO	BB	IBB	HBP	BLK	WP	HR	S	P	ERA	WHIP										
Jerry Garvin, L ERA: 3.75 (1, 1)	4.0	L	21	9	5	5	0	3	0	0	0	0	0	18	30	11.25	3.000										
Pete Vuckovich, R ERA: 3.18 (5, 1)	4.0		15	1	0	0	4	2	0	0	0	0	0	21	29	0.00	0.750										

AB	35
R	3
H	12
RBI	2
BB	4
SO	3
LOB	24

AB	28
R	5
H	10
RBI	5
BB	5
SO	4
LOB	9

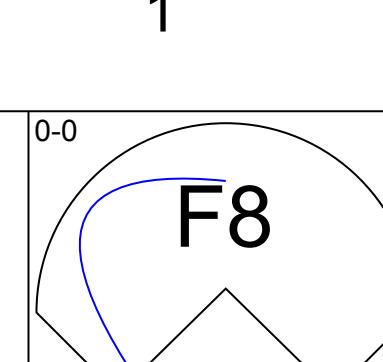
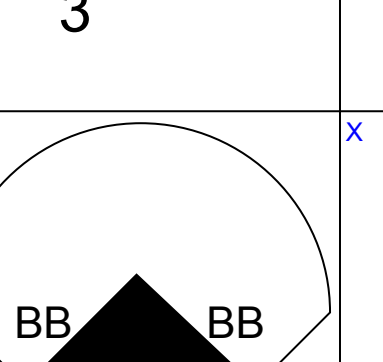
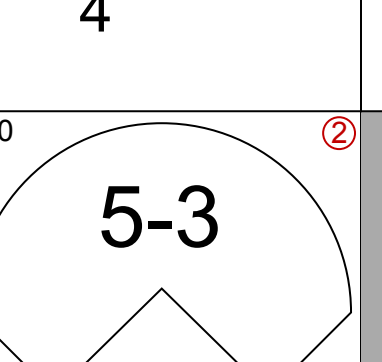
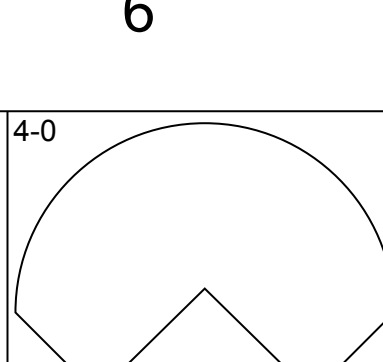
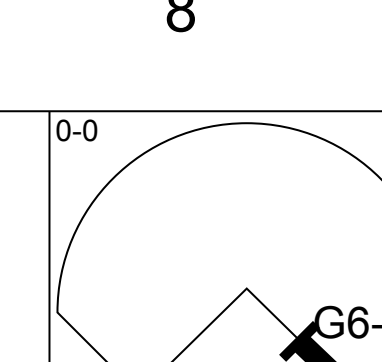
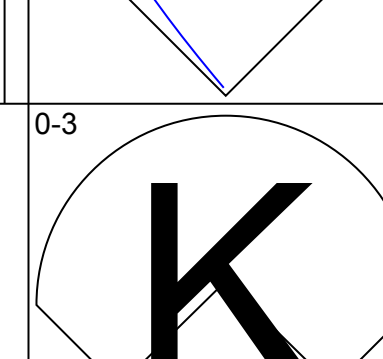
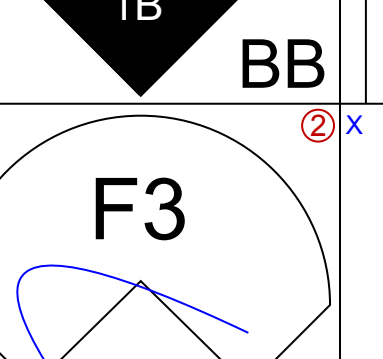
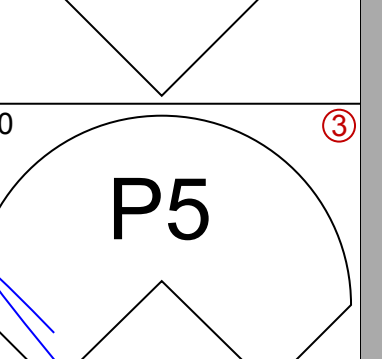
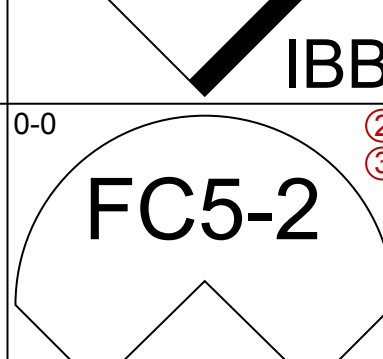
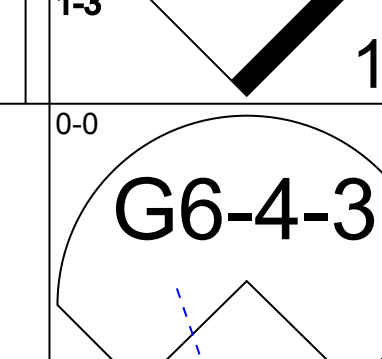
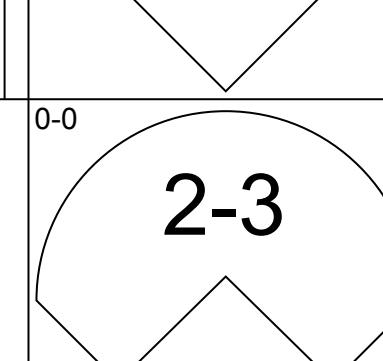
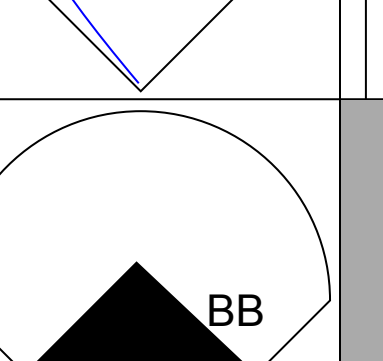
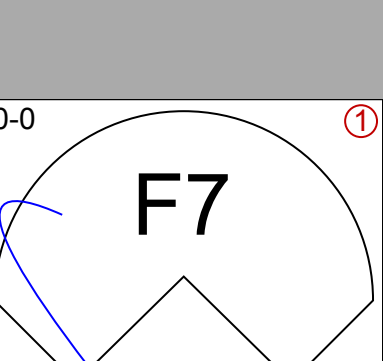
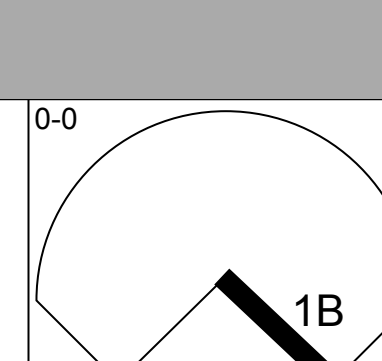

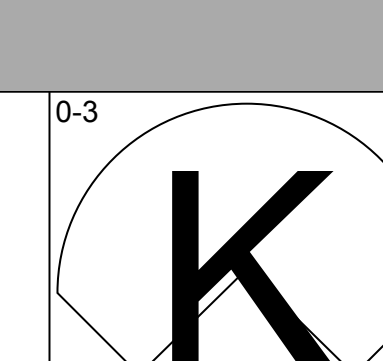
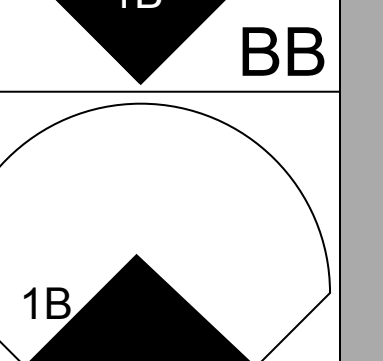
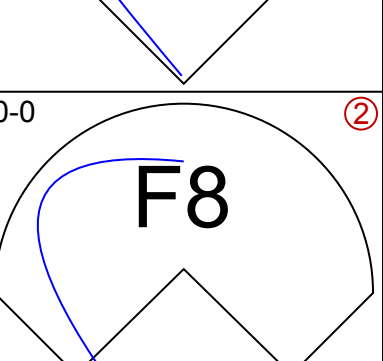
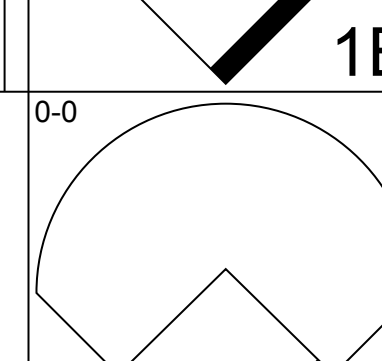

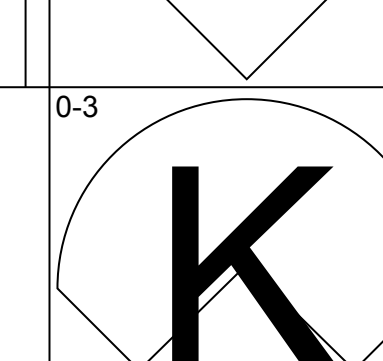
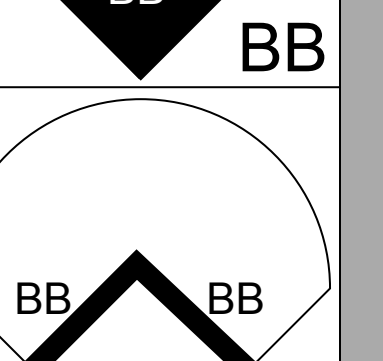
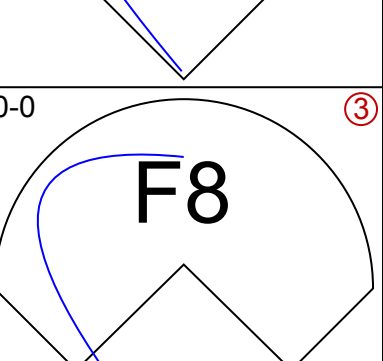
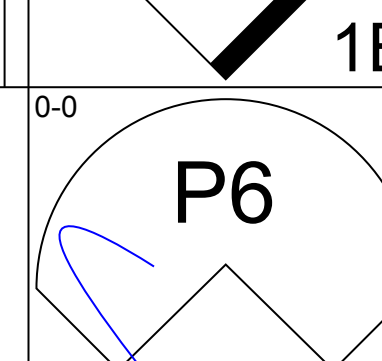

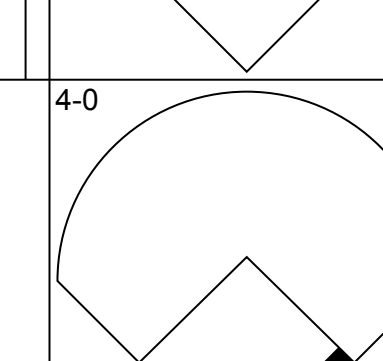
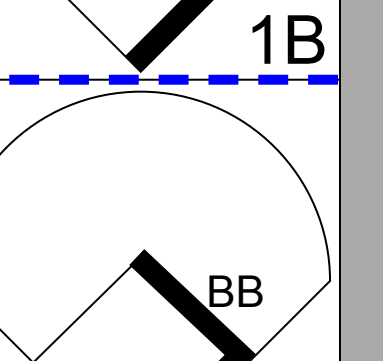
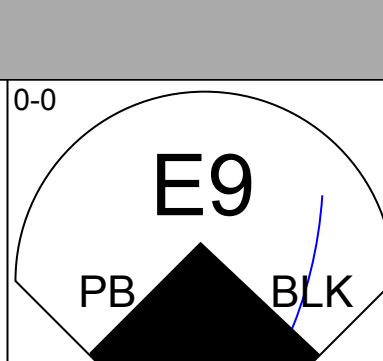

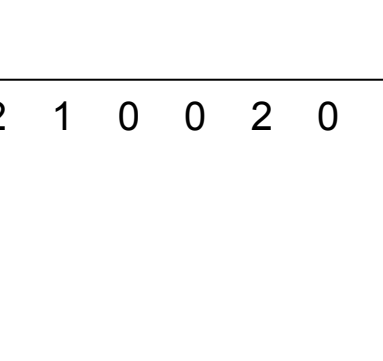
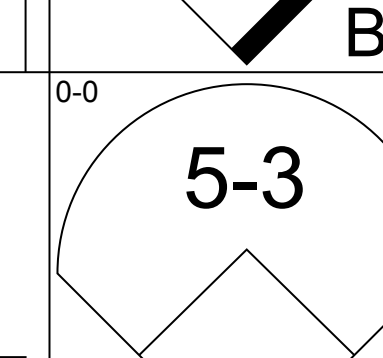
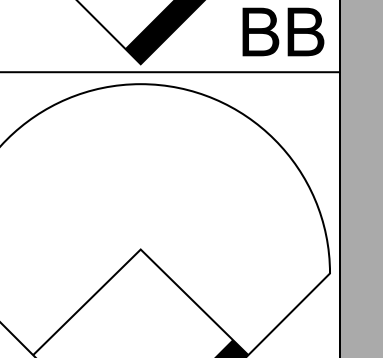
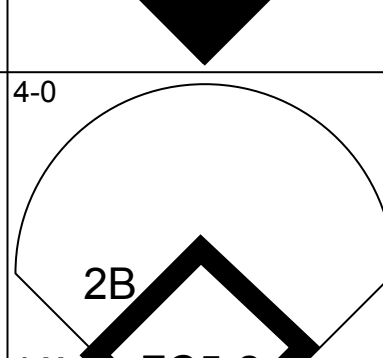

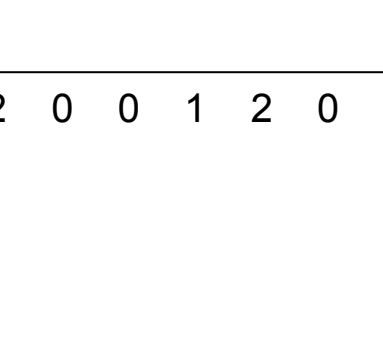
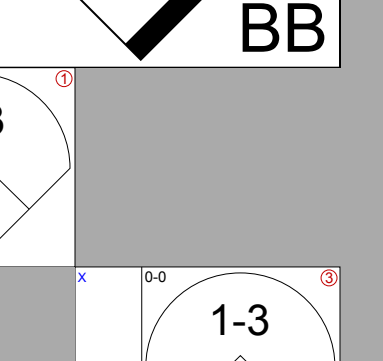
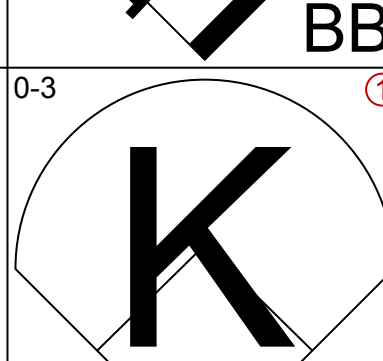
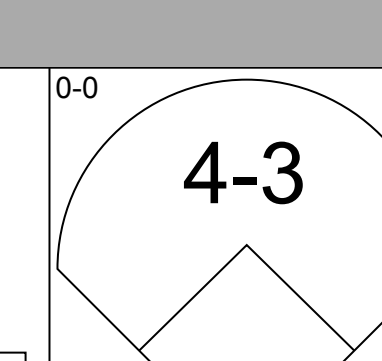
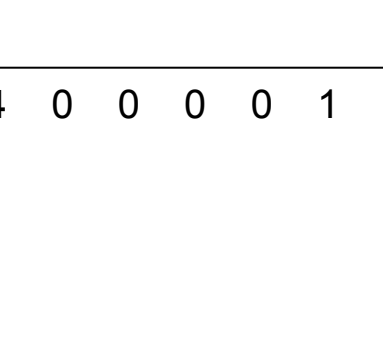
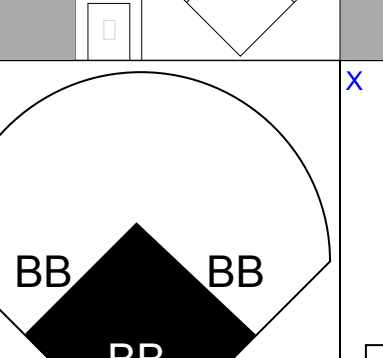
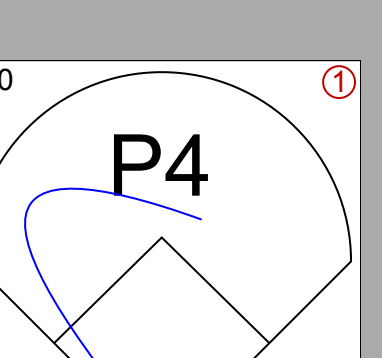
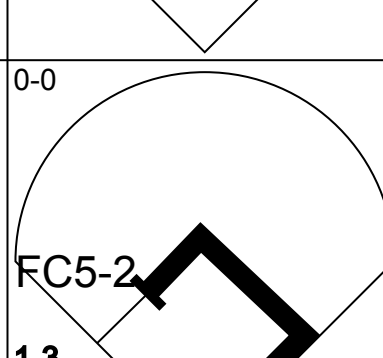
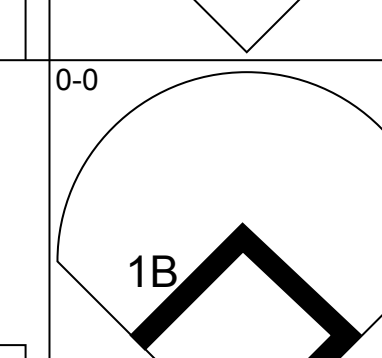


Batter	1	2	3	4	5	6	7	8	9	AB	R	H	RBI	BB	SO	LOB	TOP			
Pedro Garcia, R (1, 4) OBP: 0.241, SLG: 0.288											4	0	0	1	0	1	2			
Bob Bailor, R (9, PH) OBP: 0.396, SLG: 0.552											1	0	1	0	0	0	0			
Dave McKay, S (9, PR) OBP: 0.211, SLG: 0.267											0	0	0	0	0	0	0			
Al Woods, L (1, 7) OBP: 0.402, SLG: 0.544											5	1	1	1	0	0	4			
Roy Howell, L (1, 5) OBP: 0.255, SLG: 0.234											5	0	2	0	0	1	2			
Otto Velez, R (1, 9) OBP: 0.433, SLG: 0.594											3	0	0	0	1	0	2			
Ron Fairly, L (1, 3) OBP: 0.419, SLG: 0.495											4	0	0	0	0	1	2			
Sam Ewing, L (1, 10) OBP: 0.484, SLG: 0.348											3	0	0	0	1	1	0			
Alan Ashby, S (1, 2) OBP: 0.297, SLG: 0.319											4	1	2	0	0	0	1			
Gary Woods, R (1, 8) OBP: 0.264, SLG: 0.284											3	1	0	0	0	0	2			
Hector Torres, R (1, 6) OBP: 0.333, SLG: 0.333											4	0	3	1	0	0	2			
Inning Stats	R: 0 E: 0 K: 2 S: 8	H: 1 LOB: 2 BB: 1 P: 12	R: 2 E: 1 K: 1 S: 8	H: 2 LOB: 1 BB: 0 P: 8	R: 0 E: 0 K: 1 S: 5	H: 0 LOB: 0 BB: 0 P: 5	R: 0 E: 0 K: 0 S: 3	H: 1 LOB: 1 BB: 0 P: 4	R: 1 E: 0 K: 0 S: 4	H: 1 LOB: 0 BB: 1 P: 7	R: 0 E: 0 K: 0 S: 5	H: 2 LOB: 2 BB: 0 P: 5	R: 0 E: 0 K: 0 S: 3	H: 0 LOB: 0 BB: 0 P: 3	R: 0 E: 0 K: 0 S: 5	H: 2 LOB: 2 BB: 0 P: 5	1B: 7 2B: 1 3B: 0 HR: 1	SF: 0 SAC: 0 DP: 1 HBP: 1	WP: 0 PB: 0 SB: 0 CS: 0	PA: 39
PITCHER	IP	WLS	BF	H	R	ER	SO	BB	IBB	HBP	BLK	WP	HR	S	P	ERA	WHIP			
Jim Slaton, R (1, 1) ERA: 1.98	8.1	W	37	9	3	2	4	2	0	1	0	0	1	42	51	2.16	1.320			
Bob McClure, L (9, 1) ERA: 1.45	0.2	S	2	0	0	0	0	0	0	0	0	0	0	2	2	0.00	0.000			

Toronto Blue Jays @ Milwaukee Brewers
Milwaukee County Stadium, Milwaukee, WI
Thu May 19 1977, 8:05 PM EDT
Att: 8,469 - Unknown

AB 36
R 3
H 9
RBI 3
BB 2
SO 4
LOB 17



Batter	1	2	3	4	5	6	7	8	9	AB	R	H	RBI	BB	SO	LOB	BOTTOM			
Robin Yount, R (1, 6) OBP: 0.318, SLG: 0.361										3	1	1	0	2	0	0				
Don Money, R (1, 4) OBP: 0.340, SLG: 0.409										5	0	0	0	0	1	7				
Sixto Lezcano, R (1, 9) OBP: 0.331, SLG: 0.418											3	1	1	0	1	0				
Sal Bando, R (1, 5) OBP: 0.333, SLG: 0.417											3	1	1	1	1	1				
Cecil Cooper, L (1, 3) OBP: 0.317, SLG: 0.456											4	0	1	2	0	1				
Mike Hegan, L (1, 10) OBP: 0.381, SLG: 0.212											2	1	0	0	2	0				
Steve Brye, R (1, 7) OBP: 0.367, SLG: 0.533											2	0	0	1	2	0				
Von Joshua, L (1, 8) OBP: 0.261, SLG: 0.298											4	0	0	0	1	4				
Charlie Moore, R (1, 2) OBP: 0.311, SLG: 0.388											3	1	2	0	1	0				
Inning Stats	R: 0 E: 0 K: 1 S: 5	H: 0 LOB: 0 BB: 0 P: 5	R: 0 E: 0 K: 2 S: 7	H: 0 LOB: 1 BB: 1 P: 11	R: 4 E: 0 K: 0 S: 4	H: 1 LOB: 3 BB: 6 P: 28	R: 0 E: 0 K: 0 S: 3	H: 0 LOB: 0 BB: 0 P: 3	R: 0 E: 0 K: 1 S: 6	H: 1 LOB: 1 BB: 2 P: 14	R: 0 E: 0 K: 0 S: 5	H: 2 LOB: 2 BB: 0 P: 5	R: 0 E: 0 K: 0 S: 4	H: 2 LOB: 1 BB: 0 P: 4	R: 0 E: 0 K: 0 S: 4	H: 2 LOB: 1 BB: 0 P: 4	1B: 5 2B: 2 3B: 0 HR: 0	SF: 0 SAC: 0 DP: 2 HBP: 0	WP: 1 PB: 1 SB: 0 CS: 0	PA: 38
PITCHER	IP	WLS	BF	H	R	ER	SO	BB	IBB	HBP	BLK	WP	HR	S	P	ERA	WHIP			
Bill Singer, R (1, 1) ERA: 6.8	2.2	L	14	1	4	4	3	5	0	0	0	0	0	15	35	13.50	2.250			
Jerry Johnson, R (3, 1) ERA: 2.79	5.1		24	5	1	0	1	3	1	0	1	1	0	22	38	0.00	1.500			

Toronto Blue Jays @ Milwaukee Brewers
Milwaukee County Stadium, Milwaukee, WI
Thu May 19 1977, 8:05 PM EDT
Att: 8,469 - Unknown

AB 29
R 5
H 6
RBI 4
BB 9
SO 4
LOB 18



Batter	1	2	3	4	5	6	7	8	9	AB	R	H	RBI	BB	SO	LOB	TOP			
John Scott, R OBP: 0.222, SLG: 0.229 (1, 8)	F3	CS	F9			6-3		F8		5	0	1	1	0	0	2				
Al Woods, L OBP: 0.382, SLG: 0.508 (1, 7)	3-1	CS	F9	F3			F7		F7	5	0	0	0	0	0	0				
Roy Howell, L OBP: 0.300, SLG: 0.327 (1, 5)							K		1-3	0	1	0	0	0	0	0				
Otto Velez, R OBP: 0.441, SLG: 0.632 (1, 9)	F7			G6-4-3						5	2	3	2	0	0	2				
Ron Fairly, L OBP: 0.242, SLG: 0.481 (1, 10)																				
Doug Ault, R OBP: 0.359, SLG: 0.444 (1, 3)																				
Alan Ashby, S OBP: 0.284, SLG: 0.339 (1, 2)																				
Hector Torres, R OBP: 0.333, SLG: 0.383 (1, 6)																				
Pedro Garcia, R OBP: 0.236, SLG: 0.288 (1, 4)																				
Inning Stats	R: 0 E: 0 K: 0 S: 3	H: 0 LOB: 1 BB: 1 P: 7	R: 3 E: 0 K: 0 S: 5	H: 3 LOB: 0 BB: 0 P: 6	R: 5 E: 0 K: 1 S: 10	H: 5 LOB: 1 BB: 1 P: 14	R: 0 E: 0 K: 0 S: 3	H: 1 LOB: 0 BB: 0 P: 3	R: 0 E: 0 K: 0 S: 3	H: 0 LOB: 0 BB: 0 P: 3	R: 1 E: 0 K: 1 S: 6	H: 1 LOB: 1 BB: 1 P: 10	R: 0 E: 0 K: 0 S: 4	H: 1 LOB: 1 BB: 0 P: 4	R: 0 E: 0 K: 0 S: 4	H: 1 LOB: 1 BB: 0 P: 4	1B: 6 2B: 2 3B: 2 HR: 2	SF: 0 SAC: 1 DP: 1 HBP: 1	WP: 0 PB: 0 SB: 0 CS: 1	PA: 42
PITCHER	IP	WLS	BF	H	R	ER	SO	BB	IBB	HBP	BLK	WP	HR	S	P	ERA	WHIP			
Nelson Briles, R ERA: 5.56 (1, 1)	2.1	L	13	5	5	5	0	1	0	1	0	0	0	11	16	19.29	2.571			
Steve Hargan, R ERA: 8.14 (3, 1)	0.0		4	3	3	3	0	1	0	0	0	0	1	3	7	∞	∞			
Mike Marshall, R ERA: 5.84 (3, 1)	3.2		11	1	0	0	1	0	0	0	0	0	0	13	13	0.00	0.273			
Paul Lindblad, L ERA: 3.51 (7, 1)	1.0		5	1	1	1	1	1	0	0	0	0	1	6	10	9.00	2.000			
Adrian Devine, R ERA: 2.37 (8, 1)	1.0		4	1	0	0	0	0	0	0	0	0	0	4	4	0.00	1.000			

Toronto Blue Jays @ Texas Rangers
Arlington Stadium, Arlington, TX
Sat May 21 1977, 8:05 PM EDT
Att: 20,351 - Unknown

AB	32
R	9
H	10
RBI	9
BB	2
SO	1
LOB	10



Batter	1	2	3	4	5	6	7	8	9	AB	R	H	RBI	BB	SO	LOB	BOTTOM			
Claudell Washington, L OBP: 0.364, SLG: 0.451 (1, 7)	F7					4-3		K		5	0	2	0	0	1	1				
Bert Campaneris, R OBP: 0.395, SLG: 0.388 (1, 6)										3	0	0	0	0	0	3				
Jim Mason, L OBP: 0.241, SLG: 0.213 (6, 6)	E4									1	1	1	0	0	0	0				
Jim Fregosi, R OBP: 0.364, SLG: 0.600 (9, PH)										1	0	1	0	0	0	0				
Mike Hargrove, L OBP: 0.378, SLG: 0.382 (1, 3)	F7									5	1	1	0	0	0	4				
Willie Horton, R OBP: 0.358, SLG: 0.618 (1, 10)	FC6-4									4	2	2	2	1	0	1				
Dave May, L OBP: 0.231, SLG: 0.297 (1, 9)										2	0	0	0	0	2	0				
Lew Beasley, L (6, 9)										0	0	0	1	0	0	0				
Tom Grieve, R OBP: 0.204, SLG: 0.260 (7, PH)										2	0	0	0	0	0	1				
Toby Harrah, R OBP: 0.393, SLG: 0.496 (8, 9)										2	1	1	0	2	1	0				
Bump Wills, S OBP: 0.384, SLG: 0.409 (1, 4)										3	0	0	0	1	0	4				
Jim Sundberg, R OBP: 0.258, SLG: 0.284 (1, 2)										4	1	1	3	0	1	2				
Juan Beniquez, R OBP: 0.298, SLG: 0.317 (1, 8)										4	0	1	0	0	0	1				
Inning Stats	R: 0 E: 1 K: 0 S: 4	H: 0 LOB: 1 BB: 0 P: 4	R: 0 E: 0 K: 1 S: 6	H: 1 LOB: 1 BB: 0 P: 6	R: 0 E: 0 K: 2 S: 7	H: 0 LOB: 0 BB: 0 P: 7	R: 0 E: 0 K: 1 S: 6	H: 1 LOB: 2 BB: 1 P: 10	R: 4 E: 0 K: 0 S: 7	H: 4 LOB: 1 BB: 1 P: 11	R: 2 E: 0 K: 0 S: 5	H: 2 LOB: 1 BB: 1 P: 9	R: 0 E: 0 K: 1 S: 5	H: 0 LOB: 0 BB: 0 P: 5	R: 0 E: 0 K: 0 S: 3	H: 1 LOB: 1 BB: 1 P: 7	1B: 7 2B: 1 3B: 0 HR: 2	SF: 1 SAC: 0 DP: 1 HBP: 0	WP: 0 PB: 0 SB: 0 CS: 0	PA: 41
PITCHER	IP	WLS	BF	H	R	ER	SO	BB	IBB	HBP	BLK	WP	HR	S	P	ERA	WHIP			
Jesse Jefferson, R ERA: 4.56 (1, 1)	5.2	W	27	7	4	4	4	2	0	0	0	0	1	33	41	6.35	1.588			
Mike Willis, L ERA: 1.79 (6, 1)	3.1	S	14	3	2	2	1	2	0	0	0	0	1	14	22	5.40	1.500			

Toronto Blue Jays @ Texas Rangers
Arlington Stadium, Arlington, TX
Sat May 21 1977, 8:05 PM EDT
Att: 20,351 - Unknown

AB	36
R	6
H	10
RBI	6
BB	4
SO	5
LOB	17



Batter	1	2	3	4	5	6	7	8	9	AB	R	H	RBI	BB	SO	LOB	TOP					
John Scott, R OBP: 0.220, SLG: 0.205 (1, 8)	6-3	L8		P3													4 0 0 0 1 0 3					
Al Woods, L OBP: 0.381, SLG: 0.500 Gary Woods, R OBP: 0.260, SLG: 0.280 (1, 7)	E9		F8				5-3		P4								2 1 0 0 1 0 0 2 0 0 0 0 0 1					
Roy Howell, L OBP: 0.338, SLG: 0.373 (1, 5)	P6																0 1 0 0 0 0 0					
Ron Fairly, L OBP: 0.419, SLG: 0.472 Otto Velez, R OBP: 0.436, SLG: 0.626 (9, PH)	F8						G3-6-1		P4								4 0 1 0 0 0 3 1 0 0 0 0 0 2					
Doug Ault, R OBP: 0.356, SLG: 0.439 (1, 3)		6-3	F9														4 0 1 1 0 1 2					
Sam Ewing, L OBP: 0.424, SLG: 0.321 (1, 9)																	4 1 1 0 0 1 3					
Alan Ashby, S OBP: 0.300, SLG: 0.346 (1, 2)																	3 1 1 1 1 1 0					
Hector Torres, R OBP: 0.343, SLG: 0.391 (1, 6)																	4 0 2 0 0 1 1					
Pedro Garcia, R OBP: 0.244, SLG: 0.303 (1, 4)																	4 0 2 1 0 2 3					
Inning Stats	R: 0 E: 1 K: 0 S: 4	H: 0 LOB: 1 BB: 0 P: 4	R: 2 E: 0 K: 0 S: 6	H: 3 LOB: 1 BB: 0 P: 6	R: 0 E: 0 K: 1 S: 6	H: 1 LOB: 2 BB: 1 P: 10	R: 0 E: 0 K: 1 S: 6	H: 1 LOB: 0 BB: 0 P: 6	R: 2 E: 0 K: 0 S: 4	H: 2 LOB: 1 BB: 1 P: 8	R: 0 E: 0 K: 2 S: 8	H: 1 LOB: 1 BB: 0 P: 8	R: 0 E: 0 K: 0 S: 3	H: 1 LOB: 0 BB: 0 P: 3	R: 0 E: 0 K: 2 S: 8	H: 1 LOB: 2 BB: 1 P: 12	R: 0 E: 0 K: 0 S: 3	H: 1 LOB: 1 BB: 1 P: 7	1B: 8 2B: 3 3B: 0 HR: 0	SF: 0 SAC: 0 DP: 2 HBP: 0	WP: 0 PB: 0 SB: 0 CS: 0	PA: 40
PITCHER	IP	WLS	BF	H	R	ER	SO	BB	IBB	HBP	BLK	WP	HR	S	P	ERA	WHIP					
Doyle Alexander, R ERA: 2.61 (1, 1)	5.1	W	26	8	4	4	3	2	0	0	0	0	0	30	38	6.75	1.875					
Adrian Devine, R ERA: 2.05 (6, 1)	3.0		13	3	0	0	3	2	0	0	0	0	0	17	25	0.00	1.667					
Darold Knowles, L ERA: (9, 1)	0.2	S	1	0	0	0	0	0	0	0	0	0	0	1	1	0.00	0.000					

Toronto Blue Jays @ Texas Rangers
Arlington Stadium, Arlington, TX
Sun May 22 1977, 8:05 PM EDT
Att: 21,831 - Unknown

AB	32
R	4
H	8
RBI	3
BB	3
SO	6
LOB	18





Batter	1	2	3	4	5	6	7	8	9	AB	R	H	RBI	BB	SO	LOB	BOTTOM				
Claudell Washington, L OBP: 0.374, SLG: 0.466 (1, 7)	5-3			F9													5 0 3 1 0 0 0				
Bert Campaneris, R OBP: 0.393, SLG: 0.392 (1, 6)																	4 2 2 0 1 1 4				
Mike Hargrove, L OBP: 0.371, SLG: 0.374 (1, 3)	4-1																5 0 1 0 0 1 4				
Willie Horton, R OBP: 0.360, SLG: 0.604 (1, 10)																	4 0 1 1 1 1 1				
Lew Beasley, L OBP: 0.667, SLG: 1.000 (1, 9)																	4 1 3 1 1 0 0				
Toby Harrah, R OBP: 0.386, SLG: 0.492 (1, 5)	5-3																5 1 1 1 1 0 2 5				
Bump Wills, S OBP: 0.368, SLG: 0.412 (1, 4)																	4 0 2 1 0 1 0				
Jim Sundberg, R OBP: 0.257, SLG: 0.283 (1, 2)																	4 1 1 0 0 0 2				
Juan Beniquez, R OBP: 0.314, SLG: 0.380 (1, 8)																	4 2 3 2 0 0 1				
Inning Stats	R: 1 E: 0 K: 0 S: 5	H: 2 LOB: 2 BB: 1 P: 9	R: 0 E: 0 K: 1 S: 7	H: 2 LOB: 0 BB: 0 P: 7	R: 2 E: 0 K: 1 S: 9	H: 4 LOB: 1 BB: 0 P: 9	R: 2 E: 0 K: 1 S: 7	H: 4 LOB: 2 BB: 0 P: 7	R: 0 E: 0 K: 1 S: 5	H: 0 LOB: 0 BB: 0 P: 5	R: 2 E: 0 K: 1 S: 8	H: 3 LOB: 2 BB: 1 P: 12	R: 0 E: 0 K: 1 S: 4	H: 0 LOB: 0 BB: 1 P: 8	1B: 12 2B: 3 3B: 1 HR: 1	SF: 0 SAC: 0 DP: 1 HBP: 0	WP: 0 PB: 0 SB: 2 CS: 1	PA: 42			
PITCHER	IP	WLS	BF	H	R	ER	SO	BB	IBB	HBP	BLK	WP	HR	S	P	ERA	WHIP				
Dave Lemanczyk, R ERA: 4.68 (1, 1)	3.2	L	22	11	5	5	1	1	0	0	0	0	0	23	27	12.27	3.273				
Tom Bruno, R ERA: 10.13 (4, 1)	3.0		15	6	2	2	3	0	0	0	0	0	0	21	21	6.00	2.000				
Jerry Johnson, R ERA: 2.67 (7, 1)	1.1		5	0	0	0	2	2	0	0	0	0	0	7	15	0.00	1.500				

Toronto Blue Jays @ Texas Rangers
Arlington Stadium, Arlington, TX
Sun May 22 1977, 8:05 PM EDT
Att: 21,831 - Unknown

AB	39
R	7
H	17
RBI	7
BB	3
SO	6
LOB	17



Batter	1	2	3	4	5	6	7	8	9	AB	R	H	RBI	BB	SO	LOB	TOP			
Matt Alexander, S (1, 6) OBP: 0.250, SLG: 0.250 Rob Piccolo, R (1, 6) OBP: 0.232, SLG: 0.218	L8	PO	1B	5-3			6-3			1	0	0	0	0	0	0	Oakland Athletics @ Toronto Blue Jays Exhibition Stadium, Toronto, ON Mon May 23 1977, 7:05 PM EDT Att: 27,705 - Unknown AB 34 R 3 H 8 RBI 3 BB 2 SO 6 LOB 14 			
Manny Sanguillen, R (1, 10) OBP: 0.331, SLG: 0.362	F9		1B			P6	1B			4	0	2	0	0	0					
Mitchell Page, L (1, 7) OBP: 0.376, SLG: 0.577	6-3		F8			6-3	4-3			4	0	0	0	0	3					
Dick Allen, R (1, 3) OBP: 0.370, SLG: 0.423		G3 2B BB	F9			BB		F8		2	1	0	0	2	2					
Wayne Gross, L (1, 5) OBP: 0.401, SLG: 0.591		G3	4-1			F7		1-3		4	0	0	0	0	4					
Earl Williams, R (1, 2) OBP: 0.322, SLG: 0.550 Jeff Newman, R (8, 2) OBP: 0.176, SLG: 0.188		HR 2B		K		6-3		F8		4	1	1	1	0	1					
Jim Tyrone, R (1, 9) OBP: 0.370, SLG: 0.364		K		G3 1B 1B		1-3		5-3		4	0	1	0	0	1					
Tony Armas, R (1, 8) OBP: 0.259, SLG: 0.297		HR		G3 1B		K		K		4	1	2	2	0	2					
Rodney Scott, S (1, 4) OBP: 0.367, SLG: 0.316 Marty Perez, R (9, 4) OBP: 0.231, SLG: 0.222		PO 1B		G3		K		K		4	0	1	0	0	2					
Inning Stats	R: 0 E: 0 K: 0 S: 3	H: 0 LOB: 0 BB: 0 P: 3	R: 3 E: 0 K: 1 S: 7	H: 3 LOB: 0 BB: 1 P: 11	R: 0 E: 0 K: 1 S: 5	H: 2 LOB: 2 BB: 0 P: 5	R: 0 E: 0 K: 1 S: 7	H: 2 LOB: 2 BB: 0 P: 7	R: 0 E: 0 K: 1 S: 5	H: 0 LOB: 1 BB: 1 P: 5	R: 0 E: 0 K: 1 S: 6	H: 1 LOB: 1 BB: 0 P: 6	R: 0 E: 0 K: 0 S: 3	H: 0 LOB: 0 BB: 0 P: 3	R: 0 E: 0 K: 2 S: 7	H: 0 LOB: 0 BB: 0 P: 7	1B: 6 2B: 1 3B: 0 HR: 1	SF: 0 SAC: 0 DP: 0 HBP: 0	WP: 0 PB: 0 CS: 0 SB: 0	PA: 37
PITCHER Pete Vuckovich, R (1, 1) ERA: 3.34	IP: 9.0 WLS: L BF: 36 H: 8 R: 3 ER: 3 SO: 6 BB: 2 IBB: 0 HBP: 0 BLK: 0 WP: 0 HR: 1 S: 46 P: 54 ERA: 3.00 WHIP: 1.111															PITCHER				

Batter	1	2	3	4	5	6	7	8	9	AB	R	H	RBI	BB	SO	LOB	BOTTOM			
John Scott, R (1, 8) OBP: 0.200, SLG: 0.186	K		F8			F7		K		4	0	0	0	0	2	0	Oakland Athletics @ Toronto Blue Jays Exhibition Stadium, Toronto, ON Mon May 23 1977, 7:05 PM EDT Att: 27,705 - Unknown AB 31 R 0 H 6 RBI 0 BB 2 SO 8 LOB 12 			
Hector Torres, R (1, 6) OBP: 0.324, SLG: 0.368	K		6-3			F7		K		4	0	0	0	0	2	0				
Roy Howell, L (1, 5) OBP: 0.362, SLG: 0.397	WP 1B					1B		4-3		4	0	3	0	0	0	0				
Otto Velez, R (1, 9) OBP: 0.426, SLG: 0.605	F7		G5-4-3			F8		K		4	0	0	0	1	3	0				
Ron Fairly, L (1, 10) OBP: 0.429, SLG: 0.473		FC5-4 1B 1B		BB		FC4-6 1B BB		F8		2	0	1	0	2	0	0				
Sam Ewing, L (1, 7) OBP: 0.405, SLG: 0.313		FC5-4 1B		K		F7		F8		4	0	1	0	0	1	2				
Doug Ault, R (1, 3) OBP: 0.356, SLG: 0.437		FC5-4				5-3		FC4-6 1B		3	0	1	0	0	0	2				
Alan Ashby, S (1, 2) OBP: 0.294, SLG: 0.338		4-3				4-3		FC4-6		3	0	0	0	0	0	3				
Pedro Garcia, R (1, 4) OBP: 0.240, SLG: 0.298 Bob Bailor, R (7, PH) OBP: 0.393, SLG: 0.547 Dave McKay, S (8, 4) OBP: 0.211, SLG: 0.267			K			K		F8		2	0	0	0	0	2	0				
Inning Stats	R: 0 E: 0 K: 2 S: 8	H: 1 LOB: 1 BB: 0 P: 8	R: 0 E: 0 K: 0 S: 4	H: 2 LOB: 1 BB: 0 P: 4	R: 0 E: 0 K: 1 S: 5	H: 0 LOB: 0 BB: 0 P: 5	R: 0 E: 0 K: 1 S: 5	H: 1 LOB: 1 BB: 1 P: 9	R: 0 E: 0 K: 1 S: 5	H: 0 LOB: 0 BB: 0 P: 5	R: 0 E: 0 K: 0 S: 4	H: 1 LOB: 2 BB: 1 P: 4	R: 0 E: 0 K: 2 S: 7	H: 0 LOB: 0 BB: 0 P: 7	R: 0 E: 0 K: 1 S: 5	H: 0 LOB: 0 BB: 0 P: 5	1B: 6 2B: 0 3B: 0 HR: 0	SF: 0 SAC: 0 DP: 2 HBP: 0	WP: 1 PB: 0 CS: 0 SB: 0	PA: 33
PITCHER Rick Langford, R (1, 1) ERA: 2.23	IP: 9.0 WLS: W BF: 33 H: 6 R: 0 ER: 0 SO: 8 BB: 2 IBB: 0 HBP: 0 BLK: 0 WP: 1 HR: 0 S: 47 P: 55 ERA: 0.00 WHIP: 0.889															PITCHER				

Batter	1	2	3	4	5	6	7	8	9	AB	R	H	RBI	BB	SO	LOB	TOP				
Gil Flores, R OBP: 0.403, SLG: 0.471 (1, 8)										4	0	1	0	2	2	5	California Angels @ Toronto Blue Jays Exhibition Stadium, Toronto, ON Fri May 27 1977, 7:05 PM EDT Att: 24,779 - Unknown - 79 F				
Jerry Remy, L OBP: 0.356, SLG: 0.372 (1, 4)										5	0	1	0	0	0	4					
Tony Solaita, L OBP: 0.360, SLG: 0.392 (1, 3)										2	0	0	0	2	1	2					
Orlando Ramirez, R (7, PR)										0	1	0	0	0	0	0					
Willie Aikens, L OBP: 0.500, SLG: 0.500 (7, 3)										1	0	1	0	0	0	0					
Ron Jackson, R OBP: 0.296, SLG: 0.394 (8, PR)										0	0	0	0	0	0	0					
Ron Jackson, R OBP: 0.296, SLG: 0.394 (8, 3)										0	0	0	0	0	0	0					
Joe Rudi, R OBP: 0.333, SLG: 0.487 (1, 7)										4	1	1	0	0	0	3					
Bobby Bonds, R OBP: 0.359, SLG: 0.509 (1, 9)										4	2	1	0	1	0	5					
Don Baylor, R OBP: 0.309, SLG: 0.395 (1, 10)										3	0	0	0	1	0	3					
Dave Chalk, R OBP: 0.400, SLG: 0.400 (1, 5)										3	0	1	0	1	0	2					
Bobby Grich, R OBP: 0.360, SLG: 0.411 (1, 6)										2	0	0	1	2	0	0					
Terry Humphrey, R OBP: 0.313, SLG: 0.276 (1, 2)										4	0	2	1	0	1	3					
Inning Stats	R: 0 E: 0 K: 0 S: 4	H: 1 LOB: 2 BB: 1 P: 8	R: 0 E: 0 K: 0 S: 4	H: 1 LOB: 2 BB: 1 P: 8	R: 0 E: 0 K: 0 S: 3	H: 0 LOB: 0 BB: 1 P: 8	R: 0 E: 1 K: 0 S: 5	H: 2 LOB: 2 BB: 0 P: 5	R: 0 E: 0 K: 1 S: 6	H: 1 LOB: 2 BB: 1 P: 10	R: 3 E: 1 K: 1 S: 7	H: 1 LOB: 2 BB: 2 P: 15	R: 0 E: 0 K: 0 S: 3	H: 1 LOB: 1 BB: 1 P: 7	R: 1 E: 1 K: 1 S: 6	H: 0 LOB: 2 BB: 2 P: 14	1B: 7 2B: 1 3B: 0 HR: 0	SF: 2 SAC: 2 DP: 0 HBP: 1	WP: 0 PB: 0 SB: 3 CS: 2	PA: 46	
PITCHER	IP	WLS	BF	H	R	ER	SO	BB	IBB	HBP	BLK	WP	HR	S	P	ERA	WHIP			ERA	WHIP
Bill Singer, R ERA: 6.12 (1, 1)	5.0		25	5	0	0	1	4	0	1	0	0	0	22	39	0.00	1.800				
Jerry Johnson, R ERA: 2.62 (6, 1)	4.0	L	21	3	4	1	3	3	2	0	0	0	0	22	42	2.25	1.500				

Batter	1	2	3	4	5	6	7	8	9	AB	R	H	RBI	BB	SO	LOB	BOTTOM				
John Scott, R OBP: 0.241, SLG: 0.216 (1, 8)										4	1	2	0	0	1	1	California Angels @ Toronto Blue Jays Exhibition Stadium, Toronto, ON Fri May 27 1977, 7:05 PM EDT Att: 24,779 - Unknown - 79 F				
Bob Bailor, R OBP: 0.386, SLG: 0.530 (1, 6)										4	0	0	0	0	0	4					
Roy Howell, L OBP: 0.372, SLG: 0.394 (1, 5)										4	0	1	0	0	0	0					
Ron Fairly, L OBP: 0.414, SLG: 0.457 (1, 10)										3	0	0	1	0	0	0					
Otto Velez, R OBP: 0.417, SLG: 0.579 (1, 9)										4	0	1	0	0	0	1					
Sam Ewing, L OBP: 0.390, SLG: 0.306 (1, 7)										3	0	1	0	0	0	1					
Doug Ault, R OBP: 0.345, SLG: 0.422 (1, 3)										3	0	0	0	0	1	2					
Alan Ashby, S OBP: 0.305, SLG: 0.346 (1, 2)										3	0	1	0	0	0	1					
Hector Torres, R OBP: 0.296, SLG: 0.333 (1, 4)										3	0	0	0	0	0	2					
Inning Stats	R: 1 E: 0 K: 0 S: 5	H: 2 LOB: 1 BB: 0 P: 5	R: 0 E: 0 K: 0 S: 4	H: 1 LOB: 0 BB: 0 P: 4	R: 0 E: 0 K: 0 S: 3	H: 1 LOB: 0 BB: 0 P: 3	R: 0 E: 0 K: 0 S: 3	H: 0 LOB: 0 BB: 0 P: 3	R: 0 E: 0 K: 1 S: 5	H: 0 LOB: 0 BB: 0 P: 5	R: 0 E: 0 K: 0 S: 4	H: 1 LOB: 1 BB: 0 P: 4	R: 0 E: 1 K: 0 S: 4	H: 1 LOB: 1 BB: 0 P: 4	R: 0 E: 0 K: 0 S: 3	H: 0 LOB: 0 BB: 0 P: 3		1B: 6 2B: 1 3B: 0 HR: 0	SF: 1 SAC: 0 DP: 2 HBP: 0	WP: 0 PB: 0 SB: 1 CS: 0	PA: 32
PITCHER	IP	WLS	BF	H	R	ER	SO	BB	IBB	HBP	BLK	WP	HR	S	P	ERA	WHIP			ERA	WHIP
Gary Ross, R ERA: 4.5 (1, 1)	7.0		26	6	1	1	2	0	0	0	0	0	0	6	6	0.00	0.000				
Paul Hartzell, R ERA: 2.66 (8, 1)	2.0	S	6	0	0	0	0	0	0	0	0	0	0	6	6	0.00	0.000				

Batter	1	2	3	4	5	6	7	8	9	AB	R	H	RBI	BB	SO	LOB	TOP										
Gil Flores, R OBP: 0.407, SLG: 0.500 (1, 8)										4	1	2	1	0	0	0	California Angels @ Toronto Blue Jays Exhibition Stadium, Toronto, ON Sat May 28 1977, 3:33 AM EDT Att: 30,034 - Unknown - 79 F										
Jerry Remy, L OBP: 0.356, SLG: 0.369 (1, 4)										4	0	1	1	0	2	1											
Tony Solaita, L OBP: 0.344, SLG: 0.372 (1, 3)										4	0	0	0	0	1	2											
Joe Rudi, R OBP: 0.331, SLG: 0.500 (1, 10)										4	1	1	1	0	3	1											
Bobby Bonds, R OBP: 0.357, SLG: 0.500 (1, 9)										3	0	0	0	1	2	0											
Don Baylor, R OBP: 0.313, SLG: 0.393 (1, 7)										3	1	1	0	1	1	0											
Dave Chalk, R OBP: 0.396, SLG: 0.403 (1, 5)										4	1	1	0	0	1	3											
Bobby Grich, R OBP: 0.356, SLG: 0.406 (1, 6)										2	0	0	1	1	1	2											
Andy Etchebarren, R OBP: 0.355, SLG: 0.259 (7, PH)										2	0	0	0	0	0	2											
Mario Guerrero, R OBP: 0.313, SLG: 0.276 (7, 2)										1	0	0	0	0	0	0											
Terry Humphrey, R OBP: 0.471, SLG: 0.467 (9, PH)										1	0	0	0	0	0	1											
Willie Aikens, L OBP: 0.471, SLG: 0.467 (9, PH)										1	0	0	0	0	0	1											
Inning Stats	R: 0 E: 0 K: 2 S: 8	H: 1 LOB: 1 BB: 0 P: 8	R: 1 E: 0 K: 0 S: 3	H: 0 LOB: 1 BB: 2 P: 11	R: 0 E: 0 K: 1 S: 5	H: 0 LOB: 0 BB: 0 P: 5	R: 0 E: 0 K: 2 S: 7	H: 0 LOB: 0 BB: 0 P: 7	R: 2 E: 0 K: 1 S: 8	H: 3 LOB: 1 BB: 0 P: 8	R: 1 E: 0 K: 2 S: 9	H: 2 LOB: 1 BB: 0 P: 9	R: 0 E: 0 K: 0 S: 3	H: 0 LOB: 0 BB: 0 P: 3	R: 0 E: 0 K: 1 S: 5	H: 0 LOB: 0 BB: 1 P: 9	1B: 2 2B: 3 3B: 0 HR: 1	SF: 1 SAC: 0 DP: 0 HBP: 0	WP: 1 PB: 0 SB: 2 CS: 0	PA: 36							
PITCHER	IP	WLS	BF	H	R	ER	SO	BB	IBB	HBP	BLK	WP	HR	S	P	ERA	WHIP										
Jesse Jefferson, R ERA: 4.64 (1, 1)	7.0	W	29	6	4	4	8	2	0	0	0	1	1	43	51	5.14	1.143										
Pete Vuckovich, R ERA: 3.15 (8, 1)	2.0	S	7	0	0	0	3	1	0	0	0	0	0	12	16	0.00	0.500										

Batter	1	2	3	4	5	6	7	8	9	AB	R	H	RBI	BB	SO	LOB	BOTTOM										
John Scott, R OBP: 0.259, SLG: 0.236 (1, 8)										4	1	2	0	0	0	0	California Angels @ Toronto Blue Jays Exhibition Stadium, Toronto, ON Sat May 28 1977, 3:33 AM EDT Att: 30,034 - Unknown - 79 F										
Bob Bailor, R OBP: 0.384, SLG: 0.517 (1, 6)										3	1	0	0	1	0	2											
Roy Howell, L OBP: 0.366, SLG: 0.400 (1, 5)										4	1	1	0	0	2	2											
Ron Fairly, L OBP: 0.417, SLG: 0.458 (1, 10)										4	1	2	2	0	0	1											
Otto Velez, R OBP: 0.419, SLG: 0.581 (1, 9)										3	1	1	1	1	1	2											
Sam Ewing, L OBP: 0.416, SLG: 0.395 (1, 7)										2	1	2	1	0	0	0											
Steve Bowling, R OBP: 0.294, SLG: 0.148 (5, PH) (6, 7)										1	0	0	1	0	0	1											
Doug Ault, R OBP: 0.343, SLG: 0.417 (1, 3)										4	0	1	1	0	1	3											
Alan Ashby, S OBP: 0.305, SLG: 0.345 (1, 2)										3	0	1	0	0	1	1											
Hector Torres, R OBP: 0.286, SLG: 0.321 (1, 4)										3	0	0	0	0	0	2											
Inning Stats	R: 1 E: 0 K: 2 S: 9	H: 2 LOB: 1 BB: 0 P: 9	R: 0 E: 0 K: 1 S: 6	H: 2 LOB: 1 BB: 0 P: 6	R: 4 E: 0 K: 0 S: 7	H: 4 LOB: 1 BB: 1 P: 11	R: 0 E: 0 K: 0 S: 3	H: 1 LOB: 0 BB: 0 P: 3	R: 1 E: 0 K: 0 S: 5	H: 1 LOB: 1 BB: 0 P: 5	R: 0 E: 0 K: 1 S: 5	H: 0 LOB: 0 BB: 0 P: 5	R: 0 E: 0 K: 0 S: 5	H: 0 LOB: 0 BB: 0 P: 5	R: 0 E: 0 K: 0 S: 2	H: 0 LOB: 0 BB: 1 P: 6	1B: 7 2B: 2 3B: 1 HR: 0	SF: 1 SAC: 0 DP: 1 HBP: 0	WP: 1 PB: 0 SB: 0 CS: 1	PA: 35							
PITCHER	IP	WLS	BF	H	R	ER	SO	BB	IBB	HBP	BLK	WP	HR	S	P	ERA	WHIP										
Wayne Simpson, R ERA: 5.67 (1, 1)	2.2	L	16	8	5	5	3	1	0	0	0	0	0	21	25	16.88	3.375										
Mickey Scott, L ERA: 4.05 (3, 1)	3.1		12	2	1	0	1	0	0	0	0	0	0	14	14	0.00	0.600										
Dave LaRoche, L ERA: 4.39 (7, 1)	2.0		6	0	0	0	1	1	0	0	0	0	0	7	11	0.00	0.500										

AB	32
R	4
H	6
RBI	4
BB	3
SO	11
LOB	12



AB	31
R	6
H	10
RBI	6
BB	2
SO	5
LOB	14



Batter	1	2	3	4	5	6	7	8	9	AB	R	H	RBI	BB	SO	LOB	TOP					
Gil Flores, R OBP: 0.412, SLG: 0.494 (1, 8)	0-0 SH4-3 1B		4-0 CS BB			0-0 4-3		0-0 G3		3	0	1	0	1	0	0	California Angels @ Toronto Blue Jays Exhibition Stadium, Toronto, ON Sun May 29 1977, 3:33 AM EDT Att: 30,009 - Unknown livebaseballscores.com					
Jerry Remy, L OBP: 0.355, SLG: 0.374 (1, 4)	0-0 SH4-3 1-2		0-0 CS 1-2	0-3 K		0-0 6-3		0-0 2B		3	0	1	0	0	1	0						
Tony Solaita, L OBP: 0.330, SLG: 0.354 (1, 3)	0-0 P5			0-0 6-3		0-0 F7		0-3 K		4	0	0	0	0	1	2						
Joe Rudi, R OBP: 0.330, SLG: 0.494 (1, 7)	0-0 4-3			0-3 K			0-0 HR 1B	0-0 F7		4	1	1	0	0	1	2						
Bobby Bonds, R OBP: 0.355, SLG: 0.511 (1, 10)		0-0 1-3			0-3 K		0-0 HR 1B		0-0 F8	4	1	1	2	0	1	0						
Don Baylor, R OBP: 0.319, SLG: 0.399 Rusty Torres, S (8, 8)		0-0 CS 1B			0-0 1B FC 1B		0-3 K 1B		0-0 4-3	3	1	2	0	0	1	0						
Dave Chalk, R OBP: 0.399, SLG: 0.406 (1, 5)		0-0 P2			0-0 CS 1B 1-3		0-0 1B		0-0 F7	4	0	2	0	0	0	1						
Bobby Grich, R OBP: 0.352, SLG: 0.399 (1, 6)		0-0 CS 1-2	0-3 K		0-0 FC 1-2 3-H		0-3 K			3	0	0	1	0	2	2						
Terry Humphrey, R OBP: 0.304, SLG: 0.267 (1, 2)			0-0 6-3		0-3 K2-3 2-3		0-0 P5			3	0	0	0	0	1	3						
Inning Stats	R: 0 E: 0 K: 0 S: 4	H: 1 LOB: 1 BB: 0 P: 4	R: 0 E: 0 K: 0 S: 3	H: 1 LOB: 0 BB: 0 P: 3	R: 0 E: 0 K: 1 S: 4	H: 0 LOB: 0 BB: 1 P: 8	R: 0 E: 0 K: 2 S: 7	H: 0 LOB: 0 BB: 0 P: 7	R: 1 E: 0 K: 2 S: 9	H: 2 LOB: 1 BB: 0 P: 9	R: 0 E: 0 K: 0 S: 3	H: 0 LOB: 1 BB: 0 P: 3	R: 2 E: 0 K: 2 S: 10	H: 3 LOB: 1 BB: 0 P: 10	R: 0 E: 0 K: 1 S: 6	H: 1 LOB: 1 BB: 0 P: 6	R: 0 E: 0 K: 0 S: 3	H: 0 LOB: 0 BB: 0 P: 3	1B: 6 2B: 1 3B: 0 HR: 1	SF: 0 SAC: 1 DP: 0 HBP: 0	WP: 0 PB: 0 SB: 0 CS: 3	PA: 36
PITCHER Dave Lemanczyk, R ERA: 4.48 (1, 1)	IP: 9.0 WLS: L BF: 34 H: 8 R: 3 ER: 3 SO: 8 BB: 1 IBB: 0 HBP: 0 BLK: 0 WP: 0 HR: 1 S: 49 P: 53 ERA: 3.00 WHIP: 1.000															PITCHER						

Batter	1	2	3	4	5	6	7	8	9	AB	R	H	RBI	BB	SO	LOB	BOTTOM					
John Scott, R OBP: 0.274, SLG: 0.254 (1, 8)	0-3 K		0-0 F9			0-0 CS 1B		0-0 E S SF7 1B		4	1	2	0	0	1	0	California Angels @ Toronto Blue Jays Exhibition Stadium, Toronto, ON Sun May 29 1977, 3:33 AM EDT Att: 30,009 - Unknown livebaseballscores.com					
Bob Bailor, R OBP: 0.380, SLG: 0.504 (1, 6)	4-0 2B BB		0-0 P5			0-0 F9		0-0 P4		3	1	0	0	1	0	2						
Roy Howell, L OBP: 0.372, SLG: 0.416 (1, 5)	0-0 1-H 2B		0-0 F9			4-0 1B 1-2 BB		0-0 SF7 1-H		2	0	1	2	1	0	0						
Ron Fairly, L OBP: 0.419, SLG: 0.455 Pedro Garcia, R OBP: 0.254, SLG: 0.307 (8, PR)	0-0 4-3			0-0 6-3		0-0 1-3 1B		4-0 BB		3	0	1	0	1	0	1						
Otto Velez, R OBP: 0.409, SLG: 0.564 (1, 9)	0-0 F7			0-0 5-3		0-3 K		0-3 K		4	0	0	0	0	2	4						
Sam Ewing, L OBP: 0.404, SLG: 0.366 (1, 7)		4-0 BB		0-3 K		0-3 K			0-0 4-3	3	0	0	0	1	2	0						
Doug Ault, R OBP: 0.335, SLG: 0.406 (1, 3)		0-0 F8			0-3 K		0-3 K		0-3 K	4	0	0	0	0	3	1						
Alan Ashby, S OBP: 0.316, SLG: 0.348 Dave McKay, S OBP: 0.211, SLG: 0.267 (9, PR)		0-3 K			0-0 K 1B		4-0 BB		4-0 BB	2	0	1	0	2	1	1						
Hector Torres, R OBP: 0.276, SLG: 0.309 Ernie Whitt, L (9, PH)		0-0 F9			0-3 K 1-2		0-3 K		0-3 K	3	0	0	0	0	2	3						
Inning Stats	R: 1 E: 0 K: 1 S: 6	H: 1 LOB: 1 BB: 1 P: 10	R: 0 E: 0 K: 1 S: 5	H: 0 LOB: 1 BB: 1 P: 9	R: 0 E: 0 K: 0 S: 3	H: 0 LOB: 0 BB: 0 P: 3	R: 0 E: 0 K: 1 S: 5	H: 0 LOB: 0 BB: 0 P: 5	R: 0 E: 0 K: 2 S: 7	H: 1 LOB: 0 BB: 0 P: 7	R: 0 E: 0 K: 1 S: 6	H: 2 LOB: 2 BB: 1 P: 10	R: 0 E: 0 K: 3 S: 9	H: 0 LOB: 1 BB: 1 P: 13	R: 1 E: 0 K: 1 S: 6	H: 1 LOB: 1 BB: 1 P: 10	R: 0 E: 0 K: 2 S: 7	H: 0 LOB: 1 BB: 1 P: 11	1B: 4 2B: 1 3B: 0 HR: 0	SF: 1 SAC: 0 DP: 0 HBP: 0	WP: 0 PB: 0 SB: 1 CS: 1	PA: 36
PITCHER Nolan Ryan, R ERA: 2.42 (1, 1)	IP: 9.0 WLS: W BF: 36 H: 5 R: 2 ER: 1 SO: 12 BB: 6 IBB: 0 HBP: 0 BLK: 0 WP: 0 HR: 0 S: 54 P: 78 ERA: 1.00 WHIP: 1.222															PITCHER						

Batter	1	2	3	4	5	6	7	8	9	AB	R	H	RBI	BB	SO	LOB	TOP				
George Brett, L (1.5) OBP: 0.373, SLG: 0.430	F3		4-3		6-3		F9		SH1-4	4	0	0	0	0	0	0					
Hal McRae, R (1.10) OBP: 0.369, SLG: 0.500	6-3		F9		L8		G3		1B	5	0	1	0	0	0	0					
Amos Otis, R (1.8) OBP: 0.313, SLG: 0.433	1B			F7		BB	6-3		BB	4	1	2	0	1	0	0					
Al Cowens, R (1.9) OBP: 0.322, SLG: 0.506	1B			1B		BB		FC4-6	1B	4	1	3	0	1	0	2					
John Mayberry, L (1.3) OBP: 0.324, SLG: 0.329	P4			FC5	E	1B		FC4-6	FC5-4	3	1	1	1	1	0	3					
Joe Zdeb, R (1.7) OBP: 0.407, SLG: 0.364		F7		E4	FC5	2B		FC5-4	2B	4	1	1	1	0	0	2					
Freddie Patek, R (1.6) OBP: 0.321, SLG: 0.370		CS	BB	FC5		F2			2B	3	0	1	1	1	0	4					
Buck Martinez, R (1.2) OBP: 0.222, SLG: 0.306	K			P5				F2		4	0	1	1	0	1	4					
Frank White, R (1.4) OBP: 0.263, SLG: 0.287			F7		F9		P4		SH1-4	4	0	1	0	0	0	2					
Inning Stats	R: 0 E: 0 K: 0 S: 5	H: 2 LOB: 2 BB: 0 P: 5	R: 0 E: 0 K: 1 S: 4	H: 0 LOB: 1 BB: 1 P: 8	R: 0 E: 0 K: 0 S: 3	H: 0 LOB: 0 BB: 0 P: 3	R: 1 E: 1 K: 0 S: 6	H: 2 LOB: 2 BB: 0 P: 6	R: 0 E: 0 K: 0 S: 3	H: 0 LOB: 0 BB: 0 P: 3	R: 2 E: 0 K: 0 S: 5	H: 3 LOB: 2 BB: 2 P: 13	R: 0 E: 0 K: 0 S: 3	H: 0 LOB: 0 BB: 0 P: 3	R: 1 E: 0 K: 0 S: 5	H: 2 LOB: 1 BB: 0 P: 5	R: 0 E: 0 K: 0 S: 4	H: 2 LOB: 2 BB: 1 P: 8	1B: 8 2B: 4 3B: 0 HR: 0	SF: 0 SAC: 1 DP: 1 HBP: 0	WP: 0 PA: 40 PB: 0 SB: 0 CS: 1
PITCHER	IP	WLS	BF	H	R	ER	SO	BB	IBB	HBP	BLK	WP	HR	S	P	ERA	WHIP				
Jerry Garvin, L (1.1) ERA: 3.51	8.1	L	37	10	4	4	1	3	0	0	0	0	0	36	48	4.32	1.560				
Pete Vuckovich, R (9.1) ERA: 3.09	0.2		3	1	0	0	0	1	0	0	0	0	0	2	6	0.00	3.000				

Kansas City Royals @ Toronto Blue Jays
Exhibition Stadium, Toronto, ON
Mon May 30 1977, 7:05 PM EDT
Att: 20,002 - Unknown - 70 F

AB	35
R	4
H	11
RBI	4
BB	4
SO	1
LOB	17



Batter	1	2	3	4	5	6	7	8	9	AB	R	H	RBI	BB	SO	LOB	BOTTOM				
John Scott, R (1.8) OBP: 0.273, SLG: 0.254	F9		SH3		4-3		5-3		F7	4	0	1	0	0	0	1					
Bob Bailor, R (1.6) OBP: 0.376, SLG: 0.496	F9		S	E	1B		4-3		6-3	4	0	1	0	0	0	1					
Roy Howell, L (1.5) OBP: 0.378, SLG: 0.405	5-3		E6		BB				1B	2	0	0	1	2	0	1					
Otto Velez, R (1.9) OBP: 0.411, SLG: 0.559		SH2-3	1B	BB	F7		F8		BB	3	0	1	0	1	0	4					
Ron Fairly, L (1.10) OBP: 0.414, SLG: 0.449		SH2-3	1B		4-3		4-3		F9	4	0	1	0	0	0	4					
Doug Ault, R (1.3) OBP: 0.337, SLG: 0.404		SH2-3			6-3				4-3	1	0	0	0	1	0	0					
Sam Ewing, L (8, PH) OBP: 0.396, SLG: 0.357		1-2	2-3				G5-4-3		BB	1	0	0	0	0	0	2					
Steve Bowling, R (1.7) OBP: 0.270, SLG: 0.133		P6			F9		G5-4-3		G3	3	0	0	0	0	0	3					
Ernie Whitt, L (9, PH)										1	0	0	0	0	0	0					
Phil Roof, R (1.2) OBP: 0.314, SLG: 0.345		5-3			F9				F7	3	0	0	0	0	0	2					
Alan Ashby, S (9.2)										1	0	0	0	0	0	0					
Hector Torres, R (1.4) OBP: 0.286, SLG: 0.310				1B	SH3	E	1B		BB	3	1	1	0	1	0	0					
Inning Stats	R: 0 E: 0 K: 0 S: 3	H: 0 LOB: 0 BB: 0 P: 3	R: 0 E: 0 K: 0 S: 4	H: 1 LOB: 2 BB: 1 P: 8	R: 1 E: 1 K: 0 S: 6	H: 2 LOB: 0 BB: 0 P: 6	R: 0 E: 0 K: 0 S: 3	H: 0 LOB: 0 BB: 0 P: 3	R: 0 E: 0 K: 0 S: 2	H: 0 LOB: 0 BB: 1 P: 6	R: 0 E: 0 K: 0 S: 3	H: 0 LOB: 0 BB: 0 P: 3	R: 0 E: 0 K: 0 S: 4	H: 1 LOB: 2 BB: 1 P: 8	R: 0 E: 0 K: 0 S: 3	H: 0 LOB: 1 BB: 1 P: 7	1B: 5 2B: 0 3B: 0 HR: 0	SF: 0 SAC: 2 DP: 1 HBP: 0	WP: 0 PA: 37 PB: 0 SB: 2 CS: 0		
PITCHER	IP	WLS	BF	H	R	ER	SO	BB	IBB	HBP	BLK	WP	HR	S	P	ERA	WHIP				
Paul Splitter, L (1.1) ERA: 3.53	7.1		31	5	1	1	0	4	0	0	0	0	0	27	43	1.23	1.227				
Larry Gura, L (8.1) ERA: 3.16	0.1		1	0	0	0	0	0	0	0	0	0	0	1	1	0.00	0.000				
Mark Littell, R (8.1) ERA: 2.86	1.1	S	5	0	0	0	0	1	0	0	0	0	0	4	8	0.00	0.750				

Kansas City Royals @ Toronto Blue Jays
Exhibition Stadium, Toronto, ON
Mon May 30 1977, 7:05 PM EDT
Att: 20,002 - Unknown - 70 F

AB	30
R	1
H	5
RBI	1
BB	5
SO	0
LOB	18



Batter	1	2	3	4	5	6	7	8	9	AB	R	H	RBI	BB	SO	LOB	TOP										
George Brett, L OBP: 0.368, SLG: 0.443 (1, 5)										5	1	1	2	0	0	1											
Hal McRae, R OBP: 0.361, SLG: 0.486 (1, 10)										5	0	0	0	0	0	0											
Amos Otis, R OBP: 0.321, SLG: 0.445 (1, 8)										5	3	3	0	0	1	0											
John Mayberry, L OBP: 0.332, SLG: 0.395 (1, 3)										5	3	3	5	0	0	1											
Al Cowens, R OBP: 0.340, SLG: 0.537 (1, 9)										5	2	5	1	0	0	0											
Tom Pogue, L OBP: 0.359, SLG: 0.423 (1, 7)										5	1	1	1	0	1	3											
Darrell Porter, L OBP: 0.355, SLG: 0.475 (1, 2)										4	0	0	0	1	2	3											
Freddie Patek, R OBP: 0.320, SLG: 0.367 (1, 6)										4	0	1	1	0	2	3											
Frank White, R OBP: 0.270, SLG: 0.288 (1, 4)										3	1	1	0	1	0	0											
Inning Stats	R: 0 E: 0 K: 1 S: 5	H: 0 LOB: 0 BB: 0 P: 5	R: 2 E: 1 K: 0 S: 5	H: 2 LOB: 0 BB: 0 P: 5	R: 0 E: 0 K: 0 S: 3	H: 0 LOB: 0 BB: 0 P: 3	R: 1 E: 0 K: 2 S: 9	H: 2 LOB: 2 BB: 1 P: 13	R: 5 E: 0 K: 1 S: 10	H: 5 LOB: 1 BB: 1 P: 14	R: 0 E: 0 K: 0 S: 3	H: 0 LOB: 0 BB: 0 P: 3	R: 1 E: 0 K: 0 S: 4	H: 2 LOB: 0 BB: 0 P: 4	R: 0 E: 0 K: 1 S: 6	H: 1 LOB: 1 BB: 0 P: 6	R: 2 E: 0 K: 1 S: 8	H: 3 LOB: 1 BB: 0 P: 8	1B: 7 2B: 3 3B: 1 HR: 4	SF: 0 SAC: 0 DP: 1 HBP: 0	WP: 0 PB: 0 CS: 0 SB: 1	PA: 44					
PITCHER	IP	WLS	BF	H	R	ER	SO	BB	IBB	HBP	BLK	WP	HR	S	P	ERA	WHIP										
Bill Singer, R ERA: 6.29 (1, 1)	4.1	L	21	6	6	4	3	1	1	0	0	0	1	25	33	8.31	1.615										
Jerry Johnson, R ERA: 3.15 (5, 1)	0.0		3	3	2	2	0	0	0	0	0	0	1	3	3	∞	∞										
Mike Willis, L ERA: 1.91 (5, 1)	2.2		9	2	1	1	1	0	0	0	0	0	1	11	11	3.38	0.750										
Dennis DeBarr, L ERA: 5.4 (8, 1)	1.0		4	1	0	0	1	0	0	0	0	0	0	6	6	0.00	1.000										
Tom Bruno, R ERA: 11.37 (9, 1)	1.0		6	3	2	2	1	0	0	0	0	0	1	8	8	18.00	3.000										

Kansas City Royals @ Toronto Blue Jays
Exhibition Stadium, Toronto, ON
Wed Jun 01 1977, 7:05 PM EDT
Att: 33,004 - Unknown - 65 F

AB 41
R 11
H 15
RBI 10
BB 2
SO 6
LOB 11

Batter	1	2	3	4	5	6	7	8	9	AB	R	H	RBI	BB	SO	LOB	BOTTOM										
John Scott, R OBP: 0.271, SLG: 0.254 (1, 8)										4	1	1	1	0	0	0											
Bob Bailor, R OBP: 0.372, SLG: 0.488 (1, 6)										4	0	1	0	0	2	0											
Roy Howell, L OBP: 0.372, SLG: 0.398 (1, 5)										4	0	1	1	0	2	0											
Ron Fairly, L OBP: 0.417, SLG: 0.446 (1, 10)										3	0	1	0	1	0	0											
Otto Velez, R OBP: 0.407, SLG: 0.564 (1, 9)										4	1	1	0	0	1	4											
Sam Ewing, L OBP: 0.373, SLG: 0.333 (1, 7)										3	0	0	1	0	2	0											
Steve Bowling, R OBP: 0.263, SLG: 0.129 (9, FH)										1	0	0	0	0	1	0											
Alan Ashby, S OBP: 0.319, SLG: 0.363 (1, 2)										4	0	2	0	0	0	0											
Doug Ault, R OBP: 0.330, SLG: 0.394 (1, 3)										4	0	0	0	0	2	2											
Hector Torres, R OBP: 0.284, SLG: 0.330 (1, 4)										4	1	1	0	0	2	2											
Inning Stats	R: 0 E: 0 K: 0 S: 3	H: 0 LOB: 0 BB: 0 P: 3	R: 1 E: 0 K: 0 S: 4	H: 1 LOB: 0 BB: 0 P: 4	R: 0 E: 0 K: 1 S: 5	H: 0 LOB: 0 BB: 0 P: 5	R: 0 E: 0 K: 2 S: 7	H: 0 LOB: 1 BB: 1 P: 11	R: 0 E: 0 K: 2 S: 8	H: 1 LOB: 1 BB: 0 P: 8	R: 0 E: 0 K: 2 S: 7	H: 0 LOB: 0 BB: 0 P: 7	R: 0 E: 0 K: 2 S: 7	H: 0 LOB: 0 BB: 0 P: 7	R: 2 E: 0 K: 1 S: 10	H: 5 LOB: 3 BB: 0 P: 10	R: 0 E: 0 K: 2 S: 8	H: 1 LOB: 1 BB: 0 P: 8	1B: 4 2B: 2 3B: 2 HR: 0	SF: 0 SAC: 0 DP: 0 HBP: 0	WP: 0 PB: 0 CS: 0	PA: 36					
PITCHER	IP	WLS	BF	H	R	ER	SO	BB	IBB	HBP	BLK	WP	HR	S	P	ERA	WHIP										
Dennis Leonard, R ERA: 4.79 (1, 1)	7.2	W	30	6	3	3	10	1	0	0	0	0	0	10	10	3.52	0.913										
Larry Gura, L ERA: 3.05 (8, 1)	1.1		6	2	0	0	2	0	0	0	0	0	0	10	10	0.00	1.500										

Kansas City Royals @ Toronto Blue Jays
Exhibition Stadium, Toronto, ON
Wed Jun 01 1977, 7:05 PM EDT
Att: 33,004 - Unknown - 65 F

AB 35
R 3
H 8
RBI 3
BB 1
SO 12
LOB 8

Batter	1	2	3	4	5	6	7	8	9	AB	R	H	RBI	BB	SO	LOB	TOP										
John Scott, R OBP: 0.280, SLG: 0.278 (1, 8)										5	0	2	1	0	0	1	Toronto Blue Jays @ Oakland Athletics Oakland-Alameda County Coliseum, Oakland, CA Fri Jun 03 1977, 7:05 PM PDT Att: 3,030 - Unknown livebaseballscorecards.com										
Bob Bailor, R OBP: 0.373, SLG: 0.485 (1, 6)										5	1	2	0	0	0	2											
Roy Howell, L OBP: 0.384, SLG: 0.395 (1, 5)										3	0	1	0	2	1	1											
Otto Velez, R OBP: 0.403, SLG: 0.556 (1, 9)										4	0	1	1	0	1	3											
Al Woods, L OBP: 0.384, SLG: 0.496 (8, PR)										3	0	1	0	1	1	3											
Pedro Garcia, R OBP: 0.254, SLG: 0.307 (8, PR)										0	0	0	0	0	0	0											
Sam Ewing, L OBP: 0.352, SLG: 0.313 (1, 7)										3	0	0	0	0	0	5											
Steve Bowling, R OBP: 0.263, SLG: 0.129 (9, 7)										0	0	0	0	0	0	0											
Alan Ashby, S OBP: 0.317, SLG: 0.360 (1, 2)										4	0	1	0	0	0	2											
Doug Ault, R OBP: 0.328, SLG: 0.396 (1, 3)										4	1	1	0	0	1	3											
Dave McKay, S OBP: 0.204, SLG: 0.257 (1, 4)										4	0	0	0	0	1	2											
Inning Stats	R: 0 E: 0 K: 1 S: 7	H: 2 LOB: 3 BB: 1 P: 11	R: 0 E: 0 K: 2 S: 7	H: 0 LOB: 0 BB: 0 P: 7	R: 1 E: 1 K: 0 S: 5	H: 2 LOB: 2 BB: 1 P: 9	R: 0 E: 0 K: 0 S: 4	H: 1 LOB: 1 BB: 0 P: 4	R: 0 E: 0 K: 2 S: 7	H: 0 LOB: 0 BB: 0 P: 7	R: 0 E: 0 K: 0 S: 3	H: 0 LOB: 0 BB: 0 P: 3	R: 1 E: 0 K: 0 S: 5	H: 2 LOB: 2 BB: 1 P: 9	R: 0 E: 0 K: 0 S: 4	H: 1 LOB: 1 BB: 0 P: 4	R: 0 E: 0 K: 0 S: 4	H: 1 LOB: 2 BB: 0 P: 4	R: 0 E: 0 K: 0 S: 4	H: 1 LOB: 1 BB: 0 P: 4	1B: 7 2B: 2 3B: 0 HR: 0	SF: 0 SAC: 1 DP: 0 HBP: 0	WP: 0 PB: 0 SB: 0 CS: 0	PA: 39			
PITCHER	IP	WLS	BF	H	R	ER	SO	BB	IBB	HBP	BLK	WP	HR	S	P	ERA	WHIP										
Rick Langford, R ERA: 2.47 (1, 1)	7.0		32	8	2	2	5	3	0	0	0	0	0	39	51	2.57	1.571										
Bob Lacey, L ERA: 1.82 (8, 1)	2.0	W	7	1	0	0	0	0	0	0	0	0	0	7	7	0.00	0.500										

Batter	1	2	3	4	5	6	7	8	9	AB	R	H	RBI	BB	SO	LOB	BOTTOM										
Mike Jorgensen, L OBP: 0.377, SLG: 0.268 (1, 3)										3	0	1	1	0	0	2	Toronto Blue Jays @ Oakland Athletics Oakland-Alameda County Coliseum, Oakland, CA Fri Jun 03 1977, 7:05 PM PDT Att: 3,030 - Unknown livebaseballscorecards.com										
Matt Alexander, S OBP: 0.375, SLG: 0.333 (8, PR)										0	0	0	0	0	0	0											
Jeff Newman, R OBP: 0.167, SLG: 0.176 (9, 2)										4	0	1	0	0	0	1											
Manny Sanguillen, R OBP: 0.313, SLG: 0.363 (1, 10)										4	0	1	0	0	0	1											
Mitchell Page, L OBP: 0.369, SLG: 0.549 (1, 7)										3	1	1	0	1	0	1											
Earl Williams, R OBP: 0.299, SLG: 0.494 (1, 2)										3	0	0	0	0	0	2											
Wayne Gross, L OBP: 0.371, SLG: 0.521 (1, 5)										3	0	1	0	0	0	0											
Tony Armas, R OBP: 0.313, SLG: 0.410 (1, 8)										3	1	1	1	1	0	0											
Marty Perez, R OBP: 0.286, SLG: 0.367 (1, 4)										3	0	1	0	0	1	0											
Dick Allen, R OBP: 0.346, SLG: 0.373 (9, PH)										0	0	0	1	0	0	0											
Jim Tyrone, R OBP: 0.366, SLG: 0.472 (1, 9)										3	1	2	0	0	0	0											
Rob Picciolo, R OBP: 0.230, SLG: 0.212 (1, 6)										1	0	0	0	0	0	1											
Rich McKinney, R OBP: 0.231, SLG: 0.378 (8, PH)										1	0	0	0	0	1	0											
Rodney Scott, S OBP: 0.361, SLG: 0.314 (9, 6)										0	0	0	0	0	0	0											
Inning Stats	R: 0 E: 1 K: 0 S: 4	H: 0 LOB: 1 BB: 0 P: 4	R: 1 E: 0 K: 0 S: 6	H: 4 LOB: 2 BB: 0 P: 6	R: 0 E: 0 K: 0 S: 3	H: 1 LOB: 0 BB: 0 P: 3	R: 0 E: 0 K: 0 S: 3	H: 0 LOB: 0 BB: 0 P: 3	R: 1 E: 1 K: 0 S: 4	H: 1 LOB: 0 BB: 0 P: 4	R: 0 E: 0 K: 0 S: 3	H: 1 LOB: 0 BB: 0 P: 3	R: 0 E: 0 K: 1 S: 5	H: 0 LOB: 0 BB: 0 P: 5	R: 0 E: 0 K: 1 S: 5	H: 1 LOB: 1 BB: 0 P: 5	R: 0 E: 0 K: 0 S: 3	H: 0 LOB: 2 BB: 2 P: 11	1B: 7 2B: 0 3B: 0 HR: 1	SF: 2 SAC: 3 DP: 0 HBP: 0	WP: 0 PB: 0 SB: 2 CS: 3	PA: 35					
PITCHER	IP	WLS	BF	H	R	ER	SO	BB	IBB	HBP	BLK	WP	HR	S	P	ERA	WHIP										
Jesse Jefferson, R ERA: 4.45 (1, 1)	8.1	L	33	8	3	3	2	1	0	0	0	0	0	35	43	3.24	1.080										
Pete Vuckovich, R ERA: 3.06 (9, 1)	0.1		1	0	0	0	0	0	0	0	0	0	0	1	1	0.00	0.000										



Batter	1	2	3	4	5	6	7	8	9	AB	R	H	RBI	BB	SO	LOB	TOP										
John Scott, R OBP: 0.291, SLG: 0.280 (1, 8)										3	1	1	0	1	1	2											
Bob Bailor, R OBP: 0.370, SLG: 0.474 (1, 6)										3	1	0	0	1	0	3											
Roy Howell, L OBP: 0.369, SLG: 0.378 (1, 5)										4	0	0	0	0	1	4											
Otto Velez, R OBP: 0.400, SLG: 0.547 (1, 9)										4	0	1	2	0	1	1											
Al Woods, L OBP: 0.373, SLG: 0.481 (1, 10)										4	0	0	0	0	2	1											
Sam Ewing, L OBP: 0.351, SLG: 0.314 (1, 7)										3	1	1	0	0	0	0											
Steve Bowling, R OBP: 0.256, SLG: 0.125 (8, 7)										1	0	0	0	0	1	0											
Alan Ashby, S OBP: 0.310, SLG: 0.351 (1, 2)										4	0	0	0	0	0	1											
Doug Ault, R OBP: 0.332, SLG: 0.395 (1, 3)										3	0	1	0	1	0	0											
Dave McKay, S OBP: 0.216, SLG: 0.268 (1, 4)										3	1	2	1	0	0	0											
Inning Stats	R: 0 E: 0 K: 0 S: 3	H: 0 LOB: 1 BB: 1 P: 7	R: 1 E: 0 K: 2 S: 9	H: 2 LOB: 2 BB: 1 P: 13	R: 0 E: 0 K: 1 S: 5	H: 0 LOB: 0 BB: 0 P: 5	R: 0 E: 0 K: 1 S: 5	H: 0 LOB: 0 BB: 0 P: 5	R: 0 E: 0 K: 0 S: 3	H: 0 LOB: 0 BB: 0 P: 3	R: 0 E: 0 K: 0 S: 3	H: 0 LOB: 0 BB: 0 P: 3	R: 0 E: 0 K: 0 S: 3	H: 0 LOB: 0 BB: 0 P: 3	R: 3 E: 1 K: 1 S: 8	H: 3 LOB: 1 BB: 1 P: 12	R: 0 E: 0 K: 1 S: 5	H: 0 LOB: 0 BB: 0 P: 5	1B: 6 2B: 0 3B: 0 HR: 0	SF: 0 SAC: 0 DP: 0 HBP: 0	WP: 1 PB: 0 CS: 1	PA: 36					
PITCHER	IP	WLS	BF	H	R	ER	SO	BB	IBB	HBP	BLK	WP	HR	S	P	ERA	WHIP										
Dock Ellis, R ERA: 6.38 (1, 1)	7.0	L	28	5	4	3	4	3	0	0	0	1	0	33	45	3.86	1.143										
Joe Coleman, R ERA: 2.16 (8, 1)	0.1		1	0	0	0	0	0	0	0	0	0	0	1	1	0.00	0.000										
Bob Lacey, L ERA: 1.78 (8, 1)	0.2		3	1	0	0	1	0	0	0	0	0	0	5	5	0.00	1.500										
Dave Giusti, R ERA: 2.63 (9, 1)	1.0		3	0	0	0	1	0	0	0	0	0	0	5	5	0.00	0.000										

Toronto Blue Jays @ Oakland Athletics
Oakland-Alameda County Coliseum, Oakland, CA

AB 32
R 4
H 6
RBI 3
BB 3
SO 6
LOB 12



Sat Jun 04 1977, 3:33 AM PDT
Att. 4,525 - Unknown

Batter	1	2	3	4	5	6	7	8	9	AB	R	H	RBI	BB	SO	LOB	BOTTOM										
Mike Jorgensen, L OBP: 0.386, SLG: 0.273 (1, 3)										3	0	1	1	1	0	2											
Manny Sanguillen, R OBP: 0.397, SLG: 0.356 (1, 10)										4	0	0	0	0	0	5											
Mitchell Page, L OBP: 0.372, SLG: 0.559 (1, 7)										4	0	2	0	0	1	3											
Earl Williams, R OBP: 0.293, SLG: 0.482 (1, 2)										4	0	0	0	0	0	3											
Wayne Gross, L OBP: 0.364, SLG: 0.509 (1, 5)										4	0	0	0	0	1	1											
Tony Armas, R OBP: 0.311, SLG: 0.404 (1, 8)										4	0	1	0	0	2	1											
Matt Alexander, S OBP: 0.375, SLG: 0.333 (8, FR)										0	0	0	0	0	0	0											
Marty Perez, R OBP: 0.237, SLG: 0.380 (1, 4)										2	2	1	0	1	1	0											
Dick Allen, R OBP: 0.344, SLG: 0.371 (8, PH)										1	0	0	0	0	0	1											
Jim Tyrone, R OBP: 0.364, SLG: 0.462 (1, 9)										3	0	1	0	0	1	1											
Rob Picciolo, R OBP: 0.237, SLG: 0.219 (1, 6)										1	0	1	0	0	0	0											
Rich McKinney, R OBP: 0.228, SLG: 0.373 (5, PH)										1	0	0	0	0	0	2											
Rodney Scott, S OBP: 0.354, SLG: 0.310 (6, 6)										1	0	0	1	0	0	1											
Inning Stats	R: 0 E: 0 K: 1 S: 5	H: 0 LOB: 1 BB: 1 P: 9	R: 0 E: 0 K: 2 S: 7	H: 0 LOB: 0 BB: 0 P: 7	R: 0 E: 0 K: 0 S: 4	H: 1 LOB: 1 BB: 0 P: 4	R: 0 E: 0 K: 1 S: 6	H: 1 LOB: 1 BB: 0 P: 6	R: 1 E: 0 K: 0 S: 6	H: 3 LOB: 2 BB: 0 P: 6	R: 0 E: 0 K: 1 S: 5	H: 0 LOB: 0 BB: 0 P: 5	R: 1 E: 1 K: 0 S: 4	H: 0 LOB: 1 BB: 1 P: 8	R: 0 E: 0 K: 0 S: 3	H: 1 LOB: 0 BB: 0 P: 3	R: 0 E: 0 K: 1 S: 6	H: 1 LOB: 1 BB: 0 P: 6	1B: 5 2B: 1 3B: 1 HR: 0	SF: 1 SAC: 1 DP: 1 HBP: 0	WP: 0 PB: 0 CS: 0	PA: 36					
PITCHER	IP	WLS	BF	H	R	ER	SO	BB	IBB	HBP	BLK	WP	HR	S	P	ERA	WHIP										
Dave Lemanczyk, R ERA: 4.32 (1, 1)	7.0	W	30	6	2	2	5	2	0	0	1	0	0	8	8	0.00	0.500										
Pete Vuckovich, R ERA: 2.69 (8, 1)	2.0	S	6	1	0	0	1	0	0	0	0	0	0	8	8	0.00	0.500										

Toronto Blue Jays @ Oakland Athletics
Oakland-Alameda County Coliseum, Oakland, CA

AB 32
R 2
H 7
RBI 2
BB 2
SO 6
LOB 20



Sat Jun 04 1977, 3:33 AM PDT
Att. 4,525 - Unknown

Batter	1	2	3	4	5	6	7	8	9	AB	R	H	RBI	BB	SO	LOB	TOP								
John Scott, R OBP: 0.391, SLG: 0.329 (1, 8)										4	2	2	1	0	1	0	Toronto Blue Jays @ Oakland Athletics Oakland-Alameda County Coliseum, Oakland, CA Sun Jun 05 1977, 3:33 AM PDT Att: 4,580 - Unknown livebaseballscorecards.com								
Bob Bailor, R OBP: 0.373, SLG: 0.475 (1, 6)										4	0	2	0	0	0	0									
Roy Howell, L OBP: 0.364, SLG: 0.366 (1, 5)										3	1	0	0	1	1	3									
Otto Velez, R OBP: 0.408, SLG: 0.596 (1, 9)										3	3	3	3	0	0	0									
Doug Ault, R OBP: 0.335, SLG: 0.415 (1, 3)										4	1	2	3	0	0	1									
Alan Ashby, S OBP: 0.303, SLG: 0.342 (1, 2)										4	0	0	0	0	1	1									
Dave McKay, S OBP: 0.208, SLG: 0.259 (1, 4)										4	0	0	0	0	1	0									
Pedro Garcia, R OBP: 0.257, SLG: 0.305 (1, 10)										1	0	0	0	1	1	0									
Sam Ewing, L OBP: 0.356, SLG: 0.308 (7, PH)										1	0	0	0	1	0	0									
Steve Bowling, R OBP: 0.233, SLG: 0.111 (1, 7)										4	0	0	0	0	0	2									
Inning Stats	R: 1 E: 0 K: 0 S: 5	H: 2 LOB: 1 BB: 0 P: 5	R: 0 E: 0 K: 1 S: 5	H: 0 LOB: 0 BB: 0 P: 5	R: 4 E: 0 K: 1 S: 8	H: 3 LOB: 0 BB: 1 P: 12	R: 0 E: 0 K: 1 S: 4	H: 0 LOB: 0 BB: 1 P: 8	R: 0 E: 0 K: 1 S: 5	H: 1 LOB: 0 BB: 0 P: 5	R: 1 E: 0 K: 0 S: 4	H: 1 LOB: 0 BB: 0 P: 4	R: 0 E: 0 K: 0 S: 3	H: 0 LOB: 0 BB: 0 P: 3	R: 1 E: 0 K: 1 S: 7	H: 2 LOB: 1 BB: 0 P: 7	R: 0 E: 0 K: 0 S: 2	H: 0 LOB: 0 BB: 1 P: 6	1B: 5 2B: 0 3B: 0 HR: 4	SF: 1 SAC: 0 DP: 3 HBP: 0	WP: 0 PB: 0 SB: 0 CS: 0	PA: 36			
PITCHER	IP	WLS	BF	H	R	ER	SO	BB	IBB	HBP	BLK	WP	HR	S	P	ERA	WHIP								
Vida Blue, L ERA: 4.25 (1, 1)	6.0	L	25	7	6	6	4	2	0	0	0	0	3	31	39	9.00	1.500								
Joe Coleman, R ERA: 2.33 (7, 1)	2.0		8	2	1	1	1	0	0	0	0	0	1	10	10	4.50	1.000								
Pablo Torrealba, L ERA: 0.66 (9, 1)	1.0		3	0	0	0	0	1	0	0	0	0	0	2	6	0.00	1.000								

Batter	1	2	3	4	5	6	7	8	9	AB	R	H	RBI	BB	SO	LOB	BOTTOM								
Marty Perez, R OBP: 0.292, SLG: 0.390 (1, 4)										5	1	1	0	0	1	5	Toronto Blue Jays @ Oakland Athletics Oakland-Alameda County Coliseum, Oakland, CA Sun Jun 05 1977, 3:33 AM PDT Att: 4,580 - Unknown livebaseballscorecards.com								
Manny Sanguillen, R OBP: 0.366, SLG: 0.562 (1, 10)										5	1	1	1	0	0	0									
Mitchell Page, L OBP: 0.368, SLG: 0.549 (1, 7)										5	0	1	0	0	3	1									
Earl Williams, R OBP: 0.290, SLG: 0.474 (1, 2)										5	1	1	0	0	2	2									
Wayne Gross, L OBP: 0.371, SLG: 0.520 (1, 5)										4	0	3	0	0	0	1									
Tony Armas, R OBP: 0.317, SLG: 0.402 (1, 8)										3	0	1	1	1	2	3									
Jim Tyrone, R OBP: 0.375, SLG: 0.465 (1, 9)										4	0	2	0	0	1	2									
Mike Jorgensen, L OBP: 0.373, SLG: 0.261 (1, 3)										2	0	0	0	0	0	1									
Rich McKinney, R OBP: 0.235, SLG: 0.377 (6, PH) (7, 3)										2	0	1	0	0	0	2									
Rob Picciolo, R OBP: 0.235, SLG: 0.217 (1, 6)										1	0	0	0	0	0	0									
Rodney Scott, S OBP: 0.366, SLG: 0.310 (6, PH) (7, 6)										0	0	0	0	2	0	0									
Inning Stats	R: 2 E: 1 K: 3 S: 12	H: 3 LOB: 1 BB: 0 P: 12	R: 0 E: 0 K: 0 S: 4	H: 1 LOB: 1 BB: 0 P: 4	R: 1 E: 0 K: 0 S: 6	H: 3 LOB: 2 BB: 0 P: 6	R: 0 E: 0 K: 0 S: 3	H: 0 LOB: 0 BB: 0 P: 3	R: 0 E: 0 K: 1 S: 6	H: 0 LOB: 1 BB: 0 P: 6	R: 0 E: 0 K: 1 S: 5	H: 1 LOB: 2 BB: 2 P: 13	R: 0 E: 0 K: 2 S: 9	H: 2 LOB: 0 BB: 0 P: 9	R: 0 E: 0 K: 1 S: 5	H: 1 LOB: 1 BB: 1 P: 9	R: 0 E: 0 K: 1 S: 5	H: 0 LOB: 0 BB: 0 P: 5	1B: 9 2B: 1 3B: 1 HR: 0	SF: 0 SAC: 1 DP: 2 HBP: 0	WP: 0 PB: 0 SB: 0 CS: 0	PA: 40			
PITCHER	IP	WLS	BF	H	R	ER	SO	BB	IBB	HBP	BLK	WP	HR	S	P	ERA	WHIP								
Jerry Garvin, L ERA: 3.51 (1, 1)	5.0	W	25	8	3	2	4	1	0	0	0	0	0	32	36	3.60	1.800								
Jerry Johnson, R ERA: 2.82 (6, 1)	4.0	S	15	3	0	0	5	2	0	0	0	0	0	23	31	0.00	1.250								

Batter	1	2	3	4	5	6	7	8	9	AB	R	H	RBI	BB	SO	LOB	TOP										
John Scott, R OBP: 0.318, SLG: 0.393 (1, 8)	0-0 6-3	0-0 2H HR		0-0 6-3			0-0 1B		0-0 PB SH1-3 2B	5	2	3	2	0	0	0											
Bob Bailor, R OBP: 0.370, SLG: 0.469 (1, 6)	0-0 6-3				0-0 P4		0-0 G3		0-0 SH1-3 2H	4	0	1	1	0	0	1											
Roy Howell, L OBP: 0.357, SLG: 0.351 (1, 5)	4-0 1B BB			0-0 G3		0-0 6-3		0-0 P6	0-3 K	4	0	0	0	1	1	1											
Otto Velez, R OBP: 0.404, SLG: 0.587 (1, 9)	0-0 1-2 1B			0-0 P6		0-3 K		0-0 F3		4	0	1	0	0	1	0											
Ron Fairly, L OBP: 0.419, SLG: 0.478 Steve Bowling, R OBP: 0.233, SLG: 0.111 (1, 7) (8, 7)	0-0 P6			0-0 2B		0-0 4-3		0-0 HR		4	1	2	1	0	0	2											
Al Woods, L OBP: 0.370, SLG: 0.474 Pedro Garcia, R OBP: 0.257, SLG: 0.305 (1, 10) (8, FR)		0-0 6-3	0-0 6-3		0-0 P5		0-0 1B			4	0	1	0	0	0	1											
Alan Ashby, S OBP: 0.296, SLG: 0.333 (1, 2)		0-0 E4 2B 6-3	0-3 K		0-0 G3		0-3 K			4	1	0	0	0	2	2											
Doug Ault, R OBP: 0.333, SLG: 0.417 (1, 3)		0-0 1-3 HR 2B		0-0 G3		0-0 5-3		0-0 F9		4	1	1	0	0	0	0											
Dave McKay, S OBP: 0.210, SLG: 0.283 (1, 4)		0-0 6-3 3H		0-0 3-1		0-0 5-3		0-0 HR		4	1	1	2	0	0	1											
Inning Stats	R: 0 E: 0 K: 0 S: 4	H: 1 LOB: 2 BB: 1 P: 8	R: 3 E: 1 K: 0 S: 7	H: 3 LOB: 1 BB: 0 P: 7	R: 0 E: 0 K: 1 S: 6	H: 1 LOB: 1 BB: 0 P: 6	R: 0 E: 0 K: 0 S: 3	H: 0 LOB: 0 BB: 0 P: 3	R: 0 E: 0 K: 0 S: 5	H: 0 LOB: 0 BB: 0 P: 5	R: 0 E: 0 K: 0 S: 3	H: 0 LOB: 0 BB: 0 P: 3	R: 0 E: 0 K: 0 S: 4	H: 1 LOB: 1 BB: 0 P: 4	R: 1 E: 0 K: 1 S: 7	H: 2 LOB: 1 BB: 0 P: 7	R: 2 E: 0 K: 1 S: 7	H: 2 LOB: 0 BB: 0 P: 7	1B: 4 2B: 3 3B: 0 HR: 3	SF: 0 SAC: 1 DP: 0 HBP: 0	WP: 0 PB: 1 SB: 0 CS: 0	PA: 39					
PITCHER	IP	WLS	BF	H	R	ER	SO	BB	IBB	HBP	BLK	WP	HR	S	P	ERA	WHIP										
Paul Hartzell, R ERA: 2.91 (1, 1)	7.2	L	33	8	4	1	2	1	0	0	0	0	2	36	40	1.17	1.174										
Dave LaRoche, L ERA: 3.92 (8, 1)	1.1		6	2	2	1	2	0	0	0	0	0	1	10	10	6.75	1.500										

Toronto Blue Jays @ California Angels
Anaheim Stadium, Anaheim, CA
Tue Jun 07 1977, 10:05 PM EDT
Att: 10,239 - Unknown


AB	37
R	6
H	10
RBI	6
BB	1
SO	4
LOB	8

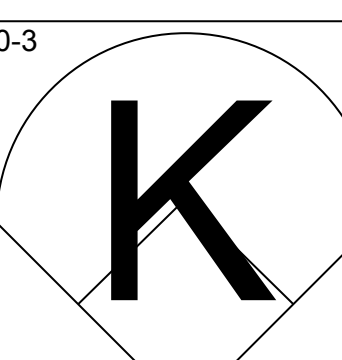
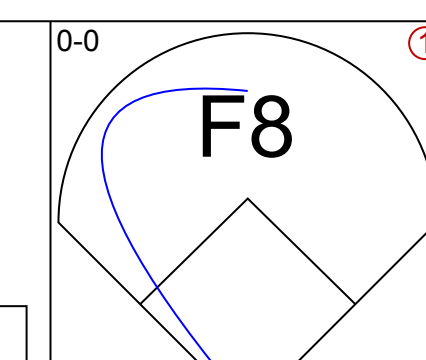
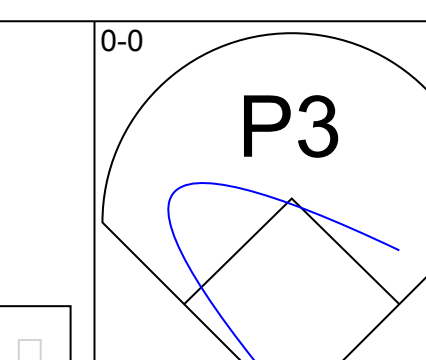
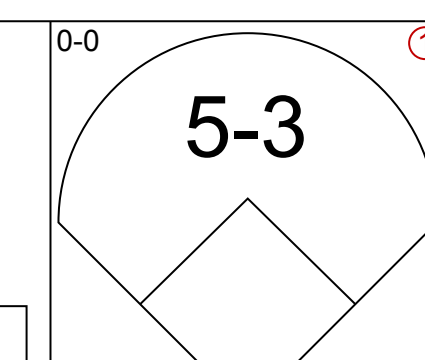
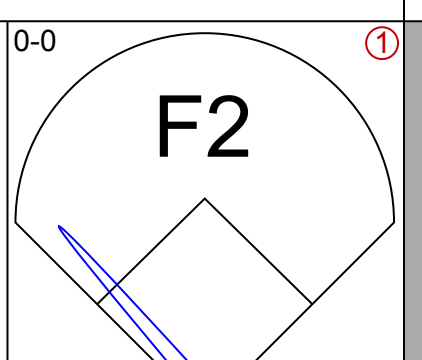
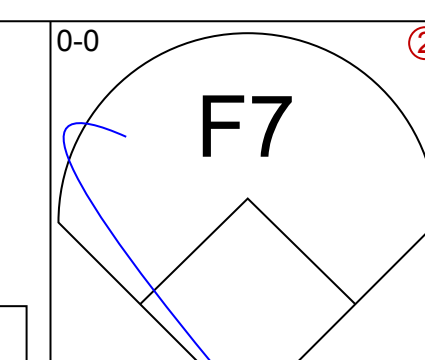
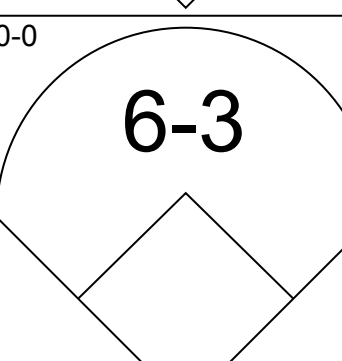
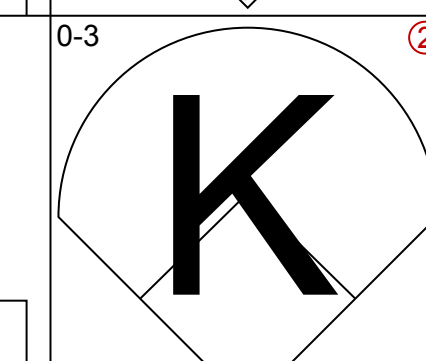
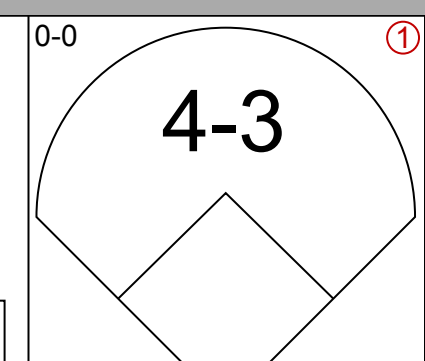
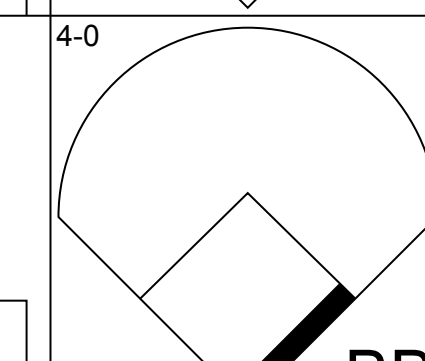
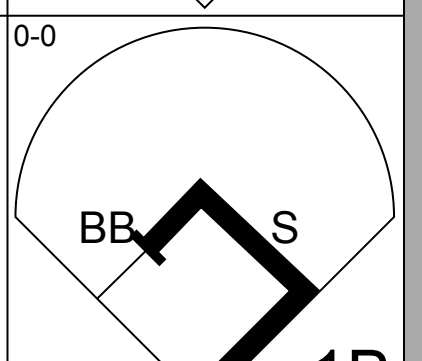
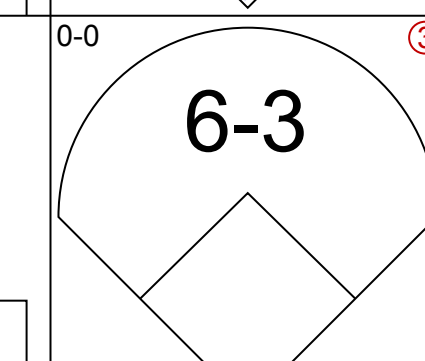
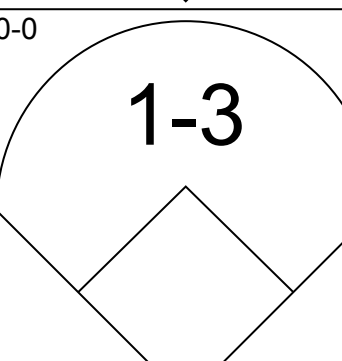
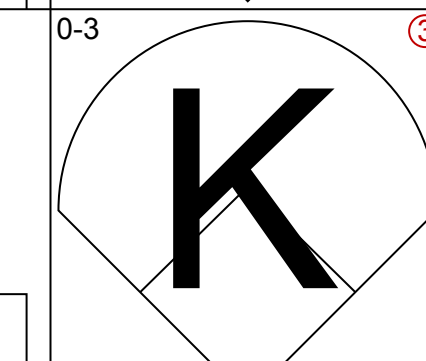
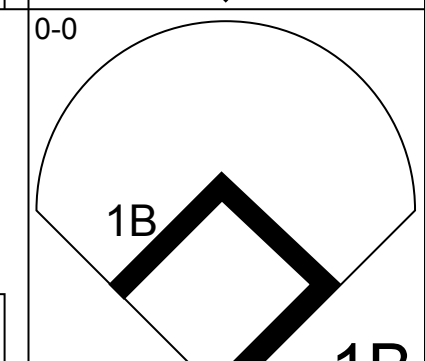
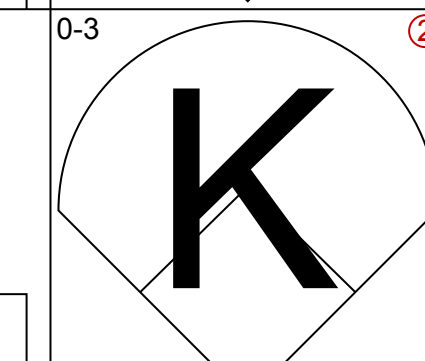
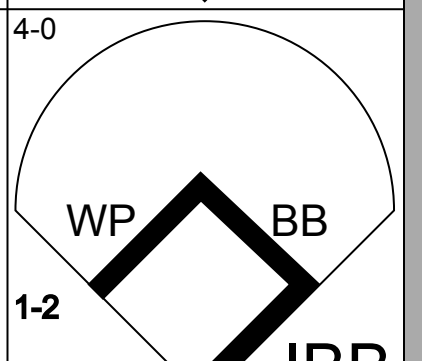
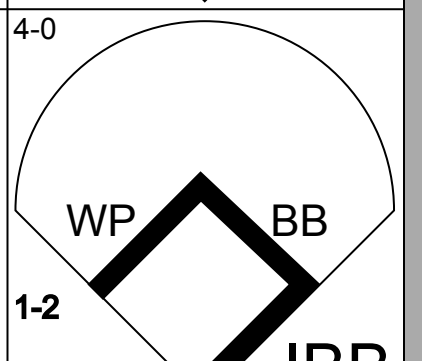
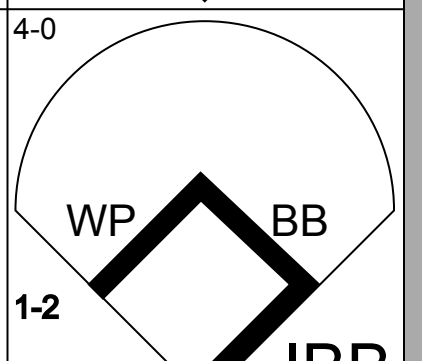
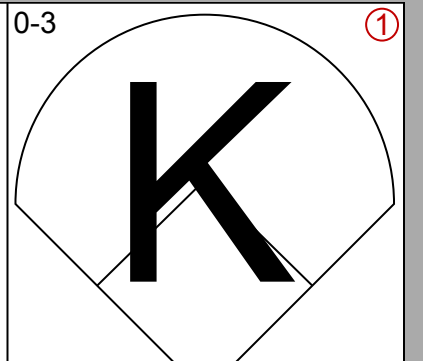
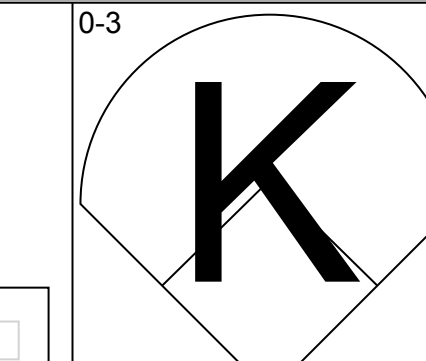
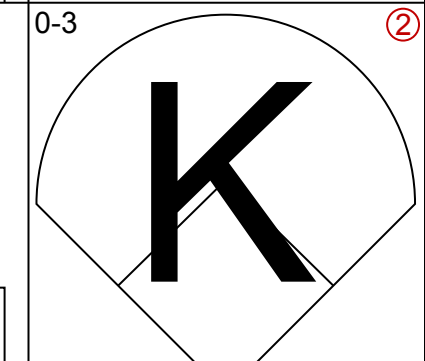
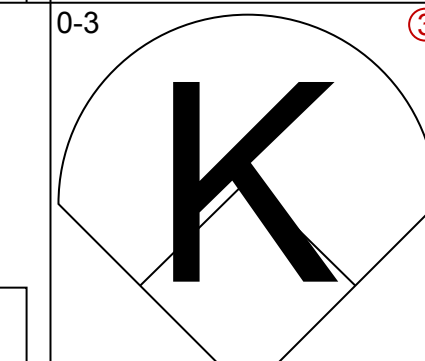
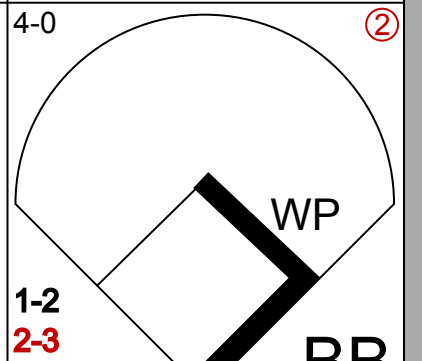
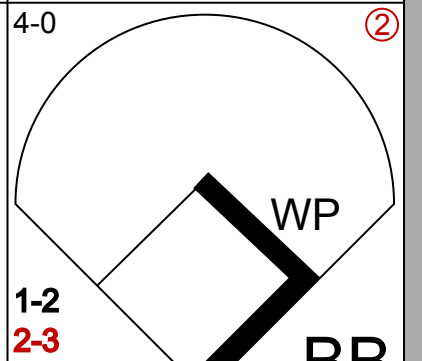
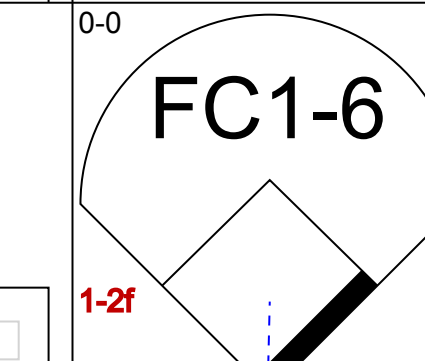
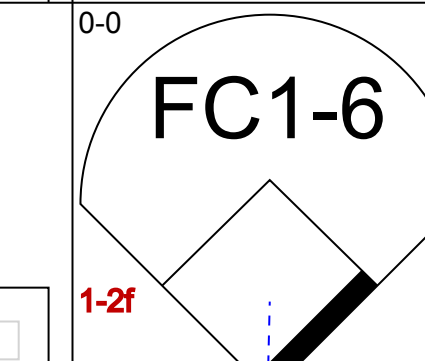
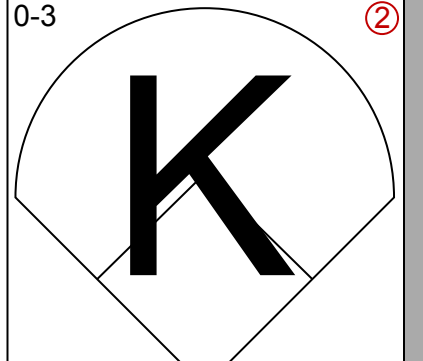
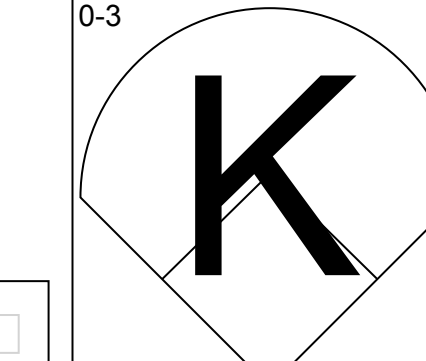
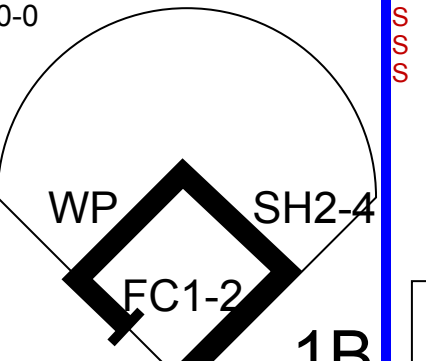
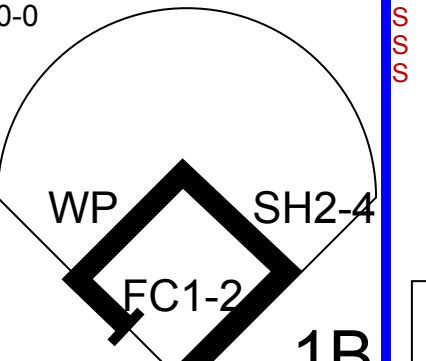
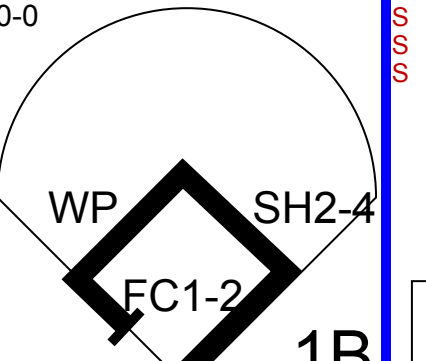
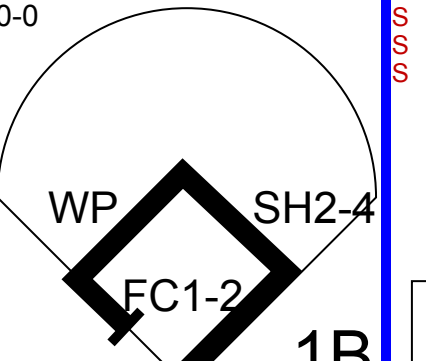
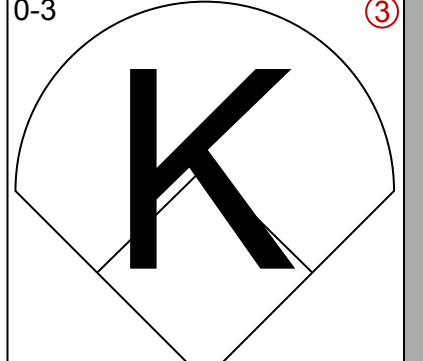
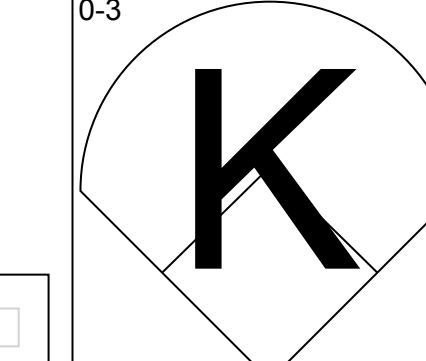
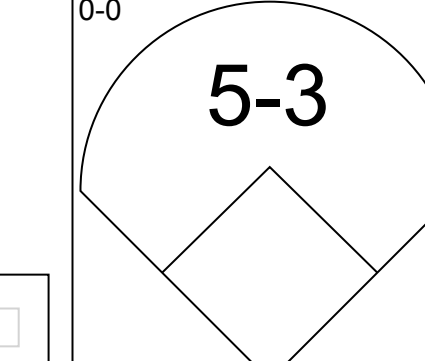
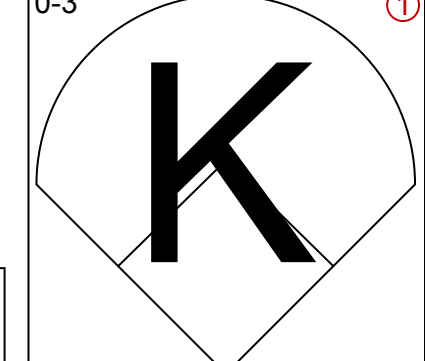
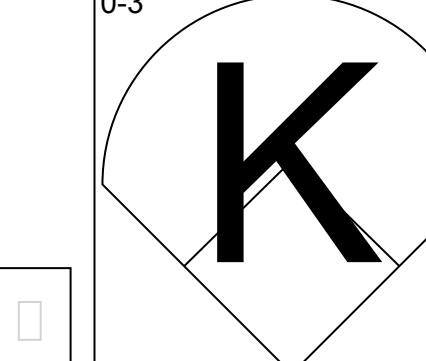
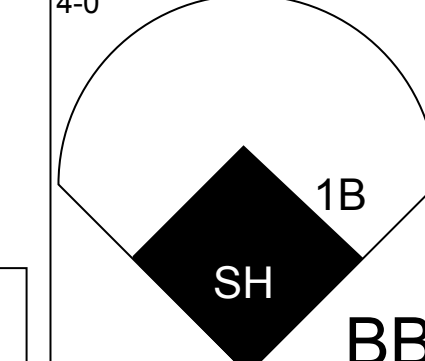
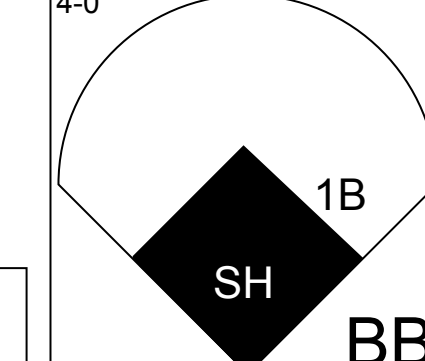
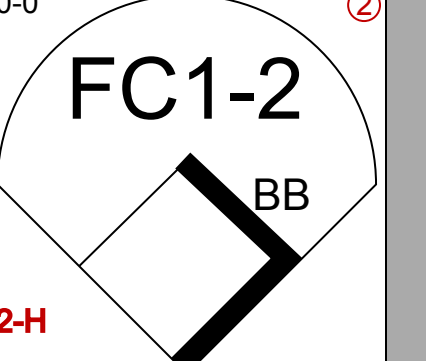
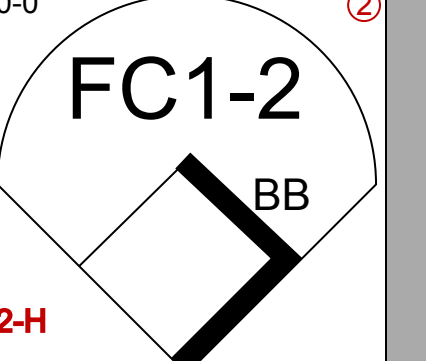
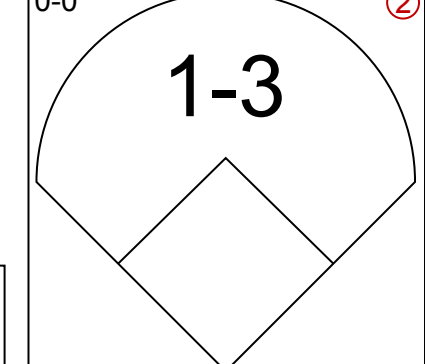
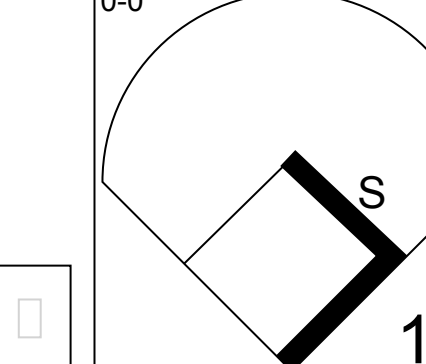
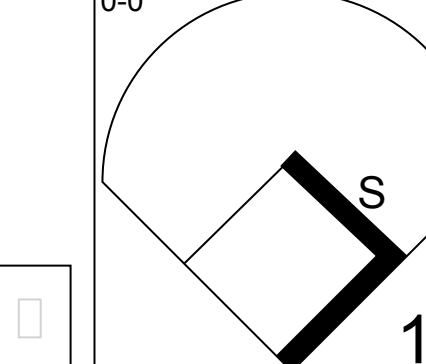
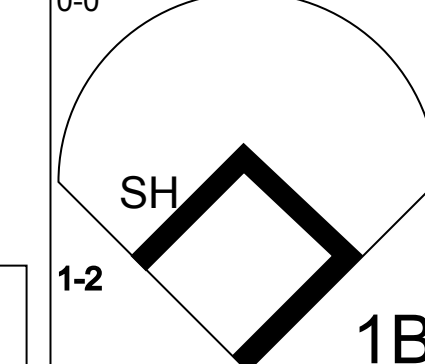
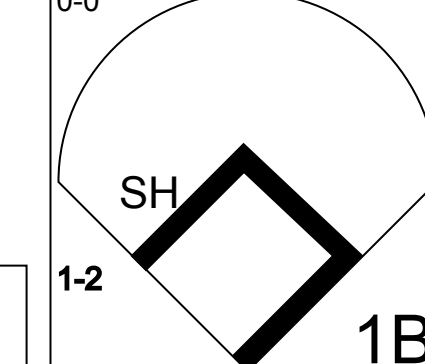
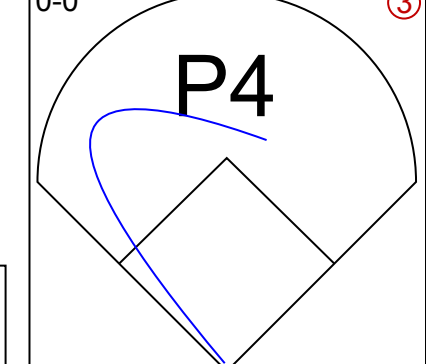
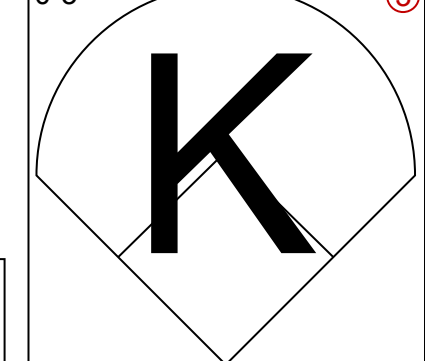
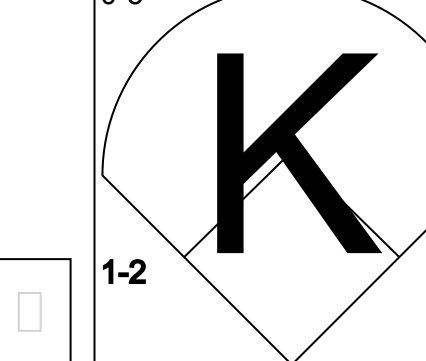
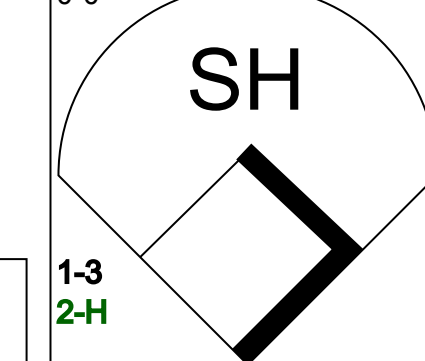




Batter	1	2	3	4	5	6	7	8	9	AB	R	H	RBI	BB	SO	LOB	BOTTOM										
Bobby Grich, R OBP: 0.361, SLG: 0.373 (1, 6)	4-0 G5-4-3 E BB		4-0 1B SF8 BB		0-0 F3		4-0 CS BB		0-3 K	2	1	0	0	3	1	2											
Jerry Remy, L OBP: 0.363, SLG: 0.378 (1, 4)	0-0 E4 G5-4-3 1-2		0-0 1-3 1B		0-0 E3 1-H 2-H		1-2 2B 1B			4	1	2	0	0	0	2											
Don Baylor, R OBP: 0.314, SLG: 0.386 (1, 8) (9, 3)	0-0 G5-4-3 1-2 2-3		0-0 SF8		0-0 F8		1-H 2B			3	0	1	2	0	0	3											
Joe Rudi, R OBP: 0.324, SLG: 0.471 (1, 7)	0-0 6-3		0-3 K		4-0 FC4-6 BB		0-0 P4			3	0	0	0	1	1	3											
Bobby Bonds, R OBP: 0.357, SLG: 0.528 (1, 9)		0-3 K		0-0 G4-6-3 1B		0-3 K		0-0 F9		4	0	1	0	0	2	1											
Tony Solaita, L OBP: 0.312, SLG: 0.333 Gil Flores, R OBP: 0.385, SLG: 0.436 (1, 3) (8, PH) (9, 8)		0-3 K		0-0 G4-6-3 1-2		0-0 FC4-6 1B		0-0 P4		3	0	0	0	0	1	2											
Dave Chalk, R OBP: 0.383, SLG: 0.385 (1, 5)		4-0 WP BB		0-0 F8		1-2 1B		0-0 F7		3	0	1	0	1	0	0											
Willie Aikens, L OBP: 0.387, SLG: 0.393 Ron Jackson, R OBP: 0.275, SLG: 0.368 (1, 10) (6, PH)		0-0 4-3 1-2		0-0 4-3		0-0 E 1B		0-0 F7		2	1	1	0	0	0	1											
Terry Humphrey, R OBP: 0.299, SLG: 0.261 (1, 2)			0-0 4-3		4-0 E3 BB		0-3 K		0-3 K	3	0	0	0	1	2	0											
Inning Stats	R: 0 E: 1 K: 0 S: 3	H: 0 LOB: 1 BB: 1 P: 7	R: 0 E: 0 K: 2 S: 7	H: 0 LOB: 1 BB: 1 P: 11	R: 1 E: 0 K: 1 S: 6	H: 1 LOB: 1 BB: 1 P: 10	R: 0 E: 0 K: 0 S: 3	H: 1 LOB: 0 BB: 0 P: 3	R: 1 E: 1 K: 0 S: 4	H: 1 LOB: 1 BB: 1 P: 8	R: 0 E: 0 K: 1 S: 6	H: 1 LOB: 2 BB: 1 P: 10	R: 1 E: 0 K: 1 S: 6	H: 2 LOB: 1 BB: 1 P: 10	R: 0 E: 0 K: 0 S: 3	H: 0 LOB: 0 BB: 0 P: 3	R: 0 E: 0 K: 2 S: 7	H: 0 LOB: 0 BB: 0 P: 7	1B: 5 2B: 1 3B: 0 HR: 0	SF: 1 SAC: 0 DP: 2 HBP: 0	WP: 1 PB: 0 SB: 0 CS: 1	PA: 37					
PITCHER	IP	WLS	BF	H	R	ER	SO	BB	IBB	HBP	BLK	WP	HR	S	P	ERA	WHIP										
Pete Vuckovich, R ERA: 2.72 (1, 1)	5.2		25	4	2	1	4	5	0	0	0	0	0	28	48	1.59	1.588										
Mike Willis, L ERA: 1.99 (6, 1)	3.1	W	12	2	1	1	3	1	0	0	0	0	0	17	21	2.70	0.900										

Toronto Blue Jays @ California Angels
Anaheim Stadium, Anaheim, CA
Tue Jun 07 1977, 10:05 PM EDT
Att: 10,239 - Unknown

AB	30
R	3
H	6
RBI	2
BB	6
SO	7
LOB	16

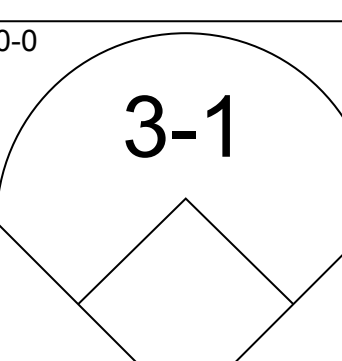
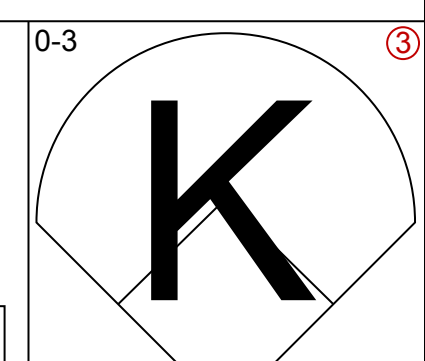
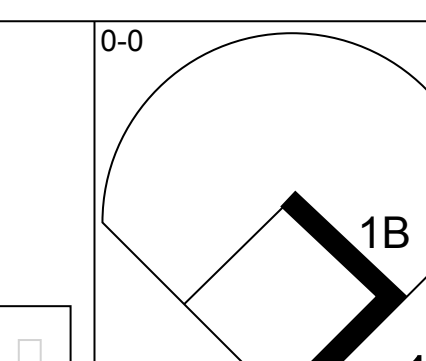
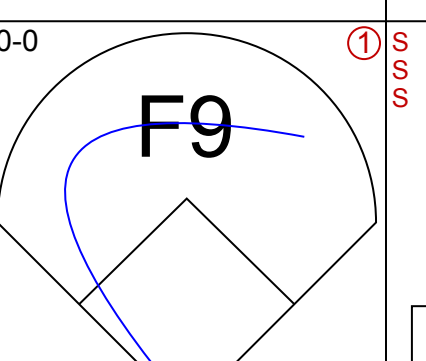
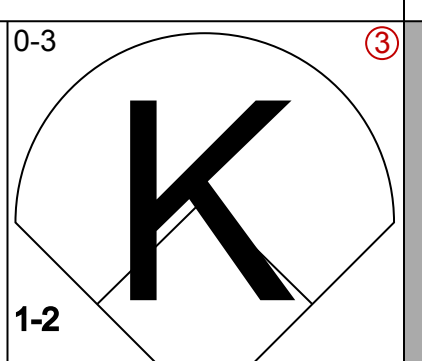
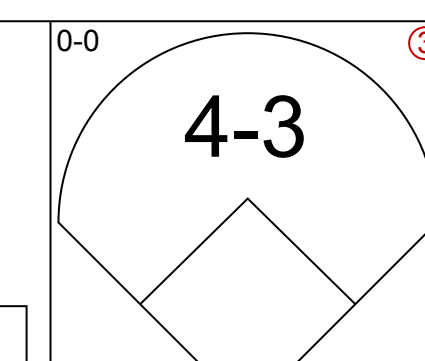
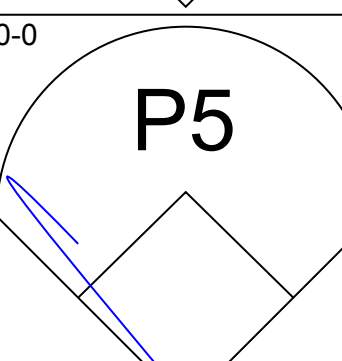
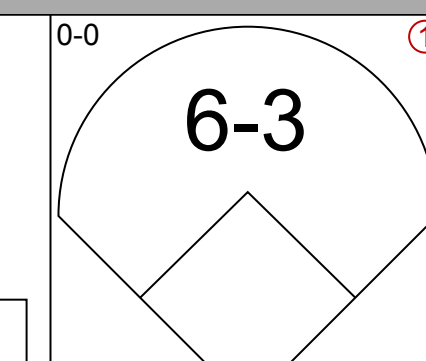
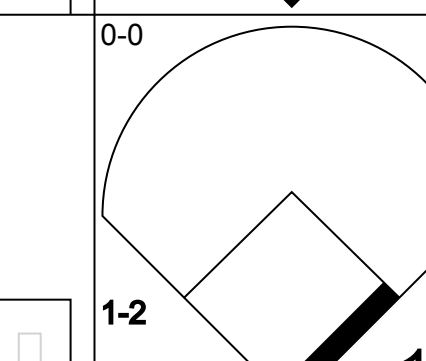
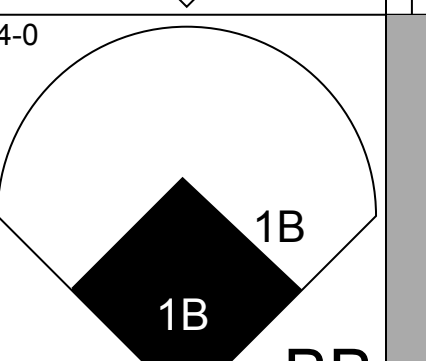
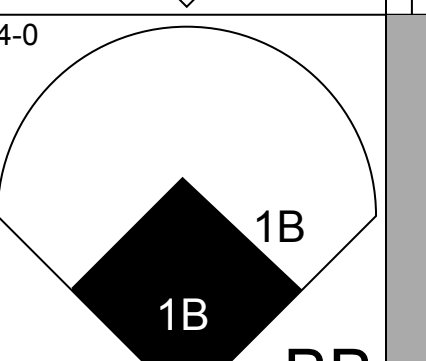
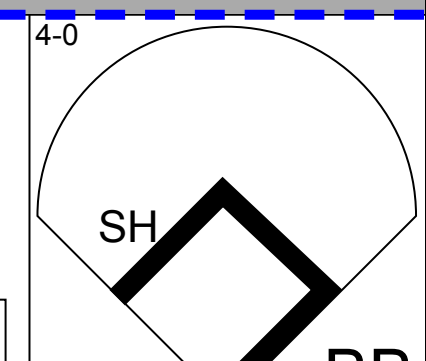
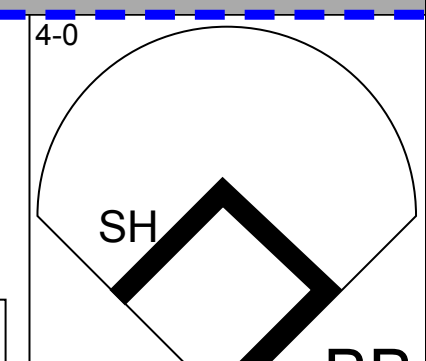
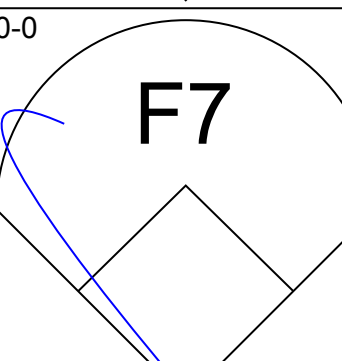
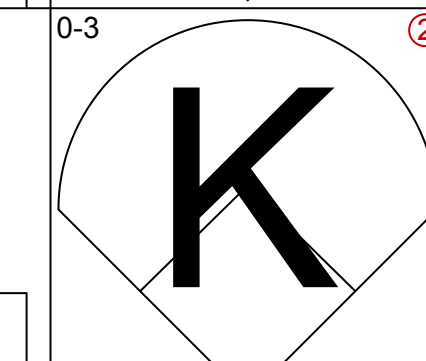
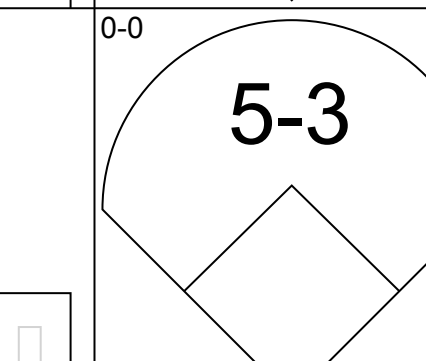
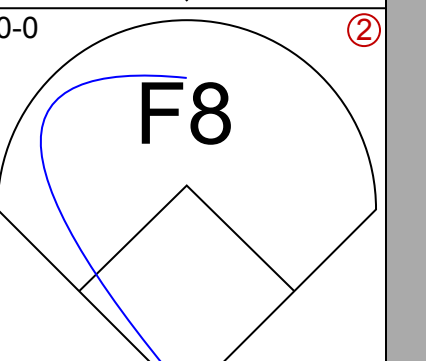
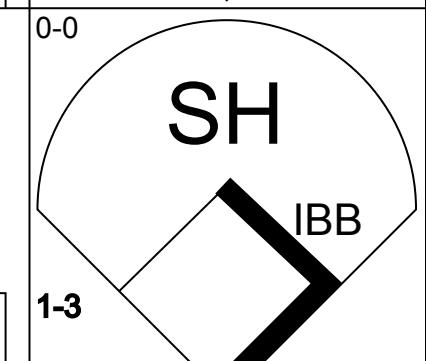
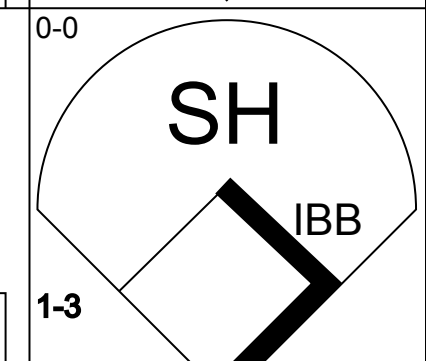
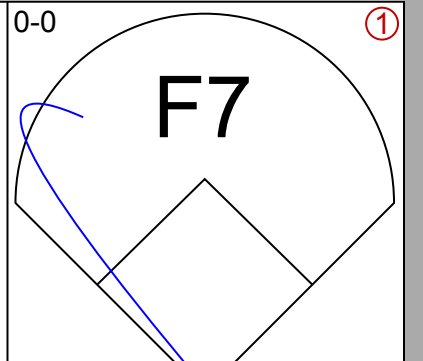
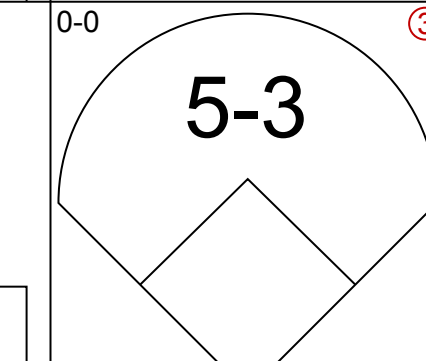
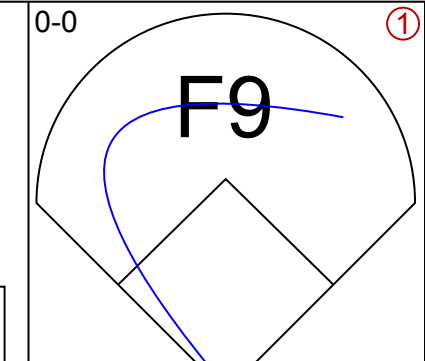
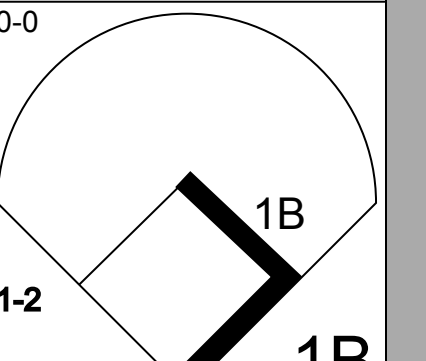
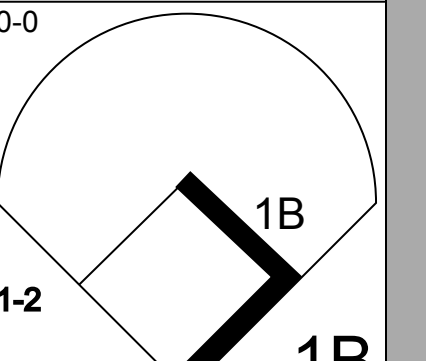
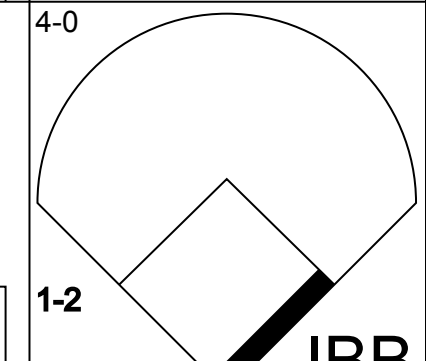
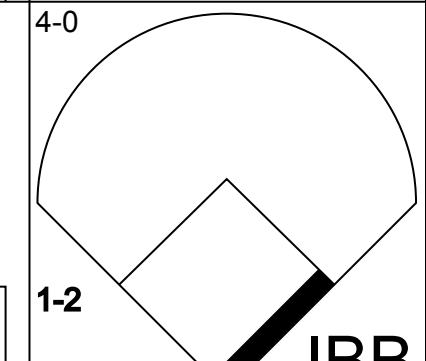
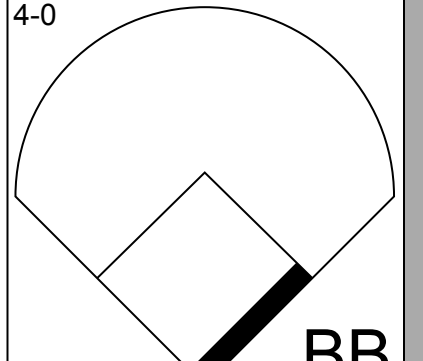
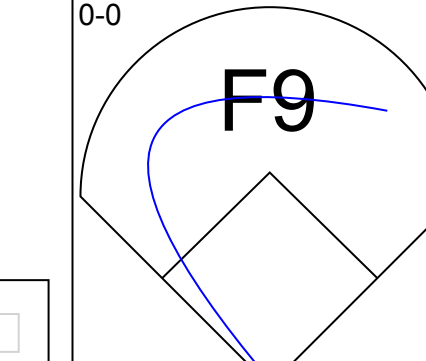
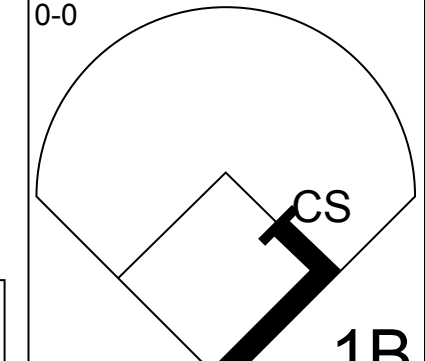
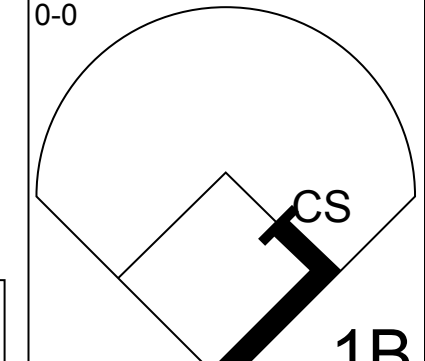
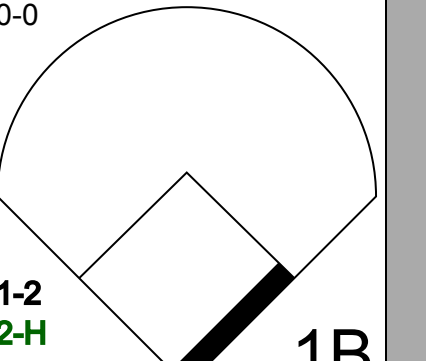
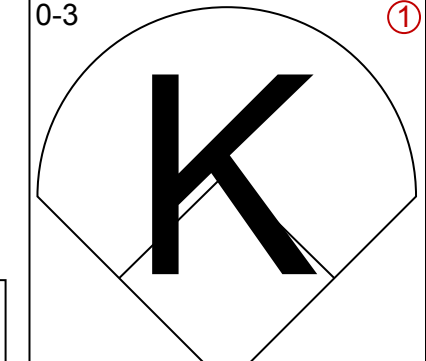
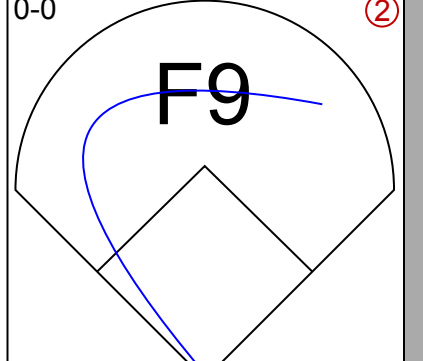
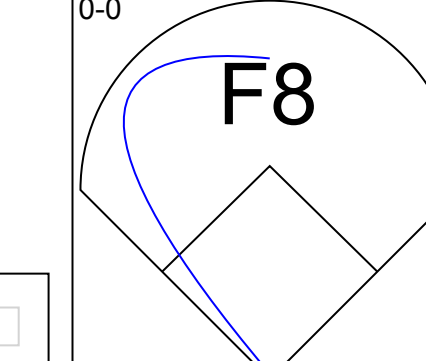
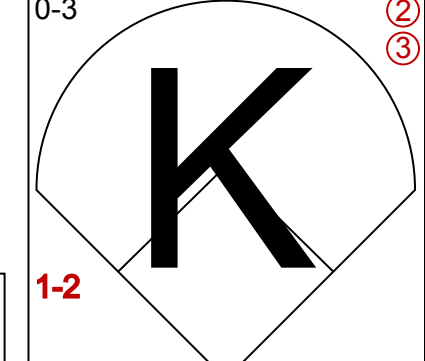
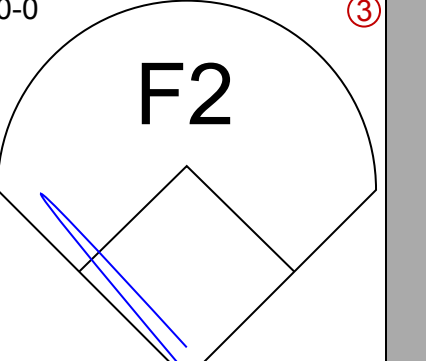
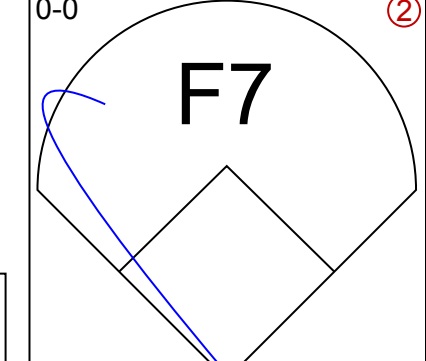
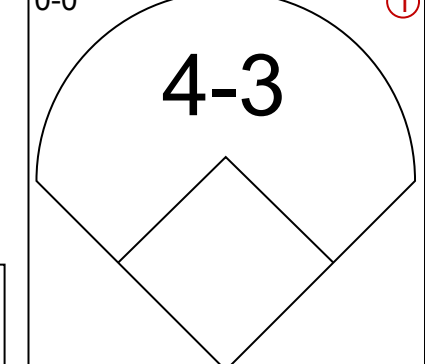
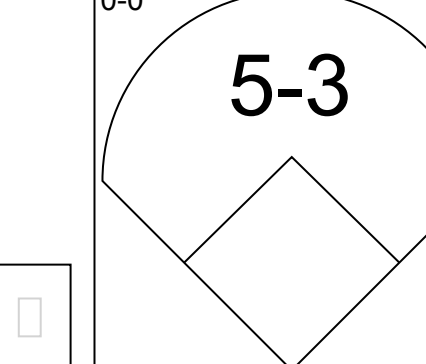
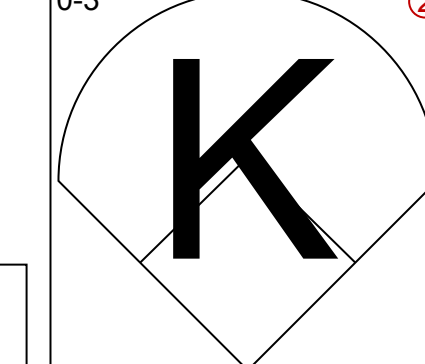
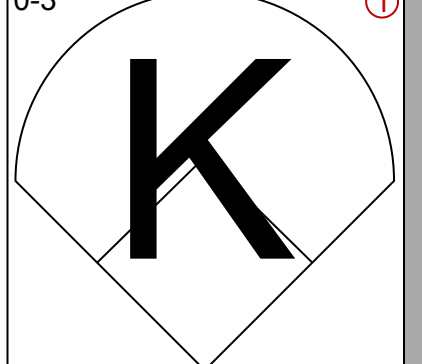
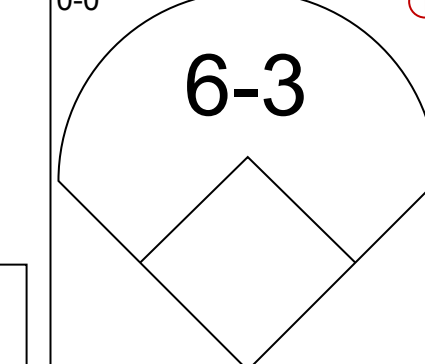
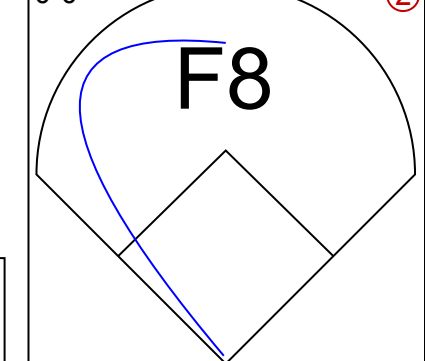
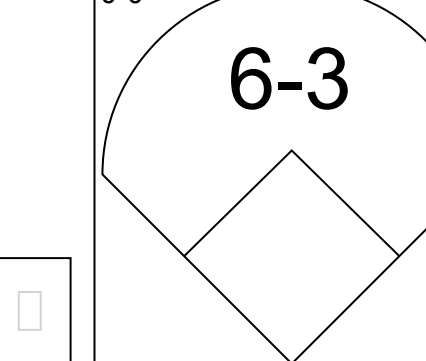
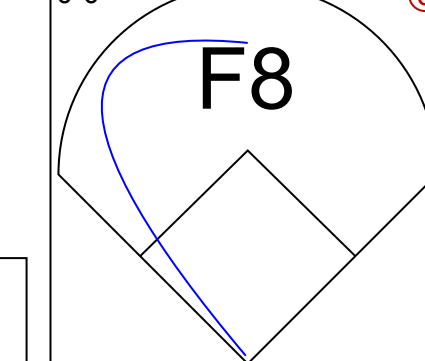
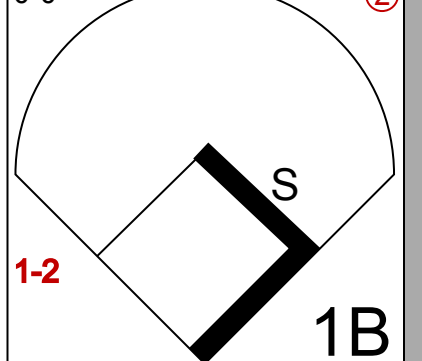
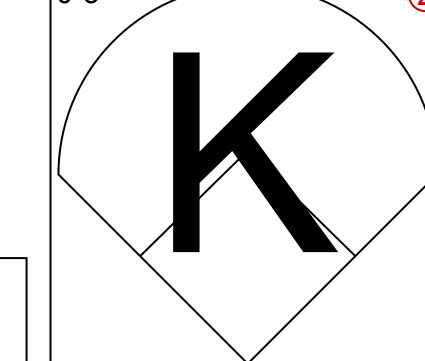


Batter	1	2	3	4	5	6	7	8	9	10	11	12	13	AB	R	H	RBI	BB	SO	LOB	TOP	
John Scott, R OBP: 0.298, SLG: 0.367 (1, 8)														6	0	0	0	0	1	3		
Bob Bailor, R OBP: 0.369, SLG: 0.460 (1, 6)														5	0	1	0	1	1	0		
Roy Howell, L OBP: 0.364, SLG: 0.347 (1, 5)														4	0	1	0	2	2	3		
Otto Velez, R OBP: 0.397, SLG: 0.569 (1, 9)														5	0	0	0	1	4	5		
Ron Fairly, L OBP: 0.421, SLG: 0.478 (9, PR)														4	0	2	0	0	2	0		
Steve Bowling, R OBP: 0.233, SLG: 0.111 (9, 7)														0	0	0	0	0	0	0		
Ernie Whitt, L (10, PH)														1	0	0	0	0	1	2		
Sam Ewing, L OBP: 0.350, SLG: 0.302 (10, 7)														1	0	0	0	0	0	1		
Al Woods, L OBP: 0.362, SLG: 0.464 (11, PH)														3	0	0	0	0	3	2		
Pedro Garcia, R OBP: 0.254, SLG: 0.300 (11, PH)														2	0	0	0	0	0	1		
Alan Ashby, S OBP: 0.253, SLG: 0.325 (1, 2)														4	1	0	0	1	2	2		
Doug Ault, R OBP: 0.340, SLG: 0.419 (1, 3)														4	0	2	0	1	0	0		
Dave McKay, S OBP: 0.203, SLG: 0.274 (1, 4)														4	0	0	0	0	3	3		
Inning Stats	R: 0 E: 0 K: 1 S: 5	H: 0 LOB: 0 BB: 0 P: 5	R: 0 E: 0 K: 3 S: 9	H: 0 LOB: 0 BB: 0 P: 9	R: 0 E: 0 K: 2 S: 7	H: 0 LOB: 0 BB: 0 P: 7	R: 0 E: 0 K: 2 S: 7	H: 0 LOB: 0 BB: 0 P: 7	R: 0 E: 0 K: 3 S: 9	H: 0 LOB: 0 BB: 0 P: 9	R: 0 E: 0 K: 1 S: 6	H: 1 LOB: 2 BB: 2 P: 13	R: 0 E: 0 K: 0 S: 3	H: 0 LOB: 0 BB: 0 P: 3	R: 0 E: 0 K: 0 S: 3	H: 0 LOB: 0 BB: 0 P: 3	R: 0 E: 0 K: 0 S: 3	H: 0 LOB: 1 BB: 1 P: 7	1B: 6 2B: 0 3B: 0 HR: 0	SF: 0 SAC: 2 DP: 0 HBP: 0	WIP: 2 PB: 0 SB: 2 CS: 0	PA: 51
PITCHER	IP WLS BF H R ER SO BB IBB HBP BLK WP HR S P ERA WHIP	10.0 41 6 1 0 19 4 1 0 0 2 0 74 94 0.00 1.000	3.0 W 10 0 0 0 0 1 0 0 0 0 9 13 0.00 0.333	PITCHER																		

Toronto Blue Jays @ California Angels
Anaheim Stadium, Anaheim, CA
Wed Jun 08 1977, 10:05 PM EDT
Att. 11,678 - Unknown

AB 43
R 1
H 6
RBI 0
BB 6
SO 19
LOB 22



Batter	1	2	3	4	5	6	7	8	9	10	11	12	13	AB	R	H	RBI	BB	SO	LOB	BOTTOM					
Rusty Torres, S OBP: 0.143, SLG: 0.143 (1, 8)														6	0	1	0	0	2	1						
Bobby Grich, R OBP: 0.359, SLG: 0.392 (1, 6)														4	2	2	1	2	0	0						
Joe Rudi, R OBP: 0.316, SLG: 0.461 (1, 7)														4	0	0	0	0	1	3						
Don Baylor, R OBP: 0.316, SLG: 0.383 (1, 3)														4	0	1	0	1	0	0						
Bobby Bonds, R OBP: 0.362, SLG: 0.528 (1, 9)														4	0	2	1	1	1	3						
Dave Chalk, R OBP: 0.372, SLG: 0.373 (1, 5)														5	0	0	0	0	1	7						
Willie Aikens, L OBP: 0.371, SLG: 0.376 (10, PR)														4	0	1	0	0	2	1						
Gil Flores, R OBP: 0.365, SLG: 0.436 (10, PH)														0	0	0	0	0	0	0						
Ron Jackson, R OBP: 0.272, SLG: 0.364 (11, PH)														1	0	0	0	0	0	3						
Andy Etchebarren, R OBP: 0.333, SLG: 0.241 (8, PH)														2	0	0	0	0	0	0						
Tony Solari, L OBP: 0.309, SLG: 0.330 (8, 4)														1	0	0	0	0	1	0						
Mario Guerrero, R (8, 4)														2	0	0	0	0	0	1						
Orlando Ramirez, R (1, 4)														2	0	0	0	0	0	0						
Jerry Remy, L OBP: 0.363, SLG: 0.376 (6, PH)														1	0	0	0	0	0	0						
Terry Humphrey, R OBP: 0.301, SLG: 0.264 (9, 2)														2	0	1	0	0	1	0						
Inning Stats	R: 0 E: 0 K: 0 S: 3	H: 0 LOB: 0 BB: 0 P: 3	R: 0 E: 0 K: 1 S: 5	H: 0 LOB: 1 BB: 1 P: 9	R: 0 E: 0 K: 1 S: 5	H: 0 LOB: 0 BB: 0 P: 5	R: 0 E: 0 K: 1 S: 5	H: 2 LOB: 2 BB: 0 P: 5	R: 0 E: 0 K: 1 S: 5	H: 1 LOB: 0 BB: 0 P: 5	R: 0 E: 0 K: 1 S: 5	H: 0 LOB: 0 BB: 0 P: 5	R: 1 E: 0 K: 0 S: 5	H: 2 LOB: 2 BB: 1 P: 9	R: 0 E: 0 K: 2 S: 8	H: 2 LOB: 2 BB: 0 P: 8	R: 0 E: 1 K: 1 S: 6	H: 0 LOB: 3 BB: 2 P: 14	R: 0 E: 0 K: 1 S: 5	H: 0 LOB: 0 BB: 0 P: 5	R: 1 E: 0 K: 0 S: 1	H: 1 LOB: 0 BB: 0 P: 1	1B: 7 2B: 0 3B: 0 HR: 1	SF: 0 SAC: 1 DP: 0 HBP: 0	WIP: 0 PB: 0 SB: 1 CS: 2	PA: 47
PITCHER	IP WLS BF H R ER SO BB IBB HBP BLK WP HR S P ERA WHIP	8.2 32 5 1 1 6 2 0 0 0 0 0 42 50 1.04 0.808	1.1 5 2 0 0 2 0 0 0 0 0 0 9 9 0.00 1.500	2.0 L 10 1 1 1 2 1 1 0 0 0 1 12 20 4.50 1.000	PITCHER																					

Toronto Blue Jays @ California Angels
Anaheim Stadium, Anaheim, CA
Wed Jun 08 1977, 10:05 PM EDT
Att. 11,678 - Unknown

AB 42
R 2
H 8
RBI 2
BB 4
SO 10
LOB 19

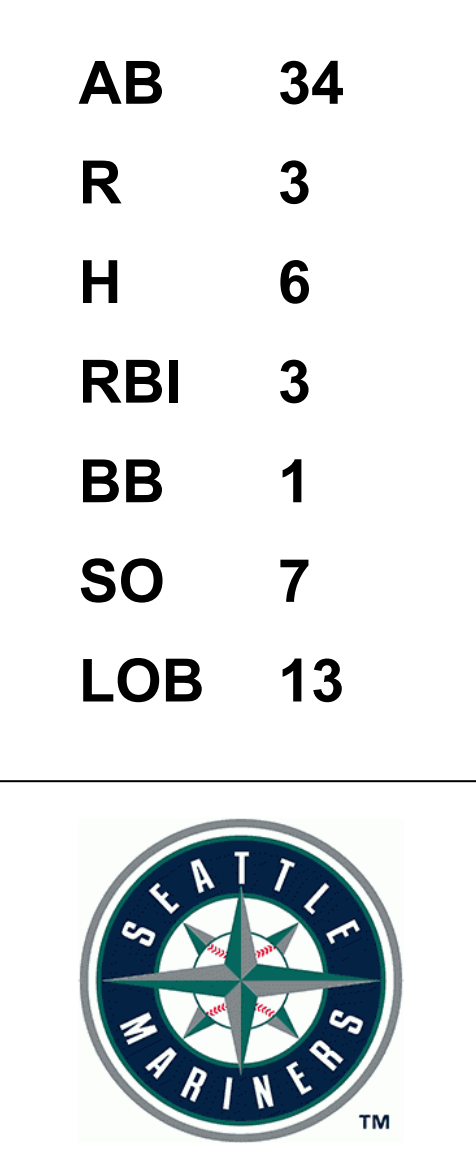


Batter	1	2	3	4	5	6	7	8	9	AB R H RBI BB SO LOB	TOP												
John Scott, R OBP: 0.292, SLG: 0.359 Steve Bowling, R OBP: 0.217, SLG: 0.103	E5 4-3 CS		F8		6-3		5-3		K	2 0 0 0 0 0 3 0 0 0 0 1 0	Toronto Blue Jays @ Seattle Mariners The Kingdome, Seattle, WA Fri Jun 10 1977, 10:05 PM EDT Att: 11,786 - Unknown												
Bob Bailor, R OBP: 0.366, SLG: 0.455	4-3		1-3		F9		1B			4 0 1 0 0 0 1													
Roy Howell, L OBP: 0.369, SLG: 0.375	4-0 CS BB				1-3		4-3			3 1 1 1 1 0 1													
Otto Velez, R OBP: 0.394, SLG: 0.558	K 1-2 3-H				6-3					3 1 0 0 1 1 2													
Ron Fairly, L OBP: 0.423, SLG: 0.507		4-3								4 2 2 2 0 1 0													
Doug Radler, R OBP: 0.399, SLG: 0.445		4-3								3 0 2 1 1 0 0													
Doug Ault, R OBP: 0.338, SLG: 0.415										4 0 1 0 0 0 3													
Alan Ashby, S OBP: 0.293, SLG: 0.320										3 0 0 0 1 0 2													
Dave McKay, S OBP: 0.197, SLG: 0.266										4 0 0 0 0 2 2													
Inning Stats	R: 0 E: 1 K: 1 S: 5	H: 0 LOB: 2 BB: 1 P: 9	R: 0 E: 0 K: 0 S: 4	H: 1 LOB: 1 BB: 0 P: 4	R: 0 E: 0 K: 1 S: 5	H: 0 LOB: 0 BB: 0 P: 5	R: 2 E: 0 K: 1 S: 8	H: 3 LOB: 2 BB: 1 P: 12	R: 0 E: 0 K: 0 S: 3	H: 0 LOB: 0 BB: 0 P: 3		R: 2 E: 0 K: 0 S: 4	H: 2 LOB: 0 BB: 1 P: 8	R: 0 E: 0 K: 0 S: 4	H: 1 LOB: 1 BB: 0 P: 4	R: 0 E: 0 K: 1 S: 5	H: 0 LOB: 1 BB: 1 P: 9	R: 0 E: 0 K: 1 S: 5	H: 0 LOB: 0 BB: 0 P: 5	1B: 4 2B: 2 3B: 0 HR: 2	SF: 0 SAC: 0 DP: 2 HBP: 0	WP: 0 PB: 0 SB: 1 CS: 2	PA: 37
PITCHER	IP WLS BF H R ER SO BB IBB HBP BLK WP HR S P ERA WHIP											PITCHER	IP WLS BF H R ER SO BB IBB HBP BLK WP HR S P ERA WHIP										
John Montague, R ERA: 4.01	(1, 1) 5.1 L 25 6 4 4 3 2 1 0 0 0 0 2 28 40 6.75 1.500											Tom House, L ERA: 6.64	(6, 1) 3.2 12 1 0 0 2 1 0 0 0 0 0 15 19 0.00 0.545										

AB	33
R	4
H	7
RBI	4
BB	4
SO	5
LOB	11



Batter	1	2	3	4	5	6	7	8	9	AB R H RBI BB SO LOB	BOTTOM												
Dave Collins, S OBP: 0.290, SLG: 0.261	K		F7		3-1			F2		4 0 0 0 0 1 1	Toronto Blue Jays @ Seattle Mariners The Kingdome, Seattle, WA Fri Jun 10 1977, 10:05 PM EDT Att: 11,786 - Unknown												
Jose Baez, R OBP: 0.383, SLG: 0.398					4-3			HR 1B		4 1 3 1 0 0 0													
Steve Braun, L OBP: 0.366, SLG: 0.308	K		F8		F5			F4		4 0 0 0 0 1 3													
Ruppert Jones, L OBP: 0.318, SLG: 0.477	1-6-3				1-3			HR		4 1 1 2 0 0 1													
Carlos Lopez, R OBP: 0.350, SLG: 0.500		K			FC3-6 1B			K		4 0 1 0 0 3 0													
Bill Stein, R OBP: 0.311, SLG: 0.419		4-3			FC3-6 BB			F8		3 0 0 0 1 0 0													
Dan Meyer, L OBP: 0.297, SLG: 0.367		F8			FC3-6 HBP			F4		4 0 1 0 0 0 2													
Bob Stinson, S OBP: 0.394, SLG: 0.400										2 1 0 0 0 0 0													
Leroy Stanton, R OBP: 0.309, SLG: 0.467			E6 4-3 1B							1 0 0 0 0 1 1													
Larry Milbourne, S OBP: 0.220, SLG: 0.252										3 0 0 0 0 1 4													
Skip Jutze, R OBP: 0.270, SLG: 0.382			4-3		K			F9		1 0 0 0 0 0 1													
Inning Stats	R: 0 E: 0 K: 2 S: 8	H: 1 LOB: 0 BB: 0 P: 8	R: 0 E: 0 K: 1 S: 5	H: 0 LOB: 0 BB: 0 P: 5	R: 1 E: 1 K: 0 S: 5	H: 1 LOB: 1 BB: 0 P: 5	R: 0 E: 0 K: 1 S: 6	H: 1 LOB: 3 BB: 1 P: 11	R: 0 E: 0 K: 0 S: 3	H: 0 LOB: 0 BB: 0 P: 3	R: 0 E: 0 K: 1 S: 5	H: 0 LOB: 0 BB: 0 P: 5	R: 0 E: 0 K: 0 S: 3	H: 0 LOB: 0 BB: 0 P: 3	R: 2 E: 0 K: 1 S: 7	H: 2 LOB: 0 BB: 0 P: 7	R: 0 E: 0 K: 1 S: 6	H: 1 LOB: 1 BB: 0 P: 6	1B: 5 2B: 0 3B: 0 HR: 1	SF: 0 SAC: 0 DP: 0 HBP: 1	WP: 0 PB: 0 SB: 1 CS: 0	PA: 36	
PITCHER	IP WLS BF H R ER SO BB IBB HBP BLK WP HR S P ERA WHIP											PITCHER	IP WLS BF H R ER SO BB IBB HBP BLK WP HR S P ERA WHIP										
Dave Lemanczyk, R ERA: 4.12	(1, 1) 8.1 W 34 6 3 2 6 1 0 0 0 0 0 1 44 49 2.16 0.840											Mike Willis, L ERA: 1.95	(9, 1) 0.2 S 2 0 0 0 1 0 0 0 0 0 0 4 4 0.00 0.000										



Batter	1	2	3	4	5	6	7	8	9	AB	R	H	RBI	BB	SO	LOB	TOP										
Bob Bailor, R OBP: 0.373, SLG: 0.478 (1, 6)										5	1	3	1	0	0	1											
Roy Howell, L OBP: 0.386, SLG: 0.404 (1, 5)										5	1	4	1	0	0	1											
Ron Fairly, L OBP: 0.419, SLG: 0.500 (6, PR)										4	0	1	0	0	1	2											
John Scott, R OBP: 0.292, SLG: 0.359 (8, 8)										0	1	0	0	0	0	0	0										
Sam Ewing, L OBP: 0.381, SLG: 0.302 (8, 7)										5	0	0	0	0	2	7											
Otto Velez, R OBP: 0.384, SLG: 0.542 (1, 9)										5	0	0	0	0	2	7											
Doug Rader, R OBP: 0.399, SLG: 0.449 (1, 10)										5	0	2	1	0	0	4											
Doug Ault, R OBP: 0.336, SLG: 0.417 (1, 3)										4	1	1	1	0	0	2											
Alan Ashby, S OBP: 0.292, SLG: 0.318 (1, 2)										4	0	1	1	0	3	2											
Dave McKay, S OBP: 0.199, SLG: 0.260 (1, 4)										3	0	0	0	0	0	1											
Steve Bowling, R OBP: 0.240, SLG: 0.119 (8, 7)										3	1	1	0	1	0	2											
Inning Stats	R: 0 E: 0 K: 1 S: 5	H: 1 LOB: 0 BB: 0 P: 5	R: 0 E: 0 K: 0 S: 3	H: 1 LOB: 0 BB: 0 P: 3	R: 0 E: 0 K: 1 S: 6	H: 1 LOB: 1 BB: 0 P: 6	R: 0 E: 0 K: 0 S: 4	H: 0 LOB: 1 BB: 0 P: 4	R: 0 E: 0 K: 1 S: 5	H: 1 LOB: 1 BB: 0 P: 4	R: 1 E: 1 K: 0 S: 5	H: 2 LOB: 1 BB: 0 P: 5	R: 3 E: 0 K: 2 S: 11	H: 4 LOB: 2 BB: 0 P: 11	R: 1 E: 0 K: 1 S: 7	H: 2 LOB: 3 BB: 2 P: 15	1B: 9 2B: 3 3B: 0 HR: 1	SF: 0 SAC: 0 DP: 2 HBP: 1	WP: 0 PB: 0 SB: 0 CS: 0	PA: 41							
PITCHER	IP	WLS	BF	H	R	ER	SO	BB	IBB	HBP	BLK	WP	HR	S	P	ERA	WHIP										
Glenn Abbott, R ERA: 5.16 (1, 1)	7.0		28	8	2	2	3	0	0	1	0	0	1	33	34	2.57	1.143										
Mike Kekich, L ERA: 2.13 (8, 1)	0.1		4	3	1	1	1	0	0	0	0	0	0	6	6	27.00	9.000										
Enrique Romo, R ERA: 2.08 (8, 1)	1.2	L	9	2	2	2	2	1	1	0	0	0	0	11	19	10.80	1.800										

Toronto Blue Jays @ Seattle Mariners
The Kingdome, Seattle, WA
Sat Jun 11 1977, 10:05 PM EDT
Att. 21,318 - Dome

AB	38
R	5
H	13
RBI	5
BB	2
SO	6
LOB	22



Batter	1	2	3	4	5	6	7	8	9	AB	R	H	RBI	BB	SO	LOB	BOTTOM										
Jose Báez, R OBP: 0.375, SLG: 0.388 (1, 4)										5	0	1	0	0	0	4											
Bill Stein, R OBP: 0.309, SLG: 0.427 (1, 5)										5	1	1	1	0	1	3											
Carlos Lopez, R OBP: 0.365, SLG: 0.515 (1, 9)										4	1	3	0	0	0	0											
Leroy Stanton, R OBP: 0.304, SLG: 0.480 (1, 10)										5	1	1	2	0	2	4											
Ruppert Jones, L OBP: 0.317, SLG: 0.473 (1, 8)										4	0	1	0	0	1	3											
Juan Bernhardt, R OBP: 0.327, SLG: 0.500 (1, 3)										3	0	2	0	0	0	1											
Larry Milbourne, S OBP: 0.220, SLG: 0.252 (6, PR)										0	0	0	0	0	0	0											
Dan Meyer, L OBP: 0.300, SLG: 0.370 (7, 3)										1	0	1	0	0	0	0											
Steve Braun, L OBP: 0.360, SLG: 0.302 (1, 7)										4	1	0	0	0	1	2											
Skip Jutze, R OBP: 0.268, SLG: 0.395 (1, 2)										4	0	1	0	0	2	2											
Craig Reynolds, L OBP: 0.269, SLG: 0.313 (1, 6)										3	0	1	1	0	0	1											
Dave Collins, S OBP: 0.295, SLG: 0.261 (8, PH)										0	0	0	0	1	0	0											
Inning Stats	R: 1 E: 1 K: 0 S: 5	H: 2 LOB: 1 BB: 0 P: 5	R: 1 E: 1 K: 0 S: 6	H: 2 LOB: 2 BB: 0 P: 6	R: 0 E: 0 K: 1 S: 5	H: 1 LOB: 1 BB: 0 P: 6	R: 0 E: 0 K: 1 S: 5	H: 0 LOB: 0 BB: 0 P: 5	R: 2 E: 0 K: 0 S: 5	H: 2 LOB: 0 BB: 0 P: 5	R: 0 E: 0 K: 2 S: 8	H: 1 LOB: 1 BB: 0 P: 8	R: 0 E: 0 K: 2 S: 9	H: 2 LOB: 2 BB: 0 P: 9	R: 0 E: 0 K: 0 S: 4	H: 2 LOB: 2 BB: 1 P: 8	R: 0 E: 0 K: 1 S: 5	H: 0 LOB: 0 BB: 0 P: 5	1B: 7 2B: 3 3B: 0 HR: 2	SF: 0 SAC: 0 DP: 0 HBP: 1	WP: 0 PB: 0 SB: 0 CS: 1	PA: 40					
PITCHER	IP	WLS	BF	H	R	ER	SO	BB	IBB	HBP	BLK	WP	HR	S	P	ERA	WHIP										
Jerry Garvin, L ERA: 3.56 (1, 1)	6.1		30	10	4	3	4	0	0	1	0	0	2	37	38	4.26	1.579										
Tom Bruno, R ERA: 9.35 (7, 1)	0.1		1	0	0	0	1	0	0	0	0	0	0	3	3	0.00	0.000										
Mike Willis, L ERA: 1.89 (7, 1)	1.0		5	2	0	0	1	1	0	0	0	0	0	6	10	0.00	3.000										
Jerry Johnson, R ERA: 2.83 (8, 1)	1.1	W	4	0	0	0	1	0	0	0	0	0	0	6	6	0.00	0.000										

Toronto Blue Jays @ Seattle Mariners
The Kingdome, Seattle, WA
Sat Jun 11 1977, 10:05 PM EDT
Att. 21,318 - Dome

AB	38
R	4
H	12
RBI	4
BB	1
SO	7
LOB	20



Batter	1	2	3	4	5	6	7	8	9	AB	R	H	RBI	BB	SO	LOB	TOP			
Bob Bailor, R OBP: 0.370, SLG: 0.472 (1, 6)										4	0	1	0	0	0	4	Toronto Blue Jays @ Seattle Mariners The Kingdom, Seattle, WA Sun Jun 12 1977, 6:33 AM EDT Att: 28,412 - Dome			
Roy Howell, L OBP: 0.382, SLG: 0.393 (1, 5)										3	1	0	0	0	0	1				
Ron Fairly, L OBP: 0.415, SLG: 0.493 (1, 7)										4	0	1	0	0	0	0				
Doug Rader, R OBP: 0.392, SLG: 0.442 (1, 10)										3	0	0	1	0	0	0				
Otto Velez, R OBP: 0.377, SLG: 0.529 (1, 9)										4	0	0	0	0	2	1				
Doug Ault, R OBP: 0.330, SLG: 0.408 (1, 3)										4	1	0	0	0	0	1				
Alan Ashby, S OBP: 0.301, SLG: 0.324 (1, 2)										3	0	2	1	1	0	0				
Dave McKay, S OBP: 0.207, SLG: 0.267 (1, 4)										4	0	2	0	0	0	1				
Steve Bowling, R OBP: 0.245, SLG: 0.114 (1, 8)										2	0	0	0	1	0	1				
Inning Stats	R: 0 E: 0 K: 0 S: 3	H: 1 LOB: 0 BB: 0 P: 3	R: 0 E: 0 K: 0 S: 3	H: 0 LOB: 0 BB: 0 P: 3	R: 0 E: 0 K: 0 S: 3	H: 1 LOB: 1 BB: 1 P: 7	R: 0 E: 0 K: 0 S: 3	H: 0 LOB: 0 BB: 0 P: 3	R: 0 E: 0 K: 1 S: 6	H: 2 LOB: 3 BB: 1 P: 11	R: 0 E: 0 K: 0 S: 3	H: 0 LOB: 0 BB: 0 P: 3	R: 0 E: 0 K: 0 S: 3	R: 1 E: 1 K: 0 S: 5	H: 1 LOB: 1 BB: 0 P: 5	1B: 6 2B: 0 3B: 0 HR: 0	SF: 1 SAC: 0 DP: 1 HBP: 1	WP: 0 PB: 0 SB: 0 CS: 0	PA: 35	
PITCHER Dick Pole, R ERA: 4.07 (1, 1)	IP: 9.0 WLS: W BF: 35 H: 6 R: 2 ER: 1 SO: 2 BB: 2 IBB: 0 HBP: 1 BLK: 0 WP: 0 HR: 0 S: 36 P: 45 ERA: 1.00 WHIP: 0.889																			

AB	31
R	2
H	6
RBI	2
BB	2
SO	2
LOB	9



Batter	1	2	3	4	5	6	7	8	9	AB	R	H	RBI	BB	SO	LOB	BOTTOM			
Jose Baez, R OBP: 0.371, SLG: 0.411 (1, 4)										4	1	1	1	0	0	2	Toronto Blue Jays @ Seattle Mariners The Kingdom, Seattle, WA Sun Jun 12 1977, 6:33 AM EDT Att: 28,412 - Dome			
Steve Braun, L OBP: 0.383, SLG: 0.300 (1, 7)										2	1	0	0	2	0	0				
Carlos Lopez, R OBP: 0.368, SLG: 0.511 (1, 9)										3	1	1	0	1	1	2				
Ruppert Jones, L OBP: 0.324, SLG: 0.475 (1, 8)										3	0	2	2	1	0	0				
Leroy Stanton, R OBP: 0.302, SLG: 0.473 (1, 10)										4	0	1	1	0	0	4				
Bill Stein, R OBP: 0.312, SLG: 0.426 (1, 5)										3	1	1	0	1	1	2				
Dan Meyer, L OBP: 0.301, SLG: 0.366 (1, 3)										2	0	0	0	1	0	1				
Bob Stinson, S OBP: 0.396, SLG: 0.403 (1, 2)										4	0	2	1	0	0	1				
Craig Reynolds, L OBP: 0.268, SLG: 0.311 (1, 6)										4	1	1	0	0	0	2				
Inning Stats	R: 1 E: 0 K: 0 S: 5	H: 2 LOB: 1 BB: 0 P: 5	R: 0 E: 0 K: 0 S: 2	H: 0 LOB: 0 BB: 1 P: 6	R: 2 E: 0 K: 2 S: 10	H: 3 LOB: 2 BB: 1 P: 14	R: 0 E: 0 K: 0 S: 4	H: 1 LOB: 0 BB: 0 P: 4	R: 0 E: 0 K: 0 S: 3	H: 0 LOB: 0 BB: 0 P: 3	R: 0 E: 0 K: 0 S: 2	H: 0 LOB: 0 BB: 1 P: 6	R: 1 E: 0 K: 0 S: 4	H: 1 LOB: 3 BB: 3 P: 16	R: 1 E: 0 K: 0 S: 5	H: 2 LOB: 1 BB: 0 P: 5	1B: 8 2B: 0 3B: 0 HR: 1	SF: 0 SAC: 2 DP: 2 HBP: 0	WP: 2 PB: 0 SB: 1 CS: 0	PA: 37
PITCHER Pete Vuckovich, R ERA: 3.08 (1, 1)	IP: 6.2 WLS: L BF: 29 H: 7 R: 4 ER: 4 SO: 2 BB: 4 IBB: 0 HBP: 0 BLK: 0 WP: 1 HR: 1 S: 29 P: 45 ERA: 5.40 WHIP: 1.650																			
Tom Bruno, R ERA: 9.35 (7, 1)	0.0	1	0	0	0	0	1	0	0	0	4	∞	∞							
Dennis DeBarr, L ERA: 6.0 (7, 1)	1.1	7	2	1	1	0	1	0	0	0	6	6.75	2.250							


AB	29
R	5
H	9
RBI	5
BB	6
SO	2
LOB	14



Batter	1	2	3	4	5	6	7	8	9	AB	R	H	RBI	BB	SO	LOB	TOP			
Bob Bailor, R OBP: 0.362, SLG: 0.461 (1, 6)	F7		F8			5-3		L5		4	0	0	0	0	0	3				
Roy Howell, L OBP: 0.376, SLG: 0.388 (1, 5)	CS 1B		K			G3			K	4	0	1	0	0	2	3				
Doug Rader, R OBP: 0.389, SLG: 0.454 (1, 10)	K			K		K			HR	4	1	1	1	0	3	2				
Otto Velez, R OBP: 0.370, SLG: 0.517 (1, 9)		L8		P6			K		3-1	4	0	0	0	0	1	0				
Ron Fairly, L OBP: 0.417, SLG: 0.510 (1, 7)	K			K			HR		FC5-4 BB	3	1	1	1	1	2	0				
Doug Ault, R OBP: 0.324, SLG: 0.400 (1, 3)	K				L6		P6		FC5-4	4	0	0	0	0	1	1				
Alan Ashby, S OBP: 0.302, SLG: 0.320 (1, 2)				BB BB	K		5-3			2	0	0	0	1	1	0				
Dave McKay, S OBP: 0.203, SLG: 0.261 (1, 4)			P6		F9			K		3	0	0	0	0	1	1				
Steve Bowling, R OBP: 0.268, SLG: 0.152 (1, 8)						G3 2B		K		2	0	1	0	1	1	0				
Inning Stats	R: 0 E: 0 K: 1 S: 5	H: 1 LOB: 1 BB: 0 P: 5	R: 0 E: 0 K: 2 S: 7	H: 0 LOB: 0 BB: 0 P: 7	R: 0 E: 0 K: 1 S: 5	H: 0 LOB: 2 BB: 2 P: 13	R: 0 E: 0 K: 2 S: 7	H: 0 LOB: 0 BB: 0 P: 7	R: 0 E: 0 K: 1 S: 5	H: 1 LOB: 1 BB: 0 P: 6	R: 1 E: 0 K: 1 S: 6	H: 1 LOB: 0 BB: 0 P: 6	R: 0 E: 0 K: 2 S: 7	H: 0 LOB: 0 BB: 0 P: 7	R: 1 E: 0 K: 1 S: 6	H: 1 LOB: 1 BB: 1 P: 10	1B: 1 2B: 2 3B: 0 HR: 2	SF: 0 SAC: 0 DP: 1 HBP: 0	WP: 0 PB: 0 SB: 0 CS: 1	PA: 33
PITCHER John Hiller, L ERA: 3.3 (1, 1)	IP: 9.0 WLS: W BF: 33 H: 4 R: 2 ER: 2 SO: 12 BB: 3 IBB: 0 HBP: 0 BLK: 0 WP: 0 HR: 2 S: 54 P: 66 ERA: 2.00 WHIP: 0.778															PITCHER				

Toronto Blue Jays @ Detroit Tigers
Tiger Stadium, Detroit, MI
Tue Jun 14 1977, 7:05 PM EDT
Att: 11,808 - Unknown


AB	30
R	2
H	4
RBI	2
BB	3
SO	12
LOB	10



Batter	1	2	3	4	5	6	7	8	9	AB	R	H	RBI	BB	SO	LOB	BOTTOM			
Ron LeFlore, R OBP: 0.287, SLG: 0.325 (1, 8)	BB 1B		F9				SH3 2B 1B			2	2	1	0	1	0	0				
Tito Fuentes, S OBP: 0.348, SLG: 0.404 (1, 4)	2B 1B		F8			SF8 3B	SH3			3	2	2	2	0	0	0				
Rusty Staub, L OBP: 0.293, SLG: 0.367 (1, 10)	1H 2B		6-3			SF8	F2			3	0	1	2	0	0	1				
Steve Kemp, L OBP: 0.333, SLG: 0.428 (1, 7)	K			1-3			2B BB			2	0	0	0	2	1	1				
Jason Thompson, L OBP: 0.376, SLG: 0.505 (1, 3)	BB			1-3		F8		2B		3	0	1	1	1	0	1				
Ben Oglivie, L OBP: 0.305, SLG: 0.438 (1, 9)	F9			G3			K		F7	4	0	0	0	0	1	2				
Milt May, L OBP: 0.310, SLG: 0.442 (1, 2)		F7					1B 3B	HR	6-3	4	2	2	1	0	0	0				
Phil Mankowski, L OBP: 0.336, SLG: 0.329 (1, 5)		F5			F8		K		P3	4	0	0	0	0	1	1				
Chuck Scrivener, R OBP: 0.500, SLG: 0.333 (1, 6)		K					3B 1B		5-3	3	1	1	1	0	1	0				
Inning Stats	R: 1 E: 0 K: 1 S: 6	H: 2 LOB: 2 BB: 2 P: 14	R: 0 E: 0 K: 1 S: 5	H: 0 LOB: 0 BB: 0 P: 5	R: 0 E: 0 K: 0 S: 3	H: 0 LOB: 0 BB: 0 P: 3	R: 0 E: 0 K: 0 S: 3	H: 0 LOB: 0 BB: 0 P: 3	R: 4 E: 0 K: 0 S: 6	H: 3 LOB: 1 BB: 1 P: 11	R: 1 E: 0 K: 2 S: 8	H: 1 LOB: 0 BB: 0 P: 8	R: 1 E: 0 K: 0 S: 4	H: 2 LOB: 2 BB: 1 P: 8	R: 0 E: 0 K: 0 S: 3	H: 0 LOB: 0 BB: 0 P: 3	1B: 3 2B: 2 3B: 2 HR: 1	SF: 1 SAC: 1 DP: 0 HBP: 1	WP: 0 PB: 0 SB: 0 CS: 0	PA: 35
PITCHER Jesse Jefferson, R ERA: 4.38 (1, 1)	IP: 4.2 WLS: L BF: 22 H: 5 R: 5 ER: 5 SO: 2 BB: 3 IBB: 0 HBP: 1 BLK: 0 WP: 0 HR: 0 S: 22 P: 35 ERA: 9.64 WHIP: 1.714															PITCHER				
Mike Willis, L ERA: 2.09 (5, 1)	1.1	5	1	1	1	2	0	0	0	0	1	9	9	6.75	0.750					
Dennis DeBarr, L ERA: 5.4 (7, 1)	2.0	8	2	1	1	0	1	0	0	0	0	7	11	4.50	1.500					

Toronto Blue Jays @ Detroit Tigers
Tiger Stadium, Detroit, MI
Tue Jun 14 1977, 7:05 PM EDT
Att: 11,808 - Unknown


AB	28
R	7
H	8
RBI	7
BB	4
SO	4
LOB	6




Batter	1	2	3	4	5	6	7	8	9	AB	R	H	RBI	BB	SO	LOB	TOP	
John Scott, R OBP: 0.280, SLG: 0.344 (1, 8)	F7		FC5-4		FC6-4			F7		4	0	0	0	0	0	2	Toronto Blue Jays @ Detroit Tigers Tiger Stadium, Detroit, MI Thu Jun 16 1977, 7:05 PM EDT Att: 26,041 - Unknown	
Bob Bailor, R OBP: 0.351, SLG: 0.446 (1, 6)	F9			K			F8		4	0	1	0	0	1	0			
Roy Howell, L OBP: 0.378, SLG: 0.395 (1, 5)	4-3			1B			3-1		4	0	1	0	0	0	1			
Ron Fairly, L OBP: 0.420, SLG: 0.506 (1, 3)		G4-6-3		1B			L7		4	0	2	0	0	0	1			
Doug Rader, R OBP: 0.377, SLG: 0.438 (1, 10)	G4-6-3		G5-4-3				L6		4	0	0	0	0	1	4			
Sam Ewing, L OBP: 0.344, SLG: 0.286 (1, 9)	G3				6-3		3-1		3	0	0	0	0	0	0			
Al Woods, L OBP: 0.359, SLG: 0.462 (1, 7)				CS		3-1	F9		3	1	2	0	0	0	0			
Alan Ashby, S OBP: 0.293, SLG: 0.310 (1, 2)			K		3-1			3-1	3	0	0	0	0	1	2			
Dave McKay, S OBP: 0.208, SLG: 0.264 (1, 4)			FC5-4		FC6-4			4-3	3	0	2	1	0	0	0			
Inning Stats	R: 0 E: 0 K: 0 S: 3	H: 0 LOB: 0 BB: 0 P: 3	R: 0 E: 0 K: 0 S: 3	H: 1 LOB: 0 BB: 0 P: 3	R: 0 E: 0 K: 1 S: 6	H: 2 LOB: 1 BB: 0 P: 6	R: 0 E: 0 K: 1 S: 6	H: 2 LOB: 1 BB: 0 P: 6	R: 0 E: 0 K: 0 S: 3	H: 0 LOB: 0 BB: 0 P: 3	R: 0 E: 0 K: 0 S: 3	H: 0 LOB: 0 BB: 0 P: 3	R: 0 E: 0 K: 1 S: 6	H: 1 LOB: 1 BB: 0 P: 6	1B: 7 2B: 1 3B: 0 HR: 0	SF: 0 SAC: 0 DP: 2 HBP: 0		WP: 0 PB: 0 SB: 0 CS: 1
PITCHER Mark Fidrych, R ERA: 1.71 (1, 1)	IP: 9.0 WLS: W BF: 32 H: 8 R: 1 ER: 1 SO: 3 BB: 0 IBB: 0 HBP: 0 BLK: 0 WP: 0 HR: 0 S: 38 P: 38 ERA: 1.00 WHIP: 0.889																	

Batter	1	2	3	4	5	6	7	8	9	AB	R	H	RBI	BB	SO	LOB	BOTTOM			
Ron LeFlore, R OBP: 0.302, SLG: 0.373 (1, 8)	K		HR		HR			1-4-3		4	2	2	2	0	1	0	Toronto Blue Jays @ Detroit Tigers Tiger Stadium, Detroit, MI Thu Jun 16 1977, 7:05 PM EDT Att: 26,041 - Unknown			
Tito Fuentes, S OBP: 0.344, SLG: 0.397 (1, 4)	E6		F7		L5			1-3		4	0	0	0	0	0					
Rusty Staub, L OBP: 0.290, SLG: 0.361 (1, 10)	6-3		F7				F8		4	0	1	0	0	0	1					
Ben Oglivie, L OBP: 0.308, SLG: 0.464 (6, PR)	6-3							HR	0	1	0	0	0	0	0					
Steve Kemp, L OBP: 0.338, SLG: 0.438 (1, 7)	BB		4-3				4-3	HR	3	1	1	2	1	0	0					
Jason Thompson, L OBP: 0.370, SLG: 0.495 (1, 3)	K							4-3	4	0	1	0	0	2	3					
Mickey Stanley, R OBP: 0.299, SLG: 0.500 (1, 9)		5-3		F7		5-3			2	0	0	0	1	0	1					
Aurelio Rodriguez, R OBP: 0.286, SLG: 0.323 (1, 5)		5-3		4-3			F7		3	0	0	0	0	0	1					
Chuck Scrivener, R OBP: 0.333, SLG: 0.231 (1, 6)		1-3					F4		3	0	0	0	0	0	1					
Bruce Kimm, R (1, 2)		F8					F7		3	0	0	0	0	0	1					
Inning Stats	R: 0 E: 1 K: 2 S: 8	H: 0 LOB: 2 BB: 1 P: 12	R: 0 E: 0 K: 0 S: 3	H: 0 LOB: 1 BB: 1 P: 7	R: 1 E: 0 K: 0 S: 4	H: 1 LOB: 0 BB: 0 P: 4	R: 0 E: 0 K: 1 S: 5	H: 0 LOB: 0 BB: 0 P: 5	R: 1 E: 0 K: 0 S: 4	H: 1 LOB: 0 BB: 0 P: 4	R: 0 E: 0 K: 0 S: 4	H: 1 LOB: 1 BB: 0 P: 4	R: 0 E: 0 K: 0 S: 3	H: 0 LOB: 0 BB: 0 P: 3	R: 2 E: 0 K: 0 S: 5	H: 2 LOB: 1 BB: 0 P: 5	1B: 1 2B: 1 3B: 0 HR: 3	SF: 0 SAC: 0 DP: 0 HBP: 0	WP: 0 PB: 0 SB: 0 CS: 0	PA: 32
PITCHER Jerry Garvin, L ERA: 3.63 (1, 1)	IP: 8.0 WLS: L BF: 32 H: 5 R: 4 ER: 4 SO: 3 BB: 2 IBB: 0 HBP: 0 BLK: 0 WP: 0 HR: 3 S: 36 P: 44 ERA: 4.50 WHIP: 0.875																			

AB 32
R 1
H 8
RBI 1
BB 0
SO 3
LOB 10



AB 30
R 4
H 5
RBI 4
BB 2
SO 3
LOB 8



Batter	1	2	3	4	5	6	7	8	9	AB	R	H	RBI	BB	SO	LOB	TOP									
Al Bumbry, L OBP: 0.354, SLG: 0.394 Tom Shopay, L (5, FR) OBP: 0.333, SLG: 0.381	0-3 K		0-0 G6-4-3 1B		0-0 BB 1B		0-0 F3		0-0 6-3	3	0	2	0	0	1	0										
Rich Dauer, R OBP: 0.265, SLG: 0.316	0-0 F9		0-0 G6-4-3 1-2		4-0 BB 1-2 BB		0-0 6-3		0-3 K	4	0	0	0	1	1	1										
Ken Singleton, S OBP: 0.453, SLG: 0.544	0-0 HR			0-0 1B BB G4-6-3 1B		0-0 1-3		0-0 6-3		4	2	2	1	0	0	2										
Lee May, R OBP: 0.296, SLG: 0.416	0-3 K			4-0 G4-6-3 1B 1-2 BB		0-0 1B E 1B		0-0 F7		3	1	1	0	1	1	0										
Eddie Murray, S OBP: 0.331, SLG: 0.427		0-0 4-3		0-0 G4-6-3 1B 1-2 2-3		0-0 E F7 SF8 1B		0-0 4-3		4	1	2	0	0	0	0										
Pat Kelly, L OBP: 0.371, SLG: 0.460		0-0 WP 1B		0-0 G4-6-3 1-2 2-3 3-H 6-3		0-0 F7 1-2		0-0 HR		4	1	2	1	0	0	4										
Doug DeCinces, R OBP: 0.358, SLG: 0.454		0-0 F4 1-2		0-0 K		0-0 FC5 2-3 3-H		4-0 BB BB		3	0	0	0	1	1	3										
Rick Dempsey, R OBP: 0.289, SLG: 0.282	0-3 K				0-0 F7		0-0 SF8		0-0 L9	3	0	0	1	0	1	2										
Mark Belanger, R OBP: 0.270, SLG: 0.251			0-0 5-3		0-0 F9		0-0 F9 3-H		0-0 F9	4	0	0	0	0	0	1										
Inning Stats	R: 1 E: 0 K: 2 S: 8	H: 1 LOB: 0 BB: 0 P: 8	R: 0 E: 0 K: 1 S: 6	H: 1 LOB: 1 BB: 0 P: 6	R: 0 E: 0 K: 0 S: 3	H: 1 LOB: 0 BB: 0 P: 3	R: 1 E: 0 K: 1 S: 6	H: 2 LOB: 1 BB: 1 P: 10	R: 0 E: 0 K: 0 S: 4	H: 1 LOB: 2 BB: 1 P: 8	R: 2 E: 1 K: 0 S: 6	H: 2 LOB: 1 BB: 0 P: 6	R: 0 E: 0 K: 0 S: 3	H: 0 LOB: 0 BB: 0 P: 3	R: 1 E: 0 K: 0 S: 4	H: 1 LOB: 1 BB: 1 P: 8	R: 0 E: 0 K: 1 S: 5	H: 0 LOB: 0 BB: 0 P: 5	1B: 7 2B: 0 3B: 0 HR: 2	SF: 1 SAC: 0 DP: 2 HBP: 0	WP: 1 PB: 0 SB: 0 CS: 0	PA: 38				
PITCHER	IP	WLS	BF	H	R	ER	SO	BB	IBB	HBP	BLK	WP	HR	S	P	ERA	WHIP									
Pete Vuckovich, R ERA: 3.14	(1, 1)	7.2	L	34	9	5	3	4	3	0	0	0	1	2	39	51	3.52	1.565								
Jerry Johnson, R ERA: 2.55	(8, 1)	1.1		4	0	0	0	1	0	0	0	0	0	0	6	6	0.00	0.000								

Baltimore Orioles @ Toronto Blue Jays
Exhibition Stadium, Toronto, ON
Fri Jun 17 1977, 7:05 PM EDT
Att: 26,183 - Unknown

AB	34
R	5
H	9
RBI	3
BB	3
SO	5
LOB	13



Batter	1	2	3	4	5	6	7	8	9	AB	R	H	RBI	BB	SO	LOB	BOTTOM									
John Scott, R OBP: 0.269, SLG: 0.330	0-0 L5		0-0 G3		0-3 K			0-3 K		4	0	0	0	0	2	2										
Al Woods, L OBP: 0.365, SLG: 0.497	0-0 F8			0-0 HR	1-3 1B			0-0 2B		4	1	3	1	0	0	0										
Bob Bailor, R OBP: 0.344, SLG: 0.436	0-0 5-3			0-0 P4	0-0 F9			0-0 6-3		4	0	0	0	0	0	3										
Doug Rader, R OBP: 0.375, SLG: 0.449		0-0 5-3		0-0 HR		0-3 K		0-3 K		4	1	1	1	0	2	1										
Ron Fairly, L OBP: 0.417, SLG: 0.518		0-0 G3		0-0 HR		0-0 P6			0-0 6-3	4	1	1	1	0	0	0										
Doug Ault, R OBP: 0.320, SLG: 0.394 Sam Ewing, L (9, FH) OBP: 0.354, SLG: 0.316	0-3 K			0-0 F9		0-0 5-3			0-0 2B	3	0	0	0	0	1	0										
Roy Howell, L OBP: 0.374, SLG: 0.386			0-0 1-3		0-0 1-3		4-0 BB B1-6-4 BB		0-0 F7	3	0	0	0	1	0	1										
Alan Ashby, S OBP: 0.292, SLG: 0.314			0-0 4-3			0-0 CS 2B		0-3 K		4	0	1	0	0	1	2										
Dave McKay, S OBP: 0.217, SLG: 0.281			0-0 3B		1-0 1B HBP		0-0 5-3			2	0	1	0	0	0	0										
Inning Stats	R: 0 E: 0 K: 0 S: 3	H: 0 LOB: 0 BB: 0 P: 3	R: 0 E: 0 K: 1 S: 5	H: 0 LOB: 0 BB: 0 P: 5	R: 0 E: 0 K: 0 S: 4	H: 1 LOB: 1 BB: 0 P: 4	R: 3 E: 0 K: 0 S: 6	H: 3 LOB: 0 BB: 0 P: 6	R: 0 E: 0 K: 1 S: 6	H: 2 LOB: 2 BB: 0 P: 7	R: 0 E: 0 K: 1 S: 5	H: 0 LOB: 0 BB: 0 P: 5	R: 0 E: 0 K: 0 S: 2	H: 0 LOB: 0 BB: 1 P: 6	R: 0 E: 0 K: 2 S: 8	H: 1 LOB: 1 BB: 0 P: 8	R: 0 E: 0 K: 1 S: 6	H: 1 LOB: 1 BB: 0 P: 6	1B: 1 2B: 3 3B: 1 HR: 3	SF: 0 SAC: 0 DP: 1 HBP: 1	WP: 0 PB: 0 SB: 0 CS: 1	PA: 35				
PITCHER	IP	WLS	BF	H	R	ER	SO	BB	IBB	HBP	BLK	WP	HR	S	P	ERA	WHIP									
Ross Grimsley, L ERA: 4.1	(1, 1)	4.0		17	5	3	3	1	0	0	0	0	0	3	19	19	6.75	1.250								
Dennis Martinez, R ERA: 2.7	(5, 1)	5.0	W	18	3	0	0	5	1	0	1	0	0	0	26	31	0.00	0.800								

Baltimore Orioles @ Toronto Blue Jays
Exhibition Stadium, Toronto, ON
Fri Jun 17 1977, 7:05 PM EDT
Att: 26,183 - Unknown

AB	33
R	3
H	8
RBI	3
BB	1
SO	6
LOB	9



Batter	1	2	3	4	5	6	7	8	9	AB	R	H	RBI	BB	SO	LOB	TOP									
Tom Shopay, L OBP: 0.321, SLG: 0.333 Andres Mora, R OBP: 0.174, SLG: 0.522 Al Bumby, L OBP: 0.354, SLG: 0.394	4-0 BB BB	0-3 K		0-0 P6		0-0 F9		0-0 5-3		3	0	0	0	1	1	5										
Billy Smith, S OBP: 0.342, SLG: 0.348 Rich Dauer, R OBP: 0.274, SLG: 0.316	4-0 BB 1-2 BB	0-0 F5		0-0 P6		0-3 K		4-0 2B BB		3	0	0	0	1	1	5										
Ken Singleton, S OBP: 0.452, SLG: 0.545	0-0 F7		0-0 1-3		0-0 2B SF7 1B	0-3 K		0-0 FC5 1-H 2-H 2B		5	1	2	2	0	1	2										
Lee May, R OBP: 0.298, SLG: 0.413	0-0 F9		0-0 F2		0-0 P6		0-0 G5-3 BB 1B	4-0 BB IBB		4	0	1	0	1	0	3										
Eddie Murray, S OBP: 0.328, SLG: 0.426	0-0 3-1		0-3 K		0-0 BB 1-3 2B	0-3 K		0-0 FC5 2-3f		5	0	1	0	0	2	5										
Pat Kelly, L OBP: 0.387, SLG: 0.466		4-0 BB BB BB		0-0 1B 2B 1B	4-0 BB IBB		4-0 BB 1-2 BB	0-0 S 1B		2	1	2	0	3	0	0										
Doug DeCinces, R OBP: 0.355, SLG: 0.449	0-0 F7		0-0 FC6-2 1B		0-0 SF7		0-0 G5-3 2-3f	0-3 K 1-2		4	0	1	1	0	1	4										
Rick Dempsey, R OBP: 0.301, SLG: 0.289	4-0 BB 1-2 BB		0-0 FC6-2 2B 3-H		4-0 FC6 BB 1-2 2-3		4-0 2B SH3-4 BB	0-0 6-3		2	1	1	1	3	0	1										
Mark Belanger, R OBP: 0.270, SLG: 0.247	4-0 1-2 2-3 BB		0-0 FC6-2 2-3 3-H		0-0 FC6 1-2f		0-0 SH3-4 1-2	0-0 F8		3	0	0	0	1	0	6										
Inning Stats	R: 0 E: 0 K: 0 S: 3	H: 0 LOB: 2 BB: 2 P: 11	R: 0 E: 0 K: 1 S: 5	H: 0 LOB: 3 BB: 3 P: 17	R: 0 E: 0 K: 1 S: 5	H: 0 LOB: 0 BB: 0 P: 5	R: 1 E: 0 K: 0 S: 6	H: 3 LOB: 2 BB: 0 P: 6	R: 1 E: 0 K: 0 S: 5	H: 2 LOB: 3 BB: 2 P: 13	R: 0 E: 0 K: 2 S: 7	H: 0 LOB: 0 BB: 0 P: 7	R: 0 E: 0 K: 1 S: 5	H: 1 LOB: 1 BB: 1 P: 9	R: 2 E: 0 K: 0 S: 4	H: 1 LOB: 2 BB: 3 P: 16	R: 0 E: 0 K: 1 S: 6	H: 1 LOB: 1 BB: 0 P: 6	1B: 5 2B: 3 3B: 0 HR: 0	SF: 1 SAC: 1 DP: 1 HBP: 0	WP: 0 PB: 0 SB: 1 CS: 0	PA: 45				
PITCHER	IP	WLS	BF	H	R	ER	SO	BB	IBB	HBP	BLK	WP	HR	S	P	ERA	WHIP									
Jesse Jefferson, R ERA: 4.32	(1, 1)	7.1	L	36	6	3	3	5	8	1	0	0	0	0	37	73	3.68	1.909								
Mike Willis, L ERA: 2.23	(8, 1)	1.2		9	2	1	1	1	1	1	0	0	0	9	17	5.40	1.800									

Baltimore Orioles @ Toronto Blue Jays
Exhibition Stadium, Toronto, ON
Sat Jun 18 1977, 7:05 PM EDT
Att: 33,201 - Unknown

AB 32
R 4
H 8
RBI 4
BB 11
SO 6
LOB 32



Batter	1	2	3	4	5	6	7	8	9	AB	R	H	RBI	BB	SO	LOB	BOTTOM									
Bob Bailor, R OBP: 0.347, SLG: 0.443	0-0 5-3		0-0 2B			0-0 F8		0-0 1B		4	0	2	0	0	0	0										
Roy Howell, L OBP: 0.364, SLG: 0.374	0-0 3-1		0-0 F7			0-0 F3		0-0 1-3		4	0	0	0	0	0	2										
Al Woods, L OBP: 0.372, SLG: 0.490	4-0 BB		0-0 4-3			0-0 F9		4-0 G3 BB		2	0	0	0	2	0	1										
Ron Fairly, L OBP: 0.408, SLG: 0.506	0-3 K		0-0 3-1			0-0 5-3		0-0 G3 1-2		4	0	0	0	0	1	2										
Doug Rader, R OBP: 0.369, SLG: 0.440		0-0 4-3		0-0 F9		0-0 F4		0-0 F3		4	0	0	0	0	0	1										
Sam Ewing, L OBP: 0.388, SLG: 0.383 Otto Velez, R OBP: 0.367, SLG: 0.511		0-0 2B SF8-3-5 1B		0-0 4-3		0-0 HR		0-0 5-3		3	2	2	1	0	0	0										
John Scott, R OBP: 0.271, SLG: 0.340		0-0 SF8-3-5 1-3 2B			0-3 K		0-0 F8			3	0	1	0	0	1	0										
Alan Ashby, S OBP: 0.282, SLG: 0.312		0-0 SF8-3-5 2-3 3-H			4-0 G6-4-3 BB			0-0 3-1		1	0	0	1	1	0	0										
Dave McKay, S OBP: 0.213, SLG: 0.275			0-0 6-3			0-0 G6-4-3 1-2f		0-3 K		3	0	0	0	0	1	1										
Inning Stats	R: 0 E: 0 K: 1 S: 5	H: 0 LOB: 1 BB: 1 P: 9	R: 1 E: 0 K: 0 S: 4	H: 2 LOB: 0 BB: 0 P: 4	R: 0 E: 0 K: 0 S: 4	H: 1 LOB: 1 BB: 0 P: 4	R: 0 E: 0 K: 0 S: 3	H: 0 LOB: 0 BB: 0 P: 3	R: 0 E: 0 K: 0 S: 3	H: 0 LOB: 0 BB: 0 P: 3	R: 1 E: 0 K: 0 S: 4	H: 1 LOB: 0 BB: 0 P: 4	R: 0 E: 0 K: 1 S: 6	H: 1 LOB: 1 BB: 0 P: 6	R: 0 E: 0 K: 0 S: 3	H: 0 LOB: 1 BB: 1 P: 7	1B: 2 2B: 3 3B: 0 HR: 1	SF: 1 SAC: 0 DP: 2 HBP: 0	WP: 0 PB: 0 SB: 0 CS: 0	PA: 33						
PITCHER	IP	WLS	BF	H	R	ER	SO	BB	IBB	HBP	BLK	WP	HR	S	P	ERA	WHIP									
Jim Palmer, R ERA: 3.15	(1, 1)	8.0	W	30	5	2	2	3	3	0	0	0	0	0	33	45	2.25	1.000								
Tippy Martinez, L ERA: 2.29	(9, 1)	1.0	S	3	0	0	0	0	0	0	0	0	0	3	3	0.00	0.000									

Baltimore Orioles @ Toronto Blue Jays
Exhibition Stadium, Toronto, ON
Sat Jun 18 1977, 7:05 PM EDT
Att: 33,201 - Unknown

AB 29
R 2
H 5
RBI 2
BB 3
SO 3
LOB 8



Batter	1	2	3	4	5	6	7	8	9	AB	R	H	RBI	BB	SO	LOB	TOP					
Tom Shopay, L (1, 8) OBP: 0.313, SLG: 0.357	F9			1B		FC4-6		G3		4	1	1	0	0	0	1						
Billy Smith, S (1, 4) OBP: 0.340, SLG: 0.346	K			G6-4-3		FC3-6			3-1	4	0	1	0	0	1	1						
Ken Singleton, S (1, 9) OBP: 0.449, SLG: 0.539	K			G6-4-3		K			F5	4	0	1	1	0	2	1						
Lee May, R (1, 3) OBP: 0.293, SLG: 0.406		5-3		G6-4-3				F9		4	0	0	0	0	0	2						
Eddie Murray, S (1, 10) OBP: 0.328, SLG: 0.423		5-3		P6				G5-3		2	0	0	0	1	0	1						
Pat Kelly, L (1, 7) OBP: 0.387, SLG: 0.464		L7				B3				3	0	1	0	0	0	0						
Doug DeCinces, R (1, 5) OBP: 0.350, SLG: 0.442				F7		5-3		G5-3		3	0	0	0	0	0	2						
Rick Dempsey, R (1, 2) OBP: 0.297, SLG: 0.285				4-3		F8			6-3	3	0	0	0	0	0	0						
Mark Belanger, R (1, 6) OBP: 0.271, SLG: 0.249				F7				F9		3	0	1	0	0	0	0						
Inning Stats	R: 0 E: 0 K: 2 S: 7	H: 0 LOB: 0 BB: 7 P: 7	R: 0 E: 0 K: 0 S: 3	H: 0 LOB: 0 BB: 0 P: 3	R: 0 E: 0 K: 0 S: 3	H: 0 LOB: 0 BB: 0 P: 3	R: 1 E: 0 K: 0 S: 5	H: 3 LOB: 1 BB: 0 P: 5	R: 0 E: 0 K: 0 S: 3	H: 0 LOB: 0 BB: 0 P: 3	R: 0 E: 0 K: 1 S: 6	H: 1 LOB: 1 BB: 0 P: 6	R: 0 E: 0 K: 0 S: 3	H: 1 LOB: 1 BB: 1 P: 7	R: 0 E: 0 K: 0 S: 3	H: 0 LOB: 0 BB: 0 P: 3	R: 0 E: 0 K: 0 S: 3	H: 0 LOB: 0 BB: 0 P: 3	1B: 4 2B: 1 3B: 0 HR: 0	SF: 0 SAC: 0 DP: 2 HBP: 0	WP: 0 PB: 0 SB: 0 CS: 0	PA: 31
PITCHER Dave Lemanczyk, R (1, 1) ERA: 3.99	IP: 9.0 WLS: W BF: 31 H: 5 R: 1 ER: 1 SO: 3 BB: 1 IBB: 0 HBP: 0 BLK: 0 WP: 0 HR: 0 S: 36 P: 40 ERA: 1.00 WHIP: 0.667															PITCHER						

Baltimore Orioles @ Toronto Blue Jays
Exhibition Stadium, Toronto, ON
Sun Jun 19 1977, 3:33 AM EDT
Att: 34,556 - Unknown

AB 30
R 1
H 5
RBI 1
BB 1
SO 3
LOB 8



Batter	1	2	3	4	5	6	7	8	9	AB	R	H	RBI	BB	SO	LOB	BOTTOM					
John Scott, R (1, 8) OBP: 0.288, SLG: 0.355	P6		E2				SH1-4			4	3	3	1	0	0	0						
Roy Howell, L (1, 5) OBP: 0.374, SLG: 0.388	1B		P6				SH1-4			3	1	2	1	1	0	1						
Bob Bailor, R (1, 6) OBP: 0.352, SLG: 0.446	1B		CS		F7		SH1-4			3	0	2	1	0	0	1						
Doug Rader, R (1, 10) OBP: 0.371, SLG: 0.438	G5-4-3		CS				F3			3	1	1	0	0	0	2						
Ron Fairly, L (1, 9) OBP: 0.405, SLG: 0.500	K		FC1-6				4-3			4	1	1	0	0	1	1						
Doug Ault, R (1, 3) OBP: 0.323, SLG: 0.396	1B		L6-3				1-3			4	0	2	0	0	0	1						
Al Woods, L (1, 7) OBP: 0.373, SLG: 0.490	FC4-6		SH1-4							2	1	1	0	0	0	1						
Steve Bowling, R (6, 7) OBP: 0.271, SLG: 0.163			1B							0	0	0	0	0	0	0						
Sam Ewing, L (6, PH) OBP: 0.386, SLG: 0.403										2	0	2	2	0	0	0						
Alan Ashby, S (1, 2) OBP: 0.288, SLG: 0.307	5-3		SH1-4				F2			3	0	0	0	0	0	4						
Dave McKay, S (1, 4) OBP: 0.208, SLG: 0.268			5-3				F3			4	0	0	0	0	0	3						
Inning Stats	R: 0 E: 0 K: 0 S: 3	H: 1 LOB: 1 BB: 1 P: 7	R: 0 E: 0 K: 1 S: 6	H: 1 LOB: 1 BB: 0 P: 6	R: 1 E: 1 K: 0 S: 4	H: 2 LOB: 0 BB: 0 P: 4	R: 0 E: 0 K: 0 S: 3	H: 1 LOB: 0 BB: 0 P: 3	R: 2 E: 0 K: 0 S: 5	H: 3 LOB: 1 BB: 0 P: 6	R: 2 E: 0 K: 0 S: 5	H: 3 LOB: 1 BB: 0 P: 6	R: 2 E: 1 K: 0 S: 5	H: 2 LOB: 0 BB: 0 P: 5	R: 0 E: 0 K: 0 S: 4	H: 1 LOB: 1 BB: 0 P: 4	R: 0 E: 0 K: 0 S: 4	H: 1 LOB: 1 BB: 0 P: 4	1B: 13 2B: 2 3B: 0 HR: 0	SF: 0 SAC: 2 DP: 2 HBP: 1	WP: 0 PB: 0 SB: 0 CS: 3	PA: 37
PITCHER Mike Flanagan, L (1, 1) ERA: 4.46	IP: 5.0 WLS: L BF: 23 H: 9 R: 5 ER: 4 SO: 1 BB: 1 IBB: 1 HBP: 1 BLK: 0 WP: 0 HR: 0 S: 23 P: 28 ERA: 7.20 WHIP: 2.000															PITCHER						
Dick Drago, R (6, 1) ERA: 2.63	IP: 3.0 WLS: L BF: 13 H: 5 R: 2 ER: 0 SO: 0 BB: 0 IBB: 0 HBP: 0 BLK: 0 WP: 0 HR: 0 S: 13 P: 13 ERA: 0.00 WHIP: 1.667															PITCHER						

Baltimore Orioles @ Toronto Blue Jays
Exhibition Stadium, Toronto, ON
Sun Jun 19 1977, 3:33 AM EDT
Att: 34,556 - Unknown

AB 32
R 7
H 14
RBI 5
BB 1
SO 1
LOB 14



Batter	1	2	3	4	5	6	7	8	9	10	11	AB	R	H	RBI	BB	SO	LOB	TOP							
Duane Kuiper, L OBP: 0.335, SLG: 0.304 (1, 4)	1-3		G3		6-3	1B		F8		L5		6	0	1	1	0	0	2								
Paul Dade, R OBP: 0.362, SLG: 0.385 (9, 9)	K		6-3		1B	2B				F9		5	1	2	1	1	1	1								
Jim Norris, L OBP: 0.371, SLG: 0.364 (1, 8)	K				1B	2B		F8				5	2	3	1	1	1	1								
Andre Thornton, R OBP: 0.304, SLG: 0.434 (1, 3)		K	K		1B			F7				4	0	0	0	2	2	2								
Buddy Bell, R OBP: 0.373, SLG: 0.433 (1, 5)		F9			6-3	F4		SH1-4				4	1	1	0	1	0	2								
Larvell Blanks, R OBP: 0.287, SLG: 0.393 (1, 10)		BB	2B		F3			FC6-5		F7		4	2	1	1	2	0	2								
John Lowenstein, L OBP: 0.395, SLG: 0.384 (9, PH)					5-3			F7		F7		2	0	0	0	2	0	1								
Bill Melton, R OBP: 0.288, SLG: 0.246 (9, PH)		FC5	BB			1B		F7				1	0	0	0	0	0	1								
Johnny Grubb, L OBP: 0.414, SLG: 0.482 (9, 7)						1B						1	0	0	0	0	1	3								
Ray Fosse, R OBP: 0.296, SLG: 0.389 (1, 2)						6-3	1-3	K		K		5	1	2	3	1	2	2								
Frank Duffy, R OBP: 0.257, SLG: 0.273 (1, 6)		FC5			1-3	1B						6	1	2	1	0	1	7								
Inning Stats	R: 0 E: 0 K: 2 S: 7	H: 0 LOB: 0 BB: 0 P: 7	R: 0 E: 0 K: 1 S: 6	H: 1 LOB: 3 BB: 2 P: 14	R: 0 E: 0 K: 1 S: 6	H: 1 LOB: 1 BB: 0 P: 6	R: 0 E: 0 K: 0 S: 3	H: 0 LOB: 0 BB: 0 P: 3	R: 2 E: 0 K: 0 S: 6	H: 3 LOB: 2 BB: 1 P: 10	R: 1 E: 0 K: 1 S: 6	H: 2 LOB: 2 BB: 2 P: 14	R: 1 E: 0 K: 0 S: 3	H: 0 LOB: 1 BB: 2 P: 11	R: 1 E: 0 K: 1 S: 6	H: 1 LOB: 1 BB: 1 P: 10	R: 0 E: 0 K: 0 S: 4	H: 1 LOB: 0 BB: 0 P: 4	R: 0 E: 0 K: 0 S: 4	H: 1 LOB: 1 BB: 0 P: 4	R: 0 E: 0 K: 2 S: 9	H: 2 LOB: 1 BB: 2 P: 17	1B: 7 2B: 3 3B: 1 HR: 1	SF: 0 SAC: 1 DP: 0 HBP: 0	WP: 1 PB: 0 SB: 0 CS: 0	PA: 54
PITCHER	IP ERA WLS BF H R ER SO BB IBB HBP BLK WP HR S P ERA WHIP	5.0 5.4 1.0 6 2 1 1 1 2 0 0 0 0 0 6 14 9.00 4.000	5.0 L 23 5 4 4 3 2 1 0 0 1 1 26 38 7.20 1.400																							

Cleveland Indians @ Toronto Blue Jays
Exhibition Stadium, Toronto, ON
Mon Jun 20 1977, 7:05 PM EDT
Att: 24,568 - Unknown - 68 F


AB 43
R 8
H 12
RBI 8
BB 10
SO 8
LOB 24



Batter	1	2	3	4	5	6	7	8	9	10	11	AB	R	H	RBI	BB	SO	LOB	BOTTOM							
John Scott, R OBP: 0.274, SLG: 0.336 (1, 8)	K		F3		5-3	K				F7		6	0	0	0	0	2	3								
Bob Bailor, R OBP: 0.348, SLG: 0.440 (1, 6)	5-3		K			S		F8		6-3		5	0	1	0	0	1	0								
Roy Howell, L OBP: 0.389, SLG: 0.377 (1, 5)	K		K					F7				4	0	0	0	1	2	0								
Ron Fairly, L OBP: 0.415, SLG: 0.508 (1, 9)						1B		F8				5	2	4	0	0	0	2								
Al Woods, L OBP: 0.381, SLG: 0.497 (1, 7)						1B																				
Sam Ewing, L OBP: 0.370, SLG: 0.385 (4, PR) (5, 7)		1B	SH2-3		1B	1B				F9		2	1	2	0	0	0	0								
Doug Rader, R OBP: 0.373, SLG: 0.437 (1, 10)		SH2-3				1B						3	1	1	1	1	0	0								
Doug Ault, R OBP: 0.329, SLG: 0.406 (1, 3)						1B						5	0	3	1	0	1	1								
Alan Ashby, S OBP: 0.291, SLG: 0.306 (1, 2)						1B						4	0	1	1	1	0	3								
Dave McKay, S OBP: 0.268, SLG: 0.268 (1, 4)												4	0	1	0	0	1	4								
Ernie Whitt, L (11, PH)		G5-3								F8		1	0	0	0	0	1	2								
Inning Stats	R: 0 E: 0 K: 2 S: 7	H: 0 LOB: 0 BB: 0 P: 7	R: 2 E: 0 K: 0 S: 6	H: 4 LOB: 1 BB: 0 P: 6	R: 0 E: 0 K: 2 S: 7	H: 0 LOB: 0 BB: 0 P: 7	R: 2 E: 0 K: 1 S: 8	H: 4 LOB: 2 BB: 0 P: 8	R: 0 E: 0 K: 1 S: 6	H: 1 LOB: 2 BB: 1 P: 10	R: 1 E: 1 K: 2 S: 8	H: 1 LOB: 1 BB: 1 P: 12	R: 0 E: 0 K: 0 S: 4	H: 1 LOB: 1 BB: 0 P: 4	R: 0 E: 0 K: 0 S: 3	H: 0 LOB: 0 BB: 0 P: 3	R: 0 E: 0 K: 0 S: 3	H: 0 LOB: 0 BB: 0 P: 3	R: 0 E: 0 K: 0 S: 3	H: 1 LOB: 1 BB: 0 P: 3	R: 0 E: 1 K: 1 S: 6	H: 1 LOB: 2 BB: 1 P: 10	1B: 12 2B: 1 3B: 0 HR: 0	SF: 0 SAC: 1 DP: 3 HBP: 0	WP: 0 PB: 0 SB: 0 CS: 0	PA: 46
PITCHER	IP ERA WLS BF H R ER SO BB IBB HBP BLK WP HR S P ERA WHIP	3.0 5.24 7.1 29 6 4 0 4 3 0 0 0 0 0 4 34 46 0.00 1.227	0.2 S 2 0 0 0 1 0 0 0 0 0 0 0 4 4 0.00 0.000																							

Cleveland Indians @ Toronto Blue Jays
Exhibition Stadium, Toronto, ON
Mon Jun 20 1977, 7:05 PM EDT
Att: 24,568 - Unknown - 68 F

AB 42
R 5
H 13
RBI 3
BB 3
SO 9
LOB 19



Batter	1	2	3	4	5	6	7	8	9	AB	R	H	RBI	BB	SO	LOB	TOP					
Duane Kuiper, L OBP: 0.332, SLG: 0.303 (1,4)										4	1	1	0	0	0	0	Cleveland Indians @ Toronto Blue Jays Exhibition Stadium, Toronto, ON Thu Jun 23 1977, 7:05 PM EDT Att: 16,747 - Unknown - 75 F					
Paul Dade, R OBP: 0.389, SLG: 0.410 (1,9)										4	0	1	0	0	0	1						
Jim Norris, L OBP: 0.361, SLG: 0.363 (1,8)										4	0	1	1	0	1	1						
Rico Carty, R OBP: 0.360, SLG: 0.396 (1,10)										4	2	2	1	0	0	1						
Andre Thornton, R OBP: 0.302, SLG: 0.411 (1,3)										4	0	1	0	0	1	1						
Buddy Bell, R OBP: 0.376, SLG: 0.441 (1,5)										4	1	1	2	0	0	2						
Johnny Grubb, L OBP: 0.413, SLG: 0.465 (1,7)										3	0	0	0	1	1	0						
Fred Kendall, R OBP: 0.280, SLG: 0.380 (1,2)										3	0	0	0	0	0	1						
Frank Duffy, R OBP: 0.264, SLG: 0.275 (1,6)										3	0	0	0	0	1	1						
Inning Stats	R: 1 E: 0 K: 0 S: 6	H: 3 LOB: 2 BB: 0 P: 6	R: 0 E: 0 K: 0 S: 2	H: 0 LOB: 0 BB: 1 P: 6	R: 0 E: 0 K: 1 S: 5	H: 0 LOB: 0 BB: 0 P: 5	R: 2 E: 0 K: 1 S: 7	H: 2 LOB: 0 BB: 0 P: 7	R: 0 E: 0 K: 1 S: 6	H: 1 LOB: 1 BB: 0 P: 6	R: 1 E: 0 K: 0 S: 6	H: 1 LOB: 0 BB: 0 P: 6	R: 0 E: 0 K: 0 S: 3	H: 0 LOB: 0 BB: 0 P: 3	R: 0 E: 0 K: 0 S: 3	H: 0 LOB: 0 BB: 0 P: 3	R: 0 E: 0 K: 0 S: 3	H: 0 LOB: 0 BB: 0 P: 3	1B: 4 2B: 1 3B: 0 HR: 2	SF: 0 SAC: 0 DP: 1 HBP: 0	WP: 0 PB: 0 SB: 0 CS: 0	PA: 34
PITCHER Jesse Jefferson, R ERA: 4.29 (1,1)	IP: 9.0 WLS: L BF: 34	H: 7 R: 4 ER: 4 SO: 4	BB: 1 IBB: 0 HBP: 0 BLK: 0	WP: 0 HR: 2 S: 41 P: 45	ERA: 4.00 WHIP: 0.889																	

AB 33
R 4
H 7
RBI 4
BB 1
SO 4
LOB 8



Batter	1	2	3	4	5	6	7	8	9	AB	R	H	RBI	BB	SO	LOB	BOTTOM			
John Scott, R OBP: 0.267, SLG: 0.325 (1,8)										4	0	1	0	0	0	3	Cleveland Indians @ Toronto Blue Jays Exhibition Stadium, Toronto, ON Thu Jun 23 1977, 7:05 PM EDT Att: 16,747 - Unknown - 75 F			
Bob Bailor, R OBP: 0.344, SLG: 0.429 (1,6)										4	0	0	0	0	0	1				
Roy Howell, L OBP: 0.366, SLG: 0.375 (1,5)										4	0	0	0	0	0	1				
Ron Fairly, L OBP: 0.402, SLG: 0.481 (1,9)										4	0	0	0	0	0	0				
Doug Rader, R OBP: 0.362, SLG: 0.422 (1,10)										4	0	1	0	0	0	0				
Sam Ewing, L OBP: 0.386, SLG: 0.392 (1,7)										3	0	2	0	1	1	0				
Doug Ault, R OBP: 0.328, SLG: 0.399 (1,3)										3	0	0	0	0	0	4				
Hector Torres, R OBP: 0.283, SLG: 0.326 (1,4)										3	0	0	0	0	0	3				
Alan Ashby, S OBP: 0.284, SLG: 0.291 (1,2)										2	0	0	0	1	0	0				
Inning Stats	R: 0 E: 0 K: 0 S: 3	H: 0 LOB: 0 BB: 0 P: 3	R: 0 E: 0 K: 0 S: 3	H: 0 LOB: 1 BB: 1 P: 7	R: 0 E: 0 K: 0 S: 3	H: 0 LOB: 0 BB: 0 P: 3	R: 0 E: 0 K: 0 S: 3	H: 0 LOB: 0 BB: 0 P: 3	R: 0 E: 0 K: 0 S: 4	H: 1 LOB: 1 BB: 0 P: 4	R: 0 E: 1 K: 0 S: 4	H: 1 LOB: 1 BB: 0 P: 4	R: 0 E: 0 K: 1 S: 5	H: 0 LOB: 0 BB: 0 P: 5	R: 0 E: 0 K: 0 S: 5	H: 0 LOB: 0 BB: 0 P: 5	1B: 4 2B: 0 3B: 0 HR: 0	SF: 0 SAC: 0 DP: 0 HBP: 0	WP: 0 PB: 0 SB: 0 CS: 0	PA: 33
PITCHER Wayne Garland, R ERA: 4.67 (1,1)	IP: 9.0 WLS: W BF: 33	H: 4 R: 0 ER: 0 SO: 1	BB: 2 IBB: 0 HBP: 0 BLK: 0	WP: 0 HR: 0 S: 33 P: 41	ERA: 0.00 WHIP: 0.667															

AB 31
R 0
H 4
RBI 0
BB 2
SO 1
LOB 12



Batter	1	2	3	4	5	6	7	8	9	AB	R	H	RBI	BB	SO	LOB	TOP			
Bob Bailor, R OBP: 0.362, SLG: 0.441 (1, 6)										4	1	2	0	0	0	3	Toronto Blue Jays @ Baltimore Orioles Memorial Stadium, Baltimore, MD Sat Jun 25 1977, 7:05 PM EDT Att: 16,794 - Unknown - 80 F			
Roy Howell, L OBP: 0.355, SLG: 0.363 (1, 5)										4	0	0	0	0	1	2				
Al Woods, L OBP: 0.382, SLG: 0.485 (1, 7)										3	0	0	0	1	0	2				
Ron Fairly, L OBP: 0.405, SLG: 0.500 (1, 3)										4	0	1	1	0	1	1				
Doug Rader, R OBP: 0.353, SLG: 0.410 (1, 10)										4	0	0	0	0	2	2				
Sam Ewing, L OBP: 0.386, SLG: 0.392 (1, 9)										4	1	2	0	0	0	0				
John Scott, R OBP: 0.267, SLG: 0.323 (1, 8)										4	0	1	0	0	0	1				
Ernie Whitt, L OBP: 0.200, SLG: 0.111 (1, 2)										3	0	0	1	1	1	2				
Hector Torres, R OBP: 0.279, SLG: 0.320 (7, PH)										2	0	1	0	0	0	1				
Otto Velez, R OBP: 0.364, SLG: 0.508 (7, PH)										1	0	0	0	0	0	1				
Dave McKay, S OBP: 0.207, SLG: 0.259 (7, 4)										0	0	0	0	0	0	0				
Inning Stats	R: 0 E: 0 K: 0 S: 3	H: 1 LOB: 0 BB: 0 P: 3	R: 0 E: 0 K: 2 S: 7	H: 0 LOB: 0 BB: 0 P: 7	R: 0 E: 0 K: 1 S: 5	H: 0 LOB: 1 BB: 1 P: 9	R: 0 E: 0 K: 1 S: 5	H: 2 LOB: 2 BB: 0 P: 7	R: 0 E: 0 K: 0 S: 3	H: 0 LOB: 0 BB: 0 P: 3	R: 1 E: 0 K: 0 S: 5	H: 2 LOB: 1 BB: 0 P: 5	R: 1 E: 0 K: 1 S: 7	H: 2 LOB: 1 BB: 0 P: 7	R: 0 E: 0 K: 0 S: 3	H: 0 LOB: 0 BB: 0 P: 3	1B: 6 2B: 1 3B: 0 HR: 0	SF: 0 SAC: 0 DP: 2 HBP: 0	WP: 1 PB: 0 SB: 0 CS: 0	PA: 35
PITCHER Dennis Martinez, R ERA: 2.93 (1, 1)	IP: 9.0 WLS: W BF: 35 H: 7 R: 2 ER: 1 SO: 5 BB: 2 IBB: 0 HBP: 0 BLK: 0 WP: 1 HR: 0 S: 43 P: 51 ERA: 1.00 WHIP: 1.000															PITCHER				

AB	33
R	2
H	7
RBI	2
BB	2
SO	5
LOB	15



Batter	1	2	3	4	5	6	7	8	9	AB	R	H	RBI	BB	SO	LOB	BOTTOM			
Al Bumbry, L OBP: 0.340, SLG: 0.371 (1, 8)										4	0	0	0	0	1	2	Toronto Blue Jays @ Baltimore Orioles Memorial Stadium, Baltimore, MD Sat Jun 25 1977, 7:05 PM EDT Att: 16,794 - Unknown - 80 F			
Billy Smith, S OBP: 0.330, SLG: 0.330 (1, 4)										2	1	0	0	2	0	1				
Ken Singleton, S OBP: 0.436, SLG: 0.507 (1, 9)										4	0	1	0	0	0	1				
Eddie Murray, S OBP: 0.321, SLG: 0.407 (1, 10)										3	1	1	1	0	0	0				
Pat Kelly, L OBP: 0.378, SLG: 0.460 (1, 7)										3	0	1	0	1	1	1				
Tom Shopay, L OBP: 0.314, SLG: 0.333 (9, 7)										0	0	0	0	0	0	0				
Tony Muser, L OBP: 0.326, SLG: 0.309 (1, 3)										3	1	0	0	1	0	3				
Rich Dauer, R OBP: 0.250, SLG: 0.286 (1, 5)										3	1	0	0	0	1	2				
Brooks Robinson, R OBP: 0.244, SLG: 0.293 (9, 5)										0	0	0	0	0	0	0				
Rick Dempsey, R OBP: 0.288, SLG: 0.297 (1, 2)										3	1	1	3	0	0	0				
Mark Belanger, R OBP: 0.283, SLG: 0.267 (1, 6)										3	0	2	1	0	0	0				
Inning Stats	R: 0 E: 0 K: 0 S: 2	H: 0 LOB: 0 BB: 1 P: 6	R: 4 E: 1 K: 2 S: 11	H: 3 LOB: 1 BB: 1 P: 15	R: 0 E: 0 K: 1 S: 4	H: 1 LOB: 1 BB: 0 P: 4	R: 0 E: 0 K: 1 S: 6	H: 1 LOB: 0 BB: 0 P: 6	R: 0 E: 0 K: 0 S: 3	H: 0 LOB: 0 BB: 0 P: 3	R: 0 E: 0 K: 0 S: 3	H: 0 LOB: 0 BB: 0 P: 3	R: 0 E: 0 K: 0 S: 3	H: 0 LOB: 1 BB: 2 P: 11	R: 1 E: 0 K: 0 S: 3	H: 1 LOB: 1 BB: 2 P: 11	1B: 4 2B: 1 3B: 1 HR: 0	SF: 1 SAC: 0 DP: 2 HBP: 0	WP: 0 PB: 1 SB: 1 CS: 0	PA: 33
PITCHER Jeff Byrd, R ERA: 5.11 (1, 1)	IP: 7.1 WLS: L BF: 32 H: 6 R: 5 ER: 4 SO: 3 BB: 4 IBB: 0 HBP: 0 BLK: 0 WP: 0 HR: 0 S: 34 P: 50 ERA: 4.91 WHIP: 1.364															PITCHER				
Tom Bruno, R ERA: 7.2 (8, 1)	IP: 0.2 WLS: 1 BF: 1 H: 0 R: 0 ER: 0 SO: 0 BB: 0 IBB: 0 HBP: 0 BLK: 0 WP: 0 HR: 0 S: 1 P: 1 ERA: 0.00 WHIP: 0.000															PITCHER				

AB	28
R	5
H	6
RBI	5
BB	4
SO	3
LOB	10



Batter	1	2	3	4	5	6	7	8	9	AB	R	H	RBI	BB	SO	LOB	TOP			
John Scott, R OBP: 0.273, SLG: 0.328 (1, 8)	0-0 1-3		0-0 1B		0-0 1B		0-0 F8			4	0	2	0	0	0	0	Toronto Blue Jays @ Baltimore Orioles Memorial Stadium, Baltimore, MD Sat Jun 25 1977, 7:05 PM EDT Att: 16,794 - Unknown			
Hector Torres, R OBP: 0.266, SLG: 0.307 (1, 6)	0-0 F8		0-0 E6 FC6		0-0 5-3		0-0 5-3			4	0	0	0	0	0	2				
Bob Bailor, R OBP: 0.355, SLG: 0.433 (1, 10)	0-0 5-3		0-0 FC6			0-0 4-3		0-0 5-3		4	0	0	0	0	0	2				
Otto Velez, R OBP: 0.366, SLG: 0.513 (1, 9)		0-0 2B		0-3 K		0-0 1B E		0-0 F9		4	1	2	0	0	1	0				
Doug Rader, R OBP: 0.352, SLG: 0.411 (1, 5)		0-0 6-3		0-0 2B		0-0 F7		0-0 4-3		4	0	1	0	0	0	2				
Ron Fairly, L OBP: 0.411, SLG: 0.500 (1, 7)		4-0 BB		4-0 BB		0-0 E 1-3 1B		0-0 3-1		2	0	1	0	2	0	0				
Doug Ault, R OBP: 0.329, SLG: 0.403 (1, 3)		0-0 FC6-3-2		0-0 G4-6-3		0-0 E9 1-3 3-H 1B		0-0 6-3		4	0	1	1	0	0	4				
Dave McKay, S OBP: 0.202, SLG: 0.253 (1, 4)			0-3 K		0-0 4-3		0-3 K		0-3 K	4	0	0	0	0	3	2				
Alan Ashby, S OBP: 0.285, SLG: 0.288 (1, 2)			0-0 6-3		0-0 F7		0-0 5-3			3	0	0	0	0	0	0				
Inning Stats	R: 0 E: 0 K: 0 S: 3	H: 0 LOB: 0 BB: 0 P: 3	R: 0 E: 0 K: 0 S: 3	H: 1 LOB: 1 BB: 1 P: 7	R: 0 E: 1 K: 1 S: 7	H: 1 LOB: 2 BB: 0 P: 7	R: 0 E: 0 K: 1 S: 5	H: 1 LOB: 1 BB: 1 P: 9	R: 0 E: 0 K: 0 S: 4	H: 1 LOB: 2 BB: 0 P: 4	R: 1 E: 1 K: 1 S: 8	H: 3 LOB: 2 BB: 0 P: 8	R: 0 E: 0 K: 0 S: 3	H: 0 LOB: 0 BB: 0 P: 3	R: 0 E: 0 K: 1 S: 5	H: 0 LOB: 0 BB: 0 P: 5	1B: 5 2B: 3 3B: 0 HR: 0	SF: 0 SAC: 0 DP: 2 HBP: 0	WP: 0 PB: 0 SB: 1 CS: 0	PA: 35
PITCHER Ross Grimsley, L ERA: 3.82 (1, 1)	IP: 9.0 WLS: W BF: 35 H: 7 R: 1 ER: 1 SO: 4 BB: 2 IBB: 0 HBP: 0 BLK: 0 WP: 0 HR: 0 S: 41 P: 49 ERA: 1.00 WHIP: 1.000															PITCHER				

Batter	1	2	3	4	5	6	7	8	9	AB	R	H	RBI	BB	SO	LOB	BOTTOM			
Al Bumbry, L OBP: 0.339, SLG: 0.368 (1, 8)	0-0 3-1		0-0 SF7		4-0 2B BB		0-0 FC6-4 1B			2	1	0	1	1	0	1	Toronto Blue Jays @ Baltimore Orioles Memorial Stadium, Baltimore, MD Sat Jun 25 1977, 7:05 PM EDT Att: 16,794 - Unknown			
Rich Dauer, R OBP: 0.250, SLG: 0.284 (1, 4)	0-0 F4		0-0 6-3		0-0 F9		0-0 BB 1B			4	0	1	0	0	0	2				
Ken Singleton, S OBP: 0.444, SLG: 0.514 (1, 9)	4-0 1B BB			4-0 1B BB		0-0 1-H 3-H 2B		4-0 1-2 BB		1	0	1	2	3	0	0				
Lee May, R OBP: 0.297, SLG: 0.416 (1, 3)	0-0			0-0		0-0 F8		0-0 F6		4	0	2	0	0	0	4				
Tony Muser, L OBP: 0.326, SLG: 0.309 (8, 3)	1-2 PO 1B			1-2 1B		0-0 F8		0-0 F6		0	0	0	0	0	0	0				
Eddie Murray, S OBP: 0.316, SLG: 0.401 (1, 10)	0-0 PO		0-0 6-3		0-0 L5		0-0 F8		0-0 4-3	4	0	0	0	0	0	5				
Andres Mora, R OBP: 0.182, SLG: 0.515 (1, 7)		0-0 6-3		0-0 F8		0-3 K		0-3 K		4	0	0	0	0	2	2				
Tom Shopay, L OBP: 0.314, SLG: 0.333 (9, 7)		0-0 6-3		0-0 F8		0-0 K		0-0 K		0	0	0	0	0	0	0				
Doug DeCinces, R OBP: 0.326, SLG: 0.410 (1, 5)		0-0 4-3		0-3 K		0-0 2B		0-0 6-3		4	0	1	0	0	1	2				
Kiko Garcia, R OBP: 0.298, SLG: 0.326 (1, 6)			0-0 4-3 SF7 2B		0-0 F9 SH3-4 2B 1B		0-0 F9		0-3 K	3	2	2	0	0	0	1				
Mark Belanger, R OBP: 0.262, SLG: 0.265 (7, 6)					0-0 SH3-4		0-0 F9		0-0 K	1	0	0	0	0	1	0				
Dave Skaggs, R OBP: 0.333, SLG: 0.438 (1, 2)			0-0 4-3		0-0 SH3-4		0-0 FC6-4 1B			2	0	1	0	0	0	1				
Inning Stats	R: 0 E: 0 K: 0 S: 3	H: 1 LOB: 1 BB: 1 P: 7	R: 0 E: 0 K: 0 S: 3	H: 0 LOB: 0 BB: 0 P: 3	R: 1 E: 0 K: 0 S: 4	H: 1 LOB: 0 BB: 0 P: 4	R: 0 E: 0 K: 1 S: 6	H: 1 LOB: 2 BB: 1 P: 10	R: 2 E: 0 K: 0 S: 5	H: 2 LOB: 1 BB: 1 P: 9	R: 0 E: 0 K: 1 S: 6	H: 1 LOB: 1 BB: 0 P: 6	R: 0 E: 0 K: 0 S: 5	H: 2 LOB: 3 BB: 1 P: 9	R: 0 E: 0 K: 2 S: 7	H: 0 LOB: 0 BB: 0 P: 7	1B: 5 2B: 3 3B: 0 HR: 0	SF: 1 SAC: 1 DP: 0 HBP: 0	WP: 0 PB: 0 SB: 0 CS: 0	PA: 36
PITCHER Jerry Garvin, L ERA: 3.69 (1, 1)	IP: 6.1 WLS: L BF: 29 H: 8 R: 3 ER: 3 SO: 2 BB: 3 IBB: 0 HBP: 0 BLK: 0 WP: 0 HR: 0 S: 30 P: 42 ERA: 4.26 WHIP: 1.737															PITCHER				
Jerry Johnson, R ERA: 2.96 (7, 1)	IP: 1.2 WLS: L BF: 6 H: 0 R: 0 ER: 0 SO: 2 BB: 1 IBB: 0 HBP: 0 BLK: 0 WP: 0 HR: 0 S: 9 P: 13 ERA: 0.00 WHIP: 0.600															PITCHER				

livebaseballscores.com





livebaseballscores.com



Batter	1	2	3	4	5	6	7	8	9	AB	R	H	RBI	BB	SO	LOB	TOP					
Bob Bailor, R OBP: 0.358, SLG: 0.434 (1, 6)										4	1	2	0	0	0	1	Toronto Blue Jays @ Baltimore Orioles Memorial Stadium, Baltimore, MD Sun Jun 26 1977, 3:33 AM EDT Att: 16,761 - Unknown - 87 F					
Roy Howell, L OBP: 0.355, SLG: 0.362 (1, 5)										3	0	1	0	0	0	1						
Dave McKay, S OBP: 0.202, SLG: 0.253 (8, PH) (8, 4)										0	0	0	0	0	0	0						
Al Woods, L OBP: 0.374, SLG: 0.473 (1, 7)										4	0	0	0	0	1	3						
Steve Bowling, R OBP: 0.262, SLG: 0.148 (9, 7)										0	0	0	0	0	0	0						
Ron Fairly, L OBP: 0.413, SLG: 0.498 (1, 3)										3	0	1	1	1	0	1						
Sam Ewing, L OBP: 0.374, SLG: 0.378 (1, 9)										3	0	0	0	0	0	2						
Otto Velez, R OBP: 0.364, SLG: 0.511 (7, 9)										1	0	0	0	0	1	1						
Doug Radler, R OBP: 0.354, SLG: 0.410 (1, 10)										3	1	1	0	1	0	0						
John Scott, R OBP: 0.268, SLG: 0.321 (1, 8)										3	0	0	0	0	1	1						
Alan Ashby, S OBP: 0.289, SLG: 0.290 (1, 2)										2	0	1	0	1	1	0						
Ernie Whitt, L OBP: 0.200, SLG: 0.111 (9, 2)										0	0	0	0	0	0	0						
Hector Torres, R OBP: 0.259, SLG: 0.295 (1, 4) (8, 5)										4	0	0	1	0	0	4						
Inning Stats	R: 0 E: 0 K: 0 S: 4	H: 1 LOB: 2 BB: 1 P: 8	R: 0 E: 0 K: 2 S: 7	H: 0 LOB: 0 BB: 0 P: 7	R: 0 E: 0 K: 0 S: 3	H: 0 LOB: 0 BB: 0 P: 3	R: 0 E: 0 K: 1 S: 5	H: 0 LOB: 0 BB: 0 P: 5	R: 1 E: 1 K: 0 S: 5	H: 1 LOB: 1 BB: 0 P: 5	R: 0 E: 0 K: 0 S: 3	H: 1 LOB: 0 BB: 0 P: 3	R: 0 E: 0 K: 0 S: 3	H: 0 LOB: 2 BB: 2 P: 11	R: 1 E: 0 K: 1 S: 7	H: 2 LOB: 1 BB: 0 P: 7	R: 0 E: 0 K: 0 S: 4	H: 1 LOB: 1 BB: 0 P: 4	1B: 6 2B: 0 3B: 0 HR: 0	SF: 0 SAC: 3 DP: 1 HBP: 0	WP: 1 PB: 0 SB: 0 CS: 0	PA: 36
PITCHER Jim Palmer, R ERA: 3.25 (1, 1)	IP: 9.0 WLS: L BF: 36	H: 6 R: 2 ER: 1 SO: 4	BB: 3 IBB: 0 HBP: 0 BLK: 0	WP: 1 HR: 0 S: 41 P: 53	ERA: 1.00 WHIP: 1.000	PITCHER										IP: 9.0 WLS: W BF: 35	H: 6 R: 0 ER: 0 SO: 12	BB: 0 IBB: 1 HBP: 0 BLK: 0	WP: 0 HR: 0 S: 58 P: 62	ERA: 0.00 WHIP: 0.667		

Batter	1	2	3	4	5	6	7	8	9	AB	R	H	RBI	BB	SO	LOB	BOTTOM			
Al Bumbry, L OBP: 0.338, SLG: 0.367 (1, 8)										4	0	1	0	0	1	0	Toronto Blue Jays @ Baltimore Orioles Memorial Stadium, Baltimore, MD Sun Jun 26 1977, 3:33 AM EDT Att: 16,761 - Unknown - 87 F			
Billy Smith, S OBP: 0.324, SLG: 0.323 (1, 4)										4	0	0	0	0	1	1				
Ken Singleton, S OBP: 0.442, SLG: 0.514 (1, 9)										4	0	1	0	0	1	1				
Eddie Murray, S OBP: 0.319, SLG: 0.402 (1, 3)										4	0	2	0	0	2	1				
Pat Kelly, L OBP: 0.380, SLG: 0.461 (1, 7)										4	0	2	0	0	0	2				
Lee May, R OBP: 0.293, SLG: 0.410 (1, 10)										4	0	0	0	0	3	3				
Doug DeCinces, R OBP: 0.325, SLG: 0.405 (1, 5)										3	0	0	0	1	1	1				
Rick Dempsey, R OBP: 0.285, SLG: 0.292 (1, 2)										3	0	0	0	0	1	3				
Tony Muser, L OBP: 0.323, SLG: 0.304 (9, PH)										1	0	0	0	0	0	1				
Kiko Garcia, R OBP: 0.280, SLG: 0.306 (1, 6)										3	0	0	0	0	2	3				
Inning Stats	R: 0 E: 0 K: 3 S: 9	H: 0 LOB: 0 BB: 0 P: 9	R: 0 E: 1 K: 3 S: 11	H: 2 LOB: 3 BB: 1 P: 15	R: 0 E: 1 K: 0 S: 5	H: 1 LOB: 2 BB: 0 P: 5	R: 0 E: 0 K: 1 S: 5	H: 0 LOB: 0 BB: 0 P: 5	R: 0 E: 0 K: 1 S: 6	H: 1 LOB: 1 BB: 0 P: 6	R: 0 E: 0 K: 1 S: 6	H: 1 LOB: 1 BB: 0 P: 6	R: 0 E: 0 K: 1 S: 6	H: 1 LOB: 1 BB: 0 P: 6	1B: 5 2B: 1 3B: 0 HR: 0	SF: 0 SAC: 0 DP: 0 HBP: 0	WP: 0 PB: 0 SB: 0 CS: 0	PA: 35		
PITCHER Pete Vuckovich, R ERA: 2.77 (1, 1)	IP: 9.0 WLS: W BF: 35	H: 6 R: 0 ER: 0 SO: 12	BB: 0 IBB: 1 HBP: 0 BLK: 0	WP: 0 HR: 0 S: 58 P: 62	ERA: 0.00 WHIP: 0.667	PITCHER										IP: 9.0 WLS: W BF: 35	H: 6 R: 0 ER: 0 SO: 12	BB: 0 IBB: 1 HBP: 0 BLK: 0	WP: 0 HR: 0 S: 58 P: 62	ERA: 0.00 WHIP: 0.667

Batter	1	2	3	4	5	6	7	8	9	AB	R	H	RBI	BB	SO	LOB	TOP
Mickey Rivers, L (1, 8) OBP: 0.340, SLG: 0.403	0-0 6-3		0-0 6-3			0-0 E3 2B		0-0 2B	0-0 BB	5	1	2	2	0	0	1	New York Yankees @ Toronto Blue Jays Exhibition Stadium, Toronto, ON Mon Jun 27 1977, 7:05 PM EDT Att: 29,138 - Unknown - 83 F AB 36 R 6 H 9 RBI 6 BB 3 SO 4 LOB 15 
Roy White, S (1, 7) OBP: 0.337, SLG: 0.419	0-0 5-3			0-0 G3		0-0 1B 2B		0-0 F7	0-0 BB	4	1	1	2	1	0	1	
Thurman Munson, R (1, 2) OBP: 0.370, SLG: 0.517	0-0 HR			0-0 CS 1B		0-0 F7		0-0 BB	0-3 K	4	1	2	1	1	1	4	
Chris Chambliss, L (1, 3) OBP: 0.337, SLG: 0.430	0-0 6-3			0-0 F7		0-0 1B		0-0 G6-4-3		4	0	1	1	0	0	3	
Reggie Jackson, L (1, 9) OBP: 0.360, SLG: 0.523		0-0 6-3			0-0 4-3	0-0 G3			0-0 F7	4	0	0	0	0	0	1	
Graig Nettles, L (1, 5) OBP: 0.296, SLG: 0.434		0-3 K			0-0 F9		0-0 4-3		0-0 1B	4	1	1	0	0	1	0	
Carlos May, L (1, 10) OBP: 0.331, SLG: 0.358		0-0 4-3			0-0 F7		0-0 FC6-4 1B		0-0 BB	4	1	2	0	0	0	0	
George Zeber, S (1, 4) OBP: 0.394, SLG: 0.385			0-0 4-3			0-3 K	0-0 FC6-4 1B	0-0 BB	0-0 BB	3	0	0	0	1	1	1	
Bucky Dent, R (1, 6) OBP: 0.315, SLG: 0.381			0-0 F7			0-0 E6 2B	0-0 FC6-4	0-0 K		2	1	0	0	0	0	0	
Cliff Johnson, R (7, PH) OBP: 0.403, SLG: 0.553										1	0	0	0	0	0	1	
Fred Stanley, R (7, 6) OBP: 0.200, SLG: 0.200										0	0	0	0	0	0	0	
Jimmy Wynn, R (9, PH) OBP: 0.278, SLG: 0.237										1	0	0	0	0	1	3	
Inning Stats	R: 1 E: 0 K: 0 S: 4	H: 1 LOB: 0 BB: 0 P: 4	R: 0 E: 0 K: 1 S: 5	H: 0 LOB: 0 BB: 0 P: 5	R: 0 E: 0 K: 0 S: 3	H: 0 LOB: 0 BB: 0 P: 3	R: 0 E: 0 K: 0 S: 3	H: 1 LOB: 0 BB: 0 P: 3	R: 0 E: 0 K: 0 S: 3	H: 1 LOB: 1 BB: 0 P: 4	R: 0 E: 0 K: 0 S: 3	H: 1 LOB: 1 BB: 1 P: 7	R: 2 E: 0 K: 2 S: 10	H: 3 LOB: 3 BB: 2 P: 18	1B: 6 2B: 2 3B: 0 HR: 1	SF: 0 SAC: 0 DP: 1 HBP: 0	WP: 0 PA: 39 CS: 1
PITCHER	IP WLS BF H R ER SO BB IBB HBP BLK WP HR S P ERA WHIP																
Jesse Jefferson, R (1, 1) ERA: 4.2	8.1 W 34 8 6 3 2 1 0 0 0 0 1 37 41 3.24 1.080																
Jerry Johnson, R (9, 1) ERA: 2.91	0.2 S 5 1 0 0 2 2 0 0 0 0 0 7 15 0.00 4.500																

Batter	1	2	3	4	5	6	7	8	9	AB	R	H	RBI	BB	SO	LOB	BOTTOM		
John Scott, R (1, 8) OBP: 0.260, SLG: 0.312	0-0 5-3			0-0 F8	0-3 K		0-3 K			4	0	0	0	0	2	1	New York Yankees @ Toronto Blue Jays Exhibition Stadium, Toronto, ON Mon Jun 27 1977, 7:05 PM EDT Att: 29,138 - Unknown - 83 F AB 29 R 7 H 8 RBI 7 BB 4 SO 7 LOB 7 		
Al Woods, L (1, 7) OBP: 0.366, SLG: 0.462	0-0 6-3			0-0 F6		0-0 F8	0-3 K			4	0	0	0	0	1	1			
Bob Bailor, R (1, 6) OBP: 0.356, SLG: 0.431	0-0 6-3			0-0 F3		0-0 F4		0-0 1B		4	0	1	0	0	0	0			
Otto Velez, R (1, 9) OBP: 0.371, SLG: 0.513		0-3 K			4-0 BB HR SH2-4 BB	0-0 HR 1B		0-0 S 1B		3	3	2	0	1	1	0			
Ron Fairly, L (1, 10) OBP: 0.416, SLG: 0.512		0-0 4-3			0-0 SH2-4	0-0 HR		4-0 1B		2	1	1	2	1	0	0			
Doug Ratler, R (1, 5) OBP: 0.380, SLG: 0.414		0-3 K			4-0 BB HR BB	0-0 1B		0-0 1B		3	1	2	1	1	1	0			
Doug Ault, R (1, 3) OBP: 0.324, SLG: 0.396			0-3 K		0-3 K	0-0 F4		0-0 G4-6-3		4	0	0	0	0	2	5			
Alan Ashby, S (1, 2) OBP: 0.290, SLG: 0.287			0-0 5-3		4-0 HR BB		0-0 6-3			2	1	0	0	1	0	0			
Hector Torres, R (1, 4) OBP: 0.270, SLG: 0.333			0-0 F9		0-0 HR		0-0 1B			3	1	2	4	0	0	0			
Inning Stats	R: 0 E: 0 K: 0 S: 3	H: 0 LOB: 0 BB: 0 P: 3	R: 0 E: 0 K: 2 S: 7	H: 0 LOB: 0 BB: 0 P: 7	R: 0 E: 0 K: 1 S: 5	H: 0 LOB: 0 BB: 0 P: 5	R: 0 E: 0 K: 0 S: 3	H: 0 LOB: 0 BB: 0 P: 3	R: 4 E: 0 K: 2 S: 8	H: 1 LOB: 3 BB: 3 P: 20	R: 2 E: 0 K: 0 S: 6	H: 3 LOB: 1 BB: 0 P: 6	R: 0 E: 0 K: 2 S: 8	H: 1 LOB: 1 BB: 0 P: 8	R: 1 E: 0 K: 0 S: 4	H: 3 LOB: 1 BB: 1 P: 8		1B: 6 2B: 0 3B: 0 HR: 2	SF: 0 SAC: 1 DP: 1 HBP: 0
PITCHER	IP WLS BF H R ER SO BB IBB HBP BLK WP HR S P ERA WHIP																		
Ron Guidry, L (1, 1) ERA: 3.36	7.1 L 32 7 7 7 7 7 0 0 0 0 0 2 42 58 8.59 1.364																		
Dick Tidrow, R (8, 1) ERA: 2.83	0.2 2 1 0 0 0 0 0 0 0 0 0 2 2 0.00 1.500																		

Batter	1	2	3	4	5	6	7	8	9	AB R H RBI BB SO LOB	TOP											
Mickey Rivers, L OBP: 0.344, SLG: 0.407 (1, 8)	1-3	7-3								5 0 3 1 0 0 1	New York Yankees @ Toronto Blue Jays Exhibition Stadium, Toronto, ON Tue Jun 28 1977, 7:05 PM EDT Att: 40,116 - Unknown - 83 F											
Roy White, S OBP: 0.354, SLG: 0.418 (1, 7)	3-1		F7				F7		5 0 1 0 0 0 3													
Thurman Munson, R OBP: 0.368, SLG: 0.513 (1, 2)	E9 1B		5-3		F4		FC6-4		4 1 1 0 0 0 3													
Chris Chambliss, L OBP: 0.335, SLG: 0.427 (1, 3)			1-3			G3		K	4 0 1 1 0 1 0													
Reggie Jackson, L OBP: 0.359, SLG: 0.531 (1, 9)	K			K		F8		HR	4 1 1 1 0 2 1													
Graig Nettles, L OBP: 0.295, SLG: 0.429 (1, 5)		4-3		G3				F9	3 0 0 0 1 0 0													
Carlos May, L OBP: 0.329, SLG: 0.362 (1, 10)		HR		3-1		F8		F4	4 1 1 0 0 0 1													
George Zeber, S OBP: 0.376, SLG: 0.467 (1, 4)		HR			K		K	4-3	4 1 1 2 0 2 0													
Bucky Dent, R OBP: 0.324, SLG: 0.396 (1, 6)								F4	2 1 2 0 1 0 0													
Cliff Johnson, R OBP: 0.401, SLG: 0.549 (9, PH)									1 0 0 0 0 0 0													
Inning Stats	R: 1 E: 1 K: 1 S: 7	H: 2 LOB: 1 BB: 0 P: 7	R: 2 E: 0 K: 0 S: 5	H: 3 LOB: 0 BB: 0 P: 5	R: 0 E: 0 K: 1 S: 3	H: 0 LOB: 0 BB: 0 P: 3	R: 0 E: 0 K: 1 S: 5	H: 0 LOB: 0 BB: 0 P: 5	R: 1 E: 0 K: 1 S: 7	H: 3 LOB: 1 BB: 0 P: 7	R: 0 E: 0 K: 0 S: 3	H: 0 LOB: 1 BB: 1 P: 7	R: 0 E: 0 K: 1 S: 6	H: 1 LOB: 2 BB: 1 P: 10	R: 1 E: 0 K: 1 S: 6	H: 1 LOB: 0 BB: 0 P: 6	R: 0 E: 0 K: 0 S: 4	H: 1 LOB: 1 BB: 0 P: 4	1B: 6 2B: 3 3B: 1 HR: 2	SF: 0 SAC: 0 DP: 1 HBP: 0	WP: 0 PB: 0 SB: 0 CS: 1	PA: 38
PITCHER Dave Lemanczyk, R ERA: 4.01 (1, 1)	IP: 9.0 WLS: W BF: 38 H: 11 R: 5 ER: 4 SO: 5 BB: 2 IBB: 0 HBP: 0 BLK: 0 WP: 0 HR: 2 S: 46 P: 54 ERA: 4.00 WHIP: 1.444											PITCHER										

Batter	1	2	3	4	5	6	7	8	9	AB R H RBI BB SO LOB	BOTTOM									
Bob Bailor, R OBP: 0.354, SLG: 0.428 (1, 6)	6-3		5-3		6-3					4 1 1 0 0 0 0	New York Yankees @ Toronto Blue Jays Exhibition Stadium, Toronto, ON Tue Jun 28 1977, 7:05 PM EDT Att: 40,116 - Unknown - 83 F									
Al Woods, L OBP: 0.365, SLG: 0.460 (1, 7)	1-3				F8		E3 1B		3 1 1 1 1 0 0											
Sam Ewing, L OBP: 0.372, SLG: 0.376 (1, 10)									3 1 1 0 0 0 1											
Doug Ault, R OBP: 0.327, SLG: 0.398 (7, PH)	HR		F8						1 0 1 2 0 0 0											
Ron Fairly, L OBP: 0.417, SLG: 0.524 (1, 3)				G3			4-3		3 1 1 2 1 0 1											
Otto Velez, R OBP: 0.365, SLG: 0.503 (1, 9)				4-3			F4		4 0 0 0 0 1 2											
Steve Bowling, R OBP: 0.262, SLG: 0.148 (8, 9)	4-3						K		0 0 0 0 0 0 0											
Doug Radler, R OBP: 0.382, SLG: 0.417 (1, 5)									3 2 1 0 1 2 1											
Ernie Whitt, L OBP: 0.286, SLG: 0.385 (1, 2)									4 1 2 1 0 1 1											
John Scott, R OBP: 0.262, SLG: 0.313 (1, 8)									3 0 1 0 0 0 1											
Hector Torres, R OBP: 0.281, SLG: 0.327 (1, 4)			1-3						2 1 0 2 0 1 0											
Inning Stats	R: 2 E: 0 K: 0 S: 5	H: 2 LOB: 0 BB: 0 P: 5	R: 0 E: 0 K: 1 S: 5	H: 0 LOB: 0 BB: 0 P: 5	R: 0 E: 0 K: 0 S: 3	H: 0 LOB: 1 BB: 1 P: 7	R: 1 E: 0 K: 0 S: 4	H: 1 LOB: 1 BB: 1 P: 8	R: 0 E: 0 K: 1 S: 5	H: 0 LOB: 0 BB: 0 P: 5	R: 0 E: 0 K: 1 S: 5	H: 0 LOB: 1 BB: 1 P: 9	R: 4 E: 2 K: 1 S: 10	H: 4 LOB: 1 BB: 0 P: 10	R: 1 E: 0 K: 1 S: 6	H: 2 LOB: 0 BB: 0 P: 6	1B: 5 2B: 4 3B: 0 HR: 1	SF: 2 SAC: 1 DP: 1 HBP: 0	WP: 0 PB: 0 SB: 1 CS: 0	PA: 36
PITCHER Ken Clay, R ERA: 4.02 (1, 1)	IP: 6.1 WLS: L BF: 28 H: 6 R: 6 ER: 6 SO: 3 BB: 3 IBB: 0 HBP: 0 BLK: 0 WP: 0 HR: 1 S: 31 P: 43 ERA: 8.53 WHIP: 1.263											PITCHER								
Sparky Lyle, L ERA: 2.11 (7, 1)	IP: 1.2 WLS: L BF: 8 H: 4 R: 2 ER: 1 SO: 2 BB: 0 IBB: 0 HBP: 0 BLK: 0 WP: 0 HR: 0 S: 12 P: 12 ERA: 5.40 WHIP: 2.400											PITCHER								



Batter	1	2	3	4	5	6	7	8	9	10	11	AB	R	H	RBI	BB	SO	LOB
Paul Blair, R OBP: 0.345, SLG: 0.397 Mickey Rivers, L OBP: 0.346, SLG: 0.408	4-3		5-3		F3		F7		F7		E	4	0	0	0	0	0	2
Graig Nettles, L OBP: 0.296, SLG: 0.431	K		K			F8	L4				E4	6	1	2	2	0	2	1
Thurman Munson, R OBP: 0.388, SLG: 0.513	F8			5-3		6-3				F3		6	0	2	0	0	0	1
Cliff Johnson, R OBP: 0.399, SLG: 0.545		F7		1B	BB	2B	2B		F3	F7	5-3	5	1	1	0	1	0	3
Reggie Jackson, L OBP: 0.367, SLG: 0.537		S	1B	BB								3	0	2	1	2	1	1
Roy White, S OBP: 0.359, SLG: 0.420		S	1B									4	1	2	0	1	0	3
Fran Healy, R OBP: 0.226, SLG: 0.224 Chris Chambliss, L OBP: 0.337, SLG: 0.428	K				5-3	1-3			F8			3	0	0	0	0	1	4
George Zeber, S OBP: 0.390, SLG: 0.471	K											4	0	2	0	0	1	2
Fred Stanley, R OBP: 0.231, SLG: 0.231 Carlos May, L OBP: 0.327, SLG: 0.360 Bucky Dent, R OBP: 0.322, SLG: 0.394			5-3				FC3-6		F8		F4	3	0	1	0	0	0	1


Inning Stats	R	H	E	K	S	P	IP	WLS	BF	H	R	ER	SO	BB	IBB	HBP	BLK	WP	HR	S	P	ERA	WHIP
PITCHER	0	0	0	1	5	5	7.0		29	7	4	3	1	0	1	0	0	0	0	21	25	6.75	1.750
PITCHER	1	2	0	1	9	9																	

TOP

New York Yankees @ Toronto Blue Jays
Exhibition Stadium, Toronto, ON
Tue Jun 28 1977, 7:05 PM EDT
Att: 40,116 - Unknown

livebaseballscores.com

AB 44
R 5
H 14
RBI 4
BB 4
SO 5
LOB 22



Batter	1	2	3	4	5	6	7	8	9	10	11	AB	R	H	RBI	BB	SO	LOB
John Scott, R OBP: 0.260, SLG: 0.304	F9		CS			F8		F4		4-3		4	0	0	0	1	0	1
Doug Rader, R OBP: 0.359, SLG: 0.412	L1-3		F8			4-3		F7		4-3		5	0	1	0	0	0	2
Bob Bailor, R OBP: 0.351, SLG: 0.423	L1-3			F8		F9					F8	5	0	1	0	0	0	1
Otto Velez, R OBP: 0.363, SLG: 0.498		1-6-3		5-3		FC1-6	SH1-3		SH1-4		K	4	0	1	0	0	1	0
Ron Fairly, L OBP: 0.419, SLG: 0.536					F9		SH1-3				F7	3	1	1	1	1	0	0
Doug Ault, R OBP: 0.335, SLG: 0.404 Al Woods, L OBP: 0.366, SLG: 0.457 Dave McKay, S OBP: 0.262, SLG: 0.253						FC6-4	1B		FC1-6	IBB	F7	2	0	2	0	1	0	0
Hector Torres, R OBP: 0.284, SLG: 0.319 Sam Ewing, L OBP: 0.368, SLG: 0.372						FC6-4	1B		FC1-6	IBB	F7	3	0	0	0	0	0	4
Alan Ashby, S OBP: 0.285, SLG: 0.282						FC1-6	FC6-4		1-3		4-3	4	0	0	0	0	0	4
Steve Bowling, R OBP: 0.261, SLG: 0.155			F7			FC6-4					4-3	4	0	1	0	0	1	1


Inning Stats	R	H	E	K	S	P	IP	WLS	BF	H	R	ER	SO	BB	IBB	HBP	BLK	WP	HR	S	P	ERA	WHIP
PITCHER	0	1	0	1	5	5	8.1		32	6	1	1	1	0	0	0	0	0	0	11	11	0.00	0.375
PITCHER	0	0	0	1	8	8																	

BOTTOM

New York Yankees @ Toronto Blue Jays
Exhibition Stadium, Toronto, ON
Tue Jun 28 1977, 7:05 PM EDT
Att: 40,116 - Unknown

livebaseballscores.com


AB 36
R 1
H 7
RBI 1
BB 3
SO 2
LOB 17



Batter	1	2	3	4	5	6	7	8	9	AB	R	H	RBI	BB	SO	LOB	TOP				
Willie Randolph, R OBP: 0.364, SLG: 0.433										4	2	2	1	1	0	5					
Mickey Rivers, L OBP: 0.348, SLG: 0.414										6	1	3	1	0	0	2					
Thurman Munson, R OBP: 0.365, SLG: 0.520										4	1	1	4	0	0	1					
Chris Chambliss, L OBP: 0.334, SLG: 0.427										5	1	1	0	0	1	2					
Cliff Johnson, R OBP: 0.414, SLG: 0.666										3	3	3	4	1	0	0					
Reggie Jackson, L OBP: 0.360, SLG: 0.526										5	0	0	0	0	4	2					
Lou Piniella, R OBP: 0.377, SLG: 0.500										5	2	3	1	0	0	2					
Graig Nettles, L OBP: 0.297, SLG: 0.428										4	1	1	0	1	1	3					
Bucky Dent, R OBP: 0.328, SLG: 0.394										3	0	1	0	2	0	1					
Inning Stats	R: 0 E: 0 K: 0 S: 4	H: 1 LOB: 1 BB: 0 P: 4	R: 0 E: 0 K: 1 S: 5	H: 0 LOB: 1 BB: 0 P: 6	R: 1 E: 0 K: 0 S: 4	H: 1 LOB: 1 BB: 1 P: 8	R: 1 E: 0 K: 1 S: 7	H: 2 LOB: 2 BB: 1 P: 11	R: 0 E: 0 K: 1 S: 5	H: 0 LOB: 0 BB: 3 P: 17	R: 0 E: 0 K: 0 S: 3	H: 0 LOB: 0 BB: 0 P: 3	R: 0 E: 0 K: 1 S: 13	H: 8 LOB: 0 BB: 0 P: 13	R: 1 E: 0 K: 1 S: 7	H: 2 LOB: 1 BB: 0 P: 7	1B: 6 2B: 4 3B: 0 HR: 5	SF: 2 SAC: 0 DP: 0 HBP: 1	WP: 1 PA: 47 SB: 0 CS: 0		
PITCHER	IP	WLS	BF	H	R	ER	SO	BB	IBB	HBP	BLK	WP	HR	S	P	ERA	WHIP				
Jerry Garvin, L ERA: 3.84	(1, 1)	7.1	L	35	8	5	5	4	5	0	1	0	0	3	37	58	6.14	1.773			
Jerry Johnson, R ERA: 4.09	(8, 1)	0.1		6	5	5	5	0	0	0	0	0	2	6	6	135.00	15.000				
Dennis DeBarr, L ERA: 4.22	(8, 1)	1.1		6	2	1	1	2	0	0	0	1	0	10	10	6.75	1.500				

New York Yankees @ Toronto Blue Jays
Exhibition Stadium, Toronto, ON
Thu Jun 30 1977, 7:05 PM EDT
Att: 33,283 - Cloudy - 70 F

AB 39
R 11
H 15
RBI 11
BB 5
SO 6
LOB 18



Batter	1	2	3	4	5	6	7	8	9	AB	R	H	RBI	BB	SO	LOB	BOTTOM			
Bob Bailor, R OBP: 0.345, SLG: 0.416										4	0	0	0	0	0	3				
Sam Ewing, L OBP: 0.364, SLG: 0.367										4	0	1	2	0	0	0				
Al Woods, L OBP: 0.369, SLG: 0.458										4	0	2	0	0	0	1				
Ron Fairly, L OBP: 0.416, SLG: 0.531										4	1	1	0	0	0	1				
Doug Rader, R OBP: 0.357, SLG: 0.422										4	1	1	1	0	2	2				
Otto Velez, R OBP: 0.365, SLG: 0.495										3	1	1	0	1	0	0				
John Scott, R OBP: 0.259, SLG: 0.309										4	0	1	1	0	0	1				
Hector Torres, R OBP: 0.256, SLG: 0.313										2	1	0	0	0	0	0				
Ernie Whitt, L OBP: 0.297, SLG: 0.357										1	0	0	0	0	0	2				
Alan Ashby, S OBP: 0.285, SLG: 0.278										3	1	0	0	1	0	2				
Inning Stats	R: 0 E: 0 K: 0 S: 4	H: 1 LOB: 1 BB: 0 P: 4	R: 0 E: 0 K: 0 S: 3	H: 0 LOB: 0 BB: 0 P: 3	R: 0 E: 0 K: 0 S: 3	H: 0 LOB: 0 BB: 0 P: 3	R: 1 E: 0 K: 0 S: 4	H: 1 LOB: 0 BB: 0 P: 4	R: 0 E: 0 K: 0 S: 3	H: 0 LOB: 0 BB: 0 P: 3	R: 0 E: 0 K: 1 S: 5	H: 2 LOB: 0 BB: 0 P: 5	R: 0 E: 1 K: 0 S: 4	H: 1 LOB: 1 BB: 2 P: 13	R: 1 E: 1 K: 1 S: 8	H: 2 LOB: 2 BB: 0 P: 8	1B: 5 2B: 1 3B: 0 HR: 1	SF: 0 SAC: 0 DP: 0 HBP: 1	WP: 0 PA: 36 SB: 0 CS: 2	
PITCHER	IP	WLS	BF	H	R	ER	SO	BB	IBB	HBP	BLK	WP	HR	S	P	ERA	WHIP			
Catfish Hunter, R ERA: 5.37	(1, 1)	9.0	W	36	7	5	3	2	2	0	1	0	1	37	46	3.00	1.000			

New York Yankees @ Toronto Blue Jays
Exhibition Stadium, Toronto, ON
Thu Jun 30 1977, 7:05 PM EDT
Att: 33,283 - Cloudy - 70 F

AB 33
R 5
H 7
RBI 4
BB 2
SO 2
LOB 12



Batter	1	2	3	4	5	6	7	8	9	AB	R	H	RBI	BB	SO	LOB	TOP								
Toby Harrah, R OBP: 0.396, SLG: 0.500 (1, 5)	5-3		FC6-4 BB	FC5	WP BB		6-3		1-3	4	0	0	1	2	0	2									
Claudell Washington, L OBP: 0.348, SLG: 0.453 (1, 7)	BB 1B		FC6-4 FC5-4 BB 1-2	FC4-6 1-2	F4 1-2				L7	5	1	1	1	1	0	3									
Ken Henderson, S OBP: 0.309, SLG: 0.391 (1, 9)	1B SF8 BB		FC5-4 BB 1-2	G3			FC5-4 1B		6-3	4	1	1	0	2	0	3									
Willie Horton, R OBP: 0.338, SLG: 0.449 Sandy Alomar Sr., S OBP: 0.353, SLG: 0.364 (8, PR)	1B		FC5-4 BB 1-2		S 1B 2B 1B		F2		1B 1B	5	1	3	1	0	0	3									
Mike Hargrove, L OBP: 0.383, SLG: 0.379 (1, 3)	SF8				2B E 1B		F8		G4-6-3 1B 1B	3	2	2	1	1	0	1									
Juan Beniquez, R OBP: 0.325, SLG: 0.406 (1, 8)	K		5-3		E6 S 3B 2B		FC5-4		G4-6-3 1B	5	1	2	2	0	1	5									
Bump Willis, S OBP: 0.360, SLG: 0.390 (1, 4)			G3		SH1-4 FC5 1B		SF8 3B		G4-6-3	5	2	2	1	0	0	2									
Bert Campaneris, R OBP: 0.330, SLG: 0.377 (1, 6)	6-3				FC5 SH1-4 FC4-6 BB		SF8			3	2	2	3	1	0	0									
Jim Sundberg, R OBP: 0.274, SLG: 0.277 (1, 2)	K				SH1-4		F8		6-3	4	0	1	0	0	1	1									
Inning Stats	R: 2 E: 0 K: 1 S: 7	H: 2 LOB: 1 BB: 1 P: 11	R: 0 E: 0 K: 1 S: 5	H: 0 LOB: 0 BB: 0 P: 5	R: 0 E: 0 K: 0 S: 3	H: 0 LOB: 3 BB: 3 P: 15	R: 2 E: 0 K: 0 S: 5	H: 1 LOB: 1 BB: 1 P: 9	R: 4 E: 1 K: 0 S: 7	H: 4 LOB: 1 BB: 1 P: 11	R: 0 E: 0 K: 0 S: 4	H: 1 LOB: 0 BB: 0 P: 4	R: 1 E: 0 K: 0 S: 5	H: 2 LOB: 2 BB: 1 P: 9	R: 2 E: 0 K: 0 S: 6	H: 4 LOB: 1 BB: 0 P: 6	R: 0 E: 0 K: 0 S: 3	H: 0 LOB: 0 BB: 0 P: 3	1B: 11 2B: 1 3B: 1 HR: 1	SF: 2 SAC: 1 DP: 1 HBP: 0	WP: 1 PB: 0 SB: 2 CS: 0	PA: 48			
PITCHER	IP	WLS	BF	H	R	ER	SO	BB	IBB	HBP	BLK	WP	HR	S	P	ERA	WHIP								
Jeff Byrd, R ERA: 7.71 Tom Bruno, R ERA: 7.13 Chuck Hartenstein, R ERA: 5.71	4.0	L	24	6	7	7	2	5	0	0	0	0	0	23	43	15.75	2.750								
	2.2		14	4	2	2	0	2	0	0	0	1	1	12	20	6.75	2.250								
	2.1		10	4	2	2	0	0	0	0	0	0	0	10	10	7.71	1.714								

Texas Rangers @ Toronto Blue Jays
Exhibition Stadium, Toronto, ON
Fri Jul 01 1977, 7:05 PM EDT
Att: 21,089 - Unknown - 73 F

AB	38
R	11
H	14
RBI	10
BB	7
SO	2
LOB	20



Batter	1	2	3	4	5	6	7	8	9	AB	R	H	RBI	BB	SO	LOB	BOTTOM								
Bob Bailor, R OBP: 0.343, SLG: 0.416 (1, 6)	F9		5-3		6-3					5	0	1	2	0	0	2									
Steve Stagos, R OBP: 0.400, SLG: 1.000 (1, 4)	5-3		1-3						4-3	5	1	2	2	0	0	2									
Al Woods, L OBP: 0.364, SLG: 0.451 Otto Velez, R OBP: 0.366, SLG: 0.495 (7, PH) (8, 9)	6-3		4-3							3	0	0	0	0	0	0									
Ron Fairly, L OBP: 0.424, SLG: 0.548 (1, 10)					F4					4	2	3	1	1	0	0									
Sam Ewing, L OBP: 0.363, SLG: 0.376 (8, 7)										3	0	1	0	0	1	1									
Steve Bowling, R OBP: 0.271, SLG: 0.155 (9, 7)										0	1	0	0	1	0	0									
Ernie Whitt, L OBP: 0.250, SLG: 0.333 (9, PH)					2B					1	0	0	0	0	1	2									
Doug Radler, R OBP: 0.358, SLG: 0.427 (1, 5)					K				G6-3	4	2	1	0	1	2	5									
Doug Ault, R OBP: 0.337, SLG: 0.407 (1, 3)										3	1	1	1	1	0	2									
John Scott, R OBP: 0.259, SLG: 0.308 (1, 8)										4	1	1	1	0	1	4									
Alan Ashby, S OBP: 0.288, SLG: 0.279 (1, 2)										3	0	1	1	1	0	1									
Inning Stats	R: 0 E: 0 K: 0 S: 3	H: 3 LOB: 1 BB: 0 P: 8	R: 2 E: 0 K: 1 S: 8	H: 3 LOB: 0 BB: 0 P: 8	R: 0 E: 0 K: 0 S: 3	H: 0 LOB: 0 BB: 0 P: 3	R: 0 E: 0 K: 1 S: 6	H: 1 LOB: 1 BB: 0 P: 6	R: 0 E: 0 K: 0 S: 3	H: 0 LOB: 0 BB: 0 P: 3	R: 1 E: 0 K: 0 S: 4	H: 2 LOB: 0 BB: 0 P: 4	R: 2 E: 0 K: 0 S: 5	H: 2 LOB: 2 BB: 2 P: 13	R: 3 E: 0 K: 2 S: 10	H: 3 LOB: 2 BB: 2 P: 18	R: 0 E: 0 K: 1 S: 5	H: 1 LOB: 1 BB: 1 P: 9	1B: 6 2B: 3 3B: 1 HR: 2	SF: 0 SAC: 0 DP: 2 HBP: 0	WP: 0 PB: 0 SB: 0 CS: 0	PA: 42			
PITCHER	IP	WLS	BF	H	R	ER	SO	BB	IBB	HBP	BLK	WP	HR	S	P	ERA	WHIP								
Doyle Alexander, R ERA: 3.99 Paul Lindblad, L ERA: 3.63 Adrian Devine, R ERA: 2.6	6.2	W	29	8	5	5	2	2	0	0	0	0	0	9	17	27.00	4.000								
	1.0		7	2	3	3	2	2	0	0	0	0	0	7	11	0.00	2.250								
	1.1	S	6	2	0	0	1	1	0	0	0	0	0	7	11	0.00	2.250								

Texas Rangers @ Toronto Blue Jays
Exhibition Stadium, Toronto, ON
Fri Jul 01 1977, 7:05 PM EDT
Att: 21,089 - Unknown - 73 F

AB	37
R	8
H	12
RBI	8
BB	5
SO	5
LOB	21



Batter	1	2	3	4	5	6	7	8	9	AB	R	H	RBI	BB	SO	LOB	TOP					
Bert Campaneris, R OBP: 0.334, SLG: 0.379										4	1	2	0	1	1	2	Texas Rangers @ Toronto Blue Jays Exhibition Stadium, Toronto, ON Sat Jul 02 1977, 3:33 AM EDT Att: 19,176 - Unknown - 65 F					
Claudell Washington, L OBP: 0.340, SLG: 0.441										5	1	0	0	0	2	5						
Mike Hargrove, L OBP: 0.387, SLG: 0.385										4	2	2	2	1	0	1						
Willie Horton, R OBP: 0.340, SLG: 0.448										5	0	2	1	0	0	2						
Dave May, L OBP: 0.309, SLG: 0.373										4	1	3	2	1	1	0						
Toby Harrah, R OBP: 0.390, SLG: 0.490										5	0	0	0	0	1	6						
Juan Beniquez, R OBP: 0.320, SLG: 0.400										4	0	0	0	0	2	1						
Bump Wills, S OBP: 0.358, SLG: 0.400										4	1	1	2	0	1	0						
Jim Sundberg, R OBP: 0.283, SLG: 0.283										3	1	2	0	1	0	0						
Inning Stats	R: 1 E: 1 K: 1 S: 6	H: 1 LOB: 2 BB: 2 P: 14	R: 0 E: 0 K: 2 S: 9	H: 2 LOB: 2 BB: 0 P: 9	R: 0 E: 0 K: 1 S: 5	H: 0 LOB: 0 BB: 0 P: 5	R: 0 E: 0 K: 1 S: 5	H: 0 LOB: 0 BB: 0 P: 5	R: 2 E: 0 K: 0 S: 7	H: 4 LOB: 2 BB: 0 P: 7	R: 0 E: 0 K: 1 S: 5	H: 0 LOB: 1 BB: 1 P: 9	R: 0 E: 0 K: 0 S: 2	H: 0 LOB: 0 BB: 1 P: 6	R: 2 E: 0 K: 2 S: 9	H: 2 LOB: 2 BB: 0 P: 9	R: 2 E: 0 K: 0 S: 6	H: 3 LOB: 1 BB: 0 P: 6	1B: 9 2B: 2 3B: 0 HR: 1	SF: 0 SAC: 0 DP: 1 HBP: 0	WP: 1 PB: 0 SB: 0 CS: 0	PA: 42
PITCHER Pete Vuckovich, R ERA: 3.23	IP: 9.0 WLS: W BF: 42	H: 12 R: 7 ER: 7 SO: 8	BB: 4 IBB: 0 HBP: 0 BLK: 0	WP: 1 HR: 1 S: 54 P: 70	ERA: 7.00 WHIP: 1.778											AB: 38 R: 7 H: 12 RBI: 7 BB: 4 SO: 8 LOB: 17						

Batter	1	2	3	4	5	6	7	8	9	AB	R	H	RBI	BB	SO	LOB	BOTTOM			
Bob Bailor, R OBP: 0.344, SLG: 0.415										5	2	2	2	0	0	2	Texas Rangers @ Toronto Blue Jays Exhibition Stadium, Toronto, ON Sat Jul 02 1977, 3:33 AM EDT Att: 19,176 - Unknown - 65 F			
Steve Stagos, R OBP: 0.300, SLG: 0.600										5	1	1	0	0	1	3				
Ron Fairly, L OBP: 0.427, SLG: 0.550										3	2	1	1	2	0	3				
Otto Velez, R OBP: 0.375, SLG: 0.495										2	0	1	2	3	0	1				
Sam Ewing, L OBP: 0.388, SLG: 0.381										4	1	2	2	0	1	3				
Steve Bowling, R OBP: 0.282, SLG: 0.155										0	0	0	0	1	0	0				
Doug Radler, R OBP: 0.395, SLG: 0.434										5	1	1	3	0	2	6				
Doug Ault, R OBP: 0.335, SLG: 0.403										5	1	1	0	0	0	5				
John Scott, R OBP: 0.265, SLG: 0.313										4	1	2	0	0	0	0				
Alan Ashby, S OBP: 0.282, SLG: 0.281										2	1	1	0	1	0	2				
Inning Stats	R: 0 E: 0 K: 0 S: 3	H: 0 LOB: 2 BB: 2 P: 11	R: 0 E: 0 K: 1 S: 5	H: 0 LOB: 0 BB: 0 P: 5	R: 3 E: 0 K: 0 S: 6	H: 3 LOB: 2 BB: 2 P: 14	R: 0 E: 0 K: 0 S: 3	H: 1 LOB: 0 BB: 0 P: 3	R: 3 E: 0 K: 0 S: 5	H: 2 LOB: 0 BB: 1 P: 9	R: 0 E: 0 K: 1 S: 6	H: 1 LOB: 1 BB: 0 P: 6	R: 0 E: 0 K: 2 S: 7	H: 0 LOB: 1 BB: 1 P: 11	R: 4 E: 1 K: 0 S: 9	H: 5 LOB: 3 BB: 1 P: 13	1B: 10 2B: 1 3B: 0 HR: 1	SF: 0 SAC: 1 DP: 1 HBP: 0	WP: 1 PB: 0 SB: 0 CS: 0	PA: 43
PITCHER Len Barker, R ERA: 10.8	IP: 5.0 WLS: L	BF: 25 H: 6 R: 6 ER: 6 SO: 1	BB: 5 IBB: 0 HBP: 0 BLK: 0	WP: 1 HR: 1 S: 22 P: 42	ERA: 10.80 WHIP: 2.200											AB: 35 R: 10 H: 12 RBI: 10 BB: 7 SO: 4 LOB: 25				
Paul Lindblad, L ERA: 4.0	IP: 2.0	WLS: L	BF: 12 H: 4 R: 4 ER: 3 SO: 3	BB: 1 IBB: 0 HBP: 0 BLK: 0	WP: 0 HR: 0 S: 17 P: 21	ERA: 13.50 WHIP: 2.500														
Adrian Devine, R ERA: 2.56	IP: 1.0	WLS: L	BF: 6 H: 2 R: 0 ER: 0 SO: 0	BB: 0 IBB: 1 HBP: 0 BLK: 0	WP: 0 HR: 0 S: 5 P: 9	ERA: 0.00 WHIP: 2.000														

Batter	1	2	3	4	5	6	7	8	9	10	AB	R	H	RBI	BB	SO	LOB	TOP							
Bert Campaneris, R OBP: 0.332, SLG: 0.373 (1.6)	K		K			6-3	K					4	0	0	0	1	3	3							
Claudell Washington, L OBP: 0.332, SLG: 0.430 (1.7)	6-3			4-3		6-3	FC6-4		F5		5	0	0	0	0	0	0	6							
Mike Hargrove, L OBP: 0.388, SLG: 0.391 (1.3)					G6-4-3 BB	4-3		F9	1-3		4	0	1	0	1	0	3								
Willie Horton, R OBP: 0.341, SLG: 0.459 Sandy Alomar Sr., S OBP: 0.353, SLG: 0.364 (1.10) (10, PR)	1-3			G6-4-3 1-2			HR	4-3		FC4 1B	5	1	2	1	0	0	2								
Dave May, L OBP: 0.335, SLG: 0.366 (1.9)		4-3			K		1B WP 1B	6-3		F5	5	1	1	0	0	1	1								
Toby Harrah, R OBP: 0.390, SLG: 0.487 (1.5)		5-3			BB BB		WP 1B		F5	FC4 1B	4	1	1	0	1	0	1								
Juan Beniquez, R OBP: 0.329, SLG: 0.403 (1.8)		5-3			BB BB		WP 1B		1B 2B BB	HR 1B	3	2	2	1	2	0	0								
Bump Willis, S OBP: 0.359, SLG: 0.412 (1.4)			6-3		K		4-3		2B 1B	HR	5	1	2	2	0	1	4								
Jim Sundberg, R OBP: 0.280, SLG: 0.280 Ed Kirkpatrick, L OBP: 0.308, SLG: 0.293 Bill Fahey, L OBP: 0.211, SLG: 0.216 John Ellis, R OBP: 0.250, SLG: 0.325 (1.2) (7, PH) (7, 2) (9, PH) (9, 2)			4-3		4-3		FC6-4 1B		1-3 2B	6-3	2	0	0	0	0	0	2								
Inning Stats	R: 0 E: 0 K: 1 S: 6	H: 1 LOB: 1 BB: 0 P: 6	R: 0 E: 0 K: 0 S: 3	H: 0 LOB: 0 BB: 0 P: 3	R: 0 E: 0 K: 1 S: 5	H: 0 LOB: 0 BB: 0 P: 5	R: 0 E: 0 K: 2 S: 2	H: 0 LOB: 0 BB: 1 P: 6	R: 0 E: 0 K: 0 S: 7	H: 0 LOB: 2 BB: 2 P: 15	R: 0 E: 0 K: 0 S: 3	H: 0 LOB: 0 BB: 0 P: 3	R: 2 E: 0 K: 1 S: 9	H: 4 LOB: 3 BB: 1 P: 13	R: 0 E: 0 K: 0 S: 3	H: 0 LOB: 0 BB: 0 P: 3	R: 1 E: 0 K: 0 S: 5	H: 2 LOB: 3 BB: 2 P: 13	R: 3 E: 0 K: 0 S: 6	H: 3 LOB: 1 BB: 0 P: 6	1B: 6 2B: 1 3B: 1 HR: 2	SF: 0 SAC: 0 DP: 1 HBP: 0	WP: 1 PA: 45 PB: 0 SB: 0 CS: 0		
PITCHER	IP 8.1	WLS 8	BF 35	H 6	R 3	ER 3	SO 5	BB 4	IBB 0	HBP 0	BLK 0	WP 1	HR 1	S 40	P 60	ERA 3.24	WHIP 1.200								
Dave Lemanczyk, R ERA: 3.98 Mike Willis, L ERA: 2.87 (1.1) (9.1)	1.2	L	10	4	3	3	0	0	1	0	0	0	1	9	13	16.20	2.400								

Texas Rangers @ Toronto Blue Jays
Exhibition Stadium, Toronto, ON
Sun Jul 03 1977, 3:33 AM EDT
Unknown - 70 F

AB	39
R	6
H	10
RBI	5
BB	6
SO	5
LOB	23



Batter	1	2	3	4	5	6	7	8	9	10	AB	R	H	RBI	BB	SO	LOB	BOTTOM						
Bob Bailor, R OBP: 0.341, SLG: 0.411 (1.6)	F7		F8		F8		WP SH5-4 1B		F7		5	0	1	0	0	0	0							
Steve Stagg, R OBP: 0.214, SLG: 0.429 (1.4)	K2-3		6-3		F7		SH5-4		F7		4	0	0	0	0	1	0							
Al Woods, L OBP: 0.365, SLG: 0.446 (1.7)			4-3		4-3		WP 1B			4-3	4	0	1	0	1	0	0							
Ron Fairly, L OBP: 0.423, SLG: 0.547 (1.3)	K			4-3		F2	F6			4-3 2B	5	0	1	0	0	1	3							
Sam Ewing, L OBP: 0.394, SLG: 0.376 Doug Ault, R OBP: 0.333, SLG: 0.401 (1.10) (10, PH)		F8		1B 1B		3-1	K			4-3	4	1	1	0	0	1	2							
Otto Velez, R OBP: 0.375, SLG: 0.507 (1.9)		E 1B		F6		HR		K		K	5	1	2	1	0	2	2							
Doug Rader, R OBP: 0.357, SLG: 0.439 (1.5)		K			1B		2B				4	0	2	0	0	1	1							
John Scott, R OBP: 0.265, SLG: 0.311 (1.8)		E5			1B		5-3		F5		4	0	1	1	0	0	2							
Ernie Whitt, L OBP: 0.250, SLG: 0.316 (1.2)		4-3			G3		SH5-4 WP 1B		G3		4	1	1	0	0	0	4							
Inning Stats	R: 0 E: 0 K: 2 S: 8	H: 1 LOB: 1 BB: 0 P: 8	R: 0 E: 1 K: 1 S: 7	H: 1 LOB: 2 BB: 0 P: 7	R: 0 E: 0 K: 0 S: 3	H: 0 LOB: 0 BB: 0 P: 3	R: 1 E: 0 K: 0 S: 6	H: 3 LOB: 3 BB: 0 P: 6	R: 0 E: 0 K: 0 S: 3	H: 0 LOB: 0 BB: 0 P: 3	R: 1 E: 0 K: 1 S: 7	H: 2 LOB: 2 BB: 1 P: 11	R: 0 E: 0 K: 1 S: 5	H: 0 LOB: 0 BB: 0 P: 5	R: 0 E: 0 K: 0 S: 3	H: 0 LOB: 0 BB: 0 P: 3	R: 0 E: 0 K: 1 S: 6	H: 1 LOB: 1 BB: 0 P: 6	1B: 7 2B: 2 3B: 0 HR: 1	SF: 0 SAC: 1 DP: 0 HBP: 0	WP: 1 PA: 42 PB: 0 SB: 0 CS: 0			
PITCHER	IP 9.0	WLS W	BF 38	H 9	R 3	ER 3	SO 5	BB 0	IBB 1	HBP 0	BLK 0	WP 1	HR 1	S 47	P 51	ERA 3.00	WHIP 1.000							
Dock Ellis, R ERA: 4.44 Darold Knowles, L ERA: 2.45 (1.1) (10.1)	1.0	S	4	1	0	0	1	0	0	0	0	0	0	6	6	0.00	1.000							

Texas Rangers @ Toronto Blue Jays
Exhibition Stadium, Toronto, ON
Sun Jul 03 1977, 3:33 AM EDT
Unknown - 70 F


AB	40
R	3
H	10
RBI	2
BB	1
SO	6
LOB	15



Batter	1	2	3	4	5	6	7	8	9	AB	R	H	RBI	BB	SO	LOB	TOP					
Mike Hargrove, L (1, 3) OBP: 0.386, SLG: 0.387	F8		1B BB		4-3		1-3			3	0	0	0	1	0	0						
Claudell Washington, L (1, 7) OBP: 0.335, SLG: 0.445	1B		L6			HR		F8		4	1	2	1	0	0	1						
Juan Beniquez, R (1, 8) OBP: 0.331, SLG: 0.405	F9		1-2 1B			1-3		CS 1B		4	0	2	0	0	0	1						
Willie Horton, R (1, 10) OBP: 0.339, SLG: 0.456	K		K			HR 1B		F9 1-2		4	1	1	0	0	2	4						
Toby Harrah, R (1, 5) OBP: 0.388, SLG: 0.481		G4-6-3 1B BB			F8			F9		3	0	0	0	1	1	1						
Dave May, L (1, 9) OBP: 0.310, SLG: 0.393		G4-6-3 1B			G1			HR 1-H		4	1	2	2	0	0	0						
Bump Willis, S (1, 4) OBP: 0.354, SLG: 0.406		G4-6-3 1-2 2-3			B1			4-3		4	0	0	0	0	0	2						
Jim Mason, L (1, 6) OBP: 0.250, SLG: 0.229		6-3			1-3			G3		3	0	0	0	0	0	1						
Bert Campaneris, R (7, 6) OBP: 0.332, SLG: 0.373					4-3			1-6-3		0	0	0	0	0	0	0						
Bill Fahey, L (1, 2) OBP: 0.195, SLG: 0.200					4-3					3	0	0	0	0	0	0						
Inning Stats	R: 0 E: 0 K: 1 S: 6	H: 1 LOB: 1 BB: 0 P: 6	R: 0 E: 0 K: 0 S: 3	H: 1 LOB: 1 BB: 1 P: 7	R: 0 E: 0 K: 1 S: 6	H: 1 LOB: 2 BB: 1 P: 10	R: 0 E: 0 K: 0 S: 3	H: 0 LOB: 0 BB: 0 P: 3	R: 0 E: 0 K: 0 S: 3	H: 0 LOB: 0 BB: 0 P: 3	R: 3 E: 0 K: 0 S: 6	H: 3 LOB: 0 BB: 0 P: 6	R: 0 E: 0 K: 0 S: 3	H: 0 LOB: 0 BB: 0 P: 3	R: 0 E: 0 K: 1 S: 5	H: 1 LOB: 0 BB: 0 P: 3	R: 0 E: 0 K: 1 S: 5	H: 0 LOB: 0 BB: 0 P: 5	1B: 5 2B: 0 3B: 0 HR: 2	SF: 0 SAC: 0 DP: 1 HBP: 0	WP: 0 PB: 0 SB: 0 CS: 1	PA: 34
PITCHER Jesse Jefferson, R (1, 1) ERA: 4.1	IP: 9.0 WLS: W BF: 34 H: 7 R: 3 ER: 3 SO: 3 BB: 2 IBB: 0 HBP: 0 BLK: 0 WP: 0 HR: 2 S: 38 P: 46 ERA: 3.00 WHIP: 1.000															PITCHER						

Texas Rangers @ Toronto Blue Jays
Exhibition Stadium, Toronto, ON
Sun Jul 03 1977, 3:38 AM EDT
Att: 32,066 - Unknown


AB	32
R	3
H	7
RBI	3
BB	2
SO	3
LOB	10



Batter	1	2	3	4	5	6	7	8	9	AB	R	H	RBI	BB	SO	LOB	BOTTOM			
Steve Staggis, R (1, 4) OBP: 0.283, SLG: 0.421	6-3	F8			S SH1-4 4-3 1B	F9		1-3 2-H 3-H 1B		5	1	2	2	0	0	2				
Al Woods, L (1, 7) OBP: 0.362, SLG: 0.439	BB 1B BB		4-3		SH1-4		F5	F8		3	0	0	0	1	0	2				
Bob Bailor, R (1, 8) OBP: 0.343, SLG: 0.410	1-2 1B		BB		4-3	2-H	F3			3	0	1	1	1	0	0				
Otto Velez, R (1, 9) OBP: 0.374, SLG: 0.505	K		F9		K		F7			1	0	0	0	0	1	2				
Steve Bowling, R (2, 9) OBP: 0.270, SLG: 0.148										3	0	0	0	0	1	1				
Doug Rader, R (1, 5) OBP: 0.356, SLG: 0.434	1-2 2-3 BB		F8			F8		F9		3	0	0	0	1	0	1				
Ron Fairly, L (1, 10) OBP: 0.420, SLG: 0.541	4-3				F2	2B 6-3 1B		F4		4	1	1	0	0	0	3				
Doug Ault, R (1, 3) OBP: 0.340, SLG: 0.413					K					3	2	2	0	1	1	0				
Hector Torres, R (1, 6) OBP: 0.264, SLG: 0.319		5-3				1B 2B		BB 1B BB		4	1	2	1	0	0	2				
Alan Ashby, S (1, 2) OBP: 0.295, SLG: 0.281		F7			K	3-H 2-H 1B		1B BB		3	0	1	1	1	1	2				
Inning Stats	R: 0 E: 0 K: 1 S: 6	H: 1 LOB: 3 BB: 2 P: 14	R: 0 E: 0 K: 0 S: 4	H: 1 LOB: 1 BB: 0 P: 4	R: 0 E: 0 K: 0 S: 3	H: 0 LOB: 1 BB: 1 P: 7	R: 0 E: 0 K: 2 S: 8	H: 1 LOB: 1 BB: 0 P: 8	R: 1 E: 0 K: 1 S: 6	H: 1 LOB: 0 BB: 0 P: 6	R: 2 E: 0 K: 0 S: 6	H: 3 LOB: 1 BB: 0 P: 6	R: 0 E: 0 K: 0 S: 3	H: 0 LOB: 0 BB: 0 P: 3	R: 2 E: 0 K: 0 S: 5	H: 2 LOB: 2 BB: 2 P: 13	1B: 7 2B: 2 3B: 0 HR: 0	SF: 0 SAC: 1 DP: 0 HBP: 0	WP: 0 PB: 0 SB: 1 CS: 0	PA: 38
PITCHER Roger Moret, L (1, 1) ERA: 7.0	IP: 6.0 WLS: L BF: 28 H: 7 R: 3 ER: 3 SO: 4 BB: 3 IBB: 0 HBP: 0 BLK: 0 WP: 0 HR: 0 S: 33 P: 45 ERA: 4.50 WHIP: 1.667															PITCHER Darold Knowles, L (7, 1) ERA: 2.93				

Texas Rangers @ Toronto Blue Jays
Exhibition Stadium, Toronto, ON
Sun Jul 03 1977, 3:38 AM EDT
Att: 32,066 - Unknown


AB	32
R	5
H	9
RBI	5
BB	5
SO	4
LOB	15



Batter	1	2	3	4	5	6	7	8	9	AB	R	H	RBI	BB	SO	LOB	TOP																						
Bob Bailor, R OBP: 0.344, SLG: 0.414 (1, 8)	4-3	K			G3		F9	BB		5	0	2	0	0	1	1	Toronto Blue Jays @ Boston Red Sox Fenway Park, Boston, MA Mon Jul 04 1977, 3:33 AM EDT Att: 21,073 - Unknown - 88 F																						
Steve Stiggs, R OBP: 0.353, SLG: 0.478 (1, 4)	E1		L9-3		K		F	BB		4	1	2	0	1	1	1																							
Al Woods, L OBP: 0.354, SLG: 0.428 (1, 7)	FC4-6		L9-3		G3		E3	G1-2-3		5	2	0	0	0	7																								
Ron Fairly, L OBP: 0.420, SLG: 0.543 (1, 3)			5-3		F7		1B			5	0	2	2	0	1	1																							
Sam Ewing, L OBP: 0.363, SLG: 0.375 Doug Ault, R (7, PH) OBP: 0.344, SLG: 0.415 (1, 10)	K				K		E6	HR		3	1	1	0	0	2	1																							
Otto Velez, R OBP: 0.375, SLG: 0.516 (1, 9)		K			F3		HR			1	0	1	1	0	0	0																							
Doug Rader, R OBP: 0.357, SLG: 0.441 (1, 5)		1B					5-3	G5-2-3		5	1	2	2	0	1	1																							
Hector Torres, R OBP: 0.263, SLG: 0.311 (1, 6)		6-3					F8			3	0	0	0	1	0	1																							
Alan Ashby, S OBP: 0.299, SLG: 0.285 Ernie Whitt, L (8, PR) OBP: 0.250, SLG: 0.316 (8, 2)					G3		K	BB		4	0	2	1	0	1	2																							
Inning Stats	R: 1 E: 1 K: 1 S: 7	H: 1 LOB: 1 BB: 0 P: 7	R: 1 E: 0 K: 2 S: 9	H: 2 LOB: 1 BB: 0 P: 9	R: 0 E: 0 K: 0 S: 3	H: 1 LOB: 0 BB: 0 P: 3	R: 0 E: 0 K: 1 S: 6	H: 1 LOB: 2 BB: 1 P: 10	R: 0 E: 0 K: 1 S: 6	H: 1 LOB: 1 BB: 0 P: 6	R: 2 E: 1 K: 1 S: 7	H: 2 LOB: 0 BB: 0 P: 7	R: 2 E: 1 K: 0 S: 7	H: 4 LOB: 2 BB: 0 P: 7	R: 0 E: 0 K: 0 S: 4	H: 2 LOB: 2 BB: 1 P: 8	R: 0 E: 0 K: 2 S: 7	H: 0 LOB: 1 BB: 0 P: 8	1B: 8 2B: 6 3B: 0 HR: 1	SF: 0 SAC: 0 DP: 3 HBP: 1	WP: 0 PB: 0 SB: 1 CS: 0	PA: 43																	
PITCHER	IP	WLS	BF	H	R	ER	SO	BB	IBB	HBP	BLK	WP	HR	S	P	ERA	WHIP	PITCHER				IP	WLS	BF	H	R	ER	SO	BB	IBB	HBP	BLK	WP	HR	S	P	ERA	WHIP	
Fergie Jenkins, R ERA: 3.18 (1, 1)	6.1		31	10	6	4	6	1	0	0	0	0	1	42	46	5.68	1.737																						
Ramon Hernandez, L ERA: 7.36 (7, 1)	0.0		1	1	0	0	0	0	0	0	0	0	0	1	1	=	=																						
Reggie Cleveland, R ERA: 3.62 (7, 1)	1.0		5	3	0	0	0	0	0	0	0	0	0	5	5	0.00	3.000																						
Bill Campbell, R ERA: 2.64 (8, 1)	1.2	W	6	0	0	0	2	1	0	1	0	0	0	8	13	0.00	0.600																						

Batter	1	2	3	4	5	6	7	8	9	AB	R	H	RBI	BB	SO	LOB	BOTTOM																						
Rick Burleson, R OBP: 0.353, SLG: 0.407 (1, 6)	3-1			F4		F9		F6		4	0	0	0	0	0	0	Toronto Blue Jays @ Boston Red Sox Fenway Park, Boston, MA Mon Jul 04 1977, 3:33 AM EDT Att: 21,073 - Unknown - 88 F																						
Fred Lynn, L OBP: 0.312, SLG: 0.470 (1, 8)	K			6-3		HR		HR		4	2	2	2	0	1	0																							
Jim Rice, R OBP: 0.365, SLG: 0.585 Rick Miller, L OBP: 0.315, SLG: 0.270 (1, 9) (9, 9)	F8			6-3				HR		4	1	2	1	0	0	0																							
Carl Yastrzemski, L OBP: 0.368, SLG: 0.527 (1, 7)		F6				FC5-4		4-3		4	1	2	1	0	0	1																							
Carlton Fisk, R OBP: 0.435, SLG: 0.569 (1, 2)		F9			FC5-4	HR		1-3		3	1	0	0	1	0	1																							
George Scott, R OBP: 0.333, SLG: 0.568 (1, 3)		F4				HR		G4-6-3		4	2	2	3	0	0	1																							
Butch Hobson, R OBP: 0.282, SLG: 0.455 (1, 5)			K			6-3		HR		4	1	2	1	0	1	0																							
Tommy Helms, R OBP: 0.194, SLG: 0.172 Bernie Carbo, L OBP: 0.396, SLG: 0.488 (1, 10) (7, PH)			F8			F5		HR		2	0	0	0	0	0	0																							
Steve Dillard, R OBP: 0.294, SLG: 0.363 Denny Doyle, L OBP: 0.309, SLG: 0.346 (1, 4) (7, PH)			F4			F4		F8		2	0	0	0	0	0	0																							
Inning Stats	R: 0 E: 0 K: 1 S: 5	H: 0 LOB: 0 BB: 0 P: 5	R: 0 E: 0 K: 0 S: 3	H: 0 LOB: 0 BB: 0 P: 3	R: 0 E: 0 K: 1 S: 5	H: 0 LOB: 0 BB: 0 P: 5	R: 0 E: 0 K: 0 S: 3	H: 0 LOB: 0 BB: 0 P: 3	R: 2 E: 0 K: 0 S: 5	H: 2 LOB: 1 BB: 0 P: 5	R: 2 E: 0 K: 0 S: 4	H: 2 LOB: 0 BB: 1 P: 8	R: 4 E: 0 K: 1 S: 10	H: 5 LOB: 2 BB: 1 P: 14	R: 0 E: 0 K: 2 S: 7	H: 0 LOB: 1 BB: 0 P: 8	1B: 3 2B: 0 3B: 0 HR: 8	SF: 0 SAC: 0 DP: 1 HBP: 0	WP: 0 PB: 0 SB: 0 CS: 0	PA: 36																			
PITCHER	IP	WLS	BF	H	R	ER	SO	BB	IBB	HBP	BLK	WP	HR	S	P	ERA	WHIP	PITCHER				IP	WLS	BF	H	R	ER	SO	BB	IBB	HBP	BLK	WP	HR	S	P	ERA	WHIP	
Jerry Garvin, L ERA: 3.87 (1, 1)	6.0		22	4	3	3	2	0	0	0	0	0	4	7	11	27.00	3.750																						
Chuck Hartenstein, R ERA: 7.23 (7, 1)	1.1	L	8	4	4	4	0	1	0	0	0	0	4	7	11	27.00	3.750																						
Mike Willis, L ERA: 3.19 (8, 1)	0.1		3	2	2	2	0	0	0	0	0	0	2	3	3	54.00	6.000																						
Jerry Johnson, R ERA: 4.06 (8, 1)	0.1		3	1	0	0	1	1	0	0	0	0	0	4	8	0.00	6.000																						


livebaseballscorecards.com




Batter	1	2	3	4	5	6	7	8	9	AB	R	H	RBI	BB	SO	LOB	TOP				
Bob Bailor, R OBP: 0.345, SLG: 0.414 (1, 8)										5	1	2	0	0	0	0					
Steve Stagos, R OBP: 0.310, SLG: 0.429 (1, 4)										5	1	1	1	0	1	2					
Al Woods, L OBP: 0.346, SLG: 0.417 (1, 7)										5	0	0	0	0	1	4					
Ron Fairly, L OBP: 0.424, SLG: 0.546 (1, 10)										4	1	3	1	0	0	2					
Otto Velez, R OBP: 0.376, SLG: 0.529 (1, 9)										4	1	2	3	0	1	1					
Doug Radler, R OBP: 0.355, SLG: 0.436 (1, 5)										3	0	0	0	1	0	3					
Doug Ault, R OBP: 0.343, SLG: 0.410 (1, 3)										3	0	0	0	1	2	3					
Ernie Whitt, L OBP: 0.208, SLG: 0.261 (1, 2)										4	0	0	0	0	0	1					
Hector Torres, R OBP: 0.265, SLG: 0.320 (1, 6)										3	1	1	0	0	0	0					
Sam Ewing, L OBP: 0.360, SLG: 0.371 (8, PH)										1	0	0	0	0	1	0					
John Scott, R OBP: 0.265, SLG: 0.311 (8, 8)										0	0	0	0	0	0	0					
Inning Stats	R: 2 E: 0 K: 1 S: 9	H: 3 LOB: 2 BB: 0 P: 9	R: 0 E: 0 K: 0 S: 3	H: 0 LOB: 0 BB: 0 P: 3	R: 2 E: 0 K: 1 S: 7	H: 2 LOB: 1 BB: 1 P: 11	R: 1 E: 0 K: 0 S: 6	H: 3 LOB: 2 BB: 0 P: 6	R: 0 E: 0 K: 1 S: 5	H: 0 LOB: 1 BB: 1 P: 9	R: 0 E: 0 K: 0 S: 4	H: 1 LOB: 1 BB: 0 P: 4	R: 0 E: 0 K: 1 S: 5	H: 0 LOB: 0 BB: 0 P: 5	R: 0 E: 0 K: 2 S: 7	H: 0 LOB: 0 BB: 0 P: 7	1B: 7 2B: 2 3B: 0 HR: 1	SF: 0 SAC: 0 DP: 1 HBP: 0	WP: 0 PB: 0 SB: 0 CS: 0	PA: 39	
PITCHER	IP	WLS	BF	H	R	ER	SO	BB	IBB	HBP	BLK	WP	HR	S	P	ERA	WHIP				
Luis Tiant, R ERA: 5.34	3.1		20	8	5	5	2	1	0	0	0	0	1	23	27	13.50	2.700				
Mike Paxton, R ERA: 7.66	3.0		11	1	0	0	1	1	0	0	0	0	0	12	16	0.00	0.667				
Bill Campbell, R ERA: 2.55	2.2	W	8	0	0	0	3	0	0	0	0	0	0	14	14	0.00	0.000				

Toronto Blue Jays @ Boston Red Sox
Fenway Park, Boston, MA
Wed Jul 06 1977, 7:05 PM EDT
Att: 34,956 - Unknown - 73 F


AB 37
R 5
H 9
RBI 5
BB 2
SO 6
LOB 16



Batter	1	2	3	4	5	6	7	8	9	AB	R	H	RBI	BB	SO	LOB	BOTTOM				
Rick Burleson, R OBP: 0.354, SLG: 0.407 (1, 6)										5	0	2	1	0	1	3					
Fred Lynn, L OBP: 0.324, SLG: 0.489 (1, 8)										5	2	4	1	0	0	0					
Jim Rice, R OBP: 0.363, SLG: 0.579 (1, 10)										5	1	1	0	0	2	5					
Carl Yastrzemski, L OBP: 0.378, SLG: 0.534 (1, 7)										4	3	4	2	1	0	0					
Carlton Fisk, R OBP: 0.431, SLG: 0.563 (1, 2)										4	0	1	2	0	1	5					
George Scott, R OBP: 0.338, SLG: 0.573 (1, 3)										3	1	2	2	1	0	3					
Bernie Carbo, L OBP: 0.366, SLG: 0.477 (1, 9)										3	1	0	0	0	1	2					
Rick Miller, L OBP: 0.320, SLG: 0.277 (7, PH)										2	0	1	0	0	1	0					
Butch Hobson, R OBP: 0.282, SLG: 0.455 (1, 5)										4	0	1	1	0	1	4					
Denny Doyle, L OBP: 0.308, SLG: 0.344 (1, 4)										4	1	1	0	0	0	4					
Inning Stats	R: 1 E: 0 K: 1 S: 7	H: 2 LOB: 1 BB: 0 P: 7	R: 2 E: 0 K: 1 S: 9	H: 4 LOB: 2 BB: 0 P: 9	R: 2 E: 0 K: 0 S: 6	H: 3 LOB: 1 BB: 0 P: 6	R: 0 E: 0 K: 1 S: 7	H: 2 LOB: 3 BB: 1 P: 11	R: 0 E: 0 K: 1 S: 5	H: 0 LOB: 0 BB: 0 P: 5	R: 0 E: 0 K: 1 S: 5	H: 0 LOB: 0 BB: 0 P: 5	R: 1 E: 0 K: 1 S: 8	H: 3 LOB: 3 BB: 1 P: 12	R: 3 E: 0 K: 1 S: 8	H: 3 LOB: 0 BB: 0 P: 8	1B: 13 2B: 4 3B: 0 HR: 0	SF: 2 SAC: 0 DP: 0 HBP: 0	WP: 1 PB: 0 SB: 0 CS: 0	PA: 43	
PITCHER	IP	WLS	BF	H	R	ER	SO	BB	IBB	HBP	BLK	WP	HR	S	P	ERA	WHIP				
Pete Vuckovich, R ERA: 3.61	6.0	L	33	13	6	6	5	1	0	0	0	0	0	41	49	9.00	2.333				
Jerry Johnson, R ERA: 4.42	2.0		10	4	3	3	2	0	0	0	0	0	0	14	14	13.50	2.000				

Toronto Blue Jays @ Boston Red Sox
Fenway Park, Boston, MA
Wed Jul 06 1977, 7:05 PM EDT
Att: 34,956 - Unknown - 73 F

AB 39
R 9
H 17
RBI 9
BB 2
SO 7
LOB 26



Batter	1	2	3	4	5	6	7	8	9	AB	R	H	RBI	BB	SO	LOB	TOP
Bob Bailor, R OBP: 0.346, SLG: 0.417 (1, 8)										5	0	2	0	0	0	3	Toronto Blue Jays @ Boston Red Sox Fenway Park, Boston, MA Thu Jul 07 1977, 7:05 PM EDT Att: 32,641 - Unknown - 70 F
Steve Stiggs, R OBP: 0.363, SLG: 0.406 (1, 4)										4	0	1	0	1	1	2	
Al Woods, L OBP: 0.344, SLG: 0.414 (1, 7)										4	1	1	0	0	0	5	
Ron Fairly, L OBP: 0.418, SLG: 0.537 (1, 10)										4	0	0	0	0	0	3	
Otto Velez, R OBP: 0.371, SLG: 0.520 (1, 9)										4	0	0	0	0	0	3	
Doug Radler, R OBP: 0.342, SLG: 0.449 (1, 5)										3	1	2	2	1	0	0	
Doug Ault, R OBP: 0.342, SLG: 0.407 (1, 3)										4	0	1	0	0	1	1	
Hector Torres, R OBP: 0.266, SLG: 0.320 (7, PR)										3	0	1	0	0	0	2	
John Scott, R OBP: 0.263, SLG: 0.309 (7, 8)										1	0	0	0	0	0	0	
Alan Ashby, S OBP: 0.301, SLG: 0.289 (1, 2)										4	0	2	0	0	1	0	
Inning Stats	R: 0 E: 1 K: 1 S: 7	H: 1 LOB: 2 BB: 0 P: 7	R: 0 E: 0 K: 0 S: 3	H: 0 LOB: 0 BB: 0 P: 3	R: 0 E: 0 K: 0 S: 4	H: 2 LOB: 1 BB: 0 P: 4	R: 0 E: 0 K: 0 S: 5	H: 2 LOB: 0 BB: 0 P: 5	R: 0 E: 0 K: 0 S: 4	H: 2 LOB: 2 BB: 1 P: 8	R: 0 E: 0 K: 1 S: 5	H: 0 LOB: 1 BB: 1 P: 9	R: 0 E: 0 K: 1 S: 6	H: 1 LOB: 1 BB: 0 P: 6	1B: 8 2B: 1 3B: 0 HR: 1	SF: 0 SAC: 0 DP: 1 HBP: 0	WP: 0 PA: 38 PB: 0 SB: 0 CS: 2
PITCHER	IP WLS BF H R ER SO BB IBB HBP BLK WP HR S P ERA WHIP																
Bob Stanley, R ERA: 4.09 (1, 1)	6.0 W 26 8 2 2 1 0 0 0 0 0 1 28 28 3.00 1.333																
Bill Campbell, R ERA: 2.45 (7, 1)	3.0 S 12 2 0 0 2 2 0 0 0 0 0 0 14 22 0.00 1.333																

AB	36
R	2
H	10
RBI	2
BB	2
SO	3
LOB	19



Batter	1	2	3	4	5	6	7	8	9	AB	R	H	RBI	BB	SO	LOB	BOTTOM		
Rick Burleson, R OBP: 0.352, SLG: 0.404 (1, 6)										5	0	1	0	0	0	3	Toronto Blue Jays @ Boston Red Sox Fenway Park, Boston, MA Thu Jul 07 1977, 7:05 PM EDT Att: 32,641 - Unknown - 70 F		
Fred Lynn, L OBP: 0.330, SLG: 0.487 (1, 8)										3	2	1	0	2	0	2			
Jim Rice, R OBP: 0.366, SLG: 0.592 (1, 10)										5	2	3	1	0	0	3			
Carl Yastrzemski, L OBP: 0.380, SLG: 0.533 (1, 7)										2	0	1	1	1	0	1			
Carlton Fisk, R OBP: 0.432, SLG: 0.576 (1, 2)										3	1	2	3	0	0	1			
George Scott, R OBP: 0.333, SLG: 0.565 (1, 3)										4	0	0	0	0	2	5			
Bernie Carbo, L OBP: 0.397, SLG: 0.477 (1, 9)										2	0	1	0	2	0	2			
Tommy Helms, R OBP: 0.200, SLG: 0.182 (1, 5)										4	0	1	0	0	0	4			
Denny Doyle, L OBP: 0.309, SLG: 0.344 (1, 4)										3	0	1	0	0	0	1			
Inning Stats	R: 1 E: 0 K: 0 S: 6	H: 3 LOB: 2 BB: 0 P: 6	R: 0 E: 1 K: 0 S: 3	H: 0 LOB: 1 BB: 1 P: 7	R: 1 E: 0 K: 1 S: 7	H: 2 LOB: 1 BB: 1 P: 11	R: 0 E: 0 K: 0 S: 4	H: 1 LOB: 0 BB: 0 P: 4	R: 1 E: 0 K: 0 S: 5	H: 2 LOB: 2 BB: 1 P: 9	R: 0 E: 0 K: 0 S: 3	H: 1 LOB: 0 BB: 0 P: 3	R: 2 E: 0 K: 1 S: 7	H: 2 LOB: 1 BB: 1 P: 11	R: 0 E: 0 K: 0 S: 3	H: 0 LOB: 1 BB: 1 P: 7		1B: 8 2B: 1 3B: 0 HR: 2	SF: 2 SAC: 1 DP: 0 HBP: 0
PITCHER	IP WLS BF H R ER SO BB IBB HBP BLK WP HR S P ERA WHIP																		
Jesse Jefferson, R ERA: 4.21 (1, 1)	8.0 L 39 11 5 5 2 5 0 0 0 0 0 2 38 58 5.62 2.000																		



Batter	1	2	3	4	5	6	7	8	9	AB	R	H	RBI	BB	SO	LOB	TOP					
Steve Staggs, R OBP: 0.288, SLG: 0.361 (1, 4)	F6		6-3			L4		F3		4	0	0	0	0	0	1	Toronto Blue Jays @ Cleveland Indians Cleveland Municipal Stadium, Cleveland, OH Fri Jul 08 1977, 7:05 PM EDT Att: 12,719 - Unknown - 74 F					
Bob Bailor, R OBP: 0.341, SLG: 0.411 (1, 6)	K			K		F4		5-3		4	0	0	0	0	2	0						
Ron Fairly, L OBP: 0.316, SLG: 0.531 (1, 3)	F4			K			BB 1B	G3		3	1	0	0	1	1	0						
Otto Velez, R OBP: 0.369, SLG: 0.513 (1, 9)		K		K			BB FC6-4 1B SF8	F2		3	1	0	0	1	2	0						
Sam Ewing, L OBP: 0.364, SLG: 0.404 (1, 10)	F7				6-3		FC6-4 1B			4	1	2	2	0	0	0						
Doug Radler, R OBP: 0.382, SLG: 0.448 (1, 5)	K					BB	FC6-4 1B	HR		3	1	1	0	1	1	2						
Al Woods, L OBP: 0.342, SLG: 0.427 (1, 7)			F6		F8		SF8	HR		3	1	1	3	0	0	1						
John Scott, R OBP: 0.263, SLG: 0.308 (1, 8)			G3		K		K			4	0	1	0	0	2	2						
Alan Ashby, S OBP: 0.301, SLG: 0.296 (1, 2)						4-3		L3		4	0	1	0	0	1	1						
Inning Stats	R: 0 E: 0 K: 1 S: 5	H: 0 LOB: 0 BB: 0 P: 5	R: 0 E: 0 K: 2 S: 7	H: 0 LOB: 0 BB: 0 P: 7	R: 0 E: 0 K: 0 S: 4	H: 1 LOB: 1 BB: 0 P: 4	R: 0 E: 0 K: 3 S: 9	H: 0 LOB: 0 BB: 0 P: 9	R: 0 E: 0 K: 1 S: 5	H: 0 LOB: 1 BB: 1 P: 9	R: 0 E: 0 K: 0 S: 3	H: 0 LOB: 0 BB: 0 P: 3	R: 2 E: 0 K: 1 S: 6	H: 1 LOB: 1 BB: 2 P: 14	R: 0 E: 0 K: 0 S: 3	H: 0 LOB: 0 BB: 0 P: 3	R: 3 E: 0 K: 1 S: 9	H: 4 LOB: 1 BB: 0 P: 9	1B: 3 2B: 0 3B: 1 HR: 2	SF: 1 SAC: 0 DP: 0 HBP: 0	WP: 0 PB: 0 SB: 0 CS: 0	PA: 36
PITCHER Dennis Eckersley, R ERA: 3.32 (1, 1)	IP: 9.0 WLS: W BF: 36 H: 6 R: 5 ER: 5 SO: 9 BB: 3 IBB: 0 HBP: 0 BLK: 0 WP: 0 HR: 2 S: 51 P: 63 ERA: 5.00 WHIP: 1.000															PITCHER Mike Willis, L ERA: 3.17 (8, 1)	IP: 0.1 WLS: L BF: 1 H: 0 R: 0 ER: 0 SO: 1 BB: 0 IBB: 0 HBP: 0 BLK: 0 WP: 0 HR: 0 S: 3 P: 3 ERA: 0.00 WHIP: 0.000					

AB	32
R	5
H	6
RBI	5
BB	3
SO	9
LOB	7



Batter	1	2	3	4	5	6	7	8	9	AB	R	H	RBI	BB	SO	LOB	BOTTOM					
Duane Kuiper, L OBP: 0.332, SLG: 0.318 (1, 4)	G4-3 1B	F8			K		FC4			5	0	1	0	0	1	5	Toronto Blue Jays @ Cleveland Indians Cleveland Municipal Stadium, Cleveland, OH Fri Jul 08 1977, 7:05 PM EDT Att: 12,719 - Unknown - 74 F					
Buddy Bell, R OBP: 0.371, SLG: 0.435 (1, 5)	G4-3 1B				WP 1B	BB FC6-4 1B	F8	1-3		4	1	1	0	1	0	1						
Paul Dade, R OBP: 0.387, SLG: 0.424 (1, 7)	1-3				F9	FC6-4 1B	L4	WP BB SF7 1B		5	2	2	0	0	0	1						
Rico Carty, R OBP: 0.354, SLG: 0.404 (1, 10)		1-3	6-3			FC6-4 1B	6-3	BB WP BB		3	1	0	0	2	0	1						
Bruce Bochte, L OBP: 0.329, SLG: 0.343 (1, 3)		WP 1B	F7			FC6-4 1B		SF7		4	3	2	2	0	0	3						
Charlie Spikes, R OBP: 0.444, SLG: 0.471 (1, 9)					6-3	HR 1B	K	BB BB		4	1	2	2	1	1	1						
Larvell Blanks, R OBP: 0.296, SLG: 0.423 (1, 6)		FC6 1B				1B	HR 1B	BB		4	3	3	5	1	0	1						
Jim Norris, L OBP: 0.360, SLG: 0.341 (1, 8)		1B BB			G6-4-3 BB	1B	FC4 BB	BB		0	0	0	1	5	0	0						
Fred Kendall, R OBP: 0.277, SLG: 0.361 (1, 2)					G6-4-3 1B		FC4	K		5	0	2	1	0	1	6						
Inning Stats	R: 0 E: 0 K: 0 S: 3	H: 1 LOB: 0 BB: 0 P: 3	R: 2 E: 0 K: 0 S: 6	H: 3 LOB: 2 BB: 1 P: 10	R: 0 E: 0 K: 0 S: 4	H: 1 LOB: 1 BB: 0 P: 4	R: 0 E: 0 K: 0 S: 3	H: 1 LOB: 1 BB: 1 P: 7	R: 5 E: 0 K: 1 S: 9	H: 4 LOB: 2 BB: 3 P: 21	R: 0 E: 0 K: 0 S: 3	H: 0 LOB: 0 BB: 0 P: 3	R: 2 E: 0 K: 1 S: 7	H: 2 LOB: 1 BB: 1 P: 11	R: 2 E: 0 K: 1 S: 6	H: 1 LOB: 3 BB: 4 P: 22	1B: 11 2B: 0 3B: 0 HR: 2	SF: 1 SAC: 0 DP: 2 HBP: 0	WP: 3 PB: 0 SB: 0 CS: 0	PA: 45		
PITCHER Dave Lemanczyk, R ERA: 4.23 (1, 1)	IP: 4.2 WLS: L BF: 24 H: 8 R: 6 ER: 6 SO: 1 BB: 4 IBB: 0 HBP: 0 BLK: 0 WP: 2 HR: 0 S: 22 P: 38 ERA: 11.57 WHIP: 2.571															PITCHER Mike Willis, L ERA: 3.17 (8, 1)	IP: 0.1 WLS: L BF: 1 H: 0 R: 0 ER: 0 SO: 1 BB: 0 IBB: 0 HBP: 0 BLK: 0 WP: 0 HR: 0 S: 3 P: 3 ERA: 0.00 WHIP: 0.000					
Jerry Johnson, R ERA: 4.58 (5, 1)	0.0	3	2	1	1	0	1	0	0	0	0	0	0	0	0	0	0	1	2	6	-	-
Dennis DeBarr, L ERA: 3.75 (5, 1)	1.1	4	0	0	0	0	0	0	0	0	0	0	0	4	4	0.00	0.000					
Chuck Hartenstein, R ERA: 7.78 (7, 1)	1.0	6	2	2	2	1	1	0	0	0	0	1	7	11	18.00	3.000						
Tom Bruno, R ERA: 7.88 (8, 1)	0.2	7	1	2	2	0	4	0	0	0	0	1	0	3	19	27.00	7.500					

AB	34
R	11
H	13
RBI	11
BB	10
SO	3
LOB	19



Batter	1	2	3	4	5	6	7	8	9	AB	R	H	RBI	BB	SO	LOB	TOP			
Steve Staggs, R OBP: 0.302, SLG: 0.350 (1,4)	1-3		4-3				1-3		SH1-4 1B	4	0	1	0	1	0	0	Toronto Blue Jays @ Cleveland Indians Cleveland Municipal Stadium, Cleveland, OH Sat Jul 09 1977, 7:05 PM EDT Att: 19,594 - Unknown - 78 F			
Bob Bailor, R OBP: 0.351, SLG: 0.427 (1,6)	4-3 1B		3B				2B 1B		SH1-4 1-2	4	1	4	0	0	0	0				
Ron Fairly, L OBP: 0.416, SLG: 0.530 (1,3)	4-3 1-2		1-3				1-H 2B		IBB	4	0	1	1	1	0	5				
Otto Velez, R OBP: 0.370, SLG: 0.509 (1,9)	6-3						1B 1B		F7	4	0	1	0	1	0	3				
Sam Ewing, L OBP: 0.350, SLG: 0.386 (1,10)		F3					1-3 K		F7	5	0	0	0	0	1	5				
Doug Radler, R OBP: 0.361, SLG: 0.456 (1,5)		F8					F8		HR	4	1	1	1	0	1	1				
Al Woods, L OBP: 0.345, SLG: 0.429 (1,7)		1B					4-3 1-3 1B		F8	4	0	2	0	0	0	0				
John Scott, R OBP: 0.257, SLG: 0.301 (1,8)		F9					K F9		K	4	0	0	0	0	2	3				
Alan Ashby, S OBP: 0.300, SLG: 0.296 (1,2)			3-1				1B BB 1B		F9	4	0	1	0	0	0	0				
Inning Stats	R: 0 E: 0 K: 0 S: 4	H: 1 LOB: 1 BB: 0 P: 4	R: 0 E: 0 K: 0 S: 4	H: 1 LOB: 1 BB: 0 P: 4	R: 0 E: 0 K: 1 S: 5	H: 0 LOB: 0 BB: 0 P: 5	R: 0 E: 0 K: 1 S: 7	H: 2 LOB: 3 BB: 1 P: 11	R: 0 E: 0 K: 1 S: 7	H: 2 LOB: 2 BB: 0 P: 7	R: 1 E: 0 K: 0 S: 5	H: 2 LOB: 2 BB: 1 P: 9	R: 1 E: 0 K: 1 S: 6	H: 1 LOB: 0 BB: 0 P: 6	R: 0 E: 0 K: 0 S: 4	H: 1 LOB: 2 BB: 1 P: 8	1B: 8 2B: 1 3B: 1 HR: 1	SF: 0 SAC: 1 DP: 0 HBP: 0	WP: 0 PB: 0 SB: 0 CS: 0	PA: 41
PITCHER Wayne Garland, R ERA: 4.43 (1,1)	IP: 9.0 WLS: W BF: 41	H: 11 R: 2 ER: 2 SO: 4	BB: 2 IBB: 1 HBP: 0 BLK: 0	WP: 0 HR: 1 S: 46 P: 58	ERA: 2.00 WHIP: 1.444	PITCHER										IP: 9.0 WLS: W BF: 41	H: 11 R: 2 ER: 2 SO: 4	BB: 2 IBB: 1 HBP: 0 BLK: 0	WP: 0 HR: 1 S: 46 P: 58	ERA: 2.00 WHIP: 1.444

Batter	1	2	3	4	5	6	7	8	9	AB	R	H	RBI	BB	SO	LOB	BOTTOM					
Buddy Bell, R OBP: 0.369, SLG: 0.440 (1,5)	6-3		1B 3B						K	4	1	1	0	0	2	0	Toronto Blue Jays @ Cleveland Indians Cleveland Municipal Stadium, Cleveland, OH Sat Jul 09 1977, 7:05 PM EDT Att: 19,594 - Unknown - 78 F					
Paul Dade, R OBP: 0.389, SLG: 0.423 (1,8) (7,9)	K		CS 1B BB						1B	3	0	1	0	1	2	0						
Larvell Blanks, R OBP: 0.302, SLG: 0.425 (1,4)	1B		CS 1B						F5	4	0	2	1	0	0	1						
Rico Carty, R OBP: 0.352, SLG: 0.401 (1,10)	G3		6-3 1-2 2-3						F3	4	0	1	0	0	0	4						
Charlie Spikes, R OBP: 0.381, SLG: 0.400 (1,9)		F9							F9	3	0	0	0	0	0	1						
Jim Norris, L OBP: 0.359, SLG: 0.340 (7,8)									FC5-4 CS	1	0	0	0	0	0	0						
Bill Melton, R OBP: 0.321, SLG: 0.297 (1,3)									F9	3	0	0	0	0	0	0						
John Lowenstein, L (9, FR) OBP: 0.387, SLG: 0.372 (9, FR)									FC5-4 CS	1	0	0	0	0	0	0						
Ron Pruitt, R OBP: 0.311, SLG: 0.291 (1,7)		F7							CS	2	0	1	0	2	0	0						
Fred Kendall, R OBP: 0.271, SLG: 0.352 (1,2)									F7	0	1	0	0	0	0	0						
Andre Thornton, R (9, PH) OBP: 0.301, SLG: 0.423 (9, PH)		F7							HR BB	3	0	0	0	0	0	0						
Frank Duffy, R OBP: 0.259, SLG: 0.302 (1,6)			F9						K	3	0	0	0	0	2	1						
Inning Stats	R: 0 E: 0 K: 1 S: 6	H: 1 LOB: 1 BB: 0 P: 6	R: 0 E: 0 K: 0 S: 4	H: 1 LOB: 1 BB: 0 P: 4	R: 1 E: 0 K: 0 S: 4	H: 2 LOB: 1 BB: 1 P: 8	R: 0 E: 0 K: 0 S: 3	H: 0 LOB: 1 BB: 1 P: 7	R: 0 E: 0 K: 3 S: 9	H: 0 LOB: 0 BB: 0 P: 9	R: 0 E: 0 K: 0 S: 3	H: 1 LOB: 0 BB: 0 P: 3	R: 0 E: 0 K: 1 S: 5	H: 0 LOB: 1 BB: 1 P: 9	R: 0 E: 0 K: 1 S: 6	H: 1 LOB: 1 BB: 0 P: 6	R: 2 E: 0 K: 1 S: 5	H: 1 LOB: 1 BB: 1 P: 9	1B: 5 2B: 0 3B: 1 HR: 1	SF: 0 SAC: 0 DP: 0 HBP: 0	WP: 0 PB: 0 SB: 0 CS: 3	PA: 36
PITCHER Jerry Garvin, L ERA: 3.82 (1,1)	IP: 8.2 WLS: L BF: 35	H: 7 R: 3 ER: 3 SO: 7	BB: 4 IBB: 0 HBP: 0 BLK: 0	WP: 0 HR: 1 S: 45 P: 61	ERA: 3.12 WHIP: 1.269	PITCHER										IP: 8.2 WLS: L BF: 35	H: 7 R: 3 ER: 3 SO: 7	BB: 4 IBB: 0 HBP: 0 BLK: 0	WP: 0 HR: 1 S: 45 P: 61	ERA: 3.12 WHIP: 1.269		

Batter	1	2	3	4	5	6	7	8	9	AB	R	H	RBI	BB	SO	LOB	TOP				
Steve Staggs, R OBP: 0.318, SLG: 0.364 (1, 4)										4	0	2	2	0	1	1	Toronto Blue Jays @ Cleveland Indians Cleveland Municipal Stadium, Cleveland, OH Sun Jul 10 1977, 3:33 AM EDT Att: 12,935 - Unknown - 75 F				
Bob Bailor, R OBP: 0.345, SLG: 0.424 (1, 6)										4	0	1	0	0	1	3					
Ron Fairly, L OBP: 0.410, SLG: 0.522 (1, 3)										4	0	0	0	0	1	1					
Otto Velez, R OBP: 0.368, SLG: 0.504 (1, 9)										4	1	1	0	0	2	0					
Al Woods, L OBP: 0.343, SLG: 0.425 (1, 7)										4	1	1	0	0	0	1					
Doug Radler, R OBP: 0.386, SLG: 0.468 (1, 5)										1	2	1	2	2	0	0					
Sam Ewing, L OBP: 0.349, SLG: 0.379 (1, 10)										2	1	0	0	1	0	1					
John Scott, R OBP: 0.253, SLG: 0.295 (1, 8)										3	0	0	0	0	2	3					
Alan Ashby, S OBP: 0.303, SLG: 0.296 (1, 2)										3	0	1	0	1	2	1					
Inning Stats	R: 0 E: 0 K: 0 S: 3	H: 1 LOB: 0 BB: 0 P: 3	R: 2 E: 0 K: 1 S: 7	H: 2 LOB: 0 BB: 0 P: 7	R: 0 E: 0 K: 2 S: 5	H: 1 LOB: 0 BB: 0 P: 7	R: 0 E: 0 K: 1 S: 5	H: 0 LOB: 0 BB: 0 P: 5	R: 1 E: 0 K: 1 S: 6	H: 1 LOB: 1 BB: 1 P: 10	R: 0 E: 0 K: 0 S: 3	H: 0 LOB: 0 BB: 0 P: 3	R: 2 E: 0 K: 1 S: 7	H: 2 LOB: 2 BB: 2 P: 15	R: 0 E: 0 K: 2 S: 7	H: 0 LOB: 0 BB: 0 P: 7	R: 0 E: 0 K: 1 S: 5	H: 0 LOB: 1 BB: 1 P: 9	1B: 6 2B: 0 3B: 0 HR: 1	SF: 0 SAC: 3 DP: 1 HBP: 0	WP: 2 PA: 37 PB: 0 SB: 0 CS: 1
PITCHER	IP WLS BF H R ER SO BB IBB HBP BLK WP HR S P ERA WHIP	6.2 L 26 6 5 5 6 1 1 0 0 2 1 36 44 6.75 1.050	7.1 S 10 1 0 0 3 1 1 0 0 0 0 14 22 0.00 0.857											PITCHER	IP WLS BF H R ER SO BB IBB HBP BLK WP HR S P ERA WHIP						
Pat Dobson, R ERA: 5.98 (1, 1)																					
Jim Kern, R ERA: 2.39 (7, 1)																					

AB 29
R 5
H 7
RBI 4
BB 4
SO 9
LOB 11



Batter	1	2	3	4	5	6	7	8	9	AB	R	H	RBI	BB	SO	LOB	BOTTOM				
Duane Kuiper, L OBP: 0.333, SLG: 0.319 (1, 4)										5	0	2	0	0	1	3	Toronto Blue Jays @ Cleveland Indians Cleveland Municipal Stadium, Cleveland, OH Sun Jul 10 1977, 3:33 AM EDT Att: 12,935 - Unknown - 75 F				
Buddy Bell, R OBP: 0.370, SLG: 0.439 (1, 5)										3	0	1	2	1	0	1					
Paul Dade, R OBP: 0.386, SLG: 0.417 (1, 9)										3	0	0	0	1	0	4					
Rico Carty, R OBP: 0.346, SLG: 0.393 (1, 3)										4	0	0	0	0	0	2					
Larvell Blanks, R OBP: 0.294, SLG: 0.412 (1, 10)										4	0	0	0	0	1	0					
Bruce Bochte, L OBP: 0.332, SLG: 0.343 (1, 7)										3	0	1	0	1	0	0					
Jim Norris, L OBP: 0.384, SLG: 0.343 (1, 8)										3	0	2	0	1	0	0					
Ray Fosse, R OBP: 0.282, SLG: 0.396 (1, 2)										4	2	2	1	0	1	3					
Frank Duffy, R OBP: 0.260, SLG: 0.298 (1, 6)										2	1	0	0	1	0	3					
John Lowenstein, L (9, PH) OBP: 0.384, SLG: 0.368 (7, 1)										1	0	0	0	0	1	0					
Inning Stats	R: 0 E: 0 K: 0 S: 3	H: 1 LOB: 0 BB: 0 P: 3	R: 0 E: 0 K: 0 S: 3	H: 0 LOB: 0 BB: 0 P: 3	R: 2 E: 0 K: 0 S: 5	H: 2 LOB: 2 BB: 2 P: 13	R: 0 E: 0 K: 1 S: 6	H: 1 LOB: 1 BB: 0 P: 6	R: 0 E: 0 K: 0 S: 3	H: 0 LOB: 0 BB: 0 P: 3	R: 0 E: 0 K: 0 S: 3	H: 0 LOB: 0 BB: 0 P: 3	R: 1 E: 0 K: 0 S: 4	H: 1 LOB: 3 BB: 3 P: 16	R: 0 E: 0 K: 1 S: 7	H: 2 LOB: 2 BB: 0 P: 7	R: 0 E: 0 K: 2 S: 7	H: 0 LOB: 0 BB: 0 P: 7	1B: 7 2B: 0 3B: 0 HR: 1	SF: 1 SAC: 0 DP: 1 HBP: 0	WP: 1 PA: 39 PB: 0 SB: 0 CS: 1
PITCHER	IP WLS BF H R ER SO BB IBB HBP BLK WP HR S P ERA WHIP	6.0 W 25 5 3 3 1 4 0 0 0 1 1 23 39 4.50 1.500	7.1 S 13 3 0 0 3 1 0 0 0 0 0 18 22 0.00 1.333											PITCHER	IP WLS BF H R ER SO BB IBB HBP BLK WP HR S P ERA WHIP						
Jeff Byrd, R ERA: 6.85 (1, 1)																					
Pete Vuckovich, R ERA: 3.5 (7, 1)																					

AB 32
R 3
H 8
RBI 3
BB 5
SO 4
LOB 16



Batter	1	2	3	4	5	6	7	8	9	AB	R	H	RBI	BB	SO	LOB	TOP																
Steve Stagg, R OBP: 0.308, SLG: 0.347 (1, 4)	F9				F9		6-3		F4	5	0	1	0	0	0	0	<p>Toronto Blue Jays @ Detroit Tigers</p> <p>Tiger Stadium, Detroit, MI</p> <p>Mon Jul 11 1977, 7:05 PM EDT</p> <p>Att: 9,057 - Unknown</p>																
Al Woods, L OBP: 0.345, SLG: 0.427 (1, 7)	1B	F8			F8		CS		F8	4	1	1	0	1	0	1																	
Bob Bailor, R OBP: 0.355, SLG: 0.429 (1, 6) (8, 8)	1B	F8			HR		1B			4	2	3	0	0	0	1																	
Otto Velez, R OBP: 0.370, SLG: 0.502 (1, 9)	1B			5-3	K		1B			3	1	1	0	1	1	1																	
Doug Rader, R OBP: 0.368, SLG: 0.479 (1, 5)	1B			K	HR		F4			4	2	2	4	0	1	2																	
Ron Fairly, L OBP: 0.411, SLG: 0.520 (1, 10)	1B			1B	F9			K		3	1	1	0	1	1	0																	
Doug Ault, R OBP: 0.337, SLG: 0.401 (1, 3)	E4			5-3			5-3		F8	4	0	0	1	0	0	1																	
John Scott, R OBP: 0.249, SLG: 0.291 (8, PH)	G6-4-3			G3	F3			F7		3	0	0	0	0	0	1																	
Sam Ewing, L OBP: 0.346, SLG: 0.376 (8, PH)	G6-4-3			G3						1	0	0	0	0	0	0																	
Hector Torres, R OBP: 0.266, SLG: 0.320 (8, 6)				G3						0	0	0	0	0	0	0																	
Alan Ashby, S OBP: 0.299, SLG: 0.291 (1, 2)					F7				K	4	0	0	0	0	2	0																	
Inning Stats	R: 5 E: 1 K: 0 S: 6	H: 3 LOB: 0 BB: 2 P: 14	R: 0 E: 0 K: 1 S: 6	H: 1 LOB: 1 BB: 0 P: 6	R: 0 E: 0 K: 1 S: 6	H: 1 LOB: 1 BB: 0 P: 6	R: 0 E: 0 K: 0 S: 3	H: 0 LOB: 0 BB: 0 P: 3	R: 2 E: 0 K: 0 S: 7	H: 2 LOB: 0 BB: 0 P: 7	R: 0 E: 0 K: 0 S: 3	H: 0 LOB: 0 BB: 0 P: 3	R: 0 E: 0 K: 0 S: 4	H: 2 LOB: 2 BB: 1 P: 8	R: 0 E: 0 K: 1 S: 5	H: 0 LOB: 0 BB: 0 P: 5	R: 0 E: 0 K: 1 S: 5	H: 0 LOB: 0 BB: 0 P: 5	1B: 7 2B: 1 3B: 0 HR: 1	SF: 0 SAC: 0 DP: 1 HBP: 0	WP: 1 PB: 0 SB: 2 CS: 1	PA: 38											
PITCHER	IP WLS BF H R ER SO BB IBB HBP BLK WP HR S P ERA WHIP	IP WLS BF H R ER SO BB IBB HBP BLK WP HR S P ERA WHIP																															
Dave Roberts, L ERA: 4.6 (1, 1)	6.2	31	9	7	6	3	3	0	0	0	0	1	1	34	46	8.10	1.800																
Steve Grilli, R ERA: 4.09 (7, 1)	2.1	7	0	0	0	2	0	0	0	0	0	0	0	11	11	0.00	0.000																

Batter	1	2	3	4	5	6	7	8	9	AB	R	H	RBI	BB	SO	LOB	BOTTOM															
Ron LeFlore, R OBP: 0.330, SLG: 0.414 (1, 8)	1B	SF8		F9			E6	L9		4	2	2	1	0	0	1	<p>Toronto Blue Jays @ Detroit Tigers</p> <p>Tiger Stadium, Detroit, MI</p> <p>Mon Jul 11 1977, 7:05 PM EDT</p> <p>Att: 9,057 - Unknown</p>															
Tito Fuentes, S OBP: 0.330, SLG: 0.387 (1, 4)	K	HR		F9			2B	3-1		4	2	1	1	1	1	2																
Rusty Staub, L OBP: 0.301, SLG: 0.409 (1, 10)	1B	HR		F7			1B			3	2	2	4	1	0	0																
Steve Kemp, L OBP: 0.355, SLG: 0.472 (1, 7)	E8	1-3		4-3			2B			4	0	1	1	0	0	1																
Jason Thompson, L OBP: 0.358, SLG: 0.497 (1, 3)	F9			4-3			1B			3	0	0	0	1	1	2																
Mickey Stanley, R OBP: 0.317, SLG: 0.491 (7, PH)	1-3			K			IBB			3	0	0	0	0	1	2																
Ben Oglivie, L OBP: 0.304, SLG: 0.449 (8, 9)				K			F4			1	0	0	0	0	0	2																
John Wockenfuss, R OBP: 0.379, SLG: 0.595 (1, 2)				F9			5-3			4	2	2	0	0	0	0																
Phil Mankowski, L OBP: 0.338, SLG: 0.368 (1, 5)		F8		F9			K	SH3-4		3	0	0	0	0	1	1																
Tom Verzyer, R OBP: 0.249, SLG: 0.293 (1, 6)		1B		F5			K			4	1	2	1	0	1	0																
Inning Stats	R: 1 E: 1 K: 1 S: 7	H: 1 LOB: 2 BB: 1 P: 11	R: 4 E: 0 K: 0 S: 7	H: 4 LOB: 0 BB: 0 P: 7	R: 0 E: 0 K: 1 S: 5	H: 0 LOB: 0 BB: 0 P: 5	R: 0 E: 0 K: 0 S: 3	H: 0 LOB: 0 BB: 0 P: 3	R: 0 E: 0 K: 0 S: 3	H: 0 LOB: 0 BB: 0 P: 3	R: 0 E: 0 K: 1 S: 5	H: 0 LOB: 0 BB: 0 P: 5	R: 3 E: 1 K: 2 S: 10	H: 3 LOB: 2 BB: 2 P: 18	R: 1 E: 0 K: 0 S: 5	H: 2 LOB: 1 BB: 0 P: 5	R: 0 E: 0 K: 0 S: 5	H: 0 LOB: 0 BB: 0 P: 5	1B: 7 2B: 2 3B: 0 HR: 1	SF: 1 SAC: 1 DP: 0 HBP: 0	WP: 1 PB: 0 SB: 0 CS: 0	PA: 38										
PITCHER	IP WLS BF H R ER SO BB IBB HBP BLK WP HR S P ERA WHIP	IP WLS BF H R ER SO BB IBB HBP BLK WP HR S P ERA WHIP																														
Mike Willis, L ERA: 3.72 (1, 1)	1.2	12	2	3	3	4	1	0	0	0	0	0	25	29	5.40	0.600																
Dennis DeBarr, L ERA: 4.24 (2, 1)	5.0	18	2	3	3	4	1	0	0	0	0	0	25	29	5.40	0.600																
Pete Vuckovich, R ERA: 3.54 (7, 1)	1.1	8	3	1	1	0	0	1	0	0	1	0	7	11	6.75	2.250																

Batter	1	2	3	4	5	6	7	8	9	AB	R	H	RBI	BB	SO	LOB	TOP				
Steve Stagg, R (1,4) OBP: 0.321, SLG: 0.346	E8 SF8		6-3			4-0 CS BB		0-0 1B		3	1	1	0	1	0	0	Toronto Blue Jays @ Detroit Tigers Tiger Stadium, Detroit, MI Tue Jul 12 1977, 3:33 AM EDT Att: 25,007 - Unknown				
Al Woods, L (1,7) OBP: 0.343, SLG: 0.425	SF8			1B		0-3 K		0-3 K		3	0	1	1	0	2	2					
Bob Bailor, R (1,8) OBP: 0.353, SLG: 0.426	G3			1B		0-0 F4			0-0 6-3	4	0	1	0	0	0	0					
Ron Fairly, L (1,3) OBP: 0.406, SLG: 0.512	G3			K			0-3 K		0-0 L4	4	0	0	0	0	2	2					
Doug Rader, R (1,5) OBP: 0.367, SLG: 0.474		0-0 F7		G5-4-3		4-0 S BB			0-3 K	3	0	0	0	1	1	2					
Otto Velez, R (1,9) OBP: 0.369, SLG: 0.498		4-0 G4-6-3 BB			0-0 F9		0-0 L4			2	0	0	0	1	0	1					
Sam Ewing, L (1,10) OBP: 0.346, SLG: 0.375		0-0 G4-6-3			0-0 1B		0-0 4-3			3	0	1	0	0	0	2					
Alan Ashby, S (1,2) OBP: 0.286, SLG: 0.288			0-0 F6		0-3 K			0-0 1-3		3	0	0	0	0	1	1					
Hector Torres, R (1,6) OBP: 0.261, SLG: 0.313			0-0 L8		0-0 F9			0-0 F8		3	0	0	0	0	0	1					
Inning Stats	R: 1 E: 1 K: 0 S: 4	H: 0 LOB: 0 BB: 0 P: 4	R: 0 E: 0 K: 0 S: 2	H: 0 LOB: 0 BB: 1 P: 6	R: 0 E: 0 K: 0 S: 3	H: 2 LOB: 1 BB: 0 P: 6	R: 0 E: 0 K: 1 S: 6	H: 1 LOB: 1 BB: 0 P: 6	R: 0 E: 0 K: 1 S: 4	H: 0 LOB: 0 BB: 1 P: 8	R: 0 E: 0 K: 1 S: 5	H: 0 LOB: 1 BB: 1 P: 9	R: 0 E: 0 K: 1 S: 6	H: 1 LOB: 1 BB: 0 P: 6	R: 0 E: 0 K: 1 S: 5	H: 0 LOB: 0 BB: 0 P: 5	1B: 4 2B: 0 3B: 0 HR: 0	SF: 1 SAC: 0 DP: 2 HBP: 0	WP: 0 PB: 0 SB: 1 CS: 1	PA: 32	
PITCHER	IP	WLS	BF	H	R	ER	SO	BB	IBB	HBP	BLK	WP	HR	S	P	ERA	WHIP				
Mark Fidrych, R (1,1) ERA: 2.89	0.2		3	0	1	0	0	0	0	0	0	0	0	3	3	0.00	0.000				
Jim Crawford, L (1,1) ERA: 3.59	8.1	W	29	4	0	0	6	3	0	0	0	0	0	38	50	0.00	0.840				

Batter	1	2	3	4	5	6	7	8	9	AB	R	H	RBI	BB	SO	LOB	BOTTOM				
Ron LeFlore, R (1,8) OBP: 0.331, SLG: 0.415	1B PB 1B				0-0 6-3			0-0 CS 1B		4	1	2	0	0	0	0	Toronto Blue Jays @ Detroit Tigers Tiger Stadium, Detroit, MI Tue Jul 12 1977, 3:33 AM EDT Att: 25,007 - Unknown				
Tito Fuentes, S (1,4) OBP: 0.335, SLG: 0.391	FC5-4 SF7 1B		0-0 2B		0-0 1B		0-0 CS 1-2	0-0 4-3		4	1	3	0	0	0	0					
Rusty Staub, L (1,10) OBP: 0.303, SLG: 0.414	FC5-4 1-2 3H 1B		0-0 2B		0-0 F5			0-0 F8		4	0	2	1	0	0	1					
Steve Kemp, L (1,7) OBP: 0.350, SLG: 0.465	FC5-4 1B 1-2 2-3		0-0 F6		0-3 K			0-0 G3		4	0	0	0	0	1	5					
Jason Thompson, L (1,3) OBP: 0.355, SLG: 0.493	SF7		0-0 1-3		0-0 4-3			0-0 4-3		2	0	0	1	0	0	2					
Ben Oglivie, L (1,9) OBP: 0.304, SLG: 0.447	3H 1-3 1B		0-0 G3		0-0 F8			0-0 F8		3	0	1	0	0	0	2					
Phil Mankowski, L (1,5) OBP: 0.333, SLG: 0.363	F8			0-0 F8		0-0 G3			0-0 G3	3	0	0	0	0	0	2					
Tom Verzyer, R (1,6) OBP: 0.245, SLG: 0.288		0-0 F8		0-0 F9		0-3 K			0-3 K	3	0	0	0	0	1	0					
Bruce Kimm, R (1,2) OBP: 0.115, SLG: 0.120		0-0 F6		0-0 F8		0-0 F2				0	0	0	0	0	0	0					
Milt May, L (1,2) OBP: 0.286, SLG: 0.384										3	0	0	0	0	0	0					
Inning Stats	R: 2 E: 0 K: 0 S: 7	H: 4 LOB: 2 BB: 0 P: 7	R: 0 E: 0 K: 0 S: 3	H: 0 LOB: 0 BB: 0 P: 3	R: 0 E: 0 K: 0 S: 5	H: 2 LOB: 2 BB: 0 P: 5	R: 0 E: 0 K: 0 S: 3	H: 0 LOB: 0 BB: 0 P: 3	R: 0 E: 0 K: 1 S: 6	H: 1 LOB: 1 BB: 0 P: 6	R: 0 E: 0 K: 0 S: 3	H: 0 LOB: 0 BB: 0 P: 3	R: 0 E: 0 K: 1 S: 5	H: 1 LOB: 0 BB: 0 P: 5	R: 0 E: 0 K: 0 S: 3	H: 0 LOB: 0 BB: 0 P: 3	1B: 7 2B: 1 3B: 0 HR: 0	SF: 1 SAC: 0 DP: 0 HBP: 0	WP: 0 PB: 1 SB: 0 CS: 1	PA: 32	
PITCHER	IP	WLS	BF	H	R	ER	SO	BB	IBB	HBP	BLK	WP	HR	S	P	ERA	WHIP				
Jesse Jefferson, R (1,1) ERA: 4.08	8.0	L	31	8	2	2	2	0	0	0	0	0	0	35	35	2.25	1.000				

AB	28
R	1
H	4
RBI	1
BB	3
SO	6
LOB	11



AB	30
R	2
H	8
RBI	2
BB	0
SO	2
LOB	12



Batter	1	2	3	4	5	6	7	8	9	AB	R	H	RBI	BB	SO	LOB	TOP		
Steve Staggs, R OBP: 0.271, SLG: 0.318 (1, 4)	5-3			F9			FC 3B		F6	4	1	1	0	0	0	0	<p>Toronto Blue Jays @ Chicago White Sox</p> <p>Comiskey Park, Chicago, IL</p> <p>Thu Jul 14 1977, 4:33 AM EDT</p> <p>Att: 15,937 - Unknown - 92 F</p> <p>livebaseballscorecards.com</p>		
Al Woods, L OBP: 0.340, SLG: 0.415 (1, 7)	F8			F6			K		F7	4	0	0	0	0	1	1			
Bob Bailor, R OBP: 0.360, SLG: 0.426 (1, 8)	5-3			F8			FC S		F7	4	0	0	1	0	0	0			
Doug Rader, R OBP: 0.362, SLG: 0.472 (1, 10)		K			F4		K			3	0	0	0	0	2	1			
Doug Ault, R OBP: 0.331, SLG: 0.392 (1, 3)		G1-4-3 1B			L6		6-3			3	0	1	0	0	0	1			
Hector Torres, R OBP: 0.275, SLG: 0.338 (1, 6)		G1-4-3 1-2			5-3				SH1-4 1B	3	0	1	0	0	0	1			
Steve Bowling, R OBP: 0.263, SLG: 0.136 (1, 9)				K			5-3		SH1-4 1-2	2	0	0	0	0	1	0			
Dave McKay, S OBP: 0.199, SLG: 0.249 (1, 5)				5-3			6-3		6-3	3	0	0	0	0	0	1			
Alan Ashby, S OBP: 0.289, SLG: 0.280 (1, 2)				F6			5-3		F8	3	0	0	0	0	0	1			
Inning Stats	R: 0 E: 0 K: 0 S: 3	H: 0 LOB: 0 BB: 0 P: 3	R: 0 E: 0 K: 1 S: 5	H: 1 LOB: 0 BB: 0 P: 5	R: 0 E: 0 K: 1 S: 5	H: 0 LOB: 0 BB: 0 P: 5	R: 0 E: 0 K: 0 S: 3	H: 0 LOB: 0 BB: 0 P: 3	R: 0 E: 0 K: 0 S: 3	H: 0 LOB: 0 BB: 0 P: 3	R: 1 E: 0 K: 2 S: 9	H: 1 LOB: 1 BB: 0 P: 9	R: 0 E: 0 K: 0 S: 4	H: 1 LOB: 1 BB: 0 P: 4	R: 0 E: 0 K: 0 S: 3	H: 0 LOB: 0 BB: 0 P: 3	1B: 2 2B: 0 3B: 1 HR: 0	SF: 0 SAC: 1 DP: 1 HBP: 0	WP: 0 PA: 30 PB: 0 SB: 1 CS: 0
PITCHER Ken Kravec, L ERA: 4.57 (1, 1)	IP: 9.0 WLS: W BF: 30 H: 3 R: 1 ER: 1 SO: 4 BB: 0 IBB: 0 HBP: 0 BLK: 0 WP: 0 HR: 0 S: 38 P: 38 ERA: 1.00 WHIP: 0.333																		

Batter	1	2	3	4	5	6	7	8	9	AB	R	H	RBI	BB	SO	LOB	BOTTOM		
Ralph Garr, L OBP: 0.331, SLG: 0.427 (1, 7)	5-3		5-3		F6		4-3			4	0	0	0	0	0	1	<p>Toronto Blue Jays @ Chicago White Sox</p> <p>Comiskey Park, Chicago, IL</p> <p>Thu Jul 14 1977, 4:33 AM EDT</p> <p>Att: 15,937 - Unknown - 92 F</p> <p>livebaseballscorecards.com</p>		
Alan Bannister, R OBP: 0.374, SLG: 0.387 (1, 6)	B1-3		K		F8				1-3	4	0	0	0	0	1	0			
Jorge Orta, L OBP: 0.342, SLG: 0.442 (1, 4)				F9		K			F7	4	0	1	0	0	1	0			
Richie Zisk, R OBP: 0.367, SLG: 0.558 (1, 9)	4-0			K		6-3			BB E BB	2	1	0	0	2	1	0			
Lamar Johnson, R OBP: 0.316, SLG: 0.513 (1, 10)				HBP BB 1B		F6			E 1-2 BB	3	0	1	0	1	0	2			
Eric Soderholm, R OBP: 0.361, SLG: 0.449 (1, 5)		6-3		HBP BB			1B FC6-4 2B		E5 1-3 2-H	3	1	1	0	1	0	1			
Chet Lemon, R OBP: 0.356, SLG: 0.469 (1, 8)		F9		1-2 2-3 HBP			FC6-4 1B		IBB	2	0	1	0	1	0	0			
Jim Spencer, L OBP: 0.305, SLG: 0.444 (1, 3)		4-3			F9		F6		F7	4	0	0	0	0	0	8			
Jim Essian, R OBP: 0.379, SLG: 0.452 (1, 2)			F7		F5		FC6-4 1-2 3-H			3	0	0	1	0	0	1			
Inning Stats	R: 0 E: 0 K: 0 S: 4	H: 1 LOB: 2 BB: 1 P: 8	R: 0 E: 0 K: 0 S: 3	H: 0 LOB: 0 BB: 0 P: 3	R: 0 E: 0 K: 1 S: 5	H: 0 LOB: 0 BB: 0 P: 5	R: 0 E: 0 K: 1 S: 6	H: 1 LOB: 3 BB: 1 P: 11	R: 0 E: 0 K: 0 S: 3	H: 0 LOB: 0 BB: 0 P: 3	R: 0 E: 0 K: 1 S: 5	H: 0 LOB: 0 BB: 0 P: 5	R: 1 E: 0 K: 0 S: 4	H: 0 LOB: 3 BB: 3 P: 16	R: 0 E: 0 K: 0 S: 3	H: 0 LOB: 0 BB: 0 P: 3	1B: 2 2B: 2 3B: 0 HR: 0	SF: 0 SAC: 0 DP: 0 HBP: 1	WP: 0 PA: 35 PB: 0 SB: 0 CS: 0
PITCHER Jerry Garvin, L ERA: 3.67 (1, 1)	IP: 8.0 WLS: L BF: 35 H: 4 R: 2 ER: 1 SO: 3 BB: 4 IBB: 1 HBP: 1 BLK: 0 WP: 0 HR: 0 S: 35 P: 56 ERA: 1.12 WHIP: 1.000																		

Batter	1	2	3	4	5	6	7	8	9	10	11	12	13	AB	R	H	RBI	BB	SO	LOB							
Ron LeFlore, R OBP: 0.327, SLG: 0.421 (1.8)	5-3		1B		K2-3	F9		K		4-3			1-3	7	1	1	0	0	2	2							
Tito Fuentes, S OBP: 0.337, SLG: 0.385 (1.4)	4-3		1B			F2					G3			5	1	2	1	1	0	2							
Rusty Staub, L OBP: 0.306, SLG: 0.411 (1.10)	1-3		3H		F6			F9			G3			6	0	0	0	0	0	3							
Steve Kemp, L OBP: 0.358, SLG: 0.474 (1.7)		6-3	2B		G3						G3			6	0	3	0	0	0	1							
Jason Thompson, L OBP: 0.357, SLG: 0.500 (1.3)			2B			1B		FC4-6		FC4-6				5	2	4	1	1	0	1							
Ben Oglivie, L OBP: 0.317, SLG: 0.457 (1.9)			1B			1B		1B		1B				4	1	1	1	2	1	4							
Milt May, L OBP: 0.287, SLG: 0.390 (1.2)			4-3											6	1	2	1	0	1	4							
Phil Mankowski, L OBP: 0.331, SLG: 0.356 (1.5)			3-1											2	0	0	0	0	0	1							
Mickey Stanley, R OBP: 0.305, SLG: 0.475 (6.74)					L4									0	0	0	1	0	0	0							
Aurelio Rodríguez, R OBP: 0.295, SLG: 0.287 (6.5)														3	0	0	0	0	0	3							
Tom Verzyer, R OBP: 0.235, SLG: 0.275 (1.6)														6	0	1	1	0	1	0							
Inning Stats	R: 0 E: 0 K: 0 S: 3	H: 0 LOB: 0 BB: 0 P: 3	R: 1 E: 0 K: 0 S: 5	H: 2 LOB: 1 BB: 0 P: 5	R: 2 E: 0 K: 0 S: 7	H: 4 LOB: 2 BB: 0 P: 7	R: 0 E: 0 K: 0 S: 3	H: 0 LOB: 0 BB: 0 P: 3	R: 0 E: 0 K: 1 S: 5	H: 1 LOB: 3 BB: 2 P: 14	R: 0 E: 0 K: 2 S: 8	H: 1 LOB: 1 BB: 0 P: 8	R: 0 E: 0 K: 0 S: 3	H: 0 LOB: 0 BB: 0 P: 3	R: 0 E: 0 K: 0 S: 3	H: 1 LOB: 0 BB: 0 P: 3	R: 0 E: 0 K: 0 S: 3	H: 0 LOB: 0 BB: 0 P: 3	1B: 10 2B: 3 3B: 1 HR: 1	SF: 1 SAC: 0 DP: 2 HBP: 0	W/P: 0 PB: 0 SB: 0 CS: 1	PA: 55					
PITCHER	IP 5.0	WLS 25	BF 8	H 5	ER 5	SO 1	BB 2	IBB 0	HBP 0	BLK 0	WP 0	HR 0	S 25	P 33	ERA 9.00	WHIP 2.000											
Jeff Byrd, R ERA: 7.24 (1.1)	1.1	7	2	0	0	0	1	0	0	0	0	0	6	10	0.00	2.250											
Dennis DeBarr, L ERA: 3.93 (6.1)	6.2	W	23	4	1	1	4	1	0	0	0	0	1	30	34	1.35	0.750										
Pete Vuckovich, R ERA: 3.4 (7.1)																											

Detroit Tigers @ Toronto Blue Jays
Exhibition Stadium, Toronto, ON
Fri Jul 15 1977, 7:05 PM EDT
Att: 23,749 - Unknown - 77 F

AB 50
R 6
H 14
RBI 6
BB 4
SO 5
LOB 21



Batter	1	2	3	4	5	6	7	8	9	10	11	12	13	AB	R	H	RBI	BB	SO	LOB							
Steve Stiggs, R OBP: 0.293, SLG: 0.370 (1.4)	1-3		4-3		1B				K				6-3	7	2	3	0	0	1	0							
Al Woods, L OBP: 0.342, SLG: 0.414 (1.7)	1-3		F7		1B		SF7							5	1	2	1	1	0	0							
Bob Bailor, R OBP: 0.356, SLG: 0.432 (1.8)	F5		6-3				4-3							7	1	2	4	0	0	1							
Doug Rader, R OBP: 0.364, SLG: 0.469 (1.5)		F8												4	1	1	0	2	0	0							
Ron Fairly, L OBP: 0.397, SLG: 0.495 (1.10)		F6		E4				G3						4	0	0	0	0	1	3							
Doug Ault, R OBP: 0.331, SLG: 0.389 (1.3)		E8		4-3										5	1	1	0	1	1	5							
Hector Torres, R OBP: 0.293, SLG: 0.358 (1.6)				6-3										6	1	3	2	0	0	3							
Sam Ewing, L OBP: 0.345, SLG: 0.378 (1.9)														6	0	2	1	0	0	5							
Alan Ashby, S OBP: 0.283, SLG: 0.274 (1.2)														6	1	0	0	0	1	4							
Inning Stats	R: 0 E: 0 K: 0 S: 3	H: 0 LOB: 0 BB: 0 P: 3	R: 2 E: 1 K: 0 S: 6	H: 2 LOB: 1 BB: 0 P: 5	R: 0 E: 0 K: 0 S: 4	H: 0 LOB: 0 BB: 0 P: 3	R: 2 E: 0 K: 1 S: 8	H: 3 LOB: 3 BB: 2 P: 16	R: 0 E: 0 K: 0 S: 5	H: 2 LOB: 2 BB: 0 P: 5	R: 0 E: 0 K: 1 S: 5	H: 0 LOB: 0 BB: 0 P: 5	R: 1 E: 0 K: 1 S: 6	H: 1 LOB: 1 BB: 1 P: 10	R: 0 E: 0 K: 1 S: 6	H: 2 LOB: 1 BB: 0 P: 6	R: 0 E: 0 K: 0 S: 4	H: 1 LOB: 2 BB: 1 P: 8	R: 2 E: 0 K: 0 S: 4	H: 2 LOB: 0 BB: 0 P: 4	1B: 10 2B: 1 3B: 2 HR: 1	SF: 1 SAC: 2 DP: 0 HBP: 0	W/P: 0 PB: 0 SB: 0 CS: 1	PA: 57			
PITCHER	IP 6.1	WLS 29	BF 6	H 5	ER 3	SO 1	BB 1	IBB 1	HBP 0	BLK 0	WP 0	HR 0	S 29	P 37	ERA 4.26	WHIP 1.105											
Dave Roberts, L ERA: 4.58 (1.1)	2.2	11	2	1	1	1	1	0	0	0	0	0	12	16	3.38	1.125											
Steve Grilli, R ERA: 4.01 (7.1)	3.2	L	17	6	2	2	2	0	1	0	0	0	1	20	24	4.91	1.636										
Jim Crawford, L ERA: 3.66 (10.1)																											

Detroit Tigers @ Toronto Blue Jays
Exhibition Stadium, Toronto, ON
Fri Jul 15 1977, 7:05 PM EDT
Att: 23,749 - Unknown - 77 F


AB 50
R 8
H 14
RBI 8
BB 4
SO 4
LOB 21



Batter	1	2	3	4	5	6	7	8	9	AB	R	H	RBI	BB	SO	LOB	TOP					
Ron LeFlore, R (1, 8) OBP: 0.334, SLG: 0.421	4-0 FC3-6 BB		0-0 5-3			0-0 1B 1B		4-0 FC1-6 BB		2	1	1	0	2	0	0						
Tito Fuentes, S (1, 4) OBP: 0.336, SLG: 0.381	0-3 K		0-0 4-3			0-0 G4-6-3 1B 1-2		0-0 FC1-6 1-2		4	0	1	0	0	1	2						
Rusty Staub, L (1, 10) OBP: 0.312, SLG: 0.412	0-0 FC3-6 1-2			0-0 F8		0-0 G4-6-3 1B 1-2 2-H		0-0 L7		4	0	1	1	0	0	2						
Steve Kemp, L (1, 7) OBP: 0.354, SLG: 0.461	0-3 K			0-0 L7		0-0 G4-6-3 1B 1-2 2-3		0-0 F7		4	0	0	0	0	1	4						
Jason Thompson, L (1, 3) OBP: 0.358, SLG: 0.511		0-0 L4		0-0 2B		0-0 6-3			0-0 6-3		4	0	1	0	0	1						
Ben Oglivie, L (1, 9) OBP: 0.313, SLG: 0.450		0-3 K		0-0 6-3			0-3 K		0-0 L6		4	0	0	0	0	2	1					
Milt May, L (1, 2) OBP: 0.292, SLG: 0.403		4-0 BB			0-0 F5		0-0 6-3		0-0 4-3		3	0	0	0	1	0	0					
Aurelio Rodriguez, R (1, 5) OBP: 0.282, SLG: 0.356		0-3 K			0-0 E3 G6-4-3		0-0 HR			3	1	1	1	0	1	1						
Tom Verzyer, R (1, 6) OBP: 0.236, SLG: 0.274			0-0 1-3		0-0 G6-4-3 1-2		0-0 F9			3	0	0	0	0	0	1						
Inning Stats	R: 0 E: 0 K: 2 S: 7	H: 0 LOB: 1 BB: 1 P: 11	R: 0 E: 0 K: 2 S: 7	H: 0 LOB: 1 BB: 1 P: 11	R: 0 E: 0 K: 0 S: 3	H: 0 LOB: 0 BB: 0 P: 3	R: 0 E: 0 K: 0 S: 4	H: 1 LOB: 1 BB: 0 P: 4	R: 0 E: 1 K: 0 S: 3	H: 0 LOB: 0 BB: 0 P: 3	R: 1 E: 0 K: 0 S: 5	H: 3 LOB: 1 BB: 0 P: 5	R: 1 E: 0 K: 1 S: 6	H: 1 LOB: 0 BB: 0 P: 6	R: 0 E: 0 K: 0 S: 3	H: 0 LOB: 1 BB: 1 P: 7	R: 0 E: 0 K: 0 S: 3	H: 0 LOB: 0 BB: 0 P: 3	1B: 3 2B: 1 3B: 0 HR: 1	SF: 0 SAC: 0 DP: 2 HBP: 0	WP: 0 PB: 0 SB: 0 CS: 0	PA: 34
PITCHER Jesse Jefferson, R (1, 1) ERA: 3.94	IP: 9.0 WLS: W BF: 34 H: 5 R: 2 ER: 2 SO: 5 BB: 3 IBB: 0 HBP: 0 BLK: 0 WP: 0 HR: 1 S: 41 P: 53 ERA: 2.00 WHIP: 0.889															PITCHER	IP: 9.0 WLS: W BF: 34 H: 5 R: 2 ER: 2 SO: 5 BB: 3 IBB: 0 HBP: 0 BLK: 0 WP: 0 HR: 1 S: 41 P: 53 ERA: 2.00 WHIP: 0.889					

Detroit Tigers @ Toronto Blue Jays
Exhibition Stadium, Toronto, ON
Sun Jul 17 1977, 3:33 AM EDT
Unknown - 80 F


AB	31
R	2
H	5
RBI	2
BB	3
SO	5
LOB	12



Batter	1	2	3	4	5	6	7	8	9	AB	R	H	RBI	BB	SO	LOB	BOTTOM					
Steve Staggs, R (1, 4) OBP: 0.314, SLG: 0.407	0-0 CS 1B		0-0 1-3 2B		0-0 G3		0-3 K			4	0	2	0	0	1	0						
Al Woods, L (1, 7) OBP: 0.338, SLG: 0.411	0-0 6-3 1-2		0-0 FC1-5 3-H		0-0 2B		0-0 G3			4	0	1	0	0	0	3						
Bob Bailor, R (1, 8) OBP: 0.355, SLG: 0.434	0-0 4-3		0-0 F8		0-0 5-3			0-0 L4		4	0	0	0	0	0	3						
Doug Rader, R (1, 5) OBP: 0.361, SLG: 0.467		0-0 5-3		0-0 5-3		0-0 1B FC 1B		0-0 4-3		4	1	1	0	0	0	0						
Ron Fairly, L (1, 10) OBP: 0.397, SLG: 0.491		0-0 1-3		0-0 E SF9 1B		0-0 G5-3 FC 1B 1-3		0-0 1B 1B		4	1	3	0	0	0	0						
Sam Ewing, L (1, 9) OBP: 0.346, SLG: 0.373		0-0 G3		0-0 E4		0-0 FC FC1-6 1-2		0-0 1B 1B		4	0	1	1	0	0	2						
Doug Ault, R (1, 3) OBP: 0.326, SLG: 0.382			0-0 E SF8 1B 1B		0-0 SF9		0-0 FC1-6 1-2 3-H		0-0 4-3	3	1	1	1	0	0	4						
Hector Torres, R (1, 6) OBP: 0.295, SLG: 0.374			0-0 E5 2B FC1-5 1B		0-0 5-3		0-0 G5-3 2-3			3	0	1	0	0	0	3						
Ernie Whitt, L (1, 2) OBP: 0.200, SLG: 0.273			0-0 SF8 3-H		0-0 5-3		0-0 4-3			2	0	0	1	0	0	0						
Inning Stats	R: 0 E: 0 K: 0 S: 3	H: 1 LOB: 0 BB: 0 P: 3	R: 0 E: 0 K: 0 S: 3	H: 0 LOB: 0 BB: 0 P: 3	R: 1 E: 1 K: 0 S: 6	H: 3 LOB: 2 BB: 0 P: 6	R: 1 E: 1 K: 0 S: 5	H: 1 LOB: 1 BB: 0 P: 5	R: 0 E: 0 K: 0 S: 4	H: 1 LOB: 1 BB: 0 P: 4	R: 1 E: 0 K: 0 S: 5	H: 2 LOB: 1 BB: 0 P: 5	R: 0 E: 0 K: 1 S: 5	H: 0 LOB: 0 BB: 0 P: 5	R: 0 E: 0 K: 0 S: 5	H: 2 LOB: 2 BB: 0 P: 5	R: 0 E: 0 K: 0 S: 3	H: 0 LOB: 0 BB: 0 P: 3	1B: 8 2B: 2 3B: 0 HR: 0	SF: 2 SAC: 0 DP: 1 HBP: 0	WP: 0 PB: 0 SB: 0 CS: 1	PA: 34
PITCHER Fernando Arroyo, R (1, 1) ERA: 3.35	IP: 8.0 WLS: L BF: 34 H: 10 R: 3 ER: 2 SO: 1 BB: 0 IBB: 0 HBP: 0 BLK: 0 WP: 0 HR: 0 S: 36 P: 36 ERA: 2.25 WHIP: 1.250															PITCHER	IP: 8.0 WLS: L BF: 34 H: 10 R: 3 ER: 2 SO: 1 BB: 0 IBB: 0 HBP: 0 BLK: 0 WP: 0 HR: 0 S: 36 P: 36 ERA: 2.25 WHIP: 1.250					

Detroit Tigers @ Toronto Blue Jays
Exhibition Stadium, Toronto, ON
Sun Jul 17 1977, 3:33 AM EDT
Unknown - 80 F


AB	32
R	3
H	10
RBI	3
BB	0
SO	1
LOB	15



Batter	1	2	3	4	5	6	7	8	9	10	11	AB	R	H	RBI	BB	SO	LOB	TOP							
Ron LeFlore, R OBP: 0.337, SLG: 0.431 (1.8)	1-3		HR		K			F9			FC6-4	6	1	3	2	0	1	2								
Tito Fuentes, S OBP: 0.334, SLG: 0.377 (1.4)	K		FC3-6				4-3	SH3-4		F8	FC6-4	4	0	0	0	1	1	1								
Rusty Staub, L OBP: 0.315, SLG: 0.410 (1.10)	G3		FC3-6					1B		L4		4	1	1	0	2	0	1								
Steve Kemp, L OBP: 0.354, SLG: 0.460 (1.7)		4-3						1B		3-1	G3	5	1	2	1	0	0	2								
Jason Thompson, L OBP: 0.359, SLG: 0.508 (1.3)		F8			8-4			1B				4	1	1	1	1	1	1								
Ben Oglivie, L OBP: 0.307, SLG: 0.441 (1.9)		6-3			F7					L3		5	0	0	0	0	0	4								
Phil Mankowski, L OBP: 0.336, SLG: 0.362 (1.5)					F9					L4		5	1	3	1	0	0	0								
John Wockenfuss, R OBP: 0.375, SLG: 0.560 (1.2)			4-3								K	5	0	1	0	0	1	3								
Chuck Scrivener, R OBP: 0.299, SLG: 0.128 (11, PH)												3	1	0	0	1	0	3								
Milt May, L OBP: 0.295, SLG: 0.418 (11, PH)			5-3									1	1	1	1	0	0	0								
Tom Verzyer, R OBP: 0.236, SLG: 0.274 (11, PH)											HR	0	0	0	0	0	0	0								
Inning Stats	R: 0 E: 0 K: 1 S: 5	H: 0 LOB: 0 BB: 0 P: 5	R: 0 E: 0 K: 0 S: 3	H: 0 LOB: 0 BB: 0 P: 3	R: 2 E: 0 K: 0 S: 5	H: 2 LOB: 1 BB: 1 P: 9	R: 0 E: 0 K: 0 S: 3	H: 1 LOB: 0 BB: 0 P: 3	R: 0 E: 0 K: 1 S: 6	H: 1 LOB: 1 BB: 0 P: 6	R: 3 E: 0 K: 0 S: 7	H: 4 LOB: 1 BB: 0 P: 7	R: 1 E: 0 K: 0 S: 4	H: 1 LOB: 3 BB: 3 P: 16	R: 0 E: 0 K: 0 S: 4	H: 1 LOB: 1 BB: 0 P: 4	R: 0 E: 0 K: 0 S: 3	H: 0 LOB: 0 BB: 0 P: 3	R: 0 E: 0 K: 1 S: 5	H: 0 LOB: 0 BB: 0 P: 5	R: 1 E: 0 K: 1 S: 7	H: 2 LOB: 2 BB: 1 P: 11	1B: 10 2B: 1 3B: 0 HR: 2	SF: 1 SAC: 1 DP: 1 HBP: 0	WP: 2 PB: 0 SB: 0 CS: 0	PA: 49
PITCHER	IP 10.1	WLS L	BF 46	H 12	R 7	ER 7	SO 4	BB 3	IBB 1	HBP 0	BLK 0	WP 1	HR 2	S 50	P 66	ERA 6.10	WHIP 1.452									
Dave Lemanczyk, R ERA: 4.11 (1.1)																										
Pete Vuckovich, R ERA: 3.38 (11.1)	0.2	3	0	0	0	0	0	1	0	0	0	0	0	0	2	6	0.00	1.500								

Detroit Tigers @ Toronto Blue Jays
Exhibition Stadium, Toronto, ON
Sun Jul 17 1977, 3:38 AM EDT
Att: 36,613 - Unknown


AB 42
R 7
H 12
RBI 6
BB 5
SO 4
LOB 17



Batter	1	2	3	4	5	6	7	8	9	10	11	AB	R	H	RBI	BB	SO	LOB	BOTTOM						
Steve Staggs, R OBP: 0.326, SLG: 0.419 (1.4)	1B	K			6-3		G6-4-3					5	1	2	0	1	1	1							
Al Woods, L OBP: 0.336, SLG: 0.407 (1.7)	1B				5-3		4-3					5	2	1	0	0	0	2							
Bob Bailor, R OBP: 0.358, SLG: 0.432 (1.8)	2B				K							4	1	1	1	2	1	0							
Doug Rader, R OBP: 0.358, SLG: 0.464 (1.5)	2B				6-3							6	0	1	1	0	2	5							
Ron Fairly, L OBP: 0.396, SLG: 0.502 (1.10)	5-3				F9							6	2	2	3	0	0	5							
Sam Ewing, L OBP: 0.324, SLG: 0.377 (1.9)												4	0	2	0	1	2	4							
Doug Ault, R OBP: 0.324, SLG: 0.379 (1.3)	G1-2-3				K							5	0	1	1	0	1	5							
Hector Torres, R OBP: 0.292, SLG: 0.365 (1.6)		L3			K							4	0	0	0	1	2	1							
Alan Ashby, S ERA: 3.71 (1.2)												3	0	1	0	0	0	0							
John Scott, R OBP: 0.247, SLG: 0.289 (8, PH)		F6										1	0	0	0	0	0	2							
Ernie Whitt, L OBP: 0.222, SLG: 0.294 (9.2)					1-3							1	0	1	0	0	0	0							
Inning Stats	R: 2 E: 0 K: 0 S: 5	H: 3 LOB: 2 BB: 2 P: 13	R: 0 E: 0 K: 1 S: 5	H: 0 LOB: 0 BB: 0 P: 5	R: 0 E: 0 K: 1 S: 5	H: 0 LOB: 0 BB: 0 P: 5	R: 0 E: 0 K: 2 S: 8	H: 1 LOB: 1 BB: 0 P: 8	R: 0 E: 0 K: 0 S: 3	H: 1 LOB: 0 BB: 0 P: 3	R: 3 E: 1 K: 1 S: 8	H: 2 LOB: 2 BB: 2 P: 16	R: 0 E: 0 K: 2 S: 9	H: 1 LOB: 3 BB: 1 P: 13	R: 0 E: 0 K: 1 S: 7	H: 2 LOB: 2 BB: 0 P: 7	R: 0 E: 0 K: 1 S: 5	H: 0 LOB: 0 BB: 0 P: 5	1B: 8 2B: 3 3B: 0 HR: 1	SF: 0 SAC: 1 DP: 2 HBP: 0	WP: 0 PB: 0 SB: 0 CS: 0	PA: 50			
PITCHER	IP 7.0	WLS 1	BF 30	H 7	R 5	ER 5	SO 4	BB 2	IBB 1	HBP 0	BLK 0	WP 0	HR 1	S 35	P 47	ERA 6.43	WHIP 1.286								
Milt Wilcox, R ERA: 3.71 (8.1)	0.1	1	0	0	0	0	0	0	0	0	0	0	0	1	1	0.00	0.000								
Steve Grilli, R ERA: 3.96 (8.1)	0.1	2	1	0	0	1	0	0	0	0	0	0	0	4	4	0.00	3.000								
Jim Crawford, L ERA: 3.75 (8.1)	0.1	W	17	4	1	0	4	0	2	0	0	0	0	23	31	0.00	1.200								

Detroit Tigers @ Toronto Blue Jays
Exhibition Stadium, Toronto, ON
Sun Jul 17 1977, 3:38 AM EDT
Att: 36,613 - Unknown

AB 44
R 6
H 12
RBI 6
BB 5
SO 9
LOB 25



Batter	1	2	3	4	5	6	7	8	9	AB	R	H	RBI	BB	SO	LOB	TOP								
Ralph Garr, L OBP: 0.328, SLG: 0.428 (1, 7)	4-3	F9					F7		F4	5	0	1	0	0	0	1									
Alan Bannister, R OBP: 0.373, SLG: 0.381 (1, 6)	5-3		F7			G3		SH1-3 HR	1B E	5	2	2	0	0	0	1									
Jorge Orta, L OBP: 0.345, SLG: 0.435 (1, 4)	F6		G3			F5		SH1-3	E7 1B	4	1	1	0	0	0	1									
Richie Zisk, R OBP: 0.377, SLG: 0.554 (1, 9)		2B	K					HR	1B	4	2	3	0	1	1	0									
Lamar Johnson, R OBP: 0.333, SLG: 0.554 (1, 10)		HR			2B		F9	HR	1B	5	2	4	5	0	0	1									
Chet Lemon, R OBP: 0.349, SLG: 0.458 (1, 8)	5-3				CS		K	HR	1B	5	0	1	0	0	1	4									
Eric Soderholm, R OBP: 0.359, SLG: 0.457 (1, 5)		HR	L5			1-3		F7	K	5	1	1	2	0	1	5									
Jim Spencer, L OBP: 0.305, SLG: 0.453 (1, 3)		L3			F5			F8	HR	3	1	0	0	1	0	2									
Brian Downing, R OBP: 0.433, SLG: 0.375 (1, 2)			CS		F7		F8		HR	3	1	1	2	1	0	0									
Inning Stats	R: 0 E: 0 K: 0 S: 3	H: 0 LOB: 0 BB: 0 P: 3	R: 3 E: 0 K: 0 S: 6	H: 3 LOB: 1 BB: 1 P: 10	R: 0 E: 0 K: 1 S: 5	H: 0 LOB: 0 BB: 0 P: 5	R: 0 E: 0 K: 0 S: 4	H: 2 LOB: 1 BB: 0 P: 4	R: 0 E: 0 K: 0 S: 4	H: 1 LOB: 1 BB: 0 P: 4	R: 0 E: 0 K: 1 S: 6	H: 1 LOB: 0 BB: 0 P: 6	R: 0 E: 0 K: 0 S: 3	H: 0 LOB: 0 BB: 0 P: 3	R: 3 E: 0 K: 0 S: 5	H: 2 LOB: 2 BB: 1 P: 9	R: 4 E: 1 K: 1 S: 10	H: 5 LOB: 2 BB: 1 P: 14	1B: 7 2B: 3 3B: 1 HR: 3	SF: 0 SAC: 1 DP: 0 HBP: 0	WP: 0 PB: 0 SB: 0 CS: 1	PA: 44			
PITCHER	IP	WLS	BF	H	R	ER	SO	BB	IBB	HBP	BLK	WP	HR	S	P	ERA	WHIP								
Jerry Garvin, L ERA: 4.0 (1, 1)	8.1	L	38	11	9	9	2	2	1	0	0	0	3	39	51	9.72	1.560								
Dennis DeBarr, L ERA: 4.82 (9, 1)	0.0		3	3	1	1	0	0	0	0	0	0	0	3	3										
Chuck Hartenstein, R ERA: 6.75 (9, 1)	0.2		2	0	0	0	1	0	0	0	0	0	0	4	4	0.00	0.000								

Chicago White Sox @ Toronto Blue Jays
Exhibition Stadium, Toronto, ON
Fri Jul 22 1977, 7:05 PM EDT
Att: 33,175 - Unknown - 75 F

AB	39
R	10
H	14
RBI	9
BB	3
SO	3
LOB	15



Batter	1	2	3	4	5	6	7	8	9	AB	R	H	RBI	BB	SO	LOB	BOTTOM								
John Scott, R OBP: 0.257, SLG: 0.293 (1, 7)	FC4-6 1B		PB BB 1B		FC6-4 BB			F6	E7	4	0	2	0	1	0	1									
Steve Stagos, R OBP: 0.303, SLG: 0.422 (1, 4)	FC4-6 CS		PB BB		FC6-4				5-3	4	0	1	1	1	0	5									
Bob Bailor, R OBP: 0.354, SLG: 0.426 (1, 8)	1-3		6-3		4-3			6-3		4	0	0	0	0	0	6									
Doug Rader, R OBP: 0.360, SLG: 0.461 (1, 5)		6-3		CS BB			F9			2	0	0	0	2	0	0									
Ron Fairly, L OBP: 0.391, SLG: 0.495 (1, 10)		G3		K			4-3		F9	4	0	0	0	0	1	3									
Doug Ault, R OBP: 0.323, SLG: 0.377 (1, 3)		5-3		6-3			K			4	1	1	0	0	1	0									
Al Woods, L OBP: 0.338, SLG: 0.406 (1, 9)			6-3		2B FC6-4 1B			F7	FC5-4 BB	3	1	1	0	1	0	0									
Hector Torres, R OBP: 0.291, SLG: 0.380 (1, 6)			HR		F8		K		FC5-4 E	4	1	1	1	0	1	3									
Alan Ashby, S OBP: 0.283, SLG: 0.278 (1, 2)			6-3		FC6-4 1-3 2B			2-3	F7	4	0	1	0	0	0	2									
Inning Stats	R: 0 E: 0 K: 0 S: 3	H: 1 LOB: 0 BB: 0 P: 3	R: 0 E: 0 K: 0 S: 3	H: 0 LOB: 0 BB: 0 P: 3	R: 1 E: 0 K: 0 S: 5	H: 2 LOB: 2 BB: 1 P: 9	R: 0 E: 0 K: 1 S: 4	H: 0 LOB: 0 BB: 1 P: 8	R: 1 E: 0 K: 0 S: 5	H: 2 LOB: 2 BB: 1 P: 9	R: 0 E: 0 K: 1 S: 5	H: 0 LOB: 0 BB: 0 P: 5	R: 0 E: 0 K: 1 S: 5	H: 0 LOB: 0 BB: 0 P: 5	R: 0 E: 0 K: 0 S: 4	H: 1 LOB: 2 BB: 1 P: 8	R: 1 E: 1 K: 0 S: 5	H: 1 LOB: 2 BB: 1 P: 9	1B: 4 2B: 3 3B: 0 HR: 1	SF: 0 SAC: 0 DP: 1 HBP: 0	WP: 0 PB: 1 SB: 0 CS: 2	PA: 38			
PITCHER	IP	WLS	BF	H	R	ER	SO	BB	IBB	HBP	BLK	WP	HR	S	P	ERA	WHIP								
Wilbur Wood, L ERA: 4.09 (1, 1)	6.0	W	24	5	2	2	2	3	0	0	0	0	1	25	37	3.00	1.333								
Lerrin LaGrow, R ERA: 2.17 (7, 1)	3.0	S	14	2	1	0	1	2	0	0	0	0	0	14	22	0.00	1.333								

Chicago White Sox @ Toronto Blue Jays
Exhibition Stadium, Toronto, ON
Fri Jul 22 1977, 7:05 PM EDT
Att: 33,175 - Unknown - 75 F

AB	33
R	3
H	7
RBI	2
BB	5
SO	3
LOB	20



Batter	1	2	3	4	5	6	7	8	9	AB	R	H	RBI	BB	SO	LOB	TOP		
Steve Staggs, R OBP: 0.340, SLG: 0.433 (1, 4)	F9			L9		FC4 BB		FC6-4 FC4-6		3	0	0	0	1	0	1			
Al Woods, L OBP: 0.332, SLG: 0.395 (1, 7)	F9			4-3		FC4		FC4-6 HR		4	1	0	0	0	0	3			
Bob Bailor, R OBP: 0.353, SLG: 0.431 (1, 8)	4-3			6-3			L3		HR	4	1	1	2	0	0	0			
Doug Rader, R OBP: 0.352, SLG: 0.450 (1, 10)		6-3			F7		F3		6-3	4	0	0	0	0	0	0			
Sam Ewing, L OBP: 0.352, SLG: 0.379 (1, 9)		K			F8		K			3	0	0	0	0	2	0			
Roy Howell, L OBP: 0.349, SLG: 0.355 (1, 5)		1-3			L6			4-3		3	0	0	0	0	0	0			
Doug Ault, R OBP: 0.322, SLG: 0.380 (1, 3)			5-3			F8		L9		3	0	0	0	0	0	0			
Hector Torres, R OBP: 0.280, SLG: 0.365 (1, 6)			4-3			K		5-3		3	0	0	0	0	1	0			
Alan Ashby, S OBP: 0.287, SLG: 0.278 (1, 2)			5-3					BB 1B	FC6-4 BB	2	0	1	0	1	0	0			
Inning Stats	R: 0 E: 0 K: 0 S: 3	H: 0 LOB: 0 BB: 0 P: 3	R: 0 E: 0 K: 1 S: 5	H: 0 LOB: 0 BB: 0 P: 5	R: 0 E: 0 K: 0 S: 3	H: 0 LOB: 0 BB: 0 P: 3	R: 0 E: 0 K: 0 S: 3	H: 0 LOB: 0 BB: 0 P: 3	R: 0 E: 0 K: 1 S: 6	H: 1 LOB: 2 BB: 1 P: 10	R: 0 E: 0 K: 1 S: 5	H: 0 LOB: 0 BB: 0 P: 5	R: 0 E: 0 K: 0 S: 3	H: 0 LOB: 0 BB: 0 P: 3	R: 2 E: 0 K: 0 S: 4	H: 1 LOB: 0 BB: 1 P: 8	1B: 1 2B: 0 3B: 0 HR: 1	SF: 0 SAC: 0 DP: 0 HBP: 0	WP: 0 PA: 31 PB: 0 SB: 0 CS: 0
PITCHER Bob Sykes, L ERA: 3.69 (1, 1)	IP: 9.0 WLS: W BF: 31 H: 2 R: 2 ER: 2 SO: 3 BB: 2 IBB: 0 HBP: 0 BLK: 0 WP: 0 HR: 1 S: 35 P: 43 ERA: 2.00 WHIP: 0.444																		

Toronto Blue Jays @ Detroit Tigers
Tiger Stadium, Detroit, MI
Sun Jul 24 1977, 3:33 AM EDT
Att: 20,177 - Unknown

AB 29
R 2
H 2
RBI 2
BB 2
SO 3
LOB 4



Batter	1	2	3	4	5	6	7	8	9	AB	R	H	RBI	BB	SO	LOB	BOTTOM		
Ron LeFlore, R OBP: 0.330, SLG: 0.420 (1, 8)	K	K		FC4-6 3B		1-3		1B		5	1	1	0	0	2	2			
Tito Fuentes, S OBP: 0.337, SLG: 0.385 (1, 4)	5-3		BB 1B	1B	1B	F7		G5-3		5	2	2	1	0	0	2			
Rusty Staub, L OBP: 0.326, SLG: 0.420 (1, 10)	1B		1B BB	1B	1B		2B			4	1	4	1	0	0	0			
Steve Kemp, L OBP: 0.350, SLG: 0.450 (1, 7)	K		FC3-2 BB	K			2B			3	0	1	1	1	2	2			
Jason Thompson, L OBP: 0.363, SLG: 0.506 (1, 3)		1B 2B BB	FC3-2 1B		G3		L7			3	1	1	1	1	0	1			
Ben Oglivie, L OBP: 0.308, SLG: 0.438 (1, 9)		2B 1B	FC3-2 G4-6-3	2B		F8				4	1	2	0	0	0	4			
Milt May, L OBP: 0.296, SLG: 0.417 (1, 2)		2B	G4-6-3	2B		K				4	0	1	2	0	1	5			
Phil Mankowski, L OBP: 0.323, SLG: 0.346 (1, 5)	K			L6		F6		F8		4	0	0	0	0	1	2			
Tom Verzyer, R OBP: 0.241, SLG: 0.274 (1, 6)	K			FC4-6 BB		F9		G5-3 1B		3	0	1	0	1	1	1			
Inning Stats	R: 0 E: 0 K: 2 S: 8	H: 1 LOB: 1 BB: 0 P: 8	R: 2 E: 0 K: 3 S: 11	H: 2 LOB: 1 BB: 1 P: 15	R: 1 E: 0 K: 0 S: 5	H: 3 LOB: 2 BB: 1 P: 9	R: 2 E: 0 K: 1 S: 7	H: 2 LOB: 1 BB: 1 P: 11	R: 0 E: 0 K: 0 S: 4	H: 1 LOB: 1 BB: 0 P: 4	R: 0 E: 0 K: 0 S: 3	H: 0 LOB: 0 BB: 0 P: 3	R: 1 E: 0 K: 1 S: 7	H: 2 LOB: 1 BB: 0 P: 7	R: 0 E: 0 K: 0 S: 4	H: 2 LOB: 1 BB: 0 P: 4	1B: 8 2B: 4 3B: 1 HR: 0	SF: 0 SAC: 0 DP: 2 HBP: 0	WP: 0 PA: 38 PB: 0 SB: 1 CS: 0
PITCHER Jesse Jefferson, R ERA: 4.08 (1, 1)	IP: 2.0 WLS: L BF: 14 H: 4 R: 3 ER: 3 SO: 5 BB: 2 IBB: 0 HBP: 0 BLK: 0 WP: 0 HR: 0 S: 22 P: 30 ERA: 13.50 WHIP: 4.000																		
Jerry Johnson, R ERA: 4.66 (3, 1)	3.0	12	3	2	2	1	1	0	0	0	0	13	17	6.00	1.333				
Dennis DeBarr, L ERA: 4.79 (6, 1)	2.0	8	2	1	1	1	0	0	0	0	0	10	10	4.50	1.000				
Mike Willis, L ERA: 4.14 (8, 1)	1.0	4	2	0	0	0	0	0	0	0	0	4	4	0.00	2.000				

Toronto Blue Jays @ Detroit Tigers
Tiger Stadium, Detroit, MI
Sun Jul 24 1977, 3:33 AM EDT
Att: 20,177 - Unknown

AB 35
R 6
H 13
RBI 6
BB 3
SO 7
LOB 19



Batter	1	2	3	4	5	6	7	8	9	AB	R	H	RBI	BB	SO	LOB	TOP								
Steve Stiggs, R OBP: 0.355, SLG: 0.475 (1, 4)										4	1	3	3	0	1	0	Toronto Blue Jays @ Detroit Tigers Tiger Stadium, Detroit, MI Mon Jul 25 1977, 7:05 PM EDT Att: 16,911 - Unknown								
Bob Bailor, R OBP: 0.349, SLG: 0.426 (1, 8)										4	0	0	0	0	1	4									
Roy Howell, L OBP: 0.342, SLG: 0.347 (1, 5)										4	0	0	0	0	0	2									
Ron Fairly, L OBP: 0.386, SLG: 0.488 (1, 10)										4	0	0	0	0	1	0									
Doug Rader, R OBP: 0.354, SLG: 0.449 (1, 3)										3	0	1	0	1	2	0									
Al Woods, L OBP: 0.331, SLG: 0.393 (1, 7)										4	0	1	0	0	0	2									
Sam Ewing, L OBP: 0.345, SLG: 0.372 (1, 9)										3	0	0	0	0	1	2									
Hector Torres, R OBP: 0.281, SLG: 0.364 (1, 6)										3	1	1	0	0	0	0									
Alan Ashby, S OBP: 0.294, SLG: 0.280 (1, 2)										1	1	1	0	1	0	0									
Inning Stats	R: 0 E: 0 K: 1 S: 5	H: 0 LOB: 0 BB: 0 P: 5	R: 0 E: 0 K: 1 S: 6	H: 1 LOB: 1 BB: 0 P: 6	R: 0 E: 0 K: 0 S: 3	H: 1 LOB: 1 BB: 1 P: 7	R: 0 E: 0 K: 1 S: 5	H: 0 LOB: 0 BB: 0 P: 5	R: 0 E: 0 K: 0 S: 3	H: 1 LOB: 0 BB: 0 P: 3	R: 0 E: 0 K: 1 S: 6	H: 2 LOB: 1 BB: 0 P: 6	R: 0 E: 0 K: 1 S: 5	H: 0 LOB: 0 BB: 0 P: 5	R: 3 E: 0 K: 0 S: 5	H: 2 LOB: 0 BB: 0 P: 6	R: 0 E: 0 K: 1 S: 4	H: 0 LOB: 0 BB: 1 P: 8	1B: 6 2B: 0 3B: 0 HR: 1	SF: 0 SAC: 0 DP: 4 HBP: 1	WP: 0 PB: 0 SB: 0 CS: 0	PA: 33			
PITCHER	IP	WLS	BF	H	R	ER	SO	BB	IBB	HBP	BLK	WP	HR	S	P	ERA	WHIP								
Milt Wilcox, R ERA: 3.47 (1, 1)	7.1	W	28	7	3	3	5	1	0	1	0	0	1	36	41	3.68	1.091								
Jim Crawford, L ERA: 3.69 (8, 1)	1.2	S	5	0	0	0	1	1	0	0	0	0	0	6	10	0.00	0.600								

Batter	1	2	3	4	5	6	7	8	9	AB	R	H	RBI	BB	SO	LOB	BOTTOM								
Ron LeFlore, R OBP: 0.333, SLG: 0.428 (1, 8)										4	2	2	2	1	0	0	Toronto Blue Jays @ Detroit Tigers Tiger Stadium, Detroit, MI Mon Jul 25 1977, 7:05 PM EDT Att: 16,911 - Unknown								
Tito Fuentes, S OBP: 0.338, SLG: 0.384 (1, 4)										4	1	1	0	1	1	3									
Rusty Staub, L OBP: 0.327, SLG: 0.425 (1, 10)										5	1	2	2	0	0	1									
Steve Kemp, L OBP: 0.345, SLG: 0.443 (1, 7)										5	0	0	0	0	1	2									
Jason Thompson, L OBP: 0.365, SLG: 0.503 (1, 3)										2	1	0	0	2	0	0									
Ben Oglivie, L OBP: 0.311, SLG: 0.437 (1, 9)										3	1	1	0	1	2	1									
Milt May, L OBP: 0.299, SLG: 0.418 (1, 2)										4	1	2	2	0	0	2									
Phil Mankowski, L OBP: 0.324, SLG: 0.356 Aurelio Rodriguez, R OBP: 0.274, SLG: 0.352 (1, 5) (5, PH) (6, 5)										2	0	1	2	0	1	1									
Tom Verzyer, R OBP: 0.241, SLG: 0.270 (1, 6)										3	0	0	0	1	0	1									
Inning Stats	R: 0 E: 0 K: 0 S: 3	H: 2 LOB: 1 BB: 0 P: 7	R: 0 E: 0 K: 0 S: 3	H: 0 LOB: 1 BB: 1 P: 7	R: 2 E: 0 K: 2 S: 9	H: 2 LOB: 3 BB: 3 P: 21	R: 1 E: 0 K: 0 S: 4	H: 1 LOB: 2 BB: 2 P: 12	R: 1 E: 0 K: 0 S: 4	H: 1 LOB: 0 BB: 0 P: 4	R: 0 E: 0 K: 2 S: 7	H: 0 LOB: 0 BB: 0 P: 7	R: 3 E: 0 K: 0 S: 7	H: 4 LOB: 1 BB: 0 P: 7	R: 0 E: 0 K: 0 S: 7	H: 0 LOB: 0 BB: 0 P: 7	1B: 5 2B: 3 3B: 1 HR: 1	SF: 0 SAC: 0 DP: 0 HBP: 0	WP: 0 PB: 0 SB: 0 CS: 0	PA: 40					
PITCHER	IP	WLS	BF	H	R	ER	SO	BB	IBB	HBP	BLK	WP	HR	S	P	ERA	WHIP								
Jeff Byrd, R ERA: 7.11 (1, 1)	4.1	L	24	5	4	3	3	6	0	0	0	0	0	24	48	6.23	2.538								
Mike Willis, L ERA: 4.46 (5, 1)	3.2		16	5	4	4	2	0	0	0	0	0	0	20	20	9.82	1.364								

Batter	1	2	3	4	5	6	7	8	9	AB	R	H	RBI	BB	SO	LOB	TOP								
Mike Hargrove, L (1, 3) OBP: 0.304, SLG: 0.394	4-0 SH3 1B BB	4-0 3B BB	0-0 L4		0-0 F8		0-3 K		0-0 G3	4	2	0	0	2	1	2									
Bert Campaneris, R (1, 6) OBP: 0.317, SLG: 0.352	0-0 SH3	0-0		4-0 1-3 2B BB	0-3 K			0-0 G3	2	2	1	2	1	1	0										
Jim Mason, L (6, 6) OBP: 0.243, SLG: 0.233	1-2	1-H 2-H SF8 3B								2	0	1	0	0	0										
Claudell Washington, L (1, 8) OBP: 0.333, SLG: 0.422	0-0 2B 1B	0-0 SF8		0-0 1-3		0-0 S HR 1B		0-0 1B 1B	3	5	3	3	2	0	0	2									
Willie Horton, R (1, 10) OBP: 0.341, SLG: 0.439	0-0 2B 2B	0-0 3-H		0-0 2B 2B		0-3 K		0-0 FC6-4 1B 1B	1	5	2	4	2	0	1	1									
Toby Harrah, R (1, 5) OBP: 0.392, SLG: 0.495	0-0 F7		0-3 K	0-0 2B 2B		0-0 HR		0-0 FC6-4 1B	1	3	0	1	1	0	1	1									
Kurt Bevacqua, R (4, PR) OBP: 0.667, SLG: 1.667				2-H				1-2 3-H 1B	2	2	2	2	3	0	0	0									
Bump Willis, S (1, 4) OBP: 0.388, SLG: 0.418	4-0 BB		0-0 E S 1B	0-0 2B		0-3 K		0-0 FC6-4 1B	2	4	2	2	1	1	1	2									
Dave May, L (1, 9) OBP: 0.291, SLG: 0.330	0-0 4-3		0-3 K	0-0 6-3		0-0 G3		0-0 E4 1B	3	5	0	0	0	0	1	5									
Ed Kirkpatrick, L (1, 7) OBP: 0.270, SLG: 0.242		0-3 K	0-0 E4 1B	0-0 4-3			0-0 F7	0-0 2-H 3-H 1B	3	5	0	1	1	0	1	2									
Jim Sundberg, R (1, 2) OBP: 0.324, SLG: 0.318		0-0	0-0		0-3 K				1	3	1	2	1	0	1	0									
John Ellis, R (7, PH) OBP: 0.286, SLG: 0.359		0-0 3B 2B	1-2 3-H 1B					0-0 F9	1	2	0	0	0	0	1	0									
Inning Stats	R: 2 E: 0 K: 0 S: 5	H: 2 LOB: 2 BB: 2 P: 13	R: 3 E: 0 K: 1 S: 7	H: 3 LOB: 1 BB: 1 P: 11	R: 1 E: 1 K: 2 S: 10	H: 2 LOB: 2 BB: 0 P: 10	R: 3 E: 0 K: 0 S: 6	H: 3 LOB: 1 BB: 1 P: 10	R: 0 E: 0 K: 2 S: 7	H: 0 LOB: 0 BB: 0 P: 7	R: 2 E: 0 K: 2 S: 9	H: 2 LOB: 0 BB: 0 P: 9	R: 0 E: 0 K: 2 S: 7	H: 0 LOB: 0 BB: 0 P: 7	R: 3 E: 1 K: 0 S: 7	H: 4 LOB: 2 BB: 0 P: 7	R: 0 E: 0 K: 0 S: 4	H: 1 LOB: 1 BB: 0 P: 4	1B: 8 2B: 7 3B: 1 HR: 1	SF: 1 SAC: 1 DP: 0 HBP: 0	WP: 0 PB: 0 SB: 2 CS: 0	PA: 48			
PITCHER	IP WLS BF H R ER SO BB IBB HBP BLK WP HR S P ERA WHIP	IP WLS BF H R ER SO BB IBB HBP BLK WP HR S P ERA WHIP	IP WLS BF H R ER SO BB IBB HBP BLK WP HR S P ERA WHIP	IP WLS BF H R ER SO BB IBB HBP BLK WP HR S P ERA WHIP	IP WLS BF H R ER SO BB IBB HBP BLK WP HR S P ERA WHIP	IP WLS BF H R ER SO BB IBB HBP BLK WP HR S P ERA WHIP	IP WLS BF H R ER SO BB IBB HBP BLK WP HR S P ERA WHIP	IP WLS BF H R ER SO BB IBB HBP BLK WP HR S P ERA WHIP	IP WLS BF H R ER SO BB IBB HBP BLK WP HR S P ERA WHIP	IP WLS BF H R ER SO BB IBB HBP BLK WP HR S P ERA WHIP	IP WLS BF H R ER SO BB IBB HBP BLK WP HR S P ERA WHIP	IP WLS BF H R ER SO BB IBB HBP BLK WP HR S P ERA WHIP	IP WLS BF H R ER SO BB IBB HBP BLK WP HR S P ERA WHIP	IP WLS BF H R ER SO BB IBB HBP BLK WP HR S P ERA WHIP	IP WLS BF H R ER SO BB IBB HBP BLK WP HR S P ERA WHIP	IP WLS BF H R ER SO BB IBB HBP BLK WP HR S P ERA WHIP	IP WLS BF H R ER SO BB IBB HBP BLK WP HR S P ERA WHIP	IP WLS BF H R ER SO BB IBB HBP BLK WP HR S P ERA WHIP	IP WLS BF H R ER SO BB IBB HBP BLK WP HR S P ERA WHIP	IP WLS BF H R ER SO BB IBB HBP BLK WP HR S P ERA WHIP	IP WLS BF H R ER SO BB IBB HBP BLK WP HR S P ERA WHIP	IP WLS BF H R ER SO BB IBB HBP BLK WP HR S P ERA WHIP	IP WLS BF H R ER SO BB IBB HBP BLK WP HR S P ERA WHIP	IP WLS BF H R ER SO BB IBB HBP BLK WP HR S P ERA WHIP	IP WLS BF H R ER SO BB IBB HBP BLK WP HR S P ERA WHIP

Texas Rangers @ Toronto Blue Jays
Exhibition Stadium, Toronto, ON
Tue Jul 26 1977, 7:05 PM EDT
Att: 22,357 - Unknown - 67 F

AB	42
R	14
H	17
RBI	13
BB	4
SO	9
LOB	15



Batter	1	2	3	4	5	6	7	8	9	AB	R	H	RBI	BB	SO	LOB	BOTTOM								
Steve Staggs, R (1, 4) OBP: 0.351, SLG: 0.462	0-0 F3		4-0 FC6-4 BB		0-0 4-3			0-0 6-3		3	0	0	0	1	0	1									
Bob Bailor, R (1, 8) OBP: 0.346, SLG: 0.424	0-0 5-3		0-0 FC6-4 1-2			0-0 L3		0-0 E8 BB 1B		4	0	1	0	0	0	1									
Roy Howell, L (1, 5) OBP: 0.340, SLG: 0.351	0-3 K		0-0 6-3			0-0 2B		0-3 K		4	0	1	0	0	2	2									
Ron Fairly, L (1, 10) OBP: 0.385, SLG: 0.483		0-3 K		0-0 2-3		0-0 F7		4-0 BB BB		3	0	0	0	1	1	1									
Doug Rader, R (1, 3) OBP: 0.358, SLG: 0.448		1-0 1B HBP		0-0 F9		4-0 BB		4-0 1-2 2-3 BB		1	0	0	0	2	0	0									
Al Woods, L (1, 7) OBP: 0.330, SLG: 0.391		0-0 1B		0-0 4-3		0-0 F7		0-0 F7		4	0	1	0	0	0	5									
Sam Ewing, L (1, 9) OBP: 0.343, SLG: 0.365		0-3 K			0-3 K		4-0 FC6-4 BB		0-0 4-3	3	0	0	0	1	2	2									
Hector Torres, R (1, 6) OBP: 0.280, SLG: 0.362		0-0 4-3			0-0 1B		0-0 FC6-4 G4-6-3		0-3 K	4	0	1	0	0	1	3									
Alan Ashby, S (1, 2) OBP: 0.290, SLG: 0.276			0-0 F4		0-0 F9		0-0 G4-6-3		0-0 3-1	4	0	0	0	0	0	2									
Inning Stats	R: 0 E: 0 K: 1 S: 5	H: 0 LOB: 0 BB: 0 P: 5	R: 0 E: 0 K: 2 S: 8	H: 1 LOB: 2 BB: 0 P: 9	R: 0 E: 0 K: 0 S: 3	H: 0 LOB: 1 BB: 1 P: 7	R: 0 E: 0 K: 0 S: 3	H: 0 LOB: 0 BB: 0 P: 3	R: 0 E: 0 K: 1 S: 6	H: 1 LOB: 1 BB: 0 P: 6	R: 0 E: 0 K: 0 S: 4	H: 1 LOB: 2 BB: 1 P: 8	R: 0 E: 0 K: 1 S: 2	H: 0 LOB: 0 BB: 1 P: 6	R: 0 E: 1 K: 1 S: 6	H: 1 LOB: 3 BB: 2 P: 14	R: 0 E: 0 K: 1 S: 5	H: 0 LOB: 0 BB: 0 P: 5	1B: 3 2B: 1 3B: 0 HR: 0	SF: 0 SAC: 0 DP: 1 HBP: 1	WP: 0 PB: 0 SB: 0 CS: 0	PA: 36			
PITCHER	IP WLS BF H R ER SO BB IBB HBP BLK WP HR S P ERA WHIP	IP WLS BF H R ER SO BB IBB HBP BLK WP HR S P ERA WHIP	IP WLS BF H R ER SO BB IBB HBP BLK WP HR S P ERA WHIP	IP WLS BF H R ER SO BB IBB HBP BLK WP HR S P ERA WHIP	IP WLS BF H R ER SO BB IBB HBP BLK WP HR S P ERA WHIP	IP WLS BF H R ER SO BB IBB HBP BLK WP HR S P ERA WHIP	IP WLS BF H R ER SO BB IBB HBP BLK WP HR S P ERA WHIP	IP WLS BF H R ER SO BB IBB HBP BLK WP HR S P ERA WHIP	IP WLS BF H R ER SO BB IBB HBP BLK WP HR S P ERA WHIP	IP WLS BF H R ER SO BB IBB HBP BLK WP HR S P ERA WHIP	IP WLS BF H R ER SO BB IBB HBP BLK WP HR S P ERA WHIP	IP WLS BF H R ER SO BB IBB HBP BLK WP HR S P ERA WHIP	IP WLS BF H R ER SO BB IBB HBP BLK WP HR S P ERA WHIP	IP WLS BF H R ER SO BB IBB HBP BLK WP HR S P ERA WHIP	IP WLS BF H R ER SO BB IBB HBP BLK WP HR S P ERA WHIP	IP WLS BF H R ER SO BB IBB HBP BLK WP HR S P ERA WHIP	IP WLS BF H R ER SO BB IBB HBP BLK WP HR S P ERA WHIP	IP WLS BF H R ER SO BB IBB HBP BLK WP HR S P ERA WHIP	IP WLS BF H R ER SO BB IBB HBP BLK WP HR S P ERA WHIP	IP WLS BF H R ER SO BB IBB HBP BLK WP HR S P ERA WHIP	IP WLS BF H R ER SO BB IBB HBP BLK WP HR S P ERA WHIP	IP WLS BF H R ER SO BB IBB HBP BLK WP HR S P ERA WHIP	IP WLS BF H R ER SO BB IBB HBP BLK WP HR S P ERA WHIP	IP WLS BF H R ER SO BB IBB HBP BLK WP HR S P ERA WHIP	IP WLS BF H R ER SO BB IBB HBP BLK WP HR S P ERA WHIP

Texas Rangers @ Toronto Blue Jays
Exhibition Stadium, Toronto, ON
Tue Jul 26 1977, 7:05 PM EDT
Att: 22,357 - Unknown - 67 F

AB	30
R	0
H	4
RBI	0
BB	5
SO	6
LOB	17



Batter	1	2	3	4	5	6	7	8	9	AB	R	H	RBI	BB	SO	LOB	TOP	
Mike Hargrove, L (1, 3) OBP: 0.305, SLG: 0.391	0-0 E6 FC5-4		4-0 G1-6-3 BB		4-0 CS BB		0-0 L4			2	0	0	0	2	0	2		
Bert Campaneris, R (1, 6) OBP: 0.314, SLG: 0.348	0-0 FC5-4 S 1B SF9		0-0 G1-6-3		0-3 K		0-0 4-3			4	1	0	0	0	1	3		
Bump Wills, S (1, 4) OBP: 0.366, SLG: 0.416	0-0 SF9 S 1B		0-0 5-3			0-0 F8		0-0 5-3		4	0	1	0	0	0	0		
Willie Horton, R (1, 10) OBP: 0.343, SLG: 0.437	4-0 1-2 2-3 IBB			4-0 E BB		0-3 K		0-0 F9		2	0	0	0	2	1	0		
Toby Harrah, R (1, 5) OBP: 0.393, SLG: 0.495	0-0 SF9			0-0 F6		4-0 CS BB			0-0 3B 1B	2	1	1	1	1	0	1		
Kurt Bevacqua, R (1, 7) OBP: 0.428, SLG: 1.143	0-0 F8			0-0 F8		0-0 CS	0-0 F9		0-0 SH1 3B	4	1	1	1	0	0	3		
Ed Kirkpatrick, L (9, 7) OBP: 0.270, SLG: 0.242						1-2 CS			1-H SH1 3B	0	0	0	0	0	0	0		
Claudell Washington, L (1, 8) OBP: 0.329, SLG: 0.416		0-0 F9		0-0 E3			0-0 F7		0-3 K	4	0	0	0	0	1	2		
Jim Sundberg, R (1, 2) OBP: 0.324, SLG: 0.319		0-0 F4		0-0 F9			0-0 BB 1B		0-0 SH1	3	0	1	1	0	0	2		
Dave May, L (1, 9) OBP: 0.290, SLG: 0.325		0-0 6-3			0-0 G3		4-0 BB		0-0 F9	3	0	0	0	1	0	0		
Inning Stats	R: 1 E: 1 K: 0 S: 5	H: 1 LOB: 2 BB: 1 P: 9	R: 0 E: 0 K: 0 S: 3	H: 0 LOB: 0 BB: 0 P: 3	R: 0 E: 0 K: 0 S: 2	H: 0 LOB: 0 BB: 1 P: 6	R: 0 E: 1 K: 0 S: 4	H: 0 LOB: 2 BB: 1 P: 8	R: 0 E: 0 K: 1 S: 4	H: 1 LOB: 2 BB: 1 P: 8	R: 0 E: 0 K: 0 S: 3	H: 0 LOB: 0 BB: 0 P: 3	R: 2 E: 0 K: 1 S: 7	H: 2 LOB: 0 BB: 0 P: 7	1B: 3 2B: 0 3B: 1 HR: 0	SF: 1 SAC: 1 DP: 1 HBP: 0	WP: 0 PB: 0 SB: 2 CS: 2	PA: 37
PITCHER Jerry Garvin, L (1, 1) ERA: 3.89	IP: 9.0 WLS: L BF: 36	H: 4 R: 3 ER: 2 SO: 3	BB: 5 IBB: 1 HBP: 0 BLK: 0	WP: 0 HR: 0 S: 36 P: 60	ERA: 2.00 WHIP: 1.000	PITCHER	IP: 9.0 WLS: L BF: 36	H: 4 R: 3 ER: 2 SO: 3	BB: 5 IBB: 1 HBP: 0 BLK: 0	WP: 0 HR: 0 S: 36 P: 60	ERA: 2.00 WHIP: 1.000	PITCHER	IP: 9.0 WLS: L BF: 36	H: 4 R: 3 ER: 2 SO: 3	BB: 5 IBB: 1 HBP: 0 BLK: 0	WP: 0 HR: 0 S: 36 P: 60	ERA: 2.00 WHIP: 1.000	

Texas Rangers @ Toronto Blue Jays
Exhibition Stadium, Toronto, ON
Thu Jul 28, 1977, 7:05 PM EDT
Att: 17,512 - Unknown - 65 F

AB 28
R 3
H 4
RBI 3
BB 6
SO 3
LOB 13



Batter	1	2	3	4	5	6	7	8	9	AB	R	H	RBI	BB	SO	LOB	BOTTOM					
Steve Stagg, R (1, 4) OBP: 0.356, SLG: 0.463	0-0 CS 1B		0-0 FC5-4 1B		0-3 K			0-0 F6		4	0	2	0	0	1	0						
Bob Bailor, R (1, 8) OBP: 0.344, SLG: 0.419	0-0 F8		0-0 FC5-4 1B			0-0 F8		0-0 F8		4	0	0	0	0	0	2						
Roy Howell, L (1, 5) OBP: 0.348, SLG: 0.360	0-0 F8		0-0 1B			0-0 1B		0-0 1B		4	0	3	0	0	0	0						
Ron Fairly, L (1, 9) OBP: 0.383, SLG: 0.480		0-0 CS 1B	0-0 G3-6-1		0-3 K		0-3 K		0-0 FC3-6 1B	4	0	1	0	0	2	4						
Doug Rader, R (1, 3) OBP: 0.357, SLG: 0.445		0-3 K		0-0 F3		0-3 K			0-0 FC3-6 1B	4	0	1	0	0	2	2						
Al Woods, L (1, 7) OBP: 0.332, SLG: 0.391		4-0 1B BB		0-0 F9			0-0 1B 1B		0-0 FC3-6 1B	3	0	1	0	1	0	1						
Sam Ewing, L (1, 10) OBP: 0.347, SLG: 0.368		0-0 BB 1B		0-0 G3			0-3 K		0-0 G4-6-3 1B	4	0	2	0	0	1	1						
Hector Torres, R (1, 6) OBP: 0.281, SLG: 0.358		4-0 BB 1B			0-0 6-3		0-3 K		0-0 G4-6-3	2	0	0	0	1	1	1						
Ernie Whitt, L (9, PH) OBP: 0.216, SLG: 0.286		1-2 BB							1-2 G4-6-3	1	0	0	0	0	0	2						
Alan Ashby, S (1, 2) OBP: 0.291, SLG: 0.277		0-3 K			0-0 4-3			0-0 1B		3	0	1	0	0	1	3						
Inning Stats	R: 0 E: 0 K: 0 S: 3	H: 1 LOB: 0 BB: 0 P: 3	R: 0 E: 0 K: 2 S: 8	H: 2 LOB: 2 BB: 2 P: 16	R: 0 E: 0 K: 0 S: 4	H: 2 LOB: 1 BB: 0 P: 4	R: 0 E: 0 K: 0 S: 3	H: 0 LOB: 0 BB: 0 P: 3	R: 0 E: 0 K: 1 S: 5	H: 0 LOB: 0 BB: 0 P: 5	R: 0 E: 0 K: 2 S: 8	H: 1 LOB: 2 BB: 0 P: 8	R: 0 E: 0 K: 2 S: 8	H: 2 LOB: 2 BB: 0 P: 8	R: 0 E: 0 K: 1 S: 6	H: 1 LOB: 1 BB: 0 P: 6	R: 0 E: 0 K: 0 S: 4	H: 2 LOB: 1 BB: 0 P: 4	1B: 11 2B: 0 3B: 0 HR: 0	SF: 0 SAC: 0 DP: 2 HBP: 0	WP: 0 PB: 0 SB: 0 CS: 2	PA: 35
PITCHER Gaylord Perry, R (1, 1) ERA: 3.05	IP: 9.0 WLS: W BF: 35	H: 11 R: 0 ER: 0 SO: 8	BB: 2 IBB: 0 HBP: 0 BLK: 0	WP: 0 HR: 0 S: 49 P: 57	ERA: 0.00 WHIP: 1.444	PITCHER	IP: 9.0 WLS: W BF: 35	H: 11 R: 0 ER: 0 SO: 8	BB: 2 IBB: 0 HBP: 0 BLK: 0	WP: 0 HR: 0 S: 49 P: 57	ERA: 0.00 WHIP: 1.444	PITCHER	IP: 9.0 WLS: W BF: 35	H: 11 R: 0 ER: 0 SO: 8	BB: 2 IBB: 0 HBP: 0 BLK: 0	WP: 0 HR: 0 S: 49 P: 57	ERA: 0.00 WHIP: 1.444					

Texas Rangers @ Toronto Blue Jays
Exhibition Stadium, Toronto, ON
Thu Jul 28, 1977, 7:05 PM EDT
Att: 17,512 - Unknown - 65 F

AB 33
R 0
H 11
RBI 0
BB 2
SO 8
LOB 16



Batter	1	2	3	4	5	6	7	8	9	AB	R	H	RBI	BB	SO	LOB	TOP			
Von Joshua, L (1,8) OBP: 0.287, SLG: 0.365	0-0 4-3		0-0 1-2 1B		0-0 4-1			0-0 1B		4	0	2	0	0	0	0	Milwaukee Brewers @ Toronto Blue Jays Exhibition Stadium, Toronto, ON Mon Aug 01 1977, 7:05 PM EDT Att: 17,590 - Unknown - 72 F			
Robin Yount, R (1,6) OBP: 0.347, SLG: 0.385	0-0 L9		0-0 4-3		0-0 L8			0-0 B3		4	0	0	0	0	0	3				
Cecil Cooper, L (1,3) OBP: 0.330, SLG: 0.452	0-0 6-3			0-0 E 2B	0-0 4-3			0-0 F8		4	1	1	0	0	0	1				
Don Money, R (1,7) OBP: 0.361, SLG: 0.490		0-0 F6		0-0 E9 SF7 1B		0-0 6-3		0-0 K		4	1	1	1	0	1	1				
Jimmy Wynn, R (1,9) OBP: 0.298, SLG: 0.245		0-3 K		0-0 SF7		0-0 L8		0-0 4-3 4-3 1B		3	0	1	1	0	1	0				
Sal Bando, R (1,5) OBP: 0.334, SLG: 0.386		0-0 L4		0-0 3H BB 1B		0-0 F9		0-0 4-3 1-2		4	0	1	0	0	0	1				
Jamie Quirk, L (1,10) OBP: 0.249, SLG: 0.337			0-0 4-3	0-3 K		0-0 G3		0-0 4-3 2-3		4	0	0	0	0	1	2				
Lenn Sakata, R (1,4) OBP: 0.184, SLG: 0.196			0-0 F9	4-0 BB 1-2 BB		0-0 1-3		0-3 K		2	0	0	0	1	0	0				
Ken McMullen, R (9, PH) OBP: 0.303, SLG: 0.373				1-2 BB						1	0	0	0	0	1	1				
Larry Haney, R (1,2) OBP: 0.275, SLG: 0.273			0-0 1B	0-0 6-3 1B		0-0 1-3				3	0	1	0	0	0	2				
Inning Stats	R: 0 E: 0 K: 0 S: 3	H: 0 LOB: 0 BB: 0 P: 3	R: 0 E: 0 K: 1 S: 5	H: 0 LOB: 0 BB: 0 P: 5	R: 0 E: 0 K: 0 S: 5	H: 2 LOB: 2 BB: 0 P: 5	R: 2 E: 1 K: 1 S: 8	H: 3 LOB: 2 BB: 1 P: 12	R: 0 E: 0 K: 0 S: 3	H: 0 LOB: 0 BB: 0 P: 3	R: 0 E: 0 K: 0 S: 3	H: 0 LOB: 0 BB: 0 P: 3	R: 0 E: 0 K: 1 S: 6	H: 1 LOB: 1 BB: 0 P: 6	R: 0 E: 0 K: 1 S: 6	H: 1 LOB: 1 BB: 0 P: 6	1B: 6 2B: 1 3B: 0 HR: 0	SF: 1 SAC: 0 DP: 0 HBP: 0	WP: 0 PB: 0 CS: 0	PA: 35
PITCHER Jim Clancy, R (1,1) ERA: 4.91	IP: 9.0 WLS: W BF: 35 H: 7 R: 2 ER: 1 SO: 4 BB: 1 IBB: 0 HBP: 0 BLK: 0 WP: 0 HR: 0 S: 42 P: 46 ERA: 1.00 WHIP: 0.889																			

Batter	1	2	3	4	5	6	7	8	9	AB	R	H	RBI	BB	SO	LOB	BOTTOM			
Steve Staggis, R (1,4) OBP: 0.356, SLG: 0.434	4-0 5-3 BB			0-0 6-3		0-0 1B HR 1B		0-0 6-3		3	1	1	0	1	0	0	Milwaukee Brewers @ Toronto Blue Jays Exhibition Stadium, Toronto, ON Mon Aug 01 1977, 7:05 PM EDT Att: 17,590 - Unknown - 72 F			
Bob Bailor, R (1,8) OBP: 0.335, SLG: 0.410	0-0 5-3 1-2			0-0 6-3		0-0 1B HR 1B				3	1	1	0	0	0	1				
Ron Fairly, L (1,9) OBP: 0.383, SLG: 0.486	0-3 K			0-0 F8		0-0 1B HR 1B				3	1	1	3	0	1	0				
Otto Velez, R (1,10) OBP: 0.369, SLG: 0.504		0-0 L3			0-0 6-3	0-0 F6				3	0	0	0	0	0	0				
Doug Rader, R (1,5) OBP: 0.354, SLG: 0.441		0-3 K			0-0 FC6-4 1B		0-0 F8			3	0	1	0	0	1	0				
Al Woods, L (1,7) OBP: 0.323, SLG: 0.378		0-0 F8			0-0 F5		0-0 4-3			3	0	0	0	0	0	1				
Doug Ault, R (1,3) OBP: 0.328, SLG: 0.390			0-0 FC6-4 3B		0-0 FC6-4 1-2		0-0 6-3			3	0	1	0	0	0	1				
Steve Bowling, R (9,9) OBP: 0.263, SLG: 0.136										0	0	0	0	0	0	0				
Hector Torres, R (1,6) OBP: 0.282, SLG: 0.365			0-0 F7		0-0 6-3		0-0 F8			3	0	0	0	0	0	0				
Alan Ashby, S (1,2) OBP: 0.284, SLG: 0.268			0-0 4-3		0-0 F8		0-0 B5-3			3	0	0	0	0	0	0				
Inning Stats	R: 0 E: 0 K: 1 S: 4	H: 0 LOB: 0 BB: 1 P: 8	R: 0 E: 0 K: 1 S: 5	H: 0 LOB: 0 BB: 0 P: 5	R: 0 E: 0 K: 0 S: 3	H: 1 LOB: 0 BB: 0 P: 3	R: 0 E: 0 K: 0 S: 3	H: 0 LOB: 0 BB: 0 P: 3	R: 0 E: 0 K: 0 S: 4	H: 1 LOB: 1 BB: 0 P: 4	R: 3 E: 0 K: 0 S: 6	H: 3 LOB: 0 BB: 0 P: 6	R: 0 E: 0 K: 0 S: 3	H: 0 LOB: 0 BB: 0 P: 3	R: 0 E: 0 K: 0 S: 3	H: 0 LOB: 0 BB: 0 P: 3	1B: 3 2B: 0 3B: 1 HR: 1	SF: 0 SAC: 0 DP: 0 HBP: 0	WP: 0 PB: 0 CS: 0	PA: 28
PITCHER Lary Sorensen, R (1,1) ERA: 4.74	IP: 8.0 WLS: L BF: 28 H: 5 R: 3 ER: 3 SO: 2 BB: 1 IBB: 0 HBP: 0 BLK: 0 WP: 0 HR: 1 S: 31 P: 35 ERA: 3.38 WHIP: 0.750																			

Batter	1	2	3	4	5	6	7	8	9	AB	R	H	RBI	BB	SO	LOB	TOP					
Steve Stagg, R OBP: 0.343, SLG: 0.417 (1, 4)										5	0	0	0	0	0	3	Toronto Blue Jays @ Kansas City Royals Royals Stadium, Kansas City, MO Wed Aug 03 1977, 8:05 PM EDT Att: 16,775 - Unknown - 90 F					
Bob Bailor, R OBP: 0.342, SLG: 0.414 (1, 8)										4	1	2	0	1	0	0						
Otto Velez, R OBP: 0.369, SLG: 0.504 (1, 10)										4	1	1	0	1	2	2						
Doug Rader, R OBP: 0.350, SLG: 0.436 (1, 5)										4	0	0	0	0	0	3						
Ron Fairly, L OBP: 0.384, SLG: 0.486 (1, 9)										4	1	2	1	0	0	1						
Doug Ault, R OBP: 0.327, SLG: 0.389 (1, 3)										4	0	1	0	0	1	2						
Al Woods, L OBP: 0.322, SLG: 0.377 (1, 7)										4	0	1	0	0	0	4						
Hector Torres, R OBP: 0.282, SLG: 0.364 (8, PH)										3	1	1	0	0	0	1						
Roy Howell, L OBP: 0.355, SLG: 0.369 (8, PH)										1	0	1	2	0	0	0						
Dave McKay, S OBP: 0.199, SLG: 0.249 (8, 6)										0	0	0	0	0	0	0						
Alan Ashby, S OBP: 0.288, SLG: 0.273 (1, 2)										2	0	1	1	1	0	2						
Inning Stats	R: 0 E: 0 K: 1 S: 5	H: 0 LOB: 0 BB: 0 P: 5	R: 0 E: 0 K: 0 S: 4	H: 1 LOB: 1 BB: 0 P: 4	R: 0 E: 0 K: 0 S: 4	H: 2 LOB: 2 BB: 0 P: 4	R: 0 E: 0 K: 0 S: 4	H: 1 LOB: 1 BB: 0 P: 4	R: 1 E: 0 K: 0 S: 5	H: 2 LOB: 2 BB: 1 P: 9	R: 0 E: 0 K: 1 S: 5	H: 0 LOB: 0 BB: 0 P: 5	R: 0 E: 0 K: 0 S: 3	H: 0 LOB: 1 BB: 1 P: 7	R: 3 E: 0 K: 0 S: 7	H: 4 LOB: 2 BB: 1 P: 11	R: 0 E: 0 K: 1 S: 5	H: 0 LOB: 0 BB: 0 P: 5	1B: 6 2B: 4 3B: 0 HR: 0	SF: 0 SAC: 1 DP: 0 HBP: 0	WP: 0 PB: 0 SB: 0 CS: 0	PA: 39
PITCHER	IP WLS BF H R ER SO BB IBB HBP BLK WP HR S P ERA WHIP																					
Paul Spittorf, L ERA: 4.14 (1, 1)	7.1 W 33 9 4 4 2 3 0 0 0 0 0 0 34 46 4.91 1.636																					
Doug Bird, R ERA: 5.32 (8, 1)	1.2 S 6 1 0 0 1 0 0 0 0 0 0 0 8 8 0.00 0.600																					

Batter	1	2	3	4	5	6	7	8	9	AB	R	H	RBI	BB	SO	LOB	BOTTOM			
George Brett, L OBP: 0.357, SLG: 0.479 (1, 5)										4	1	1	1	1	0	4	Toronto Blue Jays @ Kansas City Royals Royals Stadium, Kansas City, MO Wed Aug 03 1977, 8:05 PM EDT Att: 16,775 - Unknown - 90 F			
Hal McRae, R OBP: 0.359, SLG: 0.504 (1, 10)										4	0	0	0	1	1	5				
Amos Otis, R OBP: 0.345, SLG: 0.465 (1, 8)										5	0	2	0	0	1	2				
Al Cowens, R OBP: 0.351, SLG: 0.530 (1, 9)										4	0	0	0	1	0	2				
John Wathan, R OBP: 0.283, SLG: 0.321 (1, 2)										5	0	0	0	0	0	4				
John Mayberry, L OBP: 0.350, SLG: 0.411 (1, 3)										3	2	2	0	2	0	0				
Joe Zdeb, R OBP: 0.353, SLG: 0.392 (1, 7)										5	1	1	1	0	1	3				
Freddie Patek, R OBP: 0.316, SLG: 0.348 (1, 6)										3	2	2	0	1	0	1				
Frank White, R OBP: 0.288, SLG: 0.347 (1, 4)										4	1	1	4	0	0	4				
Inning Stats	R: 0 E: 0 K: 0 S: 4	H: 1 LOB: 2 BB: 1 P: 8	R: 0 E: 1 K: 1 S: 7	H: 0 LOB: 3 BB: 1 P: 11	R: 0 E: 0 K: 1 S: 5	H: 0 LOB: 0 BB: 0 P: 5	R: 4 E: 0 K: 0 S: 7	H: 4 LOB: 2 BB: 2 P: 15	R: 0 E: 1 K: 0 S: 5	H: 1 LOB: 2 BB: 0 P: 5	R: 0 E: 0 K: 0 S: 3	H: 0 LOB: 0 BB: 0 P: 3	R: 3 E: 1 K: 0 S: 7	H: 3 LOB: 2 BB: 1 P: 11	R: 0 E: 0 K: 1 S: 5	H: 0 LOB: 1 BB: 1 P: 9		1B: 6 2B: 1 3B: 0 HR: 2	SF: 0 SAC: 0 DP: 0 HBP: 0	WP: 0 PB: 0 SB: 0 CS: 0
PITCHER	IP WLS BF H R ER SO BB IBB HBP BLK WP HR S P ERA WHIP																			
Jerry Garvin, L ERA: 4.11 (1, 1)	6.1 L 35 9 7 7 2 4 0 0 0 0 0 0 2 35 9.95 2.053																			
Pete Vuckovich, R ERA: 3.35 (7, 1)	1.2 8 0 0 0 1 1 1 0 0 0 0 0 8 16 0.00 0.600																			

Batter	1	2	3	4	5	6	7	8	9	AB	R	H	RBI	BB	SO	LOB	TOP					
Steve Stagg, R OBP: 0.333, SLG: 0.405	B1		F8		K		6-3			4	0	0	0	0	1	4	Toronto Blue Jays @ Kansas City Royals Royals Stadium, Kansas City, MO Thu Aug 04 1977, 8:05 PM EDT Att: 17,661 - Unknown - 87 F					
Bob Bailor, R OBP: 0.344, SLG: 0.415	G5-4-3 1B			FC5-4 1B		F7		F9		4	0	2	0	0	0	0						
Otto Velez, R OBP: 0.365, SLG: 0.496	G5-4-3 1-2			FC5-4 1-2		K		5-3		4	0	0	0	0	1	2						
Doug Rader, R OBP: 0.352, SLG: 0.436		F8		L8						4	0	2	0	0	0	1						
Ron Fairly, L OBP: 0.380, SLG: 0.480		L8		K						4	0	0	0	0	1	3						
Doug Ault, R OBP: 0.326, SLG: 0.387					5-3					4	0	1	0	0	0	0						
Al Woods, L OBP: 0.324, SLG: 0.378										4	0	2	0	0	0	1						
Hector Torres, R OBP: 0.286, SLG: 0.372			F7							4	0	2	0	0	0	0						
Alan Ashby, S OBP: 0.285, SLG: 0.270			F3		F8		F2			3	0	0	0	0	0	4						
Inning Stats	R: 0 E: 0 K: 0 S: 3	H: 1 LOB: 0 BB: 0 P: 3	R: 0 E: 0 K: 0 S: 4	H: 1 LOB: 0 BB: 0 P: 4	R: 0 E: 0 K: 0 S: 3	H: 0 LOB: 0 BB: 0 P: 3	R: 0 E: 0 K: 1 S: 6	H: 1 LOB: 1 BB: 0 P: 6	R: 0 E: 0 K: 1 S: 7	H: 2 LOB: 2 BB: 0 P: 7	R: 0 E: 0 K: 1 S: 6	H: 1 LOB: 1 BB: 0 P: 6	R: 0 E: 0 K: 0 S: 5	H: 2 LOB: 2 BB: 0 P: 5	R: 0 E: 0 K: 0 S: 4	H: 1 LOB: 1 BB: 0 P: 4	R: 0 E: 0 K: 0 S: 3	H: 0 LOB: 0 BB: 0 P: 3	1B: 8 2B: 1 3B: 0 HR: 0	SF: 0 SAC: 0 DP: 1 HBP: 0	WP: 0 PB: 0 SB: 0 CS: 0	PA: 35
PITCHER Larry Gura, L ERA: 3.22	IP: 9.0 WLS: W BF: 35 H: 9 R: 0 ER: 0 SO: 3 BB: 0 IBB: 0 HBP: 0 BLK: 0 WP: 0 HR: 0 S: 41 P: 41 ERA: 0.00 WHIP: 1.000															PITCHER						

AB	35
R	0
H	9
RBI	0
BB	0
SO	3
LOB	15



Batter	1	2	3	4	5	6	7	8	9	AB	R	H	RBI	BB	SO	LOB	BOTTOM					
George Brett, L OBP: 0.363, SLG: 0.486	FC4 1B			S 3-1 2B	F8			FC4-6 BB 1B		5	1	4	1	0	0	2	Toronto Blue Jays @ Kansas City Royals Royals Stadium, Kansas City, MO Thu Aug 04 1977, 8:05 PM EDT Att: 17,661 - Unknown - 87 F					
Hal McRae, R OBP: 0.355, SLG: 0.498		2H 1B								5	0	0	0	0	0	4						
Joe Zdeb, R OBP: 0.353, SLG: 0.392	F9	5-3		L9		6-3		F8		0	0	0	0	0	0	0						
Ralph LaCock, L OBP: 0.382, SLG: 0.477	FC4 1-2		5-3	3-1		6-3		4-0 FC4-6 BB		4	0	0	0	1	0	1						
Al Cowens, R OBP: 0.350, SLG: 0.526	5-3		4-0 BB BB BB	3-1 K		4-3		FC4-6		3	1	0	0	1	1	1						
Tom Poquette, L OBP: 0.321, SLG: 0.391								1-2 2-3		1	0	0	0	0	0	2						
John Mayberry, L OBP: 0.353, SLG: 0.418		3-1 HR 2B	4-0 BB BB BB	1-2 SF7 BB				1B SF9 2B		4	3	2	0	1	0	2						
Amos Otis, R OBP: 0.350, SLG: 0.465		6-3		1-2 2-3 BB				2B 2-3 1B		2	1	1	0	2	0	1						
Darrell Porter, L OBP: 0.348, SLG: 0.451		3-1		2-3 FC5-4 BB				P4 F8		3	0	0	1	1	0	4						
Freddie Patek, R OBP: 0.318, SLG: 0.361				1-2 2-3 3-H BB				SF7 SF9		2	1	2	4	0	0	0						
Frank White, R OBP: 0.290, SLG: 0.352		3-H HR		3-H FC5-4				1B 1-2 1B		1	1	1	0	0	0	0						
Bob Heise, R OBP: 0.290, SLG: 0.355				1-2 1B 2B				1-3 2B		3	0	2	1	0	0	2						
Inning Stats	R: 0 E: 0 K: 0 S: 4	H: 1 LOB: 1 BB: 0 P: 4	R: 3 E: 0 K: 0 S: 7	H: 4 LOB: 1 BB: 0 P: 7	R: 2 E: 0 K: 0 S: 3	H: 0 LOB: 2 BB: 4 P: 19	R: 1 E: 0 K: 1 S: 6	H: 1 LOB: 0 BB: 0 P: 6	R: 1 E: 0 K: 0 S: 6	H: 3 LOB: 2 BB: 0 P: 6	R: 0 E: 0 K: 0 S: 3	H: 0 LOB: 0 BB: 0 P: 3	R: 1 E: 0 K: 0 S: 4	H: 2 LOB: 2 BB: 1 P: 8	R: 0 E: 0 K: 0 S: 4	H: 1 LOB: 2 BB: 1 P: 8	R: 0 E: 0 K: 0 S: 3	H: 1 LOB: 2 BB: 1 P: 8	1B: 6 2B: 5 3B: 0 HR: 1	SF: 2 SAC: 0 DP: 0 HBP: 0	WP: 0 PB: 0 SB: 1 CS: 0	PA: 41
PITCHER Jesse Jefferson, R ERA: 4.54 Mike Willis, L ERA: 4.57 Jerry Johnson, R ERA: 4.58 Tom Murphy, R ERA: 5.67	IP: 2.1 WLS: L BF: 15 H: 5 R: 5 ER: 5 SO: 1 BB: 3 IBB: 0 HBP: 0 BLK: 0 WP: 0 HR: 1 S: 12 P: 24 ERA: 19.29 WHIP: 3.429															PITCHER						

AB	33
R	8
H	12
RBI	7
BB	6
SO	1
LOB	19



Batter	1	2	3	4	5	6	7	8	9	AB	R	H	RBI	BB	SO	LOB	TOP								
Steve Stagg, R (1,4) OBP: 0.342, SLG: 0.398										2	1	0	0	3	0	0	Toronto Blue Jays @ Milwaukee Brewers Milwaukee County Stadium, Milwaukee, WI Fri Aug 05 1977, 8:05 PM EDT Att: 13,609 - Unknown - 72 F								
Al Woods, L (1,7) OBP: 0.322, SLG: 0.375										5	1	1	0	0	1	4									
Bob Bailor, R (1,8) OBP: 0.344, SLG: 0.413										4	1	1	0	1	0	2									
Ron Fairly, L (1,3) OBP: 0.378, SLG: 0.477										2	0	0	1	1	0	3									
Doug Rader, R (1,5) OBP: 0.353, SLG: 0.445										4	2	2	2	0	2	1									
Sam Ewing, L (1,9) OBP: 0.346, SLG: 0.384										2	0	1	1	1	0	0									
Steve Bowling, R (6, PR) OBP: 0.259, SLG: 0.134										1	0	0	0	0	1	1									
Otto Velez, R (1,10) OBP: 0.366, SLG: 0.504										2	1	1	1	1	1	1									
Hector Torres, R (1,6) OBP: 0.282, SLG: 0.366										3	0	0	1	0	0	2									
Alan Ashby, S (1,2) OBP: 0.285, SLG: 0.273										4	0	1	0	0	0	0									
Inning Stats	R: 0 E: 0 K: 0 S: 3	H: 0 LOB: 1 BB: 1 P: 7	R: 0 E: 0 K: 2 S: 6	H: 0 LOB: 1 BB: 1 P: 10	R: 0 E: 0 K: 0 S: 3	H: 0 LOB: 0 BB: 0 P: 3	R: 0 E: 0 K: 2 S: 7	H: 0 LOB: 1 BB: 1 P: 11	R: 1 E: 0 K: 0 S: 4	H: 1 LOB: 0 BB: 0 P: 4	R: 4 E: 1 K: 0 S: 5	H: 2 LOB: 2 BB: 3 P: 17	R: 0 E: 0 K: 0 S: 4	H: 2 LOB: 2 BB: 1 P: 8	R: 1 E: 0 K: 1 S: 6	H: 1 LOB: 0 BB: 0 P: 6	R: 0 E: 0 K: 0 S: 4	H: 1 LOB: 1 BB: 0 P: 4	1B: 3 2B: 4 3B: 2 HR: 0	SF: 2 SAC: 1 DP: 3 HBP: 0	WP: 0 PB: 0 SB: 0 CS: 1	PA: 39			
PITCHER	IP	WLS	BF	H	R	ER	SO	BB	IBB	HBP	BLK	WP	HR	S	P	ERA	WHIP								
Jim Slaton, R (1,1) ERA: 3.16	5.1	L	23	2	5	4	4	5	0	0	0	0	0	26	46	6.75	1.312								
Sam Hinds, R (6,1) ERA: 3.95	2.2		12	4	1	1	1	2	0	0	0	0	0	12	20	3.38	2.250								
Bob McClure, L (9,1) ERA: 2.76	1.0		4	1	0	0	0	0	0	0	0	0	0	4	4	0.00	1.000								

AB	29
R	6
H	7
RBI	6
BB	7
SO	5
LOB	14



Batter	1	2	3	4	5	6	7	8	9	AB	R	H	RBI	BB	SO	LOB	BOTTOM								
Robin Yount, R (1,6) OBP: 0.353, SLG: 0.389										4	0	2	1	1	1	1	Toronto Blue Jays @ Milwaukee Brewers Milwaukee County Stadium, Milwaukee, WI Fri Aug 05 1977, 8:05 PM EDT Att: 13,609 - Unknown - 72 F								
Von Joshua, L (1,8) OBP: 0.282, SLG: 0.356										5	0	1	0	0	0	3									
Cecil Cooper, L (1,3) OBP: 0.326, SLG: 0.441										4	0	0	0	0	1	4									
Don Money, R (1,10) OBP: 0.360, SLG: 0.477										2	0	0	0	2	0	0									
Jimmy Wynn, R (1,9) OBP: 0.321, SLG: 0.259										3	0	2	0	1	0	3									
Sal Bando, R (1,5) OBP: 0.336, SLG: 0.394										3	0	0	0	1	0	6									
Jim Wohlford, R (1,7) ERA: 5.73										3	0	0	0	0	0	2									
Jamie Quirk, L (6, PH) OBP: 0.246, SLG: 0.331										1	0	0	0	0	1	1									
Lenn Sakata, R (1,4) OBP: 0.193, SLG: 0.189										2	0	0	0	0	0	0									
Tim Johnson, L (7, PH) OBP: 0.219, SLG: 0.115										2	1	1	0	0	0	0									
Charlie Moore, R (1,2) OBP: 0.291, SLG: 0.329										2	0	0	0	2	0	0									
Inning Stats	R: 0 E: 0 K: 0 S: 4	H: 1 LOB: 3 BB: 2 P: 12	R: 0 E: 0 K: 0 S: 3	H: 0 LOB: 0 BB: 0 P: 3	R: 0 E: 0 K: 0 S: 2	H: 0 LOB: 1 BB: 2 P: 10	R: 0 E: 0 K: 0 S: 4	H: 0 LOB: 0 BB: 0 P: 8	R: 1 E: 0 K: 1 S: 7	H: 2 LOB: 2 BB: 1 P: 11	R: 0 E: 0 K: 1 S: 6	H: 1 LOB: 1 BB: 0 P: 6	R: 0 E: 0 K: 0 S: 4	H: 1 LOB: 1 BB: 0 P: 4	R: 0 E: 0 K: 0 S: 4	H: 1 LOB: 1 BB: 0 P: 4	1B: 6 2B: 0 3B: 0 HR: 0	SF: 0 SAC: 0 DP: 1 HBP: 0	WP: 0 PB: 0 SB: 0 CS: 1	PA: 38					
PITCHER	IP	WLS	BF	H	R	ER	SO	BB	IBB	HBP	BLK	WP	HR	S	P	ERA	WHIP								
Jeff Byrd, R (1,1) ERA: 5.73	6.1	W	28	4	1	1	1	7	0	0	0	0	0	23	51	1.42	1.737								
Pete Vuckovich, R (7,1) ERA: 3.29	2.1		9	2	0	0	2	0	0	0	0	0	0	13	13	0.00	0.857								
Tom Murphy, R (9,1) ERA: 5.63	0.1		1	0	0	0	0	0	0	0	0	0	0	1	1	0.00	0.000								

AB	31
R	1
H	6
RBI	1
BB	7
SO	3
LOB	20



Batter	1	2	3	4	5	6	7	8	9	AB	R	H	RBI	BB	SO	LOB	TOP			
John Scott, R (1, 7) OBP: 0.297, SLG: 0.297	F8	4-3		G5-3			F6		4-3	2	0	0	1	0	0	1	Toronto Blue Jays @ Milwaukee Brewers Milwaukee County Stadium, Milwaukee, WI Sat Aug 06 1977, 4:33 AM EDT Att: 12,720 - Unknown - 72 F			
Sam Ewing, L (4, FH) OBP: 0.344, SLG: 0.377										3	0	0	0	0	0	2				
Steve Bowling, R (9, 9) OBP: 0.259, SLG: 0.134		1-2 3-H								0	0	0	0	0	0	0				
Steve Stagos, R (1, 4) OBP: 0.341, SLG: 0.394	5-3	F9					K			4	1	1	0	1	1	1				
Bob Bailor, R (1, 8) OBP: 0.345, SLG: 0.415																				
Doug Rader, R (1, 5) OBP: 0.351, SLG: 0.441	F3																			
Otto Velez, R (1, 10) OBP: 0.368, SLG: 0.502																				
Doug Ault, R (1, 3) OBP: 0.331, SLG: 0.401																				
Hector Torres, R (1, 6) OBP: 0.282, SLG: 0.361																				
Al Woods, L (1, 9) OBP: 0.321, SLG: 0.374																				
Alan Ashby, S (1, 2) OBP: 0.285, SLG: 0.273																				
Inning Stats	R: 0 E: 0 K: 0 S: 4	H: 1 LOB: 1 BB: 0 P: 4	R: 3 E: 0 K: 0 S: 6	H: 3 LOB: 1 BB: 1 P: 10	R: 0 E: 0 K: 1 S: 5	H: 0 LOB: 0 BB: 0 P: 5	R: 1 E: 1 K: 0 S: 4	H: 1 LOB: 1 BB: 1 P: 8	R: 0 E: 0 K: 1 S: 5	H: 0 LOB: 0 BB: 0 P: 5	R: 0 E: 0 K: 1 S: 5	H: 0 LOB: 2 BB: 0 P: 5	R: 0 E: 0 K: 1 S: 6	H: 1 LOB: 2 BB: 1 P: 10	R: 1 E: 0 K: 1 S: 7	H: 2 LOB: 1 BB: 0 P: 7	1B: 7 2B: 1 3B: 0 HR: 1	SF: 0 SAC: 0 DP: 1 HBP: 0	WP: 1 PB: 0 SB: 3 CS: 0	PA: 40
PITCHER	IP WLS BF H R ER SO BB IBB HBP BLK WP HR S P ERA WHIP																			
Jerry Augustine, L (1, 1) ERA: 4.37	3.1 L 18 5 4 4 1 2 0 0 0 0 1 1 18 26 10.80 2.100																			
Eduardo Rodriguez, R (4, 1) ERA: 5.2	5.2 22 4 1 1 4 2 0 0 0 0 0 0 28 36 1.59 1.059																			

Batter	1	2	3	4	5	6	7	8	9	AB	R	H	RBI	BB	SO	LOB	BOTTOM					
Jimmy Wynn, R (1, 9) OBP: 0.317, SLG: 0.267	6-3									4	0	1	2	0	0	2	Toronto Blue Jays @ Milwaukee Brewers Milwaukee County Stadium, Milwaukee, WI Sat Aug 06 1977, 4:33 AM EDT Att: 12,720 - Unknown - 72 F					
Von Joshua, L (1, 8) OBP: 0.281, SLG: 0.354	G3									5	0	1	0	0	0	4						
Robin Yount, R (1, 6) OBP: 0.357, SLG: 0.395										4	0	3	1	0	1	0						
Cecil Cooper, L (1, 3) OBP: 0.323, SLG: 0.437										4	0	0	0	0	0	4						
Don Money, R (1, 10) OBP: 0.356, SLG: 0.472										4	0	0	0	0	0	2						
Sal Bando, R (1, 5) OBP: 0.335, SLG: 0.390										4	0	0	0	0	0	2						
Jamie Quirk, L (1, 7) OBP: 0.246, SLG: 0.330										4	0	1	0	0	0	0						
Lenn Sakata, R (1, 4) OBP: 0.230, SLG: 0.214										3	1	2	0	1	1	0						
Charlie Moore, R (1, 2) OBP: 0.294, SLG: 0.330										3	2	1	0	1	0	3						
Inning Stats	R: 0 E: 0 K: 1 S: 5	H: 0 LOB: 0 BB: 0 P: 5	R: 0 E: 0 K: 0 S: 3	H: 0 LOB: 0 BB: 0 P: 3	R: 1 E: 0 K: 1 S: 6	H: 1 LOB: 1 BB: 1 P: 10	R: 0 E: 0 K: 0 S: 4	H: 1 LOB: 1 BB: 0 P: 4	R: 0 E: 0 K: 0 S: 5	H: 2 LOB: 2 BB: 0 P: 5	R: 0 E: 0 K: 0 S: 4	H: 1 LOB: 1 BB: 0 P: 4	R: 2 E: 0 K: 0 S: 7	H: 4 LOB: 2 BB: 0 P: 7	R: 0 E: 0 K: 0 S: 3	H: 0 LOB: 0 BB: 0 P: 3		R: 0 E: 1 K: 0 S: 3	H: 0 LOB: 1 BB: 1 P: 7	1B: 7 2B: 2 3B: 0 HR: 0	SF: 1 SAC: 0 DP: 1 HBP: 0	WP: 1 PB: 0 SB: 0 CS: 0
PITCHER	IP WLS BF H R ER SO BB IBB HBP BLK WP HR S P ERA WHIP																					
Dave Lemanczyk, R (1, 1) ERA: 4.3	6.2 W 30 9 3 3 2 1 0 0 0 0 1 0 33 37 4.05 1.500																					
Jerry Johnson, R (7, 1) ERA: 4.4	2.1 S 8 0 0 0 0 1 0 0 0 0 0 0 7 11 0.00 0.429																					

Batter	1	2	3	4	5	6	7	8	9	AB	R	H	RBI	BB	SO	LOB	TOP					
Steve Staggs, R OBP: 0.348, SLG: 0.397 (1, 4)										4	1	1	0	1	0	1	Toronto Blue Jays @ Milwaukee Brewers Milwaukee County Stadium, Milwaukee, WI Sun Aug 07 1977, 4:33 AM EDT Unknown - 76 F livebaseballscorecards.com					
Bob Bailor, R OBP: 0.342, SLG: 0.411 (1, 8)										4	0	0	0	0	0	3						
Ron Fairly, L OBP: 0.380, SLG: 0.479 (1, 10)										3	0	1	1	1	0	0						
Doug Rader, R OBP: 0.348, SLG: 0.436 (1, 5)										4	0	0	0	0	1	3						
Sam Ewing, L OBP: 0.342, SLG: 0.374 (1, 9)										4	0	1	0	0	1	1						
Doug Ault, R OBP: 0.330, SLG: 0.397 (1, 3)										3	0	0	0	1	0	1						
Al Woods, L OBP: 0.323, SLG: 0.375 (1, 7)										4	1	2	0	0	0	2						
Hector Torres, R OBP: 0.277, SLG: 0.354 (1, 6)										4	0	0	0	0	1	2						
Alan Ashby, S OBP: 0.284, SLG: 0.276 (1, 2)										4	0	1	1	0	0	0						
Inning Stats	R: 1 E: 0 K: 2 S: 9	H: 2 LOB: 1 BB: 0 P: 9	R: 0 E: 0 K: 0 S: 3	H: 0 LOB: 0 BB: 0 P: 3	R: 0 E: 0 K: 0 S: 3	H: 0 LOB: 2 BB: 2 P: 11	R: 0 E: 0 K: 0 S: 4	H: 1 LOB: 1 BB: 0 P: 4	R: 0 E: 0 K: 0 S: 3	H: 0 LOB: 0 BB: 0 P: 3	R: 0 E: 1 K: 0 S: 4	H: 0 LOB: 1 BB: 0 P: 4	R: 1 E: 0 K: 1 S: 7	H: 2 LOB: 1 BB: 0 P: 7	R: 0 E: 0 K: 0 S: 4	H: 1 LOB: 2 BB: 1 P: 8	R: 0 E: 0 K: 0 S: 3	H: 0 LOB: 0 BB: 0 P: 3	1B: 3 2B: 3 3B: 0 HR: 0	SF: 0 SAC: 0 DP: 0 HBP: 0	WP: 0 PB: 0 SB: 0 CS: 0	PA: 37
PITCHER	IP WLS BF H R ER SO BB IBB HBP BLK WP HR S P ERA WHIP																					
Lary Sorensen, R ERA: 4.5 (1, 1)	7.2 W 33 6 2 2 3 2 2 1 0 0 0 0 0 0 0 2.35 1.043																					
Bob McClure, L ERA: 2.68 (8, 1)	1.1 S 4 0 0 0 0 0 0 0 0 0 0 0 0 0 4 0.00 0.000																					

Batter	1	2	3	4	5	6	7	8	9	AB	R	H	RBI	BB	SO	LOB	BOTTOM					
Jim Wohlford, R OBP: 0.270, SLG: 0.294 (1, 7)										3	0	2	1	1	0	0	Toronto Blue Jays @ Milwaukee Brewers Milwaukee County Stadium, Milwaukee, WI Sun Aug 07 1977, 4:33 AM EDT Unknown - 76 F livebaseballscorecards.com					
Robin Yount, R OBP: 0.360, SLG: 0.396 (1, 6)										4	0	2	1	1	0	3						
Jimmy Wynn, R OBP: 0.308, SLG: 0.258 (1, 9)										4	0	0	0	0	1	6						
Don Money, R OBP: 0.353, SLG: 0.467 (1, 10)										4	0	0	0	0	1	1						
Cecil Cooper, L OBP: 0.325, SLG: 0.440 (1, 3)										4	2	2	0	0	0	0						
Sal Bando, R OBP: 0.334, SLG: 0.387 (1, 5)										3	0	0	0	1	0	1						
Steve Brye, R OBP: 0.275, SLG: 0.403 (1, 8)										4	2	1	2	0	0	2						
Lenn Sakata, R OBP: 0.262, SLG: 0.250 (1, 4)										4	1	3	1	0	0	0						
Larry Haney, R OBP: 0.264, SLG: 0.262 (1, 2)										4	1	1	1	0	1	2						
Inning Stats	R: 0 E: 0 K: 1 S: 6	H: 1 LOB: 1 BB: 0 P: 6	R: 0 E: 0 K: 0 S: 3	H: 0 LOB: 0 BB: 0 P: 3	R: 0 E: 0 K: 1 S: 6	H: 2 LOB: 2 BB: 1 P: 10	R: 2 E: 0 K: 0 S: 5	H: 2 LOB: 0 BB: 0 P: 5	R: 0 E: 1 K: 1 S: 6	H: 0 LOB: 1 BB: 0 P: 6	R: 4 E: 1 K: 0 S: 8	H: 5 LOB: 2 BB: 1 P: 12	R: 0 E: 0 K: 0 S: 3	H: 0 LOB: 0 BB: 0 P: 3	R: 0 E: 0 K: 0 S: 4	H: 1 LOB: 2 BB: 1 P: 8	R: 0 E: 0 K: 0 S: 3	H: 0 LOB: 0 BB: 0 P: 3	1B: 8 2B: 2 3B: 0 HR: 1	SF: 0 SAC: 1 DP: 0 HBP: 0	WP: 0 PB: 0 SB: 0 CS: 1	PA: 38
PITCHER	IP WLS BF H R ER SO BB IBB HBP BLK WP HR S P ERA WHIP																					
Jerry Garvin, L ERA: 4.08 (1, 1)	5.2 L 27 8 6 2 3 2 0 0 0 0 0 0 1 31 3.18 1.765																					
Tom Murphy, R ERA: 5.31 (6, 1)	2.1 11 3 0 0 0 1 0 0 0 0 0 0 10 14 0.00 1.714																					

Batter	1	2	3	4	5	6	7	8	9	AB	R	H	RBI	BB	SO	LOB	TOP			
Roy Smalley, S OBP: 0.336, SLG: 0.337 (1, 6)										4	0	1	0	1	2	5	Minnesota Twins @ Toronto Blue Jays Exhibition Stadium, Toronto, ON Tue Aug 09 1977, 7:05 PM EDT Att: 23,450 - Unknown - 75 F			
Rod Carew, L OBP: 0.457, SLG: 0.584 (1, 3)										4	0	0	1	0	1	5				
Butch Wynegar, S OBP: 0.367, SLG: 0.391 (1, 2)										4	0	0	0	0	2	5				
Lyman Bostock, L OBP: 0.397, SLG: 0.509 (1, 8)										4	0	0	0	0	0	1				
Glenn Adams, L OBP: 0.379, SLG: 0.455 (1, 7)										4	0	0	0	0	0	0				
Rich Chites, L OBP: 0.318, SLG: 0.328 (1, 10)										4	0	1	0	0	0	1				
Mike Cubbage, L OBP: 0.332, SLG: 0.403 (1, 5)										3	1	1	0	1	0	2				
Dan Ford, R OBP: 0.345, SLG: 0.448 (1, 9)										2	1	0	0	2	1	3				
Bob Randall, R OBP: 0.264, SLG: 0.262 (1, 4)										3	0	1	1	1	1	1				
Inning Stats	R: 0 E: 1 K: 2 S: 8	H: 1 LOB: 1 BB: 0 P: 8	R: 0 E: 0 K: 0 S: 3	H: 0 LOB: 0 BB: 0 P: 3	R: 0 E: 0 K: 1 S: 5	H: 0 LOB: 2 BB: 2 P: 13	R: 0 E: 0 K: 0 S: 3	H: 0 LOB: 0 BB: 0 P: 3	R: 2 E: 0 K: 2 S: 8	H: 1 LOB: 1 BB: 2 P: 16	R: 0 E: 1 K: 1 S: 7	H: 1 LOB: 2 BB: 0 P: 7	R: 0 E: 1 K: 0 S: 3	H: 0 LOB: 0 BB: 0 P: 3	R: 0 E: 0 K: 1 S: 6	H: 1 LOB: 1 BB: 0 P: 6	1B: 3 2B: 1 3B: 0 HR: 0	SF: 0 SAC: 0 DP: 1 HBP: 0	WP: 0 PB: 0 SB: 0 CS: 0	PA: 37
PITCHER Jesse Jefferson, R ERA: 4.39 (1, 1)	IP: 9.0 WLS: W BF: 37 H: 4 R: 2 ER: 2 SO: 7 BB: 5 IBB: 0 HBP: 0 BLK: 0 WP: 0 HR: 0 S: 46 P: 66 ERA: 2.00 WHIP: 1.000															PITCHER				

Batter	1	2	3	4	5	6	7	8	9	AB	R	H	RBI	BB	SO	LOB	BOTTOM			
Steve Staggs, R OBP: 0.363, SLG: 0.401 (1, 4)										2	0	1	1	2	0	0	Minnesota Twins @ Toronto Blue Jays Exhibition Stadium, Toronto, ON Tue Aug 09 1977, 7:05 PM EDT Att: 23,450 - Unknown - 75 F			
Bob Bailor, R OBP: 0.344, SLG: 0.412 (1, 8)										4	0	1	0	0	1	1				
Roy Howell, L OBP: 0.368, SLG: 0.399 (1, 5)										4	1	2	1	0	2	3				
Ron Fairly, L OBP: 0.376, SLG: 0.468 (1, 3)										4	0	0	0	0	0	2				
Otto Velez, R OBP: 0.372, SLG: 0.498 (8, PR) Steve Bowling, R OBP: 0.259, SLG: 0.134 (9, 9)										1	1	0	0	3	1	0				
Sam Ewing, L OBP: 0.343, SLG: 0.380 (1, 10) Doug Ault, R OBP: 0.327, SLG: 0.401 (4, FH)										1	1	1	1	0	0	0				
Al Woods, L OBP: 0.324, SLG: 0.381 (1, 7)										4	1	1	1	0	2	1				
Hector Torres, R OBP: 0.281, SLG: 0.357 (1, 6)										3	0	1	0	0	0	1				
Alan Ashby, S OBP: 0.285, SLG: 0.280 (1, 2)										3	1	1	0	0	0	1				
Inning Stats	R: 0 E: 0 K: 1 S: 5	H: 0 LOB: 1 BB: 1 P: 9	R: 3 E: 0 K: 0 S: 5	H: 3 LOB: 0 BB: 1 P: 9	R: 1 E: 0 K: 2 S: 8	H: 1 LOB: 0 BB: 0 P: 8	R: 2 E: 0 K: 2 S: 10	H: 4 LOB: 2 BB: 1 P: 14	R: 0 E: 0 K: 0 S: 2	H: 0 LOB: 0 BB: 1 P: 6	R: 0 E: 0 K: 1 S: 5	H: 0 LOB: 0 BB: 0 P: 5	R: 0 E: 0 K: 0 S: 4	H: 1 LOB: 1 BB: 0 P: 4	R: 0 E: 0 K: 1 S: 4	H: 0 LOB: 1 BB: 1 P: 8	1B: 4 2B: 4 3B: 0 HR: 2	SF: 0 SAC: 0 DP: 2 HBP: 0	WP: 1 PB: 0 SB: 0 CS: 2	PA: 35
PITCHER Paul Thordogard, R ERA: 4.02 Tom Burgmeier, L ERA: 4.22 Ron Schueler, R ERA: 4.96 (1, 1) (3, 1) (4, 1)	IP: 2.1 WLS: L BF: 6 H: 3 R: 2 ER: 2 SO: 2 BB: 0 IBB: 0 HBP: 0 BLK: 0 WP: 0 HR: 1 S: 14 P: 22 ERA: 13.50 WHIP: 2.250															PITCHER				

Batter	1	2	3	4	5	6	7	8	9	AB	R	H	RBI	BB	SO	LOB	TOP
Larry Hisle, R OBP: 0.364, SLG: 0.537 (1, 8)										4	1	0	1	1	1	3	Minnesota Twins @ Toronto Blue Jays Exhibition Stadium, Toronto, ON Thu Aug 11 1977, 7:05 PM EDT Att: 18,430 - Unknown - 73 F
Roy Smalley, S OBP: 0.335, SLG: 0.338 (1, 6)										4	3	2	1	1	0	3	
Rod Carew, L OBP: 0.456, SLG: 0.582 (1, 3)										5	0	2	0	0	0	2	
Lyman Bostock, L OBP: 0.395, SLG: 0.513 (1, 7)										5	2	1	2	0	0	5	
Glenn Adams, L OBP: 0.380, SLG: 0.471 (1, 10)										5	1	2	4	0	0	1	
Butch Wynegar, S OBP: 0.365, SLG: 0.389 (1, 2)										5	0	1	0	0	0	2	
Mike Cabbage, L OBP: 0.334, SLG: 0.401 (1, 5)										2	0	0	0	2	1	1	
Dan Ford, R OBP: 0.342, SLG: 0.443 (1, 9)										4	0	0	0	0	1	3	
Bob Randall, R OBP: 0.268, SLG: 0.272 (1, 4)										4	0	2	0	0	0	1	
Inning Stats	R: 0 E: 0 K: 0 S: 3	H: 0 LOB: 1 BB: 1 P: 7	R: 3 E: 0 K: 0 S: 7	H: 4 LOB: 1 BB: 0 P: 7	R: 0 E: 0 K: 0 S: 4	H: 1 LOB: 1 BB: 0 P: 4	R: 1 E: 0 K: 0 S: 4	H: 1 LOB: 1 BB: 1 P: 8	R: 0 E: 0 K: 0 S: 3	H: 0 LOB: 0 BB: 0 P: 3	R: 0 E: 0 K: 1 S: 3	H: 0 LOB: 1 BB: 1 P: 7	R: 3 E: 0 K: 1 S: 8	H: 3 LOB: 0 BB: 0 P: 8	1B: 7 2B: 2 3B: 0 HR: 2	SF: 0 SAC: 0 DP: 0 HBP: 0	
PITCHER	IP WLS BF H R ER SO BB IBB HBP BLK WP HR S P ERA WHIP																
Jeff Byrd, R ERA: 5.54 (1, 1)	8.0 L 36 8 4 4 2 4 0 0 0 0 0 1 36 52 4.50 1.500																
Pete Vuckovich, R ERA: 3.54 (9, 1)	1.0 6 3 3 3 1 0 0 0 0 0 0 1 8 8 27.00 3.000																

Batter	1	2	3	4	5	6	7	8	9	AB	R	H	RBI	BB	SO	LOB	BOTTOM				
Steve Stagg, R OBP: 0.364, SLG: 0.397 (1, 4)										4	1	1	0	1	0	1	Minnesota Twins @ Toronto Blue Jays Exhibition Stadium, Toronto, ON Thu Aug 11 1977, 7:05 PM EDT Att: 18,430 - Unknown - 73 F				
Bob Bailor, R OBP: 0.345, SLG: 0.414 (1, 8)										5	0	2	1	0	0	1					
Roy Howell, L OBP: 0.373, SLG: 0.401 (1, 5)										4	0	2	1	1	0	2					
Ron Fairly, L OBP: 0.371, SLG: 0.462 (1, 3)										5	0	0	0	0	0	4					
Otto Velez, R OBP: 0.373, SLG: 0.495 (1, 9)										2	1	0	0	2	0	0					
Sam Ewing, L OBP: 0.347, SLG: 0.380 (1, 10)										3	0	1	0	1	0	1					
Al Woods, L OBP: 0.324, SLG: 0.378 (1, 7)										2	0	0	0	1	0	2					
Alan Ashby, S OBP: 0.284, SLG: 0.279 (1, 2)										4	0	1	1	0	0	1					
Dave McKay, S OBP: 0.198, SLG: 0.246 (1, 6)										4	1	1	0	0	1	3					
Inning Stats	R: 0 E: 1 K: 0 S: 3	H: 0 LOB: 1 BB: 1 P: 7	R: 0 E: 0 K: 0 S: 4	H: 1 LOB: 2 BB: 1 P: 8	R: 0 E: 0 K: 0 S: 2	H: 0 LOB: 0 BB: 1 P: 6	R: 0 E: 0 K: 0 S: 3	H: 0 LOB: 1 BB: 1 P: 7	R: 1 E: 0 K: 0 S: 5	H: 2 LOB: 1 BB: 0 P: 5	R: 0 E: 0 K: 0 S: 3	H: 0 LOB: 1 BB: 1 P: 7	R: 1 E: 0 K: 0 S: 6	H: 3 LOB: 2 BB: 0 P: 6	R: 1 E: 0 K: 1 S: 6	H: 1 LOB: 1 BB: 1 P: 10		R: 0 E: 0 K: 0 S: 4	H: 1 LOB: 1 BB: 0 P: 4	1B: 7 2B: 1 3B: 0 HR: 0	SF: 0 SAC: 1 DP: 1 HBP: 0
PITCHER	IP WLS BF H R ER SO BB IBB HBP BLK WP HR S P ERA WHIP																				
Dave Goltz, R ERA: 3.27 (1, 1)	7.0 W 32 6 3 3 0 6 0 0 0 0 0 0 26 50 3.86 1.714																				
Tom Johnson, R ERA: 2.57 (8, 1)	2.0 S 8 2 0 0 1 0 0 0 0 0 0 0 10 10 0.00 1.000																				

Batter	1	2	3	4	5	6	7	8	9	AB	R	H	RBI	BB	SO	LOB	TOP		
Tom Poquette, L (1, 7) OBP: 0.317, SLG: 0.384	F8		L9	F8		HR	F9			5	1	1	1	0	0	4	Kansas City Royals @ Toronto Blue Jays Exhibition Stadium, Toronto, ON Fri Aug 12 1977, 7:05 PM EDT Att: 19,143 - Unknown - 82 F		
Hal McRae, R (1, 10) OBP: 0.352, SLG: 0.503	5-3		5-3			3-4-3	HR	5-3		5	2	2	2	0	0	0			
Al Cowens, R (1, 9) OBP: 0.348, SLG: 0.513	K					3-4-3	5-3	5-3		4	1	1	0	1	1	0			
John Mayberry, L (1, 3) OBP: 0.354, SLG: 0.425		K	K			P6	4-3	G3		5	0	0	0	0	2	3			
Darrell Porter, L (1, 2) OBP: 0.360, SLG: 0.463						3-4-3		4-3		5	2	3	1	0	0	1			
Amos Otis, R (1, 8) OBP: 0.335, SLG: 0.442						E4	E4	F9		4	1	0	0	1	0	2			
Cookie Rojas, R (1, 5) OBP: 0.306, SLG: 0.345						3-1	FC6-4	SH3		4	1	1	1	0	0	2			
Freddie Patek, R (1, 6) OBP: 0.325, SLG: 0.371						FC				3	1	2	1	1	0	0			
Frank White, R (1, 4) OBP: 0.287, SLG: 0.346						5-3	F7	FC5-2		4	0	0	0	0	0	6			
Inning Stats	R: 0 E: 0 K: 1 S: 5	H: 0 LOB: 0 BB: 0 P: 5	R: 2 E: 1 K: 1 S: 8	H: 3 LOB: 1 BB: 0 P: 8	R: 0 E: 0 K: 1 S: 6	H: 1 LOB: 1 BB: 0 P: 6	R: 2 E: 2 K: 0 S: 6	H: 1 LOB: 1 BB: 1 P: 9	R: 3 E: 0 K: 0 S: 6	H: 3 LOB: 0 BB: 0 P: 6	R: 0 E: 0 K: 0 S: 4	H: 1 LOB: 3 BB: 2 P: 12	R: 0 E: 0 K: 0 S: 3	H: 0 LOB: 0 BB: 0 P: 3	R: 0 E: 0 K: 0 S: 3	H: 0 LOB: 0 BB: 0 P: 3	1B: 6 2B: 1 3B: 2 HR: 1	SF: 0 SAC: 1 DP: 0 HBP: 0	WP: 0 PA: 43 PB: 0 SB: 0 CS: 0
PITCHER Dave Lemanczyk, R (1, 1) ERA: 4.33	IP: 9.0 WLS: L BF: 43 H: 10 R: 9 ER: 5 SO: 3 BB: 2 IBB: 1 HBP: 0 BLK: 0 WP: 0 HR: 1 S: 46 P: 58 ERA: 5.00 WHIP: 1.333																		

Batter	1	2	3	4	5	6	7	8	9	AB	R	H	RBI	BB	SO	LOB	BOTTOM		
John Scott, R (1, 7) OBP: 0.260, SLG: 0.296						3-1	F7			1	0	0	0	1	0	2	Kansas City Royals @ Toronto Blue Jays Exhibition Stadium, Toronto, ON Fri Aug 12 1977, 7:05 PM EDT Att: 19,143 - Unknown - 82 F		
Al Woods, L (4, FH) OBP: 0.321, SLG: 0.375	BB	G5-3		L7						3	0	0	0	0	0	3			
Steve Stagos, R (1, 4) OBP: 0.355, SLG: 0.400				5-3		L4		6-3		4	1	1	0	1	0	1			
Bob Bailor, R (1, 8) OBP: 0.343, SLG: 0.411				SF9		5-3		4-3		5	1	1	0	0	0	3			
Otto Velez, R (1, 9) OBP: 0.370, SLG: 0.487				WP		6-3		F8		4	1	0	0	1	2	2			
Doug Ault, R (1, 3) OBP: 0.325, SLG: 0.409				WP		6-3		F3		4	1	1	2	0	1	2			
Doug Radler, R (1, 5) OBP: 0.350, SLG: 0.438				SF9		HR				4	3	2	0	1	0	1			
Roy Howell, L (1, 10) OBP: 0.374, SLG: 0.398				HR		5-3		P6		4	1	1	1	1	0	2			
Alan Ashby, S (1, 2) OBP: 0.289, SLG: 0.283				1B		5-3		P6		3	0	2	2	1	0	1			
Dave McKay, S (1, 6) OBP: 0.210, SLG: 0.257				1B		FC1-6				4	0	3	2	0	0	1			
Inning Stats	R: 0 E: 0 K: 2 S: 7	H: 0 LOB: 2 BB: 2 P: 15	R: 1 E: 0 K: 0 S: 5	H: 3 LOB: 1 BB: 0 P: 5	R: 3 E: 0 K: 0 S: 6	H: 3 LOB: 1 BB: 1 P: 10	R: 0 E: 0 K: 0 S: 4	H: 1 LOB: 1 BB: 0 P: 4	R: 2 E: 0 K: 1 S: 7	H: 2 LOB: 1 BB: 1 P: 11	R: 0 E: 0 K: 0 S: 3	H: 0 LOB: 0 BB: 2 P: 3	R: 0 E: 0 K: 0 S: 3	H: 0 LOB: 0 BB: 0 P: 3	R: 0 E: 0 K: 0 S: 3	H: 0 LOB: 0 BB: 0 P: 3	1B: 8 2B: 2 3B: 0 HR: 1	SF: 1 SAC: 0 DP: 1 HBP: 0	WP: 1 PA: 43 PB: 0 SB: 1 CS: 0
PITCHER Andy Hassler, L (1, 1) ERA: 4.67 Marty Pattin, R (3, 1) ERA: 4.16 Steve Mingori, L (7, 1) ERA: 3.06 Doug Bird, R (8, 1) ERA: 5.1	IP: 2.2 WLS: W BF: 20 H: 5 R: 4 ER: 4 SO: 1 BB: 3 IBB: 0 HBP: 0 BLK: 0 WP: 0 HR: 1 S: 17 P: 29 ERA: 13.50 WHIP: 3.375																		

AB	39
R	9
H	10
RBI	6
BB	3
SO	3
LOB	18



AB	36
R	8
H	11
RBI	7
BB	6
SO	3
LOB	18




Batter	1	2	3	4	5	6	7	8	9	AB	R	H	RBI	BB	SO	LOB	TOP										
Thad Bosley, L OBP: 0.383, SLG: 0.455 (1, 8)										4	0	0	0	1	2	4	California Angels @ Toronto Blue Jays Exhibition Stadium, Toronto, ON Mon Aug 15 1977, 7:05 PM EDT Att: 18,453 - Unknown - 77 F										
Jerry Remy, L OBP: 0.323, SLG: 0.350 (1, 4)										3	1	1	0	2	0	1											
Bobby Bonds, R OBP: 0.349, SLG: 0.559 (1, 9)										4	2	0	0	1	1	5											
Tony Solaita, L OBP: 0.332, SLG: 0.387 Ron Jackson, R OBP: 0.303, SLG: 0.361 Dan Briggs, L OBP: 0.230, SLG: 0.224 (1, 3)										2	1	1	2	2	0	1											
Don Baylor, R OBP: 0.325, SLG: 0.412 (1, 10)										4	1	1	1	0	0	2											
Dave Chalk, R OBP: 0.345, SLG: 0.361 (1, 5)										3	0	0	0	0	0	2											
Rance Mulliniks, L OBP: 0.333, SLG: 0.404 (1, 6)										4	1	2	1	0	2	1											
Gil Flores, R OBP: 0.341, SLG: 0.370 (1, 7)										4	1	0	0	0	0	2											
Andy Etchebarren, R OBP: 0.304, SLG: 0.294 (1, 2)										4	0	3	2	0	0	1											
Inning Stats	R: 2 E: 1 K: 0 S: 3	H: 0 LOB: 1 BB: 3 P: 15	R: 0 E: 0 K: 1 S: 6	H: 1 LOB: 1 BB: 0 P: 6	R: 0 E: 0 K: 1 S: 3	H: 1 LOB: 0 BB: 0 P: 3	R: 3 E: 1 K: 1 S: 9	H: 3 LOB: 1 BB: 0 P: 9	R: 2 E: 0 K: 1 S: 6	H: 1 LOB: 0 BB: 1 P: 10	R: 0 E: 0 K: 1 S: 5	H: 0 LOB: 1 BB: 1 P: 9	R: 0 E: 0 K: 0 S: 3	H: 1 LOB: 0 BB: 0 P: 3	R: 0 E: 0 K: 0 S: 4	H: 1 LOB: 1 BB: 0 P: 4		1B: 6 2B: 2 3B: 0 HR: 1	SF: 1 SAC: 1 DP: 2 HBP: 0	WP: 0 PB: 0 SB: 4 CS: 0	PA: 41						
PITCHER	IP	WLS	BF	H	R	ER	SO	BB	IBB	HBP	BLK	WP	HR	S	P	ERA	WHIP										
Jesse Jefferson, R ERA: 4.53 (1, 1)	3.1	L	18	5	5	4	1	2	1	0	0	0	0	17	29	10.80	2.100										
Jerry Johnson, R ERA: 4.35 (4, 1)	4.2		19	3	2	2	4	3	0	0	0	0	1	24	36	3.86	1.286										
Mike Willis, L ERA: 4.48 (9, 1)	1.0		4	1	0	0	0	0	0	0	0	0	0	4	4	0.00	1.000										
Batter	1	2	3	4	5	6	7	8	9	AB	R	H	RBI	BB	SO	LOB	BOTTOM										
John Scott, R OBP: 0.263, SLG: 0.302 (1, 7)										5	0	1	0	0	3	2	California Angels @ Toronto Blue Jays Exhibition Stadium, Toronto, ON Mon Aug 15 1977, 7:05 PM EDT Att: 18,453 - Unknown - 77 F										
Steve Stagos, R OBP: 0.325, SLG: 0.404 (1, 4)										4	1	2	0	1	2	0											
Bob Bailor, R OBP: 0.343, SLG: 0.408 (1, 8)										5	1	2	1	0	1	5											
Doug Rader, R OBP: 0.348, SLG: 0.437 (1, 10)										4	0	1	1	0	1	1											
Otto Velez, R OBP: 0.366, SLG: 0.479 (1, 9)										4	1	1	0	0	1	1											
Doug Ault, R OBP: 0.329, SLG: 0.415 (1, 3)										4	1	1	0	0	0	1											
Roy Howell, L OBP: 0.368, SLG: 0.394 (1, 5)										4	0	1	0	0	1	2											
Dave McKay, S OBP: 0.209, SLG: 0.259 (1, 6)										4	0	1	1	0	0	1											
Ernie Whitt, L OBP: 0.205, SLG: 0.250 Hector Torres, R OBP: 0.284, SLG: 0.360 (1, 2)										3	0	0	1	0	2	2											
Inning Stats	R: 2 E: 0 K: 2 S: 10	H: 3 LOB: 1 BB: 0 P: 10	R: 0 E: 0 K: 2 S: 8	H: 1 LOB: 1 BB: 0 P: 8	R: 0 E: 0 K: 1 S: 5	H: 0 LOB: 0 BB: 0 P: 5	R: 2 E: 0 K: 1 S: 9	H: 4 LOB: 3 BB: 1 P: 13	R: 0 E: 0 K: 1 S: 5	H: 0 LOB: 0 BB: 0 P: 5	R: 0 E: 0 K: 2 S: 8	H: 1 LOB: 1 BB: 0 P: 8	R: 0 E: 0 K: 1 S: 5	H: 0 LOB: 0 BB: 0 P: 5	R: 0 E: 0 K: 0 S: 5	H: 2 LOB: 2 BB: 0 P: 5		1B: 8 2B: 2 3B: 1 HR: 0	SF: 0 SAC: 0 DP: 0 HBP: 0	WP: 0 PB: 0 SB: 0 CS: 0	PA: 39						
PITCHER	IP	WLS	BF	H	R	ER	SO	BB	IBB	HBP	BLK	WP	HR	S	P	ERA	WHIP										
Frank Tanana, L ERA: 2.31 (1, 1)	9.0	W	39	11	4	4	11	1	0	0	0	0	0	60	64	4.00	1.333										

Batter	1	2	3	4	5	6	7	8	9	AB	R	H	RBI	BB	SO	LOB	TOP								
Thad Bosley, L OBP: 0.415, SLG: 0.456 (1, 8)										2	1	1	2	3	0	1	California Angels @ Toronto Blue Jays Exhibition Stadium, Toronto, ON Tue Aug 16 1977, 7:05 PM EDT Att: 15,424 - Unknown								
Jerry Remy, L OBP: 0.337, SLG: 0.351 (1, 4)										5	0	2	0	0	0	1									
Bobby Bonds, R OBP: 0.347, SLG: 0.563 (1, 9)										4	1	1	2	0	1	3									
Tony Solaita, L OBP: 0.337, SLG: 0.398 (1, 3)										3	1	1	1	2	2	3									
Don Baylor, R OBP: 0.322, SLG: 0.407 (1, 10)										5	0	0	0	0	0	3									
Dave Chalk, R OBP: 0.350, SLG: 0.363 (1, 5)										3	2	2	0	2	0	0									
Rance Mulliniks, L OBP: 0.330, SLG: 0.398 (1, 6)										5	2	1	0	0	1	4									
Gil Flores, R OBP: 0.342, SLG: 0.377 (1, 7)										4	0	1	2	1	1	6									
Andy Etchebarren, R OBP: 0.309, SLG: 0.299 (1, 2)										2	0	1	0	0	0	0									
Ike Hampton, S OBP: 0.348, SLG: 0.478 (5, 2)										2	0	0	0	0	1	3									
Inning Stats	R: 0 E: 0 K: 0 S: 3	H: 0 LOB: 2 BB: 2 P: 11	R: 0 E: 0 K: 0 S: 2	H: 0 LOB: 0 BB: 1 P: 6	R: 1 E: 0 K: 1 S: 6	H: 1 LOB: 1 BB: 1 P: 10	R: 0 E: 0 K: 1 S: 5	H: 0 LOB: 1 BB: 1 P: 9	R: 0 E: 0 K: 2 S: 8	H: 2 LOB: 2 BB: 1 P: 12	R: 2 E: 1 K: 0 S: 5	H: 1 LOB: 1 BB: 1 P: 9	R: 1 E: 0 K: 0 S: 4	H: 1 LOB: 0 BB: 0 P: 4	R: 2 E: 0 K: 2 S: 9	H: 3 LOB: 0 BB: 0 P: 9	R: 1 E: 1 K: 0 S: 6	H: 2 LOB: 3 BB: 1 P: 10	1B: 7 2B: 0 3B: 1 HR: 2	SF: 1 SAC: 0 DP: 0 HBP: 0	WP: 0 PB: 0 SB: 2 CS: 2	PA: 46			
PITCHER	IP	WLS	BF	H	R	ER	SO	BB	IBB	HBP	BLK	WP	HR	S	P	ERA	WHIP								
Jeff Byrd, R ERA: 5.34 (1, 1)	5.1	L	26	4	3	2	4	7	0	0	0	0	0	27	55	3.38	2.062								
Tom Murphy, R ERA: 5.55 (6, 1)	3.1		16	6	4	4	2	1	0	0	0	0	2	19	23	10.80	2.100								
Mike Willis, L ERA: 4.46 (9, 1)	0.1		2	0	0	0	0	0	0	0	0	0	0	2	2	0.00	0.000								

Batter	1	2	3	4	5	6	7	8	9	AB	R	H	RBI	BB	SO	LOB	BOTTOM								
Steve Staggs, R OBP: 0.358, SLG: 0.394 (1, 4)										4	0	0	0	0	0	2	California Angels @ Toronto Blue Jays Exhibition Stadium, Toronto, ON Tue Aug 16 1977, 7:05 PM EDT Att: 15,424 - Unknown								
Bob Bailor, R OBP: 0.342, SLG: 0.411 (1, 8)										4	0	1	0	0	0	0									
Roy Howell, L OBP: 0.361, SLG: 0.387 (1, 5)										4	0	0	0	0	0	1									
Ron Fairly, L OBP: 0.373, SLG: 0.468 (1, 3)										3	1	1	1	1	1	0									
Sam Ewing, L OBP: 0.340, SLG: 0.376 (1, 9)										3	0	0	0	0	0	1									
Otto Velez, R OBP: 0.365, SLG: 0.478 (9, PH)										1	0	0	0	0	0	0									
Al Woods, L OBP: 0.323, SLG: 0.372 (1, 7)										2	1	0	0	1	1	0									
Doug Ault, R OBP: 0.331, SLG: 0.415 (9, PH)										0	0	0	0	1	0	0									
Doug Rader, R OBP: 0.345, SLG: 0.433 (1, 10)										3	0	0	1	0	1	1									
Dave McKay, S OBP: 0.211, SLG: 0.260 (1, 6)										3	0	1	0	0	0	0									
Ernie Whitt, L OBP: 0.200, SLG: 0.244 (1, 2)										1	0	0	0	0	0	0									
Alan Ashby, S OBP: 0.293, SLG: 0.281 (5, PH)										1	0	0	0	1	0	0									
Inning Stats	R: 0 E: 0 K: 0 S: 3	H: 0 LOB: 0 BB: 0 P: 3	R: 0 E: 0 K: 0 S: 3	H: 0 LOB: 0 BB: 0 P: 3	R: 0 E: 0 K: 0 S: 3	H: 0 LOB: 0 BB: 0 P: 3	R: 2 E: 0 K: 0 S: 5	H: 2 LOB: 2 BB: 2 P: 13	R: 0 E: 0 K: 0 S: 3	H: 0 LOB: 1 BB: 1 P: 7	R: 0 E: 0 K: 1 S: 5	H: 0 LOB: 0 BB: 0 P: 5	R: 0 E: 0 K: 0 S: 4	H: 1 LOB: 1 BB: 0 P: 4	R: 0 E: 0 K: 2 S: 7	H: 0 LOB: 1 BB: 1 P: 11	1B: 1 2B: 0 3B: 1 HR: 1	SF: 1 SAC: 0 DP: 0 HBP: 0	WP: 0 PB: 0 SB: 2 CS: 0	PA: 34					
PITCHER	IP	WLS	BF	H	R	ER	SO	BB	IBB	HBP	BLK	WP	HR	S	P	ERA	WHIP								
Paul Hartzell, R ERA: 3.26 (1, 1)	8.0	W	30	3	2	2	1	3	0	0	0	0	0	29	41	2.25	0.750								
Dave LaRoche, L ERA: 3.22 (9, 1)	1.0		4	0	0	0	2	1	0	0	0	0	0	7	11	0.00	1.000								

AB	35
R	7
H	10
RBI	7
BB	8
SO	6
LOB	24



Batter	1	2	3	4	5	6	7	8	9	10	AB	R	H	RBI	BB	SO	LOB	TOP							
Steve Staggs, R OBP: 0.357, SLG: 0.391 (1, 4)	0-0 1B	0-0 SH3			0-0 5-3		0-3 K		0-3 K		4	0	1	1	0	2	1								
Bob Bailor, R OBP: 0.342, SLG: 0.411 (1, 8)	0-0 1B	0-3 K			0-3 K		0-0 1B			0-0 6-3	5	1	2	0	0	2	1								
Roy Howell, L OBP: 0.362, SLG: 0.384 (1, 5)	0-0 1B				0-0 F6				0-3 K		0	1	0	0	0	0	0								
Ron Fairly, L OBP: 0.373, SLG: 0.466 (1, 3)	0-0 FC3				0-0 F3				4-0 2B		4	1	1	0	1	0	2								
John Scott, R OBP: 0.263, SLG: 0.302 (10, PR)	4-3 WP				0-0 G3-6				0-0 FC3-6		0	0	0	0	0	0	0								
Doug Ault, R OBP: 0.331, SLG: 0.415 (10, 3)	1-3 1B				0-0 1B				1-2 1B		0	0	0	0	0	0	0								
Sam Ewing, L OBP: 0.371, SLG: 0.371 (1, 9)	0-0 4-3				0-0 G3-6				0-0 BB		3	0	0	0	0	0	2								
Steve Bowing, R OBP: 0.277, SLG: 0.174 (8, PH)	1-3 1B				1-2 1B				0-0 1B		2	0	2	1	0	0	0								
Al Woods, L OBP: 0.324, SLG: 0.372 (1, 7)	0-0 F4				0-0 K				0-0 1B		5	0	2	0	0	1	3								
Doug Rader, R OBP: 0.344, SLG: 0.431 (1, 10)					0-3 K				0-0 G5-4-3		4	1	1	0	0	1	3								
Dave McKay, S OBP: 0.212, SLG: 0.260 (1, 6)					0-0 F9				0-0 5-3		4	0	1	0	0	1	1								
Rick Cerone, R OBP: 0.300, SLG: 0.700 (1, 2)					0-0 FC1				0-0 K		3	1	1	1	0	1	1								
Inning Stats	R: 2 E: 1 K: 0 S: 6	H: 3 LOB: 1 BB: 0 P: 6	R: 1 E: 1 K: 2 S: 9	H: 1 LOB: 1 BB: 0 P: 9	R: 0 E: 0 K: 1 S: 5	H: 1 LOB: 0 BB: 0 P: 5	R: 0 E: 0 K: 2 S: 7	H: 0 LOB: 0 BB: 0 P: 7	R: 1 E: 0 K: 1 S: 6	H: 1 LOB: 0 BB: 0 P: 6	R: 0 E: 0 K: 1 S: 4	H: 2 LOB: 2 BB: 0 P: 6	R: 1 E: 0 K: 1 S: 6	H: 2 LOB: 1 BB: 1 P: 10	R: 0 E: 0 K: 2 S: 7	H: 0 LOB: 0 BB: 0 P: 7	R: 0 E: 0 K: 0 S: 4	H: 1 LOB: 2 BB: 1 P: 8	1B: 10 2B: 1 3B: 0 HR: 1	SF: 0 SAC: 2 DP: 2 HBP: 0	WP: 1 PB: 0 SB: 0 CS: 0	PA: 42			
PITCHER	IP	WLS	BF	H	R	ER	SO	BB	IBB	HBP	BLK	WP	HR	S	P	ERA	WHIP								
Nelson Bries, R ERA: 4.11 (1, 1)	7.1		32	10	5	3	8	1	0	0	0	1	1	47	51	3.68	1.500								
Darold Knowles, L ERA: 3.16 (8, 1)	0.2		2	1	0	0	0	0	0	0	0	0	0	2	2	0.00	1.500								
Adrian Devine, R ERA: 3.16 (9, 1)	2.0	W	8	1	0	0	2	1	0	0	0	0	0	11	15	0.00	1.000								

Toronto Blue Jays @ Texas Rangers
Arlington Stadium, Arlington, TX
Wed Aug 17 1977, 8:05 PM EDT
Att: 12,913 - Unknown

AB	34
R	5
H	11
RBI	3
BB	1
SO	8
LOB	14



Batter	1	2	3	4	5	6	7	8	9	10	AB	R	H	RBI	BB	SO	LOB	BOTTOM							
Mike Hargrove, L OBP: 0.413, SLG: 0.449 (1, 3)	0-3 K				0-0 G3-6		0-0 F8	0-0 F8			5	1	2	0	0	1	2								
Bert Campaneris, R OBP: 0.314, SLG: 0.338 (1, 6)	0-0 F8				0-0 G6-4-3		0-0 F8			0-0 F3	5	0	0	0	0	0	2								
Claudell Washington, L OBP: 0.295, SLG: 0.437 (1, 7)	0-0 4-3				0-0 1B					0-0 1-3	4	0	1	1	0	2	0								
Kurt Bevacqua, R OBP: 0.367, SLG: 0.621 (9, PH)	0-0 1B				0-0 5-3					0-0 F4	1	0	0	0	0	0	0								
Willie Horton, R OBP: 0.444, SLG: 0.444 (1, 10)					4-3 2B					0-0 2B	4	1	3	0	0	0	1								
Sandy Alomar Sr., S OBP: 0.364, SLG: 0.351 (8, PR)					0-0 2B					0-0 F4	1	1	0	0	0	0	0								
Dave May, L OBP: 0.315, SLG: 0.359 (1, 9)					0-0 4-3					0-0 FC3-6	2	1	0	0	2	0	1								
Tom Grieve, R OBP: 0.275, SLG: 0.349 (10, PH)					1-3 1B					0-0 1B	1	0	1	0	0	0	0								
Toby Harrah, R OBP: 0.391, SLG: 0.475 (1, 5)					0-0 G3					0-0 FC3-6	3	2	1	0	2	0	2								
Bump Willis, S OBP: 0.357, SLG: 0.397 (1, 4)					0-0 F8					0-0 F4	5	0	2	3	0	0	5								
Juan Beniquez, R OBP: 0.341, SLG: 0.431 (1, 8)					0-0 F8					0-0 1B	3	0	0	1	1	0	5								
Jim Sundberg, R OBP: 0.365, SLG: 0.393 (1, 2)					0-0 5-3					0-0 1B	4	0	1	1	0	0	0								
Inning Stats	R: 0 E: 0 K: 1 S: 5	H: 0 LOB: 0 BB: 0 P: 5	R: 1 E: 0 K: 0 S: 5	H: 2 LOB: 1 BB: 0 P: 5	R: 1 E: 0 K: 0 S: 3	H: 2 LOB: 1 BB: 0 P: 5	R: 0 E: 0 K: 0 S: 3	H: 0 LOB: 1 BB: 1 P: 7	R: 0 E: 0 K: 0 S: 3	H: 2 LOB: 3 BB: 0 P: 11	R: 0 E: 0 K: 0 S: 7	H: 0 LOB: 0 BB: 0 P: 3	R: 3 E: 0 K: 1 S: 7	H: 2 LOB: 2 BB: 2 P: 16	R: 0 E: 0 K: 0 S: 3	H: 0 LOB: 0 BB: 0 P: 3	R: 1 E: 0 K: 0 S: 4	H: 2 LOB: 2 BB: 1 P: 8	1B: 9 2B: 2 3B: 0 HR: 0	SF: 1 SAC: 0 DP: 1 HBP: 1	WP: 1 PB: 0 SB: 0 CS: 0	PA: 45			
PITCHER	IP	WLS	BF	H	R	ER	SO	BB	IBB	HBP	BLK	WP	HR	S	P	ERA	WHIP								
Dave Lemanzky, R ERA: 4.31 (1, 1)	5.0		20	5	2	2	1	1	0	0	0	1	0	21	25	3.60	1.200								
Jerry Johnson, R ERA: 4.48 (6, 1)	2.1		12	3	2	2	2	2	0	0	0	0	0	14	22	7.71	2.143								
Pete Vuckovich, R ERA: 3.58 (8, 1)	0.1		4	1	1	1	0	1	0	1	0	0	0	2	7	27.00	6.000								
Mike Willis, L ERA: 4.46 (8, 1)	2.0	L	9	2	1	1	0	1	0	0	0	0	0	8	12	4.50	1.500								

Toronto Blue Jays @ Texas Rangers
Arlington Stadium, Arlington, TX
Wed Aug 17 1977, 8:05 PM EDT
Att: 12,913 - Unknown

AB	38
R	6
H	11
RBI	6
BB	5
SO	3
LOB	18



Batter	1	2	3	4	5	6	7	8	9	AB	R	H	RBI	BB	SO	LOB	TOP	
Steve Stagg, R OBP: 0.355, SLG: 0.388	0-0 6-3		0-0 G4-3 1B			0-0 5-3		0-0 K	0-3 K	4	0	1	0	0	1	0		
Bob Bailor, R OBP: 0.342, SLG: 0.412	0-0 5-3		0-0 G4-3 1-2			0-0 F8		0-0 2B	0-0 2B	4	0	1	0	0	0	1		
Roy Howell, L OBP: 0.360, SLG: 0.382	0-0 1B			0-0 F8				0-0 6-3	0-0 4-3	0	0	0	0	0	0	0		
Ron Fairly, L OBP: 0.373, SLG: 0.463	4-0 1-2 BB			0-0 F8				0-3 K		2	0	0	0	1	1	0		
Otto Velez, R OBP: 0.362, SLG: 0.473	0-0 F9			0-0 5-3				0-0 6-3		3	0	0	0	0	0	2		
Al Woods, L OBP: 0.322, SLG: 0.369		0-0 F5			0-0 4-3			0-0 4-3		3	0	0	0	0	0	0		
Doug Ault, R OBP: 0.328, SLG: 0.412		0-0 F3			0-0 6-3			0-0 6-3		3	0	0	0	0	0	0		
Dave McKay, S OBP: 0.209, SLG: 0.256		0-0 4-3			0-3 K			0-0 G3		3	0	0	0	0	1	0		
Rick Cerone, R OBP: 0.231, SLG: 0.538			0-0 F8			0-0 F8		0-0 F8		3	0	0	0	0	0	0		
Inning Stats	R: 0 E: 0 K: 0 S: 4	H: 1 LOB: 2 BB: 1 P: 8	R: 0 E: 0 K: 0 S: 3	H: 0 LOB: 0 BB: 0 P: 3	R: 0 E: 0 K: 0 S: 3	H: 1 LOB: 0 BB: 0 P: 3	R: 0 E: 0 K: 1 S: 5	H: 0 LOB: 0 BB: 0 P: 5	R: 0 E: 0 K: 1 S: 5	H: 0 LOB: 0 BB: 0 P: 5	R: 0 E: 0 K: 0 S: 3	H: 0 LOB: 0 BB: 0 P: 3	R: 0 E: 0 K: 1 S: 6	H: 1 LOB: 1 BB: 0 P: 6	1B: 2 2B: 1 3B: 0 HR: 0	SF: 0 SAC: 0 DP: 1 HBP: 0	WP: 0 PB: 0 SB: 1 CS: 0	PA: 30
PITCHER Dock Ellis, R ERA: 4.05	IP: 9.0 WLS: W BF: 30 H: 3 R: 0 ER: 0 SO: 3 BB: 1 IBB: 0 HBP: 0 BLK: 0 WP: 0 HR: 0 S: 35 P: 39 ERA: 0.00 WHIP: 0.444																	

Toronto Blue Jays @ Texas Rangers
Arlington Stadium, Arlington, TX
Thu Aug 18 1977, 8:05 PM EDT
Att: 15,740 - Unknown

AB	25
R	0
H	2
RBI	0
BB	1
SO	3
LOB	3



Batter	1	2	3	4	5	6	7	8	9	AB	R	H	RBI	BB	SO	LOB	BOTTOM			
Mike Hargrove, L OBP: 0.314, SLG: 0.448	0-0 F7			4-0 SH1-4 BB	0-0 L3			0-0 1B		3	1	1	1	1	0	1				
Kurt Bevacqua, R OBP: 0.367, SLG: 0.633		1-2 2B 1B		1-2 BB	2-3			2-H 1B		1	0	1	1	0	0	0				
Bert Campaneris, R OBP: 0.315, SLG: 0.344	0-0 WP	0-0 SH1-4		0-0 SH1-4		0-0 F8		0-0 F7		1	1	1	0	0	0	0				
Jim Mason, L OBP: 0.235, SLG: 0.218	6-FH 3B	1-2 2-3		1-2 2-3		0-3 K		0-3 K		2	0	0	0	0	0	1				
Claudell Washington, L OBP: 0.327, SLG: 0.437	0-0 6-3		0-0 K 2B	4-0 IBB		0-3 K		0-3 K		4	0	1	2	1	2	2				
Willie Horton, R OBP: 0.352, SLG: 0.441	4-0 BB WP BB	0-3 K		0-0 SF7		0-3 K				2	0	0	1	1	2	1				
Dave May, L OBP: 0.314, SLG: 0.355	4-0 1-2 3-H BB			0-0 6-3	0-0 F4			0-0 F8		3	0	0	0	1	0	2				
Toby Harrah, R OBP: 0.392, SLG: 0.481	4-0 1-2 2-3 BB			0-0 HR		0-0 L7		0-0 4-3		3	1	1	1	1	0	0				
Bump Wills, S OBP: 0.356, SLG: 0.403	0-0 G3			0-0 6-3		0-0 HR		0-3 K		4	1	1	1	0	1	3				
Juan Benquez, R OBP: 0.346, SLG: 0.436		4-0 1B 1B BB		0-0 F8		0-0 FC6-4 1B		0-0 1B 2B		3	2	2	0	1	0	0				
Jim Sundberg, R OBP: 0.367, SLG: 0.396		0-0 SH1-4 1B		0-0 SH1-4 BB		0-0 FC6-4 1B		0-0 6-3		3	2	2	0	0	0	1				
Bill Fahey, L OBP: 0.204, SLG: 0.208		1-3 2B 1B		0-0 SH1-4 SF7 1B		1-2 1B				1	0	0	0	0	0	1				
Inning Stats	R: 1 E: 0 K: 0 S: 4	H: 1 LOB: 3 BB: 3 P: 16	R: 3 E: 0 K: 1 S: 7	H: 3 LOB: 0 BB: 1 P: 11	R: 1 E: 0 K: 0 S: 4	H: 1 LOB: 0 BB: 0 P: 4	R: 1 E: 0 K: 0 S: 4	H: 1 LOB: 2 BB: 2 P: 12	R: 1 E: 1 K: 0 S: 5	H: 2 LOB: 1 BB: 0 P: 5	R: 0 E: 0 K: 2 S: 7	H: 0 LOB: 0 BB: 0 P: 7	R: 0 E: 0 K: 1 S: 5	H: 0 LOB: 0 BB: 0 P: 5	R: 1 E: 0 K: 1 S: 7	H: 2 LOB: 1 BB: 0 P: 7	1B: 5 2B: 2 3B: 1 HR: 2	SF: 1 SAC: 2 DP: 0 HBP: 0	WP: 2 PB: 0 SB: 0 CS: 0	PA: 39
PITCHER Jim Clancy, R ERA: 7.52 Tom Murphy, R ERA: 5.37	IP: 3.0 WLS: L BF: 19 H: 6 R: 6 ER: 6 SO: 6 BB: 5 IBB: 0 HBP: 0 BLK: 0 WP: 1 HR: 1 S: 16 P: 36 ERA: 18.00 WHIP: 3.667																			

Toronto Blue Jays @ Texas Rangers
Arlington Stadium, Arlington, TX
Thu Aug 18 1977, 8:05 PM EDT
Att: 15,740 - Unknown

AB	30
R	8
H	10
RBI	7
BB	6
SO	5
LOB	12



Batter	1	2	3	4	5	6	7	8	9	AB	R	H	RBI	BB	SO	LOB	TOP					
Steve Stagg, R (1.4) OBP: 0.361, SLG: 0.387	4-0 1B FC6-4 BB	4-0 SH1-4 BB		0-0 G3		0-3 K		0-0 2H 1B		3	1	1	1	2	1	0						
Bob Bailor, R (1.8) OBP: 0.343, SLG: 0.411	0-0 FC6-4 1B BB	0-0 SH1-4		0-0 P4			4-0 BB	0-0 G3		3	1	1	0	1	0	1						
Roy Howell, L (1.5) OBP: 0.369, SLG: 0.386	4-0 FC6-4 BB	4-0 FC6-4 BB		0-0 1B			0-3 K		0-0 SH1-3 1B	3	0	2	0	2	1	1						
Ron Fairly, L (1.9) OBP: 0.369, SLG: 0.458	0-0 FC6-4 BB 1B	0-3 K		0-3 K			0-0 F9		0-0 SH1-3 1-2	4	0	0	1	0	2	7						
Steve Bowling, R (9.9) OBP: 0.277, SLG: 0.174	1-2 2-3 3-H									0	0	0	0	0	0	0						
Sam Ewing, L (1.10) OBP: 0.336, SLG: 0.368	0-0 BB 1B	0-0 FC6-4			0-3 K		4-0 BB		0-3 K	4	0	1	1	1	2	4						
Al Woods, L (1.7) OBP: 0.325, SLG: 0.369	4-0 1-2 2-3 BB			0-0 S 1B		0-3 K		0-0 F8	4-0 IBB	3	0	1	0	2	1	2						
Doug Ault, R (1.3) OBP: 0.323, SLG: 0.405	0-3 K			0-3 K		0-3 K			0-3 K	5	0	0	0	0	4	6						
Dave McKay, S (1.6) OBP: 0.210, SLG: 0.252	0-3 K			0-3 K		0-0 L6		4-0 BB		3	1	0	0	1	2	4						
Rick Cerone, R (1.2) OBP: 0.235, SLG: 0.471		0-0 SH1-4 BB 1B		0-0 F7		0-0 6-3		0-0 6-3		4	0	1	0	0	0	2						
Inning Stats	R: 2 E: 0 K: 2 S: 9	H: 2 LOB: 3 BB: 3 P: 21	R: 0 E: 0 K: 1 S: 6	H: 1 LOB: 3 BB: 2 P: 14	R: 0 E: 0 K: 2 S: 8	H: 1 LOB: 1 BB: 0 P: 8	R: 0 E: 0 K: 1 S: 6	H: 1 LOB: 1 BB: 0 P: 6	R: 0 E: 0 K: 3 S: 9	H: 0 LOB: 0 BB: 0 P: 9	R: 0 E: 0 K: 1 S: 5	H: 0 LOB: 0 BB: 0 P: 5	R: 0 E: 0 K: 1 S: 5	H: 0 LOB: 2 BB: 2 P: 13	R: 1 E: 0 K: 1 S: 6	H: 1 LOB: 1 BB: 1 P: 10	R: 0 E: 0 K: 1 S: 6	H: 1 LOB: 2 BB: 1 P: 10	1B: 7 2B: 0 3B: 0 HR: 0	SF: 0 SAC: 2 DP: 0 HBP: 0	WP: 0 PB: 0 SB: 2 CS: 0	PA: 43
PITCHER Nolan Ryan, R (1.1) ERA: 2.67	IP: 9.0 WLS: L BF: 43 H: 7 R: 3 ER: 3 SO: 13 BB: 8 IBB: 1 HBP: 0 BLK: 0 WP: 0 HR: 0 S: 60 P: 96 ERA: 3.00 WHIP: 1.667															PITCHER						

Toronto Blue Jays @ California Angels
Anaheim Stadium, Anaheim, CA
Fri Aug 19 1977, 10:05 PM EDT
Att: 16,570 - Unknown


AB	32
R	3
H	7
RBI	3
BB	9
SO	13
LOB	27



Batter	1	2	3	4	5	6	7	8	9	AB	R	H	RBI	BB	SO	LOB	BOTTOM					
Thad Bosley, L (1.8) OBP: 0.391, SLG: 0.426	0-0 1-3		0-3 K		0-0 L1		0-3 K			4	0	0	0	0	2	2						
Jerry Remy, L (1.4) OBP: 0.325, SLG: 0.349	4-0 BB		4-0 FC6 BB		0-0 1-3		0-0 G1			2	0	0	0	2	0	1						
Bobby Bonds, R (1.9) OBP: 0.349, SLG: 0.560	0-0 P4		4-0 FC6 BB		4-0 CS BB			0-3 K		2	0	0	0	2	1	1						
Ron Jackson, R (1.3) OBP: 0.299, SLG: 0.356	0-0 4-3		0-0 FC6		0-0 CS		0-0 F7		4-0 L1-3 BB	3	0	0	1	0	0	3						
Ike Hampton, S (8.2) OBP: 0.375, SLG: 0.478			1-2 2-3 3-H		1-2					0	0	0	0	1	0	0						
Don Baylor, R (1.10) OBP: 0.324, SLG: 0.409		4-0 CS BB	0-3 K		0-0 2B			0-0 L1-3		3	0	1	0	1	1	3						
Dave Chalk, R (1.5) OBP: 0.350, SLG: 0.362		0-3 K		0-0 1B CS 1B		0-0 6-3		0-3 K		4	0	1	0	0	2	2						
Gil Flores, R (1.7) OBP: 0.341, SLG: 0.374		0-0 E5		0-0 1B		0-3 K			0-0 1-3	4	0	1	0	0	1	1						
Rance Mulliniks, L (1.6) OBP: 0.323, SLG: 0.389		0-3 K		0-0 P4			0-0 P6		0-0 F3	4	0	0	0	0	1	3						
Andy Etchebarren, R (1.2) OBP: 0.313, SLG: 0.295			4-0 BB FC6 BB		0-0 3-H		4-0 BB			1	1	0	0	1	1	1						
Tony Solaita, L (7. Ph) OBP: 0.339, SLG: 0.398				0-3 K						0	0	0	0	1	0	0						
Inning Stats	R: 0 E: 0 K: 0 S: 3	H: 0 LOB: 1 BB: 1 P: 7	R: 0 E: 1 K: 2 S: 7	H: 0 LOB: 1 BB: 1 P: 11	R: 1 E: 0 K: 2 S: 7	H: 0 LOB: 2 BB: 3 P: 19	R: 0 E: 0 K: 1 S: 6	H: 2 LOB: 1 BB: 0 P: 6	R: 0 E: 0 K: 1 S: 2	H: 0 LOB: 0 BB: 1 P: 6	R: 0 E: 0 K: 1 S: 6	H: 1 LOB: 1 BB: 0 P: 6	R: 0 E: 0 K: 1 S: 5	H: 0 LOB: 1 BB: 1 P: 9	R: 0 E: 0 K: 1 S: 4	H: 0 LOB: 0 BB: 1 P: 8	R: 0 E: 0 K: 1 S: 5	H: 0 LOB: 0 BB: 0 P: 5	1B: 2 2B: 3 3B: 0 HR: 0	SF: 0 SAC: 0 DP: 2 HBP: 0	WP: 0 PB: 0 SB: 0 CS: 3	PA: 36
PITCHER Jerry Garvin, L (1.1) ERA: 3.98	IP: 6.1 WLS: W BF: 26 H: 3 R: 1 ER: 1 SO: 6 BB: 6 IBB: 0 HBP: 0 BLK: 0 WP: 0 HR: 0 S: 32 P: 56 ERA: 1.42 WHIP: 1.421															PITCHER Pete Vuckovich, R (7.1) ERA: 3.45						

Toronto Blue Jays @ California Angels
Anaheim Stadium, Anaheim, CA
Fri Aug 19 1977, 10:05 PM EDT
Att: 16,570 - Unknown

AB	27
R	1
H	3
RBI	1
BB	8
SO	9
LOB	17



Batter	1	2	3	4	5	6	7	8	9	AB	R	H	RBI	BB	SO	LOB	TOP					
John Scott, R OBP: 0.266, SLG: 0.305 (1, 7)	1-3		E3 6-3 SH1 2H 1B	F6		FC6-4 1-2 2H 1B		5-3		5	0	2	1	0	0	2						
Steve Stiggs, R OBP: 0.363, SLG: 0.389 (1, 4)	E8 1B		SH1 1-2			FC6-4 1-2			K	4	0	2	0	0	1	2						
Bob Bailor, R OBP: 0.344, SLG: 0.418 (1, 8)	F9		6-3						1B 3B	5	2	2	0	0	0	3						
Otto Velez, R OBP: 0.363, SLG: 0.468 (9, PR) Steve Bowling, R OBP: 0.277, SLG: 0.174 (9, 9)	6-3		BB						1B SF8 BB	3	0	0	0	2	0	3						
Doug Rader, R OBP: 0.343, SLG: 0.429 (1, 10)		5-3	F9						E8 1B	5	0	1	1	0	1	4						
Doug Ault, R OBP: 0.237, SLG: 0.405 (1, 3)		BB		K		6-3			1B IBB	3	0	1	1	2	1	0						
Roy Howell, L OBP: 0.370, SLG: 0.385 (1, 5)	F7		1B 4-3 BB			1B 1B			SF8	3	1	1	1	1	1	2						
Rick Cerone, R OBP: 0.227, SLG: 0.409 (1, 2)	F9		4-3			1B 1B			F5	5	0	1	0	0	0	4						
Dave McKay, S OBP: 0.215, SLG: 0.257 (1, 6)			E6 1B			K			F8	4	1	2	0	0	1	2						
Inning Stats	R: 0 E: 1 K: 0 S: 4	H: 1 LOB: 1 BB: 0 P: 4	R: 0 E: 0 K: 0 S: 3	H: 0 LOB: 1 BB: 1 P: 7	R: 1 E: 2 K: 0 S: 5	H: 2 LOB: 2 BB: 1 P: 9	R: 0 E: 0 K: 1 S: 6	H: 1 LOB: 2 BB: 1 P: 10	R: 0 E: 0 K: 0 S: 4	H: 1 LOB: 1 BB: 0 P: 4	R: 1 E: 0 K: 1 S: 8	H: 3 LOB: 2 BB: 0 P: 8	R: 1 E: 0 K: 2 S: 9	H: 2 LOB: 1 BB: 0 P: 9	R: 0 E: 0 K: 0 S: 3	H: 0 LOB: 0 BB: 0 P: 3	R: 2 E: 1 K: 1 S: 7	H: 2 LOB: 2 BB: 2 P: 15	1B: 10 2B: 1 3B: 1 HR: 0	SF: 1 SAC: 1 DP: 0 HBP: 0	WP: 0 PB: 0 SB: 1 CS: 0	PA: 44
PITCHER	IP	WLS	BF	H	R	ER	SO	BB	IBB	HBP	BLK	WP	HR	S	P	ERA	WHIP					
Ken Brett, L ERA: 4.63 (1, 1)	6.0		30	9	3	2	2	3	0	0	0	0	0	31	43	3.00	2.000					
Dave LaRoche, L ERA: 3.32 (7, 1)	3.0	L	14	3	2	2	3	1	1	0	0	0	0	18	26	6.00	1.333					

Toronto Blue Jays @ California Angels
Anaheim Stadium, Anaheim, CA
Sat Aug 20 1977, 10:05 PM EDT
Att: 15,311 - Unknown

AB 37
R 5
H 12
RBI 4
BB 5
SO 5
LOB 22



Batter	1	2	3	4	5	6	7	8	9	AB	R	H	RBI	BB	SO	LOB	BOTTOM					
Thad Bosley, L OBP: 0.378, SLG: 0.409 (1, 8)	K		1-3 E 1B			E4 FC6-4 1-2 2-3			L6	5	1	1	0	0	2	3						
Jerry Remy, L OBP: 0.324, SLG: 0.349 (1, 4)	CS 1B		1-3 1-2			FC6-4 1-2 2-3 3-H			F2	4	0	1	1	0	0	3						
Bobby Bonds, R OBP: 0.350, SLG: 0.559 (1, 9)	E 1-2 BB		E5 CS 2H			K			1B	3	0	1	0	1	1	2						
Tony Solaita, L OBP: 0.335, SLG: 0.393 (1, 3) Dan Briggs, L OBP: 0.240, SLG: 0.250 (7, 3)	1-3		CS	G1		F7			HR 2B	3	0	0	0	0	0	1						
Don Baylor, R OBP: 0.325, SLG: 0.417 (1, 10)		F8		6-3		FC5-4 1B			HR	4	1	2	2	0	0	0						
Dave Chalk, R OBP: 0.348, SLG: 0.359 (1, 5)		1-3 BB		4-3		FC5-4 1-2			F6	3	0	0	0	1	0	1						
Rance Mulliniks, L OBP: 0.321, SLG: 0.385 (1, 6)		1-3				FC3-6 1B			G3	4	0	1	0	0	1	2						
Gil Flores, R OBP: 0.336, SLG: 0.368 (1, 7)		4-3				FC3-6 E FC6-4 1B			F7	4	1	0	0	0	0	2						
Terry Humphrey, R OBP: 0.297, SLG: 0.302 (1, 2) Mario Guerrero, R OBP: 0.319, SLG: 0.379 (7, PH) Andy Etchebarren, R OBP: 0.313, SLG: 0.295 (8, 2) Danny Gooden, L OBP: 0.297, SLG: 0.391 (9, PH)			F9			FC6-4 E 1B			6-3	2	0	1	0	0	0	0						
Inning Stats	R: 0 E: 1 K: 1 S: 5	H: 1 LOB: 1 BB: 1 P: 9	R: 0 E: 0 K: 0 S: 3	H: 0 LOB: 1 BB: 1 P: 7	R: 1 E: 1 K: 0 S: 4	H: 1 LOB: 0 BB: 0 P: 4	R: 0 E: 0 K: 0 S: 3	H: 0 LOB: 0 BB: 0 P: 3	R: 1 E: 1 K: 1 S: 8	H: 2 LOB: 2 BB: 0 P: 8	R: 0 E: 0 K: 1 S: 6	H: 1 LOB: 1 BB: 0 P: 6	R: 0 E: 0 K: 1 S: 5	H: 0 LOB: 0 BB: 0 P: 5	R: 2 E: 0 K: 0 S: 5	H: 3 LOB: 0 BB: 0 P: 5	R: 0 E: 0 K: 0 S: 4	H: 1 LOB: 1 BB: 0 P: 4	1B: 7 2B: 1 3B: 0 HR: 1	SF: 0 SAC: 0 DP: 0 HBP: 0	WP: 0 PB: 0 SB: 0 CS: 2	PA: 38
PITCHER	IP	WLS	BF	H	R	ER	SO	BB	IBB	HBP	BLK	WP	HR	S	P	ERA	WHIP					
Jesse Jefferson, R ERA: 4.37 (1, 1)	7.2		31	7	3	1	4	2	0	0	0	0	0	37	45	1.17	1.174					
Pete Vuckovich, R ERA: 3.52 (8, 1)	1.1	W	6	2	1	1	0	0	0	0	0	0	1	6	6	6.75	1.500					

Toronto Blue Jays @ California Angels
Anaheim Stadium, Anaheim, CA
Sat Aug 20 1977, 10:05 PM EDT
Att: 15,311 - Unknown

AB 35
R 4
H 9
RBI 3
BB 2
SO 4
LOB 14



Batter	1	2	3	4	5	6	7	8	9	AB	R	H	RBI	BB	SO	LOB	TOP			
John Scott, R OBP: 0.265, SLG: 0.302 (1, 7)										5	0	1	0	0	1	2				
Steve Stiggs, R OBP: 0.361, SLG: 0.386 (1, 4)										4	1	1	0	0	0	2				
Bob Bailor, R OBP: 0.346, SLG: 0.421 Steve Bowling, R OBP: 0.271, SLG: 0.169 (3, PR) (3, 8)										2	0	2	0	0	0	0				
Steve Bowling, R OBP: 0.271, SLG: 0.169 (3, 8)										2	0	0	0	0	1	0				
Otto Velez, R OBP: 0.359, SLG: 0.462 (1, 9)										4	0	0	0	0	2	3				
Doug Rader, R OBP: 0.344, SLG: 0.435 (1, 10)										3	1	1	1	1	0	1				
Doug Ault, R OBP: 0.329, SLG: 0.402 (1, 3)										2	0	0	1	2	1	0				
Roy Howell, L OBP: 0.366, SLG: 0.383 (1, 5)										4	0	1	0	0	1	5				
Rick Cerone, R OBP: 0.192, SLG: 0.346 (1, 2)										4	0	0	0	0	1	1				
Dave McKay, S OBP: 0.216, SLG: 0.262 (1, 6)										4	0	1	0	0	1	1				
Inning Stats	R: 1 E: 1 K: 2 S: 9	H: 2 LOB: 3 BB: 2 P: 17	R: 0 E: 0 K: 1 S: 6	H: 1 LOB: 1 BB: 0 P: 6	R: 0 E: 0 K: 1 S: 6	H: 1 LOB: 2 BB: 1 P: 10	R: 0 E: 0 K: 0 S: 4	H: 1 LOB: 1 BB: 0 P: 4	R: 1 E: 0 K: 1 S: 6	H: 1 LOB: 0 BB: 0 P: 6	R: 0 E: 0 K: 1 S: 5	H: 0 LOB: 0 BB: 0 P: 5	R: 0 E: 0 K: 1 S: 5	H: 0 LOB: 0 BB: 0 P: 5	R: 0 E: 0 K: 1 S: 5	H: 0 LOB: 0 BB: 0 P: 5	1B: 5 2B: 1 3B: 0 HR: 1	SF: 0 SAC: 0 DP: 0 HBP: 0	WP: 0 PB: 0 SB: 2 CS: 0	PA: 37
PITCHER Frank Tanana, L ERA: 2.3 (1, 1)	IP: 9.0 WLS: W BF: 37 H: 7 R: 2 ER: 2 SO: 8 BB: 3 IBB: 0 HBP: 0 BLK: 0 WP: 0 HR: 0 S: 50 P: 62 ERA: 2.00 WHIP: 1.111															PITCHER				

Toronto Blue Jays @ California Angels
Anaheim Stadium, Anaheim, CA
Sun Aug 21 1977, 6:33 AM EDT
Att: 12,421 - Unknown

AB	34
R	2
H	7
RBI	2
BB	3
SO	8
LOB	15



Batter	1	2	3	4	5	6	7	8	9	AB	R	H	RBI	BB	SO	LOB	BOTTOM	
Gil Flores, R OBP: 0.335, SLG: 0.367 (1, 7)										4	1	1	0	0	0	3		
Jerry Remy, L OBP: 0.326, SLG: 0.352 (1, 4)										4	1	3	1	0	0	0		
Bobby Bonds, R OBP: 0.349, SLG: 0.558 (1, 9)										4	0	1	1	0	2	2		
Danny Goodwin, L OBP: 0.295, SLG: 0.384 (1, 10)										4	0	1	0	0	1	2		
Don Baylor, R OBP: 0.326, SLG: 0.415 Rusty Torres, S OBP: 0.224, SLG: 0.290 (9, 8)										2	0	0	0	2	0	1		
Don Baylor, R OBP: 0.326, SLG: 0.415 Rusty Torres, S OBP: 0.224, SLG: 0.290 (9, 8)										2	0	0	0	0	0	0		
Dave Chalk, R OBP: 0.345, SLG: 0.355 (1, 5)										4	0	0	0	0	1	5		
Rance Mulliniks, L OBP: 0.325, SLG: 0.381 (1, 6)										2	0	0	1	2	1	2		
Dan Briggs, L OBP: 0.253, SLG: 0.243 (1, 3)										2	0	0	0	2	0	3		
Terry Humphrey, R OBP: 0.296, SLG: 0.305 (1, 2)										4	1	1	0	0	0	5		
Inning Stats	R: 2 E: 0 K: 2 S: 10	H: 3 LOB: 3 BB: 2 P: 18	R: 0 E: 0 K: 1 S: 6	H: 1 LOB: 1 BB: 0 P: 6	R: 0 E: 0 K: 0 S: 3	H: 0 LOB: 0 BB: 0 P: 3	R: 0 E: 0 K: 0 S: 2	H: 0 LOB: 1 BB: 2 P: 10	R: 0 E: 0 K: 1 S: 4	H: 0 LOB: 0 BB: 1 P: 8	R: 1 E: 0 K: 1 S: 7	H: 2 LOB: 1 BB: 0 P: 7	R: 0 E: 2 K: 0 S: 5	H: 1 LOB: 3 BB: 1 P: 9	1B: 5 2B: 3 3B: 0 HR: 0	SF: 0 SAC: 0 DP: 2 HBP: 0	WP: 0 PB: 0 SB: 1 CS: 0	PA: 36
PITCHER Jeff Byrd, R ERA: 5.2 Tom Murphy, R ERA: 5.23 (7, 1)	IP: 6.2 WLS: L BF: 29 H: 6 R: 3 ER: 3 SO: 4 BB: 4 IBB: 1 HBP: 0 BLK: 0 WP: 0 HR: 0 S: 32 P: 52 ERA: 4.05 WHIP: 1.500															PITCHER		

Toronto Blue Jays @ California Angels
Anaheim Stadium, Anaheim, CA
Sun Aug 21 1977, 6:33 AM EDT
Att: 12,421 - Unknown


AB	30
R	3
H	7
RBI	3
BB	6
SO	5
LOB	23




Batter	1	2	3	4	5	6	7	8	9	AB	R	H	RBI	BB	SO	LOB	TOP			
Steve Staggs, R OBP: 0.357, SLG: 0.381	G3	FC5		5-3			F3		WP 1B	5	0	1	0	0	0	3	Toronto Blue Jays @ Oakland Athletics Oakland-Alameda County Coliseum, Oakland, CA Mon Aug 22 1977, 7:05 PM PDT Att: 4,429 - Unknown livebaseballscorecards.com			
Al Woods, L OBP: 0.329, SLG: 0.370	4-3		F8		F8 SF9 1B		1B		4-0 BB	4	1	2	0	1	0	0				
Roy Howell, L OBP: 0.374, SLG: 0.384									1-2 BB	2	0	1	0	2	0	1				
Otto Velez, R OBP: 0.358, SLG: 0.460			FC3-6 1B		SF9 F8 BB		F7		5-3	1	0	0	0	0	2					
Ron Fairly, L OBP: 0.366, SLG: 0.453	L9		FC3-6 1B		F8		F7			4	1	0	0	0	5					
Doug Rader, R OBP: 0.345, SLG: 0.436		5-3	1B		SF9				G5-4-3 BB	2	0	1	1	1	0	0				
Sam Ewing, L OBP: 0.341, SLG: 0.373										3	0	2	1	0	0	1				
Doug Ault, R OBP: 0.328, SLG: 0.401		BB BB 1B	1-3 2-H 1B		4-3				G5-4-3 1-2	1	0	0	0	0	1					
Dave McKay, S OBP: 0.212, SLG: 0.257		K	4-3				4-3		K	4	0	0	0	0	2	3				
Rick Cerone, R OBP: 0.200, SLG: 0.310		FC5 BB BB		6-3			6-3		5-3	3	0	0	0	1	0	0				
Steve Bowling, R OBP: 0.270, SLG: 0.162				4-3			4-3		F8	3	0	0	0	1	0	0				
Inning Stats	R: 0 E: 0 K: 0 S: 3	H: 0 LOB: 1 BB: 1 P: 7	R: 0 E: 0 K: 1 S: 6	H: 1 LOB: 3 BB: 2 P: 14	R: 1 E: 0 K: 0 S: 6	H: 3 LOB: 2 BB: 0 P: 6	R: 0 E: 0 K: 0 S: 3	H: 0 LOB: 0 BB: 0 P: 3	R: 1 E: 0 K: 0 S: 4	H: 1 LOB: 1 BB: 1 P: 8	R: 0 E: 0 K: 0 S: 4	H: 1 LOB: 1 BB: 0 P: 4	R: 0 E: 0 K: 1 S: 4	H: 0 LOB: 0 BB: 1 P: 8	R: 0 E: 0 K: 0 S: 4	H: 1 LOB: 2 BB: 1 P: 8	1B: 7 2B: 0 3B: 0 HR: 0	SF: 1 SAC: 0 DP: 1 HBP: 0	WP: 1 PB: 0 SB: 1 CS: 0	PA: 39
PITCHER	IP WLS BF H R ER SO BB IBB HBP BLK WP HR S P ERA WHIP	7.0 W 32 6 2 2 1 5 0 0 0 0 0 29 49 2.57 1.571	2.0 S 7 1 0 0 1 1 0 0 0 1 0 8 12 0.00 1.000																	

Batter	1	2	3	4	5	6	7	8	9	AB	R	H	RBI	BB	SO	LOB	BOTTOM			
Rodney Scott, S OBP: 0.326, SLG: 0.281	SH1-3 1B		CS 1B			F5				4	1	3	0	0	0	0	Toronto Blue Jays @ Oakland Athletics Oakland-Alameda County Coliseum, Oakland, CA Mon Aug 22 1977, 7:05 PM PDT Att: 4,429 - Unknown livebaseballscorecards.com			
Larry Murray, S OBP: 0.240, SLG: 0.265	SH1-3		1-3			6-3			1-3	3	0	0	0	0	2					
Mitchell Page, L OBP: 0.365, SLG: 0.495										1	0	0	0	2	0	0				
Matt Alexander, S OBP: 0.310, SLG: 0.237	1B BB				4-3		CS BB		4-3	1	0	0	0	0	0	0				
Jerry Tabb, L OBP: 0.276, SLG: 0.362					F7		CS		F6	4	0	1	1	0	0	0				
Manny Sanguillen, R OBP: 0.284, SLG: 0.327	G4-6-3								F4	3	0	0	0	1	0	2				
Wayne Gross, L OBP: 0.325, SLG: 0.395										3	0	1	0	0	1	1				
Sheldon Mallory, L OBP: 0.305, SLG: 0.286		K			G3					0	1	0	0	0	0	0				
Marty Perez, R OBP: 0.301, SLG: 0.338							S 2B		1B	0	0	0	0	0	0	0				
Jim Tyrone, R OBP: 0.305, SLG: 0.320					1-3					3	1	1	1	0	0	0				
Tim Hosley, R OBP: 0.327, SLG: 0.273					F3					2	1	0	0	1	0	0				
Rob Picciolo, R OBP: 0.192, SLG: 0.211										2	0	0	0	0	1	0				
Willie Crawford, L OBP: 0.306, SLG: 0.307					F6					1	1	1	3	0	0	0				
Rich McKinney, R OBP: 0.233, SLG: 0.312										0	0	0	0	0	0	0				
Inning Stats	R: 1 E: 0 K: 0 S: 4	H: 2 LOB: 1 BB: 1 P: 8	R: 0 E: 0 K: 1 S: 5	H: 0 LOB: 0 BB: 0 P: 5	R: 0 E: 0 K: 0 S: 3	H: 1 LOB: 0 BB: 0 P: 3	R: 0 E: 0 K: 0 S: 3	H: 0 LOB: 1 BB: 1 P: 7	R: 0 E: 0 K: 1 S: 5	H: 0 LOB: 0 BB: 0 P: 5	R: 0 E: 0 K: 0 S: 2	H: 0 LOB: 0 BB: 1 P: 6	R: 4 E: 0 K: 0 S: 7	H: 4 LOB: 1 BB: 1 P: 11	R: 0 E: 0 K: 0 S: 3	H: 0 LOB: 0 BB: 0 P: 3	1B: 5 2B: 1 3B: 0 HR: 1	SF: 0 SAC: 1 DP: 1 HBP: 0	WP: 1 PB: 0 SB: 1 CS: 2	PA: 33
PITCHER	IP WLS BF H R ER SO BB IBB HBP BLK WP HR S P ERA WHIP	8.0 L 32 7 5 5 2 4 0 0 0 1 1 32 48 5.62 1.375																		



Batter	1	2	3	4	5	6	7	8	9	AB	R	H	RBI	BB	SO	LOB	TOP										
John Scott, R OBP: 0.281, SLG: 0.298 Al Woods, L OBP: 0.329, SLG: 0.368	1-3	G6-3			5-3	2B	L7		FC3-6	3	0	0	0	0	0	2	<p>Toronto Blue Jays @ Oakland Athletics Oakland-Alameda County Coliseum, Oakland, CA</p> <p>Tue Aug 23 1977, 7:05 PM PDT Att: 3,797 - Unknown</p> <p>livebaseballscorecards.com</p> 										
Steve Stagg, R OBP: 0.357, SLG: 0.374	K		F8			2B		5-3	FC6-4	4	1	0	1	2	1	2											
Otto Velez, R OBP: 0.364, SLG: 0.465	E9		1B		L7			2B		3	1	2	3	2	0	1											
Doug Rader, R OBP: 0.344, SLG: 0.435	K		F9		K			L8		5	0	1	1	0	2	4											
Doug Ault, R OBP: 0.326, SLG: 0.398		K			5-3			F9		5	0	1	0	0	2	1											
Roy Howell, L OBP: 0.376, SLG: 0.388		1B			E6			F5		5	2	3	0	0	0	3											
Hector Torres, R OBP: 0.291, SLG: 0.359		1B			6-3			FC3-6		3	1	1	0	2	0	1											
Rick Cerone, R OBP: 0.286, SLG: 0.364		1B			5-3			FC3-6		4	1	3	2	1	0	0											
Steve Bowling, R OBP: 0.287, SLG: 0.190		1B						F3		5	1	3	1	0	1	5											
Inning Stats	R: 0 E: 1 K: 2 S: 8	H: 1 LOB: 1 BB: 0 P: 8	R: 2 E: 0 K: 1 S: 8	H: 4 LOB: 1 BB: 0 P: 8	R: 0 E: 0 K: 0 S: 4	H: 1 LOB: 1 BB: 0 P: 3	R: 0 E: 0 K: 0 S: 3	H: 0 LOB: 1 BB: 1 P: 9	R: 5 E: 1 K: 0 S: 7	H: 4 LOB: 1 BB: 2 P: 15	R: 0 E: 0 K: 2 S: 8	H: 1 LOB: 3 BB: 2 P: 16	R: 1 E: 0 K: 0 S: 4	H: 1 LOB: 1 BB: 1 P: 8	R: 0 E: 0 K: 0 S: 4	H: 1 LOB: 2 BB: 1 P: 8	1B: 12 2B: 2 3B: 0 HR: 0	SF: 0 SAC: 0 DP: 1 HBP: 0	WP: 0 PB: 0 SB: 0 CS: 0	PA: 47							
PITCHER	IP	WLS	BF	H	R	ER	SO	BB	IBB	HBP	BLK	WP	HR	S	P	ERA	WHIP										
Jim Umberger, L ERA: 6.55	(1, 1)	5.2	L	27	10	5	5	4	2	0	0	0	0	33	41	7.94	2.118										
Steve Dunning, R ERA: 4.32	(6, 1)	3.1		20	4	3	3	2	5	1	0	0	0	18	42	8.10	2.700										

Batter	1	2	3	4	5	6	7	8	9	AB	R	H	RBI	BB	SO	LOB	BOTTOM										
Bill North, S OBP: 0.355, SLG: 0.326 Larry Murray, S OBP: 0.245, SLG: 0.265	S	1-3			5-3			BB		2	0	0	0	1	0	2	<p>Toronto Blue Jays @ Oakland Athletics Oakland-Alameda County Coliseum, Oakland, CA</p> <p>Tue Aug 23 1977, 7:05 PM PDT Att: 3,797 - Unknown</p> <p>livebaseballscorecards.com</p> 										
Rodney Scott, S OBP: 0.332, SLG: 0.283					4-3			BB		2	0	1	0	2	0	0											
Mitchell Page, L OBP: 0.361, SLG: 0.489	F2		FC6-4					FC6-4		4	0	0	0	0	1	4											
Jerry Tabb, L OBP: 0.275, SLG: 0.370	L8		G3					F7		4	0	1	0	0	0	4											
Jim Tyrone, R OBP: 0.298, SLG: 0.312	K		K					F9		4	0	0	0	0	2	5											
Manny Sanguillen, R OBP: 0.286, SLG: 0.329		1B						F3		4	0	2	0	0	0	1											
Wayne Gross, L OBP: 0.324, SLG: 0.392		L8			G1-6-3			G3		3	0	0	0	1	0	2											
Jeff Newman, R OBP: 0.252, SLG: 0.333		F8			5-3			F3		4	0	0	0	0	1	2											
Rob Picciolo, R OBP: 0.194, SLG: 0.213					F9			G1-6-3		3	0	1	0	0	0	1											
Inning Stats	R: 0 E: 0 K: 1 S: 5	H: 0 LOB: 2 BB: 2 P: 13	R: 0 E: 0 K: 0 S: 5	H: 2 LOB: 2 BB: 0 P: 5	R: 0 E: 0 K: 1 S: 6	H: 1 LOB: 1 BB: 0 P: 6	R: 0 E: 0 K: 0 S: 3	H: 1 LOB: 0 BB: 0 P: 3	R: 0 E: 0 K: 1 S: 6	H: 1 LOB: 1 BB: 0 P: 6	R: 0 E: 0 K: 0 S: 2	H: 0 LOB: 0 BB: 1 P: 6	R: 1 E: 1 K: 0 S: 3	H: 0 LOB: 1 BB: 2 P: 11	R: 0 E: 0 K: 1 S: 5	H: 0 LOB: 0 BB: 0 P: 5	1B: 4 2B: 1 3B: 0 HR: 0	SF: 0 SAC: 0 DP: 2 HBP: 0	WP: 0 PB: 0 SB: 2 CS: 0	PA: 35							
PITCHER	IP	WLS	BF	H	R	ER	SO	BB	IBB	HBP	BLK	WP	HR	S	P	ERA	WHIP										
Jim Clancy, R ERA: 5.77	(1, 1)	8.0	W	32	5	1	0	3	5	0	0	0	0	33	53	0.00	0.000										
Tom Murphy, R ERA: 5.13	(9, 1)	1.0		3	0	0	0	1	0	0	0	0	0	5	5	0.00	0.000										

Batter	1	2	3	4	5	6	7	8	9	AB	R	H	RBI	BB	SO	LOB	TOP					
Steve Staggs, R OBP: 0.353, SLG: 0.369 (1,4)	6-3	4-3		BB 1B		G3		F3		5	0	1	1	0	0	3	Toronto Blue Jays @ Seattle Mariners The Kingdome, Seattle, WA Wed Aug 24 1977, 10:05 PM EDT Dome					
Al Woods, L OBP: 0.330, SLG: 0.367 (1,7)	CS BB		3-1	BB 1B		F7		FC4-6		4	0	1	1	1	0	1						
Roy Howell, L OBP: 0.385, SLG: 0.392 (1,5)	BB		FC4-6	FC4		4-3		1B		3	0	2	0	2	0	0						
Otto Velez, R OBP: 0.361, SLG: 0.459 (1,9)	4-3		K	FC4		1B HR		K		4	1	0	0	1	2	7						
Ron Fairly, L OBP: 0.366, SLG: 0.460 (1,3)	HR		FC4-6			F4		K		5	2	2	1	0	1	1						
Sam Ewing, L OBP: 0.347, SLG: 0.379 (1,10)	BB 1B			4-3 SH3		HR		K		2	1	2	0	0	0	0						
Doug Rader, R OBP: 0.344, SLG: 0.442 (5, FH)				1B		HR		K		3	1	1	1	0	1	2						
Hector Torres, R OBP: 0.290, SLG: 0.371 (1,6)	K		SH3	4-3		HR		6-3		4	1	1	3	0	1	1						
Alan Ashby, S OBP: 0.290, SLG: 0.277 (1,2)	L7		4-3	K		F5				4	0	0	0	0	1	2						
Steve Bowling, R OBP: 0.306, SLG: 0.198 (1,8)	BB		1B	1B		F8		FC4-6		2	1	1	0	2	0	0						
Inning Stats	R: 0 E: 0 K: 0 S: 2	H: 0 LOB: 1 BB: 2 P: 10	R: 1 E: 0 K: 1 S: 7	H: 2 LOB: 2 BB: 1 P: 11	R: 0 E: 0 K: 1 S: 6	H: 1 LOB: 1 BB: 0 P: 6	R: 2 E: 0 K: 0 S: 6	H: 3 LOB: 3 BB: 2 P: 14	R: 1 E: 0 K: 1 S: 6	H: 1 LOB: 0 BB: 0 P: 6	R: 0 E: 0 K: 0 S: 3	H: 0 LOB: 0 BB: 0 P: 3	R: 3 E: 0 K: 0 S: 5	H: 2 LOB: 0 BB: 1 P: 9	R: 0 E: 0 K: 1 S: 7	H: 2 LOB: 2 BB: 0 P: 7	R: 0 E: 0 K: 2 S: 7	H: 0 LOB: 0 BB: 0 P: 7	1B: 8 2B: 0 3B: 0 HR: 3	SF: 0 SAC: 1 DP: 0 HBP: 0	WP: 0 PB: 0 SB: 0 CS: 1	PA: 43
PITCHER	IP	WLS	BF	H	R	ER	SO	BB	IBB	HBP	BLK	WP	HR	S	P	ERA	WHIP					
Dick Pole, R ERA: 4.86 (1,1)	3.2	L	20	6	3	3	2	4	0	0	0	0	1	20	36	7.36	2.727					
Mike Kekich, L ERA: 5.45 (4,1)	2.2		12	2	3	3	1	2	0	0	0	0	1	12	20	10.12	1.500					
Diego Segui, R ERA: 5.51 (7,1)	0.2		3	1	1	1	0	0	0	0	0	0	1	3	3	13.50	1.500					
Rick Honeycutt, L ERA: (8,1)	2.0		8	2	0	0	3	0	0	0	0	0	0	14	14	0.00	1.000					

Batter	1	2	3	4	5	6	7	8	9	AB	R	H	RBI	BB	SO	LOB	BOTTOM					
Dave Collins, S OBP: 0.289, SLG: 0.305 (1,7)	L9		K		FC5			F3		4	0	0	0	0	1	2	Toronto Blue Jays @ Seattle Mariners The Kingdome, Seattle, WA Wed Aug 24 1977, 10:05 PM EDT Dome					
Julio Cruz, S OBP: 0.303, SLG: 0.292 (1,4)	G3		F8			K		5-3		4	0	1	0	0	1	0						
Dan Meyer, L OBP: 0.333, SLG: 0.460 (1,3)	G3			K		F7		F9		4	0	0	0	0	1	1						
Leroy Stanton, R OBP: 0.331, SLG: 0.491 (1,10)	BB			K		F8		FC3-6		2	0	0	0	2	1	0						
Ruppert Jones, L OBP: 0.325, SLG: 0.474 (1,8)	F7			4-3		F9-3		FC3-6		4	0	1	0	0	0	3						
Bill Stein, R OBP: 0.288, SLG: 0.403 (1,5)		5-3			L9		F9-3	FC6-4		4	0	1	0	0	0	1						
Carlos Lopez, R OBP: 0.302, SLG: 0.413 (1,9)	F9			FC5	1B		1B	FC6-4		4	0	2	0	0	0	2						
Larry Milbourne, S OBP: 0.245, SLG: 0.293 (1,6)	F4				F7		F7			3	0	0	0	0	0	2						
Larry Cox, R OBP: 0.309, SLG: 0.416 (1,2)			F8		1B			6-3		3	0	1	0	0	0	0						
Inning Stats	R: 0 E: 0 K: 0 S: 4	H: 1 LOB: 2 BB: 1 P: 8	R: 0 E: 0 K: 0 S: 3	H: 0 LOB: 0 BB: 0 P: 3	R: 0 E: 0 K: 1 S: 5	H: 0 LOB: 0 BB: 0 P: 5	R: 0 E: 0 K: 2 S: 7	H: 0 LOB: 0 BB: 0 P: 7	R: 0 E: 0 K: 0 S: 5	H: 2 LOB: 2 BB: 0 P: 5	R: 0 E: 0 K: 1 S: 5	H: 0 LOB: 0 BB: 0 P: 5	R: 0 E: 0 K: 0 S: 4	H: 2 LOB: 1 BB: 0 P: 4	R: 0 E: 0 K: 0 S: 3	H: 0 LOB: 0 BB: 0 P: 3		R: 0 E: 0 K: 0 S: 4	H: 1 LOB: 2 BB: 1 P: 8	1B: 6 2B: 1 3B: 0 HR: 0	SF: 0 SAC: 0 DP: 1 HBP: 0	WP: 0 PB: 0 SB: 0 CS: 0
PITCHER	IP	WLS	BF	H	R	ER	SO	BB	IBB	HBP	BLK	WP	HR	S	P	ERA	WHIP					
Jerry Garvin, L ERA: 3.8 (1,1)	9.0	W	34	6	0	0	4	2	0	0	0	0	0	40	48	0.00	0.889					

AB	36
R	7
H	11
RBI	7
BB	6
SO	6
LOB	17



Batter	1	2	3	4	5	6	7	8	9	AB	R	H	RBI	BB	SO	LOB	TOP					
Steve Staggs, R OBP: 0.354, SLG: 0.380 (1, 4)	K				4-3			F3		5	1	2	0	0	1	0	Toronto Blue Jays @ Seattle Mariners The Kingdome, Seattle, WA Wed Aug 24 1977, 10:05 PM EDT Att: 13,253 - Dome					
Al Woods, L OBP: 0.331, SLG: 0.370 (1, 7)	K		F5		BB 1B 1B		E7 1B 2B	F7		5	2	2	0	0	1	1						
Roy Howell, L OBP: 0.386, SLG: 0.392 (1, 10)	K		4-3		BB 1-2 1B		2B 2B	4-3		5	2	2	0	0	1	1						
Otto Velez, R OBP: 0.359, SLG: 0.453 (1, 9)		5-3		K	1B 1-2 2-3 BB		K	F3		4	0	0	0	1	2	2						
Ron Fairly, L OBP: 0.365, SLG: 0.458 (1, 3)		F4		F8			K			4	0	1	2	0	1	2						
Doug Ault, R OBP: 0.326, SLG: 0.397 (7, 3)					1-3 2-H 3-H 1B					1	0	0	0	0	1	0						
Doug Radler, R OBP: 0.347, SLG: 0.453 (1, 5)					F8		2B 1B BB			3	3	2	1	1	0	2						
Dave McKay, S OBP: 0.211, SLG: 0.256 (8, 5)		1B 2B		HR						1	0	0	0	0	1	0						
Hector Torres, R OBP: 0.298, SLG: 0.382 (1, 6)					FC6-4 1B		F9	1B 2B		4	1	3	3	0	0	0						
Rick Cerone, R OBP: 0.282, SLG: 0.351 (1, 2)					FC6-4 1-2		K	1B 2B		4	0	1	2	0	1	2						
Steve Bowling, R OBP: 0.294, SLG: 0.188 (1, 8)			K				F7	F3		4	0	0	0	0	2	1						
Inning Stats	R: 0 E: 0 K: 3 S: 9	H: 0 LOB: 0 BB: 0 P: 9	R: 1 E: 0 K: 0 S: 5	H: 2 LOB: 1 BB: 0 P: 5	R: 0 E: 0 K: 1 S: 6	H: 1 LOB: 1 BB: 0 P: 6	R: 1 E: 0 K: 1 S: 7	H: 2 LOB: 1 BB: 0 P: 7	R: 2 E: 0 K: 0 S: 6	H: 3 LOB: 2 BB: 1 P: 10	R: 0 E: 0 K: 1 S: 5	H: 0 LOB: 0 BB: 0 P: 5	R: 5 E: 1 K: 3 S: 14	H: 5 LOB: 1 BB: 1 P: 18	R: 0 E: 0 K: 0 S: 3	H: 0 LOB: 0 BB: 0 P: 3	R: 0 E: 0 K: 2 S: 7	H: 0 LOB: 0 BB: 0 P: 7	1B: 8 2B: 3 3B: 1 HR: 1	SF: 0 SAC: 0 DP: 0 HBP: 0	WP: 0 PB: 0 SB: 1 CS: 0	PA: 42
PITCHER	IP WLS BF H R ER SO BB IBB HBP BLK WP HR S P ERA WHIP																					
Glenn Abbott, R ERA: 4.15 (1, 1)	4.2 L 23 8 4 4 5 1 0 0 0 0 0 1 32 36 7.71 1.929																					
Enrique Romo, R ERA: 3.11 (5, 1)	2.0 11 4 5 5 3 1 0 0 0 0 0 0 16 20 22.50 2.500																					
Bill Laxton, L ERA: 4.58 (7, 1)	2.1 8 1 0 0 3 0 0 0 0 0 0 0 14 14 0.00 0.429																					

AB 40
R 9
H 13
RBI 8
BB 2
SO 11
LOB 11



Batter	1	2	3	4	5	6	7	8	9	AB	R	H	RBI	BB	SO	LOB	BOTTOM			
Steve Braun, L OBP: 0.337, SLG: 0.299 (1, 7)	E4 6-3 SH1-4 HR		K		F8			E8 4-3 2B		4	2	1	0	0	1	0	Toronto Blue Jays @ Seattle Mariners The Kingdome, Seattle, WA Wed Aug 24 1977, 10:05 PM EDT Att: 13,253 - Dome			
Jose Baez, R OBP: 0.328, SLG: 0.339 (1, 4)	SH1-4		1B				BB	1-3		2	0	1	0	1	0	1				
Dan Meyer, L OBP: 0.330, SLG: 0.456 (1, 3)	6-3		L9		4-3			4-3		4	0	0	1	0	0	3				
Leroy Stanton, R OBP: 0.332, SLG: 0.500 (1, 9)							5-3			4	1	2	2	0	1	0				
Ruppert Jones, L OBP: 0.324, SLG: 0.472 (1, 8)							F9			4	0	1	0	0	1	2				
Juan Bernhardt, R OBP: 0.286, SLG: 0.354 (1, 5)					5-3		F9			4	0	0	0	0	0	1				
Bob Stinson, S OBP: 0.373, SLG: 0.495 (1, 10)		K			G4-6-3 1B			F9		3	0	1	0	1	1	1				
Craig Reynolds, L OBP: 0.260, SLG: 0.285 (1, 6)					G4-6-3 1B			L3		4	0	1	0	0	0	3				
Skip Jutze, R OBP: 0.293, SLG: 0.372 (1, 2)					FC6-4 1-2			F4		3	0	0	0	0	0	1				
Inning Stats	R: 2 E: 1 K: 1 S: 7	H: 1 LOB: 0 BB: 0 P: 7	R: 0 E: 0 K: 1 S: 6	H: 1 LOB: 0 BB: 0 P: 6	R: 0 E: 0 K: 0 S: 3	H: 2 LOB: 0 BB: 0 P: 7	R: 0 E: 0 K: 0 S: 3	H: 1 LOB: 0 BB: 0 P: 3	R: 0 E: 0 K: 0 S: 2	H: 0 LOB: 0 BB: 1 P: 6	R: 0 E: 0 K: 1 S: 6	H: 0 LOB: 0 BB: 0 P: 6	R: 1 E: 1 K: 1 S: 6	H: 1 LOB: 0 BB: 0 P: 6	R: 0 E: 0 K: 0 S: 4	H: 1 LOB: 1 BB: 0 P: 4	1B: 5 2B: 2 3B: 0 HR: 1	SF: 0 SAC: 1 DP: 2 HBP: 0	WP: 0 PB: 0 SB: 0 CS: 0	PA: 35
PITCHER	IP WLS BF H R ER SO BB IBB HBP BLK WP HR S P ERA WHIP																			
Jesse Jefferson, R ERA: 4.14 (1, 1)	9.0 W 35 7 3 0 4 2 0 0 0 0 0 1 41 49 0.00 1.000																			

AB 32
R 3
H 7
RBI 3
BB 2
SO 4
LOB 12



Batter	1	2	3	4	5	6	7	8	9	AB	R	H	RBI	BB	SO	LOB	TOP								
Bill North, S OBP: 0.365, SLG: 0.327 Larry Murray, S OBP: 0.237, SLG: 0.255	4-3		6-3	4-3 SH3 1-2 1B		4-0 1B 2B BB	4-3		K	3	1	1	0	1	0	0									
Rodney Scott, S OBP: 0.333, SLG: 0.282	4-3		4-0 F S G3 BB	SH3 1-2 2-3		4-0 1-2 2B 1B	1-3		F7	4	2	1	0	1	0	2									
Mitchell Page, L OBP: 0.369, SLG: 0.483 Sheldon Mallory, L OBP: 0.301, SLG: 0.282 Matt Alexander, S OBP: 0.310, SLG: 0.237	4-0 BB		E7 1B G3 2B	4-3 2-3 3-H		4-3 1-2 1B 2B			1B	4	2	2	3	1	0	2									
Jerry Tabb, L OBP: 0.278, SLG: 0.398	G3		G3	K		4-3 2-3			L8	5	0	0	1	0	1	5									
Earl Williams, R OBP: 0.291, SLG: 0.419			F3	2B WP 1B		F7			K	5	1	2	1	0	1	1									
Manny Sanguillen, R OBP: 0.291, SLG: 0.335			BB 1B	WP 1-3 3-H 2B		BB 1B			F8	5	0	3	1	0	0	2									
Wayne Gross, L OBP: 0.334, SLG: 0.391			G5-3 1B	K2-3 2-3 3-H		BB 1B			E6 FC6-4	4	0	2	0	1	1	1									
Jim Tyrone, R OBP: 0.297, SLG: 0.335			BB 1-2 2-3	1B		K			FC6-4	4	1	1	0	1	1	5									
Rob Picciolo, R OBP: 0.199, SLG: 0.221	G5-3		G3	SH3 1B 4-3 1B		L5			E5	5	1	1	1	0	0	6									
Inning Stats	R: 0 E: 0 K: 0 S: 3	H: 0 LOB: 1 BB: 1 P: 7	R: 0 E: 0 K: 0 S: 4	H: 2 LOB: 2 BB: 1 P: 8	R: 3 E: 1 K: 1 S: 8	H: 2 LOB: 1 BB: 1 P: 12	R: 2 E: 0 K: 1 S: 8	H: 3 LOB: 1 BB: 0 P: 8	R: 0 E: 0 K: 1 S: 6	H: 1 LOB: 2 BB: 1 P: 10	R: 3 E: 0 K: 0 S: 7	H: 4 LOB: 2 BB: 1 P: 11	R: 0 E: 0 K: 0 S: 3	H: 0 LOB: 1 BB: 0 P: 3	R: 0 E: 0 K: 1 S: 6	H: 1 LOB: 1 BB: 0 P: 6	R: 0 E: 2 K: 1 S: 7	H: 0 LOB: 0 BB: 0 P: 7	1B: 10 2B: 2 3B: 1 HR: 0	SF: 0 SAC: 1 DP: 1 HBP: 0	WP: 1 PB: 0 SB: 1 CS: 0	PA: 47			
PITCHER	IP	WLS	BF	H	R	ER	SO	BB	IBB	HBP	BLK	WP	HR	S	P	ERA	WHIP								
Jeff Byrd, R ERA: 5.24	3.0	L	19	7	5	2	1	3	0	0	0	1	0	18	30	6.00	3.333								
Mike Willis, L ERA: 4.89	2.1		12	3	3	3	2	2	0	0	0	0	0	14	22	11.57	2.143								
Jerry Johnson, R ERA: 4.25	3.2		16	3	0	0	2	0	0	0	0	0	0	20	20	0.00	0.818								

Oakland Athletics @ Toronto Blue Jays
Exhibition Stadium, Toronto, ON
Fri Aug 26 1977, 7:05 PM EDT
Att: 22,536 - Unknown - 75 F

AB	41
R	8
H	13
RBI	7
BB	5
SO	5
LOB	26



Batter	1	2	3	4	5	6	7	8	9	AB	R	H	RBI	BB	SO	LOB	BOTTOM								
Steve Stagg, R OBP: 0.347, SLG: 0.371	K	6-3			4-3		6-3		F9	5	0	0	0	0	1	0									
Al Woods, L OBP: 0.332, SLG: 0.370	E 1B		G3		E 1B		K		1-3	5	2	2	0	0	1	0									
Roy Howell, L OBP: 0.384, SLG: 0.394	E5 BB 1B WP		G3		E4 1B		2B			4	1	1	0	0	0	2									
Ron Fairly, L OBP: 0.369, SLG: 0.460	WP BB 1-2 2-H 1B		BB		FC6-4 1-2 2-H 1B		F9			3	0	2	2	1	0	1									
Doug Rader, R OBP: 0.344, SLG: 0.449	K		K		K				K	4	0	0	0	0	4	5									
Sam Ewing, L OBP: 0.348, SLG: 0.377 Doug Ault, R OBP: 0.326, SLG: 0.401	4-0 WP BB 1-2 2-3		4-3		FC6-4 1-2				2B	1	0	0	0	1	0	0									
Hector Torres, R OBP: 0.293, SLG: 0.376	4-3 1-2 2-3 3-H		K		1-3				F4	4	0	0	0	0	1	3									
Rick Cerone, R OBP: 0.256, SLG: 0.317			G1		F7		F6		F5	4	0	0	0	0	1										
Steve Bowling, R OBP: 0.292, SLG: 0.225			5-3		HR		5-3		F2	4	1	1	1	0	0	0									
Inning Stats	R: 2 E: 1 K: 2 S: 10	H: 2 LOB: 2 BB: 1 P: 14	R: 0 E: 0 K: 0 S: 3	H: 0 LOB: 0 BB: 0 P: 3	R: 0 E: 0 K: 1 S: 5	H: 0 LOB: 1 BB: 1 P: 9	R: 0 E: 0 K: 1 S: 5	H: 0 LOB: 0 BB: 0 P: 5	R: 2 E: 1 K: 1 S: 9	H: 3 LOB: 2 BB: 0 P: 9	R: 0 E: 0 K: 0 S: 3	H: 0 LOB: 0 BB: 0 P: 3	R: 0 E: 0 K: 1 S: 6	H: 1 LOB: 1 BB: 0 P: 6	R: 0 E: 0 K: 1 S: 6	H: 1 LOB: 1 BB: 0 P: 6	R: 0 E: 0 K: 0 S: 3	H: 0 LOB: 0 BB: 0 P: 3	1B: 4 2B: 2 3B: 0 HR: 1	SF: 0 SAC: 0 DP: 0 HBP: 0	WP: 1 PB: 0 SB: 0 CS: 0	PA: 38			
PITCHER	IP	WLS	BF	H	R	ER	SO	BB	IBB	HBP	BLK	WP	HR	S	P	ERA	WHIP								
Rick Langford, R ERA: 3.59	4.1		22	5	4	2	4	2	0	0	0	1	1	28	36	4.15	1.615								
Pablo Torrealba, L ERA: 1.02	4.2	W	16	2	0	0	3	0	0	0	0	0	0	22	22	0.00	0.429								

Oakland Athletics @ Toronto Blue Jays
Exhibition Stadium, Toronto, ON
Fri Aug 26 1977, 7:05 PM EDT
Att: 22,536 - Unknown - 75 F

AB	36
R	4
H	7
RBI	3
BB	2
SO	7
LOB	14



Batter	1	2	3	4	5	6	7	8	9	AB	R	H	RBI	BB	SO	LOB	TOP										
Bill North, S OBP: 0.374, SLG: 0.338 Larry Murray, S OBP: 0.234, SLG: 0.252	0-0 S 2B	0-0 1B		0-0 S 1B	0-0 FC4		0-3 K		0-0 F7	4	2	3	0	0	0	2											
Rodney Scott, S OBP: 0.338, SLG: 0.289	0-0 F7	0-0 3-1		0-0 1B		0-0 G3	0-0 1B			5	0	3	0	0	0	3											
Mitchell Page, L OBP: 0.363, SLG: 0.481 Jeff Newman, R OBP: 0.261, SLG: 0.374	4-0 2B		0-0 6-3	0-0 PO	4-0 BB		0-0 G3	4-0 BB		2	1	0	0	3	0	1											
Jerry Tabb, L OBP: 0.274, SLG: 0.386	0-3 K		0-0 1B	0-0 F8		0-0 L1	0-0 F7			5	1	1	0	0	1	7											
Earl Williams, R OBP: 0.296, SLG: 0.426 Sheldon Mallory, L OBP: 0.301, SLG: 0.282	0-0 1B		0-0 E3	0-0 PO	0-0 6-3	0-0 6-3		0-0 CS	0-0 1B	5	2	3	2	0	0	1											
Manny Sanguillen, R OBP: 0.296, SLG: 0.338 Matt Alexander, S OBP: 0.302, SLG: 0.231	0-0 1B		0-0 F9		0-0 3-1	0-0 1B	0-0 1B	0-0 P1		4	1	3	1	0	0	1											
Wayne Gross, L OBP: 0.333, SLG: 0.389		0-0 F7	0-0 E8	0-0 3-1		0-0 1B	0-3 K			5	1	1	0	0	1	2											
Jim Tyrone, R OBP: 0.311, SLG: 0.341		0-0 1B	4-0 FC5-4	0-0 1B	0-0 3-1	0-0 1B	4-0 BB	0-0 F5		3	0	2	1	2	0	0											
Rob Piccolo, R OBP: 0.203, SLG: 0.225		0-0 F6	0-0 FC5-4	0-0 FC4		0-0 1B	0-0 1B	0-0 6-3		5	0	2	2	0	0	3											
Inning Stats	R: 3 E: 0 K: 1 S: 7	H: 3 LOB: 1 BB: 1 P: 11	R: 0 E: 0 K: 0 S: 5	H: 2 LOB: 2 BB: 0 P: 5	R: 2 E: 2 K: 0 S: 6	H: 2 LOB: 2 BB: 1 P: 10	R: 1 E: 0 K: 0 S: 3	H: 2 LOB: 0 BB: 1 P: 7	R: 1 E: 0 K: 0 S: 6	H: 3 LOB: 2 BB: 0 P: 6	R: 0 E: 0 K: 0 S: 4	H: 1 LOB: 1 BB: 0 P: 4	R: 2 E: 0 K: 1 S: 8	H: 4 LOB: 3 BB: 2 P: 16	R: 0 E: 0 K: 1 S: 5	H: 1 LOB: 1 BB: 0 P: 5	R: 0 E: 0 K: 0 S: 3	H: 0 LOB: 0 BB: 0 P: 3	1B: 17 2B: 1 3B: 0 HR: 0	SF: 0 SAC: 0 DP: 0 HBP: 0	WP: 1 PB: 0 SB: 6 CS: 1	PA: 47					
PITCHER	IP	WLS	BF	H	R	ER	SO	BB	IBB	HBP	BLK	WP	HR	S	P	ERA	WHIP										
Dave Lemanczyk, R ERA: 4.48	3.1	L	20	9	6	4	1	2	0	0	0	1	0	20	28	10.80	3.300										
Tom Murphy, R ERA: 5.37	2.2		15	6	3	3	0	2	0	0	0	0	0	13	21	10.12	3.000										
Pete Vuckovich, R ERA: 3.49	1.0		5	2	0	0	1	1	0	0	0	0	0	6	10	0.00	3.000										
Mike Willis, L ERA: 4.66	2.0		6	1	0	0	1	0	0	0	0	0	0	8	8	0.00	0.500										

Oakland Athletics @ Toronto Blue Jays
Exhibition Stadium, Toronto, ON
Sat Aug 27 1977, 3:33 AM EDT
Att: 23,651 - Unknown - 73 F

AB 41
R 9
H 18
RBI 6
BB 5
SO 3
LOB 22



Batter	1	2	3	4	5	6	7	8	9	AB	R	H	RBI	BB	SO	LOB	BOTTOM										
Steve Stagg, R OBP: 0.340, SLG: 0.364	0-0 1-3	0-0 6-3		0-0 F9		0-0 F4		0-0 SF8		4	0	0	1	0	0	3											
Al Woods, L OBP: 0.330, SLG: 0.371	0-0 F6		0-0 F4		0-0 4-3		0-0 5-3	0-0 2B		5	0	1	2	0	0	0											
Roy Howell, L OBP: 0.388, SLG: 0.399	0-0 1B		0-0 2B		0-0 6-3		4-0 BB	0-0 6-3		4	1	2	0	1	0	1											
Ron Fairly, L OBP: 0.364, SLG: 0.454	0-3 K		0-0 F7		0-0 G3		0-0 F2		0-0 F4	5	0	0	0	0	1	3											
Doug Rader, R OBP: 0.345, SLG: 0.454		0-0 F9	4-0 2B		0-0 HR		0-0 F9		0-3 K	4	2	1	1	1	1	1											
Sam Ewing, L OBP: 0.346, SLG: 0.381 Otto Velez, R OBP: 0.360, SLG: 0.452		0-0 F8	0-0 2B		0-0 F7		4-0 BB	0-3 K		3	0	1	2	0	0	0											
Hector Torres, R OBP: 0.300, SLG: 0.379		4-0 WP	0-0 F8		0-0 5-3		0-0 1B		0-0 2B	3	2	2	0	1	0	1											
Alan Ashby, S OBP: 0.289, SLG: 0.277		0-0 2B		0-0 G3		0-0 5-3		0-0 F8		4	1	1	1	0	0	3											
Steve Bowling, R OBP: 0.309, SLG: 0.242		0-0 2B		0-0 K		0-0 BB		4-0 2B		2	1	1	1	2	1	0											
Inning Stats	R: 0 E: 0 K: 1 S: 6	H: 1 LOB: 1 BB: 0 P: 6	R: 2 E: 0 K: 0 S: 5	H: 2 LOB: 1 BB: 1 P: 9	R: 2 E: 0 K: 0 S: 5	H: 2 LOB: 1 BB: 1 P: 9	R: 0 E: 0 K: 1 S: 5	H: 0 LOB: 0 BB: 0 P: 5	R: 0 E: 0 K: 0 S: 3	H: 0 LOB: 0 BB: 0 P: 3	R: 1 E: 0 K: 0 S: 5	H: 2 LOB: 2 BB: 1 P: 9	R: 0 E: 0 K: 0 S: 3	H: 0 LOB: 1 BB: 1 P: 7	R: 3 E: 0 K: 0 S: 5	H: 2 LOB: 1 BB: 2 P: 13	R: 0 E: 0 K: 2 S: 7	H: 0 LOB: 0 BB: 0 P: 7	1B: 4 2B: 4 3B: 0 HR: 1	SF: 1 SAC: 0 DP: 0 HBP: 0	WP: 2 PB: 0 SB: 0 CS: 0	PA: 42					
PITCHER	IP	WLS	BF	H	R	ER	SO	BB	IBB	HBP	BLK	WP	HR	S	P	ERA	WHIP										
Doc Medich, R ERA: 4.71	5.1	W	25	7	5	5	2	2	0	0	0	1	1	27	35	8.44	1.688										
Bob Lacey, L ERA: 3.53	2.0		11	1	3	3	0	4	0	0	0	0	0	7	23	13.50	2.500										
Doug Bair, R ERA: 4.01	1.2	S	6	1	0	0	2	0	0	0	0	0	0	10	10	0.00	0.600										

Oakland Athletics @ Toronto Blue Jays
Exhibition Stadium, Toronto, ON
Sat Aug 27 1977, 3:33 AM EDT
Att: 23,651 - Unknown - 73 F

AB 35
R 8
H 9
RBI 8
BB 6
SO 4
LOB 12



Batter	1	2	3	4	5	6	7	8	9	AB	R	H	RBI	BB	SO	LOB	TOP									
Bill North, S OBP: 0.378, SLG: 0.335 Larry Murray, S OBP: 0.231, SLG: 0.248	0-3 K		4-0 CS BB			4-0 L1-4 BB		0-0 1-3	0-3 K	1	0	0	0	2	1	0										
Rodney Scott, S OBP: 0.337, SLG: 0.285	0-0 G3		4-0 S BB			0-0 L1-4		0-0 F8		3	0	0	0	1	0	1										
Mitchell Page, L OBP: 0.384, SLG: 0.487	0-0 4-3		0-0 4-3			4-0 2B BB		0-0 HR		3	2	1	1	1	0	1										
Earl Williams, R OBP: 0.296, SLG: 0.427		0-0 F9		0-0 5-3		0-0 1-H 2B		0-0 F8		4	0	1	1	0	0	0										
Manny Sanguillen, R OBP: 0.294, SLG: 0.340		0-0 2B		0-0 F4		0-0 1-3		0-0 6-3		4	1	1	0	0	0	1										
Wayne Gross, L OBP: 0.336, SLG: 0.396		0-0 G3 2H 2B		0-0 F6			0-0 SH5-3 SF8 2B		4-0 2B BB	3	2	2	1	1	0	0										
Jim Tyrone, R OBP: 0.311, SLG: 0.347		0-0 G3			0-3 K		0-0 SH5-3		0-0 1-H 2B	3	1	1	1	0	1	1	AB 30									
Tim Hosley, R OBP: 0.295, SLG: 0.250		0-0 F7			0-3 K		0-0 SF8		0-0 F8	3	0	0	1	0	1	2	R 6									
Rob Picciolo, R OBP: 0.203, SLG: 0.225			0-3 K		0-0 5-3		0-0 5-3		0-0 2H 1B	4	0	1	1	0	1	0	H 7									
Inning Stats	R: 0 E: 0 K: 1 S: 5	H: 0 LOB: 0 BB: 0 P: 5	R: 1 E: 0 K: 0 S: 5	H: 2 LOB: 1 BB: 0 P: 5	R: 0 E: 0 K: 1 S: 4	H: 0 LOB: 1 BB: 2 P: 12	R: 0 E: 0 K: 0 S: 3	H: 0 LOB: 0 BB: 0 P: 3	R: 0 E: 0 K: 2 S: 7	H: 0 LOB: 0 BB: 0 P: 7	R: 1 E: 0 K: 0 S: 4	H: 1 LOB: 1 BB: 2 P: 11	R: 1 E: 0 K: 0 S: 4	H: 1 LOB: 0 BB: 0 P: 4	R: 1 E: 0 K: 0 S: 4	H: 1 LOB: 0 BB: 0 P: 4	R: 2 E: 0 K: 1 S: 7	H: 2 LOB: 1 BB: 1 P: 11	1B: 1 2B: 6 3B: 0 HR: 1	SF: 1 SAC: 1 DP: 1 HBP: 0	WP: 0 PB: 0 SB: 1 CS: 1	PA: 37				
PITCHER	IP	WLS	BF	H	R	ER	SO	BB	IBB	HBP	BLK	WP	HR	S	P	ERA	WHIP									
Jim Clancy, R ERA: 5.53	(1, 1)	8.0	L	31	5	4	4	4	4	4	0	0	0	0	0	4.50	1.125									
Jerry Johnson, R ERA: 4.44	(9, 1)	1.0		6	2	2	2	1	1	0	0	0	0	0	7	11	18.00	3.000								

Oakland Athletics @ Toronto Blue Jays
Exhibition Stadium, Toronto, ON
Sun Aug 28 1977, 3:33 AM EDT
Att: 24,087 - Unknown - 80 F

AB	30
R	6
H	7
RBI	6
BB	5
SO	5
LOB	7



Batter	1	2	3	4	5	6	7	8	9	AB	R	H	RBI	BB	SO	LOB	BOTTOM									
John Scott, R OBP: 0.297, SLG: 0.293	0-0 F8		0-0 1-3		0-0 F7			0-0 6-3		4	0	0	0	0	0	0										
Steve Stagos, R OBP: 0.333, SLG: 0.362	0-0 F8		0-0 6-3		0-0 CS 1B			0-0 6-3		4	0	1	0	0	0	0										
Roy Howell, L OBP: 0.386, SLG: 0.397 Al Woods, L OBP: 0.330, SLG: 0.371	0-3 K		0-3 K		0-0 CS	0-3 K		0-0 BB 1B		4	0	1	0	0	3	0										
Doug Rader, R OBP: 0.348, SLG: 0.454		4-0 BB BB BB		0-0 2B 1B		0-0 F8		4-0 1-2 BB		2	1	1	0	2	0	0										
Otto Velez, R OBP: 0.359, SLG: 0.448		4-0 BB 1-2 BB		0-3 K		0-0 F4		0-3 K		3	0	0	0	1	2	3										
Doug Ault, R OBP: 0.328, SLG: 0.413		0-0 F2		0-0 1-H 2B			0-0 HR		0-0 6-3	4	1	2	2	0	0	2										
Hector Torres, R OBP: 0.299, SLG: 0.377		0-3 K		0-0 F3		0-3 K		0-0 G6-4-3 1B		4	0	1	0	0	2	3	AB 31									
Steve Bowling, R OBP: 0.307, SLG: 0.234		4-0 1-2 2-3 BB		0-3 K		0-3 K		0-0 G6-4-3		3	0	0	0	1	2	2	R 2									
Rick Cerone, R OBP: 0.239, SLG: 0.295		0-0 4-3			0-0 6-3		0-0 L4			3	0	0	0	0	0	3	H 6									
Inning Stats	R: 0 E: 0 K: 1 S: 5	H: 0 LOB: 0 BB: 0 P: 5	R: 0 E: 0 K: 1 S: 5	H: 0 LOB: 3 BB: 3 P: 17	R: 0 E: 0 K: 1 S: 5	H: 0 LOB: 0 BB: 0 P: 5	R: 1 E: 0 K: 2 S: 9	H: 2 LOB: 1 BB: 0 P: 9	R: 0 E: 0 K: 0 S: 3	H: 1 LOB: 0 BB: 0 P: 3	R: 0 E: 0 K: 1 S: 5	H: 0 LOB: 0 BB: 0 P: 5	R: 1 E: 0 K: 2 S: 8	H: 1 LOB: 0 BB: 0 P: 8	R: 0 E: 0 K: 1 S: 6	H: 1 LOB: 2 BB: 1 P: 10	R: 0 E: 0 K: 0 S: 3	H: 1 LOB: 0 BB: 0 P: 3	1B: 4 2B: 1 3B: 0 HR: 1	SF: 0 SAC: 0 DP: 1 HBP: 0	WP: 0 PB: 0 SB: 0 CS: 1	PA: 36				
PITCHER	IP	WLS	BF	H	R	ER	SO	BB	IBB	HBP	BLK	WP	HR	S	P	ERA	WHIP									
Vida Blue, L ERA: 3.77	(1, 1)	9.0	W	35	6	2	2	9	4	0	0	0	0	1	49	65	2.00	1.111								

Oakland Athletics @ Toronto Blue Jays
Exhibition Stadium, Toronto, ON
Sun Aug 28 1977, 3:33 AM EDT
Att: 24,087 - Unknown - 80 F

AB	31
R	2
H	6
RBI	2
BB	4
SO	9
LOB	13




Batter	1	2	3	4	5	6	7	8	9	10	AB	R	H	RBI	BB	SO	LOB				
Steve Stagg, R (1.4) OBP: 0.340, SLG: 0.360	P3		G3-6-3 BB		L7		SH5-4 1B		K		4	0	1	0	1	1	1				
Al Woods, L (1.7) (7.9) OBP: 0.333, SLG: 0.374	G6-3 1B		G3-6-3			1B 1B	SH5-4 1B		F8		5	1	3	0	0	0	1				
Roy Howell, L (1.5) OBP: 0.384, SLG: 0.395	G6-3			4-3		FC1-6 1B	SH5-4		K		4	0	1	0	0	1	1				
Ron Fairly, L (1.9) John Scott, R (7. PR) (7.7) OBP: 0.260, SLG: 0.296		1B 1B SF8 1B		BB 1B		FC1-6 1B	G6-4-3 IBB		SH1-4 1B		3	2	2	0	1	0	2				
Doug Rader, R (1.10) OBP: 0.351, SLG: 0.456		SF8 1B		G5-4-3 BB		1B 3B 1B	G6-4-3		SH1-4		3	1	2	1	1	0	3				
Doug Ault, R (1.3) OBP: 0.329, SLG: 0.413		G6-4-3 1B		G5-4-3		3B 1B			K		5	1	2	1	0	2	3				
Hector Torres, R (1.6) Sam Ewing, L (6. PH) Dave McKay, S (6.6) OBP: 0.297, SLG: 0.376	SF8				F9	1B 3B			P4		1	0	0	1	0	0	0				
Alan Ashby, S (1.2) OBP: 0.284, SLG: 0.283	G6-4-3					G6-4-3 1B			4-3		1	1	1	2	0	0	0				
Steve Bowling, R (1.8) OBP: 0.297, SLG: 0.224					F8	K	G6-4-3				2	0	0	0	0	0	1				
											4	0	0	0	0	1	3				
Inning Stats	R: 0 E: 0 K: 0 S: 3	H: 1 LOB: 0 BB: 0 P: 3	R: 1 E: 0 K: 0 S: 5	H: 3 LOB: 1 BB: 0 P: 5	R: 0 E: 0 K: 0 S: 2	H: 0 LOB: 0 BB: 1 P: 6	R: 0 E: 0 K: 1 S: 6	H: 1 LOB: 1 BB: 0 P: 6	R: 5 E: 0 K: 0 S: 8	H: 6 LOB: 0 BB: 0 P: 8	R: 0 E: 0 K: 1 S: 5	H: 2 LOB: 3 BB: 1 P: 8	R: 0 E: 0 K: 2 S: 7	H: 0 LOB: 0 BB: 0 P: 7	R: 0 E: 0 K: 1 S: 6	H: 1 LOB: 1 BB: 0 P: 6	1B: 13 2B: 1 3B: 1 HR: 0	SF: 1 SAC: 2 DP: 6 HBP: 0	WP: 0 PB: 0 SB: 0 CS: 0	PA: 43	
PITCHER	IP WLS BF H R ER SO BB IBB HBP BLK WP HR S P ERA WHIP	5.0 0.1 0.0 4.2	21 8 3 3 1	8 3 3 1	2 0 0 0 0 1	2 0 0 0 0 1	0 0 0 0 0 0	0 0 0 0 0 0	0 0 0 0 0 0	21 29	2 2	2 2	∞ ∞	∞ ∞	1.93	1.071					

TOP

Toronto Blue Jays @ Minnesota Twins
Metropolitan Stadium, Bloomington, MI
Mon Aug 29 1977, 8:05 PM EDT
Unknown - 75 F

livebaseballscorecards.com

AB 36
R 6
H 15
RBI 6
BB 4
SO 5
LOB 17




Batter	1	2	3	4	5	6	7	8	9	10	AB	R	H	RBI	BB	SO	LOB				
Lyman Bostock, L (1.7) OBP: 0.396, SLG: 0.516	FC6-5 SH3-4 1B		F8		G3			4-3 3B 1B	S IBB		4	1	2	0	1	0	1				
Bob Randall, R (1.4) Mike Cubbage, L (9. PH) (10.5) OBP: 0.278, SLG: 0.283	SH3-4				F8		P4	4-3 3B 1B	FC1-2		3	1	1	0	0	0	0				
Rod Carew, L (1.3) OBP: 0.440, SLG: 0.568	FC6-5				E2 1B 1B		1B 1B	4-3	F8		5	2	2	0	0	0	5				
Larry Hise, R (1.8) OBP: 0.369, SLG: 0.538	F8				2B 1B		1B 1B	WP 3B	F8 SF7 2B		5	3	4	3	0	0	1				
Dan Ford, R (1.9) Rich Chiles, L (8. PH) (9.9) OBP: 0.351, SLG: 0.442		K			F8		1B	FC6-4 BB	F8		3	0	1	1	0	1	1				
Craig Kusick, R (1.10) Glenn Adams, L (8. PH) Bob Gorinski, R (8. PH) OBP: 0.365, SLG: 0.436		K					1B	K	SF7		0	0	0	0	0	0	0				
Bud Bulling, R (1.2) OBP: 0.276, SLG: 0.160	5-3				F7			F8	FC6-4		4	0	0	0	0	0	2				
Jerry Terrell, R (1.5) (10.4) OBP: 0.288, SLG: 0.274					1-3			F8	SH3 FC1-2 2B		4	0	1	0	0	0	0				
Luis Gomez, R (1.6) OBP: 0.306, SLG: 0.435					1-3			F9	SH3		3	0	1	0	0	0	0				
Inning Stats	R: 0 E: 0 K: 0 S: 4	H: 1 LOB: 1 BB: 0 P: 4	R: 0 E: 0 K: 2 S: 7	H: 0 LOB: 0 BB: 0 P: 7	R: 0 E: 0 K: 0 S: 3	H: 1 LOB: 0 BB: 0 P: 3	R: 2 E: 1 K: 0 S: 6	H: 3 LOB: 1 BB: 0 P: 6	R: 0 E: 0 K: 0 S: 3	H: 0 LOB: 0 BB: 0 P: 3	R: 3 E: 0 K: 1 S: 8	H: 3 LOB: 1 BB: 1 P: 12	R: 0 E: 0 K: 0 S: 4	H: 1 LOB: 2 BB: 1 P: 8	R: 1 E: 0 K: 0 S: 3	H: 1 LOB: 0 BB: 0 P: 3	1B: 9 2B: 3 3B: 1 HR: 0	SF: 1 SAC: 2 DP: 0 HBP: 0	WP: 1 PB: 0 SB: 1 CS: 1	PA: 42	
PITCHER	IP WLS BF H R ER SO BB IBB HBP BLK WP HR S P ERA WHIP	7.0 0.1 1.0 1.1	29 10 5 5 3	5 1 0 1 0	3 0 0 0 0	0 1 0 0 0	0 0 0 0 0	0 0 0 0 0	0 0 0 0 0	35 6 6 5 9	6.43 27.00 0.00 6.75	1.429 6.000 1.000 0.750									

BOTTOM

Toronto Blue Jays @ Minnesota Twins
Metropolitan Stadium, Bloomington, MI
Mon Aug 29 1977, 8:05 PM EDT
Unknown - 75 F

livebaseballscorecards.com

AB 37
R 7
H 13
RBI 6
BB 2
SO 4
LOB 16



Batter	1	2	3	4	5	6	7	8	9	AB	R	H	RBI	BB	SO	LOB	TOP				
John Scott, R OBP: 0.264, SLG: 0.300 (1, 7)	5-3		FC6-4 1B			2B 1B	G4-6-3			4	1	2	0	0	0	1					
Steve Stiggs, R OBP: 0.335, SLG: 0.362 (1, 4)	5-3		FC6-4 G5-4-3 1-2			WP 3B 2B		4-3		4	1	1	1	0	0	1					
Otto Velez, R OBP: 0.297, SLG: 0.448 (1, 9)										2	0	1	0	0	0	1					
Al Woods, L OBP: 0.333, SLG: 0.373 (6, PR) (6, 9)										1	1	0	0	0	0	0					
Doug Rader, R OBP: 0.353, SLG: 0.455 (1, 5)	F3									3	1	1	0	1	0	1					
Roy Howell, L OBP: 0.379, SLG: 0.389 (1, 10)		F8								4	0	0	0	0	2	4					
Doug Ault, R OBP: 0.331, SLG: 0.418 (1, 3)		6-3								3	0	1	3	1	0	0					
Hector Torres, R OBP: 0.298, SLG: 0.375 (1, 6)										3	1	1	0	0	1	2					
Sam Ewing, L OBP: 0.346, SLG: 0.392 (9, PH)										1	0	0	0	0	0	1					
Steve Bowling, R OBP: 0.298, SLG: 0.248 (1, 8)										3	0	1	1	0	0	0					
Ron Fairly, L OBP: 0.397, SLG: 0.454 (9, PH)										1	0	0	0	0	0	1					
Rick Cerone, R OBP: 0.240, SLG: 0.292 (1, 2)										4	0	1	0	0	1	2					
Inning Stats	R: 0 E: 0 K: 0 S: 4	H: 1 LOB: 1 BB: 0 P: 4	R: 1 E: 0 K: 1 S: 7	H: 2 LOB: 1 BB: 0 P: 7	R: 0 E: 0 K: 0 S: 3	H: 0 LOB: 0 BB: 0 P: 3	R: 0 E: 0 K: 0 S: 3	H: 0 LOB: 0 BB: 0 P: 3	R: 4 E: 0 K: 2 S: 9	H: 3 LOB: 1 BB: 1 P: 14	R: 0 E: 0 K: 0 S: 3	H: 1 LOB: 0 BB: 0 P: 3	R: 0 E: 0 K: 1 S: 6	H: 1 LOB: 1 BB: 0 P: 6	R: 0 E: 0 K: 0 S: 3	H: 0 LOB: 1 BB: 1 P: 7	1B: 6 2B: 1 3B: 2 HR: 0	SF: 0 SAC: 0 DP: 2 HBP: 1	WP: 1 PB: 0 SB: 0 CS: 1	PA: 36	
PITCHER	IP	WLS	BF	H	R	ER	SO	BB	IBB	HBP	BLK	WP	HR	S	P	ERA	WHIP				
Geoff Zahn, L ERA: 4.75 (1, 1)	5.1		24	7	5	5	2	1	0	1	0	1	0	26	31	8.44	1.500				
Tom Johnson, R ERA: 2.95 (6, 1)	3.2	W	12	2	0	0	2	1	0	0	0	0	0	15	19	0.00	0.818				

Toronto Blue Jays @ Minnesota Twins
Metropolitan Stadium, Bloomington, MI
Mon Aug 29 1977, 8:05 PM EDT
Att: 10,364 - Unknown

AB 33
R 5
H 9
RBI 5
BB 2
SO 4
LOB 14



Batter	1	2	3	4	5	6	7	8	9	AB	R	H	RBI	BB	SO	LOB	BOTTOM				
Larry Hisle, R OBP: 0.372, SLG: 0.539 (1, 8)	1B 1B	6-3				1B SF9 1B	L7-4			5	2	3	1	0	0	2					
Rod Carew, L OBP: 0.442, SLG: 0.568 (1, 3)	1B 1-2					1B 1-3		6-3		5	0	3	0	0	0	0					
Lyman Bostock, L OBP: 0.394, SLG: 0.513 (1, 7)	F7					SF9		6-3		3	1	0	1	1	0	4					
Glenn Adams, L OBP: 0.373, SLG: 0.483 (1, 10)	F8					HBP 1B		L6		5	0	2	0	0	0	3					
Rich Chiles, L OBP: 0.341, SLG: 0.376 (1, 9)										3	1	2	2	0	0	1					
Dan Ford, R OBP: 0.351, SLG: 0.442 (9, 9)	1-2 2-H					1B 2B				0	0	0	0	0	0	0					
Butch Wynegar, S OBP: 0.354, SLG: 0.371 (1, 2)	F9					P6				4	0	2	1	0	0	5					
Mike Cabbage, L OBP: 0.330, SLG: 0.404 (1, 5)						1B				3	1	1	1	1	0	2					
Bob Randall, R OBP: 0.279, SLG: 0.286 (1, 4)	5-3					SH1-4 1B				4	1	2	0	0	0	0					
Luis Gomez, R OBP: 0.288, SLG: 0.408 (1, 6)	L6					SH1-4 1B				3	0	0	0	0	0	2					
Inning Stats	R: 1 E: 0 K: 0 S: 6	H: 3 LOB: 2 BB: 0 P: 6	R: 1 E: 0 K: 0 S: 4	H: 1 LOB: 0 BB: 0 P: 4	R: 2 E: 0 K: 0 S: 5	H: 2 LOB: 1 BB: 1 P: 9	R: 0 E: 0 K: 0 S: 5	H: 2 LOB: 2 BB: 0 P: 5	R: 0 E: 0 K: 0 S: 4	H: 2 LOB: 1 BB: 0 P: 4	R: 2 E: 0 K: 0 S: 7	H: 4 LOB: 3 BB: 0 P: 8	R: 0 E: 0 K: 0 S: 3	H: 1 LOB: 1 BB: 1 P: 7	R: 0 E: 0 K: 0 S: 3	H: 0 LOB: 0 BB: 0 P: 3	1B: 13 2B: 2 3B: 0 HR: 1	SF: 1 SAC: 1 DP: 2 HBP: 1	WP: 1 PB: 0 SB: 0 CS: 0	PA: 40	
PITCHER	IP	WLS	BF	H	R	ER	SO	BB	IBB	HBP	BLK	WP	HR	S	P	ERA	WHIP				
Jesse Jefferson, R ERA: 4.24 (1, 1)	4.2	L	5	3	2	2	0	0	0	0	0	0	0	5	5	27.00	4.500				
Mike Willis, L ERA: 4.69 (5, 1)	0.2																				
Pete Vuckovich, R ERA: 3.48 (6, 1)	2.2		11	2	0	0	0	1	0	1	0	0	0	9	14	0.00	1.125				

Toronto Blue Jays @ Minnesota Twins
Metropolitan Stadium, Bloomington, MI
Mon Aug 29 1977, 8:05 PM EDT
Att: 10,364 - Unknown

AB 35
R 6
H 15
RBI 6
BB 2
SO 0
LOB 19



Batter	1	2	3	4	5	6	7	8	9	AB	R	H	RBI	BB	SO	LOB	TOP					
Julio Cruz, S OBP: 0.309, SLG: 0.287 (1, 4)	4-0 1B BB		0-0 5-3		0-0 1B WP G6-4-3 1B		0-0 6-3		0-0 1-3	4	1	1	0	1	0	0						
Carlos Lopez, R OBP: 0.318, SLG: 0.432 (1, 9)	0-0 1-2 1B		0-3 K2-3		0-0 1-3 1B		0-0 1-3			4	0	2	0	0	0	1						
Dan Meyer, L OBP: 0.326, SLG: 0.445 (1, 3)	0-0 1-2 G6-4-3		0-0 F8		0-0 1-2 G6-4-3				0-0 E SF9 1B	4	1	1	0	0	0	2						
Ruppert Jones, L OBP: 0.328, SLG: 0.474 (1, 10)		0-0 1B 2B		0-0 WP 1B 2B	0-0 FC6-4 1B				0-0 F8	4	2	3	0	0	0	1						
Leroy Stanton, R OBP: 0.333, SLG: 0.488 (1, 7)	0-0 4-3		0-0 FC1-5 2-3 BB	0-0 FC6-4 1B	0-0 FC6-4 1B			0-0 E6	3	0	0	0	0	1	0	3						
Bill Stein, R OBP: 0.288, SLG: 0.396 (1, 5)	0-0 2-3 1B		0-0 F8 FC1-5 1-2 3-H 1B	0-0 F8 FC1-5 1-2 3-H 1B	0-0 G3-6-3 1B			0-0 SF9	3	0	3	2	0	0	0							
Bob Stinson, S OBP: 0.309, SLG: 0.399 (1, 2)	0-0 1-3 3-H 1B		0-0 FC1-5	0-0 FC1-5	0-0 G3-6-3			0-0 K	4	0	1	1	0	1	4							
Dave Collins, S OBP: 0.281, SLG: 0.292 (1, 8)	0-0 L8		0-0 F8	0-0 F8	0-0 3-1			0-0 4-3	4	0	0	0	0	0	4							
Jimmy Sexton, R (1, 6)	0-0 5-3		0-0 F8	0-0 F8	0-0 F7			0-0 6-3	4	0	0	0	0	0	4							
Inning Stats	R: 0 E: 0 K: 0 S: 2	H: 1 LOB: 0 BB: 1 P: 6	R: 1 E: 0 K: 0 S: 6	H: 3 LOB: 2 BB: 0 P: 6	R: 0 E: 0 K: 1 S: 5	H: 0 LOB: 0 BB: 0 P: 5	R: 1 E: 0 K: 0 S: 5	H: 2 LOB: 2 BB: 1 P: 9	R: 1 E: 0 K: 0 S: 5	H: 3 LOB: 1 BB: 0 P: 5	R: 0 E: 0 K: 0 S: 3	H: 1 LOB: 0 BB: 0 P: 3	R: 0 E: 0 K: 0 S: 3	H: 0 LOB: 0 BB: 0 P: 3	R: 1 E: 1 K: 1 S: 7	H: 1 LOB: 1 BB: 0 P: 7	R: 0 E: 0 K: 0 S: 3	H: 0 LOB: 0 BB: 0 P: 3	1B: 9 2B: 2 3B: 0 HR: 0	SF: 1 SAC: 0 DP: 3 HBP: 0	WP: 2 PB: 2 SB: 0 CS: 0	PA: 37
PITCHER Dave Lemanczyk, R ERA: 4.41 (1, 1)	IP: 9.0 WLS: L BF: 37	H: 11 R: 4 ER: 3 SO: 2	BB: 2 IBB: 0 HBP: 0 BLK: 0	WP: 2 HR: 0 S: 39 P: 47	ERA: 3.00 WHIP: 1.444																	

Seattle Mariners @ Toronto Blue Jays
Exhibition Stadium, Toronto, ON

AB 34
R 4
H 11
RBI 3
BB 2
SO 2
LOB 18



WP: 2
PB: 2
SB: 0
CS: 0

PA: 37

Batter	1	2	3	4	5	6	7	8	9	AB	R	H	RBI	BB	SO	LOB	BOTTOM					
Steve Stagg, R OBP: 0.333, SLG: 0.356 (1, 4)	0-0 F8		0-0 L4		0-3 K		0-0 F8			4	0	0	0	0	1	2						
Al Woods, L OBP: 0.334, SLG: 0.377 (1, 7)	0-0 F4		0-0 2-H 2B		0-0 G4-6-3 1B			0-0 4-3	4	0	2	1	0	0	0							
Roy Howell, L OBP: 0.374, SLG: 0.383 (1, 5)	0-0 G3		0-0 6-3		0-0 1-2 G4-6-3			0-3 K	4	0	0	0	0	0	1	2						
Ron Fairly, L OBP: 0.368, SLG: 0.457 (1, 9)		0-0 F9		0-0 6-3 2B 2B		0-0 F8		0-0 1B	4	1	2	0	0	0	0							
Sam Ewing, L OBP: 0.348, SLG: 0.389 (1, 10)		0-0 PB 1B		0-0 F4		0-0 4-3		0-0 F8	4	0	1	0	0	0	2							
Doug Ault, R OBP: 0.330, SLG: 0.414 (1, 3)	0-3 K		0-3 K		4-0 6-3 2B BB		0-0 F7		0-3 K	3	1	0	0	1	2	1						
Hector Torres, R OBP: 0.295, SLG: 0.372 Dave McKay, S OBP: 0.212, SLG: 0.257 Doug Rader, R (9, PH) OBP: 0.352, SLG: 0.454	0-0 6-3		0-0 6-3		0-0 1-2 2-3			0-0 SH1-4 1B	2	0	0	0	0	0	3							
Steve Bowling, R OBP: 0.315, SLG: 0.272 (1, 8)			0-0 S 2B 1B		0-0 2-H 3-H 2B		0-0 SH1-4		4-0 BB BB	2	1	2	2	1	0	0						
Rick Cerone, R OBP: 0.226, SLG: 0.275 Otto Velez, R (9, PH) OBP: 0.360, SLG: 0.447	0-0 6-3		0-0 F8		0-0 K		0-3 K		0-3 K	3	0	0	0	0	2	3						
Inning Stats	R: 0 E: 0 K: 0 S: 3	H: 0 LOB: 0 BB: 0 P: 3	R: 0 E: 0 K: 1 S: 6	H: 1 LOB: 1 BB: 0 P: 6	R: 1 E: 0 K: 0 S: 5	H: 2 LOB: 1 BB: 0 P: 5	R: 2 E: 0 K: 1 S: 7	H: 2 LOB: 1 BB: 1 P: 11	R: 0 E: 0 K: 1 S: 5	H: 1 LOB: 0 BB: 0 P: 5	R: 0 E: 0 K: 0 S: 3	H: 0 LOB: 0 BB: 0 P: 3	R: 0 E: 0 K: 1 S: 6	H: 1 LOB: 1 BB: 0 P: 6	R: 0 E: 0 K: 1 S: 6	H: 1 LOB: 1 BB: 0 P: 6	R: 0 E: 0 K: 2 S: 7	H: 0 LOB: 1 BB: 1 P: 11	1B: 5 2B: 3 3B: 0 HR: 0	SF: 0 SAC: 1 DP: 1 HBP: 0	WP: 0 PB: 1 SB: 1 CS: 0	PA: 36
PITCHER Glenn Abbott, R ERA: 4.35 (1, 1)	IP: 9.0 WLS: W BF: 36	H: 8 R: 3 ER: 3 SO: 7	BB: 2 IBB: 0 HBP: 0 BLK: 0	WP: 0 HR: 0 S: 48 P: 56	ERA: 3.00 WHIP: 1.111																	

Seattle Mariners @ Toronto Blue Jays
Exhibition Stadium, Toronto, ON

AB 33
R 3
H 8
RBI 3
BB 2
SO 7
LOB 14



WP: 0
PB: 1
SB: 1
CS: 0

PA: 36

Batter	1	2	3	4	5	6	7	8	9	AB	R	H	RBI	BB	SO	LOB	TOP								
Julio Cruz, S OBP: 0.311, SLG: 0.281 (1, 4)	0-0 5-3		0-0 4-3			0-0 F7		4-0 SH1-4 HR BB	4-0 E S BB	3	1	0	0	2	0	1									
Carlos Lopez, R OBP: 0.319, SLG: 0.431 Steve Braun, L OBP: 0.333, SLG: 0.295 (1, 9) (6, 7)	0-0 F9			0-0 6-3		0-0 1B		0-0 SH1-4 1-2	4-0 1-3 BB	3	0	1	0	0	0	0									
Dan Meyer, L OBP: 0.323, SLG: 0.441 (1, 3)	0-0 G3			0-0 F9		0-0 L3		0-3 K	0-3 K	5	0	0	0	0	2	4									
Ruppert Jones, L OBP: 0.329, SLG: 0.475 (1, 10)		0-0 G3		0-0 F6			0-0 1B 2B	4-0 HR BB		3	2	1	0	1	0	0									
Leroy Stanton, R OBP: 0.332, SLG: 0.493 (1, 7) (6, 9)		0-0 F4			0-0 5-3		0-0 5-3	0-0 1-H 2-H HR		4	1	1	3	0	0	1									
Bill Stein, R OBP: 0.292, SLG: 0.400 (1, 5)		0-0 F8			0-0 2B		0-0 HR 1B	0-0 E9 1B		4	1	3	1	0	0	0									
Bob Stinson, S OBP: 0.368, SLG: 0.408 (1, 2)			0-3 K		0-3 K		0-0 1-H HR	0-3 K		4	1	1	2	0	3	2									
Dave Collins, S OBP: 0.281, SLG: 0.289 (1, 8)			4-0 S BB		0-3 K		0-0 6-3		0-0 F7	3	0	0	0	1	1	1									
Jimmy Sexton, R (1, 6)			0-0 F7 1-2		0-0 F8		0-0 F8		0-0 F7	4	0	0	0	0	0	1									
Inning Stats	R: 0 E: 0 K: 0 S: 3	H: 0 LOB: 0 BB: 0 P: 3	R: 0 E: 0 K: 0 S: 3	H: 0 LOB: 0 BB: 0 P: 3	R: 0 E: 0 K: 1 S: 5	H: 0 LOB: 1 BB: 1 P: 9	R: 0 E: 0 K: 0 S: 3	H: 0 LOB: 0 BB: 0 P: 3	R: 0 E: 0 K: 2 S: 8	H: 1 LOB: 1 BB: 0 P: 8	R: 0 E: 0 K: 0 S: 4	H: 1 LOB: 1 BB: 0 P: 4	R: 3 E: 0 K: 0 S: 6	H: 3 LOB: 0 BB: 0 P: 6	R: 3 E: 1 K: 2 S: 9	H: 2 LOB: 1 BB: 2 P: 17	R: 0 E: 0 K: 1 S: 5	H: 0 LOB: 2 BB: 2 P: 13	1B: 3 2B: 2 3B: 0 HR: 2	SF: 0 SAC: 1 DP: 0 HBP: 0	WP: 0 PB: 0 SB: 2 CS: 0	PA: 39			
PITCHER	IP	WLS	BF	H	R	ER	SO	BB	IBB	HBP	BLK	WP	HR	S	P	ERA	WHIP								
Jesse Jefferson, R ERA: 4.35 (1, 1)	7.2	L	33	7	6	6	4	3	0	0	0	0	2	38	50	7.04	1.304								
Pete Vuckovich, R ERA: 3.44 (8, 1)	1.1		6	0	0	0	2	2	0	0	0	0	0	8	16	0.00	1.500								

Seattle Mariners @ Toronto Blue Jays
Exhibition Stadium, Toronto, ON
Sat Sep 03 1977, 3:33 AM EDT
Att: 15,109 - Unknown - 68 F

AB 33
R 6
H 7
RBI 6
BB 5
SO 6
LOB 10



Batter	1	2	3	4	5	6	7	8	9	AB	R	H	RBI	BB	SO	LOB	BOTTOM								
Steve Staggs, R OBP: 0.335, SLG: 0.357 (1, 4)	0-0 6-3		0-3 K		0-0 S 1B			0-0 E 1B 1B	0-0 5-3	5	0	2	1	0	1	2									
Al Woods, L OBP: 0.335, SLG: 0.386 (1, 7)	0-0 CS 1B		0-0 1-H 3B		0-0 4-3 1-2			0-0 1-2 1B		4	0	3	1	0	0	1									
Roy Howell, L OBP: 0.369, SLG: 0.377 (1, 5)	0-0 F8		0-3 K			0-3 K		0-3 K		4	0	0	0	0	3	4									
Ron Fairly, L OBP: 0.367, SLG: 0.458 (1, 9)	0-0 CS 1-2	0-0 4-3		0-0 F9		0-0 2B		0-3 K		4	0	1	0	0	1	2									
Doug Rader, R OBP: 0.349, SLG: 0.450 (1, 10)		0-0 F8		0-0 6-3		0-0 1-3		0-0 E6 1-2 2-3		4	0	0	0	0	0	2									
Doug Ault, R OBP: 0.329, SLG: 0.413 (1, 3)		0-0 1B		0-0 6-3			0-3 K	0-3 K		4	0	1	0	0	2	3									
Steve Bowling, R OBP: 0.320, SLG: 0.283 (1, 8)		0-3 K			0-0 4-3 1B 2B		4-0 CS BB		0-0 F9	3	1	1	0	1	1	1									
Alan Ashby, S OBP: 0.284, SLG: 0.283 (1, 2)			0-0 4-3		0-0 4-3		0-0 FC6-4 1B		0-0 6-3	4	0	1	0	0	0	1									
Tim Nordbrook, R OBP: 0.419, SLG: 0.227 Sam Ewing, L OBP: 0.350, SLG: 0.392 (1, 6) (8, PH)			4-0 3B BB		0-0 1-3		0-0 FC6-4 1-2		0-0 1B	2	1	0	0	1	0	2									
Inning Stats	R: 0 E: 0 K: 0 S: 3	H: 1 LOB: 0 BB: 0 P: 3	R: 0 E: 0 K: 1 S: 6	H: 1 LOB: 0 BB: 0 P: 6	R: 1 E: 0 K: 2 S: 8	H: 1 LOB: 1 BB: 1 P: 12	R: 0 E: 0 K: 0 S: 3	H: 0 LOB: 0 BB: 0 P: 3	R: 1 E: 0 K: 0 S: 5	H: 2 LOB: 1 BB: 0 P: 5	R: 0 E: 0 K: 1 S: 5	H: 1 LOB: 0 BB: 0 P: 5	R: 0 E: 1 K: 3 S: 12	H: 1 LOB: 3 BB: 0 P: 12	R: 0 E: 0 K: 0 S: 4	H: 1 LOB: 1 BB: 0 P: 4	1B: 7 2B: 2 3B: 1 HR: 0	SF: 0 SAC: 0 DP: 0 HBP: 0	WP: 0 PB: 0 SB: 1 CS: 2	PA: 38					
PITCHER	IP	WLS	BF	H	R	ER	SO	BB	IBB	HBP	BLK	WP	HR	S	P	ERA	WHIP								
John Montague, R ERA: 4.23 (1, 1)	7.0	W	29	9	2	2	5	2	0	0	0	0	0	7	7	0.00	0.000								
Tom House, L ERA: 5.07 (8, 1)	0.2		3	0	0	0	2	0	0	0	0	0	0	7	7	0.00	0.000								
Enrique Romo, R ERA: 2.95 (8, 1)	1.1	S	5	1	0	0	1	0	0	0	0	0	0	7	7	0.00	0.750								

Seattle Mariners @ Toronto Blue Jays
Exhibition Stadium, Toronto, ON
Sat Sep 03 1977, 3:33 AM EDT
Att: 15,109 - Unknown - 68 F

AB 35
R 2
H 10
RBI 2
BB 2
SO 8
LOB 18



Batter	1	2	3	4	5	6	7	8	9	AB	R	H	RBI	BB	SO	LOB	TOP										
Jose Baez, R (1.4) OBP: 0.326, SLG: 0.338										5	1	2	0	0	0	1											
Juan Bernhardt, R (1.10) OBP: 0.298, SLG: 0.354										3	0	1	0	0	1	2											
Ruppert Jones, L (1.8) OBP: 0.329, SLG: 0.479										4	1	1	2	0	1	4											
Leroy Stanton, R (1.9) OBP: 0.333, SLG: 0.501										4	1	2	2	0	1	1											
Bill Stein, R (1.5) OBP: 0.293, SLG: 0.401										4	1	2	0	0	0	0											
Dan Meyer, L (1.3) OBP: 0.322, SLG: 0.439									4	0	1	0	0	1	1												
Skip Jutze, R (1.2) OBP: 0.299, SLG: 0.374									4	0	1	0	0	0	2												
Steve Braun, L (1.7) OBP: 0.335, SLG: 0.303									3	1	1	1	1	0	1												
Jimmy Sexton, R (1.6) OBP: 0.167, SLG: 0.417									4	2	2	1	0	1	1												
Inning Stats	R: 2 E: 0 K: 1 S: 7	H: 2 LOB: 0 BB: 0 P: 7	R: 0 E: 0 K: 0 S: 3	H: 1 LOB: 0 BB: 0 P: 3	R: 2 E: 0 K: 2 S: 9	H: 2 LOB: 0 BB: 0 P: 9	R: 0 E: 0 K: 1 S: 5	H: 0 LOB: 0 BB: 0 P: 5	R: 2 E: 0 K: 0 S: 6	H: 3 LOB: 1 BB: 0 P: 6	R: 1 E: 0 K: 1 S: 6	H: 2 LOB: 1 BB: 1 P: 10	R: 0 E: 0 K: 0 S: 4	H: 2 LOB: 2 BB: 0 P: 4	R: 0 E: 0 K: 0 S: 3	H: 1 LOB: 0 BB: 0 P: 3	R: 0 E: 0 K: 0 S: 3	H: 0 LOB: 0 BB: 0 P: 3	1B: 8 2B: 1 3B: 0 HR: 4	SF: 0 SAC: 1 DP: 2 HBP: 0	WP: 0 PB: 0 SB: 0 CS: 1	PA: 37					
PITCHER	IP	WLS	BF	H	R	ER	SO	BB	IBB	HBP	BLK	WP	HR	S	P	ERA	WHIP										
Jerry Garvin, L (1.1) ERA: 4.07	4.0	L	19	8	6	6	4	0	0	0	0	0	4	27	27	13.50	2.000										
Tom Murphy, R (5.1) ERA: 5.29	3.0		12	4	1	1	1	1	0	0	0	0	0	13	17	3.00	1.667										
Mike Willis, L (8.1) ERA: 4.57	2.0		6	1	0	0	0	0	0	0	0	0	0	6	6	0.00	0.500										

Seattle Mariners @ Toronto Blue Jays
Exhibition Stadium, Toronto, ON
Sun Sep 04 1977, 3:33 AM EDT
Att: 17,084 - Unknown - 75 F

AB 35
R 7
H 13
RBI 6
BB 1
SO 5
LOB 13



Batter	1	2	3	4	5	6	7	8	9	AB	R	H	RBI	BB	SO	LOB	BOTTOM										
Steve Stagg, R (1.4) OBP: 0.333, SLG: 0.355										4	0	1	0	0	1	1											
Al Woods, L (1.7) OBP: 0.337, SLG: 0.383										3	0	0	0	1	2	1											
Roy Howell, L (1.5) OBP: 0.367, SLG: 0.375										4	0	1	0	0	2	3											
Ron Fairly, L (1.9) OBP: 0.368, SLG: 0.468										4	2	2	1	0	0	1											
Doug Rader, R (1.10) OBP: 0.348, SLG: 0.450										4	0	1	0	0	0	1											
Doug Ault, R (1.3) OBP: 0.329, SLG: 0.411										4	0	1	0	0	0	2											
Steve Bowling, R (1.8) OBP: 0.318, SLG: 0.291										4	0	1	1	0	1	2											
Alan Ashby, S (1.2) OBP: 0.294, SLG: 0.283										3	0	1	0	0	1	1											
Tim Nordbrook, R (1.6) OBP: 0.412, SLG: 0.208										2	0	0	0	1	0	1											
Inning Stats	R: 0 E: 0 K: 1 S: 6	H: 1 LOB: 1 BB: 0 P: 6	R: 0 E: 0 K: 0 S: 3	H: 1 LOB: 0 BB: 0 P: 3	R: 0 E: 0 K: 0 S: 3	H: 1 LOB: 0 BB: 0 P: 3	R: 1 E: 0 K: 2 S: 8	H: 1 LOB: 0 BB: 0 P: 8	R: 0 E: 0 K: 2 S: 8	H: 1 LOB: 1 BB: 0 P: 8	R: 1 E: 0 K: 0 S: 5	H: 2 LOB: 1 BB: 0 P: 5	R: 0 E: 0 K: 0 S: 2	H: 0 LOB: 2 BB: 2 P: 10	R: 0 E: 0 K: 0 S: 4	H: 1 LOB: 1 BB: 0 P: 4	R: 0 E: 0 K: 0 S: 4	H: 1 LOB: 1 BB: 0 P: 4	1B: 4 2B: 3 3B: 0 HR: 1	SF: 0 SAC: 0 DP: 3 HBP: 0	WP: 0 PB: 0 SB: 0 CS: 0	PA: 34					
PITCHER	IP	WLS	BF	H	R	ER	SO	BB	IBB	HBP	BLK	WP	HR	S	P	ERA	WHIP										
Paul Mitchell, R (1.1) ERA: 7.86	7.0	W	26	7	2	2	7	0	0	0	0	0	1	40	40	2.57	1.000										
Tom House, L (8.1) ERA: 4.93	2.0		8	1	0	0	0	2	0	0	0	0	0	6	14	0.00	1.500										

Seattle Mariners @ Toronto Blue Jays
Exhibition Stadium, Toronto, ON
Sun Sep 04 1977, 3:33 AM EDT
Att: 17,084 - Unknown - 75 F

AB 32
R 2
H 8
RBI 2
BB 2
SO 7
LOB 13



Batter	1	2	3	4	5	6	7	8	9	AB	R	H	RBI	BB	SO	LOB	TOP								
Rick Burleson, R OBP: 0.343, SLG: 0.384 (1, 6)	0-0 5-3	0-0 1-2 2-3 1B			0-0 1-3 3-6-3 HR	0-0 5-3		0-0 F7		5	1	2	0	0	0	0									
Denny Doyle, L OBP: 0.293, SLG: 0.322 (1, 4)	0-3 K	0-0 F6			0-0 3-6-3		0-0 6-3	0-0 G3		5	0	0	0	0	1	4									
Fred Lynn, L OBP: 0.314, SLG: 0.443 (1, 8)	0-0 6-3		0-3 K		0-0 1-3		0-0 5-3	0-0 F7		5	0	0	0	0	1	1									
Carl Yastrzemski, L OBP: 0.387, SLG: 0.510 Sam Bowen, R (8, 7)		0-0 S 3B 1B	0-0 L4		4-0 HR BB		4-0 BB 2B BB	0-3 K		2	3	1	0	2	0	0									
Jim Rice, R OBP: 0.376, SLG: 0.604 (1, 10)		0-3 K	0-0 F7		0-0 1-3		4-0 2B BB	0-0 F9		4	2	1	3	1	1	1									
Carlton Fisk, R OBP: 0.401, SLG: 0.488 (1, 2)		0-0 1B 3B		4-0 FC6-4 BB	0-0 1B		0-0 1-2 2B BB			3	1	3	3	1	0	0									
George Scott, R OBP: 0.334, SLG: 0.512 (1, 3)		0-3 K		0-3 K	0-3 K		0-0 5-3			4	0	0	0	0	3	4									
Butch Hobson, R OBP: 0.293, SLG: 0.502 (1, 5)		0-0 1B BB 1B		0-0 FC6-4 E		0-0 6-3		0-0 HR		4	1	2	2	0	0	1									
Rick Miller, L OBP: 0.349, SLG: 0.341 (1, 9)		4-0 1-2 BB		0-3 K	0-3 K		0-0 6-3			3	0	0	0	1	2	1									
Inning Stats	R: 0 E: 0 K: 1 S: 5	H: 0 LOB: 0 BB: 0 P: 5	R: 2 E: 0 K: 2 S: 11	H: 4 LOB: 3 BB: 1 P: 15	R: 0 E: 0 K: 1 S: 5	H: 0 LOB: 0 BB: 0 P: 5	R: 0 E: 1 K: 2 S: 7	H: 0 LOB: 1 BB: 1 P: 11	R: 3 E: 0 K: 1 S: 8	H: 3 LOB: 1 BB: 1 P: 12	R: 0 E: 0 K: 0 S: 5	H: 0 LOB: 0 BB: 0 P: 5	R: 2 E: 0 K: 0 S: 4	H: 1 LOB: 1 BB: 2 P: 12	R: 1 E: 0 K: 0 S: 4	H: 1 LOB: 0 BB: 0 P: 4	R: 0 E: 0 K: 1 S: 5	H: 0 LOB: 0 BB: 0 P: 5	1B: 5 2B: 1 3B: 1 HR: 2	SF: 0 SAC: 0 DP: 0 HBP: 0	WP: 0 PB: 0 SB: 1 CS: 0	PA: 41			
PITCHER	IP	WLS	BF	H	R	ER	SO	BB	IBB	HBP	BLK	WP	HR	S	P	ERA	WHIP								
Jeff Byrd, R ERA: 5.53 (1, 1)	4.2	L	24	7	5	5	6	3	0	0	0	0	1	33	45	9.64	2.143								
Jerry Johnson, R ERA: 4.54 (5, 1)	4.1		17	2	3	3	3	2	0	0	0	0	1	21	29	6.23	0.923								

Boston Red Sox @ Toronto Blue Jays
Exhibition Stadium, Toronto, ON
Mon Sep 05 1977, 7:05 PM EDT
Unknown - 75 F

AB 36
R 8
H 9
RBI 8
BB 5
SO 9
LOB 12



Batter	1	2	3	4	5	6	7	8	9	AB	R	H	RBI	BB	SO	LOB	BOTTOM								
Steve Stagg, R OBP: 0.332, SLG: 0.354 (1, 4)	0-0 6-3		0-0 F8			0-0 1B		0-0 F3		4	0	1	0	0	0	0									
Al Woods, L OBP: 0.336, SLG: 0.382 (1, 7)	0-0 F8		0-0 F8			0-0 F6			0-0 BB 1B	4	0	1	0	0	0	1									
Roy Howell, L OBP: 0.366, SLG: 0.371 (1, 5)	0-0 F7			0-0 3-1		0-0 6-3			4-0 1-2 BB	3	0	0	0	1	0	1									
Ron Fairly, L OBP: 0.367, SLG: 0.471 (1, 9)		0-0 3B		0-0 G3		0-3 K		0-0 F8		4	0	1	0	0	1	2									
Sam Ewing, L OBP: 0.345, SLG: 0.385 (1, 10)		0-3 K		0-0 1-3		0-0 6-3		0-0 L3		4	0	0	0	0	1	3									
Doug Ault, R OBP: 0.325, SLG: 0.406 (1, 3)		0-3 K			0-0 L8		0-0 E5	0-0 F7		4	0	0	0	0	1	3									
Steve Bowling, R OBP: 0.319, SLG: 0.286 (1, 8)		4-0 BB			0-0 F8		0-3 K			2	0	0	0	1	1	1									
Rick Cerone, R OBP: 0.214, SLG: 0.259 (1, 2)		0-0 5-3			0-0 5-3			0-0 L7		3	0	0	0	0	0	2									
Tim Nordbrook, R OBP: 0.378, SLG: 0.185 (1, 6)			0-0 F9			0-0 F8		0-0 F9		3	0	0	0	0	0	0									
Inning Stats	R: 0 E: 0 K: 0 S: 3	H: 0 LOB: 0 BB: 0 P: 3	R: 0 E: 0 K: 2 S: 8	H: 1 LOB: 2 BB: 1 P: 12	R: 0 E: 0 K: 0 S: 3	H: 0 LOB: 0 BB: 0 P: 3	R: 0 E: 0 K: 0 S: 3	H: 0 LOB: 0 BB: 0 P: 3	R: 0 E: 0 K: 0 S: 4	H: 1 LOB: 1 BB: 0 P: 4	R: 0 E: 1 K: 2 S: 8	H: 0 LOB: 1 BB: 0 P: 8	R: 0 E: 0 K: 0 S: 3	H: 0 LOB: 0 BB: 0 P: 3	R: 0 E: 0 K: 0 S: 4	H: 1 LOB: 2 BB: 1 P: 8	1B: 2 2B: 0 3B: 1 HR: 0	SF: 0 SAC: 0 DP: 0 HBP: 0	WP: 0 PB: 0 SB: 0 CS: 0	PA: 33					
PITCHER	IP	WLS	BF	H	R	ER	SO	BB	IBB	HBP	BLK	WP	HR	S	P	ERA	WHIP								
Don Aase, R ERA: 2.78 (1, 1)	9.0	W	33	3	0	0	4	2	0	0	0	0	0	39	47	0.00	0.556								

Boston Red Sox @ Toronto Blue Jays
Exhibition Stadium, Toronto, ON
Mon Sep 05 1977, 7:05 PM EDT
Unknown - 75 F

AB 31
R 0
H 3
RBI 0
BB 2
SO 4
LOB 13



Batter	1	2	3	4	5	6	7	8	9	AB	R	H	RBI	BB	SO	LOB	TOP										
Rick Burleson, R OBP: 0.345, SLG: 0.387 (1, 6)	0-0 4-3		4-0 SH1-4 BB	0-0 2B	0-0 1B	0-0 1B		0-3 K		4	0	2	1	1	1	2	Boston Red Sox @ Toronto Blue Jays Exhibition Stadium, Toronto, ON Mon Sep 05 1977, 7:05 PM EDT Att: 30,373 - Unknown - 64 F										
Denny Doyle, L OBP: 0.295, SLG: 0.322 (1, 4)	4-0 BB		0-0 SH1-4 1-2	0-0 5-3	0-0 3-H 2B	0-0 G3		0-0 1B		3	0	1	1	1	0	3											
Fred Lynn, L OBP: 0.311, SLG: 0.438 (1, 10)	0-3 K		0-0 F5	0-0 F9			0-0 F9	0-3 2-3 3-H K		5	0	0	0	0	2	6											
Carl Yastrzemski, L OBP: 0.384, SLG: 0.504 (1, 3)	0-3 K		0-0 F7		0-0 F4		0-0 G3	0-3 K		5	0	0	0	0	2	2											
Jim Rice, R OBP: 0.375, SLG: 0.601 (1, 7)		0-0 6-3		0-0 1B 2B 1B	0-3 K		0-0 F4	0-0 F7		5	1	1	0	0	1	0											
Bernie Carbo, L OBP: 0.394, SLG: 0.518 (1, 9)		0-0 1B 2B		0-3 K	4-0 BB		0-0 BB	0-3 F7	0-3 K	4	1	1	0	1	2	1											
Butch Hobson, R OBP: 0.297, SLG: 0.504 (1, 5)		0-0 2-H 1B		0-0 2B 1B	1-3 1B		0-0 F3	0-0 E 2B 1B		4	2	3	1	0	0	1											
Rick Miller, L OBP: 0.347, SLG: 0.345 (1, 8)		0-3 K		0-0 1B 2B 2B	1-H 3-H 2B		0-3 K	0-0 E3 2B 1B		4	2	1	2	0	2	2											
Bob Montgomery, R OBP: 0.341, SLG: 0.514 (1, 2)		0-3 K		0-0 2B 1B	2-3 1B		0-3 K	1-3 3-H 2B		4	0	2	1	0	2	1											
Inning Stats	R: 0 E: 0 K: 2 S: 7	H: 0 LOB: 1 BB: 1 P: 11	R: 1 E: 0 K: 2 S: 9	H: 2 LOB: 1 BB: 0 P: 9	R: 0 E: 0 K: 0 S: 3	H: 0 LOB: 1 BB: 1 P: 7	R: 3 E: 0 K: 1 S: 10	H: 5 LOB: 2 BB: 0 P: 10	R: 0 E: 0 K: 1 S: 5	H: 1 LOB: 1 BB: 1 P: 8	R: 0 E: 0 K: 0 S: 3	H: 0 LOB: 0 BB: 0 P: 3	R: 2 E: 1 K: 2 S: 11	H: 3 LOB: 2 BB: 0 P: 11	R: 0 E: 0 K: 2 S: 7	H: 0 LOB: 0 BB: 0 P: 7	1B: 7 2B: 4 3B: 0 HR: 0	SF: 0 SAC: 1 DP: 0 HBP: 0	WP: 0 PB: 0 SB: 0 CS: 0	PA: 42							
PITCHER	IP	WLS	BF	H	R	ER	SO	BB	IBB	HBP	BLK	WP	HR	S	P	ERA	WHIP										
Jim Clancy, R ERA: 5.91 (1, 1)	3.1	L	19	7	4	4	5	2	0	0	0	0	0	27	35	10.80	2.700										
Mike Willis, L ERA: 4.35 (4, 1)	3.2		13	1	0	0	3	1	0	0	0	0	0	18	22	0.00	0.545										
Pete Vuckovich, R ERA: 3.46 (8, 1)	2.0		10	3	2	1	4	0	0	0	0	0	0	18	18	4.50	1.500										

AB	38
R	6
H	11
RBI	6
BB	3
SO	12
LOB	18



Batter	1	2	3	4	5	6	7	8	9	AB	R	H	RBI	BB	SO	LOB	BOTTOM										
Steve Staggs, R OBP: 0.331, SLG: 0.349 (1, 4)	0-3 K		0-0 5-3		4-0 1-2 BB			0-0 F8		3	0	0	0	1	1	0	Boston Red Sox @ Toronto Blue Jays Exhibition Stadium, Toronto, ON Mon Sep 05 1977, 7:05 PM EDT Att: 30,373 - Unknown - 64 F										
Al Woods, L OBP: 0.336, SLG: 0.380 (1, 7)	0-0 1B		0-0 4-3		0-0 4-3			0-0 F2		4	0	1	0	0	0	2											
Roy Howell, L OBP: 0.364, SLG: 0.370 (1, 5)	0-0 1B		0-0 F7		0-0 1-3		0-0 1-3	0-3 K		4	0	1	0	0	1	0											
Ron Fairly, L OBP: 0.368, SLG: 0.476 (1, 10)	0-0 G5-4-3		0-0 FC4-6 1B		0-0 1-3		0-0 1-3		0-0 3B	4	0	2	0	0	0	2											
Otto Velez, R OBP: 0.359, SLG: 0.442 (1, 9)		4-0 BB		0-0 F4		0-0 F3		0-3 K		3	0	0	0	1	1	2											
Doug Ault, R OBP: 0.325, SLG: 0.405 (1, 3)		0-0 F8		0-0 FC4-6 1-2		0-0 FC6-4 1B		0-3 K		4	0	1	0	0	1	3											
Steve Bowling, R OBP: 0.309, SLG: 0.276 (1, 8)		0-3 K		0-0 5-3		0-0 FC6-4 FC4-6 1-2		0-0 4-3		4	0	0	0	0	1	3											
Hector Torres, R OBP: 0.292, SLG: 0.367 (1, 6)		0-0 F7		0-0 4-3		0-0 F9				3	0	0	0	0	0	2											
Alan Ashby, S OBP: 0.284, SLG: 0.282 (1, 2)			0-0 4-3		4-0 BB BB		0-0 FC4-6 1-2			2	0	0	0	1	0	1											
Inning Stats	R: 0 E: 0 K: 1 S: 6	H: 2 LOB: 1 BB: 0 P: 6	R: 0 E: 0 K: 1 S: 5	H: 0 LOB: 1 BB: 1 P: 9	R: 0 E: 0 K: 0 S: 3	H: 0 LOB: 0 BB: 0 P: 3	R: 0 E: 0 K: 0 S: 4	H: 1 LOB: 1 BB: 0 P: 4	R: 0 E: 0 K: 0 S: 3	H: 0 LOB: 2 BB: 2 P: 11	R: 0 E: 0 K: 0 S: 3	H: 0 LOB: 0 BB: 0 P: 3	R: 0 E: 0 K: 1 S: 5	H: 0 LOB: 0 BB: 0 P: 5	R: 0 E: 0 K: 2 S: 8	H: 1 LOB: 1 BB: 0 P: 8	1B: 4 2B: 0 3B: 1 HR: 0	SF: 0 SAC: 0 DP: 1 HBP: 0	WP: 0 PB: 0 SB: 0 CS: 0	PA: 34							
PITCHER	IP	WLS	BF	H	R	ER	SO	BB	IBB	HBP	BLK	WP	HR	S	P	ERA	WHIP										
Reggie Cleveland, R ERA: 4.08 (1, 1)	9.0	W	34	5	0	0	5	3	0	0	0	0	0	41	53	0.00	0.889										

AB	31
R	0
H	5
RBI	0
BB	3
SO	5
LOB	15



Batter	1	2	3	4	5	6	7	8	9	AB	R	H	RBI	BB	SO	LOB	TOP										
Rick Burleson, R OBP: 0.345, SLG: 0.388 (1, 6)										6	2	2	0	0	0	6	Boston Red Sox @ Toronto Blue Jays Exhibition Stadium, Toronto, ON Tue Sep 06 1977, 7:05 PM EDT Att: 17,666 - Unknown - 66 F										
Denny Doyle, L OBP: 0.294, SLG: 0.321 (1, 4)										5	0	1	0	0	0	3											
Fred Lynn, L OBP: 0.316, SLG: 0.447 (1, 8)										3	3	2	2	2	1	0											
Carl Yastrzemski, L OBP: 0.380, SLG: 0.500 (1, 3)										4	0	0	1	0	1	4											
Jim Rice, R OBP: 0.376, SLG: 0.600 (1, 7)										4	2	2	1	0	1	2											
Carlton Fisk, R OBP: 0.401, SLG: 0.500 Bo Diaz, R (8, 2)										5	2	2	7	0	0	1											
Bernie Carbo, L OBP: 0.394, SLG: 0.510 (1, 10)										3	0	0	0	2	1	1											
Butch Hobson, R OBP: 0.298, SLG: 0.502 (1, 5)										4	0	1	0	1	1	1											
Rick Miller, L OBP: 0.354, SLG: 0.345 (1, 9)										3	2	1	0	2	0	2											
Inning Stats	R: 4 E: 0 K: 1 S: 7	H: 2 LOB: 1 BB: 2 P: 16	R: 1 E: 0 K: 0 S: 4	H: 1 LOB: 2 BB: 2 P: 12	R: 0 E: 0 K: 0 S: 4	H: 1 LOB: 2 BB: 1 P: 8	R: 0 E: 0 K: 1 S: 5	H: 0 LOB: 0 BB: 0 P: 5	R: 0 E: 0 K: 0 S: 4	H: 1 LOB: 3 BB: 2 P: 12	R: 1 E: 0 K: 1 S: 6	H: 1 LOB: 0 BB: 0 P: 6	R: 0 E: 0 K: 1 S: 5	H: 0 LOB: 0 BB: 0 P: 5	R: 5 E: 0 K: 1 S: 10	H: 5 LOB: 0 BB: 0 P: 10		R: 0 E: 0 K: 0 S: 3	H: 0 LOB: 0 BB: 0 P: 3	1B: 7 2B: 1 3B: 0 HR: 3	SF: 1 SAC: 0 DP: 0 HBP: 1	WP: 1 PB: 0 SB: 0 CS: 0	PA: 46				
PITCHER	IP	WLS	BF	H	R	ER	SO	BB	IBB	HBP	BLK	WP	HR	S	P	ERA	WHIP										
Mike Darr, R ERA: 33.75 (1, 1)	1.1	L	12	3	5	5	1	4	0	1	0	0	1	9	26	33.75	5.250										
Tom Murphy, R ERA: 5.45 (2, 1)	6.1		29	7	5	5	4	3	0	0	0	1	1	34	46	7.11	1.579										
Pete Vuckovich, R ERA: 3.49 (8, 1)	1.1		5	1	1	1	0	0	0	0	0	0	1	5	5	6.75	0.750										

Batter	1	2	3	4	5	6	7	8	9	AB	R	H	RBI	BB	SO	LOB	BOTTOM										
Steve Stagg, R OBP: 0.332, SLG: 0.350 (1, 4)										5	1	2	0	0	0	1	Boston Red Sox @ Toronto Blue Jays Exhibition Stadium, Toronto, ON Tue Sep 06 1977, 7:05 PM EDT Att: 17,666 - Unknown - 66 F										
Al Woods, L OBP: 0.333, SLG: 0.378 (1, 7)										3	0	0	0	0	2												
Dave McKay, S OBP: 0.211, SLG: 0.255 (7, 6)										2	0	0	0	0	1												
Doug Ault, R OBP: 0.326, SLG: 0.406 (1, 3)										4	0	2	2	0	1												
Doug Rader, R OBP: 0.348, SLG: 0.448 (1, 5)										4	0	1	0	0	3												
Ron Fairly, L OBP: 0.367, SLG: 0.474 (1, 10)										4	0	1	0	0	1												
Steve Bowling, R OBP: 0.315, SLG: 0.283 (1, 9)										4	0	2	0	0	1												
Gary Woods, R OBP: 0.275, SLG: 0.288 (1, 8)										4	0	2	0	0	2												
Rick Cerone, R OBP: 0.217, SLG: 0.246 (1, 2)										3	0	0	0	1	4												
Tim Nordbrook, R OBP: 0.385, SLG: 0.207 Otto Velez, R OBP: 0.360, SLG: 0.441 (6, PH) (7, 9)										2	1	1	0	0	0	2											
Inning Stats	R: 0 E: 0 K: 0 S: 4	H: 1 LOB: 1 BB: 0 P: 4	R: 0 E: 0 K: 1 S: 6	H: 2 LOB: 1 BB: 0 P: 6	R: 1 E: 0 K: 0 S: 5	H: 2 LOB: 1 BB: 0 P: 5	R: 0 E: 0 K: 0 S: 5	H: 2 LOB: 2 BB: 0 P: 5	R: 0 E: 0 K: 1 S: 5	H: 0 LOB: 0 BB: 0 P: 5	R: 1 E: 0 K: 0 S: 5	H: 2 LOB: 1 BB: 0 P: 5	R: 0 E: 0 K: 1 S: 5	H: 0 LOB: 0 BB: 0 P: 5	R: 0 E: 0 K: 1 S: 5	H: 0 LOB: 0 BB: 0 P: 5	R: 0 E: 0 K: 0 S: 2	H: 0 LOB: 0 BB: 1 P: 6	1B: 11 2B: 0 3B: 0 HR: 0	SF: 0 SAC: 0 DP: 2 HBP: 0	WP: 0 PB: 0 SB: 0 CS: 0	PA: 38					
PITCHER	IP	WLS	BF	H	R	ER	SO	BB	IBB	HBP	BLK	WP	HR	S	P	ERA	WHIP										
Bill Lee, L ERA: 4.87 (1, 1)	7.0	W	32	11	2	2	2	1	0	0	0	0	0	7	11	0.00	0.500										
Jim Willoughby, R ERA: 3.89 (8, 1)	2.0		6	0	0	0	1	1	0	0	0	0	0	7	11	0.00	0.500										



Batter	1	2	3	4	5	6	7	8	9	AB	R	H	RBI	BB	SO	LOB	TOP			
Rick Burleson, R OBP: 0.343, SLG: 0.385 (1, 6)	0-0 5-3		0-0 5-3		0-0 L5			0-0 F9		4	0	0	0	0	0	1				
Denny Doyle, L OBP: 0.284, SLG: 0.319 (1, 4)	4-0 BB			0-0 3-1		0-0 G3		0-0 G3-6-1		2	0	0	0	1	0	0				
Bernie Carbo, L OBP: 0.397, SLG: 0.512 (8, PH)	4-3 BB									1	0	1	0	0	0	0				
Steve Dillard, R OBP: 0.273, SLG: 0.320 (8, PR)	4-3 BB									0	0	0	0	0	0	0				
Fred Lynn, L OBP: 0.318, SLG: 0.446 (1, 8)	4-3 1-2			4-0 G3-6-1 BB		0-0 FC6-4 1B		0-0 G3-6-1 1-2		3	0	1	0	1	0	2				
Carl Yastrzemski, L OBP: 0.377, SLG: 0.496 (1, 7)	0-0 F7			0-0 G3-6-1 1-2		0-3 K				4	0	0	0	0	1	3				
Jim Rice, R OBP: 0.377, SLG: 0.599 (1, 10)				0-3 K		4-0 2B 6-3 BB		0-0 FC6-4 1-2		3	1	1	0	1	1	1				
Carlton Fisk, R OBP: 0.403, SLG: 0.503 (1, 2)				0-0 L8		0-0 1B 2B		4-0 4-3 WP BB		3	1	2	0	1	0	0				
George Scott, R OBP: 0.332, SLG: 0.508 (1, 3)				0-0 4-3		0-0 6-3		0-0 L8		4	0	0	1	0	0	4				
Butch Hobson, R OBP: 0.298, SLG: 0.501 (1, 5)				0-0 F9		0-0 3-1 1B		0-0 4-3		3	0	1	1	0	0	1				
Rick Miller, L OBP: 0.348, SLG: 0.339 (1, 9)				0-3 K		0-0 3-1 2-3		0-0 G3		3	0	0	0	0	1	2				
Inning Stats	R: 0 E: 0 K: 0 S: 3	H: 0 LOB: 1 BB: 1 P: 7	R: 0 E: 0 K: 1 S: 5	H: 0 LOB: 0 BB: 0 P: 5	R: 0 E: 0 K: 1 S: 5	H: 0 LOB: 0 BB: 0 P: 5	R: 0 E: 0 K: 0 S: 2	H: 0 LOB: 1 BB: 1 P: 6	R: 2 E: 0 K: 0 S: 5	H: 2 LOB: 1 BB: 1 P: 9	R: 0 E: 0 K: 1 S: 6	H: 1 LOB: 1 BB: 0 P: 6	R: 0 E: 0 K: 0 S: 3	H: 0 LOB: 1 BB: 1 P: 7	R: 0 E: 0 K: 0 S: 4	H: 2 LOB: 1 BB: 0 P: 4	1B: 5 2B: 1 3B: 0 HR: 0	SF: 0 SAC: 0 DP: 3 HBP: 0	WP: 2 PB: 0 SB: 0 CS: 0	PA: 34
PITCHER Dave Lemanczyk, R ERA: 4.31 (1, 1)	IP: 9.0 WLS: W BF: 34 H: 6 R: 2 ER: 2 SO: 3 BB: 4 IBB: 0 HBP: 0 BLK: 0 WP: 2 HR: 0 S: 36 P: 52 ERA: 2.00 WHIP: 1.111															PITCHER				

Boston Red Sox @ Toronto Blue Jays
Exhibition Stadium, Toronto, ON
Wed Sep 07 1977, 7:05 PM EDT
Att: 31,684 - Unknown - 64 F

AB 30
R 2
H 6
RBI 2
BB 4
SO 3
LOB 14



Batter	1	2	3	4	5	6	7	8	9	AB	R	H	RBI	BB	SO	LOB	BOTTOM			
Steve Stagg, R OBP: 0.331, SLG: 0.349 (1, 4)	0-0 F8		0-0 1-2 3H 1B		0-0 F9		0-0 4-3			4	0	1	1	0	0	0				
Al Woods, L OBP: 0.330, SLG: 0.374 (1, 7)	0-0 4-3		0-0 F7			0-0 6-3		0-0 3-1		4	0	0	0	0	0	2				
Roy Howell, L OBP: 0.366, SLG: 0.382 (1, 5)	0-3 K		0-0 L4			0-0 HR		0-0 S 1B		4	1	2	1	0	1	2				
John Scott, R OBP: 0.264, SLG: 0.300 (8, PR)										0	0	0	0	0	0	0				
Doug Rader, R OBP: 0.348, SLG: 0.448 (9, 5)										0	0	0	0	0	0	0				
Ron Fairly, L OBP: 0.369, SLG: 0.472 (1, 10)				0-3 K		4-0 G3 1B BB		4-0 1-2 1BB		2	1	0	0	2	1	0				
Doug Ault, R OBP: 0.326, SLG: 0.407 (1, 3)				0-0 F9		0-0 2B		0-0 F2		4	0	1	0	0	0	3				
Gary Woods, R OBP: 0.274, SLG: 0.287 (1, 8)				0-3 K		0-0 5-3 1B		0-0 4-3		4	0	1	1	0	1	3				
Steve Bowling, R OBP: 0.308, SLG: 0.276 (1, 9)				0-0 6-3		0-3 K		0-0 L7		3	0	0	0	0	1	2				
Alan Ashby, S OBP: 0.295, SLG: 0.285 (1, 2)				0-0 1B 2B		0-0 F8		0-0 4-3		3	1	1	0	0	0	0				
Tim Nordbrook, R OBP: 0.381, SLG: 0.219 (1, 6)				0-0 1B 2B		0-0 6-3		0-0 5-3		3	0	1	0	0	0	0				
Inning Stats	R: 0 E: 0 K: 1 S: 5	H: 0 LOB: 0 BB: 0 P: 5	R: 0 E: 0 K: 2 S: 7	H: 0 LOB: 0 BB: 0 P: 7	R: 1 E: 0 K: 0 S: 6	H: 3 LOB: 2 BB: 0 P: 6	R: 0 E: 0 K: 1 S: 6	H: 1 LOB: 1 BB: 0 P: 6	R: 0 E: 0 K: 0 S: 3	H: 0 LOB: 0 BB: 0 P: 3	R: 2 E: 0 K: 0 S: 5	H: 2 LOB: 1 BB: 1 P: 9	R: 0 E: 0 K: 0 S: 3	H: 0 LOB: 0 BB: 0 P: 3	R: 0 E: 0 K: 0 S: 4	H: 1 LOB: 2 BB: 1 P: 8	1B: 4 2B: 2 3B: 0 HR: 1	SF: 0 SAC: 0 DP: 0 HBP: 0	WP: 0 PB: 0 SB: 1 CS: 0	PA: 33
PITCHER Fergie Jenkins, R ERA: 3.88 (1, 1)	IP: 8.0 WLS: L BF: 33 H: 7 R: 3 ER: 3 SO: 4 BB: 1 IBB: 1 HBP: 0 BLK: 0 WP: 0 HR: 1 S: 39 P: 47 ERA: 3.38 WHIP: 1.000															PITCHER				

Boston Red Sox @ Toronto Blue Jays
Exhibition Stadium, Toronto, ON
Wed Sep 07 1977, 7:05 PM EDT
Att: 31,684 - Unknown - 64 F

AB 31
R 3
H 7
RBI 3
BB 2
SO 4
LOB 12



Batter	1	2	3	4	5	6	7	8	9	AB	R	H	RBI	BB	SO	LOB	TOP					
Rick Burleson, R OBP: 0.341, SLG: 0.384 (1, 6)	L8						FC5		F8								5 0 1 0 0 1 2					
Denny Doyle, L OBP: 0.283, SLG: 0.317 (1, 4)	F7	G3							F2								5 0 1 0 0 0 1					
Fred Lynn, L OBP: 0.315, SLG: 0.442 (1, 8)	4-3		F7			G3	4-3										4 0 0 0 0 0 2					
Carl Yastrzemski, L OBP: 0.378, SLG: 0.502 (1, 7)		HR	L7			1-3			HR								4 2 2 1 0 0 0					
Jim Rice, R OBP: 0.378, SLG: 0.597 (1, 10)		E4	6-3			HR											3 2 1 0 1 0 1					
Carlton Fisk, R OBP: 0.404, SLG: 0.517 (1, 2)		HR			F2		HR		F8								4 2 2 5 0 0 1					
George Scott, R OBP: 0.333, SLG: 0.514 (1, 3)		HR							F7								4 1 2 1 0 0 1					
Butch Hobson, R OBP: 0.297, SLG: 0.499 (1, 5)		F3			G1-6-3												4 0 1 0 0 1 2					
Rick Miller, L OBP: 0.346, SLG: 0.337 (1, 9)		F8				5-3			F4								4 0 1 0 0 0 0					
Inning Stats	R: 0 E: 0 K: 0 S: 3	H: 0 LOB: 0 BB: 0 P: 3	R: 4 E: 1 K: 0 S: 8	H: 4 LOB: 1 BB: 0 P: 8	R: 0 E: 0 K: 0 S: 3	H: 0 LOB: 0 BB: 0 P: 3	R: 0 E: 0 K: 1 S: 5	H: 1 LOB: 0 BB: 0 P: 3	R: 0 E: 0 K: 0 S: 5	H: 0 LOB: 0 BB: 0 P: 5	R: 2 E: 0 K: 0 S: 5	H: 2 LOB: 0 BB: 0 P: 5	R: 0 E: 0 K: 0 S: 5	H: 3 LOB: 2 BB: 0 P: 5	R: 1 E: 0 K: 1 S: 6	H: 1 LOB: 1 BB: 0 P: 10	R: 0 E: 0 K: 0 S: 3	H: 0 LOB: 0 BB: 0 P: 3	1B: 7 2B: 0 3B: 0 HR: 4	SF: 0 SAC: 0 DP: 1 HBP: 0	WP: 0 PB: 0 SB: 0 CS: 0	PA: 38
PITCHER	IP	WLS	BF	H	R	ER	SO	BB	IBB	HBP	BLK	WP	HR	S	P	ERA	WHIP					
Jesse Jefferson, R ERA: 4.44 (1, 1)	6.2	L	29	10	6	5	1	0	0	0	0	0	3	31	31	6.75	1.500					
Mike Willis, L ERA: 4.36 (7, 1)	2.1		9	1	1	1	1	1	0	0	0	0	1	10	14	3.86	0.857					

Boston Red Sox @ Toronto Blue Jays
Exhibition Stadium, Toronto, ON
Thu Sep 08 1977, 7:05 PM EDT
Att: 19,163 - Unknown - 66 F

AB 37
R 7
H 11
RBI 7
BB 1
SO 2
LOB 10



Batter	1	2	3	4	5	6	7	8	9	AB	R	H	RBI	BB	SO	LOB	BOTTOM					
Steve Stagg, R OBP: 0.333, SLG: 0.349 (1, 4)	6-3						F3										3 1 1 0 1 0 2					
Al Woods, L OBP: 0.332, SLG: 0.375 (1, 7)			4-3						F2								4 1 2 0 0 0 1					
Roy Howell, L OBP: 0.365, SLG: 0.380 (1, 5)	FC4-6				3-1		F7										4 0 1 0 0 0 3					
Ron Fairly, L OBP: 0.368, SLG: 0.470 (1, 10)	F8						E3		K								4 0 1 0 0 1 4					
Doug Ault, R OBP: 0.327, SLG: 0.406 (1, 3)			5-3		G4-6-3												3 0 1 2 0 0 1					
Gary Woods, R OBP: 0.273, SLG: 0.286 (1, 8)		5-3					F7										4 0 1 0 0 0 2					
Steve Bowling, R OBP: 0.302, SLG: 0.270 (1, 9)																	3 0 0 0 0 0 1					
Sam Ewing, L OBP: 0.343, SLG: 0.383 (9, PH)			6-3				4-3		F3								1 0 0 0 0 1 0					
Alan Ashby, S OBP: 0.284, SLG: 0.285 (1, 2)					F7												4 0 1 0 0 0 0					
Tim Nordbrook, R OBP: 0.364, SLG: 0.206 (1, 6)																	2 0 0 0 0 1 0					
Doug Rader, R OBP: 0.347, SLG: 0.447 (7, PH)																	1 0 0 0 0 0 2					
Dave McKay, S OBP: 0.210, SLG: 0.253 (8, 6)					K												1 0 0 0 0 0 0					
Inning Stats	R: 0 E: 0 K: 0 S: 4	H: 1 LOB: 1 BB: 0 P: 4	R: 0 E: 0 K: 0 S: 3	H: 0 LOB: 0 BB: 0 P: 3	R: 0 E: 0 K: 1 S: 6	H: 1 LOB: 0 BB: 0 P: 6	R: 0 E: 0 K: 0 S: 3	H: 1 LOB: 0 BB: 0 P: 3	R: 0 E: 0 K: 0 S: 5	H: 0 LOB: 0 BB: 0 P: 3	R: 2 E: 1 K: 0 S: 5	H: 2 LOB: 2 BB: 1 P: 9	R: 0 E: 0 K: 0 S: 5	H: 2 LOB: 2 BB: 0 P: 5	R: 0 E: 0 K: 1 S: 6	H: 1 LOB: 2 BB: 0 P: 7	R: 0 E: 0 K: 1 S: 5	H: 0 LOB: 0 BB: 0 P: 5	1B: 8 2B: 0 3B: 0 HR: 0	SF: 0 SAC: 0 DP: 1 HBP: 1	WP: 0 PB: 0 SB: 0 CS: 0	PA: 36
PITCHER	IP	WLS	BF	H	R	ER	SO	BB	IBB	HBP	BLK	WP	HR	S	P	ERA	WHIP					
Mike Paxton, R ERA: 3.38 (1, 1)	9.0	W	36	8	2	0	3	1	0	1	0	0	0	40	45	0.00	1.000					

Boston Red Sox @ Toronto Blue Jays
Exhibition Stadium, Toronto, ON
Thu Sep 08 1977, 7:05 PM EDT
Att: 19,163 - Unknown - 66 F

AB 34
R 2
H 8
RBI 2
BB 1
SO 3
LOB 16



Batter	1	2	3	4	5	6	7	8	9	AB	R	H	RBI	BB	SO	LOB	TOP			
Steve Stiggs, R (1,4) OBP: 0.328, SLG: 0.343	0-0 6-3		0-3 K			0-0 6-3		0-3 K	4 0 0 0 0 2 2								Toronto Blue Jays @ New York Yankees Yankee Stadium, Bronx, NY Fri Sep 09 1977, 7:05 PM EDT Att: 21,145 - Unknown			
Al Woods, L (1,7) OBP: 0.329, SLG: 0.371	0-0 F8		0-0 F7			0-0 4-3		0-0 F7	4 0 0 0 0 0 2											
Roy Howell, L (1,5) OBP: 0.363, SLG: 0.378	0-3 K			0-0 G5-4-3 1B			0-3 K	0-0 6-3	4 0 1 0 0 2 0											
Ron Fairly, L (1,10) OBP: 0.367, SLG: 0.467		4-0 FC5-4 BB		0-0 G5-4-3 1-2			0-0 F9		2 0 0 0 1 0 1											
Doug Ault, R (1,3) OBP: 0.325, SLG: 0.403		0-0 FC5-4 G4-6-3 1-2		0-0 6-3			0-0 6-3		3 0 0 0 0 0 1											
Gary Woods, R (1,8) OBP: 0.288, SLG: 0.279		0-0 G4-6-3 1-2			0-0 5-3			0-0 F5	3 0 0 0 0 0 1											
Steve Bowling, R (1,9) OBP: 0.309, SLG: 0.279			0-0 FC5-4 BB 1B		0-0 5-3			0-0 1B	3 0 2 0 0 0 0											
Alan Ashby, S (1,2) OBP: 0.284, SLG: 0.283			4-0 FC5-4 BB		0-0 3-1			0-3 K	2 0 0 0 1 1 1											
Tim Nordbrook, R (1,6) OBP: 0.348, SLG: 0.194			0-0 FC5-4			0-0 6-3		0-0 6-3	2 0 0 0 0 0 2											
Doug Rader, R (8, PH) OBP: 0.346, SLG: 0.446			1-2 2-3						1 0 0 0 0 0 1											
Dave McKay, S (8,6) OBP: 0.210, SLG: 0.253									0 0 0 0 0 0 0											
Inning Stats	R: 0 E: 0 K: 1 S: 5	H: 0 LOB: 0 BB: 0 P: 5	R: 0 E: 0 K: 0 S: 2	H: 0 LOB: 0 BB: 1 P: 6	R: 0 E: 0 K: 1 S: 6	H: 1 LOB: 2 BB: 1 P: 10	R: 0 E: 0 K: 0 S: 3	H: 1 LOB: 0 BB: 0 P: 3	R: 0 E: 0 K: 0 S: 3	H: 0 LOB: 0 BB: 0 P: 3	R: 0 E: 0 K: 1 S: 5	H: 0 LOB: 0 BB: 0 P: 5	R: 0 E: 0 K: 1 S: 6	H: 1 LOB: 1 BB: 0 P: 6	R: 0 E: 0 K: 1 S: 5	H: 0 LOB: 0 BB: 0 P: 5	1B: 3 2B: 0 3B: 0 HR: 0	SF: 0 SAC: 0 DP: 2 HBP: 0	WP: 0 PB: 0 CS: 0	PA: 30
PITCHER Mike Torrez, R (1,1) ERA: 3.88	IP: 9.0 WLS: W BF: 30 H: 3 R: 0 ER: 0 SO: 5 BB: 2 IBB: 0 HBP: 0 BLK: 0 WP: 0 HR: 0 S: 38 P: 46 ERA: 0.00 WHIP: 0.556																			

Batter	1	2	3	4	5	6	7	8	9	AB	R	H	RBI	BB	SO	LOB	BOTTOM			
Mickey Rivers, L (1,8) OBP: 0.349, SLG: 0.436	0-0 1-3		0-0 F9			0-0 2B		0-0 F3	4 0 1 0 0 0 1								Toronto Blue Jays @ New York Yankees Yankee Stadium, Bronx, NY Fri Sep 09 1977, 7:05 PM EDT Att: 21,145 - Unknown			
Graig Nettles, L (1,5) OBP: 0.325, SLG: 0.489	0-0 1-3		0-0 4-3		0-0 4-3			0-0 3-1	4 0 0 0 0 0 3											
Thurman Munson, R (1,10) OBP: 0.341, SLG: 0.436	0-0 F7			0-0 BB 1B		0-0 BB 1B		0-0 F8	4 1 2 0 0 0 0											
Reggie Jackson, L (1,9) OBP: 0.371, SLG: 0.529		0-3 K		4-0 F8 BB		4-0 1B BB		0-0 1-3	2 0 0 0 2 1 0											
Paul Blair, R (9,9) OBP: 0.338, SLG: 0.437				1-2 BB		1-2 BB			0 0 0 0 0 0 0											
Cliff Johnson, R (1,2) OBP: 0.403, SLG: 0.579		0-0 HR		0-0 F8 1-2		0-0 F4			3 1 1 1 0 0 4											
Chris Chambliss, L (1,3) OBP: 0.343, SLG: 0.464		0-0 F7		0-0 G3		0-0 1B 1-3 2H			3 0 1 1 0 0 1											
Roy White, S (1,7) OBP: 0.374, SLG: 0.423		0-0 1-3			0-3 K	0-0 5-3			3 0 0 0 0 1 1											
Willie Randolph, R (1,4) OBP: 0.357, SLG: 0.412			0-0 F9		0-0 F7			0-0 6-3	3 0 0 0 0 0 0											
Bucky Dent, R (1,6) OBP: 0.305, SLG: 0.362			4-0 BB		4-0 2B BB			0-0 F7	1 0 0 0 2 0 0											
Inning Stats	R: 0 E: 0 K: 0 S: 3	H: 0 LOB: 0 BB: 0 P: 3	R: 1 E: 0 K: 1 S: 6	H: 1 LOB: 0 BB: 0 P: 6	R: 0 E: 0 K: 0 S: 3	H: 0 LOB: 1 BB: 1 P: 7	R: 0 E: 0 K: 0 S: 3	H: 1 LOB: 1 BB: 1 P: 7	R: 0 E: 0 K: 1 S: 6	H: 1 LOB: 2 BB: 1 P: 10	R: 1 E: 0 K: 0 S: 4	H: 2 LOB: 1 BB: 1 P: 8	R: 0 E: 0 K: 0 S: 3	H: 0 LOB: 0 BB: 0 P: 3	R: 0 E: 0 K: 0 S: 3	H: 0 LOB: 0 BB: 0 P: 3	1B: 3 2B: 1 3B: 0 HR: 1	SF: 0 SAC: 0 DP: 0 HBP: 0	WP: 0 PB: 0 CS: 0	PA: 31
PITCHER Jerry Garvin, L (1,1) ERA: 4.0	IP: 8.0 WLS: L BF: 31 H: 5 R: 2 ER: 2 SO: 2 BB: 4 IBB: 0 HBP: 0 BLK: 0 WP: 0 HR: 1 S: 31 P: 47 ERA: 2.25 WHIP: 1.125																			

Batter	1	2	3	4	5	6	7	8	9	AB	R	H	RBI	BB	SO	LOB	TOP										
Steve Stagg, R OBP: 0.338, SLG: 0.352 (1, 4)	F6	F8		1B		1B	E		1B	5	3	3	1	1	0	1	Toronto Blue Jays @ New York Yankees Yankee Stadium, Bronx, NY Sat Sep 10 1977, 3:33 AM EDT Att: 20,296 - Unknown										
Al Woods, L OBP: 0.333, SLG: 0.378 (1, 7)	2B		F8	G4-6-3		1B	E1		1B	6	4	4	2	0	0	1											
Roy Howell, L OBP: 0.372, SLG: 0.414 (1, 5)	1B			G4-6-3		1B	HR		2B	6	4	5	9	0	0	2											
Ron Fairly, L OBP: 0.371, SLG: 0.477 (1, 10)	1B			HR		F5	FC5-4		F9	6	1	4	2	0	0	3											
Doug Ault, R OBP: 0.321, SLG: 0.397 (1, 3)	K		F4	1B		5-3	FC5-4		5-3	6	0	0	2	0	1	4											
Gary Woods, R OBP: 0.297, SLG: 0.268 (1, 8)	F6		F8		G4-6-3	6-3	F7		5-3	6	0	0	0	0	0	4											
Steve Bowling, R OBP: 0.318, SLG: 0.286 (1, 9)		F6		6-3		FC3	E	5-3		4	3	2	0	1	0	0											
Rick Cerone, R OBP: 0.200, SLG: 0.226 (1, 2)		F8		6-3		FC3	F9	6-3		5	1	0	0	0	0	3											
Tim Nordbrook, R OBP: 0.353, SLG: 0.220 (1, 6)				2B		E4	E5	F4		5	3	2	1	0	0	2											
Inning Stats	R: 2 E: 0 K: 1 S: 8	H: 3 LOB: 1 BB: 0 P: 8	R: 0 E: 0 K: 0 S: 4	H: 1 LOB: 1 BB: 0 P: 4	R: 2 E: 0 K: 0 S: 5	H: 2 LOB: 1 BB: 0 P: 5	R: 2 E: 0 K: 0 S: 5	H: 3 LOB: 1 BB: 1 P: 9	R: 0 E: 0 K: 0 S: 3	H: 1 LOB: 0 BB: 0 P: 3	R: 5 E: 2 K: 0 S: 8	H: 3 LOB: 1 BB: 1 P: 12	R: 5 E: 2 K: 0 S: 9	H: 4 LOB: 1 BB: 0 P: 9	R: 0 E: 0 K: 0 S: 3	H: 0 LOB: 0 BB: 0 P: 3		R: 3 E: 0 K: 0 S: 6	H: 3 LOB: 0 BB: 0 P: 6	1B: 13 2B: 4 3B: 0 HR: 3	SF: 0 SAC: 0 DP: 2 HBP: 0	WP: 0 PB: 1 CS: 0	PA: 51				
PITCHER	IP	WLS	BF	H	R	ER	SO	BB	IBB	HBP	BLK	WP	HR	S	P	ERA	WHIP										
Catfish Hunter, R ERA: 4.71 (1, 1)	3.1	L	18	7	6	6	1	1	0	0	0	0	2	19	23	16.20	2.400										
Ken Clay, R ERA: 5.22 (4, 1)	1.2		11	5	5	2	0	1	0	0	0	0	0	10	14	10.80	3.600										
Stan Thomas, R ERA: 6.03 (6, 1)	1.1		8	3	3	2	0	0	0	0	0	0	0	8	8	13.50	2.250										
Larry McCall, R ERA: 13.5 (7, 1)	0.2		5	2	2	0	0	0	0	0	0	0	1	5	5	0.00	3.000										
Ken Holtzman, L ERA: 5.79 (8, 1)	2.0		9	3	3	2	0	0	0	0	0	0	0	9	9	9.00	1.500										
Batter	1	2	3	4	5	6	7	8	9	AB	R	H	RBI	BB	SO	LOB	BOTTOM										
Mickey Rivers, L OBP: 0.348, SLG: 0.435 (1, 8)	F9		G3				F6			4	0	1	0	0	0	1	Toronto Blue Jays @ New York Yankees Yankee Stadium, Bronx, NY Sat Sep 10 1977, 3:33 AM EDT Att: 20,296 - Unknown										
Paul Blair, R OBP: 0.338, SLG: 0.437 (8, 8)										0	0	0	0	0	0	0											
Graig Nettles, L OBP: 0.324, SLG: 0.487 (1, 5)	F8						F8			4	0	1	0	0	0	1											
Mickey Klutts, R OBP: 0.357, SLG: 0.333 (8, 5)			WP							0	0	0	0	0	0	0											
Thurman Munson, R OBP: 0.359, SLG: 0.434 (1, 2)	F2						F5			3	0	0	0	0	0	2											
Eliot Hendricks, L OBP: 0.250, SLG: 0.250 (7, 2)			5-3							1	0	0	0	0	0	0											
Reggie Jackson, L OBP: 0.368, SLG: 0.524 (1, 10)		K		3-1			F7			4	0	0	0	0	1	1											
Chris Chambliss, L OBP: 0.345, SLG: 0.464 (1, 3)										2	1	1	0	1	1	0											
George Zeber, S OBP: 0.403, SLG: 0.517 (7, 4)				1B						1	0	0	0	0	0	0											
Lou Piniella, R OBP: 0.381, SLG: 0.504 (1, 9)										3	1	2	0	0	1	1											
Carlos May, L OBP: 0.292, SLG: 0.309 (7, 9)				1B						1	0	0	0	0	0	0											
Roy White, S OBP: 0.373, SLG: 0.423 (1, 7)										4	0	1	0	0	0	3											
Willie Randolph, R OBP: 0.360, SLG: 0.414 (6, PH)										2	0	2	1	0	0	0											
Dave Bergman, L (7, 3)										1	0	0	1	0	0	0											
Bucky Dent, R OBP: 0.304, SLG: 0.360 (1, 6)										2	1	0	0	0	0	3											
Dell Alston, L OBP: 0.400, SLG: 0.516 (6, PH)										1	0	0	0	0	0	1											
Fred Stanley, R OBP: 0.326, SLG: 0.282 (7, 6)										1	0	0	0	0	0	0											
Inning Stats	R: 0 E: 0 K: 0 S: 3	H: 0 LOB: 0 BB: 0 P: 3	R: 0 E: 0 K: 2 S: 7	H: 0 LOB: 1 BB: 1 P: 11	R: 1 E: 0 K: 0 S: 5	H: 2 LOB: 1 BB: 0 P: 5	R: 1 E: 0 K: 0 S: 6	H: 3 LOB: 2 BB: 0 P: 6	R: 0 E: 0 K: 0 S: 4	H: 1 LOB: 1 BB: 0 P: 4	R: 1 E: 0 K: 1 S: 7	H: 2 LOB: 1 BB: 0 P: 7	R: 0 E: 0 K: 0 S: 3	H: 0 LOB: 0 BB: 0 P: 3	R: 0 E: 0 K: 0 S: 3	H: 0 LOB: 0 BB: 0 P: 3	R: 0 E: 0 K: 0 S: 3	H: 0 LOB: 0 BB: 0 P: 3	1B: 7 2B: 1 3B: 0 HR: 0	SF: 1 SAC: 0 DP: 0 HBP: 0	WP: 1 PB: 0 CS: 0	PA: 36					
PITCHER	IP	WLS	BF	H	R	ER	SO	BB	IBB	HBP	BLK	WP	HR	S	P	ERA	WHIP										
Jim Clancy, R ERA: 5.43 (1, 1)	9.0	W	36	8	3	3	3	1	0	0	0	1	0	41	45	3.00	1.000										

Batter	1	2	3	4	5	6	7	8	9	AB	R	H	RBI	BB	SO	LOB	TOP			
Steve Stagg, R (1,4) OBP: 0.334, SLG: 0.354	G3 HR 2B		F7		5-3		F8			4	1	1	0	0	0	1	Toronto Blue Jays @ New York Yankees Yankee Stadium, Bronx, NY Sun Sep 11 1977, 3:33 AM EDT Att: 40,905 - Unknown			
Al Woods, L (1,7) OBP: 0.335, SLG: 0.379	6-3					4-3		FC3-6 1B SF7-4 1B		4	1	2	0	0	0	1				
Roy Howell, L (1,5) OBP: 0.373, SLG: 0.415	G3 2-3		F7			1B 1B		FC3-6 1-2 1B		4	0	2	0	0	0	2				
Ron Fairly, L (1,10) OBP: 0.370, SLG: 0.482	HR		4-3			F8		FC3-6 SF7-4 1-2 2-3		4	1	1	2	0	0	4				
Doug Ault, R (1,3) OBP: 0.322, SLG: 0.401	2B				F7			SF7-4 1-2 3		3	0	2	1	0	0	0				
Gary Woods, R (1,8) OBP: 0.297, SLG: 0.267	4-3				F2		FC6-4 1B 1-2			4	0	1	0	0	0	3				
Steve Bowling, R (1,9) OBP: 0.311, SLG: 0.277			5-3		F7			1B		4	0	0	0	0	0	1				
Alan Ashby, S (1,2) OBP: 0.295, SLG: 0.281 Doug Rader, R (9,PH) OBP: 0.346, SLG: 0.445	5-3				K		FC5-4 BB			2	0	0	0	0	1	1				
Tim Nordbrook, R (1,6) OBP: 0.333, SLG: 0.205 Otto Velez, R (9,PH) OBP: 0.359, SLG: 0.440	F9				F5		FC5-4 1-2			3	0	0	0	0	0	1				
Inning Stats	R: 2 E: 0 K: 0 S: 6	H: 3 LOB: 1 BB: 0 P: 6	R: 0 E: 0 K: 0 S: 3	H: 0 LOB: 0 BB: 0 P: 3	R: 0 E: 0 K: 0 S: 4	H: 1 LOB: 1 BB: 0 P: 4	R: 0 E: 0 K: 0 S: 3	H: 0 LOB: 0 BB: 0 P: 3	R: 0 E: 0 K: 1 S: 5	H: 2 LOB: 2 BB: 0 P: 5	R: 0 E: 0 K: 0 S: 3	H: 0 LOB: 1 BB: 1 P: 7	R: 1 E: 0 K: 0 S: 4	H: 2 LOB: 0 BB: 0 P: 4	R: 0 E: 0 K: 0 S: 4	H: 1 LOB: 1 BB: 0 P: 4	1B: 6 2B: 3 3B: 0 HR: 1	SF: 1 SAC: 0 DP: 1 HBP: 0	WP: 0 PB: 0 CS: 0	PA: 36
PITCHER	IP WLS BF H R ER SO BB IBB HBP BLK WP HR S P ERA WHIP																			
Dick Tidrow, R (1,1) ERA: 3.32	7.0 W 28 6 2 2 1 1 1 0 0 0 0 1 29 33 2.57 1.000																			
Sparky Lyle, L (8,1) ERA: 1.78	2.0 S 8 3 1 1 0 0 0 0 0 0 0 0 8 8 4.50 1.500																			

Batter	1	2	3	4	5	6	7	8	9	AB	R	H	RBI	BB	SO	LOB	BOTTOM			
Mickey Rivers, L (1,8) OBP: 0.348, SLG: 0.433	F8	F7		FC4 1-2 2H 1B		F9				4	0	1	1	0	0	2	Toronto Blue Jays @ New York Yankees Yankee Stadium, Bronx, NY Sun Sep 11 1977, 3:33 AM EDT Att: 40,905 - Unknown			
Graig Nettles, L (1,5) OBP: 0.324, SLG: 0.484	F9		6-3 HR BB	F8		G3				3	1	0	0	1	0	2				
Thurman Munson, R (1,2) OBP: 0.338, SLG: 0.431	BB 1B BB		6-3	FC4 1-2		6-3				3	1	0	0	1	0	3				
Reggie Jackson, L (1,9) OBP: 0.369, SLG: 0.529	1B 1-2 BB		HR	K		G1				3	1	1	2	1	1	0				
Chris Chambliss, L (1,3) OBP: 0.344, SLG: 0.463	1-3 2H 1B		6-3	G3		K				4	0	1	1	0	1	0				
Lou Piniella, R (1,10) OBP: 0.356, SLG: 0.496	F7		F5	F7		F2				4	0	0	0	0	0	2				
Roy White, S (1,7) OBP: 0.376, SLG: 0.425			F9	CS BB		S 1B				3	0	2	0	1	0	0				
Willie Randolph, R (1,4) OBP: 0.361, SLG: 0.414			S 1B	E 1B BB		6-3				3	1	1	0	1	0	2				
Bucky Dent, R (1,6) OBP: 0.302, SLG: 0.358	F8		F8	E6 1B		F9				3	0	0	0	0	0	3				
Inning Stats	R: 1 E: 0 K: 0 S: 4	H: 1 LOB: 2 BB: 2 P: 12	R: 0 E: 0 K: 0 S: 4	H: 1 LOB: 0 BB: 1 P: 4	R: 2 E: 0 K: 0 S: 4	H: 1 LOB: 0 BB: 1 P: 8	R: 1 E: 1 K: 0 S: 4	H: 1 LOB: 2 BB: 2 P: 12	R: 0 E: 0 K: 1 S: 5	H: 0 LOB: 0 BB: 0 P: 5	R: 0 E: 0 K: 0 S: 4	H: 1 LOB: 1 BB: 0 P: 4	R: 0 E: 0 K: 1 S: 6	H: 1 LOB: 1 BB: 0 P: 6	R: 0 E: 0 K: 1 S: 6	H: 1 LOB: 1 BB: 0 P: 6	1B: 5 2B: 0 3B: 0 HR: 1	SF: 0 SAC: 0 DP: 0 HBP: 0	WP: 0 PB: 0 CS: 1	PA: 35
PITCHER	IP WLS BF H R ER SO BB IBB HBP BLK WP HR S P ERA WHIP																			
Jeff Byrd, R (1,1) ERA: 5.64	3.1 L 19 4 4 3 0 0 0 0 0 0 0 1 14 34 8.10 2.700																			
Mike Willis, L (4,1) ERA: 4.14	4.2 16 2 0 0 2 0 0 0 0 0 0 0 20 20 0.00 0.429																			

Batter	1	2	3	4	5	6	7	8	9	AB	R	H	RBI	BB	SO	LOB	TOP							
Steve Staggs, R OBP: 0.335, SLG: 0.353 (1, 4)	F8		K		K		E4 E	FC4-6 BB		4	1	1	0	1	2	1	Toronto Blue Jays @ New York Yankees Yankee Stadium, Bronx, NY Sun Sep 11 1977, 3:38 AM EDT Att: 40,905 - Unknown							
Roy Howell, L OBP: 0.371, SLG: 0.410 (1, 10)	K			K	F7		F 2B BB	FC4-6 1B 1-2		4	2	0	0	1	2	1								
Doug Ault, R OBP: 0.321, SLG: 0.399 (1, 3)	1-3			F5	6-3		E4 2B	1B		5	0	1	1	0	0	1								
Otto Velez, R OBP: 0.363, SLG: 0.450 Al Woods, L OBP: 0.336, SLG: 0.381 (1, 9) (7, 7)		F6		1B		FC6-4 SH 1B	PB 2B	1B		4	1	3	1	0	0	0								
Doug Rader, R OBP: 0.345, SLG: 0.442 (1, 5)	F8			BB	1B BB	SH FC6-4	K	F7		3	1	0	0	1	1	4								
Gary Woods, R OBP: 0.255, SLG: 0.265 (1, 8)	K			BB	BB	FC6-4 1-2 2-H	FC1-6-2 PB		6-3	5	0	1	1	0	1	4								
Steve Bowling, R OBP: 0.325, SLG: 0.286 (1, 7) (7, 9)				FC5-4 1B	1-2 2-3 BB	F2	FC5-4 BB	WP 1B		3	0	2	0	2	0	2								
Hector Torres, R OBP: 0.290, SLG: 0.361 (1, 6)			FC5-4 1B	1-2 2-3 3-H BB		F4	FC5-4	K		4	0	0	1	1	1	7								
Rick Cerone, R OBP: 0.214, SLG: 0.227 (1, 2)			1-3 1B		K		E BB	6-3	5-3	4	1	1	0	1	1	4								
Inning Stats	R: 0 E: 0 K: 1 S: 5	H: 0 LOB: 0 BB: 0 P: 5	R: 0 E: 0 K: 1 S: 5	H: 0 LOB: 0 BB: 0 P: 5	R: 0 E: 0 K: 1 S: 6	H: 2 LOB: 1 BB: 0 P: 6	R: 2 E: 0 K: 2 S: 9	H: 2 LOB: 3 BB: 3 P: 21	R: 0 E: 0 K: 1 S: 5	H: 1 LOB: 2 BB: 0 P: 5	R: 3 E: 2 K: 1 S: 8	H: 2 LOB: 3 BB: 3 P: 20	R: 1 E: 0 K: 1 S: 5	H: 2 LOB: 2 BB: 1 P: 9	R: 0 E: 0 K: 1 S: 6	H: 1 LOB: 1 BB: 0 P: 6	1B: 8 2B: 2 3B: 0 HR: 0	SF: 0 SAC: 1 DP: 0 HBP: 0	WP: 1 PB: 1 CS: 0	PA: 45				
PITCHER	IP WLS BF H R ER SO BB IBB HBP BLK WP HR S P ERA WHIP	IP WLS BF H R ER SO BB IBB HBP BLK WP HR S P ERA WHIP	IP WLS BF H R ER SO BB IBB HBP BLK WP HR S P ERA WHIP	IP WLS BF H R ER SO BB IBB HBP BLK WP HR S P ERA WHIP	IP WLS BF H R ER SO BB IBB HBP BLK WP HR S P ERA WHIP	IP WLS BF H R ER SO BB IBB HBP BLK WP HR S P ERA WHIP	IP WLS BF H R ER SO BB IBB HBP BLK WP HR S P ERA WHIP	IP WLS BF H R ER SO BB IBB HBP BLK WP HR S P ERA WHIP	IP WLS BF H R ER SO BB IBB HBP BLK WP HR S P ERA WHIP	IP WLS BF H R ER SO BB IBB HBP BLK WP HR S P ERA WHIP	IP WLS BF H R ER SO BB IBB HBP BLK WP HR S P ERA WHIP	IP WLS BF H R ER SO BB IBB HBP BLK WP HR S P ERA WHIP	IP WLS BF H R ER SO BB IBB HBP BLK WP HR S P ERA WHIP	IP WLS BF H R ER SO BB IBB HBP BLK WP HR S P ERA WHIP	IP WLS BF H R ER SO BB IBB HBP BLK WP HR S P ERA WHIP	IP WLS BF H R ER SO BB IBB HBP BLK WP HR S P ERA WHIP	IP WLS BF H R ER SO BB IBB HBP BLK WP HR S P ERA WHIP	IP WLS BF H R ER SO BB IBB HBP BLK WP HR S P ERA WHIP	IP WLS BF H R ER SO BB IBB HBP BLK WP HR S P ERA WHIP	IP WLS BF H R ER SO BB IBB HBP BLK WP HR S P ERA WHIP	IP WLS BF H R ER SO BB IBB HBP BLK WP HR S P ERA WHIP			
Don Gullett, L ERA: 3.85 Sparky Lyle, L ERA: 1.81 (1, 1) (7, 1)	6.0 L 29 6 5 5 6 5 0 0 0 0 0 36 56 7.50 1.833	3.0 L 16 4 1 1 2 2 0 0 0 1 0 18 26 3.00 2.000																						

AB	37
R	6
H	10
RBI	5
BB	7
SO	8
LOB	24



Batter	1	2	3	4	5	6	7	8	9	AB	R	H	RBI	BB	SO	LOB	BOTTOM						
Mickey Rivers, L OBP: 0.346, SLG: 0.431 (1, 8)	G3	FC6-4			FC4-6 BB 1B		K	3		5	0	1	0	0	1	4	Toronto Blue Jays @ New York Yankees Yankee Stadium, Bronx, NY Sun Sep 11 1977, 3:38 AM EDT Att: 40,905 - Unknown						
Roy White, S OBP: 0.374, SLG: 0.421 (1, 7)	G3		F4		FC4-6 BB		F9		1-3	4	0	0	0	1	0	0							
Graig Nettles, L OBP: 0.323, SLG: 0.485 (1, 5)	1B 3B		4-3		FC4-6 1-2 2-3		4-3		3-1	5	1	1	0	0	0	2							
Reggie Jackson, L OBP: 0.369, SLG: 0.527 (1, 9)	FC6-4 1B		K		K			1B 2B BB	K	4	1	1	1	1	3	2							
Chris Chambliss, L OBP: 0.343, SLG: 0.461 (1, 3)	FC6-4			K	1-3			2B 1B 1B		4	1	1	0	0	1	3							
Lou Piniella, R OBP: 0.361, SLG: 0.509 (1, 10)		1B BB				4-3		1-3 2-H 1B 2B		3	1	2	1	1	0	0							
Cliff Johnson, R OBP: 0.401, SLG: 0.574 (1, 2)	K			F2		6-3		2-H 3-H BB 1B		4	0	1	2	0	1	2							
Willie Randolph, R OBP: 0.362, SLG: 0.415 (1, 4)	F3				BB			F6		3	0	1	0	1	0	2							
Bucky Dent, R OBP: 0.302, SLG: 0.358 Thurman Munson, R (8, PH) Fred Stanley, R OBP: 0.326, SLG: 0.282 (1, 6) (8, PH) (9, 6)	FC6-4 1B			5-3		F8		3 BB		3	0	1	0	0	0	3							
Inning Stats	R: 1 E: 0 K: 0 S: 5	H: 2 LOB: 1 BB: 0 P: 5	R: 0 E: 0 K: 1 S: 6	H: 1 LOB: 1 BB: 1 P: 10	R: 0 E: 0 K: 1 S: 5	H: 0 LOB: 0 BB: 0 P: 5	R: 0 E: 0 K: 1 S: 6	H: 1 LOB: 2 BB: 1 P: 10	R: 0 E: 0 K: 0 S: 4	H: 1 LOB: 1 BB: 0 P: 4	R: 0 E: 0 K: 1 S: 5	H: 0 LOB: 0 BB: 0 P: 5	R: 3 E: 0 K: 0 S: 5	H: 3 LOB: 1 BB: 2 P: 13	R: 0 E: 0 K: 1 S: 5	H: 0 LOB: 0 BB: 0 P: 5	1B: 5 2B: 3 3B: 2 HR: 0	SF: 0 SAC: 0 DP: 1 HBP: 0	WP: 0 PB: 0 CS: 0	PA: 40			
PITCHER	IP WLS BF H R ER SO BB IBB HBP BLK WP HR S P ERA WHIP	IP WLS BF H R ER SO BB IBB HBP BLK WP HR S P ERA WHIP	IP WLS BF H R ER SO BB IBB HBP BLK WP HR S P ERA WHIP	IP WLS BF H R ER SO BB IBB HBP BLK WP HR S P ERA WHIP	IP WLS BF H R ER SO BB IBB HBP BLK WP HR S P ERA WHIP	IP WLS BF H R ER SO BB IBB HBP BLK WP HR S P ERA WHIP	IP WLS BF H R ER SO BB IBB HBP BLK WP HR S P ERA WHIP	IP WLS BF H R ER SO BB IBB HBP BLK WP HR S P ERA WHIP	IP WLS BF H R ER SO BB IBB HBP BLK WP HR S P ERA WHIP	IP WLS BF H R ER SO BB IBB HBP BLK WP HR S P ERA WHIP	IP WLS BF H R ER SO BB IBB HBP BLK WP HR S P ERA WHIP	IP WLS BF H R ER SO BB IBB HBP BLK WP HR S P ERA WHIP	IP WLS BF H R ER SO BB IBB HBP BLK WP HR S P ERA WHIP	IP WLS BF H R ER SO BB IBB HBP BLK WP HR S P ERA WHIP	IP WLS BF H R ER SO BB IBB HBP BLK WP HR S P ERA WHIP	IP WLS BF H R ER SO BB IBB HBP BLK WP HR S P ERA WHIP	IP WLS BF H R ER SO BB IBB HBP BLK WP HR S P ERA WHIP	IP WLS BF H R ER SO BB IBB HBP BLK WP HR S P ERA WHIP	IP WLS BF H R ER SO BB IBB HBP BLK WP HR S P ERA WHIP	IP WLS BF H R ER SO BB IBB HBP BLK WP HR S P ERA WHIP	IP WLS BF H R ER SO BB IBB HBP BLK WP HR S P ERA WHIP	IP WLS BF H R ER SO BB IBB HBP BLK WP HR S P ERA WHIP	
Tom Murphy, R ERA: 5.13 Pete Vuckovich, R ERA: 3.07 Jerry Johnson, R ERA: 4.42 (1, 1) (7, 1) (8, 1)	6.0 W 27 6 1 1 4 6 1 1 4 0 0 8 12 27.00 4.000	1.0 S 7 3 3 3 1 1 0 0 0 0 0 8 12 27.00 4.000																					



Batter	1	2	3	4	5	6	7	8	9	AB	R	H	RBI	BB	SO	LOB	TOP					
Al Bumby, L OBP: 0.366, SLG: 0.401 (1, 8)										5	2	3	0	0	0	3	Baltimore Orioles @ Toronto Blue Jays Exhibition Stadium, Toronto, ON Mon Sep 12 1977, 7:05 PM EDT Att: 13,498 - Unknown					
Rich Dauer, R OBP: 0.284, SLG: 0.302 Billy Smith, S OBP: 0.284, SLG: 0.312 (1, 4)										1	0	0	0	0	0	1						
Pat Kelly, L OBP: 0.354, SLG: 0.376 (1, 10)										4	1	0	0	1	2	3						
Ken Singleton, S OBP: 0.446, SLG: 0.522 Mike Dimmel, R (8, 9)										4	0	1	1	0	1	1						
Eddie Murray, S OBP: 0.321, SLG: 0.432 Tony Muser, L OBP: 0.315, SLG: 0.295 (1, 3)										4	0	1	1	0	0	1						
Doug DeCinces, R OBP: 0.352, SLG: 0.445 (1, 5)										3	1	1	0	1	0	1						
Andres Mora, R OBP: 0.277, SLG: 0.500 Elliott Maddox, R OBP: 0.344, SLG: 0.380 (8, 8)										4	1	2	0	0	1	1						
Kiko Garcia, R OBP: 0.250, SLG: 0.287 Mark Belanger, R OBP: 0.297, SLG: 0.274 (8, 6)										4	1	1	0	0	0	3						
Dave Skaggs, R OBP: 0.347, SLG: 0.356 (1, 2)										4	0	2	2	0	0	1						
Inning Stats	R: 1 E: 1 K: 0 S: 5	H: 2 LOB: 1 BB: 0 P: 5	R: 1 E: 0 K: 0 S: 6	H: 3 LOB: 2 BB: 0 P: 6	R: 1 E: 0 K: 1 S: 5	H: 1 LOB: 0 BB: 1 P: 9	R: 0 E: 0 K: 0 S: 4	H: 1 LOB: 1 BB: 0 P: 4	R: 0 E: 0 K: 1 S: 5	H: 0 LOB: 0 BB: 0 P: 5	R: 0 E: 0 K: 1 S: 9	H: 3 LOB: 2 BB: 0 P: 9	R: 0 E: 0 K: 1 S: 4	H: 0 LOB: 0 BB: 0 P: 8	R: 0 E: 0 K: 1 S: 7	H: 2 LOB: 1 BB: 0 P: 7		1B: 10 2B: 3 3B: 0 HR: 0	SF: 0 SAC: 0 DP: 3 HBP: 0	WP: 0 PB: 0 SB: 2 CS: 0	PA: 40	
PITCHER	IP	WLS	BF	H	R	ER	SO	BB	IBB	HBP	BLK	WP	HR	S	P	ERA	WHIP					
Dave Lemanczyk, R ERA: 4.35 Jerry Johnson, R ERA: 4.39	(1, 1)	8.1	L	38	12	6	5	5	2	0	0	0	0	0	46	54	5.40	1.680				
PITCHER	IP	WLS	BF	H	R	ER	SO	BB	IBB	HBP	BLK	WP	HR	S	P	ERA	WHIP					

Batter	1	2	3	4	5	6	7	8	9	AB	R	H	RBI	BB	SO	LOB	BOTTOM					
Steve Staggs, R OBP: 0.340, SLG: 0.362 (1, 4)										4	1	2	2	1	1	2	Baltimore Orioles @ Toronto Blue Jays Exhibition Stadium, Toronto, ON Mon Sep 12 1977, 7:05 PM EDT Att: 13,498 - Unknown					
Al Woods, L OBP: 0.335, SLG: 0.382 (1, 7)										4	0	2	0	1	0	1						
Roy Howell, L OBP: 0.371, SLG: 0.408 (1, 5)										4	0	1	1	1	0	3						
Ron Fairly, L OBP: 0.368, SLG: 0.479 (1, 10)										5	0	1	0	0	1	4						
Doug Ault, R OBP: 0.318, SLG: 0.395 (1, 3)										4	0	0	0	0	1	6						
Gary Woods, R OBP: 0.250, SLG: 0.260 Sam Ewing, L OBP: 0.342, SLG: 0.381 Otto Velez, R OBP: 0.363, SLG: 0.450 (8, 9)										3	0	0	0	0	2	0						
Steve Bowling, R OBP: 0.329, SLG: 0.287 (9, 8)										3	1	1	0	1	0	0						
Alan Ashby, S OBP: 0.299, SLG: 0.286 (1, 2)										4	1	3	0	0	0	0						
Tim Nordbrook, R OBP: 0.310, SLG: 0.188 (1, 6)										4	0	0	0	0	3	5						
Inning Stats	R: 0 E: 0 K: 0 S: 4	H: 1 LOB: 2 BB: 1 P: 8	R: 0 E: 0 K: 2 S: 8	H: 1 LOB: 2 BB: 1 P: 12	R: 0 E: 0 K: 0 S: 3	H: 0 LOB: 0 BB: 0 P: 3	R: 0 E: 0 K: 1 S: 5	H: 0 LOB: 0 BB: 0 P: 5	R: 0 E: 0 K: 1 S: 4	H: 1 LOB: 1 BB: 0 P: 4	R: 0 E: 0 K: 1 S: 5	H: 1 LOB: 0 BB: 0 P: 5	R: 0 E: 0 K: 2 S: 8	H: 1 LOB: 1 BB: 0 P: 8	R: 0 E: 0 K: 1 S: 7	H: 2 LOB: 3 BB: 1 P: 11		R: 3 E: 0 K: 1 S: 8	H: 3 LOB: 1 BB: 1 P: 12	1B: 9 2B: 0 3B: 1 HR: 0	SF: 0 SAC: 0 DP: 1 HBP: 0	WP: 0 PB: 0 SB: 0 CS: 0
PITCHER	IP	WLS	BF	H	R	ER	SO	BB	IBB	HBP	BLK	WP	HR	S	P	ERA	WHIP					
Jim Palmer, R ERA: 3.11 Dennis Martinez, R ERA: 3.84 Tippy Martinez, L ERA: 2.61	(1, 1)	8.0	W	33	7	0	33	3	0	0	0	0	0	0	44	56	0.00	1.250				
PITCHER	IP	WLS	BF	H	R	ER	SO	BB	IBB	HBP	BLK	WP	HR	S	P	ERA	WHIP					



Batter	1	2	3	4	5	6	7	8	9	AB	R	H	RBI	BB	SO	LOB	TOP				
Al Bumby, L OBP: 0.366, SLG: 0.401 (1, 8)										5	1	2	0	0	1	1	Baltimore Orioles @ Toronto Blue Jays Exhibition Stadium, Toronto, ON Wed Sep 14 1977, 7:05 PM EDT Att: 19,048 - Unknown				
Billy Smith, S OBP: 0.283, SLG: 0.309 (1, 4)										4	0	0	0	1	2	2					
Pat Kelly, L OBP: 0.333, SLG: 0.372 Elliott Maddox, R OBP: 0.351, SLG: 0.380 (1, 7) (8, 8)										4	1	0	0	0	1	2					
Ken Singleton, S OBP: 0.448, SLG: 0.523 Mike Dimmel, R (8, PR) (8, 9)										3	1	2	0	1	0	2					
Terry Crowley, L OBP: 0.333, SLG: 0.556 Larry Harlow, L OBP: 0.283, SLG: 0.250 (9, PH) (9, 9)										1	0	0	0	0	0	1					
Lee May, R OBP: 0.289, SLG: 0.410 (1, 10)										2	2	1	3	2	0	1					
Eddie Murray, S OBP: 0.318, SLG: 0.429 (1, 3)										4	0	0	1	0	1	3					
Doug DeCinces, R OBP: 0.352, SLG: 0.442 (1, 5)										3	0	0	0	1	0	3					
Mark Belanger, R OBP: 0.287, SLG: 0.274 (1, 6)										4	0	1	1	0	3	1					
Rick Dempsey, R OBP: 0.313, SLG: 0.319 (1, 2)										3	0	0	0	1	1	2					
Inning Stats	R: 0 E: 0 K: 0 S: 3	H: 0 LOB: 1 BB: 1 P: 7	R: 0 E: 0 K: 2 S: 7	H: 0 LOB: 1 BB: 1 P: 11	R: 0 E: 0 K: 1 S: 4	H: 0 LOB: 0 BB: 1 P: 8	R: 2 E: 0 K: 0 S: 4	H: 2 LOB: 0 BB: 1 P: 8	R: 0 E: 0 K: 1 S: 6	H: 1 LOB: 1 BB: 0 P: 6	R: 0 E: 0 K: 1 S: 6	H: 0 LOB: 0 BB: 0 P: 5	R: 0 E: 0 K: 2 S: 11	H: 2 LOB: 2 BB: 2 P: 19	R: 0 E: 0 K: 1 S: 5	H: 0 LOB: 1 BB: 1 P: 9	1B: 5 2B: 0 3B: 0 HR: 1	SF: 0 SAC: 0 DP: 1 HBP: 0	WP: 0 PB: 0 SB: 1 CS: 0	PA: 41	
PITCHER	IP	WLS	BF	H	R	ER	SO	BB	IBB	HBP	BLK	WP	HR	S	P	ERA	WHIP				
Jesse Jefferson, R ERA: 4.36 (1, 1)	7.1	L	32	5	6	2	7	5	1	0	0	0	1	40	64	2.46	1.364				
Pete Vuckovich, R ERA: 3.62 (8, 1)	1.2		8	1	0	0	2	1	0	0	0	0	0	11	15	0.00	1.200				

AB	33
R	6
H	6
RBI	5
BB	7
SO	9
LOB	18



Batter	1	2	3	4	5	6	7	8	9	AB	R	H	RBI	BB	SO	LOB	BOTTOM					
Steve Stagg, R OBP: 0.337, SLG: 0.357 (1, 4)										4	0	0	1	1	0	3	Baltimore Orioles @ Toronto Blue Jays Exhibition Stadium, Toronto, ON Wed Sep 14 1977, 7:05 PM EDT Att: 19,048 - Unknown					
Al Woods, L OBP: 0.338, SLG: 0.381 Doug Rader, R OBP: 0.344, SLG: 0.442 Hector Torres, R OBP: 0.290, SLG: 0.361 (1, 7) (8, PH) (9, 6)										4	0	1	0	0	2	1						
Doug Ault, R OBP: 0.317, SLG: 0.393 (1, 3)										5	0	1	0	0	4							
Otto Velez, R OBP: 0.368, SLG: 0.456 (1, 10)										4	1	3	0	1	0	0						
Roy Howell, L OBP: 0.369, SLG: 0.404 (1, 5)										5	1	1	0	0	2	4						
Gary Woods, R OBP: 0.248, SLG: 0.258 (1, 8)										5	1	1	1	0	0	1						
Steve Bowling, R OBP: 0.335, SLG: 0.290 Sam Ewing, L OBP: 0.340, SLG: 0.379 (1, 9) (8, PH) (9, 9)										2	1	1	0	1	0	0						
Rick Cerone, R OBP: 0.230, SLG: 0.257 (1, 2)										4	1	2	2	0	0	2						
Tim Nordbrook, R OBP: 0.328, SLG: 0.200 Ron Fairly, L OBP: 0.370, SLG: 0.479 John Scott, R OBP: 0.264, SLG: 0.300 (1, 6) (8, PH) (8, PR) (9, 7)										2	0	1	0	1	0	0						
Inning Stats	R: 0 E: 0 K: 1 S: 6	H: 1 LOB: 2 BB: 1 P: 10	R: 1 E: 0 K: 0 S: 5	H: 3 LOB: 1 BB: 0 P: 5	R: 0 E: 0 K: 1 S: 6	H: 1 LOB: 1 BB: 0 P: 6	R: 0 E: 0 K: 0 S: 3	H: 0 LOB: 0 BB: 0 P: 3	R: 0 E: 0 K: 1 S: 5	H: 0 LOB: 1 BB: 1 P: 9	R: 0 E: 0 K: 0 S: 4	H: 1 LOB: 2 BB: 1 P: 8	R: 0 E: 0 K: 0 S: 4	H: 1 LOB: 1 BB: 0 P: 4	R: 4 E: 0 K: 0 S: 7	H: 4 LOB: 2 BB: 2 P: 15		R: 0 E: 0 K: 1 S: 5	H: 0 LOB: 0 BB: 0 P: 5	1B: 9 2B: 3 3B: 0 HR: 0	SF: 1 SAC: 0 DP: 1 HBP: 0	WP: 0 PB: 0 SB: 1 CS: 0
PITCHER	IP	WLS	BF	H	R	ER	SO	BB	IBB	HBP	BLK	WP	HR	S	P	ERA	WHIP					
Mike Flanagan, L ERA: 3.66 (1, 1)	7.0		33	10	4	4	3	3	0	0	0	0	0	36	48	5.14	1.857					
Dick Drago, R ERA: 3.19 (8, 1)	0.1		2	1	0	0	0	0	0	0	0	0	0	2	2	0.00	3.000					
Tippy Martinez, L ERA: 2.61 (8, 1)	0.0		2	0	0	0	0	2	0	0	0	0	0	0	8	∞	∞					
Scott McGregor, L ERA: 4.27 (8, 1)	1.2	S	5	0	1	1	1	0	0	0	0	0	0	7	7	5.40	0.000					



Batter	1	2	3	4	5	6	7	8	9	AB	R	H	RBI	BB	SO	LOB	TOP			
Elliott Maddox, R OBP: 0.397, SLG: 0.390										3	1	1	0	0	0	2				
Rich Dauer, R OBP: 0.284, SLG: 0.313										4	1	1	1	0	3	5				
Ken Singleton, S OBP: 0.445, SLG: 0.519 Mike Dimmel, R										4	0	0	0	0	1	1				
Lee May, R OBP: 0.289, SLG: 0.411 Mark Belanger, R OBP: 0.297, SLG: 0.274										4	0	1	1	0	1	0				
Eddie Murray, S OBP: 0.317, SLG: 0.426										4	0	0	0	0	0	1				
Andres Mora, R OBP: 0.277, SLG: 0.500 Al Bumbry, L OBP: 0.366, SLG: 0.401										4	1	1	0	0	1	0				
Doug DeCinces, R OBP: 0.351, SLG: 0.440										4	0	1	0	0	1	0				
Kiko Garcia, R OBP: 0.250, SLG: 0.294 Tony Muser, L OBP: 0.315, SLG: 0.295										4	1	1	1	0	0	1				
Dave Skaggs, R OBP: 0.345, SLG: 0.359										4	0	1	1	0	1	2				
Inning Stats	R: 1 E: 0 K: 1 S: 7	H: 2 LOB: 1 BB: 0 P: 7	R: 1 E: 1 K: 1 S: 8	H: 2 LOB: 2 BB: 0 P: 8	R: 0 E: 0 K: 1 S: 5	H: 0 LOB: 0 BB: 0 P: 5	R: 1 E: 0 K: 2 S: 9	H: 2 LOB: 0 BB: 0 P: 10	R: 0 E: 0 K: 1 S: 5	H: 0 LOB: 0 BB: 0 P: 5	R: 0 E: 0 K: 0 S: 3	H: 0 LOB: 0 BB: 0 P: 3	R: 0 E: 0 K: 1 S: 5	H: 0 LOB: 0 BB: 0 P: 5	R: 0 E: 0 K: 1 S: 5	H: 0 LOB: 0 BB: 0 P: 5	1B: 1 2B: 5 3B: 0 HR: 1	SF: 0 SAC: 0 DP: 0 HBP: 1	WP: 0 PB: 0 SB: 0 CS: 0	PA: 36
PITCHER Jerry Garvin, L ERA: 4.0	IP: 9.0 WLS: L BF: 36	H: 7 R: 4 ER: 4 SO: 8	BB: 0 IBB: 0 HBP: 1 BLK: 0	WP: 0 HR: 1 S: 51 P: 52	ERA: 4.00 WHIP: 0.778	PITCHER	IP: 9.0 WLS: L BF: 36	H: 7 R: 4 ER: 4 SO: 8	BB: 0 IBB: 0 HBP: 1 BLK: 0	WP: 0 HR: 1 S: 51 P: 52	ERA: 4.00 WHIP: 0.778	PITCHER	IP: 9.0 WLS: L BF: 36	H: 7 R: 4 ER: 4 SO: 8	BB: 0 IBB: 0 HBP: 1 BLK: 0	WP: 0 HR: 1 S: 51 P: 52	ERA: 4.00 WHIP: 0.778			

Baltimore Orioles @ Toronto Blue Jays
Exhibition Stadium, Toronto, ON
Wed Sep 14 1977, 7:05 PM EDT
Att: 19,048 - Unknown

AB 35
R 4
H 7
RBI 4
BB 0
SO 8
LOB 12



Batter	1	2	3	4	5	6	7	8	9	AB	R	H	RBI	BB	SO	LOB	BOTTOM			
Steve Stagg, R OBP: 0.338, SLG: 0.359										4	1	2	0	0	0	0				
Al Woods, L OBP: 0.340, SLG: 0.382										4	0	2	0	0	0	2				
Doug Ault, R OBP: 0.316, SLG: 0.391										4	0	1	0	0	0	3				
Doug Rader, R OBP: 0.345, SLG: 0.442										3	0	1	1	1	0	1				
Roy Howell, L OBP: 0.367, SLG: 0.412										4	1	1	1	0	1	3				
Gary Woods, R OBP: 0.250, SLG: 0.259 Otto Velez, R OBP: 0.370, SLG: 0.458 John Scott, R OBP: 0.264, SLG: 0.300										3	0	1	0	0	1	2				
Steve Bowling, R OBP: 0.339, SLG: 0.291										3	0	1	0	1	1	2				
Alan Ashby, S OBP: 0.299, SLG: 0.285										2	0	0	0	1	0	1				
Hector Torres, R OBP: 0.287, SLG: 0.357										3	0	0	0	0	2					
Inning Stats	R: 0 E: 0 K: 0 S: 4	H: 1 LOB: 1 BB: 0 P: 4	R: 0 E: 0 K: 2 S: 7	H: 0 LOB: 0 BB: 0 P: 7	R: 0 E: 0 K: 0 S: 3	H: 0 LOB: 0 BB: 0 P: 3	R: 0 E: 0 K: 0 S: 3	H: 1 LOB: 0 BB: 0 P: 3	R: 1 E: 0 K: 0 S: 3	H: 2 LOB: 1 BB: 2 P: 11	R: 1 E: 0 K: 0 S: 6	H: 3 LOB: 2 BB: 0 P: 6	R: 0 E: 0 K: 0 S: 3	H: 1 LOB: 0 BB: 0 P: 3	R: 0 E: 0 K: 1 S: 5	H: 1 LOB: 2 BB: 1 P: 9	1B: 9 2B: 0 3B: 0 HR: 1	SF: 0 SAC: 0 DP: 5 HBP: 0	WP: 0 PB: 1 SB: 0 CS: 0	PA: 34
PITCHER Rudy May, L ERA: 3.64 Scott McGregor, L ERA: 4.15	IP: 6.0 WLS: W BF: 25	H: 8 R: 2 ER: 2 SO: 2	BB: 2 IBB: 0 HBP: 0 BLK: 0	WP: 0 HR: 1 S: 27 P: 35	ERA: 3.00 WHIP: 1.667	PITCHER	IP: 3.0 WLS: S BF: 9	H: 2 R: 0 ER: 0 SO: 1	BB: 1 IBB: 0 HBP: 0 BLK: 0	WP: 0 HR: 0 S: 10 P: 14	ERA: 0.00 WHIP: 1.000	PITCHER	IP: 3.0 WLS: S BF: 9	H: 2 R: 0 ER: 0 SO: 1	BB: 1 IBB: 0 HBP: 0 BLK: 0	WP: 0 HR: 0 S: 10 P: 14	ERA: 0.00 WHIP: 1.000			

Baltimore Orioles @ Toronto Blue Jays
Exhibition Stadium, Toronto, ON
Wed Sep 14 1977, 7:05 PM EDT
Att: 19,048 - Unknown

AB 31
R 2
H 10
RBI 2
BB 3
SO 3
LOB 16



Batter	1	2	3	4	5	6	7	8	9	AB	R	H	RBI	BB	SO	LOB	TOP		
Al Bumbry, L OBP: 0.366, SLG: 0.403 (1, 8)	0-3 K		0-0 BB 1-3 2B		0-0 4-3					3	0	1	0	0	1	0	Baltimore Orioles @ Toronto Blue Jays Exhibition Stadium, Toronto, ON Thu Sep 15 1977, 7:05 PM EDT Att: 14,015 - Unknown livebaseballscorecards.com		
Rich Dauer, R OBP: 0.284, SLG: 0.311 (1, 4)	4-0 4-3 BB		0-0 FC6-2 BB		0-0 6-3					2	0	0	0	1	0	2			
Ken Singleton, S OBP: 0.445, SLG: 0.518 (1, 9)	0-0 4-3		0-0 3-H 4-0							1	0	0	0	1	0	1			
Lee May, R OBP: 0.288, SLG: 0.409 (1, 10)	0-0 F8		0-0 1-2 2-3 BB		0-0 4-3					2	0	0	0	0	0	4			
Eddie Murray, S OBP: 0.316, SLG: 0.424 (1, 3)		0-0 G3		0-3 K						2	0	0	0	0	1	0			
Andres Mora, R OBP: 0.274, SLG: 0.495 (1, 7)		0-0 5-3		0-3 K						2	0	0	0	0	1	0			
Doug DeCinces, R OBP: 0.351, SLG: 0.439 (1, 5)		0-0 F7		4-0 BB						1	0	0	0	1	0	0			
Mark Belanger, R OBP: 0.285, SLG: 0.272 (1, 6)			0-3 K	0-0 F9						2	0	0	0	0	1	1			
Dave Skaggs, R OBP: 0.347, SLG: 0.361 (1, 2)			0-0 2B FC6-2 1B		0-0 F9					2	0	1	0	0	0	0			
Inning Stats	R: 0 E: 0 K: 1 S: 5	H: 0 LOB: 1 BB: 1 P: 9	R: 0 E: 0 K: 0 S: 3	H: 0 LOB: 0 BB: 0 P: 3	R: 0 E: 0 K: 1 S: 7	H: 2 LOB: 3 BB: 1 P: 11	R: 0 E: 0 K: 2 S: 7	H: 0 LOB: 1 BB: 1 P: 11	R: 0 E: 0 K: 0 S: 3	H: 0 LOB: 0 BB: 0 P: 3						1B: 1 2B: 1 3B: 0 HR: 0		SF: 0 SAC: 0 DP: 0 HBP: 0	WP: 0 PB: 0 SB: 0 CS: 0
PITCHER Jim Clancy, R ERA: 4.98 (1, 1)	IP: 5.0 WLS: W BF: 20 H: 2 R: 0 ER: 0 SO: 4 BB: 3 IBB: 0 HBP: 0 BLK: 0 WP: 0 HR: 0 S: 25 P: 37 ERA: 0.00 WHIP: 1.000																PITCHER		

Batter	1	2	3	4	5	6	7	8	9	AB	R	H	RBI	BB	SO	LOB	BOTTOM
Gary Woods, R OBP: 0.251, SLG: 0.261 (1, 8)	0-0 F7		0-3 K	0-0 2-H 1B						3	0	1	1	0	1	0	Baltimore Orioles @ Toronto Blue Jays Exhibition Stadium, Toronto, ON Thu Sep 15 1977, 7:05 PM EDT Att: 14,015 - Unknown livebaseballscorecards.com
Al Woods, L OBP: 0.335, SLG: 0.379 (1, 7)	0-0 F9		0-0 F5	0-0 F7						3	0	0	0	0	0	1	
Roy Howell, L OBP: 0.368, SLG: 0.410 (1, 5)	4-0 1B BB		0-0 4-3							1	0	0	0	1	0	0	
Doug Rader, R OBP: 0.348, SLG: 0.443 (1, 10)	0-0 FC6 1B			4-0 1B SH1-3 WP BB						1	1	1	0	1	0	0	
Ron Fairly, L OBP: 0.369, SLG: 0.478 (1, 3)	0-0 FC6			0-0 SH1-3						1	0	0	0	0	0	2	
Steve Bowling, R OBP: 0.346, SLG: 0.295 (1, 9)		4-0 SH1-3 5-3 BB		0-0 WP 2B 1B						1	1	1	0	1	0	0	
Rick Cerone, R OBP: 0.237, SLG: 0.278 (1, 2)		0-0 5-3		0-0 1B SF9 2B						2	1	1	1	0	0	1	
Tim Nordbrook, R OBP: 0.339, SLG: 0.216 (1, 6)		0-0 SH1-3		0-0 SF9 1B 1B						1	1	1	0	0	0	0	
Dave McKay, S OBP: 0.208, SLG: 0.252 (1, 4)		0-0 G3		0-0 SF9						1	0	0	1	0	0	1	
Inning Stats	R: 0 E: 0 K: 0 S: 4	H: 1 LOB: 2 BB: 1 P: 8	R: 0 E: 0 K: 0 S: 3	H: 0 LOB: 1 BB: 1 P: 7	R: 0 E: 0 K: 1 S: 5	H: 0 LOB: 0 BB: 0 P: 5	R: 4 E: 0 K: 0 S: 7	H: 4 LOB: 1 BB: 1 P: 11						1B: 4 2B: 1 3B: 0 HR: 0	SF: 1 SAC: 2 DP: 0 HBP: 0	WP: 1 PB: 0 SB: 0 CS: 0	
PITCHER Ross Grimsley, L ERA: 4.04 (1, 1)	IP: 4.0 WLS: L BF: 20 H: 5 R: 4 ER: 4 SO: 1 BB: 3 IBB: 0 HBP: 0 BLK: 0 WP: 1 HR: 0 S: 19 P: 31 ERA: 9.00 WHIP: 2.000																PITCHER

AB 17
R 0
H 2
RBI 0
BB 3
SO 4
LOB 8



AB 14
R 4
H 5
RBI 3
BB 3
SO 1
LOB 5



Batter	1	2	3	4	5	6	7	8	9	AB	R	H	RBI	BB	SO	LOB	TOP										
Gary Woods, R OBP: 0.250, SLG: 0.259 (1, 8)	F7		L4-3 1B		F7			F9	K	5	0	1	0	0	1	3											
Al Woods, L OBP: 0.338, SLG: 0.387 John Scott, R OBP: 0.262, SLG: 0.297 (1, 7) (5, 7)	HR		F9			K		F8		2	1	1	1	0	0	1											
Roy Howell, L OBP: 0.370, SLG: 0.412 (1, 5)	G3-6-3 1B		L4-3 1-2					6-3		4	0	2	0	0	0	1											
Ron Fairly, L OBP: 0.366, SLG: 0.473 (1, 3)	G3-6-3				F5				F5	4	0	0	0	0	0	2											
Doug Rader, R OBP: 0.349, SLG: 0.441 (1, 10)		SH3 1B HBP		5-3				K	1B BB 1B	2	1	0	0	1	1	0											
Steve Bowling, R OBP: 0.355, SLG: 0.309 (1, 9)		SH3 1-2 1B		F8					1B BB 1B	3	1	2	0	1	0	0											
Alan Ashby, S OBP: 0.302, SLG: 0.286 (1, 2)		SH3 1-2 2-3			3-1				FC1-6 1-2 2-3 1B	2	0	1	0	1	0	0											
Tim Nordbrook, R OBP: 0.323, SLG: 0.204 Doug Ault, R OBP: 0.318, SLG: 0.393 (1, 6) (9, PH)	F3				5-6-3			K	FC1-6 1-2 2-3 1B	3	0	0	0	0	1	4											
Dave McKay, S OBP: 0.209, SLG: 0.253 Sam Ewing, L OBP: 0.339, SLG: 0.378 (1, 4) (9, PH)	4-3							F9	FC1-6 1-2 2-3 1B	3	0	1	0	0	0	4											
Inning Stats	R: 1 E: 0 K: 0 S: 4	H: 2 LOB: 0 BB: 0 P: 4	R: 0 E: 0 K: 0 S: 4	H: 1 LOB: 2 BB: 0 P: 5	R: 0 E: 0 K: 0 S: 3	H: 1 LOB: 0 BB: 0 P: 3	R: 0 E: 0 K: 0 S: 3	H: 0 LOB: 0 BB: 0 P: 3	R: 0 E: 0 K: 1 S: 5	H: 1 LOB: 1 BB: 0 P: 5	R: 0 E: 0 K: 0 S: 8	H: 1 LOB: 2 BB: 1 P: 12	R: 0 E: 0 K: 0 S: 3	H: 0 LOB: 0 BB: 0 P: 3	R: 2 E: 0 K: 1 S: 7	H: 2 LOB: 2 BB: 2 P: 15	1B: 7 2B: 3 3B: 0 HR: 1	SF: 0 SAC: 1 DP: 3 HBP: 1	WP: 0 PB: 0 SB: 0 CS: 0	PA: 37							
PITCHER	IP	WLS	BF	H	R	ER	SO	BB	IBB	HBP	BLK	WP	HR	S	P	ERA	WHIP										
Dennis Eckersley, R ERA: 3.5 Sid Monge, L ERA: 5.33 Pat Dobson, R ERA: 6.11 (1, 1) (8, 1) (9, 1)	7.0	W	27	7	1	1	3	1	0	1	0	0	1	31	36	1.29	1.143										

Toronto Blue Jays @ Cleveland Indians
Cleveland Municipal Stadium, Cleveland, OH
Sat Sep 17 1977, 3:33 AM EDT
Unknown - 73 F

AB 32
R 3
H 9
RBI 3
BB 3
SO 4
LOB 17



Batter	1	2	3	4	5	6	7	8	9	AB	R	H	RBI	BB	SO	LOB	BOTTOM										
Paul Dade, R OBP: 0.339, SLG: 0.362 (1, 5)	G1 1B		FC4-6 1B	S 1-3 3-H 1B		K		F9		5	1	3	1	0	1	0											
Duane Kuiper, L OBP: 0.321, SLG: 0.332 (1, 4)	G1 1-2 1B		FC4-6 1B S	1-2 BB		SF8 3B		4-3		4	2	1	0	1	0	2											
Ron Pruitt, R OBP: 0.383, SLG: 0.406 (1, 9)	6-3		1B 1-H 1B	F6		SF8				3	0	1	2	0	0	4											
Andre Thornton, R OBP: 0.390, SLG: 0.561 (1, 3)	3B 2-H 1B		F8		F4	F8				4	1	1	1	0	0	1											
Bruce Bochte, L OBP: 0.367, SLG: 0.410 (1, 7)	1-H 3B			BB 1B 1B				4-3		4	1	3	1	0	0	0											
Rico Carty, R OBP: 0.381, SLG: 0.435 (1, 10)	4-3			F3		1B BB 1B		4-3 2B		4	0	2	0	0	0	1											
Jim Norris, L OBP: 0.355, SLG: 0.357 (1, 8)			1-3 1B	F9 S 1B BB		1B BB 1B		4-3		2	1	0	0	2	0	1											
Fred Kendall, R OBP: 0.276, SLG: 0.331 (1, 2)		5-3		1B 1-2 1B		1-2 2-3 3-H 1B		4-3		4	0	2	1	0	0	1											
Frank Duffy, R OBP: 0.242, SLG: 0.277 (1, 6)	F6			F9		G1-2-3 3-H		F4		4	0	0	0	0	0	5											
Inning Stats	R: 2 E: 0 K: 0 S: 6	H: 3 LOB: 1 BB: 0 P: 6	R: 0 E: 0 K: 0 S: 3	H: 0 LOB: 0 BB: 0 P: 3	R: 1 E: 0 K: 0 S: 5	H: 3 LOB: 2 BB: 0 P: 5	R: 1 E: 0 K: 0 S: 5	H: 2 LOB: 2 BB: 2 P: 13	R: 1 E: 0 K: 0 S: 6	H: 1 LOB: 0 BB: 0 P: 6	R: 0 E: 0 K: 0 S: 4	H: 1 LOB: 1 BB: 0 P: 4	R: 0 E: 0 K: 0 S: 3	H: 0 LOB: 0 BB: 0 P: 3	1B: 10 2B: 1 3B: 2 HR: 0	SF: 1 SAC: 0 DP: 1 HBP: 0	WP: 0 PB: 0 SB: 3 CS: 0	PA: 38									
PITCHER	IP	WLS	BF	H	R	ER	SO	BB	IBB	HBP	BLK	WP	HR	S	P	ERA	WHIP										
Jeff Byrd, R ERA: 5.83 Jerry Johnson, R ERA: 4.35 (1, 1) (4, 1)	3.2	L	19	8	4	4	0	1	0	0	0	0	0	18	22	9.82	2.455										

Toronto Blue Jays @ Cleveland Indians
Cleveland Municipal Stadium, Cleveland, OH
Sat Sep 17 1977, 3:33 AM EDT
Unknown - 73 F

AB 34
R 6
H 13
RBI 6
BB 3
SO 1
LOB 15



Batter	1	2	3	4	5	6	7	8	9	AB R H RBI BB SO LOB	TOP											
Gary Woods, R OBP: 0.255, SLG: 0.275 (1, 8)	F8				E6		6-3		SH1-4	4 1 1 1 0 0 1	Toronto Blue Jays @ Cleveland Indians Cleveland Municipal Stadium, Cleveland, OH Sun Sep 18 1977, 3:33 AM EDT Att. 4,376 - Unknown - 79 F											
Bob Bailor, R OBP: 0.347, SLG: 0.420 John Scott, R OBP: 0.266, SLG: 0.305 (1, 10)	6-3		F7		E4		K		K	5 1 2 2 0 1 1 0 0 0 0 0 0 0												
Roy Howell, L OBP: 0.370, SLG: 0.418 (1, 5)	HR			4-3	E4				K	5 1 2 2 0 1 2												
Ron Fairly, L OBP: 0.363, SLG: 0.469 (1, 9)	6-3			F5	4-3		G3			4 0 0 1 0 0 2												
Doug Rader, R OBP: 0.349, SLG: 0.445 (1, 3)		K		F3	6-3				F8	4 0 0 0 0 1 1												
Steve Bowling, R OBP: 0.354, SLG: 0.302 (1, 7)		K			F4				5-3	4 0 1 0 0 1 0												
Alan Ashby, S OBP: 0.301, SLG: 0.284 (1, 2)		K			E1		F7			3 1 0 0 1 1 1												
Dave McKay, S OBP: 0.208, SLG: 0.251 (1, 4)				B1-3	E6		5-3		F7	4 1 0 0 0 0 2												
Tim Nordbrook, R OBP: 0.333, SLG: 0.211 (1, 6)				F9	E		5-3		SH1-4	3 2 1 0 1 0 1												
Inning Stats	R: 1 E: 0 K: 0 S: 4	H: 1 LOB: 0 BB: 0 P: 4	R: 0 E: 0 K: 3 S: 9	H: 0 LOB: 0 BB: 0 P: 9	R: 0 E: 0 K: 0 S: 4	H: 1 LOB: 1 BB: 0 P: 4	R: 0 E: 0 K: 0 S: 3	H: 0 LOB: 0 BB: 0 P: 3	R: 5 E: 4 K: 0 S: 9	H: 2 LOB: 1 BB: 0 P: 9		R: 0 E: 0 K: 0 S: 4	H: 1 LOB: 1 BB: 0 P: 4	R: 0 E: 0 K: 1 S: 6	H: 1 LOB: 1 BB: 0 P: 6	R: 0 E: 0 K: 0 S: 3	H: 0 LOB: 1 BB: 1 P: 7	R: 1 E: 0 K: 1 S: 5	H: 1 LOB: 1 BB: 1 P: 9	1B: 6 2B: 0 3B: 0 HR: 1	SF: 0 SAC: 1 DP: 0 HBP: 0	WP: 1 PB: 0 SB: 1 CS: 0
PITCHER Wayne Garland, R ERA: 3.67 (1, 1)	IP: 9.0 WLS: L BF: 39 H: 7 R: 7 ER: 2 SO: 5 BB: 2 IBB: 0 HBP: 0 BLK: 0 WP: 1 HR: 1 S: 47 P: 55 ERA: 2.00 WHIP: 1.000											PITCHER										


AB 36
R 7
H 7
RBI 6
BB 2
SO 5
LOB 11




Batter	1	2	3	4	5	6	7	8	9	AB R H RBI BB SO LOB	BOTTOM											
Paul Dade, R OBP: 0.336, SLG: 0.357 (1, 5)	E4	1-3			5-3					4 1 1 0 1 0 2	Toronto Blue Jays @ Cleveland Indians Cleveland Municipal Stadium, Cleveland, OH Sun Sep 18 1977, 3:33 AM EDT Att. 4,376 - Unknown - 79 F											
Duane Kuiper, L OBP: 0.322, SLG: 0.333 (1, 4)	4-3		4-3				L8			4 0 1 1 1 0 1												
John Lowenstein, L OBP: 0.339, SLG: 0.382 (1, 9)	F4		3-1				K		4-3	4 0 0 0 1 1 3												
Andre Thornton, R OBP: 0.387, SLG: 0.552 (1, 3)	F8		5-3		F6		G3			4 0 0 0 0 0 3												
Bruce Bochte, L OBP: 0.364, SLG: 0.406 (1, 7)		1B		F8	4-3			K		4 1 1 0 0 1 2												
Rico Carty, R OBP: 0.362, SLG: 0.441 (1, 10)				6-3		F9		F8		4 0 1 0 0 0 0												
Jim Norris, L OBP: 0.357, SLG: 0.360 (1, 8)		FC6-4				F6		L6		3 1 0 1 1 0 1												
Fred Kendall, R OBP: 0.282, SLG: 0.336 (1, 2)		5-3		5-3				F2		4 0 1 0 0 0 2												
Frank Duffy, R OBP: 0.245, SLG: 0.285 (1, 6)						FC4-6		F8		4 1 2 1 0 0 1												
Inning Stats	R: 1 E: 2 K: 0 S: 4	H: 0 LOB: 0 BB: 0 P: 4	R: 2 E: 0 K: 0 S: 6	H: 3 LOB: 1 BB: 0 P: 6	R: 0 E: 0 K: 0 S: 3	H: 0 LOB: 0 BB: 0 P: 3	R: 0 E: 1 K: 0 S: 3	H: 0 LOB: 1 BB: 1 P: 7	R: 1 E: 0 K: 0 S: 5	H: 2 LOB: 2 BB: 1 P: 9		R: 0 E: 0 K: 0 S: 4	H: 1 LOB: 1 BB: 0 P: 4	R: 0 E: 0 K: 1 S: 6	H: 1 LOB: 1 BB: 0 P: 6	R: 0 E: 0 K: 1 S: 5	H: 0 LOB: 0 BB: 0 P: 5	R: 0 E: 0 K: 0 S: 3	H: 0 LOB: 2 BB: 2 P: 11	1B: 5 2B: 1 3B: 1 HR: 0	SF: 0 SAC: 0 DP: 0 HBP: 0	WP: 0 PB: 0 SB: 0 CS: 0
PITCHER Jesse Jefferson, R ERA: 4.31 Pete Vuckovich, R ERA: 3.61 (9, 1)	IP: 8.2 WLS: W BF: 38 H: 7 R: 4 ER: 3 SO: 2 BB: 4 IBB: 0 HBP: 0 BLK: 0 WP: 0 HR: 0 S: 38 P: 54 ERA: 3.12 WHIP: 1.269											PITCHER										

AB 35
R 4
H 7
RBI 3
BB 4
SO 2
LOB 15



Batter	1	2	3	4	5	6	7	8	9	AB	R	H	RBI	BB	SO	LOB	TOP					
Gary Woods, R OBP: 0.254, SLG: 0.283 (1, 8)	4-3		FC6-2 3B			F6	FC5-4			4	0	1	1	0	0	3	<p>Toronto Blue Jays @ Baltimore Orioles Memorial Stadium, Baltimore, MD Tue Sep 20 1977, 7:05 PM EDT Att: 4,301 - Unknown</p> <p>livebaseballscores.com</p> <p>AB 34 R 2 H 7 RBI 2 BB 1 SO 6 LOB 10</p> 					
Bob Bailor, R OBP: 0.341, SLG: 0.413 (1, 10)	F7		FC6-2			5-3		E5 G4-6-3		4	0	0	0	0	0	1						
Roy Howell, L OBP: 0.368, SLG: 0.417 (1, 5)			3-H 6-3			6-3		G4-6-3 1-2		4	0	1	0	0	1	2						
Ron Fairly, L OBP: 0.363, SLG: 0.469 (1, 3)	6-3					F9		F8 2B		4	0	1	0	0	0	1						
Al Woods, L OBP: 0.338, SLG: 0.385 (1, 7)		K				F5		F8 1B		4	1	1	0	0	1	1						
Steve Bowling, R OBP: 0.345, SLG: 0.289 (1, 9)		K				4-3		F4		4	0	0	0	0	1	1						
Alan Ashby, S OBP: 0.301, SLG: 0.283 (1, 2)		L8				F8		1B 1-2		4	0	1	0	0	1	0						
Dave McKay, S OBP: 0.210, SLG: 0.251 (1, 4)						1-3		BB 1B		4	1	2	1	0	0	0						
Tim Nordbrook, R OBP: 0.311, SLG: 0.194 (1, 6)						K		FC5-4 BB		2	0	0	0	0	2	1						
Sam Ewing, L OBP: 0.342, SLG: 0.378 (7, PH)										0	0	0	0	1	0	0						
Hector Torres, R OBP: 0.290, SLG: 0.359 (7, 6)										0	0	0	0	0	0	0						
Inning Stats	R: 0 E: 0 K: 0 S: 4	H: 1 LOB: 1 BB: 0 P: 4	R: 0 E: 0 K: 2 S: 7	H: 0 LOB: 0 BB: 0 P: 7	R: 1 E: 0 K: 2 S: 9	H: 2 LOB: 1 BB: 0 P: 9	R: 0 E: 0 K: 0 S: 3	H: 0 LOB: 0 BB: 0 P: 3	R: 0 E: 0 K: 1 S: 5	H: 0 LOB: 0 BB: 0 P: 5	R: 0 E: 0 K: 0 S: 3	H: 0 LOB: 0 BB: 0 P: 3	R: 1 E: 0 K: 0 S: 6	H: 3 LOB: 3 BB: 1 P: 10	R: 0 E: 1 K: 0 S: 4	H: 1 LOB: 1 BB: 0 P: 4	R: 0 E: 0 K: 1 S: 5	H: 0 LOB: 0 BB: 0 P: 5	1B: 4 2B: 2 3B: 1 HR: 0	SF: 0 SAC: 0 DP: 1 HBP: 0	WP: 0 PB: 0 SB: 0 CS: 0	PA: 35
PITCHER Jim Palmer, R ERA: 3.01 (1, 1)	IP: 9.0 WLS: W BF: 35 H: 7 R: 2 ER: 2 SO: 6 BB: 1 IBB: 0 HBP: 0 BLK: 0 WP: 0 HR: 0 S: 46 P: 50 ERA: 2.00 WHIP: 0.889															PITCHER						

Batter	1	2	3	4	5	6	7	8	9	AB	R	H	RBI	BB	SO	LOB	BOTTOM			
Al Bumbry, L OBP: 0.365, SLG: 0.401 (1, 8) (8, 7)	K		F8 1B			F7		5-3 1B		4	1	2	0	0	1	0	<p>Toronto Blue Jays @ Baltimore Orioles Memorial Stadium, Baltimore, MD Tue Sep 20 1977, 7:05 PM EDT Att: 4,301 - Unknown</p> <p>livebaseballscores.com</p> <p>AB 30 R 5 H 8 RBI 5 BB 4 SO 5 LOB 12</p> 			
Rich Dauer, R OBP: 0.291, SLG: 0.342 (1, 4)	6-3		F8 1-2			HR		5-3 1-2		4	1	1	1	0	0	3				
Pat Kelly, L OBP: 0.353, SLG: 0.371 (1, 7)	F7		4-0 BB			L9		1B BB		2	0	0	0	2	0	0				
Elliott Maddox, R OBP: 0.398, SLG: 0.433 (8, 8)								1B BB		0	0	0	0	0	0	0				
Ken Singleton, S OBP: 0.446, SLG: 0.515 (7, PR)										3	1	2	2	1	1	2				
Mike Dimmel, R (8, 9)		1B BB	K					1B 1-2 2-H 3-H		0	0	0	0	0	0	0				
Lee May, R OBP: 0.286, SLG: 0.411 (1, 3)		F9				F9		K		4	0	0	0	0	1	4				
Tony Muser, L OBP: 0.310, SLG: 0.289 (8, 3)						F2				0	0	0	0	0	0	0				
Eddie Murray, S OBP: 0.323, SLG: 0.444 (1, 10)		1B 1-2 1B				F8		F8		4	1	2	1	0	0	1				
Doug DeCinces, R OBP: 0.344, SLG: 0.432 (1, 5)		1-3 2-H 1B				F2		F7		4	0	1	1	0	1	1				
Mark Belanger, R OBP: 0.288, SLG: 0.270 (1, 6)		6-3				4-3		L3		3	1	0	0	1	0	1				
Dave Skaggs, R OBP: 0.332, SLG: 0.343 (1, 2)						5-3		SH3-4 1B 1-2		2	0	0	0	0	1	0				
Inning Stats	R: 0 E: 0 K: 1 S: 5	H: 0 LOB: 0 BB: 0 P: 5	R: 1 E: 0 K: 0 S: 4	H: 2 LOB: 1 BB: 1 P: 8	R: 0 E: 0 K: 1 S: 6	H: 1 LOB: 2 BB: 1 P: 10	R: 1 E: 0 K: 0 S: 4	H: 1 LOB: 0 BB: 0 P: 4	R: 1 E: 0 K: 1 S: 6	H: 1 LOB: 0 BB: 0 P: 6	R: 0 E: 0 K: 1 S: 6	H: 1 LOB: 1 BB: 0 P: 6	R: 2 E: 0 K: 1 S: 7	H: 2 LOB: 2 BB: 2 P: 15	R: 0 E: 0 K: 0 S: 3	H: 0 LOB: 0 BB: 0 P: 3	1B: 6 2B: 0 3B: 0 HR: 2	SF: 0 SAC: 1 DP: 0 HBP: 0	WP: 0 PB: 0 SB: 0 CS: 0	PA: 35
PITCHER Jim Clancy, R ERA: 5.16 (1, 1)	IP: 6.2 WLS: L BF: 31 H: 4 R: 5 ER: 5 SO: 4 BB: 4 IBB: 0 HBP: 0 BLK: 0 WP: 0 HR: 2 S: 35 P: 51 ERA: 6.75 WHIP: 1.800															PITCHER				
Tom Murphy, R ERA: 5.02 (7, 1)	IP: 1.1 WLS: L BF: 4 H: 0 R: 0 ER: 0 SO: 1 BB: 0 IBB: 0 HBP: 0 BLK: 0 WP: 0 HR: 0 S: 6 P: 6 ERA: 0.00 WHIP: 0.000															PITCHER				

Batter	1	2	3	4	5	6	7	8	9	AB	R	H	RBI	BB	SO	LOB	TOP	
Gary Woods, R OBP: 0.248, SLG: 0.277 (1, 8)	0-0 6-3		0-3 K		0-0 F8			0-0 F4		4	0	0	0	0	1	0	Toronto Blue Jays @ Baltimore Orioles Memorial Stadium, Baltimore, MD Wed Sep 21 1977, 7:05 PM EDT Att. 4,237 - Unknown - 71 F	
Bob Bailor, R OBP: 0.336, SLG: 0.409 (1, 10)	0-0 4-3		0-0 6-3			0-0 F8			0-0 6-3	4	0	0	0	0	0	0		
Doug Ault, R OBP: 0.315, SLG: 0.390 (1, 3)	0-0 F8			0-0 5-3			0-0 F8		0-0 1B 1B	4	0	1	0	0	0	0		
Doug Rader, R OBP: 0.347, SLG: 0.442 (1, 5)		0-0 G6-4-3 1B		0-0 6-3		0-3 K		0-0 F9	0-0 F9	4	0	1	0	0	1	1		
Otto Velez, R OBP: 0.371, SLG: 0.457 (1, 9)		0-0 G6-4-3 1-2		4-0 BB BB			0-0 F9		0-0 FC6-4 1B	3	0	1	0	1	0	1		
Steve Bowling, R OBP: 0.348, SLG: 0.290 (1, 7)		0-0 BB 1B		4-0 FC6-4 BB			0-0 5-3		0-0 FC6-4 1-2	3	0	1	0	1	0	2		
Rick Cerone, R OBP: 0.293, SLG: 0.293 (1, 2)		4-0 1-2 BB		0-0 FC6-4 1-2			0-0 F7			2	0	0	0	1	0	2		
Dave McKay, S OBP: 0.207, SLG: 0.248 (1, 4)	0-0 F3				0-0 F8			0-0 4-3		3	0	0	0	0	0	2		
Tim Nordbrook, R OBP: 0.299, SLG: 0.185 (1, 6)			0-0 6-3		0-0 5-3			0-0 5-3		3	0	0	0	0	0	0		
Inning Stats	R: 0 E: 0 K: 0 S: 3	H: 0 LOB: 0 BB: 0 P: 3	R: 0 E: 0 K: 0 S: 4	H: 2 LOB: 2 BB: 1 P: 8	R: 0 E: 0 K: 1 S: 5	H: 0 LOB: 0 BB: 0 P: 5	R: 0 E: 0 K: 0 S: 3	H: 0 LOB: 0 BB: 0 P: 11	R: 0 E: 0 K: 0 S: 3	H: 0 LOB: 0 BB: 0 P: 3	R: 0 E: 0 K: 0 S: 3	H: 0 LOB: 0 BB: 0 P: 3	R: 0 E: 0 K: 0 S: 3	H: 2 LOB: 2 BB: 0 P: 5	1B: 4 2B: 0 3B: 0 HR: 0	SF: 0 SAC: 0 DP: 1 HBP: 0	WP: 0 PB: 0 SB: 0 CS: 0	PA: 33
PITCHER Ross Grimsley, L ERA: 3.87 (1, 1)	IP: 9.0 WLS: W BF: 33 H: 4 R: 0 ER: 0 SO: 2 BB: 3 IBB: 0 HBP: 0 BLK: 0 WP: 0 HR: 0 S: 34 P: 46 ERA: 0.00 WHIP: 0.778											PITCHER	IP: 9.0 WLS: W BF: 33 H: 4 R: 0 ER: 0 SO: 2 BB: 3 IBB: 0 HBP: 0 BLK: 0 WP: 0 HR: 0 S: 34 P: 46 ERA: 0.00 WHIP: 0.778					

Batter	1	2	3	4	5	6	7	8	9	AB	R	H	RBI	BB	SO	LOB	BOTTOM			
Al Bumby, L OBP: 0.364, SLG: 0.401 (1, 8) (9, 7)	0-0 5-3		0-0 6-3		0-0 SF7			0-0 1B 1B		3	0	1	1	0	0	1	Toronto Blue Jays @ Baltimore Orioles Memorial Stadium, Baltimore, MD Wed Sep 21 1977, 7:05 PM EDT Att. 4,237 - Unknown - 71 F			
Rich Dauer, R OBP: 0.294, SLG: 0.342 (1, 4) (4, 5)	4-0 F7 BB			0-0 L8	0-0 F8			0-0 1B		3	0	1	0	1	0	0				
Pat Kelly, L OBP: 0.360, SLG: 0.367 (1, 7) Larry Harlow, L OBP: 0.283, SLG: 0.250 (9, 8)	0-0 F7 1-2			0-0 3-1		0-0 4-3		0-3 K		4	0	0	0	0	1	2				
Ken Singleton, S OBP: 0.445, SLG: 0.512 (1, 9) Mike Dimmel, R (9, 9)		0-0 6-3		4-0 HR BB		0-0 4-3		0-0 5-3		3	1	0	0	1	0	1				
Lee May, R OBP: 0.287, SLG: 0.416 (1, 3) Tony Muser, L OBP: 0.310, SLG: 0.289 (9, 3)		0-0 5-3		0-0 HR		0-3 K				3	1	1	2	0	1	0				
Eddie Murray, S OBP: 0.323, SLG: 0.443 (1, 10)		0-0 4-3		0-0 PO 1B			0-0 5-3			3	0	1	0	0	0	0				
Doug DeCinces, R OBP: 0.343, SLG: 0.431 (1, 5) Billy Smith, S OBP: 0.284, SLG: 0.308 (4, 4)			0-0 5-3	0-0 PO	4-0 2B WP BB		0-3 K			1	0	0	0	0	0	0				
Mark Belanger, R OBP: 0.291, SLG: 0.276 (1, 6)			0-0 5-3		0-0 WP SF7 2B			0-0 1B		3	1	2	0	0	0	0				
Dave Skaggs, R OBP: 0.332, SLG: 0.340 (1, 2)			4-0 BB		0-0 5-3			0-0 4-3		2	0	0	0	1	0	2				
Inning Stats	R: 0 E: 0 K: 0 S: 2	H: 0 LOB: 0 BB: 1 P: 6	R: 0 E: 0 K: 0 S: 3	H: 0 LOB: 0 BB: 0 P: 3	R: 0 E: 0 K: 0 S: 3	H: 0 LOB: 1 BB: 1 P: 7	R: 2 E: 0 K: 0 S: 4	H: 2 LOB: 0 BB: 1 P: 8	R: 2 E: 0 K: 0 S: 4	H: 1 LOB: 0 BB: 1 P: 8	R: 0 E: 0 K: 1 S: 6	H: 0 LOB: 0 BB: 0 P: 5	R: 0 E: 0 K: 1 S: 6	H: 1 LOB: 1 BB: 0 P: 6	R: 0 E: 0 K: 1 S: 6	H: 2 LOB: 1 BB: 0 P: 6	1B: 4 2B: 1 3B: 0 HR: 1	SF: 1 SAC: 0 DP: 0 HBP: 0	WP: 1 PB: 0 SB: 0 CS: 0	PA: 32
PITCHER Jeff Byrd, R ERA: 5.71 (1, 1)	IP: 8.0 WLS: L BF: 31 H: 6 R: 4 ER: 4 SO: 3 BB: 4 IBB: 0 HBP: 0 BLK: 0 WP: 1 HR: 1 S: 33 P: 49 ERA: 4.50 WHIP: 1.250											PITCHER	IP: 8.0 WLS: L BF: 31 H: 6 R: 4 ER: 4 SO: 3 BB: 4 IBB: 0 HBP: 0 BLK: 0 WP: 1 HR: 1 S: 33 P: 49 ERA: 4.50 WHIP: 1.250							

Batter	1	2	3	4	5	6	7	8	9	AB	R	H	RBI	BB	SO	LOB	TOP			
Gary Woods, R OBP: 0.249, SLG: 0.273 (1, 8)	0-3 K			0-3 K		4-0 BB			0-0 F9	3	0	0	0	1	2	0	Toronto Blue Jays @ Baltimore Orioles Memorial Stadium, Baltimore, MD Thu Sep 22 1977, 7:05 PM EDT Att: 9,261 - Unknown livebaseballscorecards.com			
Bob Bailor, R OBP: 0.336, SLG: 0.408 (1, 10)	0-0 5-3			0-0 5-3		0-0 5-3			0-0 1B	4	0	1	0	0	0	1				
Roy Howell, L OBP: 0.367, SLG: 0.415 (1, 5)	0-3 K			0-0 1B			0-0 4-3		0-3 K	4	0	1	0	0	2	1				
Otto Velez, R OBP: 0.370, SLG: 0.463 (1, 9)		0-0 F7		0-3 K			0-0 HR		0-0 F8	4	1	1	1	0	1	2				
Doug Rader, R OBP: 0.345, SLG: 0.439 (1, 3)		0-3 K			0-0 F9		0-3 K			3	0	0	0	0	2	0				
Steve Bowling, R OBP: 0.343, SLG: 0.285 (1, 7)		0-0 4-3			0-0 5-3		0-3 K			3	0	0	0	0	1	0				
Hector Torres, R OBP: 0.287, SLG: 0.355 (1, 6)			0-0 F3		0-0 4-3			0-0 5-3		3	0	0	0	0	0	0				
Dave McKay, S OBP: 0.217, SLG: 0.257 (1, 4)			0-0 G5-4-3 1B			0-0 G4-6-3 1B		0-0 L6-3 1B		3	0	3	0	0	0	0				
Alan Ashby, S OBP: 0.299, SLG: 0.281 (1, 2)			0-0 G5-4-3 1-2			0-0 G4-6-3 1-2		0-0 L6-3 1-2		3	0	0	0	0	0	3				
Inning Stats	R: 0 E: 0 K: 2 S: 7	H: 0 LOB: 0 BB: 0 P: 7	R: 0 E: 0 K: 1 S: 5	H: 0 LOB: 0 BB: 0 P: 5	R: 0 E: 0 K: 0 S: 3	H: 1 LOB: 0 BB: 0 P: 3	R: 0 E: 0 K: 2 S: 8	H: 1 LOB: 1 BB: 0 P: 8	R: 0 E: 0 K: 0 S: 3	H: 0 LOB: 0 BB: 0 P: 3	R: 1 E: 0 K: 2 S: 8	H: 1 LOB: 0 BB: 0 P: 8	R: 0 E: 0 K: 0 S: 3	H: 1 LOB: 0 BB: 0 P: 3	R: 0 E: 0 K: 1 S: 6	H: 1 LOB: 1 BB: 0 P: 6	1B: 5 2B: 1 3B: 0 HR: 1	SF: 0 SAC: 0 DP: 3 HBP: 0	WP: 0 PB: 0 SB: 0 CS: 0	PA: 31
PITCHER Mike Flanagan, L ERA: 3.64 (1, 1)	IP: 9.0 WLS: W BF: 31 H: 6 R: 1 ER: 1 SO: 8 BB: 1 IBB: 0 HBP: 0 BLK: 0 WP: 0 HR: 1 S: 46 P: 50 ERA: 1.00 WHIP: 0.778															PITCHER				

Batter	1	2	3	4	5	6	7	8	9	AB	R	H	RBI	BB	SO	LOB	BOTTOM			
Al Bumbry, L OBP: 0.366, SLG: 0.402 (1, 8) (7, 7)	0-0 5-3 1B		0-0 F7	0-0 1B 1-3 2-3		4-0 1B HR BB	0-0 F7			4	1	2	0	1	0	3	Toronto Blue Jays @ Baltimore Orioles Memorial Stadium, Baltimore, MD Thu Sep 22 1977, 7:05 PM EDT Att: 9,261 - Unknown livebaseballscorecards.com			
Rich Dauer, R OBP: 0.292, SLG: 0.337 (1, 4)	0-0 5-3 1-2		4-0 1B BB		0-0 F8	0-0 F6	0-0 FC5			4	0	0	0	1	0	5				
Ken Singleton, S OBP: 0.443, SLG: 0.509 Mike Dimmel, R (9, 9)	0-0 F8		0-3 K		0-3 K	0-0 HR 1B		0-3 K		5	1	1	1	0	3	3				
Lee May, R OBP: 0.288, SLG: 0.421 Tony Muser, L OBP: 0.306, SLG: 0.287 (7, 3)	0-0 5-3		0-0 F8		4-0 2B BB	0-0 HR 1B		0-0 6-3		3	2	1	3	1	0	3				
Eddie Murray, S OBP: 0.326, SLG: 0.450 (1, 10)		0-0 F5		0-0 1B 1-3 1B	0-0 2B 1B	0-0 2B		0-0 2B		5	2	4	0	0	0	0				
Andres Mora, R OBP: 0.274, SLG: 0.491 Elliott Maddox, R OBP: 0.394, SLG: 0.429 (7, 8)		0-0 5-3		0-0 1-3 1-2	0-0 1-2 1-3 2B	0-3 K		0-0 F8		4	0	1	2	0	1	2				
Doug DeCinces, R OBP: 0.343, SLG: 0.430 (1, 5)		0-0 WP 1B		0-0 5-3	0-0 L5		0-0 F4			4	0	1	0	0	0	2				
Mark Belanger, R OBP: 0.293, SLG: 0.276 (1, 6)		0-0 4-3		4-0 1B 1B BB		0-0 G3	0-0 FC5 BB 1B			3	0	1	0	1	0	1				
Dave Skaggs, R OBP: 0.338, SLG: 0.342 (1, 2)			0-0 E1 BB	0-0 1B 1-2 2H 1B		4-0 BB 1B BB	4-0 BB			2	1	1	1	2	0	0				
Inning Stats	R: 0 E: 0 K: 0 S: 4	H: 1 LOB: 1 BB: 0 P: 4	R: 0 E: 0 K: 0 S: 4	H: 1 LOB: 1 BB: 0 P: 4	R: 0 E: 1 K: 1 S: 6	H: 0 LOB: 2 BB: 1 P: 10	R: 1 E: 0 K: 0 S: 5	H: 3 LOB: 3 BB: 1 P: 9	R: 2 E: 0 K: 1 S: 7	H: 2 LOB: 1 BB: 1 P: 11	R: 4 E: 0 K: 1 S: 8	H: 3 LOB: 1 BB: 2 P: 16	R: 0 E: 0 K: 0 S: 4	H: 1 LOB: 2 BB: 1 P: 8	R: 0 E: 0 K: 1 S: 6	H: 1 LOB: 1 BB: 0 P: 6	1B: 8 2B: 3 3B: 0 HR: 1	SF: 0 SAC: 0 DP: 0 HBP: 0	WP: 1 PB: 0 SB: 0 CS: 0	PA: 42
PITCHER Dave Lemanczyk, R ERA: 4.32 Pete Vuckovich, R ERA: 3.59 Mike Willis, L ERA: 4.09 (1, 1) (6, 1) (8, 1)	IP: 5.2 WLS: L BF: 31 H: 9 R: 7 ER: 3 SO: 2 BB: 5 IBB: 0 HBP: 0 BLK: 0 WP: 1 HR: 1 S: 30 P: 50 ERA: 4.76 WHIP: 2.471															PITCHER				

Batter	1	2	3	4	5	6	7	8	9	AB	R	H	RBI	BB	SO	LOB	TOP		
Mickey Rivers, L OBP: 0.347, SLG: 0.432 (1, 8)										3	2	1	0	1	0	0	New York Yankees @ Toronto Blue Jays Exhibition Stadium, Toronto, ON Fri Sep 23 1977, 7:05 PM EDT Att: 32,590 - Unknown - 57 F		
Roy White, S OBP: 0.365, SLG: 0.415 (1, 7)										4	0	1	1	0	1	1			
Thurman Munson, R OBP: 0.343, SLG: 0.448 (1, 2)										4	1	3	0	0	0	0			
Reggie Jackson, L OBP: 0.373, SLG: 0.548 (1, 9)										4	0	1	1	0	2	2			
Paul Blair, R OBP: 0.311, SLG: 0.416 (9, 9)										0	0	0	0	0	0	0			
Chris Chambliss, L OBP: 0.337, SLG: 0.451 (1, 3)										2	1	0	1	1	0	2			
Graig Nettles, L OBP: 0.326, SLG: 0.488 (1, 5)										4	1	2	2	0	0	1			
Lou Piniella, R OBP: 0.368, SLG: 0.513 (1, 10)										4	0	1	0	0	0	1			
Willie Randolph, R OBP: 0.350, SLG: 0.397 (1, 4)										4	0	0	0	0	0	1			
Bucky Dent, R OBP: 0.303, SLG: 0.355 (1, 6)										3	0	0	0	0	1	0			
Inning Stats	R: 2 E: 0 K: 0 S: 6	H: 3 LOB: 1 BB: 0 P: 6	R: 0 E: 0 K: 0 S: 3	H: 0 LOB: 0 BB: 0 P: 3	R: 1 E: 0 K: 0 S: 4	H: 2 LOB: 1 BB: 1 P: 8	R: 0 E: 0 K: 0 S: 3	H: 1 LOB: 0 BB: 0 P: 3	R: 0 E: 0 K: 2 S: 7	H: 0 LOB: 0 BB: 0 P: 7	R: 0 E: 0 K: 0 S: 5	H: 0 LOB: 0 BB: 0 P: 5	R: 0 E: 0 K: 0 S: 3	H: 0 LOB: 0 BB: 0 P: 3	R: 2 E: 0 K: 1 S: 7	H: 2 LOB: 1 BB: 1 P: 11	1B: 6 2B: 2 3B: 0 HR: 1	SF: 1 SAC: 0 DP: 2 HBP: 0	WP: 0 PA: 35 CS: 0
PITCHER Jesse Jefferson, R ERA: 4.34 (1, 1)	IP: 9.0 WLS: L BF: 35	H: 9 R: 5 ER: 5 SO: 4	BB: 2 IBB: 0 HBP: 0 BLK: 0	WP: 0 HR: 1 S: 41 P: 49	ERA: 5.00 WHIP: 1.222	PITCHER													

Batter	1	2	3	4	5	6	7	8	9	AB	R	H	RBI	BB	SO	LOB	BOTTOM				
Gary Woods, R OBP: 0.244, SLG: 0.268 (1, 8)										4	0	0	0	0	1	0	New York Yankees @ Toronto Blue Jays Exhibition Stadium, Toronto, ON Fri Sep 23 1977, 7:05 PM EDT Att: 32,590 - Unknown - 57 F				
Bob Bailor, R OBP: 0.337, SLG: 0.409 (1, 7)										4	1	1	0	0	0	0					
Roy Howell, L OBP: 0.368, SLG: 0.416 (1, 5)										4	0	2	1	0	2	0					
Otto Velez, R OBP: 0.369, SLG: 0.469 (1, 10)										4	1	1	1	0	2	1					
Doug Ault, R OBP: 0.313, SLG: 0.388 (1, 3)										3	0	0	0	0	1	1					
Steve Bowling, R OBP: 0.338, SLG: 0.280 (1, 9)										3	0	0	0	0	1	1					
Rick Cerone, R OBP: 0.244, SLG: 0.282 (1, 2)										3	0	0	0	0	2	0					
Dave McKay, S OBP: 0.218, SLG: 0.270 (1, 4)										3	1	1	1	0	1	0					
Tim Nordbrook, R OBP: 0.291, SLG: 0.179 (1, 6)										2	0	0	0	0	1	0					
Doug Rader, R OBP: 0.345, SLG: 0.438 (8, PH)										1	0	0	0	0	1	0					
Hector Torres, R OBP: 0.287, SLG: 0.355 (9, 6)										0	0	0	0	0	0	0					
Inning Stats	R: 0 E: 0 K: 1 S: 5	H: 0 LOB: 0 BB: 0 P: 5	R: 1 E: 0 K: 3 S: 10	H: 1 LOB: 0 BB: 0 P: 10	R: 0 E: 0 K: 3 S: 9	H: 0 LOB: 0 BB: 0 P: 9	R: 0 E: 0 K: 2 S: 7	H: 0 LOB: 0 BB: 0 P: 7	R: 0 E: 0 K: 1 S: 5	H: 0 LOB: 0 BB: 0 P: 5	R: 0 E: 0 K: 0 S: 3	H: 0 LOB: 0 BB: 0 P: 3	R: 1 E: 0 K: 1 S: 7	H: 2 LOB: 1 BB: 0 P: 7	R: 1 E: 0 K: 1 S: 6	H: 1 LOB: 0 BB: 0 P: 6	R: 0 E: 0 K: 0 S: 3	H: 1 LOB: 0 BB: 0 P: 3	1B: 2 2B: 1 3B: 0 HR: 2	SF: 0 SAC: 0 DP: 0 HBP: 0	WP: 1 PA: 31 CS: 0
PITCHER Don Gullett, L ERA: 3.75 (1, 1)	IP: 9.0 WLS: W BF: 31	H: 5 R: 3 ER: 3 SO: 12	BB: 0 IBB: 0 HBP: 0 BLK: 0	WP: 1 HR: 2 S: 55 P: 55	ERA: 3.00 WHIP: 0.556	PITCHER															

Batter	1	2	3	4	5	6	7	8	9	AB	R	H	RBI	BB	SO	LOB	TOP			
Mickey Rivers, L OBP: 0.350, SLG: 0.433	F6		4-3				F5			5	0	2	0	0	0	1				
Roy White, S OBP: 0.362, SLG: 0.411	G3			4-3	F9		K		K	5	0	0	0	0	2	3				
Thurman Munson, R OBP: 0.344, SLG: 0.450	K			1B	1B	5-3				4	1	2	0	0	1	0				
Reggie Jackson, L OBP: 0.376, SLG: 0.555		F5			BB					3	0	1	0	1	1	1				
Paul Blair, R OBP: 0.314, SLG: 0.413				1B	1B	2B	G1-2-3		K	0	0	0	0	0	0	0				
Chris Chambliss, L OBP: 0.339, SLG: 0.454				1B	BB				4-3	3	0	2	0	1	0	1				
Graig Nettles, L OBP: 0.331, SLG: 0.493	F5				BB					3	0	2	1	1	0	1				
Lou Piniella, R OBP: 0.367, SLG: 0.516				1B						3	0	0	0	1	1	6				
Dell Alton, L OBP: 0.405, SLG: 0.545	4-3					G1-2-3				0	1	0	0	0	0	0				
Willie Randolph, R OBP: 0.345, SLG: 0.390			K				F8			4	0	0	0	0	1	1				
Bucky Dent, R OBP: 0.306, SLG: 0.358			F2				F7		E1	3	0	0	0	1	0	1				
Inning Stats	R: 0 E: 0 K: 1 S: 5	H: 0 LOB: 0 BB: 0 P: 5	R: 0 E: 0 K: 0 S: 4	H: 1 LOB: 1 BB: 0 P: 4	R: 0 E: 0 K: 1 S: 5	H: 0 LOB: 0 BB: 0 P: 5	R: 1 E: 0 K: 1 S: 7	H: 3 LOB: 2 BB: 1 P: 11	R: 0 E: 0 K: 0 S: 4	H: 1 LOB: 1 BB: 0 P: 4	R: 0 E: 0 K: 1 S: 5	H: 0 LOB: 1 BB: 1 P: 9	R: 0 E: 0 K: 1 S: 6	H: 2 LOB: 2 BB: 0 P: 6	R: 1 E: 1 K: 1 S: 6	H: 1 LOB: 1 BB: 1 P: 10	1B: 8 2B: 1 3B: 0 HR: 0	SF: 0 SAC: 0 DP: 1 HBP: 0	WP: 0 PB: 0 SB: 0 CS: 0	PA: 38
PITCHER Jim Clancy, R ERA: 4.66	IP: 9.0 WLS: L BF: 38	H: 9 R: 2 ER: 1 SO: 6	BB: 4 IBB: 1 HBP: 0 BLK: 0	WP: 0 HR: 0 S: 45 P: 65	ERA: 1.00 WHIP: 1.444															

New York Yankees @ Toronto Blue Jays
Exhibition Stadium, Toronto, ON
Sun Sep 25 1977, 3:38 AM EDT
Att: 35,117 - Unknown

AB	33
R	2
H	9
RBI	1
BB	5
SO	6
LOB	15



Batter	1	2	3	4	5	6	7	8	9	AB	R	H	RBI	BB	SO	LOB	BOTTOM			
Bob Bailor, R OBP: 0.342, SLG: 0.415						5-3				4	0	3	0	0	0	0				
Al Woods, L OBP: 0.337, SLG: 0.383					F8					3	0	0	0	1	1	2				
Roy Howell, L OBP: 0.361, SLG: 0.407	L5				L4					4	0	0	0	0	1	2				
Ron Fairly, L OBP: 0.360, SLG: 0.465		F7			F9					4	0	0	0	0	1	0				
Sam Ewing, L OBP: 0.337, SLG: 0.373										3	0	0	0	0	2	0				
Otto Velez, R OBP: 0.365, SLG: 0.463					3-1					1	0	0	0	0	1	0				
Gary Woods, R OBP: 0.254, SLG: 0.278										3	0	2	0	1	0	0				
Dave McKay, S OBP: 0.216, SLG: 0.269										2	0	0	0	0	0	2				
Hector Torres, R OBP: 0.287, SLG: 0.352										2	0	0	0	1	1	2				
Alan Ashby, S OBP: 0.297, SLG: 0.280										2	0	0	0	0	0	2				
Inning Stats	R: 0 E: 0 K: 1 S: 5	H: 1 LOB: 0 BB: 0 P: 5	R: 0 E: 0 K: 1 S: 5	H: 0 LOB: 1 BB: 1 P: 9	R: 0 E: 0 K: 0 S: 3	H: 1 LOB: 1 BB: 1 P: 7	R: 0 E: 0 K: 0 S: 3	H: 0 LOB: 0 BB: 0 P: 3	R: 0 E: 0 K: 1 S: 6	H: 1 LOB: 1 BB: 0 P: 6	R: 0 E: 0 K: 2 S: 8	H: 1 LOB: 1 BB: 0 P: 8	R: 0 E: 0 K: 1 S: 6	H: 1 LOB: 2 BB: 1 P: 10	R: 0 E: 0 K: 1 S: 5	H: 0 LOB: 0 BB: 0 P: 5	1B: 4 2B: 1 3B: 0 HR: 0	SF: 0 SAC: 2 DP: 1 HBP: 0	WP: 0 PB: 0 SB: 0 CS: 1	PA: 33
PITCHER Ed Figueroa, R ERA: 3.57	IP: 7.2 WLS: W BF: 29	H: 5 R: 0 ER: 0 SO: 5	BB: 3 IBB: 0 HBP: 0 BLK: 0	WP: 0 HR: 0 S: 36 P: 48	ERA: 0.00 WHIP: 1.043															
Sparky Lyle, L ERA: 2.29	IP: 1.1 WLS: S BF: 4	H: 0 R: 0 ER: 0 SO: 2	BB: 0 IBB: 0 HBP: 0 BLK: 0	WP: 0 HR: 0 S: 8 P: 8	ERA: 0.00 WHIP: 0.000															

New York Yankees @ Toronto Blue Jays
Exhibition Stadium, Toronto, ON
Sun Sep 25 1977, 3:38 AM EDT
Att: 35,117 - Unknown

AB	28
R	0
H	5
RBI	0
BB	3
SO	7
LOB	10



Batter	1	2	3	4	5	6	7	8	9	AB R H RBI BB SO LOB	TOP												
Bob Bailor, R OBP: 0.340, SLG: 0.412 (1, 9)	F8		FC4-6 1B		K		E5		F7	5 0 1 0 0 1 2	Toronto Blue Jays @ Boston Red Sox Fenway Park, Boston, MA Tue Sep 27 1977, 7:05 PM EDT Unknown - 73 F												
Al Woods, L OBP: 0.336, SLG: 0.382 Otto Velez, R OBP: 0.361, SLG: 0.457 (1, 7)	F7		FC4-6 1B		F9		5-3		FC6-4	1 0 0 0 0 0 0													
Roy Howell, L OBP: 0.362, SLG: 0.408 (1, 5)	1B 2B 1B		1B		F7		K			4 1 2 0 0 1 0													
Ron Fairly, L OBP: 0.363, SLG: 0.467 (1, 3)	2B 1B		G6-4-3 1B		G3		HR BB			3 2 2 0 1 0 0													
Sam Ewing, L OBP: 0.340, SLG: 0.392 (1, 10)	1B		G6-4-3		4-3		HR			4 1 2 4 0 0 3													
Dave McKay, S OBP: 0.214, SLG: 0.265 (1, 4)	6-3				3-1		K2-3		4-3	4 0 0 0 0 1 1													
Gary Woods, R OBP: 0.249, SLG: 0.273 (1, 8)					F7		6-3		5-3	4 0 0 0 0 0 0													
Alan Ashby, S OBP: 0.299, SLG: 0.282 (1, 2)			G5-4-3 1B		4-3		1B E		3-1	4 1 2 0 0 0 0													
Tim Nordbrook, R OBP: 0.286, SLG: 0.181 Doug Rader, R OBP: 0.346, SLG: 0.438 John Scott, R OBP: 0.266, SLG: 0.305 (1, 6)	G5-4-3		G5-4-3		F3		1B E		FC6-4 BB	3 0 1 0 0 0 1													
Inning Stats	R: 2 E: 0 K: 0 S: 6	H: 3 LOB: 1 BB: 0 P: 6	R: 0 E: 0 K: 0 S: 3	H: 1 LOB: 0 BB: 0 P: 3	R: 0 E: 0 K: 0 S: 5	H: 3 LOB: 2 BB: 0 P: 5	R: 0 E: 0 K: 0 S: 3	H: 0 LOB: 0 BB: 0 P: 3	R: 0 E: 0 K: 1 S: 5	H: 0 LOB: 0 BB: 0 P: 5		R: 0 E: 0 K: 0 S: 3	H: 0 LOB: 0 BB: 0 P: 3	R: 1 E: 1 K: 1 S: 8	H: 2 LOB: 2 BB: 0 P: 8	R: 2 E: 0 K: 1 S: 6	H: 1 LOB: 0 BB: 1 P: 10	R: 0 E: 0 K: 0 S: 3	H: 0 LOB: 1 BB: 1 P: 7	1B: 8 2B: 1 3B: 0 HR: 1	SF: 0 SAC: 0 DP: 2 HBP: 0	WP: 0 PB: 0 SB: 0 CS: 0	PA: 38
PITCHER	IP WLS BF H R ER SO BB IBB HBP BLK WP HR S P ERA WHIP											PITCHER	IP WLS BF H R ER SO BB IBB HBP BLK WP HR S P ERA WHIP										
Don Aase, R ERA: 3.12 Bill Campbell, R ERA: 2.85 (1, 1)	7.1 W 32 10 5 4 3 1 0 0 0 0 1 37 41 4.91 1.500											(8, 1)	1.2 S 6 0 0 0 0 1 0 0 0 0 0 5 9 0.00 0.600										

AB	36
R	5
H	10
RBI	4
BB	2
SO	3
LOB	11




Batter	1	2	3	4	5	6	7	8	9	AB R H RBI BB SO LOB	BOTTOM												
Rick Burleson, R OBP: 0.337, SLG: 0.382 (1, 6)	F5	2B 3-1 1B	BB		F8			1-3		4 1 1 0 1 0 0	Toronto Blue Jays @ Boston Red Sox Fenway Park, Boston, MA Tue Sep 27 1977, 7:05 PM EDT Unknown - 73 F												
Ted Cox, R OBP: 0.385, SLG: 0.486 (1, 10)	BB 1B	3-1 2B	1-3		F7			L7		5 1 2 0 0 0 3													
Bernie Carbo, L OBP: 0.407, SLG: 0.507 Rick Miller, L OBP: 0.338, SLG: 0.324 (1, 9)	4-0 BB 1B	0-3 K			3-1		K			3 1 0 0 1 2 2													
Carl Yastrzemski, L OBP: 0.374, SLG: 0.509 (1, 7)	1-2 BB	3-1			4-3		6-3			4 1 1 2 0 0 1													
Carlton Fisk, R OBP: 0.401, SLG: 0.518 (1, 2)	4-3 1B	6-3			1B		F4			4 1 2 1 0 0 1													
George Scott, R OBP: 0.339, SLG: 0.506 (1, 3)	1-2 2H 1B	4-3 1B			2B		6-3			4 1 3 1 0 0 0													
Fred Lynn, L OBP: 0.325, SLG: 0.452 (1, 8)	4-3		F9		F3		BB			3 0 0 0 1 0 5													
Butch Hobson, R OBP: 0.301, SLG: 0.493 (1, 5)	2H 3H 1B				K2-3		5-3			4 0 2 2 0 1 1													
Denny Doyle, L OBP: 0.285, SLG: 0.304 (1, 4)	F9		G3		F9			L4		4 0 0 0 0 0 3													
Inning Stats	R: 5 E: 0 K: 0 S: 8	H: 5 LOB: 1 BB: 1 P: 12	R: 1 E: 0 K: 1 S: 7	H: 2 LOB: 1 BB: 0 P: 7	R: 0 E: 0 K: 0 S: 5	H: 2 LOB: 3 BB: 1 P: 9	R: 0 E: 0 K: 0 S: 5	H: 2 LOB: 2 BB: 0 P: 5	R: 0 E: 0 K: 1 S: 5	H: 0 LOB: 0 BB: 0 P: 5		R: 0 E: 0 K: 1 S: 3	H: 0 LOB: 0 BB: 1 P: 7	R: 0 E: 0 K: 0 S: 3	H: 0 LOB: 0 BB: 0 P: 3	1B: 9 2B: 2 3B: 0 HR: 0	SF: 0 SAC: 0 DP: 0 HBP: 0	WP: 0 PB: 0 SB: 0 CS: 0	PA: 38				
PITCHER	IP WLS BF H R ER SO BB IBB HBP BLK WP HR S P ERA WHIP											PITCHER	IP WLS BF H R ER SO BB IBB HBP BLK WP HR S P ERA WHIP										
Jeff Byrd, R ERA: 6.18 Mike Willis, L ERA: 4.16 (1, 1)	0.2 L 8 6 1 1 3 2 0 0 0 0 0 34 42 1.23 1.091											(1, 1)	7.1 30 6 1 1 3 2 0 0 0 0 0 34 42 1.23 1.091										



Batter	1	2	3	4	5	6	7	8	9	AB	R	H	RBI	BB	SO	LOB	TOP								
Bob Bailor, R OBP: 0.339, SLG: 0.410 (1, 7)	F9		1-3		P8			1-3	BB 1B	5	0	1	0	0	0	1									
Roy Howell, L OBP: 0.367, SLG: 0.423 (1, 5)	F7			BB 1B				HR	BB 1-2	4	1	3	1	1	0	0									
Sam Ewing, L OBP: 0.337, SLG: 0.388 (1, 10)	G1			K	P7			2B 1B	L8	5	0	1	0	0	1	4									
Ron Fairly, L OBP: 0.363, SLG: 0.467 (1, 3)		5-3		F7	K			1B		4	0	1	0	0	1	2									
Otto Velez, R OBP: 0.367, SLG: 0.459 (1, 9)	S 1B			BB 1-2	BB			FC5-4 BB		1	0	1	0	3	0	0									
Steve Bowling, R OBP: 0.332, SLG: 0.271 (1, 8)										3	0	0	0	0	1	5									
Doug Ault, R OBP: 0.310, SLG: 0.383 (8, PH)	5-3			K	F9			K		1	0	0	0	0	1	3									
Gary Woods, R OBP: 0.249, SLG: 0.273 (8, 8)	1-2									0	0	0	0	0	0	0									
Rick Cerone, R OBP: 0.255, SLG: 0.290 (1, 2)	F7				F4			K	FC5-4	4	0	0	0	0	1	4									
Dave McKay, S OBP: 0.215, SLG: 0.264 (1, 4)			K					K		4	0	1	0	0	3	0									
Hector Torres, R OBP: 0.284, SLG: 0.348 (1, 6)			F4							3	0	0	0	0	1	1									
Doug Rader, R OBP: 0.345, SLG: 0.437 (9, PH)				K				6-3	5-3	1	0	0	0	0	0	0									
Inning Stats	R: 0 E: 0 K: 0 S: 3	H: 0 LOB: 0 BB: 0 P: 3	R: 0 E: 0 K: 0 S: 4	H: 1 LOB: 1 BB: 0 P: 4	R: 0 E: 0 K: 1 S: 5	H: 0 LOB: 0 BB: 0 P: 5	R: 0 E: 0 K: 2 S: 8	H: 1 LOB: 2 BB: 1 P: 12	R: 0 E: 0 K: 1 S: 6	H: 1 LOB: 1 BB: 0 P: 6	R: 0 E: 0 K: 1 S: 6	H: 1 LOB: 2 BB: 1 P: 10	R: 0 E: 0 K: 2 S: 7	H: 0 LOB: 0 BB: 0 P: 7	R: 1 E: 0 K: 1 S: 8	H: 3 LOB: 1 BB: 1 P: 12	R: 0 E: 0 K: 1 S: 6	H: 1 LOB: 2 BB: 1 P: 10	1B: 5 2B: 2 3B: 0 HR: 1	SF: 0 SAC: 0 DP: 0 HBP: 0	WP: 0 PB: 0 SB: 1 CS: 0	PA: 39			
PITCHER	IP	WLS	BF	H	R	ER	SO	BB	IBB	HBP	BLK	WP	HR	S	P	ERA	WHIP								
Luis Tiant, R ERA: 4.53 (1, 1)	7.0	W	27	4	0	0	7	2	0	0	0	0	0	39	47	0.00	0.857								
Bob Stanley, R ERA: 4.13 (8, 1)	0.1		4	3	1	1	0	0	0	0	0	0	1	4	4	27.00	9.000								
Bill Campbell, R ERA: 2.82 (8, 1)	1.2	S	8	1	0	0	2	2	0	0	0	0	0	10	18	0.00	1.800								

Toronto Blue Jays @ Boston Red Sox
Fenway Park, Boston, MA
Tue Sep 27 1977, 7:05 PM EDT
Att: 23,952 - Unknown


AB 35
R 1
H 8
RBI 1
BB 4
SO 9
LOB 20



Batter	1	2	3	4	5	6	7	8	9	AB	R	H	RBI	BB	SO	LOB	BOTTOM								
Rick Burleson, R OBP: 0.338, SLG: 0.382 (1, 6)	4-3	F8		6-3						5	0	2	0	0	0	1									
Ted Cox, R OBP: 0.364, SLG: 0.452 (1, 10)	F4		2B 4-3 1B		L9	F5		F4		5	1	1	0	0	0	5									
Jim Rice, R OBP: 0.376, SLG: 0.591 (1, 9)			1B	4-3 1-3 2B	F5	K				4	0	2	0	0	1	3									
Carl Yastrzemski, L OBP: 0.373, SLG: 0.507 (1, 7)	F5		4-3		3-1			FC5-4 1B		4	0	1	1	0	0	2									
Carlton Fisk, R OBP: 0.400, SLG: 0.516 (1, 2)		F8	5-3			E 1B		FC5-4 G6-4-3		4	1	1	0	0	0	2									
George Scott, R OBP: 0.342, SLG: 0.511 (1, 3)		1B 2B 1B				E4 3B		G6-4-3		3	2	2	1	1	0	1									
Fred Lynn, L OBP: 0.327, SLG: 0.452 (1, 8)		2B WP 4-3 1B	4-3			1B 1B 1B		K		4	1	2	0	0	1	2									
Butch Hobson, R OBP: 0.301, SLG: 0.493 (1, 5)		4-3 1-3 2B			L7	F9		5-3		4	0	1	1	0	0	1									
Denny Doyle, L OBP: 0.287, SLG: 0.306 (1, 4)		4-3			4-3			1B 1B		4	0	2	1	0	0	1									
Inning Stats	R: 2 E: 0 K: 0 S: 4	H: 3 LOB: 1 BB: 0 P: 6	R: 1 E: 0 K: 0 S: 5	H: 2 LOB: 1 BB: 1 P: 9	R: 0 E: 0 K: 0 S: 3	H: 0 LOB: 0 BB: 0 P: 3	R: 0 E: 0 K: 1 S: 10	H: 5 LOB: 3 BB: 0 P: 10	R: 0 E: 0 K: 1 S: 7	H: 2 LOB: 2 BB: 0 P: 7	R: 0 E: 0 K: 1 S: 7	H: 2 LOB: 2 BB: 0 P: 7	R: 0 E: 0 K: 1 S: 7	H: 2 LOB: 2 BB: 0 P: 7	1B: 11 2B: 2 3B: 1 HR: 0	SF: 0 SAC: 0 DP: 1 HBP: 0	WP: 1 PB: 0 SB: 0 CS: 0	PA: 38							
PITCHER	IP	WLS	BF	H	R	ER	SO	BB	IBB	HBP	BLK	WP	HR	S	P	ERA	WHIP								
Dave Lemanczyk, R ERA: 4.41 (1, 1)	5.1	L	28	11	5	5	0	1	0	0	0	0	0	27	31	8.44	2.250								
Tom Murphy, R ERA: 4.79 (6, 1)	2.2		10	3	0	0	2	0	0	0	0	0	0	14	14	0.00	1.125								

Toronto Blue Jays @ Boston Red Sox
Fenway Park, Boston, MA
Tue Sep 27 1977, 7:05 PM EDT
Att: 23,952 - Unknown

AB 37
R 5
H 14
RBI 4
BB 1
SO 2
LOB 18



Batter	1	2	3	4	5	6	7	8	9	AB	R	H	RBI	BB	SO	LOB	TOP								
Gary Woods, R OBP: 0.243, SLG: 0.266 (1, 8)	6-3		6-3		FC2-6		G3		K	5	0	0	0	0	1	3									
Bob Bailor, R OBP: 0.335, SLG: 0.410 (1, 7)	5-3		FC5-2				1B		F9	5	0	2	1	0	0	1									
Otto Velez, R OBP: 0.368, SLG: 0.462 (1, 10)	6-3		4-3				1B			4	0	2	0	0	0	1									
Doug Rader, R OBP: 0.346, SLG: 0.438 (1, 3)		SH3-4 1B		SH1-4 BB			F9		G4-3	4	1	2	0	0	0	4									
Roy Howell, L OBP: 0.371, SLG: 0.433 (1, 5)		6-3 SH3-4 1B		SH1-4 BB			HR		F8	3	1	2	1	1	0	0									
Dave McKay, S OBP: 0.217, SLG: 0.266 (1, 4)		SH3-4		SH1-4			K		FC4-6 1B	2	0	1	0	0	1	0									
Steve Bowling, R OBP: 0.330, SLG: 0.270 (1, 9)		6-3		FC6-2-5 FC4-6			1B		F2	4	0	1	1	0	0	4									
Rick Cerone, R OBP: 0.245, SLG: 0.278 (1, 2)		5-3		FC4-6			G1-4-3		FC4-6	4	0	0	0	0	0	5									
Tim Nordbrook, R OBP: 0.295, SLG: 0.224 (1, 6)			E9 FC5-2		FC2-6 1B				4-3	4	1	2	0	0	0	0									
Inning Stats	R: 0 E: 0 K: 0 S: 3	H: 0 LOB: 0 BB: 0 P: 3	R: 1 E: 0 K: 0 S: 5	H: 2 LOB: 1 BB: 0 P: 5	R: 0 E: 1 K: 0 S: 4	H: 0 LOB: 1 BB: 0 P: 4	R: 0 E: 0 K: 0 S: 4	H: 1 LOB: 2 BB: 1 P: 8	R: 0 E: 0 K: 1 S: 5	H: 3 LOB: 2 BB: 0 P: 5	R: 1 E: 0 K: 0 S: 6	H: 2 LOB: 0 BB: 0 P: 6	R: 1 E: 0 K: 0 S: 5	H: 3 LOB: 1 BB: 0 P: 5	R: 0 E: 0 K: 0 S: 4	H: 1 LOB: 1 BB: 0 P: 4	R: 0 E: 0 K: 1 S: 5	H: 0 LOB: 0 BB: 0 P: 5	1B: 9 2B: 1 3B: 1 HR: 1	SF: 0 SAC: 0 DP: 2 HBP: 0	WP: 0 PB: 0 SB: 0 CS: 0	PA: 38			
PITCHER	IP	WLS	BF	H	R	ER	SO	BB	IBB	HBP	BLK	WP	HR	S	P	ERA	WHIP								
Bill Lee, L ERA: 4.43 (1, 1)	9.0	L	38	12	3	3	2	1	0	0	0	0	1	41	45	3.00	1.444								

Toronto Blue Jays @ Boston Red Sox
Fenway Park, Boston, MA
Wed Sep 28 1977, 7:05 PM EDT
Att: 20,362 - Unknown - 67 F

AB	35
R	3
H	12
RBI	3
BB	1
SO	2
LOB	18



Batter	1	2	3	4	5	6	7	8	9	AB	R	H	RBI	BB	SO	LOB	BOTTOM								
Rick Burleson, R OBP: 0.337, SLG: 0.382 (1, 6)			F7		5-6-3		F8			4	0	1	0	0	0	2									
Ted Cox, R OBP: 0.333, SLG: 0.413 (1, 10)	1B		FC6-4		K		K			4	0	0	0	0	3	3									
Jim Rice, R OBP: 0.376, SLG: 0.590 (1, 9)	K		K		1B				FC4-6 BB	3	0	1	0	1	2	2									
Carl Yastrzemski, L OBP: 0.374, SLG: 0.512 (1, 7)	4-3			1B BB			HR		FC4-6	3	2	1	1	1	0	2									
Carlton Fisk, R OBP: 0.399, SLG: 0.516 (1, 2)			F9 2B		L9		G3		F8	4	0	1	0	0	0	2									
George Scott, R OBP: 0.340, SLG: 0.507 (1, 3)			F9		K		K		K	4	0	0	0	0	3	3									
Fred Lynn, L OBP: 0.328, SLG: 0.453 (1, 8)		5-3		1B 1B			CS 1B		F4	4	0	2	0	0	0	1									
Butch Hobson, R OBP: 0.301, SLG: 0.491 (1, 5)		P9		1B		CS	K		5-3	4	0	1	1	0	1	1									
Denny Doyle, L OBP: 0.289, SLG: 0.308 (1, 4)				1-3			WP 1B		K	3	0	2	0	0	0	2									
Bob Bailey, R OBP: 0.344, SLG: 0.375 (9, PH)			FC6-4 1B						K	1	0	0	0	0	1	0									
Inning Stats	R: 0 E: 0 K: 2 S: 8	H: 1 LOB: 1 BB: 0 P: 8	R: 0 E: 0 K: 0 S: 4	H: 1 LOB: 1 BB: 0 P: 4	R: 0 E: 1 K: 1 S: 6	H: 1 LOB: 1 BB: 0 P: 6	R: 1 E: 0 K: 1 S: 7	H: 2 LOB: 2 BB: 1 P: 11	R: 0 E: 0 K: 1 S: 5	H: 1 LOB: 1 BB: 0 P: 5	R: 1 E: 0 K: 0 S: 6	H: 2 LOB: 0 BB: 0 P: 6	R: 0 E: 0 K: 2 S: 8	H: 1 LOB: 1 BB: 0 P: 8	R: 0 E: 0 K: 1 S: 5	H: 0 LOB: 1 BB: 1 P: 9	R: 0 E: 0 K: 1 S: 5	H: 0 LOB: 0 BB: 0 P: 5	1B: 7 2B: 1 3B: 0 HR: 1	SF: 0 SAC: 0 DP: 0 HBP: 0	WP: 1 PB: 0 SB: 0 CS: 1	PA: 37			
PITCHER	IP	WLS	BF	H	R	ER	SO	BB	IBB	HBP	BLK	WP	HR	S	P	ERA	WHIP								
Jesse Jefferson, R ERA: 4.31 (1, 1)	1.1			6	0	0	2	0	0	0	0	0	0	10	10	0.00	1.500								
Pete Vuckovich, R ERA: 3.51 (2, 1)	7.2	W	30	7	2	2	8	2	0	0	0	1	1	44	52	2.35	1.174								

Toronto Blue Jays @ Boston Red Sox
Fenway Park, Boston, MA
Wed Sep 28 1977, 7:05 PM EDT
Att: 20,362 - Unknown - 67 F

AB	34
R	2
H	9
RBI	2
BB	2
SO	10
LOB	18




Batter	1	2	3	4	5	6	7	8	9	AB	R	H	RBI	BB	SO	LOB	TOP								
Gary Woods, R OBP: 0.243, SLG: 0.266 (1, 8)	4-3		SH3-4			6-3			K	4	1	1	0	0	1	0	Toronto Blue Jays @ Boston Red Sox Fenway Park, Boston, MA Thu Sep 29 1977, 3:33 AM EDT Att: 12,240 - Unknown - 62 F								
Bob Bailor, R OBP: 0.335, SLG: 0.409 (1, 7)	1B		6-3		F7		6-3			4	1	1	0	0	0	2									
Roy Howell, L OBP: 0.372, SLG: 0.432 (1, 5)	E9		K		BB		5-3			3	0	1	0	1	1	1									
Ron Fairly, L OBP: 0.362, SLG: 0.467 (1, 3)	P8			4-3	K		3-1			4	1	1	0	0	1	3									
Sam Ewing, L OBP: 0.340, SLG: 0.388 (1, 10)	G3			4-3				G4-6-3		3	0	1	1	1	0	2									
Steve Bowling, R OBP: 0.237, SLG: 0.267 (1, 9)		F6		SF8				K		2	0	0	1	1	1	1									
Dave McKay, S OBP: 0.217, SLG: 0.266 (1, 4)	6-3			1B	FC6-4			G4-6-3		4	0	1	0	0	0	4									
Alan Ashby, S OBP: 0.301, SLG: 0.282 (1, 2)	G3							F8		3	0	1	0	1	0	0									
Tim Nordbrook, R OBP: 0.297, SLG: 0.228 (1, 6)					F9			5-3		3	0	1	0	0	0	3									
Otto Velez, R OBP: 0.367, SLG: 0.461 (9, PH)			6-3	SH3-4		G1-6-3				1	0	0	0	0	0	0									
Inning Stats	R: 1 E: 1 K: 0 S: 5	H: 2 LOB: 1 BB: 0 P: 5	R: 0 E: 0 K: 0 S: 3	H: 0 LOB: 0 BB: 0 P: 3	R: 0 E: 0 K: 1 S: 6	H: 1 LOB: 1 BB: 0 P: 6	R: 1 E: 0 K: 0 S: 6	H: 3 LOB: 2 BB: 0 P: 6	R: 1 E: 0 K: 1 S: 7	H: 2 LOB: 3 BB: 2 P: 15	R: 0 E: 0 K: 0 S: 2	H: 0 LOB: 0 BB: 1 P: 6	R: 0 E: 0 K: 0 S: 3	H: 0 LOB: 0 BB: 0 P: 3	R: 0 E: 0 K: 1 S: 4	H: 0 LOB: 0 BB: 1 P: 8	R: 0 E: 0 K: 1 S: 5	H: 0 LOB: 0 BB: 0 P: 5	1B: 7 2B: 1 3B: 0 HR: 0	SF: 1 SAC: 1 DP: 2 HBP: 0	WP: 0 PB: 0 SB: 0 CS: 0	PA: 37			
PITCHER	IP	WLS	BF	H	R	ER	SO	BB	IBB	HBP	BLK	WP	HR	S	P	ERA	WHIP								
Mike Paxton, R ERA: 3.81 (1, 1)	4.2		24	8	3	2	2	2	0	0	0	0	0	26	34	3.86	2.143								
Bob Stanley, R ERA: 4.01 (5, 1)	4.1	W	13	0	0	0	2	2	0	0	0	0	0	15	23	0.00	0.462								

Batter	1	2	3	4	5	6	7	8	9	AB	R	H	RBI	BB	SO	LOB	BOTTOM								
Rick Burleson, R OBP: 0.338, SLG: 0.381 (1, 6)	K			2B	1B		F9			3	2	1	0	1	1	0	Toronto Blue Jays @ Boston Red Sox Fenway Park, Boston, MA Thu Sep 29 1977, 3:33 AM EDT Att: 12,240 - Unknown - 62 F								
Ted Cox, R OBP: 0.385, SLG: 0.460 (1, 10)	F8			HR				2B		4	2	3	1	0	0	0									
Jim Rice, R OBP: 0.376, SLG: 0.593 (1, 9)	K			HR	SF8			F9		3	1	1	4	0	1	1									
Carl Yastrzemski, L OBP: 0.372, SLG: 0.509 (1, 7)		G3		F9	F5			1B		3	0	0	0	0	0	1									
Rick Miller, L OBP: 0.341, SLG: 0.333 (7, 9)								BB		1	1	1	0	0	0	0									
Carlton Fisk, R OBP: 0.399, SLG: 0.516 (1, 2)	K			BLK			F2	BB		4	0	2	1	0	1	0									
George Scott, R OBP: 0.339, SLG: 0.504 (1, 3)	L8			6-3			L9	BB		3	0	0	0	1	0	1									
Fred Lynn, L OBP: 0.327, SLG: 0.450 (1, 8)			3-1	F8			F4	BB		3	0	0	1	1	0	1									
Butch Hobson, R OBP: 0.300, SLG: 0.491 (1, 5)			K		SH3-1		6-3	F6		4	1	1	0	0	1	3									
Steve Dillard, R OBP: 0.264, SLG: 0.292 (1, 4)			F4		SH3-1		F8	K		3	0	0	0	0	1	3									
Inning Stats	R: 0 E: 0 K: 2 S: 7	H: 0 LOB: 0 BB: 0 P: 7	R: 0 E: 0 K: 1 S: 5	H: 0 LOB: 0 BB: 0 P: 5	R: 0 E: 0 K: 1 S: 5	H: 0 LOB: 0 BB: 0 P: 5	R: 3 E: 0 K: 0 S: 7	H: 4 LOB: 1 BB: 0 P: 7	R: 2 E: 0 K: 0 S: 5	H: 2 LOB: 1 BB: 1 P: 9	R: 0 E: 0 K: 0 S: 3	H: 0 LOB: 0 BB: 0 P: 3	R: 0 E: 0 K: 0 S: 3	H: 0 LOB: 0 BB: 0 P: 3	R: 2 E: 0 K: 1 S: 8	H: 3 LOB: 3 BB: 2 P: 16	R: 0 E: 0 K: 1 S: 5	H: 0 LOB: 0 BB: 0 P: 5	1B: 5 2B: 3 3B: 0 HR: 1	SF: 1 SAC: 1 DP: 0 HBP: 0	WP: 0 PB: 0 SB: 0 CS: 0	PA: 36			
PITCHER	IP	WLS	BF	H	R	ER	SO	BB	IBB	HBP	BLK	WP	HR	S	P	ERA	WHIP								
Jerry Garvin, L ERA: 4.19 (1, 1)	7.1	L	32	9	7	4	4	1	0	0	1	0	0	43	43	8.59	1.364								
Jerry Johnson, R ERA: 4.6 (8, 1)	0.2		4	0	0	0	1	2	0	0	0	0	0	4	12	0.00	3.000								

Batter	1	2	3	4	5	6	7	8	9	10	11	AB	R	H	RBI	BB	SO	LOB	TOP			
Jim Norris, L OBP: 0.360, SLG: 0.362 (1, 9)	3-1		K			S 3B		1B		F7		5	1	2	0	0	1	2				
Dave Oliver, L OBP: 0.478, SLG: 0.474 (1, 4)	6-3		G3					1B				5	0	1	1	0	0	2				
Larvell Blanks, R OBP: 0.320, SLG: 0.394 (1, 5)	FC5-4 1B					1-3						5	0	2	0	0	1	1				
Andre Thornton, R OBP: 0.376, SLG: 0.529 (1, 3)	FC5-4 1-2					F8		K		F8		5	0	1	0	0	1	3				
Bruce Bochte, L OBP: 0.359, SLG: 0.392 (1, 7)						K				F6		4	0	1	0	1	1	1				
John Lowenstein, L OBP: 0.335, SLG: 0.376 Rico Carty, R OBP: 0.355, SLG: 0.432 (11, PH)			G4-6-3 1-2			K				K		4	0	0	0	0	3	2				
Ron Pruitt, R OBP: 0.389, SLG: 0.382 (1, 2)			6-3			5-3				F8		4	0	0	0	0	0	0				
Rick Manning, L OBP: 0.283, SLG: 0.343 (1, 8)						G3 2B		CS 1B		1B 6-3		4	0	4	0	0	0	0				
Alfredo Griffin, S OBP: 0.200, SLG: 0.162 (1, 6)			G3			G3		CS 1B		F9		4	0	0	0	0	0	3				
Inning Stats	R: 0 E: 0 K: 0 S: 4	H: 1 LOB: 1 BB: 0 P: 4	R: 0 E: 0 K: 0 S: 3	H: 1 LOB: 0 BB: 0 P: 3	R: 0 E: 0 K: 1 S: 6	H: 1 LOB: 1 BB: 0 P: 6	R: 0 E: 0 K: 2 S: 7	H: 0 LOB: 0 BB: 0 P: 7	R: 0 E: 0 K: 1 S: 5	H: 1 LOB: 0 BB: 0 P: 5	R: 1 E: 0 K: 1 S: 7	H: 2 LOB: 1 BB: 0 P: 7	R: 0 E: 0 K: 0 S: 5	H: 1 LOB: 1 BB: 0 P: 6	R: 0 E: 0 K: 0 S: 4	H: 1 LOB: 1 BB: 0 P: 8	R: 0 E: 0 K: 0 S: 4	H: 1 LOB: 2 BB: 1 P: 8	1B: 8 2B: 2 3B: 1 HR: 0	SF: 0 SAC: 0 DP: 1 HBP: 0	WP: 0 PB: 0 SB: 1 CS: 1	PA: 43
PITCHER Dave Lemaczky, R ERA: 4.25 (1, 1)	IP 11.0	WLS W 42	BF H 11	R R 1	ER ER 1	SO SO 7	BB BB 0	IBB IBB 1	HBP HBP 0	BLK BLK 0	WP WP 0	HR HR 0	S S 55	P P 59	ERA ERA 0.82	WHIP WHIP 1.000						

Cleveland Indians @ Toronto Blue Jays
Exhibition Stadium, Toronto, ON
Sun Oct 02 1977, 3:33 AM EDT
Unknown - 49 F

AB 41
R 1
H 11
RBI 1
BB 1
SO 7
LOB 16



Batter	1	2	3	4	5	6	7	8	9	10	11	AB	R	H	RBI	BB	SO	LOB	BOTTOM			
Gary Woods, R OBP: 0.251, SLG: 0.270 (1, 8)	F7					5-3						4	1	2	1	1	0	0				
Bob Bailor, R OBP: 0.336, SLG: 0.405 (1, 7)	5-3					5-3						4	0	0	0	0	0	2				
Roy Howell, L OBP: 0.375, SLG: 0.430 (1, 5)	6-3					F4						2	0	0	0	3	0	0				
Ron Fairly, L OBP: 0.362, SLG: 0.465 (1, 3)						F9						2	0	0	0	1	0	2				
Sam Ewing, L OBP: 0.239, SLG: 0.222 Doug Rader, R OBP: 0.347, SLG: 0.437 (7, PH)						K						1	0	0	0	0	1	0				
Steve Bowling, R OBP: 0.328, SLG: 0.263 (1, 9)						F9						3	0	0	0	1	1	3				
Dave McKay, S OBP: 0.214, SLG: 0.262 (1, 4)						K						4	0	0	0	0	1	3				
Alan Ashby, S OBP: 0.301, SLG: 0.280 (1, 2)						5-3						3	1	0	0	1	0	0				
Tim Nordbrook, R OBP: 0.222, SLG: 0.222 Otto Velez, L OBP: 0.367, SLG: 0.460 Hector Torres, R OBP: 0.253, SLG: 0.347 (9, 6)						K						2	0	0	0	0	1	1				
Inning Stats	R: 0 E: 0 K: 0 S: 3	H: 0 LOB: 0 BB: 0 P: 3	R: 0 E: 0 K: 1 S: 5	H: 0 LOB: 0 BB: 0 P: 5	R: 0 E: 0 K: 2 S: 7	H: 0 LOB: 0 BB: 0 P: 7	R: 0 E: 0 K: 0 S: 3	H: 0 LOB: 0 BB: 0 P: 3	R: 0 E: 0 K: 1 S: 5	H: 0 LOB: 1 BB: 1 P: 9	R: 1 E: 1 K: 0 S: 3	H: 1 LOB: 0 BB: 1 P: 7	R: 0 E: 0 K: 0 S: 2	H: 0 LOB: 1 BB: 2 P: 10	R: 0 E: 0 K: 0 S: 3	H: 0 LOB: 0 BB: 0 P: 3	R: 1 E: 0 K: 0 S: 3	H: 1 LOB: 1 BB: 1 P: 7	1B: 2 2B: 1 3B: 0 HR: 0	SF: 0 SAC: 4 DP: 2 HBP: 0	WP: 1 PB: 0 SB: 0 CS: 0	PA: 41
PITCHER Jim Bibby, R ERA: 3.53 (1, 1)	IP 6.0	WLS W 20	BF H 20	R R 1	ER ER 0	SO SO 4	BB BB 2	IBB IBB 1	HBP HBP 0	BLK BLK 0	WP WP 0	HR HR 0	S S 26	P P 34	ERA ERA 0.00	WHIP WHIP 0.500						
PITCHER Don Hood, L ERA: 3.0 (7, 1)	IP 4.0	WLS L 16	BF H 16	R R 0	ER ER 0	SO SO 1	BB BB 4	IBB IBB 1	HBP HBP 0	BLK BLK 0	WP WP 0	HR HR 0	S S 13	P P 33	ERA ERA 0.00	WHIP WHIP 1.000						
PITCHER Larry Andersen, R ERA: 3.14 (11, 1)	IP 0.2	WLS L 5	BF H 1	R R 1	ER ER 1	SO SO 0	BB BB 0	IBB IBB 1	HBP HBP 0	BLK BLK 0	WP WP 1	HR HR 0	S S 3	P P 7	ERA ERA 13.50	WHIP WHIP 1.500						

Cleveland Indians @ Toronto Blue Jays
Exhibition Stadium, Toronto, ON
Sun Oct 02 1977, 3:33 AM EDT
Unknown - 49 F

AB 29
R 2
H 2
RBI 1
BB 8
SO 5
LOB 13



