Toronto Blue Jays - 1978

Toronto Blue Jays @ Detroit Tigers

Tiger Stadium, Detroit, MI

Fri Apr 07 1978, 3:33 AM EST

Att. 52,528 - Unknown - 67 F

livebaseballscorecards.com

Batter	1	2	3	4	5	6	7	8	9	AB	R	H	RBI	BB	SO	LOB
Rick Bosetti, R (1, 8)	5-3		K		K			E5 1B		4	0	0	0	0	2	3
Al Woods, L (1, 7)	1-3		K		4-3			K		4	0	0	0	0	2	4
Roy Howell, L (1, 5) OBP: 0.250, SLG: 0.250	1-3			4-3		4-3		1-3 1B		4	0	1	0	0	0	0
Rico Carty, R (1, 10)		BB 1B 1B		1-3		4-3		K		3	1	0	0	1	1	2
John Mayberry, L (1, 3) OBP: 0.250, SLG: 0.250		1-2 G6-4-3 1B		3-1		G3			F5	4	1	1	0	0	0	0
Tom Hutton, L (1, 9) OBP: 0.250, SLG: 0.250		1-3 2-H G6-4-3 1B			F8		3-1		G3	4	0	1	1	0	0	0
Dave McKay, S (1, 4) OBP: 0.250, SLG: 0.250		1-2f 3-H G6-4-3			BB 1B		G1		1-3	4	0	1	0	0	0	1
Luis Gomez, R (1, 6) OBP: 0.333, SLG: 0.333		1-3			1-2 BB		F9			3	0	1	0	0	0	0
Alan Ashby, S (1, 2)			4-3		1-2 2-3 BB			G3		2	0	0	0	1	0	0

TOP

AB	32
R	2
H	5
RBI	1
BB	2
SO	5
LOB	10

Inning Stats	1	2	3	4	5	6	7	8	9
R	0	2	0	0	0	0	0	0	0
E	0	0	0	0	0	0	0	1	0
K	0	0	2	0	1	0	3	2	0
S	3	4	7	3	7	3	3	9	3
H	0	2	0	0	2	0	0	1	0
LOB	0	0	0	0	3	0	0	2	0
BB	0	1	0	0	1	0	0	0	0
P	3	8	7	3	11	3	3	9	3

1B	5	
2B	0	
3B	0	
HR	0	
SF	0	
SAC	0	
DP	1	
HBP	0	
WP	0	
PB	0	
SB	0	
CS	0	
PA	34	

PITCHER	IP	WLS	BF	H	R	ER	SO	BB	IBB	HBP	BLK	WP	HR	S	P	ERA	WHIP
Mark Fidrych, R (1, 1) ERA: 2.0	9.0	W	34	5	2	2	5	2	0	0	0	0	0	42	50	2.00	0.778

PITCHER	IP	WLS	BF	H	R	ER	SO	BB	IBB	HBP	BLK	WP	HR	S	P	ERA	WHIP

Toronto Blue Jays @ Detroit Tigers

Tiger Stadium, Detroit, MI

Fri Apr 07 1978, 3:33 AM EST

Att. 52,528 - Unknown - 67 F

BOTTOM

Batter	1	2	3	4	5	6	7	8	9	AB	R	H	RBI	BB	SO	LOB
Ron LeFlore, R (1, 8)	BBBB 4-0 G3 1-3 BB		x 0-0 ① 6-3	SSS 0-3 ② K		SSS 0-3 ① K		SSS 0-3 ③ K		4	0	0	0	1	3	3
Phil Mankowski, L (1, 5) OBP: 0.500, SLG: 1.250	x 0-0 ① 1-3 1-2		x 0-0 1B 1B 1B	x 0-0 1-H 2-H HR		x 0-0 ② 4-3 1-2				4	2	2	3	0	0	2
Rusty Staub, L (1, 10) OBP: 0.500, SLG: 0.500	x 0-0 ② G3 2-3		x 0-0 1B 1-2 1B	x 0-0 1B		SSS 0-3 ③ K				4	0	2	0	0	1	2
Jason Thompson, L (1, 3) OBP: 0.250, SLG: 1.000	x 0-0 ③ F7		SSS 0-3 ② K	x 0-0 ③ 1-3			x 0-0 HR			4	1	1	1	0	1	4
Steve Kemp, L (1, 7) OBP: 0.500, SLG: 0.333		BBBB 4-0 G4-6-3 BB	x 0-0 1-2 2-H 1B		SSS 0-3 ① K		x 0-0 ① 1-3			3	0	1	1	1	1	0
Tim Corcoran, L (1, 9)		x 0-0 ① ② G4-6-3 1-2f	x 0-0 ③ F7		BBBB 4-0 1B BB		x 0-0 ② 4-3			3	0	0	0	1	0	3
Milt May, L (1, 2) OBP: 0.500, SLG: 1.250		x 0-0 HR	x 0-0 ① 1-3	x 0-0 ② 1-3 1B			x 0-0 ③ G3			4	1	2	1	0	0	0
Lou Whitaker, L (1, 4) OBP: 0.500, SLG: 0.667		BBBB 4-0 S BB	x 0-0 HR 2B	x 0-0 ③ 1-3				x 0-0 ① F7		3	1	1	0	1	0	1
Alan Trammell, R (1, 6) OBP: 0.500, SLG: 0.333		SSS 0-3 ③ K 1-2	BBBB 4-0 HR BB			x 0-0 4-3 1B		x 0-0 ② 5-3		3	1	1	0	1	1	1
Inning Stats	R: 0 H: 0 E: 0 LOB: 1 K: 0 BB: 1 S: 3 P: 7	R: 1 H: 1 E: 0 LOB: 1 K: 1 BB: 2 S: 5 P: 13	R: 1 H: 3 E: 0 LOB: 2 K: 1 BB: 0 S: 8 P: 8	R: 3 H: 3 E: 0 LOB: 1 K: 1 BB: 1 S: 8 P: 12	R: 0 H: 1 E: 0 LOB: 1 K: 1 BB: 1 S: 5 P: 9	R: 0 H: 1 E: 0 LOB: 1 K: 2 BB: 0 S: 8 P: 8	R: 1 H: 1 E: 0 LOB: 0 K: 0 BB: 0 S: 4 P: 4	R: 0 H: 0 E: 0 LOB: 0 K: 1 BB: 0 S: 5 P: 5		1B: 6 SF: 0 2B: 1 SAC: 0 3B: 0 DP: 1 HR: 3 HBP: 0						

livebaseballscorecards.com

AB	32
R	6
H	10
RBI	6
BB	5
SO	7
LOB	16

WP: 0 PA: 37
PB: 0
SB: 1
CS: 0

PITCHER		IP	WLS	BF	H	R	ER	SO	BB	IBB	HBP	BLK	WP	HR	S	P	ERA	WHIP
Dave Lemanczyk, R ERA: 12.27	(1, 1)	3.2	L	21	7	5	5	3	4	0	0	0	0	2	23	39	12.27	3.000
Jesse Jefferson, R ERA: 2.08	(4, 1)	4.1		16	3	1	1	4	1	0	0	0	0	1	23	27	2.08	0.923

PITCHER		IP	WLS	BF	H	R	ER	SO	BB	IBB	HBP	BLK	WP	HR	S	P	ERA	WHIP

Batter	1	2	3	4	5	6	7	8	9	AB	R	H	RBI	BB	SO	LOB
Rick Bosetti, R (1, 8) OBP: 0.222, SLG: 0.333	0-0 1B 2B	0-0 E6 1B 1-2 3-H		0-0 CS 1B			0-0 F8 ②		0-0 E4 G4-6-3 1-2 2-3	5	1	2	0	0	0	3
Al Woods, L (1, 7) OBP: 0.111, SLG: 0.111	0-3 K ① SSS	0-0 1-3 1B 1-3 2-H		0-0 CS ③ 1-2	0-3 K ① SSS		0-0 1-3 ③		0-0 G4-6-3 ②③ 1-2f	5	0	1	1	0	2	4
Roy Howell, L (1, 5) OBP: 0.375, SLG: 0.286	0-0 1B 2-H	0-0 1-3 ③			4-0 BB BBB			0-0 F8 ①		3	0	1	1	1	0	2
Rico Carty, R (1, 10)	0-0 F7 ②		0-0 5-3 ①		0-3 K ② SSS			0-0 F8 ②		4	0	0	0	0	1	2
John Mayberry, L (1, 3) OBP: 0.250, SLG: 0.625	0-0 F8 ③		0-0 HR		0-0 F4 ③			0-0 4-3 ③		4	1	1	1	0	0	2
Tom Hutton, L (1, 9) OBP: 0.375, SLG: 0.714		0-0 F7 ①	4-0 BB BBB E S CS			0-0 F5 ①			0-0 HR	3	1	1	1	1	0	0
Dave McKay, S (1, 4) OBP: 0.250, SLG: 0.143		0-3 K ② SSS	0-3 K ②③ SSS 1-H			0-0 4-3 ②			4-0 BB BBB E SH3-4	3	0	0	0	1	2	1
Luis Gomez, R (1, 6) OBP: 0.167, SLG: 0.167		0-0 E1 1B E		0-0 F8 ①		0-3 K ③ SSS			0-0 SH3-4 ① 1-2	3	1	0	0	0	1	0
Alan Ashby, S (1, 2) OBP: 0.429, SLG: 0.200		0-0 E 1B 1-3		0-0 6-3 ②			0-0 4-3 ①		4-0 BB BBB E	3	1	1	0	1	0	0

TOP

Toronto Blue Jays @ Detroit Tigers

Tiger Stadium, Detroit, MI

Sat Apr 08 1978, 3:33 AM EST

Att. 12,413 - Sunny - 45 F

livebaseballscorecards.com

	AB	R	H	RBI	BB	SO	LOB
	33	5	7	4	4	6	14

Inning Stats																																		
	R: 1	H: 2		R: 2	H: 2		R: 1	H: 1		R: 0	H: 1		R: 0	H: 0		R: 0	H: 0		R: 0	H: 0		R: 0	H: 0		R: 1	H: 1		1B: 4	SF: 0		WP: 0	PA: 39	
	E: 0	LOB: 1		E: 2	LOB: 2		E: 0	LOB: 0		E: 0	LOB: 0		E: 0	LOB: 0		E: 0	LOB: 0		E: 0	LOB: 0		E: 0	LOB: 0		E: 1	LOB: 2		2B: 1	SAC: 1		PB: 0		
	K: 1	BB: 0		K: 1	BB: 0		K: 1	BB: 1		K: 0	BB: 0		K: 2	BB: 1		K: 1	BB: 0		K: 0	BB: 0		K: 0	BB: 0		K: 0	BB: 2		3B: 0	DP: 1		SB: 1		
	S: 7	P: 7		S: 9	P: 9		S: 5	P: 9		S: 3	P: 3		S: 7	P: 11		S: 5	P: 5		S: 3	P: 3		S: 3	P: 3		S: 4	P: 12		HR: 2	HBP: 0		CS: 2		

PITCHER		IP	WLS	BF	H	R	ER	SO	BB	IBB	HBP	BLK	WP	HR	S	P	ERA	WHIP
Jim Slaton, R	(1, 1)	8.1	L	36	7	5	3	6	4	0	0	0	0	2	44	60	3.24	1.320
ERA: 3.24																		
John Hiller, L	(9, 1)	0.2		2	0	0	0	0	0	0	0	0	0	0	2	2	0.00	0.000
ERA:																		

PITCHER	IP	WLS	BF	H	R	ER	SO	BB	IBB	HBP	BLK	WP	HR	S	P	ERA	WHIP

Batter	1	2	3	4	5	6	7	8	9	AB	R	H	RBI	BB	SO	LOB
Ron LeFlore, R (1, 8) OBP: 0.300, SLG: 0.556	FC5-4 1B	F7			K		HR		FC6-4 1B 1-2f	5	1	2	1	0	1	2
Steve Dillard, R (1, 4) OBP: 0.400, SLG: 0.400	FC5-4 1B 1B 1-2f	G3 1B			F7		F7		BB 1B 1-3	5	1	2	0	0	0	1
Rusty Staub, L (1, 10) OBP: 0.444, SLG: 0.375 Lou Whitaker, L (9, PR) OBP: 0.500, SLG: 0.667	FC5-4 1B 1-2 1B	G3 1-2			F8		4-1		BB 1-2	4 0	0 0	1 0	0 0	1 0	0 0	1 0
Jason Thompson, L (1, 3) OBP: 0.444, SLG: 1.000	FC5-4 1-2 2-H 1B	FC5 2B				1-3		2B	4-3	5	0	3	1	0	0	3
Steve Kemp, L (1, 7) OBP: 0.500, SLG: 0.333	FC5-4 1-2f 2-3	BB				1B 1B		1-3		3	0	1	0	1	0	3
Charlie Spikes, R (1, 9) OBP: 0.250, SLG: 0.250	F9	FC5 2-3f				1-2 1B		K		4	0	1	0	0	1	5
Lance Parrish, R (1, 2)		5-3			K	K		K		4	0	0	0	0	3	3
Aurelio Rodriguez, R (1, 5)		F2			F8	K			3-1	4	0	0	0	0	1	2
Mark Wagner, R (1, 6) OBP: 0.333, SLG: 1.000 Tim Corcoran, L (9, PH)		3B			F4		G3		FC6-4 BB	3 0	0 0	1 0	0 0	0 1	0 0	0 0
Inning Stats	R: 1 E: 0 K: 0 S: 6 H: 3 LOB: 2 BB: 0 P: 6	R: 0 E: 0 K: 0 S: 4 H: 1 LOB: 1 BB: 0 P: 4	R: 0 E: 0 K: 0 S: 4 H: 2 LOB: 2 BB: 1 P: 8	R: 0 E: 0 K: 1 S: 5 H: 0 LOB: 0 BB: 0 P: 5	R: 0 E: 0 K: 1 S: 5 H: 0 LOB: 0 BB: 0 P: 5	R: 0 E: 0 K: 2 S: 9 H: 2 LOB: 2 BB: 0 P: 9	R: 1 E: 0 K: 0 S: 4 H: 1 LOB: 0 BB: 0 P: 4	R: 0 E: 0 K: 2 S: 8 H: 1 LOB: 1 BB: 0 P: 8	R: 0 E: 0 K: 0 S: 4 H: 1 LOB: 3 BB: 2 P: 12	1B: 7 2B: 2 3B: 1 HR: 1	SF: 0 SAC: 0 DP: 0 HBP: 0						

PITCHER		IP	WLS	BF	H	R	ER	SO	BB	IBB	HBP	BLK	WP	HR	S	P	ERA	WHIP
Jerry Garvin, L ERA: 2.08	(1, 1)	8.2	W	39	11	2	2	6	3	0	0	0	0	1	48	60	2.08	1.615
Mike Willis, L ERA:	(9, 1)	0.1	S	1	0	0	0	0	0	0	0	0	0	0	1	1	0.00	0.000

PITCHER	IP	WLS	BF	H	R	ER	SO	BB	IBB	HBP	BLK	WP	HR	S	P	ERA	WHIP

BOTTOM

Toronto Blue Jays @ Detroit Tigers

Tiger Stadium, Detroit, MI

Sat Apr 08 1978, 3:33 AM EST
Att. 12,413 - Sunny - 45 F

livebaseballscorecards.com

AB	37
R	2
H	11
RBI	2
BB	3
SO	6
LOB	20

1B: 7	SF: 0	WP: 0	PA: 40
2B: 2	SAC: 0	PB: 0	
3B: 1	DP: 0	SB: 0	
HR: 1	HBP: 0	CS: 0	

Toronto Blue Jays @ Detroit Tigers

Tiger Stadium, Detroit, MI

Sun Apr 09 1978, 3:33 AM EST

Att. 9,169 - Overcast - 34 F

TOP

livebaseballscorecards.com

Batter	1	2	3	4	5	6	7	8	9	AB	R	H	RBI	BB	SO	LOB
Rick Bosetti, R (1, 8) OBP: 0.231, SLG: 0.308	0-0 WP 1B 1B	0-0 F9 ③			0-0 L4 ②		0-0 5-3 ③			4	1	1	0	0	0	0
Al Woods, L (1, 7) OBP: 0.154, SLG: 0.083	B B B B 4-0 1B 1B 1-2 BB		0-0 L3 ①		0-0 F7 ③			0-0 4-3 ①		3	1	0	0	1	0	0
Roy Howell, L (1, 5) OBP: 0.417, SLG: 0.455	0-0 1B G4-6-3 1-2 2-H 1B		0-0 G3 ②			0-0 WP 6-3 2B		0-0 G3 ②		4	2	2	1	0	0	0
Rico Carty, R (1, 10) OBP: 0.167, SLG: 0.091	0-0 G4-6-3 1-3 2-H 1B		0-0 4-3 ③			0-0 6-3 ① 2-H		0-0 3-1 ③		4	0	1	2	0	0	0
John Mayberry, L (1, 3) OBP: 0.222, SLG: 0.556 Willie Upshaw, L (3, 9) OBP: 0.667, SLG: 0.500	0-0 G4-6-3 ① ② 1-2f 3-H			B B B B 4-0 1B BB		0-0 1B			0-0 4-3 ①	1 2	0 0	0 1	0 0	0 1	0 0	1 0
Tom Hutton, L (1, 9) (3, 3) OBP: 0.417, SLG: 0.727	0-0 2B			0-0 F7 ①		0-0 F7 ②			0-0 BB 1B	4	0	2	0	0	0	2
Garth Iorg, R (1, 4) OBP: 0.500, SLG: 0.333	0-0 F6 ③			0-0 L4-3 1-2 1B		0-0 F3 ③			B B B B 4-0 1-2 BB	3	0	1	0	1	0	2
Luis Gomez, R (1, 6) OBP: 0.111, SLG: 0.111 Otto Velez, R (9, PH)		0-0 5-3 ①		0-0 L4-3 ② ③ 1-2			0-0 F9 ①		S S S 0-3 K ②	3 1	0 0	0 0	0 0	0 0	0 1	2 2
Alan Ashby, S (1, 2) OBP: 0.273, SLG: 0.111		0-0 F8 ②			0-0 F8 ①		0-0 1-3 ②		0-0 F6 ③	4	0	0	0	0	0	2
Inning Stats	R: 3 H: 4 E: 0 LOB: 1 K: 0 BB: 1 S: 6 P: 10	R: 0 H: 0 E: 0 LOB: 0 K: 0 BB: 0 S: 3 P: 3	R: 0 H: 0 E: 0 LOB: 0 K: 0 BB: 0 S: 3 P: 3	R: 0 H: 1 E: 0 LOB: 1 K: 0 BB: 1 S: 3 P: 7	R: 0 H: 0 E: 0 LOB: 0 K: 0 BB: 0 S: 3 P: 3	R: 1 H: 2 E: 0 LOB: 1 K: 0 BB: 0 S: 5 P: 5	R: 0 H: 0 E: 0 LOB: 0 K: 0 BB: 0 S: 3 P: 3	R: 0 H: 0 E: 0 LOB: 0 K: 0 BB: 0 S: 3 P: 3	R: 0 H: 1 E: 0 LOB: 2 K: 1 BB: 1 S: 6 P: 10	1B: 6 SF: 0 2B: 3 SAC: 0 3B: 0 DP: 2 HR: 0 HBP: 0						

	AB	33
	R	4
	H	8
	RBI	3
	BB	3
	SO	1
	LOB	11

	WP: 2	PA: 36
	PB: 0	
	SB: 0	
	CS: 0	

PITCHER		IP	WLS	BF	H	R	ER	SO	BB	IBB	HBP	BLK	WP	HR	S	P	ERA	WHIP
Jack Billingham, R ERA: 4.32	(1, 1)	8.1	W	34	8	4	4	0	3	0	0	0	2	0	31	43	4.32	1.320
Steve Foucault, R ERA:	(9, 1)	0.2	S	2	0	0	0	1	0	0	0	0	0	0	4	4	0.00	0.000

PITCHER	IP	WLS	BF	H	R	ER	SO	BB	IBB	HBP	BLK	WP	HR	S	P	ERA	WHIP

Batter	1	2	3	4	5	6	7	8	9	AB	R	H	RBI	BB	SO	LOB
Ron LeFlore, R (1, 8) OBP: 0.400, SLG: 0.615	G4-6-3 2B	1B 1-2 2-3 3-H 1B	BBBB S BB		FC6-4 1-2f		1-3			4	1	2	1	1	0	4
Steve Dillard, R (1, 4) OBP: 0.500, SLG: 0.400	BBBB G4-6-3 BB	FC1-6 1B 1-2 2-3 3-H 1B	5-3 1-2			4-3		SSS K		0	0	0	0	1	0	0
Lou Whitaker, L (2, PH) OBP: 0.375, SLG: 0.429 (3, 4)										4	1	1	1	0	1	1
Rusty Staub, L (1, 10) OBP: 0.429, SLG: 0.385	G4-6-3 1-2f 2-3	FC1-6 1-2 2-H 3-H 1B	6-3			F7		BB 1B 1B		5	1	2	2	0	0	3
Jason Thompson, L (1, 3) OBP: 0.286, SLG: 0.643	6-3	FC1-6 1-3 1B 1-2f 2-3		F9		1-3		F8		5	0	0	0	0	0	4
Steve Kemp, L (1, 7) OBP: 0.615, SLG: 0.444	BBBB 1B BB 1-3 1B			F7			BB S 1B	BBBB FC5 1B 1-2 BB		3	1	2	1	2	0	0
Charlie Spikes, R (1, 9) OBP: 0.333, SLG: 0.333	1B 1B 1-2 BB 1B 1-3			F8			L4 1-2	1-2 2-H 1B		5	1	2	1	0	0	3
Lance Parrish, R (1, 2) OBP: 0.222, SLG: 0.125	BB 1B 1-2 2-H 1B BBBB BB				5-3		SSS K	FC5 2-3f		4	1	1	1	1	1	3
Aurelio Rodriguez, R (1, 5) OBP: 0.200, SLG: 0.200 Phil Mankowski, L (2, PH) OBP: 0.429, SLG: 0.833 (3, 5)	1B BB 1B 1-2 2-3 1B 1-3				E3 FC6-4		BBBB BB			1	1	1	0	0	0	0
										2	0	0	0	1	0	3
Mark Wagner, R (1, 6) OBP: 0.333, SLG: 0.600	BBBB 1B 1B 1B 1-2 2-3 3-H BB	6-3			F8		BBBB 1-2 2-3 BB			2	1	0	1	1	0	1
Tim Corcoran, L (7, PH)										0	0	0	0	1	0	0
Alan Trammell, R (8, 6) OBP: 0.500, SLG: 0.333										0	0	0	0	0	0	0
Inning Stats	R: 0 E: 0 K: 0 S: 3 H: 1 LOB: 1 BB: 1 P: 7	R: 7 E: 0 K: 0 S: 10 H: 7 LOB: 3 BB: 3 P: 22	R: 0 E: 0 K: 0 S: 3 H: 0 LOB: 1 BB: 1 P: 7	R: 0 E: 0 K: 0 S: 3 H: 0 LOB: 0 BB: 0 P: 3	R: 0 E: 1 K: 0 S: 4 H: 0 LOB: 1 BB: 0 P: 4	R: 0 E: 0 K: 0 S: 3 H: 0 LOB: 0 BB: 0 P: 3	R: 0 E: 0 K: 1 S: 6 H: 1 LOB: 3 BB: 2 P: 14	R: 1 E: 0 K: 1 S: 7 H: 2 LOB: 2 BB: 1 P: 11		1B: 10 2B: 1 3B: 0 HR: 0 SF: 0 SAC: 0 DP: 1 HBP: 0					

PITCHER		IP	WLS	BF	H	R	ER	SO	BB	IBB	HBP	BLK	WP	HR	S	P	ERA	WHIP
Tom Underwood, L ERA: 45.0	(1, 1)	1.0	L	9	4	5	5	0	3	0	0	0	0	0	6	18	45.00	7.000
Jim Clancy, R ERA: 54.0	(2, 1)	0.1		5	4	2	2	0	0	0	0	0	0	0	5	5	54.00	12.000
Tom Murphy, R ERA:	(2, 1)	5.2		23	1	0	0	1	4	0	0	0	0	0	21	37	0.00	0.882
Mike Willis, L ERA: 6.75	(8, 1)	1.0		6	2	1	1	1	1	0	0	0	0	0	7	11	9.00	3.000

PITCHER	IP	WLS	BF	H	R	ER	SO	BB	IBB	HBP	BLK	WP	HR	S	P	ERA	WHIP

BOTTOM

Toronto Blue Jays @ Detroit Tigers

Tiger Stadium, Detroit, MI

Sun Apr 09 1978, 3:33 AM EST

Att. 9,169 - Overcast - 34 F

livebaseballscorecards.com

AB	35
R	8
H	11
RBI	8
BB	8
SO	2
LOB	22

WP: 0 PB: 0 SB: 2 CS: 0 PA: 43

Batter	1	2	3	4	5	6	7	8	9	AB	R	H	RBI	BB	SO	LOB
Rick Bosetti, R (1, 8) OBP: 0.222, SLG: 0.278	F8		F7		5-3		FC1-2 2-3 3-H 1B		L5	5	0	1	1	0	0	0
Bob Bailor, R (1, 7) OBP: 0.600, SLG: 0.500	FC6-4 1B		F8			1B 3B 1B	FC1-2 1-3 3-H		BB BB	4	1	2	0	1	0	2
Roy Howell, L (1, 5) OBP: 0.353, SLG: 0.375	FC6-4 FC5-4 1-2f			G3		1-2 3B 1B	K		K	5	1	1	0	0	2	4
Rico Carty, R (1, 10) OBP: 0.294, SLG: 0.357	FC5-4 1-2f			HR		F6	IBB		BB 1-2	3	1	1	1	2	0	3
John Mayberry, L (1, 3) OBP: 0.143, SLG: 0.357		F5		F5		F9	4-3		P3	5	0	0	0	0	0	7
Otto Velez, R (1, 9) OBP: 0.600, SLG: 1.750		BB FC4-6		HR		1-H 2-H 3B		5-3		3	1	2	3	1	0	0
Garth Iorg, R (1, 4) OBP: 0.375, SLG: 0.286		FC4-6 1-2f		K		4-3		5-3 1B		4	0	1	0	0	1	2
Luis Gomez, R (1, 6) OBP: 0.154, SLG: 0.083		K	F8			BB 2B 1B		5-3 1-2		3	1	0	0	1	1	2
Rick Cerone, R (1, 2) OBP: 0.250, SLG: 0.500		K	F9			FC1-2 1-3 1B 2B		K		4	0	1	0	0	2	1
Inning Stats	R: 0 E: 0 K: 0 S: 4 H: 1 LOB: 1 BB: 0 P: 4	R: 0 E: 0 K: 1 S: 5 H: 0 LOB: 1 BB: 1 P: 9	R: 0 E: 0 K: 1 S: 5 H: 0 LOB: 0 BB: 0 P: 5	R: 2 E: 0 K: 1 S: 7 H: 2 LOB: 0 BB: 0 P: 7	R: 0 E: 0 K: 0 S: 3 H: 0 LOB: 0 BB: 0 P: 3	R: 2 E: 0 K: 0 S: 6 H: 3 LOB: 1 BB: 0 P: 6	R: 1 E: 0 K: 1 S: 7 H: 2 LOB: 3 BB: 2 P: 15	R: 0 E: 0 K: 1 S: 6 H: 1 LOB: 1 BB: 0 P: 6	R: 0 E: 0 K: 1 S: 5 H: 0 LOB: 2 BB: 2 P: 13	1B: 5 2B: 1 3B: 1 HR: 2 SF: 0 SAC: 0 DP: 0 HBP: 0						

PITCHER		IP	WLS	BF	H	R	ER	SO	BB	IBB	HBP	BLK	WP	HR	S	P	ERA	WHIP
Ken Kravec, L ERA: 6.35	(1, 1)	5.2	W	24	6	4	4	3	1	0	0	0	0	2	29	33	6.35	1.235
Jim Willoughby, R ERA: 27.0	(6, 1)	0.1		4	2	1	1	0	1	0	0	0	0	0	3	7	27.00	9.000
Pablo Torrealba, L ERA:	(7, 1)	3.0	S	13	1	0	0	3	2	1	0	0	0	0	16	28	0.00	1.000

PITCHER	IP	WLS	BF	H	R	ER	SO	BB	IBB	HBP	BLK	WP	HR	S	P	ERA	WHIP

TOP

Toronto Blue Jays @ Chicago White Sox

Comiskey Park, Chicago, IL

Tue Apr 11 1978, 4:33 AM EST
Att. 3,347 - Unknown - 50 F

livebaseballscorecards.com

AB	36
R	5
H	9
RBI	5
BB	5
SO	6
LOB	21

WP: 0	PB: 0	SB: 0	CS: 0	PA: 41		

Batter	1	2	3	4	5	6	7	8	9	AB	R	H	RBI	BB	SO	LOB
Ralph Garr, L (1, 7) OBP: 0.389, SLG: 0.611	6-3		HR 1B		HR	F7		FC1-6, G4-6-3 1-2f		5	2	2	1	0	0	2
Jorge Orta, L (1, 4) OBP: 0.444, SLG: 0.750	1-3		1-H HR		F4		HR 2B	G4-6-3 1-2f		5	2	2	2	0	0	1
Lamar Johnson, R (1, 3) OBP: 0.235, SLG: 0.250	6-3		5-3		P3		4-3			4	0	0	0	0	0	1
Bobby Bonds, R (1, 9) OBP: 0.313, SLG: 0.357		F6	5-3		BBBB BB		SSS K			3	0	0	0	1	1	1
Ron Blomberg, L (1, 10) OBP: 0.154, SLG: 0.615		SSS K		F6	F7		2-H HR			4	1	1	2	0	1	1
Chet Lemon, R (1, 8) OBP: 0.588, SLG: 0.769		HR 3B		BBBB BB		FC4-6 1B	H HBP			2	1	2	0	1	0	0
Eric Soderholm, R (1, 5) OBP: 0.412, SLG: 0.600		3-H HR		BBBB 1-2 BB		FC4-6, 5-3 1-2f 1B	F7			3	2	1	2	1	0	2
Don Kessinger, S (1, 6) OBP: 0.467, SLG: 0.333		SSS K		BBBB 1-2 BB		5-3 1-2		BBBB WP 1B BB		2	1	0	0	2	1	1
Bill Nahorodny, R (1, 2) OBP: 0.375, SLG: 0.375			6-3	F9		2-H 1B		1-H FC1-6 1B		4	0	2	2	0	0	2
Inning Stats	R: 0 E: 0 K: 0 S: 3 H: 0 LOB: 0 BB: 0 P: 3	R: 2 E: 0 K: 2 S: 9 H: 2 LOB: 0 BB: 0 P: 9	R: 2 E: 0 K: 0 S: 5 H: 2 LOB: 0 BB: 0 P: 5	R: 0 E: 0 K: 0 S: 2 H: 0 LOB: 2 BB: 3 P: 14	R: 1 E: 0 K: 0 S: 4 H: 1 LOB: 1 BB: 1 P: 8	R: 1 E: 0 K: 0 S: 5 H: 2 LOB: 1 BB: 0 P: 5	R: 2 E: 0 K: 1 S: 7 H: 2 LOB: 1 BB: 0 P: 8	R: 1 E: 0 K: 0 S: 3 H: 1 LOB: 0 BB: 1 P: 7		1B: 4 2B: 1 3B: 1 HR: 4 SF: 0 SAC: 0 DP: 1 HBP: 1						

PITCHER	IP	WLS	BF	H	R	ER	SO	BB	IBB	HBP	BLK	WP	HR	S	P	ERA	WHIP
Jesse Jefferson, R (1, 1) ERA: 7.94	7.0	L	36	10	9	9	3	5	0	1	0	1	4	36	57	11.57	2.143
Mike Willis, L (8, 1) ERA: 3.86	1.0		2	0	0	0	0	0	0	0	0	0	0	2	2	0.00	0.000

PITCHER	IP	WLS	BF	H	R	ER	SO	BB	IBB	HBP	BLK	WP	HR	S	P	ERA	WHIP

BOTTOM

Toronto Blue Jays @ Chicago White Sox

Comiskey Park, Chicago, IL

Tue Apr 11 1978, 4:33 AM EST

Att. 3,347 - Unknown - 50 F

livebaseballscorecards.com

AB	32
R	9
H	10
RBI	9
BB	5
SO	3
LOB	11

WP: 1 PB: 0 SB: 0 CS: 0 PA: 38

Batter	1	2	3	4	5	6	7	8	9	AB	R	H	RBI	BB	SO	LOB
Rick Bosetti, R (1, 8) OBP: 0.227, SLG: 0.273	4-3		5-3			K		1B		4	1	1	0	0	1	0
Bob Bailor, R (1, 5) OBP: 0.667, SLG: 0.750	2B		CS 1B			4-3		BB, 1-3 1B		4	2	3	0	0	0	0
Roy Howell, L (1, 9) OBP: 0.429, SLG: 0.444	1B, 2-H		K, 1-2			BB		BB, 1-2		2	1	1	1	2	1	1
Rico Carry, R (1, 10) OBP: 0.333, SLG: 0.389	F4			G4-6-3 1B		K		1-3, 2-H, 3-H 1B		4	0	2	2	0	1	2
John Mayberry, L (1, 3) OBP: 0.167, SLG: 0.333	2-H 1B			G4-6-3, 1-2f			F8	F8		4	0	1	1	0	0	3
Tom Hutton, L (1, 7) OBP: 0.313, SLG: 0.533	K			F9			L3	F7		4	0	0	0	0	1	3
Garth Iorg, R (1, 4) OBP: 0.333, SLG: 0.273		K			1-3		FC4-6 1B		F9	4	0	1	0	0	1	0
Luis Gomez, R (1, 6) OBP: 0.133, SLG: 0.071		1-3			6-3		FC4-6, 1-2f		6-3	2	0	0	0	0	0	0
Willie Upshaw, L (7, PH) OBP: 0.500, SLG: 0.333										1	0	0	0	0	0	1
Tim Nordbrook, R (7, 6)										0	0	0	0	0	0	0
Al Woods, L (9, PH) OBP: 0.143, SLG: 0.077										1	0	0	0	0	0	0
Alan Ashby, S (1, 2) OBP: 0.200, SLG: 0.077		F2			3-1			F8	4-3	4	0	0	0	0	0	0
Inning Stats	R: 2 E: 0 K: 1 S: 8 H: 3 LOB: 1 BB: 0 P: 8	R: 0 E: 0 K: 1 S: 5 H: 0 LOB: 0 BB: 0 P: 5	R: 0 E: 0 K: 1 S: 5 H: 1 LOB: 0 BB: 0 P: 5	R: 0 E: 0 K: 0 S: 3 H: 1 LOB: 0 BB: 0 P: 3	R: 0 E: 0 K: 0 S: 3 H: 0 LOB: 0 BB: 0 P: 3	R: 0 E: 0 K: 2 S: 7 H: 0 LOB: 1 BB: 1 P: 11	R: 0 E: 0 K: 0 S: 4 H: 1 LOB: 1 BB: 0 P: 4	R: 2 E: 0 K: 0 S: 6 H: 3 LOB: 2 BB: 1 P: 10	R: 0 E: 0 K: 0 S: 3 H: 0 LOB: 0 BB: 0 P: 3	1B: 7 2B: 2 3B: 0 HR: 0 SF: 0 SAC: 0 DP: 1 HBP: 0						

PITCHER		IP	WLS	BF	H	R	ER	SO	BB	IBB	HBP	BLK	WP	HR	S	P	ERA	WHIP
Steve Stone, R ERA: 3.77	(1, 1)	7.1	W	30	8	4	4	5	2	0	0	0	0	0	38	46	4.91	1.364
Lerrin LaGrow, R ERA: 2.25	(8, 1)	1.2	S	6	1	0	0	0	0	0	0	0	0	0	6	6	0.00	0.600

PITCHER	IP	WLS	BF	H	R	ER	SO	BB	IBB	HBP	BLK	WP	HR	S	P	ERA	WHIP

TOP

Toronto Blue Jays @ Chicago White Sox

Comiskey Park, Chicago, IL

Wed Apr 12 1978, 4:33 AM EST
Att. 5,742 - Unknown - 61 F

livebaseballscorecards.com

AB	34
R	4
H	9
RBI	4
BB	2
SO	5
LOB	10

PA: 36

WP: 0
PB: 0
SB: 0
CS: 1

Batter	1	2	3	4	5	6	7	8	9	AB	R	H	RBI	BB	SO	LOB
Ralph Garr, L (1, 7) OBP: 0.364, SLG: 0.682	G3		F7		HR			L3		4	1	1	1	0	0	0
Jorge Orta, L (1, 4) OBP: 0.500, SLG: 1.050	HR			HR	4-3			CS 1B		4	2	3	2	0	0	0
Lamar Johnson, R (1, 3) OBP: 0.238, SLG: 0.300	5-3			5-3		F9 2B		F8 1-2		4	0	1	0	0	0	1
Bobby Bonds, R (1, 9) OBP: 0.263, SLG: 0.294	F8			F8		F9 2-3				3	0	0	0	0	0	1
Ron Blomberg, L (1, 10) OBP: 0.125, SLG: 0.500		K		1-4-3		K				3	0	0	0	0	2	1
Chet Lemon, R (1, 8) OBP: 0.600, SLG: 0.733		F5			E S FC1-5 1B	B B B BB CS				2	0	1	0	1	0	0
Eric Soderholm, R (1, 5) OBP: 0.350, SLG: 0.500		1-3			F8	CS 1-2	F8			3	0	0	0	0	0	1
Don Kessinger, S (1, 6) OBP: 0.389, SLG: 0.267			5-3		FC1-5 1-3 HR		F7			3	1	0	0	0	0	1
Wayne Nordhagen, R (1, 2) OBP: 0.273, SLG: 0.727			P3		1-H HR		F7			3	1	1	2	0	0	0
Inning Stats	R: 1 E: 0 K: 0 S: 4 H: 1 LOB: 0 BB: 0 P: 4	R: 0 E: 0 K: 1 S: 5 H: 0 LOB: 0 BB: 0 P: 5	R: 0 E: 0 K: 0 S: 3 H: 0 LOB: 0 BB: 0 P: 3	R: 1 E: 0 K: 0 S: 4 H: 1 LOB: 0 BB: 0 P: 4	R: 3 E: 0 K: 0 S: 6 H: 3 LOB: 0 BB: 0 P: 6	R: 0 E: 0 K: 1 S: 5 H: 1 LOB: 1 BB: 1 P: 9	R: 0 E: 0 K: 0 S: 3 H: 0 LOB: 0 BB: 0 P: 3	R: 0 E: 0 K: 0 S: 3 H: 1 LOB: 0 BB: 0 P: 3		1B: 2 2B: 1 3B: 0 HR: 4 SF: 0 SAC: 0 DP: 0 HBP: 0						

PITCHER	IP	WLS	BF	H	R	ER	SO	BB	IBB	HBP	BLK	WP	HR	S	P	ERA	WHIP
Dave Lemanczyk, R (1, 1) ERA: 7.71	8.0	L	30	7	5	5	2	1	0	0	0	0	4	33	37	5.62	1.000

PITCHER	IP	WLS	BF	H	R	ER	SO	BB	IBB	HBP	BLK	WP	HR	S	P	ERA	WHIP

BOTTOM

Toronto Blue Jays @ Chicago White Sox

Comiskey Park, Chicago, IL

Wed Apr 12 1978, 4:33 AM EST

Att. 5,742 - Unknown - 61 F

livebaseballscorecards.com

AB	29
R	5
H	7
RBI	5
BB	1
SO	2
LOB	5

Batter	1	2	3	4	5	6	7	8	9	AB	R	H	RBI	BB	SO	LOB
Ron LeFlore, R (1, 8) OBP: 0.433, SLG: 0.630	HR	K		FC5-2-5 1B 1-3		K			1B BB 1-2	4	3	2	1	1	2	1
Lou Whitaker, L (1, 4) OBP: 0.235, SLG: 0.200	L6	1-3		FC5-2-5 BB 1-3 3-H		6-3			F7	5	0	0	0	0	0	5
Rusty Staub, L (1, 10) OBP: 0.357, SLG: 0.250	HR 1B		L4	1B BB 1-2			F2		F9	4	1	1	0	1	0	2
Jason Thompson, L (1, 3) OBP: 0.321, SLG: 0.577	1-H HR		1B WP BB	F7			G6-4-3 1B		1B 1-2 2-3	4	2	3	2	1	0	3
Steve Kemp, L (1, 7) OBP: 0.556, SLG: 0.429	1-3		BB WP 1-3	1-2 2-H 3-H 1B			G6-4-3 1-2f		1-2 2-H 3-H 1B	5	0	3	3	0	0	1
Tim Corcoran, L (1, 9) OBP: 0.500, SLG: 0.273	F6		FC5-4 BB 1-2 3-H		1-3			3-1	4-3	4	0	0	0	1	0	2
Milt May, L (1, 2) OBP: 0.583, SLG: 1.273		1B 2B	FC5-4 BB 1-2 2-3		F7			G3		3	1	1	0	1	0	0
Aurelio Rodriguez, R (1, 5) OBP: 0.417, SLG: 0.500 Phil Mankowski, L (8, PH) OBP: 0.308, SLG: 0.500 (8, 5)	2-H 1B		FC5-4 1-2 2-3		1-3			4-3		3 1	0 0	1 0	1 0	0 0	0 0	3 0
Alan Trammell, R (1, 6) OBP: 0.364, SLG: 0.300 John Wockenfuss, R (9, PH) OBP: 1.000, SLG: 1.000	6-3			1B FC5-2-5 1B		5-3			1B BB 1B	3 1	0 1	1 1	0 0	0 0	0 0	1 0
Inning Stats	R: 3 E: 0 K: 0 S: 6 H: 3 LOB: 0 BB: 0 P: 6	R: 1 E: 0 K: 1 S: 7 H: 2 LOB: 1 BB: 0 P: 7	R: 1 E: 0 K: 0 S: 3 H: 1 LOB: 2 BB: 3 P: 15	R: 1 E: 0 K: 0 S: 5 H: 3 LOB: 2 BB: 1 P: 9	R: 0 E: 0 K: 0 S: 3 H: 0 LOB: 0 BB: 0 P: 3	R: 0 E: 0 K: 1 S: 5 H: 0 LOB: 0 BB: 0 P: 5	R: 0 E: 0 K: 0 S: 3 H: 1 LOB: 0 BB: 0 P: 3	R: 0 E: 0 K: 0 S: 3 H: 0 LOB: 0 BB: 0 P: 3	R: 2 E: 0 K: 0 S: 6 H: 3 LOB: 2 BB: 1 P: 10	1B: 10 2B: 1 3B: 0 HR: 2 SF: 0 SAC: 0 DP: 2 HBP: 0						

PITCHER		IP	WLS	BF	H	R	ER	SO	BB	IBB	HBP	BLK	WP	HR	S	P	ERA	WHIP
Jerry Garvin, L ERA: 5.73	(1, 1)	2.1		14	6	5	5	1	1	0	0	0	0	2	15	19	19.29	3.000
Balor Moore, L ERA:	(3, 1)	0.0		2	0	0	0	0	2	0	0	0	1	0	0	8	∞	∞
Don Kirkwood, R ERA: 4.76	(3, 1)	5.2	W	21	5	3	3	1	2	0	0	0	0	0	21	29	4.76	1.235
Tom Murphy, R ERA:	(9, 1)	1.0	S	5	2	0	0	0	0	0	0	0	0	0	5	5	0.00	2.000

PITCHER	IP	WLS	BF	H	R	ER	SO	BB	IBB	HBP	BLK	WP	HR	S	P	ERA	WHIP

TOP

Detroit Tigers @ Toronto Blue Jays

Exhibition Stadium, Toronto, ON

Fri Apr 14 1978, 3:33 AM EST
Att. 35,761 - Unknown - 47 F

livebaseballscorecards.com

AB	37
R	8
H	13
RBI	7
BB	5
SO	2
LOB	18

WP: 1 PA: 42
PB: 0
SB: 0
CS: 0

BOTTOM

Detroit Tigers @ Toronto Blue Jays

Exhibition Stadium, Toronto, ON

Fri Apr 14 1978, 3:33 AM EST

Att. 35,761 - Unknown - 47 F

Batter	1	2	3	4	5	6	7	8	9	AB	R	H	RBI	BB	SO	LOB
Rick Bosetti, R (1, 8) OBP: 0.222, SLG: 0.296	0-0 6-3 1B 2B	0-0 L6 ③		S S S 0-3 K ①		0-0 E4 1B 1B 1-2 ②	S S S 0-3 K ②			5	2	1	0	0	2	1
Bob Bailor, R (1, 5) OBP: 0.643, SLG: 0.667	0-0 6-3 2-3 ①		0-0 1B PB 1B 1B	0-0 F7 ②		0-0 1B SF8 1B 1-2 2-3	B B B B 4-0 BB			4	2	2	0	1	0	1
Roy Howell, L (1, 9) OBP: 0.500, SLG: 0.522	0-0 1B WP 1B 3-H		0-0 BB 1B FC4-6 1B 1-3	0-0 1B		0-0 WP BB 1B 1B 1-3 2-H 3-H	0-0 5-3 ③			5	3	4	3	0	0	1
Rico Carty, R (1, 10) OBP: 0.346, SLG: 0.409	0-0 BB 1B 1-2		0-0 FC4-6 BB 1B 1-2 3-H	S S S 0-3 K ③		0-0 SF8 ② 3-H		0-0 6-3 ①		4	0	2	2	0	1	1
John Mayberry, L (1, 3) OBP: 0.261, SLG: 0.300	B B B B 4-0 2B BB 1-2 2-H ②		B B B B 4-0 FC4-6 BB 1-2 2-3		0-0 F6 ①	B B B B 4-0 WP E BB 1-2		0-0 F8 ②		2	1	0	0	3	0	0
Tom Hutton, L (1, 7) OBP: 0.316, SLG: 0.556 Doug Ault, R (6, PH) OBP: 1.000, SLG: 1.000 Willie Upshaw, L (7, 7) OBP: 0.400, SLG: 0.250	0-0 1-3 2B		S S S 0-3 K ①		0-0 4-3 ②	0-0 E8 1B 1B 1-H 2-H		0-0 F8 ③		3 1 1	0 1 0	1 1 0	0 1 0	0 0 0	1 0 0	3 0 0
Dave McKay, S (1, 4) OBP: 0.250, SLG: 0.182	0-0 4-3 ③		0-0 FC4-6 BB ② 1-2f 2-3 3-H		0-0 F7 ③	0-0 3-H				4	0	1	2	0	0	4
Luis Gomez, R (1, 6) OBP: 0.158, SLG: 0.059		0-0 E4 G3-6-3	B B B B 4-0 1-2 BB			0-0 6-3 ①				3	0	0	0	1	0	1
Alan Ashby, S (1, 2) OBP: 0.211, SLG: 0.063		0-0 G3-6-3 ① ② 1-2f	0-0 F6 ③			B B B B 4-0 1B E 1B BB	S S S 0-3 K ①			3	1	0	0	1	1	4

	AB	R	H	RBI	BB	SO	LOB
AB	**35**						
R	**10**						
H	**12**						
RBI	**8**						
BB	**6**						
SO	**5**						
LOB	**16**						

livebaseballscorecards.com

Inning Stats	1	2	3	4	5	6	7	8	9
	R: 2 E: 0 K: 0 S: 6	R: 0 E: 1 K: 0 S: 3	R: 2 E: 0 K: 1 S: 8	R: 0 E: 0 K: 2 S: 8	R: 0 E: 0 K: 0 S: 3	R: 6 E: 2 K: 0 S: 8	R: 0 E: 0 K: 2 S: 7	R: 0 E: 0 K: 0 S: 3	
	H: 4 LOB: 2 BB: 1 P: 10	H: 0 LOB: 0 BB: 0 P: 3	H: 3 LOB: 3 BB: 2 P: 16	H: 1 LOB: 1 BB: 0 P: 8	H: 0 LOB: 0 BB: 0 P: 3	H: 4 LOB: 1 BB: 2 P: 16	H: 0 LOB: 1 BB: 1 P: 11	H: 0 LOB: 0 BB: 0 P: 3	

PITCHER		IP	WLS	BF	H	R	ER	SO	BB	IBB	HBP	BLK	WP	HR	S	P	ERA	WHIP	PITCHER	IP	WLS	BF	H	R	ER	SO	BB	IBB	HBP	BLK	WP	HR	S	P	ERA	WHIP
Jim Slaton, R ERA: 6.1	(1, 1)	2.0		13	7	4	4	0	1	0	0	0	1	0	12	16	18.00	4.000																	
Milt Wilcox, R ERA: 2.7	(3, 1)	3.1	L	16	2	3	2	3	3	0	0	0	0	0	19	31	5.40	1.500																	
John Hiller, L ERA: 3.86	(6, 1)	1.2		10	3	3	0	2	2	0	0	0	1	0	12	20	0.00	3.000																	
Bruce Taylor, R ERA:	(8, 1)	1.0		3	0	0	0	0	0	0	0	0	0	0	3	3	0.00	0.000																	

1B: 10	SF: 1	WP: 3	PA: 42
2B: 2	SAC: 0	PB: 1	
3B: 0	DP: 1	SB: 0	
HR: 0	HBP: 0	CS: 0	

Detroit Tigers @ Toronto Blue Jays

Exhibition Stadium, Toronto, ON

Sat Apr 15 1978, 3:33 AM EST

Att. 15,024 - Unknown - 41 F

TOP

Batter	1	2	3	4	5	6	7	8	9	AB	R	H	RBI	BB	SO	LOB
Ron LeFlore, R (1, 8) OBP: 0.457, SLG: 0.719	F8		F9		E4 1B 1B		HR		SH1-4 2B 1B	5	3	3	1	0	0	1
Steve Dillard, R (1, 4) OBP: 0.286, SLG: 0.231	5-3		1-2 1B		F8		F8		SH1-4 1-2	4	0	1	0	0	0	1
Rusty Staub, L (1, 10) OBP: 0.394, SLG: 0.345	F8		F8		8-3 2-H 1B		S 1B		2B 2-H 2B	5	1	3	2	0	0	2
Jason Thompson, L (1, 3) OBP: 0.333, SLG: 0.567		BBBB FC6-4 BB	SSS K		8-3 1-2f		F8 1-2		2-H 2B	4	0	1	1	1	1	4
Steve Kemp, L (1, 7) OBP: 0.563, SLG: 0.417		FC6-4 BB 1-2f		FC5-4 1B		BBBB HR BB	BBBB BB		4-3	3	1	1	0	2	0	2
Charlie Spikes, R (1, 9) OBP: 0.294, SLG: 0.250 Tim Corcoran, L (9, PH) OBP: 0.471, SLG: 0.250 (9, 9)		BBBB 1-2 BB		FC5-4 FC5 BB 1-2f		F9	F7		F7	3 1	0 0	0 0	0 0	1 0	0 0	4 1
Lance Parrish, R (1, 2) OBP: 0.176, SLG: 0.313		F7		F6	SSS K			F7		4	0	0	0	0	1	4
Aurelio Rodriguez, R (1, 5) OBP: 0.438, SLG: 0.667		F9		BBBB 1-2 BB		1-H HR		5-3		3	1	1	2	1	0	2
Mark Wagner, R (1, 6) OBP: 0.286, SLG: 0.385			1B 1B	FC5 2-3f		1-3		6-3		4	0	1	0	0	0	2
Inning Stats	R: 0 E: 0 K: 0 S: 3 H: 0 LOB: 0 BB: 0 P: 3	R: 0 E: 0 K: 0 S: 3 H: 0 LOB: 2 BB: 2 P: 11	R: 0 E: 0 K: 1 S: 7 H: 2 LOB: 2 BB: 0 P: 7	R: 0 E: 1 K: 0 S: 4 H: 1 LOB: 2 BB: 1 P: 8	R: 1 E: 1 K: 0 S: 4 H: 2 LOB: 0 BB: 0 P: 4	R: 2 E: 0 K: 1 S: 6 H: 1 LOB: 0 BB: 1 P: 10	R: 1 E: 0 K: 0 S: 5 H: 2 LOB: 2 BB: 1 P: 9	R: 0 E: 0 K: 0 S: 3 H: 0 LOB: 0 BB: 0 P: 3	R: 2 E: 0 K: 0 S: 6 H: 3 LOB: 1 BB: 0 P: 6	1B: 7 2B: 3 3B: 0 HR: 2 SF: 0 SAC: 1 DP: 1 HBP: 0	WP: 0 PB: 0 SB: 1 CS: 0 PA: 42					

	AB	36
	R	6
	H	11
	RBI	6
	BB	5
	SO	2
	LOB	23

livebaseballscorecards.com

PITCHER		IP	WLS	BF	H	R	ER	SO	BB	IBB	HBP	BLK	WP	HR	S	P	ERA	WHIP
Tom Underwood, L ERA: 9.0	(1, 1)	6.0		27	6	3	2	2	4	0	0	0	0	1	27	43	3.00	1.667
Mike Willis, L ERA: 7.71	(7, 1)	2.1	L	13	5	3	3	0	1	0	0	0	0	1	12	16	11.57	2.571
Tom Murphy, R ERA:	(9, 1)	0.2		2	0	0	0	0	0	0	0	0	0	0	2	2	0.00	0.000

PITCHER		IP	WLS	BF	H	R	ER	SO	BB	IBB	HBP	BLK	WP	HR	S	P	ERA	WHIP

BOTTOM

Detroit Tigers @ Toronto Blue Jays

Exhibition Stadium, Toronto, ON

Sat Apr 15 1978, 3:33 AM EST

Att. 15,024 - Unknown - 41 F

Batter	1	2	3	4	5	6	7	8	9	AB	R	H	RBI	BB	SO	LOB
Rick Bosetti, R (1, 8) OBP: 0.219, SLG: 0.281	F8		F7 1B		FC6-4 1-2f		L6		F2	5	0	1	0	0	0	2
Bob Bailor, R (1, 5) OBP: 0.474, SLG: 0.471	F8		F7 1-2		6-3		6-3		G3	5	0	0	0	0	0	3
Roy Howell, L (1, 9) OBP: 0.500, SLG: 0.519	1B 1B		FC6 1B			G3	4-3			4	0	2	0	0	0	0
Rico Carty, R (1, 10) OBP: 0.367, SLG: 0.400	1-2 1B		FC6 1-2f			BBBB FC1-6 1B 2B BB		4-3		3	1	1	0	1	0	1
John Mayberry, L (1, 3) OBP: 0.296, SLG: 0.333	4-3			F8		FC1-6 1-2 1B		1B		4	0	2	0	0	0	2
Tom Hutton, L (1, 7) OBP: 0.304, SLG: 0.500		1B 1B		1-3		FC1-6 2B 1B 1-2f 2-3		F9		4	1	1	0	0	0	3
Dave McKay, S (1, 4) OBP: 0.250, SLG: 0.267		F7		F8		1B 1-3 3-H 2B		5-3		4	1	1	1	0	0	2
Luis Gomez, R (1, 6) OBP: 0.190, SLG: 0.105		G3-6-3 1-2 1B			2-3	2-H 3-H 1B			K	2	0	1	0	0	0	0
Al Woods, L (6, PH) OBP: 0.200, SLG: 0.143										1	0	1	2	0	0	0
Tim Nordbrook, R (7, 6)										0	0	0	0	0	0	0
Willie Upshaw, L (9, PH) OBP: 0.333, SLG: 0.200										1	0	0	0	0	1	0
Alan Ashby, S (1, 2) OBP: 0.227, SLG: 0.056		G3-6-3 1-2f			BBBB FC6-4 BB	G3			1B	2	0	0	0	1	0	3
Doug Ault, R (9, PH) OBP: 1.000, SLG: 1.000										1	0	1	0	0	0	0
Inning Stats	R: 0 E: 0 K: 0 S: 5 H: 2 LOB: 2 BB: 0 P: 5	R: 0 E: 0 K: 0 S: 4 H: 2 LOB: 1 BB: 0 P: 4	R: 0 E: 0 K: 0 S: 4 H: 2 LOB: 1 BB: 0 P: 4	R: 0 E: 0 K: 0 S: 3 H: 0 LOB: 0 BB: 0 P: 3	R: 0 E: 0 K: 0 S: 3 H: 0 LOB: 1 BB: 1 P: 7	R: 3 E: 0 K: 0 S: 6 H: 3 LOB: 1 BB: 1 P: 10	R: 0 E: 0 K: 0 S: 3 H: 0 LOB: 0 BB: 0 P: 3	R: 0 E: 0 K: 0 S: 4 H: 1 LOB: 1 BB: 0 P: 4	R: 0 E: 0 K: 1 S: 6 H: 1 LOB: 1 BB: 0 P: 6	1B: 10 2B: 1 3B: 0 HR: 0	SF: 0 SAC: 0 DP: 1 HBP: 0						

livebaseballscorecards.com

AB	36
R	3
H	11
RBI	3
BB	2
SO	1
LOB	16

WP: 0 PB: 0 SB: 0 CS: 0 PA: 38

PITCHER		IP	WLS	BF	H	R	ER	SO	BB	IBB	HBP	BLK	WP	HR	S	P	ERA	WHIP
Jack Billingham, R ERA: 4.11	(1, 1)	7.0	W	30	9	3	3	0	2	0	0	0	0	0	28	36	3.86	1.571
Steve Foucault, R ERA:	(8, 1)	2.0	S	8	2	0	0	1	0	0	0	0	0	0	10	10	0.00	1.000

Batter	1	2	3	4	5	6	7	8	9	AB	R	H	RBI	BB	SO	LOB
Ron LeFlore, R (1, 8) OBP: 0.450, SLG: 0.657	BBBB 4-0 G3-6-1 BB BB		SSS 0-3 ① K		SSS 0-3 ① K		BBBB 4-0 3-1 SH3 1B BB		x 0-0 ①② L5-3 1-2	3	1	0	0	2	2	4
Phil Mankowski, L (1, 5) OBP: 0.412, SLG: 0.533	BBBB 4-0 G3-6-1 1-2 BB		x 0-0 ② F7		x 0-0 FC6-4 1-3 2-H 1B		x 0-0 ① SH3 1-2		x 0-0 1B	3	0	2	1	1	0	1
Rusty Staub, L (1, 10) OBP: 0.342, SLG: 0.294	x 0-0 ①② G3-6-1 1-2f 2-3		x 0-0 ③ F2		x 0-0 ② FC6-4 1B 1-2f 3-H		x 0-0 ② 3-1 2-3		x 0-0 ③ F9	5	0	0	1	0	0	6
Jason Thompson, L (1, 3) OBP: 0.351, SLG: 0.559	x 0-0 ③ 4-3			x 0-0 ① F8	x 0-0 1-2 1B		x 0-0 3-H 1B			4	0	2	1	0	0	1
Steve Kemp, L (1, 7) OBP: 0.528, SLG: 0.500		x 0-0 ① F6		x 0-0 HR	x 0-0 ③ F7		x 0-0 ③ F8			4	1	1	1	0	0	3
Tim Corcoran, L (1, 9) OBP: 0.381, SLG: 0.188		x 0-0 ② 4-3		SSS 0-3 ② K		x 0-0 ① F9		x 0-0 ① F3		4	0	0	0	0	1	0
Milt May, L (1, 2) OBP: 0.500, SLG: 1.000		x 0-0 1B		x 0-0 ③ 4-3		x 0-0 ② F8		x 0-0 ② 4-3		4	0	1	0	0	0	0
Lou Whitaker, L (1, 4) OBP: 0.286, SLG: 0.278		SSS 0-3 ③ K			BBBB 4-0 1B 1B BB	x 0-0 2B		x 0-0 ③ F7		3	1	1	0	1	1	1
Alan Trammell, R (1, 6) OBP: 0.467, SLG: 0.429			x 0-0 1B		x 0-0 1B 1-2 FC6-4 1B	x 0-0 ③ 6-3			x 0-0 L5-3 1B	4	1	3	0	0	0	1
Inning Stats	R: 0 E: 0 K: 0 S: 2 H: 0 LOB: 1 BB: 2 P: 10	R: 0 E: 0 K: 1 S: 6 H: 1 LOB: 1 BB: 0 P: 6	R: 0 E: 0 K: 1 S: 6 H: 1 LOB: 1 BB: 0 P: 6	R: 1 E: 0 K: 1 S: 6 H: 1 LOB: 0 BB: 0 P: 6	R: 2 E: 0 K: 1 S: 8 H: 3 LOB: 2 BB: 1 P: 12	R: 0 E: 0 K: 0 S: 4 H: 1 LOB: 1 BB: 0 P: 4	R: 1 E: 0 K: 0 S: 4 H: 1 LOB: 1 BB: 1 P: 8	R: 0 E: 0 K: 0 S: 3 H: 0 LOB: 0 BB: 0 P: 3	R: 0 E: 0 K: 0 S: 4 H: 2 LOB: 1 BB: 0 P: 4	1B: 8 2B: 2 3B: 0 HR: 1	SF: 0 SAC: 1 DP: 2 HBP: 0						

TOP

Detroit Tigers @ Toronto Blue Jays

Exhibition Stadium, Toronto, ON

Sun Apr 16 1978, 3:33 AM EST
Att. 17,088 - Unknown - 50 F

livebaseballscorecards.com

AB	34
R	4
H	10
RBI	4
BB	4
SO	4
LOB	17

WP: 0	PA: 39
PB: 0	
SB: 0	
CS: 0	

PITCHER		IP	WLS	BF	H	R	ER	SO	BB	IBB	HBP	BLK	WP	HR	S	P	ERA	WHIP
Jim Clancy, R ERA: 7.71	(1, 1)	6.2	L	31	8	4	4	4	4	0	0	0	0	1	35	51	5.40	1.800
Balor Moore, L ERA:	(7, 1)	2.1		8	2	0	0	0	0	0	0	0	0	0	8	8	0.00	0.857

PITCHER		IP	WLS	BF	H	R	ER	SO	BB	IBB	HBP	BLK	WP	HR	S	P	ERA	WHIP

Detroit Tigers @ Toronto Blue Jays

Exhibition Stadium, Toronto, ON

Sun Apr 16 1978, 3:33 AM EST

Att. 17,088 - Unknown - 50 F

livebaseballscorecards.com

BOTTOM

Batter	1	2	3	4	5	6	7	8	9	AB	R	H	RBI	BB	SO	LOB
Rick Bosetti, R (1, 8) OBP: 0.278, SLG: 0.361	2B 1B		1B 1-2 FC6-4-2 1B		1B 2B			6-3 ①		4	1	3	0	0	0	0
Bob Bailor, R (1, 5) OBP: 0.522, SLG: 0.571	1-H 2B ①		FC6-4-2 1-2 2-3 1B		2-3 1B			F3 ②		4	0	3	1	0	0	0
Roy Howell, L (1, 9) OBP: 0.441, SLG: 0.452	4-3 ②		FC6-4-2 ②③ 1-2 2-H 3-H		S S S K ③			1-3 ③		4	0	0	1	0	1	4
Rico Carty, R (1, 10) OBP: 0.324, SLG: 0.345	5-3 ③			F8 ① HR		F7 ①			2-3 ①	4	0	0	0	0	0	0
John Mayberry, L (1, 3) OBP: 0.323, SLG: 0.444		4-3 ①				B B B B 4-0 G1-6-3 BB			S S S K ②	3	1	1	1	1	1	0
Tom Hutton, L (1, 7) OBP: 0.269, SLG: 0.440		3-1 ②		G3 ②		G1-6-3 ②③ 1-2f			6-3 ③	3	0	0	0	0	0	1
Doug Ault, R (9, PH) OBP: 0.667, SLG: 0.667										1	0	0	0	0	0	0
Garth Iorg, R (1, 4) OBP: 0.267, SLG: 0.214		1-3 ③		F2 ③			6-3 ①			3	0	0	0	0	0	0
Luis Gomez, R (1, 6) OBP: 0.167, SLG: 0.091			S S S K ①		5-3 ①		6-3 ②			3	0	0	0	0	1	0
Rick Cerone, R (1, 2) OBP: 0.286, SLG: 0.429			1B 1B FC6-4-2 1B		6-3 ②		F9 ③			3	1	1	0	0	0	0

	AB	32
	R	3
	H	8
	RBI	3
	BB	1
	SO	3
	LOB	5

Inning Stats	1	2	3	4	5	6	7	8	9
	R: 1 H: 2 E: 0 LOB: 0 K: 0 BB: 0 S: 4 P: 4	R: 0 H: 0 E: 0 LOB: 0 K: 0 BB: 0 S: 3 P: 3	R: 1 H: 3 E: 0 LOB: 1 K: 1 BB: 0 S: 7 P: 7	R: 1 H: 1 E: 0 LOB: 0 K: 0 BB: 0 S: 4 P: 4	R: 0 H: 2 E: 0 LOB: 2 K: 1 BB: 0 S: 7 P: 7	R: 0 H: 0 E: 0 LOB: 0 K: 0 BB: 1 S: 2 P: 6	R: 0 H: 0 E: 0 LOB: 0 K: 0 BB: 0 S: 3 P: 3	R: 0 H: 0 E: 0 LOB: 0 K: 0 BB: 0 S: 3 P: 3	R: 0 H: 0 E: 0 LOB: 0 K: 1 BB: 0 S: 5 P: 5

	1B	5	SF	0	WP	0	PA	33
	2B	3	SAC	0	PB	0		
	3B	0	DP	2	SB	0		
	HR	1	HBP	0	CS	0		

PITCHER		IP	WLS	BF	H	R	ER	SO	BB	IBB	HBP	BLK	WP	HR	S	P	ERA	WHIP
Dave Rozema, R ERA: 3.14	(1, 1)	5.1		23	8	3	3	2	1	0	0	0	0	1	26	30	5.06	1.688
Jim Crawford, L ERA:	(6, 1)	3.2	W	10	0	0	0	1	0	0	0	0	0	0	12	12	0.00	0.000

PITCHER	IP	WLS	BF	H	R	ER	SO	BB	IBB	HBP	BLK	WP	HR	S	P	ERA	WHIP

Kansas City Royals @ Toronto Blue Jays

Exhibition Stadium, Toronto, ON

Mon Apr 17 1978, 3:33 AM EST

Att. 10,169 - Overcast - 55 F

livebaseballscorecards.com

TOP

Batter	1	2	3	4	5	6	7	8	9	AB	R	H	RBI	BB	SO	LOB
Willie Wilson, S (1, 7) OBP: 0.259, SLG: 0.250	P5		BBB 4-0 1-2 BB			G3		CS 1B		3	0	1	0	1	0	0
Ralph LaCock, L (8, 3)										0	0	0	0	0	0	0
Hal McRae, R (1, 10) OBP: 0.424, SLG: 0.778	5-3		F8			6-3		BBBB 4-0 1-2 HR BB		3	1	0	0	1	0	2
George Brett, L (1, 5) OBP: 0.281, SLG: 0.467	P6			4-3			PB SF9 2B	1-H HR		4	2	2	2	0	0	0
Al Cowens, R (1, 9) OBP: 0.429, SLG: 0.680		G3		PO 1B			SF9 2-H	P6		3	0	1	1	0	0	0
Darrell Porter, L (1, 2) OBP: 0.414, SLG: 0.556		F5		P6			F9		5-3 1B	4	0	1	0	0	0	1
Amos Otis, R (1, 8) OBP: 0.333, SLG: 0.625		F8		PO 1-2	P4		BBB 4-0 S BB		5-3 1-2	3	0	0	0	1	0	1
Clint Hurdle, L (1, 3) OBP: 0.276, SLG: 0.407 (8, 7)			SSS 0-3 K		F8		BBB 4-0 1-2 BB		F8	3	0	0	0	1	1	0
Freddie Patek, R (1, 6) OBP: 0.208, SLG: 0.391			6-3		L7		L7			3	0	0	0	0	0	2
Frank White, R (1, 4) OBP: 0.250, SLG: 0.273			E3 S			P4		F3		3	0	0	0	0	0	0
Inning Stats	R: 0 E: 0 K: 0 S: 3 H: 0 LOB: 0 BB: 0 P: 3	R: 0 E: 0 K: 0 S: 3 H: 0 LOB: 0 BB: 0 P: 3	R: 0 E: 1 K: 1 S: 6 H: 0 LOB: 2 BB: 1 P: 10	R: 0 E: 0 K: 0 S: 3 H: 1 LOB: 0 BB: 0 P: 3	R: 0 E: 0 K: 0 S: 3 H: 0 LOB: 0 BB: 0 P: 3	R: 0 E: 0 K: 0 S: 3 H: 0 LOB: 0 BB: 0 P: 3	R: 1 E: 0 K: 0 S: 4 H: 1 LOB: 2 BB: 2 P: 12	R: 2 E: 0 K: 0 S: 4 H: 2 LOB: 0 BB: 1 P: 8	R: 0 E: 0 K: 0 S: 3 H: 1 LOB: 0 BB: 0 P: 3	1B: 3 2B: 1 3B: 0 HR: 1	SF: 1 SAC: 0 DP: 0 HBP: 0						

	AB	29
	R	3
	H	5
	RBI	3
	BB	4
	SO	1
	LOB	6

WP: 0 PB: 1 SB: 2 CS: 1 PA: 35

PITCHER	IP	WLS	BF	H	R	ER	SO	BB	IBB	HBP	BLK	WP	HR	S	P	ERA	WHIP
Jesse Jefferson, R (1, 1) ERA: 5.31	9.0	L	34	5	3	2	1	4	0	0	0	0	1	32	48	2.00	1.000

PITCHER	IP	WLS	BF	H	R	ER	SO	BB	IBB	HBP	BLK	WP	HR	S	P	ERA	WHIP

Batter	1	2	3	4	5	6	7	8	9	AB	R	H	RBI	BB	SO	LOB
Rick Bosetti, R (1, 8) OBP: 0.275, SLG: 0.375	S S S 0-3 ① K			x 0-0 2B 2B	x 0-0 ③ P4			x 0-0 ③ P4		4	1	1	0	0	1	1
Bob Bailor, R (1, 5) OBP: 0.519, SLG: 0.583	x 0-0 ② 6-3			x 0-0 FC1-5 2-H 2B		x 0-0 ① F7			B B B B 4-0 G6-4-3 BB BB	3	0	1	1	1	0	0
Roy Howell, L (1, 9) OBP: 0.405, SLG: 0.412 Tom Hutton, L (7, 9) OBP: 0.296, SLG: 0.440	x 0-0 ③ 3-1			x 0-0 ① FC1-5 BB 2-3		x 0-0 ② F9			B B B B 4-0 G6-4-3 1-2 BB	3 0	0 0	0 0	0 0	0 1	0 0	1 0
Rico Carty, R (1, 10) OBP: 0.316, SLG: 0.313		x 0-0 ① F9		B B B B 4-0 1-2 BB		x 0-0 ③ 4-3			x 0-0 ① ② G6-4-3 1-2f 2-3	3	0	0	0	1	0	2
John Mayberry, L (1, 3) OBP: 0.286, SLG: 0.387		x 0-0 ② 4-3		x 0-0 ② P6			x 0-0 ① L4		x 0-0 ③ G3	4	0	0	0	0	0	3
Rick Cerone, R (1, 2) OBP: 0.200, SLG: 0.300		x 0-0 ③ 6-3		x 0-0 ③ 5-3			x 0-0 ② P5			3	0	0	0	0	0	2
Al Woods, L (1, 7) OBP: 0.167, SLG: 0.118			x 0-0 ① F3		x 0-0 ① 4-3		x 0-0 ③ 1-3			3	0	0	0	0	0	0
Garth Iorg, R (1, 4) OBP: 0.235, SLG: 0.188 Willie Upshaw, L (8, PH) OBP: 0.286, SLG: 0.167 Dave McKay, S (9, 4) OBP: 0.250, SLG: 0.267			x 0-0 ② P4		S S S 0-3 ② K			x 0-0 ① 4-3		2 1 0	0 0 0	0 0 0	0 0 0	0 0 0	1 0 0	0 0 0
Luis Gomez, R (1, 6) OBP: 0.192, SLG: 0.125 Doug Ault, R (8, PH) OBP: 0.500, SLG: 0.500 Tim Nordbrook, R (9, 6)			x 0-0 ③ 4-3		x 0-0 1B			x 0-0 ② 6-3		2 1 0	0 0 0	1 0 0	0 0 0	0 0 0	0 0 0	0 0 0
Inning Stats	R: 0 H: 0 E: 0 LOB: 0 K: 1 BB: 0 S: 5 P: 5	R: 0 H: 0 E: 0 LOB: 0 K: 0 BB: 0 S: 3 P: 3	R: 0 H: 0 E: 0 LOB: 0 K: 0 BB: 0 S: 3 P: 3	R: 1 H: 2 E: 0 LOB: 2 K: 0 BB: 1 S: 5 P: 9	R: 0 H: 1 E: 0 LOB: 1 K: 1 BB: 0 S: 6 P: 6	R: 0 H: 0 E: 0 LOB: 0 K: 0 BB: 0 S: 3 P: 3	R: 0 H: 0 E: 0 LOB: 0 K: 0 BB: 0 S: 3 P: 3	R: 0 H: 0 E: 0 LOB: 0 K: 0 BB: 0 S: 3 P: 3	R: 0 H: 0 E: 0 LOB: 1 K: 0 BB: 2 S: 2 P: 10	1B: 1 SF: 0 2B: 2 SAC: 0 3B: 0 DP: 1 HR: 0 HBP: 0						WP: 0 PA: 32 PB: 0 SB: 0 CS: 0	

PITCHER		IP	WLS	BF	H	R	ER	SO	BB	IBB	HBP	BLK	WP	HR	S	P	ERA	WHIP
Larry Gura, L ERA: 1.17	(1, 1)	7.0	W	25	3	1	1	2	1	0	0	0	0	0	28	32	1.29	0.571
Doug Bird, R ERA: 5.06	(8, 1)	1.2		6	0	0	0	0	2	0	0	0	0	0	4	12	0.00	1.200
Al Hrabosky, L ERA:	(9, 1)	0.1	S	1	0	0	0	0	0	0	0	0	0	0	1	1	0.00	0.000

PITCHER	IP	WLS	BF	H	R	ER	SO	BB	IBB	HBP	BLK	WP	HR	S	P	ERA	WHIP

BOTTOM

Kansas City Royals @ Toronto Blue Jays

Exhibition Stadium, Toronto, ON

Mon Apr 17 1978, 3:33 AM EST
Att. 10,169 - Overcast - 55 F

livebaseballscorecards.com

AB	29
R	1
H	3
RBI	1
BB	3
SO	2
LOB	9

Batter	1	2	3	4	5	6	7	8	9	AB	R	H	RBI	BB	SO	LOB
Willie Wilson, S (1, 7) OBP: 0.250, SLG: 0.241	HR 1B	4-3		K			K		E5 1-2	5	1	1	0	0	2	2
Hal McRae, R (1, 10) OBP: 0.395, SLG: 0.688	HR 1B 1-2	F9		K			K		F8	5	1	1	0	0	2	3
George Brett, L (1, 5) OBP: 0.278, SLG: 0.441	K		1B		K		L6			4	1	1	0	0	2	2
Al Cowens, R (1, 9) OBP: 0.375, SLG: 0.586	F2 1-2 2-3		5-3 1-2		4-3			K		4	0	0	0	0	1	3
Darrell Porter, L (1, 2) OBP: 0.424, SLG: 0.533	HR IBB		2B 1B 2-H		1-3			P5		3	1	1	1	1	0	0
Amos Otis, R (1, 8) OBP: 0.323, SLG: 0.679	HR 1-H 2-H 3-H		K			P4		F7		4	1	1	4	0	1	1
Clint Hurdle, L (1, 3) OBP: 0.281, SLG: 0.433	4-3		2B 1-3			6-3			1-3	3	0	1	0	0	0	0
Ralph LaCock, L (6, 3)										1	0	0	0	0	0	0
Freddie Patek, R (1, 6) OBP: 0.286, SLG: 0.481		1B	P6			2B			1B	4	0	3	0	0	0	2
Frank White, R (1, 4) OBP: 0.214, SLG: 0.231		6-3 1-2		F7		K			F4	4	0	0	0	0	1	3

TOP

Kansas City Royals @ Toronto Blue Jays

Exhibition Stadium, Toronto, ON

Tue Apr 18 1978, 3:33 AM EST
Att. 10,218 - Unknown - 50 F

livebaseballscorecards.com

	AB	R	H	RBI	BB	SO	LOB
	37	5	9	5	1	9	16

Inning Stats	1	2	3	4	5	6	7	8	9
	R: 4 E: 0 K: 1 S: 8	R: 0 E: 0 K: 0 S: 4	R: 1 E: 0 K: 1 S: 8	R: 0 E: 0 K: 2 S: 7	R: 0 E: 0 K: 1 S: 5	R: 0 E: 0 K: 1 S: 6	R: 0 E: 0 K: 2 S: 7	R: 0 E: 0 K: 1 S: 5	R: 0 E: 1 K: 0 S: 5
	H: 3 LOB: 0 BB: 1 P: 12	H: 1 LOB: 1 BB: 0 P: 4	H: 3 LOB: 2 BB: 0 P: 8	H: 0 LOB: 0 BB: 0 P: 7	H: 0 LOB: 0 BB: 0 P: 5	H: 1 LOB: 1 BB: 0 P: 6	H: 0 LOB: 0 BB: 0 P: 7	H: 0 LOB: 0 BB: 0 P: 5	H: 1 LOB: 2 BB: 0 P: 5

	1B	2B	3B	HR	SF	SAC	DP	HBP
	6	2	0	1	0	0	0	0

	WP	PB	SB	CS	PA
	0	0	4	0	38

PITCHER		IP	WLS	BF	H	R	ER	SO	BB	IBB	HBP	BLK	WP	HR	S	P	ERA	WHIP
Dave Lemanczyk, R ERA: 9.64	(1, 1)	2.1	L	14	6	5	5	1	0	1	0	0	0	1	15	19	19.29	2.571
Don Kirkwood, R ERA: 2.89	(3, 1)	3.2		13	2	0	0	5	0	0	0	0	0	0	23	23	0.00	0.545
Mike Willis, L ERA: 4.7	(7, 1)	3.0		11	1	0	0	3	0	0	0	0	0	0	17	17	0.00	0.333

PITCHER		IP	WLS	BF	H	R	ER	SO	BB	IBB	HBP	BLK	WP	HR	S	P	ERA	WHIP

Batter	1	2	3	4	5	6	7	8	9	AB	R	H	RBI	BB	SO	LOB
Rick Bosetti, R (1, 8) OBP: 0.250, SLG: 0.341	S S S 0-3 K ①			x 0-0 E6 1-3		x 0-0 P4 ②		x 0-0 F7 ③		4	0	0	0	0	1	0
Bob Bailor, R (1, 9) OBP: 0.484, SLG: 0.536	x 0-0 1-3 ②			x 0-0 1-3 ① 1-2		x 0-0 E5			x 0-0 1B	4	0	1	0	0	0	1
Roy Howell, L (1, 5) OBP: 0.366, SLG: 0.368	x 0-0 5-3 ③			S S S 0-3 K ②		x 0-0 4-3 ③			S S S 0-3 K ①	4	0	0	0	0	2	3
Rico Carty, R (1, 10) OBP: 0.286, SLG: 0.278		x 0-0 5-3 ①		x 0-0 F8 ③			x 0-0 6-3 ①		x 0-0 F9 ②	4	0	0	0	0	0	2
Doug Ault, R (1, 7) OBP: 0.500, SLG: 0.500		S S S S 0-3 K ②			x 0-0 1B FC5-4-2 1B		x 0-0 1B		x 0-0 L6 ③	4	0	2	0	0	1	1
John Mayberry, L (1, 3) OBP: 0.289, SLG: 0.382		x 0-0 4-3 ③			x 0-0 FC5-4-2 1-3 1B		x 0-0 F9 ②			3	0	1	0	0	0	1
Rick Cerone, R (1, 2) OBP: 0.231, SLG: 0.308			x 0-0 G4-6-3 1B		x 0-0 ① ② FC5-4-2 FC5-4 1-2 3-H		x 0-0 P6 ③			3	0	1	0	0	0	3
Dave McKay, S (1, 4) OBP: 0.211, SLG: 0.222			x 0-0 L7 ①		x 0-0 FC5-4 ③ 1-2f			x 0-0 5-3 ①		3	0	0	0	0	0	2
Luis Gomez, R (1, 6) OBP: 0.172, SLG: 0.111			x 0-0 G4-6-3 ② ③ 1-2f			x 0-0 P4 ①		x 0-0 G3 ②		3	0	0	0	0	0	1
Inning Stats	R: 0 E: 0 K: 1 S: 5 H: 0 LOB: 0 BB: 0 P: 5	R: 0 E: 0 K: 1 S: 5 H: 0 LOB: 0 BB: 0 P: 5	R: 0 E: 0 K: 0 S: 3 H: 1 LOB: 0 BB: 0 P: 3	R: 0 E: 1 K: 1 S: 6 H: 0 LOB: 1 BB: 0 P: 6	R: 0 E: 0 K: 0 S: 4 H: 2 LOB: 1 BB: 0 P: 4	R: 0 E: 1 K: 0 S: 4 H: 0 LOB: 1 BB: 0 P: 4	R: 0 E: 0 K: 0 S: 4 H: 1 LOB: 1 BB: 0 P: 4	R: 0 E: 0 K: 0 S: 3 H: 0 LOB: 0 BB: 0 P: 3	R: 0 E: 0 K: 1 S: 6 H: 1 LOB: 1 BB: 0 P: 6	1B: 5 2B: 1 3B: 0 HR: 0	SF: 0 SAC: 0 DP: 2 HBP: 0						

PITCHER		IP	WLS	BF	H	R	ER	SO	BB	IBB	HBP	BLK	WP	HR	S	P	ERA	WHIP
Paul Splittorff, L ERA: 1.11	(1, 1)	9.0	W	32	5	0	0	4	0	0	0	0	0	0	40	40	0.00	0.556

PITCHER	IP	WLS	BF	H	R	ER	SO	BB	IBB	HBP	BLK	WP	HR	S	P	ERA	WHIP

BOTTOM

Kansas City Royals @ Toronto Blue Jays

Exhibition Stadium, Toronto, ON

Tue Apr 18 1978, 3:33 AM EST
Att. 10,218 - Unknown - 50 F

livebaseballscorecards.com

AB	32
R	0
H	5
RBI	0
BB	0
SO	4
LOB	14

1B: 5 SF: 0
2B: 1 SAC: 0
3B: 0 DP: 2
HR: 0 HBP: 0

WP: 0 PA: 32
PB: 0
SB: 0
CS: 0

Batter	1	2	3	4	5	6	7	8	9	AB	R	H	RBI	BB	SO	LOB
Willie Randolph, R (1, 4) OBP: 0.333, SLG: 0.372	F8		K		BB FC1-6		6-3		K	4	0	0	0	1	2	0
Mickey Rivers, L (1, 8) OBP: 0.386, SLG: 0.447	1B 1B		3B		FC1-6 1-2f		BB			3	1	2	0	1	0	1
Thurman Munson, R (1, 2) OBP: 0.310, SLG: 0.350	E 1-3 1B		F4		F2		F8			4	0	1	0	0	0	3
Reggie Jackson, L (1, 9) OBP: 0.326, SLG: 0.476	E 1-2 3-H 1B		F8			F8		G4-6-3 1B		4	0	2	1	0	0	1
Lou Piniella, R (1, 7) OBP: 0.400, SLG: 0.409	E4 G6-4-3 1-2 2-3			BB		F8		G4-6-3 1-2f		3	0	0	0	1	0	3
Chris Chambliss, L (1, 3) OBP: 0.386, SLG: 0.316	G6-4-3 1-2f			F7		HR 2B		1B		4	1	2	0	0	0	4
Cliff Johnson, R (1, 10) OBP: 0.241, SLG: 0.296		F7		P6		2-H HR		6-3		4	1	1	2	0	0	2
Graig Nettles, L (1, 5) OBP: 0.231, SLG: 0.278		F8		F8		G3			F8	4	0	0	0	0	0	1
Bucky Dent, R (1, 6) OBP: 0.231, SLG: 0.257		4-3			F4		F8		1-3	4	0	0	0	0	0	0
Inning Stats	R: 1 E: 1 K: 0 S: 6 H: 3 LOB: 2 BB: 0 P: 6	R: 0 E: 0 K: 0 S: 3 H: 0 LOB: 0 BB: 0 P: 3	R: 0 E: 0 K: 1 S: 6 H: 1 LOB: 1 BB: 0 P: 6	R: 0 E: 0 K: 0 S: 3 H: 0 LOB: 1 BB: 1 P: 7	R: 0 E: 0 K: 0 S: 3 H: 0 LOB: 1 BB: 1 P: 7	R: 2 E: 0 K: 0 S: 5 H: 2 LOB: 0 BB: 0 P: 5	R: 0 E: 0 K: 0 S: 3 H: 0 LOB: 1 BB: 1 P: 7	R: 0 E: 0 K: 0 S: 4 H: 2 LOB: 1 BB: 0 P: 4	R: 0 E: 0 K: 1 S: 5 H: 0 LOB: 0 BB: 0 P: 5	1B: 5 2B: 1 3B: 1 HR: 1	SF: 0 SAC: 0 DP: 2 HBP: 0						

PITCHER	IP	WLS	BF	H	R	ER	SO	BB	IBB	HBP	BLK	WP	HR	S	P	ERA	WHIP
Jerry Garvin, L (1, 1) ERA: 4.82	7.2		33	8	3	3	1	3	0	0	0	0	1	32	44	3.52	1.435
Tom Murphy, R (8, 1) ERA:	1.1	W	4	0	0	0	1	0	0	0	0	0	0	6	6	0.00	0.000

PITCHER	IP	WLS	BF	H	R	ER	SO	BB	IBB	HBP	BLK	WP	HR	S	P	ERA	WHIP

TOP

New York Yankees @ Toronto Blue Jays

Exhibition Stadium, Toronto, ON

Wed Apr 19 1978, 3:33 AM EST

Att. 13,306 - Unknown - 48 F

livebaseballscorecards.com

AB	34
R	3
H	8
RBI	3
BB	3
SO	2
LOB	15

WP: 0	PA: 37					
PB: 0						
SB: 0						
CS: 0						

New York Yankees @ Toronto Blue Jays

Exhibition Stadium, Toronto, ON

Wed Apr 19 1978, 3:33 AM EST

Att. 13,306 - Unknown - 48 F

BOTTOM

Batter	1	2	3	4	5	6	7	8	9	AB	R	H	RBI	BB	SO	LOB
Rick Bosetti, R (1, 8) OBP: 0.292, SLG: 0.396	SH1-3, 1B; 2B		G3, 1B; 1B		SH1-4; 1B		K			4	2	3	0	0	1	0
Bob Bailor, R (1, 9) OBP: 0.485, SLG: 0.533	SH1-3		1B, G3		SH1-4		6-3			2	0	1	0	0	0	0
Roy Howell, L (1, 5) OBP: 0.378, SLG: 0.366	L4-3; 1B		G3		BB			K		3	0	1	1	1	1	2
Rico Carty, R (1, 10) OBP: 0.283, SLG: 0.282	L4-3		FC4-6; 1B		SF9			K		3	0	1	2	0	1	1
Doug Ault, R (1, 7) OBP: 0.400, SLG: 0.400		F9	FC4-6		1-3			F8		2	0	0	0	0	0	2
Tom Hutton, L (5, PH) (6, 7) OBP: 0.276, SLG: 0.407										2	0	0	0	0	0	2
John Mayberry, L (1, 3) OBP: 0.286, SLG: 0.368		L5		F9		K			E, SH; 1B	4	0	1	0	0	1	0
Garth Iorg, R (9, PR) OBP: 0.235, SLG: 0.188										0	1	0	0	0	0	0
Rick Cerone, R (1, 2) OBP: 0.235, SLG: 0.294		1B		F7		K			FC1, SH	4	0	1	0	0	1	1
Dave McKay, S (1, 4) OBP: 0.182, SLG: 0.190		F9		6-3		6-3			SH	3	0	0	0	0	0	1
Luis Gomez, R (1, 6) OBP: 0.194, SLG: 0.138			1-3		SH1-4, SF9; 1B		K			2	1	1	0	0	0	0
Willie Upshaw, L (7, PH) OBP: 0.250, SLG: 0.143										1	0	0	0	0	1	0
Tim Nordbrook, R (8, 6)										0	0	0	0	0	0	0
Inning Stats	R: 1 E: 0 K: 0 S: 4 H: 2 LOB: 0 BB: 0 P: 4	R: 0 E: 0 K: 0 S: 4 H: 1 LOB: 1 BB: 0 P: 4	R: 1 E: 0 K: 0 S: 6 H: 3 LOB: 2 BB: 0 P: 6	R: 0 E: 0 K: 0 S: 3 H: 0 LOB: 0 BB: 0 P: 3	R: 1 E: 0 K: 0 S: 5 H: 2 LOB: 2 BB: 1 P: 9	R: 0 E: 0 K: 2 S: 7 H: 0 LOB: 0 BB: 0 P: 7	R: 0 E: 0 K: 2 S: 7 H: 0 LOB: 0 BB: 0 P: 7	R: 0 E: 0 K: 2 S: 7 H: 0 LOB: 0 BB: 0 P: 7	R: 1 E: 2 K: 0 S: 3 H: 1 LOB: 2 BB: 0 P: 3	1B: 8 2B: 2 3B: 0 HR: 0	SF: 1 SAC: 3 DP: 1 HBP: 0					

PITCHER	IP	WLS	BF	H	R	ER	SO	BB	IBB	HBP	BLK	WP	HR	S	P	ERA	WHIP
Ken Holtzman, L (1, 1) ERA: 4.82	4.1		21	8	3	3	0	1	0	0	0	0	0	20	24	6.23	2.077
Rich Gossage, R (5, 1) ERA: 3.18	3.2	L	14	1	1	0	6	0	0	0	0	0	0	26	26	0.00	0.273

PITCHER	IP	WLS	BF	H	R	ER	SO	BB	IBB	HBP	BLK	WP	HR	S	P	ERA	WHIP

AB	30
R	4
H	9
RBI	3
BB	1
SO	6
LOB	9

WP: 0 PB: 0 SB: 0 CS: 0 PA: 35

livebaseballscorecards.com

Batter	1	2	3	4	5	6	7	8	9	AB	R	H	RBI	BB	SO	LOB
Junior Moore, R (1, 5) OBP: 0.333, SLG: 0.429	HR 3B	F9		S 1B 1B 3-H		1B 1B 1B	BB		6-3	4	3	3	1	1	0	1
Greg Pryor, R (8, 5)										1	0	0	0	0	0	0
Jorge Orta, L (1, 4) OBP: 0.391, SLG: 0.619	K S S S	HBP 1-2		WP 1B 1-H		1B 1B 1B 1-2	G3		4-3	5	0	2	1	0	1	2
Chet Lemon, R (1, 8) OBP: 0.535, SLG: 0.667	HR 3-H	P4		BB 1-2		1B 1-2 2-H		F8 2B 2B	F3	5	2	3	3	1	0	2
Bobby Bonds, R (1, 9) OBP: 0.341, SLG: 0.368	5-3		K S S S	L5		G5-4-3 1B 1-2 2-3		F8 2-3		5	0	1	0	0	1	3
Lamar Johnson, R (1, 3) OBP: 0.372, SLG: 0.436	2B 1B		G6-4-3 BB B B B B		3B	G5-4-3 1-2f		2B BB B B B B		3	1	2	0	2	0	3
Wayne Nordhagen, R (1, 7) OBP: 0.360, SLG: 0.667	2B 1-3		G6-4-3 1-2f		P4		HR BB B B B B	HR 1-H 3-H		4	2	2	2	1	0	2
Eric Soderholm, R (1, 10) OBP: 0.310, SLG: 0.462	6-3			F8 S S S	K		HR 1-H	6-3		5	1	1	2	0	1	4
Bill Nahorodny, R (1, 2) OBP: 0.435, SLG: 0.579		5-3		4-3 1B 2B	5-3		G5-4-3 BB B B B B	HR 2-H		4	2	2	2	1	0	1
Mike Eden, S (1, 6) OBP: 0.286, SLG: 0.167		HBP 1B		4-3 2-3		G3	G5-4-3 1-2f	F3		5	0	1	0	0	0	2

Inning Stats																								
	R: 2	H: 4	R: 0	H: 1	R: 0	H: 0	R: 2	H: 3	R: 0	H: 1	R: 1	H: 4	R: 2	H: 1	R: 4	H: 3	R: 0	H: 0	1B: 8	SF: 0	WP: 1	PA: 48
	E: 0	LOB: 2	E: 0	LOB: 2	E: 0	LOB: 0	E: 0	LOB: 2	E: 0	LOB: 1	E: 0	LOB: 2	E: 0	LOB: 0	E: 0	LOB: 0	E: 0	LOB: 0	2B: 4	SAC: 0	PB: 0	
	K: 1	BB: 0	K: 0	BB: 0	K: 1	BB: 1	K: 0	BB: 1	K: 1	BB: 0	K: 0	BB: 0	K: 0	BB: 3	K: 0	BB: 1	K: 0	BB: 0	3B: 2	DP: 3	SB: 1	
	S: 9	P: 9	S: 4	P: 5	S: 4	P: 8	S: 6	P: 10	S: 6	P: 6	S: 6	P: 6	S: 3	P: 15	S: 6	P: 10	S: 3	P: 3	HR: 3	HBP: 1	CS: 0	

PITCHER		IP	WLS	BF	H	R	ER	SO	BB	IBB	HBP	BLK	WP	HR	S	P	ERA	WHIP
Tom Underwood, L ERA: 9.28	(1, 1)	3.2	L	20	8	4	4	2	1	0	1	0	0	1	22	27	9.82	2.455
Don Kirkwood, R ERA: 3.27	(4, 1)	1.2		11	5	1	1	1	1	0	0	0	1	0	12	16	5.40	3.600
Balor Moore, L ERA: 11.57	(6, 1)	2.1		13	4	6	6	0	4	0	0	0	0	2	9	25	23.14	3.429
Mike Willis, L ERA: 4.0	(8, 1)	1.1		4	0	0	0	0	0	0	0	0	0	0	4	4	0.00	0.000

PITCHER	IP	WLS	BF	H	R	ER	SO	BB	IBB	HBP	BLK	WP	HR	S	P	ERA	WHIP

TOP

Chicago White Sox @ Toronto Blue Jays

Exhibition Stadium, Toronto, ON

Fri Apr 21 1978, 3:33 AM EST
Att. 10,108 - Unknown - 44 F

livebaseballscorecards.com

AB	41
R	11
H	17
RBI	11
BB	6
SO	3
LOB	20

Batter	1	2	3	4	5	6	7	8	9	AB	R	H	RBI	BB	SO	LOB
Rick Bosetti, R (1, 8) OBP: 0.283, SLG: 0.365	1-3		F8		BB		E6 G6-4-3		5-3	4	0	0	0	1	0	1
Bob Bailor, R (1, 9) OBP: 0.432, SLG: 0.471	P3		F7		F8		G6-4-3 1-2f			4	0	0	0	0	0	2
Roy Howell, L (1, 5) OBP: 0.408, SLG: 0.467	1B 1B		2B		G3			SF8 3B		4	1	3	0	0	0	1
Rico Carty, R (1, 10) OBP: 0.300, SLG: 0.293	1-2 1B		F3			FC6-4 1B 1B BB		SF8 3-H		2	1	1	1	1	0	1
John Mayberry, L (1, 3) OBP: 0.304, SLG: 0.366	F7			FC4-6 BB		1-2 FC6-4 1B		F5		3	0	1	0	1	0	2
Tom Hutton, L (1, 7) OBP: 0.273, SLG: 0.387		1-3 1B		L6		1-2f 2-3 FC6-4 1B		F7		4	0	1	0	0	0	3
Rick Cerone, R (1, 2) OBP: 0.238, SLG: 0.286		K		K		G4-6-3 1-2 3-H 1B			K	4	0	1	1	0	3	2
Dave McKay, S (1, 4) OBP: 0.154, SLG: 0.160		1-3 1-2		FC4-6 1-2f		G4-6-3 1-2f			K	4	0	0	0	0	1	4
Luis Gomez, R (1, 6) OBP: 0.182, SLG: 0.129 Willie Upshaw, L (7, PH) OBP: 0.222, SLG: 0.125 Tim Nordbrook, R (8, 6)		K			K		K		HBP	2 1 0	0 0 0	0 0 0	0 0 0	0 0 0	2 1 0	1 0 0
Inning Stats	R: 0 H: 2 E: 0 LOB: 2 K: 0 BB: 0 S: 5 P: 5	R: 0 H: 1 E: 0 LOB: 1 K: 2 BB: 0 S: 8 P: 8	R: 0 H: 1 E: 0 LOB: 1 K: 0 BB: 0 S: 4 P: 4	R: 0 H: 0 E: 0 LOB: 1 K: 1 BB: 1 S: 5 P: 9	R: 0 H: 0 E: 0 LOB: 1 K: 1 BB: 1 S: 5 P: 9	R: 1 H: 2 E: 0 LOB: 1 K: 0 BB: 1 S: 4 P: 8	R: 0 H: 0 E: 1 LOB: 0 K: 1 BB: 0 S: 5 P: 5	R: 1 H: 1 E: 0 LOB: 0 K: 0 BB: 0 S: 4 P: 4	R: 0 H: 0 E: 0 LOB: 1 K: 2 BB: 0 S: 7 P: 8	1B: 5 SF: 1 2B: 1 SAC: 0 3B: 1 DP: 2 HR: 0 HBP: 1						

PITCHER	IP	WLS	BF	H	R	ER	SO	BB	IBB	HBP	BLK	WP	HR	S	P	ERA	WHIP
Francisco Barrios, R (1, 1) ERA: 4.11	5.1	W	25	6	1	1	4	3	0	0	0	0	0	30	42	1.69	1.688
Lerrin LaGrow, R (6, 1) ERA: 2.08	3.2	S	12	1	1	1	3	0	0	1	0	0	0	17	18	2.46	0.273

PITCHER	IP	WLS	BF	H	R	ER	SO	BB	IBB	HBP	BLK	WP	HR	S	P	ERA	WHIP

BOTTOM

Chicago White Sox @ Toronto Blue Jays

Exhibition Stadium, Toronto, ON

Fri Apr 21 1978, 3:33 AM EST
Att. 10,108 - Unknown - 44 F

livebaseballscorecards.com

AB	32
R	2
H	7
RBI	2
BB	3
SO	7
LOB	17

1B: 5	SF: 1	WP: 0	PA: 37
2B: 1	SAC: 0	PB: 0	
3B: 1	DP: 2	SB: 0	
HR: 0	HBP: 1	CS: 0	

Batter	1	2	3	4	5	6	7	8	9	AB	R	H	RBI	BB	SO	LOB
Ralph Garr, L (1, 7) OBP: 0.342, SLG: 0.514	1-3		F7			SF8, 1-3, 1B		G4-6-3, 1-2f		4	0	1	0	0	0	2
Jorge Orta, L (1, 4) OBP: 0.360, SLG: 0.578	K		4-3			SF8, 1-2, 3-H		4-3		3	0	0	1	0	1	1
Chet Lemon, R (1, 8) OBP: 0.489, SLG: 0.600	K			F9		P6			5-3	4	0	0	0	0	1	1
Bobby Bonds, R (1, 9) OBP: 0.356, SLG: 0.452		HR		G6-4-3, 1B		1-3			K	4	1	2	1	0	1	1
Lamar Johnson, R (1, 3) OBP: 0.383, SLG: 0.465		B1-3-6, 2B		G6-4-3, 1-2f			5-3		1B	4	0	2	0	0	0	1
Ron Blomberg, L (1, 10) OBP: 0.207, SLG: 0.414		B1-3-6, 1B			3-1		P6		K	3	0	1	0	0	0	0
Eric Soderholm, R (9, PH) OBP: 0.302, SLG: 0.450										1	0	0	0	0	1	1
Junior Moore, R (1, 5) OBP: 0.333, SLG: 0.412		B1-3-6, 1-2f, 2-3f			K		E7, 1B			3	0	1	0	0	1	2
Bill Nahorodny, R (1, 2) OBP: 0.385, SLG: 0.500			F7		5-3		P4			3	0	0	0	0	0	1
Mike Eden, S (1, 6) OBP: 0.500, SLG: 0.286			BB			1B, WP, SF8, BB		G4-6-3, 1B		1	1	1	0	2	0	0
Inning Stats	R: 0 E: 0 K: 2 S: 7 H: 0 LOB: 0 BB: 0 P: 7	R: 1 E: 0 K: 0 S: 4 H: 3 LOB: 0 BB: 0 P: 4	R: 0 E: 0 K: 0 S: 3 H: 0 LOB: 1 BB: 1 P: 7	R: 0 E: 0 K: 0 S: 3 H: 1 LOB: 0 BB: 0 P: 3	R: 0 E: 0 K: 1 S: 5 H: 0 LOB: 0 BB: 0 P: 5	R: 1 E: 0 K: 0 S: 4 H: 1 LOB: 1 BB: 1 P: 8	R: 0 E: 1 K: 0 S: 4 H: 1 LOB: 1 BB: 0 P: 4	R: 0 E: 0 K: 0 S: 3 H: 1 LOB: 0 BB: 0 P: 3	R: 0 E: 0 K: 2 S: 8 H: 1 LOB: 1 BB: 0 P: 8	1B: 6 2B: 1 3B: 1 HR: 1	SF: 1 SAC: 0 DP: 2 HBP: 0						

TOP

Chicago White Sox @ Toronto Blue Jays

Exhibition Stadium, Toronto, ON

Sat Apr 22 1978, 3:33 AM EST
Att. 44,327 - Unknown - 50 F

livebaseballscorecards.com

AB	30
R	2
H	8
RBI	2
BB	2
SO	5
LOB	10

WP: 1 PB: 0 SB: 0 CS: 0 PA: 33

PITCHER		IP	WLS	BF	H	R	ER	SO	BB	IBB	HBP	BLK	WP	HR	S	P	ERA	WHIP
Jim Clancy, R ERA: 4.6	(1, 1)	8.2	W	32	8	2	2	4	2	0	0	0	1	1	38	46	2.08	1.154
Mike Willis, L ERA: 3.86	(9, 1)	0.1	S	1	0	0	0	1	0	0	0	0	0	0	3	3	0.00	0.000

PITCHER	IP	WLS	BF	H	R	ER	SO	BB	IBB	HBP	BLK	WP	HR	S	P	ERA	WHIP

Batter	1	2	3	4	5	6	7	8	9	AB	R	H	RBI	BB	SO	LOB
Rick Bosetti, R (1, 8) OBP: 0.263, SLG: 0.339	F7		FC5 E 2-3 3-H		4-3		2-3			4	1	0	0	0	0	3
Bob Bailor, R (1, 9) OBP: 0.415, SLG: 0.447	P4		E5 2-H 3-H 1B		G3			P6		4	0	1	2	0	0	0
Roy Howell, L (1, 5) OBP: 0.415, SLG: 0.521	P4		BB			4-3		HR		3	1	1	1	1	0	0
Rico Carty, R (1, 10) OBP: 0.278, SLG: 0.267		K	P6			P6		5-3		4	0	0	0	0	1	2
Doug Ault, R (1, 7) OBP: 0.500, SLG: 0.692 Tom Hutton, L (8, PR) OBP: 0.273, SLG: 0.387 (9, 7)	6-3			HR		BB		2B 1B		3 0	1 0	2 0	1 0	1 0	0 0	0 0
John Mayberry, L (1, 3) OBP: 0.300, SLG: 0.378	K			F9		F9		1-3 2B		4	0	1	0	0	1	1
Rick Cerone, R (1, 2) OBP: 0.240, SLG: 0.280			SH3-4 FC5 1B 1B	6-3			F2	K		4	0	1	0	0	1	3
Garth Iorg, R (1, 4) OBP: 0.250, SLG: 0.211			FC5 SH3-4 1-2 E 1B	F6			L5			3	1	1	0	0	0	0
Luis Gomez, R (1, 6) OBP: 0.200, SLG: 0.152			SH3-4 1-2 2-3		F9		1B			2	0	1	0	0	0	0
Inning Stats	R: 0 E: 0 K: 0 S: 3 H: 0 LOB: 0 BB: 0 P: 3	R: 0 E: 0 K: 2 S: 7 H: 0 LOB: 0 BB: 0 P: 7	R: 2 E: 1 K: 0 S: 6 H: 3 LOB: 2 BB: 1 P: 10	R: 1 E: 0 K: 0 S: 4 H: 1 LOB: 0 BB: 0 P: 4	R: 0 E: 0 K: 0 S: 3 H: 0 LOB: 0 BB: 0 P: 3	R: 0 E: 0 K: 0 S: 3 H: 0 LOB: 1 BB: 1 P: 7	R: 0 E: 0 K: 0 S: 4 H: 1 LOB: 1 BB: 0 P: 4	R: 1 E: 0 K: 1 S: 8 H: 3 LOB: 3 BB: 0 P: 8		1B: 5 2B: 1 3B: 0 HR: 2 SF: 0 SAC: 1 DP: 0 HBP: 0						

PITCHER		IP	WLS	BF	H	R	ER	SO	BB	IBB	HBP	BLK	WP	HR	S	P	ERA	WHIP
Wilbur Wood, L ERA: 4.4	(1, 1)	7.2	L	33	8	4	4	2	2	0	0	0	0	2	35	43	4.70	1.304
Jim Willoughby, R ERA: 27.0	(8, 1)	0.1		1	0	0	0	1	0	0	0	0	0	0	3	3	0.00	0.000

PITCHER	IP	WLS	BF	H	R	ER	SO	BB	IBB	HBP	BLK	WP	HR	S	P	ERA	WHIP

BOTTOM

Chicago White Sox @ Toronto Blue Jays

Exhibition Stadium, Toronto, ON

Sat Apr 22 1978, 3:33 AM EST

Att. 44,327 - Unknown - 50 F

livebaseballscorecards.com

AB	31
R	4
H	8
RBI	4
BB	2
SO	3
LOB	9

Batter	1	2	3	4	5	6	7	8	9	AB	R	H	RBI	BB	SO	LOB
Ralph Garr, L (1, 7) OBP: 0.333, SLG: 0.512	4-3 2B		F9			F9			4-3	4	0	1	0	0	0	1
Jorge Orta, L (1, 4) OBP: 0.333, SLG: 0.531	4-3 2-3			L3		G4-6-3 1-2f			P6	4	0	0	0	0	0	2
Chet Lemon, R (1, 8) OBP: 0.471, SLG: 0.568	6-3			FC5-4 1B			6-3		6-3	4	0	1	0	0	0	1
Bobby Bonds, R (1, 9) OBP: 0.333, SLG: 0.422	K			FC5-4 FC5-4 1-2f			F8			3	0	0	0	0	1	2
Lamar Johnson, R (1, 3) OBP: 0.360, SLG: 0.435		6-3		FC5-4 1-2f			P4			3	0	0	0	0	0	1
Bob Molinaro, L (1, 10)		6-3			F9			F8		3	0	0	0	0	0	0
Junior Moore, R (1, 5) OBP: 0.286, SLG: 0.350		F8			6-3			6-3		3	0	0	0	0	0	0
Wayne Nordhagen, R (1, 2) OBP: 0.357, SLG: 0.630			L5		F7			1B		3	0	1	0	0	0	0
Mike Eden, S (1, 6) OBP: 0.462, SLG: 0.222			F7			BB G4-6-3		4-3		2	0	0	0	1	0	1

TOP

Chicago White Sox @ Toronto Blue Jays

Exhibition Stadium, Toronto, ON

Sun Apr 23 1978, 3:33 AM EST
Att. 17,427 - Unknown - 54 F

livebaseballscorecards.com

AB	29
R	0
H	3
RBI	0
BB	1
SO	1
LOB	8

Inning Stats	1	2	3	4	5	6	7	8	9
R	0	0	0	0	0	0	0	0	0
E	0	0	0	0	0	0	0	0	0
K	1	0	0	0	0	0	0	0	0
S	6	3	3	4	3	2	3	4	3
H	1	0	0	1	0	0	0	1	0
LOB	1	0	0	1	0	0	0	1	0
BB	0	0	0	0	0	1	0	0	0
P	6	3	3	4	3	6	3	4	3

	1B	SF	PA	WP	PA
	2	0		0	30
	2B	SAC		PB	
	1	0		0	
	3B	DP		SB	
	0	1		0	
	HR	HBP		CS	
	0	0		0	

PITCHER	IP	WLS	BF	H	R	ER	SO	BB	IBB	HBP	BLK	WP	HR	S	P	ERA	WHIP
Jesse Jefferson, R (1, 1) ERA: 3.68	9.0	W	30	3	0	0	1	1	0	0	0	0	0	31	35	0.00	0.444

PITCHER	IP	WLS	BF	H	R	ER	SO	BB	IBB	HBP	BLK	WP	HR	S	P	ERA	WHIP

Batter	1	2	3	4	5	6	7	8	9	AB	R	H	RBI	BB	SO	LOB
Rick Bosetti, R (1, 8) OBP: 0.262, SLG: 0.350	L7	1B 2B 2-H		G3		F7				4	1	1	1	0	0	1
Bob Bailor, R (1, 9) OBP: 0.444, SLG: 0.463	1B 2B 1B	CS 1B HBP		FC6-4 1B			4-3			3	1	2	0	0	0	0
Roy Howell, L (1, 5) OBP: 0.404, SLG: 0.500	F7	1-2 2-H 1B		FC6-4 1-2f			6-3			4	0	1	1	0	0	2
Rico Carty, R (1, 10) OBP: 0.276, SLG: 0.265	1-2 2B 1B	CS 2-3	S S S K		F9		5-3			4	1	1	0	0	1	0
John Mayberry, L (1, 3) OBP: 0.315, SLG: 0.408	PB 1-H 2-H 2B		4-1		P1			FC6-4 1B		4	0	2	2	0	0	0
Tom Hutton, L (1, 7) OBP: 0.270, SLG: 0.400	S S S K 2-3		2B		L6			B1		4	0	1	0	0	1	2
Rick Cerone, R (1, 2) OBP: 0.276, SLG: 0.286		4-3 2B 1B	B B B FC5-4 BB			P7		FC6-4 1B 1-2f		3	1	1	0	1	0	1
Garth Iorg, R (1, 4) OBP: 0.250, SLG: 0.217		F2	FC5-4 1-2f			6-3		1-2 1B		4	0	1	0	0	0	3
Luis Gomez, R (1, 6) OBP: 0.205, SLG: 0.139		4-3 1-2		4-3		B B B B BB		F8		3	0	0	0	1	0	3
Inning Stats	R: 2 E: 0 K: 1 S: 8 H: 3 LOB: 1 BB: 0 P: 8	R: 2 E: 0 K: 0 S: 5 H: 3 LOB: 1 BB: 0 P: 6	R: 0 E: 0 K: 1 S: 6 H: 1 LOB: 2 BB: 1 P: 10	R: 0 E: 0 K: 0 S: 4 H: 1 LOB: 1 BB: 0 P: 4	R: 0 E: 0 K: 0 S: 3 H: 0 LOB: 0 BB: 0 P: 3	R: 0 E: 0 K: 0 S: 3 H: 0 LOB: 1 BB: 1 P: 7	R: 0 E: 0 K: 0 S: 3 H: 0 LOB: 0 BB: 0 P: 3	R: 0 E: 0 K: 0 S: 5 H: 2 LOB: 2 BB: 0 P: 5		1B: 7 2B: 3 3B: 0 HR: 0	SF: 0 SAC: 0 DP: 0 HBP: 1			WP: 0 PB: 1 SB: 0 CS: 1	PA: 37		

PITCHER		IP	WLS	BF	H	R	ER	SO	BB	IBB	HBP	BLK	WP	HR	S	P	ERA	WHIP
Steve Stone, R ERA: 5.63	(1, 1)	1.2	L	11	5	4	4	1	0	0	1	0	0	0	12	13	21.60	3.000
Rich Hinton, L ERA:	(2, 1)	3.1		13	3	0	0	1	1	0	0	0	0	0	14	18	0.00	1.200
Ron Schueler, R ERA: 4.15	(6, 1)	2.0		7	0	0	0	0	1	0	0	0	0	0	6	10	0.00	0.500
Pablo Torrealba, L ERA: 1.69	(8, 1)	1.0		5	2	0	0	0	0	0	0	0	0	0	5	5	0.00	2.000

PITCHER	IP	WLS	BF	H	R	ER	SO	BB	IBB	HBP	BLK	WP	HR	S	P	ERA	WHIP

BOTTOM

Chicago White Sox @ Toronto Blue Jays

Exhibition Stadium, Toronto, ON

Sun Apr 23 1978, 3:33 AM EST
Att. 17,427 - Unknown - 54 F

livebaseballscorecards.com

AB	33
R	4
H	10
RBI	4
BB	2
SO	2
LOB	12

Batter	1	2	3	4	5	6	7	8	9	AB	R	H	RBI	BB	SO	LOB
Jim Norris, L (1, 9) OBP: 0.417, SLG: 0.636	0-0 E 2B 1B	0-0 1-2 1B			0-0 ① F8			0-0 ① F9		4	1	2	0	0	0	0
Johnny Grubb, L (1, 7) OBP: 0.444, SLG: 0.750	0-0 1-H 2B 2B	0-3 ② K			0-0 G6-3 1B			B B B B 4-0 G5-4-3 BB		3	1	2	1	1	1	2
Buddy Bell, R (1, 5) OBP: 0.436, SLG: 0.577	0-0 ① F9	0-3 ③ K			0-0 ② ③ G6-3 1-2f			0-0 ② ③ G5-4-3 1-2f		4	0	0	0	0	1	5
Andre Thornton, R (1, 3) OBP: 0.431, SLG: 0.674	0-0 WP 2-H 2B		0-0 ① L6			0-0 ① 5-3			B B B B 4-0 2B WP BB	3	1	1	1	1	0	0
Larvell Blanks, R (1, 6) OBP: 0.286, SLG: 0.382	0-0 ② 6-3		0-0 ② P3			0-0 ② 5-3			0-0 WP 1-3 FC1-2-5-1 2B	4	0	1	0	0	0	1
Willie Horton, R (1, 10) OBP: 0.289, SLG: 0.455	0-0 ③ 5-3 2-3		0-0 ③ 5-3			0-0 ③ 6-3			0-0 ① 5-3 2-3 3-H	4	0	0	0	0	0	2
Ron Pruitt, R (1, 2) OBP: 0.317, SLG: 0.432		0-0 E6 SH3 1B 1B		0-0 ① F9			0-0 ① 4-3		0-0 ② FC1-2-5-1 3-H	4	1	1	0	0	0	1
Duane Kuiper, L (1, 4) OBP: 0.241, SLG: 0.245		0-0 ① SH3 2-3		0-0 ② F8			0-0 ② 6-3		0-0 ③ 1-3	3	0	0	0	0	0	1
Rick Manning, L (1, 8) OBP: 0.204, SLG: 0.178		0-0 1B 3-H 1B		0-0 ③ F8			0-0 ③ 1-3			3	0	1	1	0	0	0
Inning Stats	R: 2 E: 1 K: 0 S: 6 H: 3 LOB: 1 BB: 0 P: 6	R: 1 E: 1 K: 2 S: 10 H: 3 LOB: 2 BB: 0 P: 10	R: 0 E: 0 K: 0 S: 3 H: 0 LOB: 0 BB: 0 P: 3	R: 0 E: 0 K: 0 S: 3 H: 0 LOB: 0 BB: 0 P: 3	R: 0 E: 0 K: 0 S: 3 H: 1 LOB: 0 BB: 0 P: 3	R: 0 E: 0 K: 0 S: 3 H: 0 LOB: 0 BB: 0 P: 3	R: 0 E: 0 K: 0 S: 3 H: 0 LOB: 0 BB: 0 P: 3	R: 0 E: 0 K: 0 S: 2 H: 0 LOB: 0 BB: 1 P: 6	R: 1 E: 0 K: 0 S: 4 H: 1 LOB: 1 BB: 1 P: 8	1B: 5 2B: 3 3B: 0 HR: 0	SF: 0 SAC: 1 DP: 2 HBP: 0						

TOP

Cleveland Indians @ Toronto Blue Jays

Exhibition Stadium, Toronto, ON

Mon Apr 24 1978, 3:33 AM EST

Att. 10,776 - Unknown - 64 F

livebaseballscorecards.com

AB	32
R	4
H	8
RBI	3
BB	2
SO	2
LOB	12

PITCHER		IP	WLS	BF	H	R	ER	SO	BB	IBB	HBP	BLK	WP	HR	S	P	ERA	WHIP
Dave Lemanczyk, R ERA: 7.77	(1, 1)	8.0	L	32	8	4	4	2	2	0	0	0	1	0	34	42	4.50	1.250
Tom Murphy, R ERA:	(9, 1)	1.0		3	0	0	0	0	0	0	0	0	1	0	3	3	0.00	0.000

PITCHER	IP	WLS	BF	H	R	ER	SO	BB	IBB	HBP	BLK	WP	HR	S	P	ERA	WHIP

Batter	1	2	3	4	5	6	7	8	9	AB	R	H	RBI	BB	SO	LOB
Rick Bosetti, R (1, 8) OBP: 0.273, SLG: 0.344	F7	1B		F7		K		BB 1-2 2-3 FC5-4		4	0	1	0	1	1	2
Bob Bailor, R (1, 9) OBP: 0.440, SLG: 0.457	1B WP	1-2 1B		FC5-4 1-2f			6-3	FC5-4 1-2f		5	1	2	0	0	0	5
Roy Howell, L (1, 5) OBP: 0.387, SLG: 0.474	BB WP 1-3	F6			F7		P4		F8	5	0	1	0	0	0	2
Rico Carty, R (1, 10) OBP: 0.317, SLG: 0.358	BB 1-2 3-H		P2		FC5-4 1B		1B		HR	4	1	3	1	1	0	0
John Mayberry, L (1, 3) OBP: 0.322, SLG: 0.396	BB 1-2 2-3		F9		FC5-4 1-2		K		K	4	0	1	0	1	2	1
Doug Ault, R (1, 7) OBP: 0.444, SLG: 0.563	K		4-3		FC5-4 1-2f 2-3			FC1-6 BB	F9	3	0	0	0	1	1	5
Tom Hutton, L (9, 7) OBP: 0.263, SLG: 0.389										1	0	0	0	0	0	0
Rick Cerone, R (1, 2) OBP: 0.242, SLG: 0.250	5-3			P3	F8			FC1-6 1-2f FC5-4		4	0	0	0	0	0	6
Garth Iorg, R (1, 4) OBP: 0.286, SLG: 0.231		G1-6-3 1B		1B BB		5-3		FC5-4 BB BB 1-2f		3	0	1	0	1	0	1
Luis Gomez, R (1, 6) OBP: 0.214, SLG: 0.154		G1-6-3 1-2f		FC5-4 1-2		F4		BB 1-2		3	0	1	0	0	0	1
Otto Velez, R (8, PH) OBP: 0.667, SLG: 1.750										0	0	0	0	1	0	0
Tim Nordbrook, R (8, PR) (9, 6)										0	0	0	0	0	0	0
Inning Stats	R: 1 E: 0 K: 1 S: 7 H: 2 LOB: 3 BB: 2 P: 15	R: 0 E: 0 K: 0 S: 5 H: 3 LOB: 2 BB: 0 P: 5	R: 0 E: 0 K: 0 S: 3 H: 0 LOB: 0 BB: 0 P: 3	R: 0 E: 0 K: 0 S: 4 H: 1 LOB: 2 BB: 1 P: 8	R: 0 E: 0 K: 0 S: 5 H: 2 LOB: 2 BB: 0 P: 5	R: 0 E: 0 K: 1 S: 5 H: 0 LOB: 0 BB: 0 P: 5	R: 0 E: 0 K: 1 S: 6 H: 1 LOB: 1 BB: 0 P: 6	R: 0 E: 0 K: 0 S: 3 H: 0 LOB: 3 BB: 3 P: 15	R: 1 E: 0 K: 1 S: 6 H: 1 LOB: 0 BB: 0 P: 6	1B: 9 2B: 0 3B: 0 HR: 1	SF: 0 SAC: 0 DP: 1 HBP: 0						

PITCHER	IP	WLS	BF	H	R	ER	SO	BB	IBB	HBP	BLK	WP	HR	S	P	ERA	WHIP
Don Hood, L (1, 1) ERA: 4.08	7.2	W	36	9	1	1	3	5	0	0	0	1	0	37	57	1.17	1.826
Jim Kern, R (8, 1) ERA: 4.5	1.1	S	6	1	1	1	1	1	0	0	0	0	1	7	11	6.75	1.500

PITCHER	IP	WLS	BF	H	R	ER	SO	BB	IBB	HBP	BLK	WP	HR	S	P	ERA	WHIP

BOTTOM

Cleveland Indians @ Toronto Blue Jays

Exhibition Stadium, Toronto, ON

Mon Apr 24 1978, 3:33 AM EST

Att. 10,776 - Unknown - 64 F

livebaseballscorecards.com

AB	36
R	2
H	10
RBI	1
BB	6
SO	4
LOB	23

1B: 9 SF: 0
2B: 0 SAC: 0
3B: 0 DP: 1
HR: 1 HBP: 0

WP: 1 PA: 42
PB: 0
SB: 0
CS: 0

Cleveland Indians @ Toronto Blue Jays

Exhibition Stadium, Toronto, ON

Tue Apr 25 1978, 3:33 AM EST

Att. 11,348 - Unknown - 68 F

TOP

livebaseballscorecards.com

Batter	1	2	3	4	5	6	7	8	9	AB	R	H	RBI	BB	SO	LOB
Paul Dade, R (1, 9) OBP: 0.361, SLG: 0.542	F9 2B 2B	1-3		1-H 2-H 3-H HR		4-3			G3	5	2	2	4	0	0	0
Ted Cox, R (1, 7) OBP: 0.214, SLG: 0.154	F9 2-3		BBB BB	G1			CS 1B		F9	3	0	1	0	1	0	1
Johnny Grubb, L (8, 7) OBP: 0.436, SLG: 0.733										1	0	0	0	0	0	0
Buddy Bell, R (1, 5) OBP: 0.441, SLG: 0.589	2B 3-H 2B		F8	E5			1B 1-2 1B			4	1	2	1	0	0	1
Andre Thornton, R (1, 3) OBP: 0.419, SLG: 0.640	L5		P3	F8			G6-4-3 1-2 1B			4	0	1	0	0	0	3
Larvell Blanks, R (1, 6) OBP: 0.283, SLG: 0.390	2-H 2B		F8		F8		G6-4-3 1-2f			4	0	1	1	0	0	3
Willie Horton, R (1, 10) OBP: 0.306, SLG: 0.447	HBP			1B HR 1B 1B	4-3			F8		3	1	1	0	0	0	0
Ron Pruitt, R (1, 2) OBP: 0.311, SLG: 0.400	L5			SSS K	P5			BBB G6-4-3 BB		3	0	0	0	1	1	3
Horace Speed, R (1, 8) OBP: 0.200, SLG: 0.200		F9		1B HR 1-2 1B		SSS K		G6-4-3 1-2f		4	1	1	0	0	1	1
Duane Kuiper, L (1, 4) OBP: 0.241, SLG: 0.246		G3		HR 1-2 2-3 1B		4-3			SSS K	4	1	1	0	0	1	0
Inning Stats	R: 2 E: 0 K: 0 S: 6 H: 3 LOB: 2 BB: 0 P: 7	R: 0 E: 0 K: 0 S: 3 H: 0 LOB: 0 BB: 0 P: 3	R: 0 E: 0 K: 0 S: 3 H: 0 LOB: 1 BB: 1 P: 7	R: 4 E: 1 K: 1 S: 10 H: 4 LOB: 1 BB: 0 P: 10	R: 0 E: 0 K: 0 S: 3 H: 0 LOB: 0 BB: 0 P: 3	R: 0 E: 0 K: 1 S: 5 H: 0 LOB: 0 BB: 0 P: 5	R: 0 E: 0 K: 0 S: 4 H: 3 LOB: 1 BB: 0 P: 4	R: 0 E: 0 K: 0 S: 2 H: 0 LOB: 0 BB: 1 P: 6	R: 0 E: 0 K: 1 S: 5 H: 0 LOB: 0 BB: 0 P: 5	1B: 6 2B: 3 3B: 0 HR: 1 SF: 0 SAC: 0 DP: 2 HBP: 1						

	AB	35
	R	6
	H	10
	RBI	6
	BB	2
	SO	3
	LOB	12

WP: 0 PB: 0 SB: 0 CS: 1 PA: 38

PITCHER		IP	WLS	BF	H	R	ER	SO	BB	IBB	HBP	BLK	WP	HR	S	P	ERA	WHIP
Jerry Garvin, L ERA: 5.84	(1, 1)	6.0	L	29	8	6	6	2	1	0	1	0	0	1	31	36	9.00	1.500
Mike Willis, L ERA: 2.92	(7, 1)	3.0		9	2	0	0	1	1	0	0	0	0	0	10	14	0.00	1.000

PITCHER	IP	WLS	BF	H	R	ER	SO	BB	IBB	HBP	BLK	WP	HR	S	P	ERA	WHIP

Batter	1	2	3	4	5	6	7	8	9	AB	R	H	RBI	BB	SO	LOB
Rick Bosetti, R (1, 8) OBP: 0.282, SLG: 0.348	0-0 2B 1B	0-0 S 1B		0-0 4-3 ③		0-0 G3-6 ②③ 1-2f			0-0 P2 ②	5	1	2	0	0	0	2
Bob Bailor, R (1, 9) OBP: 0.436, SLG: 0.460 (9, 7)	0-0 1-H 2B 2B	0-0 F7 ③ 1-2			0-0 6-3 ①		0-0 F9 ①		BBBBB 4-0 BB	4	1	1	1	1	0	1
Roy Howell, L (1, 5) OBP: 0.373, SLG: 0.468	0-0 F9 G3 2-H 2B		0-0 4-3 ①		0-0 P5 ②		0-0 E4		0-0 5-3 ③	5	1	1	1	0	0	1
Rico Carty, R (1, 10) OBP: 0.313, SLG: 0.404	0-0 F9 ① 2-3		0-0 5-3 ②		0-0 HR		0-0 F9 ②			4	1	1	1	0	0	2
John Mayberry, L (1, 3) OBP: 0.317, SLG: 0.421	0-0 G3 ② 3-H		0-0 1-3 ③		0-0 3B		S S S 0-3 K ③			4	0	1	1	0	1	1
Tom Hutton, L (1, 7) OBP: 0.317, SLG: 0.405	BBBB 4-0 BB			0-0 2B SF9 1B	BBBB 4-0 BB			0-0 F8 ①		1	1	1	0	2	0	0
Otto Velez, R (8, PH) OBP: 0.571, SLG: 1.400 (9, 9)										1	0	0	0	0	0	0
Rick Cerone, R (1, 2) OBP: 0.270, SLG: 0.306	0-0 4-3 ③			0-0 1-3 2B	0-0 1-3 ③			0-0 CS 1B		4	0	2	0	0	0	3
Garth Iorg, R (1, 4) OBP: 0.250, SLG: 0.207		0-0 L7 ①		0-0 SF9 ① 3-H		0-0 F7 ①		0-0 5-3 ②③ 1-2		3	0	0	1	0	0	1
Luis Gomez, R (1, 6) OBP: 0.222, SLG: 0.167		0-0 G3 ②		0-0 F8 ②		0-0 G3-6 1B			0-0 P4 ①	3	0	1	0	0	0	1
Doug Ault, R (9, PH) OBP: 0.421, SLG: 0.529										1	0	0	0	0	0	0
Inning Stats	R: 3 H: 3 E: 0 LOB: 1 K: 0 BB: 1 S: 6 P: 10	R: 0 H: 1 E: 0 LOB: 1 K: 0 BB: 0 S: 4 P: 4	R: 0 H: 0 E: 0 LOB: 0 K: 0 BB: 0 S: 3 P: 3	R: 1 H: 2 E: 0 LOB: 1 K: 0 BB: 0 S: 5 P: 5	R: 1 H: 2 E: 0 LOB: 2 K: 0 BB: 1 S: 5 P: 9	R: 0 H: 1 E: 0 LOB: 0 K: 0 BB: 0 S: 3 P: 3	R: 0 H: 0 E: 1 LOB: 1 K: 1 BB: 0 S: 6 P: 6	R: 0 H: 1 E: 0 LOB: 0 K: 0 BB: 0 S: 3 P: 3	R: 0 H: 0 E: 0 LOB: 1 K: 0 BB: 1 S: 3 P: 7	1B: 5 SF: 1 2B: 3 SAC: 0 3B: 1 DP: 1 HR: 1 HBP: 0						

PITCHER	IP	WLS	BF	H	R	ER	SO	BB	IBB	HBP	BLK	WP	HR	S	P	ERA	WHIP
Wayne Garland, R (1, 1) ERA: 7.07	5.0	W	25	8	5	5	0	2	0	0	0	0	1	23	31	9.00	2.000
Dennis Kinney, L (6, 1) ERA: 2.89	4.0	S	14	2	0	0	1	1	0	0	0	0	0	15	19	0.00	0.750

PITCHER	IP	WLS	BF	H	R	ER	SO	BB	IBB	HBP	BLK	WP	HR	S	P	ERA	WHIP

BOTTOM

Cleveland Indians @ Toronto Blue Jays

Exhibition Stadium, Toronto, ON

Tue Apr 25 1978, 3:33 AM EST

Att. 11,348 - Unknown - 68 F

livebaseballscorecards.com

AB	35
R	5
H	10
RBI	5
BB	3
SO	1
LOB	12

WP: 0	PA: 39		
PB: 0			
SB: 1			
CS: 1			

Batter	1	2	3	4	5	6	7	8	9	AB	R	H	RBI	BB	SO	LOB
Rick Bosetti, R (1, 8) OBP: 0.284, SLG: 0.347	6-3			6-3		6-3 1B			BBBB 4-0 SH1-4 HR BB	3	0	1	0	0	0	0
Willie Upshaw, L (6, PR) (6, 7) OBP: 0.300, SLG: 0.125										0	1	0	0	1	0	0
Bob Bailor, R (1, 9) (6, 8) OBP: 0.414, SLG: 0.434	5-3			L7		6-3 1-2			SH1-4 1-2	3	0	0	0	0	0	1
Roy Howell, L (1, 5) OBP: 0.366, SLG: 0.500	1-3			G3		L8			2-H HR	4	1	1	2	0	0	1
Rico Carty, R (1, 10) OBP: 0.310, SLG: 0.393		5-3			G3		G5-4-3 1B		1-3	4	0	1	0	0	0	0
Otto Velez, R (1, 7) (6, 9) OBP: 0.364, SLG: 0.778		K			F8		G5-4-3 1-2f		5-3	4	0	0	0	0	1	1
John Mayberry, L (1, 3) OBP: 0.318, SLG: 0.467		K			HR		4-3			3	1	1	1	0	1	0
Rick Cerone, R (1, 2) OBP: 0.275, SLG: 0.289			F8	BBBB 4-0	BB			6-3		2	0	0	0	1	0	0
Garth Iorg, R (1, 4) OBP: 0.229, SLG: 0.188			1-3		5-3			L9		3	0	0	0	0	0	1
Luis Gomez, R (1, 6) OBP: 0.208, SLG: 0.156			F9			P4		G3		3	0	0	0	0	0	0
Inning Stats	R: 0 H: 0 E: 0 LOB: 0 K: 0 BB: 0 S: 3 P: 3	R: 0 H: 0 E: 0 LOB: 0 K: 2 BB: 0 S: 7 P: 7	R: 0 H: 0 E: 0 LOB: 0 K: 0 BB: 0 S: 3 P: 3	R: 0 H: 0 E: 0 LOB: 0 K: 0 BB: 0 S: 3 P: 3	R: 1 H: 1 E: 0 LOB: 1 K: 0 BB: 1 S: 4 P: 8	R: 0 H: 1 E: 0 LOB: 0 K: 0 BB: 0 S: 4 P: 4	R: 0 H: 1 E: 0 LOB: 0 K: 0 BB: 0 S: 3 P: 3	R: 0 H: 0 E: 0 LOB: 0 K: 0 BB: 0 S: 3 P: 3	R: 2 H: 1 E: 0 LOB: 0 K: 0 BB: 1 S: 4 P: 8	1B: 2 SF: 0 2B: 0 SAC: 1 3B: 0 DP: 1 HR: 2 HBP: 0						

TOP

Toronto Blue Jays @ Kansas City Royals

Royals Stadium, Kansas City, MO

Wed Apr 26 1978, 7:05 PM EST

Att. 19,545 - Unknown - 63 F

livebaseballscorecards.com

AB	29
R	3
H	4
RBI	3
BB	2
SO	2
LOB	4

WP: 0 PA: 32
PB: 0
SB: 0
CS: 0

PITCHER	IP	WLS	BF	H	R	ER	SO	BB	IBB	HBP	BLK	WP	HR	S	P	ERA	WHIP
Paul Splittorff, L (1, 1) ERA: 1.79	9.0	L	32	4	3	3	2	2	0	0	0	0	2	34	42	3.00	0.667

PITCHER	IP	WLS	BF	H	R	ER	SO	BB	IBB	HBP	BLK	WP	HR	S	P	ERA	WHIP

Batter	1	2	3	4	5	6	7	8	9	AB	R	H	RBI	BB	SO	LOB
Willie Wilson, S (1, 7) OBP: 0.304, SLG: 0.349	4-3		S 1B		6-3			2B		4	0	2	0	0	0	0
Hal McRae, R (1, 10) OBP: 0.308, SLG: 0.593	F8		F3			1-3		5-3		4	0	0	0	0	0	2
George Brett, L (1, 5) OBP: 0.254, SLG: 0.345	F8		L5 1-2			4-3		IBB		3	0	0	0	1	0	1
Al Cowens, R (1, 9) OBP: 0.379, SLG: 0.510		F9	F7			P6		K		4	0	0	0	0	1	3
Amos Otis, R (1, 8) OBP: 0.326, SLG: 0.537		BBBB 4-0 E 1B BB		L8			F8		1-3	3	1	0	0	1	0	0
John Wathan, R (1, 3) OBP: 0.222, SLG: 0.444 Clint Hurdle, L (9, PH) OBP: 0.333, SLG: 0.366		E5 1B 1-2		L6			5-3		4-3	3 1	0 0	0 0	0 0	0 0	0 0	1 0
Darrell Porter, L (1, 2) OBP: 0.424, SLG: 0.463		SSS K		SSS K			x FC5-4 1B		L4	4	0	1	0	0	2	2
Freddie Patek, R (1, 6) OBP: 0.250, SLG: 0.370		1-3 2-H 1B			SSS K		FC5-4 1-2f			3	0	1	1	0	1	1
Frank White, R (1, 4) OBP: 0.178, SLG: 0.167		6-3			P6			F9		3	0	0	0	0	0	2
Inning Stats	R: 0 H: 0 E: 0 LOB: 0 K: 0 BB: 0 S: 3 P: 3	R: 1 H: 1 E: 1 LOB: 2 K: 1 BB: 1 S: 7 P: 11	R: 0 H: 1 E: 0 LOB: 1 K: 0 BB: 0 S: 4 P: 4	R: 0 H: 0 E: 0 LOB: 0 K: 1 BB: 0 S: 5 P: 5	R: 0 H: 0 E: 0 LOB: 0 K: 1 BB: 0 S: 5 P: 5	R: 0 H: 0 E: 0 LOB: 0 K: 0 BB: 0 S: 3 P: 3	R: 0 H: 1 E: 0 LOB: 1 K: 0 BB: 0 S: 4 P: 4	R: 0 H: 1 E: 0 LOB: 2 K: 1 BB: 1 S: 6 P: 10	R: 0 H: 0 E: 0 LOB: 0 K: 0 BB: 0 S: 3 P: 3	1B: 3 SF: 0 2B: 1 SAC: 0 3B: 0 DP: 0 HR: 0 HBP: 0						

PITCHER		IP	WLS	BF	H	R	ER	SO	BB	IBB	HBP	BLK	WP	HR	S	P	ERA	WHIP
Tom Underwood, L ERA: 5.6	(1, 1)	7.0		26	3	1	0	3	1	0	0	0	0	0	31	35	0.00	0.571
Tom Murphy, R ERA:	(8, 1)	2.0	W	8	1	0	0	1	0	1	0	0	0	0	9	13	0.00	0.500

PITCHER	IP	WLS	BF	H	R	ER	SO	BB	IBB	HBP	BLK	WP	HR	S	P	ERA	WHIP

BOTTOM

Toronto Blue Jays @ Kansas City Royals

Royals Stadium, Kansas City, MO

Wed Apr 26 1978, 7:05 PM EST

Att. 19,545 - Unknown - 63 F

livebaseballscorecards.com

AB	32
R	1
H	4
RBI	1
BB	2
SO	4
LOB	12

PA: 34

WP: 0
PB: 0
SB: 1
CS: 0

Batter	1	2	3	4	5	6	7	8	9	AB	R	H	RBI	BB	SO	LOB
Willie Upshaw, L (1, 7) OBP: 0.267, SLG: 0.231	L8		E7 G4-6-3 1B 1-2		1-3			K SSS	2B 1-H 2-H	5	0	1	2	0	1	2
Bob Bailor, R (1, 8) OBP: 0.429, SLG: 0.448	HR 1B		G4-6-3 1-2 2-H		F7			HR 1B 1-2	5-3	5	2	3	1	0	0	2
Roy Howell, L (1, 5) OBP: 0.347, SLG: 0.471	F8		G4-6-3 1-2f 2-3			F7		P6		4	0	0	0	0	0	5
Rico Carty, R (1, 10) OBP: 0.320, SLG: 0.492	HR 1-H		6-3			P4		HR 1-H 2-H		4	2	2	5	0	0	1
John Mayberry, L (1, 3) OBP: 0.300, SLG: 0.438	P6			G3		4-3		L8		4	0	0	0	0	0	0
Otto Velez, R (1, 9) OBP: 0.333, SLG: 0.615		4-3		1B 1B			5-3		F9	4	0	1	0	0	0	0
Rick Cerone, R (1, 2) OBP: 0.273, SLG: 0.286		P3		G6-4-3 1-3 1B			1-3		P4	4	0	1	0	0	0	0
Garth Iorg, R (1, 4) OBP: 0.211, SLG: 0.171		F7		G6-4-3 1-2f			F8		1B 2B 1B	3	0	0	0	0	0	2
Tom Hutton, L (9, PH) OBP: 0.333, SLG: 0.421										1	0	1	0	0	0	0
Tim Nordbrook, R (9, PR) (9, 6)										0	1	0	0	0	0	0
Luis Gomez, R (1, 6) OBP: 0.235, SLG: 0.188			E 1B 1B		1-3			HR 1B	1-2 2B 1B	3	2	2	0	0	0	0
Sam Ewing, L (9, PH) OBP: 1.000, SLG: 1.000										1	0	1	0	0	0	0
Dave McKay, S (9, PR) (9, 4) OBP: 0.154, SLG: 0.160										0	1	0	0	0	0	0
Inning Stats	R: 2 E: 0 K: 0 S: 5 H: 2 LOB: 0 BB: 0 P: 5	R: 0 E: 0 K: 0 S: 3 H: 0 LOB: 0 BB: 0 P: 3	R: 1 E: 1 K: 0 S: 5 H: 2 LOB: 1 BB: 0 P: 5	R: 0 E: 0 K: 0 S: 4 H: 2 LOB: 1 BB: 0 P: 4	R: 0 E: 0 K: 0 S: 3 H: 0 LOB: 0 BB: 0 P: 3	R: 0 E: 0 K: 0 S: 3 H: 0 LOB: 0 BB: 0 P: 3	R: 0 E: 0 K: 0 S: 3 H: 0 LOB: 0 BB: 0 P: 3	R: 3 E: 0 K: 1 S: 8 H: 3 LOB: 0 BB: 0 P: 8	R: 2 E: 0 K: 0 S: 6 H: 3 LOB: 2 BB: 0 P: 6	1B: 9 2B: 1 3B: 0 HR: 2 SF: 0 SAC: 0 DP: 2 HBP: 0						

PITCHER		IP	WLS	BF	H	R	ER	SO	BB	IBB	HBP	BLK	WP	HR	S	P	ERA	WHIP
Larry Gura, L ERA: 3.05	(1, 1)	7.2		31	9	6	5	1	0	0	0	0	0	2	33	33	5.87	1.174
Al Hrabosky, L ERA: 1.5	(8, 1)	0.1		1	0	0	0	0	0	0	0	0	0	0	1	1	0.00	0.000
Doug Bird, R ERA: 4.85	(9, 1)	1.0	L	6	3	2	2	0	0	0	0	0	0	0	6	6	18.00	3.000

PITCHER		IP	WLS	BF	H	R	ER	SO	BB	IBB	HBP	BLK	WP	HR	S	P	ERA	WHIP

TOP

Toronto Blue Jays @ Kansas City Royals

Royals Stadium, Kansas City, MO

Thu Apr 27 1978, 7:05 PM EST
Att. 17,422 - Unknown - 63 F

livebaseballscorecards.com

AB	38
R	8
H	12
RBI	8
BB	0
SO	1
LOB	12

WP	0
PB	0
SB	0
CS	0
PA	38

Batter	1	2	3	4	5	6	7	8	9	AB	R	H	RBI	BB	SO	LOB
Willie Wilson, S (1, 8) OBP: 0.275, SLG: 0.313	1-3	4-3			K		F7	6-3 1-2		5	0	0	0	0	1	2
Hal McRae, R (1, 10) OBP: 0.300, SLG: 0.578	6-3		6-3		K		2B	6-3		5	1	1	0	0	1	1
George Brett, L (1, 5) OBP: 0.279, SLG: 0.361	4-3		BB		BB		1B 2-H		L4	3	1	1	1	2	0	0
Al Cowens, R (1, 9) OBP: 0.381, SLG: 0.491		1B BB	P4		6-3 1-2		FC5-4 1B 2-H		5-3	4	1	1	1	1	0	2
Darrell Porter, L (1, 2) OBP: 0.429, SLG: 0.466 Amos Otis, R (9, PH) OBP: 0.340, SLG: 0.537		BB 1B 1-3 1B 1B	P6			4-3	FC5-4 1-2 1B		BB	4 0	1 0	2 0	0 0	0 1	0 0	1 0
Tom Poquette, L (1, 7) OBP: 0.360, SLG: 0.783 Joe Zdeb, R (7, PH) OBP: 0.091, SLG: 0.273 (8, 7)		1B BB G4-3 1-2 3-H 1B		6-3 6-3 2B		1B 2B	FC5-4 1-2f S 2-3		F8	3 2	3 0	3 0	1 0	0 0	0 3	0 3
Clint Hurdle, L (1, 3) OBP: 0.327, SLG: 0.341 Ralph LaCock, L (8, 3)		G4-3 1B 1-2 2-3 BB		6-3 2-3		5-3	1-3 1-2			3 0	0 0	0 0	0 0	1 0	0 0	4 0
Freddie Patek, R (1, 6) OBP: 0.288, SLG: 0.400		G4-3 1-2 2-3 3-H 1B		6-3 3-H		2-H 1B		S 1B		4	0	3	3	0	0	0
Frank White, R (1, 4) OBP: 0.163, SLG: 0.152		G4-3 1-2f 2-3 3-H		F8		6-3		K		4	0	0	0	0	1	4
Inning Stats	R: 0 E: 0 K: 0 S: 3 H: 0 LOB: 0 BB: 0 P: 3	R: 3 E: 0 K: 0 S: 5 H: 3 LOB: 1 BB: 2 P: 13	R: 0 E: 0 K: 0 S: 3 H: 0 LOB: 1 BB: 1 P: 7	R: 1 E: 0 K: 0 S: 4 H: 1 LOB: 0 BB: 0 P: 4	R: 0 E: 0 K: 2 S: 7 H: 0 LOB: 1 BB: 1 P: 11	R: 1 E: 0 K: 0 S: 5 H: 2 LOB: 1 BB: 0 P: 5	R: 2 E: 0 K: 0 S: 7 H: 4 LOB: 2 BB: 0 P: 7	R: 0 E: 0 K: 1 S: 6 H: 1 LOB: 1 BB: 0 P: 6	R: 0 E: 0 K: 0 S: 3 H: 0 LOB: 1 BB: 1 P: 7	1B: 7 2B: 4 3B: 0 HR: 0 SF: 0 SAC: 0 DP: 1 HBP: 0						

PITCHER		IP	WLS	BF	H	R	ER	SO	BB	IBB	HBP	BLK	WP	HR	S	P	ERA	WHIP
Jim Clancy, R ERA: 6.14	(1, 1)	6.1		30	8	7	7	2	4	0	0	0	0	0	30	46	9.95	1.895
Balor Moore, L ERA: 8.53	(7, 1)	1.2	W	8	3	0	0	1	0	0	0	0	0	0	10	10	0.00	1.800
Mike Willis, L ERA: 2.7	(9, 1)	1.0	S	4	0	0	0	0	1	0	0	0	0	0	3	7	0.00	1.000

PITCHER	IP	WLS	BF	H	R	ER	SO	BB	IBB	HBP	BLK	WP	HR	S	P	ERA	WHIP

BOTTOM

Toronto Blue Jays @ Kansas City Royals

Royals Stadium, Kansas City, MO

Thu Apr 27 1978, 7:05 PM EST

Att. 17,422 - Unknown - 63 F

livebaseballscorecards.com

AB	37
R	7
H	11
RBI	6
BB	5
SO	3
LOB	17

Batter	1	2	3	4	5	6	7	8	9	AB	R	H	RBI	BB	SO	LOB
Willie Upshaw, L (1, 7) OBP: 0.250, SLG: 0.294	S S S 0-3 ① K	S S S 0-3 ③ K		x 0-0 ② SF8 3-H		x 0-0 2B		x 0-0 1-3		4	0	1	1	0	2	3
Bob Bailor, R (1, 8) OBP: 0.441, SLG: 0.443	B B B B 4-0 FC3-6 BB		x 0-0 ① 5-3	B B B B 4-0 1-2 2-3 BB		x 0-0 ③ 4-3			x 0-0 BLK 1B	3	0	1	0	2	0	1
Roy Howell, L (1, 5) OBP: 0.338, SLG: 0.453	x 0-0 ② FC3-6 1-2f		S S S 0-3 ② K	x 0-0 ③ F8			x 0-0 G4-6-3 BB WP 1B		S S S 0-3 ① K 1-2	5	1	1	0	0	2	5
Rico Carty, R (1, 10) OBP: 0.313, SLG: 0.464	x 0-0 ③ F8		x 0-0 ③ 6-3		x 0-0 ① F7		B B B B 4-0 1-2 G4-6-3 BB		x 0-0 ② 5-3	4	0	0	0	1	0	2
John Mayberry, L (1, 3) OBP: 0.307, SLG: 0.435		x 0-0 ① 6-3		x 0-0 1B 1B 1B 1B	x 0-0 FC6-4 1B		x 0-0 ①② G4-6-3 1-2f 2-3		x 0-0 ③ 4-3	5	1	2	0	0	0	3
Tom Hutton, L (1, 9) OBP: 0.326, SLG: 0.405		x 0-0 F9 1B 1B 1B		S S S 0-3 ① K	x 0-0 ② P6		x 0-0 ③ 1-3 3-H			4	1	1	0	0	1	2
Rick Cerone, R (1, 2) OBP: 0.292, SLG: 0.304		x 0-0 1B 1-2 1B		x 0-0 1B 1B 1-2 SF8 1B	x 0-0 ③ FC6-4 1-2f			x 0-0 E6		4	1	2	0	0	0	1
Garth Iorg, R (1, 4) OBP: 0.220, SLG: 0.184 Tim Johnson, L (8, PH) (8, 4)		x 0-0 ② F9 2-3		x 0-0 BB 1B 1-2 2-3 1B		x 0-0 ① 6-3		x 0-0 ① F7		3 1	0 0	1 0	0 0	0 0	0 0	2 1
Luis Gomez, R (1, 6) OBP: 0.259, SLG: 0.216 Sam Ewing, L (8, PH) OBP: 0.500, SLG: 0.500 Dave McKay, S (8, 6) OBP: 0.154, SLG: 0.160		x 0-0 1-2 3-H 1B		x 0-0 BB 1-2 2-3 3-H 1B		x 0-0 ② L4		x 0-0 ② F9		3 1 0	0 0 0	2 0 0	2 0 0	0 0 0	0 0 0	0 1 0
Inning Stats	R: 0 E: 0 K: 1 S: 5 H: 0 LOB: 1 BB: 1 P: 9	R: 1 E: 0 K: 1 S: 8 H: 3 LOB: 2 BB: 0 P: 8	R: 0 E: 0 K: 1 S: 5 H: 0 LOB: 0 BB: 0 P: 5	R: 2 E: 0 K: 1 S: 9 H: 4 LOB: 3 BB: 1 P: 13	R: 0 E: 0 K: 0 S: 4 H: 1 LOB: 1 BB: 0 P: 4	R: 0 E: 0 K: 0 S: 4 H: 1 LOB: 1 BB: 0 P: 4	R: 1 E: 0 K: 0 S: 3 H: 1 LOB: 0 BB: 1 P: 7	R: 0 E: 1 K: 0 S: 4 H: 0 LOB: 1 BB: 0 P: 4	R: 0 E: 0 K: 1 S: 6 H: 1 LOB: 1 BB: 0 P: 6	1B: 10 2B: 1 3B: 0 HR: 0	SF: 1 SAC: 0 DP: 1 HBP: 0				WP: 1 PB: 0 SB: 0 CS: 0	PA: 41	

PITCHER		IP	WLS	BF	H	R	ER	SO	BB	IBB	HBP	BLK	WP	HR	S	P	ERA	WHIP
Don Aase, R ERA: 4.71	(1, 1)	3.1		18	7	3	3	4	1	0	0	0	0	0	25	29	8.10	2.400
Dyar Miller, R ERA: 3.0	(4, 1)	2.2	W	13	3	1	1	0	2	0	0	0	0	0	11	19	3.38	1.875
Paul Hartzell, R ERA: 3.38	(7, 1)	2.2		9	1	0	0	1	0	0	0	1	1	0	11	11	0.00	0.375
Dave LaRoche, L ERA: 1.38	(9, 1)	0.1	S	1	0	0	0	0	0	0	0	0	0	0	1	1	0.00	0.000

PITCHER	IP	WLS	BF	H	R	ER	SO	BB	IBB	HBP	BLK	WP	HR	S	P	ERA	WHIP

TOP

Toronto Blue Jays @ California Angels

Anaheim Stadium, Anaheim, CA

Fri Apr 28 1978, 9:05 PM EST

Att. 16,575 - Unknown

livebaseballscorecards.com

AB	37
R	4
H	11
RBI	3
BB	3
SO	5
LOB	21

Batter	1	2	3	4	5	6	7	8	9	AB	R	H	RBI	BB	SO	LOB
Rick Miller, L (1, 9) OBP: 0.333, SLG: 0.286	HR 1B	3-1 BB 1-2 2-3		1-3		6-3		E7 1B		4	1	2	0	1	0	0
Bobby Grich, R (1, 4) OBP: 0.366, SLG: 0.269	K	P6		K		5-3		6-3		5	0	0	0	0	2	5
Lyman Bostock, L (1, 8) OBP: 0.211, SLG: 0.254 Ken Landreaux, L (7, 8) OBP: 0.259, SLG: 0.269	K	3-1 1-2 2-3 3-H		1B 3B		BB 1-2		K		3 1	1 0	1 0	1 0	1 0	1 1	3 1
Ron Fairly, L (1, 10) OBP: 0.281, SLG: 0.333	1-H HR	K		FC6-4 3-H 1B		BB 1-2		K		4	1	2	3	1	2	3
Don Baylor, R (1, 7) OBP: 0.375, SLG: 0.618	2B 1B		2B SF8 BB	FC6-4 1-2f		6-3				3	1	1	0	1	0	3
Ron Jackson, R (1, 3) OBP: 0.429, SLG: 0.511	1-3 2B		SF8 1-3 2B		F8		E5 SH1-4			4	0	2	0	0	0	0
Brian Downing, R (1, 2) OBP: 0.462, SLG: 0.393	F8		P5		E4		SH1-4 1-2			3	0	0	0	0	0	4
Carney Lansford, R (1, 5) OBP: 0.324, SLG: 0.448		BB E 3-1 BB	SF8 2-3 3-H		G1-6-3 BB		K			1	1	0	1	2	1	1
Rance Mulliniks, L (1, 6) OBP: 0.215, SLG: 0.207		E4 3-1 BB 1-2	G3		G1-6-3 1-2f		F7			4	0	0	0	0	0	5
Inning Stats	R: 2 H: 4 E: 0 LOB: 2 K: 2 BB: 0 S: 11 P: 11	R: 1 H: 0 E: 1 LOB: 2 K: 1 BB: 2 S: 6 P: 14	R: 1 H: 1 E: 0 LOB: 1 K: 0 BB: 1 S: 4 P: 8	R: 1 H: 2 E: 0 LOB: 1 K: 1 BB: 0 S: 7 P: 7	R: 0 H: 0 E: 1 LOB: 1 K: 0 BB: 1 S: 3 P: 7	R: 0 H: 0 E: 0 LOB: 2 K: 0 BB: 2 S: 3 P: 11	R: 0 H: 0 E: 1 LOB: 1 K: 1 BB: 0 S: 6 P: 6	R: 0 H: 1 E: 1 LOB: 1 K: 2 BB: 0 S: 8 P: 8		1B: 4 SF: 1 2B: 2 SAC: 1 3B: 1 DP: 1 HR: 1 HBP: 0						

PITCHER		IP	WLS	BF	H	R	ER	SO	BB	IBB	HBP	BLK	WP	HR	S	P	ERA	WHIP
Jesse Jefferson, R ERA: 4.08	(1, 1)	6.0	L	32	7	5	4	4	6	0	0	0	0	1	34	58	6.00	2.167
Tom Murphy, R ERA:	(7, 1)	2.0		8	1	0	0	3	0	0	0	0	0	0	14	14	0.00	0.500

PITCHER	IP	WLS	BF	H	R	ER	SO	BB	IBB	HBP	BLK	WP	HR	S	P	ERA	WHIP

BOTTOM

Toronto Blue Jays @ California Angels

Anaheim Stadium, Anaheim, CA

Fri Apr 28 1978, 9:05 PM EST

Att. 16,575 - Unknown

livebaseballscorecards.com

AB	32
R	5
H	8
RBI	5
BB	6
SO	7
LOB	25

Batter	1	2	3	4	5	6	7	8	9	AB	R	H	RBI	BB	SO	LOB
Willie Upshaw, L (1, 7) OBP: 0.292, SLG: 0.400	G3		3B			BB		1-3		3	0	1	0	1	0	0
Bob Bailor, R (1, 8) OBP: 0.417, SLG: 0.415	4-3		FC5-2-5-3 3-H			K		4-3		4	0	0	0	0	1	2
Roy Howell, L (1, 5) OBP: 0.321, SLG: 0.430	K		K			G3-6 1-2f		E4		4	0	0	0	0	2	1
Rico Carty, R (1, 10) OBP: 0.310, SLG: 0.444		F8		4-3			BB 1B 1-3	F9		3	0	0	0	1	0	1
John Mayberry, L (1, 3) OBP: 0.291, SLG: 0.411		4-3		F9			1-3 1-2		K	4	0	0	0	0	1	1
Tom Hutton, L (1, 9) OBP: 0.340, SLG: 0.386		BB BB BB		F8			BB 1B		F7	2	0	0	0	2	0	0
Rick Cerone, R (1, 2) OBP: 0.308, SLG: 0.306		BB 1-2 BB	K			1B 1-2 2-3			K	3	0	1	0	1	2	0
Garth Iorg, R (1, 4) OBP: 0.233, SLG: 0.179 Tim Johnson, L (7, PH) (7, 4)		1-2 2-3 BB	K			1B				1 1	0 0	0 0	0 0	1 0	1 1	0 3
Luis Gomez, R (1, 6) OBP: 0.250, SLG: 0.208 Sam Ewing, L (7, PH) OBP: 0.333, SLG: 0.333 Dave McKay, S (7, 6) OBP: 0.154, SLG: 0.160		K	K							2 1 0	0 0 0	0 0 0	0 0 0	0 0 0	2 1 0	3 3 0
Inning Stats	R: 0 E: 0 K: 1 S: 5 H: 0 LOB: 0 BB: 0 P: 5	R: 0 E: 0 K: 1 S: 5 H: 0 LOB: 3 BB: 3 P: 17	R: 0 E: 0 K: 1 S: 5 H: 1 LOB: 0 BB: 0 P: 5	R: 0 E: 0 K: 0 S: 3 H: 0 LOB: 0 BB: 0 P: 3	R: 0 E: 0 K: 3 S: 9 H: 0 LOB: 0 BB: 0 P: 9	R: 0 E: 0 K: 1 S: 4 H: 0 LOB: 0 BB: 1 P: 8	R: 0 E: 0 K: 2 S: 8 H: 1 LOB: 3 BB: 2 P: 16	R: 0 E: 1 K: 0 S: 4 H: 0 LOB: 1 BB: 0 P: 4	R: 0 E: 0 K: 2 S: 7 H: 0 LOB: 0 BB: 0 P: 7	1B: 1 2B: 1 3B: 1 HR: 0 SF: 0 SAC: 0 DP: 2 HBP: 0						

PITCHER	IP	WLS	BF	H	R	ER	SO	BB	IBB	HBP	BLK	WP	HR	S	P	ERA	WHIP
Nolan Ryan, R (1, 1) ERA: 1.98	9.0	W	34	2	0	0	11	6	0	0	0	0	0	50	74	0.00	0.889

PITCHER	IP	WLS	BF	H	R	ER	SO	BB	IBB	HBP	BLK	WP	HR	S	P	ERA	WHIP

TOP

Toronto Blue Jays @ California Angels

Anaheim Stadium, Anaheim, CA

Sat Apr 29 1978, 10:05 PM EST

Att. 24,354 - Unknown

livebaseballscorecards.com

AB	28
R	0
H	2
RBI	0
BB	6
SO	11
LOB	14

WP: 0 PA: 34
PB: 0
SB: 0
CS: 0

Batter	1	2	3	4	5	6	7	8	9	AB	R	H	RBI	BB	SO	LOB
Rick Miller, L (1, 9) OBP: 0.342, SLG: 0.303	BBBB 4-0 G4-3 WP HR BB		x 0-0 L3-6 2B			SSS 0-3 K 1B FC6-4	SSS 0-3 ③ K			3	2	1	0	1	2	2
Bobby Grich, R (1, 4) OBP: 0.372, SLG: 0.271	BBBB 4-0 G4-3 1-2 BB		x 0-0 ②③ L3-6 2-3			x 0-0 FC6-4 1-3 2-H 1B		SSS 0-3 ① K		3	0	1	1	1	1	1
Lyman Bostock, L (1, 8) OBP: 0.200, SLG: 0.240	x 0-0 ①② G4-3 1-2f 2-3			x 0-0 ① 4-3		x 0-0 ① FC6-4 F9 1B 1-2f 3-H		x 0-0 ② 4-3		4	0	0	1	0	0	3
Ron Fairly, L (1, 10) OBP: 0.294, SLG: 0.438 Merv Rettenmund, R (6, PH) OBP: 0.333, SLG: 0.556	x 0-0 HR 3-H			x 0-0 ② 4-3		x 0-0 1-2 1B		x 0-0 1B 3B		2 2	1 1	1 2	2 0	0 0	0 0	0 0
Don Baylor, R (1, 7) OBP: 0.369, SLG: 0.592	x 0-0 ③ 5-3			x 0-0 ③ F9		x 0-0 ② F9 2-3		BBBB 4-0 1B BB		3	0	0	0	1	0	2
Ron Jackson, R (1, 3) OBP: 0.415, SLG: 0.490		SSS 0-3 ① K			x 0-0 ① P4	x 0-0 ③ F9		x 0-0 1-2 3-H 1B		4	0	1	1	0	1	2
Dave Chalk, R (1, 5) OBP: 0.358, SLG: 0.283		x 0-0 ② F7			x 0-0 ② F8		x 0-0 ① F7	x 0-0 ③ F9		4	0	0	0	0	0	2
Rance Mulliniks, L (1, 6) OBP: 0.206, SLG: 0.197		x 0-0 ③ 4-3			x 0-0 ③ 6-3		SSS 0-3 ② K			3	0	0	0	0	1	0
Terry Humphrey, R (1, 2) OBP: 0.250, SLG: 0.281			x 0-0 ① 6-3			x 0-0 E7 1B 1B	x 0-0 2B			3	1	2	0	0	0	0
Inning Stats	R: 2 E: 0 K: 0 S: 3 H: 1 LOB: 0 BB: 2 P: 11	R: 0 E: 0 K: 1 S: 5 H: 0 LOB: 0 BB: 0 P: 5	R: 0 E: 0 K: 0 S: 3 H: 1 LOB: 0 BB: 0 P: 3	R: 0 E: 0 K: 0 S: 3 H: 0 LOB: 0 BB: 0 P: 3	R: 0 E: 0 K: 0 S: 3 H: 0 LOB: 0 BB: 0 P: 3	R: 2 E: 1 K: 1 S: 9 H: 3 LOB: 2 BB: 0 P: 9	R: 0 E: 0 K: 2 S: 8 H: 1 LOB: 1 BB: 0 P: 8	R: 1 E: 0 K: 1 S: 7 H: 2 LOB: 2 BB: 1 P: 11		1B: 4 2B: 3 3B: 1 HR: 1	SF: 0 SAC: 0 DP: 2 HBP: 0						

PITCHER		IP	WLS	BF	H	R	ER	SO	BB	IBB	HBP	BLK	WP	HR	S	P	ERA	WHIP
Dave Lemanczyk, R	(1, 1)	5.0	L	20	4	4	4	2	2	0	0	0	2	1	22	30	7.20	1.200
ERA: 7.67																		
Balor Moore, L	(6, 1)	3.0		14	4	1	1	3	1	0	0	0	0	0	19	23	3.00	1.667
ERA: 6.75																		

PITCHER	IP	WLS	BF	H	R	ER	SO	BB	IBB	HBP	BLK	WP	HR	S	P	ERA	WHIP

BOTTOM

Toronto Blue Jays @ California Angels

Anaheim Stadium, Anaheim, CA

Sat Apr 29 1978, 10:05 PM EST

Att. 24,354 - Unknown

livebaseballscorecards.com

AB	31
R	5
H	8
RBI	5
BB	3
SO	5
LOB	12

WP: 2	PA: 34		
PB: 0			
SB: 0			
CS: 0			

Batter	1	2	3	4	5	6	7	8	9	AB	R	H	RBI	BB	SO	LOB
Willie Upshaw, L (1, 7) OBP: 0.367, SLG: 0.480	1B	F5	G3		BB	4-3		1B		5	2	3	0	1	0	3
Bob Bailor, R (1, 8) OBP: 0.423, SLG: 0.414	F8	2B		K	BB	4-3		G6-4-3		5	1	2	2	1	1	2
Roy Howell, L (1, 5) OBP: 0.322, SLG: 0.435	F7	HR		5-3	K	1B		G6-4-3		6	1	2	3	0	1	6
Rico Carty, R (1, 10) OBP: 0.337, SLG: 0.500	1B	HR		BB	1-3	G6-3				4	1	3	2	1	0	3
John Mayberry, L (1, 3) OBP: 0.321, SLG: 0.455	1B	2B		BB		1B G3-2	G6-3			4	0	3	1	1	0	2
Tom Hutton, L (1, 9) OBP: 0.327, SLG: 0.367	F7	F7		L4		1B G3-2		F7		5	1	1	0	0	0	5
Rick Cerone, R (1, 2) OBP: 0.298, SLG: 0.315		2B G3	P5		5-3	G3-2		4-3		5	1	1	0	0	0	2
Garth Iorg, R (1, 4) OBP: 0.250, SLG: 0.186		G3	P4		HBP BB BB BB	1B		1-3		4	1	1	1	0	0	1
Luis Gomez, R (1, 6) OBP: 0.279, SLG: 0.200		2B	BB	BB	BB BB	4-3			P3	2	1	0	0	3	0	1
Inning Stats	R: 1 E: 0 K: 0 S: 6 H: 3 LOB: 2 BB: 0 P: 6	R: 5 E: 0 K: 0 S: 8 H: 5 LOB: 1 BB: 1 P: 12	R: 0 E: 0 K: 0 S: 3 H: 0 LOB: 1 BB: 1 P: 7	R: 0 E: 0 K: 1 S: 5 H: 0 LOB: 2 BB: 2 P: 13	R: 1 E: 0 K: 1 S: 5 H: 0 LOB: 3 BB: 3 P: 18	R: 1 E: 0 K: 0 S: 5 H: 3 LOB: 1 BB: 0 P: 5	R: 1 E: 0 K: 0 S: 5 H: 3 LOB: 1 BB: 0 P: 5	R: 0 E: 0 K: 0 S: 3 H: 0 LOB: 0 BB: 0 P: 3	R: 0 E: 0 K: 0 S: 4 H: 2 LOB: 1 BB: 0 P: 4	1B: 10 2B: 6 3B: 0 HR: 1 SF: 0 SAC: 0 DP: 3 HBP: 1						

TOP

Toronto Blue Jays @ California Angels

Anaheim Stadium, Anaheim, CA

Sun Apr 30 1978, 6:33 AM EDT

Att. 27,367 - Unknown

livebaseballscorecards.com

AB	40
R	9
H	16
RBI	9
BB	7
SO	2
LOB	25

PITCHER		IP	WLS	BF	H	R	ER	SO	BB	IBB	HBP	BLK	WP	HR	S	P	ERA	WHIP
Chris Knapp, R ERA: 3.14	(1, 1)	1.2	L	14	8	6	6	0	1	0	0	0	0	1	13	17	32.40	5.400
Tom Griffin, R ERA: 4.91	(2, 1)	2.2		14	0	1	1	1	5	0	1	0	0	0	10	31	3.38	1.875
Dyar Miller, R ERA: 4.5	(5, 1)	2.0		12	6	2	2	1	1	0	0	0	0	0	13	17	9.00	3.500
Paul Hartzell, R ERA: 2.95	(7, 1)	2.2		8	2	0	0	0	0	0	0	0	0	0	8	8	0.00	0.750

PITCHER	IP	WLS	BF	H	R	ER	SO	BB	IBB	HBP	BLK	WP	HR	S	P	ERA	WHIP

WP: 0 PB: 0 SB: 0 CS: 0 PA: 48

BOTTOM

Toronto Blue Jays @ California Angels

Anaheim Stadium, Anaheim, CA

Sun Apr 30 1978, 6:33 AM EDT

Att. 27,367 - Unknown

livebaseballscorecards.com

Batter	1	2	3	4	5	6	7	8	9	AB	R	H	RBI	BB	SO	LOB
Rick Miller, L (1, 8) OBP: 0.349, SLG: 0.304	BBBB 4-0 CS BB		x 0-0 F8 ③			x 0-0 G6-4-3 1B	x 0-0 F7 ③			3	0	1	0	1	0	3
Bobby Grich, R (1, 4) OBP: 0.356, SLG: 0.257	SSS 0-3 K ①② 1-2			x 0-0 F9 ①		SSS 0-3 K ①		x 0-0 P4 ①		4	0	0	0	0	2	2
Brian Downing, R (1, 2) OBP: 0.419, SLG: 0.344	x 0-0 P4 ③			x 0-0 P4 ②		x 0-0 G6-4-3 ②③ 1-2f		SSS 0-3 K ②		4	0	0	0	0	1	1
Ron Jackson, R (1, 3) OBP: 0.386, SLG: 0.453		x 0-0 6-3 ①		x 0-0 F8 ③			x 0-0 F7 ①	x 0-0 P6 ③		4	0	0	0	0	0	0
Don Baylor, R (1, 7) OBP: 0.375, SLG: 0.627		x 0-0 4-3 ②			x 0-0 F8 ①		x 0-0 2B 1B 1B		x 0-0 HR	4	2	2	1	0	0	0
Merv Rettenmund, R (1, 9) OBP: 0.308, SLG: 0.538		SSS 0-3 K ③			SSS 0-3 K ②		x 0-0 1B 1-3 FC5-4 2B		x 0-0 5-3 ①	4	1	1	0	0	2	0
Dave Chalk, R (1, 5) OBP: 0.386, SLG: 0.306			BBBB 4-0 G4-6-3 BB BB		x 0-0 1B 1B		x 0-0 FC5-4 2-3 3-H 1B		x 0-0 4-3 ②	3	0	2	1	1	0	0
Ike Hampton, S (1, 10) OBP: 0.500, SLG: 0.333			BBBB 4-0 G4-6-3 1-2 BB		x 0-0 1-2 1B		x 0-0 FC5-4 ② 1-2f 3-H 1B		SSS 0-3 K ③	3	0	1	1	1	1	1
Rance Mulliniks, L (1, 6) OBP: 0.211, SLG: 0.203			x 0-0 G4-6-3 ①② 1-2f 2-3		SSS 0-3 K ③		x 0-0 1-2 1B			3	0	1	0	0	1	4

	AB	32
	R	3
	H	8
	RBI	3
	BB	3
	SO	7
	LOB	11

Inning Stats																		
	R: 0	H: 0	R: 0	H: 0	R: 0	H: 0	R: 0	H: 0	R: 0	H: 2	R: 0	H: 1	R: 2	H: 4	R: 0	H: 0	R: 1	H: 1
	E: 0	LOB: 0	E: 0	LOB: 0	E: 0	LOB: 1	E: 0	LOB: 0	E: 0	LOB: 2	E: 0	LOB: 0	E: 0	LOB: 2	E: 0	LOB: 0	E: 0	LOB: 0
	K: 1	BB: 1	K: 1	BB: 0	K: 0	BB: 2	K: 0	BB: 0	K: 2	BB: 0	K: 1	BB: 0	K: 0	BB: 0	K: 1	BB: 0	K: 1	BB: 0
	S: 4	P: 8	S: 5	P: 5	S: 2	P: 10	S: 3	P: 3	S: 9	P: 9	S: 5	P: 5	S: 7	P: 7	S: 5	P: 5	S: 6	P: 6

	1B: 6	SF: 0
	2B: 1	SAC: 0
	3B: 0	DP: 2
	HR: 1	HBP: 0

	WP: 0	PA: 35
	PB: 0	
	SB: 0	
	CS: 1	

PITCHER	IP	WLS	BF	H	R	ER	SO	BB	IBB	HBP	BLK	WP	HR	S	P	ERA	WHIP
Jerry Garvin, L (1, 1) ERA: 5.08	9.0	W	35	8	3	3	7	3	0	0	0	0	1	46	58	3.00	1.222

PITCHER	IP	WLS	BF	H	R	ER	SO	BB	IBB	HBP	BLK	WP	HR	S	P	ERA	WHIP

Toronto Blue Jays @ Oakland Athletics

Oakland-Alameda County Coliseum, Oakland, CA

Tue May 02 1978, 7:05 PM PDT

Att. 5,663 - Unknown

TOP

livebaseballscorecards.com

Batter	1	2	3	4	5	6	7	8	9	AB	R	H	RBI	BB	SO	LOB
Rick Bosetti, R (1, 8) OBP: 0.295, SLG: 0.382	FC6-4 1B		6-3		1-H 3B			K		4	0	2	1	0	1	0
Bob Bailor, R (1, 9) OBP: 0.402, SLG: 0.392	FC6-4 FC4 1-2f		F3		6-3			6-3		4	0	0	0	0	0	2
Roy Howell, L (1, 5) OBP: 0.309, SLG: 0.416	K			4-3		1-3			F7	4	0	0	0	0	1	1
Rico Carty, R (1, 10) OBP: 0.344, SLG: 0.494	FC4 1-2f			1B 1B		CS BB			F8	3	0	1	0	1	0	1
John Mayberry, L (1, 3) OBP: 0.318, SLG: 0.444		G3		G4-3 1-2 1B		K 1-2			4-3	4	0	1	0	0	1	1
Willie Upshaw, L (1, 7) OBP: 0.394, SLG: 0.481		FC6-4 BB		G4-3 1-2f			G3-6-3 1B			2	0	1	0	1	0	2
Rick Cerone, R (1, 2) OBP: 0.283, SLG: 0.298		F8			5-3		F4			3	0	0	0	0	0	2
Garth Iorg, R (1, 4) OBP: 0.240, SLG: 0.178 Tom Hutton, L (7, PH) OBP: 0.321, SLG: 0.360 Tim Johnson, L (7, 4)		FC6-4 1-2f			F5		G3-6-3 1-2f			2 1 0	0 0 0	0 0 0	0 0 0	0 0 0	0 0 0	1 1 0
Luis Gomez, R (1, 6) OBP: 0.281, SLG: 0.193			6-3		3B BB			F3		2	1	0	0	1	0	0
Inning Stats	R: 0 E: 0 K: 1 S: 6 H: 1 LOB: 1 BB: 0 P: 6	R: 0 E: 0 K: 0 S: 3 H: 0 LOB: 1 BB: 1 P: 7	R: 0 E: 0 K: 0 S: 3 H: 0 LOB: 0 BB: 0 P: 3	R: 0 E: 0 K: 0 S: 4 H: 2 LOB: 1 BB: 0 P: 4	R: 1 E: 0 K: 0 S: 4 H: 1 LOB: 1 BB: 1 P: 8	R: 0 E: 0 K: 1 S: 4 H: 0 LOB: 1 BB: 1 P: 8	R: 0 E: 0 K: 0 S: 3 H: 1 LOB: 0 BB: 0 P: 3	R: 0 E: 0 K: 1 S: 5 H: 0 LOB: 0 BB: 0 P: 5	R: 0 E: 0 K: 0 S: 3 H: 0 LOB: 0 BB: 0 P: 3	1B: 4 2B: 1 3B: 1 HR: 0	SF: 0 SAC: 0 DP: 3 HBP: 0						

	AB	29
	R	1
	H	5
	RBI	1
	BB	3
	SO	3
	LOB	11

WP: 0 PB: 0 SB: 0 CS: 1 PA: 32

PITCHER		IP	WLS	BF	H	R	ER	SO	BB	IBB	HBP	BLK	WP	HR	S	P	ERA	WHIP
Matt Keough, R ERA: 2.01	(1, 1)	6.0	W	24	5	1	1	2	3	0	0	0	0	0	25	37	1.50	1.333
Elias Sosa, R ERA: 0.79	(7, 1)	3.0	S	8	0	0	0	1	0	0	0	0	0	0	10	10	0.00	0.000

PITCHER	IP	WLS	BF	H	R	ER	SO	BB	IBB	HBP	BLK	WP	HR	S	P	ERA	WHIP

Batter	1	2	3	4	5	6	7	8	9	AB	R	H	RBI	BB	SO	LOB
Bill North, S (1, 8) OBP: 0.429, SLG: 0.400	S S S 0-3 ① K		F B 1-1 ③ CS 1-3	X 0-0 SH G4-6-3 2B		B B B B 4-0 BB BB		X 0-0 ③ F4		3	1	1	0	1	1	0
Mike Edwards, R (1, 4) OBP: 0.333, SLG: 0.382	X 0-0 ② F9			X 0-0 SH G4-6-3 2-3		P B B B 4-0 1-2 BB				1	0	0	0	1	0	0
Mitchell Page, L (1, 7) OBP: 0.383, SLG: 0.429	S S S 0-3 ③ K			X 0-0 ①② G4-6-3 1-2f 3-H		X 0-0 ② F7				3	0	0	0	0	1	3
Dwayne Murphy, L (7, 7)										0	0	0	0	0	0	0
Gary Alexander, R (1, 10) OBP: 0.354, SLG: 0.606		X 0-0 ① 1-3		X 0-0 HR		S S S 0-3 ③ K				3	1	1	1	0	1	2
Mario Guerrero, R (1, 6) OBP: 0.333, SLG: 0.416		S S S S 0-3 ② K		X 0-0 ③ F9			X 0-0 ① 6-3			3	0	0	0	0	1	0
Dave Revering, L (1, 3) OBP: 0.326, SLG: 0.359		X 0-0 ③ F8			X 0-0 ① 1-3		B B B B 4-0 CS BB			2	0	0	0	1	0	0
Steve Staggs, R (7, PR) OBP: 0.471, SLG: 0.308										0	0	0	0	0	0	0
Marty Perez, R (8, 5)										0	0	0	0	0	0	0
Wayne Gross, L (1, 5) OBP: 0.373, SLG: 0.406			B B B B 4-0 G6-4-3 BB		X 0-0 ② F5		S S B S 1-3 ②③ K 1-2			2	0	0	0	1	1	1
(8, 3)																
Jim Essian, R (1, 2) OBP: 0.321, SLG: 0.290			X 0-0 ①② G6-4-3 1-2f		X 0-0 ③ 6-3			X 0-0 ① F8		3	0	0	0	0	0	1
Miguel Dilone, S (1, 9) OBP: 0.261, SLG: 0.238			X 0-0 E1 CS S			X 0-0 ① 1-3		X 0-0 ② 6-3		3	0	0	0	0	0	0
Inning Stats	R: 0 H: 0 E: 0 LOB: 0 K: 2 BB: 0 S: 7 P: 7	R: 0 H: 0 E: 0 LOB: 0 K: 1 BB: 0 S: 5 P: 5	R: 0 H: 0 E: 1 LOB: 0 K: 0 BB: 1 S: 3 P: 8	R: 2 H: 2 E: 1 LOB: 0 K: 0 BB: 0 S: 5 P: 5	R: 0 H: 0 E: 0 LOB: 0 K: 0 BB: 0 S: 3 P: 3	R: 0 H: 0 E: 0 LOB: 2 K: 1 BB: 2 S: 6 P: 13	R: 0 H: 0 E: 0 LOB: 1 K: 1 BB: 1 S: 4 P: 9	R: 0 H: 0 E: 0 LOB: 0 K: 0 BB: 0 S: 3 P: 3		1B: 0 SF: 0 2B: 2 SAC: 1 3B: 0 DP: 3 HR: 1 HBP: 0						

PITCHER		IP	WLS	BF	H	R	ER	SO	BB	IBB	HBP	BLK	WP	HR	S	P	ERA	WHIP
Tom Underwood, L ERA: 4.56	(1, 1)	8.0	L	28	2	2	2	5	4	0	0	0	0	1	36	53	2.25	0.750

PITCHER	IP	WLS	BF	H	R	ER	SO	BB	IBB	HBP	BLK	WP	HR	S	P	ERA	WHIP

BOTTOM

Toronto Blue Jays @ Oakland Athletics

Oakland-Alameda County Coliseum, Oakland, CA

Tue May 02 1978, 7:05 PM PDT

Att. 5,663 - Unknown

livebaseballscorecards.com

AB	23
R	2
H	2
RBI	1
BB	4
SO	5
LOB	7

PA: 29

WP: 0
PB: 0
SB: 1
CS: 2

Batter	1	2	3	4	5	6	7	8	9	AB	R	H	RBI	BB	SO	LOB
Rick Bosetti, R (1, 8) OBP: 0.280, SLG: 0.363	F8	FC6-4 1-2f			G3			5-3		4	0	0	0	0	0	1
Bob Bailor, R (1, 9) OBP: 0.384, SLG: 0.372	4-3		1-3		4-3			F8		4	0	0	0	0	0	0
Roy Howell, L (1, 5) OBP: 0.306, SLG: 0.409	K		K			F9		1B		4	0	1	0	0	2	0
Rico Carty, R (1, 10) OBP: 0.351, SLG: 0.481		BB E SF9 BB	BB			1-3		F9		2	1	0	0	2	0	1
John Mayberry, L (1, 3) OBP: 0.315, SLG: 0.435		E6 E BB 1B 1-2	F9			F6			BB 1B	4	1	1	0	0	0	2
Willie Upshaw, L (1, 7) OBP: 0.405, SLG: 0.516		F8		G6-4-3 1B			6-3 2B		K	4	0	2	0	0	1	3
Rick Cerone, R (1, 2) OBP: 0.297, SLG: 0.288		E 1B 1-2 2-3 BB		F9			6-3 2-3		G5-4-3 1-2 BB	2	1	0	0	2	0	2
Garth Iorg, R (1, 4) OBP: 0.231, SLG: 0.174 Tim Johnson, L (7, PH) Doug Ault, R (7, PH) OBP: 0.400, SLG: 0.500 Dave McKay, S (7, 4) OBP: 0.148, SLG: 0.154		SF9 1-2 2-3 3-H		G6-4-3 1-2f			K		G5-4-3 1-2f	1 0 1 1	0 0 0 0	0 0 0 0	1 0 0 0	0 0 0 0	0 0 1 0	1 0 1 2
Luis Gomez, R (1, 6) OBP: 0.284, SLG: 0.200		FC6-4 2-H 3-H 1B			F3		6-3			3	0	1	2	0	0	1
Inning Stats	R: 0 E: 0 K: 1 S: 5 H: 0 LOB: 0 BB: 0 P: 5	R: 3 E: 2 K: 0 S: 5 H: 1 LOB: 1 BB: 2 P: 13	R: 0 E: 0 K: 1 S: 5 H: 0 LOB: 1 BB: 1 P: 9	R: 0 E: 0 K: 0 S: 3 H: 1 LOB: 0 BB: 0 P: 3	R: 0 E: 0 K: 0 S: 3 H: 0 LOB: 0 BB: 0 P: 3	R: 0 E: 0 K: 0 S: 3 H: 0 LOB: 0 BB: 0 P: 3	R: 0 E: 0 K: 1 S: 6 H: 1 LOB: 1 BB: 0 P: 6	R: 0 E: 0 K: 0 S: 4 H: 1 LOB: 1 BB: 0 P: 4	R: 0 E: 0 K: 1 S: 5 H: 1 LOB: 1 BB: 1 P: 9	1B: 4 2B: 1 3B: 0 HR: 0 SF: 1 SAC: 0 DP: 2 HBP: 0						

TOP

Toronto Blue Jays @ Oakland Athletics

Oakland-Alameda County Coliseum, Oakland, CA

Wed May 03 1978, 7:05 PM PDT

Att. 2,512 - Unknown

livebaseballscorecards.com

AB	30
R	3
H	5
RBI	3
BB	4
SO	4
LOB	14

WP: 0 PB: 0 SB: 0 CS: 0 PA: 35

PITCHER		IP	WLS	BF	H	R	ER	SO	BB	IBB	HBP	BLK	WP	HR	S	P	ERA	WHIP
Pete Broberg, R ERA: 1.08	(1, 1)	6.1	W	25	3	3	0	2	3	0	0	0	0	0	26	38	0.00	0.947
Bob Lacey, L ERA: 2.18	(7, 1)	2.2	S	10	2	0	0	2	1	0	0	0	0	0	13	17	0.00	1.125

PITCHER	IP	WLS	BF	H	R	ER	SO	BB	IBB	HBP	BLK	WP	HR	S	P	ERA	WHIP

Batter	1	2	3	4	5	6	7	8	9	AB	R	H	RBI	BB	SO	LOB
Bill North, S (1, 8) OBP: 0.394, SLG: 0.333	K	FC5-4 E 1-2f 2-3 3-H		1-3 1-2		4-3	BB 1-2 2-3 3-H BB			4	0	0	2	1	1	3
Mike Edwards, R (1, 4) OBP: 0.338, SLG: 0.366	S 1B BB	E6 1-2 3-H			1-3	F3	1-2 2-3 3-H BB			3	1	0	1	2	0	1
Mitchell Page, L (1, 7) OBP: 0.412, SLG: 0.432	1-H 1B	F7			HR BB		SH5-4 SF8 1B BB			2	1	1	1	2	0	2
Dwayne Murphy, L (7, PR) (8, 7)							1-3			1	1	0	0	0	0	3
Gary Alexander, R (1, 10) OBP: 0.360, SLG: 0.640	F4	F9			1-H HR		SH5-4 1-2 2B 1B	1B 2B		4	1	2	2	0	0	1
Steve Staggs, R (7, PR) OBP: 0.500, SLG: 0.429										1	2	1	0	0	0	0
Mario Guerrero, R (1, 6) OBP: 0.330, SLG: 0.409	K	5-3			4-3		SH5-4 1-2 2-3	WP BB SF7 2-H 1B		4	0	1	1	0	1	1
Marty Perez, R (8, PR) (9, 6)										0	1	0	0	0	0	0
Dave Revering, L (1, 3) OBP: 0.341, SLG: 0.366		1B BB FC5-4 1B	G3		BB 1B		2B BB IBB	F2 1B		4	2	2	0	1	0	1
Wayne Gross, L (1, 5) OBP: 0.375, SLG: 0.394	F5			G3	1-2 BB		SF8 3-H	WP 1-2 BB		2	0	0	1	2	0	1
Jim Essian, R (1, 2) OBP: 0.326, SLG: 0.306	FC5-4 1B 1-2 E BB			4-3	F9		BB 1-3 2-H 2B	SF7 1-2 2-H		3	2	1	2	1	0	2
Miguel Dilone, S (1, 9) OBP: 0.284, SLG: 0.242	FC5-4 1-2 2-3 1B			S BB		F9	BB BB BB	F9		3	0	1	0	2	0	2
Inning Stats	R: 1 E: 0 K: 2 S: 8 H: 1 LOB: 1 BB: 1 P: 12	R: 2 E: 1 K: 0 S: 6 H: 2 LOB: 2 BB: 1 P: 10	R: 0 E: 0 K: 0 S: 3 H: 0 LOB: 0 BB: 0 P: 3	R: 0 E: 0 K: 0 S: 3 H: 0 LOB: 1 BB: 1 P: 7	R: 2 E: 0 K: 0 S: 5 H: 2 LOB: 2 BB: 2 P: 13	R: 0 E: 0 K: 0 S: 3 H: 0 LOB: 0 BB: 0 P: 3	R: 4 E: 0 K: 0 S: 5 H: 2 LOB: 3 BB: 5 P: 25	R: 2 E: 0 K: 0 S: 5 H: 2 LOB: 2 BB: 1 P: 9		1B: 6 2B: 2 3B: 0 HR: 1 SF: 2 SAC: 1 DP: 0 HBP: 0						

PITCHER		IP	WLS	BF	H	R	ER	SO	BB	IBB	HBP	BLK	WP	HR	S	P	ERA	WHIP
Jim Clancy, R ERA: 6.41	(1, 1)	4.2	L	25	5	5	4	2	5	0	0	0	0	1	24	44	7.71	2.143
Tom Murphy, R ERA: 2.3	(5, 1)	2.0		10	2	4	4	0	1	1	0	0	0	0	8	16	18.00	1.500
Balor Moore, L ERA: 6.75	(7, 1)	0.0		2	0	0	0	0	2	0	0	0	0	0	0	8	∞	∞
Dave Wallace, R ERA: 13.5	(7, 1)	1.1		8	2	2	2	0	2	0	0	0	1	0	6	14	13.50	3.000

PITCHER	IP	WLS	BF	H	R	ER	SO	BB	IBB	HBP	BLK	WP	HR	S	P	ERA	WHIP

BOTTOM

Toronto Blue Jays @ Oakland Athletics

Oakland-Alameda County Coliseum, Oakland, CA

Wed May 03 1978, 7:05 PM PDT

Att. 2,512 - Unknown

livebaseballscorecards.com

AB	31
R	11
H	9
RBI	10
BB	11
SO	2
LOB	17

WP: 1	PA: 45		
PB: 0			
SB: 2			
CS: 0			

Batter	1	2	3	4	5	6	7	8	9	AB	R	H	RBI	BB	SO	LOB
Rick Bosetti, R (1, 8) OBP: 0.279, SLG: 0.357	E9		G4-6-3 1B		F7			6-3		4	1	1	0	0	0	-1
Bob Bailor, R (1, 5) OBP: 0.367, SLG: 0.354	6-3		G4-6-3 1-2f			F8			F8	4	0	0	0	0	0	1
Doug Ault, R (1, 7) OBP: 0.333, SLG: 0.409	6-3		E5			5-3			L8	4	0	0	0	0	0	0
Rico Carty, R (1, 10) OBP: 0.347, SLG: 0.471	1B 1B		F2			6-3			5-3	4	0	1	0	0	0	1
Otto Velez, R (1, 9) OBP: 0.333, SLG: 0.563	1-2 1B			P4			K			3	0	1	0	0	1	0
John Mayberry, L (1, 3) OBP: 0.305, SLG: 0.420	6-3			F9			K			3	0	0	0	0	1	2
Rick Cerone, R (1, 2) OBP: 0.299, SLG: 0.290		G6-3 1B		5-3			1-3			3	0	1	0	0	0	0
Garth Iorg, R (1, 4) OBP: 0.218, SLG: 0.163		G6-3 1-2f			5-3			6-3		3	0	0	0	0	0	1
Luis Gomez, R (1, 6) OBP: 0.271, SLG: 0.190		F8			5-3			5-3		3	0	0	0	0	0	0
Inning Stats	R: 1 H: 2 E: 1 LOB: 2 K: 0 BB: 0 S: 6 P: 6	R: 0 H: 1 E: 0 LOB: 0 K: 0 BB: 0 S: 3 P: 3	R: 0 H: 1 E: 1 LOB: 1 K: 0 BB: 0 S: 4 P: 4	R: 0 H: 0 E: 0 LOB: 0 K: 0 BB: 0 S: 3 P: 3	R: 0 H: 0 E: 0 LOB: 0 K: 0 BB: 0 S: 3 P: 3	R: 0 H: 0 E: 0 LOB: 0 K: 0 BB: 0 S: 3 P: 3	R: 0 H: 0 E: 0 LOB: 0 K: 2 BB: 0 S: 7 P: 7	R: 0 H: 0 E: 0 LOB: 0 K: 0 BB: 0 S: 3 P: 3	R: 0 H: 0 E: 0 LOB: 0 K: 0 BB: 0 S: 3 P: 3	1B: 4 SF: 0 2B: 0 SAC: 0 3B: 0 DP: 2 HR: 0 HBP: 0						

PITCHER	IP	WLS	BF	H	R	ER	SO	BB	IBB	HBP	BLK	WP	HR	S	P	ERA	WHIP
Rick Honeycutt, L (1, 1) ERA: 3.47	9.0	W	31	4	1	0	2	0	0	0	0	0	0	35	35	0.00	0.444

PITCHER	IP	WLS	BF	H	R	ER	SO	BB	IBB	HBP	BLK	WP	HR	S	P	ERA	WHIP

TOP

Toronto Blue Jays @ Seattle Mariners

The Kingdome, Seattle, WA

Fri May 05 1978, 10:05 PM EDT

Att. 4,824 - Dome

livebaseballscorecards.com

AB	31
R	1
H	4
RBI	0
BB	0
SO	2
LOB	4

Batter	1	2	3	4	5	6	7	8	9	AB	R	H	RBI	BB	SO	LOB
Julio Cruz, S (1, 4) OBP: 0.340, SLG: 0.289	K		E 1B 1-2 1B	1B BB	K			F7		4	2	1	0	1	2	1
Ruppert Jones, L (1, 8) OBP: 0.331, SLG: 0.288	F8		E7 1B 1-3 2-H 1B	K	2-3 1B			BB 1B		5	1	3	0	0	1	2
Steve Braun, L (1, 10) OBP: 0.281, SLG: 0.414	HR		WP 2-H 3-H 1B	1B 1-2 3-H 1B	F9			1-2 BB		4	2	3	4	1	0	2
Bruce Bochte, L (1, 7) OBP: 0.357, SLG: 0.395	4-3		F7	1B 1-2 2-H 1B		F7		F7		5	0	1	1	0	0	3
Leon Roberts, R (1, 9) OBP: 0.368, SLG: 0.520 John Hale, L (6, PH) OBP: 0.242, SLG: 0.143 (7, 9)		6-3	1-2 BB	1-2 2-H 1B		F7		F8		2 2	0 0	1 0	1 0	1 0	0 0	0 2
Dan Meyer, L (1, 3) OBP: 0.221, SLG: 0.349		PO 1B	K	F2		4-3				4	0	1	0	0	1	4
Bob Stinson, S (1, 2) OBP: 0.420, SLG: 0.419		F8		2B 2B	1B PB BB		L9			3	2	1	0	1	0	1
Bill Stein, R (1, 5) OBP: 0.316, SLG: 0.333		PO 1-2	F9	3-1 2-H 1B 2B	1B PB 1-3 1B		4-3			4	1	2	1	0	0	0
Craig Reynolds, L (1, 6) OBP: 0.351, SLG: 0.394			1B 1B E BB	3-1 2-3	K 1-2 3-H		K			3	1	0	0	1	2	2
Inning Stats	R: 1 H: 1 E: 0 LOB: 0 K: 1 BB: 0 S: 6 P: 6	R: 0 H: 1 E: 0 LOB: 0 K: 0 BB: 0 S: 3 P: 3	R: 3 H: 3 E: 1 LOB: 2 K: 1 BB: 2 S: 8 P: 16	R: 4 H: 5 E: 0 LOB: 2 K: 1 BB: 1 S: 10 P: 14	R: 1 H: 2 E: 0 LOB: 2 K: 2 BB: 1 S: 9 P: 13	R: 0 H: 0 E: 0 LOB: 0 K: 0 BB: 0 S: 3 P: 3	R: 0 H: 0 E: 0 LOB: 0 K: 1 BB: 0 S: 5 P: 5	R: 0 H: 1 E: 0 LOB: 2 K: 0 BB: 1 S: 4 P: 8		1B: 10 SF: 0 2B: 2 SAC: 0 3B: 0 DP: 0 HR: 1 HBP: 0						

PITCHER		IP	WLS	BF	H	R	ER	SO	BB	IBB	HBP	BLK	WP	HR	S	P	ERA	WHIP
Jesse Jefferson, R ERA: 4.74	(1, 1)	2.2	L	13	5	4	4	1	1	0	0	0	0	1	14	18	13.50	2.250
Mike Willis, L ERA: 5.02	(3, 1)	1.0		9	4	4	4	2	2	0	0	0	1	0	11	19	36.00	6.000
Balor Moore, L ERA: 7.45	(4, 1)	0.1		4	2	1	1	0	1	0	0	0	0	0	3	7	27.00	9.000
Dave Wallace, R ERA: 3.38	(5, 1)	4.0		15	2	0	0	3	1	0	0	0	0	0	20	24	0.00	0.750

PITCHER	IP	WLS	BF	H	R	ER	SO	BB	IBB	HBP	BLK	WP	HR	S	P	ERA	WHIP

BOTTOM

Toronto Blue Jays @ Seattle Mariners

The Kingdome, Seattle, WA

Fri May 05 1978, 10:05 PM EDT

Att. 4,824 - Dome

livebaseballscorecards.com

AB	36
R	9
H	13
RBI	7
BB	5
SO	6
LOB	17

Batter	1	2	3	4	5	6	7	8	9	AB	R	H	RBI	BB	SO	LOB
Rick Bosetti, R (1, 8) OBP: 0.289, SLG: 0.364	6-3		FC6-4 1B		F9		FC6-4 1B			4	0	2	0	0	0	0
Bob Bailor, R (1, 5) OBP: 0.351, SLG: 0.337	6-3		FC6-4 1-2f			6-3	FC6-4 1-2f			4	0	0	0	0	0	3
Willie Upshaw, L (1, 7) OBP: 0.366, SLG: 0.457	E3 1B		P4			F7		F5		4	0	0	0	0	0	1
Rico Carty, R (1, 10) OBP: 0.362, SLG: 0.483	FC4-6 1-2 1B			1B		BB 1B		6-3		4	0	3	0	0	0	0
John Mayberry, L (1, 3) OBP: 0.313, SLG: 0.418	FC4-6 1-2f			F7		BBBB FC4 1-2 BB		FC1-6 1B		3	0	1	0	1	0	3
Tom Hutton, L (1, 9) OBP: 0.300, SLG: 0.333		F5		P3		FC4 1-2f		FC1-6 1-2f		4	0	0	0	0	0	4
Tim Johnson, L (1, 4)		SSS K		SSS K			SSS K		SSS K	4	0	0	0	0	4	1
Alan Ashby, S (1, 2) OBP: 0.269, SLG: 0.095		4-3			G4-3 1B		BBBB FC4-6 BB		F8	3	0	1	0	1	0	0
Luis Gomez, R (1, 6) OBP: 0.260, SLG: 0.182			6-3		G4-3 1-2f		FC4-6 1B 1-2f		4-3	3	0	0	0	0	0	2
Sam Ewing, L (9, PH) OBP: 0.250, SLG: 0.250										1	0	0	0	0	0	0
Inning Stats	R: 0 E: 1 K: 0 S: 5 H: 1 LOB: 2 BB: 0 P: 5	R: 0 E: 0 K: 1 S: 5 H: 0 LOB: 0 BB: 0 P: 5	R: 0 E: 0 K: 0 S: 4 H: 1 LOB: 1 BB: 0 P: 4	R: 0 E: 0 K: 1 S: 6 H: 1 LOB: 1 BB: 0 P: 6	R: 0 E: 0 K: 0 S: 3 H: 1 LOB: 0 BB: 0 P: 3	R: 0 E: 0 K: 0 S: 4 H: 1 LOB: 2 BB: 1 P: 8	R: 0 E: 0 K: 1 S: 6 H: 1 LOB: 2 BB: 1 P: 10	R: 0 E: 0 K: 0 S: 4 H: 1 LOB: 1 BB: 0 P: 4	R: 0 E: 0 K: 1 S: 5 H: 0 LOB: 0 BB: 0 P: 5	1B: 7 2B: 0 3B: 0 HR: 0	SF: 0 SAC: 0 DP: 1 HBP: 0						

TOP

Toronto Blue Jays @ Seattle Mariners

The Kingdome, Seattle, WA

Sat May 06 1978, 10:05 PM EDT

Att. 7,589 - Unknown

livebaseballscorecards.com

AB	34
R	0
H	7
RBI	0
BB	2
SO	4
LOB	14

PITCHER	IP	WLS	BF	H	R	ER	SO	BB	IBB	HBP	BLK	WP	HR	S	P	ERA	WHIP
Paul Mitchell, R (1, 1) ERA: 3.13	9.0	W	36	7	0	0	4	2	0	0	0	0	0	42	50	0.00	1.000

PITCHER	IP	WLS	BF	H	R	ER	SO	BB	IBB	HBP	BLK	WP	HR	S	P	ERA	WHIP

WP: 0 PB: 0 SB: 0 CS: 0 PA: 36

BOTTOM

Toronto Blue Jays @ Seattle Mariners

The Kingdome, Seattle, WA

Sat May 06 1978, 10:05 PM EDT

Att. 7,589 - Unknown

Batter	1	2	3	4	5	6	7	8	9	AB	R	H	RBI	BB	SO	LOB
Julio Cruz, S (1, 4) OBP: 0.357, SLG: 0.302	BBBB 4-0 G4-6-3 BB		x 0-0 G6-3 1B		x 0-0 BB 1B 1-2 2-H 3-H 1B		x 0-0 ① 4-3			3	1	2	2	1	0	0
Ruppert Jones, L (1, 8) OBP: 0.328, SLG: 0.280	x 0-0 ①② G4-6-3 1-2f		x 0-0 ①② G6-3 1-2f		BBBB 4-0 L4-6 1B 1-2 2-3 BB		x 0-0 ② 1-3			3	0	0	0	1	0	2
Steve Braun, L (1, 10) OBP: 0.333, SLG: 0.438	BBBB 4-0 BB		x 0-0 ③ F8		x 0-0 1-2 2-H 3-H 1B		x 0-0 1B			3	0	2	2	1	0	0
Bruce Bochte, L (1, 7) OBP: 0.346, SLG: 0.381	x 0-0 ③ 4-3			x 0-0 E6 FC4-6	x 0-0 ①② L4-6 2-3		x 0-0 ③ F7			4	0	0	0	0	0	4
Dan Meyer, L (1, 3) OBP: 0.214, SLG: 0.336		x 0-0 E3 4-3 1B		x 0-0 ① FC4-6 CS 1-2f	x 0-0 ③ G3			x 0-0 ① F8		4	1	0	0	0	0	2
Bob Stinson, S (1, 2) OBP: 0.413, SLG: 0.436		x 0-0 ① 4-3 2-3		x 0-0 ②③ 4-3 1-2		x 0-0 SF8 3B		x 0-0 ② F8		4	1	1	0	0	0	2
Bill Stein, R (1, 5) OBP: 0.322, SLG: 0.337		x 0-0 3-H 1B			BBBB 4-0 1B BB 1B BB	x 0-0 ① SF8 3-H		x 0-0 ③ 4-3		2	1	1	2	1	0	0
John Hale, L (1, 9) OBP: 0.246, SLG: 0.138		SSSS 0-3 ② K			BBBB 4-0 1B 1-2 1B BB	x 0-0 ② 4-3				2	1	0	0	1	1	1
Craig Reynolds, L (1, 6) OBP: 0.350, SLG: 0.392		x 0-0 ③ F8			x 0-0 BB 1B 1B 1-2 2-3 1B	x 0-0 ③ F9				3	1	1	0	0	0	1
Inning Stats	R: 0 H: 0 E: 0 LOB: 1 K: 0 BB: 2 S: 2 P: 10	R: 1 H: 1 E: 1 LOB: 1 K: 1 BB: 0 S: 7 P: 7	R: 0 H: 1 E: 0 LOB: 0 K: 0 BB: 0 S: 3 P: 3	R: 0 H: 0 E: 1 LOB: 0 K: 0 BB: 0 S: 3 P: 3	R: 4 H: 3 E: 0 LOB: 1 K: 0 BB: 3 S: 5 P: 17	R: 1 H: 1 E: 0 LOB: 0 K: 0 BB: 0 S: 4 P: 4	R: 0 H: 1 E: 0 LOB: 1 K: 0 BB: 0 S: 4 P: 4	R: 0 H: 0 E: 0 LOB: 0 K: 0 BB: 0 S: 3 P: 3		1B: 6 SF: 1 2B: 1 SAC: 0 3B: 1 DP: 3 HR: 0 HBP: 0						

livebaseballscorecards.com

AB	28
R	6
H	7
RBI	6
BB	5
SO	1
LOB	12

WP: 0 PA: 34
PB: 0
SB: 0
CS: 1

PITCHER		IP	WLS	BF	H	R	ER	SO	BB	IBB	HBP	BLK	WP	HR	S	P	ERA	WHIP
Dave Lemanczyk, R ERA: 7.84	(1, 1)	4.0	L	20	4	5	4	1	5	0	0	0	0	0	17	37	9.00	2.250
Tom Murphy, R ERA: 2.41	(5, 1)	3.0		11	3	1	1	0	0	0	0	0	0	0	11	11	3.00	1.000
Mike Willis, L ERA: 4.7	(8, 1)	1.0		3	0	0	0	0	0	0	0	0	0	0	3	3	0.00	0.000

PITCHER	IP	WLS	BF	H	R	ER	SO	BB	IBB	HBP	BLK	WP	HR	S	P	ERA	WHIP

Batter	1	2	3	4	5	6	7	8	9	AB	R	H	RBI	BB	SO	LOB
Rick Bosetti, R (1, 8) OBP: 0.287, SLG: 0.391	S S S 0-3 ① K			x 0-0 ① F9			x 0-0 ① F9	x 0-0 1-H 2-H 3-H HR		4	1	1	4	0	1	0
Bob Bailor, R (1, 5) OBP: 0.347, SLG: 0.367	S S S 0-3 ② K			x 0-0 ② F9			x 0-0 HR	x 0-0 ③ F9		4	1	1	1	0	1	1
Willie Upshaw, L (1, 7) OBP: 0.333, SLG: 0.410	x 0-0 ③ 6-3			x 0-0 ③ F8			x 0-0 ② 4-3		x 0-0 ① F8	4	0	0	0	0	0	0
Rico Carty, R (1, 10) OBP: 0.358, SLG: 0.484		x 0-0 ① 6-3			x 0-0 ① 6-3		x 0-0 ③ 6-3		x 0-0 4-3 HR 2B	4	1	1	0	0	0	0
John Mayberry, L (1, 3) OBP: 0.301, SLG: 0.400		x 0-0 ② 4-3			x 0-0 ② G3			x 0-0 ① P5	x 0-0 ② 4-3 2-3	4	0	0	0	0	0	1
Tom Hutton, L (1, 9) OBP: 0.313, SLG: 0.397		x 0-0 ③ F8			x 0-0 ③ F7			x 0-0 BB HR 1B	x 0-0 3-H HR	4	2	2	2	0	0	0
Alan Ashby, S (1, 2) OBP: 0.267, SLG: 0.120			S S S 0-3 ① K			x 0-0 ① F7		x 0-0 1-2 HR BB 1B	x 0-0 ③ 3-1	4	1	1	0	0	1	0
Dave McKay, S (1, 4) OBP: 0.138, SLG: 0.143 Sam Ewing, L (8, PH) OBP: 0.200, SLG: 0.200 Garth Iorg, R (8, 4) OBP: 0.218, SLG: 0.163			x 0-0 ② 3-1			S S S 0-3 ② K		x 0-0 ② F9		2 1 0	0 0 0	0 0 0	0 0 0	0 0 0	1 0 0	0 2 0
Luis Gomez, R (1, 6) OBP: 0.253, SLG: 0.176 Roy Howell, L (8, PH) OBP: 0.313, SLG: 0.409 Tim Johnson, L (8, PR) (8, 6)			x 0-0 ③ 5-3			x 0-0 ③ 6-3		B B B 4-0 1-2 2-3 HR BB		2 0 0	0 0 1	0 0 0	0 0 0	0 1 0	0 0 0	0 0 0

TOP

Toronto Blue Jays @ Seattle Mariners

The Kingdome, Seattle, WA

Sun May 07 1978, 6:33 AM EDT

Att. 12,489 - Unknown

livebaseballscorecards.com

AB	33
R	7
H	6
RBI	7
BB	1
SO	4
LOB	4

Inning Stats	1	2	3	4	5	6	7	8	9
	R: 0 E: 0 K: 2 S: 7	R: 0 E: 0 K: 0 S: 3	R: 0 E: 0 K: 1 S: 5	R: 0 E: 0 K: 0 S: 3	R: 0 E: 0 K: 0 S: 3	R: 0 E: 0 K: 1 S: 5	R: 1 E: 0 K: 0 S: 4	R: 4 E: 0 K: 0 S: 6	R: 2 E: 0 K: 0 S: 5
	H: 0 LOB: 0 BB: 0 P: 7	H: 0 LOB: 0 BB: 0 P: 3	H: 0 LOB: 0 BB: 0 P: 5	H: 0 LOB: 0 BB: 0 P: 3	H: 0 LOB: 0 BB: 0 P: 3	H: 0 LOB: 0 BB: 0 P: 5	H: 1 LOB: 0 BB: 0 P: 4	H: 3 LOB: 1 BB: 1 P: 10	H: 2 LOB: 0 BB: 0 P: 5

1B: 2	SF: 0	WP: 0	PA: 34
2B: 1	SAC: 0	PB: 0	
3B: 0	DP: 0	SB: 0	
HR: 3	HBP: 0	CS: 0	

PITCHER		IP	WLS	BF	H	R	ER	SO	BB	IBB	HBP	BLK	WP	HR	S	P	ERA	WHIP
Dick Pole, R ERA: 5.06	(1, 1)	7.2		27	3	4	4	4	1	0	0	0	0	1	34	38	4.70	0.522
Enrique Romo, R ERA: 4.37	(8, 1)	1.1	W	7	3	3	3	0	0	0	0	0	0	2	7	7	20.25	2.250

PITCHER		IP	WLS	BF	H	R	ER	SO	BB	IBB	HBP	BLK	WP	HR	S	P	ERA	WHIP

Batter	1	2	3	4	5	6	7	8	9	AB	R	H	RBI	BB	SO	LOB
Julio Cruz, S (1, 4) OBP: 0.379, SLG: 0.337	6-3		2B		1B 2B		FC1-5 2B BB	3B BB		3	3	2	1	2	0	0
Bruce Bochte, L (1, 7) OBP: 0.356, SLG: 0.397	K		HBP		1B BB		FC1-5 2B	HR 3B		3	2	1	2	1	1	2
Leon Roberts, R (1, 9) OBP: 0.387, SLG: 0.600 John Hale, L (9, 9) OBP: 0.246, SLG: 0.138	5-3		L5		FC5-4 1B		2B	HR		5 0	1 0	3 0	6 0	0 0	0 0	3 0
Leroy Stanton, R (1, 10) OBP: 0.336, SLG: 0.261		K		G4-6-3 BB	P4		BB	BB BB		2	0	0	0	3	1	2
Bill Stein, R (1, 5) OBP: 0.317, SLG: 0.324		F8		F3	FC5-4		F9	BB		4	0	0	0	1	0	5
Ruppert Jones, L (1, 8) OBP: 0.323, SLG: 0.286		2B		G4-6-3		4-3	P6	F9		5	0	1	0	0	0	5
Dan Meyer, L (1, 3) OBP: 0.215, SLG: 0.333		1-3			FC1-6 1B	F2		1-3		4	0	1	0	0	0	1
Bob Stinson, S (1, 2) OBP: 0.396, SLG: 0.415			F8		FC1-6 FC 2B	5-3		F3		4	1	0	0	0	0	1
Craig Reynolds, L (1, 6) OBP: 0.369, SLG: 0.403			2B L5 1B		FC 2B 1B		FC1-5 BB BB	BB 3B 1B		3	2	2	0	1	0	1
Inning Stats	R: 0 E: 0 K: 1 S: 5 H: 0 LOB: 0 BB: 0 P: 5	R: 0 E: 0 K: 1 S: 6 H: 1 LOB: 1 BB: 0 P: 6	R: 0 E: 0 K: 0 S: 4 H: 2 LOB: 2 BB: 0 P: 5	R: 0 E: 0 K: 0 S: 2 H: 0 LOB: 0 BB: 1 P: 6	R: 3 E: 0 K: 0 S: 7 H: 3 LOB: 2 BB: 1 P: 11	R: 0 E: 0 K: 0 S: 3 H: 0 LOB: 0 BB: 0 P: 3	R: 2 E: 0 K: 0 S: 4 H: 1 LOB: 2 BB: 3 P: 16	R: 4 E: 0 K: 0 S: 6 H: 3 LOB: 2 BB: 3 P: 18		1B: 4 2B: 5 3B: 1 HR: 1	SF: 0 SAC: 0 DP: 2 HBP: 1						

BOTTOM

Toronto Blue Jays @ Seattle Mariners

The Kingdome, Seattle, WA

Sun May 07 1978, 6:33 AM EDT

Att. 12,489 - Unknown

livebaseballscorecards.com

AB	33
R	9
H	10
RBI	9
BB	8
SO	2
LOB	20

WP: 0 PB: 0 SB: 0 CS: 0 PA: 42

PITCHER		IP	WLS	BF	H	R	ER	SO	BB	IBB	HBP	BLK	WP	HR	S	P	ERA	WHIP
Jerry Garvin, L ERA: 5.45	(1, 1)	6.0		28	6	5	5	2	4	0	1	0	0	0	27	44	7.50	1.667
Mike Willis, L ERA: 6.35	(7, 1)	1.2	L	12	4	4	4	0	3	0	0	0	0	1	9	21	21.60	4.200
Dave Wallace, R ERA: 3.18	(8, 1)	0.1		2	0	0	0	0	1	0	0	0	0	0	1	5	0.00	3.000

PITCHER		IP	WLS	BF	H	R	ER	SO	BB	IBB	HBP	BLK	WP	HR	S	P	ERA	WHIP

Batter	1	2	3	4	5	6	7	8	9	AB	R	H	RBI	BB	SO	LOB
Bill North, S (1, 8) OBP: 0.396, SLG: 0.368	x 0-0 ① 5-3			x 0-0 ① 6-3	x 0-0 ③ F7			x 0-0 2B		4	0	1	0	0	0	3
Mike Edwards, R (1, 4) OBP: 0.318, SLG: 0.333	x 0-0 ② F8			x 0-0 ② F8		x 0-0 ① F3		x 0-0 ② F8		3	0	0	0	0	0	0
Jeff Newman, R (8, PH) OBP: 0.111, SLG: 0.444										1	0	0	0	0	0	1
Marty Perez, R (8, 5)										0	0	0	0	0	0	0
Mitchell Page, L (1, 7) OBP: 0.373, SLG: 0.362	x 0-0 ③ 3-1			B B B B 4-0 BB		S S S 0-3 ② K		x 0-0 F5		3	0	0	0	1	1	1
Gary Alexander, R (1, 10) OBP: 0.314, SLG: 0.544		S S S 0-3 ① K		S S S 0-3 ③ K		S S S 0-3 ③ K			x 0-0 ① F8	4	0	0	0	0	3	1
Mario Guerrero, R (1, 6) OBP: 0.330, SLG: 0.402		x 0-0 CS 1B			x 0-0 E4 1B 1B		x 0-0 ① 5-3		S S S 0-3 ② K	4	0	1	0	0	1	0
Dave Revering, L (1, 3) OBP: 0.355, SLG: 0.365		S S S 0-3 ② K			x 0-0 1B 1-2 1B		x 0-0 ② F2		B B B B 4-0 BB	3	0	1	0	1	1	1
Steve Staggs, R (1, 5) OBP: 0.542, SLG: 0.412 (8, 4)		0-0 ③ CS 1-2	S S S 0-3 ① K		x 0-0 1B 1-2 2-3 1B		B B B B 4-0 BB		B B B B 4-0 FC6-4 1-2 BB	2	0	1	0	2	1	0
Jim Essian, R (1, 2) OBP: 0.303, SLG: 0.329			x 0-0 ② 2B		S S S 0-3 ① K		x 0-0 ③ F9		x 0-0 ③ FC6-4 1-2f	4	0	1	0	0	1	6
Miguel Dilone, S (1, 9) OBP: 0.276, SLG: 0.241			x 0-0 ③ B2		S S S 0-3 ② K			x 0-0 ① 1-3		3	0	0	0	0	1	3
Inning Stats	R: 0 H: 0 E: 0 LOB: 0 K: 0 BB: 0 S: 3 P: 3	R: 0 H: 1 E: 0 LOB: 0 K: 2 BB: 0 S: 7 P: 7	R: 0 H: 1 E: 0 LOB: 0 K: 1 BB: 0 S: 5 P: 5	R: 0 H: 0 E: 0 LOB: 1 K: 1 BB: 1 S: 5 P: 9	R: 0 H: 2 E: 1 LOB: 3 K: 2 BB: 0 S: 10 P: 10	R: 0 H: 0 E: 0 LOB: 0 K: 2 BB: 0 S: 7 P: 7	R: 0 H: 0 E: 0 LOB: 1 K: 0 BB: 1 S: 3 P: 7	R: 0 H: 1 E: 0 LOB: 1 K: 0 BB: 0 S: 4 P: 4	R: 0 H: 0 E: 0 LOB: 2 K: 1 BB: 2 S: 5 P: 13	1B: 3 SF: 0 2B: 2 SAC: 0 3B: 0 DP: 0 HR: 0 HBP: 0						

PITCHER	IP	WLS	BF	H	R	ER	SO	BB	IBB	HBP	BLK	WP	HR	S	P	ERA	WHIP
Tom Underwood, L (1, 1) ERA: 3.38	9.0	W	35	5	0	0	9	4	0	0	0	0	0	49	65	0.00	1.000

PITCHER	IP	WLS	BF	H	R	ER	SO	BB	IBB	HBP	BLK	WP	HR	S	P	ERA	WHIP

TOP

Oakland Athletics @ Toronto Blue Jays

Exhibition Stadium, Toronto, ON

Tue May 09 1978, 7:05 PM EDT

Att. 11,339 - Unknown - 61 F

livebaseballscorecards.com

AB	31
R	0
H	5
RBI	0
BB	4
SO	9
LOB	16

PA: 36

WP: 0
PB: 0
SB: 0
CS: 1

Oakland Athletics @ Toronto Blue Jays

Exhibition Stadium, Toronto, ON

Tue May 09 1978, 7:05 PM EDT

Att. 11,339 - Unknown - 61 F

livebaseballscorecards.com

BOTTOM

Batter	1	2	3	4	5	6	7	8	9	AB	R	H	RBI	BB	SO	LOB
Rick Bosetti, R (1, 8) OBP: 0.309, SLG: 0.415	0-0 1B 2B		0-0 CS 1B 2-H		4-0 2B BB BBBB		0-0 SH1-3 ② 1-2			2	2	2	1	1	0	0
Bob Bailor, R (1, 5) OBP: 0.353, SLG: 0.376	0-3 K ① SSS		0-0 F7 ②③ 1-2		0-0 2B 1-H 2-H		4-0 BB BBBB			3	0	1	2	1	1	2
Willie Upshaw, L (1, 7) OBP: 0.327, SLG: 0.395	0-0 G4-6-3 1B 2-H			0-0 4-3 ① SSS	0-3 K ③		0-0 3-1 ③			4	0	1	1	0	1	3
Rico Carty, R (1, 10) OBP: 0.354, SLG: 0.474	0-0 G4-6-3 ②③ 1-2f			0-0 6-3 ②		0-0 4-3 ①		0-0 G5-4-3 1B		4	0	1	0	0	0	1
John Mayberry, L (1, 3) OBP: 0.308, SLG: 0.398		4-0 G6-3 BB BBBB		0-0 1B		0-3 K ② SSS		0-0 G5-4-3 ①② 1-2f		3	0	1	0	1	1	1
Tom Hutton, L (1, 9) OBP: 0.309, SLG: 0.377		0-0 G6-3 ①② 1-2f		0-0 G3 ③		4-0 BB BBBB		0-0 F8 ③		3	0	0	0	1	0	2
Alan Ashby, S (1, 2) OBP: 0.273, SLG: 0.111		0-0 3-1 ③			1-0 SH1-4 2B HBP H		0-3 K ③ SSS			2	1	0	0	0	1	1
Dave McKay, S (1, 4) OBP: 0.161, SLG: 0.138			4-0 SH3 1B BB BBBB		0-0 SH1-4 ① 1-2		0-0 F5 ①			1	1	0	0	1	0	0
Luis Gomez, R (1, 6) OBP: 0.260, SLG: 0.174			0-0 SH3 ① 1-2		0-0 4-3 ②		4-0 SH1-3 BB BBBB			1	0	0	0	1	0	1
Inning Stats	R: 1 H: 2 E: 0 LOB: 0 K: 1 BB: 0 S: 6 P: 6	R: 0 H: 0 E: 0 LOB: 0 K: 0 BB: 1 S: 2 P: 6	R: 1 H: 1 E: 0 LOB: 0 K: 0 BB: 1 S: 3 P: 7	R: 0 H: 1 E: 0 LOB: 1 K: 0 BB: 0 S: 4 P: 4	R: 2 H: 1 E: 0 LOB: 1 K: 1 BB: 1 S: 6 P: 11	R: 0 H: 0 E: 0 LOB: 1 K: 2 BB: 2 S: 7 P: 11	R: 0 H: 0 E: 0 LOB: 2 K: 0 BB: 2 S: 3 P: 11	R: 0 H: 1 E: 0 LOB: 0 K: 0 BB: 0 S: 3 P: 3		1B: 4 SF: 0 2B: 2 SAC: 3 3B: 0 DP: 3 HR: 0 HBP: 1						WP: 0 PA: 33 PB: 0 SB: 0 CS: 1

	AB	23
	R	4
	H	6
	RBI	4
	BB	6
	SO	4
	LOB	11

PITCHER		IP	WLS	BF	H	R	ER	SO	BB	IBB	HBP	BLK	WP	HR	S	P	ERA	WHIP
Pete Broberg, R ERA: 1.89	(1, 1)	4.2	L	20	5	4	4	1	3	0	1	0	0	0	18	31	7.71	1.714
Bob Lacey, L ERA: 1.96	(5, 1)	1.1		5	0	0	0	3	1	0	0	0	0	0	10	14	0.00	0.750
Dave Heaverlo, R ERA: 2.55	(7, 1)	2.0		8	1	0	0	0	2	0	0	0	0	0	6	14	0.00	1.500

PITCHER	IP	WLS	BF	H	R	ER	SO	BB	IBB	HBP	BLK	WP	HR	S	P	ERA	WHIP

Batter	1	2	3	4	5	6	7	8	9	AB	R	H	RBI	BB	SO	LOB
Bill North, S (1, 8) OBP: 0.396, SLG: 0.357	K		E7 S 2-H		SH5-4 1-2 BB		E8 1-3 1B		G4-6-3 1-2f	4	0	1	0	1	1	1
Mike Edwards, R (1, 4) OBP: 0.322, SLG: 0.329	4-3		1-2 BB		SH5-4 1-2 2-3		K			1	0	0	0	1	0	0
Jerry Tabb, L (7, PH)										1	0	0	0	0	1	2
Marty Perez, R (7, 5)										0	0	0	0	0	0	0
Mitchell Page, L (1, 7) OBP: 0.366, SLG: 0.371	2B		F5		K		K			4	0	1	0	0	2	6
Gary Thomasson, L (1, 9) OBP: 0.200, SLG: 0.235		P6		P6	F5			4-3		4	0	0	0	0	0	2
(8, 3)																
Mario Guerrero, R (1, 6) OBP: 0.319, SLG: 0.387		F9		F8		5-3		F8		4	0	0	0	0	0	0
Dave Revering, L (1, 3) OBP: 0.351, SLG: 0.360		4-3		1B 1B		4-3		E4		4	0	1	0	0	0	0
Miguel Dilone, S (8, PR) OBP: 0.276, SLG: 0.241										0	0	0	0	0	0	0
(8, 9)																
Gary Alexander, R (1, 10) OBP: 0.311, SLG: 0.532			K	1-2 1B		F3		F8		4	0	1	0	0	1	1
Jim Essian, R (1, 2) OBP: 0.301, SLG: 0.326			G2 E 1B	4-3			6-3		6-3	4	1	1	0	0	0	2
Steve Staggs, R (1, 5) OBP: 0.571, SLG: 0.421			G2 1-2		SH5-4 BB		E 1B		G4-6-3 BB	2	0	1	0	2	0	1
(7, 4)																
Inning Stats	R: 0 E: 0 K: 1 S: 5 H: 1 LOB: 1 BB: 0 P: 5	R: 0 E: 0 K: 0 S: 3 H: 0 LOB: 0 BB: 0 P: 3	R: 1 E: 1 K: 1 S: 7 H: 1 LOB: 2 BB: 1 P: 11	R: 0 E: 0 K: 0 S: 5 H: 2 LOB: 2 BB: 0 P: 5	R: 0 E: 0 K: 1 S: 5 H: 0 LOB: 2 BB: 2 P: 13	R: 0 E: 0 K: 0 S: 3 H: 0 LOB: 0 BB: 0 P: 3	R: 0 E: 1 K: 2 S: 9 H: 2 LOB: 2 BB: 0 P: 9	R: 0 E: 1 K: 0 S: 4 H: 0 LOB: 1 BB: 0 P: 4	R: 0 E: 0 K: 0 S: 2 H: 0 LOB: 0 BB: 1 P: 6	1B: 5 2B: 1 3B: 0 HR: 0	SF: 0 SAC: 1 DP: 1 HBP: 0						

PITCHER	IP	WLS	BF	H	R	ER	SO	BB	IBB	HBP	BLK	WP	HR	S	P	ERA	WHIP
Jim Clancy, R (1, 1) ERA: 4.79	9.0	W	37	6	1	0	5	4	0	0	0	0	0	43	59	0.00	1.111

PITCHER	IP	WLS	BF	H	R	ER	SO	BB	IBB	HBP	BLK	WP	HR	S	P	ERA	WHIP

TOP

Oakland Athletics @ Toronto Blue Jays

Exhibition Stadium, Toronto, ON

Wed May 10 1978, 7:05 PM EDT

Att. 21,766 - Unknown - 59 F

livebaseballscorecards.com

AB	32
R	1
H	6
RBI	0
BB	4
SO	5
LOB	15

1B: 5	SF: 0	WP: 0	PA: 37
2B: 1	SAC: 1	PB: 0	
3B: 0	DP: 1	SB: 1	
HR: 0	HBP: 0	CS: 0	

Batter	1	2	3	4	5	6	7	8	9	AB	R	H	RBI	BB	SO	LOB
Rick Bosetti, R (1, 8) OBP: 0.307, SLG: 0.408	F7		1B 1-3 1-3 2-H 1B		K 1-2		1-3			4	1	1	1	0	1	2
Bob Bailor, R (1, 9) OBP: 0.349, SLG: 0.371	F7		1-3 1-3 3-H 1B		5-3			4-3		4	0	1	1	0	0	0
Roy Howell, L (1, 5) OBP: 0.301, SLG: 0.392	K		1-3 1-2 3-H			G3		4-3		4	0	0	1	0	1	1
Rico Carty, R (1, 10) OBP: 0.350, SLG: 0.460		5-3	BB			6-3		1-3		3	0	0	0	1	0	0
John Mayberry, L (1, 3) OBP: 0.309, SLG: 0.390		3-1	G3			BB				2	0	0	0	1	0	2
Willie Upshaw, L (1, 7) OBP: 0.308, SLG: 0.370		K		3-1		4-3				3	0	0	0	0	1	1
Rick Cerone, R (1, 2) OBP: 0.286, SLG: 0.277			6-3	F9			6-3			3	0	0	0	0	0	0
Dave McKay, S (1, 4) OBP: 0.176, SLG: 0.156			1B 1B 1B	4-3			F9			3	1	1	0	0	0	0
Luis Gomez, R (1, 6) OBP: 0.288, SLG: 0.197			1B 1B 1-2 1B		CS 1B		BB			2	1	2	0	1	0	0
Inning Stats	R: 0 E: 0 K: 1 S: 5 H: 0 LOB: 0 BB: 0 P: 5	R: 0 E: 0 K: 1 S: 5 H: 0 LOB: 0 BB: 0 P: 5	R: 3 E: 0 K: 0 S: 7 H: 4 LOB: 2 BB: 1 P: 11	R: 0 E: 0 K: 0 S: 3 H: 0 LOB: 0 BB: 0 P: 3	R: 0 E: 0 K: 1 S: 5 H: 1 LOB: 0 BB: 0 P: 5	R: 0 E: 0 K: 0 S: 3 H: 0 LOB: 1 BB: 1 P: 7	R: 0 E: 0 K: 0 S: 3 H: 0 LOB: 1 BB: 1 P: 7	R: 0 E: 0 K: 0 S: 3 H: 0 LOB: 0 BB: 0 P: 3		1B: 5 2B: 0 3B: 0 HR: 0		SF: 0 SAC: 0 DP: 0 HBP: 0				

BOTTOM

Oakland Athletics @ Toronto Blue Jays

Exhibition Stadium, Toronto, ON

Wed May 10 1978, 7:05 PM EDT

Att. 21,766 - Unknown - 59 F

livebaseballscorecards.com

AB	28
R	3
H	5
RBI	3
BB	3
SO	3
LOB	6

WP: 0 PB: 0 SB: 0 CS: 1 PA: 31

PITCHER		IP	WLS	BF	H	R	ER	SO	BB	IBB	HBP	BLK	WP	HR	S	P	ERA	WHIP
Rick Langford, R ERA: 2.57	(1, 1)	2.2	L	13	4	3	3	2	1	0	0	0	0	0	16	20	10.12	1.875
Joe Coleman, R ERA:	(3, 1)	4.1		15	1	0	0	1	2	0	0	0	0	0	15	23	0.00	0.692
Elias Sosa, R ERA: 0.76	(8, 1)	1.0		3	0	0	0	0	0	0	0	0	0	0	3	3	0.00	0.000

PITCHER	IP	WLS	BF	H	R	ER	SO	BB	IBB	HBP	BLK	WP	HR	S	P	ERA	WHIP

Batter	1	2	3	4	5	6	7	8	9	AB	R	H	RBI	BB	SO	LOB
Julio Cruz, S (1, 4) OBP: 0.379, SLG: 0.340	F8	SF8 3-H		BBBB 4-0 1-2 BB			G3-6-3 1B		3-1 1-2	3	0	1	1	1	0	1
Craig Reynolds, L (1, 6) OBP: 0.381, SLG: 0.391	BB 1B	F5		F2			F5		BBBB 4-0 BB	4	0	1	0	1	0	5
Steve Braun, L (1, 10) OBP: 0.311, SLG: 0.400	BBBB 4-0 1-2 BB		F8		4-3		G3-6-3 1-2f		G3	4	0	0	0	1	0	3
Bruce Bochte, L (1, 7) OBP: 0.345, SLG: 0.379	5-3		6-3		G3			F7		4	0	0	0	0	0	1
Ruppert Jones, L (1, 8) OBP: 0.317, SLG: 0.276		BBBB 4-0 2B BB	F8		S 1B			F9		3	1	1	0	1	0	0
Bill Stein, R (1, 5) OBP: 0.313, SLG: 0.345		1B 1-H FC4-6 2B		6-3	SSS 0-3 K 1-2			2B		4	1	2	1	0	1	1
Bob Stinson, S (1, 2) OBP: 0.390, SLG: 0.386		BBBB 4-0 FC4-6 1B SF8 BB		BBBB 4-0 1B BB		F7		F6		2	1	0	0	2	0	1
Juan Bernhardt, R (1, 3) OBP: 0.250, SLG: 0.250		FC4-6 1-2 2-3 1B		F9		F8			F8	4	0	1	0	0	0	1
John Hale, L (1, 9) OBP: 0.263, SLG: 0.156		FC4-6 1-2f 2-3 3-H		BB 1-3 1B		SSS 0-3 K			3-1 1B	4	0	2	1	0	1	2
Inning Stats	R: 0 H: 1 E: 0 LOB: 1 K: 0 BB: 1 S: 3 P: 7	R: 3 H: 2 E: 0 LOB: 1 K: 0 BB: 2 S: 5 P: 13	R: 0 H: 0 E: 0 LOB: 0 K: 0 BB: 0 S: 3 P: 3	R: 0 H: 1 E: 0 LOB: 3 K: 0 BB: 2 S: 4 P: 12	R: 0 H: 1 E: 0 LOB: 1 K: 1 BB: 0 S: 6 P: 6	R: 0 H: 0 E: 0 LOB: 0 K: 1 BB: 0 S: 5 P: 5	R: 0 H: 1 E: 0 LOB: 0 K: 0 BB: 0 S: 3 P: 3	R: 0 H: 1 E: 0 LOB: 1 K: 0 BB: 0 S: 4 P: 4	R: 0 H: 1 E: 0 LOB: 2 K: 0 BB: 1 S: 4 P: 8	1B: 6 SF: 1 2B: 2 SAC: 0 3B: 0 DP: 1 HR: 0 HBP: 0						

PITCHER	IP	WLS	BF	H	R	ER	SO	BB	IBB	HBP	BLK	WP	HR	S	P	ERA	WHIP
Jesse Jefferson, R (1, 1) ERA: 4.4	9.0	W	39	8	3	3	2	6	0	0	0	0	0	37	61	3.00	1.556

PITCHER	IP	WLS	BF	H	R	ER	SO	BB	IBB	HBP	BLK	WP	HR	S	P	ERA	WHIP

TOP

Seattle Mariners @ Toronto Blue Jays

Exhibition Stadium, Toronto, ON

Fri May 12 1978, 7:05 PM EDT

Att. 11,518 - Unknown - 57 F

livebaseballscorecards.com

AB	32
R	3
H	8
RBI	3
BB	6
SO	2
LOB	15

Batter	1	2	3	4	5	6	7	8	9	AB	R	H	RBI	BB	SO	LOB
Rick Bosetti, R (1, 8) OBP: 0.311, SLG: 0.408	6-3	1B		1-3	FC5 2-3f		1-2 3-H 1B			5	0	2	1	0	0	2
Bob Bailor, R (1, 9) OBP: 0.342, SLG: 0.363	L6	1-3 1B		F9		F8	1-3			5	0	1	0	0	0	2
Tom Hutton, L (1, 7) OBP: 0.314, SLG: 0.371 Otto Velez, R (5, PH) OBP: 0.333, SLG: 0.526 (6, 7)	BBBB HR E BB	F5			2B 1B	6-3		S S S K 1B		1 3	1 1	0 1	0 1	1 0	0 1	2 0
Rico Carty, R (1, 10) OBP: 0.369, SLG: 0.486	E5 1-2 HR		G4-6-3 1B 1B		1-H 1B 2B	1B		1-3 1B		5	2	4	1	0	0	1
John Mayberry, L (1, 3) OBP: 0.322, SLG: 0.423	1-H 2-H HR		1-2 G4-6-3 1B		1B 5-3 HBP	4-3		1-2 1-3		4	2	2	3	0	0	2
Roy Howell, L (1, 5) OBP: 0.306, SLG: 0.392	1B		1-2f 2-3 G4-6-3		1-3 2-H FC5 5-3 1B		4-3	F8		5	0	2	1	0	0	3
Alan Ashby, S (1, 2) OBP: 0.270, SLG: 0.129	F8		F8		1-2 3-H 5-3		1B 4-3 1B 1B			4	1	1	1	0	0	3
Dave McKay, S (1, 4) OBP: 0.211, SLG: 0.229		G3		SF8 3B	BBB BB		1-2 4-3			3	1	1	0	1	0	1
Luis Gomez, R (1, 6) OBP: 0.286, SLG: 0.203		3-1		3-H SF8	F3		2-3 1B 1B			3	0	1	1	0	0	2
Inning Stats	R: 3 E: 1 K: 0 S: 6 H: 2 LOB: 1 BB: 1 P: 10	R: 0 E: 0 K: 0 S: 5 H: 2 LOB: 2 BB: 0 P: 5	R: 0 E: 0 K: 0 S: 4 H: 2 LOB: 1 BB: 0 P: 4	R: 1 E: 0 K: 0 S: 4 H: 1 LOB: 0 BB: 0 P: 4	R: 3 E: 0 K: 0 S: 6 H: 3 LOB: 2 BB: 1 P: 11	R: 0 E: 0 K: 0 S: 4 H: 1 LOB: 1 BB: 0 P: 4	R: 1 E: 0 K: 0 S: 6 H: 3 LOB: 2 BB: 0 P: 6	R: 0 E: 0 K: 1 S: 6 H: 1 LOB: 1 BB: 0 P: 6		1B: 12 2B: 1 3B: 1 HR: 1 SF: 1 SAC: 0 DP: 1 HBP: 1						

PITCHER		IP	WLS	BF	H	R	ER	SO	BB	IBB	HBP	BLK	WP	HR	S	P	ERA	WHIP
Paul Mitchell, R ERA: 2.97	(1, 1)	2.0		14	6	3	0	0	1	0	0	0	0	1	13	17	0.00	3.500
Shane Rawley, L ERA: 4.05	(3, 1)	2.1	L	11	4	4	4	0	0	0	1	0	0	0	10	11	15.43	1.714
Steve Burke, R ERA: 4.33	(5, 1)	2.2		13	4	1	1	0	1	0	0	0	0	0	12	16	3.38	1.875
Tom House, L ERA: 5.13	(8, 1)	1.0		4	1	0	0	1	0	0	0	0	0	0	6	6	0.00	1.000

PITCHER	IP	WLS	BF	H	R	ER	SO	BB	IBB	HBP	BLK	WP	HR	S	P	ERA	WHIP

BOTTOM

Seattle Mariners @ Toronto Blue Jays

Exhibition Stadium, Toronto, ON

Fri May 12 1978, 7:05 PM EDT

Att. 11,518 - Unknown - 57 F

livebaseballscorecards.com

AB	38
R	8
H	15
RBI	8
BB	2
SO	1
LOB	18

WP: 0 PA: 42
PB: 0
SB: 0
CS: 0

Batter	1	2	3	4	5	6	7	8	9	AB	R	H	RBI	BB	SO	LOB
Julio Cruz, S (1, 4) OBP: 0.383, SLG: 0.333	BBBB 4-0 1B BB	0-0 G3 2-3		0-0 SH3 1-2	BBBB 4-0 BB 1-2 2-3 3-H		0-0 F8			2	1	0	1	2	0	1
Craig Reynolds, L (1, 6) OBP: 0.392, SLG: 0.396	0-0 1B 1-2 1B	0-0 S 3-H 1B		0-0 6-3	BBBB 4-0 1-2 2-3 3-H BB			0-0 F8		4	0	2	2	1	0	1
Steve Braun, L (1, 10) OBP: 0.300, SLG: 0.378	0-0 PB 1-3 2-H 2B 1B	SSS 0-3 K 1-2		0-0 G3	0-0 F9			0-0 4-3		5	1	1	1	0	1	5
Bruce Bochte, L (1, 7) OBP: 0.346, SLG: 0.375	BBBB 4-0 1-2 2B BB	0-0 F7			0-0 SH1 3B 1B	0-0 F9		0-0 F3		4	2	1	0	1	0	1
Ruppert Jones, L (1, 8) OBP: 0.322, SLG: 0.299	0-0 BLK 1-H 2-H 2B		0-0 3-1		0-0 SH1 1-2	0-0 F7			0-0 2B 2B	4	1	2	2	0	0	0
Bill Stein, R (1, 5) OBP: 0.324, SLG: 0.361	BBBB 4-0 BLK BB		0-0 F8		0-0 BB 2-H 3B	BBBB 4-0 BB			0-0 F8	3	1	1	1	2	0	1
Juan Bernhardt, R (1, 3) OBP: 0.222, SLG: 0.333	0-0 F9 1-2 2-3		0-0 5-3		0-0 5-3	SSS 0-3 K			0-0 2B 2-H 2B	5	0	1	1	0	1	4
John Hale, L (1, 9) OBP: 0.260, SLG: 0.154	0-0 F6			0-0 HR	BBBB 4-0 BB S BB BB		0-0 F7		0-0 F7	1	0	0	0	0	0	2
Leon Roberts, R (4, PH) (4, 9) OBP: 0.394, SLG: 0.607										3	2	1	1	1	0	1
Bill Plummer, R (1, 2) OBP: 0.600, SLG: 0.750		0-0 G3 1B 2B		0-0 SH3 1B	BBBB 4-0 BB BB 1-2 BB		0-0 F6		0-0 5-3	4	1	2	0	1	0	1
Inning Stats	R: 3 E: 0 K: 0 S: 5 H: 3 LOB: 2 BB: 3 P: 17	R: 1 E: 0 K: 1 S: 7 H: 2 LOB: 1 BB: 0 P: 7	R: 0 E: 0 K: 0 S: 3 H: 0 LOB: 0 BB: 0 P: 3	R: 1 E: 0 K: 0 S: 5 H: 2 LOB: 1 BB: 0 P: 5	R: 3 E: 0 K: 0 S: 5 H: 2 LOB: 3 BB: 4 P: 21	R: 0 E: 0 K: 1 S: 5 H: 0 LOB: 1 BB: 1 P: 9	R: 0 E: 0 K: 0 S: 3 H: 0 LOB: 0 BB: 0 P: 3	R: 0 E: 0 K: 0 S: 3 H: 0 LOB: 0 BB: 0 P: 3	R: 1 E: 0 K: 0 S: 5 H: 2 LOB: 1 BB: 0 P: 5	1B: 5 2B: 4 3B: 1 HR: 1	SF: 0 SAC: 2 DP: 0 HBP: 0						

PITCHER	IP	WLS	BF	H	R	ER	SO	BB	IBB	HBP	BLK	WP	HR	S	P	ERA	WHIP
Dave Lemanczyk, R (1, 1) ERA: 8.62	0.1	L	6	3	3	3	0	3	0	0	0	0	0	3	15	81.00	18.000
Balor Moore, L (1, 1) ERA: 7.9	4.0		18	6	4	4	1	0	0	0	1	0	1	20	20	9.00	1.500
Dave Wallace, R (5, 1) ERA: 4.5	0.1		4	0	0	0	0	3	0	0	0	0	0	1	13	0.00	9.000
Mike Willis, L (5, 1) ERA: 5.48	4.1		17	2	2	2	1	2	0	0	0	0	0	17	25	4.15	0.923

PITCHER	IP	WLS	BF	H	R	ER	SO	BB	IBB	HBP	BLK	WP	HR	S	P	ERA	WHIP

TOP

Seattle Mariners @ Toronto Blue Jays

Exhibition Stadium, Toronto, ON

Sat May 13 1978, 3:33 AM EDT
Att. 21,350 - Unknown - 55 F

livebaseballscorecards.com

AB	35
R	9
H	11
RBI	9
BB	8
SO	2
LOB	17

1B: 5	SF: 0	WP: 0	PA: 45
2B: 4	SAC: 2	PB: 1	
3B: 1	DP: 0	SB: 2	
HR: 1	HBP: 0	CS: 0	

BOTTOM

Seattle Mariners @ Toronto Blue Jays

Exhibition Stadium, Toronto, ON

Sat May 13 1978, 3:33 AM EDT
Att. 21,350 - Unknown - 55 F

livebaseballscorecards.com

Batter	1	2	3	4	5	6	7	8	9	AB	R	H	RBI	BB	SO	LOB
Rick Bosetti, R (1, 8) OBP: 0.306, SLG: 0.398	F8	FC3-6 1B		1-3		E5 2-H		F9		5	0	1	0	0	0	1
Bob Bailor, R (1, 9) OBP: 0.336, SLG: 0.349	BBBB 2B BB	FC3-6 1-2f			F7	F7			G3	4	1	0	0	1	0	2
Tom Hutton, L (1, 7) OBP: 0.320, SLG: 0.388	5-3 1-H 1B 2B		F7		1B SF9 1B		F8		F9	5	2	2	1	0	0	0
Rico Carty, R (1, 10) OBP: 0.378, SLG: 0.514	5-3 2-3		BBBB BB		1-3 1B		HR		4-3	4	1	2	1	1	0	1
John Mayberry, L (1, 3) OBP: 0.319, SLG: 0.415	H 1B HBP		F9		SF9 3-H		4-3			2	0	0	1	0	0	1
Roy Howell, L (1, 5) OBP: 0.304, SLG: 0.387	1-2 3-H 1B		F8		F8		5-3			4	0	1	1	0	0	2
Alan Ashby, S (1, 2) OBP: 0.244, SLG: 0.114	G3			6-3		F8		G3		4	0	0	0	0	0	2
Dave McKay, S (1, 4) (9, 6) OBP: 0.262, SLG: 0.333		F8		E8 3B		E8 E 1B		G3 1B		4	2	3	0	0	0	0
Luis Gomez, R (1, 6) OBP: 0.276, SLG: 0.195		F8		6-3		6-3		G3 1-2		3	0	0	0	0	0	1
Sam Ewing, L (8, PH) OBP: 0.167, SLG: 0.167										1	0	0	0	0	0	1
Tim Johnson, L (9, 4)										0	0	0	0	0	0	0
Inning Stats	R: 2 E: 0 K: 0 S: 5 H: 2 LOB: 2 BB: 1 P: 10	R: 0 E: 0 K: 0 S: 4 H: 1 LOB: 1 BB: 0 P: 4	R: 0 E: 0 K: 0 S: 3 H: 0 LOB: 1 BB: 1 P: 7	R: 1 E: 1 K: 0 S: 4 H: 1 LOB: 0 BB: 0 P: 4	R: 1 E: 0 K: 0 S: 5 H: 2 LOB: 1 BB: 0 P: 5	R: 1 E: 2 K: 0 S: 5 H: 1 LOB: 1 BB: 0 P: 5	R: 1 E: 0 K: 0 S: 4 H: 1 LOB: 0 BB: 0 P: 4	R: 0 E: 0 K: 0 S: 4 H: 1 LOB: 1 BB: 0 P: 4	R: 0 E: 0 K: 0 S: 3 H: 0 LOB: 0 BB: 0 P: 3	1B: 6 2B: 1 3B: 1 HR: 1 SF: 1 SAC: 0 DP: 0 HBP: 1						

	AB	36
	R	6
	H	9
	RBI	4
	BB	2
	SO	0
	LOB	11

WP: 0 PB: 0 SB: 0 CS: 0 PA: 40

PITCHER		IP	WLS	BF	H	R	ER	SO	BB	IBB	HBP	BLK	WP	HR	S	P	ERA	WHIP
Dick Pole, R ERA: 5.18	(1, 1)	6.0	W	29	7	5	4	0	2	0	1	0	0	0	26	35	6.00	1.500
Byron McLaughlin, R ERA: 5.94	(7, 1)	1.1		6	2	1	1	0	0	0	0	0	0	1	6	6	6.75	1.500
Enrique Romo, R ERA: 4.07	(8, 1)	1.2	S	5	0	0	0	0	0	0	0	0	0	0	5	5	0.00	0.000

PITCHER		IP	WLS	BF	H	R	ER	SO	BB	IBB	HBP	BLK	WP	HR	S	P	ERA	WHIP

Batter	1	2	3	4	5	6	7	8	9	AB	R	H	RBI	BB	SO	LOB
Bobby Grich, R (1, 4) OBP: 0.348, SLG: 0.282	BBB 4-0 5-3 BB	x 0-0 1-H 3-H 1B 2B		x 0-0 HR		BBB 4-0 FC1-4 BB		SSS 0-3 K ②		3	2	2	3	2	1	0
Dave Chalk, R (1, 6) OBP: 0.402, SLG: 0.314	x 0-0 ① L6	BBBB 4-0 1B BB		BBB 4-0 PO BB		x 0-0 ① FC1-4 1-2f 2-3		SSS 0-3 K ③		3	0	0	0	2	1	3
Lyman Bostock, L (1, 8) OBP: 0.266, SLG: 0.313	x 0-0 ② 5-3 1-2	x 0-0 1-3 2-H 1B		x 0-0 ② F8		SSS 0-3 ② K			x 0-0 ① 4-3	5	0	1	1	0	1	4
Joe Rudi, R (1, 10) OBP: 0.258, SLG: 0.368	SSS 0-3 ③ K	x 0-0 ③ L8		0-0 ③ PO 1-2	x 0-0 ① F8	SSS 0-3 ③ K			x 0-0 ② 5-3	5	0	0	0	0	2	5
Don Baylor, R (1, 7) OBP: 0.377, SLG: 0.569		x 0-0 ① F8	x 0-0 ① F8		BBBB 4-0 1B S SF8 BB		x 0-0 E8 CS PB		x 0-0 ③ F7	4	1	0	0	1	0	0
Ron Jackson, R (1, 3) OBP: 0.400, SLG: 0.458		x 0-0 ② F3	BBBB 4-0 G1 BB		x 0-0 FC5-4 1-3 1B		x 0-0 ① F7 1-2			3	0	1	0	1	0	1
Merv Rettenmund, R (1, 9) OBP: 0.440, SLG: 0.714 Ken Landreaux, L (7, PR) OBP: 0.214, SLG: 0.268 (7, 9)	x 0-0 1B 1B	x 0-0 ② G1 1-2		x 0-0 ② SF8 3-H			BBBB 4-0 ② 2-3 BB			2 0	1 0	1 0	1 0	1 0	0 0	1 0
Carney Lansford, R (1, 5) OBP: 0.338, SLG: 0.492	x 0-0 1B 1-2 2B 1B	SSS 0-3 ③ K		x 0-0 ③ FC5-4 1-2f		x 0-0 ③ F8				4	1	1	0	0	1	3
Brian Downing, R (1, 2) OBP: 0.450, SLG: 0.378	x 0-0 1-3 2-H 2B 1B		x 0-0 ① F6			x 0-0 FC1-4 2B		x 0-0 ① 6-3		4	1	2	1	0	0	0
Inning Stats	R: 0 E: 0 K: 1 S: 5 H: 0 LOB: 1 BB: 1 P: 9	R: 4 E: 0 K: 0 S: 8 H: 5 LOB: 2 BB: 1 P: 12	R: 0 E: 0 K: 1 S: 5 H: 0 LOB: 1 BB: 1 P: 9	R: 1 E: 0 K: 0 S: 3 H: 1 LOB: 0 BB: 1 P: 7	R: 1 E: 0 K: 0 S: 4 H: 1 LOB: 1 BB: 1 P: 8	R: 0 E: 0 K: 2 S: 8 H: 1 LOB: 2 BB: 1 P: 12	R: 0 E: 1 K: 0 S: 3 H: 0 LOB: 1 BB: 1 P: 7	R: 0 E: 0 K: 2 S: 7 H: 0 LOB: 0 BB: 0 P: 7	R: 0 E: 0 K: 0 S: 3 H: 0 LOB: 0 BB: 0 P: 3	1B: 5 2B: 2 3B: 0 HR: 1	SF: 1 SAC: 0 DP: 0 HBP: 0						

TOP

California Angels @ Toronto Blue Jays

Exhibition Stadium, Toronto, ON

Mon May 15 1978, 7:05 PM EDT

Att. 11,295 - Unknown - 61 F

livebaseballscorecards.com

AB	33
R	6
H	8
RBI	6
BB	7
SO	6
LOB	17

PITCHER		IP	WLS	BF	H	R	ER	SO	BB	IBB	HBP	BLK	WP	HR	S	P	ERA	WHIP
Jerry Garvin, L ERA: 6.1	(1, 1)	1.2		12	5	4	4	1	2	0	0	0	0	0	12	20	21.60	4.200
Dave Wallace, R ERA: 4.82	(2, 1)	3.1		14	2	2	2	1	3	0	0	0	0	1	13	25	5.40	1.500
Balor Moore, L ERA: 6.89	(6, 1)	2.0	W	9	1	0	0	2	2	0	0	0	0	0	11	19	0.00	1.500
Tom Murphy, R ERA: 2.18	(8, 1)	2.0		6	0	0	0	2	0	0	0	0	0	0	10	10	0.00	0.000

PITCHER	IP	WLS	BF	H	R	ER	SO	BB	IBB	HBP	BLK	WP	HR	S	P	ERA	WHIP

WP: 0	PA: 42		
PB: 1			
SB: 1			
CS: 1			

Batter	1	2	3	4	5	6	7	8	9	AB	R	H	RBI	BB	SO	LOB
Rick Bosetti, R (1, 8) OBP: 0.310, SLG: 0.398	1-3		F9			G1-6-3	E5	5-3		5	1	2	1	0	0	0
Bob Bailor, R (1, 9) OBP: 0.331, SLG: 0.351	5-3		F7			F6	E9	6-3		5	1	1	1	0	0	2
Roy Howell, L (1, 5) OBP: 0.302, SLG: 0.382	F6			4-3		G1-6-3	1B 6-3			4	1	1	1	0	0	2
Rico Carty, R (1, 10) OBP: 0.397, SLG: 0.532		1B		G5-4-3			BB			2	3	2	0	2	0	0
Otto Velez, R (1, 7) OBP: 0.360, SLG: 0.500 Tom Hutton, L (9, 7) OBP: 0.320, SLG: 0.388		5-3		G5-4-3			1B BB	BB		3 0	1 0	1 0	0 0	1 0	0 0	2 0
John Mayberry, L (1, 3) OBP: 0.309, SLG: 0.400		F8			3-1		K 6-3			4	0	0	1	0	1	5
Rick Cerone, R (1, 2) OBP: 0.311, SLG: 0.294		FC6-4			L6		BB 1B			3	1	2	2	1	0	0
Dave McKay, S (1, 4) OBP: 0.261, SLG: 0.310		FC6-4			K		1B BB	F7		3	1	0	1	1	1	3
Luis Gomez, R (1, 6) OBP: 0.281, SLG: 0.203 Sam Ewing, L (7, PH) OBP: 0.286, SLG: 0.286 Tim Johnson, L (7, PR) (8, 6)			F9			1B	E	F5		2 1 1	0 1 1	1 2 0	0 2 0	0 0 0	0 0 0	0 0 0
Inning Stats	R: 0 E: 0 K: 0 S: 3 H: 0 LOB: 0 BB: 0 P: 3	R: 1 E: 0 K: 0 S: 5 H: 2 LOB: 1 BB: 0 P: 5	R: 0 E: 0 K: 0 S: 3 H: 0 LOB: 0 BB: 0 P: 3	R: 0 E: 0 K: 0 S: 2 H: 0 LOB: 0 BB: 1 P: 6	R: 0 E: 0 K: 1 S: 5 H: 0 LOB: 0 BB: 0 P: 5	R: 0 E: 0 K: 0 S: 4 H: 2 LOB: 1 BB: 0 P: 4	R: 9 E: 2 K: 1 S: 12 H: 7 LOB: 2 BB: 4 P: 28	R: 0 E: 0 K: 0 S: 3 H: 0 LOB: 0 BB: 0 P: 3		1B: 9 2B: 2 3B: 0 HR: 0 SF: 0 SAC: 0 DP: 2 HBP: 0						

PITCHER		IP	WLS	BF	H	R	ER	SO	BB	IBB	HBP	BLK	WP	HR	S	P	ERA	WHIP
Ken Brett, L ERA: 5.6	(1, 1)	6.1		25	5	4	4	2	3	0	0	0	0	0	26	38	5.68	1.263
Paul Hartzell, R ERA: 3.76	(7, 1)	0.0	L	4	3	3	3	0	1	0	0	0	0	0	3	7	∞	∞
Dave LaRoche, L ERA: 2.5	(7, 1)	0.2		6	3	3	3	0	1	0	0	0	0	0	5	9	40.50	6.000
Dyar Miller, R ERA: 3.75	(8, 1)	1.0		3	0	0	0	0	0	0	0	0	0	0	3	3	0.00	0.000

PITCHER	IP	WLS	BF	H	R	ER	SO	BB	IBB	HBP	BLK	WP	HR	S	P	ERA	WHIP

BOTTOM

California Angels @ Toronto Blue Jays

Exhibition Stadium, Toronto, ON

Mon May 15 1978, 7:05 PM EDT

Att. 11,295 - Unknown - 61 F

livebaseballscorecards.com

AB	33
R	10
H	11
RBI	9
BB	5
SO	2
LOB	14

WP: 0	PA: 38		
PB: 1			
SB: 0			
CS: 0			

California Angels @ Toronto Blue Jays

Exhibition Stadium, Toronto, ON

Tue May 16 1978, 7:05 PM EDT

Att. 12,044 - Unknown - 61 F

TOP

livebaseballscorecards.com

Batter	1	2	3	4	5	6	7	8	9	AB	R	H	RBI	BB	SO	LOB
Bobby Grich, R (1, 4) OBP: 0.350, SLG: 0.298	SSS 0-3 ① K		BBB 4-0 FC5-4 BB		x 0-0 2B 3B	x 0-0 ② F8 1-2		x 0-0 ② L5		4	1	1	0	1	1	1
Dave Chalk, R (1, 6) OBP: 0.393, SLG: 0.319	SSS 0-3 ② K		x 0-0 ② FC5-4 1-2f		x 0-0 WP 1B 3-H 2B	x 0-0 ③ 6-3		x 0-0 ③ F9		5	1	1	1	0	1	2
Lyman Bostock, L (1, 8) OBP: 0.256, SLG: 0.300	x 0-0 ③ 6-3		x 0-0 ③ L5		x 0-0 ① F7		x 0-0 ① F9		x 0-0 ① F8	5	0	0	0	0	0	2
Joe Rudi, R (1, 10) OBP: 0.269, SLG: 0.350 Ken Landreaux, L (9, PR) OBP: 0.214, SLG: 0.268		x 0-0 ① L8		x 0-0 ① F8	BBB 4-0 1B 2-3 BB		SSS 0-3 ② K		BBB 4-0 G6-4-3 BB	3 0	0 0	0 0	0 0	2 0	1 0	0 0
Don Baylor, R (1, 7) OBP: 0.378, SLG: 0.561		SSS 0-3 ② K		x 0-0 BB 1B 1B	x 0-0 ② F6		x 0-0 E 1B 1B		x 0-0 ②③ G6-4-3 1-2f	5	2	2	0	0	1	3
Ron Jackson, R (1, 3) OBP: 0.417, SLG: 0.467		x 0-0 BB 1B	BBB 4-0 PB 1B 1-2 BB		x 0-0 FC6-4 1-2 3-H 1B		x 0-0 E5 1B 1-2			3	0	2	1	1	0	1
Merv Rettenmund, R (1, 9) OBP: 0.483, SLG: 0.708		BBB 4-0 1-2 BB	x 0-0 PB 1-2 2-H 1B		x 0-0 ③ FC6-4 1-2f		x 0-0 1-2 2-H 1B			3	0	2	2	1	0	2
Carney Lansford, R (1, 5) OBP: 0.319, SLG: 0.462		x 0-0 ③ L9		x 0-0 ② F9		SSS 0-3 ① K	SSS 0-3 ③ K			4	0	0	0	0	2	6
Brian Downing, R (1, 2) OBP: 0.438, SLG: 0.367			x 0-0 ① 6-3	SSS 0-3 ③ K 1-2 2-3		x 0-0 PB 1B		x 0-0 ① F7		4	0	1	0	0	1	2
Inning Stats	R: 0 H: 0 E: 0 LOB: 0 K: 2 BB: 0 S: 7 P: 7	R: 0 H: 1 E: 0 LOB: 2 K: 1 BB: 1 S: 6 P: 10	R: 0 H: 0 E: 0 LOB: 1 K: 0 BB: 1 S: 3 P: 7	R: 1 H: 2 E: 0 LOB: 2 K: 1 BB: 1 S: 7 P: 11	R: 2 H: 3 E: 0 LOB: 2 K: 0 BB: 1 S: 6 P: 10	R: 0 H: 1 E: 0 LOB: 1 K: 1 BB: 0 S: 6 P: 6	R: 1 H: 2 E: 1 LOB: 2 K: 2 BB: 0 S: 10 P: 10	R: 0 H: 0 E: 0 LOB: 0 K: 0 BB: 0 S: 3 P: 3	R: 0 H: 0 E: 0 LOB: 1 K: 0 BB: 1 S: 2 P: 6	1B: 7 SF: 0 2B: 1 SAC: 0 3B: 1 DP: 1 HR: 0 HBP: 0						

	AB	36
	R	4
	H	9
	RBI	4
	BB	5
	SO	7
	LOB	19

WP: 1 PA: 41
PB: 2
SB: 0
CS: 0

PITCHER		IP	WLS	BF	H	R	ER	SO	BB	IBB	HBP	BLK	WP	HR	S	P	ERA	WHIP
Tom Underwood, L ERA: 3.54	(1, 1)	6.0		29	7	3	3	5	4	0	0	0	1	0	35	51	4.50	1.833
Mike Willis, L ERA: 4.94	(7, 1)	2.1	W	10	2	1	0	2	0	0	0	0	0	0	14	14	0.00	0.857
Tom Murphy, R ERA: 2.11	(9, 1)	0.2	S	2	0	0	0	0	1	0	0	0	0	0	1	5	0.00	1.500

PITCHER	IP	WLS	BF	H	R	ER	SO	BB	IBB	HBP	BLK	WP	HR	S	P	ERA	WHIP

BOTTOM

California Angels @ Toronto Blue Jays

Exhibition Stadium, Toronto, ON

Tue May 16 1978, 7:05 PM EDT

Att. 12,044 - Unknown - 61 F

livebaseballscorecards.com

Batter	1	2	3	4	5	6	7	8	9	AB	R	H	RBI	BB	SO	LOB
Rick Bosetti, R (1, 8) OBP: 0.322, SLG: 0.419	0-0 ① 1-6-3		0-0 1B 3B	0-0 E BB 3-H 1B		0-0 ③ 5-3		B B B B 4-0 BB		4	1	2	1	1	0	1
Bob Bailor, R (1, 9) OBP: 0.333, SLG: 0.342	0-0 ② F3		B B B B 4-0 WP 1B FC3-6 BB	B B B B 4-0 E 1-2 BB			S S S 0-3 ① K	S S S 0-3 ③ K		3	1	0	0	2	2	2
Roy Howell, L (1, 5) OBP: 0.300, SLG: 0.377	S S S 0-3 ③ K		0-0 FC3-6 WP 1-2 3-H 1B	0-0 ③ 5-3 1-2 2-3			0-0 ② F6			4	0	1	1	0	1	2
Rico Carty, R (1, 10) OBP: 0.393, SLG: 0.518		0-0 ① 6-3	I I I I 4-0 FC3-6 1-2 2-3 IBB		0-0 ① F8		0-0 ③ F7			3	0	0	0	1	0	0
John Mayberry, L (1, 3) OBP: 0.315, SLG: 0.398		0-0 1B 1B	0-0 ② FC3-6 1-2f 2-3 3-H		B B B B 4-0 G5-4-3 BB			0-0 ① F6		3	0	1	1	1	0	2
Tom Hutton, L (1, 7) OBP: 0.329, SLG: 0.386 Willie Upshaw, L (8, PR) OBP: 0.308, SLG: 0.370 (9, 7)		0-0 1-2 1B	0-0 ③ 4-3		0-0 ② ③ G5-4-3 1-2f			B B B B 4-0 3B BB		3 0	0 1	1 0	0 0	1 0	0 0	3 0
Dave McKay, S (1, 4) OBP: 0.280, SLG: 0.370		S S S 0-3 ② K	0-0 F8 SH3-4 1B 1B			0-0 ① 1-3		0-0 1-H 2B 3B		4	2	2	1	0	1	2
Alan Ashby, S (1, 2) OBP: 0.256, SLG: 0.162 Otto Velez, R (8, PH) OBP: 0.385, SLG: 0.565 Rick Cerone, R (8, PR) OBP: 0.311, SLG: 0.294 (9, 2)		0-0 ③ 4-3		0-0 ① SH3-4 1-2		0-0 6-3 2B		0-0 3-H 2B		2 1 0	0 0 0	1 1 0	0 1 0	0 0 0	0 0 0	2 0 0
Luis Gomez, R (1, 6) OBP: 0.269, SLG: 0.193			0-0 ① F9	0-0 ② F8 2-3		0-0 ② 6-3 2-3		0-0 ② 6-3		4	0	0	0	0	0	4
Inning Stats	R: 0 E: 0 K: 1 S: 5 H: 0 LOB: 0 BB: 0 P: 5	R: 0 E: 0 K: 1 S: 7 H: 2 LOB: 2 BB: 0 P: 7	R: 2 E: 0 K: 0 S: 5 H: 2 LOB: 2 BB: 2 P: 13	R: 1 E: 1 K: 0 S: 5 H: 2 LOB: 2 BB: 1 P: 9	R: 0 E: 0 K: 0 S: 2 H: 0 LOB: 0 BB: 1 P: 6	R: 0 E: 0 K: 0 S: 4 H: 1 LOB: 1 BB: 0 P: 4	R: 0 E: 0 K: 1 S: 5 H: 0 LOB: 0 BB: 0 P: 5	R: 2 E: 0 K: 1 S: 7 H: 2 LOB: 2 BB: 2 P: 15		1B: 5 2B: 2 3B: 2 HR: 0	SF: 0 SAC: 1 DP: 1 HBP: 0					

	AB	31
	R	5
	H	9
	RBI	5
	BB	6
	SO	4
	LOB	18

WP: 1 PB: 0 SB: 0 CS: 0 PA: 38

PITCHER		IP	WLS	BF	H	R	ER	SO	BB	IBB	HBP	BLK	WP	HR	S	P	ERA	WHIP
Don Aase, R ERA: 4.98	(1, 1)	7.1	L	34	8	5	5	3	4	1	0	0	1	0	35	55	6.14	1.636
Dave LaRoche, L ERA: 2.41	(8, 1)	0.2		4	1	0	0	1	1	0	0	0	0	0	5	9	0.00	3.000

PITCHER	IP	WLS	BF	H	R	ER	SO	BB	IBB	HBP	BLK	WP	HR	S	P	ERA	WHIP

Toronto Blue Jays @ Baltimore Orioles

Memorial Stadium, Baltimore, MD

Thu May 18 1978, 7:05 PM EDT

Att. 4,255 - Unknown

livebaseballscorecards.com

Batter	1	2	3	4	5	6	7	8	9	AB	R	H	RBI	BB	SO	LOB
Rick Bosetti, R (1, 8) OBP: 0.325, SLG: 0.413	BB 4-0 1B 1B BB	5-3 0-0			K 0-3			2-3 1B 1B 0-0	F6 0-0	4	2	1	0	1	1	1
Bob Bailor, R (1, 9) OBP: 0.323, SLG: 0.331	F4 0-0		L5 0-0		6-3 0-0			2-3 1-2 0-0		4	0	0	0	0	0	2
Roy Howell, L (1, 5) OBP: 0.306, SLG: 0.381	1B 1B 1-3 1B 0-0		K 0-3			G3 0-0		1B 2-H 1B 0-0		4	1	2	1	0	1	0
Rico Carty, R (1, 10) OBP: 0.410, SLG: 0.530	WP 1B 1-3 3-H 1B 0-0		BB 4-0			1-3 1B 0-0		1-2 1B 0-0		3	0	3	1	1	0	0
Otto Velez, R (1, 7) OBP: 0.367, SLG: 0.519	WP 1-2 3-H 1B 0-0		K 0-3			1-3 1-2 0-0		K 0-3		4	0	1	1	0	2	4
John Mayberry, L (1, 3) OBP: 0.305, SLG: 0.385	K 0-3 1-2 2-3			F5 0-0		K 0-3		F6 0-0		4	0	0	0	0	2	5
Rick Cerone, R (1, 2) OBP: 0.295, SLG: 0.278	K 0-3			F8 0-0			2-3 0-0		F6 0-0	4	0	0	0	0	1	2
Dave McKay, S (1, 4) OBP: 0.259, SLG: 0.340		K 0-3		6-3 0-0			4-3 0-0		F7 0-0	4	0	0	0	0	1	0
Luis Gomez, R (1, 6) OBP: 0.260, SLG: 0.186		B5-3 0-0			4-3 0-0		K 0-3		BB 4-0	3	0	0	0	0	1	0
Doug Ault, R (9, PH) OBP: 0.360, SLG: 0.409										0	0	0	0	1	0	0

Inning Stats	1	2	3	4	5	6	7	8	9	
	R: 2 H: 3 E: 0 LOB: 2 K: 2 BB: 1 S: 10 P: 14	R: 0 H: 0 E: 0 LOB: 0 K: 1 BB: 0 S: 5 P: 5	R: 0 H: 0 E: 0 LOB: 1 K: 2 BB: 1 S: 7 P: 11	R: 0 H: 0 E: 0 LOB: 0 K: 0 BB: 0 S: 3 P: 3	R: 0 H: 0 E: 0 LOB: 0 K: 1 BB: 0 S: 5 P: 5	R: 0 H: 1 E: 0 LOB: 1 K: 1 BB: 0 S: 6 P: 6	R: 0 H: 0 E: 0 LOB: 0 K: 1 BB: 0 S: 5 P: 5	R: 1 H: 3 E: 0 LOB: 2 K: 1 BB: 0 S: 8 P: 8	R: 0 H: 0 E: 0 LOB: 1 K: 0 BB: 1 S: 3 P: 7	1B: 7 SF: 0 2B: 0 SAC: 0 3B: 0 DP: 0 HR: 0 HBP: 0

WP: 1 PA: 37 PB: 0 SB: 0 CS: 0

PITCHER	IP	WLS	BF	H	R	ER	SO	BB	IBB	HBP	BLK	WP	HR	S	P	ERA	WHIP
Mike Flanagan, L (1, 1) ERA: 3.45	9.0	W	37	7	3	3	9	3	0	0	0	1	0	52	64	3.00	1.111

PITCHER	IP	WLS	BF	H	R	ER	SO	BB	IBB	HBP	BLK	WP	HR	S	P	ERA	WHIP

Batter	1	2	3	4	5	6	7	8	9	AB	R	H	RBI	BB	SO	LOB
Larry Harlow, L (1, 8) OBP: 0.404, SLG: 0.494	F4		F5		2B		B5	L9		5	1	1	0	0	0	4
Mark Belanger, R (1, 6) OBP: 0.346, SLG: 0.344	F3		F2		BB		BB			2	1	0	0	2	0	2
Pat Kelly, L (1, 7) OBP: 0.371, SLG: 0.344	F7		K		2B		1B			4	0	2	2	0	1	2
Ken Singleton, S (1, 9) OBP: 0.475, SLG: 0.494		BB	K		1B		1B			3	0	2	0	1	1	0
Carlos Lopez, R (7, PR) (8, 9) OBP: 0.314, SLG: 0.326										0	0	0	0	0	0	0
Eddie Murray, S (1, 3) OBP: 0.343, SLG: 0.465		G4-6-3		HR	F4		F8			3	1	0	0	1	0	5
Lee May, R (1, 10) OBP: 0.307, SLG: 0.492		1B		F4	F7			K		4	0	1	0	0	1	1
Doug DeCinces, R (1, 4) OBP: 0.333, SLG: 0.463		F5		HR	F6			HR		4	2	2	3	0	0	1
Billy Smith, S (9, 4) OBP: 0.269, SLG: 0.274										0	0	0	0	0	0	0
Rick Dempsey, R (1, 2) OBP: 0.327, SLG: 0.294			BB	F4	F7			L6		3	0	0	0	1	0	0
Rich Dauer, R (1, 5) OBP: 0.213, SLG: 0.262			BB		F7		E5	1B		3	0	1	0	1	0	0
Inning Stats	R: 0 E: 0 K: 0 S: 3 H: 0 LOB: 0 BB: 0 P: 3	R: 0 E: 0 K: 0 S: 3 H: 1 LOB: 1 BB: 1 P: 7	R: 0 E: 0 K: 1 S: 5 H: 0 LOB: 2 BB: 2 P: 13	R: 2 E: 0 K: 1 S: 6 H: 1 LOB: 0 BB: 1 P: 10	R: 2 E: 0 K: 0 S: 5 H: 3 LOB: 1 BB: 1 P: 9	R: 0 E: 0 K: 0 S: 3 H: 0 LOB: 0 BB: 0 P: 3	R: 0 E: 1 K: 0 S: 5 H: 2 LOB: 3 BB: 1 P: 9	R: 1 E: 0 K: 1 S: 7 H: 2 LOB: 1 BB: 0 P: 7		1B: 5 2B: 2 3B: 0 HR: 2 SF: 0 SAC: 0 DP: 1 HBP: 0						

PITCHER	IP	WLS	BF	H	R	ER	SO	BB	IBB	HBP	BLK	WP	HR	S	P	ERA	WHIP
Jim Clancy, R (1, 1) ERA: 5.13	4.2	L	22	5	4	4	2	5	0	0	0	0	1	21	41	7.71	2.143
Balor Moore, L (5, 1) ERA: 6.16	3.1		15	4	1	1	1	1	0	0	0	0	1	16	20	2.70	1.500

PITCHER	IP	WLS	BF	H	R	ER	SO	BB	IBB	HBP	BLK	WP	HR	S	P	ERA	WHIP

BOTTOM

Toronto Blue Jays @ Baltimore Orioles

Memorial Stadium, Baltimore, MD

Thu May 18 1978, 7:05 PM EDT

Att. 4,255 - Unknown

livebaseballscorecards.com

AB	31
R	5
H	9
RBI	5
BB	6
SO	3
LOB	15

PA: 37

Batter	1	2	3	4	5	6	7	8	9	AB	R	H	RBI	BB	SO	LOB
Mickey Rivers, L (1, 8) OBP: 0.326, SLG: 0.393	F8		HBP BB BB 1B F8		BBB BB 1B BB		1B 1-3 2B		G6-4-3 1B	5	1	3	0	1	0	1
Willie Randolph, R (1, 4) OBP: 0.373, SLG: 0.339	G2		BBBB 4-0 BB HBP 1-2 1B BB	0-0 FC3-6 BB HR 1B	0-0 BB 1-2 1B		0-0 2-3 3-H 1B		G6-4-3 1-2f	5	2	3	1	1	0	1
Thurman Munson, R (1, 2) OBP: 0.289, SLG: 0.326 Cliff Johnson, R (7, 2) OBP: 0.250, SLG: 0.232	E9 1B		0-0 P4	BBBB 4-0 FC3-6 1-2 BB	BBBB 4-0 1-2 2-3 BB		0-0 F9			3 0	0 0	0 0	0 0	2 0	0 0	4 0
Reggie Jackson, L (1, 9) OBP: 0.331, SLG: 0.470 Paul Blair, R (4, 9) OBP: 0.292, SLG: 0.304	BBBB 4-0 1B BB		H 1-0 1B BB 1-2 2-3 BLK HBP	0-0 SSS FC3-6 1-2f 2-3 HR	0-3 K		SSS 0-3 K			1 2	2 0	0 0	0 0	1 0	0 2	2 5
Chris Chambliss, L (1, 3) OBP: 0.355, SLG: 0.372	0-0 1-2 2-H 1B		BBBB 4-0 BLK 1B 1-2 2-3 3-H 2B BB	0-0 1-H 3-H HR	0-0 P6		0-0 F8			4	2	2	4	1	0	5
Graig Nettles, L (1, 5) OBP: 0.336, SLG: 0.419		SSS 0-3 K	0-0 BLK 1-2 2-3 3-H 2B 1B	0-0 F7		0-0 4-3		0-0 F8		5	1	1	1	0	1	0
Lou Piniella, R (1, 7) OBP: 0.446, SLG: 0.513		BBBB 4-0 BB	0-0 F9 1-H 2-H 3-H 1B 2B	0-0 P6		0-0 P6		0-0 G3-6-3 1B		4	1	2	2	1	0	0
Jim Spencer, L (1, 10) OBP: 0.222, SLG: 0.500		0-0 F8	0-0 F9 2-3		0-0 P4	SSS 0-3 K		0-0 G3-6-3 1-2f		5	0	0	0	0	1	3
Bucky Dent, R (1, 6) OBP: 0.274, SLG: 0.283		0-0 F9	0-0 3-H 1B		0-0 HR		0-0 2B 1B 1B		0-0 P2	5	2	3	2	0	0	1
Inning Stats	R: 0 E: 1 K: 0 S: 4 H: 1 LOB: 2 BB: 1 P: 8	R: 0 E: 0 K: 1 S: 5 H: 0 LOB: 1 BB: 1 P: 9	R: 6 E: 0 K: 0 S: 7 H: 4 LOB: 1 BB: 2 P: 16	R: 3 E: 0 K: 0 S: 5 H: 2 LOB: 0 BB: 1 P: 9	R: 1 E: 0 K: 1 S: 7 H: 2 LOB: 3 BB: 2 P: 15	R: 0 E: 0 K: 1 S: 5 H: 0 LOB: 0 BB: 0 P: 5	R: 1 E: 0 K: 1 S: 8 H: 3 LOB: 2 BB: 0 P: 8	R: 0 E: 0 K: 0 S: 3 H: 1 LOB: 0 BB: 0 P: 3	R: 0 E: 0 K: 0 S: 3 H: 1 LOB: 0 BB: 0 P: 3	1B: 10 2B: 2 3B: 0 HR: 2	SF: 0 SAC: 0 DP: 2 HBP: 1						

PITCHER		IP	WLS	BF	H	R	ER	SO	BB	IBB	HBP	BLK	WP	HR	S	P	ERA	WHIP
Jesse Jefferson, R ERA: 5.11	(1, 1)	2.1	L	15	3	5	5	1	4	0	1	0	0	0	12	29	19.29	3.000
Mike Willis, L ERA: 6.31	(3, 1)	2.0		13	5	5	5	0	2	0	0	1	0	2	11	19	22.50	3.500
Dave Wallace, R ERA: 3.86	(5, 1)	4.2		19	6	1	1	3	1	0	0	0	0	0	24	28	1.93	1.500

PITCHER	IP	WLS	BF	H	R	ER	SO	BB	IBB	HBP	BLK	WP	HR	S	P	ERA	WHIP

TOP

New York Yankees @ Toronto Blue Jays

Exhibition Stadium, Toronto, ON

Fri May 19 1978, 7:05 PM EDT
Att. 26,025 - Unknown - 79 F

livebaseballscorecards.com

AB	39
R	11
H	14
RBI	10
BB	7
SO	4
LOB	22

WP: 0	PA: 47		
PB: 0			
SB: 0			
CS: 0			

BOTTOM

New York Yankees @ Toronto Blue Jays

Exhibition Stadium, Toronto, ON

Fri May 19 1978, 7:05 PM EDT

Att. 26,025 - Unknown - 79 F

livebaseballscorecards.com

Batter	1	2	3	4	5	6	7	8	9	AB	R	H	RBI	BB	SO	LOB
Rick Bosetti, R (1, 8) OBP: 0.313, SLG: 0.397	5-3	1-3		4-3			P4		F7	5	0	0	0	0	0	4
Bob Bailor, R (1, 9) OBP: 0.326, SLG: 0.333	L6		FC3-6 1B		F8		1-3 1B		L5	5	0	2	0	0	0	0
Roy Howell, L (1, 5) OBP: 0.302, SLG: 0.374	F7		FC3-6 FC6-4 1-2f		F8		4-3		1B	5	0	1	0	0	0	3
Rico Carty, R (1, 10) OBP: 0.410, SLG: 0.533		1B 1B 2B	FC6-4 1-2f		5-3			BB 1B 1B	6-3	5	1	2	0	0	0	2
John Mayberry, L (1, 3) OBP: 0.304, SLG: 0.380		FC6-4 1B 1B 2-3 1B	4-3			F8		S S S K		4	1	1	0	0	1	2
Tom Hutton, L (1, 7) OBP: 0.325, SLG: 0.378		FC6-4 1-2 3-H 1B		1-3		G3		P5		4	0	1	1	0	0	1
Dave McKay, S (1, 4) OBP: 0.276, SLG: 0.352		S S S K		2B 1B		P6		BB 1-2 1B		4	1	2	0	0	1	2
Rick Cerone, R (1, 2) OBP: 0.293, SLG: 0.267		FC6-4 1B 1-2f 2-3		S S S K			4-3	B B B B	4-0 1-2 2-3 BB	3	0	0	0	1	1	3
Luis Gomez, R (1, 6) OBP: 0.280, SLG: 0.222		1-2 3-H 1B		1-H 2B			1B 1B		F7	4	0	3	2	0	0	3

| Inning Stats | | |

Batter	1	2	3	4	5	6	7	8	9	AB	R	H	RBI	BB	SO	LOB
Mickey Rivers, L (1, 8) OBP: 0.328, SLG: 0.409	F6		1B 3B	BB 1B		G3		G3		5	1	2	0	0	0	2
Willie Randolph, R (1, 4) OBP: 0.386, SLG: 0.346	4-3		1B SF7 1B 3-H	BBBB 4-0 1-2 BB			G4-6-3 E 1B 1B		BBBB 4-0 2B BB	3	3	2	1	2	0	0
Thurman Munson, R (1, 2) OBP: 0.293, SLG: 0.336	5-3		1B 1B 1B 1-3	1-3			E6 G4-6-3 1-2		6-3 4-3 2B 1-H	5	2	2	1	0	0	3
Reggie Jackson, L (1, 9) OBP: 0.320, SLG: 0.457		F7	SF7 3-H		F8		G4-6-3 1-2f 2-3		6-3 2-3	4	0	0	1	0	0	3
Chris Chambliss, L (1, 10) OBP: 0.363, SLG: 0.388		F9 1B 2B	S 1B 1B 1-2		L3		1B 3-H		4-3 3-H	5	1	3	2	0	0	0
Graig Nettles, L (1, 5) OBP: 0.338, SLG: 0.443	F9 2-3		S 1B 1-2 2-H		4-3		F8		HR	5	1	2	2	0	0	2
Lou Piniella, R (1, 7) OBP: 0.443, SLG: 0.506	1B 3-H	SSS K 1-2 2-3				F8		5-3	1B	5	0	2	1	0	1	2
Jim Spencer, L (1, 3) OBP: 0.260, SLG: 0.521 Ron Guidry, L (9, PR)	P5			4-3		2B		FC4-6 BB 1-2f	1B 1-2	4 0	0 0	2 0	0 0	1 0	0 0	1 0
Bucky Dent, R (1, 6) OBP: 0.268, SLG: 0.276 Dell Alston, L (8, PH) Fred Stanley, R (8, 6) OBP: 0.400, SLG: 0.250 Cliff Johnson, R (9, PH) OBP: 0.246, SLG: 0.228			4-3	5-3		F3		FC4-6 1-2f	P6	3 1 0 1	0 0 0 0	0 0 0 0	0 0 0 0	0 0 0 0	0 0 0 0	1 1 0 2
Inning Stats	R: 0 E: 0 K: 0 S: 3 H: 0 LOB: 0 BB: 0 P: 3	R: 1 E: 0 K: 0 S: 5 H: 2 LOB: 1 BB: 0 P: 5	R: 3 E: 0 K: 1 S: 10 H: 5 LOB: 2 BB: 0 P: 10	R: 0 E: 0 K: 0 S: 4 H: 1 LOB: 2 BB: 1 P: 8	R: 0 E: 0 K: 0 S: 3 H: 0 LOB: 0 BB: 0 P: 3	R: 0 E: 0 K: 0 S: 4 H: 1 LOB: 1 BB: 0 P: 4	R: 1 E: 1 K: 0 S: 5 H: 2 LOB: 1 BB: 0 P: 5	R: 0 E: 0 K: 0 S: 3 H: 0 LOB: 1 BB: 1 P: 7	R: 3 E: 0 K: 0 S: 7 H: 4 LOB: 2 BB: 1 P: 11	1B: 10 2B: 3 3B: 1 HR: 1 SF: 1 SAC: 0 DP: 1 HBP: 0						

PITCHER	IP	WLS	BF	H	R	ER	SO	BB	IBB	HBP	BLK	WP	HR	S	P	ERA	WHIP
Dave Lemanczyk, R (1, 1) ERA: 8.47	8.0	W	39	12	7	7	1	3	0	0	0	0	0	38	50	7.88	1.875
Tom Murphy, R (9, 1) ERA: 2.42	1.0		6	3	1	1	0	0	0	0	0	0	1	6	6	9.00	3.000

PITCHER	IP	WLS	BF	H	R	ER	SO	BB	IBB	HBP	BLK	WP	HR	S	P	ERA	WHIP

TOP

New York Yankees @ Toronto Blue Jays

Exhibition Stadium, Toronto, ON

Sat May 20 1978, 3:33 AM EDT
Att. 30,550 - Unknown - 68 F

livebaseballscorecards.com

AB	41
R	8
H	15
RBI	8
BB	3
SO	1
LOB	17

Batter	1	2	3	4	5	6	7	8	9	AB	R	H	RBI	BB	SO	LOB
Rick Bosetti, R (1, 8) OBP: 0.316, SLG: 0.412	0-0 3B 3B		0-0 ② 6-3		S S S 0-3 ② K	0-0 SF9 S 2-3 3-H 1B		0-0 ② F9		5	1	2	1	0	1	0
Bob Bailor, R (1, 9) OBP: 0.321, SLG: 0.346	0-0 G3 3-H 3B		0-0 ③ 6-3		0-0 ③ 4-3	0-0 ② SF9 1-3 3-H		0-0 ③ F8		4	1	1	2	0	0	0
Roy Howell, L (1, 5) OBP: 0.301, SLG: 0.378	0-0 ① 4-3			0-0 HR 2B		4-3 P6				4	1	1	0	0	0	2
John Mayberry, L (1, 3) OBP: 0.309, SLG: 0.403 Willie Upshaw, L (8, 7) OBP: 0.308, SLG: 0.370	0-0 ② G3 3-H			0-0 2-H HR		B B B B 4-0 1B E E BB	0-0 ① F9			3 0	2 0	1 0	3 0	1 0	0 0	0 0
Tom Hutton, L (1, 7) OBP: 0.345, SLG: 0.390 (8, 3)	0-0 ③ G3			B B B B 4-0 G6-3 BB BB		0-0 HBP 1-3 E 1B	0-0 BB 1B			3	1	2	0	1	0	0
Sam Ewing, L (1, 10) OBP: 0.333, SLG: 0.250 Otto Velez, R (6, PH) OBP: 0.406, SLG: 0.519		0-0 ① F8		B B B B 4-0 G6-3 1-2 BB		H 1-0 E 1-2 2B HBP	B B B B 4-0 1-2 BB			1 0	0 1	0 0	0 0	1 1	0 0	0 0
Rick Cerone, R (1, 2) OBP: 0.279, SLG: 0.253		0-0 ② 4-3		0-0 ① ② G6-3 1-2f 2-3		0-0 E5 2B 1-2 E 2-H 3-H	0-0 ② P4			4	1	0	1	0	0	5
Dave McKay, S (1, 4) OBP: 0.274, SLG: 0.362		0-0 ③ F5		0-0 ③ 6-3		0-0 E 1-3 1B 2-H 2B	0-0 ③ F7			4	1	1	1	0	0	3
Luis Gomez, R (1, 6) OBP: 0.279, SLG: 0.223		0-0 ① F9			0-0 ① F9	0-0 E7 1B 2-3 SF9 3-H 1B		0-0 ① 1-3		4	1	1	1	0	0	0
Inning Stats	R: 2 H: 2 E: 0 LOB: 0 K: 0 BB: 0 S: 5 P: 5	R: 0 H: 0 E: 0 LOB: 0 K: 0 BB: 0 S: 3 P: 3	R: 0 H: 0 E: 0 LOB: 0 K: 0 BB: 0 S: 3 P: 3	R: 2 H: 2 E: 0 LOB: 1 K: 0 BB: 2 S: 4 P: 12	R: 0 H: 0 E: 0 LOB: 0 K: 1 BB: 0 S: 5 P: 5	R: 6 H: 4 E: 3 LOB: 1 K: 0 BB: 1 S: 8 P: 13	R: 0 H: 1 E: 0 LOB: 2 K: 0 BB: 1 S: 4 P: 8	R: 0 H: 0 E: 0 LOB: 0 K: 0 BB: 0 S: 3 P: 3		1B: 4 SF: 1 2B: 2 SAC: 0 3B: 2 DP: 1 HR: 1 HBP: 1						

PITCHER		IP	WLS	BF	H	R	ER	SO	BB	IBB	HBP	BLK	WP	HR	S	P	ERA	WHIP
Jim Beattie, R ERA: 4.7	(1, 1)	3.0		15	4	4	4	0	2	0	0	0	0	1	13	21	12.00	2.000
Ken Clay, R ERA: 5.23	(4, 1)	2.1	L	7	0	1	1	1	1	0	0	0	0	0	8	12	3.86	0.429
Sparky Lyle, L ERA: 3.77	(6, 1)	0.2		8	4	5	3	0	0	0	1	0	0	0	7	8	40.50	6.000
Ken Holtzman, L ERA: 4.32	(7, 1)	2.0		8	1	0	0	0	1	0	0	0	0	0	7	11	0.00	1.000

PITCHER	IP	WLS	BF	H	R	ER	SO	BB	IBB	HBP	BLK	WP	HR	S	P	ERA	WHIP

BOTTOM

New York Yankees @ Toronto Blue Jays

Exhibition Stadium, Toronto, ON

Sat May 20 1978, 3:33 AM EDT
Att. 30,550 - Unknown - 68 F

livebaseballscorecards.com

AB	32
R	10
H	9
RBI	9
BB	4
SO	1
LOB	10

Batter	1	2	3	4	5	6	7	8	9	AB	R	H	RBI	BB	SO	LOB
Mickey Rivers, L (1, 8) OBP: 0.326, SLG: 0.405	F2	K			1B		F8			4	0	1	0	0	1	2
Willie Randolph, R (1, 4) OBP: 0.383, SLG: 0.351	2B		6-3		F9		CS	5-3		4	0	1	0	0	0	2
Thurman Munson, R (1, 10) OBP: 0.285, SLG: 0.326	5-3	K			6-3			6-3		4	0	0	0	0	1	3
Reggie Jackson, L (1, 9) OBP: 0.318, SLG: 0.451	G3		4-3			F8		1B		4	0	1	0	0	0	1
Lou Piniella, R (1, 7) OBP: 0.426, SLG: 0.483		4-3		F6		F9		4-3		4	0	0	0	0	0	1
Chris Chambliss, L (1, 3) OBP: 0.367, SLG: 0.391		HR 1B		L3		1B			1-3	4	1	2	0	0	0	0
Graig Nettles, L (1, 5) OBP: 0.336, SLG: 0.437		K		F9		G3			1B	4	0	1	0	0	1	2
Cliff Johnson, R (1, 2) OBP: 0.261, SLG: 0.283		1-H HR			BB		5-3		F7	3	1	1	2	1	0	1
Bucky Dent, R (1, 6) OBP: 0.275, SLG: 0.283		1B			F2		CS 1B		4-3	4	0	2	0	0	0	2
Inning Stats	R: 0 E: 0 K: 0 S: 4 H: 1 LOB: 1 BB: 0 P: 4	R: 2 E: 0 K: 2 S: 10 H: 3 LOB: 1 BB: 0 P: 10	R: 0 E: 0 K: 1 S: 5 H: 0 LOB: 0 BB: 0 P: 5	R: 0 E: 0 K: 0 S: 3 H: 0 LOB: 0 BB: 0 P: 3	R: 0 E: 0 K: 0 S: 4 H: 1 LOB: 2 BB: 1 P: 8	R: 0 E: 0 K: 0 S: 4 H: 1 LOB: 1 BB: 0 P: 4	R: 0 E: 0 K: 0 S: 3 H: 1 LOB: 0 BB: 0 P: 3	R: 0 E: 0 K: 0 S: 4 H: 1 LOB: 1 BB: 0 P: 4	R: 0 E: 0 K: 0 S: 4 H: 1 LOB: 1 BB: 0 P: 4	1B: 7 2B: 1 3B: 0 HR: 1 SF: 0 SAC: 0 DP: 0 HBP: 0						

TOP

New York Yankees @ Toronto Blue Jays

Exhibition Stadium, Toronto, ON

Sun May 21 1978, 3:33 AM EDT

Unknown - 61 F

livebaseballscorecards.com

AB	35
R	2
H	9
RBI	2
BB	1
SO	3
LOB	14

WP: 0 PB: 0 SB: 3 CS: 1 PA: 37

PITCHER		IP	WLS	BF	H	R	ER	SO	BB	IBB	HBP	BLK	WP	HR	S	P	ERA	WHIP
Tom Underwood, L ERA: 3.4	(1, 1)	7.0	L	28	7	2	2	3	1	0	0	0	0	1	33	37	2.57	1.143
Tom Murphy, R ERA: 2.22	(8, 1)	2.0		8	2	0	0	0	0	0	0	0	0	0	8	8	0.00	1.000

PITCHER	IP	WLS	BF	H	R	ER	SO	BB	IBB	HBP	BLK	WP	HR	S	P	ERA	WHIP

Batter	1	2	3	4	5	6	7	8	9	AB	R	H	RBI	BB	SO	LOB
Rick Bosetti, R (1, 8) OBP: 0.314, SLG: 0.407	1-3 1B		L4		CS 1-2	F3		F9		4	0	1	0	0	0	1
Bob Bailor, R (1, 9) OBP: 0.313, SLG: 0.336	1-3 1-2			5-3		F8		1-3		4	0	0	0	0	0	2
Roy Howell, L (1, 5) OBP: 0.307, SLG: 0.389	4-3			F8 2B		F7			6-3 BB 1B	4	0	2	0	0	0	0
John Mayberry, L (1, 3) OBP: 0.315, SLG: 0.397		G3		BB			4-3		6-3 1-2 BB	2	0	0	0	2	0	0
Don Kirkwood, R (9, PR)										0	0	0	0	0	0	0
Tom Hutton, L (1, 7) OBP: 0.330, SLG: 0.370		4-3		F8 2-3			F8		K	4	0	0	0	0	1	4
Sam Ewing, L (1, 10) OBP: 0.333, SLG: 0.273		6-3		F7			FC6-4 1B		6-3 1-2 2-3	3	0	1	0	0	0	2
Otto Velez, R (9, PH) OBP: 0.394, SLG: 0.500										1	0	0	0	0	0	2
Rick Cerone, R (1, 2) OBP: 0.281, SLG: 0.256			1B G4-6-3 1B		F9		FC6-4 1-2f		K	3	1	1	0	0	0	1
Doug Ault, R (9, PH) OBP: 0.346, SLG: 0.391										1	0	0	0	0	1	3
Dave McKay, S (1, 4) OBP: 0.277, SLG: 0.361			G4-6-3 1-3 1B		K			L6		3	0	1	0	0	1	0
Luis Gomez, R (1, 6) OBP: 0.283, SLG: 0.229			G4-6-3 1-2f 3-H		CS 1B			1B		2	0	1	0	0	0	1
Willie Upshaw, L (8, PH) OBP: 0.321, SLG: 0.383										1	0	1	0	0	0	0
Tim Johnson, L (9, 6)										0	0	0	0	0	0	0
Inning Stats	R: 0 E: 0 K: 0 S: 3 H: 1 LOB: 0 BB: 0 P: 3	R: 0 E: 0 K: 0 S: 3 H: 0 LOB: 0 BB: 0 P: 3	R: 1 E: 0 K: 0 S: 4 H: 2 LOB: 0 BB: 0 P: 4	R: 0 E: 0 K: 0 S: 4 H: 1 LOB: 2 BB: 1 P: 8	R: 0 E: 0 K: 1 S: 5 H: 1 LOB: 0 BB: 0 P: 5	R: 0 E: 0 K: 0 S: 3 H: 0 LOB: 0 BB: 0 P: 3	R: 0 E: 0 K: 0 S: 4 H: 1 LOB: 1 BB: 0 P: 4	R: 0 E: 0 K: 0 S: 4 H: 1 LOB: 1 BB: 0 P: 4	R: 0 E: 0 K: 2 S: 8 H: 1 LOB: 3 BB: 1 P: 12	1B: 7 2B: 1 3B: 0 HR: 0	SF: 0 SAC: 0 DP: 1 HBP: 0						

PITCHER	IP	WLS	BF	H	R	ER	SO	BB	IBB	HBP	BLK	WP	HR	S	P	ERA	WHIP
Ed Figueroa, R (1, 1) ERA: 2.92	8.0	W	30	8	1	1	1	1	0	0	0	0	0	31	35	1.12	1.125
Sparky Lyle, L (9, 1) ERA: 3.73	0.1		2	0	0	0	1	1	0	0	0	0	0	3	7	0.00	3.000
Rich Gossage, R (9, 1) ERA: 1.99	0.2	S	2	0	0	0	1	0	0	0	0	0	0	4	4	0.00	0.000

PITCHER	IP	WLS	BF	H	R	ER	SO	BB	IBB	HBP	BLK	WP	HR	S	P	ERA	WHIP

BOTTOM

New York Yankees @ Toronto Blue Jays

Exhibition Stadium, Toronto, ON

Sun May 21 1978, 3:33 AM EDT

Unknown - 61 F

livebaseballscorecards.com

AB	32
R	1
H	8
RBI	0
BB	2
SO	3
LOB	16

1B: 7	SF: 0	WP: 0	PA: 35
2B: 1	SAC: 0	PB: 0	
3B: 0	DP: 1	SB: 0	
HR: 0	HBP: 0	CS: 1	

Batter	1	2	3	4	5	6	7	8	9	AB	R	H	RBI	BB	SO	LOB
Mickey Rivers, L (1, 8) OBP: 0.326, SLG: 0.403	4-3	E4 FC6-4 1-3 2-H 3-H		1B 1-2 1B		1B 2B 1B		F9		3	0	1	1	0	0	1
Paul Blair, R (6, PH) (6, 8) OBP: 0.308, SLG: 0.320										2	1	1	0	0	0	0
Willie Randolph, R (1, 4) OBP: 0.389, SLG: 0.355	BBBB HR BB	FC6-4 FC4-6 1-2f 3-H		F8		2B 4-3 1-2 1B		1B		4	2	2	1	1	0	3
Thurman Munson, R (1, 2) OBP: 0.295, SLG: 0.362	SSS 1-H HR	K		1-2 2-H 1B		4-3 1-3 2-H 2B		F7		5	1	3	4	0	1	2
Reggie Jackson, L (1, 9) OBP: 0.308, SLG: 0.435	SSS K	FC4-6 1-2f		SSS K		4-3 2-3 3-H			F6	5	0	0	1	0	2	4
Lou Piniella, R (1, 7) OBP: 0.406, SLG: 0.457	5-3		F4		F9	F9			F9	5	0	0	0	0	0	1
Chris Chambliss, L (1, 3) OBP: 0.374, SLG: 0.406		1B 1B 1B 1B	G6-4-3 1-2f 1B		SSS K		F7		2B	5	1	3	0	0	1	0
Graig Nettles, L (1, 5) OBP: 0.338, SLG: 0.435		1B 1B E 1-2 1B	G6-4-3 1-2f 1B		1B		F7		F8	5	1	2	0	0	0	2
Cliff Johnson, R (1, 10) OBP: 0.274, SLG: 0.286		1B E 1-2 2-3 1B		BBBB 1B 1B BB	F9		F2			3	2	1	0	1	0	1
Bucky Dent, R (1, 6) OBP: 0.274, SLG: 0.282		E FC6-4 1-2 2-3 3-H 1B		F8		F8		6-3		4	1	1	1	0	0	1
Inning Stats	R: 2 E: 0 K: 1 S: 6 H: 1 LOB: 0 BB: 1 P: 10	R: 4 E: 1 K: 1 S: 10 H: 4 LOB: 1 BB: 0 P: 10	R: 0 E: 0 K: 0 S: 3 H: 1 LOB: 0 BB: 0 P: 3	R: 1 E: 0 K: 1 S: 7 H: 2 LOB: 2 BB: 1 P: 11	R: 0 E: 0 K: 1 S: 6 H: 1 LOB: 1 BB: 0 P: 6	R: 2 E: 0 K: 0 S: 6 H: 3 LOB: 1 BB: 0 P: 6	R: 0 E: 0 K: 0 S: 3 H: 0 LOB: 0 BB: 0 P: 3	R: 0 E: 0 K: 0 S: 4 H: 1 LOB: 1 BB: 0 P: 4	R: 0 E: 0 K: 0 S: 4 H: 1 LOB: 1 BB: 0 P: 4	1B: 11 2B: 2 3B: 0 HR: 1 SF: 0 SAC: 0 DP: 1 HBP: 0						

PITCHER		IP	WLS	BF	H	R	ER	SO	BB	IBB	HBP	BLK	WP	HR	S	P	ERA	WHIP
Jerry Garvin, L ERA: 6.8	(1, 1)	3.2	L	21	8	7	6	2	2	0	0	0	0	1	23	31	14.73	2.727
Balor Moore, L ERA: 6.04	(4, 1)	3.1		14	4	2	2	2	0	0	0	0	0	0	18	18	5.40	1.200
Don Kirkwood, R ERA: 2.77	(8, 1)	2.0		8	2	0	0	0	0	0	0	0	0	0	8	8	0.00	1.000

PITCHER	IP	WLS	BF	H	R	ER	SO	BB	IBB	HBP	BLK	WP	HR	S	P	ERA	WHIP

TOP

New York Yankees @ Toronto Blue Jays

Exhibition Stadium, Toronto, ON

Sun May 21 1978, 3:38 AM EDT

Att. 41,308 - Unknown

livebaseballscorecards.com

AB	41
R	9
H	14
RBI	8
BB	2
SO	4
LOB	15

WP: 0 PA: 43
PB: 0
SB: 0
CS: 0

Batter	1	2	3	4	5	6	7	8	9	AB	R	H	RBI	BB	SO	LOB
Rick Bosetti, R (1, 8) OBP: 0.313, SLG: 0.403	6-3		E3 F8 3-H		G3 1B 1B		K			4	0	1	0	0	1	1
Bob Bailor, R (1, 9) OBP: 0.311, SLG: 0.333	5-3		5-3		G3 1-2 1B		F8			4	0	1	0	0	0	2
Roy Howell, L (1, 5) OBP: 0.298, SLG: 0.378	F8		F8 2-3		G3 1-2 2-3			4-3		4	0	0	0	0	0	3
John Mayberry, L (1, 3) OBP: 0.313, SLG: 0.392		1B 1B	F9		F9			F9		4	0	1	0	0	0	3
Tom Hutton, L (1, 7) OBP: 0.330, SLG: 0.369 Otto Velez, R (8, PH) OBP: 0.382, SLG: 0.483 (9, 7)	F2	G3		L3 1B				F4		3 1	0 0	1 0	0 0	0 0	0 0	1 0
Sam Ewing, L (1, 10) OBP: 0.333, SLG: 0.286 Doug Ault, R (9, PH) OBP: 0.370, SLG: 0.417	1-2 1B	F8		K					1B	3 1	0 0	1 1	0 0	0 0	1 0	1 0
Dave McKay, S (1, 4) OBP: 0.275, SLG: 0.354	P6			L3 1-2					P4	4	0	1	0	0	0	4
Alan Ashby, S (1, 2) OBP: 0.255, SLG: 0.171	K	F8				1B			F8	4	0	1	0	0	1	4
Luis Gomez, R (1, 6) OBP: 0.282, SLG: 0.250			E 3B		F9		P4		F8	4	1	1	0	0	0	2
Inning Stats	R: 0 E: 0 K: 0 S: 3 H: 0 LOB: 0 BB: 0 P: 3	R: 0 E: 0 K: 1 S: 7 H: 2 LOB: 2 BB: 0 P: 7	R: 1 E: 1 K: 0 S: 5 H: 1 LOB: 1 BB: 0 P: 5	R: 0 E: 0 K: 0 S: 4 H: 1 LOB: 1 BB: 0 P: 4	R: 0 E: 0 K: 0 S: 5 H: 2 LOB: 2 BB: 0 P: 5	R: 0 E: 0 K: 1 S: 5 H: 1 LOB: 0 BB: 0 P: 5	R: 0 E: 0 K: 1 S: 6 H: 1 LOB: 1 BB: 0 P: 6	R: 0 E: 0 K: 0 S: 3 H: 0 LOB: 0 BB: 0 P: 3	R: 0 E: 0 K: 0 S: 4 H: 1 LOB: 1 BB: 0 P: 4	1B: 8 2B: 1 3B: 1 HR: 0	SF: 0 SAC: 0 DP: 1 HBP: 0						

PITCHER	IP	WLS	BF	H	R	ER	SO	BB	IBB	HBP	BLK	WP	HR	S	P	ERA	WHIP
Ken Clay, R (1, 1) ERA: 3.12	7.0	W	29	8	1	0	3	0	0	0	0	0	0	35	35	0.00	1.143
Ken Holtzman, L (8, 1) ERA: 4.08	1.0		3	0	0	0	0	0	0	0	0	0	0	3	3	0.00	0.000
Sparky Lyle, L (9, 1) ERA: 3.62	1.0		4	1	0	0	0	0	0	0	0	0	0	4	4	0.00	1.000

PITCHER	IP	WLS	BF	H	R	ER	SO	BB	IBB	HBP	BLK	WP	HR	S	P	ERA	WHIP

BOTTOM

New York Yankees @ Toronto Blue Jays

Exhibition Stadium, Toronto, ON

Sun May 21 1978, 3:38 AM EDT

Att. 41,308 - Unknown

livebaseballscorecards.com

AB	36
R	1
H	9
RBI	0
BB	0
SO	3
LOB	21

PA: 36

WP: 0 PB: 0 SB: 0 CS: 0

Batter	1	2	3	4	5	6	7	8	9	AB	R	H	RBI	BB	SO	LOB
Rick Burleson, R (1, 6) OBP: 0.284, SLG: 0.298	L8		F9		FC5-4 1-2f			FC1-6 1B		4	0	1	0	0	0	1
Jerry Remy, L (1, 4) OBP: 0.331, SLG: 0.350	HR 2B		G6-3 1B			6-3		FC1-6 1B 1-2f HR		4	2	2	0	0	0	1
Jim Rice, R (1, 7) OBP: 0.413, SLG: 0.708	2-H HR		G6-3 1-2f			4-3		1-3 HR 1B		4	2	2	2	0	0	1
Carl Yastrzemski, L (1, 3) OBP: 0.391, SLG: 0.397	4-3			F9		F8		1-H 3-H HR		4	1	1	3	0	0	0
Carlton Fisk, R (1, 2) OBP: 0.354, SLG: 0.387	BB			K			G4-6-3 BB	F8		2	0	0	0	2	1	0
Fred Lynn, L (1, 8) OBP: 0.359, SLG: 0.486	F5			3-1			G4-6-3 1-2f		L8	4	0	0	0	0	0	2
Butch Hobson, R (1, 5) OBP: 0.363, SLG: 0.500		6-3			F8		1B		5-3	4	0	1	0	0	0	0
Dwight Evans, R (1, 9) OBP: 0.367, SLG: 0.437		K			E5 FC5-4		K		FC6-4 BB	3	0	0	0	1	2	1
Jack Brohamer, L (1, 10) OBP: 0.362, SLG: 0.333		F9			F8			3-1	FC6-4 1-2f	4	0	0	0	0	0	2
Inning Stats	R: 2 H: 2 E: 0 LOB: 1 K: 0 BB: 1 S: 5 P: 9	R: 0 H: 0 E: 0 LOB: 0 K: 1 BB: 0 S: 5 P: 5	R: 0 H: 1 E: 0 LOB: 0 K: 0 BB: 0 S: 3 P: 3	R: 0 H: 0 E: 0 LOB: 0 K: 1 BB: 0 S: 5 P: 5	R: 0 H: 0 E: 1 LOB: 1 K: 0 BB: 0 S: 4 P: 4	R: 0 H: 0 E: 0 LOB: 0 K: 0 BB: 0 S: 3 P: 3	R: 0 H: 1 E: 0 LOB: 1 K: 1 BB: 1 S: 5 P: 9	R: 3 H: 3 E: 0 LOB: 0 K: 0 BB: 0 S: 6 P: 6	R: 0 H: 0 E: 0 LOB: 1 K: 0 BB: 1 S: 3 P: 7	1B: 4 SF: 0 2B: 1 SAC: 0 3B: 0 DP: 2 HR: 2 HBP: 0						

PITCHER	IP	WLS	BF	H	R	ER	SO	BB	IBB	HBP	BLK	WP	HR	S	P	ERA	WHIP
Jim Clancy, R (1, 1) ERA: 5.11	9.0	L	36	7	5	5	3	3	0	0	0	0	2	39	51	5.00	1.111

PITCHER	IP	WLS	BF	H	R	ER	SO	BB	IBB	HBP	BLK	WP	HR	S	P	ERA	WHIP

TOP

Boston Red Sox @ Toronto Blue Jays

Exhibition Stadium, Toronto, ON

Mon May 22 1978, 3:33 AM EDT

Att. 25,054 - Unknown - 63 F

livebaseballscorecards.com

AB	33
R	5
H	7
RBI	5
BB	3
SO	3
LOB	8

Batter	1	2	3	4	5	6	7	8	9	AB	R	H	RBI	BB	SO	LOB
Rick Bosetti, R (1, 8) OBP: 0.309, SLG: 0.396	F9		B1-3		F7		CS 1-2	F7	1-2 2-3 1B	5	0	1	0	0	0	1
Bob Bailor, R (1, 9) OBP: 0.301, SLG: 0.321	K		6-3			F7		F8	F7	5	0	0	0	0	1	3
Roy Howell, L (1, 5) OBP: 0.303, SLG: 0.388	HR 2B		4-3			K		1B		4	1	2	0	0	1	0
John Mayberry, L (1, 3) OBP: 0.318, SLG: 0.440	2-H HR			G3		HR		K		4	2	2	3	0	1	1
Tom Hutton, L (1, 7) OBP: 0.330, SLG: 0.368	4-3			L9		1B			L9	3	0	1	0	0	0	0
Otto Velez, R (9, PH) OBP: 0.371, SLG: 0.467										1	0	0	0	0	0	0
Sam Ewing, L (1, 10) OBP: 0.278, SLG: 0.235		6-3		F4		4-3			BB 1B 1B	3	0	0	0	0	0	1
Doug Ault, R (9, PH) OBP: 0.393, SLG: 0.417										0	1	0	0	1	0	0
Rick Cerone, R (1, 2) OBP: 0.301, SLG: 0.279		FC3-6 1B			WP 1B		F3		1-2 1B 1B	4	0	3	0	0	0	0
Dave McKay, S (1, 4) OBP: 0.274, SLG: 0.348		FC3-6 1-2f			F5 1-2		F4		1-2 2-H 1B	4	0	1	1	0	0	2
Luis Gomez, R (1, 6) OBP: 0.283, SLG: 0.252		5-3			K		CS 1B		P7	3	0	1	0	0	1	2
Willie Upshaw, L (9, PH) OBP: 0.315, SLG: 0.375										1	0	0	0	0	0	2
Inning Stats	R: 2 H: 2 E: 0 LOB: 0 K: 1 BB: 0 S: 7 P: 7	R: 0 H: 1 E: 0 LOB: 1 K: 0 BB: 0 S: 4 P: 4	R: 0 H: 0 E: 0 LOB: 0 K: 0 BB: 0 S: 3 P: 3	R: 0 H: 0 E: 0 LOB: 0 K: 0 BB: 0 S: 3 P: 3	R: 0 H: 1 E: 0 LOB: 1 K: 1 BB: 0 S: 6 P: 6	R: 1 H: 2 E: 0 LOB: 1 K: 1 BB: 0 S: 7 P: 7	R: 0 H: 1 E: 0 LOB: 0 K: 0 BB: 0 S: 3 P: 3	R: 0 H: 1 E: 0 LOB: 1 K: 1 BB: 0 S: 6 P: 6	R: 1 H: 3 E: 0 LOB: 3 K: 0 BB: 1 S: 6 P: 10	1B: 8 SF: 0 2B: 1 SAC: 0 3B: 0 DP: 0 HR: 2 HBP: 0						WP: 1 PA: 39 PB: 0 SB: 0 CS: 1	

PITCHER	IP	WLS	BF	H	R	ER	SO	BB	IBB	HBP	BLK	WP	HR	S	P	ERA	WHIP
Allen Ripley, R (1, 1) ERA: 4.33	7.0	W	27	7	3	3	3	0	0	0	0	1	2	33	33	3.86	1.000
Tom Burgmeier, L (8, 1) ERA: 5.14	1.1		7	2	1	1	1	1	0	0	0	0	0	8	12	6.75	2.250
Bob Stanley, R (9, 1) ERA: 3.62	0.2	S	4	2	0	0	0	0	0	0	0	0	0	4	4	0.00	3.000

PITCHER	IP	WLS	BF	H	R	ER	SO	BB	IBB	HBP	BLK	WP	HR	S	P	ERA	WHIP

BOTTOM

Boston Red Sox @ Toronto Blue Jays

Exhibition Stadium, Toronto, ON

Mon May 22 1978, 3:33 AM EDT

Att. 25,054 - Unknown - 63 F

livebaseballscorecards.com

AB	37
R	4
H	11
RBI	4
BB	1
SO	4
LOB	12

Batter	1	2	3	4	5	6	7	8	9	10	11	12	AB	R	H	RBI	BB	SO	LOB
Rick Burleson, R (1, 6) OBP: 0.282, SLG: 0.301	6-3		F4			4-3			F9		S 2B		5	0	1	0	0	0	1
Jerry Remy, L (1, 4) OBP: 0.333, SLG: 0.364	6-3			G5-4-3 1B		K			3B		L6		5	0	2	0	0	1	1
Jim Rice, R (1, 7) OBP: 0.402, SLG: 0.688	6-3			G5-4-3 1-2f		F6			F2		4-3 2-3		5	0	0	0	0	0	3
Carl Yastrzemski, L (1, 3) OBP: 0.391, SLG: 0.404		G1		2B			G3-6 1B		4-3			F9	5	0	2	0	0	0	1
Carlton Fisk, R (1, 2) OBP: 0.349, SLG: 0.376		1-3		K			P8			1B BB		F6	4	0	0	0	1	1	2
Fred Lynn, L (1, 8) OBP: 0.354, SLG: 0.476		1-3			4-3		G3-6 1-2f			G5-4-3 1-3 1B		L3	5	0	1	0	0	0	1
Butch Hobson, R (1, 5) OBP: 0.360, SLG: 0.514			F9		HR			4-3		K			4	1	1	1	0	1	2
Dwight Evans, R (1, 9) OBP: 0.364, SLG: 0.426			BB		F8			4-3		G5-4-3 1-2f			3	0	0	0	1	0	2
Jack Brohamer, L (1, 10) OBP: 0.333, SLG: 0.304			F9		F8			F9			F7		4	0	0	0	0	0	1
Inning Stats	R: 0 H: 0 E: 0 LOB: 0 K: 0 BB: 0 S: 3 P: 3	R: 0 H: 0 E: 0 LOB: 0 K: 0 BB: 0 S: 3 P: 3	R: 0 H: 0 E: 0 LOB: 1 K: 0 BB: 1 S: 3 P: 7	R: 0 H: 2 E: 0 LOB: 1 K: 1 BB: 0 S: 6 P: 6	R: 1 H: 1 E: 0 LOB: 0 K: 0 BB: 0 S: 4 P: 4	R: 0 H: 0 E: 0 LOB: 0 K: 1 BB: 0 S: 5 P: 5	R: 0 H: 1 E: 0 LOB: 0 K: 0 BB: 0 S: 3 P: 3	R: 0 H: 0 E: 0 LOB: 0 K: 0 BB: 0 S: 3 P: 3	R: 0 H: 1 E: 0 LOB: 1 K: 0 BB: 0 S: 4 P: 4	R: 0 H: 1 E: 0 LOB: 1 K: 1 BB: 1 S: 5 P: 9	R: 0 H: 1 E: 0 LOB: 1 K: 0 BB: 0 S: 4 P: 4	R: 0 H: 0 E: 0 LOB: 0 K: 0 BB: 0 S: 3 P: 3	1B: 3 SF: 0 2B: 2 SAC: 0 3B: 1 DP: 3 HR: 1 HBP: 0						

PITCHER	IP	WLS	BF	H	R	ER	SO	BB	IBB	HBP	BLK	WP	HR	S	P	ERA	WHIP
Jesse Jefferson, R (1, 1) ERA: 4.26	12.0	W	42	7	1	1	3	2	0	0	0	0	1	46	54	0.75	0.750

PITCHER	IP	WLS	BF	H	R	ER	SO	BB	IBB	HBP	BLK	WP	HR	S	P	ERA	WHIP

TOP

Boston Red Sox @ Toronto Blue Jays

Exhibition Stadium, Toronto, ON

Tue May 23 1978, 7:05 PM EDT

Att. 14,578 - Unknown - 65 F

livebaseballscorecards.com

AB	40
R	1
H	7
RBI	1
BB	2
SO	3
LOB	14

WP: 0 PA: 42
PB: 0
SB: 1
CS: 0

Batter	1	2	3	4	5	6	7	8	9	10	11	12	AB	R	H	RBI	BB	SO	LOB
Rick Bosetti, R (1, 8) OBP: 0.310, SLG: 0.393	6-3		6-3		FC6 1-2f			F8		CS 1B		2-3 3-H 1B	6	0	2	1	0	0	1
Bob Bailor, R (1, 9) OBP: 0.310, SLG: 0.331	F7		1B			6-3 S SF9 1B		F7		FC4-6 1-2 1B			5	1	3	0	0	0	0
Roy Howell, L (1, 5) OBP: 0.300, SLG: 0.378	PB 1B BB		F8			6-3 1-3		K		FC4-6 1-2f			4	0	0	0	1	1	3
John Mayberry, L (1, 3) OBP: 0.323, SLG: 0.441 Willie Upshaw, L (9, PR) OBP: 0.309, SLG: 0.367 (10, 7)	1B 1-2 HBP			K		SF9 3-H			FC5 SH2-4 1B		K		2 1	0 0	1 0	1 0	0 0	1 1	0 0
Tom Hutton, L (1, 7) OBP: 0.327, SLG: 0.363 (10, 3)	1-2 2-H 1B			6-3		1-3			SH2-4 1-2		P8		4	0	1	0	0	0	0
Sam Ewing, L (1, 10) OBP: 0.261, SLG: 0.190		K		4-3			F7		FC5 IBB		G3		4	0	0	0	1	1	0
Rick Cerone, R (1, 2) OBP: 0.296, SLG: 0.275		F7			1-3		1B		FC5 1-2 2-3f			6-3	5	0	1	0	0	0	2
Dave McKay, S (1, 4) OBP: 0.276, SLG: 0.347 Rico Carty, R (9, PH) OBP: 0.407, SLG: 0.528 Tim Johnson, L (10, 4)		4-3			K		S 1-2		F4			2B 1B BB	3 1 0	0 0 1	1 0 0	0 0 0	1 0 1	0 2 0	1 0 0
Luis Gomez, R (1, 6) OBP: 0.288, SLG: 0.269			K		FC6		F9 1-2			4-3		1B 1-3 2B	5	0	2	0	0	1	1
Inning Stats	R: 0 E: 0 K: 0 S: 3 H: 1 LOB: 2 BB: 1 P: 8	R: 0 E: 0 K: 1 S: 5 H: 0 LOB: 0 BB: 0 P: 5	R: 0 E: 0 K: 1 S: 6 H: 1 LOB: 1 BB: 0 P: 6	R: 0 E: 0 K: 1 S: 5 H: 0 LOB: 0 BB: 0 P: 5	R: 0 E: 0 K: 1 S: 6 H: 1 LOB: 1 BB: 0 P: 6	R: 1 E: 0 K: 0 S: 4 H: 1 LOB: 0 BB: 0 P: 4	R: 0 E: 0 K: 0 S: 4 H: 2 LOB: 1 BB: 0 P: 4	R: 0 E: 0 K: 1 S: 5 H: 0 LOB: 0 BB: 0 P: 5	R: 0 E: 0 K: 0 S: 4 H: 1 LOB: 2 BB: 1 P: 8	R: 0 E: 0 K: 0 S: 4 H: 2 LOB: 1 BB: 0 P: 4	R: 0 E: 0 K: 1 S: 5 H: 0 LOB: 0 BB: 0 P: 5	R: 1 E: 0 K: 0 S: 3 H: 2 LOB: 2 BB: 1 P: 7	1B: 10 2B: 1 3B: 0 HR: 0 SF: 1 SAC: 1 DP: 0 HBP: 1						

PITCHER	IP	WLS	BF	H	R	ER	SO	BB	IBB	HBP	BLK	WP	HR	S	P	ERA	WHIP
Jim Wright, R (1, 1) ERA: 2.25	10.0		39	9	1	1	5	1	1	1	0	0	0	46	55	0.90	1.000
Bill Campbell, R (11, 1) ERA: 8.44	1.1	L	7	2	1	1	1	1	0	0	0	0	0	8	12	6.75	2.250

PITCHER	IP	WLS	BF	H	R	ER	SO	BB	IBB	HBP	BLK	WP	HR	S	P	ERA	WHIP

BOTTOM

Boston Red Sox @ Toronto Blue Jays

Exhibition Stadium, Toronto, ON

Tue May 23 1978, 7:05 PM EDT

Att. 14,578 - Unknown - 65 F

livebaseballscorecards.com

AB	40
R	2
H	11
RBI	2
BB	3
SO	6
LOB	9

WP	0
PB	1
SB	2
CS	1
PA	46

Batter	1	2	3	4	5	6	7	8	9	AB	R	H	RBI	BB	SO	LOB
Rick Burleson, R (1, 6) OBP: 0.280, SLG: 0.304	6-3		1B 2B		K		K FC4-6 2-3		F7	5	1	1	0	0	2	1
Jerry Remy, L (1, 4) OBP: 0.330, SLG: 0.359	4-3		1B 2-H 1B		F7		FC4-6 S 1-2f 3-H		K	5	0	1	2	0	1	1
Jim Rice, R (1, 7) OBP: 0.392, SLG: 0.669	F4		F9			6-3	K 1-3		F8	5	0	0	0	0	1	2
Fred Lynn, L (1, 8) OBP: 0.364, SLG: 0.476		HR BB	1-3 1B			HR BB		5-3		2	2	1	0	2	0	0
Carlton Fisk, R (1, 2) OBP: 0.353, SLG: 0.400		F8	F9			1-H HR		2B 1B		4	2	2	2	0	0	3
Butch Hobson, R (1, 5) OBP: 0.352, SLG: 0.500		F8		F8		L8		F9		4	0	0	0	0	0	2
Jack Brohamer, L (1, 10) OBP: 0.364, SLG: 0.408		1-H HR		G5-4-3 BB		4-3		1-3 1B 2B		3	2	2	2	1	0	0
Dwight Evans, R (1, 9) OBP: 0.367, SLG: 0.424		5-3		G5-4-3 1-2f			PB 5-3 FC4-6 BB	2-H 3-H 1B		3	1	1	2	1	0	1
Fred Kendall, R (1, 3) OBP: 0.100, SLG: 0.100			F6		F8		5-3 1-2	F8		4	0	0	0	0	0	2
Inning Stats	R: 0 E: 0 K: 0 S: 3 H: 0 LOB: 0 BB: 0 P: 3	R: 2 E: 0 K: 0 S: 4 H: 1 LOB: 0 BB: 1 P: 8	R: 1 E: 0 K: 0 S: 6 H: 3 LOB: 2 BB: 0 P: 6	R: 0 E: 0 K: 0 S: 2 H: 0 LOB: 0 BB: 1 P: 6	R: 0 E: 0 K: 1 S: 5 H: 0 LOB: 0 BB: 0 P: 5	R: 2 E: 0 K: 0 S: 4 H: 1 LOB: 0 BB: 1 P: 8	R: 1 E: 0 K: 2 S: 8 H: 0 LOB: 1 BB: 1 P: 12	R: 2 E: 0 K: 0 S: 6 H: 3 LOB: 1 BB: 0 P: 6	R: 0 E: 0 K: 1 S: 5 H: 0 LOB: 0 BB: 0 P: 5	1B: 4 2B: 2 3B: 0 HR: 2	SF: 0 SAC: 0 DP: 1 HBP: 0						

TOP

Boston Red Sox @ Toronto Blue Jays

Exhibition Stadium, Toronto, ON

Wed May 24 1978, 7:05 PM EDT

Att. 28,825 - Unknown - 73 F

livebaseballscorecards.com

AB	35
R	8
H	8
RBI	8
BB	4
SO	4
LOB	12

WP: 0 PB: 1 SB: 2 CS: 0 PA: 39

PITCHER		IP	WLS	BF	H	R	ER	SO	BB	IBB	HBP	BLK	WP	HR	S	P	ERA	WHIP
Dave Lemanczyk, R ERA: 8.34	(1, 1)	6.0	L	25	5	5	5	1	3	0	0	0	0	2	24	36	7.50	1.333
Joe Coleman, R ERA: 2.08	(7, 1)	2.0		11	3	3	2	2	1	0	0	0	0	0	14	18	9.00	2.000
Mike Willis, L ERA: 6.08	(9, 1)	1.0		3	0	0	0	1	0	0	0	0	0	0	5	5	0.00	0.000

PITCHER	IP	WLS	BF	H	R	ER	SO	BB	IBB	HBP	BLK	WP	HR	S	P	ERA	WHIP

Batter	1	2	3	4	5	6	7	8	9	AB	R	H	RBI	BB	SO	LOB
Rick Bosetti, R (1, 8) OBP: 0.313, SLG: 0.394	6-3		1B		6-3		G3 1B 1B		F9	5	0	2	0	0	0	1
Bob Bailor, R (1, 9) OBP: 0.315, SLG: 0.336	L5		1B			BB 1B BB 1B	G3 1-2			4	1	2	0	0	0	1
Roy Howell, L (1, 5) OBP: 0.305, SLG: 0.381	4-3		G3			BB BB FC5-4 1B 1-2	2-H 1B			4	1	2	0	0	0	1
John Mayberry, L (1, 3) OBP: 0.327, SLG: 0.435		4-3		BBBB FC4-6 BB		BBBB FC5-4 BB 1-2 2-3		3-1		2	0	0	0	2	0	0
Tom Hutton, L (1, 7) OBP: 0.324, SLG: 0.351		F6		F6		BBBBB 4-0 FC5-4 BB 1-2 2-3 3-H		3-1		3	0	0	1	1	0	1
Willie Upshaw, L (1, 10) OBP: 0.305, SLG: 0.346		BBBB 4-0 BB BB		FC4-6 1-2f		SSS 0-3 K		F9		3	0	0	0	1	1	4
Rick Cerone, R (1, 2) OBP: 0.294, SLG: 0.266		BBBB 4-0 FC6-4 BB 1-2		F3		FC5-4 1-2f 2-3 3-H			5-3	3	0	0	1	1	0	3
Dave McKay, S (1, 4) OBP: 0.275, SLG: 0.342		FC6-4 1-2f			F8	F4			G3 1B	4	0	1	0	0	0	4
Luis Gomez, R (1, 6) OBP: 0.283, SLG: 0.264			F7		6-3		4-3		G3 1-2	2	0	0	0	0	0	0
Doug Ault, R (7, PH) OBP: 0.379, SLG: 0.400										1	0	0	0	0	0	0
Tim Johnson, L (8, 6)										1	0	0	0	0	0	1
Inning Stats	R: 0 H: 0 E: 0 LOB: 0 K: 0 BB: 0 S: 3 P: 3	R: 0 H: 0 E: 0 LOB: 2 K: 0 BB: 2 S: 3 P: 11	R: 0 H: 2 E: 0 LOB: 1 K: 0 BB: 0 S: 4 P: 4	R: 0 H: 0 E: 0 LOB: 1 K: 0 BB: 1 S: 3 P: 7	R: 0 H: 0 E: 0 LOB: 0 K: 0 BB: 0 S: 3 P: 3	R: 2 H: 2 E: 0 LOB: 2 K: 1 BB: 2 S: 7 P: 15	R: 0 H: 2 E: 0 LOB: 2 K: 0 BB: 0 S: 4 P: 4	R: 0 H: 0 E: 0 LOB: 0 K: 0 BB: 0 S: 3 P: 3	R: 0 H: 1 E: 0 LOB: 1 K: 0 BB: 0 S: 4 P: 4	1B: 7 SF: 0 2B: 0 SAC: 0 3B: 0 DP: 0 HR: 0 HBP: 0						

PITCHER	IP	WLS	BF	H	R	ER	SO	BB	IBB	HBP	BLK	WP	HR	S	P	ERA	WHIP
Mike Torrez, R (1, 1) ERA: 4.0	9.0	W	37	7	2	2	1	5	0	0	0	0	0	34	54	2.00	1.333

PITCHER	IP	WLS	BF	H	R	ER	SO	BB	IBB	HBP	BLK	WP	HR	S	P	ERA	WHIP

BOTTOM

Boston Red Sox @ Toronto Blue Jays

Exhibition Stadium, Toronto, ON

Wed May 24 1978, 7:05 PM EDT

Att. 28,825 - Unknown - 73 F

livebaseballscorecards.com

AB	32
R	2
H	7
RBI	2
BB	5
SO	1
LOB	16

WP: 0	PA: 37		
PB: 0			
SB: 0			
CS: 0			

Batter	1	2	3	4	5	6	7	8	9	AB	R	H	RBI	BB	SO	LOB
Rick Burleson, R (1, 6) OBP: 0.278, SLG: 0.307	F8	K			K	FC5 4-3 1-3 2-3f 3-H			E 2B	5	1	1	0	0	2	4
Jerry Remy, L (1, 4) OBP: 0.326, SLG: 0.354	K		K		1-2 HR 1B	4-3 1-2 3-H			E6 E 2-H	5	1	1	1	0	2	1
Jim Rice, R (1, 7) OBP: 0.392, SLG: 0.676	BB	L9			1-H 2-H HR	F6			6-3 1-3	4	1	1	3	1	0	2
Carl Yastrzemski, L (1, 8) OBP: 0.380, SLG: 0.391	L3		K		F8		4-3		F2	5	0	0	0	0	1	2
Carlton Fisk, R (1, 2) OBP: 0.349, SLG: 0.389		HR BB		K	6-3		K		5-3	4	1	0	0	1	2	1
Butch Hobson, R (1, 5) OBP: 0.355, SLG: 0.497		F8		1B		BB 1B 1B BB	F8			3	1	1	0	1	0	1
Bob Bailey, R (1, 10) OBP: 0.243, SLG: 0.313		L8		K		1B BB E 1-2 1B		5-3		4	1	1	0	0	1	2
Dwight Evans, R (1, 9) OBP: 0.371, SLG: 0.445		1-H HR		K		FC5 1B 1-2 2-3 BB		K		3	1	1	2	1	2	1
Fred Kendall, R (1, 3) OBP: 0.286, SLG: 0.357		2B			1B HR 1B	E 4-3 1-2 2-3 3-H 1B		P7		4	2	3	1	0	0	0
Inning Stats	R: 0 E: 0 K: 1 S: 5 H: 0 LOB: 1 BB: 1 P: 9	R: 2 E: 0 K: 1 S: 7 H: 2 LOB: 1 BB: 1 P: 11	R: 0 E: 0 K: 2 S: 7 H: 0 LOB: 0 BB: 0 P: 7	R: 0 E: 0 K: 3 S: 10 H: 1 LOB: 1 BB: 0 P: 10	R: 3 E: 0 K: 1 S: 8 H: 3 LOB: 0 BB: 0 P: 8	R: 3 E: 1 K: 0 S: 5 H: 2 LOB: 1 BB: 2 P: 13	R: 0 E: 0 K: 1 S: 5 H: 0 LOB: 0 BB: 0 P: 5	R: 0 E: 0 K: 1 S: 5 H: 0 LOB: 0 BB: 0 P: 5	R: 1 E: 2 K: 0 S: 5 H: 1 LOB: 1 BB: 0 P: 5	1B: 5 2B: 2 3B: 0 HR: 2 SF: 0 SAC: 0 DP: 0 HBP: 0						

TOP

Boston Red Sox @ Toronto Blue Jays

Exhibition Stadium, Toronto, ON

Thu May 25 1978, 7:05 PM EDT
Att. 17,197 - Unknown - 77 F

livebaseballscorecards.com

AB	37
R	9
H	9
RBI	7
BB	4
SO	10
LOB	14

PITCHER		IP	WLS	BF	H	R	ER	SO	BB	IBB	HBP	BLK	WP	HR	S	P	ERA	WHIP
Tom Underwood, L ERA: 4.1	(1, 1)	5.0	L	25	7	7	6	8	3	0	0	0	0	2	38	50	10.80	2.000
Don Kirkwood, R ERA: 2.4	(6, 1)	2.0		8	1	1	0	1	1	0	0	0	0	0	9	13	0.00	1.000
Balor Moore, L ERA: 5.55	(8, 1)	2.0		8	1	1	0	1	0	0	0	0	0	0	10	10	0.00	0.500

PITCHER	IP	WLS	BF	H	R	ER	SO	BB	IBB	HBP	BLK	WP	HR	S	P	ERA	WHIP

Batter	1	2	3	4	5	6	7	8	9	AB	R	H	RBI	BB	SO	LOB
Rick Bosetti, R (1, 8) OBP: 0.309, SLG: 0.388	F9	F7			B1	L1		1B 1-2 2-3 3-H 1B		5	0	1	1	0	0	2
Bob Bailor, R (1, 9) OBP: 0.317, SLG: 0.338	4-3 SSS	K			F6		4-3 1B	G5-4-3 1-2 2-3 3-H 1B		5	0	2	1	0	1	2
Roy Howell, L (1, 5) OBP: 0.308, SLG: 0.382	1B		L6		BB 1B 1B		4-3 1-2	G5-4-3 1-2f		5	0	2	0	0	0	4
John Mayberry, L (1, 3) OBP: 0.323, SLG: 0.427	L4		F7		BB 1-2 1B		F2		6-3	5	0	1	0	0	0	2
Tom Hutton, L (1, 7) OBP: 0.327, SLG: 0.357		1B 1B 2B	6-3		BBBB 4-0 1-2 2-3 BB		5-3		3-1	4	1	1	0	1	0	1
Willie Upshaw, L (1, 10) OBP: 0.323, SLG: 0.382 Otto Velez, R (8, PH) OBP: 0.378, SLG: 0.452		1B 1B 2-3 1B	3-1 2B	L4				BBBB 4-0 2B 1B BB	5-3	3 1	1 1	2 0	0 0	0 1	0 0	3 0
Dave McKay, S (1, 4) OBP: 0.274, SLG: 0.338		FC2-5 1B 1-3 3-H 1B	3-1 2-3		L9			SSS 0-3 K		4	0	1	1	0	1	2
Luis Gomez, R (1, 6) OBP: 0.290, SLG: 0.281		FC2-5 1-2 3-H 1B	1-3		F6			1B 1-3 1B 2B		4	1	2	1	0	0	1
Alan Ashby, S (1, 2) OBP: 0.275, SLG: 0.250		FC2-5 1-2 2-3f	SSS K		HR			BBBB 4-0 1B 1B BB		3	1	1	1	1	1	3
Inning Stats	R: 0 E: 0 K: 0 S: 4 H: 1 LOB: 1 BB: 0 P: 4	R: 2 E: 0 K: 1 S: 9 H: 4 LOB: 2 BB: 0 P: 9	R: 0 E: 0 K: 0 S: 3 H: 0 LOB: 0 BB: 0 P: 3	R: 0 E: 0 K: 1 S: 6 H: 1 LOB: 1 BB: 0 P: 6	R: 0 E: 0 K: 0 S: 5 H: 2 LOB: 3 BB: 1 P: 9	R: 1 E: 0 K: 0 S: 4 H: 1 LOB: 0 BB: 0 P: 4	R: 0 E: 0 K: 0 S: 4 H: 1 LOB: 1 BB: 0 P: 4	R: 2 E: 0 K: 1 S: 7 H: 3 LOB: 2 BB: 2 P: 15	R: 0 E: 0 K: 0 S: 3 H: 0 LOB: 0 BB: 0 P: 3	1B: 9 2B: 3 3B: 0 HR: 1 SF: 0 SAC: 0 DP: 1 HBP: 0	WP: 0 PB: 0 SB: 0 CS: 0 PA: 42					

PITCHER		IP	WLS	BF	H	R	ER	SO	BB	IBB	HBP	BLK	WP	HR	S	P	ERA	WHIP
Dennis Eckersley, R ERA: 3.95	(1, 1)	7.0	W	32	10	3	3	2	1	0	0	0	0	1	35	39	3.86	1.571
Tom Burgmeier, L ERA: 6.28	(8, 1)	0.1		5	2	2	2	1	2	0	0	0	0	0	5	13	54.00	12.000
Dick Drago, R ERA: 1.84	(8, 1)	1.2	S	5	1	0	0	0	0	0	0	0	0	0	5	5	0.00	0.600

PITCHER	IP	WLS	BF	H	R	ER	SO	BB	IBB	HBP	BLK	WP	HR	S	P	ERA	WHIP

BOTTOM

Boston Red Sox @ Toronto Blue Jays

Exhibition Stadium, Toronto, ON

Thu May 25 1978, 7:05 PM EDT
Att. 17,197 - Unknown - 77 F

livebaseballscorecards.com

AB	39
R	5
H	13
RBI	5
BB	3
SO	3
LOB	20

Toronto Blue Jays @ New York Yankees

Yankee Stadium, Bronx, NY

Fri May 26 1978, 7:05 PM EDT

Att. 24,171 - Unknown - 71 F

livebaseballscorecards.com

TOP

Batter	1	2	3	4	5	6	7	8	9	AB	R	H	RBI	BB	SO	LOB
Rick Bosetti, R (1, 8) OBP: 0.308, SLG: 0.380	BBBB 4-0 4-3 BB		x 0-0 F9 ③		x 0-0 FC6-4 ③ 1-2f		x 0-0 G6-4-3 ②③ 1-2f			3	0	0	0	1	0	4
Bob Bailor, R (1, 9) OBP: 0.316, SLG: 0.331	x 0-0 4-3 ① 1-2			BBBB 4-0 G4-6-3 BB		x 0-0 E4 HR		x 0-0 F9 ①		3	1	0	0	1	0	1
Roy Howell, L (1, 5) OBP: 0.301, SLG: 0.372	x 0-0 F7 ②			x 0-0 G4-6-3 ①② 1-2f		x 0-0 F7 ①		x 0-0 P6 ②		4	0	0	0	0	0	3
John Mayberry, L (1, 3) OBP: 0.333, SLG: 0.473	x 0-0 G3 ③			BBBB 4-0 BB		x 0-0 1-H HR		x 0-0 HR		3	2	2	3	1	0	1
Tom Hutton, L (1, 7) OBP: 0.319, SLG: 0.347 Otto Velez, R (8, PH) OBP: 0.368, SLG: 0.438 (8, 7)		x 0-0 4-3 ①		x 0-0 F8 ③		x 0-0 1-3 ②		x 0-0 P3 ③		3 1	0 0	0 0	0 0	0 0	0 0	1 0
Willie Upshaw, L (1, 10) OBP: 0.338, SLG: 0.386 Doug Ault, R (9, PH) OBP: 0.367, SLG: 0.385		x 0-0 FC5-4 1B			BBBB 4-0 CS BB	x 0-0 4-3 ③			x 0-0 6-3 ①	2 1	0 0	1 0	0 0	1 0	0 0	0 0
Dave McKay, S (1, 4) OBP: 0.273, SLG: 0.345		x 0-0 FC5-4 ② CS 1-2f			x 0-0 F9 ① 1-2 2B		x 0-0 6-3 ①		x 0-0 P4 ②	4	0	1	0	0	0	1
Luis Gomez, R (1, 6) OBP: 0.307, SLG: 0.293 Rick Cerone, R (9, PH) OBP: 0.291, SLG: 0.263		0-0 CS ③ 1-2	x 0-0 G3-6-3 1B		BBBB 4-0 FC6-4 BB		x 0-0 1B 1B		x 0-0 4-3 ③	2 1	0 0	2 0	0 0	1 0	0 0	0 0
Alan Ashby, S (1, 2) OBP: 0.278, SLG: 0.255			x 0-0 G3-6-3 ①② 1-2f		x 0-0 F9 ② 2-3		x 0-0 G6-4-3 1-3 1B			3	0	1	0	0	0	3

	AB	30
	R	3
	H	7
	RBI	3
	BB	5
	SO	0
	LOB	14

Inning Stats	1	2	3	4	5	6	7	8	9	1B: 4	SF: 0	WP: 0	PA: 36
R:	0	0	0	0	0	2	0	1	0	2B: 1	SAC: 0	PB: 0	
E:	0	0	0	0	0	1	0	0	0	3B: 0	DP: 3	SB: 0	
K:	0	0	0	0	0	0	0	0	0	HR: 2	HBP: 0	CS: 2	
S:	3	3	3	2	3	5	4	4	3				
H:	0	1	1	0	1	1	2	1	0				
LOB:	1	0	0	1	2	0	1	0	0				
BB:	1	0	0	2	2	0	0	0	0				
P:	7	3	3	10	11	5	4	4	3				

PITCHER		IP	WLS	BF	H	R	ER	SO	BB	IBB	HBP	BLK	WP	HR	S	P	ERA	WHIP
Jim Beattie, R ERA: 3.99	(1, 1)	6.1		27	6	2	1	0	5	0	0	0	0	1	22	42	1.42	1.737
Sparky Lyle, L ERA: 3.6	(7, 1)	2.2	W	8	1	1	1	0	0	0	0	0	0	1	8	8	3.38	0.375

PITCHER	IP	WLS	BF	H	R	ER	SO	BB	IBB	HBP	BLK	WP	HR	S	P	ERA	WHIP

Batter	1	2	3	4	5	6	7	8	9	AB	R	H	RBI	BB	SO	LOB
Mickey Rivers, L (1, 8) OBP: 0.327, SLG: 0.411	4-3 1B		F7			4-3	5-3			4	0	1	0	0	0	0
Willie Randolph, R (1, 4) OBP: 0.387, SLG: 0.338	F8		F8			F8		F9		4	0	0	0	0	0	1
Thurman Munson, R (1, 2) OBP: 0.294, SLG: 0.362	4-3 1-2			5-3		F7		5-3		4	0	0	0	0	0	1
Reggie Jackson, L (1, 9) OBP: 0.312, SLG: 0.438	G3			FC5-4 1B			K	F8		4	0	1	0	0	1	1
Lou Piniella, R (1, 7) OBP: 0.402, SLG: 0.448		F9		FC5-4 PO 1-2f			1B HR 1B			3	1	1	0	0	0	1
Chris Chambliss, L (1, 3) OBP: 0.380, SLG: 0.429		FC5-4 1B		PO 1-2	F8		BB HR 1-3 1B			3	1	2	0	0	0	0
Graig Nettles, L (1, 5) OBP: 0.358, SLG: 0.471		F7			1B		BBB 4-0 HR 1-2 BB			2	1	1	0	1	0	1
Cliff Johnson, R (1, 10) OBP: 0.272, SLG: 0.296 Jim Spencer, L (7, PH) OBP: 0.283, SLG: 0.608		FC5-4 1-2f			F8		1-H 2-H 3-H HR			2 1	0 1	0 1	0 4	0 0	0 0	2 0
Bucky Dent, R (1, 6) OBP: 0.281, SLG: 0.296			P6		F8		P5			3	0	0	0	0	0	1
Inning Stats	R: 0 E: 0 K: 0 S: 4 H: 1 LOB: 1 BB: 0 P: 4	R: 0 E: 0 K: 0 S: 4 H: 1 LOB: 1 BB: 0 P: 4	R: 0 E: 0 K: 0 S: 3 H: 0 LOB: 0 BB: 0 P: 3	R: 0 E: 0 K: 0 S: 3 H: 1 LOB: 0 BB: 0 P: 3	R: 0 E: 0 K: 0 S: 4 H: 1 LOB: 1 BB: 0 P: 4	R: 0 E: 0 K: 0 S: 3 H: 0 LOB: 0 BB: 0 P: 3	R: 4 E: 0 K: 1 S: 8 H: 3 LOB: 0 BB: 1 P: 12	R: 0 E: 0 K: 0 S: 3 H: 0 LOB: 0 BB: 0 P: 3		1B: 6 2B: 0 3B: 0 HR: 1	SF: 0 SAC: 0 DP: 0 HBP: 0						

PITCHER	IP	WLS	BF	H	R	ER	SO	BB	IBB	HBP	BLK	WP	HR	S	P	ERA	WHIP
Jerry Garvin, L (1, 1) ERA: 6.49	6.1	L	25	6	3	3	1	1	0	0	0	0	0	26	30	4.26	1.105
Tom Murphy, R (7, 1) ERA: 2.42	1.2		6	1	1	1	0	0	0	0	0	0	1	6	6	5.40	0.600

PITCHER	IP	WLS	BF	H	R	ER	SO	BB	IBB	HBP	BLK	WP	HR	S	P	ERA	WHIP

BOTTOM

Toronto Blue Jays @ New York Yankees

Yankee Stadium, Bronx, NY

Fri May 26 1978, 7:05 PM EDT
Att. 24,171 - Unknown - 71 F

livebaseballscorecards.com

AB	30
R	4
H	7
RBI	4
BB	1
SO	1
LOB	8

1B: 6	SF: 0	WP: 0	PA: 32
2B: 0	SAC: 0	PB: 0	
3B: 0	DP: 0	SB: 0	
HR: 1	HBP: 0	CS: 0	

Batter	1	2	3	4	5	6	7	8	9	AB	R	H	RBI	BB	SO	LOB
Rick Bosetti, R (1, 8) OBP: 0.310, SLG: 0.393	P3		FC3-6 1-2f		1-3 2-H 1B		K		1-H 2-H SH1 3B	5	1	2	3	0	1	3
Bob Bailor, R (1, 9) OBP: 0.314, SLG: 0.329	1B 1B		1-3 1-2		P4		F7		SH1 3-H	4	0	1	1	0	0	5
Roy Howell, L (1, 5) OBP: 0.304, SLG: 0.373	G1-6-3 1-3 1B			K		FC4-6 1B		4-3	K	5	0	2	0	0	2	0
John Mayberry, L (1, 3) OBP: 0.331, SLG: 0.463	G1-6-3 1-2f			F7		FC4-6 1-2f		BB		3	0	0	0	1	0	3
Willie Upshaw, L (1, 10) OBP: 0.319, SLG: 0.361		4-3		P5		F9		F7		4	0	0	0	0	0	2
Tom Hutton, L (1, 7) OBP: 0.308, SLG: 0.333		4-3			4-3	F8		4-3		4	0	0	0	0	0	2
Dave McKay, S (1, 4) OBP: 0.272, SLG: 0.341		P6			E5 FC4-6		K		SH1-4 3B 1B	4	1	1	0	0	1	0
Luis Gomez, R (1, 6) OBP: 0.308, SLG: 0.294			K		FC4-6 1B 1-2f 1B		1B 1B		SH1-4 1-2	3	1	1	0	0	1	1
Alan Ashby, S (1, 2) OBP: 0.328, SLG: 0.300			FC3-6 1B		1B 1-2 1B		1-2 1B		3B IBB	3	1	3	0	1	0	0
Inning Stats	R: 0 H: 2 E: 0 LOB: 1 K: 0 BB: 0 S: 4 P: 4	R: 0 H: 0 E: 0 LOB: 0 K: 0 BB: 0 S: 3 P: 3	R: 0 H: 1 E: 0 LOB: 1 K: 1 BB: 0 S: 6 P: 6	R: 0 H: 0 E: 0 LOB: 0 K: 1 BB: 0 S: 5 P: 5	R: 1 H: 2 E: 1 LOB: 2 K: 0 BB: 0 S: 6 P: 6	R: 0 H: 1 E: 0 LOB: 1 K: 0 BB: 0 S: 4 P: 4	R: 0 H: 2 E: 0 LOB: 2 K: 2 BB: 0 S: 9 P: 9	R: 0 H: 0 E: 0 LOB: 1 K: 0 BB: 1 S: 3 P: 7	R: 3 H: 2 E: 0 LOB: 0 K: 1 BB: 1 S: 7 P: 11	1B: 9 SF: 0 2B: 0 SAC: 2 3B: 1 DP: 1 HR: 0 HBP: 0						

TOP

Toronto Blue Jays @ New York Yankees

Yankee Stadium, Bronx, NY

Sat May 27 1978, 3:33 AM EDT
Att. 56,078 - Unknown - 66 F

livebaseballscorecards.com

AB	35
R	4
H	10
RBI	4
BB	2
SO	5
LOB	16

WP: 0 PA: 39
PB: 0
SB: 1
CS: 0

PITCHER	IP	WLS	BF	H	R	ER	SO	BB	IBB	HBP	BLK	WP	HR	S	P	ERA	WHIP
Ed Figueroa, R (1, 1) ERA: 2.93	9.0	L	39	10	4	3	5	1	1	0	0	0	0	47	55	3.00	1.222

PITCHER	IP	WLS	BF	H	R	ER	SO	BB	IBB	HBP	BLK	WP	HR	S	P	ERA	WHIP

Batter	1	2	3	4	5	6	7	8	9	AB	R	H	RBI	BB	SO	LOB
Mickey Rivers, L (1, 8) OBP: 0.319, SLG: 0.400	5-3		K		4-3		1-3			4	0	0	0	0	1	3
Willie Randolph, R (1, 4) OBP: 0.384, SLG: 0.342	E 2B		6-3			F9		F8		4	1	1	0	0	0	0
Thurman Munson, R (1, 2) OBP: 0.299, SLG: 0.361	F9			5-3		BB 1B		G6-4-3 BB		3	0	1	0	1	0	1
Reggie Jackson, L (1, 9) OBP: 0.316, SLG: 0.441	E6 1B 2-H			4-3		F8		G6-4-3 1-2f		1	0	1	1	0	0	0
Paul Blair, R (4, PH) (5, 9) OBP: 0.290, SLG: 0.300										3	0	0	0	0	0	2
Chris Chambliss, L (1, 10) OBP: 0.376, SLG: 0.420	F8			F8		BB 1-2			F8	3	0	0	0	1	0	1
Graig Nettles, L (1, 5) OBP: 0.362, SLG: 0.469		4-3			1-3 BB	F8			1B 1B	3	0	1	0	1	0	2
Lou Piniella, R (1, 7) OBP: 0.397, SLG: 0.440		1-3			1-3 1-2		4-3		1B 1-2	4	0	1	0	0	0	1
Jim Spencer, L (1, 3) OBP: 0.298, SLG: 0.585		4-3			IBB		FC4-6 BB		F9	2	0	0	0	2	0	2
Bucky Dent, R (1, 6) OBP: 0.275, SLG: 0.290			G3		F7		FC4-6 1-2f		K	3	0	0	0	0	0	3
Dell Alston, L (9, PH)										1	0	0	0	0	1	2
Inning Stats	R: 1 E: 1 K: 0 S: 5 H: 2 LOB: 1 BB: 0 P: 5	R: 0 E: 0 K: 0 S: 3 H: 0 LOB: 0 BB: 0 P: 3	R: 0 E: 0 K: 1 S: 5 H: 0 LOB: 0 BB: 0 P: 5	R: 0 E: 0 K: 0 S: 3 H: 0 LOB: 0 BB: 0 P: 3	R: 0 E: 0 K: 0 S: 3 H: 0 LOB: 2 BB: 2 P: 11	R: 0 E: 0 K: 0 S: 4 H: 1 LOB: 2 BB: 1 P: 8	R: 0 E: 0 K: 0 S: 3 H: 0 LOB: 1 BB: 1 P: 7	R: 0 E: 0 K: 0 S: 2 H: 0 LOB: 0 BB: 1 P: 6	R: 0 E: 0 K: 1 S: 7 H: 2 LOB: 2 BB: 0 P: 7	1B: 4 2B: 1 3B: 0 HR: 0	SF: 0 SAC: 0 DP: 1 HBP: 0					

PITCHER	IP	WLS	BF	H	R	ER	SO	BB	IBB	HBP	BLK	WP	HR	S	P	ERA	WHIP
Jim Clancy, R (1, 1) ERA: 4.53	8.1	W	34	5	1	1	1	4	1	0	0	0	0	31	51	1.08	1.080
Tom Murphy, R (9, 1) ERA: 2.36	0.2	S	2	0	0	0	1	0	0	0	0	0	0	4	4	0.00	0.000

PITCHER	IP	WLS	BF	H	R	ER	SO	BB	IBB	HBP	BLK	WP	HR	S	P	ERA	WHIP

BOTTOM

Toronto Blue Jays @ New York Yankees

Yankee Stadium, Bronx, NY

Sat May 27 1978, 3:33 AM EDT
Att. 56,078 - Unknown - 66 F

livebaseballscorecards.com

AB	31
R	1
H	5
RBI	1
BB	5
SO	2
LOB	17

1B: 4	SF: 0	WP: 0	PA: 36
2B: 1	SAC: 0	PB: 0	
3B: 0	DP: 1	SB: 0	
HR: 0	HBP: 0	CS: 0	

Batter	1	2	3	4	5	6	7	8	9	AB	R	H	RBI	BB	SO	LOB
Rick Bosetti, R (1, 8) OBP: 0.309, SLG: 0.395	K			E 2B	L6-4 2-3			1-3		4	1	1	0	0	1	1
Bob Bailor, R (1, 9) OBP: 0.313, SLG: 0.327	K			E6 1B FC5-4 2-H 1B		P6			5-3	4	1	1	0	0	1	0
Roy Howell, L (1, 5) OBP: 0.297, SLG: 0.364	K			P1		4-3			4-3	4	0	0	0	0	1	1
John Mayberry, L (1, 3) OBP: 0.330, SLG: 0.458		P4		FC5-4 1-3 1B		4-3			1-3	4	0	1	0	0	0	0
Otto Velez, R (1, 7) OBP: 0.366, SLG: 0.429		F9		FC5-4 1-2f 3-H			4-3 WP CS 1B			3	0	1	1	0	0	1
Doug Ault, R (1, 10) OBP: 0.333, SLG: 0.345		K		P5			4-3 1-3			3	0	0	0	0	1	2
Dave McKay, S (1, 4) OBP: 0.274, SLG: 0.352			K	1B 2B			K 3-H			3	1	1	0	0	2	1
Rick Cerone, R (1, 2) OBP: 0.292, SLG: 0.265			F7	L6-4 SH1-3 2-H 1B				P4		3	0	1	1	0	0	0
Luis Gomez, R (1, 6) OBP: 0.303, SLG: 0.289			5-3	SH1-3 1-2				5-3		2	0	0	0	0	0	0
Inning Stats	R: 0 E: 0 K: 3 S: 9 H: 0 LOB: 0 BB: 0 P: 9	R: 0 E: 0 K: 1 S: 5 H: 0 LOB: 0 BB: 0 P: 5	R: 0 E: 0 K: 1 S: 5 H: 0 LOB: 0 BB: 0 P: 5	R: 2 E: 1 K: 0 S: 6 H: 3 LOB: 1 BB: 0 P: 6	R: 1 E: 0 K: 0 S: 4 H: 2 LOB: 0 BB: 0 P: 4	R: 0 E: 0 K: 0 S: 3 H: 0 LOB: 0 BB: 0 P: 3	R: 0 E: 0 K: 1 S: 5 H: 1 LOB: 0 BB: 0 P: 5	R: 0 E: 0 K: 0 S: 3 H: 0 LOB: 0 BB: 0 P: 3	R: 0 E: 0 K: 0 S: 3 H: 0 LOB: 0 BB: 0 P: 3	1B: 4 2B: 3 3B: 0 HR: 0 SF: 0 SAC: 1 DP: 1 HBP: 0						

PITCHER	IP	WLS	BF	H	R	ER	SO	BB	IBB	HBP	BLK	WP	HR	S	P	ERA	WHIP
Ron Guidry, L (1, 1) ERA: 1.88	9.0	W	31	6	3	3	6	0	0	0	0	1	0	43	43	3.00	0.667

PITCHER	IP	WLS	BF	H	R	ER	SO	BB	IBB	HBP	BLK	WP	HR	S	P	ERA	WHIP

TOP

Toronto Blue Jays @ New York Yankees

Yankee Stadium, Bronx, NY

Sun May 28 1978, 3:33 AM EDT

Att. 41,534 - Unknown - 72 F

livebaseballscorecards.com

AB	30
R	3
H	6
RBI	2
BB	0
SO	6
LOB	6

WP: 1	PA: 31		
PB: 0			
SB: 0			
CS: 1			

BOTTOM

Toronto Blue Jays @ New York Yankees

Yankee Stadium, Bronx, NY

Sun May 28 1978, 3:33 AM EDT
Att. 41,534 - Unknown - 72 F

livebaseballscorecards.com

Batter	1	2	3	4	5	6	7	8	9	AB	R	H	RBI	BB	SO	LOB
Mickey Rivers, L (1, 8) OBP: 0.315, SLG: 0.416	4-3		F7		FC4-6 1B 1B 1-2f		HR	SF8 1-2 2-3 3-H		4	1	1	2	0	0	1
Willie Randolph, R (1, 4) OBP: 0.395, SLG: 0.355	BB S 3B		4-3		1B 1-2		4-3 1B 2B	IBB		3	2	2	0	2	0	0
Thurman Munson, R (1, 2) OBP: 0.302, SLG: 0.374	1-H 3B			2B 1B 1B	F9		4-3 2-3	F8		5	1	2	1	0	0	6
Chris Chambliss, L (1, 3) OBP: 0.377, SLG: 0.420	G3			F9	1-2 2-3 1B		3-H 1B	F8		5	0	2	1	0	0	5
Graig Nettles, L (1, 5) OBP: 0.359, SLG: 0.469	F7			1B 1-3 7-2 2B	4-3		F7			4	0	1	0	0	0	5
Jim Spencer, L (1, 10) OBP: 0.311, SLG: 0.564		F8		1B IBB		BB SH1-3 BB	1-3			2	0	0	0	2	0	1
Lou Piniella, R (1, 7) OBP: 0.411, SLG: 0.450		BB G5-4-3 BB		1-2 2-3 3-H 1B		SH1-3 1-2		2B SF8 1B		2	1	2	1	1	0	0
Paul Blair, R (1, 9) OBP: 0.286, SLG: 0.324		G5-4-3 1-2f		7-2 3-Hf		P3		SF8 1-3 2B		4	0	1	0	0	0	5
Bucky Dent, R (1, 6) OBP: 0.281, SLG: 0.291			F9		FC4-6 1B	F7		BB SF8		3	0	1	0	1	0	1
Inning Stats	R: 1 H: 1 E: 0 LOB: 1 K: 0 BB: 1 S: 4 P: 8	R: 0 H: 0 E: 0 LOB: 0 K: 0 BB: 1 S: 2 P: 6	R: 0 H: 0 E: 0 LOB: 0 K: 0 BB: 0 S: 3 P: 3	R: 1 H: 3 E: 0 LOB: 2 K: 0 BB: 1 S: 5 P: 9	R: 0 H: 3 E: 0 LOB: 3 K: 0 BB: 0 S: 6 P: 6	R: 0 H: 0 E: 0 LOB: 1 K: 0 BB: 1 S: 3 P: 7	R: 2 H: 3 E: 0 LOB: 1 K: 0 BB: 0 S: 6 P: 6	R: 1 H: 2 E: 0 LOB: 3 K: 0 BB: 2 S: 5 P: 13		1B: 7 SF: 1 2B: 4 SAC: 1 3B: 1 DP: 2 HR: 1 HBP: 0						

	AB	32
	R	5
	H	12
	RBI	5
	BB	6
	SO	0
	LOB	24

WP: 0 PA: 40
PB: 0
SB: 1
CS: 0

PITCHER		IP	WLS	BF	H	R	ER	SO	BB	IBB	HBP	BLK	WP	HR	S	P	ERA	WHIP
Jesse Jefferson, R ERA: 4.39	(1, 1)	6.1	L	30	9	4	4	0	3	1	0	0	0	1	26	42	5.68	1.895
Mike Willis, L ERA: 6.26	(7, 1)	0.2		5	3	1	1	0	0	0	0	0	0	0	5	5	13.50	4.500
Joe Coleman, R ERA: 2.08	(8, 1)	0.0		1	0	0	0	0	1	0	0	0	0	0	0	4	∞	∞
Balor Moore, L ERA: 5.33	(8, 1)	1.0		4	0	0	0	0	0	1	0	0	0	0	3	7	0.00	0.000

PITCHER	IP	WLS	BF	H	R	ER	SO	BB	IBB	HBP	BLK	WP	HR	S	P	ERA	WHIP

Batter	1	2	3	4	5	6	7	8	9	10	11	12	13	AB	R	H	RBI	BB	SO	LOB
Rick Bosetti, R (1, 8) OBP: 0.310, SLG: 0.390	4-1		F9	1-2 2-3 1B		BB		F7		SH3 1-2			K	5	0	1	0	1	1	1
Bob Bailor, R (1, 9) OBP: 0.306, SLG: 0.320	F9		F9	P6		F7		1B		6-3			F8	7	0	1	0	0	0	6
Roy Howell, L (1, 5) OBP: 0.291, SLG: 0.355	P6		1B 1-3 1B 1B	F7		4-3		F9			4-3		3-4-1	7	1	1	0	0	0	5
John Mayberry, L (1, 10) OBP: 0.324, SLG: 0.447		P6	1B 1-3 3-H 1B		4-3		P5		F9		4-3			6	0	1	1	0	0	0
Willie Upshaw, L (1, 7) OBP: 0.360, SLG: 0.439		E S FC5-2 1B	1-2 3-H 1B		FC5-4 1B		E6 1B SF9		HR		BB CS			5	2	4	2	1	0	0
Tom Hutton, L (1, 3) OBP: 0.301, SLG: 0.324		FC5-2 FC 1-H	F7		FC5-4 1-2f 2B		SF9 1-3 1B		4-3		CS 1-2	3-1		6	1	1	0	0	0	4
Dave McKay, S (1, 4) OBP: 0.267, SLG: 0.354		FC 1-2		6-3	2-H 2B		SF9 1-2 3-H		K			G1-6-3		5	0	1	2	0	1	1
Alan Ashby, S (1, 2) OBP: 0.328, SLG: 0.291		P6		1B 1B 1B	F7		F9			3-1		BB		5	0	1	0	1	0	4
Tim Johnson, L (1, 6) OBP: 0.300, SLG: 0.176			1B 1B 1B	1-2 1B		G3		K		SH3 1B		4-3		6	1	3	0	0	1	1

Inning Stats	1	2	3	4	5	6	7	8	9	10	11	12	13
	R: 0 E: 0 K: 0 S: 3 H: 0 LOB: 0 BB: 0 P: 3	R: 0 E: 0 K: 0 S: 5 H: 1 LOB: 2 BB: 0 P: 5	R: 2 E: 0 K: 0 S: 7 H: 4 LOB: 2 BB: 0 P: 7	R: 0 E: 0 K: 0 S: 6 H: 3 LOB: 3 BB: 0 P: 6	R: 1 E: 1 K: 0 S: 5 H: 2 LOB: 1 BB: 0 P: 5	R: 0 E: 0 K: 0 S: 3 H: 0 LOB: 1 BB: 1 P: 7	R: 1 E: 1 K: 0 S: 5 H: 1 LOB: 1 BB: 0 P: 5	R: 0 E: 0 K: 1 S: 6 H: 1 LOB: 1 BB: 0 P: 6	R: 1 E: 0 K: 1 S: 6 H: 1 LOB: 0 BB: 0 P: 6	R: 0 E: 0 K: 0 S: 4 H: 1 LOB: 1 BB: 0 P: 4	R: 0 E: 0 K: 0 S: 2 H: 0 LOB: 0 BB: 1 P: 6	R: 0 E: 0 K: 0 S: 3 H: 0 LOB: 1 BB: 1 P: 7	R: 0 E: 0 K: 1 S: 5 H: 0 LOB: 0 BB: 0 P: 5

PITCHER		IP	WLS	BF	H	R	ER	SO	BB	IBB	HBP	BLK	WP	HR	S	P	ERA	WHIP
Ken Clay, R ERA: 3.6	(1, 1)	2.2		14	5	2	2	0	0	0	0	0	0	0	14	19	6.75	1.875
Sparky Lyle, L ERA: 3.52	(3, 1)	3.1		16	5	1	1	0	1	0	0	0	0	0	15	19	2.70	1.800
Rich Gossage, R ERA: 1.86	(7, 1)	7.0	W	27	4	2	1	3	2	0	0	0	0	1	31	39	1.29	0.857

PITCHER	IP	WLS	BF	H	R	ER	SO	BB	IBB	HBP	BLK	WP	HR	S	P	ERA	WHIP

TOP

Toronto Blue Jays @ New York Yankees

Yankee Stadium, Bronx, NY

Sun May 28 1978, 3:38 AM EDT

Att. 42,344 - Unknown

livebaseballscorecards.com

AB	52
R	5
H	14
RBI	5
BB	3
SO	3
LOB	22

1B: 12	SF: 1	WP: 0	PA: 58
2B: 1	SAC: 1	PB: 0	
3B: 0	DP: 0	SB: 1	
HR: 1	HBP: 0	CS: 1	

Toronto Blue Jays @ New York Yankees

Yankee Stadium, Bronx, NY

Sun May 28 1978, 3:38 AM EDT

Att. 42,344 - Unknown

livebaseballscorecards.com

Batter	1	2	3	4	5	6	7	8	9	10	11	12	13	AB	R	H	RBI	BB	SO	LOB
Mickey Rivers, L (1, 8) OBP: 0.316, SLG: 0.431	4-3		HR 1-H		4-3	F7			P3		SH1-4 1-2		1B 1-3	6	1	2	2	0	0	2
Willie Randolph, R (1, 4) OBP: 0.396, SLG: 0.354	P3		1-3		5-3		4-3		1B		BB		1B 1-2 3-H	6	0	2	1	1	0	0
Thurman Munson, R (1, 10) OBP: 0.297, SLG: 0.367	K			4-3	K		6-3		1B 1-2		K			6	0	1	0	0	3	2
Chris Chambliss, L (1, 3) OBP: 0.376, SLG: 0.425		E1 G4-6-3		E 3B		1B 2B BB	3-1		K		P3			5	2	1	0	1	1	4
Graig Nettles, L (1, 5) OBP: 0.358, SLG: 0.457		G4-6-3 1-2f		BB E BB		F9		F8		F8		SH2-4 BB		4	0	0	0	2	0	2
Lou Piniella, R (1, 7) OBP: 0.411, SLG: 0.443		P4		E6 BB 1-2 3-H		2B 1-2		CS BB		F8		SH2-4 1-2		4	1	1	1	1	0	1
Cliff Johnson, R (1, 2) OBP: 0.299, SLG: 0.320			6-3	F9		FC6-4 1-H 2-H 2B		HBP 1-2		1B		G5-4-3 IBB		4	0	2	2	1	0	2
Paul Blair, R (1, 9) OBP: 0.293, SLG: 0.289			P3	FC5-4 1-2 2-3 BB		FC6-4 BB		F8		K		G5-4-3 1-2f		4	0	0	0	2	1	4
Bucky Dent, R (1, 6) OBP: 0.282, SLG: 0.292			HR 1B	FC5-4 1-2f		FC6-4 1-2f 2-3			4-3		SH1-4 BB		1B 1B BB	3	1	1	0	0	0	5
Jim Spencer, L (9, PH) OBP: 0.306, SLG: 0.554														1	0	0	0	0	0	0
Fred Stanley, R (10, 6) OBP: 0.571, SLG: 0.250														0	1	0	0	2	0	0
Inning Stats	R: 0 E: 0 K: 1 S: 5 H: 0 LOB: 0 BB: 0 P: 5	R: 0 E: 1 K: 0 S: 3 H: 0 LOB: 0 BB: 0 P: 3	R: 2 E: 0 K: 0 S: 5 H: 2 LOB: 0 BB: 0 P: 5	R: 1 E: 1 K: 0 S: 5 H: 1 LOB: 3 BB: 2 P: 13	R: 0 E: 0 K: 1 S: 5 H: 0 LOB: 0 BB: 0 P: 5	R: 2 E: 0 K: 0 S: 5 H: 2 LOB: 2 BB: 2 P: 13	R: 0 E: 0 K: 0 S: 3 H: 0 LOB: 0 BB: 0 P: 3	R: 0 E: 0 K: 0 S: 2 H: 0 LOB: 1 BB: 1 P: 7	R: 0 E: 0 K: 1 S: 7 H: 2 LOB: 2 BB: 0 P: 7	R: 0 E: 0 K: 1 S: 6 H: 1 LOB: 1 BB: 0 P: 6	R: 0 E: 0 K: 1 S: 5 H: 0 LOB: 2 BB: 2 P: 13	R: 0 E: 0 K: 0 S: 2 H: 0 LOB: 1 BB: 2 P: 10	R: 1 E: 0 K: 0 S: 2 H: 2 LOB: 2 BB: 1 P: 6	1B: 7 2B: 1 3B: 1 HR: 1 SF: 0 SAC: 2 DP: 2 HBP: 1	WP: 0 PB: 0 SB: 0 CS: 1 PA: 56						

	AB	43
	R	6
	H	10
	RBI	6
	BB	10
	SO	5
	LOB	22

PITCHER		IP	WLS	BF	H	R	ER	SO	BB	IBB	HBP	BLK	WP	HR	S	P	ERA	WHIP
Dave Lemanczyk, R ERA: 7.83	(1, 1)	8.2		39	7	5	5	2	5	0	1	0	0	1	37	58	5.19	1.385
Balor Moore, L ERA: 5.0	(9, 1)	1.2		7	1	0	0	2	1	0	0	0	0	0	10	14	0.00	1.200
Tom Murphy, R ERA: 2.54	(11, 1)	1.2	L	10	2	1	1	1	3	1	0	0	0	0	8	24	5.40	3.000

PITCHER	IP	WLS	BF	H	R	ER	SO	BB	IBB	HBP	BLK	WP	HR	S	P	ERA	WHIP

Batter	1	2	3	4	5	6	7	8	9	AB	R	H	RBI	BB	SO	LOB
Rick Bosetti, R (1, 8) OBP: 0.309, SLG: 0.387	F9		5-3			FC4-6 1B	5-3			4	0	1	0	0	0	0
Bob Bailor, R (1, 9) OBP: 0.305, SLG: 0.318	FC5-4 1B		F9			FC4-6 1B 1-2f	F8			4	1	1	0	0	0	1
Roy Howell, L (1, 5) OBP: 0.295, SLG: 0.375	FC5-4 FC5 BB 1-2f			HR		1B 1-2 1B		F7		4	2	2	1	0	0	1
John Mayberry, L (1, 3) OBP: 0.333, SLG: 0.447	BB 1-2 BB			3-1		1B 1-3 2-H 1B		BB G6-4-3 BB		2	1	1	1	2	0	0
Otto Velez, R (1, 10) OBP: 0.356, SLG: 0.410	FC5 2-3f			F9		1B 1-3 3-H 1B		G6-4-3 1-2f		4	0	1	1	0	0	3
Willie Upshaw, L (1, 7) OBP: 0.354, SLG: 0.429		4-3		3-1		1B 1-3 3-H 1B			F8	4	0	1	1	0	0	0
Dave McKay, S (1, 4) OBP: 0.267, SLG: 0.350		F5			G3	FC5-4 1-2 1B			4-3	4	0	1	0	0	0	0
Luis Gomez, R (1, 6) OBP: 0.299, SLG: 0.285 Rico Carty, R (6, PH) OBP: 0.404, SLG: 0.524 Tim Johnson, L (6, 6) OBP: 0.333, SLG: 0.278		K			F7	FC5-4 1-2f			2B	2 1 1	0 0 0	0 0 1	0 0 0	1 0 0	0 0 0	0 2 0
Alan Ashby, S (1, 2) OBP: 0.313, SLG: 0.276 Sam Ewing, L (9, PH) OBP: 0.250, SLG: 0.182			4-3		K		K		K	3 1	0 0	0 0	0 0	0 1	2 1	0 1
Inning Stats	R: 0 E: 0 K: 0 S: 4 H: 1 LOB: 2 BB: 1 P: 8	R: 0 E: 0 K: 1 S: 5 H: 0 LOB: 0 BB: 0 P: 5	R: 0 E: 0 K: 0 S: 3 H: 0 LOB: 0 BB: 0 P: 3	R: 1 E: 0 K: 0 S: 4 H: 1 LOB: 0 BB: 0 P: 4	R: 0 E: 0 K: 1 S: 5 H: 0 LOB: 0 BB: 0 P: 5	R: 3 E: 0 K: 0 S: 8 H: 6 LOB: 2 BB: 0 P: 8	R: 0 E: 0 K: 1 S: 5 H: 0 LOB: 0 BB: 0 P: 5	R: 0 E: 0 K: 0 S: 2 H: 0 LOB: 0 BB: 1 P: 6	R: 0 E: 0 K: 1 S: 6 H: 1 LOB: 1 BB: 0 P: 6	1B: 7 2B: 1 3B: 0 HR: 1 SF: 0 SAC: 0 DP: 1 HBP: 0						

PITCHER	IP	WLS	BF	H	R	ER	SO	BB	IBB	HBP	BLK	WP	HR	S	P	ERA	WHIP
Mike Torrez, R (1, 1) ERA: 4.0	9.0	W	36	9	4	4	4	2	0	0	0	0	1	42	50	4.00	1.222

PITCHER	IP	WLS	BF	H	R	ER	SO	BB	IBB	HBP	BLK	WP	HR	S	P	ERA	WHIP

TOP

Toronto Blue Jays @ Boston Red Sox

Fenway Park, Boston, MA

Mon May 29 1978, 3:33 AM EDT

Att. 25,935 - Unknown - 88 F

livebaseballscorecards.com

AB	34
R	4
H	9
RBI	4
BB	2
SO	4
LOB	8

1B: 7	SF: 0	WP: 0	PA: 36		
2B: 1	SAC: 0	PB: 0			
3B: 0	DP: 1	SB: 0			
HR: 1	HBP: 0	CS: 0			

BOTTOM

Toronto Blue Jays @ Boston Red Sox

Fenway Park, Boston, MA

Mon May 29 1978, 3:33 AM EDT

Att. 25,935 - Unknown - 88 F

livebaseballscorecards.com

Batter	1	2	3	4	5	6	7	8	9	AB	R	H	RBI	BB	SO	LOB
Rick Burleson, R (1, 6) OBP: 0.281, SLG: 0.318	0-0 FC4-6 1B	0-3 K		0-0 5-3		0-0 5-3		0-0 1-3 1B		5	0	2	0	0	1	2
Fred Lynn, L (1, 8) OBP: 0.362, SLG: 0.475	0-0 FC4-6 1-2f	0-0 E7 1-H 2B		0-3 K			0-0 F8			4	0	1	0	0	1	1
Jim Rice, R (1, 7) OBP: 0.391, SLG: 0.687	0-3 K	0-3 K		0-0 F6			0-0 F9			4	0	0	0	0	2	2
Carl Yastrzemski, L (1, 3) OBP: 0.389, SLG: 0.395	0-3 K		BB 4-0 BB 1B		0-0 4-3		0-0 1B 1B			3	0	1	0	1	1	1
Carlton Fisk, R (1, 2) OBP: 0.353, SLG: 0.391		4-0 BB HR BB	0-0 L7		0-0 F4		0-0 1-3 1B			3	1	1	0	1	0	1
Butch Hobson, R (1, 5) OBP: 0.356, SLG: 0.482		4-0 1-2 HR BB	0-3 K		0-0 L9			0-0 5-3		3	1	0	0	1	1	1
Dwight Evans, R (1, 9) OBP: 0.371, SLG: 0.514		0-3 K	0-0 BB 1-2 1B			0-3 K		0-0 HR		4	1	2	1	0	2	2
Bob Bailey, R (1, 10) OBP: 0.318, SLG: 0.459		0-0 1-H 2-H HR	BB 4-0 FC5-4 1-2 2-3 BB			0-0 5-3		0-0 FC6-5 2B		3	1	2	3	1	0	0
Jerry Remy, L (8, PR) OBP: 0.312, SLG: 0.344										0	0	0	0	0	0	0
Frank Duffy, R (1, 4) OBP: 0.333, SLG: 0.368		0-0 2B E 1B	0-0 FC5-4 1-2f			0-0 2B		0-0 FC6-5 1B 2-3		4	1	2	0	0	0	4
Inning Stats	R: 0 E: 0 K: 2 S: 8 H: 1 LOB: 1 BB: 0 P: 8	R: 4 E: 1 K: 3 S: 12 H: 3 LOB: 1 BB: 2 P: 20	R: 0 E: 0 K: 1 S: 6 H: 1 LOB: 3 BB: 2 P: 14	R: 0 E: 0 K: 1 S: 5 H: 0 LOB: 0 BB: 0 P: 5	R: 0 E: 0 K: 0 S: 3 H: 0 LOB: 0 BB: 0 P: 3	R: 0 E: 0 K: 1 S: 6 H: 1 LOB: 1 BB: 0 P: 6	R: 0 E: 0 K: 0 S: 4 H: 2 LOB: 2 BB: 0 P: 4	R: 1 E: 0 K: 0 S: 5 H: 3 LOB: 1 BB: 0 P: 5		1B: 6 2B: 3 3B: 0 HR: 2	SF: 0 SAC: 0 DP: 0 HBP: 0						

AB	33
R	5
H	11
RBI	4
BB	4
SO	8
LOB	14

WP: 0 PB: 0 SB: 0 CS: 0 PA: 37

PITCHER	IP	WLS	BF	H	R	ER	SO	BB	IBB	HBP	BLK	WP	HR	S	P	ERA	WHIP
Tom Underwood, L (1, 1) ERA: 4.15	8.0	L	37	11	5	4	8	4	0	0	0	0	2	49	65	4.50	1.875

PITCHER	IP	WLS	BF	H	R	ER	SO	BB	IBB	HBP	BLK	WP	HR	S	P	ERA	WHIP

Batter	1	2	3	4	5	6	7	8	9	AB	R	H	RBI	BB	SO	LOB
Rick Bosetti, R (1, 8) OBP: 0.307, SLG: 0.384	F4		1-3 1B	FC1-4 1-2f 2-3				1-3		4	0	1	0	0	0	2
Bob Bailor, R (1, 9) OBP: 0.299, SLG: 0.311	F8		7-2 3-Hf	F4				6-3		4	0	0	0	0	0	4
Roy Howell, L (1, 5) OBP: 0.294, SLG: 0.372	1B			F5		F7		F8		4	0	1	0	0	0	0
John Mayberry, L (1, 3) OBP: 0.326, SLG: 0.436	F8			F9		G3			S S S K	4	0	0	0	0	1	1
Willie Upshaw, L (1, 7) OBP: 0.361, SLG: 0.446		S S S K		1B		F7			2B	4	0	2	0	0	1	0
Sam Ewing, L (1, 10) OBP: 0.214, SLG: 0.154		F7		4-3			F8		S S S K	4	0	0	0	0	1	2
Dave McKay, S (1, 4) OBP: 0.275, SLG: 0.356		G3			1B FC5-2-5 1B		WP 1B		4-3	4	0	2	0	0	0	1
Alan Ashby, S (1, 2) OBP: 0.314, SLG: 0.279			S S S K		FC1-4 FC5-2-5 1-3 1B		S S S K			3	0	1	0	0	2	1
Luis Gomez, R (1, 6) OBP: 0.299, SLG: 0.286			1B 7-2 1B		FC5-2-5 FC1-4 1-2 3-H		F7 1-2			3	0	1	0	0	0	3
Inning Stats	R: 0 E: 0 K: 0 S: 4 H: 1 LOB: 1 BB: 0 P: 4	R: 0 E: 0 K: 1 S: 5 H: 0 LOB: 0 BB: 0 P: 5	R: 0 E: 0 K: 1 S: 6 H: 2 LOB: 1 BB: 0 P: 6	R: 0 E: 0 K: 0 S: 4 H: 1 LOB: 1 BB: 0 P: 4	R: 0 E: 0 K: 0 S: 5 H: 2 LOB: 2 BB: 0 P: 5	R: 0 E: 0 K: 0 S: 3 H: 0 LOB: 0 BB: 0 P: 3	R: 0 E: 0 K: 1 S: 6 H: 1 LOB: 1 BB: 0 P: 6	R: 0 E: 0 K: 0 S: 3 H: 0 LOB: 0 BB: 0 P: 3	R: 0 E: 0 K: 2 S: 8 H: 1 LOB: 1 BB: 0 P: 8	1B: 7 2B: 2 3B: 0 HR: 0 SF: 0 SAC: 0 DP: 1 HBP: 0						

PITCHER	IP	WLS	BF	H	R	ER	SO	BB	IBB	HBP	BLK	WP	HR	S	P	ERA	WHIP
Dennis Eckersley, R (1, 1) ERA: 3.51	9.0	W	34	8	0	0	5	0	0	0	0	1	0	44	44	0.00	0.889

PITCHER	IP	WLS	BF	H	R	ER	SO	BB	IBB	HBP	BLK	WP	HR	S	P	ERA	WHIP

TOP

Toronto Blue Jays @ Boston Red Sox

Fenway Park, Boston, MA

Tue May 30 1978, 7:05 PM EDT

Att. 25,853 - Unknown - 83 F

livebaseballscorecards.com

AB	34
R	0
H	8
RBI	0
BB	0
SO	5
LOB	14

WP: 1	PB: 0	SB: 0	CS: 0	PA:	34

BOTTOM

Toronto Blue Jays @ Boston Red Sox

Fenway Park, Boston, MA

Tue May 30 1978, 7:05 PM EDT

Att. 25,853 - Unknown - 83 F

Batter	1	2	3	4	5	6	7	8	9	AB	R	H	RBI	BB	SO	LOB
Rick Burleson, R (1, 6) OBP: 0.279, SLG: 0.332	HR	F9		K		SF8 2-3 3-H		6-3		4	1	1	2	0	1	2
Jerry Remy, L (1, 4) OBP: 0.316, SLG: 0.347	FC5-4 1B		B3	L9 1-2		1-2 3-H 1B				4	0	2	1	0	0	1
Jim Rice, R (1, 7) OBP: 0.388, SLG: 0.678	FC5-4 1B 1-2f		1B 1B 1B		1-3	F8				4	0	1	0	0	0	3
Carl Yastrzemski, L (1, 3) OBP: 0.386, SLG: 0.392	P7		1B 1-2 1B		F8		6-3			4	0	1	0	0	0	1
Carlton Fisk, R (1, 2) OBP: 0.356, SLG: 0.394	1-2 1B		L3 1-2 2-3 1B		6-3		F8			4	0	2	0	0	0	0
Fred Lynn, L (1, 8) OBP: 0.365, SLG: 0.475	4-3		L3 1-2			BB HBP SF8 1B	1B			4	1	2	0	0	0	5
Butch Hobson, R (1, 5) OBP: 0.349, SLG: 0.471		F8		6-3		F8	F9			4	0	0	0	0	0	2
Dwight Evans, R (1, 9) OBP: 0.379, SLG: 0.544		2B		HR		SF8 BB 1-2 1B HBP		5-3		3	2	2	1	0	0	0
Bob Bailey, R (1, 10) OBP: 0.333, SLG: 0.436		K		S BB		1-2 2-3 1B BB		F9		2	0	0	0	2	1	1
Inning Stats	R: 1 H: 3 E: 0 LOB: 2 K: 0 BB: 0 S: 6 P: 6	R: 0 H: 1 E: 0 LOB: 1 K: 1 BB: 0 S: 6 P: 6	R: 0 H: 3 E: 0 LOB: 2 K: 0 BB: 0 S: 5 P: 5	R: 1 H: 1 E: 0 LOB: 1 K: 1 BB: 1 S: 6 P: 10	R: 0 H: 0 E: 0 LOB: 0 K: 0 BB: 0 S: 3 P: 3	R: 2 H: 2 E: 0 LOB: 2 K: 0 BB: 1 S: 5 P: 10	R: 0 H: 1 E: 0 LOB: 1 K: 0 BB: 0 S: 4 P: 4	R: 0 H: 0 E: 0 LOB: 0 K: 0 BB: 0 S: 3 P: 3		1B: 8 SF: 1 2B: 2 SAC: 0 3B: 0 DP: 1 HR: 2 HBP: 1						

livebaseballscorecards.com

	AB	33
	R	4
	H	11
	RBI	4
	BB	2
	SO	2
	LOB	15

WP: 0 PA: 37
PB: 0
SB: 1
CS: 0

PITCHER		IP	WLS	BF	H	R	ER	SO	BB	IBB	HBP	BLK	WP	HR	S	P	ERA	WHIP
Jerry Garvin, L ERA: 6.51	(1, 1)	5.1	L	27	9	4	4	2	2	0	1	0	0	2	28	37	6.75	2.062
Joe Coleman, R ERA: 1.85	(6, 1)	2.2		10	2	0	0	0	0	0	0	0	0	0	10	10	0.00	0.750

Toronto Blue Jays @ Boston Red Sox

Fenway Park, Boston, MA

Wed May 31 1978, 7:05 PM EDT

Att. 27,945 - Unknown - 60 F

livebaseballscorecards.com

TOP

Batter	1	2	3	4	5	6	7	8	9	AB	R	H	RBI	BB	SO	LOB
Rick Bosetti, R (1, 8) OBP: 0.310, SLG: 0.384	F8			K2-3			FC5-4, 1B		FC6-2, E, 3-H	5	0	2	2	0	1	1
Bob Bailor, R (1, 9) OBP: 0.296, SLG: 0.314	2B			G3			FC5-4, G3, 1-2f		E6, 1-3	5	1	1	0	0	0	4
Roy Howell, L (1, 5) OBP: 0.292, SLG: 0.364	2B, BB	F6		4-3			G3, 1-2		3-1	4	1	0	0	1	0	3
Otto Velez, R (1, 7) OBP: 0.347, SLG: 0.419	2B, 1-H, 2-H	F6			F4		K			4	1	1	2	0	1	1
John Mayberry, L (1, 3) OBP: 0.325, SLG: 0.438	2B, 6-3, BB, 2-H	3-1			G3			L8		4	1	1	1	0	0	0
Doug Ault, R (1, 10) OBP: 0.378, SLG: 0.375 Willie Upshaw, L (8, PR) OBP: 0.361, SLG: 0.446	1B, BB, 6-3, BB		FC1-5, 1B		L9			CS, 1B		3 0	1 0	2 0	0 0	1 0	0 0	0 0
Dave McKay, S (1, 4) OBP: 0.274, SLG: 0.352	6-3, 1-2, 2-3		G5-3, FC1-5, 1-2, 1B			4-3		F8, 1-2		4	0	1	0	0	0	3
Rick Cerone, R (1, 2) OBP: 0.300, SLG: 0.277	1B, BB, BB		FC1-5, 1-2, 2-3f			F9			SH5-4, FC6-2, 2B	3	1	1	0	1	0	2
Luis Gomez, R (1, 6) OBP: 0.300, SLG: 0.281	1B, 1-2, 2-3, 3-H, BB		G5-3, 2-3f			F4			SH5-4, 2-3	2	0	0	1	1	0	2

Inning Stats	1	2	3	4	5	6	7	8	9
	R: 6 E: 0 K: 0 S: 7	H: 4 LOB: 2 BB: 4 P: 23	R: 0 E: 0 K: 0 S: 3	H: 0 LOB: 0 BB: 0 P: 3	R: 0 E: 0 K: 0 S: 4	H: 2 LOB: 1 BB: 0 P: 4	R: 0 E: 0 K: 1 S: 5	H: 0 LOB: 0 BB: 0 P: 5	R: 0 E: 0 K: 0 S: 3	H: 0 LOB: 0 BB: 0 P: 3	R: 0 E: 0 K: 1 S: 6	H: 1 LOB: 1 BB: 0 P: 6	R: 0 E: 0 K: 0 S: 3	H: 1 LOB: 1 BB: 0 P: 3	R: 0 E: 1 K: 0 S: 5	H: 1 LOB: 2 BB: 0 P: 5

	1B	SF	WP	PA
	5	0	0	39
	2B	SAC	PB	
	4	1	0	
	3B	DP	SB	
	0	1	0	
	HR	HBP	CS	
	0	0	1	

AB	34
R	6
H	9
RBI	6
BB	4
SO	2
LOB	16

PITCHER		IP	WLS	BF	H	R	ER	SO	BB	IBB	HBP	BLK	WP	HR	S	P	ERA	WHIP
Bill Lee, L ERA: 3.18	(1, 1)	0.2	L	9	3	6	6	0	4	0	0	0	0	0	5	21	81.00	10.500
Bob Stanley, R ERA: 2.74	(1, 1)	8.1		30	6	0	0	2	0	0	0	0	0	0	34	34	0.00	0.720

PITCHER	IP	WLS	BF	H	R	ER	SO	BB	IBB	HBP	BLK	WP	HR	S	P	ERA	WHIP

BOTTOM

Batter	1	2	3	4	5	6	7	8	9	AB	R	H	RBI	BB	SO	LOB
Rick Burleson, R (1, 6) OBP: 0.278, SLG: 0.328	1-3		BB BB 1B 1-2		1-3		F6		F7	5	0	1	0	0	0	0
Jerry Remy, L (1, 4) OBP: 0.318, SLG: 0.345	BBBB 1B BB		F7		F8		1B		4-3	4	0	1	0	1	0	2
Jim Rice, R (1, 7) OBP: 0.389, SLG: 0.671	G4-6-3 1-2 1B		SSS K		1B 1B		L8		SSS K	5	0	2	0	0	2	3
Carl Yastrzemski, L (1, 3) OBP: 0.388, SLG: 0.391	G4-6-3 1-2f		BBBB BB 1-2 2-3		1-2 1B		L8			3	0	1	0	1	0	3
Carlton Fisk, R (1, 2) OBP: 0.354, SLG: 0.387		SSS K	BBBB BB 1-2 2-3 3-H		SSS K			F6		3	0	0	1	1	2	2
Fred Lynn, L (1, 8) OBP: 0.368, SLG: 0.476		1B	F7			P7		WP 1B 1B		4	1	2	0	0	0	3
Butch Hobson, R (1, 5) OBP: 0.342, SLG: 0.460		SSS K		SSS K		SSS K		L8		4	0	0	0	0	3	2
Dwight Evans, R (1, 9) OBP: 0.382, SLG: 0.539		SSS K		SSS K		BBBB BB		WP 1-H 1B		3	0	1	1	1	2	1
Jack Brohamer, L (1, 10) OBP: 0.366, SLG: 0.429			BB 1B BB 1B	3-1		4-3		F9 1-2		4	1	1	0	0	0	2
Inning Stats	R: 0 H: 1 E: 0 LOB: 1 K: 0 BB: 1 S: 3 P: 7	R: 0 H: 1 E: 0 LOB: 1 K: 3 BB: 0 S: 10 P: 10	R: 1 H: 2 E: 0 LOB: 3 K: 1 BB: 2 S: 7 P: 15	R: 0 H: 0 E: 0 LOB: 0 K: 2 BB: 0 S: 7 P: 7	R: 0 H: 2 E: 0 LOB: 2 K: 1 BB: 0 S: 7 P: 7	R: 0 H: 0 E: 0 LOB: 1 K: 1 BB: 1 S: 5 P: 9	R: 0 H: 1 E: 0 LOB: 1 K: 0 BB: 0 S: 4 P: 4	R: 1 H: 2 E: 0 LOB: 1 K: 0 BB: 0 S: 5 P: 5	R: 0 H: 0 E: 0 LOB: 0 K: 1 BB: 0 S: 5 P: 5	1B: 9 2B: 0 3B: 0 HR: 0	SF: 0 SAC: 0 DP: 1 HBP: 0					

PITCHER	IP	WLS	BF	H	R	ER	SO	BB	IBB	HBP	BLK	WP	HR	S	P	ERA	WHIP
Jim Clancy, R (1, 1) ERA: 4.27	7.2	W	35	9	2	2	8	4	0	0	0	1	0	47	63	2.35	1.696
Tom Murphy, R (8, 1) ERA: 2.43	1.1		4	0	0	0	1	0	0	0	0	1	0	6	6	0.00	0.000

PITCHER	IP	WLS	BF	H	R	ER	SO	BB	IBB	HBP	BLK	WP	HR	S	P	ERA	WHIP

Toronto Blue Jays @ Boston Red Sox

Fenway Park, Boston, MA

Wed May 31 1978, 7:05 PM EDT

Att. 27,945 - Unknown - 60 F

livebaseballscorecards.com

AB	35
R	2
H	9
RBI	2
BB	4
SO	9
LOB	18

1B: 9	SF: 0	WP: 2	PA: 39
2B: 0	SAC: 0	PB: 0	
3B: 0	DP: 1	SB: 0	
HR: 0	HBP: 0	CS: 0	

Batter	1	2	3	4	5	6	7	8	9	AB	R	H	RBI	BB	SO	LOB
Bobby Bonds, R (1, 9) OBP: 0.320, SLG: 0.381	S S S 0-3 ① K			B B B B 4-0 1B SF9 BB		x 0-0 ③ F7			x 0-0 1B	3	1	1	0	1	1	0
Mike Hargrove, L (1, 3) OBP: 0.383, SLG: 0.393	x 0-0 ② 4-3			x 0-0 FC1-5-6-4 SF9 1-3 1B			x 0-0 ① 4-3		x 0-0 ③ F6	4	0	1	0	0	0	1
Bump Wills, S (1, 4) OBP: 0.287, SLG: 0.335	x 0-0 ③ L9			x 0-0 ① SF9 1-2 3-H			S S S 0-3 ② K			2	0	0	1	0	1	0
Al Oliver, L (1, 10) OBP: 0.308, SLG: 0.419		x 0-0 ① F8		x 0-0 ② ③ FC1-5-6-4 2-3			S S S 0-3 ③ K			3	0	0	0	0	1	1
Richie Zisk, R (1, 7) OBP: 0.350, SLG: 0.503		x 0-0 G6-3 1B			x 0-0 ① F7			x 0-0 ① F9		3	0	1	0	0	0	0
Jim Sundberg, R (1, 2) OBP: 0.379, SLG: 0.452		x 0-0 ② ③ G6-3 1-2f			x 0-0 G5-4-3 1B			x 0-0 ② 5-3		3	0	1	0	0	0	1
Juan Beniquez, R (1, 8) OBP: 0.323, SLG: 0.382			x 0-0 ① F8		x 0-0 ② ③ G5-4-3 1-2f			x 0-0 ③ F8		3	0	0	0	0	0	1
Toby Harrah, R (1, 5) OBP: 0.313, SLG: 0.312			x 0-0 ② F8			x 0-0 ① 3-1			x 0-0 ① F3	3	0	0	0	0	0	0
Jim Mason, L (1, 6) OBP: 0.220, SLG: 0.211			x 0-0 ③ F8			x 0-0 ② F5			x 0-0 ② F8	2	0	0	0	0	0	0
John Lowenstein, L (9, PH) OBP: 0.416, SLG: 0.500										1	0	0	0	0	0	0

TOP

Texas Rangers @ Toronto Blue Jays

Exhibition Stadium, Toronto, ON

Fri Jun 02 1978, 7:05 PM EDT

Att. 25,273 - Unknown - 63 F

livebaseballscorecards.com

AB	27
R	1
H	4
RBI	1
BB	1
SO	3
LOB	4

Inning Stats	1	2	3	4	5	6	7	8	9	1B	SF	WP	PA
R	0	0	0	1	0	0	0	0	0	4	1	0	29
E	0	0	0	0	0	0	0	0	0	1	0	0	
K	1	0	0	0	0	0	2	0	0	0	3	0	
S	5	3	3	3	3	3	7	3	4	0	0	0	
H	0	1	0	1	1	0	0	0	1	2B 1	SAC 0	PB 0	
LOB	0	0	0	0	0	0	0	0	0	3B 0	DP 3	SB 0	
BB	0	0	0	1	0	0	0	0	0	HR 0	HBP 0	CS 0	
P	5	3	3	7	3	3	7	3	4				

PITCHER	IP	WLS	BF	H	R	ER	SO	BB	IBB	HBP	BLK	WP	HR	S	P	ERA	WHIP
Jesse Jefferson, R (1, 1) ERA: 3.99	9.0	W	29	4	1	1	3	1	0	0	0	0	0	34	38	1.00	0.556

PITCHER	IP	WLS	BF	H	R	ER	SO	BB	IBB	HBP	BLK	WP	HR	S	P	ERA	WHIP

Batter	1	2	3	4	5	6	7	8	9	AB	R	H	RBI	BB	SO	LOB
Rick Bosetti, R (1, 8) OBP: 0.313, SLG: 0.392	0-0 CS 1B			0-0 1B 1B 2B	0-0 F4 ②			0-3 K ①		4	1	2	0	0	1	1
Bob Bailor, R (1, 9) OBP: 0.300, SLG: 0.314	4-0 L3 BB ① 1-2			0-0 1B 1B 1B 2-3	0-0 1-3 ③			0-0 6-3 ②		3	1	1	0	1	0	1
Roy Howell, L (1, 5) OBP: 0.291, SLG: 0.362	0-0 L3 ② ③ 1-2			0-0 1B PB 1B 1-3 3-H		0-0 4-3 ①		0-0 G3 ③		4	1	1	1	0	0	1
Rico Carty, R (1, 10) OBP: 0.396, SLG: 0.512		0-0 4-3 ①		0-3 K ①		0-0 1-6-3 ②				3	0	0	0	0	1	2
Otto Velez, R (1, 7) OBP: 0.346, SLG: 0.413		0-0 6-3 ②		0-0 PB 1B 1-3 3-H		0-0 3-1 ③				3	0	1	1	0	0	0
John Mayberry, L (1, 3) OBP: 0.320, SLG: 0.430		0-3 K ③		0-0 F3 ② 2-3 3-H			0-0 F6 ①			3	0	0	0	0	1	1
Dave McKay, S (1, 4) OBP: 0.276, SLG: 0.360		0-0 5-3 ①		0-0 F3 ③			0-0 2B			3	0	1	0	0	0	1
Rick Cerone, R (1, 2) OBP: 0.301, SLG: 0.279		0-0 F8 ②			0-0 SH3-4 1B		0-0 F8 ②			3	0	1	0	0	0	1
Luis Gomez, R (1, 6) OBP: 0.296, SLG: 0.277		0-0 F9 ③			0-0 SH3-4 ① 1-2		0-0 F9 ③			2	0	0	0	0	0	1
Inning Stats	R: 0 E: 0 K: 0 S: 2 H: 1 LOB: 0 BB: 1 P: 6	R: 0 E: 0 K: 1 S: 5 H: 0 LOB: 0 BB: 0 P: 5	R: 0 E: 0 K: 0 S: 3 H: 0 LOB: 0 BB: 0 P: 3	R: 3 E: 0 K: 1 S: 9 H: 4 LOB: 1 BB: 0 P: 9	R: 0 E: 0 K: 0 S: 4 H: 1 LOB: 1 BB: 0 P: 4	R: 0 E: 0 K: 0 S: 3 H: 0 LOB: 0 BB: 0 P: 3	R: 0 E: 0 K: 0 S: 4 H: 1 LOB: 1 BB: 0 P: 4	R: 0 E: 0 K: 1 S: 5 H: 0 LOB: 0 BB: 0 P: 5		1B: 5 2B: 3 3B: 0 HR: 0	SF: 0 SAC: 1 DP: 1 HBP: 0					

PITCHER	IP	WLS	BF	H	R	ER	SO	BB	IBB	HBP	BLK	WP	HR	S	P	ERA	WHIP
Jon Matlack, L (1, 1) ERA: 2.9	8.0	L	30	7	3	2	3	1	0	0	0	0	0	35	39	2.25	1.000

PITCHER	IP	WLS	BF	H	R	ER	SO	BB	IBB	HBP	BLK	WP	HR	S	P	ERA	WHIP

BOTTOM

Texas Rangers @ Toronto Blue Jays

Exhibition Stadium, Toronto, ON

Fri Jun 02 1978, 7:05 PM EDT

Att. 25,273 - Unknown - 63 F

livebaseballscorecards.com

AB	28
R	3
H	7
RBI	2
BB	1
SO	3
LOB	9

1B: 5	SF: 0	WP: 0	PA: 30
2B: 3	SAC: 1	PB: 1	
3B: 0	DP: 1	SB: 0	
HR: 0	HBP: 0	CS: 1	

Batter	1	2	3	4	5	6	7	8	9	AB	R	H	RBI	BB	SO	LOB
Toby Harrah, R (1, 5) OBP: 0.315, SLG: 0.310	S S S 0-3 ① K		x 0-0 1B		x 0-0 ① F5		B B B 4-0 S 3B BB		x 0-0 ② 5-3	4	1	1	0	1	1	0
Al Oliver, L (1, 7) OBP: 0.310, SLG: 0.446	x 0-0 ② G3		x 0-0 ① F8		x 0-0 ② 4-3		x 0-0 1-H 3B		x 0-0 HR	5	1	2	2	0	0	1
Bobby Bonds, R (1, 9) OBP: 0.316, SLG: 0.371	B B B 4-0 2B BB		x 0-0 ② F7		x 0-0 ③ F2		x 0-0 ③ 6-3		x 0-0 ③ F8	4	0	0	0	1	0	2
Richie Zisk, R (1, 10) OBP: 0.348, SLG: 0.503	x 0-0 1-3 2B		S S S 0-3 ③ K			x 0-0 ① F2		S S S 0-3 ① K		4	0	1	0	0	2	1
Jim Sundberg, R (1, 2) OBP: 0.388, SLG: 0.456	S S S 0-3 ③ K			x 0-0 1B 1-5-3 1B		B B B B 4-0 BB		x 0-0 SH5-3 1B 1B		3	1	2	0	1	1	2
Juan Beniquez, R (1, 8) OBP: 0.317, SLG: 0.374		x 0-0 ① 5-3		x 0-0 ① 1-5-3 1-2		S S S 0-3 ② K		x 0-0 ② SH5-3 1-2		3	0	0	0	0	1	2
Mike Hargrove, L (1, 3) OBP: 0.386, SLG: 0.392 Bobby Thompson, S (8, PR) OBP: 0.333, SLG: 0.429 Mike Jorgensen, L (8, 3) OBP: 0.308, SLG: 0.200		S S S 0-3 ② K		B B B 4-0 1B BB		x 0-0 ③ F9		x 0-0 2-H 1B		3 0 0	0 0 0	1 0 0	1 0 0	1 0 0	1 0 0	1 0 0
Kurt Bevacqua, R (1, 4) OBP: 0.211, SLG: 0.259		x 0-0 FC4-6 1B		x 0-0 1-2 2-3 G6-4-3 1B			x 0-0 ① F3	x 0-0 ③ 6-3		4	0	2	0	0	0	1
Nelson Norman, S (1, 6) OBP: 0.133, SLG: 0.133 John Lowenstein, L (9, PH) OBP: 0.410, SLG: 0.492		x 0-0 ③ FC4-6 1-2f		x 0-0 ② ③ G6-4-3 1-2f			x 0-0 ② F8		x 0-0 ① F7	3 1	0 0	0 0	0 0	0 0	0 0	4 0
Inning Stats	R: 0 H: 1 E: 0 LOB: 2 K: 2 BB: 1 S: 8 P: 12	R: 0 H: 1 E: 0 LOB: 1 K: 1 BB: 0 S: 6 P: 6	R: 0 H: 1 E: 0 LOB: 1 K: 1 BB: 0 S: 6 P: 6	R: 0 H: 2 E: 0 LOB: 2 K: 0 BB: 1 S: 4 P: 8	R: 0 H: 0 E: 0 LOB: 0 K: 0 BB: 0 S: 3 P: 3	R: 0 H: 0 E: 0 LOB: 1 K: 1 BB: 1 S: 5 P: 9	R: 1 H: 1 E: 0 LOB: 1 K: 0 BB: 1 S: 4 P: 8	R: 1 H: 2 E: 0 LOB: 1 K: 1 BB: 0 S: 7 P: 7	R: 1 H: 1 E: 0 LOB: 0 K: 0 BB: 0 S: 4 P: 4	1B: 6 SF: 0 2B: 1 SAC: 1 3B: 1 DP: 1 HR: 1 HBP: 0						

PITCHER		IP	WLS	BF	H	R	ER	SO	BB	IBB	HBP	BLK	WP	HR	S	P	ERA	WHIP
Tom Underwood, L ERA: 3.88	(1, 1)	6.2	W	29	6	1	1	5	4	0	0	0	0	0	35	51	1.35	1.500
Tom Murphy, R ERA: 2.81	(7, 1)	2.1	S	10	3	2	2	1	0	0	0	0	0	1	12	12	7.71	1.286

PITCHER	IP	WLS	BF	H	R	ER	SO	BB	IBB	HBP	BLK	WP	HR	S	P	ERA	WHIP

TOP

Texas Rangers @ Toronto Blue Jays

Exhibition Stadium, Toronto, ON

Sat Jun 03 1978, 7:05 PM EDT
Att. 32,021 - Unknown - 63 F

livebaseballscorecards.com

AB	34
R	3
H	9
RBI	3
BB	4
SO	6
LOB	14

WP: 0 PA: 39
PB: 0
SB: 1
CS: 0

Texas Rangers @ Toronto Blue Jays

Exhibition Stadium, Toronto, ON

Sat Jun 03 1978, 7:05 PM EDT

Att. 32,021 - Unknown - 63 F

BOTTOM

livebaseballscorecards.com

Batter	1	2	3	4	5	6	7	8	9	AB	R	H	RBI	BB	SO	LOB
Rick Bosetti, R (1, 8) OBP: 0.322, SLG: 0.393	BBBB 4-0 FC6-4 BB	x 0-0 ② CS 1-2 1B		BBBB 4-0 1-2 BB		x 0-0 ③ F8				2	0	1	0	2	0	2
Bob Bailor, R (1, 9) OBP: 0.300, SLG: 0.318	x 0-0 ① FC6-4 1B S 2B 1-2f	0-0 ③ CS 1-2	x 0-0 E 2B	x 0-0 ③ F9			x 0-0 ① 5-3			4	2	1	0	0	0	3
Roy Howell, L (1, 5) OBP: 0.290, SLG: 0.359	x 0-0 2B 1-3 1B		x 0-0 ① F7		x 0-0 ① 5-3		x 0-0 ② 6-3			4	1	1	0	0	0	1
Rico Carty, R (1, 10) OBP: 0.392, SLG: 0.511	x 0-0 1-H 3-H 2B		x 0-0 E5 BB 2-H		SSS 0-3 ② K		x 0-0 ③ L4			4	0	1	2	0	1	0
Otto Velez, R (1, 7) OBP: 0.357, SLG: 0.396	x 0-0 ② 6-3		BBBB 4-0 G6-4-3 1-2 BB		x 0-0 ③ 6-3			BBBB 4-0 SH5-4 1B BB		2	1	0	0	2	0	1
Doug Ault, R (1, 3) OBP: 0.385, SLG: 0.364 Tom Hutton, L (6, PH) OBP: 0.306, SLG: 0.330 (7, 3)	BBBB 4-0 FC5-4 BB		x 0-0 ② ③ G6-4-3 1-2f			x 0-0 E 1B		x 0-0 ① SH5-4 1-2		1 1	0 0	0 1	0 0	1 0	0 0	2 0
Dave McKay, S (1, 4) OBP: 0.267, SLG: 0.348	x 0-0 ③ FC5-4 1-2f			x 0-0 ① 4-3		x 0-0 FC3 1-2		SSS 0-3 ② K		4	0	0	0	0	1	4
Rick Cerone, R (1, 2) OBP: 0.299, SLG: 0.278		x 0-0 ① F9		x 0-0 ② F8		SSS 0-3 ① K		x 0-0 2-H 1B		4	0	1	1	0	1	2
Luis Gomez, R (1, 6) OBP: 0.306, SLG: 0.277 John Mayberry, L (6, PH) OBP: 0.318, SLG: 0.428 Tim Johnson, L (7, 6) OBP: 0.318, SLG: 0.263		BBBB 4-0 CS BB		BBBB 4-0 BB BB		x 0-0 ② F8		x 0-0 ③ 5-3		0 1 1	0 0 0	0 0 0	0 0 0	2 0 0	0 0 0	0 2 1
Inning Stats	R: 2 H: 2 E: 0 LOB: 2 K: 0 BB: 2 S: 5 P: 13	R: 0 H: 1 E: 0 LOB: 0 K: 0 BB: 1 S: 2 P: 6	R: 1 H: 1 E: 1 LOB: 1 K: 0 BB: 1 S: 4 P: 8	R: 0 H: 0 E: 0 LOB: 2 K: 0 BB: 2 S: 3 P: 11	R: 0 H: 0 E: 0 LOB: 0 K: 1 BB: 0 S: 5 P: 5	R: 0 H: 1 E: 1 LOB: 2 K: 1 BB: 0 S: 7 P: 7	R: 0 H: 0 E: 0 LOB: 0 K: 0 BB: 0 S: 3 P: 3	R: 1 H: 1 E: 0 LOB: 1 K: 1 BB: 1 S: 6 P: 10		1B: 4 SF: 0 2B: 2 SAC: 1 3B: 0 DP: 1 HR: 0 HBP: 0						

	AB	28
	R	4
	H	6
	RBI	3
	BB	7
	SO	3
	LOB	18

WP: 0 PA: 37
PB: 0
SB: 1
CS: 2

PITCHER		IP	WLS	BF	H	R	ER	SO	BB	IBB	HBP	BLK	WP	HR	S	P	ERA	WHIP
Jim Umbarger, L ERA: 5.23	(1, 1)	2.1	L	14	4	3	2	0	4	0	0	0	0	0	10	26	7.71	3.429
Doc Medich, R ERA: 4.66	(3, 1)	4.2		18	1	1	1	2	3	0	0	0	0	0	19	31	1.93	0.857
Roger Moret, L ERA: 2.57	(8, 1)	0.1		1	0	0	0	0	0	0	0	0	0	0	1	1	0.00	0.000
Reggie Cleveland, R ERA: 2.37	(8, 1)	0.2		3	1	0	0	1	0	0	0	0	0	0	5	5	0.00	1.500

PITCHER	IP	WLS	BF	H	R	ER	SO	BB	IBB	HBP	BLK	WP	HR	S	P	ERA	WHIP

Texas Rangers @ Toronto Blue Jays

Exhibition Stadium, Toronto, ON

Sun Jun 04 1978, 3:33 AM EDT

Att. 28,374 - Unknown - 65 F

TOP

livebaseballscorecards.com

Batter	1	2	3	4	5	6	7	8	9	AB	R	H	RBI	BB	SO	LOB
Toby Harrah, R (1, 5) OBP: 0.329, SLG: 0.319	BBBB 4-0 BB BB 1B BB	x 0-0 ② FC6-4 S 1-2f 2B		x 0-0 1B 2B		BBBB 4-0 BB		BBBB 4-0 K2-3-2 BB		2	3	1	0	3	0	1
Mike Hargrove, L (1, 3) OBP: 0.391, SLG: 0.400	BBBBB 4-0 BB 1-2 1B BB	x 0-0 1B 1-H 2B 2B		x 0-0 CS 2-H 1B		x 0-0 ② F5		SSS 0-3 ②③ K2-3-2 1-1		4	2	2	2	1	1	3
Bump Wills, S (1, 4) OBP: 0.296, SLG: 0.335	BBBB 4-0 SH1-3 1B 6-3 1-2 2-3 BB	x 0-0 2B 2-3 1B		BBB 4-0 CS BB		SSS 0-3 ③ K			SSS 0-3 ① K	3	2	1	0	2	2	2
Al Oliver, L (1, 7) OBP: 0.312, SLG: 0.450	x 0-0 6-3 SH1-3 1-2 2-H 3-H 1B	x 0-0 ③ 1-H 3-H 2B		x 0-0 ②③ F8 1-2 2-3			x 0-0 ① 4-3		SSS 0-3 ② K	5	0	2	4	0	1	2
Bobby Bonds, R (1, 10) OBP: 0.309, SLG: 0.362	x 0-0 ① SH1-3 1-2 2-3	x 0-0 ① F8	x 0-0 ① F8		x 0-0 ① F8		x 0-0 ② F7		SSS 0-3 ③ K	4	0	0	0	0	1	0
Richie Zisk, R (1, 9) OBP: 0.351, SLG: 0.505	x 0-0 ② 6-3 2-3 3-H	x 0-0 2B	x 0-0 ② F9		BBBB 4-0 HR BB					3	0	1	1	1	0	1
Bobby Thompson, S (7, PR) (7, 9) OBP: 0.333, SLG: 0.429										0	1	0	0	0	0	0
Juan Beniquez, R (1, 8) OBP: 0.316, SLG: 0.390	SSS 0-3 ③ K	x 0-0 ② F3	x 0-0 ③ F7			x 0-0 1-H HR				4	1	1	2	0	1	2
John Ellis, R (1, 2) OBP: 0.250, SLG: 0.545		x 0-0 ① 5-3	SSS 0-3 ③ K		BBBB 4-0 SH1-3 BB	x 0-0 ③ F8				3	0	0	0	1	1	2
Jim Mason, L (1, 6) OBP: 0.227, SLG: 0.220		x 0-0 FC6-4 1B		x 0-0 ① F2		x 0-0 ① SH1-3 1-2		x 0-0 ① F9		3	0	1	0	0	0	0

	AB	31
	R	9
	H	9
	RBI	9
	BB	8
	SO	7
	LOB	13

Inning Stats																																		
	R: 3	H: 1	E: 0	LOB: 1	K: 1	BB: 3	S: 6	P: 18	R: 3	H: 4	E: 0	LOB: 1	K: 0	BB: 0	S: 6	P: 6	R: 0	H: 1	E: 0	LOB: 1	K: 1	BB: 0	S: 6	P: 6	R: 1	H: 2	E: 0	LOB: 1	K: 0	BB: 1	S: 4	P: 8	R: 0	H: 0	E: 0	LOB: 0	K: 0	BB: 0	S: 3	P: 3	R: 0	H: 0	E: 0	LOB: 2	K: 1	BB: 2	S: 5	P: 13	R: 2	H: 1	E: 0	LOB: 1	K: 0	BB: 1	S: 4	P: 8	R: 0	H: 0	E: 0	LOB: 1	K: 1	BB: 1	S: 4	P: 8	R: 0	H: 0	E: 0	LOB: 0	K: 3	BB: 0	S: 9	P: 9	1B: 4	SF: 0	2B: 5	SAC: 2	3B: 0	DP: 1	HR: 1	HBP: 0	WP: 0	PA: 41	PB: 0	SB: 1	CS: 2
---	---	---	---	---	---	---	---	---	---	---	---	---	---	---	---	---	---	---

Texas Rangers @ Toronto Blue Jays

Exhibition Stadium, Toronto, ON

Sun Jun 04 1978, 3:33 AM EDT

Att. 28,374 - Unknown - 65 F

livebaseballscorecards.com

BOTTOM

Batter	1	2	3	4	5	6	7	8	9	AB	R	H	RBI	BB	SO	LOB
Rick Bosetti, R (1, 8) OBP: 0.329, SLG: 0.423	F7		F5		HR		4-3 2B		1B 2B	5	1	3	1	0	0	0
Bob Bailor, R (1, 9) OBP: 0.297, SLG: 0.315	G3		5-3		E6 PB 1B		L5		F8	5	0	1	0	0	0	2
Roy Howell, L (1, 5) OBP: 0.288, SLG: 0.355	6-3		K		4-3		4-3		1B	5	0	1	0	0	1	2
Rico Carty, R (1, 10) OBP: 0.386, SLG: 0.496		6-3		4-3		HR BB	F7		F3	4	1	0	0	1	0	3
John Mayberry, L (1, 3) OBP: 0.320, SLG: 0.444		F6		4-3		HR		1B	4-3	5	1	2	2	0	0	2
Willie Upshaw, L (1, 7) OBP: 0.379, SLG: 0.455		3B BB		1B		4-3		1B		3	1	2	0	1	0	0
Dave McKay, S (1, 4) OBP: 0.266, SLG: 0.361		1B 3B		F8		4-3		F8		4	1	1	1	0	0	3
Rick Cerone, R (1, 2) OBP: 0.306, SLG: 0.286		1B			F8	FC5-4 1B		K		4	0	2	1	0	1	2
Luis Gomez, R (1, 6) OBP: 0.299, SLG: 0.271		F7			F8	FC5-4		F7		3	0	0	0	0	0	2
Tom Hutton, L (8, PH) OBP: 0.304, SLG: 0.327										1	0	0	0	0	0	2
Tim Johnson, L (9, 6) OBP: 0.318, SLG: 0.263										0	0	0	0	0	0	0
Inning Stats	R: 0 H: 0 E: 0 LOB: 0 K: 0 BB: 0 S: 3 P: 3	R: 2 H: 2 E: 0 LOB: 1 K: 0 BB: 1 S: 5 P: 9	R: 0 H: 0 E: 0 LOB: 0 K: 1 BB: 0 S: 5 P: 5	R: 0 H: 1 E: 0 LOB: 1 K: 0 BB: 0 S: 4 P: 4	R: 1 H: 2 E: 1 LOB: 1 K: 0 BB: 1 S: 5 P: 5	R: 2 H: 2 E: 0 LOB: 1 K: 0 BB: 0 S: 5 P: 9	R: 0 H: 1 E: 0 LOB: 1 K: 0 BB: 0 S: 4 P: 4	R: 0 H: 2 E: 0 LOB: 2 K: 1 BB: 0 S: 7 P: 7	R: 0 H: 2 E: 0 LOB: 2 K: 0 BB: 0 S: 5 P: 5	1B: 7 SF: 0 2B: 2 SAC: 0 3B: 1 DP: 0 HR: 2 HBP: 0						

	AB	39
	R	5
	H	12
	RBI	5
	BB	2
	SO	2
	LOB	18

WP: 0 PB: 1 SB: 0 CS: 0 PA: 41

PITCHER	IP	WLS	BF	H	R	ER	SO	BB	IBB	HBP	BLK	WP	HR	S	P	ERA	WHIP
Dock Ellis, R (1, 1) ERA: 3.66	6.0	W	27	7	5	5	1	2	0	0	0	0	2	27	35	7.50	1.500
Steve Comer, R (7, 1) ERA: 1.42	3.0	S	14	5	0	0	1	0	0	0	0	0	0	16	16	0.00	1.667

PITCHER	IP	WLS	BF	H	R	ER	SO	BB	IBB	HBP	BLK	WP	HR	S	P	ERA	WHIP

Batter	1	2	3	4	5	6	7	8	9	10	AB	R	H	RBI	BB	SO	LOB
Rick Bosetti, R (1, 8) OBP: 0.330, SLG: 0.420	5-3			BB		G3 1B 5-3 1B (1-2)		6-3		K	4	1	1	0	1	1	1
Bob Bailor, R (1, 9) OBP: 0.300, SLG: 0.313	F7			F8		5-3 G3 1B (1-2, 2-3)		G4-6-3 BB		FC6 (1-2f)	4	0	1	0	1	0	2
Roy Howell, L (1, 5) OBP: 0.281, SLG: 0.347	F7			K		G3 (1-2, 2-3, 3-H)		G4-6-3 (1-2f)		1-3	5	0	0	1	0	1	5
Rico Carty, R (1, 10) OBP: 0.377, SLG: 0.482		4-3		4-3		5-3 (2-3, 3-H)			6-3		4	0	0	1	0	0	2
Otto Velez, R (1, 7) OBP: 0.350, SLG: 0.385		4-3			4-3	F4			1B 1B		4	0	1	0	0	0	1
John Mayberry, L (1, 3) OBP: 0.314, SLG: 0.434		3-1			F9		L9		F6		4	0	0	0	0	0	1
Rick Cerone, R (1, 2) OBP: 0.320, SLG: 0.296			6-3		BB		CS 1B		1-2 1B		3	0	2	0	1	0	0
Dave McKay, S (1, 4) OBP: 0.266, SLG: 0.352			5-3		4-3		FC6-4 BB (1-2)		K		3	0	0	0	1	1	3
Luis Gomez, R (1, 6) OBP: 0.305, SLG: 0.277			K			1B 1B G3 1B	FC6-4 (1-2f)			FC6 1B	4	1	2	0	0	1	1

TOP

Toronto Blue Jays @ Milwaukee Brewers

Milwaukee County Stadium, Milwaukee, WI

Fri Jun 09 1978, 8:05 PM EDT
Att. 9,959 - Unknown - 49 F

livebaseballscorecards.com

AB	35
R	2
H	7
RBI	2
BB	4
SO	4
LOB	16

Inning Stats	1	2	3	4	5	6	7	8	9	10
R	0	0	0	0	0	2	0	0	0	0
E	0	0	0	0	0	0	0	0	0	1
K	0	0	1	1	0	0	0	0	1	1
S	3	3	5	5	3	6	3	2	7	6
H	0	0	0	0	0	3	1	0	2	1
LOB	0	0	0	1	1	1	1	0	2	1
BB	0	0	0	1	1	0	1	1	0	0
P	3	3	5	9	7	6	7	6	7	6

1B	7
2B	0
3B	0
HR	0
SF	0
SAC	0
DP	1
HBP	0
WP	0
PB	0
SB	0
CS	1
PA	39

PITCHER	IP	WLS	BF	H	R	ER	SO	BB	IBB	HBP	BLK	WP	HR	S	P	ERA	WHIP
Mike Caldwell, L (1, 1) ERA: 3.21	10.0	W	39	7	2	2	4	4	0	0	0	0	0	43	59	1.80	1.100

Batter	1	2	3	4	5	6	7	8	9	10	AB	R	H	RBI	BB	SO	LOB
Paul Molitor, R (1, 6) OBP: 0.330, SLG: 0.448	0-0 BB E BB 1B	0-0 ③ F9			0-0 F7 2B		0-0 ① SH1-4 1-2		0-0 2B		4	1	3	0	0	0	0
Don Money, R (1, 4) OBP: 0.333, SLG: 0.376	0-0 E1 BB BB 1-2		0-0 ① F6		0-0 ② F7 2-3		0-0 ② 6-3		S S S 0-3 ③ K		5	0	0	0	0	1	4
Cecil Cooper, L (1, 3) OBP: 0.372, SLG: 0.487 Jim Gantner, L (10, PR) OBP: 0.190, SLG: 0.286	B B B B 4-0 BB 1-2 2-3 BB		S S S 0-3 ② K		0-0 ③ L9		B B B B 4-0 BB			0-0 1B 1B 1B	3 0	0 1	1 0	0 0	2 0	1 0	1 0
Larry Hisle, R (1, 10) OBP: 0.344, SLG: 0.522	S S S 0-3 ① K		0-0 ③ 6-3			0-0 ① F9	0-0 ③ 4-3			0-0 1B 1-2 1B	5	0	1	0	0	1	5
Ben Oglivie, L (1, 7) OBP: 0.339, SLG: 0.466	S S S 0-3 ② K			0-0 ① 4-3		0-0 1B 5-3 1B		0-0 ① 3-1		0-0 1-2 2-H 1B	5	1	2	1	0	1	3
Sixto Lezcano, R (1, 9) OBP: 0.377, SLG: 0.562	B B B B 4-0 BB 1-2 2-3 3-H			0-0 1B		0-0 5-3 1-3 1B		0-0 7-2 3B			3	0	3	1	1	0	0
Sal Bando, R (1, 5) OBP: 0.347, SLG: 0.413	0-0 ③ F9			0-0 ② F9		0-0 ② 5-3 2-3 3-H		0-0 ② ③ 7-2 3-Hf			4	0	0	1	0	0	6
Gorman Thomas, R (1, 8) OBP: 0.365, SLG: 0.519		S S S 0-3 ① K		0-0 ③ F7		0-0 ③ 5-3			0-0 ① 5-3		4	0	0	0	0	1	2
Charlie Moore, R (1, 2) OBP: 0.366, SLG: 0.455		S S S 0-3 ② K			0-0 ① L8		0-0 SH1-4 1B		0-0 ② 5-3		4	0	1	0	0	1	0
Inning Stats	R: 1 E: 1 K: 2 S: 9 H: 1 LOB: 3 BB: 2 P: 17	R: 0 E: 0 K: 2 S: 7 H: 0 LOB: 0 BB: 0 P: 7	R: 0 E: 0 K: 1 S: 5 H: 0 LOB: 0 BB: 0 P: 5	R: 0 E: 0 K: 0 S: 4 H: 1 LOB: 1 BB: 0 P: 4	R: 0 E: 0 K: 0 S: 4 H: 1 LOB: 1 BB: 0 P: 4	R: 1 E: 0 K: 0 S: 5 H: 2 LOB: 1 BB: 0 P: 5	R: 0 E: 0 K: 0 S: 4 H: 1 LOB: 2 BB: 1 P: 8	R: 0 E: 0 K: 0 S: 3 H: 1 LOB: 0 BB: 0 P: 3	R: 0 E: 0 K: 1 S: 6 H: 1 LOB: 1 BB: 0 P: 6	R: 1 E: 0 K: 0 S: 3 H: 3 LOB: 2 BB: 0 P: 3	1B: 8 2B: 3 3B: 1 HR: 0	SF: 0 SAC: 1 DP: 1 HBP: 0						

PITCHER		IP	WLS	BF	H	R	ER	SO	BB	IBB	HBP	BLK	WP	HR	S	P	ERA	WHIP
Jim Clancy, R ERA: 3.93	(1, 1)	8.0		34	7	2	1	5	3	0	0	0	0	0	41	53	1.12	1.250
Tom Murphy, R ERA: 3.0	(9, 1)	1.0	L	7	4	1	1	1	0	0	0	0	0	0	9	9	9.00	4.000

PITCHER	IP	WLS	BF	H	R	ER	SO	BB	IBB	HBP	BLK	WP	HR	S	P	ERA	WHIP

BOTTOM

Toronto Blue Jays @ Milwaukee Brewers

Milwaukee County Stadium, Milwaukee, WI

Fri Jun 09 1978, 8:05 PM EDT
Att. 9,959 - Unknown - 49 F

livebaseballscorecards.com

AB	37
R	3
H	11
RBI	3
BB	3
SO	6
LOB	21

1B: 8 SF: 0
2B: 3 SAC: 1
3B: 1 DP: 1
HR: 0 HBP: 0

WP: 0 PA: 41
PB: 0
SB: 0
CS: 0

Batter	1	2	3	4	5	6	7	8	9	AB	R	H	RBI	BB	SO	LOB
Luis Gomez, R (1, 6) OBP: 0.303, SLG: 0.277	6-3		6-3		2-H 1B			1-3		4	0	1	0	0	0	0
Rick Bosetti, R (1, 8) OBP: 0.324, SLG: 0.411	5-3		K			1-3		F4		4	0	0	0	0	1	0
Bob Bailor, R (1, 9) OBP: 0.299, SLG: 0.322	3B			F7		1-3		F8		4	0	1	0	0	0	0
Rico Carty, R (1, 10) OBP: 0.380, SLG: 0.475	K			BB		L4			BB	2	0	0	0	2	1	1
Otto Velez, R (1, 7) OBP: 0.328, SLG: 0.357		K		K			F8		K	4	0	0	0	0	3	2
Roy Howell, L (1, 5) OBP: 0.285, SLG: 0.350		1B		5-3			BB 1B		F8	4	0	2	0	0	0	2
John Mayberry, L (1, 3) OBP: 0.318, SLG: 0.432		F4			FC5-4 1B		1-2 BB		4-3	3	0	1	0	1	0	2
Rick Cerone, R (1, 2) OBP: 0.313, SLG: 0.288		6-3			FC5-4 1-3 1-2f 1B		F4			3	0	0	0	0	0	4
Dave McKay, S (1, 4) OBP: 0.260, SLG: 0.344			5-3		1-3 1-2		K			3	0	0	0	0	1	3
Inning Stats	R: 0 H: 1 E: 0 LOB: 1 K: 1 BB: 0 S: 6 P: 6	R: 0 H: 1 E: 0 LOB: 1 K: 1 BB: 0 S: 6 P: 6	R: 0 H: 0 E: 0 LOB: 0 K: 1 BB: 0 S: 5 P: 5	R: 0 H: 0 E: 0 LOB: 1 K: 1 BB: 1 S: 5 P: 9	R: 0 H: 2 E: 0 LOB: 2 K: 0 BB: 0 S: 4 P: 4	R: 0 H: 0 E: 0 LOB: 0 K: 0 BB: 0 S: 3 P: 3	R: 0 H: 1 E: 0 LOB: 2 K: 1 BB: 1 S: 6 P: 10	R: 0 H: 0 E: 0 LOB: 0 K: 0 BB: 0 S: 3 P: 3	R: 0 H: 0 E: 0 LOB: 1 K: 1 BB: 1 S: 5 P: 9	1B: 4 SF: 0 2B: 0 SAC: 0 3B: 1 DP: 0 HR: 0 HBP: 0						

PITCHER	IP	WLS	BF	H	R	ER	SO	BB	IBB	HBP	BLK	WP	HR	S	P	ERA	WHIP
Bill Travers, L (1, 1) ERA: 4.41	9.0	W	34	5	0	0	6	3	0	0	0	0	0	43	55	0.00	0.889

PITCHER	IP	WLS	BF	H	R	ER	SO	BB	IBB	HBP	BLK	WP	HR	S	P	ERA	WHIP

TOP

Toronto Blue Jays @ Milwaukee Brewers

Milwaukee County Stadium, Milwaukee, WI

Sat Jun 10 1978, 4:33 AM EDT
Att. 25,889 - Unknown - 81 F

livebaseballscorecards.com

AB	31
R	0
H	5
RBI	0
BB	3
SO	6
LOB	14

PA: 34

WP: 0
PB: 0
SB: 0
CS: 0

Batter	1	2	3	4	5	6	7	8	9	AB	R	H	RBI	BB	SO	LOB
Paul Molitor, R (1, 4) OBP: 0.338, SLG: 0.460	S 6-3 SF9 1B		F3		BB 1B 1B 1B		SH1-3 SF7 2B			4	3	3	0	0	0	0
Don Money, R (1, 3) OBP: 0.341, SLG: 0.383	6-3 1-2		BB 1B 1B		BB 1-2 1B 1B		SH1-3 2-3			3	2	2	0	0	0	1
Sal Bando, R (1, 5) OBP: 0.350, SLG: 0.413	SF9 2-H		BBBB 1B 1-2 BB		BBBB 1B 1-2 2-3 BB		SF7 3-H			0	0	0	2	2	0	0
Larry Hisle, R (1, 10) OBP: 0.354, SLG: 0.528	5-3		1B 1-2 2-H		1B 1-2 2-H 3-H		E9 WP 1B			4	0	3	3	0	0	0
Sixto Lezcano, R (1, 9) OBP: 0.369, SLG: 0.548		L5	5-3		F4		SSS K 2-3			4	0	0	0	0	1	5
Dick Davis, R (1, 7) OBP: 0.308, SLG: 0.381		1B 1B		F9	F7			5-3		4	0	1	0	0	0	2
Robin Yount, R (1, 6) OBP: 0.308, SLG: 0.306		1-2 1B		F8		BBBB CS BB		F9		3	0	1	0	1	0	0
Gorman Thomas, R (1, 8) OBP: 0.357, SLG: 0.506		SSS K		5-3		F2		SSS K		4	0	0	0	0	2	2
Charlie Moore, R (1, 2) OBP: 0.351, SLG: 0.435			SSS K		L8	1-3 1-2				3	0	0	0	0	1	1
Inning Stats	R: 1 H: 1 E: 0 LOB: 0 K: 0 BB: 0 S: 4 P: 4	R: 0 H: 2 E: 0 LOB: 1 K: 1 BB: 0 S: 6 P: 6	R: 1 H: 2 E: 0 LOB: 2 K: 1 BB: 1 S: 7 P: 11	R: 0 H: 0 E: 0 LOB: 0 K: 0 BB: 0 S: 3 P: 3	R: 2 H: 3 E: 0 LOB: 2 K: 0 BB: 1 S: 6 P: 10	R: 0 H: 0 E: 0 LOB: 0 K: 0 BB: 1 S: 2 P: 6	R: 1 H: 2 E: 1 LOB: 1 K: 1 BB: 0 S: 7 P: 7	R: 0 H: 0 E: 0 LOB: 0 K: 1 BB: 0 S: 5 P: 5		1B: 9 SF: 2 2B: 1 SAC: 1 3B: 0 DP: 0 HR: 0 HBP: 0						

PITCHER		IP	WLS	BF	H	R	ER	SO	BB	IBB	HBP	BLK	WP	HR	S	P	ERA	WHIP
Jerry Garvin, L ERA: 6.57	(1, 1)	6.1	L	29	9	5	5	2	3	0	0	0	0	0	30	42	7.11	1.895
Joe Coleman, R ERA: 2.25	(7, 1)	1.2		6	1	0	0	2	0	0	0	0	1	0	10	10	0.00	0.600

PITCHER	IP	WLS	BF	H	R	ER	SO	BB	IBB	HBP	BLK	WP	HR	S	P	ERA	WHIP

BOTTOM

Toronto Blue Jays @ Milwaukee Brewers

Milwaukee County Stadium, Milwaukee, WI

Sat Jun 10 1978, 4:33 AM EDT

Att. 25,889 - Unknown - 81 F

livebaseballscorecards.com

AB	29
R	5
H	10
RBI	5
BB	3
SO	4
LOB	11

Batter	1	2	3	4	5	6	7	8	9	AB	R	H	RBI	BB	SO	LOB
Luis Gomez, R (1, 6) OBP: 0.296, SLG: 0.269	F4		5-3			L8		F9		4	0	0	0	0	0	0
Rick Bosetti, R (1, 8) OBP: 0.326, SLG: 0.412	5-3			1B		4-3			FC8-4 1B	2	0	1	0	0	0	0
Tom Hutton, L (4, PR) (4, 9) OBP: 0.307, SLG: 0.330										2	0	1	0	0	0	0
Bob Bailor, R (1, 9) (4, 8) OBP: 0.298, SLG: 0.321	K			F8			1B SF7 1B		FC8-4 G5-4-3 1-2f	4	1	1	0	0	1	2
Rico Carty, R (1, 10) OBP: 0.371, SLG: 0.462		4-3		K			F7		G5-4-3 1-2f	4	0	0	0	0	1	3
Roy Howell, L (1, 5) OBP: 0.290, SLG: 0.354		1B		K			1-3 1B			3	0	2	0	0	1	1
John Mayberry, L (1, 3) OBP: 0.313, SLG: 0.428		F7			F4		SF7 3-H			2	0	0	1	0	0	1
Willie Upshaw, L (1, 7) OBP: 0.367, SLG: 0.438		K			4-3		F9			3	0	0	0	0	1	2
Dave McKay, S (1, 4) OBP: 0.254, SLG: 0.336			6-3		F7			4-3		3	0	0	0	0	0	0
Alan Ashby, S (1, 2) OBP: 0.301, SLG: 0.266			6-3			F7		K		3	0	0	0	0	1	0
Inning Stats	R: 0 E: 0 K: 1 S: 5 H: 0 LOB: 0 BB: 0 P: 5	R: 0 E: 0 K: 1 S: 6 H: 1 LOB: 1 BB: 0 P: 6	R: 0 E: 0 K: 0 S: 3 H: 0 LOB: 0 BB: 0 P: 3	R: 0 E: 0 K: 2 S: 8 H: 1 LOB: 1 BB: 0 P: 8	R: 0 E: 0 K: 0 S: 3 H: 0 LOB: 0 BB: 0 P: 3	R: 0 E: 0 K: 0 S: 3 H: 0 LOB: 0 BB: 0 P: 3	R: 1 E: 0 K: 0 S: 5 H: 2 LOB: 1 BB: 0 P: 5	R: 0 E: 0 K: 1 S: 5 H: 0 LOB: 0 BB: 0 P: 5	R: 0 E: 0 K: 0 S: 3 H: 1 LOB: 0 BB: 0 P: 3	1B: 5 2B: 0 3B: 0 HR: 0 SF: 1 SAC: 0 DP: 1 HBP: 0						

TOP

Toronto Blue Jays @ Milwaukee Brewers

Milwaukee County Stadium, Milwaukee, WI

Sun Jun 11 1978, 4:33 AM EDT

Unknown - 83 F

livebaseballscorecards.com

AB	30
R	1
H	5
RBI	1
BB	0
SO	5
LOB	9

WP: 0 PA: 31
PB: 0
SB: 0
CS: 0

PITCHER	IP	WLS	BF	H	R	ER	SO	BB	IBB	HBP	BLK	WP	HR	S	P	ERA	WHIP
Lary Sorensen, R (1, 1) ERA: 3.25	9.0	W	31	5	1	1	5	0	0	0	0	0	0	41	41	1.00	0.556

PITCHER	IP	WLS	BF	H	R	ER	SO	BB	IBB	HBP	BLK	WP	HR	S	P	ERA	WHIP

Batter	1	2	3	4	5	6	7	8	9	AB	R	H	RBI	BB	SO	LOB
Paul Molitor, R (1, 4) OBP: 0.337, SLG: 0.453	L1		FC5-4 1-2 BB		1-3		6-3			3	0	0	0	1	0	0
Don Money, R (1, 3) OBP: 0.338, SLG: 0.374	E5 1B		FC5-4 FC4-6 BB 1-2f 2-3		K			G6-4-3 BB		3	0	0	0	1	1	2
Jim Gantner, L (8, PR) OBP: 0.190, SLG: 0.286 (9, 3)										0	0	0	0	0	0	0
Sal Bando, R (1, 5) OBP: 0.348, SLG: 0.406	K		FC4-6 1-2 BB		F4			G6-4-3 1-2f		3	0	0	0	1	1	2
Larry Hisle, R (1, 10) OBP: 0.358, SLG: 0.548	1B 1-2		FC4-6 1-2f 2-3 3-H			F3		HR		4	1	2	2	0	0	2
Sixto Lezcano, R (1, 9) OBP: 0.372, SLG: 0.550	K		K			F7 2B		BB		3	0	1	0	1	2	4
Dick Davis, R (1, 7) OBP: 0.305, SLG: 0.375		CS 1B		5-3		F7 2-3		K		4	0	1	0	0	1	2
Robin Yount, R (1, 6) OBP: 0.309, SLG: 0.318		K		2B		6-3				3	0	1	0	0	1	2
Gorman Thomas, R (1, 8) OBP: 0.352, SLG: 0.497		K		L8			L6			3	0	0	0	0	1	2
Charlie Moore, R (1, 2) OBP: 0.351, SLG: 0.431		CS 1-2	FC5-4 BB FC4-6 1B	5-3			F7			3	1	1	0	0	0	1
Inning Stats	R: 0 E: 1 K: 2 S: 9 H: 1 LOB: 2 BB: 0 P: 9	R: 0 E: 0 K: 2 S: 7 H: 1 LOB: 0 BB: 0 P: 7	R: 1 E: 0 K: 1 S: 6 H: 1 LOB: 2 BB: 2 P: 14	R: 0 E: 0 K: 0 S: 4 H: 1 LOB: 1 BB: 0 P: 4	R: 0 E: 0 K: 1 S: 5 H: 0 LOB: 0 BB: 0 P: 5	R: 0 E: 0 K: 0 S: 4 H: 1 LOB: 1 BB: 0 P: 4	R: 0 E: 0 K: 0 S: 3 H: 0 LOB: 0 BB: 0 P: 3	R: 1 E: 0 K: 1 S: 5 H: 1 LOB: 1 BB: 2 P: 13		1B: 3 2B: 2 3B: 0 HR: 1 SF: 0 SAC: 0 DP: 1 HBP: 0						

PITCHER	IP	WLS	BF	H	R	ER	SO	BB	IBB	HBP	BLK	WP	HR	S	P	ERA	WHIP
Tom Underwood, L (1, 1) ERA: 3.7	8.0	L	33	6	2	2	7	4	0	0	0	0	1	43	59	2.25	1.250

PITCHER	IP	WLS	BF	H	R	ER	SO	BB	IBB	HBP	BLK	WP	HR	S	P	ERA	WHIP

BOTTOM

Toronto Blue Jays @ Milwaukee Brewers

Milwaukee County Stadium, Milwaukee, WI

Sun Jun 11 1978, 4:33 AM EDT

Unknown - 83 F

livebaseballscorecards.com

AB	29
R	2
H	6
RBI	2
BB	4
SO	7
LOB	17

TOP

Toronto Blue Jays @ Milwaukee Brewers

Milwaukee County Stadium, Milwaukee, WI

Sun Jun 11 1978, 4:38 AM EDT

Att. 21,568 - Unknown - 90 F

livebaseballscorecards.com

Batter	1	2	3	4	5	6	7	8	9	AB	R	H	RBI	BB	SO	LOB
Luis Gomez, R (1, 6) OBP: 0.301, SLG: 0.270	BBBB 4-0 CS BB		x 0-0 ① B5-3		x 0-0 1B SF7 1B		SSS 0-3 ① K			3	1	1	0	1	1	0
Tom Hutton, L (1, 9) OBP: 0.313, SLG: 0.336	x 0-0 ① ② 5-3 1-2		x 0-0 FC6-4 1B		x 0-0 1-3 1B		x 0-0 ② 3-1			4	0	2	0	0	0	1
Bob Bailor, R (1, 8) OBP: 0.293, SLG: 0.316	x 0-0 ③ F2		x 0-0 ② F9		x 0-0 ① SF7 3-H		x 0-0 ③ 5-3			3	0	0	1	0	0	1
Rico Carty, R (1, 10) OBP: 0.368, SLG: 0.463		x 0-0 1B 1B 2B	x 0-0 ③ FC6-4 1-2f		x 0-0 ② L9			SSS 0-3 ① K		4	1	1	0	0	1	2
Roy Howell, L (1, 5) OBP: 0.294, SLG: 0.362		x 0-0 E 1B 4-3 2-3 1B		x 0-0 1B SF7 2B	x 0-0 ③ G3			SSS 0-3 ② K		4	2	2	0	0	1	1
John Mayberry, L (1, 3) OBP: 0.321, SLG: 0.435		x 0-0 E2 4-3 1-3 3-H 1B		x 0-0 2-3 1B		x 0-0 SH1-3 1B		SSS 0-3 ③ K		4	0	3	1	0	1	0
Willie Upshaw, L (1, 7) OBP: 0.366, SLG: 0.434		x 0-0 ① F6		x 0-0 ① L4		x 0-0 ① SH1-3 1-2			x 0-0 FC2-6 1B	3	0	1	0	0	0	4
Dave McKay, S (1, 4) OBP: 0.246, SLG: 0.328		x 0-0 ② 4-3 2-3 3-H		x 0-0 ② SF7 3-H		SSS 0-3 ② K			x 0-0 ① FC2-6 G6-4-3 1-2f	3	0	0	2	0	1	3
Rick Cerone, R (1, 2) OBP: 0.303, SLG: 0.279		x 0-0 ③ 5-3		SSS 0-3 ③ K		x 0-0 ③ 1-3			x 0-0 ② ③ G6-4-3 1-2f	4	0	0	0	0	1	4
Inning Stats	R: 0 E: 0 K: 0 S: 2 H: 0 LOB: 0 BB: 1 P: 6	R: 2 E: 1 K: 0 S: 6 H: 3 LOB: 1 BB: 0 P: 6	R: 0 E: 0 K: 0 S: 4 H: 1 LOB: 1 BB: 0 P: 4	R: 1 E: 0 K: 1 S: 7 H: 2 LOB: 1 BB: 0 P: 7	R: 1 E: 0 K: 0 S: 5 H: 2 LOB: 1 BB: 0 P: 5	R: 0 E: 0 K: 1 S: 6 H: 1 LOB: 1 BB: 0 P: 6	R: 0 E: 0 K: 1 S: 5 H: 0 LOB: 0 BB: 0 P: 5	R: 0 E: 0 K: 3 S: 9 H: 0 LOB: 0 BB: 0 P: 9	R: 0 E: 0 K: 0 S: 3 H: 1 LOB: 0 BB: 0 P: 3	1B: 8 2B: 2 3B: 0 HR: 0	SF: 2 SAC: 1 DP: 1 HBP: 0						

	AB	32
	R	4
	H	10
	RBI	4
	BB	1
	SO	6
	LOB	16

WP: 0 PB: 0 SB: 0 CS: 1 PA: 36

PITCHER		IP	WLS	BF	H	R	ER	SO	BB	IBB	HBP	BLK	WP	HR	S	P	ERA	WHIP
Andy Replogle, R ERA: 4.5	(1, 1)	4.0		20	8	4	3	1	1	0	0	0	0	0	21	25	6.75	2.250
Randy Stein, R ERA: 5.01	(5, 1)	5.0	W	16	2	0	0	5	0	0	0	0	0	0	26	26	0.00	0.400

PITCHER	IP	WLS	BF	H	R	ER	SO	BB	IBB	HBP	BLK	WP	HR	S	P	ERA	WHIP

Batter	1	2	3	4	5	6	7	8	9	AB	R	H	RBI	BB	SO	LOB
Paul Molitor, R (1, 4) OBP: 0.335, SLG: 0.448	F8			1B G6-4-3 1B		K	F8			4	1	1	0	0	1	1
Don Money, R (1, 3) OBP: 0.342, SLG: 0.402	6-3			G6-4-3 1-3 1B		HR		F9		4	1	2	1	0	0	0
Dave May, L (1, 9) OBP: 0.263, SLG: 0.294	K			G6-4-3 1-2f 3-H		2B		F2		4	0	1	0	0	1	1
Larry Hisle, R (1, 10) OBP: 0.367, SLG: 0.557		L3 1B		2B		5-3		2B BB		3	1	2	0	1	0	1
Ben Oglivie, L (1, 7) OBP: 0.337, SLG: 0.467		L3 1-2		G1		K		1-H 2B		4	0	1	1	0	1	3
Gorman Thomas, R (1, 8) OBP: 0.350, SLG: 0.509		K			K		HR	K		4	1	1	1	0	3	1
Robin Yount, R (1, 6) OBP: 0.306, SLG: 0.348			F9		F8		F8		HR	4	1	1	1	0	0	0
Jim Gantner, L (1, 5) OBP: 0.200, SLG: 0.289			G3		1B		4-3			3	0	1	0	0	0	0
Buck Martinez, R (1, 2) OBP: 0.276, SLG: 0.309 Charlie Moore, R (7, PR) (8, 2) OBP: 0.351, SLG: 0.431			F8		K		BB			2 0	0 0	0 0	0 0	1 0	1 0	1 0
Inning Stats	R: 0 H: 0 E: 0 LOB: 0 K: 1 BB: 0 S: 5 P: 5	R: 0 H: 1 E: 0 LOB: 0 K: 1 BB: 0 S: 5 P: 5	R: 0 H: 0 E: 0 LOB: 0 K: 0 BB: 0 S: 3 P: 3	R: 1 H: 3 E: 0 LOB: 1 K: 0 BB: 0 S: 5 P: 5	R: 0 H: 1 E: 0 LOB: 1 K: 2 BB: 0 S: 8 P: 8	R: 1 H: 2 E: 0 LOB: 1 K: 2 BB: 0 S: 9 P: 9	R: 1 H: 1 E: 0 LOB: 1 K: 0 BB: 1 S: 4 P: 8	R: 1 H: 1 E: 0 LOB: 1 K: 1 BB: 1 S: 6 P: 10	R: 1 H: 1 E: 0 LOB: 0 K: 0 BB: 0 S: 1 P: 1	1B: 4 SF: 0 2B: 4 SAC: 0 3B: 0 DP: 2 HR: 3 HBP: 0							WP: 0 PA: 34 PB: 0 SB: 0 CS: 0

PITCHER		IP	WLS	BF	H	R	ER	SO	BB	IBB	HBP	BLK	WP	HR	S	P	ERA	WHIP
Jesse Jefferson, R ERA: 3.98	(1, 1)	7.0		28	8	3	3	6	1	0	0	0	0	2	39	43	3.86	1.286
Tom Murphy, R ERA: 3.44	(8, 1)	1.0	L	6	2	2	2	1	1	0	0	0	0	1	7	11	18.00	3.000

PITCHER	IP	WLS	BF	H	R	ER	SO	BB	IBB	HBP	BLK	WP	HR	S	P	ERA	WHIP

BOTTOM

Toronto Blue Jays @ Milwaukee Brewers

Milwaukee County Stadium, Milwaukee, WI

Sun Jun 11 1978, 4:38 AM EDT

Att. 21,568 - Unknown - 90 F

livebaseballscorecards.com

AB	32
R	5
H	10
RBI	4
BB	2
SO	7
LOB	8

Batter	1	2	3	4	5	6	7	8	9	AB	R	H	RBI	BB	SO	LOB
Willie Norwood, R (1, 7) OBP: 0.321, SLG: 0.398	1B 2B		1B 1B SH1-4		HBP FC9-6		FC5-4 S 1-2f		6-3	4	2	2	0	0	0	1
Bob Randall, R (1, 4) OBP: 0.318, SLG: 0.353	6-3 1B 2-H		SH1-4 1-2		FC9-6 S 1-2f		F4 1-2			3	0	1	1	0	0	2
Dan Ford, R (1, 8) OBP: 0.357, SLG: 0.462	F9		S 1B 1B 2-H		F7 1-2		L9			4	0	1	1	0	0	3
Bombo Rivera, R (1, 9) OBP: 0.434, SLG: 0.417	6-3 1-2		CS 1-2 1B			L7		FC5 S 1B		4	0	2	0	0	0	1
Jose Morales, R (1, 10) OBP: 0.376, SLG: 0.461	K		K 1-2 2-3			1B BB		F8		3	0	0	0	1	2	4
Craig Kusick, R (1, 3) OBP: 0.292, SLG: 0.313		FC1-6 1B		K		F8		K		3	0	1	0	0	1	1
Rod Carew, L (8, PH) OBP: 0.429, SLG: 0.510 (8, 3)										1	0	0	0	0	1	1
Larry Wolfe, R (1, 5) OBP: 0.326, SLG: 0.395		FC1-6 FC5-4 1-2f		F7		1B 1-2		FC5 1-3		4	0	1	0	0	0	2
Roy Smalley, S (1, 6) OBP: 0.322, SLG: 0.351		F3		6-3		F5			F9	4	0	0	0	0	0	3
Glenn Borgmann, R (1, 2) OBP: 0.345, SLG: 0.348		FC5-4 1-2f			5-3		BB FC5-4		K	3	0	0	0	1	1	1
Inning Stats	R: 1 E: 0 K: 1 S: 7 H: 2 LOB: 1 BB: 0 P: 7	R: 0 E: 0 K: 0 S: 4 H: 1 LOB: 1 BB: 0 P: 4	R: 1 E: 0 K: 1 S: 7 H: 3 LOB: 2 BB: 0 P: 7	R: 0 E: 0 K: 1 S: 5 H: 0 LOB: 0 BB: 0 P: 5	R: 0 E: 0 K: 0 S: 3 H: 0 LOB: 1 BB: 0 P: 4	R: 0 E: 0 K: 0 S: 4 H: 1 LOB: 2 BB: 1 P: 8	R: 0 E: 0 K: 0 S: 3 H: 0 LOB: 1 BB: 1 P: 7	R: 0 E: 0 K: 1 S: 6 H: 1 LOB: 1 BB: 0 P: 6	R: 0 E: 0 K: 1 S: 5 H: 0 LOB: 0 BB: 0 P: 5	1B: 7 2B: 2 3B: 0 HR: 0	SF: 0 SAC: 1 DP: 1 HBP: 1						

PITCHER	IP	WLS	BF	H	R	ER	SO	BB	IBB	HBP	BLK	WP	HR	S	P	ERA	WHIP
Balor Moore, L (1, 1) ERA: 4.38	7.0	L	30	7	2	2	3	2	0	1	0	0	0	33	42	2.57	1.286
Joe Coleman, R (8, 1) ERA: 2.1	2.0		7	1	0	0	2	0	0	0	0	0	0	11	11	0.00	0.500

PITCHER	IP	WLS	BF	H	R	ER	SO	BB	IBB	HBP	BLK	WP	HR	S	P	ERA	WHIP

Minnesota Twins @ Toronto Blue Jays

Exhibition Stadium, Toronto, ON

Tue Jun 13 1978, 3:33 AM EDT

Unknown - 55 F

TOP

livebaseballscorecards.com

AB	33
R	2
H	8
RBI	2
BB	2
SO	5
LOB	19

1B: 7	SF: 0	WP: 0	PA: 37
2B: 2	SAC: 1	PB: 0	
3B: 0	DP: 1	SB: 4	
HR: 0	HBP: 1	CS: 1	

Batter	1	2	3	4	5	6	7	8	9	AB	R	H	RBI	BB	SO	LOB
Luis Gomez, R (1, 6) OBP: 0.293, SLG: 0.263 Doug Ault, R (9, PH) OBP: 0.375, SLG: 0.353	6-3		1-3 1-2		4-3 1-2		K		FC5-4 1-2f	4 1	0 0	0 0	0 0	0 0	1 0	4 2
Bob Bailor, R (1, 8) OBP: 0.292, SLG: 0.312	G3		BBBB 1B BB		4-3			6-3		3	0	0	0	1	0	1
Roy Howell, L (1, 5) OBP: 0.293, SLG: 0.359	6-3		1-2 2-3 1B			F9		SSS K		4	0	1	0	0	1	0
Rico Carty, R (1, 10) OBP: 0.365, SLG: 0.464		4-3	F8			F4		2B		4	0	1	0	0	0	3
John Mayberry, L (1, 3) OBP: 0.320, SLG: 0.431		BB 1B		4-3		F5		F9		4	0	1	0	0	0	1
Tom Hutton, L (1, 9) OBP: 0.319, SLG: 0.344		BBBB G4-6-3 1-2 BB		1-3			6-3		1B 2B	3	0	1	0	1	0	0
Willie Upshaw, L (1, 7) OBP: 0.371, SLG: 0.437		G4-6-3 1-2f		4-3			1B 1B		FC5-4 2-3 1B	4	0	2	0	0	0	2
Dave McKay, S (1, 4) OBP: 0.254, SLG: 0.333			SSS K		4-3 1B		1-2 1B		SSS K	4	0	2	0	0	2	2
Alan Ashby, S (1, 2) OBP: 0.307, SLG: 0.262 Sam Ewing, L (7, PH) OBP: 0.207, SLG: 0.148 Rick Cerone, R (8, 2) OBP: 0.301, SLG: 0.276			BBBB 1B 1-3 BB		F9		F7		F9	1 1 1	0 0 0	0 0 0	0 0 0	1 0 0	0 0 0	1 2 2
Inning Stats	R: 0 E: 0 K: 0 S: 3 H: 0 LOB: 0 BB: 0 P: 3	R: 0 E: 0 K: 0 S: 3 H: 1 LOB: 1 BB: 1 P: 7	R: 0 E: 0 K: 1 S: 6 H: 1 LOB: 3 BB: 2 P: 14	R: 0 E: 0 K: 0 S: 3 H: 0 LOB: 0 BB: 0 P: 3	R: 0 E: 0 K: 0 S: 4 H: 1 LOB: 1 BB: 0 P: 4	R: 0 E: 0 K: 0 S: 3 H: 0 LOB: 0 BB: 0 P: 3	R: 0 E: 0 K: 1 S: 7 H: 2 LOB: 2 BB: 0 P: 7	R: 0 E: 0 K: 1 S: 6 H: 1 LOB: 1 BB: 0 P: 6	R: 0 E: 0 K: 1 S: 7 H: 2 LOB: 2 BB: 0 P: 7	1B: 6 2B: 2 3B: 0 HR: 0 SF: 0 SAC: 0 DP: 1 HBP: 0						

PITCHER	IP	WLS	BF	H	R	ER	SO	BB	IBB	HBP	BLK	WP	HR	S	P	ERA	WHIP
Dave Goltz, R (1, 1) ERA: 2.64	8.0	W	34	8	0	0	3	3	0	0	0	0	0	37	49	0.00	1.375
Mike Marshall, R (9, 1) ERA: 2.63	1.0	S	3	0	0	0	1	0	0	0	0	0	0	5	5	0.00	0.000

PITCHER	IP	WLS	BF	H	R	ER	SO	BB	IBB	HBP	BLK	WP	HR	S	P	ERA	WHIP

BOTTOM

Minnesota Twins @ Toronto Blue Jays

Exhibition Stadium, Toronto, ON

Tue Jun 13 1978, 3:33 AM EDT

Unknown - 55 F

livebaseballscorecards.com

AB	34
R	0
H	8
RBI	0
BB	3
SO	4
LOB	20

WP: 0 PA: 37
PB: 0
SB: 0
CS: 0

Batter	1	2	3	4	5	6	7	8	9	AB	R	H	RBI	BB	SO	LOB
Hosken Powell, L (1, 9) OBP: 0.285, SLG: 0.285	BBBB 4-0 1B 1B BB	x 0-0 F7 ②		x 0-0 4-3 ①		x 0-0 4-3 ①		x 0-0 6-3 ② 2-3		4	1	0	0	1	0	1
Rod Carew, L (1, 3) OBP: 0.429, SLG: 0.505	x 0-0 1B FC4-6 1B 1-3	BBBB 4-0 HR BB		x 0-0 F7 ②		x 0-0 1-3 ②		x 0-0 6-3 ③		4	2	1	0	1	0	1
Dan Ford, R (1, 8) OBP: 0.362, SLG: 0.484	x 0-0 FC4-6 1B 1-3 3-H	x 0-0 HR 1-H		x 0-0 2B		x 0-0 4-3 ③			SSS 0-3 K ①	5	1	3	3	0	1	0
Mike Cubbage, L (1, 5) OBP: 0.354, SLG: 0.456	x 0-0 FC4-6 2B 2B ① 1-2f 3-H	SSS 0-3 K ③		x 0-0 F8 ③			x 0-0 L8 ①		x 0-0 PB 1B 2B	5	2	1	1	0	1	2
Glenn Adams, L (1, 10) OBP: 0.262, SLG: 0.417 Jose Morales, R (3, PH) OBP: 0.382, SLG: 0.463	x 0-0 2B 2B 1-3		x 0-0 1B 1B		x 0-0 G3 ①		x 0-0 G3 1B		x 0-0 F9 ②	1 4	1 0	1 2	0 0	0 0	0 0	0 1
Butch Wynegar, S (1, 2) OBP: 0.332, SLG: 0.339	x 0-0 2B 2-H 3-H	x 0-0 F9 ①			H 1-0 BB HBP		x 0-0 G3 ② 1-2		x 0-0 BB 1B 2-H	4	0	2	3	0	0	2
Rich Chiles, L (1, 7) OBP: 0.313, SLG: 0.239 Bombo Rivera, R (1, PH) OBP: 0.442, SLG: 0.407 (1, 7)	BBBB 4-0 G4-6-3 BB	x 0-0 P4 ②		BBBB 4-0 1-2 BB			x 0-0 F9 ③		BBBB 4-0 1-2 BB	0 2	0 0	0 0	0 0	0 3	0 0	0 2
Larry Wolfe, R (1, 6) OBP: 0.320, SLG: 0.384	x 0-0 G4-6-3 ② ③ 1-2f	x 0-0 FC4-6 1B 1-3		x 0-0 F7 ②			SSS 0-3 K ①	x 0-0 F9 ③		5	0	1	0	0	1	6
Rob Wilfong, L (1, 4) OBP: 0.283, SLG: 0.211 Bob Randall, R (3, PH) OBP: 0.318, SLG: 0.360 (3, 4)		x 0-0 G3 ①	x 0-0 FC4-6 ③ 1-2f		x 0-0 G3 ③			x 0-0 6-3 2B		1 3	0 0	0 1	0 0	0 0	0 0	0 4
Inning Stats	R: 4 H: 4 E: 0 LOB: 1 K: 0 BB: 2 S: 6 P: 14	R: 2 H: 1 E: 0 LOB: 0 K: 1 BB: 1 S: 6 P: 10	R: 0 H: 2 E: 0 LOB: 2 K: 0 BB: 0 S: 5 P: 5	R: 0 H: 1 E: 0 LOB: 1 K: 0 BB: 0 S: 4 P: 4	R: 0 H: 0 E: 0 LOB: 2 K: 0 BB: 1 S: 3 P: 8	R: 0 H: 0 E: 0 LOB: 0 K: 0 BB: 0 S: 3 P: 3	R: 0 H: 1 E: 0 LOB: 1 K: 0 BB: 0 S: 4 P: 4	R: 0 H: 1 E: 0 LOB: 1 K: 1 BB: 0 S: 6 P: 6	R: 1 H: 2 E: 0 LOB: 2 K: 1 BB: 1 S: 7 P: 11	1B: 6 SF: 0 2B: 5 SAC: 0 3B: 0 DP: 1 HR: 1 HBP: 1						

PITCHER		IP	WLS	BF	H	R	ER	SO	BB	IBB	HBP	BLK	WP	HR	S	P	ERA	WHIP
Jim Clancy, R ERA: 4.4	(1, 1)	0.1	L	6	4	4	4	0	1	0	0	0	0	0	5	9	108.00	15.000
Mike Willis, L ERA: 5.73	(1, 1)	3.2		16	4	2	2	1	2	0	0	0	0	1	16	24	4.91	1.636
Dave Lemanczyk, R ERA: 7.97	(5, 1)	5.0		22	4	1	1	2	2	0	1	0	0	0	23	32	1.80	1.200

PITCHER	IP	WLS	BF	H	R	ER	SO	BB	IBB	HBP	BLK	WP	HR	S	P	ERA	WHIP

Minnesota Twins @ Toronto Blue Jays

Exhibition Stadium, Toronto, ON

Tue Jun 13 1978, 7:05 PM EDT

Att. 14,489 - Unknown

TOP

livebaseballscorecards.com

AB	38
R	7
H	12
RBI	7
BB	5
SO	3
LOB	19

WP: 0 PA: 44
PB: 1
SB: 0
CS: 0

Batter	1	2	3	4	5	6	7	8	9	AB	R	H	RBI	BB	SO	LOB
Luis Gomez, R (1, 6) OBP: 0.298, SLG: 0.265	0-0 1-3		0-3 K		BBB 4-0 FC5-4 BB			0-0 E 1B 1B 1B		3	1	1	0	1	1	1
Bob Bailor, R (1, 8) OBP: 0.295, SLG: 0.315	0-0 2B 1B		0-0 1-2 1B		0-0 FC5-4 1-2f			0-3 K		4	1	2	0	0	1	2
Roy Howell, L (1, 5) OBP: 0.297, SLG: 0.367	0-0 4-3 1-H 2B		0-0 F3			0-0 F7		0-0 E6 1B 1-3 1B		4	0	2	1	0	0	2
Rico Carty, R (1, 10) OBP: 0.363, SLG: 0.459	0-0 4-3 2-3		0-0 4-3			0-0 F9		0-0 1-2 3-H 1B		4	0	1	1	0	0	3
Otto Velez, R (1, 9) OBP: 0.309, SLG: 0.333	0-0 5-3			0-0 6-3		0-0 F7		0-3 K		4	0	0	0	0	1	3
John Mayberry, L (1, 3) OBP: 0.319, SLG: 0.432		0-0 5-3		0-0 F5			0-0 2B	0-0 G3		4	0	1	0	0	0	2
Rick Cerone, R (1, 2) OBP: 0.299, SLG: 0.270		0-3 K		0-0 L4			0-0 F5	BBBB 4-0 G4-6-3 BB		3	0	0	0	1	1	1
Dave McKay, S (1, 4) OBP: 0.247, SLG: 0.324		0-0 6-3			0-0 6-3		0-0 5-3	SSS 0-3 K		4	0	0	0	0	1	2
Willie Upshaw, L (1, 7) OBP: 0.370, SLG: 0.427			BBBB 4-0 1B BB		SSS 0-3 K		SSS 0-3 K	0-0 G4-6-3 1-2f		2	0	0	0	1	2	1
Doug Ault, R (9, PH) OBP: 0.366, SLG: 0.343										1	0	0	0	0	0	1
Inning Stats	R: 1 H: 2 E: 0 LOB: 1 K: 0 BB: 0 S: 5 P: 5	R: 0 H: 0 E: 0 LOB: 0 K: 1 BB: 0 S: 5 P: 5	R: 0 H: 1 E: 0 LOB: 2 K: 1 BB: 1 S: 6 P: 10	R: 0 H: 0 E: 0 LOB: 0 K: 0 BB: 0 S: 3 P: 3	R: 0 H: 0 E: 0 LOB: 1 K: 1 BB: 0 S: 5 P: 9	R: 0 H: 0 E: 0 LOB: 0 K: 0 BB: 0 S: 3 P: 3	R: 0 H: 1 E: 0 LOB: 1 K: 1 BB: 0 S: 6 P: 6	R: 1 H: 3 E: 1 LOB: 2 K: 2 BB: 0 S: 10 P: 10	R: 0 H: 0 E: 0 LOB: 0 K: 1 BB: 1 S: 4 P: 8	1B: 5 SF: 0 2B: 2 SAC: 0 3B: 0 DP: 1 HR: 0 HBP: 0						

PITCHER	IP	WLS	BF	H	R	ER	SO	BB	IBB	HBP	BLK	WP	HR	S	P	ERA	WHIP
Geoff Zahn, L (1, 1) ERA: 2.77	9.0	W	36	7	2	2	7	3	0	0	0	0	0	47	59	2.00	1.111

PITCHER	IP	WLS	BF	H	R	ER	SO	BB	IBB	HBP	BLK	WP	HR	S	P	ERA	WHIP

BOTTOM

Minnesota Twins @ Toronto Blue Jays

Exhibition Stadium, Toronto, ON

Tue Jun 13 1978, 7:05 PM EDT

Att. 14,489 - Unknown

livebaseballscorecards.com

AB	33
R	2
H	7
RBI	2
BB	3
SO	7
LOB	18

Batter	1	2	3	4	5	6	7	8	9	AB	R	H	RBI	BB	SO	LOB
Paul Molitor, R (1, 4) OBP: 0.355, SLG: 0.473	SH3 2B		S 1B		F9		SH3-4 1-2		1-H 1B 2B	4	1	3	1	0	0	0
Sal Bando, R (1, 3) OBP: 0.361, SLG: 0.413	SH3 2-3		F6 1-2		4-3 2B 2B		F7		B B B B 1B 2B BB	3	2	1	0	1	0	2
Dave May, L (1, 7) OBP: 0.276, SLG: 0.308	B B B B G6-4-3 BB		F7		4-3 2-3		4-3		2B 1-2 2-H 9-2 1B	4	0	1	1	1	0	3
Larry Hisle, R (1, 10) OBP: 0.365, SLG: 0.546	G6-4-3 1-2f		6-3		3-H 2B			F4	1-3 2-H 2B	5	0	2	2	0	0	3
Ben Oglivie, L (1, 9) OBP: 0.342, SLG: 0.485 Sixto Lezcano, R (9, 9) OBP: 0.378, SLG: 0.552		FC6-4 1B		L7	S S S K			1-3	IBB	4 0	0 0	1 0	0 0	1 0	1 0	1 0
Robin Yount, R (1, 6) OBP: 0.321, SLG: 0.368		FC6-4 S' 1-2f 4-3		HR 1B		S S S K		2B	3-Hf	5	2	2	0	0	1	4
Gorman Thomas, R (1, 8) OBP: 0.347, SLG: 0.522		B B B B 4-3 1-3 BB		1-H HR	S S S K			1-3		3	1	1	2	1	1	1
Jim Gantner, L (1, 5) OBP: 0.204, SLG: 0.271		4-3 1-2 3-H		L7	1-3				B B B B 2B BB	3	1	0	1	1	0	1
Buck Martinez, R (1, 2) OBP: 0.272, SLG: 0.295		6-3		L7		B B B B SH3-4 BB			S S S K	3	0	0	0	1	1	2
Inning Stats	R: 0 H: 1 E: 0 LOB: 1 K: 0 BB: 1 S: 3 P: 7	R: 1 H: 1 E: 0 LOB: 1 K: 0 BB: 1 S: 4 P: 8	R: 0 H: 1 E: 0 LOB: 1 K: 0 BB: 0 S: 4 P: 4	R: 2 H: 2 E: 0 LOB: 0 K: 0 BB: 0 S: 5 P: 5	R: 1 H: 2 E: 0 LOB: 1 K: 1 BB: 0 S: 7 P: 7	R: 0 H: 0 E: 0 LOB: 0 K: 2 BB: 0 S: 7 P: 7	R: 0 H: 0 E: 0 LOB: 1 K: 0 BB: 1 S: 3 P: 7	R: 0 H: 1 E: 0 LOB: 1 K: 0 BB: 0 S: 4 P: 4	R: 3 H: 3 E: 0 LOB: 2 K: 1 BB: 3 S: 7 P: 19	1B: 4 SF: 0 2B: 7 SAC: 2 3B: 0 DP: 2 HR: 1 HBP: 0						

PITCHER		IP	WLS	BF	H	R	ER	SO	BB	IBB	HBP	BLK	WP	HR	S	P	ERA	WHIP
Don Kirkwood, R ERA: 3.43	(1, 1)	6.0		27	7	4	4	3	3	0	0	0	0	1	30	42	6.00	1.667
Tom Murphy, R ERA: 3.96	(7, 1)	2.1	L	12	3	3	3	1	2	0	0	0	0	0	12	20	11.57	2.143
Joe Coleman, R ERA: 2.05	(9, 1)	0.2		3	1	0	0	0	0	1	0	0	0	0	2	6	0.00	1.500

PITCHER	IP	WLS	BF	H	R	ER	SO	BB	IBB	HBP	BLK	WP	HR	S	P	ERA	WHIP

TOP

Milwaukee Brewers @ Toronto Blue Jays

Exhibition Stadium, Toronto, ON

Wed Jun 14 1978, 3:33 AM EDT

Unknown - 63 F

livebaseballscorecards.com

AB	34
R	7
H	11
RBI	7
BB	6
SO	4
LOB	17

1B: 4	SF: 0	WP: 0	PA: 42
2B: 7	SAC: 2	PB: 0	
3B: 0	DP: 2	SB: 3	
HR: 1	HBP: 0	CS: 0	

Batter	1	2	3	4	5	6	7	8	9	AB	R	H	RBI	BB	SO	LOB
Luis Gomez, R (1, 6) OBP: 0.293, SLG: 0.259	1-3		4-3		F8		FC6-4 1-2f 2-3		E5 3-H	3	0	0	0	0	0	0
Sam Ewing, L (7, PH) OBP: 0.200, SLG: 0.143										1	0	0	0	0	0	2
Tim Johnson, L (7, PR) OBP: 0.304, SLG: 0.250 (8, 6)										1	0	0	1	0	0	0
Bob Bailor, R (1, 8) OBP: 0.298, SLG: 0.321	4-3		1B 2B		F9		1-2 3-H 1B		FC4-6 1-	5	1	2	1	0	0	1
Roy Howell, L (1, 5) OBP: 0.303, SLG: 0.372	1B		2-H 1B			1B G5-4-3 1B	5-3		3-1	5	1	3	1	0	0	3
Rico Carty, R (1, 10) OBP: 0.360, SLG: 0.453	F4		S S S K			G5-4-3 1-3 1B		F4		4	0	1	0	0	1	2
Otto Velez, R (1, 9) OBP: 0.319, SLG: 0.333		B B B B 5-3 BB		1-4-3		G5-4-3 1-2f 3-H		1B		3	0	1	0	1	0	1
John Mayberry, L (1, 3) OBP: 0.313, SLG: 0.424		5-3 1-2		G3		4-3		S S S K		4	0	0	0	0	1	2
Dave McKay, S (1, 4) OBP: 0.247, SLG: 0.343		L7		HR			E5 FC5-6	F7		4	1	1	1	0	0	2
Willie Upshaw, L (1, 7) OBP: 0.365, SLG: 0.430		4-3		6-3			FC5-6 FC6-4 1B 1-2f 1B		G3 E 2B	4	2	1	0	0	0	2
Alan Ashby, S (1, 2) OBP: 0.304, SLG: 0.261			1-3		G3		FC6-4 1-2 1B		G3 2-3	4	0	1	0	0	0	1
Inning Stats	R: 0 E: 0 K: 0 S: 4 H: 1 LOB: 1 BB: 0 P: 4	R: 0 E: 0 K: 0 S: 3 H: 0 LOB: 1 BB: 1 P: 7	R: 1 E: 0 K: 1 S: 7 H: 2 LOB: 1 BB: 0 P: 7	R: 1 E: 0 K: 0 S: 4 H: 1 LOB: 0 BB: 0 P: 4	R: 0 E: 0 K: 0 S: 3 H: 0 LOB: 0 BB: 0 P: 3	R: 1 E: 0 K: 0 S: 4 H: 2 LOB: 0 BB: 0 P: 4	R: 1 E: 1 K: 0 S: 6 H: 2 LOB: 2 BB: 0 P: 6	R: 0 E: 0 K: 1 S: 6 H: 1 LOB: 1 BB: 0 P: 6	R: 1 E: 1 K: 0 S: 5 H: 1 LOB: 1 BB: 0 P: 5	1B: 7 2B: 2 3B: 0 HR: 1 SF: 0 SAC: 0 DP: 1 HBP: 0						

PITCHER		IP	WLS	BF	H	R	ER	SO	BB	IBB	HBP	BLK	WP	HR	S	P	ERA	WHIP
Bill Travers, L ERA: 4.39	(1, 1)	6.1		27	7	4	3	1	1	0	0	0	0	1	28	32	4.26	1.263
Bill Castro, R ERA: 0.61	(7, 1)	2.2	W	12	3	1	1	1	0	0	0	0	0	0	14	14	3.38	1.125

PITCHER	IP	WLS	BF	H	R	ER	SO	BB	IBB	HBP	BLK	WP	HR	S	P	ERA	WHIP

BOTTOM

Milwaukee Brewers @ Toronto Blue Jays

Exhibition Stadium, Toronto, ON

Wed Jun 14 1978, 3:33 AM EDT

Unknown - 63 F

livebaseballscorecards.com

AB	38
R	5
H	10
RBI	4
BB	1
SO	2
LOB	16

1B: 7	SF: 0	WP: 0	PA: 39
2B: 2	SAC: 0	PB: 0	
3B: 0	DP: 1	SB: 0	
HR: 1	HBP: 0	CS: 0	

Milwaukee Brewers @ Toronto Blue Jays

Exhibition Stadium, Toronto, ON

Wed Jun 14 1978, 7:05 PM EDT

Att. 28,346 - Unknown

TOP

livebaseballscorecards.com

Batter	1	2	3	4	5	6	7	8	9	AB	R	H	RBI	BB	SO	LOB
Paul Molitor, R (1, 5) OBP: 0.356, SLG: 0.469	0-0 FC1-2 1B	1-0 HBP	0-0 FC5-2 2-3 3-H		0-3 K		0-3 K			4	0	1	0	0	2	3
Jim Gantner, L (8, 5) OBP: 0.204, SLG: 0.271										0	0	0	0	0	0	0
Robin Yount, R (1, 6) OBP: 0.325, SLG: 0.369	0-0 BB S 1-3 1B	0-0 1-2 3-H 1B	0-0 5-3		0-0 F8			0-0 5-3		5	0	2	1	0	0	3
Sal Bando, R (1, 3) OBP: 0.354, SLG: 0.403	0-0 F9 1-2	0-0 5-3		0-0 F2		0-0 L7		0-0 F8		5	0	0	0	0	0	4
Larry Hisle, R (1, 10) OBP: 0.366, SLG: 0.536	0-0 FC1-2 BB 3-H		BBBB 4-0 2B 3B BB	BBBB 4-0 WP 1B FC5-2 BB		0-0 5-3		0-0 F7		3	1	0	0	2	0	2
Sixto Lezcano, R (1, 9) OBP: 0.389, SLG: 0.574	BBBB 4-0 1-2 2-3 BB		0-0 3B 1-3 2B	0-0 FC5-2 WP 1-2 1B		0-0 1B 3B			0-0 6-3	4	2	3	0	1	0	0
Dick Davis, R (1, 8) OBP: 0.303, SLG: 0.370	0-0 F4		SSS 0-3 K	0-0 FC5-2 1-3 2-H		0-0 2B 3-H 1B			SSS 0-3 K	4	0	1	1	0	1	7
Gorman Thomas, R (8, 8) OBP: 0.346, SLG: 0.519										1	0	0	0	0	1	0
Jim Wohlford, R (1, 7) OBP: 0.289, SLG: 0.349		0-0 5-3 1B	0-0 1B 2-H 3-H 3B	0-0 F9		0-0 1-H 2B			0-0 5-3	5	2	3	2	0	0	2
Charlie Moore, R (1, 2) OBP: 0.349, SLG: 0.457		0-0 F2	0-0 2B FC5-2 3-H 1B		0-0 5-3		0-0 F8			4	0	1	1	0	0	1
Lenn Sakata, R (1, 4) OBP: 0.280, SLG: 0.257		0-0 5-3 2-3	0-0 FC5-2 1-3 2B		0-0 1B		SSS 0-3 K			4	0	2	0	0	1	1

	AB	39
	R	5
	H	13
	RBI	5
	BB	3
	SO	5
	LOB	23

Inning Stats	1	2	3	4	5	6	7	8	9	1B: 8	SF: 0	WP: 1	PA: 43
R	0	1	3	0	0	1	0	0	0	2B: 3	SAC: 0	PB: 0	
E	0	0	0	0	0	0	0	0	0	3B: 2	DP: 0	SB: 1	
K	0	0	1	0	0	0	2	0	1	HR: 0	HBP: 1	CS: 0	
S	5	5	9	4	6	5	7	3	5				
H	2	2	4	1	1	3	0	0	0				
LOB	3	2	2	2	1	2	0	0	0				
BB	1	0	1	1	0	0	0	0	0				
P	9	6	13	8	6	5	7	3	5				

PITCHER		IP	WLS	BF	H	R	ER	SO	BB	IBB	HBP	BLK	WP	HR	S	P	ERA	WHIP
Jerry Garvin, L ERA: 6.89	(1, 1)	2.1	L	16	6	4	4	1	2	0	1	0	0	0	15	24	15.43	3.429
Joe Coleman, R ERA: 2.1	(3, 1)	3.2		18	7	1	1	1	1	0	0	0	1	0	19	23	2.46	2.182
Mike Willis, L ERA: 5.25	(7, 1)	3.0		9	0	0	0	3	0	0	0	0	0	0	15	15	0.00	0.000

PITCHER	IP	WLS	BF	H	R	ER	SO	BB	IBB	HBP	BLK	WP	HR	S	P	ERA	WHIP

Batter	1	2	3	4	5	6	7	8	9	AB	R	H	RBI	BB	SO	LOB
Luis Gomez, R (1, 6) OBP: 0.292, SLG: 0.259	6-3		6-3		F3		1-2 1B		K	4	0	1	0	0	0	0
Tim Johnson, L (9, PH) OBP: 0.292, SLG: 0.238										1	0	0	0	0	1	0
Bob Bailor, R (1, 8) OBP: 0.296, SLG: 0.319	4-3		F4		1B		L9		F8	5	0	1	0	0	0	2
Roy Howell, L (1, 5) OBP: 0.305, SLG: 0.367	L5		BBBB 1B BB		F4		F5		BBBB FC6-4 BB	3	0	0	0	2	0	3
Rico Carty, R (1, 10) OBP: 0.356, SLG: 0.446		SSS K	1-3 1B		F9			3-1	1-2f FC6-4	5	0	1	0	0	1	2
Otto Velez, R (1, 9) OBP: 0.329, SLG: 0.348		1B 2B	F7			6-3		BBBB 1B 1B BB		3	0	1	0	1	0	2
John Mayberry, L (1, 3) OBP: 0.316, SLG: 0.425		BB 2-3 1B		SSS K		SSS K		1-2 1B		4	0	2	0	0	2	0
Dave McKay, S (1, 4) OBP: 0.260, SLG: 0.356		BBBB 1-2 BB		L6-4 2B		F9		1-2 2-3 1B		3	0	2	0	1	0	0
Rick Cerone, R (1, 2) OBP: 0.298, SLG: 0.264		F1		BBBB BB			F8	K		3	0	0	0	1	1	6
Willie Upshaw, L (1, 7) OBP: 0.361, SLG: 0.423		SSS K		L6-4 2-3			1B	F7		4	0	1	0	0	1	8
Inning Stats	R: 0 H: 0 E: 0 LOB: 0 K: 0 BB: 0 S: 3 P: 3	R: 0 H: 2 E: 0 LOB: 3 K: 2 BB: 1 S: 9 P: 13	R: 0 H: 1 E: 0 LOB: 2 K: 0 BB: 1 S: 4 P: 8	R: 0 H: 1 E: 0 LOB: 1 K: 1 BB: 1 S: 5 P: 9	R: 0 H: 1 E: 0 LOB: 1 K: 0 BB: 0 S: 4 P: 4	R: 0 H: 0 E: 0 LOB: 0 K: 1 BB: 0 S: 5 P: 5	R: 0 H: 2 E: 0 LOB: 2 K: 0 BB: 0 S: 5 P: 5	R: 0 H: 2 E: 0 LOB: 3 K: 1 BB: 1 S: 7 P: 11	R: 0 H: 0 E: 0 LOB: 1 K: 1 BB: 1 S: 5 P: 9	1B: 7 SF: 0 2B: 3 SAC: 0 3B: 0 DP: 1 HR: 0 HBP: 0						

PITCHER		IP	WLS	BF	H	R	ER	SO	BB	IBB	HBP	BLK	WP	HR	S	P	ERA	WHIP
Jerry Augustine, L ERA: 5.58	(1, 1)	7.0	W	30	7	0	0	4	3	0	0	0	0	0	35	47	0.00	1.429
Randy Stein, R ERA: 4.72	(8, 1)	2.0		10	2	0	0	2	2	0	0	0	0	0	12	20	0.00	2.000

PITCHER	IP	WLS	BF	H	R	ER	SO	BB	IBB	HBP	BLK	WP	HR	S	P	ERA	WHIP

BOTTOM

Milwaukee Brewers @ Toronto Blue Jays

Exhibition Stadium, Toronto, ON

Wed Jun 14 1978, 7:05 PM EDT

Att. 28,346 - Unknown

livebaseballscorecards.com

AB	35
R	0
H	9
RBI	0
BB	5
SO	6
LOB	23

Toronto Blue Jays @ Texas Rangers

Arlington Stadium, Arlington, TX

Fri Jun 16 1978, 8:05 PM EDT

Unknown

TOP

livebaseballscorecards.com

Batter	1	2	3	4	5	6	7	8	9	AB	R	H	RBI	BB	SO	LOB
Willie Upshaw, L (1, 7) OBP: 0.345, SLG: 0.402	K		4-3		K			6-3	F2	5	0	0	0	0	2	2
Bob Bailor, R (1, 8) OBP: 0.298, SLG: 0.315	E6 1B		F9		F3			G4-6-3 BB	BLK 1B IBB	3	0	0	0	2	0	0
Roy Howell, L (1, 5) OBP: 0.311, SLG: 0.372	1-3 1B		HR 1B			5-3		G4-6-3 1-2f	1-2 2-3 3-H BLK 1B	5	1	3	1	0	0	1
Rico Carty, R (1, 10) OBP: 0.359, SLG: 0.471	F6		1-H HR			6-3			2B 2B	4	1	2	2	0	0	2
Otto Velez, R (9, PR) OBP: 0.329, SLG: 0.348										0	1	0	0	0	0	0
Sam Ewing, L (9, PH) OBP: 0.194, SLG: 0.138									K 1-2 2-3 3-H	1	0	0	0	0	1	2
John Mayberry, L (1, 3) OBP: 0.319, SLG: 0.429	F9		F9			H 1-0 HBP			SH 1B 2B 2-H	3	0	1	1	0	0	2
Luis Gomez, R (9, PR) (9, 6) OBP: 0.291, SLG: 0.258									G3	1	1	0	0	0	0	2
Tom Hutton, L (1, 9) OBP: 0.312, SLG: 0.336		K		1-3		4-3			SH E 1B 1B 2-3	3	1	0	0	0	1	1
Dave McKay, S (1, 4) OBP: 0.266, SLG: 0.360		S 1B		K			K		E5 1B 1-3 3-H 1B	4	1	2	1	0	2	0
Tim Johnson, L (1, 6) OBP: 0.259, SLG: 0.208		K 1-2		6-3			K2-3		1B 1B IBB	3	0	0	0	0	2	1
Doug Ault, R (9, PH) (9, 3) OBP: 0.381, SLG: 0.343										0	1	0	0	1	0	0
Alan Ashby, S (1, 2) OBP: 0.301, SLG: 0.260		K			F7		G3		1B BLK 1-3 2-H 3-H 1B	4	1	1	2	0	1	1
Inning Stats	R: 0 E: 1 K: 1 S: 7 H: 1 LOB: 2 BB: 0 P: 7	R: 0 E: 0 K: 3 S: 10 H: 1 LOB: 1 BB: 0 P: 10	R: 2 E: 0 K: 0 S: 5 H: 2 LOB: 0 BB: 0 P: 5	R: 0 E: 0 K: 1 S: 5 H: 0 LOB: 0 BB: 0 P: 5	R: 0 E: 0 K: 1 S: 5 H: 0 LOB: 0 BB: 0 P: 5	R: 0 E: 0 K: 0 S: 3 H: 0 LOB: 1 BB: 0 P: 4	R: 0 E: 0 K: 2 S: 7 H: 0 LOB: 0 BB: 0 P: 7	R: 0 E: 0 K: 0 S: 2 H: 0 LOB: 0 BB: 1 P: 6	R: 6 E: 1 K: 1 S: 11 H: 5 LOB: 2 BB: 2 P: 19	1B: 6 2B: 2 3B: 0 HR: 1 SF: 0 SAC: 1 DP: 1 HBP: 1						

AB	36
R	8
H	9
RBI	7
BB	3
SO	9
LOB	14

WP: 0 PB: 0 SB: 1 CS: 0 PA: 41

PITCHER		IP	WLS	BF	H	R	ER	SO	BB	IBB	HBP	BLK	WP	HR	S	P	ERA	WHIP
Dock Ellis, R ERA: 3.78	(1, 1)	8.0	L	34	7	6	6	8	1	0	1	0	0	1	48	53	6.75	1.000
Dock Ellis, R ERA: 3.78	(9, 1)	8.0	L	34	7	6	6	8	1	0	1	0	0	1	48	53	6.75	1.000
Paul Lindblad, L ERA: 3.46	(9, 1)	0.1		5	2	1	1	0	0	2	0	0	0	0	3	11	27.00	6.000
Reggie Cleveland, R ERA: 1.93	(9, 1)	0.2		2	0	1	1	1	0	0	0	1	0	0	4	4	13.50	0.000

PITCHER	IP	WLS	BF	H	R	ER	SO	BB	IBB	HBP	BLK	WP	HR	S	P	ERA	WHIP

Batter	1	2	3	4	5	6	7	8	9	AB	R	H	RBI	BB	SO	LOB
Toby Harrah, R (1, 5) OBP: 0.309, SLG: 0.287	0-0 SH3 E 1B 1B	0-0 F3 ③			0-0 6-3 ② 2-3			0-0 F9 ①		4	1	1	0	0	0	1
Bert Campaneris, R (1, 6) OBP: 0.267, SLG: 0.208	0-0 E SH3 1-2 1B		0-0 F9 ①		0-0 6-3 ③			0-0 WP 1B 1B		4	1	2	0	0	0	1
Jim Sundberg, R (1, 10) (9, 2) OBP: 0.355, SLG: 0.399	0-0 SH3 ① 1-2 2-3		0-0 F4 ②			0-0 F8 ①		4-0 1B 1-2 SF8-4 BB		2	1	0	0	1	0	0
Richie Zisk, R (1, 7) OBP: 0.353, SLG: 0.468	4-0 E IBB		0-0 6-3 ③			0-0 4-3 ②		0-0 SF8-4 1-3 2-H 1B		3	0	1	1	1	0	0
Bobby Bonds, R (1, 9) OBP: 0.301, SLG: 0.379	0-0 FC1 1-2 2-3 3-H			0-3 K ①		0-0 1B		4-0 SF8-4 IBB		3	0	1	0	1	1	2
John Ellis, R (1, 2) OBP: 0.150, SLG: 0.333 Dock Ellis, S (9, 1) Paul Lindblad, L (9, 1) Reggie Cleveland, R (9, 1)	0-3 K ②			0-0 L1 ②		0-3 K ③		0-0 SF8-4 ②③ 1-2 2-3 3-H		3 0 0 0	0 0 0 0	0 0 0 0	1 0 0 0	0 0 0 0	2 0 0 0	4 0 0 0
Kurt Bevacqua, R (1, 3) OBP: 0.191, SLG: 0.219 Mike Hargrove, L (9, 3) OBP: 0.390, SLG: 0.382	0-3 K ③			0-0 5-3 ③			0-0 F5 ①		0-0 L4 ①	3 1	0 0	0 0	0 0	0 0	1 0	3 0
Sandy Alomar Sr., S (1, 4) OBP: 0.222, SLG: 0.333		0-3 K ①			0-0 WP 2B		0-3 K ②		0-0 F3 ②	4	0	1	0	0	2	0
Bobby Thompson, S (1, 8) OBP: 0.289, SLG: 0.359		0-0 4-3 ②			0-3 K ①		0-0 4-3 ③		0-0 L1 ③	4	0	0	0	0	1	1
Inning Stats	R: 1 E: 1 K: 2 S: 10 H: 2 LOB: 3 BB: 1 P: 14	R: 0 E: 0 K: 1 S: 5 H: 0 LOB: 0 BB: 0 P: 5	R: 0 E: 0 K: 0 S: 3 H: 0 LOB: 0 BB: 0 P: 3	R: 0 E: 0 K: 1 S: 5 H: 0 LOB: 0 BB: 0 P: 5	R: 0 E: 0 K: 1 S: 6 H: 1 LOB: 1 BB: 0 P: 6	R: 0 E: 0 K: 1 S: 6 H: 1 LOB: 1 BB: 0 P: 6	R: 0 E: 0 K: 1 S: 5 H: 0 LOB: 0 BB: 0 P: 5	R: 2 E: 0 K: 0 S: 4 H: 2 LOB: 1 BB: 2 P: 12	R: 0 E: 0 K: 0 S: 3 H: 0 LOB: 0 BB: 0 P: 3	1B: 5 2B: 2 3B: 0 HR: 0	SF: 1 SAC: 1 DP: 1 HBP: 0			WP: 2 PB: 0 SB: 0 CS: 0	PA: 36		

PITCHER		IP	WLS	BF	H	R	ER	SO	BB	IBB	HBP	BLK	WP	HR	S	P	ERA	WHIP
Tom Underwood, L ERA: 3.56	(1, 1)	8.0	W	33	6	3	2	7	1	2	0	0	2	0	44	56	2.25	0.875
Mike Willis, L ERA: 5.11	(9, 1)	1.0		3	0	0	0	0	0	0	0	0	0	0	3	3	0.00	0.000

PITCHER	IP	WLS	BF	H	R	ER	SO	BB	IBB	HBP	BLK	WP	HR	S	P	ERA	WHIP

BOTTOM

Toronto Blue Jays @ Texas Rangers

Arlington Stadium, Arlington, TX

Fri Jun 16 1978, 8:05 PM EDT

Unknown

livebaseballscorecards.com

AB	31
R	3
H	6
RBI	2
BB	3
SO	7
LOB	12

Batter	1	2	3	4	5	6	7	8	9	AB	R	H	RBI	BB	SO	LOB
Willie Upshaw, L (1, 7) OBP: 0.350, SLG: 0.406	E 1B	E5 1B 2-H		4-3			G3 2-3			4	1	2	1	0	0	1
Bob Bailor, R (1, 8) OBP: 0.305, SLG: 0.331	E5 2B 1-H	E5 HBP 1-2			K2-5 2B		1B 3-H			4	1	3	2	0	0	1
Roy Howell, L (1, 5) OBP: 0.319, SLG: 0.377	FC6-5 2B 3-H	HBP 1-2			PO K2-5 BB B B B B		F5			2	0	1	1	1	0	1
Rico Carty, R (1, 10) OBP: 0.352, SLG: 0.460	FC6-5 FC5-4 2-3	F4			K2-5 1-2 2-3f			K		4	0	0	0	0	2	5
Otto Velez, R (1, 9) OBP: 0.313, SLG: 0.329	FC5-4 1-2f		6-3		PO 2-3	6-3		F9		4	0	0	0	0	0	1
Doug Ault, R (1, 3) OBP: 0.348, SLG: 0.308 Tom Hutton, L (8, 3) OBP: 0.312, SLG: 0.336	K		K			F9		6-3		4 0	0 0	0 0	0 0	0 0	2 0	1 0
Dave McKay, S (1, 4) OBP: 0.265, SLG: 0.357		SH3-4 1B 1B	K			K			K	4	1	1	0	0	3	0
Rick Cerone, R (1, 2) OBP: 0.299, SLG: 0.265		SH3-4 1-2		F3			G3 SH3-4 1B 1B		F7	3	1	1	0	0	0	0
Luis Gomez, R (1, 6) OBP: 0.291, SLG: 0.259		1B 1B 2-H		1-4-3			SH3-4 1-2		F9	3	1	1	1	0	0	0
Inning Stats	R: 2 E: 1 K: 1 S: 8 H: 3 LOB: 1 BB: 0 P: 8	R: 2 E: 1 K: 0 S: 6 H: 3 LOB: 2 BB: 0 P: 7	R: 0 E: 0 K: 2 S: 7 H: 0 LOB: 0 BB: 0 P: 7	R: 0 E: 0 K: 0 S: 3 H: 0 LOB: 0 BB: 0 P: 3	R: 0 E: 0 K: 1 S: 4 H: 1 LOB: 0 BB: 1 P: 8	R: 0 E: 0 K: 1 S: 5 H: 0 LOB: 0 BB: 0 P: 5	R: 1 E: 0 K: 0 S: 5 H: 2 LOB: 1 BB: 0 P: 5	R: 0 E: 0 K: 1 S: 5 H: 0 LOB: 0 BB: 0 P: 5	R: 0 E: 0 K: 1 S: 5 H: 0 LOB: 0 BB: 0 P: 5	1B: 6 2B: 4 3B: 0 HR: 0	SF: 0 SAC: 2 DP: 1 HBP: 1						

TOP

Toronto Blue Jays @ Texas Rangers

Arlington Stadium, Arlington, TX

Fri Jun 16 1978, 8:05 PM EDT

Att. 20,660 - Unknown

livebaseballscorecards.com

AB	32
R	5
H	9
RBI	5
BB	1
SO	7
LOB	10

WP: 0 PB: 0 SB: 0 CS: 0 PA: 37

PITCHER		IP	WLS	BF	H	R	ER	SO	BB	IBB	HBP	BLK	WP	HR	S	P	ERA	WHIP
Roger Moret, L ERA: 4.91	(1, 1)	1.2	L	12	6	4	4	1	0	0	1	0	0	0	13	14	21.60	3.600
Steve Comer, R ERA: 1.23	(2, 1)	6.1		21	3	1	1	5	1	0	0	0	0	0	30	34	1.42	0.632
Jim Umbarger, L ERA: 4.89	(9, 1)	1.0		3	0	0	0	1	0	0	0	0	0	0	5	5	0.00	0.000

PITCHER	IP	WLS	BF	H	R	ER	SO	BB	IBB	HBP	BLK	WP	HR	S	P	ERA	WHIP

Batter	1	2	3	4	5	6	7	8	9	AB	R	H	RBI	BB	SO	LOB
Mike Hargrove, L (1, 10) OBP: 0.384, SLG: 0.374	3-1	F9			4-3			F6		4	0	0	0	0	0	2
Bump Wills, S (1, 4) OBP: 0.282, SLG: 0.328	K		K		4-3			S 1B		4	0	1	0	0	2	0
John Lowenstein, L (1, 5) OBP: 0.383, SLG: 0.468	1B		F9			6-3		K 1-2		4	0	1	0	0	1	1
Richie Zisk, R (1, 7) OBP: 0.352, SLG: 0.464	F9		1B			6-3		5-3		4	0	1	0	0	0	2
Bobby Bonds, R (1, 9) OBP: 0.304, SLG: 0.396		E 1B 1B	1-3			HR			F9	4	2	2	1	0	0	1
Jim Sundberg, R (1, 2) OBP: 0.349, SLG: 0.391		K 1-2		F4		F5			4-3	4	0	0	0	0	1	1
Mike Jorgensen, L (1, 3) OBP: 0.294, SLG: 0.214		BB 2-H 1B		3-1			F2		4-3	4	0	1	1	0	0	0
Bobby Thompson, S (1, 8) OBP: 0.292, SLG: 0.341		1-2 BB		4-3			F8			2	0	0	0	1	0	0
Jim Mason, L (1, 6) OBP: 0.263, SLG: 0.259		F7			4-1		F8			3	0	0	0	0	0	2
Inning Stats	R: 0 E: 0 K: 1 S: 6 H: 1 LOB: 1 BB: 0 P: 6	R: 1 E: 1 K: 1 S: 7 H: 2 LOB: 2 BB: 1 P: 11	R: 0 E: 0 K: 1 S: 6 H: 1 LOB: 1 BB: 0 P: 6	R: 0 E: 0 K: 0 S: 3 H: 0 LOB: 0 BB: 0 P: 3	R: 0 E: 0 K: 0 S: 3 H: 0 LOB: 0 BB: 0 P: 3	R: 1 E: 0 K: 0 S: 4 H: 1 LOB: 0 BB: 0 P: 4	R: 0 E: 0 K: 0 S: 3 H: 0 LOB: 0 BB: 0 P: 3	R: 0 E: 0 K: 1 S: 6 H: 1 LOB: 1 BB: 0 P: 6	R: 0 E: 0 K: 0 S: 3 H: 0 LOB: 0 BB: 0 P: 3	1B: 5 2B: 0 3B: 0 HR: 1 SF: 0 SAC: 0 DP: 0 HBP: 0	WP: 0 PB: 0 SB: 1 CS: 0 PA: 34					

PITCHER		IP	WLS	BF	H	R	ER	SO	BB	IBB	HBP	BLK	WP	HR	S	P	ERA	WHIP
Jesse Jefferson, R ERA: 3.83	(1, 1)	8.0	W	31	6	2	2	4	1	0	0	0	0	1	38	42	2.25	0.875
Tom Murphy, R ERA: 3.86	(9, 1)	1.0	S	3	0	0	0	0	0	0	0	0	0	0	3	3	0.00	0.000

PITCHER	IP	WLS	BF	H	R	ER	SO	BB	IBB	HBP	BLK	WP	HR	S	P	ERA	WHIP

BOTTOM

Toronto Blue Jays @ Texas Rangers

Arlington Stadium, Arlington, TX

Fri Jun 16 1978, 8:05 PM EDT

Att. 20,660 - Unknown

livebaseballscorecards.com

AB	33
R	2
H	6
RBI	2
BB	1
SO	4
LOB	9

Batter	1	2	3	4	5	6	7	8	9	AB	R	H	RBI	BB	SO	LOB
Willie Upshaw, L (1, 7) OBP: 0.355, SLG: 0.409	S 1B 1B		F9			4-3		1-2 1B		4	1	2	0	0	0	0
Bob Bailor, R (1, 8) OBP: 0.300, SLG: 0.325	K 1-2		F7			F8		F9		4	0	0	0	0	1	3
Roy Howell, L (1, 5) OBP: 0.321, SLG: 0.379	2-H 1B			K			G5-4-3 1B		E3 FC5-4	4	0	2	1	0	1	0
Rico Carty, R (1, 10) OBP: 0.345, SLG: 0.449	K			F3			G5-4-3 1-2f		FC5-4 FC3-6 1-2f	4	0	0	0	0	1	3
John Mayberry, L (1, 3) OBP: 0.314, SLG: 0.421	1-3			K			3-1		FC3-6 1-2f	4	0	0	0	0	1	2
Tom Hutton, L (1, 9) OBP: 0.310, SLG: 0.341		F8			4-3			1B 2B	4-3	4	1	1	0	0	0	1
Dave McKay, S (1, 4) OBP: 0.267, SLG: 0.357		F6			F8			2-H 1B 1B		3	0	1	1	0	0	0
Alan Ashby, S (1, 2) OBP: 0.291, SLG: 0.250		F8			3-1			F2		3	0	0	0	0	0	1
Luis Gomez, R (1, 6) OBP: 0.286, SLG: 0.254			K			F7		F4		3	0	0	0	0	1	1
Inning Stats	R: 1 H: 2 E: 0 LOB: 1 K: 2 BB: 0 S: 9 P: 9	R: 0 H: 0 E: 0 LOB: 0 K: 0 BB: 0 S: 3 P: 3	R: 0 H: 0 E: 0 LOB: 0 K: 1 BB: 0 S: 5 P: 5	R: 0 H: 0 E: 0 LOB: 0 K: 2 BB: 0 S: 7 P: 7	R: 0 H: 0 E: 0 LOB: 0 K: 0 BB: 0 S: 3 P: 3	R: 0 H: 0 E: 0 LOB: 0 K: 0 BB: 0 S: 3 P: 3	R: 0 H: 1 E: 0 LOB: 0 K: 0 BB: 0 S: 3 P: 3	R: 1 H: 3 E: 0 LOB: 2 K: 0 BB: 0 S: 6 P: 6	R: 0 H: 0 E: 1 LOB: 1 K: 0 BB: 0 S: 4 P: 4	1B: 5 SF: 0 2B: 1 SAC: 0 3B: 0 DP: 1 HR: 0 HBP: 0						

TOP

Toronto Blue Jays @ Texas Rangers

Arlington Stadium, Arlington, TX

Sat Jun 17 1978, 8:05 PM EDT

Att. 30,033 - Unknown

livebaseballscorecards.com

AB	33
R	2
H	6
RBI	2
BB	0
SO	5
LOB	11

PITCHER		IP	WLS	BF	H	R	ER	SO	BB	IBB	HBP	BLK	WP	HR	S	P	ERA	WHIP
Fergie Jenkins, R ERA: 2.99	(1, 1)	9.0	W	33	6	2	2	5	0	0	0	0	0	0	43	43	2.00	0.667
Fergie Jenkins, R ERA: 2.99	(9, 1)	9.0	W	33	6	2	2	5	0	0	0	0	0	0	43	43	2.00	0.667

PITCHER	IP	WLS	BF	H	R	ER	SO	BB	IBB	HBP	BLK	WP	HR	S	P	ERA	WHIP

Batter	1	2	3	4	5	6	7	8	9	AB	R	H	RBI	BB	SO	LOB
Mike Hargrove, L (1, 3) OBP: 0.389, SLG: 0.379	FC1-5-6 SH1-4 1B	3-1		HR 1B	BB	K		G4-6-3 1-2f		3	1	2	0	1	0	0
Mike Jorgensen, L (5, PR) OBP: 0.263, SLG: 0.188 (6, 3) (9, 9)										2	0	0	0	0	1	2
Bert Campaneris, R (1, 6) OBP: 0.273, SLG: 0.218	SH1-4 1-2	S 1B		K	F8		FC6-4 BB 1B 1B			4	1	2	0	0	1	4
Jim Mason, L (8, 6) OBP: 0.263, SLG: 0.259										0	0	0	0	0	0	0
John Lowenstein, L (1, 10) OBP: 0.384, SLG: 0.464	FC1-5-6 PB 1B 2-3	3-1 1-2		1-2 HR 1B		FC6-4 1B	K			5	2	2	0	0	1	3
(9, 7)																
Richie Zisk, R (1, 7) OBP: 0.360, SLG: 0.480	1B 1-2 1B BB		HR 1B	1-H 2-H HR		FC6-4 BB 1B 1-2f HBP	FC6-4 1-2 BB			3	4	2	3	2	0	1
Sandy Alomar Sr., S (9, 3) OBP: 0.222, SLG: 0.333										0	0	0	0	0	0	0
Bobby Bonds, R (1, 9) OBP: 0.311, SLG: 0.415	1B 1-2 2-H 1B		1-H HR	K		HBP BB 2B 1-2 1B	FC6-4 1B 1-2f 2-3			5	2	3	3	0	1	2
Fergie Jenkins, R (9, 1)										0	0	0	0	0	0	0
Jim Sundberg, R (1, 2) OBP: 0.359, SLG: 0.398	1-2 2-H 1B		G5-4-3 1B	6-3		HBP 2B BB 1-2 2-3	1-2 3-H 1B			4	1	3	2	1	0	0
Toby Harrah, R (1, 5) OBP: 0.307, SLG: 0.281	K		G5-4-3 1-2f	F7		1-2 2-3 3-H 2B HBP	F8			4	1	0	1	0	1	5
Bump Wills, S (1, 4) OBP: 0.290, SLG: 0.340		E8 SF7 1B	K	1B 1B		4-1 1-H 2-H 3-H 2B		F7		5	1	3	3	0	1	0
Bobby Thompson, S (1, 8) OBP: 0.302, SLG: 0.356		SF7 3-H		4-3	S 1-3 1B	4-1 2-3		G4-6-3 1B		4	0	2	1	0	0	1
Inning Stats	R: 2 E: 0 K: 1 S: 8 H: 3 LOB: 2 BB: 1 P: 12	R: 1 E: 1 K: 0 S: 5 H: 2 LOB: 1 BB: 0 P: 5	R: 2 E: 0 K: 1 S: 7 H: 3 LOB: 0 BB: 0 P: 7	R: 3 E: 0 K: 2 S: 10 H: 3 LOB: 0 BB: 0 P: 10	R: 0 E: 0 K: 0 S: 5 H: 2 LOB: 3 BB: 1 P: 9	R: 4 E: 0 K: 1 S: 8 H: 3 LOB: 1 BB: 1 P: 13	R: 1 E: 0 K: 1 S: 7 H: 2 LOB: 2 BB: 1 P: 11	R: 0 E: 0 K: 0 S: 3 H: 1 LOB: 0 BB: 0 P: 3		1B: 16 2B: 1 3B: 0 HR: 2	SF: 1 SAC: 1 DP: 2 HBP: 1						

PITCHER		IP	WLS	BF	H	R	ER	SO	BB	IBB	HBP	BLK	WP	HR	S	P	ERA	WHIP
Jim Clancy, R ERA: 4.88	(1, 1)	2.0	L	14	7	5	5	1	1	0	0	0	0	1	15	19	22.50	4.000
Dave Lemanczyk, R ERA: 8.39	(3, 1)	3.1		19	8	6	6	3	2	0	0	0	0	1	23	31	16.20	3.000
Joe Coleman, R ERA: 2.43	(6, 1)	2.2		13	4	2	2	2	1	0	1	0	0	0	15	20	6.75	1.875

PITCHER	IP	WLS	BF	H	R	ER	SO	BB	IBB	HBP	BLK	WP	HR	S	P	ERA	WHIP

BOTTOM

Toronto Blue Jays @ Texas Rangers

Arlington Stadium, Arlington, TX

Sat Jun 17 1978, 8:05 PM EDT

Att. 30,033 - Unknown

livebaseballscorecards.com

AB	39
R	13
H	19
RBI	13
BB	4
SO	6
LOB	18

WP: 0 PB: 1 SB: 2 CS: 0 PA: 46

Toronto Blue Jays @ Texas Rangers

Arlington Stadium, Arlington, TX

Sun Jun 18 1978, 8:05 PM EDT

Att. 24,645 - Unknown

TOP

livebaseballscorecards.com

Batter	1	2	3	4	5	6	7	8	9	AB	R	H	RBI	BB	SO	LOB
Willie Upshaw, L (1, 7) OBP: 0.344, SLG: 0.395	5-3	3-1			G3		B1-3			4	0	0	0	0	0	2
Bob Bailor, R (1, 8) OBP: 0.299, SLG: 0.324	2B 1B		F6		F6		5-3			4	1	1	0	0	0	0
Roy Howell, L (1, 5) OBP: 0.324, SLG: 0.385	F7		E7 FC4-2 1B		2B			4-3		4	0	2	0	0	0	1
Rico Carty, R (1, 10) OBP: 0.348, SLG: 0.473	1-H 2B		FC4-2 FC6 3-H		6-3			HR		4	1	2	2	0	0	2
John Mayberry, L (1, 3) OBP: 0.317, SLG: 0.419	1-3		FC6 1-2f			BBBB SH1-4 BB		1B		3	0	1	0	1	0	2
Tom Hutton, L (1, 9) OBP: 0.310, SLG: 0.336		F9		BBBB BB		SH1-4 1-2		F9		2	0	0	0	1	0	0
Dave McKay, S (1, 4) OBP: 0.272, SLG: 0.360		1B 1B		SSS K		F8			L4-6 6-3 1B	4	0	2	0	0	1	2
Rick Cerone, R (1, 2) OBP: 0.297, SLG: 0.265		1-2 1B		L8		P1			6-3 1-2	4	0	1	0	0	0	3
Luis Gomez, R (1, 6) OBP: 0.282, SLG: 0.250		F7		6-3			1-3		L4-6 2-3	3	0	0	0	0	0	3
Sam Ewing, L (9, PH) OBP: 0.188, SLG: 0.133										1	0	0	0	0	0	1
Tim Johnson, L (9, 6) OBP: 0.259, SLG: 0.208										0	0	0	0	0	0	0
Inning Stats	R: 1 E: 0 K: 0 S: 5 H: 2 LOB: 1 BB: 0 P: 5	R: 0 E: 0 K: 0 S: 5 H: 2 LOB: 2 BB: 0 P: 5	R: 0 E: 1 K: 0 S: 4 H: 1 LOB: 1 BB: 0 P: 4	R: 0 E: 0 K: 1 S: 5 H: 0 LOB: 1 BB: 1 P: 9	R: 0 E: 0 K: 0 S: 4 H: 1 LOB: 1 BB: 0 P: 4	R: 0 E: 0 K: 0 S: 3 H: 0 LOB: 1 BB: 1 P: 7	R: 0 E: 0 K: 0 S: 3 H: 0 LOB: 0 BB: 0 P: 3	R: 1 E: 0 K: 0 S: 4 H: 2 LOB: 0 BB: 0 P: 4	R: 0 E: 0 K: 0 S: 3 H: 1 LOB: 0 BB: 0 P: 3	1B: 6 2B: 3 3B: 0 HR: 1 SF: 0 SAC: 1 DP: 1 HBP: 0						

	AB	33
	R	2
	H	9
	RBI	2
	BB	2
	SO	1
	LOB	16

WP: 0 PB: 0 SB: 0 CS: 0 PA: 36

PITCHER		IP	WLS	BF	H	R	ER	SO	BB	IBB	HBP	BLK	WP	HR	S	P	ERA	WHIP
Doyle Alexander, R ERA: 3.87	(1, 1)	8.0		33	8	2	2	1	2	0	0	0	0	1	33	41	2.25	1.250
Reggie Cleveland, R ERA: 1.86	(9, 1)	1.0	W	3	1	0	0	0	0	0	0	0	0	0	3	3	0.00	1.000

PITCHER	IP	WLS	BF	H	R	ER	SO	BB	IBB	HBP	BLK	WP	HR	S	P	ERA	WHIP

Batter	1	2	3	4	5	6	7	8	9	AB	R	H	RBI	BB	SO	LOB
Mike Hargrove, L (1, 3) OBP: 0.387, SLG: 0.381	1-3 1B 2B		F9 ②			6-3 ①		4-3 ②		4	1	1	0	0	0	0
Bert Campaneris, R (1, 6) OBP: 0.273, SLG: 0.219	1-3 ① 2-3		F9 ③			F9 ②		1B		4	0	1	0	0	0	1
Kurt Bevacqua, R (1, 10) OBP: 0.197, SLG: 0.224 John Lowenstein, L (8, PH) OBP: 0.380, SLG: 0.459	3-H 1B			F8 ①		S S S K ③		4-3 ③		3 1	0 0	1 0	1 0	0 0	1 0	0 1
Richie Zisk, R (1, 7) OBP: 0.363, SLG: 0.480	F8 ②			FC6-4 1B			1B 1B 1B		F7 ①	4	1	2	0	0	0	1
Bobby Bonds, R (1, 9) OBP: 0.314, SLG: 0.421	1-3 ③			F9 ②			1-2 1B CS 1B		6-3 1B 2B	4	1	2	0	0	0	2
Jim Sundberg, R (1, 2) OBP: 0.357, SLG: 0.392		F5 ①		FC6-4 ③ 1-2f			F4 ①		1B 6-3 IBB	3	0	0	0	1	0	3
Toby Harrah, R (1, 5) OBP: 0.301, SLG: 0.276		F7 ②			S S S K ①		F8 ②		6-3 ② 1-2 2-3	4	0	0	0	0	1	4
Bump Wills, S (1, 4) OBP: 0.298, SLG: 0.345		CS 1B			F7 ②		1-3 2-H 1B		1B IBB	3	0	2	1	1	0	0
Bobby Thompson, S (1, 8) OBP: 0.298, SLG: 0.347		CS ③ 1-2		F7 ①	S S S K ③		CS ③ 3-H	5-3 ①	1-2 2-3 3-H 1B	4	0	1	1	0	1	0
Inning Stats	R: 1 E: 0 K: 0 S: 5 H: 2 LOB: 1 BB: 0 P: 5	R: 0 E: 0 K: 0 S: 3 H: 1 LOB: 0 BB: 0 P: 3	R: 0 E: 0 K: 0 S: 3 H: 0 LOB: 0 BB: 0 P: 3	R: 0 E: 0 K: 0 S: 4 H: 1 LOB: 1 BB: 0 P: 4	R: 0 E: 0 K: 2 S: 7 H: 0 LOB: 0 BB: 0 P: 7	R: 0 E: 0 K: 1 S: 5 H: 0 LOB: 0 BB: 0 P: 5	R: 1 E: 0 K: 0 S: 5 H: 3 LOB: 1 BB: 0 P: 5	R: 0 E: 0 K: 0 S: 4 H: 1 LOB: 1 BB: 0 P: 4	R: 1 E: 0 K: 0 S: 4 H: 2 LOB: 3 BB: 2 P: 12	1B: 8 2B: 2 3B: 0 HR: 0	SF: 0 SAC: 0 DP: 0 HBP: 0						

PITCHER		IP	WLS	BF	H	R	ER	SO	BB	IBB	HBP	BLK	WP	HR	S	P	ERA	WHIP
Balor Moore, L ERA: 4.15	(1, 1)	6.1		24	6	2	2	3	0	0	0	0	0	0	30	30	2.84	0.947
Tom Murphy, R ERA: 3.86	(7, 1)	2.1	L	12	4	1	1	0	0	2	0	0	0	0	10	18	3.86	1.714

PITCHER	IP	WLS	BF	H	R	ER	SO	BB	IBB	HBP	BLK	WP	HR	S	P	ERA	WHIP

BOTTOM

Toronto Blue Jays @ Texas Rangers

Arlington Stadium, Arlington, TX

Sun Jun 18 1978, 8:05 PM EDT

Att. 24,645 - Unknown

livebaseballscorecards.com

AB	34
R	3
H	10
RBI	3
BB	2
SO	3
LOB	12

1B: 8	SF: 0	WP: 0	PA: 38
2B: 2	SAC: 0	PB: 0	
3B: 0	DP: 0	SB: 0	
HR: 0	HBP: 0	CS: 2	

Detroit Tigers @ Toronto Blue Jays

Exhibition Stadium, Toronto, ON

Tue Jun 20 1978, 7:05 PM EDT

Att. 31,625 - Unknown - 77 F

TOP

livebaseballscorecards.com

Batter	1	2	3	4	5	6	7	8	9	10	11	12	13	AB	R	H	RBI	BB	SO	LOB
Ron LeFlore, R (1, 8) OBP: 0.315, SLG: 0.361	0-0 4-3 4-3 1B 1B		0-0 G4-6-3 1B		0-0 6-3			0-0 G1		0-0 6-3 2-3		0-0 5-3		6	1	2	0	0	0	1
Steve Kemp, L (1, 7) OBP: 0.431, SLG: 0.392	0-0 4-3 1-2		0-0 G4-6-3 1-2f			0-0 F8		0-0 6-3		0-0 F7			0-0 G3	6	0	0	0	0	0	3
Rusty Staub, L (1, 10) OBP: 0.338, SLG: 0.429 Steve Dillard, R (9, PR) OBP: 0.275, SLG: 0.276 John Wockenfuss, R (11, PH) OBP: 0.338, SLG: 0.339	0-0 4-3 2-3		0-0 F9			0-0 4-3			0-0 FC1-6 1B		0-0 F8		0-0 2B 2B	4 0 2	0 0 1	1 0 1	0 0 0	0 0 0	0 0 0	1 0 0
Jason Thompson, L (1, 3) OBP: 0.355, SLG: 0.535	0-0 3-H 1B			0-0 F7		SSS 0-3 K			0-0 FC1-6 FC1-4 1B 1-2f WP		BBBB 4-0 FC6-4 E BB		0-0 2-3 2-H 2B	5	1	2	2	1	1	1
Aurelio Rodriguez, R (1, 5) OBP: 0.338, SLG: 0.488	0-0 F9			0-0 5-3			0-0 F8		0-0 FC1-4 1-2 1B		0-0 FC4 FC6-4 1-2		0-0 2-3 2-3	6	0	1	0	0	0	3
Mickey Stanley, R (1, 9) OBP: 0.225, SLG: 0.385		0-0 F5		0-0 HR			BBBB 4-0 FC6-4 BB		0-0 FC1-4 WP 1-2f 2-3		0-0 FC6-4 1-2f 2-3		SSS 0-3 K	5	1	1	1	1	1	5
Lance Parrish, R (1, 2) OBP: 0.257, SLG: 0.421		BBBB 4-0 BB		SSS 0-3 K			0-0 F8		SSS 0-3 K 1-2 3-H		0-0 F7			4	0	0	0	1	2	4
Alan Trammell, R (1, 6) OBP: 0.302, SLG: 0.329	0-0 F8				0-0 F9		0-0 FC6-4 1-2f			0-0 F8		0-0 F8		5	0	0	0	0	0	2
Lou Whitaker, L (1, 4) OBP: 0.331, SLG: 0.343	0-0 4-3				0-0 4-3			0-0 F3		0-0 6-3 2B		0-0 4-3		5	0	1	0	0	0	1
Inning Stats	R: 1 E: 0 K: 0 S: 5 H: 2 LOB: 1 BB: 0 P: 5	R: 0 E: 0 K: 0 S: 3 H: 0 LOB: 1 BB: 1 P: 7	R: 0 E: 0 K: 0 S: 3 H: 1 LOB: 0 BB: 0 P: 3	R: 1 E: 0 K: 1 S: 6 H: 1 LOB: 0 BB: 0 P: 6	R: 0 E: 0 K: 0 S: 3 H: 0 LOB: 0 BB: 0 P: 3	R: 0 E: 0 K: 1 S: 5 H: 0 LOB: 0 BB: 0 P: 5	R: 0 E: 0 K: 0 S: 3 H: 0 LOB: 1 BB: 1 P: 7	R: 0 E: 0 K: 0 S: 3 H: 0 LOB: 0 BB: 0 P: 3	R: 1 E: 0 K: 0 S: 7 H: 2 LOB: 2 BB: 0 P: 7	R: 0 E: 0 K: 0 S: 4 H: 1 LOB: 1 BB: 0 P: 4	R: 0 E: 1 K: 0 S: 4 H: 0 LOB: 2 BB: 1 P: 8	R: 0 E: 0 K: 0 S: 3 H: 0 LOB: 0 BB: 0 P: 3	R: 1 E: 0 K: 1 S: 7 H: 2 LOB: 1 BB: 0 P: 7	1B: 5 2B: 3 3B: 0 HR: 1 SF: 0 SAC: 0 DP: 1 HBP: 0						

PITCHER		IP	WLS	BF	H	R	ER	SO	BB	IBB	HBP	BLK	WP	HR	S	P	ERA	WHIP
Jerry Garvin, L ERA: 6.48	(1, 1)	8.1		32	6	3	3	2	2	0	0	0	0	1	34	42	3.24	0.960
Tom Murphy, R ERA: 3.73	(9, 1)	1.1		5	1	0	0	1	0	0	0	0	1	0	7	7	0.00	0.750
Mike Willis, L ERA: 4.91	(10, 1)	3.1	L	14	2	1	1	1	1	0	0	0	0	0	15	19	2.70	0.900

PITCHER	IP	WLS	BF	H	R	ER	SO	BB	IBB	HBP	BLK	WP	HR	S	P	ERA	WHIP

AB	48
R	4
H	9
RBI	3
BB	3
SO	4
LOB	21

WP: 1 PB: 0 SB: 0 CS: 0 PA: 51

Detroit Tigers @ Toronto Blue Jays

Exhibition Stadium, Toronto, ON

Tue Jun 20 1978, 7:05 PM EDT

Att. 31,625 - Unknown - 77 F

livebaseballscorecards.com

Batter	1	2	3	4	5	6	7	8	9	10	11	12	13	AB	R	H	RBI	BB	SO	LOB
Willie Upshaw, L (1, 7) (10, 8) OBP: 0.328, SLG: 0.375	K		6-3 1-3		4-3		1-3		4-3			1-3		6	0	0	0	0	1	4
Bob Bailor, R (1, 8) (10, 6) OBP: 0.296, SLG: 0.320	5-3		6-3 3-H			F6		F6		P6-4 1B 1B		F7		6	0	1	1	0	0	0
Roy Howell, L (1, 5) OBP: 0.321, SLG: 0.378	6-3		BB			6-3		L3		F8			1-3	5	0	0	0	1	0	1
Rico Carty, R (1, 10) OBP: 0.347, SLG: 0.468		4-3	5-3			BB 1B		6-3		1-2 1B			K	6	0	2	0	0	1	1
John Mayberry, L (1, 3) OBP: 0.321, SLG: 0.419		1-3 1B		G4-6-3 1B		1-2 BB		4-3	5-3	P6-4 2-3f			F9	5	0	2	0	1	0	2
Tom Hutton, L (1, 9) OBP: 0.309, SLG: 0.328		1-3 1-2		F9		4-3			BB 1B BB			F9		3	1	0	0	1	0	4
Doug Ault, R (11, PH) (12, 7) OBP: 0.340, SLG: 0.300														1	0	0	0	0	0	0
Dave McKay, S (1, 4) OBP: 0.264, SLG: 0.349		5-3		G4-6-3 1-2f			K		F7			K		5	0	0	0	0	2	3
Alan Ashby, S (1, 2) OBP: 0.303, SLG: 0.295			HR		G3			CS BB	1B 1-2 BB			F6		2	1	1	1	1	0	0
Rick Cerone, R (7, PR) (8, 2) OBP: 0.300, SLG: 0.263														1	0	0	0	1	0	0
Luis Gomez, R (1, 6) OBP: 0.284, SLG: 0.249														1	1	0	0	1	0	0
Sam Ewing, L (7, PH) OBP: 0.272, SLG: 0.161														1	0	1	0	0	0	0
Tim Johnson, L (7, PR) OBP: 0.259, SLG: 0.208														0	0	0	0	0	0	0
Otto Velez, R (8, 6) OBP: 0.317, SLG: 0.333			6-3 S 6-3 BB		F9		1-2 1B		1-2 2-H 1B				K	2	0	1	1	0	1	0
Inning Stats	R: 0 E: 0 K: 1 S: 5 H: 0 LOB: 0 BB: 0 P: 5	R: 0 E: 0 K: 0 S: 4 H: 1 LOB: 1 BB: 0 P: 4	R: 2 E: 0 K: 0 S: 4 H: 1 LOB: 1 BB: 2 P: 12	R: 0 E: 0 K: 0 S: 3 H: 1 LOB: 0 BB: 0 P: 3	R: 0 E: 0 K: 0 S: 3 H: 0 LOB: 0 BB: 0 P: 3	R: 0 E: 0 K: 0 S: 4 H: 1 LOB: 2 BB: 1 P: 8	R: 0 E: 0 K: 1 S: 5 H: 1 LOB: 1 BB: 1 P: 9	R: 0 E: 0 K: 0 S: 3 H: 0 LOB: 0 BB: 0 P: 3	R: 1 E: 0 K: 0 S: 4 H: 1 LOB: 2 BB: 2 P: 12	R: 0 E: 0 K: 0 S: 4 H: 2 LOB: 1 BB: 0 P: 4	R: 0 E: 0 K: 1 S: 5 H: 0 LOB: 0 BB: 0 P: 5	R: 0 E: 0 K: 1 S: 5 H: 0 LOB: 0 BB: 0 P: 5	R: 0 E: 0 K: 1 S: 5 H: 0 LOB: 0 BB: 0 P: 5	1B: 7 2B: 1 3B: 0 HR: 1	SF: 0 SAC: 0 DP: 2 HBP: 0	WP: 0 PB: 0 SB: 1 CS: 1	PA: 50			

PITCHER	IP	WLS	BF	H	R	ER	SO	BB	IBB	HBP	BLK	WP	HR	S	P	ERA	WHIP
Steve Baker, R (1, 1) ERA: 2.84	8.1		33	5	3	3	2	5	0	0	0	0	1	32	52	3.24	1.200
John Hiller, L (9, 1) ERA: 2.26	4.2	W	17	3	0	0	3	1	0	0	0	0	0	22	26	0.00	0.857

PITCHER	IP	WLS	BF	H	R	ER	SO	BB	IBB	HBP	BLK	WP	HR	S	P	ERA	WHIP

AB	44
R	3
H	8
RBI	3
BB	6
SO	5
LOB	15

Batter	1	2	3	4	5	6	7	8	9	AB	R	H	RBI	BB	SO	LOB
Ron LeFlore, R (1, 8) OBP: 0.316, SLG: 0.361	6-3		E4 1B 2B	FC6-4 1-2f		1-3 2B 1B	S 1B			5	2	2	0	0	0	1
Steve Kemp, L (1, 7) OBP: 0.434, SLG: 0.398	F8		2B 6-3 2-3 1B		BBB 2B BB	1-H 1B 3-H 2B	F8 1-2			4	3	2	2	1	0	1
Rusty Staub, L (1, 10) OBP: 0.343, SLG: 0.440	HR 2B		SSS K		1B 1-H 8-2 2B	BB BB WP 2-H 1B		F8		5	2	3	2	0	1	2
Jason Thompson, L (1, 3) OBP: 0.363, SLG: 0.554	2-H HR		1-3 3-H 2B		2-3 1B	BBB WP BB 1-2 BB		F5		4	1	3	3	1	0	0
Aurelio Rodriguez, R (1, 5) OBP: 0.326, SLG: 0.470	SSS K		6-3 3-H		SSS K	F7		6-3		5	0	0	1	0	2	5
Mickey Stanley, R (1, 9) OBP: 0.222, SLG: 0.349		F8	5-3		8-2 3-Hf	BBBB WP 1-2 2-3 BB			6-3	4	0	0	0	1	0	3
Lance Parrish, R (1, 2) OBP: 0.254, SLG: 0.420		1B 2B	SSS K		4-3			4-3		5	0	1	0	0	1	2
Alan Trammell, R (1, 6) OBP: 0.299, SLG: 0.344		SSS K	F8		HR	SSS K		F8		5	1	1	1	0	2	1
Lou Whitaker, L (1, 4) OBP: 0.341, SLG: 0.353		2-H 1B	FC6-4 1B		1B 2B 1B	SSS K				4	1	3	0	0	1	0
Inning Stats	R: 2 E: 0 K: 1 S: 7 H: 2 LOB: 0 BB: 0 P: 7	R: 0 E: 0 K: 1 S: 6 H: 2 LOB: 2 BB: 0 P: 6	R: 2 E: 1 K: 1 S: 8 H: 2 LOB: 0 BB: 0 P: 8	R: 0 E: 0 K: 1 S: 6 H: 1 LOB: 1 BB: 0 P: 6	R: 1 E: 0 K: 1 S: 6 H: 2 LOB: 1 BB: 1 P: 10	R: 5 E: 0 K: 0 S: 8 H: 5 LOB: 2 BB: 2 P: 16	R: 0 E: 0 K: 2 S: 8 H: 1 LOB: 1 BB: 0 P: 8	R: 0 E: 0 K: 0 S: 3 H: 0 LOB: 0 BB: 0 P: 3	R: 0 E: 0 K: 0 S: 3 H: 0 LOB: 0 BB: 0 P: 3	1B: 8 2B: 6 3B: 0 HR: 2 SF: 0 SAC: 0 DP: 1 HBP: 0						

TOP

Detroit Tigers @ Toronto Blue Jays

Exhibition Stadium, Toronto, ON

Wed Jun 21 1978, 7:05 PM EDT

Att. 29,439 - Unknown - 75 F

livebaseballscorecards.com

AB	41
R	10
H	15
RBI	9
BB	3
SO	7
LOB	15

PITCHER		IP	WLS	BF	H	R	ER	SO	BB	IBB	HBP	BLK	WP	HR	S	P	ERA	WHIP
Tom Underwood, L ERA: 3.71	(1, 1)	4.0		22	9	5	3	4	1	0	0	0	0	1	29	33	6.75	2.500
Don Kirkwood, R ERA: 4.84	(5, 1)	1.1	L	7	4	4	4	1	0	0	0	0	0	1	9	9	27.00	3.000
Dave Lemanczyk, R ERA: 8.49	(6, 1)	0.1		4	1	0	0	0	2	0	0	0	0	0	2	10	0.00	9.000
Tom Murphy, R ERA: 3.45	(6, 1)	3.1		11	1	1	1	2	0	0	0	0	1	0	15	15	2.70	0.300

PITCHER		IP	WLS	BF	H	R	ER	SO	BB	IBB	HBP	BLK	WP	HR	S	P	ERA	WHIP

PA:	44
WP:	1
PB:	0
SB:	1
CS:	0

BOTTOM

Batter	1	2	3	4	5	6	7	8	9	AB	R	H	RBI	BB	SO	LOB
Willie Upshaw, L (1, 7) OBP: 0.324, SLG: 0.368	F7	G3	F6			K		1B		5	0	1	0	0	1	1
Bob Bailor, R (1, 8) OBP: 0.298, SLG: 0.322	1B	2B		F7		6-3		5-3		5	2	2	0	0	0	1
Roy Howell, L (1, 5) OBP: 0.330, SLG: 0.394	1B 1-3	1-H		6-3			4-3 5-3 HR		L4	5	2	4	1	0	0	0
Rico Carty, R (1, 10) OBP: 0.349, SLG: 0.464	1B 2-3 3-H	BB		5-3			5-3 1-2		L4 2-3	4	1	1	1	1	0	2
John Mayberry, L (1, 3) OBP: 0.323, SLG: 0.423	1B 1-3 3-H	F4			K		4-3 2-3			5	1	2	1	0	1	3
Tom Hutton, L (1, 9) OBP: 0.313, SLG: 0.333	1B 1-2 3-H		1B SH1-4 PB		BB		HR 3-H		K	1	0	1	1	0	0	0
Otto Velez, R (3, PH) OBP: 0.337, SLG: 0.387 (4, 9)										3	2	2	2	1	1	1
Dave McKay, S (1, 4) OBP: 0.266, SLG: 0.349	G1-6-3 1-2 2-H		SH1-4 1-2		K		F8			3	0	1	1	0	1	1
Alan Ashby, S (1, 2) OBP: 0.300, SLG: 0.291	G1-6-3 1-2f		PB 2-3		F7			K		1	0	0	0	0	0	2
Rick Cerone, R (3, PH) OBP: 0.301, SLG: 0.264 (4, 2)										3	0	1	0	0	1	1
Luis Gomez, R (1, 6) OBP: 0.280, SLG: 0.244		4-3	K 1-2 3-H			F8		F9		3	0	0	0	0	1	1
Tim Johnson, L (8, PH) OBP: 0.250, SLG: 0.200 (9, 6)										1	0	0	0	0	0	0
Inning Stats	R: 4 H: 6 E: 0 LOB: 1 K: 0 BB: 0 S: 8 P: 8	R: 1 H: 2 E: 0 LOB: 2 K: 0 BB: 1 S: 5 P: 9	R: 1 H: 2 E: 0 LOB: 2 K: 1 BB: 0 S: 7 P: 7	R: 0 H: 0 E: 0 LOB: 0 K: 0 BB: 0 S: 3 P: 3	R: 0 H: 0 E: 0 LOB: 1 K: 2 BB: 1 S: 7 P: 11	R: 0 H: 0 E: 0 LOB: 0 K: 1 BB: 0 S: 5 P: 5	R: 2 H: 2 E: 0 LOB: 0 K: 0 BB: 0 S: 5 P: 5	R: 0 H: 1 E: 0 LOB: 1 K: 1 BB: 0 S: 6 P: 6	R: 0 H: 2 E: 0 LOB: 1 K: 1 BB: 0 S: 6 P: 6	1B: 11 SF: 0 2B: 4 SAC: 1 3B: 0 DP: 2 HR: 1 HBP: 0						

PITCHER		IP	WLS	BF	H	R	ER	SO	BB	IBB	HBP	BLK	WP	HR	S	P	ERA	WHIP
Jack Billingham, R ERA: 4.19	(1, 1)	0.1		7	6	4	4	0	0	0	0	0	0	0	7	7	108.00	18.000
Jim Crawford, L ERA: 3.19	(1, 1)	6.1	W	26	6	4	3	4	2	0	0	0	0	1	32	40	4.26	1.263
Steve Foucault, R ERA: 2.4	(7, 1)	2.1	S	9	3	0	0	2	0	0	0	0	0	0	13	13	0.00	1.286

PITCHER	IP	WLS	BF	H	R	ER	SO	BB	IBB	HBP	BLK	WP	HR	S	P	ERA	WHIP

Detroit Tigers @ Toronto Blue Jays

Exhibition Stadium, Toronto, ON

Wed Jun 21 1978, 7:05 PM EDT

Att. 29,439 - Unknown - 75 F

livebaseballscorecards.com

AB	39
R	8
H	15
RBI	7
BB	2
SO	6
LOB	13

WP: 0 PA: 42
PB: 1
SB: 0
CS: 0

Batter	1	2	3	4	5	6	7	8	9	AB	R	H	RBI	BB	SO	LOB
Willie Upshaw, L (1, 7) OBP: 0.333, SLG: 0.388	FC1-6 1B		BB BB		6-3 3B		4-3		G4-6-3 1-2f	4	1	2	0	1	0	1
Bob Bailor, R (1, 8) OBP: 0.297, SLG: 0.318	FC1-6 CS 1-2f		BB 1-2 BB		6-3 3-H			F4		3	0	0	1	1	0	1
Roy Howell, L (1, 5) OBP: 0.328, SLG: 0.389	K 1-2		G6-4-3 1-2 2-3 BB		3-1			F8		3	0	0	0	1	1	1
Rico Carty, R (1, 10) OBP: 0.351, SLG: 0.462		FC5-4 1B	G6-4-3 1-2f			4-3		HR BB		3	1	1	0	1	0	3
Otto Velez, R (1, 9) OBP: 0.333, SLG: 0.418		FC5-4 FC5-4 BB 1-2f		F8		F9		1-H HR		4	1	1	2	0	0	1
John Mayberry, L (1, 3) OBP: 0.330, SLG: 0.424		FC5-4 1-2 BB		6-3		FC6-4 1B		BB		2	0	1	0	2	0	0
Dave McKay, S (1, 4) OBP: 0.265, SLG: 0.353		FC5-4 1-2f 2-3		2B		FC6-4 1-2f		F5		4	0	1	0	0	0	4
Luis Gomez, R (1, 6) OBP: 0.274, SLG: 0.239		K		5-3			5-3		F3	4	0	0	0	0	1	3
Brian Milner, R (1, 2) OBP: 0.250, SLG: 0.250			6-3		1-3		K		G4-6-3 1B	4	0	1	0	0	1	0
Inning Stats	R: 0 H: 1 E: 0 LOB: 0 K: 1 BB: 0 S: 5 P: 5	R: 0 H: 1 E: 0 LOB: 2 K: 1 BB: 1 S: 6 P: 10	R: 0 H: 0 E: 0 LOB: 2 K: 0 BB: 3 S: 2 P: 14	R: 0 H: 1 E: 0 LOB: 1 K: 0 BB: 0 S: 4 P: 4	R: 1 H: 1 E: 0 LOB: 0 K: 0 BB: 0 S: 4 P: 4	R: 0 H: 1 E: 0 LOB: 1 K: 0 BB: 0 S: 4 P: 4	R: 0 H: 0 E: 0 LOB: 0 K: 1 BB: 0 S: 5 P: 5	R: 2 H: 1 E: 0 LOB: 1 K: 0 BB: 2 S: 4 P: 12	R: 0 H: 1 E: 0 LOB: 0 K: 0 BB: 0 S: 3 P: 3	1B: 4 SF: 0 2B: 1 SAC: 0 3B: 1 DP: 2 HR: 1 HBP: 0						

TOP

Toronto Blue Jays @ Cleveland Indians

Cleveland Municipal Stadium, Cleveland, OH

Fri Jun 23 1978, 7:05 PM EDT
Att. 6,514 - Unknown - 73 F

livebaseballscorecards.com

AB	31
R	3
H	7
RBI	3
BB	6
SO	3
LOB	14

PITCHER	IP	WLS	BF	H	R	ER	SO	BB	IBB	HBP	BLK	WP	HR	S	P	ERA	WHIP
Rick Waits, L (1, 1) ERA: 2.53	9.0	W	37	7	3	3	3	6	0	0	0	0	1	37	61	3.00	1.444

PITCHER	IP	WLS	BF	H	R	ER	SO	BB	IBB	HBP	BLK	WP	HR	S	P	ERA	WHIP

Batter	1	2	3	4	5	6	7	8	9	AB	R	H	RBI	BB	SO	LOB
Paul Dade, R (1, 9) OBP: 0.342, SLG: 0.379	S S S 0-3 K ①		B B B B 4-0 8-5 S BB			x 0-0 E S 1B	B B B B 4-0 2B BB	x 0-0 1B		2	1	1	0	1	1	0
Horace Speed, R (7, 9) OBP: 0.364, SLG: 0.316										1	1	1	0	1	0	0
Rick Manning, L (1, 8) OBP: 0.315, SLG: 0.353	x 0-0 F8 ②		S S S 0-3 K ① 1-2			S S S 0-3 K ① 1-2	x 0-0 6-3 1B 2B 1-H	x 0-0 F7 ③		5	1	1	1	0	2	3
Buddy Bell, R (1, 5) OBP: 0.336, SLG: 0.441	x 0-0 F8 ③		x 0-0 8-5 ② ③ 2-3f			x 0-0 F8 ② 2-H	x 0-0 6-3 ① 2-3			4	0	0	0	0	0	2
Andre Thornton, R (1, 3) OBP: 0.390, SLG: 0.531		x 0-0 1-6-3 G3 HR 1B		x 0-0 1-3 ①		B B B B 4-0 1B 3B BB	x 0-0 L6 ②			3	2	1	0	1	0	1
Johnny Grubb, L (1, 7) OBP: 0.351, SLG: 0.424		x 0-0 G3 ① 1-2		x 0-0 F9 ②		x 0-0 3B 1B 1-3	B B B B 4-0 1B BB			3	1	1	0	1	0	1
Jim Norris, L (1, 10) OBP: 0.358, SLG: 0.358		x 0-0 1-6-3 ② 2-3		x 0-0 6-3 ③		x 0-0 1B 3B 1-H 3-H	x 0-0 1B 1-2 3-H			4	1	2	3	0	0	1
Gary Alexander, R (1, 2) OBP: 0.301, SLG: 0.417	x 0-0 HR 3-H				x 0-0 5-3 ①	x 0-0 1B 3-H	x 0-0 F9 ③			3	1	2	3	0	0	0
Bo Diaz, R (7, 2) OBP: 0.222, SLG: 0.222										1	0	0	0	0	0	2
Duane Kuiper, L (1, 4) OBP: 0.276, SLG: 0.284	x 0-0 1B				x 0-0 6-3 ②	x 0-0 1B 1-2		x 0-0 6-3 ①		4	0	2	0	0	0	0
Tom Veryzer, R (1, 6) OBP: 0.270, SLG: 0.317	x 0-0 F8 ③				x 0-0 4-3 ③	x 0-0 1-3 ③		x 0-0 4-3 ②		4	0	0	0	0	0	3
Inning Stats	R: 0 H: 0 E: 0 LOB: 0 K: 1 BB: 0 S: 5 P: 5	R: 2 H: 3 E: 0 LOB: 1 K: 0 BB: 0 S: 6 P: 6	R: 0 H: 0 E: 0 LOB: 0 K: 1 BB: 1 S: 4 P: 8	R: 0 H: 0 E: 0 LOB: 0 K: 0 BB: 0 S: 3 P: 3	R: 0 H: 0 E: 0 LOB: 0 K: 0 BB: 0 S: 3 P: 3	R: 4 H: 5 E: 1 LOB: 2 K: 1 BB: 1 S: 10 P: 14	R: 2 H: 2 E: 0 LOB: 2 K: 0 BB: 2 S: 5 P: 13	R: 0 H: 1 E: 0 LOB: 1 K: 0 BB: 0 S: 4 P: 4		1B: 8 SF: 0 2B: 2 SAC: 0 3B: 1 DP: 1 HR: 1 HBP: 0						

BOTTOM

Toronto Blue Jays @ Cleveland Indians

Cleveland Municipal Stadium, Cleveland, OH

Fri Jun 23 1978, 7:05 PM EDT

Att. 6,514 - Unknown - 73 F

livebaseballscorecards.com

AB	34
R	8
H	11
RBI	7
BB	4
SO	3
LOB	13

PITCHER		IP	WLS	BF	H	R	ER	SO	BB	IBB	HBP	BLK	WP	HR	S	P	ERA	WHIP
Jesse Jefferson, R ERA: 4.16	(1, 1)	5.2	L	24	6	6	6	3	2	0	0	0	0	1	28	36	9.53	1.412
Dave Lemanczyk, R ERA: 8.63	(6, 1)	1.0		9	4	2	2	0	2	0	0	0	0	0	7	15	18.00	6.000
Joe Coleman, R ERA: 2.35	(7, 1)	1.1		5	1	0	0	0	0	0	0	0	0	0	5	5	0.00	0.750

PITCHER	IP	WLS	BF	H	R	ER	SO	BB	IBB	HBP	BLK	WP	HR	S	P	ERA	WHIP

Batter	1	2	3	4	5	6	7	8	9	AB	R	H	RBI	BB	SO	LOB
Willie Upshaw, L (1, 7) OBP: 0.336, SLG: 0.396	0-0 1B 1B	0-0 1-3 2-H 2B			0-0 ② 3-1	0-0 ③ 4-3		S S S 0-3 ② K		5	0	2	1	0	1	4
Bob Bailor, R (1, 8) OBP: 0.296, SLG: 0.319	0-0 ① F4	0-0 ③ 6-3			0-0 1B 2B		0-0 ① F8	0-0 ③ F5		5	1	1	0	0	0	6
Roy Howell, L (1, 5) OBP: 0.333, SLG: 0.391	0-0 ② F8		0-0 G5-4-3 1B		0-0 1B 1B 2-H 1B		B B B B 4-0 BB		0-0 ① F6	4	1	2	1	1	0	1
Rico Carty, R (1, 10) OBP: 0.352, SLG: 0.460	0-0 1-2 1B		0-0 ① ② G5-4-3 1-2f		0-0 1B 1-3 1B		0-0 ② F9		0-0 ② F2	5	0	2	0	0	0	2
John Mayberry, L (1, 3) OBP: 0.331, SLG: 0.423	0-0 ③ G3		S S S 0-3 ③ K		0-0 1-3 3-H 1B		S S S 0-3 ③ K		0-0 1B	5	0	2	1	0	2	3
Tom Hutton, L (1, 9) OBP: 0.312, SLG: 0.331 Otto Velez, R (9, PH) OBP: 0.330, SLG: 0.413		0-0 FC4-6 1B		0-0 ① F8	S S S 0-3 ③ K			0-0 ① G3	0-0 ③ F8	4 1	0 0	1 0	0 0	0 0	1 0	2 1
Dave McKay, S (1, 4) OBP: 0.265, SLG: 0.350	0-0 ① FC4-6 1B 1-2f 2B		S S S 0-3 ② K		0-0 ① F7			0-0 1B 1B 1B		4	1	1	0	0	1	1
Rick Cerone, R (1, 2) OBP: 0.299, SLG: 0.264	0-0 ② F6		0-0 ③ F9		0-0 ② 6-3			0-0 1B 1-2 1B		4	0	1	0	0	0	1
Luis Gomez, R (1, 6) OBP: 0.284, SLG: 0.246	0-0 2B 1-2 1B				0-0 ① 6-3	B B B B 4-0 BB		0-0 1-2 2-3 1B		3	0	2	0	1	0	0
Inning Stats	R: 0 H: 2 E: 0 LOB: 2 K: 0 BB: 0 S: 5 P: 5	R: 1 H: 3 E: 0 LOB: 2 K: 0 BB: 0 S: 6 P: 6	R: 0 H: 1 E: 0 LOB: 0 K: 1 BB: 0 S: 5 P: 5	R: 0 H: 0 E: 0 LOB: 0 K: 1 BB: 0 S: 5 P: 5	R: 2 H: 4 E: 0 LOB: 2 K: 1 BB: 0 S: 9 P: 9	R: 0 H: 0 E: 0 LOB: 1 K: 0 BB: 1 S: 3 P: 7	R: 0 H: 0 E: 0 LOB: 1 K: 1 BB: 1 S: 5 P: 9	R: 0 H: 3 E: 0 LOB: 3 K: 1 BB: 0 S: 8 P: 8	R: 0 H: 1 E: 0 LOB: 1 K: 0 BB: 0 S: 4 P: 4	1B: 12 SF: 0 2B: 2 SAC: 0 3B: 0 DP: 1 HR: 0 HBP: 0						

PITCHER		IP	WLS	BF	H	R	ER	SO	BB	IBB	HBP	BLK	WP	HR	S	P	ERA	WHIP
Mike Paxton, R ERA: 4.1	(1, 1)	7.1	W	36	13	3	3	4	2	0	0	0	0	0	42	50	3.68	2.045
Sid Monge, L ERA: 2.52	(8, 1)	1.2		6	1	0	0	1	0	0	0	0	0	0	8	8	0.00	0.600

PITCHER	IP	WLS	BF	H	R	ER	SO	BB	IBB	HBP	BLK	WP	HR	S	P	ERA	WHIP

TOP

Toronto Blue Jays @ Cleveland Indians

Cleveland Municipal Stadium, Cleveland, OH

Sat Jun 24 1978, 7:05 PM EDT
Att. 7,176 - Unknown - 77 F

livebaseballscorecards.com

AB	40
R	3
H	14
RBI	3
BB	2
SO	5
LOB	21

PA: 42

WP: 0
PB: 0
SB: 0
CS: 0

BOTTOM

Toronto Blue Jays @ Cleveland Indians

Cleveland Municipal Stadium, Cleveland, OH

Sat Jun 24 1978, 7:05 PM EDT

Att. 7,176 - Unknown - 77 F

livebaseballscorecards.com

Batter	1	2	3	4	5	6	7	8	9	AB	R	H	RBI	BB	SO	LOB
Jim Norris, L (1, 9) OBP: 0.352, SLG: 0.358	6-3		1B 3B 1B 2-H	K	SF9 3-H		SF7 3-H			3	1	1	3	0	1	1
Rick Manning, L (1, 8) OBP: 0.318, SLG: 0.356	1-3		3B 1B 1-3	1B FC3-2 1B 1-2	F9		BB 1-2			4	1	2	0	0	0	0
Horace Speed, R (6, 8) OBP: 0.391, SLG: 0.316										0	0	0	0	1	0	0
Buddy Bell, R (1, 5) OBP: 0.344, SLG: 0.453	E 1B		1B 3B 1-H 3-H	FC3-2 HR 1B 1-3 2-H		G6-4-3 BB	F8			4	2	3	3	1	0	2
Andre Thornton, R (1, 3) OBP: 0.390, SLG: 0.523	E5 1-2		1B BB	FC3-2 HR IBB		G6-4-3 1-2f	K			3	1	0	0	2	1	4
Johnny Grubb, L (1, 7) OBP: 0.352, SLG: 0.434	K		1B 1-2 3-H	FC3-2 HR 1-2 2-3 3-Hf		3B		K		5	1	2	1	0	2	5
Gary Alexander, R (1, 2) OBP: 0.301, SLG: 0.431		4-3	F4	HR 1-H 2-H 3-H		F9		F9		3	1	1	4	0	0	2
Bo Diaz, R (6, 2) OBP: 0.182, SLG: 0.182										2	0	0	0	0	0	1
Ted Cox, R (1, 10) OBP: 0.301, SLG: 0.247		5-3	F8	F4			1B 1B	5-3		5	1	1	0	0	0	2
Duane Kuiper, L (1, 4) OBP: 0.280, SLG: 0.292		4-3	F8		6-3 SF9 2B		1B SF7 1-3			4	2	2	0	0	0	2
Tom Veryzer, R (1, 6) OBP: 0.285, SLG: 0.331			E8 1B 1B	1B 1B 1B	6-3 2-3		BB 1-3 3-H			4	2	3	1	0	0	1

Inning Stats	1	2	3	4	5	6	7	8	9
	R: 0 E: 1 K: 1 S: 7	H: 1 LOB: 2 BB: 0 P: 7	R: 0 E: 0 K: 0 S: 3	H: 0 LOB: 0 BB: 0 P: 3	R: 4 E: 1 K: 0 S: 8	H: 5 LOB: 2 BB: 1 P: 12	R: 5 E: 0 K: 1 S: 9	H: 4 LOB: 0 BB: 1 P: 13	R: 1 E: 0 K: 0 S: 4	H: 1 LOB: 0 BB: 0 P: 4	R: 0 E: 0 K: 0 S: 3	H: 1 LOB: 1 BB: 1 P: 7	R: 2 E: 0 K: 1 S: 8	H: 3 LOB: 2 BB: 1 P: 12	R: 0 E: 0 K: 1 S: 5	H: 0 LOB: 0 BB: 0 P: 5

| | | | | | | | | | |

Toronto Blue Jays @ Cleveland Indians

Cleveland Municipal Stadium, Cleveland, OH

Sun Jun 25 1978, 3:33 AM EDT

Unknown - 84 F

TOP

livebaseballscorecards.com

Batter	1	2	3	4	5	6	7	8	9	AB	R	H	RBI	BB	SO	LOB
Willie Upshaw, L (1, 7) OBP: 0.340, SLG: 0.399	CS 5-3 1B		K			F8		6-3 1B 2-H		4	1	2	1	0	1	1
Bob Bailor, R (1, 8) OBP: 0.292, SLG: 0.315	5-3 1-2			5-3		5-3		6-3 2-3		4	0	0	0	0	0	2
Roy Howell, L (1, 5) OBP: 0.332, SLG: 0.389	F8 2-3			4-3		F7		1B 3-H		4	0	1	1	0	0	1
Rico Carty, R (1, 10) OBP: 0.346, SLG: 0.451		6-3		G3			1-3	F7		4	0	0	0	0	0	1
Otto Velez, R (1, 9) OBP: 0.340, SLG: 0.427 John Mayberry, L (9, PH) OBP: 0.330, SLG: 0.421 (9, 3)		BBBB L3 BB			6-3 2B		SSS K		6-3	2 1	0 0	1 0	0 0	1 0	1 0	0 0
Doug Ault, R (1, 3) OBP: 0.340, SLG: 0.286 Tom Hutton, L (7, 3) OBP: 0.316, SLG: 0.336 (9, 9)		L3 1-2			6-3 2-3		BBBB FC6-4 BB		1B	2 1	0 0	0 1	0 0	1 0	0 0	2 0
Dave McKay, S (1, 4) OBP: 0.259, SLG: 0.343			5-3		5-3		FC6-4 1-2f		K	4	0	0	0	0	1	3
Rick Cerone, R (1, 2) OBP: 0.311, SLG: 0.267			G3 1B		BBBB BB			BBBB SH3-4 1B BB	F8	2	1	1	0	2	0	1
Luis Gomez, R (1, 6) OBP: 0.281, SLG: 0.243			G3 1-2		G3			SH3-4 1-2		2	0	0	0	0	0	3

AB	30
R	2
H	6
RBI	2
BB	4
SO	3
LOB	14

Inning Stats										
	R: 0 E: 0 K: 0 S: 3	H: 1 LOB: 0 BB: 0 P: 3	R: 0 E: 0 K: 0 S: 2	H: 0 LOB: 0 BB: 1 P: 6	R: 0 E: 0 K: 1 S: 6	H: 1 LOB: 1 BB: 0 P: 6	R: 0 E: 0 K: 0 S: 3	H: 0 LOB: 0 BB: 0 P: 3	R: 0 E: 0 K: 0 S: 4	H: 1 LOB: 2 BB: 1 P: 8
	R: 0 E: 0 K: 0 S: 3	H: 0 LOB: 0 BB: 0 P: 3	R: 0 E: 0 K: 1 S: 5	H: 0 LOB: 1 BB: 1 P: 9	R: 2 E: 0 K: 0 S: 5	H: 2 LOB: 1 BB: 1 P: 9	R: 0 E: 0 K: 1 S: 6	H: 1 LOB: 1 BB: 0 P: 6	1B: 5 2B: 2 3B: 0 HR: 0	SF: 0 SAC: 1 DP: 1 HBP: 0
	WP: 0 PB: 0 SB: 0 CS: 1	PA: 35								

PITCHER		IP	WLS	BF	H	R	ER	SO	BB	IBB	HBP	BLK	WP	HR	S	P	ERA	WHIP
David Clyde, L ERA: 4.05	(1, 1)	7.0	L	26	3	1	1	2	4	0	0	0	0	0	26	42	1.29	1.000
Jim Kern, R ERA: 4.33	(8, 1)	2.0		9	3	1	1	1	0	0	0	0	0	0	11	11	4.50	1.500

PITCHER	IP	WLS	BF	H	R	ER	SO	BB	IBB	HBP	BLK	WP	HR	S	P	ERA	WHIP

Batter	1	2	3	4	5	6	7	8	9	AB	R	H	RBI	BB	SO	LOB
Paul Dade, R (1, 9) OBP: 0.350, SLG: 0.383	BBBB 4-0 F7 BB		x 0-0 1B							3	0	2	0	1	0	0
Larvell Blanks, R (9, 6) OBP: 0.255, SLG: 0.282								x 0-0 G6-3 1B 1-2 2-3		0	0	0	0	0	0	0
Rick Manning, L (1, 8) OBP: 0.313, SLG: 0.349	x 0-0 ①② F7 1-2		x 0-0 ③ F5			x 0-0 ② 4-3		x 0-0 ①② G6-3 1-2f 2-3 3-H		4	0	0	0	0	0	4
Buddy Bell, R (1, 5) OBP: 0.347, SLG: 0.462	x 0-0 ③ 5-3			x 0-0 6-3 2B		x 0-0 2B		x 0-0 ③ F8		4	0	2	0	0	0	1
Andre Thornton, R (1, 3) OBP: 0.384, SLG: 0.512		x 0-0 ① F4		x 0-0 ① 6-3 2-3		x 0-0 ③ F9			x 0-0 ① F6	4	0	0	0	0	0	2
Gary Alexander, R (1, 2) OBP: 0.305, SLG: 0.429		x 0-0 E1 1B		S 0-3 ② K S			BBBB 4-0 G5-6-3 BB		S 0-3 ② K S	3	0	1	0	1	2	1
Ron Pruitt, R (1, 10) OBP: 0.300, SLG: 0.345		x 0-0 ② 5-3		x 0-0 ③ 5-3			x 0-0 ①② G5-6-3 1-2f		S 0-3 ③ K S	3	0	0	0	0	0	3
Bernie Carbo, L (9, PH) OBP: 0.364, SLG: 0.383										1	0	0	0	0	1	0
Ted Cox, R (1, 7) OBP: 0.292, SLG: 0.239		x 0-0 ③ F9			x 0-0 ① F8		x 0-0 ③ F9			3	0	0	0	0	0	1
Duane Kuiper, L (1, 4) OBP: 0.285, SLG: 0.294			x 0-0 ① F9		x 0-0 G1-6-3 1B			H 1-0 1B 1B G6-3 HBP		2	1	1	0	0	0	0
Tom Veryzer, R (1, 6) OBP: 0.280, SLG: 0.325			x 0-0 ② F8		x 0-0 ②③ G1-6-3 1-2f			x 0-0 G6-3 1B 1-2		2	0	0	0	0	0	1
Johnny Grubb, L (8, PH) OBP: 0.355, SLG: 0.438										1	0	1	0	0	0	0
(9, 9)																
Inning Stats	R: 0 H: 0 E: 0 LOB: 0 K: 0 BB: 1 S: 2 P: 6	R: 0 H: 1 E: 1 LOB: 1 K: 0 BB: 0 S: 4 P: 4	R: 0 H: 1 E: 0 LOB: 1 K: 0 BB: 0 S: 4 P: 4	R: 0 H: 1 E: 0 LOB: 1 K: 1 BB: 0 S: 6 P: 6	R: 0 H: 1 E: 0 LOB: 0 K: 0 BB: 0 S: 3 P: 3	R: 0 H: 1 E: 0 LOB: 1 K: 0 BB: 0 S: 4 P: 4	R: 0 H: 0 E: 0 LOB: 0 K: 0 BB: 1 S: 2 P: 6	R: 1 H: 2 E: 0 LOB: 1 K: 0 BB: 0 S: 4 P: 5	R: 0 H: 0 E: 0 LOB: 0 K: 2 BB: 0 S: 7 P: 7	1B: 5 SF: 0 2B: 2 SAC: 0 3B: 0 DP: 3 HR: 0 HBP: 1							

PITCHER		IP	WLS	BF	H	R	ER	SO	BB	IBB	HBP	BLK	WP	HR	S	P	ERA	WHIP
Balor Moore, L ERA: 3.75	(1, 1)	7.0	W	26	5	1	1	1	2	0	1	0	0	0	25	34	1.29	1.000
Victor Cruz, R ERA:	(8, 1)	2.0	S	7	2	0	0	2	0	0	0	0	0	0	11	11	0.00	1.000

PITCHER	IP	WLS	BF	H	R	ER	SO	BB	IBB	HBP	BLK	WP	HR	S	P	ERA	WHIP

BOTTOM

Toronto Blue Jays @ Cleveland Indians

Cleveland Municipal Stadium, Cleveland, OH

Sun Jun 25 1978, 3:33 AM EDT

Unknown - 84 F

livebaseballscorecards.com

AB	30
R	1
H	7
RBI	0
BB	2
SO	3
LOB	13

Batter	1	2	3	4	5	6	7	8	9	AB	R	H	RBI	BB	SO	LOB
Willie Upshaw, L (1, 7) OBP: 0.331, SLG: 0.387	F8		F8		G1-6-3 1-2f 3-H		1-3			4	0	0	0	0	0	2
Bob Bailor, R (1, 8) OBP: 0.288, SLG: 0.310	F3		F2		F9			F3		4	0	0	0	0	0	0
Roy Howell, L (1, 5) OBP: 0.331, SLG: 0.398	K			4-3		4-3		HR		4	1	1	1	0	1	0
Rico Carty, R (1, 10) OBP: 0.353, SLG: 0.457		F7 1B		1B 1B		F8				4	0	3	0	0	0	0
Otto Velez, R (8, PR) OBP: 0.340, SLG: 0.427								1B		0	0	0	0	0	0	0
John Mayberry, L (1, 3) OBP: 0.328, SLG: 0.416		F7 1-2		F7		BB		F5		3	0	0	0	1	0	3
Tom Hutton, L (1, 9) OBP: 0.323, SLG: 0.343		1B 1B		1-3 1B		G3		F7		3	0	2	0	0	0	1
Doug Ault, R (8, PH) OBP: 0.333, SLG: 0.279 (8, 9)										1	0	0	0	0	0	1
Dave McKay, S (1, 4) OBP: 0.259, SLG: 0.341		1-2 1B		L5			K		K	4	0	1	0	0	2	2
Tim Johnson, L (1, 6) OBP: 0.290, SLG: 0.192		F9			1B G1-6-3 BB		BB		5-3	1	1	0	0	2	0	2
Rick Cerone, R (9, PH) OBP: 0.309, SLG: 0.265										1	0	0	0	0	0	0
Alan Ashby, S (1, 2) OBP: 0.298, SLG: 0.289			K		1-3 G1-6-3 1B		K		K	4	0	1	0	0	3	1
Inning Stats	R: 0 E: 0 K: 1 S: 5 H: 0 LOB: 0 BB: 0 P: 5	R: 0 E: 0 K: 0 S: 5 H: 3 LOB: 2 BB: 0 P: 5	R: 0 E: 0 K: 1 S: 5 H: 0 LOB: 0 BB: 0 P: 5	R: 0 E: 0 K: 0 S: 5 H: 2 LOB: 2 BB: 0 P: 5	R: 1 E: 0 K: 0 S: 3 H: 1 LOB: 0 BB: 1 P: 7	R: 0 E: 0 K: 0 S: 3 H: 0 LOB: 1 BB: 1 P: 7	R: 0 E: 0 K: 2 S: 7 H: 0 LOB: 1 BB: 1 P: 11	R: 1 E: 0 K: 0 S: 5 H: 2 LOB: 1 BB: 0 P: 5	R: 0 E: 0 K: 2 S: 7 H: 0 LOB: 0 BB: 0 P: 7	1B: 7 2B: 0 3B: 0 HR: 1 SF: 0 SAC: 0 DP: 1 HBP: 0						

PITCHER		IP	WLS	BF	H	R	ER	SO	BB	IBB	HBP	BLK	WP	HR	S	P	ERA	WHIP
Rick Wise, R ERA: 3.38	(1, 1)	7.1	W	31	8	2	2	4	3	0	0	0	0	1	36	48	2.46	1.500
Sid Monge, L ERA: 2.41	(8, 1)	1.2	S	5	0	0	0	2	0	0	0	0	0	0	9	9	0.00	0.000

PITCHER	IP	WLS	BF	H	R	ER	SO	BB	IBB	HBP	BLK	WP	HR	S	P	ERA	WHIP

TOP

Toronto Blue Jays @ Cleveland Indians

Cleveland Municipal Stadium, Cleveland, OH

Sun Jun 25 1978, 3:38 AM EDT
Att. 21,959 - Unknown

livebaseballscorecards.com

AB	33
R	2
H	8
RBI	1
BB	3
SO	6
LOB	12

WP: 0	PB: 0	SB: 0	CS: 0
PA: 36			

BOTTOM

Toronto Blue Jays @ Cleveland Indians

Cleveland Municipal Stadium, Cleveland, OH

Sun Jun 25 1978, 3:38 AM EDT

Att. 21,959 - Unknown

livebaseballscorecards.com

Batter	1	2	3	4	5	6	7	8	9	AB	R	H	RBI	BB	SO	LOB
Paul Dade, R (1, 9) OBP: 0.352, SLG: 0.386	6-3 SH1-4 1B		E SH1-4 1B	F9		4-3				4	1	2	0	0	0	1
Tom Veryzer, R (1, 6) OBP: 0.276, SLG: 0.320	SH1-4 1-2		SH1-4 1-2	F9			K			2	0	0	0	0	1	0
Buddy Bell, R (1, 5) OBP: 0.344, SLG: 0.458	6-3 2-3		E6 1B 1B 2-3		F8		5-3			2	0	0	0	0	0	2
Ron Pruitt, R (3, PR) OBP: 0.295, SLG: 0.339 (4, 7)										2	1	0	0	0	0	0
Andre Thornton, R (1, 3) OBP: 0.386, SLG: 0.532	F7		F3		HR		2B			4	1	2	1	0	0	3
Gary Alexander, R (1, 10) OBP: 0.308, SLG: 0.431		FC4-6 1B 1B	E 1B 1-2 3-H 1B		F8		F8			4	0	2	1	0	0	1
Ted Cox, R (1, 7) OBP: 0.290, SLG: 0.239 (4, 5)		F9	E8 1-3 2-H 1B		F9			L8		4	0	1	1	0	0	1
Horace Speed, R (1, 8) OBP: 0.407, SLG: 0.318		FC4-6 1-2 1B	IBB			F4		F7		3	0	1	0	1	0	0
Duane Kuiper, L (1, 4) OBP: 0.284, SLG: 0.293		FC4-6 1-2f 2-3	K			F7		CS 1B		4	0	1	0	0	1	5
Bo Diaz, R (1, 2) OBP: 0.214, SLG: 0.286		F9		5-3		2B		CS 1-2		3	0	1	0	0	0	2
Inning Stats	R: 0 H: 1 E: 0 LOB: 1 K: 0 BB: 0 S: 4 P: 4	R: 0 H: 2 E: 0 LOB: 2 K: 0 BB: 0 S: 5 P: 5	R: 2 H: 3 E: 2 LOB: 3 K: 1 BB: 1 S: 9 P: 13	R: 0 H: 0 E: 0 LOB: 0 K: 0 BB: 0 S: 3 P: 3	R: 1 H: 1 E: 0 LOB: 0 K: 0 BB: 0 S: 4 P: 4	R: 0 H: 1 E: 0 LOB: 1 K: 0 BB: 0 S: 4 P: 4	R: 0 H: 1 E: 0 LOB: 1 K: 1 BB: 0 S: 6 P: 6	R: 0 H: 1 E: 0 LOB: 0 K: 0 BB: 0 S: 3 P: 3		1B: 7 SF: 0 2B: 2 SAC: 2 3B: 0 DP: 0 HR: 1 HBP: 0						

PITCHER	IP	WLS	BF	H	R	ER	SO	BB	IBB	HBP	BLK	WP	HR	S	P	ERA	WHIP
Jerry Garvin, L (1, 1) ERA: 5.95	8.0	L	35	10	3	1	2	0	1	0	0	0	1	38	42	1.12	1.250

PITCHER	IP	WLS	BF	H	R	ER	SO	BB	IBB	HBP	BLK	WP	HR	S	P	ERA	WHIP

AB	32
R	3
H	10
RBI	3
BB	1
SO	2
LOB	15

WP: 0 PA: 36
PB: 0
SB: 0
CS: 1

Batter	1	2	3	4	5	6	7	8	9	AB	R	H	RBI	BB	SO	LOB
Kiko Garcia, R (1, 6) OBP: 0.346, SLG: 0.500	F8	5-3		2B 1-3 2-H 3-H		G6-4-3 1-2f		K 1-2		5	0	1	2	0	1	2
Rich Dauer, R (1, 5) OBP: 0.322, SLG: 0.362	1B 2B 1B		BBBB WP 5-3 PB BB	6-3 3-H		1B		5-3		4	2	2	1	1	0	2
Eddie Murray, S (1, 3) OBP: 0.325, SLG: 0.482	2B 1B 1-3		5-3 1-2	5-3		K SSS		E8 2-H 1B		5	0	2	1	0	1	3
Ken Singleton, S (1, 9) OBP: 0.414, SLG: 0.422	BB 1B BBBB		F9 2-3	5-3			F9	P6		4	0	0	0	1	0	3
Lee May, R (1, 10) OBP: 0.301, SLG: 0.476	1B 1-2 2-3 3-H		2B 3-H		HR		F9		HR	5	2	4	3	0	0	0
Andres Mora, R (1, 7) OBP: 0.303, SLG: 0.451	F3		F8		L5		F7		F9	5	0	0	0	0	0	4
Carlos Lopez, R (1, 8) OBP: 0.287, SLG: 0.344	F9			CI BB BB 2B	6-3			HR 1B	5-3	4	2	1	0	0	0	3
Billy Smith, S (1, 4) OBP: 0.320, SLG: 0.373		L6		BB 1-2 2B BB	6-3			HR 1-H	K SSS	4	2	1	2	1	1	0
Rick Dempsey, R (1, 2) OBP: 0.280, SLG: 0.319		6-3		2B 1-2 2-3 6-3 BB		G6-4-3 BB		WP E 1B		2	2	1	0	2	0	0
Inning Stats	R: 1 H: 3 E: 0 LOB: 3 K: 0 BB: 1 S: 6 P: 10	R: 0 H: 0 E: 0 LOB: 0 K: 0 BB: 0 S: 3 P: 3	R: 1 H: 1 E: 0 LOB: 1 K: 0 BB: 1 S: 4 P: 8	R: 3 H: 1 E: 1 LOB: 1 K: 0 BB: 2 S: 5 P: 13	R: 1 H: 1 E: 0 LOB: 0 K: 0 BB: 0 S: 4 P: 4	R: 0 H: 1 E: 0 LOB: 1 K: 1 BB: 1 S: 5 P: 9	R: 0 H: 0 E: 0 LOB: 0 K: 0 BB: 0 S: 3 P: 3	R: 3 H: 4 E: 1 LOB: 1 K: 1 BB: 0 S: 9 P: 9	R: 1 H: 1 E: 0 LOB: 0 K: 1 BB: 0 S: 6 P: 6	1B: 6 SF: 0 2B: 3 SAC: 0 3B: 0 DP: 1 HR: 3 HBP: 0						

TOP

Baltimore Orioles @ Toronto Blue Jays

Exhibition Stadium, Toronto, ON

Mon Jun 26 1978, 7:05 PM EDT

Att. 16,184 - Unknown

livebaseballscorecards.com

AB	38
R	10
H	12
RBI	9
BB	5
SO	3
LOB	17

PITCHER		IP	WLS	BF	H	R	ER	SO	BB	IBB	HBP	BLK	WP	HR	S	P	ERA	WHIP
Tom Underwood, L ERA: 4.0	(1, 1)	5.0	W	26	6	6	5	0	4	0	0	0	1	1	22	38	9.00	2.000
Tom Murphy, R ERA: 3.91	(6, 1)	4.0		18	6	4	4	3	1	0	0	0	1	2	23	27	9.00	1.750

PITCHER	IP	WLS	BF	H	R	ER	SO	BB	IBB	HBP	BLK	WP	HR	S	P	ERA	WHIP

Batter	1	2	3	4	5	6	7	8	9	AB	R	H	RBI	BB	SO	LOB
Willie Upshaw, L (1, 7) OBP: 0.335, SLG: 0.388	K	FC1-6-4 1-2 BB	1B 2B 1-2 1B	SF8 3-H	K	F7		FC6 1B		5	1	2	1	1	2	0
Bob Bailor, R (1, 8) OBP: 0.294, SLG: 0.315	F8 2B	FC1-6-4 1-2f 2-3 3-H 3B	2B 1B 1-2 2-3 1B	BB 1B 2B BB	WP BB 1B BB	F7		FC6 1-2f		5	4	2	1	2	0	3
Roy Howell, L (1, 5) OBP: 0.334, SLG: 0.409	F8 2-3	5-3 1-H 3-H 3B	1B 1-3 2-H 3-H 2B	K	WP 1B 1-2 BB	L3				5	3	2	4	1	1	2
Rico Carty, R (1, 10) OBP: 0.353, SLG: 0.453	5-3	5-3 3-H	4-3	BB 2B 1-2 1B	BB HR 1-H 2-H 1B		F7			6	2	2	3	0	0	3
Otto Velez, R (1, 9) OBP: 0.380, SLG: 0.471		2B 2B HR 2B	1B 2-H 3-H	2B 1B 1-2 2-3 BB	HR 1-2 BB		FC3-6 BB			3	4	3	2	3	0	0
Doug Ault, R (1, 3) OBP: 0.346, SLG: 0.295 John Mayberry, L (2, PH) OBP: 0.333, SLG: 0.449 (3, 3)	2B 1B 1B HR	F7	1B 1-3 2-H 3-H 2B	HR	FC3-6 1-2f					1 5	1 3	1 3	0 7	0 0	0 0	0 2
Dave McKay, S (1, 4) OBP: 0.271, SLG: 0.358	1B 1B 1-3 2-H 2B 2B	K	1B 2-H 3-H 1B	1B BB	F9					5	1	3	3	1	1	2
Luis Gomez, R (1, 6) OBP: 0.283, SLG: 0.246 Tim Johnson, L (4, 6) OBP: 0.314, SLG: 0.233	1B 1B 2-3 3-H 4-3		3B 1B K	1-2 1B			K			2 4	1 1	1 2	1 0	0 0	0 2	1 1
Brian Milner, R (1, 2) OBP: 0.444, SLG: 0.667 Alan Ashby, S (7, 2) OBP: 0.295, SLG: 0.286	BB 1-3 3B 1B 3-H	1B 1B 2B 1B	SF8 1-H 3B	4-3 F8			4-3			5 1	3 0	3 0	2 0	0 0	0 0	2 0
Inning Stats	R: 0 H: 1 E: 0 LOB: 1 K: 1 BB: 0 S: 6 P: 6	R: 9 H: 9 E: 0 LOB: 1 K: 0 BB: 1 S: 12 P: 16	R: 4 H: 5 E: 0 LOB: 1 K: 1 BB: 0 S: 10 P: 10	R: 6 H: 5 E: 0 LOB: 1 K: 2 BB: 2 S: 12 P: 20	R: 5 H: 3 E: 0 LOB: 2 K: 1 BB: 4 S: 8 P: 24	R: 0 H: 0 E: 0 LOB: 0 K: 0 BB: 0 S: 3 P: 3	R: 0 H: 0 E: 0 LOB: 1 K: 0 BB: 1 S: 3 P: 7	R: 0 H: 1 E: 0 LOB: 1 K: 1 BB: 0 S: 6 P: 6		1B: 13 SF: 1 2B: 7 SAC: 0 3B: 2 DP: 0 HR: 2 HBP: 0						

PITCHER		IP	WLS	BF	H	R	ER	SO	BB	IBB	HBP	BLK	WP	HR	S	P	ERA	WHIP
Mike Flanagan, L ERA: 3.39	(1, 1)	1.0	L	10	6	6	6	1	1	0	0	0	0	0	11	15	54.00	7.000
Joe Kerrigan, R ERA: 7.76	(2, 1)	1.1		13	9	7	7	0	0	0	0	0	0	1	13	13	47.25	6.750
Tippy Martinez, L ERA: 6.56	(3, 1)	1.2		12	5	6	6	3	2	0	0	0	0	0	16	24	32.40	4.200
Larry Harlow, L ERA: 67.5	(5, 1)	0.2		8	2	5	5	1	4	0	0	0	1	1	6	22	67.50	9.000
Elrod Hendricks, R ERA:	(5, 1)	2.1		9	1	0	0	0	1	0	0	0	0	0	8	12	0.00	0.857

PITCHER		IP	WLS	BF	H	R	ER	SO	BB	IBB	HBP	BLK	WP	HR	S	P	ERA	WHIP
Don Stanhouse, R ERA: 3.0	(8, 1)	1.0		4	1	0	0	1	0	0	0	0	0	0	6	6	0.00	1.000

BOTTOM

Baltimore Orioles @ Toronto Blue Jays

Exhibition Stadium, Toronto, ON

Mon Jun 26 1978, 7:05 PM EDT

Att. 16,184 - Unknown

livebaseballscorecards.com

AB	47
R	24
H	24
RBI	24
BB	8
SO	6
LOB	16

Baltimore Orioles @ Toronto Blue Jays

Exhibition Stadium, Toronto, ON

Tue Jun 27 1978, 7:05 PM EDT

Unknown

TOP

livebaseballscorecards.com

Batter	1	2	3	4	5	6	7	8	9	AB	R	H	RBI	BB	SO	LOB
Larry Harlow, L (1, 8) OBP: 0.355, SLG: 0.371	F9	F7			K		F5		4-3	5	0	0	0	0	1	5
Rich Dauer, R (1, 4) OBP: 0.322, SLG: 0.361	6-3		G4-6-3 1B		4-3		1-3			3	0	1	0	0	0	0
Ken Singleton, S (7, PH) OBP: 0.413, SLG: 0.420										1	0	0	0	0	0	2
Billy Smith, S (7, 4) OBP: 0.320, SLG: 0.373										0	0	0	0	0	0	0
Pat Kelly, L (1, 9) OBP: 0.409, SLG: 0.370	BB		G4-6-3 1-2f			3-1		G5-3 1B BB		2	0	0	0	2	0	1
Eddie Murray, S (1, 3) OBP: 0.327, SLG: 0.493	K		G3			HR		1-2 1B		4	1	2	1	0	1	1
Terry Crowley, L (1, 10) OBP: 0.357, SLG: 0.370		FC6-4 1B 2B BB		F8 1B 2B		K		F8		3	1	1	0	1	1	2
Andres Mora, R (1, 7) OBP: 0.301, SLG: 0.442		1-2 FC6-4 1B		6-3		5-3		G5-3 2-3f		4	0	1	0	0	0	3
Doug DeCinces, R (1, 5) OBP: 0.322, SLG: 0.398		FC6-4 2B 1-2f 2-3		F8 2-3			5-3		BB	3	0	0	0	1	0	3
Kiko Garcia, R (1, 6) OBP: 0.357, SLG: 0.490		F9		3-H 1B			BB		K	3	0	1	0	1	1	3
Rick Dempsey, R (1, 2) OBP: 0.285, SLG: 0.326		1-3 3-H 2B			4-3		1-2 BB		F3	2	0	1	1	1	0	0
Elrod Hendricks, L (9, PH) OBP: 0.286, SLG: 0.286										1	0	0	0	0	0	1

AB	31
R	2
H	7
RBI	2
BB	6
SO	4
LOB	21

Inning Stats										
	R: 0	H: 0	R: 1	H: 2	R: 0	H: 1	R: 0	H: 2	R: 0	H: 0
	E: 0	LOB: 1	E: 0	LOB: 2	E: 0	LOB: 0	E: 0	LOB: 2	E: 0	LOB: 0
	K: 1	BB: 1	K: 0	BB: 1	K: 0	BB: 0	K: 0	BB: 0	K: 1	BB: 0
	S: 5	P: 9	S: 5	P: 9	S: 3	P: 3	S: 4	P: 4	S: 5	P: 5

Inning Stats										
	R: 1	H: 1	R: 0	H: 0	R: 0	H: 1	R: 0	H: 0	R: 0	H: 0
	E: 0	LOB: 0	E: 0	LOB: 2	E: 0	LOB: 1	E: 0	LOB: 1	E: 0	LOB: 1
	K: 1	BB: 0	K: 0	BB: 2	K: 0	BB: 1	K: 1	BB: 1	K: 1	BB: 1
	S: 6	P: 6	S: 3	P: 11	S: 3	P: 7	S: 5	P: 9	S: 5	P: 9

PITCHER		IP	WLS	BF	H	R	ER	SO	BB	IBB	HBP	BLK	WP	HR	S	P	ERA	WHIP	PITCHER	IP	WLS	BF	H	R	ER	SO	BB	IBB	HBP	BLK	WP	HR	S	P	ERA	WHIP
Dave Lemanczyk, R	(1, 1)	6.1	W	27	6	2	2	3	4	0	0	0	0	1	29	45	2.84	1.579																	
ERA: 8.13																																			
Victor Cruz, R	(7, 1)	2.2	S	10	1	0	0	1	2	0	0	0	0	0	10	18	0.00	1.125																	
ERA:																																			

PITCHER		IP	WLS	BF	H	R	ER	SO	BB	IBB	HBP	BLK	WP	HR	S	P	ERA	WHIP	PITCHER	IP	WLS	BF	H	R	ER	SO	BB	IBB	HBP	BLK	WP	HR	S	P	ERA	WHIP

Batter	1	2	3	4	5	6	7	8	9	AB	R	H	RBI	BB	SO	LOB
Rick Bosetti, R (1, 8) OBP: 0.323, SLG: 0.407	6-3 1B	F9		6-3 2-3	5-3			3-1		5	0	1	0	0	0	4
Bob Bailor, R (1, 9) OBP: 0.299, SLG: 0.321	6-3 1-2		F9 S 1B	FC5 3-H 2B		L6		BBBB G5-4-3 BB		4	0	2	1	1	0	1
Roy Howell, L (1, 5) OBP: 0.332, SLG: 0.405	K		K 1-2	FC5 2-3		1B		G5-4-3 1-2f		5	0	1	0	0	2	4
Rico Carty, R (1, 10) OBP: 0.347, SLG: 0.445	K		F9 2-3		6-3	P4				4	0	0	0	0	1	3
John Mayberry, L (1, 3) OBP: 0.339, SLG: 0.461		HR	BB		BB 1B 3B	K				2	2	1	1	2	1	1
Willie Upshaw, L (1, 7) OBP: 0.333, SLG: 0.384		4-3	K		1-2 1B 3B	1-3				4	1	1	0	0	1	2
Dave McKay, S (1, 4) OBP: 0.281, SLG: 0.381		2B		SH1-3 2B 1B	1-H 2-H 2B 3B	K				4	2	3	2	0	1	0
Tim Johnson, L (1, 6) OBP: 0.316, SLG: 0.219		F3		SH1-3 1-2	F5	BB				2	0	0	0	1	0	2
Alan Ashby, S (1, 2) OBP: 0.313, SLG: 0.322		BB		6-3 2-H 2B 2B	3-H 2B	4-3				3	1	2	2	1	0	1
Inning Stats	R: 0 E: 0 K: 2 S: 8 H: 1 LOB: 1 BB: 0 P: 8	R: 1 E: 0 K: 0 S: 5 H: 2 LOB: 2 BB: 1 P: 9	R: 0 E: 0 K: 2 S: 8 H: 1 LOB: 2 BB: 1 P: 12	R: 2 E: 0 K: 0 S: 6 H: 3 LOB: 1 BB: 0 P: 6	R: 3 E: 0 K: 0 S: 6 H: 3 LOB: 1 BB: 1 P: 10	R: 0 E: 0 K: 1 S: 6 H: 1 LOB: 1 BB: 0 P: 6	R: 0 E: 0 K: 1 S: 5 H: 0 LOB: 1 BB: 1 P: 9	R: 0 E: 0 K: 0 S: 2 H: 0 LOB: 0 BB: 1 P: 6		1B: 5 2B: 4 3B: 1 HR: 1 SF: 0 SAC: 1 DP: 1 HBP: 0						

PITCHER	IP	WLS	BF	H	R	ER	SO	BB	IBB	HBP	BLK	WP	HR	S	P	ERA	WHIP
Jim Palmer, R (1, 1) ERA: 2.33	8.0	L	39	11	6	6	6	5	0	0	0	0	1	46	66	6.75	2.000

PITCHER	IP	WLS	BF	H	R	ER	SO	BB	IBB	HBP	BLK	WP	HR	S	P	ERA	WHIP

BOTTOM

Baltimore Orioles @ Toronto Blue Jays

Exhibition Stadium, Toronto, ON

Tue Jun 27 1978, 7:05 PM EDT

Unknown

livebaseballscorecards.com

AB	33
R	6
H	11
RBI	6
BB	5
SO	6
LOB	18

WP: 0 PB: 0 SB: 1 CS: 0 PA: 39

Batter	1	2	3	4	5	6	7	8	9	AB	R	H	RBI	BB	SO	LOB
Larry Harlow, L (1, 8) OBP: 0.352, SLG: 0.371	x 0-0 4-3 2B 2B		x 0-0 ① G3		x 0-0 ① 4-3	x 0-0 ③ F9		x 0-0 ① G3 1-2		5	1	1	0	0	0	2
Rich Dauer, R (1, 5) OBP: 0.338, SLG: 0.401	x 0-0 ① 4-3 2-3		B B B B 4-0 2B 6-3 BB		x 0-0 HR		x 0-0 1B	x 0-0 1B 2-H 2B		4	2	3	2	1	0	1
Eddie Murray, S (1, 3) OBP: 0.331, SLG: 0.500	B B B B 4-0 2B BB		x 0-0 1-3 2B		x 0-0 1B 2B		S S S 0-3 ① K	x 0-0 ② P4		4	1	2	0	1	1	3
Ken Singleton, S (1, 9) OBP: 0.415, SLG: 0.428 Carlos Lopez, R (1, PR) OBP: 0.286, SLG: 0.340 (1, 9)	x 0-0 1-3 3-H 2B		x 0-0 ② 6-3 3-H		S S S 0-3 ② K		S S S 0-3 ② K	x 0-0 2-3 1B		1 4	0 0	1 1	1 1	0 0	0 2	0 3
Lee May, R (1, 10) OBP: 0.299, SLG: 0.471	x 0-0 ② F8		x 0-0 ③ F3		x 0-0 2-H 1B		S S S 0-3 ③ K	x 0-0 ③ 6-3		5	0	1	1	0	1	6
Pat Kelly, L (1, 7) OBP: 0.400, SLG: 0.361	x 0-0 ③ 3-1			x 0-0 ① F8	x 0-0 ③ F9			x 0-0 1B HR 1B	S S S 0-3 ① K	5	1	1	0	0	1	3
Elrod Hendricks, L (1, 2) OBP: 0.417, SLG: 0.364 Rick Dempsey, R (9, PR) OBP: 0.285, SLG: 0.326 (9, 2)		S S S 0-3 ① K		B B B 4-0 BB		x 0-0 ① 4-3		x 0-0 1-2 HR 1B	x 0-0 WP 1B	4 0	1 0	2 0	0 0	1 0	1 0	0 0
Billy Smith, S (1, 4) OBP: 0.322, SLG: 0.388		x 0-0 ② F9		S S S 0-3 ② K		x 0-0 FC6-4 1B		x 0-0 1-H 2-H HR	x 0-0 ② F2 1-2	5	1	2	3	0	1	2
Mark Belanger, R (1, 6) OBP: 0.292, SLG: 0.250 Terry Crowley, L (8, PH) OBP: 0.379, SLG: 0.370 Kiko Garcia, R (8, PR) OBP: 0.351, SLG: 0.481 (8, 6)		x 0-0 ③ 4-3		S S S 0-3 ③ K		x 0-0 ② FC6-4 1-2f		B B B 4-0 G3 2B BB	S S S 0-3 ③ K	3 0 1	0 0 1	0 0 1	0 0 1	1 0 0	0 1 2	2 0 2
Inning Stats	R: 1 H: 2 E: 0 LOB: 2 K: 0 BB: 1 S: 5 P: 9	R: 0 H: 0 E: 0 LOB: 0 K: 1 BB: 0 S: 5 P: 5	R: 1 H: 1 E: 0 LOB: 1 K: 0 BB: 1 S: 4 P: 8	R: 0 H: 0 E: 0 LOB: 1 K: 2 BB: 1 S: 7 P: 11	R: 2 H: 3 E: 0 LOB: 1 K: 1 BB: 0 S: 8 P: 8	R: 0 H: 1 E: 0 LOB: 1 K: 0 BB: 0 S: 4 P: 4	R: 0 H: 1 E: 0 LOB: 1 K: 3 BB: 0 S: 10 P: 10	R: 4 H: 5 E: 0 LOB: 2 K: 0 BB: 1 S: 8 P: 12	R: 0 H: 1 E: 0 LOB: 2 K: 2 BB: 0 S: 8 P: 8	1B: 7 SF: 0 2B: 5 SAC: 0 3B: 0 DP: 0 HR: 2 HBP: 0						

PITCHER		IP	WLS	BF	H	R	ER	SO	BB	IBB	HBP	BLK	WP	HR	S	P	ERA	WHIP
Jesse Jefferson, R ERA: 4.49	(1, 1)	7.0		35	11	7	7	7	3	0	0	0	0	2	46	58	9.00	2.000
Joe Coleman, R ERA: 2.93	(8, 1)	0.1		3	1	1	1	0	1	0	0	0	0	0	2	6	27.00	6.000
Victor Cruz, R ERA:	(8, 1)	1.2	W	7	2	0	0	2	0	0	0	0	1	0	11	11	0.00	1.200

PITCHER	IP	WLS	BF	H	R	ER	SO	BB	IBB	HBP	BLK	WP	HR	S	P	ERA	WHIP

TOP

Baltimore Orioles @ Toronto Blue Jays

Exhibition Stadium, Toronto, ON

Tue Jun 27 1978, 7:05 PM EDT

Att. 38,563 - Unknown

livebaseballscorecards.com

AB	41
R	8
H	14
RBI	8
BB	4
SO	9
LOB	24

WP: 1 PA: 45
PB: 0
SB: 0
CS: 0

Batter	1	2	3	4	5	6	7	8	9	AB	R	H	RBI	BB	SO	LOB
Rick Bosetti, R (1, 8) OBP: 0.325, SLG: 0.404	BBBB 4-0 BB 1B SF7 BB	x 0-0 ② SF8 3-H	BBBB 4-0 1B BB		SSS 0-3 ① K		SSS 0-3 ③ K			2	1	0	1	2	2	1
Bob Bailor, R (1, 9) OBP: 0.304, SLG: 0.326	x 0-0 SF7 BB 1-2 1B	x 0-0 1B HR 1-2 1B	x 0-0 1-3 2-H 1B		x 0-0 ② 4-3			x 0-0 ① 5-3		5	1	3	1	0	0	0
Roy Howell, L (1, 5) OBP: 0.333, SLG: 0.403	BBBB 4-0 1-2 2-3 BB	x 0-0 1-3 2-H HR 1B	x 0-0 ③ 5-3		SSS 0-3 ③ K			x 0-0 ② L5		4	1	1	1	1	1	2
Rico Carty, R (1, 10) OBP: 0.348, SLG: 0.459	x 0-0 ① SF7 2-3 3-H	x 0-0 1-H 3-H HR		x 0-0 BB E 1B		x 0-0 1-3 ①		x 0-0 ③ F9		4	2	2	4	0	0	0
John Mayberry, L (1, 3) OBP: 0.340, SLG: 0.456	x 0-0 ② F5	BBBB 4-0 BB		BBBB 4-0 WP E 1-2 BB		x 0-0 ② G3			x 0-0 ① 4-3	3	0	0	0	2	0	2
Willie Upshaw, L (1, 7) OBP: 0.329, SLG: 0.379 Otto Velez, R (4, PH) (5, 7) OBP: 0.379, SLG: 0.460	SSS 0-3 ③ K	x 0-0 ③ 1-4-3		x 0-0 ③ E8 WP 1-2 2-H		x 0-0 ③ 5-3			BBBB 4-0 1B 1B BB	2 2	0 1	0 0	0 0	0 1	1 0	3 1
Dave McKay, S (1, 4) OBP: 0.284, SLG: 0.382		x 0-0 ① F2	x 0-0 SH1-4 1B 1B	x 0-0 ① P1 1-2 2-3			x 0-0 E5 FC6-4		x 0-0 ① 1B 1-2 1B	5	1	2	0	0	0	2
Tim Johnson, L (1, 6) OBP: 0.317, SLG: 0.229 Sam Ewing, L (9, PH) OBP: 0.235, SLG: 0.188		x 0-0 1B SF8 1B	x 0-0 ① SH1-4 1-2	SSS 0-3 ② K			SSS 0-3 ① K		x 0-0 1-2 2-H 1B	3 1	1 0	1 1	0 1	0 0	2 0	3 0
Rick Cerone, R (1, 2) OBP: 0.307, SLG: 0.265		x 0-0 1B 1-3 1B 1B	SSS 0-3 ② K	x 0-0 ③ 6-3			x 0-0 ② FC6-4 1-2f			4	1	1	0	0	1	4
Inning Stats	R: 1 H: 1 E: 0 LOB: 2 K: 1 BB: 2 S: 6 P: 14	R: 5 H: 5 E: 0 LOB: 1 K: 0 BB: 1 S: 8 P: 12	R: 1 H: 2 E: 0 LOB: 2 K: 1 BB: 1 S: 7 P: 11	R: 1 H: 1 E: 1 LOB: 2 K: 1 BB: 1 S: 7 P: 11	R: 0 H: 0 E: 0 LOB: 0 K: 2 BB: 0 S: 7 P: 7	R: 0 H: 0 E: 0 LOB: 0 K: 0 BB: 0 S: 3 P: 3	R: 0 H: 0 E: 1 LOB: 1 K: 2 BB: 0 S: 8 P: 8	R: 0 H: 0 E: 0 LOB: 0 K: 0 BB: 0 S: 3 P: 3	R: 1 H: 2 E: 0 LOB: 2 K: 0 BB: 1 S: 3 P: 7	1B: 10 SF: 2 2B: 0 SAC: 1 3B: 0 DP: 0 HR: 1 HBP: 0						WP: 1 PA: 44 PB: 0 SB: 0 CS: 0	

BOTTOM

Baltimore Orioles @ Toronto Blue Jays

Exhibition Stadium, Toronto, ON

Tue Jun 27 1978, 7:05 PM EDT

Att. 38,563 - Unknown

livebaseballscorecards.com

AB	35
R	9
H	11
RBI	8
BB	6
SO	7
LOB	18

PITCHER		IP	WLS	BF	H	R	ER	SO	BB	IBB	HBP	BLK	WP	HR	S	P	ERA	WHIP
Nelson Briles, R ERA: 4.97	(1, 1)	1.2		13	6	6	6	1	2	0	0	0	0	1	13	21	32.40	4.800
Tippy Martinez, L ERA: 6.02	(2, 1)	4.2		22	3	2	1	5	3	0	0	0	1	0	29	41	1.93	1.286
Don Stanhouse, R ERA: 3.09	(7, 1)	2.0	L	9	2	1	1	1	1	0	0	0	0	0	10	14	4.50	1.500

PITCHER	IP	WLS	BF	H	R	ER	SO	BB	IBB	HBP	BLK	WP	HR	S	P	ERA	WHIP

Batter	1	2	3	4	5	6	7	8	9	AB	R	H	RBI	BB	SO	LOB
Larry Harlow, L (1, 8) OBP: 0.350, SLG: 0.369	S S S 0-3 ① K		x 0-0 CS 1B			x 0-0 ② 4-3			x 0-0 ① F8	4	0	1	0	0	1	0
Rich Dauer, R (1, 5) OBP: 0.335, SLG: 0.404	x 0-0 E6		0-0 ③ CS 1-2	x 0-0 4-3 2B		S S S 0-3 ③ K			x 0-0 ② F8	4	0	1	0	0	1	0
Pat Kelly, L (1, 9) OBP: 0.395, SLG: 0.350	S S S 0-3 ② K			x 0-0 ① 4-3 2-3			x 0-0 ① 4-3		B B B B 4-0 BB 1B BB	3	1	0	0	1	1	2
Eddie Murray, S (1, 3) OBP: 0.333, SLG: 0.497	x 0-0 ③ F8			B B B B 4-0 G6-4-3 BB			S S S 0-3 ② K		B B B B 4-0 1B 1-2 E BB	2	1	0	0	2	1	1
Lee May, R (1, 10) OBP: 0.302, SLG: 0.470 Carlos Lopez, R (9, PR) OBP: 0.286, SLG: 0.340		B B B B 4-0 G1-4-3 BB		x 0-0 ② ③ G6-4-3 1-2f			x 0-0 ③ 5-3		x 0-0 E 1-3 2-H 1B	3	0	1	1	1	0	2
										0	0	0	0	0	0	0
Andres Mora, R (1, 7) OBP: 0.299, SLG: 0.433		x 0-0 ① ② G1-4-3 1-2f			x 0-0 ① F8			x 0-0 1B	x 0-0 E5 1-2 3-H	4	0	1	0	0	0	2
Billy Smith, S (1, 4) OBP: 0.316, SLG: 0.381		x 0-0 ③ 4-3			S S S 0-3 ② K			S S S 0-3 ① K	x 0-0 ③ G3	4	0	0	0	0	2	3
Rick Dempsey, R (1, 2) OBP: 0.287, SLG: 0.328 Terry Crowley, L (8, PH) OBP: 0.367, SLG: 0.357 Kiko Garcia, R (8, 6) OBP: 0.351, SLG: 0.481			x 0-0 G5-4-3 1B		x 0-0 ③ 6-3			x 0-0 ② P5		2	0	1	0	0	0	0
										1	0	0	0	0	0	1
										0	0	0	0	0	0	0
Mark Belanger, R (1, 6) OBP: 0.289, SLG: 0.247 Ken Singleton, S (8, PH) OBP: 0.413, SLG: 0.426 Dave Skaggs, R (8, 2) OBP: 0.184, SLG: 0.111			x 0-0 ① ② G5-4-3 1-2f			x 0-0 ① 5-3		S S S 0-3 ③ K		2	0	0	0	0	0	1
										1	0	0	0	0	1	1
										0	0	0	0	0	0	0

TOP

Baltimore Orioles @ Toronto Blue Jays

Exhibition Stadium, Toronto, ON

Wed Jun 28 1978, 7:05 PM EDT

Att. 28,392 - Unknown

livebaseballscorecards.com

AB	30
R	2
H	5
RBI	1
BB	4
SO	7
LOB	13

Inning Stats	1	2	3	4	5	6	7	8	9
	R: 0 E: 1 K: 2 S: 8	R: 0 E: 0 K: 0 S: 2	R: 0 E: 0 K: 0 S: 3	R: 0 E: 0 K: 0 S: 3	R: 0 E: 0 K: 1 S: 5	R: 0 E: 0 K: 1 S: 5	R: 0 E: 0 K: 1 S: 5	R: 0 E: 0 K: 2 S: 8	R: 2 E: 1 K: 0 S: 5
	H: 0 LOB: 1 BB: 0 P: 8	H: 0 LOB: 0 BB: 1 P: 6	H: 2 LOB: 0 BB: 0 P: 3	H: 1 LOB: 1 BB: 1 P: 7	H: 0 LOB: 0 BB: 0 P: 5	H: 0 LOB: 0 BB: 0 P: 5	H: 0 LOB: 0 BB: 0 P: 5	H: 1 LOB: 1 BB: 0 P: 8	H: 1 LOB: 2 BB: 2 P: 13

1B: 4	SF: 0	WP: 0
2B: 1	SAC: 0	PB: 0
3B: 0	DP: 3	SB: 0
HR: 0	HBP: 0	CS: 1

PA: 35

PITCHER		IP	WLS	BF	H	R	ER	SO	BB	IBB	HBP	BLK	WP	HR	S	P	ERA	WHIP
Jim Clancy, R ERA: 4.8	(1, 1)	8.2	W	32	5	2	1	7	4	0	0	0	0	0	42	58	1.04	1.038
Tom Murphy, R ERA: 3.88	(9, 1)	0.1	S	2	0	0	0	0	0	0	0	0	0	0	2	2	0.00	0.000

PITCHER	IP	WLS	BF	H	R	ER	SO	BB	IBB	HBP	BLK	WP	HR	S	P	ERA	WHIP

Batter	1	2	3	4	5	6	7	8	9	AB	R	H	RBI	BB	SO	LOB
Rick Bosetti, R (1, 8) OBP: 0.319, SLG: 0.396	E5 FC4-6		F8 ①		4-3 ①		6-3 ③			4	0	0	0	0	0	0
Bob Bailor, R (1, 9) OBP: 0.300, SLG: 0.322	F3 ①		F8 ②		5-3 ②			F9 ①		4	0	0	0	0	0	1
Roy Howell, L (1, 5) OBP: 0.336, SLG: 0.404	FC4-6 ② 1-2f HR		1B		4-3 ③			1B 1B		4	1	2	0	0	0	1
Rico Carty, R (1, 10) OBP: 0.354, SLG: 0.478	1-H HR		F7 ③			SH5-3 1B		1-2 1B		4	1	3	2	0	0	1
Otto Velez, R (1, 7) OBP: 0.377, SLG: 0.467	P4 ③			2B 2B		SH5-3 ① 1-2		F2 ②		3	1	1	0	0	0	2
John Mayberry, L (1, 3) OBP: 0.339, SLG: 0.452		1B 1B		P6 ①		F9 ②		F8 ③		4	0	1	0	0	0	4
Dave McKay, S (1, 4) OBP: 0.284, SLG: 0.381		G5-3 ① 1-3 1B		S S S K ②		6-3 ③				3	0	1	0	0	1	2
Rick Cerone, R (1, 2) OBP: 0.314, SLG: 0.275		B B B BB		2-H 2B			F8 ①			2	0	1	1	1	0	0
Luis Gomez, R (1, 6) OBP: 0.279, SLG: 0.242		G5-3 ② ③ 2-3f		F8 ③			F7 ②			3	0	0	0	0	0	3
Inning Stats	R: 2 H: 1 E: 1 LOB: 0 K: 0 BB: 0 S: 5 P: 5	R: 0 H: 2 E: 0 LOB: 1 K: 0 BB: 1 S: 3 P: 7	R: 0 H: 1 E: 0 LOB: 1 K: 0 BB: 0 S: 4 P: 4	R: 1 H: 2 E: 0 LOB: 1 K: 1 BB: 0 S: 7 P: 7	R: 0 H: 0 E: 0 LOB: 0 K: 0 BB: 0 S: 3 P: 3	R: 0 H: 1 E: 0 LOB: 1 K: 0 BB: 0 S: 4 P: 4	R: 0 H: 0 E: 0 LOB: 0 K: 0 BB: 0 S: 3 P: 3	R: 0 H: 2 E: 0 LOB: 2 K: 0 BB: 0 S: 5 P: 5		1B: 6 SF: 0 2B: 2 SAC: 1 3B: 0 DP: 1 HR: 1 HBP: 0						

PITCHER	IP	WLS	BF	H	R	ER	SO	BB	IBB	HBP	BLK	WP	HR	S	P	ERA	WHIP
Scott McGregor, L (1, 1) ERA: 3.39	8.0	L	33	9	3	1	1	1	0	0	0	0	1	34	38	1.12	1.250

PITCHER	IP	WLS	BF	H	R	ER	SO	BB	IBB	HBP	BLK	WP	HR	S	P	ERA	WHIP

BOTTOM

Baltimore Orioles @ Toronto Blue Jays

Exhibition Stadium, Toronto, ON

Wed Jun 28 1978, 7:05 PM EDT

Att. 28,392 - Unknown

livebaseballscorecards.com

AB	31
R	3
H	9
RBI	3
BB	1
SO	1
LOB	14

Batter	1	2	3	4	5	6	7	8	9	AB	R	H	RBI	BB	SO	LOB
Paul Dade, R (1, 9) OBP: 0.345, SLG: 0.364	F9		SH1-4, 1B, BB IBB			K		FC5, 2-3f		3	1	0	0	2	1	3
Rick Manning, L (1, 8) OBP: 0.325, SLG: 0.351	1B		SH1-4, 1-2	F7		6-3			F7	4	0	1	0	0	0	3
Andre Thornton, R (1, 3) OBP: 0.385, SLG: 0.502	K		1B, BB		K		F7		F2	4	0	0	0	1	2	1
Gary Alexander, R (1, 10) OBP: 0.312, SLG: 0.461	K		F4		3B, 2B		G4-3, BB		F8	4	1	1	0	1	1	3
Horace Speed, R (1, 7) OBP: 0.394, SLG: 0.393		F8	1-2, 2-H, 1B		6-3, 2-H, 3B		G4-3, 1-2f			4	1	2	2	0	0	1
Ted Cox, R (1, 5) OBP: 0.267, SLG: 0.216		1B	L3		6-3, 3-H			F9		4	0	1	1	0	0	2
Tom Veryzer, R (1, 6) OBP: 0.276, SLG: 0.326		K		2B	F7			FC5, 1B		4	0	2	0	0	1	1
Duane Kuiper, L (1, 4) OBP: 0.285, SLG: 0.294		1-2, 1B		L1		4-3		1-2, 1B		4	0	2	0	0	0	1
Bo Diaz, R (1, 2) OBP: 0.167, SLG: 0.208		K		F8		1B		K		4	0	1	0	0	2	5
Inning Stats	R: 0 E: 0 K: 2 S: 8	H: 1 LOB: 1 BB: 0 P: 8	R: 0 E: 0 K: 2 S: 9	H: 2 LOB: 2 BB: 0 P: 9	R: 1 E: 0 K: 0 S: 4	H: 1 LOB: 2 BB: 2 P: 12	R: 0 E: 0 K: 0 S: 4	H: 1 LOB: 2 BB: 1 P: 8	R: 2 E: 0 K: 1 S: 7	H: 2 LOB: 0 BB: 0 P: 7	R: 0 E: 0 K: 1 S: 6	H: 1 LOB: 1 BB: 0 P: 6	R: 0 E: 0 K: 0 S: 2	H: 0 LOB: 0 BB: 1 P: 6	R: 0 E: 0 K: 1 S: 7	H: 2 LOB: 2 BB: 0 P: 7	R: 0 E: 0 K: 0 S: 3	H: 0 LOB: 0 BB: 0 P: 3	1B: 7 2B: 2 3B: 1 HR: 0	SF: 0 SAC: 1 DP: 1 HBP: 0	WP: 0 PB: 0 SB: 0 CS: 0	PA: 40

TOP

Cleveland Indians @ Toronto Blue Jays

Exhibition Stadium, Toronto, ON

Fri Jun 30 1978, 7:05 PM EDT

Att. 16,129 - Unknown - 79 F

livebaseballscorecards.com

AB	35
R	3
H	10
RBI	3
BB	4
SO	7
LOB	20

PITCHER		IP	WLS	BF	H	R	ER	SO	BB	IBB	HBP	BLK	WP	HR	S	P	ERA	WHIP
Jerry Garvin, L ERA: 5.76	(1, 1)	7.1	L	35	10	3	3	6	3	1	0	0	0	0	43	59	3.68	1.773
Joe Coleman, R ERA: 2.81	(8, 1)	1.2		5	0	0	0	1	0	0	0	0	0	0	7	7	0.00	0.000

PITCHER	IP	WLS	BF	H	R	ER	SO	BB	IBB	HBP	BLK	WP	HR	S	P	ERA	WHIP

Batter	1	2	3	4	5	6	7	8	9	AB	R	H	RBI	BB	SO	LOB
Rick Bosetti, R (1, 8) OBP: 0.314, SLG: 0.389	6-3		6-3		K			F7		4	0	0	0	0	1	0
Bob Bailor, R (1, 9) OBP: 0.300, SLG: 0.321	F9		F3			F9		FC4-6 1B		4	0	1	0	0	0	0
Roy Howell, L (1, 5) OBP: 0.334, SLG: 0.400	E5			K		BB		FC4-6 1-2f		3	0	0	0	1	1	1
Rico Carty, R (1, 10) OBP: 0.354, SLG: 0.476 Sam Ewing, L (9, PH) OBP: 0.229, SLG: 0.182	F8			1B		K			F9	3	0	1	0	0	1	2
										1	0	0	0	0	0	0
John Mayberry, L (1, 3) OBP: 0.345, SLG: 0.455		4-3 1B		1-2 1B		F7			BB	3	0	2	0	1	0	1
Willie Upshaw, L (1, 7) OBP: 0.322, SLG: 0.369		4-3 1-2		K			4-3		F8	4	0	0	0	0	1	4
Dave McKay, S (1, 4) OBP: 0.279, SLG: 0.374		K		K			K		F9	4	0	0	0	0	3	4
Alan Ashby, S (1, 2) OBP: 0.304, SLG: 0.311		5-3			6-3		K			3	0	0	0	0	1	1
Luis Gomez, R (1, 6) OBP: 0.276, SLG: 0.240 Tom Hutton, L (8, PH) OBP: 0.321, SLG: 0.340 Tim Johnson, L (9, 6) OBP: 0.317, SLG: 0.229			4-3		4-3			F7		2	0	0	0	0	0	0
										1	0	0	0	0	0	0
										0	0	0	0	0	0	0
Inning Stats	R: 0 E: 1 K: 0 S: 4 H: 0 LOB: 1 BB: 0 P: 4	R: 0 E: 0 K: 1 S: 6 H: 1 LOB: 1 BB: 0 P: 6	R: 0 E: 0 K: 0 S: 3 H: 0 LOB: 0 BB: 0 P: 3	R: 0 E: 0 K: 3 S: 11 H: 2 LOB: 2 BB: 0 P: 11	R: 0 E: 0 K: 1 S: 5 H: 0 LOB: 0 BB: 0 P: 5	R: 0 E: 0 K: 1 S: 5 H: 0 LOB: 1 BB: 1 P: 9	R: 0 E: 0 K: 2 S: 7 H: 0 LOB: 0 BB: 0 P: 7	R: 0 E: 0 K: 0 S: 4 H: 1 LOB: 1 BB: 0 P: 4	R: 0 E: 0 K: 0 S: 3 H: 0 LOB: 1 BB: 1 P: 7	1B: 4 2B: 0 3B: 0 HR: 0	SF: 0 SAC: 0 DP: 0 HBP: 0						

PITCHER		IP	WLS	BF	H	R	ER	SO	BB	IBB	HBP	BLK	WP	HR	S	P	ERA	WHIP
Rick Wise, R ERA: 3.13	(1, 1)	9.0	W	34	4	0	0	8	2	0	0	0	0	0	48	56	0.00	0.667

PITCHER	IP	WLS	BF	H	R	ER	SO	BB	IBB	HBP	BLK	WP	HR	S	P	ERA	WHIP

BOTTOM

Cleveland Indians @ Toronto Blue Jays

Exhibition Stadium, Toronto, ON

Fri Jun 30 1978, 7:05 PM EDT

Att. 16,129 - Unknown - 79 F

livebaseballscorecards.com

AB	32
R	0
H	4
RBI	0
BB	2
SO	8
LOB	13

1B: 4 SF: 0
2B: 0 SAC: 0
3B: 0 DP: 0
HR: 0 HBP: 0

WP: 0 PA: 34
PB: 0
SB: 0
CS: 0

Batter	1	2	3	4	5	6	7	8	9	AB	R	H	RBI	BB	SO	LOB
Paul Dade, R (1, 9) OBP: 0.350, SLG: 0.368	x 0-0 ① 6-3		x 0-0 2B		B B B 4-0 CS BB		x 0-0 ③ F8		B B B 4-0 1-2 BB	3	0	1	0	2	0	0
Rick Manning, L (1, 8) OBP: 0.322, SLG: 0.348	S S S 0-3 ② K		S S S 0-3 ③ K		0-0 ③ CS 1-2	x 0-0 ① F5		x 0-0 BB 1B BB 1B	S S S 0-3 ① K	5	1	1	0	0	3	3
Andre Thornton, R (1, 3) OBP: 0.381, SLG: 0.496	x 0-0 ③ 5-3			x 0-0 ① F9		x 0-0 ② F9		x 0-0 BB BB 1-2 SF9 1B	x 0-0 ② F8	5	1	1	0	0	0	2
Gary Alexander, R (1, 10) OBP: 0.317, SLG: 0.470 (8, 2)		x 0-0 6-3 3B		x 0-0 ② F7		x 0-0 BB BB 1B		B B B 4-0 SF9 BB 1-2 2-3 BB	S S S 0-3 ③ K	4	1	2	0	1	1	2
Horace Speed, R (1, 7) OBP: 0.417, SLG: 0.400 Johnny Grubb, L (8, PH) OBP: 0.355, SLG: 0.426 (8, 7)		x 0-0 ① 1-3		x 0-0 1B		B B B B 4-0 1-2 BB		S S S 0-3 ① K		2 1	0 0	1 0	0 0	1 0	0 1	1 3
Ted Cox, R (1, 5) OBP: 0.268, SLG: 0.212 Bernie Carbo, L (8, PH) OBP: 0.379, SLG: 0.375 Paul Reuschel, R (8, 1) Jim Kern, R (8, 1) Sid Monge, S (8, 1) Dan Spillner, R (8, 1)		x 0-0 ② 6-3 3-H		x 0-0 ③ 4-3		B B B B 4-0 1-2 2-3 BB		B B B B 4-0 1-2 2-3 3-H BB		2 0 0 0 0 0	0 0 0 0 0 0	0 0 0 0 0 0	1 1 0 0 0 0	1 1 0 0 0 0	0 0 0 0 0 0	1 0 0 0 0 0
Tom Veryzer, R (1, 6) OBP: 0.273, SLG: 0.322 Larvell Blanks, R (6, PH) OBP: 0.254, SLG: 0.281 (6, 6)		x 0-0 ③ 5-3			S S S 0-3 ① K	x 0-0 ③ F3		x 0-0 ② SF9 2-3 3-H		2 1	0 0	0 0	0 1	0 0	1 0	0 3
Duane Kuiper, L (1, 4) OBP: 0.285, SLG: 0.297			S S S 0-3 ① K		x 0-0 6-3 2B		x 0-0 ① 4-3	x 0-0 ③ 4-3		4	0	1	0	0	1	2
Bo Diaz, R (1, 2) OBP: 0.154, SLG: 0.192 Ron Pruitt, R (7, PH) OBP: 0.299, SLG: 0.336 (7, 2) (8, 5)			x 0-0 ② F9		x 0-0 ② 6-3 2-3		x 0-0 ② F8		B B B B 4-0 BB BB	2 1	0 0	0 0	0 1	0 0	0 0	1 0
Inning Stats	R: 0 H: 0 E: 0 LOB: 0 K: 1 BB: 0 S: 5 P: 5	R: 1 H: 1 E: 0 LOB: 0 K: 0 BB: 0 S: 4 P: 4	R: 0 H: 1 E: 0 LOB: 1 K: 2 BB: 0 S: 8 P: 8	R: 0 H: 1 E: 0 LOB: 1 K: 0 BB: 0 S: 4 P: 4	R: 0 H: 1 E: 0 LOB: 1 K: 1 BB: 1 S: 5 P: 9	R: 0 H: 1 E: 0 LOB: 3 K: 0 BB: 2 S: 4 P: 12	R: 0 H: 0 E: 0 LOB: 0 K: 0 BB: 0 S: 3 P: 3	R: 2 H: 2 E: 0 LOB: 2 K: 1 BB: 2 S: 7 P: 15	R: 0 H: 0 E: 0 LOB: 2 K: 2 BB: 2 S: 7 P: 15	1B: 4 SF: 1 2B: 2 SAC: 0 3B: 1 DP: 0 HR: 0 HBP: 0						WP: 0 PA: 41 PB: 0 SB: 0 CS: 1

TOP

Cleveland Indians @ Toronto Blue Jays

Exhibition Stadium, Toronto, ON

Sat Jul 01 1978, 3:33 AM EDT

Att. 19,277 - Unknown - 74 F

livebaseballscorecards.com

AB	32
R	3
H	7
RBI	3
BB	7
SO	7
LOB	18

PITCHER		IP	WLS	BF	H	R	ER	SO	BB	IBB	HBP	BLK	WP	HR	S	P	ERA	WHIP
Tom Underwood, L ERA: 3.99	(1, 1)	7.0	W	30	7	3	3	4	3	0	0	0	0	0	35	47	3.86	1.429
Victor Cruz, R ERA:	(8, 1)	2.0	S	10	0	0	0	3	4	0	0	0	0	0	12	28	0.00	2.000

PITCHER	IP	WLS	BF	H	R	ER	SO	BB	IBB	HBP	BLK	WP	HR	S	P	ERA	WHIP

Batter	1	2	3	4	5	6	7	8	9	AB	R	H	RBI	BB	SO	LOB
Rick Bosetti, R (1, 8) OBP: 0.320, SLG: 0.391	0-0 BB SF8 1B	0-0 5-3		0-0 1-2 1B		0-0 F7		4-0 1B 1B BB		4	2	2	0	1	0	2
Bob Bailor, R (1, 9) OBP: 0.304, SLG: 0.326	0-0 SF8 BB 1-2 2B 1B		0-0 CS 1B	0-0 6-3			0-0 F9	0-0 E 1B 1-3 1B 1B		5	2	3	0	0	0	2
Roy Howell, L (1, 5) OBP: 0.339, SLG: 0.399	4-0 SF8 1-2 2-3 2B BB		4-0 WP 1-2 SF4 BB		0-0 6-3		0-0 4-3	0-0 E7 1-3 3-H 1B 1B		3	3	1	1	2	0	0
Rico Carty, R (1, 10) OBP: 0.351, SLG: 0.474	0-0 SF8 1-2 2-3 3-H		0-0 SF4 1-H		0-0 5-3		0-0 E6	0-0 1B 2-H 3-H 1B		3	0	1	4	0	0	0
Otto Velez, R (1, 7) OBP: 0.387, SLG: 0.484	0-0 2-H 3-H 2B		0-0 1B		0-0 6-3		0-0 F9	0-0 2-3 1B		5	0	3	2	0	0	1
Doug Ault, R (1, 3) OBP: 0.340, SLG: 0.289 John Mayberry, L (3, PH) OBP: 0.348, SLG: 0.453 (4, 3) Tom Hutton, L (8, PR) OBP: 0.319, SLG: 0.338 (9, 3)	0-0 F7		0-0 F4			4-0 SH BB		SH1-4 HR BB 0-0 F8		1 1 1	0 0 1	0 0 1	0 2 0	0 0 0	0 0 0	1 1 2
Dave McKay, S (1, 4) OBP: 0.276, SLG: 0.370	0-3 K			0-0 4-3		0-0 SH 1-3		0-0 SH1-4 1-2		2	0	0	0	0	1	1
Rick Cerone, R (1, 2) OBP: 0.306, SLG: 0.268		0-0 G3		0-0 4-3		0-0 6-3		0-3 K		4	0	0	0	0	1	4
Luis Gomez, R (1, 6) OBP: 0.277, SLG: 0.241 Sam Ewing, L (8, PH) OBP: 0.250, SLG: 0.294 Tim Johnson, L (9, 6) OBP: 0.317, SLG: 0.229		0-0 F8		0-0 1B 1B		0-0 5-3		0-0 2-H HR		3 1 0	0 1 0	1 1 0	0 2 0	0 0 0	0 0 0	2 0 0
Inning Stats	R: 3 H: 3 E: 0 LOB: 1 K: 1 BB: 1 S: 8 P: 12	R: 0 H: 0 E: 0 LOB: 0 K: 0 BB: 0 S: 3 P: 3	R: 1 H: 2 E: 0 LOB: 1 K: 0 BB: 1 S: 4 P: 8	R: 0 H: 2 E: 0 LOB: 2 K: 0 BB: 0 S: 5 P: 5	R: 0 H: 0 E: 0 LOB: 0 K: 0 BB: 0 S: 3 P: 3	R: 0 H: 0 E: 1 LOB: 2 K: 0 BB: 1 S: 4 P: 8	R: 0 H: 0 E: 1 LOB: 1 K: 0 BB: 0 S: 4 P: 4	R: 5 H: 5 E: 1 LOB: 2 K: 1 BB: 2 S: 10 P: 18		1B: 10 SF: 2 2B: 1 SAC: 2 3B: 0 DP: 0 HR: 1 HBP: 0						

BOTTOM

Cleveland Indians @ Toronto Blue Jays

Exhibition Stadium, Toronto, ON

Sat Jul 01 1978, 3:33 AM EDT

Att. 19,277 - Unknown - 74 F

livebaseballscorecards.com

AB	33
R	9
H	12
RBI	9
BB	5
SO	2
LOB	16

WP: 2 PA: 42
PB: 0
SB: 0
CS: 1

PITCHER		IP	WLS	BF	H	R	ER	SO	BB	IBB	HBP	BLK	WP	HR	S	P	ERA	WHIP
Don Hood, L ERA: 4.75	(1, 1)	2.2	L	14	5	4	4	1	2	0	0	0	1	0	14	22	13.50	2.625
Paul Reuschel, R ERA: 3.99	(3, 1)	4.1		19	2	1	1	0	2	0	0	0	0	0	17	25	2.08	0.923
Paul Reuschel, R ERA: 3.99	(8, 1)	4.1		19	2	1	1	0	2	0	0	0	0	0	17	25	2.08	0.923
Jim Kern, R ERA: 3.67	(8, 1)	0.2		2	0	0	0	1	0	0	0	0	0	0	4	4	0.00	0.000
Sid Monge, L ERA: 3.1	(8, 1)	0.0		4	3	2	2	0	1	0	0	0	0	1	3	7	∞	∞

PITCHER		IP	WLS	BF	H	R	ER	SO	BB	IBB	HBP	BLK	WP	HR	S	P	ERA	WHIP
Dan Spillner, R ERA: 3.75	(8, 1)	0.1		3	2	2	2	0	0	0	0	0	0	0	3	3	54.00	6.000

Batter	1	2	3	4	5	6	7	8	9	AB	R	H	RBI	BB	SO	LOB
Jim Norris, L (1, 9) OBP: 0.346, SLG: 0.339	K		FC4-6 1-2f 2B			F8		1B		4	1	1	0	0	1	1
Rick Manning, L (1, 8) OBP: 0.325, SLG: 0.352	4-3		PB 1-H 2B			4-3 E BB		F8		3	0	1	1	1	0	1
Johnny Grubb, L (1, 7) OBP: 0.349, SLG: 0.418	F8		G3 2-3			4-3 1-3		4-3		4	0	0	0	0	0	3
Andre Thornton, R (1, 3) OBP: 0.379, SLG: 0.489		K		G5-4-3 HBP		F2			6-3	3	0	0	0	0	1	1
Gary Alexander, R (1, 2) OBP: 0.316, SLG: 0.479		HR		G5-4-3 1-2f			K		K	4	1	1	1	0	2	1
Bernie Carbo, L (1, 10) OBP: 0.386, SLG: 0.390		BB		K			K		2B	3	0	1	0	1	2	0
Buddy Bell, R (1, 5) OBP: 0.343, SLG: 0.455		G5-4-3 1-2f			5-3		1B		4-3	4	0	1	0	0	0	2
Duane Kuiper, L (1, 4) OBP: 0.285, SLG: 0.297			F7		CS 1B		G3			3	0	1	0	0	0	1
Tom Veryzer, R (1, 6) OBP: 0.274, SLG: 0.322			FC4-6 1B		F9 1-2			6-3		3	0	1	0	0	0	1
Inning Stats	R: 0 E: 0 K: 1 S: 5 H: 0 LOB: 0 BB: 0 P: 5	R: 1 E: 0 K: 1 S: 5 H: 1 LOB: 0 BB: 1 P: 9	R: 1 E: 0 K: 0 S: 5 H: 2 LOB: 1 BB: 0 P: 5	R: 0 E: 0 K: 1 S: 4 H: 0 LOB: 0 BB: 0 P: 5	R: 0 E: 0 K: 0 S: 3 H: 1 LOB: 0 BB: 0 P: 3	R: 0 E: 1 K: 0 S: 3 H: 0 LOB: 1 BB: 1 P: 7	R: 0 E: 0 K: 2 S: 8 H: 1 LOB: 1 BB: 0 P: 8	R: 0 E: 0 K: 0 S: 4 H: 1 LOB: 1 BB: 0 P: 4	R: 0 E: 0 K: 1 S: 6 H: 1 LOB: 1 BB: 0 P: 6	1B: 4 2B: 2 3B: 0 HR: 1 SF: 0 SAC: 0 DP: 2 HBP: 1	WP: 0 PB: 1 SB: 0 CS: 1 PA: 34					

PITCHER	IP	WLS	BF	H	R	ER	SO	BB	IBB	HBP	BLK	WP	HR	S	P	ERA	WHIP
Dave Lemanczyk, R (1, 1) ERA: 7.44	9.0	L	34	7	2	2	6	2	0	1	0	0	1	43	52	2.00	1.000

PITCHER	IP	WLS	BF	H	R	ER	SO	BB	IBB	HBP	BLK	WP	HR	S	P	ERA	WHIP

Cleveland Indians @ Toronto Blue Jays

Exhibition Stadium, Toronto, ON

Sun Jul 02 1978, 3:33 AM EDT

Unknown - 72 F

TOP

livebaseballscorecards.com

AB	31
R	2
H	7
RBI	2
BB	2
SO	6
LOB	11

BOTTOM

Cleveland Indians @ Toronto Blue Jays

Exhibition Stadium, Toronto, ON

Sun Jul 02 1978, 3:33 AM EDT

Unknown - 72 F

livebaseballscorecards.com

Batter	1	2	3	4	5	6	7	8	9	AB	R	H	RBI	BB	SO	LOB
Rick Bosetti, R (1, 8) OBP: 0.315, SLG: 0.385	6-3		F8			F8		K2-3		4	0	0	0	0	1	2
Bob Bailor, R (1, 9) OBP: 0.304, SLG: 0.325	6-3		6-3			G3, 1-2, 1B			4-3	4	0	1	0	0	0	1
Roy Howell, L (1, 5) OBP: 0.338, SLG: 0.395	FC6-4, BB			4-3		G3, 1-2, 2-3			G3	3	0	0	0	1	0	2
Rico Carty, R (1, 10) OBP: 0.350, SLG: 0.468	FC6-4, 1-2f			4-3		F8			BB	3	0	0	0	1	0	3
Willie Upshaw, L (9, PR) OBP: 0.322, SLG: 0.369									BB	0	0	0	0	0	0	0
Otto Velez, R (1, 7) OBP: 0.400, SLG: 0.485		FC7-4, 4-3, BB		K			G4-6-3, 1B		1-2, BB	2	0	1	0	2	1	0
Doug Ault, R (1, 3) OBP: 0.321, SLG: 0.271	4-3, 1-2				5-3		G4-6-3, 1-2f		F7	3	0	0	0	0	0	2
John Mayberry, L (9, PH) OBP: 0.347, SLG: 0.451										1	0	0	0	0	0	2
Dave McKay, S (1, 4) OBP: 0.273, SLG: 0.365	FC7-4, 2-3				F8		F8			3	0	0	0	0	0	1
Rick Cerone, R (1, 2) OBP: 0.301, SLG: 0.263			5-3		3-1			6-3		3	0	0	0	0	0	0
Luis Gomez, R (1, 6) OBP: 0.282, SLG: 0.244			BB			G3, 1B		B3		2	0	1	0	1	0	0
Inning Stats	R: 0 E: 0 K: 0 S: 3 H: 0 LOB: 1 BB: 1 P: 7	R: 0 E: 0 K: 0 S: 2 H: 0 LOB: 0 BB: 1 P: 6	R: 0 E: 0 K: 0 S: 3 H: 0 LOB: 1 BB: 1 P: 7	R: 0 E: 0 K: 1 S: 5 H: 0 LOB: 0 BB: 0 P: 5	R: 0 E: 0 K: 0 S: 3 H: 0 LOB: 0 BB: 0 P: 3	R: 0 E: 0 K: 0 S: 5 H: 2 LOB: 2 BB: 0 P: 5	R: 0 E: 0 K: 0 S: 3 H: 1 LOB: 0 BB: 0 P: 3	R: 0 E: 0 K: 1 S: 5 H: 0 LOB: 0 BB: 0 P: 5	R: 0 E: 0 K: 0 S: 3 H: 0 LOB: 2 BB: 2 P: 11	1B: 3 2B: 1 3B: 0 HR: 0	SF: 0 SAC: 0 DP: 2 HBP: 0						

	AB	28
	R	0
	H	3
	RBI	0
	BB	5
	SO	2
	LOB	13

WP: 0 PB: 0 SB: 0 CS: 0 PA: 33

PITCHER		IP	WLS	BF	H	R	ER	SO	BB	IBB	HBP	BLK	WP	HR	S	P	ERA	WHIP
Rick Waits, L ERA: 2.34	(1, 1)	8.2	W	32	3	0	0	2	5	0	0	0	0	0	31	51	0.00	0.923
Jim Kern, R ERA: 3.64	(9, 1)	0.1	S	1	0	0	0	0	0	0	0	0	0	0	1	1	0.00	0.000

PITCHER	IP	WLS	BF	H	R	ER	SO	BB	IBB	HBP	BLK	WP	HR	S	P	ERA	WHIP

Batter	1	2	3	4	5	6	7	8	9	AB	R	H	RBI	BB	SO	LOB
Jim Norris, L (1, 9) OBP: 0.336, SLG: 0.328	F8		K			F7		G6-3 1-2f		4	0	0	0	0	1	2
Rick Manning, L (1, 8) OBP: 0.320, SLG: 0.346	6-3		F5			F9			4-3	4	0	0	0	0	0	1
Johnny Grubb, L (1, 7) OBP: 0.343, SLG: 0.409	F2			4-3		F7			4-3	4	0	0	0	0	0	0
Gary Alexander, R (1, 2) OBP: 0.315, SLG: 0.475		K		K			SH1-4 1B		K	4	0	1	0	0	3	0
Andre Thornton, R (1, 3) OBP: 0.377, SLG: 0.485		F7		F5			SH1-4 1-2			2	0	0	0	0	0	0
Bernie Carbo, L (1, 10) OBP: 0.411, SLG: 0.417		BB			FC7-4 2B		G6-3 BB			1	0	1	0	2	0	0
Buddy Bell, R (1, 5) OBP: 0.339, SLG: 0.450		5-3			F8		G6-3 1-2f			3	0	0	0	0	0	4
Duane Kuiper, L (1, 4) OBP: 0.286, SLG: 0.298			SH2-4 1B		FC7-4 2-3			6-3		3	0	1	0	0	0	1
Larvell Blanks, R (1, 6) OBP: 0.264, SLG: 0.309			SH2-4 1-2			HR		G6-3 BB		1	1	1	1	1	0	0
Inning Stats	R: 0 E: 0 K: 0 S: 3 H: 0 LOB: 0 BB: 0 P: 3	R: 0 E: 0 K: 1 S: 5 H: 0 LOB: 1 BB: 1 P: 9	R: 0 E: 0 K: 1 S: 6 H: 1 LOB: 1 BB: 0 P: 6	R: 0 E: 0 K: 1 S: 5 H: 0 LOB: 0 BB: 0 P: 5	R: 0 E: 0 K: 0 S: 3 H: 1 LOB: 0 BB: 0 P: 3	R: 1 E: 0 K: 0 S: 4 H: 1 LOB: 0 BB: 0 P: 4	R: 0 E: 0 K: 0 S: 3 H: 1 LOB: 1 BB: 1 P: 7	R: 0 E: 0 K: 0 S: 2 H: 0 LOB: 0 BB: 1 P: 6	R: 0 E: 0 K: 1 S: 5 H: 0 LOB: 0 BB: 0 P: 5	1B: 2 2B: 2 3B: 0 HR: 1 SF: 0 SAC: 2 DP: 3 HBP: 0						

PITCHER	IP	WLS	BF	H	R	ER	SO	BB	IBB	HBP	BLK	WP	HR	S	P	ERA	WHIP
Jesse Jefferson, R (1, 1) ERA: 4.21	9.0	W	31	4	1	1	4	3	0	0	0	0	1	36	48	1.00	0.778

PITCHER	IP	WLS	BF	H	R	ER	SO	BB	IBB	HBP	BLK	WP	HR	S	P	ERA	WHIP

TOP

Cleveland Indians @ Toronto Blue Jays

Exhibition Stadium, Toronto, ON

Sun Jul 02 1978, 3:38 AM EDT

Att. 28,305 - Unknown

livebaseballscorecards.com

AB	26
R	1
H	4
RBI	1
BB	3
SO	4
LOB	8

BOTTOM

Cleveland Indians @ Toronto Blue Jays

Exhibition Stadium, Toronto, ON

Sun Jul 02 1978, 3:38 AM EDT

Att. 28,305 - Unknown

livebaseballscorecards.com

Batter	1	2	3	4	5	6	7	8	9	AB	R	H	RBI	BB	SO	LOB
Rick Bosetti, R (1, 8) OBP: 0.313, SLG: 0.382	F9		FC3-6, 1B 1-2 3-H			6-3	1-3			4	0	1	1	0	0	2
Willie Upshaw, L (1, 7) OBP: 0.320, SLG: 0.363	4-3		FC3-6 1-2f 2-3			BBBB, 2B, BB	1-3			3	1	0	0	1	0	4
Roy Howell, L (1, 5) OBP: 0.340, SLG: 0.398	G3		F7			1-H, 2B		BBBB, WP, G3, BB		3	0	1	1	1	0	2
Rico Carty, R (1, 10) OBP: 0.348, SLG: 0.462		4-3		6-3		IIII, G3-6-1, IBB		SSS, K		3	0	0	0	1	1	1
John Mayberry, L (1, 3) OBP: 0.346, SLG: 0.448		F8		CS, 1B		G3-6-1 1-2f		G3 1-2		4	0	1	0	0	0	3
Tom Hutton, L (1, 9) OBP: 0.321, SLG: 0.336 Bob Bailor, R (7, PH) OBP: 0.305, SLG: 0.323 (8, 9)		L5		BBBB, 4-0, CS, BB 1-2			F3	BBBB, 4-0, BB 2-3		1 1	0 0	0 0	0 0	1 1	0 0	0 0
Dave McKay, S (1, 4) OBP: 0.277, SLG: 0.372			1B, 1B	CS 1-2	F7		2B	F9		4	2	2	0	0	0	2
Alan Ashby, S (1, 2) OBP: 0.305, SLG: 0.304			B2		4-3	BBBB, 2B, BB				2	0	0	0	1	0	1
Tim Johnson, L (1, 6) OBP: 0.326, SLG: 0.243 Otto Velez, R (7, PH) OBP: 0.405, SLG: 0.500 Luis Gomez, R (8, 6) OBP: 0.282, SLG: 0.244			FC3-6, 1B 1-3 1B		G3	1-3 2-H 2B				2 1 0	0 0 0	1 1 0	0 1 0	0 0 0	0 0 0	0 0 0
Inning Stats	R: 0 E: 0 K: 0 S: 3 H: 0 LOB: 0 BB: 0 P: 3	R: 0 E: 0 K: 0 S: 3 H: 0 LOB: 0 BB: 0 P: 3	R: 1 E: 0 K: 0 S: 6 H: 3 LOB: 2 BB: 0 P: 6	R: 0 E: 0 K: 0 S: 2 H: 1 LOB: 0 BB: 1 P: 6	R: 0 E: 0 K: 0 S: 3 H: 0 LOB: 0 BB: 0 P: 3	R: 1 E: 0 K: 0 S: 3 H: 1 LOB: 1 BB: 2 P: 11	R: 1 E: 0 K: 0 S: 5 H: 2 LOB: 2 BB: 1 P: 9	R: 0 E: 0 K: 1 S: 5 H: 0 LOB: 2 BB: 2 P: 13		1B: 4 2B: 3 3B: 0 HR: 0 SF: 0 SAC: 0 DP: 1 HBP: 0						

AB	28
R	3
H	7
RBI	3
BB	6
SO	1
LOB	15

PITCHER		IP	WLS	BF	H	R	ER	SO	BB	IBB	HBP	BLK	WP	HR	S	P	ERA	WHIP
Dave Freisleben, R ERA: 7.03	(1, 1)	5.1	L	20	4	2	2	0	2	0	0	0	0	0	18	26	3.38	1.125
Sid Monge, L ERA: 3.24	(6, 1)	1.0		6	2	1	1	0	1	1	0	0	0	0	4	12	9.00	3.000
Dan Spillner, R ERA: 3.58	(7, 1)	1.2		8	1	0	0	1	2	0	0	0	1	0	8	16	0.00	1.800

PITCHER	IP	WLS	BF	H	R	ER	SO	BB	IBB	HBP	BLK	WP	HR	S	P	ERA	WHIP

WP: 1 PB: 0 SB: 0 CS: 2 PA: 35

Toronto Blue Jays @ Detroit Tigers

Tiger Stadium, Detroit, MI

Mon Jul 03 1978, 7:05 PM EDT

Att. 21,597 - Unknown

livebaseballscorecards.com

Batter	1	2	3	4	5	6	7	8	9	AB	R	H	RBI	BB	SO	LOB
Rick Bosetti, R (1, 8) OBP: 0.314, SLG: 0.394	0-3 K		0-0 SH3-4 1-2		0-0 1-H HR		0-0 5-3			3	1	1	2	0	1	0
Bob Bailor, R (1, 9) OBP: 0.304, SLG: 0.322	0-0 F7		0-0 2-H 1B		0-0 6-3			0-3 K		4	0	1	1	0	1	0
Roy Howell, L (1, 5) OBP: 0.338, SLG: 0.399	0-0 F8		0-3 K		0-0 F8			0-0 5-3 1B 2B		4	1	1	0	0	1	1
Rico Carty, R (1, 10) OBP: 0.343, SLG: 0.455		0-3 K	0-3 K		0-0 5-3			0-0 5-3 2-3		4	0	0	0	0	2	2
John Mayberry, L (1, 3) OBP: 0.351, SLG: 0.455		4-0 1B BB		0-0 F8 2B		0-0 F8		0-0 3-H 1B		3	0	2	1	1	0	0
Willie Upshaw, L (1, 7) OBP: 0.318, SLG: 0.360		0-0 G4-6-3 1-2 1B		0-0 F8 2-3		0-0 F4		0-0 F8		4	0	1	0	0	0	2
Dave McKay, S (1, 4) OBP: 0.272, SLG: 0.365		0-0 G4-6-3 1-2f		0-0 F4		0-0 4-3			0-0 F7	4	0	0	0	0	0	3
Alan Ashby, S (1, 2) OBP: 0.303, SLG: 0.333			0-0 HR	0-3 K			0-0 G3		0-0 4-3	4	1	1	1	0	1	1
Luis Gomez, R (1, 6) OBP: 0.286, SLG: 0.245			4-0 SH3-4 1B BB		0-0 HR 1B		0-0 F9		0-0 5-3	3	2	1	0	1	0	0

Inning Stats	1	2	3	4	5	6	7	8	9		
	R: 0 H: 0 E: 0 LOB: 0 K: 1 BB: 0 S: 5 P: 5	R: 0 H: 1 E: 0 LOB: 1 K: 1 BB: 1 S: 5 P: 9	R: 2 H: 2 E: 0 LOB: 1 K: 2 BB: 1 S: 9 P: 13	R: 0 H: 1 E: 0 LOB: 1 K: 1 BB: 0 S: 6 P: 6	R: 2 H: 2 E: 0 LOB: 0 K: 0 BB: 0 S: 5 P: 5	R: 0 H: 0 E: 0 LOB: 0 K: 0 BB: 0 S: 3 P: 3	R: 0 H: 0 E: 0 LOB: 0 K: 0 BB: 0 S: 3 P: 3	R: 1 H: 2 E: 0 LOB: 1 K: 1 BB: 0 S: 7 P: 7	R: 0 H: 0 E: 0 LOB: 0 K: 0 BB: 0 S: 3 P: 3	1B: 4 SF: 0 2B: 2 SAC: 1 3B: 0 DP: 1 HR: 2 HBP: 0	WP: 0 PA: 36 PB: 0 SB: 0 CS: 0

PITCHER	IP	WLS	BF	H	R	ER	SO	BB	IBB	HBP	BLK	WP	HR	S	P	ERA	WHIP
Milt Wilcox, R (1, 1) ERA: 4.1	9.0	W	36	8	5	5	6	2	0	0	0	0	2	46	54	5.00	1.111

PITCHER	IP	WLS	BF	H	R	ER	SO	BB	IBB	HBP	BLK	WP	HR	S	P	ERA	WHIP

TOP	
AB	33
R	5
H	8
RBI	5
BB	2
SO	6
LOB	9

Batter	1	2	3	4	5	6	7	8	9	AB	R	H	RBI	BB	SO	LOB
Ron LeFlore, R (1, 8) OBP: 0.326, SLG: 0.362	5-3		1B 1B 2B		4-3 SH5-4 1B BB		5-3		1B IBB	3	2	1	0	2	0	0
Lou Whitaker, L (1, 4) OBP: 0.352, SLG: 0.357	FC4-6 1B		WP 1B 4-3 2-3 1B		SH5-4 1-2		F8		1-2 2-H 3-H 1B	4	1	3	2	0	0	0
Rusty Staub, L (1, 10) OBP: 0.351, SLG: 0.443	FC4-6 WP 1-2f		4-3 WP SF8 1-2 3-H 1B		4-3 2-3		G3			4	1	1	1	0	0	2
Jason Thompson, L (1, 3) OBP: 0.367, SLG: 0.529	BB 1-2		4-3 1-3 2-H		1B BB			F7		2	0	0	1	2	0	1
Steve Kemp, L (1, 7) OBP: 0.407, SLG: 0.362	G3		SF8 3-H		1B 1-2 3-H			4-3		3	0	1	2	0	0	2
Milt May, L (1, 2) OBP: 0.309, SLG: 0.420		4-3	G3		F7			K		4	0	0	0	0	1	2
Phil Mankowski, L (1, 5) OBP: 0.366, SLG: 0.402		1B	L9		G3				F8	4	0	1	0	0	0	0
Tim Corcoran, L (1, 9) OBP: 0.299, SLG: 0.286		F8	F8		G3				2B 1B BB	3	1	0	0	1	0	1
Alan Trammell, R (1, 6) OBP: 0.296, SLG: 0.325 John Wockenfuss, R (9, PH) OBP: 0.329, SLG: 0.343 Steve Dillard, R (9, PR) OBP: 0.284, SLG: 0.286		5-3	K		F2				1-3 1B 2B	3 1 0	0 0 1	0 1 0	0 0 0	0 0 0	1 0 0	1 0 0
Inning Stats	R: 0 E: 0 K: 0 S: 4 H: 1 LOB: 2 BB: 1 P: 8	R: 0 E: 0 K: 0 S: 4 H: 1 LOB: 1 BB: 0 P: 4	R: 3 E: 0 K: 0 S: 6 H: 3 LOB: 0 BB: 0 P: 6	R: 0 E: 0 K: 1 S: 5 H: 0 LOB: 0 BB: 0 P: 5	R: 1 E: 0 K: 0 S: 4 H: 1 LOB: 2 BB: 2 P: 12	R: 0 E: 0 K: 0 S: 3 H: 0 LOB: 0 BB: 0 P: 3	R: 0 E: 0 K: 0 S: 3 H: 0 LOB: 0 BB: 0 P: 3	R: 0 E: 0 K: 1 S: 5 H: 0 LOB: 0 BB: 0 P: 5	R: 2 E: 0 K: 0 S: 3 H: 2 LOB: 2 BB: 2 P: 11	1B: 6 2B: 2 3B: 0 HR: 0	SF: 1 SAC: 1 DP: 0 HBP: 0					

PITCHER		IP	WLS	BF	H	R	ER	SO	BB	IBB	HBP	BLK	WP	HR	S	P	ERA	WHIP
Jim Clancy, R ERA: 4.85	(1, 1)	8.1		35	6	5	5	2	4	0	0	0	2	0	35	51	5.40	1.200
Tom Murphy, R ERA: 4.07	(9, 1)	0.0	L	2	1	0	0	0	0	1	0	0	0	0	1	5	∞	∞
Mike Willis, L ERA: 5.82	(9, 1)	0.0		1	1	1	1	0	0	0	0	0	0	0	1	1	∞	∞

PITCHER	IP	WLS	BF	H	R	ER	SO	BB	IBB	HBP	BLK	WP	HR	S	P	ERA	WHIP

BOTTOM

Toronto Blue Jays @ Detroit Tigers

Tiger Stadium, Detroit, MI

Mon Jul 03 1978, 7:05 PM EDT

Att. 21,597 - Unknown

livebaseballscorecards.com

AB	31
R	6
H	8
RBI	6
BB	5
SO	2
LOB	9

WP: 2	PA: 38		
PB: 0			
SB: 0			
CS: 0			

Batter	1	2	3	4	5	6	7	8	9	AB	R	H	RBI	BB	SO	LOB
Rick Bosetti, R (1, 8) OBP: 0.319, SLG: 0.395	G1-4-3 1B		BBBB 4-0 G4-6-3 BB	SF8 3-H	6-3			BBBB 4-0 SH1-4 2B BB		2	1	1	1	2	0	2
Bob Bailor, R (1, 9) OBP: 0.304, SLG: 0.322	G1-4-3 1-2f		G4-6-3 1-2f	1B 1-3 2-H 1B	5-3			SH1-4 1-2		4	0	1	1	0	0	2
Roy Howell, L (1, 5) OBP: 0.342, SLG: 0.406	1B		F7	1-2 3-H 1B	4-3			2B 2-H 2B		5	1	3	2	0	0	0
Rico Carty, R (1, 10) OBP: 0.344, SLG: 0.457	5-3			1B 1B 1B F9	F8			1B 2-H 2B		5	2	2	1	0	0	3
John Mayberry, L (1, 3) OBP: 0.358, SLG: 0.461		FC3-6 1B	1B 1B 1-2 1B 1B	2B SF7 1B	F9			G6-4-3 2-H 1B		5	2	4	1	0	0	0
Willie Upshaw, L (1, 7) OBP: 0.320, SLG: 0.361 Otto Velez, R (5, PH) OBP: 0.412, SLG: 0.515 (5, 7)	FC3-6 1-2f 1B		1B 1B 1-2 2-H SF8 1B	SF7 1-3 2B	FC4-6 1B			G6-4-3 1-2f		2 3	1 0	1 2	1 0	0 0	0 0	1 1
Dave McKay, S (1, 4) OBP: 0.270, SLG: 0.362	K		1B 1-2 2-3 1B	K	FC4-6 BB 1-2f			6-3		5	1	1	0	0	2	4
Rick Cerone, R (1, 2) OBP: 0.309, SLG: 0.264	1-3 1B		L5	BBBB 4-0 BB	FC6-4 1-2 BB			F4		3	0	1	0	2	0	3
Luis Gomez, R (1, 6) OBP: 0.284, SLG: 0.245	6-3		1B 1-2 2-3 3-H 1B	SF7 2-3 3-H	FC6-4 1-2f			5-3		4	1	1	2	0	0	4
Inning Stats	R: 0 H: 2 E: 0 LOB: 1 K: 0 BB: 0 S: 4 P: 4	R: 0 H: 2 E: 0 LOB: 2 K: 1 BB: 0 S: 7 P: 7	R: 0 H: 0 E: 0 LOB: 0 K: 0 BB: 1 S: 2 P: 6	R: 5 H: 7 E: 0 LOB: 2 K: 0 BB: 0 S: 10 P: 10	R: 1 H: 2 E: 0 LOB: 2 K: 1 BB: 1 S: 7 P: 11	R: 0 H: 0 E: 0 LOB: 0 K: 0 BB: 0 S: 3 P: 3	R: 0 H: 1 E: 0 LOB: 2 K: 0 BB: 1 S: 4 P: 8	R: 3 H: 3 E: 0 LOB: 0 K: 0 BB: 1 S: 5 P: 9	R: 0 H: 0 E: 0 LOB: 0 K: 0 BB: 0 S: 3 P: 3	1B: 14 SF: 2 2B: 3 SAC: 1 3B: 0 DP: 3 HR: 0 HBP: 0						

TOP

Toronto Blue Jays @ Detroit Tigers

Tiger Stadium, Detroit, MI

Tue Jul 04 1978, 7:05 PM EDT

Att. 11,913 - Unknown

livebaseballscorecards.com

AB	38
R	9
H	17
RBI	9
BB	4
SO	2
LOB	20

WP: 0 PA: 45
PB: 0
SB: 0
CS: 0

PITCHER		IP	WLS	BF	H	R	ER	SO	BB	IBB	HBP	BLK	WP	HR	S	P	ERA	WHIP
Jack Morris, R ERA: 5.03	(1, 1)	3.2	L	20	10	5	5	1	1	0	0	0	0	0	21	25	12.27	3.000
Jim Crawford, L ERA: 3.79	(4, 1)	0.2		6	3	1	1	1	1	0	0	0	0	0	7	11	13.50	6.000
Steve Foucault, R ERA: 2.97	(5, 1)	3.0		14	3	3	3	0	2	0	0	0	0	0	12	20	9.00	1.667
Bob Sykes, L ERA: 4.37	(8, 1)	1.2		5	1	0	0	0	0	0	0	0	0	0	5	5	0.00	0.600

PITCHER	IP	WLS	BF	H	R	ER	SO	BB	IBB	HBP	BLK	WP	HR	S	P	ERA	WHIP

Toronto Blue Jays @ Detroit Tigers

Tiger Stadium, Detroit, MI

Tue Jul 04 1978, 7:05 PM EDT

Att. 11,913 - Unknown

BOTTOM

Batter	1	2	3	4	5	6	7	8	9	AB	R	H	RBI	BB	SO	LOB
Ron LeFlore, R (1, 8) OBP: 0.331, SLG: 0.364	G4-6-3 1B		F9			BBBB FC4-6 BB		1B 1B		3	0	2	0	1	0	0
Lou Whitaker, L (1, 4) OBP: 0.346, SLG: 0.350	F5		6-3			FC4-6 FC1-6 1-2f		F8		4	0	0	0	0	0	3
Rusty Staub, L (1, 10) OBP: 0.350, SLG: 0.441	G4-6-3 1-2f		6-3			FC1-6 1-2f		G4-6-3 1-3 1B		4	0	1	0	0	0	2
Jason Thompson, L (1, 3) OBP: 0.363, SLG: 0.522		K		6-3		F7		G4-6-3 1-2f		4	0	0	0	0	1	3
Steve Kemp, L (1, 7) OBP: 0.408, SLG: 0.364		1B 1B 1B		K			G6-3 1B 1B 1B		F8	4	2	2	0	0	1	0
Aurelio Rodriguez, R (1, 5) OBP: 0.328, SLG: 0.430		K		F9			G6-3 1-2 1B		1B BB	3	0	1	0	1	1	1
Mickey Stanley, R (1, 9) OBP: 0.291, SLG: 0.365 John Wockenfuss, R (2, PR) OBP: 0.329, SLG: 0.342 (3, 9)	1B 1-2 1B				F9		G6-3 1-2f 2-3		1-2 1B	1 3	0 0	1 1	0 0	0 0	0 0	0 2
Lance Parrish, R (1, 2) OBP: 0.259, SLG: 0.390	1-2 2-H 1B				K		3-H 1B		K	4	0	2	2	0	2	2
Alan Trammell, R (1, 6) OBP: 0.290, SLG: 0.318	K				4-3		K		K	4	0	0	0	0	3	5
Inning Stats	R: 0 E: 0 K: 0 S: 3 H: 1 LOB: 0 BB: 0 P: 3	R: 1 E: 0 K: 3 S: 12 H: 3 LOB: 2 BB: 0 P: 12	R: 0 E: 0 K: 0 S: 3 H: 0 LOB: 0 BB: 0 P: 3	R: 0 E: 0 K: 1 S: 5 H: 0 LOB: 0 BB: 0 P: 5	R: 0 E: 0 K: 1 S: 5 H: 0 LOB: 0 BB: 0 P: 5	R: 0 E: 0 K: 0 S: 3 H: 0 LOB: 1 BB: 1 P: 7	R: 1 E: 0 K: 1 S: 7 H: 3 LOB: 1 BB: 0 P: 7	R: 0 E: 0 K: 0 S: 4 H: 2 LOB: 1 BB: 0 P: 4	R: 0 E: 0 K: 2 S: 8 H: 1 LOB: 2 BB: 1 P: 12	1B: 10 2B: 0 3B: 0 HR: 0 SF: 0 SAC: 0 DP: 3 HBP: 0						

livebaseballscorecards.com

AB	34
R	2
H	10
RBI	2
BB	2
SO	8
LOB	18

WP: 0 PB: 0 SB: 0 CS: 0 PA: 36

PITCHER		IP	WLS	BF	H	R	ER	SO	BB	IBB	HBP	BLK	WP	HR	S	P	ERA	WHIP
Balor Moore, L ERA: 3.63	(1, 1)	6.2	W	26	7	2	2	5	1	0	0	0	0	0	35	39	2.70	1.200
Joe Coleman, R ERA: 2.66	(7, 1)	2.1		10	3	0	0	3	1	0	0	0	0	0	15	19	0.00	1.714

PITCHER	IP	WLS	BF	H	R	ER	SO	BB	IBB	HBP	BLK	WP	HR	S	P	ERA	WHIP

Batter	1	2	3	4	5	6	7	8	9	AB	R	H	RBI	BB	SO	LOB
Rick Bosetti, R (1, 8) OBP: 0.318, SLG: 0.397	5-3			6-3		2B			6-3	4	0	1	0	0	0	0
Bob Bailor, R (1, 9) OBP: 0.303, SLG: 0.318	5-3			F7		5-3			BB	3	1	0	0	1	0	1
Roy Howell, L (1, 5) OBP: 0.344, SLG: 0.405	5-3			1B			BB		K	3	0	1	0	1	1	1
Rico Carty, R (1, 10) OBP: 0.346, SLG: 0.462		6-3		1-3			L6-4 1-3		1B 1-2	4	0	2	0	0	0	1
Otto Velez, R (1, 7) OBP: 0.415, SLG: 0.510		K			P4		F4		1B 1-2 2-H	3	0	1	1	1	1	2
Doug Ault, R (1, 3) OBP: 0.300, SLG: 0.250		6-3			P4 1-2		L6-4 2-3		F3	4	0	0	0	0	0	5
Dave McKay, S (1, 4) OBP: 0.267, SLG: 0.357			4-3		P4			6-3		3	0	0	0	0	0	0
Rick Cerone, R (1, 2) OBP: 0.304, SLG: 0.259			F7			5-3		K		3	0	0	0	0	1	0
Luis Gomez, R (1, 6) OBP: 0.281, SLG: 0.242			1-3			L4		K		3	0	0	0	0	1	0
Inning Stats	R: 0 E: 0 K: 0 S: 3 H: 0 LOB: 0 BB: 0 P: 3	R: 0 E: 0 K: 1 S: 5 H: 0 LOB: 0 BB: 0 P: 5	R: 0 E: 0 K: 0 S: 3 H: 0 LOB: 0 BB: 0 P: 3	R: 0 E: 0 K: 0 S: 4 H: 1 LOB: 1 BB: 0 P: 4	R: 0 E: 0 K: 0 S: 2 H: 0 LOB: 0 BB: 1 P: 6	R: 0 E: 0 K: 0 S: 4 H: 1 LOB: 1 BB: 0 P: 4	R: 0 E: 0 K: 0 S: 3 H: 1 LOB: 1 BB: 1 P: 7	R: 0 E: 0 K: 2 S: 7 H: 0 LOB: 0 BB: 0 P: 7	R: 1 E: 0 K: 1 S: 7 H: 2 LOB: 2 BB: 1 P: 11	1B: 3 2B: 3 3B: 0 HR: 0 SF: 0 SAC: 0 DP: 1 HBP: 0	WP: 0 PB: 0 SB: 0 CS: 0 PA: 33					

PITCHER	IP	WLS	BF	H	R	ER	SO	BB	IBB	HBP	BLK	WP	HR	S	P	ERA	WHIP
Mike Flanagan, L (1, 1) ERA: 3.16	9.0	W	33	5	1	1	4	3	0	0	0	0	0	38	50	1.00	0.889

PITCHER	IP	WLS	BF	H	R	ER	SO	BB	IBB	HBP	BLK	WP	HR	S	P	ERA	WHIP

TOP

Toronto Blue Jays @ Baltimore Orioles

Memorial Stadium, Baltimore, MD

Wed Jul 05 1978, 7:05 PM EDT

Unknown

livebaseballscorecards.com

AB	30
R	1
H	5
RBI	1
BB	3
SO	4
LOB	10

Batter	1	2	3	4	5	6	7	8	9	AB	R	H	RBI	BB	SO	LOB
Mark Belanger, R (1, 6) OBP: 0.298, SLG: 0.256	P3		K 1-2			SH5-3 1-2		F9		3	0	0	0	0	1	1
Rich Dauer, R (1, 4) OBP: 0.311, SLG: 0.375	F6			P2		2B FC6-4 1B 2-3		F8		4	1	1	0	0	0	0
Ken Singleton, S (1, 9) OBP: 0.411, SLG: 0.422	5-3			F8		FC6-4 2B 1-3 3-H		F8		3	0	1	1	0	0	0
Larry Harlow, L (6, PR) OBP: 0.339, SLG: 0.351 (7, 8)										1	0	0	0	0	0	0
Eddie Murray, S (1, 3) OBP: 0.341, SLG: 0.495		F8		K		FC6-4 IBB				2	0	0	0	1	1	0
Lee May, R (1, 10) OBP: 0.303, SLG: 0.461		2B			F6	FC6-4 1-2f 2-3 3-H				3	0	1	1	0	0	2
Andres Mora, R (1, 7) OBP: 0.286, SLG: 0.423		5-3			HR	F7				3	1	1	1	0	0	4
Mike Anderson, R (7, 7)										0	0	0	0	0	0	0
Doug DeCinces, R (1, 5) OBP: 0.316, SLG: 0.400		F9			K		K			3	0	0	0	0	2	1
Carlos Lopez, R (1, 8) OBP: 0.267, SLG: 0.315			K		K		F8			3	0	0	0	0	2	0
(7, 9)																
Dave Skaggs, R (1, 2) OBP: 0.220, SLG: 0.148			CS 1B			1B SH5-3 2B BB		L7		2	1	1	0	1	0	0
Inning Stats	R: 0 E: 0 K: 0 S: 3 H: 0 LOB: 0 BB: 0 P: 3	R: 0 E: 0 K: 0 S: 4 H: 1 LOB: 1 BB: 0 P: 4	R: 0 E: 0 K: 2 S: 7 H: 1 LOB: 0 BB: 0 P: 7	R: 0 E: 0 K: 1 S: 5 H: 0 LOB: 0 BB: 0 P: 5	R: 1 E: 0 K: 2 S: 8 H: 1 LOB: 0 BB: 0 P: 8	R: 2 E: 0 K: 0 S: 5 H: 2 LOB: 3 BB: 2 P: 13	R: 0 E: 0 K: 1 S: 5 H: 0 LOB: 0 BB: 0 P: 5	R: 0 E: 0 K: 0 S: 3 H: 0 LOB: 0 BB: 0 P: 3		1B: 2 2B: 2 3B: 0 HR: 1 SF: 0 SAC: 1 DP: 0 HBP: 0						

PITCHER		IP	WLS	BF	H	R	ER	SO	BB	IBB	HBP	BLK	WP	HR	S	P	ERA	WHIP
Jerry Garvin, L ERA: 5.57	(1, 1)	8.0	L	30	5	3	3	6	1	1	0	0	0	1	40	48	3.38	0.750

PITCHER	IP	WLS	BF	H	R	ER	SO	BB	IBB	HBP	BLK	WP	HR	S	P	ERA	WHIP

BOTTOM

Toronto Blue Jays @ Baltimore Orioles

Memorial Stadium, Baltimore, MD

Wed Jul 05 1978, 7:05 PM EDT

Unknown

livebaseballscorecards.com

AB	27
R	3
H	5
RBI	3
BB	2
SO	6
LOB	8

Batter	1	2	3	4	5	6	7	8	9	AB	R	H	RBI	BB	SO	LOB
Rick Bosetti, R (1, 8) OBP: 0.316, SLG: 0.390	P2	6-3		4-3		BB 1B 1B		4-3		4	1	0	0	1	0	3
Willie Upshaw, L (1, 7) OBP: 0.321, SLG: 0.357	BB 1B		6-3		G3	1-3 3-H 1B		5-3		2	0	0	0	1	0	0
Bob Bailor, R (6, PH) OBP: 0.304, SLG: 0.320 (6, 9)										2	0	1	1	0	0	0
Roy Howell, L (1, 5) OBP: 0.348, SLG: 0.406	1-2 G4-6-3 1B		BB 1-3		G2	1-2 3-H 1B			K	4	0	2	1	1	1	0
Rico Carty, R (1, 10) OBP: 0.340, SLG: 0.453	G4-6-3 1-2f		1-3 1-2		K	6-3			2-3	5	0	0	0	0	1	5
John Mayberry, L (1, 3) OBP: 0.356, SLG: 0.454		6-3	F7			BB 1B 2B	1-3		K	4	1	0	0	1	1	1
Tom Hutton, L (1, 9) OBP: 0.325, SLG: 0.340 (6, 7)		K		1-3		1-2 5-3 2B 1B	1B			4	1	2	0	0	1	0
Dave McKay, S (1, 4) OBP: 0.275, SLG: 0.368		1B 1B 1B		1B SF7 1B		1-3 2-H 5-3 1B 2B	K			4	3	3	1	0	1	1
Alan Ashby, S (1, 2) OBP: 0.310, SLG: 0.340		1-3 1B 1B		1-3 SF7 1B		2-3 3-H 5-3	1-3			4	0	2	1	0	0	2
Tim Johnson, L (1, 6) OBP: 0.333, SLG: 0.263										1	0	1	2	0	0	0
Doug Ault, R (6, PH) OBP: 0.295, SLG: 0.245										1	0	0	0	0	1	1
Luis Gomez, R (6, 6) OBP: 0.279, SLG: 0.240		1-2 3-H 1B		1-2 3-H		K		5-3		1	0	0	0	0	0	0
Inning Stats	R: 0 E: 0 K: 0 S: 3 H: 1 LOB: 1 BB: 1 P: 7	R: 1 E: 0 K: 1 S: 8 H: 3 LOB: 2 BB: 0 P: 8	R: 0 E: 0 K: 0 S: 3 H: 0 LOB: 1 BB: 1 P: 7	R: 1 E: 0 K: 0 S: 5 H: 2 LOB: 1 BB: 0 P: 5	R: 0 E: 0 K: 1 S: 5 H: 0 LOB: 0 BB: 0 P: 5	R: 4 E: 0 K: 1 S: 9 H: 4 LOB: 2 BB: 2 P: 17	R: 0 E: 0 K: 1 S: 6 H: 1 LOB: 1 BB: 0 P: 6	R: 0 E: 0 K: 0 S: 3 H: 0 LOB: 0 BB: 0 P: 3	R: 0 E: 0 K: 2 S: 7 H: 0 LOB: 0 BB: 0 P: 7	1B: 10 2B: 1 3B: 0 HR: 0 SF: 1 SAC: 0 DP: 1 HBP: 0						

PITCHER	IP	WLS	BF	H	R	ER	SO	BB	IBB	HBP	BLK	WP	HR	S	P	ERA	WHIP
Nelson Briles, R (1, 1) ERA: 4.81	0.1		1	0	0	0	0	0	0	0	0	0	0	1	1	0.00	0.000
John Flinn, R (1, 1) ERA: 7.82	4.2		23	7	4	4	2	3	0	0	0	0	0	24	36	7.71	2.143
Tippy Martinez, L (6, 1) ERA: 6.14	0.2		6	3	2	2	1	1	0	0	0	0	0	7	11	27.00	6.000
Joe Kerrigan, R (6, 1) ERA: 6.39	3.1	W	11	1	0	0	3	0	0	0	0	0	0	17	17	0.00	0.300

PITCHER	IP	WLS	BF	H	R	ER	SO	BB	IBB	HBP	BLK	WP	HR	S	P	ERA	WHIP

TOP

Toronto Blue Jays @ Baltimore Orioles

Memorial Stadium, Baltimore, MD

Wed Jul 05 1978, 7:05 PM EDT

Att. 9,886 - Unknown

livebaseballscorecards.com

AB	36
R	6
H	11
RBI	6
BB	4
SO	6
LOB	13

WP: 0	PB: 0	SB: 0	CS: 0
PA: 41			

BOTTOM

Toronto Blue Jays @ Baltimore Orioles

Memorial Stadium, Baltimore, MD

Wed Jul 05 1978, 7:05 PM EDT

Att. 9,886 - Unknown

Batter	1	2	3	4	5	6	7	8	9	AB	R	H	RBI	BB	SO	LOB
Kiko Garcia, R (1, 6) OBP: 0.323, SLG: 0.433	F9	F9		E5 4-3 1-3	FC5-4 1-2 1B		SF8 3-H			4	0	1	0	0	0	1
Terry Crowley, L (7, PH) OBP: 0.342, SLG: 0.343										0	0	0	1	0	0	0
Mark Belanger, R (8, 6) OBP: 0.298, SLG: 0.256										0	0	0	0	0	0	0
Rich Dauer, R (1, 4) OBP: 0.309, SLG: 0.376	K	1B 1B 2B	4-3 2-3 3-H	FC5-4 1-2f		CS 1-2	6-3			5	1	1	1	0	1	3
Ken Singleton, S (1, 9) OBP: 0.418, SLG: 0.425	BB BB	1B FC5-2 2-3 1B	BB	K						3	0	2	0	2	1	0
Carlos Lopez, R (8, PR) OBP: 0.267, SLG: 0.315										0	0	0	0	0	0	0
(9, 9)								1B 1B								
Eddie Murray, S (1, 3) OBP: 0.342, SLG: 0.492	FC6-4 1-2 BB	FC5-2 1-3 3-H 1B	K	P5				P2		4	0	1	1	1	1	3
Lee May, R (1, 10) OBP: 0.301, SLG: 0.457	FC6-4 1-2f	FC5-2 1-2 3-H		L6	1-3			1-3 1B		5	0	1	0	0	0	4
Andres Mora, R (1, 7) OBP: 0.296, SLG: 0.439		6-3 HR 2B	F9	HR 1B			2B SF9 1B	K		3	2	2	0	0	0	2
Larry Harlow, L (6, 8) OBP: 0.340, SLG: 0.353										2	1	1	0	0	1	2
Doug DeCinces, R (1, 5) OBP: 0.319, SLG: 0.421		6-3 2-3	L5	HR 1-H			SF9 SF8 1-3 2B			4	2	2	2	0	0	3
Mike Anderson, R (1, 8)		4-3		F9	5-3		CS IBB			3	0	0	0	0	0	1
(6, 7)																
Pat Kelly, L (7, PH) OBP: 0.388, SLG: 0.336										0	0	0	0	1	0	0
(8, 7)																
Rick Dempsey, R (1, 2) OBP: 0.307, SLG: 0.360	HR 3-H			E 4-3 BB	1B BB		SF9 2-3 3-H			1	2	1	3	2	0	0

Inning Stats	1	2	3	4	5	6	7	8	9
	R: 0 H: 0 E: 0 LOB: 2 K: 1 BB: 2 S: 5 P: 13	R: 2 H: 2 E: 0 LOB: 0 K: 0 BB: 0 S: 5 P: 5	R: 1 H: 3 E: 0 LOB: 2 K: 0 BB: 0 S: 6 P: 6	R: 1 H: 0 E: 1 LOB: 2 K: 1 BB: 2 S: 6 P: 14	R: 2 H: 3 E: 0 LOB: 2 K: 0 BB: 1 S: 6 P: 10	R: 0 H: 0 E: 0 LOB: 0 K: 1 BB: 0 S: 5 P: 5	R: 2 H: 2 E: 0 LOB: 0 K: 0 BB: 1 S: 4 P: 8	R: 0 H: 2 E: 0 LOB: 2 K: 1 BB: 0 S: 7 P: 7	

1B: 7 SF: 2
2B: 3 SAC: 0
3B: 0 DP: 0
HR: 2 HBP: 0

WP: 0 PA: 43
PB: 0
SB: 0
CS: 1

	AB	34
	R	8
	H	12
	RBI	8
	BB	6
	SO	4
	LOB	19

livebaseballscorecards.com

PITCHER		IP	WLS	BF	H	R	ER	SO	BB	IBB	HBP	BLK	WP	HR	S	P	ERA	WHIP
Tom Underwood, L ERA: 4.25	(1, 1)	4.1		25	7	6	5	2	4	0	0	0	0	2	25	41	10.38	2.538
Tom Murphy, R ERA: 4.26	(5, 1)	2.0	L	11	3	2	2	1	1	1	0	0	0	0	11	19	9.00	2.000
Victor Cruz, R ERA:	(7, 1)	1.2		6	2	0	0	1	0	0	0	0	0	0	8	8	0.00	1.200

PITCHER	IP	WLS	BF	H	R	ER	SO	BB	IBB	HBP	BLK	WP	HR	S	P	ERA	WHIP

Batter	1	2	3	4	5	6	7	8	9	AB	R	H	RBI	BB	SO	LOB
Rick Bosetti, R (1, 8) OBP: 0.311, SLG: 0.384	6-3		K		FC1-5 1B 1-2 2-3f		1-3			4	0	0	0	0	1	2
Bob Bailor, R (1, 9) OBP: 0.309, SLG: 0.328	6-3		CS 1B		FC6-4 1B 1-2 2-H			SH5-3 1B 2B		4	1	3	1	0	0	0
Roy Howell, L (1, 5) OBP: 0.351, SLG: 0.405	BB		FC6-4 BB 1-2		F7			SH5-3 2-3		1	0	0	0	2	0	2
Rico Carty, R (1, 10) OBP: 0.339, SLG: 0.450 Willie Upshaw, L (8, PR) OBP: 0.321, SLG: 0.357	F9		FC6-4 1-2f		FC6-4 1-2f			CS 1B 3-H		4 0	0 0	1 0	1 0	0 0	0 0	4 0
John Mayberry, L (1, 3) OBP: 0.351, SLG: 0.448		4-3		4-3		F7		L7 1-2		4	0	0	0	0	0	1
Tom Hutton, L (1, 7) OBP: 0.318, SLG: 0.331		L5		G3		4-3			L3	4	0	0	0	0	0	0
Dave McKay, S (1, 4) OBP: 0.275, SLG: 0.366		1B 1B		F9		3-1			G3	4	0	1	0	0	0	0
Alan Ashby, S (1, 2) OBP: 0.316, SLG: 0.346		1-3 1B			FC1-5 E 1B		F8		F9	4	0	2	0	0	0	0
Luis Gomez, R (1, 6) OBP: 0.276, SLG: 0.237		K			FC2 FC1-5 1-2 1B		K			3	1	0	0	0	2	3
Inning Stats	R: 0 H: 0 E: 0 LOB: 1 K: 0 BB: 1 S: 3 P: 7	R: 0 H: 2 E: 0 LOB: 2 K: 1 BB: 0 S: 7 P: 7	R: 0 H: 1 E: 0 LOB: 1 K: 1 BB: 1 S: 5 P: 9	R: 0 H: 0 E: 0 LOB: 0 K: 0 BB: 0 S: 3 P: 3	R: 1 H: 2 E: 1 LOB: 2 K: 0 BB: 0 S: 6 P: 6	R: 0 H: 0 E: 0 LOB: 0 K: 0 BB: 0 S: 3 P: 3	R: 0 H: 0 E: 0 LOB: 0 K: 1 BB: 0 S: 5 P: 5	R: 1 H: 2 E: 0 LOB: 1 K: 0 BB: 0 S: 4 P: 4	R: 0 H: 0 E: 0 LOB: 0 K: 0 BB: 0 S: 3 P: 3	1B: 6 SF: 0 2B: 1 SAC: 1 3B: 0 DP: 0 HR: 0 HBP: 0						WP: 0 PA: 35 PB: 0 SB: 0 CS: 2	

PITCHER	IP	WLS	BF	H	R	ER	SO	BB	IBB	HBP	BLK	WP	HR	S	P	ERA	WHIP
Jim Palmer, R (1, 1) ERA: 2.23	9.0	L	35	7	2	1	3	2	0	0	0	0	0	39	47	1.00	1.000

PITCHER	IP	WLS	BF	H	R	ER	SO	BB	IBB	HBP	BLK	WP	HR	S	P	ERA	WHIP

Toronto Blue Jays @ Baltimore Orioles

Memorial Stadium, Baltimore, MD

Thu Jul 06 1978, 7:05 PM EDT

Att. 14,926 - Unknown

TOP

livebaseballscorecards.com

AB	32
R	2
H	7
RBI	2
BB	2
SO	3
LOB	12

Batter	1	2	3	4	5	6	7	8	9	AB	R	H	RBI	BB	SO	LOB
Larry Harlow, L (1, 8) OBP: 0.338, SLG: 0.351	1-3		P6		F7			G3 1B 1B		4	0	1	0	0	0	3
Rich Dauer, R (1, 4) OBP: 0.307, SLG: 0.373	F8		FC6-4 1-2f			K		G4-6-3 1-2 1B		4	0	1	0	0	1	1
Eddie Murray, S (1, 3) OBP: 0.344, SLG: 0.490	BB			F8		1B		G3 2-3		3	0	1	0	1	0	2
Ken Singleton, S (1, 9) OBP: 0.412, SLG: 0.417	L9			6-3		F7		G4-6-3 1-2f		4	0	0	0	0	0	4
Lee May, R (1, 10) OBP: 0.300, SLG: 0.452		6-3		F8		K			SH1-4 1B BB	3	0	0	0	1	1	1
Carlos Lopez, R (9, PR) OBP: 0.267, SLG: 0.315										0	0	0	0	0	0	0
Doug DeCinces, R (1, 5) OBP: 0.318, SLG: 0.418		F9			5-3		K		SH1-4 1-2 1B	4	0	1	0	0	1	0
Andres Mora, R (1, 7) OBP: 0.288, SLG: 0.427		1-3			F8		K		SH1-4 1-2 2-3	3	0	0	0	0	1	0
Kiko Garcia, R (9, PH) OBP: 0.323, SLG: 0.433										0	0	0	0	0	0	0
Rick Dempsey, R (1, 2) OBP: 0.315, SLG: 0.367			CS 1B		1B 1B		1B		F7	4	0	3	0	0	0	3
Mark Belanger, R (1, 6) OBP: 0.303, SLG: 0.262			FC6-4 1-2 1B		1-3 1B		1-3		K	3	0	2	0	0	0	1
Terry Crowley, L (9, PH) OBP: 0.342, SLG: 0.343										0	0	0	0	0	0	0
Mike Anderson, R (9, PH)										1	0	0	0	0	1	3
Inning Stats	R: 0 E: 0 K: 0 S: 3 H: 0 LOB: 1 BB: 1 P: 7	R: 0 E: 0 K: 0 S: 3 H: 0 LOB: 0 BB: 0 P: 3	R: 0 E: 0 K: 0 S: 4 H: 2 LOB: 1 BB: 0 P: 4	R: 0 E: 0 K: 0 S: 3 H: 0 LOB: 0 BB: 0 P: 3	R: 0 E: 0 K: 0 S: 5 H: 2 LOB: 2 BB: 0 P: 5	R: 0 E: 0 K: 2 S: 8 H: 1 LOB: 1 BB: 0 P: 8	R: 0 E: 0 K: 2 S: 8 H: 1 LOB: 1 BB: 0 P: 8	R: 0 E: 0 K: 0 S: 4 H: 2 LOB: 1 BB: 0 P: 4	R: 0 E: 0 K: 1 S: 6 H: 1 LOB: 3 BB: 1 P: 10	1B: 9 2B: 0 3B: 0 HR: 0	SF: 0 SAC: 1 DP: 1 HBP: 0	WP: 0 PB: 0 SB: 0 CS: 1	PA: 36				

PITCHER		IP	WLS	BF	H	R	ER	SO	BB	IBB	HBP	BLK	WP	HR	S	P	ERA	WHIP
Dave Lemanczyk, R ERA: 6.72	(1, 1)	8.2	W	35	9	0	0	4	2	0	0	0	0	0	41	49	0.00	1.269
Mike Willis, L ERA: 5.77	(9, 1)	0.1	S	1	0	0	0	1	0	0	0	0	0	0	3	3	0.00	0.000

PITCHER	IP	WLS	BF	H	R	ER	SO	BB	IBB	HBP	BLK	WP	HR	S	P	ERA	WHIP

BOTTOM

Toronto Blue Jays @ Baltimore Orioles

Memorial Stadium, Baltimore, MD

Thu Jul 06 1978, 7:05 PM EDT

Att. 14,926 - Unknown

livebaseballscorecards.com

AB	33
R	0
H	9
RBI	0
BB	2
SO	5
LOB	18

Batter	1	2	3	4	5	6	7	8	9	AB	R	H	RBI	BB	SO	LOB
Rick Bosetti, R (1, 8) OBP: 0.314, SLG: 0.384	1B		HBP		4-3		6-3		PO	3	0	1	0	0	0	0
Bob Bailor, R (1, 9) OBP: 0.306, SLG: 0.324	F3		F3		F8		4-3			4	0	0	0	0	0	3
Roy Howell, L (1, 5) OBP: 0.350, SLG: 0.401	F7		BB		6-3			F3		3	0	0	0	1	0	1
Rico Carty, R (1, 10) OBP: 0.345, SLG: 0.464	F8		BB			HR		1B		3	1	2	2	1	0	1
Willie Upshaw, L (8, PR) OBP: 0.321, SLG: 0.357										0	0	0	0	0	0	0
John Mayberry, L (1, 3) OBP: 0.350, SLG: 0.456		6-3	K			HR		K		4	1	1	1	0	2	4
Tom Hutton, L (1, 7) OBP: 0.322, SLG: 0.335		FC4-6 1B	K			G4-3 BB		F8		1	0	1	0	0	0	0
Otto Velez, R (3, PH) OBP: 0.413, SLG: 0.500 (3, 7)										2	0	0	0	1	1	4
Dave McKay, S (1, 4) OBP: 0.270, SLG: 0.360		FC4-6 S		F8		G4-3			6-3	4	0	0	0	0	0	2
Alan Ashby, S (1, 2) OBP: 0.306, SLG: 0.333		K		5-3		K			L5	4	0	0	0	0	2	1
Luis Gomez, R (1, 6) OBP: 0.275, SLG: 0.237			E6	F8			6-3		PO 1B	4	1	1	0	0	0	0
Inning Stats	R: 0 E: 0 K: 0 S: 4 H: 1 LOB: 1 BB: 0 P: 4	R: 0 E: 0 K: 1 S: 6 H: 1 LOB: 1 BB: 0 P: 6	R: 1 E: 1 K: 2 S: 8 H: 0 LOB: 3 BB: 2 P: 17	R: 0 E: 0 K: 0 S: 3 H: 0 LOB: 0 BB: 0 P: 3	R: 0 E: 0 K: 0 S: 3 H: 0 LOB: 0 BB: 0 P: 3	R: 2 E: 0 K: 1 S: 6 H: 2 LOB: 0 BB: 1 P: 10	R: 0 E: 0 K: 0 S: 3 H: 0 LOB: 0 BB: 0 P: 3	R: 0 E: 0 K: 1 S: 6 H: 1 LOB: 1 BB: 0 P: 6	R: 0 E: 0 K: 0 S: 3 H: 1 LOB: 0 BB: 0 P: 3	1B: 4 2B: 0 3B: 0 HR: 2 SF: 0 SAC: 0 DP: 1 HBP: 1	WP: 0 PB: 0 SB: 1 CS: 0 PA: 37					

PITCHER		IP	WLS	BF	H	R	ER	SO	BB	IBB	HBP	BLK	WP	HR	S	P	ERA	WHIP
Francisco Barrios, R ERA: 4.08	(1, 1)	2.1		13	2	1	0	1	2	0	1	0	0	0	12	21	0.00	1.714
Rich Hinton, L ERA: 2.68	(3, 1)	6.2	L	23	4	2	2	4	1	0	0	0	0	2	30	34	2.70	0.750

PITCHER	IP	WLS	BF	H	R	ER	SO	BB	IBB	HBP	BLK	WP	HR	S	P	ERA	WHIP

TOP

Toronto Blue Jays @ Chicago White Sox

Comiskey Park, Chicago, IL

Fri Jul 07 1978, 8:05 PM EDT

Att. 18,643 - Unknown - 86 F

livebaseballscorecards.com

AB	32
R	3
H	6
RBI	3
BB	3
SO	5
LOB	16

BOTTOM

Toronto Blue Jays @ Chicago White Sox

Comiskey Park, Chicago, IL

Fri Jul 07 1978, 8:05 PM EDT

Att. 18,643 - Unknown - 86 F

livebaseballscorecards.com

Batter	1	2	3	4	5	6	7	8	9	AB	R	H	RBI	BB	SO	LOB
Bob Molinaro, L (1, 10) OBP: 0.360, SLG: 0.419	BBBB 4-0 1B BB		x 0-0 ② G3		x 0-0 1B 2B 1B	x 0-0 ② FC3-6 1-2f			x 0-0 ① SH5-3 1-2	3	1	1	0	1	0	1
Ralph Garr, L (1, 7) OBP: 0.324, SLG: 0.368	x 0-0 1-2 1B		x 0-0 FC6-4 1B		x 0-0 2B 1-2 1B	SSS 0-3 ③ K			x 0-0 ② 6-3	4	0	3	0	0	1	1
Wayne Nordhagen, R (9, PH) OBP: 0.313, SLG: 0.435										1	0	0	0	0	0	2
Chet Lemon, R (1, 8) OBP: 0.364, SLG: 0.500	x 0-0 ① F2		x 0-0 ③ FC6-4 1-2f		x 0-0 1-3 2-H 2B		x 0-0 ① 6-3		x 0-0 ③ F5	3	0	1	1	0	0	3
Henry Cruz, L (6, 8) OBP: 0.293, SLG: 0.379										1	0	0	0	0	0	0
Greg Pryor, R (9, PH) OBP: 0.276, SLG: 0.264										0	0	0	0	0	0	0
Ron Blomberg, L (9, PH) OBP: 0.261, SLG: 0.364										1	0	0	0	0	0	2
Lamar Johnson, R (1, 3) OBP: 0.315, SLG: 0.382	x 0-0 ② F5			x 0-0 ① 1B	x 0-0 ① 5-3		x 0-0 ② F9			4	0	1	0	0	0	4
Jorge Orta, L (1, 4) OBP: 0.349, SLG: 0.480	x 0-0 ③ 4-3			x 0-0 1B 2B	4-0 IBB		x 0-0 ③ G3			3	1	1	0	1	0	2
Eric Soderholm, R (1, 5) OBP: 0.304, SLG: 0.396		SSS 0-3 ① K		x 0-0 ② 5-3	x 0-0 ② F2			x 0-0 ① F3		4	0	0	0	0	1	4
Claudell Washington, L (1, 9) OBP: 0.276, SLG: 0.352		SSS 0-3 ② K		x 0-0 1B 2-H 1B	SSS 0-3 ③ K			x 0-0 ② F9		4	0	1	1	0	2	3
Bill Nahorodny, R (1, 2) OBP: 0.295, SLG: 0.377		SSS 0-3 ③ K		x 0-0 1-2 1B		SSS 0-3 ① K		x 0-0 ③ 5-3		4	0	1	0	0	2	0
Don Kessinger, S (1, 6) OBP: 0.312, SLG: 0.310			x 0-0 ① F7	x 0-0 ③ F8		BBBB 4-0 FC3-6 BB			BBBB 4-0 SH5-3 BB	2	0	0	0	1	0	2
Jim Breazeale, L (9, PH) OBP: 0.315, SLG: 0.422										0	0	0	0	1	0	0
Alan Bannister, R (9, PR) OBP: 0.309, SLG: 0.294										0	0	0	0	0	0	0
Inning Stats	R: 0 E: 0 K: 0 S: 4 H: 1 LOB: 2 BB: 1 P: 8	R: 0 E: 0 K: 3 S: 9 H: 0 LOB: 0 BB: 0 P: 9	R: 0 E: 0 K: 0 S: 4 H: 1 LOB: 1 BB: 0 P: 4	R: 1 E: 0 K: 0 S: 6 H: 4 LOB: 2 BB: 0 P: 6	R: 1 E: 0 K: 1 S: 8 H: 3 LOB: 3 BB: 1 P: 12	R: 0 E: 0 K: 2 S: 7 H: 0 LOB: 1 BB: 1 P: 11	R: 0 E: 0 K: 0 S: 3 H: 0 LOB: 0 BB: 0 P: 3	R: 0 E: 0 K: 0 S: 3 H: 0 LOB: 0 BB: 0 P: 3	R: 0 E: 0 K: 0 S: 3 H: 0 LOB: 2 BB: 1 P: 7	1B: 7 2B: 2 3B: 0 HR: 0	SF: 0 SAC: 1 DP: 0 HBP: 0						

	AB	34
	R	2
	H	9
	RBI	2
	BB	4
	SO	6
	LOB	24

WP: 0 PB: 0 SB: 0 CS: 0 PA: 39

PITCHER		IP	WLS	BF	H	R	ER	SO	BB	IBB	HBP	BLK	WP	HR	S	P	ERA	WHIP
Jesse Jefferson, R ERA: 4.22	(1, 1)	4.0		21	9	2	2	3	1	0	0	0	0	0	26	30	4.50	2.500
Joe Coleman, R ERA: 2.44	(5, 1)	4.0	W	15	0	0	0	3	2	1	0	0	0	0	18	30	0.00	0.500
Mike Willis, L ERA: 5.68	(9, 1)	0.2		2	0	0	0	0	0	0	0	0	0	0	2	2	0.00	0.000
Victor Cruz, R ERA:	(9, 1)	0.1	S	1	0	0	0	0	0	0	0	0	0	0	1	1	0.00	0.000

PITCHER	IP	WLS	BF	H	R	ER	SO	BB	IBB	HBP	BLK	WP	HR	S	P	ERA	WHIP

Batter	1	2	3	4	5	6	7	8	9	AB	R	H	RBI	BB	SO	LOB
Rick Bosetti, R (1, 8) OBP: 0.317, SLG: 0.387	F9 4-3 2B		FC6-4 1B BB		SH SH2-4 1-2	B5-3			K	3	1	1	0	1	1	2
Bob Bailor, R (1, 9) OBP: 0.308, SLG: 0.324	F9 2-3		FC6-4 1-2 2-3 1B		SH2-4 1-2 2-3		F9		WP HBP	3	0	1	0	0	0	1
Roy Howell, L (1, 5) OBP: 0.345, SLG: 0.395	4-3 3-H		FC6-4 1-2f 2-3 3-H		K		G3		K	5	0	0	2	0	2	5
Rico Carty, R (1, 10) OBP: 0.346, SLG: 0.459	K		K		IBB		BB		K 1-2	3	0	0	0	2	3	3
Otto Velez, R (1, 7) OBP: 0.400, SLG: 0.482		F9		F8	K		K			4	0	0	0	0	2	4
Doug Ault, R (1, 3) OBP: 0.308, SLG: 0.236 Tom Hutton, L (8, 3) OBP: 0.322, SLG: 0.335		5-3		HBP		1B BB		6-3		2 0	0 0	0 0	0 0	1 0	0 0	0 0
Dave McKay, S (1, 4) OBP: 0.266, SLG: 0.354		K		F6		F6		5-3		4	0	0	0	0	1	2
Rick Cerone, R (1, 2) OBP: 0.314, SLG: 0.288			1B SH1-4 FC6-4 1B	F8		1-3 1B		HR		4	2	3	1	0	0	1
Luis Gomez, R (1, 6) OBP: 0.276, SLG: 0.235			SH1-4 1-2		SH2-4 SH BB	F3		F8		2	0	0	0	1	0	2
Inning Stats	R: 1 E: 0 K: 1 S: 6 H: 1 LOB: 0 BB: 0 P: 6	R: 0 E: 0 K: 1 S: 5 H: 0 LOB: 0 BB: 0 P: 5	R: 1 E: 0 K: 1 S: 7 H: 2 LOB: 2 BB: 1 P: 11	R: 0 E: 0 K: 0 S: 3 H: 0 LOB: 1 BB: 0 P: 4	R: 0 E: 0 K: 2 S: 8 H: 0 LOB: 3 BB: 2 P: 16	R: 0 E: 0 K: 0 S: 4 H: 1 LOB: 2 BB: 1 P: 8	R: 0 E: 0 K: 1 S: 5 H: 0 LOB: 1 BB: 1 P: 9	R: 1 E: 0 K: 0 S: 4 H: 1 LOB: 0 BB: 0 P: 4	R: 0 E: 0 K: 3 S: 9 H: 0 LOB: 1 BB: 0 P: 10	1B: 3 2B: 1 3B: 0 HR: 1 SF: 0 SAC: 3 DP: 0 HBP: 2						

PITCHER	IP	WLS	BF	H	R	ER	SO	BB	IBB	HBP	BLK	WP	HR	S	P	ERA	WHIP
Ken Kravec, L (1, 1) ERA: 3.68	9.0	L	40	5	3	3	9	4	1	2	0	1	1	51	73	3.00	1.000

PITCHER	IP	WLS	BF	H	R	ER	SO	BB	IBB	HBP	BLK	WP	HR	S	P	ERA	WHIP

TOP

Toronto Blue Jays @ Chicago White Sox

Comiskey Park, Chicago, IL

Sat Jul 08 1978, 4:33 AM EDT

Att. 23,648 - Unknown

livebaseballscorecards.com

AB	30
R	3
H	5
RBI	3
BB	5
SO	9
LOB	20

BOTTOM

Toronto Blue Jays @ Chicago White Sox

Comiskey Park, Chicago, IL

Sat Jul 08 1978, 4:33 AM EDT

Att. 23,648 - Unknown

Batter	1	2	3	4	5	6	7	8	9	AB	R	H	RBI	BB	SO	LOB
Bob Molinaro, L (1, 10) OBP: 0.364, SLG: 0.417	1-3		BB			3-1		1B		3	0	1	0	1	0	0
Ralph Garr, L (1, 7) OBP: 0.320, SLG: 0.363	F7		K			F7		FC7-2		3	0	0	0	0	1	2
Wayne Nordhagen, R (8, PH) OBP: 0.311, SLG: 0.432 (9, 7)								3-H		1	0	0	0	0	0	2
Lamar Johnson, R (1, 3) OBP: 0.311, SLG: 0.376	6-3			5-3		4-3			6-3	4	0	0	0	0	0	0
Jorge Orta, L (1, 4) OBP: 0.351, SLG: 0.479		G3		BB			FC6-4	1B	K	3	0	1	0	1	1	0
Bill Nahorodny, R (1, 2) OBP: 0.291, SLG: 0.370		K		F7			F9		F4	4	0	0	0	0	1	2
Claudell Washington, L (1, 9) OBP: 0.270, SLG: 0.344		4-3		F7			FC6-4	1-2f		3	0	0	0	0	0	2
Eric Soderholm, R (1, 5) OBP: 0.301, SLG: 0.392			F8		K		F5			2	0	0	0	0	1	0
Ron Blomberg, L (7, PH) OBP: 0.259, SLG: 0.361										1	0	0	0	0	0	1
Greg Pryor, R (8, 5) OBP: 0.276, SLG: 0.264										0	0	0	0	0	0	0
Henry Cruz, L (1, 8) OBP: 0.295, SLG: 0.377			6-3 1B		K			F9		3	0	1	0	0	1	0
Don Kessinger, S (1, 6) OBP: 0.312, SLG: 0.307			6-3 1-2		4-3			1B FC7-2 BB		2	0	0	0	1	0	1
Alan Bannister, R (8, PR) OBP: 0.309, SLG: 0.294 (9, 6)										0	0	0	0	0	0	0

	AB	29
	R	0
	H	3
	RBI	0
	BB	3
	SO	5
	LOB	10

Inning Stats	1	2	3	4	5	6	7	8	9
	R: 0 E: 0 K: 0 S: 3	H: 0 LOB: 0 BB: 0 P: 3	R: 0 E: 0 K: 1 S: 5	H: 0 LOB: 0 BB: 0 P: 5	R: 0 E: 0 K: 1 S: 6	H: 1 LOB: 2 BB: 1 P: 10	R: 0 E: 0 K: 0 S: 3	H: 0 LOB: 1 BB: 1 P: 7	R: 0 E: 0 K: 2 S: 7	H: 0 LOB: 0 BB: 0 P: 7
	R: 0 E: 0 K: 0 S: 3	H: 0 LOB: 0 BB: 0 P: 3	R: 0 E: 0 K: 0 S: 4	H: 1 LOB: 1 BB: 0 P: 4	R: 0 E: 0 K: 0 S: 3	H: 1 LOB: 1 BB: 1 P: 7	R: 0 E: 0 K: 1 S: 5	H: 0 LOB: 0 BB: 0 P: 5	1B: 3 2B: 1 3B: 0 HR: 0	SF: 0 SAC: 0 DP: 1 HBP: 0

PITCHER		IP	WLS	BF	H	R	ER	SO	BB	IBB	HBP	BLK	WP	HR	S	P	ERA	WHIP
Jim Clancy, R ERA: 4.5	(1, 1)	7.1	W	28	3	0	0	4	3	0	0	0	0	0	33	45	0.00	0.818
Mike Willis, L ERA: 5.48	(8, 1)	1.2	S	4	0	0	0	1	0	0	0	0	0	0	6	6	0.00	0.000

PITCHER	IP	WLS	BF	H	R	ER	SO	BB	IBB	HBP	BLK	WP	HR	S	P	ERA	WHIP

livebaseballscorecards.com

Batter	1	2	3	4	5	6	7	8	9	AB	R	H	RBI	BB	SO	LOB
Rick Bosetti, R (1, 8) OBP: 0.312, SLG: 0.381	K		F5		F8			6-3		4	0	0	0	0	1	1
Tom Hutton, L (1, 9) OBP: 0.326, SLG: 0.335	1B BB		1-3 1-2			F9			1B E 1B	3	1	1	0	1	0	1
Roy Howell, L (1, 5) OBP: 0.346, SLG: 0.396	1-2 1B		2-H 1B			K			K	4	0	2	1	0	2	1
Rico Carty, R (1, 10) OBP: 0.344, SLG: 0.456	F8		L6			1-3			E 1-2 4-3 1B	4	1	1	0	0	0	3
John Mayberry, L (1, 3) OBP: 0.349, SLG: 0.453	F4			F8			F9		E2 4-3 1-3 2-H 1B	4	0	1	0	0	0	2
Willie Upshaw, L (1, 7) OBP: 0.314, SLG: 0.349		F8		K			F5		4-3 1-2 3-H	4	0	0	1	0	1	1
Dave McKay, S (1, 4) OBP: 0.262, SLG: 0.348		K		4-3			K		F2	4	0	0	0	0	2	1
Alan Ashby, S (1, 2) OBP: 0.306, SLG: 0.327		4-3	F7					BB G6-4-3		2	0	0	0	1	0	0
Luis Gomez, R (1, 6) OBP: 0.277, SLG: 0.236			1-3 1B 1B		B1				G6-4-3 1-2f	3	1	1	0	0	0	1
Inning Stats	R: 0 E: 0 K: 1 S: 6 H: 1 LOB: 2 BB: 1 P: 10	R: 0 E: 0 K: 1 S: 5 H: 0 LOB: 0 BB: 0 P: 5	R: 1 E: 0 K: 0 S: 5 H: 2 LOB: 1 BB: 0 P: 5	R: 0 E: 0 K: 1 S: 5 H: 0 LOB: 0 BB: 0 P: 5	R: 0 E: 0 K: 0 S: 3 H: 0 LOB: 0 BB: 0 P: 3	R: 0 E: 0 K: 1 S: 5 H: 0 LOB: 0 BB: 0 P: 5	R: 0 E: 0 K: 1 S: 5 H: 0 LOB: 0 BB: 0 P: 5	R: 0 E: 0 K: 0 S: 2 H: 0 LOB: 0 BB: 1 P: 6	R: 2 E: 1 K: 1 S: 8 H: 3 LOB: 1 BB: 0 P: 8	1B: 6 2B: 0 3B: 0 HR: 0 SF: 0 SAC: 0 DP: 1 HBP: 0							

TOP

Toronto Blue Jays @ Chicago White Sox

Comiskey Park, Chicago, IL

Sun Jul 09 1978, 4:33 AM EDT
Att. 16,493 - Unknown - 73 F

livebaseballscorecards.com

AB	32
R	3
H	6
RBI	2
BB	2
SO	6
LOB	11

WP: 0 PB: 0 SB: 0 CS: 0 PA: 34

PITCHER		IP	WLS	BF	H	R	ER	SO	BB	IBB	HBP	BLK	WP	HR	S	P	ERA	WHIP
Steve Stone, R ERA: 4.05	(1, 1)	7.0	W	26	3	1	1	5	2	0	0	0	0	0	34	42	1.29	0.714
Mike Proly, R ERA: 2.45	(8, 1)	1.1		6	3	2	1	1	0	0	0	0	0	0	8	8	6.75	2.250
Jim Willoughby, R ERA: 3.15	(9, 1)	0.2	S	2	0	0	0	0	0	0	0	0	0	0	2	2	0.00	0.000

PITCHER	IP	WLS	BF	H	R	ER	SO	BB	IBB	HBP	BLK	WP	HR	S	P	ERA	WHIP

BOTTOM

Toronto Blue Jays @ Chicago White Sox
Comiskey Park, Chicago, IL
Sun Jul 09 1978, 4:33 AM EDT
Att. 16,493 - Unknown - 73 F

livebaseballscorecards.com

Batter	1	2	3	4	5	6	7	8	9	AB	R	H	RBI	BB	SO	LOB
Ralph Garr, L (1, 7) OBP: 0.327, SLG: 0.367	6-3		CS 1B			CS 1B	BB BB 1B BB			3	1	2	0	1	0	0
Alan Bannister, R (1, 8) OBP: 0.316, SLG: 0.295	FC5-4 1B		F8			E6 E S 2B	BB 1B BB			3	2	1	1	1	0	2
Lamar Johnson, R (1, 3) OBP: 0.314, SLG: 0.380	F7			F8		FC6 2B	1B BB			3	0	1	2	1	0	1
Wayne Nordhagen, R (1, 10) OBP: 0.306, SLG: 0.424 Bob Molinaro, L (7, PH) OBP: 0.369, SLG: 0.422	FC5-4			K		FC6	1B			3 1	0 0	0 1	0 2	0 0	1 0	2 0
Jorge Orta, L (1, 4) OBP: 0.347, SLG: 0.472		1-3		F9		K	K			4	0	0	0	0	2	3
Bill Nahorodny, R (1, 2) OBP: 0.290, SLG: 0.366		K			6-3		F4 SH1-3			3	0	0	0	1	1	0
Claudell Washington, L (1, 9) OBP: 0.270, SLG: 0.356		3B			1-3		G3 K			4	0	1	0	0	1	1
Eric Soderholm, R (1, 5) OBP: 0.305, SLG: 0.397 Greg Pryor, R (7, PR) OBP: 0.276, SLG: 0.264 (8, 5)		5-3			BB		BB BB 2B		SH1-3	2 0	0 1	1 0	0 0	1 0	0 0	1 0
Don Kessinger, S (1, 6) OBP: 0.311, SLG: 0.303			G3		4-3		BB BB BB BB		4-3	3	1	0	0	1	0	2
Inning Stats	R: 0 E: 0 K: 0 S: 4 H: 1 LOB: 1 BB: 0 P: 4	R: 0 E: 0 K: 1 S: 6 H: 1 LOB: 1 BB: 0 P: 6	R: 0 E: 0 K: 0 S: 3 H: 1 LOB: 0 BB: 0 P: 3	R: 0 E: 0 K: 1 S: 5 H: 0 LOB: 0 BB: 0 P: 5	R: 0 E: 0 K: 0 S: 3 H: 0 LOB: 1 BB: 1 P: 7	R: 1 E: 1 K: 1 S: 7 H: 2 LOB: 1 BB: 0 P: 7	R: 4 E: 0 K: 1 S: 7 H: 2 LOB: 2 BB: 4 P: 23	R: 0 E: 0 K: 1 S: 5 H: 0 LOB: 1 BB: 1 P: 9		1B: 4 2B: 2 3B: 1 HR: 0 SF: 0 SAC: 1 DP: 0 HBP: 0						

	AB	29
	R	5
	H	7
	RBI	5
	BB	6
	SO	5
	LOB	12

WP: 0 PB: 0 SB: 1 CS: 2 PA: 36

PITCHER		IP	WLS	BF	H	R	ER	SO	BB	IBB	HBP	BLK	WP	HR	S	P	ERA	WHIP
Balor Moore, L ERA: 3.32	(1, 1)	5.1		21	5	1	0	2	1	0	0	0	0	0	24	28	0.00	1.125
Tom Underwood, L ERA: 4.54	(6, 1)	1.1	L	8	1	4	4	1	3	0	0	0	0	0	7	19	27.00	3.000
Joe Coleman, R ERA: 2.44	(7, 1)	0.0		2	1	0	0	0	1	0	0	0	0	0	1	5	∞	∞
Victor Cruz, R ERA:	(7, 1)	1.1		5	0	0	0	2	1	0	0	0	0	0	8	12	0.00	0.750

PITCHER	IP	WLS	BF	H	R	ER	SO	BB	IBB	HBP	BLK	WP	HR	S	P	ERA	WHIP

Toronto Blue Jays @ California Angels

Anaheim Stadium, Anaheim, CA

Thu Jul 13 1978, 10:05 PM EDT

Att. 16,625 - Unknown

TOP

livebaseballscorecards.com

Batter	1	2	3	4	5	6	7	8	9	AB	R	H	RBI	BB	SO	LOB
Rick Bosetti, R (1, 8) OBP: 0.318, SLG: 0.384	B B B B 4-0 FC5 1-3 BB		S S S 0-3 ② K			x 0-0 1B		x 0-0 1B		3	0	2	0	1	1	0
Bob Bailor, R (1, 9) OBP: 0.304, SLG: 0.320	x 0-0 ① 1-3 1-2		x 0-0 ③ F8			x 0-0 ① F8		x 0-0 ③ F9		4	0	0	0	0	0	3
Roy Howell, L (1, 5) OBP: 0.343, SLG: 0.392	S S S 0-3 ② K			x 0-0 ① F9		x 0-0 ② F7			x 0-0 ① F8	4	0	0	0	0	1	2
Rico Carty, R (1, 10) OBP: 0.343, SLG: 0.453	x 0-0 ③ FC5 2-3			S S S 0-3 ② K		x 0-0 ③ F8			x 0-0 1B	4	0	1	0	0	1	2
John Mayberry, L (1, 3) OBP: 0.350, SLG: 0.451		x 0-0 SH1-3 1B		x 0-0 ③ G3			B B B B 4-0 G3-6-3 BB		S S S 0-3 ② K	3	0	1	0	1	1	1
Tom Hutton, L (1, 7) OBP: 0.320, SLG: 0.329		x 0-0 ① SH1-3 1-2			x 0-0 ① 4-3		x 0-0 ① ② G3-6-3 1-2f		x 0-0 ③ 4-3	3	0	0	0	0	0	2
Dave McKay, S (1, 4) OBP: 0.259, SLG: 0.344		S S S 0-3 ② K			x 0-0 ② F9		x 0-0 ③ F7			3	0	0	0	0	1	1
Alan Ashby, S (1, 2) OBP: 0.307, SLG: 0.321		S S S 0-3 ③ K			B B B B 4-0 BB			x 0-0 ① G3		2	0	0	0	1	1	1
Luis Gomez, R (1, 6) OBP: 0.275, SLG: 0.234 Sam Ewing, L (8, PH) OBP: 0.243, SLG: 0.286 Tim Johnson, L (8, 6) OBP: 0.333, SLG: 0.263			x 0-0 ① 5-3		x 0-0 ③ F4			x 0-0 ② F7		2 1 0	0 0 0	0 0 0	0 0 0	0 0 0	0 0 0	1 0 0

AB	29
R	0
H	4
RBI	0
BB	3
SO	6
LOB	13

Inning Stats	1	2	3	4	5	6	7	8	9
	R: 0 E: 0 K: 1 S: 5	H: 0 LOB: 1 BB: 1 P: 9	R: 0 E: 0 K: 2 S: 8	H: 1 LOB: 1 BB: 0 P: 8	R: 0 E: 0 K: 1 S: 5	H: 0 LOB: 0 BB: 0 P: 5	R: 0 E: 0 K: 1 S: 5	H: 0 LOB: 0 BB: 0 P: 5	R: 0 E: 0 K: 0 S: 3	H: 0 LOB: 1 BB: 1 P: 7	R: 0 E: 0 K: 0 S: 4	H: 1 LOB: 1 BB: 0 P: 4	R: 0 E: 0 K: 0 S: 2	H: 0 LOB: 0 BB: 1 P: 6	R: 0 E: 0 K: 0 S: 4	H: 1 LOB: 1 BB: 0 P: 4	R: 0 E: 0 K: 1 S: 6	H: 1 LOB: 1 BB: 0 P: 6

1B: 4 2B: 0 3B: 0 HR: 0	SF: 0 SAC: 1 DP: 1 HBP: 0	WP: 0 PB: 0 SB: 0 CS: 0	PA: 33
---	---	---	---

PITCHER		IP	WLS	BF	H	R	ER	SO	BB	IBB	HBP	BLK	WP	HR	S	P	ERA	WHIP
Don Aase, R ERA: 3.92	(1, 1)	9.0	W	33	4	0	0	6	3	0	0	0	0	0	42	54	0.00	0.778

PITCHER		IP	WLS	BF	H	R	ER	SO	BB	IBB	HBP	BLK	WP	HR	S	P	ERA	WHIP

BOTTOM

Toronto Blue Jays @ California Angels

Anaheim Stadium, Anaheim, CA

Thu Jul 13 1978, 10:05 PM EDT

Att. 16,625 - Unknown

livebaseballscorecards.com

Batter	1	2	3	4	5	6	7	8	9	AB	R	H	RBI	BB	SO	LOB
Rick Miller, L (1, 8) OBP: 0.375, SLG: 0.378	FC6-4 1B		6-3		K		CS 1B			4	0	2	0	0	1	2
Bobby Grich, R (1, 4) OBP: 0.350, SLG: 0.310	FC6-4 E BLK 1-2f		F7		K		CS 1-2	BB 1B 2B		3	1	0	0	1	1	3
Lyman Bostock, L (1, 9) OBP: 0.339, SLG: 0.358	K 1-2			F7	L5			1-2 2B 1B		4	1	1	0	0	1	1
Ron Jackson, R (1, 3) OBP: 0.354, SLG: 0.446	F9 2-3			K	F8			6-3 1-H 2-H 2B		4	0	1	2	0	1	1
Don Baylor, R (1, 10) OBP: 0.338, SLG: 0.498		F7		F7	F7			6-3 2-3		4	0	0	0	0	0	1
Joe Rudi, R (1, 7) OBP: 0.267, SLG: 0.330		K			4-3		F7	6-3		4	0	0	0	0	1	1
Carney Lansford, R (1, 5) OBP: 0.353, SLG: 0.451		1B 2B			BB 1B 1B		BB S 1B	F8		2	3	1	0	2	0	1
Dave Chalk, R (1, 6) OBP: 0.344, SLG: 0.292		CS 2-H 1B			1B 1-2 1B		F7			3	0	2	1	0	0	1
Brian Downing, R (1, 2) OBP: 0.354, SLG: 0.347		CS 1-2	6-3		1-3 2-H 1B		1B 1-H 1B			3	0	2	2	0	0	0
Inning Stats	R: 0 E: 1 K: 1 S: 6 H: 1 LOB: 1 BB: 0 P: 6	R: 1 E: 0 K: 1 S: 6 H: 2 LOB: 0 BB: 0 P: 6	R: 0 E: 0 K: 0 S: 3 H: 0 LOB: 0 BB: 0 P: 3	R: 0 E: 0 K: 1 S: 5 H: 0 LOB: 0 BB: 0 P: 5	R: 1 E: 0 K: 2 S: 9 H: 2 LOB: 2 BB: 1 P: 13	R: 0 E: 0 K: 0 S: 3 H: 0 LOB: 0 BB: 0 P: 3	R: 1 E: 0 K: 0 S: 4 H: 2 LOB: 1 BB: 1 P: 8	R: 2 E: 0 K: 0 S: 5 H: 2 LOB: 1 BB: 1 P: 9		1B: 7 2B: 2 3B: 0 HR: 0 SF: 0 SAC: 0 DP: 0 HBP: 0						

	AB	31
	R	5
	H	9
	RBI	5
	BB	3
	SO	5
	LOB	11

WP: 0 PB: 0 SB: 1 CS: 2 PA: 36

PITCHER		IP	WLS	BF	H	R	ER	SO	BB	IBB	HBP	BLK	WP	HR	S	P	ERA	WHIP
Dave Lemanczyk, R ERA: 6.7	(1, 1)	7.0	L	30	8	5	5	5	3	0	0	1	0	0	37	49	6.43	1.571
Joe Coleman, R ERA: 2.39	(8, 1)	1.0		4	1	0	0	0	0	0	0	0	0	0	4	4	0.00	1.000

PITCHER	IP	WLS	BF	H	R	ER	SO	BB	IBB	HBP	BLK	WP	HR	S	P	ERA	WHIP

Batter	1	2	3	4	5	6	7	8	9	10	11	AB	R	H	RBI	BB	SO	LOB
Rick Bosetti, R (1, 8) OBP: 0.316, SLG: 0.379	SSS 0-3 ① K		BBBB 4-0 ① BLK 1B 1-2 BB		SSS 0-3 ③ K		x 0-0 ③ G3 1-2 2-3		x 0-0 ③ FC4 1-2f			4	0	0	0	1	2	3
Bob Bailor, R (1, 9) OBP: 0.306, SLG: 0.319	x 0-0 ② F8		x 0-0 BLK 1B 1-2			x 0-0 ① 4-3		BBBB 4-0 5-3 SH1-4 BB		x 0-0 ① P3		4	0	1	0	1	0	0
Roy Howell, L (1, 5) OBP: 0.339, SLG: 0.387	SSS 0-3 ③ K		SSS 0-3 ② K 1-2 2-3			x 0-0 ② F8		x 0-0 ① SH1-4 1-2		x 0-0 ② F7		4	0	0	0	0	2	2
Rico Carty, R (1, 10) OBP: 0.347, SLG: 0.466 Willie Upshaw, L (10, PR) OBP: 0.314, SLG: 0.349		x 0-0 2B 1B	SSS 0-3 ③ K			x 0-0 HR		x 0-0 ② 5-3 2-3		x 0-0 S 1B		5 0	2 0	3 0	1 0	0 0	1 0	3 0
John Mayberry, L (1, 3) OBP: 0.351, SLG: 0.447		SSS 0-3 ① K		SSS 0-3 ① K		x 0-0 ③ F8		BBBB 4-0 BB		BBBB 4-0 1-2 BB		3	0	0	0	2	2	1
Tom Hutton, L (1, 7) OBP: 0.317, SLG: 0.331		x 0-0 1-H 2B		x 0-0 ② 1-3			x 0-0 ① 4-3	SSS 0-3 ③ K		SSS 0-3 ③ K		5	0	1	1	0	2	4
Dave McKay, S (1, 4) OBP: 0.254, SLG: 0.337		SSS 0-3 ② K		SSS 0-3 ③ K			SSS 0-3 ② K		SSS 0-3 ① K		x 0-0 ① 4-3	5	0	0	0	0	4	1
Rick Cerone, R (1, 2) OBP: 0.311, SLG: 0.282		SSS 0-3 ③ K			x 0-0 ① L6		BBBB 4-0 E BB BB		x 0-0 ② F8		x 0-0 ② 5-3	4	0	0	0	1	1	1
Luis Gomez, R (1, 6) OBP: 0.281, SLG: 0.236			x 0-0 CS 1B		x 0-0 ② F9		BBBB 4-0 E 1-2 BB		BBBB 4-0 FC4 BB		x 0-0 ③ 4-3	3	0	1	0	2	0	0
Inning Stats	R: 0 E: 0 K: 2 S: 7 H: 0 LOB: 0 BB: 0 P: 7	R: 1 E: 0 K: 3 S: 11 H: 2 LOB: 1 BB: 0 P: 11	R: 0 E: 0 K: 2 S: 8 H: 2 LOB: 2 BB: 1 P: 12	R: 0 E: 0 K: 2 S: 7 H: 0 LOB: 0 BB: 0 P: 7	R: 0 E: 0 K: 1 S: 5 H: 0 LOB: 0 BB: 0 P: 5	R: 1 E: 0 K: 0 S: 4 H: 1 LOB: 0 BB: 0 P: 4	R: 0 E: 1 K: 1 S: 5 H: 0 LOB: 2 BB: 2 P: 13	R: 0 E: 0 K: 1 S: 5 H: 0 LOB: 2 BB: 2 P: 13	R: 0 E: 0 K: 1 S: 5 H: 0 LOB: 1 BB: 1 P: 9	R: 0 E: 0 K: 1 S: 6 H: 1 LOB: 2 BB: 1 P: 10	R: 0 E: 0 K: 0 S: 3 H: 0 LOB: 0 BB: 0 P: 3	1B: 4 2B: 1 3B: 0 HR: 1 SF: 0 SAC: 1 DP: 0 HBP: 0						

PITCHER	IP	WLS	BF	H	R	ER	SO	BB	IBB	HBP	BLK	WP	HR	S	P	ERA	WHIP
Nolan Ryan, R (1, 1) ERA: 4.51	9.0		37	5	2	2	13	6	0	0	1	0	1	57	81	2.00	1.222
Dyar Miller, R (10, 1) ERA: 2.14	2.0	W	8	1	0	0	1	1	0	0	0	0	0	9	13	0.00	1.000

PITCHER	IP	WLS	BF	H	R	ER	SO	BB	IBB	HBP	BLK	WP	HR	S	P	ERA	WHIP

TOP

Toronto Blue Jays @ California Angels

Anaheim Stadium, Anaheim, CA

Fri Jul 14 1978, 10:05 PM EDT

Att. 20,338 - Unknown

livebaseballscorecards.com

AB	37
R	2
H	6
RBI	2
BB	7
SO	14
LOB	15

WP: 0 PA: 45
PB: 0
SB: 1
CS: 1

Batter	1	2	3	4	5	6	7	8	9	10	11	AB	R	H	RBI	BB	SO	LOB
Rick Miller, L (1, 8) OBP: 0.371, SLG: 0.373	4-3		4-1			K		SH3-4		SH1-3		3	0	0	0	0	1	1
Bobby Grich, R (1, 4) OBP: 0.345, SLG: 0.305	K		5-3			K		F8		F9		5	0	0	0	0	2	3
Lyman Bostock, L (1, 9) OBP: 0.340, SLG: 0.366	G3		F8			HR		BB		4-3		4	1	1	1	1	0	2
Ron Jackson, R (1, 3) OBP: 0.358, SLG: 0.447		2B, FC5-2-5-2, BB		CS, 1B		5-3		K			SH1-4, 1B, 1B	4	1	2	0	1	1	2
Don Baylor, R (1, 10) OBP: 0.342, SLG: 0.503		FC5-2-5-2, 1-3, SF9, 2B		F8			SH2-3, 1B		F9		1B, SH1-4, 1-2, 1B	5	1	3	0	0	0	1
Joe Rudi, R (1, 7) OBP: 0.268, SLG: 0.327		FC5-2-5-2, 2-3, 3-H		L5, 1-2			SH2-3, 1-2		BB		SH1-4, 1-2, 2-3	2	0	0	0	1	0	3
Ken Landreaux, L (9, PR) (10, 7) OBP: 0.280, SLG: 0.324												0	0	0	0	0	0	0
Carney Lansford, R (1, 5) OBP: 0.348, SLG: 0.442		SF9, 3-H			5-3		4-3		K		1B, IBB	3	0	0	1	1	1	2
Dave Chalk, R (1, 6) OBP: 0.339, SLG: 0.287		5-3			L6		6-3		K		1-2, 2-3, 3-H, 1B	4	0	0	0	0	1	3
Tony Solaita, L (11, PH) OBP: 0.373, SLG: 0.343												1	0	1	1	0	0	0
Brian Downing, R (1, 2) OBP: 0.361, SLG: 0.357			4-1, 1B		F8			SH3-4, 1B		SH1-3, 1B		4	0	3	0	0	0	0
Inning Stats	R: 0 E: 0 K: 1 S: 5 H: 0 LOB: 0 BB: 0 P: 5	R: 1 E: 0 K: 0 S: 4 H: 1 LOB: 1 BB: 1 P: 8	R: 0 E: 0 K: 0 S: 4 H: 1 LOB: 1 BB: 0 P: 4	R: 0 E: 0 K: 0 S: 3 H: 1 LOB: 0 BB: 0 P: 3	R: 0 E: 0 K: 0 S: 3 H: 0 LOB: 0 BB: 0 P: 3	R: 1 E: 0 K: 2 S: 8 H: 1 LOB: 0 BB: 0 P: 8	R: 0 E: 0 K: 0 S: 4 H: 1 LOB: 1 BB: 0 P: 4	R: 0 E: 0 K: 1 S: 6 H: 1 LOB: 2 BB: 1 P: 10	R: 0 E: 0 K: 2 S: 7 H: 0 LOB: 1 BB: 1 P: 11	R: 0 E: 0 K: 0 S: 4 H: 1 LOB: 1 BB: 0 P: 4	R: 1 E: 0 K: 0 S: 4 H: 3 LOB: 3 BB: 1 P: 8	1B: 8 2B: 1 3B: 0 HR: 1 SF: 1 SAC: 4 DP: 0 HBP: 0						

PITCHER		IP	WLS	BF	H	R	ER	SO	BB	IBB	HBP	BLK	WP	HR	S	P	ERA	WHIP
Jesse Jefferson, R ERA: 4.09	(1, 1)	8.0		31	6	2	2	4	2	0	0	0	0	1	37	45	2.25	1.000
Victor Cruz, R ERA:	(9, 1)	1.0		4	0	0	0	2	1	0	0	0	0	0	7	11	0.00	1.000
Mike Willis, L ERA: 5.55	(10, 1)	1.0	L	6	3	1	1	0	0	0	0	0	0	0	6	6	9.00	3.000
Tom Murphy, R ERA: 4.24	(11, 1)	0.1		3	1	0	0	0	0	1	0	0	0	0	2	6	0.00	3.000

PITCHER	IP	WLS	BF	H	R	ER	SO	BB	IBB	HBP	BLK	WP	HR	S	P	ERA	WHIP

BOTTOM

Toronto Blue Jays @ California Angels

Anaheim Stadium, Anaheim, CA

Fri Jul 14 1978, 10:05 PM EDT

Att. 20,338 - Unknown

livebaseballscorecards.com

AB	35
R	3
H	10
RBI	3
BB	4
SO	6
LOB	17

WP: 0 PA: 44
PB: 0
SB: 0
CS: 1

Batter	1	2	3	4	5	6	7	8	9	AB	R	H	RBI	BB	SO	LOB
Rick Bosetti, R (1, 8) OBP: 0.311, SLG: 0.372	F2		6-3		F3		5-3		F8-4 2-3	5	0	0	0	0	0	3
Bob Bailor, R (1, 9) OBP: 0.305, SLG: 0.322	F4		5-3		F7			2B 2B		4	1	1	0	0	0	1
Roy Howell, L (1, 5) OBP: 0.341, SLG: 0.391	K			G4-6-3 E 1B		4-3		1B SF8 2-H 2B		4	1	2	1	0	1	0
Rico Carty, R (1, 10) OBP: 0.349, SLG: 0.465 Willie Upshaw, L (8, PR) OBP: 0.314, SLG: 0.349		BBBB 1B BB		E6 G4-6-3 1-2		F9		SF8 2-3 1B		3 0	0 0	1 0	0 0	1 0	0 0	1 0
John Mayberry, L (1, 3) OBP: 0.353, SLG: 0.449		1-2 1B		G4-6-3 1-2f 2-3		1B 1B		SF8 1-2 3-H		3	0	2	1	0	0	2
Tom Hutton, L (1, 7) OBP: 0.323, SLG: 0.333 Otto Velez, R (8, PH) OBP: 0.397, SLG: 0.477 (8, 7)	F8			BBBB BB		1-2 1B		1-3		2 1	0 0	1 0	0 0	1 0	0 0	2 1
Dave McKay, S (1, 4) OBP: 0.254, SLG: 0.336	F6			F3		SSS K			F8-4 SH2-4 1B	4	0	1	0	0	1	6
Alan Ashby, S (1, 2) OBP: 0.308, SLG: 0.322	F8				SH3-4 1B		F3		SH2-4 1-2	3	0	1	0	0	0	2
Luis Gomez, R (1, 6) OBP: 0.282, SLG: 0.233			2-3		SH3-4 1-2		F3		IBB	2	0	0	0	1	0	0
Inning Stats	R: 0 H: 0 E: 0 LOB: 0 K: 1 BB: 0 S: 5 P: 5	R: 0 H: 1 E: 0 LOB: 2 K: 0 BB: 1 S: 4 P: 8	R: 0 H: 0 E: 0 LOB: 0 K: 0 BB: 0 S: 3 P: 3	R: 0 H: 1 E: 1 LOB: 2 K: 0 BB: 1 S: 4 P: 8	R: 0 H: 1 E: 0 LOB: 1 K: 0 BB: 0 S: 4 P: 4	R: 0 H: 2 E: 0 LOB: 2 K: 1 BB: 0 S: 7 P: 7	R: 0 H: 0 E: 0 LOB: 0 K: 0 BB: 0 S: 3 P: 3	R: 2 H: 3 E: 0 LOB: 1 K: 0 BB: 0 S: 5 P: 5	R: 0 H: 1 E: 0 LOB: 1 K: 0 BB: 1 S: 3 P: 7	1B: 7 SF: 1 2B: 3 SAC: 2 3B: 0 DP: 2 HR: 0 HBP: 0						

PITCHER		IP	WLS	BF	H	R	ER	SO	BB	IBB	HBP	BLK	WP	HR	S	P	ERA	WHIP
Steve Renko, R ERA: 2.95	(1, 1)	7.0		30	7	2	2	2	2	0	0	0	0	0	32	40	2.57	1.286
Dave Heaverlo, R ERA: 2.93	(8, 1)	0.0		1	1	0	0	0	0	0	0	0	0	0	1	1	∞	∞
Bob Lacey, L ERA: 2.81	(8, 1)	1.1		5	1	0	0	0	0	1	0	0	0	0	4	8	0.00	0.750
Elias Sosa, R ERA: 2.87	(9, 1)	0.2	W	1	0	0	0	0	0	0	0	0	0	0	1	1	0.00	0.000

PITCHER	IP	WLS	BF	H	R	ER	SO	BB	IBB	HBP	BLK	WP	HR	S	P	ERA	WHIP

TOP

Toronto Blue Jays @ Oakland Athletics

Oakland-Alameda County Coliseum, Oakland, CA

Sat Jul 15 1978, 3:33 AM PDT

Att. 6,863 - Unknown

livebaseballscorecards.com

AB	31
R	2
H	9
RBI	2
BB	3
SO	2
LOB	18

WP: 0 PA: 37
PB: 0
SB: 0
CS: 0

Batter	1	2	3	4	5	6	7	8	9	AB	R	H	RBI	BB	SO	LOB
Joe Wallis, S (1, 8) OBP: 0.344, SLG: 0.475	S S S 0-3 K ①		x 0-0 F8 ③		x 0-0 SF9 ② 1-2 3-H			S S S 0-3 K ①		3	0	0	1	0	2	1
Taylor Duncan, R (1, 5) OBP: 0.266, SLG: 0.328	x 0-0 5-3 ②			x 0-0 F6 ①	x 0-0 4-3 ③			x 0-0 6-3 ②		4	0	0	0	0	0	1
Mitchell Page, L (1, 7) OBP: 0.368, SLG: 0.451 Miguel Dilone, S (6, PR) OBP: 0.306, SLG: 0.298 (7, 7) Mike Adams, R (8, PH) OBP: 0.400, SLG: 0.267 Glenn Burke, R (8, PR) OBP: 0.272, SLG: 0.306 (9, 7)	x 0-0 6-3 ③			S S S 0-3 K ②		x 0-0 1B		x 0-0 E6 CS		3 0 1 0	0 0 0 0	1 0 0 0	0 0 0 0	0 0 0 0	1 0 0 0	0 0 0 0
Willie Horton, R (1, 10) OBP: 0.310, SLG: 0.376		x 0-0 5-3 ①		x 0-0 1B		x 0-0 F8 ①		0-0 CS ③ 1-2	x 0-0 F2 ①	4	0	1	0	0	0	1
Jeff Newman, R (1, 2) OBP: 0.304, SLG: 0.406		x 0-0 F7 ②		x 0-0 F9 ③		S S S 0-3 K ②			x 0-0 6-3 ②	4	0	0	0	0	1	2
Dave Revering, L (1, 3) OBP: 0.299, SLG: 0.422		x 0-0 F5 ③			x 0-0 1B SH2-3 1B 1B	x 0-0 F5 ③			x 0-0 HR	4	2	2	1	0	0	1
Tony Armas, R (1, 9) OBP: 0.277, SLG: 0.303			x 0-0 1B		x 0-0 SH2-3 ① 1-2		x 0-0 1-3 ①			2	0	1	0	0	0	0
Mike Edwards, R (1, 4) OBP: 0.306, SLG: 0.310			x 0-0 F2 ①		x 0-0 E 1B SF9 2-3 1B		x 0-0 5-3 ②			3	1	1	0	0	0	1
Rob Picciolo, R (1, 6) OBP: 0.192, SLG: 0.192			S S S 0-3 K ②		x 0-0 E3 SF9 1-3 3-H 1B		x 0-0 F8 ③			3	0	1	1	0	1	1
Inning Stats	R: 0 H: 0 E: 0 LOB: 0 K: 1 BB: 0 S: 5 P: 5	R: 0 H: 0 E: 0 LOB: 0 K: 0 BB: 0 S: 3 P: 3	R: 0 H: 1 E: 0 LOB: 1 K: 1 BB: 0 S: 6 P: 6	R: 0 H: 1 E: 0 LOB: 1 K: 1 BB: 0 S: 6 P: 6	R: 2 H: 3 E: 1 LOB: 1 K: 0 BB: 0 S: 6 P: 6	R: 0 H: 1 E: 0 LOB: 1 K: 1 BB: 0 S: 6 P: 6	R: 0 H: 0 E: 0 LOB: 0 K: 0 BB: 0 S: 3 P: 3	R: 0 H: 0 E: 1 LOB: 1 K: 1 BB: 0 S: 5 P: 5	R: 1 H: 1 E: 0 LOB: 0 K: 0 BB: 0 S: 3 P: 3	1B: 6 SF: 1 2B: 0 SAC: 1 3B: 0 DP: 0 HR: 1 HBP: 0							

PITCHER	IP	WLS	BF	H	R	ER	SO	BB	IBB	HBP	BLK	WP	HR	S	P	ERA	WHIP
Tom Underwood, L (1, 1) ERA: 4.35	8.2	L	33	7	3	2	5	0	0	0	0	0	1	43	43	2.08	0.808

PITCHER	IP	WLS	BF	H	R	ER	SO	BB	IBB	HBP	BLK	WP	HR	S	P	ERA	WHIP

BOTTOM

Toronto Blue Jays @ Oakland Athletics

Oakland-Alameda County Coliseum, Oakland, CA

Sat Jul 15 1978, 3:33 AM PDT

Att. 6,863 - Unknown

livebaseballscorecards.com

AB	31
R	3
H	7
RBI	3
BB	0
SO	5
LOB	8

PA: 34

Toronto Blue Jays @ Oakland Athletics

Oakland-Alameda County Coliseum, Oakland, CA

Sun Jul 16 1978, 3:33 AM PDT

Att. 3,753 - Unknown

TOP

livebaseballscorecards.com

Batter	1	2	3	4	5	6	7	8	9	AB	R	H	RBI	BB	SO	LOB
Rick Bosetti, R (1, 8) OBP: 0.309, SLG: 0.369	F8		6-3			1B	6-3		F5	5	1	1	0	0	0	2
Bob Bailor, R (1, 9) OBP: 0.307, SLG: 0.324	F9			CS 1B		1B WP 1-3 2B	F5			4	1	2	0	0	0	0
Roy Howell, L (1, 5) OBP: 0.337, SLG: 0.387	F2			1-3 1-2		F5 1-2		F3		4	0	0	0	0	0	3
Rico Carty, R (1, 10) OBP: 0.348, SLG: 0.462		1-3		F5		2B 2-3 3-H 1B		F6		4	1	1	1	0	0	0
John Mayberry, L (1, 3) OBP: 0.355, SLG: 0.463		HR			K	4-3 1-H 3-H 2B		F9		4	2	2	3	0	1	0
Tom Hutton, L (1, 7) OBP: 0.326, SLG: 0.339		K			2B	4-3 2-3			1B BB	3	0	1	0	1	1	1
Dave McKay, S (1, 4) OBP: 0.257, SLG: 0.338		K			K	1B 3-H			1B 1-2	4	0	2	1	0	2	1
Rick Cerone, R (1, 2) OBP: 0.310, SLG: 0.277			5-3		FC6-4 BB	F8			F7	3	0	0	0	1	0	3
Luis Gomez, R (1, 6) OBP: 0.278, SLG: 0.230			F4		FC6-4 1-2f		6-3		F7	3	0	0	0	0	0	2
Sam Ewing, L (9, PH) OBP: 0.237, SLG: 0.278										1	0	0	0	0	0	2

	AB	35
	R	5
	H	9
	RBI	5
	BB	2
	SO	4
	LOB	14

Inning Stats	1	2	3	4	5	6	7	8	9	1B: 6	SF: 0	WP: 1	PA: 37
R:	0	1	0	0	0	4	0	0	0	2B: 2	SAC: 0	PB: 0	
E:	0	0	0	0	0	0	0	0	0	3B: 0	DP: 0	SB: 0	
K:	0	2	0	0	2	0	0	0	0	HR: 1	HBP: 0	CS: 1	
S:	3	8	3	3	8	8	3	3	4				
H:	0	1	0	1	1	5	0	0	1				
LOB:	0	0	0	0	2	1	0	0	2				
BB:	0	0	0	0	1	0	0	0	1				
P:	3	8	3	3	12	8	3	3	8				

PITCHER		IP	WLS	BF	H	R	ER	SO	BB	IBB	HBP	BLK	WP	HR	S	P	ERA	WHIP
Pete Broberg, R ERA: 4.06	(1, 1)	5.0		20	5	3	3	4	1	0	0	0	0	1	27	31	5.40	1.200
Bob Lacey, L ERA: 3.06	(6, 1)	0.1		3	2	1	1	0	0	0	0	0	1	0	3	3	27.00	6.000
Elias Sosa, R ERA: 2.76	(6, 1)	2.2	W	10	1	1	1	0	1	0	0	0	0	0	9	13	3.38	0.750
Elias Sosa, R ERA: 2.76	(8, 1)	2.2	W	10	1	1	1	0	1	0	0	0	0	0	9	13	3.38	0.750
Dave Heaverlo, R ERA: 2.89	(9, 1)	1.0	S	4	1	0	0	0	0	0	0	0	0	0	4	4	0.00	1.000

PITCHER	IP	WLS	BF	H	R	ER	SO	BB	IBB	HBP	BLK	WP	HR	S	P	ERA	WHIP

BOTTOM

Toronto Blue Jays @ Oakland Athletics

Oakland-Alameda County Coliseum, Oakland, CA

Sun Jul 16 1978, 3:33 AM PDT

Att. 3,753 - Unknown

livebaseballscorecards.com

Batter	1	2	3	4	5	6	7	8	9	AB	R	H	RBI	BB	SO	LOB
Joe Wallis, S (1, 8) OBP: 0.346, SLG: 0.493	0-0 CS 1B		0-3 K ②		0-0 FC6-5-4-2 1B 2-3 ②		0-0 F2 ①	0-0 1-H 2-H HR		5	2	2	3	0	1	3
Wayne Gross, L (1, 5) OBP: 0.329, SLG: 0.330	0-3 K ① ② 1-2		0-3 K ③		0-0 E 1B 2-H 1B		0-3 K ②	0-0 F7 ③		3	0	1	1	0	2	2
Taylor Duncan, R (7, PH) OBP: 0.262, SLG: 0.323 (8, 5)										2	0	0	0	0	1	2
Mitchell Page, L (1, 7) OBP: 0.373, SLG: 0.466	0-3 K ③			0-0 1B 3B	0-0 E9 1-3 1B		0-0 1-H 2B 2B			4	2	3	1	0	1	0
Elias Sosa, R (8, 1)										0	0	0	0	0	0	0
Dave Heaverlo, R (9, 1)										0	0	0	0	0	0	0
Willie Horton, R (1, 10) OBP: 0.313, SLG: 0.389		0-0 2B		0-0 F3 ①	0-0 5-3 ③		0-0 2-H 2B			4	0	2	1	0	0	3
Miguel Dilone, S (7, PR) OBP: 0.306, SLG: 0.298 (8, 7)										0	0	0	0	0	0	0
Dave Revering, L (1, 3) OBP: 0.301, SLG: 0.423		0-0 F9 ①		0-0 WP 3-H 1B		0-0 E8 6-3 1B	0-0 F3 ③			4	1	2	1	0	0	2
Jim Essian, R (8, 2) OBP: 0.332, SLG: 0.313										0	0	0	0	0	0	0
Jeff Newman, R (1, 2) OBP: 0.303, SLG: 0.401		0-0 F9 ②		0-3 K ② 1-2		0-0 6-3 ① 3-H		0-0 SH3 HR 1B		4	0	1	1	0	1	2
(8, 3)										0	1	0	0	0	0	0
Glenn Burke, R (8, PR) OBP: 0.272, SLG: 0.306 (9, 3)																
Tony Armas, R (1, 9) OBP: 0.273, SLG: 0.298		0-3 K ③		0-3 K ③		0-0 5-3 ②		0-0 SH3 ① 1-2		3	0	0	0	0	2	2
Mike Edwards, R (1, 4) OBP: 0.310, SLG: 0.318			0-0 WP 2B		0-0 FC6-5-4-2 SH1-3 1B	0-0 6-3 ③		0-0 F7 ②		4	0	2	0	0	0	2
(8, 6)																
Rob Picciolo, R (1, 6) OBP: 0.185, SLG: 0.185			0-3 K ① 2-3		0-0 SH1-3 ① 1-2		4-0 2B BB	4-0 HR BB		1	0	0	0	0	1	1
Dwayne Murphy, L (7, PH) OBP: 0.283, SLG: 0.205										0	1	0	0	1	0	0
Mike Adams, R (8, 4) OBP: 0.429, SLG: 0.267										0	1	0	0	1	0	0
Inning Stats	R: 0 E: 0 K: 2 S: 7 H: 1 LOB: 0 BB: 0 P: 7	R: 0 E: 0 K: 1 S: 6 H: 1 LOB: 1 BB: 0 P: 6	R: 0 E: 0 K: 3 S: 10 H: 1 LOB: 1 BB: 0 P: 10	R: 1 E: 0 K: 2 S: 9 H: 2 LOB: 1 BB: 0 P: 9	R: 1 E: 1 K: 0 S: 6 H: 3 LOB: 2 BB: 0 P: 6	R: 1 E: 1 K: 0 S: 4 H: 1 LOB: 0 BB: 0 P: 4	R: 2 E: 0 K: 1 S: 7 H: 2 LOB: 1 BB: 1 P: 11	R: 3 E: 0 K: 0 S: 5 H: 2 LOB: 1 BB: 1 P: 9		1B: 7 2B: 4 3B: 1 HR: 1	SF: 0 SAC: 2 DP: 0 HBP: 0						

	AB	34
	R	8
	H	13
	RBI	8
	BB	2
	SO	9
	LOB	19

WP: 2 PB: 0 SB: 0 CS: 1 PA: 38

PITCHER		IP	WLS	BF	H	R	ER	SO	BB	IBB	HBP	BLK	WP	HR	S	P	ERA	WHIP
Jim Clancy, R ERA: 4.5	(1, 1)	6.0		27	9	4	3	8	1	0	0	0	2	0	42	46	4.50	1.667
Balor Moore, L ERA: 3.43	(7, 1)	0.2		4	2	1	1	1	0	0	0	0	0	0	6	6	13.50	3.000
Mike Willis, L ERA: 5.66	(7, 1)	0.2	L	3	1	2	2	0	0	0	0	0	0	0	3	3	27.00	1.500
Joe Coleman, R ERA: 2.72	(8, 1)	0.2		4	1	1	1	0	1	0	0	0	0	1	3	7	13.50	3.000

PITCHER	IP	WLS	BF	H	R	ER	SO	BB	IBB	HBP	BLK	WP	HR	S	P	ERA	WHIP

Batter	1	2	3	4	5	6	7	8	9	AB	R	H	RBI	BB	SO	LOB
Rick Bosetti, R (1, 8) OBP: 0.305, SLG: 0.364	F6		4-3		F9		6-3			4	0	0	0	0	0	1
Bob Bailor, R (1, 9) OBP: 0.307, SLG: 0.326	2B		F4		F7		F7			4	0	1	0	0	0	1
Roy Howell, L (1, 5) OBP: 0.339, SLG: 0.389	BB			2B 2B		F8		4-3		3	1	1	0	1	0	0
Rico Carty, R (1, 10) OBP: 0.344, SLG: 0.455	K			F8		K		F4		4	0	0	0	0	2	3
Otto Velez, R (1, 7) OBP: 0.400, SLG: 0.487	F8			3-1 2-H 2B		BB 3B 1B		F4		4	1	2	1	0	0	2
John Mayberry, L (1, 3) OBP: 0.353, SLG: 0.458		F9		3-1 2-3		4-0 1-2 3B BB			1-3	3	1	0	0	1	0	1
Dave McKay, S (1, 4) OBP: 0.257, SLG: 0.345		F8		F9		1-H 2-H 3B			F7	4	0	1	2	0	0	1
Rick Cerone, R (1, 2) OBP: 0.303, SLG: 0.271		F9			F9	F9			5-3	4	0	0	0	0	0	1
Luis Gomez, R (1, 6) OBP: 0.279, SLG: 0.228			F7		BB		F3			2	0	0	0	1	0	0
Inning Stats	R: 0 E: 0 K: 1 S: 6 H: 1 LOB: 2 BB: 1 P: 10	R: 0 E: 0 K: 0 S: 3 H: 0 LOB: 0 BB: 0 P: 3	R: 0 E: 0 K: 0 S: 3 H: 0 LOB: 0 BB: 0 P: 3	R: 1 E: 0 K: 0 S: 5 H: 2 LOB: 1 BB: 0 P: 5	R: 0 E: 0 K: 0 S: 3 H: 0 LOB: 1 BB: 1 P: 7	R: 2 E: 0 K: 1 S: 7 H: 2 LOB: 1 BB: 1 P: 11	R: 0 E: 0 K: 0 S: 3 H: 0 LOB: 0 BB: 0 P: 3	R: 0 E: 0 K: 0 S: 3 H: 0 LOB: 0 BB: 0 P: 3	R: 0 E: 0 K: 0 S: 3 H: 0 LOB: 0 BB: 0 P: 3	1B: 1 2B: 3 3B: 1 HR: 0	SF: 0 SAC: 0 DP: 0 HBP: 0						

TOP

Toronto Blue Jays @ Oakland Athletics

Oakland-Alameda County Coliseum, Oakland, CA

Mon Jul 17 1978, 7:05 PM PDT

Att. 12,414 - Unknown

livebaseballscorecards.com

AB	32
R	3
H	5
RBI	3
BB	3
SO	2
LOB	10

WP: 0 PB: 0 SB: 0 CS: 0 PA: 35

PITCHER	IP	WLS	BF	H	R	ER	SO	BB	IBB	HBP	BLK	WP	HR	S	P	ERA	WHIP
John Henry Johnson, L (1, 1) ERA: 2.57	9.0	W	35	5	3	3	2	3	0	0	0	0	0	36	48	3.00	0.889

PITCHER	IP	WLS	BF	H	R	ER	SO	BB	IBB	HBP	BLK	WP	HR	S	P	ERA	WHIP

Batter	1	2	3	4	5	6	7	8	9	AB	R	H	RBI	BB	SO	LOB
Joe Wallis, S (1, 8) OBP: 0.344, SLG: 0.493	0-0 FC5-2 1B 2B	0-0 6-3		0-0 5-3		0-0 F9				4	0	1	0	0	0	1
Taylor Duncan, R (1, 5) OBP: 0.269, SLG: 0.344 Wayne Gross, L (8, 5) OBP: 0.329, SLG: 0.330	0-0 FC5-2 2-3 1B		0-0 5-3	0-0 2-H 1B 3B		0-0 6-3				4 0	2 0	2 0	1 0	0 0	0 0	0 0
Mitchell Page, L (1, 7) OBP: 0.374, SLG: 0.467 Glenn Burke, R (8, 7) OBP: 0.272, SLG: 0.306	0-0 FC5-2 1-2 3-H 1B		0-0 S 1B	0-0 3-H 1B			S S S 0-3 K			4 0	2 0	2 0	1 0	0 0	1 0	2 0
Willie Horton, R (1, 10) OBP: 0.317, SLG: 0.392	0-0 F9		0-0 1-H 1B	0-0 1-2 1B			0-0 F4			4	0	2	1	0	0	2
Jeff Newman, R (1, 2) (9, 3) OBP: 0.301, SLG: 0.397	0-0 1-2 2-H 1B		0-0 F4	0-0 F7			S S S 0-3 K			4	0	1	1	0	1	3
Dave Revering, L (1, 3) OBP: 0.307, SLG: 0.427 Miguel Dilone, S (8, PR) OBP: 0.306, SLG: 0.298 Jim Essian, R (9, 2) OBP: 0.332, SLG: 0.313	0-0 1-3 2-H 1B		0-0 1-2 1B		0-0 5-3			0-0 SH1-3 1B		4 0 0	0 0 0	3 0 0	1 0 0	0 0 0	0 0 0	0 0 0
Tony Armas, R (1, 9) OBP: 0.269, SLG: 0.294	0-0 F7		0-0 5-3		0-0 5-3			0-0 1-2 SH1-3		3	0	0	0	0	0	4
Mike Edwards, R (1, 4) OBP: 0.304, SLG: 0.312		0-0 F8		0-0 F7	0-0 6-3			0-0 5-3		4	0	0	0	0	0	2
Rob Picciolo, R (1, 6) OBP: 0.194, SLG: 0.194		0-0 F9		0-0 E6 3B 1B		0-0 5-3		0-0 F8		4	1	1	0	0	0	2
Inning Stats	R: 2 E: 0 K: 0 S: 7 H: 4 LOB: 2 BB: 0 P: 7	R: 0 E: 0 K: 0 S: 3 H: 0 LOB: 0 BB: 0 P: 3	R: 1 E: 0 K: 0 S: 6 H: 3 LOB: 2 BB: 0 P: 6	R: 2 E: 1 K: 0 S: 7 H: 4 LOB: 2 BB: 0 P: 7	R: 0 E: 0 K: 0 S: 3 H: 0 LOB: 0 BB: 0 P: 3	R: 0 E: 0 K: 0 S: 3 H: 0 LOB: 0 BB: 0 P: 3	R: 0 E: 0 K: 2 S: 7 H: 0 LOB: 0 BB: 0 P: 7	R: 0 E: 0 K: 0 S: 4 H: 1 LOB: 2 BB: 0 P: 4		1B: 10 2B: 1 3B: 1 HR: 0	SF: 0 SAC: 1 DP: 0 HBP: 0					

PITCHER		IP	WLS	BF	H	R	ER	SO	BB	IBB	HBP	BLK	WP	HR	S	P	ERA	WHIP
Jerry Garvin, L ERA: 5.81	(1, 1)	3.2	L	20	9	5	5	0	0	0	0	0	0	0	20	20	12.27	2.455
Tom Murphy, R ERA: 3.9	(4, 1)	4.1		16	3	0	0	2	0	0	0	0	0	0	20	20	0.00	0.692

PITCHER	IP	WLS	BF	H	R	ER	SO	BB	IBB	HBP	BLK	WP	HR	S	P	ERA	WHIP

BOTTOM

Toronto Blue Jays @ Oakland Athletics

Oakland-Alameda County Coliseum, Oakland, CA

Mon Jul 17 1978, 7:05 PM PDT

Att. 12,414 - Unknown

livebaseballscorecards.com

AB	35
R	5
H	12
RBI	5
BB	0
SO	2
LOB	16

Batter	1	2	3	4	5	6	7	8	9	10	AB	R	H	RBI	BB	SO	LOB
Rick Bosetti, R (1, 8) OBP: 0.309, SLG: 0.370	F7		F8		2B 1B	FC4-6 1-2f			1B 2B	WP SH3 1B 1B	6	3	3	0	0	0	3
Bob Bailor, R (1, 9) OBP: 0.305, SLG: 0.327	F3		2-H 2B		K		4-3		L6	SH3 1-2	5	0	1	1	0	1	2
Roy Howell, L (1, 5) OBP: 0.344, SLG: 0.395	1B		F2		1-H 1B 2B		4-3		FC3 1B 2-H E 1B	1B WP IBB	5	2	3	2	1	0	1
Rico Carty, R (1, 10) OBP: 0.347, SLG: 0.468 Rick Cerone, R (9, PR) OBP: 0.302, SLG: 0.269	F8			HR	2-H 1B		6-3		E 1-2 1B	K 1-2 2-3	5 1	1 1	3 0	2 0	0 0	0 1	1 2
John Mayberry, L (1, 3) OBP: 0.353, SLG: 0.452		F4		G3		FC1-5 1B BB		L3	FC3 1B 1-2 FC3-6 2-H	1B IBB	4	1	0	0	2	0	1
Tom Hutton, L (1, 7) OBP: 0.328, SLG: 0.341 Otto Velez, R (6, PH) OBP: 0.417, SLG: 0.500 (6, 7)		F7		4-3 1B		FC1-5 1-2 1B 1B		2B BB	FC3-6 1-3 1B 2-H	1B 1-2 1B 2-3 3-H	2 3	0 2	1 3	0 2	0 1	0 0	0 0
Dave McKay, S (1, 4) OBP: 0.255, SLG: 0.344	4-3			4-3 1-2		FC1-5 1B 1-2 2-3f		1-H 2B	FC3-6 1-2f HR 3-H	K	6	1	1	2	0	1	7
Alan Ashby, S (1, 2) OBP: 0.311, SLG: 0.350			SH3-4 2B 1B	4-3		F7		F4	HR 2-H		5	2	2	2	0	0	4
Luis Gomez, R (1, 6) OBP: 0.281, SLG: 0.231 Willie Upshaw, L (8, PH) OBP: 0.312, SLG: 0.347 Tim Johnson, L (8, 6) OBP: 0.326, SLG: 0.256			SH3-4 1-2		L4	FC4-6 1-2 1B 2-H		K	K		2 1 1	0 0 0	1 0 0	1 0 0	0 0 0	0 1 1	0 1 1
Inning Stats	R: 0 E: 0 K: 0 S: 4 H: 1 LOB: 1 BB: 0 P: 4	R: 0 E: 0 K: 0 S: 3 H: 0 LOB: 0 BB: 0 P: 3	R: 1 E: 0 K: 0 S: 5 H: 2 LOB: 1 BB: 0 P: 5	R: 1 E: 0 K: 0 S: 5 H: 2 LOB: 1 BB: 0 P: 5	R: 2 E: 0 K: 1 S: 7 H: 3 LOB: 1 BB: 0 P: 7	R: 1 E: 0 K: 0 S: 5 H: 2 LOB: 2 BB: 1 P: 9	R: 0 E: 0 K: 0 S: 3 H: 0 LOB: 0 BB: 0 P: 3	R: 1 E: 0 K: 1 S: 6 H: 1 LOB: 1 BB: 1 P: 10	R: 6 E: 2 K: 1 S: 11 H: 5 LOB: 1 BB: 0 P: 11	R: 1 E: 0 K: 2 S: 9 H: 2 LOB: 3 BB: 2 P: 17	1B: 12 2B: 4 3B: 0 HR: 2 SF: 0 SAC: 2 DP: 0 HBP: 0						

PITCHER	IP	WLS	BF	H	R	ER	SO	BB	IBB	HBP	BLK	WP	HR	S	P	ERA	WHIP
Glenn Abbott, R (1, 1) ERA: 4.62	5.0		22	8	4	4	1	0	0	0	0	0	1	24	24	7.20	1.600
Shane Rawley, L (6, 1) ERA: 4.04	0.1		3	1	1	1	0	1	0	0	0	0	0	2	6	27.00	6.000
Jim Todd, R (6, 1) ERA: 4.37	2.0		8	1	1	1	0	1	0	0	0	0	0	7	11	4.50	1.000
Enrique Romo, R (8, 1) ERA: 3.13	1.0		7	4	3	3	1	0	0	0	0	0	0	9	9	27.00	4.000
Tom House, L (9, 1) ERA: 5.38	0.0		1	0	0	0	0	0	0	0	0	0	0	1	1	∞	∞

PITCHER	IP	WLS	BF	H	R	ER	SO	BB	IBB	HBP	BLK	WP	HR	S	P	ERA	WHIP
Dick Pole, R (9, 1) ERA: 6.48	1.0	L	7	3	4	2	1	0	1	0	0	0	1	8	12	18.00	3.000
John Montague, R (10, 1) ERA: 4.89	0.2		4	1	0	0	2	0	1	0	0	1	0	7	11	0.00	1.500

TOP

Toronto Blue Jays @ Seattle Mariners

The Kingdome, Seattle, WA

Tue Jul 18 1978, 10:05 PM EDT

Att. 6,881 - Unknown

livebaseballscorecards.com

AB	46
R	13
H	18
RBI	12
BB	4
SO	5
LOB	23

PA: 52

WP: 1
PB: 0
SB: 0
CS: 0

Batter	1	2	3	4	5	6	7	8	9	10	AB	R	H	RBI	BB	SO	LOB
Julio Cruz, S (1, 4) OBP: 0.339, SLG: 0.298	0-0 WP S 1B	0-0 ③ 5-3	0-3 ③ K		0-0 1B		0-0 ③ F8		0-0 ① F9	0-0 ② 6-3	7	0	2	0	0	1	5
Craig Reynolds, L (1, 6) OBP: 0.341, SLG: 0.377	BBBB 4-0 WP 1-2 BB		0-0 1B PB 2B	0-0 ① 4-3	0-0 ③ F9			0-0 ① 4-3	0-0 1B 1B BB 1B	0-0 ③ 6-3	6	2	2	0	1	0	1
Tom Paciorek, R (1, 7) (10, 8) OBP: 0.353, SLG: 0.506	SSS 0-3 ① K 1-2 2-3		BBBB 4-0 PB 1B 2B BB	0-0 HR 1B		SSS 0-3 ① K		0-0 WP 5-3 1B 1B	SSS 0-3 ② K		5	3	2	0	1	3	3
Leon Roberts, R (1, 9) OBP: 0.385, SLG: 0.548	BBBB 4-0 G4-6-3 BB		0-0 PB 2B 1-2 2-3 1B	0-0 1-H HR		0-0 ② F8		0-0 ② 5-3 1-2	0-0 BB 1B 1B 1-2 1B		5	3	3	2	1	0	1
Bruce Bochte, L (1, 8) OBP: 0.343, SLG: 0.408 Larry Milbourne, S (9, PR) OBP: 0.346, SLG: 0.424 Leroy Stanton, R (10, 7) OBP: 0.272, SLG: 0.262	0-0 ② ③ G4-6-3 1-2f		0-0 BB 1-H 2-H 3-H 2B	0-0 ② F6		0-0 1B		4-0 WP 1B IBB	0-0 BB 1B 1-2 2-3 1B		5 0 0	1 1 0	3 0 0	2 0 0	1 0 0	0 0 0	3 0 0
Bob Robertson, R (1, 10) OBP: 0.322, SLG: 0.398 John Hale, L (9, PR) OBP: 0.295, SLG: 0.253		SSS 0-3 ① K	SSS 0-3 ① K	BBB 4-0 BB		0-0 ③ 5-3		BBB 4-0 1B 1-2 2-3 E BB	BBB 4-0 1B 1-2 2-3 3-H BB		3 0	1 0	0 0	1 0	3 0	2 0	2 0
Dan Meyer, L (1, 3) OBP: 0.242, SLG: 0.324	0-0 6-3 2B	BBBB 4-0 BB BB	0-0 F8				0-0 ① F9	0-0 E 1-2 2-H 3-H 1B	0-0 1-2 2-H 3-H 1B		5	0	3	4	1	0	1
Bill Stein, R (1, 5) OBP: 0.318, SLG: 0.365	BBBB 4-0 6-3 BB	BBBB 4-0 1-2 2-3 BB		0-0 ① F3			0-0 HR	0-0 E5 1-3 2-H	0-0 ③ F8		4	1	1	1	2	0	3
Bob Stinson, S (1, 2) OBP: 0.368, SLG: 0.408	0-0 ② 6-3 1-2 2-3	0-0 ② F3		0-0 ② 1-3			0-0 ② 6-3	0-0 ③ L4		0-0 ① G3	6	0	0	0	0	0	7
Inning Stats	R: 0 H: 1 E: 0 LOB: 2 K: 1 BB: 2 S: 5 P: 13	R: 0 H: 1 E: 0 LOB: 2 K: 1 BB: 1 S: 6 P: 10	R: 3 H: 3 E: 0 LOB: 3 K: 2 BB: 3 S: 10 P: 22	R: 2 H: 2 E: 0 LOB: 1 K: 0 BB: 1 S: 5 P: 9	R: 0 H: 1 E: 0 LOB: 1 K: 0 BB: 0 S: 4 P: 4	R: 0 H: 1 E: 0 LOB: 1 K: 1 BB: 0 S: 6 P: 6	R: 1 H: 1 E: 0 LOB: 0 K: 0 BB: 0 S: 4 P: 4	R: 3 H: 2 E: 1 LOB: 2 K: 0 BB: 2 S: 6 P: 14	R: 3 H: 4 E: 0 LOB: 2 K: 1 BB: 1 S: 9 P: 13	R: 0 H: 0 E: 0 LOB: 0 K: 0 BB: 0 S: 3 P: 3	1B: 11 SF: 0 2B: 3 SAC: 0 3B: 0 DP: 1 HR: 2 HBP: 0						

PITCHER		IP	WLS	BF	H	R	ER	SO	BB	IBB	HBP	BLK	WP	HR	S	P	ERA	WHIP
Dave Lemanczyk, R ERA: 6.84	(1, 1)	2.0		14	5	3	3	2	4	0	0	0	1	0	14	30	13.50	4.500
Mike Willis, L ERA: 5.64	(3, 1)	5.0		23	5	3	3	3	3	0	0	0	0	2	26	38	5.40	1.600
Joe Coleman, R ERA: 3.04	(8, 1)	0.2		5	1	3	2	0	1	1	0	0	1	0	3	11	27.00	3.000
Balor Moore, L ERA: 3.8	(8, 1)	1.0		8	4	3	3	1	0	0	0	0	0	0	10	10	27.00	4.000
Tom Murphy, R ERA: 3.81	(9, 1)	1.1	W	6	1	0	0	0	1	0	0	0	0	0	5	9	0.00	1.500

PITCHER		IP	WLS	BF	H	R	ER	SO	BB	IBB	HBP	BLK	WP	HR	S	P	ERA	WHIP

BOTTOM

Toronto Blue Jays @ Seattle Mariners

The Kingdome, Seattle, WA

Tue Jul 18 1978, 10:05 PM EDT

Att. 6,881 - Unknown

livebaseballscorecards.com

AB	46
R	12
H	16
RBI	10
BB	10
SO	6
LOB	26

1B: 11 SF: 0
2B: 3 SAC: 0
3B: 0 DP: 1
HR: 2 HBP: 0

WP: 2 PA: 56
PB: 1
SB: 1
CS: 0

Batter	1	2	3	4	5	6	7	8	9	AB	R	H	RBI	BB	SO	LOB
Rick Bosetti, R (1, 8) OBP: 0.308, SLG: 0.372	0-0 4-3 HR 2B		S S S 0-3 ① K			x 0-0 ① F7		x 0-0 ① 6-3		4	1	1	0	0	1	0
Bob Bailor, R (1, 9) (7, 6) OBP: 0.305, SLG: 0.326	x 0-0 ① 4-3 2-3		x 0-0 ② 5-3			x 0-0 S G1 1B		x 0-0 ② F8		4	0	1	0	0	0	1
Roy Howell, L (1, 5) OBP: 0.343, SLG: 0.402	x 0-0 3-H HR		x 0-0 ③ 3-1			x 0-0 ② G1 1-2		x 0-0 ③ P3		4	1	1	2	0	0	1
Rico Carty, R (1, 10) OBP: 0.349, SLG: 0.465	S S S 0-3 ② K			x 0-0 ① 6-3		4-0 S IBB			B B B B 4-0 FC5-4 BB	2	0	0	0	2	1	0
Otto Velez, R (1, 7) (7, 9) OBP: 0.413, SLG: 0.488	B B B B 4-0 BB			x 0-0 ② G3		x 0-0 ③ F9 1-2 2-3			x 0-0 ① FC5-4 FC4-6 1-2f	3	0	0	0	1	0	3
Doug Ault, R (1, 3) (7, 7) OBP: 0.309, SLG: 0.228 Willie Upshaw, L (9, PH) OBP: 0.311, SLG: 0.345	x 0-0 ③ P4			x 0-0 ③ 6-3			B B B B 4-0 BB BB		x 0-0 ② FC4-6 BB 1-2f	2	0	0	0	1	0	1
										1	0	0	0	0	0	1
Dave McKay, S (1, 4) OBP: 0.254, SLG: 0.343 Tim Johnson, L (4, 4) OBP: 0.367, SLG: 0.256		x 0-0 ① 1-3			B B B B 4-0 G5-4-3 BB		B B B B 4-0 L9-4-3 1-2 BB		B B B B 4-0 1-2 BB	1	0	0	0	0	0	0
										0	0	0	0	3	0	0
Rick Cerone, R (1, 2) OBP: 0.296, SLG: 0.263		S S S 0-3 ② K			x 0-0 ① ② G5-4-3 1-2f		x 0-0 ① F8		x 0-0 ③ F8	4	0	0	0	0	1	5
Luis Gomez, R (1, 6) OBP: 0.279, SLG: 0.229 John Mayberry, L (7, PH) OBP: 0.352, SLG: 0.451 (7, 3)		x 0-0 ③ 5-3			x 0-0 ③ 6-3		x 0-0 ② ③ L9-4-3 1-2			2	0	0	0	0	0	0
										1	0	0	0	0	0	2
Inning Stats	R: 2 E: 0 K: 1 S: 7 H: 2 LOB: 1 BB: 1 P: 11	R: 0 E: 0 K: 1 S: 5 H: 0 LOB: 0 BB: 0 P: 5	R: 0 E: 0 K: 1 S: 5 H: 0 LOB: 0 BB: 0 P: 5	R: 0 E: 0 K: 0 S: 3 H: 0 LOB: 0 BB: 0 P: 3	R: 0 E: 0 K: 0 S: 2 H: 0 LOB: 0 BB: 1 P: 6	R: 0 E: 0 K: 0 S: 4 H: 1 LOB: 2 BB: 1 P: 8	R: 0 E: 0 K: 0 S: 2 H: 0 LOB: 1 BB: 2 P: 10	R: 0 E: 0 K: 0 S: 3 H: 0 LOB: 0 BB: 0 P: 3	R: 0 E: 0 K: 0 S: 3 H: 0 LOB: 2 BB: 2 P: 11	1B: 1 2B: 2 3B: 0 HR: 1	SF: 0 SAC: 0 DP: 2 HBP: 0						

PITCHER	IP	WLS	BF	H	R	ER	SO	BB	IBB	HBP	BLK	WP	HR	S	P	ERA	WHIP
Rick Honeycutt, L (1, 1) ERA: 4.28	6.0	W	25	3	2	2	3	4	1	0	0	0	1	26	46	3.00	1.167
John Montague, R (7, 1) ERA: 4.54	3.0	S	10	0	0	0	0	2	0	0	0	0	0	8	16	0.00	0.667

PITCHER	IP	WLS	BF	H	R	ER	SO	BB	IBB	HBP	BLK	WP	HR	S	P	ERA	WHIP

TOP

Toronto Blue Jays @ Seattle Mariners

The Kingdome, Seattle, WA

Wed Jul 19 1978, 10:05 PM EDT

Att. 7,434 - Unknown

livebaseballscorecards.com

AB	28
R	2
H	3
RBI	2
BB	7
SO	3
LOB	14

1B: 1 SF: 0
2B: 2 SAC: 0
3B: 0 DP: 2
HR: 1 HBP: 0

WP: 0 PA: 35
PB: 0
SB: 2
CS: 0

Batter	1	2	3	4	5	6	7	8	9	AB	R	H	RBI	BB	SO	LOB
Julio Cruz, S (1, 4) OBP: 0.348, SLG: 0.305	BBBB 4-0 E 1B BB	x 0-0 2B 1-3 2-H 1B		x 0-0 ③ 1B		x 0-0 1-2 2-H 1B		BBBB 4-0 FC 1-2 BB		3	1	3	2	2	0	0
Larry Milbourne, S (1, 6) OBP: 0.339, SLG: 0.423	x 0-0 ① F7 1-2	x 0-0 1-3 3-H 2B			x 0-0 ① 6-3	x 0-0 ③ F8		x 0-0 FC 1-2 2-3		5	0	1	1	0	0	5
Tom Paciorek, R (1, 7) OBP: 0.333, SLG: 0.477	x 0-0 ② F3	SSS 0-3 ③ K			x 0-0 ② 5-3		x 0-0 ① F9	SSS 0-3 ③ K		5	0	0	0	0	2	6
Leon Roberts, R (1, 9) OBP: 0.383, SLG: 0.543	x 0-0 2-H 1B		x 0-0 ① 5-3		x 0-0 ③ 6-3		x 0-0 ② F9			4	0	1	1	0	0	0
Bruce Bochte, L (1, 10) OBP: 0.339, SLG: 0.403	x 0-0 ③ F7		x 0-0 ② 4-3			x 0-0 ① 4-3	x 0-0 ③ 4-3			4	0	0	0	0	0	1
Dan Meyer, L (1, 3) OBP: 0.245, SLG: 0.331		x 0-0 1B 1B 1B	x 0-0 2B			x 0-0 ② F7		x 0-0 ① 4-3		4	1	2	0	0	0	0
Bill Stein, R (1, 5) OBP: 0.323, SLG: 0.373		x 0-0 1B 1-2 2B 1B	x 0-0 ③ F8			x 0-0 BB 1B 1B		x 0-0 WP SF7 2B		4	3	3	0	0	0	1
Bob Stinson, S (1, 2) OBP: 0.370, SLG: 0.404		x 0-0 ① F5		x 0-0 ① F7		BBBB 4-0 1B 1-2 1B BB		BBBB 4-0 FC PB 2-3 BB		2	1	0	0	2	0	2
John Hale, L (1, 8) OBP: 0.294, SLG: 0.255		SSS 0-3 ② K		SSS 0-3 ② K		x 0-0 1B 1-2 2-H 1B		x 0-0 ② SF7 3-H		3	0	1	2	0	2	2
Inning Stats	R: 1 E: 1 K: 0 S: 4 H: 1 LOB: 1 BB: 1 P: 8	R: 2 E: 0 K: 2 S: 11 H: 4 LOB: 2 BB: 0 P: 11	R: 0 E: 0 K: 0 S: 4 H: 1 LOB: 1 BB: 0 P: 4	R: 0 E: 0 K: 1 S: 5 H: 1 LOB: 1 BB: 0 P: 5	R: 0 E: 0 K: 0 S: 3 H: 0 LOB: 0 BB: 0 P: 3	R: 2 E: 0 K: 0 S: 6 H: 3 LOB: 2 BB: 1 P: 10	R: 0 E: 0 K: 0 S: 3 H: 0 LOB: 0 BB: 0 P: 3	R: 1 E: 0 K: 1 S: 7 H: 1 LOB: 3 BB: 2 P: 15		1B: 8 2B: 3 3B: 0 HR: 0 SF: 1 SAC: 0 DP: 0 HBP: 0						

PITCHER		IP	WLS	BF	H	R	ER	SO	BB	IBB	HBP	BLK	WP	HR	S	P	ERA	WHIP
Jesse Jefferson, R ERA: 4.18	(1, 1)	1.2	L	11	5	3	2	1	1	0	0	0	0	0	12	16	10.80	3.600
Dave Lemanczyk, R ERA: 6.75	(2, 1)	4.0		16	4	2	2	2	1	0	0	0	0	0	19	23	4.50	1.250
Joe Coleman, R ERA: 3.08	(6, 1)	2.1		12	2	1	1	1	2	0	0	0	1	0	12	20	3.86	1.714

PITCHER	IP	WLS	BF	H	R	ER	SO	BB	IBB	HBP	BLK	WP	HR	S	P	ERA	WHIP

BOTTOM

Toronto Blue Jays @ Seattle Mariners

The Kingdome, Seattle, WA

Wed Jul 19 1978, 10:05 PM EDT

Att. 7,434 - Unknown

livebaseballscorecards.com

AB	34
R	6
H	11
RBI	6
BB	4
SO	4
LOB	17

WP: 1 PB: 1 SB: 0 CS: 0 PA: 39

Oakland Athletics @ Toronto Blue Jays

Exhibition Stadium, Toronto, ON

Fri Jul 21 1978, 7:05 PM EDT

Unknown - 85 F

TOP

livebaseballscorecards.com

Batter	1	2	3	4	5	6	7	8	9	AB	R	H	RBI	BB	SO	LOB
Joe Wallis, S (1, 8) OBP: 0.349, SLG: 0.494	F9		WP, 3B, 1B 1-2		2B, 1B		2B			4	2	3	0	0	0	0
Taylor Duncan, R (1, 5) OBP: 0.274, SLG: 0.350	F8		1B, 3B 1-H, 2-H		K		5-3			4	1	1	2	0	1	1
Mitchell Page, L (1, 7) OBP: 0.373, SLG: 0.473 Tony Armas, R (7, 9) OBP: 0.269, SLG: 0.289	F8		G6-4-3, 1B 3-H		HR, 2B 1-H		1-3			4 0	1 0	2 0	2 0	0 0	0 0	0 0
Willie Horton, R (1, 10) OBP: 0.313, SLG: 0.392		E5, 1B, 1B, SF8	G6-4-3 1-2f		HR 2-H			F7		4	2	1	2	0	0	1
Dave Revering, L (1, 3) OBP: 0.308, SLG: 0.433		1B, 1B 1-2	K		4-3			5-3		4	0	1	0	0	1	0
Mario Guerrero, R (1, 6) OBP: 0.302, SLG: 0.362		G6-4-3, 1B 1-2, 2-3		F8		5-3, 1B		6-3		4	0	2	0	0	0	0
Jeff Newman, R (1, 2) OBP: 0.292, SLG: 0.382		SF8 3-H		F7		5-3 1-2			F4	3	0	0	1	0	0	1
Mike Edwards, R (1, 4) OBP: 0.310, SLG: 0.332		G6-4-3 1-2f		5-3		6-3			6-3	4	0	0	0	0	0	3
Glenn Burke, R (1, 9) OBP: 0.273, SLG: 0.305 (7, 7)			E6, WP, PB, 3B		5-3	F8			K	4	1	0	0	0	1	1
Inning Stats	R: 0 E: 0 K: 0 S: 3 H: 0 LOB: 0 BB: 0 P: 3	R: 1 E: 1 K: 0 S: 5 H: 2 LOB: 1 BB: 0 P: 5	R: 3 E: 1 K: 1 S: 8 H: 3 LOB: 0 BB: 0 P: 8	R: 0 E: 0 K: 0 S: 3 H: 0 LOB: 0 BB: 0 P: 3	R: 3 E: 0 K: 1 S: 8 H: 3 LOB: 0 BB: 0 P: 8	R: 0 E: 0 K: 0 S: 4 H: 1 LOB: 1 BB: 0 P: 4	R: 0 E: 0 K: 0 S: 3 H: 1 LOB: 0 BB: 0 P: 3	R: 0 E: 0 K: 0 S: 3 H: 0 LOB: 0 BB: 0 P: 3	R: 0 E: 0 K: 1 S: 5 H: 0 LOB: 0 BB: 0 P: 5	1B: 6 2B: 2 3B: 1 HR: 1 SF: 1 SAC: 0 DP: 2 HBP: 0						

	AB	35
	R	7
	H	10
	RBI	7
	BB	0
	SO	3
	LOB	7

WP: 1 PB: 1 SB: 0 CS: 0 PA: 36

PITCHER	IP	WLS	BF	H	R	ER	SO	BB	IBB	HBP	BLK	WP	HR	S	P	ERA	WHIP
Balor Moore, L (1, 1) ERA: 4.17	5.0	L	23	8	7	5	2	0	0	0	0	1	1	27	27	9.00	1.600
Joe Coleman, R (6, 1) ERA: 2.86	4.0		13	2	0	0	1	0	0	0	0	0	0	15	15	0.00	0.500

PITCHER	IP	WLS	BF	H	R	ER	SO	BB	IBB	HBP	BLK	WP	HR	S	P	ERA	WHIP

BOTTOM

Oakland Athletics @ Toronto Blue Jays

Exhibition Stadium, Toronto, ON

Fri Jul 21 1978, 7:05 PM EDT

Unknown - 85 F

livebaseballscorecards.com

Batter	1	2	3	4	5	6	7	8	9	AB	R	H	RBI	BB	SO	LOB
Rick Bosetti, R (1, 8) OBP: 0.311, SLG: 0.371	BBBB 4-0 BB BB		x 0-0 ② F2		x 0-0 1-2 2B 1B		x 0-0 ③ F6			3	1	1	0	1	0	0
Bob Bailor, R (1, 9) OBP: 0.309, SLG: 0.331	BBBB 4-0 1-2 BB		x 0-0 1B		x 0-0 1-H 2-H 2B			x 0-0 ① F2		3	0	2	2	1	0	0
Roy Howell, L (1, 5) OBP: 0.339, SLG: 0.397	x 0-0 ① F8		x 0-0 ③ F5		x 0-0 ③ F8			x 0-0 ② F8		4	0	0	0	0	0	4
Rico Carty, R (1, 10) OBP: 0.345, SLG: 0.458	x 0-0 ② F5			x 0-0 ① 5-3		x 0-0 ① L4		x 0-0 ③ F5		4	0	0	0	0	0	2
John Mayberry, L (1, 3) OBP: 0.351, SLG: 0.447	x 0-0 ③ F3			BBBB 4-0 L3 BB		x 0-0 ② 4-3			x 0-0 ① F8	3	0	0	0	1	0	2
Al Woods, L (1, 7) OBP: 0.182, SLG: 0.100		x 0-0 ① F9		x 0-0 ②③ L3 1-2		x 0-0 E3 2B			BBBB 4-0 BB	3	0	0	0	1	0	1
Dave McKay, S (1, 4) OBP: 0.254, SLG: 0.345		SSS 0-3 ② K			x 0-0 ① F9	x 0-0 ③ 1-H 2B			x 0-0 ② F5	4	0	1	0	0	1	1
Rick Cerone, R (1, 2) OBP: 0.290, SLG: 0.258		SSS 0-3 ③ K			SSS 0-3 ② K		x 0-0 ① F9		x 0-0 ③ F7	4	0	0	0	0	2	1
Luis Gomez, R (1, 6) OBP: 0.279, SLG: 0.227			x 0-0 ① F9		BBBB 4-0 1B 2B BB		SSS 0-3 ② K			2	1	0	0	1	1	0

	AB	R	H	RBI	BB	SO	LOB
Totals	**30**	**2**	**4**	**2**	**5**	**4**	**11**

Inning Stats	1	2	3	4	5	6	7	8	9
	R: 0 E: 0 K: 0 S: 3	H: 0 LOB: 2 BB: 2 P: 11	R: 0 E: 0 K: 2 S: 7	H: 0 LOB: 0 BB: 0 P: 7	R: 0 E: 0 K: 0 S: 4	H: 1 LOB: 1 BB: 1 P: 4	R: 0 E: 0 K: 0 S: 2	H: 0 LOB: 0 BB: 1 P: 6	R: 2 E: 0 K: 1 S: 7	H: 2 LOB: 1 BB: 1 P: 11	R: 0 E: 1 K: 0 S: 4	H: 1 LOB: 2 BB: 0 P: 4	R: 0 E: 0 K: 1 S: 5	H: 0 LOB: 0 BB: 0 P: 5	R: 0 E: 0 K: 0 S: 3	H: 0 LOB: 0 BB: 0 P: 3	R: 0 E: 0 K: 0 S: 3	H: 0 LOB: 1 BB: 1 P: 7

	1B: 2	SF: 0	WP: 0	PA: 35
	2B: 3	SAC: 0	PB: 0	
	3B: 0	DP: 1	SB: 0	
	HR: 0	HBP: 0	CS: 0	

PITCHER	IP	WLS	BF	H	R	ER	SO	BB	IBB	HBP	BLK	WP	HR	S	P	ERA	WHIP
Steve Renko, R (1, 1) ERA: 2.86	9.0	W	35	4	2	2	4	5	0	0	0	0	0	38	58	2.00	1.000

PITCHER	IP	WLS	BF	H	R	ER	SO	BB	IBB	HBP	BLK	WP	HR	S	P	ERA	WHIP

Oakland Athletics @ Toronto Blue Jays

Exhibition Stadium, Toronto, ON

Fri Jul 21 1978, 7:05 PM EDT

Att. 21,050 - Unknown

TOP

livebaseballscorecards.com

Batter	1	2	3	4	5	6	7	8	9	AB	R	H	RBI	BB	SO	LOB
Joe Wallis, S (1, 8) OBP: 0.350, SLG: 0.488	BBBB 4-0 2B SF8 BB	SSS 0-3 ② K		x 0-0 3-H 1B		x 0-0 ③ G3			x 0-0 ② 6-3	4	1	1	1	1	1	3
Taylor Duncan, R (1, 5) OBP: 0.272, SLG: 0.352	x 0-0 SF8 1-3 2B	x 0-0 ③ F3		x 0-0 ③ F9			SSS 0-3 ① K		x 0-0 ③ F7	5	0	1	0	0	1	3
Mitchell Page, L (1, 7) OBP: 0.371, SLG: 0.470	SSS 0-3 ① K		SSS 0-3 ① K		x 0-0 ① F8		x 0-0 FC6-4 1B			4	0	1	0	0	2	2
Willie Horton, R (1, 10) OBP: 0.312, SLG: 0.386	III 4-0 IBB		SSS 0-3 ② K2-3		x 0-0 ② F6		x 0-0 ② FC6-4 CS 1-2f			3	0	0	0	1	1	1
Miguel Dilone, S (7, PR) OBP: 0.306, SLG: 0.298										0	0	0	0	0	0	0
Dave Revering, L (1, 3) OBP: 0.304, SLG: 0.429	x 0-0 ② SF8 2-3 3-H		SSS 0-3 ③ K		x 0-0 ③ F7		0-0 ③ CS 1-2	x 0-0 ① F9		3	0	0	1	0	1	0
Mario Guerrero, R (1, 6) OBP: 0.308, SLG: 0.363	SSS 0-3 ③ K			BBBB 4-0 1B PB G6-4-3 BB		H 1-0 PB SH1-4 2B HBP		x 0-0 1B 1B		2	2	1	0	1	1	2
Jim Essian, R (1, 2) OBP: 0.333, SLG: 0.312		x 0-0 E1 WP		BBBB 4-0 G6-4-3 1B 1-2 BB		x 0-0 ① SH1-4 1-2		SSS 0-3 ② K		1	1	0	0	1	0	0
Jeff Newman, R (8, PH) OBP: 0.290, SLG: 0.380 (8, 2)										1	0	0	0	0	1	1
Mike Edwards, R (1, 4) OBP: 0.318, SLG: 0.344		SSS 0-3 ① K		x 0-0 G6-4-3 1-2 2-3 1B		x 0-0 2-H 2B		x 0-0 ③ 1-3 1B		4	0	3	1	0	1	1
Glenn Burke, R (1, 9) OBP: 0.272, SLG: 0.296		BBBB 4-0 1-2 BB		x 0-0 ① ② G6-4-3 1-2f 2-3 3-H		x 0-0 ② 5-3			x 0-0 ① 5-3	3	0	0	0	1	0	3

	AB	30
	R	4
	H	7
	RBI	3
	BB	5
	SO	9
	LOB	16

Inning Stats																		
	R: 1	H: 1	R: 0	H: 0	R: 0	H: 0	R: 2	H: 2	R: 0	H: 0	R: 1	H: 1	R: 0	H: 1	R: 0	H: 2	R: 0	H: 0
	E: 0	LOB: 2	E: 1	LOB: 2	E: 0	LOB: 0	E: 0	LOB: 1	E: 0	LOB: 0	E: 0	LOB: 1	E: 0	LOB: 1	E: 0	LOB: 2	E: 0	LOB: 0
	K: 2	BB: 2	K: 2	BB: 1	K: 3	BB: 0	K: 0	BB: 2	K: 0	BB: 0	K: 0	BB: 0	K: 1	BB: 0	K: 1	BB: 0	K: 0	BB: 0
	S: 8	P: 16	S: 8	P: 12	S: 9	P: 9	S: 4	P: 12	S: 3	P: 3	S: 4	P: 5	S: 5	P: 5	S: 6	P: 6	S: 3	P: 3

	1B: 5	SF: 1	WP: 1	PA: 39
	2B: 2	SAC: 1	PB: 2	
	3B: 0	DP: 1	SB: 0	
	HR: 0	HBP: 1	CS: 1	

PITCHER		IP	WLS	BF	H	R	ER	SO	BB	IBB	HBP	BLK	WP	HR	S	P	ERA	WHIP
Tom Underwood, L	(1, 1)	5.1		26	4	4	4	7	4	1	1	0	1	0	34	55	6.75	1.500
ERA: 4.46																		
Tom Murphy, R	(6, 1)	2.0	W	7	2	0	0	1	0	0	0	0	0	0	9	9	0.00	1.000
ERA: 3.68																		
Victor Cruz, R	(8, 1)	1.2	S	5	1	0	0	1	0	0	0	0	0	0	7	7	0.00	0.600
ERA:																		

PITCHER	IP	WLS	BF	H	R	ER	SO	BB	IBB	HBP	BLK	WP	HR	S	P	ERA	WHIP

Batter	1	2	3	4	5	6	7	8	9	AB	R	H	RBI	BB	SO	LOB
Rick Bosetti, R (1, 8) OBP: 0.309, SLG: 0.366	BBBB 4-0 BB BB	x 0-0 ② FC1-2-5-2-5 3-H		SSS 0-3 ③ K		x 0-0 ② F8		x 0-0 ② 4-3		4	0	0	0	1	1	3
Bob Bailor, R (1, 9) OBP: 0.310, SLG: 0.332	SSS 0-3 ① K	x 0-0 ③ F8			x 0-0 G3 2B 1B	x 0-0 ③ F2		x 0-0 1B 1B 1B		5	1	2	0	0	1	2
Roy Howell, L (1, 5) OBP: 0.340, SLG: 0.397	x 0-0 ② F6		x 0-0 ① F9		x 0-0 ① G3 1-2		x 0-0 1B 2B 1B	x 0-0 1B 1-2 1B		5	1	2	0	0	0	2
Rico Carty, R (1, 10) OBP: 0.349, SLG: 0.462	BBBB 4-0 1-2 BB		SSS 0-3 ② K		x 0-0 1B 2-H 1B 2B		x 0-0 ① F9	x 0-0 1-2 2-3 1B		4	1	2	1	1	1	1
John Mayberry, L (1, 3) OBP: 0.352, SLG: 0.446	x 0-0 ③ 4-3		x 0-0 ③ F5		x 0-0 1B 2-3 1B		x 0-0 2B 1-3 1B	x 0-0 ③ 3-1		5	0	2	0	0	0	5
Al Woods, L (1, 7) OBP: 0.231, SLG: 0.208		SSS 0-3 ① K		x 0-0 ① F7	x 0-0 1-2 3-H 1B		x 0-0 1-3 3-H 2B			4	0	2	2	0	1	0
Alan Ashby, S (1, 2) OBP: 0.324, SLG: 0.374		x 0-0 3B 2B		x 0-0 2B	x 0-0 ② F7		4-0 G4-3 IBB			3	1	2	0	1	0	2
Dave McKay, S (1, 4) OBP: 0.254, SLG: 0.342		BBBB 4-0 3B BB		SSS 0-3 ② K	SSS 0-3 ③ K		x 0-0 ② ③ G4-3 1-2f			3	1	0	0	1	2	6
Luis Gomez, R (1, 6) OBP: 0.283, SLG: 0.237		x 0-0 3B 1-H 2-H FC1-2-5-2-5		BBBB 4-0 BB		x 0-0 ① 1-3		x 0-0 ① F8		3	0	1	2	1	0	0
Inning Stats	R: 0 E: 0 K: 1 S: 5 H: 0 LOB: 2 BB: 2 P: 13	R: 2 E: 0 K: 1 S: 7 H: 2 LOB: 1 BB: 1 P: 11	R: 0 E: 0 K: 1 S: 5 H: 0 LOB: 0 BB: 0 P: 5	R: 0 E: 0 K: 2 S: 8 H: 1 LOB: 2 BB: 1 P: 12	R: 2 E: 0 K: 1 S: 9 H: 4 LOB: 2 BB: 0 P: 9	R: 0 E: 0 K: 0 S: 3 H: 0 LOB: 0 BB: 0 P: 3	R: 1 E: 0 K: 0 S: 5 H: 3 LOB: 2 BB: 1 P: 9	R: 0 E: 0 K: 0 S: 6 H: 3 LOB: 3 BB: 0 P: 6		1B: 8 2B: 4 3B: 1 HR: 0	SF: 0 SAC: 0 DP: 1 HBP: 0			WP: 0 PB: 0 SB: 0 CS: 0	PA: 41	

PITCHER		IP	WLS	BF	H	R	ER	SO	BB	IBB	HBP	BLK	WP	HR	S	P	ERA	WHIP
Pete Broberg, R ERA: 4.24	(1, 1)	4.1		22	5	4	4	5	4	0	0	0	0	0	28	44	8.31	2.077
Bob Lacey, L ERA: 2.88	(5, 1)	2.0	L	11	5	1	1	1	0	0	0	0	0	0	13	13	4.50	2.500
Elias Sosa, R ERA: 2.69	(7, 1)	1.2		8	3	0	0	0	0	1	0	0	0	0	7	11	0.00	1.800

PITCHER	IP	WLS	BF	H	R	ER	SO	BB	IBB	HBP	BLK	WP	HR	S	P	ERA	WHIP

BOTTOM

Oakland Athletics @ Toronto Blue Jays

Exhibition Stadium, Toronto, ON

Fri Jul 21 1978, 7:05 PM EDT

Att. 21,050 - Unknown

livebaseballscorecards.com

AB	36
R	5
H	13
RBI	5
BB	5
SO	6
LOB	21

Oakland Athletics @ Toronto Blue Jays

Exhibition Stadium, Toronto, ON

Sat Jul 22 1978, 7:05 PM EDT
Att. 21,028 - Unknown - 85 F

livebaseballscorecards.com

Batter	1	2	3	4	5	6	7	8	9	AB	R	H	RBI	BB	SO	LOB
Joe Wallis, S (1, 8) OBP: 0.341, SLG: 0.473	4-3	4-3		CS 2-3	L4		4-3		F8	5	0	0	0	0	0	1
Taylor Duncan, R (1, 5) OBP: 0.282, SLG: 0.356	1B BB 1B		FC4-6 BB		4-3		2B FC6-2 1B		F8	4	0	2	0	1	0	0
Mitchell Page, L (1, 7) OBP: 0.375, SLG: 0.478	1B 1-2 BB		FC4-6 1-2f 2B		2B		1-3 2B		G3	4	1	2	0	1	0	1
Willie Horton, R (1, 10) OBP: 0.307, SLG: 0.379	K		F6		F8		FC6-2 3-H			4	0	0	0	0	1	6
Dave Revering, L (1, 3) OBP: 0.306, SLG: 0.433	1-2 2-3 1B		1-H 2B			F6	F6			4	0	2	1	0	0	2
Mario Guerrero, R (1, 6) OBP: 0.307, SLG: 0.360	4-3		F9			HR BB		4-3		3	1	0	0	1	0	4
Jeff Newman, R (1, 2) OBP: 0.295, SLG: 0.398		5-3		CS SH1-3 BB		1-H HR		5-3		3	1	1	2	1	0	0
Mike Edwards, R (1, 4) OBP: 0.322, SLG: 0.348		S 1B		SH1-3 1-2		F8		1B		3	0	2	0	0	0	0
Glenn Burke, R (1, 9) OBP: 0.265, SLG: 0.288		K 1-2		5-3		L4		F8		3	0	0	0	0	1	2
Dwayne Murphy, L (8, PH) OBP: 0.273, SLG: 0.196 (8, 9)										1	0	0	0	0	0	1

Inning Stats	1	2	3	4	5	6	7	8	9		
	R: 0 H: 2 E: 0 LOB: 3 K: 1 BB: 1 S: 7 P: 11	R: 0 H: 1 E: 0 LOB: 1 K: 1 BB: 0 S: 6 P: 6	R: 1 H: 1 E: 0 LOB: 1 K: 0 BB: 1 S: 4 P: 8	R: 0 H: 0 E: 0 LOB: 0 K: 0 BB: 1 S: 2 P: 6	R: 0 H: 1 E: 0 LOB: 1 K: 0 BB: 0 S: 4 P: 4	R: 2 H: 1 E: 0 LOB: 0 K: 0 BB: 1 S: 4 P: 8	R: 0 H: 2 E: 0 LOB: 2 K: 0 BB: 0 S: 5 P: 5	R: 0 H: 1 E: 0 LOB: 1 K: 0 BB: 0 S: 4 P: 4	R: 0 H: 0 E: 0 LOB: 0 K: 0 BB: 0 S: 3 P: 3	1B: 5 SF: 0 2B: 3 SAC: 1 3B: 0 DP: 0 HR: 1 HBP: 0	WP: 0 PA: 40 PB: 0 SB: 1 CS: 1

PITCHER	IP	WLS	BF	H	R	ER	SO	BB	IBB	HBP	BLK	WP	HR	S	P	ERA	WHIP
Jim Clancy, R (1, 1) ERA: 4.38	9.0	W	39	9	3	3	2	4	0	0	0	0	1	39	55	3.00	1.444

PITCHER	IP	WLS	BF	H	R	ER	SO	BB	IBB	HBP	BLK	WP	HR	S	P	ERA	WHIP

AB	R	H	RBI	BB	SO	LOB
5	0	0	0	0	0	1
4	0	2	0	1	0	0
4	1	2	0	1	0	1
4	0	0	0	0	1	6
4	0	2	1	0	0	2
3	1	0	0	1	0	4
3	1	1	2	1	0	0
3	0	2	0	0	0	0
3	0	0	0	0	1	2
1	0	0	0	0	0	1

AB	34
R	3
H	9
RBI	3
BB	4
SO	2
LOB	17

Batter	1	2	3	4	5	6	7	8	9	AB	R	H	RBI	BB	SO	LOB
Rick Bosetti, R (1, 8) OBP: 0.308, SLG: 0.365	L4		5-3		FC5-2 1B 1B 3-H		3B 2-H 1B			4	2	1	1	0	0	2
Bob Bailor, R (1, 9) OBP: 0.312, SLG: 0.340	L4			L6 1-2 2-H	1B 1-2 2-H 1B		WP 1-H 3B			4	1	2	2	0	0	0
Roy Howell, L (1, 5) OBP: 0.339, SLG: 0.396	6-3			F7	FC6-4 1-2 2-H 1B		1-3 3-H			4	0	1	1	0	0	0
Rico Carty, R (1, 10) OBP: 0.345, SLG: 0.456		F8		F8	FC6-4 1-2f		F7			4	0	0	0	0	0	2
John Mayberry, L (1, 3) OBP: 0.353, SLG: 0.445		F8			BB 1B SH1-4 1B	CS 1B		3-1		3	1	1	0	1	0	0
Al Woods, L (1, 7) OBP: 0.241, SLG: 0.222		1B			SH1-4 1-2	K		4-3		3	0	1	0	0	1	1
Dave McKay, S (1, 4) OBP: 0.258, SLG: 0.344		F9			1B 2-3 1B	K		1B		4	1	2	0	0	1	2
Rick Cerone, R (1, 2) OBP: 0.294, SLG: 0.263			F6		1B 1-2 FC5-2 3-H 1B	CS 1-2	6-3 1B 1B	F8		4	1	2	1	0	0	1
Luis Gomez, R (1, 6) OBP: 0.283, SLG: 0.238			F7		1B 1-3 2-H 1B		6-3 1-2			3	1	1	1	0	0	1
Inning Stats	R: 0 H: 0 E: 0 LOB: 0 K: 0 BB: 0 S: 3 P: 3	R: 0 H: 1 E: 0 LOB: 1 K: 0 BB: 0 S: 4 P: 4	R: 0 H: 0 E: 0 LOB: 0 K: 0 BB: 0 S: 3 P: 3	R: 0 H: 0 E: 0 LOB: 0 K: 0 BB: 0 S: 3 P: 3	R: 4 H: 5 E: 0 LOB: 2 K: 0 BB: 1 S: 8 P: 12	R: 0 H: 1 E: 0 LOB: 0 K: 2 BB: 0 S: 7 P: 7	R: 3 H: 3 E: 0 LOB: 0 K: 0 BB: 0 S: 6 P: 6	R: 0 H: 1 E: 0 LOB: 1 K: 0 BB: 0 S: 4 P: 4		1B: 10 SF: 0 2B: 0 SAC: 1 3B: 1 DP: 0 HR: 0 HBP: 0						

BOTTOM

Oakland Athletics @ Toronto Blue Jays

Exhibition Stadium, Toronto, ON

Sat Jul 22 1978, 7:05 PM EDT

Att. 21,028 - Unknown - 85 F

livebaseballscorecards.com

AB	33
R	7
H	11
RBI	6
BB	1
SO	2
LOB	9

WP: 1 PA: 36
PB: 0
SB: 0
CS: 1

PITCHER		IP	WLS	BF	H	R	ER	SO	BB	IBB	HBP	BLK	WP	HR	S	P	ERA	WHIP
John Henry Johnson, L ERA: 2.76	(1, 1)	4.1	L	18	4	4	4	0	1	0	0	0	0	0	17	21	8.31	1.154
Dave Heaverlo, R ERA: 2.84	(5, 1)	0.1		3	2	0	0	0	0	0	0	0	0	0	3	3	0.00	6.000
Elias Sosa, R ERA: 3.01	(5, 1)	1.2		8	4	3	3	2	0	0	0	0	0	0	12	12	16.20	2.400
Bob Lacey, L ERA: 2.82	(7, 1)	1.2		6	1	0	0	0	0	0	0	0	1	0	6	6	0.00	0.600

PITCHER	IP	WLS	BF	H	R	ER	SO	BB	IBB	HBP	BLK	WP	HR	S	P	ERA	WHIP

Batter	1	2	3	4	5	6	7	8	9	AB	R	H	RBI	BB	SO	LOB
Mike Edwards, R (1, 4) OBP: 0.324, SLG: 0.354	S 1B 1B		F7		F2		4-3		FC1-5 2B	5	1	2	0	0	0	0
Joe Wallis, S (1, 8) OBP: 0.342, SLG: 0.471	F8 1-2		1B		K		S 3-1 E 1B		FC1-5 2-3	5	1	2	0	0	1	2
Mitchell Page, L (1, 7) OBP: 0.376, SLG: 0.486 Jim Essian, R (7, 2) OBP: 0.332, SLG: 0.311	BBBB 1B BB		K			HR	3-1 1-2		F5	3 1	1 0	1 0	1 0	1 0	1 0	2 1
Dave Revering, L (1, 3) OBP: 0.306, SLG: 0.429 Miguel Dilone, S (7, PR) OBP: 0.305, SLG: 0.297 (7, 7)	K		K			4-3 BBBB	S 2B 2-H BB		4-3	3 1	0 1	0 0	0 0	1 0	2 0	3 1
Willie Horton, R (1, 10) OBP: 0.310, SLG: 0.386 Dwayne Murphy, L (7, PR) OBP: 0.273, SLG: 0.196	FC5-4 1-2 2-H 1B			F9		F4	1-H 2B			4 0	0 0	2 0	2 0	0 0	0 0	0 0
Mario Guerrero, R (1, 6) OBP: 0.309, SLG: 0.364	FC5-4 1-2f			1B		1B 2B	F8			4	1	2	0	0	0	4
Taylor Duncan, R (1, 5) OBP: 0.288, SLG: 0.367		K		2B		1B 2-H 1B		F8		4	0	2	1	0	1	0
Jeff Newman, R (1, 2) (7, 3) OBP: 0.299, SLG: 0.400		G5-4-3 1B		K		FC6-4 1-2 1B		F9		4	0	2	0	0	1	1
Tony Armas, R (1, 9) OBP: 0.264, SLG: 0.284		G5-4-3 1-2f			5-3	FC6-4 1-2f		F4		4	0	0	0	0	0	3
Inning Stats	R: 1 E: 0 K: 1 S: 7 H: 2 LOB: 2 BB: 1 P: 11	R: 0 E: 0 K: 1 S: 5 H: 1 LOB: 0 BB: 0 P: 5	R: 0 E: 0 K: 2 S: 8 H: 1 LOB: 1 BB: 0 P: 8	R: 0 E: 0 K: 1 S: 6 H: 2 LOB: 1 BB: 0 P: 6	R: 0 E: 0 K: 1 S: 5 H: 0 LOB: 0 BB: 0 P: 5	R: 2 E: 0 K: 0 S: 7 H: 4 LOB: 2 BB: 0 P: 7	R: 2 E: 1 K: 0 S: 5 H: 2 LOB: 2 BB: 1 P: 9	R: 0 E: 0 K: 0 S: 3 H: 0 LOB: 0 BB: 0 P: 3	R: 0 E: 0 K: 0 S: 4 H: 1 LOB: 1 BB: 0 P: 4	1B: 8 2B: 4 3B: 0 HR: 1	SF: 0 SAC: 0 DP: 1 HBP: 0						

TOP

Oakland Athletics @ Toronto Blue Jays

Exhibition Stadium, Toronto, ON

Sun Jul 23 1978, 3:33 AM EDT

Att. 23,153 - Unknown - 79 F

livebaseballscorecards.com

AB	38
R	5
H	13
RBI	4
BB	2
SO	6
LOB	17

PITCHER		IP	WLS	BF	H	R	ER	SO	BB	IBB	HBP	BLK	WP	HR	S	P	ERA	WHIP
Jerry Garvin, L ERA: 5.76	(1, 1)	5.2	L	26	10	3	3	6	1	0	0	0	0	1	37	41	4.76	1.941
Mike Willis, L ERA: 5.69	(6, 1)	2.2		12	3	2	2	0	1	0	0	0	0	0	11	15	6.75	1.500
Tom Murphy, R ERA: 3.64	(9, 1)	0.2		2	0	0	0	0	0	0	0	0	0	0	2	2	0.00	0.000

PITCHER	IP	WLS	BF	H	R	ER	SO	BB	IBB	HBP	BLK	WP	HR	S	P	ERA	WHIP

Batter	1	2	3	4	5	6	7	8	9	AB	R	H	RBI	BB	SO	LOB
Rick Bosetti, R (1, 8) OBP: 0.307, SLG: 0.363	F9		E6 CS			E5 4-3 SF8 1B		5-3		4	1	1	0	0	0	0
Bob Bailor, R (1, 5) OBP: 0.312, SLG: 0.341	F8		CS 1-2	F5		4-3 2-3		1B 2B		4	1	1	0	0	0	1
Al Woods, L (1, 7) OBP: 0.242, SLG: 0.233	F8			G3		SF8 3-H		FC6-4 2-H 1B		3	0	1	2	0	0	0
Rico Carty, R (1, 10) OBP: 0.341, SLG: 0.450		F6		4-3		F7		FC6-4 1-2f		4	0	0	0	0	0	1
John Mayberry, L (1, 3) OBP: 0.349, SLG: 0.439		F9			F1		F2		4-3	4	0	0	0	0	0	0
Otto Velez, R (1, 9) OBP: 0.408, SLG: 0.476		F7			G3		B B B B 4-0 4-3 BB		S S S 0-3 K	3	0	0	0	1	1	0
Alan Ashby, S (1, 2) OBP: 0.329, SLG: 0.402			HR		E 1B		4-3 1-2		4-3	4	1	2	1	0	0	1
Dave McKay, S (1, 4) OBP: 0.255, SLG: 0.340			3-1		E4 1-2		G3			3	0	0	0	0	0	2
Luis Gomez, R (1, 6) OBP: 0.281, SLG: 0.236			F9		1-3			F5		2	0	0	0	0	0	2
Willie Upshaw, L (8, PH) OBP: 0.309, SLG: 0.343										1	0	0	0	0	0	0
Tim Johnson, L (9, 6) OBP: 0.367, SLG: 0.256										0	0	0	0	0	0	0
Inning Stats	R: 0 E: 0 K: 0 S: 3 H: 0 LOB: 0 BB: 0 P: 3	R: 0 E: 0 K: 0 S: 3 H: 0 LOB: 0 BB: 0 P: 3	R: 1 E: 1 K: 0 S: 4 H: 1 LOB: 0 BB: 0 P: 4	R: 0 E: 0 K: 0 S: 3 H: 0 LOB: 0 BB: 0 P: 3	R: 0 E: 1 K: 0 S: 5 H: 1 LOB: 2 BB: 0 P: 5	R: 1 E: 1 K: 0 S: 4 H: 1 LOB: 0 BB: 0 P: 4	R: 0 E: 0 K: 0 S: 3 H: 0 LOB: 1 BB: 1 P: 7	R: 1 E: 0 K: 0 S: 5 H: 2 LOB: 1 BB: 0 P: 5	R: 0 E: 0 K: 1 S: 5 H: 0 LOB: 0 BB: 0 P: 5	1B: 3 2B: 1 3B: 0 HR: 1	SF: 1 SAC: 0 DP: 0 HBP: 0						

PITCHER		IP	WLS	BF	H	R	ER	SO	BB	IBB	HBP	BLK	WP	HR	S	P	ERA	WHIP
Rick Langford, R ERA: 3.08	(1, 1)	7.2	W	30	5	3	2	0	1	0	0	0	0	1	29	33	2.35	0.783
Dave Heaverlo, R ERA: 2.8	(8, 1)	1.1	S	4	0	0	0	1	0	0	0	0	0	0	6	6	0.00	0.000

PITCHER	IP	WLS	BF	H	R	ER	SO	BB	IBB	HBP	BLK	WP	HR	S	P	ERA	WHIP

BOTTOM

Oakland Athletics @ Toronto Blue Jays

Exhibition Stadium, Toronto, ON

Sun Jul 23 1978, 3:33 AM EDT
Att. 23,153 - Unknown - 79 F

livebaseballscorecards.com

AB	32
R	3
H	5
RBI	3
BB	1
SO	1
LOB	7

1B: 3	SF: 1	WP: 0	PA: 35		
2B: 1	SAC: 0	PB: 0			
3B: 0	DP: 0	SB: 0			
HR: 1	HBP: 0	CS: 1			

Batter	1	2	3	4	5	6	7	8	9	AB	R	H	RBI	BB	SO	LOB
Julio Cruz, S (1, 4) OBP: 0.352, SLG: 0.306	L6			PO 6-3 1B		6-3		F8		2	0	1	0	0	0	0
Larry Milbourne, S (5, 4) OBP: 0.328, SLG: 0.400										2	0	0	0	0	0	0
Craig Reynolds, L (1, 6) OBP: 0.336, SLG: 0.372	K			F9		4-3		F9		4	0	0	0	0	1	1
Ruppert Jones, L (1, 8) OBP: 0.332, SLG: 0.335	K			6-3 1-2			BB 1B S		SH3-4 1B 1B	3	1	1	0	1	1	1
Leon Roberts, R (1, 9) OBP: 0.380, SLG: 0.533		F8		PO 2-3	5-3		1B 1-2		SH3-4 1-2	3	0	1	0	0	0	0
Bruce Bochte, L (1, 7) OBP: 0.342, SLG: 0.403		4-3			BB 1B 1B		FC6-4 1-2 2-3 1B		FC4-6 2-H 1B	3	0	2	1	1	0	0
Dan Meyer, L (1, 3) OBP: 0.242, SLG: 0.321		F8			1B 1-2 1B		F8		FC4-6 CS 1-2f	4	0	1	0	0	0	4
Tom Paciorek, R (1, 10) OBP: 0.337, SLG: 0.458			L4		1-3 2-H 1B		P4		CS 1-2	3	0	1	0	0	0	3
Bill Stein, R (1, 5) OBP: 0.322, SLG: 0.371			K		F9		FC6-4 1-2f			3	0	0	0	0	1	5
Bob Stinson, S (1, 2) OBP: 0.366, SLG: 0.398			6-3			4-3		F8		3	0	0	0	0	0	0

TOP

Seattle Mariners @ Toronto Blue Jays

Exhibition Stadium, Toronto, ON

Mon Jul 24 1978, 7:05 PM EDT

Unknown - 74 F

livebaseballscorecards.com

AB	30
R	1
H	7
RBI	1
BB	2
SO	3
LOB	14

Inning Stats										
	R: 0 E: 0 K: 2 S: 7	H: 0 LOB: 0 BB: 0 P: 7	R: 0 E: 0 K: 0 S: 3	H: 0 LOB: 0 BB: 0 P: 3	R: 0 E: 0 K: 1 S: 5	H: 0 LOB: 0 BB: 0 P: 5	R: 0 E: 0 K: 0 S: 3	H: 1 LOB: 0 BB: 0 P: 3	R: 0 E: 0 K: 0 S: 4	H: 2 LOB: 2 BB: 1 P: 8
	R: 0 E: 0 K: 0 S: 3	H: 0 LOB: 0 BB: 0 P: 3	R: 0 E: 0 K: 0 S: 5	H: 2 LOB: 3 BB: 1 P: 9	R: 0 E: 0 K: 0 S: 3	H: 0 LOB: 0 BB: 0 P: 3	R: 1 E: 0 K: 0 S: 4	H: 2 LOB: 0 BB: 0 P: 4	1B: 7 2B: 0 3B: 0 HR: 0	SF: 0 SAC: 1 DP: 0 HBP: 0
	WP: 0 PB: 0 SB: 1 CS: 1	PA: 35								

PITCHER	IP	WLS	BF	H	R	ER	SO	BB	IBB	HBP	BLK	WP	HR	S	P	ERA	WHIP
Dave Lemanczyk, R (1, 1) ERA: 6.29	9.0	L	33	7	1	1	3	2	0	0	0	0	0	37	45	1.00	1.000

PITCHER	IP	WLS	BF	H	R	ER	SO	BB	IBB	HBP	BLK	WP	HR	S	P	ERA	WHIP

Batter	1	2	3	4	5	6	7	8	9	AB	R	H	RBI	BB	SO	LOB
Rick Bosetti, R (1, 8) OBP: 0.304, SLG: 0.359	5-3		K			5-3		F8		4	0	0	0	0	1	1
Bob Bailor, R (1, 5) OBP: 0.309, SLG: 0.338	F9		F8			F7			E9 SH1-4	4	0	0	0	0	0	1
Otto Velez, R (1, 9) OBP: 0.407, SLG: 0.472	1B		F9			F3			SH1-4 1-2	3	0	1	0	0	0	1
Rico Carty, R (1, 10) OBP: 0.341, SLG: 0.449 Willie Upshaw, L (7, PR) OBP: 0.309, SLG: 0.343 Roy Howell, L (9, PH) OBP: 0.338, SLG: 0.395	F9			K			FC1-6 E 1B		4-3	3 0 1	0 0 0	1 0 0	0 0 0	0 0 0	1 0 0	1 0 1
Doug Ault, R (1, 3) OBP: 0.292, SLG: 0.213		6-3		F9			E4 FC1-6 1-2		K	4	0	0	0	0	1	2
Al Woods, L (1, 7) OBP: 0.250, SLG: 0.219		HBP FC5-4		4-3			FC1-6 G1-6-3 1-2f 2-3			2	0	0	0	0	0	2
Dave McKay, S (1, 4) OBP: 0.252, SLG: 0.337		FC5-4 FC6 1-2f			5-3		G1-6-3 1-2f			3	0	0	0	0	0	3
Rick Cerone, R (1, 2) OBP: 0.290, SLG: 0.259		FC6 1-2f			F9			4-3		3	0	0	0	0	0	1
Luis Gomez, R (1, 6) OBP: 0.283, SLG: 0.238 John Mayberry, L (8, PH) OBP: 0.349, SLG: 0.438 Tim Johnson, L (9, 6) OBP: 0.367, SLG: 0.256			1B		1-3			K		2 1 0	0 0 0	1 0 0	0 0 0	0 1 0	0 0 0	0 0 0
Inning Stats	R: 0 E: 0 K: 0 S: 4 H: 1 LOB: 1 BB: 0 P: 4	R: 0 E: 0 K: 0 S: 3 H: 0 LOB: 1 BB: 0 P: 4	R: 0 E: 0 K: 1 S: 6 H: 1 LOB: 1 BB: 0 P: 6	R: 0 E: 0 K: 1 S: 5 H: 0 LOB: 0 BB: 0 P: 5	R: 0 E: 0 K: 0 S: 3 H: 0 LOB: 0 BB: 0 P: 3	R: 0 E: 0 K: 0 S: 3 H: 0 LOB: 0 BB: 0 P: 3	R: 0 E: 1 K: 0 S: 4 H: 1 LOB: 2 BB: 0 P: 4	R: 0 E: 0 K: 1 S: 5 H: 0 LOB: 0 BB: 0 P: 5	R: 0 E: 1 K: 1 S: 6 H: 0 LOB: 1 BB: 0 P: 6	1B: 3 2B: 0 3B: 0 HR: 0 SF: 0 SAC: 1 DP: 1 HBP: 1						

PITCHER	IP	WLS	BF	H	R	ER	SO	BB	IBB	HBP	BLK	WP	HR	S	P	ERA	WHIP
Rick Honeycutt, L (1, 1) ERA: 3.77	9.0	W	32	3	0	0	4	0	0	1	0	0	0	39	40	0.00	0.333

PITCHER	IP	WLS	BF	H	R	ER	SO	BB	IBB	HBP	BLK	WP	HR	S	P	ERA	WHIP

BOTTOM

Seattle Mariners @ Toronto Blue Jays

Exhibition Stadium, Toronto, ON

Mon Jul 24 1978, 7:05 PM EDT

Unknown - 74 F

livebaseballscorecards.com

AB	30
R	0
H	3
RBI	0
BB	0
SO	4
LOB	13

PA: 32

WP: 0 PB: 0 SB: 0 CS: 0

Seattle Mariners @ Toronto Blue Jays

Exhibition Stadium, Toronto, ON

Mon Jul 24 1978, 7:05 PM EDT

Att. 16,291 - Unknown

TOP

livebaseballscorecards.com

Batter	1	2	3	4	5	6	7	8	9	AB	R	H	RBI	BB	SO	LOB
Julio Cruz, S (1, 4) OBP: 0.355, SLG: 0.308	6-3		2B 1B 1-2 2-H	1B		BBB 4-0 S BB		SH1-3 1-3	4-3	4	1	2	0	1	0	1
Craig Reynolds, L (1, 6) OBP: 0.340, SLG: 0.381	L3		1B 2B 1-H		E WP G5-4-3 1B	F7 1-2		HR 3-H		5	2	3	2	0	0	2
Ruppert Jones, L (1, 8) OBP: 0.337, SLG: 0.337	1B		1B 2-3		E3 G5-4-3 1-3		BBBB 4-0 E SH1-3 BB	SSS 0-3 K		4	0	2	0	1	1	2
Leon Roberts, R (1, 9) OBP: 0.378, SLG: 0.541	6-3		F7		G5-4-3 1-2f 3-H		SH1-3 1-2	HR 2-H		4	1	1	2	0	0	4
Bruce Bochte, L (1, 10) OBP: 0.343, SLG: 0.402 Larry Milbourne, S (7, PR) OBP: 0.325, SLG: 0.396	6-3	F8	1B		BBBB 4-0 E BB	4-3				3 1	0 0	1 0	0 0	1 0	0 0	0 0
Dan Meyer, L (1, 3) OBP: 0.241, SLG: 0.316	1-3	F9	G3		F7		1B SF8 BB			4	1	0	0	1	0	3
Tom Paciorek, R (1, 7) OBP: 0.349, SLG: 0.485	SSS K	1B 2B	F9 2-3	E6 1-2 2-3			1-3 1B			5	1	3	0	0	1	2
Bill Stein, R (1, 5) OBP: 0.321, SLG: 0.368	F9	1B 2-H	F8		F3					5	0	1	1	0	0	6
Bob Stinson, S (1, 2) OBP: 0.366, SLG: 0.398	SSS K	BBBB 1B BB	SSS K	SH1-3 WP 2B 1B	SF8 3-H					3	1	1	1	1	2	1
Inning Stats	R: 0 E: 0 K: 0 S: 4 H: 1 LOB: 1 BB: 0 P: 4	R: 0 E: 0 K: 1 S: 5 H: 0 LOB: 0 BB: 0 P: 5	R: 1 E: 0 K: 1 S: 8 H: 3 LOB: 2 BB: 0 P: 8	R: 1 E: 0 K: 0 S: 5 H: 3 LOB: 2 BB: 1 P: 9	R: 1 E: 1 K: 0 S: 5 H: 2 LOB: 1 BB: 0 P: 5	R: 0 E: 0 K: 1 S: 6 H: 1 LOB: 2 BB: 1 P: 10	R: 0 E: 1 K: 0 S: 4 H: 0 LOB: 3 BB: 2 P: 12	R: 3 E: 0 K: 1 S: 8 H: 3 LOB: 0 BB: 0 P: 8	R: 1 E: 0 K: 0 S: 4 H: 1 LOB: 1 BB: 1 P: 8	1B: 9 2B: 4 3B: 0 HR: 1 SF: 1 SAC: 2 DP: 1 HBP: 0	WP: 2 PB: 0 SB: 1 CS: 0 PA: 46					

	AB	38
	R	7
	H	14
	RBI	6
	BB	5
	SO	4
	LOB	21

PITCHER	IP	WLS	BF	H	R	ER	SO	BB	IBB	HBP	BLK	WP	HR	S	P	ERA	WHIP
Jesse Jefferson, R (1, 1) ERA: 4.24	4.2	L	23	9	3	3	2	1	0	0	0	1	0	26	30	5.79	2.143
Joe Coleman, R (5, 1) ERA: 2.84	0.1		2	1	0	0	0	0	0	0	0	0	0	2	2	0.00	3.000
Victor Cruz, R (6, 1) ERA:	2.0		10	0	0	0	1	3	0	0	0	0	0	9	21	0.00	1.500
Tom Murphy, R (8, 1) ERA: 4.11	2.0		11	4	4	4	1	1	0	0	0	1	1	12	16	18.00	2.500

PITCHER	IP	WLS	BF	H	R	ER	SO	BB	IBB	HBP	BLK	WP	HR	S	P	ERA	WHIP

Batter	1	2	3	4	5	6	7	8	9	AB	R	H	RBI	BB	SO	LOB
Rick Bosetti, R (1, 8) OBP: 0.306, SLG: 0.361	FC6-4 1B		FC5-4 1-2f 2-3		F8			1B 1B		4	0	2	0	0	0	2
Bob Bailor, R (1, 9) OBP: 0.306, SLG: 0.334	FC6-4 5-3 1-2f		F9			F7		F9		4	0	0	0	0	0	4
Roy Howell, L (1, 5) OBP: 0.340, SLG: 0.396	5-3 1-2			F7		F2 1B		1-2 1B		4	0	2	0	0	0	1
Rico Carty, R (1, 10) OBP: 0.337, SLG: 0.444		F7		5-3		F2 1-2		P4		4	0	0	0	0	0	3
John Mayberry, L (1, 3) OBP: 0.348, SLG: 0.437 Willie Upshaw, L (7, PR) OBP: 0.307, SLG: 0.341 (8, 3)		4-3		F9			G4-6-3 SH 1B		6-3	3 1	0 0	1 0	0 0	0 0	0 0	0 0
Al Woods, L (1, 7) OBP: 0.256, SLG: 0.229		L3			2B 1B		SH G4-6-3 1-2		4-3	3	1	1	0	0	0	0
Alan Ashby, S (1, 2) OBP: 0.340, SLG: 0.427			FC5-4 1B 1B		4-3 5-3 1-H 2B		G4-6-3 1-2f 2-3		2B	4	1	3	1	0	0	2
Tim Johnson, L (1, 4) OBP: 0.340, SLG: 0.233			F7		4-3 2-3		F8		G3	4	0	0	0	0	0	5
Luis Gomez, R (1, 6) OBP: 0.283, SLG: 0.239			FC5-4 1-2 1B		5-3 3-H			4-3		3	0	1	1	0	0	0
Inning Stats	R: 0 H: 1 E: 0 LOB: 1 K: 0 BB: 0 S: 3 P: 3	R: 0 H: 0 E: 0 LOB: 0 K: 0 BB: 0 S: 3 P: 3	R: 0 H: 2 E: 0 LOB: 2 K: 0 BB: 0 S: 5 P: 5	R: 0 H: 0 E: 0 LOB: 0 K: 0 BB: 0 S: 3 P: 3	R: 2 H: 2 E: 0 LOB: 0 K: 0 BB: 0 S: 5 P: 5	R: 0 H: 1 E: 0 LOB: 1 K: 0 BB: 0 S: 3 P: 3	R: 0 H: 1 E: 0 LOB: 2 K: 0 BB: 0 S: 4 P: 4	R: 0 H: 2 E: 0 LOB: 2 K: 0 BB: 0 S: 5 P: 5	R: 0 H: 1 E: 0 LOB: 1 K: 0 BB: 0 S: 4 P: 4	1B: 8 SF: 0 2B: 2 SAC: 1 3B: 0 DP: 1 HR: 0 HBP: 0						WP: 0 PA: 35 PB: 0 SB: 0 CS: 0	

PITCHER		IP	WLS	BF	H	R	ER	SO	BB	IBB	HBP	BLK	WP	HR	S	P	ERA	WHIP
Jim Colborn, R ERA: 6.22	(1, 1)	6.0	W	24	7	2	2	0	0	0	0	0	0	0	24	24	3.00	1.167
Enrique Romo, R ERA: 3.0	(7, 1)	3.0	S	11	3	0	0	0	0	0	0	0	0	0	11	11	0.00	1.000

PITCHER	IP	WLS	BF	H	R	ER	SO	BB	IBB	HBP	BLK	WP	HR	S	P	ERA	WHIP

BOTTOM

Seattle Mariners @ Toronto Blue Jays

Exhibition Stadium, Toronto, ON

Mon Jul 24 1978, 7:05 PM EDT

Att. 16,291 - Unknown

livebaseballscorecards.com

AB	34
R	2
H	10
RBI	2
BB	0
SO	0
LOB	17

Batter	1	2	3	4	5	6	7	8	9	AB	R	H	RBI	BB	SO	LOB
Julio Cruz, S (1, 4) OBP: 0.354, SLG: 0.306	BBBB 4-0 4-3 S 1B BB		x 0-0 ② G3		x 0-0 ③ 1-3			S S S 0-3 ② K		3	1	0	0	1	1	2
Craig Reynolds, L (1, 6) OBP: 0.336, SLG: 0.377	x 0-0 ① 4-3 1-3		x 0-0 ③ G3			x 0-0 ① G3		x 0-0 ③ 5-3		4	0	0	0	0	0	1
Tom Paciorek, R (1, 7) OBP: 0.364, SLG: 0.505	x 0-0 3-H 1B			x 0-0 G4-6-3 1B		x 0-0 ② F9			x 0-0 HR 2B	4	1	3	1	0	0	0
Leon Roberts, R (1, 9) OBP: 0.376, SLG: 0.548	S S S 0-3 ② K			x 0-0 ① ② G4-6-3 1-2f		x 0-0 ③ 1-3			x 0-0 2-H HR	4	1	1	2	0	1	2
Ruppert Jones, L (1, 8) OBP: 0.336, SLG: 0.336	S S S 0-3 ③ K			x 0-0 CS 1B			S S S 0-3 ① K		x 0-0 ① F7	4	0	1	0	0	2	1
Bob Robertson, R (1, 10) OBP: 0.323, SLG: 0.421		S S S 0-3 ① K		0-0 ③ CS 1-2	x 0-0 ① 6-3		x 0-0 HR		S S S 0-3 ② K	4	1	1	1	0	2	0
Bill Stein, R (1, 5) OBP: 0.320, SLG: 0.367		x 0-0 ② 6-3			x 0-0 ② F4		x 0-0 G4-6-3 1B		x 0-0 ③ 4-3	4	0	1	0	0	0	0
Dan Meyer, L (1, 3) OBP: 0.242, SLG: 0.314		x 0-0 ③ G3			B B B B 4-0 2B BB		x 0-0 ② ③ G4-6-3 1-2f			2	0	0	0	1	0	1
Bill Plummer, R (1, 2) OBP: 0.317, SLG: 0.352			S S S 0-3 ① K		x 0-0 1-3 2B			S S S 0-3 ① K		3	0	1	0	0	2	0
Inning Stats	R: 1 H: 1 E: 0 LOB: 1 K: 2 BB: 1 S: 8 P: 12	R: 0 H: 0 E: 0 LOB: 0 K: 1 BB: 0 S: 5 P: 5	R: 0 H: 0 E: 0 LOB: 0 K: 1 BB: 0 S: 5 P: 5	R: 0 H: 2 E: 0 LOB: 0 K: 0 BB: 0 S: 3 P: 3	R: 0 H: 1 E: 0 LOB: 2 K: 0 BB: 1 S: 4 P: 8	R: 0 H: 0 E: 0 LOB: 0 K: 0 BB: 0 S: 3 P: 3	R: 1 H: 2 E: 0 LOB: 0 K: 1 BB: 0 S: 6 P: 6	R: 0 H: 0 E: 0 LOB: 0 K: 2 BB: 0 S: 7 P: 7	R: 2 H: 2 E: 0 LOB: 0 K: 1 BB: 0 S: 7 P: 7	1B: 4 SF: 0 2B: 2 SAC: 0 3B: 0 DP: 2 HR: 2 HBP: 0							

PITCHER	IP	WLS	BF	H	R	ER	SO	BB	IBB	HBP	BLK	WP	HR	S	P	ERA	WHIP
Tom Underwood, L (1, 1) ERA: 4.43	9.0	L	34	8	4	4	8	2	0	0	0	0	2	48	56	4.00	1.111

PITCHER	IP	WLS	BF	H	R	ER	SO	BB	IBB	HBP	BLK	WP	HR	S	P	ERA	WHIP

TOP

Seattle Mariners @ Toronto Blue Jays

Exhibition Stadium, Toronto, ON

Tue Jul 25 1978, 7:05 PM EDT

Att. 14,103 - Unknown - 73 F

livebaseballscorecards.com

AB	32
R	4
H	8
RBI	4
BB	2
SO	8
LOB	7

Batter	1	2	3	4	5	6	7	8	9	AB	R	H	RBI	BB	SO	LOB
Rick Bosetti, R (1, 8) OBP: 0.303, SLG: 0.356	F6		1-3		4-3		G6-4-3 1-2f			4	0	0	0	0	0	4
Bob Bailor, R (1, 9) OBP: 0.303, SLG: 0.331	L6		1-3			F8		6-3		4	0	0	0	0	0	1
Roy Howell, L (1, 5) OBP: 0.339, SLG: 0.394	G3		F9			1B		1-3		4	0	1	0	0	0	1
Rico Carty, R (1, 10) OBP: 0.339, SLG: 0.452		HR		5-3		F3		BBBB BB		3	1	1	1	1	0	1
John Mayberry, L (1, 3) OBP: 0.345, SLG: 0.432		F5		4-3		F8		P6		4	0	0	0	0	0	2
Al Woods, L (1, 7) OBP: 0.256, SLG: 0.231		F7		F8			SH1-4 SH 1B		F9	4	0	1	0	0	0	0
Alan Ashby, S (1, 2) OBP: 0.347, SLG: 0.455		1B			HR		SH SH1-4 1-2		G3	3	1	2	1	0	0	0
Dave McKay, S (1, 4) OBP: 0.250, SLG: 0.333		L3			4-3		SH1-4 1-2 2-3		1-3	3	0	0	0	0	0	1
Luis Gomez, R (1, 6) OBP: 0.285, SLG: 0.245 Sam Ewing, L (7, PH) OBP: 0.256, SLG: 0.278 Tim Johnson, L (7, PR) OBP: 0.340, SLG: 0.233 (8, 6)			2B		SSS K		IIII 4-3 G6-4-3 IBB			2 0 0	0 0 0	1 0 0	0 0 0	0 1 0	1 0 0	0 0 0
Inning Stats	R: 0 E: 0 K: 0 S: 3 H: 0 LOB: 0 BB: 0 P: 3	R: 1 E: 0 K: 0 S: 5 H: 2 LOB: 1 BB: 0 P: 5	R: 0 E: 0 K: 0 S: 4 H: 1 LOB: 1 BB: 0 P: 3	R: 0 E: 0 K: 0 S: 3 H: 0 LOB: 0 BB: 0 P: 3	R: 1 E: 0 K: 1 S: 6 H: 1 LOB: 0 BB: 0 P: 6	R: 0 E: 0 K: 0 S: 4 H: 1 LOB: 1 BB: 0 P: 4	R: 0 E: 0 K: 0 S: 4 H: 1 LOB: 3 BB: 1 P: 8	R: 0 E: 0 K: 0 S: 3 H: 0 LOB: 1 BB: 1 P: 7	R: 0 E: 0 K: 0 S: 3 H: 0 LOB: 0 BB: 0 P: 3	1B: 3 2B: 1 3B: 0 HR: 2	SF: 0 SAC: 2 DP: 1 HBP: 0						

PITCHER	IP	WLS	BF	H	R	ER	SO	BB	IBB	HBP	BLK	WP	HR	S	P	ERA	WHIP
Glenn Abbott, R (1, 1) ERA: 4.38	9.0	W	35	6	2	2	1	1	1	0	0	0	2	35	43	2.00	0.778

PITCHER	IP	WLS	BF	H	R	ER	SO	BB	IBB	HBP	BLK	WP	HR	S	P	ERA	WHIP

BOTTOM

Seattle Mariners @ Toronto Blue Jays

Exhibition Stadium, Toronto, ON

Tue Jul 25 1978, 7:05 PM EDT

Att. 14,103 - Unknown - 73 F

livebaseballscorecards.com

AB	31
R	2
H	6
RBI	2
BB	2
SO	1
LOB	10

PA: 35

WP: 0 PB: 0 SB: 0 CS: 0

Batter	1	2	3	4	5	6	7	8	9	AB	R	H	RBI	BB	SO	LOB
Rick Bosetti, R (1, 8) OBP: 0.299, SLG: 0.352	K		L8	F7			F9			4	0	0	0	0	1	1
Bob Bailor, R (1, 9) OBP: 0.305, SLG: 0.331	P3			BB, E, WP, 1B	4-3		BB			3	1	1	0	1	0	0
Roy Howell, L (1, 5) OBP: 0.338, SLG: 0.393	K			E6, WP, BB, SF9, 1-2	1B		G3			4	1	1	0	0	1	2
Rico Carty, R (1, 10) OBP: 0.341, SLG: 0.451		1B		BB, 1B, WP, FC3-2, 1-2, 2-3	F9			4-3		3	0	1	0	1	0	1
John Mayberry, L (1, 3) OBP: 0.341, SLG: 0.428		K		SF9, 1-2, 2-H, 3-H	F8			K		3	0	0	1	0	2	2
Alan Ashby, S (1, 2) OBP: 0.344, SLG: 0.449		K		FC3-2, 2B, 2-3, 1B	K			6-3		4	1	1	0	0	2	1
Al Woods, L (1, 7) OBP: 0.255, SLG: 0.233		F9		FC3-2, 2B, 1-2, 3B, 3-H	F8				G5-4-3, 1B	4	1	1	0	0	0	3
Dave McKay, S (1, 4) OBP: 0.250, SLG: 0.336			L9	3B, 1-3, 2-H, 2B	F7				G5-4-3, 1-2f	4	1	1	1	0	0	1
Luis Gomez, R (1, 6) OBP: 0.284, SLG: 0.253			F9	3B, 2-H, 3-H			F8		F8	4	0	1	2	0	0	0
Inning Stats	R: 0 E: 0 K: 2 S: 7 H: 0 LOB: 0 BB: 0 P: 7	R: 0 E: 0 K: 2 S: 8 H: 1 LOB: 1 BB: 0 P: 8	R: 0 E: 0 K: 0 S: 3 H: 0 LOB: 0 BB: 0 P: 3	R: 5 E: 1 K: 0 S: 8 H: 4 LOB: 1 BB: 1 P: 12	R: 0 E: 0 K: 0 S: 4 H: 1 LOB: 1 BB: 0 P: 4	R: 0 E: 0 K: 1 S: 5 H: 0 LOB: 0 BB: 0 P: 5	R: 0 E: 0 K: 0 S: 3 H: 0 LOB: 1 BB: 1 P: 7	R: 0 E: 0 K: 1 S: 5 H: 0 LOB: 0 BB: 0 P: 5	R: 0 E: 0 K: 0 S: 3 H: 1 LOB: 0 BB: 0 P: 3	1B: 5 2B: 1 3B: 1 HR: 0 SF: 1 SAC: 0 DP: 1 HBP: 0						

PITCHER		IP	WLS	BF	H	R	ER	SO	BB	IBB	HBP	BLK	WP	HR	S	P	ERA	WHIP
Dave Goltz, R ERA: 2.77	(1, 1)	4.0	L	19	5	5	1	4	1	0	0	0	1	0	26	30	2.25	1.500
Jeff Holly, L ERA:	(5, 1)	5.0		17	2	0	0	2	1	0	0	0	0	0	20	24	0.00	0.600

PITCHER		IP	WLS	BF	H	R	ER	SO	BB	IBB	HBP	BLK	WP	HR	S	P	ERA	WHIP

TOP

Toronto Blue Jays @ Minnesota Twins

Metropolitan Stadium, Bloomington , MI

Wed Jul 26 1978, 8:05 PM EDT

Att. 6,014 - Unknown - 82 F

livebaseballscorecards.com

AB	33
R	5
H	7
RBI	4
BB	2
SO	6
LOB	11

Batter	1	2	3	4	5	6	7	8	9	AB	R	H	RBI	BB	SO	LOB
Willie Norwood, R (1, 7) OBP: 0.313, SLG: 0.387	5-3		F9		5-3		5-3		G6-3 1-2f	5	0	0	0	0	0	2
Rod Carew, L (1, 3) OBP: 0.426, SLG: 0.467	K		5-3		1B		6-3			4	0	1	0	0	1	0
Dan Ford, R (1, 8) OBP: 0.358, SLG: 0.474	K		E 1B		K			SF8 3B		4	1	2	0	0	2	1
Bombo Rivera, R (1, 9) OBP: 0.395, SLG: 0.389		E3 BB 1B	E7 1-3 1B			2B		F4		4	0	2	0	0	0	1
Craig Kusick, R (1, 10) OBP: 0.309, SLG: 0.299		BB 1-2 1B	K			BB		SF8 3-H		2	0	1	1	1	1	2
Roy Smalley, S (1, 6) OBP: 0.344, SLG: 0.408		K	F7		F7			5-3		4	0	0	0	0	1	4
Butch Wynegar, S (1, 2) OBP: 0.340, SLG: 0.364		BB 1-2 2-3	K		P4				1B 1B	3	0	1	0	1	1	2
Larry Wolfe, R (1, 5) OBP: 0.294, SLG: 0.318		K	1-3		F5				K	4	0	0	0	0	2	6
Bob Randall, R (1, 4) OBP: 0.335, SLG: 0.360		L7			1-3		6-3		G6-3 1-2 1B	4	0	1	0	0	0	3
Inning Stats	R: 0 E: 0 K: 2 S: 7 H: 0 LOB: 0 BB: 0 P: 7	R: 0 E: 1 K: 2 S: 9 H: 1 LOB: 3 BB: 1 P: 13	R: 0 E: 1 K: 1 S: 7 H: 2 LOB: 2 BB: 0 P: 7	R: 0 E: 0 K: 1 S: 5 H: 0 LOB: 0 BB: 0 P: 5	R: 0 E: 0 K: 1 S: 6 H: 1 LOB: 1 BB: 0 P: 6	R: 0 E: 0 K: 0 S: 4 H: 1 LOB: 2 BB: 1 P: 8	R: 0 E: 0 K: 0 S: 3 H: 0 LOB: 0 BB: 0 P: 3	R: 1 E: 0 K: 0 S: 4 H: 1 LOB: 0 BB: 0 P: 4	R: 0 E: 0 K: 1 S: 6 H: 2 LOB: 1 BB: 0 P: 6	1B: 6 2B: 1 3B: 1 HR: 0 SF: 1 SAC: 0 DP: 1 HBP: 0						

PITCHER	IP	WLS	BF	H	R	ER	SO	BB	IBB	HBP	BLK	WP	HR	S	P	ERA	WHIP
Balor Moore, L (1, 1) ERA: 3.81	9.0	W	37	8	1	1	8	2	0	0	0	0	0	51	59	1.00	1.111

PITCHER	IP	WLS	BF	H	R	ER	SO	BB	IBB	HBP	BLK	WP	HR	S	P	ERA	WHIP

BOTTOM

Toronto Blue Jays @ Minnesota Twins

Metropolitan Stadium, Bloomington , MI

Wed Jul 26 1978, 8:05 PM EDT

Att. 6,014 - Unknown - 82 F

livebaseballscorecards.com

AB	34
R	1
H	8
RBI	1
BB	2
SO	8
LOB	21

Batter	1	2	3	4	5	6	7	8	9	AB	R	H	RBI	BB	SO	LOB
Rick Bosetti, R (1, 8) OBP: 0.301, SLG: 0.356	S S S 0-3 ① K		x 0-0 5-3 1-H 2B		x 0-0 1B 1-2 1B			x 0-0 ① 5-3		4	0	2	1	0	1	0
Bob Bailor, R (1, 9) OBP: 0.304, SLG: 0.330	x 0-0 ② 4-3		x 0-0 ② 5-3 2-3		x 0-0 ② FC4-6 1-3 2-H 1B			x 0-0 ② 1-3		4	0	1	1	0	0	1
Roy Howell, L (1, 5) OBP: 0.335, SLG: 0.389	x 0-0 ③ 4-3		x 0-0 ③ 6-3		x 0-0 ③ FC4-6 1-2f			x 0-0 ③ 5-3		4	0	0	0	0	0	3
Rico Carty, R (1, 10) OBP: 0.340, SLG: 0.448		x 0-0 ① 5-3		x 0-0 ① 4-3		x 0-0 ① 5-3			x 0-0 G3 1B 4-3 1B	4	1	1	0	0	0	0
John Mayberry, L (1, 3) OBP: 0.340, SLG: 0.426		S S S 0-3 ② K2-3		x 0-0 ② 4-3		x 0-0 ② 1-3			x 0-0 G3 1-2 1B	4	0	1	0	0	1	0
Alan Ashby, S (1, 2) OBP: 0.342, SLG: 0.451		x 0-0 2B		x 0-0 ③ 4-3		S S S 0-3 ③ K			x 0-0 ① G3 1-2 2-3	4	0	1	0	0	1	2
Al Woods, L (1, 7) OBP: 0.235, SLG: 0.213		x 0-0 ③ G3			S S S 0-3 ① K		x 0-0 ① 4-3		x 0-0 ② 4-3 3-H	4	0	0	1	0	1	2
Dave McKay, S (1, 4) OBP: 0.250, SLG: 0.332			x 0-0 ① 6-3		B B B B 4-0 1B 1B BB		x 0-0 ② G3		x 0-0 ③ L8	3	1	0	0	1	0	1
Luis Gomez, R (1, 6) OBP: 0.285, SLG: 0.251			B B B B 4-0 2B BB		x 0-0 ② F9		x 0-0 ③ 1-3			2	1	0	0	1	0	1
Inning Stats	R: 0 E: 0 K: 1 S: 5 H: 0 LOB: 0 BB: 0 P: 5	R: 0 E: 0 K: 1 S: 6 H: 1 LOB: 1 BB: 0 P: 6	R: 1 E: 0 K: 0 S: 4 H: 1 LOB: 1 BB: 1 P: 8	R: 0 E: 0 K: 0 S: 3 H: 0 LOB: 0 BB: 0 P: 3	R: 1 E: 0 K: 1 S: 7 H: 2 LOB: 2 BB: 1 P: 11	R: 0 E: 0 K: 1 S: 5 H: 0 LOB: 0 BB: 0 P: 5	R: 0 E: 0 K: 0 S: 3 H: 0 LOB: 0 BB: 0 P: 3	R: 0 E: 0 K: 0 S: 3 H: 0 LOB: 0 BB: 0 P: 3	R: 1 E: 0 K: 0 S: 5 H: 2 LOB: 1 BB: 0 P: 5	1B: 4 2B: 2 3B: 0 HR: 0	SF: 0 SAC: 0 DP: 0 HBP: 0						

TOP

Toronto Blue Jays @ Minnesota Twins

Metropolitan Stadium, Bloomington , MI

Thu Jul 27 1978, 4:33 AM EDT
Att. 18,285 - Unknown - 74 F

livebaseballscorecards.com

AB	33
R	3
H	6
RBI	3
BB	2
SO	4
LOB	10

PA: 35

PITCHER	IP	WLS	BF	H	R	ER	SO	BB	IBB	HBP	BLK	WP	HR	S	P	ERA	WHIP
Stan Perzanowski, R (1, 1) ERA: 3.0	9.0	W	35	6	3	3	4	2	0	0	0	0	0	41	49	3.00	0.889

PITCHER	IP	WLS	BF	H	R	ER	SO	BB	IBB	HBP	BLK	WP	HR	S	P	ERA	WHIP

Batter	1	2	3	4	5	6	7	8	9	AB	R	H	RBI	BB	SO	LOB
Hosken Powell, L (1, 9) OBP: 0.329, SLG: 0.340	0-0 1B G4-3 1B		B B B 4-0 1-2 BB		0-0 1B SH1-3 SF7 1B		0-0 SH1-3 3B 1B			3	3	3	0	1	0	0
Roy Smalley, S (1, 6) OBP: 0.345, SLG: 0.408	0-0 G4-3 1-3 1B		0-0 ② F8		0-0 ① SH1-3 1-2		0-0 ① SH1-3 1-2			2	0	1	0	0	0	2
Rod Carew, L (1, 3) OBP: 0.425, SLG: 0.465	0-0 ①② G4-3 1-2f 3-H		0-0 ③ F7		0-0 1B 2-3 1B		S S S 0-3 ② K			4	0	1	0	0	1	4
Dan Ford, R (1, 8) OBP: 0.359, SLG: 0.472	S S S 0-3 ③ K			B B B 4-0 HR BB	0-0 ② SF7 3-H		- - - 4-0 3B IBB			1	2	0	1	2	1	0
Mike Cubbage, L (1, 5) OBP: 0.368, SLG: 0.463		x 0-0 ① 2B		x 0-0 1-H HR	x 0-0 1-2 1B		x 0-0 1-H 2-H 3B			4	1	4	4	0	0	0
Butch Wynegar, S (1, 2) OBP: 0.342, SLG: 0.364	B B B 4-0 G6-4-3 BB			x 0-0 G6-4-3 BB 1B	x 0-0 ③ 1-3		S S S 0-3 ③ K			3	0	1	0	1	1	3
Rich Chiles, L (1, 7) OBP: 0.356, SLG: 0.345 Bombo Rivera, R (6, 7) OBP: 0.391, SLG: 0.384	x 0-0 ②③ G6-4-3 1-2f		B B B 4-0 G6-4-3 1-2 BB			x 0-0 ① F6		x 0-0 ① L8		1 2	0 0	0 0	0 0	1 0	0 0	1 0
Glenn Adams, L (1, 10) OBP: 0.285, SLG: 0.394 Jose Morales, R (4, PH) OBP: 0.358, SLG: 0.396		x 0-0 ① 4-3	x 0-0 ①② G6-4-3 1-2f 2-3			S S S 0-3 ② K		x 0-0 ② F9		1 3	0 0	0 0	0 0	0 1	0 2	0 2
Rob Wilfong, L (1, 4) OBP: 0.349, SLG: 0.354		x 0-0 BB 1B	S S S 0-3 ③ K			S S S 0-3 ③ K		x 0-0 ③ F1		4	0	1	0	0	2	1
Inning Stats	R: 1 E: 0 K: 1 S: 6 H: 2 LOB: 0 BB: 0 P: 6	R: 0 E: 0 K: 0 S: 2 H: 1 LOB: 0 BB: 1 P: 6	R: 0 E: 0 K: 0 S: 4 H: 1 LOB: 2 BB: 1 P: 8	R: 2 E: 0 K: 1 S: 6 H: 2 LOB: 1 BB: 2 P: 14	R: 1 E: 0 K: 0 S: 6 H: 3 LOB: 2 BB: 0 P: 6	R: 0 E: 0 K: 2 S: 7 H: 0 LOB: 0 BB: 0 P: 7	R: 2 E: 0 K: 2 S: 9 H: 2 LOB: 1 BB: 1 P: 13	R: 0 E: 0 K: 0 S: 3 H: 0 LOB: 0 BB: 0 P: 3		1B: 8 2B: 1 3B: 1 HR: 1 SF: 1 SAC: 2 DP: 3 HBP: 0				WP: 0 PB: 0 SB: 0 CS: 0 PA: 36		

PITCHER		IP	WLS	BF	H	R	ER	SO	BB	IBB	HBP	BLK	WP	HR	S	P	ERA	WHIP
Jim Clancy, R ERA: 4.5	(1, 1)	3.0	L	16	6	3	3	1	4	0	0	0	0	1	14	30	9.00	3.333
Jerry Garvin, L ERA: 5.74	(4, 1)	5.0		20	5	3	3	5	0	1	0	0	0	0	29	33	5.40	1.000

PITCHER	IP	WLS	BF	H	R	ER	SO	BB	IBB	HBP	BLK	WP	HR	S	P	ERA	WHIP

BOTTOM

Toronto Blue Jays @ Minnesota Twins

Metropolitan Stadium, Bloomington , MI

Thu Jul 27 1978, 4:33 AM EDT

Att. 18,285 - Unknown - 74 F

livebaseballscorecards.com

AB	28
R	6
H	11
RBI	5
BB	5
SO	6
LOB	13

Batter	1	2	3	4	5	6	7	8	9	10	11	AB	R	H	RBI	BB	SO	LOB
Paul Molitor, R (1, 4) OBP: 0.321, SLG: 0.412	K		B5-3			1B 3B		K		SH3-4 1-2		4	1	1	0	0	2	0
Robin Yount, R (1, 6) OBP: 0.319, SLG: 0.385	6-3			F8		3-H 1B		CS BB		FC9-6 2-3		4	0	1	1	1	0	1
Ben Oglivie, L (1, 10) OBP: 0.344, SLG: 0.476	S 1B			6-3		G3		P6 1-2			2B	5	0	2	0	0	0	1
Larry Hisle, R (1, 7) OBP: 0.368, SLG: 0.563	K 1-2			2B 1B		K			SH3 1B		K	5	1	2	0	0	3	2
Sixto Lezcano, R (1, 9) OBP: 0.399, SLG: 0.524		6-3		1-H 2B			1B BB		SH3 1-2		K	3	0	1	1	1	1	1
Sal Bando, R (1, 5) OBP: 0.372, SLG: 0.439		K		F7			P4		F7		6-3	5	0	0	0	0	1	4
Gorman Thomas, R (1, 8) OBP: 0.373, SLG: 0.562		K			P4		1-2 1B		BB			3	0	1	0	1	1	0
Tony Muser, L (1, 3) OBP: 0.179, SLG: 0.120			4-3		6-3		1-2 1B		3-1			4	0	1	0	0	0	2
Buck Martinez, R (1, 2) OBP: 0.236, SLG: 0.239			K		5-3		P6			FC9-6 SH3-4 BB		3	0	0	0	0	1	2
Dave May, L (10, PH) OBP: 0.304, SLG: 0.313												0	0	0	0	1	0	0
Charlie Moore, R (10, 2) OBP: 0.290, SLG: 0.363												0	0	0	0	0	0	0
Inning Stats	R: 0 E: 0 K: 2 S: 8 / H: 1 LOB: 1 BB: 0 P: 8	R: 0 E: 0 K: 2 S: 7 / H: 0 LOB: 0 BB: 0 P: 7	R: 0 E: 0 K: 1 S: 5 / H: 0 LOB: 0 BB: 0 P: 5	R: 1 E: 0 K: 0 S: 5 / H: 2 LOB: 1 BB: 0 P: 5	R: 0 E: 0 K: 0 S: 3 / H: 0 LOB: 0 BB: 0 P: 3	R: 1 E: 0 K: 1 S: 6 / H: 2 LOB: 0 BB: 0 P: 6	R: 0 E: 0 K: 0 S: 4 / H: 2 LOB: 2 BB: 1 P: 8	R: 0 E: 0 K: 1 S: 4 / H: 0 LOB: 0 BB: 1 P: 8	R: 0 E: 0 K: 0 S: 4 / H: 1 LOB: 2 BB: 1 P: 8	R: 0 E: 0 K: 0 S: 2 / H: 0 LOB: 0 BB: 1 P: 6	R: 0 E: 0 K: 2 S: 8 / H: 1 LOB: 1 BB: 0 P: 8	1B: 6 2B: 3 3B: 1 HR: 0	SF: 0 SAC: 2 DP: 1 HBP: 0	WP: 0 PB: 0 SB: 1 CS: 1	PA: 42			

PITCHER	IP	WLS	BF	H	R	ER	SO	BB	IBB	HBP	BLK	WP	HR	S	P	ERA	WHIP
Jesse Jefferson, R (1, 1) ERA: 4.09	9.0		36	8	2	2	7	4	0	0	0	0	0	46	62	2.00	1.333
Victor Cruz, R (10, 1) ERA:	2.0	W	6	1	0	0	2	0	0	0	0	0	0	10	10	0.00	0.500

PITCHER	IP	WLS	BF	H	R	ER	SO	BB	IBB	HBP	BLK	WP	HR	S	P	ERA	WHIP

TOP

Milwaukee Brewers @ Toronto Blue Jays

Exhibition Stadium, Toronto, ON

Fri Jul 28 1978, 7:05 PM EDT

Att. 17,060 - Unknown - 77 F

livebaseballscorecards.com

AB	36
R	2
H	9
RBI	2
BB	4
SO	9
LOB	13

Milwaukee Brewers @ Toronto Blue Jays

Exhibition Stadium, Toronto, ON

Fri Jul 28 1978, 7:05 PM EDT

Att. 17,060 - Unknown - 77 F

livebaseballscorecards.com

BOTTOM

Batter	1	2	3	4	5	6	7	8	9	10	11	AB	R	H	RBI	BB	SO	LOB
Rick Bosetti, R (1, 8) OBP: 0.299, SLG: 0.353	F9		K		P6		FC6-4 1-2f		FC5-4 1-2f		E4 2-H 1B	6	0	1	0	0	1	4
Bob Bailor, R (1, 9) OBP: 0.305, SLG: 0.333	4-3		FC6 1-2f			1B 4-3 1B		2B	F8			5	0	2	0	0	0	3
Roy Howell, L (1, 5) OBP: 0.333, SLG: 0.386	6-3			K		4-3 1-2		K		BB SH2-4 1B		5	0	1	0	0	2	2
Rico Carty, R (1, 10) OBP: 0.339, SLG: 0.449		F8		F8 1B 2B		F3		P4		SH2-4 1-2		4	1	1	0	0	0	2
Otto Velez, R (1, 3) OBP: 0.413, SLG: 0.469		F9		F8 2-3		2-3 1B		BB		WP 1B 2-3 BB		3	0	1	0	2	0	1
Al Woods, L (1, 7) OBP: 0.250, SLG: 0.231		G3		3-H 1B		4-1		F2		WP 1-2 1B		5	0	2	1	0	0	4
Dave McKay, S (1, 4) OBP: 0.252, SLG: 0.343			HBP 1B	F7			5-3		HR	4-3 1-2 2-3		5	1	2	1	0	0	3
Rick Cerone, R (1, 2) OBP: 0.290, SLG: 0.255 John Mayberry, L (11, PH) OBP: 0.342, SLG: 0.426 Willie Upshaw, L (11, PR) OBP: 0.307, SLG: 0.341			FC6 1-2 HBP		F7		F7		F7		SH1-4 E BB	3 0 0	0 0 1	0 0 0	0 1 0	0 0 0	0 0 0	0 0 0
Luis Gomez, R (1, 6) OBP: 0.288, SLG: 0.255			K		6-3		FC6-4 1B		FC5-4 1B		SH1-4 1-2	4	0	2	0	0	1	2
Inning Stats	R: 0 E: 0 K: 0 S: 3 H: 0 LOB: 0 BB: 0 P: 3	R: 0 E: 0 K: 0 S: 3 H: 0 LOB: 0 BB: 0 P: 3	R: 0 E: 0 K: 2 S: 8 H: 1 LOB: 2 BB: 0 P: 9	R: 1 E: 0 K: 1 S: 7 H: 2 LOB: 1 BB: 0 P: 7	R: 0 E: 0 K: 0 S: 3 H: 0 LOB: 0 BB: 0 P: 3	R: 0 E: 0 K: 0 S: 5 H: 2 LOB: 2 BB: 0 P: 5	R: 0 E: 0 K: 0 S: 4 H: 1 LOB: 1 BB: 0 P: 4	R: 0 E: 0 K: 1 S: 6 H: 1 LOB: 2 BB: 1 P: 10	R: 1 E: 0 K: 0 S: 5 H: 2 LOB: 1 BB: 0 P: 5	R: 0 E: 0 K: 0 S: 4 H: 2 LOB: 2 BB: 1 P: 8	R: 1 E: 1 K: 0 S: 2 H: 1 LOB: 1 BB: 1 P: 6	1B: 9 2B: 2 3B: 0 HR: 1 SF: 0 SAC: 2 DP: 0 HBP: 1						

AB	40
R	3
H	12
RBI	2
BB	3
SO	4
LOB	21

WP: 1 PB: 0 SB: 0 CS: 0 PA: 46

PITCHER	IP	WLS	BF	H	R	ER	SO	BB	IBB	HBP	BLK	WP	HR	S	P	ERA	WHIP
Jerry Augustine, L (1, 1) ERA: 4.61	9.0		39	10	2	2	4	1	0	1	0	0	1	45	50	2.00	1.222
Bill Castro, R (10, 1) ERA: 1.59	1.1	L	7	2	1	0	0	2	0	0	0	1	0	5	13	0.00	3.000

PITCHER	IP	WLS	BF	H	R	ER	SO	BB	IBB	HBP	BLK	WP	HR	S	P	ERA	WHIP

Batter	1	2	3	4	5	6	7	8	9	AB	R	H	RBI	BB	SO	LOB
Paul Molitor, R (1, 4) OBP: 0.320, SLG: 0.411	4-3		CS 1B 1-3			F4	5-3		P5	4	0	1	0	0	0	2
Dick Davis, R (9, PH) OBP: 0.287, SLG: 0.386										1	0	0	0	0	0	0
Don Money, R (1, 5) OBP: 0.368, SLG: 0.434	P4		CS 1-2	L4		K		F8	BB	4	0	0	0	1	1	0
Dave May, L (1, 7) OBP: 0.295, SLG: 0.358	4-3			4-3		F7		HR	K	5	1	1	1	0	1	1
Larry Hisle, R (1, 10) OBP: 0.364, SLG: 0.556		K		L9			6-3	6-3		4	0	0	0	0	1	0
Ben Oglivie, L (1, 3) OBP: 0.350, SLG: 0.480		F7			FC5-4 1B		E 1B 1B	BB BB 1B		4	1	3	0	0	0	0
Sixto Lezcano, R (1, 9) OBP: 0.398, SLG: 0.518		P4			FC5-4 1B 1-2f		E1 1B 1B 1-3	BB 1-2	BB	3	1	0	0	1	0	2
Robin Yount, R (1, 6) OBP: 0.329, SLG: 0.392			1B 1B		FC5-4 1B 1-2		1-3 1B 1B 1-2 3-H	BB 1-2 2-3		3	0	3	1	1	0	0
Gorman Thomas, R (1, 8) OBP: 0.372, SLG: 0.558			F9		K		1-3 1B 1-2 2-H	K		4	0	1	1	0	2	6
Charlie Moore, R (1, 2) OBP: 0.285, SLG: 0.356			K		FC5-4 1-2f		1-3 1-2 2-3		6-3	3	0	0	0	0	1	5
Sal Bando, R (9, PH) OBP: 0.371, SLG: 0.438										1	0	0	0	0	0	0
Inning Stats	R: 0 E: 0 K: 0 S: 3 H: 0 LOB: 0 BB: 0 P: 3	R: 0 E: 0 K: 1 S: 5 H: 0 LOB: 0 BB: 0 P: 5	R: 0 E: 0 K: 1 S: 6 H: 2 LOB: 1 BB: 0 P: 6	R: 0 E: 0 K: 0 S: 3 H: 0 LOB: 0 BB: 0 P: 3	R: 0 E: 0 K: 1 S: 7 H: 2 LOB: 2 BB: 0 P: 7	R: 0 E: 0 K: 1 S: 5 H: 0 LOB: 0 BB: 0 P: 5	R: 2 E: 1 K: 0 S: 7 H: 3 LOB: 2 BB: 0 P: 7	R: 1 E: 0 K: 1 S: 7 H: 2 LOB: 3 BB: 2 P: 15	R: 0 E: 0 K: 1 S: 5 H: 0 LOB: 1 BB: 1 P: 9	1B: 8 2B: 0 3B: 0 HR: 1 SF: 0 SAC: 0 DP: 0 HBP: 0						

PITCHER	IP	WLS	BF	H	R	ER	SO	BB	IBB	HBP	BLK	WP	HR	S	P	ERA	WHIP
Dave Lemanczyk, R (1, 1) ERA: 6.03	7.2	W	32	9	3	2	4	0	0	0	0	0	1	40	40	2.35	1.174
Victor Cruz, R (8, 1) ERA:	1.1	S	7	0	0	0	2	3	0	0	0	0	0	8	20	0.00	2.250

PITCHER	IP	WLS	BF	H	R	ER	SO	BB	IBB	HBP	BLK	WP	HR	S	P	ERA	WHIP

TOP

Milwaukee Brewers @ Toronto Blue Jays

Exhibition Stadium, Toronto, ON

Sat Jul 29 1978, 3:33 AM EDT

Att. 25,037 - Unknown - 63 F

livebaseballscorecards.com

AB	36
R	3
H	9
RBI	3
BB	3
SO	6
LOB	16

PA: 40

WP: 0 PB: 0 SB: 0 CS: 1

Batter	1	2	3	4	5	6	7	8	9	AB	R	H	RBI	BB	SO	LOB
Rick Bosetti, R (1, 8) OBP: 0.301, SLG: 0.353	F8		E 1B HBP		F7		1-2 2-H 1B			3	1	1	1	0	0	0
Bob Bailor, R (1, 9) OBP: 0.305, SLG: 0.333	G3		1-H 1B			5-3	F8			4	0	1	0	0	0	2
Roy Howell, L (1, 5) OBP: 0.335, SLG: 0.387	CS 1B		4-3			FC5-4 1B	F7			4	0	2	0	0	0	3
Rico Carty, R (1, 10) OBP: 0.338, SLG: 0.447 Willie Upshaw, L (8, PR) OBP: 0.307, SLG: 0.341	CS 1-2	K	6-3		FC5-4 1-2f		B5-3 1B			4 0	0 0	1 0	0 0	0 0	1 0	1 0
John Mayberry, L (1, 3) OBP: 0.344, SLG: 0.435		HR	S 1B		G3		B5-3 1-2f			4	1	2	1	0	0	2
Al Woods, L (1, 7) OBP: 0.233, SLG: 0.214	G1		K 1-2				4-3	P5		4	0	0	0	0	1	2
Alan Ashby, S (1, 2) OBP: 0.342, SLG: 0.448	1-3		L3				1B E 1B			3	1	1	0	0	0	1
Dave McKay, S (1, 4) OBP: 0.253, SLG: 0.343			L9		F7		1-3 E 1B 1B			3	1	1	0	0	0	0
Luis Gomez, R (1, 6) OBP: 0.286, SLG: 0.253 Sam Ewing, L (7, PH) OBP: 0.250, SLG: 0.270 Tim Johnson, L (8, 6) OBP: 0.340, SLG: 0.233			6-3		6-3		E6 1B 1-2 3-H			2 1 0	0 0 0	0 0 0	0 1 0	0 0 0	0 0 0	0 1 0
Inning Stats	R: 0 E: 0 K: 0 S: 3 H: 1 LOB: 0 BB: 0 P: 3	R: 1 E: 0 K: 1 S: 6 H: 1 LOB: 0 BB: 0 P: 6	R: 1 E: 1 K: 0 S: 4 H: 1 LOB: 1 BB: 0 P: 5	R: 0 E: 0 K: 1 S: 6 H: 1 LOB: 1 BB: 0 P: 6	R: 0 E: 0 K: 0 S: 3 H: 0 LOB: 0 BB: 0 P: 3	R: 0 E: 0 K: 0 S: 4 H: 1 LOB: 1 BB: 0 P: 4	R: 2 E: 1 K: 0 S: 7 H: 3 LOB: 2 BB: 0 P: 7	R: 0 E: 0 K: 0 S: 3 H: 1 LOB: 1 BB: 0 P: 3		1B: 8 2B: 1 3B: 0 HR: 1	SF: 0 SAC: 0 DP: 1 HBP: 1						

PITCHER		IP	WLS	BF	H	R	ER	SO	BB	IBB	HBP	BLK	WP	HR	S	P	ERA	WHIP
Lary Sorensen, R ERA: 3.27	(1, 1)	6.1	L	28	8	4	2	2	0	0	1	0	0	1	31	32	2.84	1.263
Randy Stein, R ERA: 4.42	(7, 1)	0.2		3	1	0	0	0	0	0	0	0	0	0	3	3	0.00	1.500
Bob McClure, L ERA: 3.95	(8, 1)	1.0		2	0	0	0	0	0	0	0	0	0	0	2	2	0.00	0.000

PITCHER	IP	WLS	BF	H	R	ER	SO	BB	IBB	HBP	BLK	WP	HR	S	P	ERA	WHIP

BOTTOM

Milwaukee Brewers @ Toronto Blue Jays

Exhibition Stadium, Toronto, ON

Sat Jul 29 1978, 3:33 AM EDT

Att. 25,037 - Unknown - 63 F

livebaseballscorecards.com

AB	32
R	4
H	9
RBI	3
BB	0
SO	2
LOB	12

Batter	1	2	3	4	5	6	7	8	9	AB	R	H	RBI	BB	SO	LOB
Paul Molitor, R (1, 4) OBP: 0.321, SLG: 0.412	0-0 1B 2B		0-3 ① K	0-0 ③ L9		0-0 ③ 1-3		4-0 1-2 2-3 3B BB		4	1	1	0	1	1	1
Don Money, R (1, 3) OBP: 0.373, SLG: 0.440 Tony Muser, L (7, 3) OBP: 0.207, SLG: 0.231	4-0 1B BB		0-0 2B 2B		0-0 3B 1B		0-0 ① 5-3	0-0 1-H 2-H 3-H 3B		3 1	2 0	2 1	0 3	1 0	0 0	0 0
Sal Bando, R (1, 5) OBP: 0.369, SLG: 0.440	0-3 ① K		0-0 ② F8		0-0 1-H SF7 3B		0-0 ② L7	0-0 ③ F9		5	1	1	1	0	1	4
Larry Hisle, R (1, 7) OBP: 0.367, SLG: 0.559	0-0 G6-4-3 1-2 2-3 1B		0-0 2-H 2B	4-0 4-3 BB			0-0 ③ 5-3		0-3 ① K	4	0	2	1	1	1	0
Dick Davis, R (1, 10) OBP: 0.290, SLG: 0.417	0-0 ② ③ G6-4-3 1-2f		0-0 ③ 5-3		0-0 ① SF7 3-H			0-0 HR	0-0 1B 3B	4	2	2	2	0	0	4
Jim Wohlford, R (1, 9) OBP: 0.345, SLG: 0.427		0-0 2B		0-0 PB 3B	0-0 ② ③ 4-3 1-2			0-0 FC1-6 1B	0-0 3-H 1B	5	1	4	1	0	0	1
Robin Yount, R (1, 6) OBP: 0.326, SLG: 0.396		0-3 ① K		0-3 ① K		0-0 SF8 3B		0-0 ① FC1-6 BB 1B 1-2f 3B	0-0 ② F8	5	2	1	0	0	2	4
Gorman Thomas, R (1, 8) OBP: 0.369, SLG: 0.551		0-3 ② K		4-0 PB BB		0-0 ① SF8 3-H		0-3 ② K	0-0 ③ F5	3	0	0	1	1	2	3
Buck Martinez, R (1, 2) OBP: 0.236, SLG: 0.239		0-0 ③ P4		0-3 ② K 1-2 3-H		0-0 ② L7		0-0 BB 1-2 3B 1B		4	1	1	0	0	1	2
Inning Stats	R: 0 E: 0 K: 1 S: 6 H: 2 LOB: 2 BB: 1 P: 10	R: 0 E: 0 K: 2 S: 8 H: 1 LOB: 1 BB: 0 P: 8	R: 1 E: 0 K: 1 S: 7 H: 2 LOB: 1 BB: 0 P: 7	R: 1 E: 0 K: 2 S: 8 H: 1 LOB: 1 BB: 1 P: 12	R: 2 E: 0 K: 0 S: 4 H: 2 LOB: 0 BB: 1 P: 8	R: 1 E: 0 K: 0 S: 4 H: 1 LOB: 0 BB: 0 P: 4	R: 0 E: 0 K: 0 S: 3 H: 0 LOB: 0 BB: 0 P: 3	R: 4 E: 0 K: 1 S: 9 H: 4 LOB: 1 BB: 1 P: 13	R: 1 E: 0 K: 1 S: 7 H: 2 LOB: 1 BB: 0 P: 7	1B: 5 2B: 4 3B: 5 HR: 1	SF: 2 SAC: 0 DP: 1 HBP: 0						

TOP

Milwaukee Brewers @ Toronto Blue Jays

Exhibition Stadium, Toronto, ON

Sun Jul 30 1978, 3:33 AM EDT

Att. 21,511 - Unknown - 65 F

livebaseballscorecards.com

AB	38
R	10
H	15
RBI	9
BB	4
SO	8
LOB	19

WP: 0 PB: 1 SB: 0 CS: 0 PA: 44

PITCHER		IP	WLS	BF	H	R	ER	SO	BB	IBB	HBP	BLK	WP	HR	S	P	ERA	WHIP
Tom Underwood, L ERA: 4.5	(1, 1)	4.0		21	8	4	3	6	2	0	0	0	0	0	31	39	6.75	2.500
Tom Murphy, R ERA: 4.57	(5, 1)	3.2	L	16	4	5	5	1	2	0	0	0	0	1	16	24	12.27	1.636
Mike Willis, L ERA: 5.72	(8, 1)	1.1		7	3	1	1	1	0	0	0	0	0	0	9	9	6.75	2.250

PITCHER	IP	WLS	BF	H	R	ER	SO	BB	IBB	HBP	BLK	WP	HR	S	P	ERA	WHIP

Batter	1	2	3	4	5	6	7	8	9	AB	R	H	RBI	BB	SO	LOB
Rick Bosetti, R (1, 8) OBP: 0.305, SLG: 0.365	HR		B1		FC6-4 1-2 2-H 1B		1B 1B 1B		P6	5	2	3	2	0	0	1
Bob Bailor, R (1, 9) OBP: 0.306, SLG: 0.334	1B 1B		F9 1-2		FC6-4 1-2f		1B 1-3 1B			4	0	2	0	0	0	3
Roy Howell, L (1, 5) OBP: 0.336, SLG: 0.388	G3-6-3 1-2 1B			F9		K	FC6-4 1-2 3-H 1B			4	0	2	1	0	1	0
Rico Carty, R (1, 10) OBP: 0.337, SLG: 0.444	F3			1-3		HR 1B	FC6-4 1-2f			4	1	1	0	0	0	4
John Mayberry, L (1, 3) OBP: 0.343, SLG: 0.442	G3-6-3 1-2f			K		1-H HR		G3		4	1	1	2	0	1	2
Alan Ashby, S (1, 2) OBP: 0.333, SLG: 0.436		1-3			1-3	L4		G3		4	0	0	0	0	0	0
Al Woods, L (1, 7) OBP: 0.234, SLG: 0.233		P5			1B 2B	F8		G3		4	1	1	0	0	0	0
Tim Johnson, L (1, 4) OBP: 0.351, SLG: 0.239		4-3			BB		4-3		1B	3	0	1	0	1	0	0
Luis Gomez, R (1, 6) OBP: 0.286, SLG: 0.251			CS BB		P3		L9		L3 1-	2	0	0	0	1	0	2
Willie Upshaw, L (9, PH) OBP: 0.306, SLG: 0.339										1	0	0	0	0	0	1
Inning Stats	R: 1 E: 0 K: 0 S: 5 H: 3 LOB: 1 BB: 0 P: 5	R: 0 E: 0 K: 0 S: 3 H: 0 LOB: 0 BB: 0 P: 3	R: 0 E: 0 K: 0 S: 2 H: 0 LOB: 0 BB: 1 P: 6	R: 0 E: 0 K: 1 S: 5 H: 0 LOB: 0 BB: 0 P: 5	R: 1 E: 0 K: 0 S: 5 H: 2 LOB: 2 BB: 1 P: 9	R: 2 E: 0 K: 1 S: 7 H: 2 LOB: 0 BB: 0 P: 7	R: 1 E: 0 K: 0 S: 6 H: 3 LOB: 2 BB: 0 P: 6	R: 0 E: 0 K: 0 S: 3 H: 0 LOB: 0 BB: 0 P: 3	R: 0 E: 0 K: 0 S: 3 H: 1 LOB: 0 BB: 0 P: 3	1B: 8 2B: 2 3B: 0 HR: 2 SF: 0 SAC: 0 DP: 2 HBP: 0	WP: 0 PB: 0 SB: 0 CS: 1 PA: 37					

PITCHER		IP	WLS	BF	H	R	ER	SO	BB	IBB	HBP	BLK	WP	HR	S	P	ERA	WHIP
Eduardo Rodriguez, R ERA: 4.7	(1, 1)	5.1		23	7	4	4	2	2	0	0	0	0	2	25	33	6.75	1.688
Andy Replogle, R ERA: 4.76	(6, 1)	1.1		7	3	1	1	0	0	0	0	0	0	0	7	7	6.75	2.250
Randy Stein, R ERA: 4.24	(7, 1)	2.1	W	7	1	0	0	0	0	0	0	0	0	0	7	7	0.00	0.429

PITCHER	IP	WLS	BF	H	R	ER	SO	BB	IBB	HBP	BLK	WP	HR	S	P	ERA	WHIP

BOTTOM

Milwaukee Brewers @ Toronto Blue Jays

Exhibition Stadium, Toronto, ON

Sun Jul 30 1978, 3:33 AM EDT

Att. 21,511 - Unknown - 65 F

livebaseballscorecards.com

AB	35
R	5
H	11
RBI	5
BB	2
SO	2
LOB	13

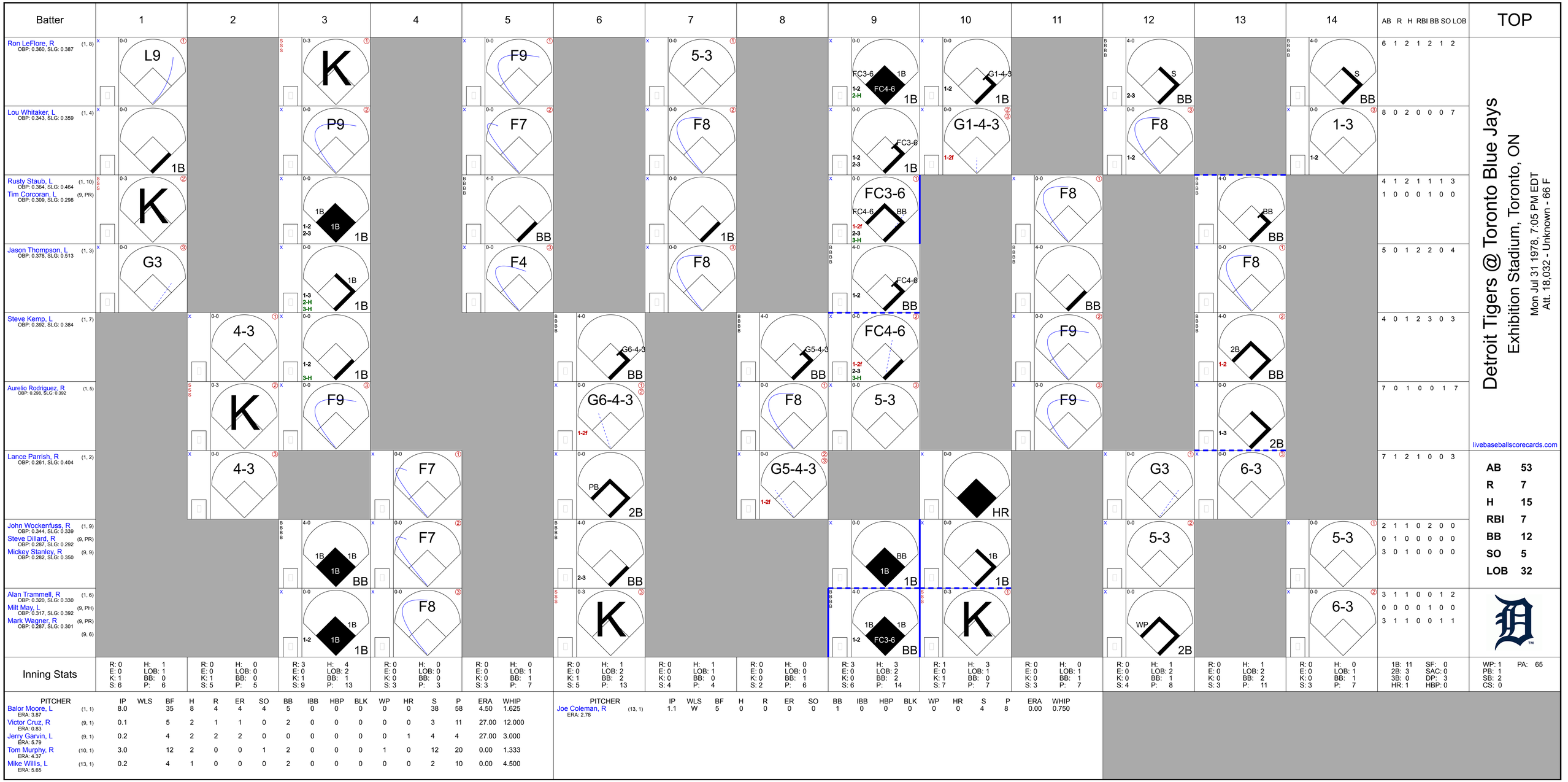
Batter
1
2
3
4
5
6
7
8
9
10
11
12
13
14
AB R H RBI BB SO LOB
TOP
Ron LeFlore, R (1, 8)
OBP: 0.360, SLG: 0.387
L9
K
F9
5-3
FC3-6 1B FC4-6 1B
G1-4-3 1B
S BB
1-3
6 1 2 1 2 1 2
Lou Whitaker, L (1, 4)
OBP: 0.343, SLG: 0.359
1B
P9
F7
F8
FC3-6 1B
G1-4-3
F8
1-3
8 0 2 0 0 0 7
Rusty Staub, L (1, 10)
OBP: 0.364, SLG: 0.464
Tim Corcoran, L (9, PR)
OBP: 0.309, SLG: 0.298
K
1B 1B 1B
BB
FC3-6 FC4-6 BB
F8
BB
4 1 2 1 1 1 3
1 0 0 0 1 0 0
Jason Thompson, L (1, 3)
OBP: 0.378, SLG: 0.513
G3
1B 1B
F4
F8
FC4-6 BB
F8
5 0 1 2 2 0 4
Steve Kemp, L (1, 7)
OBP: 0.392, SLG: 0.384
4-3
1B
G6-4-3 BB
G5-4-3 BB
FC4-6
F9
2B BB
4 0 1 2 3 0 3
Aurelio Rodriguez, R (1, 5)
OBP: 0.298, SLG: 0.392
K
F9
G6-4-3
F8
5-3
F9
2B
7 0 1 0 0 1 7
Lance Parrish, R (1, 2)
OBP: 0.261, SLG: 0.404
4-3
F7
PB 2B
G5-4-3
HR
G3
6-3
7 1 2 1 0 0 3
John Wockenfuss, R (1, 9)
OBP: 0.344, SLG: 0.339
Steve Dillard, R (9, PR)
OBP: 0.287, SLG: 0.292
Mickey Stanley, R (9, 9)
OBP: 0.282, SLG: 0.350
1B 1B 1B BB
F7
2-3 BB
BB 1B 1B
1B
5-3
5-3
2 1 1 0 2 0 0
0 1 0 0 0 0 0
3 0 1 0 0 0 0
Alan Trammell, R (1, 6)
OBP: 0.320, SLG: 0.330
Milt May, L (9, PH)
OBP: 0.517, SLG: 0.392
Mark Wagner, R (9, PR)
OBP: 0.287, SLG: 0.301
(9, 6)
1B 1B
F8
K
1B 1B FC3-6 BB
K
WP 2B
6-3
3 1 1 0 0 1 2
0 0 0 0 1 0 0
3 1 1 0 0 1 1
Detroit Tigers @ Toronto Blue Jays
Exhibition Stadium, Toronto, ON
Mon Jul 31 1978, 7:05 PM EDT
Att. 18,032 - Unknown - 66 F
livebaseballscorecards.com
AB 53
R 7
H 15
RBI 7
BB 12
SO 5
LOB 32
Inning Stats
R: 0 E: 0 K: 1 S: 6 H: 1 LOB: 1 BB: 0 P: 6
R: 0 E: 0 K: 1 S: 5 H: 0 LOB: 0 BB: 0 P: 5
R: 3 E: 0 K: 1 S: 9 H: 4 LOB: 2 BB: 1 P: 13
R: 0 E: 0 K: 0 S: 3 H: 0 LOB: 0 BB: 0 P: 3
R: 0 E: 0 K: 0 S: 3 H: 0 LOB: 1 BB: 1 P: 7
R: 0 E: 0 K: 1 S: 5 H: 1 LOB: 2 BB: 2 P: 13
R: 0 E: 0 K: 0 S: 4 H: 1 LOB: 1 BB: 0 P: 4
R: 0 E: 0 K: 0 S: 2 H: 0 LOB: 0 BB: 1 P: 6
R: 3 E: 0 K: 0 S: 6 H: 3 LOB: 2 BB: 2 P: 14
R: 1 E: 0 K: 1 S: 7 H: 3 LOB: 1 BB: 0 P: 7
R: 0 E: 0 K: 0 S: 3 H: 0 LOB: 1 BB: 1 P: 7
R: 0 E: 0 K: 0 S: 4 H: 1 LOB: 2 BB: 1 P: 8
R: 0 E: 0 K: 0 S: 3 H: 1 LOB: 2 BB: 2 P: 11
R: 0 E: 0 K: 0 S: 3 H: 0 LOB: 1 BB: 1 P: 7
1B: 11 2B: 3 3B: 0 HR: 1 SF: 0 SAC: 0 DP: 3 HBP: 0
WP: 1 PB: 1 SB: 2 CS: 0 PA: 65
PITCHER IP WLS BF H R ER SO BB IBB HBP BLK WP HR S P ERA WHIP
Balor Moore, L (1, 1) ERA: 3.87 8.0 35 8 4 4 4 5 0 0 0 0 0 38 58 4.50 1.625
Victor Cruz, R (9, 1) ERA: 0.83 0.1 5 2 1 1 0 2 0 0 0 0 0 3 11 27.00 12.000
Jerry Garvin, L (9, 1) ERA: 5.79 0.2 4 2 2 2 0 0 0 0 0 0 1 4 4 27.00 3.000
Tom Murphy, R (10, 1) ERA: 4.37 3.0 12 2 0 0 1 2 0 0 0 1 0 12 20 0.00 1.333
Mike Willis, L (13, 1) ERA: 5.65 0.2 4 1 0 0 0 2 0 0 0 0 0 2 10 0.00 4.500
PITCHER IP WLS BF H R ER SO BB IBB HBP BLK WP HR S P ERA WHIP
Joe Coleman, R (13, 1) ERA: 2.78 1.1 W 5 0 0 0 0 1 0 0 0 0 0 0 4 8 0.00 0.750

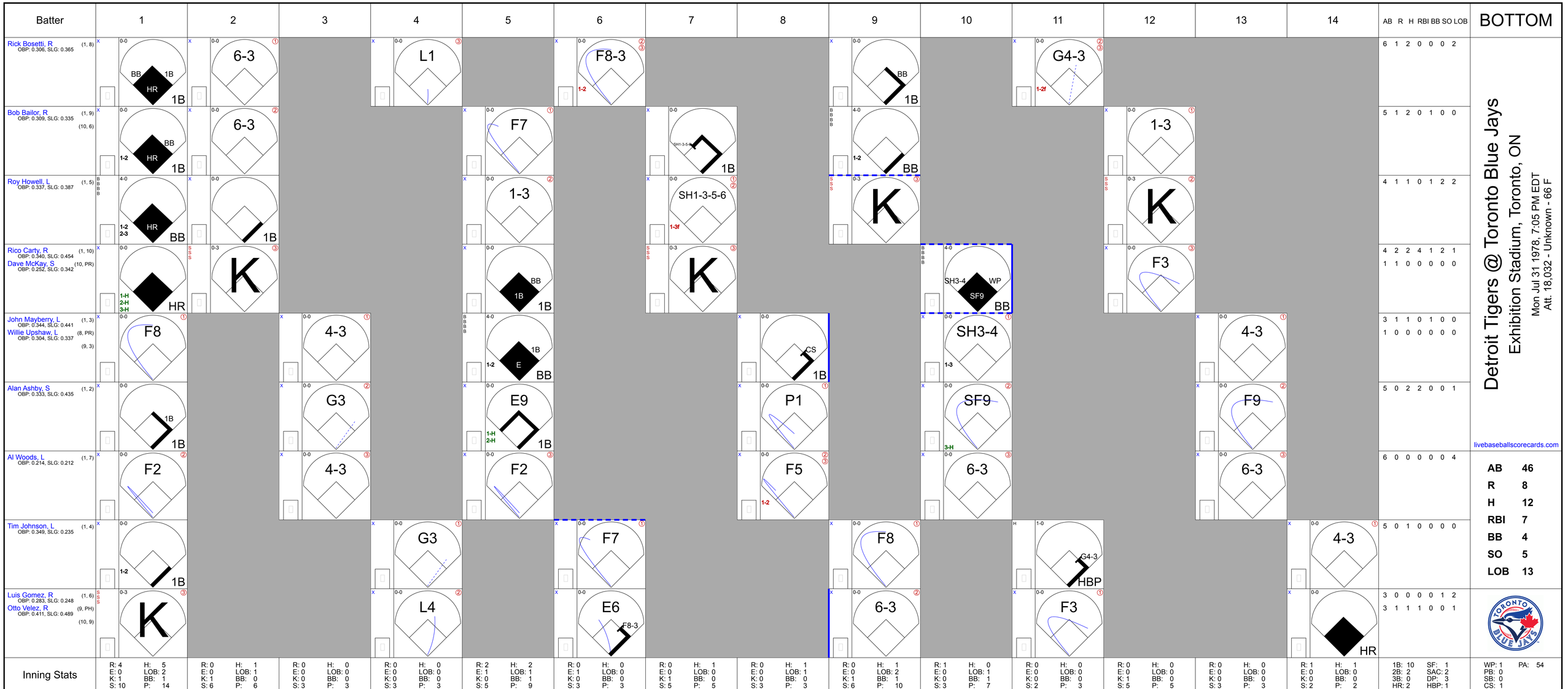
Batter
1
2
3
4
5
6
7
8
9
10
11
12
13
14
AB R H RBI BB SO LOB
BOTTOM
Rick Bosetti, R (1, 8) OBP: 0.306, SLG: 0.365
Bob Bailor, R (1, 9) (10, 6) OBP: 0.309, SLG: 0.335
Roy Howell, L (1, 5) OBP: 0.337, SLG: 0.387
Rico Carty, R (1, 10) OBP: 0.340, SLG: 0.454
Dave McKay, S (10, PR) OBP: 0.252, SLG: 0.342
John Mayberry, L (1, 3) OBP: 0.344, SLG: 0.441
Willie Upshaw, L (8, PR) (9, 3) OBP: 0.304, SLG: 0.337
Alan Ashby, S (1, 2) OBP: 0.333, SLG: 0.435
Al Woods, L (1, 7) OBP: 0.214, SLG: 0.212
Tim Johnson, L (1, 4) OBP: 0.349, SLG: 0.235
Luis Gomez, R (1, 6) OBP: 0.283, SLG: 0.248
Otto Velez, R (9, PH) (10, 9) OBP: 0.411, SLG: 0.489
Inning Stats
PITCHER IP WLS BF H R ER SO BB IBB HBP BLK WP HR S P ERA WHIP
Jack Billingham, R (1, 1) ERA: 3.98
Jack Morris, R (6, 1) ERA: 4.16
Ed Glynn, L (9, 1) ERA:
Steve Foucault, R (10, 1) ERA: 2.89
Bob Sykes, L (10, 1) ERA: 3.59
Detroit Tigers @ Toronto Blue Jays
Exhibition Stadium, Toronto, ON
Mon Jul 31 1978, 7:05 PM EDT
Att. 18,032 - Unknown - 66 F
livebaseballscorecards.com
AB 46
R 8
H 12
RBI 7
BB 4
SO 5
LOB 13
1B: 10 SF: 1
2B: 2 SAC: 2
3B: 0 DP: 3
HR: 2 HBP: 1
WP: 1 PA: 54
PB: 0
SB: 0
CS: 1

Batter	1	2	3	4	5	6	7	8	9	AB	R	H	RBI	BB	SO	LOB
Ron LeFlore, R (1, 8) OBP: 0.359, SLG: 0.385	B B B B 4-0 BB	x 0-0 ② SF9 2-3 3-H			x 0-0 ①② G6-4-3 1-2f		x 0-0 ③ 6-3			2	0	0	1	1	0	2
Lou Whitaker, L (1, 4) OBP: 0.342, SLG: 0.364	S S S 0-3 ① K	x 0-0 ③ G1 1-2 3-H			x 0-0 3B			x 0-0 ① 4-3		4	0	1	0	0	1	2
Rusty Staub, L (1, 10) OBP: 0.361, SLG: 0.460	x 0-0 ② F8		x 0-0 ① 4-3		x 0-0 ③ F9			x 0-0 ② F9		4	0	0	0	0	0	2
Jason Thompson, L (1, 3) OBP: 0.374, SLG: 0.508	x 0-0 ③ 4-3		x 0-0 ② G3			x 0-0 ① F5		x 0-0 ③ 4-3		4	0	0	0	0	0	1
Steve Kemp, L (1, 7) OBP: 0.395, SLG: 0.386		B B B B 4-0 1B 2B BB	x 0-0 ③ F7			x 0-0 ② 1B			x 0-0 1B 1B	3	1	2	0	1	0	0
Milt May, L (1, 2) OBP: 0.313, SLG: 0.386		x 0-0 ① F3		x 0-0 ① 4-3		x 0-0 ③ G3			x 0-0 ① F4	4	0	0	0	0	0	2
Tim Corcoran, L (1, 9) OBP: 0.312, SLG: 0.302		x 0-0 2B 1-2 SF9 1B		x 0-0 ② 1-3			x 0-0 ① 4-3		x 0-0 1-2 G4-6-3 1B	4	1	2	0	0	0	0
Phil Mankowski, L (1, 5) OBP: 0.358, SLG: 0.391 Aurelio Rodriguez, R (7, 5) OBP: 0.297, SLG: 0.390		x 0-0 SF9 1-3 2-H WP 2B		x 0-0 ③ 4-3			x 0-0 S 1B		x 0-0 ②③ G4-6-3 1-2f	3 1	1 0	2 0	1 0	0 0	0 0	0 2
Alan Trammell, R (1, 6) OBP: 0.323, SLG: 0.331		B B B B 4-0 WP BB			x 0-0 G6-4-3 1B		S S S 0-3 ② K 1-2			2	0	1	0	1	1	1
Inning Stats	R: 0 E: 0 K: 1 S: 5 H: 0 LOB: 1 BB: 1 P: 9	R: 3 E: 0 K: 0 S: 5 H: 2 LOB: 1 BB: 2 P: 13	R: 0 E: 0 K: 0 S: 3 H: 0 LOB: 0 BB: 0 P: 3	R: 0 E: 0 K: 0 S: 3 H: 0 LOB: 0 BB: 0 P: 3	R: 0 E: 0 K: 0 S: 4 H: 2 LOB: 1 BB: 0 P: 4	R: 0 E: 0 K: 0 S: 3 H: 1 LOB: 0 BB: 0 P: 3	R: 0 E: 0 K: 1 S: 6 H: 1 LOB: 1 BB: 0 P: 6	R: 0 E: 0 K: 0 S: 3 H: 0 LOB: 0 BB: 0 P: 3	R: 0 E: 0 K: 0 S: 4 H: 2 LOB: 1 BB: 0 P: 4	1B: 6 2B: 1 3B: 1 HR: 0	SF: 1 SAC: 0 DP: 2 HBP: 0		WP: 1 PB: 0 SB: 1 CS: 0	PA: 35			

PITCHER	IP	WLS	BF	H	R	ER	SO	BB	IBB	HBP	BLK	WP	HR	S	P	ERA	WHIP
Jim Clancy, R (1, 1) ERA: 4.4	9.0	L	35	8	3	3	2	3	0	0	0	1	0	36	48	3.00	1.222

PITCHER	IP	WLS	BF	H	R	ER	SO	BB	IBB	HBP	BLK	WP	HR	S	P	ERA	WHIP

TOP

Detroit Tigers @ Toronto Blue Jays

Exhibition Stadium, Toronto, ON

Tue Aug 01 1978, 7:05 PM EDT

Att. 19,265 - Unknown

livebaseballscorecards.com

AB	31
R	3
H	8
RBI	2
BB	3
SO	2
LOB	12

Detroit Tigers @ Toronto Blue Jays

Exhibition Stadium, Toronto, ON

Tue Aug 01 1978, 7:05 PM EDT

Att. 19,265 - Unknown

BOTTOM

Batter	1	2	3	4	5	6	7	8	9	AB	R	H	RBI	BB	SO	LOB
Rick Bosetti, R (1, 8) OBP: 0.310, SLG: 0.368	1B S 1B	1-2 2-3 1B		6-3			FC6-4 1B		1-3	5	1	3	0	0	0	1
Bob Bailor, R (1, 9) OBP: 0.309, SLG: 0.335	F8 S 1-3 1B	SF8 3-H		K			F8			3	0	1	1	0	1	1
Roy Howell, L (1, 5) OBP: 0.334, SLG: 0.383	K 1-2 3-H	K			K		FC6-4 1-2f			4	0	0	0	0	3	4
Rico Carty, R (1, 10) OBP: 0.337, SLG: 0.449	F8 2-3		E5 FC3-6 WP		6-3			1-3		4	0	0	0	0	0	1
John Mayberry, L (1, 3) OBP: 0.343, SLG: 0.437	BB		F5 1-2		F9			F7		3	0	0	0	1	0	1
Alan Ashby, S (1, 2) OBP: 0.331, SLG: 0.427	G3		FC3-6 BB			F7		K		3	0	0	0	1	1	2
Al Woods, L (1, 7) OBP: 0.216, SLG: 0.229		F4	FC3-6 1-2f 2-3			F5			SH3-4 2B	4	0	1	0	0	0	2
Tim Johnson, L (1, 4) OBP: 0.348, SLG: 0.241		1B 1B SF8 1B	4-3			5-3			SH3-4 2-3	3	1	1	0	0	0	2
Luis Gomez, R (1, 6) OBP: 0.284, SLG: 0.249		1B 1-2 1B		1-3			4-3		L3	3	0	1	0	0	0	0
Sam Ewing, L (9, PH) OBP: 0.244, SLG: 0.263										1	0	0	0	0	0	1
Inning Stats	R: 1 E: 0 K: 1 S: 7 H: 2 LOB: 2 BB: 1 P: 11	R: 1 E: 0 K: 1 S: 8 H: 3 LOB: 2 BB: 0 P: 8	R: 0 E: 1 K: 0 S: 4 H: 0 LOB: 2 BB: 1 P: 8	R: 0 E: 0 K: 1 S: 5 H: 0 LOB: 0 BB: 0 P: 5	R: 0 E: 0 K: 1 S: 5 H: 0 LOB: 0 BB: 0 P: 5	R: 0 E: 0 K: 0 S: 3 H: 0 LOB: 0 BB: 0 P: 3	R: 0 E: 0 K: 0 S: 4 H: 1 LOB: 1 BB: 0 P: 4	R: 0 E: 0 K: 1 S: 5 H: 0 LOB: 0 BB: 0 P: 5	R: 0 E: 0 K: 0 S: 4 H: 1 LOB: 1 BB: 0 P: 4	1B: 6 2B: 1 3B: 0 HR: 0	SF: 1 SAC: 1 DP: 0 HBP: 0						

livebaseballscorecards.com

AB	33
R	2
H	7
RBI	1
BB	2
SO	5
LOB	15

WP: 1 PB: 0 SB: 2 CS: 0 PA: 37

PITCHER	IP	WLS	BF	H	R	ER	SO	BB	IBB	HBP	BLK	WP	HR	S	P	ERA	WHIP
Jim Slaton, R (1, 1) ERA: 4.15	9.0	W	37	7	2	2	5	2	0	0	0	1	0	45	53	2.00	1.000

PITCHER	IP	WLS	BF	H	R	ER	SO	BB	IBB	HBP	BLK	WP	HR	S	P	ERA	WHIP

Toronto Blue Jays @ Kansas City Royals

Royals Stadium, Kansas City, MO

Fri Aug 04 1978, 8:05 PM EDT

Att. 35,064 - Unknown - 77 F

TOP

livebaseballscorecards.com

Batter	1	2	3	4	5	6	7	8	9	AB	R	H	RBI	BB	SO	LOB
Rick Bosetti, R (1, 8) OBP: 0.311, SLG: 0.368	1B	CS 1-2	F9		F9		L8 2-3		FC6-4 3-H 1B	5	1	2	1	0	0	2
Bob Bailor, R (1, 9) (7, 6) (9, 9) OBP: 0.307, SLG: 0.333	1B 1-3		1-3		5-3		K		FC6-4 1-2f	5	0	1	0	0	1	3
Roy Howell, L (1, 5) OBP: 0.333, SLG: 0.387	K		K			4-3		K		4	1	1	0	0	3	2
Rico Carty, R (1, 10) OBP: 0.338, SLG: 0.449 Willie Upshaw, L (8, PR) OBP: 0.304, SLG: 0.337	FC6-4 1-2 3-H 1B			4-3		4-3 3-H		P4-3 1B		4	0	2	2	0	0	0
										0	0	0	0	0	0	0
John Mayberry, L (1, 3) OBP: 0.340, SLG: 0.432	P5			F5		L7		P4-3 1-2f		4	0	0	0	0	0	3
Dave McKay, S (1, 4) OBP: 0.255, SLG: 0.344	FC6-4 1-2f			3B 1B		F8			SH5-4 SF8 1B	4	2	2	0	0	0	2
Al Woods, L (1, 7) OBP: 0.244, SLG: 0.284		F7		1-H 3B			L8 SH1-4 1B		SF8 1-2 SH5-4 1B	4	1	3	1	0	0	0
Rick Cerone, R (1, 2) OBP: 0.287, SLG: 0.252		5-3		5-3			SH1-4 1-2		SH5-4 1-2 2-3	2	0	0	0	0	0	1
Luis Gomez, R (1, 6) OBP: 0.285, SLG: 0.251 Otto Velez, R (7, PH) OBP: 0.413, SLG: 0.489 (7, 9) Tim Johnson, L (9, 6) OBP: 0.348, SLG: 0.241		CS 1B			F8		HBP		SF8 2-3 3-H	2	0	1	0	0	0	0
										0	0	0	1	0	0	0
										0	0	0	0	0	0	0

	AB	34
	R	5
	H	12
	RBI	5
	BB	0
	SO	4
	LOB	13

Inning Stats																		
	R: 1	H: 3	R: 0	H: 1	R: 0	H: 0	R: 1	H: 2	R: 0	H: 0	R: 1	H: 1	R: 0	H: 1	R: 0	H: 1	R: 2	H: 3
	E: 0	LOB: 2	E: 0	LOB: 0	E: 0	LOB: 0	E: 0	LOB: 1	E: 0	LOB: 0	E: 0	LOB: 0	E: 0	LOB: 2	E: 0	LOB: 1	E: 0	LOB: 1
	K: 1	BB: 0	K: 0	BB: 0	K: 1	BB: 0	K: 0	BB: 0	K: 0	BB: 0	K: 0	BB: 0	K: 1	BB: 0	K: 1	BB: 0	K: 0	BB: 0
	S: 8	P: 8	S: 3	P: 3	S: 5	P: 5	S: 5	P: 5	S: 3	P: 3	S: 4	P: 4	S: 6	P: 7	S: 5	P: 5	S: 6	P: 6

	1B: 10	SF: 1
	2B: 1	SAC: 2
	3B: 2	DP: 1
	HR: 0	HBP: 1

	WP: 0	PA: 39
	PB: 0	
	SB: 0	
	CS: 1	

PITCHER		IP	WLS	BF	H	R	ER	SO	BB	IBB	HBP	BLK	WP	HR	S	P	ERA	WHIP
Paul Splittorff, L ERA: 3.18	(1, 1)	6.1		27	8	3	3	2	0	0	1	0	0	0	30	31	4.26	1.263
Al Hrabosky, L ERA: 2.88	(7, 1)	2.2	L	11	4	2	2	2	0	0	0	0	0	0	15	15	6.75	1.500

PITCHER	IP	WLS	BF	H	R	ER	SO	BB	IBB	HBP	BLK	WP	HR	S	P	ERA	WHIP

Batter	1	2	3	4	5	6	7	8	9	AB	R	H	RBI	BB	SO	LOB
Freddie Patek, R (1, 6) OBP: 0.341, SLG: 0.349	6-3	BB			6-3	5-3		F8		4	0	0	0	1	0	2
Hal McRae, R (1, 10) OBP: 0.328, SLG: 0.425	BB	F8			2B		P5		L9	4	2	1	0	1	0	1
Ralph LaCock, L (1, 3) OBP: 0.329, SLG: 0.482	1B		L7		2B		2B		F7	5	2	3	0	0	0	0
Darrell Porter, L (1, 2) OBP: 0.371, SLG: 0.424	1B		K		2B		IBB		F8	4	0	2	2	1	1	0
Clint Hurdle, L (1, 7) OBP: 0.354, SLG: 0.388	BB		K		L4		1B			3	0	1	2	1	1	1
Al Cowens, R (1, 8) OBP: 0.312, SLG: 0.368 (7, 9)	K			L9		F7	FC1-5			4	0	0	0	0	1	5
Tom Poquette, L (1, 9) OBP: 0.266, SLG: 0.339 Willie Wilson, S (6, PR) OBP: 0.304, SLG: 0.302 (7, 8)	F7			F7		FC4-6	K			2 1	0 0	0 0	0 0	1 0	0 1	3 2
Jamie Quirk, L (1, 5) OBP: 0.500, SLG: 0.333		G6-4-3		L3		FC4-6		P6		3	0	1	0	1	0	0
Jerry Terrell, R (1, 4) OBP: 0.220, SLG: 0.195 Steve Braun, L (6, PH) OBP: 0.329, SLG: 0.363 U L Washington, S (6, PR) OBP: 0.321, SLG: 0.294 (7, 4)		G6-4-3			5-3	FC4-6		F7		2 1 1	0 0 0	0 0 0	0 0 0	0 0 0	0 0 0	1 2 0
Inning Stats	R: 1 E: 0 K: 1 S: 7 H: 2 LOB: 3 BB: 2 P: 15	R: 0 E: 0 K: 0 S: 3 H: 1 LOB: 1 BB: 1 P: 7	R: 0 E: 0 K: 2 S: 7 H: 0 LOB: 0 BB: 0 P: 7	R: 0 E: 0 K: 0 S: 3 H: 0 LOB: 0 BB: 0 P: 3	R: 2 E: 0 K: 0 S: 6 H: 3 LOB: 1 BB: 0 P: 6	R: 0 E: 0 K: 0 S: 3 H: 0 LOB: 2 BB: 2 P: 11	R: 1 E: 0 K: 1 S: 7 H: 2 LOB: 2 BB: 1 P: 11	R: 0 E: 0 K: 0 S: 3 H: 0 LOB: 0 BB: 0 P: 3	R: 0 E: 0 K: 0 S: 3 H: 0 LOB: 0 BB: 0 P: 3	1B: 6 2B: 2 3B: 0 HR: 0	SF: 0 SAC: 0 DP: 1 HBP: 0						

PITCHER	IP	WLS	BF	H	R	ER	SO	BB	IBB	HBP	BLK	WP	HR	S	P	ERA	WHIP
Jesse Jefferson, R (1, 1) ERA: 4.16	6.1		32	8	4	4	3	5	1	0	0	0	0	32	56	5.68	2.053
Victor Cruz, R (7, 1) ERA: 0.74	2.2	W	8	0	0	0	1	0	0	0	0	0	0	10	10	0.00	0.000

PITCHER	IP	WLS	BF	H	R	ER	SO	BB	IBB	HBP	BLK	WP	HR	S	P	ERA	WHIP

BOTTOM

Toronto Blue Jays @ Kansas City Royals

Royals Stadium, Kansas City, MO

Fri Aug 04 1978, 8:05 PM EDT
Att. 35,064 - Unknown - 77 F

livebaseballscorecards.com

AB	34
R	4
H	8
RBI	4
BB	6
SO	4
LOB	17

Toronto Blue Jays @ Kansas City Royals

Royals Stadium, Kansas City, MO

Sat Aug 05 1978, 8:05 PM EDT

Att. 34,179 - Unknown

TOP

livebaseballscorecards.com

Batter	1	2	3	4	5	6	7	8	9	AB	R	H	RBI	BB	SO	LOB
Rick Bosetti, R (1, 8) OBP: 0.309, SLG: 0.366	F9		F2		BB		K		1B 2-H	2	0	0	0	0	0	0
Willie Upshaw, L (5, PH) OBP: 0.306, SLG: 0.335 (5, 8)										1	0	0	0	1	1	1
Sam Ewing, L (8, 9) OBP: 0.262, SLG: 0.282										1	0	1	1	0	0	0
Bob Bailor, R (1, 9) OBP: 0.306, SLG: 0.334 (8, 8)	E5 1B		6-3		L9			1B 4-3 2B	F8	5	1	1	0	0	0	2
Roy Howell, L (1, 5) OBP: 0.330, SLG: 0.382	K			F8		K		F7	6-3	5	0	0	0	0	2	3
Rico Carty, R (1, 10) OBP: 0.343, SLG: 0.453	1B 1-2			1B		1-3		4-3 2-3 1B		4	0	3	0	0	0	0
John Mayberry, L (1, 3) OBP: 0.341, SLG: 0.436	F9			1-2 1B		2B		4-3 1-2 3-H		4	0	2	1	0	0	3
Dave McKay, S (1, 4) OBP: 0.255, SLG: 0.343		CS 1B		F3		P3		1-3		4	0	1	0	0	0	4
Al Woods, L (1, 7) OBP: 0.244, SLG: 0.295	K 1-2			P6			K		2B	4	1	1	0	0	2	3
Rick Cerone, R (1, 2) OBP: 0.286, SLG: 0.257	F8				P4		F8		1B 2-H 2B	4	1	1	1	0	0	0
Luis Gomez, R (1, 6) OBP: 0.286, SLG: 0.255			6-3		B2		2B		F8	3	0	1	0	0	0	0
Doug Ault, R (9, PH) OBP: 0.288, SLG: 0.210										1	0	0	0	0	0	1
Inning Stats	R: 0 E: 1 K: 1 S: 7 H: 1 LOB: 2 BB: 0 P: 7	R: 0 E: 0 K: 1 S: 5 H: 1 LOB: 0 BB: 0 P: 5	R: 0 E: 0 K: 0 S: 3 H: 0 LOB: 0 BB: 0 P: 3	R: 0 E: 0 K: 0 S: 5 H: 2 LOB: 2 BB: 0 P: 5	R: 0 E: 0 K: 0 S: 3 H: 0 LOB: 1 BB: 1 P: 7	R: 0 E: 0 K: 1 S: 6 H: 1 LOB: 1 BB: 0 P: 6	R: 0 E: 0 K: 2 S: 8 H: 1 LOB: 1 BB: 0 P: 8	R: 1 E: 0 K: 0 S: 5 H: 2 LOB: 1 BB: 0 P: 5	R: 2 E: 0 K: 0 S: 6 H: 3 LOB: 1 BB: 0 P: 6	1B: 6 2B: 5 3B: 0 HR: 0 SF: 0 SAC: 0 DP: 0 HBP: 0							

	AB	38
	R	3
	H	11
	RBI	3
	BB	1
	SO	5
	LOB	17

WP: 0 PB: 0 SB: 0 CS: 1 PA: 39

PITCHER		IP	WLS	BF	H	R	ER	SO	BB	IBB	HBP	BLK	WP	HR	S	P	ERA	WHIP
Larry Gura, L ERA: 2.76	(1, 1)	8.0	W	35	10	3	3	5	1	0	0	0	0	0	44	48	3.38	1.375
Marty Pattin, R ERA: 4.07	(9, 1)	0.2		3	1	0	0	0	0	0	0	0	0	0	3	3	0.00	1.500
Steve Mingori, L ERA: 1.91	(9, 1)	0.1	S	1	0	0	0	0	0	0	0	0	0	0	1	1	0.00	0.000

PITCHER	IP	WLS	BF	H	R	ER	SO	BB	IBB	HBP	BLK	WP	HR	S	P	ERA	WHIP

Batter	1	2	3	4	5	6	7	8	9	AB	R	H	RBI	BB	SO	LOB
U L Washington, S (1, 6) OBP: 0.361, SLG: 0.345	4-3	BB			G6-4-3			2B		4	2	3	1	1	0	0
Hal McRae, R (1, 10) OBP: 0.333, SLG: 0.429	BB BB 1B	F9			G6-4-3			2B		5	1	4	1	0	0	3
Ralph LaCock, L (1, 3) OBP: 0.320, SLG: 0.467	F7		3-1		G6-4-3	L4		F8		5	0	0	0	0	0	5
Amos Otis, R (1, 8) OBP: 0.367, SLG: 0.492	BB		1B		2B		FC1-6 BB	2B		3	0	3	1	2	0	0
Darrell Porter, L (1, 2) OBP: 0.369, SLG: 0.419	BB		L7		K		FC1-6 1B	K		4	0	0	0	1	2	4
Clint Hurdle, L (1, 7) OBP: 0.350, SLG: 0.383	6-3		F9			4-3	F9			4	0	0	0	0	0	5
Willie Wilson, S (8, 7) OBP: 0.304, SLG: 0.302										0	0	0	0	0	0	0
Al Cowens, R (1, 9) OBP: 0.317, SLG: 0.377		E E 2B		K		2B SH3-4 1B				4	1	3	0	0	1	0
Jamie Quirk, L (1, 5) OBP: 0.375, SLG: 0.429		6-3		L7		SH3-4 1B 2B		K		4	1	1	0	0	1	3
Jerry Terrell, R (1, 4) OBP: 0.212, SLG: 0.188		FC4-2 S		F9		SH3-4		K		3	0	0	1	0	1	1
Inning Stats	R: 0 E: 0 K: 0 S: 4 H: 1 LOB: 3 BB: 2 P: 12	R: 0 E: 1 K: 0 S: 4 H: 1 LOB: 3 BB: 1 P: 8	R: 0 E: 0 K: 0 S: 4 H: 1 LOB: 1 BB: 0 P: 4	R: 0 E: 0 K: 1 S: 5 H: 0 LOB: 0 BB: 0 P: 5	R: 1 E: 0 K: 1 S: 7 H: 3 LOB: 1 BB: 0 P: 7	R: 2 E: 0 K: 0 S: 7 H: 4 LOB: 2 BB: 0 P: 7	R: 0 E: 0 K: 1 S: 6 H: 1 LOB: 2 BB: 1 P: 10	R: 2 E: 0 K: 2 S: 10 H: 3 LOB: 1 BB: 0 P: 10		1B: 9 2B: 5 3B: 0 HR: 0 SF: 0 SAC: 1 DP: 1 HBP: 0						

PITCHER	IP	WLS	BF	H	R	ER	SO	BB	IBB	HBP	BLK	WP	HR	S	P	ERA	WHIP
Dave Lemanczyk, R (1, 1) ERA: 5.98	5.2	L	29	10	3	3	2	3	0	0	0	0	0	30	42	4.76	2.294
Mike Willis, L (6, 1) ERA: 5.76	2.0		11	4	2	2	2	1	0	0	0	0	0	14	18	9.00	2.500
Tom Murphy, R (8, 1) ERA: 4.35	0.1		1	0	0	0	1	0	0	0	0	0	0	3	3	0.00	0.000

PITCHER	IP	WLS	BF	H	R	ER	SO	BB	IBB	HBP	BLK	WP	HR	S	P	ERA	WHIP

BOTTOM

Toronto Blue Jays @ Kansas City Royals

Royals Stadium, Kansas City, MO

Sat Aug 05 1978, 8:05 PM EDT

Att. 34,179 - Unknown

livebaseballscorecards.com

AB	36
R	5
H	14
RBI	4
BB	4
SO	5
LOB	21

Toronto Blue Jays @ Kansas City Royals

Royals Stadium, Kansas City, MO

Sun Aug 06 1978, 4:33 AM EDT
Att. 35,404 - Unknown - 79 F

TOP

Batter	1	2	3	4	5	6	7	8	9	AB	R	H	RBI	BB	SO	LOB
Willie Upshaw, L (1, 8) OBP: 0.313, SLG: 0.331	BBBB 4-0 4-3 1B BB		x 0-0 ① 4-3		x 0-0 ① F9		BBBB 4-0 BB		BBBB 4-0 G4-6-3 1B 1-2 HR BB	2	2	0	0	3	0	1
Bob Bailor, R (1, 9) OBP: 0.307, SLG: 0.335	x 0-0 ① 4-3 1-2		x 0-0 1B		x 0-0 ② FC5-4 FC5-6 1-2f		x 0-0 ① P4		x 0-0 G4-6-3 1B 1-2 2-3	5	0	2	0	0	0	3
Roy Howell, L (1, 5) OBP: 0.328, SLG: 0.380	x 0-0 F9 1B 2-H		SSS 0-3 ② K		x 0-0 ③ FC5-6 1-2f		x 0-0 ② F8		x 0-0 ① ② G4-6-3 1-2f 2-3 3-H	5	0	1	1	0	1	5
Rico Carty, R (1, 10) OBP: 0.341, SLG: 0.457	x 0-0 ② F9 2-3		x 0-0 ③ 4-3			x 0-0 ① F9	x 0-0 ③ 4-3		x 0-0 HR 3-H	5	1	1	2	0	0	3
John Mayberry, L (1, 3) OBP: 0.344, SLG: 0.445	x 0-0 ③ G3			x 0-0 FC6 1B		x 0-0 HR		x 0-0 ① F8	BBBB 4-0 BB	4	1	2	1	1	0	1
Al Woods, L (1, 7) OBP: 0.264, SLG: 0.313		x 0-0 FC3-6 1B		x 0-0 ① P6		x 0-0 1B 1B		x 0-0 E7 1B 1B	x 0-0 ③ F9	5	0	3	0	0	0	2
Alan Ashby, S (1, 2) OBP: 0.330, SLG: 0.422		x 0-0 ① FC3-6 1-2f		x 0-0 ② F8		x 0-0 ② F9		x 0-0 G5-4-3 2-3 1B		4	0	1	0	0	0	3
Dave McKay, S (1, 4) OBP: 0.255, SLG: 0.342		SSS 0-3 ② K		x 0-0 ③ FC6 1-2f		x 0-0 1-2 1B		x 0-0 ② ③ G5-4-3 1-2f		4	0	1	0	0	1	4
Luis Gomez, R (1, 6) OBP: 0.288, SLG: 0.259		x 0-0 ③ 1-3			x 0-0 FC5-4 1B	x 0-0 ③ P4			x 0-0 1B BB G4-6-3 1B	4	1	2	0	0	0	3
Inning Stats	R: 1 E: 0 K: 0 S: 4 H: 1 LOB: 1 BB: 1 P: 8	R: 0 E: 1 K: 1 S: 6 H: 1 LOB: 1 BB: 0 P: 6	R: 0 E: 0 K: 1 S: 6 H: 1 LOB: 1 BB: 0 P: 6	R: 0 E: 0 K: 0 S: 4 H: 1 LOB: 1 BB: 0 P: 4	R: 0 E: 0 K: 0 S: 4 H: 1 LOB: 1 BB: 0 P: 4	R: 1 E: 0 K: 0 S: 6 H: 3 LOB: 2 BB: 0 P: 6	R: 0 E: 0 K: 0 S: 3 H: 0 LOB: 1 BB: 1 P: 7	R: 0 E: 1 K: 0 S: 4 H: 2 LOB: 1 BB: 0 P: 4	R: 3 E: 0 K: 0 S: 5 H: 3 LOB: 1 BB: 2 P: 13	1B: 11 2B: 0 3B: 0 HR: 2	SF: 0 SAC: 0 DP: 2 HBP: 0						

	AB	38
	R	5
	H	13
	RBI	4
	BB	4
	SO	2
	LOB	25

WP: 0 PB: 0 SB: 0 CS: 0 PA: 42

livebaseballscorecards.com

PITCHER		IP	WLS	BF	H	R	ER	SO	BB	IBB	HBP	BLK	WP	HR	S	P	ERA	WHIP
Rich Gale, R ERA: 2.59	(1, 1)	6.0	W	27	8	2	2	2	1	0	0	0	0	1	30	34	3.00	1.500
Steve Mingori, L ERA: 2.38	(7, 1)	3.0		15	5	3	3	0	3	0	0	0	0	1	12	24	9.00	2.667

PITCHER	IP	WLS	BF	H	R	ER	SO	BB	IBB	HBP	BLK	WP	HR	S	P	ERA	WHIP

Batter	1	2	3	4	5	6	7	8	9	AB	R	H	RBI	BB	SO	LOB
U L Washington, S (1, 6) OBP: 0.333, SLG: 0.317	F9	FC6-5		4-3		3-1	K			5	1	0	0	0	1	2
Joe Zdeb, R (1, 7) OBP: 0.299, SLG: 0.356	HR, BB	1B		SF9		K		F8		4	3	2	0	1	1	0
Hal McRae, R (1, 10) OBP: 0.335, SLG: 0.435	BB, HR			SF9			1B	5-3		4	2	3	3	0	0	0
Amos Otis, R (1, 8) OBP: 0.365, SLG: 0.488 Willie Wilson, S (8, 8) OBP: 0.302, SLG: 0.301	HR, BB	L8		F8			L6	P6		3 1	1 0	0 0	0 0	1 0	0 0	2 0
Al Cowens, R (1, 9) OBP: 0.323, SLG: 0.396	HR		4-3		F9, SF7		1B			4	3	3	4	0	0	0
John Wathan, R (1, 2) OBP: 0.299, SLG: 0.360	1-3		6-3		F9		1B			4	1	1	1	0	0	1
Ralph LaCock, L (1, 3) OBP: 0.324, SLG: 0.471	K		BB, 1B		SF7		1B			3	1	2	2	0	1	0
Jamie Quirk, L (1, 5) OBP: 0.417, SLG: 0.333		FC6-5, SH1-3, BB	1B		K		P6			2	0	0	0	2	1	2
Jerry Terrell, R (1, 4) OBP: 0.216, SLG: 0.193		SH1-3	L6			4-3	1B			3	0	1	2	0	0	2
Inning Stats	R: 4 E: 0 K: 1 S: 7 H: 2 LOB: 0 BB: 2 P: 15	R: 2 E: 0 K: 0 S: 5 H: 2 LOB: 1 BB: 1 P: 9	R: 0 E: 0 K: 0 S: 4 H: 1 LOB: 2 BB: 1 P: 8	R: 1 E: 0 K: 0 S: 4 H: 1 LOB: 0 BB: 0 P: 4	R: 1 E: 0 K: 1 S: 6 H: 1 LOB: 0 BB: 0 P: 6	R: 0 E: 0 K: 1 S: 5 H: 0 LOB: 0 BB: 0 P: 5	R: 4 E: 0 K: 1 S: 10 H: 5 LOB: 1 BB: 0 P: 10	R: 0 E: 0 K: 0 S: 3 H: 0 LOB: 0 BB: 0 P: 3			1B: 8 2B: 2 3B: 1 HR: 1 SF: 2 SAC: 1 DP: 0 HBP: 0			WP: 0 PB: 0 SB: 0 CS: 0 PA: 40		

PITCHER		IP	WLS	BF	H	R	ER	SO	BB	IBB	HBP	BLK	WP	HR	S	P	ERA	WHIP
Balor Moore, L ERA: 4.5	(1, 1)	4.0	L	23	7	8	8	1	4	0	0	0	0	1	21	37	18.00	2.750
Joe Coleman, R ERA: 3.18	(5, 1)	4.0		17	5	4	4	3	0	0	0	0	0	0	23	23	9.00	1.250

PITCHER	IP	WLS	BF	H	R	ER	SO	BB	IBB	HBP	BLK	WP	HR	S	P	ERA	WHIP

BOTTOM

Toronto Blue Jays @ Kansas City Royals

Royals Stadium, Kansas City, MO

Sun Aug 06 1978, 4:33 AM EDT

Att. 35,404 - Unknown - 79 F

livebaseballscorecards.com

AB	33
R	12
H	12
RBI	12
BB	4
SO	4
LOB	9

Baltimore Orioles @ Toronto Blue Jays

Exhibition Stadium, Toronto, ON

Mon Aug 07 1978, 3:33 AM EDT

Att. 19,184 - Unknown

TOP

livebaseballscorecards.com

Batter	1	2	3	4	5	6	7	8	9	AB	R	H	RBI	BB	SO	LOB
Larry Harlow, L (1, 8) OBP: 0.327, SLG: 0.329	F8		FC3-6 1-2f 2-3			K		G4-6-3 1-2f		4	0	0	0	0	1	3
Rich Dauer, R (1, 4) OBP: 0.309, SLG: 0.376	L6		F8 1-2			F8			G3	3	0	0	0	0	0	2
Terry Crowley, L (9, PH) OBP: 0.362, SLG: 0.314										1	0	0	0	0	0	0
Eddie Murray, S (1, 10) OBP: 0.348, SLG: 0.506	K			K		BB			F7	3	0	0	0	1	2	0
Ken Singleton, S (1, 9) OBP: 0.411, SLG: 0.473	K			4-3		F7			1B	4	0	1	0	0	1	1
Carlos Lopez, R (9, PR) OBP: 0.259, SLG: 0.304										0	0	0	0	0	0	0
Doug DeCinces, R (1, 5) OBP: 0.322, SLG: 0.517	5-3			HR			F2		P6	4	1	1	1	0	0	1
Lee May, R (1, 3) OBP: 0.283, SLG: 0.407	F9			P3			6-3			3	0	0	0	0	0	0
Andres Mora, R (1, 7) OBP: 0.283, SLG: 0.396			6-3		K		5-3			3	0	0	0	0	1	0
Rick Dempsey, R (1, 2) OBP: 0.320, SLG: 0.354			FC3-6 BB 1B		L4			4-3		3	0	1	0	0	0	0
Kiko Garcia, R (1, 6) OBP: 0.321, SLG: 0.400			FC3-6 1-2 BB		K			G4-6-3 1B		1	0	0	0	1	1	0
Pat Kelly, L (8, PH) OBP: 0.367, SLG: 0.369										1	0	1	0	0	0	0
Mark Belanger, R (8, 6) OBP: 0.271, SLG: 0.237										0	0	0	0	0	0	0
Inning Stats	R: 0 E: 0 K: 1 S: 5 H: 0 LOB: 0 BB: 0 P: 5	R: 0 E: 0 K: 1 S: 5 H: 0 LOB: 0 BB: 0 P: 5	R: 0 E: 0 K: 0 S: 4 H: 1 LOB: 2 BB: 1 P: 8	R: 1 E: 0 K: 1 S: 6 H: 1 LOB: 0 BB: 0 P: 6	R: 0 E: 0 K: 2 S: 7 H: 0 LOB: 0 BB: 0 P: 7	R: 0 E: 0 K: 1 S: 5 H: 0 LOB: 1 BB: 1 P: 9	R: 0 E: 0 K: 0 S: 3 H: 0 LOB: 0 BB: 0 P: 3	R: 0 E: 0 K: 0 S: 3 H: 1 LOB: 0 BB: 0 P: 3	R: 0 E: 0 K: 0 S: 4 H: 1 LOB: 1 BB: 0 P: 4	1B: 3 2B: 0 3B: 0 HR: 1 SF: 0 SAC: 0 DP: 1 HBP: 0						

PITCHER	IP	WLS	BF	H	R	ER	SO	BB	IBB	HBP	BLK	WP	HR	S	P	ERA	WHIP
Jim Clancy, R (1, 1) ERA: 4.17	9.0	W	32	4	1	1	6	2	0	0	0	0	1	42	50	1.00	0.667

PITCHER	IP	WLS	BF	H	R	ER	SO	BB	IBB	HBP	BLK	WP	HR	S	P	ERA	WHIP

AB	30
R	1
H	4
RBI	1
BB	2
SO	6
LOB	7

WP: 0 PB: 0 SB: 1 CS: 0 PA: 32

Batter	1	2	3	4	5	6	7	8	9	AB	R	H	RBI	BB	SO	LOB
Willie Upshaw, L (1, 8) OBP: 0.307, SLG: 0.324	6-3		6-3 2-3		K			3-1		4	0	0	0	0	1	1
Bob Bailor, R (1, 9) OBP: 0.307, SLG: 0.334	1-3		1B 3-H			F9		6-3		4	0	1	1	0	0	0
Roy Howell, L (1, 5) OBP: 0.325, SLG: 0.376	1-3		K			K		F8		4	0	0	0	0	2	1
Rico Carty, R (1, 10) OBP: 0.338, SLG: 0.454		E6		6-3		F3				3	0	0	0	0	0	0
John Mayberry, L (1, 3) OBP: 0.347, SLG: 0.444		F8		BB			SH1-4 1B BB			1	1	0	0	2	0	1
Al Woods, L (1, 7) OBP: 0.258, SLG: 0.306		P6		P5			SH1-4 1-2			2	0	0	0	0	0	2
Alan Ashby, S (1, 2) OBP: 0.330, SLG: 0.421		K		F7			1B 2-H			3	0	1	1	0	1	2
Dave McKay, S (1, 4) OBP: 0.256, SLG: 0.342			1B 6-3 6-3		K		K			3	1	1	0	0	2	1
Luis Gomez, R (1, 6) OBP: 0.286, SLG: 0.256			6-3 1-2		5-3		5-3			3	0	0	0	0	0	2
Inning Stats	R: 0 E: 0 K: 0 S: 3 H: 0 LOB: 0 BB: 0 P: 3	R: 0 E: 1 K: 1 S: 6 H: 0 LOB: 1 BB: 0 P: 6	R: 1 E: 0 K: 1 S: 7 H: 2 LOB: 1 BB: 0 P: 7	R: 0 E: 0 K: 0 S: 3 H: 0 LOB: 1 BB: 1 P: 7	R: 0 E: 0 K: 2 S: 7 H: 0 LOB: 0 BB: 0 P: 7	R: 0 E: 0 K: 1 S: 5 H: 0 LOB: 0 BB: 0 P: 5	R: 1 E: 0 K: 1 S: 6 H: 1 LOB: 1 BB: 1 P: 10	R: 0 E: 0 K: 0 S: 3 H: 0 LOB: 0 BB: 0 P: 3		1B: 3 2B: 0 3B: 0 HR: 0	SF: 0 SAC: 1 DP: 0 HBP: 0						

PITCHER	IP	WLS	BF	H	R	ER	SO	BB	IBB	HBP	BLK	WP	HR	S	P	ERA	WHIP
Dennis Martinez, R (1, 1) ERA: 4.64	8.0	L	30	3	2	2	6	2	0	0	0	0	0	40	48	2.25	0.625

PITCHER	IP	WLS	BF	H	R	ER	SO	BB	IBB	HBP	BLK	WP	HR	S	P	ERA	WHIP

BOTTOM

Baltimore Orioles @ Toronto Blue Jays

Exhibition Stadium, Toronto, ON

Mon Aug 07 1978, 3:33 AM EDT

Att. 19,184 - Unknown

livebaseballscorecards.com

AB	27
R	2
H	3
RBI	2
BB	2
SO	6
LOB	10

Baltimore Orioles @ Toronto Blue Jays

Exhibition Stadium, Toronto, ON

Tue Aug 08 1978, 7:05 PM EDT

Att. 19,052 - Unknown

TOP

livebaseballscorecards.com

Batter	1	2	3	4	5	6	7	8	9	AB	R	H	RBI	BB	SO	LOB
Mark Belanger, R (1, 6) OBP: 0.271, SLG: 0.238	2B 1B	F8	F9 1-2	G4-6-3 1-2f						3	1	1	0	0	0	1
Terry Crowley, L (7, PH) OBP: 0.356, SLG: 0.308										1	0	0	0	0	0	2
Kiko Garcia, R (7, 6) OBP: 0.321, SLG: 0.400										0	0	0	0	0	0	0
Rich Dauer, R (1, 4) OBP: 0.312, SLG: 0.381 (6, 5)	FC6 1-H 2B	K				1B 1B		5-3		4	0	2	1	0	1	0
Ken Singleton, S (1, 9) OBP: 0.409, SLG: 0.468	FC6 6-3 HR 2-3	BB				K		4-3		3	1	0	0	1	1	2
Eddie Murray, S (1, 3) OBP: 0.349, SLG: 0.506	6-3 1-2	4-3				1-2 1B		1B		4	0	2	0	0	0	2
Lee May, R (1, 10) OBP: 0.283, SLG: 0.413	HR 2-H		F9	F7				F8		4	1	1	2	0	0	3
Doug DeCinces, R (1, 5) OBP: 0.322, SLG: 0.515	F3		CS 1B	5-3				BB	G4-6-3	3	0	1	0	0	0	2
Billy Smith, S (6, 4) OBP: 0.313, SLG: 0.372										0	0	0	0	1	0	0
Andres Mora, R (1, 7) OBP: 0.284, SLG: 0.395	F9	K 1-2					FC5-4 1B		G4-6-3 1-2f	3	0	1	0	0	1	1
Larry Harlow, L (9, PH) OBP: 0.326, SLG: 0.328										1	0	0	0	0	0	1
Rick Dempsey, R (1, 2) OBP: 0.317, SLG: 0.351	K				F9		FC5-4 1-2f 1B		K	3	0	0	0	0	1	1
Pat Kelly, L (9, PH) OBP: 0.365, SLG: 0.366										1	0	0	0	0	1	0
Carlos Lopez, R (1, 8) OBP: 0.267, SLG: 0.312	F9				CS 1B		G4-6-3 1-2 1B			3	0	2	0	0	0	0
Inning Stats	R: 3 H: 3 E: 0 LOB: 0 K: 0 BB: 0 S: 6 P: 6	R: 0 H: 0 E: 0 LOB: 0 K: 1 BB: 0 S: 5 P: 5	R: 0 H: 0 E: 0 LOB: 1 K: 1 BB: 1 S: 5 P: 9	R: 0 H: 1 E: 0 LOB: 0 K: 1 BB: 0 S: 5 P: 5	R: 0 H: 1 E: 0 LOB: 0 K: 0 BB: 0 S: 3 P: 3	R: 0 H: 2 E: 0 LOB: 2 K: 1 BB: 0 S: 7 P: 7	R: 0 H: 2 E: 0 LOB: 1 K: 0 BB: 0 S: 4 P: 4	R: 0 H: 1 E: 0 LOB: 1 K: 0 BB: 0 S: 4 P: 4	R: 0 H: 0 E: 0 LOB: 0 K: 1 BB: 1 S: 4 P: 8	1B: 8 SF: 0 2B: 1 SAC: 0 3B: 0 DP: 2 HR: 1 HBP: 0						

	AB	33
	R	3
	H	10
	RBI	3
	BB	2
	SO	5
	LOB	15

PITCHER		IP	WLS	BF	H	R	ER	SO	BB	IBB	HBP	BLK	WP	HR	S	P	ERA	WHIP
Tom Underwood, L ERA: 4.49	(1, 1)	6.1	W	27	9	3	3	4	1	0	0	0	0	1	34	38	4.26	1.579
Tom Murphy, R ERA: 4.24	(7, 1)	1.2		6	1	0	0	0	1	0	0	0	0	0	5	9	0.00	1.200
Victor Cruz, R ERA: 0.71	(9, 1)	1.0	S	2	0	0	0	1	0	0	0	0	0	0	4	4	0.00	0.000

PITCHER	IP	WLS	BF	H	R	ER	SO	BB	IBB	HBP	BLK	WP	HR	S	P	ERA	WHIP

Batter	1	2	3	4	5	6	7	8	9	AB	R	H	RBI	BB	SO	LOB
Bob Bailor, R (1, 9) OBP: 0.308, SLG: 0.334	1B	F8			5-3		FC5 5-3 BB			3	1	1	0	1	0	1
Al Woods, L (1, 7) OBP: 0.258, SLG: 0.337	P6		K		HR		5-3			4	1	1	1	0	1	2
Roy Howell, L (1, 5) OBP: 0.329, SLG: 0.381	1B		HR		K		BB			3	1	2	0	1	1	0
Rico Carty, R (1, 10) OBP: 0.337, SLG: 0.459	K		HR		6-3		FC5			4	1	1	2	0	1	4
John Mayberry, L (1, 3) Rick Bosetti, R (8, PR) Tim Johnson, L (9, 6) OBP: 0.348, SLG: 0.444 OBP: 0.309, SLG: 0.366 OBP: 0.348, SLG: 0.241	1B		F8			1-3		1B		4 0 0	0 0 0	2 0 0	1 0 0	0 0 0	0 0 0	0 0 0
Dave McKay, S (1, 4) OBP: 0.254, SLG: 0.338	F9		K			K		SH2-4		3	0	0	0	0	2	2
Rick Cerone, R (1, 2) OBP: 0.294, SLG: 0.276		3B		L7		1B		2B		4	1	3	0	0	0	0
Luis Gomez, R (1, 6) Doug Ault, R (8, PH) (9, 3) OBP: 0.283, SLG: 0.253 OBP: 0.297, SLG: 0.238		K		K		P3		2B		3 1	0 0	0 1	0 1	0 0	2 0	2 0
Willie Upshaw, L (1, 8) OBP: 0.301, SLG: 0.317		K		F5			4-3	4-3		4	0	0	0	0	1	3
Inning Stats	R: 1 H: 3 E: 0 LOB: 2 K: 1 BB: 0 S: 8 P: 8	R: 0 H: 1 E: 0 LOB: 1 K: 2 BB: 0 S: 8 P: 8	R: 2 H: 2 E: 0 LOB: 0 K: 2 BB: 0 S: 9 P: 9	R: 0 H: 0 E: 0 LOB: 0 K: 1 BB: 0 S: 5 P: 5	R: 1 H: 1 E: 0 LOB: 0 K: 1 BB: 0 S: 6 P: 6	R: 0 H: 1 E: 0 LOB: 1 K: 1 BB: 0 S: 6 P: 6	R: 0 H: 0 E: 0 LOB: 2 K: 0 BB: 2 S: 3 P: 11	R: 1 H: 3 E: 0 LOB: 2 K: 0 BB: 0 S: 5 P: 5		1B: 6 SF: 0 2B: 2 SAC: 1 3B: 1 DP: 0 HR: 2 HBP: 0						WP: 0 PA: 36 PB: 0 SB: 0 CS: 0

PITCHER	IP	WLS	BF	H	R	ER	SO	BB	IBB	HBP	BLK	WP	HR	S	P	ERA	WHIP
Mike Flanagan, L (1, 1) ERA: 3.75	8.0	L	36	11	5	5	8	2	0	0	0	0	2	50	58	5.62	1.625

PITCHER	IP	WLS	BF	H	R	ER	SO	BB	IBB	HBP	BLK	WP	HR	S	P	ERA	WHIP

BOTTOM

Baltimore Orioles @ Toronto Blue Jays

Exhibition Stadium, Toronto, ON

Tue Aug 08 1978, 7:05 PM EDT

Att. 19,052 - Unknown

livebaseballscorecards.com

AB	33
R	5
H	11
RBI	5
BB	2
SO	8
LOB	14

Batter	1	2	3	4	5	6	7	8	9	AB	R	H	RBI	BB	SO	LOB
Bob Molinaro, L (1, 10) OBP: 0.311, SLG: 0.390	F4		6-3		F9			L8		4	0	0	0	0	0	0
Thad Bosley, L (1, 8) OBP: 0.297, SLG: 0.292	6-3		BB			5-3			4-3	3	0	0	0	1	0	0
Jorge Orta, L (1, 4) OBP: 0.352, SLG: 0.457	K		F6			4-3			3-4	4	0	0	0	0	1	1
Lamar Johnson, R (1, 3) OBP: 0.322, SLG: 0.386 Mike Colbern, R (6, 2) OBP: 0.262, SLG: 0.293		SH5-3, 1B 1B	F4			6-3			E5 BB	3 1	0 0	1 0	0 0	0 0	0 0	1 0
Ralph Garr, L (1, 7) OBP: 0.322, SLG: 0.373		SH5-3 1-2 1B		5-3			4-3		FC5-4 1-2 BB	3	0	1	0	1	0	0
Eric Soderholm, R (1, 5) OBP: 0.315, SLG: 0.442		SH5-3 1-2 2-3		F7			F9		FC5-4 1-2f	3	0	0	0	0	0	2
Claudell Washington, L (1, 9) OBP: 0.263, SLG: 0.342		IBB		4-3			K			2	0	0	0	1	1	0
Bill Nahorodny, R (1, 2) OBP: 0.293, SLG: 0.367 (6, 3)		K			5-3			G4-6-3 1B		3	0	1	0	0	1	3
Don Kessinger, S (1, 6) OBP: 0.319, SLG: 0.307		K			K			G4-6-3 1-2f		3	0	0	0	0	2	4
Inning Stats	R: 0 E: 0 K: 1 S: 5 H: 0 LOB: 0 BB: 0 P: 5	R: 0 E: 0 K: 2 S: 9 H: 2 LOB: 3 BB: 1 P: 13	R: 0 E: 0 K: 0 S: 3 H: 0 LOB: 1 BB: 1 P: 7	R: 0 E: 0 K: 0 S: 3 H: 0 LOB: 0 BB: 0 P: 3	R: 0 E: 0 K: 1 S: 5 H: 0 LOB: 0 BB: 0 P: 5	R: 0 E: 0 K: 0 S: 3 H: 0 LOB: 0 BB: 0 P: 3	R: 0 E: 0 K: 1 S: 5 H: 0 LOB: 0 BB: 0 P: 5	R: 0 E: 0 K: 0 S: 3 H: 1 LOB: 0 BB: 0 P: 3	R: 0 E: 1 K: 0 S: 4 H: 0 LOB: 2 BB: 1 P: 8	1B: 3 2B: 0 3B: 0 HR: 0 SF: 0 SAC: 1 DP: 1 HBP: 0						

TOP

Chicago White Sox @ Toronto Blue Jays

Exhibition Stadium, Toronto, ON

Wed Aug 09 1978, 7:05 PM EDT

Att. 24,282 - Unknown - 73 F

livebaseballscorecards.com

AB	29
R	0
H	3
RBI	0
BB	3
SO	5
LOB	11

PITCHER		IP	WLS	BF	H	R	ER	SO	BB	IBB	HBP	BLK	WP	HR	S	P	ERA	WHIP
Jesse Jefferson, R ERA: 3.92	(1, 1)	9.0	W	33	3	0	0	5	2	1	0	0	0	0	40	52	0.00	0.556

PITCHER	IP	WLS	BF	H	R	ER	SO	BB	IBB	HBP	BLK	WP	HR	S	P	ERA	WHIP

Batter	1	2	3	4	5	6	7	8	9	AB	R	H	RBI	BB	SO	LOB
Bob Bailor, R (1, 9) (7, 8) OBP: 0.306, SLG: 0.332	5-3	SH2-4 1-2 2-3			L6		6-3			3	0	0	0	0	0	0
Al Woods, L (1, 7) OBP: 0.247, SLG: 0.326	F9	SF8 2-H 3-H			5-3		F8			3	0	0	1	0	0	0
Roy Howell, L (1, 5) OBP: 0.328, SLG: 0.382	5-3	F9			1-3		2B			4	0	1	0	0	0	0
Rico Carty, R (1, 10) OBP: 0.341, SLG: 0.471		1B BB 2B	L4-6 2B			3B 2B	F8			4	2	3	0	0	0	1
John Mayberry, L (1, 3) OBP: 0.350, SLG: 0.449		B B B B BB 1B 1B BB	L4-6 2-3			SF7 2-H 3B	F8			3	2	1	1	1	0	1
Willie Upshaw, L (1, 8) OBP: 0.302, SLG: 0.319 Otto Velez, R (7, 9) OBP: 0.410, SLG: 0.485		BB 1B 1-2 2-3 1B	G1			SF7 3-H	6-3			2 1	1 0	1 0	1 0	0 0	0 0	0 0
Alan Ashby, S (1, 2) OBP: 0.328, SLG: 0.413		B B B B 1B 1B 1-2 2-3 3-H BB		F3		5-3	6-3			3	1	0	1	1	0	0
Dave McKay, S (1, 4) OBP: 0.257, SLG: 0.341		SH2-4 1B SF8 1-3 2-H 3-H 1B		S S S K		FC6-4 1B				3	1	2	2	0	1	0
Luis Gomez, R (1, 6) OBP: 0.283, SLG: 0.254		SH2-4 E 1-2 3-H 1B		L6		FC6-4 1-2f				3	1	1	1	0	0	1
Inning Stats	R: 0 E: 0 K: 0 S: 3 H: 0 LOB: 0 BB: 0 P: 3	R: 6 E: 1 K: 0 S: 7 H: 4 LOB: 0 BB: 2 P: 15	R: 0 E: 0 K: 0 S: 3 H: 1 LOB: 0 BB: 0 P: 3	R: 0 E: 0 K: 1 S: 5 H: 0 LOB: 0 BB: 0 P: 5	R: 0 E: 0 K: 0 S: 3 H: 0 LOB: 0 BB: 0 P: 3	R: 2 E: 0 K: 0 S: 6 H: 3 LOB: 1 BB: 0 P: 6	R: 0 E: 0 K: 0 S: 4 H: 1 LOB: 1 BB: 0 P: 4	R: 0 E: 0 K: 0 S: 3 H: 0 LOB: 0 BB: 0 P: 3		1B: 4 2B: 5 3B: 1 HR: 0 SF: 2 SAC: 1 DP: 1 HBP: 0				WP: 0 PB: 0 SB: 0 CS: 0 PA: 34	

PITCHER	IP	WLS	BF	H	R	ER	SO	BB	IBB	HBP	BLK	WP	HR	S	P	ERA	WHIP
Steve Stone, R (1, 1) ERA: 4.4	5.1	L	24	7	8	7	1	2	0	0	0	0	0	24	32	11.81	1.688
Rich Hinton, L (6, 1) ERA: 3.79	2.2		10	2	0	0	0	0	0	0	0	0	0	10	10	0.00	0.750

PITCHER	IP	WLS	BF	H	R	ER	SO	BB	IBB	HBP	BLK	WP	HR	S	P	ERA	WHIP

BOTTOM

Chicago White Sox @ Toronto Blue Jays

Exhibition Stadium, Toronto, ON

Wed Aug 09 1978, 7:05 PM EDT

Att. 24,282 - Unknown - 73 F

livebaseballscorecards.com

AB	29
R	8
H	9
RBI	7
BB	2
SO	1
LOB	3

Batter	1	2	3	4	5	6	7	8	9	AB	R	H	RBI	BB	SO	LOB
Thad Bosley, L (1, 8) OBP: 0.301, SLG: 0.296	CS 1B		3-1		S 1B		F5		K	5	0	2	0	0	1	2
Tom Spencer, R (1, 9) OBP: 0.333, SLG: 0.324	F3		1B 1B		6-3 1-2		F7			4	0	1	0	0	0	2
Jorge Orta, L (1, 4) OBP: 0.351, SLG: 0.455	6-3 1-2		1-2 1B		4-3			K		4	0	1	0	0	1	2
Eric Soderholm, R (1, 10) OBP: 0.312, SLG: 0.437		F8	6-3			F6		F4		4	0	0	0	0	0	2
Ralph Garr, L (1, 7) OBP: 0.319, SLG: 0.369		6-3		K		5-3		K		4	0	0	0	0	2	0
Ron Blomberg, L (1, 3) OBP: 0.282, SLG: 0.368		1B 1B		F8		F7			F7	4	0	1	0	0	0	0
Bill Nahorodny, R (1, 2) OBP: 0.294, SLG: 0.367 Bob Molinaro, L (9, PH) OBP: 0.309, SLG: 0.388		1-2 1B		K			6-3		F7	3 1	0 0	1 0	0 0	0 0	1 0	0 0
Greg Pryor, R (1, 6) OBP: 0.287, SLG: 0.287 Claudell Washington, L (9, PH) OBP: 0.266, SLG: 0.345		F9			HR 1B		HR 1B		BB 1B	3 1	1 0	2 1	0 0	0 0	0 0	2 0
Kevin Bell, R (1, 5) OBP: 0.318, SLG: 0.550			F9		1-2 HR		1-H HR		1-2 BB	3	2	2	3	1	0	0
Inning Stats	R: 0 E: 0 K: 0 S: 3 H: 1 LOB: 0 BB: 0 P: 3	R: 0 E: 0 K: 0 S: 5 H: 2 LOB: 2 BB: 0 P: 5	R: 0 E: 0 K: 0 S: 5 H: 2 LOB: 2 BB: 0 P: 5	R: 0 E: 0 K: 2 S: 7 H: 0 LOB: 0 BB: 0 P: 7	R: 1 E: 0 K: 0 S: 5 H: 3 LOB: 1 BB: 0 P: 5	R: 0 E: 0 K: 0 S: 3 H: 0 LOB: 0 BB: 0 P: 3	R: 2 E: 0 K: 0 S: 5 H: 2 LOB: 0 BB: 0 P: 5	R: 0 E: 0 K: 2 S: 7 H: 0 LOB: 0 BB: 0 P: 7	R: 0 E: 0 K: 1 S: 6 H: 1 LOB: 2 BB: 1 P: 10	1B: 9 2B: 0 3B: 0 HR: 2 SF: 0 SAC: 0 DP: 0 HBP: 0					WP: 0 PB: 0 SB: 1 CS: 1	PA: 37	

PITCHER	IP	WLS	BF	H	R	ER	SO	BB	IBB	HBP	BLK	WP	HR	S	P	ERA	WHIP
Jerry Garvin, L (1, 1) ERA: 5.67	7.0	W	29	10	3	3	2	0	0	0	0	0	2	33	33	3.86	1.429
Victor Cruz, R (8, 1) ERA: 0.66	2.0	S	8	1	0	0	3	1	0	0	0	0	0	13	17	0.00	1.000

PITCHER	IP	WLS	BF	H	R	ER	SO	BB	IBB	HBP	BLK	WP	HR	S	P	ERA	WHIP

TOP

Chicago White Sox @ Toronto Blue Jays

Exhibition Stadium, Toronto, ON

Thu Aug 10 1978, 7:05 PM EDT
Att. 15,508 - Unknown - 72 F

livebaseballscorecards.com

AB	36
R	3
H	11
RBI	3
BB	1
SO	5
LOB	10

Batter	1	2	3	4	5	6	7	8	9	AB	R	H	RBI	BB	SO	LOB
Rick Bosetti, R (1, 8) OBP: 0.310, SLG: 0.372	5-3		6-3		2B 1-3 2-H 2B		K	2B 1-3 3-H 2B		5	1	2	2	0	1	1
Bob Bailor, R (1, 9) OBP: 0.307, SLG: 0.337	F3		F4		5-3 2-H 3-H 2B		F7	2-H 3-H 2B		5	0	2	3	0	0	1
Roy Howell, L (1, 5) OBP: 0.329, SLG: 0.381	FC5-4 1B			G3	5-3 2-3		BBBB HR BB	G3		4	1	1	0	1	0	2
Rico Carty, R (1, 10) OBP: 0.340, SLG: 0.476	FC5-4 1-2f			SSS K	SSS K		1-H HR			4	1	1	2	0	2	2
Otto Velez, R (1, 7) OBP: 0.424, SLG: 0.489		BBBB CS BB		BBBB BB		BBBB SH5-3 BB	1B			1	0	1	0	3	0	0
John Mayberry, L (1, 3) OBP: 0.347, SLG: 0.445		F8		F8		SH5-3 1-2	G3			3	0	0	0	0	0	3
Dave McKay, S (1, 4) OBP: 0.260, SLG: 0.341		F7			BBBB FC6-4 BB	5-3		FC1-6 1B		3	0	1	0	1	0	2
Rick Cerone, R (1, 2) OBP: 0.298, SLG: 0.277		CS 1-2	SH2-3 1B		FC6-4 1-2f 1B 2B	BBBB BB		FC1-6 1-2f 1B 2B		3	2	1	0	1	0	2
Luis Gomez, R (1, 6) OBP: 0.287, SLG: 0.259			SH2-3 1-2		2B 1-2 2B 1B	1-3		2B 1-3 2B 1B		3	2	2	0	0	0	2
Inning Stats	R: 0 E: 0 K: 0 S: 4 H: 1 LOB: 1 BB: 0 P: 4	R: 0 E: 0 K: 0 S: 2 H: 0 LOB: 0 BB: 1 P: 6	R: 0 E: 0 K: 0 S: 4 H: 1 LOB: 1 BB: 0 P: 4	R: 0 E: 0 K: 1 S: 5 H: 0 LOB: 1 BB: 1 P: 9	R: 3 E: 0 K: 1 S: 8 H: 3 LOB: 1 BB: 1 P: 12	R: 0 E: 0 K: 0 S: 3 H: 0 LOB: 2 BB: 2 P: 11	R: 2 E: 0 K: 1 S: 7 H: 2 LOB: 1 BB: 1 P: 11	R: 2 E: 0 K: 0 S: 6 H: 4 LOB: 1 BB: 0 P: 6		1B: 6 2B: 4 3B: 0 HR: 1 SF: 0 SAC: 2 DP: 0 HBP: 0				WP: 0 PB: 0 SB: 0 CS: 1 PA: 40		

PITCHER		IP	WLS	BF	H	R	ER	SO	BB	IBB	HBP	BLK	WP	HR	S	P	ERA	WHIP
Wilbur Wood, L ERA: 5.26	(1, 1)	7.0	L	33	7	5	5	3	6	0	0	0	0	1	33	57	6.43	1.857
Lerrin LaGrow, R ERA: 3.8	(8, 1)	1.0		6	4	2	2	0	0	0	0	0	0	0	6	6	18.00	4.000

PITCHER	IP	WLS	BF	H	R	ER	SO	BB	IBB	HBP	BLK	WP	HR	S	P	ERA	WHIP

BOTTOM

Chicago White Sox @ Toronto Blue Jays

Exhibition Stadium, Toronto, ON

Thu Aug 10 1978, 7:05 PM EDT
Att. 15,508 - Unknown - 72 F

livebaseballscorecards.com

AB	31
R	7
H	11
RBI	7
BB	6
SO	3
LOB	15

Batter	1	2	3	4	5	6	7	8	9	10	AB	R	H	RBI	BB	SO	LOB
Freddie Patek, R (1, 6) OBP: 0.346, SLG: 0.347	BBBB 4-0 L5-3 BB		SSS 0-3 ① K	x 0-0 ③ F2		SSS 0-3 ① K		x 0-0 HR 1B		BBBB 4-0 S 1B BB	4	2	1	0	2	2	5
Joe Zdeb, R (1, 7) OBP: 0.292, SLG: 0.346 Clint Hurdle, L (5, PH) OBP: 0.359, SLG: 0.406 (5, 7)	x 0-0 ①② L5-3 1-2		x 0-0 BB 1B 1B		x 0-0 E 1B SF9 1B	x 0-0 ② SF8 3-H		x 0-0 1-H HR		x 0-0 FC6-4 1-H 1B	2 3	1 2	1 3	0 4	0 0	0 0	1 0
Hal McRae, R (1, 10) OBP: 0.334, SLG: 0.436	x 0-0 ③ F8		BBBB 4-0 1B 1-2 BB		x 0-0 E8 SF9 1-3 SF9 1B	x 0-0 ③ L8		x 0-0 ③ 5-3		x 0-0 ③ FC6-4 1-2f	5	1	1	0	1	0	3
Al Cowens, R (1, 9) OBP: 0.323, SLG: 0.399		x 0-0 HR 1B	x 0-0 G6-4-3 1-2 2-H 1B		x 0-0 ① SF9 2-3 3-H		x 0-0 ① F8		SSS 0-3 ① K		4	1	2	2	0	1	0
Amos Otis, R (1, 8) OBP: 0.367, SLG: 0.495 Willie Wilson, S (9, 8) OBP: 0.301, SLG: 0.299		x 0-0 1-H HR	x 0-0 ②③ G6-4-3 1-2f		x 0-0 ② SF9 3-H		x 0-0 1B		x 0-0 CS 1B		4 0	1 0	3 0	3 0	0 0	0 0	2 0
John Wathan, R (1, 2) OBP: 0.296, SLG: 0.361 Darrell Porter, L (9, PH) OBP: 0.365, SLG: 0.408 (9, 2)		x 0-0 2B		x 0-0 ① F7	x 0-0 ③ L9		SSS 0-3 ② K		x 0-0 ② 1-2 1B		4 1	0 0	1 1	0 0	0 0	1 0	1 0
Ralph LaCock, L (1, 3) OBP: 0.340, SLG: 0.479		x 0-0 ① P5		x 0-0 ② F2		BBBB 4-0 1B BB SF8 BB	x 0-0 ③ L9		x 0-0 ③ F8		4	1	0	0	1	0	3
Jerry Terrell, R (1, 5) OBP: 0.212, SLG: 0.191 Steve Braun, L (4, PH) OBP: 0.346, SLG: 0.387 (4, 5) Frank White, R (8, PH) OBP: 0.323, SLG: 0.387 Jamie Quirk, L (8, 5) OBP: 0.300, SLG: 0.188		x 0-0 ② L8		x 0-0 1B 2B		BBBB 4-0 1B 1-2 BB		x 0-0 ① F8		x 0-0 ① F9	1 1 1 1	0 0 0 0	0 1 0 0	0 0 0 0	0 1 0 0	0 0 0 0	1 0 0 0
U L Washington, S (1, 4) OBP: 0.341, SLG: 0.321		x 0-0 ③ P4		x 0-0 2-3 1B		x 0-0 1-2 2-3 1B		x 0-0 ② 1-3		SSS 0-3 ② K	5	0	2	0	0	1	1
Inning Stats	R: 0 E: 0 K: 0 S: 2 H: 0 LOB: 0 BB: 1 P: 6	R: 2 E: 0 K: 0 S: 6 H: 3 LOB: 1 BB: 0 P: 6	R: 1 E: 0 K: 1 S: 6 H: 2 LOB: 1 BB: 1 P: 10	R: 0 E: 0 K: 0 S: 5 H: 2 LOB: 2 BB: 0 P: 5	R: 2 E: 1 K: 0 S: 5 H: 2 LOB: 0 BB: 0 P: 5	R: 1 E: 0 K: 1 S: 6 H: 1 LOB: 2 BB: 2 P: 14	R: 0 E: 0 K: 1 S: 6 H: 1 LOB: 1 BB: 0 P: 6	R: 2 E: 0 K: 0 S: 5 H: 2 LOB: 0 BB: 0 P: 5	R: 0 E: 0 K: 1 S: 6 H: 2 LOB: 1 BB: 0 P: 6	R: 1 E: 0 K: 1 S: 6 H: 1 LOB: 1 BB: 1 P: 10	1B: 12 2B: 3 3B: 0 HR: 2	SF: 3 SAC: 0 DP: 2 HBP: 0					

PITCHER		IP	WLS	BF	H	R	ER	SO	BB	IBB	HBP	BLK	WP	HR	S	P	ERA	WHIP
Balor Moore, L ERA: 4.68	(1, 1)	2.1		13	5	3	3	1	2	0	0	0	0	1	13	21	11.57	3.000
Tom Murphy, R ERA: 4.32	(3, 1)	3.0		15	5	3	2	1	2	0	0	0	0	0	15	23	6.00	2.333
Mike Willis, L ERA: 5.78	(6, 1)	3.0		13	4	2	2	2	0	0	0	0	0	1	17	17	6.00	1.333
Victor Cruz, R ERA: 0.93	(9, 1)	1.2	L	7	2	1	1	1	1	0	0	0	0	0	8	12	5.40	1.800

PITCHER	IP	WLS	BF	H	R	ER	SO	BB	IBB	HBP	BLK	WP	HR	S	P	ERA	WHIP

TOP

Kansas City Royals @ Toronto Blue Jays

Exhibition Stadium, Toronto, ON

Fri Aug 11 1978, 7:05 PM EDT
Att. 20,602 - Unknown - 73 F

livebaseballscorecards.com

AB	40
R	9
H	16
RBI	9
BB	5
SO	5
LOB	17

1B: 12	SF: 3	WP: 0	PA: 48		
2B: 3	SAC: 0	PB: 0			
3B: 0	DP: 2	SB: 1			
HR: 2	HBP: 0	CS: 1			

Batter	1	2	3	4	5	6	7	8	9	10	AB	R	H	RBI	BB	SO	LOB
Rick Bosetti, R (1, 8) OBP: 0.312, SLG: 0.375	FC1-5 2B	BBBB 4-0 CS BB		0-0 SH1-2-3 3-H		0-0 F7		0-0 F9			3	0	1	1	1	0	2
Bob Bailor, R (1, 9) OBP: 0.306, SLG: 0.334	0-0 FC1-5 2B 5-3 2-3	0-0 F8 1-2		BBBB 4-0 BB		0-0 F8		0-0 4-3			4	1	0	0	1	0	4
Roy Howell, L (1, 5) OBP: 0.328, SLG: 0.381	0-0 5-3 1B 1-3 2B		SSS 0-3 K	0-0 F7			0-0 4-3		0-0 P5		5	1	1	0	0	1	1
Rico Carty, R (1, 10) OBP: 0.340, SLG: 0.483 Otto Velez, R (7, PH) OBP: 0.425, SLG: 0.485	0-0 5-3 2-3 3-H		0-0 HR		0-0 4-3		0-0 P6		BBBB 4-0 4-3 BB		3 1	1 0	1 0	2 0	0 1	0 0	1 0
John Mayberry, L (1, 3) OBP: 0.350, SLG: 0.455	0-0 2-6 3-H 1B		0-0 1B		0-0 P6		0-0 HR		0-0 4-3 1-2		5	1	3	2	0	0	1
Al Woods, L (1, 7) OBP: 0.255, SLG: 0.340	0-0 2-6 1-2	0-0 HR 2B	0-0 F5		0-0 1B 1B		SSS 0-3 K		0-0 F5		5	1	2	0	0	1	2
Dave McKay, S (1, 4) OBP: 0.262, SLG: 0.340		H 1-0 HR HBP	0-0 G1		0-0 1-2 1B			0-0 E5 1B SH2-3	SSS 0-3 K		4	1	1	0	0	1	1
Alan Ashby, S (1, 2) OBP: 0.332, SLG: 0.439		0-0 1-H 2-H HR		0-0 SH1-4 SH1-2-3 2B	0-0 F8			0-0 SH2-3 1-2	0-0 5-3		4	2	2	3	0	0	2
Luis Gomez, R (1, 6) OBP: 0.285, SLG: 0.257 Doug Ault, R (8, PH) OBP: 0.307, SLG: 0.250 Tim Johnson, L (8, PR) OBP: 0.348, SLG: 0.241 (9, 6) Rick Cerone, R (10, PH) OBP: 0.297, SLG: 0.276		0-0 F9		0-0 SH1-4 2-3		0-0 1-3		0-0 2-3 1B	0-0 F8		2 1 0 1	0 0 0 0	0 1 0 0	0 0 0 0	0 0 0 0	0 0 0 0	0 0 0 0
Inning Stats	R: 2 E: 0 K: 0 S: 5 H: 3 LOB: 1 BB: 0 P: 5	R: 3 E: 0 K: 0 S: 4 H: 2 LOB: 0 BB: 1 P: 9	R: 1 E: 0 K: 1 S: 7 H: 2 LOB: 1 BB: 0 P: 7	R: 1 E: 0 K: 0 S: 4 H: 1 LOB: 1 BB: 1 P: 8	R: 0 E: 0 K: 0 S: 5 H: 2 LOB: 2 BB: 0 P: 5	R: 0 E: 0 K: 0 S: 3 H: 0 LOB: 0 BB: 0 P: 3	R: 1 E: 0 K: 1 S: 6 H: 1 LOB: 0 BB: 0 P: 6	R: 0 E: 1 K: 0 S: 5 H: 1 LOB: 2 BB: 0 P: 5	R: 0 E: 0 K: 0 S: 3 H: 0 LOB: 1 BB: 1 P: 7	R: 0 E: 0 K: 1 S: 5 H: 0 LOB: 0 BB: 0 P: 5	1B: 5 2B: 4 3B: 0 HR: 3	SF: 0 SAC: 3 DP: 0 HBP: 1						

PITCHER		IP	WLS	BF	H	R	ER	SO	BB	IBB	HBP	BLK	WP	HR	S	P	ERA	WHIP
Dennis Leonard, R ERA: 3.76	(1, 1)	2.1		15	7	6	6	1	1	0	1	0	0	2	14	19	23.14	3.429
Randy McGilberry, R ERA: 9.53	(3, 1)	2.1		11	3	1	1	0	1	0	0	0	0	0	10	14	3.86	1.714
Steve Mingori, L ERA: 2.42	(5, 1)	2.2		11	2	1	1	1	0	0	0	0	0	1	13	13	3.38	0.750
Marty Pattin, R ERA: 3.74	(8, 1)	1.0		4	0	0	0	0	1	0	0	0	0	0	3	7	0.00	1.000
Al Hrabosky, L ERA: 2.8	(9, 1)	1.2	W	5	0	0	0	1	0	0	0	0	0	0	7	7	0.00	0.000

PITCHER	IP	WLS	BF	H	R	ER	SO	BB	IBB	HBP	BLK	WP	HR	S	P	ERA	WHIP

BOTTOM

Kansas City Royals @ Toronto Blue Jays

Exhibition Stadium, Toronto, ON

Fri Aug 11 1978, 7:05 PM EDT
Att. 20,602 - Unknown - 73 F

livebaseballscorecards.com

AB	38
R	8
H	12
RBI	8
BB	3
SO	3
LOB	14

WP: 0 PA: 45
PB: 0
SB: 0
CS: 1

Kansas City Royals @ Toronto Blue Jays

Exhibition Stadium, Toronto, ON

Sat Aug 12 1978, 7:05 PM EDT

Att. 23,132 - Unknown - 79 F

TOP

livebaseballscorecards.com

Batter	1	2	3	4	5	6	7	8	9	AB	R	H	RBI	BB	SO	LOB
Tom Poquette, L (1, 9) OBP: 0.252, SLG: 0.322	6-3	SF7 2-3 3-H		6-3		F8			FC4-6 FC4-6 1-2f	4	0	0	1	0	0	3
Hal McRae, R (1, 10) OBP: 0.335, SLG: 0.434	1B 1B 1B	4-3			BBBB 1B BB		5-3		FC4-6 1-2f	4	1	1	0	1	0	3
Ralph LaCock, L (1, 3) OBP: 0.343, SLG: 0.479	L4-6 1B 1-2 1B		FC4-6 1B		F8		F9			4	0	2	0	0	0	1
Al Cowens, R (1, 8) OBP: 0.325, SLG: 0.400	1-2 2-H 1B		FC4-6 S 1-2f		G4-6-3 1-2 1B		6-3			4	0	2	1	0	0	1
Clint Hurdle, L (1, 7) OBP: 0.355, SLG: 0.401	L4-6 2-3		SSS K 1-2		G4-6-3 1-2f			4-3		4	0	0	0	0	1	5
Darrell Porter, L (1, 2) OBP: 0.368, SLG: 0.409		1B 4-3 SF7 1B	BBBB BB			BBBB 1B BB		4-3		2	1	1	0	2	0	0
Jamie Quirk, L (1, 5) OBP: 0.250, SLG: 0.150		4-3 1-2	SSS K			F7		4-3		4	0	0	0	0	1	4
Freddie Patek, R (1, 6) OBP: 0.347, SLG: 0.347		BBBB SF7 1B BB	SSS K			1-2 1B			L7	3	0	1	0	1	1	0
U L Washington, S (1, 4) OBP: 0.348, SLG: 0.321		1-2 2-3 1B		SSS K		SSS K			BBBB FC4-6 BB	3	0	1	0	1	2	2

AB	32
R	2
H	8
RBI	2
BB	5
SO	5
LOB	19

Inning Stats	1	2	3	4	5	6	7	8	9	1B: 8	SF: 1	WP: 0	PA: 38
	R: 1 E: 0 K: 0 S: 5 H: 3 LOB: 1 BB: 0 P: 5	R: 1 E: 0 K: 0 S: 5 H: 2 LOB: 2 BB: 1 P: 9	R: 0 E: 0 K: 2 S: 8 H: 1 LOB: 2 BB: 1 P: 12	R: 0 E: 0 K: 2 S: 7 H: 0 LOB: 0 BB: 0 P: 7	R: 0 E: 0 K: 0 S: 3 H: 1 LOB: 1 BB: 1 P: 7	R: 0 E: 0 K: 1 S: 6 H: 1 LOB: 2 BB: 1 P: 10	R: 0 E: 0 K: 0 S: 3 H: 0 LOB: 0 BB: 0 P: 3	R: 0 E: 0 K: 0 S: 3 H: 0 LOB: 0 BB: 0 P: 3	R: 0 E: 0 K: 0 S: 3 H: 0 LOB: 1 BB: 1 P: 7	2B: 1 3B: 0 HR: 0	SAC: 0 DP: 2 HBP: 0	PB: 0 SB: 1 CS: 0	

PITCHER	IP	WLS	BF	H	R	ER	SO	BB	IBB	HBP	BLK	WP	HR	S	P	ERA	WHIP
Jim Clancy, R (1, 1) ERA: 4.04	9.0	W	38	8	2	2	5	5	0	0	0	0	0	43	63	2.00	1.444

PITCHER	IP	WLS	BF	H	R	ER	SO	BB	IBB	HBP	BLK	WP	HR	S	P	ERA	WHIP

Batter	1	2	3	4	5	6	7	8	9	AB	R	H	RBI	BB	SO	LOB
Rick Bosetti, R (1, 8) OBP: 0.318, SLG: 0.377	1B 1B	3B BB		1B 1B		6-3 ②		FC4-6 ① 1-2 BB		3	1	2	0	2	0	0
Bob Bailor, R (1, 9) OBP: 0.311, SLG: 0.344	1-3 1B	1-H 3B		BB 1-3 1B		BB 1B		FC4-6 ② 1-2f 1B		5	0	4	1	0	0	1
Roy Howell, L (1, 5) OBP: 0.331, SLG: 0.381	5-3 ①	F9 ③		BB 1-2 BB		BB 1-2 BB		1-2 1B		3	0	1	0	2	0	3
Otto Velez, R (1, 10) OBP: 0.419, SLG: 0.496	K ②		HR	P4 ③		1-3 ③		K ③		5	1	1	1	0	2	9
John Mayberry, L (1, 3) OBP: 0.349, SLG: 0.451	F8 ③		K ①		L6-4 SH1-4 BB		4-3 ①			3	0	0	0	1	1	2
Dave McKay, S (1, 4) OBP: 0.263, SLG: 0.338		5-3 ① 1-2	G3-6-3 BB		SH1-4 ① 1-2		4-3 ②			2	0	0	0	1	0	0
Al Woods, L (1, 7) OBP: 0.264, SLG: 0.340		3B 1B	G3-6-3 ②③ 1-2f		IBB		P4 ③			3	1	1	0	1	0	1
Rick Cerone, R (1, 2) OBP: 0.300, SLG: 0.303		1-H SF9 3B		5-3 ① 3B	L6-4 ②③ 2-3			HR		4	2	2	2	0	0	2
Luis Gomez, R (1, 6) OBP: 0.284, SLG: 0.256		SF9 ② 3-H		F9 ②		F8 ①		CS 1B		1	0	0	1	0	0	0
Rico Carty, R (6, PH) OBP: 0.340, SLG: 0.482										1	0	0	0	0	0	0
Tim Johnson, L (7, 6) OBP: 0.358, SLG: 0.255										1	0	1	0	0	0	0
Inning Stats	R: 0 E: 0 K: 1 S: 7 H: 2 LOB: 2 BB: 0 P: 7	R: 3 E: 0 K: 0 S: 6 H: 3 LOB: 1 BB: 1 P: 10	R: 1 E: 0 K: 1 S: 5 H: 1 LOB: 0 BB: 1 P: 9	R: 0 E: 0 K: 0 S: 5 H: 2 LOB: 3 BB: 1 P: 9	R: 0 E: 0 K: 0 S: 2 H: 0 LOB: 1 BB: 2 P: 10	R: 0 E: 0 K: 0 S: 4 H: 1 LOB: 2 BB: 1 P: 8	R: 0 E: 0 K: 0 S: 3 H: 0 LOB: 0 BB: 0 P: 3	R: 1 E: 0 K: 1 S: 7 H: 3 LOB: 2 BB: 1 P: 11		1B: 8 2B: 1 3B: 2 HR: 2 SF: 1 SAC: 1 DP: 2 HBP: 0					

PITCHER	IP	WLS	BF	H	R	ER	SO	BB	IBB	HBP	BLK	WP	HR	S	P	ERA	WHIP
Paul Splittorff, L (1, 1) ERA: 3.35	3.2	L	21	8	4	4	2	3	0	0	0	0	1	22	34	9.82	3.000
Randy McGilberry, R (4, 1) ERA: 6.3	4.1		19	4	1	1	1	3	1	0	0	0	1	17	33	2.08	1.615

PITCHER	IP	WLS	BF	H	R	ER	SO	BB	IBB	HBP	BLK	WP	HR	S	P	ERA	WHIP

BOTTOM

Kansas City Royals @ Toronto Blue Jays

Exhibition Stadium, Toronto, ON

Sat Aug 12 1978, 7:05 PM EDT

Att. 23,132 - Unknown - 79 F

livebaseballscorecards.com

AB	31
R	5
H	12
RBI	5
BB	7
SO	3
LOB	18

Batter	1	2	3	4	5	6	7	8	9	10	AB	R	H	RBI	BB	SO	LOB
Freddie Patek, R (1, 6) OBP: 0.352, SLG: 0.353	FC5-4 1B		F3		PB S 1-2 BB		SH1-4 1-2		CS 2B		3	0	2	0	1	0	0
Joe Zdeb, R (1, 7) (8, 9) OBP: 0.288, SLG: 0.333	FC5-4 E S 1-2f		6-3		1-3 BB		5-3		S S S 0-3 K 2-3		4	0	0	0	1	1	3
Hal McRae, R (1, 10) OBP: 0.331, SLG: 0.429	E3 S 1-3		6-3		F7		L6			5-3	5	0	0	0	0	0	4
Al Cowens, R (1, 9) OBP: 0.327, SLG: 0.411 Willie Wilson, S (8, PR) OBP: 0.299, SLG: 0.297 (8, 7)	S S S K			P3		HR		4-3 PB FC 1B		F3	4 1	1 1	2 0	1 0	0 0	1 0	2 0
Amos Otis, R (1, 8) OBP: 0.365, SLG: 0.491	5-3 1-2			6-3		1B 1B		4-3 1-3		F9	5	0	1	0	0	0	3
John Wathan, R (1, 2) OBP: 0.305, SLG: 0.369 Darrell Porter, L (8, PH) OBP: 0.368, SLG: 0.408 (8, 2)		F9		1B		G6-4-3 1-2 1B		FC 3-H			3 1	0 0	2 0	0 1	0 0	0 0	0 1
Ralph LaCock, L (1, 3) OBP: 0.337, SLG: 0.470	S S S K		6-3			F7		P6			4	0	0	0	0	1	4
Jerry Terrell, R (1, 5) OBP: 0.216, SLG: 0.196 Steve Braun, L (8, PH) OBP: 0.346, SLG: 0.387 Frank White, R (8, PH) OBP: 0.322, SLG: 0.386 Jamie Quirk, L (8, 5) OBP: 0.250, SLG: 0.150	1B		L9			G6-4-3 1-2f		S S S K			3 0 1 0	0 0 0 0	1 0 0 0	0 0 0 0	0 0 1 0	0 0 1 0	2 0 1 0
U L Washington, S (1, 4) OBP: 0.355, SLG: 0.321		F8			CS BB		SH1-4 1B		S S S K		3	0	1	0	1	1	1
Inning Stats	R: 0 H: 1 E: 1 LOB: 2 K: 1 BB: 0 S: 7 P: 7	R: 0 H: 1 E: 0 LOB: 1 K: 1 BB: 0 S: 6 P: 6	R: 0 H: 0 E: 0 LOB: 0 K: 0 BB: 0 S: 3 P: 3	R: 0 H: 1 E: 0 LOB: 1 K: 0 BB: 0 S: 4 P: 4	R: 0 H: 0 E: 0 LOB: 2 K: 0 BB: 3 S: 2 P: 14	R: 1 H: 3 E: 0 LOB: 1 K: 0 BB: 0 S: 5 P: 5	R: 0 H: 1 E: 0 LOB: 1 K: 0 BB: 0 S: 4 P: 4	R: 1 H: 1 E: 0 LOB: 1 K: 1 BB: 0 S: 7 P: 7	R: 0 H: 1 E: 0 LOB: 1 K: 2 BB: 0 S: 7 P: 7	R: 0 H: 0 E: 0 LOB: 0 K: 0 BB: 0 S: 3 P: 3	1B: 7 SF: 0 2B: 2 SAC: 1 3B: 0 DP: 2 HR: 1 HBP: 0						

PITCHER		IP	WLS	BF	H	R	ER	SO	BB	IBB	HBP	BLK	WP	HR	S	P	ERA	WHIP
Tom Underwood, L ERA: 4.33	(1, 1)	7.0		31	8	2	1	2	3	0	0	0	0	1	32	44	1.29	1.571
Victor Cruz, R ERA: 0.91	(8, 1)	0.2		3	0	0	0	0	0	0	0	0	0	0	3	3	0.00	0.000
Mike Willis, L ERA: 5.57	(8, 1)	2.1	W	7	1	0	0	3	0	0	0	0	0	0	13	13	0.00	0.429

PITCHER	IP	WLS	BF	H	R	ER	SO	BB	IBB	HBP	BLK	WP	HR	S	P	ERA	WHIP

TOP

Kansas City Royals @ Toronto Blue Jays

Exhibition Stadium, Toronto, ON

Sun Aug 13 1978, 3:33 AM EDT
Att. 30,270 - Unknown - 83 F

livebaseballscorecards.com

AB	37
R	2
H	9
RBI	2
BB	3
SO	5
LOB	21

1B: 7	SF: 0	WP: 0	PA: 41
2B: 2	SAC: 1	PB: 2	
3B: 0	DP: 2	SB: 3	
HR: 1	HBP: 0	CS: 2	

Batter	1	2	3	4	5	6	7	8	9	10	AB	R	H	RBI	BB	SO	LOB
Rick Bosetti, R (1, 8) OBP: 0.317, SLG: 0.373	S S S 0-3 ① K		x 0-0 ① P6		x 0-0 ① FC1-6 1-2f		B B B B 4-0 1B 1-2 BB		x 0-0 ③ F3		4	0	0	0	1	1	4
Bob Bailor, R (1, 9) OBP: 0.316, SLG: 0.349	x 0-0 1B 1B		x 0-0 1-3 1B		x 0-0 ② F8		x 0-0 ③ 1-3 2-H 1B			x 0-0 1B FC5-4 1B	5	1	4	1	0	0	1
Roy Howell, L (1, 5) OBP: 0.327, SLG: 0.377	x 0-0 ② F8		x 0-0 ② SF8 3-H		x 0-0 ③ P6			x 0-0 ① P6		x 0-0 ① F7	4	0	0	1	0	0	3
Rico Carty, R (1, 10) OBP: 0.340, SLG: 0.481	x 0-0 1-3 1B		S S S 0-3 ③ K			x 0-0 ① F2		x 0-0 ② P2		x 0-0 FC5-4 1-2 1B	5	0	2	0	0	1	1
Otto Velez, R (1, 7) OBP: 0.412, SLG: 0.483	S S S 0-3 ③ K			B B B B 4-0 1B SH1-4 BB		x 0-0 ② F8		S S S 0-3 ③ K		x 0-0 ② FC5-4 1-2f 2-H	4	0	0	1	1	2	3
Doug Ault, R (1, 3) OBP: 0.321, SLG: 0.258		x 0-0 G6-4-3 1B		x 0-0 ① SH1-4 1-2		x 0-0 ③ E5			B B B B 4-0 SH1-4 BB		2	0	1	0	1	0	0
Willie Upshaw, L (9, PR) OBP: 0.302, SLG: 0.319											0	0	0	0	0	0	0
Tim Johnson, L (10, 6) OBP: 0.358, SLG: 0.255											0	0	0	0	0	0	0
Dave McKay, S (1, 4) OBP: 0.263, SLG: 0.338		x 0-0 ① F8		x 0-0 L3 2-3 1B			x 0-0 ① F2		x 0-0 ① SH1-4 1-2		3	0	1	0	0	0	1
Alan Ashby, S (1, 2) OBP: 0.330, SLG: 0.431		x 0-0 ② ③ G6-4-3 1-2f		x 0-0 ② ③ L3 1-2			S S S 0-3 ② K		B B B B 4-0 BB		3	0	0	0	1	1	3
Luis Gomez, R (1, 6) OBP: 0.290, SLG: 0.263			x 0-0 1B SF8 1B		x 0-0 FC1-6 1B		x 0-0 S 1B 1B		x 0-0 ② F8		3	2	3	0	0	0	0
John Mayberry, L (9, PH) OBP: 0.348, SLG: 0.450											1	0	0	0	0	0	2
(10, 3)																	
Inning Stats	R: 0 H: 2 E: 0 LOB: 2 K: 2 BB: 0 S: 9 P: 9	R: 0 H: 1 E: 0 LOB: 0 K: 0 BB: 0 S: 3 P: 3	R: 1 H: 2 E: 0 LOB: 1 K: 1 BB: 0 S: 7 P: 7	R: 0 H: 1 E: 0 LOB: 1 K: 0 BB: 1 S: 3 P: 7	R: 0 H: 1 E: 0 LOB: 1 K: 0 BB: 0 S: 4 P: 4	R: 0 H: 0 E: 1 LOB: 1 K: 0 BB: 0 S: 3 P: 3	R: 1 H: 2 E: 0 LOB: 2 K: 1 BB: 1 S: 6 P: 10	R: 0 H: 0 E: 0 LOB: 0 K: 1 BB: 0 S: 5 P: 5	R: 0 H: 0 E: 0 LOB: 2 K: 0 BB: 2 S: 3 P: 11	R: 1 H: 2 E: 0 LOB: 2 K: 0 BB: 0 S: 4 P: 4	1B: 11 SF: 1 2B: 1 SAC: 2 3B: 0 DP: 2 HR: 0 HBP: 0						

PITCHER		IP	WLS	BF	H	R	ER	SO	BB	IBB	HBP	BLK	WP	HR	S	P	ERA	WHIP
Larry Gura, L ERA: 2.55	(1, 1)	8.1		35	9	2	2	5	4	0	0	0	0	0	41	57	2.16	1.560
Al Hrabosky, L ERA: 2.89	(9, 1)	1.1	L	6	2	1	1	0	0	0	0	0	0	0	6	6	6.75	1.500

PITCHER	IP	WLS	BF	H	R	ER	SO	BB	IBB	HBP	BLK	WP	HR	S	P	ERA	WHIP

BOTTOM

Kansas City Royals @ Toronto Blue Jays

Exhibition Stadium, Toronto, ON

Sun Aug 13 1978, 3:33 AM EDT
Att. 30,270 - Unknown - 83 F

livebaseballscorecards.com

AB	34
R	3
H	11
RBI	3
BB	4
SO	5
LOB	18

WP: 0	PA: 41				
PB: 0					
SB: 1					
CS: 0					

Toronto Blue Jays @ Milwaukee Brewers

Milwaukee County Stadium, Milwaukee, WI

Tue Aug 15 1978, 8:05 PM EDT

Unknown - 86 F

livebaseballscorecards.com

Batter	1	2	3	4	5	6	7	8	9	AB	R	H	RBI	BB	SO	LOB
Rick Bosetti, R (1, 8) OBP: 0.314, SLG: 0.369	4-3		4-3			6-3		F7		4	0	0	0	0	0	1
Luis Gomez, R (1, 6) OBP: 0.290, SLG: 0.263	F3			1B SF8 1B		F7		FC4 1-2		4	1	1	0	0	0	1
Bob Bailor, R (1, 9) OBP: 0.318, SLG: 0.349	F9			SF8 BB 1-3 1B		BBBB 4-0 FC6-4 BB		F8		3	0	1	0	1	0	2
Otto Velez, R (1, 7) OBP: 0.409, SLG: 0.473		5-3		BBBB 4-0 G6-4-3 1-2 BB		FC6-4 1-2f		F8		3	0	0	0	1	0	3
John Mayberry, L (1, 10) OBP: 0.348, SLG: 0.449		F2		SF8 2-3 3-H			5-3		G6-4-3 1B	3	0	1	1	0	0	0
Doug Ault, R (1, 3) OBP: 0.317, SLG: 0.246		BBBB 4-0 BB		G6-4-3 1-2f			SSS 0-3 K		G6-4-3 1-2f	3	0	0	0	1	1	3
Dave McKay, S (1, 5) OBP: 0.263, SLG: 0.337		F7			F5		1B		F9	4	0	1	0	0	0	1
Rick Cerone, R (1, 2) OBP: 0.296, SLG: 0.299			F7		F7		L4			3	0	0	0	0	0	1
Tim Johnson, L (1, 4) OBP: 0.357, SLG: 0.259			SSS 0-3 K		6-3			1B		0	0	0	0	0	0	0

Inning Stats	1	2	3	4	5	6	7	8	9	AB	R	H	RBI	BB	SO	LOB
	R: 0 E: 0 K: 0 S: 3	H: 0 LOB: 0 BB: 0 P: 3	R: 0 E: 0 K: 0 S: 3	H: 0 LOB: 1 BB: 1 P: 7	R: 0 E: 0 K: 1 S: 5	H: 0 LOB: 0 BB: 0 P: 5	R: 1 E: 0 K: 0 S: 4	H: 2 LOB: 1 BB: 1 P: 8	R: 0 E: 0 K: 0 S: 3	H: 0 LOB: 0 BB: 0 P: 3	R: 0 E: 0 K: 0 S: 3	H: 0 LOB: 1 BB: 1 P: 7	R: 0 E: 0 K: 1 S: 6	H: 1 LOB: 1 BB: 0 P: 6	R: 0 E: 1 K: 0 S: 5	H: 1 LOB: 2 BB: 0 P: 5	R: 0 E: 0 K: 0 S: 3	H: 1 LOB: 0 BB: 0 P: 3

1B: 5	SF: 1
2B: 0	SAC: 0
3B: 0	DP: 2
HR: 0	HBP: 0

WP: 0 PA: 34
PB: 0
SB: 0
CS: 0

PITCHER		IP	WLS	BF	H	R	ER	SO	BB	IBB	HBP	BLK	WP	HR	S	P	ERA	WHIP
Jerry Augustine, L (1, 1) ERA: 4.55		9.0	W	34	5	1	1	2	3	0	0	0	0	0	35	47	1.00	0.889

PITCHER	IP	WLS	BF	H	R	ER	SO	BB	IBB	HBP	BLK	WP	HR	S	P	ERA	WHIP

Batter	1	2	3	4	5	6	7	8	9	AB	R	H	RBI	BB	SO	LOB
Paul Molitor, R (1, 4) OBP: 0.310, SLG: 0.396	B5-3		K	F9 2-3 3-H		F7		4-3		5	0	0	0	0	1	1
Don Money, R (1, 3) OBP: 0.352, SLG: 0.412	F8		F3	1B 3-H		F8		HR 1B		5	1	2	1	0	0	0
Ben Oglivie, L (1, 9) OBP: 0.370, SLG: 0.492	F7		K2-3	F9		6-3		HR 1-2		5	1	1	0	0	1	1
Larry Hisle, R (1, 7) OBP: 0.366, SLG: 0.556		K	BB 1-3				F9	HR 1-H 2-H		4	2	2	3	1	1	0
Cecil Cooper, L (1, 10) OBP: 0.363, SLG: 0.488		1B 1B	1-2 1B K				1-3	F7		5	1	3	0	0	1	2
Sal Bando, R (1, 5) OBP: 0.365, SLG: 0.452		1B 1-2	E 1-3 2-H	F8			1-3 2-3	F9		5	1	2	1	0	0	1
Robin Yount, R (1, 6) OBP: 0.330, SLG: 0.399		1-2 2-3	E9 1B SH 2-H 3-H	2B			BB			3	1	3	1	1	0	0
Gorman Thomas, R (1, 8) OBP: 0.356, SLG: 0.546		F9	SH WP 1-2	K			1-2			3	1	1	0	1	1	4
Charlie Moore, R (1, 2) OBP: 0.289, SLG: 0.347		4-3	SH WP 1-3 2-H	F8			K			3	1	0	0	0	1	7
Inning Stats	R: 0 E: 0 K: 0 S: 3 H: 0 LOB: 0 BB: 0 P: 3	R: 0 E: 0 K: 1 S: 8 H: 3 LOB: 3 BB: 0 P: 8	R: 0 E: 0 K: 2 S: 7 H: 0 LOB: 0 BB: 0 P: 7	R: 6 E: 2 K: 1 S: 12 H: 6 LOB: 2 BB: 1 P: 16	R: 0 E: 0 K: 1 S: 6 H: 1 LOB: 1 BB: 0 P: 6	R: 0 E: 0 K: 0 S: 3 H: 0 LOB: 0 BB: 0 P: 3	R: 0 E: 0 K: 1 S: 6 H: 1 LOB: 3 BB: 2 P: 14	R: 3 E: 0 K: 0 S: 6 H: 3 LOB: 0 BB: 0 P: 6		1B: 10 2B: 3 3B: 0 HR: 1 SF: 0 SAC: 1 DP: 0 HBP: 0				WP: 1 PB: 0 SB: 0 CS: 0 PA: 42	

BOTTOM

Toronto Blue Jays @ Milwaukee Brewers

Milwaukee County Stadium, Milwaukee, WI

Tue Aug 15 1978, 8:05 PM EDT

Unknown - 86 F

livebaseballscorecards.com

AB	38
R	9
H	14
RBI	6
BB	3
SO	6
LOB	16

PITCHER		IP	WLS	BF	H	R	ER	SO	BB	IBB	HBP	BLK	WP	HR	S	P	ERA	WHIP
Dave Lemanczyk, R ERA: 6.12	(1, 1)	3.0	L	16	6	4	4	3	1	0	0	0	0	0	21	25	12.00	2.333
Joe Coleman, R ERA: 3.48	(4, 1)	5.0		26	8	5	4	3	2	0	0	0	1	1	30	38	7.20	2.000

PITCHER	IP	WLS	BF	H	R	ER	SO	BB	IBB	HBP	BLK	WP	HR	S	P	ERA	WHIP

Batter	1	2	3	4	5	6	7	8	9	AB	R	H	RBI	BB	SO	LOB
Rick Bosetti, R (1, 8) OBP: 0.311, SLG: 0.365	4-3		6-3			L5		FC6-4 1-2f		4	0	0	0	0	0	1
Bob Bailor, R (1, 9) OBP: 0.319, SLG: 0.350	1B 1B			1-3			E 1B 1B		6-3	4	1	2	0	0	0	0
Otto Velez, R (1, 7) OBP: 0.416, SLG: 0.480	G6-4-3 1-3 1B			6-3			FC5-4 1-2 1B		G6-4-3 1B	4	0	3	0	0	0	0
Willie Horton, R (1, 10) OBP: 0.330, SLG: 0.411	G6-4-3 1-2f			6-3			FC5-4 4-3 1-2f 2-H		G6-4-3 1-2f	4	0	0	0	0	0	4
John Mayberry, L (1, 3) OBP: 0.345, SLG: 0.446		K			K		4-3 1-2			3	0	0	0	0	2	1
Dave McKay, S (1, 5) OBP: 0.261, SLG: 0.334		L5			K		6-3			3	0	0	0	0	1	1
Rick Cerone, R (1, 2) OBP: 0.293, SLG: 0.295		K			1-3			F2		3	0	0	0	0	1	0
Luis Gomez, R (1, 6) OBP: 0.290, SLG: 0.264			6-3			K		FC6-4 1B		3	0	1	0	0	1	0
Tim Johnson, L (1, 4) OBP: 0.342, SLG: 0.246			4-3			F9		P6		0	0	0	0	0	0	0
Inning Stats	R: 0 H: 2 E: 0 LOB: 1 K: 0 BB: 0 S: 4 P: 4	R: 0 H: 0 E: 0 LOB: 0 K: 2 BB: 0 S: 7 P: 7	R: 0 H: 0 E: 0 LOB: 0 K: 0 BB: 0 S: 3 P: 3	R: 0 H: 0 E: 0 LOB: 0 K: 0 BB: 0 S: 3 P: 3	R: 0 H: 0 E: 0 LOB: 0 K: 2 BB: 0 S: 7 P: 7	R: 0 H: 0 E: 0 LOB: 0 K: 1 BB: 0 S: 5 P: 5	R: 1 H: 2 E: 1 LOB: 1 K: 0 BB: 0 S: 5 P: 5	R: 0 H: 1 E: 0 LOB: 1 K: 0 BB: 0 S: 4 P: 4	R: 0 H: 1 E: 0 LOB: 0 K: 0 BB: 0 S: 3 P: 3	1B: 6 SF: 0 2B: 0 SAC: 0 3B: 0 DP: 2 HR: 0 HBP: 0						WP: 0 PA: 31 PB: 0 SB: 0 CS: 0	

PITCHER	IP	WLS	BF	H	R	ER	SO	BB	IBB	HBP	BLK	WP	HR	S	P	ERA	WHIP
Mike Caldwell, L (1, 1) ERA: 2.4	9.0	W	31	6	1	1	5	0	0	0	0	0	0	41	41	1.00	0.667

PITCHER	IP	WLS	BF	H	R	ER	SO	BB	IBB	HBP	BLK	WP	HR	S	P	ERA	WHIP

TOP

Toronto Blue Jays @ Milwaukee Brewers

Milwaukee County Stadium, Milwaukee, WI

Wed Aug 16 1978, 8:05 PM EDT

Unknown - 80 F

livebaseballscorecards.com

AB	28
R	1
H	6
RBI	0
BB	0
SO	5
LOB	7

Batter	1	2	3	4	5	6	7	8	9	AB	R	H	RBI	BB	SO	LOB
Robin Yount, R (1, 6) OBP: 0.331, SLG: 0.408	x 0-0 ① 5-3		x 0-0 ② 5-3	x 0-0 2-H 1B		x 0-0 1-H HR		x 0-0 ① 6-3		5	1	2	3	0	0	0
Don Money, R (1, 3) OBP: 0.353, SLG: 0.409	x 0-0 ② F8		B B B B 4-0 BB 2B BB	x 0-0 ① F9		x 0-0 ① F7		B B B B 4-0 1B BB		3	1	0	0	2	0	1
Ben Oglivie, L (1, 9) OBP: 0.373, SLG: 0.492	x 0-0 1B		B B B B 4-0 2B 1-2 1B BB	x 0-0 ② P4		S S S 0-3 ② K		x 0-0 1-2 1B		4	1	2	0	1	1	1
Larry Hisle, R (1, 7) OBP: 0.367, SLG: 0.564	x 0-0 ③ 6-3		x 0-0 1B 1-3 2-H 2B	x 0-0 ③ F9		x 0-0 HR		x 0-0 ② F2		5	1	2	2	0	0	4
Cecil Cooper, L (1, 10) OBP: 0.364, SLG: 0.488		S S S 0-3 ① K	B B B B 4-0 1B BB		x 0-0 4-3 2B	x 0-0 ③ F7		x 0-0 ③ 3-1		4	0	1	0	1	1	2
Sal Bando, R (1, 5) OBP: 0.366, SLG: 0.452		x 0-0 WP 1B	x 0-0 1-2 2-3 3-H 1B		x 0-0 ① 4-3 2-3		x 0-0 ① F9			4	0	2	1	0	0	1
Gorman Thomas, R (1, 8) OBP: 0.352, SLG: 0.539	S S S 0-3 ② K 1-2		x 0-0 ③ F7		x 0-0 ② 5-3		x 0-0 ② F9			4	0	0	0	0	1	5
Jim Gantner, L (1, 4) OBP: 0.266, SLG: 0.261		x 0-0 ③ F8		x 0-0 1B E 1B	x 0-0 ③ 4-1		x 0-0 ③ F4			4	1	1	0	0	0	2
Charlie Moore, R (1, 2) OBP: 0.298, SLG: 0.371			x 0-0 ① 5-3	x 0-0 1-H E9 1B 1B		x 0-0 HR 1B		x 0-0 HR		4	3	3	1	0	0	0
Inning Stats	R: 0 E: 0 K: 0 S: 4 H: 1 LOB: 1 BB: 0 P: 4	R: 0 E: 0 K: 2 S: 8 H: 1 LOB: 1 BB: 0 P: 8	R: 2 E: 0 K: 0 S: 5 H: 2 LOB: 3 BB: 3 P: 17	R: 2 E: 1 K: 0 S: 6 H: 3 LOB: 1 BB: 0 P: 6	R: 0 E: 0 K: 0 S: 4 H: 1 LOB: 1 BB: 0 P: 4	R: 3 E: 0 K: 1 S: 8 H: 3 LOB: 0 BB: 0 P: 8	R: 0 E: 0 K: 0 S: 3 H: 0 LOB: 0 BB: 0 P: 3	R: 1 E: 0 K: 0 S: 5 H: 2 LOB: 2 BB: 1 P: 9		1B: 8 2B: 2 3B: 0 HR: 3	SF: 0 SAC: 0 DP: 0 HBP: 0			WP: 1 PB: 0 SB: 0 CS: 0	PA: 41		

PITCHER		IP	WLS	BF	H	R	ER	SO	BB	IBB	HBP	BLK	WP	HR	S	P	ERA	WHIP
Jesse Jefferson, R ERA: 4.18	(1, 1)	5.2	L	31	11	7	7	3	3	0	0	0	1	2	34	46	11.12	2.471
Tom Murphy, R ERA: 4.3	(6, 1)	2.1		10	2	1	1	0	1	0	0	0	0	1	9	13	3.86	1.286

PITCHER	IP	WLS	BF	H	R	ER	SO	BB	IBB	HBP	BLK	WP	HR	S	P	ERA	WHIP

BOTTOM

Toronto Blue Jays @ Milwaukee Brewers

Milwaukee County Stadium, Milwaukee, WI

Wed Aug 16 1978, 8:05 PM EDT

Unknown - 80 F

livebaseballscorecards.com

AB	37
R	8
H	13
RBI	7
BB	4
SO	3
LOB	16

Toronto Blue Jays @ Milwaukee Brewers

Milwaukee County Stadium, Milwaukee, WI

Wed Aug 16 1978, 8:05 PM EDT

Att. 16,920 - Unknown - 69 F

livebaseballscorecards.com

TOP

Batter	1	2	3	4	5	6	7	8	9	AB	R	H	RBI	BB	SO	LOB
Rick Bosetti, R (1, 8) OBP: 0.310, SLG: 0.363	F8		1B		F9		F7		F8	5	0	1	0	0	0	3
Bob Bailor, R (1, 5) OBP: 0.317, SLG: 0.347	G3		P4			F3		E5 1B		4	0	0	0	0	0	1
Otto Velez, R (1, 9) OBP: 0.413, SLG: 0.471	BB		F7			5-3		F8		3	0	0	0	1	0	2
Willie Horton, R (1, 10) OBP: 0.329, SLG: 0.409	6-3			P4		P4		1-2 1B		4	0	1	0	0	0	1
John Mayberry, L (1, 3) OBP: 0.345, SLG: 0.445		5-3		F8			3-1 SH1-4 1B 1B	K		3	0	1	0	0	0	0
Willie Upshaw, L (7, PR) (7, 3) OBP: 0.302, SLG: 0.319										0	1	0	0	0	0	0
Doug Ault, R (8, PH) (8, 3) OBP: 0.313, SLG: 0.243										1	0	0	0	0	1	2
Al Woods, L (1, 7) OBP: 0.257, SLG: 0.330		F9		G3			SH1-4 1-2	K		3	0	0	0	0	1	2
Alan Ashby, S (1, 2) OBP: 0.333, SLG: 0.429		BB			SH1-4 1B		3-1 2-3		F9	3	0	1	0	1	0	2
Dave McKay, S (1, 4) OBP: 0.264, SLG: 0.346		K			SH1-4 1-2		S 3-H 1B		HR	3	1	2	2	0	1	1
Luis Gomez, R (1, 6) OBP: 0.290, SLG: 0.262			P4		K		BB 1-2		P4	2	0	0	0	1	1	1
Roy Howell, L (9, PH) OBP: 0.326, SLG: 0.376										1	0	0	0	0	0	0
Inning Stats	R: 0 E: 0 K: 0 S: 3 H: 0 LOB: 1 BB: 1 P: 7	R: 0 E: 0 K: 1 S: 5 H: 0 LOB: 1 BB: 1 P: 9	R: 0 E: 0 K: 0 S: 4 H: 1 LOB: 1 BB: 0 P: 4	R: 0 E: 0 K: 0 S: 3 H: 0 LOB: 0 BB: 0 P: 3	R: 0 E: 0 K: 1 S: 6 H: 1 LOB: 1 BB: 0 P: 6	R: 0 E: 0 K: 0 S: 3 H: 0 LOB: 0 BB: 0 P: 3	R: 1 E: 0 K: 0 S: 5 H: 2 LOB: 2 BB: 1 P: 9	R: 0 E: 1 K: 2 S: 9 H: 1 LOB: 2 BB: 0 P: 9	R: 1 E: 0 K: 0 S: 4 H: 1 LOB: 0 BB: 0 P: 4	1B: 5 2B: 0 3B: 0 HR: 1 SF: 0 SAC: 2 DP: 0 HBP: 0							

	AB	32
	R	2
	H	6
	RBI	2
	BB	3
	SO	4
	LOB	15

WP: 0 PB: 0 SB: 1 CS: 0 PA: 37

PITCHER	IP	WLS	BF	H	R	ER	SO	BB	IBB	HBP	BLK	WP	HR	S	P	ERA	WHIP
Eduardo Rodriguez, R (1, 1) ERA: 4.73	7.1	W	31	5	1	1	2	3	0	0	0	0	0	32	44	1.23	1.091
Bob McClure, L (8, 1) ERA: 4.17	1.2	S	6	1	1	1	2	0	0	0	0	0	1	10	10	5.40	0.600

PITCHER	IP	WLS	BF	H	R	ER	SO	BB	IBB	HBP	BLK	WP	HR	S	P	ERA	WHIP

Batter	1	2	3	4	5	6	7	8	9	AB	R	H	RBI	BB	SO	LOB
Paul Molitor, R (1, 4) OBP: 0.310, SLG: 0.394	F8		F7		L3		BB, 1B 1-2 2-H 3-H			4	0	1	2	0	0	1
Don Money, R (1, 3) OBP: 0.349, SLG: 0.404	K		F8			5-3	K			4	0	0	0	0	2	2
Sal Bando, R (1, 5) OBP: 0.367, SLG: 0.450	E, BB			6-3		F9	BB 1-2 2-3			2	0	0	0	2	0	0
Larry Hisle, R (1, 8) (8, 7) OBP: 0.368, SLG: 0.566	E4 1-2			5-3, 2B		CS, 1B	F9			4	0	2	0	0	0	4
Sixto Lezcano, R (1, 9) OBP: 0.374, SLG: 0.477 Gorman Thomas, R (7, PR) (8, 8) OBP: 0.351, SLG: 0.538	K			5-3 2-3		CS 1-2	E, 1B, 1B	K		3 1	0 1	1 0	0 0	0 0	1 1	3 0
Dick Davis, R (1, 10) OBP: 0.284, SLG: 0.399		F9		5-3			6-3 1-2	K		4	0	0	0	0	1	2
Robin Yount, R (1, 6) OBP: 0.333, SLG: 0.407		6-3			F9		BB, 1B 2-H 1B	E, S, BB		3	1	1	1	1	0	0
Jim Wohlford, R (1, 7) OBP: 0.350, SLG: 0.457 Ben Oglivie, L (7, PH) (8, 9) OBP: 0.374, SLG: 0.491	CS, BB				6-3		BB, 1B, IBB	K 1-3		1 1	0 1	0 1	0 1	1 1	0 1	0 1
Buck Martinez, R (1, 2) OBP: 0.237, SLG: 0.251 Cecil Cooper, L (7, PH) OBP: 0.366, SLG: 0.488 Charlie Moore, R (7, PR) (8, 2) OBP: 0.298, SLG: 0.371		CS 1-2	P2		1B		BB, 1B 1-2 2-3			2 0 0	0 0 0	1 0 0	0 0 0	0 1 0	0 0 0	0 0 0
Inning Stats	R: 0 E: 1 K: 2 S: 8 H: 0 LOB: 2 BB: 1 P: 12	R: 0 E: 0 K: 0 S: 2 H: 0 LOB: 0 BB: 1 P: 6	R: 0 E: 0 K: 0 S: 3 H: 0 LOB: 0 BB: 0 P: 3	R: 0 E: 0 K: 0 S: 4 H: 1 LOB: 1 BB: 0 P: 4	R: 0 E: 0 K: 0 S: 4 H: 1 LOB: 1 BB: 0 P: 4	R: 0 E: 0 K: 0 S: 3 H: 1 LOB: 0 BB: 0 P: 3	R: 3 E: 1 K: 1 S: 8 H: 3 LOB: 3 BB: 3 P: 20	R: 0 E: 0 K: 3 S: 9 H: 0 LOB: 1 BB: 1 P: 13		1B: 5 2B: 1 3B: 0 HR: 0	SF: 0 SAC: 0 DP: 0 HBP: 0						

PITCHER		IP	WLS	BF	H	R	ER	SO	BB	IBB	HBP	BLK	WP	HR	S	P	ERA	WHIP
Balor Moore, L ERA: 4.56	(1, 1)	6.1	L	25	5	3	3	2	2	0	0	0	0	0	27	35	4.26	1.105
Victor Cruz, R ERA: 1.15	(7, 1)	1.2		10	1	0	0	4	3	1	0	0	0	0	14	30	0.00	2.400

PITCHER	IP	WLS	BF	H	R	ER	SO	BB	IBB	HBP	BLK	WP	HR	S	P	ERA	WHIP

BOTTOM

Toronto Blue Jays @ Milwaukee Brewers

Milwaukee County Stadium, Milwaukee, WI

Wed Aug 16 1978, 8:05 PM EDT

Att. 16,920 - Unknown - 69 F

livebaseballscorecards.com

AB	29
R	3
H	6
RBI	3
BB	6
SO	6
LOB	13

1B: 5	SF: 0	WP: 0	PA: 37
2B: 1	SAC: 0	PB: 0	
3B: 0	DP: 0	SB: 1	
HR: 0	HBP: 0	CS: 2	

Batter	1	2	3	4	5	6	7	8	9	AB	R	H	RBI	BB	SO	LOB
Rick Bosetti, R (1, 8) OBP: 0.309, SLG: 0.362	F9		6-3			1B			F9	4	0	1	0	0	0	0
Bob Bailor, R (1, 9) OBP: 0.314, SLG: 0.344	F9		6-3			F7			4-3	4	0	0	0	0	0	1
Roy Howell, L (1, 5) OBP: 0.326, SLG: 0.375	1B			4-3		F9			4-3	4	0	1	0	0	0	1
Willie Horton, R (1, 10) OBP: 0.326, SLG: 0.404	F7			F8			F9			3	0	0	0	0	0	1
Otto Velez, R (1, 7) OBP: 0.406, SLG: 0.462		P5		4-3			6-3			3	0	0	0	0	0	0
John Mayberry, L (1, 3) OBP: 0.345, SLG: 0.444		K			G5-4-3 1B		F8			3	0	1	0	0	1	0
Dave McKay, S (1, 4) OBP: 0.268, SLG: 0.348		1B			G5-4-3 1-2f			G4-3 1B		3	0	2	0	0	0	1
Rick Cerone, R (1, 2) OBP: 0.289, SLG: 0.291		F7			F8			G4-3 1-2f		3	0	0	0	0	0	2
Luis Gomez, R (1, 6) OBP: 0.288, SLG: 0.260			5-3			5-3		F3		3	0	0	0	0	0	0
Inning Stats	R: 0 E: 0 K: 0 S: 4	R: 0 E: 0 K: 1 S: 6	R: 0 E: 0 K: 0 S: 3	R: 0 E: 0 K: 0 S: 3	R: 0 E: 0 K: 0 S: 3	R: 0 E: 0 K: 0 S: 4	R: 0 E: 0 K: 0 S: 3	R: 0 E: 0 K: 0 S: 3	R: 0 E: 0 K: 0 S: 3	1B: 5 2B: 0 3B: 0 HR: 0	SF: 0 SAC: 0 DP: 2 HBP: 0					
	H: 1 LOB: 1 BB: 0 P: 4	H: 1 LOB: 1 BB: 0 P: 6	H: 0 LOB: 0 BB: 0 P: 3	H: 0 LOB: 0 BB: 0 P: 3	H: 1 LOB: 0 BB: 0 P: 3	H: 1 LOB: 1 BB: 0 P: 4	H: 0 LOB: 0 BB: 0 P: 3	H: 1 LOB: 0 BB: 0 P: 3	H: 0 LOB: 0 BB: 0 P: 3							

TOP

Toronto Blue Jays @ Milwaukee Brewers

Milwaukee County Stadium, Milwaukee, WI

Thu Aug 17 1978, 4:33 AM EDT
Att. 18,829 - Unknown - 82 F

livebaseballscorecards.com

AB	30
R	0
H	5
RBI	0
BB	0
SO	1
LOB	6

PITCHER		IP	WLS	BF	H	R	ER	SO	BB	IBB	HBP	BLK	WP	HR	S	P	ERA	WHIP
Bill Travers, L ERA: 4.59	(1, 1)	9.0	W	30	5	0	0	1	0	0	0	0	0	0	32	32	0.00	0.556

PITCHER	IP	WLS	BF	H	R	ER	SO	BB	IBB	HBP	BLK	WP	HR	S	P	ERA	WHIP

Batter	1	2	3	4	5	6	7	8	9	AB	R	H	RBI	BB	SO	LOB
Paul Molitor, R (1, 4) OBP: 0.311, SLG: 0.394	0-0 2B 4-3 1B	0-0 1-3 1B		0-0 B2 ①		0-0 6-3 ②		0-0 6-3 ①		5	1	2	0	0	0	2
Don Money, R (1, 5) OBP: 0.353, SLG: 0.409	0-0 4-3 1-3 2B	0-0 1-2 3-H 1B		0-0 F7 ②		0-0 E7 2-H 1B		0-0 F2 ② 2-3		5	0	3	2	0	0	1
Ben Oglivie, L (1, 9) OBP: 0.369, SLG: 0.483	0-0 4-3 ① 2-3 3-H	0-0 4-3 ③		0-0 3-1 ③		SSS 0-3 K ③		0-0 F9 ③		5	0	0	1	0	1	5
Larry Hisle, R (1, 7) OBP: 0.369, SLG: 0.564 Jim Wohlford, R (8, 7) OBP: 0.350, SLG: 0.457	0-0 F4 ②		0-0 SH5-3 E 1B		BBBB 4-0 CS BB		0-0 F9 ①			3 0	0 0	1 0	0 0	1 0	0 0	1 0
Cecil Cooper, L (1, 3) OBP: 0.365, SLG: 0.484	0-0 6-3 ③		0-0 E6 SH5-3 1-2		SSS 0-3 K ①② 1-2		0-0 6-3 1B 1B			4	1	1	0	0	1	3
Sal Bando, R (1, 10) OBP: 0.367, SLG: 0.449		SSS 0-3 K ①	0-0 SH5-3 ① 1-2 2-3		0-0 2B 1B		0-0 6-3 ② 1-2			3	1	1	0	0	1	1
Robin Yount, R (1, 6) OBP: 0.338, SLG: 0.412		SSS 0-3 K ②	IIII 4-0 IBB		0-0 2-5 1-H 2B		0-0 1B 2-H 1B			3	0	2	2	1	1	0
Gorman Thomas, R (1, 8) OBP: 0.353, SLG: 0.539		0-0 1B 2B	0-0 F2 ②		0-0 2-5 ③ 2-3	BBBB 4-0 SH1-3 E BB	0-0 F5 ③			3	2	1	0	1	0	4
Charlie Moore, R (1, 2) OBP: 0.303, SLG: 0.380		0-0 1B 1B 2-H 1B	SSS 0-3 K2-3 ③			0-0 SH1-3 ① 1-2		0-0 WP 2B		3	1	2	1	0	1	3
Inning Stats	R: 1 E: 0 K: 0 S: 5 H: 2 LOB: 1 BB: 0 P: 5	R: 2 E: 0 K: 2 S: 11 H: 4 LOB: 2 BB: 0 P: 11	R: 0 E: 1 K: 1 S: 7 H: 1 LOB: 3 BB: 1 P: 11	R: 0 E: 0 K: 0 S: 3 H: 0 LOB: 0 BB: 0 P: 3	R: 1 E: 0 K: 1 S: 5 H: 2 LOB: 1 BB: 1 P: 9	R: 1 E: 1 K: 1 S: 6 H: 1 LOB: 1 BB: 1 P: 10	R: 1 E: 0 K: 0 S: 5 H: 2 LOB: 1 BB: 0 P: 5	R: 0 E: 0 K: 0 S: 4 H: 1 LOB: 1 BB: 0 P: 4		1B: 9 2B: 4 3B: 0 HR: 0	SF: 0 SAC: 2 DP: 0 HBP: 0					

PITCHER		IP	WLS	BF	H	R	ER	SO	BB	IBB	HBP	BLK	WP	HR	S	P	ERA	WHIP
Jim Clancy, R ERA: 4.17	(1, 1)	2.0	L	14	7	3	3	2	0	0	0	0	0	0	18	18	13.50	3.500
Mike Willis, L ERA: 5.56	(3, 1)	5.0		22	5	3	3	3	2	1	0	0	0	0	24	36	5.40	1.400
Don Kirkwood, R ERA: 4.63	(8, 1)	1.0		4	1	0	0	0	0	0	0	0	1	0	4	4	0.00	1.000

PITCHER	IP	WLS	BF	H	R	ER	SO	BB	IBB	HBP	BLK	WP	HR	S	P	ERA	WHIP

BOTTOM

Toronto Blue Jays @ Milwaukee Brewers

Milwaukee County Stadium, Milwaukee, WI

Thu Aug 17 1978, 4:33 AM EDT

Att. 18,829 - Unknown - 82 F

livebaseballscorecards.com

AB	34
R	6
H	13
RBI	6
BB	3
SO	5
LOB	20

WP: 1 PB: 0 SB: 0 CS: 1 PA: 39

Batter	1	2	3	4	5	6	7	8	9	10	AB	R	H	RBI	BB	SO	LOB
Rick Bosetti, R (1, 8) OBP: 0.305, SLG: 0.357	6-3		E6 FC6-4		2-3 1-2 2-3	4-3			F9	F9	6	0	0	0	0	0	7
Bob Bailor, R (1, 9) OBP: 0.313, SLG: 0.342	1-3		FC6-4 1-2f		6-3		1B		P3		5	0	1	0	0	0	3
Roy Howell, L (1, 5) OBP: 0.327, SLG: 0.376	K		K			1B 2B	F9		BB		4	1	1	0	1	2	2
Willie Horton, R (1, 10) OBP: 0.324, SLG: 0.401		6-3		5-3		SH2-4 1B 3-1 2-H 1B	F9		1-3		5	1	1	1	0	0	2
John Mayberry, L (1, 3) OBP: 0.343, SLG: 0.441		1-3		4-3		3-1 SH2-4 1-2 1B	P4			F7	5	1	1	0	0	0	1
Al Woods, L (1, 7) OBP: 0.252, SLG: 0.324		E4 BB		K		SH2-4 1-2 2-3		BB		F3	2	0	0	0	0	1	0
Otto Velez, R (8, PH) OBP: 0.407, SLG: 0.459 (8, 7)											1	0	0	0	1	0	0
Alan Ashby, S (1, 2) OBP: 0.340, SLG: 0.433		BB 1-2			6-3	1B 3-1 IBB		L7		BB 2B	3	0	1	0	2	0	1
Dave McKay, S (1, 4) OBP: 0.269, SLG: 0.347		K			2-3 1B 1B	3-1 1-2 2-3 3-H		F9		BB IBB	4	0	1	1	1	1	5
Luis Gomez, R (1, 6) OBP: 0.292, SLG: 0.263			4-3		2-3 1-2 1B	1B 2-3 3-H		F9		BB 1-2 2-3	4	0	2	1	1	0	1
Inning Stats	R: 0 H: 0 E: 0 LOB: 0 K: 1 BB: 0 S: 5 P: 5	R: 0 H: 0 E: 1 LOB: 2 K: 1 BB: 1 S: 6 P: 10	R: 0 H: 0 E: 1 LOB: 1 K: 1 BB: 0 S: 6 P: 6	R: 0 H: 0 E: 0 LOB: 0 K: 1 BB: 0 S: 5 P: 5	R: 0 H: 2 E: 0 LOB: 2 K: 0 BB: 0 S: 5 P: 5	R: 3 H: 4 E: 0 LOB: 2 K: 0 BB: 1 S: 7 P: 11	R: 0 H: 1 E: 0 LOB: 1 K: 0 BB: 0 S: 4 P: 4	R: 0 H: 0 E: 0 LOB: 1 K: 0 BB: 1 S: 3 P: 7	R: 0 H: 0 E: 0 LOB: 1 K: 0 BB: 1 S: 3 P: 7	R: 0 H: 1 E: 0 LOB: 3 K: 0 BB: 2 S: 4 P: 12	1B: 6 2B: 2 3B: 0 HR: 0	SF: 0 SAC: 1 DP: 0 HBP: 0					

PITCHER	IP	WLS	BF	H	R	ER	SO	BB	IBB	HBP	BLK	WP	HR	S	P	ERA	WHIP
Dave Goltz, R (1, 1) ERA: 2.69	6.0		28	6	3	3	4	1	1	0	0	0	0	34	42	4.50	1.167
Jeff Holly, L (7, 1) ERA: 4.02	4.0	W	18	2	0	0	0	3	1	0	0	0	0	14	30	0.00	1.250

PITCHER	IP	WLS	BF	H	R	ER	SO	BB	IBB	HBP	BLK	WP	HR	S	P	ERA	WHIP

TOP

Toronto Blue Jays @ Minnesota Twins

Metropolitan Stadium, Bloomington , MI

Fri Aug 18 1978, 8:05 PM EDT

Att. 4,599 - Cloudy - 63 F

livebaseballscorecards.com

AB	39
R	3
H	8
RBI	3
BB	6
SO	4
LOB	22

WP: 0	PA: 46		
PB: 0			
SB: 0			
CS: 0			

Batter	1	2	3	4	5	6	7	8	9	10	AB	R	H	RBI	BB	SO	LOB
Willie Norwood, R (1, 7) OBP: 0.310, SLG: 0.384	5-3	K		L6			F9		FC4-6 E 1B 1-2f 2-3 3-H		4	0	0	0	0	1	3
Mike Cubbage, L (9, PH) OBP: 0.351, SLG: 0.427											1	0	0	1	0	0	2
(10, 5)																	
Rod Carew, L (1, 3) OBP: 0.414, SLG: 0.449	6-3 BB	K			6-3		G6-4-3 BB		E9 IBB 1-3 3-H		3	0	1	1	2	1	3
Dan Ford, R (1, 8) OBP: 0.354, SLG: 0.458	6-3 1-2		4-3		FC5-4 BB 1B		G6-4-3 1-2f		IBB 1-2		4	0	1	0	1	0	2
Craig Kusick, R (1, 10) OBP: 0.321, SLG: 0.310	6-3		E BB		FC5-4 1-2 BB			F9	K		3	0	0	0	2	1	4
Roy Smalley, S (1, 6) OBP: 0.359, SLG: 0.450		1B 3B	E5 BB 1-3		FC5-4 1-2f 2-3			6-3	G3		5	1	1	0	0	0	6
Butch Wynegar, S (1, 2) OBP: 0.326, SLG: 0.344	1B SH1-3 3-H 1B	L9-3 1-2 BB			5-3			F8		F7	4	0	1	1	1	0	2
Bob Randall, R (1, 4) OBP: 0.331, SLG: 0.351	SH1-3 1-2	L9-3 1-2				F8			E 1B FC4-6 BB	2B 1B	2	0	0	0	0	0	3
Rich Chiles, L (9, PH) OBP: 0.331, SLG: 0.342											0	0	0	0	1	0	0
Hosken Powell, L (9, PR) OBP: 0.315, SLG: 0.328											1	2	1	0	0	0	0
(10, 9)																	
Larry Wolfe, R (1, 5) OBP: 0.320, SLG: 0.321	BB 2-3 1B			K		F3			FC4-6 E 1-2 1B 1B	1-H 2B	3	0	1	0	0	1	0
Glenn Adams, L (9, PH) OBP: 0.298, SLG: 0.395											2	1	2	1	0	0	0
(10, 7)																	
Bombo Rivera, R (1, 9) OBP: 0.369, SLG: 0.345				F4		F8			E5 FC4-6 1-2 2-3		2	0	0	0	1	0	0
Rob Wilfong, L (9, PH) OBP: 0.352, SLG: 0.322	1-2 BB										1	0	0	0	0	0	2
(10, 4)																	
Inning Stats	R: 0 E: 0 K: 0 S: 3 H: 0 LOB: 1 BB: 1 P: 7	R: 1 E: 0 K: 2 S: 10 H: 3 LOB: 3 BB: 1 P: 14	R: 0 E: 1 K: 0 S: 3 H: 0 LOB: 2 BB: 2 P: 11	R: 0 E: 0 K: 1 S: 5 H: 0 LOB: 0 BB: 0 P: 5	R: 0 E: 0 K: 0 S: 4 H: 1 LOB: 2 BB: 1 P: 8	R: 0 E: 0 K: 0 S: 3 H: 0 LOB: 0 BB: 0 P: 3	R: 0 E: 0 K: 0 S: 2 H: 0 LOB: 0 BB: 1 P: 6	R: 0 E: 0 K: 0 S: 3 H: 0 LOB: 0 BB: 0 P: 3	R: 2 E: 2 K: 1 S: 8 H: 2 LOB: 3 BB: 2 P: 16	R: 1 E: 0 K: 0 S: 3 H: 2 LOB: 1 BB: 0 P: 3	1B: 6 2B: 2 3B: 1 HR: 0	SF: 0 SAC: 1 DP: 2 HBP: 0	WP: 0 PB: 0 SB: 0 CS: 0	PA: 44				

PITCHER	IP	WLS	BF	H	R	ER	SO	BB	IBB	HBP	BLK	WP	HR	S	P	ERA	WHIP
Tom Underwood, L (1, 1) ERA: 4.17	8.0		33	4	1	1	3	6	0	0	0	0	0	33	57	1.12	1.250
Tom Murphy, R (9, 1) ERA: 4.46	1.1	L	11	4	3	2	1	1	1	0	0	0	0	11	19	13.50	3.750

PITCHER	IP	WLS	BF	H	R	ER	SO	BB	IBB	HBP	BLK	WP	HR	S	P	ERA	WHIP

BOTTOM

Toronto Blue Jays @ Minnesota Twins

Metropolitan Stadium, Bloomington , MI

Fri Aug 18 1978, 8:05 PM EDT

Att. 4,599 - Cloudy - 63 F

livebaseballscorecards.com

AB	35
R	4
H	8
RBI	4
BB	8
SO	4
LOB	27

Batter	1	2	3	4	5	6	7	8	9	AB	R	H	RBI	BB	SO	LOB
Rick Bosetti, R (1, 8) OBP: 0.302, SLG: 0.353	P3		K			K			L3	4	0	0	0	0	2	1
Bob Bailor, R (1, 9) OBP: 0.311, SLG: 0.340	6-3			L5		E7			6-3	4	0	0	0	0	0	0
Roy Howell, L (1, 5) OBP: 0.324, SLG: 0.373	F7			F8		F7			6-3	4	0	0	0	0	0	1
Willie Horton, R (1, 10) OBP: 0.321, SLG: 0.397		K		E8			F8			3	0	0	0	0	1	0
John Mayberry, L (1, 3) OBP: 0.341, SLG: 0.438		6-3		G3			4-3			3	0	0	0	0	0	1
Al Woods, L (1, 7) OBP: 0.254, SLG: 0.324		1-3			FC3-6 1B		F8			3	0	1	0	0	0	0
Alan Ashby, S (1, 2) OBP: 0.340, SLG: 0.432			FC6-4 1B		FC3-6 G4-6-3 1-2f			F7		3	0	1	0	0	0	1
Dave McKay, S (1, 4) OBP: 0.267, SLG: 0.344			K		G4-6-3 1-2f			4-3		3	0	0	0	0	1	2
Luis Gomez, R (1, 6) OBP: 0.291, SLG: 0.261			FC6-4 1-2f			K		4-3		2	0	0	0	0	1	1
Sam Ewing, L (8, PH) OBP: 0.256, SLG: 0.275										1	0	0	0	0	0	0
Tim Johnson, L (8, 6) OBP: 0.342, SLG: 0.246										0	0	0	0	0	0	0
Inning Stats	R: 0 E: 0 K: 0 S: 3 H: 0 LOB: 0 BB: 0 P: 3	R: 0 E: 0 K: 1 S: 5 H: 0 LOB: 0 BB: 0 P: 5	R: 0 E: 0 K: 2 S: 8 H: 1 LOB: 1 BB: 0 P: 8	R: 0 E: 1 K: 0 S: 4 H: 0 LOB: 1 BB: 0 P: 4	R: 0 E: 0 K: 0 S: 3 H: 1 LOB: 0 BB: 0 P: 3	R: 0 E: 1 K: 2 S: 8 H: 0 LOB: 1 BB: 0 P: 8	R: 0 E: 0 K: 0 S: 3 H: 0 LOB: 0 BB: 0 P: 3	R: 0 E: 0 K: 0 S: 3 H: 0 LOB: 0 BB: 0 P: 3	R: 0 E: 0 K: 0 S: 3 H: 0 LOB: 0 BB: 0 P: 3	1B: 2 2B: 0 3B: 0 HR: 0	SF: 0 SAC: 0 DP: 1 HBP: 0					

PITCHER	IP	WLS	BF	H	R	ER	SO	BB	IBB	HBP	BLK	WP	HR	S	P	ERA	WHIP
Gary Serum, R (1, 1) ERA: 3.74	9.0	W	30	2	0	0	5	0	0	0	0	0	0	40	40	0.00	0.222

PITCHER	IP	WLS	BF	H	R	ER	SO	BB	IBB	HBP	BLK	WP	HR	S	P	ERA	WHIP

TOP

Toronto Blue Jays @ Minnesota Twins

Metropolitan Stadium, Bloomington , MI

Sat Aug 19 1978, 4:33 AM EDT
Att. 10,745 - Unknown - 75 F

livebaseballscorecards.com

AB	30
R	0
H	2
RBI	0
BB	0
SO	5
LOB	7

WP: 0 PB: 0 SB: 0 CS: 0 PA: 30

BOTTOM

Toronto Blue Jays @ Minnesota Twins

Metropolitan Stadium, Bloomington , MI

Sat Aug 19 1978, 4:33 AM EDT
Att. 10,745 - Unknown - 75 F

Batter	1	2	3	4	5	6	7	8	9	AB	R	H	RBI	BB	SO	LOB
Willie Norwood, R (1, 7) OBP: 0.310, SLG: 0.392	HR	5-3		6-3		P6		BB		3	1	1	1	0	0	0
Hosken Powell, L (6, PH) (7, 9) OBP: 0.316, SLG: 0.327										1	0	0	0	1	0	2
Rod Carew, L (1, 3) OBP: 0.416, SLG: 0.450	3B 1B	6-3		1B		BB 1B 1-2 2-3		F7		5	1	3	0	0	0	2
Dan Ford, R (1, 8) OBP: 0.355, SLG: 0.460	1B 3B 1-H	6-3		5-3		L3 BB 1-2 2-3 3-H		P6		4	1	1	2	1	0	3
Craig Kusick, R (1, 10) OBP: 0.316, SLG: 0.304	K		F7		6-3	L3 1-2				3	0	0	0	0	1	1
Glenn Adams, L (6, PH) OBP: 0.296, SLG: 0.393										1	0	0	0	0	0	3
Roy Smalley, S (1, 6) OBP: 0.363, SLG: 0.454	1B BB		1B		S 1B		FC4-6 1B			3	0	3	0	1	0	0
Butch Wynegar, S (1, 2) OBP: 0.327, SLG: 0.346	1B 1-2 3-H		1B 1-2		K 1-2		FC4-6 G4-6-3 1-2f			4	0	2	1	0	1	2
Bob Randall, R (1, 4) OBP: 0.326, SLG: 0.345	F7		F9		L6		G4-6-3 1-2f			4	0	0	0	0	0	6
Larry Wolfe, R (1, 5) OBP: 0.323, SLG: 0.325	F7		F8			1B 1B BB 1B		SH2-4 1B		4	1	2	0	0	0	4
Bombo Rivera, R (1, 9) (7, 7) OBP: 0.373, SLG: 0.365		HR		P3		BB 1B 1-2		SH2-4 1-2		3	1	2	1	0	0	0
Inning Stats	R: 3 E: 0 K: 1 S: 9 H: 4 LOB: 2 BB: 1 P: 13	R: 1 E: 0 K: 0 S: 4 H: 1 LOB: 0 BB: 0 P: 4	R: 0 E: 0 K: 0 S: 5 H: 2 LOB: 2 BB: 0 P: 5	R: 0 E: 0 K: 0 S: 4 H: 1 LOB: 1 BB: 0 P: 4	R: 0 E: 0 K: 1 S: 6 H: 1 LOB: 1 BB: 0 P: 6	R: 1 E: 0 K: 0 S: 5 H: 3 LOB: 2 BB: 1 P: 9	R: 0 E: 0 K: 0 S: 3 H: 1 LOB: 0 BB: 0 P: 3	R: 0 E: 0 K: 0 S: 4 H: 1 LOB: 2 BB: 1 P: 8		1B: 11 2B: 1 3B: 1 HR: 2	SF: 0 SAC: 1 DP: 2 HBP: 0						

PITCHER	IP	WLS	BF	H	R	ER	SO	BB	IBB	HBP	BLK	WP	HR	S	P	ERA	WHIP
Jerry Garvin, L (1, 1) ERA: 5.81	5.0	L	27	11	5	5	2	1	0	0	0	0	2	30	34	9.00	2.400
Joe Coleman, R (6, 1) ERA: 3.33	3.0		12	3	0	0	0	2	0	0	0	0	0	10	18	0.00	1.667

PITCHER	IP	WLS	BF	H	R	ER	SO	BB	IBB	HBP	BLK	WP	HR	S	P	ERA	WHIP

AB	35
R	5
H	14
RBI	5
BB	3
SO	2
LOB	23

WP: 0 PB: 0 SB: 1 CS: 0 PA: 39

livebaseballscorecards.com

Batter	1	2	3	4	5	6	7	8	9	AB	R	H	RBI	BB	SO	LOB
Rick Bosetti, R (1, 8) OBP: 0.303, SLG: 0.354	5-3		4-3	FC6-4 1-3 2-H 1B		6-3 1B		4-3		5	0	2	1	0	0	0
Bob Bailor, R (1, 9) OBP: 0.310, SLG: 0.338	5-3 1B		4-3	FC6-4 1-2f 3-H		6-3 1-2		F8		5	0	1	1	0	0	2
Roy Howell, L (1, 5) OBP: 0.323, SLG: 0.373	5-3 1-2		2B	1-3		K		6-3		5	0	1	0	0	1	3
Willie Horton, R (1, 10) OBP: 0.319, SLG: 0.393	K		5-3		F7	K			G4-6-3 1B	5	0	1	0	0	2	3
John Mayberry, L (1, 3) OBP: 0.340, SLG: 0.435		F7 1B		4-3	F7		6-3		G4-6-3 1-2f	5	0	1	0	0	0	1
Al Woods, L (1, 7) OBP: 0.277, SLG: 0.372		1-2 1B		1B 3B	1B WP 2B		4-3		2B 1B	5	3	4	0	0	0	0
Alan Ashby, S (1, 2) OBP: 0.351, SLG: 0.447		F7 2-3		1B SH 3-H 1B	WP BB 2-3 1B		1B 1B		1-H 2B	5	1	4	2	0	0	2
Dave McKay, S (1, 4) OBP: 0.274, SLG: 0.347	K			SH 1-3 1B 1B	WP 1-2 BB		FC5-4 1-2 1B		FC6-4 IBB	3	1	2	0	2	1	2
Luis Gomez, R (1, 6) OBP: 0.287, SLG: 0.258		L1		SH 1B 1-2 FC6-4 3-H	6-3 1-2 2-3 3-H		FC5-4 1-2f		FC6-4 1-2f	4	1	0	1	0	0	8
Inning Stats	R: 0 E: 0 K: 1 S: 6 H: 1 LOB: 1 BB: 0 P: 6	R: 0 E: 0 K: 1 S: 7 H: 2 LOB: 2 BB: 0 P: 7	R: 0 E: 0 K: 0 S: 4 H: 1 LOB: 1 BB: 0 P: 4	R: 4 E: 1 K: 0 S: 8 H: 4 LOB: 1 BB: 0 P: 8	R: 1 E: 0 K: 0 S: 5 H: 2 LOB: 2 BB: 1 P: 9	R: 0 E: 0 K: 2 S: 8 H: 1 LOB: 1 BB: 0 P: 8	R: 0 E: 0 K: 0 S: 5 H: 2 LOB: 2 BB: 0 P: 5	R: 0 E: 0 K: 0 S: 3 H: 0 LOB: 0 BB: 0 P: 3	R: 1 E: 0 K: 0 S: 5 H: 3 LOB: 2 BB: 1 P: 9	1B: 12 2B: 3 3B: 1 HR: 0 SF: 0 SAC: 1 DP: 1 HBP: 0						

PITCHER		IP	WLS	BF	H	R	ER	SO	BB	IBB	HBP	BLK	WP	HR	S	P	ERA	WHIP
Stan Perzanowski, R ERA: 5.63	(1, 1)	5.0	L	27	10	5	4	2	1	0	0	0	1	0	30	34	7.20	2.200
John Sutton, R ERA: 3.65	(6, 1)	4.0		18	6	1	1	2	0	1	0	0	0	0	21	25	2.25	1.500

PITCHER	IP	WLS	BF	H	R	ER	SO	BB	IBB	HBP	BLK	WP	HR	S	P	ERA	WHIP

TOP

Toronto Blue Jays @ Minnesota Twins

Metropolitan Stadium, Bloomington , MI

Sun Aug 20 1978, 4:33 AM EDT

Att. 11,685 - Unknown - 79 F

livebaseballscorecards.com

AB	42
R	6
H	16
RBI	5
BB	2
SO	4
LOB	21

Batter	1	2	3	4	5	6	7	8	9	AB	R	H	RBI	BB	SO	LOB
Hosken Powell, L (1, 9) OBP: 0.319, SLG: 0.331 Bombo Rivera, R (7, PH) OBP: 0.370, SLG: 0.361 (8, 9)	4-3 S SH1-3 1B		6-3			S 1B	F7 1-2		L8	3 2	1 0	2 0	0 0	0 0	0 0	0 4
Roy Smalley, S (1, 6) OBP: 0.363, SLG: 0.452	SH1-3 1-2		3-1			F9 1-2		G6-4-3 BB		2	0	0	0	1	0	1
Glenn Adams, L (1, 10) OBP: 0.293, SLG: 0.388 Jose Morales, R (8, PH) OBP: 0.362, SLG: 0.410	4-3 2-3			L5		F9		G6-4-3 1-2f		3 1	0 0	0 0	0 0	0 0	0 0	2 1
Mike Cubbage, L (1, 5) OBP: 0.356, SLG: 0.431	E S BB			L8 2B		FC5-4 BB		F5		2	0	1	0	2	0	0
Dan Ford, R (1, 8) OBP: 0.352, SLG: 0.456	K 1-3 3-H			L8 2-3		FC5-4 1-2f			1-3	4	0	0	0	0	1	4
Butch Wynegar, S (1, 2) OBP: 0.327, SLG: 0.343		G5-4-3 BB		5-3			L5		L7	3	0	0	0	1	0	1
Rich Chiles, L (1, 7) OBP: 0.328, SLG: 0.338 Willie Norwood, R (7, PH) OBP: 0.314, SLG: 0.404 (8, 7)		F7			6-3		1B 2B		3B	2 2	0 1	0 2	0 0	0 0	0 0	1 0
Craig Kusick, R (1, 3) OBP: 0.315, SLG: 0.299		G5-4-3 1-2f			5-3		K		BB	3	0	0	0	1	1	2
Rob Wilfong, L (1, 4) OBP: 0.348, SLG: 0.317 Bob Randall, R (7, PH) OBP: 0.331, SLG: 0.348 (8, 4)			G3		F5		E 2-H 1B		BB 1-2	2 1	0 0	0 1	0 1	0 1	0 0	0 0
Inning Stats	R: 1 H: 1 E: 0 LOB: 1 K: 1 BB: 1 S: 6 P: 10	R: 0 H: 0 E: 0 LOB: 0 K: 0 BB: 1 S: 2 P: 6	R: 0 H: 0 E: 0 LOB: 0 K: 0 BB: 0 S: 3 P: 3	R: 0 H: 1 E: 0 LOB: 1 K: 0 BB: 0 S: 4 P: 4	R: 0 H: 0 E: 0 LOB: 0 K: 0 BB: 0 S: 3 P: 3	R: 0 H: 1 E: 0 LOB: 2 K: 0 BB: 1 S: 4 P: 8	R: 1 H: 2 E: 1 LOB: 1 K: 1 BB: 0 S: 7 P: 7	R: 0 H: 0 E: 0 LOB: 0 K: 0 BB: 1 S: 2 P: 6	R: 0 H: 1 E: 0 LOB: 3 K: 0 BB: 2 S: 4 P: 12	1B: 3 SF: 0 2B: 2 SAC: 1 3B: 1 DP: 2 HR: 0 HBP: 0						WP: 0 PA: 37 PB: 0 SB: 3 CS: 0	

PITCHER		IP	WLS	BF	H	R	ER	SO	BB	IBB	HBP	BLK	WP	HR	S	P	ERA	WHIP
Don Kirkwood, R ERA: 3.99	(1, 1)	6.0	W	23	3	1	1	1	3	0	0	0	0	0	22	34	1.50	1.000
Mike Willis, L ERA: 5.47	(7, 1)	2.2		13	3	1	1	1	3	0	0	0	0	0	12	24	3.38	2.250
Tom Murphy, R ERA: 4.44	(9, 1)	0.1	S	1	0	0	0	0	0	0	0	0	0	0	1	1	0.00	0.000

PITCHER	IP	WLS	BF	H	R	ER	SO	BB	IBB	HBP	BLK	WP	HR	S	P	ERA	WHIP

BOTTOM

Toronto Blue Jays @ Minnesota Twins

Metropolitan Stadium, Bloomington , MI

Sun Aug 20 1978, 4:33 AM EDT

Att. 11,685 - Unknown - 79 F

livebaseballscorecards.com

AB	30
R	2
H	6
RBI	1
BB	6
SO	2
LOB	16

Batter	1	2	3	4	5	6	7	8	9	AB	R	H	RBI	BB	SO	LOB
Mike Hargrove, L (1, 3) OBP: 0.387, SLG: 0.352	6-3		6-3	F8		F7 1-2			G3	5	0	0	0	0	0	3
Bump Wills, S (1, 4) OBP: 0.305, SLG: 0.313	G3		5-3		F8		6-3		F7	5	0	0	0	0	0	0
Kurt Bevacqua, R (1, 5) OBP: 0.302, SLG: 0.374	BB			F9	HR		1B		F8	4	1	2	1	1	0	0
Al Oliver, L (1, 7) OBP: 0.344, SLG: 0.487	1-3			2B	HR		F9			4	1	2	1	0	0	2
Bobby Bonds, R (1, 9) OBP: 0.351, SLG: 0.487		HR		HR 1B	F9		F7			4	2	2	1	0	0	1
Richie Zisk, R (1, 10) OBP: 0.333, SLG: 0.407		G1-6-3 1B		HR 1-2	F9			F7		4	1	2	0	0	0	0
Jim Sundberg, R (1, 2) OBP: 0.380, SLG: 0.396		G1-6-3 1-2f		HR 1-H 2-H		FC6-4 1B		F8		4	1	2	3	0	0	1
Toby Harrah, R (1, 6) OBP: 0.347, SLG: 0.321		K		BB 2B		FC6-4 S 1-2f		1B		3	0	1	0	1	1	1
Juan Beniquez, R (1, 8) OBP: 0.286, SLG: 0.365			F7	2B 1-3		K		F7		4	0	1	0	0	1	2
Inning Stats	R: 0 E: 0 K: 0 S: 3 H: 0 LOB: 1 BB: 1 P: 7	R: 1 E: 0 K: 1 S: 6 H: 2 LOB: 0 BB: 0 P: 6	R: 0 E: 0 K: 0 S: 3 H: 0 LOB: 0 BB: 0 P: 3	R: 3 E: 0 K: 0 S: 7 H: 5 LOB: 2 BB: 1 P: 11	R: 2 E: 0 K: 0 S: 5 H: 2 LOB: 0 BB: 0 P: 5	R: 0 E: 0 K: 1 S: 6 H: 1 LOB: 1 BB: 0 P: 6	R: 0 E: 0 K: 0 S: 4 H: 1 LOB: 1 BB: 0 P: 4	R: 0 E: 0 K: 0 S: 4 H: 1 LOB: 1 BB: 0 P: 4	R: 0 E: 0 K: 0 S: 3 H: 0 LOB: 0 BB: 0 P: 3	1B: 6 2B: 2 3B: 0 HR: 4 SF: 0 SAC: 0 DP: 1 HBP: 0						

PITCHER		IP	WLS	BF	H	R	ER	SO	BB	IBB	HBP	BLK	WP	HR	S	P	ERA	WHIP
Balor Moore, L ERA: 4.89	(1, 1)	4.1		22	9	6	6	1	2	0	0	0	0	4	22	30	12.46	2.538
Tom Murphy, R ERA: 4.19	(5, 1)	4.2	W	17	3	0	0	1	0	0	0	0	0	0	19	19	0.00	0.643

PITCHER	IP	WLS	BF	H	R	ER	SO	BB	IBB	HBP	BLK	WP	HR	S	P	ERA	WHIP

Texas Rangers @ Toronto Blue Jays

Exhibition Stadium, Toronto, ON

Mon Aug 21 1978, 3:33 AM EDT

Att. 16,001 - Unknown - 72 F

TOP

livebaseballscorecards.com

AB	37
R	6
H	12
RBI	6
BB	2
SO	2
LOB	10

PA: 39

WP: 0
PB: 0
SB: 1
CS: 0

Texas Rangers @ Toronto Blue Jays

Exhibition Stadium, Toronto, ON

Mon Aug 21 1978, 3:33 AM EDT

Att. 16,001 - Unknown - 72 F

BOTTOM

Batter	1	2	3	4	5	6	7	8	9	AB	R	H	RBI	BB	SO	LOB
Rick Bosetti, R (1, 8) OBP: 0.302, SLG: 0.352	6-3		K		E3 (G3, F9, 1B) 2-3 3-H	1B		FC5-4 1-2f		5	1	1	1	0	1	3
Bob Bailor, R (1, 9) OBP: 0.309, SLG: 0.337	5-3			HR 1B	F9 1-2	F7				4	1	1	0	0	0	3
Roy Howell, L (1, 5) OBP: 0.322, SLG: 0.372	5-3			F3	G3 2-3 3-H		G6-3 1B			4	0	1	1	0	0	2
Willie Horton, R (1, 10) OBP: 0.321, SLG: 0.405		5-3		1-H HR	BB BB 1B 3-H 1B		K			4	2	2	3	0	1	1
John Mayberry, L (1, 3) OBP: 0.341, SLG: 0.434		4-3		BB 1B	BB 1B 1-2 BB		G6-3 1-2f			3	1	1	0	1	0	1
Al Woods, L (1, 7) OBP: 0.281, SLG: 0.368 Otto Velez, R (5, PH) OBP: 0.410, SLG: 0.459 Willie Upshaw, L (6, 7) OBP: 0.300, SLG: 0.318		3-1		G4-6-3 1-2 BB	1B 1-2 2-3 BB			K		1 0 1	0 0 0	0 0 0	0 0 0	1 1 0	0 0 1	0 0 0
Alan Ashby, S (1, 2) OBP: 0.353, SLG: 0.464			F8	G4-6-3 1-2f	1-3 2-H 3-H 1B			HR		4	1	2	3	0	0	2
Dave McKay, S (1, 4) OBP: 0.274, SLG: 0.346			5-3		2B E 1B	6-3		4-3		4	1	1	0	0	0	0
Tim Johnson, L (1, 6) OBP: 0.364, SLG: 0.292			1B		E G3 1-3 2B	F8		FC5-4 1B		4	1	3	0	0	0	0
Inning Stats	R: 0 E: 0 K: 0 S: 3 H: 0 LOB: 0 BB: 0 P: 3	R: 0 E: 0 K: 0 S: 3 H: 0 LOB: 0 BB: 0 P: 3	R: 0 E: 0 K: 1 S: 6 H: 1 LOB: 1 BB: 0 P: 6	R: 2 E: 0 K: 0 S: 5 H: 3 LOB: 1 BB: 1 P: 9	R: 5 E: 1 K: 0 S: 7 H: 4 LOB: 2 BB: 2 P: 15	R: 0 E: 0 K: 0 S: 4 H: 1 LOB: 1 BB: 0 P: 4	R: 0 E: 0 K: 1 S: 5 H: 1 LOB: 0 BB: 0 P: 5	R: 1 E: 0 K: 1 S: 7 H: 2 LOB: 1 BB: 0 P: 7		1B: 9 2B: 1 3B: 0 HR: 2	SF: 0 SAC: 0 DP: 2 HBP: 0			WP: 0 PB: 0 SB: 0 CS: 0	PA: 37		

livebaseballscorecards.com

	AB	34
	R	8
	H	12
	RBI	8
	BB	3
	SO	3
	LOB	12

PITCHER		IP	WLS	BF	H	R	ER	SO	BB	IBB	HBP	BLK	WP	HR	S	P	ERA	WHIP
Dock Ellis, R ERA: 4.18	(1, 1)	4.2		22	7	6	4	1	1	0	0	0	0	1	23	27	7.71	1.714
Jim Umbarger, L ERA: 4.96	(5, 1)	3.0	L	14	5	2	1	2	2	0	0	0	0	1	16	24	3.00	2.333
Len Barker, R ERA: 3.95	(8, 1)	0.1		1	0	0	0	0	0	0	0	0	0	0	1	1	0.00	0.000

PITCHER	IP	WLS	BF	H	R	ER	SO	BB	IBB	HBP	BLK	WP	HR	S	P	ERA	WHIP

Batter	1	2	3	4	5	6	7	8	9	AB	R	H	RBI	BB	SO	LOB
Toby Harrah, R (1, 6) OBP: 0.348, SLG: 0.321	x 0-0 CS 1B		x 0-0 ③ F9		x 0-0 ③ F7			B B B 4-0 ② FC6-4 1-2 BB		3	0	1	0	1	0	2
Bump Wills, S (1, 4) OBP: 0.305, SLG: 0.312	S S S 0-3 ① K			x 0-0 F8 S SF7 1B		S S S 0-3 ① K		x 0-0 ② FC6-4 1-2f 2-3		4	1	1	0	0	2	3
John Lowenstein, L (1, 5) OBP: 0.346, SLG: 0.389	S S S 0-3 ②③ K 1-2			x 0-0 ① F8 1-3		x 0-0 ② F8		x 0-0 ③ 1-3		4	0	0	0	0	1	4
Al Oliver, L (1, 7) OBP: 0.343, SLG: 0.485		S S S 0-3 ① K		x 0-0 ② SF7 3-H		x 0-0 ③ F8			x 0-0 1B 1B	3	0	1	1	0	1	0
Bobby Bonds, R (1, 9) OBP: 0.350, SLG: 0.484		B B B 4-0 E S BB		x 0-0 ③ F8			x 0-0 ① F8		S S S 0-3 ① K	3	0	0	0	1	1	1
Richie Zisk, R (1, 10) OBP: 0.333, SLG: 0.405 Bert Campaneris, R (9, PR) OBP: 0.247, SLG: 0.242		x 0-0 ② F9 1-3			S S S 0-3 ① K		x 0-0 ② F9		x 0-0 1-2 1B	4 0	0 0	1 0	0 0	0 0	1 0	1 0
Juan Beniquez, R (1, 8) OBP: 0.286, SLG: 0.362		x 0-0 ③ L4			B B B 4-0 BB BB		x 0-0 ③ F3		x 0-0 ② F8	3	0	0	0	1	0	3
Mike Jorgensen, L (1, 3) OBP: 0.328, SLG: 0.136 Gary Gray, R (9, PH) OBP: 0.227, SLG: 0.364			x 0-0 ① F7		x 0-0 ② F5			x 0-0 FC6-4 BB 1B	S S S 0-3 ③ K	3 1	0 0	1 0	0 0	0 0	0 1	1 2
John Ellis, R (1, 2) OBP: 0.247, SLG: 0.319			x 0-0 ② F9		B B B 4-0 1-2 BB			x 0-0 ① F9		2	0	0	0	1	0	1
Inning Stats	R: 0 E: 0 K: 2 S: 7 H: 1 LOB: 0 BB: 0 P: 7	R: 0 E: 0 K: 1 S: 5 H: 0 LOB: 1 BB: 1 P: 9	R: 0 E: 0 K: 0 S: 3 H: 0 LOB: 0 BB: 0 P: 3	R: 1 E: 0 K: 0 S: 4 H: 1 LOB: 0 BB: 0 P: 4	R: 0 E: 0 K: 1 S: 5 H: 0 LOB: 2 BB: 2 P: 13	R: 0 E: 0 K: 1 S: 5 H: 0 LOB: 0 BB: 0 P: 5	R: 0 E: 0 K: 0 S: 3 H: 0 LOB: 0 BB: 0 P: 3	R: 0 E: 0 K: 0 S: 4 H: 1 LOB: 2 BB: 1 P: 8	R: 0 E: 0 K: 2 S: 9 H: 2 LOB: 2 BB: 0 P: 9	1B: 5 2B: 0 3B: 0 HR: 0	SF: 1 SAC: 0 DP: 0 HBP: 0						

PITCHER	IP	WLS	BF	H	R	ER	SO	BB	IBB	HBP	BLK	WP	HR	S	P	ERA	WHIP
Jim Clancy, R (1, 1) ERA: 4.0	8.1	W	33	5	1	1	6	4	0	0	0	0	0	41	57	1.08	1.080
Victor Cruz, R (9, 1) ERA: 1.13	0.2	S	2	0	0	0	1	0	0	0	0	0	0	4	4	0.00	0.000

PITCHER	IP	WLS	BF	H	R	ER	SO	BB	IBB	HBP	BLK	WP	HR	S	P	ERA	WHIP

TOP

Texas Rangers @ Toronto Blue Jays

Exhibition Stadium, Toronto, ON

Tue Aug 22 1978, 3:33 AM EDT
Att. 17,492 - Unknown - 73 F

livebaseballscorecards.com

AB	30
R	1
H	5
RBI	1
BB	4
SO	7
LOB	18

1B: 5	SF: 1	WP: 0	PA: 35
2B: 0	SAC: 0	PB: 0	
3B: 0	DP: 0	SB: 2	
HR: 0	HBP: 0	CS: 1	

Batter	1	2	3	4	5	6	7	8	9	AB	R	H	RBI	BB	SO	LOB
Rick Bosetti, R (1, 8) OBP: 0.301, SLG: 0.351	4-3 6-3 1B		6-3			1-3		F7		4	0	1	0	0	0	0
Bob Bailor, R (1, 9) OBP: 0.307, SLG: 0.335	6-3 1-2		5-3			F9		6-3		4	0	0	0	0	0	1
Roy Howell, L (1, 5) OBP: 0.324, SLG: 0.372	4-3 2-3			G6-4-3 1B			BBBB 4-0 2B BB	4-3		3	1	1	0	1	0	1
Willie Horton, R (1, 10) OBP: 0.321, SLG: 0.407	F9			G6-4-3 1-2f			3-1 1-H 2B 2B			3	0	1	1	0	0	2
Willie Upshaw, L (7, PR) OBP: 0.300, SLG: 0.318										0	1	0	0	0	0	0
John Mayberry, L (1, 3) OBP: 0.341, SLG: 0.433		FC6-4 1B		F7			3-1 2-3			3	0	1	0	0	0	1
Al Woods, L (1, 7) OBP: 0.282, SLG: 0.376		FC6-4 1B 1-2f			3-1		6-3 1B 3-H 2B			3	1	1	1	0	0	1
Alan Ashby, S (1, 2) OBP: 0.353, SLG: 0.462		1-3 1B			4-3		6-3 2-3			3	0	1	0	0	0	1
Dave McKay, S (1, 4) OBP: 0.274, SLG: 0.346		F7			F5		3-H 1B			3	0	1	1	0	0	1
Tim Johnson, L (1, 6) OBP: 0.350, SLG: 0.279			F8			4-3	4-3			3	0	0	0	0	0	2
Inning Stats	R: 0 E: 0 K: 0 S: 4 H: 1 LOB: 1 BB: 0 P: 4	R: 0 E: 0 K: 0 S: 4 H: 2 LOB: 1 BB: 0 P: 4	R: 0 E: 0 K: 0 S: 3 H: 0 LOB: 0 BB: 0 P: 3	R: 0 E: 0 K: 0 S: 3 H: 1 LOB: 0 BB: 0 P: 3	R: 0 E: 0 K: 0 S: 3 H: 0 LOB: 0 BB: 0 P: 3	R: 0 E: 0 K: 0 S: 3 H: 0 LOB: 0 BB: 0 P: 3	R: 3 E: 0 K: 0 S: 6 H: 3 LOB: 2 BB: 1 P: 10	R: 0 E: 0 K: 0 S: 3 H: 0 LOB: 0 BB: 0 P: 3		1B: 5 2B: 2 3B: 0 HR: 0		SF: 0 SAC: 0 DP: 1 HBP: 0				

PITCHER	IP	WLS	BF	H	R	ER	SO	BB	IBB	HBP	BLK	WP	HR	S	P	ERA	WHIP
Doc Medich, R (1, 1) ERA: 3.53	8.0	L	30	7	3	3	0	1	0	0	0	0	0	29	33	3.38	1.000

PITCHER	IP	WLS	BF	H	R	ER	SO	BB	IBB	HBP	BLK	WP	HR	S	P	ERA	WHIP

BOTTOM

Texas Rangers @ Toronto Blue Jays

Exhibition Stadium, Toronto, ON

Tue Aug 22 1978, 3:33 AM EDT
Att. 17,492 - Unknown - 73 F

livebaseballscorecards.com

AB	29
R	3
H	7
RBI	3
BB	1
SO	0
LOB	10

PA: 30

Batter	1	2	3	4	5	6	7	8	9	10	11	12	AB	R	H	RBI	BB	SO	LOB
Rick Bosetti, R (1, 8) OBP: 0.304, SLG: 0.353	6-3		E S 1B		CS 1B			6-3 1-3 1B		6-3 1-2		5-3	6	0	3	0	0	0	2
Bob Bailor, R (1, 9) OBP: 0.310, SLG: 0.336	1B		BBBB 4-0 1-3 BB		5-3 1-2			1-3 1-2		2-H 1B			4	0	2	0	1	0	2
Roy Howell, L (1, 5) OBP: 0.320, SLG: 0.368	F8		SSS K		F8			6-3 2-3			F8		5	0	0	0	0	1	4
Willie Horton, R (1, 10) OBP: 0.319, SLG: 0.404	SSS K			1B HR 1B		6-3		F3			5-3		5	1	1	0	0	1	2
John Mayberry, L (1, 3) OBP: 0.342, SLG: 0.433		L7		1-2 HR 1B		G4-6-3 1B			4-3		L4		5	1	2	0	0	0	0
Al Woods, L (1, 7) OBP: 0.287, SLG: 0.402		F7		1-H 2-H HR		G4-6-3 1-2f			G3-6-3 1B			F9	5	1	2	3	0	0	1
Alan Ashby, S (1, 2) OBP: 0.350, SLG: 0.460		4-3		F7			6-3		G3-6-3 1-2f			1B 2B	5	0	1	0	0	0	1
Willie Upshaw, L (12, PR) OBP: 0.300, SLG: 0.318													0	1	0	0	0	0	0
Rick Cerone, R (12, 2) OBP: 0.289, SLG: 0.291													0	0	0	0	0	0	0
Dave McKay, S (1, 4) OBP: 0.273, SLG: 0.344			SSS K	4-3			6-3			5-3		2-H 4-3 1B	5	0	1	1	0	1	0
Tim Johnson, L (1, 6) OBP: 0.341, SLG: 0.274			4-3	L7			3-1			1B 6-3 1B		1-2 4-3	5	0	1	0	0	0	2
Inning Stats	R: 0 H: 1 E: 0 LOB: 1 K: 1 BB: 0 S: 6 P: 6	R: 0 H: 0 E: 0 LOB: 0 K: 0 BB: 0 S: 3 P: 3	R: 0 H: 1 E: 0 LOB: 2 K: 2 BB: 1 S: 8 P: 12	R: 3 H: 3 E: 0 LOB: 0 K: 0 BB: 0 S: 6 P: 6	R: 0 H: 1 E: 0 LOB: 0 K: 0 BB: 0 S: 3 P: 3	R: 0 H: 1 E: 0 LOB: 0 K: 0 BB: 0 S: 3 P: 3	R: 0 H: 0 E: 0 LOB: 0 K: 0 BB: 0 S: 3 P: 3	R: 0 H: 1 E: 0 LOB: 1 K: 0 BB: 0 S: 4 P: 4	R: 0 H: 1 E: 0 LOB: 0 K: 0 BB: 0 S: 3 P: 3	R: 0 H: 2 E: 0 LOB: 2 K: 0 BB: 0 S: 4 P: 4	R: 0 H: 0 E: 0 LOB: 0 K: 0 BB: 0 S: 3 P: 3	R: 1 H: 2 E: 0 LOB: 1 K: 0 BB: 0 S: 5 P: 5	1B: 11 SF: 0 2B: 1 SAC: 0 3B: 0 DP: 2 HR: 1 HBP: 0						

PITCHER	IP	WLS	BF	H	R	ER	SO	BB	IBB	HBP	BLK	WP	HR	S	P	ERA	WHIP
Dave Rozema, R (1, 1) ERA: 3.15	12.0	L	46	13	4	4	3	1	0	0	0	0	1	51	55	3.00	1.167

PITCHER	IP	WLS	BF	H	R	ER	SO	BB	IBB	HBP	BLK	WP	HR	S	P	ERA	WHIP

TOP

Toronto Blue Jays @ Detroit Tigers

Tiger Stadium, Detroit, MI

Wed Aug 23 1978, 7:05 PM EDT

Unknown

livebaseballscorecards.com

AB	45
R	4
H	13
RBI	4
BB	1
SO	3
LOB	14

WP: 0 PA: 46
PB: 0
SB: 1
CS: 1

Batter	1	2	3	4	5	6	7	8	9	10	11	12	AB	R	H	RBI	BB	SO	LOB
Ron LeFlore, R (1, 8) OBP: 0.356, SLG: 0.379	K		4-3		1-3		1B		FC5-2		CS	F8	6	0	1	0	0	1	4
Lou Whitaker, L (1, 4) OBP: 0.362, SLG: 0.371	BB 1B		1B		K		F7		1B			BB	5	0	3	0	1	1	3
Rusty Staub, L (1, 10) OBP: 0.365, SLG: 0.460	F3		F5			L8		K		G4-6-3 2B		F8	5	0	1	0	0	1	2
Phil Mankowski, L (10, PR) OBP: 0.362, SLG: 0.377													1	0	0	0	0	0	1
John Wockenfuss, R (1, 7) OBP: 0.372, SLG: 0.409	BB			HR		F8		5-3		G4-6-3 IBB		K	3	1	1	1	2	0	0
Steve Kemp, L (12, PH) OBP: 0.395, SLG: 0.409													1	0	0	0	0	1	1
Aurelio Rodriguez, R (1, 5) OBP: 0.297, SLG: 0.390	F8			G4-3 BB		F6		F6		G4-6-3			4	0	0	0	1	0	4
Mickey Stanley, R (1, 3) OBP: 0.303, SLG: 0.396		5-3		F9			HR		2B 2B				5	2	2	1	0	1	3
Milt May, L (1, 2) OBP: 0.337, SLG: 0.426		6-3		G4-3			G3		SH5-3 FC5-2 2B			K	4	0	1	1	0	0	1
Steve Dillard, R (9, PR) OBP: 0.287, SLG: 0.304													0	0	0	0	0	0	0
Lance Parrish, R (10, 2) OBP: 0.265, SLG: 0.438													1	0	0	0	0	1	0
Tim Corcoran, L (1, 9) OBP: 0.316, SLG: 0.324		G3			F7		G3		SH5-3			CS BB	3	0	0	0	1	0	0
Alan Trammell, R (1, 6) OBP: 0.321, SLG: 0.325			F4		2B		1B 1B		FC5-2 1B IBB			K	3	0	2	0	0	0	0
Jason Thompson, L (9, PH) OBP: 0.372, SLG: 0.489													0	0	0	0	1	0	0
Mark Wagner, R (9, PR) OBP: 0.282, SLG: 0.295													1	0	0	0	0	1	1
(10, 6)																			
Inning Stats	R: 0 H: 1 E: 0 LOB: 2 K: 1 BB: 1 S: 6 P: 10		R: 0 H: 0 E: 0 LOB: 0 K: 0 BB: 0 S: 3 P: 3		R: 0 H: 1 E: 0 LOB: 1 K: 0 BB: 0 S: 4 P: 4		R: 1 H: 0 E: 0 LOB: 0 K: 0 BB: 1 S: 3 P: 7		R: 0 H: 1 E: 0 LOB: 1 K: 1 BB: 0 S: 6 P: 6		R: 0 H: 0 E: 0 LOB: 0 K: 0 BB: 0 S: 3 P: 3		R: 1 H: 3 E: 0 LOB: 2 K: 0 BB: 0 S: 6 P: 6		R: 0 H: 0 E: 0 LOB: 0 K: 1 BB: 0 S: 5 P: 5		R: 1 H: 3 E: 0 LOB: 3 K: 0 BB: 1 S: 5 P: 9		R: 0 H: 1 E: 0 LOB: 2 K: 1 BB: 1 S: 5 P: 9		R: 0 H: 0 E: 0 LOB: 0 K: 2 BB: 1 S: 6 P: 10		R: 0 H: 0 E: 0 LOB: 1 K: 1 BB: 1 S: 5 P: 9		1B: 5 SF: 0 2B: 4 SAC: 1 3B: 0 DP: 2 HR: 2 HBP: 0		WP: 0 PA: 50 PB: 0 SB: 0 CS: 1	

PITCHER	IP	WLS	BF	H	R	ER	SO	BB	IBB	HBP	BLK	WP	HR	S	P	ERA	WHIP
Tom Underwood, L (1, 1) ERA: 4.12	8.1		35	9	3	3	3	2	0	0	0	0	2	39	47	3.24	1.320
Victor Cruz, R (9, 1) ERA: 1.01	3.2	W	14	2	0	0	4	2	2	0	0	0	0	18	34	0.00	1.091

PITCHER	IP	WLS	BF	H	R	ER	SO	BB	IBB	HBP	BLK	WP	HR	S	P	ERA	WHIP

BOTTOM

Toronto Blue Jays @ Detroit Tigers

Tiger Stadium, Detroit, MI

Wed Aug 23 1978, 7:05 PM EDT

Unknown

livebaseballscorecards.com

AB	42
R	3
H	11
RBI	3
BB	6
SO	7
LOB	20

Batter	1	2	3	4	5	6	7	8	9	AB	R	H	RBI	BB	SO	LOB
Rick Bosetti, R (1, 8) OBP: 0.301, SLG: 0.350	F3		6-3		6-3		FC6-4 1-2f			4	0	0	0	0	0	2
Bob Bailor, R (1, 7) OBP: 0.309, SLG: 0.335	F8		HR 2-H 1B		5-3		G3			4	1	1	1	0	0	1
Otto Velez, R (1, 9) OBP: 0.407, SLG: 0.472	K		2-H HR		F8			L1		4	1	1	2	0	1	0
Willie Horton, R (1, 10) OBP: 0.318, SLG: 0.402		1B	F3			F4		L7		4	0	1	0	0	0	0
John Mayberry, L (1, 3) OBP: 0.341, SLG: 0.431		F5		4-3		1B		K		4	0	1	0	0	1	1
Roy Howell, L (1, 5) OBP: 0.320, SLG: 0.367		F7		HR 1B		F8			F2	4	1	1	0	0	0	2
Dave McKay, S (1, 4) OBP: 0.273, SLG: 0.351		K		HR 1-H		F5			5-3	4	1	1	2	0	1	2
Rick Cerone, R (1, 2) OBP: 0.296, SLG: 0.303			1B 2B	G6-4-3 1B			F8		FC6 1B	4	1	3	0	0	0	0
Luis Gomez, R (1, 6) OBP: 0.288, SLG: 0.258			K	G6-4-3 1-2f			FC6-4 1B		FC6 1-2f	3	0	1	0	0	1	2
Willie Upshaw, L (9, PH) OBP: 0.299, SLG: 0.316										1	0	0	0	0	0	1
Tim Johnson, L (9, 6) OBP: 0.341, SLG: 0.274										0	0	0	0	0	0	0
Inning Stats	R: 0 E: 0 K: 1 S: 5 H: 0 LOB: 0 BB: 0 P: 5	R: 0 E: 0 K: 1 S: 6 H: 1 LOB: 1 BB: 0 P: 6	R: 3 E: 0 K: 1 S: 8 H: 3 LOB: 0 BB: 0 P: 8	R: 2 E: 0 K: 0 S: 5 H: 3 LOB: 0 BB: 0 P: 5	R: 0 E: 0 K: 0 S: 3 H: 0 LOB: 0 BB: 0 P: 3	R: 0 E: 0 K: 0 S: 4 H: 1 LOB: 1 BB: 0 P: 4	R: 0 E: 0 K: 0 S: 4 H: 1 LOB: 1 BB: 0 P: 4	R: 0 E: 0 K: 1 S: 5 H: 0 LOB: 0 BB: 0 P: 5	R: 0 E: 0 K: 0 S: 4 H: 1 LOB: 1 BB: 0 P: 4	1B: 7 2B: 1 3B: 0 HR: 2 SF: 0 SAC: 0 DP: 1 HBP: 0						

PITCHER	IP	WLS	BF	H	R	ER	SO	BB	IBB	HBP	BLK	WP	HR	S	P	ERA	WHIP
Bob Sykes, L (1, 1) ERA: 3.89	3.1	L	17	7	5	5	3	0	0	0	0	0	2	23	23	13.50	2.100
Jack Morris, R (4, 1) ERA: 3.78	5.2		19	3	0	0	1	0	0	0	0	0	0	21	21	0.00	0.529

PITCHER	IP	WLS	BF	H	R	ER	SO	BB	IBB	HBP	BLK	WP	HR	S	P	ERA	WHIP

TOP

Toronto Blue Jays @ Detroit Tigers

Tiger Stadium, Detroit, MI

Wed Aug 23 1978, 7:05 PM EDT

Att. 26,631 - Unknown

livebaseballscorecards.com

AB	36
R	5
H	10
RBI	5
BB	0
SO	4
LOB	11

PA: 36

WP: 0
PB: 0
SB: 0
CS: 0

Batter	1	2	3	4	5	6	7	8	9	AB	R	H	RBI	BB	SO	LOB
Ron LeFlore, R (1, 8) OBP: 0.356, SLG: 0.381	F8		1B		FC5-4 1-2f		3B 2B 1-H 2-H		FC6-4 CS 1-2f	5	1	2	2	0	0	2
Steve Dillard, R (1, 4) OBP: 0.286, SLG: 0.321	L7		F8			F2	4-3 3B 2-H		CS 1-2	4	1	1	1	0	0	1
Rusty Staub, L (1, 10) OBP: 0.364, SLG: 0.458	4-3			1B		F8	4-3 3-H			4	0	1	1	0	0	0
Steve Kemp, L (1, 7) OBP: 0.395, SLG: 0.409		FC1-4 F7 1B		F8		BB 1B S S	0-3 K			4	0	2	0	0	1	1
John Wockenfuss, R (1, 9) OBP: 0.368, SLG: 0.400		F7 1-2		F8		4-0 BB B B B B 1-2		F7		3	0	0	0	1	0	2
Aurelio Rodriguez, R (1, 5) OBP: 0.294, SLG: 0.385		FC1-4 2-3		F4		F7		6-3		4	0	0	0	0	0	4
Milt May, L (1, 2) OBP: 0.332, SLG: 0.420		K S S S			4-3		3-1	4-3		4	0	0	0	0	1	1
Mickey Stanley, R (1, 3) OBP: 0.315, SLG: 0.401			5-3		4-0 FC5-4 BB B B B B		1B 2B 1B		FC6-4 1B	3	1	2	0	1	0	0
Alan Trammell, R (1, 6) OBP: 0.320, SLG: 0.324			F8		F9		0-0 2B 1B 1-2		K S S S	4	1	1	0	0	1	2
Inning Stats	R: 0 H: 0 E: 0 LOB: 0 K: 0 BB: 0 S: 3 P: 3	R: 0 H: 1 E: 0 LOB: 1 K: 1 BB: 0 S: 6 P: 6	R: 0 H: 1 E: 0 LOB: 1 K: 0 BB: 0 S: 4 P: 4	R: 0 H: 1 E: 0 LOB: 1 K: 0 BB: 0 S: 4 P: 4	R: 0 H: 0 E: 0 LOB: 1 K: 0 BB: 1 S: 3 P: 7	R: 0 H: 1 E: 0 LOB: 2 K: 0 BB: 1 S: 4 P: 8	R: 4 H: 4 E: 0 LOB: 0 K: 1 BB: 0 S: 9 P: 9	R: 0 H: 0 E: 0 LOB: 0 K: 0 BB: 0 S: 3 P: 3	R: 0 H: 1 E: 0 LOB: 0 K: 1 BB: 0 S: 5 P: 5	1B: 7 SF: 0 2B: 1 SAC: 0 3B: 1 DP: 0 HR: 0 HBP: 0						

PITCHER		IP	WLS	BF	H	R	ER	SO	BB	IBB	HBP	BLK	WP	HR	S	P	ERA	WHIP
Jerry Garvin, L ERA: 5.8	(1, 1)	6.1	W	29	8	4	4	1	2	0	0	0	0	0	29	37	5.68	1.579
Mike Willis, L ERA: 5.28	(7, 1)	2.2	S	8	1	0	0	2	0	0	0	0	0	0	12	12	0.00	0.375

PITCHER	IP	WLS	BF	H	R	ER	SO	BB	IBB	HBP	BLK	WP	HR	S	P	ERA	WHIP

BOTTOM

Toronto Blue Jays @ Detroit Tigers

Tiger Stadium, Detroit, MI

Wed Aug 23 1978, 7:05 PM EDT

Att. 26,631 - Unknown

livebaseballscorecards.com

AB	35
R	4
H	9
RBI	4
BB	2
SO	3
LOB	13

WP: 0 PA: 38
PB: 0
SB: 0
CS: 1

Toronto Blue Jays @ Detroit Tigers

Tiger Stadium, Detroit, MI

Thu Aug 24 1978, 7:05 PM EDT

Att. 13,314 - Unknown

TOP

Batter	1	2	3	4	5	6	7	8	9	AB	R	H	RBI	BB	SO	LOB
Bob Bailor, R (1, 8) OBP: 0.306, SLG: 0.332	F8	4-3		F9			5-3		FC4 (FC3-6) 1-2f	5	0	0	0	0	0	5
Al Woods, L (1, 7) OBP: 0.284, SLG: 0.389	BB (1B)		3-1	G3			F5		FC3-6 (WP) 1-2f	4	0	0	0	1	0	4
Roy Howell, L (1, 5) OBP: 0.321, SLG: 0.370	1B 1-2		F7		K		2B		K 1-2	5	0	2	0	0	2	1
Willie Horton, R (1, 10) OBP: 0.318, SLG: 0.400	L5		1B		F4		F9			4	0	1	0	0	0	3
John Mayberry, L (1, 3) OBP: 0.338, SLG: 0.427	K		F8		4-3			5-3		4	0	0	0	0	1	3
Otto Velez, R (1, 9) OBP: 0.414, SLG: 0.482		BB (CS)		FC1-5 1B		4-3 G3 2B		5-3		3	1	2	0	1	0	0
Alan Ashby, S (1, 2) OBP: 0.352, SLG: 0.461		K 1-2		1B FC1-5 1-2		4-3 2-3		1B		4	0	2	0	0	1	2
Dave McKay, S (1, 4) OBP: 0.273, SLG: 0.350		2B 1B		FC1-5 1B 1-2 2-3f		G3 3-H		4-3		4	1	1	1	0	0	3
Luis Gomez, R (1, 6) OBP: 0.293, SLG: 0.267		1-H 2B		1-2 2-3 1B		F9			FC4 1B	4	0	3	1	0	0	0
Inning Stats	R: 0 E: 0 K: 1 S: 6 H: 1 LOB: 2 BB: 1 P: 10	R: 1 E: 0 K: 1 S: 6 H: 2 LOB: 1 BB: 1 P: 10	R: 0 E: 0 K: 0 S: 4 H: 1 LOB: 1 BB: 0 P: 4	R: 0 E: 0 K: 0 S: 6 H: 3 LOB: 3 BB: 0 P: 6	R: 0 E: 0 K: 1 S: 5 H: 0 LOB: 0 BB: 0 P: 5	R: 1 E: 0 K: 0 S: 4 H: 1 LOB: 0 BB: 0 P: 4	R: 0 E: 0 K: 0 S: 4 H: 1 LOB: 1 BB: 0 P: 4	R: 0 E: 0 K: 0 S: 4 H: 1 LOB: 1 BB: 0 P: 4	R: 0 E: 0 K: 1 S: 6 H: 1 LOB: 1 BB: 0 P: 6	1B: 8 2B: 3 3B: 0 HR: 0	SF: 0 SAC: 0 DP: 0 HBP: 0						

	AB	37
	R	2
	H	11
	RBI	2
	BB	2
	SO	4
	LOB	21

PITCHER	IP	WLS	BF	H	R	ER	SO	BB	IBB	HBP	BLK	WP	HR	S	P	ERA	WHIP
Milt Wilcox, R (1, 1) ERA: 3.46	9.0	W	39	11	2	2	4	2	0	0	0	1	0	45	53	2.00	1.444

PITCHER	IP	WLS	BF	H	R	ER	SO	BB	IBB	HBP	BLK	WP	HR	S	P	ERA	WHIP

livebaseballscorecards.com

Toronto Blue Jays @ Detroit Tigers

Tiger Stadium, Detroit, MI

Thu Aug 24 1978, 7:05 PM EDT

Att. 13,314 - Unknown

livebaseballscorecards.com

Batter	1	2	3	4	5	6	7	8	9	AB	R	H	RBI	BB	SO	LOB
Ron LeFlore, R (1, 8) OBP: 0.355, SLG: 0.380	L1		1-2 E 1B		F8		L7			4	1	1	0	0	0	1
Lou Whitaker, L (1, 4) OBP: 0.363, SLG: 0.376	BB		E9 1-H 2-H 3B		4-3		G4-6-3 1-2f			3	1	1	2	1	0	1
Rusty Staub, L (1, 10) OBP: 0.363, SLG: 0.455	K		HBP		F8			4-1		3	0	0	0	0	1	1
Jason Thompson, L (1, 3) OBP: 0.373, SLG: 0.498	G3		F7			HR		FC1-5-6-1 2B		4	1	2	1	0	0	2
Steve Kemp, L (1, 7) OBP: 0.396, SLG: 0.410		3B 1B	K			1B 1B		FC1-5-6-1 2-3		4	1	2	0	0	1	2
Lance Parrish, R (1, 2) OBP: 0.264, SLG: 0.443		1-H 8-2 3B	F3			F9		F9		4	0	1	1	0	0	3
John Wockenfuss, R (1, 9) OBP: 0.364, SLG: 0.394		5-3	F7							2	0	0	0	0	0	1
Tim Corcoran, L (6, PH) OBP: 0.318, SLG: 0.327 (7, 9)						G4-6-3 1-2 1B				1	0	1	0	0	0	0
Aurelio Rodriguez, R (1, 5) OBP: 0.291, SLG: 0.381		8-2 3-Hf			F9	G4-6-3 1-2f				3	0	0	0	0	0	3
Alan Trammell, R (1, 6) OBP: 0.323, SLG: 0.326			1B E 1B		4-3		G4-6-3 BB			2	1	1	0	1	0	0
Inning Stats	R: 0 H: 0 E: 0 LOB: 1 K: 1 BB: 1 S: 5 P: 9	R: 1 H: 2 E: 0 LOB: 0 K: 0 BB: 0 S: 4 P: 4	R: 3 H: 3 E: 1 LOB: 1 K: 1 BB: 0 S: 8 P: 9	R: 0 H: 0 E: 0 LOB: 0 K: 0 BB: 0 S: 3 P: 3	R: 0 H: 0 E: 0 LOB: 0 K: 0 BB: 0 S: 3 P: 3	R: 1 H: 3 E: 0 LOB: 1 K: 0 BB: 0 S: 5 P: 5	R: 0 H: 0 E: 0 LOB: 0 K: 0 BB: 1 S: 2 P: 6	R: 0 H: 1 E: 0 LOB: 1 K: 0 BB: 0 S: 4 P: 4		1B: 5 SF: 0 2B: 2 SAC: 0 3B: 2 DP: 3 HR: 1 HBP: 1						

BOTTOM	
AB	30
R	5
H	9
RBI	4
BB	2
SO	2
LOB	14

PITCHER		IP	WLS	BF	H	R	ER	SO	BB	IBB	HBP	BLK	WP	HR	S	P	ERA	WHIP
Balor Moore, L ERA: 5.0	(1, 1)	5.0	L	23	7	5	4	2	1	0	1	0	0	1	25	30	7.20	1.600
Tom Murphy, R ERA: 4.04	(6, 1)	3.0		10	2	0	0	0	1	0	0	0	0	0	9	13	0.00	1.000

PITCHER	IP	WLS	BF	H	R	ER	SO	BB	IBB	HBP	BLK	WP	HR	S	P	ERA	WHIP

Minnesota Twins @ Toronto Blue Jays

Exhibition Stadium, Toronto, ON

Fri Aug 25 1978, 3:33 AM EDT

Att. 15,206 - Unknown - 65 F

TOP

livebaseballscorecards.com

Batter	1	2	3	4	5	6	7	8	9	AB	R	H	RBI	BB	SO	LOB
Hosken Powell, L (1, 9) OBP: 0.325, SLG: 0.352	K		1B G6-3 2B		F5		BB 1-2 BB		G5-4-3 1-2 1B	4	1	2	0	1	1	0
Roy Smalley, S (1, 6) OBP: 0.360, SLG: 0.447	F9		G6-3 2-3 1B		2B BB		K		G5-4-3 1-2f 2-3	4	1	1	0	1	1	4
Rod Carew, L (1, 3) OBP: 0.414, SLG: 0.448	1B		G6-3 1-2f 3-H		1-H 2B		1-2 2-3 BB		5-3	4	0	2	1	1	0	2
Mike Cubbage, L (1, 5) OBP: 0.349, SLG: 0.414	L8		BB		4-3		K			3	0	0	0	1	1	5
Dan Ford, R (1, 8) OBP: 0.351, SLG: 0.455		1B SF8 1B	4-3			G6-4-3 1B		4-3		4	1	2	0	0	0	1
Glenn Adams, L (1, 10) OBP: 0.284, SLG: 0.380 Jose Morales, R (8, PH) OBP: 0.363, SLG: 0.411		1-3 1B		F7		G6-4-3 1-2f			FC6-4 1B	3 1	0 0	1 1	0 0	0 0	0 0	1 0
Butch Wynegar, S (1, 2) OBP: 0.323, SLG: 0.339		SF8 3-H		L3		F9		P4		3	0	0	1	0	0	1
Willie Norwood, R (1, 7) OBP: 0.309, SLG: 0.396		F8		F7			5-3	FC6-4 1-2f		4	0	0	0	0	0	2
Bob Randall, R (1, 4) OBP: 0.333, SLG: 0.350		6-3			5-3		BB BB 1B		G5-4-3 1B	4	0	2	0	0	0	1

	AB	34
	R	3
	H	11
	RBI	2
	BB	4
	SO	3
	LOB	17

Inning Stats										
	R: 0 E: 0 K: 1 S: 6	H: 1 LOB: 1 BB: 0 P: 6	R: 1 E: 0 K: 0 S: 5	H: 2 LOB: 1 BB: 0 P: 5	R: 1 E: 0 K: 0 S: 4	H: 2 LOB: 1 BB: 1 P: 8	R: 0 E: 0 K: 0 S: 3	H: 0 LOB: 0 BB: 0 P: 3	R: 1 E: 0 K: 0 S: 4	H: 1 LOB: 1 BB: 1 P: 8
	R: 0 E: 0 K: 0 S: 3	H: 1 LOB: 0 BB: 0 P: 3	R: 0 E: 0 K: 2 S: 8	H: 1 LOB: 3 BB: 2 P: 16	R: 0 E: 0 K: 0 S: 4	H: 1 LOB: 1 BB: 0 P: 4	R: 0 E: 0 K: 0 S: 4	H: 2 LOB: 1 BB: 0 P: 4	1B: 9 2B: 2 3B: 0 HR: 0	SF: 1 SAC: 0 DP: 3 HBP: 0
	WP: 0 PB: 0 SB: 0 CS: 0	PA: 39								

PITCHER		IP	WLS	BF	H	R	ER	SO	BB	IBB	HBP	BLK	WP	HR	S	P	ERA	WHIP
Don Kirkwood, R ERA: 4.04	(1, 1)	6.1	W	28	8	3	3	1	3	0	0	0	0	0	27	39	4.26	1.737
Mike Willis, L ERA: 5.1	(7, 1)	2.2	S	11	3	0	0	2	1	0	0	0	0	0	14	18	0.00	1.500

PITCHER	IP	WLS	BF	H	R	ER	SO	BB	IBB	HBP	BLK	WP	HR	S	P	ERA	WHIP

Batter	1	2	3	4	5	6	7	8	9	AB	R	H	RBI	BB	SO	LOB
Rick Bosetti, R (1, 8) OBP: 0.302, SLG: 0.349	5-3	4-3		4-3		1B		BB		4	0	1	0	1	0	0
Bob Bailor, R (1, 9) OBP: 0.309, SLG: 0.335	FC6-4 1B		6-3	G3		1-3		1-3 3-H		5	1	3	1	0	0	0
Roy Howell, L (1, 5) OBP: 0.323, SLG: 0.373	1-3 FC6-4		2B		BB	P4		3-1		4	1	2	0	1	0	3
Willie Horton, R (1, 10) OBP: 0.320, SLG: 0.404	FC6-4 1B HR 1-2f 3-H		2-H 2B		1-2		K			4	2	2	2	0	1	1
John Mayberry, L (1, 3) OBP: 0.339, SLG: 0.427	1-3 HR		2B IBB		F2		K			3	1	1	0	1	1	2
Al Woods, L (1, 7) OBP: 0.297, SLG: 0.438	1-H 3-H HR		1-3 2-H 2B		K		WP 2B			4	1	3	4	0	1	2
Alan Ashby, S (1, 2) OBP: 0.346, SLG: 0.452	F9		6-3		5-3		5-3 2-3			4	0	0	0	0	0	5
Dave McKay, S (1, 4) OBP: 0.273, SLG: 0.354		F2	F7			5-3		1B 3B		4	1	1	0	0	0	2
Luis Gomez, R (1, 6) OBP: 0.290, SLG: 0.264		6-3		F9		F9		K		4	0	0	0	0	1	1
Inning Stats	R: 4 E: 0 K: 0 S: 7 H: 4 LOB: 0 BB: 0 P: 7	R: 0 E: 0 K: 0 S: 3 H: 0 LOB: 0 BB: 0 P: 3	R: 2 E: 0 K: 0 S: 6 H: 3 LOB: 2 BB: 1 P: 10	R: 0 E: 0 K: 0 S: 3 H: 0 LOB: 0 BB: 0 P: 3	R: 0 E: 0 K: 1 S: 6 H: 1 LOB: 2 BB: 1 P: 10	R: 0 E: 0 K: 0 S: 5 H: 2 LOB: 2 BB: 0 P: 5	R: 0 E: 0 K: 2 S: 8 H: 1 LOB: 1 BB: 0 P: 8	R: 1 E: 0 K: 1 S: 6 H: 2 LOB: 1 BB: 1 P: 10		1B: 7 2B: 4 3B: 1 HR: 1	SF: 0 SAC: 0 DP: 0 HBP: 0						

BOTTOM

Minnesota Twins @ Toronto Blue Jays

Exhibition Stadium, Toronto, ON

Fri Aug 25 1978, 3:33 AM EDT

Att. 15,206 - Unknown - 65 F

livebaseballscorecards.com

AB	36
R	7
H	13
RBI	7
BB	3
SO	4
LOB	16

WP: 1 PB: 0 SB: 0 CS: 0 PA: 39

PITCHER		IP	WLS	BF	H	R	ER	SO	BB	IBB	HBP	BLK	WP	HR	S	P	ERA	WHIP
Gary Serum, R ERA: 4.08	(1, 1)	2.1	L	14	6	6	6	0	0	1	0	0	0	1	13	17	23.14	2.571
Jeff Holly, L ERA: 3.6	(3, 1)	1.2		6	1	0	0	0	0	0	0	0	0	0	6	6	0.00	0.600
Darrell Jackson, L ERA: 4.76	(5, 1)	3.1		17	5	1	1	4	2	0	0	0	1	0	23	31	2.70	2.100
John Sutton, R ERA: 3.99	(8, 1)	0.2		2	1	0	0	0	0	0	0	0	0	0	2	2	0.00	1.500

PITCHER	IP	WLS	BF	H	R	ER	SO	BB	IBB	HBP	BLK	WP	HR	S	P	ERA	WHIP

Batter	1	2	3	4	5	6	7	8	9	10	AB	R	H	RBI	BB	SO	LOB
Hosken Powell, L (1, 9) OBP: 0.326, SLG: 0.353	0-0 1B S 1B	0-0 4-3	0-0 P6				0-0 4-3 SH1-4 1B	0-0 6-3			5	0	2	0	0	0	3
Roy Smalley, S (1, 6) OBP: 0.359, SLG: 0.445	0-3 K 1-2	0-0 F8	0-0 1-2 1B				0-0 SH1-4 1-2		0-0 G3		4	0	1	0	0	1	1
Rod Carew, L (1, 3) OBP: 0.414, SLG: 0.446	0-0 S 2-3 1B			0-0 F7	0-0 4-3		4-0 4-3 IBB		0-0 L6		4	0	1	0	1	0	2
Dan Ford, R (1, 8) OBP: 0.350, SLG: 0.451	0-3 K 1-2			B B B B 4-0 E 2B BB		0-3 K	0-0 4-3 1-2 2-3		0-0 6-3		4	1	0	0	1	2	4
Mike Cubbage, L (1, 5) OBP: 0.347, SLG: 0.411	0-0 F7			0-0 F8 1-2		0-0 4-3	0-0 5-3			0-0 SH3-4 1B	5	0	1	0	0	0	5
Glenn Adams, L (1, 10) OBP: 0.287, SLG: 0.386 Rob Wilfong, L (8, PR) OBP: 0.333, SLG: 0.310		0-0 4-3		0-0 2-H 2B		0-0 E6 WP 1B		0-0 SH3-4 1B 1B		0-0 SH3-4 1-2	4 0	1 1	2 0	1 0	0 0	0 0	0 0
Butch Wynegar, S (1, 2) OBP: 0.322, SLG: 0.336		0-0 6-3		0-0 6-3		B B B B 4-0 1B 1-2 BB		0-0 SH3-4 1-2		S S S 0-3 K	3	0	0	0	1	1	2
Willie Norwood, R (1, 7) OBP: 0.313, SLG: 0.396		B B B B 4-0 CS BB	0-0 F7			0-0 1-2 2-H 1B		0-0 5-3		B B B B 4-0 BB	3	0	1	1	2	0	2
Bob Randall, R (1, 4) OBP: 0.335, SLG: 0.351		0-0 CS 1-2		0-0 F7		0-0 F9		0-0 2-H 1B		0-0 L9	5	0	2	1	0	0	4
Inning Stats	R: 0 H: 2 E: 0 LOB: 2 K: 2 BB: 0 S: 9 P: 9	R: 0 H: 0 E: 0 LOB: 0 K: 0 BB: 1 S: 2 P: 6	R: 0 H: 0 E: 0 LOB: 0 K: 0 BB: 0 S: 3 P: 3	R: 1 H: 1 E: 1 LOB: 1 K: 0 BB: 1 S: 4 P: 8	R: 0 H: 2 E: 0 LOB: 2 K: 0 BB: 0 S: 5 P: 5	R: 1 H: 1 E: 1 LOB: 2 K: 1 BB: 1 S: 7 P: 11	R: 0 H: 1 E: 0 LOB: 2 K: 0 BB: 1 S: 4 P: 8	R: 1 H: 2 E: 0 LOB: 2 K: 0 BB: 0 S: 5 P: 5	R: 0 H: 0 E: 0 LOB: 0 K: 0 BB: 0 S: 3 P: 3	R: 0 H: 1 E: 0 LOB: 2 K: 1 BB: 1 S: 6 P: 10	1B: 9 SF: 0 2B: 1 SAC: 3 3B: 0 DP: 0 HR: 0 HBP: 0						

PITCHER	IP	WLS	BF	H	R	ER	SO	BB	IBB	HBP	BLK	WP	HR	S	P	ERA	WHIP
Jesse Jefferson, R (1, 1) ERA: 4.06	9.0		40	9	3	2	3	3	1	0	0	1	0	42	58	2.00	1.333
Victor Cruz, R (10, 1) ERA: 0.98	1.0	W	5	1	0	0	1	1	0	0	0	0	0	6	10	0.00	2.000

PITCHER	IP	WLS	BF	H	R	ER	SO	BB	IBB	HBP	BLK	WP	HR	S	P	ERA	WHIP

TOP

Minnesota Twins @ Toronto Blue Jays

Exhibition Stadium, Toronto, ON

Sat Aug 26 1978, 3:33 AM EDT
Att. 25,601 - Unknown - 75 F

livebaseballscorecards.com

AB	37
R	3
H	10
RBI	3
BB	5
SO	4
LOB	23

WP: 1 PA: 46
PB: 0
SB: 2
CS: 1

Batter	1	2	3	4	5	6	7	8	9	10	AB	R	H	RBI	BB	SO	LOB
Rick Bosetti, R (1, 8) OBP: 0.306, SLG: 0.354	0-0 1B SF9 1B	0-0 ② 1-3 1-2 2-3		0-0 ② 1-2 2B		0-0 CS 1B		0-0 ③ FC5-4 1-2f			5	1	3	0	0	0	3
Bob Bailor, R (1, 5) OBP: 0.312, SLG: 0.336	0-0 1-3 1B	0-0 ③ L9		B B B 4-0 BB		0-0 ② F9			0-0 L8 SH1-4 1B 1B		4	1	2	0	1	0	3
Otto Velez, R (1, 9) OBP: 0.406, SLG: 0.471	S S S 0-3 ① K		0-0 ① 5-3	S S S 0-3 ③ K		0-0 ③ CS 1-2	0-0 ① F8		0-0 ① SH1-4 1-2		4	0	0	0	0	2	4
Willie Horton, R (1, 10) OBP: 0.324, SLG: 0.410	0-0 ② SF9 3-H		B B B 4-0 1B BB		0-0 SH5-4 BB FC5-2 1B		0-0 2B		0-0 ② L8 2-3		3	0	2	1	1	0	1
Al Woods, L (1, 7) OBP: 0.301, SLG: 0.433	0-0 ③ F8		0-0 ② F8		B B B 4-0 FC5-2 SH5-4 1-2 BB		0-0 ② 5-3		0-0 3-H 1B		4	0	1	1	1	0	3
Doug Ault, R (1, 3) OBP: 0.322, SLG: 0.284		0-0 1B 3B	0-0 1-2 1B		0-0 ① SH5-4 1-2 2-3		0-0 ③ F9		0-0 ③ 4-3		4	1	2	0	0	0	2
Dave McKay, S (1, 4) OBP: 0.272, SLG: 0.359		0-0 ① 5-3	0-0 ③ F8		0-0 ② FC5-2 2-3 3-H			0-0 ① 5-3		0-0 HR	5	1	1	1	0	0	5
Rick Cerone, R (1, 2) OBP: 0.296, SLG: 0.302		0-0 1-3 1B 3-H 1B		0-0 ① F9	0-0 ③ 1-3			0-0 ② 5-3			4	0	1	1	0	0	2
Luis Gomez, R (1, 6) OBP: 0.295, SLG: 0.270		0-0 1-3 1-2 1B		0-0 CS 1B		0-0 ① 5-3		0-0 FC5-4 1B			4	0	3	0	0	0	0
Inning Stats	R: 1 H: 2 E: 0 LOB: 1 K: 1 BB: 0 S: 7 P: 7	R: 1 H: 3 E: 0 LOB: 2 K: 0 BB: 0 S: 6 P: 6	R: 0 H: 1 E: 0 LOB: 2 K: 0 BB: 1 S: 4 P: 8	R: 0 H: 2 E: 0 LOB: 2 K: 1 BB: 1 S: 6 P: 10	R: 0 H: 1 E: 0 LOB: 2 K: 0 BB: 1 S: 4 P: 8	R: 0 H: 1 E: 0 LOB: 0 K: 0 BB: 0 S: 3 P: 3	R: 0 H: 1 E: 0 LOB: 1 K: 0 BB: 0 S: 4 P: 4	R: 0 H: 1 E: 0 LOB: 1 K: 0 BB: 0 S: 4 P: 4	R: 1 H: 2 E: 0 LOB: 1 K: 0 BB: 0 S: 5 P: 5	R: 1 H: 1 E: 0 LOB: 0 K: 0 BB: 0 S: 1 P: 1	1B: 11 SF: 1 2B: 2 SAC: 2 3B: 1 DP: 0 HR: 1 HBP: 0						

PITCHER	IP	WLS	BF	H	R	ER	SO	BB	IBB	HBP	BLK	WP	HR	S	P	ERA	WHIP
Geoff Zahn, L (1, 1) ERA: 3.36	9.0	L	43	15	4	4	2	3	0	0	0	0	1	44	56	4.00	2.000

PITCHER	IP	WLS	BF	H	R	ER	SO	BB	IBB	HBP	BLK	WP	HR	S	P	ERA	WHIP

BOTTOM

Minnesota Twins @ Toronto Blue Jays

Exhibition Stadium, Toronto, ON

Sat Aug 26 1978, 3:33 AM EDT
Att. 25,601 - Unknown - 75 F

livebaseballscorecards.com

AB	37
R	4
H	15
RBI	4
BB	3
SO	2
LOB	23

WP: 0 PA: 44
PB: 0
SB: 0
CS: 2

Batter	1	2	3	4	5	6	7	8	9	10	11	AB	R	H	RBI	BB	SO	LOB
Hosken Powell, L (1, 9) OBP: 0.328, SLG: 0.352	G3 1B		BB 1-2		P4 ①		SH1-3 1-2		K ③		L8 ③	4	0	1	0	1	1	3
Rod Carew, L (1, 3) OBP: 0.412, SLG: 0.444	G3 ①② 1-2		F7 ①		SF7 ② 3-H		4-3 ② 2-3			SH1-3 1B		4	0	1	1	0	0	4
Glenn Adams, L (1, 10) OBP: 0.288, SLG: 0.385	1-3 ③		L6-4 ②③ 2-3		WP 1-2 1B		6-3 ③			SH1-3 ① 1-2		3	0	1	0	0	0	2
Jose Morales, R (7, PH) OBP: 0.361, SLG: 0.409												1	0	0	0	0	0	1
Mike Cubbage, L (1, 5) OBP: 0.346, SLG: 0.407		FC4-6 BB		F7 ①	K ③ 1-2 2-3			4-3 ①		F2 ②		3	0	0	0	1	1	2
Craig Kusick, R (10, PH) OBP: 0.317, SLG: 0.298												1	0	0	0	0	0	1
Larry Wolfe, R (10, 5) OBP: 0.323, SLG: 0.325												0	0	0	0	0	0	0
Roy Smalley, S (1, 6) OBP: 0.357, SLG: 0.442		FC4-6 ① BB 1-2f		G3 ②		4-3 ①		FC4-6 1B		5-3 ③		5	0	1	0	0	0	2
Butch Wynegar, S (1, 2) OBP: 0.321, SLG: 0.337		F7 ②		F6 ③		5-3 ②		L7 ②			1B 2B	5	0	1	0	0	0	2
Rob Wilfong, L (11, PR) OBP: 0.333, SLG: 0.310												0	1	0	0	0	0	0
Glenn Borgmann, R (11, 2) OBP: 0.318, SLG: 0.319												0	0	0	0	0	0	0
Rich Chiles, L (1, 7) OBP: 0.330, SLG: 0.341		BB 1-2			1B 2B	FC6-4 1B	FC4-6 ③ 1-2f				F8 ①	4	1	2	0	1	0	2
Willie Norwood, R (1, 8) OBP: 0.314, SLG: 0.394		F7 ③			1B SF7 BB	FC6-4 ③ 1-2f			F5 ①		1B 2-H	4	1	1	1	1	0	3
Bob Randall, R (1, 4) OBP: 0.339, SLG: 0.351			L6-4 BB BB		WP 1B 1-3 2-H 1B		4-3 SH1-3 BB		L7 ②		5-3 ②	3	0	1	1	2	0	1
Inning Stats	R: 0 E: 0 K: 0 S: 3 H: 1 LOB: 0 BB: 0 P: 3	R: 0 E: 0 K: 0 S: 3 H: 0 LOB: 2 BB: 2 P: 11	R: 0 E: 0 K: 0 S: 2 H: 0 LOB: 1 BB: 2 P: 10	R: 0 E: 0 K: 0 S: 3 H: 0 LOB: 0 BB: 0 P: 3	R: 2 E: 0 K: 1 S: 8 H: 3 LOB: 2 BB: 1 P: 12	R: 0 E: 0 K: 0 S: 4 H: 1 LOB: 1 BB: 0 P: 4	R: 0 E: 0 K: 0 S: 3 H: 0 LOB: 1 BB: 1 P: 7	R: 0 E: 0 K: 0 S: 4 H: 1 LOB: 1 BB: 0 P: 4	R: 0 E: 0 K: 1 S: 5 H: 0 LOB: 0 BB: 0 P: 5	R: 0 E: 0 K: 0 S: 4 H: 1 LOB: 1 BB: 0 P: 4	R: 1 E: 0 K: 0 S: 5 H: 2 LOB: 1 BB: 0 P: 5	1B: 7 2B: 3 3B: 0 HR: 0	SF: 1 SAC: 2 DP: 1 HBP: 0					

PITCHER		IP	WLS	BF	H	R	ER	SO	BB	IBB	HBP	BLK	WP	HR	S	P	ERA	WHIP
Jim Clancy, R ERA: 4.0	(1, 1)	4.2		21	4	2	2	0	5	0	0	0	0	0	16	36	3.86	1.929
Mike Willis, L ERA: 4.86	(5, 1)	5.2	L	23	5	1	1	2	1	0	0	0	1	0	26	30	1.59	1.059
Joe Coleman, R ERA: 3.3	(11, 1)	0.2		2	0	0	0	0	0	0	0	0	0	0	2	2	0.00	0.000

PITCHER	IP	WLS	BF	H	R	ER	SO	BB	IBB	HBP	BLK	WP	HR	S	P	ERA	WHIP

TOP

Minnesota Twins @ Toronto Blue Jays

Exhibition Stadium, Toronto, ON

Sun Aug 27 1978, 3:33 AM EDT

Att. 22,023 - Unknown - 75 F

livebaseballscorecards.com

AB	37
R	3
H	9
RBI	3
BB	6
SO	2
LOB	23

WP: 1 PA: 46
PB: 0
SB: 0
CS: 0

Minnesota Twins @ Toronto Blue Jays

Exhibition Stadium, Toronto, ON

Sun Aug 27 1978, 3:33 AM EDT

Att. 22,023 - Unknown - 75 F

BOTTOM

livebaseballscorecards.com

Batter	1	2	3	4	5	6	7	8	9	10	11	AB	R	H	RBI	BB	SO	LOB
Rick Bosetti, R (1, 8) OBP: 0.304, SLG: 0.354	6-3		F4			F4		FC6 1B 1-2f		2B		5	1	1	0	0	0	1
Bob Bailor, R (1, 5) OBP: 0.311, SLG: 0.335	F9		4-3			5-3		1B 1B 1-3 1B		F8		5	1	1	0	0	0	1
Al Woods, L (1, 7) OBP: 0.304, SLG: 0.428	BB BB			L9		6-3		1B 1-2 3-H 1B		F3		4	0	1	1	1	0	1
John Mayberry, L (1, 3) OBP: 0.344, SLG: 0.432 Roy Howell, L (11, PR) OBP: 0.323, SLG: 0.373	BB 1-2			1B			F7	1B 1-2 2-H			FC5-4 2B	4 0	0 0	3 0	1 0	0 0	0 0	0 0
Otto Velez, R (1, 9) OBP: 0.401, SLG: 0.463	F7			F7			FC4-6 1B	P4			P3	5	0	1	0	0	0	6
Sam Ewing, L (1, 10) OBP: 0.250, SLG: 0.250		BB FC6-4 BB		F7			F7		F8		5-3	4	0	0	0	1	0	3
Alan Ashby, S (1, 2) OBP: 0.343, SLG: 0.446		FC6-4 CS 1-2f	F8				FC4-6 1-2f		G4-6-3 1B		FC5-4 2-3	5	0	1	0	0	0	3
Dave McKay, S (1, 4) OBP: 0.269, SLG: 0.356		K 1-2	6-3					F7	G4-6-3 1-2f			4	0	0	0	0	1	2
Luis Gomez, R (1, 6) OBP: 0.294, SLG: 0.268			L4		5-3			BB FC6		4-3		3	0	0	0	1	0	0
Inning Stats	R: 0 E: 0 K: 0 S: 3 H: 0 LOB: 2 BB: 2 P: 11	R: 0 E: 0 K: 1 S: 4 H: 0 LOB: 1 BB: 1 P: 8	R: 0 E: 0 K: 0 S: 3 H: 0 LOB: 0 BB: 0 P: 3	R: 0 E: 0 K: 0 S: 4 H: 1 LOB: 1 BB: 0 P: 4	R: 0 E: 0 K: 0 S: 3 H: 0 LOB: 0 BB: 0 P: 3	R: 0 E: 0 K: 0 S: 3 H: 0 LOB: 0 BB: 0 P: 3	R: 0 E: 0 K: 0 S: 4 H: 1 LOB: 1 BB: 0 P: 4	R: 2 E: 0 K: 0 S: 6 H: 3 LOB: 2 BB: 1 P: 10	R: 0 E: 0 K: 0 S: 3 H: 1 LOB: 0 BB: 0 P: 3	R: 0 E: 0 K: 0 S: 4 H: 1 LOB: 1 BB: 0 P: 4	R: 0 E: 0 K: 0 S: 4 H: 1 LOB: 1 BB: 0 P: 4							

	AB	39
	R	2
	H	8
	RBI	2
	BB	4
	SO	1
	LOB	17

| | | | | | | |

Batter	1	2	3	4	5	6	7	8	9	AB	R	H	RBI	BB	SO	LOB
Rick Bosetti, R (1, 8) OBP: 0.303, SLG: 0.353	6-3		5-3		1-3		K		BB 1B 1-2	5	0	1	0	0	1	1
Bob Bailor, R (1, 5) OBP: 0.311, SLG: 0.334	E 1B		6-3		6-3			4-3	BB 1-2 2-3	4	1	1	0	1	0	1
Al Woods, L (1, 7) OBP: 0.307, SLG: 0.430	E8 2B 1-H		F8			6-3		1B BB	K	4	0	1	1	1	1	3
Willie Horton, R (1, 10) OBP: 0.323, SLG: 0.408	1-3			5-3		6-3		BB 1B 1-3		4	0	1	0	0	0	1
John Mayberry, L (1, 3) OBP: 0.347, SLG: 0.439	FC6-4 BB			K		HR		G5-4-3 BB 1-2		2	1	1	1	2	1	0
Otto Velez, R (1, 9) OBP: 0.398, SLG: 0.458	FC6-4 1-2f			K		1B		G5-4-3 1-2f		4	0	1	0	0	1	5
Alan Ashby, S (1, 2) OBP: 0.346, SLG: 0.461		G6-4-3 1B			HR	F8			K	4	1	2	1	0	1	1
Dave McKay, S (1, 4) OBP: 0.269, SLG: 0.355		G6-4-3 1-2f			G3 1B		G3		3-1	4	0	1	0	0	0	1
Luis Gomez, R (1, 6) OBP: 0.294, SLG: 0.267		F6			G3 1-2		1-3		BB 1B 1B	4	0	1	0	0	0	1

TOP

Toronto Blue Jays @ Texas Rangers

Arlington Stadium, Arlington, TX

Mon Aug 28 1978, 8:05 PM EDT

Att. 7,400 - Unknown

livebaseballscorecards.com

AB	35
R	3
H	10
RBI	3
BB	4
SO	5
LOB	14

Inning Stats	1	2	3	4	5	6	7	8	9	1B	SF	WP	PA
R	1	0	0	0	1	1	0	0	0	7	0	0	39
E	1	0	0	0	0	0	0	0	0	2B 1	SAC 0	PB 0	
K	0	0	0	2	0	0	1	0	2	3B 0	DP 2	SB 0	
S	5	3	3	7	5	5	5	3	9	HR 2	HBP 0	CS 0	
H	2	1	0	0	2	2	0	1	2				
LOB	2	0	0	0	1	1	0	2	3				
BB	1	0	0	0	0	0	0	2	1				
P	9	3	3	7	5	5	5	11	13				

PITCHER		IP	WLS	BF	H	R	ER	SO	BB	IBB	HBP	BLK	WP	HR	S	P	ERA	WHIP
Steve Comer, R ERA: 1.91	(1, 1)	6.0	W	25	7	3	3	2	1	0	0	0	0	2	28	32	4.50	1.333
Len Barker, R ERA: 3.59	(7, 1)	3.0	S	14	3	0	0	3	3	0	0	0	0	0	17	29	0.00	2.000

PITCHER		IP	WLS	BF	H	R	ER	SO	BB	IBB	HBP	BLK	WP	HR	S	P	ERA	WHIP

Toronto Blue Jays @ Texas Rangers

Arlington Stadium, Arlington, TX

Mon Aug 28 1978, 8:05 PM EDT

Att. 7,400 - Unknown

BOTTOM

Batter	1	2	3	4	5	6	7	8	9	AB	R	H	RBI	BB	SO	LOB
Toby Harrah, R (1, 6) OBP: 0.348, SLG: 0.333	BBBB 4-0 1B SF BB	x 0-0 HR		x 0-0 ③ FC5-4 1-2f			x 0-0 ① SH2-3 1-2	x 0-0 ① F8 2-3		3	2	1	1	1	0	2
Bump Wills, S (1, 4) OBP: 0.310, SLG: 0.326	x 0-0 S SF 1-3 1B 1B	x 0-0 1B			x 0-0 ① 5-3		x 0-0 SH1-3 2-H HR 1B	x 0-0 3-H HR		5	3	4	3	0	0	0
Kurt Bevacqua, R (1, 5) OBP: 0.296, SLG: 0.381	x 0-0 SF S 1-2 1B 3-H	x 0-0 ③ F8			x 0-0 ② F4		x 0-0 ② SH1-3 1-2	SSS 0-3 ② K		3	1	0	1	0	1	1
Al Oliver, L (1, 7) OBP: 0.349, SLG: 0.499	x 0-0 1-H 2-H 1B		x 0-0 ① 3-1		SSS 0-3 ③ K		x 0-0 2-H HR	x 0-0 FC6-4 1B		5	1	3	4	0	1	0
Bobby Bonds, R (1, 9) OBP: 0.353, SLG: 0.484	x 0-0 ① F8		BBBB 4-0 CS BB			SSS 0-3 ① K	x 0-0 WP S 1B	x 0-0 ③ FC6-4 1-2f		4	0	1	0	1	1	2
Richie Zisk, R (1, 10) OBP: 0.331, SLG: 0.414	SSS 0-3 ② K		SSS 0-3 ②③ K 1-2			x 0-0 HR	BBBB 4-0 WP 1-2 BB			3	1	1	1	1	2	2
Jim Sundberg, R (1, 2) OBP: 0.372, SLG: 0.390	x 0-0 ③ 5-3			x 0-0 ① 5-3		SSS 0-3 ② K	x 0-0 ③ F3 1-2 2-3			4	0	0	0	0	1	3
Juan Beniquez, R (1, 8) OBP: 0.280, SLG: 0.355		SSS 0-3 ① K		SSS 0-3 ② K		x 0-0 ③ 6-3		x 0-0 2B 1B		4	1	1	0	0	2	0
Mike Hargrove, L (1, 3) OBP: 0.383, SLG: 0.345 Mike Jorgensen, L (7, PR) OBP: 0.339, SLG: 0.178 (8, 3)		x 0-0 ② 4-3		x 0-0 FC5-4 1B			BBBB 4-0 SH2-3 1B BB	x 0-0 F8 1-H HR 2B		2 1	0 2	1 1	0 1	1 0	0 0	0 0
Inning Stats	R: 3 H: 2 E: 1 LOB: 1 K: 1 BB: 1 S: 8 P: 12	R: 1 H: 2 E: 0 LOB: 1 K: 1 BB: 0 S: 7 P: 7	R: 0 H: 0 E: 0 LOB: 1 K: 1 BB: 1 S: 4 P: 8	R: 0 H: 1 E: 0 LOB: 1 K: 1 BB: 0 S: 6 P: 6	R: 0 H: 0 E: 0 LOB: 0 K: 1 BB: 0 S: 5 P: 5	R: 1 H: 1 E: 0 LOB: 0 K: 2 BB: 0 S: 8 P: 8	R: 3 H: 3 E: 0 LOB: 3 K: 0 BB: 2 S: 6 P: 14	R: 3 H: 4 E: 0 LOB: 1 K: 1 BB: 0 S: 9 P: 9		1B: 8 SF: 1 2B: 2 SAC: 2 3B: 0 DP: 1 HR: 4 HBP: 0						

livebaseballscorecards.com

AB	34
R	11
H	13
RBI	11
BB	4
SO	8
LOB	10

PITCHER		IP	WLS	BF	H	R	ER	SO	BB	IBB	HBP	BLK	WP	HR	S	P	ERA	WHIP
Tom Underwood, L ERA: 4.19	(1, 1)	6.0	L	27	6	6	4	7	3	0	0	0	0	2	38	50	6.00	1.500
Tom Murphy, R ERA: 4.11	(7, 1)	0.2		3	1	0	0	0	0	0	0	0	0	0	3	3	0.00	1.500
Joe Coleman, R ERA: 3.73	(7, 1)	1.1		11	6	5	5	1	1	0	0	0	1	2	12	16	33.75	5.250

PITCHER	IP	WLS	BF	H	R	ER	SO	BB	IBB	HBP	BLK	WP	HR	S	P	ERA	WHIP

Batter	1	2	3	4	5	6	7	8	9	AB	R	H	RBI	BB	SO	LOB
Rick Bosetti, R (1, 8) OBP: 0.308, SLG: 0.358	F3		FC5-4 1B		CS 1B		FC5-4 1B		SH2-4 1B	5	0	4	0	0	0	0
Bob Bailor, R (1, 5) OBP: 0.311, SLG: 0.333	E 1B BB 1B		FC5-4 1-2f HR		6-3 1-2		FC5-4 1-2f 1B 1B		SH2-4 1-2	4	3	1	0	0	0	3
Otto Velez, R (1, 9) OBP: 0.403, SLG: 0.475	BBBB 4-0 E 1-2 1B BB		0-0 1-H HR		4-3		1B 1-2 1B		F8	4	1	2	2	1	0	1
Willie Horton, R (1, 10) OBP: 0.321, SLG: 0.405	E5 1B 1-2 2-3		F8			3-1	BB 1-3 2-H 1B		SSS 0-3 K	5	0	1	1	0	1	3
Doug Ault, R (1, 3) OBP: 0.341, SLG: 0.299	1-3 2-H 3-H 1B		1B			SSS 0-3 K	BBBB 4-0 1-2 BB			3	0	2	1	1	1	0
Dave McKay, S (1, 4) OBP: 0.269, SLG: 0.354	F7		SSS 0-3 K			E 1B	SSS 0-3 K			4	0	1	0	0	2	6
Rick Cerone, R (1, 2) OBP: 0.291, SLG: 0.297		F7		2-3		E5 1-2		SSS 0-3 K		4	0	0	0	0	1	1
Al Woods, L (1, 7) OBP: 0.312, SLG: 0.432		F7		K 1B		4-3		CS 1B		4	0	2	0	0	0	2
Luis Gomez, R (1, 6) OBP: 0.291, SLG: 0.264		F9		SSS 0-3 K 1-2			SSS 0-3 K	SSS 0-3 K 1-2		4	0	0	0	0	3	2
Inning Stats	R: 1 E: 1 K: 0 S: 5 H: 2 LOB: 2 BB: 1 P: 9	R: 0 E: 0 K: 0 S: 3 H: 0 LOB: 0 BB: 0 P: 3	R: 2 E: 0 K: 1 S: 8 H: 3 LOB: 1 BB: 0 P: 8	R: 0 E: 0 K: 1 S: 5 H: 1 LOB: 1 BB: 0 P: 5	R: 0 E: 0 K: 0 S: 3 H: 1 LOB: 0 BB: 0 P: 3	R: 0 E: 1 K: 1 S: 7 H: 1 LOB: 2 BB: 0 P: 7	R: 1 E: 0 K: 2 S: 10 H: 3 LOB: 3 BB: 1 P: 14	R: 0 E: 0 K: 2 S: 7 H: 1 LOB: 1 BB: 0 P: 7	R: 0 E: 0 K: 1 S: 6 H: 1 LOB: 1 BB: 0 P: 6	1B: 12 2B: 1 3B: 0 HR: 1 SF: 0 SAC: 1 DP: 1 HBP: 0						

TOP

Toronto Blue Jays @ Texas Rangers

Arlington Stadium, Arlington, TX

Tue Aug 29 1978, 8:05 PM EDT

Att. 9,483 - Unknown

livebaseballscorecards.com

AB	37
R	4
H	13
RBI	4
BB	2
SO	8
LOB	18

WP: 0 PB: 0 SB: 0 CS: 2 PA: 40

PITCHER		IP	WLS	BF	H	R	ER	SO	BB	IBB	HBP	BLK	WP	HR	S	P	ERA	WHIP
Jon Matlack, L ERA: 2.3	(1, 1)	6.2	L	32	11	4	4	4	2	0	0	0	0	1	38	46	5.40	1.950
Reggie Cleveland, R ERA: 2.62	(7, 1)	2.1		8	2	0	0	4	0	0	0	0	0	0	16	16	0.00	0.857

PITCHER		IP	WLS	BF	H	R	ER	SO	BB	IBB	HBP	BLK	WP	HR	S	P	ERA	WHIP

Batter	1	2	3	4	5	6	7	8	9	AB	R	H	RBI	BB	SO	LOB
Mike Hargrove, L (1, 3) OBP: 0.384, SLG: 0.345	K		CS 1B		G3			G6-4-3 BB		3	0	1	0	1	1	1
Mike Jorgensen, L (8, PR) OBP: 0.339, SLG: 0.178 (9, 3)										0	0	0	0	0	0	0
Toby Harrah, R (1, 6) OBP: 0.350, SLG: 0.331	2B FC5-2 BB		G5-4-3 1-2 BB			L6		G6-4-3 1-2f		2	0	0	0	2	0	1
Kurt Bevacqua, R (1, 5) OBP: 0.295, SLG: 0.383	FC5-2 1-3 2B		G5-4-3 1-2f			K			F4	4	0	1	0	0	1	1
Al Oliver, L (1, 7) OBP: 0.346, SLG: 0.494	FC5-2 2-3 3-H			4-3		6-3			4-3	4	0	0	0	0	0	2
Bobby Bonds, R (1, 9) OBP: 0.352, SLG: 0.480	K			4-3			K		BB	3	0	0	0	1	2	2
Richie Zisk, R (1, 10) OBP: 0.330, SLG: 0.412		K		6-3			G4-6-3 1B		F9	4	0	1	0	0	1	1
Jim Sundberg, R (1, 2) OBP: 0.372, SLG: 0.390		1B			F9		G4-6-3 1-2f			3	0	1	0	0	0	1
Juan Beniquez, R (1, 8) OBP: 0.280, SLG: 0.363		L5			B1-3			HR		3	1	1	1	0	0	1
Bump Wills, S (1, 4) OBP: 0.310, SLG: 0.324		F6			BB			F8		2	0	0	0	1	0	1
Inning Stats	R: 0 H: 1 E: 0 LOB: 2 K: 2 BB: 1 S: 8 P: 12	R: 0 H: 1 E: 0 LOB: 1 K: 1 BB: 0 S: 6 P: 6	R: 0 H: 1 E: 0 LOB: 0 K: 0 BB: 1 S: 2 P: 6	R: 0 H: 0 E: 0 LOB: 0 K: 0 BB: 0 S: 3 P: 3	R: 0 H: 0 E: 0 LOB: 1 K: 0 BB: 1 S: 3 P: 7	R: 0 H: 0 E: 0 LOB: 0 K: 1 BB: 0 S: 5 P: 5	R: 0 H: 1 E: 0 LOB: 0 K: 1 BB: 0 S: 5 P: 5	R: 1 H: 1 E: 0 LOB: 1 K: 0 BB: 1 S: 3 P: 7	R: 0 H: 0 E: 0 LOB: 1 K: 0 BB: 1 S: 3 P: 7	1B: 3 SF: 0 2B: 1 SAC: 0 3B: 0 DP: 3 HR: 1 HBP: 0						WP: 0 PA: 33 PB: 0 SB: 0 CS: 1	

PITCHER	IP	WLS	BF	H	R	ER	SO	BB	IBB	HBP	BLK	WP	HR	S	P	ERA	WHIP
Balor Moore, L (1, 1) ERA: 4.69	9.0	W	33	5	1	1	5	5	0	0	0	0	1	38	58	1.00	1.111

PITCHER	IP	WLS	BF	H	R	ER	SO	BB	IBB	HBP	BLK	WP	HR	S	P	ERA	WHIP

BOTTOM

Toronto Blue Jays @ Texas Rangers

Arlington Stadium, Arlington, TX

Tue Aug 29 1978, 8:05 PM EDT

Att. 9,483 - Unknown

livebaseballscorecards.com

AB	28
R	1
H	5
RBI	1
BB	5
SO	5
LOB	11

Batter	1	2	3	4	5	6	7	8	9	AB	R	H	RBI	BB	SO	LOB
Rick Bosetti, R (1, 8) OBP: 0.310, SLG: 0.359	S S S 0-3 ① K		x 0-0 1B			x 0-0 ② 1-3			x 0-0 1B	4	0	2	0	0	1	0
Bob Bailor, R (1, 5) OBP: 0.309, SLG: 0.331	x 0-0 ② F9		x 0-0 ③ F2			x 0-0 ③ 4-3			S S S 0-3 ① K	4	0	0	0	0	1	2
Al Woods, L (1, 7) OBP: 0.304, SLG: 0.420	x 0-0 ③ F8			x 0-0 ① F5			x 0-0 ① 4-3		x 0-0 ② F5	4	0	0	0	0	0	1
Willie Horton, R (1, 10) OBP: 0.318, SLG: 0.400		S S S 0-3 ① K		S S S 0-3 ② K			x 0-0 ② 1-3		x 0-0 ③ F7	4	0	0	0	0	2	1
John Mayberry, L (1, 3) OBP: 0.347, SLG: 0.445		x 0-0 HR		S S S 0-3 ③ K			x 0-0 ③ 1-6-3			3	1	1	1	0	1	0
Otto Velez, R (1, 9) OBP: 0.397, SLG: 0.468		S S S 0-3 ② K			S S S 0-3 ① K			S S S 0-3 ① K		3	0	0	0	0	3	0
Alan Ashby, S (1, 2) OBP: 0.350, SLG: 0.464		x 0-0 ③ 4-3			x 0-0 FC5-4 1B			x 0-0 FC3-6 1B		3	0	2	0	0	0	0
Dave McKay, S (1, 4) OBP: 0.267, SLG: 0.351			S S S 0-3 ① K		x 0-0 ② FC5-4 CS 1-2f			x 0-0 ② FC3-6 1-2f		3	0	0	0	0	1	2
Tim Johnson, L (1, 6) OBP: 0.330, SLG: 0.263			x 0-0 ② 3-1		0-0 ③ CS 1-2	x 0-0 ① F5		x 0-0 ③ 4-3		3	0	0	0	0	0	1
Inning Stats	R: 0 E: 0 K: 1 S: 5 H: 0 LOB: 0 BB: 0 P: 5	R: 1 E: 0 K: 2 S: 8 H: 1 LOB: 0 BB: 0 P: 8	R: 0 E: 0 K: 1 S: 6 H: 1 LOB: 0 BB: 0 P: 6	R: 0 E: 0 K: 2 S: 7 H: 0 LOB: 0 BB: 0 P: 7	R: 0 E: 0 K: 1 S: 5 H: 1 LOB: 0 BB: 0 P: 5	R: 0 E: 0 K: 0 S: 3 H: 0 LOB: 0 BB: 0 P: 3	R: 0 E: 0 K: 0 S: 3 H: 0 LOB: 0 BB: 0 P: 3	R: 0 E: 0 K: 1 S: 6 H: 1 LOB: 1 BB: 0 P: 6	R: 0 E: 0 K: 1 S: 6 H: 1 LOB: 1 BB: 0 P: 6	1B: 4 2B: 0 3B: 0 HR: 1	SF: 0 SAC: 0 DP: 0 HBP: 0						

TOP

Toronto Blue Jays @ Boston Red Sox

Fenway Park, Boston, MA

Wed Aug 30 1978, 7:05 PM EDT

Unknown - 81 F

livebaseballscorecards.com

AB	31
R	1
H	5
RBI	1
BB	0
SO	9
LOB	7

WP: 0 PB: 0 SB: 0 CS: 1 PA: 32

PITCHER	IP	WLS	BF	H	R	ER	SO	BB	IBB	HBP	BLK	WP	HR	S	P	ERA	WHIP
Dennis Eckersley, R (1, 1) ERA: 3.12	9.0	W	31	5	1	1	9	0	0	0	0	0	1	49	49	1.00	0.556

PITCHER	IP	WLS	BF	H	R	ER	SO	BB	IBB	HBP	BLK	WP	HR	S	P	ERA	WHIP

BOTTOM

Toronto Blue Jays @ Boston Red Sox

Fenway Park, Boston, MA

Wed Aug 30 1978, 7:05 PM EDT

Unknown - 81 F

livebaseballscorecards.com

Batter	1	2	3	4	5	6	7	8	9	AB	R	H	RBI	BB	SO	LOB
Rick Burleson, R (1, 6) OBP: 0.296, SLG: 0.342	SSS 0-3 ① K		SSS 0-3 ② K		x 0-0 4-3 1B	x 0-0 ③ F9				4	0	1	0	0	2	3
Jack Brohamer, L (1, 4) OBP: 0.312, SLG: 0.355	x 0-0 ② F7		x 0-0 ③ F8		x 0-0 ② 4-3 1-2		x 0-0 E3 L4-3			4	0	0	0	0	0	2
Frank Duffy, R (7, PR) (8, 4) OBP: 0.283, SLG: 0.290										0	0	0	0	0	0	0
Jim Rice, R (1, 7) OBP: 0.379, SLG: 0.604	x 0-0 ③ F8			SSS 0-3 ① K	4-0 IBB		x 0-0 ① F7			3	0	0	0	1	1	1
Carl Yastrzemski, L (1, 10) OBP: 0.387, SLG: 0.429		x 0-0 FC4-6 1B		x 0-0 ② F7	x 0-0 ③ F8		x 0-0 ②③ L4-3 1-2			4	0	1	0	0	0	3
Carlton Fisk, R (1, 2) OBP: 0.378, SLG: 0.510		x 0-0 ① B2		BBBB 4-0 1B BB		x 0-0 ① 6-3		x 0-0 ① F8		3	0	0	0	1	0	1
Fred Lynn, L (1, 8) OBP: 0.377, SLG: 0.503		x 0-0 ② FC4-6 1-2f		x 0-0 1-2 1B		SSS 0-3 ② K		x 0-0 ② F8		4	0	1	0	0	1	1
Garry Hancock, L (1, 9) OBP: 0.234, SLG: 0.254		x 0-0 ③ 4-3		x 0-0 ③ 4-3		BBBB 4-0 1B 2B BB		x 0-0 1B		3	1	1	0	1	0	3
George Scott, R (1, 3) OBP: 0.327, SLG: 0.422			x 0-0 1B		x 0-0 6-3 3B	x 0-0 2B 1-2 1B		SSS 0-3 ③ K		4	1	3	0	0	1	1
Butch Hobson, R (1, 5) OBP: 0.328, SLG: 0.431			x 0-0 ① F7		x 0-0 ① 6-3 3-H	x 0-0 1-3 2-H 2B				3	0	1	2	0	0	1

	AB	32
	R	2
	H	8
	RBI	2
	BB	3
	SO	5
	LOB	16

Inning Stats	1	2	3	4	5	6	7	8	9
	R: 0 H: 0 E: 0 LOB: 0 K: 1 BB: 0 S: 5 P: 5	R: 0 H: 1 E: 0 LOB: 1 K: 0 BB: 0 S: 4 P: 4	R: 0 H: 1 E: 0 LOB: 1 K: 1 BB: 0 S: 6 P: 6	R: 0 H: 1 E: 0 LOB: 2 K: 1 BB: 1 S: 6 P: 10	R: 1 H: 2 E: 0 LOB: 2 K: 0 BB: 1 S: 5 P: 9	R: 1 H: 2 E: 0 LOB: 2 K: 1 BB: 1 S: 7 P: 11	R: 0 H: 0 E: 1 LOB: 1 K: 0 BB: 0 S: 3 P: 3	R: 0 H: 1 E: 0 LOB: 1 K: 1 BB: 0 S: 6 P: 6	

	1B: 6	SF: 0	WP: 0	PA: 35
	2B: 2	SAC: 0	PB: 0	
	3B: 1	DP: 1	SB: 0	
	HR: 0	HBP: 0	CS: 0	

PITCHER	IP	WLS	BF	H	R	ER	SO	BB	IBB	HBP	BLK	WP	HR	S	P	ERA	WHIP
Don Kirkwood, R (1, 1) ERA: 3.71	8.0	L	35	8	2	2	5	2	1	0	0	0	0	42	54	2.25	1.250

PITCHER	IP	WLS	BF	H	R	ER	SO	BB	IBB	HBP	BLK	WP	HR	S	P	ERA	WHIP

Batter	1	2	3	4	5	6	7	8	9	AB	R	H	RBI	BB	SO	LOB
Rick Bosetti, R (1, 8) OBP: 0.311, SLG: 0.359	4-3		K		1B		1B FC4-6 1B 1-2	5-3 1-2 2-3		5	1	2	0	0	1	2
Bob Bailor, R (1, 5) OBP: 0.313, SLG: 0.337	BB 1B		4-3		WP 4-3 1B		FC4-6 1B SF7 1B 1-2 2-3	2B 2-H 3-H		5	1	4	2	0	0	0
Otto Velez, R (1, 9) OBP: 0.397, SLG: 0.463	BBB 4-0 1-2 BB			F3	4-3 1-2		FC4-6 1B 1-2 2-3 3-H	4-3		4	0	1	1	1	0	2
Willie Horton, R (1, 10) OBP: 0.316, SLG: 0.395	G3			BBBB 4-0 FC5 1B E BB	6-3 2-3		FC4-6 FC1-6 1-2f 2-3 3-H	SSS K		4	1	0	1	1	1	4
Doug Ault, R (1, 3) OBP: 0.340, SLG: 0.300 John Mayberry, L (7, PH) OBP: 0.348, SLG: 0.446 (7, 3) Willie Upshaw, L (9, PR) OBP: 0.299, SLG: 0.316 (9, 3)		F8		1B E G3 1B 1-2		6-3	SF7 3-H		1B	3 1 0	1 0 0	1 1 0	0 1 0	0 0 0	0 0 0	0 0 0
Dave McKay, S (1, 4) OBP: 0.266, SLG: 0.352		2B		FC5 G3 1B 1-2 2-H		4-3	FC1-6 1-2f		F8	5	0	1	0	0	0	3
Rick Cerone, R (1, 2) OBP: 0.297, SLG: 0.300		5-3		G3 1-2 2-3 1B		BBBB 4-0 PB BB		E5 FC1-6 1B	1B 1-2	4	0	2	0	1	0	1
Al Woods, L (1, 7) OBP: 0.301, SLG: 0.413	SSS K			G3 1-2 2-3 3-H		F7 1-2		5-3 FC1-6 2B 1-2 1B	F2	5	1	1	1	0	1	6
Luis Gomez, R (1, 6) OBP: 0.290, SLG: 0.262			6-3	SSS K			BBBB 4-0 1B 1B 1B BB	FC1-6 5-3 2B 1-2 2-3f		3	2	0	0	1	1	4
Inning Stats	R: 0 H: 1 E: 0 LOB: 1 K: 0 BB: 1 S: 3 P: 7	R: 0 H: 1 E: 0 LOB: 1 K: 1 BB: 0 S: 6 P: 6	R: 0 H: 0 E: 0 LOB: 0 K: 1 BB: 0 S: 5 P: 5	R: 2 H: 2 E: 1 LOB: 2 K: 1 BB: 1 S: 8 P: 12	R: 0 H: 2 E: 0 LOB: 1 K: 0 BB: 0 S: 4 P: 4	R: 0 H: 0 E: 0 LOB: 1 K: 0 BB: 1 S: 3 P: 7	R: 3 H: 3 E: 0 LOB: 1 K: 0 BB: 1 S: 6 P: 10	R: 2 H: 2 E: 1 LOB: 1 K: 0 BB: 0 S: 6 P: 6	R: 0 H: 2 E: 0 LOB: 2 K: 1 BB: 0 S: 7 P: 7	1B: 11 SF: 1 2B: 2 SAC: 0 3B: 0 DP: 0 HR: 0 HBP: 0						

TOP

Toronto Blue Jays @ Boston Red Sox

Fenway Park, Boston, MA

Wed Aug 30 1978, 7:05 PM EDT

Att. 32,825 - Unknown

livebaseballscorecards.com

AB	39
R	7
H	13
RBI	6
BB	4
SO	4
LOB	22

WP: 1 PB: 1 SB: 0 CS: 0 PA: 44

PITCHER		IP	WLS	BF	H	R	ER	SO	BB	IBB	HBP	BLK	WP	HR	S	P	ERA	WHIP
Andy Hassler, L ERA: 3.97	(1, 1)	5.0		22	6	2	1	3	2	0	0	0	1	0	26	34	1.80	1.600
Bob Stanley, R ERA: 2.85	(6, 1)	3.2	L	21	7	5	3	1	2	0	0	0	0	0	21	29	7.36	2.455
Tom Burgmeier, L ERA: 4.04	(9, 1)	0.1		1	0	0	0	0	0	0	0	0	0	0	1	1	0.00	0.000

PITCHER		IP	WLS	BF	H	R	ER	SO	BB	IBB	HBP	BLK	WP	HR	S	P	ERA	WHIP

BOTTOM

Toronto Blue Jays @ Boston Red Sox

Fenway Park, Boston, MA

Wed Aug 30 1978, 7:05 PM EDT

Att. 32,825 - Unknown

livebaseballscorecards.com

Batter	1	2	3	4	5	6	7	8	9	AB	R	H	RBI	BB	SO	LOB
Rick Burleson, R (1, 6) OBP: 0.297, SLG: 0.341	BBBB 4-0 FC5-4 BB		x 0-0 ② F3		x 0-0 ① F4	x 0-0 ② F8		x 0-0 1-2 1B		4	0	1	0	1	0	2
Fred Lynn, L (1, 8) OBP: 0.375, SLG: 0.500	x 0-0 ① FC5-4 1-2f		SSS 0-3 ③ K		x 0-0 HR 1B	x 0-0 ③ 4-3		SSS 0-3 ③ K		5	1	1	0	0	2	5
Jim Rice, R (1, 9) OBP: 0.381, SLG: 0.617	x 0-0 ② L7			x 0-0 1B 2B	x 0-0 1-H HR		x 0-0 HR		x 0-0 ① F9	5	3	3	3	0	0	1
Carl Yastrzemski, L (1, 7) OBP: 0.385, SLG: 0.425	x 0-0 ③ G3			x 0-0 ① L9	BBBB 4-0 E BB		x 0-0 ① F8		x 0-0 ② 4-3	4	0	0	0	1	0	2
George Scott, R (1, 3) OBP: 0.328, SLG: 0.422 Jerry Remy, L (9, PR) OBP: 0.313, SLG: 0.350		x 0-0 ① 6-3		x 0-0 BB 1B 2-H 1B	x 0-0 E5 1-2		SSS 0-3 ② K		x 0-0 E 1B	5 0	1 0	2 0	1 0	0 0	1 0	1 0
Butch Hobson, R (1, 5) OBP: 0.327, SLG: 0.426		BBBB 4-0 G5-4-3 BB		x 0-0 ② F8	x 0-0 ② F8		SSS 0-3 ③ K		x 0-0 E6 1-2	4	0	0	0	1	1	4
Bob Bailey, R (1, 10) OBP: 0.340, SLG: 0.393 Garry Hancock, L (8, PH) OBP: 0.227, SLG: 0.246	x 0-0 ② ③ G5-4-3 1-2f			BBBB 4-0 1B 1-2 1B BB	SSS 0-3 ③ K			SSS 0-3 ① K2-3	SSS 0-3 ③ K	2 2	1 0	0 0	0 0	1 0	1 2	3 2
Bob Montgomery, R (1, 2) OBP: 0.276, SLG: 0.357 Carlton Fisk, R (8, 2) OBP: 0.377, SLG: 0.509			SSS 0-3 ① K	x 0-0 1B 1-2 2-H 1B		x 0-0 SH5-3 2B		x 0-0 ② F8		3 1	0 0	2 0	1 0	0 0	1 0	0 0
Frank Duffy, R (1, 4) OBP: 0.304, SLG: 0.305			x 0-0 1B	x 0-0 ③ 1-3 2-H 1B		x 0-0 ① SH5-3 2-3		H 1-0 1B HBP		2	0	2	1	0	0	0

Inning Stats																		
	R: 0	H: 0	R: 0	H: 0	R: 0	H: 1	R: 3	H: 4	R: 2	H: 2	R: 0	H: 1	R: 1	H: 1	R: 0	H: 1	R: 0	H: 1
	E: 0	LOB: 1	E: 0	LOB: 0	E: 0	LOB: 1	E: 0	LOB: 2	E: 1	LOB: 2	E: 0	LOB: 1	E: 0	LOB: 0	E: 0	LOB: 2	E: 1	LOB: 2
	K: 0	BB: 1	K: 0	BB: 1	K: 2	BB: 0	K: 0	BB: 1	K: 1	BB: 1	K: 0	BB: 0	K: 2	BB: 0	K: 2	BB: 0	K: 1	BB: 0
	S: 3	P: 7	S: 2	P: 6	S: 8	P: 8	S: 6	P: 10	S: 8	P: 12	S: 4	P: 4	S: 8	P: 8	S: 8	P: 9	S: 7	P: 7

	1B: 7	SF: 0	WP: 0	PA: 43
	2B: 2	SAC: 1	PB: 0	
	3B: 0	DP: 1	SB: 0	
	HR: 2	HBP: 1	CS: 0	

PITCHER		IP	WLS	BF	H	R	ER	SO	BB	IBB	HBP	BLK	WP	HR	S	P	ERA	WHIP
Jerry Garvin, L ERA: 5.94	(1, 1)	6.0		30	9	6	6	3	4	0	0	0	0	2	32	48	9.00	2.167
Victor Cruz, R ERA: 0.91	(7, 1)	3.0	W	13	2	0	0	5	0	0	1	0	0	0	22	23	0.00	0.667

PITCHER	IP	WLS	BF	H	R	ER	SO	BB	IBB	HBP	BLK	WP	HR	S	P	ERA	WHIP

AB	37
R	6
H	11
RBI	6
BB	4
SO	8
LOB	20

Batter	1	2	3	4	5	6	7	8	9	AB	R	H	RBI	BB	SO	LOB
Ken Landreaux, L (1, 8) OBP: 0.279, SLG: 0.326 Rick Miller, L (9, 8) OBP: 0.345, SLG: 0.337	x 0-0 FC6-4 1B		x 0-0 ② FC6-4 1-2f		x 0-0 ② 4-3		x 0-0 ③ 4-1		x 0-0 ② F8	5 0	0 0	1 0	0 0	0 0	0 0	2 0
Carney Lansford, R (1, 5) OBP: 0.322, SLG: 0.372	x 0-0 ① FC6-4 BLK 1-2f		x 0-0 ③ 4-3		x 0-0 ③ F5			x 0-0 1B 1B 1B S S S	0-3 ③ K	5	1	1	0	0	1	2
Lyman Bostock, L (1, 9) OBP: 0.362, SLG: 0.377	x 0-0 ② F7			x 0-0 HR	B B B B 4-0 BB			x 0-0 1B 1B 1-2 1B		3	2	2	1	1	0	1
Don Baylor, R (1, 10) OBP: 0.338, SLG: 0.470	S S S 0-3 ③ K 1-2			x 0-0 ① F7		x 0-0 ① F7		x 0-0 ① F7		4	0	0	0	0	1	4
Joe Rudi, R (1, 7) OBP: 0.283, SLG: 0.400		x 0-0 ① F4		x 0-0 HR 1B		x 0-0 ② F9		x 0-0 ② F8		4	1	1	0	0	0	3
Ron Jackson, R (1, 3) OBP: 0.348, SLG: 0.430		x 0-0 ② 6-3		x 0-0 1-H HR		x 0-0 ③ F9		x 0-0 1B 1-3 2-H 1B		4	2	2	3	0	0	1
Brian Downing, R (1, 2) OBP: 0.351, SLG: 0.339		x 0-0 ③ F7		x 0-0 ② F8			x 0-0 ① 6-3	x 0-0 2-H 3-H 1B		4	0	1	2	0	0	0
Dave Chalk, R (1, 6) OBP: 0.323, SLG: 0.292 Jim Anderson, R (7, 6) OBP: 0.268, SLG: 0.266			x 0-0 ① F3	x 0-0 ③ F3			x 0-0 CS 1B	x 0-0 ③ F7		3 1	0 0	1 0	0 0	0 0	0 0	0 1
Bobby Grich, R (1, 4) OBP: 0.340, SLG: 0.295			x 0-0 FC6-4 1B		S S S 0-3 ① K		B B B B 4-0 ② 1-2 BB		x 0-0 ① F8	3	0	1	0	1	1	0
Inning Stats	R: 0 E: 0 K: 1 S: 6 H: 1 LOB: 1 BB: 0 P: 6	R: 0 E: 0 K: 0 S: 3 H: 0 LOB: 0 BB: 0 P: 3	R: 0 E: 1 K: 0 S: 4 H: 1 LOB: 1 BB: 0 P: 4	R: 3 E: 0 K: 0 S: 6 H: 3 LOB: 0 BB: 0 P: 6	R: 0 E: 0 K: 1 S: 5 H: 0 LOB: 0 BB: 0 P: 5	R: 0 E: 0 K: 0 S: 3 H: 0 LOB: 1 BB: 1 P: 7	R: 0 E: 0 K: 0 S: 3 H: 1 LOB: 1 BB: 1 P: 7	R: 3 E: 0 K: 0 S: 7 H: 4 LOB: 1 BB: 0 P: 7	R: 0 E: 0 K: 1 S: 5 H: 0 LOB: 0 BB: 0 P: 5	1B: 8 2B: 0 3B: 0 HR: 2	SF: 0 SAC: 0 DP: 0 HBP: 0					

PITCHER		IP	WLS	BF	H	R	ER	SO	BB	IBB	HBP	BLK	WP	HR	S	P	ERA	WHIP
Jesse Jefferson, R ERA: 4.15	(1, 1)	7.1	L	31	8	5	5	2	2	0	0	1	0	2	33	41	6.14	1.364
Victor Cruz, R ERA: 1.09	(8, 1)	1.2		7	2	1	1	1	0	0	0	0	0	0	9	9	5.40	1.200

PITCHER	IP	WLS	BF	H	R	ER	SO	BB	IBB	HBP	BLK	WP	HR	S	P	ERA	WHIP

TOP

California Angels @ Toronto Blue Jays

Exhibition Stadium, Toronto, ON

Fri Sep 01 1978, 3:33 AM EDT

Att. 16,757 - Unknown - 72 F

livebaseballscorecards.com

AB	36
R	6
H	10
RBI	6
BB	2
SO	3
LOB	14

WP: 0	PA: 38		
PB: 0			
SB: 0			
CS: 1			

Batter	1	2	3	4	5	6	7	8	9	AB	R	H	RBI	BB	SO	LOB
Rick Bosetti, R (1, 8) OBP: 0.310, SLG: 0.358	5-3		2B 1B		5-3		6-3		G4-6-3 1-2f	5	1	1	0	0	0	2
Bob Bailor, R (1, 5) OBP: 0.316, SLG: 0.346	1B		1-H 3B 2B		F5		3-H 3B			4	1	3	2	0	0	0
Al Woods, L (1, 7) OBP: 0.306, SLG: 0.428	F9		2-H 2B 3B		1B		4-3			4	1	2	1	0	0	2
Willie Horton, R (1, 10) OBP: 0.315, SLG: 0.392	F7		B B B B 4-0 2B BB		F3			1-3		3	0	0	0	1	0	2
John Mayberry, L (1, 3) OBP: 0.347, SLG: 0.447		G3	1-3 3-H 2B			F8		G3		4	0	1	1	0	0	0
Otto Velez, R (1, 9) OBP: 0.395, SLG: 0.464		5-3	5-3			6-3		2B		4	0	1	0	0	0	2
Alan Ashby, S (1, 2) OBP: 0.344, SLG: 0.455		F8		4-3		F5		6-3		4	0	0	0	0	0	1
Dave McKay, S (1, 4) OBP: 0.266, SLG: 0.353			F9	S S S K			SH3-4 3B 2B		F2	4	1	1	0	0	1	0
Luis Gomez, R (1, 6) OBP: 0.289, SLG: 0.261 Doug Ault, R (9, PH) OBP: 0.347, SLG: 0.300 Tim Johnson, L (9, PR) OBP: 0.330, SLG: 0.263			F7	4-3			SH3-4 2-3		B B B B 4-0 G4-6-3 BB	2 0 0	0 0 0	0 0 0	0 0 0	0 1 0	0 0 0	0 0 0
Inning Stats	R: 0 H: 1 E: 0 LOB: 1 K: 0 BB: 0 S: 4 P: 4	R: 0 H: 0 E: 0 LOB: 0 K: 0 BB: 0 S: 3 P: 3	R: 3 H: 4 E: 0 LOB: 2 K: 0 BB: 1 S: 7 P: 11	R: 0 H: 0 E: 0 LOB: 0 K: 1 BB: 0 S: 5 P: 5	R: 0 H: 1 E: 0 LOB: 1 K: 0 BB: 0 S: 4 P: 4	R: 0 H: 0 E: 0 LOB: 0 K: 0 BB: 0 S: 3 P: 3	R: 1 H: 2 E: 0 LOB: 1 K: 0 BB: 0 S: 5 P: 5	R: 0 H: 1 E: 0 LOB: 1 K: 0 BB: 0 S: 4 P: 4	R: 0 H: 0 E: 0 LOB: 1 K: 0 BB: 1 S: 2 P: 6	1B: 3 2B: 4 3B: 2 HR: 0	SF: 0 SAC: 1 DP: 1 HBP: 0					

PITCHER	IP	WLS	BF	H	R	ER	SO	BB	IBB	HBP	BLK	WP	HR	S	P	ERA	WHIP
Paul Hartzell, R (1, 1) ERA: 3.17	7.2	W	33	9	4	4	1	1	0	0	0	0	0	34	38	4.70	1.304
Dave LaRoche, L (8, 1) ERA: 2.2	1.1	S	4	0	0	0	0	1	0	0	0	0	0	3	7	0.00	0.750

PITCHER	IP	WLS	BF	H	R	ER	SO	BB	IBB	HBP	BLK	WP	HR	S	P	ERA	WHIP

BOTTOM

California Angels @ Toronto Blue Jays

Exhibition Stadium, Toronto, ON

Fri Sep 01 1978, 3:33 AM EDT

Att. 16,757 - Unknown - 72 F

livebaseballscorecards.com

AB	34
R	4
H	9
RBI	4
BB	2
SO	1
LOB	9

WP: 0	PB: 0	SB: 0	CS: 0
PA: 37			

Batter	1	2	3	4	5	6	7	8	9	AB	R	H	RBI	BB	SO	LOB
Rick Miller, L (1, 8) OBP: 0.344, SLG: 0.336	4-3		4-3 1B	F8	3-1					4	0	1	0	0	0	0
Carney Lansford, R (1, 5) OBP: 0.319, SLG: 0.368	F3		F6	1-3				6-3		4	0	0	0	0	0	1
Lyman Bostock, L (1, 9) OBP: 0.361, SLG: 0.376	E 1B 1B		4-3 1-2	L6				4-1		4	1	1	0	0	0	1
Don Baylor, R (1, 10) OBP: 0.339, SLG: 0.468	BBBB S 1B 1-3 BB		5-3			H G5-4-3 E HBP		F8		2	1	0	0	1	0	1
Joe Rudi, R (1, 7) OBP: 0.285, SLG: 0.404	1-H 3-H 1B			SH3-4 FC1-5 2B		FC5 G5-4-3 1-2			F9	4	0	2	2	0	0	1
Ron Jackson, R (1, 3) OBP: 0.347, SLG: 0.425	F8			BBBB SH3-4 BB		G5-4-3 1-2f 2-3			F7	3	0	0	0	1	0	3
Bobby Grich, R (1, 4) OBP: 0.338, SLG: 0.293		6-3		SH3-4 1-2 2-3		F6			SSS K	3	0	0	0	0	1	1
Jim Anderson, R (1, 6) OBP: 0.257, SLG: 0.254		5-3		FC1-5 3-H			F3			3	0	0	0	0	0	2
Terry Humphrey, R (1, 2) OBP: 0.271, SLG: 0.308		SSS K		4-3			F8			3	0	0	0	0	1	2
Inning Stats	R: 2 H: 2 E: 1 LOB: 1 K: 0 BB: 1 S: 5 P: 9	R: 0 H: 0 E: 0 LOB: 0 K: 1 BB: 0 S: 5 P: 5	R: 0 H: 1 E: 0 LOB: 1 K: 0 BB: 0 S: 4 P: 4	R: 0 H: 1 E: 0 LOB: 2 K: 0 BB: 1 S: 4 P: 8	R: 0 H: 0 E: 0 LOB: 0 K: 0 BB: 0 S: 3 P: 3	R: 0 H: 0 E: 1 LOB: 1 K: 0 BB: 0 S: 3 P: 4	R: 0 H: 0 E: 0 LOB: 0 K: 0 BB: 0 S: 3 P: 3	R: 0 H: 0 E: 0 LOB: 0 K: 0 BB: 0 S: 3 P: 3	R: 0 H: 0 E: 0 LOB: 0 K: 1 BB: 0 S: 5 P: 5	1B: 3 SF: 0 2B: 1 SAC: 1 3B: 0 DP: 1 HR: 0 HBP: 1						

California Angels @ Toronto Blue Jays

Exhibition Stadium, Toronto, ON

Sat Sep 02 1978, 3:33 AM EDT

Att. 21,099 - Unknown - 77 F

TOP

livebaseballscorecards.com

AB	30
R	2
H	4
RBI	2
BB	2
SO	2
LOB	12

PITCHER		IP	WLS	BF	H	R	ER	SO	BB	IBB	HBP	BLK	WP	HR	S	P	ERA	WHIP
Jim Clancy, R ERA: 3.84	(1, 1)	9.0	L	34	4	2	1	2	2	0	1	0	0	0	35	44	1.00	0.667

PITCHER	IP	WLS	BF	H	R	ER	SO	BB	IBB	HBP	BLK	WP	HR	S	P	ERA	WHIP

Batter	1	2	3	4	5	6	7	8	9	AB	R	H	RBI	BB	SO	LOB
Rick Bosetti, R (1, 8) OBP: 0.307, SLG: 0.355	F8		FC4-6 1-2f			F7		K		4	0	0	0	0	1	2
Bob Bailor, R (1, 5) OBP: 0.314, SLG: 0.343	F7			6-3		5-3		F7		4	0	0	0	0	0	1
Otto Velez, R (1, 9) OBP: 0.388, SLG: 0.455	K			5-3		K			5-3	4	0	0	0	0	2	0
Willie Horton, R (1, 10) OBP: 0.312, SLG: 0.387		K		6-3			K		K	4	0	0	0	0	3	0
Doug Ault, R (1, 3) OBP: 0.333, SLG: 0.286		6-3			F2		F9		4-3	4	0	0	0	0	0	0
Dave McKay, S (1, 4) OBP: 0.269, SLG: 0.355		F8			1B		1B			3	0	2	0	0	0	0
Rick Cerone, R (1, 2) OBP: 0.297, SLG: 0.301			F7		1-2 1B		K			3	0	1	0	0	1	1
Al Woods, L (1, 7) OBP: 0.306, SLG: 0.422			BBBB 4-0 FC4-6 BB		F8			F8		2	0	0	0	1	0	2
Luis Gomez, R (1, 6) OBP: 0.287, SLG: 0.259			F3		F8					2	0	0	0	0	0	3
John Mayberry, L (8, PH) OBP: 0.348, SLG: 0.448										1	0	1	0	0	0	0
Tim Johnson, L (8, PR) OBP: 0.330, SLG: 0.263										0	0	0	0	0	0	0
(9, 6)																
Inning Stats	R: 0 E: 0 K: 1 S: 5 H: 0 LOB: 0 P: 5	R: 0 E: 0 K: 1 S: 5 H: 0 LOB: 0 BB: 0 P: 5	R: 0 E: 0 K: 0 S: 3 H: 0 LOB: 1 BB: 1 P: 7	R: 0 E: 0 K: 0 S: 3 H: 0 LOB: 0 BB: 0 P: 3	R: 0 E: 0 K: 0 S: 5 H: 2 LOB: 2 BB: 0 P: 5	R: 0 E: 0 K: 1 S: 5 H: 0 LOB: 0 BB: 0 P: 5	R: 0 E: 0 K: 2 S: 8 H: 1 LOB: 1 BB: 0 P: 8	R: 0 E: 0 K: 1 S: 6 H: 1 LOB: 1 BB: 0 P: 6	R: 0 E: 0 K: 1 S: 5 H: 0 LOB: 0 BB: 0 P: 5	1B: 4 2B: 0 3B: 0 HR: 0	SF: 0 SAC: 0 DP: 0 HBP: 0						

PITCHER		IP	WLS	BF	H	R	ER	SO	BB	IBB	HBP	BLK	WP	HR	S	P	ERA	WHIP
Frank Tanana, L ERA: 3.16	(1, 1)	9.0	W	32	4	0	0	7	1	0	0	0	0	0	45	49	0.00	0.556

PITCHER	IP	WLS	BF	H	R	ER	SO	BB	IBB	HBP	BLK	WP	HR	S	P	ERA	WHIP

BOTTOM

California Angels @ Toronto Blue Jays

Exhibition Stadium, Toronto, ON

Sat Sep 02 1978, 3:33 AM EDT

Att. 21,099 - Unknown - 77 F

livebaseballscorecards.com

AB	31
R	0
H	4
RBI	0
BB	1
SO	7
LOB	9

PA: 32

WP: 0 PB: 0 SB: 0 CS: 0

Batter	1	2	3	4	5	6	7	8	9	AB	R	H	RBI	BB	SO	LOB
Rick Miller, L (1, 8) OBP: 0.347, SLG: 0.338	FC6-4 1B		4-3 1B	F8		BBB 4-0 BB		4-3		4	0	2	0	1	0	3
Carney Lansford, R (1, 5) OBP: 0.317, SLG: 0.365	FC6-4 1-2f		4-3 1-2 1B	F9		L5			6-3	5	0	1	0	0	0	5
Lyman Bostock, L (1, 9) OBP: 0.358, SLG: 0.372	F6		4-3 1-2 2-3		F7		4-3		F7	5	0	0	0	0	0	3
Don Baylor, R (1, 10) OBP: 0.342, SLG: 0.467	K		IBB		K		CS 1B		BBB 4-0 1B 1B BB	3	1	1	0	2	2	1
Joe Rudi, R (1, 7) OBP: 0.286, SLG: 0.406		F8	P9		K		1-2 2B		1B 1-3 1B	5	0	2	0	0	1	3
Ron Jackson, R (1, 3) OBP: 0.347, SLG: 0.431		5-3	G3			1B 3B	5-3		FC5-4 1-2 3-H 1B	5	1	2	1	0	0	4
Brian Downing, R (1, 2) OBP: 0.355, SLG: 0.340		BBB 4-0 BB		5-3		SH1-4 3-H 1B		4-3 SH1-4 1B	FC5-4 1-2f	4	0	2	1	1	0	2
Dave Chalk, R (1, 6) OBP: 0.324, SLG: 0.293 Jim Anderson, R (6, 6) OBP: 0.257, SLG: 0.254		F9	1B 1B			SH1-4 1-2		SH1-4 1-2		2 0	0 0	1 0	0 0	0 0	0 0	1 0
Bobby Grich, R (1, 4) OBP: 0.339, SLG: 0.302			HR	1-2 1B		F9		4-3 2-3		4	1	2	1	0	0	2
Inning Stats	R: 0 E: 0 K: 1 S: 6 H: 1 LOB: 1 BB: 0 P: 6	R: 0 E: 0 K: 0 S: 3 H: 0 LOB: 1 BB: 1 P: 7	R: 1 E: 0 K: 0 S: 6 H: 3 LOB: 3 BB: 1 P: 10	R: 0 E: 0 K: 0 S: 5 H: 2 LOB: 2 BB: 0 P: 5	R: 0 E: 0 K: 2 S: 7 H: 0 LOB: 0 BB: 0 P: 7	R: 1 E: 0 K: 0 S: 5 H: 2 LOB: 2 BB: 1 P: 9	R: 0 E: 0 K: 0 S: 4 H: 2 LOB: 1 BB: 0 P: 4	R: 0 E: 0 K: 0 S: 4 H: 1 LOB: 1 BB: 0 P: 4	R: 1 E: 0 K: 0 S: 5 H: 2 LOB: 2 BB: 1 P: 9	1B: 10 2B: 1 3B: 1 HR: 1 SF: 0 SAC: 2 DP: 0 HBP: 0						

PITCHER	IP	WLS	BF	H	R	ER	SO	BB	IBB	HBP	BLK	WP	HR	S	P	ERA	WHIP
Tom Underwood, L (1, 1) ERA: 4.13	6.2	L	32	10	2	2	3	2	1	0	0	0	1	35	47	2.70	1.800
Tom Buskey, R (7, 1) ERA: 3.86	2.1		11	3	1	1	0	1	0	0	0	0	0	10	14	3.86	1.714

PITCHER	IP	WLS	BF	H	R	ER	SO	BB	IBB	HBP	BLK	WP	HR	S	P	ERA	WHIP

TOP

California Angels @ Toronto Blue Jays

Exhibition Stadium, Toronto, ON

Sun Sep 03 1978, 3:33 AM EDT

Att. 20,054 - Unknown - 77 F

livebaseballscorecards.com

AB	37
R	3
H	13
RBI	3
BB	4
SO	3
LOB	24

1B: 10	SF: 0	WP: 0	PA: 43
2B: 1	SAC: 2	PB: 0	
3B: 1	DP: 0	SB: 0	
HR: 1	HBP: 0	CS: 1	

BOTTOM

California Angels @ Toronto Blue Jays

Exhibition Stadium, Toronto, ON

Sun Sep 03 1978, 3:33 AM EDT

Att. 20,054 - Unknown - 77 F

livebaseballscorecards.com

Batter	1	2	3	4	5	6	7	8	9	AB	R	H	RBI	BB	SO	LOB
Rick Bosetti, R (1, 8) OBP: 0.305, SLG: 0.352	L5		K			F6			F3	4	0	0	0	0	1	0
Bob Bailor, R (1, 5) OBP: 0.312, SLG: 0.341	F8			4-3			F8			3	0	0	0	0	0	0
Al Woods, L (1, 7) OBP: 0.301, SLG: 0.415	F9			F8			F7			3	0	0	0	0	0	0
Willie Horton, R (1, 10) OBP: 0.312, SLG: 0.395		HR		K			4-3			3	1	1	1	0	1	0
John Mayberry, L (1, 3) OBP: 0.346, SLG: 0.445		4-3			F8			F2		3	0	0	0	0	0	0
Otto Velez, R (1, 9) OBP: 0.383, SLG: 0.448		K			K			F9		3	0	0	0	0	2	0
Alan Ashby, S (1, 2) OBP: 0.340, SLG: 0.449		F7			F8			F8		3	0	0	0	0	0	0
Dave McKay, S (1, 4) OBP: 0.267, SLG: 0.353			F6			F9			F8	3	0	0	0	0	0	0
Luis Gomez, R (1, 6) OBP: 0.286, SLG: 0.258			F8			4-3			K	2	0	0	0	0	0	0
Sam Ewing, L (9, PH) OBP: 0.245, SLG: 0.244										1	0	0	0	0	1	0
Inning Stats	R: 0 E: 0 K: 0 S: 3 H: 0 LOB: 0 BB: 0 P: 3	R: 1 E: 0 K: 1 S: 6 H: 1 LOB: 0 BB: 0 P: 6	R: 0 E: 0 K: 1 S: 5 H: 0 LOB: 0 BB: 0 P: 5	R: 0 E: 0 K: 1 S: 5 H: 0 LOB: 0 BB: 0 P: 5	R: 0 E: 0 K: 1 S: 5 H: 0 LOB: 0 BB: 0 P: 5	R: 0 E: 0 K: 0 S: 3 H: 0 LOB: 0 BB: 0 P: 3	R: 0 E: 0 K: 0 S: 3 H: 0 LOB: 0 BB: 0 P: 3	R: 0 E: 0 K: 0 S: 3 H: 0 LOB: 0 BB: 0 P: 3	R: 0 E: 0 K: 1 S: 5 H: 0 LOB: 0 BB: 0 P: 5	1B: 0 2B: 0 3B: 0 HR: 1 SF: 0 SAC: 0 DP: 0 HBP: 0						

	AB	28
	R	1
	H	1
	RBI	1
	BB	0
	SO	5
	LOB	0

WP: 0 PA: 28
PB: 0
SB: 0
CS: 0

PITCHER	IP	WLS	BF	H	R	ER	SO	BB	IBB	HBP	BLK	WP	HR	S	P	ERA	WHIP
Chris Knapp, R (1, 1) ERA: 4.11	9.0	W	28	1	1	1	5	0	0	0	0	0	1	38	38	1.00	0.111

PITCHER	IP	WLS	BF	H	R	ER	SO	BB	IBB	HBP	BLK	WP	HR	S	P	ERA	WHIP

Batter	1	2	3	4	5	6	7	8	9	AB	R	H	RBI	BB	SO	LOB
Rick Manning, L (1, 8) OBP: 0.310, SLG: 0.343	4-3		F6		1-3		F8		F7	5	0	0	0	0	0	2
Tom Veryzer, R (1, 6) OBP: 0.297, SLG: 0.328	F7		G6-4-3 HBP			1B 2B 1B	CS 1B			3	1	2	0	0	0	0
Buddy Bell, R (1, 5) OBP: 0.340, SLG: 0.414	HR BB		G6-4-3			1B 2B 1B	CS	6-3		3	2	1	0	1	0	2
Andre Thornton, R (1, 3) OBP: 0.387, SLG: 0.528	HR			E5 G6-4-3		K		CS BB		3	1	1	2	1	1	2
Gary Alexander, R (1, 10) OBP: 0.315, SLG: 0.445	K			K		2B 2B		BB		3	1	1	2	1	2	1
Ron Pruitt, R (1, 9) OBP: 0.308, SLG: 0.361		4-3		G6-4-3		F5		FC5-4 BB		3	0	0	0	1	0	2
Ted Cox, R (1, 7) OBP: 0.289, SLG: 0.279 Horace Speed, R (6, PR) OBP: 0.325, SLG: 0.276 (6, 7)		F9			F9 SH5-3 1B	2B		FC5-4		3 1	0 0	2 0	1 0	0 0	0 0	0 2
Duane Kuiper, L (1, 4) OBP: 0.311, SLG: 0.345		4-3			SH5-3	K			G3	3	0	0	0	0	1	1
Bo Diaz, R (1, 2) OBP: 0.264, SLG: 0.331			HBP 1B		F9		F9		5-3	4	0	1	0	0	0	1
Inning Stats	R: 2 E: 0 K: 1 S: 6 H: 1 LOB: 0 BB: 1 P: 10	R: 0 E: 0 K: 0 S: 3 H: 0 LOB: 0 BB: 0 P: 3	R: 0 E: 0 K: 0 S: 3 H: 1 LOB: 1 BB: 0 P: 4	R: 0 E: 1 K: 1 S: 5 H: 0 LOB: 0 BB: 0 P: 5	R: 0 E: 0 K: 0 S: 4 H: 1 LOB: 1 BB: 0 P: 4	R: 3 E: 0 K: 2 S: 11 H: 4 LOB: 1 BB: 0 P: 11	R: 0 E: 0 K: 0 S: 3 H: 1 LOB: 0 BB: 0 P: 3	R: 0 E: 0 K: 0 S: 2 H: 0 LOB: 2 BB: 3 P: 14	R: 0 E: 0 K: 0 S: 3 H: 0 LOB: 0 BB: 0 P: 3	1B: 5 2B: 2 3B: 0 HR: 1	SF: 0 SAC: 1 DP: 2 HBP: 1						

TOP

Cleveland Indians @ Toronto Blue Jays

Exhibition Stadium, Toronto, ON

Mon Sep 04 1978, 7:05 PM EDT

Att. 14,364 - Unknown - 77 F

livebaseballscorecards.com

AB	31
R	5
H	8
RBI	5
BB	4
SO	4
LOB	13

PITCHER		IP	WLS	BF	H	R	ER	SO	BB	IBB	HBP	BLK	WP	HR	S	P	ERA	WHIP
Balor Moore, L ERA: 4.84	(1, 1)	5.2	L	25	7	5	5	3	1	0	1	0	0	1	29	34	7.94	1.412
Joe Coleman, R ERA: 3.57	(6, 1)	3.1		12	1	0	0	1	3	0	0	0	0	0	11	23	0.00	1.200

PITCHER	IP	WLS	BF	H	R	ER	SO	BB	IBB	HBP	BLK	WP	HR	S	P	ERA	WHIP

WP: 0	PB: 0	SB: 0	CS: 2	PA: 38													

BOTTOM

Cleveland Indians @ Toronto Blue Jays

Exhibition Stadium, Toronto, ON

Mon Sep 04 1978, 7:05 PM EDT

Att. 14,364 - Unknown - 77 F

livebaseballscorecards.com

Batter	1	2	3	4	5	6	7	8	9	AB	R	H	RBI	BB	SO	LOB
Rick Bosetti, R (1, 8) OBP: 0.303, SLG: 0.349	6-3	F8			5-3			F5		4	0	0	0	0	0	1
Al Woods, L (1, 7) OBP: 0.294, SLG: 0.405	L8		L9		F9			6-3		4	0	0	0	0	0	0
Bob Bailor, R (1, 5) OBP: 0.310, SLG: 0.339	F5		F3			5-3		4-3		4	0	0	0	0	0	0
John Mayberry, L (1, 3) OBP: 0.346, SLG: 0.443		BB, BB, BB, 1B	L8			F7			F7	4	1	1	0	0	0	0
Sam Ewing, L (1, 9) OBP: 0.264, SLG: 0.250		BBBB, BB, BB, 1B, 1-2, BB		G3, 3-1, 1B		4-3			SSS, K	3	1	1	0	1	1	0
Alan Ashby, S (1, 2) OBP: 0.343, SLG: 0.452		BBBB, BB, 1B, 1-2, 2-3, BB		3-1, 1-2			G3, 4-3, 2B		F4	3	2	1	0	1	0	1
Dave McKay, S (1, 4) OBP: 0.267, SLG: 0.351		BBBB, 1B, 1-2, 2-3, 3-H, BB		G3, 2-3			G3, 2-3			2	0	0	1	1	0	2
Willie Upshaw, L (1, 10) OBP: 0.295, SLG: 0.311		F6		L6			4-3, 3-H			3	0	0	1	0	0	4
Luis Gomez, R (1, 6) OBP: 0.286, SLG: 0.258		1B, 1-3, 2-H, 3-H			SSS, K		F9			3	0	1	2	0	1	0
Inning Stats	R: 0, E: 0, K: 0, S: 3 / H: 0, LOB: 0, BB: 0, P: 3	R: 3, E: 0, K: 0, S: 4 / H: 2, LOB: 1, BB: 3, P: 16	R: 0, E: 0, K: 0, S: 3 / H: 0, LOB: 0, BB: 0, P: 3	R: 0, E: 0, K: 0, S: 4 / H: 1, LOB: 1, BB: 0, P: 4	R: 0, E: 0, K: 1, S: 5 / H: 0, LOB: 0, BB: 0, P: 5	R: 0, E: 0, K: 0, S: 3 / H: 0, LOB: 0, BB: 0, P: 3	R: 1, E: 0, K: 0, S: 4 / H: 1, LOB: 0, BB: 0, P: 4	R: 0, E: 0, K: 0, S: 3 / H: 0, LOB: 0, BB: 0, P: 3	R: 0, E: 0, K: 1, S: 5 / H: 0, LOB: 0, BB: 0, P: 5	1B: 3, 2B: 1, 3B: 0, HR: 0 / SF: 0, SAC: 0, DP: 0, HBP: 0							

	AB	30
	R	4
	H	4
	RBI	4
	BB	3
	SO	2
	LOB	8

WP: 0, PB: 0, SB: 0, CS: 0 / PA: 33

PITCHER	IP	WLS	BF	H	R	ER	SO	BB	IBB	HBP	BLK	WP	HR	S	P	ERA	WHIP
Mike Paxton, R (1, 1) ERA: 3.56	9.0	W	33	4	4	4	2	3	0	0	0	0	0	34	46	4.00	0.778

PITCHER	IP	WLS	BF	H	R	ER	SO	BB	IBB	HBP	BLK	WP	HR	S	P	ERA	WHIP

Batter	1	2	3	4	5	6	7	8	9	AB	R	H	RBI	BB	SO	LOB
Rick Manning, L (1, 8) OBP: 0.311, SLG: 0.342	3-1	F8		3B 1B		G3		BBBB 4-0 1B 1-2 BB		4	1	1	0	1	0	1
Duane Kuiper, L (1, 4) OBP: 0.312, SLG: 0.350	F6	4-3		1-H 6-3 3B		G3		0-0 G5-4-3 1B 1-3 2-H		5	1	2	2	0	0	1
Buddy Bell, R (1, 5) OBP: 0.339, SLG: 0.412	BB 1B		F9	6-3 3-H		6-3		0-0 G5-4-3 ②③ 1-2f		5	0	1	1	0	0	2
Andre Thornton, R (1, 3) OBP: 0.387, SLG: 0.532	BBBB 4-0 BB 1-2		0-0 HR	SSS 0-3 K			0-0 F9		SSS 0-3 K	4	1	1	1	1	2	0
Bernie Carbo, L (1, 10) OBP: 0.357, SLG: 0.385	4-3		BBBB 4-0 1B BB BB	4-3			0-0 2B		SSS 0-3 K	4	0	1	0	1	1	2
Gary Alexander, R (1, 2) OBP: 0.314, SLG: 0.442		2B 1B	SSS 0-3 K		SSS 0-3 K		0-0 F4		SSS 0-3 K	5	1	1	0	0	3	2
Jim Norris, L (1, 9) OBP: 0.366, SLG: 0.369		6-3 1B 1-H 2B	BBBB 4-0 1B 1-2 BB		0-0 CS 1B		0-0 L6			3	1	2	1	1	0	1
Larvell Blanks, R (1, 6) OBP: 0.286, SLG: 0.339		0-0 6-3 2-3	1-2 2-3 1B		BBBB 4-0 1-2 BB			0-0 6-3		3	0	1	0	1	0	1
Ted Cox, R (1, 7) OBP: 0.290, SLG: 0.279 Horace Speed, R (5, 7) OBP: 0.330, SLG: 0.283		0-0 3-H 1B	0-0 F9		0-0 F8			0-0 BB 1B 1B		3 1	0 1	1 1	1 0	0 0	0 0	4 0
Inning Stats	R: 0 E: 0 K: 0 S: 4 H: 1 LOB: 2 BB: 1 P: 8	R: 2 E: 0 K: 0 S: 6 H: 3 LOB: 1 BB: 0 P: 6	R: 1 E: 0 K: 1 S: 7 H: 2 LOB: 3 BB: 2 P: 15	R: 2 E: 0 K: 1 S: 7 H: 2 LOB: 0 BB: 0 P: 7	R: 0 E: 0 K: 1 S: 5 H: 1 LOB: 1 BB: 1 P: 9	R: 0 E: 0 K: 0 S: 3 H: 0 LOB: 0 BB: 0 P: 3	R: 0 E: 0 K: 0 S: 4 H: 1 LOB: 1 BB: 0 P: 4	R: 1 E: 0 K: 0 S: 4 H: 2 LOB: 1 BB: 1 P: 8	R: 0 E: 0 K: 3 S: 9 H: 0 LOB: 0 BB: 0 P: 9	1B: 8 2B: 2 3B: 1 HR: 1	SF: 0 SAC: 0 DP: 1 HBP: 0						

TOP

Cleveland Indians @ Toronto Blue Jays

Exhibition Stadium, Toronto, ON

Tue Sep 05 1978, 7:05 PM EDT

Att. 11,060 - Unknown - 73 F

livebaseballscorecards.com

AB	37
R	6
H	12
RBI	6
BB	5
SO	6
LOB	14

PITCHER		IP	WLS	BF	H	R	ER	SO	BB	IBB	HBP	BLK	WP	HR	S	P	ERA	WHIP
Don Kirkwood, R ERA: 4.11	(1, 1)	2.1	L	14	5	3	3	0	2	0	0	0	0	1	12	20	11.57	3.000
Mike Willis, L ERA: 4.89	(3, 1)	5.0		24	7	3	3	3	3	0	0	0	0	0	27	39	5.40	2.000
Tom Buskey, R ERA: 3.0	(8, 1)	0.2		1	0	0	0	0	0	0	0	0	0	0	1	1	0.00	0.000
Victor Cruz, R ERA: 1.06	(9, 1)	1.0		3	0	0	0	3	0	0	0	0	0	0	9	9	0.00	0.000

PITCHER	IP	WLS	BF	H	R	ER	SO	BB	IBB	HBP	BLK	WP	HR	S	P	ERA	WHIP

Batter	1	2	3	4	5	6	7	8	9	AB	R	H	RBI	BB	SO	LOB
Rick Bosetti, R (1, 8) OBP: 0.300, SLG: 0.346	F4		4-3			5-3		1-3		4	0	0	0	0	0	0
Bob Bailor, R (1, 5) OBP: 0.310, SLG: 0.337	6-3			5-3		BBBB 4-0 2B 1-3 BB		F7		3	1	0	0	1	0	0
Otto Velez, R (1, 9) OBP: 0.393, SLG: 0.478	1B			E 1B		1-3 1-3 2B			HR	4	1	4	1	0	0	0
Willie Horton, R (1, 10) OBP: 0.309, SLG: 0.391	5-3			FC4 FC6-4 1-2		1-3 2-3 3-H			1-3	4	0	0	1	0	0	3
John Mayberry, L (1, 3) OBP: 0.343, SLG: 0.440		4-3		SSS K		4-3			2-3	4	0	0	0	0	1	3
Dave McKay, S (1, 4) OBP: 0.265, SLG: 0.348		F9		FC6-4 1-2f			5-3		F7	4	0	0	0	0	0	2
Rick Cerone, R (1, 2) OBP: 0.294, SLG: 0.297		F6			F8		6-3			3	0	0	0	0	0	0
Al Woods, L (1, 7) OBP: 0.295, SLG: 0.404			G6-4-3 1B		F8		F9			3	0	1	0	0	0	0
Luis Gomez, R (1, 6) OBP: 0.285, SLG: 0.257			G6-4-3 1-2f		5-3			SSS K		2	0	0	0	0	0	1
Gary Woods, R (8, PH)										1	0	0	0	0	1	0
Tim Johnson, L (9, 6) OBP: 0.330, SLG: 0.263										0	0	0	0	0	0	0
Inning Stats	R: 0 H: 1 E: 0 LOB: 1 K: 0 BB: 0 S: 4 P: 4	R: 0 H: 0 E: 0 LOB: 0 K: 0 BB: 0 S: 3 P: 3	R: 0 H: 1 E: 0 LOB: 0 K: 0 BB: 0 S: 3 P: 3	R: 0 H: 1 E: 1 LOB: 2 K: 1 BB: 0 S: 7 P: 7	R: 0 H: 0 E: 0 LOB: 0 K: 0 BB: 0 S: 3 P: 3	R: 1 H: 1 E: 0 LOB: 1 K: 0 BB: 1 S: 4 P: 8	R: 0 H: 0 E: 0 LOB: 0 K: 0 BB: 0 S: 3 P: 3	R: 0 H: 0 E: 0 LOB: 0 K: 1 BB: 0 S: 5 P: 5	R: 1 H: 1 E: 0 LOB: 0 K: 0 BB: 0 S: 4 P: 4	1B: 3 SF: 0 2B: 1 SAC: 0 3B: 0 DP: 1 HR: 1 HBP: 0						WP: 0 PA: 33 PB: 0 SB: 0 CS: 0	

PITCHER	IP	WLS	BF	H	R	ER	SO	BB	IBB	HBP	BLK	WP	HR	S	P	ERA	WHIP
Rick Waits, L (1, 1) ERA: 3.01	9.0	W	33	5	2	2	2	1	0	0	0	0	1	36	40	2.00	0.667

PITCHER	IP	WLS	BF	H	R	ER	SO	BB	IBB	HBP	BLK	WP	HR	S	P	ERA	WHIP

BOTTOM

Cleveland Indians @ Toronto Blue Jays

Exhibition Stadium, Toronto, ON

Tue Sep 05 1978, 7:05 PM EDT

Att. 11,060 - Unknown - 73 F

livebaseballscorecards.com

AB	32
R	2
H	5
RBI	2
BB	1
SO	2
LOB	9

Batter	1	2	3	4	5	6	7	8	9	AB	R	H	RBI	BB	SO	LOB
Paul Molitor, R (1, 4) OBP: 0.305, SLG: 0.376	F8	L8			6-3		4-3		BBBB SH1-3 1-2 BB	4	0	0	0	1	0	3
Don Money, R (1, 3) OBP: 0.360, SLG: 0.446	HR		6-3		F9		1B		SH1-3 1-2 2-3	4	1	2	1	0	0	0
Cecil Cooper, L (1, 10) OBP: 0.357, SLG: 0.474	K		P6		4-3		K		SF9 3-H	4	0	0	1	0	2	1
Larry Hisle, R (1, 7) OBP: 0.364, SLG: 0.535	K		F2			F8		4-3 HR 2B	F9	5	1	1	0	0	1	1
Ben Oglivie, L (1, 9) OBP: 0.375, SLG: 0.500		K		F9		3-1		4-3 2-3		4	0	0	0	0	1	1
Sal Bando, R (1, 5) OBP: 0.374, SLG: 0.451		2B 1B		HR 1B		1B 2B		F9		4	2	3	0	0	0	1
Robin Yount, R (1, 6) OBP: 0.339, SLG: 0.439		1-3 2B		1-H HR		2-H 1B		3-H HR		4	2	4	5	0	0	0
Gorman Thomas, R (1, 8) OBP: 0.356, SLG: 0.538		IBB		K		F8		F8		3	0	0	0	1	1	1
Buck Martinez, R (1, 2) OBP: 0.257, SLG: 0.282		K		6-3			P2		SH1-3 BB SF9 1B	4	1	1	0	0	1	3
Inning Stats	R: 1 E: 0 K: 2 S: 8 H: 1 LOB: 0 BB: 0 P: 8	R: 0 E: 0 K: 2 S: 9 H: 2 LOB: 3 BB: 1 P: 13	R: 0 E: 0 K: 0 S: 3 H: 0 LOB: 0 BB: 0 P: 3	R: 2 E: 0 K: 1 S: 7 H: 2 LOB: 0 BB: 0 P: 7	R: 0 E: 0 K: 0 S: 3 H: 0 LOB: 0 BB: 0 P: 3	R: 1 E: 0 K: 0 S: 5 H: 2 LOB: 1 BB: 0 P: 5	R: 0 E: 0 K: 1 S: 6 H: 1 LOB: 1 BB: 0 P: 6	R: 2 E: 0 K: 0 S: 5 H: 2 LOB: 0 BB: 0 P: 5	R: 1 E: 0 K: 0 S: 4 H: 1 LOB: 1 BB: 1 P: 8	1B: 5 2B: 3 3B: 0 HR: 3 SF: 1 SAC: 1 DP: 0 HBP: 0							

TOP

Milwaukee Brewers @ Toronto Blue Jays

Exhibition Stadium, Toronto, ON

Wed Sep 06 1978, 7:05 PM EDT

Att. 21,390 - Unknown - 83 F

livebaseballscorecards.com

AB	36
R	7
H	11
RBI	7
BB	2
SO	6
LOB	11

WP: 0 PB: 0 SB: 0 CS: 0 PA: 40

PITCHER	IP	WLS	BF	H	R	ER	SO	BB	IBB	HBP	BLK	WP	HR	S	P	ERA	WHIP
Jesse Jefferson, R (1, 1) ERA: 4.27	7.2	L	34	10	6	6	6	0	1	0	0	0	3	45	49	7.04	1.304
Dave Lemanczyk, R (8, 1) ERA: 6.12	1.1		6	1	1	1	0	1	0	0	0	0	0	5	9	6.75	1.500

PITCHER	IP	WLS	BF	H	R	ER	SO	BB	IBB	HBP	BLK	WP	HR	S	P	ERA	WHIP

Batter	1	2	3	4	5	6	7	8	9	AB	R	H	RBI	BB	SO	LOB
Gary Woods, R (1, 8)	6-3		F9			P6			5-3	4	0	0	0	0	0	1
Bob Bailor, R (1, 5) OBP: 0.311, SLG: 0.340	6-3 2B		F9			5-3			1B	4	0	2	0	0	0	1
Otto Velez, R (1, 9) OBP: 0.387, SLG: 0.469	6-3 2-3			F7			6-3		F9	4	0	0	0	0	0	2
Willie Horton, R (1, 10) OBP: 0.306, SLG: 0.387	3-1			F9			6-3		F9	4	0	0	0	0	0	2
John Mayberry, L (1, 3) OBP: 0.343, SLG: 0.439		F7		F5			E9 1B			3	0	1	0	0	0	0
Al Woods, L (1, 7) OBP: 0.290, SLG: 0.397		F8			F7		G3			3	0	0	0	0	0	1
Alan Ashby, S (1, 2) OBP: 0.339, SLG: 0.446		4-3			6-3			G3		3	0	0	0	0	0	0
Dave McKay, S (1, 4) OBP: 0.265, SLG: 0.348			SH1-4 1B		K			6-3		3	0	1	0	0	1	0
Luis Gomez, R (1, 6) OBP: 0.284, SLG: 0.256			SH1-4 1-2			6-3		F8		1	0	0	0	0	0	0
Ernie Whitt, L (8, PH)										1	0	0	0	0	0	0
Tim Johnson, L (9, 6) OBP: 0.330, SLG: 0.263										0	0	0	0	0	0	0

BOTTOM

Milwaukee Brewers @ Toronto Blue Jays

Exhibition Stadium, Toronto, ON

Wed Sep 06 1978, 7:05 PM EDT

Att. 21,390 - Unknown - 83 F

livebaseballscorecards.com

AB	30
R	0
H	4
RBI	0
BB	0
SO	1
LOB	7

Inning Stats	1	2	3	4	5	6	7	8	9
R	0	0	0	0	0	0	0	0	0
E	0	0	0	0	0	0	1	0	0
K	0	0	0	0	1	0	0	0	0
S	4	3	4	3	5	3	4	3	4
H	1	0	1	0	0	0	1	0	1
LOB	1	0	1	0	0	0	1	0	1
BB	0	0	0	0	0	0	0	0	0
P	4	3	4	3	5	3	4	3	4

1B	3
2B	1
3B	0
HR	0
SF	0
SAC	1
DP	0
HBP	0

WP	0
PB	0
SB	0
CS	0
PA	31

PITCHER	IP	WLS	BF	H	R	ER	SO	BB	IBB	HBP	BLK	WP	HR	S	P	ERA	WHIP
Lary Sorensen, R (1, 1) ERA: 3.15	9.0	W	31	4	0	0	1	0	0	0	0	0	0	33	33	0.00	0.444

PITCHER	IP	WLS	BF	H	R	ER	SO	BB	IBB	HBP	BLK	WP	HR	S	P	ERA	WHIP

Batter	1	2	3	4	5	6	7	8	9	AB	R	H	RBI	BB	SO	LOB
Robin Yount, R (1, 6) OBP: 0.339, SLG: 0.439	E 1B 1B	S 1B			6-3	5-3 1-2		FC6-4 1-2f		5	1	2	0	0	0	4
Don Money, R (1, 4) OBP: 0.358, SLG: 0.443	E8 1-3 1B 1B	F5 1-2			F6		K		F4	5	1	1	0	0	1	1
Cecil Cooper, L (1, 3) OBP: 0.360, SLG: 0.476	BB 2-H 3-H 1B		4-3		1B		G1-4-3 1B		F7	5	0	3	2	0	0	0
Larry Hisle, R (1, 10) OBP: 0.363, SLG: 0.531	K		P3		F5		G1-4-3 1-2f		1B	5	0	1	0	0	1	3
Ben Oglivie, L (1, 7) OBP: 0.373, SLG: 0.496	K		K			F7		SH1-4 BB 1B	K	5	0	1	0	0	3	2
Sixto Lezcano, R (1, 9) OBP: 0.367, SLG: 0.453	BB 1-2			K		1B SF9 BB		SH1-4 1-2 BB		1	1	0	0	3	1	0
Sal Bando, R (1, 5) OBP: 0.376, SLG: 0.455	F7			2B		SF9 1-3 1B 1B		SH1-4 1-2 2-3		3	1	2	0	0	0	2
Gorman Thomas, R (1, 8) OBP: 0.355, SLG: 0.535		K		F8		SF9 1-2 3-H		FC6-4 IBB		2	0	0	1	1	1	1
Charlie Moore, R (1, 2) OBP: 0.303, SLG: 0.369		L7		F9		S 2-H 1B		K		4	0	1	1	0	1	4
Inning Stats	R: 2 E: 1 K: 2 S: 10 H: 3 LOB: 2 BB: 1 P: 14	R: 0 E: 0 K: 1 S: 6 H: 1 LOB: 1 BB: 0 P: 6	R: 0 E: 0 K: 1 S: 5 H: 0 LOB: 0 BB: 0 P: 5	R: 0 E: 0 K: 1 S: 6 H: 1 LOB: 1 BB: 0 P: 6	R: 0 E: 0 K: 0 S: 4 H: 1 LOB: 1 BB: 0 P: 4	R: 2 E: 0 K: 0 S: 5 H: 2 LOB: 1 BB: 1 P: 9	R: 0 E: 0 K: 1 S: 5 H: 1 LOB: 0 BB: 0 P: 5	R: 0 E: 0 K: 1 S: 6 H: 1 LOB: 3 BB: 2 P: 14	R: 0 E: 0 K: 1 S: 6 H: 1 LOB: 1 BB: 0 P: 6	1B: 10 2B: 1 3B: 0 HR: 0 SF: 1 SAC: 1 DP: 1 HBP: 0						

PITCHER	IP	WLS	BF	H	R	ER	SO	BB	IBB	HBP	BLK	WP	HR	S	P	ERA	WHIP
Jim Clancy, R (1, 1) ERA: 3.84	7.0		33	10	4	3	6	3	0	0	0	0	0	42	54	3.86	1.857
Victor Cruz, R (8, 1) ERA: 1.02	2.0	W	8	1	0	0	2	0	1	0	0	0	0	11	15	0.00	0.500

PITCHER	IP	WLS	BF	H	R	ER	SO	BB	IBB	HBP	BLK	WP	HR	S	P	ERA	WHIP

TOP

Milwaukee Brewers @ Toronto Blue Jays

Exhibition Stadium, Toronto, ON

Thu Sep 07 1978, 7:05 PM EDT

Att. 12,092 - Unknown - 65 F

livebaseballscorecards.com

AB	35
R	4
H	11
RBI	4
BB	4
SO	8
LOB	17

WP: 0 PB: 0 SB: 2 CS: 0 PA: 41

BOTTOM

Milwaukee Brewers @ Toronto Blue Jays

Exhibition Stadium, Toronto, ON

Thu Sep 07 1978, 7:05 PM EDT

Att. 12,092 - Unknown - 65 F

livebaseballscorecards.com

Batter	1	2	3	4	5	6	7	8	9	AB	R	H	RBI	BB	SO	LOB
Rick Bosetti, R (1, 8) OBP: 0.300, SLG: 0.344	BBBB 4-0 3B BB		x 0-0 ① 6-3		x 0-0 ② 6-3		x 0-0 ② FC4-6 HBP 1B 1-			3	2	0	0	1	0	1
Bob Bailor, R (1, 5) OBP: 0.312, SLG: 0.343	x 0-0 SF8 1-H 3B		x 0-0 ② 4-3		x 0-0 ③ 3-1		H 1-0 1B 1-2 HBP			3	1	1	1	0	0	0
Otto Velez, R (1, 7) OBP: 0.393, SLG: 0.474	x 0-0 ① SF8 3-H		x 0-0 BB 1B			BBBB 4-0 FC5-4 BB	x 0-0 1-2 2-H 1B			2	0	2	2	1	0	0
John Mayberry, L (1, 3) OBP: 0.342, SLG: 0.436	x 0-0 ② 1-3		BBBB 4-0 1-2 BB			x 0-0 ① FC5-4 FC1-4 1B 1-2f	x 0-0 ③ F7			3	0	0	0	1	0	3
Butch Alberts, R (1, 10) OBP: 0.500, SLG: 0.500	x 0-0 FC6-4 1B		x 0-0 ③ F8			x 0-0 FC1-4 1-2 1B		x 0-0 ① F4		4	0	2	0	0	0	2
Dave McKay, S (1, 4) OBP: 0.265, SLG: 0.347	x 0-0 ③ FC6-4 1-2f			x 0-0 ① 5-3		x 0-0 ② FC1-4 FC6-4 1-2f 2-3		x 0-0 HR 1B		4	1	1	0	0	0	3
Gary Woods, R (1, 9)		x 0-0 E5 G4-6-3		x 0-0 ② L5		x 0-0 ③ FC6-4 1-2f		x 0-0 ② P3		4	0	0	0	0	0	3
Rick Cerone, R (1, 2) OBP: 0.293, SLG: 0.308		x 0-0 ① ② G4-6-3 1-2f		x 0-0 ③ F8			x 0-0 ① 5-3	x 0-0 1-H HR		4	1	1	2	0	0	1
Luis Gomez, R (1, 6) OBP: 0.283, SLG: 0.255 Doug Ault, R (7, PH) OBP: 0.340, SLG: 0.286 Tim Johnson, L (7, PR) OBP: 0.326, SLG: 0.260 (8, 6)		x 0-0 ③ F2			x 0-0 ① F8		BBBB 4-0 BB	x 0-0 ③ F7		2 0 1	0 0 0	0 0 0	0 0 0	0 1 0	0 0 0	0 0 0
Inning Stats	R: 2 H: 2 E: 0 LOB: 1 K: 0 BB: 1 S: 5 P: 9	R: 0 H: 0 E: 1 LOB: 0 K: 0 BB: 0 S: 3 P: 3	R: 0 H: 1 E: 0 LOB: 2 K: 0 BB: 1 S: 4 P: 8	R: 0 H: 0 E: 0 LOB: 0 K: 0 BB: 0 S: 3 P: 3	R: 0 H: 0 E: 0 LOB: 0 K: 0 BB: 0 S: 3 P: 3	R: 0 H: 1 E: 0 LOB: 2 K: 0 BB: 1 S: 4 P: 8	R: 1 H: 1 E: 0 LOB: 2 K: 0 BB: 1 S: 4 P: 9	R: 2 H: 2 E: 0 LOB: 0 K: 0 BB: 0 S: 5 P: 5		1B: 5 SF: 1 2B: 0 SAC: 0 3B: 1 DP: 1 HR: 1 HBP: 1						

	AB	30
	R	5
	H	7
	RBI	5
	BB	4
	SO	0
	LOB	13

WP: 0 PB: 0 SB: 0 CS: 0 PA: 36

PITCHER		IP	WLS	BF	H	R	ER	SO	BB	IBB	HBP	BLK	WP	HR	S	P	ERA	WHIP
Jerry Augustine, L ERA: 4.65	(1, 1)	6.1		27	4	3	3	0	4	0	0	0	0	0	23	39	4.26	1.263
Bill Castro, R ERA: 1.66	(7, 1)	0.1		3	1	0	0	0	0	0	1	0	0	0	2	3	0.00	3.000
Bob McClure, L ERA: 3.97	(7, 1)	1.1	L	6	2	2	2	0	0	0	0	0	0	1	6	6	13.50	1.500

PITCHER	IP	WLS	BF	H	R	ER	SO	BB	IBB	HBP	BLK	WP	HR	S	P	ERA	WHIP

Batter	1	2	3	4	5	6	7	8	9	AB	R	H	RBI	BB	SO	LOB
Kiko Garcia, R (1, 6) OBP: 0.309, SLG: 0.392	4-3		1B WP 1B		K		WP 1B		SH1-3	4	2	2	0	0	1	0
Rich Dauer, R (1, 4) OBP: 0.311, SLG: 0.372	K		WP 1B		E 1B		G6-4-3 1B		F8	5	1	3	2	0	1	1
Ken Singleton, S (1, 9) OBP: 0.401, SLG: 0.465	F9		K				G6-4-3		4-3	4	0	1	1	0	1	2
Larry Harlow, L (7, 8) OBP: 0.316, SLG: 0.340					1B					1	0	0	0	0	0	1
Eddie Murray, S (1, 3) OBP: 0.349, SLG: 0.493		G3	5-3		P3			1-3 2B 1B		4	1	1	0	0	0	2
Lee May, R (1, 10) OBP: 0.291, SLG: 0.418		K		K		K		1-3		4	0	0	0	0	3	1
Doug DeCinces, R (1, 5) OBP: 0.331, SLG: 0.498		BB		F5		S BB		2-H 2B		2	0	1	1	2	0	0
Andres Mora, R (1, 7) OBP: 0.270, SLG: 0.372		K		1B		F9		K		4	0	1	0	0	2	3
Mike Anderson, R (8, 7) OBP: 0.188, SLG: 0.172										0	0	0	0	0	0	0
Carlos Lopez, R (1, 8) (7, 9) OBP: 0.280, SLG: 0.349			F8	G3		6-3		5-3		4	0	0	0	0	0	3
Rick Dempsey, R (1, 2) OBP: 0.325, SLG: 0.348			1B BB		F7		F8		SH1-3 1B	3	1	1	0	1	0	0
Inning Stats	R: 0 E: 0 K: 1 S: 5 H: 0 LOB: 0 BB: 0 P: 5	R: 0 E: 0 K: 2 S: 7 H: 0 LOB: 1 BB: 1 P: 11	R: 2 E: 0 K: 1 S: 7 H: 2 LOB: 1 BB: 1 P: 11	R: 0 E: 0 K: 1 S: 6 H: 1 LOB: 1 BB: 0 P: 6	R: 1 E: 1 K: 1 S: 7 H: 2 LOB: 1 BB: 0 P: 7	R: 0 E: 0 K: 1 S: 5 H: 0 LOB: 1 BB: 1 P: 9	R: 1 E: 0 K: 0 S: 4 H: 2 LOB: 0 BB: 0 P: 4	R: 1 E: 0 K: 1 S: 7 H: 2 LOB: 1 BB: 0 P: 7	R: 0 E: 0 K: 0 S: 4 H: 1 LOB: 1 BB: 0 P: 4	1B: 9 2B: 1 3B: 0 HR: 0 SF: 0 SAC: 1 DP: 1 HBP: 0						

PITCHER		IP	WLS	BF	H	R	ER	SO	BB	IBB	HBP	BLK	WP	HR	S	P	ERA	WHIP
Tom Underwood, L ERA: 4.17	(1, 1)	7.0	L	31	8	5	4	7	3	0	0	0	2	0	42	54	5.14	1.571
Tom Buskey, R ERA: 1.8	(8, 1)	2.0		8	2	0	0	1	0	0	0	0	0	0	10	10	0.00	1.000

PITCHER	IP	WLS	BF	H	R	ER	SO	BB	IBB	HBP	BLK	WP	HR	S	P	ERA	WHIP

TOP

Baltimore Orioles @ Toronto Blue Jays

Exhibition Stadium, Toronto, ON

Fri Sep 08 1978, 7:05 PM EDT

Att. 14,155 - Unknown

livebaseballscorecards.com

AB	35
R	5
H	10
RBI	4
BB	3
SO	8
LOB	13

WP: 3	PA: 39		
PB: 0			
SB: 1			
CS: 0			

Batter	1	2	3	4	5	6	7	8	9	AB	R	H	RBI	BB	SO	LOB
Rick Bosetti, R (1, 8) OBP: 0.298, SLG: 0.341	S S S 0-3 ① K		x 0-0 ① 5-3	S S S 0-3 ③ K			x 0-0 ① 6-3		x 0-0 ③ F5	4	0	0	0	0	2	2
John Mayberry, L (9, PH) OBP: 0.342, SLG: 0.435										1	0	0	0	0	0	0
Gary Woods, R (1, 9) OBP: 0.091, SLG: 0.091	x 0-0 ② F9		x 0-0 1B 1B		x 0-0 ① 4-3		x 0-0 ② F5			2	0	1	0	0	0	0
Al Woods, L (5, PH) (6, 7) OBP: 0.287, SLG: 0.392										2	0	0	0	0	0	0
Bob Bailor, R (1, 5) OBP: 0.314, SLG: 0.343	H 1-0 1B HBP		x 0-0 G6-4-3 1-2 1B		x 0-0 ② 5-3		x 0-0 ③ F8			3	0	1	0	0	0	0
Otto Velez, R (1, 7) (6, 9) OBP: 0.391, SLG: 0.470	x 0-0 1-2 1B		x 0-0 ② ③ G6-4-3 1-2f		S S S 0-3 ③ K			x 0-0 ① F2		4	0	1	0	0	1	2
Butch Alberts, R (1, 10) OBP: 0.375, SLG: 0.375	x 0-0 ③ 6-3			x 0-0 G6-4-3 1B		x 0-0 ① F9		x 0-0 ② F9		4	0	1	0	0	0	2
Doug Ault, R (1, 3) OBP: 0.337, SLG: 0.318		x 0-0 HR		x 0-0 ① ② G6-4-3 1-2f		x 0-0 ② F6		x 0-0 ③ F7		4	1	1	1	0	0	1
Dave McKay, S (1, 4) OBP: 0.272, SLG: 0.364		x 0-0 CS 1B		x 0-0 1B 1B 1B		x 0-0 1B 3B			x 0-0 HR	4	3	4	1	0	0	0
Rick Cerone, R (1, 2) OBP: 0.296, SLG: 0.311		x 0-0 ① ② 5-3 1-2		x 0-0 1B 1-2 1B		x 0-0 3-H 1B			x 0-0 ① L4	4	0	2	1	0	0	1
Luis Gomez, R (1, 6) OBP: 0.283, SLG: 0.255		x 0-0 ③ F3		x 0-0 1-2 2-H 1B		x 0-0 ③ F8			x 0-0 ② 4-3	3	0	1	1	0	0	1
Sam Ewing, L (9, PH) OBP: 0.259, SLG: 0.245										1	0	0	0	0	0	0
Inning Stats	R: 0 H: 1 E: 0 LOB: 2 K: 1 BB: 0 S: 6 P: 7	R: 1 H: 2 E: 0 LOB: 0 K: 0 BB: 0 S: 4 P: 4	R: 0 H: 2 E: 0 LOB: 1 K: 0 BB: 0 S: 4 P: 4	R: 1 H: 4 E: 0 LOB: 2 K: 1 BB: 0 S: 8 P: 8	R: 0 H: 0 E: 0 LOB: 0 K: 1 BB: 0 S: 5 P: 5	R: 1 H: 2 E: 0 LOB: 1 K: 0 BB: 0 S: 5 P: 5	R: 0 H: 0 E: 0 LOB: 0 K: 0 BB: 0 S: 3 P: 3	R: 0 H: 0 E: 0 LOB: 0 K: 0 BB: 0 S: 3 P: 3	R: 1 H: 1 E: 0 LOB: 0 K: 0 BB: 0 S: 4 P: 4	1B: 9 SF: 0 2B: 0 SAC: 0 3B: 1 DP: 2 HR: 2 HBP: 1						WP: 0 PA: 37 PB: 0 SB: 0 CS: 1	

PITCHER	IP	WLS	BF	H	R	ER	SO	BB	IBB	HBP	BLK	WP	HR	S	P	ERA	WHIP
Mike Flanagan, L (1, 1) ERA: 3.97	3.2		18	9	2	2	1	0	0	1	0	0	1	19	20	4.91	2.455
Nelson Briles, R (4, 1) ERA: 4.42	4.1	W	16	3	2	2	2	0	0	0	0	0	1	20	20	4.15	0.692
Don Stanhouse, R (9, 1) ERA: 2.9	1.0	S	3	0	0	0	0	0	0	0	0	0	0	3	3	0.00	0.000

PITCHER	IP	WLS	BF	H	R	ER	SO	BB	IBB	HBP	BLK	WP	HR	S	P	ERA	WHIP

BOTTOM

Baltimore Orioles @ Toronto Blue Jays

Exhibition Stadium, Toronto, ON

Fri Sep 08 1978, 7:05 PM EDT

Att. 14,155 - Unknown

livebaseballscorecards.com

AB	36
R	4
H	12
RBI	4
BB	0
SO	3
LOB	9

Batter	1	2	3	4	5	6	7	8	9	AB	R	H	RBI	BB	SO	LOB
Kiko Garcia, R (1, 6) OBP: 0.305, SLG: 0.381	5-3		BBB 4-0 CS BB	5-3			5-3		SSS 0-3 K	4	0	0	0	1	1	2
Rich Dauer, R (1, 4) OBP: 0.307, SLG: 0.367	1-6-3		6-3 1-2		6-3		5-3		6-3 2-3	5	0	0	0	0	0	2
Ken Singleton, S (1, 9) OBP: 0.402, SLG: 0.473 Larry Harlow, L (8, 8) OBP: 0.315, SLG: 0.339	BB 1B 1B		E5		1-3			HR	SSS K	4 1	1 0	2 0	1 0	0 0	0 1	0 1
Eddie Murray, S (1, 3) OBP: 0.354, SLG: 0.501	BBBB 1B 1-2 BB			HR	FC5-4 1B			1B 1B		3	1	3	1	1	0	0
Doug DeCinces, R (1, 5) OBP: 0.332, SLG: 0.498	1-2 2-H 1B			SSS K	FC5-4 1-2f			1B 1-2 1B		4	0	2	0	0	1	1
Lee May, R (1, 10) OBP: 0.294, SLG: 0.421		1B		1B 2B 1B		5-3		1-2 2-H 1B		4	1	3	0	0	0	0
Andres Mora, R (1, 7) OBP: 0.266, SLG: 0.365 Mike Anderson, R (8, 7) OBP: 0.188, SLG: 0.172		F9	SSS K		F7			F8		4 0	0 0	0 0	0 0	0 0	1 0	4 0
Carlos Lopez, R (1, 8) (8, 9) OBP: 0.280, SLG: 0.347		SSS K		1-2 2B 1B	6-3			SSS K		4	1	1	0	0	2	3
Rick Dempsey, R (1, 2) OBP: 0.326, SLG: 0.355		1-3		1-H 2-H 2B			5-3		6-3 2B	4	0	2	2	0	0	1

TOP

Baltimore Orioles @ Toronto Blue Jays

Exhibition Stadium, Toronto, ON

Sat Sep 09 1978, 7:05 PM EDT

Att. 29,255 - Unknown

livebaseballscorecards.com

AB	37
R	4
H	13
RBI	4
BB	2
SO	6
LOB	14

Inning Stats	1	2	3	4	5	6	7	8	9
	R: 0 E: 0 K: 0 S: 4	R: 0 E: 0 K: 1 S: 6	R: 0 E: 1 K: 0 S: 2	R: 3 E: 0 K: 2 S: 11	R: 0 E: 0 K: 0 S: 4	R: 0 E: 0 K: 0 S: 3	R: 0 E: 0 K: 0 S: 3	R: 1 E: 0 K: 1 S: 8	R: 0 E: 0 K: 2 S: 8
	H: 2 LOB: 2 BB: 1 P: 8	H: 1 LOB: 1 BB: 0 P: 6	H: 0 LOB: 1 BB: 1 P: 6	H: 4 LOB: 1 BB: 0 P: 11	H: 1 LOB: 1 BB: 0 P: 4	H: 0 LOB: 0 BB: 0 P: 3	H: 0 LOB: 0 BB: 0 P: 3	H: 4 LOB: 2 BB: 0 P: 8	H: 1 LOB: 1 BB: 0 P: 8

1B: 9	SF: 0	WP: 0
2B: 2	SAC: 0	PB: 0
3B: 0	DP: 0	SB: 0
HR: 2	HBP: 0	CS: 1
		PA: 39

PITCHER		IP	WLS	BF	H	R	ER	SO	BB	IBB	HBP	BLK	WP	HR	S	P	ERA	WHIP
Balor Moore, L ERA: 4.86	(1, 1)	7.0	L	31	10	4	4	3	2	0	0	0	0	2	35	43	5.14	1.714
Dave Lemanczyk, R ERA: 6.03	(8, 1)	2.0		8	3	0	0	3	0	0	0	0	0	0	14	14	0.00	1.500

PITCHER	IP	WLS	BF	H	R	ER	SO	BB	IBB	HBP	BLK	WP	HR	S	P	ERA	WHIP

BOTTOM

Baltimore Orioles @ Toronto Blue Jays

Exhibition Stadium, Toronto, ON

Sat Sep 09 1978, 7:05 PM EDT

Att. 29,255 - Unknown

livebaseballscorecards.com

Batter	1	2	3	4	5	6	7	8	9	AB	R	H	RBI	BB	SO	LOB
Rick Bosetti, R (1, 8) OBP: 0.298, SLG: 0.339	BBBB 4-0 FC5-4 BB	x 0-0 ③ 1-3			x 0-0 ① 6-3		BBBB 4-0 BB		x 0-0 ③ P4	3	0	0	0	2	0	3
Gary Woods, R (1, 9) OBP: 0.133, SLG: 0.200	x 0-0 ① FC5-4 WP BLK 1-2f	x 0-0 E6 FC5-4			x 0-0 E 2B		x 0-0 ② F8			4	0	1	0	0	0	2
Bob Bailor, R (1, 5) OBP: 0.311, SLG: 0.341	x 0-0 ② F9 1-2	x 0-0 ① FC5-4 1B 1-2f			x 0-0 ② P6 2-3		x 0-0 ③ 4-3			4	0	0	0	0	0	4
Otto Velez, R (1, 7) OBP: 0.392, SLG: 0.465	BBBB 4-0 WP BB	x 0-0 ② F8			BBBB 4-0 BB			x 0-0 ① 5-3		2	0	0	0	2	0	1
Butch Alberts, R (1, 10) OBP: 0.333, SLG: 0.333	SSS 0-3 ③ K 1-2 2-3	x 0-0 FC5-4 1B 1-2			x 0-0 ③ 4-3			x 0-0 ② F9		4	0	1	0	0	1	4
Doug Ault, R (1, 3) OBP: 0.343, SLG: 0.326		x 0-0 1-3 1B	x 0-0 ③ FC5-4 1-2f			x 0-0 G5-4-3 1B		x 0-0 ③ 6-3		4	0	2	0	0	0	2
Dave McKay, S (1, 4) OBP: 0.274, SLG: 0.364		x 0-0 ① 1-3 1-2	BBBB 4-0 G4-6-3 BB			x 0-0 G5-4-3 1B 1-2			x 0-0 ① F7	3	0	1	0	1	0	1
Rick Cerone, R (1, 2) OBP: 0.292, SLG: 0.307		x 0-0 ② P3	x 0-0 ① ② G4-6-3 1-2f			x 0-0 ① ② ③ G5-4-3 1-2f 2-3f			x 0-0 ② 6-3	4	0	0	0	0	0	4
Luis Gomez, R (1, 6) OBP: 0.283, SLG: 0.254 Willie Horton, R (9, PH) OBP: 0.307, SLG: 0.388 Tim Johnson, L (9, PR) OBP: 0.326, SLG: 0.260		BBBB 4-0 BB	x 0-0 ③ 1-3				x 0-0 ① F8		x 0-0 1B	2 1 0	0 0 0	0 1 0	0 0 0	1 0 0	0 0 0	0 0 0

Inning Stats	1	2	3	4	5	6	7	8	9
	R: 0 H: 0 E: 0 LOB: 2 K: 1 BB: 2 S: 5 P: 13	R: 0 H: 1 E: 0 LOB: 2 K: 0 BB: 1 S: 4 P: 8	R: 0 H: 1 E: 1 LOB: 2 K: 0 BB: 0 S: 5 P: 5	R: 0 H: 0 E: 0 LOB: 0 K: 0 BB: 1 S: 2 P: 6	R: 0 H: 1 E: 1 LOB: 2 K: 0 BB: 1 S: 4 P: 8	R: 0 H: 2 E: 0 LOB: 0 K: 0 BB: 0 S: 3 P: 3	R: 0 H: 0 E: 0 LOB: 1 K: 0 BB: 1 S: 3 P: 7	R: 0 H: 0 E: 0 LOB: 0 K: 0 BB: 0 S: 3 P: 3	R: 0 H: 1 E: 0 LOB: 1 K: 0 BB: 0 S: 4 P: 4

1B: 5 SF: 0
2B: 1 SAC: 0
3B: 1 DP: 1
HR: 0 HBP: 0

WP: 1 PA: 37
PB: 0
SB: 0
CS: 0

	AB	31
	R	0
	H	6
	RBI	0
	BB	6
	SO	1
	LOB	21

PITCHER	IP	WLS	BF	H	R	ER	SO	BB	IBB	HBP	BLK	WP	HR	S	P	ERA	WHIP
Scott McGregor, L (1, 1) ERA: 3.32	9.0	W	37	6	0	0	1	6	0	0	1	1	0	33	57	0.00	1.333

PITCHER	IP	WLS	BF	H	R	ER	SO	BB	IBB	HBP	BLK	WP	HR	S	P	ERA	WHIP

Toronto Blue Jays @ Cleveland Indians

Cleveland Municipal Stadium, Cleveland, OH

Mon Sep 11 1978, 7:05 PM EDT

Unknown - 85 F

TOP

Batter	1	2	3	4	5	6	7	8	9	AB	R	H	RBI	BB	SO	LOB
Rick Bosetti, R (1, 8) OBP: 0.298, SLG: 0.339	K		2B	5-3			F9		1-3	5	0	1	0	0	1	2
Gary Woods, R (1, 9) OBP: 0.211, SLG: 0.222	5-3		BB FC5-4		G4-6-3 1B		F9			3	0	1	0	1	0	0
Bob Bailor, R (1, 5) OBP: 0.309, SLG: 0.339	5-3		FC5-4 1-2f		G4-6-3 1-2f		6-3			4	0	0	0	0	0	3
Otto Velez, R (1, 7) OBP: 0.394, SLG: 0.477		HR		5-3	BB			F9		3	1	1	1	1	0	0
Butch Alberts, R (1, 10) OBP: 0.313, SLG: 0.375		6-3		HR 2B	F8			6-3		4	1	1	0	0	0	1
Doug Ault, R (1, 3) OBP: 0.339, SLG: 0.354		L4		2-H HR		6-3		K		4	1	1	2	0	1	0
Dave McKay, S (1, 4) OBP: 0.276, SLG: 0.372		5-3		HR		1B			6-3	4	1	2	1	0	0	0
Rick Cerone, R (1, 2) OBP: 0.288, SLG: 0.302			F9	K		F9			F6	4	0	0	0	0	1	1
Luis Gomez, R (1, 6) OBP: 0.284, SLG: 0.255			5-3	1B		F8			1B	3	0	1	0	0	0	1
Willie Horton, R (9, PH) OBP: 0.309, SLG: 0.390										1	0	1	0	0	0	0
Tim Johnson, L (9, PR) OBP: 0.326, SLG: 0.260										0	0	0	0	0	0	0

Inning Stats	1	2	3	4	5	6	7	8	9
R	0	1	0	3	0	0	0	0	0
H	0	1	1	4	1	1	0	0	1
E	0	0	0	0	0	0	0	1	0
LOB	0	0	2	1	1	1	0	1	0
K	1	0	0	1	0	0	0	1	0
BB	0	0	1	0	0	0	0	0	1
S	5	4	4	9	3	4	3	5	4
P	5	4	8	9	7	4	3	5	4

1B	4
2B	2
3B	0
HR	3
SF	0
SAC	0
DP	1
HBP	0
WP	0
PB	0
SB	0
CS	0
PA	37

PITCHER	IP	WLS	BF	H	R	ER	SO	BB	IBB	HBP	BLK	WP	HR	S	P	ERA	WHIP
Rick Waits, L (1, 1) ERA: 3.05	9.0	W	37	9	4	4	3	2	0	0	0	0	3	41	49	4.00	1.222

AB	35
R	4
H	9
RBI	4
BB	2
SO	3
LOB	8

livebaseballscorecards.com

Batter	1	2	3	4	5	6	7	8	9	AB	R	H	RBI	BB	SO	LOB
Rick Manning, L (1, 8) OBP: 0.310, SLG: 0.341	1-3	FC1-2-5 1B 1-2 3-H		2-H 1B		F7				4	0	1	1	0	0	2
Buddy Bell, R (1, 5) OBP: 0.338, SLG: 0.413	BBBB E 1B BB	1-3 2-H 1B		F9		4-3				3	1	1	1	1	0	1
Andre Thornton, R (1, 3) OBP: 0.381, SLG: 0.523	SSS K 1-2	F8		5-3			HR			4	1	1	1	0	1	4
Wayne Cage, L (1, 10) OBP: 0.318, SLG: 0.385	BBBB 1B BB		SSS K		BBB HR BB		CS 1B			2	1	1	0	2	1	0
Gary Alexander, R (1, 2) OBP: 0.318, SLG: 0.459	1-3 2-H 1B		5-3		1-H HR		F7			4	1	2	3	0	0	1
Bernie Carbo, L (1, 9) OBP: 0.361, SLG: 0.400 Horace Speed, R (6, 9) OBP: 0.333, SLG: 0.297	5-3		1B		3-1		SSS K 1-2			3 1	0 0	1 0	0 0	0 0	0 1	2 1
Jim Norris, L (1, 7) OBP: 0.360, SLG: 0.373		FC6-4 BB FC1-2-5 1B	F8		4-3			G3		4	0	1	0	0	0	1
Duane Kuiper, L (1, 4) OBP: 0.309, SLG: 0.342		BBBB FC6-4 1-2 BB		1-3	1-3			F6		3	0	0	0	1	0	0
Tom Veryzer, R (1, 6) OBP: 0.296, SLG: 0.334		FC6-4 FC1-2-5 1B 1-2f 2-3		1B 2B		F7		F8		4	2	1	0	0	0	2
Inning Stats	R: 1 E: 1 K: 1 S: 6 H: 1 LOB: 2 BB: 2 P: 14	R: 1 E: 0 K: 0 S: 5 H: 2 LOB: 2 BB: 1 P: 9	R: 0 E: 0 K: 1 S: 6 H: 1 LOB: 1 BB: 0 P: 6	R: 1 E: 0 K: 0 S: 5 H: 2 LOB: 1 BB: 0 P: 5	R: 2 E: 0 K: 0 S: 4 H: 1 LOB: 0 BB: 1 P: 8	R: 0 E: 0 K: 0 S: 3 H: 0 LOB: 0 BB: 0 P: 3	R: 1 E: 0 K: 1 S: 6 H: 2 LOB: 0 BB: 0 P: 6	R: 0 E: 0 K: 0 S: 3 H: 0 LOB: 0 BB: 0 P: 3		1B: 6 2B: 1 3B: 0 HR: 2 SF: 0 SAC: 0 DP: 0 HBP: 0						

PITCHER	IP	WLS	BF	H	R	ER	SO	BB	IBB	HBP	BLK	WP	HR	S	P	ERA	WHIP
Jesse Jefferson, R (1, 1) ERA: 4.41	4.0	L	23	7	5	5	2	4	0	0	0	0	1	23	39	11.25	2.750
Joe Coleman, R (5, 1) ERA: 3.5	4.0		13	2	1	1	1	0	0	0	0	0	1	15	15	2.25	0.500

PITCHER	IP	WLS	BF	H	R	ER	SO	BB	IBB	HBP	BLK	WP	HR	S	P	ERA	WHIP

BOTTOM

Toronto Blue Jays @ Cleveland Indians

Cleveland Municipal Stadium, Cleveland, OH

Mon Sep 11 1978, 7:05 PM EDT

Unknown - 85 F

livebaseballscorecards.com

AB	32
R	6
H	9
RBI	6
BB	4
SO	3
LOB	14

WP: 0 PB: 0 SB: 0 CS: 1 PA: 36

Batter	1	2	3	4	5	6	7	8	9	AB	R	H	RBI	BB	SO	LOB
Rick Bosetti, R (1, 8) OBP: 0.297, SLG: 0.338	5-3		F7		F8	1B		6-3		5	0	1	0	0	0	0
Al Woods, L (1, 7) OBP: 0.295, SLG: 0.398	1B		F7		S 1B	1-3 1B		SSS K		5	1	3	0	0	1	0
Roy Howell, L (1, 5) OBP: 0.324, SLG: 0.372	F6			2B 1B	BBBB 1-2 1B BB	F9		F9		4	2	1	0	1	0	3
Willie Horton, R (1, 10) OBP: 0.313, SLG: 0.398	SSS K			F9 1-H SF8 2B	1-2 2-H 1B		PB 1B 2B		G3	5	3	3	2	0	1	1
John Mayberry, L (1, 3) OBP: 0.340, SLG: 0.433		F3		F9 2-3	1-3 2-H 1B		F2 2-3		4-3	5	0	1	1	0	0	2
Sam Ewing, L (1, 9) OBP: 0.268, SLG: 0.320		HR		SF8 3-H	FC6-4 1-2 3-H 1B		S 1B IBB		F9	1	1	1	2	0	0	0
Otto Velez, R (5, PH) OBP: 0.397, SLG: 0.477 (5, 9)										2	0	1	1	1	0	0
Alan Ashby, S (1, 2) OBP: 0.341, SLG: 0.447		F6		1B	FC6-4 1-2f		S 1-2 3-H 1B			4	0	2	1	0	0	2
Dave McKay, S (1, 4) OBP: 0.273, SLG: 0.369		F6		F5		F8	SSS K 1-2 2-3			4	0	0	0	0	1	3
Tim Johnson, L (1, 6) OBP: 0.315, SLG: 0.250			F7		F8	4-3	SSS K			3	0	0	0	0	0	0
Butch Alberts, R (7, PH) OBP: 0.294, SLG: 0.353										1	0	0	0	0	1	2
Luis Gomez, R (7, 6) OBP: 0.284, SLG: 0.255										0	0	0	0	0	0	0
Inning Stats	R: 0 E: 0 K: 1 S: 6 H: 1 LOB: 1 BB: 0 P: 6	R: 1 E: 0 K: 0 S: 4 H: 1 LOB: 0 BB: 0 P: 4	R: 0 E: 0 K: 0 S: 3 H: 0 LOB: 0 BB: 0 P: 3	R: 2 E: 0 K: 0 S: 6 H: 3 LOB: 1 BB: 0 P: 6	R: 3 E: 0 K: 0 S: 7 H: 4 LOB: 2 BB: 1 P: 11	R: 0 E: 0 K: 0 S: 5 H: 2 LOB: 2 BB: 0 P: 5	R: 1 E: 0 K: 2 S: 9 H: 2 LOB: 2 BB: 1 P: 13	R: 0 E: 0 K: 1 S: 5 H: 0 LOB: 0 BB: 0 P: 5	R: 0 E: 0 K: 0 S: 3 H: 0 LOB: 0 BB: 0 P: 3	1B: 10 2B: 2 3B: 0 HR: 1 SF: 1 SAC: 0 DP: 0 HBP: 0	WP: 0 PB: 1 SB: 3 CS: 0 PA: 42					

PITCHER	IP	WLS	BF	H	R	ER	SO	BB	IBB	HBP	BLK	WP	HR	S	P	ERA	WHIP
Rick Wise, R (1, 1) ERA: 4.4	4.2	L	22	7	6	6	1	1	0	0	0	0	1	23	27	11.57	1.714
Don Hood, L (5, 1) ERA: 4.76	1.2		12	6	1	1	0	0	1	0	0	0	0	11	15	5.40	3.600
Sid Monge, L (7, 1) ERA: 2.76	1.2		5	0	0	0	3	0	0	0	0	0	0	11	11	0.00	0.000
Dan Spillner, R (9, 1) ERA: 3.82	1.0		3	0	0	0	0	0	0	0	0	0	0	3	3	0.00	0.000

PITCHER	IP	WLS	BF	H	R	ER	SO	BB	IBB	HBP	BLK	WP	HR	S	P	ERA	WHIP

TOP

Toronto Blue Jays @ Cleveland Indians

Cleveland Municipal Stadium, Cleveland, OH

Mon Sep 11 1978, 7:05 PM EDT

Att. 3,356 - Unknown

livebaseballscorecards.com

AB	39
R	7
H	13
RBI	7
BB	2
SO	4
LOB	13

Batter	1	2	3	4	5	6	7	8	9	AB	R	H	RBI	BB	SO	LOB
Rick Manning, L (1, 8) OBP: 0.310, SLG: 0.340	1-3		4-3		4-3			FC1-6, 1B		4	0	1	0	0	0	0
Dan Briggs, L (1, 9) OBP: 0.250, SLG: 0.250	L4, 1B		K		K			FC1-6 1-2f		4	0	1	0	0	2	1
Buddy Bell, R (1, 5) OBP: 0.336, SLG: 0.410	L4 1-2		F8			6-3		1-3		4	0	0	0	0	0	2
Wayne Cage, L (1, 3) OBP: 0.333, SLG: 0.419		1B, 1B, SF9, 1B		SH1-4, 2B		L6			F8	4	1	2	0	0	0	0
Gary Alexander, R (1, 10) OBP: 0.317, SLG: 0.456		F4		B B B B, 4-0, SH1-4, BB		6-3			L4	3	0	0	0	1	0	1
Jim Norris, L (1, 7) OBP: 0.360, SLG: 0.372		SF9, 1B, 1-2, 1B		SH1-4 1-2 2-3			F9		F8	3	0	1	0	0	0	0
Duane Kuiper, L (1, 4) OBP: 0.309, SLG: 0.342		1-2 2-3, 1B		L6			S S S, K			3	0	1	0	0	1	2
Tom Veryzer, R (1, 6) OBP: 0.294, SLG: 0.332		SF9 2-3 3-H		4-3			F7			2	0	0	1	0	0	2
Bo Diaz, R (1, 2) OBP: 0.258, SLG: 0.322		L3			6-3			S S S, K		3	0	0	0	0	1	2
Inning Stats	R: 0 E: 0 K: 0 S: 3 H: 1 LOB: 0 BB: 0 P: 3	R: 1 E: 0 K: 0 S: 6 H: 3 LOB: 2 BB: 0 P: 6	R: 0 E: 0 K: 1 S: 5 H: 0 LOB: 0 BB: 0 P: 5	R: 0 E: 0 K: 0 S: 4 H: 1 LOB: 2 BB: 1 P: 8	R: 0 E: 0 K: 1 S: 5 H: 0 LOB: 0 BB: 0 P: 5	R: 0 E: 0 K: 0 S: 3 H: 0 LOB: 0 BB: 0 P: 3	R: 0 E: 0 K: 1 S: 5 H: 0 LOB: 0 BB: 0 P: 5	R: 0 E: 0 K: 1 S: 6 H: 1 LOB: 1 BB: 0 P: 6	R: 0 E: 0 K: 0 S: 3 H: 0 LOB: 0 BB: 0 P: 3	1B: 5 2B: 2 3B: 0 HR: 0	SF: 1 SAC: 1 DP: 1 HBP: 0						

PITCHER	IP	WLS	BF	H	R	ER	SO	BB	IBB	HBP	BLK	WP	HR	S	P	ERA	WHIP
Don Kirkwood, R (1, 1) ERA: 3.6	9.0	W	33	6	1	1	4	1	0	0	0	0	0	40	44	1.00	0.778

PITCHER	IP	WLS	BF	H	R	ER	SO	BB	IBB	HBP	BLK	WP	HR	S	P	ERA	WHIP

BOTTOM

Toronto Blue Jays @ Cleveland Indians

Cleveland Municipal Stadium, Cleveland, OH

Mon Sep 11 1978, 7:05 PM EDT

Att. 3,356 - Unknown

livebaseballscorecards.com

AB	30
R	1
H	6
RBI	1
BB	1
SO	4
LOB	10

1B: 5	SF: 1	WP: 0	PA: 33
2B: 2	SAC: 1	PB: 0	
3B: 0	DP: 1	SB: 0	
HR: 0	HBP: 0	CS: 0	

Batter	1	2	3	4	5	6	7	8	9	AB	R	H	RBI	BB	SO	LOB
Rick Bosetti, R (1, 8) OBP: 0.296, SLG: 0.337	S S S 0-3 ① K		x 0-0 ① 4-3		x 0-0 ① 1B 1B		S S S 0-3 ② K		x 0-0 ③ 1-3	5	0	1	0	0	2	3
Bob Bailor, R (1, 9) OBP: 0.311, SLG: 0.339	B B B B 4-0 1B HR BB		x 0-0 ② F9		x 0-0 1-2 1B		x 0-0 ③ 4-3			3	1	1	0	1	0	1
Roy Howell, L (1, 5)	x 0-0 1-2 HR 1B		B B B B 4-0 BB		x 0-0 ③ P3			x 0-0 G4-6-3 1B		3	1	2	0	1	0	2
Willie Horton, R (1, 10) OBP: 0.312, SLG: 0.405	x 0-0 1-H 2-H HR		x 0-0 ③ L8			x 0-0 ① 4-3		x 0-0 ① ② G4-6-3 1-2f		4	1	1	3	0	0	2
John Mayberry, L (1, 3) OBP: 0.340, SLG: 0.430	x 0-0 ② 4-3			x 0-0 ① P4		B B B B 4-0 G3 BB		S S S 0-3 ③ K		3	0	0	0	1	1	0
Al Woods, L (1, 7) OBP: 0.289, SLG: 0.389	x 0-0 ③ 1-3			S S S 0-3 ② K		x 0-0 ② G3 1-2			x 0-0 ① 4-3	4	0	0	0	0	1	1
Alan Ashby, S (1, 2) OBP: 0.340, SLG: 0.442		x 0-0 ① P3		S S S 0-3 ③ K		x 0-0 ③ F7			B B B B 4-0 BB BB	3	0	0	0	1	1	1
Dave McKay, S (1, 4) OBP: 0.275, SLG: 0.367		x 0-0 ② 4-3			x 0-0 ① 1-3		B B B B 4-0 BB		B B B B 4-0 1-2 BB	2	0	0	0	2	0	0
Luis Gomez, R (1, 6) OBP: 0.282, SLG: 0.253 Sam Ewing, L (9, PH) OBP: 0.263, SLG: 0.314		x 0-0 ③ F9			x 0-0 ② F7		x 0-0 ① B2		x 0-0 ② F9	3 1	0 0	0 0	0 0	0 0	0 0	1 2
Inning Stats	R: 3 E: 0 K: 1 S: 7 H: 2 LOB: 0 BB: 1 P: 11	R: 0 E: 0 K: 0 S: 3 H: 0 LOB: 0 BB: 0 P: 3	R: 0 E: 0 K: 0 S: 3 H: 0 LOB: 1 BB: 1 P: 7	R: 0 E: 0 K: 2 S: 7 H: 0 LOB: 0 BB: 0 P: 7	R: 0 E: 0 K: 0 S: 5 H: 2 LOB: 2 BB: 0 P: 5	R: 0 E: 0 K: 0 S: 3 H: 0 LOB: 1 BB: 1 P: 7	R: 0 E: 0 K: 1 S: 5 H: 0 LOB: 1 BB: 1 P: 9	R: 0 E: 0 K: 1 S: 5 H: 1 LOB: 0 BB: 0 P: 5	R: 0 E: 0 K: 0 S: 3 H: 0 LOB: 2 BB: 2 P: 11	1B: 4 2B: 0 3B: 0 HR: 1 SF: 0 SAC: 0 DP: 1 HBP: 0						

PITCHER	IP	WLS	BF	H	R	ER	SO	BB	IBB	HBP	BLK	WP	HR	S	P	ERA	WHIP
Jim Palmer, R (1, 1) ERA: 2.55	9.0	W	37	5	3	3	5	6	0	0	0	0	1	41	65	3.00	1.222

PITCHER	IP	WLS	BF	H	R	ER	SO	BB	IBB	HBP	BLK	WP	HR	S	P	ERA	WHIP

TOP

Toronto Blue Jays @ Baltimore Orioles

Memorial Stadium, Baltimore, MD

Fri Sep 15 1978, 7:05 PM EDT

Att. 4,000 - Unknown

livebaseballscorecards.com

AB	31
R	3
H	5
RBI	3
BB	6
SO	5
LOB	13

PA: 37

WP: 0 PB: 0 SB: 0 CS: 0

Batter	1	2	3	4	5	6	7	8	9	AB	R	H	RBI	BB	SO	LOB
Larry Harlow, L (1, 8) OBP: 0.322, SLG: 0.346	BBBB 4-0 4-3 BB BB		x 0-0 2B		x 0-0 ② F7		BBBB 4-0 2B 1B 1-2 2-3 BB	x 0-0 ③ 4-3		3	1	1	0	2	0	0
Pat Kelly, L (1, 7) OBP: 0.346, SLG: 0.403	BBBB 4-0 4-3 1-2 BB		x 0-0 ② 4-3		SSS 0-3 ③ K		x 0-0 1B 1-3 2-H 3-H 2B			2	0	0	0	1	1	1
Gary Roenicke, R (7, PH) OBP: 0.313, SLG: 0.366										1	0	1	2	0	0	0
Mike Anderson, R (8, 7) OBP: 0.188, SLG: 0.172										0	0	0	0	0	0	0
Ken Singleton, S (1, 9) OBP: 0.404, SLG: 0.474	x 0-0 ① 4-3 1-2 2-3		SSS 0-3 ③ K			x 0-0 4-3 2B	x 0-0 ① 1B 2-H 3-H 1B			4	0	2	1	0	1	3
Mike Dimmel, R (7, PR) (8, 9)										0	1	0	0	0	0	0
Eddie Murray, S (1, 3) OBP: 0.355, SLG: 0.494	SSS 0-3 ② K			x 0-0 1B SF8 1B		x 0-0 ① 4-3 2-3	x 0-0 PB HR 2-H 1B			4	2	2	1	0	1	3
Doug DeCinces, R (1, 5) OBP: 0.334, SLG: 0.495	x 0-0 ③ 5-3			x 0-0 FC6-4 1-3 1B		x 0-0 ② P4	SSS 0-3 ② K 1-2			4	0	1	0	0	1	5
Billy Smith, S (8, 4) OBP: 0.335, SLG: 0.376										0	0	0	0	0	0	0
Lee May, R (1, 10) OBP: 0.285, SLG: 0.413		SSS 0-3 ① K		x 0-0 ① SF8 3-H		x 0-0 ③ F3	x 0-0 2-H HR			3	1	1	3	0	1	1
Rick Dempsey, R (1, 2) OBP: 0.319, SLG: 0.350		x 0-0 ② 5-3		x 0-0 ② F9			x 0-0 WP 1B 2B			4	1	1	0	0	0	2
							x 0-0 ③ 6-3									
Rich Dauer, R (1, 4) OBP: 0.312, SLG: 0.369		x 0-0 ③ F8		x 0-0 ③ FC6-4 1-2f			x 0-0 BB 1B 2B 2-H 1B	x 0-0 ① 1-3		4	1	1	1	0	0	1
(8, 5)																
Kiko Garcia, R (1, 6) OBP: 0.284, SLG: 0.352			x 0-0 ① F9		x 0-0 ① 5-3		x 0-0 BB 2B 1-2 1B	SSS 0-3 ② K		4	1	1	0	0	1	0
Inning Stats	R: 0 H: 0 E: 0 LOB: 2 K: 1 BB: 2 S: 5 P: 13	R: 0 H: 0 E: 0 LOB: 0 K: 1 BB: 0 S: 5 P: 5	R: 0 H: 1 E: 0 LOB: 1 K: 1 BB: 0 S: 6 P: 6	R: 1 H: 2 E: 0 LOB: 1 K: 0 BB: 0 S: 5 P: 5	R: 0 H: 0 E: 0 LOB: 0 K: 1 BB: 0 S: 5 P: 5	R: 0 H: 1 E: 0 LOB: 1 K: 0 BB: 0 S: 4 P: 4	R: 7 H: 7 E: 0 LOB: 1 K: 1 BB: 1 S: 11 P: 15	R: 0 H: 0 E: 0 LOB: 0 K: 1 BB: 0 S: 5 P: 5		1B: 6 SF: 1 2B: 4 SAC: 0 3B: 0 DP: 0 HR: 1 HBP: 0						

BOTTOM

Toronto Blue Jays @ Baltimore Orioles

Memorial Stadium, Baltimore, MD

Fri Sep 15 1978, 7:05 PM EDT

Att. 4,000 - Unknown

livebaseballscorecards.com

AB	33
R	8
H	11
RBI	8
BB	3
SO	6
LOB	16

WP: 1 PA: 37
PB: 1
SB: 0
CS: 0

PITCHER		IP	WLS	BF	H	R	ER	SO	BB	IBB	HBP	BLK	WP	HR	S	P	ERA	WHIP
Jim Clancy, R ERA: 3.86	(1, 1)	6.0		26	6	3	3	4	2	0	0	0	1	0	32	40	4.50	1.333
Victor Cruz, R ERA: 1.42	(7, 1)	0.0	L	2	1	0	0	0	1	0	0	0	0	0	1	5	∞	∞
Balor Moore, L ERA: 4.98	(7, 1)	0.1		3	3	3	3	0	0	0	0	0	0	0	3	3	81.00	9.000
Tom Buskey, R ERA: 2.7	(7, 1)	1.2		6	1	2	2	2	0	0	0	0	0	1	10	10	10.80	0.600

PITCHER	IP	WLS	BF	H	R	ER	SO	BB	IBB	HBP	BLK	WP	HR	S	P	ERA	WHIP

Batter	1	2	3	4	5	6	7	8	9	AB	R	H	RBI	BB	SO	LOB
Rick Bosetti, R (1, 8) OBP: 0.295, SLG: 0.335	BBBB 4-0 FC6-4 BB	x 0-0 FC6-4 1-2f ③			x 0-0 FC6-4 1-2f ②			x 0-0 G3 ①		3	0	0	0	1	0	2
Bob Bailor, R (1, 9) OBP: 0.310, SLG: 0.337	x 0-0 FC6-4 1B 1-2f 1B ①		x 0-0 F8 ①		x 0-0 6-3 ③			BBBB 4-0 1B BB		3	1	0	0	1	0	2
Roy Howell, L (1, 5) OBP: 0.328, SLG: 0.375	x 0-0 1B 1-2 1B		x 0-0 6-3 ②			x 0-0 F8 ①		x 0-0 G6-4-3 1-3 1B		4	0	2	0	0	0	0
Willie Horton, R (1, 10) OBP: 0.312, SLG: 0.403	x 0-0 1-3 2-H 1B		SSS 0-3 K ③			SSS 0-3 K ②		x 0-0 G6-4-3 1-2f ②③		4	0	1	1	0	2	2
John Mayberry, L (1, 3) OBP: 0.339, SLG: 0.427	x 0-0 F5 ②			x 0-0 3-1 ①		x 0-0 F3 ③			BBBB 4-0 BB	3	0	0	0	1	0	2
Al Woods, L (1, 7) OBP: 0.289, SLG: 0.386	x 0-0 F5 ③			x 0-0 CS 1B ①			x 0-0 4-3 ①		x 0-0 F7 ①	4	0	1	0	0	0	3
Dave McKay, S (1, 4) OBP: 0.275, SLG: 0.365		x 0-0 F5 ①		x 0-0 F6 1-2 ②③			BBBB 4-0 BB BB		SSS 0-3 K ②	3	0	0	0	1	1	2
Ernie Whitt, L (1, 2)		x 0-0 4-3 ②			x 0-0 F9 ①		BBBB 4-0 G6-4-3 1-2 BB		SSS 0-3 K ③	3	0	0	0	1	1	1
Luis Gomez, R (1, 6) OBP: 0.284, SLG: 0.256		x 0-0 FC6-4 1B			x 0-0 FC6-4 1B		x 0-0 G6-4-3 1-2f ②③			3	0	2	0	0	0	2
Inning Stats	R: 1 E: 0 K: 0 S: 5 H: 2 LOB: 2 BB: 1 P: 9	R: 0 E: 0 K: 0 S: 4 H: 1 LOB: 1 BB: 0 P: 4	R: 0 E: 0 K: 1 S: 5 H: 0 LOB: 0 BB: 0 P: 5	R: 0 E: 0 K: 0 S: 3 H: 1 LOB: 0 BB: 0 P: 3	R: 0 E: 0 K: 0 S: 4 H: 1 LOB: 1 BB: 0 P: 4	R: 0 E: 0 K: 1 S: 5 H: 0 LOB: 0 BB: 0 P: 5	R: 0 E: 0 K: 0 S: 2 H: 0 LOB: 1 BB: 2 P: 10	R: 0 E: 0 K: 0 S: 3 H: 1 LOB: 1 BB: 1 P: 7	R: 0 E: 0 K: 2 S: 7 H: 0 LOB: 1 BB: 1 P: 11	1B: 6 2B: 0 3B: 0 HR: 0	SF: 0 SAC: 0 DP: 2 HBP: 0						

PITCHER	IP	WLS	BF	H	R	ER	SO	BB	IBB	HBP	BLK	WP	HR	S	P	ERA	WHIP
Dennis Martinez, R (1, 1) ERA: 3.7	9.0	W	35	6	1	1	4	5	0	0	0	0	0	38	58	1.00	1.222

PITCHER	IP	WLS	BF	H	R	ER	SO	BB	IBB	HBP	BLK	WP	HR	S	P	ERA	WHIP

TOP

Toronto Blue Jays @ Baltimore Orioles

Memorial Stadium, Baltimore, MD

Sat Sep 16 1978, 7:05 PM EDT

Att. 10,263 - Unknown

livebaseballscorecards.com

AB	30
R	1
H	6
RBI	1
BB	5
SO	4
LOB	16

WP: 0 PB: 0 SB: 0 CS: 1 PA: 35

Batter	1	2	3	4	5	6	7	8	9	AB	R	H	RBI	BB	SO	LOB
Larry Harlow, L (1, 8) OBP: 0.325, SLG: 0.350	BBBB 4-0 2B 6-3 BB		SSS 0-3 ① K2-3		x 0-0 HR 2B	x 0-0 ② F7		x 0-0 2B 1B 1B		4	3	2	0	1	1	1
Pat Kelly, L (1, 7) OBP: 0.354, SLG: 0.426 Mike Anderson, R (9, 7) OBP: 0.188, SLG: 0.172	x 0-0 1-3 2B		BBBB 4-0 2B BB		x 0-0 2-H HR	x 0-0 1B 3-H 1B		SSS 0-3 ② K		4 0	2 0	3 0	3 0	1 0	1 0	1 0
Ken Singleton, S (1, 9) OBP: 0.406, SLG: 0.476 Carlos Lopez, R (8, PR) OBP: 0.279, SLG: 0.346 (9, 9)	x 0-0 ① 6-3 3-H		SSS 0-3 ② K		BBBB 4-0 BB	x 0-0 1-2 1B		x 0-0 1-3 1B 2B		4 0	0 1	2 0	1 0	1 0	1 0	2 0
Eddie Murray, S (1, 3) OBP: 0.355, SLG: 0.495	x 0-0 ② F7		x 0-0 1-H 2B		x 0-0 ② F2	SSS 0-3 ③ K		x 0-0 HR 2-H 3-H 1B		5	1	2	3	0	1	4
Lee May, R (1, 10) OBP: 0.284, SLG: 0.417	SSS 0-3 ③ K		x 0-0 ③ 6-3		x 0-0 ③ F8		SSS 0-3 ① K	x 0-0 1-H HR		5	1	1	2	0	2	3
Doug DeCinces, R (1, 5) OBP: 0.336, SLG: 0.496 Billy Smith, S (7, 4) OBP: 0.336, SLG: 0.381		x 0-0 ① F7		x 0-0 CS 1B		x 0-0 2B 2B 1B	x 0-0 F9 2B	x 0-0 ③ F8		3 2	1 0	2 1	0 0	0 0	0 0	0 1
Rick Dempsey, R (1, 2) OBP: 0.321, SLG: 0.354		x 0-0 E5 1B		x 0-0 ①② F7 1-2		x 0-0 1-3 2B 2B	x 0-0 ② F9 2-3			4	1	2	0	0	0	2
Rich Dauer, R (1, 4) OBP: 0.312, SLG: 0.370 (7, 5)		x 0-0 ② F6		x 0-0 ③ F9		x 0-0 F9 1B 2-H 3-H 2B	x 0-0 ③ 5-3			4	1	1	2	0	0	2
Kiko Garcia, R (1, 6) OBP: 0.277, SLG: 0.343		x 0-0 ③ F8			x 0-0 ① F6	x 0-0 ① F9 2-3		SSS 0-3 ① K		4	0	0	0	0	1	2
Inning Stats	R: 1 E: 0 K: 1 S: 6 H: 1 LOB: 1 BB: 1 P: 10	R: 0 E: 1 K: 0 S: 4 H: 1 LOB: 1 BB: 0 P: 4	R: 1 E: 0 K: 2 S: 8 H: 1 LOB: 1 BB: 1 P: 12	R: 0 E: 0 K: 0 S: 3 H: 1 LOB: 0 BB: 0 P: 3	R: 2 E: 0 K: 0 S: 5 H: 2 LOB: 1 BB: 1 P: 9	R: 3 E: 0 K: 1 S: 10 H: 5 LOB: 2 BB: 0 P: 10	R: 0 E: 0 K: 1 S: 6 H: 1 LOB: 1 BB: 0 P: 6	R: 4 E: 0 K: 2 S: 11 H: 4 LOB: 1 BB: 0 P: 11		1B: 7 2B: 7 3B: 0 HR: 2 SF: 0 SAC: 0 DP: 0 HBP: 0						

PITCHER		IP	WLS	BF	H	R	ER	SO	BB	IBB	HBP	BLK	WP	HR	S	P	ERA	WHIP
Jesse Jefferson, R ERA: 4.48	(1, 1)	5.0	L	23	6	4	4	3	3	0	0	0	0	1	26	38	7.20	1.800
Joe Coleman, R ERA: 3.81	(6, 1)	0.2		6	4	3	3	0	0	0	0	0	0	0	6	6	40.50	6.000
Dave Lemanczyk, R ERA: 6.19	(6, 1)	2.1		13	6	4	4	4	0	0	0	0	0	1	21	21	15.43	2.571

PITCHER	IP	WLS	BF	H	R	ER	SO	BB	IBB	HBP	BLK	WP	HR	S	P	ERA	WHIP

BOTTOM

Toronto Blue Jays @ Baltimore Orioles

Memorial Stadium, Baltimore, MD

Sat Sep 16 1978, 7:05 PM EDT

Att. 10,263 - Unknown

livebaseballscorecards.com

AB	39
R	11
H	16
RBI	11
BB	3
SO	7
LOB	18

WP: 0 PA: 42
PB: 0
SB: 0
CS: 1

Batter	1	2	3	4	5	6	7	8	9	AB	R	H	RBI	BB	SO	LOB
Rick Bosetti, R (1, 8) OBP: 0.297, SLG: 0.338	4-3		4-3 2B			F8			G5-3 1B 1B	4	0	2	0	0	0	0
Bob Bailor, R (1, 9) OBP: 0.310, SLG: 0.336	6-3		4-3 2-3			5-3			1-2 1B	4	0	1	0	0	0	1
Otto Velez, R (1, 7) OBP: 0.391, SLG: 0.469	F8		F4			F8			K	4	0	0	0	0	1	3
Willie Horton, R (1, 10) OBP: 0.309, SLG: 0.399		F3		5-3			K		G5-3 2-3f	4	0	0	0	0	1	2
Doug Ault, R (1, 3) OBP: 0.348, SLG: 0.357		1B BB		6-3			G4-6-3 1B			2	0	1	0	1	0	0
Roy Howell, L (1, 5) OBP: 0.328, SLG: 0.374		1-3 1B		4-3			G4-6-3 1-2f			3	0	1	0	0	0	1
Dave McKay, S (1, 4) OBP: 0.273, SLG: 0.362		K			K			K		3	0	0	0	0	3	2
Rick Cerone, R (1, 2) OBP: 0.285, SLG: 0.299		F8			F6			F5		3	0	0	0	0	0	2
Luis Gomez, R (1, 6) OBP: 0.282, SLG: 0.254			5-3		5-3			5-3		3	0	0	0	0	0	0
Inning Stats	R: 0 E: 0 K: 0 S: 3 H: 0 LOB: 0 BB: 0 P: 3	R: 0 E: 0 K: 1 S: 6 H: 1 LOB: 2 BB: 1 P: 10	R: 0 E: 0 K: 0 S: 4 H: 1 LOB: 1 BB: 0 P: 4	R: 0 E: 0 K: 0 S: 3 H: 0 LOB: 0 BB: 0 P: 3	R: 0 E: 0 K: 1 S: 5 H: 0 LOB: 0 BB: 0 P: 5	R: 0 E: 0 K: 0 S: 3 H: 0 LOB: 0 BB: 0 P: 3	R: 0 E: 0 K: 1 S: 5 H: 1 LOB: 0 BB: 0 P: 5	R: 0 E: 0 K: 1 S: 5 H: 0 LOB: 0 BB: 0 P: 5	R: 0 E: 0 K: 1 S: 6 H: 2 LOB: 1 BB: 0 P: 6	1B: 4 2B: 1 3B: 0 HR: 0	SF: 0 SAC: 0 DP: 2 HBP: 0						

TOP

Toronto Blue Jays @ Baltimore Orioles

Memorial Stadium, Baltimore, MD

Sun Sep 17 1978, 3:33 AM EDT

Att. 4,436 - Unknown

livebaseballscorecards.com

AB	30
R	0
H	5
RBI	0
BB	1
SO	5
LOB	11

PITCHER	IP	WLS	BF	H	R	ER	SO	BB	IBB	HBP	BLK	WP	HR	S	P	ERA	WHIP
Mike Flanagan, L (1, 1) ERA: 3.99	9.0	W	31	5	0	0	5	1	0	0	0	0	0	40	44	0.00	0.667

PITCHER	IP	WLS	BF	H	R	ER	SO	BB	IBB	HBP	BLK	WP	HR	S	P	ERA	WHIP

BOTTOM

Toronto Blue Jays @ Baltimore Orioles

Memorial Stadium, Baltimore, MD

Sun Sep 17 1978, 3:33 AM EDT

Att. 4,436 - Unknown

Batter	1	2	3	4	5	6	7	8	9	AB	R	H	RBI	BB	SO	LOB
Larry Harlow, L (1, 8) OBP: 0.322, SLG: 0.347	5-3		6-3	F7		F7				4	0	0	0	0	0	0
Pat Kelly, L (1, 7) OBP: 0.354, SLG: 0.425	E3 S 1B		1B WP 1B	F7			4-3			3	2	1	0	0	0	0
Mike Anderson, R (7, PH) (8, 7) OBP: 0.182, SLG: 0.167										1	0	0	0	0	0	0
Ken Singleton, S (1, 9) OBP: 0.407, SLG: 0.475	BBBB 1B 1-2 BB		WP E 1B 1-3	5-3			K			3	1	1	0	1	1	0
Carlos Lopez, R (8, 9) OBP: 0.279, SLG: 0.346										0	0	0	0	0	0	0
Eddie Murray, S (1, 3) OBP: 0.356, SLG: 0.496	K		E8 HR 1B 1-H 3-H		2B		F8			4	1	2	1	0	1	2
Doug DeCinces, R (1, 5) OBP: 0.339, SLG: 0.506	1B 1-3 2-H		HR 2-H		6-3			4-3 2B		4	1	3	3	0	0	1
Billy Smith, S (9, 4) OBP: 0.336, SLG: 0.381										0	0	0	0	0	0	0
Lee May, R (1, 10) OBP: 0.284, SLG: 0.415	K		BB 1B	F4				6-3		4	0	1	0	0	1	4
Rick Dempsey, R (1, 2) OBP: 0.320, SLG: 0.352		1-3	BBBB 1-2 BB	F4				4-3 2-3		3	0	0	0	1	0	2
Rich Dauer, R (1, 4) (9, 5) OBP: 0.309, SLG: 0.367		6-3	F8		K			F8		4	0	0	0	0	1	3
Mark Belanger, R (1, 6) OBP: 0.300, SLG: 0.248		1-3	F9		K					3	0	0	0	0	1	2
Inning Stats	R: 1 E: 1 K: 2 S: 9 H: 1 LOB: 2 BB: 1 P: 13	R: 0 E: 0 K: 0 S: 3 H: 0 LOB: 0 BB: 0 P: 3	R: 4 E: 1 K: 0 S: 8 H: 5 LOB: 2 BB: 1 P: 12	R: 0 E: 0 K: 0 S: 3 H: 0 LOB: 0 BB: 0 P: 3	R: 0 E: 0 K: 0 S: 4 H: 1 LOB: 1 BB: 0 P: 4	R: 0 E: 0 K: 2 S: 7 H: 0 LOB: 0 BB: 0 P: 7	R: 0 E: 0 K: 1 S: 5 H: 0 LOB: 0 BB: 0 P: 5	R: 0 E: 0 K: 0 S: 4 H: 1 LOB: 1 BB: 0 P: 4		1B: 5 2B: 2 3B: 0 HR: 1	SF: 0 SAC: 0 DP: 0 HBP: 0						

PITCHER		IP	WLS	BF	H	R	ER	SO	BB	IBB	HBP	BLK	WP	HR	S	P	ERA	WHIP
Don Kirkwood, R ERA: 4.08	(1, 1)	2.1	L	15	6	5	4	2	1	0	0	0	1	1	18	22	15.43	3.000
Jerry Garvin, L ERA: 5.7	(3, 1)	5.2		20	2	0	0	3	1	0	0	0	0	0	25	29	0.00	0.529

PITCHER	IP	WLS	BF	H	R	ER	SO	BB	IBB	HBP	BLK	WP	HR	S	P	ERA	WHIP

AB	33
R	5
H	8
RBI	4
BB	2
SO	5
LOB	14

1B: 5 2B: 2 3B: 0 HR: 1 SF: 0 SAC: 0 DP: 0 HBP: 0

WP: 1 PB: 0 SB: 1 CS: 0 PA: 35

livebaseballscorecards.com

Batter	1	2	3	4	5	6	7	8	9	AB	R	H	RBI	BB	SO	LOB
Mickey Rivers, L (1, 8) OBP: 0.299, SLG: 0.403	6-3	F2			F6			K		4	0	0	0	0	1	2
Willie Randolph, R (1, 4) OBP: 0.379, SLG: 0.351	E 1B 1B	L4			6-3			F8		4	0	1	0	0	0	2
Thurman Munson, R (1, 2) OBP: 0.329, SLG: 0.373	E 1-2 1B		F8			F9		WP 1B		4	0	2	0	0	0	0
Reggie Jackson, L (1, 9) OBP: 0.362, SLG: 0.479	K		K			F9		K 1-2		4	0	0	0	0	3	3
Lou Piniella, R (1, 7) OBP: 0.366, SLG: 0.452	E3 1-2 2-3		1B			F9			1B	4	0	2	0	0	0	2
Chris Chambliss, L (1, 3) OBP: 0.325, SLG: 0.386	F7			F5			F2		F8	4	0	0	0	0	0	4
Graig Nettles, L (1, 5) OBP: 0.343, SLG: 0.460		FC1-5 BB BB		F9			F9		F9	3	0	0	0	1	0	1
Cliff Johnson, R (1, 10) OBP: 0.309, SLG: 0.352		FC1-5 1-2 BB		F7			HR		F7	3	1	1	1	1	0	1
Bucky Dent, R (1, 6) OBP: 0.294, SLG: 0.320		FC1-5 1-2 2-3f			F9		5-3			3	0	0	0	0	0	2
Inning Stats	R: 0 E: 1 K: 1 S: 8 H: 2 LOB: 3 BB: 0 P: 8	R: 0 E: 0 K: 0 S: 3 H: 0 LOB: 2 BB: 2 P: 11	R: 0 E: 0 K: 1 S: 5 H: 1 LOB: 1 BB: 0 P: 5	R: 0 E: 0 K: 0 S: 3 H: 0 LOB: 0 BB: 0 P: 3	R: 0 E: 0 K: 0 S: 3 H: 0 LOB: 0 BB: 0 P: 3	R: 0 E: 0 K: 0 S: 3 H: 0 LOB: 0 BB: 0 P: 3	R: 1 E: 0 K: 0 S: 4 H: 1 LOB: 0 BB: 0 P: 4	R: 0 E: 0 K: 2 S: 8 H: 1 LOB: 1 BB: 0 P: 8	R: 0 E: 0 K: 0 S: 4 H: 1 LOB: 1 BB: 0 P: 4	1B: 5 2B: 0 3B: 0 HR: 1 SF: 0 SAC: 0 DP: 0 HBP: 0						

PITCHER	IP	WLS	BF	H	R	ER	SO	BB	IBB	HBP	BLK	WP	HR	S	P	ERA	WHIP
Mike Willis, L (1, 1) ERA: 4.53	9.0	W	35	6	1	1	4	2	0	0	0	1	1	41	49	1.00	0.889

PITCHER	IP	WLS	BF	H	R	ER	SO	BB	IBB	HBP	BLK	WP	HR	S	P	ERA	WHIP

TOP

New York Yankees @ Toronto Blue Jays

Exhibition Stadium, Toronto, ON

Wed Sep 20 1978, 7:05 PM EDT

Unknown - 72 F

livebaseballscorecards.com

AB	33
R	1
H	6
RBI	1
BB	2
SO	4
LOB	17

1B: 5	SF: 0	WP: 1	PA: 35
2B: 0	SAC: 0	PB: 0	
3B: 0	DP: 0	SB: 0	
HR: 1	HBP: 0	CS: 0	

BOTTOM

Batter	1	2	3	4	5	6	7	8	9	AB	R	H	RBI	BB	SO	LOB
Rick Bosetti, R (1, 8) OBP: 0.300, SLG: 0.344	x 0-0 SH 1B 1B	x 0-0 1-H 3-H 3B 3B	x 0-0 1-2 1B		x 0-0 ③ F7			S S S 0-3 ① K		5	2	3	2	0	1	2
Bob Bailor, R (1, 9) OBP: 0.313, SLG: 0.341	x 0-0 1-2 SH 1B	x 0-0 3-H FC6-2 3B	x 0-0 ③ 4-3			H 1-0 4-3 1B HBP		x 0-0 ② 5-3		3	2	2	1	0	0	2
Gary Woods, R (8, 9) OBP: 0.200, SLG: 0.211										1	0	0	0	0	0	0
Roy Howell, L (1, 5) OBP: 0.328, SLG: 0.379	x 0-0 SH 1-H 2-H	x 0-0 ② FC6-2 WP 3-H		x 0-0 ① 1-3		x 0-0 ① 4-3 1-2		x 0-0 HR		4	1	1	1	0	0	2
Willie Horton, R (1, 10) OBP: 0.312, SLG: 0.403	x 0-0 ① 1-3	B B B B 4-0 BB 1-3 BB		S S S 0-3 ② K		x 0-0 G6-4-3 2-H 1B		x 0-0 2B		4	0	2	1	1	1	1
Otto Velez, R (1, 7) OBP: 0.388, SLG: 0.461	S S S 0-3 ② K	B B B B 4-0 1-2 BB		x 0-0 ③ F4		x 0-0 ② ③ G6-4-3 1-2f		x 0-0 ③ F4		4	0	0	0	1	1	3
John Mayberry, L (1, 3) OBP: 0.339, SLG: 0.426	x 0-0 ③ F9	x 0-0 ③ F4			x 0-0 SH1-4 1B SH1-4 1B		B B B B 4-0 G1-4-3 1B BB			3	0	1	0	0	0	4
Willie Upshaw, L (5, PR) OBP: 0.298, SLG: 0.311										0	1	0	0	1	0	0
Dave McKay, S (1, 4) OBP: 0.275, SLG: 0.363		x 0-0 ① 1-3	x 0-0 ① F8		x 0-0 SH1-4 SH1-4 1-2 1B		x 0-0 G1-4-3 1-2 1B			4	0	2	0	0	0	0
Rick Cerone, R (1, 2) OBP: 0.289, SLG: 0.300		x 0-0 1B 3B 1B	B B B B 4-0 1B BB		x 0-0 ① SH1-4 1-2 2-3		x 0-0 ① ② G1-4-3 1-2f 2-3			2	1	1	0	1	0	2
Luis Gomez, R (1, 6) OBP: 0.283, SLG: 0.255		x 0-0 1-3 3B 1B	x 0-0 ② F3		x 0-0 ② SH1-4 2-3 3-H		x 0-0 ③ 6-3			3	1	1	1	0	0	2
Inning Stats	R: 2 E: 1 K: 1 S: 8 H: 2 LOB: 1 BB: 0 P: 8	R: 3 E: 0 K: 0 S: 7 H: 4 LOB: 3 BB: 2 P: 15	R: 0 E: 0 K: 0 S: 4 H: 1 LOB: 2 BB: 1 P: 8	R: 0 E: 0 K: 1 S: 5 H: 0 LOB: 0 BB: 0 P: 5	R: 1 E: 0 K: 0 S: 5 H: 2 LOB: 2 BB: 0 P: 5	R: 1 E: 0 K: 0 S: 3 H: 1 LOB: 0 BB: 0 P: 4	R: 0 E: 0 K: 0 S: 3 H: 1 LOB: 1 BB: 1 P: 7	R: 1 E: 0 K: 1 S: 7 H: 2 LOB: 1 BB: 0 P: 7		1B: 9 2B: 1 3B: 2 HR: 1	SF: 0 SAC: 3 DP: 2 HBP: 1						

PITCHER		IP	WLS	BF	H	R	ER	SO	BB	IBB	HBP	BLK	WP	HR	S	P	ERA	WHIP
Ron Guidry, L ERA: 1.8	(1, 1)	1.2	L	12	6	5	3	1	0	0	0	0	0	0	14	14	16.20	3.600
Larry McCall, R ERA: 4.7	(2, 1)	6.1		29	7	3	3	2	4	0	1	0	1	1	28	45	4.26	1.737

PITCHER	IP	WLS	BF	H	R	ER	SO	BB	IBB	HBP	BLK	WP	HR	S	P	ERA	WHIP

New York Yankees @ Toronto Blue Jays

Exhibition Stadium, Toronto, ON

Wed Sep 20 1978, 7:05 PM EDT

Unknown - 72 F

livebaseballscorecards.com

AB	33
R	8
H	13
RBI	6
BB	4
SO	3
LOB	18

1B: 9	SF: 0	WP: 2	PA: 41
2B: 1	SAC: 3	PB: 0	
3B: 2	DP: 2	SB: 0	
HR: 1	HBP: 1	CS: 0	

Batter	1	2	3	4	5	6	7	8	9	AB	R	H	RBI	BB	SO	LOB
Mickey Rivers, L (1, 8) OBP: 0.296, SLG: 0.400	0-0 4-3		0-3 K			0-3 K		0-0 F6	0-3 K	5	0	0	0	0	3	3
Willie Randolph, R (1, 4) OBP: 0.378, SLG: 0.350	0-0 F4			0-3 K		0-0 F9			0-0 BB 1B 1B	4	1	1	0	0	1	0
Thurman Munson, R (1, 2) OBP: 0.330, SLG: 0.373	4-0 BB			0-0 1B		0-0 G3			0-0 F7	3	0	1	0	1	0	1
Reggie Jackson, L (1, 9) OBP: 0.361, SLG: 0.475	0-0 F5			0-3 K			0-0 5-3		4-0 1B 1-2 1B BB	3	1	0	0	1	1	2
Gary Thomasson, L (9, 7) OBP: 0.303, SLG: 0.366										0	0	0	0	0	0	0
Lou Piniella, R (1, 7) OBP: 0.365, SLG: 0.450		0-0 4-3		0-3 K			0-0 4-3		0-0 1B 1-3 2-H 1B	4	0	1	1	0	1	1
Paul Blair, R (9, PR) OBP: 0.233, SLG: 0.267 (9, 9)										0	1	0	0	0	0	0
Chris Chambliss, L (1, 3) OBP: 0.324, SLG: 0.385		0-0 5-3			0-0 L6		0-0 E7		0-0 1B 1-2 3-H 1B	4	0	1	1	0	0	0
Graig Nettles, L (1, 5) OBP: 0.343, SLG: 0.459		0-0 G3			0-0 F7		0-0 F3		0-0 1-3 2-H 1B	4	0	1	1	0	0	1
Cliff Johnson, R (1, 10) OBP: 0.313, SLG: 0.363			0-0 F9		0-0 3B			0-3 K	4-0 IBB	3	0	1	0	1	1	0
Bucky Dent, R (1, 6) OBP: 0.292, SLG: 0.318			0-0 6-3		0-3 K			0-0 6-3	0-3 K	2	0	0	0	0	1	1
Roy White, S (8, PH) OBP: 0.350, SLG: 0.401										1	0	0	0	0	0	0
Fred Stanley, R (8, 6) OBP: 0.330, SLG: 0.290										1	0	0	0	0	1	3
Inning Stats	R: 0 E: 0 K: 0 S: 3 H: 0 LOB: 1 BB: 1 P: 7	R: 0 E: 0 K: 0 S: 3 H: 0 LOB: 0 BB: 0 P: 3	R: 0 E: 0 K: 1 S: 5 H: 0 LOB: 0 BB: 0 P: 5	R: 0 E: 0 K: 3 S: 10 H: 1 LOB: 1 BB: 0 P: 10	R: 0 E: 0 K: 1 S: 6 H: 1 LOB: 1 BB: 0 P: 6	R: 0 E: 0 K: 1 S: 5 H: 0 LOB: 0 BB: 0 P: 5	R: 0 E: 1 K: 0 S: 4 H: 0 LOB: 1 BB: 0 P: 4	R: 0 E: 0 K: 1 S: 5 H: 0 LOB: 0 BB: 0 P: 5	R: 3 E: 0 K: 2 S: 11 H: 4 LOB: 3 BB: 2 P: 19	1B: 5 2B: 0 3B: 1 HR: 0 SF: 0 SAC: 0 DP: 0 HBP: 0							

TOP

New York Yankees @ Toronto Blue Jays

Exhibition Stadium, Toronto, ON

Wed Sep 20 1978, 7:05 PM EDT

Att. 38,080 - Unknown

livebaseballscorecards.com

AB	34
R	3
H	6
RBI	3
BB	3
SO	9
LOB	12

WP: 0 PB: 0 SB: 0 CS: 0 PA: 37

PITCHER		IP	WLS	BF	H	R	ER	SO	BB	IBB	HBP	BLK	WP	HR	S	P	ERA	WHIP
Tom Underwood, L ERA: 4.08	(1, 1)	8.1		31	3	2	2	7	2	0	0	0	0	0	43	51	2.16	0.600
Victor Cruz, R ERA: 1.62	(9, 1)	0.0	L	3	3	1	1	0	0	0	0	0	0	0	3	3	∞	∞
Tom Buskey, R ERA: 2.45	(9, 1)	0.2		3	0	0	0	2	0	1	0	0	0	0	6	10	0.00	0.000

PITCHER	IP	WLS	BF	H	R	ER	SO	BB	IBB	HBP	BLK	WP	HR	S	P	ERA	WHIP

Batter	1	2	3	4	5	6	7	8	9	AB	R	H	RBI	BB	SO	LOB
Rick Bosetti, R (1, 8) OBP: 0.297, SLG: 0.342	6-3	F4			5-3			F9		4	0	0	0	0	0	1
Al Woods, L (1, 7) OBP: 0.288, SLG: 0.383	1B		F9			4-3		F6		4	0	1	0	0	0	0
Roy Howell, L (1, 5) OBP: 0.327, SLG: 0.378	F8		K			1B		4-3		4	0	1	0	0	1	1
Willie Horton, R (1, 10) OBP: 0.309, SLG: 0.398	K		K			K			K	4	0	0	0	0	4	2
John Mayberry, L (1, 3) OBP: 0.338, SLG: 0.425		F5		F8		F5			4-3 BB 1B	4	0	1	0	0	0	1
Willie Upshaw, L (9, PR) OBP: 0.298, SLG: 0.311										0	0	0	0	0	0	0
Otto Velez, R (1, 9) OBP: 0.389, SLG: 0.459		2B 1B		F3			K		4-3 1-2 BB	3	1	1	0	1	1	0
Dave McKay, S (1, 4) OBP: 0.275, SLG: 0.365		WP 1-H G3 2B		K			F8		4-3 1-2 2-3	4	1	1	1	0	1	2
Alan Ashby, S (1, 2) OBP: 0.346, SLG: 0.446		G3 2-3 BB			F6		2B		BB	2	0	1	0	2	0	0
Luis Gomez, R (1, 6) OBP: 0.281, SLG: 0.253		G3 1-2 3-H			5-3		K		K	3	0	0	1	0	1	2
Sam Ewing, L (9, PH) OBP: 0.259, SLG: 0.308										1	0	0	0	0	1	3
Inning Stats	R: 0 E: 0 K: 1 S: 6 H: 1 LOB: 1 BB: 0 P: 6	R: 2 E: 0 K: 0 S: 5 H: 2 LOB: 1 BB: 1 P: 9	R: 0 E: 0 K: 2 S: 7 H: 0 LOB: 0 BB: 0 P: 7	R: 0 E: 0 K: 1 S: 5 H: 0 LOB: 0 BB: 0 P: 5	R: 0 E: 0 K: 0 S: 3 H: 0 LOB: 0 BB: 0 P: 3	R: 0 E: 0 K: 1 S: 6 H: 1 LOB: 1 BB: 0 P: 6	R: 0 E: 0 K: 2 S: 8 H: 1 LOB: 1 BB: 0 P: 8	R: 0 E: 0 K: 0 S: 3 H: 0 LOB: 0 BB: 0 P: 3	R: 0 E: 0 K: 2 S: 8 H: 1 LOB: 3 BB: 2 P: 16	1B: 4 2B: 2 3B: 0 HR: 0 SF: 0 SAC: 0 DP: 0 HBP: 0	WP: 1 PB: 0 SB: 0 CS: 0 PA: 36					

PITCHER	IP	WLS	BF	H	R	ER	SO	BB	IBB	HBP	BLK	WP	HR	S	P	ERA	WHIP
Ken Clay, R (1, 1) ERA: 4.28	6.0		23	4	2	2	5	1	0	0	0	1	0	32	36	3.00	0.833
Rich Gossage, R (7, 1) ERA: 2.02	3.0	W	13	2	0	0	4	2	0	0	0	0	0	19	27	0.00	1.333

PITCHER	IP	WLS	BF	H	R	ER	SO	BB	IBB	HBP	BLK	WP	HR	S	P	ERA	WHIP

BOTTOM

New York Yankees @ Toronto Blue Jays

Exhibition Stadium, Toronto, ON

Wed Sep 20 1978, 7:05 PM EDT

Att. 38,080 - Unknown

livebaseballscorecards.com

AB	33
R	2
H	6
RBI	2
BB	3
SO	9
LOB	12

Batter	1	2	3	4	5	6	7	8	9	AB	R	H	RBI	BB	SO	LOB
Mickey Rivers, L (1, 8) OBP: 0.299, SLG: 0.404	S S S 0-3 ① K		x 0-0 ② F7		x 0-0 1-3 2B 2B		B B B B 4-0 S 3B BB	x 0-0 2B		4	2	2	0	1	1	0
Jay Johnstone, L (8, 9) OBP: 0.291, SLG: 0.264										0	0	0	0	0	0	0
Willie Randolph, R (1, 4) OBP: 0.379, SLG: 0.354	x 0-0 ② 5-3		x 0-0 ③ 5-3		B B B B 4-0 2B BB		x 0-0 1-H 1B 3B	x 0-0 ② 6-3		4	2	1	1	1	0	1
Brian Doyle, L (8, 4) OBP: 0.217, SLG: 0.217										0	0	0	0	0	0	0
Thurman Munson, R (1, 2) OBP: 0.331, SLG: 0.375	x 0-0 2B			x 0-0 ① F4	x 0-0 ② SF8 3-H		x 0-0 3-H 2B 1B	x 0-0 ③ 4-3		4	1	2	2	0	0	1
Reggie Jackson, L (1, 9) OBP: 0.362, SLG: 0.477	x 0-0 ③ F6			H 1-0 1B HBP	x 0-0 1-H 2-H 2B		x 0-0 ② F9		S S S 0-3 ① K	3	0	1	2	0	0	2
Paul Blair, R (7, 9) OBP: 0.231, SLG: 0.264										1	0	0	0	0	1	0
Lou Piniella, R (1, 7) OBP: 0.364, SLG: 0.451		x 0-0 ① 5-3		x 0-0 ② F8	x 0-0 ③ F8		x 0-0 1-H 2B 2B		S S S 0-3 ② K	4	1	1	1	0	0	2
Gary Thomasson, L (7, 7) OBP: 0.302, SLG: 0.365										1	0	0	0	0	1	0
Chris Chambliss, L (1, 3) OBP: 0.327, SLG: 0.389		x 0-0 1B		x 0-0 1-2 1B		x 0-0 ① 3-1	x 0-0 2-H WP 2B		x 0-0 ③ 3-1	4	0	3	1	0	0	0
Jim Spencer, L (8, 3) OBP: 0.298, SLG: 0.448										1	0	0	0	0	0	0
Graig Nettles, L (1, 5) OBP: 0.342, SLG: 0.456		S S S 0-3 ② K		S S S 0-3 ③ K		x 0-0 ② 4-3	B B B B 4-0 2-3 BB			3	0	0	0	1	2	3
Cliff Johnson, R (1, 10) OBP: 0.307, SLG: 0.355		S S S 0-3 ③ K			S S S 0-3 ① K	x 0-0 ③ 5-3	x 0-0 ③ F7			4	0	0	0	0	2	3
Bucky Dent, R (1, 6) OBP: 0.292, SLG: 0.315			x 0-0 ① 6-3		B B B B 4-0 2B SF8 BB		x 0-0 ① 6-3	x 0-0 ① F3		3	1	0	0	1	0	0
Fred Stanley, R (8, 6) OBP: 0.330, SLG: 0.290										0	0	0	0	0	0	0
Inning Stats	R: 0 E: 0 K: 1 S: 6 H: 1 LOB: 1 BB: 0 P: 6	R: 0 E: 0 K: 2 S: 8 H: 1 LOB: 1 BB: 0 P: 8	R: 0 E: 0 K: 0 S: 3 H: 0 LOB: 0 BB: 0 P: 3	R: 0 E: 0 K: 1 S: 6 H: 1 LOB: 2 BB: 0 P: 7	R: 3 E: 0 K: 1 S: 7 H: 2 LOB: 1 BB: 2 P: 15	R: 0 E: 0 K: 0 S: 3 H: 0 LOB: 0 BB: 0 P: 3	R: 4 E: 0 K: 0 S: 7 H: 4 LOB: 2 BB: 2 P: 15	R: 0 E: 0 K: 0 S: 4 H: 1 LOB: 1 BB: 0 P: 4	R: 0 E: 0 K: 2 S: 7 H: 0 LOB: 0 BB: 0 P: 7	1B: 3 2B: 6 3B: 1 HR: 0	SF: 1 SAC: 0 DP: 0 HBP: 1						

PITCHER	IP	WLS	BF	H	R	ER	SO	BB	IBB	HBP	BLK	WP	HR	S	P	ERA	WHIP
Balor Moore, L (1, 1) ERA: 5.08	6.1	L	29	6	5	5	5	3	0	1	0	0	0	35	48	7.11	1.421
Tom Buskey, R (7, 1) ERA: 4.7	0.1		4	3	2	2	0	0	0	0	0	0	0	4	4	54.00	9.000
Victor Cruz, R (7, 1) ERA: 1.58	1.1		6	1	0	0	0	1	0	0	0	1	0	5	9	0.00	1.500
Tom Murphy, R (9, 1) ERA: 4.07	1.0		3	0	0	0	2	0	0	0	0	0	0	7	7	0.00	0.000

PITCHER	IP	WLS	BF	H	R	ER	SO	BB	IBB	HBP	BLK	WP	HR	S	P	ERA	WHIP

TOP

New York Yankees @ Toronto Blue Jays

Exhibition Stadium, Toronto, ON

Thu Sep 21 1978, 7:05 PM EDT
Att. 28,653 - Unknown - 61 F

livebaseballscorecards.com

AB	36
R	7
H	10
RBI	7
BB	4
SO	7
LOB	12

WP: 1	PA: 42		
PB: 0			
SB: 1			
CS: 0			

Batter	1	2	3	4	5	6	7	8	9	AB	R	H	RBI	BB	SO	LOB
Rick Bosetti, R (1, 8) OBP: 0.299, SLG: 0.350	HR		K			2B		4-3		4	1	2	1	0	1	0
Al Woods, L (1, 7) OBP: 0.282, SLG: 0.376	4-3			K		F2		K		4	0	0	0	0	2	2
Roy Howell, L (1, 5) OBP: 0.327, SLG: 0.376	4-3			F8		FC6-4 BB			F8	3	0	0	0	1	0	0
Willie Horton, R (1, 10) OBP: 0.306, SLG: 0.394	K			K		FC6-4 1-2f			6-3	4	0	0	0	0	2	3
John Mayberry, L (1, 3) OBP: 0.336, SLG: 0.421		F9			F8		F8		F5	4	0	0	0	0	0	0
Otto Velez, R (1, 9) OBP: 0.389, SLG: 0.458		6-3			G6-3 1B		K			3	0	1	0	0	1	0
Dave McKay, S (1, 4) OBP: 0.275, SLG: 0.364		K			G6-3 1-2f		1B			3	0	1	0	0	1	1
Alan Ashby, S (1, 2) OBP: 0.342, SLG: 0.441			4-3			F9	F8			3	0	0	0	0	0	1
Luis Gomez, R (1, 6) OBP: 0.281, SLG: 0.253			F9			2B 1B		6-3		3	0	1	0	0	0	0
Inning Stats	R: 1 H: 1 E: 0 LOB: 0 K: 1 BB: 0 S: 6 P: 6	R: 0 H: 0 E: 0 LOB: 0 K: 1 BB: 0 S: 5 P: 5	R: 0 H: 0 E: 0 LOB: 0 K: 1 BB: 0 S: 5 P: 5	R: 0 H: 0 E: 0 LOB: 0 K: 2 BB: 0 S: 7 P: 7	R: 0 H: 1 E: 0 LOB: 0 K: 0 BB: 0 S: 3 P: 3	R: 0 H: 2 E: 0 LOB: 3 K: 0 BB: 1 S: 5 P: 9	R: 0 H: 1 E: 0 LOB: 1 K: 1 BB: 0 S: 6 P: 6	R: 0 H: 0 E: 0 LOB: 0 K: 1 BB: 0 S: 5 P: 5	R: 0 H: 0 E: 0 LOB: 0 K: 0 BB: 0 S: 3 P: 3	1B: 3 SF: 0 2B: 1 SAC: 0 3B: 0 DP: 1 HR: 1 HBP: 0						WP: 0 PA: 32 PB: 0 SB: 0 CS: 0	

PITCHER		IP	WLS	BF	H	R	ER	SO	BB	IBB	HBP	BLK	WP	HR	S	P	ERA	WHIP
Catfish Hunter, R ERA: 3.44	(1, 1)	6.0	W	22	4	1	1	5	1	0	0	0	0	1	31	35	1.50	0.833
Rich Gossage, R ERA: 1.97	(7, 1)	3.0	S	10	1	0	0	2	0	0	0	0	0	0	14	14	0.00	0.333

PITCHER	IP	WLS	BF	H	R	ER	SO	BB	IBB	HBP	BLK	WP	HR	S	P	ERA	WHIP

BOTTOM

New York Yankees @ Toronto Blue Jays

Exhibition Stadium, Toronto, ON

Thu Sep 21 1978, 7:05 PM EDT

Att. 28,653 - Unknown - 61 F

livebaseballscorecards.com

AB	31
R	1
H	5
RBI	1
BB	1
SO	7
LOB	7

Boston Red Sox @ Toronto Blue Jays

Exhibition Stadium, Toronto, ON

Fri Sep 22 1978, 7:05 PM EDT

Att. 22,172 - Unknown - 59 F

TOP

livebaseballscorecards.com

Batter	1	2	3	4	5	6	7	8	9	AB	R	H	RBI	BB	SO	LOB
Rick Burleson, R (1, 6) OBP: 0.299, SLG: 0.340	K	K		F9			FC6-4 1B		BB BB BB	4	0	1	0	1	2	3
Jerry Remy, L (1, 4) OBP: 0.315, SLG: 0.346	S 2B 1B		F7		B1-3		L8		BB 1-2 BB	4	1	1	0	1	0	1
Jim Rice, R (1, 7) OBP: 0.371, SLG: 0.598	1-H 2B		K		F8		FC6-4 1-2f		K	5	0	1	1	0	2	3
Carl Yastrzemski, L (1, 10) OBP: 0.368, SLG: 0.416	K		4-3		FC6-4 BB			F7	BB 1-2 2-3	3	0	0	0	2	1	1
Carlton Fisk, R (1, 2) OBP: 0.362, SLG: 0.480	K			1B E 1B 1B	FC6-4 1-2f			1B SF7 1B	F8	5	2	2	0	0	1	5
Fred Lynn, L (1, 8) OBP: 0.375, SLG: 0.492		2B BB		E3 1B 1B G6-4-3 1-2		K		S 1-3 1B		3	1	1	0	1	1	1
Butch Hobson, R (1, 5) OBP: 0.310, SLG: 0.409		1-3 2B		G6-4-3 1B 1-2 2-3 1B		F8		SF7 3-H		3	0	2	1	0	0	0
Frank Duffy, R (9, 5) OBP: 0.300, SLG: 0.301										0	0	0	0	0	0	0
George Scott, R (1, 3) OBP: 0.302, SLG: 0.376	K			G6-4-3 1-2 2-3 3-H 1B		F8		K 1-2		4	0	1	1	0	2	3
Dwight Evans, R (1, 9) OBP: 0.337, SLG: 0.451	K			G6-4-3 1-2f 2-3 3-H			K		F4	4	0	0	0	0	2	4

AB	35
R	4
H	9
RBI	3
BB	5
SO	11
LOB	21

Inning Stats	1	2	3	4	5	6	7	8	9
	R: 1 E: 0 K: 3 S: 11 H: 2 LOB: 1 BB: 0 P: 11	R: 0 E: 0 K: 3 S: 10 H: 1 LOB: 2 BB: 1 P: 14	R: 0 E: 0 K: 1 S: 5 H: 0 LOB: 0 BB: 0 P: 5	R: 2 E: 1 K: 0 S: 6 H: 3 LOB: 1 BB: 0 P: 6	R: 0 E: 0 K: 0 S: 3 H: 0 LOB: 1 BB: 1 P: 7	R: 0 E: 0 K: 1 S: 5 H: 0 LOB: 0 BB: 0 P: 5	R: 0 E: 0 K: 1 S: 6 H: 1 LOB: 1 BB: 0 P: 6	R: 1 E: 0 K: 1 S: 7 H: 2 LOB: 1 BB: 0 P: 7	R: 0 E: 0 K: 1 S: 5 H: 0 LOB: 3 BB: 3 P: 17

| | | | | | | | | | |

BOTTOM

Boston Red Sox @ Toronto Blue Jays

Exhibition Stadium, Toronto, ON

Fri Sep 22 1978, 7:05 PM EDT
Att. 22,172 - Unknown - 59 F

Batter	1	2	3	4	5	6	7	8	9	AB	R	H	RBI	BB	SO	LOB
Rick Bosetti, R (1, 8) OBP: 0.300, SLG: 0.351	0-0 ① L4	0-0 S 1B			0-0 ② F2		0-0 ③ F6		0-0 1-2 2-H 3-H 1B	5	0	2	2	0	0	0
Al Woods, L (1, 7) OBP: 0.286, SLG: 0.380	B B B B 4-0 E FC5 2B BB	0-0 ③ 6-3 1-2			0-0 ③ F8			0-0 4-3 2B		3	1	1	0	1	0	1
Roy Howell, L (1, 5) OBP: 0.324, SLG: 0.373	0-0 FC5 1-3 2B		0-0 ① P7			0-0 ① F7		0-0 ① 4-3 2-3		4	1	0	0	0	0	2
John Mayberry, L (1, 10) OBP: 0.335, SLG: 0.422	0-0 6-3 1-H 3-H 1B 2B		0-0 ② 4-3			0-0 ② F8		S S S 0-3 ② K		4	1	1	2	0	1	1
Otto Velez, R (1, 9) OBP: 0.387, SLG: 0.452	0-0 ② 6-3 2-3		0-0 ③ 4-3			B B B B 4-0 1B BB		0-0 ③ F8		3	0	0	0	1	0	2
Willie Upshaw, L (1, 3) OBP: 0.303, SLG: 0.317 Bob Bailor, R (9, PH) OBP: 0.314, SLG: 0.342	0-0 3-H 1B			0-0 ① 6-3		0-0 1-3 1B			0-0 BB 1B 1B 1B	3 1	0 1	2 1	1 0	0 0	0 0	0 0
Alan Ashby, S (1, 2) OBP: 0.337, SLG: 0.434	0-0 ③ F7			S S S 0-3 ② K		0-0 ③ F7			0-0 ① B3	4	0	0	0	0	1	4
Dave McKay, S (1, 4) OBP: 0.275, SLG: 0.363		0-0 ① 3-1		0-0 ③ F8			0-0 ① F5		0-0 BB 1-2 1B 1B	4	1	1	0	0	0	0
Luis Gomez, R (1, 6) OBP: 0.279, SLG: 0.251 Doug Ault, R (9, PH) OBP: 0.353, SLG: 0.357 Tim Johnson, L (9, PR) OBP: 0.315, SLG: 0.250		0-0 ② 2-3			0-0 ① 6-3		0-0 ② F3		B B B B 4-0 1-2 2-3 1B BB	3 0 0	0 0 0	0 0 0	0 0 0	0 1 0	0 0 0	0 0 0
Inning Stats	R: 3 E: 1 K: 0 S: 6 H: 2 LOB: 1 BB: 1 P: 10	R: 0 E: 0 K: 0 S: 4 H: 1 LOB: 1 BB: 0 P: 4	R: 0 E: 0 K: 0 S: 3 H: 0 LOB: 0 BB: 0 P: 3	R: 0 E: 0 K: 1 S: 5 H: 0 LOB: 0 BB: 0 P: 5	R: 0 E: 0 K: 0 S: 3 H: 0 LOB: 0 BB: 0 P: 3	R: 0 E: 0 K: 0 S: 4 H: 1 LOB: 2 BB: 1 P: 8	R: 0 E: 0 K: 0 S: 3 H: 0 LOB: 0 BB: 0 P: 3	R: 0 E: 0 K: 1 S: 6 H: 1 LOB: 1 BB: 0 P: 6	R: 2 E: 0 K: 0 S: 4 H: 3 LOB: 2 BB: 1 P: 8	1B: 6 2B: 2 3B: 0 HR: 0	SF: 0 SAC: 0 DP: 0 HBP: 0						

AB	34
R	5
H	8
RBI	5
BB	3
SO	2
LOB	10

WP: 0 PB: 0 SB: 1 CS: 0 PA: 37

livebaseballscorecards.com

PITCHER		IP	WLS	BF	H	R	ER	SO	BB	IBB	HBP	BLK	WP	HR	S	P	ERA	WHIP
Bob Stanley, R ERA: 2.71	(1, 1)	7.0		29	5	3	1	1	2	0	0	0	0	0	29	37	1.29	1.000
Andy Hassler, L ERA: 4.06	(8, 1)	1.1	L	7	2	2	2	1	1	0	0	0	0	0	8	12	13.50	2.250
Bill Campbell, R ERA: 3.78	(9, 1)	0.0		1	1	0	0	0	0	0	0	0	0	0	1	1	∞	∞

PITCHER	IP	WLS	BF	H	R	ER	SO	BB	IBB	HBP	BLK	WP	HR	S	P	ERA	WHIP

Batter	1	2	3	4	5	6	7	8	9	AB	R	H	RBI	BB	SO	LOB
Rick Burleson, R (1, 6) OBP: 0.298, SLG: 0.339	0-0 S 1B 1B		0-0 6-3 ①	0-0 FC6-4 ③ 1-2f		0-0 FC4-6 ③ 1-2f			0-0 6-3 ②	5	1	1	0	0	0	3
Jerry Remy, L (1, 4) OBP: 0.315, SLG: 0.345	0-0 L6 ①		B B B B 4-0 CS BB		0-0 F7 ①		0-0 G3 ①		0-0 1B 1B	4	0	1	0	1	0	1
Jim Rice, R (1, 9) OBP: 0.371, SLG: 0.601	S S S 0-3 K ② 1-2		0-0 E5 BB ② 1-2		0-0 HR		0-0 5-3 ②		0-0 1B ② 1-2	5	1	2	1	0	1	2
Carl Yastrzemski, L (1, 7) OBP: 0.369, SLG: 0.415	0-0 S 1B ② 2-H		B B B B 4-0 BB 1-2		0-0 4-3 ②		0-0 F8 ③		0-0 4-3 ③	4	0	1	1	1	0	2
Carlton Fisk, R (1, 2) OBP: 0.363, SLG: 0.479	H 1-0 HBP 1-2		0-0 P7 ③		0-0 F4 ③			0-0 4-3 1B		3	0	1	0	0	0	2
Fred Lynn, L (1, 8) OBP: 0.374, SLG: 0.490	0-0 F8 ③			0-0 G3 ①		0-0 BB 1B		0-0 4-3 ① 1-2		4	0	1	0	0	0	3
Butch Hobson, R (1, 10) OBP: 0.309, SLG: 0.410		S S S 0-3 K ①		0-0 1B 2B		0-0 F7 ①		S S S 0-3 K ②		4	1	1	0	0	2	2
George Scott, R (1, 3) OBP: 0.299, SLG: 0.372		0-0 5-3 ②		0-0 6-3 ②		0-0 F8 ②		0-0 F9 ③		4	0	0	0	0	0	3
Jack Brohamer, L (1, 5) OBP: 0.301, SLG: 0.321		0-0 1-3 ③		0-0 FC6-4 1B 2-H		B B B B 4-0 FC4-6 BB 1-2			0-0 F8 ①	3	0	1	1	1	0	0
Inning Stats	R: 1 H: 2 E: 0 LOB: 2 K: 1 BB: 0 S: 7 P: 8	R: 0 H: 0 E: 0 LOB: 0 K: 1 BB: 0 S: 5 P: 5	R: 0 H: 0 E: 1 LOB: 2 K: 0 BB: 2 S: 3 P: 11	R: 1 H: 2 E: 0 LOB: 1 K: 0 BB: 0 S: 5 P: 5	R: 1 H: 1 E: 0 LOB: 0 K: 0 BB: 0 S: 4 P: 4	R: 0 H: 1 E: 0 LOB: 2 K: 0 BB: 1 S: 4 P: 8	R: 0 H: 0 E: 0 LOB: 0 K: 0 BB: 0 S: 3 P: 3	R: 0 H: 1 E: 0 LOB: 1 K: 1 BB: 0 S: 6 P: 6	R: 0 H: 2 E: 0 LOB: 2 K: 0 BB: 0 S: 5 P: 5	1B: 7 SF: 0 2B: 1 SAC: 0 3B: 0 DP: 0 HR: 1 HBP: 1						WP: 0 PA: 40 PB: 0 SB: 2 CS: 1	

PITCHER	IP	WLS	BF	H	R	ER	SO	BB	IBB	HBP	BLK	WP	HR	S	P	ERA	WHIP
Jesse Jefferson, R (1, 1) ERA: 4.42	9.0	L	40	9	3	3	3	3	0	1	0	0	1	42	55	3.00	1.333

PITCHER	IP	WLS	BF	H	R	ER	SO	BB	IBB	HBP	BLK	WP	HR	S	P	ERA	WHIP

TOP

Boston Red Sox @ Toronto Blue Jays

Exhibition Stadium, Toronto, ON

Sat Sep 23 1978, 3:33 AM EDT

Att. 30,059 - Unknown - 61 F

livebaseballscorecards.com

AB	36
R	3
H	9
RBI	3
BB	3
SO	3
LOB	18

Batter	1	2	3	4	5	6	7	8	9	AB	R	H	RBI	BB	SO	LOB
Rick Bosetti, R (1, 8) OBP: 0.299, SLG: 0.348	S S S 0-3 K ①	S S S 0-3 K ③		x 0-0 FC3-2 ② 1-2 3-H		S S S 0-3 K ②			H 1-0 FC3-6 HBP	4	0	0	0	0	3	6
Bob Bailor, R (1, 9) OBP: 0.314, SLG: 0.345	x 0-0 1B		x 0-0 FC6-5 2B	x 0-0 F9 ③		x 0-0 F6 ③			x 0-0 FC3-6 ① 1-2f	5	0	2	0	0	0	4
Roy Howell, L (1, 5) OBP: 0.322, SLG: 0.370	S S S 0-3 K ②		x 0-0 FC6-5 ① 1B 2-3		x 0-0 4-3 ①		x 0-0 4-3 ①		S S S 0-3 K ②	5	0	0	0	0	2	3
John Mayberry, L (1, 10) OBP: 0.334, SLG: 0.419	x 0-0 G3 ③		x 0-0 F9 ②		x 0-0 L8 ②		B B B B 4-0 BB		x 0-0 5-3 ③	4	0	0	0	1	0	3
Willie Upshaw, L (1, 3) OBP: 0.307, SLG: 0.317		x 0-0 F6 ①	x 0-0 1-2 1B		B B B B 4-0 BB		x 0-0 F7 ②			3	0	1	0	1	0	1
Al Woods, L (1, 7) OBP: 0.286, SLG: 0.374		B B B 4-0 2B FC1-2 BB	S S S 0-3 K ③		x 0-0 F9 ③		x 0-0 6-3 ③			3	0	0	0	1	1	4
Dave McKay, S (1, 4) OBP: 0.279, SLG: 0.367		x 0-0 FC1-2 1-3 2B		x 0-0 1B FC3-2 1B		B B B 4-0 2B BB		x 0-0 F9 ①		3	1	2	0	1	0	0
Alan Ashby, S (1, 2) OBP: 0.339, SLG: 0.437		I I I I 4-0 FC1-2 IBB		x 0-0 F8 ①		x 0-0 4-3 1-H 2B		x 0-0 5-3 ②		3	0	1	1	1	0	1
Luis Gomez, R (1, 6) OBP: 0.279, SLG: 0.252 Sam Ewing, L (8, PH) OBP: 0.254, SLG: 0.302 Tim Johnson, L (9, 6) OBP: 0.315, SLG: 0.250		x 0-0 FC1-2 ② 1-2 2-3 3-Hf		x 0-0 FC3-2 1-3 1B		x 0-0 4-3 ① 2-3		x 0-0 P9 ③		3 1 0	0 0 0	1 0 0	0 0 0	0 0 0	0 0 0	4 0 0
Inning Stats	R: 0 E: 0 K: 2 S: 8 H: 1 LOB: 1 BB: 0 P: 8	R: 0 E: 0 K: 1 S: 6 H: 1 LOB: 3 BB: 2 P: 14	R: 0 E: 0 K: 1 S: 7 H: 2 LOB: 2 BB: 0 P: 7	R: 0 E: 0 K: 0 S: 5 H: 2 LOB: 2 BB: 0 P: 5	R: 0 E: 0 K: 0 S: 3 H: 0 LOB: 1 BB: 1 P: 7	R: 1 E: 0 K: 1 S: 6 H: 1 LOB: 1 BB: 1 P: 10	R: 0 E: 0 K: 0 S: 3 H: 0 LOB: 1 BB: 1 P: 7	R: 0 E: 0 K: 0 S: 3 H: 0 LOB: 0 BB: 0 P: 3	R: 0 E: 0 K: 1 S: 5 H: 0 LOB: 1 BB: 0 P: 6	1B: 4 2B: 3 3B: 0 HR: 0	SF: 0 SAC: 0 DP: 0 HBP: 1			WP: 0 PB: 0 SB: 0 CS: 0	PA: 40		

PITCHER	IP	WLS	BF	H	R	ER	SO	BB	IBB	HBP	BLK	WP	HR	S	P	ERA	WHIP
Luis Tiant, R (1, 1) ERA: 3.47	9.0	W	40	7	1	1	6	4	1	1	0	0	0	46	67	1.00	1.222

PITCHER	IP	WLS	BF	H	R	ER	SO	BB	IBB	HBP	BLK	WP	HR	S	P	ERA	WHIP

BOTTOM

Boston Red Sox @ Toronto Blue Jays

Exhibition Stadium, Toronto, ON

Sat Sep 23 1978, 3:33 AM EDT
Att. 30,059 - Unknown - 61 F

livebaseballscorecards.com

AB	34
R	1
H	7
RBI	1
BB	5
SO	6
LOB	26

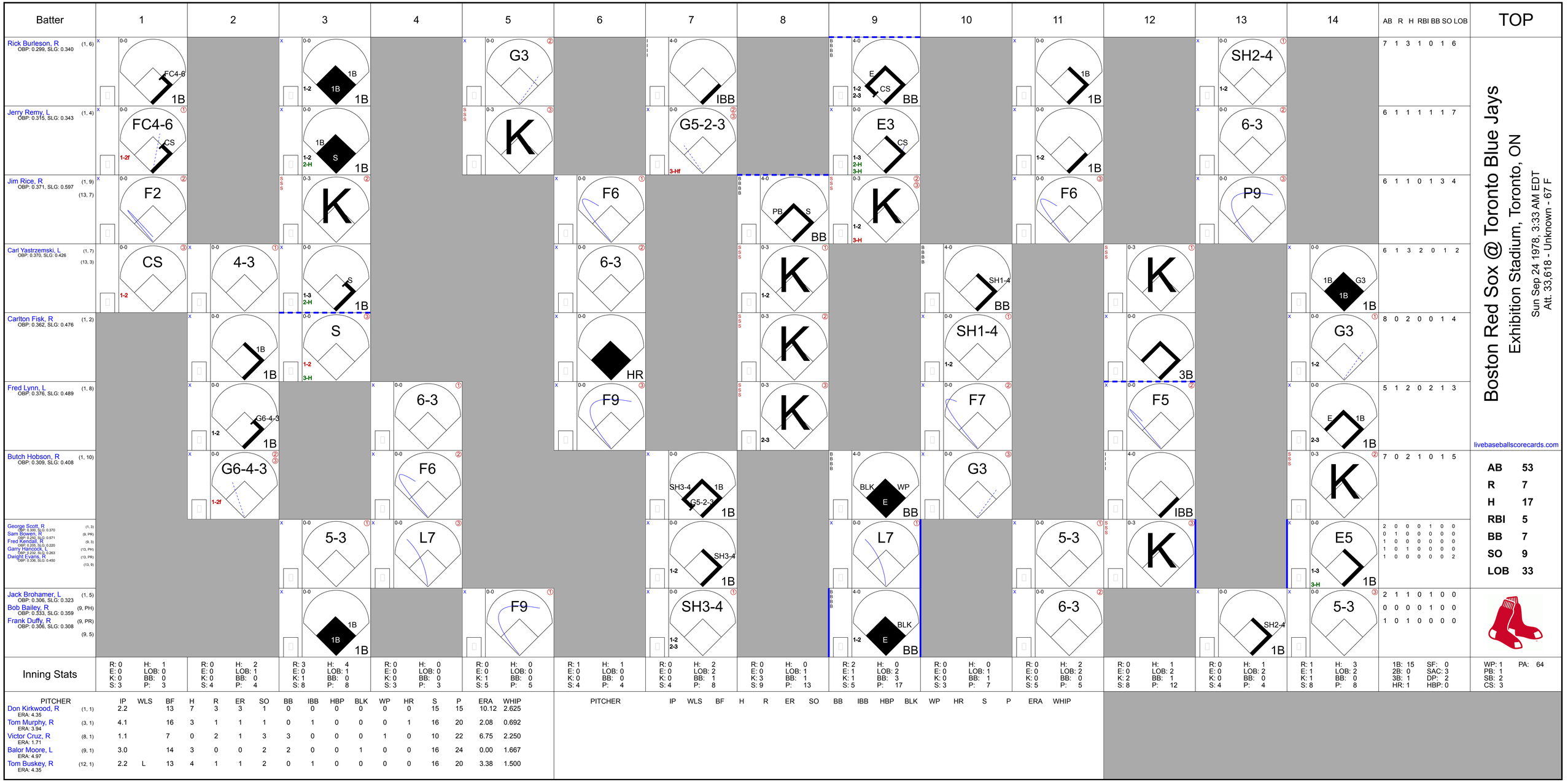
Batter
1
2
3
4
5
6
7
8
9
10
11
12
13
14
AB R H RBI BB SO LOB
TOP
Rick Burleson, R (1, 6) OBP: 0.299, SLG: 0.340
FC4-6 1B
G3
IBB
E CS BB
1B
SH2-4
7 1 3 1 0 1 6
Jerry Remy, L (1, 4) OBP: 0.315, SLG: 0.343
FC4-6 CS
1-2f
K
G5-2-3
3-Hf
E3 CS
1B
6-3
6 1 1 1 1 1 7
Jim Rice, R (1, 9) OBP: 0.371, SLG: 0.597 (13, 7)
F2
K
F6
PB S BB
K
F6
P9
6 1 1 0 1 3 4
Carl Yastrzemski, L (1, 7) OBP: 0.370, SLG: 0.426 (13, 3)
CS
4-3
S
6-3
K
SH1-4 BB
K
1B G3 1B
6 1 3 2 0 1 2
Carlton Fisk, R (1, 2) OBP: 0.362, SLG: 0.476
1B
S
HR
K
SH1-4
3B
G3
8 0 2 0 0 1 4
Fred Lynn, L (1, 8) OBP: 0.376, SLG: 0.489
G6-4-3
6-3
F9
K
F7
F5
E 1B
5 1 2 0 2 1 3
Butch Hobson, R (1, 10) OBP: 0.309, SLG: 0.408
G6-4-3
1-2f
F6
SH3-4 1B G5-2-3
BLK WP E BB
G3
IBB
K
7 0 2 1 0 1 5
George Scott, R (1, 3) OBP: 0.300, SLG: 0.370
Sam Bowen, R (9, PR) OBP: 0.250, SLG: 0.571
Fred Kendall, R (9, 3) OBP: 0.205, SLG: 0.220
Garry Maddox, L (13, PH) OBP: 0.333, SLG: 0.263
Dwight Evans, R (13, PR) OBP: 0.336, SLG: 0.450 (13, 9)
5-3
L7
SH3-4
L7
5-3
K
E5 1B
2 0 0 0 1 0 0
0 1 0 0 0 0 0
1 0 0 0 0 0 0
1 0 1 0 0 0 0
1 0 0 0 0 0 2
Jack Brohamer, L (1, 5) OBP: 0.306, SLG: 0.323
Bob Bailey, R (9, PH) OBP: 0.333, SLG: 0.359
Frank Duffy, R (9, PR) OBP: 0.306, SLG: 0.308 (9, 5)
F9
SH3-4
BLK E BB
6-3
SH2-4
5-3
2 1 1 0 1 0 0
0 0 0 0 1 0 0
1 0 1 0 0 0 0
Boston Red Sox @ Toronto Blue Jays
Exhibition Stadium, Toronto, ON
Sun Sep 24 1978, 3:33 AM EDT
Att. 33,618 - Unknown - 67 F
livebaseballscorecards.com
AB 53
R 7
H 17
RBI 5
BB 7
SO 9
LOB 33
Inning Stats
R: 0 H: 1 E: 0 LOB: 0 K: 0 BB: 0 S: 3 P: 3
R: 0 H: 2 E: 0 LOB: 1 K: 0 BB: 0 S: 4 P: 4
R: 3 H: 4 E: 0 LOB: 1 K: 1 BB: 0 S: 8 P: 8
R: 0 H: 0 E: 0 LOB: 0 K: 0 BB: 0 S: 3 P: 3
R: 0 H: 0 E: 0 LOB: 0 K: 1 BB: 0 S: 5 P: 5
R: 1 H: 1 E: 0 LOB: 0 K: 0 BB: 0 S: 4 P: 4
R: 0 H: 2 E: 0 LOB: 2 K: 0 BB: 1 S: 4 P: 8
R: 0 H: 0 E: 0 LOB: 1 K: 3 BB: 1 S: 9 P: 13
R: 2 H: 0 E: 1 LOB: 2 K: 1 BB: 3 S: 5 P: 17
R: 0 H: 0 E: 0 LOB: 1 K: 0 BB: 1 S: 3 P: 7
R: 0 H: 2 E: 0 LOB: 2 K: 0 BB: 0 S: 5 P: 5
R: 0 H: 1 E: 0 LOB: 2 K: 2 BB: 1 S: 8 P: 12
R: 0 H: 1 E: 0 LOB: 2 K: 0 BB: 0 S: 4 P: 4
R: 1 H: 3 E: 1 LOB: 2 K: 1 BB: 0 S: 8 P: 8
1B: 15 SF: 0 2B: 0 SAC: 3 3B: 1 DP: 2 HR: 1 HBP: 0
WP: 1 PA: 64 PB: 1 SB: 2 CS: 3
PITCHER IP WLS BF H R ER SO BB IBB HBP BLK WP HR S P ERA WHIP
Don Kirkwood, R (1, 1) ERA: 4.35 2.2 L 13 4 1 1 2 0 1 0 0 0 0 0 16 20 3.38 1.500
Tom Murphy, R (3, 1) ERA: 3.94 4.1 16 3 1 1 1 0 1 0 0 0 1 0 16 20 2.08 0.692
Victor Cruz, R (8, 1) ERA: 1.71 1.1 7 0 2 1 3 3 0 0 0 1 0 0 10 22 6.75 2.250
Balor Moore, L (9, 1) ERA: 4.97 3.0 14 3 0 0 2 2 0 0 1 0 0 0 16 24 0.00 1.667
Tom Buskey, R (12, 1) ERA: 4.35 2.2 L 13 4 1 1 2 0 1 0 0 0 0 0 16 20 3.38 1.500

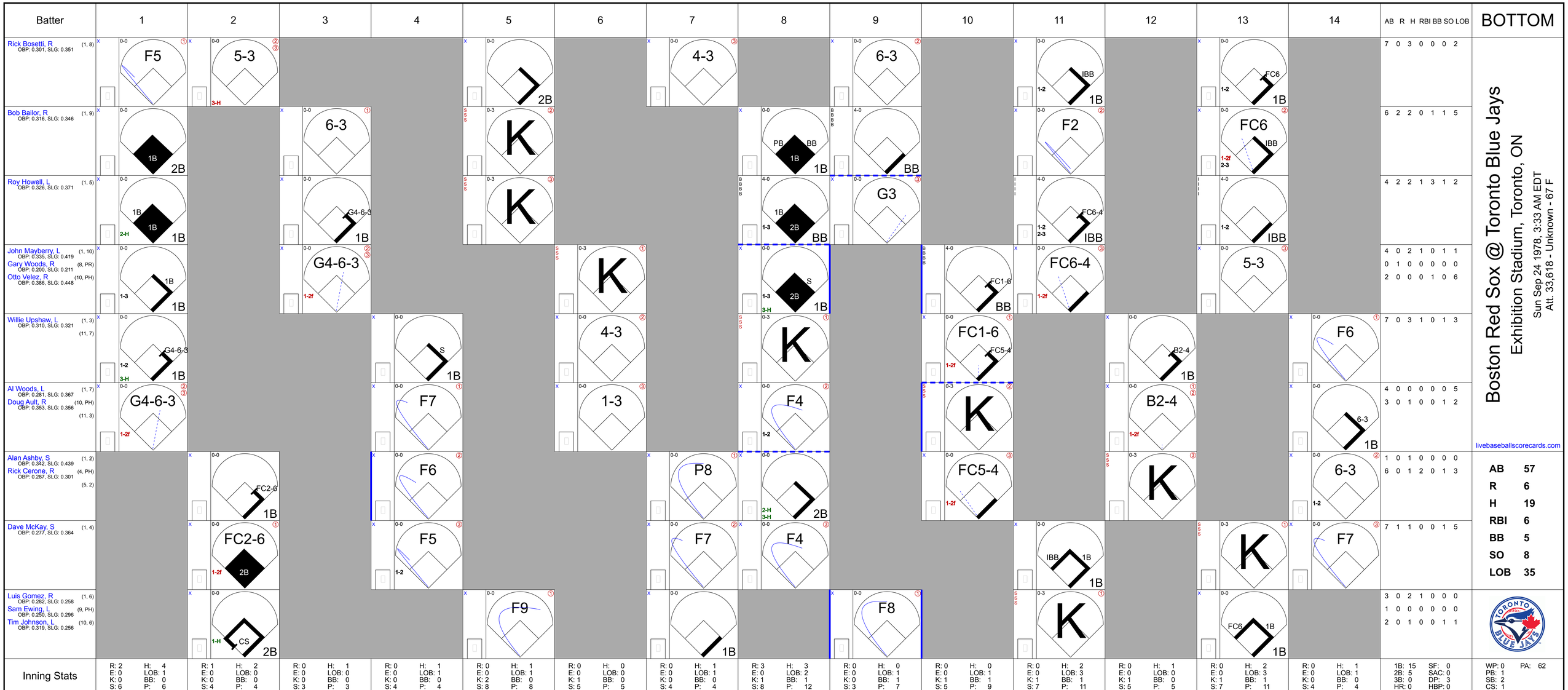
Batter
1
2
3
4
5
6
7
8
9
10
11
12
13
14
AB R H RBI BB SO LOB
BOTTOM
Rick Bosetti, R (1, 8) OBP: 0.301, SLG: 0.351
F5
5-3
3-H
2B
7 0 3 0 0 0 2
Bob Bailor, R (1, 9) OBP: 0.316, SLG: 0.346
1B 2B
6-3
K
PB BB 1B 1B
6-3
BB
F2
FC6 IBB 1-2f 2-3
6 2 2 0 1 1 5
Roy Howell, L (1, 5) OBP: 0.326, SLG: 0.371
1B 1B 2-H 1B
G4-6-3 1B
K
1B 2B 1-3 BB
G3
FC6-4 IBB 1-2 2-3
IBB 1-2
4 2 2 1 3 1 2
John Mayberry, L (1, 10) OBP: 0.335, SLG: 0.419
Gary Woods, R (8, PR) OBP: 0.200, SLG: 0.211
Otto Velez, R (10, PH) OBP: 0.386, SLG: 0.448
1B 1-3 1B
G4-6-3 1-2f
K
S 2B 1-3 3-H 1B
FC1-6 BB
FC6-4 1-2f
5-3
4 0 2 1 0 1 1
0 1 0 0 0 0 0
2 0 0 0 1 0 6
Willie Upshaw, L (1, 3) OBP: 0.310, SLG: 0.321 (11, 7)
G4-6-3 1-2 3-H 1B
S 1B
4-3
K
FC1-6 FC5-4 1-2f
B2-4 1B
F6
7 0 3 1 0 1 3
Al Woods, L (1, 7) OBP: 0.281, SLG: 0.367
Doug Ault, R (10, PH) OBP: 0.353, SLG: 0.356 (11, 3)
G4-6-3 1-2f
F7
1-3
F4 1-2
K
B2-4 1-2f
F6
6-3 1B
4 0 0 0 0 0 5
3 0 1 0 0 1 2
Alan Ashby, S (1, 2) OBP: 0.342, SLG: 0.439
Rick Cerone, R (4, PH) OBP: 0.287, SLG: 0.301 (5, 2)
FC2-6 1B
F6
P8
F4 2-H 3-H 2B
FC5-4 1-2f
K
6-3 1-2
1 0 1 0 0 0 0
6 0 1 2 0 1 3
Dave McKay, S (1, 4) OBP: 0.277, SLG: 0.364
FC2-6 1-2f 2B
F5 1-2
F7
F4
IBB 1B 1B
K
F7
7 1 1 0 0 1 5
Luis Gomez, R (1, 6) OBP: 0.282, SLG: 0.258
Sam Ewing, L (9, PH) OBP: 0.250, SLG: 0.296
Tim Johnson, L (10, 6) OBP: 0.319, SLG: 0.256
1-H CS 2B
F9
1B
F8
K
FC6 1B 1B
3 0 2 1 0 0 0
1 0 0 0 0 0 0
2 0 1 0 0 1 1
Inning Stats
R: 2 E: 0 K: 0 S: 6 H: 4 LOB: 1 BB: 0 P: 6
R: 1 E: 0 K: 0 S: 4 H: 2 LOB: 0 BB: 0 P: 4
R: 0 E: 0 K: 0 S: 3 H: 1 LOB: 0 BB: 0 P: 3
R: 0 E: 0 K: 0 S: 4 H: 1 LOB: 1 BB: 0 P: 4
R: 0 E: 0 K: 2 S: 8 H: 1 LOB: 1 BB: 0 P: 8
R: 0 E: 0 K: 1 S: 5 H: 0 LOB: 0 BB: 0 P: 5
R: 0 E: 0 K: 0 S: 4 H: 1 LOB: 1 BB: 0 P: 4
R: 3 E: 0 K: 1 S: 8 H: 3 LOB: 2 BB: 1 P: 12
R: 0 E: 0 K: 0 S: 3 H: 0 LOB: 1 BB: 1 P: 7
R: 0 E: 0 K: 1 S: 5 H: 0 LOB: 1 BB: 1 P: 9
R: 0 E: 0 K: 1 S: 7 H: 2 LOB: 3 BB: 1 P: 11
R: 0 E: 0 K: 1 S: 5 H: 1 LOB: 0 BB: 0 P: 5
R: 0 E: 0 K: 1 S: 7 H: 2 LOB: 3 BB: 1 P: 11
R: 0 E: 0 K: 0 S: 4 H: 1 LOB: 1 BB: 0 P: 4
1B: 15 2B: 5 3B: 0 HR: 0 SF: 0 SAC: 0 DP: 3 HBP: 0
WP: 0 PB: 1 SB: 2 CS: 1 PA: 62
PITCHER IP WLS BF H R ER SO BB IBB HBP BLK WP HR S P ERA WHIP
Mike Torrez, R (1, 1) ERA: 4.07 7.0 30 11 5 5 3 1 0 0 0 0 0 35 39 6.43 1.714
Bill Campbell, R (8, 1) ERA: 3.91 0.2 3 1 0 0 1 0 0 0 0 0 0 5 5 0.00 1.500
Bob Stanley, R (8, 1) ERA: 2.69 1.0 5 1 1 1 0 1 0 0 0 0 0 4 8 9.00 2.000
Tom Burgmeier, L (9, 1) ERA: 4.4 0.2 3 0 0 0 0 1 0 0 0 0 0 2 6 0.00 1.500
Dick Drago, R (10, 1) ERA: 3.12 4.2 W 21 6 0 0 4 0 2 0 0 0 0 27 35 0.00 1.286
PITCHER IP WLS BF H R ER SO BB IBB HBP BLK WP HR S P ERA WHIP
Boston Red Sox @ Toronto Blue Jays
Exhibition Stadium, Toronto, ON
Sun Sep 24 1978, 3:33 AM EDT
Att. 33,618 - Unknown - 67 F
livebaseballscorecards.com
AB 57
R 6
H 19
RBI 6
BB 5
SO 8
LOB 35

Toronto Blue Jays @ New York Yankees

Yankee Stadium, Bronx, NY

Tue Sep 26 1978, 7:05 PM EDT

Att. 20,535 - Unknown - 60 F

TOP

livebaseballscorecards.com

Batter	1	2	3	4	5	6	7	8	9	AB	R	H	RBI	BB	SO	LOB
Rick Bosetti, R (1, 8) OBP: 0.302, SLG: 0.352	K		G5-4-3 1B			F8			1B	4	0	2	0	0	1	0
Bob Bailor, R (1, 9) OBP: 0.315, SLG: 0.346	3-1		G5-4-3 1-2f			6-3			G4-3 1-2 1B	4	0	1	0	0	0	1
Roy Howell, L (1, 5) OBP: 0.326, SLG: 0.370	1B			F3			G3		F9	4	0	1	0	0	0	2
John Mayberry, L (1, 10) OBP: 0.335, SLG: 0.424	K			F8			HR		G4-3 1-2f	4	1	1	1	0	1	3
Willie Upshaw, L (1, 3) OBP: 0.306, SLG: 0.316		6-3		F8			F7			3	0	0	0	0	0	0
Al Woods, L (1, 7) OBP: 0.281, SLG: 0.371		2B			K		4-3			3	0	1	0	0	1	0
Alan Ashby, S (1, 2) OBP: 0.345, SLG: 0.437		BB G6-4-3			4-3			BB G6-4-3		1	0	0	0	2	0	0
Dave McKay, S (1, 4) OBP: 0.275, SLG: 0.362		G6-4-3 1-2f			4-3			G6-4-3 1-2f		3	0	0	0	0	0	3
Luis Gomez, R (1, 6) OBP: 0.281, SLG: 0.256			6-3			6-3		K		2	0	0	0	0	0	0
Willie Horton, R (8, PH) OBP: 0.305, SLG: 0.393										1	0	0	0	0	1	0
Tim Johnson, L (8, 6) OBP: 0.319, SLG: 0.256										0	0	0	0	0	0	0
Inning Stats	R: 0 E: 0 K: 2 S: 8 H: 1 LOB: 1 BB: 0 P: 8	R: 0 E: 0 K: 0 S: 3 H: 1 LOB: 1 BB: 1 P: 7	R: 0 E: 0 K: 0 S: 3 H: 1 LOB: 0 BB: 0 P: 3	R: 0 E: 0 K: 0 S: 3 H: 0 LOB: 0 BB: 0 P: 3	R: 0 E: 0 K: 1 S: 5 H: 0 LOB: 0 BB: 0 P: 5	R: 0 E: 0 K: 0 S: 3 H: 0 LOB: 0 BB: 0 P: 3	R: 1 E: 0 K: 0 S: 4 H: 1 LOB: 0 BB: 0 P: 4	R: 0 E: 0 K: 1 S: 4 H: 0 LOB: 0 BB: 1 P: 8	R: 0 E: 0 K: 0 S: 4 H: 2 LOB: 1 BB: 0 P: 4	1B: 4 2B: 1 3B: 0 HR: 1 SF: 0 SAC: 0 DP: 4 HBP: 0	WP: 0 PB: 0 SB: 0 CS: 0 PA: 31					

	AB	29
	R	1
	H	6
	RBI	1
	BB	2
	SO	4
	LOB	9

PITCHER		IP	WLS	BF	H	R	ER	SO	BB	IBB	HBP	BLK	WP	HR	S	P	ERA	WHIP
Ed Figueroa, R ERA: 3.1	(1, 1)	8.0	W	29	6	1	1	4	2	0	0	0	0	1	35	43	1.12	1.000
Rich Gossage, R ERA: 1.93	(9, 1)	1.0	S	2	0	0	0	0	0	0	0	0	0	0	2	2	0.00	0.000

PITCHER		IP	WLS	BF	H	R	ER	SO	BB	IBB	HBP	BLK	WP	HR	S	P	ERA	WHIP

BOTTOM

Toronto Blue Jays @ New York Yankees

Yankee Stadium, Bronx, NY

Tue Sep 26 1978, 7:05 PM EDT

Att. 20,535 - Unknown - 60 F

Batter	1	2	3	4	5	6	7	8	9	AB	R	H	RBI	BB	SO	LOB
Mickey Rivers, L (1, 8) OBP: 0.301, SLG: 0.402	E9 1B	2-H 3-H 2B			G3 ①		F5 ②			3	0	2	2	0	0	0
Cliff Johnson, R (7, PH) OBP: 0.304, SLG: 0.351										1	0	0	0	0	0	0
Paul Blair, R (8, 8) OBP: 0.226, SLG: 0.258										0	0	0	0	0	0	0
Willie Randolph, R (1, 4) OBP: 0.384, SLG: 0.361	S S S K ①	F7 ③			1-3 ②		F9 ③			4	0	0	0	0	1	2
Thurman Munson, R (1, 2) OBP: 0.328, SLG: 0.369	F8 ②		F7 ①		S S S K ③			F5 ①		4	0	0	0	0	1	1
Reggie Jackson, L (1, 10) OBP: 0.361, SLG: 0.472	4-3 ③		6-3 ②			4-3 ①		F7 ②		4	0	0	0	0	0	1
Lou Piniella, R (1, 9) OBP: 0.364, SLG: 0.447		F8 ①	F9 ③			3B 1B		1B		4	1	2	0	0	0	0
Graig Nettles, L (1, 5) OBP: 0.342, SLG: 0.458		1B 2B 1B		F6 ①		1-H 3B		F7 ③		4	1	2	1	0	0	1
Chris Chambliss, L (1, 3) OBP: 0.324, SLG: 0.389		F8 ②		1B		G3 ②				3	0	1	0	0	0	2
Roy White, S (1, 7) OBP: 0.350, SLG: 0.401		2B 1-2 2B 1B		F9 ②		F4 ③				3	1	1	0	0	0	2
Bucky Dent, R (1, 6) OBP: 0.292, SLG: 0.318		1-3 2-H 2B		F8 ③			F8 ①			3	1	1	1	0	0	1
Inning Stats	R: 0 E: 1 K: 1 S: 6 H: 1 LOB: 1 BB: 0 P: 6	R: 3 E: 0 K: 0 S: 7 H: 4 LOB: 1 BB: 0 P: 7	R: 0 E: 0 K: 0 S: 3 H: 0 LOB: 0 BB: 0 P: 3	R: 0 E: 0 K: 0 S: 4 H: 1 LOB: 1 BB: 0 P: 4	R: 0 E: 0 K: 1 S: 5 H: 0 LOB: 0 BB: 0 P: 5	R: 1 E: 0 K: 0 S: 5 H: 2 LOB: 1 BB: 0 P: 5	R: 0 E: 0 K: 0 S: 3 H: 0 LOB: 0 BB: 0 P: 3	R: 0 E: 0 K: 0 S: 4 H: 1 LOB: 1 BB: 0 P: 4		1B: 6 2B: 2 3B: 1 HR: 0	SF: 0 SAC: 0 DP: 0 HBP: 0			WP: 0 PB: 0 SB: 0 CS: 0	PA: 33		

PITCHER	IP	WLS	BF	H	R	ER	SO	BB	IBB	HBP	BLK	WP	HR	S	P	ERA	WHIP
Tom Underwood, L (1, 1) ERA: 4.1	8.0	L	33	9	4	4	2	0	0	0	0	0	0	37	37	4.50	1.125

PITCHER	IP	WLS	BF	H	R	ER	SO	BB	IBB	HBP	BLK	WP	HR	S	P	ERA	WHIP

livebaseballscorecards.com

AB	33
R	4
H	9
RBI	4
BB	0
SO	2
LOB	10

Batter	1	2	3	4	5	6	7	8	9	AB	R	H	RBI	BB	SO	LOB
Rick Bosetti, R (1, 8) OBP: 0.302, SLG: 0.351	6-3		F8			F9		1B		4	0	1	0	0	0	0
Bob Bailor, R (1, 9) OBP: 0.316, SLG: 0.347	FC5-4 1B		F5			1B		F9		4	0	2	0	0	0	1
Roy Howell, L (1, 5) OBP: 0.327, SLG: 0.375	FC5-4 1-2f			HR		F8			1B BB	3	1	1	1	1	0	2
John Mayberry, L (1, 10) OBP: 0.332, SLG: 0.421	1-3			F8		K			F9	4	0	0	0	0	1	3
Willie Upshaw, L (1, 3) OBP: 0.301, SLG: 0.310		F8		K			F9		F2	4	0	0	0	0	1	1
Al Woods, L (1, 7) OBP: 0.285, SLG: 0.374		E6 G3		4-3			G4-6-3 1B		1-3 1B	4	0	2	0	0	0	0
Alan Ashby, S (1, 2) OBP: 0.340, SLG: 0.430		G3 1-2			F9		G4-6-3 1-2f		K	4	0	0	0	0	1	4
Dave McKay, S (1, 4) OBP: 0.274, SLG: 0.360		3-1			3-1			F1		3	0	0	0	0	0	1
Luis Gomez, R (1, 6) OBP: 0.280, SLG: 0.255			6-3		K			F4		2	0	0	0	0	1	0
Sam Ewing, L (8, PH) OBP: 0.246, SLG: 0.291										1	0	0	0	0	0	0
Tim Johnson, L (8, 6) OBP: 0.319, SLG: 0.256										0	0	0	0	0	0	0
Inning Stats	R: 0 E: 0 K: 0 S: 4 H: 1 LOB: 1 BB: 0 P: 4	R: 0 E: 1 K: 0 S: 4 H: 0 LOB: 1 BB: 0 P: 4	R: 0 E: 0 K: 0 S: 3 H: 0 LOB: 0 BB: 0 P: 3	R: 1 E: 0 K: 1 S: 6 H: 1 LOB: 0 BB: 0 P: 6	R: 0 E: 0 K: 1 S: 5 H: 0 LOB: 0 BB: 0 P: 5	R: 0 E: 0 K: 1 S: 6 H: 1 LOB: 1 BB: 0 P: 6	R: 0 E: 0 K: 0 S: 3 H: 1 LOB: 0 BB: 0 P: 3	R: 0 E: 0 K: 0 S: 4 H: 1 LOB: 1 BB: 0 P: 4	R: 0 E: 0 K: 1 S: 6 H: 1 LOB: 2 BB: 1 P: 10	1B: 5 2B: 0 3B: 0 HR: 1 SF: 0 SAC: 0 DP: 1 HBP: 0						

PITCHER	IP	WLS	BF	H	R	ER	SO	BB	IBB	HBP	BLK	WP	HR	S	P	ERA	WHIP
Catfish Hunter, R (1, 1) ERA: 3.25	9.0	W	34	6	1	1	4	1	0	0	0	0	1	41	45	1.00	0.778

PITCHER	IP	WLS	BF	H	R	ER	SO	BB	IBB	HBP	BLK	WP	HR	S	P	ERA	WHIP

TOP

Toronto Blue Jays @ New York Yankees

Yankee Stadium, Bronx, NY

Wed Sep 27 1978, 7:05 PM EDT

Att. 20,052 - Unknown - 59 F

livebaseballscorecards.com

AB	33
R	1
H	6
RBI	1
BB	1
SO	4
LOB	12

PA: 34

WP: 0
PB: 0
SB: 0
CS: 0

Batter	1	2	3	4	5	6	7	8	9	AB	R	H	RBI	BB	SO	LOB
Mickey Rivers, L (1, 8) OBP: 0.302, SLG: 0.401	F7	BBB 1B 1-2 2-3 BB		1-2 1B		G3 1-2				3	0	1	0	1	0	1
Paul Blair, R (8, 8) OBP: 0.226, SLG: 0.258										0	0	0	0	0	0	0
Willie Randolph, R (1, 4) OBP: 0.383, SLG: 0.360	F8	FC6-4 1-2 2-H 3-H 1B		F8		F9				4	0	1	2	0	0	3
Thurman Munson, R (1, 2) OBP: 0.328, SLG: 0.369	1B	FC6-4 1-2f		F6		F7				4	0	1	0	0	0	5
Reggie Jackson, L (1, 10) OBP: 0.360, SLG: 0.477	F8		F8		HR		SSS K2-3			4	1	1	1	0	1	1
Lou Piniella, R (1, 9) OBP: 0.363, SLG: 0.447		F8	F9		2B		6-3			4	0	1	0	0	0	0
Graig Nettles, L (1, 5) OBP: 0.343, SLG: 0.463		E 1B SF7 1B	HR		F6		4-3			4	2	2	1	0	0	1
Chris Chambliss, L (1, 3) OBP: 0.323, SLG: 0.388		BB E 1-2 1B 1B	F8		6-3			4-3		4	1	1	0	0	0	1
Roy White, S (1, 7) OBP: 0.349, SLG: 0.399		E5 BB 1-2 2-3 1B		1B 1B	F7			SSS K		4	1	1	0	0	1	3
Gary Thomasson, L (9, 7) OBP: 0.304, SLG: 0.367										0	0	0	0	0	0	0
Bucky Dent, R (1, 6) OBP: 0.292, SLG: 0.318		SF7 3-H		F7		G3 1B		F7		3	0	1	1	0	0	1
Inning Stats	R: 0 E: 0 K: 0 S: 4 H: 1 LOB: 1 BB: 0 P: 4	R: 3 E: 1 K: 0 S: 7 H: 3 LOB: 2 BB: 1 P: 11	R: 1 E: 0 K: 0 S: 4 H: 1 LOB: 0 BB: 0 P: 4	R: 0 E: 0 K: 0 S: 5 H: 2 LOB: 2 BB: 0 P: 5	R: 1 E: 0 K: 0 S: 5 H: 2 LOB: 1 BB: 0 P: 5	R: 0 E: 0 K: 0 S: 4 H: 1 LOB: 1 BB: 0 P: 4	R: 0 E: 0 K: 1 S: 5 H: 0 LOB: 0 BB: 0 P: 5	R: 0 E: 0 K: 1 S: 5 H: 0 LOB: 0 BB: 0 P: 5		1B: 7 2B: 1 3B: 0 HR: 2 SF: 1 SAC: 0 DP: 0 HBP: 0				WP: 0 PB: 0 SB: 0 CS: 0 PA: 36		

PITCHER		IP	WLS	BF	H	R	ER	SO	BB	IBB	HBP	BLK	WP	HR	S	P	ERA	WHIP
Mike Willis, L ERA: 4.47	(1, 1)	3.1	L	19	7	4	1	0	1	0	0	0	0	1	18	22	2.70	2.400
Tom Murphy, R ERA: 3.93	(4, 1)	2.2		11	3	1	1	0	0	0	0	0	0	1	11	11	3.38	1.125
Mark Wiley, R ERA: 4.66	(7, 1)	2.0		6	0	0	0	2	0	0	0	0	0	0	10	10	0.00	0.000

PITCHER	IP	WLS	BF	H	R	ER	SO	BB	IBB	HBP	BLK	WP	HR	S	P	ERA	WHIP

BOTTOM

Toronto Blue Jays @ New York Yankees

Yankee Stadium, Bronx, NY

Wed Sep 27 1978, 7:05 PM EDT
Att. 20,052 - Unknown - 59 F

livebaseballscorecards.com

AB	34
R	5
H	10
RBI	5
BB	1
SO	2
LOB	16

Batter	1	2	3	4	5	6	7	8	9	AB	R	H	RBI	BB	SO	LOB
Rick Bosetti, R (1, 8) OBP: 0.301, SLG: 0.351	E5 G5-4-3			K		F3		FC6-4 1B		4	0	1	0	0	1	0
Bob Bailor, R (1, 9) OBP: 0.315, SLG: 0.344	G5-4-3 1-2f			F2		5-3		FC6-4 1-2f		4	0	0	0	0	0	2
Roy Howell, L (1, 5) OBP: 0.326, SLG: 0.373	4-3			K		FC6-4 BB			F6	3	0	0	0	1	1	0
Willie Horton, R (1, 10) OBP: 0.303, SLG: 0.389		K			K	FC6-4 1-2f			K	4	0	0	0	0	3	1
Otto Velez, R (1, 7) OBP: 0.384, SLG: 0.453		1-3			E4 3B		F7		K	4	1	1	0	0	1	0
Doug Ault, R (1, 3) OBP: 0.352, SLG: 0.356		5-3			1B 5-3 1B		F9			3	0	1	0	0	0	0
Dave McKay, S (1, 4) OBP: 0.272, SLG: 0.358			K		5-3 1-2		K			3	0	0	0	0	2	1
Rick Cerone, R (1, 2) OBP: 0.287, SLG: 0.301			F8					K		3	0	1	0	0	1	0
Luis Gomez, R (1, 6) OBP: 0.278, SLG: 0.254			6-3		F4			F4		2	0	0	0	0	0	2
Butch Alberts, R (8, PH) OBP: 0.278, SLG: 0.333										1	0	0	0	0	0	0
Tim Johnson, L (8, 6) OBP: 0.319, SLG: 0.256										0	0	0	0	0	0	0
Inning Stats	R: 0 E: 1 K: 0 S: 3 H: 0 LOB: 0 BB: 0 P: 3	R: 0 E: 0 K: 1 S: 5 H: 0 LOB: 0 BB: 0 P: 5	R: 0 E: 0 K: 1 S: 5 H: 0 LOB: 0 BB: 0 P: 5	R: 0 E: 0 K: 2 S: 7 H: 0 LOB: 0 BB: 0 P: 7	R: 1 E: 1 K: 1 S: 8 H: 3 LOB: 2 BB: 0 P: 8	R: 0 E: 0 K: 0 S: 3 H: 0 LOB: 1 BB: 1 P: 7	R: 0 E: 0 K: 1 S: 5 H: 0 LOB: 0 BB: 0 P: 5	R: 0 E: 0 K: 1 S: 6 H: 1 LOB: 1 BB: 0 P: 6	R: 0 E: 0 K: 2 S: 7 H: 0 LOB: 0 BB: 0 P: 7	1B: 3 2B: 0 3B: 1 HR: 0	SF: 0 SAC: 0 DP: 1 HBP: 0						

PITCHER	IP	WLS	BF	H	R	ER	SO	BB	IBB	HBP	BLK	WP	HR	S	P	ERA	WHIP
Ron Guidry, L (1, 1) ERA: 1.72	9.0	W	32	4	1	1	9	1	0	0	0	0	0	49	53	1.00	0.556

PITCHER	IP	WLS	BF	H	R	ER	SO	BB	IBB	HBP	BLK	WP	HR	S	P	ERA	WHIP

TOP

Toronto Blue Jays @ New York Yankees

Yankee Stadium, Bronx, NY

Thu Sep 28 1978, 7:05 PM EDT

Att. 30,480 - Unknown - 60 F

livebaseballscorecards.com

AB	31
R	1
H	4
RBI	0
BB	1
SO	9
LOB	6

BOTTOM

Toronto Blue Jays @ New York Yankees

Yankee Stadium, Bronx, NY

Thu Sep 28 1978, 7:05 PM EDT

Att. 30,480 - Unknown - 60 F

livebaseballscorecards.com

Batter	1	2	3	4	5	6	7	8	9	AB	R	H	RBI	BB	SO	LOB
Mickey Rivers, L (1, 8) OBP: 0.300, SLG: 0.399	x 0-0 ① 6-3		x 0-0 ① 4-3		x 0-0 ② F8	x 0-0 ③ F8				4	0	0	0	0	0	3
Gary Thomasson, L (9, 7) OBP: 0.304, SLG: 0.367										0	0	0	0	0	0	0
Willie Randolph, R (1, 4) OBP: 0.381, SLG: 0.357	x 0-0 ② 5-3		x 0-0 ② F7		S S S 0-3 ③ K		x 0-0 ① F7			4	0	0	0	0	1	0
Thurman Munson, R (1, 2) OBP: 0.329, SLG: 0.369	x 0-0 ③ F8		x 0-0 ③ F8			x 0-0 5-3 BB E 1B	x 0-0 FC5-4 1B			4	1	2	0	0	0	0
Reggie Jackson, L (1, 10) OBP: 0.359, SLG: 0.474		S S S 0-3 ① K		S S S 0-3 ① K		B B B 4-0 5-3 1-2 E BB	x 0-0 ② F8			3	1	0	0	1	2	1
Lou Piniella, R (1, 9) OBP: 0.362, SLG: 0.446		x 0-0 HBP 1B 1B		x 0-0 E6 HBP		x 0-0 ① 5-3 1-2 2-3	x 0-0 ③ FC5-4 1-2f			4	1	1	0	0	0	3
Graig Nettles, L (1, 5) OBP: 0.344, SLG: 0.462		x 0-0 ② F8		H 1-0 1-2 HBP		I I 4-0 E FC1-2 IBB		x 0-0 ① 4-3		2	0	0	0	1	0	1
Chris Chambliss, L (1, 3) OBP: 0.323, SLG: 0.386		H 1-0 1B 1-2 HBP		S S S 0-3 ② K		x 0-0 E3 FC1-2 1-3 2-H 3-H		x 0-0 ② F8		3	0	0	0	0	1	3
Roy White, S (1, 7) OBP: 0.350, SLG: 0.399		x 0-0 1-2 2-H 1B		S S S 0-3 ③ K		I I 4-0 FC1-2 IBB		x 0-0 ③ F6		3	0	1	1	1	1	2
Paul Blair, R (9, 8) OBP: 0.226, SLG: 0.258										0	0	0	0	0	0	0
Bucky Dent, R (1, 6) OBP: 0.290, SLG: 0.315		x 0-0 ③ F6			S S S 0-3 ① K	x 0-0 ② FC1-2 1-2 2-3 3-Hf				3	0	0	0	0	1	5

	AB	30
	R	3
	H	4
	RBI	1
	BB	3
	SO	6
	LOB	18

Inning Stats										
	R: 0	H: 0	R: 1	H: 2	R: 0	H: 0	R: 0	H: 0	R: 0	H: 0
	E: 0	LOB: 0	E: 0	LOB: 2	K: 0	LOB: 0	E: 1	LOB: 2	K: 2	LOB: 0
	K: 0	BB: 0	K: 1	BB: 0	S: 3	BB: 0	K: 3	BB: 0	S: 7	BB: 0
	S: 3	P: 3	S: 7	P: 8	P: 3	P: 3	S: 10	P: 11	P: 7	P: 7

	R: 2	H: 1	R: 0	H: 1	R: 0	H: 0
	E: 1	LOB: 3	E: 0	LOB: 1	E: 0	LOB: 0
	K: 0	BB: 3	K: 0	BB: 0	K: 0	BB: 0
	S: 5	P: 17	S: 4	P: 4	S: 3	P: 3

	1B: 4	SF: 0	WP: 0	PA: 35
	2B: 0	SAC: 0	PB: 0	
	3B: 0	DP: 0	SB: 0	
	HR: 0	HBP: 2	CS: 0	

PITCHER		IP	WLS	BF	H	R	ER	SO	BB	IBB	HBP	BLK	WP	HR	S	P	ERA	WHIP
Balor Moore, L ERA: 4.93	(1, 1)	5.0	L	22	3	3	2	6	1	0	2	0	0	0	31	37	3.60	0.800
Tom Buskey, R ERA: 3.38	(6, 1)	3.0		13	1	0	0	0	0	2	0	0	0	0	11	19	0.00	0.333

PITCHER	IP	WLS	BF	H	R	ER	SO	BB	IBB	HBP	BLK	WP	HR	S	P	ERA	WHIP

Batter	1	2	3	4	5	6	7	8	9	AB	R	H	RBI	BB	SO	LOB
Rick Bosetti, R (1, 8) OBP: 0.303, SLG: 0.352	1-3			1-3		G6-4-3 1-3 1B			FC6-4 1-2 1B	4	0	2	0	0	0	0
Bob Bailor, R (1, 9) OBP: 0.313, SLG: 0.342	4-3			G3		G6-4-3 1-2f			FC6-4 1-2f 2-3	4	0	0	0	0	0	4
Roy Howell, L (1, 5) OBP: 0.324, SLG: 0.370	P7			5-3			4-3		F5	4	0	0	0	0	0	2
John Mayberry, L (1, 3) OBP: 0.330, SLG: 0.417		F8			F8		F3		4-3	4	0	0	0	0	0	2
Al Woods, L (1, 7) OBP: 0.281, SLG: 0.369		4-3			F9		L7			3	0	0	0	0	0	0
Willie Upshaw, L (1, 10) OBP: 0.302, SLG: 0.307		L8			BBBB 4-0 BB			P7		2	0	0	0	1	0	0
Alan Ashby, S (1, 2) OBP: 0.337, SLG: 0.425			4-3		4-3			4-3		3	0	0	0	0	0	1
Dave McKay, S (1, 4) OBP: 0.271, SLG: 0.355			4-3			1-3		G3		3	0	0	0	0	0	0
Luis Gomez, R (1, 6) OBP: 0.281, SLG: 0.255			5-3			1B 1B			BBBB 4-0 FC6-4 1B BB	2	0	1	0	1	0	0
Inning Stats	R: 0 E: 0 K: 0 S: 3 H: 0 LOB: 0 BB: 0 P: 3	R: 0 E: 0 K: 0 S: 3 H: 0 LOB: 0 BB: 0 P: 3	R: 0 E: 0 K: 0 S: 3 H: 0 LOB: 0 BB: 0 P: 3	R: 0 E: 0 K: 0 S: 3 H: 0 LOB: 0 BB: 0 P: 3	R: 0 E: 0 K: 0 S: 3 H: 0 LOB: 1 BB: 1 P: 7	R: 0 E: 0 K: 0 S: 4 H: 2 LOB: 1 BB: 0 P: 4	R: 0 E: 0 K: 0 S: 3 H: 0 LOB: 0 BB: 0 P: 3	R: 0 E: 0 K: 0 S: 3 H: 0 LOB: 0 BB: 0 P: 3	R: 0 E: 0 K: 0 S: 4 H: 1 LOB: 2 BB: 1 P: 8	1B: 3 2B: 0 3B: 0 HR: 0 SF: 0 SAC: 0 DP: 1 HBP: 0							

TOP

Toronto Blue Jays @ Boston Red Sox

Fenway Park, Boston, MA

Fri Sep 29 1978, 7:05 PM EDT

Att. 29,626 - Unknown - 60 F

livebaseballscorecards.com

AB	29
R	0
H	3
RBI	0
BB	2
SO	0
LOB	9

WP: 0 PB: 0 SB: 0 CS: 0 PA: 31

PITCHER		IP	WLS	BF	H	R	ER	SO	BB	IBB	HBP	BLK	WP	HR	S	P	ERA	WHIP
Bob Stanley, R ERA: 2.55	(1, 1)	7.0	W	23	2	0	0	0	1	0	0	0	0	0	22	26	0.00	0.429
Dick Drago, R ERA: 3.04	(8, 1)	2.0		8	1	0	0	0	1	0	0	0	0	0	7	11	0.00	1.000

PITCHER	IP	WLS	BF	H	R	ER	SO	BB	IBB	HBP	BLK	WP	HR	S	P	ERA	WHIP

Batter	1	2	3	4	5	6	7	8	9	AB	R	H	RBI	BB	SO	LOB
Rick Burleson, R (1, 6) OBP: 0.296, SLG: 0.336	1-3	1B	BB 1B 2-3		F8		4-3			5	2	2	0	0	0	1
Jerry Remy, L (1, 4) OBP: 0.318, SLG: 0.343	2B	F7	1B BB 1-2 3-H		L6			4-3		5	1	2	1	0	0	1
Jim Rice, R (1, 9) OBP: 0.370, SLG: 0.601	1B 1-H	1B 1-2	F4		K S S S			1B FC1-5 B B B	BB	4	2	2	1	1	1	2
Carl Yastrzemski, L (1, 7) OBP: 0.369, SLG: 0.419	F4	BB 1-3 2-H	1B B B B 1-2 2-3			L8		FC1-5 1-3	1B	4	2	2	1	1	0	1
Carlton Fisk, R (1, 2) OBP: 0.367, SLG: 0.479	1B B B B	1B B B B 1-2	1-2 2-3 3-H			5-3		FC1-5 1-2	3B 3-H	3	2	1	1	2	0	2
Fred Lynn, L (1, 8) OBP: 0.380, SLG: 0.494	2B 1-2 2-H	1-3 2-H 3-H	L8			4-3		1B 1-H 2-H	3B	5	1	3	5	0	0	3
Butch Hobson, R (1, 10) OBP: 0.314, SLG: 0.412	1-3 2-H	L8	B B B B G1-6-3				G1-6-3	3-H		4	0	3	2	1	0	2
George Scott, R (1, 3) OBP: 0.305, SLG: 0.380	K S S S	1B F9 1B	F5				B B B B G1-6-3	F9		4	1	1	0	1	1	4
Jack Brohamer, L (1, 5) OBP: 0.301, SLG: 0.318		L5	F9 1-2	G1-6-3 1-2f			1-2f 2-3			4	0	0	0	0	0	4
Inning Stats	R: 3 H: 4 E: 0 LOB: 2 K: 1 BB: 1 S: 9 P: 13	R: 3 H: 4 E: 0 LOB: 2 K: 0 BB: 1 S: 7 P: 11	R: 2 H: 4 E: 0 LOB: 3 K: 0 BB: 1 S: 7 P: 11	R: 0 H: 0 E: 0 LOB: 0 K: 0 BB: 1 S: 2 P: 6	R: 0 H: 0 E: 0 LOB: 0 K: 1 BB: 0 S: 5 P: 5	R: 0 H: 0 E: 0 LOB: 0 K: 0 BB: 0 S: 3 P: 3	R: 0 H: 1 E: 0 LOB: 1 K: 0 BB: 1 S: 3 P: 7	R: 3 H: 3 E: 0 LOB: 1 K: 0 BB: 1 S: 6 P: 10		1B: 12 SF: 0 2B: 3 SAC: 0 3B: 1 DP: 2 HR: 0 HBP: 0						

PITCHER		IP	WLS	BF	H	R	ER	SO	BB	IBB	HBP	BLK	WP	HR	S	P	ERA	WHIP
Jim Clancy, R ERA: 4.09	(1, 1)	1.2	L	13	7	6	6	1	1	0	0	0	0	0	14	18	32.40	4.800
Mark Wiley, R ERA: 6.1	(2, 1)	0.2		6	3	2	2	0	1	0	0	0	0	0	5	9	27.00	6.000
Jerry Garvin, L ERA: 5.6	(3, 1)	2.2		11	2	0	0	1	2	0	0	0	0	0	11	19	0.00	1.500
Dave Lemanczyk, R ERA: 6.26	(6, 1)	3.0		14	4	3	3	0	2	0	0	0	0	0	12	20	9.00	2.000

PITCHER	IP	WLS	BF	H	R	ER	SO	BB	IBB	HBP	BLK	WP	HR	S	P	ERA	WHIP

BOTTOM

Toronto Blue Jays @ Boston Red Sox

Fenway Park, Boston, MA

Fri Sep 29 1978, 7:05 PM EDT

Att. 29,626 - Unknown - 60 F

livebaseballscorecards.com

AB	38
R	11
H	16
RBI	11
BB	6
SO	2
LOB	20

Batter	1	2	3	4	5	6	7	8	9	AB	R	H	RBI	BB	SO	LOB
Rick Bosetti, R (1, 8) OBP: 0.301, SLG: 0.349	SSS 0-3 ① K		x 0-0 ② F5			SSS 0-3 ② K		x 0-0 ③ F8		4	0	0	0	0	2	1
Bob Bailor, R (1, 9) OBP: 0.312, SLG: 0.340	SSS 0-3 ② K		x 0-0 ③ F8			BBBB 4-0 1B BB			x 0-0 ① F3	3	0	0	0	1	1	1
Roy Howell, L (1, 5) OBP: 0.325, SLG: 0.377	x 0-0 HR			x 0-0 ① 4-3		x 0-0 1-2 1B			SSS 0-3 ② K	4	1	2	1	0	1	0
John Mayberry, L (1, 3) OBP: 0.329, SLG: 0.416	SSS 0-3 ③ K			x 0-0 G4-6-3 1B		x 0-0 ③ F6			SSS 0-3 ③ K	4	0	1	0	0	2	2
Al Woods, L (1, 7) OBP: 0.278, SLG: 0.364		x 0-0 ① 4-3		x 0-0 ②③ G4-6-3 1-2f			x 0-0 ① F9			3	0	0	0	0	0	1
Willie Upshaw, L (1, 10) OBP: 0.302, SLG: 0.308		x 0-0 ② F9			x 0-0 ① G3		x 0-0 G1-6-3 1B			3	0	1	0	0	0	0
Alan Ashby, S (1, 2) OBP: 0.333, SLG: 0.420		SSS 0-3 ③ K			SSS 0-3 ② K		x 0-0 ②③ G1-6-3 1-2f			3	0	0	0	0	2	1
Dave McKay, S (1, 4) OBP: 0.269, SLG: 0.353			x 0-0 ① F6		x 0-0 ③ G3			x 0-0 ① F4		3	0	0	0	0	0	0
Luis Gomez, R (1, 6) OBP: 0.281, SLG: 0.255			x 0-0 1B			x 0-0 ① F3		SSS 0-3 ② K		3	0	1	0	0	1	0
Inning Stats	R: 1 H: 1 E: 0 LOB: 0 K: 3 BB: 0 S: 10 P: 10	R: 0 H: 0 E: 0 LOB: 0 K: 1 BB: 0 S: 5 P: 5	R: 0 H: 1 E: 0 LOB: 1 K: 0 BB: 0 S: 4 P: 4	R: 0 H: 1 E: 0 LOB: 0 K: 0 BB: 0 S: 3 P: 3	R: 0 H: 0 E: 0 LOB: 0 K: 1 BB: 0 S: 5 P: 5	R: 0 H: 1 E: 0 LOB: 2 K: 1 BB: 1 S: 6 P: 10	R: 0 H: 1 E: 0 LOB: 0 K: 0 BB: 0 S: 3 P: 3	R: 0 H: 0 E: 0 LOB: 0 K: 1 BB: 0 S: 5 P: 5	R: 0 H: 0 E: 0 LOB: 0 K: 2 BB: 0 S: 7 P: 7	1B: 4 SF: 0 2B: 0 SAC: 0 3B: 0 DP: 2 HR: 1 HBP: 0						

TOP

Toronto Blue Jays @ Boston Red Sox

Fenway Park, Boston, MA

Sat Sep 30 1978, 3:33 AM EDT
Att. 32,659 - Unknown - 69 F

livebaseballscorecards.com

AB	30
R	1
H	5
RBI	1
BB	1
SO	9
LOB	6

PITCHER	IP	WLS	BF	H	R	ER	SO	BB	IBB	HBP	BLK	WP	HR	S	P	ERA	WHIP
Dennis Eckersley, R (1, 1) ERA: 3.02	9.0	W	31	5	1	1	9	1	0	0	0	0	1	48	52	1.00	0.667

PITCHER	IP	WLS	BF	H	R	ER	SO	BB	IBB	HBP	BLK	WP	HR	S	P	ERA	WHIP

BOTTOM

Toronto Blue Jays @ Boston Red Sox

Fenway Park, Boston, MA

Sat Sep 30 1978, 3:33 AM EDT

Att. 32,659 - Unknown - 69 F

Batter	1	2	3	4	5	6	7	8	9	AB	R	H	RBI	BB	SO	LOB
Rick Burleson, R (1, 6) OBP: 0.294, SLG: 0.333	E5	6-3		K			6-3			4	1	0	0	0	1	0
Jerry Remy, L (1, 4) OBP: 0.319, SLG: 0.344	G3 1B 2B	BB BB		K			L6			3	1	1	0	1	1	0
Jim Rice, R (1, 9) OBP: 0.371, SLG: 0.599	G3 1B BB	BB BB			F9		5-3			2	1	0	0	2	0	0
Carl Yastrzemski, L (1, 7) OBP: 0.368, SLG: 0.419	G3	F9			L8			4-3 2B		4	0	1	1	0	0	4
Carlton Fisk, R (1, 2) OBP: 0.368, SLG: 0.479	SF7 1B	G6-4-3 1B			1-3			4-3		4	2	2	2	0	0	1
Fred Lynn, L (1, 8) OBP: 0.382, SLG: 0.496	SF7 1B	G6-4-3 1B				FC5-4 1B		FC1-2-5-6		4	0	3	0	0	0	1
Butch Hobson, R (1, 10) OBP: 0.313, SLG: 0.410	SF7	G6-4-3				K				2	0	0	1	0	1	2
George Scott, R (1, 3) OBP: 0.303, SLG: 0.377	F4	F7				FC5-4 FC6-4				3	0	0	0	0	0	2
Jack Brohamer, L (1, 5) OBP: 0.297, SLG: 0.314		F7		F8		FC6-4				3	0	0	0	0	0	1
Inning Stats	R: 4 E: 1 K: 0 S: 7 H: 3 LOB: 1 BB: 1 P: 11	R: 0 E: 0 K: 0 S: 3 H: 0 LOB: 2 BB: 2 P: 11	R: 1 E: 0 K: 0 S: 4 H: 2 LOB: 0 BB: 0 P: 4	R: 0 E: 0 K: 2 S: 7 H: 0 LOB: 0 BB: 0 P: 7	R: 0 E: 0 K: 0 S: 3 H: 0 LOB: 0 BB: 0 P: 3	R: 0 E: 0 K: 1 S: 6 H: 1 LOB: 1 BB: 0 P: 6	R: 0 E: 0 K: 0 S: 3 H: 0 LOB: 0 BB: 0 P: 3	R: 0 E: 0 K: 0 S: 3 H: 1 LOB: 0 BB: 0 P: 3		1B: 5 2B: 3 3B: 0 HR: 0	SF: 1 SAC: 0 DP: 2 HBP: 0					

PITCHER	IP	WLS	BF	H	R	ER	SO	BB	IBB	HBP	BLK	WP	HR	S	P	ERA	WHIP
Jesse Jefferson, R (1, 1) ERA: 4.38	8.0	L	33	7	5	3	3	3	0	0	0	0	0	36	48	3.38	1.250

PITCHER	IP	WLS	BF	H	R	ER	SO	BB	IBB	HBP	BLK	WP	HR	S	P	ERA	WHIP

livebaseballscorecards.com

AB	29
R	5
H	7
RBI	4
BB	3
SO	3
LOB	11

WP: 0 PB: 0 SB: 0 CS: 0 PA: 33

Batter	1	2	3	4	5	6	7	8	9	AB	R	H	RBI	BB	SO	LOB
Rick Bosetti, R (1, 8) OBP: 0.299, SLG: 0.347	F8			K		K			F9	4	0	0	0	0	2	1
Bob Bailor, R (1, 9) OBP: 0.310, SLG: 0.338	5-3			B5-3		6-3			K	4	0	0	0	0	1	1
Roy Howell, L (1, 5) OBP: 0.325, SLG: 0.376	P7			1B			F8		F5	4	0	1	0	0	0	0
John Mayberry, L (1, 3) OBP: 0.329, SLG: 0.416		G3		F5			FC5-4 1B			3	0	1	0	0	0	1
Otto Velez, R (1, 7) OBP: 0.380, SLG: 0.448		6-3			F9		FC5-4 1-2f			3	0	0	0	0	0	1
Willie Upshaw, L (1, 10) OBP: 0.298, SLG: 0.304		1-3			F5		4-3			3	0	0	0	0	0	1
Dave McKay, S (1, 4) OBP: 0.268, SLG: 0.351			G3		4-3			4-3		3	0	0	0	0	0	0
Rick Cerone, R (1, 2) OBP: 0.284, SLG: 0.298			K			1-3		F6		3	0	0	0	0	1	0
Luis Gomez, R (1, 6) OBP: 0.280, SLG: 0.254			F8			E4		6-3		2	0	0	0	0	0	0
Sam Ewing, L (8, PH) OBP: 0.242, SLG: 0.286										1	0	0	0	0	0	0
Tim Johnson, L (8, 6) OBP: 0.319, SLG: 0.256										0	0	0	0	0	0	0
Inning Stats	R: 0 E: 0 K: 0 S: 3 H: 0 LOB: 0 BB: 0 P: 3	R: 0 E: 0 K: 0 S: 3 H: 0 LOB: 0 BB: 0 P: 3	R: 0 E: 0 K: 1 S: 5 H: 0 LOB: 0 BB: 0 P: 5	R: 0 E: 0 K: 1 S: 6 H: 1 LOB: 1 BB: 0 P: 6	R: 0 E: 0 K: 0 S: 3 H: 0 LOB: 0 BB: 0 P: 3	R: 0 E: 1 K: 1 S: 6 H: 0 LOB: 1 BB: 0 P: 6	R: 0 E: 0 K: 0 S: 4 H: 1 LOB: 1 BB: 0 P: 4	R: 0 E: 0 K: 0 S: 3 H: 0 LOB: 0 BB: 0 P: 3	R: 0 E: 0 K: 1 S: 5 H: 0 LOB: 0 BB: 0 P: 5	1B: 2 2B: 0 3B: 0 HR: 0 SF: 0 SAC: 0 DP: 0 HBP: 0						

PITCHER	IP	WLS	BF	H	R	ER	SO	BB	IBB	HBP	BLK	WP	HR	S	P	ERA	WHIP
Luis Tiant, R (1, 1) ERA: 3.31	9.0	W	30	2	0	0	4	0	0	0	0	0	0	38	38	0.00	0.222

PITCHER	IP	WLS	BF	H	R	ER	SO	BB	IBB	HBP	BLK	WP	HR	S	P	ERA	WHIP

TOP

Toronto Blue Jays @ Boston Red Sox

Fenway Park, Boston, MA

Sun Oct 01 1978, 3:33 AM EDT

Att. 29,201 - Unknown - 73 F

livebaseballscorecards.com

AB	30
R	0
H	2
RBI	0
BB	0
SO	4
LOB	5

BOTTOM

Toronto Blue Jays @ Boston Red Sox

Fenway Park, Boston, MA

Sun Oct 01 1978, 3:33 AM EDT
Att. 29,201 - Unknown - 73 F

livebaseballscorecards.com

Batter	1	2	3	4	5	6	7	8	9	AB	R	H	RBI	BB	SO	LOB
Rick Burleson, R (1, 6) OBP: 0.294, SLG: 0.338	5-3		FC8-5 FC4-6 1-2 2-3f		6-3 1-2		1-H HR			4	1	1	2	0	0	3
Jerry Remy, L (1, 4) OBP: 0.320, SLG: 0.347	B1-3		FC4-6 1-2f		2-H 2B		1B			4	0	2	1	0	0	2
Jim Rice, R (1, 9) OBP: 0.372, SLG: 0.603	K			9-4-5 BB 1B	K			HR		4	1	2	1	0	2	1
Carl Yastrzemski, L (1, 7) OBP: 0.367, SLG: 0.417		4-3		BB 1-2		4-3		F3		3	0	0	0	1	0	0
Carlton Fisk, R (1, 2) OBP: 0.366, SLG: 0.475		K		9-4-5 2-3f		5-3		F7		4	0	0	0	0	1	2
Fred Lynn, L (1, 8) OBP: 0.381, SLG: 0.493		F9		F5		CS BB		3-1		3	0	0	0	1	0	1
Butch Hobson, R (1, 10) OBP: 0.313, SLG: 0.409			5-3		E FC4-6 1B	CS 1-2	F9			3	1	1	0	0	0	0
George Scott, R (1, 3) OBP: 0.303, SLG: 0.375			FC8-5 BB BB		E4 FC4-6 1-3		F8			2	0	0	0	1	0	1
Jack Brohamer, L (1, 5) OBP: 0.301, SLG: 0.313			FC8-5 1-2 BB		FC4-6 6-3 1-2f 3-H 2B		HR BB			1	2	0	1	2	0	1

	AB	28
	R	5
	H	6
	RBI	5
	BB	5
	SO	3
	LOB	11

Inning Stats	1	2	3	4	5	6	7	8	9
	R: 0 H: 0 E: 0 LOB: 0 K: 1 BB: 0 S: 5 P: 5	R: 0 H: 0 E: 0 LOB: 0 K: 1 BB: 0 S: 5 P: 5	R: 0 H: 0 E: 0 LOB: 2 K: 0 BB: 2 S: 3 P: 11	R: 0 H: 1 E: 0 LOB: 1 K: 0 BB: 1 S: 3 P: 7	R: 2 H: 2 E: 1 LOB: 1 K: 1 BB: 0 S: 8 P: 8	R: 0 H: 0 E: 0 LOB: 0 K: 0 BB: 1 S: 2 P: 6	R: 2 H: 2 E: 0 LOB: 1 K: 0 BB: 1 S: 4 P: 8	R: 1 H: 1 E: 0 LOB: 0 K: 0 BB: 0 S: 4 P: 4	

	1B: 3	SF: 0	WP: 0	PA: 34
	2B: 2	SAC: 0	PB: 0	
	3B: 0	DP: 1	SB: 0	
	HR: 2	HBP: 0	CS: 1	

PITCHER	IP	WLS	BF	H	R	ER	SO	BB	IBB	HBP	BLK	WP	HR	S	P	ERA	WHIP
Don Kirkwood, R (1, 1) ERA: 4.24	8.0	L	33	6	5	3	3	5	0	0	0	0	2	34	54	3.38	1.375

PITCHER	IP	WLS	BF	H	R	ER	SO	BB	IBB	HBP	BLK	WP	HR	S	P	ERA	WHIP