

Toronto Blue Jays - 1979

Batter	1	2	3	4	5	6	7	8	9	AB	R	H	RBI	BB	SO	LOB	TOP								
Alfredo Griffin, S (1,6)										4	0	0	0	1	1	1	Toronto Blue Jays @ Kansas City Royals Royals Stadium, Kansas City, MO Thu Apr 05 1979, 7:05 PM EST Att: 37,754 - Unknown - 46 F								
Bob Bailor, R (1,9) OBP: 0.200, SLG: 0.200										5	1	1	0	0	0	1									
Roy Howell, L (1,5)										4	0	0	0	0	2	3									
Rico Carty, R (1,10) Al Woods, L (8, PR) OBP: 0.750, SLG: 0.667										3	0	2	0	1	0	2									
John Mayberry, L (1,3) OBP: 1.000, SLG: 1.250										4	0	4	2	0	0	0									
Rick Bosetti, R (1,8) Ted Wilborn, S (2,8)										1	0	0	0	0	0	2									
Bobby Brown, S (1,7)										4	0	0	0	0	0	6									
Dave McKay, S (1,4)										4	0	0	0	0	0	6									
Rick Cerone, R (1,2)										3	1	0	0	1	1	0									
Inning Stats	R: 0 E: 0 K: 1 S: 4	H: 0 LOB: 0 BB: 1 P: 8	R: 0 E: 0 K: 0 S: 5	H: 2 LOB: 2 BB: 0 P: 5	R: 0 E: 1 K: 0 S: 4	H: 0 LOB: 1 BB: 0 P: 4	R: 0 E: 0 K: 0 S: 5	H: 2 LOB: 2 BB: 0 P: 5	R: 2 E: 1 K: 2 S: 10	H: 2 LOB: 2 BB: 1 P: 14	R: 0 E: 0 K: 1 S: 5	H: 0 LOB: 0 BB: 0 P: 5	R: 0 E: 0 K: 1 S: 5	H: 0 LOB: 0 BB: 0 P: 5	R: 0 E: 0 K: 1 S: 6	H: 1 LOB: 2 BB: 1 P: 10		R: 0 E: 0 K: 0 S: 3	H: 0 LOB: 0 BB: 0 P: 3	1B: 6 2B: 2 3B: 0 HR: 0	SF: 0 SAC: 0 DP: 1 HBP: 0	WP: 0 PB: 0 SB: 0 CS: 0	PA: 38		
PITCHER	IP	WLS	BF	H	R	ER	SO	BB	IBB	HBP	BLK	WP	HR	S	P	ERA	WHIP								
Dennis Leonard, R (1,1) ERA	6.0	W	27	6	2	0	4	2	0	0	0	0	0	33	41	0.00	1.333								
Steve Mingeri, L (7,1) ERA	3.0	S	11	1	0	0	2	1	0	0	0	0	0	14	18	0.00	0.667								



Batter	1	2	3	4	5	6	7	8	9	AB	R	H	RBI	BB	SO	LOB	BOTTOM								
George Brett, L (1,5) OBP: 0.200, SLG: 0.200										5	0	1	0	0	1	5	Toronto Blue Jays @ Kansas City Royals Royals Stadium, Kansas City, MO Thu Apr 05 1979, 7:05 PM EST Att: 37,754 - Unknown - 46 F								
Frank White, R (1,4)										4	1	0	0	1	0	5									
Amos Otis, R (1,8) Ralph LaCock, L (7,3) OBP: 0.500, SLG: 0.333										3	2	1	1	1	1	1									
Al Cowens, R (1,9)										4	1	0	0	1	0	5									
Hal McRae, R (1,10) OBP: 0.200, SLG: 0.400										5	2	1	1	0	0	2									
Darrell Porter, L (1,2) Willie Wilson, S (6, PR) OBP: 0.750, SLG: 1.000										3	1	2	3	1	1	0									
John Wathan, R (1,3) OBP: 0.500, SLG: 1.250										4	1	2	3	0	0	2									
Clint Hurdle, L (1,7)										2	2	0	0	2	0	1									
Freddie Patek, R (1,6) OBP: 1.000, SLG: 1.000										4	1	4	1	0	0	0									
Inning Stats	R: 0 E: 0 K: 1 S: 5	H: 0 LOB: 0 BB: 0 P: 5	R: 9 E: 2 K: 0 S: 9	H: 4 LOB: 1 BB: 4 P: 25	R: 1 E: 0 K: 0 S: 4	H: 1 LOB: 2 BB: 2 P: 12	R: 0 E: 0 K: 1 S: 6	H: 1 LOB: 0 BB: 0 P: 6	R: 0 E: 0 K: 1 S: 5	H: 2 LOB: 1 BB: 0 P: 5	R: 0 E: 1 K: 0 S: 5	H: 2 LOB: 2 BB: 0 P: 5	R: 0 E: 0 K: 0 S: 3	H: 0 LOB: 0 BB: 0 P: 3	R: 0 E: 0 K: 0 S: 3	H: 0 LOB: 0 BB: 0 P: 3		1B: 7 2B: 3 3B: 1 HR: 0	SF: 0 SAC: 0 DP: 2 HBP: 0	WP: 1 PB: 0 SB: 0 CS: 0	PA: 42				
PITCHER	IP	WLS	BF	H	R	ER	SO	BB	IBB	HBP	BLK	WP	HR	S	P	ERA	WHIP								
Tom Underwood, L (1,1) ERA: 16.2	1.2	L	14	3	3	1	1	4	0	0	0	0	0	12	28	16.20	4.200								
Balor Moore, L (2,1) ERA: 3.86	2.1		12	3	1	1	1	2	0	0	0	1	0	12	20	3.86	2.143								
Tom Murphy, R (5,1) ERA: 3.0	3.0		13	5	1	1	1	0	0	0	0	0	0	15	15	3.00	1.667								
Dave Freisleben, R (8,1) ERA	1.0		3	0	0	0	0	0	0	0	0	0	0	3	3	0.00	0.000								



Batter	1	2	3	4	5	6	7	8	9	AB	R	H	RBI	BB	SO	LOB	TOP			
Alfredo Griffin, S OBP: 0.385, SLG: 0.300	4-0 5-3 E BB		4-0 BB E BB					0-0 F3		0-0 4-3							2 2 0 0 2 0 0			
Bob Bailor, R OBP: 0.306, SLG: 0.417	0-0 5-3		4-0 E BB					0-0 L7		0-0 G5-4-3 1B							3 0 1 0 1 0 1			
Rick Bosetti, R OBP: 0.111, SLG: 0.125	0-0 E6 G1-4-3 1B		0-0 SF9					0-0 F9		0-0 G5-4-3							3 0 1 1 0 0 1			
Rico Carty, R OBP: 0.500, SLG: 0.400	0-0 G1-4-3		0-0 5-3					0-0 G3									4 0 0 0 0 0 2			
Otto Velez, R (1, 7)		0-3 K		0-3 K				0-0 6-3		0-0 P4							4 0 0 0 0 2 0			
John Mavberry, L OBP: 0.500, SLG: 0.667		0-0 1-3		0-3 K				0-0 F8		0-0 2B 1B							4 0 1 0 0 1 0			
Rick Cerone, R OBP: 0.333, SLG: 0.600		0-0 5-3		0-0 6-3				4-0 1B BB		0-0 1-3 2B							3 0 1 0 1 0 0			
Dave McKay, S OBP: 0.182, SLG: 0.182			0-0 F7		0-0 6-3			0-0 1-2 1B		0-0 5-3							4 0 1 0 0 0 2			
Bobby Brown, S (1, 9)			4-0 BB SF9 BB		0-0 6-3			0-0 L1									2 1 0 0 1 0 2			
Inning Stats	R: 1 E: 1 K: 0 S: 3	H: 1 LOB: 0 BB: 1 P: 7	R: 0 E: 0 K: 1 S: 5	H: 0 LOB: 0 BB: 0 P: 5	R: 2 E: 1 K: 0 S: 3	H: 0 LOB: 1 BB: 3 P: 15	R: 0 E: 0 K: 2 S: 7	H: 0 LOB: 0 BB: 0 P: 7	R: 0 E: 0 K: 0 S: 3	H: 0 LOB: 0 BB: 0 P: 3	R: 0 E: 0 K: 0 S: 4	H: 1 LOB: 2 BB: 1 P: 8	R: 0 E: 0 K: 0 S: 3	H: 1 LOB: 2 BB: 0 P: 3	R: 0 E: 0 K: 0 S: 5	H: 2 LOB: 2 BB: 0 P: 5	1B: 4 2B: 1 3B: 0 HR: 0	SF: 1 SAC: 0 DP: 2 HBP: 0	WP: 0 PB: 0 SB: 0 CS: 0	PA: 35
PITCHER Paul Spittorff, L ERA: 1.0	IP: 9.0 WLS: W BF: 35 H: 5 R: 3 ER: 1 SO: 3 BB: 5 IBB: 0 HBP: 0 BLK: 0 WP: 0 HR: 0 S: 36 P: 56 ERA: 1.00 WHIP: 1.111															PITCHER				

Toronto Blue Jays @ Kansas City Royals
 Royals Stadium, Kansas City, MO
 Sun Apr 08 1979, 4:33 AM EST
 Att: 23,477 - Unknown - 48 F

AB	29
R	3
H	5
RBI	1
BB	5
SO	3
LOB	8



Batter	1	2	3	4	5	6	7	8	9	AB	R	H	RBI	BB	SO	LOB	BOTTOM			
George Brett, L OBP: 0.500, SLG: 0.692	0-0 1-4-3 3B		4-0 S 1B BB		0-0 S HBP 2B 1B			0-0 L9 2B		0-0 E7 1B							4 3 4 1 1 0 0			
Hal McRae, R OBP: 0.357, SLG: 0.273	0-0 F9		0-0 P4		1-0 2B HBP			0-0 L9 BB		4-0 FC6-4 BB							3 1 0 0 1 0 3			
Amos Otis, R OBP: 0.538, SLG: 0.909	4-0 1-4-3 BB		0-0 S 1B		0-0 1B 2B			0-0 FC1-5-2-6-5 2B		0-0 FC6-4							4 2 2 3 1 0 3			
Darrell Porter, L OBP: 0.667, SLG: 0.778	0-0 1-4-3		4-0 1B		0-0 4-3 1B			4-0 2B BB									2 1 1 2 2 0 1			
Ralph LaCock, L OBP: 0.222, SLG: 0.333	0-0 G1		0-0 P6		0-0 4-3			0-0 WP 2B		0-0 5-3							4 0 1 2 0 0 4			
Clint Hurdle, L OBP: 0.300, SLG: 0.250		0-0 5-3		0-0 1-3				0-0 F8		0-0 5-3							3 0 0 0 0 0 1			
Willie Wilson, S (6, 7)																	1 0 0 0 0 0 1			
Al Cowens, R OBP: 0.154, SLG: 0.083		0-0 1-3		0-0 F7				0-0 5-3		0-0 F9							4 0 0 0 0 0 0			
Frank White, R OBP: 0.231, SLG: 0.167		0-3 K		0-3 K				0-0 F8		0-0 S E 1B							4 1 1 0 0 2 0			
Freddie Patek, R OBP: 0.500, SLG: 0.455			0-3 K		0-0 1-3			0-3 K		0-0 F9							4 0 0 0 0 2 1			
Inning Stats	R: 1 E: 0 K: 0 S: 4	H: 1 LOB: 1 BB: 1 P: 8	R: 0 E: 0 K: 1 S: 5	H: 0 LOB: 0 BB: 0 P: 5	R: 1 E: 0 K: 1 S: 6	H: 1 LOB: 2 BB: 2 P: 14	R: 0 E: 0 K: 1 S: 5	H: 0 LOB: 0 BB: 0 P: 5	R: 3 E: 0 K: 0 S: 6	H: 3 LOB: 1 BB: 0 P: 7	R: 0 E: 0 K: 1 S: 5	H: 0 LOB: 0 BB: 0 P: 5	R: 2 E: 0 K: 0 S: 5	H: 2 LOB: 1 BB: 1 P: 9	R: 1 E: 1 K: 0 S: 5	H: 2 LOB: 2 BB: 1 P: 9	1B: 5 2B: 3 3B: 1 HR: 0	SF: 0 SAC: 0 DP: 0 HBP: 1	WP: 1 PB: 0 SB: 5 CS: 0	PA: 39
PITCHER Mark Lemongello, R ERA: 10.38 Dave Lemanczyk, R ERA: 7.71 Balor Moore, L ERA: 5.4 Tom Murphy, R ERA: 2.7	IP: 4.1 WLS: L BF: 22 H: 5 R: 5 ER: 5 SO: 3 BB: 3 IBB: 0 HBP: 1 BLK: 0 WP: 0 HR: 0 S: 24 P: 37 ERA: 10.38 WHIP: 1.846															PITCHER				

Toronto Blue Jays @ Kansas City Royals
 Royals Stadium, Kansas City, MO
 Sun Apr 08 1979, 4:33 AM EST
 Att: 23,477 - Unknown - 48 F

AB	33
R	8
H	9
RBI	8
BB	5
SO	4
LOB	14



Batter	1	2	3	4	5	6	7	8	9	AB	R	H	RBI	BB	SO	LOB	TOP								
Alfredo Griffin, S OBP: 0.389, SLG: 0.231 (1, 6)	F2		B5		5-3		SH3-4		1B	3	0	0	0	2	0	2	Toronto Blue Jays @ Chicago White Sox Comiskey Park, Chicago, IL Tue Apr 10 1979, 4:33 AM EST Att: 41,043 - Unknown livebaseballscorecards.com								
Bob Bailor, R OBP: 0.366, SLG: 0.444 (1, 9)	2B	1B	6-3		F9		1B		BB	6	2	3	3	0	0	3									
Rick Bosetti, R OBP: 0.214, SLG: 0.308 (1, 8)	1-H	2B				L7	F9		E4	5	1	2	2	0	0	1									
Rico Carty, R OBP: 0.471, SLG: 0.308 (1, 10)	L8		F7			FC4-6	BB		L6	3	1	0	0	2	0	3									
Otto Velez, R Bobby Brown, S Al Woods, L (7, PH) (7, 7)	F2			K		FC4-6	BB		BB	1	0	0	0	0	0	1									
John Mayberry, L OBP: 0.412, SLG: 0.529 (1, 3)		F7		K		FC4-6	BB		F9	5	0	1	2	0	1	4									
Roy Howell, L (1, 5)		5-3		F5					BB	3	1	0	0	2	0	2									
Rick Cerone, R OBP: 0.353, SLG: 0.500 (1, 2)		F2			G3		K		WP	4	1	1	1	1	1	3									
Dave McKay, S OBP: 0.400, SLG: 0.308 (1, 4)			E6						SH2-4	2	3	2	2	2	0	0									
Inning Stats	R: 1 E: 0 K: 0 S: 5	H: 2 LOB: 1 BB: 0 P: 5	R: 0 E: 0 K: 0 S: 3	H: 0 LOB: 0 BB: 0 P: 3	R: 1 E: 1 K: 0 S: 5	H: 2 LOB: 1 BB: 0 P: 5	R: 0 E: 0 K: 2 S: 7	H: 0 LOB: 0 BB: 0 P: 7	R: 0 E: 0 K: 0 S: 3	H: 0 LOB: 1 BB: 1 P: 7	R: 0 E: 0 K: 1 S: 5	H: 0 LOB: 3 BB: 3 P: 17	R: 3 E: 0 K: 0 S: 5	H: 2 LOB: 2 BB: 3 P: 17	R: 0 E: 0 K: 0 S: 3	H: 1 LOB: 1 BB: 1 P: 7		R: 5 E: 1 K: 0 S: 5	H: 2 LOB: 2 BB: 4 P: 21	1B: 8 2B: 1 3B: 0 HR: 0	SF: 0 SAC: 2 DP: 0 HBP: 0	WP: 2 PB: 0 SB: 2 CS: 1	PA: 47		
PITCHER	IP	WLS	BF	H	R	ER	SO	BB	IBB	HBP	BLK	WP	HR	S	P	ERA	WHIP								
Ken Kravec, L ERA: 4.26 (1, 1)	6.1	L	29	5	4	3	3	5	0	0	0	0	0	30	50	4.26	1.579								
Dewey Robinson, R ERA: 4.5 (7, 1)	0.1		2	0	0	0	0	0	1	0	0	0	0	1	5	0.00	0.000								
Pablo Torrealba, L ERA: (7, 1)	1.1		7	2	1	1	0	2	0	0	0	1	0	5	13	6.75	3.000								
Jack Kucek, R ERA: (9, 1)	0.2		6	0	4	1	0	3	0	0	0	0	0	3	15	13.50	4.500								
Lerrin LaGrow, R ERA: 10.13 (9, 1)	0.1		3	2	1	0	0	1	0	0	0	1	0	2	6	0.00	9.000								

Batter	1	2	3	4	5	6	7	8	9	AB	R	H	RBI	BB	SO	LOB	BOTTOM								
Ralph Garr, L OBP: 0.273, SLG: 0.300 Junior Moore, R OBP: 0.500, SLG: 0.500 (7, PH) (8, 7)	S		1B		F8		5-3		F4	3	0	2	0	0	0	0	Toronto Blue Jays @ Chicago White Sox Comiskey Park, Chicago, IL Tue Apr 10 1979, 4:33 AM EST Att: 41,043 - Unknown livebaseballscorecards.com								
Claudell Washington, L OBP: 0.294, SLG: 0.260 (1, 9)	K		F8				1B		E	4	0	2	1	1	1	2									
Chet Lemon, R OBP: 0.412, SLG: 0.438 (1, 8)	K				F4				E5	5	0	3	0	0	1	2									
Jorge Orta, L OBP: 0.333, SLG: 0.167 Wayne Nordhagen, R (7, PH)	F5		FC6-4		F4		FC5-4		1B	3	0	0	0	0	0	4									
Eric Soderholm, R OBP: 0.250, SLG: 0.214 (1, 5)		6-3					F4		K	5	1	1	0	0	1	3									
Mike Squires, L OBP: 0.250, SLG: 0.375 Lamar Johnson, R OBP: 0.333, SLG: 0.444 (8, PH) (9, 3)	F7				F6		F9		K	3	0	0	0	0	0	1									
Many Foley, L OBP: 0.222, SLG: 0.222 Bill Nahorodny, R OBP: 0.200, SLG: 0.400 (8, PH) (9, 2)							F9			3	0	2	1	0	0	0									
Greg Pryor, R OBP: 0.250, SLG: 0.250 Alan Bannister, R OBP: 0.625, SLG: 0.750 (8, PH) (9, 4)										1	0	0	0	1	0	0									
Harry Chappas, S OBP: 0.133, SLG: 0.071 Thad Bosley, L (8, PH) Don Kessinger, S (9, 6)			4-3		F9		E5		K	3	1	0	0	0	0	1									
Inning Stats	R: 0 E: 0 K: 2 S: 8	H: 1 LOB: 1 BB: 0 P: 8	R: 0 E: 0 K: 1 S: 6	H: 1 LOB: 0 BB: 0 P: 6	R: 0 E: 0 K: 0 S: 5	H: 2 LOB: 2 BB: 0 P: 5	R: 1 E: 0 K: 0 S: 5	H: 2 LOB: 1 BB: 0 P: 5	R: 0 E: 0 K: 0 S: 4	H: 1 LOB: 1 BB: 0 P: 4	R: 0 E: 0 K: 0 S: 3	H: 0 LOB: 0 BB: 0 P: 3	R: 1 E: 1 K: 0 S: 6	H: 2 LOB: 2 BB: 0 P: 6	R: 0 E: 0 K: 1 S: 6	H: 1 LOB: 2 BB: 1 P: 10		R: 0 E: 1 K: 2 S: 8	H: 1 LOB: 3 BB: 2 P: 16	1B: 9 2B: 2 3B: 0 HR: 0	SF: 0 SAC: 0 DP: 0 HBP: 0	WP: 1 PB: 0 SB: 1 CS: 0	PA: 42		
PITCHER	IP	WLS	BF	H	R	ER	SO	BB	IBB	HBP	BLK	WP	HR	S	P	ERA	WHIP								
Phil Huffman, R ERA: 1.5 (1, 1)	6.0	W	25	7	1	1	3	0	0	0	0	0	0	31	31	1.50	1.167								
Mike Willis, L ERA: (7, 1)	1.2		9	3	1	0	0	0	0	0	0	1	0	9	9	0.00	1.800								
Dave Freisleben, R ERA: (8, 1)	1.1	S	8	1	0	0	3	3	0	0	0	0	0	11	23	0.00	3.000								


Batter	1	2	3	4	5	6	7	8	9	AB	R	H	RBI	BB	SO	LOB	TOP					
Alfredo Griffin, S OBP: 0.304, SLG: 0.167	K		FC4 1B		F7		F6	B2-3		5	1	0	0	0	1	2	Toronto Blue Jays @ Chicago White Sox Comiskey Park, Chicago, IL Thu Apr 12 1979, 4:33 AM EST Att: 1,205 - Cloudy - 70 F					
Bob Bailor, R OBP: 0.333, SLG: 0.391	6-3		1B		5-3		L7	6-3		5	0	1	0	0	0	1						
Rick Bosetti, R OBP: 0.283, SLG: 0.333	1B		1B		F7		F6	5-3		5	0	2	1	0	0	1						
Rico Carty, R OBP: 0.409, SLG: 0.444 Ted Wilborn, S (9, PR)	6-3		6-3			5-3		HR	E5 SH1-3	5	1	1	1	0	0	3						
John Mayberry, L OBP: 0.476, SLG: 0.526	K			2B 1B		FC3-6 BB		2B 1B BB	SH1-3	2	1	1	0	2	1	0						
Al Woods, L OBP: 0.500, SLG: 0.667	1-3			1B 2B		FC3-6 1B		1B 2B	F7	5	3	2	0	0	0	3						
Roy Howell, L OBP: 0.143 Tim Johnson, L (8, PR) (8, 5)	1-3			FC1-5-2 1B		1B		1B HR	F7	4	0	2	2	0	0	2						
Dave McKay, S OBP: 0.474, SLG: 0.412			6-3			1B		HR		4	1	3	2	0	0	0						
Rick Cerone, R OBP: 0.381, SLG: 0.667				5-3		5-3		HR		4	1	2	3	0	0	3						
Inning Stats	R: 0 E: 0 K: 1 S: 6	H: 1 LOB: 1 BB: 0 P: 6	R: 0 E: 0 K: 1 S: 5	H: 0 LOB: 0 BB: 0 P: 5	R: 1 E: 0 K: 0 S: 6	H: 3 LOB: 2 BB: 0 P: 6	R: 1 E: 0 K: 0 S: 5	H: 3 LOB: 1 BB: 0 P: 5	R: 0 E: 0 K: 0 S: 3	H: 0 LOB: 0 BB: 0 P: 3	R: 1 E: 0 K: 0 S: 5	H: 2 LOB: 2 BB: 1 P: 9	R: 0 E: 0 K: 0 S: 3	H: 0 LOB: 0 BB: 0 P: 3	R: 6 E: 0 K: 0 S: 8	H: 5 LOB: 1 BB: 1 P: 12		R: 0 E: 1 K: 0 S: 4	H: 0 LOB: 2 BB: 0 P: 4	1B: 10 2B: 2 3B: 0 HR: 2	SF: 0 SAC: 1 DP: 0 HBP: 0	WP: 0 PB: 0 SB: 1 CS: 0
PITCHER	IP	WLS	BF	H	R	ER	SO	BB	IBB	HBP	BLK	WP	HR	S	P	ERA	WHIP					
Mike Proly, R ERA: 6.0	4.0		18	7	2	2	2	0	0	0	0	0	0	22	22	4.50	1.750					
Dewey Robinson, R ERA: 7.2	3.0		14	3	3	3	0	2	0	0	0	0	1	12	20	9.00	1.667					
Lerrin LaGrow, R ERA: 20.25	0.0	L	3	3	1	1	0	0	0	0	0	0	0	3	3	∞	∞					
Pablo Torrealba, L ERA: 1.59	2.0		8	1	3	3	0	0	0	0	0	0	1	8	8	13.50	0.500					

Batter	1	2	3	4	5	6	7	8	9	AB	R	H	RBI	BB	SO	LOB	BOTTOM					
Alan Bannister, R OBP: 0.615, SLG: 0.625	3B 1B				F8				6-3	4	1	2	0	1	0	0	Toronto Blue Jays @ Chicago White Sox Comiskey Park, Chicago, IL Thu Apr 12 1979, 4:33 AM EST Att: 1,205 - Cloudy - 70 F					
Claudell Washington, L OBP: 0.316, SLG: 0.211	K		G4-3 BB		1B BB		S 1B		5-3	4	1	1	0	1	1	2						
Chet Lemon, R OBP: 0.455, SLG: 0.571	E 3B			E 1B			1-3 1B		F8	5	3	3	1	0	0	2						
Wayne Nordhagen, R OBP: 0.429, SLG: 0.333	E7 SF8 1B			F9			5-3			4	1	2	3	0	0	1						
Lamar Johnson, R OBP: 0.385, SLG: 0.364 Mike Squires, L OBP: 0.250, SLG: 0.375 (7, PR) (8, 3)	BB BB			5-3			F9		CS BB	2	0	0	0	2	0	1						
Eric Soderholm, R OBP: 0.316, SLG: 0.250 Greg Pryor, R OBP: 0.222, SLG: 0.222	FC6-4 BB			E6 1B			G5-4-3 1B		5-3	2	1	1	0	1	0	0						
Junior Moore, R OBP: 0.313, SLG: 0.500 Thad Bosley, L (8, 7)	SF8						G5-4-3 1B		F8	2	0	1	2	0	0	1						
Bill Nahorodny, R OBP: 0.250, SLG: 0.375 Ralph Garr, L OBP: 0.250, SLG: 0.273 Mary Foley, L OBP: 0.222, SLG: 0.222	FC6-4 1B			K			G4-6-3 1B		K	3	0	1	0	0	1	0						
Don Kessinger, S OBP: 0.133, SLG: 0.071							G4-6-3 1B		F8	3	0	0	0	0	0	0						
Inning Stats	R: 3 E: 1 K: 1 S: 8	H: 3 LOB: 2 BB: 2 P: 16	R: 0 E: 0 K: 0 S: 2	H: 0 LOB: 0 BB: 1 P: 6	R: 2 E: 1 K: 1 S: 8	H: 2 LOB: 1 BB: 0 P: 8	R: 2 E: 1 K: 0 S: 4	H: 2 LOB: 1 BB: 1 P: 8	R: 0 E: 0 K: 0 S: 3	H: 1 LOB: 0 BB: 0 P: 3	R: 0 E: 0 K: 0 S: 5	H: 3 LOB: 2 BB: 0 P: 5	R: 0 E: 0 K: 0 S: 2	H: 0 LOB: 1 BB: 1 P: 6	R: 0 E: 0 K: 1 S: 5	H: 0 LOB: 0 BB: 0 P: 5		R: 0 E: 0 K: 0 S: 3	H: 0 LOB: 0 BB: 0 P: 3	1B: 10 2B: 0 3B: 1 HR: 0	SF: 1 SAC: 0 DP: 3 HBP: 0	WP: 0 PB: 0 SB: 1 CS: 1
PITCHER	IP	WLS	BF	H	R	ER	SO	BB	IBB	HBP	BLK	WP	HR	S	P	ERA	WHIP					
Tom Underwood, L ERA: 9.45	5.0		25	8	7	4	2	4	0	0	0	0	0	25	41	7.20	2.400					
Tom Murphy, R ERA: 1.23	4.0	W	14	3	0	0	1	1	0	0	0	0	0	15	19	0.00	1.000					


Batter	1	2	3	4	5	6	7	8	9	AB	R	H	RBI	BB	SO	LOB	TOP		
George Brett, L (1, 5) OBP: 0.469, SLG: 0.607	L7		FC5 2B	CS BB		F7 1-3			G4-6-3 1-2	4	0	1	0	1	0	2	Kansas City Royals @ Toronto Blue Jays Exhibition Stadium, Toronto, ON Sat Apr 14 1979, 3:33 AM EST Att: 11,683 - Cloudy - 47 F		
Hal McRae, R (1, 10) OBP: 0.438, SLG: 0.538	1-3		FC5 1B BB	CS 1-2	F9 SF9 2B		HR		F9	4	3	2	1	1	0	0			
Amos Otis, R (1, 8) OBP: 0.433, SLG: 0.556			FC5 1B BB		F9 2-3		F8			4	1	1	0	0	0	3			
Darrell Porter, L (1, 2) OBP: 0.448, SLG: 0.435	4-3		BB 1B 1B		SF9		3-1			3	1	1	2	0	0	1			
Ralph LaCock, L (1, 3) OBP: 0.318, SLG: 0.429		6-3	BB 1B 1B				6-3			4	0	2	0	0	0	0			
Clint Hurdle, L (1, 7) OBP: 0.318, SLG: 0.176 Willie Wilson, S (8, PR) (8, 7)	F7		BB 1B BB		F3				G5-4-3 1B	3	0	1	1	1	0	1			
Al Cowens, R (1, 9) OBP: 0.299, SLG: 0.292			BB 1B				F8		G5-4-3 1-2	4	1	2	2	0	0	1			
Frank White, R (1, 4) OBP: 0.192, SLG: 0.208	F8				F7		E S 1B		K	4	0	1	0	0	1	1			
Freddie Patek, R (1, 6) OBP: 0.440, SLG: 0.458 Steve Braun, L (9, PH) (9, PH)			P4		P3		F9		G4-6-3 1B	3	0	0	0	0	0	1			
										1B: 7	SF: 1	WP: 0	PA: 39						
										2B: 3	SAC: 0	FB: 0							
										3B: 0	DP: 2	SB: 2							
										HR: 2	HBP: 0	CS: 1							
Inning Stats	R: 0 E: 0 K: 0 S: 4	H: 1 LOB: 1 BB: 0 P: 4	R: 1 E: 0 K: 0 S: 4	H: 1 LOB: 0 BB: 0 P: 4	R: 3 E: 0 K: 0 S: 6	H: 4 LOB: 2 BB: 2 P: 14	R: 0 E: 0 K: 0 S: 2	H: 0 LOB: 0 BB: 1 P: 6	R: 1 E: 0 K: 0 S: 5	H: 2 LOB: 1 BB: 0 P: 5	R: 0 E: 0 K: 0 S: 4	H: 1 LOB: 1 BB: 0 P: 4	R: 1 E: 0 K: 0 S: 4	H: 1 LOB: 0 BB: 0 P: 4	R: 0 E: 0 K: 1 S: 5	H: 1 LOB: 0 BB: 0 P: 5	R: 0 E: 0 K: 0 S: 3	H: 1 LOB: 0 BB: 0 P: 3	
PITCHER	IP	WLS	BF	H	R	ER	SO	BB	IBB	HBP	BLK	WP	HR	S	P	ERA	WHIP		
Mark Lemongello, R (1, 1) ERA: 8.74	7.0		33	11	6	6	0	3	0	0	0	0	2	30	42	7.71	2.000		
Dave Freisleben, R (8, 1) ERA:	2.0	W	5	1	0	0	1	0	0	0	0	0	0	7	7	0.00	0.500		


Batter	1	2	3	4	5	6	7	8	9	AB	R	H	RBI	BB	SO	LOB	BOTTOM		
Alfredo Griffin, S (1, 6) OBP: 0.258, SLG: 0.154	5-3	F7		4-3		F7				5	0	1	0	0	0	1	Kansas City Royals @ Toronto Blue Jays Exhibition Stadium, Toronto, ON Sat Apr 14 1979, 3:33 AM EST Att: 11,683 - Cloudy - 47 F		
Bob Bailor, R (1, 9) OBP: 0.313, SLG: 0.387	4-3	1B 2B		2-3		F3		F7		5	0	1	1	0	0	3			
Rick Bosetti, R (1, 8) OBP: 0.222, SLG: 0.269	5-3					1-3		4-3		5	0	1	0	0	1	3			
Rico Carty, R (1, 10) OBP: 0.414, SLG: 0.542		HR K				F8		F2		4	1	1	1	0	1	2			
John Mayberry, L (1, 3) OBP: 0.536, SLG: 0.667 Ted Wilborn, S (8, PR) (8, PR) Otto Velez, R (9, 3)		F9 2B 2B		1-6-3 1B		BB 2B BB		E 1B BB		2	2	2	0	2	0	0			
Al Woods, L (1, 7) OBP: 0.462, SLG: 0.636		F9		F7				E 1B 1B		4	1	2	1	0	0	2			
Roy Howell, L (1, 5) OBP: 0.348, SLG: 0.368		2-3		1-6-3 1B		1-H 2B		FC1 1B 1B		3	1	0	0	1	0	4			
Dave McKay, S (1, 4) OBP: 0.440, SLG: 0.478				P6				K		4	1	1	2	0	1	4			
Rick Cerone, R (1, 2) OBP: 0.370, SLG: 0.625		E6 2B				F8		L9		4	1	1	2	0	0	0			
										1B: 5	SF: 0	WP: 0	PA: 39						
										2B: 4	SAC: 0	FB: 0							
										3B: 0	DP: 0	SB: 0							
										HR: 1	HBP: 0	CS: 0							
Inning Stats	R: 0 E: 0 K: 0 S: 3	H: 0 LOB: 0 BB: 0 P: 3	R: 5 E: 1 K: 1 S: 11	H: 5 LOB: 2 BB: 1 P: 15	R: 0 E: 0 K: 0 S: 4	H: 1 LOB: 1 BB: 0 P: 4	R: 0 E: 0 K: 0 S: 3	H: 0 LOB: 0 BB: 0 P: 3	R: 1 E: 0 K: 0 S: 4	H: 1 LOB: 1 BB: 1 P: 8	R: 0 E: 0 K: 0 S: 3	H: 0 LOB: 0 BB: 0 P: 3	R: 0 E: 0 K: 2 S: 11	H: 3 LOB: 3 BB: 1 P: 15	R: 2 E: 1 K: 2 S: 11	H: 3 LOB: 3 BB: 1 P: 15			
PITCHER	IP	WLS	BF	H	R	ER	SO	BB	IBB	HBP	BLK	WP	HR	S	P	ERA	WHIP		
Dennis Leonard, R (1, 1) ERA: 3.48	7.0	L	32	7	7	5	1	3	0	0	0	0	1	31	43	6.43	1.429		
Steve Mingori, L (8, 1) ERA: 5.4	0.1		3	1	0	0	1	0	0	0	0	0	0	5	5	0.00	3.000		
Eduardo Rodriguez, R (8, 1) ERA:	0.2		4	2	1	1	1	0	0	0	0	0	0	6	6	13.50	3.000		


AB 34
R 6
H 12
RBI 6
BB 3
SO 1
LOB 10



AB 36
R 8
H 10
RBI 7
BB 3
SO 3
LOB 19



Batter	1	2	3	4	5	6	7	8	9	AB	R	H	RBI	BB	SO	LOB	TOP										
George Brett, L OBP: 0.447, SLG: 0.588 (1, 5)	L7	1B		G3	P6			2B	5-3	6	2	2	2	0	0	2	Kansas City Royals @ Toronto Blue Jays Exhibition Stadium, Toronto, ON Sun Apr 15 1979, 3:33 AM EST Att: 12,287 - Unknown - 48 F AB 40 R 12 H 18 RBI 11 BB 7 SO 3 LOB 15 										
Hal McRae, R OBP: 0.526, SLG: 0.621 U.L. Washington, S (9, PR)		1B		6-3	FC6-4			1B	FC5-4	3	2	3	2	3	0	0											
Amos Otis, R OBP: 0.417, SLG: 0.500 (1, 8)	5-3	1B		6-3	FC6-4			1B	FC5-4	5	1	1	0	1	0	5											
Darrell Porter, L OBP: 0.412, SLG: 0.393 (1, 2)				6-3				4-3		5	0	1	3	0	0	2											
Al Cowens, R OBP: 0.313, SLG: 0.321 (1, 9)								5-3		4	2	2	0	1	1	3											
Ralph LaCock, L OBP: 0.320, SLG: 0.417 John Wathan, R OBP: 0.444, SLG: 0.750 (6, PH)	1-3		6-3		1B			2B		3	1	1	0	0	0	1											
Clint Hurdle, L OBP: 0.330, SLG: 0.333 Willie Wilson, S (8, PR)		1B			SF7			2B		4	1	3	3	0	1	0											
Frank White, R OBP: 0.256, SLG: 0.250 (1, 4)		1B			WP			P6		4	1	2	0	1	1	1											
Freddie Patek, R OBP: 0.467, SLG: 0.500 (1, 6)		1B			WP			F5		4	1	2	0	1	0	0											
Inning Stats	R: 0 E: 0 K: 0 S: 3	H: 1 LOB: 0 BB: 0 P: 3	R: 6 E: 0 K: 1 S: 10	H: 5 LOB: 3 BB: 3 P: 22	R: 0 E: 0 K: 0 S: 4	H: 3 LOB: 2 BB: 0 P: 4	R: 0 E: 0 K: 0 S: 3	H: 0 LOB: 1 BB: 1 P: 7	R: 2 E: 1 K: 0 S: 6	H: 3 LOB: 3 BB: 2 P: 14	R: 0 E: 0 K: 0 S: 5	H: 0 LOB: 0 BB: 0 P: 5	R: 4 E: 0 K: 1 S: 10	H: 5 LOB: 1 BB: 0 P: 10	R: 0 E: 0 K: 0 S: 3	H: 0 LOB: 1 BB: 1 P: 7		1B: 14 2B: 4 3B: 0 HR: 0	SF: 1 SAC: 0 DP: 1 HBP: 0	WP: 1 PB: 0 SB: 0 CS: 1	PA: 48						
PITCHER	IP	WLS	BF	H	R	ER	SO	BB	IBB	HBP	BLK	WP	HR	S	P	ERA	WHIP										
Phil Huffman, R ERA: 8.22 (1, 1)	1.2		13	6	6	6	0	3	0	0	0	0	0	10	22	32.40	5.400										
Jesse Jefferson, R ERA: 7.71 (2, 1)	2.2		14	6	2	2	1	2	0	0	0	0	0	14	22	6.75	3.000										
Mike Willis, L ERA: 4.15 (5, 1)	2.2		11	3	2	2	1	1	0	0	0	1	0	12	16	6.75	1.500										
Tom Murphy, R ERA: 3.38 (8, 1)	0.2	L	5	3	2	2	0	0	0	0	0	0	0	5	5	27.00	4.500										
Dave Freisleben, R ERA: (8, 1)	1.1		5	0	0	0	1	1	0	0	0	0	0	6	10	0.00	0.750										

Batter	1	2	3	4	5	6	7	8	9	AB	R	H	RBI	BB	SO	LOB	BOTTOM										
Alfredo Griffin, S OBP: 0.278, SLG: 0.138 (1, 6)	E1	FC3-4		1B	5-3			SH4-3		3	1	0	0	2	0	2	Kansas City Royals @ Toronto Blue Jays Exhibition Stadium, Toronto, ON Sun Apr 15 1979, 3:33 AM EST Att: 12,287 - Unknown - 48 F AB 40 R 10 H 15 RBI 9 BB 6 SO 0 LOB 24 										
Bob Bailor, R OBP: 0.342, SLG: 0.389 (1, 9)	4-3	P3		1B				1B	5-3	5	2	2	1	1	0	4											
Rick Bosetti, R OBP: 0.242, SLG: 0.281 (1, 8)	1-3			1B				1B	F8	6	0	2	2	0	0	2											
Rico Carty, R OBP: 0.471, SLG: 0.679 (1, 10)		1B						5-3		4	2	3	2	1	0	1											
John Mayberry, L OBP: 0.485, SLG: 0.586 (1, 3)		2B						1B	3-1	5	1	1	0	0	0	5											
Al Woods, L OBP: 0.556, SLG: 0.786 (1, 7)		1B						1B		3	1	3	2	1	0	0											
Roy Howell, L OBP: 0.286, SLG: 0.292 (1, 5)	P6							G3	L7	5	0	0	0	0	0	9											
Dave McKay, S OBP: 0.433, SLG: 0.464 (1, 4)		1B						5-3	L3	5	1	2	1	0	0	1											
Rick Cerone, R OBP: 0.406, SLG: 0.607 (1, 2)		1B						1B	F9	4	2	2	1	1	0	0											
Inning Stats	R: 0 E: 1 K: 0 S: 3	H: 0 LOB: 0 BB: 0 P: 3	R: 3 E: 0 K: 0 S: 8	H: 5 LOB: 2 BB: 0 P: 8	R: 1 E: 0 K: 0 S: 5	H: 2 LOB: 1 BB: 0 P: 5	R: 4 E: 0 K: 0 S: 7	H: 4 LOB: 2 BB: 2 P: 15	R: 0 E: 0 K: 0 S: 3	H: 0 LOB: 0 BB: 0 P: 3	R: 0 E: 0 K: 0 S: 5	H: 2 LOB: 3 BB: 1 P: 9	R: 2 E: 1 K: 0 S: 4	H: 1 LOB: 1 BB: 2 P: 12	R: 0 E: 0 K: 0 S: 4	H: 1 LOB: 1 BB: 0 P: 4		R: 0 E: 0 K: 0 S: 3	H: 0 LOB: 1 BB: 1 P: 7	1B: 13 2B: 1 3B: 0 HR: 1	SF: 1 SAC: 1 DP: 0 HBP: 0	WP: 0 PB: 0 SB: 0 CS: 1	PA: 48				
PITCHER	IP	WLS	BF	H	R	ER	SO	BB	IBB	HBP	BLK	WP	HR	S	P	ERA	WHIP										
Rich Gale, R ERA: 9.38 (1, 1)	3.0		18	9	6	6	0	0	0	0	0	0	0	18	18	18.00	3.000										
George Throop, R ERA: 27.0 (4, 1)	0.0		4	2	1	1	0	2	0	0	0	0	0	2	10	-	-										
Steve Mingo, L ERA: 4.15 (4, 1)	3.2		17	3	3	2	0	2	1	0	0	0	0	14	26	4.91	1.364										
Eduardo Rodriguez, R ERA: (7, 1)	0.1	W	1	0	0	0	0	0	0	0	0	0	0	1	1	0.00	0.000										
Al Hrabosky, L ERA: (8, 1)	2.0	S	8	1	0	0	0	1	0	0	0	0	0	7	11	0.00	1.000										

Batter	1	2	3	4	5	6	7	8	9	AB	R	H	RBI	BB	SO	LOB	TOP				
Ralph Garr, L OBP: 0.294, SLG: 0.313 Thad Bosley, L OBP: 0.333, SLG: 0.333	(1,7) X 0-0 F7	(1,9) X 0-0 FC6-4 1B	(1,9) X 0-0 F7		(1,7) X 0-0 G3		(1,7) X 0-0 FC6-4 1-2		(1,7) X 0-0 FC6-4 1B	5	0	1	0	0	0	2					
Claudell Washington, L OBP: 0.359, SLG: 0.479	(1,9) X 4-0 G4-6-3 BB	(1,9) X 0-0 FC6-4 1-2		(1,9) X 0-0 F8	(1,9) X 0-0 3-1			(1,9) X 0-0 4-3	(1,9) X 0-0 FC6-4 1-2	5	0	0	0	1	0	4					
Chet Lemon, R OBP: 0.462, SLG: 0.653	(1,8) X 0-0 G4-6-3 1-2		(1,8) X 0-0 FC4-6 1B	(1,8) X 0-0 BB 3B 1B		(1,8) X 0-0 5-3		(1,8) X 0-0 L3-6 2B		5	1	3	0	0	0	1					
Jorge Orta, L OBP: 0.385, SLG: 0.323	(1,10) X	(1,10) X 0-0 F8	(1,10) X 0-0 FC4-6 1B 1-2	(1,10) X 4-0 BB 3B 1B		(1,10) X 0-0 F5		(1,10) X 0-0 L3-6 2B		4	2	0	0	1	0	2					
Alan Bannister, R OBP: 0.548, SLG: 0.697	(1,4) X	(1,4) X 0-0 6-3	(1,4) X 0-0 1B 3-1 1B	(1,4) X 0-0 1B 2B 3B		(1,4) X 4-0 BB		(1,4) X 0-0 2B 1B		4	3	3	2	1	0	0					
Eric Soderholm, R OBP: 0.375, SLG: 0.381	(1,5) X	(1,5) X 0-0 E3 1B	(1,5) X 0-0 3-1 2B 1B	(1,5) X 0-0 3-1 2B		(1,5) X 0-3 K		(1,5) X 0-0 3B 2B		5	3	3	3	0	1	1					
Mike Squires, L OBP: 0.455, SLG: 0.636	(1,3) X	(1,3) X 0-0 1B 1-2	(1,3) X 0-0 3-1 2B 1B	(1,3) X 0-0 3-1 2B		(1,3) X 0-0 3-1		(1,3) X 0-0 4-3 3B		5	3	3	1	0	0	1					
Bill Nahorodny, R OBP: 0.350, SLG: 0.353	(1,2) X	(1,2) X 0-0 1B 1-2 2-H	(1,2) X 0-0 3-1 2B 1B	(1,2) X 0-0 6-3		(1,2) X 0-0 6-3		(1,2) X 0-3 K		5	0	1	2	0	1	4					
Greg Pryor, R OBP: 0.400, SLG: 0.500	(1,6) X	(1,6) X 0-0 1B 1-2 2-H	(1,6) X 0-0 2B		(1,6) X 0-0 5-3		(1,6) X 0-0 FC6-4 1B		(1,6) X 0-0 4-3 3-H	5	0	3	4	0	0	0					
Inning Stats	R: 0 E: 0 K: 0 S: 2	H: 0 LOB: 0 BB: 1 P: 6	R: 2 E: 1 K: 0 S: 8	H: 4 LOB: 3 BB: 0 P: 8	R: 4 E: 0 K: 0 S: 8	H: 5 LOB: 1 BB: 0 P: 8	R: 3 E: 0 K: 0 S: 6	H: 3 LOB: 1 BB: 1 P: 10	R: 0 E: 0 K: 1 S: 5	H: 0 LOB: 0 BB: 1 P: 9	R: 0 E: 0 K: 0 S: 4	H: 1 LOB: 1 BB: 0 P: 4	R: 0 E: 0 K: 0 S: 3	H: 1 LOB: 0 BB: 0 P: 3	R: 3 E: 0 K: 1 S: 9	H: 4 LOB: 1 BB: 0 P: 9	1B: 12 2B: 5 3B: 2 HR: 0	SF: 0 SAC: 0 DP: 2 HBP: 0	WP: 0 PB: 0 SB: 0 CS: 0	PA: 47	
PITCHER	IP WLS BF H R ER SO BB IBB HBP BLK WP HR S P ERA WHIP	2.1 L 16 8 6 4 0 1 0 0 0 0 0 15 19 15.43 3.857	5.2 24 6 3 3 1 2 0 0 0 0 0 24 32 4.76 1.412	1.0 7 4 3 3 1 0 0 0 0 0 0 9 9 27.00 4.000																	

Chicago White Sox @ Toronto Blue Jays
Exhibition Stadium, Toronto, ON
Wed Apr 18 1979, 3:33 AM EST
Att: 10,478 - Unknown - 54 F

AB 44
R 12
H 18
RBI 12
BB 3
SO 2
LOB 15



Batter	1	2	3	4	5	6	7	8	9	AB	R	H	RBI	BB	SO	LOB	BOTTOM			
Alfredo Griffin, S OBP: 0.294, SLG: 0.103	(1,6) X 0-0 1-3		(1,6) X 0-0 FC4-6 1B 1-2		(1,6) X 0-0 F4		(1,6) X 0-0 5-3		(1,6) X 0-0 6-3	5	1	0	0	0	0	1				
Al Woods, L OBP: 0.435, SLG: 0.519	(1,7) X 0-0 6-3		(1,7) X 0-0 1B E 1B		(1,7) X 0-0 2B 1B		(1,7) X 0-0 6-3		(1,7) X 0-0 F7	5	2	2	0	0	0	0				
Rick Bosetti, R OBP: 0.261, SLG: 0.273	(1,8) X 4-0 BB		(1,8) X 0-0 BB E 1B 1-2 2-H		(1,8) X 0-3 K		(1,8) X 0-0 6-3			3	0	1	1	1	1	1				
Rico Carty, R OBP: 0.447, SLG: 0.553	(1,10) X 0-0 F8		(1,10) X 0-0 E6 BB 1B 1-2 2-H		(1,10) X 0-0 2B 1B			(1,10) X 0-0 L8		4	1	2	0	0	0	1				
Otto Velez, R OBP: 0.231, SLG: 0.333	(1,9) X	(1,9) X 0-0 6-3	(1,9) X 4-0 1B 1-2 2-S		(1,9) X 0-0 2B		(1,9) X 1-1 2-H 2B		(1,9) X 0-0 2B 2B	3	1	2	2	1	0	0				
John Mayberry, L OBP: 0.500, SLG: 0.553	(1,3) X	(1,3) X 0-3 K	(1,3) X 0-3 K		(1,3) X 0-0 4-3			(1,3) X 0-3 K		4	0	0	0	0	3	5				
Roy Howell, L OBP: 0.244, SLG: 0.270	(1,5) X	(1,5) X 0-3 K		(1,5) X 0-0 F5		(1,5) X 0-0 4-3		(1,5) X 0-0 2B		4	0	1	1	0	1	0				
Rick Cerone, R OBP: 0.386, SLG: 0.526	(1,2) X		(1,2) X 0-3 K	(1,2) X 0-0 G3		(1,2) X 0-0 F9		(1,2) X 0-0 F7		4	0	0	0	0	1	1				
Dave McKay, S OBP: 0.333, SLG: 0.350	(1,4) X		(1,4) X 0-0 FC4-6 1B	(1,4) X 0-0 5-3		(1,4) X 0-0 F8		(1,4) X 0-0 6-3		4	0	1	0	0	0	0				
Inning Stats	R: 0 E: 0 K: 0 S: 3	H: 0 LOB: 1 BB: 1 P: 7	R: 0 E: 0 K: 2 S: 7	H: 0 LOB: 0 BB: 0 P: 7	R: 2 E: 1 K: 2 S: 11	H: 4 LOB: 3 BB: 1 P: 15	R: 0 E: 0 K: 0 S: 3	H: 0 LOB: 0 BB: 0 P: 3	R: 0 E: 0 K: 0 S: 3	H: 0 LOB: 0 BB: 0 P: 3	R: 0 E: 0 K: 1 S: 7	H: 2 LOB: 1 BB: 0 P: 7	R: 0 E: 0 K: 0 S: 3	H: 0 LOB: 0 BB: 0 P: 3	1B: 6 2B: 3 3B: 0 HR: 0	SF: 0 SAC: 0 DP: 0 HBP: 0	WP: 0 PB: 0 SB: 0 CS: 0	PA: 38		
PITCHER	IP WLS BF H R ER SO BB IBB HBP BLK WP HR S P ERA WHIP	8.0 W 35 9 5 5 6 2 0 0 0 0 0 45 53 5.62 1.375	1.0 3 0 0 0 0 0 0 0 0 0 0 3 3 0.00 0.000																	

Chicago White Sox @ Toronto Blue Jays
Exhibition Stadium, Toronto, ON
Wed Apr 18 1979, 3:33 AM EST
Att: 10,478 - Unknown - 54 F

AB 36
R 5
H 9
RBI 4
BB 2
SO 6
LOB 9



Batter	1	2	3	4	5	6	7	8	9	AB	R	H	RBI	BB	SO	LOB	TOP					
Alfredo Griffin, S OBP: 0.291, SLG: 0.116	G3		G3			G5-4-3 1B		6-3		4	0	1	0	0	0	2	Toronto Blue Jays @ Detroit Tigers Tiger Stadium, Detroit, MI Fri Apr 20 1979, 6:05 PM EST Att: 13,617 - Unknown					
Al Woods, L OBP: 0.417, SLG: 0.484	K		4-3			G5-4-3 1-2				4	0	1	1	0	1	2						
Rick Bosetti, R OBP: 0.240, SLG: 0.250	K			4-3				6-3		4	0	0	0	0	1	1						
Rico Carty, R OBP: 0.412, SLG: 0.500		K			6-3			6-3		4	0	0	0	0	1	0						
John Mayberry, L OBP: 0.480, SLG: 0.595		G3			F8			1-3		4	1	1	1	0	0	0						
Otto Velez, R OBP: 0.353, SLG: 0.400								6-3		3	0	2	0	0	0	0						
Roy Howell, L OBP: 0.222, SLG: 0.244						L8		1-3		4	0	0	0	0	0	3						
Dave McKay, S OBP: 0.311, SLG: 0.326			K			K		1-4-3		3	0	0	0	0	2	1						
Rick Cerone, R OBP: 0.404, SLG: 0.550						FC5-4 BB				2	1	1	0	1	0	1						
Inning Stats	R: 0 E: 0 K: 2 S: 7	H: 0 LOB: 0 BB: 0 P: 7	R: 0 E: 0 K: 1 S: 5	H: 0 LOB: 1 BB: 0 P: 6	R: 0 E: 0 K: 1 S: 5	H: 0 LOB: 1 BB: 1 P: 9	R: 0 E: 0 K: 0 S: 3	H: 0 LOB: 0 BB: 0 P: 3	R: 0 E: 0 K: 1 S: 6	H: 1 LOB: 1 BB: 0 P: 6	R: 0 E: 0 K: 0 S: 3	H: 1 LOB: 0 BB: 0 P: 3	R: 1 E: 0 K: 0 S: 4	H: 1 LOB: 0 BB: 0 P: 4	R: 1 E: 0 K: 0 S: 5	H: 2 LOB: 1 BB: 0 P: 5	R: 0 E: 0 K: 0 S: 4	H: 1 LOB: 1 BB: 0 P: 4	1B: 4 2B: 1 3B: 0 HR: 1	SF: 0 SAC: 0 DP: 1 HBP: 1	WP: 0 PB: 0 SB: 0 CS: 0	PA: 34
PITCHER Milt Wilcox, R ERA: 4.12	IP: 9.0 WLS: W BF: 34 H: 6 R: 2 ER: 2 SO: 5 BB: 1 IBB: 0 HBP: 1 BLK: 0 WP: 0 HR: 1 S: 42 P: 47 ERA: 2.00 WHIP: 0.778															PITCHER						

Batter	1	2	3	4	5	6	7	8	9	AB	R	H	RBI	BB	SO	LOB	BOTTOM			
Ron LeFlore, R OBP: 0.310, SLG: 0.289	BB 1B	K			K2-3	S 1B				4	1	2	0	0	2	1	Toronto Blue Jays @ Detroit Tigers Tiger Stadium, Detroit, MI Fri Apr 20 1979, 6:05 PM EST Att: 13,617 - Unknown			
Lou Whitaker, L OBP: 0.462, SLG: 0.636	BB 1B				HR	1B				2	2	2	1	1	0	0				
Jerry Morales, R OBP: 0.205, SLG: 0.257	F5		F7		BB	5-3				3	0	0	0	1	0	4				
Steve Kemp, L OBP: 0.450, SLG: 0.703	BB 1B		K		G1			6-3		3	1	0	0	1	1	2				
Tim Corcoran, L OBP: 0.400, SLG: 0.250	BB 1B					6-3		4-3		3	0	1	2	1	0	0				
Lance Parrish, R OBP: 0.286, SLG: 0.333	BB 1B		CS		E6	2B FC6-2 1B		K		4	0	2	1	0	1	0				
Dan Gonzales, L OBP: 0.125, SLG: 0.250	G4-6-3		G4-6-3		G4-6-3	FC6-2 HR 2B		P6		4	1	1	0	0	0	3				
Aurelio Rodriguez, R OBP: 0.269, SLG: 0.320		P4			K	FC6-2 HR		5-3		4	1	0	0	0	1	2				
Mark Wagner, R OBP: 0.375, SLG: 0.875		F9				1B 2B		G3		4	1	2	3	0	0	0				
Inning Stats	R: 3 E: 0 K: 0 S: 5	H: 3 LOB: 1 BB: 2 P: 13	R: 0 E: 0 K: 1 S: 5	H: 0 LOB: 0 BB: 0 P: 5	R: 1 E: 0 K: 1 S: 5	H: 1 LOB: 0 BB: 1 P: 9	R: 0 E: 1 K: 1 S: 5	H: 0 LOB: 0 BB: 0 P: 5	R: 0 E: 0 K: 1 S: 6	H: 2 LOB: 2 BB: 1 P: 10	R: 3 E: 0 K: 0 S: 7	H: 4 LOB: 2 BB: 0 P: 8	R: 0 E: 0 K: 1 S: 5	H: 0 LOB: 0 BB: 0 P: 5	R: 0 E: 0 K: 0 S: 3	H: 0 LOB: 0 BB: 0 P: 3	1B: 6 2B: 2 3B: 0 HR: 2	SF: 0 SAC: 0 DP: 2 HBP: 1	WP: 0 PB: 0 SB: 1 CS: 1	PA: 37
PITCHER Mark Lemongello, R ERA: 9.18 Dave Lemanczyk, R ERA: 3.49	IP: 5.1 WLS: L BF: 25 H: 8 R: 6 ER: 6 SO: 4 BB: 4 IBB: 0 HBP: 0 BLK: 0 WP: 0 HR: 1 S: 29 P: 45 ERA: 10.12 WHIP: 2.250															PITCHER				

AB	32
R	2
H	6
RBI	2
BB	1
SO	5
LOB	10



Batter	1	2	3	4	5	6	7	8	9	AB	R	H	RBI	BB	SO	LOB	TOP					
Alfredo Griffin, S (1, 6) OBP: 0.262, SLG: 0.102 Tim Johnson, L (9, FH)	0-0 2-3			0-3 K		0-0 4-3			0-0 3-1	3	0	0	0	0	1	0						
Bob Bailor, R (1, 9) OBP: 0.386, SLG: 0.388	0-0 6-3			0-0 1-3			0-0 1-3		0-0 E6	4	0	0	0	0	0	0						
Rick Bosetti, R (1, 8) OBP: 0.299, SLG: 0.339	0-0 4-3			0-0 4-3					0-0 G5-4-3	4	0	1	0	0	0	1						
Rico Carty, R (1, 10) OBP: 0.407, SLG: 0.447		0-0 F8			0-3 K				0-0 F9	3	0	0	0	0	1	1						
John Mayberry, L (1, 3) OBP: 0.466, SLG: 0.542		0-0 F9			4-0 BB				0-0 5-3	2	0	0	0	1	0	1						
Al Woods, L (1, 7) OBP: 0.419, SLG: 0.526		0-0 6-3			0-0 G4-6-3					3	0	1	0	0	0	1						
Roy Howell, L (1, 5) OBP: 0.235, SLG: 0.319			0-0 1-3						0-0 6-3	3	1	1	1	0	0	1						
Dave McKay, S (1, 4) OBP: 0.269, SLG: 0.280			0-0 3-1						0-0 G3	3	0	0	0	0	0	1						
Rick Cerone, R (1, 2) OBP: 0.389, SLG: 0.489			0-3 K						0-0 F9	3	0	0	0	0	1	1						
Inning Stats	R: 0 E: 0 K: 0 S: 3	H: 0 LOB: 0 BB: 0 P: 3	R: 0 E: 0 K: 0 S: 3	H: 0 LOB: 0 BB: 0 P: 3	R: 0 E: 0 K: 1 S: 5	H: 0 LOB: 0 BB: 0 P: 5	R: 0 E: 0 K: 1 S: 5	H: 0 LOB: 0 BB: 0 P: 5	R: 0 E: 0 K: 1 S: 4	H: 0 LOB: 0 BB: 1 P: 8	R: 1 E: 0 K: 0 S: 4	H: 1 LOB: 0 BB: 0 P: 4	R: 0 E: 0 K: 0 S: 4	H: 1 LOB: 1 BB: 0 P: 4	R: 0 E: 0 K: 0 S: 4	H: 1 LOB: 1 BB: 0 P: 4	R: 0 E: 1 K: 0 S: 3	H: 0 LOB: 0 BB: 0 P: 3	1B: 1 2B: 1 3B: 0 HR: 1	SF: 0 SAC: 0 DP: 2 HBP: 0	WP: 0 PB: 0 SB: 0 CS: 0	PA: 30
PITCHER Dave Rozema, R (1, 1) ERA: 3.6	IP: 9.0 WLS: W BF: 30 H: 3 R: 1 ER: 1 SO: 3 BB: 1 IBB: 0 HBP: 0 BLK: 0 WP: 0 HR: 1 S: 35 P: 39 ERA: 1.00 WHIP: 0.444															PITCHER	IP: 9.0 WLS: W BF: 30 H: 3 R: 1 ER: 1 SO: 3 BB: 1 IBB: 0 HBP: 0 BLK: 0 WP: 0 HR: 1 S: 35 P: 39 ERA: 1.00 WHIP: 0.444					

Toronto Blue Jays @ Detroit Tigers
Tiger Stadium, Detroit, MI
Sun Apr 22 1979, 3:33 AM EST
Att: 14,543 - Unknown

AB 29
R 1
H 3
RBI 1
BB 1
SO 3
LOB 7





Batter	1	2	3	4	5	6	7	8	9	AB	R	H	RBI	BB	SO	LOB	BOTTOM			
Ron LeFlore, R (1, 10) OBP: 0.314, SLG: 0.340	0-0 F7				0-0 1-3				0-0 G6-3	4	0	1	0	0	0	2				
Lou Whitaker, L (1, 4) OBP: 0.417, SLG: 0.561	0-0 F9								0-0 4-3	4	1	1	0	0	0	2				
Steve Kemp, L (1, 7) OBP: 0.479, SLG: 0.667	0-3 K				0-0 P6				4-0 CS	3	0	1	1	1	1	2				
Lance Parrish, R (1, 2) OBP: 0.276, SLG: 0.393		0-0 HR			0-3 K				0-0 F9	4	1	1	1	0	1	2				
John Wockenfuss, R (1, 3) OBP: 0.294, SLG: 0.467 Tim Corcoran, L (8, 3) OBP: 0.357, SLG: 0.162		0-3 K			0-0 5-3				0-0 CS	3	0	0	0	0	1	1				
Jerry Morales, R (1, 9) OBP: 0.234, SLG: 0.279		0-0 F7			0-0 E8				0-0 CS	0	0	0	0	0	0	0				
Lynn Jones, R (1, 8) OBP: 0.360, SLG: 0.273		0-0 G3			0-0 1B				0-0 CS	3	1	2	0	0	0	0				
Aurelio Rodriguez, R (1, 5) OBP: 0.258, SLG: 0.300			0-0 F8			0-3 K			0-0 FC1-4	3	0	0	0	0	1	2				
Mark Wagner, R (1, 6) OBP: 0.500, SLG: 0.769			0-0 1B			0-3 K			0-0 G6-3	3	0	2	1	0	1	0				
Inning Stats	R: 0 E: 0 K: 1 S: 5	H: 1 LOB: 0 BB: 0 P: 5	R: 1 E: 0 K: 1 S: 6	H: 1 LOB: 0 BB: 0 P: 6	R: 0 E: 0 K: 0 S: 5	H: 2 LOB: 2 BB: 0 P: 5	R: 1 E: 1 K: 1 S: 6	H: 2 LOB: 1 BB: 0 P: 6	R: 0 E: 0 K: 2 S: 7	H: 0 LOB: 0 BB: 0 P: 7	R: 1 E: 0 K: 0 S: 4	H: 2 LOB: 0 BB: 0 P: 4	R: 1 E: 0 K: 0 S: 4	H: 2 LOB: 1 BB: 1 P: 8	R: 0 E: 0 K: 0 S: 2	H: 0 LOB: 0 BB: 1 P: 6	1B: 8 2B: 0 3B: 0 HR: 1	SF: 0 SAC: 0 DP: 1 HBP: 0	WP: 1 PB: 0 SB: 0 CS: 2	PA: 32
PITCHER Tom Underwood, L (1, 1) ERA: 7.27 Jesse Jefferson, R (7, 1) ERA: 5.4	IP: 6.0 WLS: L BF: 25 H: 8 R: 4 ER: 3 SO: 5 BB: 1 IBB: 0 HBP: 0 BLK: 0 WP: 1 HR: 1 S: 34 P: 38 ERA: 4.50 WHIP: 1.500															PITCHER	IP: 6.0 WLS: L BF: 25 H: 8 R: 4 ER: 3 SO: 5 BB: 1 IBB: 0 HBP: 0 BLK: 0 WP: 1 HR: 1 S: 34 P: 38 ERA: 4.50 WHIP: 1.500			

Toronto Blue Jays @ Detroit Tigers
Tiger Stadium, Detroit, MI
Sun Apr 22 1979, 3:33 AM EST
Att: 14,543 - Unknown

AB 29
R 4
H 9
RBI 4
BB 2
SO 5
LOB 11



Batter	1	2	3	4	5	6	7	8	9	AB	R	H	RBI	BB	SO	LOB	TOP											
Alfredo Griffin, S OBP: 0.281, SLG: 0.118 Otto Velez, R OBP: 0.316, SLG: 0.353 Luis Gomez, R (8, 6)	0-0 1B E 1B		0-0 L7			4-0 FC5-4 BB		0-0 G4-6-3 1-2		2	0	1	0	1	0	0	<p>Toronto Blue Jays @ Texas Rangers Arlington Stadium, Arlington, TX Mon Apr 23 1979, 7:05 PM EST Att: 12,661 - Unknown</p> <p>livebaseballscores.com</p> <p>AB 27 R 0 H 3 RBI 0 BB 4 SO 4 LOB 16</p> 											
Bob Bailor, R OBP: 0.333, SLG: 0.358 (1, 9)	0-3 K 1-2		0-0 6-3			0-0 FC5-4 1-2			0-3 K	4	0	0	0	0	2	2												
Rick Bosetti, R OBP: 0.259, SLG: 0.333 (1, 8)	0-0 G6-4-3 1B 2-3			0-0 4-3		0-0 F7			0-3 K	4	0	1	0	0	1	1												
Rico Carty, R OBP: 0.413, SLG: 0.440 (1, 10)	0-0 G6-4-3 1-2			4-0 G4-6-3 BB		0-0 G4-6-3 1B			0-0 6-3	3	0	1	0	1	0	2												
John Mayberry, L OBP: 0.459, SLG: 0.520 (1, 3)		4-0 BB		0-0 G4-6-3 1-2		0-0 F2				2	0	0	0	1	0	2												
Al Woods, L OBP: 0.391, SLG: 0.488 (1, 7)		0-0 P4			0-0 E4 G6-4-3			0-0 G4-6-3 1-2		3	0	0	0	0	0	2												
Roy Howell, L OBP: 0.241, SLG: 0.306 (1, 5)		0-0 F2			0-0 G6-4-3 1-2			4-0 E BB		2	0	0	0	1	0	2												
Dave McKay, S OBP: 0.255, SLG: 0.264 (1, 4)		0-3 K			0-0 3-1			0-0 F7		3	0	0	0	0	1	2												
Rick Cerone, R OBP: 0.368, SLG: 0.458 (1, 2)			0-0 F9			0-0 F9		0-0 E4 G4-6-3 1-2		3	0	0	0	0	0	1												
Inning Stats	R: 0 E: 1 K: 1 S: 6	H: 2 LOB: 1 BB: 0 P: 6	R: 0 E: 0 K: 1 S: 5	H: 0 LOB: 1 BB: 1 P: 9	R: 0 E: 0 K: 0 S: 3	H: 0 LOB: 0 BB: 0 P: 3	R: 0 E: 0 K: 0 S: 2	H: 0 LOB: 0 BB: 1 P: 6	R: 0 E: 1 K: 0 S: 3	H: 0 LOB: 0 BB: 0 P: 3	R: 0 E: 0 K: 0 S: 3	H: 1 LOB: 0 BB: 0 P: 3	R: 0 E: 1 K: 0 S: 3	H: 0 LOB: 1 BB: 1 P: 7	R: 0 E: 1 K: 0 S: 3	H: 0 LOB: 1 BB: 1 P: 7	1B: 3 2B: 0 3B: 0 HR: 0	SF: 0 SAC: 0 DP: 5 HBP: 0	WP: 0 PB: 0 SB: 0 CS: 0	PA: 31								
PITCHER	IP	WLS	BF	H	R	ER	SO	BB	IBB	HBP	BLK	WP	HR	S	P	ERA	WHIP											
Doyle Alexander, R ERA: 2.7 Jim Kern, R ERA: 2.08	(1, 1)	7.1	W	27	3	0	0	2	4	0	0	0	0	0	27	43	0.00	0.955										

Batter	1	2	3	4	5	6	7	8	9	AB	R	H	RBI	BB	SO	LOB	BOTTOM											
Bump Willis, S OBP: 0.339, SLG: 0.229 (1, 4)	0-0 F7			0-0 4-3				0-0 F7		4	0	0	0	0	1	2	<p>Toronto Blue Jays @ Texas Rangers Arlington Stadium, Arlington, TX Mon Apr 23 1979, 7:05 PM EST Att: 12,661 - Unknown</p> <p>livebaseballscores.com</p> <p>AB 28 R 5 H 7 RBI 5 BB 3 SO 2 LOB 12</p> 											
Bill Sample, R OBP: 0.421, SLG: 0.367 (1, 7)	4-0 1B E BB		0-3 K		0-0 F8		0-0 L8			3	1	0	0	1	1	1												
Al Oliver, L OBP: 0.455, SLG: 0.660 (1, 8)	0-0 E 1-3 1B		0-0 FC6-4 1B		0-0 G3			0-0 3-1		4	1	2	0	0	0	0												
Buddy Bell, R OBP: 0.304, SLG: 0.354 (1, 5)	0-0 E4 1B SF7		0-0 L7		0-0 6-3			0-0 SF8 3B		4	2	1	1	0	0	2												
Richie Zisk, R OBP: 0.393, SLG: 0.417 (1, 9)	0-0 1-3 3-H 1B		0-0 FC6-4 1-2		0-0 F8			4-0 HBP SF8 BB		3	0	1	1	1	0	1												
Oscar Gamble, L OBP: 0.500, SLG: 0.692 John Ellis, R OBP: 0.176, SLG: 0.143 (8, FH)	0-0 SF7			0-0 F7 1B SF9 1B		0-0 F8		0-0 SF8 1-2 3-H 4-0		2	1	1	1	0	0	0												
Jim Sundberg, R OBP: 0.260, SLG: 0.267 (1, 2)	0-0 6-3			0-0 F7 1-2 1B		0-0 4-3		0-0 HBP IBB		3	0	1	0	1	0	1												
Pat Putnam, L OBP: 0.300, SLG: 0.412 Mike Jorgensen, L OBP: 0.333, SLG: 0.385 (7, 3)		0-0 F5		0-0 F7 1-2 2-3			0-0 SH1-4 1B	0-0 HBP		2	0	0	0	0	0	2												
Nelson Norman, S OBP: 0.324, SLG: 0.214 (1, 6)		0-0 F8		0-0 SF9 3-H			0-0 SH1-4 1-2	0-0 F8		2	0	0	1	0	0	3												
Inning Stats	R: 3 E: 1 K: 0 S: 6	H: 2 LOB: 1 BB: 1 P: 10	R: 0 E: 0 K: 1 S: 5	H: 0 LOB: 0 BB: 0 P: 5	R: 0 E: 0 K: 1 S: 6	H: 1 LOB: 1 BB: 0 P: 6	R: 1 E: 0 K: 0 S: 5	H: 2 LOB: 1 BB: 0 P: 5	R: 0 E: 0 K: 0 S: 3	H: 0 LOB: 0 BB: 0 P: 3	R: 0 E: 0 K: 0 S: 3	H: 0 LOB: 0 BB: 0 P: 3	R: 0 E: 0 K: 0 S: 4	H: 1 LOB: 1 BB: 0 P: 4	R: 1 E: 0 K: 0 S: 4	H: 1 LOB: 3 BB: 2 P: 13		1B: 6 2B: 0 3B: 1 HR: 0	SF: 3 SAC: 1 DP: 0 HBP: 1	WP: 0 PB: 0 SB: 0 CS: 0	PA: 36							
PITCHER	IP	WLS	BF	H	R	ER	SO	BB	IBB	HBP	BLK	WP	HR	S	P	ERA		WHIP										
Jim Clancy, R ERA: 4.98 Balor Moore, L ERA: 5.79	(1, 1)	7.1	L	32	7	5	4	2	2	0	0	0	0	0	34	42		4.91	1.227									

Batter	1	2	3	4	5	6	7	8	9	AB	R	H	RBI	BB	SO	LOB	TOP										
Robin Yount, R OBP: 0.319, SLG: 0.424	0-0 2B	4-0 HR		0-3 K		0-0 L8		0-0 F7		4	2	1	0	1	1	1											
Gorman Thomas, R OBP: 0.377, SLG: 0.473	0-3 K	0-0 HR			0-0 F7		4-0 FC3-6 BB	0-0 F8		4	1	1	3	1	1	1											
Cecil Cooper, L OBP: 0.450, SLG: 0.778	0-0 WP 2B	0-0 1B			0-0 1B SF8		0-0 FC3-6 BB 1B		0-0 4-3	5	2	3	1	0	0	1											
Larry Hisle, R OBP: 0.377, SLG: 0.578	0-3 K	0-0 1-3			0-0 1B		0-0 BB 1B		0-3 K	5	1	2	0	0	2	2											
Ben Oglivie, L OBP: 0.294, SLG: 0.419	0-0 G3		0-0 CS 1B		0-0 SF8		4-0 1B BB		0-0 5-3	3	0	1	1	1	0	1											
Sixto Lezcano, R OBP: 0.348, SLG: 0.519		0-0 E6 BLK 1B	0-0 F8		0-0 F9		0-0 F9			4	1	0	0	0	0	5											
Sal Bando, R OBP: 0.348, SLG: 0.321		0-0 6-3	0-0 L5			0-0 F4		0-0 1B		4	0	1	2	0	0	1											
Jim Gantner, L OBP: 0.375, SLG: 0.167		0-0 HR 1B		0-3 K		4-0 BB		0-0 F7		3	1	1	1	1	1	2											
Buck Martinez, R OBP: 0.048, SLG: 0.048		0-0 F7		0-0 F8		0-0 L5		0-3 K		4	0	0	0	0	1	2											
Inning Stats	R: 1 E: 0 K: 2 S: 9	H: 2 LOB: 1 BB: 0 P: 9	R: 4 E: 1 K: 0 S: 7	H: 3 LOB: 1 BB: 1 P: 11	R: 0 E: 0 K: 0 S: 3	H: 1 LOB: 0 BB: 0 P: 3	R: 0 E: 0 K: 2 S: 7	H: 0 LOB: 0 BB: 0 P: 7	R: 1 E: 0 K: 0 S: 5	H: 2 LOB: 1 BB: 0 P: 5	R: 0 E: 0 K: 0 S: 3	H: 0 LOB: 1 BB: 1 P: 7	R: 2 E: 0 K: 0 S: 5	H: 2 LOB: 2 BB: 2 P: 13	R: 0 E: 0 K: 1 S: 5	H: 0 LOB: 0 BB: 0 P: 5	R: 0 E: 0 K: 1 S: 5	H: 0 LOB: 0 BB: 0 P: 5	1B: 6 2B: 3 3B: 0 HR: 1	SF: 1 SAC: 0 DP: 0 HBP: 0	WP: 1 PB: 0 CS: 1	PA: 41					
PITCHER	IP	WLS	BF	H	R	ER	SO	BB	IBB	HBP	BLK	WP	HR	S	P	ERA	WHIP										
Phil Huffman, R ERA: 5.87	1.2	L	12	5	5	1	2	1	0	0	1	1	1	15	19	5.40	3.600										
Mike Willis, L ERA: 4.75	4.1		16	3	1	1	2	1	0	0	0	0	0	19	23	2.08	0.923										
Tom Murphy, R ERA: 6.28	0.2		6	2	2	2	0	2	0	0	0	0	0	4	12	27.00	6.000										
Jesse Jefferson, R ERA: 4.66	2.1		7	0	0	0	2	0	0	0	0	0	0	11	11	0.00	0.000										

Milwaukee Brewers @ Toronto Blue Jays
Exhibition Stadium, Toronto, ON
Fri Apr 27 1979, 6:05 PM EST
Att: 10,306 - Unknown - 41 F

AB 36
R 8
H 10
RBI 8
BB 4
SO 6
LOB 16



Batter	1	2	3	4	5	6	7	8	9	AB	R	H	RBI	BB	SO	LOB	BOTTOM										
Alfredo Griffin, S OBP: 0.312, SLG: 0.188	0-0 1B	0-0 5-3			0-0 4-3	0-0 F6			0-0 1B	5	2	2	0	0	0	1											
Bob Bailor, R OBP: 0.310, SLG: 0.318	0-0 F4	0-0 5-3			0-0 2B		0-0 6-3		0-0 F6	5	1	1	0	0	0	2											
Rick Bosetti, R OBP: 0.316, SLG: 0.425	0-0 2B		0-0 G6-4-3 1B		0-0 E		0-0 1B		0-0 1B	5	2	5	1	0	0	0											
Rico Carty, R OBP: 0.395, SLG: 0.429	0-0 2B		0-0 G6-4-3		0-0 E8		0-3 K		0-0 1B	5	0	2	2	0	1	2											
John Mayberry, L OBP: 0.467, SLG: 0.516	0-0 1B		0-0 4-3		0-0 1B		0-0 F8		0-3 K	5	0	2	1	0	1	3											
Al Woods, L OBP: 0.328, SLG: 0.385	0-0 1-3			0-0 F4	0-0 F9			0-0 F8		4	0	0	0	0	0	4											
Roy Howell, L OBP: 0.273, SLG: 0.339	4-0 FC6-4 IBB			0-0 3-1		0-0 6-3		0-0 L8		3	0	0	0	1	0	0											
Dave McKay, S OBP: 0.246, SLG: 0.270	0-0 FC6-4			0-0 4-3		0-0 F2		0-3 K		4	0	0	0	0	1	3											
Rick Cerone, R OBP: 0.373, SLG: 0.456		0-0 3-1			0-3 K	0-0 1B			0-0 F6	4	0	1	0	0	1	0											
Inning Stats	R: 2 E: 0 K: 0 S: 7	H: 4 LOB: 3 BB: 1 P: 11	R: 0 E: 0 K: 0 S: 3	H: 0 LOB: 0 BB: 0 P: 3	R: 0 E: 0 K: 0 S: 3	H: 1 LOB: 0 BB: 0 P: 3	R: 0 E: 0 K: 0 S: 3	H: 0 LOB: 0 BB: 0 P: 3	R: 2 E: 1 K: 1 S: 9	H: 3 LOB: 2 BB: 0 P: 9	R: 0 E: 0 K: 0 S: 4	H: 1 LOB: 1 BB: 0 P: 4	R: 0 E: 0 K: 1 S: 6	H: 1 LOB: 1 BB: 0 P: 6	R: 0 E: 0 K: 1 S: 5	H: 0 LOB: 0 BB: 0 P: 5	R: 1 E: 0 K: 1 S: 8	H: 3 LOB: 2 BB: 0 P: 8	1B: 11 2B: 2 3B: 0 HR: 0	SF: 0 SAC: 0 DP: 1 HBP: 0	WP: 0 PB: 0 CS: 0	PA: 41					
PITCHER	IP	WLS	BF	H	R	ER	SO	BB	IBB	HBP	BLK	WP	HR	S	P	ERA	WHIP										
Lary Sorensen, R ERA: 3.35	8.2	W	40	13	5	4	3	0	1	0	0	0	0	45	49	4.15	1.500										
Bob McClure, L ERA: 5.4	0.1	S	1	0	0	0	1	0	0	0	0	0	0	3	3	0.00	0.000										

Milwaukee Brewers @ Toronto Blue Jays
Exhibition Stadium, Toronto, ON
Fri Apr 27 1979, 6:05 PM EST
Att: 10,306 - Unknown - 41 F

AB 40
R 5
H 13
RBI 4
BB 1
SO 4
LOB 15



Batter	1	2	3	4	5	6	7	8	9	10	AB	R	H	RBI	BB	SO	LOB	TOP				
Robin Yount, R OBP: 0.307, SLG: 0.391 (1, 6)											5	0	0	0	1	1	6					
Gorman Thomas, R OBP: 0.362, SLG: 0.492 (1, 8)											4	4	3	0	2	0	0					
Sal Bando, R OBP: 0.338, SLG: 0.310 (1, 3) (9, 5)											5	1	1	0	0	2	5					
Larry Hisle, R OBP: 0.400, SLG: 0.567 (1, 10)											3	4	1	0	3	2	3					
Dick Davis, R OBP: 0.251, SLG: 0.308 (1, 7)																						
Cecil Cooper, L OBP: 0.451, SLG: 0.770 (9, PH) (9, 3)											4	0	1	1	0	1	6					
Sixto Lezcano, R OBP: 0.375, SLG: 0.526 (1, 9)											3	2	1	2	3	0	2					
Paul Molitor, R OBP: 0.414, SLG: 0.540 (1, 4)											5	0	3	5	1	0	3					
Charlie Moore, R OBP: 0.441, SLG: 0.393 (1, 2)												4	0	2	1	2	1	2				
Jim Gantner, L OBP: 0.300, SLG: 0.125 (1, 5)																						
Ben Ogilvie, L OBP: 0.302, SLG: 0.422 (9, PH) (9, 7)											4	0	0	0	0	1	3					
Inning Stats	R: 0 E: 0 K: 2 S: 7	H: 0 LOB: 2 BB: 2 P: 15	R: 0 E: 0 K: 2 S: 8	H: 1 LOB: 2 BB: 12	R: 1 E: 0 K: 1 S: 7	H: 2 LOB: 2 BB: 1	R: 0 E: 0 K: 0 S: 3	H: 0 LOB: 0 BB: 0 P: 3	R: 2 E: 0 K: 1 S: 7	H: 2 LOB: 1 BB: 1 P: 11	R: 0 E: 0 K: 0 S: 3	H: 1 LOB: 0 BB: 0 P: 3	R: 2 E: 0 K: 2 S: 10	H: 3 LOB: 2 BB: 1 P: 14	R: 0 E: 0 K: 0 S: 3	H: 0 LOB: 0 BB: 0 P: 3	R: 3 E: 0 K: 0 S: 7	H: 2 LOB: 2 BB: 3 P: 19	1B: 10 2B: 3 3B: 1 HR: 0	SF: 0 SAC: 1 DP: 2 HBP: 0	WP: 0 PB: 1 SB: 0 CS: 0	PA: 54
PITCHER	IP	WLS	BF	H	R	ER	SO	BB	IBB	HBP	BLK	WP	HR	S	P	ERA	WHIP					
Tom Underwood, L ERA: 6.56 (1, 1)	6.0		28	6	3	3	6	5	0	0	0	0	0	35	55	4.50	1.833					
Balor Moore, L ERA: 7.2 (7, 1)	0.2		6	3	2	2	1	1	0	0	0	0	0	7	11	27.00	6.000					
Dave Friesleben, R ERA: 5.58 (7, 1)	1.2		9	1	3	3	1	3	0	0	1	0	0	8	20	16.20	2.400					
Jesse Jefferson, R ERA: 4.35 (9, 1)	0.2		3	2	0	0	0	0	0	0	0	0	0	3	3	0.00	3.000					
Mike Willis, L ERA: 6.94 (10, 1)	0.1	L	4	1	3	3	0	1	1	0	0	0	0	2	10	81.00	6.000					
PITCHER	IP	WLS	BF	H	R	ER	SO	BB	IBB	HBP	BLK	WP	HR	S	P	ERA	WHIP					
Tom Murphy, R ERA: 6.0 (10, 1)	0.2		4	1	0	0	1	1	0	0	0	0	0	5	9	0.00	3.000					

Milwaukee Brewers @ Toronto Blue Jays
Exhibition Stadium, Toronto, ON
Sat Apr 28 1979, 3:33 AM EST
Att: 12,683 - Unknown - 43 F

AB 41
R 11
H 14
RBI 11
BB 12
SO 9
LOB 34



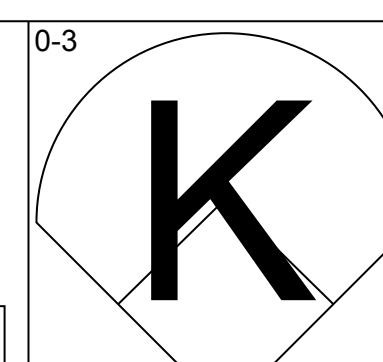
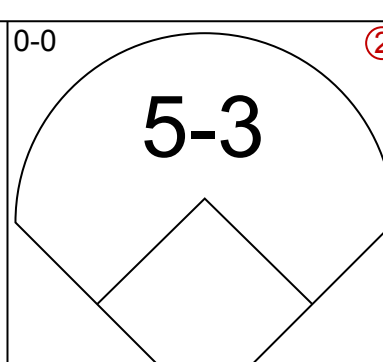
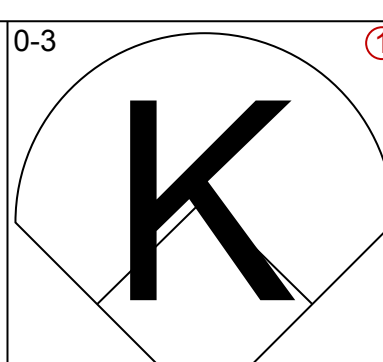
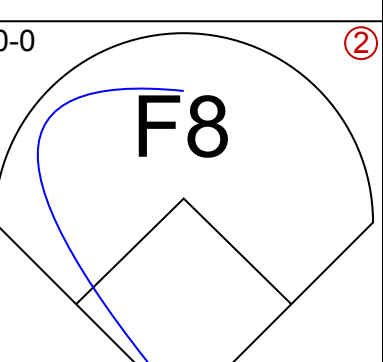
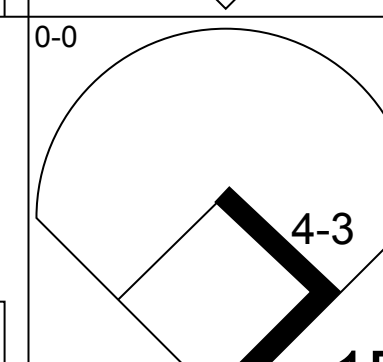
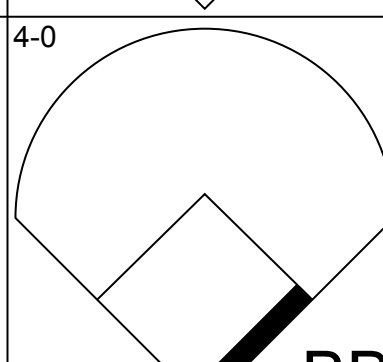
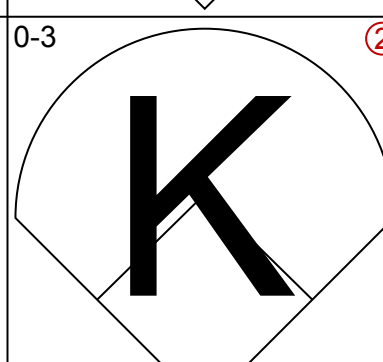
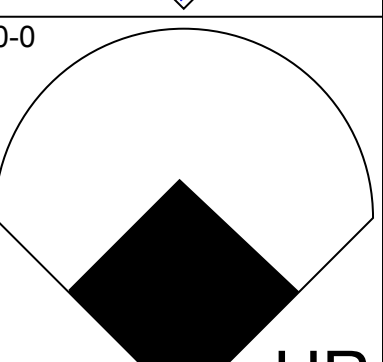
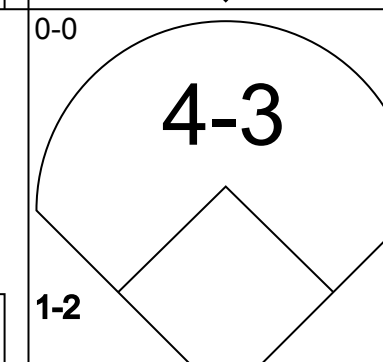
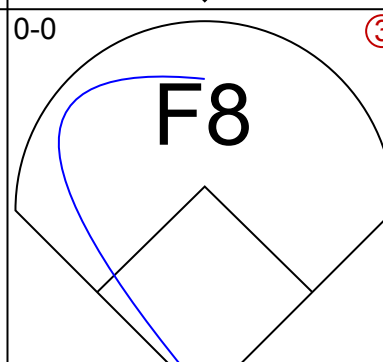
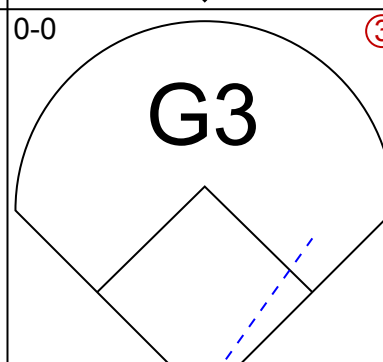
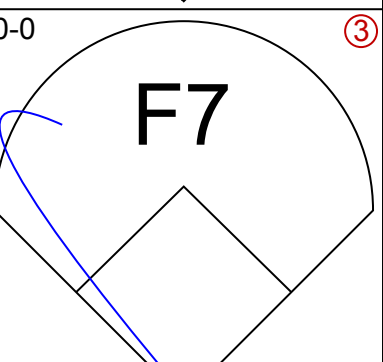
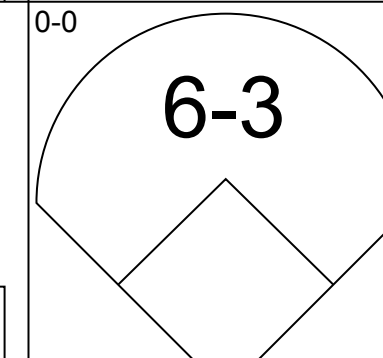
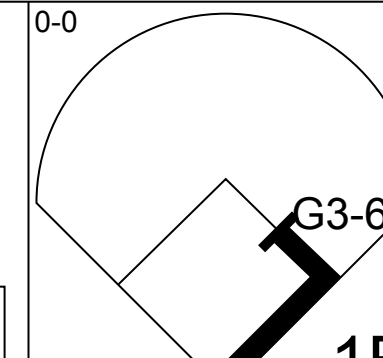
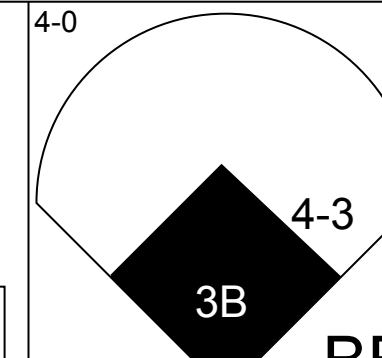
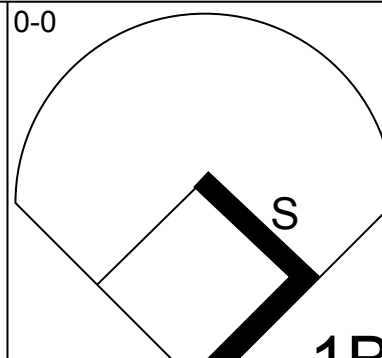
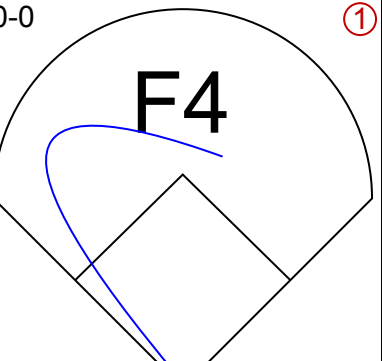
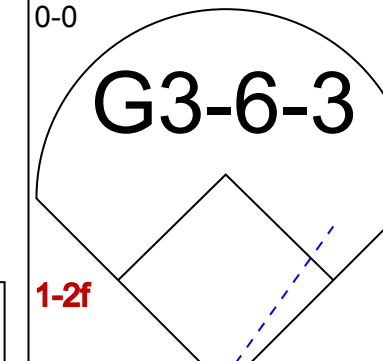
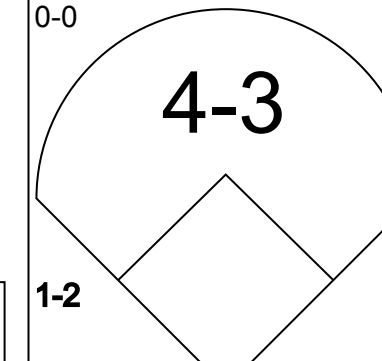
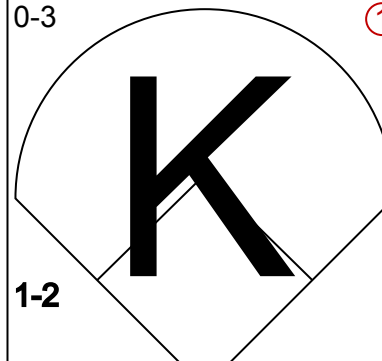
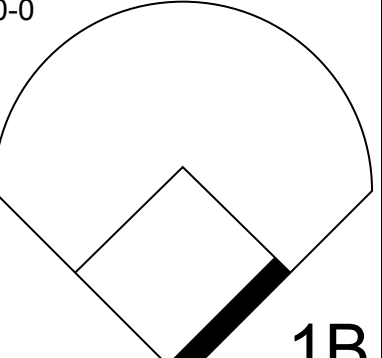
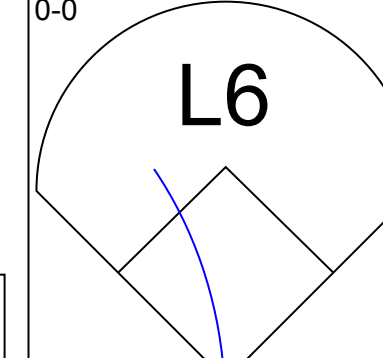
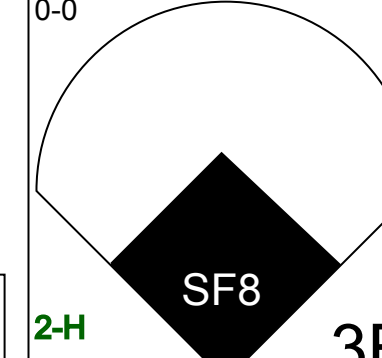
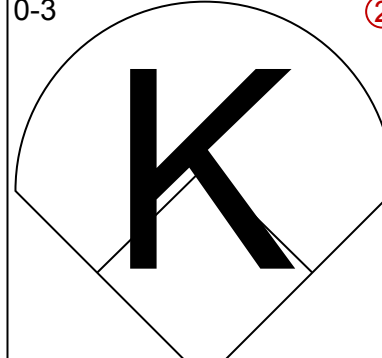
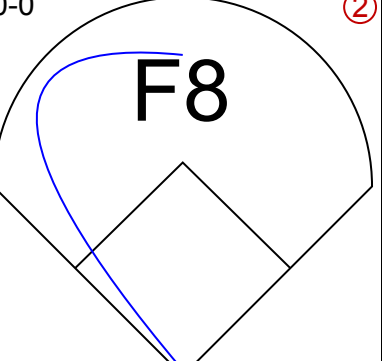
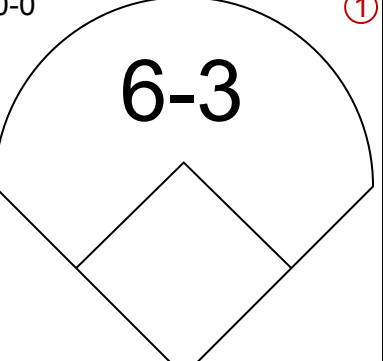
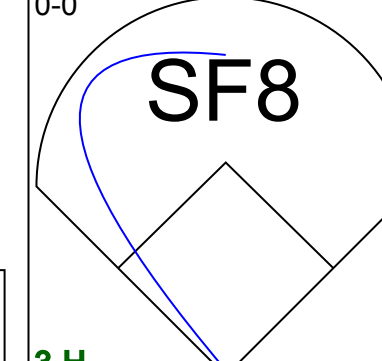
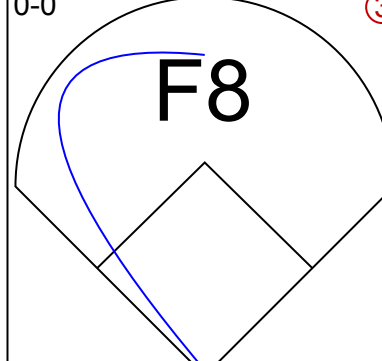
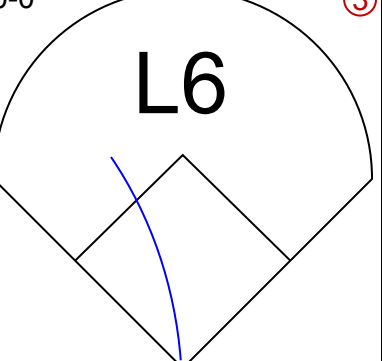
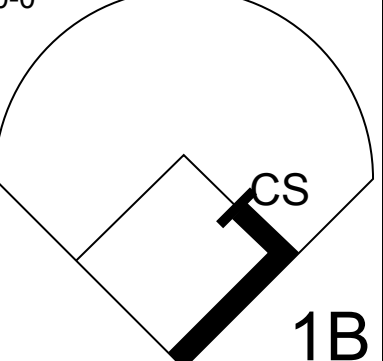
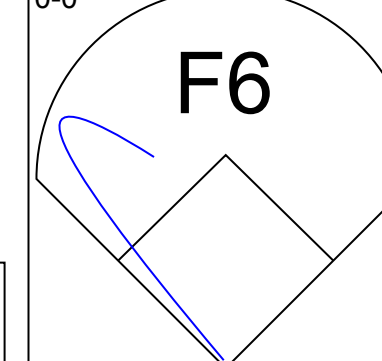
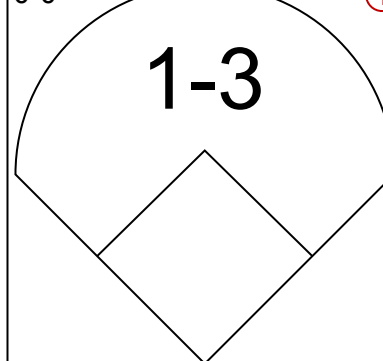
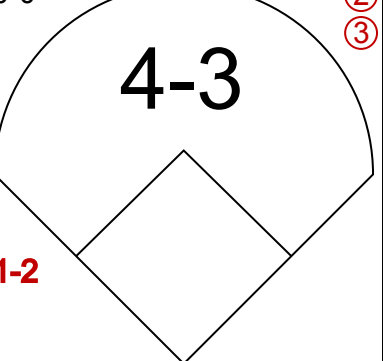
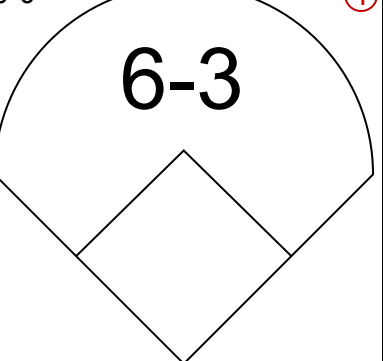
WP: 0 PA: 54
PB: 1
SB: 0
CS: 0

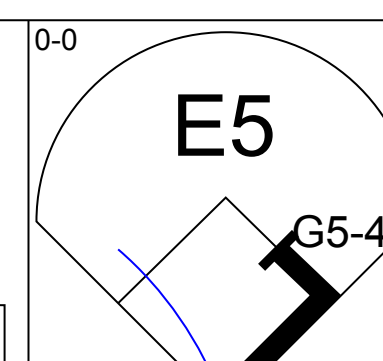
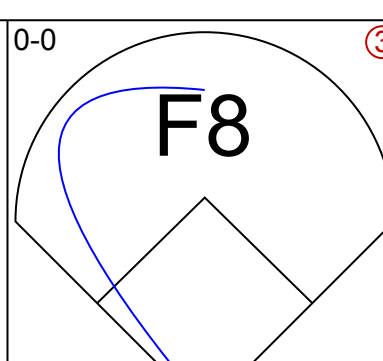
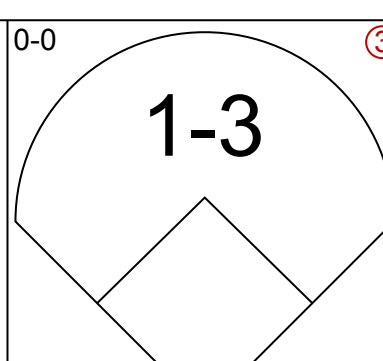
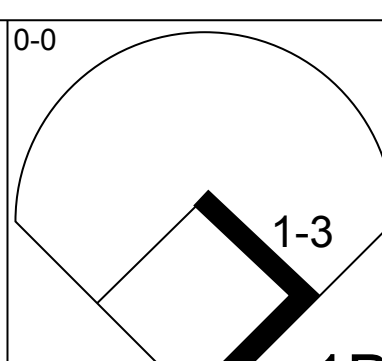
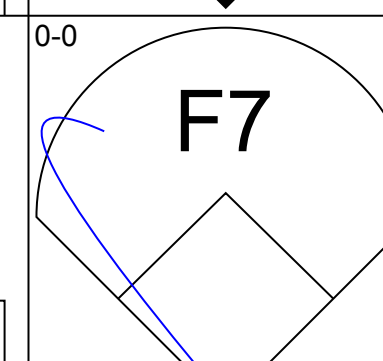
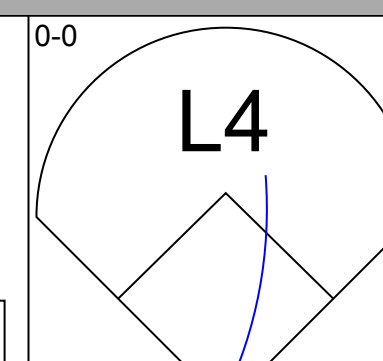
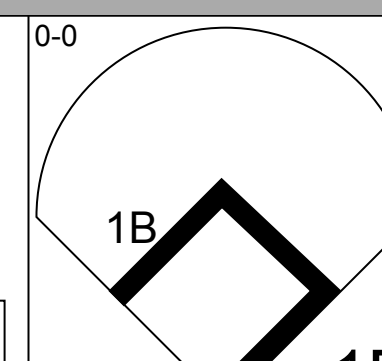
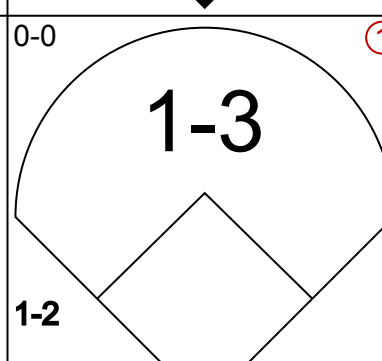
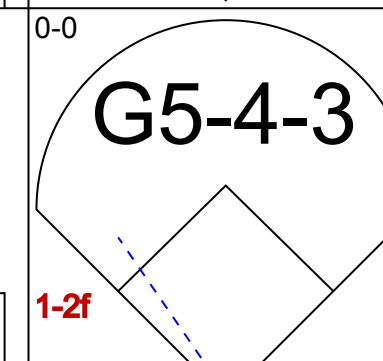
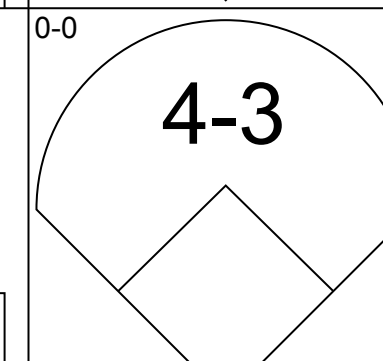
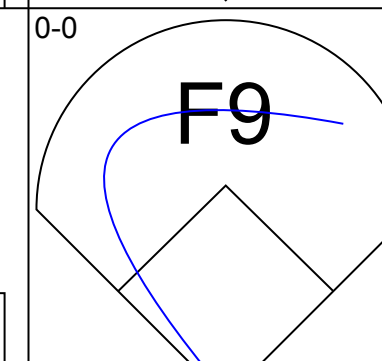
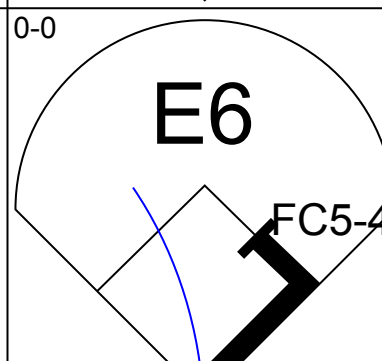
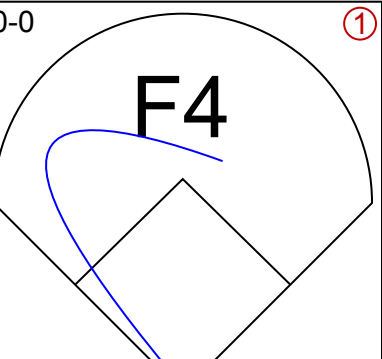
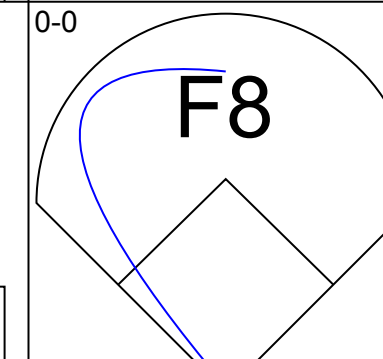
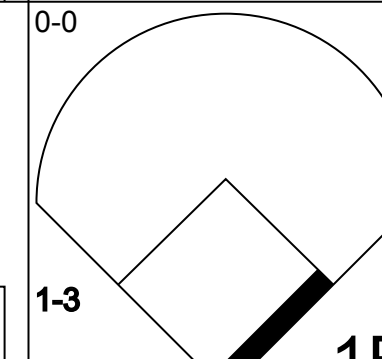
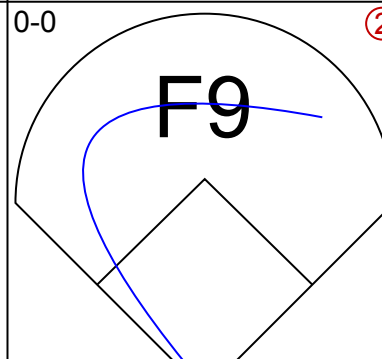
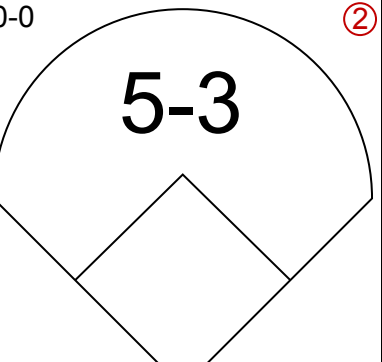
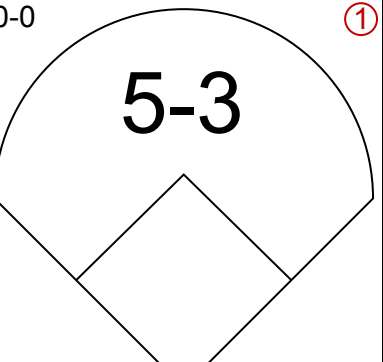
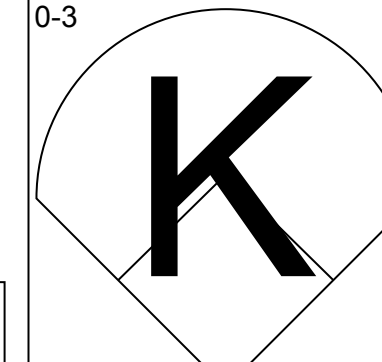
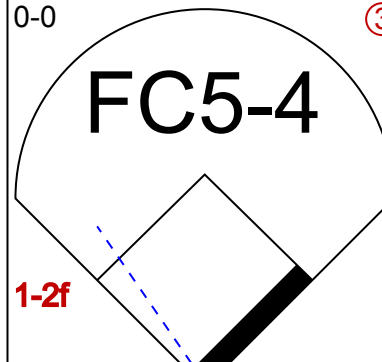
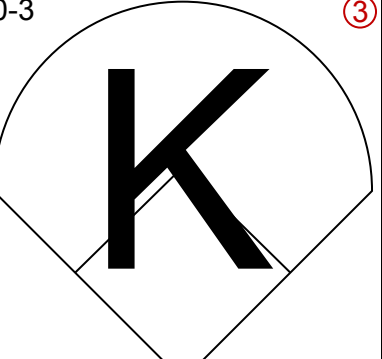
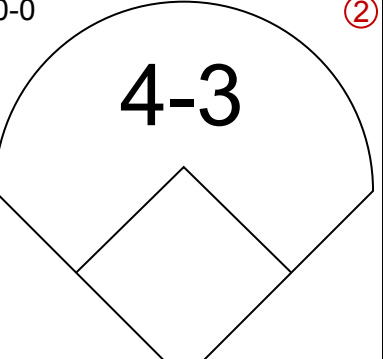
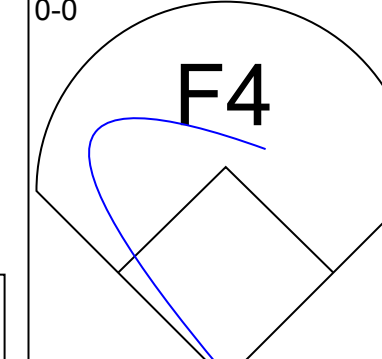
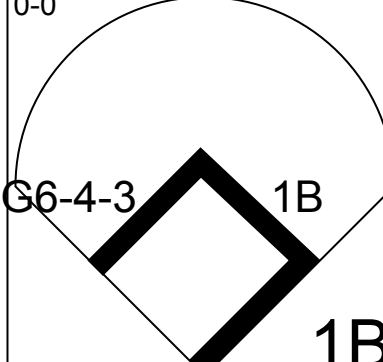
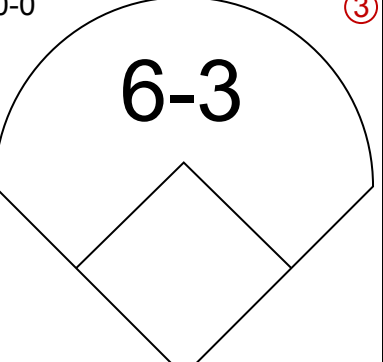
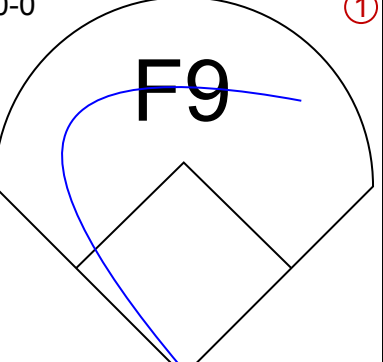
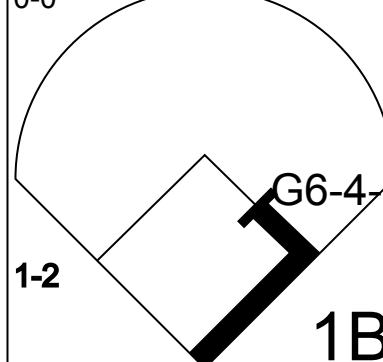
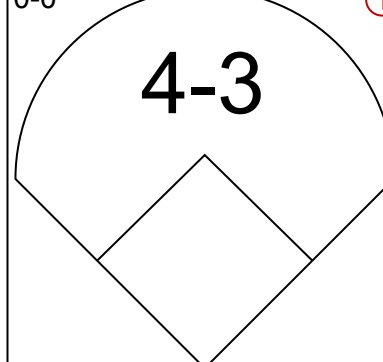
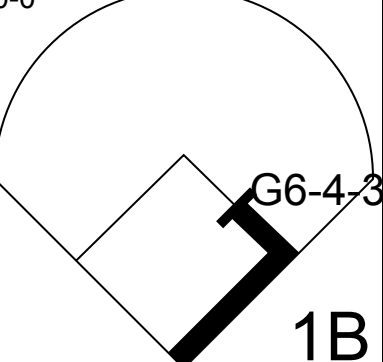
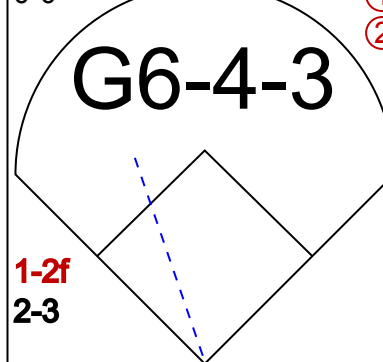
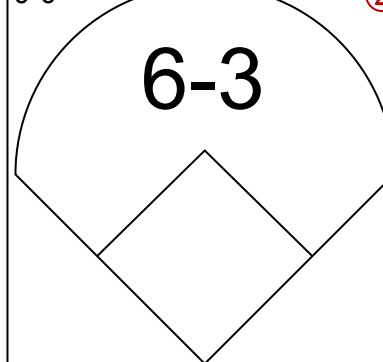
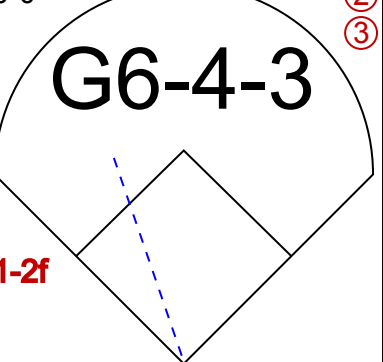
Milwaukee Brewers @ Toronto Blue Jays
Exhibition Stadium, Toronto, ON
Sat Apr 28 1979, 3:33 AM EST
Att: 12,683 - Unknown - 43 F

AB 41
R 8
H 13
RBI 8
BB 3
SO 4
LOB 14



WP: 1 PA: 45
PB: 0
SB: 0
CS: 0

Batter	1	2	3	4	5	6	7	8	9	AB	R	H	RBI	BB	SO	LOB	TOP			
Robin Yount, R OBP: 0.291, SLG: 0.368 (1, 6)										4	0	0	0	0	2	0	Milwaukee Brewers @ Toronto Blue Jays Exhibition Stadium, Toronto, ON Sun Apr 29 1979, 3:33 AM EDT Unknown - 46 F			
Gorman Thomas, R OBP: 0.394, SLG: 0.548 (1, 8)										3	1	2	1	1	1	0				
Cecil Cooper, L OBP: 0.430, SLG: 0.731 (1, 3)										4	0	0	0	0	0	2				
Larry Hisle, R OBP: 0.418, SLG: 0.571 (1, 10)										3	1	2	0	1	0	1				
Ben Oglivie, L OBP: 0.281, SLG: 0.388 (1, 7)										4	0	0	0	0	1	3				
Sixto Lezcano, R OBP: 0.382, SLG: 0.557 (1, 9)										4	1	2	1	0	1	1				
Paul Molitor, R OBP: 0.392, SLG: 0.515 (1, 4)										3	0	0	1	0	0	2				
Charlie Moore, R OBP: 0.432, SLG: 0.387 (1, 2)										3	0	1	0	0	0	1				
Jim Gantner, L OBP: 0.261, SLG: 0.105 (1, 5)										3	0	0	0	0	0	1				
Inning Stats	R: 0 E: 0 K: 1 S: 6	H: 1 LOB: 1 BB: 0 P: 6	R: 0 E: 0 K: 0 S: 4	H: 1 LOB: 1 BB: 0 P: 4	R: 0 E: 0 K: 0 S: 3	H: 0 LOB: 1 BB: 1 P: 7	R: 0 E: 0 K: 0 S: 3	H: 1 LOB: 0 BB: 0 P: 3	R: 0 E: 0 K: 2 S: 7	H: 0 LOB: 0 BB: 0 P: 7	R: 2 E: 0 K: 0 S: 4	H: 1 LOB: 1 BB: 1 P: 8	R: 1 E: 0 K: 0 S: 4	H: 1 LOB: 0 BB: 0 P: 4	R: 0 E: 0 K: 2 S: 8	H: 1 LOB: 1 BB: 0 P: 8	1B: 5 2B: 0 3B: 1 HR: 1	SF: 1 SAC: 0 DP: 1 HBP: 0	WP: 0 PB: 0 CS: 1	PA: 34
PITCHER Jim Clancy, R ERA: 4.4 (1, 1)	IP: 9.0 WLS: L BF: 34	H: 7 R: 3 ER: 3 SO: 5	BB: 2 IBB: 0 HBP: 0 BLK: 0	WP: 0 HR: 1 S: 42 P: 50	ERA: 3.00 WHIP: 1.000															

Batter	1	2	3	4	5	6	7	8	9	AB	R	H	RBI	BB	SO	LOB	BOTTOM			
Luis Gomez, R OBP: 0.250, SLG: 0.250 (1, 6)										4	0	1	0	0	0	1	Milwaukee Brewers @ Toronto Blue Jays Exhibition Stadium, Toronto, ON Sun Apr 29 1979, 3:33 AM EDT Unknown - 46 F			
Bob Bailor, R OBP: 0.338, SLG: 0.342 (1, 9)										4	0	1	0	0	0	2				
Rick Bosetti, R OBP: 0.306, SLG: 0.402 (1, 8)										4	0	0	0	0	0	3				
Rico Carty, R OBP: 0.376, SLG: 0.444 (1, 10)										4	0	1	0	0	0	2				
Otto Velez, R OBP: 0.280, SLG: 0.273 (1, 7)										4	0	0	0	0	1	4				
Bob Robertson, R (1, 3)										3	0	0	0	0	1	2				
Dave McKay, S OBP: 0.247, SLG: 0.268 (1, 4)										3	0	1	0	0	0	0				
Roy Howell, L OBP: 0.297, SLG: 0.373 (1, 5)										3	0	2	0	0	0	0				
Bob Davis, R (1, 2)										3	0	0	0	0	0	3				
Inning Stats	R: 0 E: 1 K: 0 S: 3	H: 0 LOB: 0 BB: 0 P: 3	R: 0 E: 0 K: 1 S: 5	H: 0 LOB: 0 BB: 0 P: 5	R: 0 E: 0 K: 0 S: 4	H: 2 LOB: 1 BB: 0 P: 4	R: 0 E: 0 K: 0 S: 3	H: 0 LOB: 0 BB: 0 P: 3	R: 0 E: 0 K: 0 S: 3	H: 0 LOB: 2 BB: 0 P: 7	R: 0 E: 0 K: 1 S: 7	H: 2 LOB: 2 BB: 0 P: 7	R: 0 E: 0 K: 0 S: 3	H: 1 LOB: 0 BB: 0 P: 3	R: 0 E: 1 K: 0 S: 5	H: 1 LOB: 2 BB: 0 P: 5	1B: 6 2B: 0 3B: 0 HR: 0	SF: 0 SAC: 0 DP: 3 HBP: 0	WP: 0 PB: 0 CS: 0	PA: 32
PITCHER Mike Caldwell, L ERA: 1.84 (1, 1)	IP: 9.0 WLS: W BF: 32	H: 6 R: 0 ER: 0 SO: 2	BB: 0 IBB: 0 HBP: 0 BLK: 0	WP: 0 HR: 0 S: 36 P: 36	ERA: 0.00 WHIP: 0.667															

Batter	1	2	3	4	5	6	7	8	9	AB	R	H	RBI	BB	SO	LOB	TOP		
Paul Moltitor, R OBP: 0.392, SLG: 0.507 (1, 4)										5	1	2	0	0	1	1			
Gorman Thomas, R OBP: 0.377, SLG: 0.576 (1, 8)										4	1	1	1	0	2	3			
Cecil Cooper, L OBP: 0.433, SLG: 0.732 (1, 3)										4	1	2	1	0	0	0			
Larry Hisle, R OBP: 0.410, SLG: 0.548 (1, 10)										3	0	0	0	1	0	2			
Ben Oglivie, L OBP: 0.295, SLG: 0.385 (1, 7)										3	0	1	0	1	0	1			
Sal Bando, R OBP: 0.347, SLG: 0.323 (1, 5)										4	0	2	1	0	0	1			
Robin Yount, R OBP: 0.277, SLG: 0.347 (1, 6)										4	0	0	0	0	0	4			
Jim Wohlford, R OBP: 0.235, SLG: 0.188 (1, 9)										4	0	1	0	0	0	0			
Buck Martinez, R OBP: 0.043, SLG: 0.043 Sixto Lezcano, R OBP: 0.377, SLG: 0.548 (9, PH)										2	0	0	0	0	0	0			
										1	0	0	0	0	0	0			
Inning Stats	R: 2 E: 0 K: 0 S: 6	H: 3 LOB: 2 BB: 1 P: 10	R: 0 E: 0 K: 1 S: 6	H: 1 LOB: 1 BB: 0 P: 6	R: 0 E: 0 K: 0 S: 3	H: 0 LOB: 1 BB: 1 P: 7	R: 0 E: 0 K: 0 S: 3	H: 0 LOB: 0 BB: 0 P: 3	R: 1 E: 0 K: 0 S: 4	H: 2 LOB: 0 BB: 0 P: 4	R: 0 E: 0 K: 1 S: 6	H: 1 LOB: 1 BB: 0 P: 6	R: 0 E: 0 K: 0 S: 5	H: 2 LOB: 2 BB: 0 P: 5	R: 0 E: 0 K: 1 S: 5	H: 0 LOB: 0 BB: 0 P: 5	1B: 7 2B: 1 3B: 0 HR: 1	SF: 0 SAC: 1 DP: 1 HBP: 0	WP: 1 PA: 37 CS: 0
PITCHER Dave Lemanczyk, R ERA: 2.22 (1, 1)	IP: 9.0 WLS: W BF: 37 H: 9 R: 3 ER: 3 SO: 3 BB: 1 IBB: 1 HBP: 0 BLK: 0 WP: 1 HR: 1 S: 41 P: 49 ERA: 3.00 WHIP: 1.111															PITCHER			

Milwaukee Brewers @ Toronto Blue Jays
Exhibition Stadium, Toronto, ON
Sun Apr 29 1979, 3:38 AM EDT
Att: 16,083 - Unknown

AB 34
R 3
H 9
RBI 3
BB 2
SO 3
LOB 12

Batter	1	2	3	4	5	6	7	8	9	AB	R	H	RBI	BB	SO	LOB	BOTTOM		
Alfredo Griffin, S OBP: 0.306, SLG: 0.208 (1, 6)										4	0	1	0	0	1	0			
Bob Bailor, R OBP: 0.345, SLG: 0.364 (1, 9)										4	1	2	0	0	0	1			
Rick Bosetti, R OBP: 0.315, SLG: 0.453 (1, 8)										4	1	2	1	0	0	2			
Rico Carty, R OBP: 0.391, SLG: 0.473 Ted Wilborn, S (4, PR)										2	0	2	1	0	0	0			
Bob Robertson, R OBP: 0.167, SLG: 0.667 (5, PH)										0	0	0	0	0	0	0			
Otto Velez, R OBP: 0.310, SLG: 0.320 (1, 7)										3	1	1	0	1	0	1			
John Mayberry, L OBP: 0.440, SLG: 0.514 (1, 3)										3	1	1	1	1	0	4			
Dave McKay, S OBP: 0.247, SLG: 0.257 (1, 4)										3	0	0	0	1	2	2			
Roy Howell, L OBP: 0.282, SLG: 0.357 (1, 5)										3	0	0	1	0	1	2			
Rick Cerone, R OBP: 0.368, SLG: 0.439 (1, 2)										4	0	0	0	0	0	1			
Inning Stats	R: 1 E: 0 K: 0 S: 5	H: 2 LOB: 2 BB: 1 P: 9	R: 0 E: 0 K: 1 S: 5	H: 0 LOB: 0 BB: 0 P: 5	R: 0 E: 0 K: 1 S: 6	H: 1 LOB: 2 BB: 1 P: 10	R: 0 E: 0 K: 2 S: 9	H: 2 LOB: 2 BB: 0 P: 9	R: 1 E: 0 K: 1 S: 6	H: 1 LOB: 0 BB: 0 P: 6	R: 0 E: 0 K: 0 S: 3	H: 0 LOB: 0 BB: 0 P: 3	R: 3 E: 0 K: 0 S: 6	H: 3 LOB: 1 BB: 1 P: 10	R: 0 E: 0 K: 0 S: 6	H: 0 LOB: 0 BB: 0 P: 10	1B: 2 2B: 5 3B: 0 HR: 3	SF: 1 SAC: 0 DP: 0 HBP: 0	WP: 0 PA: 36 CS: 3
PITCHER Bill Travers, L ERA: 5.48 Reggie Cleveland, R ERA: 5.4 Bob McClure, L ERA: 9.52 (1, 1), (8, 1), (8, 1)	IP: 7.0 WLS: L BF: 31 H: 4 R: 4 ER: 4 SO: 4 BB: 2 IBB: 0 HBP: 0 BLK: 0 WP: 0 HR: 3 S: 39 P: 47 ERA: 5.14 WHIP: 1.571															PITCHER			

Milwaukee Brewers @ Toronto Blue Jays
Exhibition Stadium, Toronto, ON
Sun Apr 29 1979, 3:38 AM EDT
Att: 16,083 - Unknown

AB 32
R 5
H 10
RBI 5
BB 3
SO 5
LOB 15

Batter	1	2	3	4	5	6	7	8	9	AB	R	H	RBI	BB	SO	LOB	TOP										
Mike Cabbage, L (1,5) John Castino, R (7,5) OBP: 0.315, SLG: 0.308 OBP: 0.429, SLG: 0.458	K		L9		L7		K										4 0 0 0 0 2 2 0 0 0 0 1 0 0										
Roy Smalley, S (1,6) OBP: 0.446, SLG: 0.568	F8		G3		L3				L4								5 0 1 0 0 0 4										
Ken Landreaux, L (1,7) OBP: 0.363, SLG: 0.451	F4																4 1 2 2 0 0 3										
Glenn Adams, L (1,10) Jose Morales, R (8,PH) OBP: 0.359, SLG: 0.426 OBP: 0.395, SLG: 0.455			F7														3 0 1 0 0 0 1 1 0 0 0 0 0 1										
Butch Wynegar, S (1,2) OBP: 0.400, SLG: 0.452																	3 0 1 0 1 0 1										
Rick Sofield, L (1,9) Bombo Rivera, R (8,PH) OBP: 0.350, SLG: 0.286 OBP: 0.222, SLG: 0.229																	3 0 0 0 0 1 2 1 0 0 0 0 1 2										
Ron Jackson, R (1,3) OBP: 0.296, SLG: 0.351																	4 0 2 0 0 0 1										
Willie Norwood, R (1,8) OBP: 0.321, SLG: 0.532																	2 1 1 1 1 0 0										
Rob Wilfong, L (1,4) Bob Randall, R (7,PH) OBP: 0.338, SLG: 0.424 OBP: 0.263, SLG: 0.222																	2 1 1 0 0 0 0 2 0 0 0 0 0 3										
Inning Stats	R: 0 E: 0 K: 1 S: 5	H: 0 LOB: 0 BB: 0 P: 5	R: 0 E: 0 K: 0 S: 4	H: 1 LOB: 1 BB: 0 P: 4	R: 2 E: 0 K: 0 S: 6	H: 3 LOB: 1 BB: 0 P: 6	R: 0 E: 0 K: 0 S: 3	H: 0 LOB: 0 BB: 0 P: 3	R: 0 E: 0 K: 1 S: 7	H: 2 LOB: 1 BB: 0 P: 7	R: 0 E: 0 K: 1 S: 6	H: 1 LOB: 1 BB: 0 P: 6	R: 0 E: 0 K: 1 S: 6	H: 1 LOB: 2 BB: 1 P: 10	R: 0 E: 0 K: 0 S: 4	H: 1 LOB: 3 BB: 2 P: 12	1B: 5 2B: 2 3B: 0 HR: 2	SF: 0 SAC: 2 DP: 0 HBP: 0	WP: 1 PB: 0 SB: 0 CS: 0	PA: 39							
PITCHER	IP	WLS	BF	H	R	ER	SO	BB	IBB	HBP	BLK	WP	HR	S	P	ERA	WHIP										
Jesse Jefferson, R (1,1) ERA: 4.32	6.1	L	26	7	3	3	2	0	0	0	0	0	2	30	30	4.26	1.105										
Mike Willis, L (7,1) ERA: 6.23	1.1		6	1	0	0	1	1	0	0	0	0	0	7	11	0.00	1.500										
Dave Freisleben, R (8,1) ERA: 4.97	1.1		7	1	0	0	1	2	0	0	0	1	0	7	15	0.00	2.250										

Minnesota Twins @ Toronto Blue Jays
Exhibition Stadium, Toronto, ON
Tue May 01 1979, 7:05 PM EDT
Att: 10,155 - Unknown - 47 F

AB	34
R	3
H	9
RBI	3
BB	3
SO	4
LOB	20



Batter	1	2	3	4	5	6	7	8	9	AB	R	H	RBI	BB	SO	LOB	BOTTOM										
Alfredo Griffin, S (1,6) Al Woods, L (8,PH) Luis Gomez, R (9,6) OBP: 0.301, SLG: 0.213 OBP: 0.328, SLG: 0.356 OBP: 0.250, SLG: 0.250	G3		F9														4 0 1 1 0 0 1 0 0 0 0 1 0 0 0 0 0 0 0 0 0										
Bob Bailor, R (1,9) OBP: 0.366, SLG: 0.369																	4 1 2 0 1 0 4										
Rick Bosetti, R (1,8) OBP: 0.309, SLG: 0.447																	4 0 2 1 0 1 2										
Otto Velez, R (1,7) Ted Wilborn, S (9,PR) OBP: 0.342, SLG: 0.406																	3 0 1 0 2 1 3 0 0 0 0 0 0 0										
John Mayberry, L (1,3) OBP: 0.430, SLG: 0.494																	3 0 0 0 1 1 4										
Bob Robertson, R (1,10) OBP: 0.300, SLG: 0.400																	4 0 0 0 0 2 8										
Roy Howell, L (1,5) OBP: 0.314, SLG: 0.368																	3 1 1 0 1 1 1										
Dave McKay, S (1,4) OBP: 0.238, SLG: 0.259																	3 0 0 0 0 0 1										
Rick Cerone, R (1,2) OBP: 0.369, SLG: 0.425																	4 0 2 0 0 0 1										
Inning Stats	R: 0 E: 0 K: 2 S: 9	H: 2 LOB: 3 BB: 0 P: 10	R: 0 E: 0 K: 0 S: 3	H: 0 LOB: 0 BB: 0 P: 3	R: 1 E: 0 K: 1 S: 7	H: 2 LOB: 2 BB: 1 P: 11	R: 1 E: 0 K: 0 S: 6	H: 3 LOB: 2 BB: 0 P: 6	R: 0 E: 0 K: 2 S: 8	H: 1 LOB: 1 BB: 0 P: 8	R: 0 E: 0 K: 0 S: 3	H: 1 LOB: 0 BB: 0 P: 3	R: 0 E: 0 K: 0 S: 3	H: 0 LOB: 2 BB: 2 P: 11	R: 0 E: 0 K: 0 S: 3	H: 0 LOB: 2 BB: 2 P: 11	R: 0 E: 0 K: 1 S: 4	H: 0 LOB: 1 BB: 1 P: 8	1B: 8 2B: 1 3B: 0 HR: 0	SF: 0 SAC: 2 DP: 1 HBP: 1	WP: 0 PB: 0 SB: 0 CS: 1	PA: 41					
PITCHER	IP	WLS	BF	H	R	ER	SO	BB	IBB	HBP	BLK	WP	HR	S	P	ERA	WHIP										
Jerry Kosman, L (1,1) ERA: 3.86	6.0	W	29	9	2	2	5	2	0	1	1	0	0	10	26	0.00	1.833										
Mike Marshall, R (7,1) ERA: 1.17	3.0	S	12	0	0	0	1	4	0	0	0	0	0	10	26	0.00	1.333										

Minnesota Twins @ Toronto Blue Jays
Exhibition Stadium, Toronto, ON
Tue May 01 1979, 7:05 PM EDT
Att: 10,155 - Unknown - 47 F

AB	32
R	2
H	9
RBI	2
BB	6
SO	6
LOB	25



Batter	1	2	3	4	5	6	7	8	9	AB	R	H	RBI	BB	SO	LOB	TOP								
Mike Cabbage, L (1, 5) John Castino, R (7, PH) OBP: 0.414, SLG: 0.440	F4		BB 1B		SH1-4		SH SH5-4 1B	FC4-6		2	1	1	0	0	0	0									
Roy Smalley, S (1, 6) OBP: 0.455, SLG: 0.560	G3		1B BB		2B BB		SH5-4 1B	F4		3	1	1	1	2	0	2									
Ken Landreaux, L (1, 7) OBP: 0.379, SLG: 0.471	F4		1B		2B		SH5-4			3	0	2	4	1	0	0									
Glenn Adams, L (1, 10) Jose Morales, R (7, PH) OBP: 0.343, SLG: 0.406 OBP: 0.417, SLG: 0.455		4-3	F7		F7		G6-4-3 IBB	SH1-3		3	0	0	0	0	0	3									
Butch Wynegar, S (1, 2) OBP: 0.378, SLG: 0.423	G3			L3	L9		G6-4-3	F8		5	0	0	0	0	0	5									
Ron Jackson, R (1, 3) OBP: 0.291, SLG: 0.380	F6			HR			6-3	6-3	6-3	5	1	1	1	0	0	1									
Rick Sofield, L (1, 9) Bombo Rivera, R (8, PH) OBP: 0.263, SLG: 0.278 OBP: 0.243, SLG: 0.278			4-3	K			K	BB FC4-6 2B		3	0	0	0	0	2	0									
Willie Norwood, R (1, 8) OBP: 0.318, SLG: 0.512			5-3	K			6-3	FC4-6 BB BB		3	0	0	0	1	1	0									
Rob Wilfong, L (1, 4) Bob Randall, R (8, PH) OBP: 0.368, SLG: 0.452 OBP: 0.300, SLG: 0.222			BB 1B		SH1-4 2B 1B		SH 1B	FC4-6 BB		3	3	3	0	0	0	0									
Inning Stats	R: 0 E: 0 K: 0 S: 3	H: 0 LOB: 0 BB: 0 P: 3	R: 0 E: 0 K: 0 S: 3	H: 0 LOB: 0 BB: 0 P: 3	R: 2 E: 0 K: 0 S: 6	H: 3 LOB: 2 BB: 1 P: 10	R: 1 E: 0 K: 2 S: 8	H: 1 LOB: 0 BB: 0 P: 8	R: 2 E: 0 K: 0 S: 5	H: 2 LOB: 1 BB: 1 P: 9	R: 0 E: 0 K: 1 S: 5	H: 0 LOB: 0 BB: 0 P: 5	R: 1 E: 1 K: 0 S: 5	H: 2 LOB: 2 BB: 1 P: 9	R: 1 E: 0 K: 0 S: 4	H: 1 LOB: 2 BB: 2 P: 12	R: 0 E: 0 K: 0 S: 3	H: 0 LOB: 1 BB: 1 P: 7	1B: 6 2B: 2 3B: 0 HR: 1	SF: 0 SAC: 4 DP: 1 HBP: 0	WP: 0 PB: 0 SB: 0 CS: 0	PA: 42			
PITCHER	IP	WLS	BF	H	R	ER	SO	BB	IBB	HBP	BLK	WP	HR	S	P	ERA	WHIP								
Phil Huffman, R (1, 1) ERA: 6.75	6.0	L	27	7	6	6	3	2	0	0	0	0	1	31	39	9.00	1.500								
Bator Moore, L (7, 1) ERA: 6.39	1.1		8	2	1	1	0	1	1	0	0	0	0	6	14	6.75	2.250								
Mike Willis, L (8, 1) ERA: 5.52	1.2		7	0	0	0	0	2	0	0	0	0	0	5	13	0.00	1.200								

Minnesota Twins @ Toronto Blue Jays
Exhibition Stadium, Toronto, ON
Wed May 02 1979, 7:05 PM EDT
Att: 20,110 - Unknown - 50 F

AB 32
R 7
H 9
RBI 7
BB 6
SO 3
LOB 13



Batter	1	2	3	4	5	6	7	8	9	AB	R	H	RBI	BB	SO	LOB	BOTTOM								
Alfredo Griffin, S (1, 6) OBP: 0.286, SLG: 0.200	K		G1		1-3		G3		5-3	5	0	0	0	0	1	0									
Bob Bailor, R (1, 9) OBP: 0.357, SLG: 0.360	4-3		BB HR 1B		E5 2B		L7		K	5	1	1	0	0	1	0									
Rick Bosetti, R (1, 8) OBP: 0.314, SLG: 0.449	5-3		BB		2B		5-3		F3	4	1	1	0	1	0	0									
John Mayberry, L (1, 3) OBP: 0.443, SLG: 0.550		F7	HR		G6-4-3 IBB		1B G6-4-3 2B			3	2	2	3	1	0	0									
Otto Velez, R (1, 10) OBP: 0.357, SLG: 0.444		PB 2B 2B	K		G6-4-3		G6-4-3 1B			4	1	2	0	0	1	3									
Roy Howell, L (1, 5) OBP: 0.322, SLG: 0.388		1B 2B			6-3 1B		L7	G6-4-3		4	0	2	1	0	0	1									
Al Woods, L (1, 7) OBP: 0.352, SLG: 0.397		2B 1B			6-3 1B			2B		4	0	3	0	0	0	1									
Dave McKay, S (1, 4) OBP: 0.239, SLG: 0.250		4-3			F7		F7	FC4 BB		3	0	0	0	1	0	3									
Rick Cerone, R (1, 2) OBP: 0.352, SLG: 0.403			5-3		F4		1-3	FC4		4	0	0	0	0	0	4									
Inning Stats	R: 0 E: 0 K: 1 S: 5	H: 0 LOB: 0 BB: 0 P: 5	R: 1 E: 0 K: 0 S: 5	H: 3 LOB: 1 BB: 0 P: 5	R: 3 E: 0 K: 1 S: 7	H: 2 LOB: 0 BB: 1 P: 11	R: 0 E: 0 K: 0 S: 4	H: 1 LOB: 1 BB: 0 P: 4	R: 0 E: 0 K: 0 S: 4	H: 1 LOB: 2 BB: 1 P: 8	R: 0 E: 0 K: 0 S: 3	H: 0 LOB: 0 BB: 0 P: 3	R: 0 E: 0 K: 0 S: 5	H: 3 LOB: 2 BB: 1 P: 9	R: 0 E: 0 K: 1 S: 5	H: 0 LOB: 0 BB: 0 P: 5	1B: 5 2B: 5 3B: 0 HR: 1	SF: 0 SAC: 0 DP: 2 HBP: 0	WP: 0 PB: 1 SB: 0 CS: 0	PA: 39					
PITCHER	IP	WLS	BF	H	R	ER	SO	BB	IBB	HBP	BLK	WP	HR	S	P	ERA	WHIP								
Dave Goltz, R (1, 1) ERA: 4.83	7.0	W	32	10	5	5	2	1	1	0	0	0	0	8	12	6.43	1.571								
Mike Marshall, R (8, 1) ERA: 1.06	2.0	S	7	1	0	0	1	1	0	0	0	0	0	8	12	0.00	1.000								

Minnesota Twins @ Toronto Blue Jays
Exhibition Stadium, Toronto, ON
Wed May 02 1979, 7:05 PM EDT
Att: 20,110 - Unknown - 50 F


AB 36
R 5
H 11
RBI 4
BB 3
SO 3
LOB 12



Batter	1	2	3	4	5	6	7	8	9	AB	R	H	RBI	BB	SO	LOB	TOP			
Alfredo Griffin, S OBP: 0.284, SLG: 0.202 (1, 6)	0-3 K	0-0 1B		0-0 F6		0-0 CS	0-0 F8			4	0	1	0	0	1	2				
Bob Bailor, R OBP: 0.343, SLG: 0.344 (1, 9)	0-0 E6 1B	0-0 F5			0-0 F9		0-0 4-3			4	1	0	0	0	0	1				
Rick Bosetti, R OBP: 0.311, SLG: 0.441 (1, 8)	0-3 K		0-0 5-3		0-0 5-3 HR		0-0 4-3			4	1	1	0	0	1	1				
Rico Carty, R OBP: 0.385, SLG: 0.462 (1, 10)	0-0 BB 1B		0-0 5-3		0-0 5-3			0-0 F7		4	1	1	0	0	0	1				
Otto Velez, R OBP: 0.370, SLG: 0.513 (1, 7)	4-0 1B 1-2 BB		0-3 K		0-0 HR			0-0 6-3		3	1	1	2	1	1	0				
John Mayberry, L OBP: 0.446, SLG: 0.548 (1, 3)	0-0 1B			0-0 SH1-2 1B	0-0 1-3			0-0 F4		4	0	2	2	0	0	0				
Roy Howell, L OBP: 0.319, SLG: 0.381 (1, 5)	0-3 K2-3			0-0 SH1-2 1B		0-3 K		0-0 F5		4	0	1	0	0	2	2				
Dave McKay, S OBP: 0.253, SLG: 0.256 (1, 4)		0-0 G6-4-3 1B		0-0 SH1-2		1-0 CS HBP		0-0 F9		2	0	1	0	0	0	0				
Rick Cerone, R OBP: 0.337, SLG: 0.383 (1, 2)		0-0 G6-4-3		0-3 K		0-0 L9		0-3 K		4	0	0	0	0	2	4				
Inning Stats	R: 2 E: 1 K: 3 S: 12	H: 2 LOB: 2 BB: 1 P: 16	R: 0 E: 0 K: 0 S: 4	H: 2 LOB: 1 BB: 0 P: 4	R: 0 E: 0 K: 1 S: 5	H: 0 LOB: 0 BB: 0 P: 5	R: 0 E: 0 K: 1 S: 7	H: 2 LOB: 2 BB: 0 P: 7	R: 2 E: 0 K: 0 S: 5	H: 2 LOB: 0 BB: 0 P: 5	R: 0 E: 0 K: 0 S: 3	H: 0 LOB: 0 BB: 0 P: 3	R: 0 E: 0 K: 0 S: 3	H: 0 LOB: 0 BB: 0 P: 3	R: 0 E: 0 K: 1 S: 5	H: 0 LOB: 0 BB: 0 P: 5	1B: 7 2B: 0 3B: 0 HR: 1	SF: 0 SAC: 1 DP: 1 HBP: 1	WP: 0 PB: 0 SB: 0 CS: 1	PA: 37
PITCHER Bill Travers, L ERA: 4.5 (1, 1)	IP: 9.0 WLS: W BF: 36 H: 8 R: 4 ER: 2 SO: 7 BB: 1 IBB: 0 HBP: 1 BLK: 0 WP: 0 HR: 1 S: 48 P: 53 ERA: 2.00 WHIP: 1.000															PITCHER				

Toronto Blue Jays @ Milwaukee Brewers
Milwaukee County Stadium, Milwaukee, WI
Thu May 03 1979, 8:05 PM EDT
Att. 7,801 - Unknown - 45 F


AB 33
R 4
H 8
RBI 4
BB 1
SO 7
LOB 11



Batter	1	2	3	4	5	6	7	8	9	AB	R	H	RBI	BB	SO	LOB	BOTTOM					
Paul Molitor, R OBP: 0.367, SLG: 0.469 (1, 4)	0-0 L8		1-0 HR HBP		0-0 F8		0-0 2B		0-0 FC1-2 BB	4	1	1	0	0	0	4						
Gorman Thomas, R OBP: 0.421, SLG: 0.633 (1, 8)	0-0 F8		0-0 HR		0-3 K		0-0 F8		4-0 BB	4	1	1	4	1	1	2						
Cecil Cooper, L OBP: 0.413, SLG: 0.687 (1, 3)	0-0 E7 2B		0-0 4-3			0-0 F2		0-0 4-3	0-0 BB	4	0	1	1	1	0	0						
Larry Hisle, R OBP: 0.375, SLG: 0.482 (1, 10)	0-0 6-3		0-3 K			0-3 K		0-0 5-3		4	0	0	0	0	2	1						
Sal Bando, R OBP: 0.376, SLG: 0.351 (1, 5)		4-0 L4-3 BB		0-3 K		0-0 1B		0-0 6-3		3	0	1	0	1	1	0						
Sixto Lezcano, R OBP: 0.372, SLG: 0.535 (1, 9)		0-0 F9		0-0 5-3		0-0 1B		0-0 F8		4	0	1	0	0	0	1						
Robin Yount, R OBP: 0.300, SLG: 0.382 (1, 6)		0-0 L4-3		0-0 4-3		0-0 4-3			0-0 HBP FC1-2 1B	4	0	1	0	0	0	3						
Dick Davis, R OBP: 0.250, SLG: 0.261 (1, 7)			0-0 2-3		4-0 SH3-4 BB		0-0 F2		0-0 FC1-2 HBP BB 1B	3	1	1	0	1	0	0						
Buck Martinez, R OBP: 0.148, SLG: 0.115 Charlie Moore, R OBP: 0.426, SLG: 0.385 (7, PH) (8, 2)			4-0 HBP HR BB		0-0 SH3-4		0-0 F8		1-0 BB FC1-2 HBP	0	1	0	0	1	0	0						
Inning Stats	R: 0 E: 1 K: 0 S: 4	H: 1 LOB: 1 BB: 0 P: 4	R: 0 E: 0 K: 0 S: 2	H: 0 LOB: 0 BB: 1 P: 6	R: 3 E: 0 K: 1 S: 6	H: 1 LOB: 0 BB: 1 P: 11	R: 0 E: 0 K: 1 S: 5	H: 0 LOB: 0 BB: 0 P: 5	R: 0 E: 0 K: 1 S: 5	H: 0 LOB: 1 BB: 1 P: 9	R: 0 E: 0 K: 1 S: 7	H: 2 LOB: 2 BB: 0 P: 7	R: 0 E: 0 K: 0 S: 4	H: 1 LOB: 1 BB: 0 P: 4	R: 0 E: 0 K: 0 S: 3	H: 0 LOB: 0 BB: 0 P: 3	R: 2 E: 0 K: 0 S: 4	H: 2 LOB: 3 BB: 2 P: 13	1B: 4 2B: 3 3B: 0 HR: 1	SF: 0 SAC: 1 DP: 1 HBP: 2	WP: 0 PB: 0 SB: 0 CS: 0	PA: 39
PITCHER Tom Underwood, L ERA: 6.19 (1, 1)	IP: 8.2 WLS: L BF: 39 H: 7 R: 5 ER: 5 SO: 4 BB: 5 IBB: 0 HBP: 2 BLK: 0 WP: 0 HR: 1 S: 40 P: 62 ERA: 5.19 WHIP: 1.385															PITCHER						

Toronto Blue Jays @ Milwaukee Brewers
Milwaukee County Stadium, Milwaukee, WI
Thu May 03 1979, 8:05 PM EDT
Att. 7,801 - Unknown - 45 F

AB 31
R 5
H 7
RBI 5
BB 5
SO 4
LOB 11



Batter	1	2	3	4	5	6	7	8	9	AB	R	H	RBI	BB	SO	LOB	TOP			
Alfredo Griffin, S OBP: 0.280, SLG: 0.202	1-3	F4			K		1-3		SH1-3 1B	5	0	1	0	0	1	1	Toronto Blue Jays @ Milwaukee Brewers Milwaukee County Stadium, Milwaukee, WI Fri May 04 1979, 8:05 PM EDT Att: 28,896 - Unknown - 43 F livebaseballscorecards.com			
Bob Bailor, R OBP: 0.330, SLG: 0.330	4-3		1-3		6-3		L5		SH1-3 1-2	4	0	0	0	0	0	0				
Rick Bosetti, R OBP: 0.315, SLG: 0.439			F8			1B HBP 1B		E6 SH1-4 E	F7	5	2	2	0	0	0	1				
Rico Carty, R OBP: 0.394, SLG: 0.469 Ted Wilborn, S (6, PR) Bob Robertson, R OBP: 0.182, SLG: 0.400	F8					HBP 1B 1-2 1B		SH1-4 1-2		3	0	2	0	0	0	1				
Otto Velez, R OBP: 0.392, SLG: 0.535		1B 2B	F8			1-2 2-3 1B		E 1B IBB	K	4	2	2	0	1	1	3				
John Mayberry, L OBP: 0.438, SLG: 0.534		FC1-4 2H 1B		K		K		E3 PB 1B		4	0	1	1	0	2	4				
Roy Howell, L OBP: 0.327, SLG: 0.379		K		4-3		1-2 2-3 3H HBP	G6-4-3		PB 1B	3	0	1	2	0	1	1				
Dave McKay, S OBP: 0.242, SLG: 0.244		FC1-4 1-2 2B		4-3		G6-4-3 1-2			F7	4	1	0	0	0	0	6				
Rick Cerone, R OBP: 0.333, SLG: 0.388		1H 2B				F9			F6	4	0	1	1	0	0	2				
Inning Stats	R: 0 E: 0 K: 0 S: 4	H: 1 LOB: 1 BB: 0 P: 4	R: 2 E: 0 K: 1 S: 8	H: 3 LOB: 1 BB: 0 P: 8	R: 0 E: 0 K: 1 S: 5	H: 0 LOB: 0 BB: 0 P: 5	R: 0 E: 0 K: 1 S: 5	H: 0 LOB: 0 BB: 0 P: 5	R: 1 E: 0 K: 0 S: 7	H: 3 LOB: 3 BB: 0 P: 8	R: 0 E: 0 K: 0 S: 3	H: 0 LOB: 0 BB: 0 P: 3	R: 2 E: 0 K: 0 S: 6	H: 1 LOB: 2 BB: 1 P: 10	R: 0 E: 0 K: 1 S: 6	H: 1 LOB: 2 BB: 1 P: 10	1B: 8 2B: 2 3B: 0 HR: 0	SF: 0 SAC: 2 DP: 1 HBP: 1	WP: 0 PB: 1 CS: 0	PA: 41
PITCHER Mike Caldwell, L ERA: 2.04	IP: 9.0 WLS: L BF: 41 H: 10 R: 5 ER: 3 SO: 5 BB: 1 IBB: 1 HBP: 1 BLK: 0 WP: 0 HR: 0 S: 48 P: 57 ERA: 3.00 WHIP: 1.222															PITCHER				

Batter	1	2	3	4	5	6	7	8	9	AB	R	H	RBI	BB	SO	LOB	BOTTOM					
Paul Moltor, R OBP: 0.362, SLG: 0.471	4-3		B5		S 1H 2B			F9		4	0	1	1	0	0	0	Toronto Blue Jays @ Milwaukee Brewers Milwaukee County Stadium, Milwaukee, WI Fri May 04 1979, 8:05 PM EDT Att: 28,896 - Unknown - 43 F livebaseballscorecards.com					
Gorman Thomas, R OBP: 0.424, SLG: 0.622	1B SF8 BB		K		K			1B		3	1	1	0	1	2	1						
Cecil Cooper, L OBP: 0.407, SLG: 0.670	1-3 1B		4-3		F7			L8		4	0	1	0	0	0	2						
Larry Hisle, R OBP: 0.360, SLG: 0.466	SF8			K		K		F9		3	0	0	1	0	2	1						
Ben Oglivie, L OBP: 0.316, SLG: 0.515	4-3			S BB		K			HR	3	1	1	1	1	1	1						
Sixto Lezcano, R OBP: 0.378, SLG: 0.541		1B 2B	F6		1-2	6-3			G6-4-3 BB	3	1	1	0	1	0	1						
Sal Bando, R OBP: 0.371, SLG: 0.346		G6-3 2H 1B		K				K	G6-4-3 1-2	4	0	1	1	0	2	2						
Robin Yount, R OBP: 0.288, SLG: 0.366		G6-3			F9			F4		4	0	0	0	0	0	1						
Charlie Moore, R OBP: 0.420, SLG: 0.366		F5						1-3		2	1	0	0	1	0	0						
Inning Stats	R: 1 E: 0 K: 0 S: 4	H: 1 LOB: 1 BB: 1 P: 8	R: 1 E: 0 K: 0 S: 4	H: 2 LOB: 0 BB: 0 P: 4	R: 0 E: 0 K: 1 S: 5	H: 0 LOB: 0 BB: 0 P: 5	R: 0 E: 0 K: 2 S: 7	H: 0 LOB: 1 BB: 1 P: 11	R: 1 E: 0 K: 1 S: 6	H: 1 LOB: 1 BB: 1 P: 10	R: 0 E: 0 K: 2 S: 7	H: 0 LOB: 0 BB: 0 P: 7	R: 0 E: 0 K: 1 S: 5	H: 0 LOB: 0 BB: 0 P: 5	R: 0 E: 0 K: 0 S: 4	H: 1 LOB: 1 BB: 0 P: 4	R: 1 E: 0 K: 0 S: 3	H: 1 LOB: 0 BB: 1 P: 7	1B: 3 2B: 2 3B: 0 HR: 1	SF: 1 SAC: 0 DP: 2 HBP: 0	WP: 0 PB: 0 CS: 0	PA: 35
PITCHER Jim Clancy, R ERA: 4.42 Dave Freisleben, R ERA: 4.61	IP: 8.0 WLS: W BF: 33 H: 6 R: 4 ER: 4 SO: 7 BB: 4 IBB: 0 HBP: 0 BLK: 0 WP: 0 HR: 1 S: 43 P: 59 ERA: 4.50 WHIP: 1.250															PITCHER						

Batter	1	2	3	4	5	6	7	8	9	AB	R	H	RBI	BB	SO	LOB	TOP		
Alfredo Griffin, S OBP: 0.286, SLG: 0.204	4-0 FC6-4 BB		0-3 K		0-0 F8		0-0 G6-4-3 1B		0-0 2-3	4	0	1	0	1	1	0			
Bob Bailor, R OBP: 0.336, SLG: 0.330	0-0 FC6-4 1B		4-0 FC6-4 BB		0-0 1B		0-0 G6-4-3 1B			3	0	1	0	1	0	2			
Rick Bosetti, R OBP: 0.322, SLG: 0.441	0-0 1B		0-0 FC6-4 WP		0-0 1B		0-3 K			4	0	2	0	0	1	1			
Rico Carty, R OBP: 0.388, SLG: 0.494	0-0 F8		0-0 F7		0-3 K					4	1	1	1	0	1	5			
John Mayberry, L OBP: 0.431, SLG: 0.522	0-3 K			0-3 K		0-0 1B 1B		0-0 HR		4	0	1	0	0	2	2			
Roy Howell, L OBP: 0.314, SLG: 0.363		0-3 K		0-0 6-3		0-0 L6		0-0 F7		4	0	0	0	0	1	1			
Al Woods, L OBP: 0.347, SLG: 0.388		0-0 4-3 1B		0-0 E3		0-0 F7		0-0 G3		4	0	1	0	0	0	1			
Dave McKay, S OBP: 0.242, SLG: 0.245		0-0 4-3		0-0 F8		0-0 1B				4	0	1	0	0	0	2			
Rick Cerone, R OBP: 0.320, SLG: 0.371		0-0 F6			0-0 4-3		0-0 5-3		0-0 F6	4	0	0	0	0	0	3			
Inning Stats	R: 0 E: 0 K: 1 S: 6	H: 1 LOB: 2 BB: 1 P: 10	R: 0 E: 0 K: 1 S: 6	H: 1 LOB: 1 BB: 0 P: 6	R: 0 E: 0 K: 1 S: 5	H: 0 LOB: 1 BB: 1 P: 9	R: 0 E: 1 K: 1 S: 6	H: 0 LOB: 1 BB: 0 P: 6	R: 0 E: 0 K: 0 S: 7	H: 2 LOB: 2 BB: 0 P: 7	R: 0 E: 0 K: 1 S: 5	H: 1 LOB: 0 BB: 0 P: 5	R: 1 E: 0 K: 0 S: 4	H: 1 LOB: 0 BB: 0 P: 4	R: 0 E: 0 K: 0 S: 3	H: 0 LOB: 0 BB: 0 P: 3	1B: 7 2B: 0 3B: 0 HR: 1	SF: 0 SAC: 0 DP: 1 HBP: 0	WP: 1 PA: 37 SB: 0 CS: 0
PITCHER Jim Slaton, R ERA: 1.67	IP: 9.0 WLS: W BF: 37 H: 8 R: 1 ER: 1 SO: 6 BB: 2 IBB: 0 HBP: 0 BLK: 0 WP: 1 HR: 1 S: 47 P: 55 ERA: 1.00 WHIP: 1.111															PITCHER			

Toronto Blue Jays @ Milwaukee Brewers
Milwaukee County Stadium, Milwaukee, WI
Sat May 05 1979, 4:33 AM EDT
Att: 14,910 - Unknown - 54 F

AB 35
R 1
H 8
RBI 1
BB 2
SO 6
LOB 17



Batter	1	2	3	4	5	6	7	8	9	AB	R	H	RBI	BB	SO	LOB	BOTTOM		
Paul Molitor, R OBP: 0.357, SLG: 0.455	0-0 L9				0-0 6-3			0-0 6-3		3	0	0	0	1	0	0			
Sal Bando, R OBP: 0.366, SLG: 0.341	0-0 F8		0-0 CS		0-0 1-3			0-0 WP 1B		4	0	1	0	0	0	0			
Cecil Cooper, L OBP: 0.393, SLG: 0.645	0-0 L6		0-0 4-3		0-0 4-3			0-0 F9		4	0	0	0	0	0	1			
Gorman Thomas, R OBP: 0.417, SLG: 0.600		4-0 1B G3 1B BB	0-3 K		0-0 5-3			0-0 F8		3	1	0	0	1	1	1			
Ben Oglivie, L OBP: 0.317, SLG: 0.549		0-0 G3		0-0 F7		0-0 HR				3	1	1	1	0	0	1			
Sixto Lezcano, R OBP: 0.376, SLG: 0.532		0-0 E 3B 1B		0-3 K		0-3 K				3	1	1	0	0	2	0			
Robin Yount, R OBP: 0.299, SLG: 0.375		0-0 E8 3B 1B		0-0 5-3				0-0 G6-4-3 1B		3	1	2	1	0	0	0			
Charlie Moore, R OBP: 0.434, SLG: 0.432		0-0 3B 1B			0-0 E SH3 1B			0-0 G6-4-3		3	2	2	2	0	0	1			
Jim Gantner, L OBP: 0.276, SLG: 0.087		0-0 4-3			0-0 SH3			0-0 3-1		2	0	0	1	0	0	0			
Inning Stats	R: 0 E: 0 K: 0 S: 3	H: 0 LOB: 0 BB: 0 P: 3	R: 4 E: 1 K: 0 S: 5	H: 3 LOB: 0 BB: 2 P: 13	R: 0 E: 0 K: 1 S: 5	H: 0 LOB: 0 BB: 0 P: 5	R: 0 E: 0 K: 1 S: 5	H: 0 LOB: 0 BB: 0 P: 5	R: 1 E: 1 K: 0 S: 4	H: 1 LOB: 0 BB: 0 P: 4	R: 1 E: 0 K: 1 S: 6	H: 1 LOB: 0 BB: 0 P: 6	R: 0 E: 0 K: 0 S: 3	H: 1 LOB: 1 BB: 0 P: 3	R: 0 E: 0 K: 0 S: 4	H: 1 LOB: 0 BB: 0 P: 4	1B: 5 2B: 0 3B: 1 HR: 1	SF: 0 SAC: 1 DP: 1 HBP: 0	WP: 1 PA: 32 SB: 0 CS: 1
PITCHER Dave Lemanczyk, R ERA: 2.97	IP: 8.0 WLS: L BF: 31 H: 7 R: 6 ER: 5 SO: 3 BB: 2 IBB: 0 HBP: 0 BLK: 0 WP: 1 HR: 1 S: 35 P: 43 ERA: 5.62 WHIP: 1.125															PITCHER			

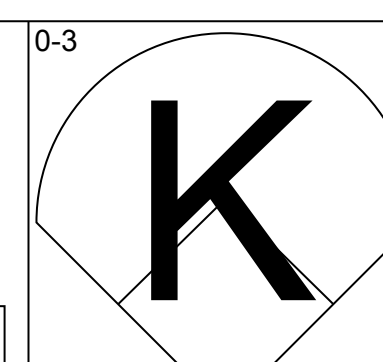
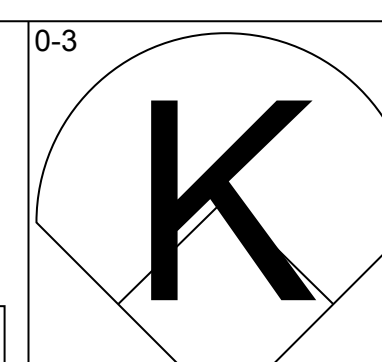
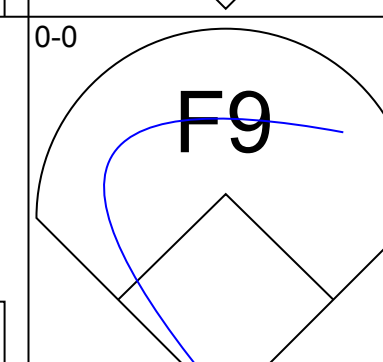
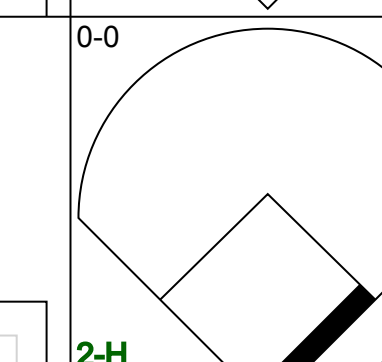
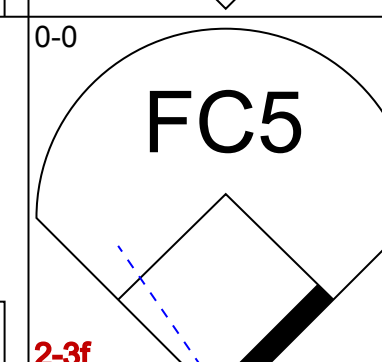
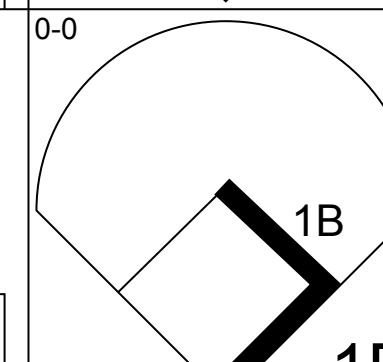
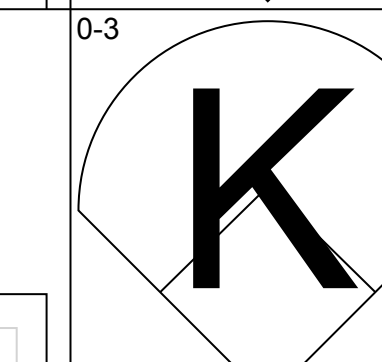
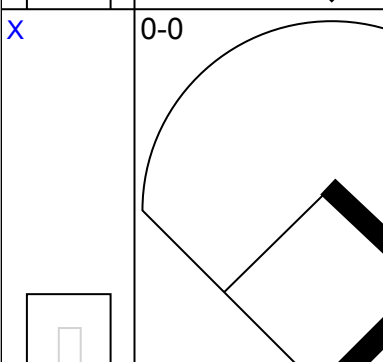

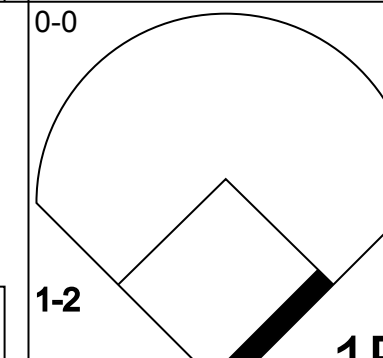
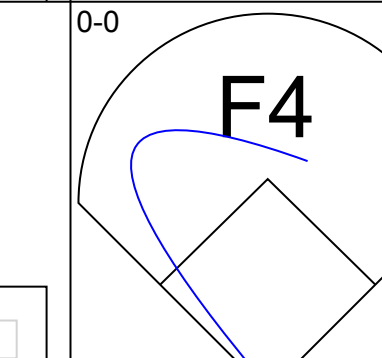
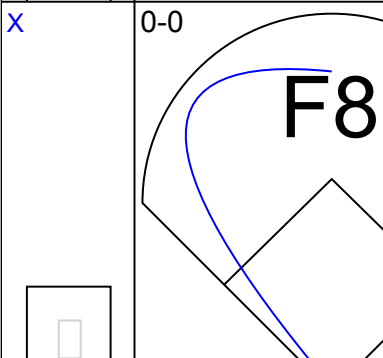
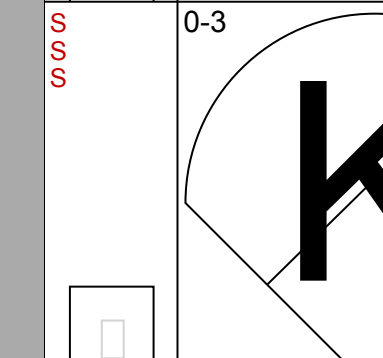
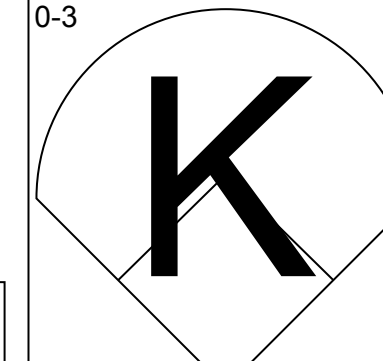
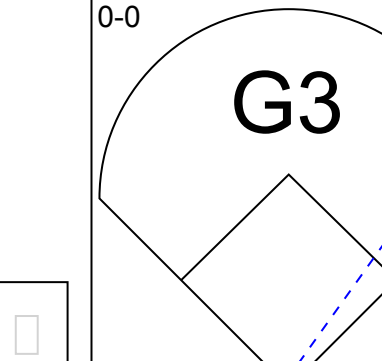
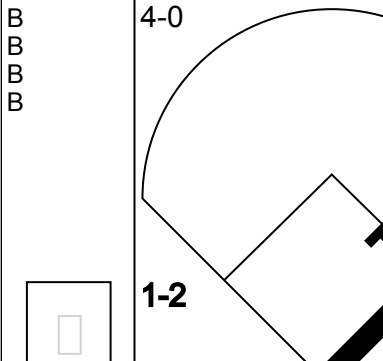

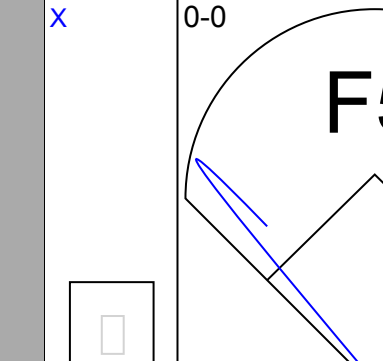
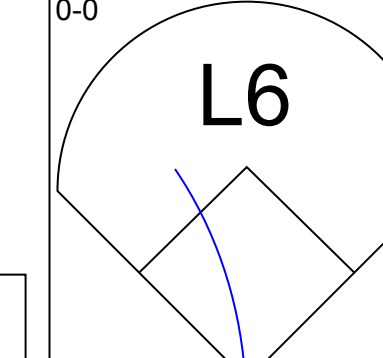
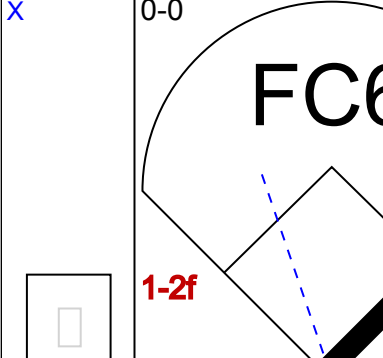
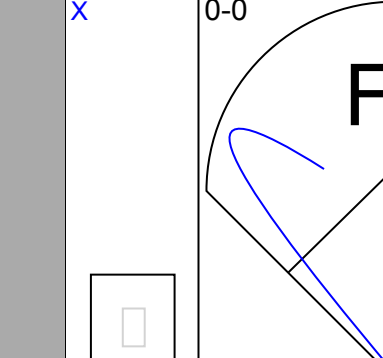
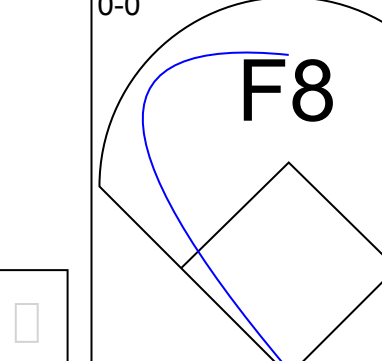
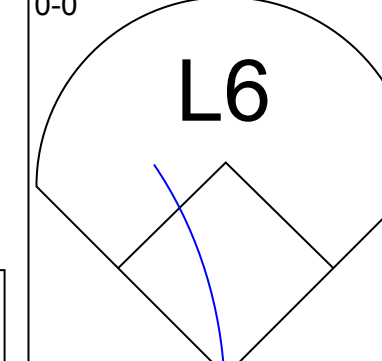
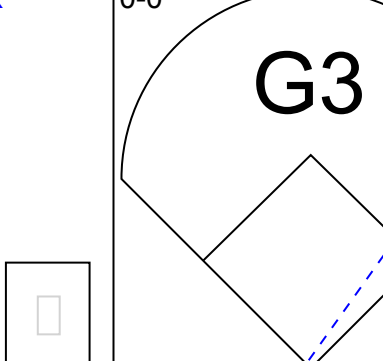
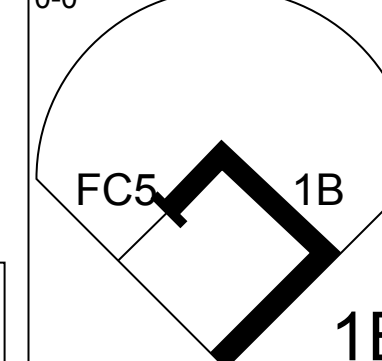
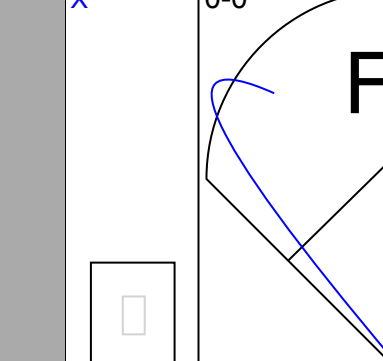
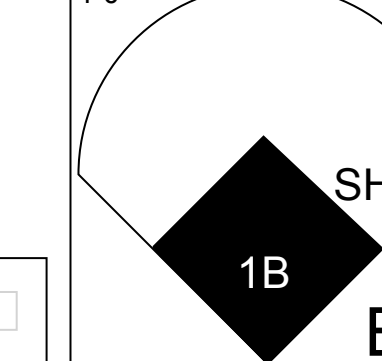
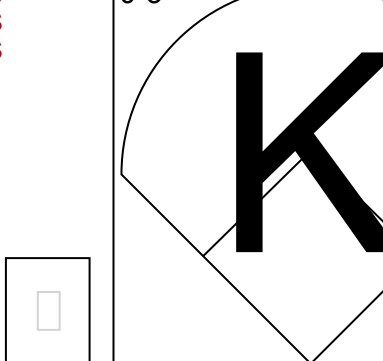
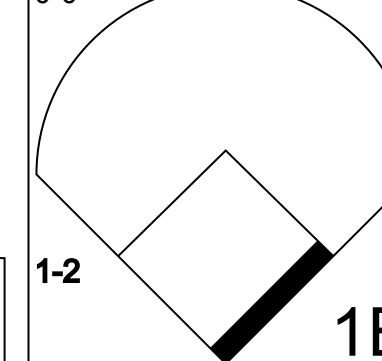
Toronto Blue Jays @ Milwaukee Brewers
Milwaukee County Stadium, Milwaukee, WI
Sat May 05 1979, 4:33 AM EDT
Att: 14,910 - Unknown - 54 F

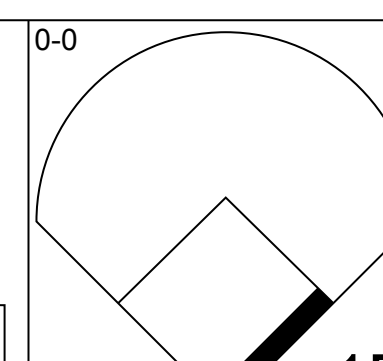
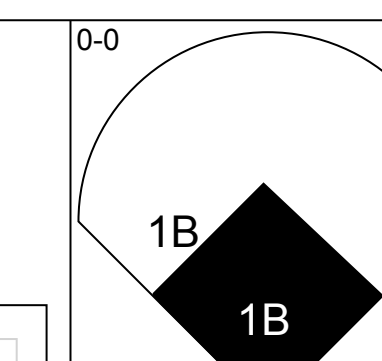
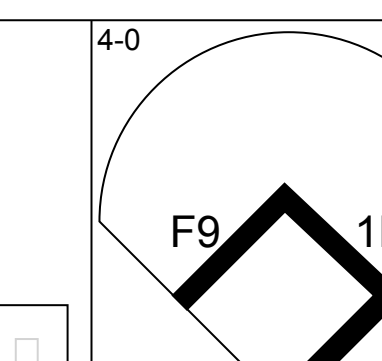
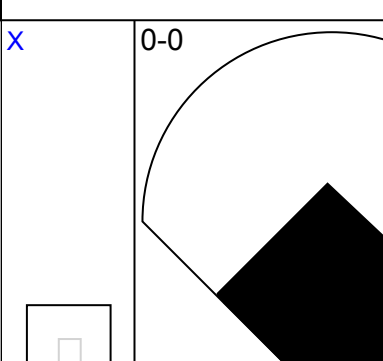
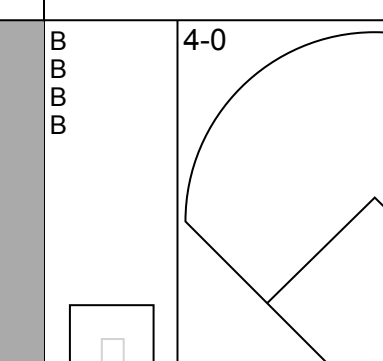
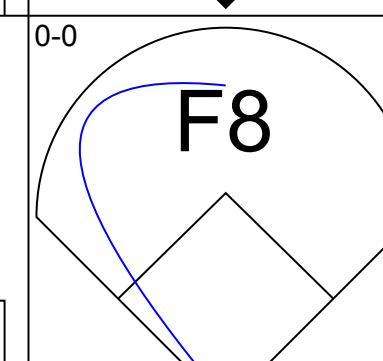
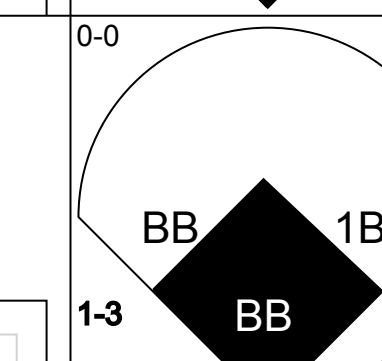
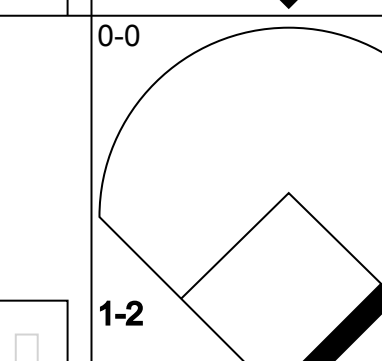
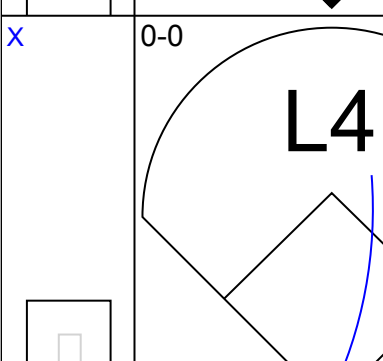
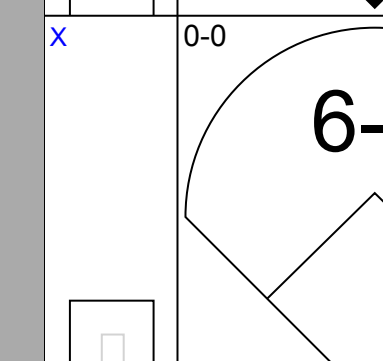
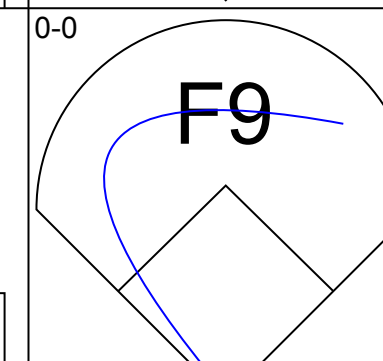
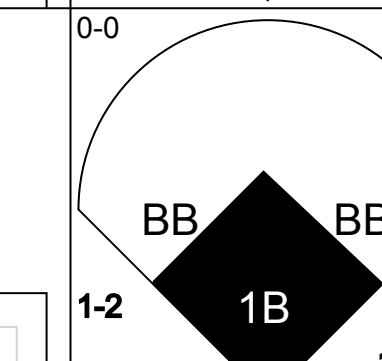
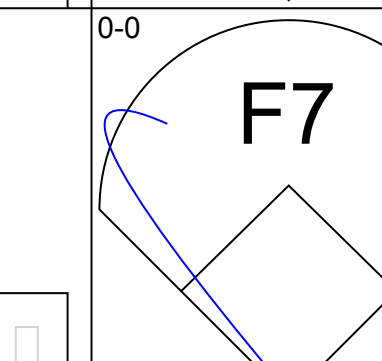
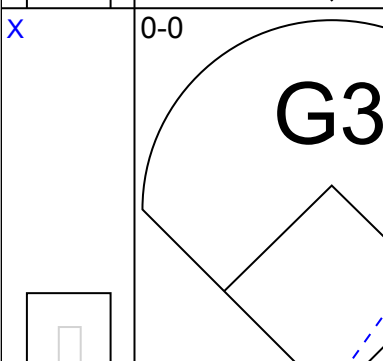
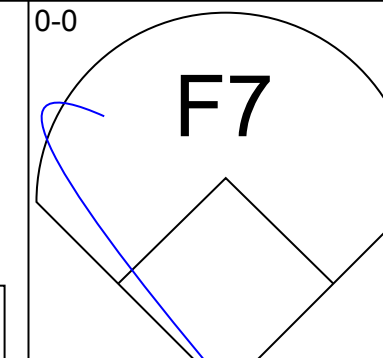
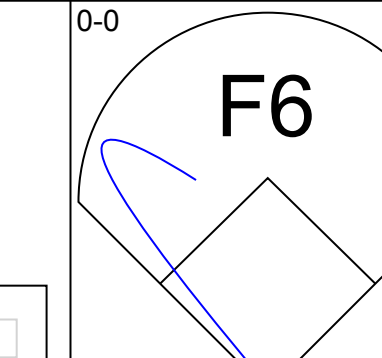
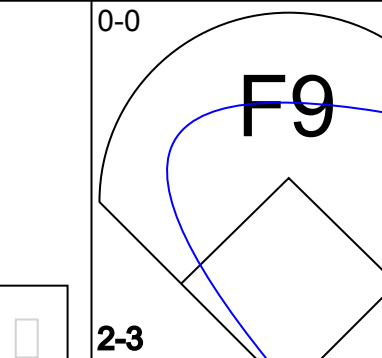
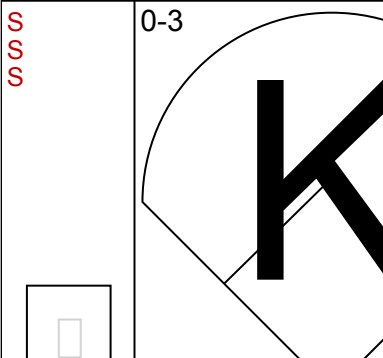
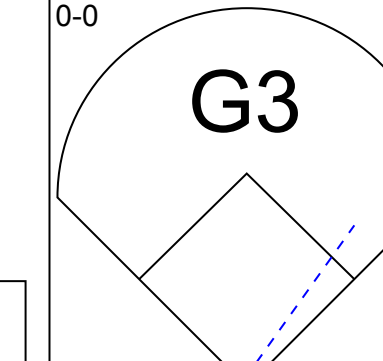
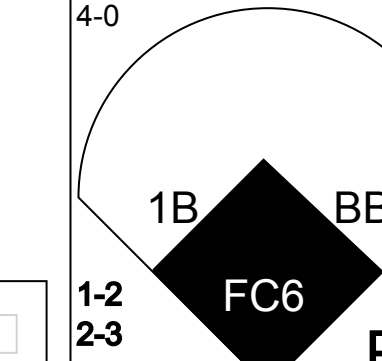
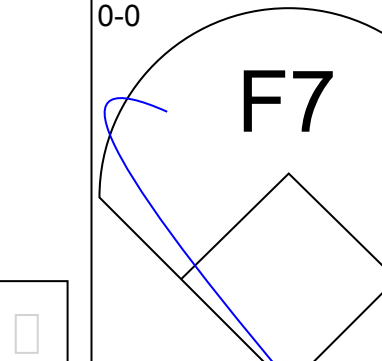
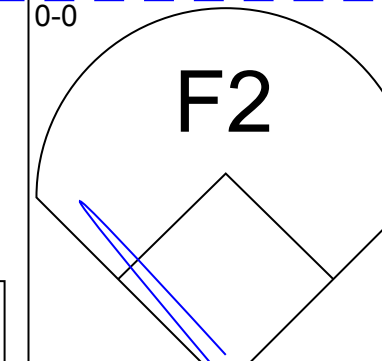
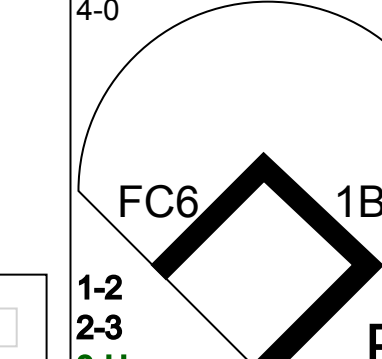
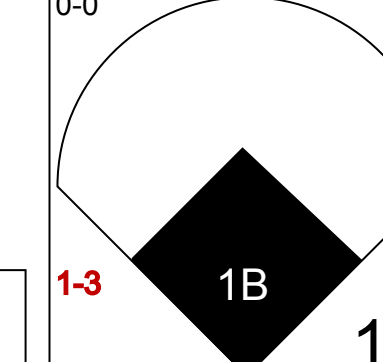
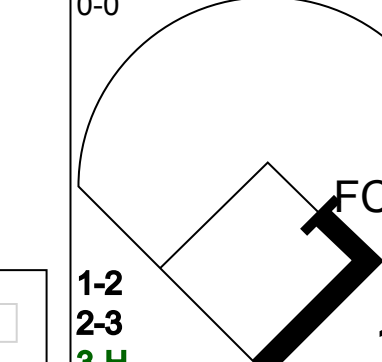

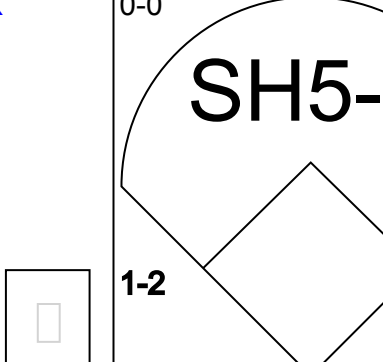
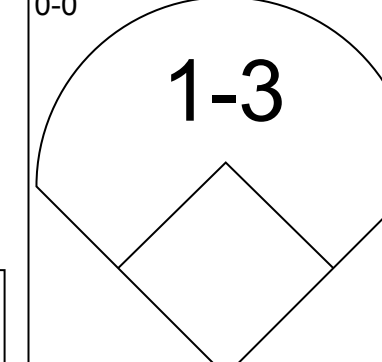
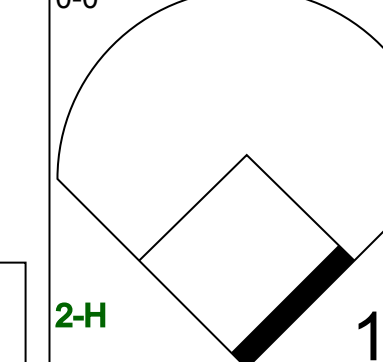
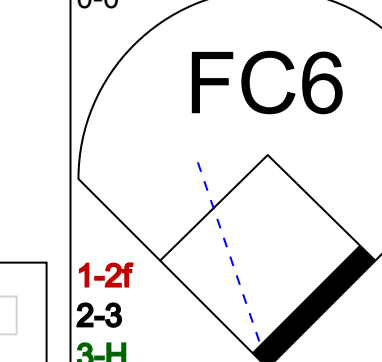

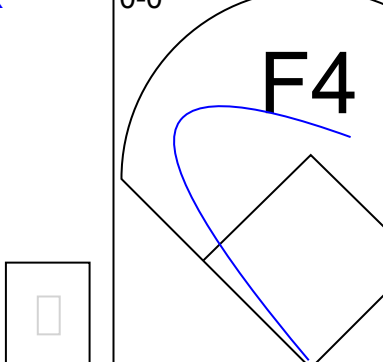

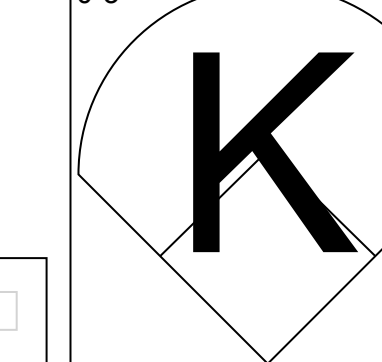

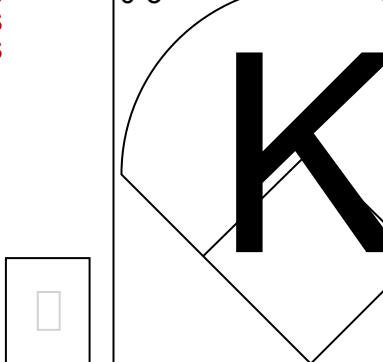
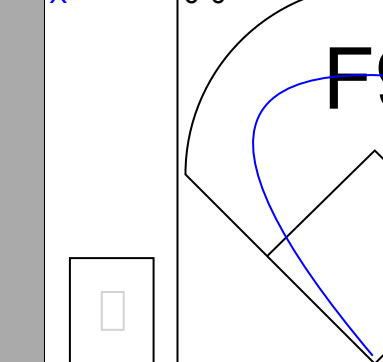
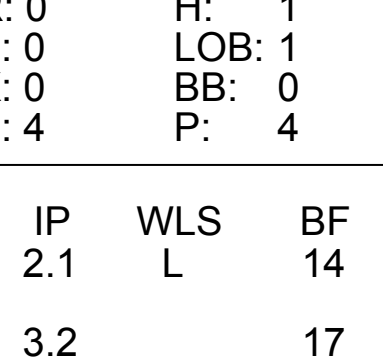
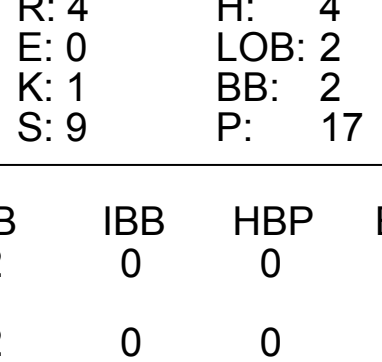
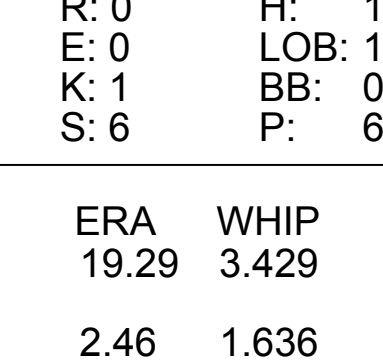
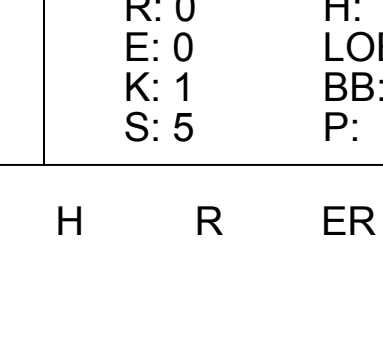
AB 28
R 6
H 7
RBI 5
BB 2
SO 3
LOB 4



Batter	1	2	3	4	5	6	7	8	9	AB	R	H	RBI	BB	SO	LOB	TOP			
Alfredo Griffin, S OBP: 0.284, SLG: 0.206	0-0 1B		0-0 F8			0-0 5-3			0-0 1-3	4	0	1	0	0	0	0	Toronto Blue Jays @ Milwaukee Brewers Milwaukee County Stadium, Milwaukee, WI Sun May 06 1979, 8:05 PM EDT Att: 53,962 - Unknown - 46 F livebaseballscorecards.com			
Bob Bailor, R OBP: 0.325, SLG: 0.317	0-0 F9		0-0 1-3			0-0 6-3			0-0 1-3	4	0	0	0	0	0	1				
Rick Bosetti, R OBP: 0.311, SLG: 0.426	0-0 F6			0-0 F2			0-0 6-3		0-0 F4	4	0	0	0	0	0	1				
Rico Carty, R OBP: 0.386, SLG: 0.489	0-0 1B			0-0 F8			0-0 5-3			3	0	1	0	0	0	0				
John Mayberry, L OBP: 0.420, SLG: 0.505	0-0 5-3			0-0 L4			0-0 F2			3	0	0	0	0	0	2				
Roy Howell, L OBP: 0.327, SLG: 0.370 Tim Johnson, L (5, 5)	4-0 BB			0-0 FC4-6 1B				0-0 6-3		1	0	1	0	1	0	0				
Al Woods, L OBP: 0.333, SLG: 0.371	0-0 5-3			0-0 FC4-6 G6-3 1-2			0-0 F8			3	0	0	0	0	0	2				
Dave McKay, S OBP: 0.245, SLG: 0.247	0-0 4-3			0-0 G6-3 1-2			0-0 1B			3	0	1	0	0	0	2				
Bob Davis, R (1, 2)			0-3 K			0-3 K			0-0 F9	3	0	0	0	0	2	1				
Inning Stats	R: 0 E: 0 K: 0 S: 5	H: 2 LOB: 2 BB: 0 P: 5	R: 0 E: 0 K: 0 S: 2	H: 0 LOB: 0 BB: 1 P: 6	R: 0 E: 0 K: 1 S: 5	H: 0 LOB: 0 BB: 0 P: 5	R: 0 E: 0 K: 0 S: 3	H: 0 LOB: 0 BB: 0 P: 3	R: 0 E: 0 K: 1 S: 5	H: 1 LOB: 0 BB: 0 P: 5	R: 0 E: 0 K: 0 S: 3	H: 0 LOB: 0 BB: 0 P: 3	R: 0 E: 0 K: 0 S: 4	H: 1 LOB: 1 BB: 0 P: 4	R: 0 E: 0 K: 0 S: 3	H: 0 LOB: 0 BB: 0 P: 3		1B: 4 2B: 0 3B: 0 HR: 0	SF: 0 SAC: 0 DP: 1 HBP: 0	WP: 0 PB: 0 SB: 0 CS: 0
PITCHER Lary Sorensen, R ERA: 2.8	IP: 9.0 WLS: W BF: 30 H: 4 R: 0 ER: 0 SO: 2 BB: 1 IBB: 0 HBP: 0 BLK: 0 WP: 0 HR: 0 S: 33 P: 37 ERA: 0.00 WHIP: 0.556															PITCHER				

Batter	1	2	3	4	5	6	7	8	9	AB	R	H	RBI	BB	SO	LOB	BOTTOM			
Paul Moltor, R OBP: 0.363, SLG: 0.451	4-0 1B FC3-6 BB		0-0 5-3			0-0 1-2 1B			0-3 K	3	1	1	0	1	1	0	Toronto Blue Jays @ Milwaukee Brewers Milwaukee County Stadium, Milwaukee, WI Sun May 06 1979, 8:05 PM EDT Att: 53,962 - Unknown - 46 F livebaseballscorecards.com			
Sal Bando, R OBP: 0.382, SLG: 0.337	0-0 1B FC3-6		0-0 F7		0-0 L6		0-0 6-3			4	0	1	0	0	0	2				
Cecil Cooper, L OBP: 0.388, SLG: 0.627	0-0 1B FC3-6 1-2 3-H		4-0 CS BB			0-0 4-3		0-0 F7		3	0	0	1	1	0	1				
Gorman Thomas, R OBP: 0.421, SLG: 0.607	0-0 F8		0-0 CS	0-3 K		0-0 1B 2B		0-0 SH3 1B		4	2	2	0	0	1	1				
Ben Oglivie, L OBP: 0.329, SLG: 0.548	0-0 1B		0-0 F6		4-0 1B FC1-2 IBB		0-0 SH3		0-0 SH3	2	0	1	0	1	0	0				
Sixto Lezcano, R OBP: 0.381, SLG: 0.531		0-0 F7		0-3 K		0-0 FC1-2 1-3 2-H		0-0 1B		4	0	2	2	0	1	0				
Robin Yount, R OBP: 0.306, SLG: 0.404		0-0 HR			0-0 6-3		0-0 FC1-2 IBB		0-0 P4	3	1	1	1	1	0	1				
Ray Fosse, R OBP: 0.235, SLG: 0.188		0-0 G5-4-3 1B			0-0 F7		0-0 FC1-2		0-3 K	4	0	1	0	0	1	4				
Buck Martinez, R OBP: 0.167, SLG: 0.138		0-0 G5-4-3 1-2			0-0 1B		0-0 F6			3	0	1	0	0	0	4				
Inning Stats	R: 1 E: 0 K: 0 S: 4	H: 2 LOB: 2 BB: 1 P: 8	R: 1 E: 0 K: 0 S: 4	H: 2 LOB: 0 BB: 0 P: 4	R: 0 E: 0 K: 2 S: 7	H: 0 LOB: 0 BB: 0 P: 7	R: 0 E: 0 K: 0 S: 5	H: 2 LOB: 2 BB: 0 P: 5	R: 1 E: 0 K: 0 S: 5	H: 2 LOB: 3 BB: 2 P: 13	R: 0 E: 0 K: 1 S: 5	H: 0 LOB: 0 BB: 0 P: 5	R: 1 E: 0 K: 1 S: 7	H: 2 LOB: 1 BB: 0 P: 7	R: 0 E: 0 K: 0 S: 3	H: 2 LOB: 0 BB: 0 P: 7		1B: 8 2B: 1 3B: 0 HR: 1	SF: 0 SAC: 1 DP: 1 HBP: 0	WP: 0 PB: 0 SB: 0 CS: 1
PITCHER Mark Lemongello, R ERA: 6.53	IP: 8.0 WLS: L BF: 35 H: 10 R: 4 ER: 4 SO: 4 BB: 2 IBB: 2 HBP: 0 BLK: 0 WP: 0 HR: 1 S: 39 P: 55 ERA: 4.50 WHIP: 1.500															PITCHER				

Batter	1	2	3	4	5	6	7	8	9	AB	R	H	RBI	BB	SO	LOB	TOP					
Alfredo Griffin, S OBP: 0.277, SLG: 0.200 (1, 6)			SH3-4 1-2		1-3					3	0	0	0	0	2	2	Toronto Blue Jays @ Minnesota Twins Metropolitan Stadium, Bloomington, MI Mon May 07 1979, 8:05 PM EDT Att. 4,571 - Unknown - 63 F					
Bob Bailor, R OBP: 0.322, SLG: 0.315 (1, 5)						6-3				4	0	1	1	0	0	2						
Rick Bosetti, R OBP: 0.317, SLG: 0.429 (1, 8)									1-3	4	0	2	0	0	1	1						
Rico Carty, R OBP: 0.381, SLG: 0.478 (1, 10)										4	0	1	0	0	1	2						
John Mayberry, L OBP: 0.414, SLG: 0.490 (1, 3)										3	0	0	0	1	1	2						
Otto Velez, R OBP: 0.584, SLG: 0.489 (1, 9)				6-3						4	0	0	0	0	0	2						
Al Woods, L OBP: 0.329, SLG: 0.378 (1, 7)		4-1								4	0	1	0	0	0	0						
Tim Johnson, L OBP: 0.143, SLG: 0.143 (1, 4)		4-3								4	0	1	0	0	0	1						
Rick Cerone, R OBP: 0.327, SLG: 0.370 (1, 2)										3	1	1	0	1	1	1						
Inning Stats	R: 0 E: 0 K: 2 S: 9	H: 2 LOB: 2 BB: 0 P: 9	R: 0 E: 0 K: 0 S: 3	H: 0 LOB: 0 BB: 0 P: 3	R: 1 E: 0 K: 1 S: 6	H: 1 LOB: 1 BB: 1 P: 10	R: 0 E: 0 K: 0 S: 3	H: 0 LOB: 0 BB: 0 P: 3	R: 0 E: 0 K: 1 S: 5	H: 0 LOB: 0 BB: 0 P: 5	R: 0 E: 0 K: 0 S: 4	H: 1 LOB: 2 BB: 0 P: 8	R: 0 E: 0 K: 1 S: 7	H: 2 LOB: 0 BB: 0 P: 7	R: 0 E: 0 K: 1 S: 5	H: 0 LOB: 0 BB: 0 P: 5	R: 0 E: 0 K: 0 S: 4	H: 1 LOB: 1 BB: 0 P: 4	1B: 6 2B: 1 3B: 0 HR: 0	SF: 0 SAC: 1 DP: 0 HBP: 0	WP: 0 PB: 0 SB: 0 CS: 0	PA: 36
PITCHER Dave Goltz, R ERA: 4.14 (1, 1)	IP: 9.0 WLS: W BF: 36 H: 7 R: 1 ER: 1 SO: 6 BB: 2 IBB: 0 HBP: 0 BLK: 0 WP: 0 HR: 0 S: 46 P: 54 ERA: 1.00 WHIP: 1.000															PITCHER	IP: 9.0 WLS: W BF: 36 H: 7 R: 1 ER: 1 SO: 6 BB: 2 IBB: 0 HBP: 0 BLK: 0 WP: 0 HR: 0 S: 46 P: 54 ERA: 1.00 WHIP: 1.000					

Batter	1	2	3	4	5	6	7	8	9	AB	R	H	RBI	BB	SO	LOB	BOTTOM			
Butch Wynegar, S OBP: 0.404, SLG: 0.505 (1, 2)										3	2	3	1	2	0	0	Toronto Blue Jays @ Minnesota Twins Metropolitan Stadium, Bloomington, MI Mon May 07 1979, 8:05 PM EDT Att. 4,571 - Unknown - 63 F			
Roy Smalley, S OBP: 0.486, SLG: 0.610 (1, 6)										5	1	2	0	0	0	2				
Ken Landreaux, L OBP: 0.387, SLG: 0.458 (1, 7)										4	1	1	1	0	0	3				
Glenn Adams, L OBP: 0.310, SLG: 0.407 (1, 10)										4	0	0	0	0	1	5				
Mike Cabbage, L OBP: 0.322, SLG: 0.321 (1, 5)										3	1	0	0	1	0	2				
John Castino, R OBP: 0.371, SLG: 0.387 (8, 5)										0	0	0	0	0	0	0				
Ron Jackson, R OBP: 0.318, SLG: 0.402 (1, 3)										2	0	1	1	2	0	0				
Rob Wilfong, L OBP: 0.432, SLG: 0.548 (1, 4)										3	1	2	1	0	0	0				
Willie Norwood, R OBP: 0.333, SLG: 0.490 (1, 8)										4	0	1	2	0	1	3				
Rick Sofield, L OBP: 0.327, SLG: 0.261 (1, 9)										4	0	0	0	0	2	4				
Inning Stats	R: 0 E: 0 K: 0 S: 4	H: 1 LOB: 1 BB: 0 P: 4	R: 1 E: 0 K: 0 S: 4	H: 2 LOB: 1 BB: 1 P: 8	R: 4 E: 0 K: 1 S: 9	H: 4 LOB: 2 BB: 2 P: 17	R: 0 E: 0 K: 0 S: 4	H: 1 LOB: 2 BB: 1 P: 8	R: 0 E: 0 K: 1 S: 6	H: 1 LOB: 0 BB: 0 P: 6	R: 1 E: 0 K: 1 S: 6	H: 1 LOB: 0 BB: 0 P: 6	R: 0 E: 0 K: 0 S: 3	H: 0 LOB: 0 BB: 0 P: 3	R: 0 E: 0 K: 1 S: 5	H: 0 LOB: 1 BB: 1 P: 9	1B: 9 2B: 0 3B: 0 HR: 1	SF: 0 SAC: 1 DP: 0 HBP: 0	WP: 0 PB: 0 SB: 0 CS: 0	PA: 38
PITCHER Phil Huffman, R ERA: 7.99 (1, 1)	IP: 2.1 WLS: L BF: 14 H: 6 R: 5 ER: 5 SO: 5 BB: 2 IBB: 0 HBP: 0 BLK: 0 WP: 0 HR: 0 S: 12 P: 20 ERA: 19.29 WHIP: 3.429															PITCHER	IP: 2.1 WLS: L BF: 14 H: 6 R: 5 ER: 5 SO: 5 BB: 2 IBB: 0 HBP: 0 BLK: 0 WP: 0 HR: 0 S: 12 P: 20 ERA: 19.29 WHIP: 3.429			
Jesse Jefferson, R ERA: 3.98 (3, 1)	IP: 3.2 WLS: L BF: 17 H: 4 R: 1 ER: 1 SO: 3 BB: 2 IBB: 0 HBP: 0 BLK: 0 WP: 0 HR: 1 S: 21 P: 29 ERA: 2.46 WHIP: 1.636															PITCHER	IP: 3.2 WLS: L BF: 17 H: 4 R: 1 ER: 1 SO: 3 BB: 2 IBB: 0 HBP: 0 BLK: 0 WP: 0 HR: 1 S: 21 P: 29 ERA: 2.46 WHIP: 1.636			
Tom Murphy, R ERA: 5.29 (7, 1)	IP: 2.0 WLS: L BF: 7 H: 0 R: 0 ER: 0 SO: 1 BB: 1 IBB: 0 HBP: 0 BLK: 0 WP: 0 HR: 0 S: 8 P: 12 ERA: 0.00 WHIP: 0.500															PITCHER	IP: 2.0 WLS: L BF: 7 H: 0 R: 0 ER: 0 SO: 1 BB: 1 IBB: 0 HBP: 0 BLK: 0 WP: 0 HR: 0 S: 8 P: 12 ERA: 0.00 WHIP: 0.500			

AB	33
R	1
H	7
RBI	1
BB	2
SO	6
LOB	13




AB	32
R	6
H	10
RBI	6
BB	5
SO	4
LOB	19



Batter	1	2	3	4	5	6	7	8	9	AB	R	H	RBI	BB	SO	LOB	TOP										
Alfredo Griffin, S OBP: 0.290, SLG: 0.255 (1, 6)										5	1	3	1	0	1	0	Toronto Blue Jays @ Minnesota Twins Metropolitan Stadium, Bloomington, MI Tue May 08 1979, 8:05 PM EDT Att. 3,126 - Unknown - 57 F										
Bob Bailor, R OBP: 0.305, SLG: 0.301 (1, 5) (7, 9)										5	0	0	0	0	0	4											
Rick Bosetti, R OBP: 0.315, SLG: 0.418 (1, 8)										3	1	0	0	1	0	0											
Rico Carty, R OBP: 0.385, SLG: 0.490 (1, 10)										4	1	2	1	0	1	0											
John Mayberry, L OBP: 0.408, SLG: 0.495 (1, 3)										3	1	1	2	0	0	0											
Otto Velez, R OBP: 0.379, SLG: 0.580 Luis Gomez, R OBP: 0.200, SLG: 0.200 (1, 9) (7, 4)										3	2	2	2	0	1	1											
Al Woods, L OBP: 0.341, SLG: 0.395 (1, 7)										2	0	1	0	1	0	0											
Tim Johnson, L OBP: 0.111, SLG: 0.111 Dave McKay, S OBP: 0.250, SLG: 0.245 (6, PH) (6, 4) (7, 5)										2	0	0	0	0	0	2											
Rick Cerone, R OBP: 0.324, SLG: 0.358 (1, 2)										3	0	0	0	1	0	3											
Inning Stats	R: 0 E: 0 K: 0 S: 3	H: 1 LOB: 0 BB: 0 P: 3	R: 1 E: 1 K: 0 S: 6	H: 2 LOB: 2 BB: 0 P: 6	R: 2 E: 0 K: 1 S: 7	H: 2 LOB: 1 BB: 1 P: 11	R: 0 E: 0 K: 0 S: 2	H: 0 LOB: 0 BB: 1 P: 6	R: 0 E: 0 K: 1 S: 5	H: 0 LOB: 0 BB: 0 P: 5	R: 0 E: 0 K: 0 S: 3	H: 0 LOB: 0 BB: 0 P: 3	R: 0 E: 0 K: 0 S: 3	H: 0 LOB: 0 BB: 0 P: 3	R: 0 E: 0 K: 0 S: 3	H: 0 LOB: 0 BB: 0 P: 3		1B: 2 2B: 4 3B: 2 HR: 1	SF: 1 SAC: 1 DP: 1 HBP: 0	WP: 1 PB: 0 SB: 0 CS: 1	PA: 38						
PITCHER	IP	WLS	BF	H	R	ER	SO	BB	IBB	HBP	BLK	WP	HR	S	P	ERA	WHIP										
Roger Erickson, R ERA: 8.06 (1, 1)	5.0		23	7	5	5	2	2	0	0	0	1	1	25	33	9.00	1.800										
Pete Redfern, R ERA: 2.2 (6, 1)	0.0		1	1	0	0	0	0	0	0	0	0	0	1	1	∞	∞										
Ken Brett, L ERA: 4.26 (6, 1)	0.1		4	1	1	0	0	2	0	0	0	0	0	2	10	27.00	9.000										
Mike Bacsik, R ERA: 1.17 (6, 1)	3.2	W	10	0	0	0	1	0	0	0	0	0	0	12	12	0.00	0.000										

Batter	1	2	3	4	5	6	7	8	9	AB	R	H	RBI	BB	SO	LOB	BOTTOM										
Bob Randall, R OBP: 0.345, SLG: 0.308 (1, 4) (8, 5)										4	1	1	0	1	0	2	Toronto Blue Jays @ Minnesota Twins Metropolitan Stadium, Bloomington, MI Tue May 08 1979, 8:05 PM EDT Att. 3,126 - Unknown - 57 F										
Roy Smalley, S OBP: 0.485, SLG: 0.673 (1, 6)										5	4	4	4	1	1	0											
Ron Jackson, R OBP: 0.315, SLG: 0.390 Craig Kusick, R OBP: 0.250, SLG: 0.643 (1, 3) (6, PR) (7, 3)										3	0	0	0	0	0	3											
Jose Morales, R OBP: 0.368, SLG: 0.375 Glenn Adams, L OBP: 0.299, SLG: 0.393 (1, 10) (6, PH)										2	1	1	0	1	0	0											
Willie Norwood, R OBP: 0.333, SLG: 0.495 Butch Wynegar, S OBP: 0.405, SLG: 0.500 (1, 8) (6, PH) (7, 2)										3	0	1	0	0	1	5											
Ken Landreaux, L OBP: 0.403, SLG: 0.509 (1, 7)										5	3	4	5	0	1	0											
John Castino, R OBP: 0.425, SLG: 0.471 Rob Wilfong, L OBP: 0.432, SLG: 0.548 (1, 5) (7, PR) (8, 4)										3	2	2	1	1	0	1											
Bombo Rivera, R OBP: 0.298, SLG: 0.341 (1, 9)										4	0	3	4	1	0	1											
Glenn Borgmann, R OBP: 0.429, SLG: 0.500 Dave Edwards, R OBP: 0.200, SLG: 0.200 (1, 2) (6, PR) (7, 8)										3	0	1	0	0	1	3											
Inning Stats	R: 1 E: 0 K: 0 S: 4	H: 1 LOB: 0 BB: 0 P: 4	R: 1 E: 0 K: 1 S: 7	H: 3 LOB: 1 BB: 0 P: 7	R: 0 E: 0 K: 1 S: 2	H: 2 LOB: 2 BB: 0 P: 7	R: 3 E: 0 K: 1 S: 9	H: 4 LOB: 1 BB: 0 P: 9	R: 6 E: 0 K: 0 S: 7	H: 4 LOB: 2 BB: 2 P: 16	R: 4 E: 0 K: 1 S: 9	H: 4 LOB: 2 BB: 1 P: 14	R: 1 E: 0 K: 1 S: 6	H: 1 LOB: 0 BB: 0 P: 6	R: 1 E: 0 K: 1 S: 6	H: 1 LOB: 0 BB: 0 P: 6		1B: 7 2B: 6 3B: 1 HR: 5	SF: 0 SAC: 1 DP: 1 HBP: 2	WP: 3 PB: 0 SB: 0 CS: 0	PA: 49						
PITCHER	IP	WLS	BF	H	R	ER	SO	BB	IBB	HBP	BLK	WP	HR	S	P	ERA	WHIP										
Tom Underwood, L ERA: 6.63 (1, 1)	4.2		24	9	5	5	3	2	1	0	0	1	1	27	39	9.64	2.357										
Mike Willis, L ERA: 7.04 (5, 1)	0.2	L	6	3	3	3	0	0	0	1	0	0	0	5	6	40.50	4.500										
Dave Freisleben, R ERA: 6.43 (6, 1)	0.1		5	2	3	3	0	2	0	0	0	1	0	3	11	81.00	12.000										
Balor Moore, L ERA: 8.56 (6, 1)	1.0		8	4	4	4	1	0	0	1	0	1	2	9	10	36.00	4.000										
Tom Murphy, R ERA: 5.4 (7, 1)	1.1		6	1	1	1	1	1	0	0	0	0	1	7	11	6.75	1.500										

AB	32
R	6
H	9
RBI	6
BB	4
SO	3
LOB	10



AB	40
R	13
H	19
RBI	16
BB	6
SO	5
LOB	21



Batter	1	2	3	4	5	6	7	8	9	AB	R	H	RBI	BB	SO	LOB	TOP										
Bill Sample, R (1, 7) OBP: 0.406, SLG: 0.366										4	1	2	1	0	0	1											
Buddy Bell, R (1, 5) OBP: 0.272, SLG: 0.321										3	0	0	0	0	0	2											
Al Oliver, L (1, 8) OBP: 0.376, SLG: 0.470										4	0	1	1	0	0	0											
Richie Zisk, R (1, 9) OBP: 0.284, SLG: 0.307										4	0	1	0	0	1	0											
Pat Putnam, L (1, 3) OBP: 0.286, SLG: 0.400										4	0	1	0	0	0	1											
Mike Jorgensen, L (9, PR) OBP: 0.340, SLG: 0.468										0	0	0	0	0	0	0											
Johnny Grubb, L (1, 10) OBP: 0.282, SLG: 0.339										3	1	1	0	1	1	1											
Jim Sundberg, R (1, 2) OBP: 0.279, SLG: 0.299										4	1	1	0	0	0	2											
Bump Wills, S (1, 4) OBP: 0.308, SLG: 0.276										1	0	0	0	3	0	0											
Nelson Norman, S (1, 6) OBP: 0.267, SLG: 0.235										4	0	0	1	0	0	6											
Inning Stats	R: 1 E: 0 K: 0 S: 4	H: 1 LOB: 0 BB: 0 P: 4	R: 0 E: 0 K: 0 S: 3	H: 0 LOB: 0 BB: 0 P: 3	R: 0 E: 0 K: 0 S: 2	H: 0 LOB: 0 BB: 1 P: 6	R: 0 E: 0 K: 1 S: 5	H: 0 LOB: 0 BB: 0 P: 5	R: 2 E: 0 K: 0 S: 5	H: 2 LOB: 2 BB: 2 P: 13	R: 0 E: 0 K: 0 S: 6	H: 2 LOB: 1 BB: 0 P: 6	R: 0 E: 0 K: 0 S: 3	H: 0 LOB: 0 BB: 0 P: 3	R: 0 E: 0 K: 0 S: 5	H: 2 LOB: 3 BB: 1 P: 9	1B: 6 2B: 1 3B: 0 HR: 0	SF: 0 SAC: 1 DP: 1 HBP: 0	WP: 0 PB: 0 SB: 1 CS: 0	PA: 36							
PITCHER	IP	WLS	BF	H	R	ER	SO	BB	IBB	HBP	BLK	WP	HR	S	P	ERA	WHIP										
Jim Clancy, R (1, 1) ERA: 4.4	6.1	L	25	5	3	3	2	3	0	0	0	0	0	26	38	4.26	1.263										
Jesse Jefferson, R (7, 1) ERA: 3.52	2.2		11	2	0	0	0	0	1	0	0	0	0	10	14	0.00	0.750										

Texas Rangers @ Toronto Blue Jays
Exhibition Stadium, Toronto, ON
Fri May 11 1979, 7:05 PM EDT
Att: 12,153 - Unknown - 72 F

AB 31
R 3
H 7
RBI 3
BB 4
SO 2
LOB 13



Batter	1	2	3	4	5	6	7	8	9	AB	R	H	RBI	BB	SO	LOB	BOTTOM										
Alfredo Griffin, S (1, 6) OBP: 0.297, SLG: 0.263										4	1	2	0	0	0	0											
Bob Bailor, R (1, 9) OBP: 0.315, SLG: 0.308										4	0	2	0	0	0	1											
Rick Bosetti, R (1, 8) OBP: 0.305, SLG: 0.405										4	0	0	0	0	0	3											
Rico Carty, R (1, 10) OBP: 0.375, SLG: 0.480										2	0	0	1	0	0	0											
Otto Velez, R (1, 7) OBP: 0.361, SLG: 0.547										3	0	0	0	0	0	1											
Bob Robertson, R (1, 3) OBP: 0.143, SLG: 0.308										3	0	0	0	0	0	0											
Roy Howell, L (1, 5) OBP: 0.336, SLG: 0.379										3	0	2	0	0	0	0											
Dave McKay, S (1, 4) OBP: 0.243, SLG: 0.238										3	0	0	0	0	0	2											
Rick Cerone, R (1, 2) OBP: 0.315, SLG: 0.347										3	0	0	0	0	0	1											
Inning Stats	R: 1 E: 0 K: 0 S: 5	H: 2 LOB: 1 BB: 0 P: 5	R: 0 E: 0 K: 0 S: 3	H: 1 LOB: 0 BB: 0 P: 3	R: 0 E: 0 K: 0 S: 3	H: 1 LOB: 0 BB: 0 P: 3	R: 0 E: 0 K: 0 S: 3	H: 0 LOB: 0 BB: 0 P: 3	R: 0 E: 0 K: 0 S: 3	H: 1 LOB: 0 BB: 0 P: 3	R: 0 E: 0 K: 0 S: 3	H: 0 LOB: 0 BB: 0 P: 3	R: 0 E: 0 K: 0 S: 3	H: 0 LOB: 0 BB: 0 P: 3	R: 0 E: 0 K: 0 S: 3	H: 0 LOB: 0 BB: 0 P: 3	1B: 6 2B: 1 3B: 0 HR: 0	SF: 1 SAC: 0 DP: 2 HBP: 0	WP: 0 PB: 0 SB: 1 CS: 1	PA: 30							
PITCHER	IP	WLS	BF	H	R	ER	SO	BB	IBB	HBP	BLK	WP	HR	S	P	ERA	WHIP										
Jon Matlack, L (1, 1) ERA: 4.86	9.0	W	30	6	1	1	0	0	0	0	0	0	0	30	30	1.00	0.667										

Texas Rangers @ Toronto Blue Jays
Exhibition Stadium, Toronto, ON
Fri May 11 1979, 7:05 PM EDT
Att: 12,153 - Unknown - 72 F

AB 29
R 1
H 6
RBI 1
BB 0
SO 0
LOB 8



Batter	1	2	3	4	5	6	7	8	9	AB	R	H	RBI	BB	SO	LOB	TOP										
Bill Sample, R OBP: 0.390, SLG: 0.349 (1, 7)										4	0	0	0	0	0	1											
Buddy Bell, R OBP: 0.279, SLG: 0.330 (1, 5)										3	0	2	1	0	0	0											
Al Oliver, L OBP: 0.372, SLG: 0.479 (1, 8)										4	1	1	0	0	0	2											
Richie Zisk, R OBP: 0.273, SLG: 0.293 (1, 9)										4	0	0	0	0	0	2											
Pat Putnam, L OBP: 0.302, SLG: 0.429 La Rue Washington, R (9, PR)										4	0	2	1	0	1	0											
Mike Jorgensen, L OBP: 0.357, SLG: 0.469 (1, 3)										2	0	1	0	1	0	0											
Jim Sundberg, R OBP: 0.278, SLG: 0.327 (1, 2)										4	1	1	1	0	0	4											
Bump Wills, S OBP: 0.301, SLG: 0.269 (1, 4)										3	0	0	0	0	1	1											
Nelson Norman, S OBP: 0.269, SLG: 0.254 (1, 6)										3	1	1	0	0	0	0											
Inning Stats	R: 0 E: 0 K: 0 S: 3	H: 1 LOB: 0 BB: 0 P: 3	R: 0 E: 0 K: 1 S: 5	H: 0 LOB: 1 BB: 1 P: 9	R: 0 E: 0 K: 0 S: 3	H: 0 LOB: 0 BB: 0 P: 3	R: 0 E: 0 K: 0 S: 3	H: 1 LOB: 0 BB: 0 P: 3	R: 0 E: 0 K: 0 S: 4	H: 1 LOB: 1 BB: 0 P: 4	R: 1 E: 0 K: 0 S: 4	H: 1 LOB: 0 BB: 0 P: 4	R: 0 E: 0 K: 0 S: 3	H: 0 LOB: 0 BB: 0 P: 3	R: 1 E: 0 K: 0 S: 6	H: 1 LOB: 2 BB: 0 P: 6	R: 1 E: 0 K: 0 S: 6	H: 3 LOB: 2 BB: 0 P: 6	1B: 4 2B: 2 3B: 1 HR: 1	SF: 1 SAC: 1 DP: 1 HBP: 0	WP: 0 PB: 0 SB: 0 CS: 1	PA: 34					
PITCHER	IP	WLS	BF	H	R	ER	SO	BB	IBB	HBP	BLK	WP	HR	S	P	ERA	WHIP										
Dave Lemanczyk, R ERA: 3.0 (1, 1)	8.2	L	33	8	3	3	2	1	0	0	0	0	1	36	40	3.12	1.038										
Dave Freisleben, R ERA: 6.28 (9, 1)	0.1		1	0	0	0	0	0	0	0	0	0	0	1	1	0.00	0.000										

Texas Rangers @ Toronto Blue Jays
Exhibition Stadium, Toronto, ON
Sat May 12 1979, 3:33 AM EDT
Att: 14,109 - Unknown - 72 F

AB	31
R	3
H	8
RBI	3
BB	1
SO	2
LOB	10



Batter	1	2	3	4	5	6	7	8	9	AB	R	H	RBI	BB	SO	LOB	BOTTOM										
Alfredo Griffin, S OBP: 0.288, SLG: 0.254 Bob Robertson, R OBP: 0.133, SLG: 0.286 (9, PH)										4	0	0	0	0	0	2											
Bob Bailor, R OBP: 0.321, SLG: 0.322 (1, 9)										4	1	2	0	0	0	1											
Rick Bosetti, R OBP: 0.296, SLG: 0.392 (1, 8)										4	0	0	0	0	1	2											
Rico Carty, R OBP: 0.371, SLG: 0.465 Ted Wilborn, S (8, PR)										3	0	0	0	1	0	2											
John Mayberry, L OBP: 0.419, SLG: 0.500 (1, 3)										3	0	2	0	1	0	0											
Roy Howell, L OBP: 0.333, SLG: 0.374 (1, 5)										4	0	1	1	0	2	3											
Al Woods, L OBP: 0.350, SLG: 0.380 Otto Velez, R OBP: 0.355, SLG: 0.537 (9, PH)										3	0	0	0	0	0	2											
Dave McKay, S OBP: 0.243, SLG: 0.248 (1, 4)										4	0	1	0	0	0	0											
Rick Cerone, R OBP: 0.322, SLG: 0.356 (1, 2)										3	0	1	0	1	0	1											
Inning Stats	R: 0 E: 0 K: 0 S: 4	H: 1 LOB: 1 BB: 0 P: 4	R: 0 E: 0 K: 1 S: 5	H: 0 LOB: 0 BB: 0 P: 5	R: 0 E: 0 K: 0 S: 3	H: 0 LOB: 0 BB: 0 P: 3	R: 1 E: 0 K: 0 S: 6	H: 3 LOB: 2 BB: 0 P: 6	R: 0 E: 0 K: 0 S: 4	H: 1 LOB: 1 BB: 0 P: 4	R: 0 E: 0 K: 0 S: 4	H: 1 LOB: 1 BB: 0 P: 4	R: 0 E: 0 K: 2 S: 7	H: 0 LOB: 2 BB: 2 P: 15	R: 0 E: 0 K: 1 S: 6	H: 1 LOB: 1 BB: 0 P: 6	1B: 4 2B: 3 3B: 0 HR: 0	SF: 0 SAC: 0 DP: 0 HBP: 0	WP: 0 PB: 0 SB: 0 CS: 0	PA: 37							
PITCHER	IP	WLS	BF	H	R	ER	SO	BB	IBB	HBP	BLK	WP	HR	S	P	ERA	WHIP										
Steve Comer, R ERA: 3.44 (1, 1)	7.2	W	31	6	1	1	2	2	0	0	0	0	0	33	41	1.17	1.043										
Jim Kern, R ERA: 1.53 (8, 1)	0.0		1	0	0	0	0	1	0	0	0	0	0	0	4	∞	∞										
Sparky Lyle, L ERA: 4.03 (8, 1)	1.1	S	5	1	0	0	2	0	0	0	0	0	0	9	9	0.00	0.750										

Texas Rangers @ Toronto Blue Jays
Exhibition Stadium, Toronto, ON
Sat May 12 1979, 3:33 AM EDT
Att: 14,109 - Unknown - 72 F

AB	34
R	1
H	7
RBI	1
BB	3
SO	4
LOB	14



Batter	1	2	3	4	5	6	7	8	9	AB	R	H	RBI	BB	SO	LOB	TOP			
Bill Sample, R (1, 7) OBP: 0.380, SLG: 0.337 Larvell Blanks, R (7, 6) Gary Gray, R (8, PH) OBP: 0.306, SLG: 0.265 Dave Chalk, R (8, 6) OBP: 1.000, SLG: 1.000			6-3		F3			K		3	0	0	0	0	1	1	<p>Texas Rangers @ Toronto Blue Jays Exhibition Stadium, Toronto, ON Sun May 13 1979, 3:33AM EDT Unknown - 58 F</p> <p>livebaseballscores.com</p> <p>AB 32 R 1 H 8 RBI 1 BB 1 SO 5 LOB 16</p>			
Buddy Bell, R (1, 5) OBP: 0.286, SLG: 0.336					F2			4-3		4	0	2	0	0	0	1				
Al Oliver, L (1, 8) OBP: 0.376, SLG: 0.480					F7					4	0	2	0	0	0	2				
Richie Zisk, R (1, 9) OBP: 0.272, SLG: 0.284					L5					3	0	0	0	1	1	4				
Pat Putnam, L (1, 10) OBP: 0.298, SLG: 0.415										4	1	1	0	0	0	4				
Mike Jorgensen, L (1, 3) OBP: 0.387, SLG: 0.491										4	0	2	0	0	0	0				
Jim Sundberg, R (1, 2) OBP: 0.289, SLG: 0.317										3	0	0	1	0	2	1				
Bump Wills, S (1, 4) OBP: 0.294, SLG: 0.261										3	0	0	0	0	0	2				
Nelson Norman, S (1, 6) OBP: 0.275, SLG: 0.260 Johnny Grubb, L (7, PH) OBP: 0.258, SLG: 0.333										2	0	1	0	0	0	1				
										1	0	0	0	0	0	0				
Inning Stats	R: 0 E: 1 K: 1 S: 7	H: 2 LOB: 2 BB: 0 P: 7	R: 0 E: 0 K: 1 S: 6	H: 1 LOB: 1 BB: 0 P: 6	R: 0 E: 0 K: 0 S: 4	H: 1 LOB: 0 BB: 0 P: 4	R: 1 E: 0 K: 0 S: 4	H: 2 LOB: 0 BB: 0 P: 4	R: 0 E: 0 K: 0 S: 2	H: 0 LOB: 0 BB: 1 P: 6	R: 0 E: 0 K: 1 S: 5	H: 0 LOB: 0 BB: 0 P: 5	R: 0 E: 0 K: 2 S: 8	H: 1 LOB: 1 BB: 0 P: 8	R: 0 E: 0 K: 0 S: 3	H: 0 LOB: 0 BB: 0 P: 3	1B: 7 2B: 1 3B: 0 HR: 0	SF: 1 SAC: 0 DP: 2 HBP: 0	WP: 0 PB: 0 SB: 0 CS: 1	PA: 34
PITCHER Mark Lemongello, R (1, 1) ERA: 5.54	IP: 9.0 WLS: W BF: 34 H: 8 R: 1 ER: 1 SO: 5 BB: 1 IBB: 0 HBP: 0 BLK: 0 WP: 0 HR: 0 S: 43 P: 47 ERA: 1.00 WHIP: 1.000															PITCHER				

Batter	1	2	3	4	5	6	7	8	9	AB	R	H	RBI	BB	SO	LOB	BOTTOM			
Alfredo Griffin, S (1, 6) OBP: 0.294, SLG: 0.287			4-3							4	2	2	0	0	0	1	<p>Texas Rangers @ Toronto Blue Jays Exhibition Stadium, Toronto, ON Sun May 13 1979, 3:33AM EDT Unknown - 58 F</p> <p>livebaseballscores.com</p> <p>AB 28 R 3 H 6 RBI 3 BB 2 SO 2 LOB 10</p>			
Bob Bailor, R (1, 9) OBP: 0.319, SLG: 0.320										4	0	1	1	0	1	2				
Roy Howell, L (1, 5) OBP: 0.349, SLG: 0.359 Tim Johnson, L (9, 5) OBP: 0.111, SLG: 0.111										4	0	0	1	0	1	2				
										0	0	0	0	0	0	0				
Rico Carty, R (1, 10) OBP: 0.375, SLG: 0.471										3	0	1	0	1	0	1				
John Mayberry, L (1, 3) OBP: 0.417, SLG: 0.505										3	0	1	1	0	0	1				
Rick Rosetti, R (1, 8) OBP: 0.290, SLG: 0.383										3	0	0	0	0	0	1				
Al Woods, L (1, 7) OBP: 0.319, SLG: 0.366										3	0	0	0	0	0	1				
Dave McKay, S (1, 4) OBP: 0.254, SLG: 0.252										2	1	1	0	1	0	0				
Bob Davis, R (1, 2) Otto Velez, R (7, PH) OBP: 0.349, SLG: 0.527 Rick Cerone, R (8, 2) OBP: 0.322, SLG: 0.356										1	0	0	0	0	0	0				
										1	0	0	0	0	0	1				
										0	0	0	0	0	0	0				
Inning Stats	R: 0 E: 0 K: 2 S: 7	H: 0 LOB: 0 BB: 0 P: 7	R: 0 E: 0 K: 0 S: 4	H: 1 LOB: 1 BB: 0 P: 4	R: 1 E: 0 K: 0 S: 4	H: 1 LOB: 1 BB: 1 P: 8	R: 0 E: 0 K: 0 S: 3	H: 0 LOB: 0 BB: 0 P: 3	R: 0 E: 0 K: 0 S: 3	H: 0 LOB: 0 BB: 0 P: 3	R: 1 E: 0 K: 0 S: 4	H: 2 LOB: 2 BB: 1 P: 8	R: 0 E: 0 K: 0 S: 4	H: 1 LOB: 1 BB: 0 P: 4	R: 1 E: 0 K: 0 S: 4	H: 1 LOB: 0 BB: 0 P: 4	1B: 2 2B: 3 3B: 1 HR: 0	SF: 0 SAC: 1 DP: 0 HBP: 0	WP: 0 PB: 0 SB: 0 CS: 1	PA: 31
PITCHER Doyle Alexander, R (1, 1) ERA: 3.66 Sparky Lytle, L (8, 1) ERA: 3.91	IP: 7.1 WLS: L BF: 29 H: 6 R: 3 ER: 3 SO: 2 BB: 2 IBB: 0 HBP: 0 BLK: 0 WP: 0 HR: 0 S: 31 P: 39 ERA: 3.68 WHIP: 1.091															PITCHER				

Batter	1	2	3	4	5	6	7	8	9	AB	R	H	RBI	BB	SO	LOB	TOP								
Johnny Grubb, L OBP: 0.273, SLG: 0.333 Bill Sample, R OBP: 0.385, SLG: 0.337	G3		BB 1B		4-3			2B BB	G6-4-3 BB	3	1	1	0	1	0	1									
Buddy Bell, R OBP: 0.290, SLG: 0.341	5-3		BB 1B			6-3		1B 2B	G6-4-3 BB	4	1	1	2	1	0	1									
Al Oliver, L OBP: 0.365, SLG: 0.465	6-3		6-3			F4		6-3		4	0	0	0	0	0	5									
Richie Zisk, R OBP: 0.271, SLG: 0.276		F8		F9		5-3		1B BB		3	1	0	0	1	0	0									
John Ellis, R OBP: 0.298, SLG: 0.432 Jim Sundberg, R OBP: 0.269, SLG: 0.317	K		F7			F8		1B HR 1B		4	0	1	1	0	1	0									
Pat Putnam, L OBP: 0.295, SLG: 0.404	1-3		3-1			1-3		HR 1B		4	1	1	1	0	0	0									
Mike Jorgensen, L OBP: 0.359, SLG: 0.526			F3		G3			HR		4	1	1	3	0	0	0									
Larry Blanks, R OBP: 0.400, SLG: 0.400 Bump Willis, S OBP: 0.291, SLG: 0.259			BB 1B		5-3			HR		3	0	2	0	0	0	0									
Nelson Norman, S OBP: 0.277, SLG: 0.276			L5					SH1-4	5-3	3	0	1	0	0	0	1									
Inning Stats	R: 0 E: 0 K: 0 S: 3	H: 0 LOB: 0 BB: 0 P: 3	R: 0 E: 0 K: 1 S: 5	H: 0 LOB: 0 BB: 0 P: 5	R: 0 E: 0 K: 0 S: 5	H: 2 LOB: 3 BB: 1 P: 9	R: 0 E: 0 K: 0 S: 3	H: 0 LOB: 0 BB: 0 P: 3	R: 0 E: 0 K: 0 S: 4	H: 1 LOB: 1 BB: 0 P: 4	R: 0 E: 0 K: 0 S: 3	H: 0 LOB: 0 BB: 0 P: 3	R: 0 E: 0 K: 0 S: 3	H: 0 LOB: 0 BB: 0 P: 3	R: 7 E: 0 K: 0 S: 8	H: 5 LOB: 1 BB: 2 P: 16	R: 0 E: 0 K: 0 S: 2	H: 0 LOB: 0 BB: 1 P: 6	1B: 5 2B: 2 3B: 0 HR: 1	SF: 0 SAC: 1 DP: 1 HBP: 0	WP: 0 PB: 0 SB: 1 CS: 0	PA: 38			
PITCHER	IP	WLS	BF	H	R	ER	SO	BB	IBB	HBP	BLK	WP	HR	S	P	ERA	WHIP								
Phil Huffman, R ERA: 6.97	7.1	L	29	5	4	4	1	2	0	0	0	0	0	29	37	0.00	3.000								
Mike Willis, L ERA: 7.47	0.1		2	0	0	0	0	1	0	0	0	0	0	1	5	0.00	3.000								
Tom Buskey, R ERA:	0.0		2	2	0	0	0	0	0	0	0	0	0	2	2	∞	∞								
Balor Moore, L ERA: 8.4	1.1		5	1	3	3	0	1	0	0	0	0	1	4	8	20.25	1.500								

Texas Rangers @ Toronto Blue Jays
Exhibition Stadium, Toronto, ON
Sun May 13 1979, 3:38 AM EDT
Att: 16,531 - Unknown

AB	33
R	7
H	8
RBI	7
BB	4
SO	1
LOB	9



Batter	1	2	3	4	5	6	7	8	9	AB	R	H	RBI	BB	SO	LOB	BOTTOM								
Alfredo Griffin, S OBP: 0.302, SLG: 0.290 Bob Robertson, R OBP: 0.188, SLG: 0.286 Luis Gomez, R OBP: 0.200, SLG: 0.200	4-3 9-2 BB		SH3-4		K			HR 1B	BB	2	1	1	0	1	1	2									
Bob Bailor, R OBP: 0.321, SLG: 0.318	4-3		1-3		1-3			HR BB	F8	4	1	1	1	1	0	5									
Otto Velez, R OBP: 0.358, SLG: 0.569	9-2		K			G4-3 BB		HR		3	1	1	3	1	1	2									
Rico Carty, R OBP: 0.363, SLG: 0.454		5-3		F7		G4-3		K		4	0	0	0	0	1	1									
John Mayberry, L OBP: 0.412, SLG: 0.491		BB		F8		G3		F8		3	0	0	0	1	0	0									
Rick Rosetti, R OBP: 0.289, SLG: 0.380		F8		K			K		1B FC5-4 1B	4	1	1	0	0	2	1									
Al Woods, L OBP: 0.326, SLG: 0.372		F7			SH1-3 1B		F9		1B	4	0	2	0	0	0	1									
Dave McKay, S OBP: 0.256, SLG: 0.255			SH3-4 WP 1B 1B		SH1-3		F6		K	3	1	1	0	0	1	2									
Rick Cerone, R OBP: 0.328, SLG: 0.350			1B SH3-4 BB					F7	FC5-4 BB	2	0	0	1	2	0	1									
Inning Stats	R: 0 E: 0 K: 0 S: 2	H: 0 LOB: 1 BB: 1 P: 6	R: 0 E: 0 K: 0 S: 3	H: 0 LOB: 1 BB: 1 P: 7	R: 1 E: 0 K: 1 S: 6	H: 2 LOB: 1 BB: 1 P: 10	R: 0 E: 0 K: 1 S: 5	H: 0 LOB: 0 BB: 0 P: 5	R: 0 E: 0 K: 0 S: 2	H: 1 LOB: 2 BB: 1 P: 10	R: 0 E: 0 K: 0 S: 5	H: 0 LOB: 0 BB: 0 P: 5	R: 0 E: 0 K: 1 S: 7	H: 2 LOB: 0 BB: 1 P: 11	R: 1 E: 0 K: 1 S: 7	H: 2 LOB: 2 BB: 1 P: 11	1B: 6 2B: 1 3B: 0 HR: 1	SF: 0 SAC: 2 DP: 2 HBP: 0	WP: 1 PB: 0 SB: 1 CS: 0	PA: 38					
PITCHER	IP	WLS	BF	H	R	ER	SO	BB	IBB	HBP	BLK	WP	HR	S	P	ERA	WHIP								
Ed Farmer, R ERA: 4.5	7.1	W	30	5	4	4	4	6	0	0	0	0	0	10	14	6.75	2.250								
Jim Kern, R ERA: 1.76	1.1		7	2	1	1	2	1	0	0	0	0	0	1	1	0.00	0.000								
Sparky Lyle, L ERA: 3.86	0.1	S	1	0	0	0	0	0	0	0	0	0	0	1	1	0.00	0.000								


Texas Rangers @ Toronto Blue Jays
Exhibition Stadium, Toronto, ON
Sun May 13 1979, 3:38 AM EDT
Att: 16,531 - Unknown


AB	29
R	5
H	7
RBI	5
BB	7
SO	6
LOB	15



Batter	1	2	3	4	5	6	7	8	9	AB	R	H	RBI	BB	SO	LOB	TOP					
Alfredo Griffin, S OBP: 0.301, SLG: 0.283 (1, 6)	F9		F4		6-3		BB			3	0	0	0	1	0	0	Toronto Blue Jays @ Cleveland Indians Cleveland Municipal Stadium, Cleveland, OH Mon May 14 1979, 7:05 PM EDT Att: 3,867 - Unknown livebaseballscorecards.com					
Bob Bailor, R OBP: 0.329, SLG: 0.315 Tim Johnson, L OBP: 0.100, SLG: 0.100 (1, 5) (5, 5) (7, 4)	FC6-4 BB		F	S BB	F2		8-2			1	0	0	0	2	0	0						
Otto Velez, R OBP: 0.352, SLG: 0.541 (1, 9)	F9		FC5-4 BB		K			F4		3	0	0	0	1	1	1						
Rico Carty, R OBP: 0.352, SLG: 0.438 (1, 10)	FC6-4 1-2		FC5-4 BB			6-3		6-3		4	0	0	0	0	0	3						
Bob Robertson, R OBP: 0.200, SLG: 0.235 (1, 3)		FC6-4 BB		F5		F6		K		3	0	0	0	1	1	0						
Rick Bosetti, R OBP: 0.281, SLG: 0.369 (1, 8)	FC6-4 1-2		S	4-3		1-3			F9	4	0	0	0	0	0	1						
Dave McKay, S OBP: 0.267, SLG: 0.274 Luis Gomez, R OBP: 0.200, SLG: 0.200 Roy Howell, L OBP: 0.319, SLG: 0.356 (1, 4) (7, PR) (7, 5)	K 1-2		WP 1B				SH1-4 8-2		6-3	3	0	2	0	0	1	1						
Rick Cerone, R OBP: 0.333, SLG: 0.343 (1, 2)	6-3			4-0 1-2 BB			SH1-4 BB		6-3	2	0	0	0	2	0	1						
AJ Woods, L OBP: 0.320, SLG: 0.364 (1, 7)			G3		F6		SH1-4			2	0	0	0	0	0	2						
Inning Stats	R: 0 E: 0 K: 0 S: 3	H: 0 LOB: 1 BB: 1 P: 7	R: 0 E: 0 K: 1 S: 5	H: 0 LOB: 1 BB: 1 P: 9	R: 0 E: 0 K: 0 S: 3	H: 0 LOB: 2 BB: 2 P: 11	R: 0 E: 0 K: 0 S: 4	H: 1 LOB: 2 BB: 1 P: 8	R: 0 E: 0 K: 1 S: 5	H: 0 LOB: 0 BB: 0 P: 5	R: 0 E: 0 K: 0 S: 3	H: 0 LOB: 0 BB: 0 P: 3	R: 0 E: 0 K: 0 S: 3	H: 1 LOB: 2 BB: 2 P: 11	R: 0 E: 0 K: 0 S: 5	H: 0 LOB: 0 BB: 0 P: 5		R: 0 E: 0 K: 0 S: 3	H: 0 LOB: 0 BB: 0 P: 3	1B: 1 2B: 2 3B: 0 HR: 0	SF: 0 SAC: 1 DP: 1 HBP: 0	WP: 1 PB: 0 SB: 2 CS: 0
PITCHER Rick Waits, L ERA: 4.11 (1, 1)	IP: 9.0 WLS: W BF: 35 H: 2 R: 0 ER: 0 SO: 3 BB: 7 IBB: 0 HBP: 0 BLK: 0 WP: 1 HR: 0 S: 34 P: 62 ERA: 0.00 WHIP: 1.000																					

Batter	1	2	3	4	5	6	7	8	9	AB	R	H	RBI	BB	SO	LOB	BOTTOM			
Bobby Bonds, R OBP: 0.370, SLG: 0.508 (1, 10)	6-3		F7		F8		F8			4	0	0	0	0	0	2	Toronto Blue Jays @ Cleveland Indians Cleveland Municipal Stadium, Cleveland, OH Mon May 14 1979, 7:05 PM EDT Att: 3,867 - Unknown livebaseballscorecards.com			
Paul Dade, R OBP: 0.340, SLG: 0.345 (1, 9)	FC4 BB E 1B		S BB		4-3 1B			1-3		3	1	2	0	1	0	0				
Rick Manning, L OBP: 0.309, SLG: 0.333 (1, 8)	1-2 BB		K		4-3 1B			4-3		3	0	0	0	1	1	3				
Andre Thornton, R OBP: 0.266, SLG: 0.305 (1, 3)	FC4 1-2 2H		5-3		K			F7		4	0	0	0	0	1	4				
Ron Pruitt, R OBP: 0.281, SLG: 0.267 (1, 7)	F6				F9		G3-6-3 1B			3	0	1	0	0	0	2				
Gary Alexander, R OBP: 0.286, SLG: 0.353 (1, 2)	K				F8		L7			3	0	0	0	0	1	3				
Toby Harrah, R OBP: 0.326, SLG: 0.287 (1, 5)			F7				G3-6-3 1B			3	0	1	0	0	0	1				
Duane Kuiper, L OBP: 0.289, SLG: 0.272 (1, 4)					G3			6-3		3	0	1	0	0	0	1				
Tom Verzyer, R OBP: 0.324, SLG: 0.280 (1, 6)			L1				4-3 1B			2	0	1	0	1	0	1				
Inning Stats	R: 1 E: 1 K: 1 S: 7	H: 1 LOB: 2 BB: 1 P: 11	R: 0 E: 0 K: 0 S: 3	H: 1 LOB: 0 BB: 0 P: 3	R: 0 E: 0 K: 1 S: 5	H: 0 LOB: 1 BB: 1 P: 9	R: 0 E: 0 K: 0 S: 4	H: 1 LOB: 1 BB: 0 P: 4	R: 0 E: 0 K: 1 S: 7	H: 2 LOB: 2 BB: 0 P: 7	R: 0 E: 0 K: 0 S: 3	H: 1 LOB: 0 BB: 0 P: 3	R: 0 E: 0 K: 0 S: 2	H: 0 LOB: 1 BB: 1 P: 6	R: 0 E: 0 K: 0 S: 3	H: 0 LOB: 0 BB: 0 P: 3		1B: 6 2B: 0 3B: 0 HR: 0	SF: 0 SAC: 0 DP: 1 HBP: 0	WP: 0 PB: 0 SB: 1 CS: 2
PITCHER Tom Underwood, L ERA: 5.44 (1, 1)	IP: 8.0 WLS: L BF: 31 H: 6 R: 1 ER: 0 SO: 3 BB: 3 IBB: 0 HBP: 0 BLK: 0 WP: 0 HR: 0 S: 34 P: 46 ERA: 0.00 WHIP: 1.125																			

Batter	1	2	3	4	5	6	7	8	9	AB	R	H	RBI	BB	SO	LOB	TOP																	
Alfredo Griffin, S OBP: 0.304, SLG: 0.282 (1, 6)	0-0 1-3		4-0 1-2 BB		0-0 6-3		0-0 1B B1 1B		0-0 6-3	4	0	1	1	1	0	1	<p>Toronto Blue Jays @ Cleveland Indians Cleveland Municipal Stadium, Cleveland, OH</p> <p>Tue May 15 1979, 7:05 PM EDT Att. 3,978 - Unknown - 60 F</p> <p>livebaseballscorecards.com</p> <p>AB 31 R 3 H 5 RBI 3 BB 8 SO 7 LOB 14</p> 																	
Bob Bailor, R OBP: 0.336, SLG: 0.321 (1, 5)	0-3 K		0-0 F4		0-0 1B		0-0 1B		4-0 BB	4	0	2	2	1	1	2																		
Al Woods, L OBP: 0.314, SLG: 0.355 (1, 7)	0-0 F8			0-0 F8		0-0 1-2 1B		0-0 B1	0-0 4-3	5	0	1	0	0	0	3																		
Rico Carty, R OBP: 0.341, SLG: 0.422 (1, 10)		0-0 4-3		0-0 F7		0-0 6-3			0-0 F8	4	0	0	0	0	0	2																		
John Mayberry, L OBP: 0.422, SLG: 0.486 Ted Wilborn, S (8, PR)	4-0 BB		4-0 BB		0-0 4-3				4-0 BB BB	1	0	0	0	3	0	0																		
Bob Robertson, R OBP: 0.200, SLG: 0.235 (8, 3)	0-3 CS BB		0-3 BB		0-0 4-3				0-0 BB BB	0	0	0	0	0	0	0																		
Rick Rosetti, R OBP: 0.273, SLG: 0.359 (1, 8)	0-3 K		0-3 K		0-0 F8				0-0 F8	4	0	0	0	0	2	3																		
Otto Velez, R OBP: 0.347, SLG: 0.516 (1, 9)		0-3 K		0-0 F9		0-3 K			4-0 1-2 BB	3	0	0	0	1	2	0																		
Tim Johnson, L OBP: 0.143, SLG: 0.143 (1, 4)		0-0 4-3		0-0 6-3 1B					0-3 K	4	1	1	0	0	1	2																		
Rick Cerone, R OBP: 0.339, SLG: 0.336 (1, 2)		4-0 BB		0-0 E5 1B					0-3 K	2	2	0	0	2	1	1																		
Inning Stats	R: 0 E: 0 K: 1 S: 5	H: 0 LOB: 0 BB: 0 P: 5	R: 0 E: 0 K: 1 S: 4	H: 0 LOB: 1 BB: 1 P: 8	R: 0 E: 0 K: 1 S: 5	H: 0 LOB: 2 BB: 2 P: 13	R: 0 E: 0 K: 1 S: 5	H: 0 LOB: 1 BB: 1 P: 9	R: 2 E: 1 K: 0 S: 7	H: 3 LOB: 2 BB: 0 P: 7	R: 0 E: 0 K: 1 S: 5	H: 0 LOB: 0 BB: 0 P: 5	R: 1 E: 0 K: 0 S: 4	H: 2 LOB: 1 BB: 1 P: 8	R: 0 E: 0 K: 1 S: 5	H: 0 LOB: 2 BB: 2 P: 13	R: 0 E: 0 K: 1 S: 5	H: 0 LOB: 1 BB: 1 P: 9	1B: 5 2B: 2 3B: 0 HR: 0	SF: 0 SAC: 0 DP: 2 HBP: 0	WP: 0 PB: 0 SB: 0 CS: 1	PA: 39												
PITCHER	IP WLS BF H R ER SO BB IBB HBP BLK WP HR S P ERA WHIP																																	
Eric Wilkins, R ERA: 4.28 Sid Monge, L ERA: 1.29	(1, 1) (7, 1)	6.1 2.2	WLS W	29 10	H 0	R 0	ER 0	SO 2	BB 3	IBB 0	HBP 0	BLK 0	WP 0	HR 0	S 34	P 54	ERA 1.42	WHIP 1.579																

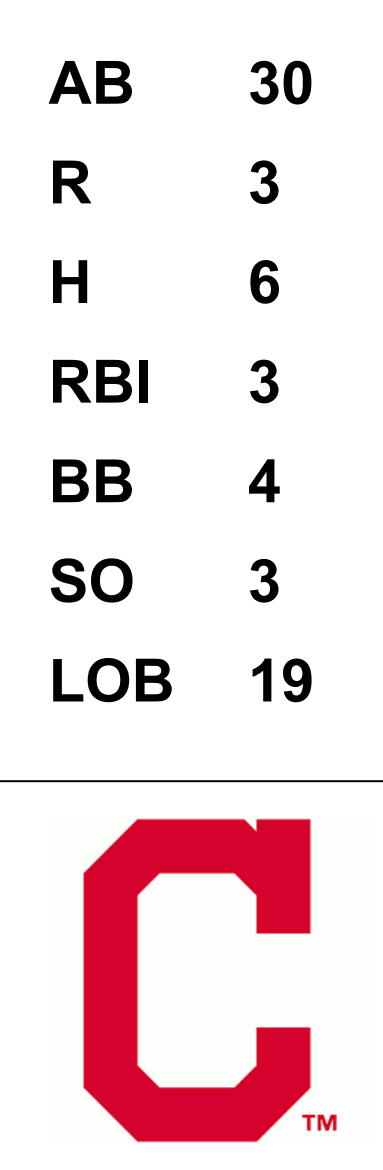
Batter	1	2	3	4	5	6	7	8	9	AB	R	H	RBI	BB	SO	LOB	BOTTOM																	
Bobby Bonds, R OBP: 0.385, SLG: 0.512 (1, 10)	0-0 1B		1-0 HBP			0-0 1B 5-3 1B		0-0 F2		3	1	2	0	1	0	2	<p>Toronto Blue Jays @ Cleveland Indians Cleveland Municipal Stadium, Cleveland, OH</p> <p>Tue May 15 1979, 7:05 PM EDT Att. 3,978 - Unknown - 60 F</p> <p>livebaseballscorecards.com</p> <p>AB 31 R 5 H 7 RBI 4 BB 5 SO 5 LOB 23</p> 																	
Paul Dade, R OBP: 0.338, SLG: 0.323 (1, 9)	0-3 K		0-0 F9		0-0 5-3		0-0 4-3		4-0 BB	4	0	0	1	1	1	5																		
Rick Manning, L OBP: 0.307, SLG: 0.331 (1, 8)	0-3 K		0-0 4-3		0-0 1B		0-0 F5		4-0 BB	4	0	1	0	0	1	5																		
Andre Thornton, R OBP: 0.273, SLG: 0.306 (1, 3)	0-0 6-3			0-3 K		0-0 1B		4-0 BB SH BB		3	1	1	1	1	1	1																		
Ron Pruitt, R OBP: 0.286, SLG: 0.250 Horace Speed, R OBP: 0.429, SLG: 0.200 (8, PR) (9, 7)	0-0 3-1		4-0 BB		0-0 G6-4-3		0-0 SH BB		0-0 SH BB	2	0	0	0	1	0	2																		
Gary Alexander, R OBP: 0.276, SLG: 0.340 (1, 2)	0-0 F8		0-3 K		0-0 1-2		0-3 K		1-2 E	4	0	0	0	0	2	3																		
Toby Harrah, R OBP: 0.338, SLG: 0.297 (1, 5)	0-0 FC6-4 1B				0-0 5-3		0-0 WP 1B BB		4-0 E BB	3	2	2	0	1	0	0																		
Duane Kuiper, L OBP: 0.288, SLG: 0.271 (1, 4)	0-0 FC6-4				0-0 6-3		0-0 BB WP		0-0 E6	4	0	1	1	0	0	2																		
Tom Veryzer, R OBP: 0.313, SLG: 0.269 (1, 6)			0-0 6-3		0-0 F3		0-0 F8		1-2 E4	4	0	0	1	0	0	3																		
Inning Stats	R: 0 E: 0 K: 2 S: 8	H: 1 LOB: 1 BB: 0 P: 8	R: 0 E: 0 K: 0 S: 4	H: 1 LOB: 0 BB: 0 P: 4	R: 0 E: 0 K: 0 S: 3	H: 0 LOB: 1 BB: 0 P: 4	R: 0 E: 0 K: 2 S: 6	H: 0 LOB: 0 BB: 1 P: 10	R: 0 E: 0 K: 0 S: 3	H: 0 LOB: 0 BB: 0 P: 3	R: 1 E: 0 K: 0 S: 5	H: 3 LOB: 1 BB: 0 P: 5	R: 1 E: 0 K: 0 S: 5	H: 2 LOB: 3 BB: 2 P: 13	R: 3 E: 2 K: 1 S: 8	H: 0 LOB: 2 BB: 2 P: 16		1B: 7 2B: 0 3B: 0 HR: 0	SF: 0 SAC: 1 DP: 1 HBP: 1	WP: 1 PB: 0 SB: 0 CS: 0	PA: 38													
PITCHER	IP WLS BF H R ER SO BB IBB HBP BLK WP HR S P ERA WHIP																																	
Jesse Jefferson, R ERA: 3.07 Dave Freisleben, R ERA: 6.75 Jerry Garvin, L ERA: 13.5 Mike Willis, L ERA: 7.16	(1, 1) (7, 1) (7, 1) (8, 1)	6.1 0.1 0.2 0.2	WLS L	24 5 7 2	H 2	R 1	ER 1	SO 0	BB 2	IBB 0	HBP 0	BLK 0	WP 1	HR 0	S 30	P 35	ERA 27.00	WHIP 12.000																

Batter	1	2	3	4	5	6	7	8	9	AB	R	H	RBI	BB	SO	LOB	TOP			
Alfredo Griffin, S OBP: 0.314, SLG: 0.289 (1, 6)										4	1	2	0	1	0	0	Toronto Blue Jays @ Cleveland Indians Cleveland Municipal Stadium, Cleveland, OH Wed May 16 1979, 7:05 PM EDT Att: 4,079 - Unknown			
Bob Bailor, R OBP: 0.327, SLG: 0.312 (1, 9)										4	0	0	1	0	1	4				
Roy Howell, L OBP: 0.314, SLG: 0.349 (1, 5)										5	0	1	1	0	0	5				
Rico Carty, R OBP: 0.343, SLG: 0.417 (1, 10)										4	0	1	1	1	0	1				
John Mayberry, L OBP: 0.417, SLG: 0.474 (1, 3)										3	0	0	0	1	1	4				
Rick Bosetti, R OBP: 0.286, SLG: 0.349 (1, 8)										4	0	0	0	0	0	2				
Al Woods, L OBP: 0.311, SLG: 0.351 (1, 7)										4	1	1	0	0	0	1				
Tim Johnson, L OBP: 0.167, SLG: 0.118 (1, 4)										3	1	0	0	1	0	0				
Rick Cerone, R OBP: 0.336, SLG: 0.333 (1, 2)										4	1	1	1	0	0	1				
Inning Stats	R: 1 E: 0 K: 1 S: 7	H: 2 LOB: 1 BB: 0 P: 7	R: 1 E: 0 K: 0 S: 5	H: 2 LOB: 3 BB: 2 P: 13	R: 0 E: 1 K: 1 S: 6	H: 0 LOB: 1 BB: 0 P: 6	R: 2 E: 2 K: 0 S: 6	H: 1 LOB: 2 BB: 1 P: 10	R: 0 E: 0 K: 0 S: 3	H: 0 LOB: 0 BB: 0 P: 3	R: 0 E: 0 K: 0 S: 3	H: 0 LOB: 0 BB: 1 P: 7	R: 0 E: 0 K: 0 S: 3	H: 0 LOB: 0 BB: 0 P: 3	R: 0 E: 0 K: 0 S: 4	H: 1 LOB: 1 BB: 0 P: 4	1B: 6 2B: 0 3B: 0 HR: 0	SF: 1 SAC: 0 DP: 0 HBP: 0	WP: 0 PB: 0 SB: 1 CS: 0	PA: 40
PITCHER Rick Wise, R ERA: 3.41 (1, 1)	IP: 9.0 WLS: L BF: 40	H: 6 R: 4 ER: 2 SO: 2	BB: 4 IBB: 0 HBP: 0 BLK: 0	WP: 0 HR: 0 S: 40 P: 56	ERA: 2.00 WHIP: 1.111											PITCHER IP: 9.0 WLS: W BF: 37	H: 6 R: 3 ER: 2 SO: 3	BB: 4 IBB: 0 HBP: 0 BLK: 0	WP: 1 HR: 0 S: 39 P: 55	ERA: 2.00 WHIP: 1.111

AB	35
R	4
H	6
RBI	4
BB	4
SO	2
LOB	18



Batter	1	2	3	4	5	6	7	8	9	AB	R	H	RBI	BB	SO	LOB	BOTTOM			
Bobby Bonds, R OBP: 0.385, SLG: 0.504 (1, 10)										4	0	1	1	1	1	3	Toronto Blue Jays @ Cleveland Indians Cleveland Municipal Stadium, Cleveland, OH Wed May 16 1979, 7:05 PM EDT Att: 4,079 - Unknown			
Paul Dade, R OBP: 0.319, SLG: 0.303 (1, 9)										4	0	0	0	0	0	4				
Rick Manning, L OBP: 0.313, SLG: 0.325 (1, 8)										2	0	0	0	2	0	0				
Andre Thornton, R OBP: 0.275, SLG: 0.300 (1, 3)										2	1	0	0	1	0	1				
Jim Norris, L OBP: 0.278, SLG: 0.250 (1, 7)										4	1	0	0	0	0	3				
Toby Harrah, R OBP: 0.336, SLG: 0.295 (1, 5)										4	0	1	2	0	0	2				
Gary Alexander, R OBP: 0.283, SLG: 0.345 (1, 2)										4	0	2	0	0	1	2				
Horace Speed, R OBP: 0.429, SLG: 0.200 (0, PR)										0	0	0	0	0	0	0				
Duane Kuiper, L OBP: 0.294, SLG: 0.277 (1, 4)										1	0	1	0	0	0	0				
Dave Rosello, R (5, 4)										1	0	0	0	0	0	0				
Tom Verzyer, R OBP: 0.311, SLG: 0.278 (1, 6)										4	1	1	0	0	1	4				
Inning Stats	R: 0 E: 0 K: 0 S: 3	H: 0 LOB: 0 BB: 0 P: 3	R: 0 E: 0 K: 1 S: 6	H: 1 LOB: 1 BB: 0 P: 4	R: 0 E: 0 K: 1 S: 6	H: 1 LOB: 0 BB: 1 P: 6	R: 2 E: 2 K: 1 S: 6	H: 1 LOB: 0 BB: 1 P: 10	R: 1 E: 0 K: 0 S: 4	H: 2 LOB: 0 BB: 0 P: 4	R: 0 E: 0 K: 0 S: 3	H: 1 LOB: 2 BB: 1 P: 8	R: 0 E: 0 K: 0 S: 3	H: 0 LOB: 1 BB: 1 P: 7	R: 0 E: 0 K: 1 S: 6	H: 1 LOB: 2 BB: 0 P: 6	1B: 5 2B: 2 3B: 0 HR: 0	SF: 0 SAC: 3 DP: 1 HBP: 0	WP: 1 PB: 1 SB: 0 CS: 1	PA: 37
PITCHER Dave Lemanczyk, R ERA: 2.83 (1, 1)	IP: 9.0 WLS: W BF: 37	H: 6 R: 3 ER: 2 SO: 3	BB: 4 IBB: 0 HBP: 0 BLK: 0	WP: 1 HR: 0 S: 39 P: 55	ERA: 2.00 WHIP: 1.111											PITCHER IP: 9.0 WLS: W BF: 37	H: 6 R: 3 ER: 2 SO: 3	BB: 4 IBB: 0 HBP: 0 BLK: 0	WP: 1 HR: 0 S: 39 P: 55	ERA: 2.00 WHIP: 1.111



Batter	1	2	3	4	5	6	7	8	9	AB	R	H	RBI	BB	SO	LOB	TOP					
Alfredo Griffin, S OBP: 0.316, SLG: 0.293 (1, 6)	0-0 1B FC6-4 1B		0-0 HBP 1B		0-0 4-3		0-0 G3		0-0 4-3	5	2	2	0	0	0	1						
Bob Bailor, R OBP: 0.336, SLG: 0.319 (1, 9)	0-0 FC6-4 1B		1-0 HBP 1B		0-0 S 2B		0-0 4-3			3	1	2	0	0	0	0						
Roy Howell, L OBP: 0.320, SLG: 0.363 (1, 5)	0-0 FC6-4 G6-4-3 1-2 3-H		0-3 K		0-0 1-H 2B				0-0 4-3 WP 1B	4	0	2	2	0	1	3						
Rico Carty, R OBP: 0.340, SLG: 0.411 (1, 10)	0-0 G6-4-3 1-2		0-0 1-2 2H 1B		0-3 K				0-3 K 1-2	4	0	1	1	0	2	3						
John Mayberry, L OBP: 0.406, SLG: 0.458 (1, 3)		0-0 F5	0-3 K		0-3 K				0-0 4-3 2-3	4	0	0	0	0	2	3						
Rick Bosetti, R OBP: 0.299, SLG: 0.340 (1, 8)	0-0 5-3			0-0 F9		0-0 6-3			0-0 F6	4	0	0	0	0	0	1						
Al Woods, L OBP: 0.318, SLG: 0.366 (1, 7)	0-0 2B			0-0 F9		0-0 1B			0-0 F5	4	0	2	0	0	0	0						
Dave McKay, S OBP: 0.256, SLG: 0.265 (1, 4)	0-0 1-3			0-0 6-3		0-3 K			0-0 E9	4	0	0	0	0	1	2						
Bob Davis, R (1, 2)				0-0 F8					0-0 6-3	2	0	0	0	0	0	0						
Rick Cerone, R (7, PH) (7, 2)					0-0 F2				0-0 F9	2	0	0	0	0	0	1						
Inning Stats	R: 1 E: 0 K: 0 S: 4	H: 2 LOB: 0 BB: 0 P: 4	R: 0 E: 0 K: 0 S: 4	H: 1 LOB: 1 BB: 0 P: 4	R: 1 E: 0 K: 2 S: 9	H: 2 LOB: 2 BB: 0 P: 10	R: 0 E: 0 K: 0 S: 3	H: 0 LOB: 0 BB: 0 P: 3	R: 1 E: 0 K: 1 S: 7	H: 2 LOB: 1 BB: 0 P: 7	R: 0 E: 0 K: 2 S: 8	H: 1 LOB: 1 BB: 0 P: 8	R: 0 E: 0 K: 0 S: 3	H: 0 LOB: 0 BB: 0 P: 3	R: 0 E: 0 K: 1 S: 6	H: 1 LOB: 1 BB: 0 P: 6	R: 0 E: 0 K: 0 S: 4	H: 0 LOB: 1 BB: 0 P: 4	1B: 7 2B: 2 3B: 0 HR: 0	SF: 0 SAC: 0 DP: 1 HBP: 1	WP: 1 PB: 0 SB: 1 CS: 0	PA: 37
PITCHER Mike Paxton, R ERA: 5.52 (1, 1)	IP: 9.0 WLS: W BF: 37 H: 9 R: 3 ER: 3 SO: 6 BB: 0 IBB: 0 HBP: 1 BLK: 0 WP: 1 HR: 0 S: 48 P: 49 ERA: 3.00 WHIP: 1.000															PITCHER	IP: 9.0 WLS: W BF: 37 H: 9 R: 3 ER: 3 SO: 6 BB: 0 IBB: 0 HBP: 1 BLK: 0 WP: 1 HR: 0 S: 48 P: 49 ERA: 3.00 WHIP: 1.000					

Toronto Blue Jays @ Cleveland Indians
Cleveland Municipal Stadium, Cleveland, OH
Thu May 17 1979, 3:33 AM EDT
Att. 4,409 - Unknown

AB 36
R 3
H 9
RBI 3
BB 0
SO 6
LOB 14



Batter	1	2	3	4	5	6	7	8	9	AB	R	H	RBI	BB	SO	LOB	BOTTOM			
Bobby Bonds, R OBP: 0.388, SLG: 0.500 (1, 10)	0-0 4-3		0-0 1B		0-3 K		1-0 HBP			3	0	1	0	0	1	0				
Paul Dade, R OBP: 0.320, SLG: 0.304 (1, 9)	0-3 K		0-0 F9			0-0 1B SF7 1B			0-0 5-3	3	1	1	0	0	1	1				
Horace Speed, R OBP: 0.400, SLG: 0.182 (7, 9)										1	0	0	0	0	0	1				
Rick Manning, L OBP: 0.311, SLG: 0.317 (1, 8)	0-0 4-3		0-0 F7			0-0 L1 1-2			4-0 FC4-6 BB	3	0	0	0	1	0	2				
Andre Thornton, R OBP: 0.281, SLG: 0.333 (1, 3)		0-0 HR	0-0 F7			0-0 SF7 HR 1B			0-0 F8	4	2	2	1	0	0	2				
Jim Norris, L OBP: 0.265, SLG: 0.240 (1, 7)	0-0 L9			0-0 3-1		0-0 SF7 1-2 3-H			0-0 FC4-6 S HR	3	1	0	1	0	0	1				
Toby Harrah, R OBP: 0.347, SLG: 0.357 (1, 5)	0-0 SH5-3 HR 1B			0-3 K		0-0 K 2-H HR			0-0 HR	4	3	3	4	0	1	0				
Gary Alexander, R OBP: 0.277, SLG: 0.336 (1, 2)	0-0 SH5-3 1-2			0-3 K		0-0 F6			0-0 4-3	3	0	0	0	0	1	0				
Dave Rosello, R OBP: 0.200, SLG: 0.800 (1, 4)	0-0 2-H HR				0-0 L3				0-0 F4	3	1	1	2	0	0	0				
Tom Verzyer, R OBP: 0.303, SLG: 0.270 (1, 6)	0-3 K				0-3 K				0-0 4-3	3	0	0	0	0	2	0				
Inning Stats	R: 0 E: 0 K: 1 S: 5	H: 0 LOB: 0 BB: 0 P: 5	R: 3 E: 0 K: 1 S: 8	H: 3 LOB: 0 BB: 0 P: 8	R: 0 E: 0 K: 0 S: 4	H: 1 LOB: 1 BB: 0 P: 4	R: 0 E: 0 K: 2 S: 7	H: 0 LOB: 0 BB: 0 P: 7	R: 0 E: 0 K: 2 S: 7	H: 0 LOB: 0 BB: 0 P: 7	R: 3 E: 0 K: 0 S: 6	H: 3 LOB: 0 BB: 0 P: 6	R: 0 E: 0 K: 0 S: 3	H: 0 LOB: 1 BB: 0 P: 4	R: 2 E: 0 K: 0 S: 4	H: 1 LOB: 0 BB: 1 P: 8	1B: 4 2B: 0 3B: 0 HR: 4	SF: 1 SAC: 1 DP: 0 HBP: 1	WP: 0 PB: 0 SB: 2 CS: 0	PA: 34
PITCHER Mark Lemongello, R ERA: 5.95 (1, 1)	IP: 5.2 WLS: L BF: 24 H: 7 R: 6 ER: 6 SO: 6 BB: 0 IBB: 0 HBP: 0 BLK: 0 WP: 0 HR: 3 S: 36 P: 36 ERA: 9.53 WHIP: 1.235															PITCHER	IP: 5.2 WLS: L BF: 24 H: 7 R: 6 ER: 6 SO: 6 BB: 0 IBB: 0 HBP: 0 BLK: 0 WP: 0 HR: 3 S: 36 P: 36 ERA: 9.53 WHIP: 1.235			
Tom Buskey, R ERA: 15.43 (6, 1)	2.1 WLS: L BF: 10 H: 1 R: 2 ER: 2 SO: 0 BB: 1 IBB: 0 HBP: 1 BLK: 0 WP: 0 HR: 1 S: 8 P: 13 ERA: 7.71 WHIP: 0.857															PITCHER	IP: 2.1 WLS: L BF: 10 H: 1 R: 2 ER: 2 SO: 0 BB: 1 IBB: 0 HBP: 1 BLK: 0 WP: 0 HR: 1 S: 8 P: 13 ERA: 7.71 WHIP: 0.857			

Toronto Blue Jays @ Cleveland Indians
Cleveland Municipal Stadium, Cleveland, OH
Thu May 17 1979, 3:33 AM EDT
Att. 4,409 - Unknown

AB 30
R 8
H 8
RBI 8
BB 1
SO 6
LOB 7



Batter	1	2	3	4	5	6	7	8	9	10	11	AB	R	H	RBI	BB	SO	LOB	TOP				
Larry Harlow, L OBP: 0.405, SLG: 0.344 (1.8)	F7	F9		F8				F2				6	0	2	0	0	0	2					
Rich Dauer, R OBP: 0.357, SLG: 0.413 (1.5)	E BB 1B		5-3	F8			SF8			F8		5	0	2	1	0	0	2					
Ken Singleton, S OBP: 0.432, SLG: 0.624 (1.10)	E BB 1-2							G6-4-3 1B				5	1	2	1	1	1	3					
Eddie Murray, S OBP: 0.379, SLG: 0.400 (1.3)	K											4	3	0	0	2	1	4					
John Lowenstein, L OBP: 0.514, SLG: 0.893 Lee May, R OBP: 0.344, SLG: 0.513 Al Bumbry, L OBP: 0.313, SLG: 0.355 (1.9)	E4											4	2	2	0	0	0	2					
Gary Roenicke, R OBP: 0.427, SLG: 0.604 (1.7)	1-3											6	0	2	2	0	1	5					
Billy Smith, S OBP: 0.300, SLG: 0.315 Mark Belanger, R OBP: 0.242, SLG: 0.226 (1.4)												3	0	1	2	1	0	1					
Kiko Garcia, R OBP: 0.310, SLG: 0.380 (1.6)												5	0	1	0	0	0	4					
Rick Dempsey, R OBP: 0.364, SLG: 0.382 (1.2)												4	1	2	0	1	1	1					
Inning Stats	R: 0 E: 1 K: 1 S: 7	H: 1 LOB: 3 BB: 1 P: 11	R: 0 E: 1 K: 0 S: 4	H: 1 LOB: 1 BB: 0 P: 4	R: 3 E: 0 K: 0 S: 6	H: 3 LOB: 1 BB: 1 P: 10	R: 0 E: 0 K: 1 S: 5	H: 0 LOB: 0 BB: 0 P: 5	R: 2 E: 0 K: 1 S: 8	H: 3 LOB: 1 BB: 0 P: 8	R: 1 E: 0 K: 1 S: 7	H: 2 LOB: 1 BB: 0 P: 7	R: 0 E: 0 K: 0 S: 3	H: 1 LOB: 0 BB: 1 P: 3	R: 0 E: 0 K: 0 S: 5	H: 2 LOB: 2 BB: 0 P: 5	R: 1 E: 0 K: 0 S: 3	H: 1 LOB: 0 BB: 1 P: 7	1B: 12 2B: 3 3B: 0 HR: 1	SF: 1 SAC: 0 DP: 2 HBP: 0	WP: 1 PB: 0 SB: 1 CS: 0	PA: 51	
PITCHER	IP ERA WLS BF H R ER SO BB IBB HBP BLK WP HR S P ERA WHIP	Phil Huffman, R ERA: 7.5 Jerry Garvin, L ERA: 2.25 Dave Freisleben, R ERA: 6.23	(1.1) (6.1) (9.1)	5.0 3.1 2.2	L	12 2 11	4 0 1	1 0 1	0 0 0	1 2 1	0 0 0	0 0 0	1 0 0	0 0 0	10 20 14	3.38 0.00 1.875							

Baltimore Orioles @ Toronto Blue Jays
Exhibition Stadium, Toronto, ON
Fri May 18 1979, 7:05 PM EDT
Att: 12,088 - Unknown

AB 45
R 7
H 16
RBI 7
BB 5
SO 4
LOB 24



Batter	1	2	3	4	5	6	7	8	9	10	11	AB	R	H	RBI	BB	SO	LOB	BOTTOM					
Alfredo Griffin, S OBP: 0.329, SLG: 0.315 (1.6)	5-3											6	2	4	2	0	0	0						
Bob Bailor, R OBP: 0.331, SLG: 0.308 (1.9)												5	0	0	1	1	0	6						
Roy Howell, L OBP: 0.318, SLG: 0.368 Al Woods, L OBP: 0.330, SLG: 0.366 (1.5)	F8											4	0	1	1	0	0	2						
Rico Carty, R OBP: 0.340, SLG: 0.403 (1.10)	K											5	0	1	0	1	1	3						
Otto Velez, R OBP: 0.338, SLG: 0.493 (1.7)												5	0	1	0	0	1	3						
Rick Bosetti, R OBP: 0.258, SLG: 0.335 (1.8)												5	1	1	0	0	0	2						
Bob Robertson, R OBP: 0.250, SLG: 0.286 Ted Wilborn, S OBP: 0.158, SLG: 0.111 (1.3)												4	0	2	0	0	0	2						
Dave McKay, S OBP: 0.252, SLG: 0.258 John Mayberry, L OBP: 0.407, SLG: 0.458 (1.4)												3	1	0	0	0	0	2						
Rick Cerone, R OBP: 0.333, SLG: 0.325 (1.2)												4	1	1	0	1	0	2						
Inning Stats	R: 0 E: 0 K: 1 S: 5	H: 0 LOB: 1 BB: 1 P: 9	R: 0 E: 0 K: 0 S: 3	H: 0 LOB: 0 BB: 0 P: 3	R: 2 E: 0 K: 1 S: 8	H: 3 LOB: 2 BB: 1 P: 12	R: 1 E: 0 K: 0 S: 6	H: 3 LOB: 2 BB: 0 P: 6	R: 0 E: 0 K: 0 S: 3	H: 1 LOB: 0 BB: 1 P: 3	R: 1 E: 1 K: 0 S: 4	H: 1 LOB: 0 BB: 0 P: 4	R: 2 E: 0 K: 0 S: 7	H: 4 LOB: 2 BB: 0 P: 7	R: 0 E: 1 K: 0 S: 3	H: 0 LOB: 1 BB: 1 P: 7	R: 0 E: 0 K: 0 S: 3	H: 0 LOB: 0 BB: 0 P: 3	R: 0 E: 0 K: 0 S: 3	H: 0 LOB: 1 BB: 1 P: 7	1B: 10 2B: 2 3B: 0 HR: 0	SF: 0 SAC: 0 DP: 2 HBP: 0	WP: 1 PB: 1 SB: 0 CS: 0	PA: 49
PITCHER	IP ERA WLS BF H R ER SO BB IBB HBP BLK WP HR S P ERA WHIP	Mike Flanagan, L ERA: 3.34 Tim Stoddard, R ERA: 1.98 Don Stanhouse, R ERA: 3.8	(1.1) (7.1) (8.1)	6.2 0.2 3.2	W	30 5 14	8 3 1	2 2 0	0 2 0	0 0 0	0 1 0	0 5 12	4.05 27.00 0.818											

Baltimore Orioles @ Toronto Blue Jays
Exhibition Stadium, Toronto, ON
Fri May 18 1979, 7:05 PM EDT
Att: 12,088 - Unknown

AB 44
R 6
H 12
RBI 5
BB 5
SO 2
LOB 22



Batter	1	2	3	4	5	6	7	8	9	AB	R	H	RBI	BB	SO	LOB	TOP								
Al Bumby, L OBP: 0.325, SLG: 0.352 (1, 8)	F5		F8				4-3			4	0	1	0	1	0	2	Baltimore Orioles @ Toronto Blue Jays Exhibition Stadium, Toronto, ON Sun May 20 1979, 3:33 AM EDT Att: 30,065 - Unknown								
Mark Belanger, R OBP: 0.235, SLG: 0.207 (1, 6)	P6		F8				K			4	1	0	0	1	1	5									
Ken Singleton, S OBP: 0.430, SLG: 0.610 (9, PR)	3-1									4	0	1	2	1	0	0									
Larry Harlow, L OBP: 0.385, SLG: 0.324 (9, 9)										0	0	0	0	0	0	0									
Eddie Murray, S OBP: 0.380, SLG: 0.392 (1, 3)										3	1	0	0	2	1	4									
John Lowenstein, L OBP: 0.475, SLG: 0.788 (1, 7)										5	1	1	0	0	0	3									
Lee May, R OBP: 0.358, SLG: 0.567 (1, 10)										4	2	3	2	0	0	0									
Rich Dauer, R OBP: 0.362, SLG: 0.414 (1, 5)										3	1	2	1	1	0	0									
Billy Smith, S OBP: 0.313, SLG: 0.333 (1, 4)										3	0	1	1	1	1	1									
Dave Skaggs, R OBP: 0.323, SLG: 0.296 (1, 2)										3	0	0	0	1	0	5									
Inning Stats	R: 0 E: 0 K: 0 S: 3	H: 0 LOB: 0 BB: 0 P: 3	R: 0 E: 0 K: 0 S: 2	H: 0 LOB: 0 BB: 1 P: 6	R: 0 E: 0 K: 1 S: 5	H: 0 LOB: 2 BB: 2 P: 13	R: 0 E: 0 K: 0 S: 3	H: 0 LOB: 0 BB: 0 P: 3	R: 2 E: 0 K: 1 S: 8	H: 3 LOB: 3 BB: 2 P: 16	R: 1 E: 0 K: 0 S: 4	H: 1 LOB: 0 BB: 0 P: 4	R: 0 E: 0 K: 1 S: 5	H: 0 LOB: 0 BB: 0 P: 5	R: 2 E: 0 K: 0 S: 5	H: 3 LOB: 2 BB: 2 P: 13	R: 1 E: 1 K: 0 S: 4	H: 2 LOB: 2 BB: 1 P: 8	1B: 4 2B: 4 3B: 0 HR: 1	SF: 0 SAC: 0 DP: 2 HBP: 0	WP: 0 PB: 0 SB: 0 CS: 1	PA: 41			
PITCHER	IP	WLS	BF	H	R	ER	SO	BB	IBB	HBP	BLK	WP	HR	S	P	ERA	WHIP								
Jesse Jefferson, R ERA: 3.88 (1, 1)	7.1	L	33	6	5	5	3	6	0	0	0	0	1	33	57	6.14	1.636								
Dave Freisleben, R ERA: 6.39 (8, 1)	1.0		6	3	1	1	0	2	0	0	0	0	0	4	12	9.00	5.000								
Mike Willis, L ERA: 6.88 (9, 1)	0.2		2	0	0	0	0	0	0	0	0	0	0	2	2	0.00	0.000								


Batter	1	2	3	4	5	6	7	8	9	AB	R	H	RBI	BB	SO	LOB	BOTTOM								
Alfredo Griffin, S OBP: 0.324, SLG: 0.305 (1, 6)	6-3									3	1	0	0	1	0	0	Baltimore Orioles @ Toronto Blue Jays Exhibition Stadium, Toronto, ON Sun May 20 1979, 3:33 AM EDT Att: 30,065 - Unknown								
Bob Bailor, R OBP: 0.327, SLG: 0.301 (1, 9)	F8									4	0	0	0	0	0	1									
Roy Howell, L OBP: 0.321, SLG: 0.376 (1, 5)	K									4	0	1	1	0	1	0									
Rico Carty, R OBP: 0.342, SLG: 0.409 (1, 10)										4	0	2	0	0	0	0									
John Mayberry, L OBP: 0.399, SLG: 0.445 (1, 3)										4	1	1	0	0	0	2									
Al Woods, L OBP: 0.328, SLG: 0.361 (1, 7)										3	0	0	0	0	0	2									
Rick Bosetti, R OBP: 0.247, SLG: 0.323 (1, 8)										2	0	0	1	0	1	0									
Tim Johnson, L OBP: 0.136, SLG: 0.095 (1, 4)										3	0	0	0	0	0	1									
Rick Cerone, R OBP: 0.324, SLG: 0.315 (1, 2)										3	0	0	0	0	0	0									
Bob Davis, R (9, 2)										0	0	0	0	0	0	0									
Inning Stats	R: 0 E: 0 K: 1 S: 5	H: 2 LOB: 1 BB: 0 P: 5	R: 1 E: 0 K: 0 S: 5	H: 2 LOB: 1 BB: 0 P: 5	R: 1 E: 0 K: 0 S: 5	H: 2 LOB: 1 BB: 1 P: 9	R: 0 E: 0 K: 0 S: 3	H: 0 LOB: 0 BB: 0 P: 3	R: 0 E: 0 K: 0 S: 3	H: 0 LOB: 0 BB: 0 P: 3	R: 0 E: 0 K: 1 S: 5	H: 0 LOB: 0 BB: 0 P: 5	R: 0 E: 0 K: 0 S: 3	H: 0 LOB: 0 BB: 0 P: 3	R: 0 E: 0 K: 0 S: 3	H: 0 LOB: 0 BB: 0 P: 3	R: 0 E: 0 K: 0 S: 3	H: 0 LOB: 0 BB: 0 P: 3	1B: 3 2B: 1 3B: 0 HR: 0	SF: 1 SAC: 0 DP: 0 HBP: 0	WP: 1 PB: 0 SB: 1 CS: 0	PA: 32			
PITCHER	IP	WLS	BF	H	R	ER	SO	BB	IBB	HBP	BLK	WP	HR	S	P	ERA	WHIP								
Dennis Martinez, R ERA: 2.82 (1, 1)	9.0	W	32	4	2	2	2	1	0	0	0	1	0	35	39	2.00	0.556								


AB	33
R	6
H	9
RBI	6
BB	8
SO	3
LOB	20



Batter	1	2	3	4	5	6	7	8	9	AB	R	H	RBI	BB	SO	LOB	TOP		
Bobby Bonds, R OBP: 0.356, SLG: 0.442 (1, 10)	5-3		FC1 1B HR		5-3	K		6-3		5	1	0	0	0	1	2	Cleveland Indians @ Toronto Blue Jays Exhibition Stadium, Toronto, ON Tue May 22 1979, 7:05 PM EDT Att: 10,182 - Unknown - 55 F		
Paul Dade, R OBP: 0.320, SLG: 0.315 (1, 9)	K		HR 1B		L8		F4	6-3	5	1	1	1	0	1	0				
Rick Manning, L OBP: 0.325, SLG: 0.336 (1, 8)	1-3		HR IBB		K		E9 BB 1B	1-3	4	1	0	0	1	1	0				
Andre Thornton, R OBP: 0.318, SLG: 0.402 (1, 3)			HR			1B 1B		F7	4	2	3	4	1	0	0				
Jim Norris, L OBP: 0.288, SLG: 0.319 (1, 7)		F8	F9			1B SF9 1B	K		4	1	1	0	0	1	3				
Toby Harrah, R OBP: 0.359, SLG: 0.357 (1, 5)		F7	K			SF9 1B			3	1	1	1	1	1	1				
Gary Alexander, R OBP: 0.273, SLG: 0.351 (1, 2)	K			F8		SF9 1B	F2		3	0	0	1	0	1	4				
Duane Kuiper, L OBP: 0.287, SLG: 0.272 (1, 4)			L6	K		G3		4-3	4	0	0	0	0	1	1				
Tom Verzyer, R OBP: 0.302, SLG: 0.283 (1, 6)			1B HBP	5-3		WP 1B	L7		3	1	1	1	0	0	0				
Inning Stats	R: 0 E: 0 K: 1 S: 5	H: 0 LOB: 0 BB: 0 P: 5	R: 0 E: 0 K: 1 S: 5	H: 0 LOB: 1 BB: 1 P: 9	R: 5 E: 1 K: 1 S: 8	H: 2 LOB: 0 BB: 1 P: 13	R: 0 E: 0 K: 1 S: 5	H: 0 LOB: 0 BB: 0 P: 5	R: 0 E: 0 K: 1 S: 5	H: 1 LOB: 3 BB: 1 P: 11	R: 0 E: 0 K: 0 S: 3	H: 0 LOB: 0 BB: 0 P: 3	R: 0 E: 0 K: 0 S: 3	H: 0 LOB: 0 BB: 0 P: 3	1B: 6 2B: 0 3B: 0 HR: 1	SF: 1 SAC: 0 DP: 0 HBP: 1	WP: 1 PB: 0 SB: 1 CS: 0	PA: 40	
PITCHER	IP	WLS	BF	H	R	ER	SO	BB	IBB	HBP	BLK	WP	HR	S	P	ERA	WHIP		
Mark Lemongello, R ERA: 6.46 (1, 1)	5.1	L	25	5	8	7	5	1	1	1	0	0	1	32	41	11.81	1.125		
Tom Buskey, R ERA: 4.7 (6, 1)	3.2		15	2	0	0	2	1	0	0	0	1	0	18	22	0.00	0.818		

Batter	1	2	3	4	5	6	7	8	9	AB	R	H	RBI	BB	SO	LOB	BOTTOM		
Alfredo Griffin, S OBP: 0.339, SLG: 0.348 (1, 6)	F7	F9		1B 2B		E1 PB 1B				5	2	3	1	0	0	2	Cleveland Indians @ Toronto Blue Jays Exhibition Stadium, Toronto, ON Tue May 22 1979, 7:05 PM EDT Att: 10,182 - Unknown - 55 F		
Bob Bailor, R OBP: 0.320, SLG: 0.290 (1, 9)	1-3		4-3	6-3		K		L5		5	0	0	1	0	1	3			
Roy Howell, L OBP: 0.336, SLG: 0.403 (1, 5)			1B 4-3	2B		CS 1B		4-3		5	1	4	2	0	0	1			
Rico Carty, R OBP: 0.341, SLG: 0.407 (1, 10)	FC5-4		4-3 1B	K		K		F8		4	0	0	0	1	2	3			
John Mayberry, L OBP: 0.401, SLG: 0.433 (1, 3)		FC6 1B BB	4-3 1B	BB		F2		F9		3	1	1	0	2	0	0			
Al Woods, L OBP: 0.333, SLG: 0.360 (1, 7)		FC6 1B BB	4-3 1B	BB		F2		F2		2	0	0	1	1	0	4			
Otto Velez, R OBP: 0.349, SLG: 0.493 (7, PH) (8, 7)		FC6 1B BB	4-3 1B	BB		FC4-6 BB				1	0	0	0	1	0	0			
Rick Bosetti, R OBP: 0.242, SLG: 0.320 (1, 8)	FC6 1B		F9		6-3	FC4-6 FC6-4				4	0	0	0	0	0	5			
Danny Ainge, R OBP: 0.625, SLG: 0.625 (1, 4)				1B 2B		FC6-4				4	1	2	1	0	0	1			
Bob Davis, R OBP: 0.077, SLG: 0.077 (1, 2)	F5			2B 1B		F6		F7		4	1	1	0	0	0	2			
Inning Stats	R: 0 E: 0 K: 0 S: 4	H: 1 LOB: 1 BB: 0 P: 4	R: 1 E: 0 K: 0 S: 4	H: 1 LOB: 2 BB: 2 P: 12	R: 1 E: 0 K: 0 S: 5	H: 2 LOB: 2 BB: 1 P: 9	R: 3 E: 0 K: 1 S: 9	H: 4 LOB: 2 BB: 1 P: 13	R: 0 E: 0 K: 2 S: 8	H: 0 LOB: 1 BB: 1 P: 7	R: 0 E: 0 K: 0 S: 4	H: 1 LOB: 1 BB: 0 P: 4	R: 0 E: 0 K: 0 S: 3	H: 0 LOB: 0 BB: 0 P: 3	1B: 9 2B: 3 3B: 0 HR: 0	SF: 0 SAC: 0 DP: 1 HBP: 0	WP: 0 PB: 1 SB: 0 CS: 1	PA: 42	
PITCHER	IP	WLS	BF	H	R	ER	SO	BB	IBB	HBP	BLK	WP	HR	S	P	ERA	WHIP		
Mike Paxton, R ERA: 6.13 (1, 1)	3.0		19	7	5	5	0	3	0	0	0	0	0	16	28	15.00	3.333		
Eric Wilkins, R ERA: 4.99 (4, 1)	3.0	W	12	3	1	0	3	1	0	0	0	0	0	17	21	0.00	1.333		
Sid Monge, L ERA: 1.64 (7, 1)	3.0	S	11	1	0	0	0	1	0	0	0	0	0	10	14	0.00	0.667		

Batter	1	2	3	4	5	6	7	8	9	AB R H RBI BB SO LOB	TOP																
Bobby Bonds, R OBP: 0.352, SLG: 0.440 (1, 9)	0-0 5-3		0-3 K		0-0 CS 2H 2B		0-0 E3 1B		0-3 K	5 0 1 1 0 2 3	Cleveland Indians @ Toronto Blue Jays Exhibition Stadium, Toronto, ON Wed May 23 1979, 7:05 PM EDT Att: 20,283 - Unknown - 59 F livebaseballscorecards.com AB 33 R 4 H 7 RBI 4 BB 6 SO 5 LOB 19 																
Paul Dade, R OBP: 0.333, SLG: 0.323 (1, 7)	0-0 S 1B		0-0 F7		0-3 K		0-0 1-2 2-3 1B		4-0 1B BB	4 0 2 1 1 1 2																	
Rick Manning, L OBP: 0.321, SLG: 0.331 (1, 8)	0-0 F7 1-2		0-0 F3		0-0 4-3		0-0 4-3		0-0 1-2 1B	5 0 1 0 0 0 5																	
Andre Thornton, R OBP: 0.315, SLG: 0.390 (1, 3)	0-0 F5			0-0 5-3		0-0 F6		4-0 WP SH3-4 HR BB	0-0 F8	4 1 0 0 1 0 3																	
Jim Norris, L OBP: 0.299, SLG: 0.316 (1, 10)		4-0 5-3 BB		0-0 F9		4-0 CS BB		0-0 SH3-4		1 0 0 0 2 0 0																	
Toby Harrah, R OBP: 0.351, SLG: 0.347 (1, 5)		0-0 5-3 1-2		0-0 E7		0-0 CS 1-2		0-3 K	0-0 6-3	4 0 0 0 0 1 2																	
Gary Alexander, R OBP: 0.273, SLG: 0.370 (1, 2)		0-0 F8		0-0 F9			0-0 1-3	0-0 2H HR		4 1 1 2 0 0 2																	
Duane Kuiper, L OBP: 0.293, SLG: 0.279 (1, 4)		0-0 F7			0-0 F8 2B 1B		0-0 E BB 1B	0-3 K		4 2 2 0 0 1 1																	
Tom Verzyer, R OBP: 0.308, SLG: 0.279 (1, 6)			4-0 BB		0-0 F8 1-2		4-0 1B E BB		0-0 1-3	2 0 0 0 2 0 1																	
Inning Stats	R: 0 E: 0 K: 0 S: 4	H: 1 LOB: 1 BB: 0 P: 4	R: 0 E: 0 K: 0 S: 3	H: 0 LOB: 1 BB: 1 P: 7	R: 0 E: 0 K: 1 S: 5	H: 0 LOB: 1 BB: 1 P: 9	R: 0 E: 1 K: 0 S: 4	H: 0 LOB: 1 BB: 0 P: 4	R: 1 E: 0 K: 0 S: 6	H: 2 LOB: 1 BB: 0 P: 6	R: 0 E: 0 K: 0 S: 2	H: 0 LOB: 0 BB: 1 P: 6	R: 1 E: 1 K: 1 S: 8	H: 2 LOB: 3 BB: 1 P: 12	R: 2 E: 0 K: 1 S: 6	H: 1 LOB: 0 BB: 1 P: 10	R: 0 E: 0 K: 1 S: 6	H: 1 LOB: 2 BB: 1 P: 10	1B: 5 2B: 2 3B: 0 HR: 1	SF: 0 SAC: 1 DP: 1 HBP: 0	WP: 1 PB: 0 SB: 1 CS: 2	PA: 41					
PITCHER	IP WLS BF H R ER SO BB IBB HBP BLK WP HR S P ERA WHIP											PITCHER	IP WLS BF H R ER SO BB IBB HBP BLK WP HR S P ERA WHIP														
Phil Huffman, R ERA: 6.49 (1, 1)	7.0	30	5	2	1	3	4	0	0	0	0	0	0	32	48	1.29	1.286										
Dave Freisleben, R ERA: 6.64 (8, 1)	2.0	L	10	2	2	2	2	0	0	0	1	1	12	20	9.00	2.000											

Batter	1	2	3	4	5	6	7	8	9	AB R H RBI BB SO LOB	BOTTOM															
Danny Ainge, R OBP: 0.636, SLG: 0.600 (1, 4)	4-0 6-3 PB BB		0-0 SH3-4 1-2		0-0 4-3 2H 1B		0-3 K			2 0 1 1 1 1 2	Cleveland Indians @ Toronto Blue Jays Exhibition Stadium, Toronto, ON Wed May 23 1979, 7:05 PM EDT Att: 20,283 - Unknown - 59 F livebaseballscorecards.com AB 29 R 3 H 4 RBI 3 BB 4 SO 2 LOB 12 															
Bob Bailor, R OBP: 0.314, SLG: 0.283 (1, 9)	0-0 6-3 1-3		0-0 F8		0-0 4-3 1-2		0-0 6-3			4 0 0 0 0 0 5																
Roy Howell, L OBP: 0.340, SLG: 0.401 (1, 5)	4-0 G6-3 BB		0-0 2H 1B		0-0 F7			0-0 6-3		3 0 1 1 1 0 1																
Rico Carty, R OBP: 0.333, SLG: 0.396 (1, 10)	0-0 G6-3 1-2		0-0 G3			0-3 K		0-0 6-3		4 0 0 0 0 1 3																
John Mayberry, L OBP: 0.392, SLG: 0.420 (1, 3)		0-0 L7		0-0 3-1		0-0 F6		0-0 F5		4 0 0 0 0 0 0																
Al Woods, L OBP: 0.331, SLG: 0.350 (1, 7)		4-0 E S 6-3 BB		0-0 F8		0-0 3-1		0-0 6-3		3 1 0 0 1 0 0																
Rick Bosetti, R OBP: 0.242, SLG: 0.318 (1, 8)		0-0 6-3 1-H		0-0 4-3			0-0 1B S 1B		0-0 F9	4 0 1 1 0 0 0																
Rick Cerone, R OBP: 0.314, SLG: 0.300 (1, 2)		0-0 L5			4-0 SH2-4 1B BB		0-0 B3		0-0 F7	3 1 0 0 1 0 1																
Luis Gomez, R OBP: 0.286, SLG: 0.286 (1, 6)			0-0 E6 SH3-4 1B		0-0 SH2-4 1-2		0-0 1-3 1B			2 1 1 0 0 0 0																
Inning Stats	R: 0 E: 0 K: 0 S: 2	H: 0 LOB: 0 BB: 2 P: 10	R: 1 E: 0 K: 0 S: 3	H: 0 LOB: 0 BB: 1 P: 7	R: 1 E: 1 K: 0 S: 5	H: 1 LOB: 1 BB: 0 P: 5	R: 0 E: 0 K: 0 S: 3	H: 0 LOB: 0 BB: 0 P: 3	R: 1 E: 0 K: 0 S: 4	H: 1 LOB: 1 BB: 1 P: 8	R: 0 E: 0 K: 1 S: 5	H: 0 LOB: 0 BB: 0 P: 5	R: 0 E: 0 K: 1 S: 7	H: 2 LOB: 2 BB: 0 P: 7	R: 0 E: 0 K: 0 S: 3	H: 0 LOB: 0 BB: 0 P: 3	R: 0 E: 0 K: 0 S: 3	H: 0 LOB: 0 BB: 0 P: 3	1B: 4 2B: 0 3B: 0 HR: 0	SF: 0 SAC: 2 DP: 1 HBP: 0	WP: 0 PB: 1 SB: 2 CS: 0	PA: 35				
PITCHER	IP WLS BF H R ER SO BB IBB HBP BLK WP HR S P ERA WHIP											PITCHER	IP WLS BF H R ER SO BB IBB HBP BLK WP HR S P ERA WHIP													
Wayne Garland, R ERA: 5.54 (1, 1)	9.0	W	35	4	3	1	2	4	0	0	0	0	35	51	1.00	0.889										

Batter	1	2	3	4	5	6	7	8	9	AB	R	H	RBI	BB	SO	LOB	TOP																			
Jerry Remy, L (1,4) OBP: 0.380, SLG: 0.389	K		K			FC6-4 1B	2B		1B WP BB	4	1	2	1	1	2	0																				
Rick Burleson, R (1,6) OBP: 0.317, SLG: 0.331	1B BB		F9			FC6-4 1-2	K		1B 1-H 2-H	4	0	1	2	1	1	3																				
Fred Lynn, L (1,8) OBP: 0.397, SLG: 0.616	K			K		G3	F8		K	5	0	0	0	0	3	4																				
Jim Rice, R (1,7) OBP: 0.411, SLG: 0.525	1B			5-3			5-3		F9	4	0	1	0	0	0	0																				
Carlton Fisk, R (1,10) OBP: 0.100, SLG: 0.100	K			6-3			1B HR		K	4	1	1	0	0	2	2																				
Carl Yastrzemski, L (1,3) OBP: 0.394, SLG: 0.510		F9				G6-4-3 BB	1B HR		1B	3	1	2	0	1	0	0																				
Butch Hobson, R (1,5) OBP: 0.297, SLG: 0.491		5-3				G6-4-3 1-2	HR		5-3	4	1	1	3	0	0	2																				
Dwight Evans, R (1,9) OBP: 0.325, SLG: 0.439		L4				F8	BB 2B 1B		L7	4	1	1	0	0	0	0																				
Mike O'Berry, R (1,2) OBP: 0.143, SLG: 0.143										2	0	0	0	0	2	0																				
Larry Wolfe, R (7,PH) OBP: 0.318, SLG: 0.188										0	0	0	0	1	0	0																				
Gary Allenson, R (7,2) OBP: 0.297, SLG: 0.301			K				2B BB		WP BB 1B	1	1	1	0	0	0	0																				
Inning Stats	R: 0 E: 0 K: 3 S: 10	H: 1 LOB: 2 BB: 1 P: 14	R: 0 E: 0 K: 0 S: 3	H: 0 LOB: 0 BB: 0 P: 3	R: 0 E: 0 K: 2 S: 7	H: 0 LOB: 0 BB: 0 P: 7	R: 0 E: 0 K: 1 S: 5	H: 0 LOB: 0 BB: 1 P: 6	R: 0 E: 0 K: 1 S: 6	H: 1 LOB: 1 BB: 0 P: 6	R: 4 E: 0 K: 1 S: 10	H: 5 LOB: 2 BB: 1 P: 14	R: 0 E: 0 K: 1 S: 6	H: 1 LOB: 1 BB: 0 P: 6	R: 2 E: 0 K: 1 S: 6	H: 2 LOB: 0 BB: 1 P: 10	1B: 8 2B: 1 3B: 0 HR: 1	SF: 0 SAC: 0 DP: 1 HBP: 0	WP: 1 PA: 39 PB: 0 SB: 0 CS: 0																	
PITCHER	IP	WLS	BF	H	R	ER	SO	BB	IBB	HBP	BLK	WP	HR	S	P	ERA	WHIP	PITCHER		IP	WLS	BF	H	R	ER	SO	BB	IBB	HBP	BLK	WP	HR	S	P	ERA	WHIP
Tom Underwood, L (1,1) ERA: 5.37	8.1		37	9	6	6	9	4	0	0	0	0	1	51	67	6.48	1.560																			
Tom Buskey, R (9,1) ERA: 4.32	0.2	W	2	1	0	0	1	0	0	0	0	1	0	4	4	0.00	1.500																			

Boston Red Sox @ Toronto Blue Jays
Exhibition Stadium, Toronto, ON
Sat May 26 1979, 3:33 AM EDT
Att: 31,590 - Unknown - 49 F

AB 35
R 6
H 10
RBI 6
BB 4
SO 10
LOB 11



Batter	1	2	3	4	5	6	7	8	9	AB	R	H	RBI	BB	SO	LOB	BOTTOM																			
Alfredo Griffin, S (1,6) OBP: 0.346, SLG: 0.363	F9	F4		1-2 HBP			FC3-2-5-1 3B		1B HR 1B	4	1	2	0	0	0	2																				
Bob Bailor, R (1,9) OBP: 0.316, SLG: 0.287	F8 1B		L7	F4			F6		HR 1B	5	1	2	0	0	0	3																				
Roy Howell, L (1,5) OBP: 0.335, SLG: 0.415	F8 1-2		L6				FC3-2-5-1 3H		HR	5	1	1	3	0	0	2																				
Rico Carty, R (1,10) OBP: 0.331, SLG: 0.392		K	K				F8			4	0	1	0	0	2	1																				
John Mayberry, L (1,3) OBP: 0.394, SLG: 0.444		1B 1B					F9		L4	4	2	2	1	0	0	1																				
Al Woods, L (1,7) OBP: 0.328, SLG: 0.347		1B 1B		G3			F7		L1	4	1	1	0	0	0	1																				
Rick Bosetti, R (1,8) OBP: 0.242, SLG: 0.317		1B 1-2 2-H		P9			L6		1-3	4	0	1	1	0	0	0																				
Danny Ainge, R (1,4) OBP: 0.533, SLG: 0.500		F4		F			6-3		5-3	4	1	1	0	0	0	2																				
Rick Cerone, R (1,2) OBP: 0.318, SLG: 0.306		1-3 2-H		1B HBP			F9		5-3	4	0	2	2	0	0	0																				
Inning Stats	R: 0 E: 0 K: 0 S: 3	H: 1 LOB: 0 BB: 0 P: 3	R: 2 E: 0 K: 1 S: 9	H: 4 LOB: 2 BB: 0 P: 9	R: 0 E: 0 K: 1 S: 5	H: 0 LOB: 0 BB: 0 P: 5	R: 2 E: 1 K: 0 S: 6	H: 3 LOB: 2 BB: 0 P: 7	R: 0 E: 0 K: 0 S: 4	H: 1 LOB: 1 BB: 0 P: 4	R: 0 E: 0 K: 0 S: 3	H: 0 LOB: 0 BB: 0 P: 3	R: 0 E: 0 K: 0 S: 3	H: 0 LOB: 0 BB: 0 P: 3	R: 3 E: 0 K: 0 S: 5	H: 3 LOB: 0 BB: 0 P: 5	1B: 10 2B: 0 3B: 1 HR: 2	SF: 0 SAC: 0 DP: 0 HBP: 1	WP: 0 PA: 39 PB: 0 SB: 0 CS: 0																	
PITCHER	IP	WLS	BF	H	R	ER	SO	BB	IBB	HBP	BLK	WP	HR	S	P	ERA	WHIP	PITCHER		IP	WLS	BF	H	R	ER	SO	BB	IBB	HBP	BLK	WP	HR	S	P	ERA	WHIP
Dennis Eckerley, R (1,1) ERA: 3.38	6.1		29	10	4	3	2	0	0	1	0	0	1	32	33	4.26	1.579																			
Bill Campbell, R (7,1) ERA: 3.5	2.1	L	10	3	3	3	0	0	0	0	0	0	1	10	10	11.57	1.286																			

Boston Red Sox @ Toronto Blue Jays
Exhibition Stadium, Toronto, ON
Sat May 26 1979, 3:33 AM EDT
Att: 31,590 - Unknown - 49 F


AB 38
R 7
H 13
RBI 7
BB 0
SO 2
LOB 12



Batter	1	2	3	4	5	6	7	8	9	AB	R	H	RBI	BB	SO	LOB	TOP			
Jerry Remy, L (1.4) OBP: 0.383, SLG: 0.391	0-0 4-3		0-0 2B 1B		0-0 6-3			0-0 CS 1B		4	1	2	0	0	0	0				
Stan Paol, R (1.6) OBP: 0.500, SLG: 0.750	0-0 F6		0-0 1-H 2B			0-3 K		0-0 CS	0-0 F7-4 1B	4	0	2	1	0	1	0				
Fred Lynn, L (1.8) OBP: 0.389, SLG: 0.601	0-3 K		0-0 6-3			0-0 F9			0-0 F7-4 1B	4	0	0	0	0	1	2				
Jim Rice, R (1.7) OBP: 0.413, SLG: 0.525		0-0 1-4-3		0-0 1B		0-0 5-3			0-0 1B	4	0	2	0	0	0	0				
Carl Yastrzemski, L (1.3) OBP: 0.391, SLG: 0.503		0-0 1B		0-0 F8			0-0 F8		0-0 F9	4	0	1	0	0	0	2				
Carlton Fisk, R (1.10) OBP: 0.077, SLG: 0.077		0-0 F7		0-3 K			0-3 K			3	0	0	0	0	2	2				
Butch Hobson, R (1.5) OBP: 0.289, SLG: 0.477		0-0 F8		0-0 L9			0-3 K			3	0	0	0	0	1	2				
Dwight Evans, R (1.9) OBP: 0.318, SLG: 0.430			0-0 L7		0-0 F7			0-0 E6		3	0	0	0	0	0	0				
Gary Allenson, R (1.2) OBP: 0.287, SLG: 0.291			0-0 F7		0-0 6-3			0-0 4-3		3	0	0	0	0	0	1				
Inning Stats	R: 0 E: 0 K: 1 S: 5	H: 0 LOB: 0 BB: 0 P: 5	R: 0 E: 0 K: 0 S: 4	H: 1 LOB: 1 BB: 0 P: 4	R: 1 E: 0 K: 0 S: 5	H: 2 LOB: 1 BB: 0 P: 5	R: 0 E: 0 K: 1 S: 6	H: 1 LOB: 1 BB: 0 P: 6	R: 0 E: 0 K: 0 S: 3	H: 0 LOB: 0 BB: 0 P: 3	R: 0 E: 0 K: 2 S: 7	H: 0 LOB: 0 BB: 0 P: 7	R: 0 E: 1 K: 0 S: 3	H: 1 LOB: 0 BB: 0 P: 3	R: 0 E: 0 K: 0 S: 4	H: 2 LOB: 1 BB: 0 P: 4	1B: 6 2B: 2 3B: 0 HR: 0	SF: 0 SAC: 0 DP: 1 HBP: 0	WP: 0 PB: 0 SB: 0 CS: 1	PA: 33
PITCHER Jesse Jefferson, R (1.1) ERA: 3.15	IP: 9.0 WLS: L BF: 32 H: 7 R: 1 ER: 1 SO: 5 BB: 0 IBB: 0 HBP: 0 BLK: 0 WP: 0 HR: 0 S: 42 P: 42 ERA: 1.00 WHIP: 0.778															PITCHER				

Boston Red Sox @ Toronto Blue Jays
Exhibition Stadium, Toronto, ON
Sun May 27 1979, 3:33 AM EDT
Att: 33,556 - Unknown - 62 F


AB 32
R 1
H 7
RBI 1
BB 0
SO 5
LOB 9



Batter	1	2	3	4	5	6	7	8	9	AB	R	H	RBI	BB	SO	LOB	BOTTOM					
Danny Ainge, R (1.4) OBP: 0.421, SLG: 0.389	0-0 5-3		0-0 G3		0-3 K			0-3 K		4	0	0	0	0	2	2						
Bob Bailor, R (1.9) OBP: 0.314, SLG: 0.286	0-0 CS 1B		0-0 9-5		0-0 1-3			0-0 5-3		4	0	1	0	0	0	2						
Roy Howell, L (1.5) OBP: 0.340, SLG: 0.410	0-3 K			4-0 FC6-4 1B BB		4-0 L6-3 BB			0-0 F8	2	0	0	0	2	1	1						
Rico Carty, R (1.10) OBP: 0.335, SLG: 0.391		4-0 1-3 1B BB		0-0 FC6-4 1B		0-0 F8		0-0 4-3		3	0	1	0	1	0	1						
John Mayberry, L (1.3) OBP: 0.391, SLG: 0.438		0-0 1-3 1B		0-3 K		0-0 L6-3		0-0 L8		4	0	1	0	0	1	3						
Al Woods, L (1.7) OBP: 0.328, SLG: 0.347		0-0 1-3		0-0 FC6-4			0-0 FC1-6 1B			3	0	1	0	0	0	4						
Rick Bosetti, R (1.8) OBP: 0.238, SLG: 0.311		0-0 F3		0-0 4-3			0-0 FC1-6 CS			3	0	0	0	0	0	5						
Rick Cerone, R (1.2) OBP: 0.313, SLG: 0.299		0-0 4-3			0-0 5-3			0-0 F8		3	0	0	0	0	0	3						
Luis Gomez, R (1.6) OBP: 0.400, SLG: 0.400			0-0 9-5 G3 1B		0-0 1B			0-0 CS	0-0 4-3	3	0	2	0	0	0	0						
Inning Stats	R: 0 E: 0 K: 1 S: 5	H: 1 LOB: 0 BB: 0 P: 5	R: 0 E: 0 K: 0 S: 4	H: 1 LOB: 2 BB: 1 P: 8	R: 0 E: 0 K: 0 S: 3	H: 1 LOB: 0 BB: 0 P: 3	R: 0 E: 0 K: 1 S: 6	H: 1 LOB: 2 BB: 1 P: 10	R: 0 E: 0 K: 1 S: 6	H: 1 LOB: 1 BB: 0 P: 6	R: 0 E: 0 K: 0 S: 2	H: 0 LOB: 0 BB: 1 P: 6	R: 0 E: 0 K: 0 S: 3	H: 1 LOB: 0 BB: 0 P: 3	R: 0 E: 0 K: 1 S: 5	H: 0 LOB: 0 BB: 0 P: 5	R: 0 E: 0 K: 0 S: 3	H: 0 LOB: 0 BB: 0 P: 3	1B: 6 2B: 2 3B: 0 HR: 0	SF: 0 SAC: 0 DP: 2 HBP: 0	WP: 0 PB: 0 SB: 0 CS: 2	PA: 33
PITCHER Chuck Rainey, R (1.1) ERA: 3.8	IP: 9.0 WLS: W BF: 32 H: 6 R: 0 ER: 0 SO: 4 BB: 3 IBB: 0 HBP: 0 BLK: 0 WP: 0 HR: 0 S: 37 P: 49 ERA: 0.00 WHIP: 1.000															PITCHER						

Boston Red Sox @ Toronto Blue Jays
Exhibition Stadium, Toronto, ON
Sun May 27 1979, 3:33 AM EDT
Att: 33,556 - Unknown - 62 F


AB 29
R 0
H 6
RBI 0
BB 3
SO 4
LOB 21



Batter	1	2	3	4	5	6	7	8	9	AB	R	H	RBI	BB	SO	LOB	TOP			
Lynn Jones, R OBP: 0.329, SLG: 0.342	1-3	1-3		5-3			1-3		6-3	5	0	1	1	0	0	1				
Lou Whitaker, L OBP: 0.397, SLG: 0.447	F7		F9	4-3		4-3	4-3		K	4	2	1	0	1	1	0				
Steve Kemp, L OBP: 0.472, SLG: 0.633	F7		4-3		F7		4-3		F5	5	0	0	0	0	0	2				
Rusty Staub, L OBP: 0.367, SLG: 0.427		G3	F9							4	0	2	1	0	0	1				
Jason Thompson, L OBP: 0.408, SLG: 0.453	F5									4	0	2	1	0	0	1				
Champ Summers, L OBP: 0.366, SLG: 0.382										4	2	3	1	0	0	2				
Lance Parrish, R OBP: 0.370, SLG: 0.466	E8								6-3	4	1	3	0	0	0	0				
Aurelio Rodriguez, R OBP: 0.292, SLG: 0.356										3	1	2	2	0	0	1				
Alan Trammell, R OBP: 0.299, SLG: 0.277										3	0	0	0	1	1	2				
Inning Stats	R: 0 E: 0 K: 0 S: 3	H: 0 LOB: 0 BB: 0 P: 3	R: 3 E: 1 K: 0 S: 6	H: 4 LOB: 2 BB: 1 P: 10	R: 1 E: 0 K: 0 S: 4	H: 2 LOB: 2 BB: 1 P: 8	R: 0 E: 0 K: 0 S: 4	H: 1 LOB: 1 BB: 0 P: 4	R: 0 E: 0 K: 1 S: 6	H: 1 LOB: 0 BB: 0 P: 6	R: 1 E: 0 K: 0 S: 6	H: 3 LOB: 2 BB: 0 P: 6	R: 0 E: 0 K: 0 S: 3	H: 1 LOB: 0 BB: 0 P: 3	R: 0 E: 0 K: 1 S: 5	H: 0 LOB: 0 BB: 0 P: 5	1B: 9 2B: 6 3B: 0 HR: 1	SF: 1 SAC: 0 DP: 2 HBP: 0	WP: 0 PB: 0 SB: 0 CS: 0	PA: 39
PITCHER	IP	WLS	BF	H	R	ER	SO	BB	IBB	HBP	BLK	WP	HR	S	P	ERA	WHIP			
Dave Lemanczyk, R ERA: 3.1	6.2	L	32	13	6	6	1	2	0	0	0	0	1	32	40	8.10	2.250			
Mike Willis, L ERA: 6.05	7.1		7	1	0	0	1	0	0	0	0	0	0	9	9	0.00	0.429			

Detroit Tigers @ Toronto Blue Jays
 Exhibition Stadium, Toronto, ON
 Mon May 28 1979, 7:05 PM EDT
 Att: 10,740 - Unknown - 54 F


AB 36
 R 6
 H 14
 RBI 6
 BB 2
 SO 2
 LOB 10



Batter	1	2	3	4	5	6	7	8	9	AB	R	H	RBI	BB	SO	LOB	BOTTOM			
Danny Ainge, R OBP: 0.346, SLG: 0.318	1-3	G4-6-3					4-3			4	0	0	0	0	1	2				
Bob Bailor, R OBP: 0.313, SLG: 0.281	6-3		F7						6-3	3	0	0	0	0	0	0				
Roy Howell, L OBP: 0.344, SLG: 0.408										3	0	1	0	1	1	1				
Rico Carty, R OBP: 0.328, SLG: 0.381	4-3		5-3						G1-4-3	4	0	0	0	0	0	2				
John Mayberry, L OBP: 0.393, SLG: 0.460					5-3				E4	4	1	2	1	0	0	0				
Al Woods, L OBP: 0.333, SLG: 0.367									F5	4	1	2	0	0	0	2				
Rick Bosetti, R OBP: 0.244, SLG: 0.317									F7	3	0	1	1	0	0	2				
Rick Cerone, R OBP: 0.305, SLG: 0.291									F8	4	0	0	0	0	1	4				
Luis Gomez, R OBP: 0.385, SLG: 0.385										3	0	1	0	0	0	2				
Inning Stats	R: 0 E: 0 K: 0 S: 3	H: 0 LOB: 1 BB: 1 P: 7	R: 2 E: 0 K: 1 S: 8	H: 4 LOB: 1 BB: 0 P: 8	R: 0 E: 0 K: 1 S: 5	H: 0 LOB: 0 BB: 0 P: 5	R: 0 E: 0 K: 0 S: 4	H: 1 LOB: 2 BB: 0 P: 5	R: 0 E: 0 K: 0 S: 4	H: 1 LOB: 1 BB: 0 P: 4	R: 0 E: 0 K: 0 S: 3	H: 0 LOB: 0 BB: 0 P: 3	R: 0 E: 0 K: 0 S: 3	H: 1 LOB: 0 BB: 0 P: 3	R: 0 E: 1 K: 0 S: 4	H: 0 LOB: 1 BB: 0 P: 4	1B: 4 2B: 1 3B: 1 HR: 1	SF: 0 SAC: 0 DP: 3 HBP: 2	WP: 0 PB: 0 SB: 0 CS: 0	PA: 35
PITCHER	IP	WLS	BF	H	R	ER	SO	BB	IBB	HBP	BLK	WP	HR	S	P	ERA	WHIP			
Jack Morris, R ERA: 3.99	9.0	W	35	7	2	2	3	1	0	2	0	0	1	38	44	2.00	0.889			

Detroit Tigers @ Toronto Blue Jays
 Exhibition Stadium, Toronto, ON
 Mon May 28 1979, 7:05 PM EDT
 Att: 10,740 - Unknown - 54 F


AB 32
 R 2
 H 7
 RBI 2
 BB 1
 SO 3
 LOB 15



Batter	1	2	3	4	5	6	7	8	9	AB	R	H	RBI	BB	SO	LOB	TOP		
Ron LeFlore, R OBP: 0.363, SLG: 0.405 Lynn Jones, R OBP: 0.329, SLG: 0.342	1-3	FC5						FC5-4	F9	5	0	1	0	1	0	5			
Lou Whitaker, L OBP: 0.397, SLG: 0.446	F8		4-3	SF8						3	0	0	1	1	0	1			
Steve Kemp, L OBP: 0.453, SLG: 0.608	F5		4-3	F6			3-1	G3		5	0	0	0	0	0	4			
Rusty Staub, L OBP: 0.380, SLG: 0.473		1B		F8			F9			5	3	3	1	0	0	2			
Jason Thompson, L OBP: 0.407, SLG: 0.437	F7				F8				K	4	0	1	0	1	1	2			
Champ Summers, L OBP: 0.382, SLG: 0.392	1B		F9		4-3		G3			4	1	1	0	1	0	2			
Lance Parrish, R OBP: 0.391, SLG: 0.507	FC5			1B	L7					5	3	4	2	0	0	0			
Aurelio Rodriguez, R OBP: 0.304, SLG: 0.367	F7			BB	4-3			5-3		5	1	2	2	0	0	2			
Alan Trammell, R OBP: 0.299, SLG: 0.275				E5	L6			SF9		3	0	1	2	1	0	1			
Inning Stats	R: 0 E: 0 K: 0 S: 3	H: 0 LOB: 0 BB: 0 P: 3	R: 1 E: 0 K: 0 S: 7	H: 4 LOB: 3 BB: 0 P: 7	R: 1 E: 0 K: 0 S: 4	H: 1 LOB: 1 BB: 1 P: 8	R: 2 E: 2 K: 0 S: 6	H: 2 LOB: 2 BB: 1 P: 10	R: 0 E: 0 K: 0 S: 3	H: 0 LOB: 0 BB: 0 P: 3	R: 0 E: 0 K: 0 S: 4	H: 1 LOB: 1 BB: 0 P: 4	R: 0 E: 0 K: 0 S: 4	H: 1 LOB: 2 BB: 2 P: 12	R: 3 E: 0 K: 1 S: 8	H: 3 LOB: 1 BB: 1 P: 12	1B: 9 2B: 2 3B: 0 HR: 2	SF: 2 SAC: 0 DP: 0 HBP: 0	WP: 0 PA: 46 PB: 0 SB: 2 CS: 0
PITCHER	IP	WLS	BF	H	R	ER	SO	BB	IBB	HBP	BLK	WP	HR	S	P	ERA	WHIP		
Phil Huffman, R ERA: 6.22	7.2	L	38	10	5	4	0	4	0	0	0	0	2	34	50	4.70	1.826		
Mark Lemongello, R ERA: 6.75	8.1		8	3	3	3	1	1	0	0	0	0	0	9	13	20.25	3.000		

Detroit Tigers @ Toronto Blue Jays
Exhibition Stadium, Toronto, ON
Wed May 30 1979, 7:05 PM EDT
Att: 21,359 - Unknown - 62 F


AB 39
R 8
H 13
RBI 8
BB 5
SO 1
LOB 19



Batter	1	2	3	4	5	6	7	8	9	AB	R	H	RBI	BB	SO	LOB	BOTTOM				
Alfredo Griffin, S OBP: 0.354, SLG: 0.367			1B	4-3			4-3		L7	5	1	2	0	0	0	1					
Bob Bailor, R OBP: 0.317, SLG: 0.279	6-3		FC6		6-3		F3			3	0	0	0	1	0	1					
Roy Howell, L OBP: 0.337, SLG: 0.394	F7		FC6		4-3		6-3			4	0	1	1	0	0	1					
Rico Carty, R OBP: 0.333, SLG: 0.393	5-3		FC6					F9		3	0	0	1	1	0	3					
Otto Velez, R OBP: 0.360, SLG: 0.480 Bob Robertson, R OBP: 0.222, SLG: 0.250			K		5-3			K		0	0	0	0	0	0	0					
Al Woods, L OBP: 0.336, SLG: 0.370	F6		FC5-4			F8		4-3		3	0	1	0	1	0	1					
Rick Bosetti, R OBP: 0.243, SLG: 0.318	FC4-6		FC5-4			6-3		K		4	0	0	0	0	1	5					
Danny Ainge, R OBP: 0.344, SLG: 0.355	6-3				6-3		F8			4	0	1	0	0	0	2					
Bob Davis, R OBP: 0.143, SLG: 0.100			BB		K		1-3		K	3	1	0	0	0	2	2					
Inning Stats	R: 0 E: 0 K: 0 S: 4	H: 1 LOB: 1 BB: 0 P: 4	R: 0 E: 0 K: 0 S: 3	H: 0 LOB: 0 BB: 0 P: 4	R: 2 E: 0 K: 1 S: 7	H: 2 LOB: 3 BB: 2 P: 16	R: 0 E: 0 K: 1 S: 5	H: 0 LOB: 0 BB: 0 P: 5	R: 0 E: 0 K: 0 S: 3	H: 0 LOB: 1 BB: 1 P: 7	R: 0 E: 0 K: 0 S: 4	H: 1 LOB: 1 BB: 0 P: 4	R: 0 E: 0 K: 0 S: 3	H: 0 LOB: 0 BB: 0 P: 3	R: 0 E: 0 K: 1 S: 5	H: 1 LOB: 1 BB: 0 P: 5	R: 0 E: 0 K: 2 S: 8	H: 1 LOB: 1 BB: 0 P: 8	1B: 5 2B: 0 3B: 0 HR: 0	SF: 0 SAC: 0 DP: 0 HBP: 2	WP: 0 PA: 37 PB: 0 SB: 3 CS: 0
PITCHER	IP	WLS	BF	H	R	ER	SO	BB	IBB	HBP	BLK	WP	HR	S	P	ERA	WHIP				
Milt Wilcox, R ERA: 4.97	9.0	W	37	5	2	2	5	3	0	2	0	0	0	42	56	2.00	0.889				

Detroit Tigers @ Toronto Blue Jays
Exhibition Stadium, Toronto, ON
Wed May 30 1979, 7:05 PM EDT
Att: 21,359 - Unknown - 62 F


AB 32
R 2
H 5
RBI 2
BB 3
SO 5
LOB 19



Batter	1	2	3	4	5	6	7	8	9	AB	R	H	RBI	BB	SO	LOB	TOP
Ron LeFlore, R (1, 8) OBP: 0.360, SLG: 0.401 Lynn Jones, R (8, 8) OBP: 0.329, SLG: 0.342	F9		F9			1-3		PB 1B		4	0	1	0	0	0	0	
Lou Whitaker, L (1, 4) OBP: 0.390, SLG: 0.447	CS 1B		F8			G1-6-3 1B		K		4	0	2	0	0	1	1	
Steve Kemp, L (1, 7) OBP: 0.443, SLG: 0.592	K			1-3		G1-6-3 1-2			4-3	4	0	0	0	0	1	2	
Rusty Staub, L (1, 10) OBP: 0.366, SLG: 0.453		F8		F7			F3		K	4	0	0	0	0	1	0	
Jason Thompson, L (1, 3) OBP: 0.404, SLG: 0.428		F7		F9			K		FC6-4 BB	3	0	0	0	1	1	0	
Lance Parrish, R (1, 2) OBP: 0.394, SLG: 0.503		1B			4-0 BB		K		FC6-4 1-2	3	0	1	0	1	1	1	
Jerry Morales, R (1, 9) OBP: 0.275, SLG: 0.409				5-3 1-2				HR		3	1	2	1	0	0	1	
Aurelio Rodriguez, R (1, 5) OBP: 0.297, SLG: 0.357			1-3				K		6-3	3	0	0	0	0	1	3	
Alan Trammell, R (1, 6) OBP: 0.292, SLG: 0.268							L6		F8	3	0	0	0	0	0	1	
Inning Stats	R: 0 E: 0 K: 1 S: 5	H: 1 LOB: 0 BB: 0 P: 5	R: 0 E: 0 K: 0 S: 5	H: 2 LOB: 2 BB: 0 P: 5	R: 0 E: 0 K: 0 S: 3	H: 0 LOB: 0 BB: 0 P: 3	R: 0 E: 0 K: 0 S: 3	H: 0 LOB: 1 BB: 1 P: 9	R: 0 E: 0 K: 2 S: 7	H: 1 LOB: 0 BB: 0 P: 7	R: 0 E: 0 K: 1 S: 5	H: 0 LOB: 1 BB: 1 P: 9	1B: 5 2B: 0 3B: 0 HR: 1	SF: 0 SAC: 0 DP: 1 HBP: 0	WP: 0 PB: 1 SB: 0 CS: 1	PA: 33	
PITCHER Tom Underwood, L (1, 1) ERA: 4.8	IP: 9.0 WLS: L BF: 33 H: 6 R: 1 ER: 1 SO: 6 BB: 2 IBB: 0 HBP: 0 BLK: 0 WP: 0 HR: 1 S: 43 P: 51 ERA: 1.00 WHIP: 0.889																

Detroit Tigers @ Toronto Blue Jays
Exhibition Stadium, Toronto, ON
Thu May 31 1979, 7:05 PM EDT
Att: 12,423 - Unknown - 70 F


AB	31
R	1
H	6
RBI	1
BB	2
SO	6
LOB	9



Batter	1	2	3	4	5	6	7	8	9	AB	R	H	RBI	BB	SO	LOB	BOTTOM
Alfredo Griffin, S (1, 6) OBP: 0.353, SLG: 0.372	F6			F7		SH5-3 1-2				3	0	1	0	0	0	0	
Bob Bailor, R (1, 9) OBP: 0.311, SLG: 0.273	L9			L7		6-3			F9	4	0	0	0	0	0	2	
Roy Howell, L (1, 5) OBP: 0.330, SLG: 0.384	K			G3					K	4	0	0	0	0	2	1	
Rico Carty, R (1, 10) OBP: 0.333, SLG: 0.398		F4								3	0	1	0	0	0	0	
Otto Velez, R (1, 3) OBP: 0.348, SLG: 0.462 (9, 7)		K				5-3				3	0	0	0	0	1	1	
Rick Rosetti, R (1, 8) OBP: 0.239, SLG: 0.313		4-3				6-3				3	0	0	0	0	0	1	
Danny Ainge, R (1, 4) OBP: 0.343, SLG: 0.353				F8						3	0	1	0	0	1	1	
Rick Cerone, R (1, 2) OBP: 0.305, SLG: 0.287				F6		SH5-3 BB				2	0	0	0	1	0	1	
Al Woods, L (1, 7) OBP: 0.331, SLG: 0.365 Bob Robertson, R (8, PH) OBP: 0.214, SLG: 0.240 (9, 3)				4-3						2	0	0	0	0	1	1	
Inning Stats	R: 0 E: 0 K: 1 S: 5	H: 0 LOB: 0 BB: 0 P: 5	R: 0 E: 0 K: 1 S: 5	H: 0 LOB: 0 BB: 0 P: 5	R: 0 E: 0 K: 0 S: 3	H: 0 LOB: 0 BB: 0 P: 3	R: 0 E: 0 K: 0 S: 3	H: 1 LOB: 1 BB: 0 P: 6	R: 0 E: 0 K: 1 S: 5	H: 0 LOB: 1 BB: 1 P: 9	R: 0 E: 0 K: 0 S: 3	H: 1 LOB: 0 BB: 0 P: 3	1B: 1 2B: 2 3B: 0 HR: 0	SF: 0 SAC: 1 DP: 0 HBP: 0	WP: 0 PB: 0 SB: 0 CS: 0	PA: 31	
PITCHER Pat Underwood, L (1, 1) ERA: 1.93 Dave Tobik, R (9, 1) ERA: 1.93 John Hiller, L (9, 1) ERA: 3.58	IP: 8.1 WLS: W BF: 28 H: 3 R: 0 ER: 0 SO: 4 BB: 1 IBB: 0 HBP: 0 BLK: 0 WP: 0 HR: 0 S: 35 P: 39 ERA: 0.00 WHIP: 0.480																

Detroit Tigers @ Toronto Blue Jays
Exhibition Stadium, Toronto, ON
Thu May 31 1979, 7:05 PM EDT
Att: 12,423 - Unknown - 70 F

AB	28
R	0
H	3
RBI	0
BB	1
SO	5
LOB	8



Batter	1	2	3	4	5	6	7	8	9	AB	R	H	RBI	BB	SO	LOB	TOP					
Alfredo Griffin, S OBP: 0.345, SLG: 0.362 (1, 6)										5	0	0	0	0	1	2	Toronto Blue Jays @ Seattle Mariners The Kingdome, Seattle, WA Fri Jun 01 1979, 10:05 PM EDT Att. 4,113 - Dome					
Bob Bailor, R OBP: 0.315, SLG: 0.277 (1, 9)										4	0	2	0	0	0	2						
Roy Howell, L OBP: 0.333, SLG: 0.401 (1, 5)										3	2	1	1	1	0	2						
Rico Carty, R OBP: 0.327, SLG: 0.389 (1, 10)										4	0	0	0	0	0	3						
John Mayberry, L OBP: 0.390, SLG: 0.455 (1, 3)										4	0	1	1	0	0	0						
Al Woods, L OBP: 0.323, SLG: 0.355 (1, 7)										4	0	0	0	0	0	1						
Rick Bosetti, R OBP: 0.249, SLG: 0.322 (1, 8)										4	0	3	0	0	0	0						
Danny Ainge, R OBP: 0.359, SLG: 0.368 (1, 4)										4	0	2	0	0	0	1						
Rick Cerone, R OBP: 0.298, SLG: 0.279 (1, 2)										4	0	0	0	0	1	5						
Inning Stats	R: 0 E: 0 K: 1 S: 6	H: 1 LOB: 1 BB: 0 P: 6	R: 0 E: 0 K: 0 S: 4	H: 1 LOB: 1 BB: 0 P: 4	R: 0 E: 0 K: 0 S: 3	H: 0 LOB: 0 BB: 0 P: 3	R: 1 E: 0 K: 0 S: 4	H: 1 LOB: 0 BB: 0 P: 4	R: 0 E: 0 K: 1 S: 7	H: 2 LOB: 2 BB: 0 P: 7	R: 1 E: 0 K: 0 S: 6	H: 3 LOB: 3 BB: 1 P: 10	R: 0 E: 0 K: 0 S: 4	H: 1 LOB: 1 BB: 0 P: 4	R: 0 E: 0 K: 0 S: 3	H: 0 LOB: 0 BB: 0 P: 3	R: 0 E: 0 K: 0 S: 3	H: 0 LOB: 0 BB: 0 P: 3	1B: 8 2B: 0 3B: 0 HR: 1	SF: 0 SAC: 0 DP: 0 HBP: 0	WP: 0 PB: 0 SB: 1 CS: 0	PA: 37
PITCHER Paul Mitchell, R ERA: 4.42 (1, 1)	IP: 9.0 WLS: W BF: 37 H: 9 R: 2 ER: 2 SO: 2 BB: 1 IBB: 0 HBP: 0 BLK: 0 WP: 0 HR: 1 S: 40 P: 44 ERA: 2.00 WHIP: 1.111															PITCHER	IP: 9.0 WLS: W BF: 37 H: 9 R: 2 ER: 2 SO: 2 BB: 1 IBB: 0 HBP: 0 BLK: 0 WP: 0 HR: 1 S: 40 P: 44 ERA: 2.00 WHIP: 1.111					

AB 36
R 2
H 9
RBI 2
BB 1
SO 2
LOB 16



Batter	1	2	3	4	5	6	7	8	9	AB	R	H	RBI	BB	SO	LOB	BOTTOM	
Julio Cruz, S OBP: 0.320, SLG: 0.272 (1, 4)										3	1	1	1	1	0	0	Toronto Blue Jays @ Seattle Mariners The Kingdome, Seattle, WA Fri Jun 01 1979, 10:05 PM EDT Att. 4,113 - Dome	
Ruppert Jones, L OBP: 0.347, SLG: 0.500 (1, 8)										4	1	1	2	0	1	2		
Bruce Bochte, L OBP: 0.431, SLG: 0.535 John Hale, L OBP: 0.313, SLG: 0.154 (1, 3) (6, 7)										3	2	2	0	1	0	0		
Willie Horton, R OBP: 0.348, SLG: 0.488 (1, 10)										3	0	1	0	1	0	1		
Dan Meyer, L OBP: 0.335, SLG: 0.426 (1, 5)										4	1	2	2	0	0	1		
Leon Roberts, R OBP: 0.345, SLG: 0.457 (1, 9)										3	1	0	0	1	0	3		
Bob Stinson, S OBP: 0.358, SLG: 0.386 (1, 2)										4	0	1	1	0	0	2		
Tom Paciorek, R OBP: 0.329, SLG: 0.437 (1, 7) (8, 3)										2	1	0	0	2	0	1		
Mario Mendoza, R OBP: 0.205, SLG: 0.221 (1, 6)										4	0	1	0	0	0	1		
Inning Stats	R: 4 E: 0 K: 0 S: 7	H: 5 LOB: 1 BB: 1 P: 11	R: 0 E: 0 K: 1 S: 5	H: 0 LOB: 0 BB: 0 P: 5	R: 0 E: 0 K: 0 S: 3	H: 1 LOB: 0 BB: 0 P: 3	R: 2 E: 2 K: 0 S: 4	H: 2 LOB: 1 BB: 2 P: 12	R: 0 E: 0 K: 0 S: 3	H: 0 LOB: 1 BB: 1 P: 7	R: 1 E: 0 K: 0 S: 4	H: 1 LOB: 2 BB: 2 P: 12	R: 0 E: 0 K: 0 S: 3	H: 0 LOB: 0 BB: 0 P: 3	1B: 5 2B: 4 3B: 0 HR: 1	SF: 0 SAC: 0 DP: 2 HBP: 0	WP: 1 PB: 0 SB: 1 CS: 1	PA: 37
PITCHER Jesse Jefferson, R ERA: 3.86 Balor Moore, L ERA: 6.86 (1, 1) (4, 1)	IP: 3.1 WLS: L BF: 18 H: 7 R: 6 ER: 5 SO: 1 BB: 3 IBB: 0 HBP: 0 BLK: 0 WP: 1 HR: 1 S: 17 P: 29 ERA: 13.50 WHIP: 3.000															PITCHER	IP: 4.2 WLS: L BF: 18 H: 2 R: 1 ER: 1 SO: 0 BB: 2 IBB: 1 HBP: 0 BLK: 0 WP: 1 HR: 0 S: 15 P: 27 ERA: 1.93 WHIP: 0.857	


AB 30
R 7
H 9
RBI 6
BB 6
SO 1
LOB 11



Batter	1	2	3	4	5	6	7	8	9	AB	R	H	RBI	BB	SO	LOB	TOP																				
Alfredo Griffin, S OBP: 0.346, SLG: 0.374 (1, 6)	0-0 4-3		0-0 WP 2B			0-0 SH HR 2B	0-0 F5		0-0 4-3	5	2	2	0	0	0	1																					
Bob Bailor, R OBP: 0.305, SLG: 0.272 (1, 9)	0-0 F9		0-3 K			0-0 SH HR	0-0 G3		0-3 K	4	1	0	0	0	2	1																					
Roy Howell, L OBP: 0.337, SLG: 0.418 (1, 5)	0-0 4-3			4-0 FC3-6 1B BB		0-0 1-H 3-H HR	0-3 K			3	1	1	3	1	1	1																					
Rico Carty, R OBP: 0.325, SLG: 0.385 (1, 10)		0-0 4-3		0-0 FC3-6 1B		0-3 K		0-0 F3		4	0	1	0	0	1	0																					
John Mayberry, L OBP: 0.382, SLG: 0.443 (1, 3)	0-0 F5		0-0 FC3-6 G6-4-3			0-0 F9		0-0 1-3		4	0	0	0	0	0	2																					
Rick Bosetti, R OBP: 0.254, SLG: 0.322 (1, 8)	0-3 K		0-3 G6-4-3			4-0 S BB		0-0 BB 1B		3	0	1	0	1	1	2																					
Al Woods, L OBP: 0.321, SLG: 0.347 (1, 7)			0-0 F7			0-3 K		4-0 1-2 BB		3	0	0	0	1	1	1																					
Danny Ainge, R OBP: 0.349, SLG: 0.429 (1, 4)			0-0 4-3			0-0 F8		0-0 6-3		4	1	1	1	0	0	2																					
Rick Cerone, R OBP: 0.303, SLG: 0.285 (1, 2)			0-0 2B WP 1B			0-0 F8		0-0 L1		4	1	2	0	0	0	0																					
Inning Stats	R: 0 E: 0 K: 0 S: 3	H: 0 LOB: 0 BB: 0 P: 3	R: 0 E: 0 K: 1 S: 5	H: 0 LOB: 0 BB: 0 P: 5	R: 2 E: 0 K: 1 S: 7	H: 2 LOB: 0 BB: 0 P: 7	R: 0 E: 0 K: 0 S: 3	H: 1 LOB: 1 BB: 0 P: 7	R: 0 E: 0 K: 0 S: 3	H: 0 LOB: 0 BB: 0 P: 3	R: 3 E: 0 K: 2 S: 10	H: 2 LOB: 1 BB: 1 P: 14	R: 1 E: 0 K: 1 S: 7	H: 2 LOB: 1 BB: 0 P: 7	R: 0 E: 0 K: 0 S: 4	H: 1 LOB: 2 BB: 1 P: 8	R: 0 E: 0 K: 1 S: 5	H: 0 LOB: 0 BB: 0 P: 5	1B: 4 2B: 2 3B: 0 HR: 2	SF: 0 SAC: 1 DP: 1 HBP: 0	WP: 2 PB: 0 SB: 1 CS: 0	PA: 38															
PITCHER	IP	WLS	BF	H	R	ER	SO	BB	IBB	HBP	BLK	WP	HR	S	P	ERA	WHIP	PITCHER	IP	WLS	BF	H	R	ER	SO	BB	IBB	HBP	BLK	WP	HR	S	P	ERA	WHIP		
Odell Jones, R ERA: 6.88 (1, 1)	5.2	L	24	5	5	5	3	2	0	0	0	1	1	28	36	7.94	1.235																				
Joe Decker, R ERA: 3.86 (6, 1)	3.1		14	3	1	1	3	1	0	0	0	0	1	19	23	2.70	1.200																				

Toronto Blue Jays @ Seattle Mariners
The Kingdome, Seattle, WA
Sat Jun 02 1979, 10:05 PM EDT
Att: 8,011 - Dome


AB 34
R 6
H 8
RBI 4
BB 3
SO 6
LOB 10



Batter	1	2	3	4	5	6	7	8	9	AB	R	H	RBI	BB	SO	LOB	BOTTOM																				
Julio Cruz, S OBP: 0.323, SLG: 0.276 (1, 4)	0-0 6-3			0-0 6-3 S 1B		0-0 1-3		0-0 E8 2B 1B		4	1	2	0	0	0	0																					
Ruppert Jones, L OBP: 0.341, SLG: 0.490 (1, 8)	0-0 L6			0-3 K		0-0 6-3		0-0 F5		4	0	0	0	0	1	2																					
Bruce Bochte, L OBP: 0.433, SLG: 0.546 (1, 3)	0-0 4-3			0-0 6-3		0-0 2-3		0-0 1B E 2B		4	1	2	1	0	0	1																					
Willie Horton, R OBP: 0.342, SLG: 0.478 (1, 10)		0-0 F8		0-3 K		0-0 F7		0-0 4-3		4	0	0	0	0	1	3																					
Dan Meyer, L OBP: 0.345, SLG: 0.427 (1, 5)		0-0 CS 1B		4-0 4-3 BB		4-0 E BB		0-0 4-3		2	0	1	0	2	0	0																					
Leon Roberts, R OBP: 0.343, SLG: 0.452 (1, 9)		0-0 F8		0-0 F2		0-0 E7 1B		0-0 6-3		4	0	1	0	0	0	2																					
Bob Stinson, S OBP: 0.355, SLG: 0.374 (1, 2)			1-0 FC6-4 HBP		0-0 4-3		0-3 K		0-0 F7	3	0	0	0	0	1	3																					
Tom Paciorek, R OBP: 0.321, SLG: 0.425 Charlie Beamon, L (7, PH) (8, 7)			0-0 FC6-4 G4-3		0-0 6-3		0-3 K			2	0	0	0	0	0	2																					
Mario Mendoza, R OBP: 0.204, SLG: 0.220 Larry Milbourne, S (6, PH) (7, 6)			0-0 G4-3			0-0 F7		0-0 G3		1	0	0	0	0	0	1																					
Inning Stats	R: 0 E: 0 K: 0 S: 3	H: 0 LOB: 0 BB: 0 P: 3	R: 0 E: 0 K: 0 S: 2	H: 1 LOB: 0 BB: 0 P: 3	R: 0 E: 0 K: 2 S: 8	H: 1 LOB: 1 BB: 0 P: 8	R: 0 E: 0 K: 0 S: 3	H: 0 LOB: 0 BB: 0 P: 3	R: 1 E: 1 K: 0 S: 5	H: 2 LOB: 1 BB: 0 P: 5	R: 1 E: 1 K: 0 S: 3	H: 2 LOB: 1 BB: 0 P: 3	R: 0 E: 0 K: 0 S: 3	H: 0 LOB: 0 BB: 0 P: 3	1B: 4 2B: 2 3B: 0 HR: 0	SF: 0 SAC: 0 DP: 1 HBP: 1	WP: 0 PB: 0 SB: 1 CS: 1	PA: 34																			
PITCHER	IP	WLS	BF	H	R	ER	SO	BB	IBB	HBP	BLK	WP	HR	S	P	ERA	WHIP	PITCHER	IP	WLS	BF	H	R	ER	SO	BB	IBB	HBP	BLK	WP	HR	S	P	ERA	WHIP		
Dave Lemanczyk, R ERA: 2.75 (1, 1)	9.0	W	34	6	2	0	4	2	0	1	0	0	0	39	48	0.00	0.889																				

Toronto Blue Jays @ Seattle Mariners
The Kingdome, Seattle, WA
Sat Jun 02 1979, 10:05 PM EDT
Att: 8,011 - Dome

AB 31
R 2
H 6
RBI 1
BB 2
SO 4
LOB 16



Batter	1	2	3	4	5	6	7	8	9	AB	R	H	RBI	BB	SO	LOB	TOP				
Alfredo Griffin, S OBP: 0.353, SLG: 0.377	0-0 4-1 1B	0-0 1-3			0-0 5-3	0-0 4-3			0-0 F7	5	1	1	0	0	0	2					
Bob Bailor, R OBP: 0.306, SLG: 0.270	0-3 K		0-0 S 1B		0-0 F8			0-0 L9	0-0 6-3	5	1	1	0	0	1	1					
Roy Howell, L OBP: 0.335, SLG: 0.408	0-0 4-1		0-3 K		0-0 1B			0-3 K	0-0 6-3	5	0	1	0	0	2	2					
Rico Carty, R OBP: 0.332, SLG: 0.387	0-0 E 2H 1B		0-0 CS 1B		0-0 1B			0-0 L8		4	0	3	2	0	0	0					
John Mayberry, L OBP: 0.381, SLG: 0.442	1-0 E 1-2 HBP		0-3 K		0-0 F6			0-3 K		3	0	0	0	0	2	3					
Rick Bosetti, R OBP: 0.296, SLG: 0.324	0-0 E6			0-0 4-3 S 1B				0-0 L8		4	0	2	0	0	0	2					
Al Woods, L OBP: 0.313, SLG: 0.333	0-3 K			0-0 L9				0-0 4-3	4-0 BB	3	0	0	0	1	1	4					
Danny Ainge, R OBP: 0.314, SLG: 0.367		0-3 K		0-0 4-3				4-0 1B	0-0 F7	3	0	0	0	1	1	3					
Rick Cerone, R OBP: 0.301, SLG: 0.278		0-0 6-3		0-3 K				0-0 1B	0-0 6-3	4	0	1	0	0	1	3					
Inning Stats	R: 1 E: 1 K: 2 S: 10	H: 2 LOB: 3 BB: 0 P: 11	R: 0 E: 0 K: 5 S: 5	H: 0 LOB: 0 BB: 0 P: 5	R: 1 E: 0 K: 2 S: 8	H: 2 LOB: 1 BB: 0 P: 8	R: 0 E: 0 K: 1 S: 6	H: 1 LOB: 1 BB: 0 P: 6	R: 0 E: 0 K: 0 S: 4	H: 2 LOB: 2 BB: 0 P: 8	R: 0 E: 0 K: 1 S: 5	H: 0 LOB: 0 BB: 0 P: 5	R: 0 E: 0 K: 1 S: 6	H: 1 LOB: 2 BB: 1 P: 10	R: 0 E: 0 K: 0 S: 3	H: 0 LOB: 0 BB: 0 P: 3	1B: 9 2B: 1 3B: 0 HR: 0	SF: 0 SAC: 0 DP: 1 HBP: 1	WP: 0 PB: 0 SB: 2 CS: 1	PA: 39	
PITCHER	IP	WLS	BF	H	R	ER	SO	BB	IBB	HBP	BLK	WP	HR	S	P	ERA	WHIP				
Chris Knapp, R ERA: 5.68	1.0		7	2	1	1	2	0	0	1	0	0	0	10	11	9.00	2.000				
Mike Barlow, R ERA: 5.49	5.0	W	21	6	1	1	4	1	0	0	0	0	0	28	32	1.80	1.400				
Mark Clear, R ERA: 2.79	3.0	S	11	1	0	0	2	1	0	0	0	0	0	14	18	0.00	0.667				

Toronto Blue Jays @ California Angels
Anaheim Stadium, Anaheim, CA
Mon Jun 04 1979, 10:05 PM EDT
Att: 16,979 - Unknown


AB	36
R	2
H	9
RBI	2
BB	2
SO	8
LOB	20



Batter	1	2	3	4	5	6	7	8	9	AB	R	H	RBI	BB	SO	LOB	BOTTOM				
Bert Campaneris, R OBP: 0.294, SLG: 0.229	0-0 F8		0-0 6-3			0-0 3B 1B		0-0 SH1-4 1B		4	1	2	0	0	0	0					
Carney Lansford, R OBP: 0.329, SLG: 0.430	0-0 6-3			0-0 6-3		0-0 F4		0-0 SH1-4	1-2	3	0	0	0	0	0	1					
Dan Ford, R OBP: 0.358, SLG: 0.450	0-3 K			0-0 2B		0-0 1B 3B		0-3 K		4	1	2	1	0	2	1					
Don Baylor, R OBP: 0.404, SLG: 0.556		0-0 6-3		0-0 6-3		0-0 CS 1B		0-0 L8		4	0	1	1	0	0	2					
Willie Aikens, L OBP: 0.362, SLG: 0.514		0-0 4-3		0-0 4-3		0-0 4-3		0-0 4-3	1-2	3	0	0	0	0	0	2					
Brian Downing, R OBP: 0.396, SLG: 0.506		0-0 B3			0-0 6-3			0-0 1B		3	0	1	0	0	0	0					
Merv Rettenmund, R OBP: 0.270, SLG: 0.324			0-3 K		0-0 HR			0-0 G4-6-3 1B	1-3	3	1	2	1	0	1	2					
Bobby Grich, R OBP: 0.360, SLG: 0.566			0-0 HR		0-0 F7			0-3 K		3	1	1	1	0	1	2					
Willie Davis, L OBP: 0.143, SLG: 0.053			0-0 F8		0-0 F7			0-0 G4-6-3	1-2	3	0	0	0	0	0	2					
Inning Stats	R: 0 E: 0 K: 1 S: 5	H: 0 LOB: 0 BB: 0 P: 5	R: 0 E: 0 K: 0 S: 3	H: 0 LOB: 0 BB: 0 P: 3	R: 1 E: 0 K: 1 S: 6	H: 1 LOB: 0 BB: 0 P: 6	R: 0 E: 0 K: 0 S: 4	H: 1 LOB: 1 BB: 0 P: 4	R: 1 E: 0 K: 0 S: 4	H: 1 LOB: 0 BB: 0 P: 4	R: 2 E: 0 K: 0 S: 5	H: 3 LOB: 0 BB: 0 P: 5	R: 0 E: 0 K: 1 S: 6	H: 2 LOB: 1 BB: 0 P: 6	R: 0 E: 0 K: 1 S: 6	H: 1 LOB: 1 BB: 0 P: 6	1B: 5 2B: 1 3B: 1 HR: 2	SF: 0 SAC: 1 DP: 1 HBP: 0	WP: 0 PB: 0 SB: 0 CS: 1	PA: 31	
PITCHER	IP	WLS	BF	H	R	ER	SO	BB	IBB	HBP	BLK	WP	HR	S	P	ERA	WHIP				
Phil Huffman, R ERA: 6.27	1.1	L	22	6	4	4	2	0	0	0	0	0	0	2	26	6.75	1.125				
Tom Buskey, R ERA: 3.14	6.1		9	3	0	0	2	0	0	0	0	0	0	13	13	0.00	1.125				

Toronto Blue Jays @ California Angels
Anaheim Stadium, Anaheim, CA
Mon Jun 04 1979, 10:05 PM EDT
Att: 16,979 - Unknown

AB	30
R	4
H	9
RBI	4
BB	0
SO	4
LOB	10



Batter	1	2	3	4	5	6	7	8	9	AB	R	H	RBI	BB	SO	LOB	TOP					
Alfredo Griffin, S OBP: 0.356, SLG: 0.379	0-0 WP 1B		0-0 F5			0-0 F7		0-0 S 1B		4	0	2	0	0	0	0	Toronto Blue Jays @ California Angels Anaheim Stadium, Anaheim, CA Tue Jun 05 1979, 10:05 PM EDT Att: 18,862 - Unknown					
Bob Bailor, R OBP: 0.303, SLG: 0.264	0-0 F7		0-0 F7			0-0 F2		0-0 F7 1-2		4	0	0	0	0	0	2						
Roy Howell, L OBP: 0.328, SLG: 0.399	0-0 F7 1-2			0-0 E6 G6-4-3 BB		0-3 K			0-0 4-3	4	0	0	0	0	1	1						
Rico Carty, R OBP: 0.330, SLG: 0.381	0-0 1-3			4-0 G6-4-3 BB 1-2			0-0 1-3		0-0 F7	3	0	0	0	1	0	1						
Otto Velez, R OBP: 0.361, SLG: 0.476		0-0 F9 2B		0-0 G6-4-3 1-2 2-3			4-0 BB		0-0 BB 1B	3	0	2	0	1	0	2						
Bob Robertson, R OBP: 0.188, SLG: 0.207	0-0 F9 2-3			0-0 6-3			0-3 K		0-0 F7	4	0	0	0	0	1	4						
Rick Bosetti, R OBP: 0.254, SLG: 0.319		0-3 K			0-0 F4			0-0 F8		3	0	0	0	0	1	2						
Danny Ainge, R OBP: 0.296, SLG: 0.346	0-0 F7				0-0 4-3			0-0 5-3		3	0	0	0	0	0	1						
Bob Davis, R OBP: 0.125, SLG: 0.087			0-0 F7		0-0 F7			0-0 6-3		3	0	0	0	0	0	0						
Inning Stats	R: 0 E: 0 K: 0 S: 4	H: 1 LOB: 1 BB: 0 P: 4	R: 0 E: 0 K: 1 S: 6	H: 1 LOB: 1 BB: 0 P: 6	R: 0 E: 0 K: 0 S: 3	H: 0 LOB: 0 BB: 0 P: 3	R: 0 E: 1 K: 0 S: 3	H: 0 LOB: 1 BB: 1 P: 7	R: 0 E: 0 K: 0 S: 3	H: 0 LOB: 0 BB: 0 P: 3	R: 0 E: 0 K: 1 S: 5	H: 0 LOB: 0 BB: 0 P: 5	R: 0 E: 0 K: 1 S: 5	H: 0 LOB: 1 BB: 1 P: 9	R: 0 E: 0 K: 0 S: 4	H: 1 LOB: 1 BB: 0 P: 4	R: 0 E: 0 K: 0 S: 4	H: 1 LOB: 1 BB: 0 P: 4	1B: 3 2B: 1 3B: 0 HR: 0	SF: 0 SAC: 0 DP: 1 HBP: 0	WP: 1 PB: 0 SB: 1 CS: 0	PA: 33
PITCHER Frank Tanana, L ERA: 4.08	IP: 9.0 WLS: W BF: 33 H: 4 R: 0 ER: 0 SO: 3 BB: 2 IBB: 0 HBP: 0 BLK: 0 WP: 1 HR: 0 S: 37 P: 45 ERA: 0.00 WHIP: 0.667															PITCHER	IP: 9.0 WLS: W BF: 33 H: 4 R: 0 ER: 0 SO: 3 BB: 2 IBB: 0 HBP: 0 BLK: 0 WP: 1 HR: 0 S: 37 P: 45 ERA: 0.00 WHIP: 0.667					

Batter	1	2	3	4	5	6	7	8	9	AB	R	H	RBI	BB	SO	LOB	BOTTOM					
Bert Campaneris, R OBP: 0.283, SLG: 0.220	0-0 4-3			0-0 L6			0-0 F7			4	0	0	0	0	0	3	Toronto Blue Jays @ California Angels Anaheim Stadium, Anaheim, CA Tue Jun 05 1979, 10:05 PM EDT Att: 18,862 - Unknown					
Carney Lansford, R OBP: 0.328, SLG: 0.427	0-0 BB E 1B	0-0 F8			0-0 F2		0-3 K			4	1	1	0	0	1	1						
Dan Ford, R OBP: 0.360, SLG: 0.445	4-0 E 1-2 BB		4-0 G1-6-3 BB		0-0 5-3		0-0 F9			2	0	0	0	2	0	0						
Don Baylor, R OBP: 0.406, SLG: 0.569	0-0 E1 1-3 2H		0-0 F8		0-0 BB 1B			0-0 HR		4	1	2	1	0	0	2						
Brian Downing, R OBP: 0.393, SLG: 0.506	0-3 K		0-0 G1-6-3 1-2		0-0 5-3			0-0 E K2-4-5 2B		4	0	1	0	0	1	4						
Mery Rettenmund, R OBP: 0.288, SLG: 0.297	4-0 IBB			0-0 5-3		0-0 F9		0-0 E1 2-3		3	0	0	0	1	0	1						
Willie Aikens, L OBP: 0.359, SLG: 0.513	0-0 4-3			0-0 2B		0-0 3-1		0-3 K		4	0	1	0	0	1	5						
Bobby Grich, R OBP: 0.368, SLG: 0.582		4-0 BB		4-0 BB		0-0 HR		0-3 K2-4-5 3-H		2	1	1	1	2	1	2						
Tom Donohue, R OBP: 0.214, SLG: 0.154		0-0 F8		0-3 K		0-3 K				3	0	0	0	0	2	3						
Inning Stats	R: 1 E: 1 K: 1 S: 7	H: 1 LOB: 3 BB: 2 P: 15	R: 0 E: 0 K: 0 S: 3	H: 0 LOB: 1 BB: 1 P: 7	R: 0 E: 0 K: 0 S: 2	H: 0 LOB: 0 BB: 1 P: 6	R: 0 E: 0 K: 1 S: 6	H: 1 LOB: 2 BB: 1 P: 10	R: 0 E: 0 K: 0 S: 4	H: 1 LOB: 1 BB: 0 P: 4	R: 1 E: 0 K: 1 S: 6	H: 1 LOB: 0 BB: 0 P: 6	R: 0 E: 0 K: 1 S: 5	H: 0 LOB: 0 BB: 0 P: 5	R: 1 E: 1 K: 2 S: 9	H: 2 LOB: 2 BB: 0 P: 9	R: 0 E: 0 K: 2 S: 9	H: 2 LOB: 2 BB: 0 P: 9	1B: 2 2B: 3 3B: 0 HR: 2	SF: 0 SAC: 0 DP: 2 HBP: 0	WP: 0 PB: 0 SB: 0 CS: 0	PA: 35
PITCHER Tom Underwood, L ERA: 4.54	IP: 8.0 WLS: L BF: 35 H: 6 R: 3 ER: 2 SO: 6 BB: 4 IBB: 1 HBP: 0 BLK: 0 WP: 0 HR: 2 S: 42 P: 62 ERA: 2.25 WHIP: 1.250															PITCHER	IP: 8.0 WLS: L BF: 35 H: 6 R: 3 ER: 2 SO: 6 BB: 4 IBB: 1 HBP: 0 BLK: 0 WP: 0 HR: 2 S: 42 P: 62 ERA: 2.25 WHIP: 1.250					

AB	31
R	0
H	4
RBI	0
BB	2
SO	3
LOB	13



AB	30
R	3
H	6
RBI	2
BB	5
SO	6
LOB	21



Batter	1	2	3	4	5	6	7	8	9	AB R H RBI BB SO LOB	TOP																	
Alfredo Griffin, S OBP: 0.352, SLG: 0.375 (1, 6)										5 1 1 0 0 0 2	Toronto Blue Jays @ California Angels Anaheim Stadium, Anaheim, CA Wed Jun 06 1979, 10:05 PM EDT Att: 18,835 - Unknown																	
Danny Aings, R OBP: 0.310, SLG: 0.393 Tim Johnson, L OBP: 0.136, SLG: 0.095 (1, 4)										4 1 2 1 0 0 1																		
Roy Howell, L OBP: 0.330, SLG: 0.392 (1, 5)										3 0 0 1 2 0 1																		
Rico Carty, R OBP: 0.332, SLG: 0.381 (1, 10)										5 0 2 1 0 0 2																		
John Mayberry, L OBP: 0.374, SLG: 0.432 (1, 3)										4 0 0 0 0 0 5																		
Otto Velez, R OBP: 0.376, SLG: 0.488 Ted Wilborn, S (8, 7)										2 1 1 0 2 0 0																		
Rick Bosetti, R OBP: 0.250, SLG: 0.314 (1, 8)										4 1 0 0 0 1 2																		
Bob Bailor, R OBP: 0.306, SLG: 0.267 (1, 9)										2 0 1 1 1 0 1																		
Bob Davis, R OBP: 0.143, SLG: 0.111 (1, 2)										4 1 1 0 0 0 1																		
Inning Stats	R: 0 E: 0 K: 0 S: 4	H: 1 LOB: 2 BB: 1 P: 8	R: 2 E: 2 K: 0 S: 5	H: 0 LOB: 1 BB: 1 P: 9	R: 0 E: 0 K: 1 S: 3	H: 0 LOB: 0 BB: 0 P: 3	R: 0 E: 0 K: 1 S: 5	H: 1 LOB: 1 BB: 1 P: 9	R: 0 E: 0 K: 0 S: 4	H: 0 LOB: 1 BB: 0 P: 4		R: 0 E: 1 K: 0 S: 5	H: 2 LOB: 2 BB: 1 P: 9	R: 0 E: 0 K: 0 S: 3	H: 1 LOB: 0 BB: 0 P: 3	R: 2 E: 0 K: 0 S: 5	H: 2 LOB: 0 BB: 0 P: 5	1B: 6 2B: 1 3B: 1 HR: 0	SF: 1 SAC: 1 DP: 2 HBP: 0	WP: 0 PB: 0 SB: 0 CS: 1	PA: 41							
PITCHER	IP WLS BF H R ER SO BB IBB HBP BLK WP HR S P ERA WHIP											IP WLS BF H R ER SO BB IBB HBP BLK WP HR S P ERA WHIP																
Dave Frost, R ERA: 4.69 (1, 1)	6.1	31	5	3	0	1	4	1	0	0	0	0	0	0	0	0	0.00	1.421										
Dave LaRoche, L ERA: 5.09 (7, 1)	2.0	L	8	3	2	2	0	0	0	0	0	0	0	0	0	0	9.00	1.500										
Mark Clear, R ERA: 2.75 (9, 1)	0.2	1	0	0	0	0	0	0	0	0	0	0	0	0	1	1	0.00	0.000										

AB	33
R	5
H	8
RBI	4
BB	5
SO	1
LOB	15



Batter	1	2	3	4	5	6	7	8	9	AB R H RBI BB SO LOB	BOTTOM																
Bert Campaneris, R OBP: 0.291, SLG: 0.240 (1, 6)										4 1 2 0 0 0 1	Toronto Blue Jays @ California Angels Anaheim Stadium, Anaheim, CA Wed Jun 06 1979, 10:05 PM EDT Att: 18,835 - Unknown																
Carney Lansford, R OBP: 0.331, SLG: 0.425 (1, 5)										3 0 1 0 1 0 0																	
Dan Ford, R OBP: 0.363, SLG: 0.469 (1, 9)										4 1 2 1 0 1 3																	
Don Baylor, R OBP: 0.399, SLG: 0.559 (1, 7)										4 0 0 0 0 0 3																	
Willie Aikens, L OBP: 0.363, SLG: 0.508 (1, 3)										3 0 1 0 1 0 0																	
Brian Downing, R OBP: 0.390, SLG: 0.500 (1, 10)										4 0 1 0 0 0 1																	
Larry Harlow, L OBP: 0.346, SLG: 0.267 (1, 8)										4 0 0 0 0 1 2																	
Bobby Grich, R OBP: 0.365, SLG: 0.590 (1, 4)										4 1 1 1 0 2 1																	
Tom Donohue, R OBP: 0.294, SLG: 0.438 Willie Davis, L OBP: 0.136, SLG: 0.050 (9, PH)										3 1 2 1 0 0 0																	
										1 0 0 0 0 0 0																	
Inning Stats	R: 0 E: 0 K: 0 S: 4	H: 2 LOB: 1 BB: 0 P: 4	R: 0 E: 0 K: 0 S: 3	H: 1 LOB: 1 BB: 1 P: 7	R: 1 E: 0 K: 0 S: 5	H: 2 LOB: 1 BB: 0 P: 5	R: 0 E: 0 K: 1 S: 5	H: 0 LOB: 0 BB: 0 P: 5	R: 1 E: 0 K: 2 S: 8	H: 1 LOB: 1 BB: 1 P: 12	R: 0 E: 0 K: 0 S: 4	H: 1 LOB: 1 BB: 0 P: 4	R: 0 E: 0 K: 1 S: 5	H: 1 LOB: 0 BB: 0 P: 5	R: 1 E: 0 K: 0 S: 4	H: 1 LOB: 0 BB: 0 P: 4	R: 1 E: 0 K: 0 S: 4	H: 1 LOB: 0 BB: 0 P: 4	1B: 5 2B: 2 3B: 0 HR: 3	SF: 0 SAC: 0 DP: 2 HBP: 0	WP: 1 PB: 0 SB: 0 CS: 2	PA: 36					
PITCHER	IP WLS BF H R ER SO BB IBB HBP BLK WP HR S P ERA WHIP											IP WLS BF H R ER SO BB IBB HBP BLK WP HR S P ERA WHIP															
Jesse Jefferson, R ERA: 3.72 (1, 1)	9.0	W	36	10	4	3	4	2	0	0	0	1	3	42	50	3.00	1.333										

AB	34
R	4
H	10
RBI	3
BB	2
SO	4
LOB	11



Batter	1	2	3	4	5	6	7	8	9	AB	R	H	RBI	BB	SO	LOB	TOP								
Alfredo Griffin, S OBP: 0.350, SLG: 0.370 (1, 6)	F7	F7					5-3			3	0	0	0	1	0	2									
Danny Ainge, R OBP: 0.305, SLG: 0.383 (1, 4)	5-3		L6-4 F8 1B			5-3		F9		4	0	1	0	0	0	1									
Roy Howell, L OBP: 0.329, SLG: 0.386 (1, 5)	1B HBP		F8 1-2			F8		4-3		3	0	0	0	0	0	1									
Rico Carty, R OBP: 0.339, SLG: 0.386 Ted Wilborn, S (8, PR)	FC6-4 1B		L6-4 2-3							3	0	2	0	1	0	1									
Otto Velez, R OBP: 0.362, SLG: 0.466 (1, 7)	FC6-4 1-2					F9		F9		4	0	0	0	0	0	4									
John Mayberry, L OBP: 0.376, SLG: 0.451 (1, 3)		F9			1B 1B		1-3			4	1	2	1	0	0	1									
Rick Bosetti, R OBP: 0.283, SLG: 0.339 (1, 8)		HR			G1-6-3 1B		2-4 1B			4	1	4	1	0	0	0									
Bob Bailor, R OBP: 0.305, SLG: 0.266 (1, 9)					G1-6-3 1B		2-4			4	0	1	0	0	1	4									
Bob Davis, R OBP: 0.125, SLG: 0.097 (1, 2)		F9					E6			4	0	0	0	0	1	1									
Inning Stats	R: 0 E: 0 K: 0 S: 4	H: 1 LOB: 2 BB: 0 P: 5	R: 1 E: 0 K: 0 S: 5	H: 2 LOB: 1 BB: 0 P: 5	R: 0 E: 0 K: 0 S: 3	H: 1 LOB: 0 BB: 0 P: 3	R: 0 E: 0 K: 0 S: 4	H: 2 LOB: 1 BB: 0 P: 4	R: 0 E: 0 K: 0 S: 2	H: 0 LOB: 0 BB: 1 P: 6	R: 0 E: 0 K: 0 S: 3	H: 0 LOB: 1 BB: 1 P: 7	R: 0 E: 1 K: 0 S: 4	H: 1 LOB: 1 BB: 0 P: 4	R: 0 E: 0 K: 0 S: 4	H: 1 LOB: 1 BB: 0 P: 4	R: 1 E: 0 K: 2 S: 8	H: 2 LOB: 0 BB: 0 P: 8	1B: 8 2B: 2 3B: 0 HR: 2	SF: 0 SAC: 0 DP: 3 HBP: 1	WP: 0 PB: 0 SB: 1 CS: 2	PA: 36			
PITCHER	IP	WLS	BF	H	R	ER	SO	BB	IBB	HBP	BLK	WP	HR	S	P	ERA	WHIP								
John Henry Johnson, L ERA: 4.36 (1, 1)	7.2		31	8	1	1	0	2	0	1	0	0	1	28	37	1.17	1.304								
Dave Heaverlo, R ERA: 2.36 (8, 1)	0.1	L	3	2	1	1	0	0	0	0	0	0	1	3	3	27.00	6.000								
Bob Lacey, L ERA: 4.97 (9, 1)	1.0		2	0	0	0	2	0	0	0	0	0	0	6	6	0.00	0.000								

Toronto Blue Jays @ Oakland Athletics
Oakland-Alameda County Coliseum, Oakland, CA
Fri Jun 08 1979, 7:05 PM PDT
Att: 2,022 - Unknown

AB	33
R	2
H	10
RBI	2
BB	2
SO	2
LOB	15



Batter	1	2	3	4	5	6	7	8	9	AB	R	H	RBI	BB	SO	LOB	BOTTOM								
Dwayne Murphy, L OBP: 0.438, SLG: 0.399 (1, 8)	4-3		K				SH2-4			2	0	0	0	1	1	0									
Larry Murray, S OBP: 0.281, SLG: 0.246 (1, 9)	4-3 1B 2B		5-3				K			4	1	1	0	0	1	2									
Mitchell Page, L OBP: 0.304, SLG: 0.318 (1, 10)	4-3 2-3						6-3			3	0	0	0	1	1	2									
Jeff Newman, R OBP: 0.254, SLG: 0.439 (1, 2)			K				F6			4	0	1	1	0	1	1									
Dave Revering, L OBP: 0.333, SLG: 0.405 (1, 3)	F7						4-3 4-3 BB			3	0	1	0	1	1	1									
Milt Ramirez, R OBP: 0.222, SLG: 0.200 Miguel Dilone, S (9, PR)		F3					4-3			4	0	1	0	0	0	2									
Wayne Gross, L OBP: 0.392, SLG: 0.448 (1, 5)		F9					4-3			4	0	0	0	0	1	3									
Tony Armas, R OBP: 0.237, SLG: 0.147 (1, 7)							F3			3	0	0	0	0	2	3									
Rob Picciolo, R OBP: 0.215, SLG: 0.308 (1, 6)		F6					SH2-4 1B			4	0	2	0	0	0	3									
Inning Stats	R: 1 E: 0 K: 0 S: 5	H: 2 LOB: 1 BB: 0 P: 5	R: 0 E: 0 K: 2 S: 7	H: 0 LOB: 1 BB: 1 P: 11	R: 0 E: 0 K: 0 S: 3	H: 0 LOB: 1 BB: 1 P: 7	R: 0 E: 0 K: 1 S: 6	H: 1 LOB: 1 BB: 0 P: 6	R: 0 E: 0 K: 0 S: 4	H: 1 LOB: 1 BB: 0 P: 4	R: 0 E: 0 K: 1 S: 5	H: 1 LOB: 1 BB: 1 P: 9	R: 0 E: 0 K: 2 S: 7	H: 0 LOB: 0 BB: 0 P: 7	R: 0 E: 0 K: 2 S: 8	H: 1 LOB: 2 BB: 0 P: 8	1B: 4 2B: 2 3B: 0 HR: 0	SF: 0 SAC: 1 DP: 0 HBP: 1	WP: 0 PB: 0 SB: 1 CS: 1	PA: 36					
PITCHER	IP	WLS	BF	H	R	ER	SO	BB	IBB	HBP	BLK	WP	HR	S	P	ERA	WHIP								
Balor Moore, L ERA: 5.4 (1, 1)	7.0		29	5	1	1	4	3	0	1	0	0	0	33	46	1.29	1.143								
Tom Buskey, R ERA: 2.70 (8, 1)	2.0	W	7	1	0	0	4	0	0	0	0	0	0	15	15	0.00	0.500								

Toronto Blue Jays @ Oakland Athletics
Oakland-Alameda County Coliseum, Oakland, CA
Fri Jun 08 1979, 7:05 PM PDT
Att: 2,022 - Unknown

AB	31
R	1
H	6
RBI	1
BB	3
SO	8
LOB	17



Batter	1	2	3	4	5	6	7	8	9	AB	R	H	RBI	BB	SO	LOB	TOP								
Alfredo Griffin, S OBP: 0.351, SLG: 0.370	F9		1B		2B		4-3		K	5	0	2	0	0	1	0									
Danny Aings, R OBP: 0.316, SLG: 0.406	1B		F9		2B		4-3			4	0	2	0	0	0	1									
Roy Howell, L OBP: 0.332, SLG: 0.385	F9			1B	BB		1-3			3	1	1	0	1	0	1									
Rico Carty, R OBP: 0.342, SLG: 0.403	F7			1B	F9				HR	4	1	2	1	0	0	3									
John Mayberry, L OBP: 0.374, SLG: 0.463		4-3		FC4-6				HR	3-1	4	1	1	2	0	0	1									
Otto Velez, R OBP: 0.346, SLG: 0.446	F4			F7			F8		5-3	4	0	0	0	0	0	1									
Ted Wilborn, S (8, 7)										0	0	0	0	0	0	0									
Rick Bosetti, R OBP: 0.267, SLG: 0.339	PO			F5			1B		1-3	3	1	1	0	0	0	1									
Bob Bailor, R OBP: 0.305, SLG: 0.266	PO		5-3		5-3		1B		F9	4	0	1	0	0	0	0									
Bob Davis, R OBP: 0.143, SLG: 0.206			6-3				HR		1-3	3	1	1	2	0	0	0									
Inning Stats	R: 0 E: 0 K: 0 S: 4	H: 1 LOB: 1 BB: 0 P: 4	R: 0 E: 0 K: 0 S: 3	H: 1 LOB: 0 BB: 0 P: 3	R: 0 E: 0 K: 0 S: 4	H: 1 LOB: 1 BB: 0 P: 4	R: 1 E: 0 K: 0 S: 5	H: 2 LOB: 1 BB: 0 P: 5	R: 1 E: 0 K: 0 S: 5	H: 3 LOB: 2 BB: 1 P: 9	R: 2 E: 0 K: 0 S: 4	H: 2 LOB: 0 BB: 0 P: 5	R: 0 E: 0 K: 0 S: 3	H: 0 LOB: 0 BB: 0 P: 3	R: 1 E: 0 K: 0 S: 4	H: 1 LOB: 0 BB: 0 P: 4	R: 0 E: 0 K: 1 S: 5	H: 0 LOB: 0 BB: 0 P: 5	1B: 7 2B: 2 3B: 0 HR: 3	SF: 0 SAC: 1 DP: 1 HBP: 1	WP: 0 PB: 0 SB: 0 CS: 0	PA: 38			
PITCHER	IP	WLS	BF	H	R	ER	SO	BB	IBB	HBP	BLK	WP	HR	S	P	ERA	WHIP								
Matt Keough, R ERA: 6.3	5.1	L	26	10	4	4	0	1	0	1	0	0	2	24	29	6.75	2.062								
Jim Todd, R ERA: 7.96	2.2		8	1	1	1	0	0	0	0	0	0	1	8	8	3.38	0.375								
Dave Hamilton, L ERA: 2.96	1.0		3	0	0	0	1	0	0	0	0	0	0	5	5	0.00	0.000								

Toronto Blue Jays @ Oakland Athletics
Oakland-Alameda County Coliseum, Oakland, CA

AB 34
R 5
H 11
RBI 5
BB 1
SO 1
LOB 8



Sat Jun 09 1979, 3:33 AM PDT
Att: 1,725 - Unknown


Batter	1	2	3	4	5	6	7	8	9	AB	R	H	RBI	BB	SO	LOB	BOTTOM								
Dwayne Murphy, L OBP: 0.432, SLG: 0.389	4-3		K		F8				F5	4	0	0	0	1	1	4									
Miguel Dilone, S OBP: 0.245, SLG: 0.284	F8			6-3			F9		1-3	3	0	0	0	0	0	0									
Jim Essian, R OBP: 0.258, SLG: 0.326							K			1	0	0	0	0	1	3									
Larry Murray, S OBP: 0.259, SLG: 0.245										1	0	0	0	0	0	2									
Mitchell Page, L OBP: 0.311, SLG: 0.320	CS			1B			BB		F5	2	0	1	0	2	0	0									
Jeff Newman, R OBP: 0.249, SLG: 0.429	CS		F7	F9			F9		F8	4	0	0	0	0	0	2									
Dave Revering, L OBP: 0.337, SLG: 0.407				F9			F9			4	0	2	0	0	0	2									
Wayne Gross, L OBP: 0.394, SLG: 0.442	F9				FC3-5		BB		F9	2	0	0	0	2	0	2									
Milt Ramirez, R OBP: 0.275, SLG: 0.216	F7				FC5-4		BB		1B	2	0	1	0	2	0	1									
Tony Armas, R OBP: 0.238, SLG: 0.158	F8				FC3-5		F9			4	0	1	0	0	0	4									
Rob Picciolo, R OBP: 0.203, SLG: 0.290			6-3		FC5-4		F8		K	4	0	0	0	0	1	6									
Inning Stats	R: 0 E: 0 K: 0 S: 2	H: 0 LOB: 0 BB: 1 P: 6	R: 0 E: 0 K: 0 S: 4	H: 1 LOB: 1 BB: 0 P: 4	R: 0 E: 0 K: 1 S: 5	H: 0 LOB: 0 BB: 0 P: 5	R: 0 E: 0 K: 0 S: 4	H: 1 LOB: 1 BB: 0 P: 4	R: 0 E: 0 K: 0 S: 3	H: 0 LOB: 1 BB: 1 P: 7	R: 0 E: 0 K: 1 S: 5	H: 0 LOB: 3 BB: 3 P: 17	R: 0 E: 0 K: 0 S: 4	H: 1 LOB: 0 BB: 0 P: 4	R: 0 E: 0 K: 1 S: 6	H: 1 LOB: 2 BB: 1 P: 10	1B: 5 2B: 0 3B: 0 HR: 0	SF: 0 SAC: 0 DP: 0 HBP: 0	WP: 0 PB: 0 SB: 0 CS: 1	PA: 39					
PITCHER	IP	WLS	BF	H	R	ER	SO	BB	IBB	HBP	BLK	WP	HR	S	P	ERA	WHIP								
Phil Huffman, R ERA: 5.48	8.0	W	35	5	0	0	2	7	0	0	0	0	0	32	60	0.00	1.500								
Dyar Miller, R ERA: 3.22	1.0		3	0	0	0	1	0	0	0	0	0	0	5	5	0.00	0.000								


Toronto Blue Jays @ Oakland Athletics
Oakland-Alameda County Coliseum, Oakland, CA

AB 31
R 0
H 5
RBI 0
BB 7
SO 3
LOB 26



Sat Jun 09 1979, 3:33 AM PDT
Att: 1,725 - Unknown

Batter	1	2	3	4	5	6	7	8	9	AB	R	H	RBI	BB	SO	LOB	TOP			
Alfredo Griffin, S OBP: 0.346, SLG: 0.364 (1, 6)	0-0 6-3		0-0 F8			0-0 G4-3		0-0 FC5		4	0	0	0	0	0	4	<p>Toronto Blue Jays @ Oakland Athletics Oakland-Alameda County Coliseum, Oakland, CA</p> <p>Sun Jun 10 1979, 3:33 AM PDT Att: 2,400 - Unknown</p> <p>livebaseballscores.com</p> <p>AB 31 R 1 H 5 RBI 0 BB 2 SO 4 LOB 12</p> 			
Danny Aings, R OBP: 0.314, SLG: 0.412 (1, 4)	0-0 G3			0-0 5-3			0-0 6-3		0-0 E	4	1	1	0	0	0	0				
Roy Howell, L OBP: 0.335, SLG: 0.387 (1, 5)	0-3 K			0-0 4-3			0-0 1B		0-0 E9	4	0	2	0	0	1	0				
Rico Carty, R OBP: 0.336, SLG: 0.395 (1, 10)		0-0 1-3		0-0 F5			0-3 K		0-3 K	4	0	0	0	0	2	2				
Otto Velez, R OBP: 0.342, SLG: 0.436 Ted Wilborn, S (5, 7)		0-0 F7			0-0 5-3		0-0 F8		0-0 F7	2	0	0	0	0	0	0				
John Mayberry, L OBP: 0.397, SLG: 0.453 (1, 3)		0-0 F5			0-0 F2				0-0 F3	4	0	0	0	0	0	1				
Rick Bosetti, R OBP: 0.272, SLG: 0.341 (1, 8)			0-0 FC4-6 1B		0-0 F2			4-0 FC5 1B BB		2	0	1	0	1	0	0				
Bob Bailor, R OBP: 0.301, SLG: 0.262 (1, 9)			0-0 FC4-6 1-2		0-0 4-3			0-0 F8		3	0	0	0	0	0	2				
Bob Davis, R OBP: 0.184, SLG: 0.222 (1, 2)			0-3 K		4-0 G4-3 BB			0-0 1-2 1B		2	0	1	0	1	1	1				
Inning Stats	R: 0 E: 0 K: 1 S: 5	H: 0 LOB: 0 BB: 0 P: 5	R: 0 E: 0 K: 0 S: 3	H: 0 LOB: 0 BB: 0 P: 3	R: 0 E: 0 K: 1 S: 6	H: 1 LOB: 1 BB: 0 P: 6	R: 0 E: 0 K: 0 S: 3	H: 0 LOB: 0 BB: 0 P: 3	R: 0 E: 0 K: 0 S: 2	H: 0 LOB: 0 BB: 1 P: 6	R: 0 E: 0 K: 1 S: 6	H: 1 LOB: 1 BB: 0 P: 6	R: 0 E: 0 K: 0 S: 4	H: 1 LOB: 2 BB: 1 P: 8	R: 1 E: 1 K: 1 S: 7	H: 2 LOB: 1 BB: 0 P: 7	1B: 4 2B: 1 3B: 0 HR: 0	SF: 0 SAC: 0 DP: 1 HBP: 0	WP: 0 PB: 0 SB: 1 CS: 0	PA: 33
PITCHER Dave Hamilton, L ERA: 2.16 (1, 1)	IP: 9.0 WLS: W BF: 33 H: 5 R: 1 ER: 0 SO: 4 BB: 2 IBB: 0 HBP: 0 BLK: 0 WP: 0 HR: 0 S: 39 P: 47 ERA: 0.00 WHIP: 0.778															PITCHER				

Batter	1	2	3	4	5	6	7	8	9	AB	R	H	RBI	BB	SO	LOB	BOTTOM				
Dwayne Murphy, L OBP: 0.431, SLG: 0.385 (1, 8)	0-3 K		0-0 4-3 1B		4-0 BB IHR BB	0-0 4-3		0-0 F7		4	2	1	1	1	1	2	<p>Toronto Blue Jays @ Oakland Athletics Oakland-Alameda County Coliseum, Oakland, CA</p> <p>Sun Jun 10 1979, 3:33 AM PDT Att: 2,400 - Unknown</p> <p>livebaseballscores.com</p> <p>AB 35 R 12 H 10 RBI 12 BB 4 SO 6 LOB 18</p> 				
Larry Murray, S OBP: 0.254, SLG: 0.259 (1, 9)	0-0 F4		0-0 4-3		4-0 BB IHR BB		0-0 F4			4	1	1	1	1	0	3					
Derek Bryant, R OBP: 0.230, SLG: 0.179 (1, 10)	0-0 6-3		0-0 1B		4-0 BB IHR BB		0-3 K	0-0 2B		4	1	2	4	1	1	1					
Jeff Newman, R OBP: 0.242, SLG: 0.417 (1, 3)		0-3 K	0-0 4-3		0-0 F3		0-0 F9	0-0 F9		5	0	0	0	0	1	6					
Tony Armas, R OBP: 0.217, SLG: 0.143 (1, 7)		0-0 5-3		0-0 5-3	0-3 K		0-0 F8			4	0	0	0	0	1	4					
Jim Essian, R OBP: 0.288, SLG: 0.367 (1, 2)		0-0 1B		0-0 6-3	1-2 2-3 3-H IHR		0-0 E6 1B			4	2	2	4	0	0	0					
Milt Ramirez, R OBP: 0.250, SLG: 0.195 (1, 4)	0-0 F3		0-0 K		0-0 F8		0-0 E7 1B			4	1	0	0	0	1	2					
Wayne Gross, L OBP: 0.401, SLG: 0.446 (1, 5)			0-0 SH1-4 1B		4-0 BB 1B BB	0-3 K		0-0 E6 1B		3	3	2	1	1	1	0					
Rob Picciolo, R OBP: 0.222, SLG: 0.306 (1, 6)			0-0 SH1-4		0-0 BB BB 1B	0-0 F8		0-0 E7 1B		3	2	2	1	0	0	0					
Inning Stats	R: 0 E: 0 K: 1 S: 5	H: 0 LOB: 0 BB: 0 P: 5	R: 0 E: 0 K: 1 S: 6	H: 1 LOB: 1 BB: 0 P: 6	R: 2 E: 0 K: 0 S: 6	H: 3 LOB: 1 BB: 0 P: 6	R: 0 E: 0 K: 1 S: 5	H: 0 LOB: 0 BB: 0 P: 5	R: 6 E: 0 K: 1 S: 7	H: 2 LOB: 4 BB: 23 P: 23	R: 0 E: 0 K: 1 S: 5	H: 0 LOB: 0 BB: 0 P: 5	R: 0 E: 0 K: 1 S: 6	H: 1 LOB: 1 BB: 0 P: 6	R: 4 E: 2 K: 0 S: 8	H: 3 LOB: 1 BB: 0 P: 8		1B: 7 2B: 1 3B: 1 HR: 1	SF: 0 SAC: 1 DP: 0 HBP: 0	WP: 0 PB: 0 SB: 0 CS: 0	PA: 40
PITCHER Tom Underwood, L ERA: 4.98 Mike Willis, L ERA: 6.97 Dave Freisleben, R ERA: 6.28 (1, 1) (5, 1) (5, 1)	IP: 4.0 WLS: L BF: 20 H: 5 R: 6 ER: 6 SO: 3 BB: 3 IBB: 0 HBP: 0 BLK: 0 WP: 0 HR: 0 S: 23 P: 35 ERA: 13.50 WHIP: 2.000															PITCHER					

Batter	1	2	3	4	5	6	7	8	9	AB	R	H	RBI	BB	SO	LOB	TOP			
Larry Milbourne, S OBP: 0.324, SLG: 0.354	0-0 4-3 1B		0-0 G3		4-0 FC5-4 BB			0-0 6-3		3	0	1	0	1	0	0	Seattle Mariners @ Toronto Blue Jays Exhibition Stadium, Toronto, ON Mon Jun 11 1979, 7:05 PM EDT Att: 10,213 - Unknown - 55 F			
Ruppert Jones, L OBP: 0.394, SLG: 0.525	0-0 4-3 1-2		0-0 4-3		0-0 FC5-4 1-2			0-0 S 1B		4	0	1	0	0	0	2				
Bruce Bochte, L OBP: 0.416, SLG: 0.527	0-0 F7		0-0 F8			0-0 G6-4-3 1B		0-0 6-3 1-2		4	0	1	0	0	0	2				
Willie Horton, R OBP: 0.346, SLG: 0.504 Shane Rawley, R (9, PR)	0-0 5-3			0-0 6-3		0-0 G6-4-3 1-2		0-0 WP G3 1B		4	0	1	0	0	0	2				
Dan Meyer, L OBP: 0.330, SLG: 0.418		0-0 4-3		0-0 FC6-4 1B		0-0 G3		0-0 G3 1-2		4	0	1	0	0	0	1				
Leon Roberts, R OBP: 0.338, SLG: 0.438		0-0 F8		0-0 F9			0-0 F7		0-3 K	4	0	0	0	0	1	3				
Larry Cox, R OBP: 0.314, SLG: 0.389 Bob Stinson, S (9, PH)		0-1 CI 1B		0-0 FC6-4 1-2			0-0 5-3		0-0 F6	2	0	0	0	0	0	1				
John Hale, L OBP: 0.429, SLG: 0.529		0-0 1-3 1B			0-0 3-1		0-3 K			3	0	1	0	0	1	0				
Mario Mendoza, R OBP: 0.199, SLG: 0.215 Charlie Beamon, L (8, PH) Bobby Valentine, R OBP: 0.381, SLG: 0.343		0-0 4-3			0-3 K			0-3 K		2	0	0	0	0	1	2				
Inning Stats	R: 0 E: 0 K: 0 S: 4	H: 1 LOB: 1 BB: 0 P: 4	R: 0 E: 1 K: 0 S: 5	H: 1 LOB: 2 BB: 0 P: 5	R: 0 E: 0 K: 0 S: 3	H: 0 LOB: 0 BB: 0 P: 3	R: 0 E: 0 K: 0 S: 4	H: 1 LOB: 1 BB: 0 P: 4	R: 0 E: 0 K: 1 S: 5	H: 0 LOB: 0 BB: 0 P: 3	R: 0 E: 0 K: 1 S: 5	H: 0 LOB: 0 BB: 0 P: 5	R: 0 E: 0 K: 1 S: 6	H: 1 LOB: 1 BB: 0 P: 6	R: 0 E: 0 K: 1 S: 6	H: 1 LOB: 2 BB: 0 P: 6		1B: 6 2B: 0 3B: 0 HR: 0	SF: 0 SAC: 0 DP: 1 HBP: 0	WP: 1 PB: 0 SB: 1 CS: 0
PITCHER Dave Lemanczyk, R ERA: 2.46	IP: 9.0 WLS: W BF: 34 H: 6 R: 0 ER: 0 SO: 4 BB: 1 IBB: 0 HBP: 0 BLK: 0 WP: 1 HR: 0 S: 41 P: 45 ERA: 0.00 WHIP: 0.778															PITCHER				

AB	32
R	0
H	6
RBI	0
BB	1
SO	4
LOB	15



Batter	1	2	3	4	5	6	7	8	9	AB	R	H	RBI	BB	SO	LOB	BOTTOM			
Alfredo Griffin, S OBP: 0.348, SLG: 0.368	4-0 1B BB 1B BB		0-3 K		0-0 5-3			0-0 2B		3	1	1	0	1	1	0	Seattle Mariners @ Toronto Blue Jays Exhibition Stadium, Toronto, ON Mon Jun 11 1979, 7:05 PM EDT Att: 10,213 - Unknown - 55 F			
Danny Ainge, R OBP: 0.311, SLG: 0.403	0-3 K		0-0 6-3		0-0 1B		0-0 4-3			4	0	1	0	0	1	2				
Roy Howell, L OBP: 0.333, SLG: 0.381	4-0 1-2 1B BB		0-0 G3		0-0 G3			0-3 K		3	1	0	0	1	1	1				
Rico Carty, R OBP: 0.339, SLG: 0.397	0-0 1-2 2-3 1B		0-0 F8			0-0 G3-6-1 1B		0-0 F8		4	0	2	0	0	0	0				
Rick Bosetti, R OBP: 0.280, SLG: 0.348	0-0 1-2 2-4 3-4 1B			0-0 6-3 1B		0-0 G3-6-1 1-2 1B		0-0 F4		4	0	3	2	0	0	0				
John Mayberry, L OBP: 0.382, SLG: 0.446	0-3 K			0-0 F7		0-0 G3-6-1 1-2 2-3 1B				3	0	0	0	0	1	5				
Bob Bailor, R OBP: 0.297, SLG: 0.259	0-0 FC6-4 1-2			0-0 6-3 1-2		0-0 5-3				3	0	0	0	0	0	4				
Bob Davis, R OBP: 0.171, SLG: 0.205		0-0 F2			0-0 G3			0-0 5-3		3	0	0	0	0	0	1				
Ted Wilborn, S (1, 7)		0-3 K			0-3 K			0-0 5-3		3	0	0	0	0	2	0				
Inning Stats	R: 2 E: 0 K: 2 S: 9	H: 2 LOB: 2 BB: 2 P: 17	R: 0 E: 0 K: 2 S: 7	H: 0 LOB: 0 BB: 0 P: 7	R: 0 E: 0 K: 0 S: 3	H: 0 LOB: 0 BB: 0 P: 3	R: 0 E: 0 K: 0 S: 4	H: 1 LOB: 1 BB: 0 P: 4	R: 0 E: 0 K: 0 S: 4	H: 2 LOB: 1 BB: 0 P: 4	R: 0 E: 0 K: 0 S: 4	H: 1 LOB: 0 BB: 0 P: 4	R: 0 E: 0 K: 1 S: 5	H: 0 LOB: 0 BB: 0 P: 5	R: 0 E: 0 K: 1 S: 5	H: 0 LOB: 0 BB: 0 P: 5		1B: 6 2B: 1 3B: 0 HR: 0	SF: 0 SAC: 0 DP: 1 HBP: 0	WP: 0 PB: 0 SB: 0 CS: 0
PITCHER Floyd Bannister, L ERA: 4.2 Joe Decker, R ERA: 1.54	IP: 1.0 WLS: L BF: 7 H: 2 R: 2 ER: 2 SO: 2 BB: 2 IBB: 0 HBP: 0 BLK: 0 WP: 0 HR: 0 S: 9 P: 17 ERA: 4.2 WHIP: 4.000															PITCHER				

AB	30
R	2
H	7
RBI	2
BB	2
SO	6
LOB	13



Batter	1	2	3	4	5	6	7	8	9	AB	R	H	RBI	BB	SO	LOB	TOP					
Bert Campaneris, R OBP: 0.290, SLG: 0.233 Jim Anderson, R OBP: 0.273, SLG: 0.167	F9		F9		6-3		2B 1B BB	G6-4-3		3	0	0	0	0	0	1						
Camey Lansford, R OBP: 0.353, SLG: 0.455	F9			F9		6-3	1B 1B 2B	K2-3		5	1	1	2	0	1	0						
Dan Ford, R OBP: 0.365, SLG: 0.460	6-3			2B BB		BB BB	E 1B HR 1B			3	2	2	1	2	0	0						
Don Baylor, R OBP: 0.386, SLG: 0.525		F5		K		BB	E8 HR 1B	G6-4-3		4	1	1	1	1	1	2						
Brian Downing, R OBP: 0.411, SLG: 0.528		K			2B		HR			3	1	2	4	2	1	0						
Bobby Grich, R OBP: 0.374, SLG: 0.578		K			BB		F9			4	0	1	0	1	1	3						
Willie Aikens, L OBP: 0.399, SLG: 0.561			F7		5-3		CS BB			4	0	0	0	1	0	7						
Tom Donohue, R OBP: 0.321, SLG: 0.481				2B		5-3				4	1	2	0	0	1	1						
Larry Harlow, L OBP: 0.388, SLG: 0.303			K		1-3		BB 2B BB	G6-4-3		2	1	0	0	2	1	1						
Inning Stats	R: 0 E: 0 K: 0 S: 3	H: 0 LOB: 0 BB: 0 P: 3	R: 0 E: 0 K: 2 S: 7	H: 0 LOB: 0 BB: 0 P: 7	R: 0 E: 0 K: 1 S: 6	H: 1 LOB: 1 BB: 0 P: 6	R: 1 E: 0 K: 1 S: 6	H: 1 LOB: 2 BB: 2 P: 14	R: 0 E: 0 K: 0 S: 3	H: 0 LOB: 0 BB: 0 P: 3	R: 0 E: 0 K: 0 S: 3	H: 0 LOB: 3 BB: 3 P: 15	R: 7 E: 1 K: 1 S: 9	H: 5 LOB: 1 BB: 3 P: 21	R: 0 E: 0 K: 1 S: 4	H: 0 LOB: 2 BB: 1 P: 8	R: 0 E: 0 K: 0 S: 4	H: 2 LOB: 2 BB: 1 P: 8	1B: 4 2B: 5 3B: 0 HR: 1	SF: 0 SAC: 0 DP: 3 HBP: 0	WP: 0 PB: 0 SB: 0 CS: 1	PA: 43
PITCHER	IP	WLS	BF	H	R	ER	SO	BB	IBB	HBP	BLK	WP	HR	S	P	ERA	WHIP					
Balor Moore, L ERA: 5.51	6.0		28	3	4	4	4	7	0	0	0	0	0	29	57	6.00	1.667					
Dyar Miller, R ERA: 4.17	0.0		0	0	0	0	0	0	0	0	0	0	0	0	0	∞	∞					
Dave Freisleben, R ERA: 5.74	2.2	W	9	2	0	0	2	2	0	0	0	0	0	11	19	0.00	1.500					

California Angels @ Toronto Blue Jays
Exhibition Stadium, Toronto, ON
Wed Jun 13 1979, 7:05 PM EDT
Unknown - 70 F

AB	33
R	8
H	9
RBI	8
BB	10
SO	6
LOB	16



Batter	1	2	3	4	5	6	7	8	9	AB	R	H	RBI	BB	SO	LOB	BOTTOM				
Alfredo Griffin, S OBP: 0.350, SLG: 0.367 Luis Gomez, R OBP: 0.333, SLG: 0.333				4-3 1B 5-3 1B		F6		K		2	2	1	0	1	0	2					
Danny Ainge, R OBP: 0.321, SLG: 0.405 Tim Johnson, L OBP: 0.167, SLG: 0.091	BB 1B	1-3		4-3 1B		BB		L3		3	1	2	0	0	0	0					
Roy Howell, L OBP: 0.326, SLG: 0.368	1B PB BB	4-3		4-3		G1				3	1	0	0	1	0	3					
Rico Carty, R OBP: 0.332, SLG: 0.389	SF7	6-3		5-3		F9				3	0	0	2	0	0	1					
John Mayberry, L OBP: 0.364, SLG: 0.450	PB 1B 1B		E9 2B 2B	F8		K				4	2	2	1	0	1	1					
Rick Bosetti, R OBP: 0.280, SLG: 0.350	1B E 1B		F9 6-3 2B	K		F4				4	2	2	1	0	1	0					
Al Woods, L OBP: 0.318, SLG: 0.338	E9 1-3 1B		F9	F7				SH1-4 2B 1B		4	1	2	1	0	0	1					
Bob Bailor, R OBP: 0.294, SLG: 0.253	1-3 HBP		6-3	6-3				SH1-4		2	0	0	1	0	0	0					
Rick Cerone, R OBP: 0.299, SLG: 0.284	1-3		4-3	5-3						4	0	1	1	0	0	2					
Inning Stats	R: 5 E: 1 K: 0 S: 7	H: 4 LOB: 2 BB: 2 P: 16	R: 0 E: 0 K: 0 S: 3	H: 0 LOB: 0 BB: 0 P: 3	R: 2 E: 1 K: 0 S: 5	H: 2 LOB: 0 BB: 0 P: 5	R: 1 E: 0 K: 0 S: 5	H: 2 LOB: 1 BB: 0 P: 5	R: 0 E: 0 K: 1 S: 5	H: 0 LOB: 1 BB: 1 P: 7	R: 0 E: 0 K: 1 S: 5	H: 0 LOB: 0 BB: 0 P: 5	R: 0 E: 0 K: 1 S: 7	H: 0 LOB: 1 BB: 1 P: 7	R: 1 E: 0 K: 1 S: 7	H: 2 LOB: 1 BB: 0 P: 7	1B: 7 2B: 3 3B: 0 HR: 0	SF: 1 SAC: 1 DP: 0 HBP: 1	WP: 0 PB: 1 SB: 0 CS: 0	PA: 38	
PITCHER	IP	WLS	BF	H	R	ER	SO	BB	IBB	HBP	BLK	WP	HR	S	P	ERA	WHIP				
Steve Eddy, R ERA: 10.5	6.0		30	8	8	7	1	3	0	1	0	0	0	28	41	10.50	1.833				
Dave LaRoche, L ERA: 5.94	2.0	L	8	2	1	1	2	0	0	0	0	0	0	12	12	4.50	1.000				

California Angels @ Toronto Blue Jays
Exhibition Stadium, Toronto, ON
Wed Jun 13 1979, 7:05 PM EDT
Unknown - 70 F

AB	32
R	9
H	10
RBI	7
BB	3
SO	3
LOB	12



Batter	1	2	3	4	5	6	7	8	9	AB	R	H	RBI	BB	SO	LOB	TOP								
Bert Campaneris, R OBP: 0.284, SLG: 0.246 (1, 6)	F9	FC4	L7-4			5-3		2H		5	1	1	1	0	0	3	California Angels @ Toronto Blue Jays Exhibition Stadium, Toronto, ON Thu Jun 14 1979, 7:05 PM EDT Att: 15,097 - Unknown - 77 F								
Carney Lansford, R OBP: 0.358, SLG: 0.458 (1, 5)	BB	1B	1B			1-3		F3		4	2	1	1	1	1										
Dan Ford, R OBP: 0.375, SLG: 0.464 (1, 9)	BB	1B	1B			5-3		F7		5	1	2	1	0	1										
Don Baylor, R OBP: 0.397, SLG: 0.531 (1, 7)	HR	1B	1B						6-3	4	1	3	0	1	0	0									
Willie Aikens, L OBP: 0.399, SLG: 0.601 (1, 3)	HR	SF9				G3-6		2B	1B	4	2	2	5	0	0	2									
Brian Downing, R OBP: 0.410, SLG: 0.527 (1, 10)	6-3	1-3						1B	1B	5	1	2	0	0	0	2									
Larry Harlow, L OBP: 0.382, SLG: 0.311 (1, 8)	F7		FC3-5			4-3			K	4	0	1	0	1	1	3									
Bobby Grich, R OBP: 0.377, SLG: 0.573 (1, 4)		F7	FC3-5			6-3		6-3	1B	5	1	2	2	0	0	2									
Tom Donohue, R OBP: 0.289, SLG: 0.405 (1, 2)		E	E5			5-3		6-3	F8	5	1	1	0	0	0	4									
Inning Stats	R: 4 E: 0 K: 0 S: 5	H: 2 LOB: 0 BB: 2 P: 13	R: 3 E: 1 K: 0 S: 8	H: 4 LOB: 2 BB: 0 P: 8	R: 0 E: 1 K: 0 S: 4	H: 1 LOB: 1 BB: 0 P: 4	R: 0 E: 0 K: 2 S: 8	H: 1 LOB: 1 BB: 0 P: 8	R: 0 E: 0 K: 0 S: 3	H: 0 LOB: 1 BB: 1 P: 7	R: 0 E: 0 K: 0 S: 3	H: 0 LOB: 0 BB: 0 P: 3	R: 0 E: 0 K: 0 S: 4	H: 2 LOB: 1 BB: 0 P: 4	R: 1 E: 0 K: 0 S: 5	H: 2 LOB: 1 BB: 0 P: 5	R: 2 E: 0 K: 1 S: 8	H: 3 LOB: 1 BB: 0 P: 8	1B: 11 2B: 4 3B: 0 HR: 1	SF: 1 SAC: 0 DP: 2 HBP: 0	WP: 0 PB: 0 SB: 0 CS: 0	PA: 45			
PITCHER	IP	WLS	BF	H	R	ER	SO	BB	IBB	HBP	BLK	WP	HR	S	P	ERA	WHIP								
Phil Huffman, R ERA: 6.06 (1, 1)	1.1	L	12	5	7	5	0	2	0	0	0	0	1	10	18	33.75	5.250								
Dave Freisleben, R ERA: 5.0 (2, 1)	4.2		18	3	0	0	2	1	0	0	0	0	0	21	25	0.00	0.857								
Mike Willis, L ERA: 8.77 (7, 1)	3.0		15	7	3	3	1	0	0	0	0	0	0	17	17	9.00	2.333								

AB 41
R 10
H 15
RBI 10
BB 3
SO 3
LOB 18



Batter	1	2	3	4	5	6	7	8	9	AB	R	H	RBI	BB	SO	LOB	BOTTOM								
Alfredo Griffin, S OBP: 0.350, SLG: 0.363 (1, 6)	2B	1B	G6-3	K			1B		4-3	4	1	2	0	1	1	2	California Angels @ Toronto Blue Jays Exhibition Stadium, Toronto, ON Thu Jun 14 1979, 7:05 PM EDT Att: 15,097 - Unknown - 77 F								
Danny Ainge, R OBP: 0.311, SLG: 0.386 (1, 4)	K		G6-3			1-3	K		5-3	5	0	0	0	0	2	3									
Rick Bosetti, R OBP: 0.283, SLG: 0.351 (1, 8)	F9		1B			5-3		1-2	1B	4	0	2	0	0	0	1									
Rico Carty, R OBP: 0.333, SLG: 0.393 (1, 10)	1H	2B				4-3		F8		4	0	2	1	0	0	2									
John Mayberry, L OBP: 0.364, SLG: 0.467 (1, 3)	G3		F4			4-3		HR		4	1	1	1	0	0	3									
Al Woods, L OBP: 0.305, SLG: 0.327 (1, 7)		K				4-3		F5		4	0	0	0	0	1	0									
Bob Bailor, R OBP: 0.301, SLG: 0.262 (1, 9)		1B				1B		5-3		4	0	3	0	0	0	0									
Tim Johnson, L OBP: 0.179, SLG: 0.115 (1, 5)	F7					1B		4-3		4	0	1	0	0	0	2									
Bob Davis, R OBP: 0.173, SLG: 0.184 (1, 2)	5-3		F9			F9		K		4	0	0	0	0	1	3									
Inning Stats	R: 1 E: 0 K: 1 S: 7	H: 2 LOB: 1 BB: 0 P: 7	R: 0 E: 0 K: 1 S: 6	H: 1 LOB: 1 BB: 0 P: 6	R: 0 E: 0 K: 0 S: 4	H: 2 LOB: 2 BB: 1 P: 8	R: 0 E: 0 K: 1 S: 7	H: 2 LOB: 2 BB: 0 P: 7	R: 0 E: 0 K: 0 S: 3	H: 0 LOB: 0 BB: 0 P: 3	R: 0 E: 0 K: 0 S: 4	H: 1 LOB: 1 BB: 0 P: 4	R: 0 E: 0 K: 2 S: 9	H: 2 LOB: 0 BB: 0 P: 9	R: 1 E: 0 K: 0 S: 4	H: 1 LOB: 0 BB: 0 P: 4	R: 0 E: 0 K: 0 S: 3	H: 0 LOB: 0 BB: 0 P: 3	1B: 9 2B: 1 3B: 0 HR: 1	SF: 0 SAC: 0 DP: 1 HBP: 0	WP: 0 PB: 0 SB: 0 CS: 0	PA: 38			
PITCHER	IP	WLS	BF	H	R	ER	SO	BB	IBB	HBP	BLK	WP	HR	S	P	ERA	WHIP								
Nolan Ryan, R ERA: 2.83 (1, 1)	9.0	W	38	11	2	2	5	1	0	0	0	0	1	47	51	2.00	1.333								


AB 37
R 2
H 11
RBI 2
BB 1
SO 5
LOB 16




Batter	1	2	3	4	5	6	7	8	9	AB	R	H	RBI	BB	SO	LOB	TOP	
Dwayne Murphy, L (1, 8) OBP: 0.420, SLG: 0.374	G3							F9		4	0	1	0	0	0	0	Oakland Athletics @ Toronto Blue Jays Exhibition Stadium, Toronto, ON Fri Jun 15 1979, 7:05 PM EDT Att: 13,124 - Unknown - 82 F	
Larry Murray, S (1, 9) OBP: 0.272, SLG: 0.265	WP BB		5-3					F8		3	0	0	0	1	0			
Jeff Newman, R (1, 2) OBP: 0.243, SLG: 0.405	K		6-3							4	0	1	0	0	1	2		
Dave Revering, L (1, 3) OBP: 0.333, SLG: 0.404	G3									4	0	0	0	0	2			
Tony Armas, R (1, 7) OBP: 0.222, SLG: 0.180										4	0	1	0	0	1	0		
Mitchell Page, L (1, 10) OBP: 0.304, SLG: 0.308										3	0	1	0	0	0	1		
Mike Edwards, R (1, 4) OBP: 0.286, SLG: 0.287										3	0	1	0	0	0	1		
Wayne Gross, L (1, 5) OBP: 0.388, SLG: 0.414										3	0	0	0	0	0	3		
Milt Ramirez, R (1, 6) OBP: 0.220, SLG: 0.170										3	0	0	0	0	0	0		
Inning Stats	R: 0 E: 0 K: 1 S: 5	H: 0 LOB: 1 BB: 1 P: 9	R: 0 E: 0 K: 0 S: 4	H: 1 LOB: 1 BB: 0 P: 4	R: 0 E: 0 K: 0 S: 4	H: 1 LOB: 1 BB: 0 P: 4	R: 0 E: 0 K: 0 S: 3	H: 0 LOB: 0 BB: 0 P: 3	R: 0 E: 0 K: 0 S: 3	H: 2 LOB: 2 BB: 0 P: 5	R: 0 E: 0 K: 1 S: 5	H: 0 LOB: 0 BB: 0 P: 3	R: 0 E: 0 K: 1 S: 5	H: 1 LOB: 1 BB: 0 P: 5	1B: 4 2B: 1 3B: 0 HR: 0	SF: 0 SAC: 0 DP: 1 HBP: 0	WP: 1 PB: 0 SB: 0 CS: 0	PA: 32
PITCHER Tom Underwood, L (1, 1) ERA: 4.48	IP: 9.0 WLS: W BF: 32 H: 5 R: 0 ER: 0 SO: 2 BB: 1 IBB: 0 HBP: 0 BLK: 0 WP: 1 HR: 0 S: 35 P: 39 ERA: 0.00 WHIP: 0.667																	

Batter	1	2	3	4	5	6	7	8	9	AB	R	H	RBI	BB	SO	LOB	BOTTOM			
Alfredo Griffin, S (1, 6) OBP: 0.347, SLG: 0.360	F8									5	1	1	0	0	1	2	Oakland Athletics @ Toronto Blue Jays Exhibition Stadium, Toronto, ON Fri Jun 15 1979, 7:05 PM EDT Att: 13,124 - Unknown - 82 F			
Danny Ainge, R (1, 4) OBP: 0.305, SLG: 0.376	6-3									5	1	1	1	0	1	3				
Rick Bosetti, R (1, 8) OBP: 0.282, SLG: 0.353	5-3									4	0	1	1	0	0	2				
Rico Carty, R (1, 10) Joe Cannon, L (7, PR)										3	2	2	1	1	1	1				
John Mayberry, L (1, 3) OBP: 0.371, SLG: 0.470										3	0	2	0	1	0	0				
Bob Bailor, R (1, 9) OBP: 0.297, SLG: 0.258										3	0	0	1	0	0	4				
Al Woods, L (1, 7) OBP: 0.319, SLG: 0.343										4	1	3	1	0	0	1				
Bob Davis, R (1, 2) OBP: 0.161, SLG: 0.170										4	0	0	0	0	3	5				
Luis Gomez, R (1, 5) OBP: 0.368, SLG: 0.421										4	1	2	0	0	0	2				
Inning Stats	R: 0 E: 0 K: 0 S: 3	H: 0 LOB: 0 BB: 0 P: 3	R: 1 E: 0 K: 1 S: 6	H: 1 LOB: 1 BB: 1 P: 10	R: 1 E: 0 K: 2 S: 9	H: 2 LOB: 1 BB: 0 P: 9	R: 0 E: 0 K: 1 S: 6	H: 1 LOB: 1 BB: 0 P: 6	R: 1 E: 1 K: 0 S: 4	H: 1 LOB: 0 BB: 0 P: 4	R: 1 E: 0 K: 1 S: 8	H: 3 LOB: 2 BB: 0 P: 8	R: 1 E: 0 K: 0 S: 5	H: 2 LOB: 2 BB: 1 P: 9	R: 1 E: 1 K: 1 S: 7	H: 2 LOB: 1 BB: 0 P: 7	1B: 8 2B: 4 3B: 0 HR: 0	SF: 1 SAC: 0 DP: 0 HBP: 0	WP: 0 PB: 0 SB: 1 CS: 1	PA: 39
PITCHER Dave Hamilton, L (1, 1) ERA: 2.82 Dave Heaverlo, R (6, 1) ERA: 2.93 Jim Todd, R (8, 1) ERA: 7.49	IP: 5.0 WLS: L BF: 23 H: 7 R: 4 ER: 4 SO: 4 BB: 1 IBB: 0 HBP: 0 BLK: 0 WP: 0 HR: 0 S: 30 P: 34 ERA: 7.20 WHIP: 1.600																			

AB 31
R 0
H 5
RBI 0
BB 1
SO 2
LOB 10



AB 35
R 6
H 12
RBI 5
SO 6
LOB 20



Batter	1	2	3	4	5	6	7	8	9	AB	R	H	RBI	BB	SO	LOB	TOP			
Mike Edwards, R OBP: 0.285, SLG: 0.286 (1, 4)	F8		4-3				FC6			4	1	1	0	0	0	2	Oakland Athletics @ Toronto Blue Jays Exhibition Stadium, Toronto, ON Sat Jun 16 1979, 7:05 PM EDT Att: 19,270 - Unknown - 82 F			
Dwayne Murphy, L OBP: 0.417, SLG: 0.388 (1, 8)	3-1			6-3		E4				4	1	1	1	0	0	1				
Wayne Gross, L OBP: 0.390, SLG: 0.422 (1, 5)	G3			3-1				F4		4	0	2	1	0	0	0				
Dave Revering, L OBP: 0.327, SLG: 0.396 (1, 3)		4-3		3-1		F5		F9		4	0	0	0	0	0	3				
Jeff Newman, R OBP: 0.238, SLG: 0.397 (1, 2)		4-3		6-3		F3		1-3		4	0	0	0	0	0	3				
Mitchell Page, L OBP: 0.303, SLG: 0.307 (1, 10)		6-3				F5				4	0	1	0	0	1	2				
Tony Armas, R OBP: 0.224, SLG: 0.185 (1, 7)			6-3			F8				4	0	1	0	0	1	1				
Mitt Ramirez, R OBP: 0.204, SLG: 0.157 (1, 6)			F8			F9		FC3-6		4	0	0	0	0	0	2				
Larry Murray, S OBP: 0.276, SLG: 0.268 (1, 9)								F7		2	0	1	0	1	0	1				
Inning Stats	R: 0 E: 0 K: 0 S: 3	H: 0 LOB: 0 BB: 0 P: 3	R: 0 E: 0 K: 0 S: 3	H: 0 LOB: 0 BB: 0 P: 3	R: 0 E: 0 K: 0 S: 3	H: 0 LOB: 1 BB: 1 P: 7	R: 0 E: 0 K: 0 S: 4	H: 1 LOB: 1 BB: 0 P: 4	R: 0 E: 0 K: 0 S: 4	H: 1 LOB: 1 BB: 0 P: 4	R: 1 E: 0 K: 2 S: 7	H: 1 LOB: 0 BB: 0 P: 4	R: 1 E: 0 K: 0 S: 4	H: 1 LOB: 0 BB: 0 P: 4	R: 0 E: 0 K: 2 S: 7	H: 0 LOB: 0 BB: 0 P: 7	1B: 5 2B: 1 3B: 0 HR: 1	SF: 0 SAC: 0 DP: 0 HBP: 0	WP: 0 PB: 0 SB: 1 CS: 0	PA: 35
PITCHER Dave Lemanczyk, R ERA: 2.42 (1, 1)	IP: 9.0 WLS: W BF: 35 H: 7 R: 2 ER: 2 SO: 2 BB: 1 IBB: 0 HBP: 0 BLK: 0 WP: 0 HR: 1 S: 38 P: 42 ERA: 2.00 WHIP: 0.889															PITCHER				

Batter	1	2	3	4	5	6	7	8	9	AB	R	H	RBI	BB	SO	LOB	BOTTOM	
Alfredo Griffin, S OBP: 0.349, SLG: 0.362 (1, 6)	K		F9							4	0	2	1	0	1	0	Oakland Athletics @ Toronto Blue Jays Exhibition Stadium, Toronto, ON Sat Jun 16 1979, 7:05 PM EDT Att: 19,270 - Unknown - 82 F	
Joe Cannon, L (1, 9)	G3		K							3	0	0	0	0	2	1		
Rick Bosetti, R OBP: 0.286, SLG: 0.357 (1, 8)	F4									3	0	2	1	0	0	0		
Rico Carty, R OBP: 0.339, SLG: 0.398 (1, 10)										4	1	1	0	0	0	3		
John Mayberry, L OBP: 0.373, SLG: 0.468 (1, 3)		4-3								3	0	1	0	1	0	2		
Bob Bailor, R OBP: 0.296, SLG: 0.258 (1, 5)										4	0	1	1	0	0	4		
Al Woods, L OBP: 0.319, SLG: 0.343 (1, 7)										3	0	1	0	0	0	3		
Danny Ainge, R OBP: 0.306, SLG: 0.385 (1, 4)										3	1	1	0	0	1	2		
Bob Davis, R OBP: 0.155, SLG: 0.164 (1, 2)			F9							2	1	0	0	0	0	0		
Inning Stats	R: 0 E: 0 K: 1 S: 5	H: 3 LOB: 1 BB: 0 P: 5	R: 0 E: 0 K: 1 S: 5	H: 0 LOB: 0 BB: 0 P: 5	R: 0 E: 0 K: 0 S: 4	H: 1 LOB: 2 BB: 1 P: 8	R: 2 E: 0 K: 0 S: 6	H: 2 LOB: 1 BB: 0 P: 6	R: 0 E: 0 K: 1 S: 5	H: 1 LOB: 0 BB: 0 P: 5	R: 0 E: 0 K: 0 S: 4	H: 1 LOB: 1 BB: 0 P: 4	R: 0 E: 1 K: 0 S: 4	H: 1 LOB: 1 BB: 0 P: 4	1B: 8 2B: 1 3B: 0 HR: 0	SF: 1 SAC: 2 DP: 0 HBP: 0	WP: 0 PB: 0 SB: 1 CS: 2	PA: 33
PITCHER Steve McCatty, R ERA: 1.81 Bob Lacey, L ERA: 4.65 (1, 1) (8, 1)	IP: 7.1 WLS: L BF: 31 H: 9 R: 3 ER: 3 SO: 4 BB: 1 IBB: 0 HBP: 0 BLK: 0 WP: 0 HR: 0 S: 38 P: 42 ERA: 3.68 WHIP: 1.227															PITCHER		

AB	34
R	2
H	7
RBI	2
BB	1
SO	2
LOB	15



Batter	1	2	3	4	5	6	7	8	9	AB	R	H	RBI	BB	SO	LOB	TOP								
Larry Murray, S OBP: 0.276, SLG: 0.262 (1, 9)	F6		K	K		F8			FC1-6 BB	4	0	0	0	1	2	2									
Dwayne Murphy, L OBP: 0.421, SLG: 0.390 (1, 8)	F3		2B			CS			FC1-6 1B E	4	2	2	0	1	0	1									
Wayne Gross, L OBP: 0.391, SLG: 0.426 (1, 5) (9, 3)	F5								FC3-6 1B	5	0	2	1	0	0	2									
Dave Revering, L OBP: 0.325, SLG: 0.392 (9, PR)			F4						FC3-6	5	1	1	0	0	0	4									
Miguel Dilone, S OBP: 0.245, SLG: 0.284 (9, 6)			F8						FC3-6 1B 2H	0	0	0	0	0	0	0									
Rob Picciolo, R OBP: 0.198, SLG: 0.272 (1, 2)									5-3	5	2	3	3	0	0	1									
Jeff Newman, R OBP: 0.247, SLG: 0.416 (1, 10)	F9									4	1	1	0	0	0	1									
Mitchell Page, L OBP: 0.302, SLG: 0.306 (1, 7)	6-3									4	1	1	3	0	0	0									
Tony Armas, R OBP: 0.226, SLG: 0.241 (1, 6)			5-3							4	1	1	0	0	0	0									
Milt Ramirez, R OBP: 0.207, SLG: 0.182 (9, 5)										4	1	1	0	0	0	0									
Mike Edwards, R OBP: 0.289, SLG: 0.296 (1, 4)										4	1	2	1	0	0	0									
Inning Stats	R: 0 E: 0 K: 0 S: 3	H: 0 LOB: 0 BB: 0 P: 3	R: 0 E: 0 K: 0 S: 3	H: 0 LOB: 0 BB: 0 P: 3	R: 2 E: 0 K: 1 S: 8	H: 3 LOB: 2 BB: 1 P: 12	R: 3 E: 0 K: 1 S: 8	H: 3 LOB: 0 BB: 0 P: 8	R: 2 E: 0 K: 0 S: 5	H: 3 LOB: 0 BB: 0 P: 5	R: 0 E: 0 K: 0 S: 4	H: 1 LOB: 1 BB: 0 P: 4	R: 1 E: 0 K: 0 S: 5	H: 2 LOB: 1 BB: 0 P: 5	R: 0 E: 0 K: 0 S: 3	H: 0 LOB: 0 BB: 0 P: 3	R: 1 E: 1 K: 0 S: 4	H: 1 LOB: 1 BB: 1 P: 8	1B: 8 2B: 3 3B: 0 HR: 2	SF: 0 SAC: 0 DP: 0 HBP: 0	WP: 0 PB: 0 SB: 1 CS: 1	PA: 41			
PITCHER	IP	WLS	BF	H	R	ER	SO	BB	IBB	HBP	BLK	WP	HR	S	P	ERA	WHIP								
Jesse Jefferson, R ERA: 4.37 (5, 1)	4.2		23	9	7	7	2	1	0	0	0	0	2	26	30	13.50	2.143								
Dave Freisleben, R ERA: 4.79 (9, 1)	3.2		16	4	2	1	0	1	0	0	0	0	0	15	19	2.46	1.364								
Tom Buskey, R ERA: 2.61 (1, 1)	0.2	W	2	0	0	0	0	0	0	0	0	0	0	2	2	0.00	0.000								

Oakland Athletics @ Toronto Blue Jays
 Exhibition Stadium, Toronto, ON
 Sun Jun 17 1979, 3:33 AM EDT
 Att: 25,518 - Unknown - 83 F

AB 39
R 9
H 13
RBI 8
BB 2
SO 2
LOB 11



Batter	1	2	3	4	5	6	7	8	9	AB	R	H	RBI	BB	SO	LOB	BOTTOM								
Alfredo Griffin, S OBP: 0.356, SLG: 0.369 (1, 9)	E6									6	0	4	2	0	0	0									
Bob Bailor, R OBP: 0.296, SLG: 0.258 (1, 8)	E7									4	1	1	0	1	0	3									
Rick Bosetti, R OBP: 0.284, SLG: 0.354 (1, 10)	FC5-2-5-2									5	1	1	0	0	0	3									
Rico Carty, R OBP: 0.344, SLG: 0.397 (1, 9)	BB									3	3	1	0	2	0	2									
John Mayberry, L OBP: 0.371, SLG: 0.478 (8, 9)	K									4	1	1	2	0	2	4									
Joe Cannon, L (7, PH)										1	0	0	0	0	0	0									
Al Woods, L OBP: 0.332, SLG: 0.349 (1, 4)	1B									3	2	2	1	2	0	0									
Danny Ainge, R OBP: 0.320, SLG: 0.392 (4, 4)	BB									1	0	1	2	0	0	0									
Tim Johnson, L OBP: 0.172, SLG: 0.111 (7, PH)										1	0	0	0	0	1	1									
Otto Velez, R OBP: 0.354, SLG: 0.474 (9, PR)										1	1	1	3	0	0	0									
Ted Wilborn, S (9, PR)	1B									0	1	0	0	0	0	0									
Bob Davis, R OBP: 0.143, SLG: 0.150 (1, 2)	K									5	0	0	0	0	2	6									
Luis Gomez, R OBP: 0.375, SLG: 0.417 (8, 4)										5	0	2	0	0	0	0									
Inning Stats	R: 3 E: 1 K: 2 S: 10	H: 3 LOB: 2 BB: 2 P: 18	R: 0 E: 1 K: 0 S: 4	H: 1 LOB: 2 BB: 1 P: 8	R: 0 E: 0 K: 0 S: 3	H: 0 LOB: 1 BB: 0 P: 4	R: 0 E: 0 K: 0 S: 3	H: 0 LOB: 0 BB: 0 P: 3	R: 2 E: 0 K: 1 S: 6	H: 1 LOB: 1 BB: 2 P: 14	R: 0 E: 0 K: 0 S: 4	H: 1 LOB: 1 BB: 0 P: 4	R: 3 E: 0 K: 1 S: 10	H: 5 LOB: 2 BB: 0 P: 10	R: 0 E: 0 K: 0 S: 3	H: 0 LOB: 0 BB: 0 P: 3	R: 2 E: 0 K: 1 S: 6	H: 3 LOB: 3 BB: 0 P: 7	1B: 12 2B: 0 3B: 0 HR: 2	SF: 0 SAC: 0 DP: 0 HBP: 2	WP: 0 PB: 0 SB: 0 CS: 1	PA: 46			
PITCHER	IP	WLS	BF	H	R	ER	SO	BB	IBB	HBP	BLK	WP	HR	S	P	ERA	WHIP								
Craig Minetto, L ERA: 5.18 (1, 1)	0.2		7	3	3	3	1	1	0	0	0	0	1	24	37	5.06	1.312								
Rick Langford, R ERA: 6.15 (7, 1)	5.1		24	4	3	3	2	3	0	1	0	0	1	7	7	27.00	4.500								
Bob Lacey, L ERA: 5.19 (7, 1)	0.2	L	10	4	2	2	1	0	0	1	0	0	0	11	12	10.80	2.400								

Oakland Athletics @ Toronto Blue Jays
 Exhibition Stadium, Toronto, ON
 Sun Jun 17 1979, 3:33 AM EDT
 Att: 25,518 - Unknown - 83 F

AB 39
R 10
H 14
RBI 10
BB 5
SO 5
LOB 19



Batter	1	2	3	4	5	6	7	8	9	AB	R	H	RBI	BB	SO	LOB	TOP					
Alfredo Griffin, S OBP: 0.357, SLG: 0.374 (1, 6)										5	0	2	0	0	1	1	Toronto Blue Jays @ New York Yankees Yankee Stadium, Bronx, NY Tue Jun 19 1979, 7:05 PM EDT Att: 36,211 - Unknown - 67 F					
Bob Bailor, R OBP: 0.296, SLG: 0.257 (1, 7)										5	0	1	0	0	0	2						
Rick Bosetti, R OBP: 0.279, SLG: 0.347 (1, 8)										5	0	0	0	0	1	2						
Rico Carty, R OBP: 0.350, SLG: 0.401 (1, 10)										3	2	2	0	1	0	0						
Otto Velez, R OBP: 0.350, SLG: 0.459 Joe Cannon, L (9, 9)										3	1	0	0	1	1	2						
John Mayberry, L OBP: 0.377, SLG: 0.479 (1, 3)										2	1	1	2	2	1	1						
Danny Ainge, R OBP: 0.337, SLG: 0.400 (1, 4)										3	1	2	1	1	0	1						
Rick Cerone, R OBP: 0.298, SLG: 0.279 (1, 2)										3	0	0	0	1	1	4						
Luis Gomez, R OBP: 0.393, SLG: 0.429 (1, 5)										4	0	2	2	0	1	1						
Inning Stats	R: 0 E: 0 K: 1 S: 5	H: 1 LOB: 0 BB: 0 P: 5	R: 2 E: 0 K: 0 S: 4	H: 2 LOB: 1 BB: 2 P: 12	R: 0 E: 0 K: 0 S: 3	H: 0 LOB: 0 BB: 0 P: 3	R: 0 E: 0 K: 1 S: 5	H: 1 LOB: 1 BB: 0 P: 9	R: 0 E: 1 K: 1 S: 6	H: 1 LOB: 1 BB: 0 P: 6	R: 3 E: 0 K: 0 S: 5	H: 3 LOB: 2 BB: 2 P: 13	R: 0 E: 0 K: 0 S: 3	H: 1 LOB: 0 BB: 0 P: 3	R: 0 E: 0 K: 1 S: 6	H: 1 LOB: 2 BB: 1 P: 10	R: 0 E: 0 K: 2 S: 8	H: 1 LOB: 1 BB: 0 P: 8	1B: 9 2B: 1 3B: 0 HR: 0	SF: 0 SAC: 0 DP: 1 HBP: 0	WP: 2 PB: 0 SB: 0 CS: 1	PA: 39
PITCHER Tommy John, L ERA: 2.29 (1, 1)	IP: 9.0 WLS: L BF: 39 H: 10 R: 5 ER: 5 SO: 6 BB: 6 IBB: 0 HBP: 0 BLK: 0 WP: 2 HR: 0 S: 45 P: 69 ERA: 5.00 WHIP: 1.778															PITCHER						

Batter	1	2	3	4	5	6	7	8	9	AB	R	H	RBI	BB	SO	LOB	BOTTOM					
Mickey Rivers, L OBP: 0.321, SLG: 0.414 (1, 8)										5	1	2	0	0	0	0	Toronto Blue Jays @ New York Yankees Yankee Stadium, Bronx, NY Tue Jun 19 1979, 7:05 PM EDT Att: 36,211 - Unknown - 67 F					
Thurman Munson, R OBP: 0.341, SLG: 0.387 (1, 2)										5	1	3	0	0	1	3						
Graig Nettles, L OBP: 0.362, SLG: 0.455 (1, 5)										5	1	1	2	0	0	3						
Lou Piniella, R OBP: 0.337, SLG: 0.469 (1, 7)										5	1	3	1	0	0	1						
Chris Chambliss, L OBP: 0.301, SLG: 0.446 (1, 3)										4	0	1	1	1	1	2						
Jim Spencer, L OBP: 0.328, SLG: 0.453 (1, 10)										4	0	0	0	0	1	3						
Willie Randolph, R OBP: 0.346, SLG: 0.347 (1, 4)										3	0	1	0	1	0	1						
Juan Beniquez, R OBP: 0.286, SLG: 0.394 (1, 9)										4	0	0	0	0	0	4						
Bucky Dent, R OBP: 0.307, SLG: 0.310 (1, 6)										4	0	1	0	0	1	1						
Inning Stats	R: 1 E: 0 K: 2 S: 9	H: 2 LOB: 1 BB: 0 P: 9	R: 0 E: 0 K: 0 S: 3	H: 0 LOB: 1 BB: 1 P: 7	R: 2 E: 0 K: 0 S: 7	H: 4 LOB: 3 BB: 1 P: 11	R: 0 E: 0 K: 1 S: 6	H: 1 LOB: 0 BB: 0 P: 6	R: 0 E: 0 K: 0 S: 5	H: 0 LOB: 0 BB: 0 P: 5	R: 0 E: 0 K: 0 S: 5	H: 2 LOB: 2 BB: 0 P: 5	R: 1 E: 0 K: 0 S: 5	H: 2 LOB: 1 BB: 0 P: 5	R: 0 E: 0 K: 0 S: 3	H: 0 LOB: 0 BB: 0 P: 3	R: 0 E: 0 K: 0 S: 4	H: 1 LOB: 1 BB: 0 P: 4	1B: 7 2B: 4 3B: 0 HR: 1	SF: 0 SAC: 0 DP: 0 HBP: 0	WP: 0 PB: 0 SB: 0 CS: 0	PA: 41
PITCHER Phil Huffman, R ERA: 5.93 Tom Buskey, R ERA: 2.66 (7, 1)	IP: 6.0 WLS: W BF: 29 H: 9 R: 3 ER: 3 SO: 4 BB: 2 IBB: 0 HBP: 0 BLK: 0 WP: 0 HR: 1 S: 35 P: 43 ERA: 4.50 WHIP: 1.833															PITCHER						

AB 33
R 5
H 10
RBI 5
BB 6
SO 6
LOB 14



AB 39
R 4
H 12
RBI 4
BB 2
SO 4
LOB 18



Batter	1	2	3	4	5	6	7	8	9	AB	R	H	RBI	BB	SO	LOB	TOP										
Alfredo Griffin, S OBP: 0.359, SLG: 0.373 (1, 6)	0-0 3-1 4-3 1B		4-0 SH1-4 BB		0-0 F8		0-0 F7			3	0	1	0	1	0	0											
Joe Cannon, L (1, 9) (6, 7)	0-0 4-3 1-2		0-0 SH1-4 1-2		0-3 K		0-0 4-3			3	0	0	0	0	1	1											
Rick Bosetti, R OBP: 0.275, SLG: 0.342 (1, 8)	0-0 3-1 2-3		0-0 F8		0-0 F7		0-0 4-3			4	0	0	0	0	0	2											
Rico Carty, R OBP: 0.348, SLG: 0.396 (1, 10)	0-0 1-3		4-0 BB		0-0 6-3		0-0 5-3			3	0	0	0	1	0	1											
John Mayberry, L OBP: 0.379, SLG: 0.477 (1, 3)		0-0 BB 1B	0-0 1-3		4-0 2B BB		0-0 F8			3	1	1	0	1	0	2											
Al Woods, L OBP: 0.328, SLG: 0.345 Otto Velez, R OBP: 0.353, SLG: 0.470 (6, PH) (6, 9)	0-0 F7			0-0 6-3		0-0 2B BB		0-3 K		2	0	0	0	0	0	1											
Danny Ainge, R OBP: 0.343, SLG: 0.398 (1, 4)	4-0 1B 1-2 BB		0-0 F9		0-0 1-4-3		0-0 1B 1B			3	0	1	0	1	0	2											
Luis Gomez, R OBP: 0.406, SLG: 0.438 (1, 5)	0-0 G6-4-3 1B		0-0 4-3		0-0 F8		0-0 1B 1B			4	0	2	1	0	0	0											
Bob Davis, R OBP: 0.138, SLG: 0.145 Rick Cerone, R OBP: 0.295, SLG: 0.275 (7, PH) (7, 2)	0-0 G6-4-3 1-2		0-0 1-3		0-0 6-3		0-0 F6			2	0	0	0	0	0	2											
Inning Stats	R: 0 E: 0 K: 0 S: 4	H: 1 LOB: 1 BB: 0 P: 4	R: 1 E: 0 K: 0 S: 4	H: 2 LOB: 1 BB: 1 P: 8	R: 0 E: 0 K: 0 S: 3	H: 0 LOB: 0 BB: 2 P: 11	R: 0 E: 0 K: 0 S: 3	H: 0 LOB: 0 BB: 0 P: 3	R: 0 E: 0 K: 0 S: 5	H: 0 LOB: 0 BB: 0 P: 5	R: 0 E: 0 K: 0 S: 4	H: 1 LOB: 2 BB: 1 P: 8	R: 0 E: 0 K: 0 S: 3	H: 0 LOB: 0 BB: 0 P: 3	R: 0 E: 0 K: 1 S: 7	H: 2 LOB: 2 BB: 0 P: 7	1B: 5 2B: 1 3B: 0 HR: 0	SF: 0 SAC: 1 DP: 1 HBP: 0	WP: 0 PB: 0 CS: 0	PA: 36							
PITCHER	IP	WLS	BF	H	R	ER	SO	BB	IBB	HBP	BLK	WP	HR	S	P	ERA	WHIP										
Jim Beattie, R ERA: 4.83 (1, 1)	1.0		5	2	1	1	0	0	0	0	0	0	0	5	5	9.00	2.000										
Don Hood, L ERA: 3.04 (2, 1)	4.2	W	19	2	0	0	1	4	0	0	0	0	0	17	33	0.00	1.286										
Ron Davis, R ERA: 1.8 (6, 1)	3.1	S	12	2	0	0	1	0	0	0	0	0	0	14	14	0.00	0.600										

Toronto Blue Jays @ New York Yankees
Yankee Stadium, Bronx, NY
Wed Jun 20 1979, 7:05 PM EDT
Unknown - 77 F

AB	31
R	1
H	6
RBI	1
BB	4
SO	2
LOB	13



Batter	1	2	3	4	5	6	7	8	9	AB	R	H	RBI	BB	SO	LOB	BOTTOM										
Mickey Rivers, L OBP: 0.325, SLG: 0.417 (1, 8)	0-3 K		0-0 L5-3 1B		0-0 SH1-3 1-2		0-0 SH1-4 1B			3	0	2	0	0	1	0											
Willie Randolph, R OBP: 0.346, SLG: 0.345 (1, 4)	4-0 HBP 1B BB		0-0 L5-3 1-2		0-0 F8 2-3		0-0 SH1-4 1-2			2	0	0	0	1	0	2											
Thurman Munson, R OBP: 0.343, SLG: 0.388 (1, 2)	0-0 HBP 1B		0-0 FC6-4 1B		0-0 F2 3H		0-3 K			4	0	2	0	0	1	1											
Lou Piniella, R OBP: 0.340, SLG: 0.464 (1, 9)	1-0 1-2 2-3 HBP		0-0 FC6-4 1-2		0-0 5-3		4-0 IBB			2	0	0	0	1	0	1											
Graig Nettles, L OBP: 0.357, SLG: 0.448 (1, 5)	0-3 K			0-0 G3		0-0 F5		0-0 F8		4	0	0	0	0	1	5											
Darryl Jones, R OBP: 0.250, SLG: 0.417 (1, 10)	0-0 F9			0-0 F8		0-0 F8		0-0 F8		3	0	0	0	0	0	3											
Chris Chambliss, L OBP: 0.298, SLG: 0.441 (1, 3)		0-0 F7		0-0 6-3		0-0 F5				3	0	0	0	0	0	0											
Juan Beniquez, R OBP: 0.287, SLG: 0.412 (1, 7)		0-0 6-3			0-0 1B 3B		0-0 F7			3	1	1	0	0	0	0											
Bucky Dent, R OBP: 0.308, SLG: 0.310 (1, 6)		0-0 F9			0-0 F8 SH1-3 WP 1B		0-0 F9			3	1	1	1	0	0	0											
Inning Stats	R: 0 E: 0 K: 2 S: 8	H: 1 LOB: 3 BB: 1 P: 13	R: 0 E: 0 K: 0 S: 3	H: 0 LOB: 0 BB: 0 P: 3	R: 0 E: 0 K: 0 S: 4	H: 2 LOB: 1 BB: 0 P: 4	R: 0 E: 0 K: 0 S: 3	H: 0 LOB: 0 BB: 0 P: 3	R: 2 E: 0 K: 0 S: 5	H: 2 LOB: 0 BB: 0 P: 5	R: 0 E: 0 K: 0 S: 3	H: 0 LOB: 0 BB: 0 P: 3	R: 0 E: 0 K: 1 S: 6	H: 1 LOB: 2 BB: 1 P: 10	1B: 5 2B: 1 3B: 1 HR: 0	SF: 0 SAC: 2 DP: 1 HBP: 1	WP: 1 PB: 0 CS: 0	PA: 32									
PITCHER	IP	WLS	BF	H	R	ER	SO	BB	IBB	HBP	BLK	WP	HR	S	P	ERA	WHIP										
Tom Underwood, L ERA: 4.3 (1, 1)	8.0	L	32	6	2	2	3	1	1	1	0	1	0	35	44	2.25	0.875										

Toronto Blue Jays @ New York Yankees
Yankee Stadium, Bronx, NY
Wed Jun 20 1979, 7:05 PM EDT
Unknown - 77 F

AB	27
R	2
H	6
RBI	1
BB	2
SO	3
LOB	12



Batter	1	2	3	4	5	6	7	8	9	AB	R	H	RBI	BB	SO	LOB	TOP								
Alfredo Griffin, S OBP: 0.354, SLG: 0.367 (1, 6)	0-0 4-3		0-0 G4-6-3		0-0 F8			0-0 F8		4	0	0	0	0	0	3									
Joe Cannon, L (1, 9)	0-0 5-3			0-0 4-3	0-3 K			0-0 F7		4	0	0	0	0	1	2									
Rick Bosetti, R OBP: 0.275, SLG: 0.341 (1, 8)	0-0 F8			0-0 1B	0-3 K			0-0 F8		4	1	1	0	0	1	0									
Rico Carty, R OBP: 0.347, SLG: 0.393 (1, 10)		0-0 F9		0-0 1B	0-0 F9			0-3 K		4	0	1	0	0	1	0									
John Mayberry, L OBP: 0.381, SLG: 0.491 (1, 3)		0-0 F7		0-0 1B	0-0 F8			0-0 HR		4	1	2	2	0	0	0									
Al Woods, L OBP: 0.337, SLG: 0.372 (1, 7)		4-0 FC6-4		0-0 2B				0-0 3-1		3	1	2	1	1	0	0									
Bob Bailor, R OBP: 0.296, SLG: 0.257 (9, 7)		0-0 BB		0-0 2B				0-0 1B		0	0	0	0	0	0	0									
Danny Ainge, R OBP: 0.339, SLG: 0.393 (1, 4)		0-0 FC6-4		0-3 K	0-3 K			0-0 K		4	0	1	0	0	2	1									
Luis Gomez, R OBP: 0.361, SLG: 0.389 (1, 5)			0-0 4-3		0-0 E6			0-3 K		4	0	0	0	0	2	1									
Rick Cerone, R OBP: 0.301, SLG: 0.278 (1, 2)			0-0 1B		4-0 BB			0-0 1-3		2	0	1	0	1	0	0									
Inning Stats	R: 0 E: 0 K: 0 S: 3	H: 0 LOB: 0 BB: 0 P: 3	R: 0 E: 0 K: 0 S: 3	H: 1 LOB: 0 BB: 0 P: 7	R: 0 E: 0 K: 0 S: 3	H: 1 LOB: 0 BB: 0 P: 3	R: 1 E: 0 K: 0 S: 5	H: 4 LOB: 2 BB: 0 P: 5	R: 0 E: 1 K: 2 S: 8	H: 0 LOB: 0 BB: 1 P: 12	R: 0 E: 0 K: 1 S: 5	H: 0 LOB: 0 BB: 0 P: 5	R: 1 E: 0 K: 2 S: 8	H: 1 LOB: 0 BB: 0 P: 8	R: 0 E: 0 K: 2 S: 3	H: 0 LOB: 0 BB: 0 P: 3	R: 1 E: 0 K: 2 S: 9	H: 2 LOB: 1 BB: 0 P: 9	1B: 5 2B: 1 3B: 0 HR: 2	SF: 0 SAC: 0 DP: 1 HBP: 0	WP: 0 PB: 0 SB: 1 CS: 0	PA: 35			
PITCHER	IP	WLS	BF	H	R	ER	SO	BB	IBB	HBP	BLK	WP	HR	S	P	ERA	WHIP								
Ed Figueroa, R ERA: 4.42 (1, 1)	7.0		27	6	2	2	5	2	0	0	0	0	1	35	43	2.57	1.143								
Ray Burns, R ERA: 5.92 (8, 1)	2.0	L	8	2	1	1	2	0	0	0	0	0	1	12	12	4.50	1.000								

Toronto Blue Jays @ New York Yankees
 Yankee Stadium, Bronx, NY
 Wed Jun 20 1979, 7:05 PM EDT
 Att: 32,129 - Unknown

AB	33
R	3
H	8
RBI	3
BB	2
SO	7
LOB	7



Batter	1	2	3	4	5	6	7	8	9	AB	R	H	RBI	BB	SO	LOB	BOTTOM								
Willie Randolph, R OBP: 0.348, SLG: 0.345 (1, 4)	0-0 6-3	0-0 F8			4-0 BB			0-0 1B		3	0	1	1	1	0	2									
Juan Beniquez, R OBP: 0.277, SLG: 0.396 (1, 8)	0-0 F2		0-0 1-3		0-0 F8			0-0 F8		4	0	0	0	0	0	2									
Thurman Munson, R OBP: 0.345, SLG: 0.388 (1, 2)	0-0 1B		0-3 K		4-0 F9			0-0 F9		3	0	1	0	1	1	0									
Lou Piniella, R OBP: 0.338, SLG: 0.460 (1, 9)	0-0 1-3		0-0 F7		0-0 1B			0-0 6-3		4	0	1	0	0	0	1									
Graig Nettles, L OBP: 0.355, SLG: 0.448 (1, 5)		0-0 1B		0-0 F6	0-0 F9			0-0 F9		4	1	1	0	0	0	2									
Darryl Jones, R OBP: 0.286, SLG: 0.429 (1, 10)		0-0 2B		0-0 F9	0-0 G6-4-3			0-0 G5-6-4		4	0	2	1	0	0	2									
Mickey Rivers, L OBP: 0.325, SLG: 0.417 (9, FR)		2-0 1B		0-0 F9	0-0 1B			0-0 1B		0	0	0	0	0	0	0									
Chris Chambliss, L OBP: 0.297, SLG: 0.438 (1, 3)		0-0 FC4-6		0-0 F9	0-0 SH1-4			0-0 G5-6-4		4	1	1	0	0	0	2									
Bobby Brown, S OBP: 0.267, SLG: 0.154 (1, 7)		0-0 1B		0-3 K	0-0 SH1-4			0-0 FC6-4		3	0	2	0	0	1	0									
Bucky Dent, R OBP: 0.302, SLG: 0.304 (1, 6)		0-0 F7		0-0 6-3	0-0 F8			0-0 FC6-4		4	0	0	0	0	0	4									
Inning Stats	R: 0 E: 0 K: 0 S: 4	H: 1 LOB: 1 BB: 0 P: 4	R: 1 E: 0 K: 0 S: 6	H: 3 LOB: 2 BB: 0 P: 6	R: 0 E: 0 K: 1 S: 5	H: 0 LOB: 0 BB: 0 P: 5	R: 0 E: 0 K: 0 S: 3	H: 0 LOB: 0 BB: 0 P: 3	R: 0 E: 0 K: 1 S: 5	H: 0 LOB: 1 BB: 1 P: 9	R: 0 E: 0 K: 0 S: 3	H: 1 LOB: 1 BB: 1 P: 7	R: 1 E: 0 K: 0 S: 5	H: 2 LOB: 1 BB: 0 P: 5	R: 0 E: 0 K: 0 S: 3	H: 0 LOB: 0 BB: 0 P: 3	R: 0 E: 0 K: 0 S: 4	H: 2 LOB: 1 BB: 0 P: 4	1B: 8 2B: 1 3B: 0 HR: 0	SF: 0 SAC: 1 DP: 2 HBP: 0	WP: 0 PB: 0 SB: 0 CS: 0	PA: 36			
PITCHER	IP	WLS	BF	H	R	ER	SO	BB	IBB	HBP	BLK	WP	HR	S	P	ERA	WHIP								
Balor Moore, L ERA: 4.75 (1, 1)	9.0	W	36	9	2	2	2	2	0	0	0	0	0	38	46	2.00	1.222								

Toronto Blue Jays @ New York Yankees
 Yankee Stadium, Bronx, NY
 Wed Jun 20 1979, 7:05 PM EDT
 Att: 32,129 - Unknown

AB	33
R	2
H	9
RBI	2
BB	2
SO	2
LOB	15



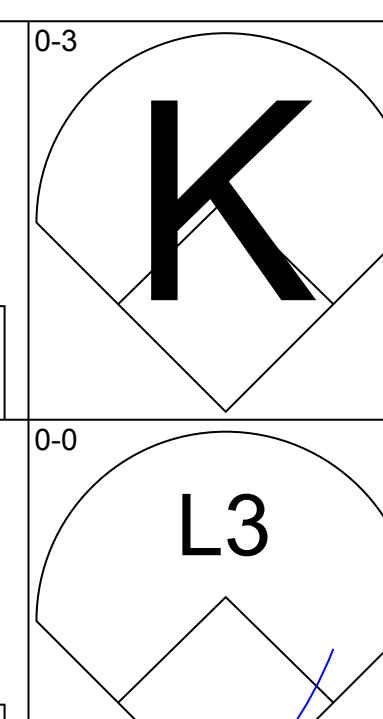
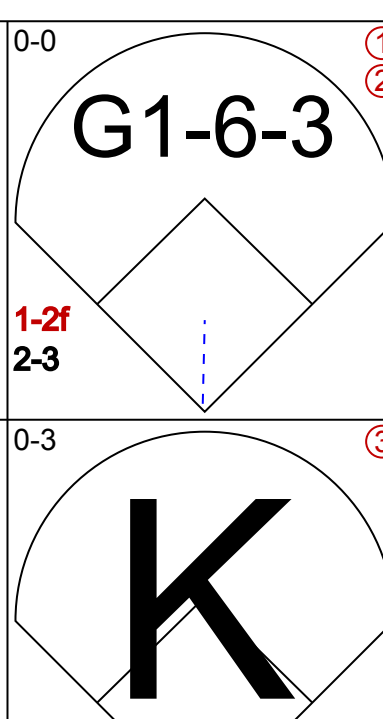
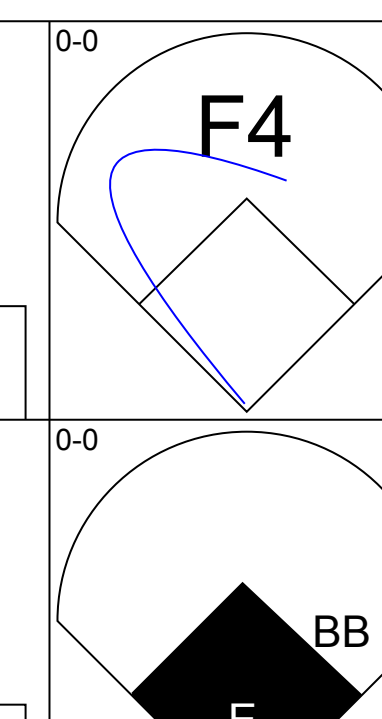
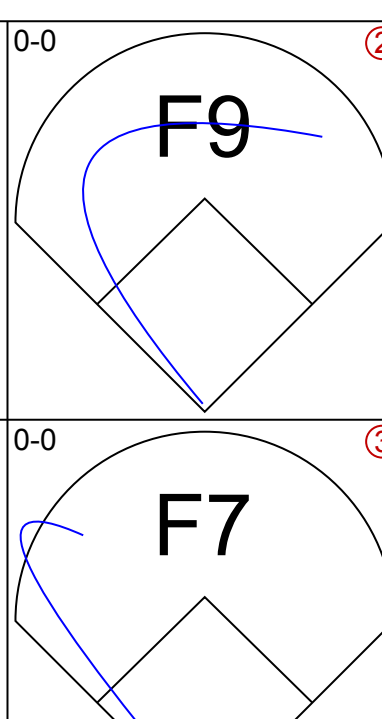
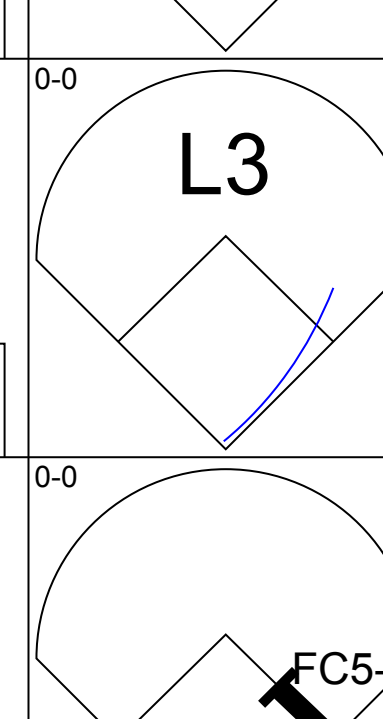

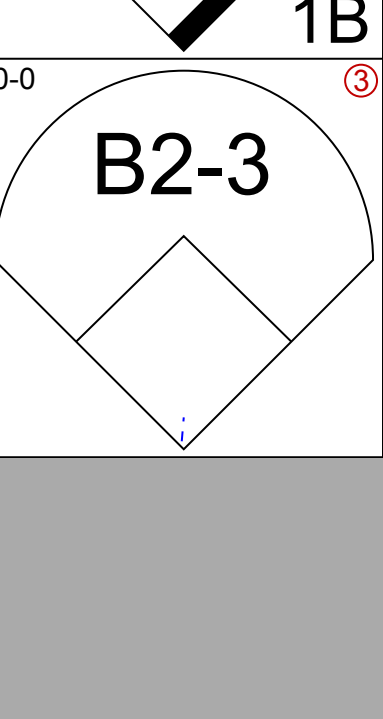
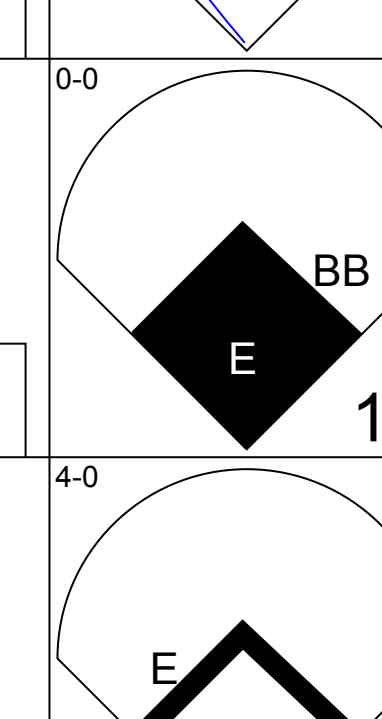
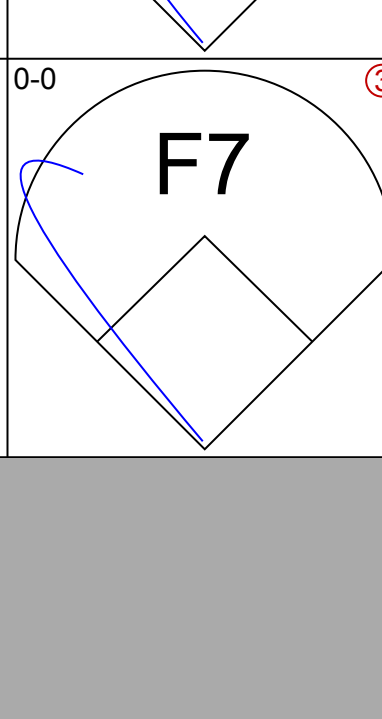
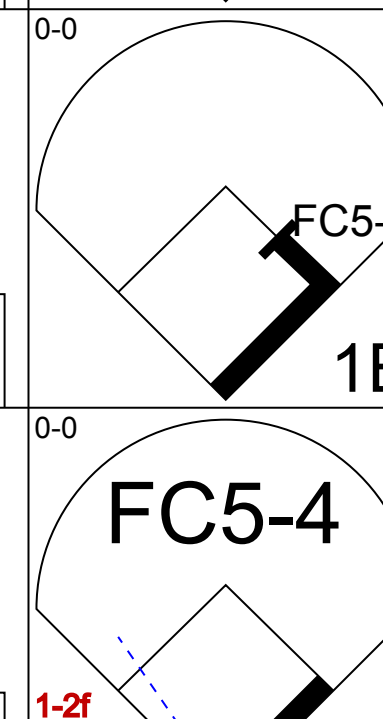
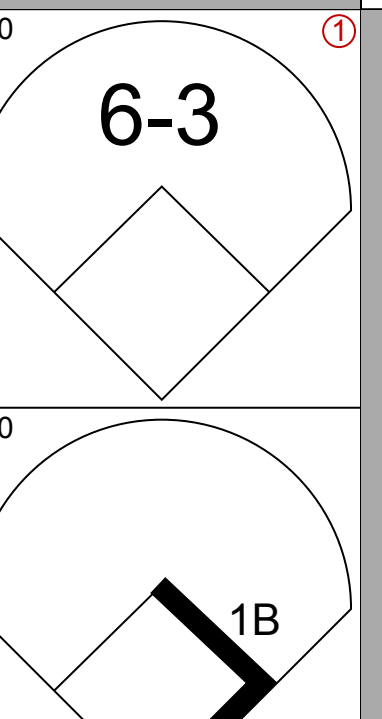
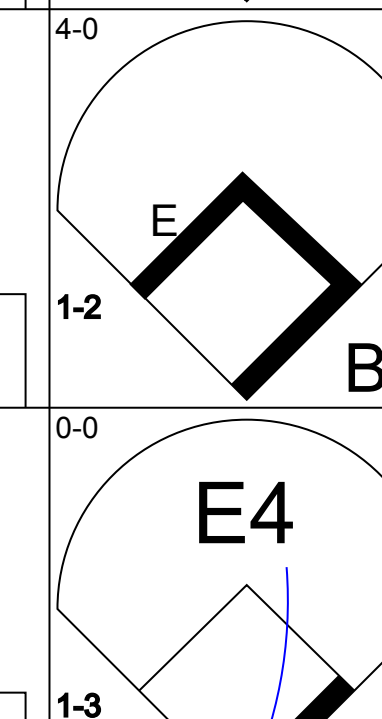
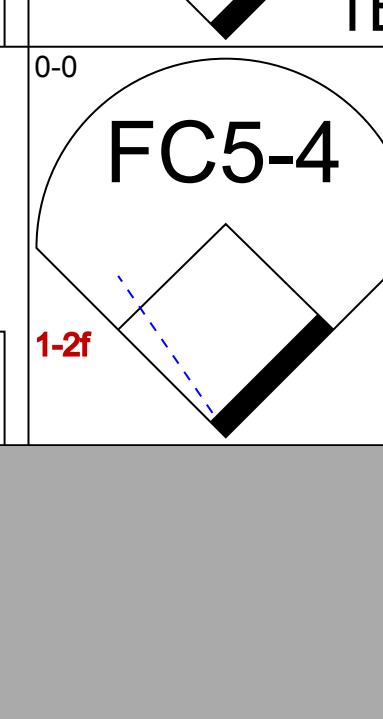
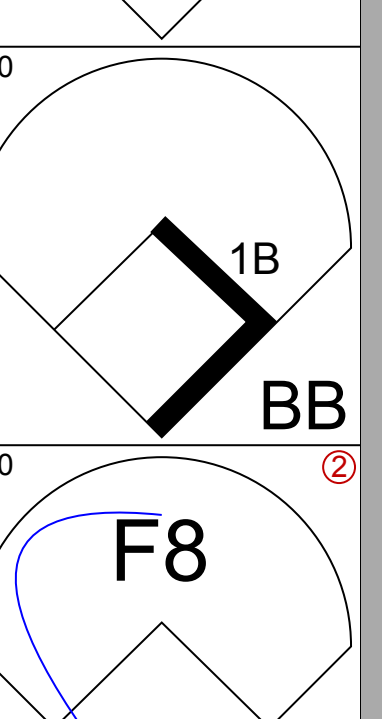
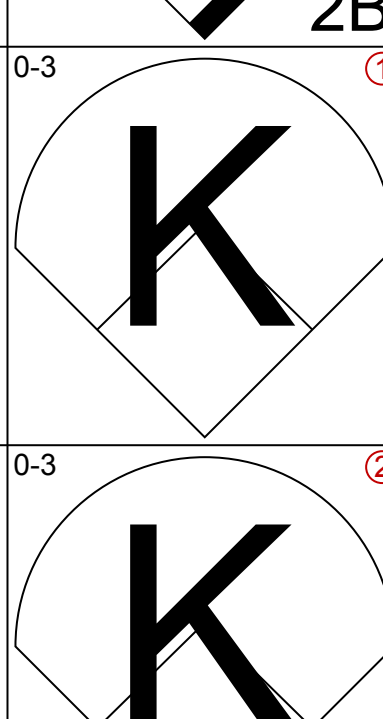
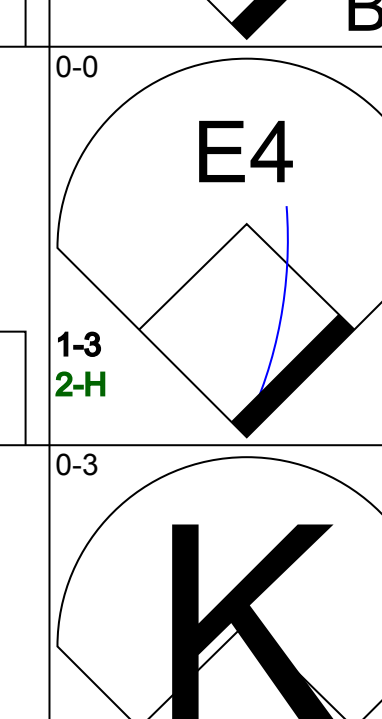
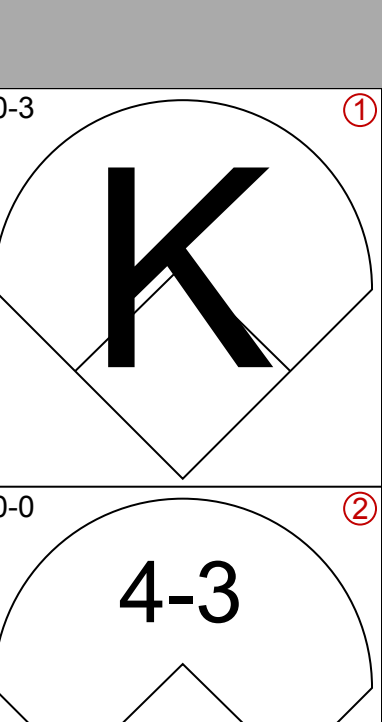
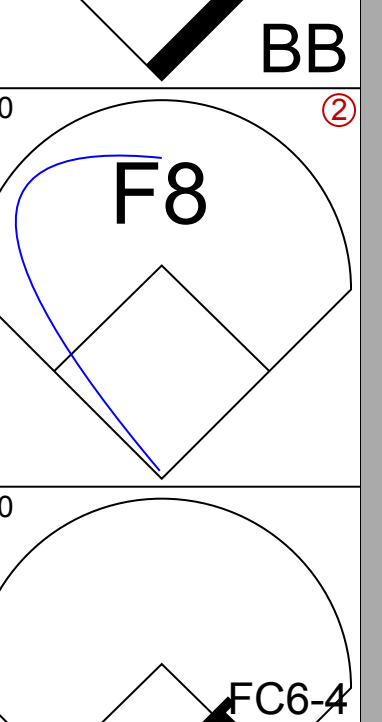
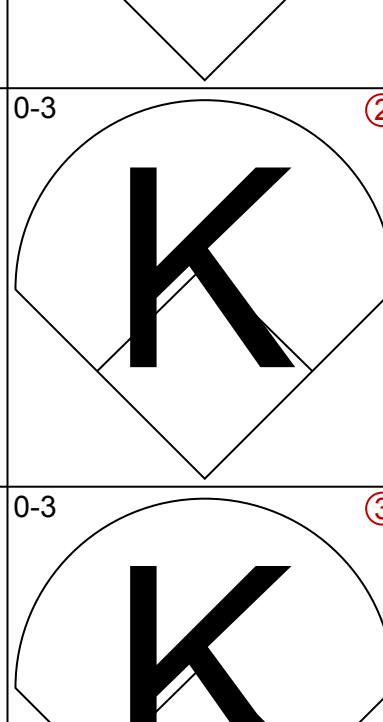
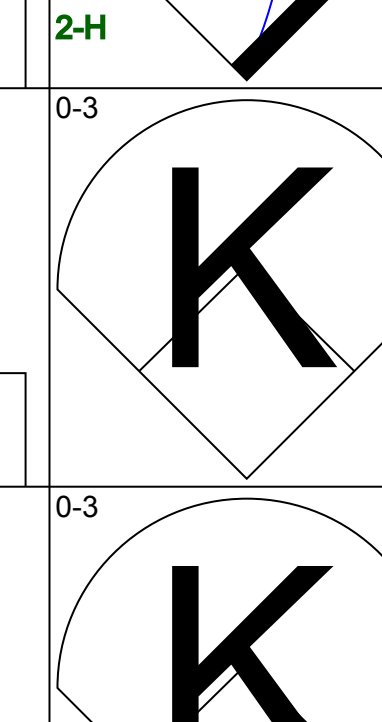
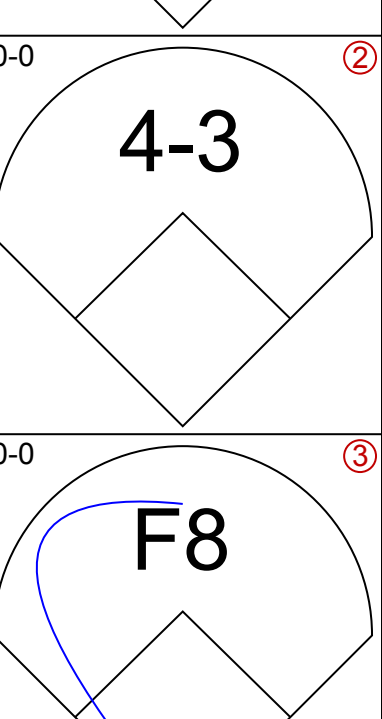
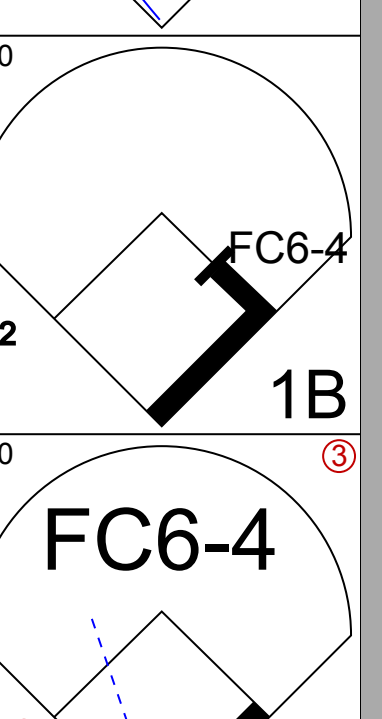

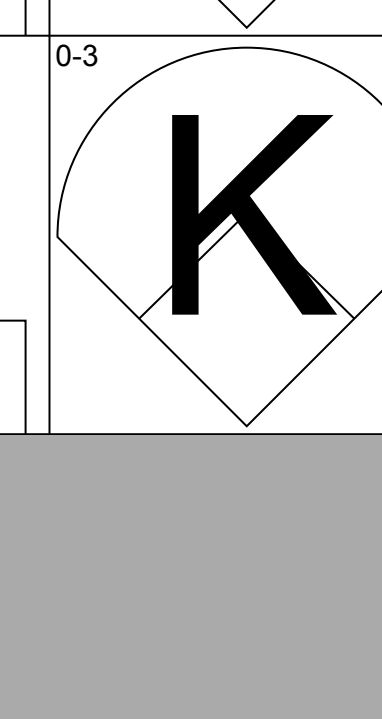
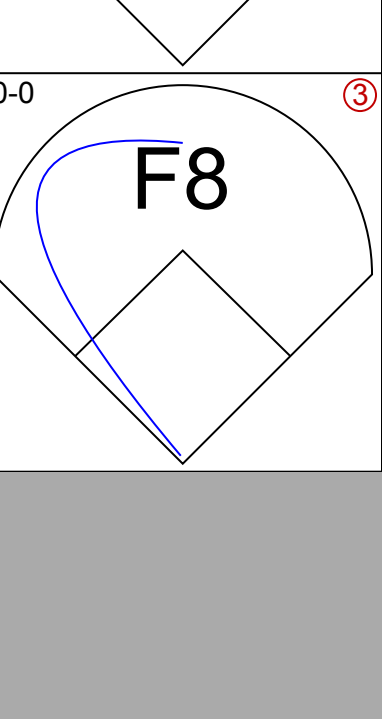
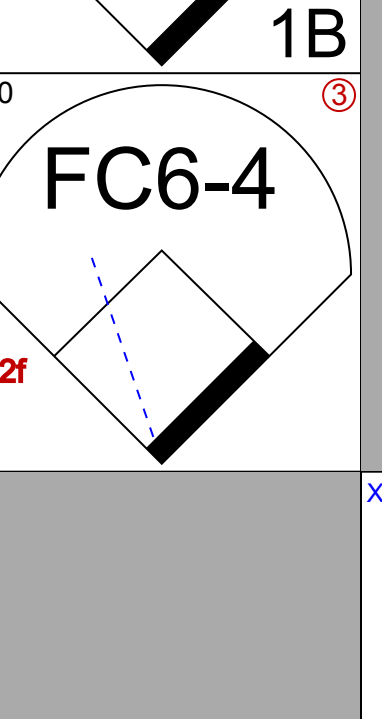
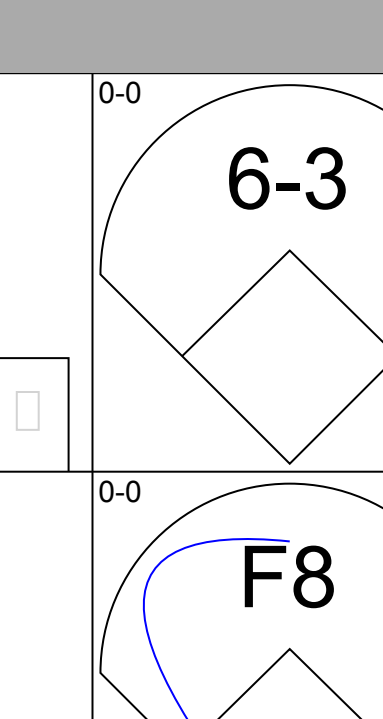
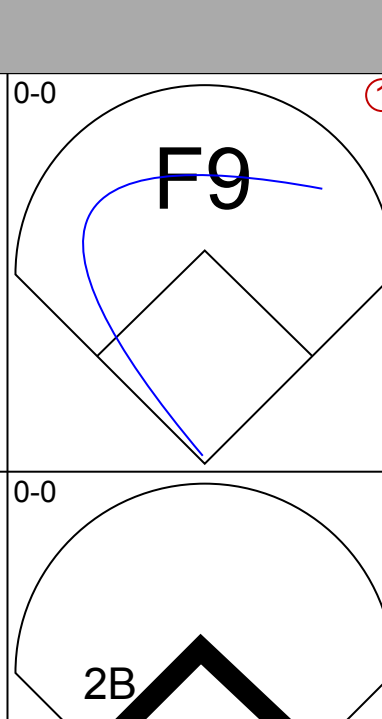
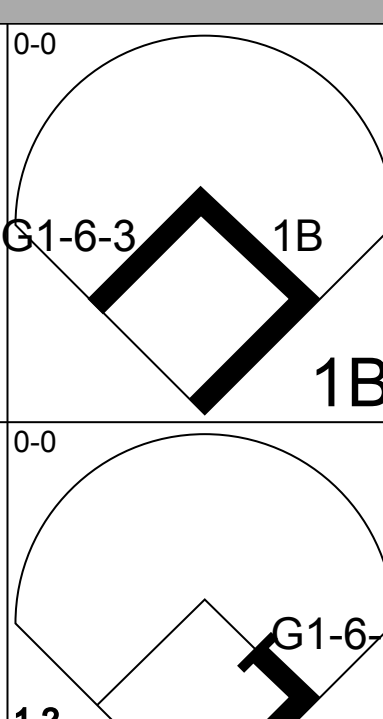
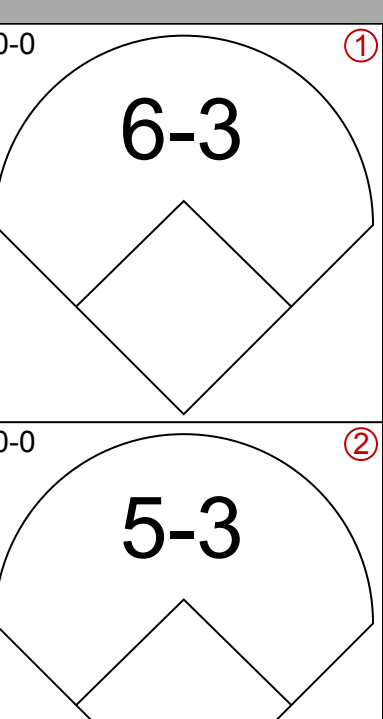
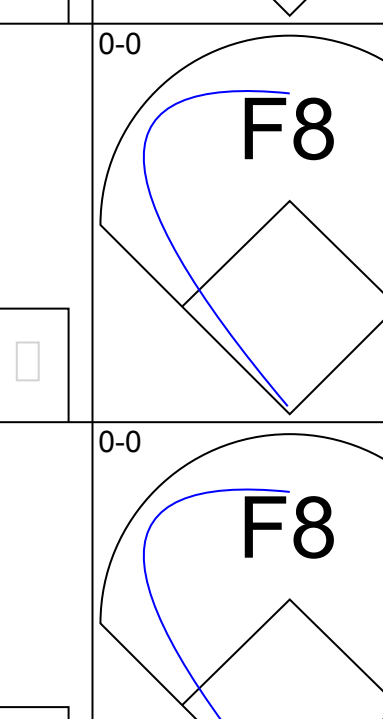
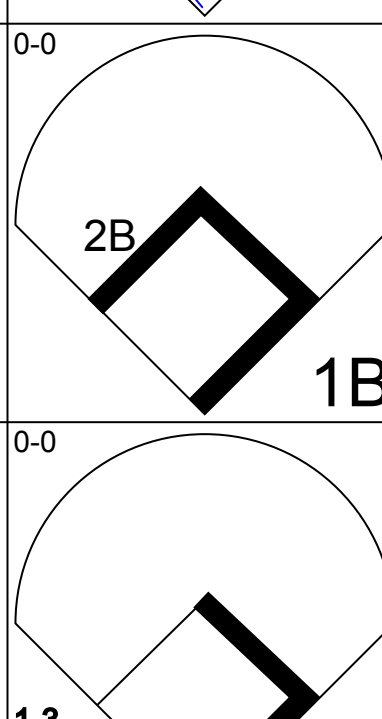
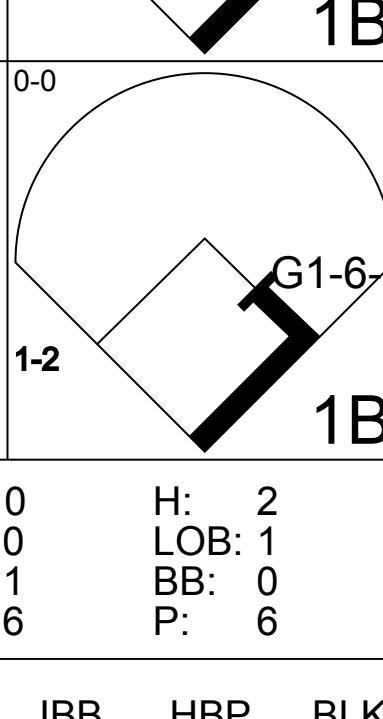
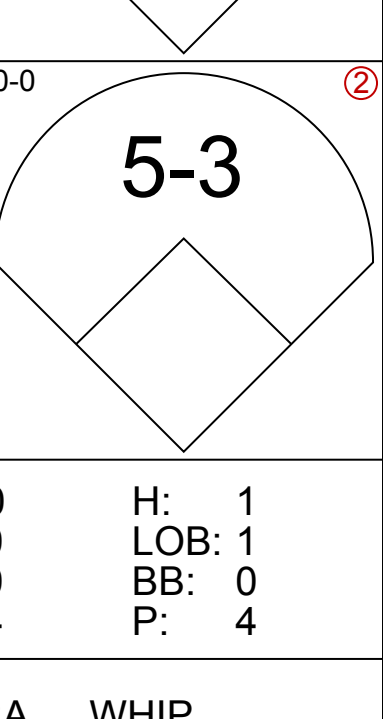
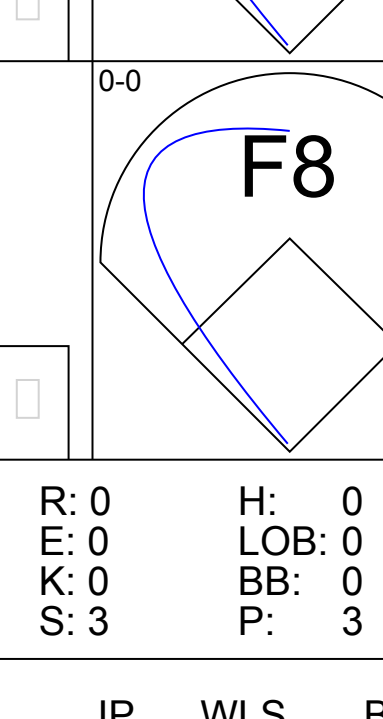
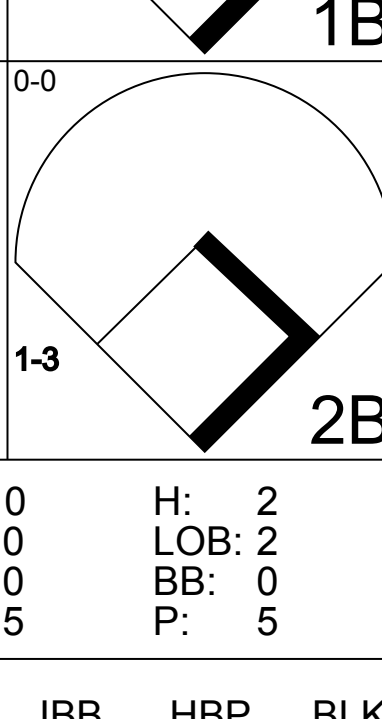
Batter	1	2	3	4	5	6	7	8	9	AB	R	H	RBI	BB	SO	LOB	TOP										
Alfredo Griffin, S OBP: 0.349, SLG: 0.362	4-3		F7		K		G3			4	0	0	0	0	1	2	Toronto Blue Jays @ New York Yankees Yankee Stadium, Bronx, NY Thu Jun 21 1979, 3:33 AM EDT Att: 19,278 - Sunny - 73 F										
Joe Cannon, L OBP: 0.067, SLG: 0.067	E 1B		F7		F6			K		4	0	1	0	0	1	2											
Rick Bosetti, R OBP: 0.274, SLG: 0.339	K 1-2			F6		2B 1B		F2		4	1	1	0	0	1	1											
Rico Carty, R OBP: 0.349, SLG: 0.403	F8			K		4-1 1-H 2B			2B	4	0	2	1	0	1	1											
John Mayberry, L OBP: 0.383, SLG: 0.489		G6-4-3 BB		1B 1B		F1		4-3		3	0	1	0	1	0	2											
Al Woods, L OBP: 0.337, SLG: 0.372		F7		1-2 1B		4-1			F8	3	0	1	0	0	0	2											
Bob Bailor, R OBP: 0.295, SLG: 0.256				1-2 1B		2-3				1	0	0	0	0	0	0											
Danny Ainge, R OBP: 0.328, SLG: 0.378		G6-4-3 1-2		4-3		K			F7	4	0	0	0	0	1	4											
Rick Cerone, R OBP: 0.295, SLG: 0.272			1-3		3-1			F7	4-3	4	0	0	0	0	0	0											
Luis Gomez, R OBP: 0.385, SLG: 0.436								F9		3	0	2	0	0	0	0											
Inning Stats	R: 0 E: 1 K: 1 S: 6	H: 1 LOB: 1 BB: 0 P: 6	R: 0 E: 0 K: 0 S: 2	H: 0 LOB: 0 BB: 1 P: 6	R: 0 E: 0 K: 0 S: 4	H: 1 LOB: 1 BB: 0 P: 4	R: 0 E: 0 K: 1 S: 7	H: 2 LOB: 2 BB: 0 P: 7	R: 0 E: 0 K: 1 S: 6	H: 1 LOB: 1 BB: 0 P: 6	R: 1 E: 0 K: 0 S: 7	H: 2 LOB: 1 BB: 0 P: 7	R: 0 E: 0 K: 0 S: 3	H: 0 LOB: 0 BB: 0 P: 3	R: 0 E: 0 K: 1 S: 6	H: 1 LOB: 1 BB: 0 P: 6	R: 0 E: 0 K: 0 S: 3	H: 0 LOB: 0 BB: 0 P: 3	1B: 5 2B: 3 3B: 0 HR: 0	SF: 0 SAC: 0 DP: 1 HBP: 0	WP: 0 PB: 0 CS: 0	PA: 35					
PITCHER	IP	WLS	BF	H	R	ER	SO	BB	IBB	HBP	BLK	WP	HR	S	P	ERA	WHIP										
Luis Tiant, R ERA: 4.37	(1, 1)	7.2	W	31	8	1	1	5	1	0	0	0	0	40	44	1.17	1.174										
Jim Kaat, L ERA: 3.22	(8, 1)	0.1		1	0	0	0	0	0	0	0	0	0	1	1	0.00	0.000										
Ron Davis, R ERA: 1.71	(9, 1)	1.0	S	3	0	0	0	0	0	0	0	0	0	3	3	0.00	0.000										

AB	34
R	1
H	8
RBI	1
BB	1
SO	5
LOB	14



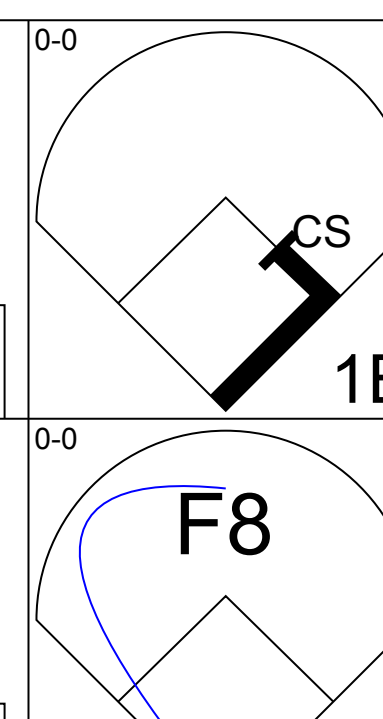
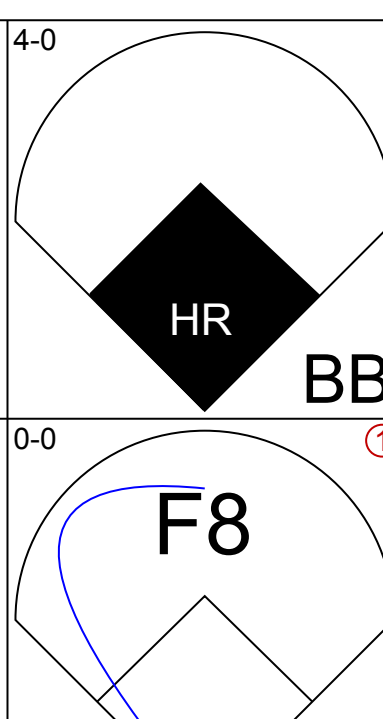
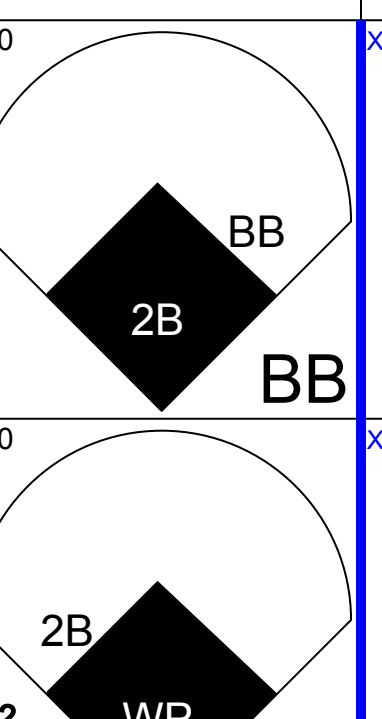
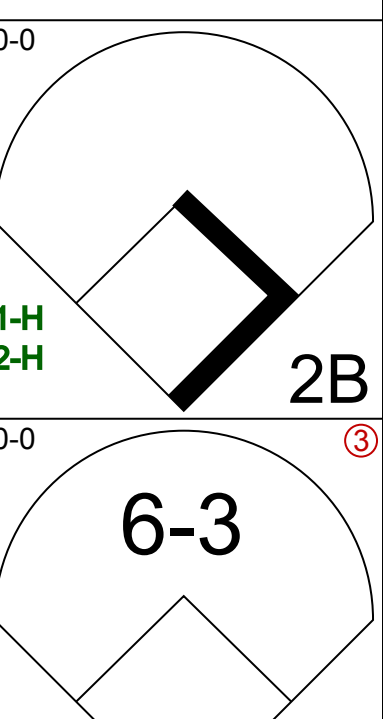
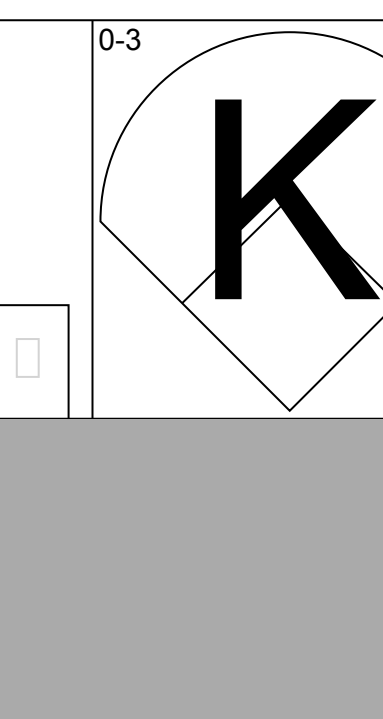
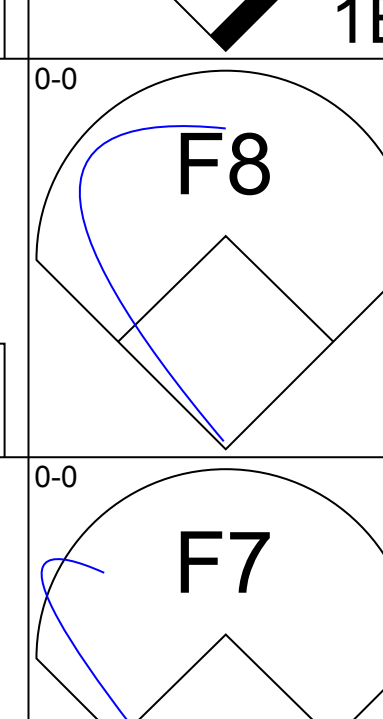
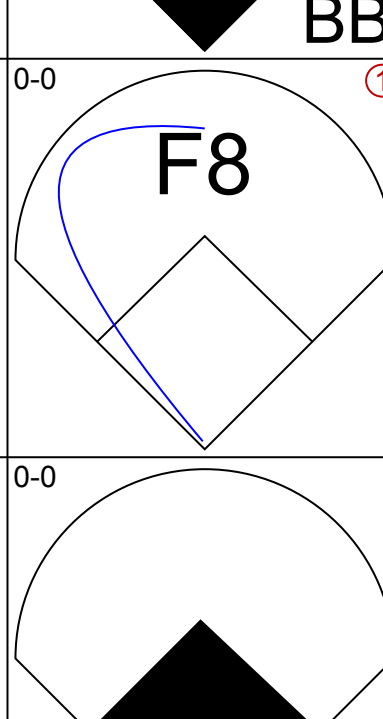
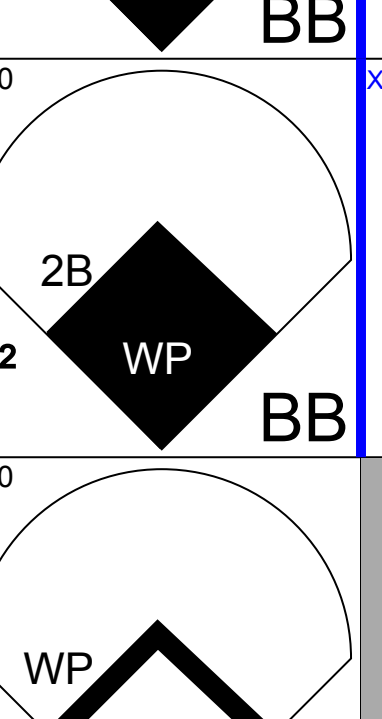
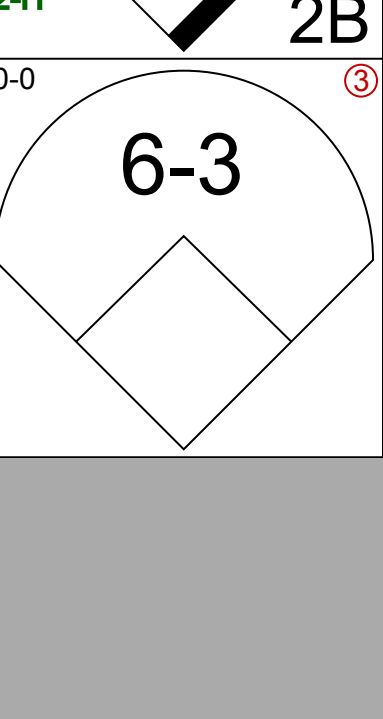
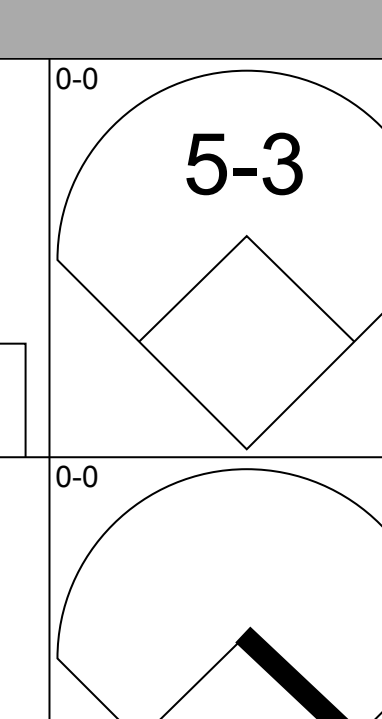
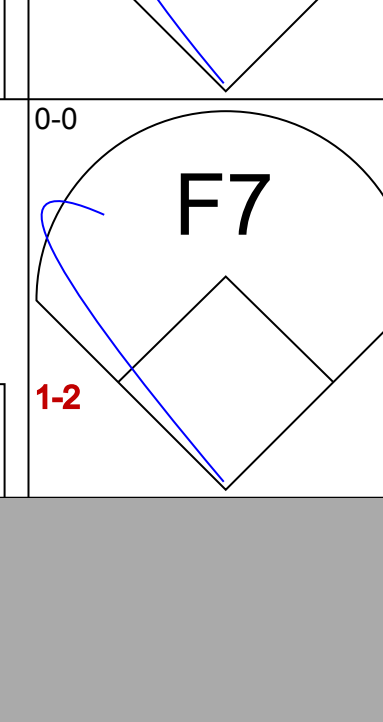
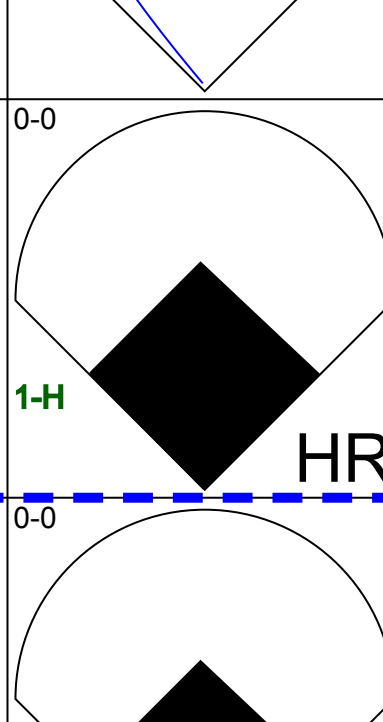
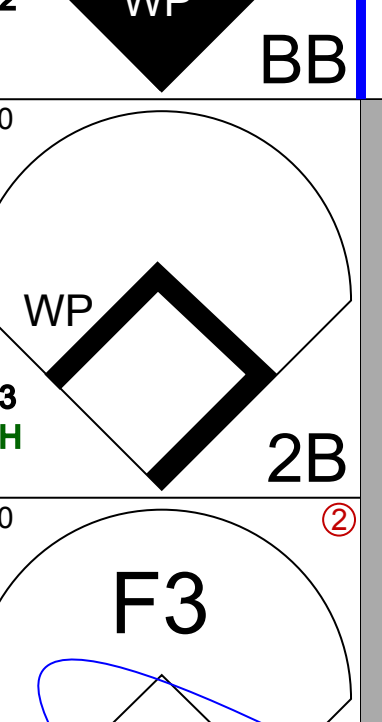

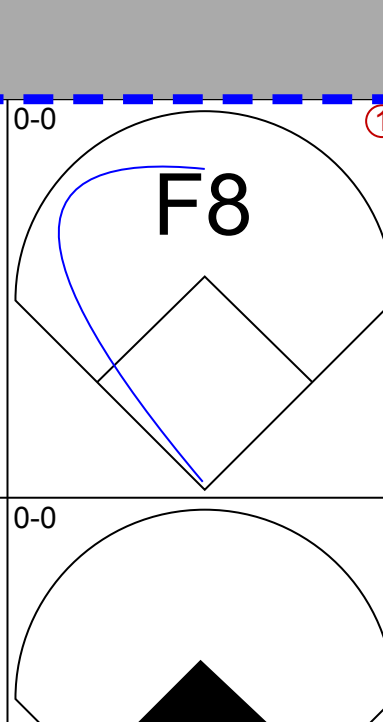
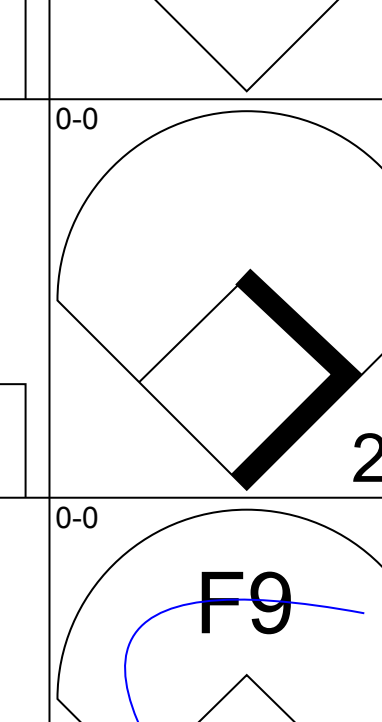
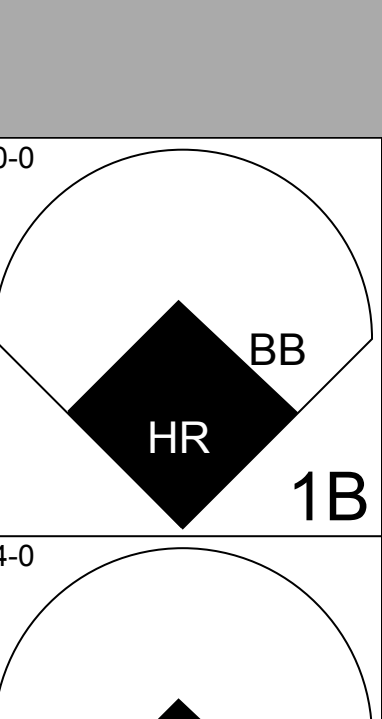
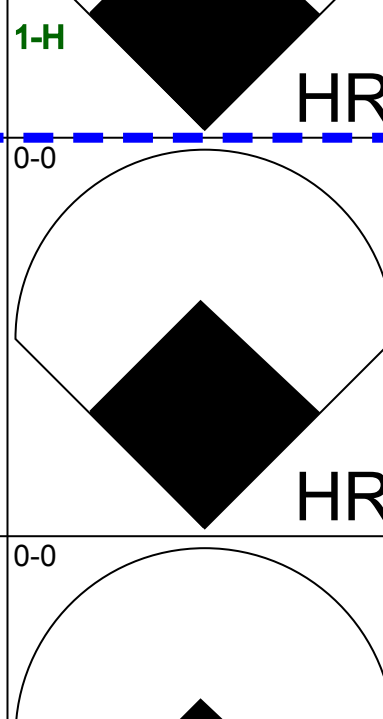
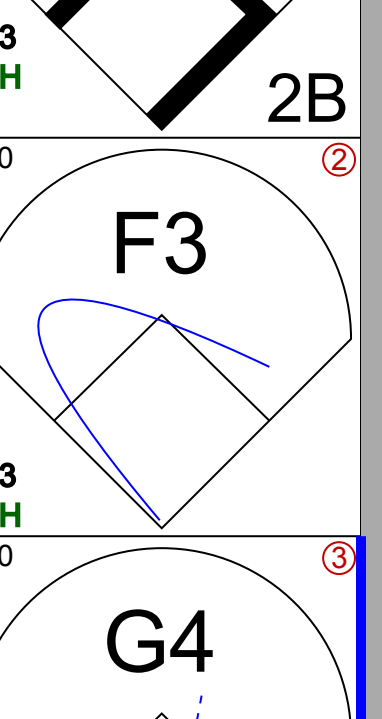
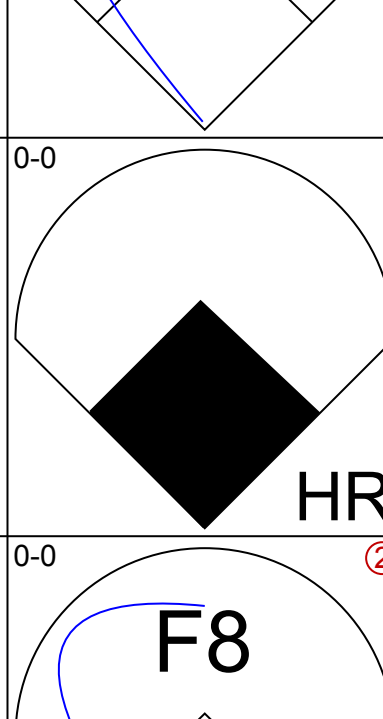
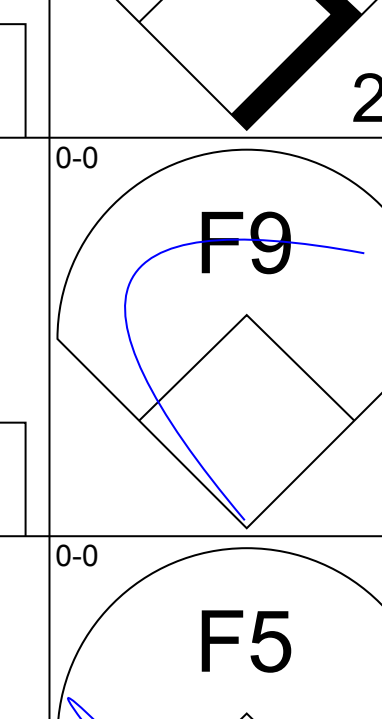
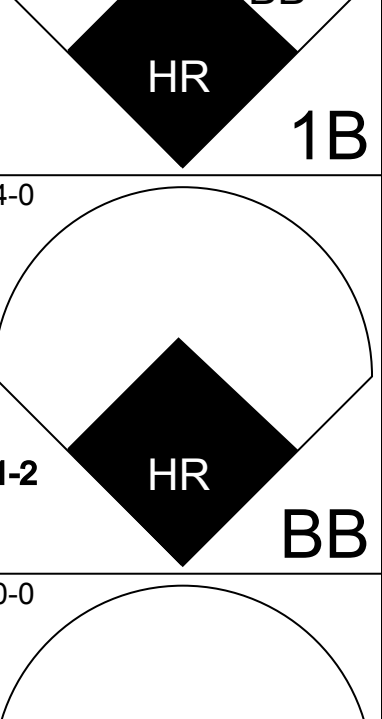
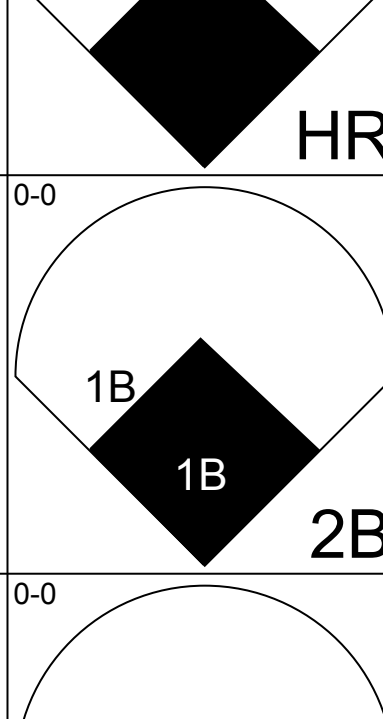
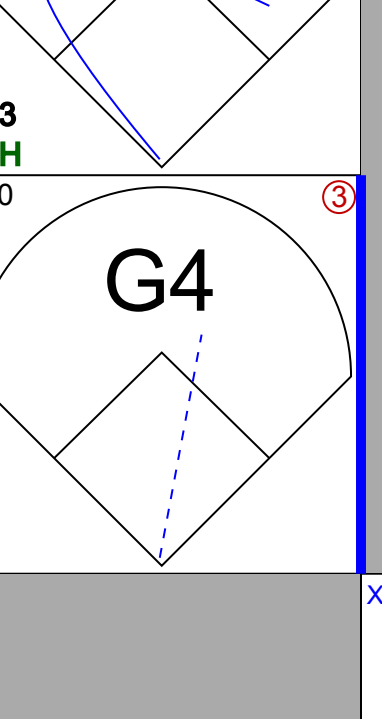

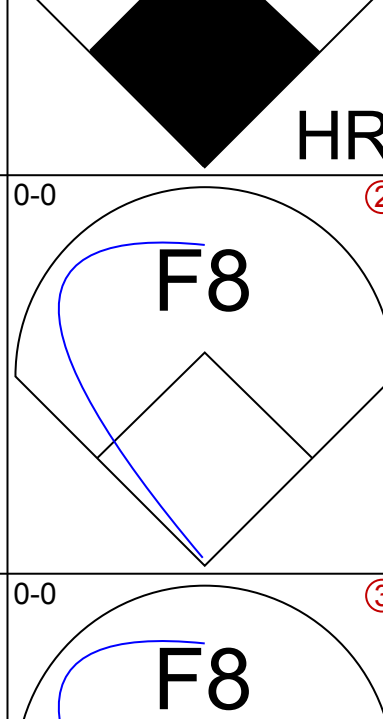
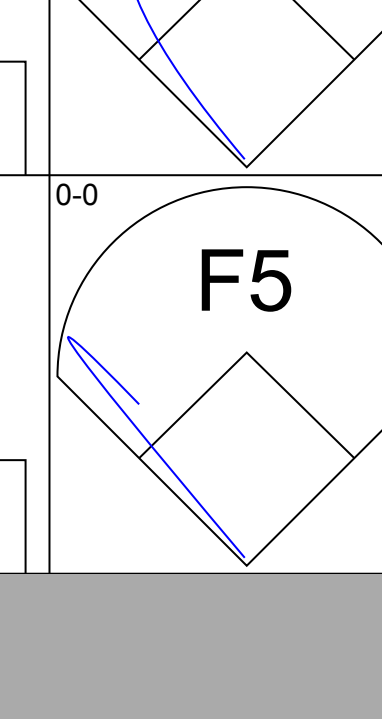
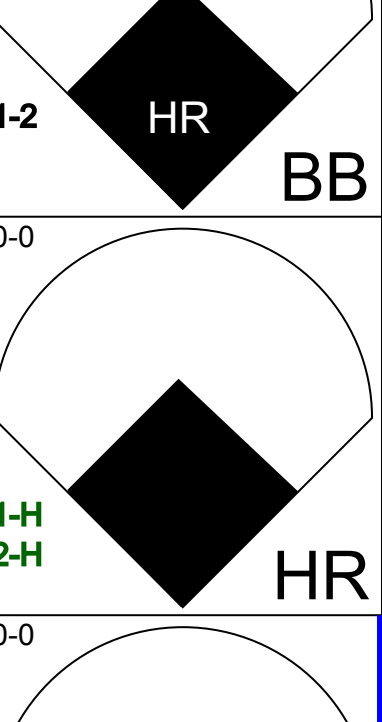
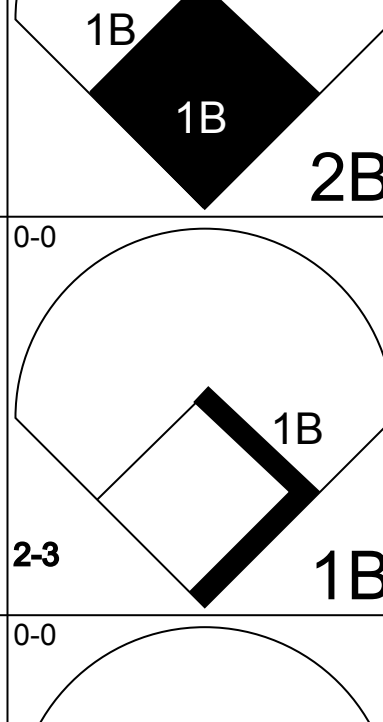
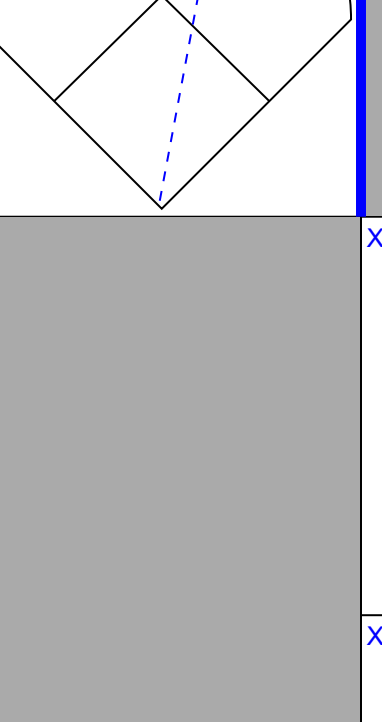
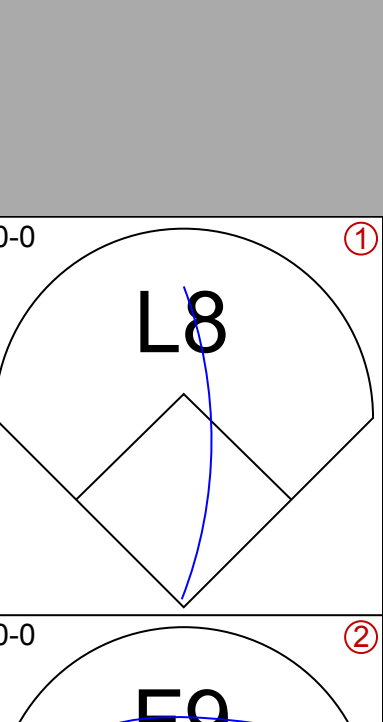
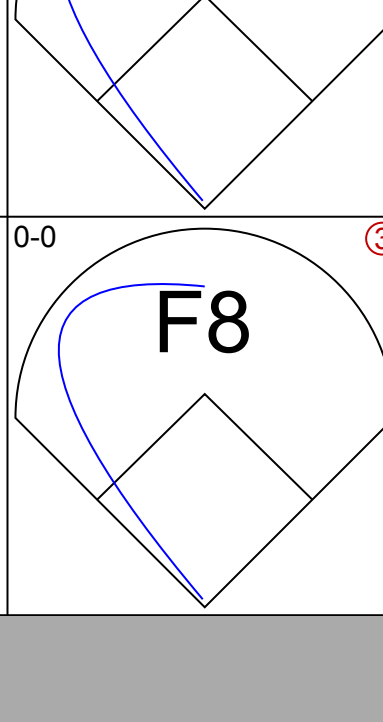

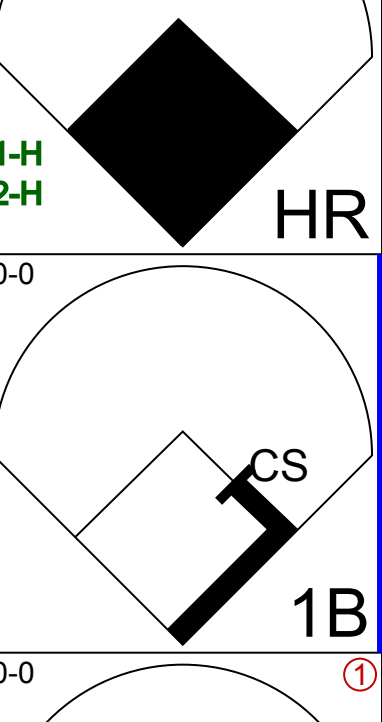
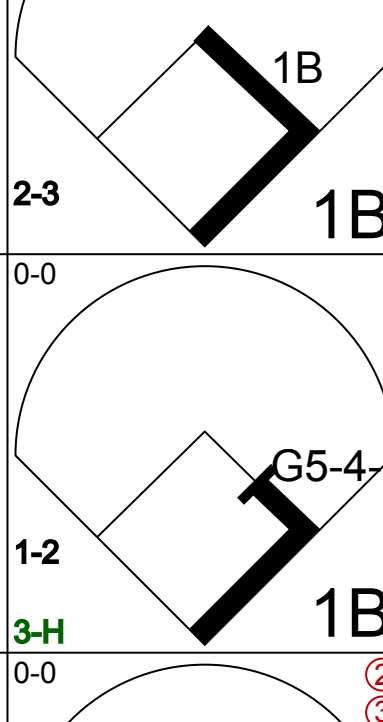

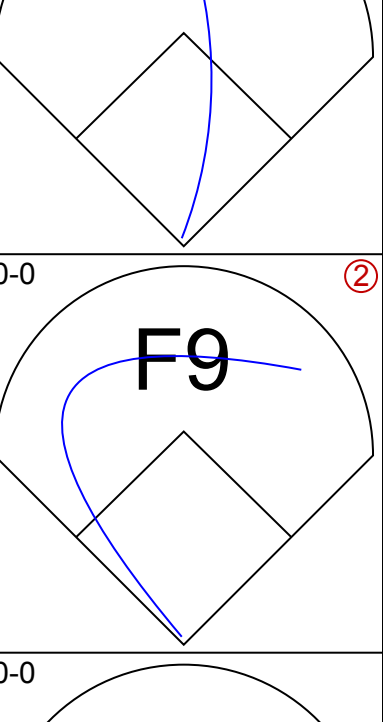
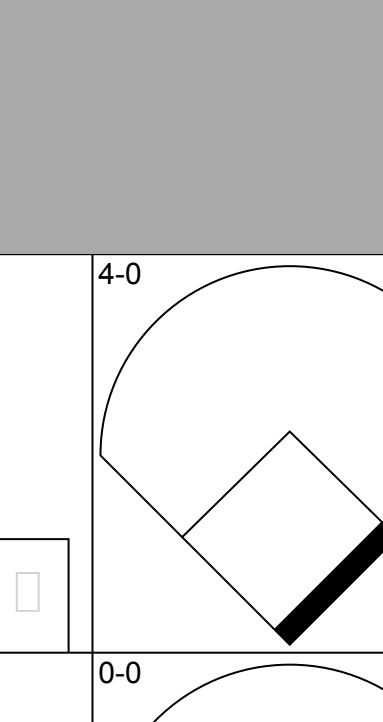

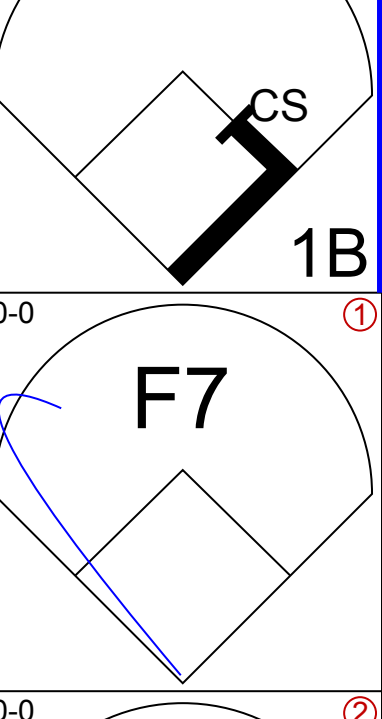
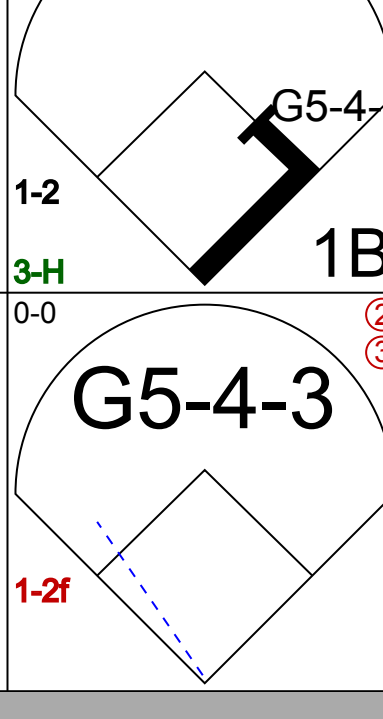
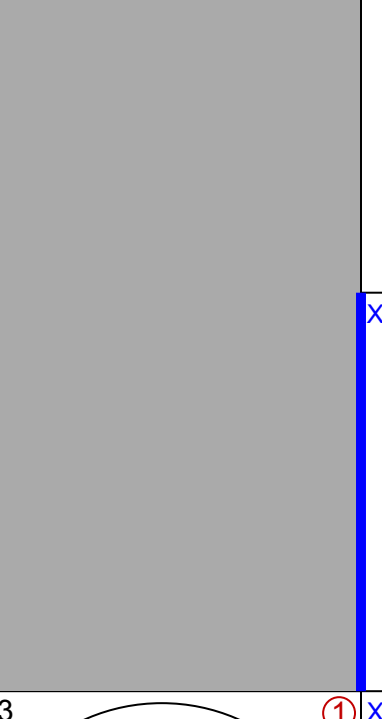
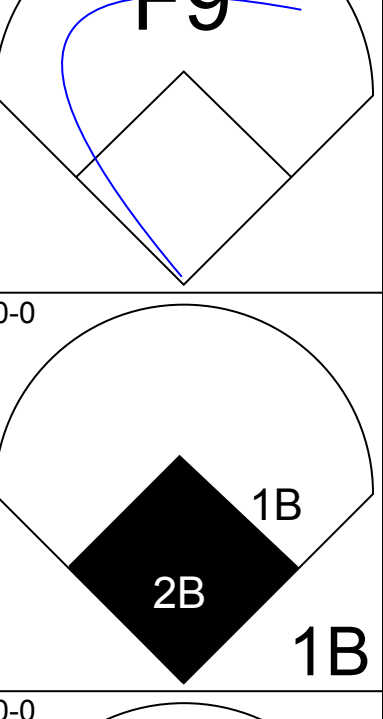
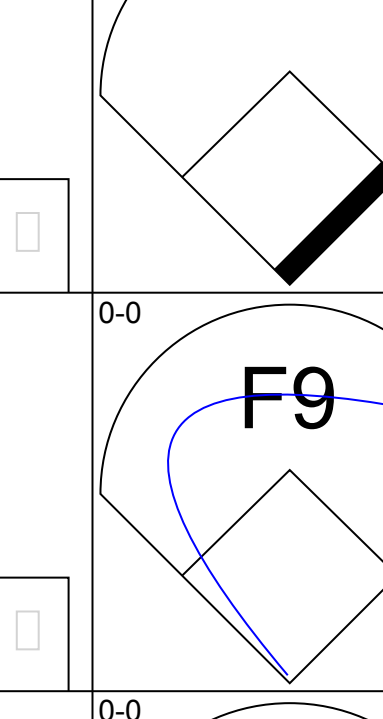

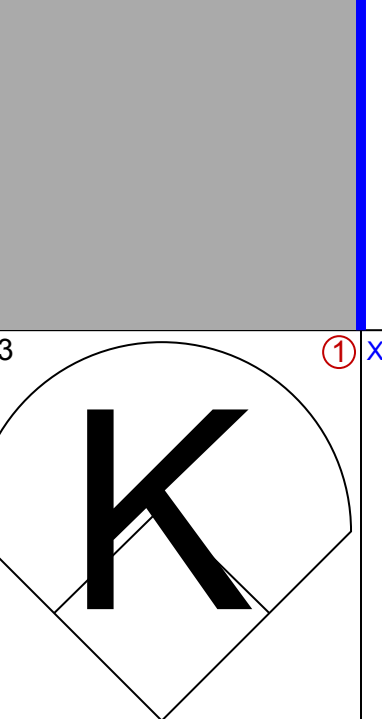
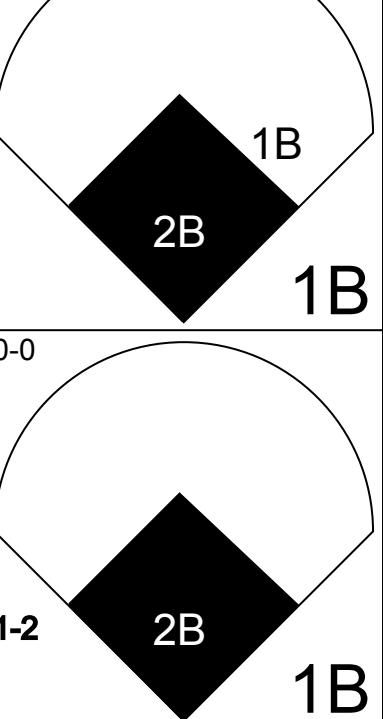
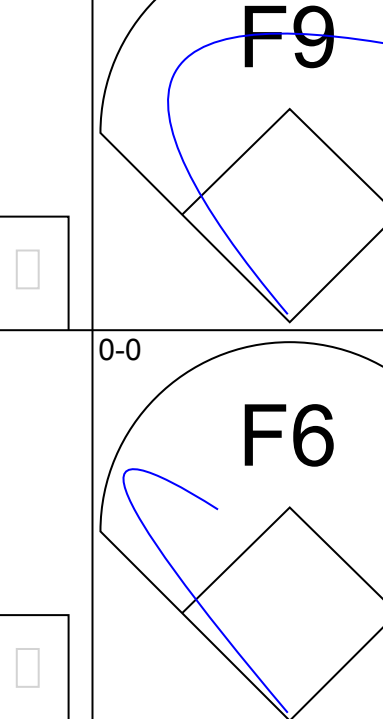
Batter	1	2	3	4	5	6	7	8	9	AB	R	H	RBI	BB	SO	LOB	BOTTOM										
Mickey Rivers, L OBP: 0.328, SLG: 0.423	CS 1B		F7			3-1 1B 2B		G3		4	1	2	0	0	0	1	Toronto Blue Jays @ New York Yankees Yankee Stadium, Bronx, NY Thu Jun 21 1979, 3:33 AM EDT Att: 19,278 - Sunny - 73 F										
Bobby Brown, S OBP: 0.283, SLG: 0.176			E7 WP 1B			K		K		4	0	1	1	0	3	2											
Juan Beniquez, R OBP: 0.277, SLG: 0.396			2-H 1B							0	0	0	0	0	0	0											
Graig Nettles, L OBP: 0.352, SLG: 0.443	F8		K			3-1				3	0	0	0	0	1	2											
Lou Piniella, R OBP: 0.338, SLG: 0.458		6-3		4-3						3	0	1	1	0	0	0											
Chris Chambliss, L OBP: 0.297, SLG: 0.434		F7				3-H 1B		F6		2	0	0	0	0	0	1											
Jim Spencer, L OBP: 0.321, SLG: 0.442		F7		G3-6-3 HBP						3	0	0	0	0	1	1											
Jerry Narron, L OBP: 0.250, SLG: 0.240			E7 1B 5-3		4-3			L6-4 WP BB		2	1	0	0	1	0	0											
Bucky Dent, R OBP: 0.303, SLG: 0.304								L6-4		3	1	1	0	0	0	1											
Fred Stanley, R OBP: 0.294, SLG: 0.200			5-3 1B							3	0	0	1	0	1	1											
Inning Stats	R: 0 E: 0 K: 1 S: 5	H: 1 LOB: 0 BB: 0 P: 5	R: 0 E: 0 K: 0 S: 3	H: 0 LOB: 0 BB: 0 P: 3	R: 2 E: 2 K: 1 S: 8	H: 2 LOB: 1 BB: 0 P: 8	R: 0 E: 0 K: 0 S: 2	H: 0 LOB: 0 BB: 0 P: 3	R: 0 E: 0 K: 1 S: 5	H: 0 LOB: 0 BB: 0 P: 5	R: 1 E: 0 K: 1 S: 7	H: 2 LOB: 1 BB: 0 P: 7	R: 0 E: 0 K: 1 S: 4	H: 0 LOB: 0 BB: 1 P: 8	R: 0 E: 0 K: 1 S: 5	H: 0 LOB: 0 BB: 0 P: 5	1B: 4 2B: 2 3B: 0 HR: 0	SF: 0 SAC: 0 DP: 2 HBP: 1	WP: 2 PB: 0 CS: 1	PA: 29							
PITCHER	IP	WLS	BF	H	R	ER	SO	BB	IBB	HBP	BLK	WP	HR	S	P	ERA	WHIP										
Dave Lemanczyk, R ERA: 2.32	(1, 1)	8.0	L	29	5	3	1	6	1	0	1	0	0	39	44	1.12	0.750										



Batter	1	2	3	4	5	6	7	8	9	AB	R	H	RBI	BB	SO	LOB	TOP								
Alfredo Griffin, S OBP: 0.347, SLG: 0.359										5	0	1	0	0	1	4	Toronto Blue Jays @ Boston Red Sox Fenway Park, Boston, MA Fri Jun 22 1979, 7:05 PM EDT Att: 31,089 - Unknown - 77 F								
Joe Cannon, L OBP: 0.096, SLG: 0.056 Bob Bailor, R OBP: 0.296, SLG: 0.258										3	0	0	0	0	1	2									
Rick Bosetti, R OBP: 0.281, SLG: 0.346										3	0	2	0	1	0	0									
Rico Carty, R OBP: 0.348, SLG: 0.398										3	0	0	0	1	1	3									
John Mayberry, L OBP: 0.377, SLG: 0.480										4	0	0	0	0	3	4									
Al Woods, L OBP: 0.338, SLG: 0.373 Otto Velez, R OBP: 0.347, SLG: 0.461										2	0	1	0	0	0	0									
Danny Ainge, R OBP: 0.317, SLG: 0.365										4	0	0	0	0	0	2									
Luis Gomez, R OBP: 0.395, SLG: 0.442										4	0	2	0	0	0	0									
Rick Cerone, R OBP: 0.299, SLG: 0.282										4	0	2	0	0	0	0									
Inning Stats	R: 0 E: 0 K: 1 S: 6	H: 1 LOB: 1 BB: 0 P: 6	R: 0 E: 0 K: 1 S: 5	H: 0 LOB: 0 BB: 0 P: 5	R: 0 E: 0 K: 1 S: 6	H: 2 LOB: 1 BB: 0 P: 6	R: 0 E: 0 K: 0 S: 4	H: 1 LOB: 1 BB: 1 P: 8	R: 0 E: 0 K: 0 S: 4	H: 1 LOB: 1 BB: 0 P: 4	R: 0 E: 0 K: 3 S: 10	H: 1 LOB: 0 BB: 0 P: 10	R: 0 E: 0 K: 0 S: 3	H: 0 LOB: 0 BB: 0 P: 3	R: 1 E: 1 K: 2 S: 9	H: 1 LOB: 2 BB: 1 P: 13		R: 0 E: 0 K: 0 S: 5	H: 2 LOB: 2 BB: 0 P: 5	1B: 7 2B: 2 3B: 0 HR: 0	SF: 0 SAC: 0 DP: 1 HBP: 0	WP: 0 PB: 0 SB: 0 CS: 0	PA: 38		
PITCHER	IP	WLS	BF	H	R	ER	SO	BB	IBB	HBP	BLK	WP	HR	S	P	ERA	WHIP								
Chuck Rainey, R ERA: 4.1	5.0	W	20	5	0	0	3	1	0	0	0	0	0	25	29	0.00	1.200								
Tom Burgmeier, L ERA: 1.67	4.0	S	18	4	1	0	5	1	0	0	0	0	0	27	31	0.00	1.250								

AB	36
R	1
H	9
RBI	0
BB	2
SO	8
LOB	20



Batter	1	2	3	4	5	6	7	8	9	AB	R	H	RBI	BB	SO	LOB	BOTTOM									
Jerry Remy, L OBP: 0.361, SLG: 0.358 Larry Wolfe, R OBP: 0.388, SLG: 0.447										1	2	1	0	2	0	0	Toronto Blue Jays @ Boston Red Sox Fenway Park, Boston, MA Fri Jun 22 1979, 7:05 PM EDT Att: 31,089 - Unknown - 77 F									
Rick Burleson, R OBP: 0.323, SLG: 0.378 Stan Papi, R OBP: 0.200, SLG: 0.350										2	1	0	0	1	0	2										
Fred Lynn, L OBP: 0.399, SLG: 0.622										5	1	3	3	0	0	1										
Jim Rice, R OBP: 0.394, SLG: 0.596										5	3	3	2	0	0	2										
Carl Yastrzemski, L OBP: 0.388, SLG: 0.513 Jim Dwyer, L OBP: 0.263, SLG: 0.343										2	2	1	0	1	0	1										
Bob Watson, R OBP: 0.332, SLG: 0.373										4	1	2	3	0	0	0										
Dwight Evans, R OBP: 0.360, SLG: 0.455 Tom Poquette, L OBP: 0.275, SLG: 0.209										1	0	1	0	0	0	0										
Butch Hobson, R OBP: 0.289, SLG: 0.478 Jack Brothamer, L OBP: 0.333, SLG: 0.368										2	0	0	0	0	0	3										
Gary Allenson, R OBP: 0.279, SLG: 0.304										4	1	1	0	0	1	2										
Inning Stats	R: 0 E: 0 K: 0 S: 3	H: 3 LOB: 1 BB: 1 P: 9	R: 4 E: 0 K: 0 S: 7	H: 5 LOB: 1 BB: 1 P: 11	R: 2 E: 0 K: 1 S: 6	H: 1 LOB: 1 BB: 2 P: 14	R: 2 E: 0 K: 0 S: 6	H: 3 LOB: 1 BB: 0 P: 6	R: 1 E: 0 K: 0 S: 4	H: 1 LOB: 0 BB: 0 P: 4	R: 0 E: 0 K: 1 S: 5	H: 0 LOB: 1 BB: 1 P: 9	R: 0 E: 0 K: 0 S: 4	H: 1 LOB: 1 BB: 0 P: 4	R: 0 E: 0 K: 0 S: 4	H: 1 LOB: 1 BB: 0 P: 4		1B: 7 2B: 4 3B: 0 HR: 4	SF: 0 SAC: 0 DP: 1 HBP: 0	WP: 1 PB: 0 SB: 0 CS: 2	PA: 41					
PITCHER	IP	WLS	BF	H	R	ER	SO	BB	IBB	HBP	BLK	WP	HR	S	P	ERA	WHIP									
Jesse Jefferson, R ERA: 4.85	2.1	L	12	5	5	5	0	2	0	0	0	1	1	17	25	20.25	3.750									
Dyar Miller, R ERA: 5.59	3.1		17	8	6	6	1	2	0	0	0	0	0	13	17	3.00	1.000									
Mark Lemongello, R ERA: 6.63	6.1		12	2	1	1	1	1	0	0	0	0	0	1	13	17	3.00	1.000								

AB	36
R	12
H	15
RBI	11
BB	5
SO	2
LOB	15



Batter	1	2	3	4	5	6	7	8	9	10	11	AB	R	H	RBI	BB	SO	LOB	TOP			
Alfredo Griffin, S OBP: 0.341, SLG: 0.353 (1, 6)	L5		6-3		K		K			F3		5	0	0	0	0	2	4				
Joe Cannon, L OBP: 0.043, SLG: 0.043 (1, 9)	F4		1-3		K		6-3			K		5	0	0	0	0	2	4				
Rick Bosetti, R OBP: 0.283, SLG: 0.351 (1, 8)	F8								F4	1-3		5	0	2	1	0	0	1				
Rico Carty, R OBP: 0.341, SLG: 0.391 (1, 10)		F8	F8		6-3				K			5	0	0	0	0	1	3				
John Mayberry, L OBP: 0.377, SLG: 0.489 (1, 3)				F3																		
Ted Wilborn, S (11, PR)																						
Bob Robertson, R OBP: 0.108, SLG: 0.207 (11, 3)		HR					4-3															
Al Woods, L OBP: 0.349, SLG: 0.389 (1, 7)																						
Danny Ainge, R OBP: 0.304, SLG: 0.350 (1, 4)																						
Luis Gomez, R OBP: 0.396, SLG: 0.458 (1, 5)																						
Rick Cerone, R OBP: 0.308, SLG: 0.298 (1, 2)																						
Inning Stats	R: 0 E: 0 K: 0 S: 3	H: 0 LOB: 0 BB: 0 P: 3	R: 2 E: 0 K: 0 S: 6	H: 3 LOB: 1 BB: 0 P: 6	R: 0 E: 0 K: 0 S: 4	H: 1 LOB: 1 BB: 0 P: 4	R: 0 E: 0 K: 1 S: 5	H: 0 LOB: 0 BB: 0 P: 5	R: 1 E: 0 K: 2 S: 10	H: 3 LOB: 2 BB: 0 P: 10	R: 0 E: 0 K: 1 S: 6	H: 1 LOB: 1 BB: 0 P: 6	R: 0 E: 0 K: 1 S: 5	H: 0 LOB: 0 BB: 0 P: 5	R: 0 E: 0 K: 1 S: 5	H: 1 LOB: 1 BB: 0 P: 5	R: 0 E: 0 K: 1 S: 6	H: 1 LOB: 3 BB: 1 P: 10	1B: 7 2B: 5 3B: 0 HR: 1	SF: 0 SAC: 0 DP: 1 HBP: 0	WP: 0 PB: 1 SB: 1 CS: 1	PA: 45
PITCHER	IP 9.0	WLS 9	BF 35	H 10	R 3	ER 3	SO 6	BB 0	IBB 0	HBP 0	BLK 0	WP 0	HR 0	S 47	P 47	ERA 3.00	WHIP 1.111					
Steve Renko, R ERA: 3.22 (1, 1)																						
Dick Drago, R ERA: 2.74 (10, 1)	2.0	W	9	2	0	0	2	1	0	0	0	0	0	12	16	0.00	1.500					

Toronto Blue Jays @ Boston Red Sox
Fenway Park, Boston, MA
Sat Jun 23 1979, 3:33 AM EDT
Att. 34,130 - Unknown - 80 F

AB	43
R	3
H	12
RBI	3
BB	1
SO	8
LOB	23





Batter	1	2	3	4	5	6	7	8	9	10	11	AB	R	H	RBI	BB	SO	LOB	BOTTOM							
Jerry Remy, L OBP: 0.361, SLG: 0.360 (1, 4)	4-3				L8							4	1	1	0	1	0	2								
Rick Burleson, R OBP: 0.324, SLG: 0.376 (1, 6)	5-3											5	0	2	2	0	0	2								
Fred Lynn, L OBP: 0.395, SLG: 0.612 (1, 8)												4	0	0	0	1	1	2								
Jim Rice, R OBP: 0.394, SLG: 0.593 (1, 7)												5	0	2	0	0	2	2								
Carl Yastrzemski, L OBP: 0.389, SLG: 0.523 (1, 3)												5	1	2	1	0	0	3								
Bob Watson, R OBP: 0.329, SLG: 0.384 (1, 10)												5	1	1	1	0	0	2								
Tom Poquette, L OBP: 0.285, SLG: 0.191 (1, 9)												4	0	0	0	0	0	2								
Butch Hobson, R OBP: 0.293, SLG: 0.476 (1, 5)												3	1	1	0	1	0	1								
Gary Allenson, R OBP: 0.290, SLG: 0.312 (1, 2)												3	0	1	0	0	1	0								
Inning Stats	R: 0 E: 0 K: 0 S: 4	H: 1 LOB: 2 BB: 1 P: 8	R: 0 E: 0 K: 0 S: 3	H: 0 LOB: 0 BB: 0 P: 3	R: 1 E: 1 K: 2 S: 8	H: 2 LOB: 0 BB: 0 P: 8	R: 1 E: 1 K: 0 S: 4	H: 1 LOB: 0 BB: 0 P: 4	R: 1 E: 1 K: 1 S: 8	H: 3 LOB: 2 BB: 0 P: 8	R: 0 E: 0 K: 0 S: 3	H: 0 LOB: 0 BB: 0 P: 3	R: 0 E: 0 K: 0 S: 4	H: 1 LOB: 1 BB: 0 P: 4	R: 0 E: 0 K: 0 S: 4	H: 0 LOB: 1 BB: 0 P: 4	R: 0 E: 0 K: 0 S: 3	H: 0 LOB: 2 BB: 2 P: 11	R: 0 E: 0 K: 1 S: 5	H: 0 LOB: 0 BB: 0 P: 5	R: 1 E: 0 K: 0 S: 1	H: 1 LOB: 0 BB: 0 P: 1	1B: 6 2B: 2 3B: 0 HR: 2	SF: 0 SAC: 1 DP: 1 HBP: 0	WP: 0 PB: 0 SB: 0 CS: 0	PA: 42
PITCHER	IP 4.1	WLS 1	BF 20	H 7	R 3	ER 3	SO 2	BB 1	IBB 0	HBP 0	BLK 0	WP 0	HR 1	S 23	P 27	ERA 6.23	WHIP 1.846									
Dave Freisleben, R ERA: 4.91 (1, 1)																										
Mark Lemongello, R ERA: 6.48 (5, 1)	1.2		6	1	0	0	1	0	0	0	0	0	0	8	8	0.00	0.600									
Tom Buskey, R ERA: 2.6 (7, 1)	4.0	L	16	2	1	1	1	1	1	0	0	0	1	16	24	2.25	0.750									

Toronto Blue Jays @ Boston Red Sox
Fenway Park, Boston, MA
Sat Jun 23 1979, 3:33 AM EDT
Att. 34,130 - Unknown - 80 F

AB	38
R	4
H	10
RBI	4
BB	3
SO	4
LOB	16



Batter	1	2	3	4	5	6	7	8	9	AB R H RBI BB SO LOB	TOP							
Alfredo Griffin, S OBP: 0.340, SLG: 0.349	4-0 FC4-6 BB E BB		0-0 F5		0-0 6-3			0-0 6-3		3 1 0 0 1 0 0	<p>Toronto Blue Jays @ Boston Red Sox Fenway Park, Boston, MA Sun Jun 24 1979, 3:33 AM EDT Att: 33,560 - Unknown - 74 F</p> <p>livebaseballscores.com</p> <p>AB 32 R 4 H 5 RBI 3 BB 2 SO 6 LOB 8</p> 							
Luis Gomez, R OBP: 0.385, SLG: 0.431	4-0 FC4-6 BB		0-3 K				0-0 1-3-1	0-0 1-3		3 0 0 0 1 1 0								
Rick Bosetti, R OBP: 0.279, SLG: 0.346	0-0 FC4-6 E 2B		0-0 5-3				0-0 4-3		0-3 K	4 1 0 0 0 1 2								
Rico Carty, R OBP: 0.347, SLG: 0.400	0-0 L5				0-0 F9 2B		0-0		0-0 HR 1B	4 1 3 0 0 0 1								
John Mayberry, L OBP: 0.379, SLG: 0.506	1-3 3-H 2B				0-0 F8		0-3 K		0-0 HR	4 1 2 3 0 1 2								
Al Woods, L OBP: 0.343, SLG: 0.381	0-0 6-3				0-0 F9 2-3		0-0 F2		0-0 F8	4 0 0 0 0 0 2								
Rick Cerone, R OBP: 0.302, SLG: 0.292		0-0 F8			0-0 B5-3		0-3 K		0-0 6-3	4 0 0 0 0 1 1								
Danny Ainge, R OBP: 0.297, SLG: 0.341		0-0 1-3					0-0 1-3			3 0 0 0 0 1 0								
Joe Cannon, L OBP: 0.038, SLG: 0.038		0-3 K			0-0 P8				0-0 3-1	3 0 0 0 0 1 0								
Inning Stats	R: 2 E: 1 K: 0 S: 4	H: 1 LOB: 1 BB: 2 P: 12	R: 0 E: 0 K: 1 S: 5	H: 0 LOB: 0 BB: 0 P: 5	R: 0 E: 0 K: 1 S: 5	H: 0 LOB: 1 BB: 0 P: 4	R: 0 E: 0 K: 1 S: 5	H: 1 LOB: 0 BB: 0 P: 6	R: 0 E: 0 K: 1 S: 5	H: 0 LOB: 0 BB: 0 P: 5	R: 0 E: 0 K: 0 S: 3	H: 0 LOB: 0 BB: 0 P: 3	R: 2 E: 0 K: 1 S: 7	H: 2 LOB: 2 BB: 0 P: 7	1B: 2 2B: 2 3B: 0 HR: 1	SF: 0 SAC: 0 DP: 0 HBP: 0	WP: 0 PB: 0 SB: 0 CS: 0	PA: 34
PITCHER Mike Torrez, R ERA: 4.66	IP: 9.0 WLS: W BF: 34 H: 5 R: 4 ER: 3 SO: 6 BB: 2 IBB: 0 HBP: 0 BLK: 0 WP: 0 HR: 1 S: 44 P: 52 ERA: 3.00 WHIP: 0.778											PITCHER	IP: WLS: BF: H: R: ER: SO: BB: IBB: HBP: BLK: WP: HR: S: P: ERA: WHIP:					

Batter	1	2	3	4	5	6	7	8	9	AB R H RBI BB SO LOB	BOTTOM							
Jerry Remy, L OBP: 0.362, SLG: 0.359	0-0 F8		0-0 6-3		0-0 1B 2B 1B	4-0 F9 BB BB		0-0 F7		4 1 1 0 1 0 1	<p>Toronto Blue Jays @ Boston Red Sox Fenway Park, Boston, MA Sun Jun 24 1979, 3:33 AM EDT Att: 33,560 - Unknown - 74 F</p> <p>livebaseballscores.com</p> <p>AB 34 R 8 H 12 RBI 8 BB 2 SO 3 LOB 13</p> 							
Tom Pocuette, L OBP: 0.283, SLG: 0.220	0-0 HR 1B		0-0 SF9		0-0 2B 1-3 1B	4-0 F9 BB BB		0-0 F8		3 2 2 1 1 0 0								
Fred Lynn, L OBP: 0.400, SLG: 0.634	0-0 1-H HR		0-0 3-H 2B		0-0 SF9 HR 2B	0-0 F9 2-3 2-3				4 2 3 3 0 0 2								
Jim Rice, R OBP: 0.389, SLG: 0.586	0-0 F8		0-0 5-3		0-0 SF9 2-3 3-H	0-0 F8		0-0 F8		3 0 0 1 0 0 3								
Carl Yastrzemski, L OBP: 0.394, SLG: 0.543	0-3 K			0-0 F9 2B 1B	0-0 HR				0-0 2B	4 2 3 2 0 1 0								
Bob Watson, R OBP: 0.323, SLG: 0.376		0-0 6-3		0-0 F9 1-2	0-0 5-3				0-0 5-3	4 0 0 0 0 0 2								
Butch Hobson, R OBP: 0.297, SLG: 0.482		0-0 5-3		0-0 6-3 2-H 2B					0-3 K	4 0 2 1 0 1 1								
Stan Papi, R OBP: 0.167, SLG: 0.292		0-0 4-3		0-0 6-3 2-3	0-0 F4				0-0 F6	4 0 0 0 0 0 3								
Gary Allenson, R OBP: 0.280, SLG: 0.317			0-0 6-3 SF9 2B		0-0 1-3		0-3 K		0-0 P7	4 1 1 0 0 1 1								
Inning Stats	R: 2 E: 0 K: 1 S: 7	H: 2 LOB: 0 BB: 0 P: 7	R: 1 E: 0 K: 0 S: 5	H: 2 LOB: 1 BB: 0 P: 5	R: 1 E: 0 K: 0 S: 5	H: 2 LOB: 1 BB: 0 P: 5	R: 4 E: 0 K: 0 S: 8	H: 5 LOB: 1 BB: 0 P: 8	R: 0 E: 0 K: 1 S: 5	H: 0 LOB: 2 BB: 2 P: 13	R: 0 E: 0 K: 1 S: 6	H: 1 LOB: 1 BB: 0 P: 6	R: 0 E: 0 K: 0 S: 3	H: 0 LOB: 0 BB: 0 P: 3	1B: 5 2B: 5 3B: 0 HR: 2	SF: 2 SAC: 0 DP: 0 HBP: 0	WP: 0 PB: 0 SB: 0 CS: 0	PA: 38
PITCHER Phil Huffman, R ERA: 6.54 Dyar Miller, R ERA: 5.23 Mike Willis, L ERA: 8.44	IP: 4.1 WLS: L BF: 23 H: 10 R: 8 ER: 8 SO: 1 BB: 0 IBB: 0 HBP: 0 BLK: 0 WP: 0 HR: 2 S: 25 P: 25 ERA: 16.61 WHIP: 2.308											PITCHER	IP: WLS: BF: H: R: ER: SO: BB: IBB: HBP: BLK: WP: HR: S: P: ERA: WHIP:					

Batter	1	2	3	4	5	6	7	8	9	AB	R	H	RBI	BB	SO	LOB	TOP					
Mickey Rivers, L OBP: 0.321, SLG: 0.422 (1, 8)	F7		FC6					K		4	0	1	0	0	1	1	New York Yankees @ Toronto Blue Jays Exhibition Stadium, Toronto, ON Mon Jun 25 1979, 7:05 PM EDT Att: 37,612 - Unknown - 66 F					
Willie Randolph, R OBP: 0.350, SLG: 0.335 (1, 4)	F9			5-3		SF7		6-3		3	0	0	1	0	0	0						
Thurman Munson, R OBP: 0.341, SLG: 0.383 Jerry Narron, L OBP: 0.258, SLG: 0.222 Roy White, S OBP: 0.256, SLG: 0.221 (1, 2) (2, 2) (9, FH)	F9				G5-4-3 BB	F8			F6	1	0	0	0	0	0	0						
Lou Piniella, R OBP: 0.333, SLG: 0.452 (1, 9)		6-3			G5-4-3	F9			5-3	4	0	0	0	0	3	0						
Darryl Jones, R OBP: 0.333, SLG: 0.471 (1, 10)		5-3				1-3			4-3	3	0	0	0	1	0	0						
Chris Chambliss, L OBP: 0.305, SLG: 0.444 (1, 3)		F8				4-3		FC6-4 BB		3	0	0	0	0	1	1						
Juan Beniquez, R OBP: 0.292, SLG: 0.413 (1, 5)						F9		1-4-3		3	0	1	0	0	0	1						
Bobby Brown, S OBP: 0.267, SLG: 0.185 (1, 7)						K		6-3		2	1	0	0	1	1	2						
Bucky Dent, R OBP: 0.302, SLG: 0.309 (1, 6)						F8		6-3		3	0	1	0	0	0	1						
Inning Stats	R: 0 E: 0 K: 0 S: 3	H: 0 LOB: 0 BB: 0 P: 3	R: 0 E: 0 K: 0 S: 3	H: 0 LOB: 0 BB: 0 P: 3	R: 0 E: 0 K: 1 S: 6	H: 1 LOB: 1 BB: 0 P: 6	R: 0 E: 0 K: 0 S: 2	H: 0 LOB: 0 BB: 0 P: 6	R: 0 E: 0 K: 0 S: 3	H: 0 LOB: 0 BB: 0 P: 3	R: 1 E: 0 K: 0 S: 5	H: 2 LOB: 2 BB: 1 P: 9	R: 0 E: 1 K: 0 S: 3	H: 0 LOB: 1 BB: 1 P: 7	R: 0 E: 0 K: 1 S: 5	H: 0 LOB: 0 BB: 0 P: 5	R: 0 E: 0 K: 0 S: 3	H: 0 LOB: 0 BB: 0 P: 3	1B: 3 2B: 0 3B: 0 HR: 0	SF: 1 SAC: 0 DP: 1 HBP: 0	WP: 0 PB: 0 SB: 0 CS: 0	PA: 32
PITCHER Tom Underwood, L ERA: 4.02 (1, 1)	IP: 9.0 WLS: W BF: 32 H: 3 R: 1 ER: 1 SO: 2 BB: 3 IBB: 0 HBP: 0 BLK: 0 WP: 0 HR: 0 S: 33 P: 45 ERA: 1.00 WHIP: 0.667															PITCHER						

Batter	1	2	3	4	5	6	7	8	9	AB	R	H	RBI	BB	SO	LOB	BOTTOM					
Alfredo Griffin, S OBP: 0.335, SLG: 0.344 (1, 6)	3-1			4-3	F2			F9		4	0	0	0	0	0	2	New York Yankees @ Toronto Blue Jays Exhibition Stadium, Toronto, ON Mon Jun 25 1979, 7:05 PM EDT Att: 37,612 - Unknown - 66 F					
Luis Gomez, R OBP: 0.393, SLG: 0.426 (1, 5)	6-3			5-3		SH3-4 BB		G6-3 1B		3	0	1	0	1	0	0						
Rick Bosetti, R OBP: 0.280, SLG: 0.346 (1, 8)	5-3			5-3		SH3-4		G6-3 1B		3	0	1	0	0	0	0						
Rico Carty, R OBP: 0.349, SLG: 0.399 (1, 10)			K		1B HR			G6-3		3	1	1	0	1	1	2						
John Mayberry, L OBP: 0.377, SLG: 0.502 (1, 3)		G3			1B HR		F5	G3		4	1	1	0	0	0	3						
Al Woods, L OBP: 0.343, SLG: 0.396 Bob Bailor, R OBP: 0.296, SLG: 0.258 (1, 7) (8, 9)		F7				1B HR		F9		3	1	1	3	0	0	2						
Rick Cerone, R OBP: 0.298, SLG: 0.287 (1, 2)										0	0	0	0	0	0	0						
Danny Ainge, R OBP: 0.290, SLG: 0.333 (1, 4)				5-3		K		4-3		3	0	0	0	0	1	0						
Joe Cannon, L OBP: 0.103, SLG: 0.103 (8, 7)				4-3		S 1B		E S 1B		3	0	2	0	0	0	0						
Inning Stats	R: 0 E: 0 K: 0 S: 3	H: 0 LOB: 0 BB: 0 P: 3	R: 0 E: 0 K: 1 S: 5	H: 0 LOB: 0 BB: 0 P: 5	R: 0 E: 0 K: 0 S: 3	H: 0 LOB: 0 BB: 0 P: 3	R: 0 E: 0 K: 0 S: 3	H: 0 LOB: 0 BB: 0 P: 3	R: 3 E: 0 K: 1 S: 9	H: 4 LOB: 1 BB: 0 P: 9	R: 0 E: 0 K: 0 S: 3	H: 0 LOB: 2 BB: 2 P: 11	R: 0 E: 0 K: 0 S: 4	H: 1 LOB: 0 BB: 0 P: 4	R: 0 E: 0 K: 0 S: 4	H: 2 LOB: 1 BB: 0 P: 4	R: 0 E: 0 K: 0 S: 4	H: 0 LOB: 0 BB: 0 P: 4	1B: 6 2B: 0 3B: 0 HR: 1	SF: 0 SAC: 1 DP: 1 HBP: 0	WP: 0 PB: 0 SB: 0 CS: 0	PA: 32
PITCHER Ken Clay, R ERA: 5.05 Jim Kaat, L ERA: 2.53 Ray Burris, R ERA: 5.82 Don Hood, L ERA: 3.0 (1, 1) (6, 1) (8, 1) (8, 1)	IP: 5.1 WLS: L BF: 22 H: 4 R: 3 ER: 3 SO: 2 BB: 2 IBB: 0 HBP: 0 BLK: 0 WP: 0 HR: 1 S: 24 P: 32 ERA: 5.06 WHIP: 1.125															PITCHER						

AB	28
R	1
H	3
RBI	1
BB	3
SO	2
LOB	11



AB	29
R	3
H	7
RBI	3
BB	2
SO	2
LOB	9



Batter	1	2	3	4	5	6	7	8	9	10	AB	R	H	RBI	BB	SO	LOB							
Mickey Rivers, L OBP: 0.322, SLG: 0.421 (1, 8)	6-3		6-3						F2		4	1	1	0	1	0	2							
Thurman Munson, R OBP: 0.348, SLG: 0.386 (1, 2)	3-1								G5-4-3		3	0	2	1	2	0	1							
Bobby Murcer, L OBP: 0.373, SLG: 0.392 (1, 9)	3-1										5	0	0	0	0	1	7							
Lou Piniella, R OBP: 0.344, SLG: 0.457 (1, 7)	6-3										5	1	2	1	0	1	3							
Darryl Jones, R OBP: 0.333, SLG: 0.486 Jim Spencer, L OBP: 0.349, SLG: 0.492 (7, PH)	5-3										3	0	1	0	0	0	0							
Graig Nettles, L OBP: 0.359, SLG: 0.443 (1, 5)	F7										5	0	1	0	0	0	1							
Chris Chambliss, L OBP: 0.304, SLG: 0.434 (1, 3)	F8										3	0	0	0	2	0	2							
Willie Randolph, R OBP: 0.355, SLG: 0.333 (1, 4)											3	1	0	0	2	0	4							
Bucky Dent, R OBP: 0.303, SLG: 0.313 (1, 6)											4	1	2	1	0	0	1							
Inning Stats	R: 0 E: 0 K: 0 S: 4	H: 1 LOB: 1 BB: 0 P: 4	R: 0 E: 0 K: 0 S: 3	H: 0 LOB: 0 BB: 0 P: 3	R: 0 E: 0 K: 0 S: 3	H: 0 LOB: 2 BB: 2 P: 11	R: 0 E: 0 K: 1 S: 6	H: 1 LOB: 1 BB: 0 P: 6	R: 2 E: 0 K: 0 S: 5	H: 3 LOB: 1 BB: 1 P: 9	R: 0 E: 0 K: 0 S: 4	H: 1 LOB: 1 BB: 0 P: 4	R: 1 E: 0 K: 1 S: 6	H: 1 LOB: 2 BB: 2 P: 14	R: 0 E: 0 K: 0 S: 2	H: 0 LOB: 0 BB: 1 P: 6	R: 0 E: 0 K: 0 S: 3	H: 1 LOB: 0 BB: 0 P: 3	R: 2 E: 1 K: 0 S: 5	H: 2 LOB: 1 BB: 1 P: 9	1B: 6 2B: 4 3B: 0 HR: 0	SF: 0 SAC: 0 DP: 4 HBP: 0	WP: 0 PB: 0 SB: 0 CS: 0	PA: 44
PITCHER	IP	WLS	BF	H	R	ER	SO	BB	IBB	HBP	BLK	WP	HR	S	P	ERA	WHIP							
Balor Moore, L ERA: 4.68 Mark Lemongello, R ERA: 6.32	(1, 1) 6.2	(7, 1) 3.1	L 13	3	2	1	0	1	1	0	0	0	0	11	19	2.70	1.200							


TOP

New York Yankees @ Toronto Blue Jays
Exhibition Stadium, Toronto, ON

Thu Jun 28 1979, 7:05 PM EDT
Att: 39,347 - Unknown - 72 F

livebaseballscorecards.com

AB 37
R 5
H 10
RBI 4
BB 7
SO 2
LOB 23



Batter	1	2	3	4	5	6	7	8	9	10	AB	R	H	RBI	BB	SO	LOB							
Alfredo Griffin, S OBP: 0.329, SLG: 0.337 (1, 6)	F8		5-3	F9					SH1-4		4	0	0	0	0	0	2							
Luis Gomez, R OBP: 0.379, SLG: 0.406 (1, 5)	4-3		F8						FC6-4		5	0	3	1	0	0	0							
Rick Bosetti, R OBP: 0.279, SLG: 0.343 (1, 8)	4-3		1-3						FC6-4		5	0	1	0	0	0	2							
Rico Carty, R OBP: 0.350, SLG: 0.394 Ted Wilborn, S (8, PR)	4-3								CS		3	1	1	0	1	0	2							
Al Woods, L OBP: 0.344, SLG: 0.396 (9, PH)	1-2										0	0	0	0	0	0	0							
Otto Velez, R OBP: 0.344, SLG: 0.462 (1, 7)	K										4	1	1	0	0	2	2							
John Mayberry, L OBP: 0.372, SLG: 0.494 (1, 3)											4	0	1	0	1	2	4							
Rick Cerone, R OBP: 0.300, SLG: 0.280 (1, 2)	FC5-4										2	0	0	0	2	0	2							
Danny Ainge, R OBP: 0.302, SLG: 0.343 (1, 4)	G5-4-3										4	0	2	0	0	1	4							
Bob Bailor, R OBP: 0.288, SLG: 0.261 (1, 9)	G5-4-3										4	1	2	1	0	0	2							
Inning Stats	R: 0 E: 0 K: 1 S: 7	H: 2 LOB: 2 BB: 0 P: 7	R: 0 E: 0 K: 0 S: 3	H: 1 LOB: 1 BB: 1 P: 7	R: 0 E: 0 K: 0 S: 3	H: 0 LOB: 0 BB: 0 P: 3	R: 2 E: 0 K: 2 S: 9	H: 2 LOB: 2 BB: 2 P: 17	R: 0 E: 0 K: 0 S: 3	H: 0 LOB: 0 BB: 0 P: 3	R: 0 E: 0 K: 0 S: 4	H: 2 LOB: 2 BB: 0 P: 4	R: 0 E: 0 K: 0 S: 4	H: 1 LOB: 1 BB: 0 P: 4	R: 0 E: 0 K: 1 S: 6	H: 1 LOB: 2 BB: 1 P: 10	R: 0 E: 0 K: 0 S: 4	H: 2 LOB: 0 BB: 0 P: 4	R: 0 E: 0 K: 1 S: 5	H: 0 LOB: 0 BB: 0 P: 5	1B: 9 2B: 2 3B: 0 HR: 0	SF: 0 SAC: 2 DP: 1 HBP: 0	WP: 1 PB: 0 SB: 1 CS: 1	PA: 43
PITCHER	IP	WLS	BF	H	R	ER	SO	BB	IBB	HBP	BLK	WP	HR	S	P	ERA	WHIP							
Tommy John, L ERA: 2.45 Ron Davis, R ERA: 2.33	(1, 1) 7.2	(8, 1) 2.1	W 8	2	1	1	1	0	0	0	0	0	0	10	10	3.86	0.857							


BOTTOM

New York Yankees @ Toronto Blue Jays
Exhibition Stadium, Toronto, ON

Thu Jun 28 1979, 7:05 PM EDT
Att: 39,347 - Unknown - 72 F

livebaseballscorecards.com

AB 36
R 3
H 11
RBI 2
BB 4
SO 5
LOB 20



Batter	1	2	3	4	5	6	7	8	9	AB	R	H	RBI	BB	SO	LOB	TOP			
Alfredo Griffin, S OBP: 0.325, SLG: 0.332										4	0	0	0	0	0	3	Toronto Blue Jays @ Baltimore Orioles Memorial Stadium, Baltimore, MD Fri Jun 29 1979, 7:05 PM EDT Unknown			
Luis Gomez, R OBP: 0.371, SLG: 0.397										4	0	1	0	0	0	1				
Rick Bosetti, R OBP: 0.282, SLG: 0.345										4	0	2	0	0	0	1				
Rico Carty, R OBP: 0.345, SLG: 0.388										4	0	0	0	0	0	3				
Otto Velez, R OBP: 0.349, SLG: 0.491										4	1	2	1	0	0	1				
John Mayberry, L OBP: 0.397, SLG: 0.486											4	0	0	0	0	1		1		
Danny Ainge, R OBP: 0.303, SLG: 0.338										2	0	0	0	1	0	0				
Bob Bailor, R OBP: 0.295, SLG: 0.258										3	0	0	0	0	1	1				
Bob Davis, R OBP: 0.162, SLG: 0.185										3	0	2	0	0	0	0				
Inning Stats	R: 0 E: 1 K: 0 S: 4	H: 1 LOB: 1 BB: 0 P: 4	R: 1 E: 0 K: 1 S: 6	H: 1 LOB: 0 BB: 0 P: 6	R: 0 E: 0 K: 0 S: 3	H: 0 LOB: 0 BB: 0 P: 3	R: 0 E: 0 K: 0 S: 3	H: 0 LOB: 0 BB: 0 P: 3	R: 0 E: 0 K: 0 S: 4	H: 1 LOB: 2 BB: 1 P: 8	R: 0 E: 0 K: 0 S: 3	H: 0 LOB: 0 BB: 0 P: 3	R: 0 E: 0 K: 0 S: 3	H: 1 LOB: 0 BB: 0 P: 3	R: 0 E: 0 K: 1 S: 6	H: 2 LOB: 1 BB: 0 P: 6	1B: 5 2B: 1 3B: 0 HR: 1	SF: 0 SAC: 0 DP: 2 HBP: 0	WP: 0 PB: 0 SB: 0 CS: 0	PA: 33
PITCHER Scott McGregor, L ERA: 4.53	IP: 9.0 WLS: W BF: 33 H: 7 R: 1 ER: 1 SO: 2 BB: 1 IBB: 0 HBP: 0 BLK: 0 WP: 0 HR: 1 S: 36 P: 40 ERA: 1.00 WHIP: 0.889															PITCHER				

Batter	1	2	3	4	5	6	7	8	9	AB	R	H	RBI	BB	SO	LOB	BOTTOM			
Kiko Garcia, R OBP: 0.323, SLG: 0.401										4	0	0	0	0	1	1	Toronto Blue Jays @ Baltimore Orioles Memorial Stadium, Baltimore, MD Fri Jun 29 1979, 7:05 PM EDT Unknown			
John Lowenstein, L OBP: 0.404, SLG: 0.537										4	0	1	0	0	2	0				
Gary Roenicke, R OBP: 0.429, SLG: 0.543										4	0	0	0	0	0	1				
Ken Singleton, S OBP: 0.425, SLG: 0.543										2	2	0	0	2	1	0				
Doug DeCinces, R OBP: 0.321, SLG: 0.423										4	1	1	2	0	0	1				
Lee May, R OBP: 0.325, SLG: 0.487										4	2	2	1	0	0	0				
Eddie Murray, S OBP: 0.349, SLG: 0.404										3	1	2	0	0	1	0				
Rich Dauer, R OBP: 0.322, SLG: 0.385										3	0	1	2	0	0	1				
Rick Dempsey, R OBP: 0.343, SLG: 0.374										3	0	0	0	0	0	1				
Inning Stats	R: 0 E: 0 K: 1 S: 5	H: 0 LOB: 0 BB: 0 P: 5	R: 3 E: 0 K: 1 S: 8	H: 3 LOB: 1 BB: 1 P: 12	R: 0 E: 0 K: 2 S: 7	H: 0 LOB: 0 BB: 0 P: 7	R: 0 E: 0 K: 1 S: 5	H: 0 LOB: 0 BB: 0 P: 5	R: 0 E: 0 K: 0 S: 3	H: 0 LOB: 0 BB: 0 P: 3	R: 3 E: 0 K: 0 S: 6	H: 3 LOB: 1 BB: 1 P: 10	R: 0 E: 0 K: 0 S: 4	H: 1 LOB: 0 BB: 0 P: 4	R: 0 E: 0 K: 0 S: 3	H: 0 LOB: 0 BB: 0 P: 3	1B: 4 2B: 1 3B: 0 HR: 2	SF: 0 SAC: 0 DP: 0 HBP: 0	WP: 2 PB: 0 SB: 0 CS: 0	PA: 33
PITCHER Dave Stieb, R ERA: 7.5 Dyar Miller, R ERA: 5.1	IP: 6.0 WLS: L BF: 26 H: 6 R: 6 ER: 5 SO: 5 BB: 2 IBB: 0 HBP: 0 BLK: 0 WP: 1 HR: 2 S: 34 P: 42 ERA: 7.50 WHIP: 1.333															PITCHER				

AB 32
R 1
H 7
RBI 1
BB 1
SO 2
LOB 11

AB 31
R 6
H 7
RBI 5
BB 2
SO 5
LOB 5

Batter	1	2	3	4	5	6	7	8	9	AB	R	H	RBI	BB	SO	LOB	TOP			
Alfredo Griffin, S OBP: 0.324, SLG: 0.329	F5			F4		F9			5-3 BB	3	0	0	0	1	0	0	Toronto Blue Jays @ Baltimore Orioles Memorial Stadium, Baltimore, MD Fri Jun 29 1979, 7:05 PM EDT Att: 20,872 - Unknown			
Joe Cannon, L OBP: 0.162, SLG: 0.162	F4			G3			1B		F8	4	0	1	0	0	0	1				
Rick Bosetti, R OBP: 0.281, SLG: 0.344	5-3			4-3			1B		5-3 BB	4	0	1	0	0	1	1				
Rico Carty, R OBP: 0.344, SLG: 0.390		F9			1B 2B		F5		5-3	4	0	1	0	0	0	3				
John Mayberry, L OBP: 0.369, SLG: 0.484		F8			1B		F8		FC6-4 BB	3	0	1	0	1	0	1				
Al Woods, L OBP: 0.338, SLG: 0.388		3-1			L5				3-1 FC6-4	4	0	0	0	0	0	4				
Luis Gomez, R OBP: 0.356, SLG: 0.380			6-3		K				5-3	3	0	0	0	0	2	1				
Rick Cerone, R OBP: 0.301, SLG: 0.277			F3			6-3			BB	2	0	0	0	1	0	0				
Tim Johnson, L OBP: 0.156, SLG: 0.100			4-3			4-3			F7	3	0	0	0	0	0	1				
Inning Stats	R: 0 E: 0 K: 0 S: 3	H: 0 LOB: 0 BB: 0 P: 3	R: 0 E: 0 K: 0 S: 3	H: 0 LOB: 0 BB: 0 P: 3	R: 0 E: 0 K: 0 S: 3	H: 0 LOB: 0 BB: 0 P: 3	R: 0 E: 0 K: 1 S: 6	H: 2 LOB: 1 BB: 0 P: 6	R: 0 E: 0 K: 0 S: 3	H: 0 LOB: 0 BB: 0 P: 3	R: 0 E: 0 K: 1 S: 6	H: 1 LOB: 1 BB: 0 P: 6	R: 0 E: 0 K: 1 S: 5	H: 0 LOB: 1 BB: 1 P: 9	R: 0 E: 0 K: 0 S: 4	H: 1 LOB: 3 BB: 2 P: 12	1B: 3 2B: 1 3B: 0 HR: 0	SF: 0 SAC: 0 DP: 0 HBP: 0	WP: 0 PB: 0 SB: 0 CS: 0	PA: 33
PITCHER	IP WLS BF H R ER SO BB IBB HBP BLK WP HR S P ERA WHIP																			
Steve Stone, R ERA: 3.74	(1, 1) 8.2 W 32 4 0 0 3 3 0 0 0 0 0 0 35 47 0.00 0.808																			
Don Stanhouse, R ERA: 2.54	(9, 1) 0.1 S 1 0 0 0 0 0 0 0 0 0 0 0 1 1 0.00 0.000																			

Batter	1	2	3	4	5	6	7	8	9	AB	R	H	RBI	BB	SO	LOB	BOTTOM			
Kiko Garcia, R OBP: 0.321, SLG: 0.395	1B BB		F5		G6-4-3		G4-6-3			3	0	0	0	1	0	3	Toronto Blue Jays @ Baltimore Orioles Memorial Stadium, Baltimore, MD Fri Jun 29 1979, 7:05 PM EDT Att: 20,872 - Unknown			
Pat Kelly, L OBP: 0.441, SLG: 0.614	K					1B BB		1B 2B	3	3	2	1	1	1	1	1				
Ken Singleton, S OBP: 0.426, SLG: 0.543	F7		F5			G5-4-3 1B		2B 1B	4	0	2	1	0	0	1	1				
Gary Roenicke, R OBP: 0.426, SLG: 0.537	1-2 1B		F8			G5-4-3		K	4	0	1	0	0	1	2	2				
John Lowenstein, L OBP: 0.408, SLG: 0.581	G3			F8		HR		1B 2B	4	1	2	1	0	0	2	2				
Eddie Murray, S OBP: 0.351, SLG: 0.403		SH1-3 BB		F7		6-3		1B	3	0	1	0	1	0	0	0				
Billy Smith, S OBP: 0.288, SLG: 0.363		SH1-3		K				K	2	0	0	0	0	2	0	0				
Wayne Krenchicki, L OBP: 0.182, SLG: 0.273		F8			4-3			1B 2B	3	0	1	0	0	0	1	1				
Rich Dauer, R OBP: 0.322, SLG: 0.385										0	0	0	0	0	0	0				
Dave Skaggs, R OBP: 0.304, SLG: 0.258		F4			G6-4-3 1B		G4-6-3 1B			3	0	2	0	0	0	1				
Inning Stats	R: 0 E: 0 K: 1 S: 6	H: 1 LOB: 2 BB: 1 P: 10	R: 0 E: 0 K: 0 S: 3	H: 0 LOB: 1 BB: 1 P: 7	R: 1 E: 0 K: 0 S: 4	H: 1 LOB: 0 BB: 0 P: 4	R: 0 E: 0 K: 1 S: 5	H: 0 LOB: 0 BB: 0 P: 5	R: 0 E: 0 K: 0 S: 3	H: 1 LOB: 0 BB: 0 P: 3	R: 2 E: 0 K: 0 S: 4	H: 2 LOB: 0 BB: 1 P: 8	R: 0 E: 0 K: 1 S: 6	H: 2 LOB: 1 BB: 0 P: 6	R: 1 E: 0 K: 1 S: 7	H: 4 LOB: 2 BB: 0 P: 7	1B: 6 2B: 3 3B: 0 HR: 2	SF: 0 SAC: 1 DP: 3 HBP: 0	WP: 0 PB: 0 SB: 0 CS: 0	PA: 33
PITCHER	IP WLS BF H R ER SO BB IBB HBP BLK WP HR S P ERA WHIP																			
Phil Huffman, R ERA: 6.42	(1, 1) 7.0 L 30 9 4 4 3 3 0 0 0 0 0 0 2 33 45 5.14 1.714																			
Tom Buskey, R ERA: 2.70	(8, 1) 1.0 3 2 0 0 1 0 0 0 0 0 0 5 5 0.00 2.000																			

Batter	1	2	3	4	5	6	7	8	9	AB	R	H	RBI	BB	SO	LOB	TOP			
Alfredo Griffin, S OBP: 0.329, SLG: 0.332	0-0 G6-3 1B		0-0 6-3			4-0 2-3 BB		0-0 F8 1B		3	0	2	0	1	0	0	Toronto Blue Jays @ Baltimore Orioles Memorial Stadium, Baltimore, MD Sat Jun 30 1979, 7:05 PM EDT Att: 19,807 - Unknown			
Luis Gomez, R OBP: 0.336, SLG: 0.360	0-0 G6-3 1-2			0-3 K		0-0 F7		0-0 F8 1-2		4	0	0	0	0	1	3				
Rick Bosetti, R OBP: 0.278, SLG: 0.340	0-0 5-3			0-0 F6		0-0 2-3 1-2		0-0 5-3		4	0	0	0	0	0	1				
Rico Carty, R OBP: 0.340, SLG: 0.384		0-0 F6		0-3 K		0-0 6-3			0-0 6-3	4	0	0	0	0	1	1				
Otto Velez, R OBP: 0.353, SLG: 0.491		0-0 1B			0-0 E 1B		0-0 6-3		0-0 6-3	4	0	2	0	0	0	0				
John Mayberry, L OBP: 0.394, SLG: 0.477		0-0 F7			0-0 F8		0-3 K		0-0 F8	4	0	0	0	0	1	2				
Rick Cerone, R OBP: 0.301, SLG: 0.278		0-0 F7			0-0 E6 FC5 1-2		0-0 1B 1B			3	0	1	0	0	0	2				
Danny Ainge, R OBP: 0.303, SLG: 0.338			0-0 F8		0-0 F8		0-0 1B 1-2			3	0	1	0	0	0	2				
Bob Bailor, R OBP: 0.292, SLG: 0.255			0-0 G3		0-0 FC5 1-2		0-0 L4			3	0	0	0	0	0	4				
Inning Stats	R: 0 E: 0 K: 0 S: 3	H: 1 LOB: 0 BB: 0 P: 3	R: 0 E: 0 K: 0 S: 4	H: 1 LOB: 1 BB: 0 P: 4	R: 0 E: 0 K: 0 S: 3	H: 0 LOB: 0 BB: 0 P: 3	R: 0 E: 0 K: 2 S: 7	H: 0 LOB: 0 BB: 0 P: 7	R: 0 E: 1 K: 0 S: 5	H: 1 LOB: 2 BB: 0 P: 5	R: 0 E: 0 K: 1 S: 3	H: 2 LOB: 2 BB: 0 P: 7	R: 0 E: 0 K: 0 S: 3	H: 1 LOB: 0 BB: 0 P: 3	R: 0 E: 0 K: 0 S: 3	H: 0 LOB: 0 BB: 0 P: 3	1B: 6 2B: 0 3B: 0 HR: 0	SF: 0 SAC: 0 DP: 1 HBP: 0	WP: 0 PB: 0 SB: 0 CS: 0	PA: 33
PITCHER Mike Flanagan, L ERA: 3.64	IP: 9.0 WLS: W BF: 33 H: 6 R: 0 ER: 0 SO: 3 BB: 1 IBB: 0 HBP: 0 BLK: 0 WP: 0 HR: 0 S: 38 P: 42 ERA: 0.00 WHIP: 0.778																			

Batter	1	2	3	4	5	6	7	8	9	AB	R	H	RBI	BB	SO	LOB	BOTTOM			
Kiko Garcia, R OBP: 0.320, SLG: 0.392	0-3 K		0-0 G6-3 1B		0-0 F9		0-0 L8			4	0	1	0	0	1	0	Toronto Blue Jays @ Baltimore Orioles Memorial Stadium, Baltimore, MD Sat Jun 30 1979, 7:05 PM EDT Att: 19,807 - Unknown			
Benny Avila, R OBP: 0.299, SLG: 0.667	0-3 K		0-0 G6-3 1-2		0-0 F8		0-0 L7			4	0	0	0	0	1	1				
John Lowenstein, L OBP: 0.408, SLG: 0.581										0	0	0	0	0	0	0				
Ken Singleton, S OBP: 0.429, SLG: 0.554	0-0 HR		4-0 BB		4-0 FC4-6 BB		0-0 F8			2	1	1	1	2	0	0				
Lee May, R OBP: 0.324, SLG: 0.481	0-0 F7		0-0 F9		0-0 FC4-6 1-2		4-0 FC6-4 BB			3	0	0	0	1	0	2				
Doug DeCinces, R OBP: 0.320, SLG: 0.414		0-3 K		0-0 F6		4-0 1B WP E BB		0-0 F3		3	1	0	0	1	1	1				
Eddie Murray, S OBP: 0.352, SLG: 0.402		4-0 HBP BB		0-0 WP 1B		0-0 F4 1-2		0-0 FC6-4 1-2		3	0	1	0	1	0	2				
Gary Roenicke, R OBP: 0.429, SLG: 0.536		1-0 HBP		0-3 K		0-0 S L6-5 1B				2	0	1	0	0	1	1				
Rich Dauer, R OBP: 0.322, SLG: 0.382		0-0 F8		4-0 BB		0-0 L6-5 1-H 3-H				2	0	0	0	1	0	3				
Rick Dempsey, R OBP: 0.338, SLG: 0.368		0-0 F4		0-0 F4		0-0 F9				3	0	0	0	0	0	4				
Inning Stats	R: 1 E: 0 K: 2 S: 8	H: 1 LOB: 0 BB: 0 P: 8	R: 0 E: 0 K: 1 S: 5	H: 0 LOB: 2 BB: 1 P: 10	R: 0 E: 0 K: 0 S: 3	H: 1 LOB: 1 BB: 1 P: 7	R: 0 E: 0 K: 1 S: 6	H: 1 LOB: 2 BB: 1 P: 10	R: 0 E: 0 K: 0 S: 3	H: 0 LOB: 1 BB: 1 P: 7	R: 1 E: 0 K: 0 S: 3	H: 1 LOB: 0 BB: 1 P: 7	R: 0 E: 0 K: 0 S: 3	H: 0 LOB: 0 BB: 0 P: 3	R: 0 E: 0 K: 0 S: 3	H: 0 LOB: 1 BB: 1 P: 7	1B: 3 2B: 1 3B: 0 HR: 1	SF: 0 SAC: 0 DP: 2 HBP: 1	WP: 2 PB: 0 SB: 2 CS: 0	PA: 33
PITCHER Tom Underwood, L ERA: 3.82	IP: 8.0 WLS: L BF: 33 H: 4 R: 2 ER: 1 SO: 4 BB: 6 IBB: 0 HBP: 1 BLK: 0 WP: 2 HR: 1 S: 34 P: 59 ERA: 1.12 WHIP: 1.250																			

Batter	1	2	3	4	5	6	7	8	9	AB	R	H	RBI	BB	SO	LOB	TOP				
Alfredo Griffin, S OBP: 0.327, SLG: 0.330 (1, 6)	L1		F5	F8		1-3		1-2 1B		5	0	1	0	0	0	1					
Al Woods, L OBP: 0.339, SLG: 0.403 (1, 7)	L9		F8 1B	1B HR		4-3		K		5	2	2	2	0	1	2					
Rick Bosetti, R OBP: 0.280, SLG: 0.344 (1, 8)			E4 1B	5-3			F3		1B 1B	5	2	2	0	0	0	1					
John Mayberry, L OBP: 0.361, SLG: 0.469 (1, 3)	F9		F8		G3		BB		F2	4	0	0	0	1	0	4					
Otto Velez, R OBP: 0.370, SLG: 0.500 (1, 9)		FC4-6 1B	1B BB		1B 1B		F9		2B 1B	4	2	3	0	1	0	1					
Roy Howell, L OBP: 0.335, SLG: 0.390 (1, 10)	FC4-6 1B		1B		1B		K		SF8 1B	5	0	3	3	0	1	2					
Rick Cerone, R OBP: 0.299, SLG: 0.277 (1, 2)	F7		4-3		1B		F5		SF8	4	0	1	2	0	0	3					
Danny Ainge, R OBP: 0.307, SLG: 0.340 (1, 4)				F7	G4-6-3				5-3	5	0	2	0	0	0	3					
Luis Gomez, R OBP: 0.333, SLG: 0.346 (1, 5)	5-3				F5					3	1	0	0	1	1	3					
Inning Stats	R: 0 E: 0 K: 0 S: 4	H: 1 LOB: 1 BB: 0 P: 4	R: 0 E: 0 K: 0 S: 5	H: 2 LOB: 2 BB: 0 P: 5	R: 2 E: 1 K: 0 S: 6	H: 2 LOB: 2 BB: 1 P: 10	R: 2 E: 0 K: 0 S: 4	H: 1 LOB: 0 BB: 1 P: 8	R: 1 E: 0 K: 0 S: 5	H: 3 LOB: 1 BB: 0 P: 5	R: 0 E: 0 K: 1 S: 5	H: 0 LOB: 0 BB: 1 P: 3	R: 0 E: 0 K: 2 S: 9	H: 2 LOB: 2 BB: 0 P: 9	R: 2 E: 0 K: 0 S: 6	H: 3 LOB: 1 BB: 0 P: 6	1B: 11 2B: 2 3B: 0 HR: 1	SF: 1 SAC: 0 DP: 1 HBP: 0	WP: 0 PB: 0 SB: 0 CS: 0	PA: 44	
PITCHER	IP	WLS	BF	H	R	ER	SO	BB	IBB	HBP	BLK	WP	HR	S	P	ERA	WHIP				
Jim Palmer, R ERA: 3.2 (1, 1)	4.1		24	8	5	3	0	2	0	0	0	0	1	22	30	6.23	2.308				
Sammy Stewart, R ERA: 2.57 (5, 1)	4.0	W	18	6	2	2	3	1	0	0	0	0	0	23	27	4.50	1.750				
Don Stanhouse, R ERA: 2.5 (9, 1)	0.2	S	2	0	0	0	0	0	0	0	0	0	0	2	2	0.00	0.000				

Toronto Blue Jays @ Baltimore Orioles
Memorial Stadium, Baltimore, MD
Sun Jul 01 1979, 3:33 AM EDT
Att: 33,592 - Unknown

AB	40
R	7
H	14
RBI	7
BB	3
SO	3
LOB	20



Batter	1	2	3	4	5	6	7	8	9	AB	R	H	RBI	BB	SO	LOB	BOTTOM				
Al Bumbry, L OBP: 0.342, SLG: 0.367 (1, 8)	3B 1B	1-3 2B		1B		F7	F8			5	1	3	0	0	0	0					
Kiko Garcia, R OBP: 0.330, SLG: 0.413 (1, 6)	1-H WP 3B	FC6-4 BB		G6-3 1B		F7				4	1	3	1	1	0	0					
Ken Singleton, S OBP: 0.426, SLG: 0.547 (1, 9)	K	SF7		G6-3			G3			3	0	0	1	1	1	3					
Gary Roenicke, R OBP: 0.429, SLG: 0.536 (8, 7)	3-H			1-2			BB			0	0	0	0	0	0	0					
Eddie Murray, S OBP: 0.350, SLG: 0.409 (1, 3)	G3	F8			F7		K		HR	5	1	1	1	0	1	3					
Doug DeCinces, R OBP: 0.333, SLG: 0.436 (1, 5)	2B 2B	FC6-4		G3 2B			FC4-6 1B		5-3 BB	4	2	3	0	1	0	2					
John Lowenstein, L OBP: 0.398, SLG: 0.556 (1, 7)	2B BB		K		G3		FC4-6 1B		K	4	1	0	0	1	2	3					
Lee May, R OBP: 0.326, SLG: 0.482 (1, 10)	1-3 2-H 2B		L8		2B BB		E1 1B HR		5-3	4	1	1	1	1	0	2					
Rich Dauer, R OBP: 0.324, SLG: 0.386 (1, 4)	L1		F4		1-3 2B		HR		F3	5	1	2	2	0	0	3					
Rick Dempsey, R OBP: 0.341, SLG: 0.383 (1, 2)		2B SF7 BB		L7	F9		1-H 3-H HR			3	2	1	3	1	0	2					
Inning Stats	R: 3 E: 0 K: 1 S: 9	H: 4 LOB: 2 BB: 1 P: 13	R: 1 E: 0 K: 0 S: 4	H: 1 LOB: 2 BB: 2 P: 12	R: 0 E: 0 K: 1 S: 5	H: 0 LOB: 0 BB: 0 P: 5	R: 0 E: 0 K: 0 S: 4	H: 2 LOB: 1 BB: 0 P: 4	R: 1 E: 0 K: 0 S: 5	H: 2 LOB: 2 BB: 1 P: 9	R: 0 E: 0 K: 1 S: 5	H: 0 LOB: 1 BB: 1 P: 9	R: 4 E: 1 K: 0 S: 8	H: 4 LOB: 1 BB: 0 P: 8	R: 1 E: 0 K: 1 S: 6	H: 1 LOB: 1 BB: 1 P: 10	1B: 5 2B: 6 3B: 1 HR: 2	SF: 1 SAC: 0 DP: 1 HBP: 0	WP: 1 PB: 0 SB: 0 CS: 0	PA: 44	
PITCHER	IP	WLS	BF	H	R	ER	SO	BB	IBB	HBP	BLK	WP	HR	S	P	ERA	WHIP				
Dave Lemanczyk, R ERA: 3.15 (1, 1)	1.0		11	5	4	4	1	3	0	0	0	0	0	10	22	36.00	8.000				
Jesse Jefferson, R ERA: 4.87 (2, 1)	5.1	L	24	6	4	4	2	2	0	0	0	0	0	26	34	6.75	1.500				
Mark Lemongello, R ERA: 6.49 (7, 1)	0.2		6	3	2	1	0	1	0	0	0	0	2	5	9	13.50	6.000				
Dyar Miller, R ERA: 4.99 (8, 1)	1.0		3	0	0	0	1	0	0	0	0	0	0	5	5	0.00	0.000				

Toronto Blue Jays @ Baltimore Orioles
Memorial Stadium, Baltimore, MD
Sun Jul 01 1979, 3:33 AM EDT
Att: 33,592 - Unknown

AB	37
R	10
H	14
RBI	9
BB	6
SO	4
LOB	18



Batter	1	2	3	4	5	6	7	8	9	AB	R	H	RBI	BB	SO	LOB	TOP																
Alfredo Griffin, S OBP: 0.334, SLG: 0.339 (1, 6)	6-3	FC4-6 HBP		FC5-4 1B	F9 7-2 2B		1B			4	1	3	0	0	0	0	Toronto Blue Jays @ Detroit Tigers Tiger Stadium, Detroit, MI Tue Jul 03 1979, 7:05 PM EDT Att: 20,885 - Unknown																
Al Woods, L OBP: 0.340, SLG: 0.403 (1, 7)	2B HR	FC4-6 CS		FC5-4 1B	F9		F6			5	1	2	0	0	0	3																	
Rick Bosetti, R OBP: 0.281, SLG: 0.348 (1, 8)	1-3 HR	1-2 1B		FC5-4 1B	7-2					5	2	2	0	0	0	3																	
John Mayberry, L OBP: 0.362, SLG: 0.464 (1, 3)	HR IBB	L9		1B SF9 BB			F6		K	3	2	0	0	2	1	1																	
Roy Howell, L OBP: 0.344, SLG: 0.411 (1, 10)	1-H 2-H 3-H HR		4-3	1-3 2-H 3-H 1B			BB		1B	4	2	3	6	1	0	0																	
Rick Cerone, R OBP: 0.301, SLG: 0.282 (1, 2)	1B		WP 1B	SF9			F9		F3	4	1	2	1	0	0	2																	
Joe Cannon, L OBP: 0.190, SLG: 0.190 (1, 9)	1-3 1B		F7	HBP 1B			K		K	5	0	2	1	0	2	2																	
Danny Ainge, R OBP: 0.310, SLG: 0.338 (1, 4)	K		2-H 1B	1-2 HBP			6-3		4-3	4	0	1	1	0	1	2																	
Luis Gomez, R OBP: 0.314, SLG: 0.325 (1, 5)	6-3		F4	F5			F7		F7	5	0	0	0	0	0	5																	
Inning Stats	R: 4 E: 0 K: 1 S: 10	H: 5 LOB: 2 BB: 1 P: 14	R: 0 E: 0 K: 0 S: 3	H: 1 LOB: 1 BB: 0 P: 4	R: 1 E: 0 K: 0 S: 5	H: 2 LOB: 1 BB: 0 P: 5	R: 4 E: 0 K: 0 S: 7	H: 4 LOB: 2 BB: 1 P: 12	R: 0 E: 0 K: 0 S: 3	H: 1 LOB: 0 BB: 0 P: 3	R: 0 E: 0 K: 1 S: 5	H: 0 LOB: 1 BB: 1 P: 9	R: 0 E: 0 K: 0 S: 4	H: 1 LOB: 1 BB: 0 P: 4	R: 0 E: 0 K: 1 S: 6	H: 1 LOB: 1 BB: 0 P: 6	R: 0 E: 0 K: 1 S: 5	H: 0 LOB: 0 BB: 0 P: 5	1B: 12 2B: 3 3B: 0 HR: 1	SF: 1 SAC: 0 DP: 1 HBP: 2	WP: 1 PB: 0 SB: 0 CS: 1	PA: 45											
PITCHER	IP WLS BF H R ER SO BB IBB HBP BLK WP HR S P ERA WHIP	IP WLS BF H R ER SO BB IBB HBP BLK WP HR S P ERA WHIP																															
Jack Billingham, R ERA: 3.51 (1, 1)	3.0	18	8	5	5	1	0	0	1	0	0	1	1	18	23	15.00	2.667																
Milt Wilcox, R ERA: 5.47 (4, 1)	5.0	24	7	4	4	2	2	0	1	0	0	0	0	25	34	7.20	1.800																
Dave Tobik, R ERA: 3.05 (9, 1)	1.0	3	0	0	0	1	0	0	0	0	0	0	0	5	5	0.00	0.000																

Batter	1	2	3	4	5	6	7	8	9	AB	R	H	RBI	BB	SO	LOB	BOTTOM																
Ron LeFlore, R OBP: 0.358, SLG: 0.385 (1, 10)	5-3		F9		G6-3		FC6-4 1B		K	5	0	0	0	0	1	5	Toronto Blue Jays @ Detroit Tigers Tiger Stadium, Detroit, MI Tue Jul 03 1979, 7:05 PM EDT Att: 20,885 - Unknown																
Lou Whitaker, L OBP: 0.405, SLG: 0.429 (1, 4)	K		4-3		S BB		1B			3	1	1	0	1	1	2																	
Steve Kemp, L OBP: 0.424, SLG: 0.534 (1, 7)	4-3		4-3		F8		4-3			4	0	0	0	0	0	4																	
Lance Parrish, R OBP: 0.363, SLG: 0.448 (1, 2)	K				2B 1B		5-3 2B		FC5-4 BB	3	0	2	0	1	1	0																	
Jerry Morales, R OBP: 0.272, SLG: 0.419 (1, 9)					F9		5-3		FC5-4 G5-4-3	4	0	1	0	0	0	3																	
John Wockenfuss, R OBP: 0.286, SLG: 0.462 (1, 3)	K				F9		F2		G5-4-3	4	0	0	0	0	1	4																	
Aurelio Rodriguez, R OBP: 0.276, SLG: 0.348 (1, 5)	K						F5			4	0	1	0	0	1	2																	
Lynn Jones, R OBP: 0.358, SLG: 0.398 (1, 8)					4-3 BB 1B		F8		5-3	4	0	2	0	0	0	2																	
Alan Trammell, R OBP: 0.326, SLG: 0.336 (1, 6)					4-3 BB		G6-3 1B		FC6-4	3	0	2	0	1	0	1																	
Inning Stats	R: 0 E: 0 K: 1 S: 5	H: 0 LOB: 0 BB: 0 P: 5	R: 0 E: 0 K: 3 S: 10	H: 1 LOB: 1 BB: 0 P: 10	R: 0 E: 0 K: 0 S: 4	H: 1 LOB: 2 BB: 1 P: 8	R: 0 E: 0 K: 0 S: 5	H: 2 LOB: 2 BB: 0 P: 5	R: 1 E: 0 K: 0 S: 3	H: 1 LOB: 0 BB: 1 P: 7	R: 0 E: 0 K: 0 S: 4	H: 1 LOB: 1 BB: 0 P: 4	R: 0 E: 0 K: 0 S: 5	H: 2 LOB: 2 BB: 0 P: 5	R: 0 E: 0 K: 0 S: 2	H: 0 LOB: 0 BB: 1 P: 6	R: 0 E: 0 K: 1 S: 6	H: 1 LOB: 1 BB: 0 P: 6	1B: 7 2B: 2 3B: 0 HR: 0	SF: 0 SAC: 0 DP: 2 HBP: 0	WP: 0 PB: 0 SB: 1 CS: 0	PA: 37											
PITCHER	IP WLS BF H R ER SO BB IBB HBP BLK WP HR S P ERA WHIP	IP WLS BF H R ER SO BB IBB HBP BLK WP HR S P ERA WHIP																															
Balor Moore, L ERA: 3.92 (1, 1)	9.0	37	9	1	0	5	3	0	0	0	0	0	0	44	56	0.00	1.333																



Batter	1	2	3	4	5	6	7	8	9	10	11	AB	R	H	RBI	BB	SO	LOB	TOP					
Alfredo Griffin, S OBP: 0.329, SLG: 0.332 (1, 6)	6-3		2-3		F7			1-3	K		K	6	0	0	0	0	2	1						
Al Woods, L OBP: 0.338, SLG: 0.398 Bob Bailor, R OBP: 0.291, SLG: 0.254 (10, 7) (11, 5)	K		1-3			K		BLK 1B HR 1B		K	1-3	5	1	1	0	0	3	0						
Rick Bosetti, R OBP: 0.283, SLG: 0.347 (1, 8)	F4			G3		F8		BLK 1B HR 1B				4	1	1	0	1	0	0						
John Mayberry, L OBP: 0.369, SLG: 0.477 (1, 3)		FC5-4 BB						BLK 1B HR 1B			F4	3	1	2	3	2	0	1						
Roy Howell, L OBP: 0.341, SLG: 0.420 (1, 10)	K		F2			F8		HR			K	5	1	1	1	0	2	4						
Rick Carone, R OBP: 0.299, SLG: 0.280 (1, 2)	FC5-4 WP 1B 1-2		F3								F7	5	0	1	0	0	0	2						
Joe Cannon, L OBP: 0.213, SLG: 0.213 (1, 9) (11, 7)	WP 1B 1-2			4-3				F9	K			5	1	2	0	0	1	1						
Danny Ainge, R OBP: 0.313, SLG: 0.336 (1, 4)	4-3			5-3				5-3			B2-6-4 1B	4	1	1	0	1	0	2						
Luis Gomez, R OBP: 0.311, SLG: 0.314 Otto Velez, R OBP: 0.374, SLG: 0.529 (11, PH) (11, 9)			F6					4-3	B2-6-4 1B		HR	3	0	0	0	1	0	1						
Inning Stats	R: 0 E: 0 K: 1 S: 5	H: 0 LOB: 0 BB: 0 P: 5	R: 0 E: 0 K: 1 S: 6	H: 1 LOB: 2 BB: 1 P: 10	R: 0 E: 0 K: 0 S: 3	H: 0 LOB: 0 BB: 0 P: 3	R: 0 E: 0 K: 0 S: 3	H: 0 LOB: 1 BB: 1 P: 7	R: 0 E: 0 K: 0 S: 3	H: 0 LOB: 0 BB: 0 P: 3	R: 4 E: 0 K: 1 S: 10	H: 5 LOB: 1 BB: 0 P: 10	R: 0 E: 0 K: 1 S: 5	H: 1 LOB: 0 BB: 0 P: 5	R: 0 E: 0 K: 2 S: 7	H: 0 LOB: 1 BB: 1 P: 11	R: 3 E: 0 K: 1 S: 7	H: 2 LOB: 0 BB: 1 P: 11	1B: 7 2B: 0 3B: 0 HR: 3	SF: 0 SAC: 0 DP: 1 HBP: 0	WP: 1 PB: 0 SB: 1 CS: 0	PA: 47		
PITCHER	IP 7.2	WLS 3	BF 31	H 5	R 3	ER 3	SO 3	BB 3	IBB 0	HBP 0	BLK 1	WP 1	HR 1	S 34	P 46	ERA 3.52	WHIP 1.043							
Steve Baker, R ERA: 6.15 Dave Tobik, R ERA: 4.13	(1, 1) (8, 1)	3.1 L	16	5	4	4	5	2	0	0	0	0	2	24	32	10.80	2.100							

Toronto Blue Jays @ Detroit Tigers
Tiger Stadium, Detroit, MI
Wed Jul 04 1979, 7:05 PM EDT
Att: 13,772 - Unknown

AB 42
R 7
H 10
RBI 7
BB 5
SO 8
LOB 12



Batter	1	2	3	4	5	6	7	8	9	10	11	AB	R	H	RBI	BB	SO	LOB	BOTTOM				
Ron LeFlore, R OBP: 0.352, SLG: 0.379 (1, 8)	3-1		K		4-3			L4		F9		5	0	0	0	0	1	0					
Lou Whitaker, L OBP: 0.409, SLG: 0.425 (1, 4)	1-3		S 2B BB		K			G6-3 1B		1-3		4	1	1	0	1	1	0					
Steve Kemp, L OBP: 0.424, SLG: 0.534 (1, 7)	1B HR BB		1-H 2B		4-3			G6-3 1-2			K	4	1	1	1	1	1	1					
Jason Thompson, L OBP: 0.369, SLG: 0.393 (1, 3)	1-2 HR 1B		G3		1-3			F3			K	5	1	1	0	0	1	1					
Champ Summers, L OBP: 0.369, SLG: 0.463 Lynn Jones, R OBP: 0.364, SLG: 0.414 (9, PR) (10, 9)	1-H 2-H HR		4-3		L9			1B G2-3 BB			HR 2B	3	1	1	3	1	0	1					
Rusty Staub, L OBP: 0.332, SLG: 0.397 (1, 10)	G3				F8			4-3			HR	5	1	2	2	0	0	0					
Lance Parrish, R OBP: 0.364, SLG: 0.443 (1, 2)		F7			K			G6-4-3 BB			5-3	3	0	0	2	1	0						
Phil Mankowski, L OBP: 0.308, SLG: 0.278 (1, 5)	6-3							F7		G2-3		4	0	1	0	0	0	4					
Alan Trammell, R OBP: 0.321, SLG: 0.330 (1, 6)	F8				6-3			G6-4-3 1-2		6-3		4	0	0	0	0	0	2					
Inning Stats	R: 3 E: 0 K: 0 S: 5	H: 2 LOB: 0 BB: 1 P: 9	R: 0 E: 0 K: 0 S: 3	H: 0 LOB: 0 BB: 0 P: 3	R: 1 E: 0 K: 1 S: 6	H: 1 LOB: 1 BB: 1 P: 10	R: 0 E: 0 K: 1 S: 6	H: 1 LOB: 1 BB: 0 P: 6	R: 0 E: 0 K: 0 S: 3	H: 0 LOB: 0 BB: 0 P: 3	R: 0 E: 0 K: 0 S: 3	H: 1 LOB: 1 BB: 2 P: 11	R: 0 E: 0 K: 0 S: 3	H: 0 LOB: 0 BB: 0 P: 3	R: 2 E: 0 K: 2 S: 9	H: 2 LOB: 0 BB: 0 P: 9	1B: 3 2B: 3 3B: 0 HR: 2	SF: 0 SAC: 0 DP: 3 HBP: 0	WP: 0 PB: 0 SB: 1 CS: 0	PA: 43			
PITCHER	IP 6.0	WLS 2	BF 24	H 4	R 4	ER 4	SO 3	BB 2	IBB 0	HBP 0	BLK 0	WP 0	HR 1	S 28	P 36	ERA 6.00	WHIP 1.000						
Dave Stieb, R ERA: 6.75 Jim Clancy, R ERA: 4.21 Tom Busby, R ERA: 5.06	(1, 1) (7, 1) (9, 1)	2.0 W	13	3	2	2	2	1	1	0	0	0	1	15	23	6.00	1.333						

Toronto Blue Jays @ Detroit Tigers
Tiger Stadium, Detroit, MI
Wed Jul 04 1979, 7:05 PM EDT
Att: 13,772 - Unknown


AB 38
R 6
H 8
RBI 6
BB 5
SO 5
LOB 9



Batter	1	2	3	4	5	6	7	8	9	AB	R	H	RBI	BB	SO	LOB	TOP																			
Alfredo Griffin, S OBP: 0.328, SLG: 0.331 (1, 6)	F8		4-3			F8			1B G4-6-3	4	1	1	0	0	0	1																				
Al Woods, L OBP: 0.336, SLG: 0.396 (1, 7)	1-3			L6		F7			1B G4-6-3	4	0	1	0	0	0	1																				
Rick Bosetti, R OBP: 0.280, SLG: 0.342 (1, 8)	G3			5-3		F7			G4-6-3	4	0	0	0	0	0	2																				
John Mayberry, L OBP: 0.371, SLG: 0.476 Bob Bailor, R OBP: 0.291, SLG: 0.254 (9, PR)		F9			1B				FC6-4 BB	3	0	1	0	1	1	0																				
Roy Howell, L OBP: 0.336, SLG: 0.413 (1, 10)		6-3		1-3					FC6-4	4	0	0	0	0	0	2																				
Rick Cerone, R OBP: 0.296, SLG: 0.276 (1, 2)		5-3				F7				3	0	0	0	0	1	0																				
Joe Cannon, L OBP: 0.220, SLG: 0.280 (1, 9)				HR		G3			F8	3	1	1	1	0	0	0																				
Danny Ainge, R OBP: 0.307, SLG: 0.329 (1, 4)				K		F3			F3	3	0	0	0	0	1	0																				
Luis Gomez, R OBP: 0.312, SLG: 0.315 (1, 5)									1B	3	0	1	0	0	0	0																				
Inning Stats	R: 0 E: 0 K: 0 S: 3	H: 0 LOB: 0 BB: 0 P: 3	R: 0 E: 0 K: 0 S: 3	H: 0 LOB: 0 BB: 0 P: 3	R: 1 E: 0 K: 1 S: 6	H: 1 LOB: 0 BB: 0 P: 6	R: 0 E: 0 K: 0 S: 4	H: 1 LOB: 1 BB: 0 P: 4	R: 0 E: 0 K: 0 S: 3	H: 0 LOB: 0 BB: 0 P: 3	R: 0 E: 0 K: 2 S: 7	H: 0 LOB: 0 BB: 0 P: 7	R: 0 E: 0 K: 0 S: 3	H: 0 LOB: 0 BB: 0 P: 3	R: 1 E: 0 K: 0 S: 4	H: 2 LOB: 1 BB: 1 P: 8	1B: 4 2B: 0 3B: 0 HR: 1	SF: 0 SAC: 0 DP: 1 HBP: 0	WP: 0 PA: 32 PB: 0 SB: 0 CS: 0																	
PITCHER	IP	WLS	BF	H	R	ER	SO	BB	IBB	HBP	BLK	WP	HR	S	P	ERA	WHIP	PITCHER		IP	WLS	BF	H	R	ER	SO	BB	IBB	HBP	BLK	WP	HR	S	P	ERA	WHIP
Kip Young, R ERA: 5.55 (1, 1)	8.0	W	29	5	2	2	3	0	0	0	0	0	1	35	35	2.25	0.625			1.0	S	3	0	0	0	0	1	0	0	0	0	0	2	6	0.00	1.000
Aurelio Lopez, R ERA: 3.49 (9, 1)	1.0	S	3	0	0	0	0	1	0	0	0	0	0	2	6	0.00	1.000																			

Toronto Blue Jays @ Detroit Tigers
Tiger Stadium, Detroit, MI
Thu Jul 05 1979, 7:05 PM EDT
Att: 13,199 - Unknown


AB	31
R	2
H	5
RBI	1
BB	1
SO	3
LOB	6



Batter	1	2	3	4	5	6	7	8	9	AB	R	H	RBI	BB	SO	LOB	BOTTOM																			
Ron LeFlore, R OBP: 0.350, SLG: 0.374 (1, 8)	F8 WP 6-3 BB	FC6-4		F3		F7			5-3	4	1	0	0	1	0	7																				
Lou Whitaker, L OBP: 0.415, SLG: 0.423 (1, 4)	F8		F7 BLK BB		E SF9 BB			G4-6-3 BB		1	1	0	0	3	0	1																				
Steve Kemp, L OBP: 0.419, SLG: 0.526 (1, 7)	6-3		F8		F8			F9		4	0	0	1	0	0	3																				
Jason Thompson, L OBP: 0.368, SLG: 0.392 (1, 3)	FC6 1B		F7		SF9			G4-6-3		3	0	1	1	0	0	2																				
Champ Summers, L OBP: 0.372, SLG: 0.484 (1, 9)	FC6		F7		1B			HR		4	1	2	1	0	0	2																				
Rusty Staub, L OBP: 0.331, SLG: 0.394 (1, 10)		L3		F9				F5		4	0	1	0	0	0	0																				
Lance Parrish, R OBP: 0.362, SLG: 0.438 (1, 2)		1B BB		F6		F7		6-3		3	0	0	0	1	0	2																				
Phil Mankowski, L OBP: 0.316, SLG: 0.280 (1, 5)		L9		1B BB				BB 1B		3	0	1	0	1	0	1																				
Alan Trammell, R OBP: 0.332, SLG: 0.339 (1, 6)				1B				CS 1B		3	0	3	0	1	0	0																				
Inning Stats	R: 1 E: 0 K: 0 S: 4	H: 1 LOB: 1 BB: 1 P: 8	R: 0 E: 0 K: 0 S: 4	H: 1 LOB: 2 BB: 1 P: 8	R: 0 E: 0 K: 0 S: 3	H: 0 LOB: 1 BB: 1 P: 7	R: 0 E: 0 K: 0 S: 4	H: 1 LOB: 2 BB: 1 P: 8	R: 1 E: 1 K: 0 S: 5	H: 2 LOB: 2 BB: 1 P: 9	R: 0 E: 0 K: 0 S: 3	H: 1 LOB: 0 BB: 0 P: 3	R: 0 E: 0 K: 0 S: 2	H: 0 LOB: 0 BB: 1 P: 6	R: 1 E: 0 K: 0 S: 5	H: 2 LOB: 2 BB: 1 P: 9	1B: 7 2B: 0 3B: 0 HR: 1	SF: 1 SAC: 0 DP: 1 HBP: 0	WP: 1 PA: 37 PB: 0 SB: 0 CS: 1																	
PITCHER	IP	WLS	BF	H	R	ER	SO	BB	IBB	HBP	BLK	WP	HR	S	P	ERA	WHIP	PITCHER		IP	WLS	BF	H	R	ER	SO	BB	IBB	HBP	BLK	WP	HR	S	P	ERA	WHIP
Phil Huffman, R ERA: 6.18 (1, 1)	7.2	L	35	8	3	3	0	6	0	0	1	1	1	29	53	3.52	1.826			0.1		2	0	0	0	0	1	0	0	0	0	1	5	0.00	3.000	
Dave Freisleben, R ERA: 4.87 (8, 1)	0.1		2	0	0	0	0	1	0	0	0	0	0	1	5	0.00	3.000																			

Toronto Blue Jays @ Detroit Tigers
Tiger Stadium, Detroit, MI
Thu Jul 05 1979, 7:05 PM EDT
Att: 13,199 - Unknown

AB	29
R	3
H	8
RBI	3
BB	7
SO	0
LOB	18



Batter	1	2	3	4	5	6	7	8	9	AB	R	H	RBI	BB	SO	LOB	TOP										
Alfredo Griffin, S OBP: 0.324, SLG: 0.327 (1, 6)	L9		K		F3		F4			4	0	0	0	0	1	1	Toronto Blue Jays @ Texas Rangers Arlington Stadium, Arlington, TX Fri Jul 06 1979, 8:05 PM EDT Att: 19,539 - Unknown										
Rick Bosetti, R OBP: 0.282, SLG: 0.343 (1, 8)	1B		K		SF7			E	G1-3	2	1	1	1	1	1	0											
Otto Velez, R OBP: 0.371, SLG: 0.520 (1, 9)	F9				F5			E6	G1-3	4	0	1	0	0	0	2											
Joe Cannon, L OBP: 0.220, SLG: 0.280 (6, PR) (8, 9)					1B					0	0	0	0	0	0	0											
Rico Carty, R OBP: 0.339, SLG: 0.382 (1, 10)	FC6				G6-4-3		6-3	G1-3		4	0	1	1	0	0	2											
Roy Howell, L OBP: 0.335, SLG: 0.414 (1, 5)	FC6				1B		K	K		4	1	1	0	0	2	3											
John Mayberry, L OBP: 0.372, SLG: 0.472 (1, 3)		G3			HR				F6	2	1	0	0	1	0	0											
Rick Cerone, R OBP: 0.299, SLG: 0.294 (1, 2)	F8				BB		HBP			4	1	2	3	0	0	1											
Danny Ainge, R OBP: 0.299, SLG: 0.321 (1, 4)	K				HR				1B	4	0	0	0	0	1	1											
Bob Bailor, R OBP: 0.288, SLG: 0.251 (1, 7)			F9		6-3		5-3		L6-3	3	1	0	0	0	0	0											
					E6		F7																				
Inning Stats	R: 0 E: 0 K: 0 S: 4	H: 1 LOB: 2 BB: 1 P: 8	R: 0 E: 0 K: 1 S: 5	H: 0 LOB: 0 BB: 0 P: 5	R: 0 E: 0 K: 2 S: 7	H: 0 LOB: 0 BB: 0 P: 7	R: 3 E: 0 K: 0 S: 5	H: 3 LOB: 0 BB: 1 P: 9	R: 1 E: 1 K: 0 S: 4	H: 0 LOB: 0 BB: 0 P: 4	R: 0 E: 0 K: 0 S: 5	H: 0 LOB: 1 BB: 0 P: 6	R: 0 E: 0 K: 1 S: 6	H: 0 LOB: 0 BB: 0 P: 3	R: 1 E: 1 K: 1 S: 6	H: 1 LOB: 1 BB: 0 P: 6	R: 0 E: 0 K: 0 S: 3	H: 1 LOB: 0 BB: 0 P: 3	R: 0 E: 0 K: 0 S: 3	H: 1 LOB: 0 BB: 0 P: 3	1B: 4 2B: 2 3B: 0 HR: 1	SF: 1 SAC: 0 DP: 2 HBP: 1	WP: 1 PB: 0 SB: 0 CS: 0	PA: 35			
PITCHER	IP	WLS	BF	H	R	ER	SO	BB	IBB	HBP	BLK	WP	HR	S	P	ERA	WHIP										
John Henry Johnson, L ERA: 3.97 (1, 1)	8.0	L	32	5	5	3	5	2	0	1	1	1	1	39	48	3.38	0.875										
Sparky Lyle, L ERA: 3.55 (9, 1)	1.0	S	3	1	0	0	0	0	0	0	0	0	0	3	3	0.00	1.000										

Batter	1	2	3	4	5	6	7	8	9	AB	R	H	RBI	BB	SO	LOB	BOTTOM										
Bump Wills, S OBP: 0.347, SLG: 0.333 (1, 4)	1-3		G6-3						1B	4	1	2	0	0	0	2	Toronto Blue Jays @ Texas Rangers Arlington Stadium, Arlington, TX Fri Jul 06 1979, 8:05 PM EDT Att: 19,539 - Unknown										
Bill Sample, R OBP: 0.371, SLG: 0.400 (1, 7)	6-3				G3		L8-4		1B	4	0	1	0	0	0	2											
Buddy Bell, R OBP: 0.318, SLG: 0.399 (1, 5)	K				F9		G3			4	0	1	1	0	1	0											
John Ellis, R OBP: 0.282, SLG: 0.428 (1, 3)					4-3				K	3	0	0	0	0	0	0											
Pat Putnam, L OBP: 0.336, SLG: 0.482 (9, PH)	F4						F8		K	1	0	0	0	0	1	2											
Eric Soderholm, R OBP: 0.305, SLG: 0.379 (1, 10)	5-3								K	3	0	2	0	0	0	0											
Oscar Gamble, L OBP: 0.514, SLG: 0.655 (9, PH)									K	1	0	0	0	0	1	2											
Richie Zisk, R OBP: 0.287, SLG: 0.303 (1, 9)									K	3	0	0	0	0	2	2											
Johnny Grubb, L OBP: 0.328, SLG: 0.431 (9, PH)	K						F9		4-3	1	0	0	0	0	0	2											
Jim Sundberg, R OBP: 0.296, SLG: 0.331 (1, 2)			K				G6-4-3			3	0	0	0	0	1	1											
Larry Blanks, R OBP: 0.287, SLG: 0.269 (1, 6)									5-3	3	0	1	0	0	0	0											
Nelson Norman, S OBP: 0.250, SLG: 0.247 (9, 6)									1B	0	0	0	0	0	0	0											
Dave Roberts, R OBP: 0.302, SLG: 0.325 (1, 8)									E6	3	0	1	0	0	0	0											
									L6																		
Inning Stats	R: 0 E: 0 K: 1 S: 5	H: 0 LOB: 0 BB: 0 P: 5	R: 0 E: 0 K: 1 S: 5	H: 0 LOB: 0 BB: 0 P: 5	R: 0 E: 0 K: 1 S: 6	H: 2 LOB: 1 BB: 0 P: 6	R: 0 E: 0 K: 0 S: 3	H: 0 LOB: 0 BB: 0 P: 3	R: 0 E: 0 K: 0 S: 5	H: 1 LOB: 0 BB: 0 P: 5	R: 0 E: 1 K: 0 S: 4	H: 1 LOB: 1 BB: 0 P: 4	R: 0 E: 0 K: 0 S: 4	H: 1 LOB: 1 BB: 0 P: 4	R: 0 E: 0 K: 0 S: 3	H: 0 LOB: 0 BB: 0 P: 3	R: 1 E: 0 K: 2 S: 10	H: 3 LOB: 2 BB: 0 P: 10	1B: 8 2B: 1 3B: 0 HR: 0	SF: 0 SAC: 0 DP: 3 HBP: 0	WP: 0 PB: 0 SB: 0 CS: 0	PA: 33					
PITCHER	IP	WLS	BF	H	R	ER	SO	BB	IBB	HBP	BLK	WP	HR	S	P	ERA	WHIP										
Tom Underwood, L ERA: 3.65 (1, 1)	8.0	W	30	8	1	1	4	0	0	0	0	0	0	7	7	0.00	0.000										
Tom Buskey, R ERA: 2.97 (9, 1)	1.0	S	3	0	0	0	2	0	0	0	0	0	0	7	7	0.00	0.000										

AB	31
R	5
H	6
RBI	5
BB	2
SO	5
LOB	10



Batter	1	2	3	4	5	6	7	8	9	AB	R	H	RBI	BB	SO	LOB	TOP										
Alfredo Griffin, S OBP: 0.320, SLG: 0.323	0-0 4-3		0-0 4-3			0-0 L6			0-0 F9	4	0	0	0	0	0	0											
Rick Bosetti, R OBP: 0.279, SLG: 0.339	0-3 K			0-0 F9			0-0 6-3		0-0 F6	4	0	0	0	0	1	0											
Al Woods, L OBP: 0.332, SLG: 0.390	0-0 6-3			0-0 F7			0-0 F8			3	0	0	0	0	0	0											
Rico Carty, R OBP: 0.339, SLG: 0.380		0-0 F4		0-0 4-3			4-0 BB			2	0	0	0	1	0	0											
Roy Howell, L OBP: 0.331, SLG: 0.409		0-0 5-3			0-0 F9		0-0 4-3			3	0	0	0	0	0	1											
John Mayberry, L OBP: 0.372, SLG: 0.471		0-0 FC5-4 1B			0-0 F6			0-0 4-3		3	0	1	0	0	0	0											
Rick Cerone, R OBP: 0.295, SLG: 0.290		0-0 FC5-4 1-2		0-0 5-3			0-0 F7			3	0	0	0	0	0	1											
Danny Ainge, R OBP: 0.294, SLG: 0.315			0-0 F4			0-3 K		0-0 G3		3	0	0	0	0	1	0											
Joe Cannon, L OBP: 0.208, SLG: 0.264			0-3 K			0-0 L4		0-3 K		3	0	0	0	0	2	0											
Inning Stats	R: 0 E: 0 K: 1 S: 5	H: 0 LOB: 0 BB: 0 P: 5	R: 0 E: 0 K: 0 S: 4	H: 1 LOB: 1 BB: 0 P: 4	R: 0 E: 0 K: 1 S: 5	H: 0 LOB: 0 BB: 0 P: 5	R: 0 E: 0 K: 0 S: 3	H: 0 LOB: 0 BB: 0 P: 3	R: 0 E: 0 K: 1 S: 5	H: 0 LOB: 0 BB: 0 P: 5	R: 0 E: 0 K: 0 S: 3	H: 0 LOB: 0 BB: 1 P: 7	R: 0 E: 0 K: 0 S: 3	H: 0 LOB: 0 BB: 0 P: 3	R: 0 E: 0 K: 1 S: 5	H: 0 LOB: 0 BB: 0 P: 5	1B: 1 2B: 0 3B: 0 HR: 0	SF: 0 SAC: 0 DP: 0 HBP: 0	WP: 0 PB: 0 SB: 0 CS: 0	PA: 29							
PITCHER	IP	WLS	BF	H	R	ER	SO	BB	IBB	HBP	BLK	WP	HR	S	P	ERA	WHIP										
Doc Medich, R ERA: 5.27	(1, 1)	6.2	W	22	1	0	0	3	1	0	0	0	0	27	31	0.00	0.300										
Jim Kern, R ERA: 1.34	(7, 1)	2.1	S	7	0	0	0	1	0	0	0	0	0	9	9	0.00	0.000										

Toronto Blue Jays @ Texas Rangers
Arlington Stadium, Arlington, TX
Sat Jul 07 1979, 8:05 PM EDT
Att: 23,935 - Unknown

AB 28
R 0
H 1
RBI 0
BB 1
SO 4
LOB 2



Batter	1	2	3	4	5	6	7	8	9	AB	R	H	RBI	BB	SO	LOB	BOTTOM										
Bump Willis, S OBP: 0.349, SLG: 0.333	0-0 G4-3 S 1B		1-0 S HBP		0-0 6-3		0-0 4-1			3	0	1	0	0	0	1											
Johnny Grubb, L OBP: 0.331, SLG: 0.430	4-0 G4-3 1-2 BB		0-0 4-3 1-2			0-0 SH1-4 1B 4-3 1B	0-0 F7			3	1	1	0	1	0	1											
Oscar Gamble, L OBP: 0.514, SLG: 0.647	0-0 G4-3 1-2 2-3			4-0 FC5-4 BB		0-0 4-3 SH1-4 1B 1-2 WP		0-0 4-3		3	1	1	0	1	0	2											
Pat Putnam, L OBP: 0.333, SLG: 0.475	0-0 G3			0-0 F7		0-0 SH1-4		0-3 K		3	0	0	0	0	1	2											
Buddy Bell, R OBP: 0.314, SLG: 0.395		0-3 K		0-0 FC5-4 1-2		0-0 4-3		0-0 6-3		4	0	0	1	0	1	2											
Al Oliver, L OBP: 0.338, SLG: 0.482		0-0 5-3		0-0 G3		0-0 1B 1B				3	0	1	0	0	0	1											
Mike Jorgensen, L OBP: 0.364, SLG: 0.533		0-3 K			0-0 5-3 1B	0-0 1B 1-2				3	0	2	0	0	1	0											
Jim Sundberg, R OBP: 0.297, SLG: 0.331			0-3 K		0-0 F6	0-0 1B 1-2				3	0	1	0	0	1	1											
Nelson Norman, S OBP: 0.256, SLG: 0.242			0-0 1-6-3		0-0 5-3 1-2		0-0 4-3			3	0	0	0	0	0	1											
Inning Stats	R: 0 E: 0 K: 0 S: 3	H: 1 LOB: 1 BB: 1 P: 7	R: 0 E: 0 K: 2 S: 7	H: 0 LOB: 0 BB: 0 P: 7	R: 0 E: 0 K: 1 S: 5	H: 0 LOB: 1 BB: 0 P: 6	R: 0 E: 0 K: 0 S: 3	H: 0 LOB: 1 BB: 1 P: 7	R: 0 E: 0 K: 0 S: 4	H: 1 LOB: 1 BB: 0 P: 4	R: 2 E: 0 K: 0 S: 7	H: 5 LOB: 2 BB: 0 P: 7	R: 0 E: 0 K: 0 S: 3	H: 0 LOB: 0 BB: 0 P: 3	R: 0 E: 0 K: 1 S: 5	H: 0 LOB: 0 BB: 0 P: 5	1B: 7 2B: 0 3B: 0 HR: 0	SF: 0 SAC: 1 DP: 1 HBP: 1	WP: 1 PB: 0 SB: 0 CS: 0	PA: 32							
PITCHER	IP	WLS	BF	H	R	ER	SO	BB	IBB	HBP	BLK	WP	HR	S	P	ERA	WHIP										
Dave Lemanczyk, R ERA: 3.09	(1, 1)	8.0	L	32	7	2	2	4	2	0	1	0	0	37	46	2.25	1.125										

Toronto Blue Jays @ Texas Rangers
Arlington Stadium, Arlington, TX
Sat Jul 07 1979, 8:05 PM EDT
Att: 23,935 - Unknown

AB 28
R 2
H 7
RBI 1
BB 2
SO 4
LOB 11



Batter	1	2	3	4	5	6	7	8	9	AB	R	H	RBI	BB	SO	LOB	TOP										
Alfredo Griffin, S OBP: 0.318, SLG: 0.320 (1, 6)	6-3		1-3			SH3-4		F8		3	0	0	0	0	0	0											
Rick Bosetti, R OBP: 0.279, SLG: 0.338 (1, 8)	5-3		CS 1B			F9		K		4	0	1	0	0	1	1											
Roy Howell, L OBP: 0.330, SLG: 0.403 (1, 5)	F6		CS	G3		2B		4-3		3	1	0	0	1	0	0											
Rico Carty, R OBP: 0.337, SLG: 0.381 (1, 10)		F9		F7		2B		5-3		4	0	1	1	0	0	0											
John Mayberry, L OBP: 0.370, SLG: 0.468 (1, 3)		K		5-3		L3				4	0	1	0	0	1	1											
Bob Bailor, R OBP: 0.288, SLG: 0.251 (9, PR)										0	0	0	0	0	0	0											
Al Woods, L OBP: 0.332, SLG: 0.394 (1, 7)		1B			1-3			F8		3	1	1	0	0	0	0											
Otto Velez, R OBP: 0.368, SLG: 0.516 (9, PH)		2B								1	0	0	0	0	0	1											
Rick Cerone, R OBP: 0.296, SLG: 0.290 (1, 2)		1B			F7			L5		3	0	1	1	0	0	0											
Joe Cannon, L OBP: 0.196, SLG: 0.250 (1, 9)					4-3			6-3		3	0	0	0	0	0	1											
Danny Ainge, R OBP: 0.295, SLG: 0.315 (1, 4)				F7		F9 SH3-4 WP 1B		5-3		3	1	1	0	0	0	0											
Inning Stats	R: 0 E: 0 K: 0 S: 3	H: 0 LOB: 0 BB: 0 P: 3	R: 1 E: 0 K: 1 S: 7	H: 2 LOB: 1 BB: 0 P: 7	R: 0 E: 0 K: 0 S: 3	H: 1 LOB: 0 BB: 0 P: 3	R: 0 E: 0 K: 0 S: 3	H: 0 LOB: 0 BB: 0 P: 3	R: 0 E: 0 K: 0 S: 3	H: 0 LOB: 0 BB: 0 P: 3	R: 2 E: 0 K: 0 S: 5	H: 2 LOB: 1 BB: 1 P: 9	R: 0 E: 0 K: 0 S: 3	H: 0 LOB: 0 BB: 0 P: 3	R: 0 E: 0 K: 1 S: 5	H: 0 LOB: 0 BB: 0 P: 5	R: 0 E: 0 K: 0 S: 4	H: 1 LOB: 1 BB: 0 P: 4	1B: 4 2B: 2 3B: 0 HR: 0	SF: 0 SAC: 1 DP: 0 HBP: 0	WP: 1 PB: 0 SB: 0 CS: 1	PA: 34					
PITCHER	IP	WLS	BF	H	R	ER	SO	BB	IBB	HBP	BLK	WP	HR	S	P	ERA	WHIP										
Steve Comer, R ERA: 3.32 (1, 1)	8.2	W	32	6	3	3	2	1	0	0	0	1	0	35	39	3.12	0.808										
Sparky Lyle, L ERA: 3.53 (9, 1)	0.1	S	1	0	0	0	0	0	0	0	0	0	0	1	1	0.00	0.000										

Toronto Blue Jays @ Texas Rangers
Arlington Stadium, Arlington, TX
Sun Jul 08 1979, 8:05 PM EDT
Att: 17,489 - Unknown

AB	31
R	3
H	6
RBI	2
BB	1
SO	2
LOB	4



Batter	1	2	3	4	5	6	7	8	9	AB	R	H	RBI	BB	SO	LOB	BOTTOM										
Bump Willis, S OBP: 0.347, SLG: 0.332 (1, 4)	B1-3		G5-4-3			G4-6-3 1B HR		F8		4	1	1	0	0	0	1											
Bill Sample, R OBP: 0.373, SLG: 0.399 (1, 7)	5-3			G5-4-3 BB		G4-6-3 1B		F4		3	0	1	0	1	0	0											
Buddy Bell, R OBP: 0.314, SLG: 0.393 (1, 5)	5-3			G5-4-3		G4-6-3				4	0	1	0	0	0	3											
Richie Zisk, R OBP: 0.290, SLG: 0.300 (1, 9)		F7		FC6-4 BB		HR BB		L4		2	1	0	0	2	0	1											
John Ellis, R OBP: 0.282, SLG: 0.444 (1, 3)		E6		FC6-4		HR				3	2	1	3	0	0	1											
Mike Jorgensen, L OBP: 0.364, SLG: 0.533 (7, 3)		1B				HR				0	0	0	0	0	0	0											
Eric Soderholm, R OBP: 0.309, SLG: 0.382 (1, 10)				G5-4-3 1B		K				3	0	2	1	0	1	0											
Jim Sundberg, R OBP: 0.295, SLG: 0.328 (1, 2)		G5-4-3				SH2-4 1B		F9		2	0	0	0	0	0	1											
Dave Roberts, R OBP: 0.304, SLG: 0.310 (1, 8)										2	0	0	0	1	0	1											
Johnny Grubb, L OBP: 0.331, SLG: 0.430 (9, 8)				FC1-6 BB		F7		6-3		0	0	0	0	0	0	0											
Nelson Norman, S OBP: 0.251, SLG: 0.238 (1, 6)				FC1-6		6-3		F4		3	0	0	0	0	0	2											
Inning Stats	R: 0 E: 0 K: 0 S: 3	H: 0 LOB: 0 BB: 0 P: 3	R: 1 E: 1 K: 0 S: 4	H: 1 LOB: 0 BB: 0 P: 4	R: 0 E: 0 K: 0 S: 2	H: 0 LOB: 1 BB: 1 P: 6	R: 0 E: 0 K: 0 S: 2	H: 0 LOB: 2 BB: 2 P: 10	R: 0 E: 0 K: 1 S: 4	H: 1 LOB: 1 BB: 0 P: 4	R: 3 E: 0 K: 1 S: 7	H: 3 LOB: 0 BB: 1 P: 11	R: 0 E: 0 K: 0 S: 3	H: 0 LOB: 0 BB: 0 P: 3	R: 0 E: 0 K: 0 S: 4	H: 1 LOB: 1 BB: 0 P: 4	1B: 5 2B: 0 3B: 0 HR: 1	SF: 0 SAC: 1 DP: 4 HBP: 0	WP: 0 PB: 0 SB: 0 CS: 0	PA: 31							
PITCHER	IP	WLS	BF	H	R	ER	SO	BB	IBB	HBP	BLK	WP	HR	S	P	ERA	WHIP										
Balor Moore, L ERA: 3.86 (1, 1)	8.0	L	31	6	4	3	1	4	0	0	0	0	1	29	45	3.38	1.250										

Toronto Blue Jays @ Texas Rangers
Arlington Stadium, Arlington, TX
Sun Jul 08 1979, 8:05 PM EDT
Att: 17,489 - Unknown

AB	26
R	4
H	6
RBI	4
BB	4
SO	1
LOB	10



Batter	1	2	3	4	5	6	7	8	9	AB	R	H	RBI	BB	SO	LOB	TOP		
Paul Moltor, R OBP: 0.378, SLG: 0.483 (1, 4)	1-3		4-3			G6-4-3 1B		FC6-4		4	0	1	0	0	0	1			
Don Money, R OBP: 0.293, SLG: 0.333 (1, 3)	K			5-3		G6-4-3 1B		F8		4	0	0	0	0	1	2			
Dick Davis, R OBP: 0.306, SLG: 0.415 (1, 10)	BB			K		6-3		BB		2	0	0	0	2	1	1			
Gorman Thomas, R OBP: 0.364, SLG: 0.517 (1, 8)	F3			L6			5-3	K		4	0	0	0	0	1	2			
Ben Oglivie, L OBP: 0.329, SLG: 0.517 (1, 7)		F8			F4		F9	G3		4	0	0	0	0	0	1			
Sixto Lezcano, R OBP: 0.409, SLG: 0.489 (1, 9)		F9			5-3		K			3	0	0	0	0	1	0			
Sal Bando, R OBP: 0.327, SLG: 0.332 (1, 5)		F9			F2			4-3		3	0	0	0	0	0	0			
Robin Yount, R OBP: 0.308, SLG: 0.370 (1, 6)			L4-3 1B			1B G6-4-3 1B		FC6-4 BB		2	1	2	0	1	0	0			
Buck Martinez, R OBP: 0.250, SLG: 0.340 (1, 2)			L4-3			G6-4-3 1B		F8		3	0	1	0	0	0	2			
Inning Stats	R: 0 E: 0 K: 1 S: 5	H: 0 LOB: 1 BB: 1 P: 9	R: 0 E: 0 K: 0 S: 3	H: 0 LOB: 0 BB: 0 P: 3	R: 0 E: 0 K: 0 S: 3	H: 1 LOB: 0 BB: 0 P: 3	R: 0 E: 0 K: 1 S: 5	H: 0 LOB: 0 BB: 0 P: 5	R: 0 E: 0 K: 0 S: 3	H: 0 LOB: 0 BB: 0 P: 5	R: 1 E: 0 K: 0 S: 5	H: 3 LOB: 1 BB: 0 P: 5	R: 0 E: 0 K: 1 S: 5	H: 0 LOB: 1 BB: 1 P: 7	R: 0 E: 0 K: 1 S: 5	H: 0 LOB: 1 BB: 1 P: 9	1B: 4 2B: 1 3B: 0 HR: 0	SF: 0 SAC: 0 DP: 2 HBP: 0	WP: 0 PA: 32 CS: 0
PITCHER Dave Stieb, R ERA: 4.29 (1, 1)	IP: 9.0 WLS: W BF: 32 H: 4 R: 1 ER: 1 SO: 4 BB: 3 IBB: 0 HBP: 0 BLK: 0 WP: 0 HR: 0 S: 37 P: 49 ERA: 1.00 WHIP: 0.778																		

Milwaukee Brewers @ Toronto Blue Jays
Exhibition Stadium, Toronto, ON
Mon Jul 09 1979, 7:05 PM EDT
Att: 14,240 - Unknown

AB	29
R	1
H	4
RBI	0
BB	3
SO	4
LOB	9



Batter	1	2	3	4	5	6	7	8	9	AB	R	H	RBI	BB	SO	LOB	BOTTOM		
Alfredo Griffin, S OBP: 0.317, SLG: 0.320 (1, 6)	6-3		L8		6-3		1B 4-3 1B			4	1	1	0	0	0	0			
Rick Bosetti, R OBP: 0.279, SLG: 0.337 (1, 8)	6-3		F2		1-3		1-3 1B			4	0	1	0	0	0	0			
Roy Howell, L OBP: 0.332, SLG: 0.418 (1, 5)	HR			HR 1B		6-3	4-3			4	2	2	2	0	0	1			
Rico Carty, R OBP: 0.333, SLG: 0.376 (1, 10)	6-3			F7		6-3	1-3			4	0	0	0	0	0	2			
John Mayberry, L OBP: 0.372, SLG: 0.477 (1, 3)		4-3		HR 1B		1B 2B BB		L4		3	2	1	2	1	0	0			
Al Woods, L OBP: 0.339, SLG: 0.413 (1, 7)		IHR		6-3		1B 2B 1B		1B		4	2	3	1	0	0	0			
Rick Cerone, R OBP: 0.299, SLG: 0.298 (1, 2)		5-3		1B		1B 2B		F7		4	0	2	2	0	0	1			
Joe Cannon, L OBP: 0.183, SLG: 0.233 (1, 9)		G3		1-3		5-3		K		4	0	0	0	0	1	3			
Danny Ainge, R OBP: 0.290, SLG: 0.310 (1, 4)			F9		6-3		L6			3	0	0	0	0	0	0			
Inning Stats	R: 1 E: 0 K: 0 S: 4	H: 1 LOB: 0 BB: 0 P: 4	R: 0 E: 0 K: 0 S: 4	H: 1 LOB: 0 BB: 0 P: 4	R: 0 E: 0 K: 0 S: 3	H: 0 LOB: 0 BB: 0 P: 3	R: 2 E: 0 K: 0 S: 6	H: 3 LOB: 1 BB: 0 P: 6	R: 0 E: 0 K: 0 S: 3	H: 0 LOB: 0 BB: 0 P: 3	R: 2 E: 0 K: 0 S: 5	H: 2 LOB: 1 BB: 1 P: 9	R: 1 E: 0 K: 0 S: 5	H: 2 LOB: 1 BB: 0 P: 5	R: 0 E: 0 K: 1 S: 6	H: 1 LOB: 0 BB: 0 P: 6	1B: 6 2B: 1 3B: 0 HR: 3	SF: 0 SAC: 0 DP: 0 HBP: 0	WP: 0 PA: 35 CS: 0
PITCHER Larry Sorensen, R ERA: 3.41 Reggie Cleveland, R ERA: 4.76 Bob Galasso, R ERA: 5.88	IP: 5.2 WLS: L BF: 25 H: 7 R: 6 ER: 6 SO: 6 BB: 1 IBB: 0 HBP: 0 BLK: 0 WP: 0 HR: 2 S: 24 P: 28 ERA: 9.53 WHIP: 1.412																		

Milwaukee Brewers @ Toronto Blue Jays
Exhibition Stadium, Toronto, ON
Mon Jul 09 1979, 7:05 PM EDT
Att: 14,240 - Unknown

AB	34
R	7
H	10
RBI	7
BB	1
SO	1
LOB	7



Batter	1	2	3	4	5	6	7	8	9	10	AB	R	H	RBI	BB	SO	LOB	TOP								
Paul Molitor, R OBP: 0.382, SLG: 0.492 (1,4)	F2						SH1-3					4	0	3	0	0	0									
Gorman Thomas, R OBP: 0.359, SLG: 0.508 (1,8)	K						3-1		F8		5	0	0	0	0	2	6									
Ben Oglivie, L OBP: 0.327, SLG: 0.514 (1,7)							4-3		K		5	0	1	1	0	1	4									
Don Money, R OBP: 0.298, SLG: 0.330 (1,3)	4-3																									
Sixto Lezcano, R OBP: 0.412, SLG: 0.491 (1,9)																										
Sal Bando, R OBP: 0.328, SLG: 0.331 (1,10)																										
Robin Yount, R OBP: 0.306, SLG: 0.373 (1,6)																										
Charlie Moore, R OBP: 0.426, SLG: 0.492 (1,2)																										
Jim Gantner, L OBP: 0.342, SLG: 0.340 (1,5)																										
Inning Stats	R: 0 E: 0 K: 1 S: 6	H: 1 LOB: 1 BB: 0 P: 6	R: 0 E: 0 K: 0 S: 3	H: 1 LOB: 0 BB: 0 P: 3	R: 0 E: 0 K: 0 S: 4	H: 1 LOB: 1 BB: 0 P: 4	R: 0 E: 0 K: 0 S: 4	H: 1 LOB: 2 BB: 1 P: 8	R: 1 E: 0 K: 1 S: 8	H: 3 LOB: 3 BB: 1 P: 12	R: 0 E: 0 K: 0 S: 3	H: 0 LOB: 0 BB: 0 P: 3	R: 0 E: 0 K: 0 S: 4	H: 1 LOB: 1 BB: 0 P: 4	R: 0 E: 0 K: 0 S: 5	H: 2 LOB: 2 BB: 0 P: 5	R: 0 E: 0 K: 1 S: 6	H: 1 LOB: 1 BB: 0 P: 6	R: 1 E: 0 K: 0 S: 5	H: 2 LOB: 1 BB: 0 P: 5	1B: 10 2B: 1 3B: 2 HR: 0	SF: 0 SAC: 1 DP: 0 HBP: 0	WP: 0 PB: 0 SB: 0 CS: 1	PA: 45		
PITCHER	IP 7.1	WLS 33	H 10	R 1	ER 1	SO 2	BB 2	IBB 0	HBP 0	BLK 0	WP 0	HR 0	S 35	P 43	ERA 1.23	WHIP 1.636										
Phil Huffman, R ERA: 5.81 (1,1)																										
Tom Buskey, R ERA: 3.0 (8,1)	IP 2.2	WLS L	H 3	R 1	ER 1	SO 1	BB 0	IBB 0	HBP 0	BLK 0	WP 0	HR 0	S 13	P 13	ERA 3.38	WHIP 1.125										

Milwaukee Brewers @ Toronto Blue Jays
Exhibition Stadium, Toronto, ON
Wed Jul 11 1979, 7:05 PM EDT
Att: 22,523 - Unknown - 72 F

AB 41
R 2
H 13
RBI 2
BB 2
SO 3
LOB 25

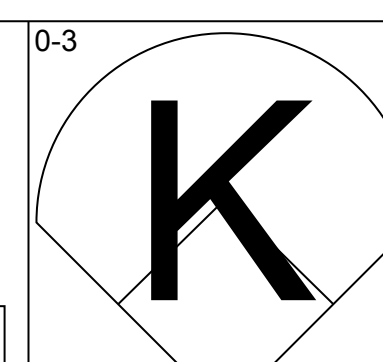
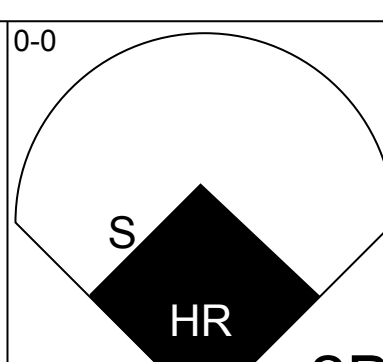
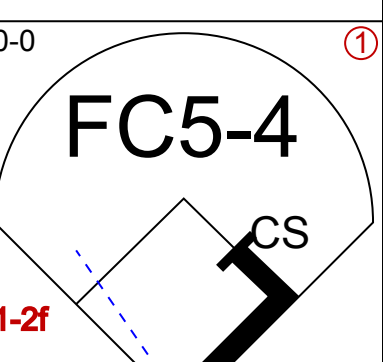
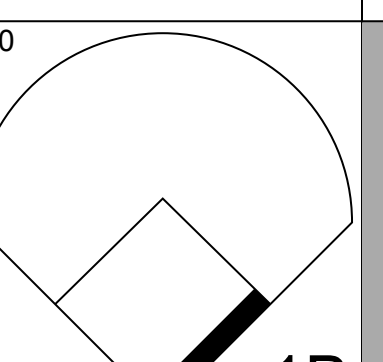
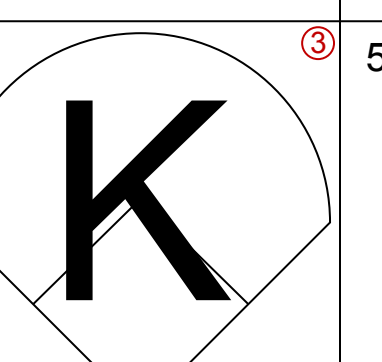
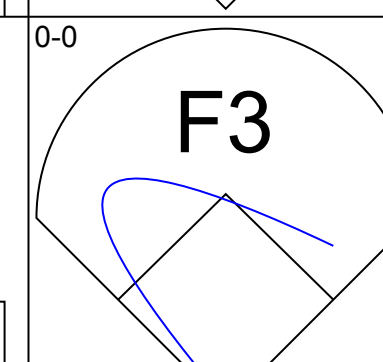
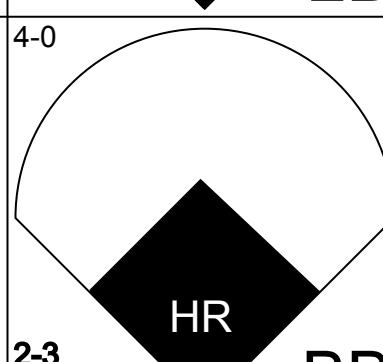
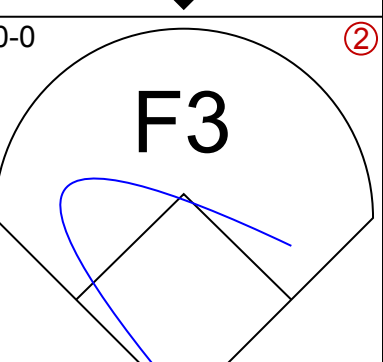
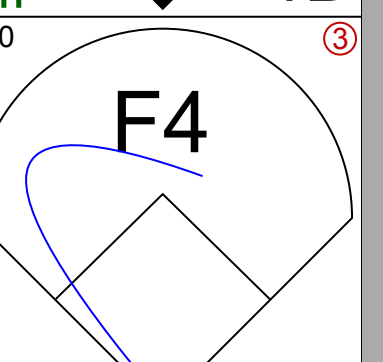
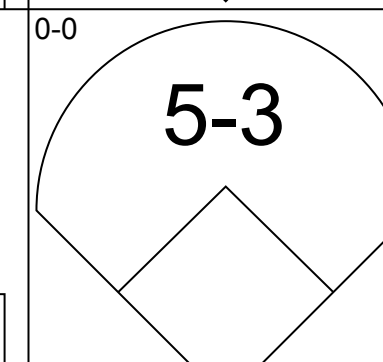
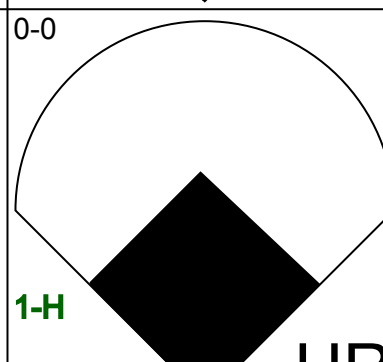
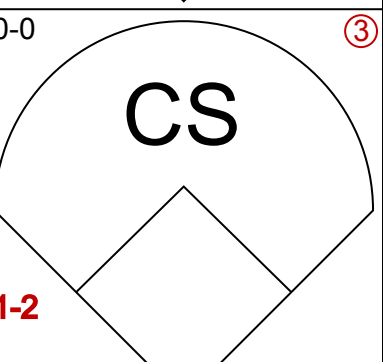
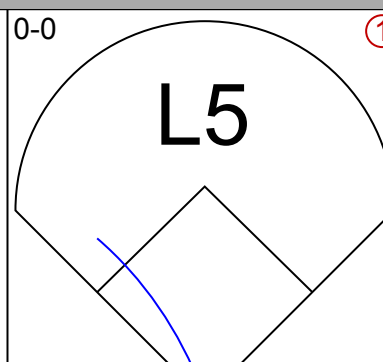

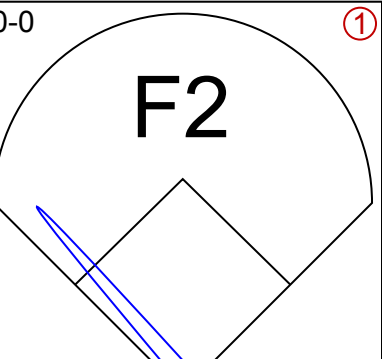
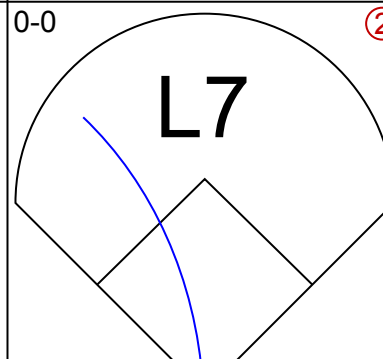
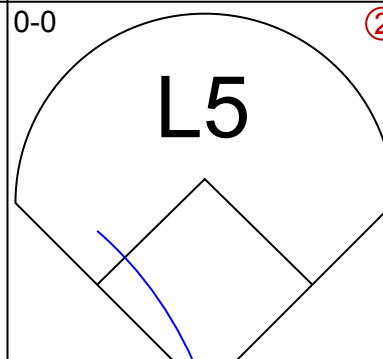

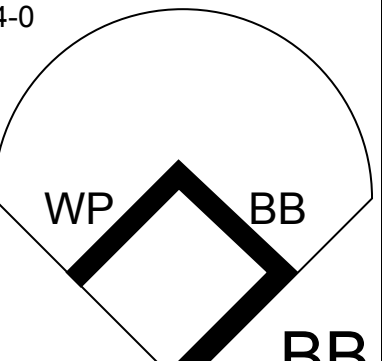
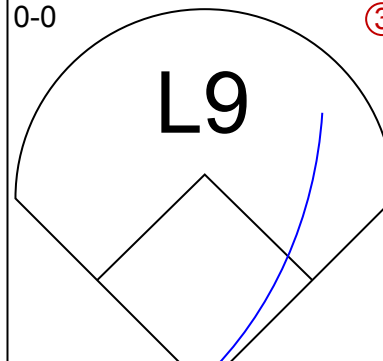
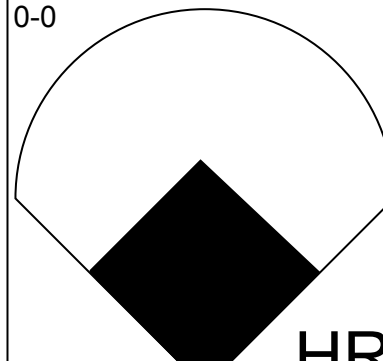

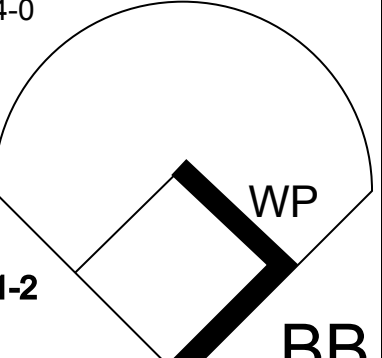
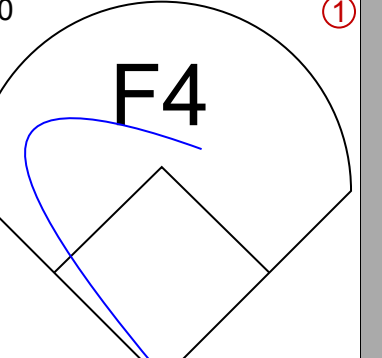
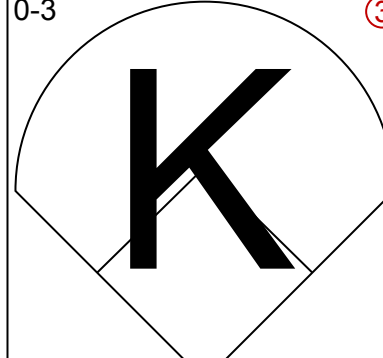

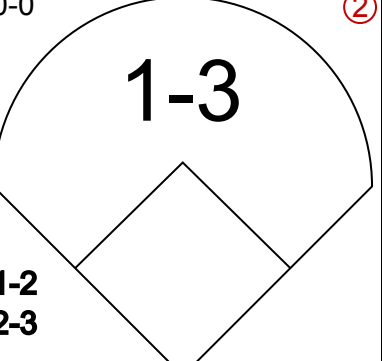
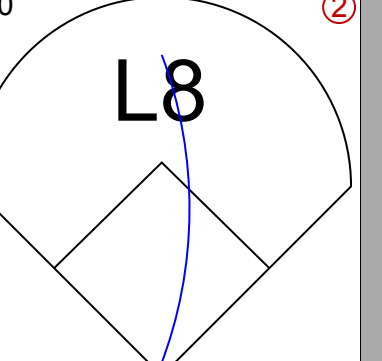
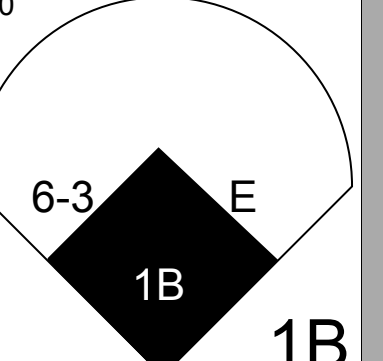
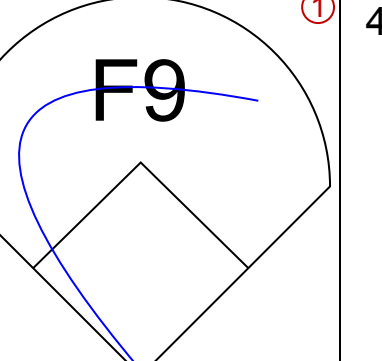
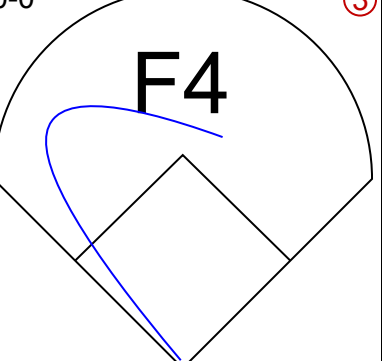
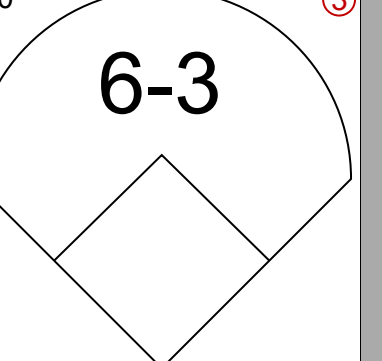

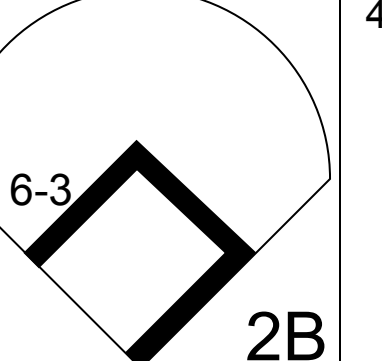
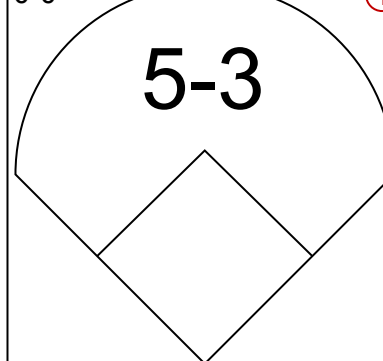
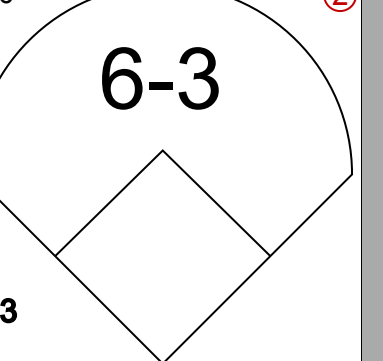
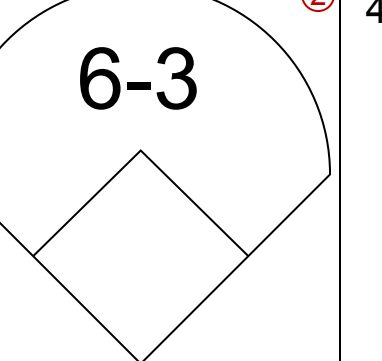


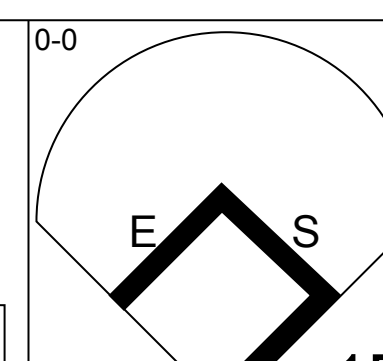
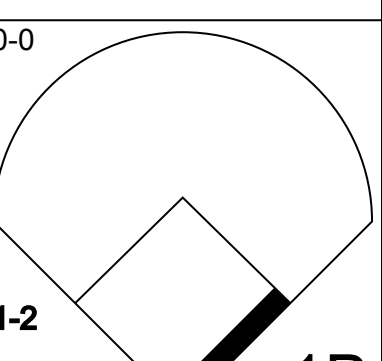
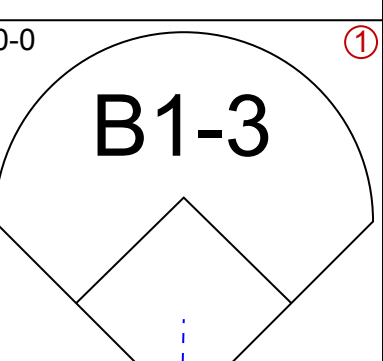
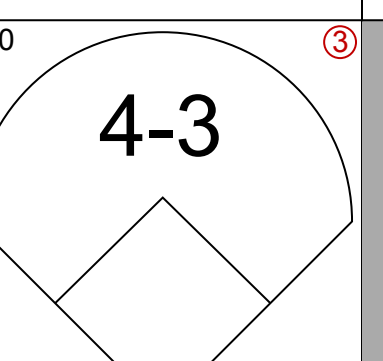
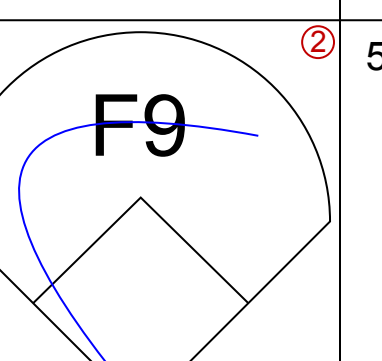
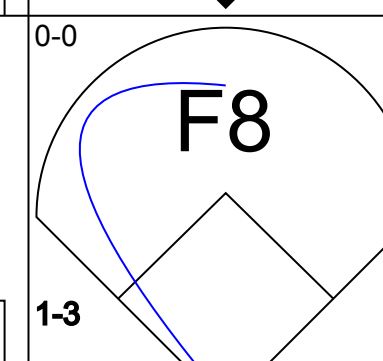
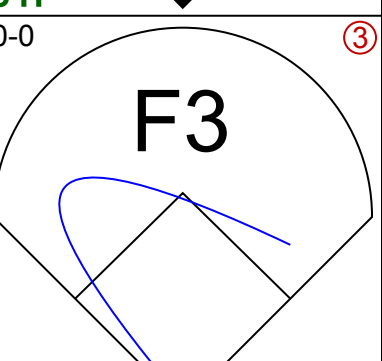
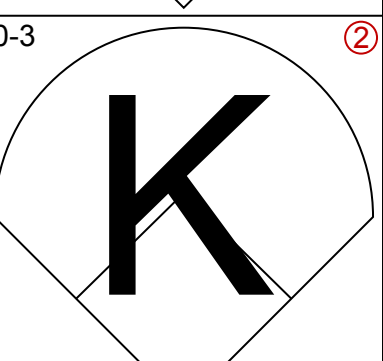
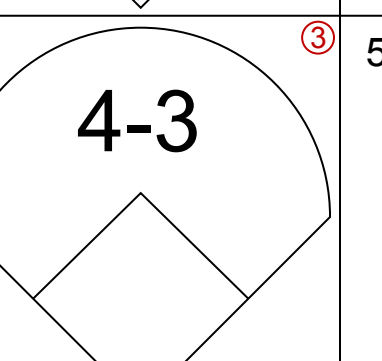

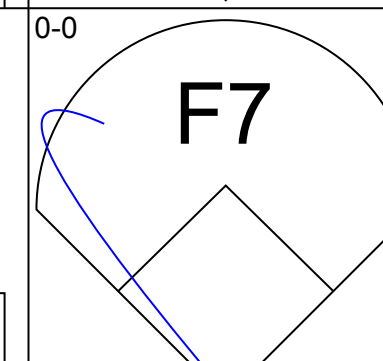
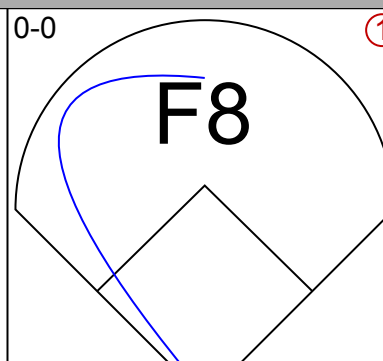
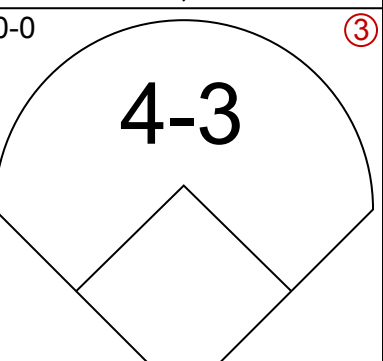

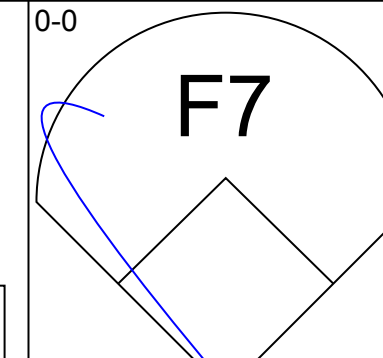
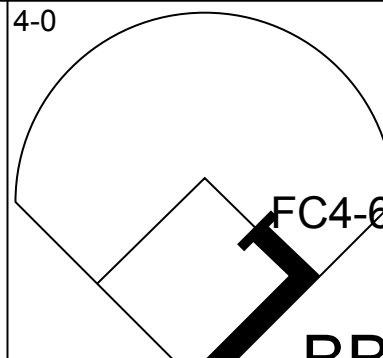
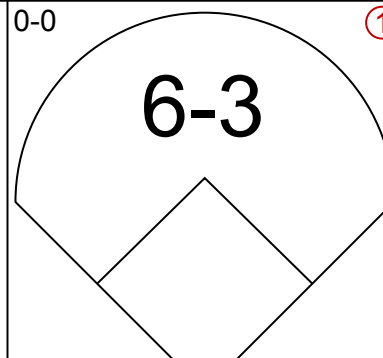

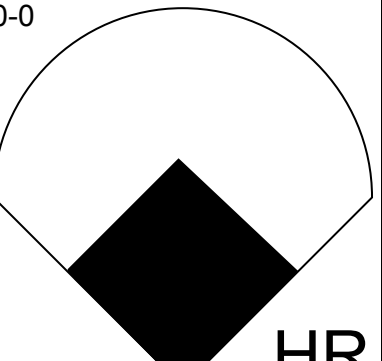
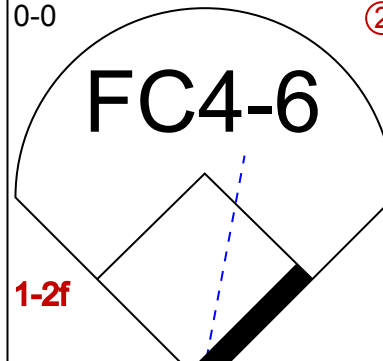
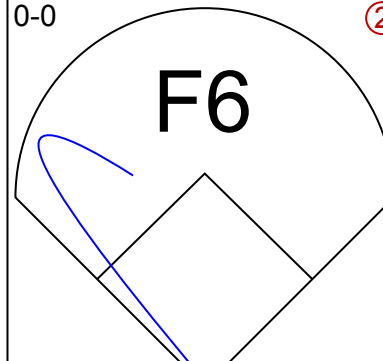

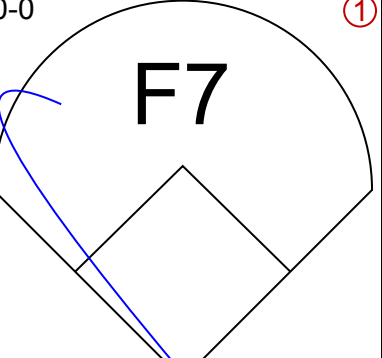
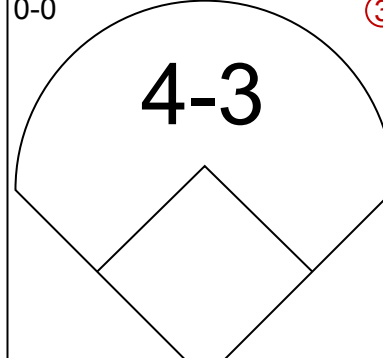
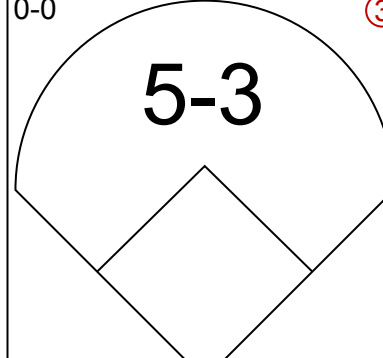

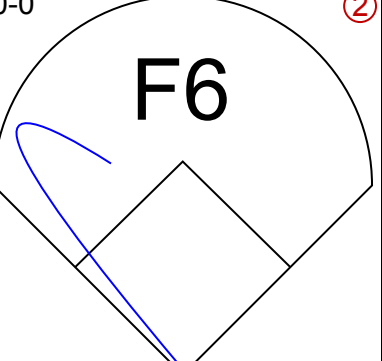
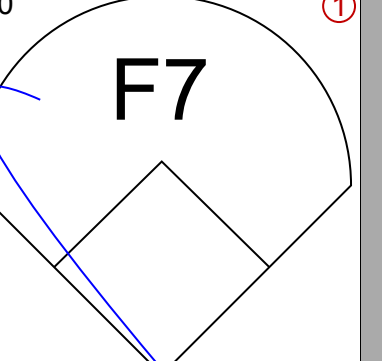
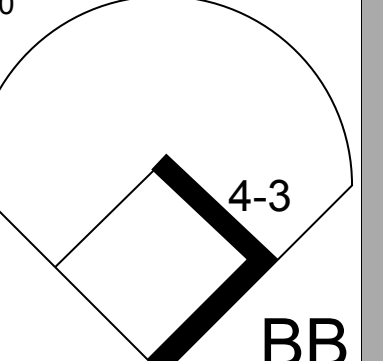
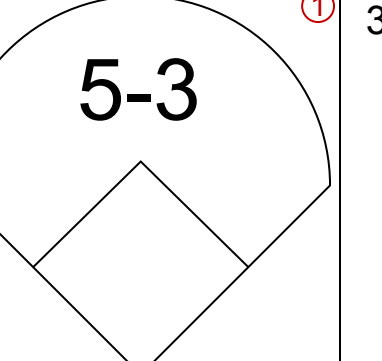
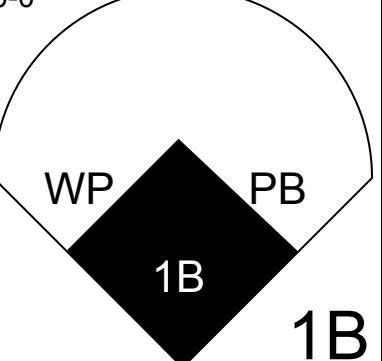
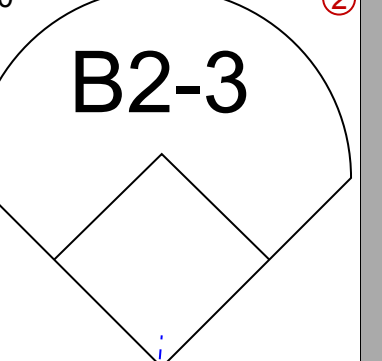
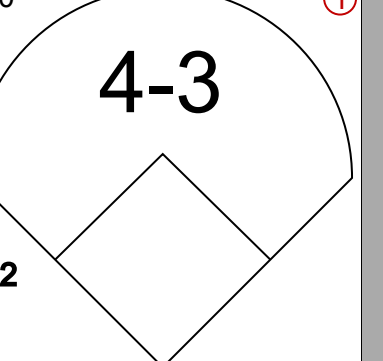
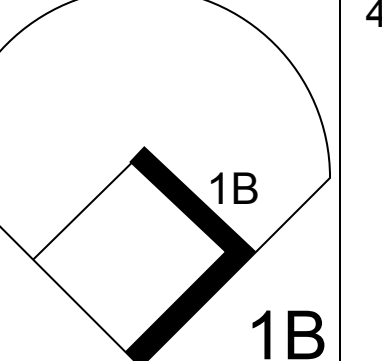
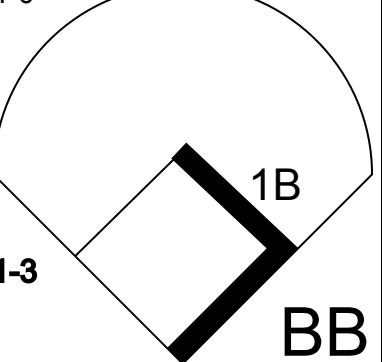
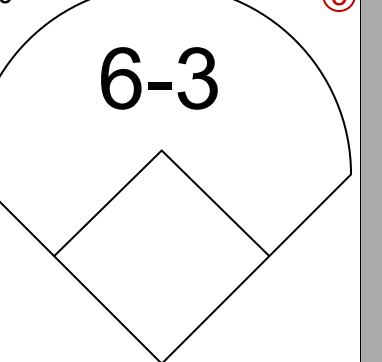
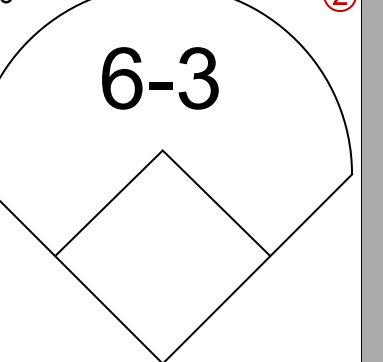
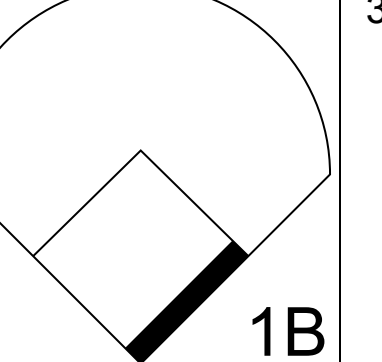
Batter	1	2	3	4	5	6	7	8	9	10	AB	R	H	RBI	BB	SO	LOB	BOTTOM								
Alfredo Griffin, S OBP: 0.317, SLG: 0.318 (1,6)	CS HBP											2	0	0	0	1	1									
Rick Bosetti, R OBP: 0.275, SLG: 0.333 (1,8)	F8										4	0	0	0	0	3										
Roy Howell, L OBP: 0.331, SLG: 0.413 (1,5)	F6										3	0	0	0	1	0										
Rico Carly, R OBP: 0.332, SLG: 0.378 (1,10)											4	1	1	0	0	2										
John Mayberry, L OBP: 0.373, SLG: 0.475 (1,3)											3	0	1	1	1	0										
Al Woods, L OBP: 0.333, SLG: 0.406 (1,7)											4	0	0	0	0	2										
Rick Cerone, R OBP: 0.298, SLG: 0.297 (1,2)											4	0	1	0	0	0										
Joe Cannon, L OBP: 0.175, SLG: 0.222 (1,9)											3	0	0	0	0	1										
Otto Velez, R OBP: 0.366, SLG: 0.512 (10, PH)											1	0	0	0	0	0										
Danny Ainge, R OBP: 0.284, SLG: 0.314 (1,4)											4	0	2	0	0	0										
Inning Stats	R: 0 E: 0 K: 0 S: 2	H: 0 LOB: 0 BB: 0 P: 3	R: 1 E: 0 K: 0 S: 5	H: 3 LOB: 1 BB: 0 P: 5	R: 0 E: 0 K: 0 S: 4	H: 1 LOB: 2 BB: 1 P: 8	R: 0 E: 0 K: 0 S: 3	H: 0 LOB: 0 BB: 0 P: 3	R: 0 E: 0 K: 1 S: 6	H: 1 LOB: 1 BB: 0 P: 6	R: 0 E: 0 K: 0 S: 3	H: 0 LOB: 0 BB: 0 P: 3	R: 0 E: 0 K: 0 S: 5	H: 0 LOB: 0 BB: 0 P: 5	R: 0 E: 0 K: 0 S: 3	H: 0 LOB: 1 BB: 0 P: 7	R: 0 E: 0 K: 0 S: 3	H: 0 LOB: 0 BB: 0 P: 3	1B: 4 2B: 1 3B: 0 HR: 0	SF: 0 SAC: 1 DP: 1 HBP: 1	WP: 0 PB: 0 SB: 0 CS: 1	PA: 36				
PITCHER	IP 10.0	WLS W	H 5	R 1	ER 1	SO 2	BB 2	IBB 0	HBP 1	BLK 0	WP 0	HR 0	S 37	P 46	ERA 0.90	WHIP 0.700										
Jim Slaton, R ERA: 2.88 (1,1)																										

Milwaukee Brewers @ Toronto Blue Jays
Exhibition Stadium, Toronto, ON
Wed Jul 11 1979, 7:05 PM EDT
Att: 22,523 - Unknown - 72 F

AB 32
R 1
H 5
RBI 1
BB 2
SO 2
LOB 9



Batter	1	2	3	4	5	6	7	8	9	AB	R	H	RBI	BB	SO	LOB	TOP		
Paul Molitor, R OBP: 0.382, SLG: 0.494 (1, 4)			 2B		 1-2		 3H		 0-3	5	1	2	1	0	2	2	Milwaukee Brewers @ Toronto Blue Jays Exhibition Stadium, Toronto, ON Thu Jul 12 1979, 7:05 PM EDT Att: 14,207 - Unknown		
Sal Bando, R OBP: 0.327, SLG: 0.328 (1, 5)			 2-3 BB							3	1	0	0	1	0	2			
Dick Davis, R OBP: 0.304, SLG: 0.429 (1, 10)			 1-H 3-H		 1-2					4	1	1	3	0	0	0			
Don Money, R OBP: 0.288, SLG: 0.319 (1, 3)										4	0	0	0	0	0	0			
Sixto Lezcano, R OBP: 0.416, SLG: 0.502 (1, 9)										2	1	1	1	2	0	0			
Gorman Thomas, R OBP: 0.396, SLG: 0.503 (1, 8)										3	0	0	0	1	1	1			
Robin Yount, R OBP: 0.305, SLG: 0.372 (1, 6)										4	1	1	0	0	0	2			
Jim Wohlford, R OBP: 0.303, SLG: 0.355 (1, 7)										4	0	1	0	0	1	3			
Charlie Moore, R OBP: 0.423, SLG: 0.486 (1, 2)										4	0	1	0	0	0	2			
Inning Stats	R: 0 E: 0 K: 1 S: 5	H: 0 LOB: 0 BB: 0 P: 5	R: 3 E: 0 K: 0 S: 3	H: 2 LOB: 0 BB: 1 P: 9	R: 0 E: 0 K: 0 S: 3	H: 0 LOB: 0 BB: 0 P: 3	R: 0 E: 0 K: 1 S: 6	H: 1 LOB: 0 BB: 0 P: 6	R: 1 E: 1 K: 1 S: 7	H: 2 LOB: 1 BB: 0 P: 7	R: 0 E: 0 K: 0 S: 3	H: 0 LOB: 1 BB: 1 P: 7	R: 0 E: 0 K: 1 S: 6	H: 1 LOB: 1 BB: 0 P: 6	1B: 3 2B: 2 3B: 0 HR: 2	SF: 0 SAC: 0 DP: 0 HBP: 0	WP: 1 PB: 0 CS: 1	PA: 38	
PITCHER	IP	WLS	BF	H	R	ER	SO	BB	IBB	HBP	BLK	WP	HR	S	P	ERA	WHIP		
Tom Underwood, L ERA: 3.73 (1, 1)	7.0	L	29	6	5	4	3	3	0	0	0	1	2	32	44	5.14	1.286		
Dave Freisleben, R ERA: 4.66 (8, 1)	2.0		8	1	0	0	1	1	0	0	0	0	0	9	13	0.00	1.000		

Batter	1	2	3	4	5	6	7	8	9	AB	R	H	RBI	BB	SO	LOB	BOTTOM		
Alfredo Griffin, S OBP: 0.318, SLG: 0.319 (1, 6)										5	0	2	1	0	0	3	Milwaukee Brewers @ Toronto Blue Jays Exhibition Stadium, Toronto, ON Thu Jul 12 1979, 7:05 PM EDT Att: 14,207 - Unknown		
Rick Bosetti, R OBP: 0.274, SLG: 0.337 (1, 8)										5	1	1	0	0	1	5			
Roy Howell, L OBP: 0.330, SLG: 0.410 (1, 5)										4	0	1	1	0	0	1			
Rico Carty, R OBP: 0.331, SLG: 0.374 (1, 10)										3	0	0	0	1	0	2			
Joe Cannon, L OBP: 0.175, SLG: 0.222 (8, PR)										0	0	0	0	0	0	0			
John Mayberry, L OBP: 0.372, SLG: 0.483 (1, 3)										4	1	1	1	0	0	2			
Al Woods, L OBP: 0.330, SLG: 0.401 (1, 7)										3	0	0	0	0	0	1			
Otto Velez, R OBP: 0.363, SLG: 0.508 (8, PH) (9, 7)										1	0	0	0	0	0	1			
Rick Cerone, R OBP: 0.297, SLG: 0.294 (1, 2)										3	0	0	0	1	0	0			
Danny Ainge, R OBP: 0.299, SLG: 0.318 (1, 4)										4	1	2	0	0	0	1			
Bob Bailor, R OBP: 0.291, SLG: 0.252 (1, 9)										3	0	1	0	1	0	1			
Inning Stats	R: 0 E: 0 K: 0 S: 4	H: 1 LOB: 1 BB: 0 P: 4	R: 2 E: 0 K: 0 S: 6	H: 3 LOB: 2 BB: 1 P: 10	R: 0 E: 0 K: 0 S: 3	H: 0 LOB: 0 BB: 0 P: 3	R: 0 E: 0 K: 1 S: 5	H: 0 LOB: 0 BB: 0 P: 5	R: 0 E: 0 K: 0 S: 3	H: 0 LOB: 1 BB: 1 P: 7	R: 1 E: 1 K: 0 S: 5	H: 2 LOB: 1 BB: 0 P: 5	R: 0 E: 0 K: 0 S: 5	H: 2 LOB: 2 BB: 0 P: 5	1B: 6 2B: 0 3B: 1 HR: 1	SF: 0 SAC: 0 DP: 0 HBP: 0	WP: 1 PB: 1 CS: 0	PA: 38	
PITCHER	IP	WLS	BF	H	R	ER	SO	BB	IBB	HBP	BLK	WP	HR	S	P	ERA	WHIP		
Moose Haas, R ERA: 5.43 (1, 1)	7.0		30	6	3	3	1	3	0	0	0	1	1	29	41	3.86	1.286		
Bill Castro, R ERA: 1.77 (8, 1)	0.1		1	0	0	0	0	0	0	0	0	0	0	1	1	0.00	0.000		
Bob McClure, L ERA: 4.75 (8, 1)	0.1		1	0	0	0	0	0	0	0	0	0	0	1	1	0.00	0.000		
Bob Galasso, R ERA: 5.49 (8, 1)	1.1	S	6	2	0	0	0	0	0	0	0	0	0	6	6	0.00	1.500		

Batter	1	2	3	4	5	6	7	8	9	AB	R	H	RBI	BB	SO	LOB	TOP								
Rob Wilfong, L (1, 4) OBP: 0.365, SLG: 0.464										4	2	2	1	1	0	3									
Roy Smalley, S (1, 6) OBP: 0.426, SLG: 0.544										4	0	0	0	0	2	2									
Ken Landreaux, L (1, 8) OBP: 0.334, SLG: 0.397										5	1	2	2	0	0	2									
Glenn Adams, L (1, 7) OBP: 0.367, SLG: 0.462										5	0	0	0	0	0	4									
Bombo Rivera, R (9, 7) OBP: 0.331, SLG: 0.383										0	0	0	0	0	0	0									
Butch Wynegar, S (1, 2) OBP: 0.380, SLG: 0.369										4	0	1	1	0	0	1									
Mike Cabbage, L (1, 5) OBP: 0.350, SLG: 0.327										3	1	2	1	1	0	1									
John Castino, R (8, PR) OBP: 0.336, SLG: 0.373										0	1	0	0	0	0	0									
Ron Jackson, R (1, 3) OBP: 0.330, SLG: 0.462										4	0	1	0	0	0	2									
Hosken Powell, L (1, 10) OBP: 0.434, SLG: 0.486										4	0	1	0	0	0	2									
Dave Edwards, R (1, 9) OBP: 0.398, SLG: 0.558										3	1	2	1	1	0	2									
Inning Stats	R: 1 E: 0 K: 0 S: 5	H: 2 LOB: 1 BB: 0 P: 5	R: 1 E: 1 K: 0 S: 5	H: 2 LOB: 1 BB: 0 P: 5	R: 0 E: 0 K: 1 S: 5	H: 0 LOB: 0 BB: 0 P: 5	R: 0 E: 0 K: 0 S: 3	H: 0 LOB: 1 BB: 1 P: 7	R: 3 E: 0 K: 1 S: 9	H: 4 LOB: 1 BB: 0 P: 9	R: 0 E: 0 K: 0 S: 2	H: 0 LOB: 0 BB: 1 P: 6	R: 0 E: 0 K: 0 S: 3	H: 0 LOB: 1 BB: 1 P: 7	R: 1 E: 0 K: 0 S: 6	H: 3 LOB: 2 BB: 0 P: 6	R: 0 E: 0 K: 0 S: 3	H: 0 LOB: 0 BB: 0 P: 3	1B: 7 2B: 5 3B: 0 HR: 1	SF: 0 SAC: 1 DP: 2 HBP: 0	WP: 0 PB: 0 SB: 1 CS: 1	PA: 41			
PITCHER	IP	WLS	BF	H	R	ER	SO	BB	IBB	HBP	BLK	WP	HR	S	P	ERA	WHIP								
Dave Lemanczyk, R (1, 1) ERA: 3.33	7.2	L	36	11	6	6	2	3	0	0	0	0	1	37	49	7.04	1.826								
Dyar Miller, R (8, 1) ERA: 4.66	1.1		4	0	0	0	0	0	0	0	0	0	0	4	4	0.00	0.000								

Minnesota Twins @ Toronto Blue Jays
Exhibition Stadium, Toronto, ON
Fri Jul 13 1979, 7:05 PM EDT
Att: 14,095 - Unknown - 85 F

livebaseballscorecards.com

AB 36
R 6
H 11
RBI 6
BB 3
SO 2
LOB 19



Batter	1	2	3	4	5	6	7	8	9	AB	R	H	RBI	BB	SO	LOB	BOTTOM								
Alfredo Griffin, S (1, 6) OBP: 0.318, SLG: 0.318										4	0	1	0	0	1	0									
Rick Bosetti, R (1, 8) OBP: 0.276, SLG: 0.341										5	1	2	0	0	0	3									
Roy Howell, L (1, 5) OBP: 0.331, SLG: 0.422										5	1	2	1	0	1	3									
Rico Carty, R (1, 10) OBP: 0.330, SLG: 0.370										3	0	0	0	1	1	1									
John Mayberry, L (1, 3) OBP: 0.379, SLG: 0.486										2	1	2	0	2	0	0									
Tim Johnson, L (8, PR) OBP: 0.156, SLG: 0.100										0	0	0	0	0	0	0									
Al Woods, L (1, 7) OBP: 0.332, SLG: 0.402										4	1	2	1	0	0	3									
Rick Cerone, R (1, 2) OBP: 0.297, SLG: 0.293										4	0	1	1	0	1	5									
Danny Ainge, R (1, 4) OBP: 0.298, SLG: 0.318										3	0	1	1	0	1	2									
Bob Bailor, R (1, 9) OBP: 0.291, SLG: 0.252										0	0	0	0	0	0	0									
Joe Cannon, L (2, 9) OBP: 0.179, SLG: 0.224										4	0	1	0	0	0	1									
Inning Stats	R: 0 E: 0 K: 1 S: 5	H: 0 LOB: 0 BB: 0 P: 5	R: 0 E: 0 K: 0 S: 3	H: 1 LOB: 1 BB: 1 P: 7	R: 0 E: 0 K: 1 S: 5	H: 0 LOB: 0 BB: 0 P: 5	R: 4 E: 0 K: 0 S: 7	H: 4 LOB: 1 BB: 1 P: 11	R: 0 E: 0 K: 1 S: 7	H: 2 LOB: 1 BB: 0 P: 3	R: 0 E: 0 K: 1 S: 7	H: 2 LOB: 2 BB: 0 P: 7	R: 0 E: 0 K: 2 S: 7	H: 1 LOB: 1 BB: 0 P: 4	R: 0 E: 0 K: 2 S: 7	H: 0 LOB: 2 BB: 1 P: 11	R: 0 E: 0 K: 0 S: 5	H: 2 LOB: 2 BB: 0 P: 5	1B: 9 2B: 2 3B: 1 HR: 0	SF: 1 SAC: 1 DP: 1 HBP: 0	WP: 0 PB: 0 SB: 0 CS: 1	PA: 39			
PITCHER	IP	WLS	BF	H	R	ER	SO	BB	IBB	HBP	BLK	WP	HR	S	P	ERA	WHIP								
Dave Goltz, R (1, 1) ERA: 4.61	5.1	W	24	9	4	4	2	2	0	0	0	0	0	8	8	0.00	0.600								
Paul Hartzell, R (6, 1) ERA: 5.07	1.2		6	1	0	0	1	0	0	0	0	0	0	8	8	0.00	0.600								
Mike Marshall, R (8, 1) ERA: 2.33	2.0	S	9	2	0	0	2	1	0	0	0	0	0	12	16	0.00	1.500								

Minnesota Twins @ Toronto Blue Jays
Exhibition Stadium, Toronto, ON
Fri Jul 13 1979, 7:05 PM EDT
Att: 14,095 - Unknown - 85 F

livebaseballscorecards.com

AB 34
R 4
H 12
RBI 4
BB 3
SO 5
LOB 18



Batter	1	2	3	4	5	6	7	8	9	AB	R	H	RBI	BB	SO	LOB	TOP		
Rob Wilfong, L (1,4) OBP: 0.363, SLG: 0.460	1-3		G4-6-3 BB 1B		F6		F7			4	1	1	0	0	0	1			
Roy Smalley, S (1,6) OBP: 0.427, SLG: 0.542	1B 1B 1B		G4-6-3 BB 1-2		K			4-3		3	0	1	0	1	1	0			
Ken Landreaux, L (1,8) OBP: 0.333, SLG: 0.395	1B 1-2		G4-6-3 1-2 2-3			F9		4-3		4	0	1	0	0	0	2			
Glenn Adams, L (1,7) OBP: 0.369, SLG: 0.462	1-2 2-3		1B 1B			1-3		F8		4	0	2	1	0	0	0			
Butch Wynegar, S (1,2) OBP: 0.378, SLG: 0.367	L1		3-H 1-3			4-1			F9	4	0	1	0	0	0	3			
Mike Cabbage, L (1,5) OBP: 0.343, SLG: 0.318	4-3				4-3				F8	4	0	0	0	0	1	3			
Ron Jackson, R (1,3) OBP: 0.331, SLG: 0.461		4-0 BB	G6-4-3 BB		5-3				K	3	0	1	0	1	1	0	AB 32		
Hosken Powell, L (1,10) OBP: 0.426, SLG: 0.476			G6-4-3 1-2		5-3				FC4-6 1B	3	1	0	0	0	0	2	R 2		
Dave Edwards, R (1,9) OBP: 0.396, SLG: 0.550			6-3						E6 2-H 1B	3	0	1	0	0	0	0	H 8		
Inning Stats	R: 0 E: 0 K: 0 S: 6	H: 3 LOB: 3 BB: 0 P: 6	R: 0 E: 0 K: 0 S: 2	H: 0 LOB: 0 BB: 1 P: 6	R: 1 E: 0 K: 0 S: 4	H: 3 LOB: 2 BB: 1 P: 8	R: 0 E: 0 K: 0 S: 3	H: 0 LOB: 0 BB: 0 P: 3	R: 0 E: 0 K: 0 S: 5	H: 0 LOB: 0 BB: 0 P: 5	R: 1 E: 2 K: 1 S: 7	H: 2 LOB: 1 BB: 0 P: 7	R: 0 E: 0 K: 0 S: 3	H: 0 LOB: 0 BB: 0 P: 3	R: 0 E: 0 K: 1 S: 5	H: 0 LOB: 0 BB: 0 P: 5	1B: 8 2B: 0 3B: 0 HR: 0	SF: 0 SAC: 0 DP: 2 HBP: 0	WP: 0 PA: 34 CS: 0
PITCHER Dave Stieb, R (1,1) ERA: 3.3	IP: 9.0 WLS: W BF: 34	H: 8 R: 2 ER: 1 SO: 3	BB: 2 IBB: 0 HBP: 0 BLK: 0	WP: 0 HR: 0 S: 38 P: 46	ERA: 1.00 WHIP: 1.111	PITCHER										ERA: 1.00 WHIP: 1.111			

Minnesota Twins @ Toronto Blue Jays
Exhibition Stadium, Toronto, ON
Sat Jul 14 1979, 3:33 AM EDT
Att: 19,187 - Unknown - 86 F

AB 32
R 2
H 8
RBI 1
BB 2
SO 3
LOB 11



Batter	1	2	3	4	5	6	7	8	9	AB	R	H	RBI	BB	SO	LOB	BOTTOM		
Alfredo Griffin, S (1,6) OBP: 0.314, SLG: 0.314	F9	L6-5 3-H		6-3		F8				4	0	0	0	0	0	4			
Rick Bosetti, R (1,8) OBP: 0.281, SLG: 0.352	CS 1B		HR	K			FC5-6 BB			3	1	2	1	1	1	0			
Roy Howell, L (1,5) OBP: 0.326, SLG: 0.415	F8 1-2		3-1		3-4-1		FC5-6 F3 E 1-2			4	0	0	0	0	0	2			
Rico Carty, R (1,10) OBP: 0.329, SLG: 0.372		E 2B	L9		G3		E6 FC6 1-2			4	1	1	0	0	0	1			
Otto Velez, R (1,9) OBP: 0.360, SLG: 0.496		E5 2B 2-H	1B BB		6-3		F3 2-3			3	1	0	0	1	0	2			
Rick Cerone, R (1,2) OBP: 0.303, SLG: 0.305		1B 2B 3-H	1B 1B			SH3 1B	FC6 1-2			4	1	3	1	0	0	2			
Danny Ainge, R (1,4) OBP: 0.304, SLG: 0.320		SH1-4 L6-5 2-H	1B BB			SH3 1-2		F9		2	0	1	1	1	0	0	AB 30		
Al Woods, L (1,7) OBP: 0.331, SLG: 0.400		SH1-4 1B	4-3			L7		L6		4	0	1	0	0	0	4	R 4		
Tim Johnson, L (1,3) OBP: 0.171, SLG: 0.094		SH1-4 1-2 2-3		4-3				K		2	0	0	0	1	1	0	H 8		
Inning Stats	R: 0 E: 0 K: 0 S: 3	H: 1 LOB: 0 BB: 0 P: 3	R: 3 E: 1 K: 0 S: 7	H: 4 LOB: 1 BB: 0 P: 7	R: 1 E: 0 K: 0 S: 5	H: 2 LOB: 3 BB: 2 P: 13	R: 0 E: 0 K: 1 S: 5	H: 0 LOB: 0 BB: 0 P: 5	R: 0 E: 0 K: 0 S: 4	H: 1 LOB: 2 BB: 1 P: 8	R: 0 E: 1 K: 0 S: 4	H: 0 LOB: 2 BB: 1 P: 8	R: 0 E: 0 K: 1 S: 5	H: 0 LOB: 0 BB: 0 P: 5	R: 0 E: 0 K: 0 S: 3	H: 0 LOB: 0 BB: 0 P: 5	1B: 5 2B: 3 3B: 0 HR: 1	SF: 0 SAC: 2 DP: 1 HBP: 0	WP: 0 PA: 36 CS: 1
PITCHER Jerry Koosman, L (1,1) ERA: 3.64 Mike Bacsik, R (3,1) ERA: 4.54 Pete Redfern, R (7,1) ERA: 2.96	IP: 2.2 WLS: L BF: 15	H: 7 R: 4 ER: 3 SO: 3	BB: 1 IBB: 0 HBP: 0 BLK: 0	WP: 0 HR: 1 S: 14 P: 18	ERA: 10.12 WHIP: 3.000	PITCHER										ERA: 10.12 WHIP: 3.000			

Minnesota Twins @ Toronto Blue Jays
Exhibition Stadium, Toronto, ON
Sat Jul 14 1979, 3:33 AM EDT
Att: 19,187 - Unknown - 86 F

AB 30
R 4
H 8
RBI 3
BB 4
SO 2
LOB 15



Batter	1	2	3	4	5	6	7	8	9	AB	R	H	RBI	BB	SO	LOB	TOP					
Roy Smalley, S OBP: 0.424, SLG: 0.535 (1, 6)										4	1	0	0	1	0	2	Minnesota Twins @ Toronto Blue Jays Exhibition Stadium, Toronto, ON Sun Jul 15 1979, 3:33 AM EDT Att: 19,069 - Unknown - 88 F livebaseballscorecards.com					
Rob Wilfong, L OBP: 0.361, SLG: 0.456 (1, 4)										4	0	1	0	0	0	2						
Ken Landreaux, L OBP: 0.331, SLG: 0.392 (1, 8)										5	0	1	0	0	1	1						
Glenn Adams, L OBP: 0.377, SLG: 0.467 Bombo Rivera, R OBP: 0.327, SLG: 0.377 (6, PH) (6, 7)										2	1	2	1	1	0	0						
Butch Wynegar, S OBP: 0.385, SLG: 0.378 (1, 2)										2	3	1	1	3	0	2						
Mike Cabbage, L OBP: 0.339, SLG: 0.314 Willie Norwood, R OBP: 0.291, SLG: 0.394 (1, 10) (5, PH)										2	0	0	0	0	0	4						
Ron Jackson, R OBP: 0.338, SLG: 0.465 (1, 3)										3	2	2	0	2	0	0						
Dave Edwards, R OBP: 0.396, SLG: 0.571 (1, 9)										4	2	1	4	1	0	6						
John Castino, R OBP: 0.339, SLG: 0.381 (1, 5)										4	0	2	3	0	2	1						
Inning Stats	R: 1 E: 0 K: 0 S: 5	H: 2 LOB: 2 BB: 1 P: 9	R: 0 E: 0 K: 0 S: 4	H: 1 LOB: 2 BB: 1 P: 8	R: 4 E: 0 K: 2 S: 9	H: 2 LOB: 0 BB: 2 P: 17	R: 0 E: 0 K: 0 S: 3	H: 0 LOB: 0 BB: 0 P: 3	R: 3 E: 0 K: 1 S: 5	H: 1 LOB: 1 BB: 3 P: 17	R: 0 E: 0 K: 0 S: 4	H: 1 LOB: 1 BB: 0 P: 4	R: 1 E: 0 K: 1 S: 7	H: 2 LOB: 1 BB: 0 P: 7	R: 0 E: 0 K: 0 S: 3	H: 0 LOB: 0 BB: 0 P: 3		R: 0 E: 0 K: 1 S: 6	H: 1 LOB: 2 BB: 1 P: 10	1B: 6 2B: 2 3B: 0 HR: 2	SF: 0 SAC: 1 DP: 0 HBP: 0	WP: 1 PB: 0 SB: 0 CS: 0
PITCHER	IP WLS BF H R ER SO BB IBB HBP BLK WP HR S P ERA WHIP	IP WLS BF H R ER SO BB IBB HBP BLK WP HR S P ERA WHIP																				
Jim Clancy, R ERA: 5.12 Balor Moore, L ERA: 3.84 (1, 1) (5, 1)	4.0 L 23 5 7 7 2 6 0 0 0 0 1 21 45 15.75 2.750	5.0 21 5 2 2 3 1 1 0 0 1 1 25 33 3.60 1.200																				

Batter	1	2	3	4	5	6	7	8	9	AB	R	H	RBI	BB	SO	LOB	BOTTOM					
Alfredo Griffin, S OBP: 0.316, SLG: 0.317 (1, 6)										4	2	2	0	0	0	0	Minnesota Twins @ Toronto Blue Jays Exhibition Stadium, Toronto, ON Sun Jul 15 1979, 3:33 AM EDT Att: 19,069 - Unknown - 88 F livebaseballscorecards.com					
Rick Bosetti, R OBP: 0.286, SLG: 0.357 (1, 8)										3	1	2	1	1	0	0						
Roy Howell, L OBP: 0.325, SLG: 0.412 (1, 5)										4	0	1	1	0	0	2						
Rico Carty, R OBP: 0.326, SLG: 0.367 (1, 10)										4	0	0	0	0	0	3						
Otto Velez, R OBP: 0.364, SLG: 0.504 (1, 9)										4	1	2	1	0	0	0						
Rick Cerone, R OBP: 0.302, SLG: 0.304 (1, 2)										4	0	1	0	0	0	2						
Danny Ainge, R OBP: 0.297, SLG: 0.314 (1, 4)										4	0	0	0	0	0	3						
Al Woods, L OBP: 0.330, SLG: 0.395 (1, 7)										3	0	0	0	1	0	0						
Tim Johnson, L OBP: 0.154, SLG: 0.083 (1, 3)										4	0	0	0	0	0	1						
Inning Stats	R: 2 E: 0 K: 0 S: 7	H: 4 LOB: 2 BB: 0 P: 7	R: 0 E: 0 K: 0 S: 3	H: 0 LOB: 0 BB: 0 P: 3	R: 0 E: 0 K: 0 S: 3	H: 0 LOB: 0 BB: 0 P: 3	R: 1 E: 0 K: 0 S: 4	H: 2 LOB: 1 BB: 1 P: 8	R: 0 E: 0 K: 0 S: 3	H: 0 LOB: 1 BB: 1 P: 7	R: 0 E: 0 K: 0 S: 3	H: 0 LOB: 0 BB: 0 P: 3	R: 1 E: 0 K: 0 S: 5	H: 2 LOB: 1 BB: 0 P: 5	R: 0 E: 0 K: 0 S: 3	H: 0 LOB: 0 BB: 0 P: 3		R: 0 E: 0 K: 0 S: 3	H: 0 LOB: 0 BB: 0 P: 3	1B: 6 2B: 2 3B: 0 HR: 0	SF: 0 SAC: 0 DP: 1 HBP: 0	WP: 0 PB: 0 SB: 0 CS: 0
PITCHER	IP WLS BF H R ER SO BB IBB HBP BLK WP HR S P ERA WHIP	IP WLS BF H R ER SO BB IBB HBP BLK WP HR S P ERA WHIP																				
Geoff Zahn, L ERA: 3.38 Mike Marshall, R ERA: 2.3 (1, 1) (9, 1)	8.0 W 33 8 4 4 0 0 0 0 0 0 3 3 4.50 1.250	1.0 3 0 0 0 0 0 0 0 0 0 0 3 3 0.00 0.000																				

Batter	1	2	3	4	5	6	7	8	9	10	11	AB	R	H	RBI	BB	SO	LOB
Alfredo Griffin, S OBP: 0.315, SLG: 0.315 (1, 6)	4-3		FC6-4			SH1-3	K	F8			CS 1B	5	0	1	0	0	1	7
Rick Bosetti, R OBP: 0.282, SLG: 0.351 (1, 8)	F9		F6			F4	FC5		6-3		E5	6	0	0	0	0	0	6
Roy Howell, L OBP: 0.325, SLG: 0.408 (1, 5)	F3				K				5-3		F7	5	1	1	0	1	1	1
Rico Carty, R OBP: 0.327, SLG: 0.369 (1, 10)		G3 2B				F9		F4	6-3			4	0	1	0	1	0	1
Otto Velez, R OBP: 0.358, SLG: 0.514 (1, 9)		F7			F3	F2			6-3			5	1	1	2	0	0	4
John Mayberry, L OBP: 0.381, SLG: 0.486 (8, PR) Tim Johnson, L OBP: 0.175, SLG: 0.108 (8, 3)		G3			1-3							4	0	2	0	0	0	1
Rick Cerone, R OBP: 0.301, SLG: 0.306 (1, 2)		6-3			F4				4-3			5	0	1	0	0	0	3
Danny Ainge, R OBP: 0.295, SLG: 0.311 (1, 4)					5-3				4-3			5	0	1	0	0	0	4
Al Woods, L OBP: 0.338, SLG: 0.398 (1, 7)											L6	3	0	2	0	2	0	0


Inning Stats	R: 0	H: 0	R: 0	H: 1	R: 0	H: 1	R: 0	H: 0	R: 0	H: 3	R: 2	H: 4	R: 0	H: 0	R: 0	H: 1	R: 0	H: 1	1B: 8	SF: 0
	E: 0	LOB: 0	E: 0	LOB: 1	E: 0	LOB: 1	E: 0	LOB: 0	E: 0	LOB: 3	E: 0	LOB: 3	E: 0	LOB: 0	E: 0	LOB: 1	E: 1	LOB: 1	2B: 2	SAC: 1
	K: 0	BB: 0	K: 0	BB: 0	K: 0	BB: 0	K: 1	BB: 0	K: 0	BB: 3	K: 0	BB: 1	K: 0	BB: 0	K: 0	BB: 0	K: 0	BB: 0	3B: 0	DP: 0
	S: 3	P: 3	S: 4	P: 4	S: 4	P: 4	S: 5	P: 5	S: 3	P: 15	S: 8	P: 11	S: 3	P: 3	S: 4	P: 4	S: 4	P: 4	HR: 1	HBP: 0

PITCHER	IP	WLS	BF	H	R	ER	SO	BB	IBB	HBP	BLK	WP	HR	S	P	ERA	WHIP
Bill Travers, L ERA: 3.17 (1, 1)	7.1		33	8	2	0	2	3	0	0	0	0	0	34	46	2.46	1.500
Bill Castro, R ERA: 1.52 (8, 1)	3.2	W	15	3	0	0	0	1	0	0	0	0	0	14	18	0.00	1.091

Toronto Blue Jays @ Milwaukee Brewers
 Milwaukee County Stadium, Milwaukee, WI
 Thu Jul 19 1979, 8:05 PM EDT
 Att: 21,152 - Unknown

livebaseballscorecards.com

AB 43
 R 2
 H 11
 RBI 2
 BB 4
 SO 2
 LOB 27



Batter	1	2	3	4	5	6	7	8	9	10	11	AB	R	H	RBI	BB	SO	LOB
Paul Molitor, R OBP: 0.372, SLG: 0.482 (1, 4)	4-3		L9		K				F4			5	0	1	0	0	1	2
Don Money, R OBP: 0.304, SLG: 0.356 (1, 3) Jim Gantner, L OBP: 0.341, SLG: 0.357 (10, PR) (11, 5)		2B			K							3	1	1	0	2	1	3
Cecil Cooper, L OBP: 0.383, SLG: 0.479 (1, 10)		2B										0	0	0	0	0	0	0
Gorman Thomas, R OBP: 0.351, SLG: 0.503 (1, 8)	6-3		F9									5	0	1	1	0	1	5
Ben Oglivie, L OBP: 0.338, SLG: 0.533 (1, 7)	F4				5-3							4	0	0	0	1	0	4
Sixto Lezcano, R OBP: 0.419, SLG: 0.507 (1, 9)			F4		L8							5	1	1	1	0	0	2
Sal Bando, R OBP: 0.325, SLG: 0.341 (11, 3)					E6							4	0	1	0	0	0	2
Robin Yount, R OBP: 0.303, SLG: 0.375 (1, 6)		G5-4-3			FC6-4							4	0	0	0	0	0	2
Buck Martinez, R OBP: 0.207, SLG: 0.366 (1, 2)												4	0	3	0	0	1	0


Inning Stats	R: 1	H: 2	R: 0	H: 1	R: 0	H: 1	R: 0	H: 1	R: 0	H: 2	R: 1	H: 1	R: 0	H: 0	R: 0	H: 0	R: 0	H: 1	1B: 6	SF: 0
	E: 0	LOB: 1	E: 0	LOB: 0	E: 0	LOB: 1	E: 0	LOB: 2	E: 0	LOB: 2	E: 0	LOB: 1	E: 0	LOB: 0	E: 0	LOB: 1	E: 0	LOB: 0	2B: 3	SAC: 0
	K: 0	BB: 0	K: 0	BB: 0	K: 0	BB: 1	K: 2	BB: 0	K: 0	BB: 0	K: 0	BB: 0	K: 0	BB: 0	K: 0	BB: 0	K: 0	BB: 0	3B: 0	DP: 2
	S: 5	P: 5	S: 3	P: 3	S: 4	P: 8	S: 7	P: 10	S: 6	P: 11	S: 5	P: 5	S: 4	P: 4	S: 2	P: 6	S: 2	P: 2	HR: 2	HBP: 0

PITCHER	IP	WLS	BF	H	R	ER	SO	BB	IBB	HBP	BLK	WP	HR	S	P	ERA	WHIP
Dave Stieb, R ERA: 3.05 (1, 1)	8.0		34	9	1	0	3	2	0	0	0	0	1	38	46	2.25	1.375
Tom Buskey, R ERA: 3.05 (9, 1)	2.1	L	8	1	1	1	1	1	0	0	0	0	1	9	13	3.86	0.857

Toronto Blue Jays @ Milwaukee Brewers
 Milwaukee County Stadium, Milwaukee, WI
 Thu Jul 19 1979, 8:05 PM EDT
 Att: 21,152 - Unknown

livebaseballscorecards.com

AB 39
 R 3
 H 10
 RBI 3
 BB 3
 SO 4
 LOB 21



Batter	1	2	3	4	5	6	7	8	9	AB	R	H	RBI	BB	SO	LOB	TOP					
Alfredo Griffin, S OBP: 0.314, SLG: 0.314 (1, 6)										4	0	1	0	0	1	0	<p>Toronto Blue Jays @ Milwaukee Brewers Milwaukee County Stadium, Milwaukee, WI Fri Jul 20, 1979, 8:05 PM EDT Att: 27,010 - Unknown</p> <p>livebaseballscorecards.com</p> <p>AB 32 R 0 H 7 RBI 0 BB 1 SO 5 LOB 13</p>					
Rick Bosetti, R OBP: 0.281, SLG: 0.349 (1, 8)										3	0	0	0	1	0							
Roy Howell, L OBP: 0.321, SLG: 0.402 (1, 5)										4	0	0	0	0	1							
Rico Carty, R OBP: 0.329, SLG: 0.371 (1, 10)										4	0	2	0	0	0							
John Mayberry, L OBP: 0.376, SLG: 0.480 (1, 3)										4	0	0	0	0	3							
Otto Velez, R OBP: 0.356, SLG: 0.507 (1, 9)										4	0	1	0	0	2	1						
Al Woods, L OBP: 0.345, SLG: 0.405 (1, 7)										3	0	3	0	0	0							
Rick Cerone, R OBP: 0.298, SLG: 0.302 (1, 2)										3	0	0	0	0	1	5						
Danny Ainge, R OBP: 0.291, SLG: 0.306 (1, 4)										3	0	0	0	0	1	3						
Inning Stats	R: 0 E: 0 K: 0 S: 4	H: 2 LOB: 2 BB: 1 P: 8	R: 0 E: 0 K: 1 S: 6	H: 1 LOB: 1 BB: 0 P: 6	R: 0 E: 0 K: 2 S: 3	H: 0 LOB: 0 BB: 0 P: 3	R: 0 E: 0 K: 2 S: 9	H: 2 LOB: 2 BB: 0 P: 9	R: 0 E: 0 K: 0 S: 7	H: 0 LOB: 0 BB: 0 P: 7	R: 0 E: 0 K: 0 S: 3	H: 0 LOB: 1 BB: 0 P: 3	R: 0 E: 0 K: 0 S: 4	H: 2 LOB: 1 BB: 0 P: 4	R: 0 E: 0 K: 0 S: 3	H: 0 LOB: 0 BB: 0 P: 3	R: 0 E: 0 K: 0 S: 3	H: 0 LOB: 0 BB: 0 P: 3	1B: 7 2B: 0 3B: 0 HR: 0	SF: 0 SAC: 0 DP: 1 HBP: 0	WP: 0 PB: 0 SB: 0 CS: 1	PA: 33
PITCHER Jim Slaton, R ERA: 2.69 (1, 1)	IP: 9.0 WLS: W BF: 33 H: 7 R: 0 ER: 0 SO: 5 BB: 1 IBB: 0 HBP: 0 BLK: 0 WP: 0 HR: 0 S: 42 P: 46 ERA: 0.00 WHIP: 0.889															PITCHER	IP: 9.0 WLS: W BF: 33 H: 7 R: 0 ER: 0 SO: 5 BB: 1 IBB: 0 HBP: 0 BLK: 0 WP: 0 HR: 0 S: 42 P: 46 ERA: 0.00 WHIP: 0.889					

Batter	1	2	3	4	5	6	7	8	9	AB	R	H	RBI	BB	SO	LOB	BOTTOM				
Paul Moltor, R OBP: 0.368, SLG: 0.476 (1, 4)										4	0	0	0	0	0	0	<p>Toronto Blue Jays @ Milwaukee Brewers Milwaukee County Stadium, Milwaukee, WI Fri Jul 20, 1979, 8:05 PM EDT Att: 27,010 - Unknown</p> <p>livebaseballscorecards.com</p> <p>AB 28 R 2 H 6 RBI 2 BB 2 SO 7 LOB 11</p>				
Don Money, R OBP: 0.305, SLG: 0.356 (1, 3)										3	0	1	0	1	0	0					
Dick Davis, R OBP: 0.315, SLG: 0.446 (1, 10)										4	0	1	0	0	1	2					
Gorman Thomas, R OBP: 0.347, SLG: 0.497 (1, 8)										4	0	0	0	0	2	3					
Sixto Lezcano, R OBP: 0.418, SLG: 0.516 (1, 9)										3	1	1	1	0	0	1					
Sal Bando, R OBP: 0.328, SLG: 0.342 (1, 5)										2	0	1	0	1	1	1					
Jim Gantner, L OBP: 0.341, SLG: 0.357 (7, PR) (8, 5)										0	1	0	0	0	0	0					
Robin Yount, R OBP: 0.304, SLG: 0.375 (1, 6)										2	0	1	0	0	0	0					
Jim Wohlford, R OBP: 0.291, SLG: 0.346 (1, 7)										3	0	0	0	0	1	4					
Charlie Moore, R OBP: 0.422, SLG: 0.479 (1, 2)										3	0	1	1	0	2	0					
Inning Stats	R: 0 E: 0 K: 0 S: 3	H: 0 LOB: 0 BB: 0 P: 3	R: 0 E: 0 K: 0 S: 5	H: 2 LOB: 2 BB: 0 P: 5	R: 0 E: 0 K: 1 S: 5	H: 0 LOB: 0 BB: 0 P: 5	R: 0 E: 0 K: 1 S: 6	H: 1 LOB: 1 BB: 0 P: 6	R: 0 E: 0 K: 1 S: 5	H: 0 LOB: 0 BB: 0 P: 5	R: 0 E: 0 K: 1 S: 6	H: 1 LOB: 1 BB: 0 P: 6	R: 2 E: 0 K: 1 S: 6	H: 2 LOB: 1 BB: 1 P: 10	R: 0 E: 0 K: 2 S: 7	H: 0 LOB: 1 BB: 1 P: 11		1B: 5 2B: 0 3B: 0 HR: 1	SF: 0 SAC: 1 DP: 0 HBP: 0	WP: 0 PB: 0 SB: 0 CS: 1	PA: 32
PITCHER Tom Underwood, L ERA: 3.64 (1, 1)	IP: 8.0 WLS: L BF: 31 H: 6 R: 2 ER: 2 SO: 7 BB: 2 IBB: 0 HBP: 0 BLK: 0 WP: 0 HR: 1 S: 43 P: 51 ERA: 2.25 WHIP: 1.000															PITCHER		IP: 8.0 WLS: L BF: 31 H: 6 R: 2 ER: 2 SO: 7 BB: 2 IBB: 0 HBP: 0 BLK: 0 WP: 0 HR: 1 S: 43 P: 51 ERA: 2.25 WHIP: 1.000			

Batter	1	2	3	4	5	6	7	8	9	AB	R	H	RBI	BB	SO	LOB	TOP								
Alfredo Griffin, S OBP: 0.310, SLG: 0.310	G3	4-3			L4	K			FC6-4	5	0	0	0	0	1	4									
Rick Bosetti, R OBP: 0.276, SLG: 0.344	5-3		F9		F8		K		G6-4-3	5	0	0	0	0	1	1									
Roy Howell, L OBP: 0.323, SLG: 0.407	G1		L5		E					4	1	2	0	0	0	0									
Rico Carty, R OBP: 0.328, SLG: 0.369		6-3			E4				G6-3	4	0	1	0	0	0	1									
John Mayberry, L OBP: 0.375, SLG: 0.475			L7		FC4-6				K	3	1	0	0	1	1	2									
Otto Velez, R OBP: 0.365, SLG: 0.514						L8				2	1	1	1	2	0	0									
Al Woods, L OBP: 0.344, SLG: 0.403		E5			G6-4-3				FC4-6	4	1	1	0	0	0	2									
Rick Cerone, R OBP: 0.304, SLG: 0.309									F8	4	0	3	0	0	0	1									
Danny Ainge, R OBP: 0.300, SLG: 0.311			G1							3	0	2	0	1	0	1									
Inning Stats	R: 0 E: 0 K: 0 S: 3	H: 0 LOB: 0 BB: 0 P: 3	R: 3 E: 1 K: 0 S: 6	H: 3 LOB: 1 BB: 1 P: 10	R: 0 E: 0 K: 0 S: 4	H: 1 LOB: 1 BB: 0 P: 4	R: 0 E: 0 K: 0 S: 3	H: 1 LOB: 1 BB: 1 P: 7	R: 1 E: 1 K: 0 S: 5	H: 1 LOB: 1 BB: 0 P: 5	R: 0 E: 0 K: 1 S: 7	H: 3 LOB: 2 BB: 0 P: 7	R: 0 E: 0 K: 1 S: 5	H: 1 LOB: 0 BB: 1 P: 5	R: 0 E: 0 K: 1 S: 5	H: 0 LOB: 1 BB: 1 P: 9	R: 0 E: 0 K: 0 S: 2	H: 0 LOB: 0 BB: 1 P: 6	1B: 8 2B: 2 3B: 0 HR: 0	SF: 0 SAC: 0 DP: 3 HBP: 0	WP: 0 PB: 0 SB: 0 CS: 3	PA: 38			
PITCHER	IP	WLS	BF	H	R	ER	SO	BB	IBB	HBP	BLK	WP	HR	S	P	ERA	WHIP								
Dave Goltz, R ERA: 4.51	7.0	W	31	10	4	2	2	2	0	0	0	0	0	33	41	2.57	1.714								
Mike Marshall, R ERA: 2.25	2.0	S	7	0	0	0	1	2	0	0	0	0	0	7	15	0.00	1.000								

Toronto Blue Jays @ Minnesota Twins
Metropolitan Stadium, Bloomington, MI
Sat Jul 21 1979, 4:33 AM EDT
Unknown - 80 F

AB 34
R 4
H 10
RBI 1
BB 4
SO 3
LOB 12



Batter	1	2	3	4	5	6	7	8	9	AB	R	H	RBI	BB	SO	LOB	BOTTOM								
Mike Cabbage, L OBP: 0.337, SLG: 0.317	F4	SF9			L8		F8			3	0	0	1	0	0	0									
Bombo Rivera, R OBP: 0.325, SLG: 0.381										0	0	0	0	0	0	0									
Roy Smalley, S OBP: 0.423, SLG: 0.550		4-3			F8					4	1	2	1	0	0	0									
Ken Landreaux, L OBP: 0.336, SLG: 0.405	F6				F6					4	1	2	0	0	0	0									
Glenn Adams, L OBP: 0.374, SLG: 0.470					G3					3	0	0	0	1	1	3									
John Castino, R OBP: 0.341, SLG: 0.391						F8			K	0	0	0	0	0	0	0									
Rob Wilfong, L OBP: 0.360, SLG: 0.451	F4				F9					4	1	1	0	0	0	3									
Hosken Powell, L OBP: 0.417, SLG: 0.464					F6					4	0	1	1	0	0	0									
Ron Jackson, R OBP: 0.342, SLG: 0.462					F7					3	1	1	0	1	0	0									
Butch Wynegar, S OBP: 0.382, SLG: 0.374					K					2	1	0	1	1	1	0									
Danny Goodwin, L OBP: 0.200, SLG: 0.600										3	1	1	2	0	1	2									
Inning Stats	R: 1 E: 0 K: 0 S: 4	H: 1 LOB: 1 BB: 1 P: 8	R: 3 E: 0 K: 0 S: 5	H: 2 LOB: 0 BB: 1 P: 9	R: 0 E: 0 K: 1 S: 5	H: 0 LOB: 0 BB: 0 P: 3	R: 0 E: 0 K: 1 S: 5	H: 0 LOB: 0 BB: 0 P: 5	R: 0 E: 0 K: 1 S: 5	H: 0 LOB: 0 BB: 0 P: 5	R: 2 E: 0 K: 0 S: 6	H: 3 LOB: 2 BB: 1 P: 10	R: 0 E: 0 K: 1 S: 7	H: 2 LOB: 2 BB: 0 P: 7	R: 0 E: 0 K: 0 S: 3	H: 0 LOB: 0 BB: 0 P: 3	1B: 5 2B: 1 3B: 1 HR: 1	SF: 2 SAC: 0 DP: 0 HBP: 0	WP: 1 PB: 0 SB: 2 CS: 0	PA: 35					
PITCHER	IP	WLS	BF	H	R	ER	SO	BB	IBB	HBP	BLK	WP	HR	S	P	ERA	WHIP								
Phil Huffman, R ERA: 6.03	5.1	L	24	6	6	6	2	2	0	0	0	0	0	26	34	10.12	1.500								
Mark Lemongello, R ERA: 6.29	2.2		11	2	0	0	1	0	1	0	0	1	0	12	16	0.00	0.750								

Toronto Blue Jays @ Minnesota Twins
Metropolitan Stadium, Bloomington, MI
Sat Jul 21 1979, 4:33 AM EDT
Unknown - 80 F

AB 30
R 6
H 8
RBI 6
BB 3
SO 3
LOB 8



Batter	1	2	3	4	5	6	7	8	9	AB	R	H	RBI	BB	SO	LOB	TOP					
Rick Bosetti, R OBP: 0.278, SLG: 0.341 (1, 8)	L9		F7		F7		FC5-4			3	0	0	0	1	0	1	Toronto Blue Jays @ Minnesota Twins Metropolitan Stadium, Bloomington, MI Sat Jul 21 1979, 4:38 AM EDT Att: 12,887 - Unknown livebaseballscorecards.com					
Al Woods, L OBP: 0.339, SLG: 0.397 (1, 7)	E4		F7			4-3		1-3		4	0	0	0	0	0	1						
Roy Howell, L OBP: 0.326, SLG: 0.420 (1, 5)	F5							K		4	1	2	1	0	1	1						
Rico Carty, R OBP: 0.327, SLG: 0.368 (1, 10)	K							FC4-6 1B		4	0	1	0	0	1	2						
John Mayberry, L OBP: 0.376, SLG: 0.475 (1, 3)								FC4-6 1B		4	1	2	0	0	0	2						
Otto Velez, R OBP: 0.363, SLG: 0.503 (1, 9)										3	1	0	0	1	1	1						
Tim Johnson, L OBP: 0.186, SLG: 0.125 (1, 4)										3	0	1	1	0	1	0						
Luis Gomez, R OBP: 0.299, SLG: 0.301 (1, 6)										4	0	0	0	0	1	1						
Bob Davis, R OBP: 0.169, SLG: 0.191 (1, 2)										3	0	1	1	0	1	0						
Inning Stats	R: 0 E: 1 K: 1 S: 6	H: 0 LOB: 1 BB: 0 P: 6	R: 0 E: 0 K: 1 S: 5	H: 1 LOB: 0 BB: 0 P: 5	R: 0 E: 0 K: 1 S: 5	H: 0 LOB: 1 BB: 1 P: 9	R: 2 E: 0 K: 1 S: 7	H: 3 LOB: 0 BB: 0 P: 7	R: 0 E: 0 K: 0 S: 3	H: 0 LOB: 0 BB: 0 P: 3	R: 0 E: 0 K: 0 S: 4	H: 1 LOB: 1 BB: 0 P: 4	R: 1 E: 0 K: 0 S: 4	H: 1 LOB: 1 BB: 1 P: 8	R: 0 E: 0 K: 1 S: 6	H: 1 LOB: 0 BB: 0 P: 6	R: 0 E: 0 K: 1 S: 5	H: 0 LOB: 0 BB: 0 P: 5	1B: 6 2B: 0 3B: 0 HR: 1	SF: 0 SAC: 1 DP: 0 HBP: 0	WP: 0 PB: 0 SB: 2 CS: 1	PA: 36
PITCHER Paul Hartzell, R ERA: 4.92 (1, 1)	IP: 9.0 WLS: W BF: 35 H: 7 R: 3 ER: 3 SO: 6 BB: 2 IBB: 0 HBP: 0 BLK: 0 WP: 0 HR: 1 S: 45 P: 53 ERA: 3.00 WHIP: 1.000																					

Batter	1	2	3	4	5	6	7	8	9	AB	R	H	RBI	BB	SO	LOB	BOTTOM					
Bob Randall, R OBP: 0.353, SLG: 0.336 (1, 4)	5-3		6-3					SH1-4		3	0	1	0	0	0	0	Toronto Blue Jays @ Minnesota Twins Metropolitan Stadium, Bloomington, MI Sat Jul 21 1979, 4:38 AM EDT Att: 12,887 - Unknown livebaseballscorecards.com					
Butch Wynegar, S OBP: 0.382, SLG: 0.374 (9, 2)										0	0	0	0	0	0	0						
Bombo Rivera, R OBP: 0.335, SLG: 0.409 (1, 7)	E5 1B							HR		4	2	3	2	0	0	1						
Roy Smalley, S OBP: 0.423, SLG: 0.549 (1, 6)	F6							K		4	0	2	0	0	1	2						
Ron Jackson, R OBP: 0.339, SLG: 0.457 (1, 3)	6-3							4-3		4	0	0	0	0	0	5						
Jose Morales, R OBP: 0.345, SLG: 0.364 (1, 10)										3	0	1	1	0	0	1						
Dave Edwards, R OBP: 0.383, SLG: 0.543 (1, 8)										3	0	0	0	0	0	1						
Willie Norwood, R OBP: 0.295, SLG: 0.409 (1, 9)										3	1	1	1	0	0	0						
John Castino, R OBP: 0.341, SLG: 0.390 (1, 5)										3	0	1	0	0	0	0						
Glenn Borgmann, R OBP: 0.300, SLG: 0.190 (8, PR)										2	0	0	0	1	1	1						
Rob Wilfong, L OBP: 0.360, SLG: 0.451 (9, 4)								SH1-4 HR BB		0	1	0	0	0	0	0						
Inning Stats	R: 0 E: 1 K: 0 S: 4	H: 1 LOB: 1 BB: 0 P: 4	R: 0 E: 0 K: 0 S: 3	H: 0 LOB: 0 BB: 0 P: 3	R: 0 E: 0 K: 0 S: 3	H: 1 LOB: 0 BB: 0 P: 3	R: 1 E: 0 K: 0 S: 5	H: 3 LOB: 1 BB: 0 P: 5	R: 1 E: 0 K: 1 S: 7	H: 2 LOB: 1 BB: 0 P: 7	R: 0 E: 0 K: 0 S: 3	H: 1 LOB: 0 BB: 0 P: 3	R: 0 E: 0 K: 0 S: 3	H: 0 LOB: 0 BB: 0 P: 3	R: 2 E: 0 K: 1 S: 6	H: 1 LOB: 1 BB: 1 P: 10	R: 0 E: 0 K: 1 S: 5	H: 0 LOB: 0 BB: 0 P: 5	1B: 7 2B: 1 3B: 0 HR: 2	SF: 0 SAC: 1 DP: 2 HBP: 0	WP: 0 PB: 1 SB: 1 CS: 0	PA: 31
PITCHER Balor Moore, L ERA: 3.91 (1, 1)	IP: 8.0 WLS: L BF: 31 H: 9 R: 4 ER: 4 SO: 2 BB: 1 IBB: 0 HBP: 0 BLK: 0 WP: 0 HR: 2 S: 34 P: 38 ERA: 4.50 WHIP: 1.250																					

AB	32
R	3
H	7
RBI	3
BB	2
SO	6
LOB	9



AB	29
R	4
H	9
RBI	4
BB	1
SO	2
LOB	11



Batter	1	2	3	4	5	6	7	8	9	AB	R	H	RBI	BB	SO	LOB	TOP																					
Alfredo Griffin, S OBP: 0.310, SLG: 0.309 (1, 6)										4	0	1	0	0	2	0	Toronto Blue Jays @ Minnesota Twins Metropolitan Stadium, Bloomington, MI Sun Jul 22 1979, 4:33 AM EDT Att: 18,927 - Unknown - 83 F																					
Al Woods, L OBP: 0.341, SLG: 0.396 (1, 7)										3	0	1	0	1	0	1																						
Roy Howell, L OBP: 0.325, SLG: 0.417 (1, 5)										4	0	1	0	0	1	2																						
Rico Carty, R OBP: 0.329, SLG: 0.369 (1, 10)										4	0	2	0	0	1	1																						
John Mayberry, L OBP: 0.375, SLG: 0.472 (1, 3)										4	0	1	0	0	0	2																						
Otto Velez, R OBP: 0.582, SLG: 0.520 (1, 9)										3	1	1	1	0	1	2																						
Rick Bosetti, R OBP: 0.275, SLG: 0.339 (1, 8)										3	0	0	0	0	2	0																						
Rick Cerone, R OBP: 0.301, SLG: 0.305 (1, 2)										3	0	0	0	0	0	0																						
Danny Ainge, R OBP: 0.295, SLG: 0.307 (1, 4)										3	0	0	0	0	2	0																						
Inning Stats	R: 0 E: 0 K: 3 S: 9	H: 0 LOB: 1 BB: 1 P: 13	R: 0 E: 0 K: 1 S: 5	H: 0 LOB: 0 BB: 0 P: 5	R: 0 E: 0 K: 2 S: 7	H: 0 LOB: 0 BB: 0 P: 7	R: 0 E: 0 K: 1 S: 7	H: 3 LOB: 2 BB: 0 P: 7	R: 0 E: 0 K: 2 S: 7	H: 0 LOB: 0 BB: 0 P: 7	R: 0 E: 0 K: 0 S: 3	H: 1 LOB: 0 BB: 0 P: 3	R: 1 E: 0 K: 0 S: 4	H: 1 LOB: 0 BB: 0 P: 4	R: 0 E: 0 K: 0 S: 3	H: 0 LOB: 0 BB: 0 P: 3	R: 0 E: 0 K: 0 S: 4	H: 2 LOB: 1 BB: 0 P: 4	1B: 6 2B: 1 3B: 0 HR: 1	SF: 0 SAC: 0 DP: 3 HBP: 0	WP: 0 PB: 0 SB: 0 CS: 0	PA: 32																
PITCHER	IP	WLS	BF	H	R	ER	SO	BB	IBB	HBP	BLK	WP	HR	S	P	ERA	WHIP	PITCHER				IP	WLS	BF	H	R	ER	SO	BB	IBB	HBP	BLK	WP	HR	S	P	ERA	WHIP
Pete Redfern, R ERA: 2.77 (1, 1)	7.0	W	25	5	1	1	9	1	0	0	0	0	1	42	46	1.29	0.857																					
Mike Marshall, R ERA: 2.2 (8, 1)	2.0		7	2	0	0	0	0	0	0	0	0	0	7	7	0.00	1.000																					

AB	31
R	1
H	7
RBI	1
BB	1
SO	9
LOB	8



Batter	1	2	3	4	5	6	7	8	9	AB	R	H	RBI	BB	SO	LOB	BOTTOM																					
Rob Wilfong, L OBP: 0.358, SLG: 0.450 (1, 4)										3	1	1	3	0	1	3	Toronto Blue Jays @ Minnesota Twins Metropolitan Stadium, Bloomington, MI Sun Jul 22 1979, 4:33 AM EDT Att: 18,927 - Unknown - 83 F																					
Roy Smalley, S OBP: 0.426, SLG: 0.554 (1, 6)										4	2	2	0	1	0	1																						
Ken Landreaux, L OBP: 0.340, SLG: 0.408 (1, 8)										5	1	3	1	0	1	1																						
Mike Cubbage, L OBP: 0.340, SLG: 0.317 (1, 5)										3	0	1	1	1	0	0																						
John Castino, R OBP: 0.339, SLG: 0.388 (7, PR) (8, 5)										1	1	0	0	0	0	1																						
Glenn Adams, L OBP: 0.378, SLG: 0.485 (1, 10)										5	3	3	2	0	0	0																						
Butch Wynegar, S OBP: 0.386, SLG: 0.377 (1, 2)										3	1	2	1	1	0	0																						
Hosken Powell, L OBP: 0.417, SLG: 0.462 (1, 9)										5	1	2	1	0	0	5																						
Danny Goodwin, L OBP: 0.444, SLG: 0.875 (1, 3)										3	2	2	1	1	0	1																						
Ron Jackson, R OBP: 0.338, SLG: 0.456 (8, 3)										1	0	0	0	0	0	1																						
Dave Edwards, R OBP: 0.378, SLG: 0.531 (1, 7)										4	1	1	0	0	3	6																						
Inning Stats	R: 0 E: 0 K: 1 S: 4	H: 0 LOB: 0 BB: 1 P: 8	R: 0 E: 0 K: 0 S: 3	H: 0 LOB: 1 BB: 1 P: 7	R: 2 E: 0 K: 1 S: 7	H: 3 LOB: 1 BB: 0 P: 7	R: 1 E: 0 K: 0 S: 5	H: 2 LOB: 1 BB: 0 P: 5	R: 1 E: 0 K: 1 S: 6	H: 1 LOB: 0 BB: 0 P: 6	R: 1 E: 1 K: 1 S: 8	H: 2 LOB: 3 BB: 1 P: 12	R: 8 E: 2 K: 1 S: 13	H: 8 LOB: 1 BB: 1 P: 17	R: 0 E: 0 K: 0 S: 4	H: 1 LOB: 1 BB: 0 P: 4	1B: 13 2B: 2 3B: 1 HR: 1	SF: 1 SAC: 2 DP: 0 HBP: 0	WP: 2 PB: 0 SB: 0 CS: 1	PA: 45																		
PITCHER	IP	WLS	BF	H	R	ER	SO	BB	IBB	HBP	BLK	WP	HR	S	P	ERA	WHIP	PITCHER				IP	WLS	BF	H	R	ER	SO	BB	IBB	HBP	BLK	WP	HR	S	P	ERA	WHIP
Dave Lemanczyk, R ERA: 3.54 (1, 1)		L	26	8	5	5	3	3	0	0	0	0	1	29	41	8.44	2.062																					
Dyar Miller, R ERA: 5.51 (6, 1)	0.2		6	4	4	4	1	0	0	0	0	0	0	8	8	54.00	6.000																					
Dave Freisleben, R ERA: 5.24 (7, 1)	0.0		3	2	0	0	0	1	0	0	0	0	0	2	6	∞	∞																					
Jesse Jefferson, R ERA: 4.86 (7, 1)	2.0		9	3	4	4	1	0	0	0	0	1	0	11	11	18.00	1.500																					

AB	37
R	13
H	17
RBI	10
BB	4
SO	5
LOB	19



Batter	1	2	3	4	5	6	7	8	9	AB	R	H	RBI	BB	SO	LOB	TOP										
Alfredo Griffin, S OBP: 0.308, SLG: 0.308 (1, 6)										5	0	1	0	0	0	4	Toronto Blue Jays @ Minnesota Twins Metropolitan Stadium, Bloomington, MI Mon Jul 23 1979, 8:05 PM EDT Att. 7,482 - Unknown - 84 F										
Danny Ainge, R OBP: 0.296, SLG: 0.309 (1, 4)										5	3	2	0	0	0	1											
Roy Howell, L OBP: 0.329, SLG: 0.420 (1, 5)										5	1	3	0	0	1	0											
Rico Carty, R OBP: 0.327, SLG: 0.366 (1, 10)										3	0	0	1	1	1	2											
Otto Velez, R OBP: 0.376, SLG: 0.536 (1, 9)										3	1	3	2	1	0	0											
John Mayberry, L OBP: 0.374, SLG: 0.468 (1, 3)										3	1	0	0	1	2	6											
Rick Bosetti, R OBP: 0.280, SLG: 0.345 (1, 8)										4	0	3	2	0	0	3											
Rick Cerone, R OBP: 0.300, SLG: 0.302 (1, 2)										3	0	0	0	1	0	4											
AJ Woods, L OBP: 0.343, SLG: 0.396 (1, 7)										3	0	1	1	1	0	2											
Inning Stats	R: 1 E: 0 K: 1 S: 8	H: 3 LOB: 2 BB: 0 P: 8	R: 0 E: 0 K: 0 S: 4	H: 1 LOB: 1 BB: 0 P: 4	R: 1 E: 0 K: 1 S: 6	H: 2 LOB: 2 BB: 2 P: 14	R: 0 E: 0 K: 0 S: 2	H: 0 LOB: 0 BB: 1 P: 6	R: 4 E: 0 K: 1 S: 9	H: 5 LOB: 2 BB: 1 P: 13	R: 0 E: 0 K: 1 S: 5	H: 0 LOB: 0 BB: 0 P: 5	R: 0 E: 0 K: 0 S: 3	H: 1 LOB: 0 BB: 0 P: 3	R: 0 E: 0 K: 0 S: 3	H: 0 LOB: 0 BB: 0 P: 3	1B: 11 2B: 2 3B: 0 HR: 0	SF: 1 SAC: 0 DP: 4 HBP: 0	WP: 0 PB: 0 SB: 0 CS: 0	PA: 40							
PITCHER	IP	WLS	BF	H	R	ER	SO	BB	IBB	HBP	BLK	WP	HR	S	P	ERA	WHIP										
Geoff Zahn, L ERA: 3.53 (1, 1)	4.0		21	8	4	4	2	3	0	0	0	0	0	22	34	9.00	2.750										
Mike Bacsik, R ERA: 4.5 (5, 1)	1.0		6	3	2	2	1	0	1	0	0	0	0	7	11	18.00	3.000										
Darrell Jackson, L ERA: 3.58 (6, 1)	2.1		9	2	0	0	1	1	0	0	0	0	0	10	14	0.00	1.286										
Mike Marshall, R ERA: 2.16 (8, 1)	1.2	W	4	0	0	0	0	0	0	0	0	0	0	4	4	0.00	0.000										

Batter	1	2	3	4	5	6	7	8	9	AB	R	H	RBI	BB	SO	LOB	BOTTOM										
Butch Wynegar, S OBP: 0.392, SLG: 0.378 (1, 2)										2	2	1	0	3	0	2	Toronto Blue Jays @ Minnesota Twins Metropolitan Stadium, Bloomington, MI Mon Jul 23 1979, 8:05 PM EDT Att. 7,482 - Unknown - 84 F										
Roy Smalley, S OBP: 0.425, SLG: 0.551 (1, 6)										4	0	1	0	1	0	4											
Ken Landreaux, L OBP: 0.338, SLG: 0.411 (1, 8)										5	1	1	2	0	0	5											
Glenn Adams, L OBP: 0.374, SLG: 0.481 (1, 7)										2	0	0	1	0	1	1											
Bombo Rivera, R OBP: 0.337, SLG: 0.422 (7, 7)										2	1	1	0	0	0	0											
Rob Wilfong, L OBP: 0.359, SLG: 0.451 (1, 4)										4	0	1	0	1	2	0											
Hosken Powell, L OBP: 0.422, SLG: 0.463 (1, 9)										4	1	2	0	1	1	1											
Danny Goodwin, L OBP: 0.500, SLG: 1.091 (1, 10)										3	1	2	2	0	0	1											
Jose Morales, R OBP: 0.350, SLG: 0.364 (7, PH)										0	0	0	0	1	0	0											
Mike Cabbage, L OBP: 0.340, SLG: 0.317 (9, PH)										1	0	0	0	0	0	2											
Ron Jackson, R OBP: 0.339, SLG: 0.455 (1, 3)										3	0	1	0	1	1	3											
John Castino, R OBP: 0.342, SLG: 0.390 (1, 5)										4	1	2	0	0	1	2											
Inning Stats	R: 1 E: 0 K: 0 S: 3	H: 1 LOB: 0 BB: 1 P: 7	R: 0 E: 0 K: 1 S: 6	H: 1 LOB: 0 BB: 0 P: 6	R: 3 E: 0 K: 1 S: 7	H: 2 LOB: 0 BB: 1 P: 11	R: 0 E: 0 K: 1 S: 6	H: 2 LOB: 1 BB: 0 P: 6	R: 0 E: 0 K: 0 S: 5	H: 0 LOB: 3 BB: 2 P: 14	R: 0 E: 0 K: 1 S: 6	H: 1 LOB: 2 BB: 1 P: 10	R: 0 E: 0 K: 1 S: 5	H: 1 LOB: 0 BB: 0 P: 5	R: 1 E: 0 K: 0 S: 2	H: 1 LOB: 2 BB: 2 P: 10	1B: 8 2B: 1 3B: 2 HR: 1	SF: 1 SAC: 0 DP: 3 HBP: 0	WP: 2 PB: 0 SB: 1 CS: 0	PA: 43							
PITCHER	IP	WLS	BF	H	R	ER	SO	BB	IBB	HBP	BLK	WP	HR	S	P	ERA	WHIP										
Jim Clancy, R ERA: 5.59 (1, 1)	5.1		26	8	6	6	4	4	0	0	0	0	0	2	6	0.00	6.000										
Tom Buskey, R ERA: 3.03 (6, 1)	0.1		3	1	0	0	0	1	0	0	0	0	0	2	6	0.00	6.000										
Tom Underwood, L ERA: 3.61 (6, 1)	1.1		6	1	0	0	1	1	0	0	0	1	0	7	11	0.00	1.500										
Mark Lemongello, R ERA: 6.29 (8, 1)	1.1	L	8	2	1	1	1	0	2	0	0	1	0	7	15	6.75	1.500										

AB	34
R	6
H	13
RBI	6
BB	5
SO	4
LOB	22



AB	34
R	7
H	12
RBI	5
BB	8
SO	6
LOB	21



Batter	1	2	3	4	5	6	7	8	9	AB	R	H	RBI	BB	SO	LOB	TOP								
Bump Wills, S (1,4) OBP: 0.348, SLG: 0.354										4	2	2	0	1	0	0	Texas Rangers @ Toronto Blue Jays Exhibition Stadium, Toronto, ON Wed Jul 25 1979, 7:05 PM EDT Att: 24,705 - Unknown livebaseballscorecards.com								
Buddy Bell, R (1,5) OBP: 0.323, SLG: 0.418										5	0	0	0	0	1	3									
Al Oliver, L (1,8) OBP: 0.331, SLG: 0.469										5	0	2	1	0	0	2									
Pat Putnam, L (1,3) OBP: 0.342, SLG: 0.502										4	1	2	2	0	0	2									
Oscar Gamble, L (1,10) OBP: 0.473, SLG: 0.545										4	0	0	0	0	0	2									
Richie Zisk, R (1,7) OBP: 0.319, SLG: 0.366										3	0	1	0	1	0	0									
Johnny Grubb, L (1,9) OBP: 0.332, SLG: 0.417										3	0	1	0	1	0	1									
Jim Sundberg, R (1,2) OBP: 0.315, SLG: 0.357										3	0	1	0	1	1	3									
Nelson Norman, S (1,6) OBP: 0.234, SLG: 0.228										2	0	0	0	0	0	3									
Mike Jorgensen, L (7, PH) OBP: 0.344, SLG: 0.487										1	0	0	0	0	0	0									
Eric Soderholm, R (7,5) OBP: 0.300, SLG: 0.366										1	0	0	0	0	1	2									
Inning Stats	R: 1 E: 0 K: 1 S: 6	H: 1 LOB: 1 BB: 1 P: 10	R: 0 E: 0 K: 0 S: 4	H: 1 LOB: 1 BB: 0 P: 4	R: 0 E: 0 K: 0 S: 4	H: 1 LOB: 1 BB: 0 P: 4	R: 0 E: 0 K: 0 S: 3	H: 0 LOB: 2 BB: 2 P: 11	R: 1 E: 1 K: 0 S: 5	H: 2 LOB: 1 BB: 0 P: 5	R: 0 E: 0 K: 0 S: 3	H: 1 LOB: 1 BB: 0 P: 3	R: 0 E: 0 K: 0 S: 4	H: 1 LOB: 1 BB: 0 P: 4	R: 1 E: 0 K: 2 S: 9	H: 2 LOB: 2 BB: 1 P: 13	R: 0 E: 0 K: 0 S: 3	H: 0 LOB: 0 BB: 0 P: 3	1B: 6 2B: 1 3B: 1 HR: 1	SF: 0 SAC: 0 DP: 1 HBP: 0	WP: 0 PB: 0 SB: 2 CS: 0	PA: 39			
PITCHER	IP	WLS	BF	H	R	ER	SO	BB	IBB	HBP	BLK	WP	HR	S	P	ERA	WHIP								
Dave Stieb, R (1,1) ERA: 2.98	7.1	W	33	9	3	2	1	3	0	0	0	0	1	32	44	2.46	1.636								
Tom Buskey, R (8,1) ERA: 2.9	1.2	S	6	0	0	0	2	1	0	0	0	0	0	9	13	0.00	0.600								

Batter	1	2	3	4	5	6	7	8	9	AB	R	H	RBI	BB	SO	LOB	BOTTOM								
Alfredo Griffin, S (1,6) OBP: 0.308, SLG: 0.310										4	1	1	0	0	0	1	Texas Rangers @ Toronto Blue Jays Exhibition Stadium, Toronto, ON Wed Jul 25 1979, 7:05 PM EDT Att: 24,705 - Unknown livebaseballscorecards.com								
Danny Ainge, R (1,4) OBP: 0.292, SLG: 0.303										4	0	0	0	0	2	1									
Roy Howell, L (1,5) OBP: 0.328, SLG: 0.416										3	1	0	0	0	1	1									
Rico Carty, R (1,10) OBP: 0.332, SLG: 0.367										2	1	1	0	2	0	0									
Bob Bailor, R (8, PR) OBP: 0.291, SLG: 0.252										0	1	0	0	0	0	0									
Otto Velez, R (1,9) OBP: 0.385, SLG: 0.564										3	1	2	3	1	1	0									
Joe Cannon, L (8, PR) OBP: 0.179, SLG: 0.224										0	1	0	0	0	0	0									
John Mayberry, L (1,3) OBP: 0.370, SLG: 0.462										4	0	0	0	0	5										
Rick Bosetti, R (1,8) OBP: 0.282, SLG: 0.355										4	1	2	3	0	0	0									
Rick Cerone, R (1,2) OBP: 0.299, SLG: 0.305										4	1	1	0	0	0	2									
Al Woods, L (1,7) OBP: 0.343, SLG: 0.395										3	0	1	1	0	0	0									
Inning Stats	R: 3 E: 0 K: 1 S: 7	H: 2 LOB: 0 BB: 1 P: 11	R: 1 E: 0 K: 0 S: 4	H: 1 LOB: 0 BB: 0 P: 4	R: 0 E: 0 K: 1 S: 5	H: 0 LOB: 0 BB: 0 P: 5	R: 0 E: 0 K: 1 S: 5	H: 0 LOB: 0 BB: 0 P: 5	R: 0 E: 0 K: 0 S: 4	H: 1 LOB: 2 BB: 1 P: 8	R: 1 E: 0 K: 0 S: 4	H: 2 LOB: 0 BB: 0 P: 4	R: 3 E: 0 K: 1 S: 7	H: 2 LOB: 2 BB: 1 P: 12	R: 0 E: 0 K: 0 S: 3	H: 0 LOB: 0 BB: 0 P: 3	1B: 3 2B: 3 3B: 0 HR: 2	SF: 0 SAC: 0 DP: 1 HBP: 1	WP: 2 PB: 0 SB: 0 CS: 0	PA: 35					
PITCHER	IP	WLS	BF	H	R	ER	SO	BB	IBB	HBP	BLK	WP	HR	S	P	ERA	WHIP								
John Henry Johnson, L (1,1) ERA: 4.05	6.1	L	27	6	5	5	3	1	1	0	0	0	0	31	39	7.11	1.105								
Danny Darwin, R (7,1) ERA: 5.18	1.0		5	1	3	3	1	1	0	1	0	0	0	5	10	27.00	2.000								
Sparky Lyle, L (8,1) ERA: 3.3	0.2		3	1	0	0	0	0	0	0	0	0	0	3	3	0.00	1.500								

Batter	1	2	3	4	5	6	7	8	9	AB	R	H	RBI	BB	SO	LOB	TOP								
Bump Willis, S OBP: 0.343, SLG: 0.349 (1, 4)	G3		F3		6-3		G6-4-3		F5	5	0	0	0	0	0	3									
Bill Sample, R OBP: 0.354, SLG: 0.394 (1, 8)	1-3		K		6-3			K	K	4	0	0	0	0	2	1									
Mike Jorgensen, L OBP: 0.341, SLG: 0.483 (9, PH)										1	0	0	0	0	1	1									
Buddy Bell, R OBP: 0.324, SLG: 0.429 (1, 6)	5-3		K					HR		4	1	2	1	0	1	1									
Richie Zisk, R OBP: 0.321, SLG: 0.378 (1, 7)					F4	F7		HR		4	1	2	1	0	0	1									
John Ellis, R OBP: 0.292, SLG: 0.440 (1, 10)					F9			HR		3	0	1	0	0	0	0									
Al Oliver, L OBP: 0.333, SLG: 0.470 (8, PH)								1B		1	0	1	0	0	0	0									
Eric Soderholm, R OBP: 0.301, SLG: 0.365 (1, 5)										3	0	1	0	0	0	2									
Oscar Gamble, L OBP: 0.470, SLG: 0.541 (8, 9)								F7		1	0	0	0	0	0	1									
Pat Putnam, L OBP: 0.337, SLG: 0.494 (1, 3)			K		F8			K		4	0	0	0	0	3	4									
Jim Sundberg, R OBP: 0.314, SLG: 0.356 (1, 2)			F8					F8	5-3	4	1	1	0	0	0	2									
Dave Roberts, R OBP: 0.310, SLG: 0.358 (8, 5)										2	1	2	2	1	0	0									
Johnny Grubb, L OBP: 0.335, SLG: 0.419 (9, PH)										1	0	1	0	0	0	0									
Inning Stats	R: 0 E: 0 K: 0 S: 3	H: 0 LOB: 0 BB: 0 P: 3	R: 0 E: 0 K: 1 S: 7	H: 2 LOB: 2 BB: 0 P: 7	R: 0 E: 0 K: 2 S: 8	H: 1 LOB: 1 BB: 0 P: 8	R: 0 E: 0 K: 0 S: 4	H: 1 LOB: 1 BB: 0 P: 4	R: 2 E: 0 K: 1 S: 6	H: 3 LOB: 1 BB: 0 P: 6	R: 0 E: 0 K: 1 S: 5	H: 0 LOB: 0 BB: 0 P: 5	R: 0 E: 0 K: 0 S: 2	H: 0 LOB: 0 BB: 0 P: 6	R: 2 E: 0 K: 2 S: 10	H: 3 LOB: 1 BB: 0 P: 10	R: 0 E: 0 K: 1 S: 6	H: 1 LOB: 1 BB: 0 P: 6	1B: 7 2B: 1 3B: 0 HR: 3	SF: 0 SAC: 0 DP: 1 HBP: 0	WP: 0 PB: 0 SB: 0 CS: 0	PA: 38			
PITCHER	IP	WLS	BF	H	R	ER	SO	BB	IBB	HBP	BLK	WP	HR	S	P	ERA	WHIP								
Tom Underwood, L ERA: 3.67 (1, 1)	7.1	W	31	9	4	4	5	1	0	0	0	0	3	40	44	4.91	1.364								
Dave Freisleben, R ERA: 5.06 (8, 1)	1.2		7	2	0	0	2	0	0	0	0	0	0	11	11	0.00	1.200								

Texas Rangers @ Toronto Blue Jays
Exhibition Stadium, Toronto, ON
Thu Jul 26 1979, 7:05 PM EDT
Att: 14,605 - Unknown

AB 37
R 4
H 11
RBI 4
BB 1
SO 7
LOB 16



Batter	1	2	3	4	5	6	7	8	9	AB	R	H	RBI	BB	SO	LOB	BOTTOM								
Alfredo Griffin, S OBP: 0.304, SLG: 0.306 (1, 6)	4-3	F7		FC1-5		F8		G3		5	0	0	0	0	0	4									
Danny Ainge, R OBP: 0.295, SLG: 0.307 (1, 4)				FC1-5			WP	5-3		4	1	2	2	1	0	2									
Roy Howell, L OBP: 0.323, SLG: 0.409 (1, 5)	G4-6-3				F5			4-3		5	0	0	0	0	1	5									
Rico Carty, R OBP: 0.333, SLG: 0.370 (1, 10)					F9					3	2	1	0	1	0	0									
John Mayberry, L OBP: 0.371, SLG: 0.466 (1, 3)					6-3					4	1	2	1	0	0	1									
Otto Velez, R OBP: 0.396, SLG: 0.610 (8, 9)										3	2	3	4	1	0	0									
Joe Cannon, L OBP: 0.179, SLG: 0.224 (8, 9)										0	0	0	0	0	0	0									
Al Woods, L OBP: 0.339, SLG: 0.389 (1, 7)										4	0	0	0	0	0	3									
Rick Bosetti, R OBP: 0.287, SLG: 0.359 (1, 8)										4	1	3	1	0	0	0									
Rick Cerone, R OBP: 0.302, SLG: 0.311 (1, 2)										4	1	2	0	0	1	2									
Inning Stats	R: 0 E: 0 K: 0 S: 3	H: 1 LOB: 0 BB: 0 P: 3	R: 5 E: 0 K: 0 S: 9	H: 6 LOB: 1 BB: 0 P: 9	R: 0 E: 0 K: 0 S: 4	H: 1 LOB: 1 BB: 0 P: 4	R: 0 E: 0 K: 0 S: 5	H: 2 LOB: 2 BB: 0 P: 5	R: 1 E: 1 K: 1 S: 7	H: 1 LOB: 2 BB: 1 P: 11	R: 1 E: 0 K: 0 S: 4	H: 1 LOB: 0 BB: 0 P: 4	R: 1 E: 0 K: 0 S: 3	H: 0 LOB: 0 BB: 0 P: 3	R: 0 E: 0 K: 0 S: 3	H: 0 LOB: 0 BB: 0 P: 3	1B: 8 2B: 3 3B: 0 HR: 2	SF: 0 SAC: 0 DP: 1 HBP: 0	WP: 1 PB: 0 SB: 0 CS: 0	PA: 39					
PITCHER	IP	WLS	BF	H	R	ER	SO	BB	IBB	HBP	BLK	WP	HR	S	P	ERA	WHIP								
Doc Medich, R ERA: 4.79 (1, 1)	4.1	L	24	10	6	5	0	1	0	0	0	0	1	23	27	10.38	2.538								
Dave Rajsich, L ERA: 3.46 (5, 1)	0.1		1	0	0	0	0	0	0	0	0	0	0	1	1	0.00	0.000								
Doyle Alexander, R ERA: 4.35 (5, 1)	2.1		11	3	2	2	2	2	0	0	0	1	1	13	21	7.71	2.143								
Jim Kern, R ERA: 1.39 (8, 1)	1.0		3	0	0	0	0	0	0	0	0	0	0	3	3	0.00	0.000								

Texas Rangers @ Toronto Blue Jays
Exhibition Stadium, Toronto, ON
Thu Jul 26 1979, 7:05 PM EDT
Att: 14,605 - Unknown


AB 36
R 8
H 13
RBI 8
BB 3
SO 2
LOB 17



Batter	1	2	3	4	5	6	7	8	9	AB	R	H	RBI	BB	SO	LOB	TOP
Ron LeFlore, R (1, 8) OBP: 0.350, SLG: 0.373	L4			6-3		6-3			K	4	0	0	0	0	1	1	
Lou Whitaker, L (1, 4) OBP: 0.392, SLG: 0.375	4-3			F7					6-3	4	0	1	0	0	0	0	
Steve Kemp, L (1, 7) OBP: 0.405, SLG: 0.525	F5			4-3					1B	4	0	1	0	0	0	1	
Jason Thompson, L (1, 3) OBP: 0.361, SLG: 0.386									K	4	0	1	0	0	2	1	
Champ Summers, L (1, 9) OBP: 0.393, SLG: 0.522	4-3			F9					2B	2	0	0	0	1	0	0	
Lance Parrish, R (1, 2) OBP: 0.355, SLG: 0.463	6-3			1-3					FC6-4	3	0	0	0	0	0	2	
Al Greene, L (1, 10) OBP: 0.231, SLG: 0.462									F9	3	0	0	0	0	0	0	
Tom Brookens, R (1, 5) OBP: 0.340, SLG: 0.560				G3					4-3	2	0	0	0	1	0	0	
Mark Wagner, R (1, 6) OBP: 0.363, SLG: 0.363				K					F6	2	0	0	0	0	1	0	
Inning Stats	R: 0 H: 0 E: 0 K: 0 S: 3	H: 0 LOB: 0 BB: 0 P: 3	R: 0 H: 0 E: 0 K: 1 S: 5	H: 0 LOB: 0 BB: 0 P: 5	R: 0 H: 0 E: 0 K: 1 S: 5	H: 0 LOB: 0 BB: 0 P: 3	R: 0 H: 0 E: 0 K: 0 S: 3	H: 0 LOB: 0 BB: 0 P: 3	R: 0 H: 0 E: 0 K: 0 S: 3	H: 2 LOB: 2 BB: 1 P: 8	R: 0 H: 0 E: 0 K: 0 S: 3	H: 0 LOB: 0 BB: 0 P: 3	R: 0 H: 1 E: 0 K: 2 S: 8	H: 1 LOB: 1 BB: 0 P: 8	1B: 2 2B: 1 3B: 0 HR: 0	SF: 0 SAC: 1 DP: 1 HBP: 0	WP: 0 PA: 31 PB: 0 SB: 0 CS: 0
PITCHER Dave Lemanczyk, R (1, 1) ERA: 3.31	IP: 9.0 WLS: W BF: 31 H: 3 R: 0 ER: 0 SO: 4 BB: 2 IBB: 0 HBP: 0 BLK: 0 WP: 0 HR: 0 S: 37 P: 45 ERA: 0.00 WHIP: 0.556																

Detroit Tigers @ Toronto Blue Jays
Exhibition Stadium, Toronto, ON
Sat Jul 28 1979, 7:05 PM EDT
Att: 30,131 - Unknown - 77 F


AB 28
R 0
H 3
RBI 0
BB 2
SO 4
LOB 5

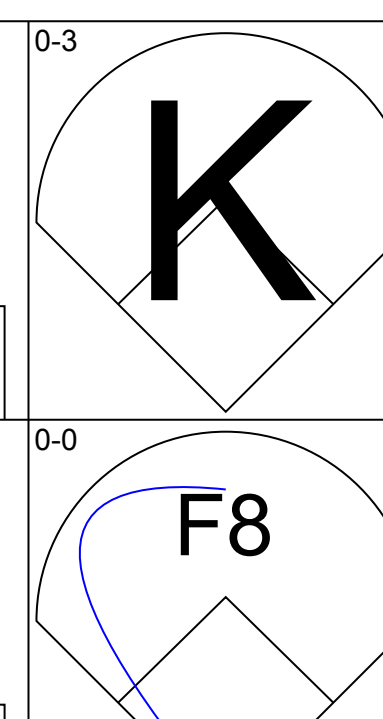
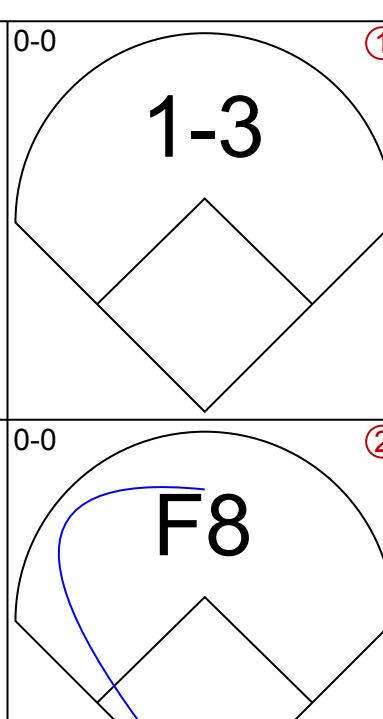
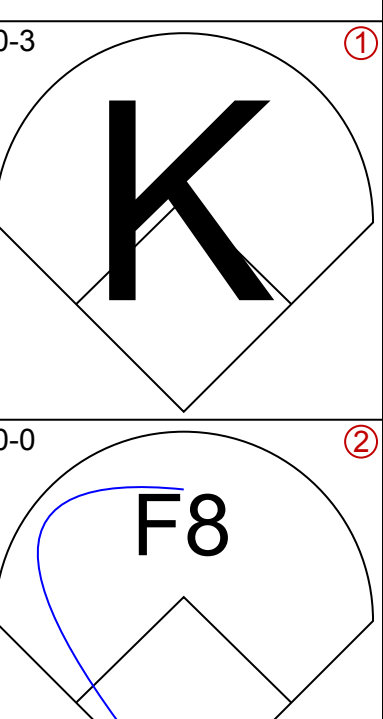
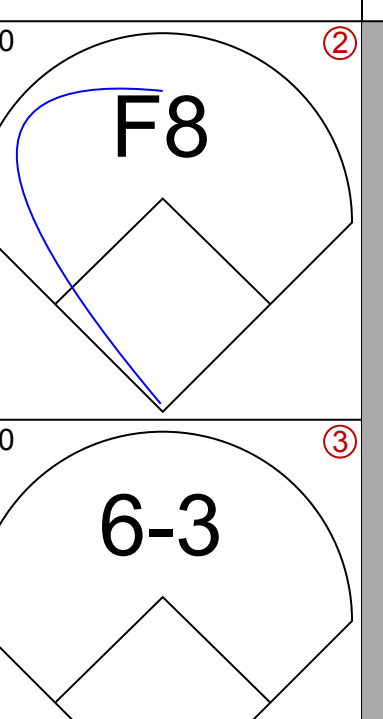
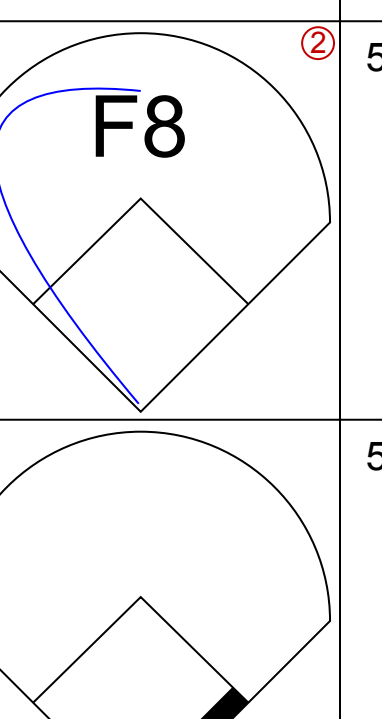
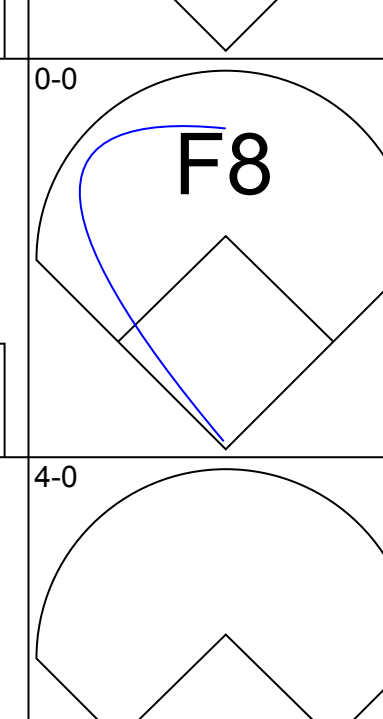
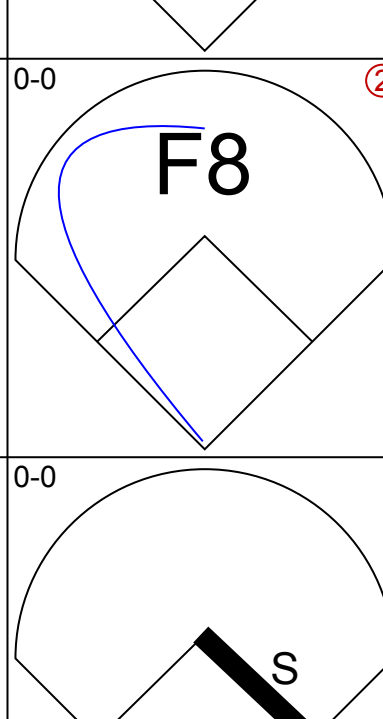
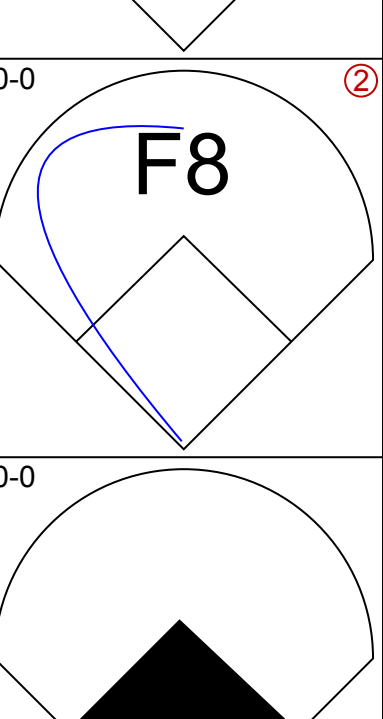

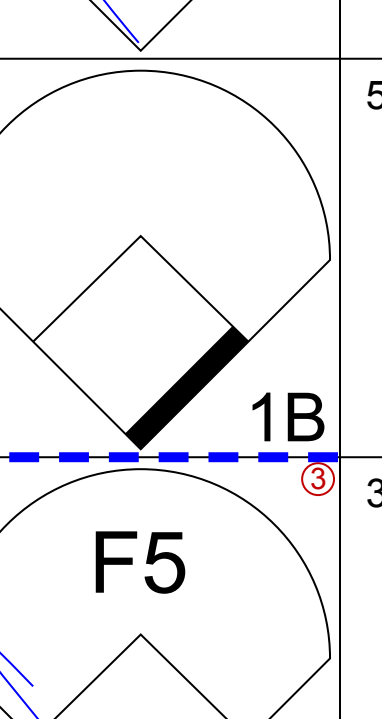
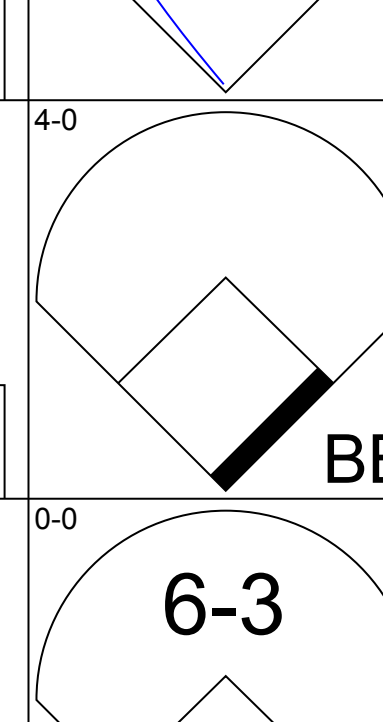
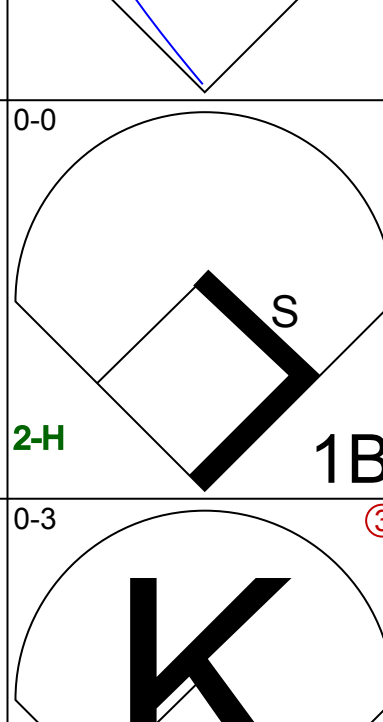
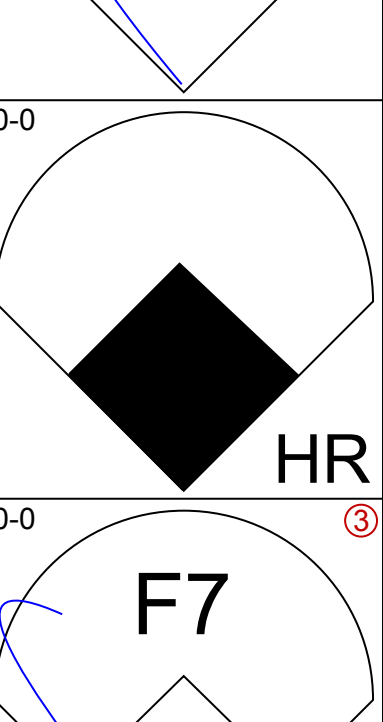

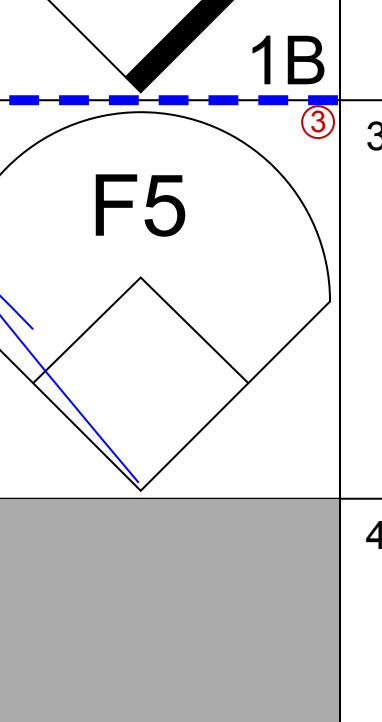
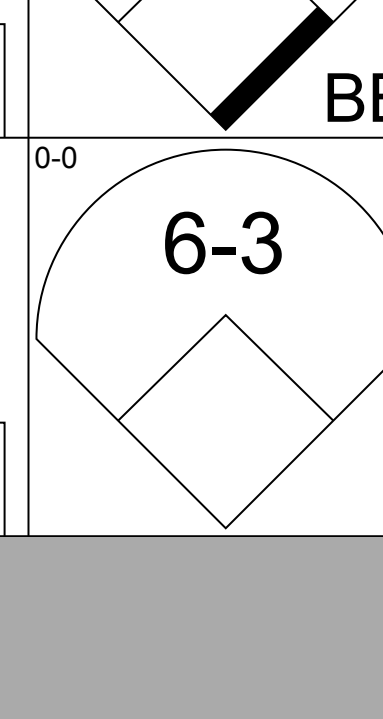
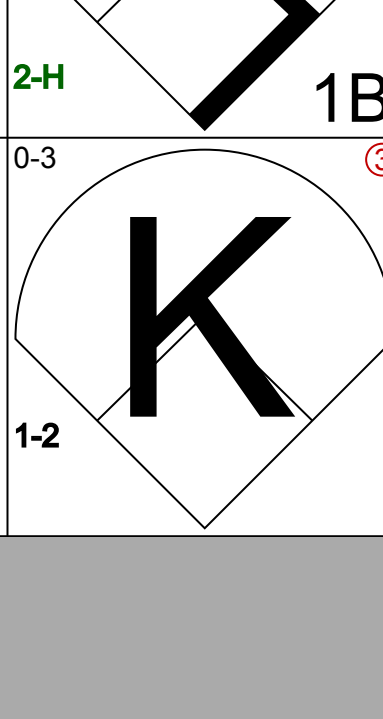
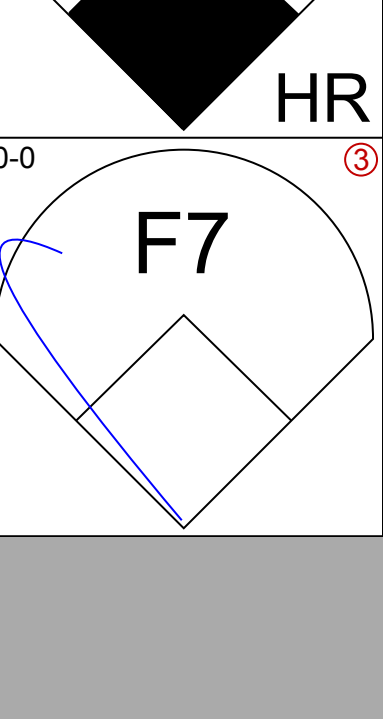

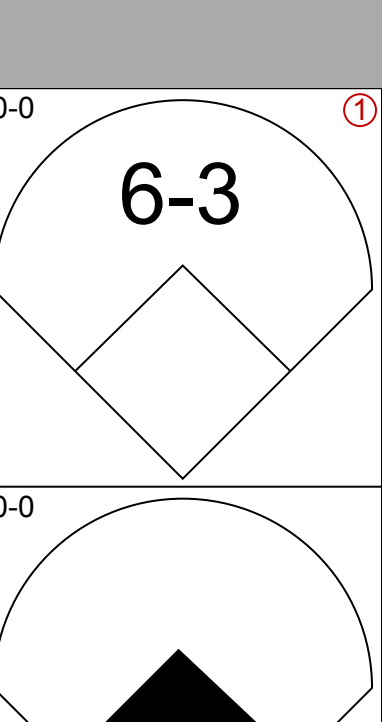
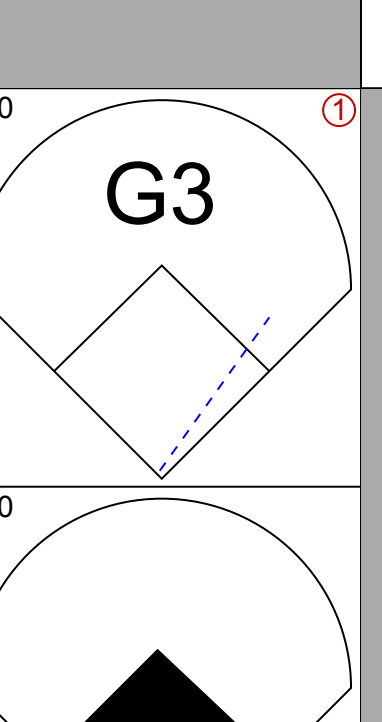
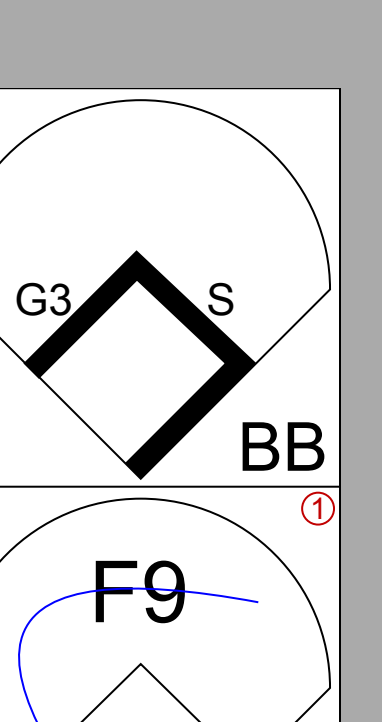
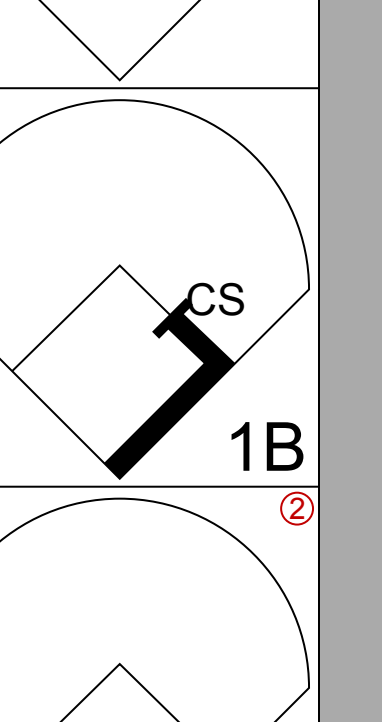
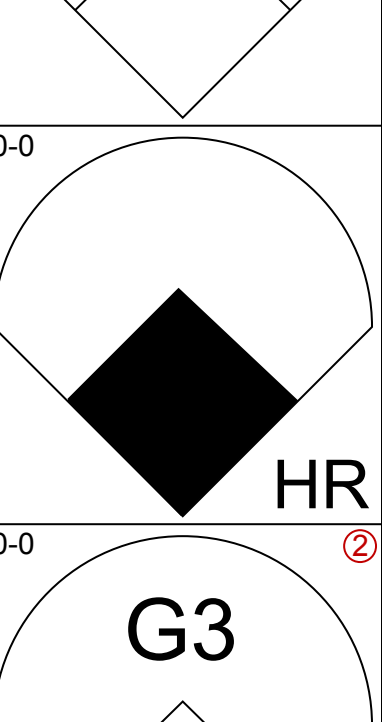
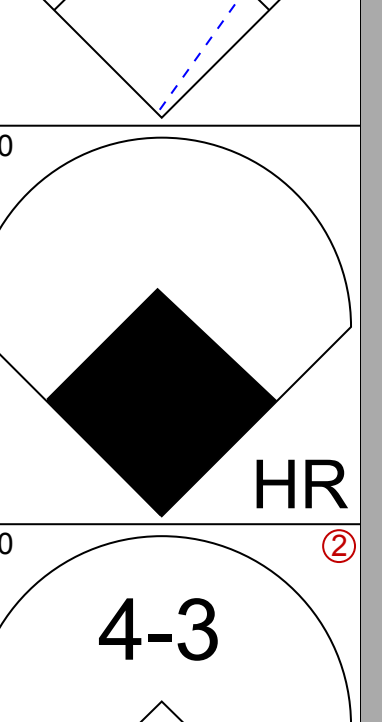
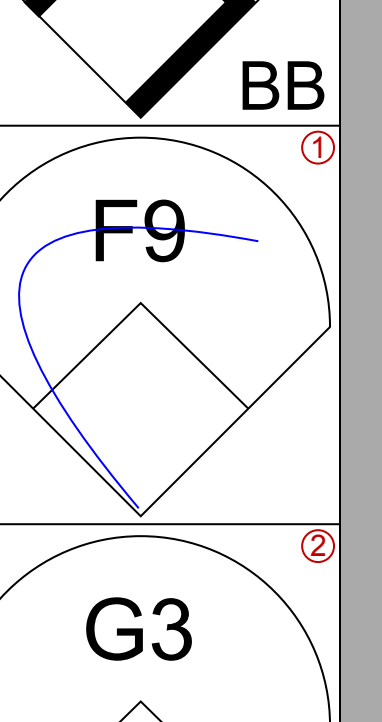
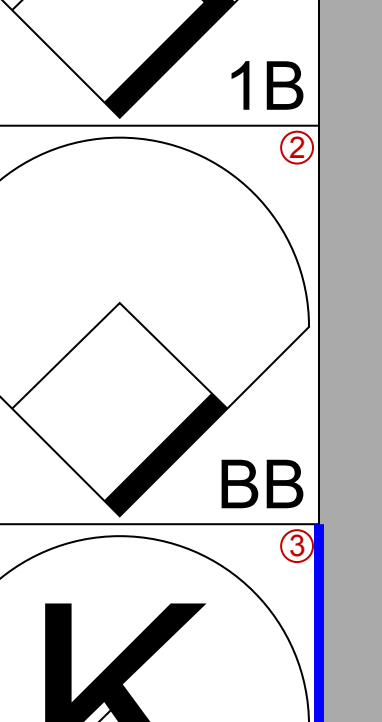
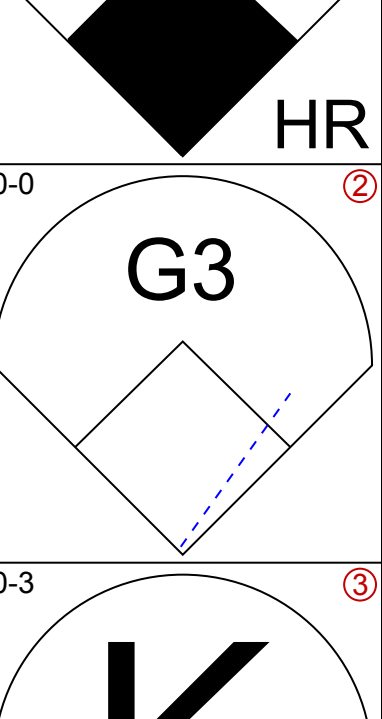
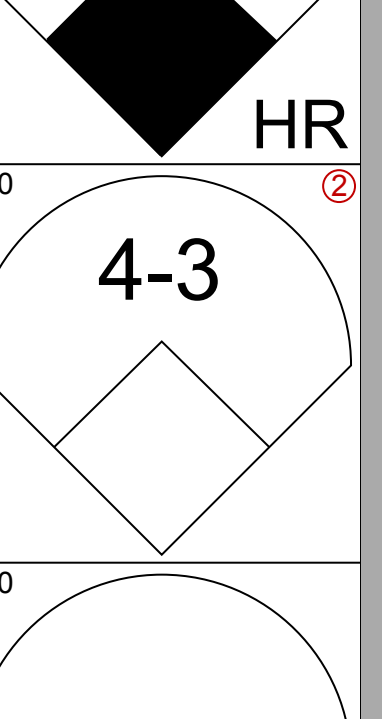
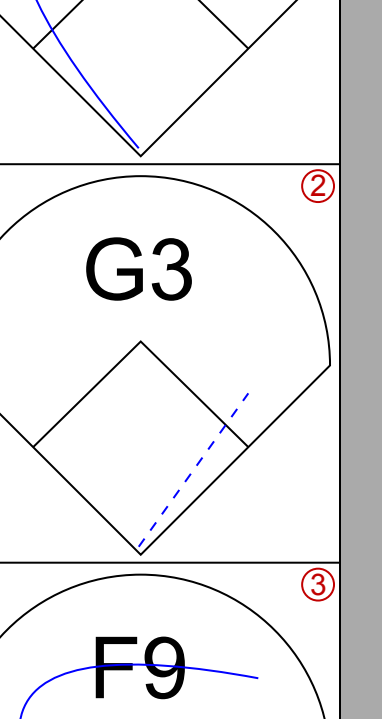
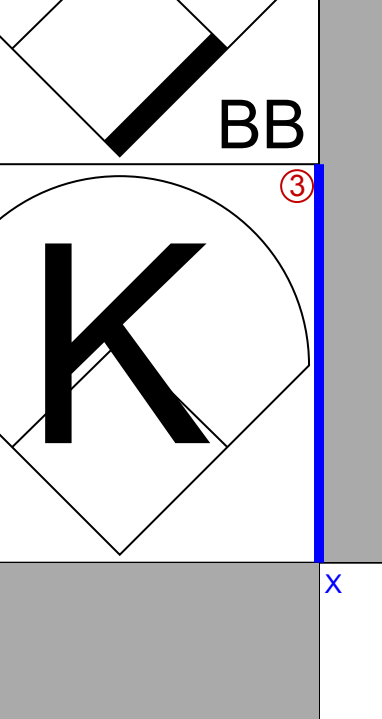
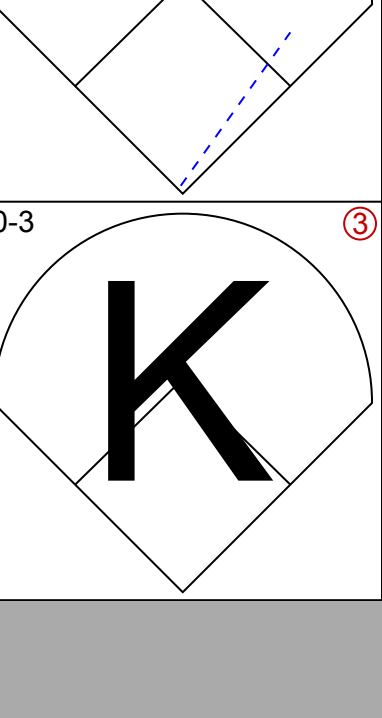
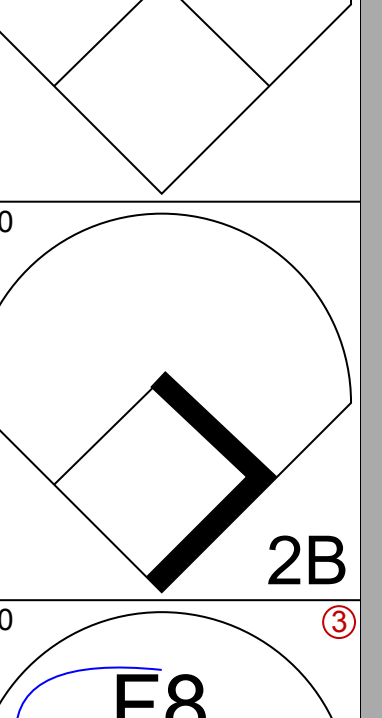
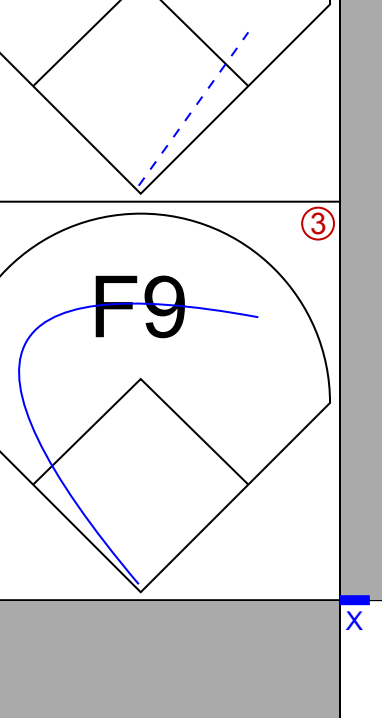
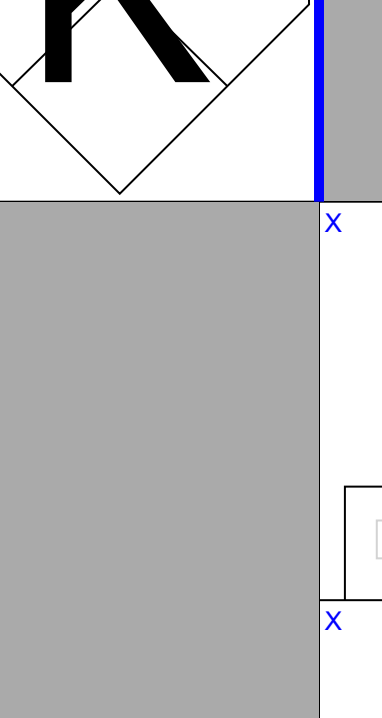
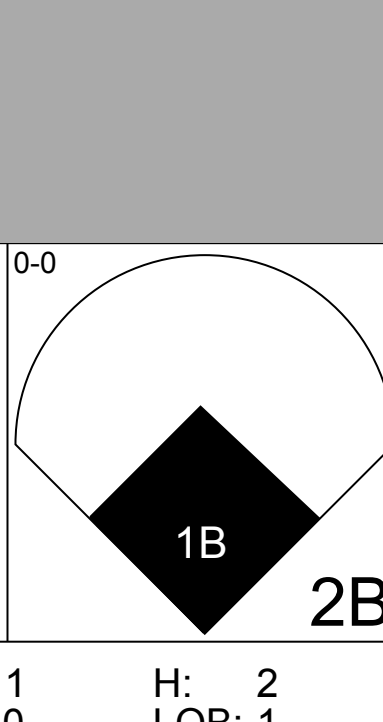
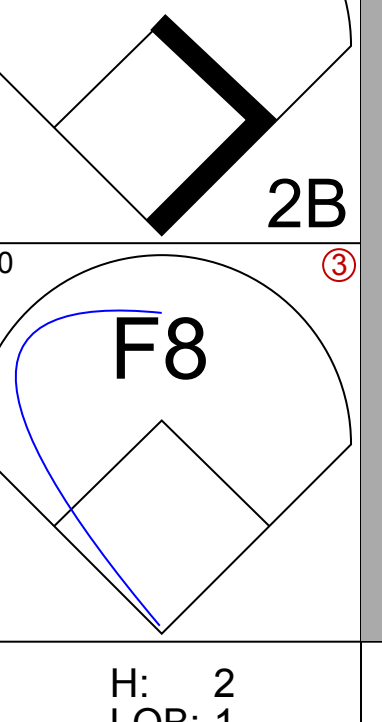

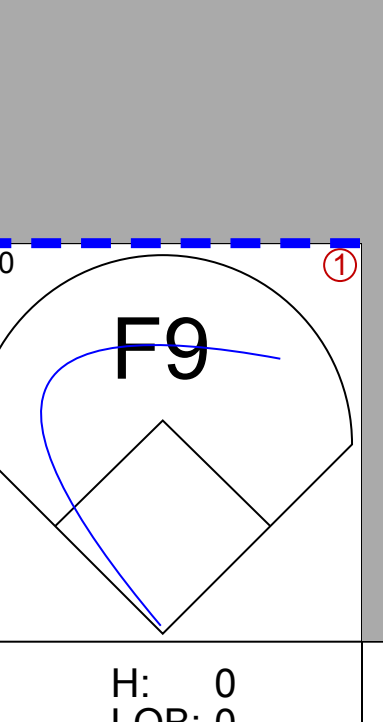
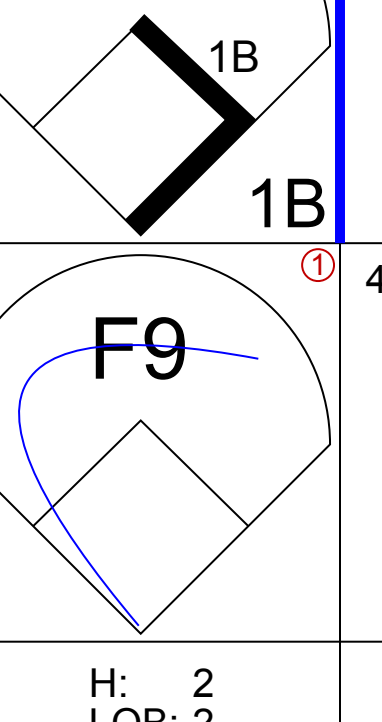


Batter	1	2	3	4	5	6	7	8	9	AB	R	H	RBI	BB	SO	LOB	BOTTOM		
Alfredo Griffin, S (1, 6) OBP: 0.302, SLG: 0.307	6-3			F8					F8	4	1	1	0	0	0	1			
Danny Ainge, R (1, 4) OBP: 0.286, SLG: 0.303	4-3			F9					1-3	4	0	0	1	0	0	1			
Roy Howell, L (1, 5) OBP: 0.320, SLG: 0.403	F7			K					K	4	0	1	1	0	2	0			
Rico Carty, R (1, 10) OBP: 0.332, SLG: 0.370				F9					6-3	3	0	0	0	0	0	1			
Otto Velez, R (1, 9) OBP: 0.394, SLG: 0.594 (7, PR)									K	3	0	1	0	0	1	0			
Bob Bailor, R (8, 9) OBP: 0.291, SLG: 0.252									K	0	1	0	0	0	0	0			
Rick Rosetti, R (1, 8) OBP: 0.284, SLG: 0.355				K					K	3	0	1	0	0	1	0			
Rick Cerone, R (1, 2) OBP: 0.302, SLG: 0.325									2B	3	0	1	0	0	1	1			
Craig Kusick, R (1, 3) OBP: 0.267, SLG: 0.456 (7, PH)									6-3	2	0	0	0	0	0	1			
John Mayberry, L (8, 3) OBP: 0.370, SLG: 0.462									6-3	0	0	0	0	1	0	0			
Al Woods, L (1, 7) OBP: 0.337, SLG: 0.387									6-3	3	1	1	0	0	1	3			
Inning Stats	R: 0 H: 0 E: 0 K: 0 S: 3	H: 0 LOB: 0 BB: 0 P: 3	R: 0 H: 0 E: 0 K: 2 S: 7	H: 0 LOB: 0 BB: 0 P: 7	R: 0 H: 1 E: 0 K: 0 S: 4	H: 0 LOB: 0 BB: 0 P: 4	R: 0 H: 0 E: 0 K: 1 S: 5	H: 0 LOB: 0 BB: 0 P: 5	R: 0 H: 0 E: 0 K: 0 S: 3	H: 0 LOB: 0 BB: 0 P: 3	R: 2 H: 3 E: 0 K: 0 S: 6	H: 3 LOB: 1 BB: 0 P: 6	R: 1 H: 2 E: 0 K: 2 S: 8	H: 2 LOB: 2 BB: 1 P: 12	R: 0 H: 0 E: 0 K: 1 S: 5	H: 0 LOB: 0 BB: 0 P: 5	1B: 4 2B: 3 3B: 0 HR: 0	SF: 0 SAC: 0 DP: 1 HBP: 0	WP: 0 PA: 30 PB: 0 SB: 0 CS: 1
PITCHER Bruce Robbins, L (1, 1) ERA: 3.0 Jack Billingham, R (7, 1) ERA: 3.69 John Hiller, L (7, 1) ERA: 5.1	IP: 6.0 WLS: L BF: 22 H: 4 R: 2 ER: 2 SO: 3 BB: 4 IBB: 2 HBP: 2 BLK: 3 WP: 0 HR: 0 S: 28 P: 28 ERA: 3.00 WHIP: 0.667																		

Detroit Tigers @ Toronto Blue Jays
Exhibition Stadium, Toronto, ON
Sat Jul 28 1979, 7:05 PM EDT
Att: 30,131 - Unknown - 77 F

AB 29
R 3
H 6
RBI 2
BB 1
SO 6
LOB 8

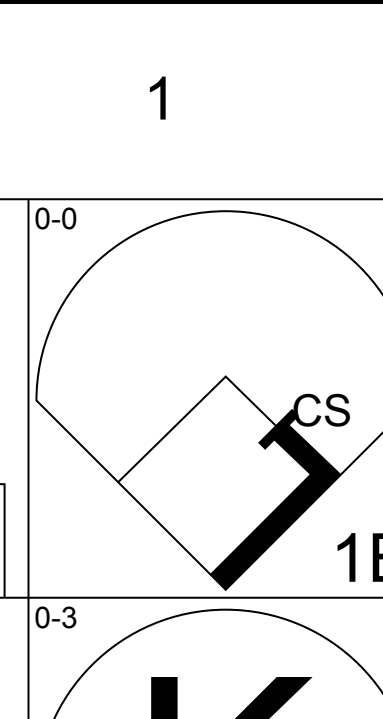
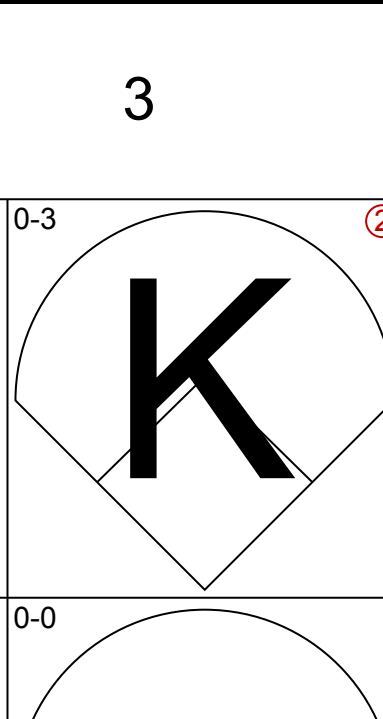
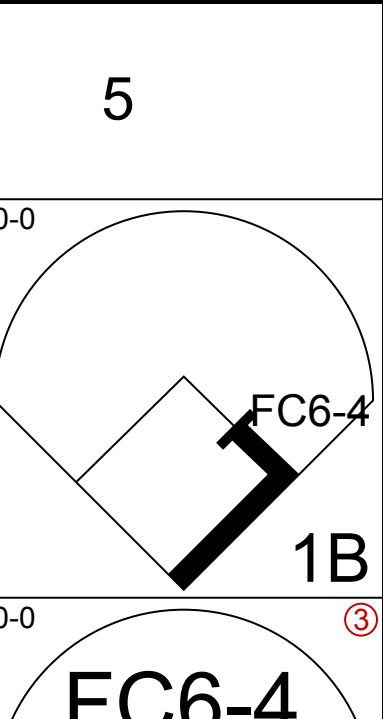
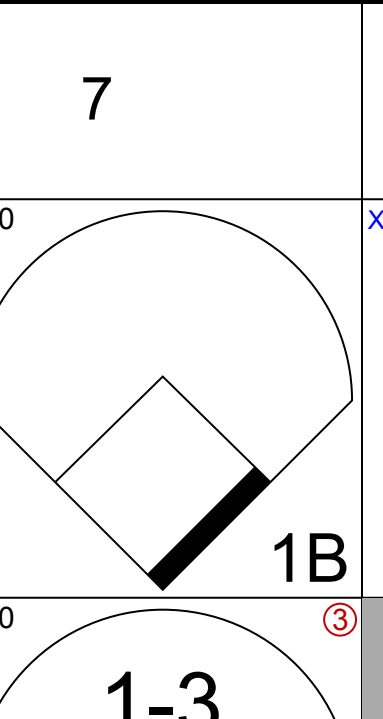

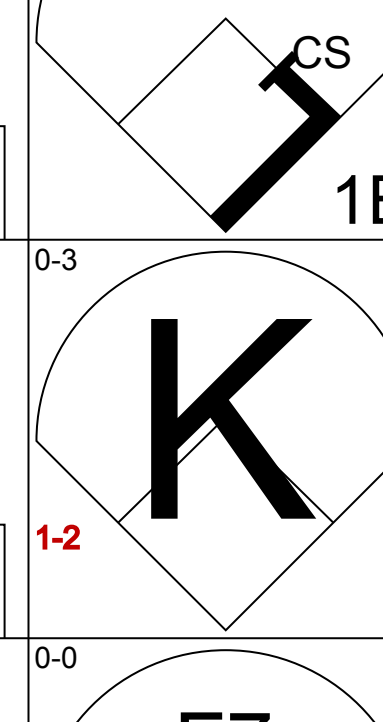
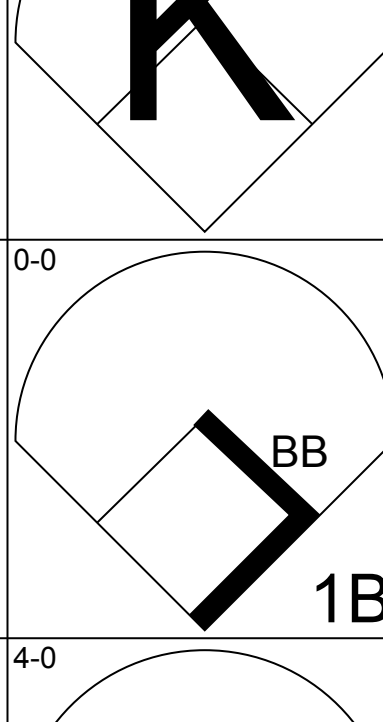
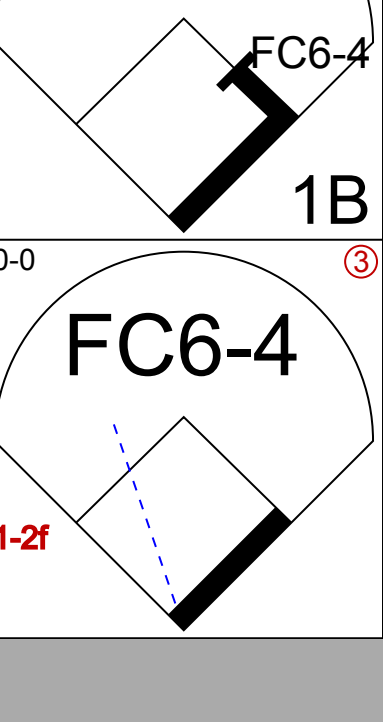
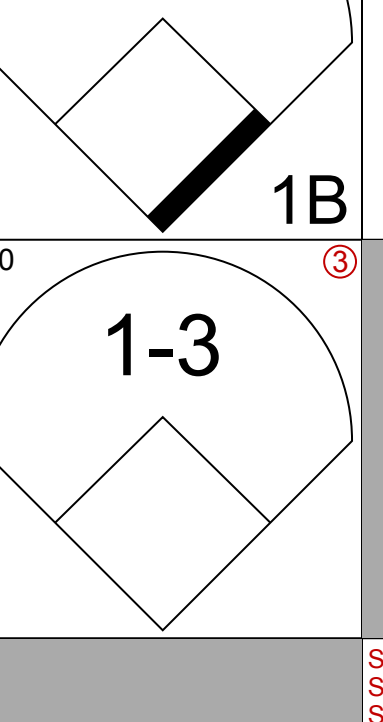
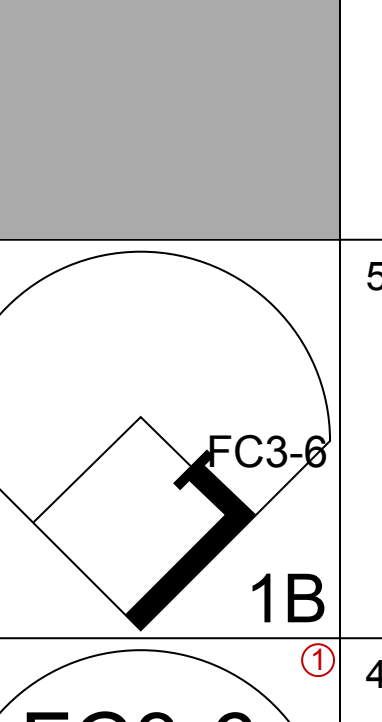
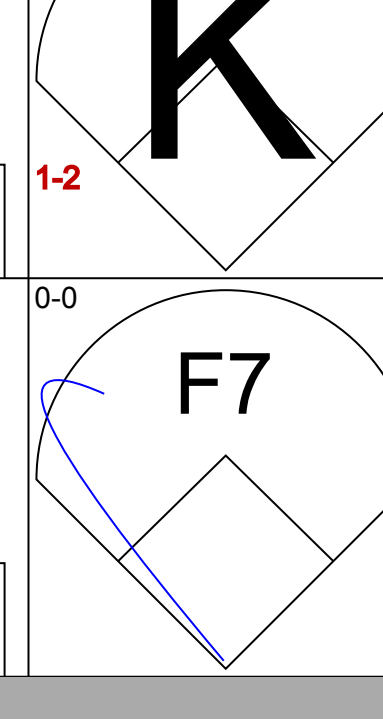
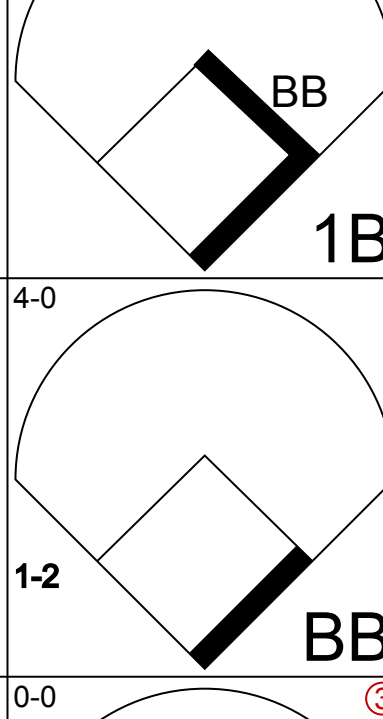
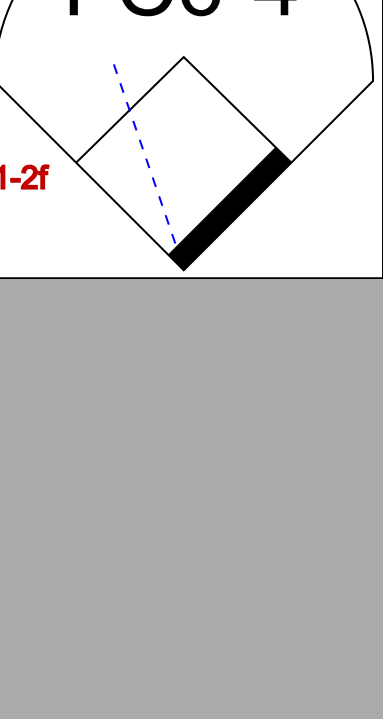
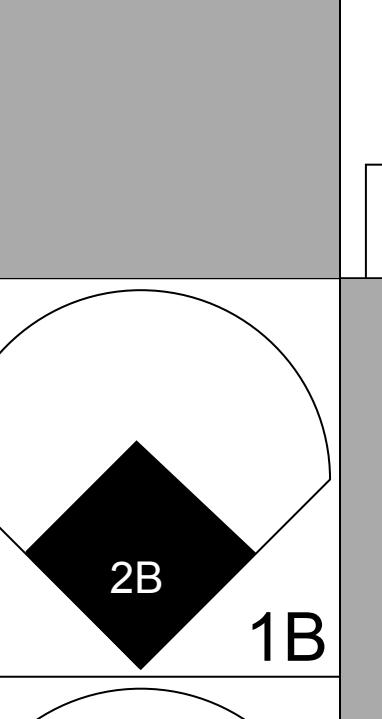
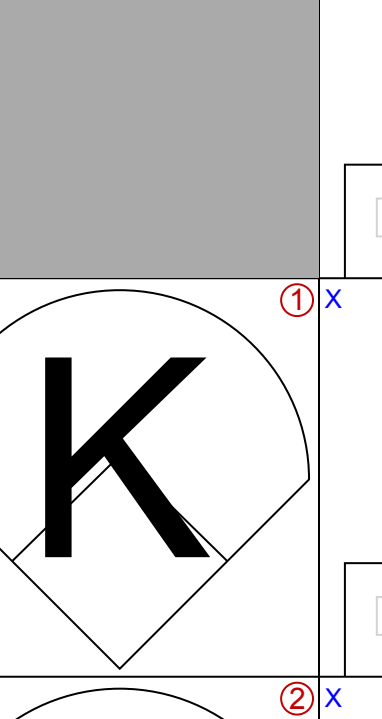
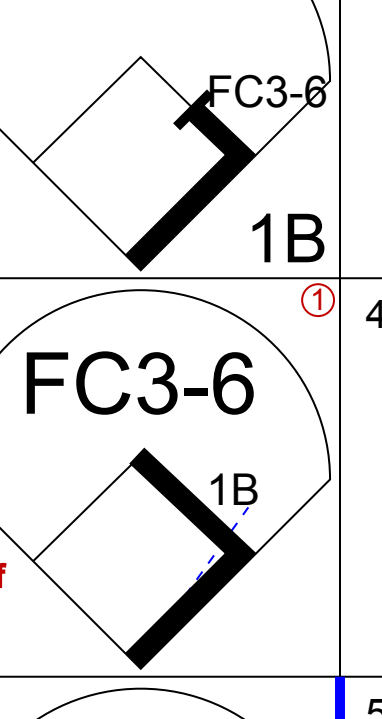
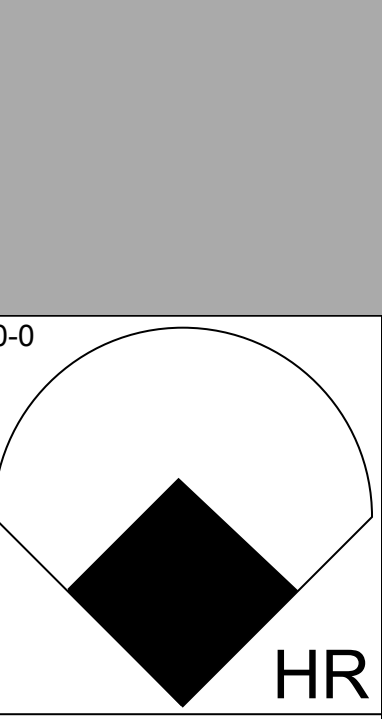
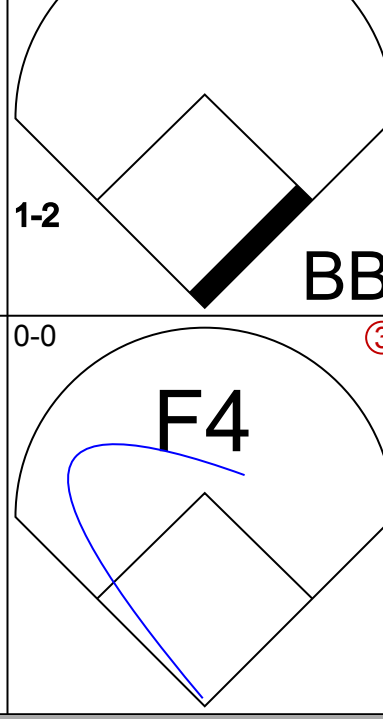

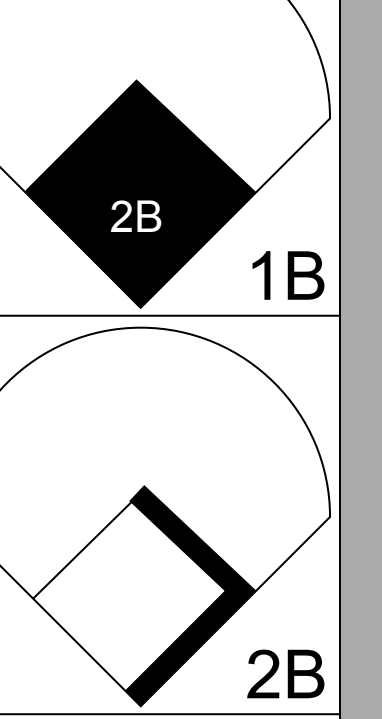
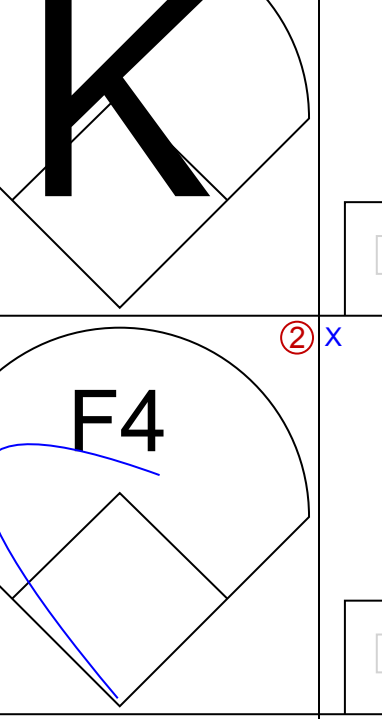
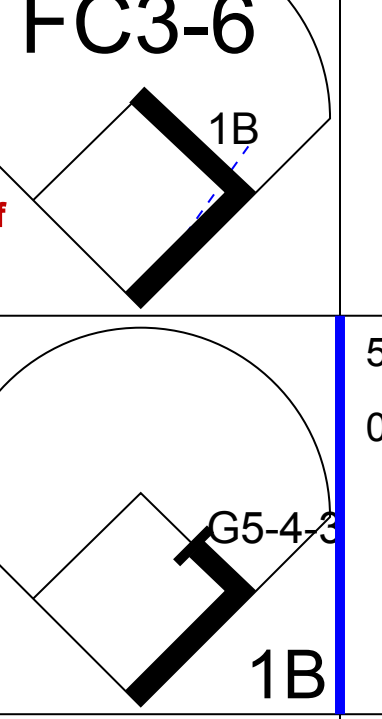

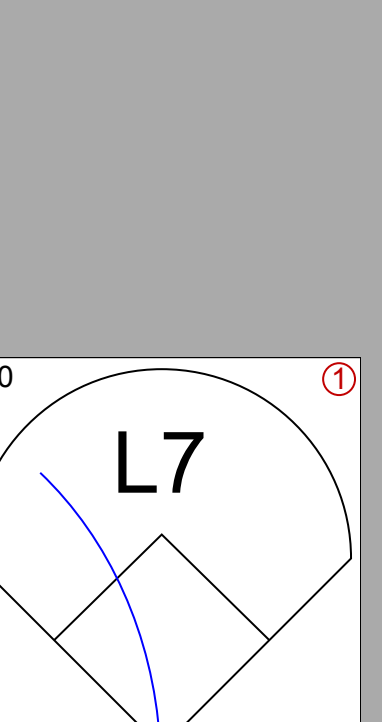
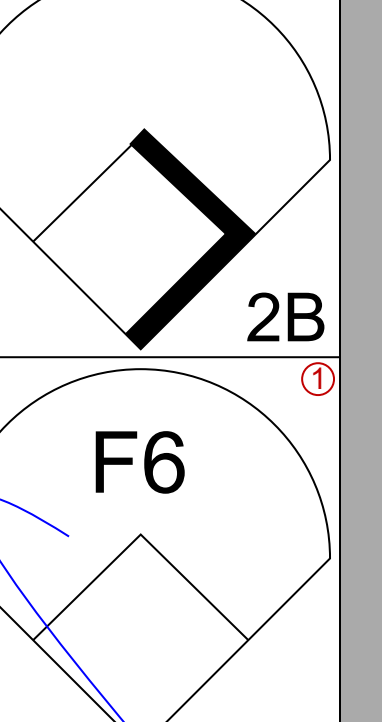
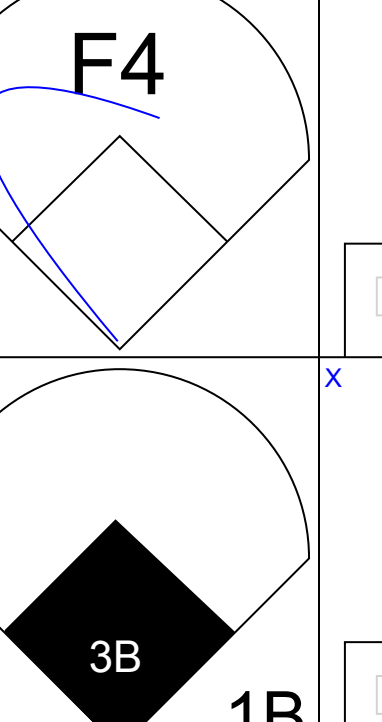
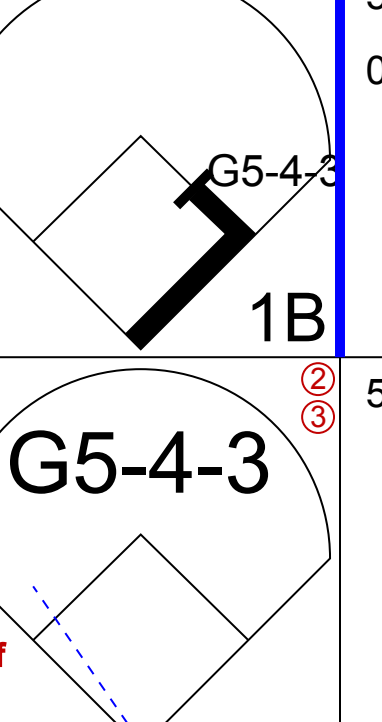
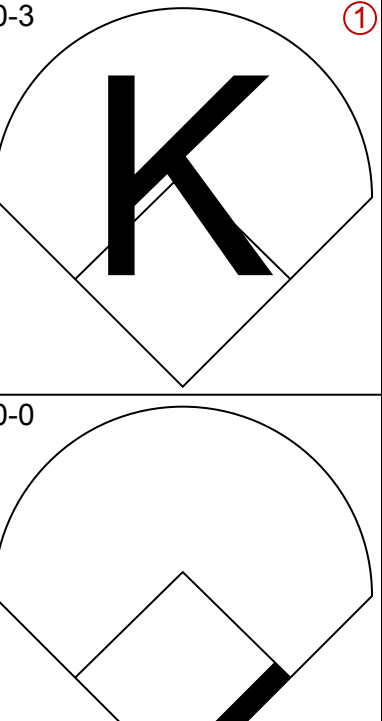
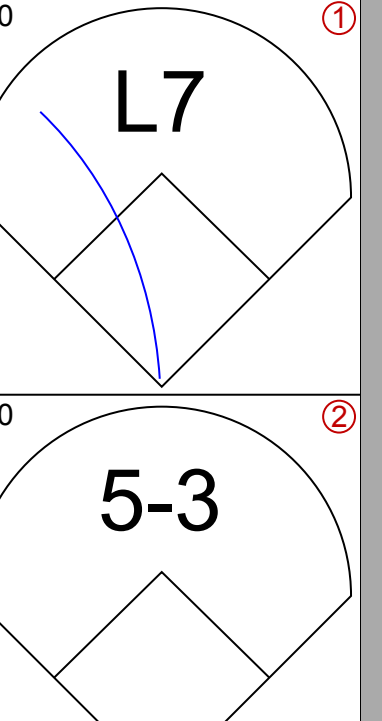
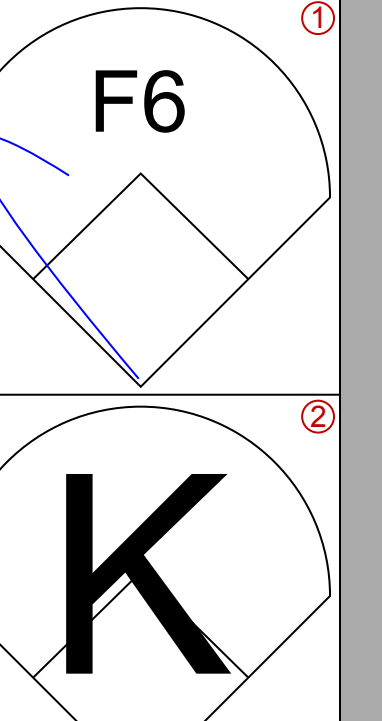
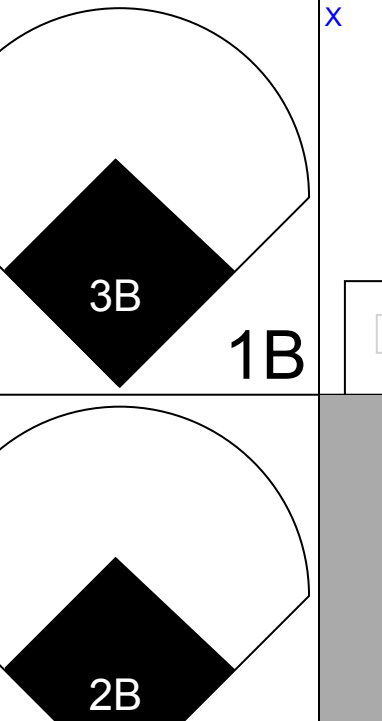
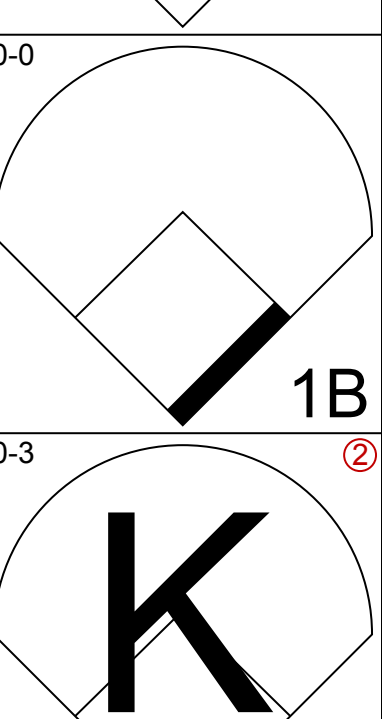

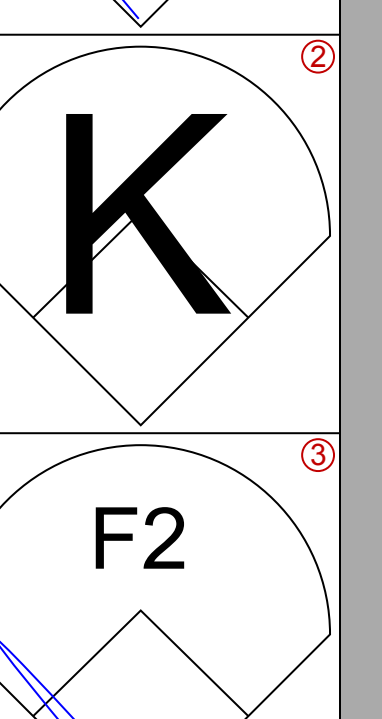
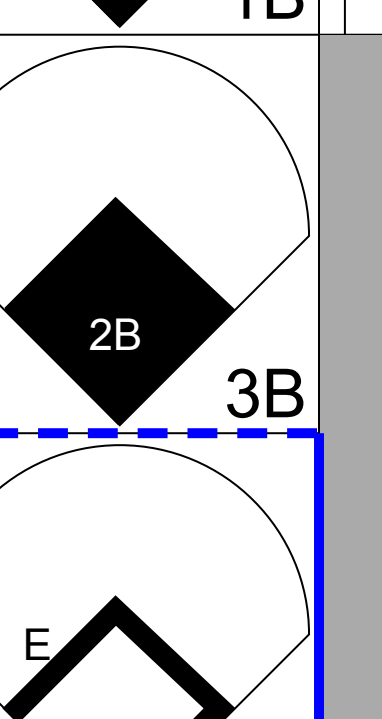
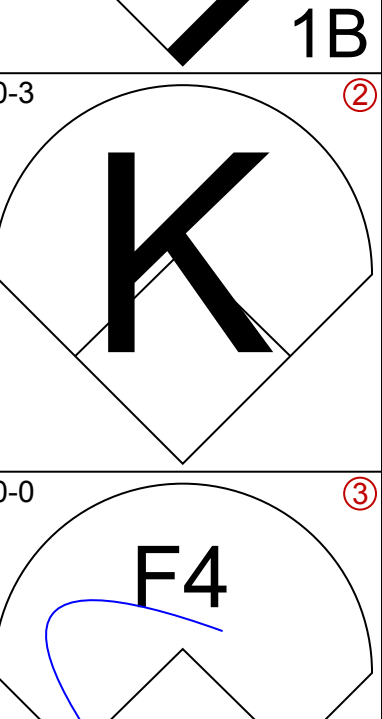
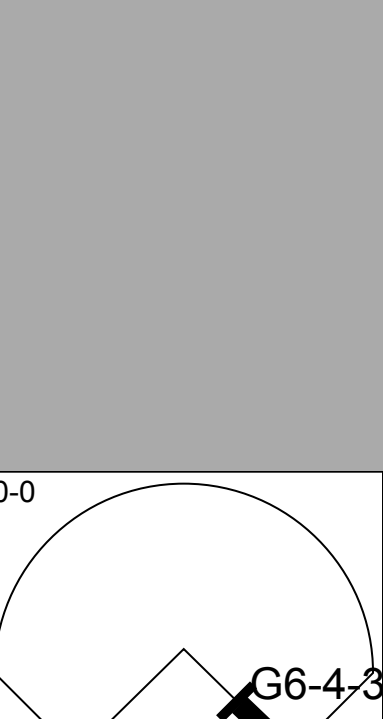
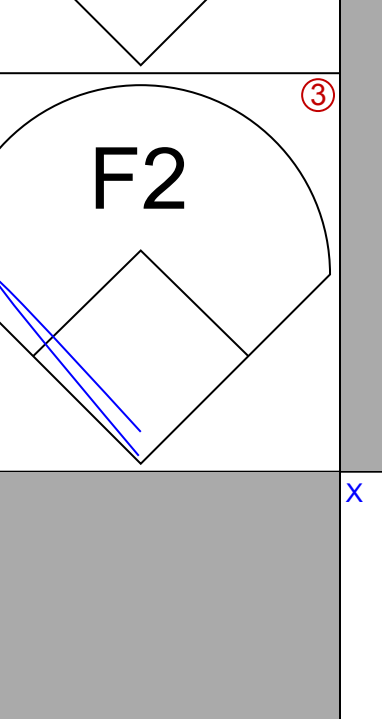
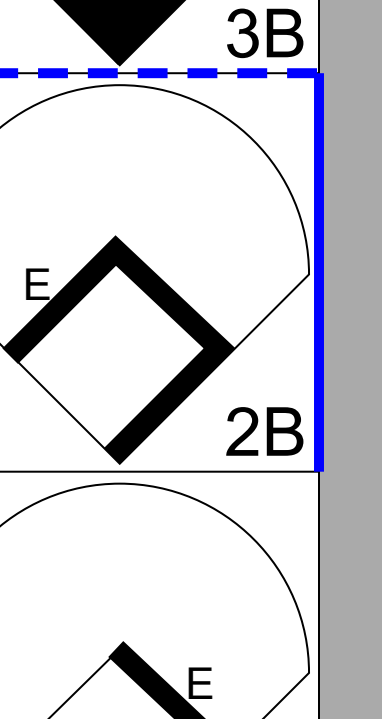

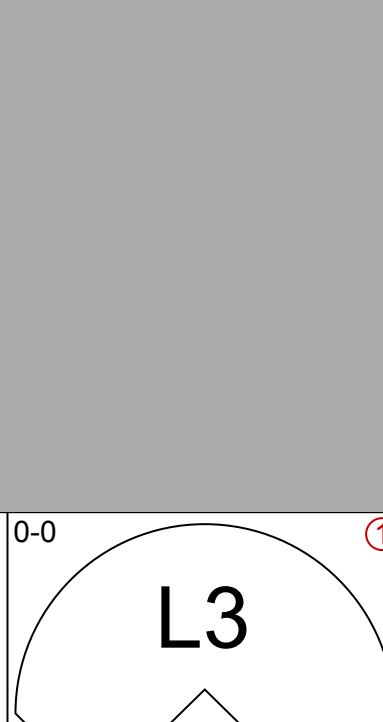
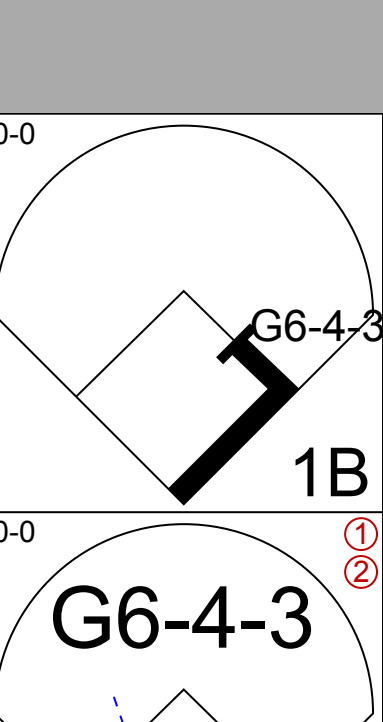
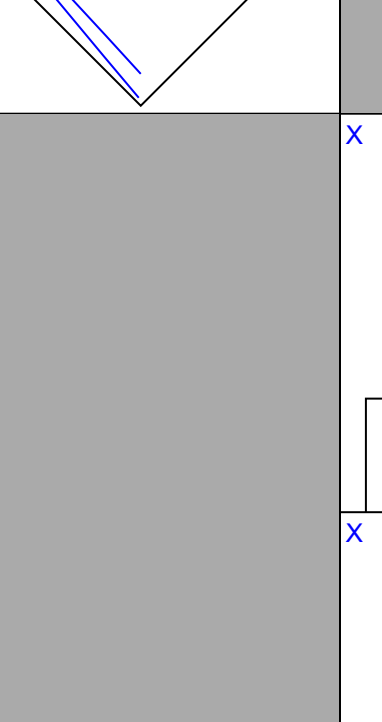
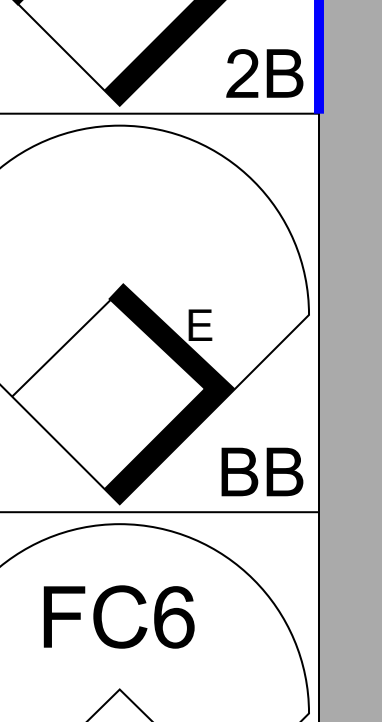


Batter	1	2	3	4	5	6	7	8	9	AB	R	H	RBI	BB	SO	LOB	TOP					
Tom Brookens, R OBP: 0.310, SLG: 0.509 (1, 4)										5	0	0	0	0	2	2						
Jerry Morales, R OBP: 0.292, SLG: 0.386 (1, 8)										5	0	1	0	0	0	1						
Steve Kemp, L OBP: 0.410, SLG: 0.535 (1, 10)										3	2	2	2	2	0	2						
Jason Thompson, L OBP: 0.357, SLG: 0.381 (1, 3)										4	0	0	0	0	1	3						
Champ Summers, L OBP: 0.394, SLG: 0.519 (1, 9)										3	0	1	1	1	0	0						
Lance Parrish, R OBP: 0.363, SLG: 0.483 (1, 2)										3	2	2	2	1	0	1						
Al Greene, L OBP: 0.280, SLG: 0.353 Lynn Jones, R OBP: 0.346, SLG: 0.374 (1, 7)										4	0	0	0	0	1	2						
Aurelio Rodriguez, R OBP: 0.280, SLG: 0.383 Lou Whitaker, L OBP: 0.392, SLG: 0.375 (9, PR)										4	0	2	0	0	1	1						
Alan Trammell, R OBP: 0.321, SLG: 0.337 (1, 6)										4	1	1	0	0	0	2						
Inning Stats	R: 0 E: 0 K: 1 S: 5	H: 0 LOB: 1 BB: 1 P: 9	R: 1 E: 0 K: 1 S: 6	H: 1 LOB: 0 BB: 0 P: 6	R: 1 E: 0 K: 1 S: 7	H: 2 LOB: 1 BB: 0 P: 7	R: 1 E: 0 K: 0 S: 5	H: 2 LOB: 1 BB: 0 P: 5	R: 1 E: 0 K: 1 S: 6	H: 1 LOB: 0 BB: 1 P: 6	R: 0 E: 0 K: 0 S: 3	H: 0 LOB: 1 BB: 1 P: 7	R: 0 E: 0 K: 0 S: 3	H: 0 LOB: 0 BB: 0 P: 3	R: 1 E: 0 K: 1 S: 5	H: 1 LOB: 1 BB: 2 P: 13	R: 0 E: 0 K: 0 S: 5	H: 2 LOB: 2 BB: 0 P: 5	1B: 4 2B: 2 3B: 0 HR: 3	SF: 0 SAC: 0 DP: 0 HBP: 0	WP: 0 PB: 0 SB: 2 CS: 1	PA: 39
PITCHER	IP	WLS	BF	H	R	ER	SO	BB	IBB	HBP	BLK	WP	HR	S	P	ERA	WHIP					
Jim Clancy, R ERA: 5.63 (1, 1)	6.0	L	26	6	4	4	4	2	0	0	0	0	3	32	40	6.00	1.333					
Jesse Jefferson, R ERA: 4.51 (7, 1)	2.2		12	3	1	1	1	2	0	0	0	0	0	12	20	3.38	1.875					
Balor Moore, L ERA: 3.87 (9, 1)	0.1		1	0	0	0	0	0	0	0	0	0	0	1	1	0.00	0.000					

Detroit Tigers @ Toronto Blue Jays
 Exhibition Stadium, Toronto, ON
 Sun Jul 29 1979, 3:33 AM EDT
 Att: 33,824 - Unknown - 77 F

AB	35
R	5
H	9
RBI	5
BB	4
SO	5
LOB	14



Batter	1	2	3	4	5	6	7	8	9	AB	R	H	RBI	BB	SO	LOB	BOTTOM					
Rick Bosetti, R OBP: 0.288, SLG: 0.358 (1, 8)										5	0	3	0	0	1	3						
Danny Ainge, R OBP: 0.285, SLG: 0.305 (1, 4)										5	0	2	0	0	1	3						
Roy Howell, L OBP: 0.321, SLG: 0.401 (1, 5)										4	1	1	0	1	1	1						
Rico Carty, R OBP: 0.335, SLG: 0.384 Joe Cannon, L OBP: 0.175, SLG: 0.224 (9, PR)										5	1	3	2	0	0	2						
Otto Velez, R OBP: 0.389, SLG: 0.582 (1, 9)										5	1	1	0	0	1	3						
Rick Cerone, R OBP: 0.304, SLG: 0.335 (1, 2)										4	1	2	1	0	1	1						
Craig Kusick, R OBP: 0.254, SLG: 0.433 John Mayberry, L OBP: 0.372, SLG: 0.466 Tim Johnson, L OBP: 0.186, SLG: 0.125 (8, PR)										3	0	0	0	0	1	2						
Al Woods, L OBP: 0.339, SLG: 0.386 (1, 7)										3	0	1	0	1	0	1						
Luis Gomez, R OBP: 0.287, SLG: 0.289 (1, 6)										4	0	0	0	0	0	3						
Inning Stats	R: 0 E: 0 K: 1 S: 5	H: 1 LOB: 0 BB: 0 P: 5	R: 1 E: 0 K: 2 S: 9	H: 2 LOB: 1 BB: 0 P: 9	R: 0 E: 0 K: 1 S: 6	H: 1 LOB: 2 BB: 1 P: 10	R: 0 E: 0 K: 0 S: 3	H: 0 LOB: 0 BB: 0 P: 3	R: 0 E: 0 K: 1 S: 4	H: 2 LOB: 1 BB: 0 P: 7	R: 0 E: 0 K: 0 S: 4	H: 1 LOB: 1 BB: 0 P: 4	R: 2 E: 1 K: 1 S: 9	H: 3 LOB: 3 BB: 1 P: 13	R: 0 E: 0 K: 0 S: 4	H: 2 LOB: 2 BB: 0 P: 4	1B: 10 2B: 2 3B: 1 HR: 1	SF: 0 SAC: 0 DP: 2 HBP: 0	WP: 0 PB: 0 SB: 0 CS: 1	PA: 41		
PITCHER	IP	WLS	BF	H	R	ER	SO	BB	IBB	HBP	BLK	WP	HR	S	P	ERA	WHIP					
Pat Underwood, L ERA: 3.79 (1, 1)	7.2		33	11	4	4	6	1	0	0	0	0	0	7	11	0.00	3.000					
Aurelio Lopez, R ERA: 2.79 (8, 1)	1.1	S	8	3	0	0	0	1	0	0	0	0	0	7	11	0.00	3.000					

Detroit Tigers @ Toronto Blue Jays
 Exhibition Stadium, Toronto, ON
 Sun Jul 29 1979, 3:33 AM EDT
 Att: 33,824 - Unknown - 77 F

AB	39
R	4
H	14
RBI	4
BB	2
SO	6
LOB	19



Batter	1	2	3	4	5	6	7	8	9	AB	R	H	RBI	BB	SO	LOB	TOP			
Alfredo Griffin, S OBP: 0.304, SLG: 0.308	0-0 1B		0-0 4-3			0-0 6-3			0-0 1B	4	0	2	0	0	0	0				
Danny Aings, R OBP: 0.285, SLG: 0.301	0-0 L8		0-0 1-3			0-0 4-3			0-0 G1-6-3	3	0	0	0	0	0	1				
Luis Gomez, R OBP: 0.284, SLG: 0.286									0-0 G1-6-3	1	0	0	0	0	0	1				
Roy Howell, L OBP: 0.322, SLG: 0.399	0-0 F2			4-0 BB					0-0 L8	2	0	0	0	1	0	1				
Rico Carty, R OBP: 0.333, SLG: 0.381	0-0 F7			0-0 G1-4-3					0-0 L3	3	0	0	0	0	0	2				
Otto Velez, R OBP: 0.383, SLG: 0.572		0-0 F2		0-0 1-3					0-0 P4	3	0	0	0	0	0	0				
Rick Rosetti, R OBP: 0.288, SLG: 0.358				0-3 K					0-0 P4	3	0	1	0	0	1	0				
Rick Cerone, R OBP: 0.301, SLG: 0.331				0-3 K					0-0 F2	3	0	0	0	0	1	1				
Craig Kusick, R OBP: 0.242, SLG: 0.413				0-0 FC6-4					0-0 2-3	3	0	0	0	0	0	1				
AJ Woods, L OBP: 0.335, SLG: 0.382				0-0 F9					0-0 P5	3	0	0	0	0	0	0				
Inning Stats	R: 0 E: 0 K: 0 S: 4	H: 1 LOB: 1 BB: 0 P: 4	R: 0 E: 0 K: 1 S: 6	H: 1 LOB: 1 BB: 0 P: 6	R: 0 E: 0 K: 0 S: 3	H: 0 LOB: 0 BB: 0 P: 3	R: 0 E: 0 K: 0 S: 2	H: 0 LOB: 0 BB: 1 P: 6	R: 0 E: 0 K: 1 S: 5	H: 0 LOB: 0 BB: 0 P: 5	R: 0 E: 0 K: 0 S: 3	H: 0 LOB: 0 BB: 0 P: 3	R: 0 E: 0 K: 0 S: 3	H: 0 LOB: 0 BB: 0 P: 3	R: 0 E: 0 K: 0 S: 3	H: 1 LOB: 0 BB: 0 P: 3	1B: 3 2B: 0 3B: 0 HR: 0	SF: 0 SAC: 0 DP: 2 HBP: 0	WP: 0 PB: 0 SB: 0 CS: 0	PA: 29
PITCHER Larry Gura, L ERA: 4.89	IP: 9.0 WLS: W BF: 29 H: 3 R: 0 ER: 0 SO: 2 BB: 1 IBB: 0 HBP: 0 BLK: 0 WP: 0 HR: 0 S: 32 P: 36 ERA: 0.00 WHIP: 0.444																			

Toronto Blue Jays @ Kansas City Royals
 Royals Stadium, Kansas City, MO
 Mon Jul 30 1979, 8:05 PM EDT
 Att: 31,572 - Unknown - 76 F

AB 28
 R 0
 H 3
 RBI 0
 BB 1
 SO 2
 LOB 7





Batter	1	2	3	4	5	6	7	8	9	AB	R	H	RBI	BB	SO	LOB	BOTTOM			
Willie Wilson, S OBP: 0.342, SLG: 0.409	1-0 1B 5-3 HBP		0-0 4-3			4-0 P4			0-0 G3	3	2	0	0	1	0	3				
Frank White, R OBP: 0.288, SLG: 0.389	0-0 1B 5-3		0-0 6-3			4-0 FC6-4			0-0 P4	4	1	1	1	1	0	3				
Amos Otis, R OBP: 0.369, SLG: 0.439	0-0 1B 5-3		0-0 5-3			0-3 K			0-0 5-3	5	1	0	2	0	1	3				
George Brett, L OBP: 0.378, SLG: 0.535	0-0 F7					0-0 G3			0-0 1B	3	2	1	0	1	0	1				
Jerry Terrell, R OBP: 0.365, SLG: 0.538				WP 3-4 2B		0-0 1B WP			0-0 BB	0	0	0	0	0	0	0				
Darrell Porter, L OBP: 0.421, SLG: 0.475	4-0 1B BB		0-0 3-4			0-0 F9			0-0 1B	3	0	1	3	1	0	0				
Ralph LaCock, L OBP: 0.348, SLG: 0.386	0-0 FC6-4		0-0 6-3			0-0 F8			0-0 F9	3	0	1	1	0	0	0				
George Scott, R OBP: 0.314, SLG: 0.370						4-0 F9				1	0	0	0	0	0	1				
Al Cowens, R OBP: 0.349, SLG: 0.415	0-0 FC6-4					4-0 1B BB			0-0 4-3	3	1	1	0	1	0	2				
Jamie Quirk, L OBP: 0.318, SLG: 0.381		0-0 5-3		4-0 1B		0-0 2B BB			0-0 F7	3	1	1	0	1	0	0				
Freddie Patek, R OBP: 0.288, SLG: 0.322						0-0 2B BB			0-0 1B	4	1	2	1	0	2	2				
Todd Cruz, R OBP: 0.226, SLG: 0.296				4-3 1B		0-0 K			0-3 K	0	0	0	0	0	0	0				
Inning Stats	R: 2 E: 0 K: 0 S: 5	H: 2 LOB: 2 BB: 1 P: 10	R: 0 E: 0 K: 0 S: 4	H: 1 LOB: 1 BB: 0 P: 4	R: 1 E: 0 K: 0 S: 4	H: 1 LOB: 0 BB: 0 P: 4	R: 0 E: 0 K: 1 S: 6	H: 1 LOB: 2 BB: 1 P: 10	R: 0 E: 0 K: 1 S: 5	H: 0 LOB: 0 BB: 0 P: 5	R: 6 E: 0 K: 0 S: 6	H: 3 LOB: 1 BB: 4 P: 22	R: 0 E: 0 K: 1 S: 5	H: 0 LOB: 0 BB: 0 P: 5	R: 0 E: 0 K: 0 S: 3	H: 0 LOB: 0 BB: 0 P: 3	1B: 6 2B: 2 3B: 0 HR: 0	SF: 0 SAC: 0 DP: 0 HBP: 1	WP: 2 PB: 0 SB: 1 CS: 0	PA: 39
PITCHER Dave Stieb, R ERA: 3.73	IP: 5.1 WLS: L BF: 27 H: 7 R: 6 ER: 6 SO: 2 BB: 3 IBB: 0 HBP: 1 BLK: 0 WP: 1 HR: 0 S: 27 P: 40 ERA: 10.12 WHIP: 1.875																			
Dave Freisleben, R ERA: 5.69	0.1 5 1 2 2 0 2 1 0 0 0 0 2 14 54.00 9.000																			
Balor Moore, L ERA: 3.76	2.1 7 0 1 1 1 0 0 0 0 0 1 0 9 9 3.86 0.000																			

Toronto Blue Jays @ Kansas City Royals
 Royals Stadium, Kansas City, MO
 Mon Jul 30 1979, 8:05 PM EDT
 Att: 31,572 - Unknown - 76 F

AB 32
 R 9
 H 8
 RBI 8
 BB 6
 SO 3
 LOB 15



Batter	1	2	3	4	5	6	7	8	9	AB	R	H	RBI	BB	SO	LOB	TOP										
Alfredo Griffin, S OBP: 0.310, SLG: 0.319	0-0 2B	0-0 3B		0-0 1-3		0-0 FC6-4		0-0 1B		5	2	4	1	0	0	0	Toronto Blue Jays @ Kansas City Royals Royals Stadium, Kansas City, MO Tue Jul 31 1979, 8:05 PM EDT Att: 22,156 - Unknown - 80 F 										
Rick Bosetti, R OBP: 0.290, SLG: 0.365	0-0 1B	0-0 3B		0-3 K		0-0 FC6-4		0-0 4-3		5	2	2	2	0	1	4											
Roy Howell, L OBP: 0.323, SLG: 0.405	0-3 K	0-0 2B			0-0 G3		0-0 G3		0-0 F7		5	0	2	1	0	1											
Rico Carty, R OBP: 0.333, SLG: 0.381 Joe Cannon, L OBP: 0.179, SLG: 0.224	0-0 1B	0-0 F9			0-0 6-3		0-0 6-3		0-0 L4-3		5	0	2	0	0	2											
John Mayberry, L OBP: 0.370, SLG: 0.462	0-0 FC5-4	0-0 4-3			0-0 G3		0-0 FC5-4		0-0 L4-3		5	0	1	1	0	4											
Otto Velez, R OBP: 0.385, SLG: 0.566	0-0 1-2			0-0 CS		0-3 K		0-0 FC5-4		2	0	0	0	2	1	2											
Al Woods, L OBP: 0.331, SLG: 0.377	0-3 K			0-3 K		0-3 K		0-0 6-3		4	0	0	0	0	3	3											
Rick Cerone, R OBP: 0.301, SLG: 0.328		0-0 5-3		0-0 6-3		1-0 1B		0-3 K		3	0	0	0	0	1	0											
Tim Johnson, L OBP: 0.213, SLG: 0.119		0-0 3B		0-0 F7		0-0 F7		0-0 1B		2	1	0	0	2	0	1											
Inning Stats	R: 2 E: 0 K: 2 S: 10	H: 3 LOB: 2 BB: 1 P: 14	R: 3 E: 0 K: 0 S: 6	H: 3 LOB: 1 BB: 1 P: 10	R: 0 E: 0 K: 1 S: 4	H: 0 LOB: 0 BB: 1 P: 8	R: 0 E: 0 K: 1 S: 5	H: 0 LOB: 0 BB: 0 P: 5	R: 0 E: 0 K: 1 S: 6	H: 1 LOB: 1 BB: 0 P: 6	R: 0 E: 0 K: 1 S: 6	H: 1 LOB: 2 BB: 0 P: 7	R: 0 E: 0 K: 1 S: 4	H: 1 LOB: 1 BB: 0 P: 4	R: 0 E: 0 K: 1 S: 6	H: 1 LOB: 2 BB: 1 P: 10		R: 0 E: 0 K: 0 S: 3	H: 1 LOB: 1 BB: 0 P: 3	1B: 6 2B: 4 3B: 2 HR: 0	SF: 0 SAC: 0 DP: 1 HBP: 1	WP: 0 PB: 0 SB: 0 CS: 1	PA: 41				
PITCHER	IP	WLS	BF	H	R	ER	SO	BB	IBB	HBP	BLK	WP	HR	S	P	ERA	WHIP										
Dennis Leonard, R ERA: 4.83	1.1		11	5	5	5	2	2	0	0	0	0	0	13	21	33.75	5.250										
Marty Pattin, R ERA: 4.29	6.1	W	26	5	0	0	5	2	0	1	0	0	0	33	42	0.00	1.105										
Dan Quisenberry, R ERA: 1.84	0.2		3	1	0	0	0	0	0	0	0	0	0	3	3	0.00	1.500										
Al Hrabosky, L ERA: 4.17	0.2	S	1	0	0	0	0	0	0	0	0	0	0	1	1	0.00	0.000										

Batter	1	2	3	4	5	6	7	8	9	AB	R	H	RBI	BB	SO	LOB	BOTTOM										
Freddie Patek, R OBP: 0.286, SLG: 0.319	0-0 P6	0-0 FC4		0-0 5-3		0-0 F8	0-0 FC6-4			5	0	1	1	0	0	3	Toronto Blue Jays @ Kansas City Royals Royals Stadium, Kansas City, MO Tue Jul 31 1979, 8:05 PM EDT Att: 22,156 - Unknown - 80 F 										
Frank White, R OBP: 0.291, SLG: 0.389	0-3 K	0-3 K		0-0 S		0-0 FC6-4	0-3 K			5	0	2	0	0	3	4											
Amos Otis, R OBP: 0.367, SLG: 0.437	0-0 2B	0-0 FC4		0-0 F8		0-0 SF7		0-3 K		4	1	1	1	0	1	3											
George Brett, L OBP: 0.379, SLG: 0.540 U.I. Washington, S OBP: 0.301, SLG: 0.329 Jerry Terrell, R OBP: 0.385, SLG: 0.538	0-0 2B		0-0 SF8	0-0 F7		0-0 FC6-4		0-0 4-3		3	1	2	1	0	0	1											
Al Cowens, R OBP: 0.353, SLG: 0.419	1-0 HBP		0-0 E4		0-0 1B		0-0 F8	0-0 5-3		4	1	2	0	0	0	1											
Darrell Porter, L OBP: 0.417, SLG: 0.470	0-0 F8		0-3 K		0-0 P3		0-0 F8			4	0	0	0	0	1	6											
George Scott, R OBP: 0.323, SLG: 0.385		0-0 2B	0-0 BB	0-0 BB		0-0 CS		0-0 HR		2	2	2	2	2	0	0											
John Wathan, R OBP: 0.238, SLG: 0.319 Ralph LaCock, L OBP: 0.351, SLG: 0.388	0-0 F9	0-0 SF8		0-0 SF8		0-3 K		0-0 FC6-4		2	0	0	1	0	1	3											
Willie Wilson, S OBP: 0.346, SLG: 0.416	0-0 1B	0-0 P4		0-0 P4		0-0 1B	0-0 FC6-4			4	1	3	0	0	0	2											
Inning Stats	R: 1 E: 0 K: 1 S: 7	H: 2 LOB: 0 BB: 0 P: 8	R: 1 E: 0 K: 1 S: 7	H: 2 LOB: 2 BB: 1 P: 11	R: 1 E: 1 K: 1 S: 7	H: 1 LOB: 2 BB: 1 P: 11	R: 0 E: 0 K: 0 S: 4	H: 1 LOB: 1 BB: 0 P: 4	R: 0 E: 0 K: 1 S: 6	H: 2 LOB: 2 BB: 0 P: 6	R: 1 E: 0 K: 0 S: 5	H: 2 LOB: 1 BB: 0 P: 5	R: 2 E: 1 K: 1 S: 9	H: 4 LOB: 2 BB: 0 P: 9	R: 0 E: 0 K: 1 S: 5	H: 0 LOB: 0 BB: 0 P: 5		1B: 9 2B: 5 3B: 0 HR: 1	SF: 2 SAC: 0 DP: 1 HBP: 1	WP: 0 PB: 0 SB: 2 CS: 1	PA: 41						
PITCHER	IP	WLS	BF	H	R	ER	SO	BB	IBB	HBP	BLK	WP	HR	S	P	ERA	WHIP										
Tom Underwood, L ERA: 3.72	5.1		29	10	4	3	4	2	0	1	0	0	0	34	43	5.06	2.250										
Jesse Jefferson, R ERA: 4.97	1.0	L	6	3	2	2	0	0	0	0	0	0	1	6	6	18.00	3.000										
Tom Buskey, R ERA: 2.56	1.2		6	1	0	0	2	0	0	0	0	0	0	10	10	0.00	0.600										

Batter	1	2	3	4	5	6	7	8	9	AB	R	H	RBI	BB	SO	LOB	TOP					
Alfredo Griffin, S OBP: 0.309, SLG: 0.319 (1, 6)										4	1	1	0	0	0	0	Toronto Blue Jays @ Kansas City Royals Royals Stadium, Kansas City, MO Wed Aug 01 1979, 8:05 PM EDT Att: 24,077 - Unknown - 83 F					
Rick Bosetti, R OBP: 0.291, SLG: 0.366 (1, 8)										5	0	2	0	0	0	0						
Roy Howell, L OBP: 0.324, SLG: 0.411 (1, 5)										3	1	1	1	1	0	2						
Rico Carty, R OBP: 0.330, SLG: 0.377 (1, 10)										4	0	0	0	0	0	3						
John Mayberry, L OBP: 0.374, SLG: 0.464 (1, 3)										3	0	2	0	1	0	0						
Bob Bailor, R OBP: 0.291, SLG: 0.252 (8, PR)										0	0	0	0	0	0	0						
Tim Johnson, L OBP: 0.213, SLG: 0.119 (8, 3)										0	0	0	0	0	0	0						
Otto Velez, R OBP: 0.392, SLG: 0.581 (1, 9)										4	1	3	1	0	0	1						
Al Woods, L OBP: 0.330, SLG: 0.379 (1, 7)										4	0	1	0	0	0	5						
Rick Cerone, R OBP: 0.297, SLG: 0.323 (1, 2)										4	0	0	1	0	0	5						
Luis Gomez, R OBP: 0.276, SLG: 0.277 (1, 4)										3	0	0	0	0	0	1						
Tony Solaita, L OBP: 0.444, SLG: 0.452 (9, PH)										0	0	0	0	1	0	0						
Joe Cannon, L OBP: 0.179, SLG: 0.224 (9, PR)										0	0	0	0	0	0	0						
Inning Stats	R: 0 E: 0 K: 0 S: 3	H: 0 LOB: 0 BB: 0 P: 3	R: 0 E: 0 K: 0 S: 5	H: 2 LOB: 2 BB: 0 P: 5	R: 0 E: 0 K: 0 S: 3	H: 0 LOB: 0 BB: 0 P: 3	R: 1 E: 0 K: 0 S: 5	H: 2 LOB: 2 BB: 1 P: 9	R: 1 E: 0 K: 0 S: 5	H: 2 LOB: 1 BB: 0 P: 5	R: 1 E: 0 K: 0 S: 5	H: 2 LOB: 1 BB: 0 P: 5	R: 0 E: 0 K: 0 S: 4	H: 1 LOB: 1 BB: 0 P: 4	R: 0 E: 0 K: 0 S: 2	H: 0 LOB: 0 BB: 1 P: 6	R: 0 E: 0 K: 0 S: 4	H: 1 LOB: 2 BB: 1 P: 8	1B: 6 2B: 3 3B: 1 HR: 0	SF: 1 SAC: 1 DP: 1 HBP: 0	WP: 0 PB: 0 SB: 0 CS: 0	PA: 39
PITCHER	IP WLS BF H R ER SO BB IBB HBP BLK WP HR S P ERA WHIP																					
Rich Gale, R ERA: 5.26 (1, 1)	7.0 W 32 9 3 3 0 2 0 0 0 0 0 0 30 38 3.86 1.571																					
Dan Quisenberry, R ERA: 1.95 (8, 1)	1.2 6 1 0 0 0 1 0 0 0 0 0 0 5 9 0.00 1.200																					
Al Hrabosky, L ERA: 4.14 (9, 1)	0.1 S 1 0 0 0 0 0 0 0 0 0 0 0 0 1 1 0.00 0.000																					

Batter	1	2	3	4	5	6	7	8	9	AB	R	H	RBI	BB	SO	LOB	BOTTOM			
Willie Wilson, S OBP: 0.345, SLG: 0.414 (1, 7)										4	1	1	0	0	0	4	Toronto Blue Jays @ Kansas City Royals Royals Stadium, Kansas City, MO Wed Aug 01 1979, 8:05 PM EDT Att: 24,077 - Unknown - 83 F			
Frank White, R OBP: 0.287, SLG: 0.383 (1, 4)										4	1	0	0	0	1	2				
Amos Otis, R OBP: 0.364, SLG: 0.433 (1, 8)										4	0	0	0	0	0	2				
George Brett, L OBP: 0.383, SLG: 0.546 (1, 10)										4	1	3	2	0	0	0				
Darrell Porter, L OBP: 0.418, SLG: 0.469 (1, 2)										3	0	1	1	1	0	1				
Ralph LaCock, L OBP: 0.349, SLG: 0.386 (1, 3)										4	1	1	0	0	0	3				
Al Cowens, R OBP: 0.351, SLG: 0.417 (1, 9)										4	0	1	0	0	0	1				
Jamie Quirk, L OBP: 0.354, SLG: 0.413 (1, 5)										4	0	3	1	0	0	0				
Jerry Terrell, R OBP: 0.365, SLG: 0.538 (9, 5)										0	0	0	0	0	0	0				
Freddie Patek, R OBP: 0.284, SLG: 0.317 (1, 6)										2	0	0	0	0	0	3				
Inning Stats	R: 1 E: 0 K: 1 S: 7	H: 2 LOB: 2 BB: 1 P: 11	R: 0 E: 0 K: 0 S: 4	H: 1 LOB: 1 BB: 0 P: 4	R: 0 E: 0 K: 0 S: 4	H: 1 LOB: 1 BB: 0 P: 4	R: 1 E: 0 K: 0 S: 5	H: 3 LOB: 1 BB: 0 P: 5	R: 2 E: 0 K: 0 S: 6	H: 2 LOB: 1 BB: 0 P: 6	R: 0 E: 0 K: 0 S: 4	H: 1 LOB: 1 BB: 0 P: 4	R: 0 E: 0 K: 0 S: 3	H: 0 LOB: 0 BB: 0 P: 3	R: 0 E: 0 K: 0 S: 3	H: 0 LOB: 0 BB: 0 P: 3	1B: 8 2B: 2 3B: 0 HR: 0	SF: 0 SAC: 1 DP: 1 HBP: 0	WP: 0 PB: 0 SB: 0 CS: 0	PA: 35
PITCHER	IP WLS BF H R ER SO BB IBB HBP BLK WP HR S P ERA WHIP																			
Phil Huffman, R ERA: 5.95 (1, 1)	4.1 L 23 9 4 3 1 0 0 0 0 0 0 0 24 28 6.23 2.308																			
Dave Freisleben, R ERA: 5.19 (5, 1)	3.2 12 1 0 0 0 0 0 0 0 0 0 0 12 12 0.00 0.273																			

AB	34
R	3
H	10
RBI	3
BB	3
SO	0
LOB	17



AB	33
R	4
H	10
RBI	4
BB	1
SO	1
LOB	16




Batter	1	2	3	4	5	6	7	8	9	AB	R	H	RBI	BB	SO	LOB	TOP								
Ralph Garr, L (1, 10) OBP: 0.336, SLG: 0.436	0-0 1B		0-3 K		0-0 1-2 1B		0-0 2-3 3-H 5-3			4	0	2	1	0	1	1	Chicago White Sox @ Toronto Blue Jays Exhibition Stadium, Toronto, ON Sat Aug 04 1979, 7:05 PM EDT Att: 15,130 - Unknown - 86 F								
Alan Bannister, R (1, 7) OBP: 0.360, SLG: 0.404	0-0 F9		0-0 CS 1B		0-0 G5-4-3 1-2		0-0 5-3			4	0	1	0	0	0	3									
Jorge Orta, L (1, 4) OBP: 0.357, SLG: 0.424	0-0 2B		0-0 1-2 1B			4-0 G5-3 BB		0-0 1B G4-3-6		3	1	3	0	1	0	0									
Lamar Johnson, R (1, 3) OBP: 0.361, SLG: 0.443	0-0 F3		0-3 K			4-0 G5-3 BB		0-0 G4-3-6 1B		3	0	1	0	1	1	2									
Chet Lemon, R (1, 8) OBP: 0.381, SLG: 0.469		0-0 6-3 2B		0-0 F8		0-0 G5-3 BB		0-0 G4-3-6 1B		4	0	1	0	0	0	3									
Claudell Washington, L (1, 9) OBP: 0.366, SLG: 0.436		0-3 K		0-0 4-3		0-0 F7		0-0 4-3		4	0	0	0	0	1	2									
Greg Pryor, R (1, 6) OBP: 0.323, SLG: 0.338		0-0 6-3 2-3		0-0 G3			4-0 2B 4-3 BB		0-0 4-3	3	1	0	0	1	0	1									
Bill Nahorodny, R (1, 2) OBP: 0.323, SLG: 0.444 Rusty Torres, S (9, PH) OBP: 0.372, SLG: 0.441		4-0 BB		0-0 1B 1B		0-0 1B 1B		0-0 F8 4-3		2	0	1	0	1	0	1									
Jim Morrison, R (1, 5) OBP: 0.315, SLG: 0.490		0-0 F7		0-0 F8		0-0 F8 4-3 2B		0-0 B2		1	0	0	0	0	0	3									
Inning Stats	R: 0 E: 0 K: 0 S: 4	H: 2 LOB: 1 BB: 0 P: 4	R: 0 E: 0 K: 1 S: 6	H: 1 LOB: 2 BB: 1 P: 10	R: 0 E: 0 K: 2 S: 8	H: 2 LOB: 1 BB: 0 P: 8	R: 0 E: 0 K: 0 S: 3	H: 0 LOB: 0 BB: 0 P: 3	R: 0 E: 0 K: 0 S: 4	H: 2 LOB: 1 BB: 2 P: 4	R: 0 E: 0 K: 0 S: 2	H: 0 LOB: 1 BB: 0 P: 10	R: 1 E: 0 K: 0 S: 4	H: 1 LOB: 1 BB: 1 P: 8	R: 1 E: 0 K: 0 S: 4	H: 2 LOB: 0 BB: 0 P: 4		R: 0 E: 0 K: 0 S: 3	H: 0 LOB: 0 BB: 0 P: 3	1B: 7 2B: 3 3B: 0 HR: 0	SF: 0 SAC: 0 DP: 3 HBP: 0	WP: 0 PB: 0 SB: 0 CS: 1	PA: 36		
PITCHER	IP	WLS	BF	H	R	ER	SO	BB	IBB	HBP	BLK	WP	HR	S	P	ERA	WHIP								
Jim Clancy, R (1, 1) ERA: 5.51	1.1		6	3	0	0	1	0	0	0	0	0	0	8	8	0.00	2.250								
Dave Freisleben, R (2, 1) ERA: 4.89	5.0		21	5	1	1	2	4	0	0	0	0	0	21	37	1.80	1.800								
Tom Buskey, R (7, 1) ERA: 2.61	2.2	W	9	2	1	1	0	0	0	0	0	0	0	9	9	3.38	0.750								

Batter	1	2	3	4	5	6	7	8	9	AB	R	H	RBI	BB	SO	LOB	BOTTOM								
Alfredo Griffin, S (1, 6) OBP: 0.314, SLG: 0.325	4-0 FC6-4 BB		0-0 2B		0-0 5-3			0-0 BB 1B		3	1	2	0	1	0	0	Chicago White Sox @ Toronto Blue Jays Exhibition Stadium, Toronto, ON Sat Aug 04 1979, 7:05 PM EDT Att: 15,130 - Unknown - 86 F								
Bob Bailor, R (1, 9) OBP: 0.292, SLG: 0.249	0-0 FC6-4 CS 1-2		0-0 F8			0-0 F7		4-0 1-2 BB BB		3	1	0	0	1	0	2									
Roy Howell, L (1, 5) OBP: 0.321, SLG: 0.415	0-0 3-1 1-2		0-0 F9			0-0 3-1		0-3 K		4	0	0	0	0	1	4									
Rico Carty, R (1, 10) OBP: 0.329, SLG: 0.374		0-0 HR 1B		0-0 F7		0-0 F7		0-3 K		4	1	1	0	0	1	2									
Otto Velez, R (1, 7) OBP: 0.406, SLG: 0.603 Tony Solaita, L (9, 3) OBP: 0.444, SLG: 0.452		0-0 1-H HR		4-0 FC6-4 BB		0-0 F6		4-0 1-2 2-3 1B BB		2	2	1	2	2	0	0									
Rick Bosetti, R (1, 8) OBP: 0.286, SLG: 0.361		0-0 F5		0-0 F7		0-0 L4		0-0 1-3 2-H 3-H 1B		4	0	1	2	0	0	1									
Craig Kusick, R (1, 3) OBP: 0.257, SLG: 0.408 Joe Cannon, L (6, PR) OBP: 0.179, SLG: 0.224 (9, 7)		0-0 5-3		0-0 FC6-4 1-2		0-0 2B 1B		0-0 1-2 3-H 1B		4	0	2	1	0	0	1									
Rick Cerone, R (1, 2) OBP: 0.296, SLG: 0.325		0-0 6-3		0-0 F8		0-0 1-3 2B		0-0 F8		4	0	1	0	0	0	2									
Danny Ainge, R (1, 4) OBP: 0.286, SLG: 0.294			0-0 F9		0-0 1-3		0-3 K			3	0	0	0	0	1	2									
Inning Stats	R: 0 E: 0 K: 0 S: 2	H: 0 LOB: 0 BB: 1 P: 6	R: 2 E: 0 K: 0 S: 5	H: 2 LOB: 0 BB: 0 P: 5	R: 0 E: 0 K: 0 S: 4	H: 1 LOB: 1 BB: 0 P: 4	R: 0 E: 0 K: 0 S: 3	H: 0 LOB: 1 BB: 1 P: 7	R: 0 E: 0 K: 0 S: 3	H: 0 LOB: 0 BB: 0 P: 3	R: 0 E: 0 K: 1 S: 7	H: 2 LOB: 2 BB: 0 P: 7	R: 0 E: 0 K: 2 S: 10	H: 3 LOB: 2 BB: 2 P: 18	R: 3 E: 0 K: 2 S: 10	H: 3 LOB: 2 BB: 2 P: 18		1B: 5 2B: 2 3B: 0 HR: 1	SF: 0 SAC: 0 DP: 0 HBP: 0	WP: 0 PB: 0 SB: 0 CS: 1	PA: 35				
PITCHER	IP	WLS	BF	H	R	ER	SO	BB	IBB	HBP	BLK	WP	HR	S	P	ERA	WHIP								
Rich Wortham, L (1, 1) ERA: 5.08	7.2	L	34	8	5	5	3	4	0	0	0	0	0	36	52	5.87	1.565								
Mike Proby, R (8, 1) ERA: 3.54	0.1		1	0	0	0	0	0	0	0	0	0	0	1	1	0.00	0.000								

Batter	1	2	3	4	5	6	7	8	9	AB	R	H	RBI	BB	SO	LOB	TOP										
Mike Squires, L (1, 3) OBP: 0.307, SLG: 0.302	L6	FC3-6			G3		1-3		F7	5	0	0	0	0	0	4											
Alan Bannister, R (1, 7) OBP: 0.361, SLG: 0.406										5	2	2	0	0	0	1											
Junior Moore, R (9, 7) OBP: 0.305, SLG: 0.315	HR	CS	5-3		F9			BLK	F9	0	0	0	0	0	0	0											
Jorge Orta, L (1, 4) OBP: 0.357, SLG: 0.434										3	1	1	2	0	1	0											
Kevin Bell, R (8, PH) OBP: 0.280, SLG: 0.283	HR		K							1	0	0	0	0	1	1											
Lamar Johnson, R (1, 10) OBP: 0.362, SLG: 0.441	HR		F7							3	1	1	1	1	0	0											
Chet Lemon, R (1, 8) OBP: 0.384, SLG: 0.479	HR									3	1	2	2	0	1	0											
Claudell Washington, L (1, 9) OBP: 0.304, SLG: 0.434										2	0	0	0	0	2	1											
Rusty Torres, S (7, PH) OBP: 0.366, SLG: 0.434	K		K							2	0	0	0	0	2	2											
Greg Pryor, R (1, 6) OBP: 0.322, SLG: 0.337	5-3									4	0	1	0	0	0	3											
Mitt May, L (1, 2) OBP: 0.348, SLG: 0.482										3	0	2	0	1	0	2											
Harry Chappas, S (9, PR) OBP: 0.156, SLG: 0.059			FC4-6							0	0	0	0	0	0	0											
Bill Nahorodny, R (9, 2) OBP: 0.323, SLG: 0.444										0	0	0	0	0	0	0											
Jim Morrison, R (1, 5) OBP: 0.293, SLG: 0.453			F8		2-1		5-3		FC6-4	4	0	0	0	0	1	4											
Inning Stats	R: 4 E: 0 K: 1 S: 8	H: 3 LOB: 0 BB: 1 P: 12	R: 0 E: 0 K: 0 S: 2	H: 0 LOB: 0 BB: 1 P: 6	R: 0 E: 0 K: 1 S: 5	H: 0 LOB: 0 BB: 0 P: 5	R: 0 E: 1 K: 1 S: 5	H: 0 LOB: 2 BB: 0 P: 6	R: 0 E: 0 K: 0 S: 3	H: 0 LOB: 0 BB: 0 P: 3	R: 0 E: 0 K: 1 S: 9	H: 2 LOB: 2 BB: 0 P: 9	R: 1 E: 0 K: 2 S: 10	H: 3 LOB: 2 BB: 0 P: 10	R: 0 E: 0 K: 0 S: 4	H: 1 LOB: 2 BB: 0 P: 4	1B: 6 2B: 1 3B: 0 HR: 2	SF: 0 SAC: 0 DP: 0 HBP: 1	WP: 0 PB: 0 SB: 1 CS: 1	PA: 39							
PITCHER	IP	WLS	BF	H	R	ER	SO	BB	IBB	HBP	BLK	WP	HR	S	P	ERA	WHIP										
Dave Lemanczyk, R (1, 1) ERA: 3.49	0.1	L	3	2	2	2	0	0	0	0	0	0	1	3	3	54.00	6.000										
Balor Moore, L (1, 1) ERA: 4.12	7.0		29	5	3	3	7	2	0	1	1	0	1	39	48	3.86	1.000										
Tom Buskey, R (8, 1) ERA: 2.52	1.2		7	2	0	0	1	0	0	0	0	0	0	9	9	0.00	1.200										

Chicago White Sox @ Toronto Blue Jays
Exhibition Stadium, Toronto, ON
Sun Aug 05 1979, 3:33 AM EDT
Att: 21,203 - Unknown


AB 35
R 5
H 9
RBI 5
BB 2
SO 8
LOB 18



Batter	1	2	3	4	5	6	7	8	9	AB	R	H	RBI	BB	SO	LOB	BOTTOM										
Alfredo Griffin, S (1, 6) OBP: 0.313, SLG: 0.323	F3		6-3					5-3	F7	5	0	1	1	0	0	2											
Bob Bailor, R (1, 9) OBP: 0.295, SLG: 0.257										3	1	1	0	1	0	2											
Roy Howell, L (1, 5) OBP: 0.320, SLG: 0.414										3	0	1	1	0	0	1											
Rico Carty, R (1, 10) OBP: 0.330, SLG: 0.377										3	1	1	0	1	1	2											
Joe Cannon, L (8, PR) OBP: 0.179, SLG: 0.224	K									0	1	0	0	0	0	0											
Otto Velez, R (1, 7) OBP: 0.403, SLG: 0.596										4	0	1	1	0	1	2											
Rick Rosetti, R (1, 8) OBP: 0.292, SLG: 0.366										3	0	2	1	1	0	2											
Craig Kusick, R (1, 3) OBP: 0.250, SLG: 0.397										2	0	0	0	0	0	2											
John Mayberry, L (7, PH) OBP: 0.374, SLG: 0.464										2	0	1	0	0	0	0											
Tim Johnson, L (9, PR) OBP: 0.213, SLG: 0.119										0	0	0	0	0	0	0											
Rick Cerone, R (1, 2) OBP: 0.292, SLG: 0.320										4	1	0	0	0	0	2											
Danny Ainge, R (1, 4) OBP: 0.287, SLG: 0.294										3	0	1	0	0	0	0											
Tony Solaita, L (9, PH) OBP: 0.436, SLG: 0.442										1	0	0	0	0	0	1											
Inning Stats	R: 0 E: 0 K: 1 S: 5	H: 0 LOB: 1 BB: 1 P: 9	R: 0 E: 0 K: 0 S: 2	H: 0 LOB: 0 BB: 1 P: 6	R: 0 E: 0 K: 0 S: 3	H: 0 LOB: 0 BB: 0 P: 3	R: 0 E: 0 K: 0 S: 4	H: 1 LOB: 1 BB: 0 P: 4	R: 1 E: 0 K: 0 S: 6	H: 3 LOB: 2 BB: 0 P: 6	R: 1 E: 0 K: 1 S: 5	H: 1 LOB: 1 BB: 1 P: 9	R: 0 E: 0 K: 0 S: 3	H: 0 LOB: 0 BB: 0 P: 3	R: 2 E: 0 K: 0 S: 6	H: 3 LOB: 2 BB: 0 P: 6	R: 0 E: 0 K: 0 S: 4	H: 1 LOB: 2 BB: 0 P: 4	1B: 6 2B: 2 3B: 1 HR: 0	SF: 1 SAC: 0 DP: 1 HBP: 0	WP: 0 PB: 0 SB: 0 CS: 0	PA: 37					
PITCHER	IP	WLS	BF	H	R	ER	SO	BB	IBB	HBP	BLK	WP	HR	S	P	ERA	WHIP										
Ken Kravec, L (1, 1) ERA: 4.14	6.0	W	24	5	2	2	2	3	0	0	0	0	0	9	9	3.00	1.333										
Randy Scarbery, R (7, 1) ERA: 4.39	2.0		9	3	2	2	0	0	0	0	0	0	0	9	9	9.00	1.500										
Guy Hoffman, L (9, 1) ERA: 4.91	0.0		1	1	0	0	0	0	0	0	0	0	0	1	1	∞	∞										
Ed Farmer, R (9, 1) ERA: 3.96	1.0	S	3	0	0	0	0	0	0	0	0	0	0	3	3	0.00	0.000										

Chicago White Sox @ Toronto Blue Jays
Exhibition Stadium, Toronto, ON
Sun Aug 05 1979, 3:33 AM EDT
Att: 21,203 - Unknown

AB 33
R 4
H 9
RBI 4
BB 3
SO 2
LOB 16



Batter	1	2	3	4	5	6	7	8	9	AB	R	H	RBI	BB	SO	LOB	TOP							
Willie Wilson, S OBP: 0.343, SLG: 0.412 (1, 7)	E4 G4-6-3		P6					4-3		6	3	2	1	0	0	4	Kansas City Royals @ Toronto Blue Jays Exhibition Stadium, Toronto, ON Mon Aug 06 1979, 7:05 PM EDT Att: 15,108 - Unknown - 74 F							
Hal McRae, R OBP: 0.312, SLG: 0.422 (1, 10)	G4-6-3			1-4-3				6-3		4	1	1	1	1	0	4								
George Brett, L OBP: 0.364, SLG: 0.541 Jerry Terrell, R OBP: 0.381, SLG: 0.600 (1, 5) (8, 5)	4-3			F7						4	2	2	4	1	0	0								
Darrell Porter, L OBP: 0.420, SLG: 0.475 (1, 2)				1-5-3						1	0	1	0	0	0	0								
Ralph LaCock, L OBP: 0.353, SLG: 0.389 (1, 3)										6	1	4	2	0	0	4								
Al Cowens, R OBP: 0.349, SLG: 0.411 (1, 9)										5	1	0	1	0	0	7								
Amos Otis, R OBP: 0.290, SLG: 0.377 John Wathan, R OBP: 0.236, SLG: 0.314 (1, 8) (8, PR) (8, 4)										2	2	0	0	1	1	2								
Frank White, R OBP: 0.290, SLG: 0.377 U L Washington, S OBP: 0.295, SLG: 0.326 (1, 4) (8, PR) (8, 4)										5	2	3	1	0	1	1								
Freddie Patek, R OBP: 0.285, SLG: 0.318 Todd Cruz, R OBP: 0.218, SLG: 0.286 (1, 6) (8, PR) (8, 6)										4	2	3	5	1	0	0								
										0	0	0	0	0	0	0								
Inning Stats	R: 0 E: 1 K: 0 S: 3	H: 0 LOB: 0 BB: 0 P: 3	R: 0 E: 1 K: 0 S: 3	H: 0 LOB: 1 BB: 1 P: 7	R: 0 E: 0 K: 1 S: 5	H: 0 LOB: 0 BB: 0 P: 5	R: 0 E: 0 K: 0 S: 3	H: 0 LOB: 0 BB: 0 P: 3	R: 0 E: 0 K: 1 S: 6	H: 1 LOB: 1 BB: 0 P: 6	R: 3 E: 0 K: 0 S: 4	H: 2 LOB: 1 BB: 3 P: 16	R: 11 E: 1 K: 0 S: 12	H: 8 LOB: 2 BB: 3 P: 25	R: 2 E: 0 K: 0 S: 7	H: 4 LOB: 2 BB: 0 P: 7	R: 0 E: 0 K: 0 S: 5	H: 2 LOB: 2 BB: 0 P: 5	1B: 17 2B: 1 3B: 0 HR: 0	SF: 1 SAC: 1 DP: 2 HBP: 1	WP: 0 PB: 0 SB: 1 CS: 0	PA: 52		
PITCHER	IP WLS BF H R ER SO BB IBB HBP BLK WP HR S P ERA WHIP	6.0 L 27 5 6 2 2 4 0 1 1 0 0 26 43 9.00 1.500	0.0 5 3 3 2 0 0 0 0 0 0 0 0 4 8 ∞ ∞	0.2 7 3 5 5 0 2 0 0 0 0 0 0 5 13 67.50 7.500	2.1 13 6 2 2 0 0 0 0 0 0 0 0 13 13 7.71 2.571																			

Batter	1	2	3	4	5	6	7	8	9	AB	R	H	RBI	BB	SO	LOB	BOTTOM							
Alfredo Griffin, S OBP: 0.320, SLG: 0.327 (1, 6)										4	1	3	1	2	0	2	Kansas City Royals @ Toronto Blue Jays Exhibition Stadium, Toronto, ON Mon Aug 06 1979, 7:05 PM EDT Att: 15,108 - Unknown - 74 F							
Al Woods, L OBP: 0.327, SLG: 0.375 Bob Bailor, R OBP: 0.292, SLG: 0.254 (1, 7) (7, PH) (8, 9)										3	0	0	0	0	1	3								
Roy Howell, L OBP: 0.323, SLG: 0.412 (1, 5)										4	1	1	0	2	0	4								
John Mayberry, L OBP: 0.375, SLG: 0.472 (1, 3)										5	2	2	3	0	0	3								
Tony Solaita, L OBP: 0.431, SLG: 0.422 Joe Cannon, L OBP: 0.179, SLG: 0.224 Rico Carty, R OBP: 0.333, SLG: 0.391 (1, 10) (6, PR) (8, PH)										2	0	0	0	1	1	0								
Otto Velez, R OBP: 0.403, SLG: 0.589 (1, 9) (8, 7)										4	2	1	0	1	0	1								
Rick Bosetti, R OBP: 0.295, SLG: 0.375 (1, 8)										5	2	3	1	0	0	2								
Rick Cerone, R OBP: 0.297, SLG: 0.325 (1, 2)										5	1	3	4	0	0	1								
Danny Ainge, R OBP: 0.285, SLG: 0.292 Luis Gomez, R OBP: 0.280, SLG: 0.282 (1, 4) (7, 4)										2	0	0	0	0	0	0								
										2	0	1	0	0	0	1								
Inning Stats	R: 0 E: 0 K: 0 S: 3	H: 1 LOB: 1 BB: 1 P: 7	R: 0 E: 0 K: 1 S: 6	H: 1 LOB: 1 BB: 0 P: 6	R: 3 E: 0 K: 0 S: 5	H: 2 LOB: 0 BB: 1 P: 9	R: 0 E: 0 K: 0 S: 3	H: 0 LOB: 0 BB: 0 P: 3	R: 0 E: 0 K: 1 S: 6	H: 1 LOB: 2 BB: 1 P: 10	R: 2 E: 0 K: 0 S: 5	H: 2 LOB: 2 BB: 1 P: 9	R: 0 E: 0 K: 0 S: 3	H: 0 LOB: 0 BB: 0 P: 3	R: 3 E: 0 K: 1 S: 9	H: 4 LOB: 2 BB: 1 P: 13	R: 4 E: 0 K: 0 S: 8	H: 5 LOB: 2 BB: 1 P: 12	1B: 10 2B: 4 3B: 0 HR: 2	SF: 0 SAC: 1 DP: 0 HBP: 0	WP: 0 PB: 0 SB: 0 CS: 1	PA: 48		
PITCHER	IP WLS BF H R ER SO BB IBB HBP BLK WP HR S P ERA WHIP	5.2 27 7 5 5 2 4 0 0 0 0 0 1 27 43 7.94 1.941	1.1 W 8 4 3 3 0 0 0 0 0 0 1 8 8 20.25 3.000	1.1 9 3 4 4 1 2 0 0 0 0 0 0 9 17 27.00 3.750	0.2 4 2 0 0 0 0 0 0 0 0 0 4 4 0.00 3.000																			

AB 42
R 16
H 17
RBI 16
BB 7
SO 2
LOB 27



AB 41
R 12
H 16
RBI 12
BB 6
SO 3
LOB 21



Batter	1	2	3	4	5	6	7	8	9	AB	R	H	RBI	BB	SO	LOB	TOP			
Frank White, R (1,4) OBP: 0.287, SLG: 0.372	5-3		E1 HR			K		5-3		4	1	0	0	0	1	1	Kansas City Royals @ Toronto Blue Jays Exhibition Stadium, Toronto, ON Tue Aug 07 1979, 7:05 PM EDT Att: 23,779 - Unknown - 79 F			
Hal McRae, R (1,10) OBP: 0.311, SLG: 0.432	F8		HR			F8		4-3		4	1	1	2	0	0	1				
Amos Otis, R (1,8) OBP: 0.363, SLG: 0.421	6-3		1-3			BB		4-3		3	0	0	0	1	0	0				
George Brett, L (1,5) OBP: 0.381, SLG: 0.539		1B				4-3		3-1		4	0	1	0	0	0	1				
Al Cowens, R (1,9) OBP: 0.346, SLG: 0.406	F8					5-3		1-3		4	0	0	0	0	0	1				
Darrell Porter, L (1,2) OBP: 0.417, SLG: 0.471	F2					L4		6-3		3	0	0	0	0	0	1				
George Scott, R (1,3) OBP: 0.314, SLG: 0.373	F8					F8		6-3		3	0	0	0	0	0	1				
Freddie Patek, R (1,6) OBP: 0.285, SLG: 0.315			6-3			F7		SH3 HBP		2	0	0	0	0	0	0				
Willie Wilson, S (1,7) OBP: 0.341, SLG: 0.409	F9					4-3		SH3		2	0	0	0	0	0	0				
Inning Stats	R: 0 E: 0 K: 0 S: 3	H: 0 LOB: 0 BB: 0 P: 3	R: 0 E: 0 K: 0 S: 4	H: 1 LOB: 1 BB: 0 P: 4	R: 2 E: 1 K: 0 S: 5	H: 1 LOB: 0 BB: 0 P: 5	R: 0 E: 0 K: 0 S: 3	H: 0 LOB: 0 BB: 0 P: 3	R: 0 E: 0 K: 1 S: 5	H: 0 LOB: 1 BB: 1 P: 9	R: 0 E: 0 K: 0 S: 3	H: 0 LOB: 0 BB: 0 P: 3	R: 0 E: 0 K: 0 S: 3	H: 0 LOB: 1 BB: 0 P: 4	R: 0 E: 0 K: 0 S: 3	H: 0 LOB: 0 BB: 0 P: 3	1B: 1 2B: 0 3B: 0 HR: 1	SF: 0 SAC: 1 DP: 0 HBP: 1	WP: 0 PB: 0 SB: 0 CS: 0	PA: 32
PITCHER Tom Underwood, L (1,1) ERA: 3.51	IP: 9.0 WLS: W BF: 32 H: 2 R: 2 ER: 0 SO: 1 BB: 1 IBB: 0 HBP: 1 BLK: 0 WP: 0 HR: 1 S: 32 P: 37 ERA: 0.00 WHIP: 0.333																			

Batter	1	2	3	4	5	6	7	8	9	AB	R	H	RBI	BB	SO	LOB	BOTTOM					
Alfredo Griffin, S (1,6) OBP: 0.321, SLG: 0.329	PB 1B SF7		1B			F9		P4		4	1	2	0	0	0	0	Kansas City Royals @ Toronto Blue Jays Exhibition Stadium, Toronto, ON Tue Aug 07 1979, 7:05 PM EDT Att: 23,779 - Unknown - 79 F					
Bob Bailor, R (1,9) OBP: 0.292, SLG: 0.254	F9		F8			5-3		1B		4	0	1	0	0	0	2						
Roy Howell, L (1,5) OBP: 0.325, SLG: 0.413	PB 1B 1-2		P6			5-3 1B		F7		4	1	2	0	0	0	2						
Rico Carty, R (1,10) OBP: 0.330, SLG: 0.387	SF7		5-3			5-3		F8		3	0	0	1	0	0	2						
Otto Velez, R (1,7) OBP: 0.404, SLG: 0.585						K		P4		3	0	1	1	1	1	1						
Joe Cannon, L (9, PR) OBP: 0.179, SLG: 0.224								FC3-6 1B BB		0	1	0	0	0	0	0						
Rick Rosetti, R (1,8) OBP: 0.295, SLG: 0.374	P4					G3		5-3		4	0	1	0	0	0	1						
John Mayberry, L (1,3) OBP: 0.371, SLG: 0.467			4-3			P4		FC3-6 1B		4	0	0	0	0	0	2						
Rick Cerone, R (1,2) OBP: 0.296, SLG: 0.324	F9					6-3		1-2 1B		4	0	1	1	0	0	0						
Luis Gomez, R (1,4) OBP: 0.273, SLG: 0.274	P4					P6		K		3	0	0	0	0	1	0						
Inning Stats	R: 2 E: 0 K: 0 S: 6	H: 3 LOB: 1 BB: 0 P: 6	R: 0 E: 0 K: 0 S: 3	H: 0 LOB: 0 BB: 0 P: 3	R: 0 E: 0 K: 0 S: 4	H: 1 LOB: 1 BB: 0 P: 4	R: 0 E: 0 K: 1 S: 5	H: 0 LOB: 0 BB: 0 P: 5	R: 0 E: 0 K: 0 S: 3	H: 0 LOB: 0 BB: 0 P: 3	R: 0 E: 0 K: 0 S: 3	H: 1 LOB: 1 BB: 0 P: 4	R: 0 E: 0 K: 0 S: 3	H: 0 LOB: 0 BB: 0 P: 3	R: 0 E: 0 K: 1 S: 6	H: 1 LOB: 1 BB: 0 P: 6	R: 1 E: 0 K: 0 S: 4	H: 2 LOB: 2 BB: 1 P: 8	1B: 8 2B: 0 3B: 0 HR: 0	SF: 1 SAC: 0 DP: 0 HBP: 0	WP: 0 PB: 1 SB: 0 CS: 0	PA: 35
PITCHER Paul Splitterff, L (1,1) ERA: 3.81 Dan Quisenberry, R (9,1) ERA: 1.42	IP: 8.2 WLS: L BF: 34 H: 7 R: 3 ER: 2 SO: 2 BB: 1 IBB: 0 HBP: 0 BLK: 0 WP: 0 HR: 0 S: 37 P: 41 ERA: 2.08 WHIP: 0.923																					

AB	29
R	2
H	2
RBI	2
BB	1
SO	1
LOB	6



Batter	1	2	3	4	5	6	7	8	9	AB	R	H	RBI	BB	SO	LOB	TOP				
Willie Wilson, S OBP: 0.339, SLG: 0.409 (1, 7)	0-0 1-3		0-0 F7		0-0 4-3		0-0 E	0-0 G3		5	1	1	1	0	0	0	Kansas City Royals @ Toronto Blue Jays Exhibition Stadium, Toronto, ON Thu Aug 09 1979, 7:05 PM EDT Att: 20,102 - Unknown - 66 F				
Hal McRae, R OBP: 0.316, SLG: 0.441 (1, 10)	0-3 K		0-0 2B		0-0 F8		0-0 E7		0-0 G4-6-3	5	1	3	2	0	1	0					
George Brett, L OBP: 0.379, SLG: 0.537 (1, 5)	0-0 6-3		0-0 3B		0-0 F7		0-0 FC4-5		0-0 F9	5	1	1	1	0	0	2					
Darrell Porter, L OBP: 0.417, SLG: 0.478 (1, 2)		0-0 1B	0-0 E		0-0 F7		0-0 F8		0-0 G4-6-3	5	2	2	1	0	0	2					
Ralph LaCock, L OBP: 0.355, SLG: 0.388 (1, 3)		0-0 1B	0-0 E7		0-0 F8					3	1	1	0	1	0	0					
Amos Otis, R OBP: 0.362, SLG: 0.428 (1, 8)		0-0 SF8	0-0 6-3		0-0 4-3					3	1	1	3	0	0	1					
Al Cowens, R OBP: 0.345, SLG: 0.413 (1, 9)		0-0 P4			0-0 1-3		0-0 F3			4	1	1	1	0	0	1					
Frank White, R OBP: 0.289, SLG: 0.374 (1, 4)		0-0 1B			0-0 6-3		0-0 1B		0-0 P4	4	1	2	0	0	0	0					
Freddie Patek, R OBP: 0.285, SLG: 0.314 (1, 6)			0-0 F8		0-0 6-3		0-0 2B		0-0 6-3	4	1	1	0	0	0	0					
Todd Cruz, R OBP: 0.218, SLG: 0.286 (8, 6)							0-0 E			0	0	0	0	0	0	0					
Inning Stats	R: 0 E: 0 K: 1 S: 5	H: 0 LOB: 0 BB: 0 P: 5	R: 1 E: 0 K: 0 S: 5	H: 3 LOB: 2 BB: 0 P: 5	R: 3 E: 1 K: 0 S: 7	H: 3 LOB: 1 BB: 0 P: 7	R: 0 E: 0 K: 0 S: 3	H: 0 LOB: 0 BB: 0 P: 3	R: 0 E: 0 K: 0 S: 3	H: 0 LOB: 0 BB: 0 P: 3	R: 3 E: 1 K: 0 S: 7	H: 4 LOB: 1 BB: 0 P: 7	R: 3 E: 0 K: 0 S: 5	H: 2 LOB: 0 BB: 1 P: 9	R: 0 E: 0 K: 0 S: 3	H: 1 LOB: 0 BB: 0 P: 3	1B: 6 2B: 4 3B: 1 HR: 2	SF: 1 SAC: 0 DP: 1 HBP: 0	WP: 0 PB: 0 SB: 0 CS: 0	PA: 40	
PITCHER	IP WLS BF H R ER SO BB IBB HBP BLK WP HR S P ERA WHIP	6.1 L 28 9 7 6 1 0 0 0 0 0 0 30 30 8.53 1.421	0.2 6 3 3 3 0 1 0 0 0 0 2 5 9 40.50 6.000	2.0 6 1 0 0 0 0 0 0 0 0 0 6 6 0.00 0.500																	

AB 38
R 10
H 13
RBI 9
BB 1
SO 1
LOB 6



Batter	1	2	3	4	5	6	7	8	9	AB	R	H	RBI	BB	SO	LOB	BOTTOM					
Alfredo Griffin, S OBP: 0.322, SLG: 0.330 (1, 6)	0-0 F3		0-0 FC3-6		0-0 1B		0-0 1-3		0-0 F3	5	0	2	0	0	0	1	Kansas City Royals @ Toronto Blue Jays Exhibition Stadium, Toronto, ON Thu Aug 09 1979, 7:05 PM EDT Att: 20,102 - Unknown - 66 F					
Bob Bailor, R OBP: 0.293, SLG: 0.260 (1, 9)			0-0 FC3-6		0-0 F7		0-0 E		0-0 F8	5	2	2	1	0	0	2						
Roy Howell, L OBP: 0.324, SLG: 0.411 (1, 5)	0-3 K		0-0 2B		0-3 K		0-0 E1			4	0	1	0	0	2	3						
Rico Carty, R OBP: 0.329, SLG: 0.389 (1, 10)	0-0 F8		0-0 1B		0-0 P4		0-0 6-3			4	0	1	1	0	0	2						
Otto Velez, R OBP: 0.402, SLG: 0.578 (1, 7)		0-0 5-3	0-0 P4		0-0 1B				0-0 F7	4	0	1	0	0	0	2						
Rick Rosetti, R OBP: 0.292, SLG: 0.371 (1, 8)		0-0 P3			0-3 K		0-0 F9		0-0 4-3	4	0	0	0	0	1	1						
John Mayberry, L OBP: 0.372, SLG: 0.467 (1, 3)		0-0 1B			0-0 F9		0-0 F9			4	0	2	0	0	0	1						
Rick Cerone, R OBP: 0.293, SLG: 0.320 (1, 2)		0-0 F8			0-0 5-3		0-0 P6		0-3 K	4	0	0	0	0	1	2						
Luis Gomez, R OBP: 0.272, SLG: 0.273 (1, 4)			0-0 F7		0-0 L6		0-0 2B		0-0 F8	4	1	1	0	0	0	0						
Inning Stats	R: 0 E: 0 K: 1 S: 6	H: 1 LOB: 1 BB: 0 P: 6	R: 0 E: 0 K: 0 S: 4	H: 1 LOB: 1 BB: 0 P: 4	R: 1 E: 0 K: 0 S: 6	H: 3 LOB: 2 BB: 0 P: 6	R: 0 E: 0 K: 1 S: 5	H: 0 LOB: 0 BB: 0 P: 5	R: 0 E: 0 K: 1 S: 6	H: 1 LOB: 1 BB: 0 P: 6	R: 0 E: 0 K: 0 S: 4	H: 1 LOB: 1 BB: 0 P: 4	R: 2 E: 1 K: 0 S: 6	H: 2 LOB: 1 BB: 0 P: 6	R: 0 E: 0 K: 1 S: 6	H: 1 LOB: 1 BB: 0 P: 6	R: 0 E: 0 K: 0 S: 3	H: 0 LOB: 0 BB: 0 P: 3	1B: 8 2B: 2 3B: 0 HR: 0	SF: 0 SAC: 0 DP: 0 HBP: 0	WP: 0 PB: 1 SB: 0 CS: 0	PA: 38
PITCHER	IP WLS BF H R ER SO BB IBB HBP BLK WP HR S P ERA WHIP	9.0 W 38 10 3 2 4 0 0 0 0 0 0 46 46 2.00 1.111																				

AB 38
R 3
H 10
RBI 2
BB 0
SO 4
LOB 14



Batter	1	2	3	4	5	6	7	8	9	AB	R	H	RBI	BB	SO	LOB	TOP					
Alfredo Griffin, S OBP: 0.324, SLG: 0.333	0-0 1B 1B		0-0 F7		0-0 2B		0-0 4-3			4	1	2	0	0	0	0						
Bob Bailor, R OBP: 0.295, SLG: 0.264	0-0 F8 1B 1B		0-0 CS 1B		0-0 F7			4-0 BB G5-4-3		3	0	2	0	1	0	2						
Roy Howell, L OBP: 0.324, SLG: 0.409	0-0 CS-2-5 1B		0-3 K		0-0 E4 1B			0-3 K		4	0	1	1	0	2	2						
Rico Carty, R OBP: 0.326, SLG: 0.385	0-0 F8		0-3 K		0-0 F9			0-0 G5-4-3		4	0	0	0	0	1	4						
Otto Velez, R OBP: 0.403, SLG: 0.576	0-0 FC5-2-5		0-0 F9		0-0 1B			0-0 BB 1B		4	0	2	0	0	0	2						
Rick Rosetti, R OBP: 0.292, SLG: 0.368	0-0 3-H 6-3		0-0 6-3		0-0 F7			4-0 BB 1B		3	0	0	0	1	0	4						
Craig Kusick, R OBP: 0.263, SLG: 0.395		0-0 L5-3 1B		0-0 F8		0-0 F7		4-0 BB 1B		3	0	1	0	1	0	2						
Rick Cerone, R OBP: 0.290, SLG: 0.316		0-0 L5-3		0-3 K		0-0 F8		0-3 K		4	0	0	0	0	2	4						
Danny Ainge, R OBP: 0.284, SLG: 0.291		0-0 6-3		0-0 2B 1B		0-3 K		0-0 G5-4-3		4	0	1	0	0	1	3						
Inning Stats	R: 1 E: 0 K: 0 S: 6	H: 3 LOB: 2 BB: 0 P: 6	R: 0 E: 0 K: 0 S: 3	H: 1 LOB: 0 BB: 0 P: 3	R: 0 E: 0 K: 1 S: 5	H: 1 LOB: 0 BB: 0 P: 5	R: 0 E: 0 K: 1 S: 5	H: 0 LOB: 0 BB: 0 P: 5	R: 0 E: 0 K: 1 S: 7	H: 2 LOB: 2 BB: 0 P: 7	R: 0 E: 0 K: 1 S: 5	H: 0 LOB: 0 BB: 0 P: 5	R: 0 E: 0 K: 1 S: 4	H: 0 LOB: 0 BB: 1 P: 8	R: 0 E: 0 K: 1 S: 5	H: 1 LOB: 2 BB: 1 P: 13	1B: 8 2B: 2 3B: 0 HR: 0	SF: 0 SAC: 0 DP: 3 HBP: 0	WP: 0 PB: 0 CS: 1	PA: 36		
PITCHER	IP WLS BF H R ER SO BB IBB HBP BLK WP HR S P ERA WHIP	7.1 W 30 8 1 1 5 1 0 0 0 0 0 39 43 1.23 1.227	8.1 S 6 1 0 0 1 2 0 0 0 0 0 6 14 0.00 1.800																			

Toronto Blue Jays @ Chicago White Sox
Comiskey Park, Chicago, IL
Sat Aug 11 1979, 4:33 AM EDT
Unknown - 65 F

AB	33
R	1
H	9
RBI	1
BB	3
SO	6
LOB	23



Batter	1	2	3	4	5	6	7	8	9	AB	R	H	RBI	BB	SO	LOB	BOTTOM				
Mike Squires, L OBP: 0.333, SLG: 0.329	0-0 4-3 WP SF8 1B		0-0 4-3		1-0 HR HBP		0-0 1B 1B			3	3	2	0	0	0	0					
Alan Bannister, R OBP: 0.358, SLG: 0.399	0-0 4-3		0-3 K		0-0 B1		0-0 L7			4	0	0	0	0	1	4					
Jorge Orta, L OBP: 0.356, SLG: 0.447	0-0 SF8		0-0 F3		0-0 HR		0-3 K			2	1	1	3	0	0	0					
Kevin Bell, R OBP: 0.263, SLG: 0.264	0-0 3-H F3		0-0 G5-4-3 1B		0-0 5-3		0-0 1B 1B			1	0	0	0	0	1	2					
Lamar Johnson, R OBP: 0.361, SLG: 0.443	0-0 F3		0-0 G5-4-3 1B		0-0 5-3		0-0 1B			4	0	2	2	0	0	0					
Chet Lemon, R OBP: 0.384, SLG: 0.485		0-0 5-3		0-0 G5-4-3		0-0 F8		0-0 4-3		4	0	0	0	0	0	2					
Claudell Washington, L OBP: 0.301, SLG: 0.425		0-0 G3		0-0 F5		0-0 3-1				3	0	0	0	0	0	0					
Greg Pryor, R OBP: 0.333, SLG: 0.353		0-0 HR		0-0 1-3		4-0 BB				2	1	1	1	1	0	0					
Milt May, L OBP: 0.333, SLG: 0.457		0-0 3-1		0-3 K		0-0 F9				3	0	0	0	0	1	1					
Jim Morrison, R OBP: 0.284, SLG: 0.412			0-0 F7		0-3 K		4-0 1B 1B BB			2	1	0	0	1	1	0					
Inning Stats	R: 1 E: 0 K: 0 S: 4	H: 1 LOB: 0 BB: 0 P: 4	R: 1 E: 0 K: 0 S: 4	H: 1 LOB: 0 BB: 0 P: 4	R: 0 E: 0 K: 1 S: 5	H: 0 LOB: 0 BB: 0 P: 5	R: 0 E: 0 K: 0 S: 3	H: 1 LOB: 0 BB: 0 P: 3	R: 0 E: 0 K: 1 S: 5	H: 0 LOB: 0 BB: 0 P: 5	R: 2 E: 0 K: 1 S: 6	H: 1 LOB: 0 BB: 0 P: 7	R: 0 E: 0 K: 0 S: 3	H: 0 LOB: 1 BB: 1 P: 7	R: 2 E: 0 K: 1 S: 7	H: 2 LOB: 1 BB: 1 P: 11	1B: 4 2B: 0 3B: 0 HR: 2	SF: 1 SAC: 0 DP: 1 HBP: 1	WP: 1 PB: 0 CS: 0	PA: 32	
PITCHER	IP WLS BF H R ER SO BB IBB HBP BLK WP HR S P ERA WHIP	7.0 L 27 4 5 5 3 2 0 1 0 0 1 2 30 39 6.43 0.857	1.0 5 2 1 1 1 0 0 0 0 0 0 0 7 7 9.00 2.000																		

Toronto Blue Jays @ Chicago White Sox
Comiskey Park, Chicago, IL
Sat Aug 11 1979, 4:33 AM EDT
Unknown - 65 F

AB	28
R	6
H	6
RBI	6
BB	2
SO	4
LOB	9



Batter	1	2	3	4	5	6	7	8	9	AB	R	H	RBI	BB	SO	LOB	TOP								
Joe Cannon, L (1.9) OBP: 0.208, SLG: 0.250										5	1	3	1	0	1	1									
Al Woods, L (1.7) OBP: 0.325, SLG: 0.372										5	1	1	1	0	1	3									
Roy Howell, L (1.5) OBP: 0.325, SLG: 0.410										4	1	1	0	1	1	2									
John Mayberry, L (1.3) OBP: 0.373, SLG: 0.467										4	0	1	2	1	0	4									
Tony Solaita, L (1.10) OBP: 0.413, SLG: 0.388										4	0	0	0	1	2	2									
Rick Rosetti, R (1.8) OBP: 0.295, SLG: 0.369										4	1	2	0	1	0	1									
Tim Johnson, L (1.4) OBP: 0.231, SLG: 0.130										4	1	1	1	1	1	2									
Bob Davis, R (1.2) OBP: 0.187, SLG: 0.211										3	1	1	1	1	1	4									
Luis Gomez, R (1.6) OBP: 0.271, SLG: 0.272										4	0	1	0	0	0	5									
Inning Stats	R: 0 E: 0 K: 0 S: 4	H: 1 LOB: 1 BB: 0 P: 4	R: 4 E: 0 K: 0 S: 7	H: 4 LOB: 2 BB: 2 P: 15	R: 0 E: 1 K: 2 S: 8	H: 1 LOB: 1 BB: 0 P: 8	R: 2 E: 0 K: 1 S: 8	H: 3 LOB: 1 BB: 0 P: 8	R: 0 E: 0 K: 0 S: 3	H: 0 LOB: 1 BB: 1 P: 7	R: 0 E: 0 K: 1 S: 5	H: 0 LOB: 0 BB: 0 P: 5	R: 0 E: 0 K: 2 S: 8	H: 1 LOB: 3 BB: 2 P: 16	R: 0 E: 0 K: 1 S: 6	H: 1 LOB: 1 BB: 0 P: 6	R: 0 E: 0 K: 0 S: 2	H: 0 LOB: 0 BB: 1 P: 6	1B: 8 2B: 3 3B: 0 HR: 0	SF: 0 SAC: 0 DP: 1 HBP: 0	WP: 0 PB: 1 SB: 3 CS: 0	PA: 43			
PITCHER	IP	WLS	BF	H	R	ER	SO	BB	IBB	HBP	BLK	WP	HR	S	P	ERA	WHIP								
Randy Scarbery, R (1.1) ERA: 4.8	1.2	L	11	5	4	4	0	1	0	0	0	0	0	10	14	21.60	3.600								
Guy Hoffman, L (2.1) ERA: 4.59	4.2		23	5	2	2	5	4	0	0	0	0	0	29	45	3.86	1.929								
Fred Howard, R (7.1) ERA: 3.21	2.2		9	1	0	0	2	1	0	0	0	0	0	12	16	0.00	0.750								

Toronto Blue Jays @ Chicago White Sox
Comiskey Park, Chicago, IL
Sat Aug 11 1979, 8:05 PM EDT
Att: 19,420 - Unknown

AB	37
R	6
H	11
RBI	6
BB	6
SO	7
LOB	24



Batter	1	2	3	4	5	6	7	8	9	AB	R	H	RBI	BB	SO	LOB	BOTTOM								
Ralph Garr, L (1.7) OBP: 0.330, SLG: 0.424										3	0	0	0	1	0	2									
Rusty Torres, S (1.8) OBP: 0.359, SLG: 0.439										4	0	0	0	0	0	2									
Jorge Orta, L (1.4) OBP: 0.354, SLG: 0.440										4	0	0	0	0	1	1									
Lamar Johnson, R (1.10) OBP: 0.363, SLG: 0.442										3	0	1	0	1	1	0									
Mike Squires, L (1.3) OBP: 0.326, SLG: 0.321										4	0	0	0	0	0	3									
Greg Pryor, R (1.6) OBP: 0.333, SLG: 0.351										2	0	0	0	1	0	1									
Harry Chappas, S (7.6) OBP: 0.130, SLG: 0.048										1	0	0	0	0	0	0									
Claudell Washington, L (1.9) OBP: 0.300, SLG: 0.423										4	0	1	0	0	2	1									
Bill Nahorodny, R (1.2) OBP: 0.326, SLG: 0.437										3	0	1	0	0	0	1									
Kevin Bell, R (1.5) OBP: 0.267, SLG: 0.268										3	0	1	0	0	1	2									
Inning Stats	R: 0 E: 0 K: 0 S: 3	H: 0 LOB: 2 BB: 2 P: 11	R: 0 E: 0 K: 0 S: 4	H: 1 LOB: 1 BB: 0 P: 4	R: 0 E: 0 K: 1 S: 5	H: 0 LOB: 1 BB: 1 P: 9	R: 0 E: 0 K: 1 S: 6	H: 1 LOB: 1 BB: 0 P: 6	R: 0 E: 0 K: 0 S: 4	H: 1 LOB: 1 BB: 0 P: 4	R: 0 E: 0 K: 2 S: 7	H: 0 LOB: 0 BB: 0 P: 7	R: 0 E: 0 K: 1 S: 5	H: 0 LOB: 0 BB: 0 P: 5	1B: 4 2B: 0 3B: 0 HR: 0	SF: 0 SAC: 0 DP: 0 HBP: 0	WP: 0 PB: 0 SB: 1 CS: 0	PA: 34							
PITCHER	IP	WLS	BF	H	R	ER	SO	BB	IBB	HBP	BLK	WP	HR	S	P	ERA	WHIP								
Dave Stieb, R (1.1) ERA: 3.7	9.0	W	34	4	0	0	5	3	0	0	0	0	0	41	53	0.00	0.778								

Toronto Blue Jays @ Chicago White Sox
Comiskey Park, Chicago, IL
Sat Aug 11 1979, 8:05 PM EDT
Att: 19,420 - Unknown

AB	31
R	0
H	4
RBI	0
BB	3
SO	5
LOB	13



Batter	1	2	3	4	5	6	7	8	9	AB	R	H	RBI	BB	SO	LOB	TOP
Alfredo Griffin, S OBP: 0.321, SLG: 0.330 (1, 6)	F4		B1-3			3-1		F7		4	0	0	0	0	0	0	
Bob Bailor, R OBP: 0.296, SLG: 0.264 (1, 9) (2, 8)	BB S 1B		G3			5-3		F3		4	0	1	0	0	0	0	
Roy Howell, L OBP: 0.321, SLG: 0.406 (1, 5)	F6			F7		3-1		3-1		4	0	0	0	0	0	1	
Rico Carty, R OBP: 0.328, SLG: 0.383 (1, 10)	S BB 1-2			6-3		5-3		BB BB BB BB BB		2	0	0	0	2	0	0	
Otto Velez, R OBP: 0.397, SLG: 0.565 (1, 7) (2, 9)	1-3			F8		6-3		F8		4	0	0	0	0	0	3	
Rick Bosetti, R OBP: 0.295, SLG: 0.369 Al Woods, L OBP: 0.326, SLG: 0.379 (1, 8) (2, 7)		S S S S	K			K				1	0	0	0	0	1	0	
Craig Kusick, R OBP: 0.265, SLG: 0.385 (1, 3)			F6		BB BB BB BB	BB BB BB BB		K		2	0	0	0	1	1	1	
Rick Cerone, R OBP: 0.287, SLG: 0.313 (1, 2)			F9			F9		F7		3	0	0	0	0	0	1	
Danny Ainge, R OBP: 0.281, SLG: 0.287 Luis Gomez, R OBP: 0.271, SLG: 0.272 (1, 4) (8, 4)			F7			K2-3		K		3	0	0	0	0	2	1	
0 0 0 0 0 0 0										0	0	0	0	0	0	0	
Inning Stats	R: 0 E: 0 K: 0 S: 4	H: 1 LOB: 2 BB: 1 P: 8	R: 0 E: 0 K: 1 S: 5	H: 0 LOB: 0 BB: 0 P: 5	R: 0 E: 0 K: 0 S: 3	H: 0 LOB: 0 BB: 0 P: 3	R: 0 E: 0 K: 0 S: 3	H: 0 LOB: 1 BB: 0 P: 3	R: 0 E: 0 K: 1 S: 6	H: 1 LOB: 1 BB: 0 P: 6	R: 0 E: 0 K: 1 S: 5	H: 0 LOB: 0 BB: 1 P: 5	R: 0 E: 0 K: 0 S: 3	H: 0 LOB: 1 BB: 1 P: 7	1B: 1 2B: 0 3B: 1 HR: 0	SF: 0 SAC: 0 DP: 0 HBP: 0	WP: 0 PA: 32
PITCHER Ross Baumgarten, L ERA: 3.71 (1, 1)	IP: 9.0 WLS: W BF: 32 H: 2 R: 0 ER: 0 SO: 5 BB: 3 IBB: 0 HBP: 0 BLK: 0 WP: 0 HR: 0 S: 39 P: 51 ERA: 0.00 WHIP: 0.556																

Toronto Blue Jays @ Chicago White Sox
Comiskey Park, Chicago, IL
Sun Aug 12 1979, 4:33 AM EDT
Unknown

AB	29
R	0
H	2
RBI	0
BB	3
SO	5
LOB	7



Batter	1	2	3	4	5	6	7	8	9	AB	R	H	RBI	BB	SO	LOB	BOTTOM
Jim Morrison, R OBP: 0.282, SLG: 0.451 (1, 4)	HR			F8		K				3	1	1	2	0	1	1	
Greg Pryor, R OBP: 0.330, SLG: 0.347 (1, 6)	K			F7				4-3		4	0	0	0	0	1	1	
Alan Bannister, R OBP: 0.357, SLG: 0.396 (1, 7)	1B 2B BB			F7		F8		F8		3	1	0	0	1	0	0	
Lamar Johnson, R OBP: 0.365, SLG: 0.442 Mike Squires, L OBP: 0.324, SLG: 0.319 (1, 3) (7, 3)	2B FC9-2 1B			2B 1B BB		F8		F8		2	1	1	0	1	0	0	
1 0 0 0 0 0 0										1	0	0	0	0	0	0	
Chet Lemon, R OBP: 0.387, SLG: 0.495 (1, 8)	1-3 3-H 2B			1B G3 2B		4-3		1B 2B		4	2	3	1	0	0	0	
Junior Moore, R OBP: 0.318, SLG: 0.329 (1, 10)	FC9-2			G3 1B				G1-6-3 1B		4	1	3	2	0	0	2	
Rusty Torres, S OBP: 0.349, SLG: 0.425 (1, 9)				2-3 3-H 1B		2B 1B		G1-6-3 1B		4	0	0	1	0	1	3	
Milt May, L OBP: 0.337, SLG: 0.471 (1, 2)				1B SF7 2B		F8		2B		4	1	2	0	0	0	2	
Kevin Bell, R OBP: 0.281, SLG: 0.300 (1, 5)				CS 1B		F9		K		4	0	2	1	0	1	1	
Inning Stats	R: 2 E: 0 K: 1 S: 7	H: 3 LOB: 1 BB: 1 P: 11	R: 1 E: 0 K: 1 S: 7	H: 2 LOB: 1 BB: 0 P: 7	R: 2 E: 0 K: 0 S: 5	H: 2 LOB: 1 BB: 1 P: 9	R: 0 E: 0 K: 0 S: 3	H: 0 LOB: 0 BB: 0 P: 3	R: 0 E: 0 K: 1 S: 7	H: 2 LOB: 1 BB: 0 P: 7	R: 0 E: 0 K: 0 S: 3	H: 0 LOB: 0 BB: 0 P: 3	R: 1 E: 0 K: 1 S: 7	H: 3 LOB: 1 BB: 0 P: 7	1B: 5 2B: 7 3B: 0 HR: 1	SF: 1 SAC: 0 DP: 2 HBP: 0	WP: 0 PA: 36
PITCHER Tom Underwood, L ERA: 3.74 Dave Freisleben, R ERA: 5.21 (1, 1) (3, 1)	IP: 2.1 WLS: L BF: 15 H: 7 R: 5 ER: 5 SO: 2 BB: 2 IBB: 0 HBP: 0 BLK: 0 WP: 0 HR: 1 S: 17 P: 25 ERA: 19.29 WHIP: 3.857																

Toronto Blue Jays @ Chicago White Sox
Comiskey Park, Chicago, IL
Sun Aug 12 1979, 4:33 AM EDT
Unknown

AB	33
R	7
H	12
RBI	7
BB	2
SO	4
LOB	10



Batter	1	2	3	4	5	6	7	8	9	AB	R	H	RBI	BB	SO	LOB	TOP			
Joe Cannon, L (1, 9) OBP: 0.234, SLG: 0.312 Bob Bailor, R (8, 9) OBP: 0.298, SLG: 0.264	F8 1B 2B	G3		F8		FC1-2 3B		S 1B		5	1	3	0	0	0	1				
Rick Bosetti, R (1, 8) OBP: 0.292, SLG: 0.365	F2	6-3			5-3	FC1-2		K 1-2		5	0	0	0	0	1	3				
Roy Howell, L (1, 5) OBP: 0.320, SLG: 0.401	F8 2-3			F5	WP 1B BB	4-3		F2		4	1	0	0	1	0	3				
John Mayberry, L (1, 3) OBP: 0.375, SLG: 0.468	1B E 1B			F6	1B 1B 1B			F4		4	3	2	2	1	0	0				
Tony Solaita, L (1, 10) OBP: 0.426, SLG: 0.396	BB E 1B				1B 1B 1B			F7		4	2	2	0	1	1	1				
Al Woods, L (1, 7) OBP: 0.330, SLG: 0.381	E BB			F5	1B 1B 1B			F5		4	0	2	1	1	0	1				
Bob Davis, R (1, 2) OBP: 0.192, SLG: 0.216	E5 1-2 2-H 3-H			1-3	1-3 2-H			SH3-4		3	0	1	2	0	0	1				
Tim Johnson, L (1, 4) OBP: 0.232, SLG: 0.160	4-3				3-1			K		4	0	1	0	0	1	4				
Luis Gomez, R (1, 6) OBP: 0.262, SLG: 0.263		4-3				6-3		K		4	0	0	0	0	2	1				
Inning Stats	R: 3 E: 1 K: 0 S: 7	H: 3 LOB: 2 BB: 1 P: 11	R: 0 E: 0 K: 0 S: 3	H: 0 LOB: 0 BB: 0 P: 3	R: 0 E: 0 K: 1 S: 6	H: 1 LOB: 1 BB: 0 P: 6	R: 3 E: 0 K: 0 S: 6	H: 4 LOB: 1 BB: 1 P: 10	R: 0 E: 0 K: 0 S: 4	H: 1 LOB: 1 BB: 0 P: 4	R: 1 E: 0 K: 2 S: 8	H: 1 LOB: 1 BB: 1 P: 12	R: 0 E: 0 K: 2 S: 8	H: 1 LOB: 1 BB: 0 P: 8	R: 0 E: 0 K: 0 S: 3	H: 0 LOB: 0 BB: 0 P: 3	1B: 8 2B: 2 3B: 1 HR: 0	SF: 0 SAC: 1 DP: 0 HBP: 0	WP: 1 PB: 0 SB: 1 CS: 0	PA: 42
PITCHER	IP WLS BF H R ER SO BB IBB HBP BLK WP HR S P ERA WHIP	IP WLS BF H R ER SO BB IBB HBP BLK WP HR S P ERA WHIP																		
Mike Proly, R (1, 1) ERA: 4.26	4.1 L 23 6 6 4 1 3 0 0 0 1 0 22 34 8.31 2.077																			
Fred Howard, R (5, 1) ERA: 3.29	1.2 8 3 1 1 0 1 0 0 0 0 0 7 11 5.40 2.400																			
Ed Farmer, R (7, 1) ERA: 3.63	3.0 11 2 0 0 4 0 0 0 0 0 0 19 19 0.00 0.667																			

Toronto Blue Jays @ Chicago White Sox
Comiskey Park, Chicago, IL
Sun Aug 12 1979, 8:05 PM EDT
Att: 14,712 - Unknown

AB	37
R	7
H	11
RBI	5
BB	4
SO	5
LOB	15





Batter	1	2	3	4	5	6	7	8	9	AB	R	H	RBI	BB	SO	LOB	BOTTOM			
Jim Morrison, R (1, 4) OBP: 0.268, SLG: 0.427	K								FC6-4 1-2	4	0	0	0	0	1	2				
Ralph Carr, L (9, PH) OBP: 0.329, SLG: 0.422										1	0	0	0	0	0	1				
Greg Pryor, R (1, 6) OBP: 0.329, SLG: 0.351	F8									4	1	1	0	0	0	1				
Alan Bannister, R (1, 7) OBP: 0.359, SLG: 0.402	2B E 1B									4	2	2	1	0	0	0				
Lamar Johnson, R (1, 3) OBP: 0.367, SLG: 0.447	E WP 2B									3	1	2	1	0	0	0				
Chet Lemon, R (1, 8) OBP: 0.383, SLG: 0.490	E5 WP									4	0	0	0	0	0	2				
Junior Moore, R (1, 10) OBP: 0.316, SLG: 0.346	2-3 3-H K									4	1	1	1	0	1	2				
Rusty Torres, S (1, 9) OBP: 0.347, SLG: 0.415										3	0	0	0	1	0	0				
Bill Nahorodny, R (1, 2) OBP: 0.331, SLG: 0.434										1	0	0	0	2	0	0				
Harry Chappas, S (7, PR) OBP: 0.150, SLG: 0.048										0	0	0	0	0	0	0				
Milt May, L (8, 2) OBP: 0.335, SLG: 0.468										1	0	0	0	0	0	1				
Claudell Washington, L (9, PR) OBP: 0.300, SLG: 0.423										0	0	0	0	0	0	0				
Kevin Bell, R (1, 5) OBP: 0.273, SLG: 0.290										2	0	0	0	0	0	1				
Jorge Orta, L (7, PH) OBP: 0.352, SLG: 0.437										2	0	0	0	0	0	2				
Inning Stats	R: 2 E: 1 K: 2 S: 10	H: 2 LOB: 1 BB: 0 P: 10	R: 0 E: 0 K: 0 S: 3	H: 0 LOB: 0 BB: 0 P: 3	R: 0 E: 0 K: 0 S: 3	H: 0 LOB: 0 BB: 0 P: 3	R: 0 E: 0 K: 0 S: 3	H: 0 LOB: 0 BB: 1 P: 7	R: 3 E: 0 K: 0 S: 6	H: 3 LOB: 0 BB: 0 P: 6	R: 0 E: 0 K: 0 S: 3	H: 0 LOB: 1 BB: 1 P: 7	R: 0 E: 0 K: 0 S: 4	H: 1 LOB: 1 BB: 0 P: 4	R: 0 E: 0 K: 0 S: 3	H: 0 LOB: 1 BB: 1 P: 7	1B: 2 2B: 1 3B: 2 HR: 1	SF: 1 SAC: 0 DP: 0 HBP: 0	WP: 1 PB: 0 SB: 0 CS: 0	PA: 37
PITCHER	IP WLS BF H R ER SO BB IBB HBP BLK WP HR S P ERA WHIP	IP WLS BF H R ER SO BB IBB HBP BLK WP HR S P ERA WHIP																		
Balor Moore, L (1, 1) ERA: 4.14	6.0 W 26 5 5 3 2 2 0 0 0 0 1 28 36 4.50 1.167																			
Tom Buskey, R (7, 1) ERA: 2.39	3.0 S 11 1 0 0 0 1 0 0 0 0 0 10 14 0.00 0.667																			

Toronto Blue Jays @ Chicago White Sox
Comiskey Park, Chicago, IL
Sun Aug 12 1979, 8:05 PM EDT
Att: 14,712 - Unknown

AB	33
R	5
H	6
RBI	3
BB	3
SO	2
LOB	12



Batter	1	2	3	4	5	6	7	8	9	AB	R	H	RBI	BB	SO	LOB	TOP								
Alfredo Griffin, S OBP: 0.322, SLG: 0.331 (1, 6)	F8		CS S 1B		2-3	F4			4-3 SH1-4 1B	5	0	2	0	0	0	1	<p>Toronto Blue Jays @ Oakland Athletics Oakland-Alameda County Coliseum, Oakland, CA</p> <p>Mon Aug 13 1979, 7:05 PM PDT Att: 3,183 - Unknown</p> <p>livebaseballscorecards.com</p> <p>AB 31 R 4 H 10 RBI 4 BB 6 SO 5 LOB 20</p> 								
Rick Bosetti, R OBP: 0.293, SLG: 0.364 (1, 8)	K2-3		K		CS BB 1B		4-0 BB		SH1-4 1-2	3	0	1	0	1	2	1									
Roy Howell, L OBP: 0.316, SLG: 0.396 (1, 5)	K		1-3		F4		F2		4-3 2-3	5	0	0	0	0	1	3									
John Mayberry, L OBP: 0.376, SLG: 0.465 (1, 3)		F6		1B BB FC6-4 1B		1-2 BB		F2	F4	4	1	1	0	1	0	1									
Tony Solaita, L OBP: 0.356, SLG: 0.436 (1, 10)		FC6-4 BB		FC6-4 1B		CS	F9		1B	2	0	1	0	2	0	0									
Danny Ainge, R OBP: 0.281, SLG: 0.287 (8, PR)				FC6-4 1B		2-3			3B	0	1	0	0	0	0	0									
Joe Cannon, L OBP: 0.247, SLG: 0.321 (1, 9)		FC6-4 BB 1-2		K			WP S 1B		SH2-4 1B	4	1	2	1	0	1	3									
Al Woods, L OBP: 0.385, SLG: 0.385 (1, 7)				FC6-4 1B			1B WP SH1-4 BB		SH2-4	2	1	2	0	1	0	0									
Bob Bailor, R OBP: 0.298, SLG: 0.264 (8, 9)		BB 1B		1-2 2-3			1-2 SH1-4 BB		1-2	0	0	0	0	0	0	0									
Tim Johnson, L OBP: 0.250, SLG: 0.170 (1, 4)		4-0		FC6-4			SH1-4		K	3	0	1	2	1	1	4									
Luis Gomez, R OBP: 0.292, SLG: 0.263 (8, 4)		1-2 2-3 BB		1-2 2-3 3-H			1-3 2-H		1B	0	0	0	0	0	0	0									
Rick Cerone, R OBP: 0.285, SLG: 0.310 (1, 2)		F5		F2			SH1-4		F8	3	0	0	1	0	0	7									
Inning Stats	R: 0 E: 0 K: 2 S: 7	H: 0 LOB: 0 BB: 0 P: 7	R: 0 E: 0 K: 0 S: 4	H: 1 LOB: 3 BB: 2 P: 12	R: 0 E: 0 K: 1 S: 5	H: 1 LOB: 0 BB: 0 P: 5	R: 1 E: 0 K: 1 S: 7	H: 2 LOB: 2 BB: 1 P: 11	R: 0 E: 0 K: 0 S: 3	H: 1 LOB: 1 BB: 1 P: 7	R: 2 E: 0 K: 0 S: 5	H: 2 LOB: 1 BB: 1 P: 9	R: 0 E: 0 K: 0 S: 2	H: 0 LOB: 0 BB: 1 P: 6	R: 1 E: 0 K: 1 S: 7	H: 2 LOB: 2 BB: 0 P: 7	R: 0 E: 0 K: 0 S: 4	H: 1 LOB: 1 BB: 0 P: 4	1B: 9 2B: 0 3B: 1 HR: 0	SF: 0 SAC: 3 DP: 0 HBP: 0	WP: 1 PB: 0 SB: 2 CS: 2	PA: 41			
PITCHER	IP	WLS	BF	H	R	ER	SO	BB	IBB	HBP	BLK	WP	HR	S	P	ERA	WHIP								
Mike Norris, R ERA: 5.07 (1, 1)	7.0	L	32	8	4	4	4	6	0	0	0	1	0	34	58	5.14	2.000								
Dave Heaverlo, R ERA: 4.06 (8, 1)	2.0		8	2	0	0	1	0	0	0	0	0	0	10	10	0.00	1.000								

Batter	1	2	3	4	5	6	7	8	9	AB	R	H	RBI	BB	SO	LOB	BOTTOM								
Rickey Henderson, R OBP: 0.307, SLG: 0.294 (1, 7)	6-3		F6			S BB			K	4	0	1	0	1	1	0	<p>Toronto Blue Jays @ Oakland Athletics Oakland-Alameda County Coliseum, Oakland, CA</p> <p>Mon Aug 13 1979, 7:05 PM PDT Att: 3,183 - Unknown</p> <p>livebaseballscorecards.com</p> <p>AB 36 R 2 H 7 RBI 2 BB 2 SO 7 LOB 12</p> 								
Dwayne Murphy, L OBP: 0.401, SLG: 0.381 (1, 8)	1-3		K		K				1-3	5	0	1	1	0	2	1									
Wayne Gross, L OBP: 0.342, SLG: 0.372 (1, 5)		4-0 BB	E4 1B		F7		F3			3	0	0	0	1	0	3									
Dave Revering, L OBP: 0.324, SLG: 0.486 (1, 3)	F8		FC4-6 1B			F8			E9 1B	4	1	1	0	0	0	1									
Mitchell Page, L OBP: 0.323, SLG: 0.353 (1, 10)		F7	FC4-6			K			FC6-4 1B	4	0	1	1	0	1	2									
Jeff Newman, R OBP: 0.286, SLG: 0.429 (1, 2)		K		K		6-3			FC6-4 FC6	4	0	0	0	0	2	1									
Tony Armas, R OBP: 0.277, SLG: 0.403 (1, 9)		1B 1B		K			F9		FC6	4	0	1	0	0	1	1									
Dave Chalk, R OBP: 0.348, SLG: 0.293 (1, 4)				5-3			F6		5-3	4	0	1	0	0	0	1									
Rob Picciolo, R OBP: 0.274, SLG: 0.338 (1, 6)		F4					F3		F7	4	1	1	0	0	0	2									
Inning Stats	R: 0 E: 0 K: 0 S: 3	H: 0 LOB: 1 BB: 1 P: 7	R: 0 E: 1 K: 1 S: 7	H: 2 LOB: 2 BB: 0 P: 7	R: 0 E: 1 K: 2 S: 7	H: 0 LOB: 0 BB: 0 P: 7	R: 0 E: 0 K: 1 S: 5	H: 0 LOB: 0 BB: 1 P: 9	R: 0 E: 0 K: 1 S: 5	H: 0 LOB: 0 BB: 0 P: 5	R: 1 E: 0 K: 0 S: 6	H: 3 LOB: 2 BB: 0 P: 6	R: 1 E: 1 K: 0 S: 5	H: 1 LOB: 1 BB: 0 P: 5	R: 0 E: 0 K: 1 S: 5	H: 0 LOB: 0 BB: 0 P: 5		1B: 7 2B: 0 3B: 0 HR: 0	SF: 0 SAC: 0 DP: 0 HBP: 0	WP: 0 PB: 0 SB: 1 CS: 0	PA: 38				
PITCHER	IP	WLS	BF	H	R	ER	SO	BB	IBB	HBP	BLK	WP	HR	S	P	ERA	WHIP								
Butch Edge, R ERA: 1.35 (1, 1)	6.2	W	29	6	1	1	6	2	0	0	0	0	0	39	47	1.35	1.200								
Tom Buskey, R ERA: 2.29 (7, 1)	2.1	S	9	1	1	0	1	0	0	0	0	0	0	11	11	0.00	0.429								

Batter	1	2	3	4	5	6	7	8	9	AB	R	H	RBI	BB	SO	LOB	TOP										
Alfredo Griffin, S OBP: 0.322, SLG: 0.330 (1, 6)										4	0	1	0	1	1	2	<p>Toronto Blue Jays @ Oakland Athletics Oakland-Alameda County Coliseum, Oakland, CA</p> <p>Wed Aug 15 1979, 3:33 AM PDT Att: 2,151 - Unknown</p> <p>livebaseballscorecards.com</p> <p>AB 32 R 1 H 8 RBI 1 BB 7 SO 4 LOB 21</p>										
Joe Cannon, L OBP: 0.247, SLG: 0.318 (1, 9) Otto Velez, R OBP: 0.405, SLG: 0.567 (7, PH) (7, 9) (8, 7)										3	0	1	0	0	0	0											
Roy Howell, L OBP: 0.313, SLG: 0.396 (1, 5)										5	1	1	0	0	1	6											
John Mayberry, L OBP: 0.376, SLG: 0.464 (1, 3)										5	0	2	1	0	1	1											
Tony Solaita, L OBP: 0.440, SLG: 0.421 (1, 10) Rico Carty, R OBP: 0.328, SLG: 0.384 (8, PH)										2	0	0	0	1	0	1											
Rick Bosetti, R OBP: 0.294, SLG: 0.360 (1, 8)										2	0	0	0	2	0	2											
Al Woods, L OBP: 0.356, SLG: 0.388 (1, 7) Bob Bailor, R OBP: 0.297, SLG: 0.261 (8, PH) (8, 9)										3	0	1	0	0	1	4											
Rick Cerone, R OBP: 0.287, SLG: 0.313 (1, 2)										3	0	1	0	1	0	3											
Danny Ainge, R OBP: 0.280, SLG: 0.283 (1, 4)										3	0	0	0	1	0	2											
Inning Stats	R: 0 E: 0 K: 2 S: 8	H: 2 LOB: 1 BB: 0 P: 8	R: 0 E: 0 K: 0 S: 4	H: 1 LOB: 1 BB: 0 P: 4	R: 0 E: 0 K: 0 S: 3	H: 0 LOB: 0 BB: 0 P: 3	R: 0 E: 1 K: 1 S: 6	H: 0 LOB: 2 BB: 1 P: 10	R: 0 E: 0 K: 0 S: 3	H: 1 LOB: 0 BB: 0 P: 3	R: 1 E: 0 K: 0 S: 5	H: 2 LOB: 2 BB: 1 P: 9	R: 0 E: 0 K: 1 S: 6	H: 1 LOB: 2 BB: 1 P: 10	R: 0 E: 0 K: 0 S: 3	H: 0 LOB: 2 BB: 2 P: 11		R: 0 E: 0 K: 0 S: 3	H: 1 LOB: 3 BB: 2 P: 11	1B: 5 2B: 4 3B: 0 HR: 0	SF: 0 SAC: 1 DP: 1 HBP: 0	WP: 0 PB: 0 SB: 1 CS: 0	PA: 40				
PITCHER	IP	WLS	BF	H	R	ER	SO	BB	IBB	HBP	BLK	WP	HR	S	P	ERA	WHIP										
Brian Kingman, R ERA: 4.4 (1, 1)	6.0	W	26	6	1	1	3	3	0	0	0	0	0	29	41	1.50	1.500										
Dave Hamilton, L ERA: 3.59 (7, 1)	2.0		11	1	0	0	1	4	0	0	0	0	0	9	25	0.00	2.500										
Dave Heaverlo, R ERA: 4.0 (9, 1)	1.0	S	3	1	0	0	0	0	0	0	0	0	0	3	3	0.00	1.000										

Batter	1	2	3	4	5	6	7	8	9	AB	R	H	RBI	BB	SO	LOB	BOTTOM										
Rickey Henderson, R OBP: 0.310, SLG: 0.290 (1, 7)										3	1	1	0	1	0	1	<p>Toronto Blue Jays @ Oakland Athletics Oakland-Alameda County Coliseum, Oakland, CA</p> <p>Wed Aug 15 1979, 3:33 AM PDT Att: 2,151 - Unknown</p> <p>livebaseballscorecards.com</p> <p>AB 27 R 3 H 9 RBI 3 BB 6 SO 2 LOB 23</p>										
Dwayne Murphy, L OBP: 0.407, SLG: 0.395 (1, 8)										2	0	1	0	2	1	1											
Wayne Gross, L OBP: 0.341, SLG: 0.371 (1, 5)										3	0	1	1	0	0	2											
Dave Revering, L OBP: 0.322, SLG: 0.479 (1, 3)										3	1	1	1	1	0	2											
Jeff Newman, R OBP: 0.271, SLG: 0.428 (1, 10) Larry Murray, S OBP: 0.281, SLG: 0.265 (8, PR)										3	0	1	0	1	0	5											
Jim Essian, R OBP: 0.328, SLG: 0.443 (1, 2)										3	0	1	0	1	0	3											
Tony Armas, R OBP: 0.284, SLG: 0.416 (1, 9)										4	0	1	1	0	1	4											
Mike Edwards, R OBP: 0.272, SLG: 0.293 (1, 4)										3	0	0	0	0	0	4											
Rob Picciolo, R OBP: 0.275, SLG: 0.336 (1, 6)										3	1	2	0	0	0	1											
Inning Stats	R: 0 E: 0 K: 0 S: 2	H: 0 LOB: 2 BB: 3 P: 14	R: 0 E: 0 K: 0 S: 4	H: 1 LOB: 1 BB: 0 P: 4	R: 0 E: 0 K: 0 S: 2	H: 0 LOB: 0 BB: 1 P: 6	R: 1 E: 0 K: 0 S: 5	H: 3 LOB: 1 BB: 0 P: 5	R: 2 E: 0 K: 0 S: 6	H: 4 LOB: 1 BB: 0 P: 6	R: 0 E: 0 K: 1 S: 4	H: 0 LOB: 0 BB: 1 P: 8	R: 0 E: 0 K: 1 S: 6	H: 1 LOB: 1 BB: 0 P: 6	R: 0 E: 0 K: 0 S: 3	H: 0 LOB: 2 BB: 1 P: 7		1B: 8 2B: 2 3B: 0 HR: 0	SF: 0 SAC: 1 DP: 4 HBP: 0	WP: 0 PB: 0 SB: 2 CS: 1	PA: 34						
PITCHER	IP	WLS	BF	H	R	ER	SO	BB	IBB	HBP	BLK	WP	HR	S	P	ERA	WHIP										
Jesse Jefferson, R ERA: 5.44 (1, 1)	4.0	L	21	8	3	3	0	3	0	0	0	0	0	17	33	6.75	2.750										
Dave Freisleben, R ERA: 4.91 (5, 1)	4.0		13	1	0	0	2	2	0	0	0	0	0	15	23	0.00	0.750										

Batter	1	2	3	4	5	6	7	8	9	AB	R	H	RBI	BB	SO	LOB	TOP					
Alfredo Griffin, S (1, 6) OBP: 0.318, SLG: 0.328	F8		SF7		G4-6-3			K		3	0	0	1	0	1	1						
Joe Cannon, L (1, 9) OBP: 0.245, SLG: 0.309	K		4-3				K		F7	4	0	0	0	0	2	0						
Roy Howell, L (1, 5) OBP: 0.311, SLG: 0.392	5-3			1B SF8 1B		K		1B WP 1B		4	2	2	0	0	1	0						
Rico Carty, R (1, 10) Luis Gomez, R (9, PR) OBP: 0.331, SLG: 0.386 OBP: 0.262, SLG: 0.263		F9		1B		6-3		1B 1B		3	0	1	0	1	0	0						
John Mayberry, L (1, 3) Bob Bailor, R (9, PR) OBP: 0.378, SLG: 0.470 OBP: 0.297, SLG: 0.261		F8		1B		K		BB 1B		3	0	1	1	1	1	2						
Rick Rosetti, R (1, 8) OBP: 0.291, SLG: 0.357		F8		1B		SF8		F9		3	0	0	1	0	0	3						
Al Woods, L (1, 7) OBP: 0.340, SLG: 0.387				3B BB		F4		F9		3	1	1	1	1	0	1						
Rick Cerone, R (1, 2) Tony Solaita, L (9, PH) Tim Johnson, L (9, PR) OBP: 0.293, SLG: 0.326 OBP: 0.438, SLG: 0.400 OBP: 0.250, SLG: 0.170				3B		SF7		G4-6-3 BB		2	1	1	1	1	0	0						
Danny Ainge, R (1, 4) Craig Kusick, R (9, PH) OBP: 0.276, SLG: 0.282 OBP: 0.284, SLG: 0.427				L6				K		3	0	0	0	0	2	2						
Inning Stats	R: 0 E: 0 K: 1 S: 5	H: 0 LOB: 0 BB: 0 P: 5	R: 0 E: 0 K: 0 S: 3	H: 0 LOB: 0 BB: 0 P: 3	R: 2 E: 0 K: 0 S: 4	H: 1 LOB: 0 BB: 1 P: 8	R: 1 E: 0 K: 1 S: 7	H: 2 LOB: 1 BB: 0 P: 7	R: 0 E: 0 K: 2 S: 4	H: 0 LOB: 0 BB: 1 P: 8	R: 0 E: 0 K: 0 S: 2	H: 0 LOB: 0 BB: 1 P: 6	R: 0 E: 0 K: 2 S: 7	H: 0 LOB: 0 BB: 0 P: 7	R: 0 E: 0 K: 0 S: 7	H: 0 LOB: 0 BB: 0 P: 7	R: 2 E: 0 K: 0 S: 6	H: 3 LOB: 3 BB: 2 P: 14	1B: 5 2B: 1 3B: 1 HR: 0	SF: 2 SAC: 0 DP: 2 HBP: 0	WP: 1 PB: 0 SB: 0 CS: 0	PA: 36
PITCHER	IP WLS BF H R ER SO BB IBB HBP BLK WP HR S P ERA WHIP																					
Nolan Ryan, R (1, 1) ERA: 2.95	8.2 W 34 6 5 5 7 4 0 0 0 1 0 44 60 5.19 1.154																					
Mark Clear, R (9, 1) ERA: 3.12	0.1 S 2 0 0 0 0 1 0 0 0 0 0 1 5 0.00 3.000																					

Toronto Blue Jays @ California Angels
Anaheim Stadium, Anaheim, CA
Sat Aug 18 1979, 10:05 PM EDT
Att: 30,361 - Unknown

AB 29
R 5
H 6
RBI 5
BB 5
SO 7
LOB 12



Batter	1	2	3	4	5	6	7	8	9	AB	R	H	RBI	BB	SO	LOB	BOTTOM			
Rod Carew, L (1, 3) OBP: 0.433, SLG: 0.434	K		G6-4-3		L7			6-3		5	1	1	2	0	1	1				
Carney Lansford, R (1, 5) OBP: 0.342, SLG: 0.438	K		6-3		FC5 1B		S 1B	6-3		5	0	2	0	0	1	0				
Dan Ford, R (1, 9) OBP: 0.344, SLG: 0.471				BB 1-3 HBP 1B	L7		1-3			4	2	2	1	0	0	2				
Don Baylor, R (1, 7) OBP: 0.377, SLG: 0.535		F9		1-3				4-3		4	0	1	0	0	0	1				
Brian Downing, R (1, 2) OBP: 0.418, SLG: 0.463		L9		1-3		FC5		4-3		4	0	0	0	0	0	3				
Bobby Grich, R (1, 4) OBP: 0.370, SLG: 0.554		K		HBP BB BB				HR HR		3	2	2	2	1	1	0				
Merv Rettenmund, R (1, 10) Willie Aikens, L (7, PH) Bert Campaneris, R (7, PR) OBP: 0.363, SLG: 0.348 OBP: 0.360, SLG: 0.478 OBP: 0.293, SLG: 0.285		K		HBP BB				HR HBP 2B		1	1	0	0	1	1	0				
Rick Miller, L (1, 8) Larry Harlow, L (9, 8) OBP: 0.367, SLG: 0.362 OBP: 0.331, SLG: 0.237				1-2 2-3 BB						1	0	1	0	0	0	0				
Jim Anderson, R (1, 6) OBP: 0.298, SLG: 0.338			SH G6-4-3 1B		5-3			6-3		3	0	0	0	0	0	4				
Inning Stats	R: 1 E: 0 K: 2 S: 8	H: 1 LOB: 0 BB: 0 P: 8	R: 0 E: 0 K: 2 S: 7	H: 0 LOB: 0 BB: 0 P: 7	R: 1 E: 1 K: 0 S: 4	H: 1 LOB: 0 BB: 0 P: 4	R: 1 E: 0 K: 0 S: 4	H: 1 LOB: 3 BB: 2 P: 13	R: 0 E: 0 K: 0 S: 5	H: 2 LOB: 2 BB: 0 P: 5	R: 3 E: 0 K: 0 S: 6	H: 3 LOB: 1 BB: 0 P: 7	R: 1 E: 0 K: 0 S: 5	H: 2 LOB: 1 BB: 0 P: 5	R: 0 E: 0 K: 0 S: 3	H: 0 LOB: 0 BB: 0 P: 3	1B: 5 2B: 1 3B: 0 HR: 4	SF: 0 SAC: 1 DP: 1 HBP: 2	WP: 0 PB: 0 SB: 1 CS: 0	PA: 38
PITCHER	IP WLS BF H R ER SO BB IBB HBP BLK WP HR S P ERA WHIP																			
Tom Underwood, L (1, 1) ERA: 3.88	5.2 L 28 7 6 5 4 2 0 0 0 0 1 3 32 42 7.94 1.588																			
Jackson Todd, R (6, 1) ERA: 6.17	2.1 10 3 1 1 0 0 0 0 0 0 1 10 10 3.86 1.286																			

Toronto Blue Jays @ California Angels
Anaheim Stadium, Anaheim, CA
Sat Aug 18 1979, 10:05 PM EDT
Att: 30,361 - Unknown

AB 33
R 7
H 10
RBI 6
BB 2
SO 4
LOB 13



Batter	1	2	3	4	5	6	7	8	9	AB	R	H	RBI	BB	SO	LOB	TOP			
Alfredo Griffin, S OBP: 0.319, SLG: 0.327 (1, 6)										3	2	1	0	1	1	0	Toronto Blue Jays @ Seattle Mariners The Kingdome, Seattle, WA Mon Aug 20 1979, 10:05 PM EDT Att: 5,642 - Dome			
Roy Howell, L OBP: 0.310, SLG: 0.389 (1, 5)										4	0	1	0	0	0	1				
Otto Velez, R OBP: 0.468, SLG: 0.573 Al Woods, L OBP: 0.335, SLG: 0.381 (1, 7) (5, 7)										3	1	2	2	0	0	1				
Rico Carty, R OBP: 0.330, SLG: 0.381 (1, 10)										3	0	0	0	1	0	2				
John Mayberry, L OBP: 0.376, SLG: 0.466 (1, 3)										4	0	1	1	0	0	1				
Rick Bosetti, R OBP: 0.291, SLG: 0.356 (1, 8)										4	0	0	0	0	0	2				
Joe Cannon, L OBP: 0.250, SLG: 0.310 (1, 9)										4	0	2	0	0	2	0				
Rick Cerone, R OBP: 0.292, SLG: 0.326 (1, 2)										4	1	1	0	0	1	2				
Danny Ainge, R OBP: 0.274, SLG: 0.281 (1, 4)										4	0	0	0	0	3	2				
Inning Stats	R: 1 E: 0 K: 0 S: 4	H: 1 LOB: 1 BB: 1 P: 8	R: 0 E: 0 K: 2 S: 8	H: 1 LOB: 1 BB: 0 P: 8	R: 0 E: 0 K: 1 S: 6	H: 1 LOB: 1 BB: 0 P: 6	R: 0 E: 0 K: 1 S: 5	H: 0 LOB: 0 BB: 0 P: 5	R: 3 E: 0 K: 1 S: 9	H: 4 LOB: 2 BB: 1 P: 13	R: 0 E: 0 K: 0 S: 3	H: 0 LOB: 0 BB: 0 P: 3	R: 0 E: 0 K: 0 S: 3	H: 0 LOB: 0 BB: 0 P: 3	R: 0 E: 0 K: 1 S: 5	H: 1 LOB: 0 BB: 0 P: 5	1B: 7 2B: 1 3B: 0 HR: 0	SF: 0 SAC: 0 DP: 1 HBP: 0	WP: 0 PB: 1 SB: 2 CS: 0	PA: 36
PITCHER Mike Parrott, R ERA: 3.6 (1, 1)	IP: 9.0 WLS: W BF: 36 H: 8 R: 4 ER: 4 SO: 7	BB: 2 IBB: 0 HBP: 0 BLK: 0	WP: 0 HR: 0 S: 48 P: 56	ERA: 4.00 WHIP: 1.111	PITCHER															

AB	34
R	4
H	8
RBI	3
BB	2
SO	7
LOB	11



Batter	1	2	3	4	5	6	7	8	9	AB	R	H	RBI	BB	SO	LOB	BOTTOM			
Julio Cruz, S OBP: 0.361, SLG: 0.311 (1, 4)										3	2	1	0	1	0	1	Toronto Blue Jays @ Seattle Mariners The Kingdome, Seattle, WA Mon Aug 20 1979, 10:05 PM EDT Att: 5,642 - Dome			
Ruppert Jones, L OBP: 0.353, SLG: 0.469 (1, 8)										4	2	3	2	0	0	0				
Bruce Bochte, L OBP: 0.394, SLG: 0.502 (1, 3)										4	1	2	1	0	0	1				
Willie Horton, R OBP: 0.311, SLG: 0.439 (1, 10)										4	1	1	3	0	1	2				
Dan Meyer, L OBP: 0.330, SLG: 0.484 (1, 5)										4	0	1	1	0	0	1				
Leon Roberts, R OBP: 0.350, SLG: 0.444 (1, 7)										4	0	0	0	0	2	1				
Joe Simpson, L OBP: 0.307, SLG: 0.346 (1, 9)										4	0	1	0	0	1	0				
Larry Milbourne, S OBP: 0.320, SLG: 0.346 Mario Mendoza, R OBP: 0.221, SLG: 0.255 (1, 6) (9, 6)										3	0	1	0	1	0	1				
Bob Stinson, S OBP: 0.347, SLG: 0.352 (1, 2)										3	1	0	0	0	0	2				
Inning Stats	R: 2 E: 0 K: 1 S: 7	H: 2 LOB: 1 BB: 1 P: 11	R: 0 E: 0 K: 0 S: 3	H: 0 LOB: 1 BB: 1 P: 7	R: 0 E: 0 K: 0 S: 3	H: 0 LOB: 0 BB: 0 P: 3	R: 0 E: 0 K: 0 S: 4	H: 1 LOB: 1 BB: 0 P: 4	R: 5 E: 1 K: 0 S: 7	H: 4 LOB: 0 BB: 0 P: 8	R: 0 E: 0 K: 0 S: 3	H: 0 LOB: 0 BB: 0 P: 3	R: 0 E: 0 K: 1 S: 6	H: 2 LOB: 1 BB: 0 P: 6	R: 0 E: 0 K: 2 S: 8	H: 1 LOB: 1 BB: 0 P: 8	1B: 8 2B: 1 3B: 0 HR: 1	SF: 0 SAC: 0 DP: 0 HBP: 1	WP: 1 PB: 0 SB: 2 CS: 0	PA: 36
PITCHER Butch Edge, R ERA: 5.91 Jesse Jefferson, R ERA: 5.4 Jackson Todd, R ERA: 5.4 (1, 1) (5, 1) (7, 1)	IP: 4.0 WLS: L BF: 21 H: 6 R: 6 ER: 6 SO: 1	BB: 2 IBB: 0 HBP: 0 BLK: 0	WP: 1 HR: 0 S: 20 P: 29	ERA: 13.50 WHIP: 2.000	PITCHER															



Batter	1	2	3	4	5	6	7	8	9	AB	R	H	RBI	BB	SO	LOB	TOP																
Alfredo Griffin, S OBP: 0.320, SLG: 0.326 (1, 6)										4	1	1	0	1	1	1	Toronto Blue Jays @ Seattle Mariners The Kingdome, Seattle, WA Tue Aug 21 1979, 10:05 PM EDT Att: 8,376 - Dome																
Bob Bailor, R OBP: 0.297, SLG: 0.265 (1, 9)										5	1	1	0	0	1	2																	
Otto Velez, R OBP: 0.413, SLG: 0.574 (1, 7)										3	1	2	0	1	0	1																	
Rico Carty, R OBP: 0.329, SLG: 0.380 (1, 10)										4	0	1	0	0	3	5																	
Craig Kusick, R OBP: 0.286, SLG: 0.417 John Mayberry, L OBP: 0.375, SLG: 0.465 (7, 3)										2	0	0	1	0	0	2																	
Rick Bosetti, R OBP: 0.290, SLG: 0.355 (1, 8)										4	0	1	2	0	1	2																	
Roy Howell, L OBP: 0.309, SLG: 0.387 (1, 5)										4	0	1	0	0	1	2																	
Rick Cerone, R OBP: 0.293, SLG: 0.326 Bob Davis, R OBP: 0.163, SLG: 0.205 (7, 2)									3	0	1	0	0	0	0	0																	
Danny Ainge, R OBP: 0.274, SLG: 0.292 (1, 4)										4	1	1	1	0	1	1																	
Inning Stats	R: 3 E: 0 K: 1 S: 7	H: 3 LOB: 1 BB: 1 P: 12	R: 0 E: 0 K: 0 S: 4	H: 1 LOB: 1 BB: 0 P: 4	R: 0 E: 1 K: 2 S: 9	H: 2 LOB: 2 BB: 0 P: 9	R: 0 E: 0 K: 1 S: 5	H: 0 LOB: 0 BB: 0 P: 5	R: 0 E: 0 K: 1 S: 6	H: 1 LOB: 1 BB: 0 P: 6	R: 0 E: 0 K: 1 S: 5	H: 0 LOB: 0 BB: 0 P: 5	R: 1 E: 0 K: 2 S: 9	H: 2 LOB: 2 BB: 1 P: 13	R: 0 E: 0 K: 0 S: 3	H: 0 LOB: 0 BB: 0 P: 3		R: 0 E: 0 K: 1 S: 5	H: 0 LOB: 0 BB: 0 P: 5	1B: 8 2B: 1 3B: 0 HR: 1	SF: 0 SAC: 0 DP: 1 HBP: 1	WP: 0 PB: 0 SB: 0 CS: 0	PA: 38										
PITCHER	IP WLS BF H R ER SO BB IBB HBP BLK WP HR S P ERA WHIP	IP WLS BF H R ER SO BB IBB HBP BLK WP HR S P ERA WHIP																															
Shane Rawley, L ERA: 4.38 (1, 1)	1.0	8	4	3	3	1	1	0	1	0	0	0	0	8	13	27.00	5.000																
John Montague, R ERA: 5.32 (2, 1)	5.0	W	19	4	1	1	5	0	0	0	0	0	1	29	29	1.80	0.800																
Byron McLoughlin, R ERA: 4.75 (7, 1)	3.0	S	11	1	0	0	3	1	0	0	0	0	0	16	20	0.00	0.667																

AB	35
R	4
H	9
RBI	4
BB	2
SO	9
LOB	18

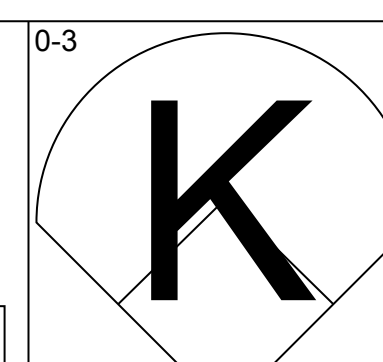
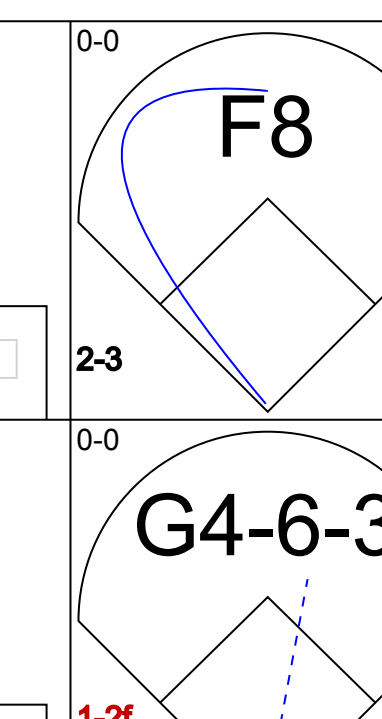
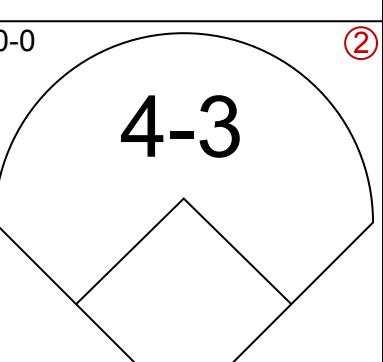
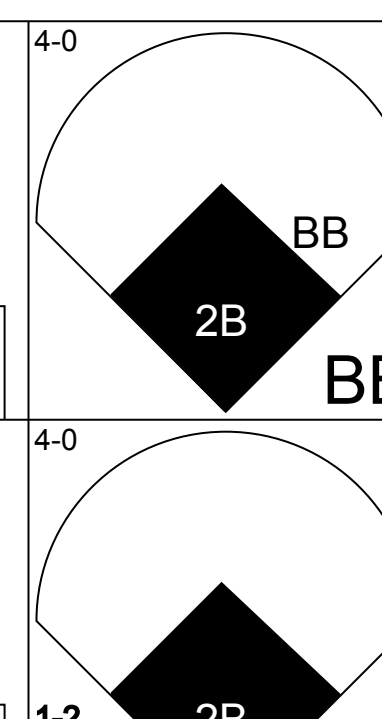
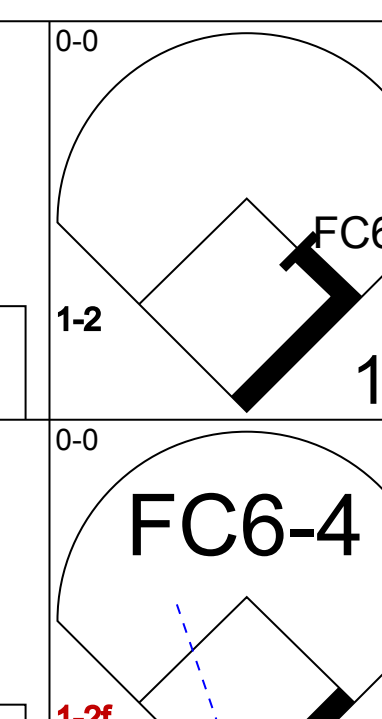
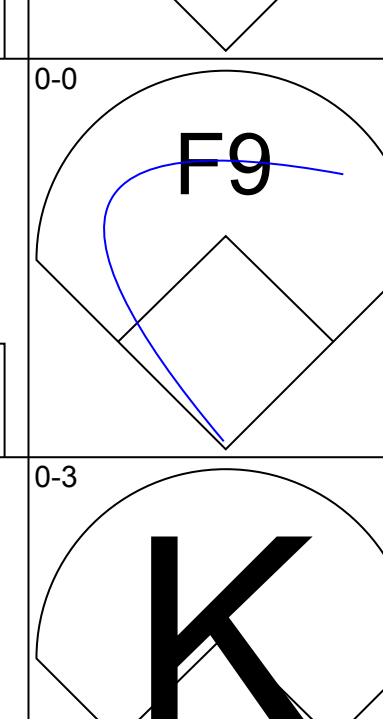
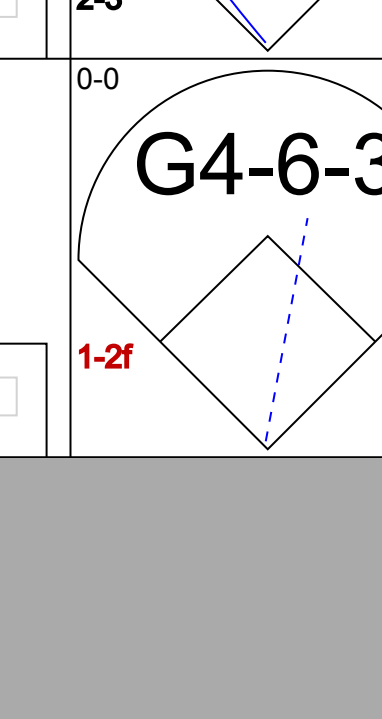
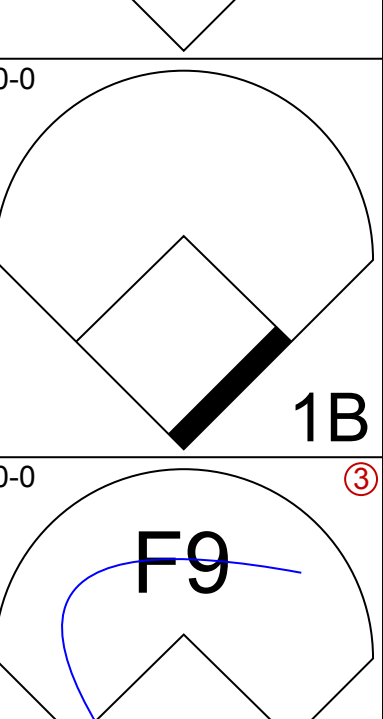
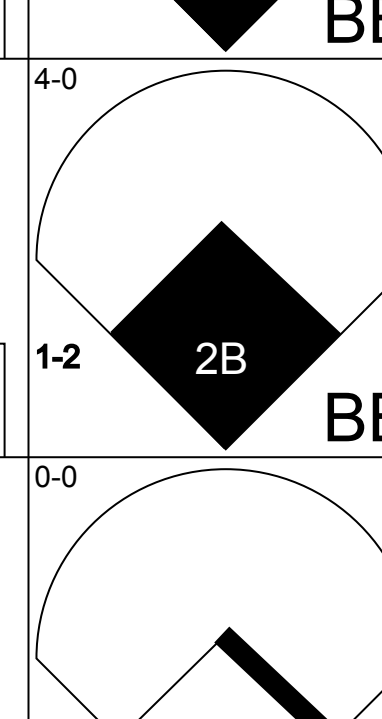
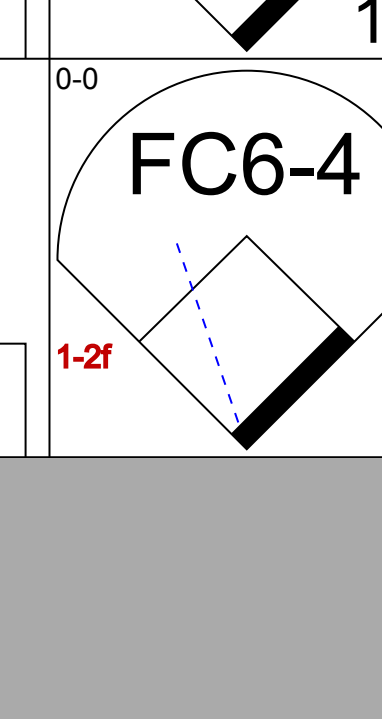
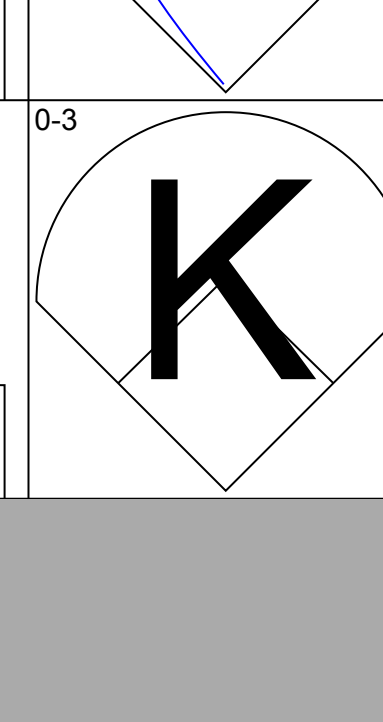
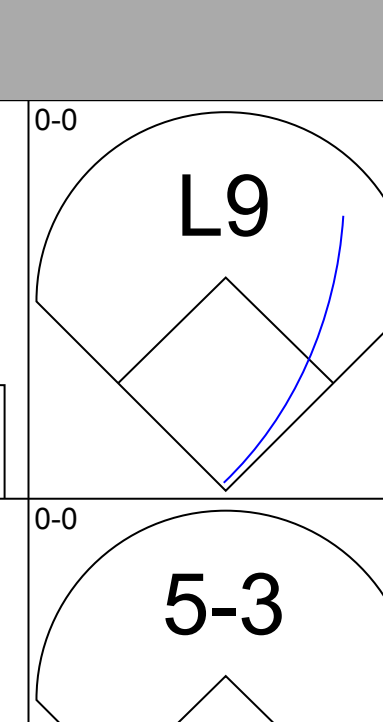
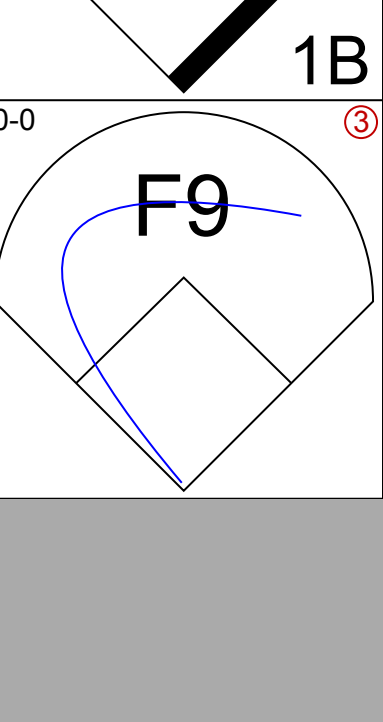
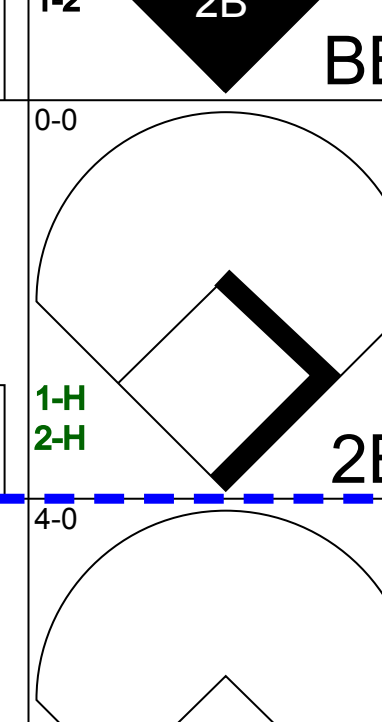
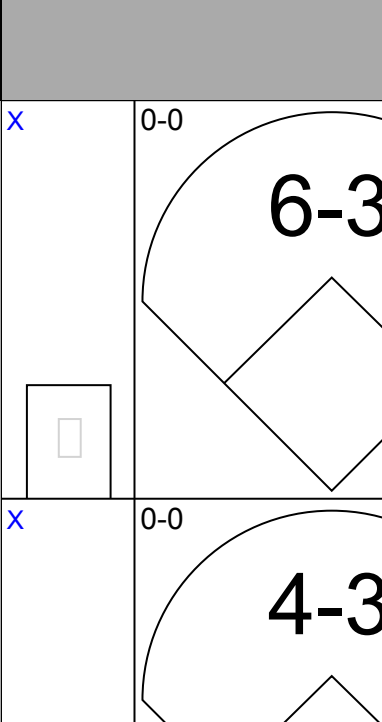
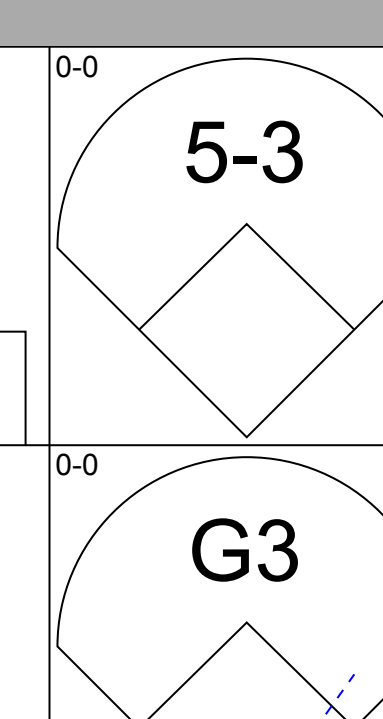
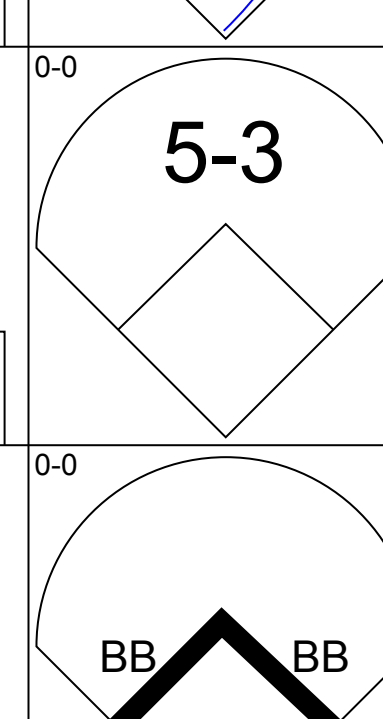
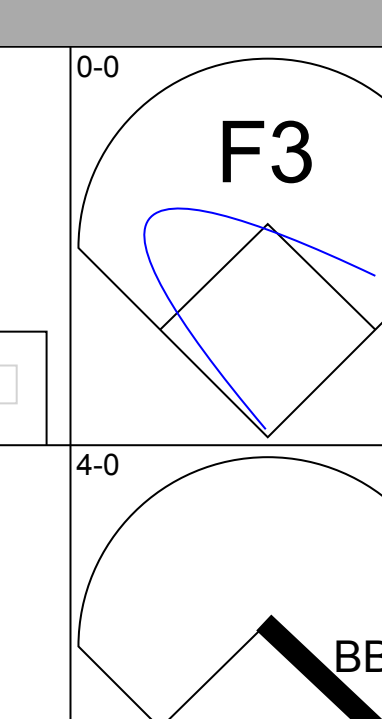
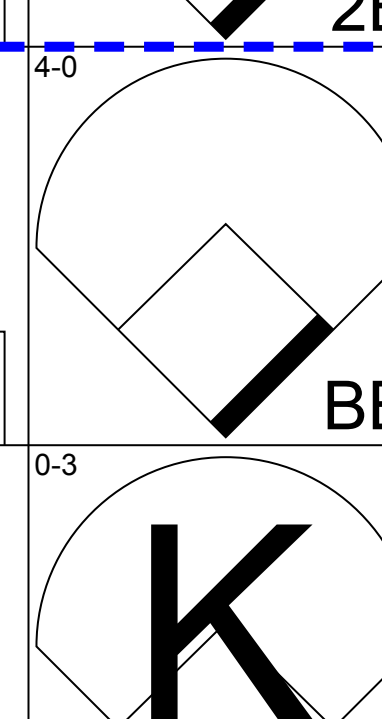
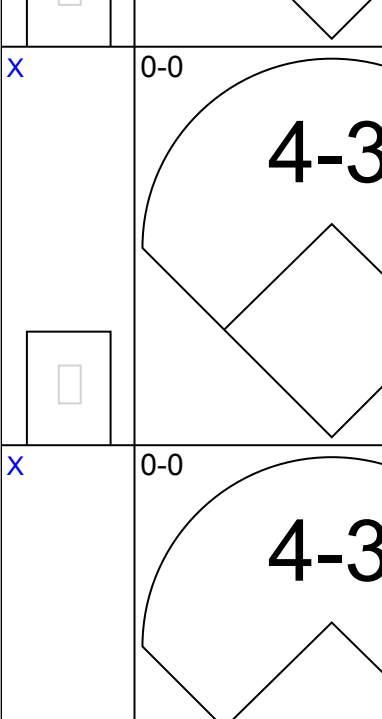

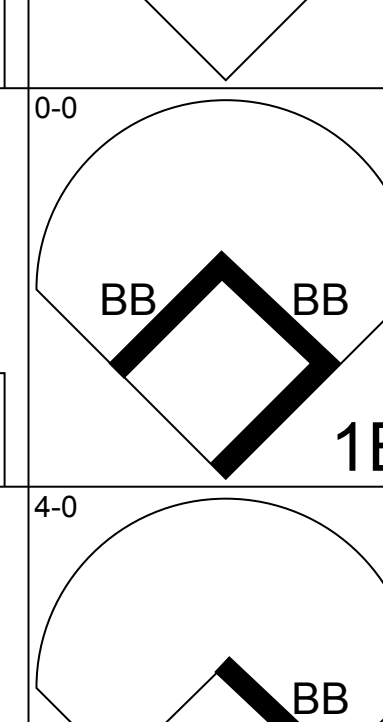
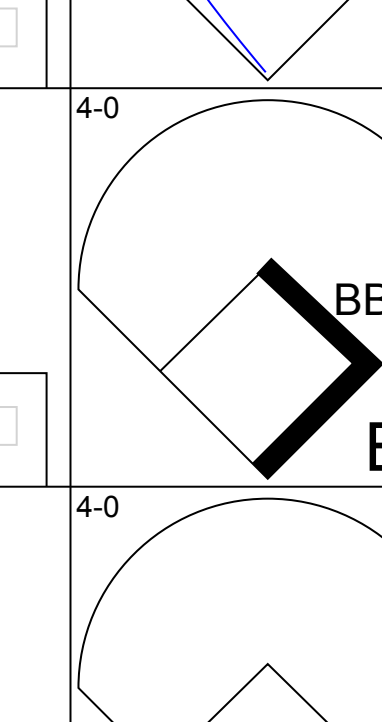
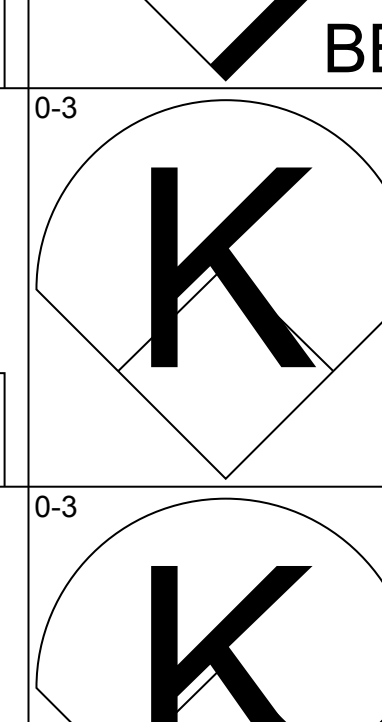
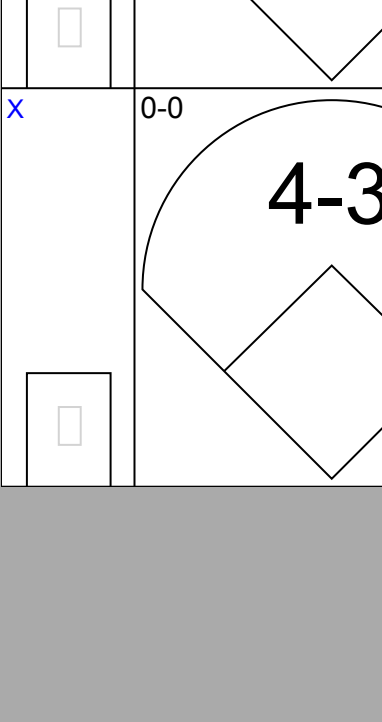

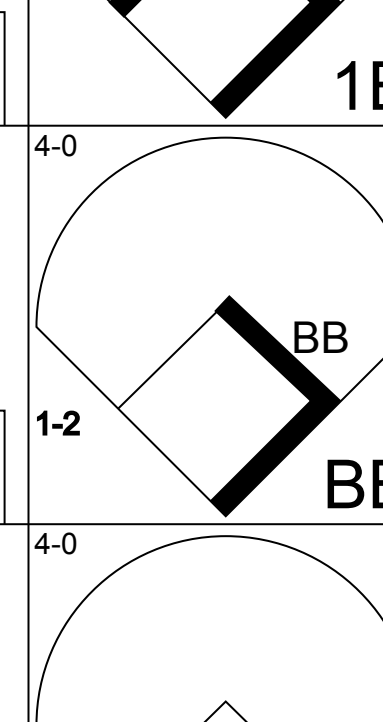
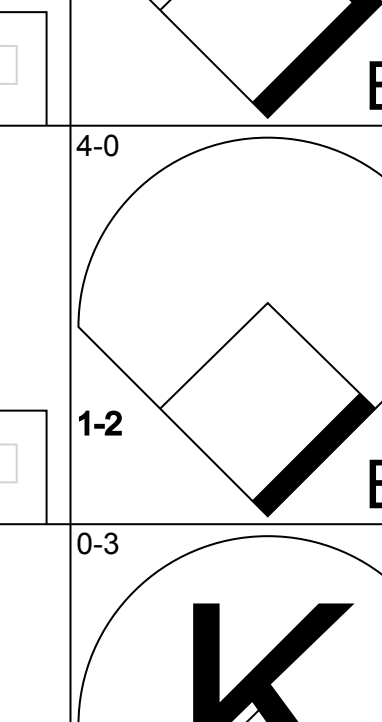
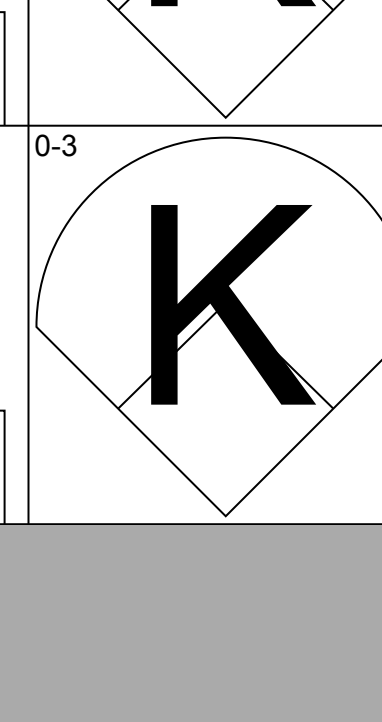
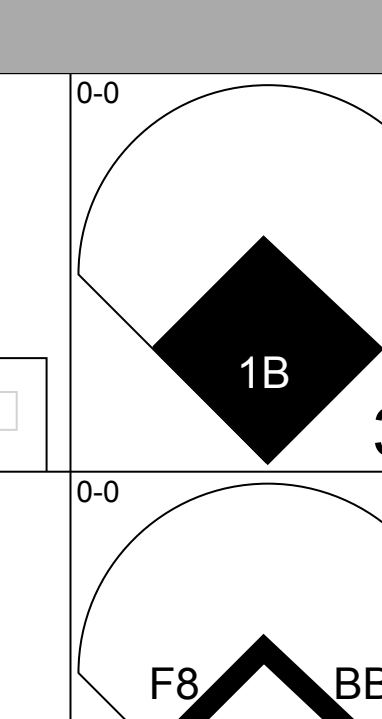
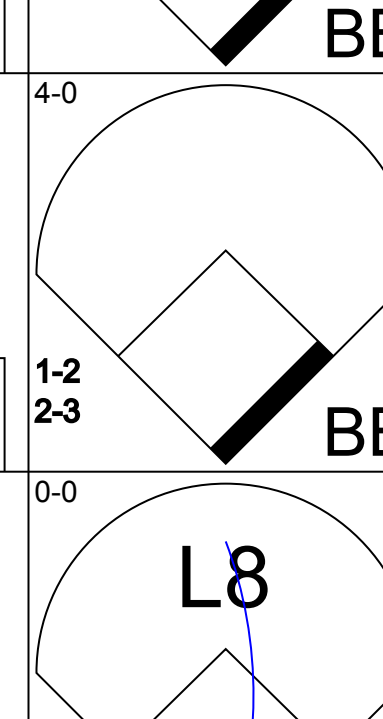
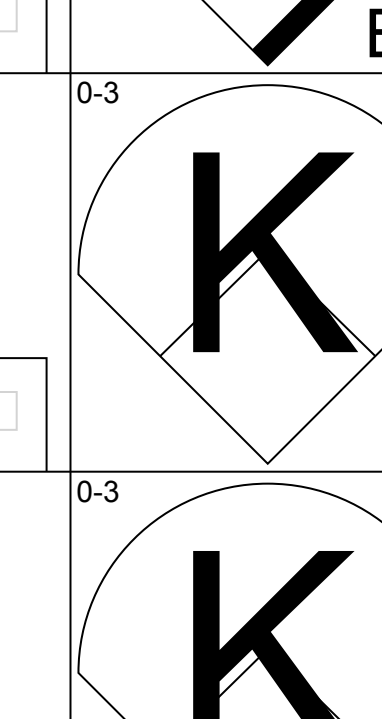
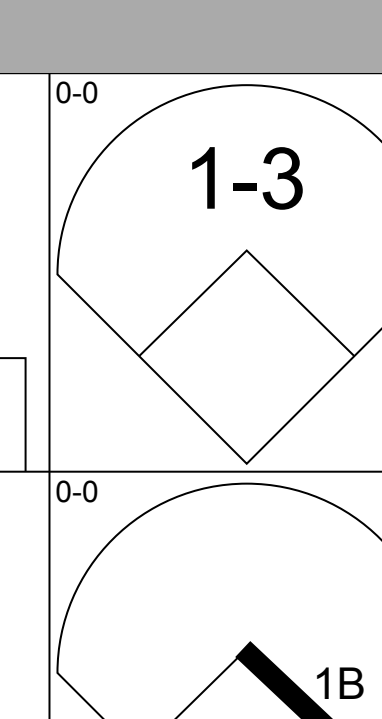
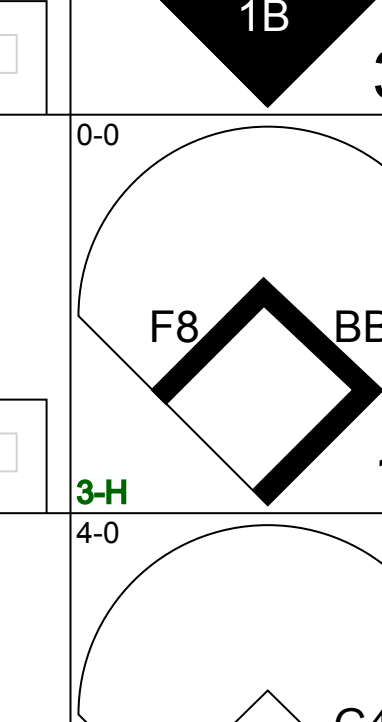
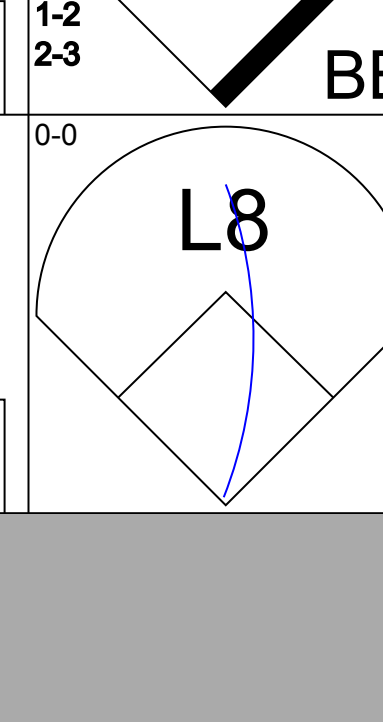
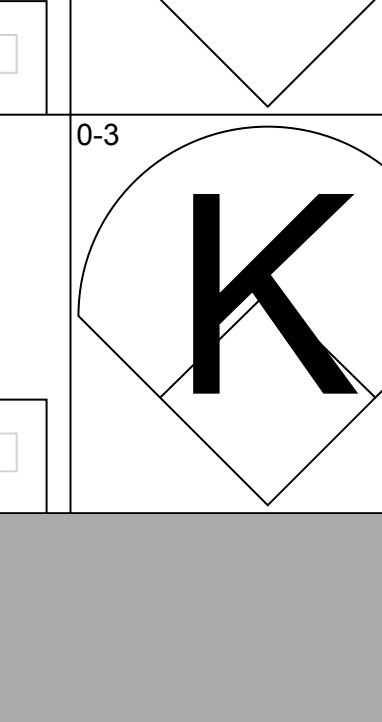
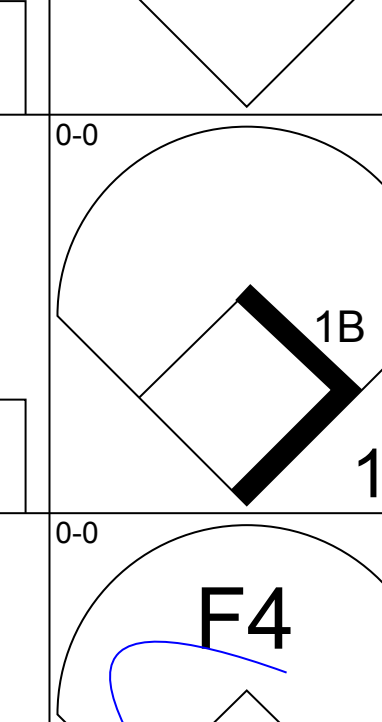
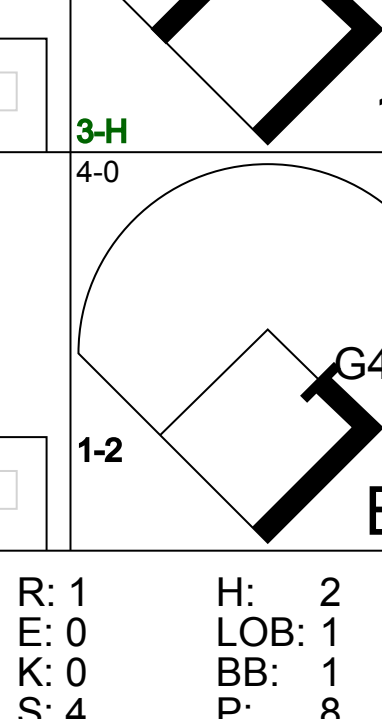
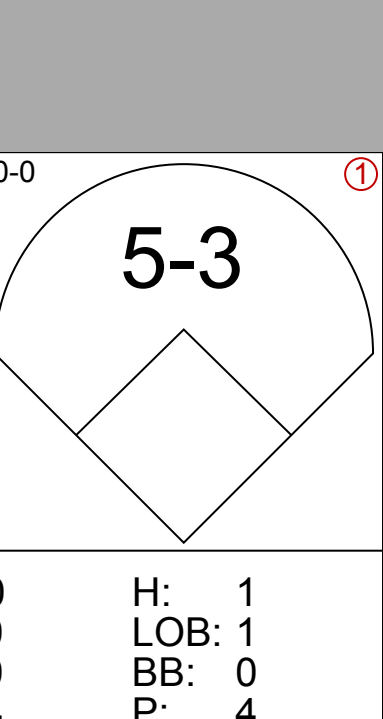
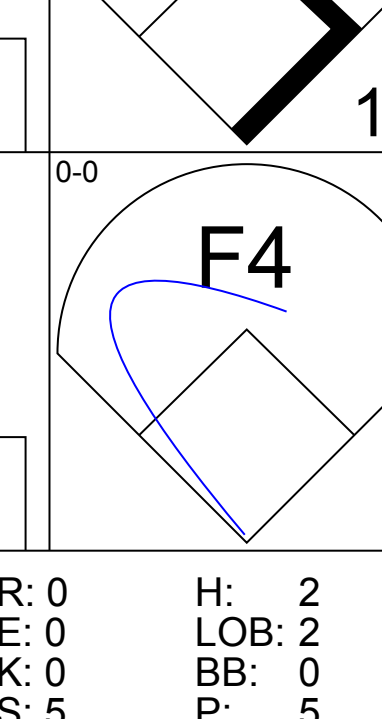
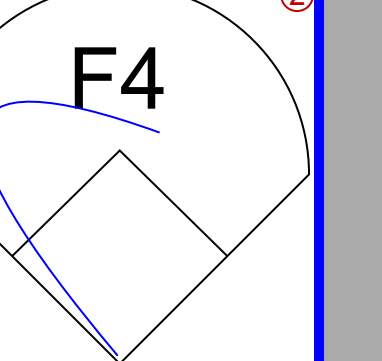
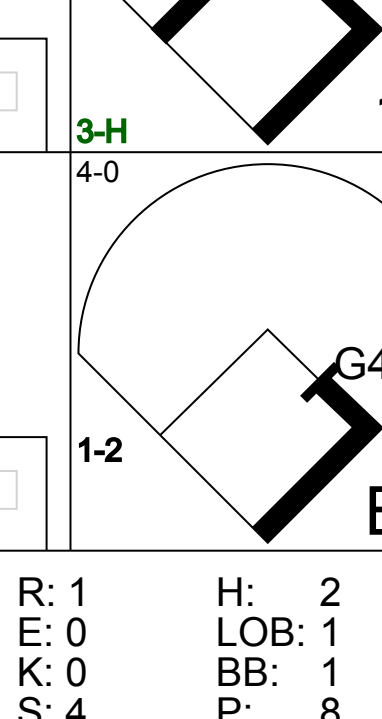


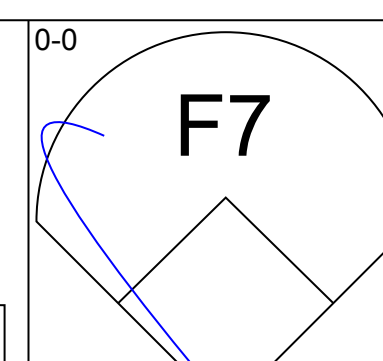
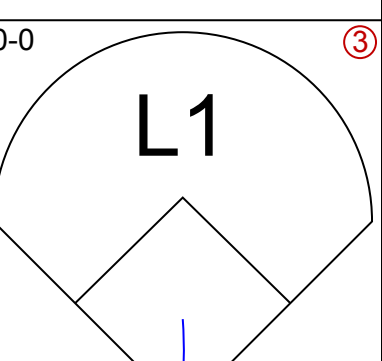
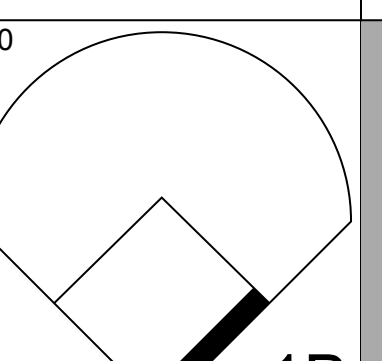
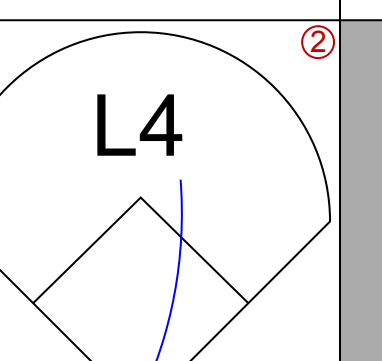
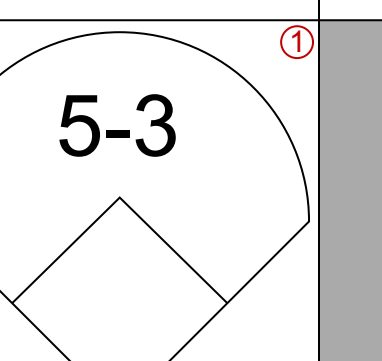
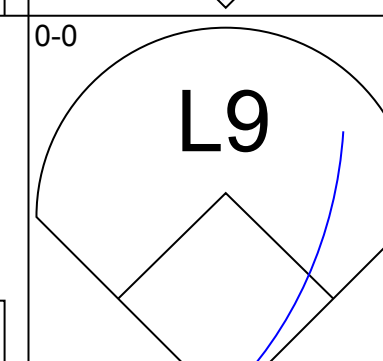
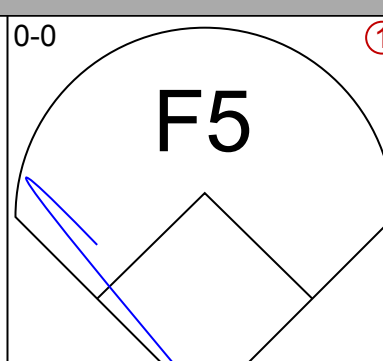
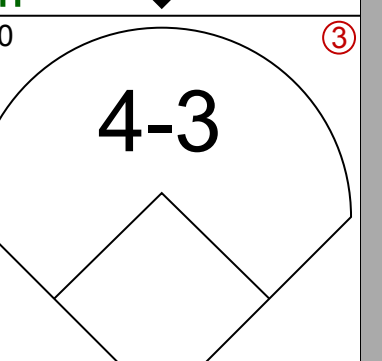
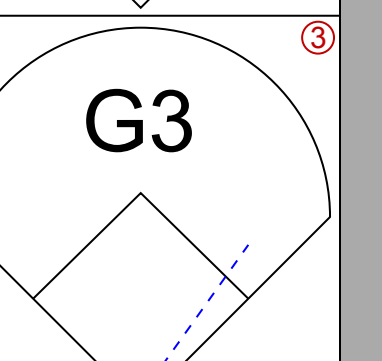
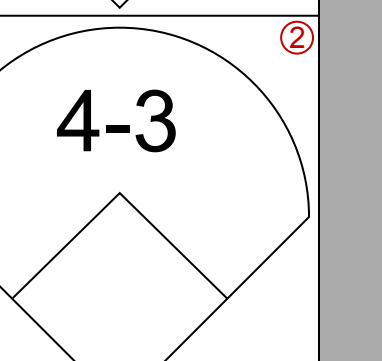
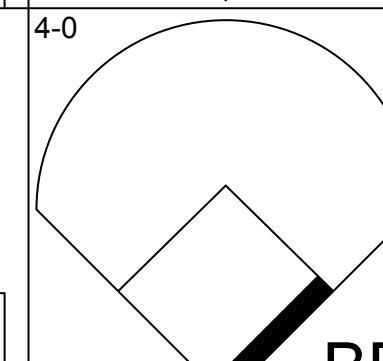
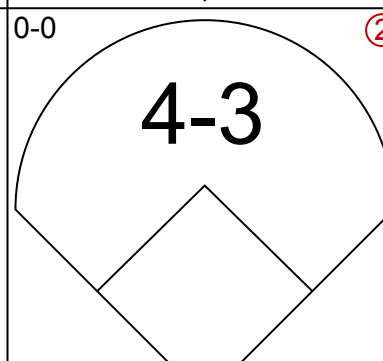
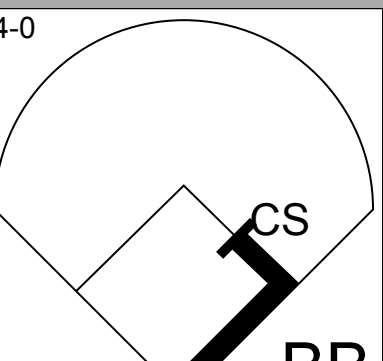
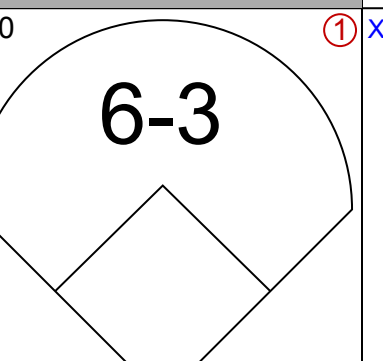
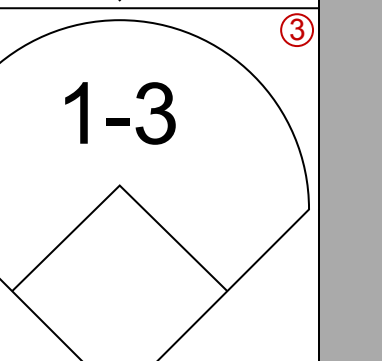
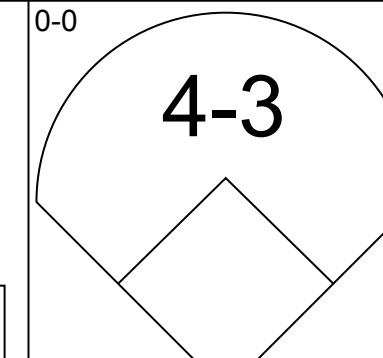
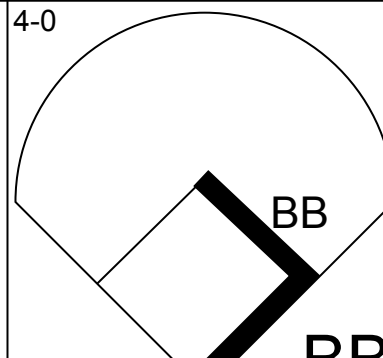

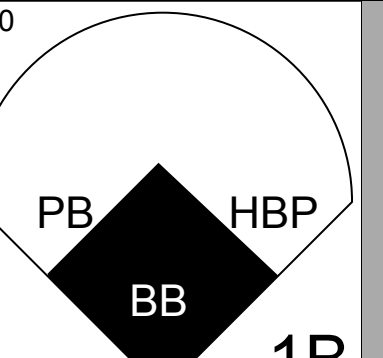
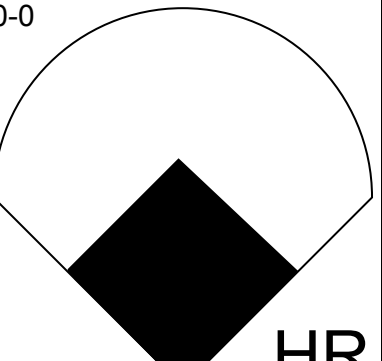
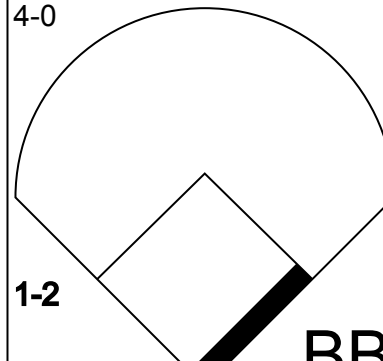
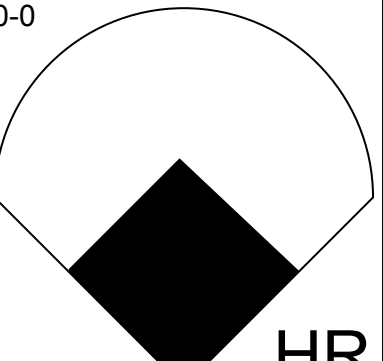

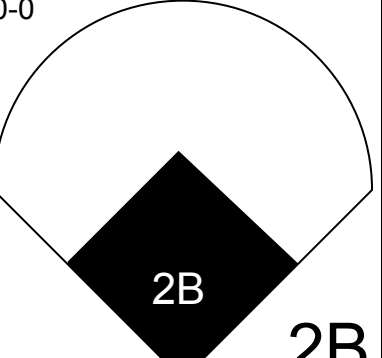
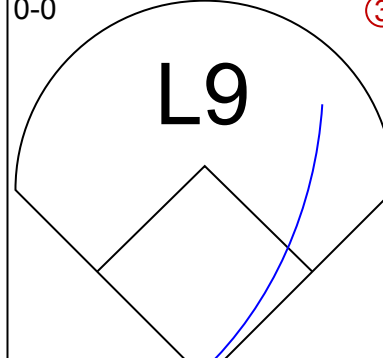
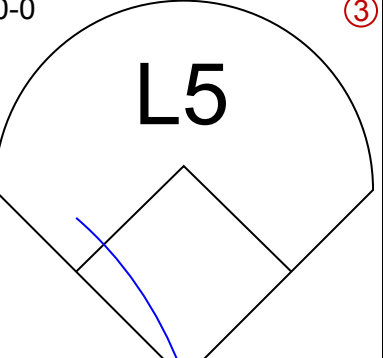
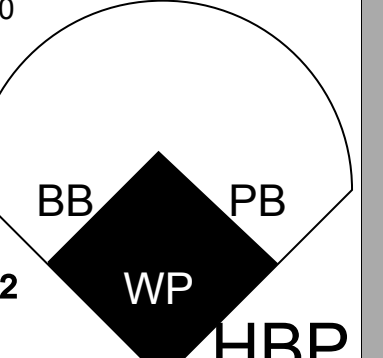
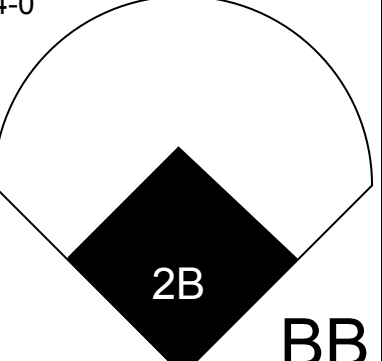
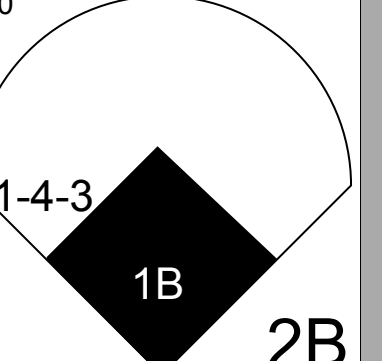
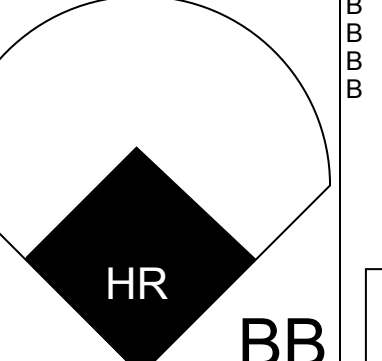
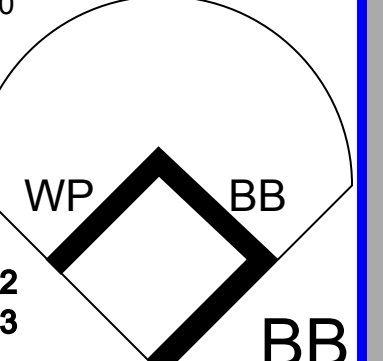
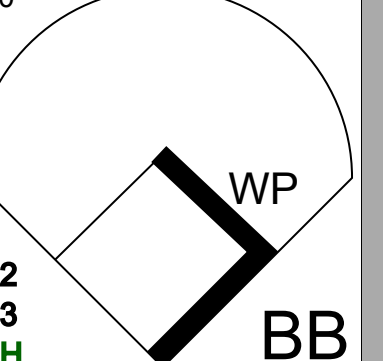
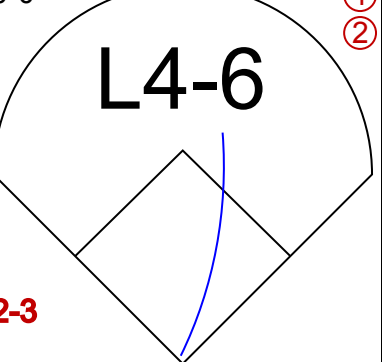
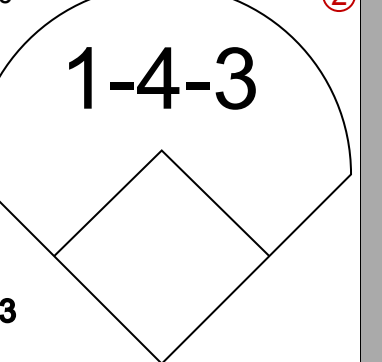
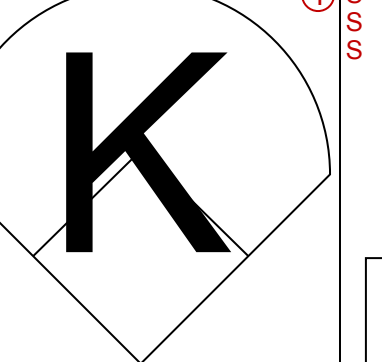
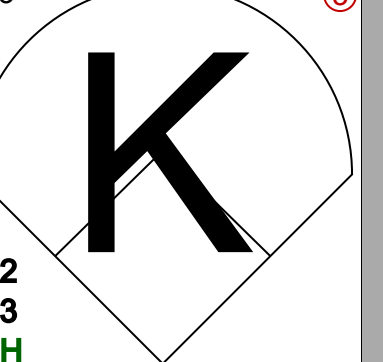
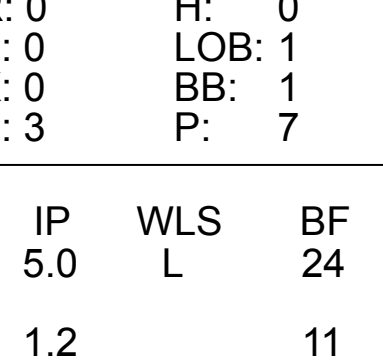
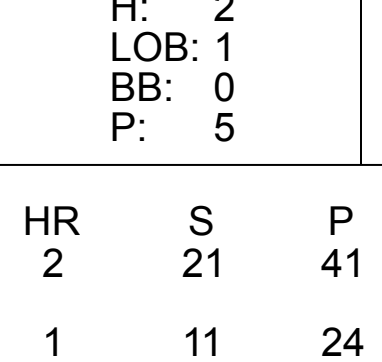
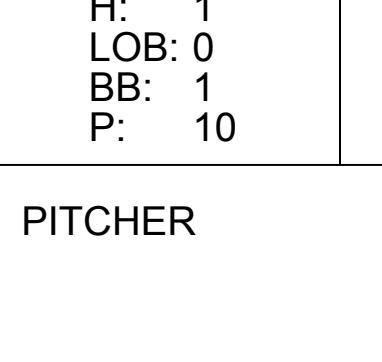
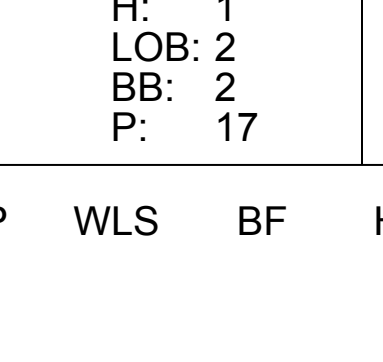
Batter	1	2	3	4	5	6	7	8	9	AB	R	H	RBI	BB	SO	LOB	BOTTOM																	
Julio Cruz, S OBP: 0.365, SLG: 0.317 (1, 4)										4	2	2	0	1	0	2	Toronto Blue Jays @ Seattle Mariners The Kingdome, Seattle, WA Tue Aug 21 1979, 10:05 PM EDT Att: 8,376 - Dome																	
Ruppert Jones, L OBP: 0.356, SLG: 0.470 (1, 8)										4	0	2	1	1	1	0																		
Bruce Bochte, L OBP: 0.398, SLG: 0.504 (1, 3)										3	2	2	1	2	0	2																		
Willie Horton, R OBP: 0.314, SLG: 0.442 (1, 10)										5	1	3	0	0	0	1																		
Dan Meyer, L OBP: 0.328, SLG: 0.479 (1, 5)										4	2	0	0	1	0	5																		
Tom Paciorek, R OBP: 0.373, SLG: 0.486 Leon Roberts, R OBP: 0.350, SLG: 0.444 (9, 7)										4	1	2	6	0	1	4																		
Joe Simpson, L OBP: 0.309, SLG: 0.353 (1, 9)										5	0	2	0	0	1	1																		
Larry Milbourne, S OBP: 0.323, SLG: 0.348 Mario Mendoza, R OBP: 0.221, SLG: 0.255 (8, 6)										4	0	2	0	0	0	1																		
Bob Stinson, S OBP: 0.345, SLG: 0.350 Larry Cox, R OBP: 0.283, SLG: 0.322 (4, 2)										1	0	0	0	0	0	1																		
Inning Stats	R: 1 E: 0 K: 1 S: 8	H: 4 LOB: 2 BB: 0 P: 8	R: 0 E: 0 K: 0 S: 4	H: 1 LOB: 1 BB: 0 P: 4	R: 0 E: 0 K: 1 S: 6	H: 1 LOB: 1 BB: 0 P: 10	R: 0 E: 0 K: 1 S: 6	H: 1 LOB: 1 BB: 0 P: 6	R: 3 E: 1 K: 0 S: 6	H: 2 LOB: 1 BB: 1 P: 10	R: 4 E: 0 K: 0 S: 7	H: 5 LOB: 1 BB: 1 P: 11	R: 0 E: 0 K: 0 S: 3	H: 0 LOB: 2 BB: 2 P: 11	R: 0 E: 0 K: 0 S: 4	H: 1 LOB: 2 BB: 0 P: 5		R: 0 E: 0 K: 1 S: 4	H: 1 LOB: 2 BB: 0 P: 5	1B: 10 2B: 3 3B: 1 HR: 1	SF: 0 SAC: 0 DP: 0 HBP: 1	WP: 2 PB: 0 SB: 1 CS: 1	PA: 44											
PITCHER	IP WLS BF H R ER SO BB IBB HBP BLK WP HR S P ERA WHIP	IP WLS BF H R ER SO BB IBB HBP BLK WP HR S P ERA WHIP																																
Phil Huffman, R ERA: 5.7 (1, 1)	5.1	L	29	11	6	3	3	2	0	0	0	0	0	0	0	0	5.06	2.438																
Dave Freisleben, R ERA: 4.99 (6, 1)	2.2	15	4	2	2	0	2	1	1	0	1	0	11	24	6.75	2.250																		





Batter	1	2	3	4	5	6	7	8	9	AB	R	H	RBI	BB	SO	LOB	TOP					
Alfredo Griffin, S OBP: 0.319, SLG: 0.326										4	1	1	0	0	0	1	Toronto Blue Jays @ Seattle Mariners The Kingdome, Seattle, WA Wed Aug 22 1979, 10:05 PM EDT Att: 7,365 - Dome					
Bob Bailor, R OBP: 0.299, SLG: 0.277										4	1	2	1	0	0	0						
Otto Velez, R OBP: 0.416, SLG: 0.587 Joe Cannon, L OBP: 0.248, SLG: 0.307										2	1	1	1	1	1	0						
Rico Carty, R OBP: 0.326, SLG: 0.376										4	0	0	0	0	0	2						
John Mayberry, L OBP: 0.378, SLG: 0.463										1	0	0	0	2	0	1						
Rick Bosetti, R OBP: 0.286, SLG: 0.352										4	0	0	0	0	0	3						
Roy Howell, L OBP: 0.306, SLG: 0.383										4	0	0	0	0	2	1						
Danny Ainge, R OBP: 0.273, SLG: 0.291										4	0	1	0	0	2	1						
Bob Davis, R OBP: 0.186, SLG: 0.198										3	0	0	0	1	0	1						
Inning Stats	R: 1 E: 0 K: 0 S: 4	H: 2 LOB: 1 BB: 1 P: 8	R: 0 E: 0 K: 1 S: 6	H: 1 LOB: 1 BB: 0 P: 6	R: 1 E: 0 K: 0 S: 4	H: 1 LOB: 0 BB: 0 P: 4	R: 0 E: 0 K: 1 S: 5	H: 0 LOB: 1 BB: 1 P: 9	R: 0 E: 0 K: 0 S: 3	H: 0 LOB: 0 BB: 0 P: 3	R: 0 E: 0 K: 1 S: 5	H: 0 LOB: 1 BB: 1 P: 6	R: 0 E: 0 K: 1 S: 5	H: 0 LOB: 1 BB: 1 P: 9	R: 1 E: 0 K: 0 S: 4	H: 1 LOB: 1 BB: 0 P: 8	R: 0 E: 0 K: 1 S: 5	H: 0 LOB: 0 BB: 0 P: 5	1B: 3 2B: 0 3B: 0 HR: 2	SF: 0 SAC: 0 DP: 1 HBP: 1	WP: 0 PB: 0 SB: 0 CS: 0	PA: 36
PITCHER Rick Honeycutt, L ERA: 3.96	IP: 9.0 WLS: W BF: 36 H: 5 R: 3 ER: 3 SO: 5 BB: 4 IBB: 0 HBP: 1 BLK: 0 WP: 0 HR: 2 S: 41 P: 58 ERA: 3.00 WHIP: 1.000																	PITCHER				


Batter	1	2	3	4	5	6	7	8	9	AB	R	H	RBI	BB	SO	LOB	BOTTOM			
Julio Cruz, S OBP: 0.373, SLG: 0.326										2	1	2	0	2	0	0	Toronto Blue Jays @ Seattle Mariners The Kingdome, Seattle, WA Wed Aug 22 1979, 10:05 PM EDT Att: 7,365 - Dome			
Ruppert Jones, L OBP: 0.355, SLG: 0.474										4	1	1	2	0	0	4				
Bruce Bochte, L OBP: 0.399, SLG: 0.502										3	0	1	0	1	0	2				
Willie Horton, R OBP: 0.314, SLG: 0.441										4	0	1	0	0	0	2				
Dan Meyer, L OBP: 0.330, SLG: 0.484										4	2	2	0	0	0	0				
Tom Paciorek, R OBP: 0.375, SLG: 0.486 Leon Roberts, R OBP: 0.350, SLG: 0.444										4	0	2	0	0	0	1				
Joe Simpson, L OBP: 0.313, SLG: 0.356										4	1	2	2	0	0	2				
Larry Cox, R OBP: 0.283, SLG: 0.335										4	1	1	2	0	1	2				
Mario Mendoza, R OBP: 0.219, SLG: 0.252										3	0	0	0	0	0	2				
Inning Stats	R: 0 E: 0 K: 0 S: 3	H: 2 LOB: 2 BB: 1 P: 7	R: 0 E: 0 K: 0 S: 3	H: 1 LOB: 0 BB: 0 P: 3	R: 0 E: 1 K: 0 S: 4	H: 0 LOB: 2 BB: 1 P: 8	R: 3 E: 0 K: 0 S: 6	H: 3 LOB: 0 BB: 0 P: 6	R: 0 E: 0 K: 0 S: 3	H: 1 LOB: 1 BB: 1 P: 7	R: 1 E: 0 K: 0 S: 5	H: 2 LOB: 1 BB: 0 P: 5	R: 2 E: 1 K: 0 S: 5	H: 2 LOB: 0 BB: 0 P: 5	R: 0 E: 0 K: 1 S: 5	H: 1 LOB: 0 BB: 0 P: 5	1B: 7 2B: 4 3B: 0 HR: 2	SF: 0 SAC: 0 DP: 3 HBP: 0	WP: 0 PB: 0 SB: 0 CS: 1	PA: 35
PITCHER Dave Stieb, R ERA: 4.13 Jackson Todd, R ERA: 4.7	IP: 6.0 WLS: L BF: 29 H: 11 R: 6 ER: 6 SO: 0 BB: 6 IBB: 0 HBP: 0 BLK: 0 WP: 0 HR: 2 S: 26 P: 38 ERA: 9.00 WHIP: 2.333																	PITCHER		


Batter	1	2	3	4	5	6	7	8	9	AB	R	H	RBI	BB	SO	LOB	TOP			
Rod Carew, L OBP: 0.434, SLG: 0.419 (1, 3)										4	1	1	0	1	1	2	California Angels @ Toronto Blue Jays Exhibition Stadium, Toronto, ON Sun Aug 26 1979, 3:33 AM EDT Att: 22,619 - Unknown - 70 F			
Carney Lansford, R OBP: 0.340, SLG: 0.435 (1, 5)										4	1	1	0	1	0	4				
Dan Ford, R OBP: 0.344, SLG: 0.474 (1, 9)										5	0	1	2	0	1	1				
Don Baylor, R OBP: 0.374, SLG: 0.536 (1, 7)										4	0	0	0	1	0	0				
Willie Aikens, L OBP: 0.370, SLG: 0.494 (1, 10)										4	0	1	0	1	1	2				
Brian Downing, R OBP: 0.427, SLG: 0.472 (1, 2)										2	0	0	0	2	1	2				
Bobby Grich, R OBP: 0.376, SLG: 0.566 (1, 4)										3	1	1	0	1	1	2				
Rick Miller, L OBP: 0.367, SLG: 0.373 (1, 8)										4	0	2	1	0	1	5				
Jim Anderson, R OBP: 0.306, SLG: 0.339 (1, 6)										2	0	0	0	1	0	0				
Willie Davis, L OBP: 0.245, SLG: 0.283 (8, PH)										1	0	0	0	0	0	1				
Dickie Thorn, R OBP: 0.396, SLG: 0.388 (8, 6)										0	0	0	0	0	0	0				
Inning Stats	R: 0 E: 0 K: 2 S: 7	H: 0 LOB: 0 BB: 0 P: 7	R: 0 E: 0 K: 0 S: 3	H: 0 LOB: 0 BB: 0 P: 3	R: 1 E: 0 K: 0 S: 4	H: 2 LOB: 1 BB: 1 P: 8	R: 0 E: 0 K: 0 S: 4	H: 1 LOB: 3 BB: 2 P: 12	R: 0 E: 0 K: 2 S: 7	H: 0 LOB: 2 BB: 2 P: 15	R: 2 E: 0 K: 2 S: 8	H: 1 LOB: 2 BB: 3 P: 20	R: 0 E: 0 K: 0 S: 5	H: 2 LOB: 2 BB: 0 P: 5	R: 0 E: 0 K: 0 S: 3	H: 0 LOB: 0 BB: 0 P: 3	1B: 5 2B: 1 3B: 1 HR: 0	SF: 0 SAC: 0 DP: 1 HBP: 0	WP: 0 PB: 0 SB: 0 CS: 0	PA: 41
PITCHER	IP WLS BF H R ER SO	IP WLS BF H R ER SO	IP WLS BF H R ER SO	IP WLS BF H R ER SO	IP WLS BF H R ER SO	IP WLS BF H R ER SO	IP WLS BF H R ER SO	IP WLS BF H R ER SO	IP WLS BF H R ER SO	IP WLS BF H R ER SO	IP WLS BF H R ER SO	IP WLS BF H R ER SO	IP WLS BF H R ER SO	IP WLS BF H R ER SO	IP WLS BF H R ER SO	IP WLS BF H R ER SO	ERA WHIP	ERA WHIP		
Butch Edge, R ERA: 5.29 (1, 1)	6.1	W	30	5	3	3	4	7	0	0	0	0	0	0	0	0	0	4.26	1.895	
Tom Buskey, R ERA: 2.09 (7, 1)	2.2		11	2	0	0	2	1	0	0	0	0	0	0	0	0	0	0.00	1.125	


Batter	1	2	3	4	5	6	7	8	9	AB	R	H	RBI	BB	SO	LOB	BOTTOM			
Alfredo Griffin, S OBP: 0.320, SLG: 0.325 (1, 6)										2	0	0	0	0	0	0	California Angels @ Toronto Blue Jays Exhibition Stadium, Toronto, ON Sun Aug 26 1979, 3:33 AM EDT Att: 22,619 - Unknown - 70 F			
Luis Gomez, R OBP: 0.264, SLG: 0.264 (4, 6)										3	0	1	1	0	0	0				
Joe Cannon, L OBP: 0.235, SLG: 0.281 (1, 9)										5	0	0	0	0	0	1				
Roy Howell, L OBP: 0.306, SLG: 0.379 (1, 5)										3	0	0	0	2	0	0				
Tony Solaita, L OBP: 0.440, SLG: 0.414 (1, 10)										3	1	1	0	1	1	2				
John Mayberry, L OBP: 0.382, SLG: 0.482 (1, 3)										3	2	2	2	1	1	1				
Rick Rosetti, R OBP: 0.291, SLG: 0.353 (1, 8)										3	2	1	0	0	0	2				
Al Woods, L OBP: 0.341, SLG: 0.385 (1, 7)										1	3	1	0	3	0	0				
Bob Bailor, R OBP: 0.298, SLG: 0.276 (8, 9)										0	0	0	0	0	0	0				
Rick Cerone, R OBP: 0.302, SLG: 0.346 (1, 2)										3	1	2	5	1	0	1				
Danny Ainge, R OBP: 0.276, SLG: 0.290 (1, 4)										4	0	0	0	0	2	4				
Inning Stats	R: 0 E: 0 K: 0 S: 3	H: 0 LOB: 1 BB: 1 P: 7	R: 3 E: 0 K: 0 S: 5	H: 3 LOB: 0 BB: 1 P: 9	R: 0 E: 0 K: 0 S: 3	H: 0 LOB: 2 BB: 2 P: 11	R: 1 E: 0 K: 0 S: 5	H: 2 LOB: 1 BB: 0 P: 5	R: 1 E: 0 K: 1 S: 5	H: 1 LOB: 0 BB: 1 P: 9	R: 2 E: 0 K: 2 S: 8	H: 1 LOB: 2 BB: 2 P: 17	R: 0 E: 0 K: 0 S: 3	H: 0 LOB: 0 BB: 0 P: 3	R: 0 E: 0 K: 0 S: 3	H: 0 LOB: 0 BB: 0 P: 3	1B: 2 2B: 5 3B: 0 HR: 3	SF: 0 SAC: 0 DP: 2 HBP: 1	WP: 1 PB: 1 SB: 0 CS: 1	PA: 39
PITCHER	IP WLS BF H R ER SO	IP WLS BF H R ER SO	IP WLS BF H R ER SO	IP WLS BF H R ER SO	IP WLS BF H R ER SO	IP WLS BF H R ER SO	IP WLS BF H R ER SO	IP WLS BF H R ER SO	IP WLS BF H R ER SO	IP WLS BF H R ER SO	IP WLS BF H R ER SO	IP WLS BF H R ER SO	IP WLS BF H R ER SO	IP WLS BF H R ER SO	IP WLS BF H R ER SO	IP WLS BF H R ER SO	ERA WHIP	ERA WHIP		
Nolan Ryan, R ERA: 3.38 (1, 1)	5.0	L	24	6	5	5	1	5	0	0	0	0	0	0	0	0	9.00	2.200		
Mark Clear, R ERA: 3.43 (6, 1)	1.2		11	2	4	4	2	3	0	1	0	0	0	0	0	0	21.60	3.000		
Mike Barlow, R ERA: 5.04 (7, 1)	1.1		4	0	0	0	1	0	0	0	0	0	0	0	0	0	0.00	0.000		


Batter	1	2	3	4	5	6	7	8	9	AB	R	H	RBI	BB	SO	LOB	TOP			
Rickey Henderson, R OBP: 0.319, SLG: 0.298	F6			F6		F8			F7	4	0	0	0	0	0	1	Oakland Athletics @ Toronto Blue Jays Exhibition Stadium, Toronto, ON Mon Aug 27 1979, 3:33 AM EDT Att: 12,047 - Unknown - 72 F			
Dwayne Murphy, L OBP: 0.402, SLG: 0.384	F5			K		4-3			F2	4	0	0	0	0	1	1				
Mike Heath, R OBP: 0.299, SLG: 0.343	5-3			BB					F7	3	0	0	0	1	0	0				
Dave Revering, L OBP: 0.321, SLG: 0.465		K		F4					F8	3	0	0	0	0	1	1				
Mario Guerrero, R OBP: 0.252, SLG: 0.257	F9					F8			BB	2	0	0	0	1	0	0				
Mitchell Page, L OBP: 0.327, SLG: 0.348	4-3					6-3			BB	3	0	0	0	0	0	1				
Jeff Newman, R OBP: 0.269, SLG: 0.429				F9		K			F8	3	0	0	0	0	1	0				
Jim Essian, R OBP: 0.327, SLG: 0.427				5-3					5-3	3	0	1	0	0	0	0				
Rob Piccolo, R OBP: 0.269, SLG: 0.331	1-3					F9			4-3	3	0	0	0	0	0	1				
Inning Stats	R: 0 E: 0 K: 0 S: 3	H: 0 LOB: 0 BB: 0 P: 3	R: 0 E: 0 K: 1 S: 5	H: 0 LOB: 0 BB: 0 P: 5	R: 0 E: 0 K: 0 S: 3	H: 0 LOB: 0 BB: 0 P: 3	R: 0 E: 0 K: 1 S: 5	H: 0 LOB: 1 BB: 1 P: 9	R: 0 E: 0 K: 0 S: 4	H: 1 LOB: 0 BB: 0 P: 4	R: 0 E: 0 K: 0 S: 3	H: 0 LOB: 1 BB: 1 P: 7	R: 0 E: 0 K: 0 S: 3	H: 0 LOB: 0 BB: 0 P: 3	R: 0 E: 0 K: 0 S: 3	H: 0 LOB: 0 BB: 0 P: 3	1B: 1 2B: 0 3B: 0 HR: 0	SF: 0 SAC: 0 DP: 0 HBP: 0	WP: 0 PB: 0 SB: 0 CS: 0	PA: 30
PITCHER Phil Huffman, R ERA: 5.34	IP: 9.0 WLS: W BF: 30 H: 1 R: 0 ER: 0 SO: 3 BB: 2 IBB: 0 HBP: 0 BLK: 0 WP: 0 HR: 0 S: 34 P: 42 ERA: 0.00 WHIP: 0.333															PITCHER				

Batter	1	2	3	4	5	6	7	8	9	AB	R	H	RBI	BB	SO	LOB	BOTTOM			
Joe Cannon, L OBP: 0.225, SLG: 0.269	4-3	5-3		1-3		F9		K		5	0	0	0	0	1	3	Oakland Athletics @ Toronto Blue Jays Exhibition Stadium, Toronto, ON Mon Aug 27 1979, 3:33 AM EDT Att: 12,047 - Unknown - 72 F			
Al Woods, L OBP: 0.342, SLG: 0.383	4-3 1B		4-3	6-3		HR BB		K		4	1	1	0	1	1	0				
Roy Howell, L OBP: 0.312, SLG: 0.395	4-3 1B		BB 2B		4-3 2B	HR				4	2	4	4	0	0	0				
Tony Solaita, L OBP: 0.421, SLG: 0.392	4-3		F9		4-3	F9				4	0	0	0	0	0	4				
John Mayberry, L OBP: 0.385, SLG: 0.481	IBB		BB 2B	L4-3 BB			F5			1	1	0	0	3	0	0				
Rick Bosetti, R OBP: 0.293, SLG: 0.359	K		1B 2B	L4-3				2B		4	1	2	2	0	1	5				
Rick Cerone, R OBP: 0.303, SLG: 0.348		F9		1B		SH2-4 HR 1B		F7		4	1	2	1	0	0	1				
Danny Ainge, R OBP: 0.276, SLG: 0.291		5-3 1B	F3			SH HR		5-3		3	1	1	0	0	0	2				
Luis Gomez, R OBP: 0.258, SLG: 0.258	5-3			F9		SH2-4		K		3	0	0	0	0	1	1				
Inning Stats	R: 0 E: 0 K: 1 S: 7	H: 2 LOB: 3 BB: 1 P: 11	R: 0 E: 0 K: 0 S: 4	H: 1 LOB: 1 BB: 0 P: 4	R: 3 E: 0 K: 0 S: 6	H: 3 LOB: 1 BB: 1 P: 10	R: 0 E: 0 K: 0 S: 3	H: 0 LOB: 0 BB: 0 P: 3	R: 0 E: 0 K: 0 S: 3	H: 1 LOB: 1 BB: 1 P: 7	R: 4 E: 1 K: 0 S: 6	H: 2 LOB: 0 BB: 1 P: 10	R: 0 E: 0 K: 0 S: 4	H: 1 LOB: 0 BB: 0 P: 4	R: 0 E: 0 K: 3 S: 9	H: 0 LOB: 0 BB: 0 P: 9	1B: 6 2B: 4 3B: 0 HR: 1	SF: 0 SAC: 2 DP: 1 HBP: 0	WP: 0 PB: 0 SB: 0 CS: 0	PA: 38
PITCHER Steve McCatty, R ERA: 4.1 Craig Minetto, L ERA: 5.96	IP: 5.2 WLS: L BF: 29 H: 8 R: 6 ER: 4 SO: 1 BB: 3 IBB: 0 HBP: 0 BLK: 0 WP: 0 HR: 0 S: 27 P: 43 ERA: 6.35 WHIP: 1.941															PITCHER				

Batter	1	2	3	4	5	6	7	8	9	AB	R	H	RBI	BB	SO	LOB	TOP								
Rickey Henderson, R OBP: 0.329, SLG: 0.297 (1, 9)	5-3		F3			K				4	1	1	1	0	1	3	<p>Oakland Athletics @ Toronto Blue Jays Exhibition Stadium, Toronto, ON Tue Aug 28 1979, 3:33 AM EDT Att: 21,736 - Unknown - 72 F</p> <p>AB 37 R 6 H 11 RBI 6 BB 3 SO 5 LOB 19</p> 								
Dwayne Murphy, L OBP: 0.397, SLG: 0.378 (1, 8)	1-3		K				G3	K		5	0	0	0	0	2	4									
Jim Essian, R OBP: 0.438, SLG: 0.438 Larry Murray, S OBP: 0.277, SLG: 0.261 (7, PR) (7, 9)	6-3		FC5-4					1B	K	3	1	1	3	1	0	1									
Dave Revering, L OBP: 0.319, SLG: 0.462 (1, 3)		F7		G3	F7		F9		4-3	5	0	1	0	0	0	1									
Mario Guerrero, R OBP: 0.256, SLG: 0.261 (1, 6)				F9			F9		4-3	5	0	2	0	0	0	0									
Mitchell Page, L OBP: 0.326, SLG: 0.347 (1, 10)										4	0	1	0	0	1	4									
Jeff Newman, R OBP: 0.272, SLG: 0.427 (1, 2)										2	1	0	0	2	0	3									
Wayne Gross, L OBP: 0.327, SLG: 0.356 (1, 5)										4	1	1	0	0	0	3									
Rob Picciolo, R OBP: 0.280, SLG: 0.345 (1, 4)										4	2	4	2	0	0	0									
Inning Stats	R: 0 E: 0 K: 0 S: 3	H: 0 LOB: 0 BB: 0 P: 3	R: 0 E: 0 K: 1 S: 7	H: 2 LOB: 2 BB: 0 P: 7	R: 0 E: 0 K: 1 S: 6	H: 1 LOB: 1 BB: 0 P: 6	R: 0 E: 0 K: 0 S: 4	H: 1 LOB: 1 BB: 0 P: 4	R: 3 E: 0 K: 0 S: 5	H: 2 LOB: 0 BB: 0 P: 6	R: 1 E: 0 K: 1 S: 7	H: 2 LOB: 2 BB: 1 P: 11	R: 0 E: 0 K: 0 S: 4	H: 1 LOB: 2 BB: 1 P: 8	R: 2 E: 1 K: 1 S: 6	H: 2 LOB: 0 BB: 1 P: 10	R: 0 E: 0 K: 1 S: 5	H: 0 LOB: 0 BB: 0 P: 5	1B: 9 2B: 1 3B: 0 HR: 1	SF: 0 SAC: 0 DP: 0 HBP: 1	WP: 0 PB: 0 SB: 0 CS: 1	PA: 41			
PITCHER	IP	WLS	BF	H	R	ER	SO	BB	IBB	HBP	BLK	WP	HR	S	P	ERA	WHIP								
Dave Stieb, R ERA: 4.23 (1, 1)	6.2	L	32	9	4	4	3	2	0	1	0	0	1	35	44	5.40	1.650								
Jackson Todd, R ERA: 7.54 (7, 1)	0.2		5	2	2	1	0	1	0	0	0	0	0	4	8	13.50	4.500								
Jesse Jefferson, R ERA: 5.84 (8, 1)	1.2		4	0	0	0	2	0	0	0	0	0	0	8	8	0.00	0.000								

Batter	1	2	3	4	5	6	7	8	9	AB	R	H	RBI	BB	SO	LOB	BOTTOM								
Alfredo Griffin, S OBP: 0.323, SLG: 0.335 (1, 6)			3-1							4	1	3	2	0	0	0	<p>Oakland Athletics @ Toronto Blue Jays Exhibition Stadium, Toronto, ON Tue Aug 28 1979, 3:33 AM EDT Att: 21,736 - Unknown - 72 F</p> <p>AB 34 R 3 H 7 RBI 3 BB 0 SO 10 LOB 11</p> 								
Joe Cannon, L OBP: 0.218, SLG: 0.260 (1, 9)			K							4	0	0	0	0	2	2									
Roy Howell, L OBP: 0.311, SLG: 0.396 (1, 5)			K							4	0	1	0	0	1	1									
Tony Solaita, L OBP: 0.404, SLG: 0.372 (1, 10)										4	0	0	0	0	2	2									
John Mayberry, L OBP: 0.381, SLG: 0.476 (1, 3)										4	0	0	0	0	2	1									
Rick Rosetti, R OBP: 0.292, SLG: 0.360 (1, 8)										4	1	1	0	0	1	1									
Al Woods, L OBP: 0.344, SLG: 0.384 (1, 7)										4	1	2	1	0	1	0									
Rick Cerone, R OBP: 0.301, SLG: 0.345 (1, 2)										3	0	0	0	0	0	2									
Danny Ainge, R OBP: 0.274, SLG: 0.288 (1, 4)										3	0	0	0	0	1	2									
Inning Stats	R: 0 E: 0 K: 1 S: 6	H: 1 LOB: 1 BB: 0 P: 6	R: 1 E: 0 K: 1 S: 7	H: 2 LOB: 1 BB: 0 P: 7	R: 0 E: 0 K: 2 S: 7	H: 0 LOB: 0 BB: 0 P: 7	R: 0 E: 0 K: 2 S: 7	H: 0 LOB: 0 BB: 0 P: 7	R: 2 E: 0 K: 1 S: 7	H: 2 LOB: 0 BB: 0 P: 7	R: 0 E: 0 K: 2 S: 8	H: 0 LOB: 1 BB: 0 P: 8	R: 0 E: 0 K: 0 S: 3	H: 0 LOB: 0 BB: 0 P: 3	R: 0 E: 0 K: 0 S: 4	H: 2 LOB: 1 BB: 0 P: 4	R: 0 E: 0 K: 1 S: 5	H: 0 LOB: 0 BB: 0 P: 5	1B: 4 2B: 2 3B: 0 HR: 1	SF: 0 SAC: 0 DP: 1 HBP: 0	WP: 3 PB: 0 SB: 2 CS: 0	PA: 34			
PITCHER	IP	WLS	BF	H	R	ER	SO	BB	IBB	HBP	BLK	WP	HR	S	P	ERA	WHIP								
Rick Langford, R ERA: 4.15 (1, 1)	9.0	W	34	7	3	3	10	0	0	0	0	3	1	54	54	3.00	0.778								

Batter	1	2	3	4	5	6	7	8	9	AB	R	H	RBI	BB	SO	LOB	TOP					
Rickey Henderson, R OBP: 0.327, SLG: 0.307	0-0 1B 2B		0-0 1B FC6-2	0-0 SH1		0-0 SF9			4-0 2B BB	2	1	2	1	1	0	0	Oakland Athletics @ Toronto Blue Jays Exhibition Stadium, Toronto, ON Wed Aug 29 1979, 3:33 AM EDT Att: 13,071 - Unknown - 72 F AB 32 R 6 H 12 RBI 5 BB 5 SO 2 LOB 18 					
Mike Heath, R OBP: 0.302, SLG: 0.349	0-0 5-3		0-0 PB 1B	0-0 F8		0-0 5-3			0-0 2B	5	1	2	0	0	0	2						
Jim Essian, R Wayne Gross, L OBP: 0.327, SLG: 0.356	0-0 F2		0-0 FC6-2 1B	4-0 BB		0-0 5-3			0-0 F8	4	1	0	0	1	0	5						
Dave Revering, L OBP: 0.325, SLG: 0.462	4-0 PO 1B BB		4-0 1B 1B E	0-3 K		0-0 1B			4-0 G5-4-3 IBB	2	1	1	0	3	1	2						
Mario Guerrero, R OBP: 0.261, SLG: 0.266	0-0 1B		0-0 E SH1-3 1B	0-0 F4		0-0 F8			0-0 G5-4-3	5	1	2	3	0	0	4						
Jeff Newman, R OBP: 0.271, SLG: 0.425	0-0 PO	0-0 F2	0-0 E5 WP SH1-3 1B	0-0 F8		0-0 F9				4	0	1	0	0	0	1						
Dave Chalk, R OBP: 0.325, SLG: 0.270		0-0 6-3	0-0 SH1-3	0-0 F9					0-0 FC1-6 1B	3	0	1	1	0	0	0						
Larry Murray, S OBP: 0.281, SLG: 0.280		0-0 3B	0-0 5-3			0-0 SH5-3 SF9 2B			0-0 FC1-6 CS	4	1	2	0	0	0	2						
Rob Picciolo, R OBP: 0.281, SLG: 0.345	0-0 G3			0-0 SH1 1B		0-0 SH5-3			0-3 K2-3	3	0	1	0	0	1	2						
Inning Stats	R: 1 E: 0 K: 0 S: 4	H: 2 LOB: 1 BB: 1 P: 8	R: 0 E: 0 K: 0 S: 4	H: 1 LOB: 1 BB: 0 P: 4	R: 4 E: 1 K: 0 S: 7	H: 4 LOB: 1 BB: 1 P: 11	R: 0 E: 0 K: 1 S: 6	H: 1 LOB: 2 BB: 1 P: 10	R: 0 E: 0 K: 0 S: 3	H: 0 LOB: 0 BB: 0 P: 3	R: 1 E: 0 K: 0 S: 4	H: 1 LOB: 0 BB: 0 P: 4	R: 0 E: 0 K: 0 S: 4	H: 1 LOB: 0 BB: 0 P: 4	R: 0 E: 0 K: 1 S: 5	H: 1 LOB: 0 BB: 0 P: 5	R: 0 E: 0 K: 0 S: 3	H: 1 LOB: 2 BB: 2 P: 11	1B: 8 2B: 3 3B: 1 HR: 0	SF: 1 SAC: 3 DP: 1 HBP: 0	WP: 1 PB: 1 SB: 0 CS: 0	PA: 42
PITCHER	IP WLS BF H R ER SO BB IBB HBP BLK WP HR S P ERA WHIP																					
Tom Underwood, L ERA: 4.06	(1, 1)	8.0 L 36 11 6 6 2 3 0 0 0 0 1 0 37 49 6.75 1.750																				
Tom Buskey, R ERA: 2.05	(9, 1)	1.0 5 1 0 0 0 1 1 0 0 0 0 0 3 11 0.00 2.000																				

Batter	1	2	3	4	5	6	7	8	9	AB	R	H	RBI	BB	SO	LOB	BOTTOM					
Alfredo Griffin, S OBP: 0.326, SLG: 0.342	0-0 HR		0-0 F9			4-0 FC6-4 BB			0-0 4-3	4	1	2	1	1	0	0	Oakland Athletics @ Toronto Blue Jays Exhibition Stadium, Toronto, ON Wed Aug 29 1979, 3:33 AM EDT Att: 13,071 - Unknown - 72 F AB 34 R 4 H 10 RBI 4 BB 2 SO 4 LOB 12 					
Bob Bailor, R OBP: 0.297, SLG: 0.274	0-0 F6		4-0 FC6-4 BB			0-0 F8				3	0	0	0	1	0	2						
Roy Howell, L OBP: 0.311, SLG: 0.397	0-3 K		0-3 K			0-0 4-3				4	1	1	0	0	2	2						
Tony Solaita, L Joe Cannon, L OBP: 0.398, SLG: 0.378 OBP: 0.216, SLG: 0.260	0-0 F5		0-3 K			0-0 F7			0-0 1B 9-2 2B	4	0	1	1	0	1	1						
John Mayberry, L OBP: 0.380, SLG: 0.476		0-3 K		0-0 1B SF7 2B		0-0 1-3			0-0 F6	4	1	1	0	0	1	1						
Rick Rosetti, R OBP: 0.296, SLG: 0.365		0-0 F2		0-0 G6-3 1B		0-0 2B			0-0 2B	4	0	3	0	0	0	0						
Al Woods, L OBP: 0.343, SLG: 0.390		0-0 1B 3B		0-0 SF7		0-0 F8			0-0 9-2	3	1	1	1	0	0	4						
Rick Cerone, R OBP: 0.301, SLG: 0.344		0-0 1B		0-0 G6-3		0-0 L5			0-0 F8	4	0	1	1	0	0	1						
Danny Ainge, R Otto Velez, R OBP: 0.271, SLG: 0.285 OBP: 0.415, SLG: 0.584	0-0 F4		0-0 F9			0-0 F6			0-0 6-3	3	0	0	0	0	0	1						
Inning Stats	R: 1 E: 0 K: 1 S: 6	H: 1 LOB: 0 BB: 0 P: 6	R: 1 E: 0 K: 1 S: 7	H: 2 LOB: 1 BB: 0 P: 7	R: 0 E: 0 K: 2 S: 7	H: 0 LOB: 1 BB: 1 P: 11	R: 1 E: 0 K: 0 S: 4	H: 2 LOB: 0 BB: 0 P: 4	R: 0 E: 0 K: 0 S: 3	H: 0 LOB: 1 BB: 1 P: 7	R: 0 E: 0 K: 0 S: 4	H: 1 LOB: 1 BB: 0 P: 4	R: 0 E: 1 K: 0 S: 4	H: 1 LOB: 1 BB: 0 P: 4	R: 1 E: 0 K: 0 S: 5	H: 3 LOB: 2 BB: 0 P: 5	R: 0 E: 0 K: 0 S: 3	H: 0 LOB: 0 BB: 0 P: 3	1B: 4 2B: 5 3B: 1 HR: 1	SF: 1 SAC: 0 DP: 2 HBP: 0	WP: 0 PB: 0 SB: 0 CS: 0	PA: 37
PITCHER	IP WLS BF H R ER SO BB IBB HBP BLK WP HR S P ERA WHIP																					
Mike Norris, R ERA: 4.8	(1, 1)	9.0 W 37 10 4 4 4 2 0 0 0 0 0 1 43 51 4.00 1.333																				


Batter	1	2	3	4	5	6	7	8	9	AB	R	H	RBI	BB	SO	LOB	TOP										
Julio Cruz, S OBP: 0.365, SLG: 0.317 (1, 4)	F9		S BB		SF8	FC5 1B		E3 1B		3	0	1	1	1	0	0	Seattle Mariners @ Toronto Blue Jays Exhibition Stadium, Toronto, ON Thu Aug 30 1979, 3:33 AM EDT Att: 11,850 - Unknown - 80 F										
Ruppert Jones, L OBP: 0.354, SLG: 0.472 (1, 8)	F7		G6-4-3 BB		F7	E 1B		1B		4	1	2	1	1	0	0											
Tom Paciorek, R OBP: 0.368, SLG: 0.463 (1, 7)	E 1B		G6-4-3		HBP 1B	FC5		F9		5	0	2	1	0	0	5											
Willie Horton, R OBP: 0.317, SLG: 0.453 (1, 10)	E5				6-3					3	0	0	0	0	0	2											
Leon Roberts, R OBP: 0.354, SLG: 0.448 (9, PH)	1-2				1-2	HBP		SF9 3B		1	1	1	0	0	0	0											
Bruce Bochte, L OBP: 0.386, SLG: 0.482 (1, 3)	F9				K	K		5-3		5	0	0	0	0	2	5											
Bill Stein, R OBP: 0.287, SLG: 0.374 (1, 5)					F9			K		4	1	2	1	0	1	0											
Bobby Valentine, R OBP: 0.380, SLG: 0.303 (1, 9)						1B 3B		SF9		2	1	0	0	1	0	2											
Joe Simpson, L OBP: 0.319, SLG: 0.364 (6, 9)	FC5-4 CS				2B 3B	BB		L4		2	0	0	0	0	0	0											
Larry Cox, R OBP: 0.281, SLG: 0.332 (1, 2)	F7				3B 2B	1B 1B		4-3		3	2	1	0	1	0	1											
Mario Mendoza, R OBP: 0.220, SLG: 0.258 (1, 6)					K	SF8 3B		F8		4	2	2	3	0	1	0											
Inning Stats	R: 0 E: 1 K: 0 S: 5	H: 1 LOB: 2 BB: 0 P: 5	R: 0 E: 0 K: 0 S: 3	H: 1 LOB: 0 BB: 0 P: 3	R: 0 E: 0 K: 1 S: 4	H: 0 LOB: 1 BB: 2 P: 12	R: 0 E: 0 K: 1 S: 5	H: 0 LOB: 0 BB: 0 P: 5	R: 3 E: 0 K: 1 S: 8	H: 3 LOB: 2 BB: 1 P: 13	R: 4 E: 1 K: 0 S: 7	H: 4 LOB: 1 BB: 1 P: 11	R: 0 E: 0 K: 1 S: 5	H: 0 LOB: 0 BB: 0 P: 5	R: 1 E: 0 K: 0 S: 4	H: 1 LOB: 2 BB: 0 P: 4	1B: 7 2B: 3 3B: 3 HR: 0	SF: 2 SAC: 0 DP: 1 HBP: 1	WP: 0 PB: 0 SB: 1 CS: 1	PA: 43							
PITCHER	IP	WLS	BF	H	R	ER	SO	BB	IBB	HBP	BLK	WP	HR	S	P	ERA	WHIP										
Balor Moore, L ERA: 4.66 (1, 1)	5.1	L	27	7	6	6	3	4	0	1	0	0	0	28	45	10.12	2.062										
Jackson Todd, R ERA: 6.75 (6, 1)	3.2		16	4	2	1	1	0	0	0	0	0	0	18	18	2.46	1.091										


AB	36
R	8
H	11
RBI	7
BB	4
SO	4
LOB	15

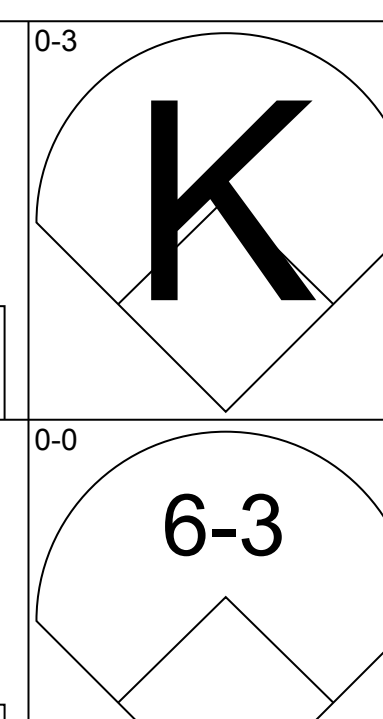
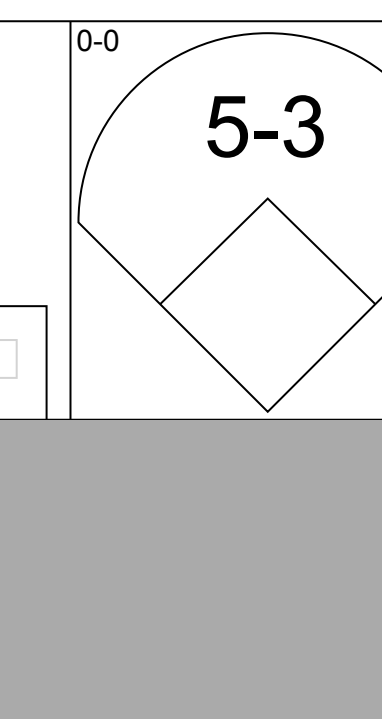
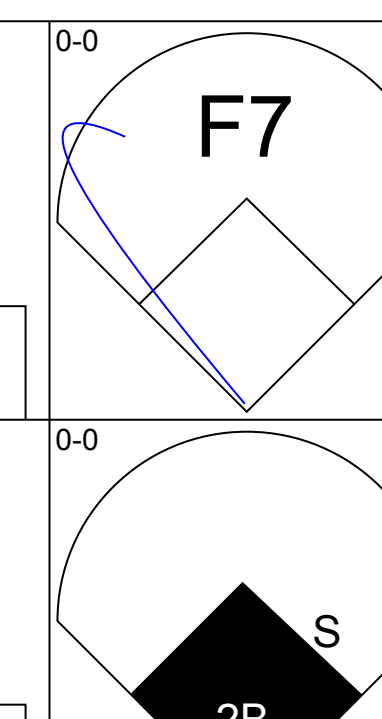
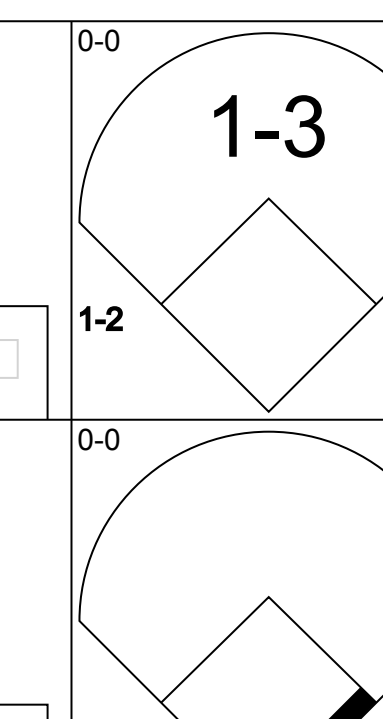
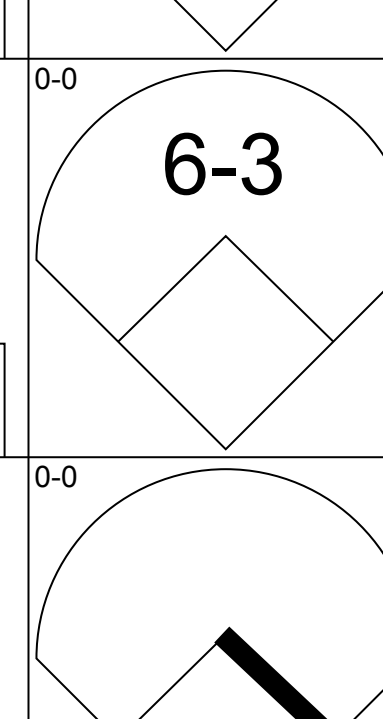
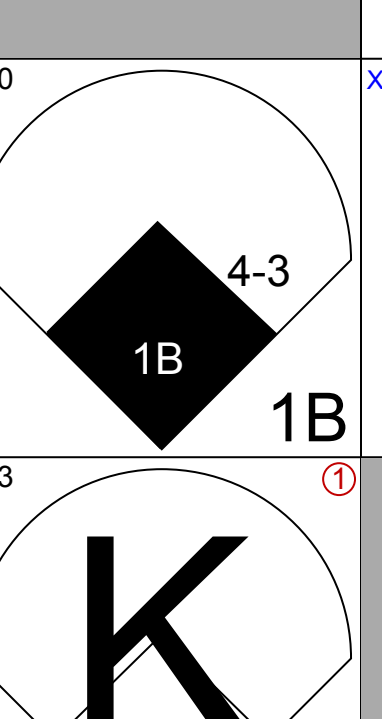
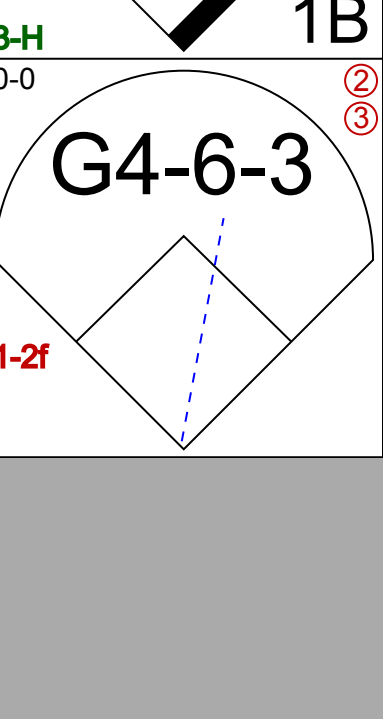
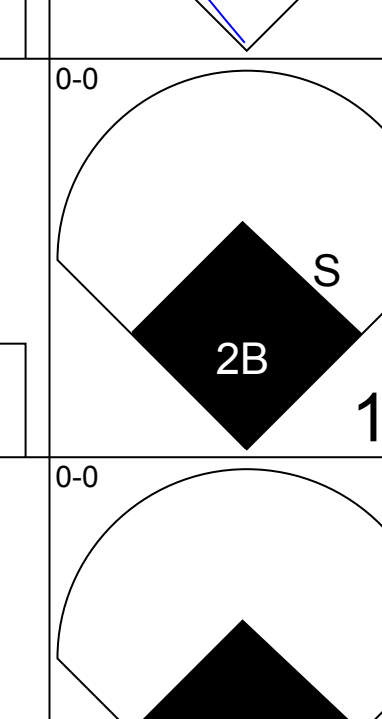
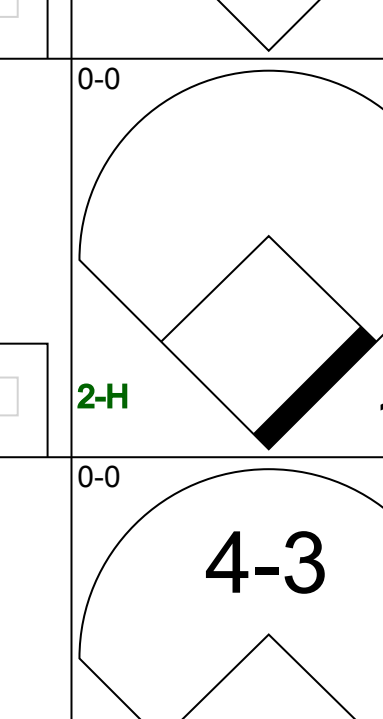
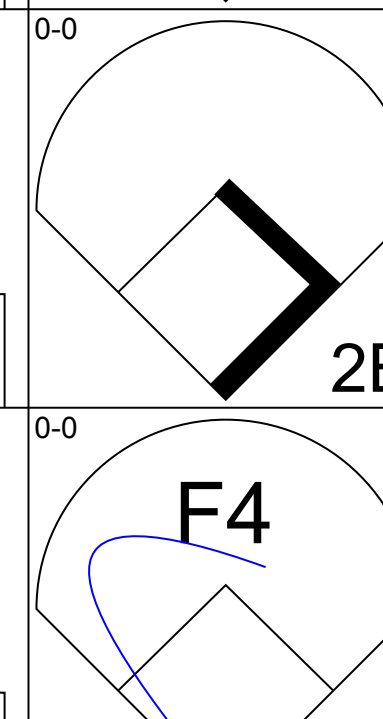
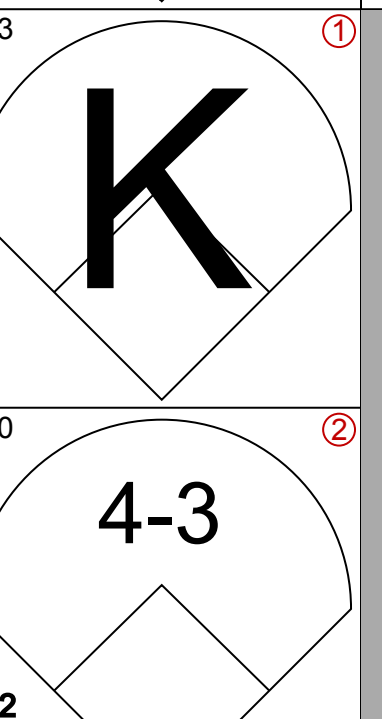
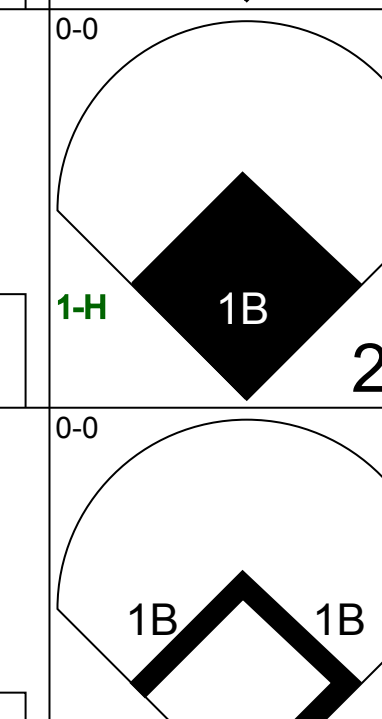
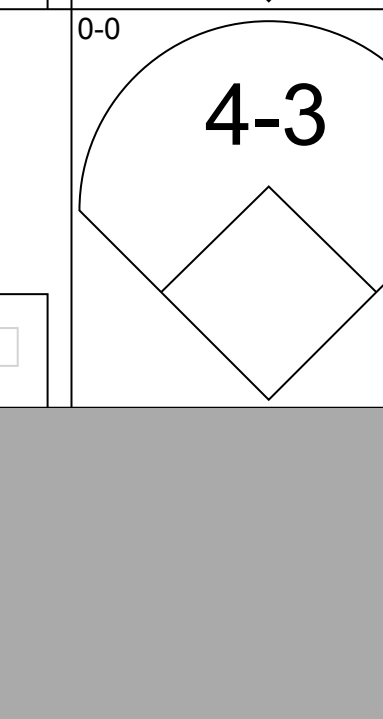
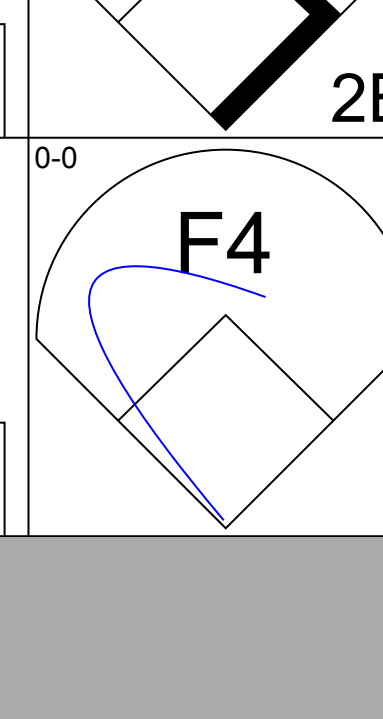
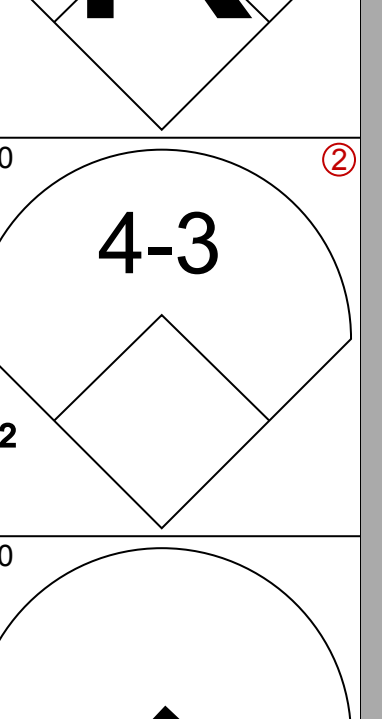
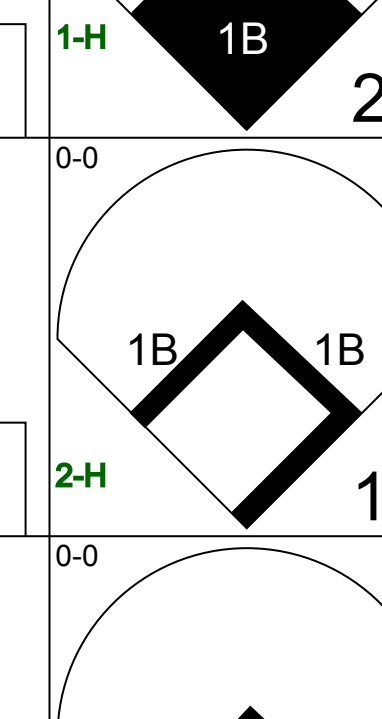
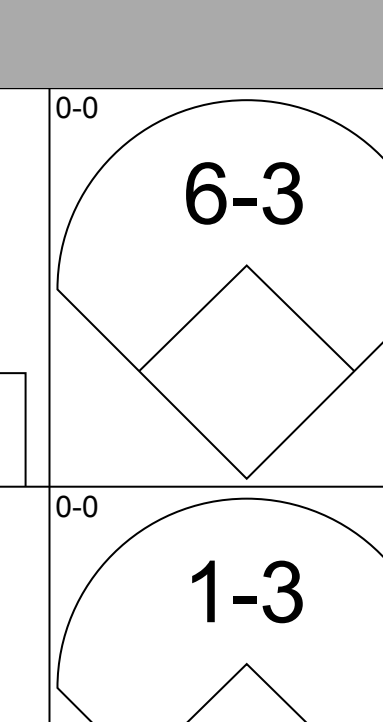
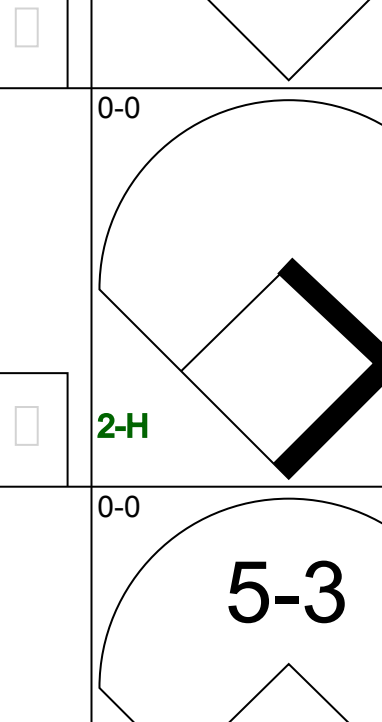
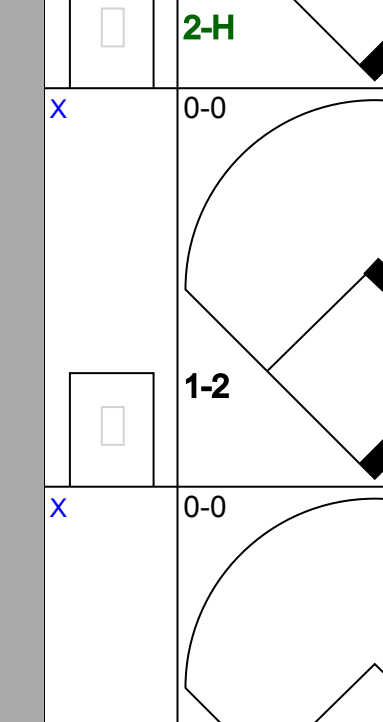

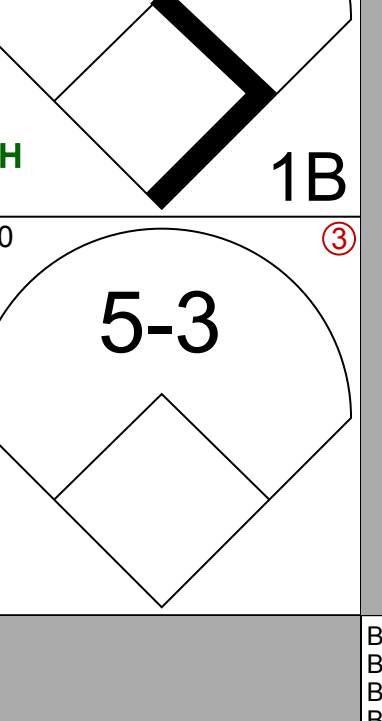
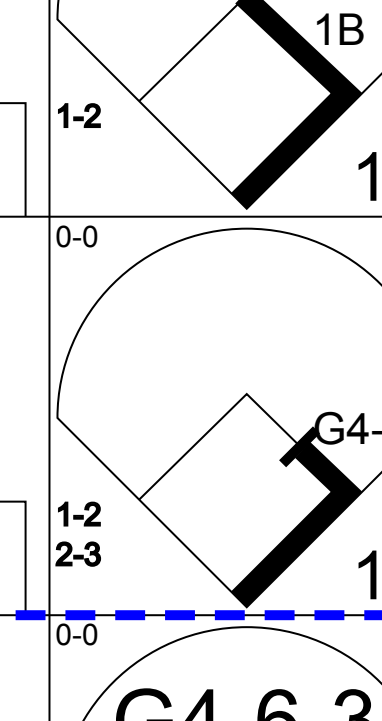

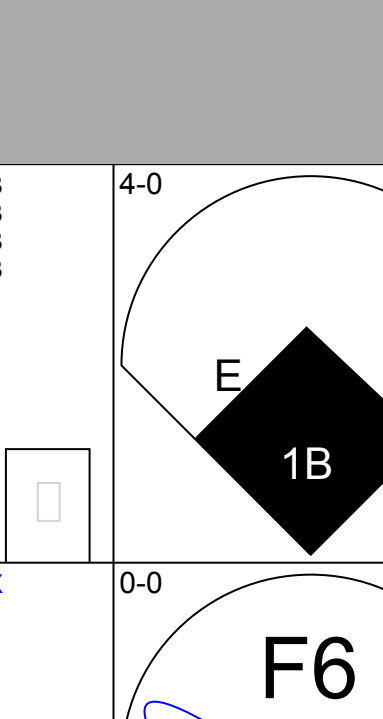
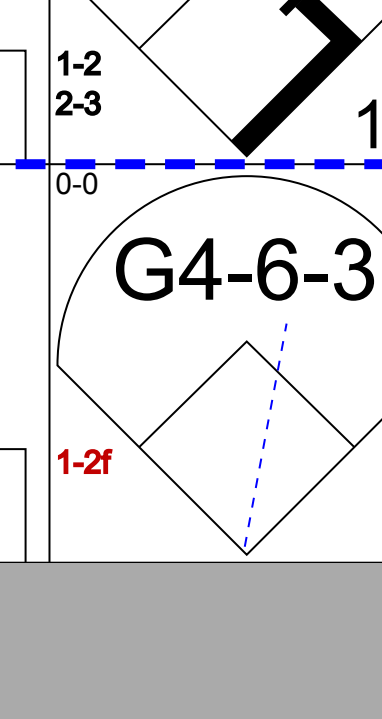
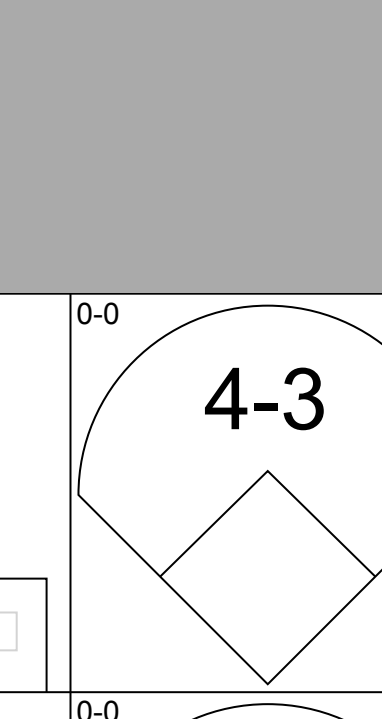
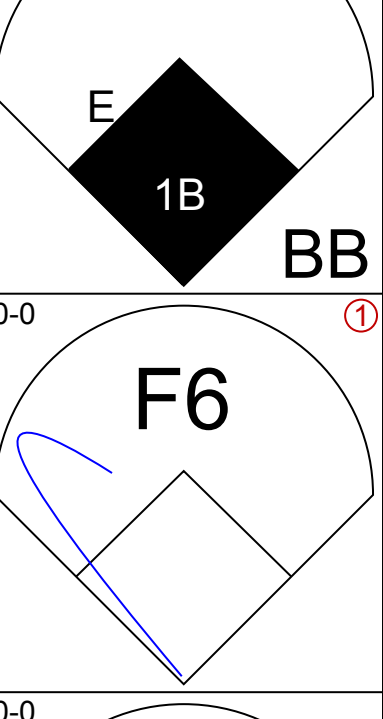
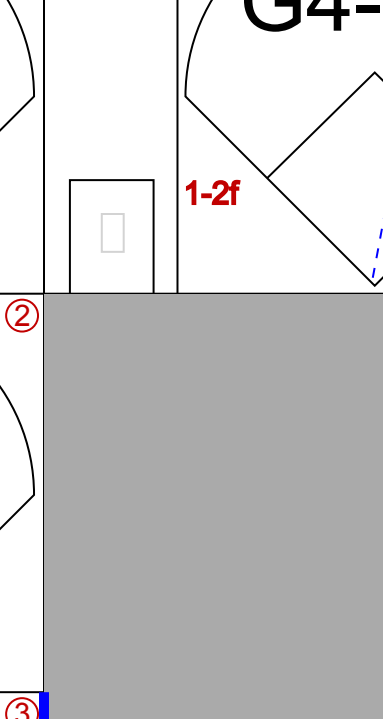
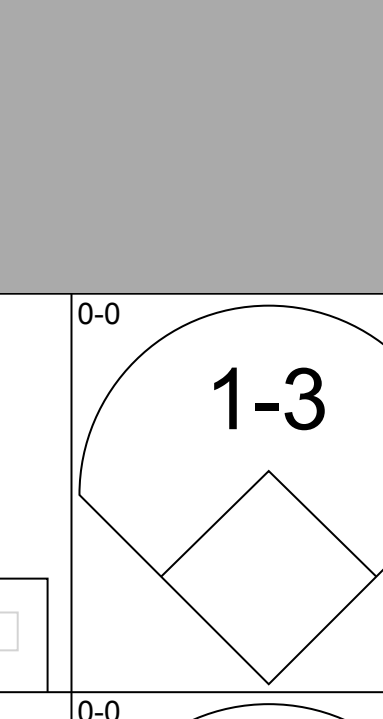
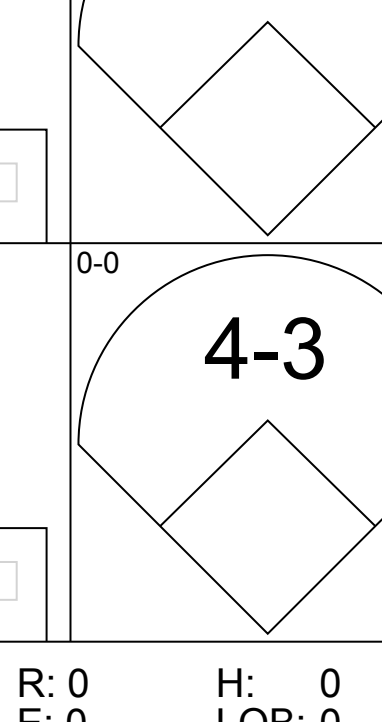
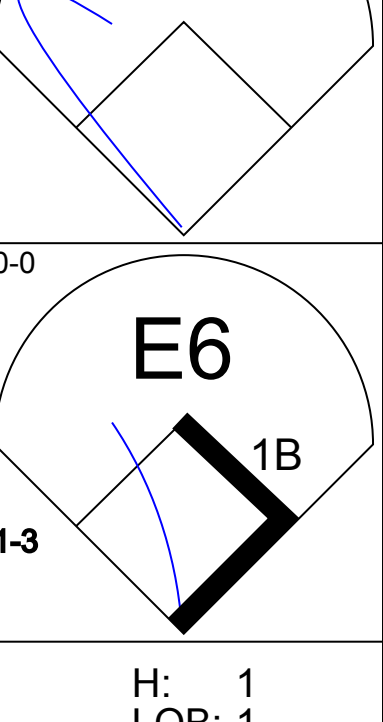
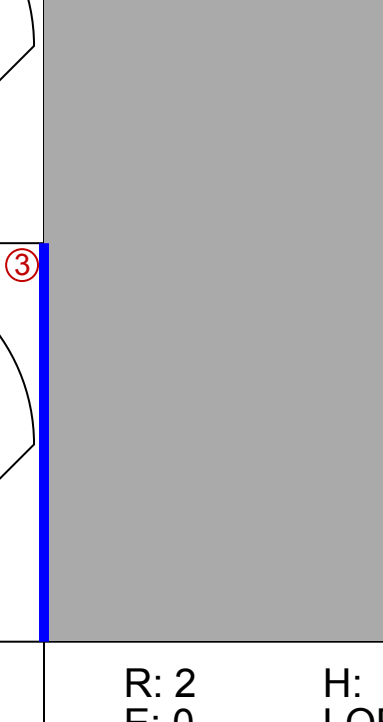
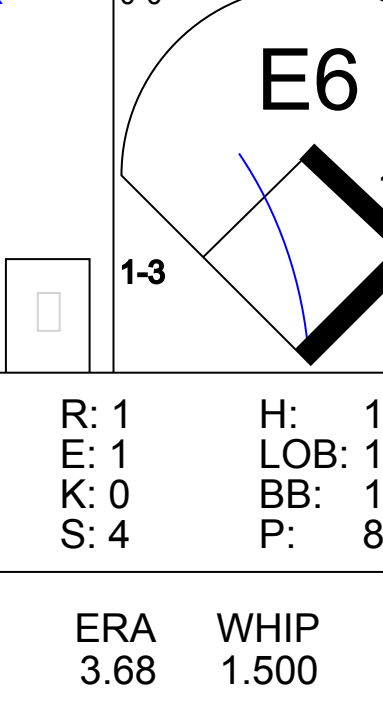
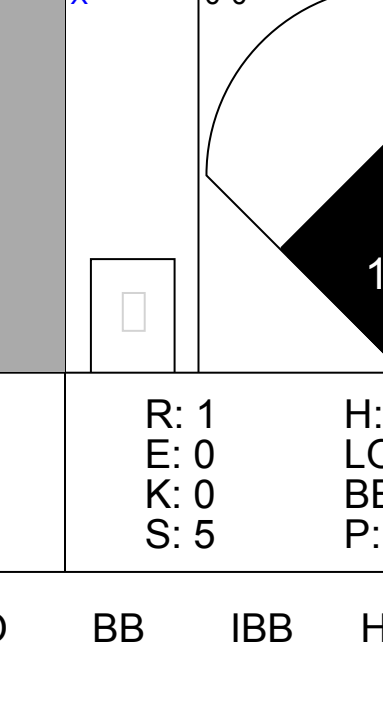


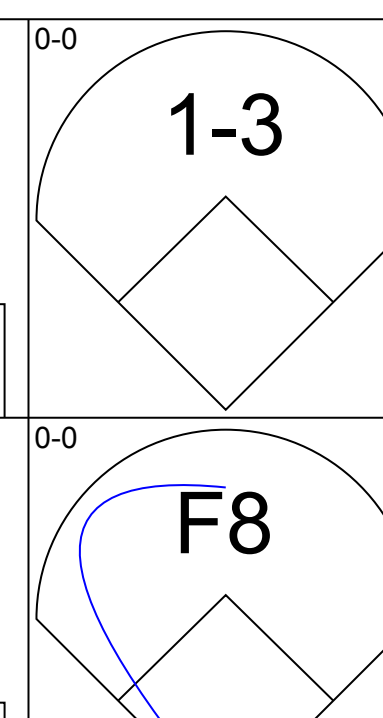
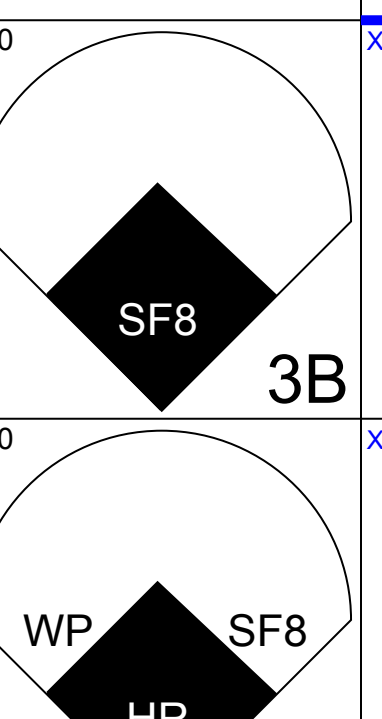
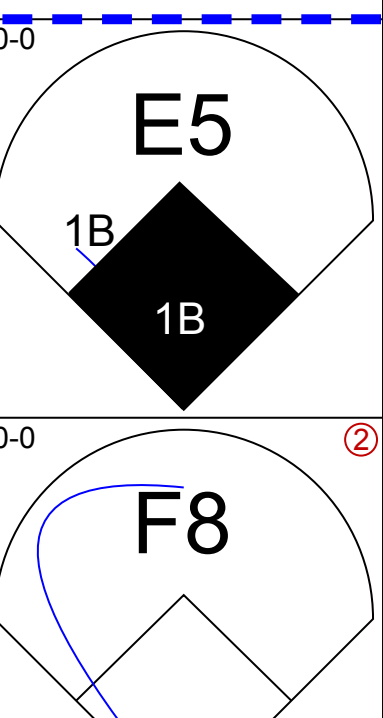
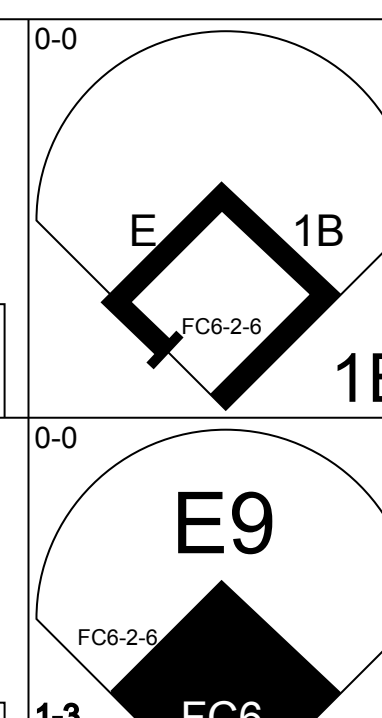
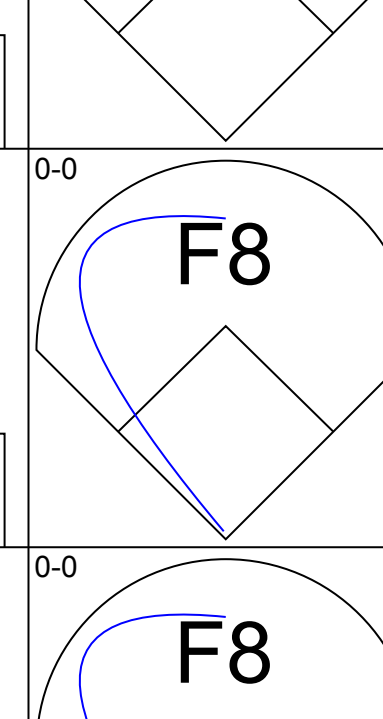
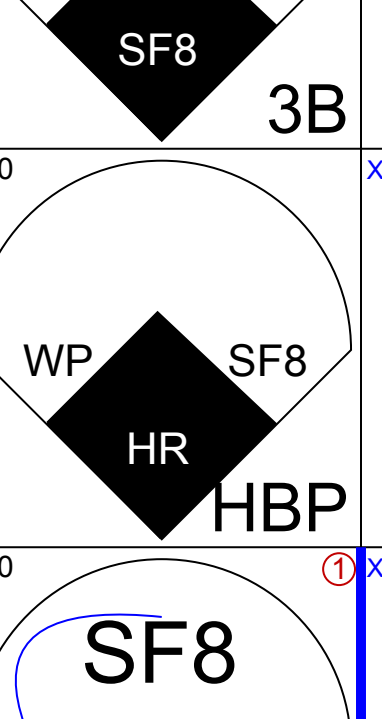
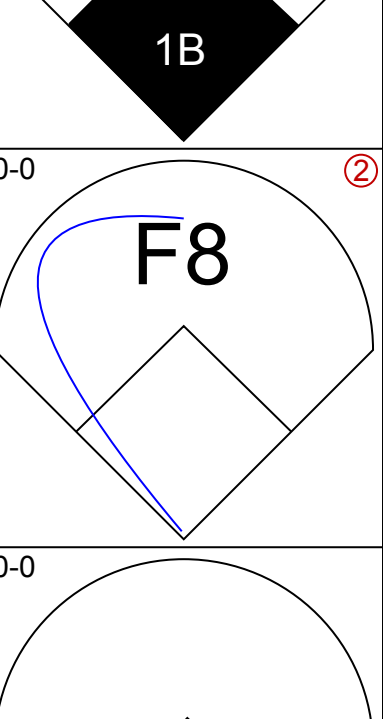
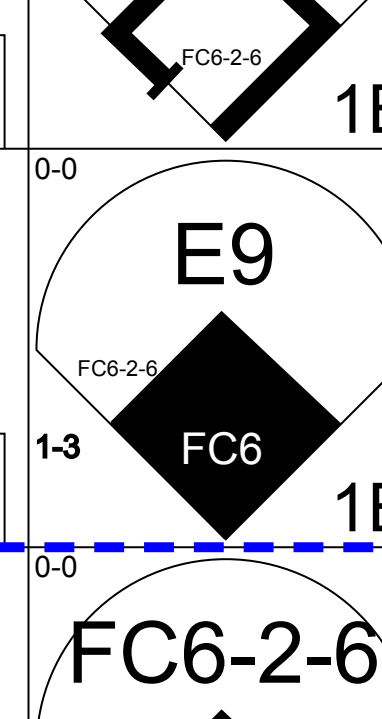
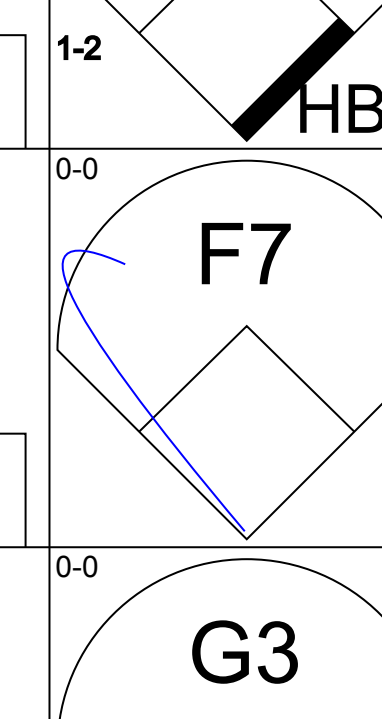
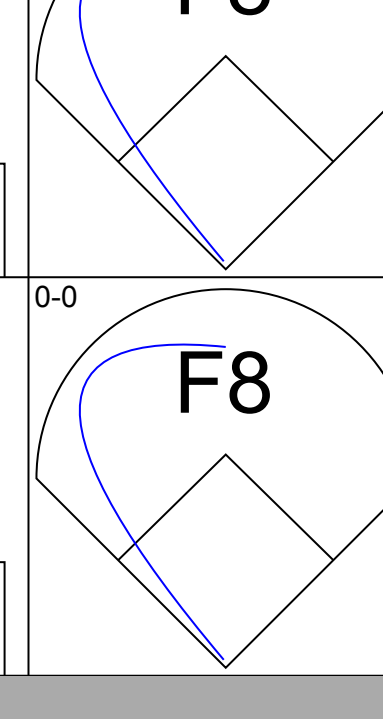
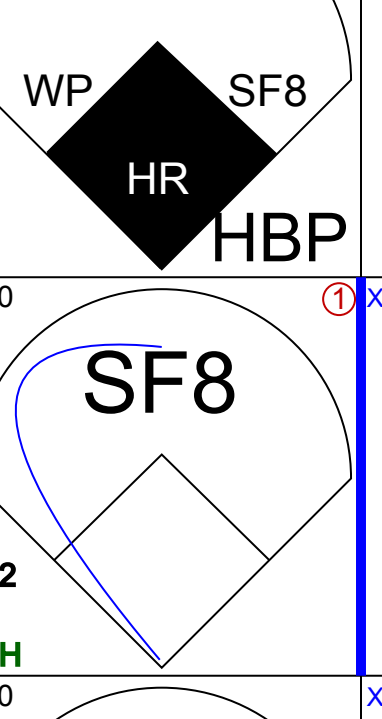
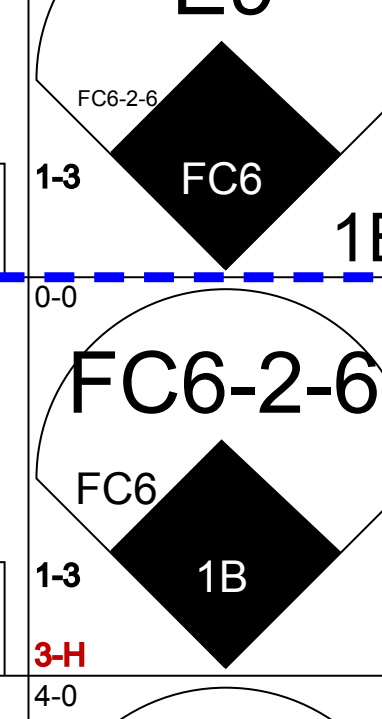
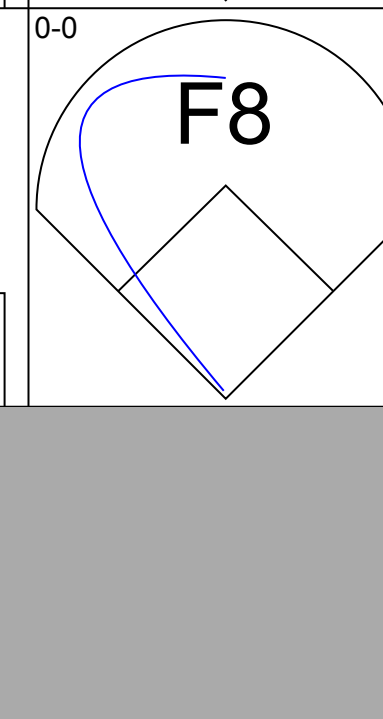
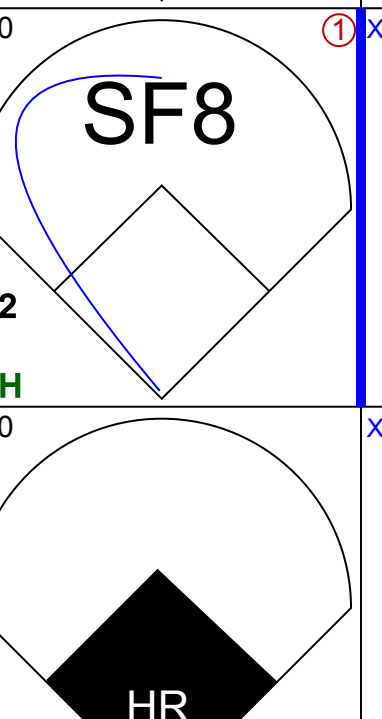
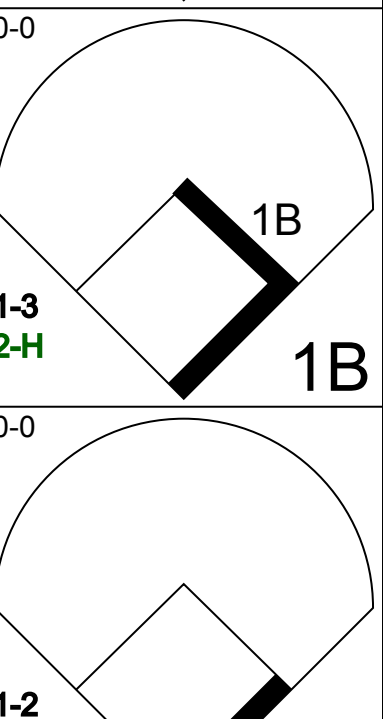
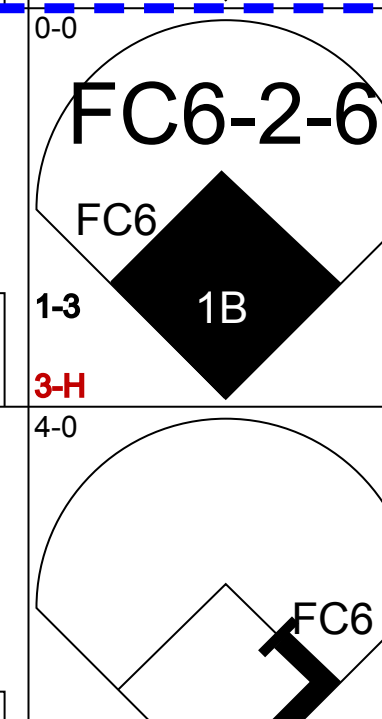
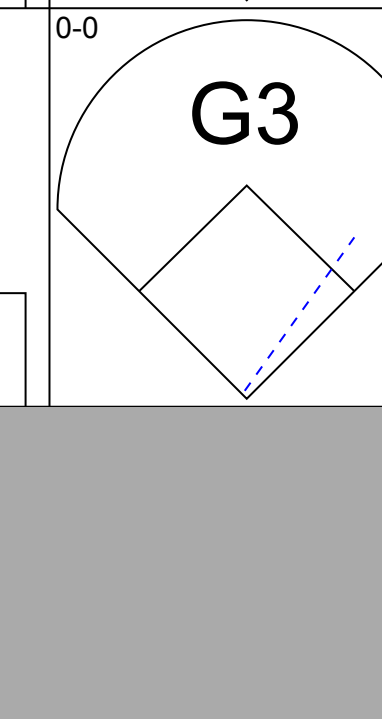
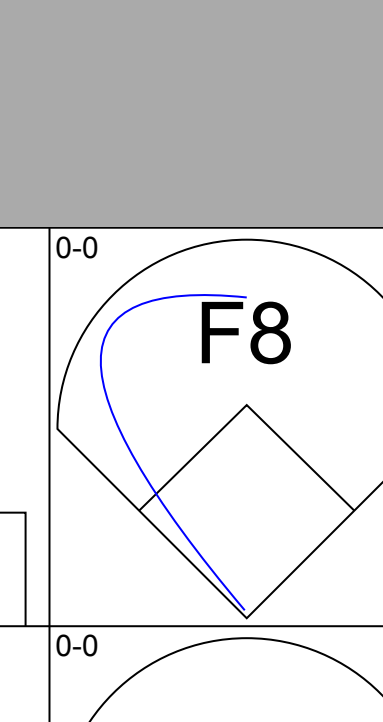
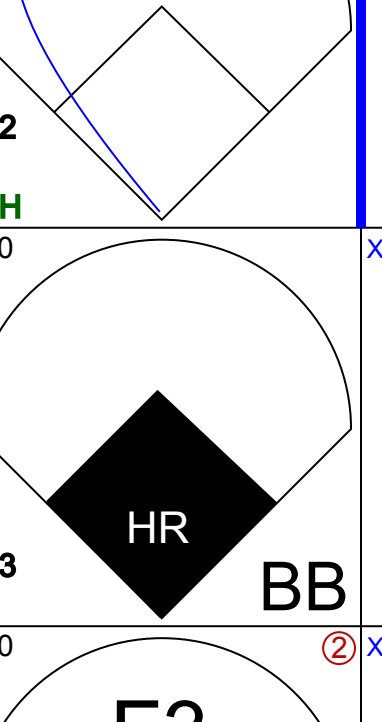
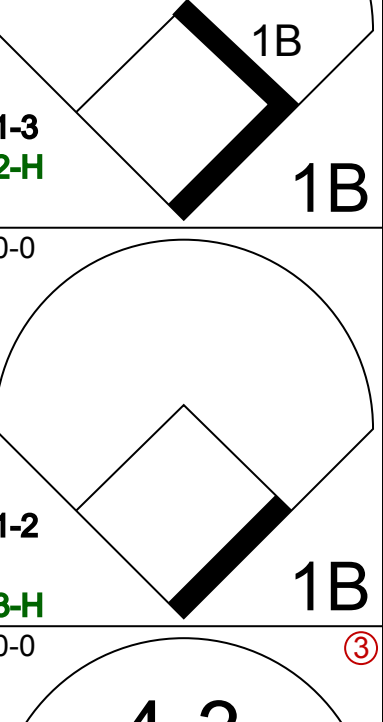
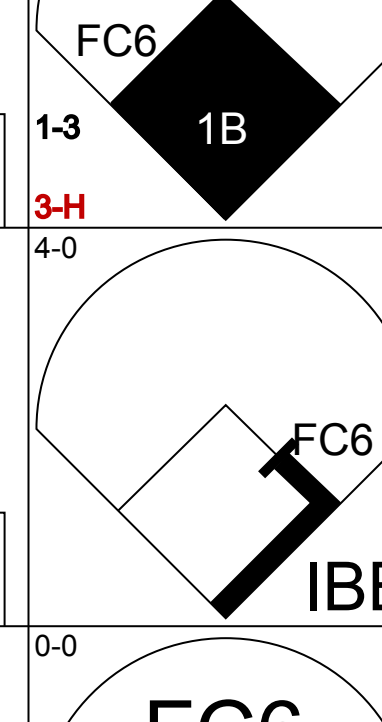
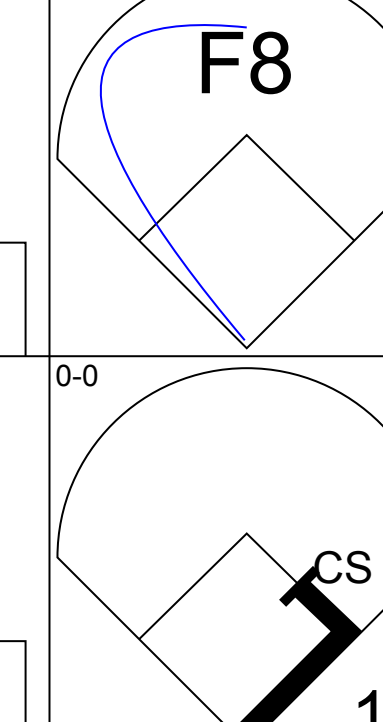
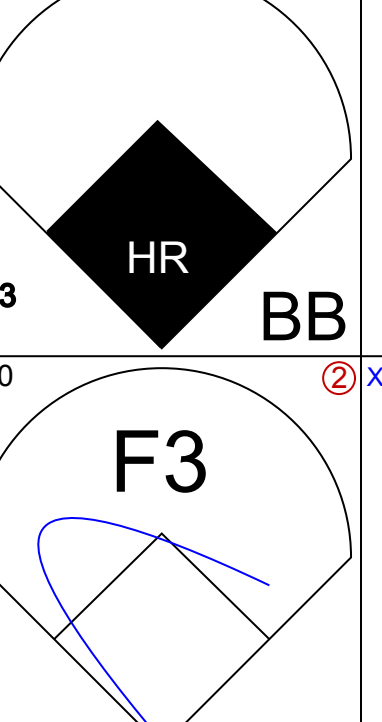
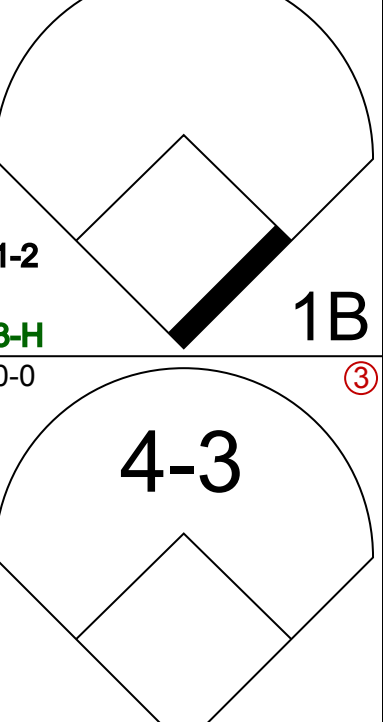
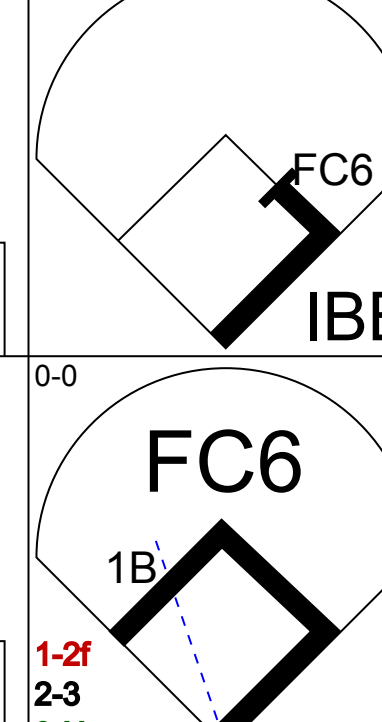
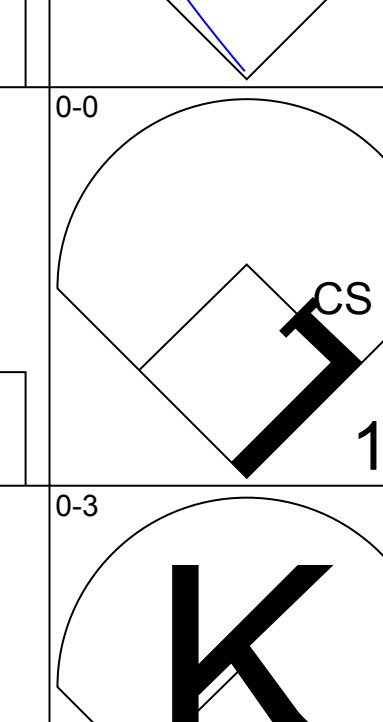
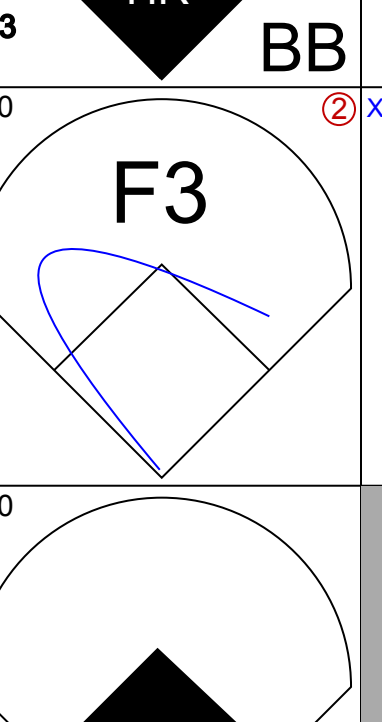
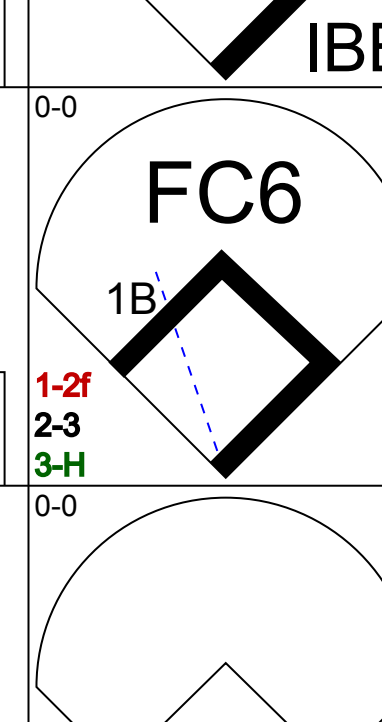

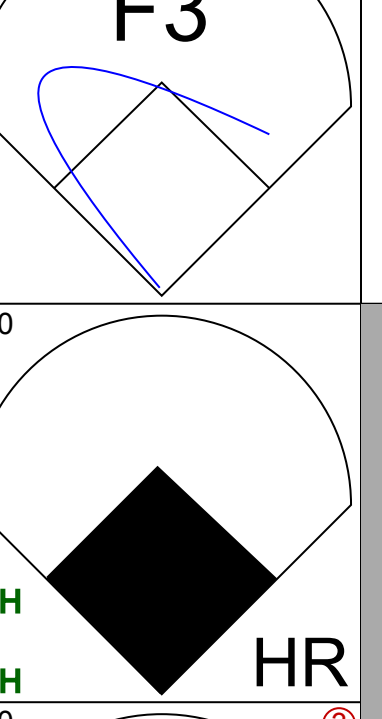
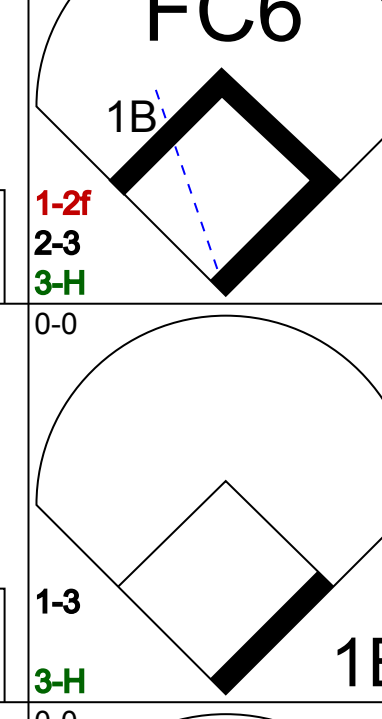

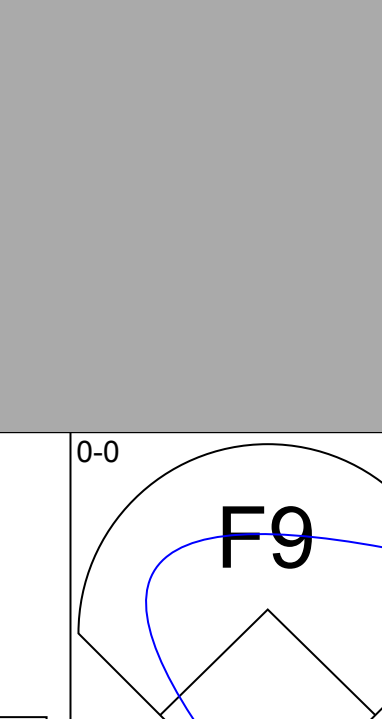

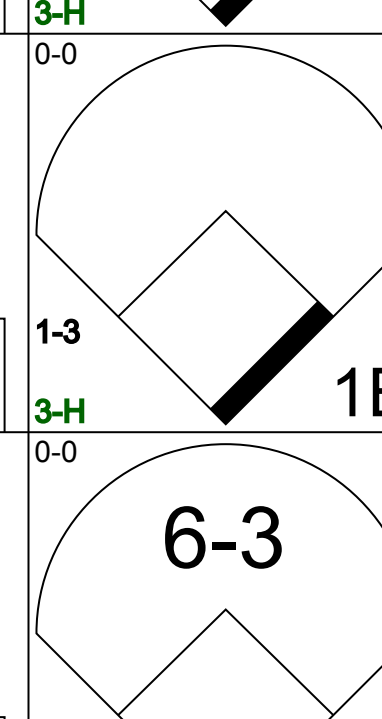

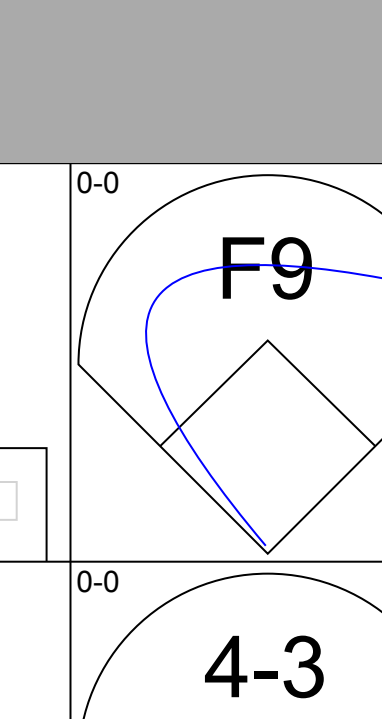

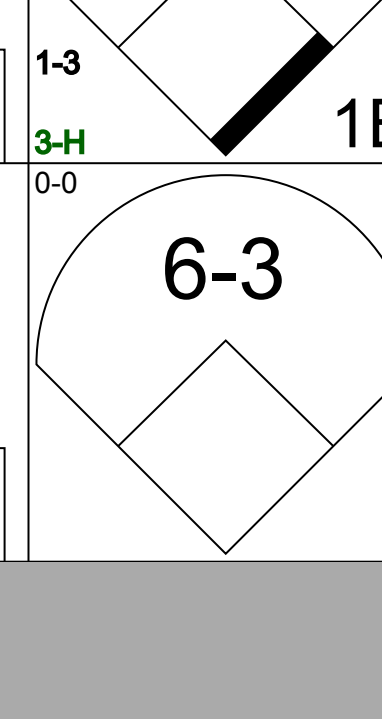

Batter	1	2	3	4	5	6	7	8	9	AB	R	H	RBI	BB	SO	LOB	BOTTOM										
Alfredo Griffin, S OBP: 0.325, SLG: 0.341 (1, 6)	5-3				F6			6-3		4	0	1	1	0	0	1	Seattle Mariners @ Toronto Blue Jays Exhibition Stadium, Toronto, ON Thu Aug 30 1979, 3:33 AM EDT Att: 11,850 - Unknown - 80 F										
Bob Bailor, R OBP: 0.294, SLG: 0.270 (1, 9)	6-3		2H 1B		4-3			5-3		4	0	0	0	0	0	1											
Roy Howell, L OBP: 0.310, SLG: 0.395 (1, 5)					4-3					2	0	0	0	0	0	0											
Luis Gomez, R OBP: 0.254, SLG: 0.254 (6, 5)	4-3							5-3		2	0	0	0	0	0	0											
Tony Solaita, L OBP: 0.421, SLG: 0.393 (1, 10)										2	1	2	0	2	0	0											
John Mayberry, L OBP: 0.381, SLG: 0.477 (1, 3)			G3-6-3 1B		F7			2B 1B		4	0	2	0	0	0	2											
Rick Rosetti, R OBP: 0.295, SLG: 0.366 (1, 8)			1-2		K			1B		4	0	1	1	0	3	3											
Al Woods, L OBP: 0.339, SLG: 0.385 (1, 7)					4-3			F8		4	0	0	0	0	0	2											
Rick Cerone, R OBP: 0.300, SLG: 0.343 (1, 2)					5-3			1-3 2B		4	0	1	0	0	1	1											
Danny Ainge, R OBP: 0.272, SLG: 0.289 (1, 4)					1B 2B			4-3		3	1	1	0	0	0	1											
Inning Stats	R: 0 E: 0 K: 0 S: 3	H: 0 LOB: 0 BB: 0 P: 3	R: 0 E: 0 K: 1 S: 5	H: 1 LOB: 0 BB: 0 P: 5	R: 1 E: 0 K: 0 S: 5	H: 2 LOB: 1 BB: 0 P: 5	R: 0 E: 0 K: 1 S: 5	H: 0 LOB: 1 BB: 1 P: 9	R: 0 E: 0 K: 0 S: 4	H: 1 LOB: 1 BB: 0 P: 4	R: 0 E: 0 K: 1 S: 6	H: 1 LOB: 2 BB: 1 P: 10	R: 0 E: 0 K: 1 S: 5	H: 0 LOB: 0 BB: 0 P: 5	R: 0 E: 0 K: 0 S: 3	H: 0 LOB: 1 BB: 0 P: 3	R: 1 E: 0 K: 0 S: 5	H: 3 LOB: 1 BB: 0 P: 5	1B: 6 2B: 3 3B: 0 HR: 0	SF: 0 SAC: 0 DP: 2 HBP: 0	WP: 0 PB: 0 SB: 0 CS: 0	PA: 35					
PITCHER	IP	WLS	BF	H	R	ER	SO	BB	IBB	HBP	BLK	WP	HR	S	P	ERA	WHIP										
Mike Parrott, R ERA: 3.54 (1, 1)	9.0	W	35	8	2	2	4	2	0	0	0	0	0	41	49	2.00	1.111										




Batter	1	2	3	4	5	6	7	8	9	10	AB	R	H	RBI	BB	SO	LOB	TOP																
Julio Cruz, S OBP: 0.363, SLG: 0.320 (1, 4)	1-3		K			G3		1-2		4-3	5	1	3	0	0	1	0	<p>Seattle Mariners @ Toronto Blue Jays Exhibition Stadium, Toronto, ON Sat Sep 01 1979, 3:33 AM EDT Att: 23,139 - Unknown - 72 F</p> <p>livebaseballscorecards.com</p> <p>AB 40 R 3 H 10 RBI 3 BB 1 SO 2 LOB 14</p> 																
Ruppert Jones, L OBP: 0.352, SLG: 0.467 (1, 8)	S		K			G3		F5		4-3	5	0	1	0	0	1	4																	
Bruce Bochte, L OBP: 0.388, SLG: 0.481 (1, 3)	F7					G3			F7	2B	4	0	0	0	1	0	2																	
Willie Horton, R OBP: 0.317, SLG: 0.456 (1, 10)	6-3									HR	5	1	2	2	0	0	1																	
Dan Meyer, L OBP: 0.328, SLG: 0.489 (1, 5)		F7							F8	2B	5	1	1	0	0	0	2																	
Tom Paciorek, R OBP: 0.356, SLG: 0.462 (1, 7)		F8							F9	4-3	4	0	1	0	0	0	0																	
Joe Simpson, L OBP: 0.320, SLG: 0.369 (1, 9)										2B	4	0	2	1	0	0	1																	
Larry Milbourne, S OBP: 0.317, SLG: 0.351 (1, 6)		6-3							F8	G3	4	0	0	0	0	0	3																	
Larry Cox, R OBP: 0.279, SLG: 0.329 Bob Stinson, S OBP: 0.338, SLG: 0.353 (8, 2)				3-1					F8	4-3	2	0	0	0	0	0	0																	
						L6					2	0	0	0	0	0	1																	
Inning Stats	R: 0 E: 0 K: 0 S: 4	H: 1 LOB: 1 BB: 0 P: 4	R: 0 E: 0 K: 2 S: 4	H: 1 LOB: 1 BB: 0 P: 4	R: 0 E: 0 K: 2 S: 7	H: 0 LOB: 0 BB: 0 P: 7	R: 0 E: 0 K: 0 S: 3	H: 0 LOB: 0 BB: 0 P: 3	R: 0 E: 0 K: 0 S: 3	H: 0 LOB: 0 BB: 0 P: 3	R: 0 E: 0 K: 0 S: 5	H: 2 LOB: 2 BB: 0 P: 5	R: 2 E: 0 K: 0 S: 6	H: 3 LOB: 1 BB: 0 P: 6	R: 1 E: 0 K: 0 S: 5	H: 2 LOB: 2 BB: 1 P: 9	1B: 5 2B: 4 3B: 0 HR: 1	SF: 0 SAC: 0 DP: 0 HBP: 0	WP: 0 PA: 41 PB: 0 SB: 1 CS: 0															
PITCHER	IP WLS BF H R ER SO BB IBB HBP BLK WP HR S P ERA WHIP																																	
Phil Huffman, R ERA: 5.18 Tom Buskey, R ERA: 2.05	(1, 1) (9, 1)	8.1 L	32 9	7 3	2 1	2 1	2 0	0 0	0 1	0 0	0 0	0 0	0 0	0 8	36 12	2.16 5.40	0.840 1.800																	

Batter	1	2	3	4	5	6	7	8	9	10	AB	R	H	RBI	BB	SO	LOB	BOTTOM															
Alfredo Griffin, S OBP: 0.323, SLG: 0.339 (1, 6)	K							1-3			5	0	1	0	0	1	1	<p>Seattle Mariners @ Toronto Blue Jays Exhibition Stadium, Toronto, ON Sat Sep 01 1979, 3:33 AM EDT Att: 23,139 - Unknown - 72 F</p> <p>livebaseballscorecards.com</p> <p>AB 35 R 2 H 9 RBI 2 BB 3 SO 3 LOB 19</p> 															
Bob Bailor, R OBP: 0.301, SLG: 0.284 (1, 9)	2B									SH2-4	4	2	3	0	0	0	0																
Otto Velez, R OBP: 0.416, SLG: 0.587 Joe Cannon, L OBP: 0.218, SLG: 0.260 (8, PR) (9, 7)	2B									SH2-4	4	0	2	1	0	0	1																
Al Woods, L OBP: 0.338, SLG: 0.381 (10, PH)	2B									4-3	0	0	0	0	0	0	0																
Rico Carly, R OBP: 0.324, SLG: 0.372 Dave Stieb, R OBP: 0.250, SLG: 0.170 (10, PR)	F7										1	0	0	0	0	0	1																
Craig Kusick, R OBP: 0.302, SLG: 0.460 Tim Johnson, L OBP: 0.250, SLG: 0.170 (10, 3)	FC6-4										4	0	0	0	1	1	4																
John Mayberry, L OBP: 0.382, SLG: 0.483 (10, PH)	BB										0	0	0	0	0	0	0																
Rick Bosetti, R OBP: 0.293, SLG: 0.363 (1, 8)	FC6-4										1	0	0	0	0	1	2																
Rick Cerone, R OBP: 0.297, SLG: 0.339 (1, 2)											3	0	0	0	0	0	3																
Danny Ainge, R OBP: 0.271, SLG: 0.289 (1, 4)											4	0	1	0	0	0	2																
Luis Gomez, R OBP: 0.248, SLG: 0.242 (1, 5)											3	0	1	0	1	0	1																
Inning Stats	R: 1 E: 0 K: 1 S: 7	H: 2 LOB: 2 BB: 1 P: 11	R: 0 E: 0 K: 0 S: 4	H: 1 LOB: 1 BB: 0 P: 4	R: 1 E: 0 K: 1 S: 7	H: 2 LOB: 1 BB: 0 P: 7	R: 0 E: 0 K: 0 S: 3	H: 0 LOB: 0 BB: 0 P: 3	R: 0 E: 0 K: 0 S: 3	H: 0 LOB: 0 BB: 0 P: 3	R: 0 E: 0 K: 0 S: 4	H: 1 LOB: 1 BB: 0 P: 4	R: 0 E: 0 K: 0 S: 4	H: 1 LOB: 2 BB: 1 P: 8	R: 0 E: 0 K: 1 S: 6	H: 1 LOB: 2 BB: 1 P: 10	1B: 6 2B: 4 3B: 0 HR: 0	SF: 1 SAC: 2 DP: 1 HBP: 0	WP: 0 PA: 41 PB: 0 SB: 1 CS: 0														
PITCHER	IP WLS BF H R ER SO BB IBB HBP BLK WP HR S P ERA WHIP																																
Rick Honeycutt, L ERA: 3.83	(1, 1)	10.0 W	41 41	9 9	2 2	2 2	3 3	1 1	2 0	0 0	0 0	0 0	0 0	0 44	56 56	1.80 1.000																	

Batter	1	2	3	4	5	6	7	8	9	AB	R	H	RBI	BB	SO	LOB	TOP								
Julio Cruz, S OBP: 0.361, SLG: 0.318 (1, 4)										5	0	1	1	0	1	1	Seattle Mariners @ Toronto Blue Jays Exhibition Stadium, Toronto, ON Sun Sep 02 1979, 3:33 AM EDT Att: 14,776 - Unknown - 75 F								
Ruppert Jones, L OBP: 0.354, SLG: 0.468 (1, 8)										5	2	3	1	0	0	2									
Bruce Bochte, L OBP: 0.388, SLG: 0.484 (1, 3)										5	1	2	1	0	1	2									
Willie Horton, R OBP: 0.318, SLG: 0.458 (1, 10)										4	0	2	1	0	0	2									
Dan Meyer, L OBP: 0.329, SLG: 0.489 (1, 5)										4	0	2	1	0	0	1									
Tom Paciorek, R OBP: 0.365, SLG: 0.459 (1, 7)										4	0	1	0	0	0	2									
Joe Simpson, L OBP: 0.319, SLG: 0.364 (1, 9)										3	1	0	0	1	0	3									
Larry Milbourne, S OBP: 0.314, SLG: 0.347 (1, 6)										4	0	0	0	0	0	1									
Larry Cox, R OBP: 0.276, SLG: 0.325 (1, 2)										3	0	0	0	0	0	1									
Bob Stinson, S OBP: 0.341, SLG: 0.356 (7, 2)										1	1	1	0	0	0	0									
Inning Stats	R: 0 E: 0 K: 1 S: 6	H: 1 LOB: 1 P: 6	R: 0 E: 0 K: 0 S: 3	H: 0 LOB: 0 BB: 0 P: 3	R: 0 E: 0 K: 0 S: 3	H: 0 LOB: 0 BB: 0 P: 3	R: 1 E: 0 K: 1 S: 7	H: 2 LOB: 1 BB: 0 P: 7	R: 1 E: 1 K: 0 S: 4	H: 1 LOB: 1 BB: 1 P: 8	R: 0 E: 0 K: 0 S: 4	H: 1 LOB: 1 BB: 0 P: 4	R: 0 E: 0 K: 0 S: 3	H: 0 LOB: 0 BB: 0 P: 3	R: 2 E: 0 K: 0 S: 7	H: 5 LOB: 2 BB: 0 P: 7	R: 1 E: 0 K: 0 S: 5	H: 2 LOB: 1 BB: 0 P: 5	1B: 9 2B: 3 3B: 0 HR: 0	SF: 0 SAC: 0 DP: 2 HBP: 0	WP: 0 PB: 0 SB: 1 CS: 0	PA: 39			
PITCHER	IP	WLS	BF	H	R	ER	SO	BB	IBB	HBP	BLK	WP	HR	S	P	ERA	WHIP								
Dave Stieb, R ERA: 4.18 (1, 1)	7.1	W	33	10	4	3	2	1	0	0	0	0	0	36	40	3.68	1.500								
Jesse Jefferson, R ERA: 5.84 (8, 1)	1.2	S	6	2	1	1	0	0	0	0	0	0	0	6	6	5.40	1.200								

Batter	1	2	3	4	5	6	7	8	9	AB	R	H	RBI	BB	SO	LOB	BOTTOM								
Alfredo Griffin, S OBP: 0.326, SLG: 0.344 (1, 6)										4	2	2	0	0	0	1	Seattle Mariners @ Toronto Blue Jays Exhibition Stadium, Toronto, ON Sun Sep 02 1979, 3:33 AM EDT Att: 14,776 - Unknown - 75 F								
Bob Bailor, R OBP: 0.302, SLG: 0.284 (1, 9)										4	2	1	0	0	0	4									
Tony Solaita, L OBP: 0.421, SLG: 0.386 (1, 10)										1	0	0	1	0	0	0									
Rico Carty, R OBP: 0.324, SLG: 0.372 (5, PH)										3	1	1	1	0	0	4									
John Mayberry, L OBP: 0.385, SLG: 0.483 (1, 3)										2	1	1	1	2	0	0									
Rick Bosetti, R OBP: 0.293, SLG: 0.362 (1, 8)										4	0	1	1	0	0	6									
Roy Howell, L OBP: 0.313, SLG: 0.405 (1, 5)										4	1	3	4	0	1	1									
Rick Cerone, R OBP: 0.294, SLG: 0.335 (1, 2)										4	0	0	0	0	0	3									
Al Woods, L OBP: 0.339, SLG: 0.381 (1, 7)										3	1	1	0	1	0	1									
Danny Ainge, R OBP: 0.269, SLG: 0.286 (1, 4)										3	0	0	0	0	1	2									
Inning Stats	R: 0 E: 0 K: 0 S: 3	H: 0 LOB: 0 P: 3	R: 0 E: 0 K: 1 S: 5	H: 1 LOB: 1 BB: 0 P: 5	R: 0 E: 0 K: 0 S: 3	H: 0 LOB: 0 BB: 0 P: 3	R: 4 E: 0 K: 0 S: 5	H: 2 LOB: 0 BB: 1 P: 10	R: 2 E: 1 K: 0 S: 6	H: 2 LOB: 2 BB: 1 P: 10	R: 0 E: 0 K: 0 S: 4	H: 1 LOB: 1 BB: 0 P: 4	R: 2 E: 1 K: 0 S: 6	H: 3 LOB: 2 BB: 1 P: 10	R: 0 E: 0 K: 1 S: 6	H: 1 LOB: 2 BB: 0 P: 7	1B: 8 2B: 1 3B: 1 HR: 1	SF: 1 SAC: 1 DP: 1 HBP: 2	WP: 2 PB: 0 SB: 0 CS: 1	PA: 39					
PITCHER	IP	WLS	BF	H	R	ER	SO	BB	IBB	HBP	BLK	WP	HR	S	P	ERA	WHIP								
Wayne Twitchell, R ERA: 5.23 (1, 1)	4.1	L	18	3	5	4	1	0	0	0	0	0	0	11	11	10.80	3.000								
Rich Hinton, L ERA: 5.9 (5, 1)	1.2		11	5	3	2	0	0	0	0	0	1	0	11	11	10.80	3.000								
Randy Stein, R ERA: 5.94 (7, 1)	2.0		10	2	0	0	1	0	1	1	0	0	0	10	15	0.00	1.000								

AB 38
R 5
H 12
RBI 5
BB 1
SO 2
LOB 15



AB 32
R 8
H 10
RBI 8
BB 3
SO 2
LOB 22



Batter	1	2	3	4	5	6	7	8	9	10	11	AB	R	H	RBI	BB	SO	LOB	TOP			
Alfredo Griffin, S OBP: 0.326, SLG: 0.344 (1, 6)	4-3		1B		F7					F8		5	0	2	0	0	0	0				
Bob Bailor, R OBP: 0.301, SLG: 0.280 (1, 9)			F2		F9			CS		K		4	0	0	0	0	2	1				
Roy Howell, L OBP: 0.311, SLG: 0.402 (1, 5)	1-3										F7	5	0	1	0	0	0	1				
Tony Solaita, L OBP: 0.427, SLG: 0.389 (6, PR)												2	0	1	0	1	1	2				
Dave Stieb, R OBP: 0.326, SLG: 0.373 (8, PH)												0	0	0	0	0	0	0				
Rico Carty, R OBP: 0.218, SLG: 0.260 (8, PR)												1	0	1	0	0	0	0				
Joe Cannon, L OBP: 0.299, SLG: 0.455 (11, PH)												1	0	0	0	0	1	0				
Craig Kusick, R OBP: 0.383, SLG: 0.476 (1, 3)												4	0	0	0	1	0	2				
John Mayberry, L OBP: 0.291, SLG: 0.359 (1, 8)												4	0	0	0	0	0	3				
Rick Bosetti, R OBP: 0.338, SLG: 0.377 (1, 7)												3	0	0	0	1	0	3				
Al Woods, L OBP: 0.294, SLG: 0.342 (1, 2)												4	1	1	1	0	0	1				
Rick Cerone, R OBP: 0.414, SLG: 0.585 (10, PH)												3	0	0	0	0	2	0				
Tim Johnson, L OBP: 0.414, SLG: 0.585 (10, PH)												1	0	0	0	0	0	0				
Otto Velez, R OBP: 0.248, SLG: 0.242 (10, 4)												0	0	0	0	0	0	0				
Luis Gomez, R OBP: 0.248, SLG: 0.242 (10, 4)												0	0	0	0	0	0	0				
Inning Stats	R: 0 E: 0 K: 0 S: 2	H: 0 LOB: 0 BB: 0 P: 3	R: 0 E: 0 K: 0 S: 3	H: 0 LOB: 1 BB: 1 P: 7	R: 1 E: 0 K: 1 S: 8	H: 3 LOB: 2 BB: 0 P: 8	R: 0 E: 0 K: 0 S: 3	H: 0 LOB: 1 BB: 1 P: 7	R: 0 E: 0 K: 1 S: 5	H: 1 LOB: 0 BB: 0 P: 5	R: 0 E: 0 K: 1 S: 5	H: 1 LOB: 0 BB: 0 P: 5	R: 0 E: 0 K: 0 S: 3	H: 0 LOB: 0 BB: 0 P: 3	R: 0 E: 0 K: 1 S: 5	H: 0 LOB: 0 BB: 0 P: 5	R: 0 E: 0 K: 1 S: 5	H: 0 LOB: 0 BB: 0 P: 5	1B: 5 2B: 0 3B: 0 HR: 1	SF: 0 SAC: 0 DP: 0 HBP: 1	WP: 0 PB: 0 SB: 0 CS: 2	PA: 42
PITCHER	IP 10.0	WLS 3	BF 38	H 6	R 1	ER 1	SO 5	BB 3	IBB 0	HBP 0	BLK 0	WP 0	HR 0	S 44	P 57	ERA 0.90	WHIP 0.900					
Steve Stone, R ERA: 3.61 (1, 1)	1.0	W	3	0	0	0	1	0	0	0	0	0	0	5	5	0.00	0.000					
Tippy Martinez, L ERA: 2.81 (11, 1)																						

Toronto Blue Jays @ Baltimore Orioles
Memorial Stadium, Baltimore, MD
Mon Sep 03 1979, 3:33 AM EDT
Unknown

AB 37
R 1
H 6
RBI 1
BB 3
SO 6
LOB 13



Batter	1	2	3	4	5	6	7	8	9	10	11	AB	R	H	RBI	BB	SO	LOB	BOTTOM			
Mark Belanger, R OBP: 0.280, SLG: 0.233 (1, 6)	F2		F8									3	0	0	0	0	1	0				
Pat Kelly, L OBP: 0.382, SLG: 0.492 (11, PH)												1	1	1	0	0	0	0				
Rich Dauer, R OBP: 0.301, SLG: 0.359 (1, 4)												4	1	2	0	0	0	1				
Ken Singleton, S OBP: 0.409, SLG: 0.550 (1, 9)												4	0	2	1	1	1	2				
Eddie Murray, S OBP: 0.366, SLG: 0.472 (1, 3)												5	0	3	1	0	0	2				
Lee May, R OBP: 0.302, SLG: 0.430 (1, 10)												4	0	0	0	0	1	2				
Doug DeCinces, R OBP: 0.328, SLG: 0.393 (1, 5)												4	0	0	0	0	1	0				
Gary Roenicke, R OBP: 0.390, SLG: 0.534 (1, 8)												3	0	0	0	1	0	0				
Benny Ayala, R OBP: 0.274, SLG: 0.500 (1, 7)												4	0	0	0	0	0	1				
Al Bumby, L OBP: 0.324, SLG: 0.352 (11, 8)												0	0	0	0	0	0	0				
Rick Dempsey, R OBP: 0.315, SLG: 0.357 (1, 2)												3	0	0	0	1	0	0				
Inning Stats	R: 0 E: 0 K: 1 S: 7	H: 2 LOB: 2 BB: 0 P: 7	R: 0 E: 0 K: 0 S: 3	H: 0 LOB: 0 BB: 0 P: 3	R: 1 E: 0 K: 0 S: 5	H: 2 LOB: 1 BB: 0 P: 5	R: 0 E: 0 K: 1 S: 5	H: 0 LOB: 1 BB: 1 P: 9	R: 0 E: 0 K: 1 S: 5	H: 1 LOB: 0 BB: 0 P: 5	R: 0 E: 0 K: 0 S: 3	H: 0 LOB: 0 BB: 1 P: 7	R: 0 E: 0 K: 0 S: 3	H: 1 LOB: 0 BB: 0 P: 3	R: 0 E: 0 K: 0 S: 3	H: 0 LOB: 0 BB: 0 P: 3	R: 1 E: 1 K: 0 S: 3	H: 2 LOB: 3 BB: 1 P: 7	1B: 5 2B: 3 3B: 1 HR: 0	SF: 0 SAC: 2 DP: 1 HBP: 0	WP: 0 PB: 0 SB: 0 CS: 0	PA: 40
PITCHER	IP 10.0	WLS 4	BF 36	H 6	R 1	ER 1	SO 4	BB 2	IBB 0	HBP 0	BLK 0	WP 0	HR 0	S 42	P 50	ERA 0.90	WHIP 0.800					
Tom Underwood, L ERA: 3.9 (1, 1)	0.0	L	4	2	1	1	0	0	1	0	0	0	0	3	7	∞	∞					
Tom Buskey, R ERA: 2.16 (11, 1)																						

Toronto Blue Jays @ Baltimore Orioles
Memorial Stadium, Baltimore, MD
Mon Sep 03 1979, 3:33 AM EDT
Unknown

AB 35
R 2
H 8
RBI 2
BB 3
SO 4
LOB 8



Batter	1	2	3	4	5	6	7	8	9	AB	R	H	RBI	BB	SO	LOB	TOP					
Alfredo Griffin, S OBP: 0.326, SLG: 0.344	F7		FC6-5 1B		G6-3 1B		4-3			4	0	1	0	0	0	3	Toronto Blue Jays @ Baltimore Orioles Memorial Stadium, Baltimore, MD Mon Sep 03 1979, 7:05 PM EDT Att: 20,432 - Unknown					
Bob Bailor, R OBP: 0.297, SLG: 0.277	E4		F6		G6-3			F8		4	0	0	0	0	0	3						
Otto Velez, R OBP: 0.412, SLG: 0.579	K							K		4	0	1	1	0	2	1						
Rico Carty, R OBP: 0.323, SLG: 0.370	F8		F7					F8		4	0	0	0	0	0	3						
Craig Kusick, R OBP: 0.307, SLG: 0.462		4-3								3	0	1	0	1	1	0						
Rick Rosetti, R OBP: 0.291, SLG: 0.358	K				5-3			F8		4	0	1	0	0	1	1						
Roy Howell, L OBP: 0.313, SLG: 0.402										3	0	1	0	1	2	2						
Bob Davis, R OBP: 0.189, SLG: 0.190										3	0	0	0	1	0	4						
Luis Gomez, R OBP: 0.257, SLG: 0.259										3	1	2	0	0	0	0						
Inning Stats	R: 0 E: 1 K: 1 S: 6	H: 0 LOB: 1 BB: 0 P: 6	R: 0 E: 0 K: 2 S: 7	H: 0 LOB: 0 BB: 0 P: 7	R: 1 E: 0 K: 0 S: 5	H: 2 LOB: 2 BB: 1 P: 9	R: 0 E: 0 K: 1 S: 5	H: 0 LOB: 1 BB: 1 P: 9	R: 0 E: 0 K: 0 S: 3	H: 1 LOB: 0 BB: 0 P: 3	R: 0 E: 0 K: 0 S: 4	H: 1 LOB: 1 BB: 0 P: 4	R: 0 E: 0 K: 0 S: 4	H: 2 LOB: 1 BB: 0 P: 4	R: 0 E: 0 K: 1 S: 5	H: 0 LOB: 0 BB: 0 P: 5	R: 0 E: 0 K: 1 S: 5	H: 1 LOB: 1 BB: 1 P: 9	1B: 5 2B: 2 3B: 0 HR: 0	SF: 0 SAC: 0 DP: 3 HBP: 0	WP: 0 PB: 0 SB: 1 CS: 0	PA: 35
PITCHER Mike Flanagan, L ERA: 3.29	IP: 9.0 WLS: W BF: 35 H: 7 R: 1 ER: 1 SO: 6 BB: 3 IBB: 0 HBP: 0 BLK: 0 WP: 0 HR: 0 S: 44 P: 56 ERA: 1.00 WHIP: 1.111																					


Batter	1	2	3	4	5	6	7	8	9	AB	R	H	RBI	BB	SO	LOB	BOTTOM			
Al Bumbry, L OBP: 0.326, SLG: 0.352	6-3									3	0	1	0	1	0	0	Toronto Blue Jays @ Baltimore Orioles Memorial Stadium, Baltimore, MD Mon Sep 03 1979, 7:05 PM EDT Att: 20,432 - Unknown			
Kiko Garcia, R OBP: 0.301, SLG: 0.366										3	0	1	1	0	0	1				
Mark Belanger, R OBP: 0.280, SLG: 0.233	1-3	SF8								0	0	0	0	0	0	0				
Ken Singleton, S OBP: 0.408, SLG: 0.546			F6							3	0	0	0	1	1	2				
Eddie Murray, S OBP: 0.363, SLG: 0.468	F7		1-3							4	0	0	0	0	0	2				
Pat Kelly, L OBP: 0.388, SLG: 0.516										2	1	1	1	1	0	0				
Rich Dauer, R OBP: 0.303, SLG: 0.360										1	1	1	0	0	0	0				
Doug DeCinces, R OBP: 0.330, SLG: 0.400										4	1	2	1	0	0	1				
Lee May, R OBP: 0.299, SLG: 0.426										4	0	0	0	0	1	3				
Billy Smith, S OBP: 0.297, SLG: 0.376										2	1	1	1	0	0	0				
Gary Roenicke, R OBP: 0.392, SLG: 0.534										0	0	0	0	1	0	0				
Dave Skaggs, R OBP: 0.287, SLG: 0.254										3	1	1	1	0	0	1				
Inning Stats	R: 0 E: 0 K: 0 S: 3	H: 0 LOB: 1 BB: 1 P: 7	R: 4 E: 0 K: 0 S: 8	H: 5 LOB: 1 BB: 0 P: 8	R: 0 E: 0 K: 1 S: 5	H: 0 LOB: 1 BB: 1 P: 9	R: 0 E: 0 K: 0 S: 3	H: 0 LOB: 0 BB: 0 P: 3	R: 0 E: 0 K: 0 S: 3	H: 1 LOB: 0 BB: 0 P: 3	R: 0 E: 0 K: 0 S: 3	H: 0 LOB: 0 BB: 0 P: 3	R: 0 E: 0 K: 0 S: 2	H: 0 LOB: 1 BB: 2 P: 10	R: 1 E: 0 K: 1 S: 7	H: 2 LOB: 1 BB: 0 P: 7	1B: 3 2B: 4 3B: 0 HR: 1	SF: 1 SAC: 0 DP: 2 HBP: 0	WP: 0 PB: 0 SB: 0 CS: 0	PA: 34
PITCHER Dave Lemanczyk, R ERA: 3.71	IP: 1.1 WLS: L BF: 10 H: 5 R: 4 ER: 4 SO: 4 BB: 1 IBB: 0 HBP: 0 BLK: 0 WP: 1 HR: 1 S: 9 P: 13 ERA: 27.00 WHIP: 4.500																			
Balor Moore, L ERA: 4.47	IP: 6.2 WLS: L BF: 24 H: 3 R: 1 ER: 1 SO: 2 BB: 3 IBB: 0 HBP: 0 BLK: 0 WP: 0 HR: 0 S: 25 P: 37 ERA: 1.35 WHIP: 0.900																			



Batter	1	2	3	4	5	6	7	8	9	AB	R	H	RBI	BB	SO	LOB	TOP			
Alfredo Griffin, S OBP: 0.327, SLG: 0.345										4	0	2	0	0	2	0				
Bob Bailor, R OBP: 0.297, SLG: 0.277										4	0	1	0	0	0	2				
Roy Howell, L OBP: 0.315, SLG: 0.401										3	0	1	0	1	1	1				
John Mayberry, L OBP: 0.382, SLG: 0.479										4	0	1	0	0	0	3				
Otto Velez, R OBP: 0.407, SLG: 0.571										3	0	0	0	0	1	2				
Rick Rosetti, R OBP: 0.289, SLG: 0.356										3	0	0	0	0	1	1				
Al Woods, L OBP: 0.336, SLG: 0.374										3	0	0	0	0	0	0				
Rick Cerone, R OBP: 0.292, SLG: 0.339										3	0	0	0	0	0	0				
Tim Johnson, L OBP: 0.227, SLG: 0.153										3	0	0	0	0	1	0				
Inning Stats	R: 0 E: 0 K: 2 S: 8	H: 1 LOB: 1 BB: 0 P: 8	R: 0 E: 0 K: 0 S: 3	H: 0 LOB: 2 BB: 0 P: 3	R: 0 E: 0 K: 0 S: 4	H: 1 LOB: 1 BB: 0 P: 4	R: 0 E: 0 K: 0 S: 3	H: 0 LOB: 0 BB: 0 P: 3	R: 0 E: 0 K: 2 S: 7	H: 0 LOB: 0 BB: 0 P: 7	R: 0 E: 0 K: 0 S: 8	H: 1 LOB: 1 BB: 0 P: 8	R: 0 E: 0 K: 0 S: 3	H: 0 LOB: 0 BB: 0 P: 3	R: 0 E: 0 K: 0 S: 3	H: 1 LOB: 1 BB: 1 P: 7	1B: 4 2B: 1 3B: 0 HR: 0	SF: 0 SAC: 0 DP: 2 HBP: 0	WP: 0 PB: 0 SB: 1 CS: 0	PA: 31
PITCHER Dennis Martinez, R ERA: 3.49	IP: 9.0 WLS: W BF: 31 H: 5 R: 0 ER: 0 SO: 6 BB: 1 IBB: 0 HBP: 0 BLK: 0 WP: 0 HR: 0 S: 42 P: 46 ERA: 0.00 WHIP: 0.667															PITCHER				

Toronto Blue Jays @ Baltimore Orioles
Memorial Stadium, Baltimore, MD
Thu Sep 06 1979, 7:05 PM EDT
Att: 7,053 - Unknown


AB	30
R	0
H	5
RBI	0
BB	1
SO	6
LOB	9



Batter	1	2	3	4	5	6	7	8	9	AB	R	H	RBI	BB	SO	LOB	BOTTOM			
Al Bumbry, L OBP: 0.327, SLG: 0.352										3	0	1	0	1	0	2				
Kiko Garcia, R OBP: 0.303, SLG: 0.368										4	2	2	0	0	0	2				
Mark Belanger, R OBP: 0.280, SLG: 0.233										0	0	0	0	0	0	0				
Ken Singleton, S OBP: 0.409, SLG: 0.546										4	0	2	0	0	0	0				
Eddie Murray, S OBP: 0.363, SLG: 0.467										3	0	1	2	0	0	1				
Lee May, R OBP: 0.299, SLG: 0.424										4	1	1	0	0	0	3				
Doug DeCinces, R OBP: 0.332, SLG: 0.418										4	2	2	3	0	0	2				
Gary Roenicke, R OBP: 0.390, SLG: 0.531										4	0	1	0	0	1	0				
Rich Dauer, R OBP: 0.302, SLG: 0.359										4	0	1	0	0	1	1				
Dave Skaggs, R OBP: 0.293, SLG: 0.256										3	0	1	0	1	0	1				
Inning Stats	R: 1 E: 0 K: 0 S: 4	H: 2 LOB: 1 BB: 1 P: 8	R: 1 E: 0 K: 0 S: 6	H: 4 LOB: 2 BB: 0 P: 6	R: 0 E: 0 K: 0 S: 4	H: 1 LOB: 1 BB: 0 P: 4	R: 0 E: 0 K: 1 S: 5	H: 0 LOB: 1 BB: 1 P: 9	R: 1 E: 0 K: 0 S: 5	H: 2 LOB: 1 BB: 0 P: 5	R: 0 E: 0 K: 0 S: 4	H: 1 LOB: 0 BB: 0 P: 4	R: 0 E: 0 K: 0 S: 3	H: 0 LOB: 0 BB: 0 P: 3	R: 2 E: 0 K: 1 S: 7	H: 2 LOB: 0 BB: 0 P: 7	1B: 10 2B: 0 3B: 0 HR: 2	SF: 1 SAC: 0 DP: 1 HBP: 0	WP: 0 PB: 0 SB: 0 CS: 0	PA: 36
PITCHER Butch Edge, R ERA: 5.4	IP: 1.2 WLS: L BF: 10 H: 6 R: 2 ER: 2 SO: 2 BB: 1 IBB: 0 HBP: 0 BLK: 0 WP: 1 HR: 1 S: 9 P: 13 ERA: 10.80 WHIP: 4.200															PITCHER				
PITCHER Dave Freisleben, R ERA: 4.79	IP: 5.1 WLS: L BF: 21 H: 4 R: 1 ER: 1 SO: 1 BB: 0 IBB: 0 HBP: 0 BLK: 0 WP: 0 HR: 0 S: 22 P: 26 ERA: 1.69 WHIP: 0.938															PITCHER				
PITCHER Tom Buskey, R ERA: 2.42	IP: 1.0 WLS: L BF: 5 H: 2 R: 2 ER: 2 SO: 1 BB: 0 IBB: 0 HBP: 0 BLK: 0 WP: 0 HR: 1 S: 7 P: 7 ERA: 18.00 WHIP: 2.000															PITCHER				

Toronto Blue Jays @ Baltimore Orioles
Memorial Stadium, Baltimore, MD
Thu Sep 06 1979, 7:05 PM EDT
Att: 7,053 - Unknown

AB	33
R	5
H	12
RBI	5
BB	2
SO	2
LOB	12




Batter	1	2	3	4	5	6	7	8	9	AB	R	H	RBI	BB	SO	LOB	TOP					
Alfredo Griffin, S OBP: 0.326, SLG: 0.343 (1, 6)	F6		L5		6-3	1B		F9		5	0	1	0	0	0	2	Toronto Blue Jays @ Cleveland Indians Cleveland Municipal Stadium, Cleveland, OH Fri Sep 07 1979, 7:05 PM EDT Att. 4,222 - Unknown - 65 F					
Bob Bailor, R OBP: 0.296, SLG: 0.276 (1, 9)	K			6-3	HR	BB		K		4	1	1	1	1	2	0						
Otto Velez, R OBP: 0.405, SLG: 0.564 Joe Cannon, L OBP: 0.216, SLG: 0.258 (1, 7) (6, 7)	F9			5-3	HR	BB		FC6-4		3	1	0	0	1	0	2						
Rico Carty, R OBP: 0.326, SLG: 0.378 (1, 10)	F9			FC5-4	HR			6-3		4	1	2	4	1	0	0						
Craig Kusick, R OBP: 0.301, SLG: 0.452 John Mayberry, L OBP: 0.379, SLG: 0.475 (1, 3) (5, PH) (5, 3)	F9			FC5-4	3-1			G3		2	0	0	0	0	0	1						
Rick Bosetti, R OBP: 0.291, SLG: 0.359 (1, 8)	6-3							F7		3	0	0	0	0	0	1						
Roy Howell, L OBP: 0.316, SLG: 0.401 (1, 5)				FC6	1B			F9		4	1	2	0	0	0	1						
Rick Cerone, R OBP: 0.291, SLG: 0.341 (1, 2)				FC5-4	2B			6-3		3	1	1	0	1	0	2						
Luis Gomez, R OBP: 0.264, SLG: 0.273 (1, 4)	FC5-4			2B	2B			F4		4	1	1	1	0	2	4						
Inning Stats	R: 0 E: 0 K: 1 S: 5	H: 0 LOB: 0 BB: 0 P: 5	R: 0 E: 0 K: 0 S: 3	H: 0 LOB: 0 BB: 0 P: 3	R: 0 E: 0 K: 1 S: 5	H: 0 LOB: 1 BB: 1 P: 9	R: 0 E: 0 K: 0 S: 3	H: 0 LOB: 1 BB: 1 P: 7	R: 6 E: 0 K: 0 S: 7	H: 4 LOB: 0 BB: 2 P: 15	R: 2 E: 0 K: 1 S: 9	H: 4 LOB: 2 BB: 0 P: 9	R: 0 E: 0 K: 0 S: 5	H: 0 LOB: 0 BB: 0 P: 5	R: 0 E: 0 K: 0 S: 3	H: 0 LOB: 0 BB: 0 P: 3		1B: 6 2B: 3 3B: 0 HR: 1	SF: 0 SAC: 0 DP: 0 HBP: 0	WP: 0 PB: 0 SB: 0 CS: 0	PA: 41	
PITCHER	IP	WLS	BF	H	R	ER	SO	BB	IBB	HBP	BLK	WP	HR	S	P	ERA	WHIP					
Rick Waits, L ERA: 4.76 (1, 1)	4.2		22	4	6	6	2	4	0	0	0	0	0	1	22	38	11.57	1.714				
Sandy Whitol, R ERA: 18.0 (5, 1)	1.0		7	4	2	2	1	0	0	0	0	0	0	0	9	9	18.00	4.000				
Larry Andersen, R ERA: 8.25 (6, 1)	2.1		9	2	0	0	1	0	0	0	0	0	0	11	11	0.00	0.857					
Paul Reuschel, R ERA: 7.17 (9, 1)	1.0	W	3	0	0	0	0	0	0	0	0	0	0	3	3	0.00	0.000					

Batter	1	2	3	4	5	6	7	8	9	AB	R	H	RBI	BB	SO	LOB	BOTTOM					
Mike Hargrove, L OBP: 0.396, SLG: 0.425 (1, 7)	L5			FC5-4	1B	4-3		G5-4-3	1B	4	0	2	1	1	0	1	Toronto Blue Jays @ Cleveland Indians Cleveland Municipal Stadium, Cleveland, OH Fri Sep 07 1979, 7:05 PM EDT Att. 4,222 - Unknown - 65 F					
Rick Manning, L OBP: 0.330, SLG: 0.310 (1, 8)	1-3			L6		F4		E3	1B	5	1	1	0	0	0	3						
Bobby Bonds, R OBP: 0.366, SLG: 0.455 Ted Cox, R OBP: 0.288, SLG: 0.295 Ron Pruitt, R OBP: 0.340, SLG: 0.328 (1, 9) (8, 5) (9, PH)	K			F8		K		G5-4-3	1B	3	0	0	0	0	2	2						
Toby Harrah, R OBP: 0.393, SLG: 0.444 (8, 6)	E6			FC5-4		FC	1B	HR	1B	5	2	3	2	0	0	1						
Andre Thornton, R OBP: 0.354, SLG: 0.452 (1, 3)	K			F7		FC	1B	E	1B	3	2	1	0	1	1	1						
Cliff Johnson, R OBP: 0.345, SLG: 0.492 (1, 10)	9-6			G3		FC		E5	1B	4	1	0	0	0	0	4						
Ron Hassey, L OBP: 0.318, SLG: 0.358 Dell Alston, L OBP: 0.333, SLG: 0.345 (1, 2) (9, PR)	F7			1-3		E3		1B	1B	4	0	1	2	0	0	1						
Dave Rosello, R OBP: 0.317, SLG: 0.518 Gary Alexander, R OBP: 0.303, SLG: 0.395 (1, 4) (9, PH)	F9			F9		F8		K		1	0	0	0	0	1	2						
Tom Verzyer, R OBP: 0.275, SLG: 0.249 Jim Norris, L OBP: 0.325, SLG: 0.346 (1, 6) (7, PH) (8, 9)	F9			2B		G6-3		1B	1B	2	0	1	1	0	0	0						
Wayne Cage, L OBP: 0.319, SLG: 0.310 (9, PH)				2B		1-2		E	1B	1	1	1	1	0	0	0						
Inning Stats	R: 0 E: 0 K: 1 S: 5	H: 0 LOB: 0 BB: 0 P: 5	R: 0 E: 1 K: 1 S: 5	H: 0 LOB: 0 BB: 0 P: 5	R: 0 E: 0 K: 0 S: 3	H: 0 LOB: 0 BB: 0 P: 3	R: 0 E: 0 K: 0 S: 4	H: 1 LOB: 1 BB: 0 P: 4	R: 0 E: 0 K: 0 S: 3	H: 0 LOB: 0 BB: 0 P: 3	R: 1 E: 0 K: 1 S: 7	H: 2 LOB: 1 BB: 0 P: 7	R: 2 E: 1 K: 0 S: 6	H: 2 LOB: 1 BB: 0 P: 6	R: 0 E: 0 K: 0 S: 2	H: 1 LOB: 0 BB: 1 P: 6	R: 6 E: 2 K: 1 S: 11	H: 6 LOB: 2 BB: 1 P: 15	1B: 9 2B: 3 3B: 1 HR: 1	SF: 0 SAC: 0 DP: 2 HBP: 0	WP: 0 PB: 0 SB: 0 CS: 0	PA: 40
PITCHER	IP	WLS	BF	H	R	ER	SO	BB	IBB	HBP	BLK	WP	HR	S	P	ERA	WHIP					
Phil Huffman, R ERA: 5.18 (1, 1)	8.0		34	8	7	6	3	2	0	0	0	0	0	1	38	46	6.75	1.250				
Tom Buskey, R ERA: 2.66 (9, 1)	0.2	L	6	4	2	1	1	0	0	0	0	0	0	8	8	13.50	6.000					


livebaseballscores.com

AB 37
R 8
H 10
RBI 8
BB 4
SO 4
LOB 14



livebaseballscores.com

AB 38
R 9
H 12
RBI 7
BB 2
SO 4
LOB 21



Batter	1	2	3	4	5	6	7	8	9	AB	R	H	RBI	BB	SO	LOB	TOP		
Alfredo Griffin, S (1, 6) OBP: 0.325, SLG: 0.343										4	0	1	1	0	0	1	Toronto Blue Jays @ Cleveland Indians Cleveland Municipal Stadium, Cleveland, OH Sat Sep 08 1979, 3:33 AM EDT Att. 4,439 - Unknown - 60 F		
Bob Bailor, R (1, 9) OBP: 0.286, SLG: 0.276										4	1	1	0	0	0	2			
Roy Howell, L (1, 5) OBP: 0.318, SLG: 0.403										3	0	1	0	1	1	2			
Tony Solaita, L (1, 10) Pedro Hernandez, R (8, PR)										4	0	1	1	0	1	3			
John Mayberry, L (1, 3) OBP: 0.380, SLG: 0.474										3	0	1	0	1	0	1			
Rick Bosetti, R (1, 8) OBP: 0.289, SLG: 0.357										4	0	0	0	0	1	4			
Al Woods, L (1, 7) OBP: 0.337, SLG: 0.384										4	2	2	1	0	1	2			
Rick Cerone, R (1, 2) OBP: 0.289, SLG: 0.338										4	0	0	0	0	2	1			
Tim Johnson, L (1, 4) OBP: 0.243, SLG: 0.206										4	1	2	1	0	1	0			
Inning Stats	R: 0 E: 0 K: 1 S: 6	H: 1 LOB: 1 BB: 0 P: 6	R: 0 E: 0 K: 1 S: 5	H: 0 LOB: 0 BB: 0 P: 5	R: 0 E: 0 K: 1 S: 6	H: 1 LOB: 1 BB: 0 P: 6	R: 0 E: 0 K: 1 S: 6	H: 1 LOB: 1 BB: 0 P: 6	R: 1 E: 0 K: 0 S: 5	H: 3 LOB: 1 BB: 0 P: 5	R: 2 E: 0 K: 0 S: 5	H: 2 LOB: 0 BB: 0 P: 5	R: 0 E: 0 K: 1 S: 5	H: 0 LOB: 2 BB: 2 P: 13	R: 0 E: 0 K: 1 S: 5	H: 0 LOB: 0 BB: 0 P: 5	1B: 5 2B: 2 3B: 1 HR: 1	SF: 1 SAC: 0 DP: 0 HBP: 0	WP: 0 PA: 37 PB: 0 SB: 3 CS: 0
PITCHER Rick Wise, R (1, 1) ERA: 3.6	IP: 9.0 WLS: W BF: 37 H: 9 R: 4 ER: 4 SO: 7 BB: 2 IBB: 0 HBP: 0 BLK: 0 WP: 0 HR: 1 S: 49 P: 57 ERA: 4.00 WHIP: 1.222															PITCHER			

Batter	1	2	3	4	5	6	7	8	9	AB	R	H	RBI	BB	SO	LOB	BOTTOM		
Mike Hargrove, L (1, 7) OBP: 0.300, SLG: 0.427										3	1	2	2	2	1	0	Toronto Blue Jays @ Cleveland Indians Cleveland Municipal Stadium, Cleveland, OH Sat Sep 08 1979, 3:33 AM EDT Att. 4,439 - Unknown - 60 F		
Rick Manning, L (1, 8) OBP: 0.330, SLG: 0.311										4	0	2	1	0	0	2			
Bobby Bonds, R (1, 9) OBP: 0.367, SLG: 0.461										4	1	2	1	0	0	2			
Toby Harrah, R (1, 5) OBP: 0.394, SLG: 0.443										3	0	1	0	1	1	1			
Andre Thornton, R (1, 3) OBP: 0.351, SLG: 0.448										4	0	0	0	0	1	4			
Cliff Johnson, R (1, 10) Wayne Cape, L (8, PH) Jim Norris, L (8, PH)										3	0	0	0	0	0	1			
Ron Hassey, L (1, 2) OBP: 0.326, SLG: 0.364										2	1	1	0	2	0	0			
Dave Rosello, R (1, 4) Wayne Cape, L (8, PH) Ted Cox, R (9, 4)										2	1	0	0	1	1	2			
Tom Verzyer, R (1, 6) OBP: 0.275, SLG: 0.249										4	1	1	0	0	0	4			
Inning Stats	R: 0 E: 0 K: 1 S: 5	H: 1 LOB: 0 BB: 0 P: 5	R: 0 E: 0 K: 1 S: 5	H: 0 LOB: 0 BB: 0 P: 5	R: 0 E: 0 K: 0 S: 4	H: 2 LOB: 1 BB: 1 P: 8	R: 2 E: 0 K: 0 S: 5	H: 2 LOB: 1 BB: 1 P: 9	R: 1 E: 0 K: 0 S: 4	H: 1 LOB: 2 BB: 2 P: 12	R: 1 E: 0 K: 0 S: 5	H: 2 LOB: 1 BB: 0 P: 5	R: 0 E: 1 K: 1 S: 6	H: 0 LOB: 2 BB: 1 P: 10	R: 1 E: 1 K: 0 S: 1	H: 1 LOB: 1 BB: 1 P: 5	1B: 7 2B: 1 3B: 0 HR: 1	SF: 1 SAC: 1 DP: 2 HBP: 0	WP: 0 PA: 38 PB: 0 SB: 0 CS: 0
PITCHER Dave Stieb, R (1, 1) ERA: 4.21	IP: 8.0 WLS: L BF: 38 H: 9 R: 5 ER: 4 SO: 5 BB: 4 IBB: 2 HBP: 0 BLK: 0 WP: 0 HR: 1 S: 42 P: 66 ERA: 4.50 WHIP: 1.625															PITCHER			


Batter	1	2	3	4	5	6	7	8	9	AB	R	H	RBI	BB	SO	LOB	TOP																	
Alfredo Griffin, S OBP: 0.325, SLG: 0.344 (1, 6)										4	2	1	0	1	1	2	Toronto Blue Jays @ Cleveland Indians Cleveland Municipal Stadium, Cleveland, OH Sun Sep 09 1979, 3:33 AM EDT Alt. 9,166 - Unknown - 64 F																	
Bob Bailor, R OBP: 0.296, SLG: 0.275 (1, 9)										5	1	1	1	0	1	1																		
Roy Howell, L OBP: 0.359, SLG: 0.408 Tim Johnson, L OBP: 0.243, SLG: 0.206 (1, 5)										4	2	2	1	0	0	0																		
Tony Solaita, L OBP: 0.424, SLG: 0.408 Rico Carty, R OBP: 0.325, SLG: 0.377 (8, PH)										4	1	2	2	0	0	1																		
John Mayberry, L OBP: 0.378, SLG: 0.473 (1, 3)										5	1	1	1	0	1	2																		
Rick Rosetti, R OBP: 0.293, SLG: 0.364 (1, 8)										5	1	4	2	0	1	0																		
Al Woods, L OBP: 0.359, SLG: 0.384 Joe Cannon, L OBP: 0.214, SLG: 0.256 (8, 7)										2	1	1	1	1	0	1																		
Bob Davis, R OBP: 0.191, SLG: 0.184 (1, 2)										3	0	0	0	1	0	3																		
Luis Gomez, R OBP: 0.264, SLG: 0.273 (1, 4)										4	1	1	0	0	1	1																		
Inning Stats	R: 3 E: 0 K: 0 S: 6	H: 3 LOB: 2 BB: 1 P: 11	R: 0 E: 0 K: 2 S: 7	H: 0 LOB: 0 BB: 0 P: 7	R: 3 E: 1 K: 0 S: 6	H: 3 LOB: 2 BB: 2 P: 14	R: 0 E: 0 K: 1 S: 6	H: 1 LOB: 1 BB: 0 P: 6	R: 0 E: 0 K: 0 S: 3	H: 1 LOB: 0 BB: 0 P: 3	R: 0 E: 0 K: 1 S: 5	H: 0 LOB: 0 BB: 0 P: 5	R: 0 E: 0 K: 0 S: 3	H: 0 LOB: 0 BB: 0 P: 3	R: 4 E: 2 K: 0 S: 8	H: 5 LOB: 1 BB: 0 P: 8		R: 0 E: 0 K: 2 S: 7	H: 0 LOB: 0 BB: 0 P: 7	1B: 6 2B: 7 3B: 0 HR: 0	SF: 1 SAC: 0 DP: 0 HBP: 1	WP: 0 PB: 0 SB: 2 CS: 1	PA: 43											
PITCHER	IP WLS BF H R ER SO BB IBB HBP BLK WP HR S P ERA WHIP																																	
Len Barker, R ERA: 4.46 (1, 1)	2.1	16	6	6	5	2	2	0	0	1	0	0	0	0	17	26	19.29	3.429																
Mike Paxton, R ERA: 5.81 (3, 1)	5.1	22	6	4	4	2	1	0	0	0	0	0	0	0	25	29	6.75	1.312																
Sid Monge, L ERA: 2.44 (8, 1)	1.1	5	1	0	0	2	0	0	0	0	0	0	0	0	9	9	0.00	0.750																

AB	38
R	10
H	13
RBI	8
BB	3
SO	6
LOB	12



Batter	1	2	3	4	5	6	7	8	9	AB	R	H	RBI	BB	SO	LOB	BOTTOM																	
Mike Hargrove, L OBP: 0.306, SLG: 0.429 (1, 7)										3	1	2	3	3	0	0	Toronto Blue Jays @ Cleveland Indians Cleveland Municipal Stadium, Cleveland, OH Sun Sep 09 1979, 3:33 AM EDT Alt. 9,166 - Unknown - 64 F																	
Rick Manning, L OBP: 0.330, SLG: 0.309 (1, 8)										4	1	0	0	2	0	4																		
Bobby Bonds, R OBP: 0.372, SLG: 0.467 (1, 10)										2	1	1	5	4	1	0																		
Toby Harrah, R OBP: 0.392, SLG: 0.441 (1, 5)										5	1	1	0	0	0	8																		
Andre Thornton, R OBP: 0.352, SLG: 0.453 (1, 3)										4	2	1	1	0	0	5																		
Ron Pruitt, R OBP: 0.352, SLG: 0.351 Jim Norris, L OBP: 0.324, SLG: 0.345 (8, PH)										3	2	2	1	1	0	0																		
Gary Alexander, R OBP: 0.305, SLG: 0.401 Ron Hassey, L OBP: 0.325, SLG: 0.367 Dell Alston, L OBP: 0.333, SLG: 0.345 (9, PR)										3	2	1	1	1	1	0																		
Dave Rosello, R OBP: 0.329, SLG: 0.492 (1, 4)										3	1	1	1	1	1	1																		
Tom Verzyer, R OBP: 0.277, SLG: 0.249 Cliff Johnson, R OBP: 0.344, SLG: 0.486 Wayne Cagle, L OBP: 0.313, SLG: 0.302 (9, PR)										3	1	1	2	1	0	1																		
Inning Stats	R: 0 E: 1 K: 0 S: 2	H: 0 LOB: 1 BB: 2 P: 10	R: 1 E: 0 K: 0 S: 4	H: 2 LOB: 1 BB: 0 P: 5	R: 0 E: 0 K: 1 S: 4	H: 0 LOB: 0 BB: 1 P: 8	R: 5 E: 0 K: 0 S: 5	H: 2 LOB: 3 BB: 6 P: 29	R: 2 E: 0 K: 0 S: 6	H: 3 LOB: 3 BB: 2 P: 14	R: 1 E: 0 K: 2 S: 8	H: 1 LOB: 0 BB: 0 P: 8	R: 0 E: 0 K: 0 S: 3	H: 0 LOB: 0 BB: 0 P: 3	R: 0 E: 0 K: 1 S: 5	H: 0 LOB: 1 BB: 1 P: 9		R: 5 E: 0 K: 0 S: 4	H: 3 LOB: 1 BB: 2 P: 12	1B: 6 2B: 2 3B: 1 HR: 2	SF: 0 SAC: 1 DP: 2 HBP: 1	WP: 2 PB: 0 SB: 1 CS: 0	PA: 48											
PITCHER	IP WLS BF H R ER SO BB IBB HBP BLK WP HR S P ERA WHIP																																	
Balor Moore, L ERA: 4.8 (1, 1)	3.1	18	3	6	6	1	7	0	1	0	0	0	0	0	7	15	18.00	6.000																
Jesse Jefferson, R ERA: 5.95 (4, 1)	1.0	9	4	2	2	0	2	0	0	0	0	0	0	0	7	15	18.00	6.000																
Jackson Todd, R ERA: 6.38 (5, 1)	2.2	11	1	1	1	2	2	0	0	0	0	1	13	21	3.38	1.125																		
Tom Buskey, R ERA: 3.26 (8, 1)	1.1	10	3	5	5	1	2	1	0	0	1	1	9	21	33.75	3.750																		

AB	32
R	14
H	11
RBI	14
BB	14
SO	4
LOB	20



Batter	1	2	3	4	5	6	7	8	9	AB	R	H	RBI	BB	SO	LOB	TOP			
Al Bumbry, L OBP: 0.333, SLG: 0.363 (1, 8)										5	0	2	0	0	1	0	Baltimore Orioles @ Toronto Blue Jays Exhibition Stadium, Toronto, ON Tue Sep 11 1979, 7:05 PM EDT Att: 12,092 - Unknown			
Rich Dauer, R OBP: 0.304, SLG: 0.356 (1, 4)										4	1	1	0	1	0	3				
Ken Singleton, S OBP: 0.409, SLG: 0.538 (1, 9)										3	0	1	0	1	1	1				
Eddie Murray, S OBP: 0.363, SLG: 0.469 (1, 3)										4	0	3	1	0	0	1				
Lee May, R OBP: 0.297, SLG: 0.418 (1, 10)										4	0	1	0	0	0	3				
Doug DeCinces, R OBP: 0.320, SLG: 0.403 (1, 5)										4	0	0	0	0	2	4				
Gary Roenicke, R OBP: 0.388, SLG: 0.539 (1, 7)										4	0	1	0	0	1	3				
Kiko Garcia, R OBP: 0.302, SLG: 0.365 (9, PH)										3	0	0	0	0	1	4				
Mark Corey, R (9, PH)										1	0	0	0	0	1	0				
Rick Dempsey, R OBP: 0.313, SLG: 0.360 (1, 2)										3	0	0	0	0	0	0				
Benny Ayala, R OBP: 0.292, SLG: 0.500 (9, PH)										0	0	0	0	1	0	0				
Mark Belanger, R OBP: 0.277, SLG: 0.230 (9, PR)										0	0	0	0	0	0	0				
Inning Stats	R: 0 E: 0 K: 2 S: 7	H: 0 LOB: 1 BB: 1 P: 11	R: 0 E: 0 K: 1 S: 6	H: 1 LOB: 1 BB: 0 P: 6	R: 1 E: 0 K: 0 S: 5	H: 2 LOB: 2 BB: 1 P: 9	R: 0 E: 0 K: 2 S: 7	H: 0 LOB: 0 BB: 0 P: 7	R: 0 E: 0 K: 0 S: 3	H: 3 LOB: 3 BB: 0 P: 8	R: 0 E: 0 K: 0 S: 3	H: 1 LOB: 1 BB: 0 P: 3	R: 0 E: 0 K: 0 S: 4	H: 1 LOB: 1 BB: 0 P: 4	R: 0 E: 0 K: 1 S: 6	H: 1 LOB: 2 BB: 1 P: 10	1B: 9 2B: 0 3B: 0 HR: 0	SF: 0 SAC: 0 DP: 0 HBP: 0	WP: 1 PB: 0 SB: 0 CS: 0	PA: 38
PITCHER Tom Underwood, L ERA: 3.77 (1, 1)	IP: 9.0 WLS: W BF: 38 H: 9 R: 1 ER: 1 SO: 7 BB: 3 IBB: 0 HBP: 0 BLK: 0 WP: 1 HR: 0 S: 49 P: 61 ERA: 1.00 WHIP: 1.333																			

AB	35
R	1
H	9
RBI	1
BB	3
SO	7
LOB	19



Batter	1	2	3	4	5	6	7	8	9	AB	R	H	RBI	BB	SO	LOB	BOTTOM	
Alfredo Griffin, S OBP: 0.328, SLG: 0.349 (1, 6)										4	1	3	0	0	1	0	Baltimore Orioles @ Toronto Blue Jays Exhibition Stadium, Toronto, ON Tue Sep 11 1979, 7:05 PM EDT Att: 12,092 - Unknown	
Bob Bailor, R OBP: 0.297, SLG: 0.281 (1, 9)										3	1	1	1	0	0	2		
Otto Velez, R OBP: 0.401, SLG: 0.557 (1, 7)										3	0	0	1	0	1	2		
Joe Cannon, L OBP: 0.214, SLG: 0.256 (8, 7)										0	0	0	0	0	0	0		
Rico Carty, R OBP: 0.325, SLG: 0.384 (1, 10)										3	1	1	1	0	0	0		
Craig Kusick, R OBP: 0.292, SLG: 0.438 (1, 3)										3	0	0	0	0	0	0		
Rick Bosetti, R OBP: 0.292, SLG: 0.362 (1, 8)										3	0	0	0	0	0	0		
Rick Cerone, R OBP: 0.287, SLG: 0.335 (1, 2)										3	0	0	0	0	1	0		
Roy Howell, L OBP: 0.319, SLG: 0.405 (1, 5)										3	0	0	0	0	0	0		
Luis Gomez, R OBP: 0.258, SLG: 0.267 (1, 4)										3	0	0	0	0	0	0		
Inning Stats	R: 2 E: 0 K: 0 S: 5	H: 2 LOB: 0 BB: 0 P: 5	R: 0 E: 0 K: 1 S: 5	H: 0 LOB: 0 BB: 0 P: 5	R: 0 E: 0 K: 1 S: 6	H: 1 LOB: 1 BB: 0 P: 6	R: 0 E: 0 K: 0 S: 3	H: 0 LOB: 0 BB: 0 P: 3	R: 0 E: 1 K: 0 S: 3	H: 1 LOB: 0 BB: 0 P: 3	R: 1 E: 0 K: 0 S: 4	H: 1 LOB: 0 BB: 0 P: 4	R: 0 E: 0 K: 1 S: 5	H: 0 LOB: 0 BB: 0 P: 5	1B: 2 2B: 2 3B: 1 HR: 1	SF: 0 SAC: 0 DP: 1 HBP: 0	WP: 0 PB: 0 SB: 0 CS: 0	PA: 28
PITCHER Scott McGregor, L ERA: 3.39 (1, 1)	IP: 8.0 WLS: L BF: 28 H: 5 R: 3 ER: 3 SO: 3 BB: 0 IBB: 0 HBP: 0 BLK: 0 WP: 0 HR: 1 S: 34 P: 34 ERA: 3.38 WHIP: 0.625																	

AB	28
R	3
H	5
RBI	3
BB	0
SO	3
LOB	4



Batter	1	2	3	4	5	6	7	8	9	AB	R	H	RBI	BB	SO	LOB	TOP				
Al Bumbry, L OBP: 0.332, SLG: 0.362 (1, 8)	0-0 4-3 S 1B		0-0 1-3		0-0 F7			0-3 K		4	0	1	0	0	1	0	Baltimore Orioles @ Toronto Blue Jays Exhibition Stadium, Toronto, ON Wed Sep 12 1979, 7:05 PM EDT Att: 21,213 - Unknown livebaseballscorecards.com				
Kiko Garcia, R OBP: 0.300, SLG: 0.362 (1, 6)	0-0 F8		0-0 F9		0-0 6-3			0-0 F8		3	0	0	0	0	0	1					
Pat Kelly, L OBP: 0.383, SLG: 0.508 (8, PH)	1-2									1	0	0	0	0	0	0					
Mark Belanger, R OBP: 0.277, SLG: 0.230 (8, 6)										0	0	0	0	0	0	0					
Ken Singleton, S OBP: 0.411, SLG: 0.545 (1, 9)	4-0 4-3 BB		0-0 2B 1B		0-0 4-3			0-0 HR		3	2	2	1	1	0	0					
Eddie Murray, S OBP: 0.364, SLG: 0.471 (1, 3)	0-0 4-3		0-0 1B 2B		0-0 1B			0-3 K		4	0	2	1	0	1	2					
Gary Roenicke, R OBP: 0.385, SLG: 0.533 (1, 7)	0-0 5-3		0-0 6-3		0-0 F2			0-0 P4		4	0	0	0	0	0	4					
Doug DeCinces, R OBP: 0.317, SLG: 0.398 (1, 5)		0-0 6-3		0-0 P1		0-0 F7		0-0 F8		4	0	0	0	0	0	1					
Lee May, R OBP: 0.297, SLG: 0.416 (1, 10)		0-0 F9		0-0 6-3			0-0 F8		4	0	1	0	0	0	0	0					
Bob Molinaro, L (9, PR)										0	0	0	0	0	0	0					
Rich Dauer, R OBP: 0.302, SLG: 0.354 (1, 4)		0-0 E6		0-0 F9			0-0 6-3		0-0 F8	3	0	0	0	0	0	0					
Terry Crowley, L OBP: 0.433, SLG: 0.481 (9, PH)										1	0	0	0	0	0	1					
Rick Dempsey, R OBP: 0.310, SLG: 0.356 (1, 2)		0-3 K		0-0 6-3		0-0 6-3		0-0 5-3		3	0	0	0	0	1	1					
Inning Stats	R: 0 E: 0 K: 0 S: 4	H: 1 LOB: 2 BB: 1 P: 8	R: 0 E: 1 K: 1 S: 6	H: 0 LOB: 1 BB: 0 P: 6	R: 1 E: 0 K: 0 S: 5	H: 2 LOB: 1 BB: 0 P: 5	R: 0 E: 0 K: 0 S: 3	H: 0 LOB: 0 BB: 0 P: 3	R: 0 E: 0 K: 0 S: 4	H: 1 LOB: 1 BB: 0 P: 4	R: 0 E: 0 K: 0 S: 3	H: 0 LOB: 0 BB: 0 P: 3	R: 1 E: 0 K: 2 S: 8	H: 1 LOB: 0 BB: 0 P: 8	R: 0 E: 0 K: 0 S: 4	H: 1 LOB: 1 BB: 0 P: 4		1B: 4 2B: 1 3B: 0 HR: 1	SF: 0 SAC: 0 DP: 0 HBP: 0	WP: 0 PB: 0 SB: 1 CS: 0	PA: 35
PITCHER Butch Edge, R ERA: 4.54 (1, 1)	IP: 9.0 WLS: W BF: 35 H: 6 R: 2 ER: 2 SO: 3 BB: 1 IBB: 0 HBP: 0 BLK: 0 WP: 0 HR: 1 S: 40 P: 44 ERA: 2.00 WHIP: 0.778																				

Batter	1	2	3	4	5	6	7	8	9	AB	R	H	RBI	BB	SO	LOB	BOTTOM				
Alfredo Griffin, S OBP: 0.329, SLG: 0.349 (1, 6)	0-0 1B		0-0 FC1-6 S 1-2		4-0 FC6-4 BB		0-0 4-3			3	0	1	0	1	0	1	Baltimore Orioles @ Toronto Blue Jays Exhibition Stadium, Toronto, ON Wed Sep 12 1979, 7:05 PM EDT Att: 21,213 - Unknown livebaseballscorecards.com				
Bob Bailor, R OBP: 0.296, SLG: 0.279 (1, 9)	0-0 F7		0-0 P4 1-2		0-0 FC6-4 1-2		4-0 G4-6-3 BB			3	0	0	0	1	0	4					
Roy Howell, L OBP: 0.316, SLG: 0.402 (1, 5)	0-0 F6			0-0 F7		0-0 4-3		0-0 G4-6-3 1-2		4	0	0	0	0	0	2					
Tony Solaita, L OBP: 0.422, SLG: 0.406 (1, 10)	0-0 4-3			0-0 G3		0-0 BB 1B 1B		0-3 K		3	0	1	0	0	0	1					
Pedro Hernandez, R (6, PR)										0	1	0	0	0	0	0					
Rico Carty, R OBP: 0.324, SLG: 0.383 (8, PH)										1	0	0	0	0	1	0					
John Mayberry, L OBP: 0.377, SLG: 0.471 (1, 3)		0-0 F9		0-0 1B		0-0 F8		0-0 F7		4	0	1	0	0	0	1					
Rick Rosetti, R OBP: 0.293, SLG: 0.369 (1, 8)		0-3 K		0-0 P6		0-0 BB 1B 1B		0-0 HR		4	2	2	1	0	1	1					
Al Woods, L OBP: 0.341, SLG: 0.387 (1, 7)		0-0 5-3			0-0 F8 2B	4-0 1B 1B BB		0-0 L3		3	0	1	0	1	0	0					
Joe Cannon, L OBP: 0.214, SLG: 0.256 (9, 7)										0	0	0	0	0	0	0					
Rick Cerone, R OBP: 0.287, SLG: 0.335 (1, 2)			0-0 F7		0-0 F9	0-0 1B				3	0	1	2	0	0	1					
Tim Johnson, L OBP: 0.247, SLG: 0.212 (1, 4)			0-0 FC1-6 1B		0-0 F8 2-3	0-3 K				3	0	1	0	0	1	4					
Inning Stats	R: 0 E: 0 K: 0 S: 4	H: 1 LOB: 0 BB: 0 P: 4	R: 0 E: 0 K: 1 S: 5	H: 0 LOB: 0 BB: 0 P: 5	R: 0 E: 0 K: 0 S: 4	H: 1 LOB: 1 BB: 0 P: 4	R: 0 E: 0 K: 0 S: 4	H: 1 LOB: 1 BB: 0 P: 4	R: 2 E: 0 K: 1 S: 8	H: 3 LOB: 3 BB: 1 P: 12	R: 0 E: 0 K: 0 S: 2	H: 0 LOB: 0 BB: 1 P: 6	R: 1 E: 0 K: 1 S: 6	H: 1 LOB: 0 BB: 0 P: 6	R: 0 E: 0 K: 0 S: 4	H: 1 LOB: 1 BB: 0 P: 4		1B: 6 2B: 1 3B: 0 HR: 1	SF: 0 SAC: 0 DP: 1 HBP: 0	WP: 0 PB: 0 SB: 1 CS: 0	PA: 34
PITCHER Jim Palmer, R ERA: 3.01 (1, 1)	IP: 8.0 WLS: L BF: 34 H: 8 R: 3 ER: 3 SO: 3 BB: 3 IBB: 0 HBP: 0 BLK: 0 WP: 0 HR: 1 S: 37 P: 49 ERA: 3.38 WHIP: 1.375																				

Batter	1	2	3	4	5	6	7	8	9	AB	R	H	RBI	BB	SO	LOB	TOP								
Al Bumbry, L OBP: 0.335, SLG: 0.365 (1, 8)										5	1	3	0	0	0	1	Baltimore Orioles @ Toronto Blue Jays Exhibition Stadium, Toronto, ON Thu Sep 13 1979, 7:05 PM EDT Att: 11,060 - Unknown								
Tom Chism, L (1, 6)										1	0	0	0	0	0	1									
Kiko Garcia, R OBP: 0.302, SLG: 0.366 (1, 6)										5	1	1	0	0	0	3									
Ken Singleton, S OBP: 0.409, SLG: 0.543 (1, 9)										4	2	1	3	0	0	1									
Eddie Murray, S OBP: 0.364, SLG: 0.474 (1, 3)										3	1	2	1	0	1	1									
Pat Kelly, L OBP: 0.388, SLG: 0.542 Gary Roenicke, R OBP: 0.383, SLG: 0.530 (5, 7)										2	0	0	0	0	0	2									
Terry Crowley, L OBP: 0.443, SLG: 0.482 Mark Corey, R (7, PH)										2	2	1	0	1	0	1									
Doug DeCinces, R OBP: 0.319, SLG: 0.410 (1, 5)										4	2	2	4	0	1	1									
Rich Dauer, R OBP: 0.302, SLG: 0.353 (1, 4)										4	0	1	1	0	0	1									
Dave Skaggs, R OBP: 0.288, SLG: 0.252 (1, 2)										4	0	1	0	0	0	1									
Inning Stats	R: 0 E: 0 K: 0 S: 4	H: 1 LOB: 1 BB: 0 P: 4	R: 3 E: 0 K: 0 S: 6	H: 3 LOB: 0 BB: 0 P: 6	R: 3 E: 0 K: 0 S: 7	H: 4 LOB: 1 BB: 0 P: 7	R: 0 E: 0 K: 0 S: 3	H: 1 LOB: 0 BB: 0 P: 3	R: 3 E: 1 K: 1 S: 8	H: 2 LOB: 1 BB: 1 P: 12	R: 1 E: 0 K: 0 S: 4	H: 2 LOB: 1 BB: 0 P: 5	R: 0 E: 0 K: 2 S: 7	H: 0 LOB: 0 BB: 0 P: 7	R: 0 E: 0 K: 0 S: 4	H: 1 LOB: 1 BB: 0 P: 4	R: 0 E: 0 K: 1 S: 5	H: 0 LOB: 0 BB: 0 P: 5	1B: 7 2B: 4 3B: 0 HR: 3	SF: 0 SAC: 0 DP: 2 HBP: 1	WP: 0 PB: 0 SB: 1 CS: 0	PA: 42			
PITCHER	IP	WLS	BF	H	R	ER	SO	BB	IBB	HBP	BLK	WP	HR	S	P	ERA	WHIP								
Phil Huffman, R ERA: 5.46 (1, 1)	2.0	L	13	7	6	6	0	0	0	0	0	0	3	13	13	27.00	3.500								
Jackson Todd, R ERA: 5.74 (3, 1)	2.2		13	4	3	0	1	1	0	0	0	0	0	14	18	0.00	1.875								
Jerry Garvin, L ERA: 4.22 (5, 1)	2.1		9	2	1	1	2	0	0	1	0	0	0	12	13	3.86	0.857								
Dave Freisleben, R ERA: 4.71 (8, 1)	1.0		4	1	0	0	0	0	0	0	0	0	0	4	4	0.00	1.000								
Tom Buskey, R ERA: 3.21 (9, 1)	1.0		3	0	0	0	1	0	0	0	0	0	0	5	5	0.00	0.000								

Batter	1	2	3	4	5	6	7	8	9	AB	R	H	RBI	BB	SO	LOB	BOTTOM								
Alfredo Griffin, S OBP: 0.327, SLG: 0.346 (1, 6)										4	0	0	0	0	0	3	Baltimore Orioles @ Toronto Blue Jays Exhibition Stadium, Toronto, ON Thu Sep 13 1979, 7:05 PM EDT Att: 11,060 - Unknown								
Bob Bailor, R OBP: 0.293, SLG: 0.276 (1, 9) (6, 8)										4	0	0	0	0	1	2									
Rick Bosetti, R OBP: 0.292, SLG: 0.367 Al Woods, L OBP: 0.339, SLG: 0.385 (1, 8) (6, 7)										2	0	0	0	0	0	0									
Rico Carty, R OBP: 0.324, SLG: 0.388 (1, 10)										4	1	1	2	0	0	0									
Otto Velez, R OBP: 0.399, SLG: 0.550 (1, 7) (6, 9)										3	0	0	0	1	0	0									
Craig Kusick, R OBP: 0.284, SLG: 0.424 Tony Solaita, L OBP: 0.419, SLG: 0.402 (1, 3) (9, PH)										3	0	0	0	0	0	1									
Rick Cerone, R OBP: 0.287, SLG: 0.333 (1, 2)										3	2	0	0	1	0	0									
Roy Howell, L OBP: 0.318, SLG: 0.404 (1, 5)										3	0	2	0	0	1	0									
Luis Gomez, R OBP: 0.260, SLG: 0.268 (1, 4)										3	0	1	0	0	0	1									
Inning Stats	R: 0 E: 0 K: 1 S: 5	H: 0 LOB: 0 BB: 0 P: 5	R: 0 E: 0 K: 0 S: 3	H: 0 LOB: 0 BB: 0 P: 3	R: 1 E: 1 K: 0 S: 4	H: 1 LOB: 1 BB: 1 P: 8	R: 0 E: 0 K: 0 S: 3	H: 0 LOB: 1 BB: 1 P: 7	R: 0 E: 0 K: 1 S: 5	H: 0 LOB: 0 BB: 0 P: 5	R: 0 E: 0 K: 0 S: 3	H: 0 LOB: 0 BB: 0 P: 3	R: 0 E: 0 K: 0 S: 3	H: 0 LOB: 0 BB: 0 P: 3	R: 1 E: 1 K: 0 S: 5	H: 2 LOB: 1 BB: 0 P: 5	R: 2 E: 1 K: 0 S: 5	H: 1 LOB: 0 BB: 0 P: 5	1B: 3 2B: 0 3B: 0 HR: 1	SF: 0 SAC: 0 DP: 1 HBP: 0	WP: 0 PB: 0 SB: 0 CS: 0	PA: 34			
PITCHER	IP	WLS	BF	H	R	ER	SO	BB	IBB	HBP	BLK	WP	HR	S	P	ERA	WHIP								
Mike Flanagan, L ERA: 3.19 (1, 1)	8.0	W	31	4	4	1	2	2	0	0	0	0	1	33	41	1.12	0.750								
Don Stanhouse, R ERA: 2.95 (9, 1)	1.0		3	0	0	0	0	0	0	0	0	0	0	3	3	0.00	0.000								

AB	40
R	10
H	14
RBI	10
BB	1
SO	4
LOB	14



Batter	1	2	3	4	5	6	7	8	9	AB	R	H	RBI	BB	SO	LOB	TOP					
Mike Hargrove, L (1, 7) OBP: 0.304, SLG: 0.433	0-0 FC1-6 1B		4-0 1B BB	0-0 SF7			0-0 1-2 1B		0-0 2B	3	1	3	1	1	0	0	Cleveland Indians @ Toronto Blue Jays Exhibition Stadium, Toronto, ON Fri Sep 14 1979, 7:05 PM EDT Att: 11,010 - Unknown - 63 F					
Rick Manning, L (1, 8) OBP: 0.329, SLG: 0.308	0-0 FC1-6 6-3 WP 1-2		0-0 1B	0-0 F5			0-0 F7		0-0 F8	5	0	1	0	0	0	5						
Toby Harrah, R (1, 5) OBP: 0.393, SLG: 0.435	0-0 6-3 1-3		4-0 1B BB		0-0 6-3		0-0 F8		0-0 6-3	4	0	0	0	1	0	4						
Andre Thornton, R (1, 3) OBP: 0.349, SLG: 0.446	0-0 1-3		0-0 1-2 3-H 1B		0-0 K		0-0 F6			4	0	1	1	0	1	3						
Cliff Johnson, R (1, 10) OBP: 0.341, SLG: 0.473		0-0 F6		0-0 F4				4-0 SH1-4 BB		3	0	0	0	1	0	2						
Dell Alston, L (8, PR) OBP: 0.348, SLG: 0.397					0-0 5-3					0	0	0	0	0	0	0						
Ron Hassey, L (1, 2) OBP: 0.333, SLG: 0.390	0-0 FC4-6 1B			0-0 2B		0-0 4-3		0-0 SH1-4		3	1	2	0	0	0	0						
Jim Norris, L (1, 9) OBP: 0.321, SLG: 0.341	0-0 FC4-6 1-2		0-0 1B SF7 2B		0-0 F9		0-0 4-3		0-0 4-3	4	1	1	1	0	0	3						
Dave Rosello, R (1, 4) OBP: 0.350, SLG: 0.478	0-0 5-3		0-3 K		0-0 F7		0-3 K			3	0	0	0	0	1	2						
Wayne Cagle, L (8, PH) OBP: 0.314, SLG: 0.326										1	0	0	0	0	1	2						
Ted Cox, R (8, 4) OBP: 0.271, SLG: 0.298										0	0	0	0	0	0	0						
Tom Verzyer, R (1, 6) OBP: 0.278, SLG: 0.249			0-0 4-3		0-0 4-3				0-0 L1	3	0	2	0	0	0	0						
Ron Pruitt, R (9, PH) OBP: 0.345, SLG: 0.343				0-0 2-3 1B						1	0	0	0	0	0	0						
Inning Stats	R: 0 E: 0 K: 0 S: 4	H: 1 LOB: 1 BB: 0 P: 4	R: 0 E: 0 K: 0 S: 4	H: 1 LOB: 1 BB: 0 P: 4	R: 1 E: 0 K: 0 S: 4	H: 2 LOB: 2 BB: 2 P: 12	R: 2 E: 0 K: 1 S: 8	H: 3 LOB: 1 BB: 0 P: 8	R: 0 E: 0 K: 1 S: 5	H: 0 LOB: 0 BB: 0 P: 5	R: 0 E: 0 K: 0 S: 3	H: 0 LOB: 0 BB: 0 P: 3	R: 0 E: 0 K: 0 S: 5	H: 2 LOB: 2 BB: 0 P: 5	R: 0 E: 1 K: 1 S: 5	H: 0 LOB: 2 BB: 1 P: 9	R: 0 E: 0 K: 0 S: 4	H: 1 LOB: 1 BB: 0 P: 4	1B: 7 2B: 3 3B: 0 HR: 0	SF: 1 SAC: 1 DP: 0 HBP: 0	WP: 1 PB: 0 SB: 0 CS: 0	PA: 39
PITCHER Dave Stieb, R (1, 1) ERA: 4.11	IP: 9.0 WLS: W BF: 39 H: 10 R: 3 ER: 3 SO: 3 BB: 3 IBB: 0 HBP: 0 BLK: 0 WP: 1 HR: 0 S: 42 P: 54 ERA: 3.00 WHIP: 1.444															PITCHER						

Batter	1	2	3	4	5	6	7	8	9	AB	R	H	RBI	BB	SO	LOB	BOTTOM			
Alfredo Griffin, S (1, 6) OBP: 0.328, SLG: 0.349	0-0 2B 1B		0-0 F7		0-0 4-3 2B	0-3 K				4	1	2	0	0	1	3	Cleveland Indians @ Toronto Blue Jays Exhibition Stadium, Toronto, ON Fri Sep 14 1979, 7:05 PM EDT Att: 11,010 - Unknown - 63 F			
Bob Bailor, R (1, 9) OBP: 0.293, SLG: 0.278	0-0 4-3 2B	0-0 FC6-4			0-0 4-3		0-0 F5			4	1	1	1	0	0	3				
Roy Howell, L (1, 5) OBP: 0.318, SLG: 0.404	0-0 4-3		0-0 4-3 2B		0-3 K		0-0 F7			4	0	1	0	0	1	2				
Tony Solaita, L (1, 10) OBP: 0.414, SLG: 0.406	0-0 4-3 2B		0-0 4-3		0-0 F8		0-0 F8			4	0	1	1	0	0	2				
John Mayberry, L (1, 3) OBP: 0.376, SLG: 0.468	0-0 4-3		0-3 K		4-0 1B 3B BB		0-0 F9			3	1	0	0	1	1	2				
Rick Rosetti, R (1, 8) OBP: 0.291, SLG: 0.366	0-0 4-3		0-0 6-3		0-0 3B 1B		0-0 F7			2	0	0	0	0	0	2				
Joe Cannon, L (6, 9) OBP: 0.219, SLG: 0.260					1-3 3B		0-0 F4			2	1	1	0	0	0	0				
Al Woods, L (1, 7) OBP: 0.336, SLG: 0.381		0-0 4-3		0-0 6-3		0-3 K		0-0 F4		4	0	0	0	0	1	2				
Rick Cerone, R (1, 2) OBP: 0.289, SLG: 0.342		0-0 1B 2B		0-0 1-3		0-0 1B 3B				3	0	2	2	0	0	0				
Tim Johnson, L (1, 4) OBP: 0.250, SLG: 0.217		0-0 FC6-4 1B		0-3 K		0-0 FC6-2-5				3	0	1	0	0	1	1				
Inning Stats	R: 2 E: 0 K: 0 S: 6	H: 3 LOB: 1 BB: 0 P: 6	R: 0 E: 0 K: 0 S: 5	H: 2 LOB: 2 BB: 0 P: 5	R: 0 E: 0 K: 1 S: 6	H: 1 LOB: 1 BB: 0 P: 6	R: 0 E: 0 K: 1 S: 5	H: 0 LOB: 0 BB: 0 P: 5	R: 0 E: 0 K: 2 S: 9	H: 1 LOB: 1 BB: 1 P: 13	R: 0 E: 0 K: 0 S: 3	H: 0 LOB: 0 BB: 0 P: 3	R: 0 E: 0 K: 0 S: 3	H: 0 LOB: 0 BB: 0 P: 3	R: 0 E: 0 K: 0 S: 3	H: 0 LOB: 0 BB: 0 P: 3	1B: 3 2B: 5 3B: 1 HR: 0	SF: 0 SAC: 0 DP: 0 HBP: 0	WP: 0 PB: 0 SB: 1 CS: 0	PA: 34
PITCHER Rick Wise, R (1, 1) ERA: 3.84	IP: 8.0 WLS: L BF: 34 H: 9 R: 4 ER: 4 SO: 5 BB: 1 IBB: 0 HBP: 0 BLK: 0 WP: 0 HR: 0 S: 43 P: 47 ERA: 4.50 WHIP: 1.250															PITCHER				

AB 34
R 3
H 10
RBI 3
BB 3
SO 3
LOB 21



AB 33
R 4
H 9
RBI 4
BB 1
SO 5
LOB 17



Batter	1	2	3	4	5	6	7	8	9	AB	R	H	RBI	BB	SO	LOB	TOP			
Mike Hargrove, L (1, 7) OBP: 0.305, SLG: 0.431	0-0 1-3		0-0 F8		0-0 G4-6-3 1B		0-3 K			4	0	1	0	0	1	0	Cleveland Indians @ Toronto Blue Jays Exhibition Stadium, Toronto, ON Sun Sep 16 1979, 3:33 AM EDT Att: 17,078 - Unknown - 68 F			
Rick Manning, L (1, 8) OBP: 0.327, SLG: 0.303	0-0 1-3		0-0 1-3		0-0 G4-6-3 1-2			0-0 F9		4	0	0	0	0	1					
Toby Harrah, R (1, 5) OBP: 0.392, SLG: 0.432	0-3 K		0-3 K			4-0 1B BB		0-0 4-3		3	0	0	0	1	2	0				
Andre Thornton, R (1, 3) OBP: 0.345, SLG: 0.442		0-0 F3		0-0 F7		0-0 L7		0-0 F7		4	0	0	0	0	1					
Gary Alexander, R (1, 10) OBP: 0.312, SLG: 0.402		4-0 1B 2B BB		0-0 1B SF9		0-0 L9		0-0 G4-6-3 1B		3	2	0	1	0	1					
Ron Pruitt, R (1, 9) OBP: 0.359, SLG: 0.359		0-0 2B 1-3 1B		0-0 1B		0-0 1-2 1B		0-0 G4-6-3 1-2		4	0	3	0	0	1					
Dave Rosello, R (1, 4) OBP: 0.345, SLG: 0.459		0-3 K		0-0 SF9		0-0 F8		4-0 BB		2	0	0	1	1	4					
Bo Diaz, R (1, 2) OBP: 0.226, SLG: 0.241		0-0 1-3 3-H 2B		0-0 1-3		0-0 L4		0-0 F8		4	0	1	1	0	2					
Tom Verzyer, R (1, 6) OBP: 0.277, SLG: 0.246		0-0 F8			0-0 5-3		0-0 F8			3	0	0	0	0	2					
Inning Stats	R: 0 E: 0 K: 1 S: 5	H: 0 LOB: 0 BB: 0 P: 5	R: 1 E: 0 K: 1 S: 7	H: 2 LOB: 2 BB: 1 P: 11	R: 0 E: 0 K: 1 S: 5	H: 0 LOB: 0 BB: 0 P: 5	R: 1 E: 0 K: 0 S: 5	H: 2 LOB: 1 BB: 0 P: 5	R: 0 E: 0 K: 0 S: 4	H: 1 LOB: 0 BB: 1 P: 8	R: 0 E: 0 K: 1 S: 5	H: 0 LOB: 0 BB: 0 P: 5	R: 0 E: 0 K: 0 S: 3	H: 0 LOB: 0 BB: 0 P: 3	R: 0 E: 0 K: 0 S: 3	H: 1 LOB: 1 BB: 1 P: 7	1B: 6 2B: 1 3B: 0 HR: 0	SF: 1 SAC: 0 DP: 2 HBP: 0	WP: 0 PB: 0 SB: 0 CS: 0	PA: 35
PITCHER Tom Underwood, L (1, 1) ERA: 3.69	IP: 9.0 WLS: W BF: 35 H: 7 R: 2 ER: 2 SO: 4 BB: 3 IBB: 0 HBP: 0 BLK: 0 WP: 0 HR: 0 S: 40 P: 52 ERA: 2.00 WHIP: 1.111																			

Batter	1	2	3	4	5	6	7	8	9	AB	R	H	RBI	BB	SO	LOB	BOTTOM			
Alfredo Griffin, S (1, 6) OBP: 0.330, SLG: 0.349	0-0 L7		0-0 G3	0-0 L7		0-0 4-3		0-0 1B		5	0	1	0	0	2		Cleveland Indians @ Toronto Blue Jays Exhibition Stadium, Toronto, ON Sun Sep 16 1979, 3:33 AM EDT Att: 17,078 - Unknown - 68 F			
Bob Bailor, R (1, 9) OBP: 0.295, SLG: 0.282	4-0 G4-6-3 BB		0-0 F6	0-0 6-3		0-0 F4		0-3 K		4	0	0	0	1	3					
Roy Howell, L (1, 5) OBP: 0.316, SLG: 0.407	0-0 G4-6-3 1-2			0-0 E4 1B FC 1B	0-0 HR		0-0 1B SF8 1B	0-0 F2		5	3	2	1	0	2					
Tony Solaita, L (1, 10) OBP: 0.411, SLG: 0.407		0-0 1B FC4-6 2B		0-0 FC 1B 1B	0-3 K		0-0 1B FC6-4 1B			4	2	2	0	0	1					
John Mayberry, L (1, 3) OBP: 0.378, SLG: 0.476		0-0 FC4-6 1B		0-0 1B E 1B	0-0 HR		0-0 SF8			3	2	3	2	0	0					
Rick Rosetti, R (1, 8) OBP: 0.292, SLG: 0.370		0-0 FC4-6		0-0 E 1B	0-0 2B		0-0 FC6-4 1B			4	1	2	2	0	2					
Al Woods, L (1, 7) OBP: 0.339, SLG: 0.383		0-0 F9		0-0 E 1B	0-0 2B		0-0 1B			4	0	2	1	0	2					
Rick Cerone, R (1, 2) OBP: 0.289, SLG: 0.340		0-0 F9		0-0 F9	0-0 F8		0-0 F9			4	0	0	0	0	7					
Tim Johnson, L (1, 4) OBP: 0.238, SLG: 0.205			0-0 F8	0-0 E4		0-0 F7		0-3 K		4	0	0	1	0	1					
Inning Stats	R: 0 E: 0 K: 0 S: 2	H: 0 LOB: 1 BB: 0 P: 6	R: 1 E: 0 K: 0 S: 5	H: 2 LOB: 0 BB: 0 P: 5	R: 0 E: 0 K: 0 S: 3	H: 0 LOB: 0 BB: 0 P: 3	R: 4 E: 2 K: 0 S: 9	H: 3 LOB: 2 BB: 0 P: 9	R: 2 E: 0 K: 1 S: 8	H: 3 LOB: 1 BB: 0 P: 8	R: 0 E: 0 K: 0 S: 3	H: 0 LOB: 0 BB: 0 P: 3	R: 1 E: 0 K: 0 S: 6	H: 3 LOB: 2 BB: 0 P: 6	R: 0 E: 0 K: 2 S: 8	H: 1 LOB: 1 BB: 0 P: 8	1B: 8 2B: 2 3B: 0 HR: 2	SF: 1 SAC: 0 DP: 1 HBP: 0	WP: 0 PB: 0 SB: 0 CS: 0	PA: 39
PITCHER Wayne Garland, R (1, 1) ERA: 5.23 Sid Monge, L (8, 1) ERA: 2.4	IP: 7.0 WLS: L BF: 35 H: 11 R: 8 ER: 4 SO: 1 BB: 1 IBB: 0 HBP: 0 BLK: 0 WP: 0 HR: 2 S: 36 P: 40 ERA: 5.14 WHIP: 1.714																			

Batter	1	2	3	4	5	6	7	8	9	AB	R	H	RBI	BB	SO	LOB	TOP																					
Rick Burleson, R OBP: 0.318, SLG: 0.370 (1, 6)	F7	K			5-3		E4 WP 1B		4-3	5	0	0	0	0	1	1																						
Jack Brohamer, L OBP: 0.321, SLG: 0.337 (1, 4)	4-3 WP 1B		4-3		G3		L6 WP 1B		4-3	5	1	2	0	0	0	0																						
Fred Lynn, L OBP: 0.425, SLG: 0.637 (1, 8)	4-3		4-3		FC6-4 BB		L6 1-3 2-3		FC6-4 1B	4	0	1	0	1	0	3																						
Jim Rice, R OBP: 0.384, SLG: 0.603 (1, 7)	1B		4-3		FC6-4 1-2		5-3		FC6-4	5	0	1	1	0	0	3																						
Carl Yastrzemski, L OBP: 0.346, SLG: 0.455 (1, 10)	FC5-4 1-2 1B				HR 1B		F8		L9 E 1B BB	3	2	2	0	1	0	0																						
Bob Watson, R OBP: 0.372, SLG: 0.474 (1, 3)	FC5-4 1-2				K		6-3		E4 1B	4	0	0	0	0	1	4																						
Butch Hobson, R OBP: 0.295, SLG: 0.495 (1, 5)			6-3		HR		L9		L9	3	1	1	2	1	0	2																						
Dwight Evans, R OBP: 0.373, SLG: 0.461 (1, 9)			F9		F9		BB		S6-3 1B	2	0	1	1	2	0	0																						
Mike O'Berry, R OBP: 0.255, SLG: 0.262 (1, 2)			F9		F9		K		G6-3 1-2	4	0	0	0	0	1	5																						
Inning Stats	R: 1 E: 0 K: 0 S: 6	H: 3 LOB: 2 BB: 0 P: 6	R: 0 E: 0 K: 1 S: 5	H: 0 LOB: 1 BB: 1 P: 9	R: 0 E: 0 K: 0 S: 3	H: 0 LOB: 0 BB: 0 P: 3	R: 2 E: 0 K: 1 S: 7	H: 2 LOB: 0 BB: 0 P: 7	R: 0 E: 0 K: 0 S: 3	H: 0 LOB: 1 BB: 1 P: 7	R: 0 E: 1 K: 0 S: 4	H: 1 LOB: 1 BB: 0 P: 4	R: 1 E: 0 K: 0 S: 4	H: 1 LOB: 1 BB: 0 P: 8	R: 0 E: 0 K: 0 S: 4	H: 1 LOB: 1 BB: 0 P: 4	1B: 7 2B: 1 3B: 0 HR: 1	SF: 0 SAC: 0 DP: 2 HBP: 0	WP: 2 PB: 0 SB: 1 CS: 0	PA: 40																		
PITCHER	IP	WLS	BF	H	R	ER	SO	BB	IBB	HBP	BLK	WP	HR	S	P	ERA	WHIP	PITCHER				IP	WLS	BF	H	R	ER	SO	BB	IBB	HBP	BLK	WP	HR	S	P	ERA	WHIP
Butch Edge, R ERA: 4.4 (1, 1)	7.1		35	7	4	3	3	5	0	0	0	2	1	36	56	3.68	1.636																					
Jesse Jefferson, R ERA: 5.86 (8, 1)	1.2	W	5	1	0	0	0	0	0	0	0	0	0	5	5	0.00	0.600																					

Boston Red Sox @ Toronto Blue Jays
Exhibition Stadium, Toronto, ON
Mon Sep 17 1979, 7:05 PM EDT
Unknown - 75 F

AB 35
R 4
H 8
RBI 4
BB 5
SO 3
LOB 18



Batter	1	2	3	4	5	6	7	8	9	AB	R	H	RBI	BB	SO	LOB	BOTTOM																					
Alfredo Griffin, S OBP: 0.327, SLG: 0.346 (1, 6)	F9		F5		F7		6-3			4	0	0	0	0	0	3																						
Bob Bailor, R OBP: 0.296, SLG: 0.280 (1, 9)	F6		SF9		5-3				1-3	3	0	0	1	0	0	1																						
Roy Howell, L OBP: 0.317, SLG: 0.406 (1, 5)			3-H 1-0		5-3				K	1	0	0	0	0	1	0																						
Dave McKay, S OBP: 0.242, SLG: 0.248 (5, 5)	K		1B HBP		5-3				K	2	0	0	0	0	1	1																						
Rico Carty, R OBP: 0.323, SLG: 0.387 (1, 10)			F7		F8				5-3	4	0	1	1	0	0	0																						
John Mayberry, L OBP: 0.377, SLG: 0.474 (1, 3)			F7		F8				F7	4	0	1	0	0	0	2																						
Rick Bosetti, R OBP: 0.294, SLG: 0.372 (1, 8)			2B		5-3				1B E 1B	4	1	2	0	0	0	1																						
Joe Cannon, L OBP: 0.220, SLG: 0.260 (1, 7)			F2		L6				E 1B	4	1	1	0	0	1	2																						
Rick Cerone, R OBP: 0.290, SLG: 0.344 (1, 2)			2B SF9 1B		K				E2 1-2 2B	4	2	2	2	0	1	0																						
Luis Gomez, R OBP: 0.267, SLG: 0.277 (1, 4)			1B 2B		5-3 BB				F9	2	1	1	0	1	0	0																						
Inning Stats	R: 0 E: 0 K: 1 S: 5	H: 0 LOB: 0 BB: 0 P: 5	R: 0 E: 0 K: 0 S: 4	H: 1 LOB: 1 BB: 0 P: 4	R: 2 E: 0 K: 0 S: 6	H: 3 LOB: 2 BB: 0 P: 7	R: 0 E: 0 K: 1 S: 5	H: 0 LOB: 0 BB: 0 P: 5	R: 0 E: 0 K: 0 S: 3	H: 0 LOB: 1 BB: 1 P: 7	R: 0 E: 0 K: 1 S: 6	H: 1 LOB: 1 BB: 0 P: 6	R: 0 E: 0 K: 0 S: 3	H: 0 LOB: 0 BB: 0 P: 3	R: 0 E: 0 K: 1 S: 5	H: 0 LOB: 0 BB: 0 P: 5	R: 3 E: 1 K: 0 S: 4	H: 3 LOB: 0 BB: 0 P: 4	1B: 5 2B: 3 3B: 0 HR: 0	SF: 1 SAC: 0 DP: 0 HBP: 1	WP: 0 PB: 0 SB: 0 CS: 0	PA: 35																
PITCHER	IP	WLS	BF	H	R	ER	SO	BB	IBB	HBP	BLK	WP	HR	S	P	ERA	WHIP	PITCHER				IP	WLS	BF	H	R	ER	SO	BB	IBB	HBP	BLK	WP	HR	S	P	ERA	WHIP
Dennis Eckersley, R ERA: 3.07 (1, 1)	7.0		28	5	2	2	3	1	0	0	0	0	0	32	37	2.57	0.857																					
Dick Drago, R ERA: 2.99 (8, 1)	1.1	L	7	3	3	2	1	0	0	0	0	0	0	9	9	13.50	2.250																					

Boston Red Sox @ Toronto Blue Jays
Exhibition Stadium, Toronto, ON
Mon Sep 17 1979, 7:05 PM EDT
Unknown - 75 F

AB 32
R 5
H 8
RBI 4
BB 1
SO 4
LOB 10



Batter	1	2	3	4	5	6	7	8	9	AB	R	H	RBI	BB	SO	LOB	TOP			
Stan Papi, R OBP: 0.226, SLG: 0.291 (1, 6)										3	1	1	0	0	0	1	Boston Red Sox @ Toronto Blue Jays Exhibition Stadium, Toronto, ON Mon Sep 17 1979, 7:05 PM EDT Att: 15,644 - Unknown			
Jack Brohamer, L OBP: 0.322, SLG: 0.333 (1, 4)										2	1	0	0	1	0	0				
Fred Lynn, L OBP: 0.423, SLG: 0.640 (1, 10)										4	1	1	2	0	1	2				
Jim Rice, R OBP: 0.385, SLG: 0.608 (1, 7)										4	1	2	3	0	0	0				
Bob Watson, R OBP: 0.371, SLG: 0.473 (1, 3)										1	0	0	0	0	0	1				
Jim Dwyer, L OBP: 0.361, SLG: 0.415 (3, 3)										2	0	1	0	1	0	0				
Tom Pocquette, L OBP: 0.328, SLG: 0.360 (1, 8)										4	0	0	0	0	0	2				
Butch Hobson, R OBP: 0.294, SLG: 0.493 (1, 5)										4	0	1	0	0	1	2				
Dwight Evans, R OBP: 0.371, SLG: 0.458 (1, 9)										3	0	0	0	0	0	2				
Gary Allenson, R OBP: 0.267, SLG: 0.304 (1, 2)										0	0	0	0	0	0	0				
Mike O'Berry, R OBP: 0.240, SLG: 0.244 (3, 2)										3	1	0	0	0	3	2				
Inning Stats	R: 2 E: 0 K: 0 S: 5	H: 3 LOB: 0 BB: 0 P: 5	R: 0 E: 0 K: 0 S: 3	H: 0 LOB: 0 BB: 0 P: 3	R: 3 E: 0 K: 0 S: 5	H: 2 LOB: 1 BB: 1 P: 10	R: 0 E: 0 K: 1 S: 6	H: 1 LOB: 1 BB: 0 P: 6	R: 0 E: 0 K: 0 S: 3	H: 0 LOB: 0 BB: 0 P: 3	R: 0 E: 0 K: 1 S: 5	H: 0 LOB: 0 BB: 0 P: 5	R: 0 E: 0 K: 1 S: 6	H: 0 LOB: 0 BB: 0 P: 6	R: 0 E: 1 K: 1 S: 6	H: 0 LOB: 1 BB: 0 P: 6	1B: 3 2B: 1 3B: 0 HR: 2	SF: 0 SAC: 3 DP: 1 HBP: 1	WP: 0 PB: 0 SB: 0 CS: 0	PA: 36
PITCHER	IP WLS BF H R ER SO BB IBB HBP BLK WP HR S P ERA WHIP																			
Dave Freisleben, R ERA: 5.1 (1, 1)	2.2 L 14 5 5 5 0 1 0 0 0 0 0 2 12 17 16.88 2.250																			
Steve Grilli, R ERA: (3, 1)	2.1 8 1 0 0 1 0 0 0 0 0 0 0 10 10 0.00 0.429																			
Jerry Garvin, L ERA: 3.29 (6, 1)	3.0 10 0 0 0 3 1 0 0 0 0 0 0 15 19 0.00 0.333																			
Tom Buskey, R ERA: 3.21 (9, 1)	1.0 4 0 0 0 1 0 0 0 0 0 0 0 6 6 0.00 0.000																			

Batter	1	2	3	4	5	6	7	8	9	AB	R	H	RBI	BB	SO	LOB	BOTTOM					
Alfredo Griffin, S OBP: 0.328, SLG: 0.346 (1, 6)										4	1	1	0	0	0	1	Boston Red Sox @ Toronto Blue Jays Exhibition Stadium, Toronto, ON Mon Sep 17 1979, 7:05 PM EDT Att: 15,644 - Unknown					
Joe Cannon, L OBP: 0.221, SLG: 0.259 (1, 9)										4	1	1	0	0	1	3						
Rico Carty, R OBP: 0.323, SLG: 0.386 (9, PH)										1	0	0	0	0	0	1						
Al Woods, L OBP: 0.338, SLG: 0.384 (1, 7)										4	0	1	0	0	0	1						
Tony Solaita, L OBP: 0.400, SLG: 0.397 (1, 10)										3	0	0	1	0	0	1						
John Mayberry, L OBP: 0.375, SLG: 0.470 (1, 3)										4	0	0	0	0	0	3						
Rick Bosetti, R OBP: 0.293, SLG: 0.372 (1, 8)										4	0	1	0	0	0	0						
Dave McKay, S OBP: 0.250, SLG: 0.256 (1, 4)										4	1	2	0	0	0	1						
Tim Johnson, L OBP: 0.262, SLG: 0.237 (1, 5)										3	0	2	0	1	0	1						
Bob Davis, R OBP: 0.188, SLG: 0.180 (1, 2)										2	0	0	1	0	0	2						
Otto Velez, R OBP: 0.397, SLG: 0.548 (9, PH)										1	0	0	0	0	0	1						
Pedro Hernandez, R OBP: 0.397, SLG: 0.548 (9, PR)										0	0	0	0	0	0	0						
Inning Stats	R: 1 E: 1 K: 0 S: 5	H: 1 LOB: 1 BB: 0 P: 5	R: 1 E: 0 K: 1 S: 7	H: 2 LOB: 2 BB: 0 P: 8	R: 0 E: 0 K: 0 S: 3	H: 0 LOB: 0 BB: 0 P: 3	R: 0 E: 0 K: 0 S: 4	H: 1 LOB: 1 BB: 0 P: 4	R: 1 E: 0 K: 0 S: 5	H: 2 LOB: 1 BB: 0 P: 5	R: 0 E: 0 K: 0 S: 4	H: 1 LOB: 1 BB: 0 P: 4	R: 0 E: 0 K: 0 S: 3	H: 0 LOB: 0 BB: 0 P: 3	R: 0 E: 0 K: 0 S: 4	H: 1 LOB: 1 BB: 0 P: 4	R: 0 E: 0 K: 0 S: 3	H: 0 LOB: 1 BB: 1 P: 7	1B: 6 2B: 2 3B: 0 HR: 0	SF: 1 SAC: 1 DP: 1 HBP: 1	WP: 0 PB: 0 SB: 0 CS: 0	PA: 38
PITCHER	IP WLS BF H R ER SO BB IBB HBP BLK WP HR S P ERA WHIP																					
Chuck Rainey, R ERA: 3.74 (1, 1)	8.1 W 36 8 3 2 1 0 0 0 0 0 0 2 36 41 2.16 1.080																					
Bill Campbell, R ERA: 3.83 (9, 1)	0.2 S 2 0 0 0 0 0 0 0 0 0 0 0 2 2 0.00 0.000																					

AB	30
R	5
H	6
RBI	5
BB	2
SO	5
LOB	12



AB	34
R	3
H	8
RBI	2
BB	1
SO	1
LOB	15



Batter	1	2	3	4	5	6	7	8	9	AB	R	H	RBI	BB	SO	LOB	TOP								
Rick Burleson, R OBP: 0.317, SLG: 0.371 (1, 6)	0-0 1-3		0-0 F4	0-0 5-3		0-0 F4		0-0 2B		5	0	1	0	0	0	1	Boston Red Sox @ Toronto Blue Jays Exhibition Stadium, Toronto, ON Tue Sep 18 1979, 7:05 PM EDT Att: 13,208 - Unknown - 68 F								
Jack Brohamer, L OBP: 0.319, SLG: 0.330 (1, 4)	0-0 F9		0-0 F4		0-0 F9		0-0 1B 2B	0-0 F2		5	1	1	0	0	0	1									
Fred Lynn, L OBP: 0.425, SLG: 0.643 (1, 8)	4-0 FC5-4 BB		0-0 4-3		0-0 1B 3B		0-0 1-2 2B 1B	0-0 F8		4	2	2	0	1	0	1									
Jim Rice, R OBP: 0.385, SLG: 0.608 (1, 7)	0-0 FC5-4 1-2			0-0 4-3 WP E 1B	0-0 5-3		0-0 PB 2B 2B		0-3 K	5	2	2	2	0	1	2									
Carl Yastrzemski, L OBP: 0.349, SLG: 0.458 (1, 10)		4-0 E BB		0-0 4-3	0-0		0-0 G4-6-3 2B		0-0 P7	3	0	2	2	1	0	1									
Tom Poquette, L OBP: 0.329, SLG: 0.358 (7, PR)				1-3	0-0 1B		0-0 2B			1	0	0	0	0	0	0									
Butch Hobson, R OBP: 0.293, SLG: 0.489 (1, 5)		0-0 E6 FC6-4		0-0 FC6 1B HR	0-0 F9		0-0 G4-6-3 BB			4	1	0	0	1	0	2									
Jim Dwyer, L OBP: 0.356, SLG: 0.407 (1, 3)		0-0 F8		0-0 HR 1B		0-3 K	0-0 G4-6-3			4	1	1	0	0	1	4									
Dwight Evans, R OBP: 0.370, SLG: 0.463 (1, 9)		0-0 F8		0-0 HR		0-0 5-3	0-3 K			4	1	1	3	0	1	4									
Mike O'Berry, R OBP: 0.222, SLG: 0.224 (1, 2)		0-0 FC6-4		0-0 F8		0-0 E5		0-0 5-3		4	0	0	0	0	0	2									
Inning Stats	R: 0 E: 0 K: 0 S: 3	H: 0 LOB: 1 BB: 1 P: 7	R: 0 E: 1 K: 0 S: 4	H: 0 LOB: 2 BB: 1 P: 8	R: 0 E: 0 K: 0 S: 3	H: 0 LOB: 0 BB: 0 P: 3	R: 4 E: 1 K: 0 S: 7	H: 3 LOB: 0 BB: 0 P: 7	R: 1 E: 0 K: 0 S: 5	H: 2 LOB: 1 BB: 0 P: 5	R: 0 E: 1 K: 1 S: 6	H: 0 LOB: 1 BB: 0 P: 6	R: 3 E: 0 K: 1 S: 8	H: 4 LOB: 2 BB: 1 P: 12	R: 0 E: 0 K: 0 S: 4	H: 1 LOB: 0 BB: 0 P: 4	R: 0 E: 0 K: 1 S: 5	H: 0 LOB: 0 BB: 0 P: 5	1B: 5 2B: 3 3B: 1 HR: 1	SF: 0 SAC: 0 DP: 1 HBP: 0	WP: 1 PB: 1 SB: 0 CS: 0	PA: 42			
PITCHER	IP	WLS	BF	H	R	ER	SO	BB	IBB	HBP	BLK	WP	HR	S	P	ERA	WHIP								
Phil Huffman, R ERA: 5.88 (1, 1)	6.0	L	30	7	7	6	1	2	0	0	0	1	1	30	38	9.00	1.500								
Steve Luebber, R ERA: (7, 1)	0.0		3	2	1	1	0	1	0	0	0	0	0	2	6	∞	∞								
Jesse Jefferson, R ERA: 5.7 (7, 1)	3.0		9	1	0	0	2	0	0	0	0	0	0	13	13	0.00	0.333								
Batter	1	2	3	4	5	6	7	8	9	AB	R	H	RBI	BB	SO	LOB	BOTTOM								
Alfredo Griffin, S OBP: 0.327, SLG: 0.345 (1, 6)	0-0 4-3		0-0 4-3		0-0 FC4-6 1B		0-0 3-1			4	0	1	1	0	0	0	Boston Red Sox @ Toronto Blue Jays Exhibition Stadium, Toronto, ON Tue Sep 18 1979, 7:05 PM EDT Att: 13,208 - Unknown - 68 F								
Bob Bailor, R OBP: 0.293, SLG: 0.277 (1, 9)	0-0 4-3			0-0 4-3	0-0 F8		0-0 5-3			4	0	0	0	0	0	2									
Al Woods, L OBP: 0.339, SLG: 0.385 (1, 7)	0-0 1B			0-0 3-1 E 1B	0-0 FC4-6 1-2		0-0 L9			4	1	2	0	0	0	2									
Tony Solaita, L OBP: 0.396, SLG: 0.400 (1, 10)	0-3 K			0-0 E6 3-1 E		0-0 F9 2B		0-0 4-3		4	1	1	0	0	1	2									
John Mayberry, L OBP: 0.374, SLG: 0.467 (1, 3)		0-0 4-3		0-0 3-1	0-0 F9		0-0 2B BB		4-0	3	0	0	0	1	0	3									
Rick Rosetti, R OBP: 0.291, SLG: 0.369 (1, 8)		0-0 6-3		0-0 E4	0-0 F4		0-3 K		0-3	4	0	0	0	0	1	2									
Rick Cerone, R OBP: 0.290, SLG: 0.343 (1, 2)		0-0 F8		0-0 1B 4-3 1B	0-0 4-3		0-0 F2			4	1	1	0	0	0	2									
Dave McKay, S OBP: 0.250, SLG: 0.263 (1, 4)			0-0 F8		0-0 4-3		0-0 F8		0-0	4	0	1	0	0	0	1									
Tim Johnson, L OBP: 0.264, SLG: 0.241 (1, 5)			0-0 F7		0-0 1B		0-0 F9		0-3	3	0	1	0	0	0	0									
Roy Howell, L OBP: 0.316, SLG: 0.406 (9, PH)				0-0 1B	0-0 1B		0-0 K		0-3	1	0	0	0	0	1	2									
Inning Stats	R: 0 E: 0 K: 1 S: 6	H: 1 LOB: 1 BB: 0 P: 6	R: 0 E: 0 K: 0 S: 3	H: 0 LOB: 0 BB: 0 P: 3	R: 0 E: 0 K: 0 S: 3	H: 0 LOB: 0 BB: 0 P: 3	R: 2 E: 2 K: 0 S: 5	H: 1 LOB: 1 BB: 0 P: 5	R: 1 E: 0 K: 0 S: 6	H: 3 LOB: 2 BB: 0 P: 6	R: 0 E: 0 K: 0 S: 4	H: 1 LOB: 1 BB: 0 P: 4	R: 0 E: 0 K: 0 S: 3	H: 0 LOB: 0 BB: 0 P: 3	R: 0 E: 0 K: 2 S: 8	H: 0 LOB: 2 BB: 1 P: 12	R: 0 E: 0 K: 2 S: 8	H: 1 LOB: 2 BB: 1 P: 12	1B: 5 2B: 2 3B: 0 HR: 0	SF: 0 SAC: 0 DP: 0 HBP: 0	WP: 0 PB: 0 SB: 0 CS: 0	PA: 36			
PITCHER	IP	WLS	BF	H	R	ER	SO	BB	IBB	HBP	BLK	WP	HR	S	P	ERA	WHIP								
Mike Torrez, R ERA: 4.66 (1, 1)	9.0	W	36	7	3	1	3	1	0	0	0	0	0	41	45	1.00	0.889								

AB	39
R	8
H	10
RBI	7
BB	3
SO	3
LOB	18



Batter	1	2	3	4	5	6	7	8	9	AB	R	H	RBI	BB	SO	LOB	TOP					
Rick Burleson, R OBP: 0.319, SLG: 0.374 (1, 6)										5	1	3	0	0	0	1						
Jack Brohamer, L OBP: 0.316, SLG: 0.328 (1, 4)										4	0	1	1	0	0	1						
Fred Lynn, L OBP: 0.428, SLG: 0.644 (1, 8)										2	2	1	0	3	1	0						
Jim Rice, R OBP: 0.384, SLG: 0.607 (1, 7)										4	2	1	2	0	1	3						
Carl Yastrzemski, L OBP: 0.349, SLG: 0.457 (1, 10)										4	1	1	0	1	1	3						
Butch Hobson, R OBP: 0.294, SLG: 0.492 (1, 5)										5	0	2	3	0	0	2						
Jim Dwyer, L OBP: 0.358, SLG: 0.407 (1, 3)										5	1	2	1	0	0	2						
Dwight Evans, R OBP: 0.369, SLG: 0.461 (1, 9)										4	0	1	0	0	0	3						
Mike O'Berry, R OBP: 0.224, SLG: 0.226 (1, 2)										4	1	1	1	0	1	1						
Inning Stats	R: 0 E: 0 K: 1 S: 5	H: 1 LOB: 0 BB: 0 P: 5	R: 1 E: 1 K: 0 S: 5	H: 1 LOB: 1 BB: 0 P: 5	R: 1 E: 0 K: 0 S: 5	H: 2 LOB: 2 BB: 1 P: 9	R: 1 E: 1 K: 0 S: 5	H: 2 LOB: 1 BB: 0 P: 5	R: 2 E: 0 K: 1 S: 6	H: 1 LOB: 1 BB: 2 P: 14	R: 1 E: 0 K: 0 S: 5	H: 2 LOB: 2 BB: 1 P: 9	R: 0 E: 0 K: 1 S: 6	H: 2 LOB: 1 BB: 0 P: 6	R: 0 E: 0 K: 1 S: 5	H: 0 LOB: 0 BB: 0 P: 5	R: 2 E: 0 K: 0 S: 5	H: 2 LOB: 0 BB: 0 P: 5	1B: 8 2B: 5 3B: 0 HR: 0	SF: 2 SAC: 0 DP: 2 HBP: 0	WP: 0 PB: 0 SB: 0 CS: 0	PA: 43
PITCHER	IP	WLS	BF	H	R	ER	SO	BB	IBB	HBP	BLK	WP	HR	S	P	ERA	WHIP					
Dave Stieb, R ERA: 4.23 (1, 1)	5.1	L	28	9	6	4	2	3	0	0	0	0	0	29	41	6.75	2.250					
Jerry Garvin, L ERA: 2.75 (6, 1)	2.2		10	2	0	0	2	1	0	0	0	0	0	13	17	0.00	1.125					
Jackson Todd, R ERA: 6.18 (9, 1)	1.0		5	2	2	2	0	0	0	0	0	0	0	5	5	18.00	2.000					
Batter	1	2	3	4	5	6	7	8	9	AB	R	H	RBI	BB	SO	LOB	BOTTOM					
Alfredo Griffin, S OBP: 0.327, SLG: 0.344 (1, 6)										4	0	1	0	0	0	1						
Al Woods, L OBP: 0.337, SLG: 0.383 (1, 7)										3	0	0	0	0	0	1						
Otto Velez, R OBP: 0.393, SLG: 0.541 (1, 9)										3	0	0	0	0	0	1						
Rico Carty, R OBP: 0.323, SLG: 0.386 (1, 10)										3	0	1	0	0	0	0						
John Mayberry, L OBP: 0.373, SLG: 0.466 (1, 3)										3	0	1	0	0	1	1						
Rick Bosetti, R OBP: 0.290, SLG: 0.367 (1, 8)										3	0	0	0	0	1	2						
Roy Howell, L OBP: 0.314, SLG: 0.403 (1, 5)										3	0	0	0	0	1	0						
Rick Cerone, R OBP: 0.290, SLG: 0.342 (1, 2)										2	0	0	0	1	0	0						
Dave McKay, S OBP: 0.245, SLG: 0.257 (1, 4)										3	0	0	0	0	0	1						
Inning Stats	R: 0 E: 0 K: 0 S: 3	H: 0 LOB: 0 BB: 0 P: 3	R: 0 E: 0 K: 1 S: 5	H: 0 LOB: 0 BB: 0 P: 5	R: 0 E: 0 K: 0 S: 3	H: 1 LOB: 0 BB: 0 P: 3	R: 0 E: 0 K: 0 S: 3	H: 1 LOB: 0 BB: 0 P: 3	R: 0 E: 0 K: 0 S: 3	H: 0 LOB: 1 BB: 1 P: 7	R: 0 E: 0 K: 0 S: 3	H: 0 LOB: 0 BB: 0 P: 3	R: 0 E: 0 K: 1 S: 5	H: 1 LOB: 0 BB: 0 P: 5	R: 0 E: 0 K: 0 S: 3	H: 0 LOB: 0 BB: 0 P: 3	1B: 3 2B: 0 3B: 0 HR: 0	SF: 0 SAC: 0 DP: 3 HBP: 0	WP: 0 PB: 0 SB: 0 CS: 0	PA: 28		
PITCHER	IP	WLS	BF	H	R	ER	SO	BB	IBB	HBP	BLK	WP	HR	S	P	ERA	WHIP					
Bob Stanley, R ERA: 3.92 (1, 1)	9.0	W	28	3	0	0	3	1	0	0	0	0	0	33	37	0.00	0.444					

Boston Red Sox @ Toronto Blue Jays
Exhibition Stadium, Toronto, ON
Wed Sep 19 1979, 7:05 PM EDT
Att: 21,650 - Unknown - 55 F


AB 37
R 8
H 13
RBI 8
BB 4
SO 4
LOB 16




Boston Red Sox @ Toronto Blue Jays
Exhibition Stadium, Toronto, ON
Wed Sep 19 1979, 7:05 PM EDT
Att: 21,650 - Unknown - 55 F

AB 27
R 0
H 3
RBI 0
BB 1
SO 3
LOB 7



Batter	1	2	3	4	5	6	7	8	9	AB	R	H	RBI	BB	SO	LOB	TOP			
Rick Burleson, R OBP: 0.317, SLG: 0.372 (1, 6)	0-0 6-3			0-0 5-3		0-0 F9		0-3 K		4	0	0	0	0	1	2	Boston Red Sox @ Toronto Blue Jays Exhibition Stadium, Toronto, ON Thu Sep 20 1979, 7:05 PM EDT Att: 13,201 - Unknown - 64 F livebaseballscores.com AB 31 R 2 H 4 RBI 2 BB 2 SO 2 LOB 10 			
Stan Paul, R OBP: 0.218, SLG: 0.281 (1, 4)	0-0 F9			0-0 4-3		0-0 6-3		0-0 F9		4	0	0	0	0	2					
Fred Lynn, L OBP: 0.427, SLG: 0.641 (1, 8)	0-0 6-3			0-0 F9			0-0 HR	0-0 4-3		4	1	1	0	0	0	1				
Jim Rice, R OBP: 0.383, SLG: 0.610 (1, 7)		0-0 F8			0-0 E8		0-0 HR		0-0 6-3	4	1	1	2	0	0	0				
Carlton Fisk, R OBP: 0.299, SLG: 0.443 (1, 10)		0-0 F9			0-0 G5-4-3		0-0 6-3		0-0 5-3	4	0	1	0	0	0	0				
Butch Hobson, R OBP: 0.292, SLG: 0.488 (1, 5)		0-0 F2			0-0 F9		0-0 F7		0-0 L8	4	0	0	0	0	0	2				
Dwight Evans, R OBP: 0.369, SLG: 0.460 (1, 9)			0-0 L8		0-0 G5-4-3					3	0	1	0	0	0	2				
Jim Dwyer, L OBP: 0.349, SLG: 0.394 (1, 3)			0-0 F9			0-0 F3		0-3 K		3	0	0	0	0	1	1				
Mike O'Berry, R OBP: 0.233, SLG: 0.222 (1, 2)						4-0 BB		4-0 BB		1	0	0	0	1	0	0				
Larry Wolfe, R OBP: 0.369, SLG: 0.427 (8, PH)										0	0	0	0	1	0	0				
Gary Allenson, R OBP: 0.267, SLG: 0.304 (8, 2)										0	0	0	0	0	0	0				
Inning Stats	R: 0 E: 0 K: 0 S: 3	H: 0 LOB: 0 BB: 0 P: 3	R: 0 E: 0 K: 0 S: 3	H: 0 LOB: 0 BB: 0 P: 3	R: 0 E: 0 K: 0 S: 3	H: 0 LOB: 0 BB: 0 P: 3	R: 0 E: 0 K: 0 S: 3	H: 1 LOB: 1 BB: 0 P: 4	R: 0 E: 0 K: 0 S: 3	H: 0 LOB: 1 BB: 1 P: 7	R: 2 E: 0 K: 1 S: 8	H: 3 LOB: 1 BB: 0 P: 8	R: 0 E: 0 K: 1 S: 5	H: 0 LOB: 1 BB: 1 P: 9	R: 0 E: 0 K: 0 S: 3	H: 0 LOB: 0 BB: 0 P: 3	1B: 3 2B: 0 3B: 0 HR: 1	SF: 0 SAC: 0 DP: 1 HBP: 0	WP: 0 PB: 0 SB: 0 CS: 0	PA: 33
PITCHER Balor Moore, L ERA: 4.43 (1, 1)	IP: 9.0 WLS: W BF: 33 H: 4 R: 2 ER: 2 SO: 2 BB: 2 IBB: 0 HBP: 0 BLK: 0 WP: 0 HR: 1 S: 35 P: 43 ERA: 2.00 WHIP: 0.667															PITCHER				

Batter	1	2	3	4	5	6	7	8	9	AB	R	H	RBI	BB	SO	LOB	BOTTOM			
Alfredo Griffin, S OBP: 0.326, SLG: 0.344 (1, 6)	0-0 4-3	0-0 4-3			0-0 SH1-3	0-0 1B		0-0 4-3		4	0	1	0	0	0	1	Boston Red Sox @ Toronto Blue Jays Exhibition Stadium, Toronto, ON Thu Sep 20 1979, 7:05 PM EDT Att: 13,201 - Unknown - 64 F livebaseballscores.com AB 33 R 6 H 10 RBI 6 BB 3 SO 5 LOB 14 			
Al Woods, L OBP: 0.340, SLG: 0.390 (1, 7)	0-0 2B		0-0 F4		0-0 HR	0-0 1B		0-0 3-1		5	1	3	1	0	0	0				
Otto Velez, R OBP: 0.537 (1, 9)	4-0 BB		4-0 BB		0-0 F7	0-0 5-3				2	0	0	0	2	0	3				
Bob Bailor, R OBP: 0.293, SLG: 0.277 (7, 9)										0	0	0	0	0	0	0				
Tony Solaita, L OBP: 0.392, SLG: 0.419 (1, 10)	0-3 K		0-3 K		0-0 HR		0-0 4-3			4	1	1	2	0	2	3				
John Mayberry, L OBP: 0.372, SLG: 0.463 (1, 3)	0-0 G3		0-0 F9		0-3 K		4-0 FC6-4			3	0	0	0	1	1	3				
Rick Bosetti, R OBP: 0.290, SLG: 0.366 (1, 8)		0-0 F3		0-3 K		0-0 4-3		0-0 FC6-4		4	0	1	0	0	1	0				
Roy Howell, L OBP: 0.316, SLG: 0.409 (1, 5)		0-0 HR		0-0 F7		1-0 HR		0-0 FC6-4		3	2	1	1	0	0	2				
Rick Cerone, R OBP: 0.290, SLG: 0.348 (1, 2)		0-0 L1		0-0 5-3		0-0 HR		0-0 5-3		4	1	1	2	0	0	2				
Dave McKay, S OBP: 0.252, SLG: 0.271 (1, 4)					0-0 SH1-3	0-0 F8		0-3 K		4	1	2	0	0	1	0				
Inning Stats	R: 0 E: 0 K: 1 S: 6	H: 1 LOB: 2 BB: 1 P: 10	R: 1 E: 0 K: 0 S: 5	H: 2 LOB: 1 BB: 0 P: 5	R: 0 E: 0 K: 1 S: 5	H: 0 LOB: 1 BB: 1 P: 9	R: 0 E: 0 K: 1 S: 5	H: 0 LOB: 0 BB: 0 P: 5	R: 3 E: 0 K: 1 S: 8	H: 3 LOB: 0 BB: 0 P: 8	R: 2 E: 0 K: 0 S: 6	H: 3 LOB: 2 BB: 0 P: 7	R: 0 E: 0 K: 0 S: 4	H: 1 LOB: 2 BB: 1 P: 8	R: 0 E: 0 K: 1 S: 5	H: 0 LOB: 0 BB: 0 P: 5	1B: 4 2B: 3 3B: 0 HR: 3	SF: 0 SAC: 1 DP: 0 HBP: 1	WP: 0 PB: 0 SB: 0 CS: 0	PA: 38
PITCHER Steve Renko, R ERA: 4.12 (1, 1)	IP: 4.2 WLS: L BF: 22 H: 6 R: 4 ER: 4 SO: 3 BB: 2 IBB: 0 HBP: 0 BLK: 0 WP: 0 HR: 2 S: 26 P: 34 ERA: 7.71 WHIP: 1.714															PITCHER				
Tom Burgmeier, L ERA: 2.66 (6, 1)	IP: 1.0 WLS: 7 BF: 3 H: 2 R: 2 ER: 2 SO: 1 BB: 0 IBB: 0 HBP: 1 BLK: 0 WP: 0 HR: 1 S: 8 P: 9 ERA: 18.00 WHIP: 3.000																			
Joel Finch, R ERA: 5.19 (6, 1)	IP: 2.1 WLS: 9 BF: 1 H: 0 R: 0 ER: 0 SO: 1 BB: 1 IBB: 0 HBP: 0 BLK: 0 WP: 0 HR: 0 S: 10 P: 14 ERA: 0.00 WHIP: 0.857																			

Batter	1	2	3	4	5	6	7	8	9	AB	R	H	RBI	BB	SO	LOB	TOP								
Willie Randolph, R (1, 4) OBP: 0.373, SLG: 0.364	L6		5-3		6-3			5-3 1B		4	0	1	0	0	0	0	New York Yankees @ Toronto Blue Jays Exhibition Stadium, Toronto, ON Fri Sep 21 1979, 7:05 PM EDT Att: 22,331 - Unknown - 61 F								
Bobby Brown, S (1, 8) OBP: 0.288, SLG: 0.297	K			E1 2B		4-3 3B		F6		3	2	1	0	0	1	0									
Oscar Gamble, L (8, PH) OBP: 0.447, SLG: 0.543										1	0	0	0	0	0	2									
Brad Gulden, L (8, 2) OBP: 0.232, SLG: 0.186										0	0	0	0	0	0	0									
Lou Piniella, R (1, 7) OBP: 0.323, SLG: 0.429	F9			1B 1-H 2B		1-3		5-3		4	0	1	1	0	0	3									
Reggie Jackson, L (1, 9) OBP: 0.376, SLG: 0.531				4-3 1B		4-3		G3		4	0	2	1	0	0	2									
George Scott, R (1, 10) OBP: 0.317, SLG: 0.389				5-3 1B		5-3		F8		3	0	0	0	0	1	3									
Jim Spencer, L (9, PH) OBP: 0.357, SLG: 0.557				5-3		5-3				1	0	0	0	0	0	0									
Chris Chambliss, L (1, 3) OBP: 0.318, SLG: 0.432				4-3		K		F8		4	0	1	0	0	1	3									
Graig Nettles, L (1, 5) OBP: 0.321, SLG: 0.394				5-3		6-3		F8		0	0	0	0	0	0	0									
Roy Staiger, R (1, 5) OBP: 0.200, SLG: 0.250										3	0	1	0	0	0	3									
Jerry Narron, L (9, PH) OBP: 0.214, SLG: 0.262										1	0	0	0	0	0	0									
Damaso Garcia, R (1, 6) OBP: 0.167, SLG: 0.333				F9		F7		L4-3-6 1B		3	0	0	0	0	0	2									
Bruce Robinson, L (1, 2) OBP: 0.167, SLG: 0.167				4-3		F7		5-3 1B		2	0	0	0	0	0	0									
Roy White, S (8, PH) OBP: 0.291, SLG: 0.288										1	0	1	0	0	0	0									
Bobby Murcer, L (8, 8) OBP: 0.351, SLG: 0.390										0	0	0	0	0	0	0									
Inning Stats	R: 0 E: 0 K: 1 S: 5	H: 0 LOB: 0 BB: 0 P: 5	R: 0 E: 0 K: 1 S: 6	H: 1 LOB: 1 BB: 0 P: 6	R: 0 E: 0 K: 0 S: 3	H: 0 LOB: 0 BB: 0 P: 3	R: 1 E: 1 K: 1 S: 8	H: 2 LOB: 2 BB: 0 P: 8	R: 0 E: 0 K: 0 S: 3	H: 0 LOB: 0 BB: 0 P: 3	R: 1 E: 0 K: 0 S: 4	H: 1 LOB: 0 BB: 0 P: 4	R: 0 E: 0 K: 0 S: 3	H: 2 LOB: 2 BB: 0 P: 3	R: 0 E: 0 K: 0 S: 5	H: 2 LOB: 2 BB: 0 P: 5	R: 0 E: 0 K: 0 S: 3	H: 0 LOB: 0 BB: 0 P: 3	1B: 6 2B: 1 3B: 2 HR: 0	SF: 0 SAC: 0 DP: 0 HBP: 0	WP: 0 PB: 0 SB: 0 CS: 0	PA: 34			
PITCHER	IP	WLS	BF	H	R	ER	SO	BB	IBB	HBP	BLK	WP	HR	S	P	ERA	WHIP								
Tom Underwood, L (1, 1) ERA: 3.62	7.0	W	26	6	2	1	3	0	0	0	0	0	0	32	32	1.29	0.857								
Tom Buskey, R (8, 1) ERA: 3.12	2.0	S	8	2	0	0	0	0	0	0	0	0	0	8	8	0.00	1.000								

AB	34
R	2
H	8
RBI	2
BB	0
SO	3
LOB	18



Batter	1	2	3	4	5	6	7	8	9	AB	R	H	RBI	BB	SO	LOB	BOTTOM								
Alfredo Griffin, S (1, 6) OBP: 0.324, SLG: 0.341	1-3	4-3		F9				F9		4	0	0	0	0	0	2	New York Yankees @ Toronto Blue Jays Exhibition Stadium, Toronto, ON Fri Sep 21 1979, 7:05 PM EDT Att: 22,331 - Unknown - 61 F								
Bob Bailor, R (1, 9) OBP: 0.297, SLG: 0.280								F8		3	1	2	0	1	0	0									
Otto Velez, R (1, 7) OBP: 0.396, SLG: 0.532										2	1	0	0	2	0	3									
John Mayberry, L (9, 3) OBP: 0.372, SLG: 0.463										0	0	0	0	0	0	0									
Rico Carty, R (1, 10) OBP: 0.320, SLG: 0.382	F3			6-3		G5-4-3 BB		F9		4	0	0	0	0	0	4									
Craig Kusick, R (1, 3) OBP: 0.301, SLG: 0.426				K						2	1	1	0	2	1	0									
Joe Cannon, L (8, PR) OBP: 0.221, SLG: 0.259										0	0	0	0	0	0	0									
Rick Rosetti, R (1, 8) OBP: 0.291, SLG: 0.368	E8			F8						3	0	2	2	0	0	0									
Rick Cerone, R (1, 2) OBP: 0.290, SLG: 0.347										4	0	1	0	0	0	5									
Roy Howell, L (1, 5) OBP: 0.314, SLG: 0.406				3-1		F7		K		3	0	0	0	0	1	3									
Dave McKay, S (1, 4) OBP: 0.253, SLG: 0.273								F9		3	0	1	0	0	1	3									
Inning Stats	R: 3 E: 1 K: 0 S: 5	H: 2 LOB: 1 BB: 2 P: 13	R: 0 E: 0 K: 0 S: 4	H: 1 LOB: 2 BB: 1 P: 8	R: 0 E: 0 K: 1 S: 5	H: 0 LOB: 0 BB: 0 P: 5	R: 0 E: 0 K: 1 S: 6	H: 1 LOB: 1 BB: 0 P: 6	R: 0 E: 0 K: 0 S: 2	H: 0 LOB: 0 BB: 1 P: 6	R: 0 E: 0 K: 1 S: 7	H: 2 LOB: 2 BB: 0 P: 7	R: 0 E: 0 K: 0 S: 4	H: 1 LOB: 1 BB: 0 P: 4	R: 0 E: 0 K: 0 S: 2	H: 0 LOB: 1 BB: 1 P: 6	R: 0 E: 0 K: 0 S: 2	H: 0 LOB: 1 BB: 1 P: 6	1B: 7 2B: 0 3B: 0 HR: 0	SF: 0 SAC: 1 DP: 1 HBP: 0	WP: 0 PB: 0 SB: 0 CS: 1	PA: 34			
PITCHER	IP	WLS	BF	H	R	ER	SO	BB	IBB	HBP	BLK	WP	HR	S	P	ERA	WHIP								
Ron Guidry, L (1, 1) ERA: 2.85	8.0	L	34	7	3	2	3	5	0	0	0	0	0	35	55	2.25	1.500								



Batter	1	2	3	4	5	6	7	8	9	AB	R	H	RBI	BB	SO	LOB	TOP					
Bobby Murcer, L OBP: 0.349, SLG: 0.386 (1, 8)	G3			SH1-4 HR BB	L6		G4-6-3		4-3	4	1	0	0	1	0	2						
Willie Randolph, R OBP: 0.372, SLG: 0.362 (1, 4)	6-3			SH1-4 1-2	K			5-3		3	0	0	0	0	1	1						
Oscar Gamble, L OBP: 0.448, SLG: 0.567 (1, 7)	F8			2-H HR	L4			HR		4	2	2	3	0	0	1						
Reggie Jackson, L OBP: 0.379, SLG: 0.542 (1, 9)		K		HR	2B		G4-6-3 1B	HR		4	2	3	1	0	1	0						
Chris Chambliss, L OBP: 0.320, SLG: 0.432 (1, 3)	6-3			F6			G4-6-3 1B	HR		4	0	2	0	0	0	1						
Jim Spencer, L OBP: 0.356, SLG: 0.551 (1, 10)	4-3			HR	IBB		G4-6-3 1B	F8		3	1	0	0	1	0	3						
Jerry Narron, L OBP: 0.215, SLG: 0.288 (1, 2)			E4	G4-6-3 HR	HR		4-3	2-3		4	1	1	3	0	0	2						
Damaso Garcia, R OBP: 0.100, SLG: 0.200 (1, 6)			F9	1-3			5-3			4	0	0	0	0	0	1						
Roy Staiger, R OBP: 0.333, SLG: 0.500 (1, 5)	G4-6-3				WP	2B		6-3		4	0	2	0	0	0	1						
Inning Stats	R: 0 E: 0 K: 0 S: 3	H: 0 LOB: 0 BB: 0 P: 3	R: 0 E: 0 K: 1 S: 5	H: 0 LOB: 0 BB: 0 P: 5	R: 0 E: 1 K: 0 S: 3	H: 0 LOB: 0 BB: 0 P: 3	R: 5 E: 0 K: 0 S: 6	H: 3 LOB: 0 BB: 2 P: 14	R: 0 E: 0 K: 1 S: 6	H: 1 LOB: 1 BB: 0 P: 6	R: 0 E: 0 K: 0 S: 4	H: 2 LOB: 1 BB: 0 P: 4	R: 0 E: 0 K: 0 S: 3	H: 1 LOB: 0 BB: 0 P: 3	R: 2 E: 0 K: 0 S: 6	H: 3 LOB: 1 BB: 0 P: 6	R: 0 E: 0 K: 0 S: 3	H: 0 LOB: 0 BB: 0 P: 3	1B: 4 2B: 2 3B: 0 HR: 4	SF: 0 SAC: 1 DP: 3 HBP: 0	WP: 1 PB: 0 SB: 0 CS: 0	PA: 37
PITCHER	IP	WLS	BF	H	R	ER	SO	BB	IBB	HBP	BLK	WP	HR	S	P	ERA	WHIP					
Butch Edge, R ERA: 4.88 (1, 1)	5.0	L	23	6	5	5	2	1	1	0	0	1	2	25	33	9.00	1.400					
Jerry Garvin, L ERA: 3.33 (6, 1)	2.1		9	4	2	2	0	0	0	0	0	0	2	9	9	7.71	1.714					
Dave Freisleben, R ERA: 5.0 (8, 1)	1.2		5	0	0	0	0	0	0	0	0	0	0	5	5	0.00	0.000					

New York Yankees @ Toronto Blue Jays
Exhibition Stadium, Toronto, ON
Sat Sep 22 1979, 3:33 AM EDT
Att: 37,408 - Sunny - 58 F

AB	34
R	7
H	10
RBI	7
BB	2
SO	2
LOB	12



Batter	1	2	3	4	5	6	7	8	9	AB	R	H	RBI	BB	SO	LOB	BOTTOM				
Alfredo Griffin, S OBP: 0.326, SLG: 0.342 (1, 6)	CS			2B G3	1B		K		K	4	1	2	0	0	2	0					
Al Woods, L OBP: 0.339, SLG: 0.387 (1, 7)	G4-6-3			K			F9		F7	3	0	0	0	1	1	1					
Roy Howell, L OBP: 0.315, SLG: 0.409 (1, 5)	G4-6-3			G3	2B		HR	1B		4	1	2	0	0	0	1					
Tony Solaita, L OBP: 0.387, SLG: 0.413 (1, 10)		F8		G3			HR	1B		2	0	0	1	0	0	1					
Rico Carty, R OBP: 0.323, SLG: 0.392 (7, PH)		F8		2-3 3-H			HR	1B		2	2	2	2	0	0	0					
John Mayberry, L OBP: 0.372, SLG: 0.461 (1, 3)		F4		F5			HBP			2	0	0	0	0	0	1					
Craig Kusick, R OBP: 0.307, SLG: 0.431 (7, PR) (8, 3)		F4						1B		1	0	1	0	0	0	0					
Rick Rosetti, R OBP: 0.291, SLG: 0.367 (1, 8)		F7			5-3		F7			4	0	1	1	0	0	1					
Rick Cerone, R OBP: 0.289, SLG: 0.346 (1, 2)			K		K		F6		E6	4	0	1	0	0	2	1					
Bob Bailor, R OBP: 0.297, SLG: 0.278 (1, 9)			F9		F9		L4			3	0	0	0	1	0	1					
Dave McKay, S OBP: 0.248, SLG: 0.267 (1, 4)			F8				4-3			3	0	0	0	0	0	0					
Otto Velez, R OBP: 0.395, SLG: 0.530 (9, PH)								4-3	K	1	0	0	0	0	1	3					
Inning Stats	R: 0 E: 0 K: 0 S: 2	H: 1 LOB: 1 BB: 0 P: 6	R: 0 E: 0 K: 0 S: 3	H: 0 LOB: 0 BB: 0 P: 3	R: 0 E: 0 K: 1 S: 5	H: 0 LOB: 0 BB: 0 P: 5	R: 1 E: 0 K: 1 S: 7	H: 2 LOB: 1 BB: 0 P: 7	R: 0 E: 0 K: 1 S: 5	H: 0 LOB: 0 BB: 0 P: 5	R: 2 E: 0 K: 0 S: 5	H: 2 LOB: 1 BB: 0 P: 6	R: 0 E: 0 K: 1 S: 5	H: 0 LOB: 0 BB: 0 P: 5	R: 1 E: 1 K: 1 S: 8	H: 4 LOB: 3 BB: 1 P: 12	1B: 7 2B: 1 3B: 0 HR: 1	SF: 0 SAC: 0 DP: 1 HBP: 1	WP: 0 PB: 0 SB: 0 CS: 1	PA: 36	
PITCHER	IP	WLS	BF	H	R	ER	SO	BB	IBB	HBP	BLK	WP	HR	S	P	ERA	WHIP				
Luis Tiant, R ERA: 3.91 (1, 1)	6.0	W	20	3	1	1	4	1	0	0	0	0	0	27	31	1.50	0.667				
Jim Kaat, L ERA: 3.92 (7, 1)	0.0		3	2	2	2	0	0	0	1	0	0	1	2	3	∞	∞				
Rich Gossage, R ERA: 2.89 (7, 1)	3.0	S	13	4	1	1	2	1	0	0	0	0	0	16	20	3.00	1.667				

New York Yankees @ Toronto Blue Jays
Exhibition Stadium, Toronto, ON
Sat Sep 22 1979, 3:33 AM EDT
Att: 37,408 - Sunny - 58 F

AB	33
R	4
H	9
RBI	4
BB	2
SO	6
LOB	10



Batter	1	2	3	4	5	6	7	8	9	AB	R	H	RBI	BB	SO	LOB	TOP										
Bobby Murcer, L OBP: 0.349, SLG: 0.386 (1, 8)	F4		3B	E2	E1		F9			5	1	2	0	0	0	3	New York Yankees @ Toronto Blue Jays Exhibition Stadium, Toronto, ON Sun Sep 23 1979, 3:33 AM EDT Att: 28,137 - Sunny - 55 F										
Brian Doyle, L OBP: 0.200, SLG: 0.188 (1, 4) Fred Stanley, R OBP: 0.247, SLG: 0.286 (6, 4)	F9		K	G3	F5			F9		4	0	0	0	0	1	4											
Oscar Gamble, L OBP: 0.451, SLG: 0.574 (1, 7) Lou Piniella, R OBP: 0.323, SLG: 0.429 (8, 7)	BB		1B	3B	F4	4-3		BB		4	1	2	1	1	0	0											
Reggie Jackson, L OBP: 0.381, SLG: 0.540 (1, 9)	1B		1B	BB	BB	K		BB		3	1	1	0	2	1	1											
Chris Chambliss, L OBP: 0.319, SLG: 0.430 (1, 3)	4-3		1B	4-3	F8	4-3		4-3		5	0	1	1	0	0	4											
Jim Spencer, L OBP: 0.354, SLG: 0.543 (1, 10)		F8	F8		2B	1B	BB		F9	4	1	0	0	1	0	2											
Jerry Narron, L OBP: 0.222, SLG: 0.310 (1, 2)	K			G3	1B	E	2B		F8	5	1	2	1	0	1	0											
Damaso Garcia, R OBP: 0.267, SLG: 0.333 (1, 6)	K			FC6	1B	E	1B		6-3	5	1	3	1	0	1	0											
Roy Staiger, R OBP: 0.308, SLG: 0.364 (1, 5)			F8	FC6	E	1B	BB		F8	3	1	0	0	1	0	3											
Inning Stats	R: 0 E: 0 K: 0 S: 4	H: 1 LOB: 2 BB: 1 P: 8	R: 0 E: 0 K: 2 S: 7	H: 0 LOB: 0 BB: 0 P: 7	R: 2 E: 0 K: 1 S: 8	H: 3 LOB: 2 BB: 1 P: 12	R: 1 E: 2 K: 0 S: 5	H: 2 LOB: 1 BB: 0 P: 5	R: 4 E: 1 K: 0 S: 7	H: 3 LOB: 2 BB: 2 P: 15	R: 0 E: 0 K: 1 S: 5	H: 0 LOB: 0 BB: 0 P: 5	R: 0 E: 0 K: 0 S: 5	H: 2 LOB: 2 BB: 0 P: 5	R: 0 E: 0 K: 0 S: 3	H: 0 LOB: 1 BB: 0 P: 7	R: 0 E: 0 K: 0 S: 3	H: 0 LOB: 0 BB: 0 P: 3	1B: 8 2B: 2 3B: 1 HR: 0	SF: 0 SAC: 0 DP: 0 HBP: 0	WP: 0 PB: 0 SB: 1 CS: 0	PA: 44					
PITCHER	IP	WLS	BF	H	R	ER	SO	BB	IBB	HBP	BLK	WP	HR	S	P	ERA	WHIP										
Phil Huffman, R ERA: 5.64 (1, 1)	4.2	L	26	9	7	4	3	3	0	0	0	0	0	29	41	7.71	2.571										
Jesse Jefferson, R ERA: 5.48 (5, 1)	4.1		18	2	0	0	1	2	0	0	0	0	0	18	26	0.00	0.923										

AB	39
R	7
H	11
RBI	4
BB	5
SO	4
LOB	17



Batter	1	2	3	4	5	6	7	8	9	AB	R	H	RBI	BB	SO	LOB	BOTTOM										
Alfredo Griffin, S OBP: 0.327, SLG: 0.343 (1, 6)	6-3		4-3			3B		6-3		4	2	2	0	0	0	0	New York Yankees @ Toronto Blue Jays Exhibition Stadium, Toronto, ON Sun Sep 23 1979, 3:33 AM EDT Att: 28,137 - Sunny - 55 F										
Bob Bailor, R OBP: 0.296, SLG: 0.283 (1, 9)	5-3		F7			E	3B	6-3		4	1	1	1	0	0	1											
Otto Velez, R OBP: 0.393, SLG: 0.526 (1, 3)	6-3			F8		E4	PB	6-3		4	1	1	1	0	0	1											
Rico Carty, R OBP: 0.322, SLG: 0.390 (1, 10)	FC6-4			F9		6-3		6-3		4	0	1	2	0	0	0											
Rick Bosetti, R OBP: 0.289, SLG: 0.365 (1, 8)	FC6-4			G3		4-3		K		4	0	0	0	0	1	1											
Rick Cerone, R OBP: 0.287, SLG: 0.343 (1, 2)	5-3			F8		4-3		L6		4	0	0	0	0	0	0											
Roy Howell, L OBP: 0.315, SLG: 0.413 (1, 5)	G3			6-3		4-3				3	1	1	0	0	0	0											
Dave McKay, S OBP: 0.244, SLG: 0.262 (1, 4)	4-3			6-3		6-3				3	0	0	1	0	0	0											
Al Woods, L OBP: 0.337, SLG: 0.384 (1, 7)			F8		K			4-3		3	0	0	0	0	1	0											
Inning Stats	R: 1 E: 0 K: 0 S: 5	H: 2 LOB: 1 BB: 0 P: 5	R: 0 E: 0 K: 0 S: 3	H: 0 LOB: 0 BB: 0 P: 3	R: 0 E: 0 K: 0 S: 3	H: 0 LOB: 0 BB: 0 P: 3	R: 0 E: 0 K: 0 S: 3	H: 0 LOB: 0 BB: 0 P: 3	R: 1 E: 0 K: 1 S: 6	H: 1 LOB: 0 BB: 0 P: 6	R: 3 E: 1 K: 0 S: 6	H: 3 LOB: 0 BB: 0 P: 6	R: 0 E: 0 K: 0 S: 3	H: 0 LOB: 0 BB: 0 P: 3	R: 0 E: 0 K: 1 S: 5	H: 0 LOB: 0 BB: 0 P: 5	R: 0 E: 0 K: 0 S: 3	H: 0 LOB: 0 BB: 0 P: 3	1B: 4 2B: 0 3B: 2 HR: 0	SF: 0 SAC: 0 DP: 0 HBP: 0	WP: 0 PB: 1 SB: 0 CS: 0	PA: 33					
PITCHER	IP	WLS	BF	H	R	ER	SO	BB	IBB	HBP	BLK	WP	HR	S	P	ERA	WHIP										
Tommy John, L ERA: 2.96 (1, 1)	8.0		30	6	5	4	1	0	0	0	0	0	0	32	32	4.50	0.750										
Rich Gossage, R ERA: 2.83 (9, 1)	1.0	S	3	0	0	0	1	0	0	0	0	0	0	5	5	0.00	0.000										

AB	33
R	5
H	6
RBI	5
BB	0
SO	2
LOB	3



Batter	1	2	3	4	5	6	7	8	9	AB	R	H	RBI	BB	SO	LOB	TOP										
Alfredo Griffin, S OBP: 0.327, SLG: 0.346 (1, 6)										5	1	2	1	0	0	2	Toronto Blue Jays @ Boston Red Sox Fenway Park, Boston, MA Tue Sep 25 1979, 7:05 PM EDT Att: 18,929 - Unknown - 60 F										
Al Woods, L OBP: 0.338, SLG: 0.389 (1, 7)										5	0	2	1	0	0	1											
Roy Howell, L OBP: 0.316, SLG: 0.411 (1, 5)										4	0	1	0	1	1	4											
Otto Velez, R OBP: 0.393, SLG: 0.523 (1, 10)											5	0	2	0	0	1											
Tony Solaita, L OBP: 0.388, SLG: 0.412 (1, 3)											5	1	2	0	0	1		4									
Rick Bosetti, R OBP: 0.287, SLG: 0.362 (1, 8)											5	0	0	0	0	1		4									
Joe Cannon, L OBP: 0.221, SLG: 0.259 Bob Bailor, R OBP: 0.296, SLG: 0.283 (9, 9)											4	1	1	0	0	1		1									
Rick Cerone, R OBP: 0.291, SLG: 0.351 (1, 2)										4	1	3	1	0	0	0		0									
Dave McKay, S OBP: 0.250, SLG: 0.275 Luis Gomez, R OBP: 0.267, SLG: 0.277 (9, 4)										4	1	2	2	0	0	2		0									
Inning Stats	R: 0 E: 0 K: 0 S: 5	H: 2 LOB: 2 BB: 0 P: 5	R: 0 E: 0 K: 0 S: 4	H: 1 LOB: 1 BB: 0 P: 4	R: 0 E: 0 K: 1 S: 6	H: 1 LOB: 2 BB: 1 P: 10	R: 0 E: 0 K: 1 S: 5	H: 0 LOB: 0 BB: 0 P: 5	R: 0 E: 0 K: 0 S: 4	H: 2 LOB: 1 BB: 0 P: 4	R: 5 E: 1 K: 1 S: 11	H: 5 LOB: 1 BB: 0 P: 11	R: 0 E: 0 K: 0 S: 4	H: 1 LOB: 1 BB: 0 P: 4	R: 0 E: 0 K: 0 S: 3	H: 1 LOB: 0 BB: 0 P: 3		R: 0 E: 0 K: 1 S: 7	H: 2 LOB: 2 BB: 0 P: 7	1B: 10 2B: 4 3B: 1 HR: 0	SF: 0 SAC: 0 DP: 2 HBP: 0	WP: 0 PB: 1 SB: 0 CS: 0	PA: 42				
PITCHER	IP	WLS	BF	H	R	ER	SO	BB	IBB	HBP	BLK	WP	HR	S	P	ERA	WHIP										
Bob Stanley, R ERA: 3.82 (1, 1)	5.2	L	29	11	5	0	2	1	0	0	0	0	0	32	36	0.00	2.118										
Tom Burgmeier, L ERA: 2.55 (6, 1)	3.1		13	4	0	0	2	0	0	0	0	0	0	17	17	0.00	1.200										

AB	41
R	5
H	15
RBI	5
BB	1
SO	4
LOB	19



Batter	1	2	3	4	5	6	7	8	9	AB	R	H	RBI	BB	SO	LOB	BOTTOM										
Rick Burleson, R OBP: 0.311, SLG: 0.363 (1, 6)											4	1	0	0	1	0	3										
Ted Sizemore, R OBP: 0.313, SLG: 0.324 (1, 4)										4	0	1	1	0	0	0	0										
Fred Lynn, L OBP: 0.424, SLG: 0.636 (1, 8)										4	0	1	0	0	0	1	0										
Jim Rice, R OBP: 0.384, SLG: 0.607 (1, 7)										4	0	1	0	0	0	1	0										
Carl Yastrzemski, L OBP: 0.348, SLG: 0.452 (1, 10)										3	0	0	0	1	0	1	0										
Bob Watson, R OBP: 0.398, SLG: 0.469 (1, 3)										4	0	0	0	0	1	2	0										
Butch Hobson, R OBP: 0.292, SLG: 0.490 (1, 5)										4	2	2	1	0	1	1	0										
Dwight Evans, R OBP: 0.370, SLG: 0.465 (1, 9)										3	0	2	0	1	0	0	0										
Gary Allenson, R OBP: 0.259, SLG: 0.295 Tom Poquette, L OBP: 0.326, SLG: 0.359 (7, PH)											2	0	0	0	0	0	2										
Mike O'Berry, R OBP: 0.238, SLG: 0.214 Carlton Fisk, R OBP: 0.298, SLG: 0.436 (8, PH)										1	0	1	1	0	0	0	0										
Inning Stats	R: 1 E: 0 K: 0 S: 3	H: 1 LOB: 0 BB: 1 P: 7	R: 0 E: 0 K: 0 S: 4	H: 1 LOB: 2 BB: 1 P: 8	R: 0 E: 0 K: 0 S: 4	H: 1 LOB: 1 BB: 0 P: 4	R: 1 E: 0 K: 0 S: 4	H: 1 LOB: 0 BB: 0 P: 4	R: 0 E: 0 K: 0 S: 3	H: 0 LOB: 0 BB: 0 P: 3	R: 0 E: 0 K: 1 S: 6	H: 1 LOB: 1 BB: 0 P: 6	R: 0 E: 0 K: 1 S: 6	H: 1 LOB: 1 BB: 0 P: 6	R: 0 E: 0 K: 0 S: 3	H: 0 LOB: 0 BB: 0 P: 3	R: 1 E: 0 K: 0 S: 5	H: 2 LOB: 2 BB: 1 P: 9	1B: 4 2B: 4 3B: 0 HR: 1	SF: 0 SAC: 0 DP: 1 HBP: 0	WP: 0 PB: 0 SB: 0 CS: 0	PA: 37					
PITCHER	IP	WLS	BF	H	R	ER	SO	BB	IBB	HBP	BLK	WP	HR	S	P	ERA	WHIP										
Dave Stieb, R ERA: 4.14 (1, 1)	9.0	W	37	8	3	3	2	2	1	0	0	0	1	38	50	3.00	1.111										

AB	34
R	3
H	8
RBI	3
BB	3
SO	2
LOB	12



Batter	1	2	3	4	5	6	7	8	9	AB	R	H	RBI	BB	SO	LOB	TOP			
Alfredo Griffin, S OBP: 0.328, SLG: 0.347	0-0 3-1		0-0 F7		0-0 1B			0-0 F8 BB 2B 1B		4	1	2	1	0	0	0	Toronto Blue Jays @ Boston Red Sox Fenway Park, Boston, MA Wed Sep 26 1979, 7:05 PM EDT Att: 18,010 - Unknown - 74 F			
Al Woods, L OBP: 0.337, SLG: 0.387	0-0 4-3			0-0 G3	0-0 4-3			4-0 2B BB		3	1	0	0	1	0	1				
Roy Howell, L OBP: 0.317, SLG: 0.417	4-0 BB			0-0 HR			0-0 4-3	0-0 F8		3	1	1	1	1	0	2				
Otto Velez, R OBP: 0.397, SLG: 0.533	0-0 F9			4-0 FC4-6 BB			0-0 4-3 2B	0-0 2B		3	0	2	2	1	0	1				
Tony Solaita, L OBP: 0.378, SLG: 0.400		0-0 4-3		0-0 FC4-6 1-2	0-0 4-3		0-0 4-3	0-0 E2 G6-4-3		4	0	0	0	0	0	3				
Rick Bosetti, R OBP: 0.285, SLG: 0.359		0-0 F7		0-0 3-1			0-0 F8	0-0 G6-4-3		4	0	0	0	0	0	4				
Rick Cerone, R OBP: 0.290, SLG: 0.350		0-0 L6					0-0 1-3	0-0 F3		4	1	1	0	0	0	0				
Bob Bailor, R OBP: 0.296, SLG: 0.283			0-0 5-3		0-0 1B G6-4-3		0-0 F9	0-0 L1		4	0	1	0	0	0	0				
Tim Johnson, L OBP: 0.253, SLG: 0.229			0-0 F8		0-0 G6-4-3		0-0 5-3	0-3 K		4	0	0	0	0	1	2				
Inning Stats	R: 0 E: 0 K: 0 S: 3	H: 0 LOB: 1 BB: 1 P: 7	R: 0 E: 0 K: 0 S: 3	H: 0 LOB: 0 BB: 0 P: 3	R: 0 E: 0 K: 0 S: 3	H: 1 LOB: 0 BB: 1 P: 8	R: 1 E: 0 K: 0 S: 4	H: 3 LOB: 1 BB: 0 P: 5	R: 0 E: 0 K: 0 S: 4	H: 1 LOB: 1 BB: 0 P: 4	R: 0 E: 0 K: 0 S: 3	H: 0 LOB: 0 BB: 0 P: 3	R: 2 E: 1 K: 0 S: 5	H: 2 LOB: 1 BB: 1 P: 9	R: 0 E: 0 K: 1 S: 5	H: 0 LOB: 0 BB: 0 P: 5	1B: 4 2B: 2 3B: 0 HR: 1	SF: 0 SAC: 0 DP: 2 HBP: 0	WP: 0 PB: 0 SB: 0 CS: 0	PA: 36
PITCHER	IP WLS BF H R ER SO BB IBB HBP BLK WP HR S P ERA WHIP	7.1 W 31 7 4 4 0 3 0 0 0 0 1 28 40 4.91 1.364	1.2 S 5 0 0 0 1 0 0 0 0 0 0 7 7 0.00 0.000																	

AB	33
R	4
H	7
RBI	4
BB	3
SO	1
LOB	13



Batter	1	2	3	4	5	6	7	8	9	AB	R	H	RBI	BB	SO	LOB	BOTTOM				
Rick Burleson, R OBP: 0.313, SLG: 0.364	0-0 5-3 2B 1B	0-0 FC4-6 HBP 1-3 2-H 1B		0-3 K			0-0 F9			4	1	2	1	0	1	0	Toronto Blue Jays @ Boston Red Sox Fenway Park, Boston, MA Wed Sep 26 1979, 7:05 PM EDT Att: 18,010 - Unknown - 74 F				
Ted Sizemore, R OBP: 0.312, SLG: 0.322	0-0 5-3 1-2 1B	1-0 FC4-6 HBP 1B		0-0 F8			0-0 F2			3	0	0	0	0	0	1					
Fred Lynn, L OBP: 0.425, SLG: 0.639	0-0 2-H 1B 2B	0-0 FC4-6 G5-4-3 1-2 2-3 3-H 1B			0-0 FC6-4 2B		0-0 F7			4	1	2	2	0	0	2					
Jim Rice, R OBP: 0.385, SLG: 0.605	0-0 2B 1B	0-0 G5-4-3 1-2			4-0 FC6-4 BB			0-0 6-3		3	1	1	1	1	0	2					
Bob Watson, R OBP: 0.367, SLG: 0.469	0-0 1-3 1B 2B		0-0 5-3		0-0 FC6-4 G5-4-3 1-2 2-3			0-0 1-3		4	1	1	0	0	0	2					
Jim Dwyer, L OBP: 0.350, SLG: 0.380								0-0 K		0	0	0	0	0	0	0					
Carlton Fisk, R OBP: 0.296, SLG: 0.434	0-0 G5-4-3 2-H 3-H 1B		0-0 3-1		0-0 G5-4-3 1-2			0-3 K		4	0	1	2	0	1	2					
Butch Hobson, R OBP: 0.292, SLG: 0.489	0-0 G5-4-3 1-2							0-0 L9		3	0	1	0	0	0	1					
Dwight Evans, R OBP: 0.370, SLG: 0.466		0-0 1B 2B		0-0 F8				0-0 6-3		3	1	1	0	0	0	1					
Gary Allenson, R OBP: 0.260, SLG: 0.292		4-0 1B FC4-6 BB		0-0 5-3				0-3 K		2	1	0	0	1	1	0					
Inning Stats	R: 4 E: 0 K: 0 S: 7	H: 5 LOB: 0 BB: 0 P: 7	R: 2 E: 0 K: 0 S: 4	H: 2 LOB: 1 BB: 1 P: 9	R: 0 E: 0 K: 0 S: 4	H: 1 LOB: 1 BB: 0 P: 4	R: 0 E: 0 K: 1 S: 5	H: 0 LOB: 0 BB: 0 P: 5	R: 0 E: 0 K: 1 S: 3	H: 0 LOB: 0 BB: 0 P: 3	R: 0 E: 0 K: 1 S: 5	H: 0 LOB: 0 BB: 0 P: 5	R: 0 E: 0 K: 1 S: 5	H: 0 LOB: 0 BB: 0 P: 5	R: 0 E: 0 K: 1 S: 5	H: 0 LOB: 0 BB: 0 P: 5	1B: 5 2B: 4 3B: 0 HR: 0	SF: 0 SAC: 0 DP: 3 HBP: 1	WP: 0 PB: 0 SB: 0 CS: 0	PA: 33	
PITCHER	IP WLS BF H R ER SO BB IBB HBP BLK WP HR S P ERA WHIP	0.1 L 6 3 2 2 0 1 0 1 0 0 0 9 14 6.75 1.500	2.2 11 3 2 2 0 1 0 1 0 0 0 0 16 20 0.00 0.500	4.0 13 1 0 0 2 1 0 0 0 0 0 0 5 5 0.00 0.000	1.0 3 0 0 0 1 0 0 0 0 0 0 0 5 5 0.00 0.000																



Batter	1	2	3	4	5	6	7	8	9	AB	R	H	RBI	BB	SO	LOB	TOP										
Alfredo Griffin, S OBP: 0.330, SLG: 0.352 (1, 6)	1-3		FC5 1B 1-2 3-H		4-3 CS 1B			2B 3B	6-3	5	1	3	1	0	0	0											
Al Woods, L OBP: 0.340, SLG: 0.392 (1, 7)	G4-6-3 1B		1-2 2-3 1B		4-3 1-3 1B			1B 2B	6-3	5	1	3	1	0	0	1											
Roy Howell, L OBP: 0.315, SLG: 0.413 (1, 5)	G4-6-3 1-2		K		CS	K		F7	K	5	0	0	0	0	3	5											
Otto Velez, R OBP: 0.399, SLG: 0.530 (1, 10)		G4-6-3 BB	FC5 2-3		5-3			HR 1B		3	1	1	1	1	0	3											
Tony Solaita, L OBP: 0.375, SLG: 0.396 (1, 3)	G4-6-3 1-2			G1-6-3 BB 1B		F7		F5		4	0	1	0	0	0	2											
Rick Rosetti, R OBP: 0.287, SLG: 0.364 (1, 8)	K			G1-6-3 BB			4-3	HR		3	1	1	2	1	1	0											
Rick Cerone, R OBP: 0.292, SLG: 0.352 (1, 2)			6-3	G1-6-3 1-2 2-3			1B CS 1B	1B 1B		4	0	2	0	0	0	2											
Bob Bailor, R OBP: 0.300, SLG: 0.287 (1, 9)			1B 1B	F4			CS 1B	1B 1B		4	1	3	0	0	0	1											
Luis Gomez, R OBP: 0.267, SLG: 0.277 (1, 4)			1B 1B 1B		6-3			F9 1-2 3-H	6-3	4	0	1	0	0	0	4											
Inning Stats	R: 0 E: 0 K: 0 S: 3	H: 1 LOB: 0 BB: 0 P: 3	R: 0 E: 0 K: 1 S: 4	H: 0 LOB: 0 BB: 1 P: 8	R: 1 E: 0 K: 1 S: 9	H: 4 LOB: 3 BB: 0 P: 9	R: 0 E: 0 K: 0 S: 3	H: 1 LOB: 1 BB: 1 P: 7	R: 0 E: 0 K: 0 S: 5	H: 0 LOB: 0 BB: 0 P: 5	R: 0 E: 0 K: 0 S: 5	H: 2 LOB: 1 BB: 0 P: 4	R: 4 E: 0 K: 0 S: 9	H: 6 LOB: 2 BB: 0 P: 9	R: 0 E: 0 K: 1 S: 5	H: 0 LOB: 0 BB: 0 P: 5	1B: 12 2B: 1 3B: 1 HR: 1	SF: 0 SAC: 0 DP: 3 HBP: 0	WP: 0 PB: 0 SB: 1 CS: 3	PA: 40							
PITCHER	IP	WLS	BF	H	R	ER	SO	BB	IBB	HBP	BLK	WP	HR	S	P	ERA	WHIP										
Joel Finch, R ERA: 4.87 (1, 1)	7.0		28	10	2	2	3	2	0	0	0	0	0	32	40	2.57	1.714										
Bill Campbell, R ERA: 4.29 (8, 1)	0.2		6	4	3	3	0	0	0	0	0	0	1	6	6	40.50	6.000										
Dick Drago, R ERA: 2.89 (8, 1)	1.1	W	5	1	0	0	1	0	0	0	0	0	0	7	7	0.00	0.750										

Toronto Blue Jays @ Boston Red Sox
Fenway Park, Boston, MA
Thu Sep 27 1979, 7:05 PM EDT
Att: 20,853 - Unknown - 72 F

AB	37
R	5
H	15
RBI	5
BB	2
SO	4
LOB	18



Batter	1	2	3	4	5	6	7	8	9	AB	R	H	RBI	BB	SO	LOB	BOTTOM										
Rick Burleson, R OBP: 0.311, SLG: 0.362 (1, 6)	F4			4-3		P7		6-3		4	0	0	0	0	0	2											
Ted Sizemore, R OBP: 0.312, SLG: 0.324 (1, 4)	F7			F2		FC1-6 1-2 3-H		HR 2B		4	1	1	1	0	0	1											
Fred Lynn, L OBP: 0.423, SLG: 0.641 (1, 8)	K			K		P7		HR		4	1	1	2	0	2	1											
Jim Rice, R OBP: 0.384, SLG: 0.602 (1, 7)		6-3			G6-4-3 BB		1-3	K		3	0	0	0	1	1	0											
Carlton Fisk, R OBP: 0.303, SLG: 0.447 (1, 10)		G6-4-3 1B			G6-4-3 1-2		HR 1B		HR	4	2	3	1	0	0	1											
Butch Hobson, R OBP: 0.294, SLG: 0.496 (1, 5)		G6-4-3 1-2			1B		HR			3	1	2	2	0	0	1											
Dwight Evans, R OBP: 0.368, SLG: 0.463 (1, 9)			F8		F9		K			3	0	0	0	0	1	1											
Jim Dwyer, L OBP: 0.358, SLG: 0.398 (1, 3)				G4-6-3 1B		1B FC1-6 2B		G3		3	1	2	0	0	0	0											
Gary Allenson, R OBP: 0.261, SLG: 0.293 (1, 2)			G4-6-3 1-2			FC1-6 1B		F8		3	0	1	0	0	0	1											
Inning Stats	R: 0 E: 0 K: 1 S: 5	H: 0 LOB: 0 BB: 0 P: 5	R: 0 E: 0 K: 0 S: 3	H: 1 LOB: 0 BB: 0 P: 3	R: 0 E: 0 K: 0 S: 3	H: 1 LOB: 0 BB: 0 P: 3	R: 0 E: 0 K: 1 S: 5	H: 0 LOB: 0 BB: 0 P: 5	R: 1 E: 0 K: 0 S: 5	H: 2 LOB: 1 BB: 0 P: 5	R: 2 E: 0 K: 1 S: 7	H: 2 LOB: 0 BB: 0 P: 7	R: 2 E: 0 K: 1 S: 7	H: 2 LOB: 0 BB: 0 P: 7	R: 1 E: 0 K: 0 S: 1	H: 1 LOB: 0 BB: 0 P: 1	1B: 5 2B: 2 3B: 0 HR: 3	SF: 0 SAC: 0 DP: 3 HBP: 0	WP: 0 PB: 0 SB: 0 CS: 0	PA: 32							
PITCHER	IP	WLS	BF	H	R	ER	SO	BB	IBB	HBP	BLK	WP	HR	S	P	ERA	WHIP										
Tom Underwood, L ERA: 3.69 (1, 1)	8.0		31	9	5	5	4	1	0	0	0	0	1	1	1	5.62	1.250										
Tom Buskey, R ERA: 3.2 (9, 1)	0.0	L	1	1	1	1	0	0	0	0	0	0	1	1	1	∞	∞										

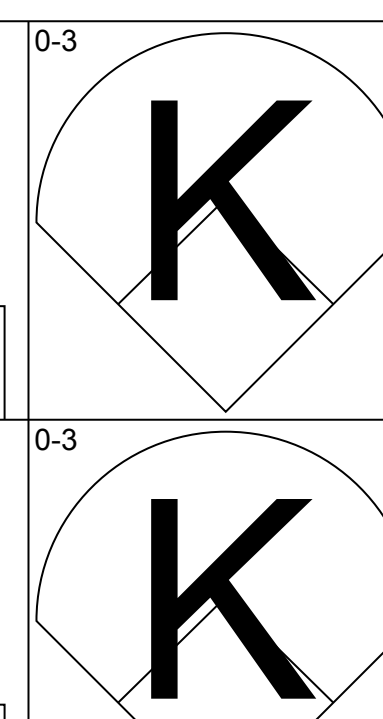
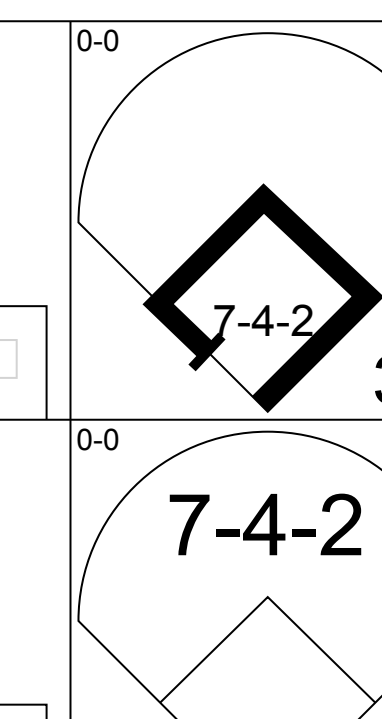
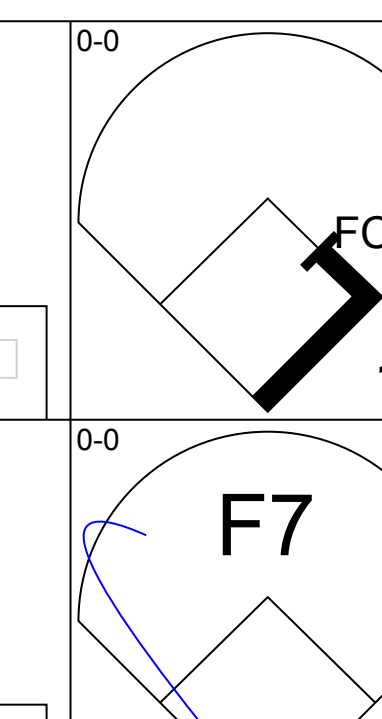
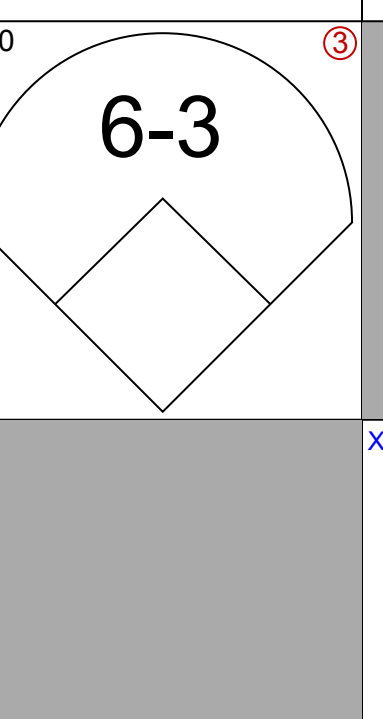
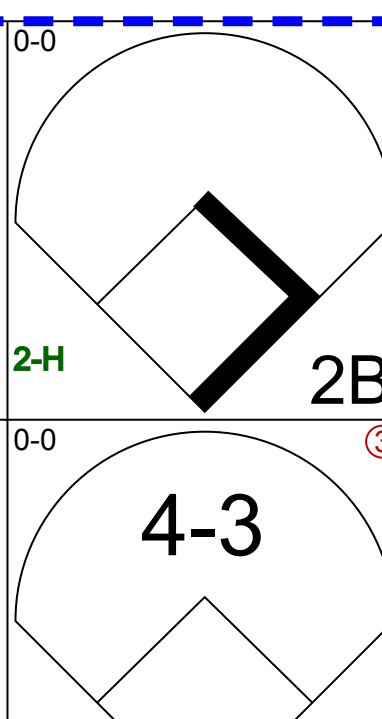
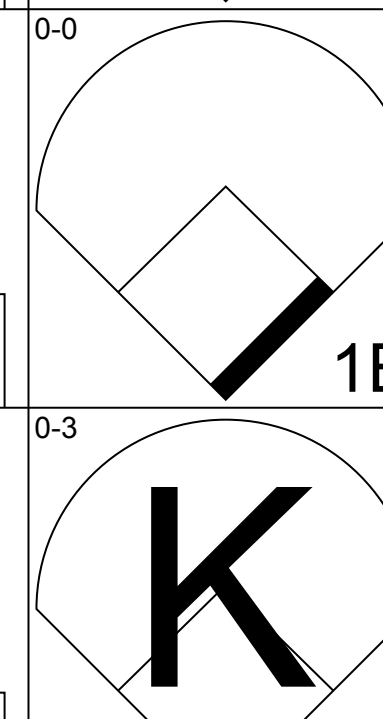

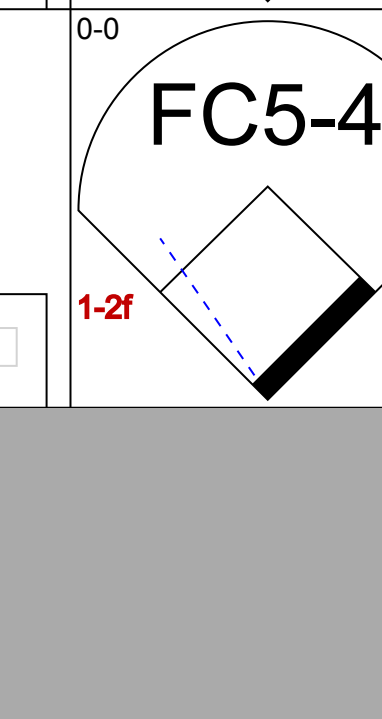
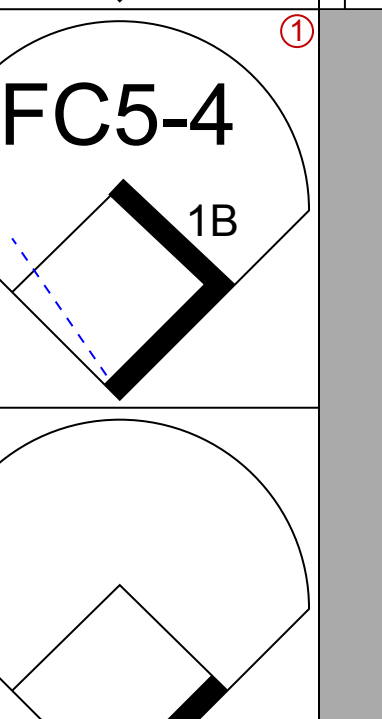


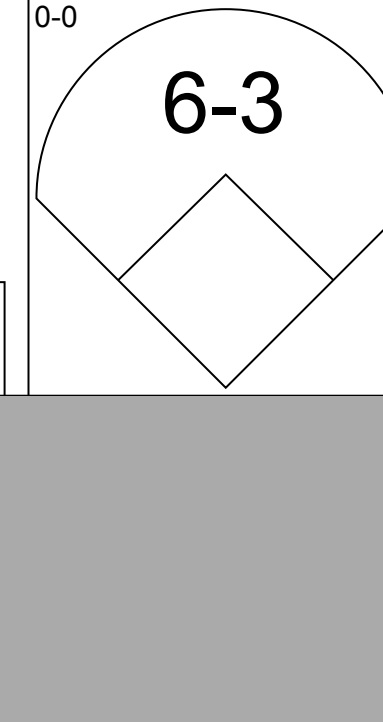

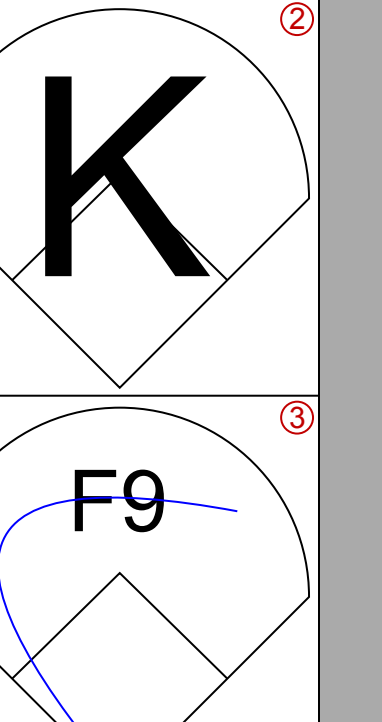


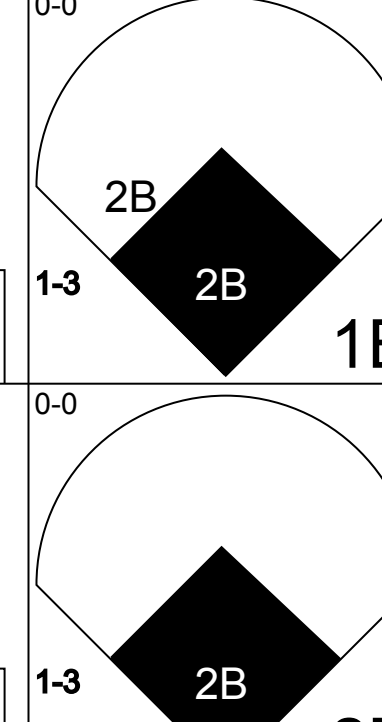
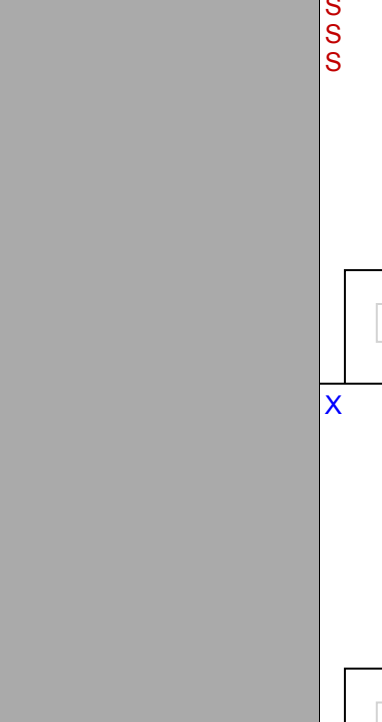
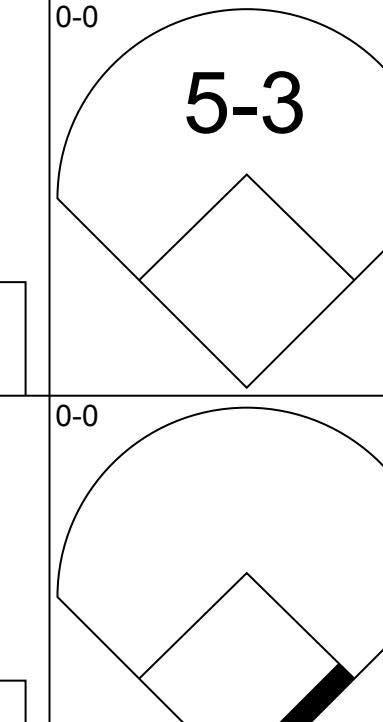
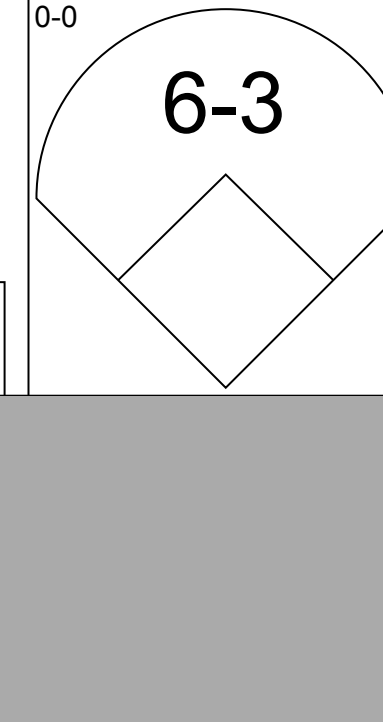
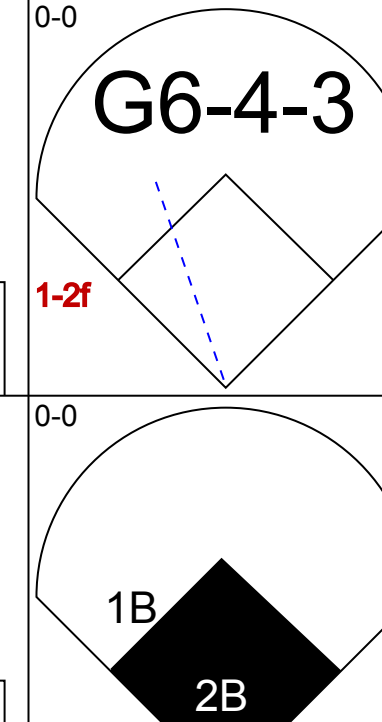
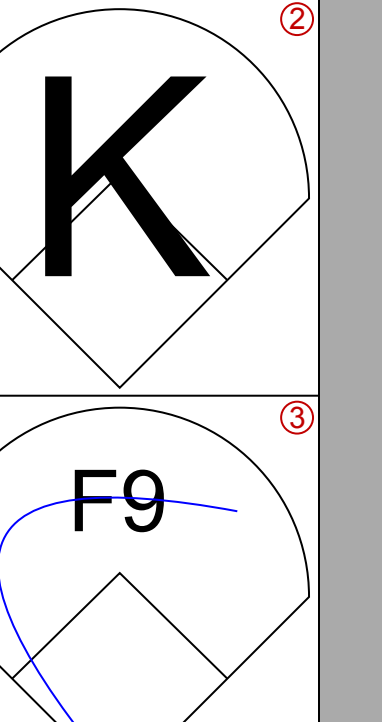

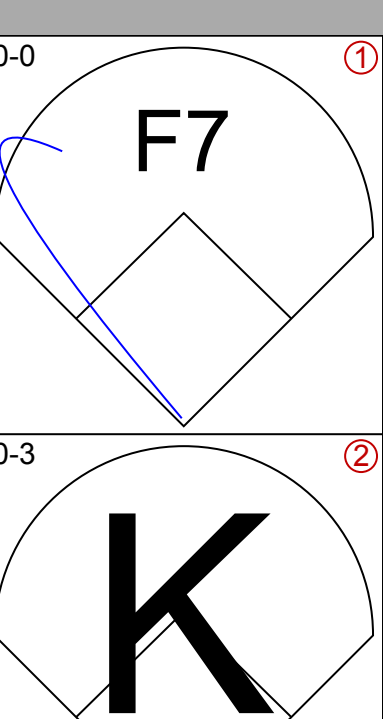
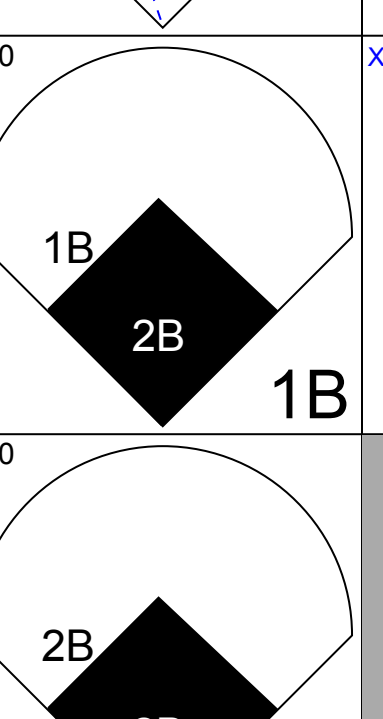
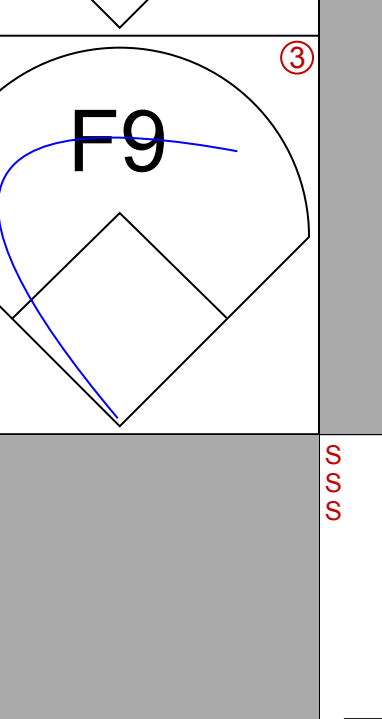

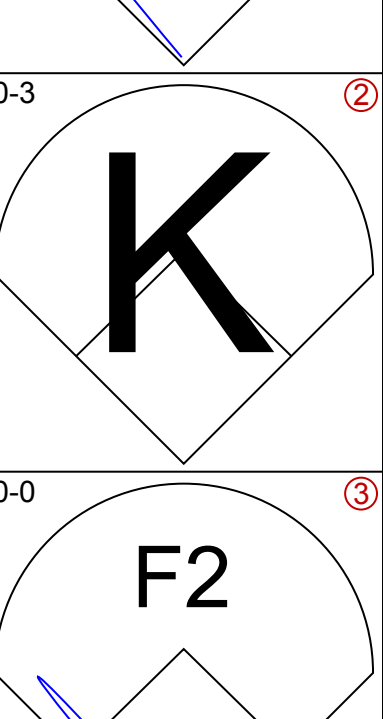
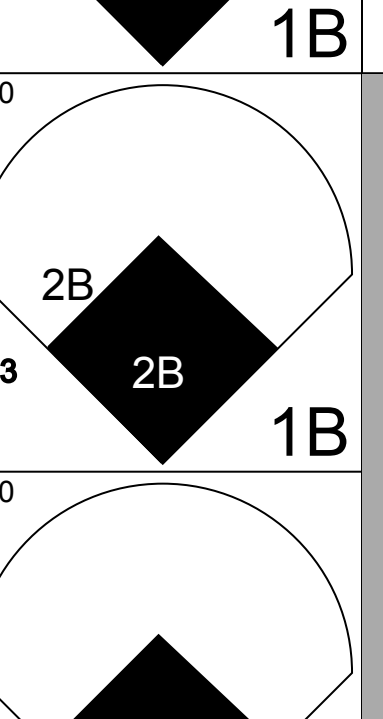
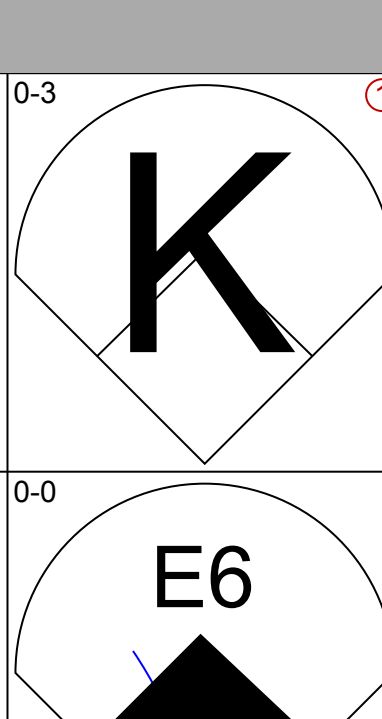

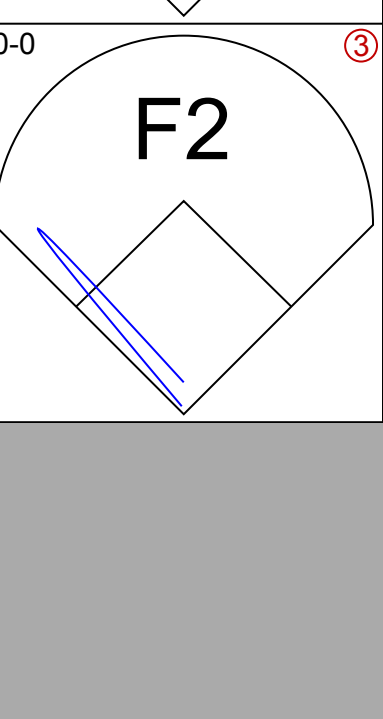
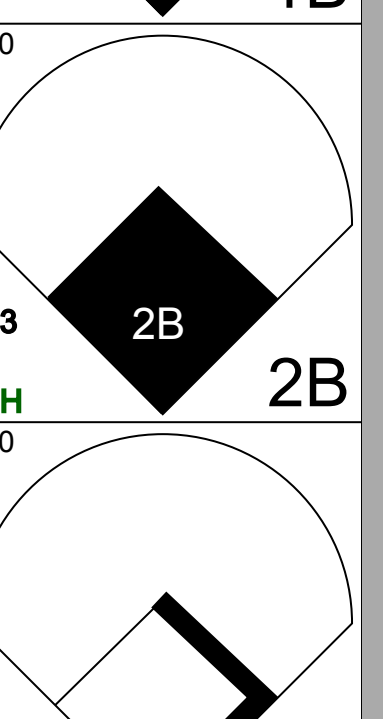
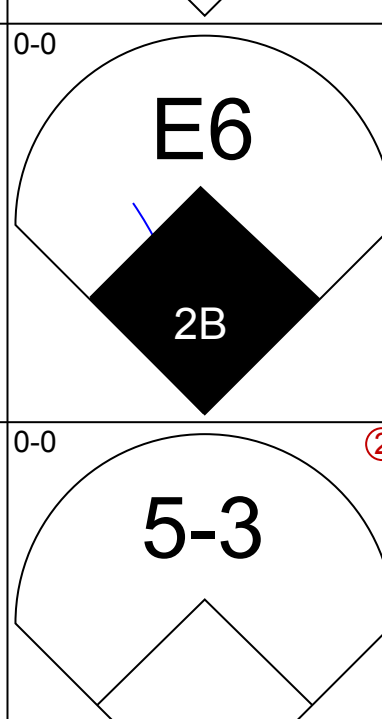
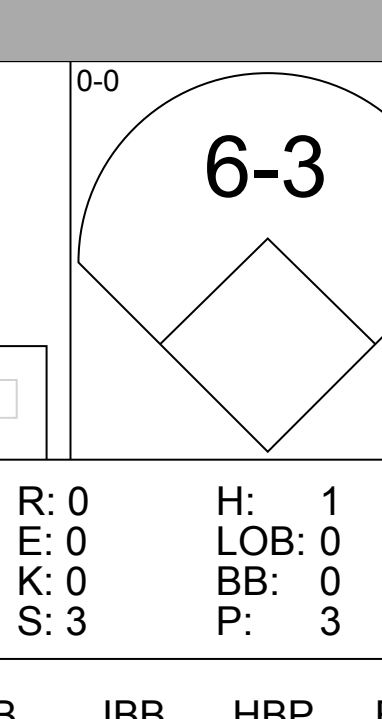
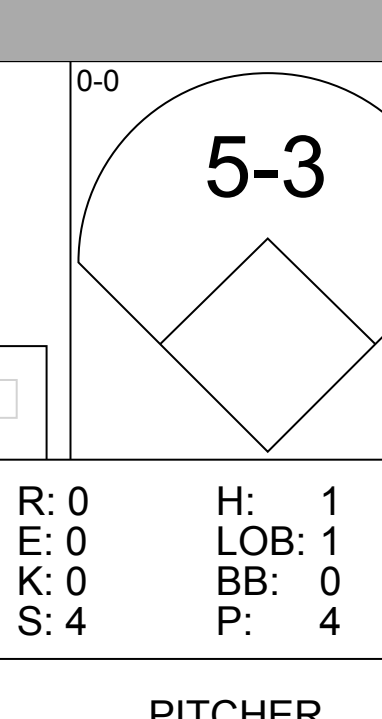
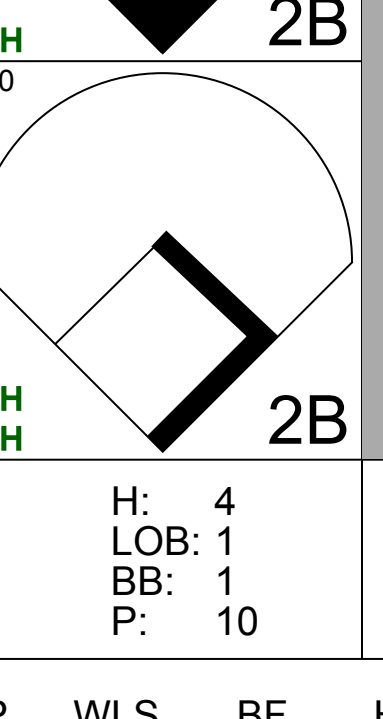
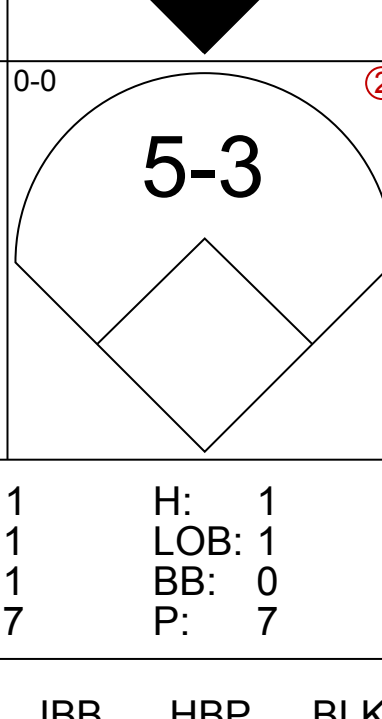
Toronto Blue Jays @ Boston Red Sox
Fenway Park, Boston, MA
Thu Sep 27 1979, 7:05 PM EDT
Att: 20,853 - Unknown - 72 F

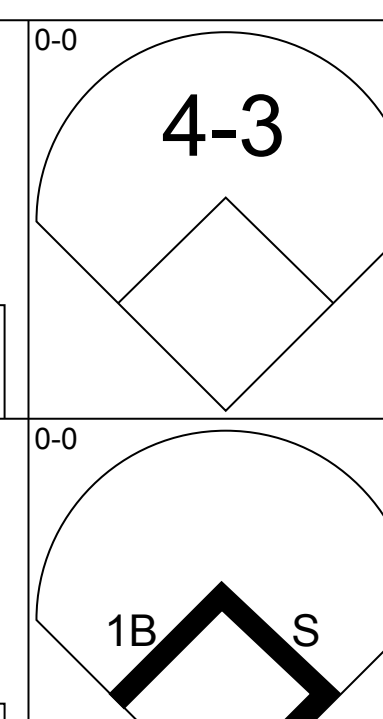
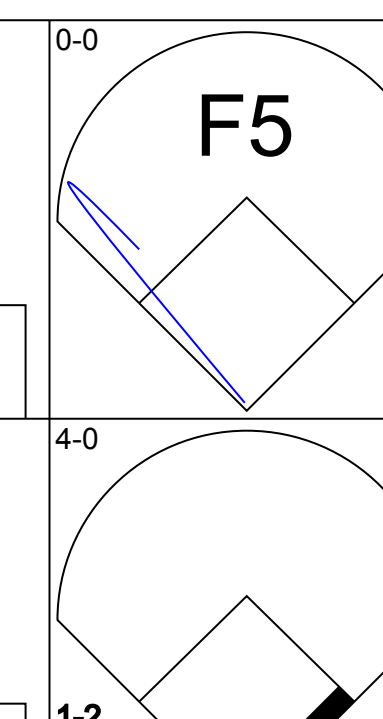
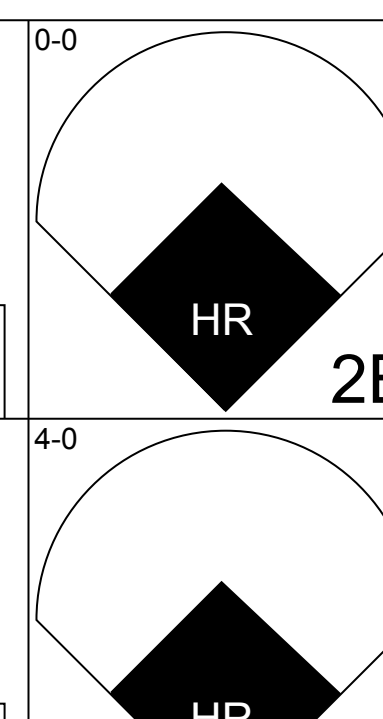
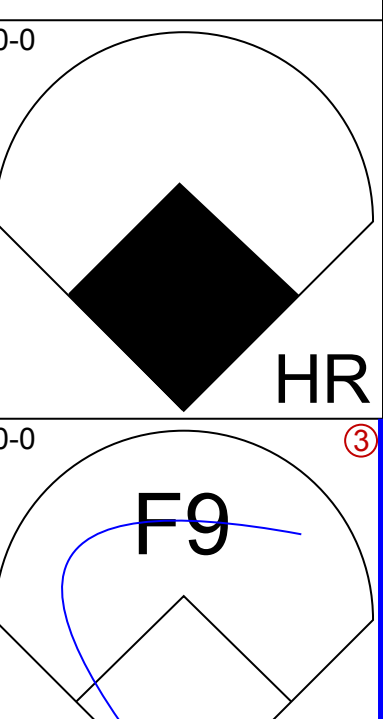
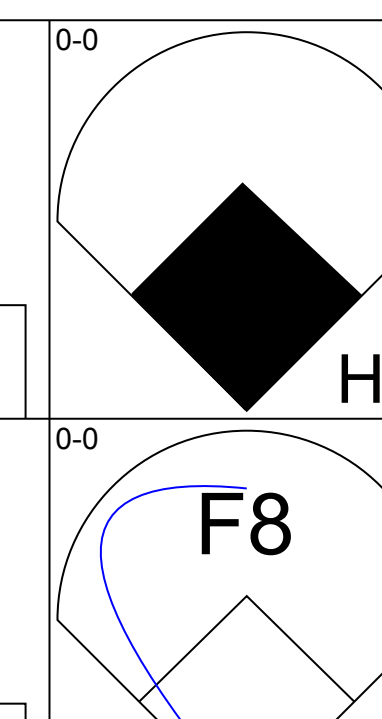
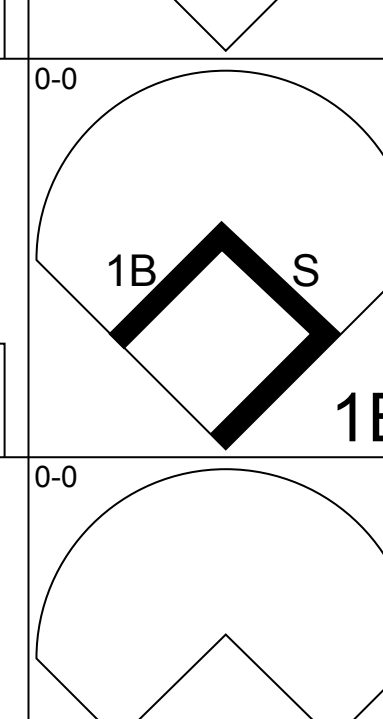
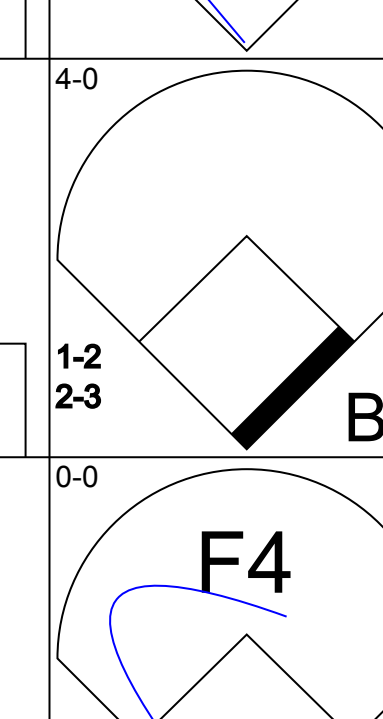
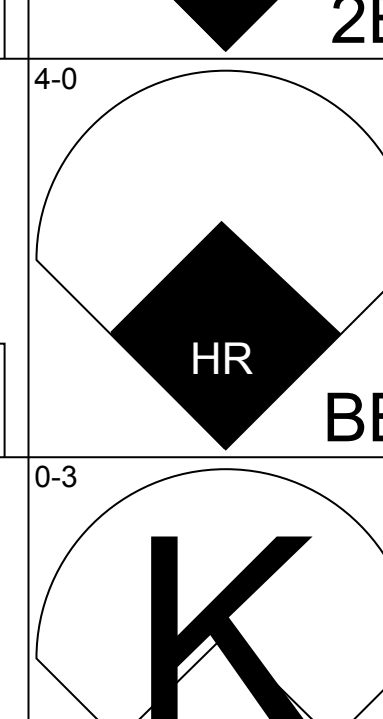
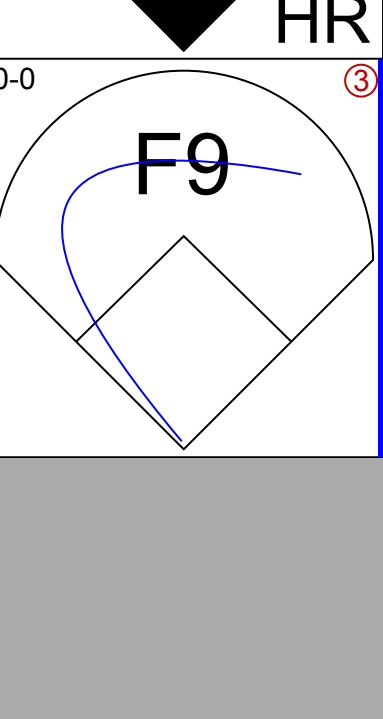
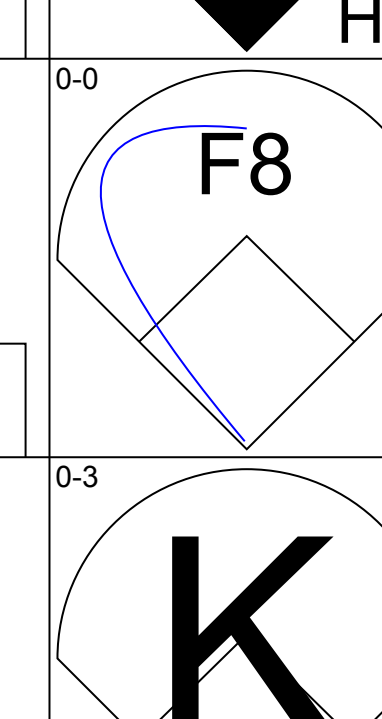
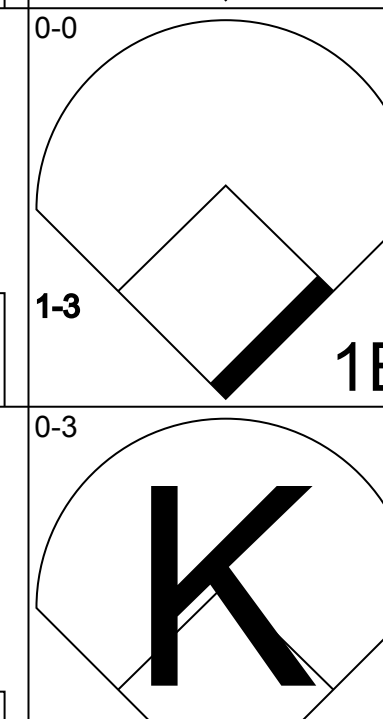
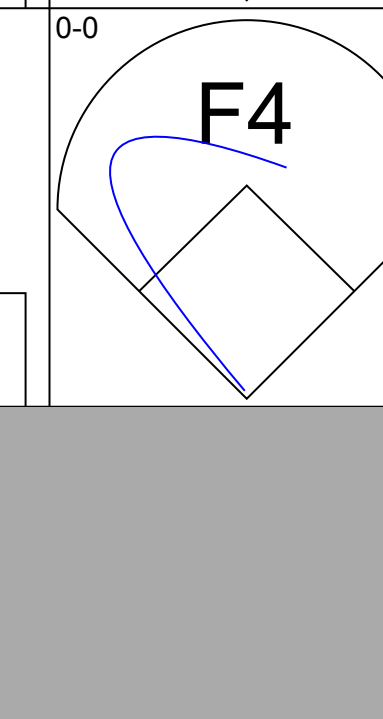
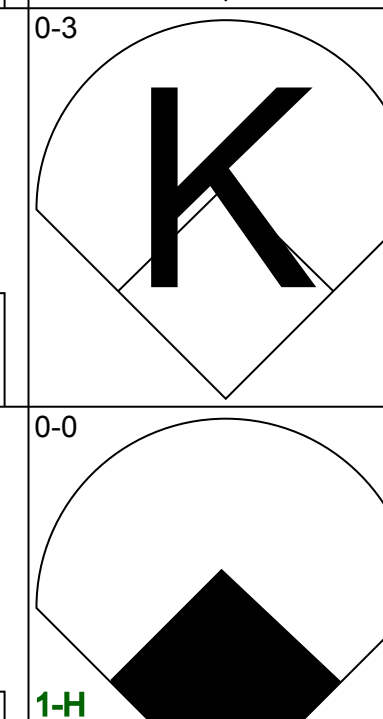
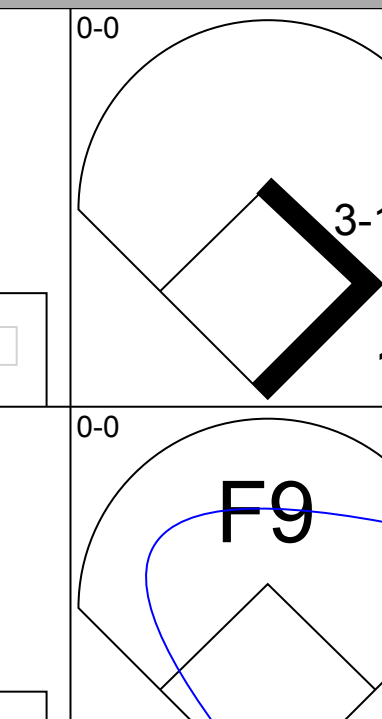
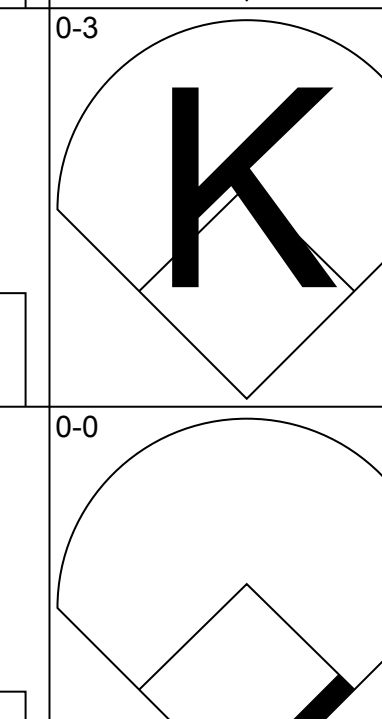
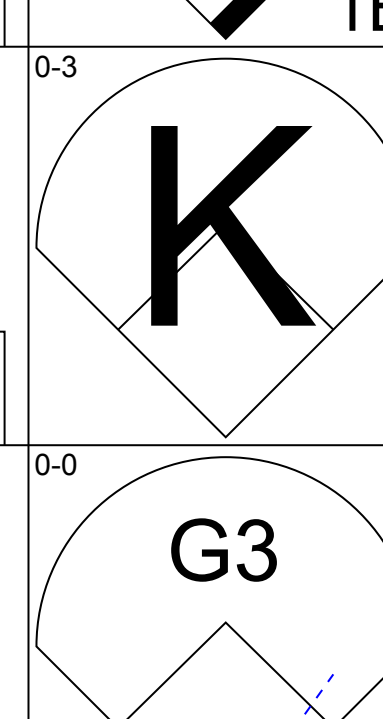
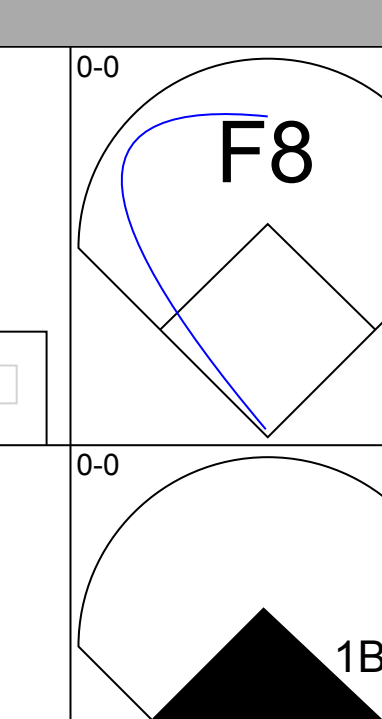
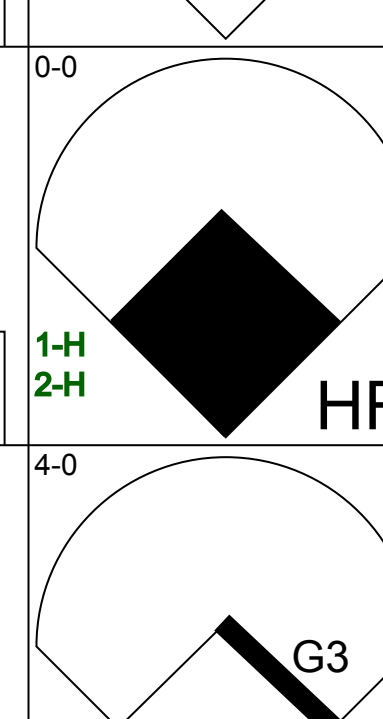

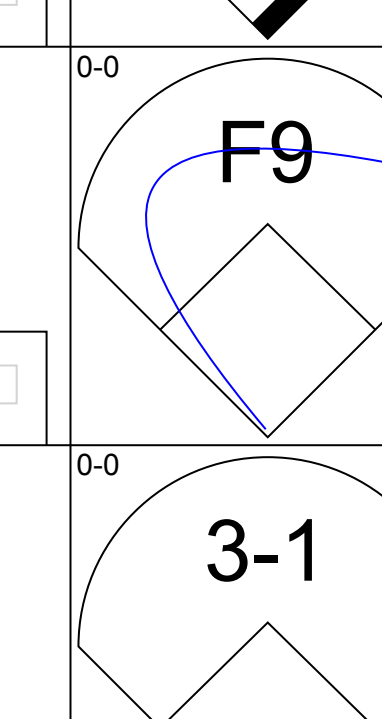
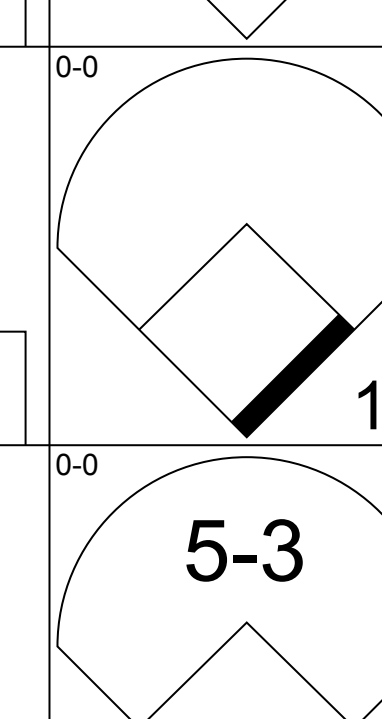
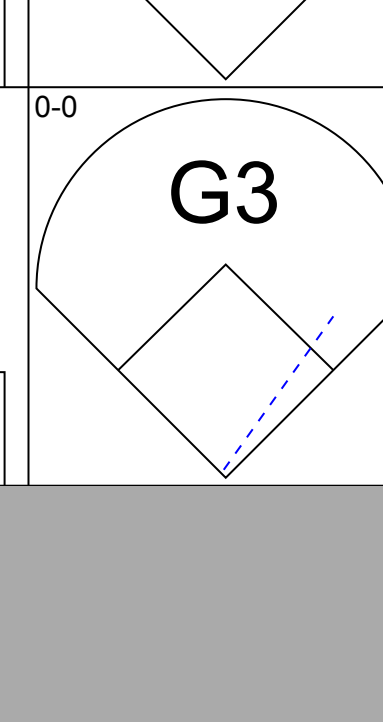
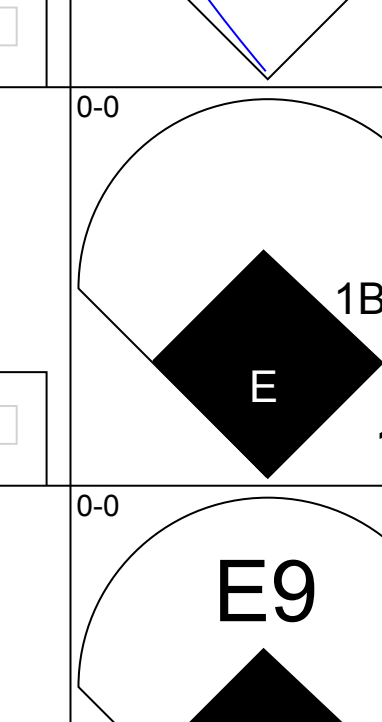
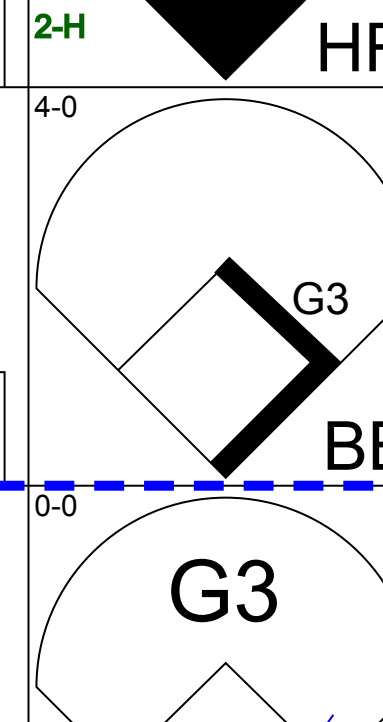
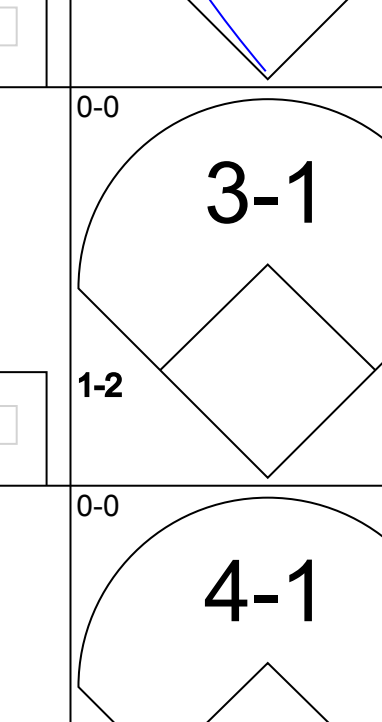
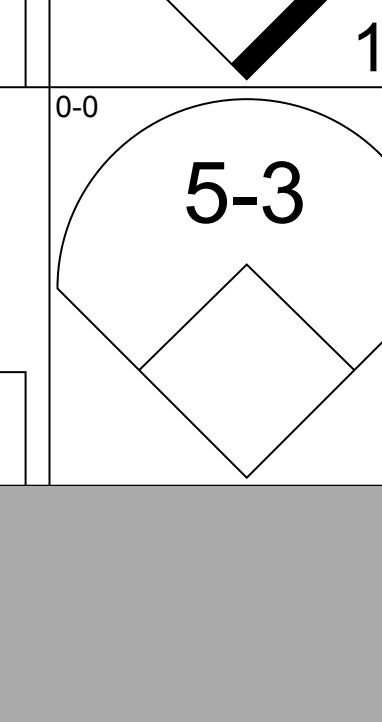
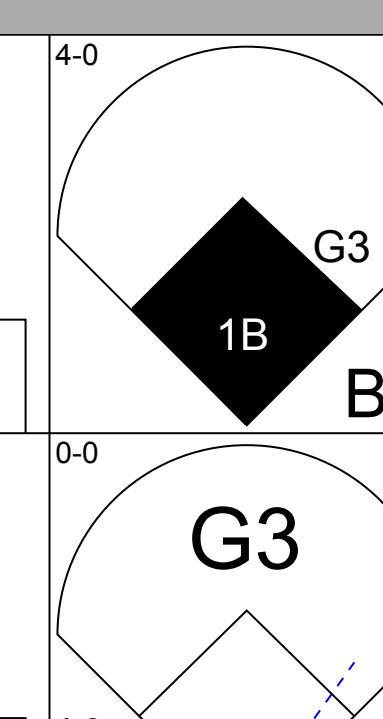
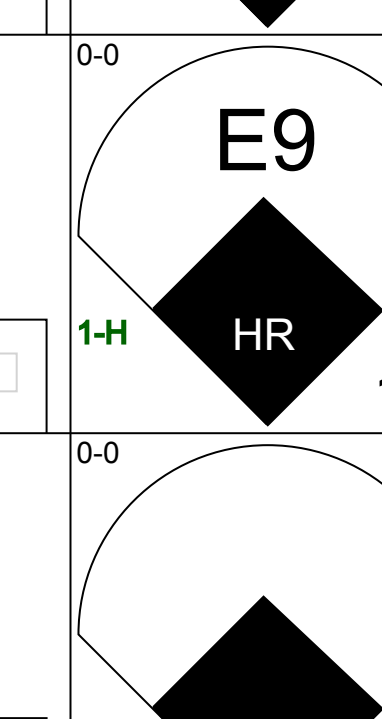
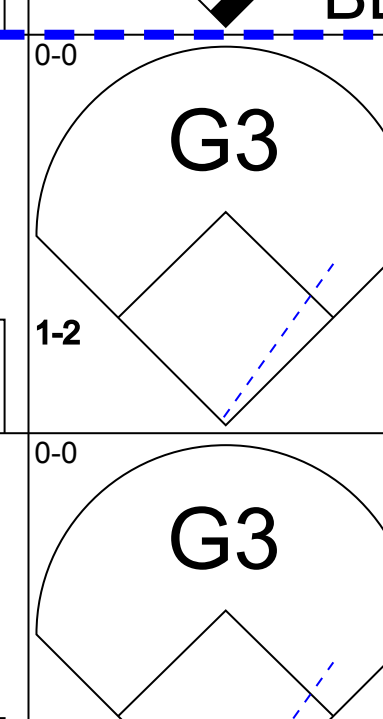

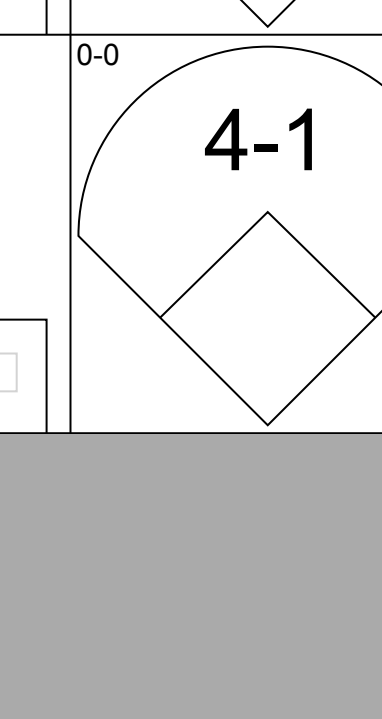
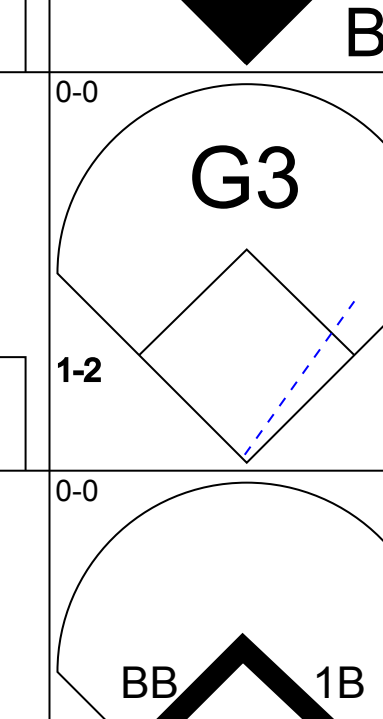
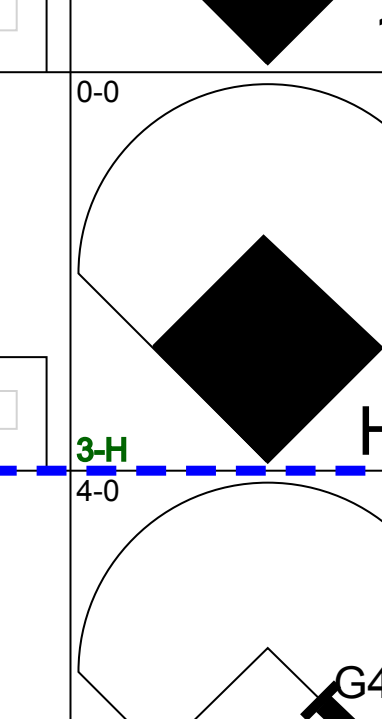
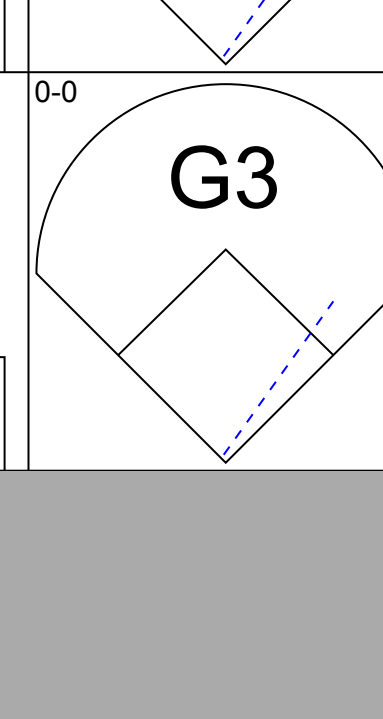

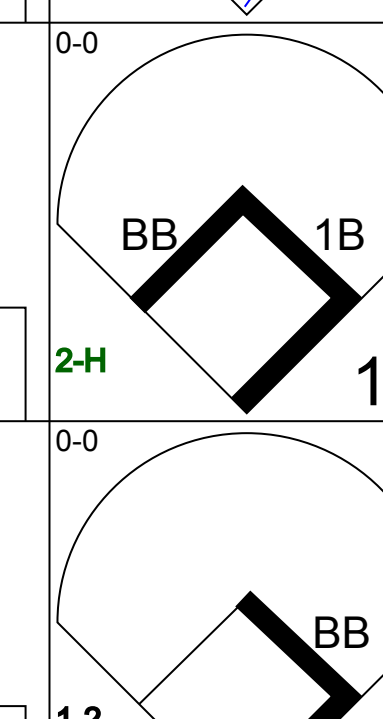
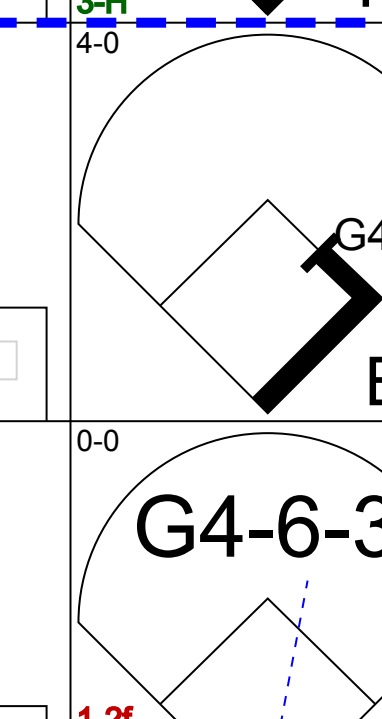
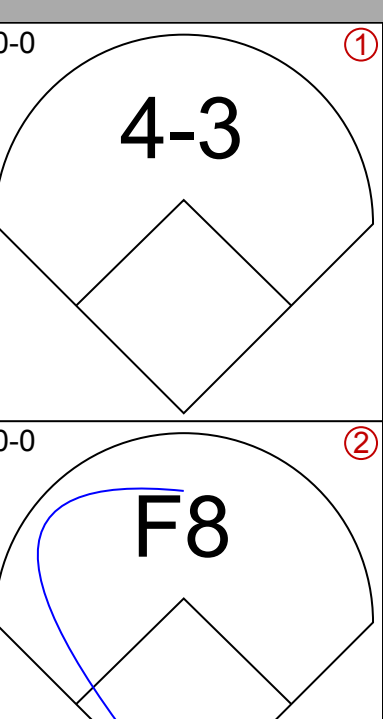
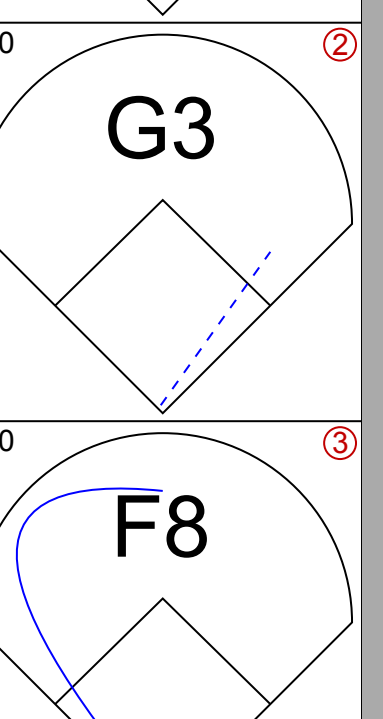
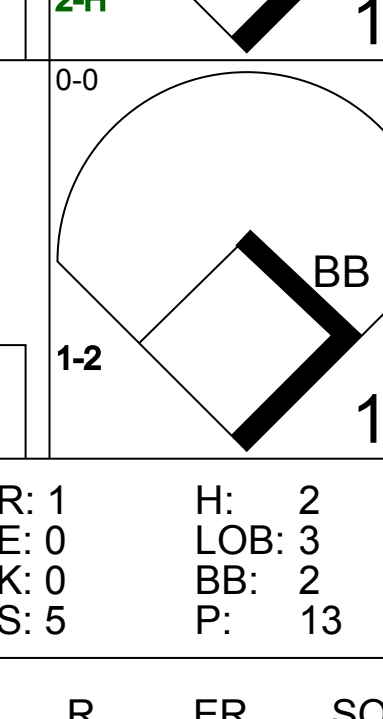
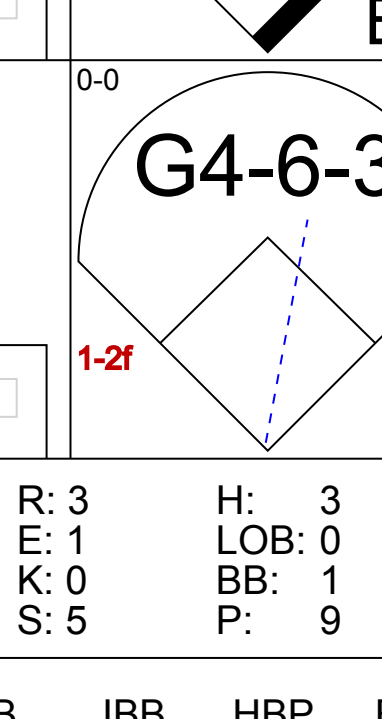
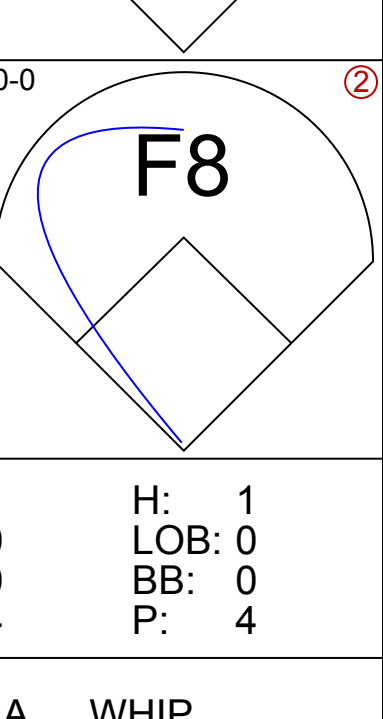
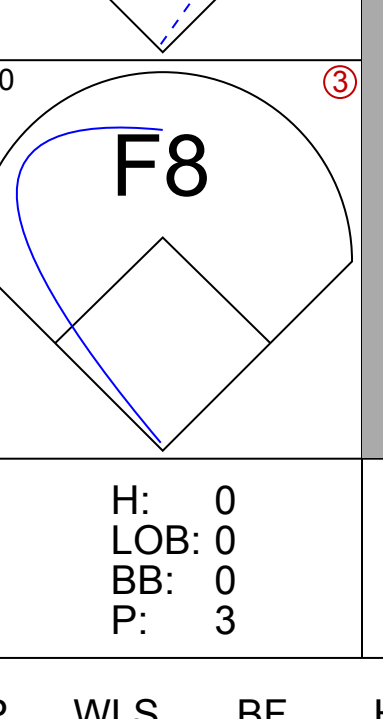
AB	31
R	6
H	10
RBI	6
BB	1
SO	4
LOB	8



Batter	1	2	3	4	5	6	7	8	9	AB	R	H	RBI	BB	SO	LOB	TOP								
Alfredo Griffin, S OBP: 0.330, SLG: 0.354	F7		K			4-3 3B		5-3		4	1	1	0	0	1	1	Toronto Blue Jays @ New York Yankees Yankee Stadium, Bronx, NY Fri Sep 28, 1979, 7:05 PM EDT Att: 17,647 - Unknown - 70 F								
Al Woods, L OBP: 0.339, SLG: 0.390	F2		F8			4-3		1B		4	0	1	1	0	0	1									
Roy Howell, L OBP: 0.312, SLG: 0.410	F7			F4		F9		4-3		4	0	0	0	0	0	1									
Otto Velez, R OBP: 0.394, SLG: 0.522		F4		K		K			K	4	0	0	0	0	3	0									
Tony Solaita, L OBP: 0.384, SLG: 0.423		F3		HR			4-0		G6-4-3 1B	3	1	2	1	1	0	0									
Rick Bosetti, R OBP: 0.286, SLG: 0.363		K		CS 1B		F9			G6-4-3 1-2	4	0	1	0	0	1	2									
Rick Cerone, R OBP: 0.292, SLG: 0.356			SF8 3B	CS 1-2	F8	F8				3	1	1	0	0	0	1									
Bob Bailor, R OBP: 0.298, SLG: 0.286			SF8 3-H		6-3	K				2	0	0	1	0	1	1									
Tim Johnson, L OBP: 0.255, SLG: 0.233					4-3			F9		3	0	1	0	0	0	0									
Inning Stats	R: 0 E: 0 K: 0 S: 3	H: 0 LOB: 0 BB: 0 P: 3	R: 0 E: 0 K: 1 S: 5	H: 0 LOB: 0 BB: 0 P: 5	R: 1 E: 0 K: 1 S: 7	H: 2 LOB: 1 BB: 0 P: 7	R: 1 E: 0 K: 1 S: 6	H: 2 LOB: 0 BB: 0 P: 6	R: 0 E: 0 K: 0 S: 3	H: 0 LOB: 0 BB: 0 P: 3	R: 1 E: 0 K: 1 S: 6	H: 1 LOB: 0 BB: 0 P: 6	R: 0 E: 0 K: 1 S: 5	H: 0 LOB: 1 BB: 1 P: 9	R: 0 E: 0 K: 0 S: 4	H: 1 LOB: 1 BB: 0 P: 4	R: 0 E: 0 K: 1 S: 5	H: 1 LOB: 0 BB: 0 P: 5	1B: 4 2B: 0 3B: 2 HR: 1	SF: 1 SAC: 0 DP: 1 HBP: 0	WP: 0 PB: 0 SB: 0 CS: 1	PA: 34			
PITCHER	IP	WLS	BF	H	R	ER	SO	BB	IBB	HBP	BLK	WP	HR	S	P	ERA	WHIP								
Luis Tiant, R ERA: 3.91	(1, 1)	7.0	W	26	5	3	3	5	1	0	0	0	1	35	39	3.86	0.857								
Rich Gossage, R ERA: 2.62	(8, 1)	2.0		7	2	0	0	1	0	0	0	0	0	9	9	0.00	1.000								

Batter	1	2	3	4	5	6	7	8	9	AB	R	H	RBI	BB	SO	LOB	BOTTOM								
Bobby Murcer, L OBP: 0.348, SLG: 0.380	E4 2B 1B			G3-6-3 1-2		1B		F9		4	1	1	0	1	0	1	Toronto Blue Jays @ New York Yankees Yankee Stadium, Bronx, NY Fri Sep 28, 1979, 7:05 PM EDT Att: 17,647 - Unknown - 70 F								
Willie Randolph, R OBP: 0.373, SLG: 0.369	1B	BB		1B HR		1B CS		5-3		5	2	3	0	0	0	2									
Oscar Gamble, L OBP: 0.457, SLG: 0.617	1B			1B HR		F8 1-2		1B		5	1	4	2	0	0	2									
Reggie Jackson, L OBP: 0.381, SLG: 0.542	1B		FC1-6-4 1B	HR		F8		1B		4	1	2	3	1	0	1									
Chris Chambliss, L OBP: 0.323, SLG: 0.438	F8		BB	F8		F9		BB		5	0	2	0	0	0	1									
Graig Nettles, L OBP: 0.321, SLG: 0.394	F9		F8		F9	HR		BB		3	1	0	0	1	0	3									
Jim Spencer, L OBP: 0.365, SLG: 0.566		FC6-5 2B		BB		G3-6-3 BB		HR		2	1	2	2	2	0	0									
Jerry Narron, L OBP: 0.226, SLG: 0.309		6-3		F5		G3-6-3		1B		4	0	1	0	0	0	5									
Damaso Garcia, R OBP: 0.276, SLG: 0.310		FC6-5 S		G3-6-3 1B		6-3		F4		4	0	1	0	0	0	2									
Inning Stats	R: 2 E: 1 K: 0 S: 6	H: 3 LOB: 1 BB: 0 P: 6	R: 0 E: 0 K: 0 S: 4	H: 1 LOB: 2 BB: 1 P: 8	R: 0 E: 0 K: 0 S: 5	H: 2 LOB: 3 BB: 1 P: 9	R: 3 E: 0 K: 0 S: 6	H: 4 LOB: 0 BB: 0 P: 6	R: 0 E: 0 K: 0 S: 2	H: 0 LOB: 0 BB: 1 P: 6	R: 0 E: 0 K: 0 S: 4	H: 2 LOB: 1 BB: 0 P: 4	R: 2 E: 0 K: 0 S: 5	H: 2 LOB: 1 BB: 1 P: 9	R: 0 E: 0 K: 0 S: 4	H: 2 LOB: 2 BB: 1 P: 8	R: 0 E: 0 K: 0 S: 4	H: 2 LOB: 0 BB: 0 P: 8	1B: 11 2B: 3 3B: 0 HR: 2	SF: 0 SAC: 0 DP: 2 HBP: 0	WP: 0 PB: 0 SB: 1 CS: 1	PA: 41			
PITCHER	IP	WLS	BF	H	R	ER	SO	BB	IBB	HBP	BLK	WP	HR	S	P	ERA	WHIP								
Butch Edge, R ERA: 5.23	(1, 1)	3.2	L	22	10	5	4	0	2	0	0	0	1	20	28	9.82	3.273								
Dave Freisleben, R ERA: 4.96	(4, 1)	4.1		19	6	2	2	0	3	0	0	0	1	16	28	4.15	2.077								

Batter	1	2	3	4	5	6	7	8	9	AB	R	H	RBI	BB	SO	LOB	TOP					
Alfredo Griffin, S OBP: 0.332, SLG: 0.361 (1, 6)										5	0	3	1	0	1	1	Toronto Blue Jays @ New York Yankees Yankee Stadium, Bronx, NY Sat Sep 29 1979, 3:33 AM EDT Att: 30,016 - Sunny - 73 F					
Al Woods, L OBP: 0.336, SLG: 0.388 (1, 7)										5	0	1	0	0	1	3						
Rick Bosetti, R OBP: 0.286, SLG: 0.362 (1, 8)										4	0	1	0	0	0	2						
Otto Velez, R OBP: 0.395, SLG: 0.520 (1, 10)										3	0	1	0	1	1	1						
Craig Kusick, R OBP: 0.297, SLG: 0.415 (1, 3)										4	0	0	0	0	1	3						
Rick Cerone, R OBP: 0.294, SLG: 0.357 (1, 2)										4	1	2	0	0	0	2						
Roy Howell, L OBP: 0.312, SLG: 0.408 (1, 5)										4	1	1	0	0	3	1						
Bob Bailor, R OBP: 0.298, SLG: 0.288 (1, 9)										4	2	1	1	0	0	1						
Luis Gomez, R OBP: 0.266, SLG: 0.282 (1, 4)										4	0	1	2	0	0	1						
Inning Stats	R: 0 E: 0 K: 3 S: 10	H: 1 LOB: 1 BB: 0 P: 10	R: 0 E: 0 K: 1 S: 6	H: 1 LOB: 1 BB: 0 P: 6	R: 0 E: 0 K: 0 S: 3	H: 1 LOB: 0 BB: 0 P: 3	R: 0 E: 0 K: 0 S: 3	H: 0 LOB: 0 BB: 0 P: 3	R: 0 E: 0 K: 1 S: 5	H: 0 LOB: 0 BB: 0 P: 5	R: 0 E: 0 K: 0 S: 4	H: 1 LOB: 1 BB: 0 P: 4	R: 3 E: 0 K: 0 S: 6	H: 4 LOB: 1 BB: 1 P: 10	R: 0 E: 0 K: 1 S: 7	H: 2 LOB: 2 BB: 0 P: 7	R: 1 E: 1 K: 1 S: 7	H: 1 LOB: 1 BB: 0 P: 7	1B: 7 2B: 4 3B: 1 HR: 0	SF: 0 SAC: 0 DP: 2 HBP: 0	WP: 0 PB: 0 SB: 0 CS: 0	PA: 38
PITCHER	IP WLS BF H R ER SO BB IBB HBP BLK WP HR S P ERA WHIP																					
Tommy John, L ERA: 2.96 (1, 1)	8.2 W 36 H 10 R 4 ER 3 SO 7 BB 1 IBB 0 HBP 0 BLK 0 WP 0 HR 0 S 49 P 53 ERA 3.12 WHIP 1.269																					
Don Hood, L ERA: 3.22 (9, 1)	0.1 2 1 0 0 0 0 0 0 0 0 0 0 0 0 2 2 0.00 3.000																					

Batter	1	2	3	4	5	6	7	8	9	AB	R	H	RBI	BB	SO	LOB	BOTTOM			
Bobby Murcer, L OBP: 0.350, SLG: 0.398 Ron Guidry, L (9, 8)										5	3	3	2	0	0	2	Toronto Blue Jays @ New York Yankees Yankee Stadium, Bronx, NY Sat Sep 29 1979, 3:33 AM EDT Att: 30,016 - Sunny - 73 F			
Willie Randolph, R OBP: 0.375, SLG: 0.369 Fred Stanley, R OBP: 0.236, SLG: 0.270 (1, 4) (6, 4)										2	1	1	0	2	0	0				
Oscar Gamble, L OBP: 0.457, SLG: 0.613 (1, 7)										5	0	2	0	0	2	5				
Reggie Jackson, L OBP: 0.382, SLG: 0.547 (1, 9)										5	1	2	3	0	1	3				
Chris Chambliss, L OBP: 0.324, SLG: 0.436 (1, 3)										4	1	1	0	1	0	4				
Graig Nettles, L OBP: 0.322, SLG: 0.393 (1, 5)										3	2	1	0	1	0	2				
Jim Spencer, L OBP: 0.364, SLG: 0.572 (1, 10)										4	1	1	2	0	0	2				
Bruce Robinson, L OBP: 0.231, SLG: 0.167 (1, 2)										3	0	1	1	1	0	0				
Damaso Garcia, R OBP: 0.273, SLG: 0.303 (1, 6)										4	0	1	0	0	0	1				
Inning Stats	R: 0 E: 0 K: 1 S: 7	H: 2 LOB: 2 BB: 0 P: 7	R: 1 E: 0 K: 0 S: 5	H: 2 LOB: 3 BB: 2 P: 13	R: 3 E: 1 K: 0 S: 5	H: 3 LOB: 0 BB: 1 P: 9	R: 3 E: 0 K: 1 S: 7	H: 2 LOB: 1 BB: 2 P: 15	R: 1 E: 0 K: 0 S: 4	H: 1 LOB: 0 BB: 0 P: 4	R: 0 E: 0 K: 0 S: 4	H: 1 LOB: 1 BB: 0 P: 4	R: 0 E: 0 K: 0 S: 3	H: 0 LOB: 0 BB: 0 P: 3	R: 1 E: 0 K: 1 S: 7	H: 2 LOB: 1 BB: 0 P: 7	1B: 8 2B: 1 3B: 0 HR: 4	SF: 0 SAC: 0 DP: 1 HBP: 0	WP: 0 PB: 0 SB: 1 CS: 0	PA: 41
PITCHER	IP WLS BF H R ER SO BB IBB HBP BLK WP HR S P ERA WHIP																			
Phil Huffman, R ERA: 5.77 (1, 1)	2.1 L 16 H 7 R 4 ER 4 SO 1 BB 2 IBB 0 HBP 0 BLK 0 WP 1 HR 1 S 16 P 24 ERA 15.43 WHIP 3.857																			
Balor Moore, L ERA: 4.84 (3, 1)	1.0 7 2 3 3 1 3 0 0 0 0 0 1 6 18 27.00 5.000																			
Jackson Todd, R ERA: 5.85 (4, 1)	4.2 18 4 2 2 2 1 0 0 0 0 0 2 20 20 3.86 0.857																			

AB	37
R	4
H	11
RBI	4
BB	1
SO	7
LOB	15



