Toronto Blue Jays - 1980

Batter	1	2	3	4	5	6	7	8	9	AB	R	H	RBI	BB	SO	LOB
Alfredo Griffin, S (1, 6) OBP: 0.400, SLG: 0.250	0-0 S HR 1B		0-0 1-3		BBB 4-0 BB		0-0 F2		0-0 4-3	4	1	1	0	1	0	2
Bob Bailor, R (1, 9)	0-0 1-3 1-2		0-0 1-3		0-0 1-3		0-0 F8		0-0 E1 G3	5	0	0	0	0	0	4
John Mayberry, L (1, 3) OBP: 0.800, SLG: 2.200	0-0 2-H HR			0-0 1-3 1B 1B		0-0 HR		0-0 1B 2B	0-0 G3 1-2	5	3	4	3	0	0	1
Otto Velez, R (1, 10) Joe Cannon, L (9, PR)	0-0 1-3			0-0 F9	SSS 0-3 K			0-0 6-3	BBBB 4-0 BB	4 0	0 0	0 0	0 0	1 0	1 0	2 0
Roy Howell, L (1, 5) OBP: 0.600, SLG: 0.500	SSS 0-3 K			0-0 1-3 1-2 1B	BBBB 4-0 G6-4-3 BB			0-0 PB E 2-H 1B	SSS 0-3 K	4	1	2	1	1	2	2
Barry Bonnell, R (1, 7) OBP: 0.250, SLG: 0.750		0-0 L6		0-0 1-3 1-2 2-3		0-0 G6-4-3 1-2f		0-0 E6 1-H 3B		4	1	1	1	0	0	3
Rick Bosetti, R (1, 8)		0-0 6-3	SSS 0-3 K				0-0 4-3	0-0 5-3		4	0	0	0	0	1	2
Damaso Garcia, R (1, 4) OBP: 0.500, SLG: 0.333		0-0 1-3			0-0 6-3		BBBB 4-0 BB	0-0 S 1B		3	0	1	0	1	0	0
Ernie Whitt, L (1, 2)			0-0 G1		0-0 F7		BBBB 4-0 1-2 BB	0-0 6-3 1-2		2	0	0	0	0	0	0
Willie Upshaw, L (7, PH)										0	0	0	0	1	0	0
Bob Davis, R (7, 2)										1	0	0	0	0	0	1
Inning Stats	R: 2 E: 0 K: 1 S: 7 H: 2 LOB: 0 BB: 0 P: 7	R: 0 E: 0 K: 0 S: 3 H: 0 LOB: 0 BB: 0 P: 3	R: 0 E: 0 K: 0 S: 3 H: 0 LOB: 0 BB: 0 P: 3	R: 0 E: 0 K: 1 S: 7 H: 2 LOB: 2 BB: 0 P: 7	R: 0 E: 0 K: 0 S: 3 H: 0 LOB: 1 BB: 1 P: 7	R: 1 E: 0 K: 1 S: 5 H: 1 LOB: 0 BB: 1 P: 9	R: 0 E: 0 K: 0 S: 3 H: 0 LOB: 2 BB: 2 P: 11	R: 3 E: 1 K: 0 S: 7 H: 4 LOB: 1 BB: 0 P: 7	R: 0 E: 1 K: 1 S: 6 H: 0 LOB: 2 BB: 1 P: 10	1B: 5 2B: 1 3B: 1 HR: 2	SF: 0 SAC: 0 DP: 1 HBP: 0						

PITCHER		IP	WLS	BF	H	R	ER	SO	BB	IBB	HBP	BLK	WP	HR	S	P	ERA	WHIP
Mike Parrott, R ERA: 4.26	(1, 1)	6.1	W	26	5	3	3	3	3	0	0	0	0	2	29	41	4.26	1.263
Byron McLaughlin, R ERA: 20.25	(7, 1)	1.1		9	4	3	3	0	1	0	0	0	0	0	8	12	20.25	3.750
Dave Heaverlo, R ERA:	(8, 1)	1.1	S	6	0	0	0	1	1	0	0	0	0	0	7	11	0.00	0.750

PITCHER	IP	WLS	BF	H	R	ER	SO	BB	IBB	HBP	BLK	WP	HR	S	P	ERA	WHIP

TOP

Toronto Blue Jays @ Seattle Mariners

The Kingdome, Seattle, WA

Wed Apr 09 1980, 9:05 PM EST

Att. 22,588 - Dome

livebaseballscorecards.com

AB	36
R	6
H	9
RBI	5
BB	5
SO	4
LOB	17

WP: 0	PA: 41
PB: 1	
SB: 2	
CS: 0	

Batter	1	2	3	4	5	6	7	8	9	AB	R	H	RBI	BB	SO	LOB
Julio Cruz, S (1, 4)	6-3	FC2-6 1B 4-1 1-2f		4-3 2-3		SH5-3 1-2		K		4	1	0	0	0	1	2
Rod Craig, S (1, 8) OBP: 0.600, SLG: 0.800	1B 2B	4-1 1-3 1B		3-H 1B		F8		K		5	1	3	1	0	1	1
Dan Meyer, L (1, 7) OBP: 0.250, SLG: 0.250	1B E 2-H 1B	4-1 1-2 3-H		K		4-3				4	1	1	2	0	1	3
Bruce Bochte, L (1, 3) OBP: 0.750, SLG: 0.750	6-3 E 2B 1-3 1B	G3			G5-4-3 1B		HR 1B			4	2	3	0	0	0	1
Willie Horton, R (1, 10)	E5 6-3 2B 1-2 3-H	5-3			G5-4-3 1-2f		F8			4	1	0	1	0	0	3
Joe Simpson, L (1, 9) OBP: 0.500, SLG: 1.750	6-3 1-2 2-3	F7			3B		HR 1-H			4	1	2	2	0	0	2
Ted Cox, R (1, 5) OBP: 0.500, SLG: 0.667	2B 2-H 3-H	4-3			IBB		6-3			3	0	1	2	1	0	0
Bob Stinson, S (1, 2) OBP: 0.250, SLG: 0.250	F8			4-3 SH1 1B 1B	1-3		4-3			4	1	1	0	0	0	3
Mario Mendoza, R (1, 6) OBP: 0.667, SLG: 0.500		FC2-6 BB		SH1 1-2		SH5-3 1B		K		2	0	1	0	1	1	0
Inning Stats	R: 4 E: 1 K: 0 S: 8 H: 4 LOB: 1 BB: 0 P: 8	R: 1 E: 0 K: 0 S: 4 H: 1 LOB: 1 BB: 1 P: 8	R: 0 E: 0 K: 0 S: 3 H: 0 LOB: 0 BB: 0 P: 3	R: 1 E: 0 K: 1 S: 7 H: 2 LOB: 1 BB: 0 P: 7	R: 0 E: 0 K: 0 S: 4 H: 2 LOB: 2 BB: 1 P: 8	R: 0 E: 0 K: 0 S: 4 H: 1 LOB: 1 BB: 0 P: 4	R: 2 E: 0 K: 0 S: 5 H: 2 LOB: 0 BB: 0 P: 5	R: 0 E: 0 K: 3 S: 9 H: 0 LOB: 0 BB: 0 P: 9		1B: 8 2B: 2 3B: 1 HR: 1	SF: 0 SAC: 2 DP: 1 HBP: 0						

BOTTOM

Toronto Blue Jays @ Seattle Mariners

The Kingdome, Seattle, WA

Wed Apr 09 1980, 9:05 PM EST

Att. 22,588 - Dome

livebaseballscorecards.com

AB	34
R	8
H	12
RBI	8
BB	2
SO	4
LOB	15

WP: 0 PB: 0 SB: 0 CS: 0 PA: 38

PITCHER		IP	WLS	BF	H	R	ER	SO	BB	IBB	HBP	BLK	WP	HR	S	P	ERA	WHIP
Dave Lemanczyk, R ERA: 27.0	(1, 1)	0.2	L	7	4	4	2	0	0	0	0	0	0	0	7	7	27.00	6.000
Tom Buskey, R ERA: 6.75	(1, 1)	1.1		6	1	1	1	0	1	0	0	0	0	0	5	9	6.75	1.500
Balor Moore, L ERA: 3.0	(3, 1)	3.0		13	4	1	1	1	0	1	0	0	0	0	14	18	3.00	1.333
Jesse Jefferson, R ERA: 9.0	(6, 1)	2.0		9	3	2	2	0	0	0	0	0	0	1	9	9	9.00	1.500
Joey McLaughlin, R ERA:	(8, 1)	1.0		3	0	0	0	3	0	0	0	0	0	0	9	9	0.00	0.000

PITCHER	IP	WLS	BF	H	R	ER	SO	BB	IBB	HBP	BLK	WP	HR	S	P	ERA	WHIP

Batter	1	2	3	4	5	6	7	8	9	10	11	AB	R	H	RBI	BB	SO	LOB
Alfredo Griffin, S (1, 6) OBP: 0.455, SLG: 0.600	G3 FC6-2 2B		F6		G3		F8		F9 1-H 1B 2B		1B 1B 1B 1B	6	2	3	1	0	0	2
Bob Bailor, R (1, 9) Willie Upshaw, L (9, PH) OBP: 0.667, SLG: 0.500 (9, 3)	G3 2-3			6-3		1-3	F8		F9 2-3		1B 1-2 1B 1B	4 2	0 1	0 1	0 1	0 0	0 0	2 2
John Mayberry, L (1, 3) Danny Ainge, R (9, PR) Bob Davis, R (9, 2) OBP: 0.500, SLG: 0.500	FC6-2 FC6 3-H			G3		BBBB 2B SF7 BB		BBBB HR BB	BBBB 1B 1B BB		1B 1-2 2-3 SF9 1B	2 0 1	2 1 1	0 0 1	0 0 0	3 0 0	0 0 0	1 0 0
Roy Howell, L (1, 5) OBP: 0.636, SLG: 0.700	FC6 1-2f			1B		1-3 2B		F8	1B 1-2 3-H 1B		SF9 1-3 2-H 3-H 1B	6	0	4	3	0	0	2
Otto Velez, R (1, 10) OBP: 0.273, SLG: 0.125		4-3		6-3		IIII IBB	SSS K		1-3 2-H 1B		SF9 1-2 3-H	4	0	1	2	1	1	2
Barry Bonnell, R (1, 7) OBP: 0.200, SLG: 0.778 (9, 9)		F8			6-3	SF7 3-H		1-H HR	F8		F9	5	1	1	3	0	0	3
Rick Bosetti, R (1, 8) OBP: 0.100, SLG: 0.100		F8			F9	SSS K		6-3		1B	4-3	6	0	1	0	0	1	3
Damaso Garcia, R (1, 4) OBP: 0.333, SLG: 0.375			6-3		1B 2B		E4 SH3-4		4-3	3-1		5	1	1	0	0	0	0
Ernie Whitt, L (1, 2) OBP: 0.250, SLG: 0.250 Al Woods, L (9, PH) OBP: 1.000, SLG: 1.000 Joe Cannon, L (9, PR) (9, 7)			G3		2-H 1B		SH3-4 1-2		S 2B 1B		5-3	2 1 1	0 0 1	1 1 0	1 0 0	0 0 0	0 0 0	0 0 0
Inning Stats	R: 0 E: 0 K: 0 S: 4 H: 1 LOB: 1 BB: 0 P: 4	R: 0 E: 0 K: 0 S: 3 H: 0 LOB: 0 BB: 0 P: 3	R: 0 E: 0 K: 0 S: 3 H: 0 LOB: 0 BB: 0 P: 3	R: 0 E: 0 K: 0 S: 4 H: 1 LOB: 1 BB: 0 P: 4	R: 1 E: 0 K: 0 S: 5 H: 2 LOB: 1 BB: 0 P: 5	R: 1 E: 0 K: 1 S: 6 H: 1 LOB: 2 BB: 2 P: 14	R: 0 E: 1 K: 0 S: 4 H: 0 LOB: 1 BB: 0 P: 4	R: 2 E: 0 K: 1 S: 6 H: 1 LOB: 0 BB: 1 P: 10	R: 3 E: 0 K: 0 S: 7 H: 4 LOB: 2 BB: 1 P: 11	R: 0 E: 0 K: 0 S: 3 H: 1 LOB: 0 BB: 0 P: 3	R: 3 E: 0 K: 0 S: 7 H: 4 LOB: 1 BB: 0 P: 7	1B: 10 2B: 4 3B: 0 HR: 1	SF: 2 SAC: 1 DP: 0 HBP: 0		WP: 0 PB: 0 SB: 1 CS: 0	PA: 52		

PITCHER		IP	WLS	BF	H	R	ER	SO	BB	IBB	HBP	BLK	WP	HR	S	P	ERA	WHIP
Jim Beattie, R ERA: 2.57	(1, 1)	7.0		29	5	2	2	1	1	1	0	0	0	0	29	37	2.57	0.857
Shane Rawley, L ERA: 27.0	(8, 1)	0.2		4	1	2	2	1	1	0	0	0	0	1	5	9	27.00	3.000
Dave Heaverlo, R ERA: 9.0	(8, 1)	0.2		4	2	3	3	0	0	0	0	0	0	0	4	4	40.50	3.000
Byron McLaughlin, R ERA: 21.6	(9, 1)	0.1		4	2	0	0	0	1	0	0	0	0	0	3	7	0.00	9.000
Rob Dressler, R ERA: 11.57	(9, 1)	2.1	L	11	5	3	3	0	0	0	0	0	0	0	11	11	11.57	2.143

PITCHER	IP	WLS	BF	H	R	ER	SO	BB	IBB	HBP	BLK	WP	HR	S	P	ERA	WHIP

TOP

Toronto Blue Jays @ Seattle Mariners

The Kingdome, Seattle, WA

Fri Apr 11 1980, 9:05 PM EST

Att. 6,104 - Dome

livebaseballscorecards.com

AB	45
R	10
H	15
RBI	10
BB	4
SO	2
LOB	17

Batter	1	2	3	4	5	6	7	8	9	10	11	AB	R	H	RBI	BB	SO	LOB
Julio Cruz, S (1, 4) OBP: 0.200, SLG: 0.111	5-3		BBBB 4-0 1B S BB		0-0 FC1-6 S 1-2f		0-0 2B 1-2 1B		0-0 E6 HR		0-0 F9	5	3	1	0	1	0	1
Rod Craig, S (1, 8) OBP: 0.636, SLG: 1.100	BBBB 4-0 4-3 BB		0-0 1-H 1B		0-0 4-3 1-2		0-0 1-H 2-H 2B 2B		0-0 2-H HR		0-0 F9	5	2	3	5	1	0	1
Dan Meyer, L (1, 7) OBP: 0.333, SLG: 0.444	0-0 4-3 1-2		0-0 L1			0-0 1B 1B	0-0 1B 2-H 2B		0-0 6-3			5	1	2	1	0	0	2
Bruce Bochte, L (1, 3) OBP: 0.556, SLG: 0.556		0-0 F7		0-0 6-3		0-0 G6-4-3 1-2 1B	0-0 CS 2-H 1B			0-0 F8		5	0	2	1	0	0	0
Willie Horton, R (1, 10) Leon Roberts, R (10, PR)		0-0 5-3		0-0 F8		0-0 F9	0-0 CS 1-2	SSS 0-3 K		BBBB 4-0 S BB		4 0	0 0	0 0	0 0	1 0	1 0	2 0
Joe Simpson, L (1, 9) OBP: 0.444, SLG: 1.000	BBBB 4-0 BB			0-0 S 1B		0-0 G6-4-3 1-2f		SSS 0-3 K		SSS 0-3 K 1-2		4	0	1	0	1	2	3
Ted Cox, R (1, 5) OBP: 0.333, SLG: 0.286	0-0 1-3			SSS 0-3 K 1-2			0-0 F9	0-0 5-3		IIII 4-0 FC6-4 IBB		4	0	0	0	1	1	2
Bob Stinson, S (1, 2) OBP: 0.250, SLG: 0.250 Tom Paciorek, R (10, PH) Larry Cox, R (11, 2)			0-0 6-3		0-0 4-3		SSS 0-3 K		0-0 G1-6-3 1B	0-0 FC6-4 1-2f		4 1 0	0 0 0	1 0 0	0 0 0	1 0 0	0 0 0	1 2 0
Jim Anderson, R (1, 6) OBP: 0.667, SLG: 0.500 Mario Mendoza, R (8, 6) OBP: 0.667, SLG: 0.500 Larry Milbourne, S (9, PH) (10, 6)			0-0 6-3		BBBB 4-0 FC1-6 BB		0-0 1B 2B 1B		0-0 G1-6-3 1-2f		0-0 1-3	2 0 2	1 0 0	1 0 0	0 0 0	1 0 0	0 0 0	0 0 1
Inning Stats	R: 0 H: 0 E: 0 LOB: 0 K: 0 BB: 1 S: 2 P: 6	R: 0 H: 0 E: 0 LOB: 1 K: 0 BB: 1 S: 3 P: 7	R: 1 H: 1 E: 0 LOB: 1 K: 0 BB: 1 S: 4 P: 8	R: 0 H: 1 E: 0 LOB: 1 K: 1 BB: 0 S: 6 P: 6	R: 0 H: 0 E: 0 LOB: 1 K: 0 BB: 1 S: 3 P: 7	R: 0 H: 2 E: 0 LOB: 1 K: 0 BB: 0 S: 4 P: 4	R: 4 H: 5 E: 0 LOB: 0 K: 1 BB: 0 S: 9 P: 9	R: 0 H: 0 E: 0 LOB: 0 K: 2 BB: 0 S: 7 P: 7	R: 2 H: 2 E: 1 LOB: 0 K: 0 BB: 0 S: 5 P: 5	R: 0 H: 0 E: 0 LOB: 2 K: 1 BB: 2 S: 5 P: 13	R: 0 H: 0 E: 0 LOB: 0 K: 0 BB: 0 S: 3 P: 3	1B: 8 SF: 0 2B: 2 SAC: 0 3B: 0 DP: 2 HR: 1 HBP: 0						

PITCHER		IP	WLS	BF	H	R	ER	SO	BB	IBB	HBP	BLK	WP	HR	S	P	ERA	WHIP
Dave Stieb, R ERA: 1.5	(1, 1)	6.0		24	4	1	1	1	4	0	0	0	0	0	22	38	1.50	1.333
Joey McLaughlin, R ERA: 16.2	(7, 1)	0.2		5	3	3	3	1	0	0	0	0	0	0	7	7	40.50	4.500
Jerry Garvin, L ERA:	(7, 1)	0.0		2	2	1	1	0	0	0	0	0	0	0	2	2	∞	∞
Tom Buskey, R ERA: 2.7	(7, 1)	2.0		7	2	2	0	2	0	0	0	0	0	1	11	11	0.00	1.000
Balor Moore, L ERA: 1.69	(9, 1)	2.1	W	9	0	0	0	1	1	1	0	0	0	0	9	17	0.00	0.429

PITCHER	IP	WLS	BF	H	R	ER	SO	BB	IBB	HBP	BLK	WP	HR	S	P	ERA	WHIP

BOTTOM

Toronto Blue Jays @ Seattle Mariners

The Kingdome, Seattle, WA

Fri Apr 11 1980, 9:05 PM EST

Att. 6,104 - Dome

livebaseballscorecards.com

AB	41
R	7
H	11
RBI	7
BB	6
SO	5
LOB	14

WP: 0 PA: 48
PB: 0
SB: 4
CS: 1

Batter	1	2	3	4	5	6	7	8	9	10	AB	R	H	RBI	BB	SO	LOB
Alfredo Griffin, S (1, 6) OBP: 0.375, SLG: 0.467	CS 1B		K			F8		F3		L5	5	0	1	0	0	1	1
Bob Bailor, R (1, 9)	F8 1-2			6-3		F9			HR BB		3	1	0	0	1	0	1
John Mayberry, L (1, 3) OBP: 0.571, SLG: 1.364	K			G3		F9			1-H HR		4	1	1	2	0	1	0
Otto Velez, R (1, 10) OBP: 0.267, SLG: 0.167		6-3		F8			FC3-6 1B		F8		4	0	1	0	0	0	0
Roy Howell, L (1, 5) OBP: 0.533, SLG: 0.538		FC6-4 BB			G3		FC3-6 6-3 1-2f		F7		3	0	0	0	1	0	1
Barry Bonnell, R (1, 7) OBP: 0.214, SLG: 0.583		F7			FC6-4 1B BB		6-3 1-2		6-3		3	0	0	0	1	0	2
Rick Bosetti, R (1, 8) OBP: 0.143, SLG: 0.143		FC6-4 1-2f			FC6-4 1B 1-2		F8			6-3	4	0	1	0	0	0	2
Damaso Garcia, R (1, 4) OBP: 0.231, SLG: 0.250			5-3		FC6-4 1-2f 2-3			F4		4-3	4	0	0	0	0	0	2
Bob Davis, R (1, 2) OBP: 0.250, SLG: 0.250 Mike Macha, R (8, PH) Ernie Whitt, L (8, 2) OBP: 0.400, SLG: 0.250			K		2-3			F9		BB	2 1 0	0 0 0	0 0 0	0 0 0	0 0 1	1 0 0	2 0 0
Inning Stats	R: 0 E: 0 K: 1 S: 5 H: 1 LOB: 0 BB: 0 P: 5	R: 0 E: 0 K: 0 S: 3 H: 0 LOB: 1 BB: 1 P: 7	R: 0 E: 0 K: 2 S: 7 H: 0 LOB: 0 BB: 0 P: 7	R: 0 E: 0 K: 0 S: 3 H: 0 LOB: 0 BB: 0 P: 3	R: 0 E: 0 K: 0 S: 4 H: 1 LOB: 2 BB: 1 P: 8	R: 0 E: 0 K: 0 S: 3 H: 0 LOB: 0 BB: 0 P: 3	R: 0 E: 0 K: 0 S: 4 H: 1 LOB: 1 BB: 0 P: 4	R: 0 E: 0 K: 0 S: 3 H: 0 LOB: 0 BB: 0 P: 3	R: 2 E: 0 K: 0 S: 4 H: 1 LOB: 0 BB: 1 P: 8	R: 0 E: 0 K: 0 S: 3 H: 0 LOB: 1 BB: 1 P: 7	1B: 3 2B: 0 3B: 0 HR: 1 SF: 0 SAC: 0 DP: 0 HBP: 0						

PITCHER	IP	WLS	BF	H	R	ER	SO	BB	IBB	HBP	BLK	WP	HR	S	P	ERA	WHIP
Rick Honeycutt, L (1, 1) ERA: 1.8	10.0	W	37	4	2	2	3	4	0	0	0	0	1	39	55	1.80	0.800

PITCHER	IP	WLS	BF	H	R	ER	SO	BB	IBB	HBP	BLK	WP	HR	S	P	ERA	WHIP

TOP

Toronto Blue Jays @ Seattle Mariners

The Kingdome, Seattle, WA

Sat Apr 12 1980, 9:05 PM EST

Att. 6,773 - Dome

livebaseballscorecards.com

AB	33
R	2
H	4
RBI	2
BB	4
SO	3
LOB	11

WP: 0 PB: 0 SB: 0 CS: 1 PA: 37

Batter	1	2	3	4	5	6	7	8	9	10	AB	R	H	RBI	BB	SO	LOB
Julio Cruz, S (1, 4) OBP: 0.333, SLG: 0.167	BBBB 4-0 E SF9 S BB		x 0-0 ② F8		x 0-0 ② F7		x 0-0 1B 1-2 1B		BBBB 4-0 G6-4-3 BB		3	1	1	0	2	0	2
Rod Craig, S (1, 8) OBP: 0.500, SLG: 0.800	x 0-0 ① F9		SSS 0-3 ③ K		x 0-0 ③ 1-3		x 0-0 1-2 2-3 1B		x 0-0 ②③ G6-4-3 1-2f		5	0	1	0	0	1	4
Leon Roberts, R (1, 9) OBP: 0.400, SLG: 2.000	x 0-0 ② SF9 1-H			x 0-0 ① L5		x 0-0 HR	x 0-0 ③ F8			x 0-0 HR	4	2	2	3	0	0	3
Willie Horton, R (1, 10) Larry Milbourne, S (8, PR)	x 0-0 ③ F9			BBBB 4-0 1B BB		x 0-0 ① F9		BBBB 4-0 FC5 SH1-4 BB			2 0	0 0	0 0	0 0	2 0	0 0	0 0
Bruce Bochte, L (1, 3) OBP: 0.500, SLG: 0.500		x 0-0 ① 4-3		x 0-0 1-2 1B		SSS 0-3 ② K		x 0-0 ① SH1-4 1-2			3	0	1	0	0	1	0
Tom Paciorek, R (1, 7) Joe Simpson, L (9, 7) OBP: 0.444, SLG: 1.000		x 0-0 ② F9		x 0-0 ② F5		x 0-0 ③ 4-3		SSS 0-3 ② K			4 0	0 0	0 0	0 0	0 0	1 0	4 0
Ted Cox, R (1, 5) OBP: 0.308, SLG: 0.200		x 0-0 ③ 6-3		x 0-0 ③ 6-3			x 0-0 ① 2-3	4-0 IBB			3	0	0	0	1	0	2
Jim Anderson, R (1, 6) OBP: 0.500, SLG: 0.400 Mario Mendoza, R (8, 6) OBP: 0.500, SLG: 0.333			x 0-0 ① F8		x 0-0 CS 1B		x 0-0 ② 6-3	x 0-0 ③ FC5 2-3f			3 1	0 0	1 0	0 0	0 0	0 2	0 2
Larry Cox, R (1, 2)			BBBB 4-0 BB		BBBB 4-0 ① 1-2 BB		BBBB 4-0 1B 1B BB			x 0-0 ① 5-3	1	0	0	0	3	0	0

| Inning Stats | | |

Batter	1	2	3	4	5	6	7	8	9	AB	R	H	RBI	BB	SO	LOB
Alfredo Griffin, S (1, 6) OBP: 0.286, SLG: 0.350	5-3	F8		F9		F2			F8	5	0	0	0	0	0	4
Bob Bailor, R (1, 9) Mike Macha, R (9, PH)	K		F9	1-3 1B			F9		E6 G1 PB	4 1	0 0	1 0	0 0	0 0	1 0	0 0
John Mayberry, L (1, 3) OBP: 0.474, SLG: 1.000	HBP		F8	F7			G3		G1 1-3	4	0	0	0	0	0	3
Otto Velez, R (1, 10) OBP: 0.300, SLG: 0.412	F8		HR		K		BB 1B		6-3	5	1	2	1	0	1	2
Roy Howell, L (1, 5) OBP: 0.526, SLG: 0.563		K	2B		K		1-2 BB			3	0	1	0	1	2	0
Barry Bonnell, R (1, 7) OBP: 0.333, SLG: 0.600		BB 1B 1B	FC6-4 BB		1B		F5			3	0	2	0	1	0	2
Rick Bosetti, R (1, 8) OBP: 0.111, SLG: 0.111		K	1-2f FC6-4		5-3			6-3		4	0	0	0	0	1	4
Damaso Garcia, R (1, 4) OBP: 0.235, SLG: 0.250		1-2 BB 1B		K		F7		F6		4	0	1	0	0	1	0
Bob Davis, R (1, 2) OBP: 0.375, SLG: 0.286		1-2 2-3 BB		1B 1B		5-3		4-3		3	0	1	0	1	0	0
Inning Stats	R: 0 E: 0 K: 1 S: 5 H: 0 LOB: 1 BB: 0 P: 6	R: 0 E: 0 K: 2 S: 9 H: 2 LOB: 3 BB: 1 P: 13	R: 1 E: 0 K: 0 S: 5 H: 2 LOB: 2 BB: 1 P: 9	R: 0 E: 0 K: 1 S: 7 H: 2 LOB: 2 BB: 0 P: 7	R: 0 E: 0 K: 2 S: 8 H: 1 LOB: 1 BB: 0 P: 8	R: 0 E: 0 K: 0 S: 3 H: 0 LOB: 0 BB: 0 P: 3	R: 0 E: 0 K: 0 S: 4 H: 1 LOB: 2 BB: 1 P: 8	R: 0 E: 0 K: 0 S: 3 H: 0 LOB: 0 BB: 0 P: 3	R: 0 E: 1 K: 0 S: 4 H: 0 LOB: 1 BB: 0 P: 4	1B: 6 2B: 1 3B: 0 HR: 1 SF: 0 SAC: 0 DP: 0 HBP: 1						

PITCHER	IP	WLS	BF	H	R	ER	SO	BB	IBB	HBP	BLK	WP	HR	S	P	ERA	WHIP
Floyd Bannister, L (1, 1) ERA: 1.0	9.0	W	40	8	1	1	6	3	0	1	0	0	1	48	61	1.00	1.222

PITCHER	IP	WLS	BF	H	R	ER	SO	BB	IBB	HBP	BLK	WP	HR	S	P	ERA	WHIP

TOP

Toronto Blue Jays @ Seattle Mariners

The Kingdome, Seattle, WA

Sun Apr 13 1980, 6:33 AM EST

Att. 4,567 - Dome

livebaseballscorecards.com

AB	36
R	1
H	8
RBI	1
BB	3
SO	6
LOB	15

PA: 40

WP: 0
PB: 1
SB: 0
CS: 0

BOTTOM

Toronto Blue Jays @ Seattle Mariners

The Kingdome, Seattle, WA

Sun Apr 13 1980, 6:33 AM EST

Att. 4,567 - Dome

livebaseballscorecards.com

Batter	1	2	3	4	5	6	7	8	9	AB	R	H	RBI	BB	SO	LOB
Julio Cruz, S (1, 4) OBP: 0.368, SLG: 0.200	6-3	4-3			S 1B		BBBB G4-6-3 BB			3	0	1	0	1	0	0
Rod Craig, S (1, 8) OBP: 0.450, SLG: 0.684	1B 2B 1B		4-3		4-3 1-2		G4-6-3 1-2f			4	1	1	0	0	0	2
Dan Meyer, L (1, 7) OBP: 0.462, SLG: 0.538	1-3 2B 1B		1-3			FC3-5 1B 1B		BB SH3 1B 1B		4	2	3	0	0	0	0
Joe Simpson, L (9, 7) OBP: 0.444, SLG: 1.000										0	0	0	0	0	0	0
Bruce Bochte, L (1, 3) OBP: 0.533, SLG: 0.600	1-H 3-H 2B		4-3			F8 FC3-5 1-2 1B 1B		SH3 1-2		3	1	2	2	0	0	0
Willie Horton, R (1, 10)	5-3			F7		FC3-5 1-2 2-3f		1B BB SH3-1 IBB		3	0	0	0	1	0	3
Larry Milbourne, S (8, PR)						1B F8				0	1	0	0	0	0	0
Leon Roberts, R (1, 9) OBP: 0.444, SLG: 1.333	BBBB BB			1-3		F8 1-2 2-3		BBBB SH3-1 1B 1-2 2-3 BB		2	0	0	0	2	0	2
Bill Stein, R (1, 5) OBP: 0.500, SLG: 0.500	1-3			1-3		2-3 3-H 1B		SH3-1 1-2 2-3 3-H 1B		4	0	2	2	0	0	2
Larry Cox, R (1, 2)		5-3			5-3	4-3		SH3-1 1-2 2-3 3-H		3	0	0	1	0	0	2
Mario Mendoza, R (1, 6) OBP: 0.250, SLG: 0.143		F8			5-3		SSS 5-3	K		4	0	0	0	0	1	3
Inning Stats	R: 2 E: 0 K: 0 S: 6 H: 3 LOB: 2 BB: 1 P: 10	R: 0 E: 0 K: 0 S: 3 H: 0 LOB: 0 BB: 0 P: 3	R: 0 E: 0 K: 0 S: 3 H: 0 LOB: 0 BB: 0 P: 3	R: 0 E: 0 K: 0 S: 3 H: 0 LOB: 0 BB: 0 P: 3	R: 0 E: 0 K: 0 S: 4 H: 1 LOB: 1 BB: 0 P: 4	R: 1 E: 0 K: 0 S: 6 H: 3 LOB: 2 BB: 0 P: 6	R: 0 E: 0 K: 0 S: 2 H: 0 LOB: 0 BB: 1 P: 6	R: 2 E: 0 K: 1 S: 7 H: 2 LOB: 3 BB: 2 P: 15		1B: 8 2B: 1 3B: 0 HR: 0 SF: 0 SAC: 2 DP: 1 HBP: 0						

	AB	30
	R	5
	H	9
	RBI	5
	BB	4
	SO	1
	LOB	14

WP: 0 PB: 0 SB: 1 CS: 0 PA: 36

PITCHER		IP	WLS	BF	H	R	ER	SO	BB	IBB	HBP	BLK	WP	HR	S	P	ERA	WHIP
Dave Lemanczyk, R ERA: 7.11	(1, 1)	5.2	L	25	7	3	3	0	1	0	0	0	0	0	24	28	4.76	1.412
Tom Buskey, R ERA: 1.93	(6, 1)	1.1		4	0	0	0	0	1	0	0	0	0	0	3	7	0.00	0.750
Joey McLaughlin, R ERA: 16.88	(8, 1)	1.0		7	2	2	2	1	1	1	0	0	0	0	7	15	18.00	3.000

PITCHER	IP	WLS	BF	H	R	ER	SO	BB	IBB	HBP	BLK	WP	HR	S	P	ERA	WHIP

Milwaukee Brewers @ Toronto Blue Jays

Exhibition Stadium, Toronto, ON

Wed Apr 16 1980, 3:33 AM EST

Att. 12,688 - Sunny - 33 F

TOP

livebaseballscorecards.com

Batter	1	2	3	4	5	6	7	8	9	AB	R	H	RBI	BB	SO	LOB
Paul Molitor, R (1, 4) OBP: 0.444, SLG: 0.533	6-3		1B 1-3 2-H 1B		B1-3			F7		4	0	1	1	0	0	0
Cecil Cooper, L (1, 10) OBP: 0.313, SLG: 0.625	L6		1-2 3-H 1B		1B			F7		4	0	2	1	0	0	0
Sal Bando, R (1, 5)	6-3		K		F8			P5		4	0	0	0	0	1	3
Ben Oglivie, L (1, 7) OBP: 0.474, SLG: 0.600		4-3	F8			G5-4-3 1B			BB 1B	4	0	2	0	0	0	2
Gorman Thomas, R (1, 8) OBP: 0.444, SLG: 0.538		K		5-3		G5-4-3 1-2f			G5-4-3 1-2 BB	3	0	0	0	1	1	1
Sixto Lezcano, R (1, 9) OBP: 0.222, SLG: 0.625		K		3-1		K			K	4	0	0	0	0	3	2
Don Money, R (1, 3) OBP: 0.471, SLG: 0.727			FC5-4 BB	BB			5-3		G5-4-3 1-2f	2	0	0	0	2	0	2
Robin Yount, R (1, 6) OBP: 0.438, SLG: 0.615			FC5-4 1-2f 1B 1B	4-3			F9			3	1	0	0	0	0	2
Charlie Moore, R (1, 2) OBP: 0.273, SLG: 0.273			1B 1-2 1B 1B		F9		P5			3	1	1	0	0	0	0

	AB	31
	R	2
	H	6
	RBI	2
	BB	3
	SO	5
	LOB	12

Inning Stats	1	2	3	4	5	6	7	8	9
	R: 0 E: 0 K: 0 S: 3	H: 0 LOB: 0 BB: 0 P: 3	R: 0 E: 0 K: 2 S: 7	H: 0 LOB: 0 BB: 0 P: 7	R: 2 E: 0 K: 1 S: 8	H: 3 LOB: 2 BB: 1 P: 12	R: 0 E: 0 K: 0 S: 3	H: 0 LOB: 1 BB: 1 P: 7	R: 0 E: 0 K: 0 S: 4	H: 1 LOB: 1 BB: 0 P: 4	R: 0 E: 0 K: 1 S: 5	H: 1 LOB: 0 BB: 0 P: 5	R: 0 E: 0 K: 0 S: 3	H: 0 LOB: 0 BB: 0 P: 3	R: 0 E: 0 K: 0 S: 3	H: 0 LOB: 0 BB: 0 P: 3	R: 0 E: 0 K: 1 S: 5	H: 1 LOB: 1 BB: 1 P: 9

	1B: 6	SF: 0	WP: 0	PA: 34
	2B: 0	SAC: 0	PB: 0	
	3B: 0	DP: 2	SB: 0	
	HR: 0	HBP: 0	CS: 0	

PITCHER	IP	WLS	BF	H	R	ER	SO	BB	IBB	HBP	BLK	WP	HR	S	P	ERA	WHIP
Dave Stieb, R (1, 1) ERA: 1.8	9.0	W	34	6	2	2	5	3	0	0	0	0	0	41	53	2.00	1.000

PITCHER	IP	WLS	BF	H	R	ER	SO	BB	IBB	HBP	BLK	WP	HR	S	P	ERA	WHIP

Batter	1	2	3	4	5	6	7	8	9	AB	R	H	RBI	BB	SO	LOB
Alfredo Griffin, S (1, 6) OBP: 0.269, SLG: 0.320	1-3	4-3 2-3 3-H		E9 1-H 3-H 2B 1B	F8		K			5	1	1	2	0	1	1
Rick Bosetti, R (1, 8) OBP: 0.217, SLG: 0.227	6-3	3-H 1B		1B WP 3-H 2B		FC4-6 S 1B BB		6-3		4	2	2	2	1	0	0
John Mayberry, L (1, 3) OBP: 0.458, SLG: 0.842	HR 1B	4-3		P6		1-2 FC4-6 BB		G3		4	1	1	0	1	0	2
Roy Howell, L (1, 5) OBP: 0.542, SLG: 0.714	1-H HR		F9	WP 2-3 1B		1-2f 2-3 FC4-6 1B FC1-6		BB 1B 1B		5	3	3	2	0	0	2
Otto Velez, R (1, 10) OBP: 0.440, SLG: 0.474	BB		FC5-4 1B	1-2 3-H BB		1-3 3-H FC1-6 1B		1B 1-2 BB		2	0	2	1	3	0	0
Al Woods, L (1, 7) OBP: 0.333, SLG: 0.333	G3		P6	P2		FC1-6 1-2f 3-H FC6		1-3 2-H 1B		5	0	1	2	0	0	5
Barry Bonnell, R (1, 9) OBP: 0.304, SLG: 0.474		2B 4-3 BB	FC5-4 1-2f	4-3		1-2f		L6		4	1	0	0	1	0	6
Damaso Garcia, R (1, 4) OBP: 0.286, SLG: 0.316		4-3 1-3 1B 2B		1B 1B HBP	K		K			3	2	1	0	0	2	0
Ernie Whitt, L (1, 2) OBP: 0.333, SLG: 0.250		G3		1B E 1-3 1B	K		P6			4	1	1	0	0	1	2
Inning Stats	R: 2 E: 0 K: 0 S: 5 H: 2 LOB: 1 BB: 1 P: 9	R: 2 E: 0 K: 0 S: 5 H: 2 LOB: 1 BB: 1 P: 9	R: 0 E: 0 K: 0 S: 4 H: 1 LOB: 1 BB: 0 P: 4	R: 4 E: 1 K: 0 S: 7 H: 4 LOB: 2 BB: 1 P: 12	R: 0 E: 0 K: 2 S: 7 H: 0 LOB: 0 BB: 0 P: 7	R: 2 E: 0 K: 0 S: 4 H: 1 LOB: 1 BB: 2 P: 12	R: 0 E: 0 K: 2 S: 7 H: 0 LOB: 0 BB: 0 P: 7	R: 1 E: 0 K: 0 S: 5 H: 2 LOB: 2 BB: 1 P: 9		1B: 9 2B: 2 3B: 0 HR: 1 SF: 0 SAC: 0 DP: 0 HBP: 1						

PITCHER		IP	WLS	BF	H	R	ER	SO	BB	IBB	HBP	BLK	WP	HR	S	P	ERA	WHIP
Jim Slaton, R ERA: 5.56	(1, 1)	3.0	L	16	5	4	2	0	2	0	0	0	0	1	14	22	6.00	2.333
Reggie Cleveland, R ERA: 21.6	(4, 1)	0.0		4	3	4	4	0	0	0	1	0	0	0	3	4	∞	∞
Jerry Augustine, L ERA: 4.5	(4, 1)	3.0		14	2	2	2	2	3	0	0	0	1	0	15	27	6.00	1.667
Dan Boitano, R ERA:	(7, 1)	1.0		3	0	0	0	2	0	0	0	0	0	0	7	7	0.00	0.000
Bob McClure, L ERA: 4.5	(8, 1)	1.0		6	2	1	1	0	1	0	0	0	0	0	5	9	9.00	3.000

PITCHER	IP	WLS	BF	H	R	ER	SO	BB	IBB	HBP	BLK	WP	HR	S	P	ERA	WHIP

BOTTOM

Milwaukee Brewers @ Toronto Blue Jays

Exhibition Stadium, Toronto, ON

Wed Apr 16 1980, 3:33 AM EST

Att. 12,688 - Sunny - 33 F

livebaseballscorecards.com

AB	36
R	11
H	12
RBI	9
BB	6
SO	4
LOB	18

Milwaukee Brewers @ Toronto Blue Jays

Exhibition Stadium, Toronto, ON

Thu Apr 17 1980, 3:33 AM EST

Att. 11,235 - Unknown - 46 F

TOP

livebaseballscorecards.com

Batter	1	2	3	4	5	6	7	8	9	AB	R	H	RBI	BB	SO	LOB
Paul Molitor, R (1, 4) OBP: 0.478, SLG: 0.579	4-3 S 1B		2B			6-3	IBB		FC6-4 1-2f	4	0	2	0	1	0	1
Cecil Cooper, L (1, 3) OBP: 0.250, SLG: 0.500	F8 1-2		K			K	P5			4	0	0	0	0	2	5
Dick Davis, R (1, 10) OBP: 0.222, SLG: 0.444	4-3 2-3			1B		3B		5-3		4	0	2	0	0	0	1
Gorman Thomas, R (1, 8) OBP: 0.409, SLG: 0.438	F7			P5		BB		F7		3	0	0	0	1	0	2
Ben Oglivie, L (1, 7) OBP: 0.522, SLG: 0.611		G5-4-3 BB		E S 1-3 1B		1-3		1B		3	0	2	0	1	0	2
Sixto Lezcano, R (1, 9) OBP: 0.227, SLG: 0.550		G5-4-3 1-2f		K 1-3			FC5-6 SH 1B	1-4-3		4	0	1	0	0	1	3
Don Money, R (1, 5) OBP: 0.400, SLG: 0.571		F9			F8		SH FC5-6 1-2		5-3	3	0	0	0	0	0	0
Robin Yount, R (1, 6) OBP: 0.350, SLG: 0.471			F9		L5		FC5-6 F9 1-2f 2-3		5-3	4	0	0	0	0	0	2
Buck Martinez, R (1, 2)			6-3		P5		F9 1-2		E5 FC6-4	2	0	0	0	0	0	0
Sal Bando, R (7, PH)										1	0	0	0	0	0	2
Ned Yost, R (7, 2)										1	0	0	0	0	0	0
Inning Stats	R: 0 E: 0 K: 0 S: 4 H: 1 LOB: 1 BB: 0 P: 4	R: 0 E: 0 K: 0 S: 2 H: 0 LOB: 0 BB: 1 P: 6	R: 0 E: 0 K: 1 S: 6 H: 1 LOB: 1 BB: 0 P: 6	R: 0 E: 0 K: 1 S: 6 H: 2 LOB: 1 BB: 0 P: 6	R: 0 E: 0 K: 0 S: 3 H: 0 LOB: 0 BB: 0 P: 3	R: 0 E: 0 K: 1 S: 6 H: 1 LOB: 2 BB: 1 P: 10	R: 0 E: 0 K: 0 S: 5 H: 1 LOB: 3 BB: 1 P: 9	R: 0 E: 0 K: 0 S: 4 H: 1 LOB: 1 BB: 0 P: 4	R: 0 E: 1 K: 0 S: 4 H: 0 LOB: 1 BB: 0 P: 4	1B: 5 2B: 1 3B: 1 HR: 0	SF: 0 SAC: 1 DP: 1 HBP: 0					

	AB	33
	R	0
	H	7
	RBI	0
	BB	3
	SO	3
	LOB	18

WP: 0 PB: 0 SB: 2 CS: 0 PA: 37

PITCHER	IP	WLS	BF	H	R	ER	SO	BB	IBB	HBP	BLK	WP	HR	S	P	ERA	WHIP
Paul Mirabella, L (1, 1) ERA: 0.56	9.0	W	37	7	0	0	3	2	1	0	0	0	0	40	52	0.00	1.000

PITCHER	IP	WLS	BF	H	R	ER	SO	BB	IBB	HBP	BLK	WP	HR	S	P	ERA	WHIP

Milwaukee Brewers @ Toronto Blue Jays

Exhibition Stadium, Toronto, ON

Thu Apr 17 1980, 3:33 AM EST

Att. 11,235 - Unknown - 46 F

livebaseballscorecards.com

BOTTOM

Batter	1	2	3	4	5	6	7	8	9	AB	R	H	RBI	BB	SO	LOB
Alfredo Griffin, S (1, 6) OBP: 0.233, SLG: 0.276	5-3			P4			4-3		F9	4	0	0	0	0	0	0
Rick Bosetti, R (1, 8) OBP: 0.222, SLG: 0.346	5-3			K			6-3		HR	4	1	1	1	0	1	0
John Mayberry, L (1, 3) OBP: 0.444, SLG: 0.818	4-3			F8			2B			3	0	1	0	0	0	0
Roy Howell, L (1, 5) OBP: 0.519, SLG: 0.652		4-3			G3		IBB			2	0	0	0	1	0	0
Otto Velez, R (1, 10) OBP: 0.393, SLG: 0.409		K			4-3		4-3			3	0	0	0	0	1	2
Al Woods, L (1, 7) OBP: 0.222, SLG: 0.222		F8			3-1			F8		3	0	0	0	0	0	0
Barry Bonnell, R (1, 9) OBP: 0.269, SLG: 0.409			6-3			5-3		5-3		3	0	0	0	0	0	0
Damaso Garcia, R (1, 4) OBP: 0.333, SLG: 0.409			5-3			G6-4-3 1B		2B		3	0	2	0	0	0	0
Ernie Whitt, L (1, 2) OBP: 0.273, SLG: 0.200			F8			G6-4-3 1-2f		F9		2	0	0	0	0	0	1
Willie Upshaw, L (8, PH) OBP: 0.500, SLG: 0.333										1	0	0	0	0	0	1
Bob Davis, R (9, 2) OBP: 0.375, SLG: 0.286										0	0	0	0	0	0	0
Inning Stats	R: 0 E: 0 K: 0 S: 3 H: 0 LOB: 0 BB: 0 P: 3	R: 0 E: 0 K: 1 S: 5 H: 0 LOB: 0 BB: 0 P: 5	R: 0 E: 0 K: 0 S: 3 H: 0 LOB: 0 BB: 0 P: 3	R: 0 E: 0 K: 1 S: 5 H: 0 LOB: 0 BB: 0 P: 5	R: 0 E: 0 K: 0 S: 3 H: 0 LOB: 0 BB: 0 P: 3	R: 0 E: 0 K: 0 S: 3 H: 1 LOB: 0 BB: 0 P: 3	R: 0 E: 0 K: 0 S: 4 H: 1 LOB: 2 BB: 1 P: 8	R: 0 E: 0 K: 0 S: 4 H: 1 LOB: 1 BB: 0 P: 4	R: 1 E: 0 K: 0 S: 2 H: 1 LOB: 0 BB: 0 P: 2	1B: 1 2B: 2 3B: 0 HR: 1 SF: 0 SAC: 0 DP: 1 HBP: 0	WP: 0 PB: 0 SB: 0 CS: 0 PA: 29					

AB	28
R	1
H	4
RBI	1
BB	1
SO	2
LOB	4

PITCHER	IP	WLS	BF	H	R	ER	SO	BB	IBB	HBP	BLK	WP	HR	S	P	ERA	WHIP
Lary Sorensen, R (1, 1) ERA: 1.26	8.1	L	29	4	1	1	2	0	1	0	0	0	1	32	36	1.08	0.480

PITCHER	IP	WLS	BF	H	R	ER	SO	BB	IBB	HBP	BLK	WP	HR	S	P	ERA	WHIP

Toronto Blue Jays @ Cleveland Indians

Cleveland Municipal Stadium, Cleveland, OH

Sat Apr 19 1980, 3:33 AM EST

Att. 61,753 - Unknown - 59 F

TOP

livebaseballscorecards.com

Batter	1	2	3	4	5	6	7	8	9	AB	R	H	RBI	BB	SO	LOB
Alfredo Griffin, S (1, 6) OBP: 0.206, SLG: 0.242	6-3		G4-6-3 (1-2f, 3-H)			1-3		5-3 (2-3)		4	0	0	0	0	0	2
Rick Bosetti, R (1, 8) OBP: 0.226, SLG: 0.333	E6 (G3) 1B		F9			6-3		6-3		4	0	1	0	0	0	1
John Mayberry, L (1, 3) OBP: 0.387, SLG: 0.692	G3 (2-3)			K		G3			G3	4	0	0	0	0	1	1
Otto Velez, R (1, 10) OBP: 0.375, SLG: 0.385	K			F9			1B		K	4	0	1	0	0	2	1
Roy Howell, L (1, 5) OBP: 0.452, SLG: 0.556		K		1-3			K		L4	4	0	0	0	0	2	1
Barry Bonnell, R (1, 9) OBP: 0.241, SLG: 0.360 Bob Bailor, R (7, 9) OBP: 0.118, SLG: 0.063		E5 (CS)			5-3		K			3 0	0 0	0 0	0 0	0 0	1 0	1 0
Damaso Garcia, R (1, 4) OBP: 0.296, SLG: 0.360		F9 (1-2)			1-3		4-3			3	0	0	0	0	0	2
Danny Ainge, R (1, 7) OBP: 1.000, SLG: 1.333			1B G4-6-3 1B		2B			5-3 5-3 1B		3	1	3	0	0	0	0
Bob Davis, R (1, 2) OBP: 0.364, SLG: 0.300			G4-6-3 (1-3) 1B		F9			5-3 (1-2)		3	0	1	0	0	0	2

	AB	32
	R	1
	H	6
	RBI	0
	BB	0
	SO	6
	LOB	11

Inning Stats	1	2	3	4	5	6	7	8	9
	R: 0 E: 1 K: 1 S: 6	H: 1 LOB: 1 BB: 0 P: 6	R: 0 E: 1 K: 1 S: 5	H: 0 LOB: 0 BB: 0 P: 5	R: 1 E: 0 K: 0 S: 4	H: 2 LOB: 0 BB: 0 P: 4	R: 0 E: 0 K: 1 S: 5	H: 0 LOB: 0 BB: 0 P: 5	R: 0 E: 0 K: 0 S: 4	H: 1 LOB: 1 BB: 0 P: 4	R: 0 E: 0 K: 0 S: 3	H: 0 LOB: 0 BB: 0 P: 3	R: 0 E: 0 K: 2 S: 8	H: 1 LOB: 1 BB: 0 P: 8	R: 0 E: 0 K: 0 S: 4	H: 1 LOB: 1 BB: 0 P: 4	R: 0 E: 0 K: 1 S: 5	H: 0 LOB: 0 BB: 0 P: 5

| | | |

BOTTOM

Toronto Blue Jays @ Cleveland Indians

Cleveland Municipal Stadium, Cleveland, OH

Sat Apr 19 1980, 3:33 AM EST

Att. 61,753 - Unknown - 59 F

livebaseballscorecards.com

Batter	1	2	3	4	5	6	7	8	9	AB	R	H	RBI	BB	SO	LOB
Rick Manning, L (1, 8) OBP: 0.406, SLG: 0.333	F8		G4-6-3 1-2f		SF8 IBB	F7		1B HR BB		3	1	0	0	2	0	3
Toby Harrah, R (1, 5) OBP: 0.188, SLG: 0.143	G3			F5	SF8 1-2 2-3 3-H		F5	HR 1-2 1B		4	1	1	1	0	0	0
Mike Hargrove, L (1, 3) OBP: 0.419, SLG: 0.364	BB			K	IBB		BB 1B HBP	1-H 2-H HR		2	2	1	3	2	1	0
Cliff Johnson, R (1, 10) OBP: 0.294, SLG: 0.267	F9			1-3	K		F7	5-3		5	0	0	0	0	1	5
Jorge Orta, L (1, 9) OBP: 0.400, SLG: 0.375		K			2B 2B 1B	F8	1B 1-2 BB			3	1	1	0	1	1	0
Joe Charboneau, R (1, 7) OBP: 0.393, SLG: 0.609		CS BB			2B 1-3 2B	HR	1-2 2-H 1B			3	2	3	2	1	0	0
Ron Hassey, L (1, 2) OBP: 0.318, SLG: 0.400		L7 1-2			SH3-4 SF8 2-H 3-H 2B	F9	K			4	1	1	2	0	1	3
Duane Kuiper, L (1, 4) OBP: 0.423, SLG: 0.455			F7		SF8 SH3-4 BB	1B		F9		2	0	1	0	1	0	0
Ron Pruitt, R (8, PH) OBP: 0.200, SLG: 0.200										1	0	0	0	0	0	0
Dave Rosello, R (9, 4)										0	0	0	0	0	0	0
Tom Veryzer, R (1, 6) OBP: 0.333, SLG: 0.267			G4-6-3 1B		SH3-4 1-2 2-3	1B 1-2		4-3		3	0	2	0	0	0	0
Inning Stats	R: 0 E: 0 K: 0 S: 3 H: 0 LOB: 1 BB: 1 P: 7	R: 0 E: 0 K: 1 S: 4 H: 0 LOB: 0 BB: 1 P: 8	R: 0 E: 0 K: 0 S: 3 H: 1 LOB: 0 BB: 0 P: 3	R: 0 E: 0 K: 1 S: 5 H: 0 LOB: 0 BB: 0 P: 5	R: 3 E: 0 K: 1 S: 8 H: 3 LOB: 3 BB: 3 P: 20	R: 1 E: 0 K: 0 S: 6 H: 3 LOB: 2 BB: 0 P: 6	R: 1 E: 0 K: 1 S: 6 H: 1 LOB: 2 BB: 1 P: 11	R: 3 E: 0 K: 0 S: 5 H: 2 LOB: 0 BB: 1 P: 9		1B: 6 2B: 2 3B: 0 HR: 2 SF: 1 SAC: 1 DP: 1 HBP: 1						

	AB	30
	R	8
	H	10
	RBI	8
	BB	7
	SO	4
	LOB	11

WP: 0 PB: 0 SB: 0 CS: 1 PA: 40

PITCHER		IP	WLS	BF	H	R	ER	SO	BB	IBB	HBP	BLK	WP	HR	S	P	ERA	WHIP
Jim Clancy, R ERA: 6.75	(1, 1)	4.0	L	17	4	3	3	2	3	0	0	0	0	0	18	30	6.75	1.750
Tom Buskey, R ERA: 2.84	(5, 1)	1.2		10	3	1	1	1	0	2	0	0	0	1	10	18	5.40	1.800
Balor Moore, L ERA: 5.87	(6, 1)	2.1		13	3	4	4	1	2	0	1	0	0	1	12	21	15.43	2.143

PITCHER	IP	WLS	BF	H	R	ER	SO	BB	IBB	HBP	BLK	WP	HR	S	P	ERA	WHIP

Batter	1	2	3	4	5	6	7	8	9	AB	R	H	RBI	BB	SO	LOB
Alfredo Griffin, S (1, 6) OBP: 0.211, SLG: 0.243	S HR 1B	FC4-2 CS 2-H			1-3		4-3			4	1	1	0	0	0	2
Rick Bosetti, R (1, 8) OBP: 0.229, SLG: 0.324	1-2 HR 1B	CS 1-2	L6		6-3			5-3		4	1	1	0	0	0	0
John Mayberry, L (1, 3) OBP: 0.371, SLG: 0.633	K		F6			4-3 1-3 1B		K		4	0	1	0	0	2	2
Roy Howell, L (1, 5) OBP: 0.400, SLG: 0.484	K		G1			1-3 1-2		K		4	0	0	0	0	2	3
Otto Velez, R (1, 10) OBP: 0.417, SLG: 0.517 Joe Cannon, L (9, PR)	1-H 2-H HR			2B 5-3-6 1B		4-3 2-3			BBBB 2B SF9 BB	3 0	1 1	2 0	3 0	1 0	0 0	1 0
Barry Bonnell, R (1, 9) OBP: 0.303, SLG: 0.517	1B 2B			1-3 2B		F7			SF9 1-3 CS 2B	4	1	3	0	0	0	1
Damaso Garcia, R (1, 4) OBP: 0.290, SLG: 0.357	CS 2-H 1B			5-3-6 3-Hf			L8		SF9 2-3 3-H	3	0	1	2	0	0	2
Danny Ainge, R (1, 7) OBP: 0.571, SLG: 0.714	CS 1-2	WP 5-3 FC4-2 1B		K			F8		K 3-H	4	0	1	0	0	2	3
Bob Davis, R (1, 2) OBP: 0.357, SLG: 0.308		5-3 1-2			K		1B			3	0	1	0	0	1	1
Inning Stats	R: 4 E: 0 K: 2 S: 11 H: 5 LOB: 0 BB: 0 P: 11	R: 0 E: 0 K: 0 S: 3 H: 1 LOB: 0 BB: 0 P: 3	R: 0 E: 0 K: 0 S: 3 H: 0 LOB: 0 BB: 0 P: 3	R: 0 E: 0 K: 1 S: 6 H: 2 LOB: 1 BB: 0 P: 6	R: 0 E: 0 K: 1 S: 5 H: 0 LOB: 0 BB: 0 P: 5	R: 0 E: 0 K: 0 S: 4 H: 1 LOB: 1 BB: 0 P: 4	R: 0 E: 0 K: 0 S: 4 H: 1 LOB: 1 BB: 0 P: 4	R: 0 E: 0 K: 2 S: 7 H: 0 LOB: 0 BB: 0 P: 7	R: 1 E: 0 K: 1 S: 5 H: 1 LOB: 1 BB: 1 P: 9	1B: 7 2B: 4 3B: 0 HR: 1	SF: 1 SAC: 0 DP: 1 HBP: 0						

PITCHER		IP	WLS	BF	H	R	ER	SO	BB	IBB	HBP	BLK	WP	HR	S	P	ERA	WHIP
John Denny, R ERA: 7.62	(1, 1)	7.0	L	28	10	4	4	4	0	0	0	0	1	1	36	36	5.14	1.429
Mike Stanton, R ERA: 3.6	(8, 1)	2.0		7	1	1	1	3	1	0	0	0	0	0	12	16	4.50	1.000

PITCHER	IP	WLS	BF	H	R	ER	SO	BB	IBB	HBP	BLK	WP	HR	S	P	ERA	WHIP

TOP

Toronto Blue Jays @ Cleveland Indians

Cleveland Municipal Stadium, Cleveland, OH

Sun Apr 20 1980, 3:33 AM EST
Att. 11,220 - Unknown - 54 F

livebaseballscorecards.com

AB	33
R	5
H	11
RBI	5
BB	1
SO	7
LOB	15

WP: 1	PA: 37		
PB: 0			
SB: 1			
CS: 3			

Batter	1	2	3	4	5	6	7	8	9	AB	R	H	RBI	BB	SO	LOB
Rick Manning, L (1, 8) OBP: 0.361, SLG: 0.290	L7		F7			1-3	1-3			4	0	0	0	0	0	1
Toby Harrah, R (1, 5) OBP: 0.222, SLG: 0.161	BBBB S BB		F8			1B 1B		L4		3	0	1	0	1	0	1
Mike Hargrove, L (1, 3) OBP: 0.457, SLG: 0.375	F7 1-2			BBBB G5-4-3 BB		FC6-4 1-2 1B		BBBB WP BB		2	0	1	0	2	0	1
Cliff Johnson, R (1, 10) OBP: 0.238, SLG: 0.211	SSS K			G5-4-3 1-2f		FC6-4 1-2f		SSS K 1-2		4	0	0	0	0	2	4
Jorge Orta, L (1, 9) OBP: 0.382, SLG: 0.333		F7		4-3			BBBB 1B HR BB	F9		3	1	0	0	1	0	1
Joe Charboneau, R (1, 7) OBP: 0.406, SLG: 0.577		G3			BBBB F8 4-3 BB		1-2 HR 1B		G2	3	1	1	0	1	0	0
Ron Hassey, L (1, 2) OBP: 0.308, SLG: 0.500	SSS K				4-3 1-2		1-H 2-H HR		4-3	4	1	1	3	0	1	1
Duane Kuiper, L (1, 4) OBP: 0.367, SLG: 0.385			L7		F8 2-3		SSS K		4-3	4	0	0	0	0	1	1
Tom Veryzer, R (1, 6) OBP: 0.350, SLG: 0.353 Andres Mora, R (7, PH) OBP: 0.250, SLG: 0.250 Jerry Dybzinski, R (8, 6)			2B		4-3		F8			2 1 0	0 0 0	1 0 0	0 0 0	0 0 0	0 0 0	1 0 0
Inning Stats	R: 0 E: 0 K: 1 S: 5 H: 0 LOB: 1 BB: 1 P: 9	R: 0 E: 0 K: 1 S: 5 H: 0 LOB: 0 BB: 0 P: 5	R: 0 E: 0 K: 0 S: 4 H: 1 LOB: 1 BB: 0 P: 4	R: 0 E: 0 K: 0 S: 2 H: 0 LOB: 0 BB: 1 P: 6	R: 0 E: 0 K: 0 S: 3 H: 0 LOB: 1 BB: 1 P: 7	R: 0 E: 0 K: 0 S: 4 H: 2 LOB: 1 BB: 0 P: 4	R: 3 E: 0 K: 1 S: 7 H: 2 LOB: 0 BB: 1 P: 11	R: 0 E: 0 K: 1 S: 5 H: 0 LOB: 1 BB: 1 P: 9	R: 0 E: 0 K: 0 S: 3 H: 0 LOB: 0 BB: 0 P: 3	1B: 3 2B: 1 3B: 0 HR: 1	SF: 0 SAC: 0 DP: 1 HBP: 0						

PITCHER	IP	WLS	BF	H	R	ER	SO	BB	IBB	HBP	BLK	WP	HR	S	P	ERA	WHIP
Dave Lemanczyk, R (1, 1) ERA: 5.84	6.0	W	25	5	3	3	2	4	0	0	0	0	1	25	41	4.50	1.500
Jerry Garvin, L (7, 1) ERA: 5.4	1.1		5	0	0	0	1	1	0	0	0	0	0	6	10	0.00	0.750
Joey McLaughlin, R (8, 1) ERA: 10.38	1.2	S	5	0	0	0	1	0	0	0	0	1	0	7	7	0.00	0.000

PITCHER	IP	WLS	BF	H	R	ER	SO	BB	IBB	HBP	BLK	WP	HR	S	P	ERA	WHIP

BOTTOM

Toronto Blue Jays @ Cleveland Indians

Cleveland Municipal Stadium, Cleveland, OH

Sun Apr 20 1980, 3:33 AM EST
Att. 11,220 - Unknown - 54 F

livebaseballscorecards.com

AB	30
R	3
H	5
RBI	3
BB	5
SO	4
LOB	11

WP: 1 PB: 0 SB: 1 CS: 0 PA: 35

Batter	1	2	3	4	5	6	7	8	9	AB	R	H	RBI	BB	SO	LOB
Alfredo Griffin, S (1, 6) OBP: 0.209, SLG: 0.262	K		2B		K		K		FC4-2 FC6 1-2 2-3 3-Hf	5	1	1	0	0	3	3
Rick Bosetti, R (1, 8) OBP: 0.200, SLG: 0.282	5-3		F4		L8		F6		FC6 1-2 2-3f 3-H	5	1	0	1	0	0	3
John Mayberry, L (1, 3) OBP: 0.400, SLG: 0.636	1-3			BB FC4-6 1B BB	BB			F8	1-H 2-H 2B	3	1	1	2	2	0	0
Roy Howell, L (1, 5) OBP: 0.400, SLG: 0.472		1B		BB E 1B 1-2	F8			F8	L9	5	1	2	0	0	0	2
Otto Velez, R (1, 10) OBP: 0.436, SLG: 0.500 Al Woods, L (6, PR) OBP: 0.200, SLG: 0.200	L9		FC4-6 1-2 2-3 BB			SH1-4 BB		G3		1 1	0 0	0 0	0 0	2 0	0 0	1 0
Barry Bonnell, R (1, 9) OBP: 0.278, SLG: 0.469	L8		FC4-6 1-2f 2-H 3-H		SH1-4 1-2				E6 2B 1B	3	2	0	1	0	0	2
Damaso Garcia, R (1, 4) OBP: 0.314, SLG: 0.438	L7		2-H 2B		K				1B 1-3 FC4-2 2B	4	0	2	1	0	1	3
Danny Ainge, R (1, 7) OBP: 0.500, SLG: 0.600 Willie Upshaw, L (9, PH) OBP: 0.600, SLG: 0.333 Bob Bailor, R (9, 7) OBP: 0.118, SLG: 0.063		L3-6 S 1B	F4		F3				FC4-2 1B FC6 IBB	3 0 0	0 1 0	1 0 0	0 0 0	0 1 0	0 0 0	3 0 0
Bob Davis, R (1, 2) OBP: 0.333, SLG: 0.294		L3-6 1-3	F4				F3		FC6 FC4-2 1-2 2-3 3-H 1B	4	0	1	1	0	0	2

TOP

Toronto Blue Jays @ Kansas City Royals

Royals Stadium, Kansas City, MO

Mon Apr 21 1980, 7:05 PM EST

Att. 21,117 - Unknown - 84 F

livebaseballscorecards.com

AB	34
R	7
H	8
RBI	6
BB	5
SO	4
LOB	19

Inning Stats	1	2	3	4	5	6	7	8	9
	R: 0 E: 0 K: 1 S: 5	H: 0 LOB: 0 BB: 0 P: 5	R: 0 E: 0 K: 0 S: 4	H: 1 LOB: 1 BB: 0 P: 4	R: 0 E: 0 K: 0 S: 4	H: 2 LOB: 1 BB: 0 P: 4	R: 3 E: 1 K: 0 S: 5	H: 2 LOB: 1 BB: 2 P: 13	R: 0 E: 0 K: 1 S: 5	H: 0 LOB: 1 BB: 1 P: 9
	R: 0 E: 0 K: 1 S: 5	H: 0 LOB: 2 BB: 1 P: 9	R: 0 E: 0 K: 1 S: 5	H: 0 LOB: 0 BB: 0 P: 5	R: 0 E: 0 K: 0 S: 3	H: 0 LOB: 0 BB: 0 P: 3	R: 4 E: 1 K: 0 S: 7	H: 3 LOB: 1 BB: 1 P: 11	1B: 4 2B: 5 3B: 0 HR: 0	SF: 0 SAC: 1 DP: 1 HBP: 0

WP: 0 PA: 40
PB: 0
SB: 1
CS: 0

PITCHER	IP	WLS	BF	H	R	ER	SO	BB	IBB	HBP	BLK	WP	HR	S	P	ERA	WHIP
Rich Gale, R (1, 1) ERA: 5.59	8.0	L	35	6	6	4	4	4	1	0	0	0	0	38	58	4.50	1.250
Dan Quisenberry, R (9, 1) ERA: 2.7	0.2		4	2	1	0	0	0	0	0	0	0	0	4	4	0.00	3.000
Steve Busby, R (9, 1) ERA: 40.5	0.1		1	0	0	0	0	0	0	0	0	0	0	1	1	0.00	0.000

PITCHER	IP	WLS	BF	H	R	ER	SO	BB	IBB	HBP	BLK	WP	HR	S	P	ERA	WHIP

BOTTOM

Batter	1	2	3	4	5	6	7	8	9	AB	R	H	RBI	BB	SO	LOB
Willie Wilson, S (1, 8) OBP: 0.327, SLG: 0.426	B1-3		FC1-6-5 1-3			FC4-6 E S 1-2f		S 1-3 1B		4	0	1	0	0	0	2
Frank White, R (1, 4) OBP: 0.289, SLG: 0.326	K		F6			K 1-3		F8 1-2		3	0	0	0	0	2	2
Steve Braun, L (8, PH)										1	0	0	0	0	0	2
Jerry Terrell, R (9, 4)										0	0	0	0	0	0	0
George Brett, L (1, 5) OBP: 0.362, SLG: 0.487	F7			L7-4-3 BB		F5			G3	3	0	0	0	1	0	1
Willie Aikens, L (1, 3) OBP: 0.261, SLG: 0.357		F7		L7-4-3 1-2			L4		4-3	4	0	0	0	0	0	1
Hal McRae, R (1, 10) OBP: 0.362, SLG: 0.476		FC6 BB		F4			F7		2B 1B	3	1	1	0	1	0	0
Ralph LaCock, L (1, 7) OBP: 0.244, SLG: 0.268		FC6 1-2f			K		4-3		1-H 2B	4	0	1	1	0	1	1
Jamie Quirk, L (1, 2) OBP: 0.241, SLG: 0.250		G3			1-3			4-3	L8	4	0	0	0	0	0	2
Clint Hurdle, L (1, 9) OBP: 0.259, SLG: 0.385			4-3		4-3			4-3		3	0	0	0	0	0	0
U L Washington, S (1, 6) OBP: 0.333, SLG: 0.424			FC1-6-5 S 1B			FC4-6 1B		1B BB		2	0	2	0	1	0	0
Inning Stats	R: 0 E: 0 K: 1 S: 5 H: 0 LOB: 0 BB: 0 P: 5	R: 0 E: 0 K: 0 S: 3 H: 0 LOB: 1 BB: 1 P: 7	R: 0 E: 0 K: 0 S: 4 H: 1 LOB: 1 BB: 0 P: 4	R: 0 E: 0 K: 0 S: 2 H: 0 LOB: 0 BB: 1 P: 6	R: 0 E: 0 K: 1 S: 5 H: 0 LOB: 0 BB: 0 P: 5	R: 0 E: 0 K: 1 S: 6 H: 1 LOB: 1 BB: 0 P: 6	R: 0 E: 0 K: 0 S: 3 H: 0 LOB: 0 BB: 0 P: 3	R: 0 E: 0 K: 0 S: 4 H: 1 LOB: 2 BB: 1 P: 8	R: 1 E: 0 K: 0 S: 5 H: 2 LOB: 1 BB: 0 P: 5	1B: 4 2B: 2 3B: 0 HR: 0 SF: 0 SAC: 0 DP: 1 HBP: 0						

PITCHER	IP	WLS	BF	H	R	ER	SO	BB	IBB	HBP	BLK	WP	HR	S	P	ERA	WHIP
Dave Stieb, R (1, 1) ERA: 1.5	9.0	W	34	5	1	1	3	3	0	0	0	0	0	37	49	1.00	0.889

PITCHER	IP	WLS	BF	H	R	ER	SO	BB	IBB	HBP	BLK	WP	HR	S	P	ERA	WHIP

Toronto Blue Jays @ Kansas City Royals

Royals Stadium, Kansas City, MO

Mon Apr 21 1980, 7:05 PM EST

Att. 21,117 - Unknown - 84 F

livebaseballscorecards.com

AB	31
R	1
H	5
RBI	1
BB	3
SO	3
LOB	11

WP: 0 PB: 0 SB: 3 CS: 0 PA: 34

Toronto Blue Jays @ Kansas City Royals

Royals Stadium, Kansas City, MO

Tue Apr 22 1980, 7:05 PM EST

Att. 16,993 - Unknown - 82 F

TOP

livebaseballscorecards.com

Batter	1	2	3	4	5	6	7	8	9	AB	R	H	RBI	BB	SO	LOB
Alfredo Griffin, S (1, 6) OBP: 0.213, SLG: 0.261	L4		F5			F4		1B 2-H 1B		4	0	1	1	0	0	1
Rick Bosetti, R (1, 8) OBP: 0.205, SLG: 0.279	1-3			L9		F8		1-2 1B		4	0	1	0	0	0	0
John Mayberry, L (1, 3) OBP: 0.364, SLG: 0.568	F5			F8			4-3	L1		4	0	0	0	0	0	2
Otto Velez, R (1, 10) OBP: 0.442, SLG: 0.500		G6-4-3 1B		E5 1B			1-3		5-3	4	0	2	0	0	0	0
Roy Howell, L (1, 5) OBP: 0.364, SLG: 0.425		F4		K			4-3		4-3	4	0	0	0	0	1	2
Barry Bonnell, R (1, 9) OBP: 0.250, SLG: 0.417		G6-4-3 1-2f			F8			F8	E5	4	0	0	0	0	0	1
Damaso Garcia, R (1, 4) OBP: 0.333, SLG: 0.444			2-3 1B		6-3			6-3 2B	F6	4	1	2	0	0	0	1
Danny Ainge, R (1, 7) OBP: 0.462, SLG: 0.615			L8		F8			1-3 1B 2B		3	1	1	0	0	0	1
Bob Davis, R (1, 2) OBP: 0.286, SLG: 0.250			2-3 1-2			L7		6-3 3-H		3	0	0	1	0	0	2

	AB	R	H	RBI	BB	SO	LOB
	34	2	7	2	0	1	10

Inning Stats	1	2	3	4	5	6	7	8	9
R	0	0	0	0	0	0	0	2	0
E	0	0	0	1	0	0	0	0	0
K	0	0	0	1	0	0	0	0	0
S	3	3	4	6	3	3	3	7	4
H	0	1	1	1	0	0	0	4	0
LOB	0	0	1	1	0	0	0	2	1
BB	0	0	0	0	0	0	0	0	0
P	3	3	4	6	3	3	3	7	4

1B	6	
2B	1	
3B	0	
HR	0	
SF	0	
SAC	0	
DP	1	
HBP	0	
WP	0	
PB	0	
SB	0	
CS	0	
PA	34	

PITCHER		IP	WLS	BF	H	R	ER	SO	BB	IBB	HBP	BLK	WP	HR	S	P	ERA	WHIP
Paul Splittorff, L ERA: 3.6	(1, 1)	8.0	W	30	7	2	2	1	0	0	0	0	0	0	32	32	2.25	0.875
Marty Pattin, R ERA: 0.84	(9, 1)	1.0		4	0	0	0	0	0	0	0	0	0	0	4	4	0.00	0.000

Batter	1	2	3	4	5	6	7	8	9	AB	R	H	RBI	BB	SO	LOB
Willie Wilson, S (1, 8) OBP: 0.321, SLG: 0.412	4-3	3-1			E FC4-6-2 1B		K			4	0	1	0	0	1	1
Frank White, R (1, 4) OBP: 0.286, SLG: 0.319	5-3		4-3 1B		E8 FC4-6-2		F2			4	0	1	0	0	0	1
George Brett, L (1, 5) OBP: 0.333, SLG: 0.442	L8		4-3		FC4-6-2			4-3		4	0	0	0	0	0	3
Hal McRae, R (1, 7) OBP: 0.373, SLG: 0.500		2B 2B	5-3			6-3		BB 1B 1B		4	2	2	0	0	0	1
Clint Hurdle, L (9, 9) OBP: 0.259, SLG: 0.385										0	0	0	0	0	0	0
Willie Aikens, L (1, 3) OBP: 0.300, SLG: 0.386		2B 6-3 BB	K			1B 2B		1B 1B BB		2	2	1	0	2	1	1
Rance Mulliniks, L (8, PR)										0	1	0	0	0	0	0
Ralph LaCock, L (9, 3) OBP: 0.244, SLG: 0.268										0	0	0	0	0	0	0
John Wathan, R (1, 2) OBP: 0.600, SLG: 0.688		6-3 1B 2B		G4-6-3 1B		5-3 1B		1B 1B 1B		4	2	4	3	0	0	0
Dave Chalk, R (1, 10) OBP: 0.167, SLG: 0.200		6-3		G4-6-3		5-3		1B		4	0	1	2	0	0	3
Bob Detherage, R (1, 9) OBP: 0.364, SLG: 0.455										3	0	1	1	0	0	1
Steve Braun, L (8, PH) OBP: 0.100, SLG: 0.100		S 1B		6-3		F9		G6-4-3 1B		1	0	1	1	0	0	0
(9, 7)																
U L Washington, S (1, 6) OBP: 0.300, SLG: 0.378		F9			F9		F8	G6-4-3		4	0	0	0	0	0	3
Inning Stats	R: 0 H: 0 E: 0 LOB: 0 K: 0 BB: 0 S: 3 P: 3	R: 3 H: 3 E: 0 LOB: 1 K: 0 BB: 1 S: 6 P: 10	R: 0 H: 1 E: 0 LOB: 1 K: 1 BB: 0 S: 6 P: 6	R: 0 H: 1 E: 0 LOB: 0 K: 0 BB: 0 S: 3 P: 3	R: 0 H: 1 E: 1 LOB: 1 K: 0 BB: 0 S: 4 P: 4	R: 1 H: 2 E: 0 LOB: 1 K: 0 BB: 0 S: 5 P: 5	R: 0 H: 0 E: 0 LOB: 0 K: 1 BB: 0 S: 5 P: 5	R: 3 H: 4 E: 0 LOB: 2 K: 0 BB: 1 S: 6 P: 10		1B: 9 SF: 0 2B: 4 SAC: 0 3B: 0 DP: 3 HR: 0 HBP: 0						

PITCHER		IP	WLS	BF	H	R	ER	SO	BB	IBB	HBP	BLK	WP	HR	S	P	ERA	WHIP
Paul Mirabella, L ERA: 1.71	(1, 1)	5.0	L	21	6	3	3	1	1	0	0	0	0	0	22	26	5.40	1.400
Jesse Jefferson, R ERA: 12.46	(6, 1)	2.1		12	4	4	4	1	1	0	0	0	0	0	13	17	15.43	2.143
Tom Buskey, R ERA: 2.57	(8, 1)	0.2		3	2	0	0	0	0	0	0	0	0	0	3	3	0.00	3.000

PITCHER	IP	WLS	BF	H	R	ER	SO	BB	IBB	HBP	BLK	WP	HR	S	P	ERA	WHIP

BOTTOM

Toronto Blue Jays @ Kansas City Royals

Royals Stadium, Kansas City, MO

Tue Apr 22 1980, 7:05 PM EST
Att. 16,993 - Unknown - 82 F

livebaseballscorecards.com

AB	34
R	7
H	12
RBI	7
BB	2
SO	2
LOB	14

PA: 36
WP: 0
PB: 0
SB: 1
CS: 0

Batter	1	2	3	4	5	6	7	8	9	AB	R	H	RBI	BB	SO	LOB
Alfredo Griffin, S (1, 6) OBP: 0.216, SLG: 0.260	S S S 0-3 ① K		x 0-0 ② 4-3			x 0-0 ② G3		x 0-0 HR 1-2 1B		4	1	1	0	0	1	0
Rick Bosetti, R (1, 8) OBP: 0.250, SLG: 0.404	x 0-0 6-3 3B 2B		x 0-0 ③ 5-3			x 0-0 S 1B		x 0-0 1-H 2-H HR		4	2	3	3	0	0	0
John Mayberry, L (1, 3) OBP: 0.375, SLG: 0.550	x 0-0 ② 6-3 2-3			x 0-0 G1-4-3 1B		B B B B 4-0 1-2 BB		S S S 0-3 ① K		3	0	1	0	1	1	1
Roy Howell, L (1, 5) OBP: 0.354, SLG: 0.455	x 0-0 3-H 3B			S S S 0-3 ① K		S S S 0-3 ③ K		x 0-0 ② 4-3		4	0	1	1	0	2	3
Otto Velez, R (1, 10) OBP: 0.404, SLG: 0.447	x 0-0 ③ F8			x 0-0 ② ③ G1-4-3 1-2f			x 0-0 ① L8	S S S 0-3 ③ K		4	0	0	0	0	1	2
Barry Bonnell, R (1, 9) OBP: 0.250, SLG: 0.425		S S S 0-3 ① K			x 0-0 ① 5-3		x 0-0 2B		x 0-0 ① F3	4	0	1	0	0	1	0
Damaso Garcia, R (1, 4) OBP: 0.302, SLG: 0.400		x 0-0 ② F8			x 0-0 ② F6		x 0-0 ② 5-3		x 0-0 ② 6-3	4	0	0	0	0	0	1
Willie Upshaw, L (1, 7) OBP: 0.375, SLG: 0.167 Bob Bailor, R (8, 7) OBP: 0.111, SLG: 0.059		S S S 0-3 ③ K			S S S 0-3 ③ K		x 0-0 ③ F8		x 0-0 ③ 5-3	3 1	0 0	0 0	0 0	0 0	2 0	1 0
Ernie Whitt, L (1, 2) OBP: 0.231, SLG: 0.167 Al Woods, L (8, PH) OBP: 0.273, SLG: 0.200 Bob Davis, R (8, 2) OBP: 0.286, SLG: 0.250			x 0-0 ① F8			x 0-0 ① G3		B B B B 4-0 1B HR BB		2 0 0	0 1 0	0 0 0	0 0 0	0 1 0	0 0 0	0 0 0
Inning Stats	R: 1 E: 0 K: 1 S: 7 H: 2 LOB: 1 BB: 0 P: 7	R: 0 E: 0 K: 2 S: 7 H: 0 LOB: 0 BB: 0 P: 7	R: 0 E: 0 K: 0 S: 3 H: 0 LOB: 0 BB: 0 P: 3	R: 0 E: 0 K: 1 S: 5 H: 1 LOB: 0 BB: 0 P: 5	R: 0 E: 0 K: 1 S: 5 H: 0 LOB: 0 BB: 0 P: 5	R: 0 E: 0 K: 1 S: 6 H: 1 LOB: 2 BB: 1 P: 10	R: 0 E: 0 K: 0 S: 4 H: 1 LOB: 1 BB: 0 P: 4	R: 3 E: 0 K: 2 S: 9 H: 2 LOB: 0 BB: 1 P: 13	R: 0 E: 0 K: 0 S: 3 H: 0 LOB: 0 BB: 0 P: 3	1B: 3 2B: 2 3B: 1 HR: 1	SF: 0 SAC: 0 DP: 1 HBP: 0					

PITCHER		IP	WLS	BF	H	R	ER	SO	BB	IBB	HBP	BLK	WP	HR	S	P	ERA	WHIP
Dennis Leonard, R ERA: 6.39	(1, 1)	7.0		29	7	4	4	6	2	0	0	0	0	1	39	47	5.14	1.286
Gary Christenson, L ERA: 4.5	(8, 1)	1.0	W	3	0	0	0	2	0	0	0	0	0	0	7	7	0.00	0.000
Dan Quisenberry, R ERA: 2.45	(9, 1)	1.0	S	3	0	0	0	0	0	0	0	0	0	0	3	3	0.00	0.000

PITCHER	IP	WLS	BF	H	R	ER	SO	BB	IBB	HBP	BLK	WP	HR	S	P	ERA	WHIP

TOP

Toronto Blue Jays @ Kansas City Royals

Royals Stadium, Kansas City, MO

Wed Apr 23 1980, 7:05 PM EST
Att. 18,855 - Unknown - 74 F

livebaseballscorecards.com

AB	33
R	4
H	7
RBI	4
BB	2
SO	8
LOB	8

WP: 0 PB: 0 SB: 1 CS: 0 PA: 35

BOTTOM

Batter	1	2	3	4	5	6	7	8	9	AB	R	H	RBI	BB	SO	LOB
Willie Wilson, S (1, 8) OBP: 0.328, SLG: 0.418	x 0-0 ① 1-3		x 0-0 ③ G3		x 0-0 ② FC6-2 1-2 3-H		x 0-0 1B 2B	4-0 3B IBB		4	2	1	0	1	0	2
Steve Braun, L (1, 7) OBP: 0.067, SLG: 0.067	x 0-0 ② 1-3			x 0-0 ① 3-1	x 0-0 ③ 5-3		x 0-0 ② F6	x 0-0 ② F6		5	0	0	0	0	0	6
George Brett, L (1, 5) OBP: 0.357, SLG: 0.521	x 0-0 ③ G3			x 0-0 1B FC6-4 2B		x 0-0 ① 3-1	x 0-0 S 2-H 1B	x 0-0 1-H 2-H 3-H 3B		5	1	3	4	0	0	0
Willie Aikens, L (1, 3) OBP: 0.345, SLG: 0.391		B B B B 4-0 BB		x 0-0 FC6-4 2-3 1B		B B B B 4-0 2B 1B BB	4-0 1-2 IBB	x 0-0 ③ F6		2	1	1	0	3	0	2
Hal McRae, R (1, 10) OBP: 0.364, SLG: 0.500		x 0-0 ① F6		x 0-0 ② FC6-4 S 1-2f 3-H		x 0-0 1B 1-3 FC5-2 2B	x 0-0 ③ F9			4	0	1	1	0	0	4
John Wathan, R (1, 2) OBP: 0.583, SLG: 0.700		x 0-0 ② F9		S S S 0-3 ③ K 1-2		x 0-0 FC5-2 2-3 3-H 1B		x 0-0 1B 2B		4	1	2	1	0	1	2
Clint Hurdle, L (1, 9) OBP: 0.241, SLG: 0.357		x 0-0 ③ G3			x 0-0 ① F8	x 0-0 ② FC5-2 FC6-4 1-2 3-H		x 0-0 ① F3		2	0	0	0	0	0	1
Dave Chalk, R (6, PH) OBP: 0.143, SLG: 0.167										1	0	0	0	0	0	2
Bob Detherage, R (6, PR) OBP: 0.364, SLG: 0.455										0	0	0	0	0	0	0
(7, 9)																
Ralph LaCock, L (8, PH) OBP: 0.239, SLG: 0.262										1	0	0	0	0	0	1
(9, 9)																
Frank White, R (1, 4) OBP: 0.302, SLG: 0.353			x 0-0 ① F5		x 0-0 1B FC6-2 2B	x 0-0 ③ FC6-4 1-2f		x 0-0 E FC6 2-H 3B 1B		4	1	2	1	0	0	2
Rance Mulliniks, L (1, 6) OBP: 0.333, SLG: 0.333			x 0-0 ② F8		x 0-0 FC6-2 2-3 1B		x 0-0 ① L9	x 0-0 FC6 1-3 3B		3	0	1	0	0	0	0
Jamie Quirk, L (8, PH) OBP: 0.233, SLG: 0.241										1	0	0	0	0	0	1
U L Washington, S (8, PR) OBP: 0.300, SLG: 0.378										0	1	0	0	0	0	0
(9, 6)																
Inning Stats	R: 0 H: 0 E: 0 LOB: 0 K: 0 BB: 0 S: 3 P: 3	R: 0 H: 0 E: 0 LOB: 1 K: 0 BB: 1 S: 3 P: 7	R: 0 H: 0 E: 0 LOB: 0 K: 0 BB: 0 S: 3 P: 3	R: 1 H: 2 E: 0 LOB: 1 K: 1 BB: 0 S: 7 P: 7	R: 0 H: 2 E: 0 LOB: 2 K: 0 BB: 0 S: 5 P: 5	R: 1 H: 2 E: 0 LOB: 2 K: 0 BB: 1 S: 5 P: 9	R: 1 H: 2 E: 0 LOB: 2 K: 0 BB: 1 S: 5 P: 9	R: 4 H: 3 E: 1 LOB: 2 K: 0 BB: 1 S: 7 P: 11		1B: 5 SF: 0 2B: 5 SAC: 0 3B: 1 DP: 0 HR: 0 HBP: 0						

PITCHER		IP	WLS	BF	H	R	ER	SO	BB	IBB	HBP	BLK	WP	HR	S	P	ERA	WHIP
Jim Clancy, R ERA: 4.82	(1, 1)	5.1		24	6	2	2	1	2	0	0	0	0	0	24	32	3.38	1.500
Jerry Garvin, L ERA: 4.91	(6, 1)	0.1		1	0	0	0	0	0	0	0	0	0	0	1	1	0.00	0.000
Joey McLaughlin, R ERA: 9.95	(6, 1)	2.0	L	14	5	5	2	0	0	2	0	0	0	0	12	20	9.00	2.500
Balor Moore, L ERA: 5.63	(8, 1)	0.1		1	0	0	0	0	0	0	0	0	0	0	1	1	0.00	0.000

PITCHER	IP	WLS	BF	H	R	ER	SO	BB	IBB	HBP	BLK	WP	HR	S	P	ERA	WHIP

Toronto Blue Jays @ Kansas City Royals

Royals Stadium, Kansas City, MO

Wed Apr 23 1980, 7:05 PM EST

Att. 18,855 - Unknown - 74 F

livebaseballscorecards.com

AB	36
R	7
H	11
RBI	7
BB	4
SO	1
LOB	23

WP: 0 PA: 40
PB: 0
SB: 2
CS: 0

Batter	1	2	3	4	5	6	7	8	9	AB	R	H	RBI	BB	SO	LOB
Alfredo Griffin, S (1, 6) OBP: 0.255, SLG: 0.370	6-3 3B	CS 2-H 1B		1-H 3B		SH5-3 1-2		F8		4	1	3	2	0	0	1
Rick Bosetti, R (1, 8) OBP: 0.245, SLG: 0.373	6-3 3-H	CS 1-2	E5 F5	F8		4-0 IBB		K		4	0	0	1	1	1	2
John Mayberry, L (1, 3) OBP: 0.340, SLG: 0.489	6-3		F5 1-2		4-3	F7			G3	5	0	0	0	0	0	3
Roy Howell, L (1, 5) OBP: 0.377, SLG: 0.458	BB BB		1B		2B 1B		4-3		F7	4	0	2	0	1	0	0
Al Woods, L (1, 7) OBP: 0.313, SLG: 0.429	BB 1-2		F9		F4		E5		HR	4	1	1	1	1	0	2
Bob Bailor, R (9, 7) OBP: 0.111, SLG: 0.059										0	0	0	0	0	0	0
Barry Bonnell, R (1, 9) OBP: 0.265, SLG: 0.467	F2			FC1-5 2B	2B 1-3		F6		F6	5	0	2	0	0	0	3
Damaso Garcia, R (1, 4) OBP: 0.277, SLG: 0.364		F4		FC1-5 1B 2-3	F4		K			4	1	0	0	0	1	4
Willie Upshaw, L (1, 10) OBP: 0.417, SLG: 0.300		FC5-4 1B		1B 1-3 1B		K		F8		4	0	2	0	0	1	0
Ernie Whitt, L (1, 2) OBP: 0.353, SLG: 0.267		FC5-4 1-2f 1B		1-3 3B 3-H 1B		SH5-3 1B		BB		3	2	2	1	1	0	1
Inning Stats	R: 1 E: 0 K: 0 S: 4 H: 1 LOB: 2 BB: 2 P: 12	R: 1 E: 1 K: 0 S: 4 H: 2 LOB: 0 BB: 0 P: 4	R: 0 E: 1 K: 0 S: 4 H: 1 LOB: 1 BB: 0 P: 4	R: 2 E: 0 K: 0 S: 6 H: 4 LOB: 1 BB: 0 P: 6	R: 0 E: 0 K: 0 S: 5 H: 2 LOB: 2 BB: 0 P: 5	R: 0 E: 0 K: 1 S: 6 H: 1 LOB: 2 BB: 1 P: 10	R: 0 E: 1 K: 1 S: 6 H: 0 LOB: 1 BB: 0 P: 6	R: 0 E: 0 K: 1 S: 5 H: 0 LOB: 1 BB: 1 P: 9	R: 1 E: 0 K: 0 S: 4 H: 1 LOB: 0 BB: 0 P: 4	1B: 7 2B: 2 3B: 2 HR: 1	SF: 0 SAC: 1 DP: 0 HBP: 0						

TOP

Toronto Blue Jays @ Milwaukee Brewers

Milwaukee County Stadium, Milwaukee, WI

Fri Apr 25 1980, 7:05 PM EST
Att. 9,902 - Unknown - 42 F

livebaseballscorecards.com

AB	37
R	5
H	12
RBI	5
BB	4
SO	3
LOB	16

WP: 0 PB: 0 SB: 0 CS: 1 PA: 43

PITCHER		IP	WLS	BF	H	R	ER	SO	BB	IBB	HBP	BLK	WP	HR	S	P	ERA	WHIP
Lary Sorensen, R ERA: 2.59	(1, 1)	4.0	L	20	8	4	3	0	2	0	0	0	0	0	18	26	6.75	2.500
Jerry Augustine, L ERA: 4.76	(5, 1)	2.1		12	3	0	0	1	0	1	0	0	0	0	13	17	0.00	1.286
Reggie Cleveland, R ERA: 4.91	(7, 1)	1.2		6	0	0	0	2	1	0	0	0	0	0	9	13	0.00	0.600
Bob McClure, L ERA: 3.0	(9, 1)	1.0		4	1	1	1	0	0	0	0	0	0	1	4	4	9.00	1.000

PITCHER	IP	WLS	BF	H	R	ER	SO	BB	IBB	HBP	BLK	WP	HR	S	P	ERA	WHIP

BOTTOM

Toronto Blue Jays @ Milwaukee Brewers

Milwaukee County Stadium, Milwaukee, WI

Fri Apr 25 1980, 7:05 PM EST

Att. 9,902 - Unknown - 42 F

livebaseballscorecards.com

Batter	1	2	3	4	5	6	7	8	9	AB	R	H	RBI	BB	SO	LOB
Paul Molitor, R (1, 4) OBP: 0.441, SLG: 0.471	F7		E 6-3 1B	K2-3			F9		F8	5	1	1	0	0	1	3
Robin Yount, R (1, 6) OBP: 0.415, SLG: 0.653	1B S 1B 1B		6-3 1-H		6-3		1-3 1B		F8	5	1	2	1	0	0	1
Cecil Cooper, L (1, 3) OBP: 0.432, SLG: 0.634	B2-3 1B 1-3 1B		4-3		1B 1B		1-3 1-2		1-2 1B	5	0	3	0	0	0	1
Gorman Thomas, R (1, 8) OBP: 0.364, SLG: 0.444	B2-3 1-2 3-H 1B		6-3		F8		BBBB BB		K	4	0	1	1	1	1	3
Ben Oglivie, L (1, 7) OBP: 0.377, SLG: 0.409	B2-3 1-2 2-3			4-3	1-3 1B		4-3			4	0	1	0	0	0	4
Sixto Lezcano, R (1, 9) OBP: 0.269, SLG: 0.447	F8			F8	K			FC6-4 1B		4	0	1	0	0	1	4
Sal Bando, R (1, 10) OBP: 0.353, SLG: 0.267		K		1B 1B		K		FC6-4 G4-6-3 1-2f		4	1	1	0	0	2	1
Don Money, R (1, 5) OBP: 0.366, SLG: 0.515		6-3		1B 1-3 1B		6-3		G4-6-3 1-2f		2	0	1	0	0	0	0
Jim Gantner, L (4, PR) OBP: 0.273, SLG: 0.364 (5, 5)										2	0	0	0	0	0	1
Buck Martinez, R (1, 2) OBP: 0.333, SLG: 0.250		5-3		1-2 3-H 1B		F6			E4 1B	3	0	1	1	0	0	0
Charlie Moore, R (9, PH) OBP: 0.333, SLG: 0.308										1	0	0	0	0	0	0

Inning Stats	1	2	3	4	5	6	7	8	9
	R: 1 E: 0 K: 0 S: 6 H: 3 LOB: 2 BB: 0 P: 6	R: 0 E: 0 K: 1 S: 5 H: 0 LOB: 0 BB: 0 P: 5	R: 1 E: 0 K: 0 S: 4 H: 1 LOB: 0 BB: 0 P: 4	R: 1 E: 0 K: 1 S: 8 H: 3 LOB: 2 BB: 0 P: 8	R: 0 E: 0 K: 1 S: 7 H: 2 LOB: 2 BB: 0 P: 7	R: 0 E: 0 K: 1 S: 5 H: 0 LOB: 0 BB: 0 P: 5	R: 0 E: 0 K: 0 S: 4 H: 1 LOB: 2 BB: 1 P: 8	R: 0 E: 0 K: 0 S: 3 H: 1 LOB: 0 BB: 0 P: 3	R: 0 E: 1 K: 1 S: 7 H: 1 LOB: 2 BB: 0 P: 7

1B: 12	SF: 0	WP: 0
2B: 0	SAC: 0	PB: 0
3B: 0	DP: 1	SB: 2
HR: 0	HBP: 0	CS: 0
		PA: 40

AB	39
R	3
H	12
RBI	3
BB	1
SO	5
LOB	18

PITCHER		IP	WLS	BF	H	R	ER	SO	BB	IBB	HBP	BLK	WP	HR	S	P	ERA	WHIP
Dave Lemanczyk, R ERA: 5.82	(1, 1)	4.2		23	9	3	3	2	0	0	0	0	0	0	27	27	5.79	1.929
Tom Buskey, R ERA: 2.45	(5, 1)	0.1		1	0	0	0	1	0	0	0	0	0	0	3	3	0.00	0.000
Joey McLaughlin, R ERA: 6.1	(6, 1)	4.0	W	16	3	0	0	2	1	0	0	0	0	0	19	23	0.00	1.000

PITCHER		IP	WLS	BF	H	R	ER	SO	BB	IBB	HBP	BLK	WP	HR	S	P	ERA	WHIP

Batter	1	2	3	4	5	6	7	8	9	AB	R	H	RBI	BB	SO	LOB
Alfredo Griffin, S (1, 6) OBP: 0.254, SLG: 0.362	F6		5-3		6-3			CS 1B		4	0	1	0	0	0	1
Rick Bosetti, R (1, 8) OBP: 0.246, SLG: 0.364	F9		6-3			L5		CS (1-2)	1B SH HR 1B	4	1	1	0	0	0	0
John Mayberry, L (1, 3) OBP: 0.321, SLG: 0.458	4-3		G3			3-1			SH 1B (1-2) HR	3	0	0	0	0	0	0
Joe Cannon, L (9, PR)										0	1	0	0	0	0	0
Willie Upshaw, L (9, 3) OBP: 0.417, SLG: 0.300										0	0	0	0	0	0	0
Otto Velez, R (1, 10) OBP: 0.392, SLG: 0.429		1B BB 1B		F7		1-3			K	4	0	1	0	0	1	2
Roy Howell, L (1, 5) OBP: 0.386, SLG: 0.451		BBBB 1B (1-2) BB		L8			F8		HR 1B (1-2 2-3)	3	1	1	0	1	0	0
Barry Bonnell, R (1, 9) OBP: 0.264, SLG: 0.510		SSS K		6-3			SSS K		HR (1-H 2-H 3-H)	4	1	1	4	0	2	2
Damaso Garcia, R (1, 4) OBP: 0.255, SLG: 0.333		F9			6-3		F8		F4	4	0	0	0	0	0	3
Bob Bailor, R (1, 7) OBP: 0.182, SLG: 0.143		1B (1-2 2-3)			CS 1B			4-3	4-3	4	0	2	0	0	0	1
Bob Davis, R (1, 2) OBP: 0.292, SLG: 0.304		F8			2B (1-2)			4-3		3	0	1	0	0	0	3

TOP

Toronto Blue Jays @ Milwaukee Brewers

Milwaukee County Stadium, Milwaukee, WI

Sat Apr 26 1980, 4:33 AM EST

Att. 11,038 - Unknown - 48 F

livebaseballscorecards.com

AB	33
R	4
H	8
RBI	4
BB	1
SO	3
LOB	12

Inning Stats	1	2	3	4	5	6	7	8	9
R	0	0	0	0	0	0	0	0	4
E	0	0	0	0	0	0	0	0	1
K	0	1	0	0	0	0	1	0	1
S	3	7	3	3	4	3	5	3	9
H	0	2	0	0	2	0	0	1	3
LOB	0	3	0	0	1	0	0	0	1
BB	0	1	0	0	0	0	0	0	0
P	3	11	3	3	4	3	5	3	9

1B	6
2B	1
3B	0
HR	1
SF	0
SAC	1
DP	0
HBP	0
WP	0
PB	0
SB	0
CS	2
PA	36

PITCHER	IP	WLS	BF	H	R	ER	SO	BB	IBB	HBP	BLK	WP	HR	S	P	ERA	WHIP
Mike Caldwell, L (1, 1) ERA: 2.16	9.0	L	35	8	4	3	3	1	0	0	0	0	1	40	44	3.00	1.000

PITCHER	IP	WLS	BF	H	R	ER	SO	BB	IBB	HBP	BLK	WP	HR	S	P	ERA	WHIP

BOTTOM

Batter	1	2	3	4	5	6	7	8	9	AB	R	H	RBI	BB	SO	LOB
Paul Molitor, R (1, 4) OBP: 0.413, SLG: 0.436	F9		G4-6-3 1-2f		CS 1-2	F9		K		4	0	0	0	0	1	2
Robin Yount, R (1, 6) OBP: 0.421, SLG: 0.635	L4		4-3			1B		BB		3	0	1	0	1	0	0
Cecil Cooper, L (1, 3) OBP: 0.438, SLG: 0.622	WP 1B			1B		F7		F7		4	0	2	0	0	0	3
Gorman Thomas, R (1, 8) OBP: 0.339, SLG: 0.408	K 1-2			K		K			6-3	4	0	0	0	0	3	3
Ben Oglivie, L (1, 7) OBP: 0.368, SLG: 0.396		S 1B		F9			K		G3	4	0	1	0	0	1	1
Sixto Lezcano, R (1, 9) OBP: 0.268, SLG: 0.420		1-3 1-2		F7			1-3		BB	3	0	0	0	1	0	2
Dick Davis, R (1, 10) OBP: 0.120, SLG: 0.200		F4			F9		K		F9	4	0	0	0	0	1	2
Jim Gantner, L (1, 5) OBP: 0.286, SLG: 0.429		1-3			4-3			F8 2B		3	0	1	0	0	0	1
Charlie Moore, R (1, 2) OBP: 0.367, SLG: 0.296			G4-6-3 BB		CS BB			F8 2-3		1	0	0	0	2	0	1
Inning Stats	R: 0 H: 1 E: 0 LOB: 1 K: 1 BB: 0 S: 6 P: 6	R: 0 H: 1 E: 0 LOB: 1 K: 0 BB: 0 S: 4 P: 4	R: 0 H: 0 E: 0 LOB: 0 K: 0 BB: 1 S: 2 P: 6	R: 0 H: 1 E: 0 LOB: 1 K: 1 BB: 0 S: 6 P: 6	R: 0 H: 0 E: 0 LOB: 0 K: 0 BB: 1 S: 2 P: 6	R: 0 H: 1 E: 0 LOB: 1 K: 1 BB: 0 S: 6 P: 6	R: 0 H: 0 E: 0 LOB: 0 K: 2 BB: 0 S: 7 P: 7	R: 0 H: 1 E: 0 LOB: 2 K: 1 BB: 1 S: 6 P: 10	R: 0 H: 0 E: 0 LOB: 1 K: 0 BB: 1 S: 3 P: 7	1B: 4 SF: 0 2B: 1 SAC: 0 3B: 0 DP: 1 HR: 0 HBP: 0						

PITCHER	IP	WLS	BF	H	R	ER	SO	BB	IBB	HBP	BLK	WP	HR	S	P	ERA	WHIP
Dave Stieb, R (1, 1) ERA: 1.09	9.0	W	34	5	0	0	6	4	0	0	0	1	0	42	58	0.00	1.000

PITCHER	IP	WLS	BF	H	R	ER	SO	BB	IBB	HBP	BLK	WP	HR	S	P	ERA	WHIP

Toronto Blue Jays @ Milwaukee Brewers

Milwaukee County Stadium, Milwaukee, WI

Sat Apr 26 1980, 4:33 AM EST

Att. 11,038 - Unknown - 48 F

livebaseballscorecards.com

AB	30
R	0
H	5
RBI	0
BB	4
SO	6
LOB	15

WP: 1 PA: 35
PB: 0
SB: 1
CS: 1

Batter	1	2	3	4	5	6	7	8	9	AB	R	H	RBI	BB	SO	LOB
Alfredo Griffin, S (1, 6) OBP: 0.250, SLG: 0.355	1-3		4-3		SF8 2-3 3-H		E 1B 1B	FC6-4 1-2f		4	1	1	1	0	0	1
Rick Bosetti, R (1, 8) OBP: 0.242, SLG: 0.350	K		5-3		CS 3-H	1B 1B	E4 1-3	F6		5	2	1	0	0	1	2
Al Woods, L (1, 7) OBP: 0.400, SLG: 0.500 Bob Bailor, R (8, PH) OBP: 0.174, SLG: 0.136 (8, 7)	1B			K		1B 2B 1-2	WP 1B 2-H 3-H	FC6-4 1-2f		4 1	1 0	3 0	2 0	0 0	1 0	0 1
Otto Velez, R (1, 10) OBP: 0.393, SLG: 0.426	F2			K		2B 1-2 2-H	L5		FC3-6 1B	5	1	2	1	0	1	2
Roy Howell, L (1, 5) OBP: 0.371, SLG: 0.429		F6		F8		F8	WP 1-2		F8	5	0	1	0	0	0	3
Willie Upshaw, L (1, 3) OBP: 0.412, SLG: 0.533		3B			F9	HR 1-H 2-H	K 1-2 2-3		FC3-6 WP 1-2f	5	1	2	2	0	1	3
Barry Bonnell, R (1, 9) OBP: 0.293, SLG: 0.566		K			1B 1B SF8 1B	HR 2-H	FC4-6 BB		F8 1-2	4	2	2	2	1	1	2
Damaso Garcia, R (1, 4) OBP: 0.255, SLG: 0.327		F8			SF8 1B 1-2 CS 1B	K	FC4-6 1-2f			4	0	1	0	0	1	4
Ernie Whitt, L (1, 2) OBP: 0.381, SLG: 0.316			F8		1-2 2-3 1B	F7		FC6-4 1B		4	0	2	0	0	0	0
Inning Stats	R: 0 H: 1 E: 0 LOB: 1 K: 1 BB: 0 S: 6 P: 6	R: 0 H: 1 E: 0 LOB: 1 K: 1 BB: 0 S: 6 P: 6	R: 0 H: 0 E: 0 LOB: 0 K: 0 BB: 0 S: 3 P: 3	R: 0 H: 0 E: 0 LOB: 0 K: 2 BB: 0 S: 7 P: 7	R: 1 H: 3 E: 0 LOB: 1 K: 0 BB: 0 S: 5 P: 5	R: 5 H: 5 E: 0 LOB: 0 K: 1 BB: 0 S: 10 P: 10	R: 2 H: 3 E: 1 LOB: 3 K: 1 BB: 1 S: 9 P: 13	R: 0 H: 1 E: 0 LOB: 1 K: 0 BB: 0 S: 4 P: 4	R: 0 H: 1 E: 0 LOB: 1 K: 0 BB: 0 S: 4 P: 4	1B: 12 SF: 1 2B: 1 SAC: 0 3B: 1 DP: 0 HR: 1 HBP: 0						WP: 2 PA: 44 PB: 0 SB: 0 CS: 1	

TOP

Toronto Blue Jays @ Milwaukee Brewers

Milwaukee County Stadium, Milwaukee, WI

Sun Apr 27 1980, 4:33 AM EDT
Att. 11,099 - Unknown - 44 F

livebaseballscorecards.com

AB	41
R	8
H	15
RBI	8
BB	1
SO	6
LOB	18

PITCHER		IP	WLS	BF	H	R	ER	SO	BB	IBB	HBP	BLK	WP	HR	S	P	ERA	WHIP
Moose Haas, R ERA: 5.04	(1, 1)	5.0	L	22	8	4	4	4	0	0	0	0	0	0	30	30	7.20	1.600
Jerry Augustine, L ERA: 5.4	(6, 1)	0.1		2	1	0	0	0	0	0	0	0	0	0	2	2	0.00	3.000
Dan Boitano, R ERA: 6.35	(6, 1)	1.2		11	4	4	3	2	1	0	0	0	1	1	14	18	16.20	3.000
Bill Castro, R ERA: 2.25	(8, 1)	2.0		8	2	0	0	0	0	0	0	0	1	0	8	8	0.00	1.000

PITCHER	IP	WLS	BF	H	R	ER	SO	BB	IBB	HBP	BLK	WP	HR	S	P	ERA	WHIP

BOTTOM

Toronto Blue Jays @ Milwaukee Brewers
Milwaukee County Stadium, Milwaukee, WI
Sun Apr 27 1980, 4:33 AM EDT
Att. 11,099 - Unknown - 44 F

livebaseballscorecards.com

Batter	1	2	3	4	5	6	7	8	9	AB	R	H	RBI	BB	SO	LOB
Paul Molitor, R (1, 4) OBP: 0.397, SLG: 0.407	6-3		SH5-4 BB 1-2		F9		5-3		FC4 1-2f	4	0	0	0	1	0	1
Robin Yount, R (1, 6) OBP: 0.433, SLG: 0.655	CS 1B		SH5-4 1-2 2-3		2B		F7			3	0	2	0	0	0	0
Dick Davis, R (1, 7) OBP: 0.107, SLG: 0.179 Ben Oglivie, L (6, 7) OBP: 0.362, SLG: 0.388	F9 1-2		9-2 3-Hf		4-3		K			3 1	0 0	0 0	0 0	0 0	0 1	4 0
Sal Bando, R (1, 5) OBP: 0.381, SLG: 0.278		F4		BB 1B		BB 1B BB		5-3		3	1	1	0	1	0	0
Cecil Cooper, L (1, 3) OBP: 0.423, SLG: 0.583		1B BB		F8		F4		F8		3	0	0	0	1	0	2
Sixto Lezcano, R (1, 9) OBP: 0.283, SLG: 0.404		F9		FC6-4 BB 1-2		FC6-4 1B PB 1-2		6-3		2	1	0	0	2	0	1
Larry Hisle, R (1, 10) OBP: 0.304, SLG: 0.200		1B 1-2		L8		FC6-4 1-2 2-H			5-3	4	0	2	1	0	0	2
Gorman Thomas, R (1, 8) OBP: 0.317, SLG: 0.377		F8		FC6-4 1-2f		FC6-4 PB 1-2f 2-3			F5	4	0	0	0	0	0	6
Buck Martinez, R (1, 2) OBP: 0.364, SLG: 0.300			SH5-4 BB 9-2 1B		F3	K 1-2 3-H			FC4 1B	4	0	2	0	0	1	1
Inning Stats	R: 0 H: 1 E: 0 LOB: 0 K: 0 BB: 0 S: 3 P: 3	R: 0 H: 1 E: 0 LOB: 2 K: 0 BB: 1 S: 4 P: 8	R: 0 H: 1 E: 0 LOB: 1 K: 0 BB: 1 S: 3 P: 7	R: 0 H: 1 E: 0 LOB: 2 K: 0 BB: 1 S: 4 P: 8	R: 0 H: 1 E: 0 LOB: 1 K: 0 BB: 0 S: 4 P: 4	R: 2 H: 1 E: 1 LOB: 1 K: 1 BB: 2 S: 6 P: 14	R: 0 H: 0 E: 0 LOB: 0 K: 1 BB: 0 S: 5 P: 5	R: 0 H: 0 E: 0 LOB: 0 K: 0 BB: 0 S: 3 P: 3	R: 0 H: 1 E: 0 LOB: 1 K: 0 BB: 0 S: 4 P: 4	1B: 6 SF: 0 2B: 2 SAC: 1 3B: 0 DP: 1 HR: 0 HBP: 0						WP: 0 PA: 37 PB: 1 SB: 0 CS: 1	

	AB	31
	R	2
	H	7
	RBI	1
	BB	5
	SO	2
	LOB	17

PITCHER		IP	WLS	BF	H	R	ER	SO	BB	IBB	HBP	BLK	WP	HR	S	P	ERA	WHIP
Paul Mirabella, L ERA: 1.38	(1, 1)	5.0	W	21	5	0	0	0	3	0	0	0	0	0	18	30	0.00	1.600
Balor Moore, L ERA: 4.5	(6, 1)	4.0	S	16	2	2	1	2	2	0	0	0	0	0	18	26	2.25	1.000

PITCHER	IP	WLS	BF	H	R	ER	SO	BB	IBB	HBP	BLK	WP	HR	S	P	ERA	WHIP

Batter	1	2	3	4	5	6	7	8	9	AB	R	H	RBI	BB	SO	LOB
Willie Wilson, S (1, 8) OBP: 0.293, SLG: 0.375	F6		1B		4-3 (1-2)		F7			4	0	1	0	0	0	2
Frank White, R (1, 4) OBP: 0.309, SLG: 0.348	K		L7		F9			P2		4	0	0	0	0	1	1
George Brett, L (1, 5) OBP: 0.365, SLG: 0.537	1B			G3		P6		F7		4	0	1	0	0	0	0
Willie Aikens, L (1, 3) OBP: 0.329, SLG: 0.328	L6			2B 1B		3-1		BB		3	0	1	0	1	0	1
Jerry Terrell, R (8, PR)										0	0	0	0	0	0	0
Bob Detherage, R (8, 7) OBP: 0.286, SLG: 0.357										0	0	0	0	0	0	0
Hal McRae, R (1, 10) OBP: 0.314, SLG: 0.477		E5		F8		HR		6-3		4	1	1	1	0	0	2
John Wathan, R (1, 2) OBP: 0.487, SLG: 0.618		P5		2B		F7			BB	3	0	1	0	1	0	1
Ralph LaCock, L (1, 7) OBP: 0.193, SLG: 0.208		F8		4-3			4-3		P5	4	0	0	0	0	0	4
(8, 3)																
Clint Hurdle, L (1, 9) OBP: 0.325, SLG: 0.568		K			4-3 BB		4-3 2B		P2	3	0	1	0	1	1	2
U L Washington, S (1, 6) OBP: 0.313, SLG: 0.400			F7		K		4-3 (2-3)		6-3	2	0	0	0	0	1	1
Steve Braun, L (7, PH) OBP: 0.063, SLG: 0.063										1	0	0	0	0	0	1
Rance Mulliniks, L (7, 6) OBP: 0.286, SLG: 0.167										0	0	0	0	0	0	0
Jamie Quirk, L (9, PH) OBP: 0.235, SLG: 0.242										1	0	0	0	0	0	1
Inning Stats	R: 0 E: 0 K: 1 S: 6 H: 1 LOB: 1 BB: 0 P: 6	R: 0 E: 1 K: 1 S: 6 H: 0 LOB: 1 BB: 0 P: 6	R: 0 E: 0 K: 0 S: 3 H: 1 LOB: 0 BB: 0 P: 3	R: 0 E: 0 K: 0 S: 5 H: 2 LOB: 2 BB: 0 P: 5	R: 0 E: 0 K: 1 S: 5 H: 0 LOB: 1 BB: 1 P: 9	R: 1 E: 0 K: 0 S: 4 H: 1 LOB: 0 BB: 0 P: 4	R: 0 E: 0 K: 0 S: 4 H: 1 LOB: 1 BB: 0 P: 4	R: 0 E: 0 K: 0 S: 3 H: 0 LOB: 1 BB: 1 P: 7	R: 0 E: 0 K: 0 S: 3 H: 0 LOB: 1 BB: 1 P: 7	1B: 3 2B: 2 3B: 0 HR: 1	SF: 0 SAC: 0 DP: 0 HBP: 0						

PITCHER	IP	WLS	BF	H	R	ER	SO	BB	IBB	HBP	BLK	WP	HR	S	P	ERA	WHIP
Jim Clancy, R (1, 1) ERA: 2.95	9.0	W	36	6	1	1	3	3	0	0	0	0	1	39	51	1.00	1.000

PITCHER	IP	WLS	BF	H	R	ER	SO	BB	IBB	HBP	BLK	WP	HR	S	P	ERA	WHIP

TOP

Kansas City Royals @ Toronto Blue Jays

Exhibition Stadium, Toronto, ON

Tue Apr 29 1980, 7:05 PM EDT

Att. 11,553 - Unknown - 50 F

livebaseballscorecards.com

AB	33
R	1
H	6
RBI	1
BB	3
SO	3
LOB	16

WP: 0 PA: 36
PB: 0
SB: 0
CS: 0

Batter	1	2	3	4	5	6	7	8	9	AB	R	H	RBI	BB	SO	LOB
Alfredo Griffin, S (1, 6) OBP: 0.265, SLG: 0.364	0-0 1B BB 1B	0-0 P6 ②			0-0 F9 ①		0-0 PO 1B			4	1	2	0	0	0	1
Rick Bosetti, R (1, 8) OBP: 0.242, SLG: 0.344	0-0 BB BB SF8 1-3 1B	0-0 F7 ③			0-0 1-3 ②		0-0 PO ③ 1-2	0-0 L8 ①		4	1	1	0	0	0	1
John Mayberry, L (1, 3) OBP: 0.333, SLG: 0.440 Joe Cannon, L (8, PR) Willie Upshaw, L (9, 3) OBP: 0.412, SLG: 0.533	B B B B 4-0 SF8 BB 1-2 BB		0-0 4-3 ①		0-0 F8 ③			B B B B 4-0 BB		2 0 0	0 0 0	0 0 0	0 0 0	2 0 0	0 0 0	0 0 0
Roy Howell, L (1, 5) OBP: 0.364, SLG: 0.407	B B B B 4-0 SF8 1-2 2-3 3-H BB		0-0 F8 ②			0-0 F4 ①		S S S 0-3 K ②		3	0	0	1	1	1	1
Otto Velez, R (1, 10) OBP: 0.383, SLG: 0.480	0-0 SF8 ① 1-2 2-3 3-H		0-0 6-3 ③			0-0 HR		S S S 0-3 K ③		3	1	1	2	0	1	1
Al Woods, L (1, 7) OBP: 0.391, SLG: 0.476 Bob Bailor, R (7, 7) OBP: 0.174, SLG: 0.136	S S S 0-3 K ②			0-0 F8 ①		0-0 CS 1B				3 0	0 0	1 0	0 0	0 0	1 0	2 0
Barry Bonnell, R (1, 9) OBP: 0.279, SLG: 0.536	0-0 6-3 ③			0-0 F7 ②		S S S 0-3 ② ③ K 1-2				3	0	0	0	0	1	3
Damaso Garcia, R (1, 4) OBP: 0.259, SLG: 0.345		S S S 0-3 K ①		0-0 2B			0-0 P4 ①			3	0	1	0	0	1	0
Ernie Whitt, L (1, 2) OBP: 0.375, SLG: 0.286		B B B B 4-0 BB		0-0 L8 ③			0-0 L8 ②			2	0	0	0	1	0	1
Inning Stats	R: 2 H: 2 E: 0 LOB: 2 K: 1 BB: 2 S: 7 P: 15	R: 0 H: 0 E: 0 LOB: 1 K: 1 BB: 1 S: 5 P: 9	R: 0 H: 0 E: 0 LOB: 0 K: 0 BB: 0 S: 3 P: 3	R: 0 H: 1 E: 0 LOB: 1 K: 0 BB: 0 S: 4 P: 4	R: 0 H: 0 E: 0 LOB: 0 K: 0 BB: 0 S: 3 P: 3	R: 1 H: 2 E: 0 LOB: 1 K: 1 BB: 0 S: 6 P: 6	R: 0 H: 1 E: 0 LOB: 0 K: 0 BB: 0 S: 3 P: 3	R: 0 H: 0 E: 0 LOB: 1 K: 2 BB: 1 S: 7 P: 11		1B: 4 SF: 1 2B: 2 SAC: 0 3B: 0 DP: 1 HR: 1 HBP: 0						

PITCHER		IP	WLS	BF	H	R	ER	SO	BB	IBB	HBP	BLK	WP	HR	S	P	ERA	WHIP
Dennis Leonard, R ERA: 5.67	(1, 1)	8.0	L	32	6	3	3	5	4	0	0	0	0	1	38	54	3.38	1.250

PITCHER	IP	WLS	BF	H	R	ER	SO	BB	IBB	HBP	BLK	WP	HR	S	P	ERA	WHIP

BOTTOM

Kansas City Royals @ Toronto Blue Jays

Exhibition Stadium, Toronto, ON

Tue Apr 29 1980, 7:05 PM EDT

Att. 11,553 - Unknown - 50 F

livebaseballscorecards.com

AB	27
R	3
H	6
RBI	3
BB	4
SO	5
LOB	10

Batter	1	2	3	4	5	6	7	8	9	AB	R	H	RBI	BB	SO	LOB
Willie Wilson, S (1, 8) OBP: 0.278, SLG: 0.355	4-3			6-3		F8 1-2			1-3	4	0	0	0	0	0	1
Frank White, R (1, 4) OBP: 0.292, SLG: 0.329	G3			E6 P4			F7		F8	4	0	0	0	0	0	0
Hal McRae, R (1, 10) OBP: 0.324, SLG: 0.522	F8			P4 1-2			G6-4-3 1B		HR	4	1	2	1	0	0	1
Willie Aikens, L (1, 3) OBP: 0.324, SLG: 0.311 Bob Detherage, R (9, PR) OBP: 0.286, SLG: 0.357 (9, 7)		K			4-3		G6-4-3 1-2f		CS BB	3 0	0 0	0 0	0 0	1 0	1 0	1 0
John Wathan, R (1, 2) OBP: 0.476, SLG: 0.595		6-3			K			G3 HR SH3-4 1B	CS 1-2	3	1	1	0	0	1	0
Jamie Quirk, L (1, 5) OBP: 0.222, SLG: 0.229		6-3			4-1			SH3-4 1-2		2	0	0	0	0	0	0
Ralph LaCock, L (1, 7) OBP: 0.183, SLG: 0.196 (9, 3)			F7			F8		G3 2-3		3	0	0	0	0	0	1
Clint Hurdle, L (1, 9) OBP: 0.326, SLG: 0.625			F8			6-3		HR 3-H		3	1	1	2	0	0	0
U L Washington, S (1, 6) OBP: 0.314, SLG: 0.383			L8			BB S		4-3		2	0	0	0	1	0	0
Inning Stats	R: 0 E: 0 K: 0 S: 3 H: 0 LOB: 0 BB: 0 P: 3	R: 0 E: 0 K: 1 S: 5 H: 0 LOB: 0 BB: 0 P: 5	R: 0 E: 0 K: 0 S: 3 H: 0 LOB: 0 BB: 0 P: 3	R: 0 E: 1 K: 0 S: 3 H: 0 LOB: 0 BB: 0 P: 3	R: 0 E: 0 K: 1 S: 5 H: 0 LOB: 0 BB: 0 P: 5	R: 0 E: 0 K: 0 S: 3 H: 0 LOB: 1 BB: 1 P: 7	R: 0 E: 0 K: 0 S: 3 H: 1 LOB: 0 BB: 0 P: 3	R: 2 E: 0 K: 0 S: 5 H: 2 LOB: 0 BB: 0 P: 5	R: 1 E: 0 K: 0 S: 3 H: 1 LOB: 1 BB: 1 P: 7	1B: 2 2B: 0 3B: 0 HR: 2 SF: 0 SAC: 1 DP: 1 HBP: 0						

PITCHER		IP	WLS	BF	H	R	ER	SO	BB	IBB	HBP	BLK	WP	HR	S	P	ERA	WHIP
Jesse Jefferson, R ERA: 6.0	(1, 1)	7.2	L	26	3	2	2	2	1	0	0	0	0	1	29	33	2.35	0.522
Joey McLaughlin, R ERA: 6.17	(8, 1)	1.1		5	1	1	1	0	1	0	0	0	0	1	4	8	6.75	1.500

PITCHER	IP	WLS	BF	H	R	ER	SO	BB	IBB	HBP	BLK	WP	HR	S	P	ERA	WHIP

TOP

Kansas City Royals @ Toronto Blue Jays

Exhibition Stadium, Toronto, ON

Wed Apr 30 1980, 7:05 PM EDT

Att. 14,029 - Unknown - 50 F

livebaseballscorecards.com

AB	28
R	3
H	4
RBI	3
BB	2
SO	2
LOB	4

Batter	1	2	3	4	5	6	7	8	9	AB	R	H	RBI	BB	SO	LOB
Alfredo Griffin, S (1, 6) OBP: 0.250, SLG: 0.343	F8			L6		F8			5-3	4	0	0	0	0	0	2
Rick Bosetti, R (1, 8) OBP: 0.229, SLG: 0.324	F8			5-3		K			P5	4	0	0	0	0	1	2
John Mayberry, L (1, 3) OBP: 0.317, SLG: 0.415	4-3			F8			L8			3	0	0	0	0	0	0
Otto Velez, R (1, 10) OBP: 0.365, SLG: 0.453		K			1-3		1-3			3	0	0	0	0	1	0
Roy Howell, L (1, 5) OBP: 0.348, SLG: 0.387		3-1			5-3		F7			3	0	0	0	0	0	0
Barry Bonnell, R (1, 9) OBP: 0.266, SLG: 0.508		5-3			1-3			F8		3	0	0	0	0	0	0
Damaso Garcia, R (1, 4) OBP: 0.262, SLG: 0.362			5-3			FC1-5 2B		F7		3	0	1	0	0	0	0
Bob Bailor, R (1, 7) OBP: 0.192, SLG: 0.125			P4			BB FC1-5		F9		2	0	0	0	1	0	0
Bob Davis, R (1, 2) OBP: 0.269, SLG: 0.280			6-3			FC1-5			P3	2	0	0	0	0	0	2
Danny Ainge, R (9, PH) OBP: 0.429, SLG: 0.571										1	0	0	0	0	0	0

Inning Stats	1	2	3	4	5	6	7	8	9
R	0	0	0	0	0	0	0	0	0
H	0	0	0	0	0	1	0	0	0
E	0	0	0	0	0	0	0	0	0
LOB	0	0	0	0	0	2	0	0	0
K	0	1	0	0	0	1	0	0	0
BB	0	0	0	0	0	1	0	0	0
S	3	5	3	3	3	6	3	3	3
P	3	5	3	3	3	10	3	3	3

PITCHER	IP	WLS	BF	H	R	ER	SO	BB	IBB	HBP	BLK	WP	HR	S	P	ERA	WHIP
Larry Gura, L (1, 1) ERA: 1.73	9.0	W	29	1	0	0	2	1	0	0	0	0	0	32	36	0.00	0.222

BOTTOM

Kansas City Royals @ Toronto Blue Jays

Exhibition Stadium, Toronto, ON

Wed Apr 30 1980, 7:05 PM EDT

Att. 14,029 - Unknown - 50 F

livebaseballscorecards.com

AB	28
R	0
H	1
RBI	0
BB	1
SO	2
LOB	6

1B:	0
2B:	1
3B:	0
HR:	0
SF:	0
SAC:	0
DP:	0
HBP:	0
WP:	0
PB:	0
SB:	0
CS:	0
PA:	29

Cleveland Indians @ Toronto Blue Jays

Exhibition Stadium, Toronto, ON

Thu May 01 1980, 7:05 PM EDT

Att. 11,654 - Unknown - 61 F

livebaseballscorecards.com

TOP

Batter	1	2	3	4	5	6	7	8	9	AB	R	H	RBI	BB	SO	LOB
Jorge Orta, L (1, 9) OBP: 0.412, SLG: 0.352	4-3		P4			1B		BB		3	0	1	0	1	0	0
Duane Kuiper, L (1, 4) OBP: 0.367, SLG: 0.340	4-3			G4-6-3		P5		P6		3	0	1	0	0	0	1
Andres Mora, R (8, PH) OBP: 0.200, SLG: 0.200										1	0	0	0	0	0	3
Dave Rosello, R (8, 4) OBP: 0.667, SLG: 0.667										0	0	0	0	0	0	0
Mike Hargrove, L (1, 3) OBP: 0.438, SLG: 0.456	BB			G4-6-3 1-2f			4-1	G3-6-1 1-3 2-H 3-H		3	0	1	2	1	0	1
Ron Hassey, L (1, 2) OBP: 0.370, SLG: 0.571	4-3			L3			2B	G3-6-1 1-2f		4	0	1	0	0	0	3
Toby Harrah, R (1, 5) OBP: 0.254, SLG: 0.226		F9			6-3		6-3		F8	4	0	0	0	0	0	1
Joe Charboneau, R (1, 7) OBP: 0.426, SLG: 0.529		5-3			K		BB		K	3	0	0	0	1	2	0
Cliff Johnson, R (1, 10) OBP: 0.228, SLG: 0.208		5-3			P4		F7		6-3	4	0	0	0	0	0	2
Rick Manning, L (1, 8) OBP: 0.324, SLG: 0.230			F7			F7		WP 1B 2B		3	1	1	0	0	0	0
Tom Veryzer, R (1, 6) OBP: 0.341, SLG: 0.325			1-3			5-3		PB 1B 2-3 BB		2	0	0	0	0	0	0
Ron Pruitt, R (8, PH) OBP: 0.400, SLG: 0.286										0	0	0	0	1	0	0
Jerry Dybzinski, R (8, PR) OBP: 0.400, SLG: 1.000										0	1	0	0	0	0	0
(8, 6)																

	AB	30
	R	2
	H	5
	RBI	2
	BB	4
	SO	2
	LOB	11

Inning Stats	1	2	3	4	5	6	7	8	9
	R: 0 E: 0 K: 0 S: 3	H: 0 LOB: 1 BB: 1 P: 7	R: 0 E: 0 K: 0 S: 3	H: 0 LOB: 0 BB: 0 P: 3	R: 0 E: 0 K: 0 S: 3	H: 0 LOB: 0 BB: 0 P: 3	R: 0 E: 0 K: 0 S: 3	H: 1 LOB: 0 BB: 0 P: 3	R: 0 E: 0 K: 1 S: 5	H: 0 LOB: 0 BB: 0 P: 5
	R: 0 E: 0 K: 0 S: 4	H: 1 LOB: 1 BB: 0 P: 4	R: 0 E: 0 K: 0 S: 4	H: 1 LOB: 2 BB: 1 P: 8	R: 2 E: 0 K: 0 S: 4	H: 2 LOB: 2 BB: 2 P: 12	R: 0 E: 0 K: 1 S: 5	H: 0 LOB: 0 BB: 0 P: 5		

	1B: 3	SF: 0	WP: 1	PA: 34
	2B: 2	SAC: 0	PB: 1	
	3B: 0	DP: 2	SB: 0	
	HR: 0	HBP: 0	CS: 0	

PITCHER		IP	WLS	BF	H	R	ER	SO	BB	IBB	HBP	BLK	WP	HR	S	P	ERA	WHIP
Dave Lemanczyk, R ERA: 4.88	(1, 1)	7.0	L	27	4	2	2	1	3	0	0	0	1	0	26	38	2.57	1.000
Jerry Garvin, L ERA: 4.91	(8, 1)	0.0		1	0	0	0	0	1	0	0	0	0	0	0	4	∞	∞
Joey McLaughlin, R ERA: 5.27	(8, 1)	2.0		6	1	0	0	1	0	0	0	0	0	0	8	8	0.00	0.500

PITCHER	IP	WLS	BF	H	R	ER	SO	BB	IBB	HBP	BLK	WP	HR	S	P	ERA	WHIP

BOTTOM

Cleveland Indians @ Toronto Blue Jays

Exhibition Stadium, Toronto, ON

Thu May 01 1980, 7:05 PM EDT

Att. 11,654 - Unknown - 61 F

livebaseballscorecards.com

Batter	1	2	3	4	5	6	7	8	9	AB	R	H	RBI	BB	SO	LOB
Alfredo Griffin, S (1, 6) OBP: 0.237, SLG: 0.324	6-3		FC4-6 S 1-2f		G3		P2			4	0	0	0	0	0	3
Rick Bosetti, R (1, 8) OBP: 0.243, SLG: 0.361	3B		6-3 1-2		CS 1B		F7			4	0	2	0	0	0	3
John Mayberry, L (1, 3) OBP: 0.313, SLG: 0.404	K		L3		CS 1-2	G6-4-3 1B 1B		K		4	0	1	0	0	2	2
Roy Howell, L (1, 5) OBP: 0.356, SLG: 0.394	G3			1B 1B 1B		G6-4-3 1-2 1B		F8		4	1	2	0	0	0	1
Otto Velez, R (1, 10) OBP: 0.373, SLG: 0.446		4-3 BB		1B 1-2 1B		G6-4-3 1-2f 2-3		P2		3	0	1	0	1	0	2
Al Woods, L (1, 7) OBP: 0.407, SLG: 0.520		4-3 1-2		1-3 2-H 1B		F8			2B	4	0	2	1	0	0	2
Barry Bonnell, R (1, 9) OBP: 0.265, SLG: 0.484		6-3		P4			1B SH1-4 BB		K	3	0	0	0	1	1	3
Damaso Garcia, R (1, 4) OBP: 0.250, SLG: 0.344		1-3		6-3			SH1-4 1-2		K	3	0	0	0	0	1	3
Ernie Whitt, L (1, 2) OBP: 0.407, SLG: 0.333			FC4-6 1B		4-3		2-3 1B		F9	3	0	2	0	0	0	0
Danny Ainge, R (9, PH) OBP: 0.400, SLG: 0.533										1	0	0	0	0	0	1
Inning Stats	R: 0 H: 1 E: 0 LOB: 1 K: 1 BB: 0 S: 6 P: 6	R: 0 H: 0 E: 0 LOB: 1 K: 0 BB: 1 S: 3 P: 7	R: 0 H: 1 E: 0 LOB: 1 K: 0 BB: 0 S: 4 P: 4	R: 1 H: 3 E: 0 LOB: 1 K: 0 BB: 0 S: 5 P: 5	R: 0 H: 1 E: 0 LOB: 0 K: 0 BB: 0 S: 3 P: 3	R: 0 H: 2 E: 0 LOB: 1 K: 0 BB: 0 S: 4 P: 4	R: 0 H: 1 E: 0 LOB: 2 K: 0 BB: 1 S: 4 P: 8	R: 0 H: 0 E: 0 LOB: 0 K: 1 BB: 0 S: 5 P: 5	R: 0 H: 1 E: 0 LOB: 1 K: 2 BB: 0 S: 8 P: 8	1B: 8 SF: 0 2B: 1 SAC: 1 3B: 1 DP: 1 HR: 0 HBP: 0						WP: 0 PA: 37 PB: 0 SB: 1 CS: 1	

PITCHER		IP	WLS	BF	H	R	ER	SO	BB	IBB	HBP	BLK	WP	HR	S	P	ERA	WHIP
John Denny, R ERA: 6.15	(1, 1)	7.0	W	29	9	1	1	1	2	0	0	0	0	0	29	37	1.29	1.571
Sid Monge, L ERA: 4.0	(8, 1)	2.0	S	7	1	0	0	3	0	0	0	0	0	0	13	13	0.00	0.500

PITCHER	IP	WLS	BF	H	R	ER	SO	BB	IBB	HBP	BLK	WP	HR	S	P	ERA	WHIP

Batter	1	2	3	4	5	6	7	8	9	AB	R	H	RBI	BB	SO	LOB
Jorge Orta, L (1, 9) OBP: 0.411, SLG: 0.362	S S S 0-3 ① K	x 0-0 2-H 2B		x 0-0 ③ F8			B B B B 4-0 E 1B BB		x 0-0 ① G3	4	1	1	1	1	1	1
Duane Kuiper, L (1, 4) OBP: 0.369, SLG: 0.345	S S S 0-3 ② K	x 0-0 ③ 4-3			x 0-0 ① 1-3		x 0-0 E4 1-H 1B 1B		x 0-0 1B 1B	5	1	2	0	0	1	1
Mike Hargrove, L (1, 3) OBP: 0.423, SLG: 0.435	x 0-0 ③ F8		x 0-0 ① 4-3		x 0-0 ② P5		x 0-0 2-H 1B		x 0-0 ② F7	5	0	1	1	0	0	1
Ron Hassey, L (1, 2) OBP: 0.373, SLG: 0.543		B B B B 4-0 WP BB 1B BB	x 0-0 ② 6-3		S S S 0-3 ③ K2-3		S S S 0-3 ② K		x 0-0 1-2 1B	4	1	1	0	1	2	1
Toby Harrah, R (1, 5) OBP: 0.263, SLG: 0.227		B B B B 4-0 1B 1-2 2B BB	x 0-0 1B		x 0-0 ① F8		x 0-0 ③ P6		S S S 0-3 ③ K	4	1	1	0	1	1	3
Joe Charboneau, R (1, 7) OBP: 0.415, SLG: 0.509	S S S 0-3 ① K 2-3	S S S 0-3 ③ K		S S S 0-3 ② K			x 0-0 1B			4	0	1	0	0	3	3
Cliff Johnson, R (1, 10) OBP: 0.246, SLG: 0.228	x 0-0 1-3 2B 3-H 1B		x 0-0 ① 1-3		x 0-0 FC6-4 1B		x 0-0 ① F9			4	1	2	1	0	0	1
Rick Manning, L (1, 8) OBP: 0.308, SLG: 0.215	x 0-0 ② F7	x 0-0 ② 3-1		x 0-0 ③ FC6-4 1-2f			x 0-0 ② F7			4	0	0	0	0	0	4
Tom Veryzer, R (1, 6) OBP: 0.354, SLG: 0.364	x 0-0 1-H 2B 3-H 2B	x 0-0 1B		x 0-0 ① 4-3			x 0-0 ③ F8			4	1	2	2	0	0	1
Inning Stats	R: 0 H: 0 E: 0 LOB: 0 K: 2 BB: 0 S: 7 P: 7	R: 4 H: 3 E: 0 LOB: 1 K: 1 BB: 2 S: 8 P: 16	R: 0 H: 1 E: 0 LOB: 1 K: 1 BB: 0 S: 6 P: 6	R: 0 H: 1 E: 0 LOB: 1 K: 0 BB: 0 S: 4 P: 4	R: 0 H: 0 E: 0 LOB: 0 K: 1 BB: 0 S: 5 P: 5	R: 0 H: 1 E: 0 LOB: 1 K: 1 BB: 0 S: 6 P: 6	R: 2 H: 2 E: 1 LOB: 1 K: 1 BB: 1 S: 7 P: 11	R: 0 H: 1 E: 0 LOB: 1 K: 0 BB: 0 S: 4 P: 4	R: 0 H: 2 E: 0 LOB: 2 K: 1 BB: 0 S: 7 P: 7	1B: 9 SF: 0 2B: 2 SAC: 0 3B: 0 DP: 0 HR: 0 HBP: 0						

PITCHER	IP	WLS	BF	H	R	ER	SO	BB	IBB	HBP	BLK	WP	HR	S	P	ERA	WHIP
Dave Stieb, R (1, 1) ERA: 2.06	6.1	L	30	8	6	5	6	3	0	0	0	1	0	39	51	7.11	1.737
Jerry Garvin, L (7, 1) ERA: 2.84	2.2		11	3	0	0	2	0	0	0	0	0	0	15	15	0.00	1.125

PITCHER	IP	WLS	BF	H	R	ER	SO	BB	IBB	HBP	BLK	WP	HR	S	P	ERA	WHIP

TOP

Cleveland Indians @ Toronto Blue Jays

Exhibition Stadium, Toronto, ON

Fri May 02 1980, 7:05 PM EDT
Att. 14,292 - Unknown - 57 F

livebaseballscorecards.com

AB	38
R	6
H	11
RBI	5
BB	3
SO	8
LOB	16

WP: 1 PA: 41
PB: 0
SB: 0
CS: 0

Cleveland Indians @ Toronto Blue Jays

Exhibition Stadium, Toronto, ON

Fri May 02 1980, 7:05 PM EDT

Att. 14,292 - Unknown - 57 F

livebaseballscorecards.com

BOTTOM

Batter	1	2	3	4	5	6	7	8	9	AB	R	H	RBI	BB	SO	LOB
Alfredo Griffin, S (1, 6) OBP: 0.225, SLG: 0.308	P5		G3			G3 (2-3)		F8		4	0	0	0	0	0	2
Rick Bosetti, R (1, 8) OBP: 0.231, SLG: 0.347	K			5-3		SF9 (3-H)		P4		3	0	0	1	0	1	0
Al Woods, L (1, 7) OBP: 0.387, SLG: 0.464	K			BB		P6			F7	3	0	0	0	1	1	0
Roy Howell, L (1, 5) OBP: 0.338, SLG: 0.371		G3		F7			P5		G3	4	0	0	0	0	0	1
Otto Velez, R (1, 10) OBP: 0.366, SLG: 0.424		P4		K			2B BB		K	3	0	0	0	1	2	1
Willie Upshaw, L (1, 3) OBP: 0.350, SLG: 0.444		F7			F9		F8			3	0	0	0	0	0	1
Damaso Garcia, R (1, 4) OBP: 0.269, SLG: 0.391			F8 2B		6-3		1-3 2B			3	0	2	0	0	0	0
Danny Ainge, R (1, 9) OBP: 0.353, SLG: 0.471			F8 (2-3)		F8		L4			2	0	0	0	0	0	1
John Mayberry, L (7, PH) OBP: 0.309, SLG: 0.397										1	0	0	0	0	0	2
Barry Bonnell, R (8, 9) OBP: 0.265, SLG: 0.484										0	0	0	0	0	0	0
Ernie Whitt, L (1, 2) OBP: 0.367, SLG: 0.296			P4			E7 G3 SF9		6-3		3	1	0	0	0	0	1

Inning Stats	1	2	3	4	5	6	7	8	9
R	0	0	0	0	0	1	0	0	0
E	0	0	0	0	0	1	0	0	0
K	2	0	0	1	0	0	0	1	0
S	7	3	4	5	3	4	4	3	5
H	0	0	1	0	0	0	1	0	0
LOB	0	0	1	1	0	0	2	0	0
BB	0	0	0	1	0	1	1	0	0
P	7	3	4	9	3	4	8	3	5

	AB	R	H	RBI	BB	SO	LOB
	29	1	2	1	2	4	9

1B: 0 2B: 2 3B: 0 HR: 0 SF: 1 SAC: 0 DP: 0 HBP: 0

WP: 0 PB: 0 SB: 0 CS: 0 PA: 32

PITCHER	IP	WLS	BF	H	R	ER	SO	BB	IBB	HBP	BLK	WP	HR	S	P	ERA	WHIP
Len Barker, R (1, 1) ERA: 3.34	7.0	W	26	2	1	0	3	2	0	0	0	0	0	30	38	0.00	0.571
Mike Stanton, R (8, 1) ERA: 3.86	2.0		6	0	0	0	1	0	0	0	0	0	0	8	8	0.00	0.000

PITCHER	IP	WLS	BF	H	R	ER	SO	BB	IBB	HBP	BLK	WP	HR	S	P	ERA	WHIP

Batter	1	2	3	4	5	6	7	8	9	AB	R	H	RBI	BB	SO	LOB
Jorge Orta, L (1, 9) OBP: 0.423, SLG: 0.361	BBBB 4-0 SH1 BB	BBB 4-0 1-2 2-3 BB		x 0-0 1B 2B 1-2 1B		x 0-0 ① F8		x 0-0 ① 4-3		3	1	1	0	2	0	1
Duane Kuiper, L (1, 4) OBP: 0.391, SLG: 0.371	x 0-0 ① SH1 1-2	x 0-0 ③ 1-3		x 0-0 2B 1-2 2-3 1B		x 0-0 FC3-6 1-2 1B		x 0-0 BB 1B		4	0	3	0	0	0	3
Mike Hargrove, L (1, 3) OBP: 0.434, SLG: 0.455	x 0-0 ② P6	x 0-0 1B 1B		x 0-0 ② 1-3 2-H 3-H 2B		x 0-0 ② FC3-6 1B HBP 1-2f 2-3		BBBB 4-0 G5-4-3 1-2 BB		4	0	2	2	1	0	3
Toby Harrah, R (1, 5) OBP: 0.296, SLG: 0.235	BBBB 4-0 BB	x 0-0 S 1-3 1B		4-0 G5-4-3 IBB		H 1-0 1B 1-2 HBP		x 0-0 ② ③ G5-4-3 1-2f		2	0	1	0	2	0	2
Joe Charboneau, R (1, 7) OBP: 0.414, SLG: 0.492	x 0-0 ③ P4	SSS 0-3 ① K	x 0-0 ② ③ G5-4-3 1-2f		x 0-0 1-2 2-3 3-H 1B				BBBB 4-0 BB	4	0	1	1	1	1	7
Cliff Johnson, R (1, 10) OBP: 0.242, SLG: 0.213		SSS 0-3 ① K	BBBB 4-0 1-2 G6-4-3 BB		x 0-0 ① 6-3	SSS 0-3 ③ K			x 0-0 ① F7	4	0	0	0	1	2	4
Bo Diaz, R (1, 2) OBP: 0.364, SLG: 0.350		x 0-0 ② P5	x 0-0 ② ③ G6-4-3 1-2f		x 0-0 FC4-6 1B		SSS 0-3 ① K		x 0-0 ② L4	5	0	1	0	0	1	4
Rick Manning, L (1, 8) OBP: 0.309, SLG: 0.235 Ron Pruitt, R (5, 8) OBP: 0.333, SLG: 0.222		x 0-0 BB 2B	SSS 0-3 ① K	x 0-0 ② FC4-6 CS 1-2f			x 0-0 ② 5-3		SSS 0-3 ③ K	3 2	0 0	1 0	0 0	0 0	1 1	1 1
Tom Veryzer, R (1, 6) OBP: 0.385, SLG: 0.383		BBBB 4-0 BB BB		x 0-0 1B 1B 2B 1B	0-0 ③ CS 1-2	x 0-0 FC3-6 1B 1B 1B	SSS 0-3 ③ K			3	2	2	0	1	1	0

Inning Stats	1	2	3	4	5	6	7	8	9
	R: 0 E: 0 K: 0 S: 3	R: 0 E: 0 K: 1 S: 6	R: 0 E: 0 K: 1 S: 6	R: 2 E: 0 K: 1 S: 8	R: 0 E: 0 K: 0 S: 3	R: 1 E: 0 K: 1 S: 8	R: 0 E: 0 K: 2 S: 7	R: 0 E: 0 K: 0 S: 3	R: 0 E: 0 K: 1 S: 5
	H: 0 LOB: 2 BB: 2 P: 11	H: 1 LOB: 3 BB: 2 P: 14	H: 2 LOB: 2 BB: 1 P: 10	H: 4 LOB: 2 BB: 1 P: 12	H: 1 LOB: 0 BB: 0 P: 3	H: 3 LOB: 3 BB: 0 P: 9	H: 0 LOB: 0 BB: 0 P: 7	H: 1 LOB: 1 BB: 1 P: 7	H: 0 LOB: 1 BB: 1 P: 9

PITCHER		IP	WLS	BF	H	R	ER	SO	BB	IBB	HBP	BLK	WP	HR	S	P	ERA	WHIP
Paul Mirabella, L ERA: 1.84	(1, 1)	3.1		20	6	2	2	3	5	0	0	0	0	0	21	41	5.40	3.300
Balor Moore, L ERA: 4.4	(4, 1)	2.1		12	5	1	1	0	0	1	1	0	0	0	10	15	3.86	2.143
Tom Buskey, R ERA: 1.69	(6, 1)	3.1	W	12	1	0	0	4	2	0	0	0	0	0	18	26	0.00	0.900

PITCHER	IP	WLS	BF	H	R	ER	SO	BB	IBB	HBP	BLK	WP	HR	S	P	ERA	WHIP

Cleveland Indians @ Toronto Blue Jays

Exhibition Stadium, Toronto, ON

Sat May 03 1980, 3:33 AM EDT

Att. 16,564 - Unknown - 63 F

TOP

livebaseballscorecards.com

AB	34
R	3
H	12
RBI	3
BB	8
SO	7
LOB	26

1B: 10	SF: 0	WP: 0	PA: 45
2B: 2	SAC: 1	PB: 0	
3B: 0	DP: 3	SB: 1	
HR: 0	HBP: 1	CS: 1	

BOTTOM

Cleveland Indians @ Toronto Blue Jays

Exhibition Stadium, Toronto, ON

Sat May 03 1980, 3:33 AM EDT

Att. 16,564 - Unknown - 63 F

livebaseballscorecards.com

Batter	1	2	3	4	5	6	7	8	9	AB	R	H	RBI	BB	SO	LOB
Alfredo Griffin, S (1, 6) OBP: 0.259, SLG: 0.341	BBBB 4-0 6-3 5-3 BB		x 0-0 ① F8		x 0-0 HR 2B		x 0-0 S 2B 1B	x 0-0 E S 1B		4	2	3	0	1	0	2
Bob Bailor, R (1, 8) (8, 5) OBP: 0.258, SLG: 0.115	x 0-0 ① 5-3 1-2		IIII 4-0 1B FC3-6 IBB		x 0-0 ① F8		BBBB 4-0 1-2 2B BB	BBBB 4-0 1-3 BB		2	2	0	0	3	0	2
Barry Bonnell, R (1, 9) OBP: 0.288, SLG: 0.552	x 0-0 ② 6-3 2-3		x 0-0 FC3-6 1-3 2-H 3-H 1B		x 0-0 2-H HR		x 0-0 1-H 2-H 2B	x 0-0 ③ L5		5	1	3	6	0	0	3
Otto Velez, R (1, 10) OBP: 0.373, SLG: 0.419	x 0-0 ③ 1-3		IIII 4-0 FC3-6 IBB		x 0-0 L6-3 1B		SSS 0-3 ① K			3	0	1	0	1	1	2
Damaso Garcia, R (1, 4) OBP: 0.254, SLG: 0.368		x 0-0 ① F8	x 0-0 ② FC3-6 1-2f 2-3 3-H		x 0-0 ②③ L6-3 1-2		x 0-0 ② F7			4	0	0	1	0	0	4
John Mayberry, L (1, 3) OBP: 0.319, SLG: 0.443		x 0-0 ② 5-3	x 0-0 ③ F7			x 0-0 HR	IIII 4-0 IBB			3	1	1	1	1	0	2
Mike Macha, R (1, 5) Joe Cannon, L (7, PH) (8, 8)		x 0-0 ③ F8		x 0-0 ① 6-3		SSS 0-3 ① K	SSS 0-3 ③ K			3 1	0 0	0 0	0 0	0 0	1 1	0 2
Danny Ainge, R (1, 7) OBP: 0.333, SLG: 0.400			BBBB 4-0 1B 1B BB	x 0-0 ② 5-3		x 0-0 E5		SSS 0-3 ① K		3	1	0	0	1	1	0
Bob Davis, R (1, 2) OBP: 0.267, SLG: 0.276			x 0-0 1-3 1B 1B	x 0-0 ③ P4		SSS 0-3 ③ K		SSS 0-3 ② K		4	1	1	0	0	2	0
Inning Stats	R: 0 H: 0 E: 0 LOB: 1 K: 0 BB: 1 S: 3 P: 7	R: 0 H: 0 E: 0 LOB: 0 K: 0 BB: 0 S: 3 P: 3	R: 3 H: 2 E: 0 LOB: 2 K: 0 BB: 3 S: 5 P: 17	R: 0 H: 0 E: 0 LOB: 0 K: 0 BB: 0 S: 3 P: 3	R: 2 H: 3 E: 0 LOB: 0 K: 0 BB: 0 S: 5 P: 5	R: 1 H: 1 E: 1 LOB: 0 K: 2 BB: 0 S: 8 P: 8	R: 2 H: 2 E: 0 LOB: 2 K: 2 BB: 2 S: 9 P: 17	R: 0 H: 1 E: 0 LOB: 2 K: 2 BB: 1 S: 8 P: 12		1B: 5 SF: 0 2B: 3 SAC: 0 3B: 0 DP: 1 HR: 2 HBP: 0					WP: 0 PA: 39 PB: 0 SB: 2 CS: 0	

	AB	32
	R	8
	H	9
	RBI	8
	BB	7
	SO	6
	LOB	17

PITCHER		IP	WLS	BF	H	R	ER	SO	BB	IBB	HBP	BLK	WP	HR	S	P	ERA	WHIP
Rick Waits, L ERA: 4.76	(1, 1)	4.1	L	22	5	5	5	0	2	2	0	0	0	1	18	34	10.38	1.615
Mike Paxton, R ERA: 12.91	(5, 1)	1.2		8	3	3	3	2	1	0	0	0	0	1	11	15	16.20	2.400
Victor Cruz, R ERA: 8.22	(7, 1)	2.0		9	1	0	0	4	1	1	0	0	0	0	15	23	0.00	1.000

PITCHER	IP	WLS	BF	H	R	ER	SO	BB	IBB	HBP	BLK	WP	HR	S	P	ERA	WHIP

Batter	1	2	3	4	5	6	7	8	9	10	AB	R	H	RBI	BB	SO	LOB
Jorge Orta, L (1, 8) OBP: 0.417, SLG: 0.403	6-3		1-2 1B		HR	F7		4-3		F8	6	1	2	1	0	0	2
Duane Kuiper, L (1, 4) OBP: 0.373, SLG: 0.353	1-3		F7		1-3		G3		HR 1B	G3	6	1	1	0	0	0	2
Mike Hargrove, L (1, 3) OBP: 0.443, SLG: 0.500	1B		P6		1-0 HBP		4-3		1-H HR		4	1	2	2	0	0	2
Ron Hassey, L (1, 2) OBP: 0.345, SLG: 0.500 Cliff Johnson, R (9, PH) OBP: 0.254, SLG: 0.274 Bo Diaz, R (9, 2) OBP: 0.364, SLG: 0.350	P5			3-1	L4		SSS K		HR		4 1 0	0 1 0	0 1 0	0 1 0	0 0 0	1 0 0	2 0 0
Toby Harrah, R (1, 5) OBP: 0.314, SLG: 0.301 Sid Monge, S (9, 1)		5-3		E6 S		1B 1B 1B		HR	G5-4-3 1B		5 0	2 0	3 0	1 0	0 0	0 0	0 0
Joe Charboneau, R (1, 7) OBP: 0.427, SLG: 0.484		BBBB 4-0 G4-6-3 BB		F9 1-2		1B 1-2 1B		BBBB HR BB	1-2f G5-4-3		3	1	1	0	2	0	2
Gary Alexander, R (1, 10) OBP: 0.261, SLG: 0.350 Jerry Dybzinski, R (9, PR) OBP: 0.400, SLG: 1.000 (9, 5)		0-0 G4-6-3 1-2f	BBB 4-0 BB		SSS 0-3 K			0-0 1-H HR	BBB 4-0 BB		3 0	1 0	1 0	2 0	2 0	1 0	3 0
Ron Pruitt, R (1, 9) OBP: 0.294, SLG: 0.214			6-3	P3		1-2 2-H 1B		6-3	P5		5	0	1	1	0	0	3
Tom Veryzer, R (1, 6) OBP: 0.368, SLG: 0.365			1B 1B		1-4-3	F7		6-3		P5	5	0	1	0	0	0	2
Inning Stats	R: 0 E: 0 K: 0 S: 4 H: 1 LOB: 1 BB: 0 P: 4	R: 0 E: 0 K: 0 S: 2 H: 0 LOB: 0 BB: 1 P: 6	R: 0 E: 0 K: 0 S: 5 H: 2 LOB: 2 BB: 0 P: 5	R: 0 E: 1 K: 0 S: 4 H: 0 LOB: 2 BB: 1 P: 8	R: 1 E: 0 K: 0 S: 4 H: 1 LOB: 1 BB: 0 P: 5	R: 1 E: 0 K: 1 S: 8 H: 3 LOB: 2 BB: 0 P: 8	R: 0 E: 0 K: 1 S: 5 H: 0 LOB: 0 BB: 0 P: 5	R: 3 E: 0 K: 0 S: 5 H: 2 LOB: 0 BB: 1 P: 9	R: 3 E: 0 K: 0 S: 6 H: 4 LOB: 1 BB: 1 P: 10	R: 0 E: 0 K: 0 S: 3 H: 0 LOB: 0 BB: 0 P: 3	1B: 8 2B: 0 3B: 0 HR: 5	SF: 0 SAC: 0 DP: 2 HBP: 1						

PITCHER	IP	WLS	BF	H	R	ER	SO	BB	IBB	HBP	BLK	WP	HR	S	P	ERA	WHIP
Jim Clancy, R (1, 1) ERA: 3.91	7.0		34	9	5	5	2	3	0	1	0	0	3	34	47	6.43	1.714
Joey McLaughlin, R (8, 1) ERA: 6.14	1.0		5	2	2	2	0	0	0	0	0	0	1	5	5	18.00	2.000
Jerry Garvin, L (9, 1) ERA: 4.26	0.0		1	1	1	1	0	0	0	0	0	0	1	1	1	∞	∞
Tom Buskey, R (9, 1) ERA: 1.42	2.0	W	7	1	0	0	0	1	0	0	0	0	0	6	10	0.00	1.000

PITCHER	IP	WLS	BF	H	R	ER	SO	BB	IBB	HBP	BLK	WP	HR	S	P	ERA	WHIP

TOP

Cleveland Indians @ Toronto Blue Jays

Exhibition Stadium, Toronto, ON

Sun May 04 1980, 3:33 AM EDT

Unknown - 68 F

livebaseballscorecards.com

AB	42
R	8
H	13
RBI	8
BB	4
SO	2
LOB	18

1B: 8	SF: 0	WP: 0	PA: 47
2B: 0	SAC: 0	PB: 0	
3B: 0	DP: 2	SB: 1	
HR: 5	HBP: 1	CS: 0	

Batter	1	2	3	4	5	6	7	8	9	10	AB	R	H	RBI	BB	SO	LOB
Alfredo Griffin, S (1, 6) OBP: 0.270, SLG: 0.372	SSS 0-3 ① K	x 0-0 9-6 E 1-3 1B		x 0-0 1-H 3B			x 0-0 ① 4-3		x 0-0 ① SH5-4 1-2		4	0	2	1	0	1	0
Bob Bailor, R (1, 5) OBP: 0.250, SLG: 0.161	x 0-0 BB HR 2B	x 0-0 ① ② 9-6 1-3f 3-H		x 0-0 ③ P3			x 0-0 ② F7		SSS 0-3 ② K		5	1	1	0	0	1	4
Barry Bonnell, R (1, 9) OBP: 0.295, SLG: 0.529	BBBB 4-0 BB HR BB	x 0-0 ③ 6-3			x 0-0 ① G3		x 0-0 ③ F8		IIII 4-0 IBB		3	1	0	0	2	0	0
John Mayberry, L (1, 3) OBP: 0.329, SLG: 0.429 Joe Cannon, L (8, PR) Willie Upshaw, L (9, 3) OBP: 0.333, SLG: 0.421	BBBB 4-0 1-2 2-3 HR BB		x 0-0 ① F9		x 0-0 ② L4			BBB 4-0 HR BB	x 0-0 ③ L4		2 0 1	1 1 0	0 0 0	0 0 0	2 0 0	0 0 0	0 0 2
Otto Velez, R (1, 10) OBP: 0.388, SLG: 0.567	x 0-0 1-H 2-H 3-H HR		x 0-0 ② F8		SSS 0-3 ③ K			x 0-0 1-H HR		x 0-0 HR	5	3	3	7	0	1	0
Al Woods, L (1, 7) OBP: 0.371, SLG: 0.438	x 0-0 1B		x 0-0 ③ F8			x 0-0 ① P6		x 0-0 ① F9			4	0	1	0	0	0	1
Damaso Garcia, R (1, 4) OBP: 0.240, SLG: 0.347	x 0-0 ② F7			x 0-0 ① P5		x 0-0 ② F7		SSS 0-3 ② K			4	0	0	0	0	1	2
Danny Ainge, R (1, 8) OBP: 0.320, SLG: 0.375 Bob Davis, R (10, 2) OBP: 0.267, SLG: 0.276	x 0-0 ③ F8			x 0-0 ② F8		x 0-0 1B		SSS 0-3 ③ K			4 0	0 0	1 0	0 0	0 0	1 0	2 0
Ernie Whitt, L (1, 2) OBP: 0.412, SLG: 0.310 Rick Bosetti, R (9, PR) OBP: 0.231, SLG: 0.347 (10, 8)		x 0-0 1B E 1B		BBBB 4-0 3B BB		x 0-0 ③ 4-3			BBBB 4-0 SH5-4 BB		2 0	2 0	1 0	0 0	2 0	0 0	1 0
Inning Stats	R: 4 H: 3 E: 0 LOB: 1 K: 1 BB: 2 S: 8 P: 16	R: 1 H: 2 E: 1 LOB: 0 K: 0 BB: 0 S: 4 P: 4	R: 0 H: 0 E: 0 LOB: 0 K: 0 BB: 0 S: 3 P: 3	R: 1 H: 1 E: 0 LOB: 1 K: 0 BB: 1 S: 4 P: 8	R: 0 H: 0 E: 0 LOB: 0 K: 1 BB: 0 S: 5 P: 5	R: 0 H: 1 E: 0 LOB: 1 K: 0 BB: 0 S: 4 P: 4	R: 0 H: 0 E: 0 LOB: 0 K: 0 BB: 0 S: 3 P: 3	R: 2 H: 1 E: 0 LOB: 1 K: 2 BB: 1 S: 8 P: 12	R: 0 H: 0 E: 0 LOB: 2 K: 1 BB: 2 S: 5 P: 13	R: 1 H: 1 E: 0 LOB: 0 K: 0 BB: 0 S: 1 P: 1	1B: 4 SF: 0 2B: 2 SAC: 1 3B: 1 DP: 1 HR: 3 HBP: 0						

PITCHER		IP	WLS	BF	H	R	ER	SO	BB	IBB	HBP	BLK	WP	HR	S	P	ERA	WHIP
Dan Spillner, R ERA: 5.82	(1, 1)	4.0		20	6	6	5	1	3	0	0	0	0	1	19	31	11.25	2.250
Wayne Garland, R ERA: 3.86	(5, 1)	4.0		15	2	2	2	3	1	0	0	0	0	1	20	24	4.50	0.750
Sid Monge, L ERA: 4.5	(9, 1)	1.0	L	6	1	1	1	1	1	1	0	0	0	1	6	14	9.00	2.000

PITCHER	IP	WLS	BF	H	R	ER	SO	BB	IBB	HBP	BLK	WP	HR	S	P	ERA	WHIP

BOTTOM

Cleveland Indians @ Toronto Blue Jays

Exhibition Stadium, Toronto, ON

Sun May 04 1980, 3:33 AM EDT

Unknown - 68 F

livebaseballscorecards.com

AB	34
R	9
H	9
RBI	8
BB	6
SO	5
LOB	12

WP: 0 PA: 41
PB: 0
SB: 0
CS: 0

Batter	1	2	3	4	5	6	7	8	9	AB	R	H	RBI	BB	SO	LOB
Jorge Orta, L (1, 8) OBP: 0.416, SLG: 0.417	F7		4-3, 1-3, 1B, 2B		G3	K			4-3, 1B	5	1	2	0	0	1	3
Duane Kuiper, L (1, 4) OBP: 0.363, SLG: 0.342	6-3		4-3, 2-3, 3-H		G3		FC4-6, 1B		4-3, 1-2	5	0	1	1	0	0	2
Mike Hargrove, L (1, 3) OBP: 0.441, SLG: 0.486	F7		1B, 3-H, 1B		BB		FC4-6, 5-3, 1-2f		K	4	0	1	1	1	1	2
Ron Hassey, L (1, 2) OBP: 0.345, SLG: 0.481		BB, BB	P2		F7		5-3, 1-2			2	0	0	0	1	0	2
Cliff Johnson, R (7, PH) OBP: 0.250, SLG: 0.270										1	0	0	0	0	0	1
Bo Diaz, R (7, 2) OBP: 0.364, SLG: 0.350										0	0	0	0	0	0	0
Toby Harrah, R (1, 5) OBP: 0.333, SLG: 0.316		BB, 1-2	1B, 1-2			FC5-4, 1B	K			3	0	2	0	1	1	1
Joe Charboneau, R (1, 7) OBP: 0.405, SLG: 0.455		K	K			FC5-4, 1B, E, 1-2f		E5, G6-4-3		4	0	0	0	0	2	5
Gary Alexander, R (1, 10) OBP: 0.259, SLG: 0.304		K		BB, CS		E5, 1B, 1-2		G6-4-3, 1-2f		3	0	0	0	1	1	4
Andres Mora, R (1, 9) OBP: 0.143, SLG: 0.143		F8		P5, 1-2		P6		6-3		4	0	0	0	0	0	5
Jerry Dybzinski, R (1, 6) OBP: 0.444, SLG: 0.750			2B, 4-3, 1B	5-3		1-2, 2-3, 1B			6-3	4	1	2	0	0	0	0
Inning Stats	R: 0 E: 0 K: 0 S: 3 H: 0 LOB: 0 BB: 0 P: 3	R: 0 E: 0 K: 2 S: 7 H: 0 LOB: 2 BB: 2 P: 15	R: 2 E: 0 K: 1 S: 9 H: 4 LOB: 2 BB: 0 P: 9	R: 0 E: 0 K: 0 S: 2 H: 0 LOB: 0 BB: 1 P: 6	R: 0 E: 0 K: 0 S: 3 H: 0 LOB: 1 BB: 1 P: 7	R: 0 E: 1 K: 1 S: 8 H: 2 LOB: 3 BB: 0 P: 8	R: 0 E: 0 K: 1 S: 6 H: 1 LOB: 1 BB: 0 P: 6	R: 0 E: 1 K: 0 S: 3 H: 0 LOB: 0 BB: 0 P: 3	R: 0 E: 0 K: 1 S: 6 H: 1 LOB: 1 BB: 0 P: 6	1B: 7 2B: 1 3B: 0 HR: 0 SF: 0 SAC: 0 DP: 1 HBP: 0	WP: 0 PB: 0 SB: 0 CS: 1 PA: 39					

PITCHER		IP	WLS	BF	H	R	ER	SO	BB	IBB	HBP	BLK	WP	HR	S	P	ERA	WHIP
Jesse Jefferson, R ERA: 5.09	(1, 1)	5.2	W	27	6	2	2	3	4	0	0	0	0	0	29	45	3.18	1.765
Jerry Garvin, L ERA: 3.86	(6, 1)	0.2		3	1	0	0	1	0	0	0	0	0	0	5	5	0.00	1.500
Joey McLaughlin, R ERA: 5.19	(7, 1)	2.2	S	9	1	0	0	2	0	0	0	0	0	0	13	13	0.00	0.375

PITCHER	IP	WLS	BF	H	R	ER	SO	BB	IBB	HBP	BLK	WP	HR	S	P	ERA	WHIP

Cleveland Indians @ Toronto Blue Jays

Exhibition Stadium, Toronto, ON

Sun May 04 1980, 7:05 PM EDT

Att. 26,114 - Unknown

TOP

livebaseballscorecards.com

AB	35
R	2
H	8
RBI	2
BB	4
SO	6
LOB	25

BOTTOM

Cleveland Indians @ Toronto Blue Jays

Exhibition Stadium, Toronto, ON

Sun May 04 1980, 7:05 PM EDT

Att. 26,114 - Unknown

livebaseballscorecards.com

Batter	1	2	3	4	5	6	7	8	9	AB	R	H	RBI	BB	SO	LOB
Alfredo Griffin, S (1, 6) OBP: 0.280, SLG: 0.378	F7		1B		F7		1B SF9 1B 1-2			4	1	2	0	0	0	1
Rick Bosetti, R (1, 8) OBP: 0.256, SLG: 0.380	1B HR 1B		F7 2B		F8		1-3 2-H 1B			4	1	3	1	0	0	1
Barry Bonnell, R (1, 9) OBP: 0.293, SLG: 0.521	1-3 HR 1B		F7 2-3			L6	SF9 3-H			3	1	1	1	0	0	1
Otto Velez, R (1, 10) OBP: 0.381, SLG: 0.592	1-H 3-H HR		5-3			1-3 S S S	K			4	1	1	3	0	1	2
Damaso Garcia, R (1, 4) OBP: 0.253, SLG: 0.395	F9			F8		1B 3B		1B 2B		4	2	2	0	0	0	0
John Mayberry, L (1, 3) OBP: 0.338, SLG: 0.433	F9			S S S K		3-H 1B		2-H FC5-4 1B		4	0	2	2	0	1	0
Mike Macha, R (1, 5) Willie Upshaw, L (8, PH) OBP: 0.318, SLG: 0.400 Danny Ainge, R (9, 7) OBP: 0.320, SLG: 0.375		F7		P4		F8		P6		3 1 0	0 0 0	0 0 0	0 0 0	0 0 0	0 0 0	1 1 0
Bob Bailor, R (1, 7) (9, 5) OBP: 0.250, SLG: 0.171		G4-6-3 1B			F9		3-1	FC5-4 CS 1-2f		4	0	1	0	0	0	1
Bob Davis, R (1, 2) OBP: 0.303, SLG: 0.267		G4-6-3 1-2f			B B B B BB		B B B B 1B 1B BB	CS 1-2		1	1	0	0	2	0	1
Inning Stats	R: 3 H: 3 E: 0 LOB: 0 K: 0 BB: 0 S: 6 P: 6		R: 0 H: 1 E: 0 LOB: 0 K: 0 BB: 0 S: 3 P: 3	R: 0 H: 2 E: 0 LOB: 1 K: 0 BB: 0 S: 4 P: 4	R: 0 H: 0 E: 0 LOB: 0 K: 1 BB: 0 S: 5 P: 5	R: 0 H: 1 E: 0 LOB: 1 K: 0 BB: 1 S: 3 P: 7	R: 1 H: 2 E: 0 LOB: 1 K: 0 BB: 0 S: 5 P: 5	R: 2 H: 2 E: 0 LOB: 1 K: 1 BB: 1 S: 7 P: 11	R: 1 H: 2 E: 0 LOB: 0 K: 0 BB: 0 S: 4 P: 4		1B: 8 SF: 1 2B: 2 SAC: 0 3B: 1 DP: 1 HR: 1 HBP: 0				WP: 0 PA: 36 PB: 0 SB: 0 CS: 1		

	AB	32
	R	7
	H	12
	RBI	7
	BB	2
	SO	2
	LOB	9

PITCHER		IP	WLS	BF	H	R	ER	SO	BB	IBB	HBP	BLK	WP	HR	S	P	ERA	WHIP
Bob Owchinko, L ERA: 6.46	(1, 1)	6.0	L	25	8	4	4	1	1	0	0	0	0	1	26	30	6.00	1.500
Mike Stanton, R ERA: 5.25	(7, 1)	0.1		4	2	2	2	0	1	0	0	0	0	0	3	7	54.00	9.000
Victor Cruz, R ERA: 7.71	(7, 1)	1.2		6	2	1	1	1	0	0	0	0	0	0	8	8	5.40	1.200

PITCHER	IP	WLS	BF	H	R	ER	SO	BB	IBB	HBP	BLK	WP	HR	S	P	ERA	WHIP

Batter	1	2	3	4	5	6	7	8	9	AB	R	H	RBI	BB	SO	LOB
Alfredo Griffin, S (1, 6) OBP: 0.268, SLG: 0.362	F7		4-3			B4		G3		4	0	0	0	0	0	0
Rick Bosetti, R (1, 8) OBP: 0.256, SLG: 0.366	6-3		5-3			BBBB 4-0 1B BB		6-3		3	0	0	0	1	0	0
Barry Bonnell, R (1, 9) OBP: 0.314, SLG: 0.532	S 1B		4-3			1-2 G6-4-3 1B		1B 1B		4	0	3	0	0	0	0
Otto Velez, R (1, 10) OBP: 0.375, SLG: 0.573	4-3 1-2			F9		G6-4-3 1-2f		1-3 1B		4	0	1	0	0	0	3
John Mayberry, L (1, 3) OBP: 0.333, SLG: 0.465		HR		F8			SSS K	F9		4	1	1	1	0	1	2
Al Woods, L (1, 7) OBP: 0.333, SLG: 0.389		F9		F7			6-3		5-3	4	0	0	0	0	0	0
Damaso Garcia, R (1, 4) OBP: 0.253, SLG: 0.388		SSS K			E6 G4-6-3		HR 1B		F9	4	1	1	0	0	1	0
Bob Bailor, R (1, 5) OBP: 0.262, SLG: 0.167 Roy Howell, L (7, PH) (7, 5) OBP: 0.354, SLG: 0.423	BBBB BB				F7		1-H HR		BBBB BB	1 1	0 1	0 1	0 2	1 1	0 0	1 0
Ernie Whitt, L (1, 2) OBP: 0.368, SLG: 0.273		4-3			G4-6-3 1-2f		F8		F9	4	0	0	0	0	0	3
Inning Stats	R: 0 H: 1 E: 0 LOB: 1 K: 0 BB: 0 S: 4 P: 4	R: 1 H: 1 E: 0 LOB: 1 K: 1 BB: 1 S: 6 P: 10	R: 0 H: 0 E: 0 LOB: 0 K: 0 BB: 0 S: 3 P: 3	R: 0 H: 0 E: 0 LOB: 0 K: 0 BB: 0 S: 3 P: 3	R: 0 H: 0 E: 1 LOB: 0 K: 0 BB: 0 S: 3 P: 3	R: 0 H: 1 E: 0 LOB: 1 K: 0 BB: 1 S: 3 P: 7	R: 2 H: 2 E: 0 LOB: 0 K: 1 BB: 0 S: 7 P: 7	R: 0 H: 2 E: 0 LOB: 2 K: 0 BB: 0 S: 5 P: 5	R: 0 H: 0 E: 0 LOB: 1 K: 0 BB: 1 S: 3 P: 7	1B: 5 SF: 0 2B: 0 SAC: 0 3B: 0 DP: 2 HR: 2 HBP: 0						WP: 0 PA: 36 PB: 0 SB: 1 CS: 0

PITCHER	IP	WLS	BF	H	R	ER	SO	BB	IBB	HBP	BLK	WP	HR	S	P	ERA	WHIP
Don Aase, R (1, 1) ERA: 2.43	9.0	L	36	7	3	3	2	3	0	0	0	0	2	37	49	3.00	1.111

PITCHER	IP	WLS	BF	H	R	ER	SO	BB	IBB	HBP	BLK	WP	HR	S	P	ERA	WHIP

TOP

Toronto Blue Jays @ California Angels

Anaheim Stadium, Anaheim, CA

Tue May 06 1980, 10:05 PM EDT

Att. 23,804 - Unknown

livebaseballscorecards.com

AB	33
R	3
H	7
RBI	3
BB	3
SO	2
LOB	9

Batter	1	2	3	4	5	6	7	8	9	AB	R	H	RBI	BB	SO	LOB
Rick Miller, L (1, 8) OBP: 0.348, SLG: 0.276	G3	F7			4-3			SH1-4 1-2 1B	F8	5	0	1	0	0	0	4
Carney Lansford, R (1, 5) OBP: 0.360, SLG: 0.427	HR		F9			F9		SH1-4 1-2 2-3		3	1	1	1	0	0	0
Rod Carew, L (1, 3) OBP: 0.383, SLG: 0.329	BB S 2B		F7			S 1B		G4-6-3 IBB		2	1	1	0	2	0	0
Don Baylor, R (1, 10) OBP: 0.361, SLG: 0.325	1-H 2B		F7			L7 1-2		G4-6-3 1-2f		4	0	1	1	0	0	4
Dan Ford, R (1, 9) OBP: 0.275, SLG: 0.348 Bert Campaneris, R (9, PR) OBP: 0.250, SLG: 0.250	K			P4		F8			BB SH1-4 1B	4 0	0 0	1 0	0 0	0 0	1 0	2 0
Joe Rudi, R (1, 7) OBP: 0.310, SLG: 0.538	F7			5-3			F8		SH1-4 1-2	3	0	0	0	0	0	1
Bobby Grich, R (1, 4) OBP: 0.349, SLG: 0.329		BB CS		F8			G6-3 1B		1-3	3	0	1	0	1	0	2
Freddie Patek, R (1, 6) OBP: 0.319, SLG: 0.391 Larry Harlow, L (9, PH) OBP: 0.364, SLG: 0.300		F7 1-2			F8		G6-3 1-2f		BB BB	3 0	0 0	0 0	0 0	0 1	0 0	2 0
Tom Donohue, R (1, 2) OBP: 0.280, SLG: 0.277 Ralph Garr, L (8, PH) OBP: 0.154, SLG: 0.167 Stan Cliburn, R (9, 2) Al Cowens, R (9, PH) OBP: 0.299, SLG: 0.224		1B			F7			SH1-4 1B BB	BB 1-2 2-3 BB	2 0 0 0	0 0 0 0	1 0 0 0	0 0 0 0	0 1 0 1	0 0 0 0	0 0 0 0
Inning Stats	R: 2 H: 2 E: 0 LOB: 1 K: 1 BB: 1 S: 7 P: 11	R: 0 H: 1 E: 0 LOB: 1 K: 0 BB: 1 S: 3 P: 7	R: 0 H: 0 E: 0 LOB: 0 K: 0 BB: 0 S: 3 P: 3	R: 0 H: 0 E: 0 LOB: 0 K: 0 BB: 0 S: 3 P: 3	R: 0 H: 0 E: 0 LOB: 0 K: 0 BB: 0 S: 3 P: 3	R: 0 H: 1 E: 0 LOB: 1 K: 0 BB: 0 S: 4 P: 4	R: 0 H: 1 E: 0 LOB: 0 K: 0 BB: 0 S: 3 P: 3	R: 0 H: 1 E: 0 LOB: 2 K: 0 BB: 2 S: 3 P: 11	R: 0 H: 1 E: 0 LOB: 3 K: 0 BB: 2 S: 4 P: 12	1B: 5 2B: 1 3B: 0 HR: 1	SF: 0 SAC: 2 DP: 2 HBP: 0						

PITCHER		IP	WLS	BF	H	R	ER	SO	BB	IBB	HBP	BLK	WP	HR	S	P	ERA	WHIP
Dave Lemanczyk, R ERA: 4.31	(1, 1)	7.1	W	29	6	2	2	1	3	0	0	0	0	1	28	40	2.46	1.227
Joey McLaughlin, R ERA: 4.82	(8, 1)	1.1		7	1	0	0	0	2	1	0	0	0	0	4	16	0.00	2.250
Jerry Garvin, L ERA: 3.68	(9, 1)	0.1	S	1	0	0	0	0	0	0	0	0	0	0	1	1	0.00	0.000

PITCHER	IP	WLS	BF	H	R	ER	SO	BB	IBB	HBP	BLK	WP	HR	S	P	ERA	WHIP

BOTTOM

Toronto Blue Jays @ California Angels

Anaheim Stadium, Anaheim, CA

Tue May 06 1980, 10:05 PM EDT

Att. 23,804 - Unknown

livebaseballscorecards.com

AB	29
R	2
H	7
RBI	2
BB	6
SO	1
LOB	15

WP: 0 PA: 37
PB: 0
SB: 2
CS: 1

Batter	1	2	3	4	5	6	7	8	9	AB	R	H	RBI	BB	SO	LOB
Alfredo Griffin, S (1, 6) OBP: 0.265, SLG: 0.354	4-3		CS 1B		5-3		P6		P6	5	0	1	0	0	0	0
Rick Bosetti, R (1, 8) OBP: 0.275, SLG: 0.384	HR 2B		1-2 HR BB		6-3		1B SF4 1B		K	4	3	2	0	1	1	0
Al Woods, L (1, 7) OBP: 0.372, SLG: 0.525	2-H HR		F7			1B 1B 2B	1-3 SF4 1B			4	2	3	2	0	0	1
Otto Velez, R (1, 10) OBP: 0.370, SLG: 0.603	P5		1-H HR			L7	1-2 3-H SF4			3	1	1	3	0	0	1
Roy Howell, L (1, 5) OBP: 0.337, SLG: 0.400	4-3		4-3			F7	F7			4	0	0	0	0	0	2
John Mayberry, L (1, 3) OBP: 0.352, SLG: 0.480		G5-4-3 1B		5-3		2-3 BB 1B		G5-4-3 1B		4	1	3	0	0	0	0
Barry Bonnell, R (1, 9) OBP: 0.311, SLG: 0.513		G5-4-3 1-2f		F7		B B B B 1B 1-2 BB		G5-4-3 1-2f		3	0	0	0	1	0	2
Damaso Garcia, R (1, 4) OBP: 0.264, SLG: 0.393		1B		F8		1-3 2-H 3-H S 1B		6-3		4	0	2	2	0	0	0
Ernie Whitt, L (1, 2) OBP: 0.333, SLG: 0.243		F8			5-3	1-2 3-1			6-3	4	0	0	0	0	0	3
Inning Stats	R: 2 E: 0 K: 0 S: 5 H: 2 LOB: 0 BB: 0 P: 5	R: 0 E: 0 K: 0 S: 4 H: 2 LOB: 1 BB: 0 P: 4	R: 2 E: 0 K: 0 S: 4 H: 2 LOB: 0 BB: 1 P: 8	R: 0 E: 0 K: 0 S: 3 H: 0 LOB: 0 BB: 0 P: 3	R: 0 E: 0 K: 0 S: 3 H: 0 LOB: 0 BB: 0 P: 3	R: 2 E: 0 K: 0 S: 6 H: 3 LOB: 2 BB: 1 P: 10	R: 1 E: 0 K: 0 S: 5 H: 2 LOB: 1 BB: 0 P: 5	R: 0 E: 0 K: 0 S: 3 H: 1 LOB: 0 BB: 0 P: 3	R: 0 E: 0 K: 1 S: 5 H: 0 LOB: 0 BB: 0 P: 5	1B: 8 2B: 2 3B: 0 HR: 2 SF: 1 SAC: 0 DP: 2 HBP: 0							

TOP

Toronto Blue Jays @ California Angels

Anaheim Stadium, Anaheim, CA

Wed May 07 1980, 10:05 PM EDT

Att. 21,733 - Unknown

livebaseballscorecards.com

AB	35
R	7
H	12
RBI	7
BB	2
SO	1
LOB	9

WP: 0 PB: 0 SB: 1 CS: 1 PA: 38

PITCHER		IP	WLS	BF	H	R	ER	SO	BB	IBB	HBP	BLK	WP	HR	S	P	ERA	WHIP
Chris Knapp, R ERA: 5.91	(1, 1)	3.0	L	14	6	4	4	0	1	0	0	0	0	2	13	17	12.00	2.333
Dave LaRoche, L ERA: 2.45	(4, 1)	3.0		13	3	2	2	0	1	0	0	0	0	0	12	16	6.00	1.333
Jim Barr, R ERA: 4.11	(7, 1)	2.0		8	3	1	1	0	0	0	0	0	0	0	8	8	4.50	1.500
Freddie Martinez, R ERA: 1.17	(9, 1)	1.0		3	0	0	0	1	0	0	0	0	0	0	5	5	0.00	0.000

PITCHER	IP	WLS	BF	H	R	ER	SO	BB	IBB	HBP	BLK	WP	HR	S	P	ERA	WHIP

Batter	1	2	3	4	5	6	7	8	9	AB	R	H	RBI	BB	SO	LOB
Rick Miller, L (1, 8) OBP: 0.371, SLG: 0.323	SH1 BLK WP 1B		4-3			G4-6-3 1B			1B 2B	4	2	3	0	0	0	0
Carney Lansford, R (1, 5) OBP: 0.360, SLG: 0.424	SH1 1-3		5-3			G4-6-3 1-2f			G1-6-3 1B 1B	3	0	1	0	0	0	1
Rod Carew, L (1, 3) OBP: 0.388, SLG: 0.337	G3 3-H			G4-6-3 1B			5-3		1-2 2-H G1-6-3 1B	4	0	2	1	0	0	0
Don Baylor, R (1, 10) OBP: 0.366, SLG: 0.333	1B			F3			G6-3 1B		G1-6-3 1-2f 2-3	4	0	2	0	0	0	3
Dan Ford, R (1, 9) OBP: 0.255, SLG: 0.320	K			G4-6-3 1-2f			G6-3 1-2f		6-3	4	0	0	0	0	1	4
Joe Rudi, R (1, 7) OBP: 0.311, SLG: 0.574		4-3			P4			HR		3	1	1	1	0	0	0
Bobby Grich, R (1, 4) OBP: 0.348, SLG: 0.329		L7			G1-6-3 1B			F9		3	0	1	0	0	0	0
Freddie Patek, R (1, 6) OBP: 0.306, SLG: 0.373		4-3			G1-6-3 1-2f			6-3		3	0	0	0	0	0	1
Tom Donohue, R (1, 2) OBP: 0.264, SLG: 0.260			6-3			K		F9		3	0	0	0	0	1	0
Inning Stats	R: 1 E: 0 K: 1 S: 7 H: 2 LOB: 1 BB: 0 P: 7	R: 0 E: 0 K: 0 S: 3 H: 0 LOB: 0 BB: 0 P: 3	R: 0 E: 0 K: 0 S: 3 H: 0 LOB: 0 BB: 0 P: 3	R: 0 E: 0 K: 0 S: 3 H: 1 LOB: 0 BB: 0 P: 3	R: 0 E: 0 K: 0 S: 3 H: 1 LOB: 0 BB: 0 P: 3	R: 0 E: 0 K: 1 S: 5 H: 1 LOB: 0 BB: 0 P: 5	R: 0 E: 0 K: 0 S: 3 H: 1 LOB: 0 BB: 0 P: 3	R: 1 E: 0 K: 0 S: 4 H: 1 LOB: 0 BB: 0 P: 4	R: 1 E: 0 K: 0 S: 5 H: 3 LOB: 1 BB: 0 P: 5	1B: 8 2B: 1 3B: 0 HR: 1 SF: 0 SAC: 1 DP: 5 HBP: 0							

PITCHER	IP	WLS	BF	H	R	ER	SO	BB	IBB	HBP	BLK	WP	HR	S	P	ERA	WHIP
Dave Stieb, R (1, 1) ERA: 2.23	9.0	W	32	10	3	3	2	0	0	0	1	1	1	36	36	3.00	1.111

PITCHER	IP	WLS	BF	H	R	ER	SO	BB	IBB	HBP	BLK	WP	HR	S	P	ERA	WHIP

BOTTOM

Toronto Blue Jays @ California Angels

Anaheim Stadium, Anaheim, CA

Wed May 07 1980, 10:05 PM EDT

Att. 21,733 - Unknown

livebaseballscorecards.com

AB	31
R	3
H	10
RBI	2
BB	0
SO	2
LOB	9

1B: 8	SF: 0	WP: 1	PA: 32
2B: 1	SAC: 1	PB: 0	
3B: 0	DP: 5	SB: 0	
HR: 1	HBP: 0	CS: 0	

TOP

Toronto Blue Jays @ California Angels

Anaheim Stadium, Anaheim, CA

Thu May 08 1980, 10:05 PM EDT

Att. 23,006 - Unknown

livebaseballscorecards.com

Batter	1	2	3	4	5	6	7	8	9	AB	R	H	RBI	BB	SO	LOB
Alfredo Griffin, S (1, 6) OBP: 0.262, SLG: 0.346	F7		FC4-2 S 3-H		HBP 1B	F7		6-3		5	1	1	0	0	0	1
Rick Bosetti, R (1, 8) OBP: 0.281, SLG: 0.378	CS 1B		6-3 1-2		1B WP 1-2 HBP	F7			F7	4	1	1	0	0	0	1
Al Woods, L (1, 7) OBP: 0.396, SLG: 0.600	K			2B 3B	1-3 2-H 1B		F7		1B 1B 2B	5	2	3	1	0	1	1
Otto Velez, R (1, 10) OBP: 0.402, SLG: 0.634 Joe Cannon, L (9, PR)	CS 1-2	1B		BB 2B BB	1B FC5 3-H 2B		HR 1B		1B 5-3 2-3 1B	4 0	3 1	4 0	0 0	1 0	0 0	0 0
Roy Howell, L (1, 5) OBP: 0.341, SLG: 0.392		F8		F3 BB	FC5 1B BB		F7		5-3 BB 1-3 3-H 1B	4	0	1	1	1	0	4
John Mayberry, L (1, 3) OBP: 0.376, SLG: 0.526		F7		2B 1-2 BB	FC5 1-2 2-3 1B		1-H HR		5-3 1-2 BB	3	1	2	2	2	0	1
Barry Bonnell, R (1, 9) OBP: 0.295, SLG: 0.482		6-3		L5	FC5 1-2 2-3f 3-H		6-3		5-3 1-2 2-3 3-H	5	0	0	2	0	0	8
Damaso Garcia, R (1, 4) OBP: 0.272, SLG: 0.404			SH5-3 FC4-2 1B	1-3 2-H 3-H 2B	F7			6-3	6-3	5	0	2	2	0	0	5
Bob Davis, R (1, 2) OBP: 0.278, SLG: 0.242			SH5-3 1-3	1-3		K		K		3	0	0	0	0	2	2

	AB	R	H	RBI	BB	SO	LOB
	38	9	14	8	4	3	23

Inning Stats	1	2	3	4	5	6	7	8	9			
	R: 0 E: 0 K: 1 S: 5	H: 1 LOB: 0 BB: 0 P: 5	R: 0 E: 0 K: 0 S: 4	H: 1 LOB: 1 BB: 0 P: 4	R: 0 E: 0 K: 0 S: 4	H: 1 LOB: 1 BB: 0 P: 4	R: 2 E: 0 K: 0 S: 5	H: 2 LOB: 2 BB: 2 P: 13	R: 3 E: 0 K: 0 S: 6	H: 4 LOB: 2 BB: 1 P: 11	R: 0 E: 0 K: 1 S: 5	H: 0 LOB: 0 BB: 0 P: 5
	R: 2 E: 0 K: 0 S: 5	H: 2 LOB: 0 BB: 0 P: 5	R: 0 E: 0 K: 1 S: 5	H: 0 LOB: 0 BB: 0 P: 5	R: 2 E: 0 K: 0 S: 6	H: 3 LOB: 3 BB: 1 P: 10	1B: 9 2B: 3 3B: 1 HR: 1	SF: 0 SAC: 1 DP: 0 HBP: 1	WP: 1 PB: 0 SB: 1 CS: 1	PA: 45		

PITCHER		IP	WLS	BF	H	R	ER	SO	BB	IBB	HBP	BLK	WP	HR	S	P	ERA	WHIP
Dave Frost, R ERA: 4.35	(1, 1)	4.1	L	22	8	5	5	1	2	0	1	0	1	0	21	30	10.38	2.308
Mark Clear, R ERA: 2.51	(5, 1)	1.2		7	1	0	0	1	1	0	0	0	0	0	8	12	0.00	1.200
Freddie Martinez, R ERA: 2.79	(7, 1)	2.0		8	2	2	2	1	0	0	0	0	0	1	10	10	9.00	1.000
John Montague, R ERA: 3.12	(9, 1)	1.0		7	3	2	2	0	1	0	0	0	0	0	6	10	18.00	4.000

PITCHER		IP	WLS	BF	H	R	ER	SO	BB	IBB	HBP	BLK	WP	HR	S	P	ERA	WHIP

BOTTOM

Toronto Blue Jays @ California Angels

Anaheim Stadium, Anaheim, CA

Thu May 08 1980, 10:05 PM EDT

Att. 23,006 - Unknown

Batter	1	2	3	4	5	6	7	8	9	AB	R	H	RBI	BB	SO	LOB
Rod Carew, L (1, 3) OBP: 0.392, SLG: 0.356	CS 1B		5-3			6-3		1B 2B 1-3		4	1	2	0	0	0	1
Al Cowens, R (1, 8) OBP: 0.297, SLG: 0.225	K			5-3		P4		1B 2-H 3-H		4	0	1	2	0	1	1
Carney Lansford, R (1, 5) OBP: 0.355, SLG: 0.427	F3			F8			2B	F7		4	0	1	0	0	0	2
Don Baylor, R (1, 10) OBP: 0.362, SLG: 0.330	CS 1-2	F8		6-3			F7		L9-3 1B	4	0	1	0	0	0	1
Joe Rudi, R (1, 7) OBP: 0.295, SLG: 0.542		F9			F7		F8		K	4	0	0	0	0	1	2
Dan Ford, R (1, 9) OBP: 0.237, SLG: 0.296		6-3			4-3		F9		L9-3 1-2	4	0	0	0	0	0	2
Bobby Grich, R (1, 4) OBP: 0.348, SLG: 0.320			K		FC5-4 BB			6-3		2	0	0	0	1	1	0
Freddie Patek, R (1, 6) OBP: 0.320, SLG: 0.377			1-6-3 1B		FC5-4 1-2f			2B 1B BB		2	1	1	0	1	0	1
Tom Donohue, R (1, 2) OBP: 0.250, SLG: 0.245			1-6-3 1-2			K		F8		3	0	0	0	0	1	2
Inning Stats	R: 0 H: 1 E: 0 LOB: 0 K: 1 BB: 0 S: 5 P: 5	R: 0 H: 0 E: 0 LOB: 0 K: 0 BB: 0 S: 3 P: 3	R: 0 H: 1 E: 0 LOB: 1 K: 1 BB: 0 S: 6 P: 6	R: 0 H: 0 E: 0 LOB: 0 K: 0 BB: 0 S: 3 P: 3	R: 0 H: 0 E: 0 LOB: 1 K: 0 BB: 1 S: 3 P: 7	R: 0 H: 0 E: 0 LOB: 0 K: 1 BB: 0 S: 5 P: 5	R: 0 H: 1 E: 0 LOB: 1 K: 0 BB: 0 S: 4 P: 4	R: 2 H: 2 E: 0 LOB: 1 K: 0 BB: 1 S: 5 P: 9	R: 0 H: 1 E: 0 LOB: 0 K: 1 BB: 0 S: 5 P: 5	1B: 4 2B: 3 3B: 0 HR: 0	SF: 0 SAC: 0 DP: 1 HBP: 0						

AB	31
R	2
H	6
RBI	2
BB	2
SO	4
LOB	12

WP: 0 PA: 34
PB: 0
SB: 0
CS: 1

PITCHER		IP	WLS	BF	H	R	ER	SO	BB	IBB	HBP	BLK	WP	HR	S	P	ERA	WHIP
Paul Mirabella, L ERA: 1.93	(1, 1)	8.0	W	30	5	2	2	3	2	0	0	0	0	0	34	42	2.25	0.875
Joey McLaughlin, R ERA: 4.58	(9, 1)	1.0		3	1	0	0	1	0	0	0	0	0	0	5	5	0.00	1.000

PITCHER	IP	WLS	BF	H	R	ER	SO	BB	IBB	HBP	BLK	WP	HR	S	P	ERA	WHIP

livebaseballscorecards.com

Toronto Blue Jays @ Oakland Athletics

Oakland-Alameda County Coliseum, Oakland, CA

Sat May 10 1980, 3:33 AM PDT

Att. 4,925 - Sunny

livebaseballscorecards.com

TOP

Batter	1	2	3	4	5	6	7	8	9	AB	R	H	RBI	BB	SO	LOB
Rick Bosetti, R (1, 8) OBP: 0.267, SLG: 0.358	F6	6-3			F7	CS 3-H	6-3		F8	5	0	0	0	0	0	0
Domingo Ramos, R (1, 6)	6-3		K		BB		1-3		F4	4	0	0	0	1	1	0
Al Woods, L (1, 7) OBP: 0.423, SLG: 0.688	2B		HR		F8		1B HBP		5-3	3	1	2	1	0	0	1
Bob Bailor, R (7, PR) OBP: 0.256, SLG: 0.162 (7, 7)										1	0	0	0	0	0	0
Otto Velez, R (1, 10) OBP: 0.426, SLG: 0.643	BB		FC4-6 1B		1-2 BB		1-2 1B			2	0	2	0	2	0	0
Joe Cannon, L (7, PR)										0	0	0	0	0	0	0
Roy Howell, L (1, 5) OBP: 0.326, SLG: 0.373	K		FC4-6 1-2f		G3		F7			4	0	0	0	0	1	7
John Mayberry, L (1, 3) OBP: 0.371, SLG: 0.512		HR 1B	K			K		3-1		4	1	1	0	0	2	1
Barry Bonnell, R (1, 9) OBP: 0.283, SLG: 0.461		K		F6		5-3		F7		4	0	0	0	0	1	1
Damaso Garcia, R (1, 4) OBP: 0.292, SLG: 0.484		1-H HR		1-3		CS 3B		2B		4	1	3	2	0	0	0
Ernie Whitt, L (1, 2) OBP: 0.326, SLG: 0.225		3-1		F9		BB		F9		3	0	0	0	1	0	1
Inning Stats	R: 0 E: 0 K: 1 S: 6 H: 1 LOB: 2 BB: 1 P: 10	R: 2 E: 0 K: 1 S: 7 H: 2 LOB: 0 BB: 0 P: 7	R: 1 E: 0 K: 2 S: 9 H: 2 LOB: 1 BB: 0 P: 9	R: 0 E: 0 K: 0 S: 3 H: 0 LOB: 0 BB: 0 P: 3	R: 0 E: 0 K: 0 S: 3 H: 0 LOB: 2 BB: 2 P: 11	R: 0 E: 0 K: 1 S: 5 H: 1 LOB: 1 BB: 1 P: 9	R: 0 E: 0 K: 0 S: 4 H: 1 LOB: 2 BB: 0 P: 5	R: 0 E: 0 K: 0 S: 4 H: 1 LOB: 1 BB: 0 P: 4	R: 0 E: 0 K: 0 S: 3 H: 0 LOB: 0 BB: 0 P: 3	1B: 3 2B: 2 3B: 1 HR: 2 SF: 0 SAC: 0 DP: 0 HBP: 1	WP: 0 PB: 0 SB: 0 CS: 1 PA: 40					

	AB	34
	R	3
	H	8
	RBI	3
	BB	4
	SO	5
	LOB	11

PITCHER	IP	WLS	BF	H	R	ER	SO	BB	IBB	HBP	BLK	WP	HR	S	P	ERA	WHIP
Rick Langford, R (1, 1) ERA: 2.73	9.0	W	39	8	3	3	5	4	0	1	0	0	2	44	61	3.00	1.333

PITCHER	IP	WLS	BF	H	R	ER	SO	BB	IBB	HBP	BLK	WP	HR	S	P	ERA	WHIP

BOTTOM

Toronto Blue Jays @ Oakland Athletics

Oakland-Alameda County Coliseum, Oakland, CA

Sat May 10 1980, 3:33 AM PDT

Att. 4,925 - Sunny

livebaseballscorecards.com

Batter	1	2	3	4	5	6	7	8	9	AB	R	H	RBI	BB	SO	LOB
Rickey Henderson, R (1, 7) OBP: 0.384, SLG: 0.350	F9		F4		4-3			5-3		4	0	0	0	0	0	1
Dwayne Murphy, L (1, 8) OBP: 0.417, SLG: 0.392	BB, 1B		CS, 1B			4-3		CS, 1B		4	1	3	0	0	0	0
Mitchell Page, L (1, 10) OBP: 0.360, SLG: 0.257	BB, 1B		K, 1-2			K, 1-2		K, 1-2		3	0	0	0	1	3	2
Dave Revering, L (1, 3) OBP: 0.409, SLG: 0.566	F7			F7		4-3			SH1-4, 1B	4	0	1	0	0	0	2
Mike Edwards, R (9, PR) OBP: 0.188, SLG: 0.188										0	1	0	0	0	0	0
Wayne Gross, L (1, 5) OBP: 0.400, SLG: 0.569	S, 1-3, 2-H, 1B			F9			HR, BB		SH1-4, 1-2	2	1	1	1	1	0	0
Jeff Newman, R (1, 2) OBP: 0.266, SLG: 0.375	K, 1-2			K			K		IBB	3	0	0	0	1	3	3
Tony Armas, R (1, 9) OBP: 0.340, SLG: 0.465		F7			K		HR, 1-H		1B, 1-2, 2-H	4	1	2	3	0	1	0
Mario Guerrero, R (1, 6) OBP: 0.271, SLG: 0.330		6-3			4-3		F8			3	0	0	0	0	0	0
Rob Picciolo, R (1, 4) OBP: 0.278, SLG: 0.405		K			1B		6-3			3	0	1	0	0	1	0

	AB	30
	R	4
	H	8
	RBI	4
	BB	3
	SO	8
	LOB	8

Inning Stats	1	2	3	4	5	6	7	8	9	1B: 7	SF: 0	WP: 0	PA: 34
R	1	0	0	0	0	0	2	0	1	2B: 2	SAC: 1	PB: 0	
E	0	0	0	0	0	0	0	0	0	3B: 0	DP: 2	SB: 1	
K	1	1	1	1	1	1	1	1	0	HR: 1	HBP: 0	CS: 2	
S	7	5	5	5	6	5	6	5	3				
H	2	0	1	0	1	0	1	1	2				
LOB	2	0	1	0	1	0	0	1	0				
BB	1	0	0	0	0	0	1	0	1				
P	11	5	5	5	6	5	10	5	7				

PITCHER		IP	WLS	BF	H	R	ER	SO	BB	IBB	HBP	BLK	WP	HR	S	P	ERA	WHIP
Jim Clancy, R ERA: 3.78	(1, 1)	8.0		30	6	3	3	8	2	0	0	0	0	1	44	52	3.38	1.000
Jerry Garvin, L ERA: 4.7	(9, 1)	0.1	L	2	1	1	1	0	0	0	0	0	0	0	2	2	27.00	3.000
Tom Buskey, R ERA: 1.42	(9, 1)	0.0		2	1	0	0	0	0	1	0	0	0	0	1	5	∞	∞

PITCHER	IP	WLS	BF	H	R	ER	SO	BB	IBB	HBP	BLK	WP	HR	S	P	ERA	WHIP

Batter	1	2	3	4	5	6	7	8	9	AB	R	H	RBI	BB	SO	LOB
Rick Bosetti, R (1, 8) OBP: 0.274, SLG: 0.354	B B B B 4-0 CS BB		x 0-0 ① F7		x 0-0 ② F7		x 0-0 1-2 1B		x 0-0 ③ F9	4	0	1	0	1	0	2
Domingo Ramos, R (1, 6)	x 0-0 ①② 6-3 1-2		B B B B 4-0 FC4-6 BB		x 0-0 ③ F3		S S S 0-3 ③ K			3	0	0	0	1	1	4
Al Woods, L (1, 7) OBP: 0.436, SLG: 0.680 Joe Cannon, L (6, 7)	B B B B 4-0 BB		x 0-0 ② FC4-6 1-2f			x 0-0 1B		S S S 0-3 ① K		2	0	1	0	1	0	1
										1	0	0	0	0	1	0
Roy Howell, L (1, 5) OBP: 0.316, SLG: 0.360 Danny Ainge, R (6, 5) OBP: 0.346, SLG: 0.400	x 0-0 ③ F9		x 0-0 ③ 1-3			S S S 0-3 ① K		x 0-0 4-1 1B		3	0	0	0	0	1	3
										1	0	1	0	0	0	0
John Mayberry, L (1, 3) OBP: 0.356, SLG: 0.488		x 0-0 E3 1B 1B E		x 0-0 ① 3-1		x 0-0 ② F6		x 0-0 ② 4-1 1-2		4	1	0	0	0	0	2
Willie Upshaw, L (1, 10) OBP: 0.269, SLG: 0.333		S S S 0-3 ① K		x 0-0 ② F9		S S S 0-3 ③ K		S S S 0-3 ③ K		4	0	0	0	0	3	3
Barry Bonnell, R (1, 9) OBP: 0.275, SLG: 0.446 Bob Bailor, R (7, 9) OBP: 0.273, SLG: 0.184		x 0-0 ② F8		x 0-0 ③ 6-3			S S S 0-3 ① K		x 0-0 1B	3	0	0	0	0	1	1
										1	0	1	0	0	0	0
Damaso Garcia, R (1, 4) OBP: 0.290, SLG: 0.474		x 0-0 1-2 E 1B 1B			x 0-0 ① 6-3		x 0-0 ② 4-3		S S S 0-3 ① K	4	0	1	0	0	1	1
Ernie Whitt, L (1, 2) OBP: 0.360, SLG: 0.256		x 0-0 ③ E2 1-H 2-H 1B			x 0-0 1B		B B B B 4-0 1B BB		x 0-0 ② F9	3	0	2	0	1	0	1
Inning Stats	R: 0 H: 0 E: 0 LOB: 1 K: 0 BB: 2 S: 2 P: 10	R: 1 H: 2 E: 2 LOB: 2 K: 1 BB: 0 S: 7 P: 7	R: 0 H: 0 E: 0 LOB: 1 K: 0 BB: 1 S: 3 P: 7	R: 0 H: 0 E: 0 LOB: 0 K: 0 BB: 0 S: 3 P: 3	R: 0 H: 1 E: 0 LOB: 1 K: 0 BB: 0 S: 4 P: 4	R: 0 H: 1 E: 0 LOB: 1 K: 2 BB: 0 S: 8 P: 8	R: 0 H: 1 E: 0 LOB: 2 K: 2 BB: 1 S: 8 P: 12	R: 0 H: 1 E: 0 LOB: 1 K: 2 BB: 0 S: 8 P: 8	R: 0 H: 1 E: 0 LOB: 1 K: 1 BB: 0 S: 6 P: 6	1B: 7 SF: 0 2B: 0 SAC: 0 3B: 0 DP: 0 HR: 0 HBP: 0						

PITCHER	IP	WLS	BF	H	R	ER	SO	BB	IBB	HBP	BLK	WP	HR	S	P	ERA	WHIP
Mike Norris, R (1, 1) ERA: 0.36	9.0	W	37	7	1	0	8	4	0	0	0	0	0	49	65	0.00	1.222

PITCHER	IP	WLS	BF	H	R	ER	SO	BB	IBB	HBP	BLK	WP	HR	S	P	ERA	WHIP

TOP

Toronto Blue Jays @ Oakland Athletics

Oakland-Alameda County Coliseum, Oakland, CA

Sun May 11 1980, 3:33 AM PDT

Att. 7,843 - Unknown

livebaseballscorecards.com

AB	33
R	1
H	7
RBI	0
BB	4
SO	8
LOB	18

WP: 0 PA: 37
PB: 0
SB: 0
CS: 1

Batter	1	2	3	4	5	6	7	8	9	AB	R	H	RBI	BB	SO	LOB
Rickey Henderson, R (1, 7) OBP: 0.400, SLG: 0.358	0-0 1B 1B SF8 1B	4-0 BLK S BB		0-0 1B 1-2 2-H 1B	4-0 1B 1-2 2-3 3-H SF9 BB		0-0 ① 4-3			3	3	2	2	2	0	0
Dwayne Murphy, L (1, 8) OBP: 0.433, SLG: 0.406	0-0 SF8 1B 1-2 SF8 1B	0-3 ③ K 1-3		0-0 1B 1-2 2-H 1B	0-0 SF9 1-3 2-H 3-H 1B		4-0 BB BB			4	1	3	3	1	1	1
Mitchell Page, L (1, 10) OBP: 0.364, SLG: 0.264 Jeff Newman, R (4, PH) OBP: 0.256, SLG: 0.365	0-0 SF8 E 1-2 2-3 1B 1B		0-3 ① K	0-0 ② F7	0-0 ② SF9 1-2 3-H		0-3 ② K			2 2	1 0	1 0	0 1	0 0	1 1	0 3
Dave Revering, L (1, 3) OBP: 0.418, SLG: 0.577 Mickey Klutts, R (5, PH) OBP: 0.300, SLG: 0.259 (6, 5)	0-0 ① SF8 1-2 2-3 3-H		0-0 E5 4-3 1B	0-0 S 1-3 2-H 1B	0-0 ③ 6-3		4-0 1-2 BB			2 1	0 0	2 0	2 0	0 1	0 0	0 1
Wayne Gross, L (1, 5) OBP: 0.375, SLG: 0.536 (6, 3)	0-0 ② SF8 2-3 3-H		0-0 ② 4-3 2-3	0-0 ③ 4-3 1-2		0-0 ① 5-3	0-0 ③ F9			4	0	0	1	0	0	5
Tony Armas, R (1, 9) OBP: 0.354, SLG: 0.473	0-0 3-H 1B		0-0 ③ F3		0-0 1B 1B BB 1B	0-0 HR 1B		0-0 ① 5-3		5	2	3	1	0	0	1
Mike Heath, R (1, 2) OBP: 0.310, SLG: 0.394	0-0 ③ 1-3			0-0 ① F9	0-0 BB 1B 1-2 1B	0-0 1-H HR		0-0 ② F9		5	2	2	2	0	0	1
Mario Guerrero, R (1, 6) OBP: 0.267, SLG: 0.323		0-0 ① 1-6-3		0-0 1B 1B 1B	0-0 ① F8	0-3 ② K		0-0 ③ F8		5	1	1	0	0	1	2
Rob Picciolo, R (1, 4) OBP: 0.289, SLG: 0.410		0-0 ② 5-3		0-0 1B 1-2 1B 1B	0-0 BB 1-2 2-3 1B 1B	0-0 ③ F6				4	2	2	0	0	0	0
Inning Stats	R: 3 E: 1 K: 0 S: 7 H: 4 LOB: 1 BB: 0 P: 7	R: 0 E: 0 K: 1 S: 5 H: 0 LOB: 1 BB: 1 P: 9	R: 0 E: 1 K: 1 S: 6 H: 1 LOB: 1 BB: 0 P: 6	R: 3 E: 0 K: 0 S: 8 H: 5 LOB: 2 BB: 0 P: 8	R: 4 E: 0 K: 0 S: 7 H: 4 LOB: 1 BB: 1 P: 11	R: 2 E: 0 K: 1 S: 7 H: 2 LOB: 0 BB: 0 P: 7	R: 0 E: 0 K: 1 S: 5 H: 0 LOB: 2 BB: 2 P: 13	R: 0 E: 0 K: 0 S: 3 H: 0 LOB: 0 BB: 0 P: 3		1B: 15 2B: 0 3B: 0 HR: 1	SF: 3 SAC: 0 DP: 0 HBP: 0					

PITCHER		IP	WLS	BF	H	R	ER	SO	BB	IBB	HBP	BLK	WP	HR	S	P	ERA	WHIP
Dave Lemanczyk, R ERA: 5.19	(1, 1)	3.1	L	19	8	6	5	2	1	0	0	1	0	0	22	26	13.50	2.700
Balor Moore, L ERA: 5.87	(4, 1)	1.0		8	5	3	3	0	0	0	0	0	0	0	8	8	27.00	5.000
Jesse Jefferson, R ERA: 6.05	(5, 1)	1.2		9	3	3	3	1	1	0	0	0	0	1	10	14	16.20	2.400
Joey McLaughlin, R ERA: 4.15	(7, 1)	2.0		8	0	0	0	1	2	0	0	0	0	0	8	16	0.00	1.000

PITCHER	IP	WLS	BF	H	R	ER	SO	BB	IBB	HBP	BLK	WP	HR	S	P	ERA	WHIP

BOTTOM

Toronto Blue Jays @ Oakland Athletics

Oakland-Alameda County Coliseum, Oakland, CA

Sun May 11 1980, 3:33 AM PDT

Att. 7,843 - Unknown

livebaseballscorecards.com

AB	37
R	12
H	16
RBI	12
BB	4
SO	4
LOB	14

Batter	1	2	3	4	5	6	7	8	9	AB	R	H	RBI	BB	SO	LOB
Julio Cruz, S (1, 4) OBP: 0.371, SLG: 0.288	BBBB 4-0 G4-6-3 1B BB		x 0-0 CS SH1-3 1B		x 0-0 F9 ②		x 0-0 1-4-3 ①		SSS 0-3 K ①	4	1	1	0	1	1	0
Jim Anderson, R (1, 6) OBP: 0.350, SLG: 0.426	x 0-0 G4-6-3 1-2 1B		x 0-0 SH1-3 ① 1-2		BBBB 4-0 2B BB		x 0-0 F4 ②		x 0-0 2B	2	1	1	0	1	0	0
Mario Mendoza, R (8, 6) OBP: 0.263, SLG: 0.444										1	0	1	0	0	0	0
Tom Paciorek, R (1, 7) OBP: 0.320, SLG: 0.478	x 0-0 ①② G4-6-3 1-2f 2-3		x 0-0 ②③ F7 2-3		x 0-0 1-H 2B		x 0-0 ③ 1B		x 0-0 ② F7	4	0	2	1	0	0	3
Joe Simpson, L (9, PH) (9, 7) OBP: 0.388, SLG: 0.429										1	0	0	0	0	0	1
Leon Roberts, R (1, 9) OBP: 0.343, SLG: 0.549	x 0-0 HR 3-H 1B			x 0-0 ① F8	x 0-0 ③ F7			x 0-0 1B 6-3 1B	x 0-0 ③ 5-3	5	2	2	1	0	0	2
Willie Horton, R (1, 10) OBP: 0.322, SLG: 0.286	x 0-0 1-H HR			x 0-0 ② F7		x 0-0 HR 1B		x 0-0 6-3 1-3 1B		4	2	3	2	0	0	0
Bill Stein, R (1, 3) OBP: 0.370, SLG: 0.444	x 0-0 ③ F8			BBBB 4-0 BB BB		x 0-0 1-H HR		x 0-0 ① 6-3 1-2 3-H		3	1	1	3	1	0	1
Ted Cox, R (1, 5) OBP: 0.341, SLG: 0.333		x 0-0 ① 5-3		BBBB 4-0 1-2 BB		SSS 0-3 ① K		x 0-0 ② F9		3	0	0	0	1	1	1
Rod Craig, S (1, 8) OBP: 0.275, SLG: 0.384		x 0-0 ② 6-3		x 0-0 ③ F6		SSS 0-3 ② K		BBBB 4-0 BB		3	0	0	0	1	1	2
Larry Cox, R (1, 2) OBP: 0.221, SLG: 0.194		SSS 0-3 ③ K			x 0-0 ① 2-3	x 0-0 ③ F8		x 0-0 ③ F9		4	0	0	0	0	1	2
Inning Stats	R: 3 H: 3 E: 0 LOB: 0 K: 0 BB: 1 S: 5 P: 9	R: 0 H: 0 E: 0 LOB: 0 K: 1 BB: 0 S: 5 P: 5	R: 0 H: 1 E: 0 LOB: 0 K: 0 BB: 0 S: 3 P: 3	R: 0 H: 0 E: 0 LOB: 2 K: 0 BB: 2 S: 3 P: 11	R: 1 H: 1 E: 0 LOB: 1 K: 0 BB: 1 S: 4 P: 8	R: 2 H: 2 E: 0 LOB: 0 K: 2 BB: 0 S: 9 P: 9	R: 0 H: 1 E: 0 LOB: 1 K: 0 BB: 0 S: 3 P: 3	R: 1 H: 2 E: 0 LOB: 2 K: 0 BB: 1 S: 5 P: 9	R: 0 H: 1 E: 0 LOB: 1 K: 1 BB: 0 S: 6 P: 6	1B: 7 SF: 0 2B: 2 SAC: 1 3B: 0 DP: 1 HR: 2 HBP: 0						

TOP

Seattle Mariners @ Toronto Blue Jays

Exhibition Stadium, Toronto, ON

Wed May 14 1980, 7:05 PM EDT

Att. 13,055 - Unknown - 52 F

livebaseballscorecards.com

AB	34
R	7
H	11
RBI	7
BB	5
SO	4
LOB	12

WP: 0 PA: 40
PB: 0
SB: 0
CS: 1

PITCHER		IP	WLS	BF	H	R	ER	SO	BB	IBB	HBP	BLK	WP	HR	S	P	ERA	WHIP
Paul Mirabella, L ERA: 2.55	(1, 1)	5.0	L	22	5	4	4	1	4	0	0	0	0	1	20	36	7.20	1.800
Tom Buskey, R ERA: 2.45	(6, 1)	2.0		8	3	2	2	2	0	0	0	0	0	1	12	12	9.00	1.500
Joey McLaughlin, R ERA: 4.37	(8, 1)	1.0		6	2	1	1	0	1	0	0	0	0	0	5	9	9.00	3.000
Jerry Garvin, L ERA: 4.15	(9, 1)	1.0		4	1	0	0	1	0	0	0	0	0	0	6	6	0.00	1.000

PITCHER	IP	WLS	BF	H	R	ER	SO	BB	IBB	HBP	BLK	WP	HR	S	P	ERA	WHIP

BOTTOM

Seattle Mariners @ Toronto Blue Jays

Exhibition Stadium, Toronto, ON

Wed May 14 1980, 7:05 PM EDT

Att. 13,055 - Unknown - 52 F

livebaseballscorecards.com

Batter	1	2	3	4	5	6	7	8	9	AB	R	H	RBI	BB	SO	LOB
Alfredo Griffin, S (1, 6) OBP: 0.261, SLG: 0.336	4-3		4-3			BB		F8		3	0	0	0	1	0	1
Bob Bailor, R (1, 7) OBP: 0.250, SLG: 0.167	K			L6		F9		F4		4	0	0	0	0	1	2
Roy Howell, L (1, 5) OBP: 0.333, SLG: 0.378	1B			3-1		1B			G5-4-3 1B	4	0	3	0	0	0	0
John Mayberry, L (1, 3) OBP: 0.343, SLG: 0.467	4-3			4-3		F5			F8	4	0	0	0	0	0	4
Barry Bonnell, R (1, 9) OBP: 0.264, SLG: 0.427		K			K		F8		G5-4-3 1-2f	4	0	0	0	0	2	1
Rick Bosetti, R (1, 8) OBP: 0.284, SLG: 0.356		G4-3 1B			FC5-4 BB		K			2	0	1	0	1	1	0
Danny Ainge, R (1, 10) OBP: 0.310, SLG: 0.357		G4-3 1-2f			FC5-4 1-2f		5-3			3	0	0	0	0	0	2
Damaso Garcia, R (1, 4) OBP: 0.291, SLG: 0.470			F8		F7			1B		3	0	1	0	0	0	1
Ernie Whitt, L (1, 2) OBP: 0.340, SLG: 0.239			K			4-3		F9		3	0	0	0	0	1	1

Inning Stats										
	R: 0 E: 0 K: 1 S: 6	H: 1 LOB: 1 BB: 0 P: 6	R: 0 E: 0 K: 1 S: 5	H: 1 LOB: 0 BB: 0 P: 5	R: 0 E: 0 K: 1 S: 5	H: 0 LOB: 0 BB: 0 P: 5	R: 0 E: 0 K: 0 S: 3	H: 0 LOB: 0 BB: 0 P: 3	R: 0 E: 0 K: 1 S: 5	H: 0 LOB: 1 BB: 1 P: 9
	R: 0 E: 0 K: 0 S: 4	H: 1 LOB: 2 BB: 1 P: 8	R: 0 E: 0 K: 1 S: 5	H: 0 LOB: 0 BB: 0 P: 5	R: 0 E: 0 K: 0 S: 4	H: 1 LOB: 1 BB: 0 P: 4	R: 0 E: 0 K: 0 S: 3	H: 1 LOB: 0 BB: 0 P: 3	1B: 5 2B: 0 3B: 0 HR: 0	SF: 0 SAC: 0 DP: 2 HBP: 0

WP: 0 PA: 32
PB: 0
SB: 0
CS: 0

PITCHER	IP	WLS	BF	H	R	ER	SO	BB	IBB	HBP	BLK	WP	HR	S	P	ERA	WHIP
Glenn Abbott, R (1, 1) ERA: 3.32	9.0	W	32	5	0	0	5	2	0	0	0	0	0	40	48	0.00	0.778

PITCHER	IP	WLS	BF	H	R	ER	SO	BB	IBB	HBP	BLK	WP	HR	S	P	ERA	WHIP

AB	**30**
R	**0**
H	**5**
RBI	**0**
BB	**2**
SO	**5**
LOB	**12**

Batter	1	2	3	4	5	6	7	8	9	AB	R	H	RBI	BB	SO	LOB
Julio Cruz, S (1, 4) OBP: 0.364, SLG: 0.273	4-3		K		G4-3 1-2f			BB		3	0	0	0	1	1	2
Jim Anderson, R (1, 6) OBP: 0.346, SLG: 0.412	BB		F9			F8		F7		3	0	0	0	1	0	2
Dan Meyer, L (1, 7) OBP: 0.368, SLG: 0.422	BB 1-2		1B 1-2			K			G5-4-3 1B	3	0	2	0	1	1	0
Leon Roberts, R (1, 9) OBP: 0.330, SLG: 0.526	K		F9			F9			G5-4-3 1-2f	4	0	0	0	0	1	5
Bruce Bochte, L (1, 3) OBP: 0.392, SLG: 0.464	4-3			4-3			L4		BB	3	0	0	0	1	0	2
Rod Craig, S (9, PR) OBP: 0.275, SLG: 0.384										0	0	0	0	0	0	0
Willie Horton, R (1, 10) OBP: 0.311, SLG: 0.275		P4		F9			5-3		P2	4	0	0	0	0	0	1
Joe Simpson, L (1, 8) OBP: 0.376, SLG: 0.414		F3		F7			F7			3	0	0	0	0	0	0
Ted Cox, R (1, 5) OBP: 0.341, SLG: 0.325		4-3			G4-3 BB			1-3		2	0	0	0	1	0	0
Bob Stinson, S (1, 2) OBP: 0.167, SLG: 0.132			1B 1B		F7			K		3	0	1	0	0	1	1
Inning Stats	R: 0 H: 0 E: 0 LOB: 2 K: 1 BB: 2 S: 5 P: 13	R: 0 H: 0 E: 0 LOB: 0 K: 0 BB: 0 S: 3 P: 3	R: 0 H: 2 E: 0 LOB: 2 K: 1 BB: 0 S: 7 P: 7	R: 0 H: 0 E: 0 LOB: 0 K: 0 BB: 0 S: 3 P: 3	R: 0 H: 0 E: 0 LOB: 0 K: 0 BB: 1 S: 2 P: 6	R: 0 H: 0 E: 0 LOB: 0 K: 1 BB: 0 S: 5 P: 5	R: 0 H: 0 E: 0 LOB: 0 K: 0 BB: 0 S: 3 P: 3	R: 0 H: 0 E: 0 LOB: 1 K: 1 BB: 1 S: 5 P: 9	R: 0 H: 1 E: 0 LOB: 1 K: 0 BB: 1 S: 3 P: 7	1B: 3 SF: 0 2B: 0 SAC: 0 3B: 0 DP: 2 HR: 0 HBP: 0						

PITCHER	IP	WLS	BF	H	R	ER	SO	BB	IBB	HBP	BLK	WP	HR	S	P	ERA	WHIP
Jim Clancy, R (1, 1) ERA: 2.98	9.0	W	33	3	0	0	4	5	0	0	0	0	0	36	56	0.00	0.889

PITCHER	IP	WLS	BF	H	R	ER	SO	BB	IBB	HBP	BLK	WP	HR	S	P	ERA	WHIP

TOP

Seattle Mariners @ Toronto Blue Jays

Exhibition Stadium, Toronto, ON

Thu May 15 1980, 7:05 PM EDT

Att. 11,579 - Unknown - 54 F

livebaseballscorecards.com

AB	28
R	0
H	3
RBI	0
BB	5
SO	4
LOB	13

PA: 33

WP: 0
PB: 0
SB: 0
CS: 0

Batter	1	2	3	4	5	6	7	8	9	AB	R	H	RBI	BB	SO	LOB
Alfredo Griffin, S (1, 6) OBP: 0.270, SLG: 0.360	K		K		3B		1B			4	0	2	0	0	2	0
Bob Bailor, R (1, 7) OBP: 0.269, SLG: 0.159	F8		BB		IBB		1-3			2	0	0	0	2	0	1
Rick Bosetti, R (1, 8) Joe Cannon, L (4, 8)	6-3		K 1-3		K 1-2			4-3		2 2	0 0	0 0	0 0	0 0	1 1	1 2
Roy Howell, L (1, 5) OBP: 0.320, SLG: 0.362		4-3	K			6-3		F9		4	0	0	0	0	1	1
Damaso Garcia, R (1, 4) OBP: 0.290, SLG: 0.462		S 1B 1B		6-3		6-3		P6		4	1	1	0	0	0	0
John Mayberry, L (1, 3) OBP: 0.352, SLG: 0.462		1B 1-2 BB		3-1		FC5-4 BB				1	0	0	0	2	0	0
Danny Ainge, R (1, 10) OBP: 0.281, SLG: 0.323		K		K		FC5-4 1-2f				3	0	0	0	0	2	3
Barry Bonnell, R (1, 9) OBP: 0.266, SLG: 0.424		FC6-4 1-2 2-H 1B			K		F3			3	0	1	1	0	1	0
Bob Davis, R (1, 2) OBP: 0.256, SLG: 0.222		FC6-4 1-2f			F9		1-3			3	0	0	0	0	0	2
Inning Stats	R: 0 E: 0 K: 1 S: 5 H: 0 LOB: 0 BB: 0 P: 5	R: 1 E: 0 K: 1 S: 7 H: 2 LOB: 2 BB: 1 P: 11	R: 0 E: 0 K: 3 S: 9 H: 0 LOB: 1 BB: 1 P: 13	R: 0 E: 0 K: 1 S: 5 H: 0 LOB: 0 BB: 0 P: 5	R: 0 E: 0 K: 2 S: 8 H: 1 LOB: 2 BB: 1 P: 12	R: 0 E: 0 K: 0 S: 3 H: 0 LOB: 1 BB: 1 P: 7	R: 0 E: 0 K: 0 S: 4 H: 1 LOB: 1 BB: 0 P: 4	R: 0 E: 0 K: 0 S: 3 H: 0 LOB: 0 BB: 0 P: 3		1B: 3 2B: 0 3B: 1 HR: 0 SF: 0 SAC: 0 DP: 0 HBP: 0						

PITCHER	IP	WLS	BF	H	R	ER	SO	BB	IBB	HBP	BLK	WP	HR	S	P	ERA	WHIP
Floyd Bannister, L (1, 1) ERA: 2.17	8.0	L	32	4	1	1	8	3	1	0	0	0	0	44	60	1.12	0.875

PITCHER	IP	WLS	BF	H	R	ER	SO	BB	IBB	HBP	BLK	WP	HR	S	P	ERA	WHIP

BOTTOM

Seattle Mariners @ Toronto Blue Jays

Exhibition Stadium, Toronto, ON

Thu May 15 1980, 7:05 PM EDT

Att. 11,579 - Unknown - 54 F

livebaseballscorecards.com

AB	28
R	1
H	4
RBI	1
BB	4
SO	8
LOB	10

WP: 0 PA: 32
PB: 0
SB: 4
CS: 0

Batter	1	2	3	4	5	6	7	8	9	10	11	AB	R	H	RBI	BB	SO	LOB
Rickey Henderson, R (1, 7) OBP: 0.400, SLG: 0.356	K		F8		F9		F9			BB		4	0	0	0	1	1	3
Dwayne Murphy, L (1, 8) OBP: 0.400, SLG: 0.365	K		4-3			S SH5-3 BB		F9		F3		4	0	0	0	1	1	2
Mitchell Page, L (1, 10) OBP: 0.354, SLG: 0.247	1B			P6		SH5-3 1-2		F7			6-3	4	0	1	0	0	0	0
Dave Revering, L (1, 3) OBP: 0.433, SLG: 0.640	F7			BB		F7		F5			F8	4	0	0	0	1	0	2
Wayne Gross, L (1, 5) OBP: 0.366, SLG: 0.494		P6		F9		S BB			K		F9	4	0	0	0	1	1	1
Tony Armas, R (1, 9) OBP: 0.351, SLG: 0.485		K		K		K 1-2 2-3			F8			4	0	0	0	0	3	3
Jeff Newman, R (1, 2) OBP: 0.264, SLG: 0.380		K	2-3 2B		K		P3					4	0	1	0	0	2	0
Mario Guerrero, R (1, 6) OBP: 0.257, SLG: 0.306			1B	2-3 2-3			F9			P3		4	0	1	0	0	0	1
Rob Picciolo, R (1, 4) OBP: 0.280, SLG: 0.387			P5		K		1B			K		4	0	1	0	0	2	2
Inning Stats	R: 0 E: 0 K: 2 S: 8	H: 1 LOB: 1 BB: 0 P: 8	R: 0 E: 0 K: 2 S: 7	H: 0 LOB: 0 BB: 0 P: 7	R: 0 E: 0 K: 0 S: 4	H: 1 LOB: 1 BB: 0 P: 4	R: 0 E: 0 K: 1 S: 5	H: 0 LOB: 1 BB: 1 P: 9	R: 0 E: 0 K: 1 S: 6	H: 0 LOB: 1 BB: 0 P: 6	R: 0 E: 0 K: 1 S: 5	H: 0 LOB: 2 BB: 2 P: 13	R: 0 E: 0 K: 1 S: 6	H: 1 LOB: 1 BB: 0 P: 6	R: 0 E: 0 K: 0 S: 3	H: 0 LOB: 0 BB: 0 P: 3	R: 0 E: 0 K: 1 S: 5	H: 0 LOB: 0 BB: 0 P: 5	R: 0 E: 0 K: 1 S: 5	H: 0 LOB: 1 BB: 1 P: 9	R: 0 E: 0 K: 0 S: 3	H: 0 LOB: 0 BB: 0 P: 3	1B: 3 2B: 1 3B: 0 HR: 0	SF: 0 SAC: 1 DP: 0 HBP: 0	WP: 0 PB: 0 SB: 2 CS: 0	PA: 41

PITCHER	IP	WLS	BF	H	R	ER	SO	BB	IBB	HBP	BLK	WP	HR	S	P	ERA	WHIP
Jesse Jefferson, R (1, 1) ERA: 3.86	11.0	W	41	4	0	0	10	4	0	0	0	0	0	57	73	0.00	0.727

PITCHER	IP	WLS	BF	H	R	ER	SO	BB	IBB	HBP	BLK	WP	HR	S	P	ERA	WHIP

TOP

Oakland Athletics @ Toronto Blue Jays

Exhibition Stadium, Toronto, ON

Fri May 16 1980, 7:05 PM EDT

Att. 16,138 - Unknown - 64 F

livebaseballscorecards.com

AB	36
R	0
H	4
RBI	0
BB	4
SO	10
LOB	14

Batter	1	2	3	4	5	6	7	8	9	10	11	AB	R	H	RBI	BB	SO	LOB
Alfredo Griffin, S (1, 6) OBP: 0.261, SLG: 0.348	P4		F8			L4		F8			SH1 1-2	4	0	0	0	0	0	0
Rick Bosetti, R (1, 8) OBP: 0.293, SLG: 0.349	BB		1B			F8			4-3		1B 4-3 BB	3	0	1	0	2	0	0
Al Woods, L (1, 7) OBP: 0.417, SLG: 0.655	F8		P6			2B			1-3		4-3 1-2 2-3	5	0	1	0	0	0	4
Roy Howell, L (1, 5) OBP: 0.324, SLG: 0.364	F8			4-3		1-3			1B		2-3 3-H 1B	5	0	2	1	0	0	2
John Mayberry, L (1, 3) OBP: 0.348, SLG: 0.447		FC6-4 BB		K			F8		K			3	0	0	0	1	2	1
Willie Upshaw, L (1, 10) OBP: 0.233, SLG: 0.286		F7		K			G3			F9		4	0	0	0	0	1	1
Damaso Garcia, R (1, 4) OBP: 0.279, SLG: 0.444		FC6-4 1-2f		P4			K			L4		4	0	0	0	0	1	1
Barry Bonnell, R (1, 9) OBP: 0.257, SLG: 0.408		4-3		P6				F8		6-3		4	0	0	0	0	0	1
Ernie Whitt, L (1, 2) OBP: 0.321, SLG: 0.224			F7	1-6-3				4-3			BB 4-3 SH1 1B	3	0	0	0	0	0	0
Bob Bailor, R (11, PH) OBP: 0.283, SLG: 0.159												0	1	0	0	1	0	0
Inning Stats	R: 0 H: 0 E: 0 LOB: 1 K: 0 BB: 1 S: 3 P: 7	R: 0 H: 0 E: 0 LOB: 1 K: 0 BB: 1 S: 3 P: 7	R: 0 H: 1 E: 0 LOB: 1 K: 0 BB: 0 S: 4 P: 4	R: 0 H: 0 E: 0 LOB: 0 K: 2 BB: 0 S: 7 P: 7	R: 0 H: 0 E: 0 LOB: 0 K: 0 BB: 0 S: 3 P: 3	R: 0 H: 1 E: 0 LOB: 1 K: 0 BB: 0 S: 4 P: 4	R: 0 H: 0 E: 0 LOB: 0 K: 1 BB: 0 S: 5 P: 5	R: 0 H: 0 E: 0 LOB: 0 K: 0 BB: 0 S: 3 P: 3	R: 0 H: 1 E: 0 LOB: 1 K: 1 BB: 0 S: 6 P: 6	R: 0 H: 0 E: 0 LOB: 0 K: 0 BB: 0 S: 3 P: 3	R: 1 H: 1 E: 0 LOB: 2 K: 0 BB: 2 S: 3 P: 11	1B: 3 SF: 0 2B: 1 SAC: 1 3B: 0 DP: 0 HR: 0 HBP: 0						

PITCHER	IP	WLS	BF	H	R	ER	SO	BB	IBB	HBP	BLK	WP	HR	S	P	ERA	WHIP
Mike Norris, R (1, 1) ERA: 0.45	10.2	L	40	4	1	1	4	4	0	0	0	0	0	44	60	0.84	0.750

PITCHER	IP	WLS	BF	H	R	ER	SO	BB	IBB	HBP	BLK	WP	HR	S	P	ERA	WHIP

BOTTOM

Oakland Athletics @ Toronto Blue Jays

Exhibition Stadium, Toronto, ON

Fri May 16 1980, 7:05 PM EDT

Att. 16,138 - Unknown - 64 F

livebaseballscorecards.com

AB	35
R	1
H	4
RBI	1
BB	4
SO	4
LOB	10

WP: 0 PA: 40
PB: 0
SB: 0
CS: 0

Oakland Athletics @ Toronto Blue Jays

Exhibition Stadium, Toronto, ON

Sat May 17 1980, 3:33 AM EDT

Att. 23,074 - Sunny - 65 F

TOP

livebaseballscorecards.com

Batter	1	2	3	4	5	6	7	8	9	10	11	12	13	14	AB	R	H	RBI	BB	SO	LOB
Rickey Henderson, R (1, 7) OBP: 0.395, SLG: 0.347	K		BB		6-3		6-3		F8			SH1 1B		K	6	1	1	0	1	2	1
Dwayne Murphy, L (1, 8) OBP: 0.411, SLG: 0.373	1-3		1-H 1B 2B		BB		1B BB		K			SH1 1-2		1B 2B IBB	3	2	1	1	3	1	0
Dave Revering, L (1, 3) OBP: 0.450, SLG: 0.649	1B		2-H 1B		F9		1-3 1B			FC1-5 5-3 1B		G1-6-3 IBB		1-2 2-H 2B 1B	5	0	4	1	0	0	1
Mike Edwards, R (10, PR) OBP: 0.188, SLG: 0.188															0	0	0	0	0	0	0
Jeff Newman, R (10, 3) OBP: 0.281, SLG: 0.388															1	0	1	1	1	0	0
Wayne Gross, L (1, 5) OBP: 0.351, SLG: 0.470	G3		4-3		F4		F5			5-3 1-2		G1-6-3 1-2f		1-H 2-H 2B	4	0	0	0	0	0	5
Mickey Klutts, R (9, 5) OBP: 0.303, SLG: 0.300															3	0	1	1	0	0	3
Tony Armas, R (1, 9) OBP: 0.342, SLG: 0.468		6-3		1B 1B 1B		4-3		1-3		FC1-5 2-3			4-3		6	0	1	0	0	0	2
Mitchell Page, L (1, 10) OBP: 0.352, SLG: 0.253		3-1		1B 1-2 1B		F8		S 1B		G3			K		6	0	2	0	0	1	1
Mike Heath, R (1, 2) OBP: 0.284, SLG: 0.347		6-3		F4		BB		5-3 1-2			F8		F8		5	0	0	0	1	0	3
Mario Guerrero, R (1, 6) OBP: 0.252, SLG: 0.299			5-3	G6-4-3 1-2 2-3 1B		1-3		F8			5-3			F9	6	0	1	0	0	0	2
Rob Picciolo, R (1, 4) OBP: 0.268, SLG: 0.371			5-3	G6-4-3 1-2f			F4		F4		F8			E4 1B	4	0	0	0	0	0	3
Ray Cosey, L (11, PH) OBP: 0.111, SLG: 0.111															1	0	0	0	0	0	0
Dave McKay, S (11, 4) OBP: 0.227, SLG: 0.429															1	1	1	0	0	0	0
Inning Stats	R: 0 E: 0 K: 1 S: 6 H: 1 LOB: 1 BB: 0 P: 6	R: 0 E: 0 K: 0 S: 3 H: 0 LOB: 0 BB: 0 P: 3	R: 2 E: 0 K: 0 S: 5 H: 2 LOB: 1 BB: 1 P: 9	R: 0 E: 0 K: 0 S: 5 H: 3 LOB: 2 BB: 0 P: 5	R: 0 E: 0 K: 0 S: 3 H: 0 LOB: 1 BB: 1 P: 7	R: 0 E: 0 K: 0 S: 3 H: 0 LOB: 1 BB: 1 P: 7	R: 0 E: 0 K: 0 S: 4 H: 1 LOB: 2 BB: 1 P: 8	R: 0 E: 0 K: 0 S: 4 H: 1 LOB: 1 BB: 0 P: 4	R: 0 E: 0 K: 1 S: 5 H: 0 LOB: 0 BB: 0 P: 5	R: 0 E: 0 K: 0 S: 4 H: 1 LOB: 1 BB: 0 P: 4	R: 0 E: 0 K: 0 S: 3 H: 0 LOB: 0 BB: 0 P: 3	R: 0 E: 0 K: 0 S: 3 H: 1 LOB: 1 BB: 1 P: 7	R: 0 E: 0 K: 1 S: 5 H: 0 LOB: 0 BB: 0 P: 5	R: 2 E: 1 K: 1 S: 7 H: 3 LOB: 2 BB: 1 P: 11	1B: 11 2B: 2 3B: 0 HR: 0	SF: 0 SAC: 1 DP: 2 HBP: 0					

	AB	51
	R	4
	H	13
	RBI	4
	BB	6
	SO	4
	LOB	21

WP: 0 PB: 0 SB: 2 CS: 0 PA: 58

PITCHER	IP	WLS	BF	H	R	ER	SO	BB	IBB	HBP	BLK	WP	HR	S	P	ERA	WHIP
Dave Stieb, R (1, 1) ERA: 2.09	12.0		49	10	2	2	2	4	1	0	0	0	0	48	68	1.50	1.167
Joey McLaughlin, R (13, 1) ERA: 4.74	2.0	L	9	3	2	2	2	0	1	0	0	0	0	12	16	9.00	1.500

PITCHER	IP	WLS	BF	H	R	ER	SO	BB	IBB	HBP	BLK	WP	HR	S	P	ERA	WHIP

Oakland Athletics @ Toronto Blue Jays

Exhibition Stadium, Toronto, ON

Sat May 17 1980, 3:33 AM EDT

Att. 23,074 - Sunny - 65 F

livebaseballscorecards.com

BOTTOM

Batter	1	2	3	4	5	6	7	8	9	10	11	12	13	14	AB	R	H	RBI	BB	SO	LOB
Alfredo Griffin, S (1, 6) OBP: 0.256, SLG: 0.339	F4		G4-3 1-2f			G3		K			1B			5-3	6	0	1	0	0	1	2
Bob Bailor, R (1, 9) OBP: 0.288, SLG: 0.146	G3			CS BB			FC9-3 BB		F7		F5			F8	4	0	0	0	2	0	1
Al Woods, L (1, 7) OBP: 0.379, SLG: 0.590	L4			F8			FC9-3 G3 BB 1-1		F5		4-3			F8	6	0	0	0	0	0	3
Otto Velez, R (1, 10) OBP: 0.423, SLG: 0.628		K		K 1-2			G3 BB 1-2		E3 3B			4-3			2	0	0	0	1	2	1
Joe Cannon, L (7, PR)															0	0	0	0	0	0	0
Willie Upshaw, L (9, PH) OBP: 0.219, SLG: 0.267															2	1	0	0	0	0	0
Roy Howell, L (1, 5) OBP: 0.319, SLG: 0.375		K			K		G3 1-2 2-3		3B 1-H			3-1			5	0	1	1	0	2	2
John Mayberry, L (1, 3) OBP: 0.342, SLG: 0.455		1B 3B			G3		4-3			K		F5			5	1	1	0	0	1	3
Rick Bosetti, R (1, 8) OBP: 0.306, SLG: 0.349		CS 1B 3-H			K			5-3		G6-4-3 BB			L4-3 BB		3	0	1	1	2	1	0
Damaso Garcia, R (1, 4) OBP: 0.267, SLG: 0.425		CS 1-2	6-3			F7		F8		G6-4-3 1-2f			L4-3 1-2		5	0	0	0	0	0	2
Bob Davis, R (1, 2) OBP: 0.268, SLG: 0.237											6-3				2	0	1	0	0	0	0
Barry Bonnell, R (8, PH) OBP: 0.263, SLG: 0.408															0	0	0	0	1	0	0
Ernie Whitt, L (9, 2) OBP: 0.310, SLG: 0.216			G4-3 1B			F4		BB					K		2	0	0	0	0	1	0

Inning Stats	1	2	3	4	5	6	7	8	9	10	11	12	13	14
	R: 0 E: 0 K: 0 S: 3	H: 0 LOB: 0 BB: 0 P: 3	R: 1 E: 0 K: 2 S: 8	H: 2 LOB: 0 BB: 0 P: 8	R: 0 E: 0 K: 0 S: 3	H: 1 LOB: 0 BB: 0 P: 3	R: 0 E: 0 K: 1 S: 4	H: 0 LOB: 1 BB: 1 P: 8	R: 0 E: 0 K: 2 S: 7	H: 0 LOB: 0 BB: 0 P: 7	R: 0 E: 0 K: 0 S: 3	H: 0 LOB: 0 BB: 0 P: 3	R: 0 E: 0 K: 0 S: 3	H: 0 LOB: 3 BB: 2 P: 11	R: 0 E: 0 K: 1 S: 5	H: 0 LOB: 1 BB: 1 P: 9	R: 1 E: 1 K: 0 S: 4	H: 1 LOB: 1 BB: 0 P: 4	R: 0 E: 0 K: 1 S: 4	H: 0 LOB: 0 BB: 1 P: 8	R: 0 E: 0 K: 0 S: 4	H: 1 LOB: 1 BB: 0 P: 4	R: 0 E: 0 K: 0 S: 3	H: 0 LOB: 0 BB: 0 P: 3	R: 0 E: 0 K: 1 S: 4	H: 0 LOB: 0 BB: 1 P: 8	R: 0 E: 0 K: 0 S: 3	H: 0 LOB: 0 BB: 0 P: 3

PITCHER	IP	WLS	BF	H	R	ER	SO	BB	IBB	HBP	BLK	WP	HR	S	P	ERA	WHIP
Matt Keough, R (1, 1) ERA: 1.76	14.0	W	48	5	2	1	8	6	0	0	0	0	0	58	82	0.64	0.786

PITCHER	IP	WLS	BF	H	R	ER	SO	BB	IBB	HBP	BLK	WP	HR	S	P	ERA	WHIP

1B: 3	SF: 0	WP: 0	PA: 49
2B: 2	SAC: 0	PB: 0	
3B: 2	DP: 4	SB: 0	
HR: 0	HBP: 0	CS: 2	

AB	42
R	2
H	5
RBI	2
BB	6
SO	8
LOB	14

Batter	1	2	3	4	5	6	7	8	9	AB	R	H	RBI	BB	SO	LOB
Rickey Henderson, R (1, 7) OBP: 0.391, SLG: 0.344	5-3		FC5-4 1B		F8			6-3		4	0	1	0	0	0	1
Dwayne Murphy, L (1, 8) OBP: 0.414, SLG: 0.410	2B		FC5-4 1-2f			K		HR		4	1	2	1	0	1	1
Jeff Newman, R (1, 3) OBP: 0.280, SLG: 0.381	F9		5-3			G6-4-3 1B		5-3		4	0	1	0	0	0	2
Tony Armas, R (1, 9) OBP: 0.339, SLG: 0.469	F9			F8		G6-4-3 1-2f		1B 2B		4	0	1	0	0	0	2
Mickey Klutts, R (1, 5) OBP: 0.297, SLG: 0.294		F8		6-3			6-3	2-3 1B		4	0	1	0	0	0	0
Mario Guerrero, R (1, 6) OBP: 0.252, SLG: 0.298		K		5-3			1B 1B	F9		4	0	1	0	0	1	2
Jim Essian, R (1, 10) OBP: 0.256, SLG: 0.268		FC5-4 1B			F8		1-2 1B		F9	4	0	2	0	0	0	0
Mike Heath, R (1, 2) OBP: 0.282, SLG: 0.342		FC5-4 1-2f			1-3 1B		F4		F8	4	0	1	0	0	0	3
Dave McKay, S (1, 4) OBP: 0.192, SLG: 0.360			F9		1-3 1-2		1-3		F8	4	0	0	0	0	0	3
Inning Stats	R: 0 H: 1 E: 0 LOB: 1 K: 0 BB: 0 S: 4 P: 4	R: 0 H: 1 E: 0 LOB: 1 K: 1 BB: 0 S: 6 P: 6	R: 0 H: 1 E: 0 LOB: 1 K: 0 BB: 0 S: 4 P: 4	R: 0 H: 0 E: 0 LOB: 0 K: 0 BB: 0 S: 3 P: 3	R: 0 H: 1 E: 0 LOB: 0 K: 0 BB: 0 S: 4 P: 4	R: 0 H: 1 E: 0 LOB: 0 K: 1 BB: 0 S: 5 P: 5	R: 0 H: 2 E: 0 LOB: 2 K: 0 BB: 0 S: 5 P: 5	R: 1 H: 3 E: 0 LOB: 2 K: 0 BB: 0 S: 6 P: 6	R: 0 H: 0 E: 0 LOB: 0 K: 0 BB: 0 S: 3 P: 3	1B: 7 SF: 0 2B: 2 SAC: 0 3B: 0 DP: 1 HR: 1 HBP: 0						

TOP

Oakland Athletics @ Toronto Blue Jays

Exhibition Stadium, Toronto, ON

Sun May 18 1980, 3:33 AM EDT

Att. 14,414 - Overcast - 55 F

livebaseballscorecards.com

AB	36
R	1
H	10
RBI	1
BB	0
SO	2
LOB	14

WP: 0 PA: 36
PB: 0
SB: 0
CS: 0

PITCHER	IP	WLS	BF	H	R	ER	SO	BB	IBB	HBP	BLK	WP	HR	S	P	ERA	WHIP
Paul Mirabella, L (1, 1) ERA: 2.28	9.0	W	36	10	1	1	2	0	0	0	0	0	1	40	40	1.00	1.111

PITCHER	IP	WLS	BF	H	R	ER	SO	BB	IBB	HBP	BLK	WP	HR	S	P	ERA	WHIP

Batter	1	2	3	4	5	6	7	8	9	AB	R	H	RBI	BB	SO	LOB
Alfredo Griffin, S (1, 6) OBP: 0.269, SLG: 0.373	6-3 3B		4-3		1B 2B 1-3 2-H	BB 1B 1B 1-2		4-3		5	3	3	1	0	0	0
Bob Bailor, R (1, 9) OBP: 0.313, SLG: 0.157	5-3			5-3	BB 1B BB BBBB	1B BB BBBB 1-2 2-3		HR 1B		3	1	1	0	2	0	1
Al Woods, L (1, 7) OBP: 0.394, SLG: 0.636	6-3 3-H			3B 1B	F4	1B 1-2 2-H 3-H		1-H HR		5	2	3	5	0	0	3
Otto Velez, R (1, 10) OBP: 0.431, SLG: 0.659	F4			SF7 3B 1-H	BB 1B 1-2 2-H 3-H	F9		HR 2B		5	2	3	3	0	0	2
Roy Howell, L (1, 5) OBP: 0.331, SLG: 0.406		F5		SF7 3-H	BB BBBB 1-2 2-3		FC4-6 BB BBBB	2-H HR		2	1	1	3	2	0	0
John Mayberry, L (1, 3) OBP: 0.336, SLG: 0.437		K SSS		F5	G3		FC4-6 2B 1-2f BBBB	3-1 1B BB		4	0	0	0	1	1	4
Rick Bosetti, R (1, 8) OBP: 0.310, SLG: 0.360		F9			K SSS	6-3	2B 1-3	3-1 1-2 1B		5	0	2	0	0	1	0
Damaso Garcia, R (1, 4) OBP: 0.273, SLG: 0.424			F7		1B 2B 1B	BB 1B 1B	F5	3-1 1-2 2-3		5	2	2	0	0	0	4
Bob Davis, R (1, 2) OBP: 0.261, SLG: 0.233			P3		2B 1B 1-2 1B	F8	F9	4-3		5	1	1	0	0	0	5
Inning Stats	R: 1 H: 1 E: 0 LOB: 0 K: 0 BB: 0 S: 4 P: 4	R: 0 H: 0 E: 0 LOB: 0 K: 1 BB: 0 S: 5 P: 5	R: 0 H: 0 E: 0 LOB: 0 K: 0 BB: 0 S: 3 P: 3	R: 2 H: 2 E: 0 LOB: 0 K: 0 BB: 0 S: 5 P: 5	R: 3 H: 4 E: 0 LOB: 3 K: 1 BB: 2 S: 9 P: 17	R: 2 H: 3 E: 0 LOB: 2 K: 0 BB: 1 S: 6 P: 10	R: 0 H: 1 E: 0 LOB: 2 K: 0 BB: 1 S: 4 P: 8	R: 4 H: 5 E: 0 LOB: 2 K: 0 BB: 1 S: 8 P: 12		1B: 9 SF: 1 2B: 3 SAC: 0 3B: 2 DP: 0 HR: 2 HBP: 0				WP: 0 PA: 45 PB: 0 SB: 0 CS: 0		

BOTTOM

Oakland Athletics @ Toronto Blue Jays

Exhibition Stadium, Toronto, ON

Sun May 18 1980, 3:33 AM EDT

Att. 14,414 - Overcast - 55 F

livebaseballscorecards.com

AB	39
R	12
H	16
RBI	12
BB	5
SO	2
LOB	19

PITCHER		IP	WLS	BF	H	R	ER	SO	BB	IBB	HBP	BLK	WP	HR	S	P	ERA	WHIP
Rick Langford, R ERA: 4.03	(1, 1)	4.2	L	22	7	6	6	2	1	0	0	0	0	0	25	29	11.57	1.714
Dave Hamilton, L ERA: 8.64	(5, 1)	1.1		9	3	2	2	0	2	0	0	0	0	0	7	15	13.50	3.750
Mark Souza, L ERA: 7.71	(7, 1)	1.0		5	1	0	0	0	1	0	0	0	0	0	4	8	0.00	2.000
Rick Lysander, R ERA: 7.9	(8, 1)	1.0		9	5	4	4	0	1	0	0	0	0	2	8	12	36.00	6.000

PITCHER	IP	WLS	BF	H	R	ER	SO	BB	IBB	HBP	BLK	WP	HR	S	P	ERA	WHIP

Batter	1	2	3	4	5	6	7	8	9	AB	R	H	RBI	BB	SO	LOB
Jerry Remy, L (1, 4) OBP: 0.355, SLG: 0.421	FC5-4 1B		F8		1B		FC6-4 1B 1-2		L6	5	0	3	0	0	0	2
Rick Burleson, R (1, 6) OBP: 0.272, SLG: 0.311	FC5-4 4-3 1-2f		BBBB BB		4-3		FC6-4 1-2f		L4	4	0	0	0	1	0	6
Fred Lynn, L (1, 8) OBP: 0.387, SLG: 0.520	4-3 1-2		F9			F5		1B		4	0	1	0	0	0	2
Jim Rice, R (1, 7) OBP: 0.276, SLG: 0.385	F8			1-3		F9		SSS K		4	0	0	0	0	1	2
Carl Yastrzemski, L (1, 10) OBP: 0.352, SLG: 0.442		HR		BBBB FC5-4 BB		4-3		F9		3	1	1	1	1	0	1
Tony Perez, R (1, 3) OBP: 0.329, SLG: 0.430		H G4-6-3 HBP		SSS K			6-3	F2		3	0	0	0	0	1	2
Carlton Fisk, R (1, 2) OBP: 0.364, SLG: 0.592		SSS K		FC5-4 1-2f			P3	BBBB FC4-6 E BB		3	0	0	0	1	1	2
Jim Dwyer, L (1, 9) OBP: 0.485, SLG: 0.556		G4-6-3 1-2f			SSS K		HR		E3 FC4-6 1-2	4	1	1	1	0	1	2
Jack Brohamer, L (1, 5) OBP: 0.375, SLG: 0.387			4-3		SSS K		BBBB 1B BB		FC4-6 1-2f 2-3	3	0	0	0	1	1	2
Inning Stats	R: 0 H: 1 E: 0 LOB: 1 K: 0 BB: 0 S: 4 P: 4	R: 1 H: 1 E: 0 LOB: 0 K: 1 BB: 0 S: 5 P: 6	R: 0 H: 0 E: 0 LOB: 1 K: 0 BB: 1 S: 3 P: 7	R: 0 H: 0 E: 0 LOB: 1 K: 1 BB: 1 S: 5 P: 9	R: 0 H: 1 E: 0 LOB: 1 K: 2 BB: 0 S: 8 P: 8	R: 0 H: 0 E: 0 LOB: 0 K: 0 BB: 0 S: 3 P: 3	R: 1 H: 2 E: 0 LOB: 2 K: 0 BB: 1 S: 5 P: 9	R: 0 H: 1 E: 0 LOB: 1 K: 1 BB: 0 S: 6 P: 6	R: 0 H: 0 E: 1 LOB: 2 K: 0 BB: 1 S: 4 P: 8	1B: 4 SF: 0 2B: 0 SAC: 0 3B: 0 DP: 1 HR: 2 HBP: 1						

PITCHER	IP	WLS	BF	H	R	ER	SO	BB	IBB	HBP	BLK	WP	HR	S	P	ERA	WHIP
Jim Clancy, R (1, 1) ERA: 2.81	9.0	W	38	6	2	2	5	4	0	1	0	0	2	43	60	2.00	1.111

PITCHER	IP	WLS	BF	H	R	ER	SO	BB	IBB	HBP	BLK	WP	HR	S	P	ERA	WHIP

TOP

Boston Red Sox @ Toronto Blue Jays

Exhibition Stadium, Toronto, ON

Mon May 19 1980, 3:33 AM EDT

Att. 32,731 - Unknown - 65 F

livebaseballscorecards.com

AB	33
R	2
H	6
RBI	2
BB	4
SO	5
LOB	21

Batter	1	2	3	4	5	6	7	8	9	AB	R	H	RBI	BB	SO	LOB
Alfredo Griffin, S (1, 6) OBP: 0.269, SLG: 0.364	H 1-0 9-3 HBP		x 0-0 ① F9	x 0-0 ③ F9		x 0-0 ①② F8 2-3				3	0	0	0	0	0	3
Bob Bailor, R (1, 9) OBP: 0.324, SLG: 0.151	x 0-0 ① F8		H 1-0 S 1B HBP		BBB 4-0 1B HR BB	x 0-0 ③ FC6-4 1-2f				2	2	0	0	1	0	2
Al Woods, L (1, 7) OBP: 0.413, SLG: 0.686	x 0-0 ②③ 9-3 1-2f		x 0-0 1B FC6-4 1-H 1B		x 0-0 HR 1-3 1B		x 0-0 HR			4	3	3	2	0	0	1
Otto Velez, R (1, 10) OBP: 0.442, SLG: 0.691		BBBB 4-0 1B 1B BB	x 0-0 FC6-4 1-3 1B		x 0-0 1-H 3-H HR		x 0-0 ① 5-3			3	2	2	3	1	0	0
Roy Howell, L (1, 5) OBP: 0.320, SLG: 0.391		x 0-0 ① F6	x 0-0 ② FC6-4 1-2f 3-H		x 0-0 ① 4-3		x 0-0 ② L3			4	0	0	1	0	0	2
John Mayberry, L (1, 3) OBP: 0.325, SLG: 0.421		x 0-0 ② F9	x 0-0 ③ P6		x 0-0 ② F2		x 0-0 ③ F9			4	0	0	0	0	0	2
Rick Bosetti, R (1, 8) OBP: 0.308, SLG: 0.356		x 0-0 FC5 1B 1-2 1B	x 0-0 ① 5-3	x 0-0 ③ 5-3				x 0-0 ① F9		4	0	1	0	0	0	0
Damaso Garcia, R (1, 4) OBP: 0.288, SLG: 0.434		x 0-0 FC5 1-2 2-H 1B	x 0-0 S 1B			x 0-0 CS 1B 1B		x 0-0 ② F8		4	0	3	1	0	0	0
Bob Davis, R (1, 2) OBP: 0.260, SLG: 0.234		x 0-0 ③ FC5 1-2 2-3f	SSS 0-3 ② K 1-2			x 0-0 FC6-4 1-2 1B		x 0-0 ③ 1-3		4	0	1	0	0	1	3
Inning Stats	R: 0 H: 0 E: 0 LOB: 0 K: 0 BB: 0 S: 2 P: 3	R: 1 H: 2 E: 0 LOB: 2 K: 0 BB: 1 S: 5 P: 9	R: 2 H: 2 E: 0 LOB: 1 K: 0 BB: 0 S: 5 P: 6	R: 0 H: 1 E: 0 LOB: 1 K: 1 BB: 0 S: 6 P: 6	R: 3 H: 2 E: 0 LOB: 0 K: 0 BB: 1 S: 5 P: 9	R: 0 H: 2 E: 0 LOB: 1 K: 0 BB: 0 S: 4 P: 4	R: 1 H: 1 E: 0 LOB: 0 K: 0 BB: 0 S: 4 P: 4	R: 0 H: 0 E: 0 LOB: 0 K: 0 BB: 0 S: 3 P: 3		1B: 8 SF: 0 2B: 1 SAC: 0 3B: 0 DP: 1 HR: 2 HBP: 2						

BOTTOM

Boston Red Sox @ Toronto Blue Jays

Exhibition Stadium, Toronto, ON

Mon May 19 1980, 3:33 AM EDT

Att. 32,731 - Unknown - 65 F

livebaseballscorecards.com

AB	32
R	7
H	10
RBI	7
BB	2
SO	1
LOB	13

WP: 0 PB: 0 SB: 2 CS: 1 PA: 36

PITCHER		IP	WLS	BF	H	R	ER	SO	BB	IBB	HBP	BLK	WP	HR	S	P	ERA	WHIP
Jack Billingham, R ERA: 7.16	(1, 1)	4.0	L	22	7	6	6	1	2	0	2	0	0	1	20	30	13.50	2.250
Steve Renko, R ERA: 3.21	(5, 1)	4.0		14	3	1	1	0	0	0	0	0	0	1	14	14	2.25	0.750

PITCHER	IP	WLS	BF	H	R	ER	SO	BB	IBB	HBP	BLK	WP	HR	S	P	ERA	WHIP

Batter	1	2	3	4	5	6	7	8	9	AB	R	H	RBI	BB	SO	LOB
Jerry Remy, L (1, 4) OBP: 0.352, SLG: 0.416	6-3		K		SH, 2B, 7-2, 2-3		4-3		S, 1B	4	0	1	0	0	1	0
Jim Dwyer, L (1, 9) OBP: 0.500, SLG: 0.677	BB, 1B, 1B		K		2B, 1-3, 3-H		HR		F7, 1-2	4	2	2	2	1	1	1
Fred Lynn, L (1, 8) OBP: 0.390, SLG: 0.516	1B, 1-3, S, 2B		BB		P4		4-3			3	1	1	0	1	0	2
Tony Perez, R (1, 3) OBP: 0.333, SLG: 0.428	1B, 2B, 1-3, 9-2, 3-H		K		IBB		K			3	0	1	1	1	2	1
Carlton Fisk, R (1, 2) OBP: 0.369, SLG: 0.594	2B, 1-3, 3-H			BB, G4-3, 1B	7-2, 3-Hf			6-3		3	0	1	1	1	0	3
Carl Yastrzemski, L (1, 10) OBP: 0.349, SLG: 0.435	9-2, 3-Hf			1B, G4-3, 1-2		4-3		4-3		4	0	1	0	0	0	2
Jim Rice, R (1, 7) OBP: 0.269, SLG: 0.375		6-3		G4-3, 1-2f, 2-3		1-3		5-3		4	0	0	0	0	0	2
Jack Brohamer, L (1, 5) OBP: 0.389, SLG: 0.429		1B, 9-3		F8		2B			F9	4	0	2	0	0	0	1
Rick Burleson, R (1, 6) OBP: 0.271, SLG: 0.316		9-3, 1-2f			2B, SH	K			4-3	4	1	1	0	0	1	2
Inning Stats	R: 2 E: 0 K: 0 S: 5 H: 3 LOB: 1 BB: 1 P: 9	R: 0 E: 0 K: 0 S: 3 H: 1 LOB: 0 BB: 0 P: 3	R: 0 E: 0 K: 3 S: 9 H: 0 LOB: 1 BB: 1 P: 13	R: 0 E: 0 K: 0 S: 3 H: 1 LOB: 1 BB: 1 P: 7	R: 1 E: 1 K: 0 S: 5 H: 2 LOB: 2 BB: 1 P: 9	R: 0 E: 0 K: 1 S: 6 H: 1 LOB: 1 BB: 0 P: 6	R: 1 E: 0 K: 1 S: 6 H: 1 LOB: 0 BB: 0 P: 6	R: 0 E: 0 K: 0 S: 3 H: 0 LOB: 0 BB: 0 P: 3	R: 0 E: 0 K: 0 S: 4 H: 1 LOB: 1 BB: 0 P: 4	1B: 5 2B: 7 3B: 0 HR: 1 SF: 0 SAC: 1 DP: 4 HBP: 0	WP: 0 PB: 0 SB: 2 CS: 0 PA: 38					

TOP

Boston Red Sox @ Toronto Blue Jays

Exhibition Stadium, Toronto, ON

Tue May 20 1980, 7:05 PM EDT
Att. 18,167 - Unknown - 65 F

livebaseballscorecards.com

AB	33
R	4
H	10
RBI	4
BB	4
SO	5
LOB	14

PITCHER		IP	WLS	BF	H	R	ER	SO	BB	IBB	HBP	BLK	WP	HR	S	P	ERA	WHIP
Dave Lemanczyk, R ERA: 5.66	(1, 1)	0.1	L	5	3	2	2	0	1	0	0	0	0	0	4	8	54.00	12.000
Balor Moore, L ERA: 5.21	(1, 1)	3.2		15	4	1	1	3	2	0	0	0	0	0	19	27	2.46	1.636
Jerry Garvin, L ERA: 4.0	(5, 1)	0.1		1	0	0	0	0	0	0	0	0	0	0	1	1	0.00	0.000
Tom Buskey, R ERA: 2.33	(5, 1)	4.2		17	3	1	1	2	0	1	0	0	0	1	20	24	1.93	0.643

PITCHER	IP	WLS	BF	H	R	ER	SO	BB	IBB	HBP	BLK	WP	HR	S	P	ERA	WHIP

Batter	1	2	3	4	5	6	7	8	9	AB	R	H	RBI	BB	SO	LOB
Alfredo Griffin, S (1, 6) OBP: 0.261, SLG: 0.353	L3		1-3		4-3 3-H		5-3			4	0	0	1	0	0	0
Bob Bailor, R (1, 9) OBP: 0.333, SLG: 0.161	F7			BBBB 1B E BB	6-3			4-3 2B 1B		3	2	1	0	1	0	0
Al Woods, L (1, 7) OBP: 0.418, SLG: 0.676	FC6-4 1B			E 1-3 1B		F2		4-3 1-2		4	0	2	0	0	0	1
Otto Velez, R (1, 10) OBP: 0.427, SLG: 0.663	FC6-4 1-2f			FC1 FC3-6 1-3 3-H		F8		F2		4	0	0	0	0	0	3
Roy Howell, L (1, 5) OBP: 0.325, SLG: 0.404		F8		FC3-6 G5-3 BB 1-2f		BB 1B		1B 2-H 2B		4	0	2	1	0	0	2
John Mayberry, L (1, 3) OBP: 0.338, SLG: 0.422		F9		BBBB 1-2 BB		BBBB 1-2 BB		2-H 1B		2	0	1	0	2	0	0
Rick Bosetti, R (1, 8) OBP: 0.299, SLG: 0.344		5-3		G5-3 2-3f		P4			F9	4	0	0	0	0	0	5
Damaso Garcia, R (1, 4) OBP: 0.295, SLG: 0.444			G4-6-3 1B		4-3 4-3 2B		P4		F9	4	1	2	0	0	0	0
Ernie Whitt, L (1, 2) OBP: 0.300, SLG: 0.208			G4-6-3 1-2f		4-3 2-3		K		1-3	2	0	0	0	0	0	2
Danny Ainge, R (7, PH) OBP: 0.273, SLG: 0.313										1	0	0	0	0	1	0
Bob Davis, R (8, 2) OBP: 0.260, SLG: 0.234										0	0	0	0	0	0	0
Barry Bonnell, R (9, PH) OBP: 0.261, SLG: 0.404										1	0	0	0	0	0	0
Inning Stats	R: 0 E: 0 K: 0 S: 4 H: 1 LOB: 1 BB: 0 P: 4	R: 0 E: 0 K: 0 S: 3 H: 0 LOB: 0 BB: 0 P: 3	R: 0 E: 0 K: 0 S: 3 H: 1 LOB: 0 BB: 0 P: 3	R: 1 E: 1 K: 0 S: 4 H: 1 LOB: 2 BB: 2 P: 12	R: 1 E: 0 K: 0 S: 4 H: 1 LOB: 0 BB: 0 P: 4	R: 0 E: 0 K: 0 S: 4 H: 1 LOB: 2 BB: 1 P: 8	R: 0 E: 0 K: 1 S: 5 H: 0 LOB: 0 BB: 0 P: 5	R: 1 E: 0 K: 0 S: 5 H: 3 LOB: 2 BB: 0 P: 5	R: 0 E: 0 K: 0 S: 3 H: 0 LOB: 0 BB: 0 P: 3	1B: 6 2B: 2 3B: 0 HR: 0 SF: 0 SAC: 0 DP: 2 HBP: 0						

PITCHER	IP	WLS	BF	H	R	ER	SO	BB	IBB	HBP	BLK	WP	HR	S	P	ERA	WHIP
Chuck Rainey, R (1, 1) ERA: 4.57	5.0	W	20	4	2	1	0	2	0	0	0	0	0	18	26	1.80	1.200
Tom Burgmeier, L (6, 1) ERA: 2.36	4.0	S	16	4	1	1	1	1	0	0	0	0	0	17	21	2.25	1.250

PITCHER	IP	WLS	BF	H	R	ER	SO	BB	IBB	HBP	BLK	WP	HR	S	P	ERA	WHIP

BOTTOM

Boston Red Sox @ Toronto Blue Jays

Exhibition Stadium, Toronto, ON

Tue May 20 1980, 7:05 PM EDT

Att. 18,167 - Unknown - 65 F

livebaseballscorecards.com

AB	33
R	3
H	8
RBI	2
BB	3
SO	1
LOB	13

| | | | | | | | | | |

Batter	1	2	3	4	5	6	7	8	9	AB	R	H	RBI	BB	SO	LOB
Jerry Remy, L (1, 4) OBP: 0.361, SLG: 0.418	FC1-6, 1B, HR, 1B	BBB, 1-2, BB		5-3		4-3			1-2, HR, 1B	4	2	2	0	1	0	0
Jim Dwyer, L (1, 8) OBP: 0.512, SLG: 0.833	1-2, FC1-6, 1B	SSS, K			HR		F7		1-H, 2-H, HR	5	2	3	4	0	1	2
Carl Yastrzemski, L (1, 9) OBP: 0.343, SLG: 0.425	FC1-6, 1-2f, 2-3, HR		4-3		FC5-4, 1B		F7		4-1	5	1	1	0	0	0	2
Tony Perez, R (1, 3) OBP: 0.335, SLG: 0.467	1-H, 3-H, HR		5-3		F8		F2		HR	5	2	2	4	0	0	1
Carlton Fisk, R (1, 2) OBP: 0.379, SLG: 0.590	6-3		HR, 1B		FC5-4, 1-2f, 1B			G6-4-3, 1B	BB, BB	4	2	2	0	1	0	1
Jim Rice, R (1, 7) OBP: 0.279, SLG: 0.397	6-3		1-H, HR		2-H, 1B			G6-4-3, 1-2f	1-2, BB	4	1	2	3	1	0	1
Jack Brohamer, L (1, 5) OBP: 0.341, SLG: 0.375		F6	F6		F6			F9	F9	5	0	0	0	0	0	3
Butch Hobson, R (1, 10) OBP: 0.303, SLG: 0.347		F7		G6-3, 1B		F8			F8	4	0	1	0	0	0	0
Rick Burleson, R (1, 6) OBP: 0.276, SLG: 0.316		BBB, S, BB		G6-3, 1-2f		F8			1B, HR, 1B	3	1	1	0	1	0	1
Inning Stats	R: 3 E: 0 K: 0 S: 6 H: 3 LOB: 0 BB: 0 P: 6	R: 0 E: 0 K: 1 S: 5 H: 0 LOB: 2 BB: 2 P: 13	R: 2 E: 0 K: 0 S: 5 H: 2 LOB: 0 BB: 0 P: 5	R: 0 E: 0 K: 0 S: 3 H: 1 LOB: 0 BB: 0 P: 3	R: 2 E: 1 K: 0 S: 6 H: 3 LOB: 1 BB: 0 P: 6	R: 0 E: 0 K: 0 S: 3 H: 0 LOB: 0 BB: 0 P: 3	R: 0 E: 0 K: 0 S: 3 H: 0 LOB: 0 BB: 0 P: 3	R: 0 E: 0 K: 0 S: 3 H: 1 LOB: 0 BB: 0 P: 3	R: 4 E: 0 K: 0 S: 7 H: 4 LOB: 2 BB: 2 P: 15	1B: 9 2B: 0 3B: 0 HR: 5 SF: 0 SAC: 0 DP: 2 HBP: 0							

TOP

Boston Red Sox @ Toronto Blue Jays

Exhibition Stadium, Toronto, ON

Wed May 21 1980, 7:05 PM EDT

Att. 19,556 - Unknown - 72 F

livebaseballscorecards.com

AB	39
R	11
H	14
RBI	11
BB	4
SO	1
LOB	11

WP: 0 PB: 0 SB: 1 CS: 0 PA: 43

PITCHER	IP	WLS	BF	H	R	ER	SO	BB	IBB	HBP	BLK	WP	HR	S	P	ERA	WHIP
Jesse Jefferson, R (1, 1) ERA: 4.86	3.0	L	16	5	5	5	1	2	0	0	0	0	2	16	24	15.00	2.333
Joey McLaughlin, R (4, 1) ERA: 5.34	5.2		25	9	6	5	0	1	0	0	0	0	3	24	28	7.94	1.765
Balor Moore, L ERA: 5.12	0.1		2	0	0	0	0	1	0	0	0	0	0	1	5	0.00	3.000

PITCHER	IP	WLS	BF	H	R	ER	SO	BB	IBB	HBP	BLK	WP	HR	S	P	ERA	WHIP

Batter	1	2	3	4	5	6	7	8	9	AB	R	H	RBI	BB	SO	LOB
Alfredo Griffin, S (1, 6) OBP: 0.268, SLG: 0.372	3-1 3B		5-3		G3		3B 1B			4	2	2	0	0	0	0
Bob Bailor, R (1, 9) OBP: 0.342, SLG: 0.217	F3		5-3			BB 1B FC1-2 1B	1-H 3B			4	0	2	1	0	0	1
Al Woods, L (1, 7) OBP: 0.422, SLG: 0.662	3-1 3-H			BBBB FC1-6 BB BB		FC1-2 BB 1-2 1B	4-3			3	0	1	1	1	0	1
Otto Velez, R (1, 10) OBP: 0.438, SLG: 0.660	WP 1B			BBBB FC1-6 1-2 BB		BBBB FC1-2 1-2 2-3 BB		SSS K		2	0	1	0	2	1	0
John Mayberry, L (1, 3) OBP: 0.333, SLG: 0.414	SSS K 1-2			SSS K		FC1-2 1-2 2-3 3-Hf		F7		2	0	0	0	0	2	3
Willie Upshaw, L (6, 3) OBP: 0.206, SLG: 0.250										2	0	0	0	0	0	3
Damaso Garcia, R (1, 4) OBP: 0.290, SLG: 0.438		F6		FC1-6 1-2f 2-3		SSS K		4-3		2	0	0	0	0	0	2
Domingo Ramos, R (6, 4)										2	0	0	0	0	1	3
Rick Bosetti, R (1, 8) OBP: 0.294, SLG: 0.339		6-3		4-3		F7			F6	2	0	0	0	0	0	2
Joe Cannon, L (6, 8)										2	0	0	0	0	0	3
Danny Ainge, R (1, 5) OBP: 0.243, SLG: 0.278		4-1			1-3		SSS K		F8	4	0	0	0	0	1	0
Bob Davis, R (1, 2) OBP: 0.241, SLG: 0.216			F8		F7		5-3		F9	4	0	0	0	0	0	0
Inning Stats	R: 1 H: 2 E: 0 LOB: 1 K: 1 BB: 0 S: 7 P: 7	R: 0 H: 0 E: 0 LOB: 0 K: 0 BB: 0 S: 3 P: 3	R: 0 H: 0 E: 0 LOB: 0 K: 0 BB: 0 S: 3 P: 3	R: 0 H: 0 E: 0 LOB: 2 K: 1 BB: 2 S: 5 P: 13	R: 0 H: 0 E: 0 LOB: 0 K: 0 BB: 0 S: 3 P: 3	R: 0 H: 2 E: 0 LOB: 3 K: 1 BB: 1 S: 7 P: 11	R: 1 H: 2 E: 0 LOB: 1 K: 1 BB: 0 S: 7 P: 7	R: 0 H: 0 E: 0 LOB: 0 K: 1 BB: 0 S: 5 P: 5	R: 0 H: 0 E: 0 LOB: 0 K: 0 BB: 0 S: 3 P: 3	1B: 4 SF: 0 2B: 0 SAC: 0 3B: 2 DP: 0 HR: 0 HBP: 0						

PITCHER		IP	WLS	BF	H	R	ER	SO	BB	IBB	HBP	BLK	WP	HR	S	P	ERA	WHIP
Mike Torrez, R ERA: 4.47	(1, 1)	7.0	W	30	6	2	2	4	3	0	0	0	1	0	35	47	2.57	1.286
Dick Drago, R ERA: 3.51	(8, 1)	2.0		6	0	0	0	1	0	0	0	0	0	0	8	8	0.00	0.000

PITCHER	IP	WLS	BF	H	R	ER	SO	BB	IBB	HBP	BLK	WP	HR	S	P	ERA	WHIP

BOTTOM

Boston Red Sox @ Toronto Blue Jays

Exhibition Stadium, Toronto, ON

Wed May 21 1980, 7:05 PM EDT

Att. 19,556 - Unknown - 72 F

livebaseballscorecards.com

AB	33
R	2
H	6
RBI	2
BB	3
SO	5
LOB	18

Batter	1	2	3	4	5	6	7	8	9	AB	R	H	RBI	BB	SO	LOB
Willie Randolph, R (1, 4) OBP: 0.406, SLG: 0.440	G1-6-3 1B		G3 2-3			BB 1B BB	BB	G4-6-3 1-2 2-3 BB		2	0	1	0	3	0	1
Bobby Murcer, L (1, 10) OBP: 0.316, SLG: 0.355	G1-6-3 1-2f		4-3			BB 1-2 1B	F9	G4-6-3 1-2f		5	0	1	0	0	0	6
Ruppert Jones, L (1, 8) OBP: 0.301, SLG: 0.370	1-3			4-3		K		S 1B 2B 1B	F7	5	1	1	0	0	1	2
Graig Nettles, L (1, 5) OBP: 0.333, SLG: 0.389		L4		K		F7		PB 1-2 2B 1B	F7	5	1	1	0	0	1	2
Jim Spencer, L (1, 3) OBP: 0.320, SLG: 0.359		G3		3-1		BB 1-2 2-3		2B 1-2 SF8 2-3 BB	K	3	1	0	0	2	1	0
Bobby Brown, S (1, 7) OBP: 0.355, SLG: 0.482		S 1B			F9	F8		SF8 1-3 2-H 3-H 1B 2B		4	1	2	2	0	0	3
Joe Lefebvre, L (1, 9) OBP: 0.500, SLG: 1.333		K 1-2			G3		HR	BB 1B IBB		3	1	1	1	1	1	1
Rick Cerone, R (1, 2) OBP: 0.259, SLG: 0.363			G3 S BB		FC5-4 1B		F7	SF8 2-3 3-H		2	0	1	1	1	0	0
Bucky Dent, R (1, 6) OBP: 0.276, SLG: 0.345			K 1-2		FC5-4 1-2f		1-3	BB 1-2 3-H 1B		4	0	1	1	0	1	2
Inning Stats	R: 0 E: 0 K: 0 S: 3 H: 1 LOB: 0 BB: 0 P: 3	R: 0 E: 0 K: 1 S: 6 H: 1 LOB: 1 BB: 0 P: 6	R: 0 E: 0 K: 1 S: 5 H: 0 LOB: 1 BB: 1 P: 9	R: 0 E: 0 K: 1 S: 5 H: 0 LOB: 0 BB: 0 P: 5	R: 0 E: 0 K: 0 S: 4 H: 1 LOB: 1 BB: 0 P: 4	R: 0 E: 0 K: 1 S: 6 H: 1 LOB: 3 BB: 2 P: 14	R: 1 E: 0 K: 0 S: 4 H: 1 LOB: 1 BB: 1 P: 8	R: 4 E: 0 K: 0 S: 6 H: 4 LOB: 2 BB: 3 P: 18	R: 0 E: 0 K: 1 S: 5 H: 0 LOB: 0 BB: 0 P: 5	1B: 7 2B: 1 3B: 0 HR: 1	SF: 1 SAC: 0 DP: 2 HBP: 0	WP: 0 PB: 1 SB: 3 CS: 0	PA: 41			

TOP

New York Yankees @ Toronto Blue Jays

Exhibition Stadium, Toronto, ON

Thu May 22 1980, 7:05 PM EDT

Att. 26,047 - Unknown - 82 F

livebaseballscorecards.com

AB	33
R	5
H	9
RBI	5
BB	7
SO	5
LOB	17

PITCHER		IP	WLS	BF	H	R	ER	SO	BB	IBB	HBP	BLK	WP	HR	S	P	ERA	WHIP
Dave Stieb, R ERA: 2.53	(1, 1)	7.1	L	35	8	5	5	4	5	1	0	0	0	1	37	61	6.14	1.773
Tom Buskey, R ERA: 2.25	(8, 1)	0.2		3	1	0	0	0	1	0	0	0	0	0	2	6	0.00	3.000
Jerry Garvin, L ERA: 3.6	(9, 1)	1.0		3	0	0	0	1	0	0	0	0	0	0	5	5	0.00	0.000

PITCHER	IP	WLS	BF	H	R	ER	SO	BB	IBB	HBP	BLK	WP	HR	S	P	ERA	WHIP

Batter	1	2	3	4	5	6	7	8	9	AB	R	H	RBI	BB	SO	LOB
Alfredo Griffin, S (1, 6) OBP: 0.272, SLG: 0.373	4-3			1B 2B 1B	K		G3 1-2		FC5-4 1B	5	1	2	0	0	1	3
Bob Bailor, R (1, 5) OBP: 0.333, SLG: 0.215	1-3			2B 1-3 FC6-5 1B		6-3	F4		FC5-4 1-2f	5	0	1	0	0	0	3
Al Woods, L (1, 7) OBP: 0.425, SLG: 0.679	K			2B 2-3 3-H		2B		K		4	0	2	1	0	2	0
Otto Velez, R (1, 10) OBP: 0.432, SLG: 0.641		6-3		FC6-5 FC4-6 3-3		5-3		BB BB		3	0	0	0	1	0	3
John Mayberry, L (1, 3) OBP: 0.331, SLG: 0.404		4-3		F7		FC6-4 IBB		F2		3	0	0	0	1	0	3
Rick Bosetti, R (1, 8) OBP: 0.293, SLG: 0.331		1-3		FC4-6 1-2f		FC6-4 1-2f		1-2 BB		3	0	0	0	1	0	4
Barry Bonnell, R (1, 9) OBP: 0.261, SLG: 0.398			F3		6-3		1B FC6-2 1B	K		4	0	1	0	0	1	2
Danny Ainge, R (1, 4) OBP: 0.268, SLG: 0.325			K	2B			FC6-2 1-3 1B		6-3	4	0	2	0	0	1	0
Bob Davis, R (1, 2) OBP: 0.232, SLG: 0.208			F7	P3			FC6-2 G3 2-3 3-H		K	2	0	0	0	0	0	1
Willie Upshaw, L (7, PH) OBP: 0.200, SLG: 0.242										1	0	0	0	0	0	2
Ernie Whitt, L (8, 2) OBP: 0.295, SLG: 0.204										1	0	0	0	0	1	0
Inning Stats	R: 0 E: 0 K: 1 S: 5 H: 0 LOB: 0 BB: 0 P: 5	R: 0 E: 0 K: 0 S: 3 H: 0 LOB: 0 BB: 0 P: 3	R: 0 E: 0 K: 1 S: 5 H: 0 LOB: 0 BB: 0 P: 5	R: 1 E: 0 K: 0 S: 6 H: 3 LOB: 2 BB: 0 P: 6	R: 0 E: 0 K: 1 S: 6 H: 1 LOB: 1 BB: 0 P: 6	R: 0 E: 0 K: 0 S: 4 H: 1 LOB: 2 BB: 1 P: 8	R: 0 E: 0 K: 0 S: 5 H: 2 LOB: 2 BB: 0 P: 5	R: 0 E: 0 K: 2 S: 7 H: 0 LOB: 2 BB: 2 P: 15	R: 0 E: 0 K: 1 S: 6 H: 1 LOB: 1 BB: 0 P: 6	1B: 5 2B: 3 3B: 0 HR: 0	SF: 0 SAC: 0 DP: 0 HBP: 0					WP: 0 PB: 0 SB: 0 CS: 0	PA: 38	

PITCHER		IP	WLS	BF	H	R	ER	SO	BB	IBB	HBP	BLK	WP	HR	S	P	ERA	WHIP
Mike Griffin, R ERA: 2.36	(1, 1)	7.0	W	29	7	1	1	3	0	1	0	0	0	0	34	38	1.29	1.000
Rich Gossage, R ERA: 3.93	(8, 1)	2.0		9	1	0	0	3	2	0	0	0	0	0	13	21	0.00	1.500

PITCHER	IP	WLS	BF	H	R	ER	SO	BB	IBB	HBP	BLK	WP	HR	S	P	ERA	WHIP

BOTTOM

New York Yankees @ Toronto Blue Jays

Exhibition Stadium, Toronto, ON

Thu May 22 1980, 7:05 PM EDT

Att. 26,047 - Unknown - 82 F

livebaseballscorecards.com

AB	35
R	1
H	8
RBI	1
BB	3
SO	6
LOB	21

Batter	1	2	3	4	5	6	7	8	9	AB	R	H	RBI	BB	SO	LOB
Willie Randolph, R (1, 4) OBP: 0.400, SLG: 0.453	HR	6-3		L6-3 1-2			G1-6-3 1-2f		F9	5	1	1	1	0	0	3
Ruppert Jones, L (1, 8) OBP: 0.292, SLG: 0.358	F8		F7		F8		4-3		G3	5	0	0	0	0	0	0
Bob Watson, R (1, 10) OBP: 0.374, SLG: 0.421	2B 1B		BBBB HR BB		4-3			SSS K		3	2	1	0	1	1	0
Eric Soderholm, R (1, 5) OBP: 0.390, SLG: 0.528 Graig Nettles, L (8, 5) OBP: 0.333, SLG: 0.389	1-H WP 2B		F8		5-3			1B 1B 1B		4 0	2 0	2 0	1 0	0 0	0 0	1 0
Dennis Werth, R (1, 3) OBP: 0.611, SLG: 0.857 Jim Spencer, L (6, PH) OBP: 0.325, SLG: 0.364 (6, 3)	F9 3-H		1-H HR			F4		1B 1-3 1B		2 2	1 0	1 1	2 0	0 0	0 0	0 0
Lou Piniella, R (1, 7) OBP: 0.267, SLG: 0.247 Joe Lefebvre, L (6, PH) OBP: 0.667, SLG: 1.800 (6, 9)	BBBB FC5-4 BB		6-3			HR		1B 1-2 3-H 1B		1 2	0 1	0 2	0 2	1 0	0 0	0 0
Bobby Brown, S (1, 9) OBP: 0.364, SLG: 0.483 (6, 7)	FC5-4 1-2f			2B FC5-2 1B		CS 1B		P6		4	0	2	0	0	0	3
Rick Cerone, R (1, 2) OBP: 0.259, SLG: 0.367		F7		FC5-2 1-3 2B		6-3 1-2		F8		4	0	1	0	0	0	3
Bucky Dent, R (1, 6) OBP: 0.275, SLG: 0.342		4-3		FC5-2 L6-3 2-3 3-H			G1-6-3 1B		6-3	4	0	1	0	0	0	2
Inning Stats	R: 3 H: 3 E: 0 LOB: 1 K: 0 BB: 1 S: 6 P: 10	R: 0 H: 0 E: 0 LOB: 0 K: 0 BB: 0 S: 3 P: 3	R: 2 H: 1 E: 0 LOB: 0 K: 0 BB: 1 S: 4 P: 8	R: 0 H: 2 E: 0 LOB: 1 K: 0 BB: 0 S: 4 P: 4	R: 0 H: 0 E: 0 LOB: 0 K: 0 BB: 0 S: 3 P: 3	R: 1 H: 2 E: 0 LOB: 0 K: 0 BB: 0 S: 4 P: 4	R: 0 H: 1 E: 0 LOB: 0 K: 0 BB: 0 S: 3 P: 3	R: 1 H: 3 E: 0 LOB: 2 K: 1 BB: 0 S: 8 P: 8	R: 0 H: 0 E: 0 LOB: 0 K: 0 BB: 0 S: 3 P: 3	1B: 7 2B: 3 3B: 0 HR: 3	SF: 0 SAC: 0 DP: 2 HBP: 0						

PITCHER		IP	WLS	BF	H	R	ER	SO	BB	IBB	HBP	BLK	WP	HR	S	P	ERA	WHIP
Paul Mirabella, L ERA: 2.98	(1, 1)	3.0	L	15	4	5	5	0	2	0	0	0	1	2	13	21	15.00	2.000
Dave Lemanczyk, R ERA: 5.49	(4, 1)	4.1		18	8	2	2	1	0	0	0	0	0	1	20	20	4.15	1.846
Balor Moore, L ERA: 4.71	(8, 1)	1.2		5	0	0	0	0	0	0	0	0	0	0	5	5	0.00	0.000

PITCHER	IP	WLS	BF	H	R	ER	SO	BB	IBB	HBP	BLK	WP	HR	S	P	ERA	WHIP

TOP

New York Yankees @ Toronto Blue Jays

Exhibition Stadium, Toronto, ON

Fri May 23 1980, 7:05 PM EDT
Att. 24,585 - Unknown - 80 F

livebaseballscorecards.com

AB	36
R	7
H	12
RBI	6
BB	2
SO	1
LOB	12

PA: 38

WP: 1
PB: 0
SB: 0
CS: 1

BOTTOM

New York Yankees @ Toronto Blue Jays

Exhibition Stadium, Toronto, ON

Fri May 23 1980, 7:05 PM EDT

Att. 24,585 - Unknown - 80 F

livebaseballscorecards.com

Batter	1	2	3	4	5	6	7	8	9	AB	R	H	RBI	BB	SO	LOB
Alfredo Griffin, S (1, 6) OBP: 0.272, SLG: 0.370	S S S 0-3 K ①		x 0-0 P4 ③			x 0-0 FC6-4 WP FC5-4 1B		x 0-0 F7 ①		4	1	1	0	0	1	0
Bob Bailor, R (1, 5) OBP: 0.341, SLG: 0.235	x 0-0 5-3 ②			x 0-0 4-3 2B		B B B B 4-0 FC6-4 1-2 BB		x 0-0 6-3 ②		3	0	1	0	1	0	0
Al Woods, L (1, 7) OBP: 0.407, SLG: 0.647	x 0-0 F8 ③			x 0-0 F8 ①		x 0-0 FC6-4 FC5-4 ① 1-2f 2-3		S S S 0-3 K ③		4	0	0	0	0	1	3
Damaso Garcia, R (1, 10) OBP: 0.281, SLG: 0.424		x 0-0 5-3 ①		x 0-0 4-3 ② 2-3		x 0-0 FC5-4 ② 1-2f 3-H			x 0-0 5-3 ①	4	0	0	1	0	0	2
Rick Bosetti, R (1, 8) OBP: 0.285, SLG: 0.321		x 0-0 6-3 ②		S S S 0-3 K ③		S S S 0-3 K ③			x 0-0 5-3 ②	4	0	0	0	0	2	2
John Mayberry, L (1, 3) OBP: 0.329, SLG: 0.424		S S S 0-3 K ③			S S S 0-3 K ①		S S S 0-3 K ①		x 0-0 HR	4	1	1	1	0	3	0
Barry Bonnell, R (1, 9) OBP: 0.260, SLG: 0.387			S S S 0-3 K ①		B B B 4-0 1B BB		x 0-0 F7 ②		x 0-0 F8 ③	3	0	0	0	1	1	0
Domingo Ramos, R (1, 4) OBP: 0.286, SLG: 0.167			x 0-0 4-3 ②		x 0-0 G6-4-3 1B 1-2		x 0-0 1B			3	0	2	0	0	0	0
Bob Davis, R (1, 2) OBP: 0.237, SLG: 0.268			x 0-0 HR		x 0-0 G6-4-3 ② ③ 1-2f		x 0-0 1-3 ③			3	1	1	1	0	0	3
Inning Stats	R: 0 H: 0 E: 0 LOB: 0 K: 1 BB: 0 S: 5 P: 5	R: 0 H: 0 E: 0 LOB: 0 K: 1 BB: 0 S: 5 P: 5	R: 1 H: 1 E: 0 LOB: 0 K: 1 BB: 0 S: 6 P: 6	R: 0 H: 1 E: 0 LOB: 1 K: 1 BB: 0 S: 6 P: 6	R: 0 H: 1 E: 0 LOB: 1 K: 1 BB: 1 S: 5 P: 9	R: 1 H: 1 E: 0 LOB: 1 K: 1 BB: 1 S: 6 P: 10	R: 0 H: 1 E: 0 LOB: 1 K: 1 BB: 0 S: 6 P: 6	R: 0 H: 0 E: 0 LOB: 0 K: 1 BB: 0 S: 5 P: 5	R: 1 H: 1 E: 0 LOB: 0 K: 0 BB: 0 S: 4 P: 4	1B: 3 SF: 0 2B: 1 SAC: 0 3B: 0 DP: 1 HR: 2 HBP: 0						WP: 1 PA: 34 PB: 0 SB: 0 CS: 0	

	AB	32
	R	3
	H	6
	RBI	3
	BB	2
	SO	8
	LOB	10

PITCHER		IP	WLS	BF	H	R	ER	SO	BB	IBB	HBP	BLK	WP	HR	S	P	ERA	WHIP
Ron Guidry, L ERA: 2.78	(1, 1)	7.0	W	27	5	2	2	7	2	0	0	0	1	1	39	47	2.57	1.000
Ron Davis, R ERA: 2.7	(8, 1)	2.0		7	1	1	1	1	0	0	0	0	0	1	9	9	4.50	0.500

PITCHER	IP	WLS	BF	H	R	ER	SO	BB	IBB	HBP	BLK	WP	HR	S	P	ERA	WHIP

Batter	1	2	3	4	5	6	7	8	9	AB	R	H	RBI	BB	SO	LOB
Willie Randolph, R (1, 4) OBP: 0.402, SLG: 0.462	G6-4-3 1B	F8		5-3			SH FC5-4 WP 1B 1-2	2B 3-H		4	1	2	1	0	0	2
Bobby Brown, S (1, 7) OBP: 0.338, SLG: 0.446	G6-4-3 1-2f	K	K		K		F9 1-2 2-3	K		5	0	0	0	0	3	4
Ruppert Jones, L (1, 8) OBP: 0.295, SLG: 0.374	HR	1-3			L4		FC5-4 IBB		K	4	1	1	1	1	1	0
Jim Spencer, L (1, 3) OBP: 0.341, SLG: 0.377	2B	BB 2B 1B			BB		FC5-4 1B 1-2f 2-3 3-H		F5	3	1	1	1	2	0	2
Graig Nettles, L (1, 5) OBP: 0.336, SLG: 0.398	4-3		1-3 1B 1-3 2B		1-3		FC6 1B 1-3 3-H		F9	5	1	2	1	0	0	2
Joe Lefebvre, L (1, 9) OBP: 0.556, SLG: 1.250 Lou Piniella, R (7, PH) OBP: 0.264, SLG: 0.244 (7, 9)		F8	2-H 3-H 1B			K	FC6 1-2f			3 1	0 0	1 0	2 0	0 0	1 0	0 2
Bobby Murcer, L (1, 10) OBP: 0.310, SLG: 0.324		BB BB	L4			K		F8		3	0	0	0	1	1	1
Rick Cerone, R (1, 2) OBP: 0.259, SLG: 0.371		F7		5-3		F7		6-3 2B 2B		4	1	1	0	0	0	1
Bucky Dent, R (1, 6) OBP: 0.281, SLG: 0.336		BB 1-2		F9			WP SH FC5-4 BB	6-3 2-3		2	1	0	0	2	0	1
Inning Stats	R: 1 H: 3 E: 0 LOB: 1 K: 0 BB: 0 S: 5 P: 5	R: 0 H: 0 E: 0 LOB: 2 K: 0 BB: 2 S: 3 P: 11	R: 2 H: 2 E: 0 LOB: 1 K: 1 BB: 1 S: 7 P: 11	R: 0 H: 0 E: 0 LOB: 0 K: 0 BB: 0 S: 3 P: 3	R: 0 H: 0 E: 0 LOB: 1 K: 1 BB: 1 S: 5 P: 9	R: 0 H: 0 E: 0 LOB: 0 K: 2 BB: 0 S: 7 P: 7	R: 2 H: 1 E: 1 LOB: 2 K: 0 BB: 2 S: 5 P: 13	R: 1 H: 2 E: 0 LOB: 1 K: 1 BB: 0 S: 7 P: 7	R: 0 H: 0 E: 0 LOB: 0 K: 1 BB: 0 S: 5 P: 5	1B: 3 SF: 0 2B: 4 SAC: 1 3B: 0 DP: 1 HR: 1 HBP: 0				WP: 1 PA: 41 PB: 0 SB: 0 CS: 0		

PITCHER		IP	WLS	BF	H	R	ER	SO	BB	IBB	HBP	BLK	WP	HR	S	P	ERA	WHIP
Jim Clancy, R ERA: 2.95	(1, 1)	6.2	L	32	6	5	3	4	5	1	0	0	1	1	34	58	4.05	1.650
Jerry Garvin, L ERA: 3.65	(7, 1)	2.1		9	2	1	1	2	0	0	0	0	0	0	13	13	3.86	0.857

PITCHER	IP	WLS	BF	H	R	ER	SO	BB	IBB	HBP	BLK	WP	HR	S	P	ERA	WHIP

TOP

New York Yankees @ Toronto Blue Jays

Exhibition Stadium, Toronto, ON

Sat May 24 1980, 3:33 AM EDT
Att. 31,021 - Unknown - 80 F

livebaseballscorecards.com

AB	34
R	6
H	8
RBI	6
BB	6
SO	6
LOB	15

Batter	1	2	3	4	5	6	7	8	9	AB	R	H	RBI	BB	SO	LOB
Alfredo Griffin, S (1, 6) OBP: 0.269, SLG: 0.364	K		K		S 1B	F8			F2	5	0	1	0	0	2	4
Bob Bailor, R (1, 9) OBP: 0.337, SLG: 0.236	1-3		S 1B 2-H		K	6-3				4	0	1	1	0	1	2
Al Woods, L (1, 7) OBP: 0.400, SLG: 0.625	F7		BB 1-2		K 1-2			F8		3	0	0	0	1	1	1
Roy Howell, L (1, 5) OBP: 0.323, SLG: 0.407		K	F4			2B		F6		4	0	1	0	0	1	2
John Mayberry, L (1, 3) OBP: 0.326, SLG: 0.413		G3	BB G4-6-3			L4		K		3	0	0	0	1	1	1
Damaso Garcia, R (1, 4) OBP: 0.273, SLG: 0.412		6-3	G4-6-3 1-2f			K			F8	4	0	0	0	0	1	2
Lloyd Moseby, L (1, 10) OBP: 0.500, SLG: 0.750			F4	2B		K		1B	1B	4	0	2	0	0	1	1
Rick Bosetti, R (1, 8) OBP: 0.284, SLG: 0.319			WP 2B 1B	F8			F8		F9	4	1	1	0	0	0	2
Ernie Whitt, L (1, 2) OBP: 0.302, SLG: 0.232 Garth Iorg, R (7, PH) OBP: 1.000, SLG: 2.000 Bob Davis, R (8, 2) OBP: 0.237, SLG: 0.268 Barry Bonnell, R (9, PH) OBP: 0.266, SLG: 0.393			1-H 1B 2B		F6		2B		1-2 1B	2 1 0 1	1 0 0 0	1 1 0 1	1 0 0 0	0 0 0 0	0 0 0 0	0 0 0 0
Inning Stats	R: 0 E: 0 K: 1 S: 5 H: 0 LOB: 0 BB: 0 P: 5	R: 0 E: 0 K: 1 S: 5 H: 0 LOB: 0 BB: 0 P: 5	R: 2 E: 0 K: 1 S: 8 H: 3 LOB: 2 BB: 1 P: 12	R: 0 E: 0 K: 0 S: 3 H: 1 LOB: 1 BB: 1 P: 7	R: 0 E: 0 K: 2 S: 8 H: 1 LOB: 1 BB: 0 P: 8	R: 0 E: 0 K: 2 S: 8 H: 1 LOB: 1 BB: 0 P: 8	R: 0 E: 0 K: 0 S: 4 H: 1 LOB: 1 BB: 0 P: 4	R: 0 E: 0 K: 1 S: 5 H: 0 LOB: 0 BB: 0 P: 5	R: 0 E: 0 K: 0 S: 5 H: 2 LOB: 2 BB: 0 P: 5	1B: 5 2B: 4 3B: 0 HR: 0	SF: 0 SAC: 0 DP: 1 HBP: 0						

PITCHER	IP	WLS	BF	H	R	ER	SO	BB	IBB	HBP	BLK	WP	HR	S	P	ERA	WHIP
Luis Tiant, R (1, 1) ERA: 6.11	5.0	W	21	5	2	2	5	2	0	0	0	1	0	29	37	3.60	1.400
Rudy May, L (6, 1) ERA: 2.92	4.0	S	16	4	0	0	3	0	0	0	0	0	0	22	22	0.00	1.000

PITCHER	IP	WLS	BF	H	R	ER	SO	BB	IBB	HBP	BLK	WP	HR	S	P	ERA	WHIP

BOTTOM

New York Yankees @ Toronto Blue Jays

Exhibition Stadium, Toronto, ON

Sat May 24 1980, 3:33 AM EDT
Att. 31,021 - Unknown - 80 F

livebaseballscorecards.com

AB	35
R	2
H	9
RBI	2
BB	2
SO	8
LOB	15

WP: 1	PA: 37		
PB: 0			
SB: 2			
CS: 0			

New York Yankees @ Toronto Blue Jays

Exhibition Stadium, Toronto, ON

Sun May 25 1980, 3:33 AM EDT

Att. 33,077 - Unknown - 72 F

livebaseballscorecards.com

TOP

Batter	1	2	3	4	5	6	7	8	9	AB	R	H	RBI	BB	SO	LOB
Willie Randolph, R (1, 4) OBP: 0.413, SLG: 0.473	0-0 G6-4-3 1B		0-0 1B 1B		0-0 ① F7		0-0 G3-6-3 1B		0-0 FC1-6 1-2 1B	5	0	4	0	0	0	1
Bobby Brown, S (1, 7) OBP: 0.329, SLG: 0.429	0-0 ①② G6-4-3 1-2f		0-0 1-2 1B		0-0 ② 6-3 2-3		0-0 ②③ G3-6-3 1-2f		0-0 ② FC1-6 BB 1B 1-2f 2-3	5	1	1	0	0	0	5
Ruppert Jones, L (1, 8) OBP: 0.309, SLG: 0.382	BBBB 4-0 CS BB		0-0 ② F7		0-0 3-H 2B			BBBB 4-0 1B 1B BB	BBBB 4-0 1B 1-2 E BB	2	1	1	1	3	0	2
Jim Spencer, L (1, 3) OBP: 0.326, SLG: 0.356 Bob Watson, R (9, PH) OBP: 0.378, SLG: 0.425	0-0 ③ CS 1-2	0-0 ① F8	0-0 ③ 4-3		0-0 ③ 4-3			0-0 ① F4	0-0 E7 1-H 2-H 3-H 1B	4 1	0 0	0 1	0 2	0 0	0 0	4 0
Graig Nettles, L (1, 5) OBP: 0.345, SLG: 0.426		0-0 HR		BBBB 4-0 G6-4-3 1B BB		0-0 ① 1-3		0-0 1B 1-2 1B	0-0 ③ F9	4	1	2	1	1	0	1
Joe Lefebvre, L (1, 9) OBP: 0.692, SLG: 1.182	BBBB 4-0 G3 1B BB			0-0 G6-4-3 1-2 1B		0-0 G3 1B		0-0 ② 1-2 2-H 1B		3	1	3	0	1	0	0
Bobby Murcer, L (1, 10) OBP: 0.289, SLG: 0.297 Lou Piniella, R (8, PH) OBP: 0.261, SLG: 0.241	0-0 ② G3 1-2			0-0 ①② G6-4-3 1-2f 2-3		0-0 ② G3 1-2		0-0 ③ 6-3		3 1	0 0	0 0	0 0	0 0	0 0	4 2
Rick Cerone, R (1, 2) OBP: 0.260, SLG: 0.370 Johnny Oates, L (6, 2) Dennis Werth, R (9, PH) OBP: 0.579, SLG: 0.800	0-0 ③ 2-H 1B			0-0 ③ F8		0-0 ③ 1-3			0-0 ① 4-3	3 0 1	0 0 0	1 0 0	1 0 0	0 0 0	0 0 0	2 0 0
Bucky Dent, R (1, 6) OBP: 0.288, SLG: 0.349			0-0 ① F9		0-0 6-3 2B 2B		0-0 ① F6		0-0 FC1-6 1B 1B 1B	4	2	2	0	0	0	0
Inning Stats	R: 0 E: 0 K: 0 S: 2 H: 1 LOB: 0 BB: 1 P: 6	R: 2 E: 0 K: 0 S: 4 H: 2 LOB: 1 BB: 1 P: 8	R: 0 E: 0 K: 0 S: 5 H: 2 LOB: 2 BB: 0 P: 5	R: 0 E: 0 K: 0 S: 3 H: 1 LOB: 1 BB: 1 P: 7	R: 1 E: 0 K: 0 S: 5 H: 2 LOB: 1 BB: 0 P: 5	R: 0 E: 0 K: 0 S: 4 H: 1 LOB: 1 BB: 0 P: 4	R: 0 E: 0 K: 0 S: 3 H: 1 LOB: 0 BB: 0 P: 3	R: 0 E: 0 K: 0 S: 4 H: 2 LOB: 2 BB: 1 P: 8	R: 3 E: 1 K: 0 S: 6 H: 3 LOB: 1 BB: 1 P: 10	1B: 12 2B: 2 3B: 0 HR: 1 SF: 0 SAC: 0 DP: 3 HBP: 0							

	AB	36
	R	6
	H	15
	RBI	5
	BB	5
	SO	0
	LOB	21

WP: 0 PB: 0 SB: 0 CS: 1 PA: 42

PITCHER		IP	WLS	BF	H	R	ER	SO	BB	IBB	HBP	BLK	WP	HR	S	P	ERA	WHIP
Luis Leal, R ERA: 3.52	(1, 1)	7.2	W	33	12	3	3	0	4	0	0	0	0	1	29	45	3.52	2.087
Balor Moore, L ERA: 5.32	(8, 1)	1.0		6	2	3	2	0	1	0	0	0	0	0	5	9	18.00	3.000
Joey McLaughlin, R ERA: 5.28	(9, 1)	0.1		2	1	0	0	0	0	0	0	0	0	0	2	2	0.00	3.000

PITCHER	IP	WLS	BF	H	R	ER	SO	BB	IBB	HBP	BLK	WP	HR	S	P	ERA	WHIP

Batter	1	2	3	4	5	6	7	8	9	AB	R	H	RBI	BB	SO	LOB
Alfredo Griffin, S (1, 6) OBP: 0.267, SLG: 0.359	FC3-6 1B	5-3 1-2	8-2-5 3-Hf		F7		6-3			5	0	1	0	0	0	5
Al Woods, L (1, 7) OBP: 0.380, SLG: 0.591	FC3-6 1B 2B 1-2f	K 2-3	4-3		F8		F5			5	1	0	0	0	1	5
Roy Howell, L (1, 5) OBP: 0.333, SLG: 0.405	WP 2B 1-3 1B	4-3		K	E 1B BB		BB			3	1	1	0	2	1	1
Barry Bonnell, R (1, 9) OBP: 0.279, SLG: 0.402	K		HR 1B	1B 1B 1B	E6 1-3 1B		K			5	2	3	0	0	2	4
Lloyd Moseby, L (1, 10) OBP: 0.556, SLG: 1.111	BB 1-H 3-H 2B		1-H HR	1B 1-3 HR 1B	F8			F3		5	2	3	4	0	0	2
Bob Bailor, R (1, 8) OBP: 0.351, SLG: 0.263	BB BB		BB 1B 2B	1-2 3-H HR 1B		5-3		F7		4	2	2	1	1	0	0
John Mayberry, L (1, 3) OBP: 0.342, SLG: 0.452	1-2 2-3 BB		1B BB 8-2-5 BB	1-H 2-H HR		3-1		2B		3	1	2	3	2	0	0
Garth Iorg, R (1, 4) OBP: 0.333, SLG: 0.400	F9		1B 1-2 2-3 BB	F7		5-3		6-3		4	0	0	0	1	0	4
Bob Davis, R (1, 2) OBP: 0.270, SLG: 0.317		WP 5-3 1B	1-2 2-3 3-H 1B	4-3			2B			4	0	3	1	0	0	0
Inning Stats	R: 2 H: 3 E: 0 LOB: 3 K: 1 BB: 2 S: 8 P: 16	R: 0 H: 1 E: 0 LOB: 1 K: 1 BB: 0 S: 6 P: 6	R: 3 H: 4 E: 0 LOB: 2 K: 0 BB: 2 S: 6 P: 14	R: 4 H: 4 E: 0 LOB: 0 K: 1 BB: 0 S: 9 P: 9	R: 0 H: 1 E: 1 LOB: 2 K: 0 BB: 1 S: 4 P: 8	R: 0 H: 0 E: 0 LOB: 0 K: 0 BB: 0 S: 3 P: 3	R: 0 H: 1 E: 0 LOB: 2 K: 1 BB: 1 S: 6 P: 10	R: 0 H: 1 E: 0 LOB: 1 K: 0 BB: 0 S: 4 P: 4		1B: 9 2B: 5 3B: 0 HR: 2	SF: 0 SAC: 0 DP: 1 HBP: 0					

BOTTOM

New York Yankees @ Toronto Blue Jays

Exhibition Stadium, Toronto, ON

Sun May 25 1980, 3:33 AM EDT

Att. 33,077 - Unknown - 72 F

livebaseballscorecards.com

AB	38
R	9
H	15
RBI	9
BB	6
SO	4
LOB	21

WP: 2 PA: 44
PB: 0
SB: 0
CS: 0

PITCHER		IP	WLS	BF	H	R	ER	SO	BB	IBB	HBP	BLK	WP	HR	S	P	ERA	WHIP
Tommy John, L ERA: 3.01	(1, 1)	2.0	L	17	7	5	5	2	4	0	0	0	2	1	17	33	22.50	5.500
Ed Figueroa, R ERA: 4.88	(3, 1)	6.0		27	8	4	4	2	2	0	0	0	0	1	29	37	6.00	1.667

PITCHER	IP	WLS	BF	H	R	ER	SO	BB	IBB	HBP	BLK	WP	HR	S	P	ERA	WHIP

Toronto Blue Jays @ Boston Red Sox

Fenway Park, Boston, MA

Mon May 26 1980, 7:05 PM EDT

Att. 18,853 - Unknown - 70 F

TOP

livebaseballscorecards.com

Batter	1	2	3	4	5	6	7	8	9	AB	R	H	RBI	BB	SO	LOB
Alfredo Griffin, S (1, 6) OBP: 0.277, SLG: 0.366	CS 1B		4-3			6-3		1B 1B	1B CS 1B 1-3 2-H	5	0	3	1	0	0	1
Bob Bailor, R (1, 8) OBP: 0.364, SLG: 0.284 (9, 4)	F4			BB 1B		F8		1-2 1B	1-3 3-H 1B	5	0	3	1	0	0	1
Roy Howell, L (1, 5) OBP: 0.331, SLG: 0.395	F7 1-2			L7		BBBB 4-0 BB		SSS 0-3 K	CS 3-H	3	0	0	0	1	1	4
John Mayberry, L (1, 3) OBP: 0.340, SLG: 0.441		3-1		BBBB 4-0 G6-3 1-2 BB		SSS 0-3 K		5-3		3	0	0	0	1	1	3
Lloyd Moseby, L (1, 7) OBP: 0.462, SLG: 0.846		SSS 0-3 K		G6-3 1-2f			L6		SH1 1B 1B	4	1	1	0	0	1	2
Al Woods, L (1, 10) OBP: 0.369, SLG: 0.573		F8			4-3		F2		SH1 1-2	3	0	0	0	0	0	0
Barry Bonnell, R (1, 9) OBP: 0.286, SLG: 0.413			G3 E 1B		F3		2B		5-3	4	0	2	0	0	0	1
Garth Iorg, R (1, 4) OBP: 0.333, SLG: 0.500 Otto Velez, R (9, PH) OBP: 0.437, SLG: 0.641 Joe Cannon, L (9, PR) (9, 8)		G3 1-3			2B		F9		1B 1B HBP	3 0 0	0 0 1	1 0 0	0 0 0	0 0 0	0 0 0	2 0 0
Bob Davis, R (1, 2) OBP: 0.262, SLG: 0.306 Rick Bosetti, R (8, PH) OBP: 0.282, SLG: 0.316 Ernie Whitt, L (8, 2) OBP: 0.302, SLG: 0.232 Damaso Garcia, R (9, PH) OBP: 0.279, SLG: 0.416 Mike Macha, R (9, 2)		F6			SSS 0-3 K			SSS 0-3 K	1B 1B 1-2 2-H	2 1 0 1 0	0 0 0 1 0	0 0 0 1 0	0 0 0 1 0	0 0 0 0 0	1 1 0 0 0	2 0 0 0 0

	AB	34
	R	3
	H	11
	RBI	3
	BB	2
	SO	5
	LOB	16

Inning Stats	1	2	3	4	5	6	7	8	9	1B: 9	SF: 0	WP: 0	PA: 39
R:	0	0	0	0	0	0	0	0	3	2B: 2	SAC: 1	PB: 0	
E:	0	0	1	0	0	0	0	0	0	3B: 0	DP: 1	SB: 0	
K:	0	1	0	0	1	1	0	2	0	HR: 0	HBP: 1	CS: 2	
S:	3	5	4	3	6	5	4	9	6				
H:	1	0	1	1	1	0	1	2	4				
LOB:	0	0	1	1	1	1	1	2	4				
BB:	0	0	0	1	0	1	0	0	0				
P:	3	5	4	7	6	9	4	9	7				

PITCHER		IP	WLS	BF	H	R	ER	SO	BB	IBB	HBP	BLK	WP	HR	S	P	ERA	WHIP
Mike Torrez, R ERA: 3.97	(1, 1)	7.1		29	7	0	0	4	2	0	0	0	0	0	35	43	0.00	1.227
Mike Torrez, R ERA: 3.97	(8, 1)	7.1		29	7	0	0	4	2	0	0	0	0	0	35	43	0.00	1.227
Tom Burgmeier, L ERA: 2.31	(8, 1)	1.0		4	1	1	1	1	0	0	0	0	0	0	6	6	9.00	1.000
Dick Drago, R ERA: 4.1	(9, 1)	0.2	L	5	3	2	2	0	0	0	1	0	0	0	4	5	27.00	4.500

PITCHER		IP	WLS	BF	H	R	ER	SO	BB	IBB	HBP	BLK	WP	HR	S	P	ERA	WHIP

BOTTOM

Toronto Blue Jays @ Boston Red Sox

Fenway Park, Boston, MA

Mon May 26 1980, 7:05 PM EDT

Att. 18,853 - Unknown - 70 F

Batter	1	2	3	4	5	6	7	8	9	AB	R	H	RBI	BB	SO	LOB
Jack Brohamer, L (1, 4) OBP: 0.389, SLG: 0.451	FC4-6 1B		BBBB 4-0 1B BB		0-0 L4-6 1B 1-3 1B		BBBB 4-0 BB		0-0 F9 ③	3	0	2	0	2	0	1
Jim Dwyer, L (1, 9) OBP: 0.439, SLG: 0.660	0-0 F8 ①		0-0 1-3 1B		0-0 1-2 3-H 1B		SSS 0-3 K ②			3	0	2	1	0	0	1
Dwight Evans, R (7, PH) OBP: 0.305, SLG: 0.370										1	0	0	0	0	1	2
Mike Torrez, R (8, 1)										0	0	0	0	0	0	0
Tom Burgmeier, L (8, 1)										0	0	0	0	0	0	0
Dick Drago, R (9, 1)										0	0	0	0	0	0	0
Fred Lynn, L (1, 8) OBP: 0.383, SLG: 0.496	0-0 FC4-6 FC4-6 ② 1-2f		0-0 4-3 ③		0-0 L4-6 ②③ 2-3		0-0 1-3 ③			4	0	0	0	0	0	7
Tony Perez, R (1, 3) OBP: 0.328, SLG: 0.452	0-0 FC4-6 ③ 1-2f			0-0 1B 1B		0-0 F9 ①		0-0 F9 ①		4	0	1	0	0	0	1
Carlton Fisk, R (1, 2) OBP: 0.359, SLG: 0.547		0-0 F4 ①		0-0 L3 1-2 1B		SSS 0-3 K ②		0-0 B1-3 ②		4	0	1	0	0	1	0
Carl Yastrzemski, L (1, 10) OBP: 0.336, SLG: 0.432 (8, 9)		0-0 P7 ②		0-0 L3 ①② 1-2		0-0 1B		0-0 F9 ③		4	0	1	0	0	0	2
Jim Rice, R (1, 7) OBP: 0.276, SLG: 0.382		0-0 6-3 ③		0-0 5-3 ③		SSS 0-3 K ③			0-0 5-3 ①	4	0	0	0	0	1	2
Butch Hobson, R (1, 5) OBP: 0.287, SLG: 0.351			0-0 F8 ①		0-0 F8 ①		0-0 E6 SH3		0-0 F7 ②	3	0	0	0	0	0	0
Glenn Hoffman, R (8, 5) OBP: 0.258, SLG: 0.379										1	0	0	0	0	0	0
Rick Burleson, R (1, 6) OBP: 0.304, SLG: 0.351			0-0 F8 ②		BBBB 4-0 1B 1B BB		0-0 SH3 ① 1-2		0-0 1B	2	1	1	0	1	0	0
Inning Stats	R: 0 H: 1 E: 0 LOB: 1 K: 0 BB: 0 S: 4 P: 4	R: 0 H: 0 E: 0 LOB: 0 K: 0 BB: 0 S: 3 P: 3	R: 0 H: 1 E: 0 LOB: 2 K: 0 BB: 1 S: 4 P: 8	R: 0 H: 2 E: 0 LOB: 1 K: 0 BB: 0 S: 4 P: 4	R: 1 H: 2 E: 0 LOB: 1 K: 0 BB: 1 S: 4 P: 8	R: 0 H: 1 E: 0 LOB: 1 K: 2 BB: 0 S: 8 P: 8	R: 0 H: 0 E: 1 LOB: 2 K: 1 BB: 1 S: 6 P: 10	R: 0 H: 0 E: 0 LOB: 0 K: 0 BB: 0 S: 3 P: 3	R: 0 H: 1 E: 0 LOB: 1 K: 0 BB: 0 S: 4 P: 4	1B: 8 2B: 2 3B: 0 HR: 0	SF: 0 SAC: 1 DP: 2 HBP: 0						

livebaseballscorecards.com

AB	33
R	1
H	8
RBI	1
BB	3
SO	3
LOB	16

PITCHER		IP	WLS	BF	H	R	ER	SO	BB	IBB	HBP	BLK	WP	HR	S	P	ERA	WHIP
Jesse Jefferson, R ERA: 4.31	(1, 1)	6.1		28	7	1	1	2	3	0	0	0	0	0	29	41	1.42	1.579
Jerry Garvin, L ERA: 3.0	(7, 1)	2.2	W	9	1	0	0	1	0	0	0	0	0	0	11	11	0.00	0.375

PITCHER	IP	WLS	BF	H	R	ER	SO	BB	IBB	HBP	BLK	WP	HR	S	P	ERA	WHIP

Batter	1	2	3	4	5	6	7	8	9	AB	R	H	RBI	BB	SO	LOB
Alfredo Griffin, S (1, 6) OBP: 0.275, SLG: 0.367	0-0 4-3 2B		0-0 F8 ①		0-0 G3 ①		0-0 F6 ①		0-0 F8 ②	5	0	1	0	0	0	1
Bob Bailor, R (1, 8) OBP: 0.365, SLG: 0.291	0-3 K ①		0-0 1B		0-0 2B 1B		0-0 F4 ②		0-0 5-3 ③	5	1	2	0	0	1	2
Roy Howell, L (1, 5) OBP: 0.336, SLG: 0.406	0-0 4-3 ② 2-3		0-3 K ②		0-0 1-H HR 2B		0-0 1B			4	1	2	1	0	1	2
Lloyd Moseby, L (1, 7) OBP: 0.412, SLG: 0.882 Joe Cannon, L (9, 7)	0-0 3-1 ③		0-0 F8 ③		0-0 2-H HR		0-0 2-3 ③			4 0	1 0	1 0	2 0	0 0	0 0	3 0
Barry Bonnell, R (1, 9) OBP: 0.292, SLG: 0.416		0-0 WP 1B 1B		0-0 2B 1B	0-0 6-3 ②			0-0 F5 ①		4	1	2	0	0	0	0
John Mayberry, L (1, 3) OBP: 0.338, SLG: 0.443		0-3 K ①		0-0 3-1 1-H 2B	0-3 K ③			0-3 K ②		4	0	1	1	0	3	1
Al Woods, L (1, 10) OBP: 0.355, SLG: 0.550		0-0 F5 ②		0-0 3-1 ① 2-3		0-3 K ①		0-3 K ③		4	0	0	0	0	2	2
Garth Iorg, R (1, 4) OBP: 0.385, SLG: 0.500		0-0 WP 1-2 1B		0-0 5-3 ②		0-0 F8 ②			0-0 SH1-4 1B	4	0	2	0	0	0	1
Bob Davis, R (1, 2) OBP: 0.250, SLG: 0.292		0-0 6-3 ③ 1-2 2-3		0-3 K ③		0-0 5-3 ③			0-0 SH1-4 ① 1-2	3	0	0	0	0	1	3
Inning Stats	R: 0 H: 1 E: 0 LOB: 1 K: 1 BB: 0 S: 6 P: 6	R: 0 H: 2 E: 0 LOB: 2 K: 1 BB: 0 S: 7 P: 7	R: 0 H: 1 E: 0 LOB: 1 K: 1 BB: 0 S: 6 P: 6	R: 1 H: 2 E: 0 LOB: 1 K: 1 BB: 0 S: 7 P: 7	R: 3 H: 3 E: 0 LOB: 0 K: 1 BB: 0 S: 8 P: 8	R: 0 H: 0 E: 0 LOB: 0 K: 1 BB: 0 S: 5 P: 5	R: 0 H: 1 E: 0 LOB: 1 K: 0 BB: 0 S: 4 P: 4	R: 0 H: 0 E: 0 LOB: 0 K: 2 BB: 0 S: 7 P: 7	R: 0 H: 1 E: 0 LOB: 1 K: 0 BB: 0 S: 4 P: 4	1B: 7 SF: 0 2B: 3 SAC: 1 3B: 0 DP: 0 HR: 1 HBP: 0						

PITCHER	IP	WLS	BF	H	R	ER	SO	BB	IBB	HBP	BLK	WP	HR	S	P	ERA	WHIP
Steve Renko, R (1, 1) ERA: 3.38	9.0	W	38	11	4	4	8	0	0	0	0	1	1	54	54	4.00	1.222

PITCHER	IP	WLS	BF	H	R	ER	SO	BB	IBB	HBP	BLK	WP	HR	S	P	ERA	WHIP

TOP

Toronto Blue Jays @ Boston Red Sox

Fenway Park, Boston, MA

Tue May 27 1980, 7:05 PM EDT

Att. 16,679 - Unknown - 66 F

livebaseballscorecards.com

AB	37
R	4
H	11
RBI	4
BB	0
SO	8
LOB	15

Batter	1	2	3	4	5	6	7	8	9	AB	R	H	RBI	BB	SO	LOB
Rick Burleson, R (1, 6) OBP: 0.309, SLG: 0.351	BBBB 4-0 E 1B SF8-5-4 BB		x 0-0 F9 ②		x 0-0 2-H 1B		SSS 0-3 K ③			3	1	1	1	1	1	1
Dwight Evans, R (1, 9) OBP: 0.305, SLG: 0.369	x 0-0 E7 SF8-5-4 1-3 1B		x 0-0 5-3 ③		x 0-0 F4 ③			x 0-0 F5 ①		3	0	1	0	0	0	1
Jim Dwyer, L (8, PH) OBP: 0.431, SLG: 0.647 (9, 9)										1	0	0	0	0	0	0
Fred Lynn, L (1, 8) OBP: 0.379, SLG: 0.485	x 0-0 F4 ①			BBBB 4-0 3B BB		SSS 0-3 K ①		x 0-0 4-3 ②		3	1	0	0	1	1	2
Tony Perez, R (1, 3) OBP: 0.326, SLG: 0.462	x 0-0 SF8-5-4 ②③ 2-3 3-H			x 0-0 1-H 7-2 3B		x 0-0 3-1 ②		SSS 0-3 K ③		3	0	1	2	0	1	0
Carlton Fisk, R (1, 2) OBP: 0.364, SLG: 0.542		x 0-0 F8 ①		x 0-0 ①② 7-2 3-Hf		x 0-0 WP 1B			BBBB 4-0 HR BB	3	1	1	0	1	0	1
Jim Rice, R (1, 7) OBP: 0.272, SLG: 0.376		x 0-0 F9 ②		SSS 0-3 K ③		x 0-0 L8 ③ 1-2			x 0-0 1-H HR	3	0	0	0	0	1	1
Carl Yastrzemski, L (7, 7) OBP: 0.340, SLG: 0.460										1	1	1	2	0	0	0
Butch Hobson, R (1, 10) OBP: 0.296, SLG: 0.354		BBBB 4-0 BB			x 0-0 F8 ①		x 0-0 PB 1B			2	0	1	0	1	0	0
Ted Sizemore, R (1, 4) OBP: 0.217, SLG: 0.261		x 0-0 F7 ③			x 0-0 F6 ②		x 0-0 L8 ① 1-2			3	0	0	0	0	0	2
Glenn Hoffman, R (1, 5) OBP: 0.265, SLG: 0.406			x 0-0 5-3 ①		x 0-0 1B 2B		x 0-0 F8 ②			3	1	1	0	0	0	1
Inning Stats	R: 1 E: 1 K: 0 S: 3 H: 1 LOB: 0 BB: 1 P: 7	R: 0 E: 0 K: 0 S: 3 H: 0 LOB: 1 BB: 1 P: 7	R: 0 E: 0 K: 0 S: 3 H: 0 LOB: 0 BB: 0 P: 3	R: 1 E: 0 K: 1 S: 5 H: 1 LOB: 0 BB: 1 P: 9	R: 1 E: 0 K: 0 S: 5 H: 2 LOB: 1 BB: 0 P: 5	R: 0 E: 0 K: 1 S: 6 H: 1 LOB: 1 BB: 0 P: 6	R: 0 E: 0 K: 1 S: 6 H: 1 LOB: 1 BB: 0 P: 6	R: 0 E: 0 K: 1 S: 5 H: 0 LOB: 0 BB: 0 P: 5	R: 2 E: 0 K: 0 S: 1 H: 1 LOB: 0 BB: 1 P: 5	1B: 4 2B: 3 3B: 1 HR: 1	SF: 1 SAC: 0 DP: 2 HBP: 0						

PITCHER	IP	WLS	BF	H	R	ER	SO	BB	IBB	HBP	BLK	WP	HR	S	P	ERA	WHIP
Paul Mirabella, L (1, 1) ERA: 2.95	6.2		27	6	3	2	2	3	0	0	0	1	0	28	40	2.70	1.350
Tom Buskey, R (7, 1) ERA: 2.95	1.1	L	6	1	2	2	2	1	0	0	0	0	1	9	13	13.50	1.500

PITCHER	IP	WLS	BF	H	R	ER	SO	BB	IBB	HBP	BLK	WP	HR	S	P	ERA	WHIP

BOTTOM

Toronto Blue Jays @ Boston Red Sox

Fenway Park, Boston, MA

Tue May 27 1980, 7:05 PM EDT

Att. 16,679 - Unknown - 66 F

livebaseballscorecards.com

AB	28
R	5
H	7
RBI	5
BB	4
SO	4
LOB	9

1B: 4	SF: 1	WP: 1	PA: 33
2B: 3	SAC: 0	PB: 1	
3B: 1	DP: 2	SB: 0	
HR: 1	HBP: 0	CS: 0	

Batter	1	2	3	4	5	6	7	8	9	AB	R	H	RBI	BB	SO	LOB
Alfredo Griffin, S (1, 6) OBP: 0.273, SLG: 0.363	1-3	S 1-3 2-H 3-H 1B		G3			B1-3		FC4-6 1-2f	5	0	1	2	0	0	4
Bob Bailor, R (1, 8) OBP: 0.352, SLG: 0.278	G3	F5 1-2 3-H			5-3			F8		4	0	0	0	0	0	1
Lloyd Moseby, L (1, 10) OBP: 0.381, SLG: 0.750	4-3		BBB FC6-4 1B 7-2 BB		SSS K			SSS K		3	0	0	0	1	2	0
Roy Howell, L (1, 5) OBP: 0.340, SLG: 0.409		4-3 BB 1B 1B	FC6-4 1-2 1B		SSS K			SSS K		4	1	2	0	0	2	0
Barry Bonnell, R (1, 9) OBP: 0.291, SLG: 0.406		BBBB 1B 4-3 1-2 1B BB	FC6-4 1-2f 2-3			5-3			5-3	3	1	0	0	1	0	2
John Mayberry, L (1, 3) OBP: 0.335, SLG: 0.437		4-3 1-2 2-3	7-2 3-Hf			5-3			1B 1B 1B	4	0	1	0	0	0	4
Al Woods, L (1, 7) OBP: 0.360, SLG: 0.544		III 1B 1B IBB		CS 1B		4-3			F9	3	1	1	0	1	0	1
Garth Iorg, R (1, 4) OBP: 0.412, SLG: 0.500		1B S 1-2 2-3 3-H 1B		SSS K 1-2			F9		1B 1-2 1B	4	1	2	1	0	1	1
Pat Kelly, R (1, 2) OBP: 0.500, SLG: 0.500		SSS K					SSS K		FC4-6 1-2 2-3 1B	4	0	2	0	0	2	3
Inning Stats	R: 0 E: 0 K: 0 S: 3 H: 0 LOB: 0 BB: 0 P: 3	R: 4 E: 0 K: 1 S: 8 H: 3 LOB: 1 BB: 2 P: 16	R: 0 E: 0 K: 0 S: 3 H: 1 LOB: 1 BB: 1 P: 7	R: 0 E: 0 K: 1 S: 6 H: 2 LOB: 1 BB: 0 P: 6	R: 0 E: 0 K: 2 S: 7 H: 0 LOB: 0 BB: 0 P: 7	R: 0 E: 0 K: 0 S: 3 H: 0 LOB: 0 BB: 0 P: 3	R: 0 E: 0 K: 1 S: 5 H: 0 LOB: 0 BB: 0 P: 5	R: 0 E: 0 K: 2 S: 7 H: 0 LOB: 0 BB: 0 P: 7	R: 0 E: 0 K: 0 S: 6 H: 3 LOB: 3 BB: 0 P: 6	1B: 9 2B: 1 3B: 0 HR: 0 SF: 0 SAC: 0 DP: 1 HBP: 0					WP: 0 PB: 0 SB: 2 CS: 1	PA: 37	

PITCHER	IP	WLS	BF	H	R	ER	SO	BB	IBB	HBP	BLK	WP	HR	S	P	ERA	WHIP
Bob Stanley, R (1, 1) ERA: 4.44	9.0	L	37	9	4	4	7	2	1	0	0	0	0	48	60	4.00	1.222

PITCHER	IP	WLS	BF	H	R	ER	SO	BB	IBB	HBP	BLK	WP	HR	S	P	ERA	WHIP

TOP

Toronto Blue Jays @ Boston Red Sox

Fenway Park, Boston, MA

Wed May 28 1980, 7:05 PM EDT

Att. 18,215 - Unknown - 64 F

livebaseballscorecards.com

AB	34
R	4
H	9
RBI	3
BB	3
SO	7
LOB	16

Batter	1	2	3	4	5	6	7	8	9	AB	R	H	RBI	BB	SO	LOB
Rick Burleson, R (1, 6) OBP: 0.316, SLG: 0.351	F8		BB 1-2 BB		F9 4-3 1B		BB		F6	3	0	1	0	2	0	0
Jim Dwyer, L (1, 7) OBP: 0.435, SLG: 0.623	G6-4-3 BB		BB 1-2 2-3 BB		4-3 1-2		F8			2	0	0	0	2	0	2
Fred Lynn, L (1, 8) OBP: 0.369, SLG: 0.475	G6-4-3 1-2f		SF8 3-H		F9 2-3		K			3	0	0	1	0	1	3
Carl Yastrzemski, L (1, 3) OBP: 0.331, SLG: 0.446		F7	1-4-3		6-3			F9		4	0	0	0	0	0	3
Carlton Fisk, R (1, 2) OBP: 0.368, SLG: 0.537		1B		2B HBP		6-3		K		3	0	1	0	0	1	0
Jim Rice, R (1, 10) OBP: 0.277, SLG: 0.384		F9		1-3 2B		K		PB 1B		4	0	2	0	0	1	1
Jack Brohamer, L (1, 4) OBP: 0.379, SLG: 0.426		K		5-3		BB		F8 1-2		3	0	0	0	1	1	4
Butch Hobson, R (1, 5) OBP: 0.287, SLG: 0.342			4-3	K		K			5-3	4	0	0	0	0	2	3
Dwight Evans, R (1, 9) OBP: 0.304, SLG: 0.360			BB SF8 BB	K			F4		F2	3	1	0	0	1	1	2
Inning Stats	R: 0 E: 0 K: 0 S: 2 H: 0 LOB: 0 BB: 1 P: 6	R: 0 E: 0 K: 1 S: 6 H: 1 LOB: 1 BB: 0 P: 6	R: 1 E: 0 K: 0 S: 3 H: 0 LOB: 2 BB: 3 P: 15	R: 0 E: 0 K: 2 S: 8 H: 1 LOB: 2 BB: 0 P: 9	R: 0 E: 0 K: 0 S: 4 H: 1 LOB: 1 BB: 0 P: 4	R: 0 E: 0 K: 2 S: 7 H: 0 LOB: 1 BB: 1 P: 11	R: 0 E: 0 K: 1 S: 5 H: 0 LOB: 1 BB: 1 P: 9	R: 0 E: 0 K: 1 S: 6 H: 1 LOB: 1 BB: 0 P: 6	R: 0 E: 0 K: 0 S: 3 H: 0 LOB: 0 BB: 0 P: 3	1B: 3 2B: 1 3B: 0 HR: 0 SF: 1 SAC: 0 DP: 1 HBP: 1	WP: 0 PB: 1 SB: 0 CS: 0 PA: 37					

PITCHER		IP	WLS	BF	H	R	ER	SO	BB	IBB	HBP	BLK	WP	HR	S	P	ERA	WHIP
Dave Stieb, R ERA: 2.44	(1, 1)	6.0	W	26	3	1	1	5	5	0	1	0	0	0	30	51	1.50	1.333
Joey McLaughlin, R ERA: 4.81	(7, 1)	3.0	S	11	1	0	0	2	1	0	0	0	0	0	14	18	0.00	0.667

PITCHER	IP	WLS	BF	H	R	ER	SO	BB	IBB	HBP	BLK	WP	HR	S	P	ERA	WHIP

BOTTOM

Toronto Blue Jays @ Boston Red Sox

Fenway Park, Boston, MA

Wed May 28 1980, 7:05 PM EDT

Att. 18,215 - Unknown - 64 F

livebaseballscorecards.com

AB	29
R	1
H	4
RBI	1
BB	6
SO	7
LOB	18

Batter	1	2	3	4	5	6	7	8	9	AB	R	H	RBI	BB	SO	LOB
Alfredo Griffin, S (1, 6) OBP: 0.272, SLG: 0.360	F5			6-3 1B		1-3			4-3	4	0	1	0	0	0	0
Bob Bailor, R (1, 8) OBP: 0.339, SLG: 0.266	F7			6-3 1-2			4-3		F8	4	0	0	0	0	0	1
Lloyd Moseby, L (1, 9) OBP: 0.320, SLG: 0.625	K			K			3-1		5-3	4	0	0	0	0	2	1
Otto Velez, R (1, 10) OBP: 0.434, SLG: 0.632		G4-6-3 1B		1-3			K			3	0	1	0	0	1	1
Roy Howell, L (1, 5) OBP: 0.333, SLG: 0.400		K			1-3			F5		3	0	0	0	0	1	1
John Mayberry, L (1, 3) OBP: 0.329, SLG: 0.428		G4-6-3 1-2f			K			G3		3	0	0	0	0	1	1
Barry Bonnell, R (1, 7) OBP: 0.292, SLG: 0.420			K		F5			3B		3	0	1	0	0	1	0
Garth Iorg, R (1, 4) OBP: 0.368, SLG: 0.444 Al Woods, L (8, PH) OBP: 0.366, SLG: 0.544 Damaso Garcia, R (8, 4) OBP: 0.279, SLG: 0.416			K			F8		BB		2 0 0	0 0 0	0 0 0	0 0 0	0 1 0	1 0 0	0 0 0
Pat Kelly, R (1, 2) OBP: 0.333, SLG: 0.333 Joe Cannon, L (8, PH) Bob Davis, R (8, 2) OBP: 0.250, SLG: 0.292			K			K		K		2 1 0	0 0 0	0 0 0	0 0 0	0 0 0	2 1 0	0 2 0
Inning Stats	R: 0 E: 0 K: 1 S: 5 H: 0 LOB: 0 BB: 0 P: 5	R: 0 E: 0 K: 1 S: 5 H: 1 LOB: 0 BB: 0 P: 5	R: 0 E: 0 K: 3 S: 9 H: 0 LOB: 0 BB: 0 P: 9	R: 0 E: 0 K: 1 S: 6 H: 1 LOB: 1 BB: 0 P: 6	R: 0 E: 0 K: 1 S: 5 H: 0 LOB: 0 BB: 0 P: 5	R: 0 E: 0 K: 1 S: 5 H: 0 LOB: 0 BB: 0 P: 5	R: 0 E: 0 K: 1 S: 5 H: 0 LOB: 0 BB: 0 P: 5	R: 0 E: 0 K: 1 S: 6 H: 1 LOB: 2 BB: 1 P: 10	R: 0 E: 0 K: 0 S: 3 H: 0 LOB: 0 BB: 0 P: 3	1B: 2 2B: 0 3B: 1 HR: 0 SF: 0 SAC: 0 DP: 1 HBP: 0						

PITCHER	IP	WLS	BF	H	R	ER	SO	BB	IBB	HBP	BLK	WP	HR	S	P	ERA	WHIP
Luis Tiant, R (1, 1) ERA: 5.02	7.2	W	26	3	0	0	9	1	0	0	0	0	0	43	47	0.00	0.522
Rich Gossage, R (8, 1) ERA: 3.42	1.1	S	4	0	0	0	1	0	0	0	0	0	0	6	6	0.00	0.000

PITCHER	IP	WLS	BF	H	R	ER	SO	BB	IBB	HBP	BLK	WP	HR	S	P	ERA	WHIP

TOP

Toronto Blue Jays @ New York Yankees

Yankee Stadium, Bronx, NY

Fri May 30 1980, 7:05 PM EDT

Att. 24,319 - Unknown - 67 F

livebaseballscorecards.com

AB	29
R	0
H	3
RBI	0
BB	1
SO	10
LOB	7

WP: 0 PA: 30
PB: 0
SB: 0
CS: 0

BOTTOM

Batter	1	2	3	4	5	6	7	8	9	AB	R	H	RBI	BB	SO	LOB
Willie Randolph, R (1, 4) OBP: 0.424, SLG: 0.470	F9		F9			K	1B BB			3	0	0	0	1	1	0
Bobby Murcer, L (1, 7) OBP: 0.302, SLG: 0.378	1-3			4-3		F6	1-3 3-H 1B			3	0	0	0	0	0	0
Lou Piniella, R (7, PH) (8, 7) OBP: 0.274, SLG: 0.271										1	0	1	1	0	0	0
Joe Lefebvre, L (1, 9) OBP: 0.448, SLG: 0.600	BB			1B BB		F6	K			2	0	0	0	2	1	2
Reggie Jackson, L (1, 10) OBP: 0.333, SLG: 0.504	4-3			1-3 1B			SH5-4 E 2B 1B	HR		3	0	2	0	0	0	1
Dennis Werth, R (7, PR) OBP: 0.636, SLG: 1.000										1	2	1	1	0	0	0
Graig Nettles, L (1, 5) OBP: 0.353, SLG: 0.415		L6-4 F2 1B		K			E6 SH5-4 2B 1-2	K		4	1	1	0	0	2	3
Jim Spencer, L (1, 3) OBP: 0.310, SLG: 0.345		F2 1-2		K			SH5-4 1-2 2-3	K		3	0	0	0	0	2	3
Bobby Brown, S (1, 8) OBP: 0.370, SLG: 0.512		L6-4 2-3			F2		2B PB IBB	HR		3	2	1	1	1	0	1
Rick Cerone, R (1, 2) OBP: 0.272, SLG: 0.393			F8		6-3		PB 1B 2B 1-3 2-H 3-H	HBP		3	1	1	2	0	0	0
Bucky Dent, R (1, 6) OBP: 0.301, SLG: 0.392			4-3		F8		6-3 2-3 3-H	F4		4	0	0	0	0	0	3
Inning Stats	R: 0 E: 0 K: 0 S: 3 H: 0 LOB: 1 BB: 1 P: 7	R: 0 E: 0 K: 0 S: 3 H: 1 LOB: 0 BB: 0 P: 3	R: 0 E: 0 K: 0 S: 3 H: 0 LOB: 0 BB: 0 P: 3	R: 0 E: 0 K: 2 S: 8 H: 1 LOB: 2 BB: 1 P: 12	R: 0 E: 0 K: 0 S: 3 H: 0 LOB: 0 BB: 0 P: 3	R: 0 E: 0 K: 1 S: 5 H: 0 LOB: 0 BB: 0 P: 5	R: 4 E: 1 K: 1 S: 9 H: 3 LOB: 2 BB: 2 P: 17	R: 2 E: 0 K: 2 S: 9 H: 2 LOB: 1 BB: 0 P: 10		1B: 4 2B: 2 3B: 0 HR: 2	SF: 0 SAC: 1 DP: 1 HBP: 1					

PITCHER		IP	WLS	BF	H	R	ER	SO	BB	IBB	HBP	BLK	WP	HR	S	P	ERA	WHIP
Jim Clancy, R ERA: 2.78	(1, 1)	6.2	L	28	4	4	1	3	3	1	0	0	0	0	30	46	1.35	1.050
Jerry Garvin, L ERA: 2.93	(7, 1)	0.1		2	1	0	0	1	0	0	0	0	0	0	4	4	0.00	3.000
Balor Moore, L ERA: 5.87	(8, 1)	1.0		6	2	2	2	2	0	0	1	0	0	2	9	10	18.00	2.000

PITCHER	IP	WLS	BF	H	R	ER	SO	BB	IBB	HBP	BLK	WP	HR	S	P	ERA	WHIP

Toronto Blue Jays @ New York Yankees

Yankee Stadium, Bronx, NY

Fri May 30 1980, 7:05 PM EDT
Att. 24,319 - Unknown - 67 F

livebaseballscorecards.com

AB	30
R	6
H	7
RBI	5
BB	4
SO	6
LOB	13

WP: 0 PB: 1 SB: 0 CS: 0 PA: 36

Batter	1	2	3	4	5	6	7	8	9	10	11	AB	R	H	RBI	BB	SO	LOB
Alfredo Griffin, S (1, 6) OBP: 0.285, SLG: 0.378	4-3		2B		1B 1-2 2B 1B	H 1-0 1-2 HBP		2B		F7		5	1	3	0	0	0	2
Bob Bailor, R (1, 7) OBP: 0.330, SLG: 0.258	5-3		F6		F9	1-4-3		F6		K		3	0	0	0	0	0	3
Al Woods, L (6, PH) OBP: 0.357, SLG: 0.528 (6, 7)												3	0	0	0	0	1	5
Roy Howell, L (1, 5) OBP: 0.340, SLG: 0.414	3B		K		2B 1-3 2-H 1B 1B		BBB 4-0 1B 1B BB	K2-3			K	5	2	2	1	1	3	2
Otto Velez, R (1, 10) OBP: 0.444, SLG: 0.640	BBB 4-0 BB			FC5-4 1B	1B 1-3 3-H 1B 2B		1B 1-2 E 1B		K		F8	5	2	3	1	1	1	0
Barry Bonnell, R (1, 9) OBP: 0.287, SLG: 0.409	F8			K	2-H 3-H 1B		F1		K2-3		F3	6	0	1	2	0	2	5
Damaso Garcia, R (1, 4) OBP: 0.269, SLG: 0.401		4-3	5-3	FC5-4 1-2f			F5		F4			5	0	0	0	0	0	4
John Mayberry, L (1, 3) OBP: 0.325, SLG: 0.420		F7		K	K		E9 1-H 2-H 1B			K		5	0	1	1	0	3	1
Rick Bosetti, R (1, 8) OBP: 0.279, SLG: 0.312		F8	5-3		5-3	5-3	F7			1B 1B		5	0	1	0	0	0	1
Bob Davis, R (1, 2) OBP: 0.268, SLG: 0.309			5-3		1B 1B 1B	HBP 1B		F4			1-3 1B	3	1	2	0	0	0	0
Joe Cannon, L (6, PR)												0	0	0	0	0	0	0
Ernie Whitt, L (6, 2) OBP: 0.308, SLG: 0.241												2	0	1	0	0	0	0
Inning Stats	R: 0 E: 0 K: 0 S: 4 H: 1 LOB: 2 BB: 1 P: 8	R: 0 E: 0 K: 0 S: 3 H: 0 LOB: 0 BB: 0 P: 3	R: 0 E: 0 K: 1 S: 6 H: 1 LOB: 1 BB: 0 P: 6	R: 0 E: 1 K: 2 S: 8 H: 1 LOB: 1 BB: 0 P: 8	R: 4 E: 0 K: 0 S: 8 H: 5 LOB: 1 BB: 0 P: 8	R: 0 E: 0 K: 1 S: 6 H: 1 LOB: 2 BB: 0 P: 7	R: 2 E: 1 K: 0 S: 5 H: 2 LOB: 1 BB: 1 P: 9	R: 0 E: 0 K: 1 S: 6 H: 1 LOB: 1 BB: 0 P: 6	R: 0 E: 0 K: 2 S: 7 H: 0 LOB: 0 BB: 0 P: 7	R: 0 E: 0 K: 2 S: 9 H: 2 LOB: 2 BB: 0 P: 9	R: 0 E: 0 K: 1 S: 5 H: 0 LOB: 0 BB: 0 P: 5							

PITCHER	IP	WLS	BF	H	R	ER	SO	BB	IBB	HBP	BLK	WP	HR	S	P	ERA	WHIP
Tommy John, L (1, 1) ERA: 3.26	5.2		28	9	4	4	4	1	0	1	0	0	0	34	39	6.35	1.765
Ron Davis, R (6, 1) ERA: 2.61	1.0		5	1	2	1	0	1	0	0	0	0	0	4	8	9.00	2.000
Rudy May, L (7, 1) ERA: 2.4	4.1	W	17	4	0	0	6	0	0	0	0	0	0	29	29	0.00	0.923

PITCHER	IP	WLS	BF	H	R	ER	SO	BB	IBB	HBP	BLK	WP	HR	S	P	ERA	WHIP

TOP

Toronto Blue Jays @ New York Yankees

Yankee Stadium, Bronx, NY

Sat May 31 1980, 7:05 PM EDT
Att. 25,158 - Unknown - 70 F

livebaseballscorecards.com

AB	47
R	6
H	14
RBI	5
BB	2
SO	10
LOB	23

1B: 10	SF: 0	WP: 0	PA: 50
2B: 3	SAC: 0	PB: 0	
3B: 1	DP: 0	SB: 0	
HR: 0	HBP: 1	CS: 0	

Batter	1	2	3	4	5	6	7	8	9	10	11	AB	R	H	RBI	BB	SO	LOB
Willie Randolph, R (1, 4) OBP: 0.412, SLG: 0.453	5-3	F8	FC5 2-3f			F9		K		FC6-4 1-2f		6	0	0	0	0	1	8
Bobby Murcer, L (1, 7) OBP: 0.305, SLG: 0.431 (8, 9)	F9		HR 1B	F6			HR	K			F6	6	2	2	1	0	1	2
Joe Lefebvre, L (1, 9) OBP: 0.438, SLG: 0.679 Lou Piniella, R (7, PH) OBP: 0.286, SLG: 0.276 (8, 7)	4-3		1-H HR	5-3			F6		BB		HR 1B	3 2	1 1	1 1	2 0	0 1	0 0	0 0
Reggie Jackson, L (1, 10) OBP: 0.326, SLG: 0.512		F8	G3	K			K		F7		1-H HR	6	1	1	2	0	2	1
Graig Nettles, L (1, 5) OBP: 0.354, SLG: 0.410		4-3	FC6-4 1B 1B BB		G3		1B		K			4	1	1	0	1	1	1
Jim Spencer, L (1, 3) OBP: 0.320, SLG: 0.367 Bob Watson, R (7, PH) OBP: 0.387, SLG: 0.432 (8, 3)	HR 2B	FC6-4 1-2 1B		F6			4-3		K			3 2	1 0	2 0	0 0	0 0	0 1	0 2
Bobby Brown, S (1, 8) OBP: 0.381, SLG: 0.557	HR 2-H	FC6-4 BB 1B 1-2f 2-3		F2				SH3 BB		SH5-4 FC5-2 2B		4	1	2	2	1	0	2
Rick Cerone, R (1, 2) OBP: 0.279, SLG: 0.399	1B 1B	FC5 BB 1-2 3-H 1B				F7		SH3 1-2		SH5-4 2-3		3	0	2	1	0	0	0
Bucky Dent, R (1, 6) OBP: 0.311, SLG: 0.390	1-3 1B	1-2 2-3 BB				F8		BB		FC5-2 FC6-4 3-H		3	0	1	0	2	0	1
Inning Stats	R: 0 H: 0 E: 0 LOB: 0 K: 0 BB: 0 S: 3 P: 3	R: 2 H: 4 E: 0 LOB: 2 K: 0 BB: 0 S: 7 P: 7	R: 3 H: 4 E: 0 LOB: 3 K: 0 BB: 2 S: 7 P: 15	R: 0 H: 0 E: 0 LOB: 0 K: 1 BB: 0 S: 5 P: 5	R: 0 H: 0 E: 0 LOB: 0 K: 0 BB: 0 S: 3 P: 3	R: 0 H: 0 E: 0 LOB: 0 K: 0 BB: 0 S: 3 P: 3	R: 1 H: 2 E: 0 LOB: 1 K: 1 BB: 0 S: 7 P: 7	R: 0 H: 0 E: 0 LOB: 2 K: 2 BB: 2 S: 7 P: 15	R: 0 H: 0 E: 0 LOB: 1 K: 2 BB: 1 S: 7 P: 11	R: 0 H: 1 E: 0 LOB: 1 K: 0 BB: 0 S: 4 P: 4	R: 2 H: 2 E: 0 LOB: 0 K: 0 BB: 0 S: 3 P: 3	1B: 7 SF: 0 2B: 2 SAC: 2 3B: 0 DP: 0 HR: 4 HBP: 0						

PITCHER		IP	WLS	BF	H	R	ER	SO	BB	IBB	HBP	BLK	WP	HR	S	P	ERA	WHIP
Jesse Jefferson, R ERA: 4.97	(1, 1)	2.0		12	6	4	4	0	0	0	0	0	0	2	12	12	18.00	3.000
Dave Lemanczyk, R ERA: 5.4	(3, 1)	4.0		17	3	2	2	1	2	0	0	0	0	1	17	25	4.50	1.250
Jerry Garvin, L ERA: 2.7	(7, 1)	1.1		6	1	0	0	1	1	0	0	0	0	0	7	11	0.00	1.500
Joey McLaughlin, R ERA: 4.91	(8, 1)	3.0	L	14	3	2	2	4	2	0	0	0	0	1	20	28	6.00	1.667

PITCHER	IP	WLS	BF	H	R	ER	SO	BB	IBB	HBP	BLK	WP	HR	S	P	ERA	WHIP

BOTTOM

Toronto Blue Jays @ New York Yankees

Yankee Stadium, Bronx, NY

Sat May 31 1980, 7:05 PM EDT
Att. 25,158 - Unknown - 70 F

livebaseballscorecards.com

AB	42
R	8
H	13
RBI	8
BB	5
SO	6
LOB	17

WP: 0 PA: 49
PB: 0
SB: 0
CS: 0

Batter	1	2	3	4	5	6	7	8	9	AB	R	H	RBI	BB	SO	LOB
Alfredo Griffin, S (1, 6) OBP: 0.283, SLG: 0.384	6-3		5-3		G4-6-3 1-2f		4-3		3B 1-H	5	0	1	1	0	0	2
Rick Bosetti, R (1, 8) OBP: 0.277, SLG: 0.303	K			2B PB BB	F8			F6	K	4	1	0	0	1	2	1
Roy Howell, L (1, 5) OBP: 0.342, SLG: 0.421	F6			PB 4-3 1-3 2B		K		1B	F2	5	1	2	0	0	1	1
Otto Velez, R (1, 10) OBP: 0.432, SLG: 0.617		K		K 2-3 3-H		6-3		L4		4	0	0	0	0	2	2
Barry Bonnell, R (1, 9) OBP: 0.286, SLG: 0.400		BB		4-3 3-H		6-3		F8		3	0	0	1	1	0	1
Al Woods, L (1, 7) OBP: 0.361, SLG: 0.523		F2		1B 1B BB			6-3		HR 1B	3	2	1	0	1	0	1
John Mayberry, L (1, 3) OBP: 0.335, SLG: 0.469		F7		1-H 1B			HR		1-H HR	4	2	3	4	0	0	1
Damaso Garcia, R (1, 4) OBP: 0.275, SLG: 0.411			6-3	F8			2B		3B 1B	4	1	2	0	0	0	1
Ernie Whitt, L (1, 2) OBP: 0.304, SLG: 0.242			F8		G4-6-3 1B		G3		F7	4	0	1	0	0	0	2
Inning Stats	R: 0 E: 0 K: 1 S: 5 H: 0 LOB: 0 BB: 0 P: 5	R: 0 E: 0 K: 1 S: 5 H: 0 LOB: 1 BB: 1 P: 9	R: 0 E: 0 K: 0 S: 3 H: 0 LOB: 0 BB: 0 P: 3	R: 3 E: 0 K: 1 S: 7 H: 2 LOB: 1 BB: 2 P: 15	R: 0 E: 0 K: 0 S: 3 H: 1 LOB: 0 BB: 0 P: 3	R: 0 E: 0 K: 1 S: 5 H: 0 LOB: 0 BB: 0 P: 5	R: 1 E: 0 K: 0 S: 5 H: 2 LOB: 1 BB: 0 P: 5	R: 0 E: 0 K: 0 S: 4 H: 1 LOB: 1 BB: 0 P: 4	R: 3 E: 0 K: 1 S: 9 H: 4 LOB: 1 BB: 0 P: 9	1B: 5 2B: 2 3B: 1 HR: 2 SF: 0 SAC: 0 DP: 1 HBP: 0						

PITCHER		IP	WLS	BF	H	R	ER	SO	BB	IBB	HBP	BLK	WP	HR	S	P	ERA	WHIP
Tom Underwood, L ERA: 3.09	(1, 1)	7.0	W	28	5	4	4	4	3	0	0	0	0	1	33	45	5.14	1.143
Rich Gossage, R ERA: 4.21	(8, 1)	2.0		11	5	3	3	1	0	0	0	0	0	1	13	13	13.50	2.500

PITCHER	IP	WLS	BF	H	R	ER	SO	BB	IBB	HBP	BLK	WP	HR	S	P	ERA	WHIP

TOP

Toronto Blue Jays @ New York Yankees

Yankee Stadium, Bronx, NY

Sun Jun 01 1980, 3:33 AM EDT

Att. 52,049 - Unknown - 83 F

livebaseballscorecards.com

AB	36
R	7
H	10
RBI	6
BB	3
SO	5
LOB	12

WP: 0 PA: 39
PB: 1
SB: 0
CS: 0

Batter	1	2	3	4	5	6	7	8	9	AB	R	H	RBI	BB	SO	LOB
Willie Randolph, R (1, 4) OBP: 0.416, SLG: 0.454	E9 FC6-2 1B		5-3		1B 1B BB	6-3		BB 1-2 3B 1B		4	2	2	0	1	0	0
Dennis Werth, R (1, 9) OBP: 0.600, SLG: 0.889 Joe Lefebvre, L (6, 9) OBP: 0.441, SLG: 0.655	K		BB		K	F4		1-2 2-3 3B BB		2 1	0 1	0 1	0 0	1 1	2 0	2 0
Bob Watson, R (1, 3) OBP: 0.375, SLG: 0.420	FC6-2 1B 1B 3-H		F8		F3	1-3		SF8 3-H		4	0	0	1	0	0	3
Eric Soderholm, R (1, 10) OBP: 0.425, SLG: 0.584	1-H 1B			2B 6-3 1B	1B 1-2 HR 1B		FC6-4 1B	1-H 2-H 3B		5	2	5	2	0	0	0
Lou Piniella, R (1, 7) OBP: 0.304, SLG: 0.308 Paul Blair, R (7, PR) (8, 7)	1B			6-3 1-3 6-3 2B	1-2 2-H HR 1B		FC6-4 1-2f 5-3	5-3		4 1	2 0	3 0	1 0	0 0	0 0	1 1
Bobby Brown, S (1, 8) OBP: 0.376, SLG: 0.576	F9			6-3 2-3 3-H	1-H 2-H HR		5-3 1-2			4	1	1	4	0	0	3
Rick Cerone, R (1, 2) OBP: 0.272, SLG: 0.389 Johnny Oates, L (9, 2)	K			6-3 3-H	K		F8			4 0	0 0	0 0	1 0	0 0	2 0	3 0
Bucky Dent, R (1, 6) OBP: 0.321, SLG: 0.392	F9			FC6 1B		HR BB		FC4-6 BB		2	1	1	0	2	0	1
Fred Stanley, R (1, 5) OBP: 0.350, SLG: 0.389 Graig Nettles, L (6, PH) (7, 5) OBP: 0.356, SLG: 0.433		F4		FC6 1-2f		1-H HR		FC4-6 BB 1B 1-2f SF8		2 2	0 2	0 1	0 2	0 0	0 0	1 1
Inning Stats	R: 0 E: 1 K: 1 S: 6 H: 2 LOB: 2 BB: 0 P: 6	R: 0 E: 0 K: 1 S: 6 H: 1 LOB: 1 BB: 0 P: 6	R: 0 E: 0 K: 0 S: 3 H: 0 LOB: 1 BB: 1 P: 7	R: 2 E: 0 K: 0 S: 6 H: 3 LOB: 1 BB: 0 P: 6	R: 4 E: 0 K: 2 S: 10 H: 3 LOB: 0 BB: 1 P: 14	R: 2 E: 0 K: 0 S: 4 H: 1 LOB: 0 BB: 1 P: 8	R: 0 E: 0 K: 0 S: 4 H: 1 LOB: 2 BB: 0 P: 4	R: 3 E: 0 K: 0 S: 5 H: 2 LOB: 1 BB: 2 P: 13		1B: 9 2B: 1 3B: 1 HR: 2 SF: 1 SAC: 0 DP: 0 HBP: 0				WP: 0 PB: 0 SB: 0 CS: 0 PA: 41		

PITCHER		IP	WLS	BF	H	R	ER	SO	BB	IBB	HBP	BLK	WP	HR	S	P	ERA	WHIP
Paul Mirabella, L ERA: 3.43	(1, 1)	4.2	L	23	8	5	5	3	2	0	0	0	0	0	27	35	9.64	2.143
Tom Buskey, R ERA: 4.5	(5, 1)	2.2		14	4	5	5	1	2	0	0	0	0	2	14	22	16.88	2.250
Balor Moore, L ERA: 6.08	(8, 1)	0.2		4	1	1	1	0	1	0	0	0	0	0	3	7	13.50	3.000

PITCHER	IP	WLS	BF	H	R	ER	SO	BB	IBB	HBP	BLK	WP	HR	S	P	ERA	WHIP

BOTTOM

Toronto Blue Jays @ New York Yankees

Yankee Stadium, Bronx, NY

Sun Jun 01 1980, 3:33 AM EDT
Att. 52,049 - Unknown - 83 F

livebaseballscorecards.com

AB	35
R	11
H	13
RBI	11
BB	5
SO	4
LOB	16

Batter	1	2	3	4	5	6	7	8	9	AB	R	H	RBI	BB	SO	LOB
Rick Miller, L (1, 8) OBP: 0.344, SLG: 0.313	2B 2B	4-3 SF8 1-3 1B		L6-3 1-2		L7			G3	5	1	2	0	0	0	1
Carney Lansford, R (1, 5) OBP: 0.354, SLG: 0.442	1B 1B 2-H 2B	SF8 1-2 3-H			SH5-3 HR 1B	L7			G4-3 1B	4	2	3	2	0	0	0
Rod Carew, L (1, 3) OBP: 0.410, SLG: 0.377	1B 2B 2-3 1B	4-3 2-3			SH5-3 1-2		5-3		G4-3 1-2f	4	1	1	0	0	0	2
Jason Thompson, L (1, 10) OBP: 0.298, SLG: 0.385	1-2 3-H 1B	3-1			2-H HR		S S S K			4	1	2	3	0	1	1
Joe Rudi, R (1, 7) OBP: 0.305, SLG: 0.526	1B 2-H 2B		G6-4-3 1B		1-3		S S S K			4	0	2	1	0	1	0
Bobby Grich, R (1, 4) OBP: 0.371, SLG: 0.393	B B B B 1B BB		G6-4-3 1-2f		1B 1B			6-3		3	0	1	0	1	0	1
Larry Harlow, L (1, 9) OBP: 0.355, SLG: 0.489	1-2 2-H 1B		6-3		1-3 1B			S S S K		4	0	2	0	0	1	0
Bert Campaneris, R (1, 6) OBP: 0.250, SLG: 0.303	4-3			FC6-4 1B	F7			B B B B BB		3	0	1	0	1	0	4
Tom Donohue, R (1, 2) OBP: 0.215, SLG: 0.257		1B SF8 1B		FC6-4 1-2f L6-3		S S S K		F8		4	1	1	0	0	1	2

TOP

California Angels @ Toronto Blue Jays

Exhibition Stadium, Toronto, ON

Mon Jun 02 1980, 7:05 PM EDT

Att. 15,079 - Unknown - 70 F

livebaseballscorecards.com

AB	35
R	6
H	15
RBI	6
BB	2
SO	4
LOB	11

Inning Stats	1	2	3	4	5	6	7	8	9	1B	SF	WP	PA
R	3	1	0	0	2	0	0	0	0	11	1	0	39
E	0	0	0	0	0	0	0	0	0	2B: 4	SAC: 1	PB: 0	
K	0	0	0	0	1	0	2	1	0	3B: 0	DP: 3	SB: 0	
S	7	5	3	3	7	5	7	5	3	HR: 1	HBP: 0	CS: 0	
H	6	2	1	1	4	0	0	0	1				
LOB	2	1	0	1	2	0	0	1	0				
BB	1	0	0	0	0	0	0	1	0				
P	11	5	3	3	7	5	7	9	3				

PITCHER		IP	WLS	BF	H	R	ER	SO	BB	IBB	HBP	BLK	WP	HR	S	P	ERA	WHIP
Luis Leal, R ERA: 6.75	(1, 1)	0.1	L	5	5	3	3	0	0	0	0	0	0	0	5	5	81.00	15.000
Balor Moore, L ERA: 6.18	(1, 1)	4.0		17	7	3	3	0	1	0	0	0	0	1	16	20	6.75	2.000
Jesse Jefferson, R ERA: 4.47	(5, 1)	4.2		17	3	0	0	4	1	0	0	0	0	0	24	28	0.00	0.857

PITCHER	IP	WLS	BF	H	R	ER	SO	BB	IBB	HBP	BLK	WP	HR	S	P	ERA	WHIP

Batter	1	2	3	4	5	6	7	8	9	AB	R	H	RBI	BB	SO	LOB
Alfredo Griffin, S (1, 6) OBP: 0.286, SLG: 0.386	H 1-0 BB BB 1B HBP	x 0-0 ② G3 1-2			x 0-0 ① 4-3		x 0-0 ② 4-3		x 0-0 SF9 1-3 2B	4	1	1	0	0	0	1
Al Woods, L (1, 7) OBP: 0.355, SLG: 0.509	B B B B 4-0 1B BB 1-2 BB	x 0-0 ③ F8			x 0-0 ② F9		x 0-0 ③ F5		x 0-0 ② SF9 2-3 3-H	3	0	0	1	1	0	1
Roy Howell, L (1, 5) OBP: 0.331, SLG: 0.407	x 0-0 ① L9		x 0-0 ① G3		x 0-0 ③ F5			x 0-0 ① 6-3	x 0-0 ③ 4-3	5	0	0	0	0	0	3
Otto Velez, R (1, 10) OBP: 0.434, SLG: 0.636	B B B B 4-0 1B 1-2 2-3 BB		S S S 0-3 ② K			x 0-0 ① 5-3		x 0-0 HR		3	1	1	1	1	1	0
John Mayberry, L (1, 3) OBP: 0.339, SLG: 0.470	x 0-0 ② F3		x 0-0 1B			x 0-0 ② F8		x 0-0 1B		4	0	2	0	0	0	3
Lloyd Moseby, L (1, 9) OBP: 0.345, SLG: 0.607	x 0-0 1-2 2-3 3-H 1B		S S S 0-3 ③ K			x 0-0 1B		x 0-0 ② F9		4	0	2	1	0	1	2
Rick Bosetti, R (1, 8) OBP: 0.276, SLG: 0.302	x 0-0 ③ L3			x 0-0 ① F9		x 0-0 1-2 1B		S S S 0-3 ③ K		4	0	1	0	0	1	4
Damaso Garcia, R (1, 4) OBP: 0.281, SLG: 0.413		x 0-0 G3 1B		x 0-0 ② F2		x 0-0 ③ 6-3			x 0-0 2B SF9 1B	4	1	2	0	0	0	2
Bob Davis, R (1, 2) OBP: 0.260, SLG: 0.300 Joe Cannon, L (7, PH) Ernie Whitt, L (8, 2) OBP: 0.300, SLG: 0.238		x 0-0 ① F9		x 0-0 ③ 4-3			x 0-0 ① F3		S S S 0-3 ① K	2	0	0	0	0	0	1
										1	0	0	0	0	0	0
										1	0	0	0	0	1	1
Inning Stats	R: 1 E: 0 K: 0 S: 4 H: 1 LOB: 3 BB: 2 P: 13	R: 0 E: 0 K: 0 S: 4 H: 1 LOB: 1 BB: 0 P: 4	R: 0 E: 0 K: 2 S: 8 H: 1 LOB: 1 BB: 0 P: 8	R: 0 E: 0 K: 0 S: 3 H: 0 LOB: 0 BB: 0 P: 3	R: 0 E: 0 K: 0 S: 3 H: 0 LOB: 0 BB: 0 P: 3	R: 0 E: 0 K: 0 S: 5 H: 2 LOB: 2 BB: 0 P: 5	R: 0 E: 0 K: 0 S: 3 H: 0 LOB: 0 BB: 0 P: 3	R: 1 E: 0 K: 1 S: 7 H: 2 LOB: 1 BB: 0 P: 7	R: 1 E: 0 K: 1 S: 7 H: 2 LOB: 1 BB: 0 P: 7	1B: 7 2B: 1 3B: 0 HR: 1 SF: 1 SAC: 0 DP: 0 HBP: 1							

PITCHER		IP	WLS	BF	H	R	ER	SO	BB	IBB	HBP	BLK	WP	HR	S	P	ERA	WHIP
Dave Frost, R ERA: 4.25	(1, 1)	6.0	W	26	5	1	1	2	2	0	1	0	0	0	27	36	1.50	1.167
John Montague, R ERA: 4.07	(7, 1)	2.1		11	4	2	2	2	0	0	0	0	0	1	15	15	7.71	1.714
Dave LaRoche, L ERA: 2.19	(9, 1)	0.2	S	2	0	0	0	0	0	0	0	0	0	0	2	2	0.00	0.000

PITCHER	IP	WLS	BF	H	R	ER	SO	BB	IBB	HBP	BLK	WP	HR	S	P	ERA	WHIP

BOTTOM

California Angels @ Toronto Blue Jays

Exhibition Stadium, Toronto, ON

Mon Jun 02 1980, 7:05 PM EDT
Att. 15,079 - Unknown - 70 F

livebaseballscorecards.com

AB	35
R	3
H	9
RBI	3
BB	2
SO	4
LOB	18

PA:	39		
WP:	0	1B:	7
PB:	0	2B:	1
SB:	0	3B:	0
CS:	0	HR:	1
		SF:	1
		SAC:	0
		DP:	0
		HBP:	1

Batter	1	2	3	4	5	6	7	8	9	10	11	AB	R	H	RBI	BB	SO	LOB
Rick Miller, L (1, 8) OBP: 0.343, SLG: 0.299	1-3		2B 1B BB	6-3			3-1		BB		K	4	1	0	0	2	1	2
Carney Lansford, R (1, 5) OBP: 0.349, SLG: 0.435	F4		P4	K			1B		4-3			5	0	1	0	0	1	2
Rod Carew, L (1, 3) OBP: 0.415, SLG: 0.395	5-3		1B 2B		FC4-6 1B		F7			5-3-5 2B		5	1	3	0	0	0	1
Jason Thompson, L (1, 10) OBP: 0.295, SLG: 0.374		4-3	BB 1B 1B IBB		FC4-6 G5-4-3		F7			K		4	1	0	0	1	1	3
Joe Rudi, R (1, 7) OBP: 0.302, SLG: 0.516		5-3	BB 1B 1B		G5-4-3			1-3		5-3-5		5	1	1	2	0	0	2
Bobby Grich, R (1, 4) OBP: 0.379, SLG: 0.397 Dickie Thon, R (5, 4) OBP: 0.438, SLG: 0.533	1B 1B		1B BB			E5 G3		L6			SH1-4 SH FC4-2 BB	1 2	1 0	1 0	0 0	1 1	0 0	0 0
Larry Harlow, L (1, 9) OBP: 0.361, SLG: 0.489	1B E 1B		1B			G3		L5			SH FC4-2 SH1-4	4	1	2	2	0	0	1
Freddie Patek, R (1, 6) OBP: 0.327, SLG: 0.394	E8 1B		5-3			F8			P4		SH1-4	4	0	1	1	0	0	2
Tom Donohue, R (1, 2) OBP: 0.207, SLG: 0.248 Ralph Garr, L (11, PH) OBP: 0.267, SLG: 0.220 Stan Cliburn, R (11, 2) OBP: 0.286, SLG: 0.286		1-3		K		F7			4-3		FC4-2	4 1 0	0 0 0	0 0 0	0 0 0	0 0 0	1 0 0	2 2 0
Inning Stats	R: 0 E: 0 K: 0 S: 3 H: 0 LOB: 0 BB: 0 P: 3	R: 2 E: 1 K: 0 S: 6 H: 3 LOB: 1 BB: 0 P: 6	R: 4 E: 0 K: 0 S: 5 H: 3 LOB: 1 BB: 3 P: 17	R: 0 E: 0 K: 2 S: 7 H: 0 LOB: 0 BB: 0 P: 7	R: 0 E: 0 K: 0 S: 3 H: 1 LOB: 0 BB: 0 P: 3	R: 0 E: 1 K: 0 S: 4 H: 0 LOB: 1 BB: 0 P: 4	R: 0 E: 0 K: 0 S: 4 H: 1 LOB: 1 BB: 0 P: 4	R: 0 E: 0 K: 0 S: 3 H: 0 LOB: 0 BB: 0 P: 3	R: 0 E: 0 K: 0 S: 3 H: 0 LOB: 1 BB: 1 P: 7	R: 0 E: 0 K: 1 S: 5 H: 1 LOB: 0 BB: 0 P: 5	R: 0 E: 0 K: 1 S: 6 H: 0 LOB: 2 BB: 1 P: 10	1B: 7 2B: 3 3B: 0 HR: 0	SF: 0 SAC: 2 DP: 2 HBP: 0					

PITCHER	IP	WLS	BF	H	R	ER	SO	BB	IBB	HBP	BLK	WP	HR	S	P	ERA	WHIP
Dave Stieb, R (1, 1) ERA: 2.96	2.1		14	5	6	5	0	1	1	0	0	0	0	12	20	19.29	2.571
Tom Buskey, R (3, 1) ERA: 3.9	3.2		13	2	0	0	2	1	0	0	0	0	0	16	20	0.00	0.818
Jerry Garvin, L (7, 1) ERA: 2.41	2.0		7	1	0	0	0	0	0	0	0	0	0	7	7	0.00	0.500
Joey McLaughlin, R (9, 1) ERA: 4.54	3.0	W	12	1	0	0	2	2	0	0	0	0	0	14	22	0.00	1.000

PITCHER	IP	WLS	BF	H	R	ER	SO	BB	IBB	HBP	BLK	WP	HR	S	P	ERA	WHIP

TOP

California Angels @ Toronto Blue Jays

Exhibition Stadium, Toronto, ON

Tue Jun 03 1980, 7:05 PM EDT

Att. 15,589 - Unknown - 66 F

livebaseballscorecards.com

AB	39
R	6
H	9
RBI	5
BB	5
SO	4
LOB	17
PA	46

WP: 0	PB: 0	SB: 0	CS: 0

Batter	1	2	3	4	5	6	7	8	9	10	11	AB	R	H	RBI	BB	SO	LOB
Alfredo Griffin, S (1, 6) OBP: 0.297, SLG: 0.394	x 0-0 F7 ①		x 0-0 4-3 2-H 2B	x 0-0 B3 ③		H 1-0 1-2 2-3 HBP			B B B B 4-0 S 1B BB		x 0-0 F8 SH5-4 1B 1B	4	2	2	1	1	0	0
Al Woods, L (1, 7) OBP: 0.349, SLG: 0.496	x 0-0 G3 ②		x 0-0 4-3 ① 2-3		x 0-0 1B	x 0-0 F9 ③			S S S 0-3 K ① 1-2		x 0-0 SH5-4 ① 1-2	5	0	1	0	0	1	5
Roy Howell, L (1, 5) OBP: 0.326, SLG: 0.397	x 0-0 4-3 ③		x 0-0 P4 ②		x 0-0 P4 ①		S S S 0-3 K ①		x 0-0 2B ② 2-H 1B		x 0-0 F8 ② 2-3	6	1	1	1	0	1	3
Otto Velez, R (1, 10) OBP: 0.430, SLG: 0.626		x 0-0 P6 ①	x 0-0 F9 ③		x 0-0 F9 ②		S S S 0-3 K ②		x 0-0 ② 1-H 2B		I I I 4-0 1B IBB	5	0	1	1	1	1	2
John Mayberry, L (1, 3) OBP: 0.344, SLG: 0.474		B B B B 4-0 1B BB		x 0-0 1B 2B 2B	x 0-0 4-3 ③		S S S 0-3 K ③		x 0-0 G3 ③		x 0-0 1-2 3-H 1B	5	1	2	1	1	1	1
Lloyd Moseby, L (1, 9) OBP: 0.382, SLG: 0.594		x 0-0 FC6-4 1-2 1B	x 0-0 2-3 2B 1B			x 0-0 4-3 ①		H 1-0 S HBP		x 0-0 5-3 ①		4	1	2	0	0	0	0
Rick Bosetti, R (1, 8) OBP: 0.274, SLG: 0.305		x 0-0 F9 ②	x 0-0 1-H SF7 3-H 2B			x 0-0 L1 ②		S S S 0-3 K ① 1-2		x 0-0 P4 ②		5	1	1	2	0	1	3
Damaso Garcia, R (1, 4) OBP: 0.278, SLG: 0.409		x 0-0 FC6-4 ③ 1-2f		x 0-0 SF7 ① 3-H		x 0-0 E4 HBP BB		x 0-0 L1 ②		x 0-0 1B		4	0	1	1	0	0	3
Bob Davis, R (1, 2) OBP: 0.276, SLG: 0.319			x 0-0 2B 2B	x 0-0 6-3 ②		B B B B 4-0 1-2 HBP BB		x 0-0 L7 ③		x 0-0 6-3 ③		2	1	1	0	1	0	0
Joe Cannon, L (6, PR)												0	0	0	0	0	0	0
Ernie Whitt, L (7, 2) OBP: 0.300, SLG: 0.238												0	0	0	0	0	0	0
Barry Bonnell, R (8, PH) OBP: 0.284, SLG: 0.397												1	0	0	0	0	0	1
Pat Kelly, R (9, 2) OBP: 0.286, SLG: 0.286												1	0	0	0	0	0	1
Inning Stats	R: 0 H: 0 E: 0 LOB: 0 K: 0 BB: 0 S: 3 P: 3	R: 0 H: 1 E: 0 LOB: 2 K: 0 BB: 1 S: 4 P: 8	R: 1 H: 2 E: 0 LOB: 1 K: 0 BB: 0 S: 5 P: 5	R: 3 H: 3 E: 0 LOB: 0 K: 0 BB: 0 S: 6 P: 6	R: 0 H: 1 E: 0 LOB: 1 K: 0 BB: 0 S: 4 P: 4	R: 0 H: 0 E: 1 LOB: 3 K: 0 BB: 1 S: 4 P: 9	R: 0 H: 0 E: 0 LOB: 0 K: 3 BB: 0 S: 9 P: 9	R: 0 H: 0 E: 0 LOB: 1 K: 1 BB: 0 S: 5 P: 6	R: 2 H: 2 E: 0 LOB: 0 K: 1 BB: 1 S: 6 P: 10	R: 0 H: 1 E: 0 LOB: 1 K: 0 BB: 0 S: 4 P: 4	R: 1 H: 2 E: 0 LOB: 2 K: 0 BB: 1 S: 4 P: 8	1B: 7 SF: 1 2B: 5 SAC: 1 3B: 0 DP: 0 HR: 0 HBP: 2						

PITCHER		IP	WLS	BF	H	R	ER	SO	BB	IBB	HBP	BLK	WP	HR	S	P	ERA	WHIP
Don Aase, R ERA: 3.39	(1, 1)	5.2		27	7	4	4	0	2	0	0	0	0	0	25	33	6.35	1.588
Mark Clear, R ERA: 3.74	(6, 1)	3.0		13	2	2	2	5	1	0	2	0	0	0	20	26	6.00	1.000
Dave LaRoche, L ERA: 2.31	(9, 1)	2.0	L	10	3	1	1	0	0	1	0	0	0	0	9	13	4.50	1.500

PITCHER	IP	WLS	BF	H	R	ER	SO	BB	IBB	HBP	BLK	WP	HR	S	P	ERA	WHIP

BOTTOM

California Angels @ Toronto Blue Jays

Exhibition Stadium, Toronto, ON

Tue Jun 03 1980, 7:05 PM EDT

Att. 15,589 - Unknown - 66 F

livebaseballscorecards.com

AB	42
R	7
H	12
RBI	7
BB	4
SO	5
LOB	19

WP: 0 PA: 50
PB: 0
SB: 2
CS: 0

Batter	1	2	3	4	5	6	7	8	9	AB	R	H	RBI	BB	SO	LOB
Rick Miller, L (1, 8) OBP: 0.356, SLG: 0.300	0-0 S 1B		0-0 4-3 ②		0-0 L3 ③		4-0 BB BB		4-0 BB	3	0	1	0	2	0	1
Dickie Thon, R (1, 4) OBP: 0.476, SLG: 0.556	0-3 K ① 1-2		0-0 2B			4-0 1B SF7 BB	4-0 1-2 BB		0-3 K ③	3	1	1	0	2	2	2
Rod Carew, L (1, 3) OBP: 0.406, SLG: 0.386	0-0 6-3 ②		0-3 K ③			0-0 F7 ①	0-0 F7 ②			4	0	0	0	0	1	5
Jason Thompson, L (1, 10) OBP: 0.306, SLG: 0.380	4-0 BB			0-0 G4-3 1B		0-0 1-3 2B 1B	0-3 K ③			3	1	2	0	1	1	2
Carney Lansford, R (1, 5) OBP: 0.342, SLG: 0.428	0-3 K ③			0-0 ① ② G4-3 1-2f		0-0 ② SF7 3-H		0-0 ① 6-3		3	0	0	1	0	1	3
Joe Rudi, R (1, 7) OBP: 0.301, SLG: 0.516		0-0 ① F3		0-0 ③ F9		0-0 1-H 2B		0-0 ② 5-3		4	0	1	1	0	0	0
Larry Harlow, L (1, 9) OBP: 0.356, SLG: 0.474		0-3 K ②			0-3 K ①	4-0 BB		0-0 ③ F9		3	0	0	0	1	2	0
Freddie Patek, R (1, 6) OBP: 0.315, SLG: 0.379		0-3 K ③			0-0 E5	0-0 ③ F8			0-0 ① P6	4	0	0	0	0	1	2
Tom Donohue, R (1, 2) OBP: 0.202, SLG: 0.241			0-0 ① 6-3		0-0 ② P4		0-0 ① 5-3		0-0 ② 4-3	3	0	0	0	0	0	1
Ralph Garr, L (9, PH) OBP: 0.261, SLG: 0.214										1	0	0	0	0	0	0
Inning Stats	R: 0 H: 1 E: 0 LOB: 2 K: 2 BB: 1 S: 8 P: 12	R: 0 H: 0 E: 0 LOB: 0 K: 2 BB: 0 S: 7 P: 7	R: 0 H: 1 E: 0 LOB: 1 K: 1 BB: 0 S: 6 P: 6	R: 0 H: 1 E: 0 LOB: 0 K: 0 BB: 0 S: 3 P: 3	R: 0 H: 0 E: 1 LOB: 1 K: 1 BB: 0 S: 6 P: 6	R: 2 H: 2 E: 0 LOB: 2 K: 0 BB: 2 S: 5 P: 13	R: 0 H: 0 E: 0 LOB: 2 K: 1 BB: 2 S: 5 P: 13	R: 0 H: 0 E: 0 LOB: 0 K: 0 BB: 0 S: 3 P: 3	R: 0 H: 0 E: 0 LOB: 1 K: 1 BB: 1 S: 5 P: 9	1B: 3 SF: 1 2B: 2 SAC: 0 3B: 0 DP: 1 HR: 0 HBP: 0						

TOP

California Angels @ Toronto Blue Jays

Exhibition Stadium, Toronto, ON

Wed Jun 04 1980, 7:05 PM EDT

Att. 16,677 - Unknown - 65 F

livebaseballscorecards.com

AB	31
R	2
H	5
RBI	2
BB	6
SO	8
LOB	16

WP: 0 PA: 38
PB: 0
SB: 1
CS: 0

PITCHER	IP	WLS	BF	H	R	ER	SO	BB	IBB	HBP	BLK	WP	HR	S	P	ERA	WHIP
Jim Clancy, R (1, 1) ERA: 2.69	9.0	W	38	5	2	2	8	6	0	0	0	0	0	48	72	2.00	1.222

PITCHER	IP	WLS	BF	H	R	ER	SO	BB	IBB	HBP	BLK	WP	HR	S	P	ERA	WHIP

Batter	1	2	3	4	5	6	7	8	9	AB	R	H	RBI	BB	SO	LOB
Alfredo Griffin, S (1, 6) OBP: 0.295, SLG: 0.394	0-0 1B 1B 2B		0-3 K	0-0 P6		0-0 P7		0-0 F7		5	1	1	0	0	1	0
Al Woods, L (1, 7) OBP: 0.351, SLG: 0.500	0-0 G3 1B 2-3 1B		0-0 P4		0-0 1B 2B	0-0 F8		0-0 3-1		5	2	2	0	0	0	0
Roy Howell, L (1, 5) OBP: 0.335, SLG: 0.419	0-0 G3 1-2		0-0 1B		0-0 BB 5-3 2-H 1B		0-0 HR 3B			4	1	3	1	0	0	2
Otto Velez, R (1, 10) OBP: 0.425, SLG: 0.638	0-3 K		0-0 F8		0-0 5-3 1-2		0-0 HR 3-H			4	1	1	2	0	1	4
John Mayberry, L (1, 3) OBP: 0.353, SLG: 0.478	0-0 2-H 3-H 1B			0-0 FC5-4 1B	4-0 BB		0-3 K			3	0	2	2	1	1	0
Lloyd Moseby, L (1, 9) OBP: 0.342, SLG: 0.528	0-0 P6			0-3 K	0-0 P6		0-0 4-3			4	0	0	0	0	1	4
Rick Bosetti, R (1, 8) OBP: 0.273, SLG: 0.299			0-0 5-3	0-0 FC5-4 1B 1-2f E	4-0 FC6-4 1-2 2-3 BB		0-3 K			3	1	0	0	1	1	1
Damaso Garcia, R (1, 4) OBP: 0.284, SLG: 0.411			0-0 CS 1B	0-0 S HR 1-3 1B	0-0 FC6-4 1-2f		0-0 6-3			4	1	2	0	0	0	4
Bob Davis, R (1, 2) OBP: 0.275, SLG: 0.355			0-0 F5 1-2	0-0 1-H 3-H HR		0-0 5-3		0-0 F8		4	1	1	2	0	0	1
Inning Stats	R: 2 E: 0 K: 1 S: 8 H: 3 LOB: 1 BB: 0 P: 8		R: 0 E: 0 K: 0 S: 3 H: 1 LOB: 0 BB: 0 P: 3	R: 0 E: 0 K: 1 S: 6 H: 1 LOB: 1 BB: 0 P: 6	R: 3 E: 0 K: 1 S: 8 H: 3 LOB: 0 BB: 0 P: 8	R: 1 E: 0 K: 0 S: 5 H: 2 LOB: 3 BB: 2 P: 13	R: 0 E: 0 K: 0 S: 3 H: 0 LOB: 0 BB: 0 P: 3	R: 2 E: 0 K: 2 S: 10 H: 2 LOB: 1 BB: 0 P: 10	R: 0 E: 0 K: 0 S: 3 H: 0 LOB: 0 BB: 0 P: 3		1B: 7 2B: 2 3B: 1 HR: 2	SF: 0 SAC: 0 DP: 0 HBP: 0		WP: 0 PB: 1 SB: 1 CS: 1	PA: 38		

PITCHER		IP	WLS	BF	H	R	ER	SO	BB	IBB	HBP	BLK	WP	HR	S	P	ERA	WHIP
Freddie Martinez, R ERA: 4.83	(1, 1)	4.0	L	19	8	5	5	3	0	0	0	0	0	1	25	25	11.25	2.000
Chris Knapp, R ERA: 5.4	(5, 1)	2.0		10	2	1	1	0	2	0	0	0	0	0	8	16	4.50	2.000
Frank Tanana, L ERA: 7.93	(7, 1)	2.0		9	2	2	2	2	0	0	0	0	0	1	13	13	9.00	1.000

PITCHER	IP	WLS	BF	H	R	ER	SO	BB	IBB	HBP	BLK	WP	HR	S	P	ERA	WHIP

BOTTOM

California Angels @ Toronto Blue Jays

Exhibition Stadium, Toronto, ON

Wed Jun 04 1980, 7:05 PM EDT
Att. 16,677 - Unknown - 65 F

livebaseballscorecards.com

AB	36
R	8
H	12
RBI	7
BB	2
SO	5
LOB	16

Batter	1	2	3	4	5	6	7	8	9	AB	R	H	RBI	BB	SO	LOB
Alfredo Griffin, S (1, 6) OBP: 0.289, SLG: 0.386	5-3		K			4-3		K		4	0	0	0	0	2	1
Bob Bailor, R (1, 7) OBP: 0.328, SLG: 0.250	G6-4-3, BB			1-3		E6		FC6-4, 1-2f		3	0	0	0	1	0	1
Roy Howell, L (1, 5) OBP: 0.333, SLG: 0.411	G6-4-3, 1-2f			FC6-4, BB		4-3			L9	3	0	0	0	1	0	2
Otto Velez, R (1, 10) OBP: 0.414, SLG: 0.618		4-3		P6			K		5-3	4	0	0	0	0	1	1
Barry Bonnell, R (1, 8) OBP: 0.277, SLG: 0.386		L7		FC6-4, 1-2f			G3		L6	4	0	0	0	0	0	1
John Mayberry, L (1, 3) OBP: 0.358, SLG: 0.478		FC5-4, BB			P4		1B			2	0	1	0	1	0	0
Damaso Garcia, R (1, 4) OBP: 0.279, SLG: 0.404		FC5-4, 1-2f			5-3		1-3			3	0	0	0	0	0	2
Lloyd Moseby, L (1, 9) OBP: 0.341, SLG: 0.500			K		K			FC6-4, HBP		2	0	0	0	0	2	0
Bob Davis, R (1, 2) OBP: 0.265, SLG: 0.342			F7			6-3		K		3	0	0	0	0	1	1
Inning Stats	R: 0 H: 0 E: 0 LOB: 0 K: 0 BB: 1 S: 2 P: 6	R: 0 H: 0 E: 0 LOB: 0 K: 0 BB: 1 S: 3 P: 7	R: 0 H: 0 E: 0 LOB: 0 K: 2 BB: 0 S: 7 P: 7	R: 0 H: 0 E: 0 LOB: 1 K: 0 BB: 1 S: 3 P: 7	R: 0 H: 0 E: 0 LOB: 0 K: 1 BB: 0 S: 5 P: 5	R: 0 H: 0 E: 1 LOB: 1 K: 0 BB: 0 S: 4 P: 4	R: 0 H: 1 E: 0 LOB: 1 K: 1 BB: 0 S: 6 P: 6	R: 0 H: 0 E: 0 LOB: 1 K: 2 BB: 0 S: 7 P: 8	R: 0 H: 0 E: 0 LOB: 0 K: 0 BB: 0 S: 3 P: 3	1B: 1 SF: 0 2B: 0 SAC: 0 3B: 0 DP: 1 HR: 0 HBP: 1						

PITCHER	IP	WLS	BF	H	R	ER	SO	BB	IBB	HBP	BLK	WP	HR	S	P	ERA	WHIP
Geoff Zahn, L (1, 1) ERA: 4.52	9.0	W	32	1	0	0	6	3	0	1	0	0	0	40	53	0.00	0.444

PITCHER	IP	WLS	BF	H	R	ER	SO	BB	IBB	HBP	BLK	WP	HR	S	P	ERA	WHIP

TOP

Toronto Blue Jays @ Minnesota Twins

Metropolitan Stadium, Bloomington , MI

Fri Jun 06 1980, 8:05 PM EDT

Att. 5,495 - Unknown - 78 F

livebaseballscorecards.com

AB	28
R	0
H	1
RBI	0
BB	3
SO	6
LOB	9

Batter	1	2	3	4	5	6	7	8	9	AB	R	H	RBI	BB	SO	LOB
Butch Wynegar, S (1, 2) OBP: 0.333, SLG: 0.397	6-3	1-H 2B		BBBB 1B BB	F7			L8		4	0	1	0	1	0	1
Ken Landreaux, L (1, 8) OBP: 0.398, SLG: 0.454	3-1		4-3	HBP 1-3 3-H 1B		BBBB G6-4-3 BB		1B		4	0	2	1	1	0	0
Ron Jackson, R (1, 3) OBP: 0.282, SLG: 0.349	BB 1B		FC6-4 1B	H 1-0 1-2 HBP		G6-4-3 1-2f		5-3		4	0	2	0	0	0	2
Jose Morales, R (1, 10) OBP: 0.407, SLG: 0.500 Danny Goodwin, L (4, PH) OBP: 0.245, SLG: 0.240 Willie Norwood, R (6, PH) OBP: 0.220, SLG: 0.250	BBBB 4-0 FC6 1-2 BB		F8	6-3		6-3				1 1 1	0 0 0	0 0 0	0 0 0	1 0 0	0 0 0	1 3 0
John Castino, R (1, 5) OBP: 0.342, SLG: 0.410	FC6 1-2f		FC6-4 1-2f		F8		F9			4	0	0	0	0	0	3
Pete Mackanin, R (1, 6) OBP: 0.286, SLG: 0.315		P3		1-6-3 2B 2B	F9		SSS 0-3 K			4	1	1	0	0	1	0
Rick Sofield, L (1, 7) OBP: 0.299, SLG: 0.477		BBBB 4-0 S 1B BB		1-6-3 2-3	2B 2B		1B			3	2	2	0	1	0	1
Hosken Powell, L (1, 9) OBP: 0.329, SLG: 0.388		P5		4-3 1B 2B 3-H	1B 2B 2-H		4-3			4	2	2	2	0	0	2
Rob Wilfong, L (1, 4) OBP: 0.316, SLG: 0.376		1-H 2B 1B		4-3 2-3	2-H 1B			4-3		4	0	2	2	0	0	1
Inning Stats	R: 0 E: 0 K: 0 S: 4 H: 1 LOB: 2 BB: 1 P: 8	R: 1 E: 0 K: 0 S: 4 H: 2 LOB: 2 BB: 1 P: 8	R: 0 E: 0 K: 0 S: 4 H: 1 LOB: 1 BB: 0 P: 4	R: 2 E: 0 K: 0 S: 6 H: 3 LOB: 3 BB: 1 P: 11	R: 2 E: 0 K: 0 S: 6 H: 3 LOB: 1 BB: 0 P: 6	R: 0 E: 0 K: 0 S: 2 H: 0 LOB: 0 BB: 1 P: 6	R: 0 E: 0 K: 1 S: 6 H: 1 LOB: 1 BB: 0 P: 6	R: 0 E: 0 K: 0 S: 4 H: 1 LOB: 1 BB: 0 P: 4		1B: 7 2B: 5 3B: 0 HR: 0	SF: 0 SAC: 0 DP: 1 HBP: 1			WP: 0 PB: 0 SB: 1 CS: 0	PA: 39	

PITCHER		IP	WLS	BF	H	R	ER	SO	BB	IBB	HBP	BLK	WP	HR	S	P	ERA	WHIP
Paul Mirabella, L ERA: 3.63	(1, 1)	3.2	L	20	7	3	3	0	3	0	0	0	0	0	17	29	7.36	2.727
Mike Barlow, R ERA: 13.5	(4, 1)	1.1		8	3	2	2	0	0	0	1	0	0	0	7	8	13.50	2.250
Balor Moore, L ERA: 5.58	(6, 1)	3.0		11	2	0	0	1	1	0	0	0	0	0	12	16	0.00	1.000

PITCHER	IP	WLS	BF	H	R	ER	SO	BB	IBB	HBP	BLK	WP	HR	S	P	ERA	WHIP

BOTTOM

Toronto Blue Jays @ Minnesota Twins

Metropolitan Stadium, Bloomington , MI

Fri Jun 06 1980, 8:05 PM EDT

Att. 5,495 - Unknown - 78 F

livebaseballscorecards.com

AB	34
R	5
H	12
RBI	5
BB	4
SO	1
LOB	14

Toronto Blue Jays @ Minnesota Twins

Metropolitan Stadium, Bloomington , MI

Sat Jun 07 1980, 4:33 AM EDT

Att. 5,375 - Cloudy - 70 F

TOP

livebaseballscorecards.com

Batter	1	2	3	4	5	6	7	8	9	AB	R	H	RBI	BB	SO	LOB
Alfredo Griffin, S (1, 6) OBP: 0.288, SLG: 0.398	P4		L6-3 1-2			HR		L6-3 1-2		4	1	1	1	0	0	3
Bob Bailor, R (1, 7) OBP: 0.317, SLG: 0.240	L8			4-3		5-3			5-3	4	0	0	0	0	0	0
Roy Howell, L (1, 5) OBP: 0.332, SLG: 0.407	F9			1B		3-1			4-3	4	0	1	0	0	0	0
Otto Velez, R (1, 10) OBP: 0.404, SLG: 0.600		L8		P2			K		6-3	4	0	0	0	0	1	1
Barry Bonnell, R (1, 8) OBP: 0.272, SLG: 0.378		4-3		L9			5-3			3	0	0	0	0	0	1
John Mayberry, L (1, 3) OBP: 0.358, SLG: 0.494		F7			F9		HR			3	1	1	1	0	0	0
Damaso Garcia, R (1, 4) OBP: 0.280, SLG: 0.402			6-3		FC6-4 1B		5-3			3	0	1	0	0	0	0
Lloyd Moseby, L (1, 9) OBP: 0.341, SLG: 0.512			1B 2B		FC6-4 CS 1-2f			F8		3	0	1	0	0	0	1
Ernie Whitt, L (1, 2) OBP: 0.315, SLG: 0.246			L6-3 2-3 1B		CS 1-2	K		BB		2	0	1	0	1	1	0
Joe Cannon, L (8, PR)										0	0	0	0	0	0	0
Bob Davis, R (8, 2) OBP: 0.265, SLG: 0.342										0	0	0	0	0	0	0

	AB	30
	R	2
	H	6
	RBI	2
	BB	1
	SO	2
	LOB	6

Inning Stats	1	2	3	4	5	6	7	8	9	1B	SF	WP	PA	32
R	0	0	0	0	0	1	1	0	0	3	0	0		
E	0	0	0	0	0	0	0	0	0	2B	3	SAC	0	PB 0
K	0	0	0	0	0	1	1	0	0	3B	0	DP	2	SB 0
S	3	3	4	4	3	6	6	2	3	HR	2	HBP	0	CS 1
H	0	0	2	1	1	1	1	0	0					
LOB	0	0	1	0	0	0	0	1	0					
BB	0	0	0	0	0	0	0	1	0					
P	3	3	4	4	3	6	6	6	3					

PITCHER		IP	WLS	BF	H	R	ER	SO	BB	IBB	HBP	BLK	WP	HR	S	P	ERA	WHIP
Darrell Jackson, L ERA: 2.94	(1, 1)	7.1	W	27	6	2	2	2	1	0	0	0	0	2	30	34	2.46	0.955
Doug Corbett, R ERA: 2.06	(8, 1)	1.2	S	4	0	0	0	0	0	0	0	0	0	0	4	4	0.00	0.000

PITCHER	IP	WLS	BF	H	R	ER	SO	BB	IBB	HBP	BLK	WP	HR	S	P	ERA	WHIP

Batter	1	2	3	4	5	6	7	8	9	AB	R	H	RBI	BB	SO	LOB
Butch Wynegar, S (1, 2) OBP: 0.337, SLG: 0.396	K		BB			G3		P5-3 1B		3	0	1	0	1	1	0
Rick Sofield, L (1, 7) OBP: 0.291, SLG: 0.462	5-3		F7			5-3		P5-3 1-2f		4	0	0	0	0	0	2
Ken Landreaux, L (1, 8) OBP: 0.395, SLG: 0.455	6-3			4-3		1B 2B		6-3		4	1	1	0	0	0	0
Glenn Adams, L (1, 10) OBP: 0.342, SLG: 0.364		F9		F8		2-H 1B				3	0	1	1	0	0	0
Rob Wilfong, L (1, 4) OBP: 0.316, SLG: 0.375		5-3		F8			G6-4-3 1B 1B			3	1	1	0	0	0	0
Hosken Powell, L (1, 9) OBP: 0.329, SLG: 0.386		4-3			1-3		G6-4-3 1-2			3	0	1	0	0	0	0
Danny Goodwin, L (1, 3) OBP: 0.268, SLG: 0.269 Ron Jackson, R (8, 3) OBP: 0.282, SLG: 0.349			1-3 SH1-3 2B		BB		G6-4-3 1-2f 2-3			2 0	1 0	1 0	0 0	1 0	0 0	2 0
Mike Cubbage, L (1, 5) OBP: 0.349, SLG: 0.351			1-3 2-3		L5		3-H 1B			3	0	1	1	0	0	2
John Castino, R (1, 6) OBP: 0.338, SLG: 0.404			SH1-3 3-H		6-3		1-3			2	0	0	1	0	0	2
Inning Stats	R: 0 E: 0 K: 1 S: 5 H: 0 LOB: 0 BB: 0 P: 5	R: 0 E: 0 K: 0 S: 3 H: 0 LOB: 0 BB: 0 P: 3	R: 1 E: 0 K: 0 S: 4 H: 1 LOB: 1 BB: 1 P: 8	R: 0 E: 0 K: 0 S: 3 H: 0 LOB: 0 BB: 0 P: 3	R: 0 E: 0 K: 0 S: 3 H: 0 LOB: 1 BB: 1 P: 7	R: 1 E: 0 K: 0 S: 4 H: 2 LOB: 1 BB: 0 P: 4	R: 1 E: 0 K: 0 S: 5 H: 3 LOB: 1 BB: 0 P: 5	R: 0 E: 0 K: 0 S: 3 H: 1 LOB: 0 BB: 0 P: 3		1B: 5 2B: 3 3B: 0 HR: 0 SF: 0 SAC: 1 DP: 2 HBP: 0						

PITCHER	IP	WLS	BF	H	R	ER	SO	BB	IBB	HBP	BLK	WP	HR	S	P	ERA	WHIP
Dave Stieb, R (1, 1) ERA: 3.0	8.0	L	30	7	3	3	1	2	0	0	0	0	0	30	38	3.38	1.125

PITCHER	IP	WLS	BF	H	R	ER	SO	BB	IBB	HBP	BLK	WP	HR	S	P	ERA	WHIP

BOTTOM

Toronto Blue Jays @ Minnesota Twins

Metropolitan Stadium, Bloomington , MI

Sat Jun 07 1980, 4:33 AM EDT

Att. 5,375 - Cloudy - 70 F

livebaseballscorecards.com

AB	27
R	3
H	7
RBI	3
BB	2
SO	1
LOB	8

PA: 30

WP: 0
PB: 0
SB: 0
CS: 0

Toronto Blue Jays @ Minnesota Twins

Metropolitan Stadium, Bloomington , MI

Sun Jun 08 1980, 4:33 AM EDT

Unknown - 69 F

TOP

livebaseballscorecards.com

Batter	1	2	3	4	5	6	7	8	9	AB	R	H	RBI	BB	SO	LOB
Alfredo Griffin, S (1, 6) OBP: 0.288, SLG: 0.395	F7			F8		1B		F4		4	0	1	0	0	0	0
Al Woods, L (1, 7) OBP: 0.355, SLG: 0.496	G3			BLK, BB		1-2, 1B			F8	3	0	1	0	1	0	0
John Mayberry, L (1, 3) OBP: 0.355, SLG: 0.506	F9			L8		F7			HR	4	1	1	1	0	0	3
Otto Velez, R (1, 10) OBP: 0.394, SLG: 0.583 Garth Iorg, R (9, PR) OBP: 0.368, SLG: 0.444		F7		1-2, K			4-3		E5, 3-1	4 0	0 0	0 0	0 0	0 0	1 0	1 0
Roy Howell, L (1, 5) OBP: 0.324, SLG: 0.398		K			4-3		F8		E6, 3-1	4	0	0	0	0	1	1
Lloyd Moseby, L (1, 9) OBP: 0.333, SLG: 0.489		K			L6		FC6-4, 1B		3-1 1-2 2-3	4	0	1	0	0	1	2
Damaso Garcia, R (1, 4) OBP: 0.273, SLG: 0.393			F4		L9		FC6-4 1-2f		3-1	4	0	0	0	0	0	3
Joe Cannon, L (1, 8)			B2-3			F7		F8		3	0	0	0	0	0	0
Ernie Whitt, L (1, 2) OBP: 0.303, SLG: 0.235			L1			F4		G3		3	0	0	0	0	0	0
Inning Stats	R: 0 E: 0 K: 0 S: 3 H: 0 LOB: 0 BB: 0 P: 3	R: 0 E: 0 K: 2 S: 7 H: 0 LOB: 0 BB: 0 P: 7	R: 0 E: 0 K: 0 S: 3 H: 0 LOB: 0 BB: 0 P: 3	R: 0 E: 0 K: 1 S: 5 H: 0 LOB: 1 BB: 1 P: 9	R: 0 E: 0 K: 0 S: 3 H: 0 LOB: 0 BB: 0 P: 3	R: 0 E: 0 K: 0 S: 5 H: 2 LOB: 2 BB: 0 P: 5	R: 0 E: 0 K: 0 S: 4 H: 1 LOB: 1 BB: 0 P: 4	R: 0 E: 0 K: 0 S: 3 H: 0 LOB: 0 BB: 0 P: 3	R: 1 E: 2 K: 0 S: 6 H: 1 LOB: 2 BB: 0 P: 6	1B: 3 2B: 0 3B: 0 HR: 1 SF: 0 SAC: 0 DP: 0 HBP: 0	WP: 0 PB: 0 SB: 0 CS: 0 PA: 34					

	AB	33
	R	1
	H	4
	RBI	1
	BB	1
	SO	3
	LOB	10

PITCHER		IP	WLS	BF	H	R	ER	SO	BB	IBB	HBP	BLK	WP	HR	S	P	ERA	WHIP
Roger Erickson, R ERA: 2.28	(1, 1)	8.1	W	32	4	1	1	3	1	0	0	1	0	1	37	41	1.08	0.600
Doug Corbett, R ERA: 2.03	(9, 1)	0.2	S	2	0	0	0	0	0	0	0	0	0	0	2	2	0.00	0.000

PITCHER	IP	WLS	BF	H	R	ER	SO	BB	IBB	HBP	BLK	WP	HR	S	P	ERA	WHIP

BOTTOM

Toronto Blue Jays @ Minnesota Twins

Metropolitan Stadium, Bloomington , MI

Sun Jun 08 1980, 4:33 AM EDT

Unknown - 69 F

livebaseballscorecards.com

Batter	1	2	3	4	5	6	7	8	9	AB	R	H	RBI	BB	SO	LOB
Butch Wynegar, S (1, 2) OBP: 0.335, SLG: 0.399	G3	3-1		SH2-3 1-2		F8 2B		L7		4	0	1	0	0	0	3
Rick Sofield, L (1, 7) OBP: 0.301, SLG: 0.474	4-3 2B		SH4-3 BB 1B	L9		F6		G6-3 1-3 1B		5	0	3	0	0	0	2
Ken Landreaux, L (1, 8) OBP: 0.400, SLG: 0.450	4-3 2-3		BBBB SH4-3 1-2 BB	BBBB 1B 1B 2-3 BB		BBBB F8 BB		G6-3 1-2f		2	1	0	0	3	0	3
Glenn Adams, L (1, 10) OBP: 0.338, SLG: 0.358 Jose Morales, R (4, PH) OBP: 0.407, SLG: 0.500 Roy Smalley, S (4, PH) OBP: 0.354, SLG: 0.412 Dave Edwards, R (4, PR) OBP: 0.306, SLG: 0.309 Danny Goodwin, L (6, PH) OBP: 0.263, SLG: 0.264	6-3		SH4-3 1-2 2-3	1B 1-2 3-H 1B		F8 1-2 2-3				1 0 1 0 1	0 0 0 0 0	0 0 1 0 0	0 0 1 0 0	0 0 1 0 0	0 0 0 0 0	1 0 0 0 2
Rob Wilfong, L (1, 4) OBP: 0.321, SLG: 0.387		2B 2B	F7	1-3 2-H 1B		4-3				4	1	2	1	0	0	4
Mike Cubbage, L (1, 5) OBP: 0.344, SLG: 0.358		1-3 2-H 2B	F5	G3			SSS K			4	0	1	1	0	1	4
Hosken Powell, L (1, 9) OBP: 0.333, SLG: 0.385	BBBB 1-3 BB			1B E 1B	SSS K		6-3			3	1	1	0	1	1	0
Ron Jackson, R (1, 3) OBP: 0.281, SLG: 0.345	1-3 1-2 2-3			1-3 E 1B	5-3		4-3			4	1	1	0	0	0	2
John Castino, R (1, 6) OBP: 0.329, SLG: 0.393	F3			E1 WP SH2-3 2-H 3-H 1B	6-3			E6 1B		4	1	0	1	0	0	2
Inning Stats	R: 0 H: 1 E: 0 LOB: 1 K: 0 BB: 0 S: 4 P: 4	R: 1 H: 2 E: 0 LOB: 2 K: 0 BB: 1 S: 5 P: 9	R: 0 H: 1 E: 0 LOB: 2 K: 0 BB: 1 S: 4 P: 8	R: 4 H: 4 E: 1 LOB: 2 K: 0 BB: 1 S: 8 P: 12	R: 0 H: 0 E: 0 LOB: 0 K: 1 BB: 0 S: 5 P: 5	R: 0 H: 1 E: 0 LOB: 2 K: 0 BB: 1 S: 4 P: 8	R: 0 H: 0 E: 0 LOB: 0 K: 1 BB: 0 S: 5 P: 5	R: 0 H: 1 E: 1 LOB: 1 K: 0 BB: 0 S: 4 P: 4		1B: 6 SF: 0 2B: 4 SAC: 2 3B: 0 DP: 1 HR: 0 HBP: 0						

	AB	33
	R	5
	H	10
	RBI	4
	BB	4
	SO	2
	LOB	23

WP: 1 PA: 39
PB: 0
SB: 0
CS: 0

PITCHER		IP	WLS	BF	H	R	ER	SO	BB	IBB	HBP	BLK	WP	HR	S	P	ERA	WHIP
Jesse Jefferson, R ERA: 4.74	(1, 1)	3.0	L	18	6	4	4	0	2	0	0	0	0	0	16	24	12.00	2.667
Balor Moore, L ERA: 5.74	(4, 1)	0.2		3	0	0	0	0	1	0	0	0	1	0	2	6	0.00	1.500
Tom Buskey, R ERA: 3.48	(4, 1)	3.1		14	3	1	0	2	1	0	0	0	0	0	17	21	0.00	1.200
Mike Barlow, R ERA: 7.71	(8, 1)	1.0		4	1	0	0	0	0	0	0	0	0	0	4	4	0.00	1.000

PITCHER	IP	WLS	BF	H	R	ER	SO	BB	IBB	HBP	BLK	WP	HR	S	P	ERA	WHIP

Batter	1	2	3	4	5	6	7	8	9	10	11	12	13	AB	R	H	RBI	BB	SO	LOB
Alfredo Griffin, S (1, 6) OBP: 0.280, SLG: 0.386	4-3		SF9 3-H		5-3 2-3		5-3			1-3		G3		5	0	0	1	0	0	2
Damaso Garcia, R (1, 4) OBP: 0.270, SLG: 0.385	5-3		F7		4-3			G3		1B		F7		6	0	1	0	0	0	1
John Mayberry, L (1, 3) OBP: 0.350, SLG: 0.494	4-3			G6-4-3 1B		K		3-1		K			K	6	0	1	0	0	3	1
Otto Velez, R (1, 10) OBP: 0.392, SLG: 0.600 Joe Cannon, L (13, PR)		K		G6-4-3 1-2f		HR		K		6-3			2B	6	1	2	1	0	2	2
														0	1	0	0	0	0	0
Roy Howell, L (1, 5) OBP: 0.325, SLG: 0.392		F7		6-3		3-1			F8		FC5-4 1B		2B IBB	5	1	1	0	1	0	0
Barry Bonnell, R (1, 8) OBP: 0.286, SLG: 0.392		BLK BB			4-3 2B 1B	5-3			1B		FC5-4 FC4-6 1-2f		1-H 2-H 2B	5	1	3	2	1	0	1
Lloyd Moseby, L (1, 9) OBP: 0.315, SLG: 0.440	F9 1-2		4-3 1-2			K		F5		FC4-6 1-2f			G3-6 IBB	5	0	0	0	1	1	4
Bob Bailor, R (1, 7) OBP: 0.326, SLG: 0.264		SH5-3 SF9 1B			E 2B 2-H 2B	K			1-2 1B	6-3			G3-6 1-2f	6	2	3	1	0	1	3
Bob Davis, R (1, 2) OBP: 0.282, SLG: 0.383 Al Woods, L (9, PH) OBP: 0.353, SLG: 0.492 Ernie Whitt, L (9, 2) OBP: 0.299, SLG: 0.232		SH5-3 1-3			5-3 2-H 2B		2B		3-1		4-3			2	0	2	1	0	0	0
														1	0	0	0	0	0	2
														1	0	0	0	0	0	0
Inning Stats	R: 0 E: 0 K: 0 S: 3 H: 0 LOB: 0 BB: 0 P: 3	R: 0 E: 0 K: 1 S: 5 H: 0 LOB: 1 BB: 1 P: 9	R: 1 E: 0 K: 0 S: 4 H: 1 LOB: 0 BB: 0 P: 4	R: 0 E: 0 K: 0 S: 3 H: 1 LOB: 0 BB: 0 P: 3	R: 2 E: 1 K: 0 S: 6 H: 3 LOB: 1 BB: 0 P: 6	R: 1 E: 0 K: 1 S: 6 H: 1 LOB: 0 BB: 0 P: 6	R: 0 E: 0 K: 2 S: 8 H: 1 LOB: 1 BB: 0 P: 8	R: 0 E: 0 K: 1 S: 5 H: 0 LOB: 0 BB: 0 P: 5	R: 0 E: 0 K: 0 S: 5 H: 2 LOB: 2 BB: 0 P: 5	R: 0 E: 0 K: 1 S: 6 H: 1 LOB: 1 BB: 0 P: 6	R: 0 E: 0 K: 0 S: 4 H: 1 LOB: 1 BB: 0 P: 4	R: 0 E: 0 K: 0 S: 3 H: 0 LOB: 0 BB: 0 P: 3	R: 2 E: 0 K: 1 S: 6 H: 2 LOB: 1 BB: 2 P: 14	1B: 7 2B: 5 3B: 0 HR: 1 SF: 1 SAC: 1 DP: 2 HBP: 0				WP: 0 PB: 0 SB: 0 CS: 0	PA: 53	

PITCHER		IP	WLS	BF	H	R	ER	SO	BB	IBB	HBP	BLK	WP	HR	S	P	ERA	WHIP
Jerry Koosman, L ERA: 4.12	(1, 1)	8.2		35	9	4	4	5	1	0	0	1	0	1	44	48	4.15	1.154
Doug Corbett, R ERA: 1.93	(9, 1)	2.1		9	2	0	0	1	0	0	0	0	0	0	11	11	0.00	0.857
Fernando Arroyo, R ERA: 9.0	(12, 1)	2.0	L	9	2	2	2	1	0	2	0	0	0	0	9	17	9.00	1.000

PITCHER IP WLS BF H R ER SO BB IBB HBP BLK WP HR S P ERA WHIP

TOP

Toronto Blue Jays @ Minnesota Twins

Metropolitan Stadium, Bloomington , MI

Sun Jun 08 1980, 4:38 AM EDT

Att. 17,869 - Unknown

livebaseballscorecards.com

AB	48
R	6
H	13
RBI	6
BB	3
SO	7
LOB	16

Toronto Blue Jays @ Minnesota Twins

Metropolitan Stadium, Bloomington , MI

Sun Jun 08 1980, 4:38 AM EDT

Att. 17,869 - Unknown

livebaseballscorecards.com

BOTTOM

Batter	1	2	3	4	5	6	7	8	9	10	11	12	13	AB	R	H	RBI	BB	SO	LOB
Butch Wynegar, S (1, 2) OBP: 0.341, SLG: 0.405	0-0 1B 2B		4-0 BB		0-0 4-3		0-0 1B 1-3 2-H 1B		0-0 P6			0-3 K		5	1	2	1	1	1	2
Rick Sofield, L (1, 7) OBP: 0.302, SLG: 0.471	0-0 7-6-4-3 2-H 1B		0-3 K		0-3 K		0-0 1-3 3-H 1B			0-0 F7		0-3 K		3	0	1	1	0	2	2
Jose Morales, R (7, PH) OBP: 0.417, SLG: 0.509														1	0	1	1	0	0	0
Dave Edwards, R (8, 7) OBP: 0.297, SLG: 0.300														2	0	0	0	0	1	1
Ken Landreaux, L (1, 8) OBP: 0.394, SLG: 0.442	0-0 L9		0-3 K			0-3 K	0-0 P1			0-0 CS 1B			0-0 4-3	6	0	1	0	0	2	5
Danny Goodwin, L (1, 3) OBP: 0.267, SLG: 0.321	0-0 L7-6-4-3 1-2			0-0 HR		0-3 K		0-0 6-3		0-3 K 1-2			0-0 FC4 1B	3	1	1	1	0	1	1
John Castino, R (8, 6) OBP: 0.329, SLG: 0.392														3	0	1	0	0	1	1
Rob Wilfong, L (1, 4) OBP: 0.315, SLG: 0.372		4-0 G5-4-3 BB		0-0 4-3		0-0 P9		0-3 K			0-3 K		0-0 P9	5	0	0	0	1	2	1
Glenn Adams, L (1, 10) OBP: 0.338, SLG: 0.357	0-0 G5-4-3 1-2f			0-0 CS 1B			0-0 F9	0-3 K			0-0 1-3		0-0 FC4 1-2f	3	0	1	0	0	0	1
Willie Norwood, R (8, PH) OBP: 0.210, SLG: 0.237														3	0	0	0	0	1	1
Mike Cubbage, L (1, 5) OBP: 0.337, SLG: 0.349	0-0 4-3			0-3 K 1-2			0-0 1B 1B 1B		0-0 F7		0-0 4-3			5	1	1	0	0	1	1
Hosken Powell, L (1, 9) OBP: 0.336, SLG: 0.386			0-0 SH2-4 1B	0-3 K			0-0 1B 1-2 1B		0-0 5-3			0-0 6-3		5	1	2	0	0	1	1
Pete Mackanin, R (1, 6) OBP: 0.283, SLG: 0.312			0-0 SH2-4 1-2		0-0 P4		0-3 K		4-0 BB			4-0 BB		1	0	0	0	0	0	0
Roy Smalley, S (7, PH) OBP: 0.355, SLG: 0.410														1	0	0	0	1	1	2
(8, 3)														0	0	0	0	0	0	0
Darrell Jackson, S (9, PR)														0	0	0	0	1	0	0
Ron Jackson, R (10, 3) OBP: 0.287, SLG: 0.345																				
Inning Stats	R: 1 H: 2 E: 0 LOB: 0 K: 0 BB: 0 S: 4 P: 4	R: 0 H: 0 E: 0 LOB: 0 K: 0 BB: 1 S: 2 P: 6	R: 0 H: 1 E: 0 LOB: 2 K: 2 BB: 1 S: 8 P: 12	R: 1 H: 2 E: 0 LOB: 1 K: 2 BB: 0 S: 9 P: 9	R: 0 H: 0 E: 0 LOB: 0 K: 1 BB: 0 S: 5 P: 5	R: 0 H: 0 E: 0 LOB: 0 K: 2 BB: 0 S: 7 P: 7	R: 2 H: 4 E: 0 LOB: 2 K: 1 BB: 0 S: 9 P: 9	R: 0 H: 0 E: 0 LOB: 0 K: 2 BB: 0 S: 7 P: 7	R: 0 H: 0 E: 0 LOB: 1 K: 0 BB: 1 S: 3 P: 7	R: 0 H: 1 E: 0 LOB: 1 K: 1 BB: 0 S: 5 P: 5	R: 0 H: 0 E: 0 LOB: 0 K: 1 BB: 0 S: 5 P: 5	R: 0 H: 0 E: 0 LOB: 1 K: 2 BB: 1 S: 7 P: 11	R: 0 H: 1 E: 0 LOB: 1 K: 0 BB: 0 S: 4 P: 4	1B: 9 SF: 0 2B: 3 SAC: 1 3B: 0 DP: 3 HR: 1 HBP: 0		WP: 0 PA: 51 PB: 0 SB: 0 CS: 2			

PITCHER		IP	WLS	BF	H	R	ER	SO	BB	IBB	HBP	BLK	WP	HR	S	P	ERA	WHIP
Luis Leal, R (1, 1) ERA: 6.14		6.2		28	8	4	4	8	2	0	0	0	0	1	42	50	5.40	1.500
Jerry Garvin, L (7, 1) ERA: 1.93		4.2		16	2	0	0	4	1	0	0	0	0	0	23	27	0.00	0.643
Joey McLaughlin, R (12, 1) ERA: 4.35		1.2	W	7	1	0	0	2	1	0	0	0	0	0	10	14	0.00	1.200

PITCHER	IP	WLS	BF	H	R	ER	SO	BB	IBB	HBP	BLK	WP	HR	S	P	ERA	WHIP

AB	46
R	4
H	11
RBI	4
BB	4
SO	14
LOB	19

Batter	1	2	3	4	5	6	7	8	9	AB	R	H	RBI	BB	SO	LOB
Alfredo Griffin, S (1, 6) OBP: 0.275, SLG: 0.379	F8		5-3		P3			P4		4	0	0	0	0	0	0
Damaso Garcia, R (1, 4) OBP: 0.269, SLG: 0.382	CS 1B		P5			F7		5-3		4	0	1	0	0	0	0
Roy Howell, L (1, 5) OBP: 0.323, SLG: 0.389	P4 1-2			F7		1B			F8	4	0	1	0	0	0	1
Otto Velez, R (1, 10) OBP: 0.389, SLG: 0.588		3-1		BBBB F8 1B BB		F8			SSS K	3	0	0	0	1	1	1
Barry Bonnell, R (1, 9) OBP: 0.291, SLG: 0.401		2B 2B		1-2 1B		F7			P2	4	1	2	0	0	0	1
John Mayberry, L (1, 3) OBP: 0.350, SLG: 0.497		2-H 2B		F8 2-3			2-3			3	0	1	1	0	0	2
Rick Bosetti, R (1, 8) OBP: 0.269, SLG: 0.294		P2		SSS K			SSS K			3	0	0	0	0	2	3
Bob Bailor, R (1, 7) OBP: 0.318, SLG: 0.257		SSS K			P3		L5			3	0	0	0	0	1	1
Bob Davis, R (1, 2) OBP: 0.273, SLG: 0.369			6-3		P3			F8		3	0	0	0	0	0	0
Inning Stats	R: 0 H: 1 E: 0 LOB: 0 K: 0 BB: 0 S: 3 P: 3	R: 1 H: 2 E: 0 LOB: 1 K: 1 BB: 0 S: 7 P: 7	R: 0 H: 0 E: 0 LOB: 0 K: 0 BB: 0 S: 3 P: 3	R: 0 H: 1 E: 0 LOB: 2 K: 1 BB: 1 S: 6 P: 10	R: 0 H: 0 E: 0 LOB: 0 K: 0 BB: 0 S: 3 P: 3	R: 0 H: 1 E: 0 LOB: 1 K: 0 BB: 0 S: 4 P: 4	R: 0 H: 0 E: 0 LOB: 0 K: 1 BB: 0 S: 5 P: 5	R: 0 H: 0 E: 0 LOB: 0 K: 0 BB: 0 S: 3 P: 3	R: 0 H: 0 E: 0 LOB: 0 K: 1 BB: 0 S: 5 P: 5	1B: 3 SF: 0 2B: 2 SAC: 0 3B: 0 DP: 0 HR: 0 HBP: 0						

TOP

Toronto Blue Jays @ Chicago White Sox

Comiskey Park, Chicago, IL

Tue Jun 10 1980, 8:05 PM EDT

Att. 18,225 - Sunny - 52 F

livebaseballscorecards.com

AB	31
R	1
H	5
RBI	1
BB	1
SO	4
LOB	9

WP: 0 PA: 32
PB: 0
SB: 0
CS: 1

PITCHER	IP	WLS	BF	H	R	ER	SO	BB	IBB	HBP	BLK	WP	HR	S	P	ERA	WHIP
Ross Baumgarten, L (1, 1) ERA: 3.47	9.0	L	32	5	1	1	4	1	0	0	0	0	0	39	43	1.00	0.667

PITCHER	IP	WLS	BF	H	R	ER	SO	BB	IBB	HBP	BLK	WP	HR	S	P	ERA	WHIP

Batter	1	2	3	4	5	6	7	8	9	AB	R	H	RBI	BB	SO	LOB
Harry Chappas, S (1, 6) OBP: 0.241, SLG: 0.204	F8		K			G3		L4		4	0	0	0	0	1	1
Mike Squires, L (1, 3) OBP: 0.359, SLG: 0.383	K		P2			4-3			F7	4	0	0	0	0	1	0
Chet Lemon, R (1, 8) OBP: 0.352, SLG: 0.411	3B			K		F7			P3	4	0	1	0	0	1	0
Lamar Johnson, R (1, 10) OBP: 0.333, SLG: 0.458	K			6-3			K		F7	4	0	0	0	0	2	1
Bob Molinaro, L (1, 7) OBP: 0.386, SLG: 0.474		F9		P4			L3			3	0	0	0	0	0	0
Harold Baines, L (1, 9) OBP: 0.317, SLG: 0.461		6-3 1B			F9		F7			3	0	1	0	0	0	0
Jim Morrison, R (1, 4) OBP: 0.321, SLG: 0.443		6-3 1-2			WP 2B			G3 FC1-2 2B		3	0	2	0	0	0	1
Junior Moore, R (1, 5) OBP: 0.279, SLG: 0.330		1-3			K 2-3			G3 2-3		3	0	0	0	0	1	3
Bruce Kimm, R (1, 2) OBP: 0.345, SLG: 0.325			F8		6-3			FC1-2 3-H		2	0	0	0	0	0	1
Thad Bosley, L (8, PH) OBP: 0.364, SLG: 0.429										1	0	0	0	0	0	1
Marv Foley, L (9, 2) OBP: 0.241, SLG: 0.333										0	0	0	0	0	0	0
Inning Stats	R: 0 E: 0 K: 2 S: 8 H: 1 LOB: 1 BB: 0 P: 8	R: 0 E: 0 K: 0 S: 4 H: 1 LOB: 1 BB: 0 P: 4	R: 0 E: 0 K: 1 S: 5 H: 0 LOB: 0 BB: 0 P: 5	R: 0 E: 0 K: 1 S: 5 H: 0 LOB: 0 BB: 0 P: 5	R: 0 E: 0 K: 1 S: 6 H: 1 LOB: 1 BB: 0 P: 6	R: 0 E: 0 K: 0 S: 3 H: 0 LOB: 0 BB: 0 P: 3	R: 0 E: 0 K: 1 S: 5 H: 0 LOB: 0 BB: 0 P: 5	R: 0 E: 0 K: 0 S: 4 H: 1 LOB: 1 BB: 0 P: 4	R: 0 E: 0 K: 0 S: 3 H: 0 LOB: 0 BB: 0 P: 3	1B: 1 2B: 2 3B: 1 HR: 0 SF: 0 SAC: 0 DP: 0 HBP: 0						

PITCHER	IP	WLS	BF	H	R	ER	SO	BB	IBB	HBP	BLK	WP	HR	S	P	ERA	WHIP
Jim Clancy, R (1, 1) ERA: 2.4	9.0	W	31	4	0	0	6	0	0	0	0	1	0	43	43	0.00	0.444

PITCHER	IP	WLS	BF	H	R	ER	SO	BB	IBB	HBP	BLK	WP	HR	S	P	ERA	WHIP

BOTTOM

Toronto Blue Jays @ Chicago White Sox

Comiskey Park, Chicago, IL

Tue Jun 10 1980, 8:05 PM EDT

Att. 18,225 - Sunny - 52 F

livebaseballscorecards.com

AB	31
R	0
H	4
RBI	0
BB	0
SO	6
LOB	8

Batter	1	2	3	4	5	6	7	8	9	AB	R	H	RBI	BB	SO	LOB
Alfredo Griffin, S (1, 6) OBP: 0.282, SLG: 0.381	P6-3 1B	5-3 1-2			F7		4-3 BB		1B 1B	4	0	2	0	1	0	1
Damaso Garcia, R (1, 4) OBP: 0.273, SLG: 0.379	P6-3 1-2f		CS BB		P2		L4		BB 1-3 1B	4	0	1	0	1	0	2
Roy Howell, L (1, 5) OBP: 0.325, SLG: 0.383	BB		F9 1-2			P3	4-3 1-2		BB 1-2	3	0	0	0	2	0	2
Otto Velez, R (1, 10) OBP: 0.383, SLG: 0.575	F8		6-3			1B 1B 1B	L5		K	5	1	1	0	0	1	5
Barry Bonnell, R (1, 9) OBP: 0.290, SLG: 0.398		P6		L5		1B FC5-4 1-3 1B		6-3		4	1	1	0	0	0	0
John Mayberry, L (1, 3) OBP: 0.352, SLG: 0.494		FC5 1B BB		1-3		FC5-4 1-3 3-H 1B		F8		3	0	1	1	1	0	0
Rick Bosetti, R (1, 8) OBP: 0.274, SLG: 0.294		E 1B 1-2 1B		S BB		FC5-4 1B 1-2f 3-H		6-3		3	1	1	1	1	0	1
Bob Bailor, R (1, 7) OBP: 0.313, SLG: 0.252 Al Woods, L (6, PH) OBP: 0.355, SLG: 0.492 (6, 7)		FC5 1B 1-3 2-3f		P4 1-2		1-3 1B			F9	2 2	1 0	0 1	0 0	0 0	0 0	3 0
Bob Davis, R (1, 2) OBP: 0.275, SLG: 0.368 Lloyd Moseby, L (9, PH) OBP: 0.309, SLG: 0.431		BLK 2-H 3-H 1B			F8	K			K	3 1	0 0	1 0	2 0	0 0	1 1	2 0
Inning Stats	R: 0 E: 0 K: 0 S: 3 H: 1 LOB: 1 BB: 1 P: 7	R: 2 E: 1 K: 0 S: 5 H: 2 LOB: 1 BB: 1 P: 9	R: 0 E: 0 K: 0 S: 2 H: 0 LOB: 0 BB: 1 P: 6	R: 0 E: 0 K: 0 S: 3 H: 0 LOB: 1 BB: 1 P: 7	R: 0 E: 0 K: 0 S: 3 H: 0 LOB: 0 BB: 0 P: 3	R: 2 E: 0 K: 1 S: 9 H: 4 LOB: 2 BB: 0 P: 9	R: 0 E: 0 K: 0 S: 3 H: 0 LOB: 1 BB: 1 P: 7	R: 0 E: 0 K: 0 S: 3 H: 0 LOB: 0 BB: 0 P: 3	R: 0 E: 0 K: 2 S: 9 H: 2 LOB: 3 BB: 1 P: 13	1B: 9 2B: 1 3B: 0 HR: 0 SF: 0 SAC: 0 DP: 1 HBP: 0						

PITCHER	IP	WLS	BF	H	R	ER	SO	BB	IBB	HBP	BLK	WP	HR	S	P	ERA	WHIP
Ken Kravec, L (1, 1) ERA: 6.63	5.1	W	24	6	4	4	0	4	0	0	1	0	0	20	36	6.75	1.875
Ed Farmer, R (6, 1) ERA: 2.03	3.2	S	16	3	0	0	3	2	0	0	0	0	0	20	28	0.00	1.364

PITCHER	IP	WLS	BF	H	R	ER	SO	BB	IBB	HBP	BLK	WP	HR	S	P	ERA	WHIP

TOP

Toronto Blue Jays @ Chicago White Sox

Comiskey Park, Chicago, IL

Wed Jun 11 1980, 8:05 PM EDT

Att. 17,537 - Sunny - 64 F

livebaseballscorecards.com

AB	34
R	4
H	9
RBI	4
BB	6
SO	3
LOB	16

1B: 9	SF: 0	WP: 0	PA: 40
2B: 1	SAC: 0	PB: 0	
3B: 0	DP: 1	SB: 1	
HR: 0	HBP: 0	CS: 1	

Batter	1	2	3	4	5	6	7	8	9	AB	R	H	RBI	BB	SO	LOB
Mike Squires, L (1, 3) OBP: 0.371, SLG: 0.388	P3		HBP 1B		1B 1B 3B 1B	K		FC5 HBP IBB		4	1	2	0	1	1	0
Greg Pryor, R (1, 6) OBP: 0.261, SLG: 0.303	P4		P4		1B 1-2 3B 1B	P3		1-0 1-2 2-3 HBP		4	1	1	0	0	0	1
Chet Lemon, R (1, 8) OBP: 0.353, SLG: 0.407	G3		G6-3 1-2 HBP		1-2 2-3 3B 1B		4-3	FC5 2-3f		4	1	1	0	0	0	3
Lamar Johnson, R (1, 10) OBP: 0.336, SLG: 0.466		6-3	G6-3 1-2f		1-H 2-H 3-H 2B 3B		BB			3	1	1	3	1	0	2
Wayne Nordhagen, R (1, 7) OBP: 0.359, SLG: 0.587 Thad Bosley, L (8, 7) OBP: 0.364, SLG: 0.429	HR			1B SF9 1B	K		K			4 0	2 0	2 0	1 0	0 0	2 0	2 0
Jim Morrison, R (1, 4) OBP: 0.329, SLG: 0.454	E 1B 1B			FC5-4 1-3 1B	FC5 3-H 2B		L6			4	1	3	1	0	0	1
Harold Baines, L (1, 9) OBP: 0.315, SLG: 0.456	E4 1B 1-2			P5	K			1B 1B		4	0	1	0	0	1	4
Junior Moore, R (1, 5) OBP: 0.287, SLG: 0.339	G4-6-3 1-3 2-H 1B			SF9 3-H	FC5 2-3			HBP 1-3 1B		3	0	2	2	0	0	1
Bruce Kimm, R (1, 2) OBP: 0.336, SLG: 0.315		G4-6-3 1-2f		FC5-4 1-2f		6-3		6-3		4	0	0	0	0	0	4
Inning Stats	R: 0 E: 0 K: 0 S: 3 H: 0 LOB: 0 BB: 0 P: 3	R: 2 E: 1 K: 0 S: 6 H: 3 LOB: 1 BB: 0 P: 6	R: 0 E: 0 K: 0 S: 3 H: 1 LOB: 1 BB: 0 P: 4	R: 1 E: 0 K: 0 S: 5 H: 2 LOB: 1 BB: 0 P: 5	R: 4 E: 0 K: 2 S: 12 H: 5 LOB: 1 BB: 0 P: 12	R: 0 E: 0 K: 1 S: 5 H: 0 LOB: 0 BB: 0 P: 5	R: 0 E: 0 K: 1 S: 5 H: 0 LOB: 1 BB: 1 P: 9	R: 0 E: 0 K: 0 S: 4 H: 2 LOB: 3 BB: 1 P: 9		1B: 10 2B: 1 3B: 1 HR: 1	SF: 1 SAC: 0 DP: 2 HBP: 2					

BOTTOM

Toronto Blue Jays @ Chicago White Sox

Comiskey Park, Chicago, IL

Wed Jun 11 1980, 8:05 PM EDT

Att. 17,537 - Sunny - 64 F

livebaseballscorecards.com

AB	34
R	7
H	13
RBI	7
BB	2
SO	4
LOB	18

PITCHER		IP	WLS	BF	H	R	ER	SO	BB	IBB	HBP	BLK	WP	HR	S	P	ERA	WHIP
Paul Mirabella, L ERA: 4.05	(1, 1)	4.0	L	21	9	6	5	0	0	0	1	0	0	1	20	21	11.25	2.250
Tom Buskey, R ERA: 3.73	(5, 1)	0.1		3	2	1	1	1	0	0	0	0	0	0	5	5	27.00	6.000
Jerry Garvin, L ERA: 1.73	(5, 1)	2.2		9	0	0	0	3	1	0	0	0	0	0	14	18	0.00	0.375
Joey McLaughlin, R ERA: 4.25	(8, 1)	1.0		6	2	0	0	0	0	1	1	0	0	0	4	9	0.00	2.000

PITCHER	IP	WLS	BF	H	R	ER	SO	BB	IBB	HBP	BLK	WP	HR	S	P	ERA	WHIP

Texas Rangers @ Toronto Blue Jays

Exhibition Stadium, Toronto, ON

Fri Jun 13 1980, 7:05 PM EDT

Att. 20,034 - Unknown - 73 F

livebaseballscorecards.com

TOP

Batter	1	2	3	4	5	6	7	8	9	AB	R	H	RBI	BB	SO	LOB
Mickey Rivers, L (1, 8) OBP: 0.291, SLG: 0.352	2B		4-3		F8 1-2		1B 1-2 3-H 1B		F8	5	1	2	1	0	0	1
Bump Wills, S (1, 4) OBP: 0.310, SLG: 0.326	F7			E6 2B 2B		3-1	1-3 2-H 2B 1B			4	2	2	1	0	0	1
Al Oliver, L (1, 7) OBP: 0.363, SLG: 0.459	L6			G3 3-H 2B		6-3	1-H 3-H 2B			4	0	2	3	0	0	1
Rusty Staub, L (1, 10) OBP: 0.378, SLG: 0.557	5-3			B B B 4-0 G3 BB		S S S 4-3	0-3 K			3	0	0	0	1	1	3
Richie Zisk, R (1, 9) OBP: 0.332, SLG: 0.480 Jim Norris, L (7, PR) OBP: 0.329, SLG: 0.282 (7, 9)		S S S K		P4			SH2-3 1B 1B	P6		3 1	0 1	1 0	0 0	0 0	1 0	2 0
Pat Putnam, L (1, 3) OBP: 0.314, SLG: 0.367		S S S K		G3 1-2 2-3			SH2-3 1-2	F8		3	0	0	0	0	1	2
Jim Sundberg, R (1, 2) OBP: 0.366, SLG: 0.424		F9	6-3				F9	F8		4	0	0	0	0	0	4
Tucker Ashford, R (1, 5) Dave Roberts, R (7, PH) OBP: 0.300, SLG: 0.333 (7, 5)		S S S K			4-3		H E 1B 1B HBP		F5	2 1	0 1	0 0	0 0	0 0	1 0	0 0
Bud Harrelson, S (1, 6) OBP: 0.347, SLG: 0.184 Johnny Grubb, L (7, PH) OBP: 0.321, SLG: 0.265 Pepe Frias, R (7, 6) OBP: 0.250, SLG: 0.273		S S S K			B B B 4-0 CS BB		E8 1B 1B 1-3 2-H 1B		F8	1 1 1	0 1 0	0 1 0	0 1 0	1 0 0	1 0 0	0 0 0
Inning Stats	R: 0 E: 0 K: 0 S: 4 H: 1 LOB: 1 BB: 0 P: 4	R: 0 E: 0 K: 2 S: 7 H: 0 LOB: 0 BB: 0 P: 7	R: 0 E: 0 K: 2 S: 7 H: 0 LOB: 0 BB: 0 P: 7	R: 1 E: 1 K: 0 S: 5 H: 2 LOB: 2 BB: 1 P: 9	R: 0 E: 0 K: 0 S: 2 H: 0 LOB: 0 BB: 1 P: 6	R: 0 E: 0 K: 0 S: 3 H: 0 LOB: 0 BB: 0 P: 3	R: 5 E: 1 K: 1 S: 10 H: 5 LOB: 2 BB: 0 P: 11	R: 0 E: 0 K: 0 S: 3 H: 0 LOB: 0 BB: 0 P: 3	R: 0 E: 0 K: 0 S: 3 H: 0 LOB: 0 BB: 0 P: 3	1B: 4 2B: 4 3B: 0 HR: 0	SF: 0 SAC: 1 DP: 0 HBP: 1						

AB	33
R	6
H	8
RBI	6
BB	2
SO	5
LOB	14

WP: 0 PB: 0 SB: 0 CS: 1 PA: 37

PITCHER		IP	WLS	BF	H	R	ER	SO	BB	IBB	HBP	BLK	WP	HR	S	P	ERA	WHIP
Dave Stieb, R (1, 1) ERA: 3.38		6.2	L	29	7	6	6	4	2	0	1	0	0	0	34	43	8.10	1.350
Jerry Garvin, L (7, 1) ERA: 1.71		0.1		2	1	0	0	1	0	0	0	0	0	0	4	4	0.00	3.000
Mike Barlow, R (8, 1) ERA: 4.15		2.0		6	0	0	0	0	0	0	0	0	0	0	6	6	0.00	0.000

PITCHER	IP	WLS	BF	H	R	ER	SO	BB	IBB	HBP	BLK	WP	HR	S	P	ERA	WHIP

Batter	1	2	3	4	5	6	7	8	9	AB	R	H	RBI	BB	SO	LOB
Alfredo Griffin, S (1, 6) OBP: 0.276, SLG: 0.373	F9		P4			F8		K	P4	5	0	0	0	0	1	4
Al Woods, L (1, 7) OBP: 0.359, SLG: 0.496	BB		F8			2-3		1-H 2B		3	0	1	1	1	0	1
Roy Howell, L (1, 5) OBP: 0.319, SLG: 0.374	F8			6-3		4-3		P4		4	0	0	0	0	0	2
Otto Velez, R (1, 10) OBP: 0.375, SLG: 0.561	2-3			F7			F8	K	K	4	0	0	0	0	1	1
John Mayberry, L (1, 3) OBP: 0.355, SLG: 0.492		G1-6-3 BB		P6			6-3 1B		3-1	3	0	1	0	1	0	0
Lloyd Moseby, L (1, 9) OBP: 0.305, SLG: 0.436		G1-6-3 1-2f			4-3		6-3 1-2		2B	4	1	1	0	0	0	2
Barry Bonnell, R (1, 8) OBP: 0.294, SLG: 0.406		P6			CS 1B		F8		E 2-H	4	1	2	1	0	0	1
Damaso Garcia, R (1, 4) OBP: 0.277, SLG: 0.387			4-3		1-2			K	E1 1B 2-H	4	0	2	0	0	1	0
Bob Davis, R (1, 2) OBP: 0.295, SLG: 0.378			1B		1-3			BB	2-3 1B	3	1	2	0	1	0	1
Garth Iorg, R (9, PR) OBP: 0.368, SLG: 0.444										0	0	0	0	0	0	0
Inning Stats	R: 0 E: 0 K: 0 S: 3 H: 0 LOB: 1 BB: 1 P: 7	R: 0 E: 0 K: 0 S: 2 H: 0 LOB: 0 BB: 1 P: 6	R: 0 E: 0 K: 0 S: 4 H: 1 LOB: 1 BB: 0 P: 4	R: 0 E: 0 K: 0 S: 3 H: 0 LOB: 0 BB: 0 P: 3	R: 0 E: 0 K: 0 S: 4 H: 2 LOB: 1 BB: 0 P: 4	R: 0 E: 0 K: 0 S: 3 H: 0 LOB: 0 BB: 0 P: 3	R: 0 E: 0 K: 0 S: 4 H: 1 LOB: 1 BB: 0 P: 4	R: 1 E: 0 K: 2 S: 8 H: 1 LOB: 1 BB: 1 P: 12	R: 2 E: 1 K: 1 S: 9 H: 4 LOB: 2 BB: 0 P: 9	1B: 5 2B: 4 3B: 0 HR: 0	SF: 0 SAC: 0 DP: 1 HBP: 0						

PITCHER	IP	WLS	BF	H	R	ER	SO	BB	IBB	HBP	BLK	WP	HR	S	P	ERA	WHIP
Doc Medich, R (1, 1) ERA: 4.23	8.2	W	36	9	3	2	3	3	0	0	0	0	0	39	51	2.08	1.385
Sparky Lyle, L (9, 1) ERA: 3.05	0.1	S	1	0	0	0	0	0	0	0	0	0	0	1	1	0.00	0.000

PITCHER	IP	WLS	BF	H	R	ER	SO	BB	IBB	HBP	BLK	WP	HR	S	P	ERA	WHIP

BOTTOM

Texas Rangers @ Toronto Blue Jays

Exhibition Stadium, Toronto, ON

Fri Jun 13 1980, 7:05 PM EDT

Att. 20,034 - Unknown - 73 F

livebaseballscorecards.com

AB	34
R	3
H	9
RBI	2
BB	3
SO	3
LOB	12

1B: 5	SF: 0	WP: 0	PA: 37
2B: 4	SAC: 0	PB: 0	
3B: 0	DP: 1	SB: 0	
HR: 0	HBP: 0	CS: 1	

Batter	1	2	3	4	5	6	7	8	9	AB	R	H	RBI	BB	SO	LOB
Mickey Rivers, L (1, 8) OBP: 0.289, SLG: 0.349	F8	F5 1-2		E4 S 2-3		G3 2-3		FC4-6 1B		5	0	1	0	0	0	3
Bump Wills, S (1, 4) OBP: 0.308, SLG: 0.329	S HR 2B	G3		SF7 1-2 3-H		FC 3-H		FC4-6 S 1-2f		4	1	1	1	0	0	2
Al Oliver, L (1, 7) OBP: 0.363, SLG: 0.455 Richie Zisk, R (4, 9) OBP: 0.328, SLG: 0.475 Bud Harrelson, S (8, 6) OBP: 0.347, SLG: 0.184	B B B B HR 2-3 BB		4-3	6-3		S S S K		S S S K 1-2		2 2 0	1 0 0	0 0 0	0 0 0	1 0 0	0 2 0	1 2 0
Rusty Staub, L (1, 10) OBP: 0.380, SLG: 0.600	HR 1-H 3-H	F3			2B 2B	P5			4-3	5	2	2	3	0	0	1
Pat Putnam, L (1, 3) OBP: 0.317, SLG: 0.374	L6	1B 1B			4-3 2-H 2B		3-1		4-3	5	0	2	1	0	0	0
Johnny Grubb, L (1, 9) (4, 7) OBP: 0.337, SLG: 0.301	2B	1-2 1B			4-3 2-3		S S S K		1B	5	0	3	0	0	1	1
Jim Sundberg, R (1, 2) OBP: 0.362, SLG: 0.418	F9	F9			6-3		1B		1-3	5	0	1	0	0	0	5
Tucker Ashford, R (1, 5) OBP: 0.056, SLG: 0.056		6-3		E SH2-4 SF7 1B	5-3		F7			4	1	1	0	0	0	2
Pepe Frias, R (1, 6) OBP: 0.268, SLG: 0.304 Jim Norris, L (8, PH) (8, 9) OBP: 0.325, SLG: 0.278		S 1B		SH2-4 1-2		G3 FC 2B		4-3		2 1	1 0	2 0	0 0	0 0	0 0	0 0
Inning Stats	R: 3 E: 0 K: 0 S: 6 H: 3 LOB: 1 BB: 1 P: 10	R: 0 E: 0 K: 0 S: 4 H: 1 LOB: 1 BB: 0 P: 4	R: 0 E: 0 K: 0 S: 5 H: 2 LOB: 2 BB: 0 P: 5	R: 1 E: 1 K: 0 S: 5 H: 1 LOB: 1 BB: 0 P: 5	R: 1 E: 0 K: 0 S: 5 H: 2 LOB: 1 BB: 0 P: 5	R: 1 E: 0 K: 1 S: 7 H: 1 LOB: 1 BB: 0 P: 7	R: 0 E: 0 K: 1 S: 6 H: 1 LOB: 1 BB: 0 P: 6	R: 0 E: 0 K: 1 S: 6 H: 1 LOB: 1 BB: 0 P: 6	R: 0 E: 0 K: 0 S: 4 H: 1 LOB: 1 BB: 0 P: 4	1B: 7 2B: 5 3B: 0 HR: 1 SF: 1 SAC: 1 DP: 0 HBP: 0						

PITCHER	IP	WLS	BF	H	R	ER	SO	BB	IBB	HBP	BLK	WP	HR	S	P	ERA	WHIP
Luis Leal, R (1, 1) ERA: 6.38	3.2		20	7	4	3	0	1	0	0	0	0	1	19	23	7.36	2.182
Jerry Garvin, L (4, 1) ERA: 2.25	1.2		9	3	2	2	0	0	0	0	0	0	0	9	9	10.80	1.800
Tom Buskey, R (6, 1) ERA: 3.34	3.2	W	14	3	0	0	3	0	0	0	0	0	0	20	20	0.00	0.818

PITCHER	IP	WLS	BF	H	R	ER	SO	BB	IBB	HBP	BLK	WP	HR	S	P	ERA	WHIP

TOP

Texas Rangers @ Toronto Blue Jays

Exhibition Stadium, Toronto, ON

Sat Jun 14 1980, 3:33 AM EDT

Att. 24,184 - Unknown - 77 F

livebaseballscorecards.com

AB	40
R	6
H	13
RBI	5
BB	1
SO	3
LOB	17

WP: 0	PB: 0	SB: 4	CS: 0
PA: 43			

Texas Rangers @ Toronto Blue Jays

Exhibition Stadium, Toronto, ON

Sat Jun 14 1980, 3:33 AM EDT

Att. 24,184 - Unknown - 77 F

livebaseballscorecards.com

BOTTOM

Batter	1	2	3	4	5	6	7	8	9	AB	R	H	RBI	BB	SO	LOB
Alfredo Griffin, S (1, 6) OBP: 0.282, SLG: 0.379	BBBB 4-0 BB		x 0-0 1B 3B	SSS 0-3 ② K		x 0-0 ① F8	x 0-0 ③ P4		IIII 4-0 E IBB	4	1	1	0	2	1	3
Damaso Garcia, R (1, 4) OBP: 0.284, SLG: 0.396	x 0-0 ① F2		x 0-0 2B 1B 3-H	x 0-0 ③ 6-3		x 0-0 1B		x 0-0 2B 2B	x 0-0 E6 1-2 2-3 3-H	6	2	3	2	0	0	3
Roy Howell, L (1, 5) OBP: 0.319, SLG: 0.380	x 0-0 ② F7		SSS 0-3 ① K		x 0-0 BB 1B 1B	SSS 0-3 ② K		x 0-0 2-H 2B	x 0-0 ② SF7 3-H	5	0	2	2	0	2	3
John Mayberry, L (1, 3) OBP: 0.356, SLG: 0.495	SSS 0-3 ③ K		x 0-0 BB 2B 1-H		x 0-0 BB 1B 1-2	x 0-0 ③ P6		x 0-0 ① F8		5	0	2	1	0	1	3
Otto Velez, R (1, 10) OBP: 0.381, SLG: 0.556		x 0-0 BB 1B 1B	IIII 4-0 BB IBB		BBBB 4-0 BB 1-2 2-3		x 0-0 ① 4-3	x 0-0 ② 6-3		3	1	1	0	2	0	1
Al Woods, L (1, 7) OBP: 0.367, SLG: 0.489 (8, 9)	BBB 4-0 1B BB 1-2	BBB 4-0 1-2 2-3 BB			SSS 0-3 ① K		BBB 4-0 BB BB BB	x 0-0 ③ 4-3		2	0	0	0	3	1	4
Lloyd Moseby, L (1, 9) OBP: 0.306, SLG: 0.431 Barry Bonnell, R (7, PH) OBP: 0.302, SLG: 0.406 (8, 8)	x 0-0 G3-6-3 1B 1-3 2-H	SSS 0-3 ② K			x 0-0 ② F3		BBBB 4-0 BB 1-2 BB		BBBB 4-0 SH5-4 BB E BB	3	0	1	1	0	1	6
										0	1	0	0	2	0	0
Rick Bosetti, R (1, 8) OBP: 0.269, SLG: 0.289 Joe Cannon, L (7, PH) Garth Iorg, R (7, PH) OBP: 0.429, SLG: 0.444 (8, 7)	x 0-0 ① F2	SSS 0-3 ③ K			x 0-0 ③ F3		BBBB 4-0 BB 1-2 2-3 BB		BBBB 4-0 E SH5-4 1-2 SF7 BB	3	0	0	0	0	1	8
										0	0	0	0	0	0	0
										0	1	0	0	2	0	0
Ernie Whitt, L (1, 2) OBP: 0.291, SLG: 0.225 Bob Davis, R (6, PH) OBP: 0.299, SLG: 0.413 (7, 2)	x 0-0 ②③ G3-6-3 1-2f			x 0-0 ① 4-3		x 0-0 HR	x 0-0 ② P4		x 0-0 ① SH5-4 1-2 2-3	2	0	0	0	0	0	2
										2	1	1	1	0	0	3
Inning Stats	R: 0 H: 0 E: 0 LOB: 1 K: 1 BB: 1 S: 5 P: 9	R: 1 H: 2 E: 0 LOB: 1 K: 0 BB: 1 S: 4 P: 8	R: 2 H: 3 E: 0 LOB: 3 K: 3 BB: 2 S: 12 P: 20	R: 0 H: 0 E: 0 LOB: 0 K: 1 BB: 0 S: 5 P: 5	R: 0 H: 2 E: 0 LOB: 3 K: 1 BB: 1 S: 7 P: 11	R: 1 H: 2 E: 0 LOB: 1 K: 1 BB: 0 S: 7 P: 7	R: 0 H: 0 E: 0 LOB: 3 K: 0 BB: 3 S: 3 P: 15	R: 1 H: 2 E: 0 LOB: 1 K: 0 BB: 0 S: 5 P: 5	R: 2 H: 0 E: 1 LOB: 2 K: 0 BB: 3 S: 3 P: 15	1B: 6 SF: 1 2B: 3 SAC: 1 3B: 1 DP: 1 HR: 1 HBP: 0						

AB	35
R	7
H	11
RBI	7
BB	11
SO	7
LOB	36

WP: 0 PA: 48
PB: 0
SB: 0
CS: 0

PITCHER		IP	WLS	BF	H	R	ER	SO	BB	IBB	HBP	BLK	WP	HR	S	P	ERA	WHIP
Brian Allard, R ERA: 4.05	(1, 1)	2.1		14	5	3	3	2	2	1	0	0	0	0	15	27	11.57	3.000
Dave Rajsich, L ERA: 6.03	(3, 1)	4.0		19	4	1	1	5	3	0	0	0	0	1	26	38	2.25	1.750
Jim Kern, R ERA: 6.19	(7, 1)	0.0		1	0	0	0	0	1	0	0	0	0	0	0	4	∞	∞
Sparky Lyle, L ERA: 3.38	(7, 1)	1.2		9	2	2	2	0	2	0	0	0	0	0	7	15	10.80	2.400
Bob Babcock, R ERA: 5.79	(9, 1)	0.2	L	5	0	1	0	0	1	1	0	0	0	0	3	11	0.00	1.500

PITCHER	IP	WLS	BF	H	R	ER	SO	BB	IBB	HBP	BLK	WP	HR	S	P	ERA	WHIP

Texas Rangers @ Toronto Blue Jays

Exhibition Stadium, Toronto, ON

Sun Jun 15 1980, 3:33 AM EDT

Att. 30,143 - Unknown - 66 F

livebaseballscorecards.com

TOP

Batter	1	2	3	4	5	6	7	8	9	AB	R	H	RBI	BB	SO	LOB
Mickey Rivers, L (1, 8) OBP: 0.295, SLG: 0.351	3-1		FC5 2-3			CS 1B		BBB FC4-6 BB	1-2 2-H 3-H 1B	4	0	2	2	1	0	1
Bump Wills, S (1, 4) OBP: 0.303, SLG: 0.323	F8			1-3		SSS K 1-2		FC4-6 1-2f 5-3	P6	4	0	0	0	0	1	2
Richie Zisk, R (9, PH) OBP: 0.327, SLG: 0.473										1	0	0	0	0	0	2
Al Oliver, L (1, 7) OBP: 0.357, SLG: 0.447	1-3			G3		F9		5-3 1-2		4	0	0	0	0	0	1
Rusty Staub, L (1, 10) OBP: 0.386, SLG: 0.590		5-3		BBBB BB			1B BB FC5-2 1B	L9		3	0	1	0	1	0	1
Johnny Grubb, L (1, 9) OBP: 0.345, SLG: 0.293		4-3		BBBB 1-2 BB			BBBB FC5-2 1-2 1B SF7 BB		SSS K	2	1	0	0	2	1	0
Pat Putnam, L (1, 3) OBP: 0.315, SLG: 0.371		4-3		SSS K			FC5-2 1-2 2-3 1B		SSS K	4	0	1	0	0	2	2
Jim Sundberg, R (1, 2) OBP: 0.360, SLG: 0.414			SSS K		4-3	FC5-2 FC6-4 1-2 2-3 3-Hf			BB 1B 1B 1B	4	1	1	0	0	1	3
Tucker Ashford, R (1, 5) OBP: 0.100, SLG: 0.053			BBBB FC5 SH1-3 BB		5-3	SF7 3-H			BB 1-2 1B 1B	1	0	0	0	1	0	0
Jim Norris, L (7, PH) OBP: 0.321, SLG: 0.278										0	0	0	1	0	0	0
Dave Roberts, R (7, 5) OBP: 0.310, SLG: 0.344										1	1	1	0	0	0	0
Bud Harrelson, S (1, 6) OBP: 0.340, SLG: 0.179			SSS SH1-3 1-2		SSS K	FC6-4 1-2f		BBBB 1B 1-2 2-3 BB		1	0	0	0	0	1	0
Bill Sample, R (7, PH) OBP: 0.306, SLG: 0.246										1	0	0	0	0	0	2
Pepe Frias, R (7, 6) OBP: 0.268, SLG: 0.304										0	0	0	0	0	0	0
Mike Hart, S (9, PH) OBP: 0.500, SLG: 0.333										0	0	0	0	1	0	0
Inning Stats	R: 0 E: 0 K: 0 S: 3 H: 0 LOB: 0 BB: 0 P: 3	R: 0 E: 0 K: 0 S: 3 H: 0 LOB: 0 BB: 0 P: 3	R: 0 E: 0 K: 1 S: 5 H: 0 LOB: 1 BB: 1 P: 9	R: 0 E: 0 K: 1 S: 5 H: 0 LOB: 2 BB: 2 P: 13	R: 0 E: 0 K: 1 S: 5 H: 0 LOB: 0 BB: 0 P: 5	R: 0 E: 0 K: 1 S: 5 H: 1 LOB: 0 BB: 0 P: 5	R: 1 E: 0 K: 0 S: 5 H: 2 LOB: 2 BB: 1 P: 9	R: 0 E: 0 K: 0 S: 3 H: 0 LOB: 1 BB: 1 P: 7	R: 2 E: 0 K: 2 S: 10 H: 3 LOB: 2 BB: 1 P: 14	1B: 6 2B: 1 3B: 0 HR: 0 SF: 1 SAC: 1 DP: 1 HBP: 0						

	AB	30
	R	3
	H	6
	RBI	3
	BB	6
	SO	6
	LOB	14

WP: 0 PB: 0 SB: 0 CS: 1 PA: 38

PITCHER

PITCHER		IP	WLS	BF	H	R	ER	SO	BB	IBB	HBP	BLK	WP	HR	S	P	ERA	WHIP
Jim Clancy, R ERA: 2.46	(1, 1)	8.2	W	37	6	3	3	6	6	0	0	0	0	0	43	67	3.12	1.385
Jerry Garvin, L ERA: 2.22	(9, 1)	0.1	S	1	0	0	0	0	0	0	0	0	0	0	1	1	0.00	0.000

PITCHER	IP	WLS	BF	H	R	ER	SO	BB	IBB	HBP	BLK	WP	HR	S	P	ERA	WHIP

Texas Rangers @ Toronto Blue Jays

Exhibition Stadium, Toronto, ON

Sun Jun 15 1980, 3:33 AM EDT

Att. 30,143 - Unknown - 66 F

Batter	1	2	3	4	5	6	7	8	9	AB	R	H	RBI	BB	SO	LOB
Alfredo Griffin, S (1, 6) OBP: 0.277, SLG: 0.373	P6		F7		K	CS 3-H	3-1			4	0	0	0	0	1	0
Damaso Garcia, R (1, 4) OBP: 0.289, SLG: 0.413	P6		HR		1B		F7			4	1	2	1	0	0	0
Roy Howell, L (1, 5) OBP: 0.318, SLG: 0.383	4-3		2B		1-3		K			4	0	1	0	0	1	1
John Mayberry, L (1, 3) OBP: 0.363, SLG: 0.500		2B BB	P4			1B FC3-2-5-1 2B		BB		2	1	1	0	2	0	1
Otto Velez, R (1, 10) OBP: 0.383, SLG: 0.561		1-H 1B 2B	K			FC3-2-5-1 G3 2-3 1B		K		4	2	2	1	0	2	2
Al Woods, L (1, 7) OBP: 0.364, SLG: 0.482		G3 WP 2-H 1B		G3		FC3-2-5-1 G3 1-3 1B 3-H		P6		4	1	1	1	0	0	3
Lloyd Moseby, L (1, 9) OBP: 0.303, SLG: 0.410		G3 1-3		P6		1B G3 CS IBB		3-1		3	0	0	0	1	0	2
Rick Bosetti, R (1, 8) OBP: 0.266, SLG: 0.286		K		K		G3 1-2 2-3 3-H				2	0	0	0	0	2	1
Joe Cannon, L (6, PH) (7, 8)										1	0	0	1	0	0	2
Bob Davis, R (1, 2) OBP: 0.300, SLG: 0.411		5-3			4-3	2-3 3-H 1B				3	0	1	1	0	0	1

livebaseballscorecards.com

AB	31
R	5
H	8
RBI	5
BB	3
SO	6
LOB	13

Inning Stats	1	2	3	4	5	6	7	8	9				
	R: 0 H: 0	R: 2 H: 2	R: 1 H: 2	R: 0 H: 0	R: 0 H: 1	R: 2 H: 3	R: 0 H: 0	R: 0 H: 0		1B: 4 SF: 0	WP: 1 PA: 35		
	E: 0 LOB: 0	E: 0 LOB: 1	E: 0 LOB: 1	E: 0 LOB: 0	E: 0 LOB: 1	E: 0 LOB: 1	E: 0 LOB: 0	E: 0 LOB: 1		2B: 3 SAC: 0	PB: 0		
	K: 0 BB: 0	K: 1 BB: 1	K: 1 BB: 0	K: 1 BB: 0	K: 1 BB: 0	K: 0 BB: 1	K: 1 BB: 0	K: 1 BB: 1		3B: 0 DP: 0	SB: 0		
	S: 3 P: 3	S: 7 P: 11	S: 7 P: 7	S: 5 P: 5	S: 6 P: 6	S: 5 P: 9	S: 5 P: 5	S: 5 P: 9		HR: 1 HBP: 0	CS: 1		

PITCHER	IP	WLS	BF	H	R	ER	SO	BB	IBB	HBP	BLK	WP	HR	S	P	ERA	WHIP
Fergie Jenkins, R (1, 1) ERA: 3.4	8.0	L	34	8	5	5	6	2	1	0	0	1	1	43	55	5.62	1.250

PITCHER	IP	WLS	BF	H	R	ER	SO	BB	IBB	HBP	BLK	WP	HR	S	P	ERA	WHIP

Minnesota Twins @ Toronto Blue Jays

Exhibition Stadium, Toronto, ON

Mon Jun 16 1980, 7:05 PM EDT

Att. 14,691 - Unknown - 60 F

livebaseballscorecards.com

TOP

Batter	1	2	3	4	5	6	7	8	9	AB	R	H	RBI	BB	SO	LOB
Butch Wynegar, S (1, 2) OBP: 0.345, SLG: 0.410	FC1-6 1B		2B 2B		4-3		S 1-3 2B 1B			4	2	3	0	0	0	0
Rick Sofield, L (1, 7) OBP: 0.288, SLG: 0.428	FC1-6 BLK 1-2f		K		F7		1-H 3-H 2B			4	0	1	1	0	1	2
Ken Landreaux, L (1, 8) OBP: 0.374, SLG: 0.422	L7 1-2		6-3		F9		K			4	0	0	0	0	1	3
Glenn Adams, L (1, 10) OBP: 0.374, SLG: 0.411 Willie Norwood, R (8, PH) OBP: 0.209, SLG: 0.234	4-3		2-H 2B			G4-6-3 1B		K		3 1	0 0	2 0	1 0	0 0	0 1	1 0
Hosken Powell, L (1, 9) OBP: 0.320, SLG: 0.358		F7	F5			G4-6-3 1-2f		K		4	0	0	0	0	1	2
Rob Wilfong, L (1, 4) OBP: 0.287, SLG: 0.323		BBBB S 1B BB		F8		1-3		F8		3	1	0	0	1	0	0
Mike Cubbage, L (1, 3) OBP: 0.347, SLG: 0.374		SSS K 1-2		4-3			B2-6-4 1B		SSS K	4	0	1	0	0	2	1
Pete Mackanin, R (1, 6) OBP: 0.286, SLG: 0.327		2-H 1B		1B			B2-6-4 1-2f		F8	4	0	2	1	0	0	1
John Castino, R (1, 5) OBP: 0.320, SLG: 0.399		5-3		F8			1B S 1B		5-3	4	1	1	0	0	0	2
Inning Stats	R: 0 E: 0 K: 0 S: 4 H: 1 LOB: 1 BB: 0 P: 4	R: 1 E: 0 K: 1 S: 6 H: 1 LOB: 1 BB: 1 P: 10	R: 1 E: 0 K: 1 S: 7 H: 2 LOB: 1 BB: 0 P: 7	R: 0 E: 0 K: 0 S: 4 H: 1 LOB: 1 BB: 0 P: 4	R: 0 E: 0 K: 0 S: 3 H: 0 LOB: 0 BB: 0 P: 3	R: 0 E: 0 K: 0 S: 3 H: 1 LOB: 0 BB: 0 P: 3	R: 2 E: 0 K: 1 S: 8 H: 4 LOB: 1 BB: 0 P: 8	R: 0 E: 0 K: 2 S: 7 H: 0 LOB: 0 BB: 0 P: 7	R: 0 E: 0 K: 1 S: 5 H: 0 LOB: 0 BB: 0 P: 5	1B: 7 2B: 3 3B: 0 HR: 0 SF: 0 SAC: 0 DP: 2 HBP: 0						

	AB	35
	R	4
	H	10
	RBI	3
	BB	1
	SO	6
	LOB	12

WP: 0 PB: 0 SB: 3 CS: 0 PA: 36

PITCHER		IP	WLS	BF	H	R	ER	SO	BB	IBB	HBP	BLK	WP	HR	S	P	ERA	WHIP
Jesse Jefferson, R ERA: 4.82	(1, 1)	6.2	L	29	10	4	4	2	1	0	0	1	0	0	32	36	5.40	1.650
Jerry Garvin, L ERA: 2.12	(7, 1)	1.1		4	0	0	0	3	0	0	0	0	0	0	10	10	0.00	0.000
Joey McLaughlin, R ERA: 4.15	(9, 1)	1.0		3	0	0	0	1	0	0	0	0	0	0	5	5	0.00	0.000

PITCHER	IP	WLS	BF	H	R	ER	SO	BB	IBB	HBP	BLK	WP	HR	S	P	ERA	WHIP

Batter	1	2	3	4	5	6	7	8	9	AB	R	H	RBI	BB	SO	LOB
Alfredo Griffin, S (1, 6) OBP: 0.276, SLG: 0.369	5-3	P6			FC5 BB 1B		K		L6	5	0	1	0	0	1	3
Damaso Garcia, R (1, 4) OBP: 0.293, SLG: 0.420	1B 1B		4-3 2B		K		K			4	0	2	0	0	2	1
John Mayberry, L (1, 3) OBP: 0.366, SLG: 0.497	1-2 1B		P4		FC5 FC5 1-2 BB			G3		3	0	1	0	1	0	1
Otto Velez, R (1, 10) OBP: 0.381, SLG: 0.551	P4		4-3 2-3		FC5 1-2 2-3f			1B BB		3	0	0	0	1	0	5
Roy Howell, L (1, 5) OBP: 0.312, SLG: 0.375	K		F8		FC5 2-3f			F9		4	0	0	0	0	1	6
Barry Bonnell, R (1, 9) OBP: 0.312, SLG: 0.414		1B FC5-2-6 1B		1B		G3		1-2 1B		4	0	3	0	0	0	0
Al Woods, L (1, 7) OBP: 0.367, SLG: 0.482		FC5-2-6 5-3 1-3 1B		K		G6-4-3 1B		F9		4	0	2	0	0	1	3
Rick Bosetti, R (1, 8) OBP: 0.262, SLG: 0.281 Doug Ault, R (9, PH) Joe Cannon, L (9, PR)		5-3 1-2		F7		G6-4-3 1-2f			G6-4-3 BB	3 0 0	0 0 0	0 0 0	0 0 0	0 1 0	0 0 0	4 0 0
Bob Davis, R (1, 2) OBP: 0.288, SLG: 0.394		FC5-2-6 2-3 3-H		5-3			P4		G6-4-3 1-2f	4	0	0	0	0	0	4
Inning Stats	R: 0 H: 2 E: 0 LOB: 2 K: 1 BB: 0 S: 7 P: 7	R: 0 H: 2 E: 0 LOB: 2 K: 0 BB: 0 S: 5 P: 5	R: 0 H: 1 E: 0 LOB: 1 K: 0 BB: 0 S: 4 P: 4	R: 0 H: 1 E: 0 LOB: 1 K: 1 BB: 0 S: 6 P: 6	R: 0 H: 1 E: 0 LOB: 2 K: 1 BB: 1 S: 6 P: 10	R: 0 H: 1 E: 0 LOB: 0 K: 0 BB: 0 S: 3 P: 3	R: 0 H: 0 E: 0 LOB: 0 K: 2 BB: 0 S: 7 P: 7	R: 0 H: 1 E: 0 LOB: 2 K: 0 BB: 1 S: 4 P: 8	R: 0 H: 0 E: 0 LOB: 1 K: 0 BB: 1 S: 2 P: 6	1B: 8 SF: 0 2B: 1 SAC: 0 3B: 0 DP: 2 HR: 0 HBP: 0				WP: 0 PA: 37 PB: 0 SB: 0 CS: 0		

PITCHER	IP	WLS	BF	H	R	ER	SO	BB	IBB	HBP	BLK	WP	HR	S	P	ERA	WHIP
Geoff Zahn, L (1, 1) ERA: 4.55	9.0	W	37	9	0	0	5	3	0	0	0	0	0	44	56	0.00	1.333

PITCHER	IP	WLS	BF	H	R	ER	SO	BB	IBB	HBP	BLK	WP	HR	S	P	ERA	WHIP

BOTTOM

Minnesota Twins @ Toronto Blue Jays

Exhibition Stadium, Toronto, ON

Mon Jun 16 1980, 7:05 PM EDT

Att. 14,691 - Unknown - 60 F

livebaseballscorecards.com

AB	34
R	0
H	9
RBI	0
BB	3
SO	5
LOB	27

Batter	1	2	3	4	5	6	7	8	9	AB	R	H	RBI	BB	SO	LOB
Butch Wynegar, S (1, 2) OBP: 0.351, SLG: 0.412	BBBB 4-0 2B BB	x 0-0 BB 1B SF9 2-H 1B	x 0-0 ③ FC5-4 1-2f		x 0-0 1B 1B 1B			x 0-0 ①② 5-3 1-2		4	2	2	1	1	0	2
Ken Landreaux, L (1, 8) OBP: 0.383, SLG: 0.434	x 0-0 1-H 2B 2B	x 0-0 SF9 BB SH1-4 1-2 1B		x 0-0 ① F7	x 0-0 ③ 1-H 1B			x 0-0 1B		5	2	4	1	0	0	0
Ron Jackson, R (1, 3) OBP: 0.301, SLG: 0.366	x 0-0 5-3 1B 2-H 2B	BBB 4-0 SH1-4 SF9 1-2 2-3 BB		x 0-0 2B 2B		x 0-0 ① 1-3		x 0-0 ③ L8		4	2	2	1	1	0	1
Jose Morales, R (1, 10) OBP: 0.412, SLG: 0.475 Glenn Adams, L (2, PH) OBP: 0.370, SLG: 0.411 Willie Norwood, R (4, PH) OBP: 0.200, SLG: 0.224	x 0-0 ① 5-3 2-3	x 0-0 ① SF9 1-2 2-3 3-H		x 0-0 ② 5-3		x 0-0 ② F8			x 0-0 ① 6-3	1 0 3	0 0 0	0 0 0	0 1 0	0 0 0	0 0 0	1 0 1
John Castino, R (1, 5) OBP: 0.328, SLG: 0.412	x 0-0 1B 3-H 1B	x 0-0 ② SH1-4 2-3 3-H		x 0-0 2-H 2B		x 0-0 ③ F7			x 0-0 E1 4-3 WP 1B	4	1	3	3	0	0	0
Pete Mackanin, R (1, 6) OBP: 0.290, SLG: 0.325	x 0-0 ③ S 1-3 1B	x 0-0 1-6-3		4-0 IBB			x 0-0 ① 6-3		x 0-0 ② 4-3 2-3	4	0	1	0	1	0	2
Rick Sofield, L (1, 7) OBP: 0.280, SLG: 0.415	SSS 0-3 ② K 1-2		x 0-0 E6 F2-4	SSS 0-3 ③ K			SSS 0-3 ② K		SSS 0-3 ③ K 3-H	5	0	0	0	0	4	4
Hosken Powell, L (1, 9) OBP: 0.313, SLG: 0.349	x 0-0 ③ F9		x 0-0 ①② F2-4 1-2		x 0-0 ① F7		x 0-0 ③ L9			4	0	0	0	0	0	3
Rob Wilfong, L (1, 4) OBP: 0.298, SLG: 0.335		x 0-0 1B 2B	BBBB 4-0 FC5-4 BB		x 0-0 ② 6-3			x 0-0 CS 1B		3	1	2	0	1	0	0
Inning Stats	R: 3 H: 4 E: 0 LOB: 2 K: 1 BB: 1 S: 9 P: 13	R: 3 H: 3 E: 0 LOB: 1 K: 0 BB: 1 S: 6 P: 10	R: 0 H: 0 E: 1 LOB: 1 K: 0 BB: 1 S: 3 P: 7	R: 1 H: 2 E: 0 LOB: 2 K: 1 BB: 1 S: 7 P: 11	R: 0 H: 2 E: 0 LOB: 2 K: 0 BB: 0 S: 4 P: 4	R: 0 H: 0 E: 0 LOB: 0 K: 0 BB: 0 S: 3 P: 3	R: 0 H: 0 E: 0 LOB: 0 K: 1 BB: 0 S: 5 P: 5	R: 0 H: 2 E: 0 LOB: 1 K: 0 BB: 0 S: 4 P: 4	R: 1 H: 1 E: 1 LOB: 0 K: 1 BB: 0 S: 6 P: 6	1B: 9 SF: 1 2B: 6 SAC: 1 3B: 0 DP: 1 HR: 0 HBP: 0						

TOP

Minnesota Twins @ Toronto Blue Jays

Exhibition Stadium, Toronto, ON

Tue Jun 17 1980, 7:05 PM EDT

Att. 15,229 - Unknown - 65 F

livebaseballscorecards.com

AB	37
R	8
H	14
RBI	7
BB	4
SO	4
LOB	14

PITCHER		IP	WLS	BF	H	R	ER	SO	BB	IBB	HBP	BLK	WP	HR	S	P	ERA	WHIP
Paul Mirabella, L ERA: 4.4	(1, 1)	0.1	L	5	3	3	3	0	1	0	0	0	0	0	4	8	81.00	12.000
Tom Buskey, R ERA: 3.93	(1, 1)	1.2		10	4	3	3	1	1	0	0	0	0	0	11	15	16.20	3.000
Balor Moore, L ERA: 5.02	(3, 1)	6.1		26	7	2	1	2	1	1	0	0	0	0	28	36	1.42	1.263
Joey McLaughlin, R ERA: 4.09	(9, 1)	0.2		2	0	0	0	1	0	0	0	0	1	0	4	4	0.00	0.000

PITCHER	IP	WLS	BF	H	R	ER	SO	BB	IBB	HBP	BLK	WP	HR	S	P	ERA	WHIP

BOTTOM

Minnesota Twins @ Toronto Blue Jays

Exhibition Stadium, Toronto, ON

Tue Jun 17 1980, 7:05 PM EDT

Att. 15,229 - Unknown - 65 F

livebaseballscorecards.com

Batter	1	2	3	4	5	6	7	8	9	AB	R	H	RBI	BB	SO	LOB
Alfredo Griffin, S (1, 6) OBP: 0.278, SLG: 0.367	B B B B 4-0 G6-4-3 BB	x 0-0 1B 1-3 1B		x 0-0 ② 5-3		x 0-0 ② 1-3		x 0-0 ③ P4		4	0	1	0	1	0	1
Damaso Garcia, R (1, 4) OBP: 0.295, SLG: 0.420	x 0-0 ① ② G6-4-3 1-2f	x 0-0 1-2 3-H 1B		x 0-0 1B		S S S 0-3 ③ K			x 0-0 ① P5	5	0	2	1	0	1	1
Roy Howell, L (1, 5) OBP: 0.310, SLG: 0.368	B B B B 4-0 HR BB	x 0-0 ③ L5		x 0-0 ③ F7			x 0-0 ① 1-3		x 0-0 ② F6	4	1	0	0	1	0	3
John Mayberry, L (1, 3) OBP: 0.366, SLG: 0.510 Garth Iorg, R (9, PR) OBP: 0.429, SLG: 0.444	x 0-0 1-H HR		x 0-0 ① 4-3		x 0-0 ① F5		x 0-0 ② 6-3		x 0-0 1B	5 0	1 0	2 0	2 0	0 0	0 0	0 0
Otto Velez, R (1, 10) OBP: 0.386, SLG: 0.556	x 0-0 1B	x 0-0 E FC4-6 2B			x 0-0 ② 5-3		B B B B 4-0 BB		S S S 0-3 ③ K	4	1	2	0	1	1	1
Al Woods, L (1, 7) OBP: 0.370, SLG: 0.503	x 0-0 ③ F9	x 0-0 E6 FC4-6 2-3 1B			x 0-0 HR		x 0-0 ③ F9			4	1	2	1	0	0	2
Lloyd Moseby, L (1, 9) OBP: 0.300, SLG: 0.415		x 0-0 ① 4-3	x 0-0 ② FC4-6 1-2f 3-H 1B		x 0-0 2B			x 0-0 ① 6-3		4	1	1	1	0	0	1
Joe Cannon, L (1, 8) OBP: 0.059, SLG: 0.059		x 0-0 ② 4-3	x 0-0 ③ 2-H 1B		x 0-0 ③ 1-3			S S S 0-3 ② K		4	0	1	1	0	1	1
Ernie Whitt, L (1, 2) OBP: 0.293, SLG: 0.230 Doug Ault, R (8, PH) OBP: 1.000, SLG: 1.000 Rick Bosetti, R (8, PR) OBP: 0.262, SLG: 0.281 Bob Davis, R (9, 2) OBP: 0.288, SLG: 0.394		x 0-0 1B 1B 1B		x 0-0 ① F9		x 0-0 ① F7		x 0-0 1B		3 1 0 0	1 0 0 0	1 1 0 0	0 0 0 0	0 0 0 0	0 0 0 0	0 0 0 0
Inning Stats	R: 2 E: 0 K: 0 S: 4 H: 2 LOB: 1 BB: 2 P: 12	R: 1 E: 0 K: 0 S: 6 H: 3 LOB: 2 BB: 0 P: 6	R: 2 E: 2 K: 0 S: 5 H: 3 LOB: 1 BB: 0 P: 5	R: 0 E: 0 K: 0 S: 4 H: 1 LOB: 1 BB: 0 P: 4	R: 1 E: 0 K: 0 S: 5 H: 2 LOB: 1 BB: 0 P: 5	R: 0 E: 0 K: 1 S: 5 H: 0 LOB: 0 BB: 0 P: 5	R: 0 E: 0 K: 0 S: 3 H: 0 LOB: 1 BB: 1 P: 7	R: 0 E: 0 K: 1 S: 6 H: 1 LOB: 1 BB: 0 P: 6	R: 0 E: 0 K: 1 S: 6 H: 1 LOB: 1 BB: 0 P: 6	1B: 9 2B: 2 3B: 0 HR: 2	SF: 0 SAC: 0 DP: 1 HBP: 0			WP: 0 PB: 0 SB: 0 CS: 0	PA: 41		

	AB	38
	R	6
	H	13
	RBI	6
	BB	3
	SO	3
	LOB	10

PITCHER		IP	WLS	BF	H	R	ER	SO	BB	IBB	HBP	BLK	WP	HR	S	P	ERA	WHIP
Pete Redfern, R ERA: 4.07	(1, 1)	4.2		25	11	6	5	0	2	0	0	0	0	2	23	31	9.64	2.786
Doug Corbett, R ERA: 1.95	(5, 1)	4.1	W	16	2	0	0	3	1	0	0	0	0	0	21	25	0.00	0.692

PITCHER	IP	WLS	BF	H	R	ER	SO	BB	IBB	HBP	BLK	WP	HR	S	P	ERA	WHIP

Batter	1	2	3	4	5	6	7	8	9	AB	R	H	RBI	BB	SO	LOB
Mike Squires, L (1, 3) OBP: 0.355, SLG: 0.368	F7		3B 1B 2-H	4-3 2-3			F7			4	1	1	1	0	0	1
Todd Cruz, R (1, 6) OBP: 0.344, SLG: 0.418	6-3		SF7 3B 1-H	5-3			L6			4	1	1	1	0	0	1
Bob Molinaro, L (1, 7) OBP: 0.373, SLG: 0.441	BB 1B		1B HBP 1B	F9			L3			2	1	0	0	1	0	1
Wayne Nordhagen, R (1, 10) OBP: 0.340, SLG: 0.560	1B 1-3		SF7 3-H		F8			G3		3	0	1	1	0	0	0
Harold Baines, L (1, 9) OBP: 0.309, SLG: 0.444		F9	1B 1-3		K S S S			K S S S		4	0	1	0	0	2	0
Jim Morrison, R (1, 4) OBP: 0.325, SLG: 0.447		1-3 1B	K S S S		F3			F7		4	0	1	0	0	1	2
Thad Bosley, L (1, 8) OBP: 0.373, SLG: 0.411		1-3 1-2	FC5-4 1-3 3-H			6-3			F7	4	0	1	1	0	0	1
Greg Pryor, R (1, 5) OBP: 0.264, SLG: 0.321 Marv Foley, L (9, PH) OBP: 0.267, SLG: 0.385		4-3	FC5-4 1-2f			F7			4-3	3 1	0 0	0 0	0 0	0 0	0 0	3 0
Bruce Kimm, R (1, 2) OBP: 0.335, SLG: 0.331			1B 2B	4-3 2B		6-3			G3	4	1	2	0	0	0	0
Inning Stats	R: 0 H: 1 E: 0 LOB: 2 K: 0 BB: 1 S: 3 P: 7	R: 0 H: 1 E: 0 LOB: 1 K: 0 BB: 0 S: 4 P: 4	R: 4 H: 5 E: 0 LOB: 2 K: 1 BB: 0 S: 10 P: 11	R: 0 H: 1 E: 0 LOB: 1 K: 0 BB: 0 S: 4 P: 4	R: 0 H: 0 E: 0 LOB: 0 K: 1 BB: 0 S: 5 P: 5	R: 0 H: 0 E: 0 LOB: 0 K: 0 BB: 0 S: 3 P: 3	R: 0 H: 0 E: 0 LOB: 0 K: 0 BB: 0 S: 3 P: 3	R: 0 H: 0 E: 0 LOB: 0 K: 1 BB: 0 S: 5 P: 5	R: 0 H: 0 E: 0 LOB: 0 K: 0 BB: 0 S: 3 P: 3	1B: 5 SF: 1 2B: 2 SAC: 0 3B: 1 DP: 0 HR: 0 HBP: 1						

PITCHER	IP	WLS	BF	H	R	ER	SO	BB	IBB	HBP	BLK	WP	HR	S	P	ERA	WHIP
Dave Stieb, R (1, 1) ERA: 3.43	9.0	W	36	8	4	4	3	1	0	1	0	0	0	40	45	4.00	1.000

PITCHER	IP	WLS	BF	H	R	ER	SO	BB	IBB	HBP	BLK	WP	HR	S	P	ERA	WHIP

TOP

Chicago White Sox @ Toronto Blue Jays

Exhibition Stadium, Toronto, ON

Wed Jun 18 1980, 7:05 PM EDT

Unknown - 62 F

livebaseballscorecards.com

AB	33
R	4
H	8
RBI	4
BB	1
SO	3
LOB	9

1B: 5	SF: 1	WP: 0	PA: 36		
2B: 2	SAC: 0	PB: 0			
3B: 1	DP: 0	SB: 0			
HR: 0	HBP: 1	CS: 0			

Batter	1	2	3	4	5	6	7	8	9	AB	R	H	RBI	BB	SO	LOB
Alfredo Griffin, S (1, 6) OBP: 0.275, SLG: 0.363	L4	5-3			P4		SH5-3 1-2			3	0	0	0	0	0	0
Rick Bosetti, R (1, 8) OBP: 0.267, SLG: 0.303	1B 1B 1B		5-3		F7		HR 2-H			4	2	2	2	0	0	0
Doug Ault, R (1, 3) OBP: 0.667, SLG: 0.600	1B SF8 1-2 1B		P4		FC6-4 1B		P3			4	1	2	0	0	0	1
Otto Velez, R (1, 10) OBP: 0.393, SLG: 0.557	E 2B 1-3 2-H 1B		1B 1B		FC6-4 1-2f		B B B B 1B BB			3	1	2	1	1	0	1
Barry Bonnell, R (1, 9) OBP: 0.316, SLG: 0.419	SF8 1-2 3-H		1-3 1B			1-3	1-2 1B			3	0	2	1	0	0	0
Damaso Garcia, R (1, 4) OBP: 0.294, SLG: 0.421	2-H 2B		4-3			6-3	P6			4	0	1	1	0	0	4
Garth Iorg, R (1, 5) OBP: 0.400, SLG: 0.455	5-3			F7		2B		P3		4	0	1	0	0	0	1
Al Woods, L (1, 7) OBP: 0.361, SLG: 0.490		F8		6-3		4-1		3-1		4	0	0	0	0	0	1
Bob Davis, R (1, 2) OBP: 0.290, SLG: 0.392 Joe Cannon, L (7, PR) OBP: 0.059, SLG: 0.059 Ernie Whitt, L (8, 2) OBP: 0.289, SLG: 0.227		4-3	S S S K				SH5-3 HR 1B	F8		3 0 1	0 1 0	1 0 0	0 0 0	1 0 0	0 0 0	0 0 0
Inning Stats	R: 3 E: 1 K: 0 S: 7 H: 4 LOB: 1 BB: 0 P: 7	R: 0 E: 0 K: 0 S: 3 H: 0 LOB: 0 BB: 0 P: 3	R: 0 E: 0 K: 0 S: 5 H: 2 LOB: 2 BB: 0 P: 5	R: 0 E: 0 K: 1 S: 5 H: 0 LOB: 0 BB: 0 P: 5	R: 0 E: 0 K: 0 S: 4 H: 1 LOB: 1 BB: 0 P: 4	R: 0 E: 0 K: 0 S: 4 H: 1 LOB: 1 BB: 0 P: 4	R: 2 E: 0 K: 0 S: 6 H: 3 LOB: 2 BB: 1 P: 10	R: 0 E: 0 K: 0 S: 3 H: 0 LOB: 0 BB: 0 P: 3		1B: 8 2B: 2 3B: 0 HR: 1 SF: 1 SAC: 1 DP: 0 HBP: 0						

PITCHER		IP	WLS	BF	H	R	ER	SO	BB	IBB	HBP	BLK	WP	HR	S	P	ERA	WHIP
Steve Trout, L ERA: 4.5	(1, 1)	6.2	L	32	11	5	4	1	1	0	0	0	0	1	33	37	5.40	1.800
Mike Proly, R ERA: 2.86	(7, 1)	1.1		4	0	0	0	0	0	0	0	0	0	0	4	4	0.00	0.000

PITCHER	IP	WLS	BF	H	R	ER	SO	BB	IBB	HBP	BLK	WP	HR	S	P	ERA	WHIP

BOTTOM

Chicago White Sox @ Toronto Blue Jays

Exhibition Stadium, Toronto, ON

Wed Jun 18 1980, 7:05 PM EDT

Unknown - 62 F

livebaseballscorecards.com

AB	33
R	5
H	11
RBI	5
BB	1
SO	1
LOB	8

Chicago White Sox @ Toronto Blue Jays

Exhibition Stadium, Toronto, ON

Wed Jun 18 1980, 7:05 PM EDT

Att. 21,443 - Unknown

TOP

livebaseballscorecards.com

Batter	1	2	3	4	5	6	7	8	9	AB	R	H	RBI	BB	SO	LOB
Mike Squires, L (1, 3) OBP: 0.355, SLG: 0.367	1-3		1-2 2-3 1B		K			1B		3	0	1	0	0	1	1
Junior Moore, R (8, PH) OBP: 0.288, SLG: 0.331										1	0	1	0	0	0	0
(8, 3)																
Bob Molinaro, L (1, 7) OBP: 0.366, SLG: 0.431	4-3		P6			4-3		K		3	0	0	0	0	0	3
Greg Pryor, R (8, PH) OBP: 0.263, SLG: 0.320										1	0	0	0	0	1	1
(8, 5)																
Chet Lemon, R (1, 8) OBP: 0.351, SLG: 0.397	F7		P5			F8		1-3 1B		4	0	1	0	0	0	3
Wayne Nordhagen, R (1, 10) OBP: 0.331, SLG: 0.545		6-3		F9		K		K		4	0	0	0	0	2	2
Harold Baines, L (1, 9) OBP: 0.313, SLG: 0.451		F8		F7			F9 4-3 2B		1B	4	1	2	0	0	0	0
Jim Morrison, R (1, 4) OBP: 0.320, SLG: 0.439		F3		P5			2-3		K	4	0	0	0	0	1	2
Marv Foley, L (1, 2) OBP: 0.250, SLG: 0.357			G3		4-3		4-3 3-H		K	4	0	0	1	0	1	1
Todd Cruz, R (1, 6) OBP: 0.369, SLG: 0.441			1B BB 1B		1B		PO 1B		4-3	4	0	3	0	0	0	1
Kevin Bell, R (1, 5) OBP: 0.239, SLG: 0.128			BBBB 1B 1-2 BB		F8		PO 1-2		F9	1	0	0	0	1	0	1
Thad Bosley, L (7, PH) OBP: 0.373, SLG: 0.411										0	0	0	0	0	0	0
Ron Pruitt, R (7, PH) OBP: 0.357, SLG: 0.324										1	0	0	0	0	0	0
(7, 5)																
(8, 7)																

Inning Stats	1	2	3	4	5	6	7	8	9
R	0	0	0	0	0	0	1	0	0
E	0	0	0	0	0	0	0	0	0
K	0	0	0	0	1	1	0	2	2
S	3	3	5	3	6	5	4	9	8
H	0	0	2	0	1	0	2	2	1
LOB	0	0	3	0	1	0	2	2	1
BB	0	0	1	0	0	0	0	0	0
P	3	3	9	3	6	5	4	9	8

1B	7
2B	1
3B	0
HR	0
SF	0
SAC	0
DP	0
HBP	0
WP	0
PB	0
SB	0
CS	0
PA	36

AB	34
R	1
H	8
RBI	1
BB	1
SO	6
LOB	15

PITCHER		IP	WLS	BF	H	R	ER	SO	BB	IBB	HBP	BLK	WP	HR	S	P	ERA	WHIP
Jack Kucek, R ERA: 1.35	(1, 1)	6.2	W	26	5	1	1	2	1	0	0	0	0	0	29	33	1.35	0.900
Jerry Garvin, L ERA: 2.05	(7, 1)	1.0		4	2	0	0	1	0	0	0	0	0	0	6	6	0.00	2.000
Joey McLaughlin, R ERA: 3.97	(8, 1)	1.1	S	5	1	0	0	3	0	0	0	0	0	0	11	11	0.00	0.750

PITCHER	IP	WLS	BF	H	R	ER	SO	BB	IBB	HBP	BLK	WP	HR	S	P	ERA	WHIP

Batter	1	2	3	4	5	6	7	8	9	AB	R	H	RBI	BB	SO	LOB
Alfredo Griffin, S (1, 6) OBP: 0.278, SLG: 0.365	0-0 WP WP 1B 1B	0-0 ② 6-3			0-3 ② K			0-0 SH3-4 1B		4	1	2	0	0	1	0
Rick Bosetti, R (1, 8) OBP: 0.263, SLG: 0.298	0-0 ① F9	0-0 ③ L3			0-0 ③ 6-3			0-0 ① SH3-4 1-2		3	0	0	0	0	0	1
Roy Howell, L (1, 5) OBP: 0.309, SLG: 0.362	B B B B 4-0 1B WP 1-2 1B BB		0-0 ① 4-3			0-0 ① 4-3		0-3 ② K		3	1	0	0	1	1	1
John Mayberry, L (1, 3) OBP: 0.364, SLG: 0.505	0-0 1B 1-3 2-H 1B		0-0 ② F8			0-0 ② F5		0-3 ③ K		4	0	1	1	0	1	1
Otto Velez, R (1, 10) OBP: 0.397, SLG: 0.559	0-0 1-2 3-H 1B		0-0 ③ 6-3			0-0 1B				3	0	2	1	0	0	0
Lloyd Moseby, L (1, 9) OBP: 0.288, SLG: 0.397	0-3 ② K			0-3 ① K		0-3 ③ K				3	0	0	0	0	3	3
Damaso Garcia, R (1, 4) OBP: 0.290, SLG: 0.415	0-0 ③ L3			0-0 ② P4			0-0 ① 6-3			3	0	0	0	0	0	2
Joe Cannon, L (1, 7) OBP: 0.050, SLG: 0.050		0-3 ① K		0-3 ③ K2-3			0-0 ② 1-3			3	0	0	0	0	2	0
Ernie Whitt, L (1, 2) OBP: 0.291, SLG: 0.269		0-0 HR			0-3 ① K		0-0 ③ 3-1			3	1	1	1	0	1	0
Inning Stats	R: 2 E: 0 K: 1 S: 8 H: 3 LOB: 2 BB: 1 P: 12	R: 1 E: 0 K: 1 S: 6 H: 1 LOB: 0 BB: 0 P: 6	R: 0 E: 0 K: 0 S: 3 H: 0 LOB: 0 BB: 0 P: 3	R: 0 E: 0 K: 2 S: 7 H: 0 LOB: 0 BB: 0 P: 7	R: 0 E: 0 K: 2 S: 7 H: 0 LOB: 0 BB: 0 P: 7	R: 0 E: 0 K: 1 S: 6 H: 1 LOB: 1 BB: 0 P: 6	R: 0 E: 0 K: 0 S: 3 H: 0 LOB: 0 BB: 0 P: 3	R: 0 E: 0 K: 2 S: 8 H: 1 LOB: 1 BB: 0 P: 8		1B: 5 2B: 0 3B: 0 HR: 1	SF: 0 SAC: 1 DP: 0 HBP: 0						

PITCHER	IP	WLS	BF	H	R	ER	SO	BB	IBB	HBP	BLK	WP	HR	S	P	ERA	WHIP
Richard Dotson, R (1, 1) ERA: 3.68	8.0	L	31	6	3	3	9	1	0	0	0	2	1	48	52	3.38	0.875

PITCHER	IP	WLS	BF	H	R	ER	SO	BB	IBB	HBP	BLK	WP	HR	S	P	ERA	WHIP

BOTTOM

Chicago White Sox @ Toronto Blue Jays

Exhibition Stadium, Toronto, ON

Wed Jun 18 1980, 7:05 PM EDT

Att. 21,443 - Unknown

livebaseballscorecards.com

AB	29
R	3
H	6
RBI	3
BB	1
SO	9
LOB	8

1B: 5 2B: 0 3B: 0 HR: 1 SF: 0 SAC: 1 DP: 0 HBP: 0

WP: 2 PB: 0 SB: 0 CS: 0 PA: 31

Batter	1	2	3	4	5	6	7	8	9	AB	R	H	RBI	BB	SO	LOB
Alfredo Griffin, S (1, 6) OBP: 0.278, SLG: 0.367	4-3		2B		F8			L6		4	1	1	0	0	0	1
Rick Bosetti, R (1, 8) OBP: 0.268, SLG: 0.324	K		2-H 2B			HR		F7		4	1	2	2	0	1	0
Roy Howell, L (1, 5) OBP: 0.303, SLG: 0.355	F5		1-3			L3		G3		4	0	0	0	0	0	1
John Mayberry, L (1, 3) OBP: 0.358, SLG: 0.495		G3		3-1		F8			F9	4	0	0	0	0	0	0
Otto Velez, R (1, 10) OBP: 0.394, SLG: 0.552		1B		K		F4			6-3	4	0	1	0	0	1	0
Barry Bonnell, R (1, 9) OBP: 0.309, SLG: 0.409		F7		K			4-3		6-3	4	0	0	0	0	1	1
Damaso Garcia, R (1, 4) OBP: 0.291, SLG: 0.411		1-3			G3 SH1-3 HBP		K			2	0	0	0	0	1	1
Garth Iorg, R (8, 4) OBP: 0.400, SLG: 0.455										0	0	0	0	0	0	0
Lloyd Moseby, L (1, 7) OBP: 0.293, SLG: 0.400			K		SH1-3 1-2		1B			2	0	1	0	0	1	0
Ernie Whitt, L (1, 2) OBP: 0.281, SLG: 0.259			G3		G3 2-3		4-3			3	0	0	0	0	0	2
Inning Stats	R: 0 H: 0 E: 0 LOB: 0 K: 1 BB: 0 S: 5 P: 5	R: 0 H: 1 E: 0 LOB: 1 K: 0 BB: 0 S: 4 P: 4	R: 1 H: 2 E: 0 LOB: 1 K: 1 BB: 0 S: 7 P: 7	R: 0 H: 0 E: 0 LOB: 0 K: 2 BB: 0 S: 7 P: 7	R: 0 H: 0 E: 0 LOB: 0 K: 0 BB: 0 S: 3 P: 4	R: 1 H: 1 E: 0 LOB: 0 K: 0 BB: 0 S: 4 P: 4	R: 0 H: 1 E: 0 LOB: 1 K: 1 BB: 0 S: 6 P: 6	R: 0 H: 0 E: 0 LOB: 0 K: 0 BB: 0 S: 3 P: 3	R: 0 H: 0 E: 0 LOB: 0 K: 0 BB: 0 S: 3 P: 3	1B: 2 SF: 0 2B: 2 SAC: 1 3B: 0 DP: 0 HR: 1 HBP: 1						

PITCHER	IP	WLS	BF	H	R	ER	SO	BB	IBB	HBP	BLK	WP	HR	S	P	ERA	WHIP
Fergie Jenkins, R (1, 1) ERA: 3.26	9.0	W	33	5	2	2	5	0	0	1	0	0	1	42	43	2.00	0.556

PITCHER	IP	WLS	BF	H	R	ER	SO	BB	IBB	HBP	BLK	WP	HR	S	P	ERA	WHIP

TOP

Toronto Blue Jays @ Texas Rangers

Arlington Stadium, Arlington, TX

Fri Jun 20 1980, 8:05 PM EDT

Att. 13,747 - Unknown

livebaseballscorecards.com

AB	31
R	2
H	5
RBI	2
BB	0
SO	5
LOB	6

PA: 33

Batter	1	2	3	4	5	6	7	8	9	AB	R	H	RBI	BB	SO	LOB
Mickey Rivers, L (1, 8) OBP: 0.307, SLG: 0.363	0-0 2B		0-0 G3-6-3 1B (1-3)		0-0 BB 1B (1-3)	SSS 0-3 ③ K		0-0 ② L6		5	0	3	0	0	1	2
Bump Wills, S (1, 4) OBP: 0.312, SLG: 0.328	0-0 ① F5		0-0 ②③ G3-6-3 (1-2f)		BBBB 4-0 BB (1-2)		0-0 ① L9	0-0 S 1B		4	0	1	0	1	0	3
Al Oliver, L (1, 7) OBP: 0.360, SLG: 0.451	0-0 ② 5-3			SSS 0-3 ① K	0-0 ③ F8		0-0 1B SF9 1B	BBBB 4-0 BB (1-2)		4	1	1	0	1	1	4
Rusty Staub, L (1, 3) OBP: 0.385, SLG: 0.542	0-0 ③ F8			BBBB 4-0 1B BB		BBBB 4-0 E 1B BB	0-0 1-3 1B	0-0 ③ F9		3	1	1	0	2	0	3
Richie Zisk, R (1, 10) OBP: 0.338, SLG: 0.487		0-0 ① F9		0-0 G4-6-3 1B (1-2)		0-0 ① E5 1B (1-3)	0-0 ② SF9 (3-H)			3	0	1	1	0	0	1
Jim Norris, L (1, 9) OBP: 0.320, SLG: 0.265		BBBB 4-0 CS BB		0-0 ②③ G4-6-3 (1-2f)		0-0 FC4-6 E 1B 1B (3-H)	SSS 0-3 ③ K			3	1	1	1	1	1	3
Jim Sundberg, R (1, 2) OBP: 0.343, SLG: 0.395		0-0 ②③ L9 (1-2)			0-0 ① F9	0-0 E6 FC4-6 (1-2)		SSS 0-3 ① K		4	0	0	0	0	1	2
Tucker Ashford, R (1, 5) OBP: 0.167, SLG: 0.107 Johnny Grubb, L (6, PH) OBP: 0.344, SLG: 0.333 Pepe Frias, R (7, 6) OBP: 0.277, SLG: 0.313			0-0 ① F8		SSS 0-3 ② K	0-0 ② FC4-6 1B (1-2f, 2-3)		0-0 HR 1B		2 1 1	0 0 1	0 0 1	0 0 0	1 0 0	0 2 0	0 2 0
Bud Harrelson, S (1, 6) OBP: 0.349, SLG: 0.275 Pat Putnam, L (6, PH) OBP: 0.318, SLG: 0.371 Dave Roberts, R (6, PR) OBP: 0.304, SLG: 0.368 (7, 5)			0-0 1B 1B		BBBB 4-0 1B BB	0-0 1-2 3-H 1B		0-0 1-H HR		1 1 1	0 0 1	1 1 1	0 1 2	1 0 0	0 0 0	0 0 0
Inning Stats	R: 0 E: 0 K: 0 S: 4 H: 1 LOB: 1 BB: 0 P: 4	R: 0 E: 0 K: 0 S: 2 H: 0 LOB: 0 BB: 1 P: 6	R: 0 E: 0 K: 0 S: 4 H: 2 LOB: 1 BB: 0 P: 4	R: 0 E: 0 K: 1 S: 5 H: 1 LOB: 1 BB: 1 P: 9	R: 0 E: 0 K: 1 S: 6 H: 1 LOB: 3 BB: 2 P: 14	R: 2 E: 2 K: 1 S: 8 H: 2 LOB: 2 BB: 1 P: 12	R: 1 E: 0 K: 1 S: 7 H: 2 LOB: 1 BB: 0 P: 7	R: 2 E: 0 K: 1 S: 8 H: 3 LOB: 2 BB: 1 P: 12		1B: 10 2B: 1 3B: 0 HR: 1		SF: 1 SAC: 0 DP: 2 HBP: 0		WP: 0 PB: 0 SB: 1 CS: 1	PA: 40	

BOTTOM

Toronto Blue Jays @ Texas Rangers

Arlington Stadium, Arlington, TX

Fri Jun 20 1980, 8:05 PM EDT

Att. 13,747 - Unknown

livebaseballscorecards.com

AB	33
R	5
H	12
RBI	5
BB	6
SO	5
LOB	20

PITCHER		IP	WLS	BF	H	R	ER	SO	BB	IBB	HBP	BLK	WP	HR	S	P	ERA	WHIP
Jim Clancy, R ERA: 2.32	(1, 1)	5.2		27	7	2	0	2	5	0	0	0	0	0	26	46	0.00	2.118
Jerry Garvin, L ERA: 2.3	(6, 1)	0.2	L	4	2	1	1	1	0	0	0	0	0	0	6	6	13.50	3.000
Joey McLaughlin, R ERA: 4.21	(7, 1)	1.2		9	3	2	2	2	1	0	0	0	0	1	12	16	10.80	2.400

PITCHER	IP	WLS	BF	H	R	ER	SO	BB	IBB	HBP	BLK	WP	HR	S	P	ERA	WHIP

Toronto Blue Jays @ Texas Rangers

Arlington Stadium, Arlington, TX

Sat Jun 21 1980, 8:05 PM EDT

Att. 17,846 - Unknown

TOP

Batter	1	2	3	4	5	6	7	8	9	AB	R	H	RBI	BB	SO	LOB
Alfredo Griffin, S (1, 6) OBP: 0.274, SLG: 0.362	K		4-3		5-3		F7			4	0	0	0	0	1	0
Rick Bosetti, R (1, 8) OBP: 0.262, SLG: 0.317	E6		K S		K			6-3		4	0	0	0	0	2	0
John Mayberry, L (1, 3) OBP: 0.357, SLG: 0.488	K		1-2 BB		K			F7		3	0	0	0	1	2	0
Otto Velez, R (1, 10) OBP: 0.396, SLG: 0.551		E 1B 1B	F6			G6-4-3 1B		K		4	1	2	0	0	1	2
Barry Bonnell, R (1, 9) OBP: 0.308, SLG: 0.406		E6 1B 1-2		F8		G6-4-3 1-2f			G4-3-6 1B	4	0	1	0	0	0	2
Roy Howell, L (1, 5) OBP: 0.307, SLG: 0.358		F6		FC5 1B 1B		1B			G4-3-6 1-2f	4	0	2	0	0	0	3
Doug Ault, R (1, 7) OBP: 0.500, SLG: 0.444		K		1-2 1B		F7			5-3	4	0	1	0	0	1	3
Joe Cannon, L (9, 7) OBP: 0.050, SLG: 0.050										0	0	0	0	0	0	0
Garth Iorg, R (1, 4) OBP: 0.393, SLG: 0.440		1-3 2-H 1B		K			F3			3	0	1	1	0	1	2
Bob Davis, R (1, 2) OBP: 0.282, SLG: 0.381			5-3	FC5 2-3f			6-3			3	0	0	0	0	0	2
Inning Stats	R: 0 E: 1 K: 2 S: 7 H: 0 LOB: 0 BB: 0 P: 7	R: 1 E: 1 K: 1 S: 7 H: 2 LOB: 2 BB: 0 P: 7	R: 0 E: 0 K: 1 S: 6 H: 0 LOB: 2 BB: 1 P: 10	R: 0 E: 0 K: 1 S: 7 H: 2 LOB: 2 BB: 0 P: 7	R: 0 E: 0 K: 2 S: 7 H: 0 LOB: 0 BB: 0 P: 7	R: 0 E: 0 K: 0 S: 4 H: 2 LOB: 1 BB: 0 P: 4	R: 0 E: 0 K: 0 S: 3 H: 0 LOB: 0 BB: 0 P: 3	R: 0 E: 0 K: 1 S: 5 H: 0 LOB: 0 BB: 0 P: 5	R: 0 E: 0 K: 0 S: 3 H: 1 LOB: 0 BB: 0 P: 3	1B: 7 2B: 0 3B: 0 HR: 0 SF: 0 SAC: 0 DP: 2 HBP: 0							WP: 1 PB: 0 SB: 1 CS: 0 PA: 34

livebaseballscorecards.com

	AB	33
	R	1
	H	7
	RBI	1
	BB	1
	SO	8
	LOB	14

PITCHER	IP	WLS	BF	H	R	ER	SO	BB	IBB	HBP	BLK	WP	HR	S	P	ERA	WHIP
Jon Matlack, L (1, 1) ERA: 3.1	9.0	W	34	7	1	0	8	1	0	0	0	1	0	49	53	0.00	0.889

PITCHER	IP	WLS	BF	H	R	ER	SO	BB	IBB	HBP	BLK	WP	HR	S	P	ERA	WHIP

Toronto Blue Jays @ Texas Rangers

Arlington Stadium, Arlington, TX

Sat Jun 21 1980, 8:05 PM EDT

Att. 17,846 - Unknown

BOTTOM

Batter	1	2	3	4	5	6	7	8	9	AB	R	H	RBI	BB	SO	LOB
Mickey Rivers, L (1, 8) OBP: 0.307, SLG: 0.367	4-3 2B		SH2-3 1-2		B2-3 2-3		G3			3	0	1	0	0	0	1
Bump Wills, S (1, 4) OBP: 0.311, SLG: 0.327	6-3		L9		K S S S			S 1B		4	0	1	0	0	1	3
Al Oliver, L (1, 10) OBP: 0.362, SLG: 0.451	4-3 2-3			1B 1B		1B SF9 1B		B1 1-2		4	1	2	0	0	0	2
Rusty Staub, L (1, 3) OBP: 0.389, SLG: 0.535	1-3			F8		FC4-6 1-3 1B		G4-6-3 IBB		3	0	1	0	1	0	2
Richie Zisk, R (1, 9) OBP: 0.332, SLG: 0.480		5-3		F8		SF9 3-H		G4-6-3 1-2f		3	0	0	1	0	0	3
Jim Norris, L (1, 7) OBP: 0.337, SLG: 0.287		CS 1B		1-2 1B		FC4-6 1-2f			SH1-4 1B 1B	4	1	3	0	0	0	1
Jim Sundberg, R (1, 2) OBP: 0.339, SLG: 0.389		6-3 1-2		F9		F7			SH1-4 1-2	3	0	0	0	0	0	4
Tucker Ashford, R (1, 5) OBP: 0.182, SLG: 0.129 Johnny Grubb, L (9, PH) OBP: 0.352, SLG: 0.333			6-3		B2-3 SH1-4 1B		F2		1B IBB	3 0	0 0	1 0	0 0	0 1	0 0	0 0
Bud Harrelson, S (1, 6) OBP: 0.354, SLG: 0.283 Pat Putnam, L (9, PH) OBP: 0.321, SLG: 0.375			SH2-3 1B		SH1-4 1-2		F7		1-2 1B 2-H	2 1	0 0	1 1	0 1	0 0	0 0	0 0
Inning Stats	R: 0 H: 1 E: 0 LOB: 1 K: 0 BB: 0 S: 4 P: 4	R: 0 H: 1 E: 0 LOB: 0 K: 0 BB: 0 S: 3 P: 3	R: 0 H: 1 E: 0 LOB: 1 K: 0 BB: 0 S: 4 P: 4	R: 0 H: 2 E: 0 LOB: 2 K: 0 BB: 0 S: 5 P: 5	R: 0 H: 1 E: 0 LOB: 1 K: 1 BB: 0 S: 6 P: 6	R: 1 H: 2 E: 0 LOB: 1 K: 0 BB: 0 S: 5 P: 5	R: 0 H: 0 E: 0 LOB: 0 K: 0 BB: 0 S: 3 P: 3	R: 0 H: 1 E: 0 LOB: 1 K: 0 BB: 1 S: 3 P: 7	R: 1 H: 2 E: 0 LOB: 2 K: 0 BB: 1 S: 3 P: 7	1B: 10 SF: 1 2B: 1 SAC: 3 3B: 0 DP: 1 HR: 0 HBP: 0						

livebaseballscorecards.com

AB	30
R	2
H	11
RBI	2
BB	2
SO	1
LOB	16

WP: 0 PA: 36
PB: 0
SB: 1
CS: 1

PITCHER		IP	WLS	BF	H	R	ER	SO	BB	IBB	HBP	BLK	WP	HR	S	P	ERA	WHIP
Jesse Jefferson, R ERA: 4.5	(1, 1)	6.0		25	8	1	1	1	0	0	0	0	0	0	27	27	1.50	1.333
Jerry Garvin, L ERA: 2.2	(7, 1)	1.1		6	1	0	0	0	0	1	0	0	0	0	5	9	0.00	0.750
Joey McLaughlin, R ERA: 4.31	(8, 1)	1.0	L	5	2	1	1	0	0	1	0	0	0	0	4	8	9.00	2.000

PITCHER	IP	WLS	BF	H	R	ER	SO	BB	IBB	HBP	BLK	WP	HR	S	P	ERA	WHIP

Batter	1	2	3	4	5	6	7	8	9	10	AB	R	H	RBI	BB	SO	LOB
Alfredo Griffin, S (1, 6) OBP: 0.280, SLG: 0.366	L4		1-3			1B		HBP HBP SF9 1B	1-3 3-H 1B		5	1	3	2	0	0	0
Rick Bosetti, R (1, 8) OBP: 0.277, SLG: 0.324	CS BB			CS 1B		1-2 G6-4-3 1B		SF9 HBP 1-2 HBP	F8		2	0	2	0	1	0	0
Bob Davis, R (8, 2) OBP: 0.279, SLG: 0.377											1	0	0	0	0	0	2
Roy Howell, L (1, 5) OBP: 0.309, SLG: 0.356	K 1-2			K 1-2		G6-4-3 1-2f		1-2 2-3 HBP		BB SH1-4 SF8 1B	4	1	1	0	0	2	4
John Mayberry, L (1, 3) OBP: 0.351, SLG: 0.481		K		6-3			G3	SF9 2-3 3-H		SH1-4 1-2	3	0	0	1	0	1	0
Otto Velez, R (1, 10) OBP: 0.396, SLG: 0.543		FC3-6 BB			K		4-3	G3		SF8 BB IBB	3	0	0	0	2	1	2
Al Woods, L (1, 7) OBP: 0.363, SLG: 0.490		FC3-6 1-2f			F2		L3		1B 1B 2B	SF8 1-2 2-3 BB	4	1	1	0	1	0	1
Lloyd Moseby, L (1, 9) OBP: 0.300, SLG: 0.405		G3			K			HR 1B	1B 2-3 1B	SF8 1-2 2-3 3-H	4	1	2	1	0	1	1
Garth Iorg, R (1, 4) OBP: 0.394, SLG: 0.567			K			1B 2B		1-H HR	K	F7	5	2	2	2	0	2	4
Ernie Whitt, L (1, 2) OBP: 0.275, SLG: 0.253			G3			K		4-3	K		2	0	0	0	0	1	1
Barry Bonnell, R (8, PH) OBP: 0.305, SLG: 0.401 (8, 8)											2	0	0	0	0	1	2
Inning Stats	R: 0 E: 0 K: 1 S: 4 H: 0 LOB: 0 BB: 1 P: 8	R: 0 E: 0 K: 1 S: 5 H: 0 LOB: 1 BB: 1 P: 9	R: 0 E: 0 K: 1 S: 5 H: 0 LOB: 0 BB: 0 P: 5	R: 0 E: 0 K: 1 S: 5 H: 1 LOB: 0 BB: 0 P: 5	R: 0 E: 0 K: 2 S: 7 H: 0 LOB: 0 BB: 0 P: 7	R: 1 E: 0 K: 1 S: 7 H: 3 LOB: 1 BB: 0 P: 7	R: 0 E: 0 K: 0 S: 3 H: 0 LOB: 0 BB: 0 P: 3	R: 3 E: 0 K: 0 S: 6 H: 3 LOB: 2 BB: 0 P: 8	R: 1 E: 0 K: 2 S: 10 H: 3 LOB: 2 BB: 0 P: 10	R: 1 E: 0 K: 0 S: 4 H: 1 LOB: 2 BB: 2 P: 12	1B: 8 2B: 3 3B: 0 HR: 1 SF: 2 SAC: 1 DP: 2 HBP: 2						

TOP

Toronto Blue Jays @ Texas Rangers

Arlington Stadium, Arlington, TX

Sun Jun 22 1980, 8:05 PM EDT

Att. 13,650 - Unknown

livebaseballscorecards.com

AB	35
R	6
H	11
RBI	6
BB	4
SO	9
LOB	17

PITCHER	IP	WLS	BF	H	R	ER	SO	BB	IBB	HBP	BLK	WP	HR	S	P	ERA	WHIP
Gaylord Perry, R (1, 1) ERA: 3.59	7.0		24	4	1	1	7	2	0	0	0	0	0	36	44	1.29	0.857
Sparky Lyle, L (8, 1) ERA: 4.04	0.1		4	3	3	3	0	0	0	0	0	0	1	4	4	81.00	9.000
Bob Babcock, R (8, 1) ERA: 5.59	0.0		1	0	0	0	0	0	0	1	0	0	0	0	1	∞	∞
Dave Rajsich, L (8, 1) ERA: 5.97	0.1		2	0	0	0	0	0	0	1	0	0	0	1	2	0.00	0.000
Jim Kern, R (8, 1) ERA: 5.87	2.1	L	13	4	2	2	2	1	1	0	0	0	0	15	23	7.71	2.143

PITCHER	IP	WLS	BF	H	R	ER	SO	BB	IBB	HBP	BLK	WP	HR	S	P	ERA	WHIP

WP: 0 PB: 0 SB: 0 CS: 2 PA: 44

Batter	1	2	3	4	5	6	7	8	9	10	AB	R	H	RBI	BB	SO	LOB
Mickey Rivers, L (1, 8) OBP: 0.304, SLG: 0.362	4-3		F8			E3 WP 1B 1-3 SF9 S 1B 1B		F7		4-3	6	2	1	0	0	0	3
Bump Wills, S (1, 4) OBP: 0.310, SLG: 0.326	K			2-3		2B 1-H 1B	SF9 1-3 3-H		K		4	1	1	2	0	2	0
Al Oliver, L (1, 7) OBP: 0.366, SLG: 0.458	L7			1-3		SH1-4 SF7 1-H 2B	HBP 3-H 1B		1B		5	1	3	2	0	0	0
Rusty Staub, L (1, 3) OBP: 0.411, SLG: 0.540 Mike Hart, S (7, PR) OBP: 0.400, SLG: 0.250 Pat Putnam, L (8, 3) OBP: 0.320, SLG: 0.373		E6 1B		BB		SH1-4 1B BB	1-0 1-2 HBP		F6		1 0 1	0 0 0	1 0 0	0 0 0	2 0 0	0 0 0	0 0 1
Richie Zisk, R (1, 10) OBP: 0.326, SLG: 0.471		F9		4-3		SH1-4 1-2 2-3	F5		F9		4	0	0	0	0	0	5
Jim Norris, L (1, 9) OBP: 0.333, SLG: 0.278 Bill Sample, R (10, PH) OBP: 0.308, SLG: 0.299		F7			6-3	1B IBB	F6			1B SH1-4 1B	3 1	0 0	0 1	0 0	1 0	0 0	3 0
Jim Sundberg, R (1, 2) OBP: 0.338, SLG: 0.393		K			F8	SF7 3-H		2B		SH1-4 1-2	3	0	1	1	0	1	1
Tucker Ashford, R (1, 5) OBP: 0.200, SLG: 0.125 Johnny Grubb, L (6, PH) OBP: 0.359, SLG: 0.342 Dave Roberts, R (7, 5) OBP: 0.296, SLG: 0.357			6-3		BB	1-2 2-H 1B		K		F7	1 1 2	0 0 0	0 1 0	0 0 0	1 0 1	0 0 2	0 0 2
Bud Harrelson, S (1, 6) OBP: 0.348, SLG: 0.281 Pepe Frias, R (10, PH) OBP: 0.286, SLG: 0.321			4-3		F9	1B S SF9 1B		L1		2-3 1B	4 1	1 0	1 1	0 0	0 0	0 0	2 0
Inning Stats	R: 0 H: 0 E: 0 LOB: 0 K: 1 BB: 0 S: 5 P: 5	R: 0 H: 1 E: 1 LOB: 1 K: 1 BB: 0 S: 6 P: 6	R: 0 H: 0 E: 0 LOB: 0 K: 0 BB: 0 S: 3 P: 3	R: 0 H: 0 E: 0 LOB: 0 K: 0 BB: 0 S: 3 P: 7	R: 0 H: 0 E: 0 LOB: 1 K: 0 BB: 1 S: 3 P: 7	R: 3 H: 3 E: 1 LOB: 2 K: 0 BB: 2 S: 6 P: 14	R: 2 H: 3 E: 0 LOB: 2 K: 0 BB: 0 S: 6 P: 7	R: 0 H: 1 E: 0 LOB: 1 K: 1 BB: 0 S: 6 P: 6	R: 0 H: 1 E: 0 LOB: 1 K: 1 BB: 0 S: 6 P: 6	R: 0 H: 2 E: 0 LOB: 2 K: 0 BB: 0 S: 5 P: 5	1B: 9 SF: 2 2B: 2 SAC: 2 3B: 0 DP: 0 HR: 0 HBP: 1						

PITCHER		IP	WLS	BF	H	R	ER	SO	BB	IBB	HBP	BLK	WP	HR	S	P	ERA	WHIP
Jack Kucek, R ERA: 1.54	(1, 1)	5.0		21	3	3	1	2	2	0	0	0	1	0	23	31	1.80	1.000
Balor Moore, L ERA: 5.02	(6, 1)	0.0		1	0	0	0	0	1	0	0	0	0	0	0	4	∞	∞
Tom Buskey, R ERA: 4.26	(6, 1)	1.1		7	3	2	2	0	0	1	0	0	0	0	6	10	13.50	2.250
Paul Mirabella, L ERA: 4.36	(7, 1)	0.2		5	2	0	0	0	0	0	1	0	0	0	4	5	0.00	3.000
Joey McLaughlin, R ERA: 4.25	(8, 1)	0.2		2	0	0	0	1	0	0	0	0	0	0	4	4	0.00	0.000

PITCHER		IP	WLS	BF	H	R	ER	SO	BB	IBB	HBP	BLK	WP	HR	S	P	ERA	WHIP
Jerry Garvin, L ERA: 2.06	(8, 1)	2.1	W	10	3	0	0	1	0	0	0	0	0	0	12	12	0.00	1.286

BOTTOM

Toronto Blue Jays @ Texas Rangers

Arlington Stadium, Arlington, TX

Sun Jun 22 1980, 8:05 PM EDT

Att. 13,650 - Unknown

livebaseballscorecards.com

AB	37
R	5
H	11
RBI	5
BB	4
SO	4
LOB	17

WP: 1 PA: 46
PB: 0
SB: 2
CS: 0

Batter	1	2	3	4	5	6	7	8	9	AB	R	H	RBI	BB	SO	LOB
Alfredo Griffin, S (1, 6) OBP: 0.279, SLG: 0.368	2B			F9			K		5-3 1-2	4	0	1	0	0	1	1
Al Woods, L (1, 7) OBP: 0.356, SLG: 0.481	F4			4-3			F8		K	3	0	0	0	0	0	0
Garth Iorg, R (9, PH) OBP: 0.382, SLG: 0.548										1	0	0	0	0	1	2
Damaso Garcia, R (1, 4) OBP: 0.291, SLG: 0.410	F8			L4			1B			3	0	1	0	0	0	0
John Mayberry, L (1, 3) OBP: 0.347, SLG: 0.474		K			B5-3		L3			3	0	0	0	0	1	1
Otto Velez, R (1, 10) OBP: 0.391, SLG: 0.534		K			F8			1-3		3	0	0	0	0	1	0
Roy Howell, L (1, 5) OBP: 0.305, SLG: 0.351		K			4-6-3			3-1		3	0	0	0	0	1	0
Barry Bonnell, R (1, 8) OBP: 0.300, SLG: 0.395			F9			F5		1-3		3	0	0	0	0	0	0
Lloyd Moseby, L (1, 9) OBP: 0.301, SLG: 0.403			G6-3 1B			K			4-3	3	0	1	0	0	1	0
Bob Davis, R (1, 2) OBP: 0.281, SLG: 0.376			G6-3 1-2f			F8			5-3 1B	3	0	1	0	0	0	1
Joe Cannon, L (9, PR) OBP: 0.050, SLG: 0.050										0	0	0	0	0	0	0

TOP

Toronto Blue Jays @ Baltimore Orioles

Memorial Stadium, Baltimore, MD

Tue Jun 24 1980, 7:05 PM EDT

Att. 14,884 - Unknown - 83 F

livebaseballscorecards.com

	AB	29
	R	0
	H	4
	RBI	0
	BB	0
	SO	6
	LOB	5

Inning Stats																																		
	R: 0	E: 0	K: 0	S: 3	H: 1	LOB: 0	BB: 0	P: 3	R: 0	E: 0	K: 3	S: 9	H: 0	LOB: 0	BB: 0	P: 9	R: 0	E: 0	K: 0	S: 3	H: 1	LOB: 0	BB: 0	P: 3	R: 0	E: 0	K: 0	S: 3	H: 0	LOB: 0	BB: 0	P: 3	R: 0	E: 0	K: 0	S: 3	H: 0	LOB: 0	BB: 0	P: 3	R: 0	E: 0	K: 1	S: 5	H: 0	LOB: 0	BB: 0	P: 5	R: 0	E: 0	K: 1	S: 6	H: 1	LOB: 1	BB: 0	P: 6	R: 0	E: 0	K: 0	S: 3	H: 0	LOB: 0	BB: 0	P: 3	R: 0	E: 0	K: 1	S: 6	H: 1	LOB: 2	BB: 0	P: 6	1B: 3	2B: 1	3B: 0	HR: 0	SF: 0	SAC: 0	DP: 1	HBP: 0	WP: 0	PB: 0	SB: 0	CS: 0	PA: 29
---	---	---	---	---	---	---	---	---	---	---	---	---	---	---	---	---	---	---

Batter	1	2	3	4	5	6	7	8	9	AB	R	H	RBI	BB	SO	LOB
Al Bumbry, L (1, 8) OBP: 0.407, SLG: 0.444	2B		E6 G4-6-3		FC2-6 1B S 1-2f		BBB FC6-4 BB			3	1	1	0	1	0	1
Rich Dauer, R (1, 4) OBP: 0.323, SLG: 0.308	FC4-5-6 2-H 2B		G4-6-3 1-2f		P6 1-2		FC6-4 1-2f			4	0	1	1	0	0	3
Ken Singleton, S (1, 9) OBP: 0.364, SLG: 0.468	FC4-5-6 1-4-3 2-3		BBB 1B BB		1B 2-3			4-3		3	0	1	0	1	0	1
Eddie Murray, S (1, 3) OBP: 0.342, SLG: 0.489	1-4-3 2-3		1B 1-2		4-3			SSS K		4	0	1	0	0	1	3
Pat Kelly, L (1, 7) OBP: 0.389, SLG: 0.398	F7		F9			4-3		B1-3		4	0	0	0	0	0	3
Terry Crowley, L (1, 10) OBP: 0.398, SLG: 0.506		4-3		F9		L9				3	0	0	0	0	0	0
Doug DeCinces, R (1, 5) OBP: 0.305, SLG: 0.367		P3		6-3		5-3				3	0	0	0	0	0	0
Dan Graham, L (1, 2) OBP: 0.301, SLG: 0.360		BBB BB		G1			F8			2	0	0	0	1	0	0
Kiko Garcia, R (1, 6) OBP: 0.277, SLG: 0.236		F8			FC2-6 1B		SSS K			3	0	1	0	0	1	1
Inning Stats	R: 1 E: 0 K: 0 S: 5 H: 2 LOB: 1 BB: 0 P: 5	R: 0 E: 0 K: 0 S: 3 H: 0 LOB: 1 BB: 1 P: 7	R: 0 E: 1 K: 0 S: 4 H: 1 LOB: 2 BB: 1 P: 8	R: 0 E: 0 K: 0 S: 3 H: 0 LOB: 0 BB: 0 P: 3	R: 0 E: 0 K: 0 S: 5 H: 2 LOB: 2 BB: 0 P: 5	R: 0 E: 0 K: 0 S: 3 H: 0 LOB: 0 BB: 0 P: 3	R: 0 E: 0 K: 1 S: 5 H: 0 LOB: 1 BB: 1 P: 9	R: 0 E: 0 K: 1 S: 5 H: 0 LOB: 0 BB: 0 P: 5		1B: 3 2B: 2 3B: 0 HR: 0	SF: 0 SAC: 0 DP: 1 HBP: 0			WP: 0 PB: 0 SB: 1 CS: 0	PA: 32	

PITCHER	IP	WLS	BF	H	R	ER	SO	BB	IBB	HBP	BLK	WP	HR	S	P	ERA	WHIP
Dave Stieb, R (1, 1) ERA: 3.26	8.0	L	32	5	1	1	2	3	0	0	0	0	0	33	45	1.12	1.000

PITCHER	IP	WLS	BF	H	R	ER	SO	BB	IBB	HBP	BLK	WP	HR	S	P	ERA	WHIP

BOTTOM

Toronto Blue Jays @ Baltimore Orioles

Memorial Stadium, Baltimore, MD

Tue Jun 24 1980, 7:05 PM EDT
Att. 14,884 - Unknown - 83 F

livebaseballscorecards.com

AB	29
R	1
H	5
RBI	1
BB	3
SO	2
LOB	12

Batter	1	2	3	4	5	6	7	8	9	AB	R	H	RBI	BB	SO	LOB
Alfredo Griffin, S (1, 6) OBP: 0.274, SLG: 0.361	F8		4-3			F2	6-3		F8	5	0	0	0	0	0	3
Al Woods, L (1, 7) OBP: 0.354, SLG: 0.475	G2-6-3, 1B		P6			F2		3-1		4	0	1	0	0	0	1
Roy Howell, L (1, 5) OBP: 0.300, SLG: 0.345	G2-6-3 1-2f			F7		F2		K		4	0	0	0	0	1	2
Otto Velez, R (1, 10) OBP: 0.397, SLG: 0.536		L6		BBBB G3-6-3, BB			1B FC6, 1B	1B 1B		3	1	2	0	1	0	0
John Mayberry, L (1, 3) OBP: 0.353, SLG: 0.477		BBBB 1B, 4-3, BB		G3-6-3 1-2f			FC6, HBP 1-3 FC3-6, 1B	1-3 1B		3	1	2	0	1	0	1
Damaso Garcia, R (1, 4) OBP: 0.291, SLG: 0.405		4-3 1-2			4-3		H FC3-6, E 1-2 SF7, HBP	F3		3	1	0	0	0	0	3
Lloyd Moseby, L (1, 9) OBP: 0.299, SLG: 0.395		2-3 1B			4-3		FC6 FC3-6 1-2 2-3 3-H		1-3	4	0	1	1	0	0	2
Joe Cannon, L (1, 8) OBP: 0.083, SLG: 0.083		F8			SSS K		FC3-6 1-2f 2-3 3-H		1B	4	0	1	1	0	1	4
Ernie Whitt, L (1, 2) OBP: 0.274, SLG: 0.256			P4			1B	SF7 3-H		P2	3	0	1	1	0	0	1
Inning Stats	R: 0 E: 0 K: 0 S: 3 H: 1 LOB: 0 BB: 0 P: 3	R: 0 E: 0 K: 0 S: 4 H: 1 LOB: 2 BB: 1 P: 8	R: 0 E: 0 K: 0 S: 3 H: 0 LOB: 0 BB: 0 P: 3	R: 0 E: 0 K: 0 S: 2 H: 0 LOB: 0 BB: 1 P: 6	R: 0 E: 0 K: 1 S: 5 H: 0 LOB: 0 BB: 0 P: 5	R: 0 E: 0 K: 0 S: 4 H: 1 LOB: 1 BB: 0 P: 4	R: 3 E: 1 K: 0 S: 6 H: 2 LOB: 1 BB: 0 P: 7	R: 0 E: 0 K: 1 S: 7 H: 2 LOB: 2 BB: 0 P: 7	R: 0 E: 0 K: 0 S: 4 H: 1 LOB: 1 BB: 0 P: 4	1B: 8 2B: 0 3B: 0 HR: 0 SF: 1 SAC: 0 DP: 2 HBP: 1						

PITCHER	IP	WLS	BF	H	R	ER	SO	BB	IBB	HBP	BLK	WP	HR	S	P	ERA	WHIP
Jim Palmer, R (1, 1) ERA: 3.45	9.0	W	37	8	3	2	2	2	0	1	0	0	0	38	47	2.00	1.111

PITCHER	IP	WLS	BF	H	R	ER	SO	BB	IBB	HBP	BLK	WP	HR	S	P	ERA	WHIP

TOP

Toronto Blue Jays @ Baltimore Orioles

Memorial Stadium, Baltimore, MD

Wed Jun 25 1980, 7:05 PM EDT
Att. 14,588 - Unknown - 81 F

livebaseballscorecards.com

AB	33
R	3
H	8
RBI	3
BB	2
SO	2
LOB	17

WP: 0	PA: 37
PB: 0	
SB: 0	
CS: 0	

BOTTOM

Toronto Blue Jays @ Baltimore Orioles

Memorial Stadium, Baltimore, MD

Wed Jun 25 1980, 7:05 PM EDT

Att. 14,588 - Unknown - 81 F

livebaseballscorecards.com

Batter	1	2	3	4	5	6	7	8	9	AB	R	H	RBI	BB	SO	LOB
Al Bumbry, L (1, 8) OBP: 0.407, SLG: 0.447	4-3	F8			E 1B 2B	E1 1-H 2-H 1B		L7		5	1	2	0	0	0	2
Pat Kelly, L (1, 7) OBP: 0.378, SLG: 0.385	K	4-3			FC1 S 1B 2-3	BBBB BB		BBBB BB		3	1	0	0	0	1	1
Mark Corey, R (6, PH) OBP: 0.391, SLG: 0.316 (7, 7)										0	0	0	0	2	0	0
Ken Singleton, S (1, 9) OBP: 0.368, SLG: 0.469	BB 1B 1B	F9			G3 1-H 3-H 1B	SSS K		BBBB 1-2 2-3 BB		4	1	2	2	1	1	2
Eddie Murray, S (1, 3) OBP: 0.347, SLG: 0.485	BBBB E 1B 1-2 BB	BBBB BB			G3 2-3		BBBB S 1B BB	SSS K		2	1	0	0	3	1	4
Terry Crowley, L (1, 10) OBP: 0.396, SLG: 0.500	E8 1-3 2-H 1B	F9			1-3		P5			3	0	1	1	0	0	2
Lee May, R (7, PH) OBP: 0.271, SLG: 0.402										1	0	0	0	0	0	1
Dan Graham, L (1, 2) OBP: 0.289, SLG: 0.344	4-3			L9		G3	F7			4	0	0	0	0	0	3
Doug DeCinces, R (1, 5) OBP: 0.308, SLG: 0.366		BBBB SH1-3 BB		6-3		6-3	1-H CS 1B			3	0	1	1	1	0	0
Kiko Garcia, R (1, 6) OBP: 0.293, SLG: 0.248		SH1-3 1-2		BBBB CS BB		1B BB E 1B	CS 1-2	BB SH1-4 1B		2	1	2	0	1	0	0
Rich Dauer, R (1, 4) OBP: 0.324, SLG: 0.305		P5		CS 1-2	F9	BBBB E 1-2 E BB		SH1-4 1-2		2	1	0	0	1	0	1
Inning Stats	R: 1 H: 2 E: 1 LOB: 2 K: 1 BB: 1 S: 7 P: 11	R: 0 H: 0 E: 0 LOB: 1 K: 0 BB: 1 S: 3 P: 7	R: 0 H: 0 E: 0 LOB: 1 K: 0 BB: 1 S: 3 P: 7	R: 0 H: 0 E: 0 LOB: 0 K: 0 BB: 1 S: 2 P: 6	R: 2 H: 2 E: 1 LOB: 1 K: 0 BB: 0 S: 6 P: 6	R: 2 H: 2 E: 1 LOB: 2 K: 1 BB: 2 S: 7 P: 15	R: 1 H: 1 E: 0 LOB: 0 K: 0 BB: 1 S: 3 P: 7	R: 0 H: 1 E: 0 LOB: 3 K: 1 BB: 2 S: 6 P: 14		1B: 7 SF: 0 2B: 1 SAC: 2 3B: 0 DP: 0 HR: 0 HBP: 0						WP: 0 PA: 42 PB: 0 SB: 2 CS: 2

	AB	29
	R	6
	H	8
	RBI	4
	BB	9
	SO	3
	LOB	16

PITCHER		IP	WLS	BF	H	R	ER	SO	BB	IBB	HBP	BLK	WP	HR	S	P	ERA	WHIP
Luis Leal, R ERA: 5.79	(1, 1)	5.0	L	23	4	3	2	1	4	0	0	0	0	0	21	37	3.60	1.600
Mike Barlow, R ERA: 5.4	(6, 1)	0.2		5	2	2	1	0	1	0	0	0	0	0	4	8	13.50	4.500
Balor Moore, L ERA: 5.12	(6, 1)	1.0		6	1	1	1	1	2	0	0	0	0	0	6	14	9.00	3.000
Joey McLaughlin, R ERA: 4.17	(7, 1)	1.0		5	1	0	0	0	2	0	0	0	0	0	3	11	0.00	3.000
Paul Mirabella, L ERA: 4.34	(8, 1)	0.1		1	0	0	0	1	0	0	0	0	0	0	3	3	0.00	0.000

PITCHER	IP	WLS	BF	H	R	ER	SO	BB	IBB	HBP	BLK	WP	HR	S	P	ERA	WHIP

Batter	1	2	3	4	5	6	7	8	9	AB	R	H	RBI	BB	SO	LOB
Al Woods, L (1, 7) OBP: 0.352, SLG: 0.476	SSS 0-3 ① K		x 0-0 2B		x 0-0 ② F7		x 0-0 ③ P6			4	0	1	0	0	1	0
Alfredo Griffin, S (1, 6) OBP: 0.277, SLG: 0.363	x 0-0 S 1B		x 0-0 ① F7		x 0-0 S BB 1B			x 0-0 ① 4-3		4	0	2	0	0	0	1
John Mayberry, L (1, 3) OBP: 0.351, SLG: 0.471	x 0-0 ② F8		x 0-0 ② 4-3		BBB 4-0 FC5-4 1-2 BB			SSS 0-3 ② K		3	0	0	0	1	1	2
Otto Velez, R (1, 10) OBP: 0.391, SLG: 0.525	x 0-0 ③ 5-3 1-2		x 0-0 ③ F7		x 0-0 ③ FC5-4 1-2f 2-3			SSS 0-3 ③ K		4	0	0	0	0	1	4
Roy Howell, L (1, 5) OBP: 0.303, SLG: 0.348		x 0-0 BB 1B		x 0-0 ① F8		SSS 0-3 ① K			x 0-0 FC6-4 1B	4	0	2	0	0	1	0
Damaso Garcia, R (1, 4) OBP: 0.286, SLG: 0.397		SSS 0-3 ① K		x 0-0 ② 5-3		SSS 0-3 ② K			x 0-0 ① FC6-4 1-2f	4	0	0	0	0	2	2
Barry Bonnell, R (1, 8) OBP: 0.300, SLG: 0.388		BBB 4-0 FC6-4 1-2 BB		x 0-0 ③ 6-3		x 0-0 ③ F7			x 0-0 ② F7	3	0	0	0	1	0	1
Lloyd Moseby, L (1, 9) OBP: 0.297, SLG: 0.424		x 0-0 ② FC6-4 1-2f			x 0-0 HR		SSS 0-3 ① K		SSS 0-3 ③ K	4	1	1	1	0	2	3
Bob Davis, R (1, 2) OBP: 0.274, SLG: 0.366		x 0-0 ③ 6-3			SSS 0-3 ① K		x 0-0 ② 5-3			3	0	0	0	0	1	2
Inning Stats	R: 0 H: 1 E: 0 LOB: 1 K: 1 BB: 0 S: 6 P: 6	R: 0 H: 1 E: 0 LOB: 2 K: 1 BB: 1 S: 6 P: 10	R: 0 H: 1 E: 0 LOB: 1 K: 0 BB: 0 S: 4 P: 4	R: 0 H: 0 E: 0 LOB: 0 K: 0 BB: 0 S: 3 P: 3	R: 1 H: 2 E: 0 LOB: 2 K: 1 BB: 1 S: 7 P: 11	R: 0 H: 0 E: 0 LOB: 0 K: 2 BB: 0 S: 7 P: 7	R: 0 H: 0 E: 0 LOB: 0 K: 1 BB: 0 S: 5 P: 5	R: 0 H: 0 E: 0 LOB: 0 K: 2 BB: 0 S: 7 P: 7	R: 0 H: 1 E: 0 LOB: 1 K: 1 BB: 0 S: 6 P: 6	1B: 4 SF: 0 2B: 1 SAC: 0 3B: 0 DP: 0 HR: 1 HBP: 0						

PITCHER	IP	WLS	BF	H	R	ER	SO	BB	IBB	HBP	BLK	WP	HR	S	P	ERA	WHIP
Steve Stone, R (1, 1) ERA: 3.25	9.0	W	35	6	1	1	9	2	0	0	0	0	1	51	59	1.00	0.889

PITCHER	IP	WLS	BF	H	R	ER	SO	BB	IBB	HBP	BLK	WP	HR	S	P	ERA	WHIP

TOP

Toronto Blue Jays @ Baltimore Orioles

Memorial Stadium, Baltimore, MD

Thu Jun 26 1980, 7:05 PM EDT

Att. 13,023 - Unknown - 75 F

livebaseballscorecards.com

AB	33
R	1
H	6
RBI	1
BB	2
SO	9
LOB	15

1B: 4	SF: 0	WP: 0	PA: 35
2B: 1	SAC: 0	PB: 0	
3B: 0	DP: 0	SB: 2	
HR: 1	HBP: 0	CS: 0	

Toronto Blue Jays @ Baltimore Orioles

Memorial Stadium, Baltimore, MD

Thu Jun 26 1980, 7:05 PM EDT

Att. 13,023 - Unknown - 75 F

BOTTOM

livebaseballscorecards.com

Batter	1	2	3	4	5	6	7	8	9	AB	R	H	RBI	BB	SO	LOB
Al Bumbry, L (1, 8) OBP: 0.408, SLG: 0.448	0-0 WP 1B 1B	0-0 L3		0-0 F7			0-0 1B			4	1	2	0	0	0	0
Kiko Garcia, R (1, 6) OBP: 0.299, SLG: 0.250	0-0 1B 1B 1B 1-H	0-3 K			0-0 F9		BBBB 4-0 BB			3	1	1	1	1	1	0
Ken Singleton, S (1, 9) OBP: 0.363, SLG: 0.461	0-0 F8		0-0 3-1		0-0 L8		0-0 F8			4	0	0	0	0	0	2
Eddie Murray, S (1, 3) OBP: 0.349, SLG: 0.489	0-0 1B 1B 1B 1-3		0-0 1B 2B		0-0 4-3		SSS 0-3 K			4	2	2	0	0	1	1
Terry Crowley, L (1, 10) OBP: 0.394, SLG: 0.494 Lee May, R (8, PH) OBP: 0.270, SLG: 0.398	0-0 1B 1B 1-3 3-H		0-0 F8			SSS 0-3 K		0-0 6-3		3 1	0 0	1 0	1 0	0 0	1 0	1 0
John Lowenstein, L (1, 7) OBP: 0.355, SLG: 0.250 Mark Corey, R (6, PH) OBP: 0.400, SLG: 0.300 (7, 7)	0-0 FC6-4 1B 1-3 3-H		0-0 2-H 1B			BBBB 4-0 1B BB		SSS 0-3 K		2 1	0 0	2 0	2 0	0 1	0 1	0 0
Doug DeCinces, R (1, 5) OBP: 0.311, SLG: 0.366	0-0 F7		SSS 0-3 K			0-0 1B 1-2		BBBB 4-0 BB		3	0	1	0	1	1	3
Rick Dempsey, R (1, 2) OBP: 0.301, SLG: 0.407	0-0 FC6-4 1-2f			SSS 0-3 K		0-0 F8		SSS 0-3 K		4	0	0	0	0	2	5
Lenn Sakata, R (1, 4) OBP: 0.278, SLG: 0.424		0-0 F7		0-0 5-3		0-0 F2				3	0	0	0	0	0	2
Inning Stats	R: 3 E: 0 K: 0 S: 8 H: 5 LOB: 2 BB: 0 P: 8	R: 0 E: 0 K: 1 S: 5 H: 0 LOB: 0 BB: 0 P: 5	R: 1 E: 0 K: 1 S: 7 H: 2 LOB: 1 BB: 0 P: 7	R: 0 E: 0 K: 1 S: 5 H: 0 LOB: 0 BB: 0 P: 5	R: 0 E: 0 K: 0 S: 3 H: 0 LOB: 0 BB: 0 P: 3	R: 0 E: 0 K: 1 S: 6 H: 1 LOB: 2 BB: 1 P: 10	R: 0 E: 0 K: 1 S: 5 H: 1 LOB: 1 BB: 1 P: 9	R: 0 E: 0 K: 2 S: 7 H: 0 LOB: 1 BB: 1 P: 11		1B: 8 2B: 1 3B: 0 HR: 0	SF: 0 SAC: 0 DP: 0 HBP: 0					

	AB	32
	R	4
	H	9
	RBI	4
	BB	3
	SO	7
	LOB	14

WP: 1 PB: 0 SB: 0 CS: 0 PA: 35

PITCHER		IP	WLS	BF	H	R	ER	SO	BB	IBB	HBP	BLK	WP	HR	S	P	ERA	WHIP
Jim Clancy, R ERA: 2.59	(1, 1)	0.1	L	6	5	3	3	0	0	0	0	0	1	0	6	6	81.00	15.000
Tom Buskey, R ERA: 4.01	(1, 1)	4.2		16	2	1	1	3	0	0	0	0	0	0	22	22	1.93	0.429
Paul Mirabella, L ERA: 4.17	(6, 1)	3.0		13	2	0	0	4	3	0	0	0	0	0	18	30	0.00	1.667

PITCHER	IP	WLS	BF	H	R	ER	SO	BB	IBB	HBP	BLK	WP	HR	S	P	ERA	WHIP

Detroit Tigers @ Toronto Blue Jays

Exhibition Stadium, Toronto, ON

Fri Jun 27 1980, 7:05 PM EDT

Att. 18,494 - Unknown - 67 F

TOP

livebaseballscorecards.com

Batter	1	2	3	4	5	6	7	8	9	AB	R	H	RBI	BB	SO	LOB
Rick Peters, S (1, 8) OBP: 0.331, SLG: 0.348	SH5-3 1B 2B	F8			G3 1B 2B	1-3 1B			4-3	5	2	3	0	0	0	0
Jim Lentine, R (1, 9) OBP: 0.318, SLG: 0.303	SH5-3 2-3	1B			1B G3 1B	F7			BB 1B	3	0	2	0	1	0	2
Steve Kemp, L (1, 7) OBP: 0.397, SLG: 0.453	BB 1B E	F8			G3 1-2 2-3		F8		F2	4	1	0	0	1	0	4
Richie Hebner, L (1, 3) OBP: 0.360, SLG: 0.475	HR E 1-3 3-H 1B		4-3		2-3 3-H 1B		K		FC5-4 1-2 1B	5	1	3	2	0	1	0
Champ Summers, L (1, 10) OBP: 0.398, SLG: 0.500	E4 HR 1-2 3-H		4-3		F7		5-3		FC5-4 1-2f	3	1	0	1	0	0	2
Duffy Dyer, R (7, PH) OBP: 0.208, SLG: 0.326										2	0	0	0	0	0	2
Lance Parrish, R (1, 2) OBP: 0.314, SLG: 0.477	HR 1-H 2-H		K			K		6-3		4	1	1	3	0	2	0
Tom Brookens, R (1, 5) OBP: 0.331, SLG: 0.374	F6			G3		6-3		6-3		4	0	0	0	0	0	0
Stan Papi, R (1, 6) OBP: 0.310, SLG: 0.488	1-3			6-3		1B 3B		FC6-4 1B		4	1	2	0	0	0	0
Mark Wagner, R (8, 6) OBP: 0.250, SLG: 0.200										0	0	0	0	0	0	0
Lou Whitaker, L (1, 4) OBP: 0.352, SLG: 0.235		F7		5-3		1B 3-H 1B		FC6-4 1-2f		4	0	1	1	0	0	1
Inning Stats	R: 5 E: 1 K: 0 S: 7 H: 3 LOB: 0 BB: 1 P: 11	R: 0 E: 0 K: 0 S: 4 H: 1 LOB: 1 BB: 0 P: 4	R: 0 E: 0 K: 1 S: 5 H: 0 LOB: 0 BB: 0 P: 5	R: 0 E: 0 K: 0 S: 3 H: 0 LOB: 0 BB: 0 P: 3	R: 1 E: 0 K: 0 S: 5 H: 3 LOB: 1 BB: 0 P: 5	R: 1 E: 0 K: 1 S: 8 H: 3 LOB: 2 BB: 0 P: 8	R: 0 E: 0 K: 1 S: 5 H: 0 LOB: 0 BB: 0 P: 5	R: 0 E: 0 K: 0 S: 4 H: 1 LOB: 1 BB: 0 P: 4	R: 0 E: 0 K: 0 S: 4 H: 1 LOB: 2 BB: 1 P: 8	1B: 8 2B: 2 3B: 1 HR: 1 SF: 0 SAC: 1 DP: 0 HBP: 0							

AB	38
R	7
H	12
RBI	7
BB	2
SO	3
LOB	11

WP: 0 PB: 0 SB: 0 CS: 0 PA: 41

PITCHER		IP	WLS	BF	H	R	ER	SO	BB	IBB	HBP	BLK	WP	HR	S	P	ERA	WHIP
Jesse Jefferson, R ERA: 5.05	(1, 1)	0.1	L	6	3	5	4	0	1	0	0	0	0	1	5	9	108.00	12.000
Mike Barlow, R ERA: 4.35	(1, 1)	5.1		20	5	2	2	2	0	0	0	0	0	0	24	24	3.38	0.938
Balor Moore, L ERA: 4.71	(6, 1)	3.1		15	4	0	0	1	1	0	0	0	0	0	16	20	0.00	1.500

PITCHER	IP	WLS	BF	H	R	ER	SO	BB	IBB	HBP	BLK	WP	HR	S	P	ERA	WHIP

Detroit Tigers @ Toronto Blue Jays

Exhibition Stadium, Toronto, ON

Fri Jun 27 1980, 7:05 PM EDT

Att. 18,494 - Unknown - 67 F

BOTTOM

livebaseballscorecards.com

Batter	1	2	3	4	5	6	7	8	9	AB	R	H	RBI	BB	SO	LOB
Alfredo Griffin, S (1, 6) OBP: 0.276, SLG: 0.358	F8		4-3		BB		F7		K	4	0	0	0	1	1	1
Al Woods, L (1, 7) OBP: 0.353, SLG: 0.473	K		F8		1B		L3		BB	5	0	2	0	0	1	1
John Mayberry, L (1, 3) OBP: 0.356, SLG: 0.469	F2		BB		4-3		1B		BB	3	0	1	0	2	0	2
Otto Velez, R (1, 10) OBP: 0.393, SLG: 0.525 Doug Ault, R (3, PH) OBP: 0.357, SLG: 0.308		BB	G3			6-3	K		FC5-4	0	1	0	0	1	0	0
										4	0	0	0	0	1	5
Roy Howell, L (1, 5) OBP: 0.306, SLG: 0.355		E2		K		E9		FC4-6		4	1	2	1	0	1	0
Barry Bonnell, R (1, 8) OBP: 0.299, SLG: 0.385		5-3		6-3		1B		K		4	0	1	0	0	1	2
Lloyd Moseby, L (1, 9) OBP: 0.295, SLG: 0.416		G4-6-3		F7		F8		FC4-6		4	0	1	1	0	0	3
Damaso Garcia, R (1, 4) OBP: 0.285, SLG: 0.395		G4-6-3			F7			FC6-4		4	0	1	0	0	0	2
Bob Davis, R (1, 2) OBP: 0.264, SLG: 0.353			E5		6-3	F8			F3	4	0	0	0	0	0	3

	AB	36
	R	2
	H	8
	RBI	2
	BB	4
	SO	5
	LOB	19

Inning Stats	1	2	3	4	5	6	7	8	9
	R: 0 H: 0 E: 0 LOB: 0 K: 1 BB: 0 S: 5 P: 5	R: 2 H: 2 E: 1 LOB: 0 K: 0 BB: 1 S: 4 P: 8	R: 0 H: 0 E: 1 LOB: 2 K: 0 BB: 1 S: 4 P: 8	R: 0 H: 0 E: 0 LOB: 0 K: 1 BB: 0 S: 5 P: 5	R: 0 H: 1 E: 0 LOB: 2 K: 0 BB: 1 S: 4 P: 8	R: 0 H: 2 E: 1 LOB: 3 K: 0 BB: 0 S: 6 P: 6	R: 0 H: 1 E: 0 LOB: 1 K: 1 BB: 0 S: 6 P: 6	R: 0 H: 1 E: 0 LOB: 1 K: 1 BB: 0 S: 6 P: 6	R: 0 H: 1 E: 0 LOB: 2 K: 1 BB: 1 S: 6 P: 10

	1B: 7	SF: 0	WP: 0	PA: 40
	2B: 1	SAC: 0	PB: 0	
	3B: 0	DP: 1	SB: 0	
	HR: 0	HBP: 0	CS: 0	

PITCHER	IP	WLS	BF	H	R	ER	SO	BB	IBB	HBP	BLK	WP	HR	S	P	ERA	WHIP
Jack Morris, R (1, 1) ERA: 3.96	9.0	W	40	8	2	2	5	4	0	0	0	0	0	46	62	2.00	1.333

PITCHER	IP	WLS	BF	H	R	ER	SO	BB	IBB	HBP	BLK	WP	HR	S	P	ERA	WHIP

Detroit Tigers @ Toronto Blue Jays

Exhibition Stadium, Toronto, ON

Sat Jun 28 1980, 3:33 AM EDT

Att. 20,059 - Unknown - 54 F

TOP

livebaseballscorecards.com

Batter	1	2	3	4	5	6	7	8	9	AB	R	H	RBI	BB	SO	LOB
Rick Peters, S (1, 8) OBP: 0.346, SLG: 0.353	BBBB 4-0 1B BB	x 0-0 L1 ③			x 0-0 G1-6-3 1B	x 0-0 3-H 1B		IIII 4-0 BB IBB	SSS 0-3 K ③	4	0	2	1	2	1	3
John Wockenfuss, R (1, 2) OBP: 0.400, SLG: 0.481	x 0-0 1-2 1B		x 0-0 BB 1B		x 0-0 ① ② G1-6-3 1-2f	x 0-0 ③ 6-3		BBBB 4-0 1-2 2-3 3-H BB		4	0	2	1	1	0	2
Steve Kemp, L (1, 7) OBP: 0.393, SLG: 0.446	x 0-0 ① F3		x 0-0 ① F8		BBBB 4-0 BB		x 0-0 ① 4-3	x 0-0 ② SF8 3-H		3	0	0	1	1	0	3
Richie Hebner, L (1, 3) OBP: 0.356, SLG: 0.464 Tim Corcoran, L (8, 3) OBP: 0.288, SLG: 0.180	SSS 0-3 K ②		BBBB 4-0 1-2 BB		x 0-0 ③ F9		SSS 0-3 K ②	x 0-0 ③ F7		4	0	0	0	1	2	5
										0	0	0	0	0	0	0
Al Cowens, R (1, 9) OBP: 0.321, SLG: 0.344	SSS 0-3 K ③		x 0-0 ② F7			SSS 0-3 K ①	x 0-0 HR		x 0-0 SH1-4 E 1B	5	2	2	1	0	2	4
Champ Summers, L (1, 10) OBP: 0.391, SLG: 0.490 Duffy Dyer, R (7, PH) OBP: 0.204, SLG: 0.319		x 0-0 ① L4	x 0-0 ③ F6			x 0-0 ② F7	SSS 0-3 K ③		x 0-0 ① SH1-4 1-2	3	0	0	0	0	0	2
										1	0	0	0	0	1	0
Tom Brookens, R (1, 5) OBP: 0.328, SLG: 0.375		x 0-0 ② F7		x 0-0 ① F8		x 0-0 3B 2B		x 0-0 E6 SH5-4 BB BB	x 0-0 ② F6	5	2	1	0	0	0	1
Stan Papi, R (1, 6) OBP: 0.348, SLG: 0.488 Alan Trammell, R (8, 6) OBP: 0.403, SLG: 0.428		x 0-0 1B 1B		x 0-0 ② F2		BBBB 4-0 3B BB		BBBB 4-0 1-2 BB SF8 SH5-4 BB	x 0-0 2-H E5 2B	2	2	1	0	2	0	0
										1	1	0	0	0	0	0
Lou Whitaker, L (1, 4) OBP: 0.359, SLG: 0.262		x 0-0 1-2 1B		x 0-0 ③ F7		x 0-0 1-H 2-H 1B 3B		x 0-0 ① SH5-4 1-2 2-3	x 0-0 1-H 2B	4	1	3	3	0	0	0
Inning Stats	R: 0 E: 0 K: 2 S: 8 H: 1 LOB: 2 BB: 1 P: 12	R: 0 E: 0 K: 0 S: 5 H: 2 LOB: 2 BB: 0 P: 5	R: 0 E: 0 K: 0 S: 4 H: 1 LOB: 2 BB: 1 P: 8	R: 0 E: 0 K: 0 S: 3 H: 0 LOB: 0 BB: 0 P: 3	R: 0 E: 0 K: 0 S: 3 H: 1 LOB: 1 BB: 1 P: 7	R: 3 E: 0 K: 1 S: 8 H: 3 LOB: 1 BB: 1 P: 12	R: 1 E: 0 K: 2 S: 8 H: 1 LOB: 0 BB: 0 P: 8	R: 2 E: 1 K: 0 S: 4 H: 0 LOB: 2 BB: 3 P: 16	R: 2 E: 1 K: 1 S: 8 H: 2 LOB: 1 BB: 0 P: 8	1B: 7 2B: 2 3B: 1 HR: 1 SF: 1 SAC: 2 DP: 1 HBP: 0							

PITCHER		IP	WLS	BF	H	R	ER	SO	BB	IBB	HBP	BLK	WP	HR	S	P	ERA	WHIP	PITCHER	IP	WLS	BF	H	R	ER	SO	BB	IBB	HBP	BLK	WP	HR	S	P	ERA	WHIP
Jack Kucek, R ERA: 2.6	(1, 1)	5.2	L	27	7	3	3	3	4	0	0	0	0	0	29	45	4.76	1.941																	
Jerry Garvin, L ERA: 2.21	(6, 1)	1.2		10	2	3	1	2	1	1	0	0	0	1	12	20	5.40	1.800																	
Joey McLaughlin, R ERA: 4.03	(8, 1)	1.2		9	2	2	0	1	1	0	0	0	0	0	10	14	0.00	1.800																	

	AB	36
	R	8
	H	11
	RBI	7
	BB	7
	SO	6
	LOB	20

WP: 0 PB: 0 SB: 0 CS: 0 PA: 46

Detroit Tigers @ Toronto Blue Jays

Exhibition Stadium, Toronto, ON

Sat Jun 28 1980, 3:33 AM EDT

Att. 20,059 - Unknown - 54 F

BOTTOM

Batter	1	2	3	4	5	6	7	8	9	AB	R	H	RBI	BB	SO	LOB
Alfredo Griffin, S (1, 6) OBP: 0.276, SLG: 0.357	CS 1B		SH1-3 1-2		F9			E3 HR	K	4	1	1	0	0	1	2
Damaso Garcia, R (1, 4) OBP: 0.288, SLG: 0.408	6-3 1-2		F9			1B		1-H HR	K	5	1	2	2	0	1	3
Al Woods, L (1, 7) OBP: 0.346, SLG: 0.462	3-1		F9			F7		L4		4	0	0	0	0	0	2
Roy Howell, L (1, 5) OBP: 0.302, SLG: 0.349		4-3		F8		K		F8		4	0	0	0	0	1	1
John Mayberry, L (1, 3) OBP: 0.358, SLG: 0.467		2B 1B		F8		4-3		1B BB		3	1	1	0	1	0	1
Barry Bonnell, R (1, 8) OBP: 0.302, SLG: 0.385		L5		K			BB	1-2 1B		3	0	1	0	1	1	1
Lloyd Moseby, L (1, 9) OBP: 0.293, SLG: 0.419		1-H 2B			4-3		F2	K		4	0	1	1	0	1	3
Doug Ault, R (1, 10) OBP: 0.389, SLG: 0.313		F7			1B		L7		BB	3	0	1	0	1	0	2
Bob Davis, R (1, 2) OBP: 0.266, SLG: 0.353			SH1-3 1B		F4		5-3		F9	3	0	1	0	0	0	2
Garth Iorg, R (9, PH) OBP: 0.371, SLG: 0.531										1	0	0	0	0	0	1
Inning Stats	R: 0 E: 0 K: 0 S: 3 / H: 1 LOB: 0 BB: 0 P: 3	R: 1 E: 0 K: 0 S: 5 / H: 2 LOB: 1 BB: 0 P: 5	R: 0 E: 0 K: 0 S: 4 / H: 1 LOB: 1 BB: 0 P: 4	R: 0 E: 0 K: 1 S: 5 / H: 0 LOB: 0 BB: 0 P: 5	R: 0 E: 0 K: 0 S: 4 / H: 1 LOB: 1 BB: 0 P: 4	R: 0 E: 0 K: 1 S: 6 / H: 1 LOB: 1 BB: 0 P: 6	R: 0 E: 0 K: 0 S: 3 / H: 0 LOB: 1 BB: 1 P: 7	R: 2 E: 1 K: 1 S: 8 / H: 2 LOB: 2 BB: 1 P: 12	R: 0 E: 0 K: 2 S: 7 / H: 0 LOB: 1 BB: 1 P: 11	1B: 6 2B: 1 3B: 0 HR: 1	SF: 0 SAC: 1 DP: 0 HBP: 0						

livebaseballscorecards.com

AB	34
R	3
H	8
RBI	3
BB	3
SO	5
LOB	18

WP: 0 PB: 0 SB: 0 CS: 1 PA: 38

PITCHER		IP	WLS	BF	H	R	ER	SO	BB	IBB	HBP	BLK	WP	HR	S	P	ERA	WHIP
Dave Rozema, R ERA: 4.46	(1, 1)	7.0	W	29	7	3	2	2	1	0	0	0	0	1	32	36	2.57	1.143
Dan Schatzeder, L ERA: 5.84	(8, 1)	1.0		5	1	0	0	1	1	0	0	0	0	0	6	10	0.00	2.000
Aurelio Lopez, R ERA: 4.11	(9, 1)	1.0		4	0	0	0	2	1	0	0	0	0	0	7	11	0.00	1.000

PITCHER		IP	WLS	BF	H	R	ER	SO	BB	IBB	HBP	BLK	WP	HR	S	P	ERA	WHIP

Batter	1	2	3	4	5	6	7	8	9	AB	R	H	RBI	BB	SO	LOB
Rick Peters, S (1, 8) OBP: 0.350, SLG: 0.358	K		4-3			1B			G1-6-3 1B	4	0	2	0	0	1	0
Alan Trammell, R (1, 6) OBP: 0.397, SLG: 0.421	F9			5-3		K			G1-6-3 1-2f	4	0	0	0	0	1	2
Steve Kemp, L (1, 7) OBP: 0.391, SLG: 0.442	F7			4-3		4-3			1B	4	0	1	0	0	0	1
Richie Hebner, L (1, 3) OBP: 0.354, SLG: 0.460		G3-6-3 1B		F6			F8		4-3	4	0	1	0	0	0	1
Al Cowens, R (1, 9) OBP: 0.321, SLG: 0.344		G3-6-3 1-2			6-3		F5			3	0	1	0	0	0	0
Champ Summers, L (1, 10) OBP: 0.390, SLG: 0.487		G3-6-3 1-2f 2-3			1B		4-3			3	0	1	0	0	0	2
Lance Parrish, R (1, 2) OBP: 0.314, SLG: 0.475		F7			G4-3 1-2			F8		3	0	1	0	0	0	1
Stan Papi, R (1, 5) OBP: 0.333, SLG: 0.467 Tim Corcoran, L (8, PH) OBP: 0.283, SLG: 0.176 Tom Brookens, R (8, 5) OBP: 0.328, SLG: 0.375			K	G4-3 1-2f				G3		2 1 0	0 0 0	0 0 0	0 0 0	0 0 0	1 0 0	2 0 0
Lou Whitaker, L (1, 4) OBP: 0.354, SLG: 0.258		F6				6-3		F8		3	0	0	0	0	0	0
Inning Stats	R: 0 E: 0 K: 1 S: 5 H: 0 LOB: 0 BB: 0 P: 5	R: 0 E: 0 K: 0 S: 4 H: 2 LOB: 1 BB: 0 P: 4	R: 0 E: 0 K: 1 S: 5 H: 0 LOB: 0 BB: 0 P: 5	R: 0 E: 0 K: 0 S: 3 H: 0 LOB: 0 BB: 0 P: 3	R: 0 E: 0 K: 0 S: 4 H: 2 LOB: 1 BB: 0 P: 4	R: 0 E: 0 K: 1 S: 6 H: 1 LOB: 1 BB: 0 P: 6	R: 0 E: 0 K: 0 S: 3 H: 0 LOB: 0 BB: 0 P: 3	R: 0 E: 0 K: 0 S: 3 H: 0 LOB: 0 BB: 0 P: 3	R: 0 E: 0 K: 0 S: 4 H: 2 LOB: 1 BB: 0 P: 4	1B: 7 2B: 0 3B: 0 HR: 0 SF: 0 SAC: 0 DP: 3 HBP: 0						

TOP

Detroit Tigers @ Toronto Blue Jays

Exhibition Stadium, Toronto, ON

Sun Jun 29 1980, 3:33 AM EDT

Att. 22,026 - Unknown - 65 F

livebaseballscorecards.com

AB	31
R	0
H	7
RBI	0
BB	0
SO	3
LOB	9

PITCHER	IP	WLS	BF	H	R	ER	SO	BB	IBB	HBP	BLK	WP	HR	S	P	ERA	WHIP
Dave Stieb, R (1, 1) ERA: 3.01	9.0	W	31	7	0	0	3	0	0	0	0	0	0	37	37	0.00	0.778

PITCHER	IP	WLS	BF	H	R	ER	SO	BB	IBB	HBP	BLK	WP	HR	S	P	ERA	WHIP

Detroit Tigers @ Toronto Blue Jays

Exhibition Stadium, Toronto, ON

Sun Jun 29 1980, 3:33 AM EDT

Att. 22,026 - Unknown - 65 F

livebaseballscorecards.com

Batter	1	2	3	4	5	6	7	8	9	AB	R	H	RBI	BB	SO	LOB
Garth Iorg, R (1, 6) (9, 5) OBP: 0.333, SLG: 0.472	4-3		4-3 1-2		FC5-4 FC5-4 1-2f 2-3		K			4	0	0	0	0	1	3
Damaso Garcia, R (1, 4) OBP: 0.283, SLG: 0.401	4-3		6-3		FC5-4 1-2f		4-3			4	0	0	0	0	0	2
Al Woods, L (1, 7) OBP: 0.349, SLG: 0.460	F7			G4-6-3 BB		1B SH1-3 1B		F9		3	0	1	0	1	0	0
Roy Howell, L (1, 5) OBP: 0.306, SLG: 0.361		FC5-2 1B		G4-6-3 1-2f		SH1-3 1-2		WP 3B		3	0	2	0	0	0	1
Alfredo Griffin, S (8, PR) (9, 6) OBP: 0.276, SLG: 0.357										0	1	0	0	0	0	0
John Mayberry, L (1, 3) OBP: 0.360, SLG: 0.465		FC5-2 1-3 1B		K		1B IBB		L3 3-H		3	0	1	0	1	1	0
Barry Bonnell, R (1, 8) OBP: 0.301, SLG: 0.382		FC5-2 1-2 3-2			G3	1B 1-2 2-3		K		4	0	1	0	0	1	3
Lloyd Moseby, L (1, 9) OBP: 0.294, SLG: 0.417		K			BB E 1B	K				3	1	1	0	0	2	5
Doug Ault, R (1, 10) OBP: 0.381, SLG: 0.278		F8			FC5-4 E 1-2 BB	F2				2	0	0	0	1	0	5
Ernie Whitt, L (1, 2) OBP: 0.276, SLG: 0.250			CS BB		E4 FC5-4 1-2 2-H		3-1			2	0	0	0	1	0	1
Inning Stats	R: 0 H: 0 E: 0 LOB: 0 K: 0 BB: 0 S: 3 P: 3	R: 0 H: 2 E: 0 LOB: 2 K: 1 BB: 0 S: 7 P: 7	R: 0 H: 0 E: 0 LOB: 0 K: 0 BB: 1 S: 2 P: 6	R: 0 H: 0 E: 0 LOB: 0 K: 1 BB: 1 S: 4 P: 8	R: 1 H: 1 E: 1 LOB: 2 K: 0 BB: 1 S: 5 P: 9	R: 0 H: 2 E: 0 LOB: 3 K: 1 BB: 1 S: 7 P: 11	R: 0 H: 0 E: 0 LOB: 0 K: 1 BB: 0 S: 5 P: 5	R: 1 H: 1 E: 0 LOB: 1 K: 1 BB: 0 S: 6 P: 6		1B: 5 SF: 0 2B: 0 SAC: 1 3B: 1 DP: 1 HR: 0 HBP: 0						

BOTTOM

AB	28
R	2
H	6
RBI	0
BB	4
SO	5
LOB	20

WP: 1 PA: 33
PB: 0
SB: 0
CS: 1

PITCHER		IP	WLS	BF	H	R	ER	SO	BB	IBB	HBP	BLK	WP	HR	S	P	ERA	WHIP
Dan Petry, R ERA: 3.05	(1, 1)	5.1	L	24	5	1	0	2	3	1	0	0	0	0	24	40	0.00	1.500
Pat Underwood, L ERA: 5.07	(6, 1)	0.1		1	0	0	0	1	0	0	0	0	0	0	3	3	0.00	0.000
Aurelio Lopez, R ERA: 4.1	(6, 1)	2.1		8	1	1	1	2	0	0	0	0	1	0	12	12	3.86	0.429

PITCHER	IP	WLS	BF	H	R	ER	SO	BB	IBB	HBP	BLK	WP	HR	S	P	ERA	WHIP

Baltimore Orioles @ Toronto Blue Jays

Exhibition Stadium, Toronto, ON

Mon Jun 30 1980, 7:05 PM EDT

Att. 18,399 - Unknown

TOP

livebaseballscorecards.com

Batter	1	2	3	4	5	6	7	8	9	AB	R	H	RBI	BB	SO	LOB
Al Bumbry, L (1, 8) OBP: 0.405, SLG: 0.457	F7		G3 2-3	FC5-4 1-2f BB	1-3			2B 3B	4-3	6	1	1	0	0	0	3
Rich Dauer, R (1, 4) OBP: 0.344, SLG: 0.327	E FC6-4 1B		2B BB 3-H 1B	1-2 BB		FC4-6 BB		F7 SF9 3-H 2B		3	3	3	2	2	0	0
Ken Singleton, S (1, 9) OBP: 0.369, SLG: 0.459 Mark Corey, R (8, PR) OBP: 0.423, SLG: 0.381 (8, 9)	E3 FC6-4 1-3		2B 1-2 BB	F9		F7		1B BB		3 0	0 0	0 0	0 0	2 0	0 0	4 0
Eddie Murray, S (1, 3) OBP: 0.349, SLG: 0.488	FC6-4 1-2f 3-H		1-3 2-H 2B		F7	FC4-6 1B 1-2f		F7 2-3		5	0	1	2	0	0	4
John Lowenstein, L (1, 7) OBP: 0.360, SLG: 0.297	G3		4-3		FC3-6 1B	1-2 1B		SF9 3-H		4	0	2	1	0	0	3
Dan Graham, L (1, 2) OBP: 0.283, SLG: 0.364		F8	P6		FC3-6 1B 1-2f 1B	F7		1-3 1B		5	1	1	0	0	0	5
Pat Kelly, L (1, 10) OBP: 0.378, SLG: 0.378 Lee May, R (5, PH) OBP: 0.274, SLG: 0.399	F8			K	1B E 1-2 1B		G6-3 1B	K		2 3	0 1	0 2	0 0	0 1	1 1	0 3
Doug DeCinces, R (1, 5) OBP: 0.307, SLG: 0.368		F8		HR	E8 1B 1-H 2-H 1B		G6-3 1-2f		6-3	5	2	2	2	0	0	1
Kiko Garcia, R (1, 6) OBP: 0.305, SLG: 0.267			G3 1B 2B	FC5-4 1B	3-H 1B		F9		4-3	5	1	3	1	0	0	0
Inning Stats	R: 1 E: 2 K: 0 S: 5 H: 1 LOB: 1 BB: 0 P: 5	R: 0 E: 0 K: 0 S: 3 H: 0 LOB: 0 BB: 0 P: 3	R: 2 E: 0 K: 0 S: 6 H: 3 LOB: 2 BB: 1 P: 10	R: 1 E: 0 K: 1 S: 7 H: 2 LOB: 2 BB: 1 P: 11	R: 3 E: 1 K: 0 S: 7 H: 4 LOB: 1 BB: 0 P: 7	R: 0 E: 0 K: 0 S: 4 H: 1 LOB: 2 BB: 1 P: 8	R: 0 E: 0 K: 0 S: 3 H: 1 LOB: 0 BB: 0 P: 3	R: 2 E: 0 K: 1 S: 8 H: 3 LOB: 3 BB: 1 P: 12	R: 0 E: 0 K: 0 S: 3 H: 0 LOB: 0 BB: 0 P: 3	1B: 10 2B: 3 3B: 1 HR: 1 SF: 1 SAC: 0 DP: 1 HBP: 0	WP: 0 PB: 0 SB: 0 CS: 0 PA: 46					

	AB	41
	R	9
	H	15
	RBI	8
	BB	4
	SO	2
	LOB	23

PITCHER		IP	WLS	BF	H	R	ER	SO	BB	IBB	HBP	BLK	WP	HR	S	P	ERA	WHIP
Luis Leal, R ERA: 5.96	(1, 1)	2.1	L	13	4	3	2	0	1	0	0	0	0	0	12	16	7.71	2.143
Balor Moore, L ERA: 5.08	(3, 1)	2.1		13	5	4	3	1	1	0	0	0	0	1	14	18	11.57	2.571
Jesse Jefferson, R ERA: 5.15	(5, 1)	2.1		13	5	2	2	0	2	0	0	0	0	0	11	19	7.71	3.000
Mike Barlow, R ERA: 3.65	(8, 1)	2.0		7	1	0	0	1	0	0	0	0	0	0	9	9	0.00	0.500

PITCHER	IP	WLS	BF	H	R	ER	SO	BB	IBB	HBP	BLK	WP	HR	S	P	ERA	WHIP

Batter	1	2	3	4	5	6	7	8	9	AB	R	H	RBI	BB	SO	LOB
Alfredo Griffin, S (1, 6) OBP: 0.275, SLG: 0.354	4-3		P6			G4-6-3 1B	F7		F8	5	0	1	0	0	0	4
Damaso Garcia, R (1, 4) OBP: 0.289, SLG: 0.402	5-3			P6		G4-6-3 1-2		BBBB 4-0 1B 2B BB	1B 2B 1B	4	2	2	0	1	0	0
Al Woods, L (1, 7) OBP: 0.355, SLG: 0.461	G3			BBBB 4-0 BB BB		G4-6-3 1-2f 2-3		0-0 1-2 2B 1B	2B 1-2 2B 1B	4	2	2	0	1	0	2
John Mayberry, L (1, 3) OBP: 0.365, SLG: 0.468		BBBB 4-0 G5-4-3 BB		BBBB 4-0 1-2 BB		4-3		SSS 0-3 K	1-3 2-H 2B 2B	3	1	1	1	2	1	3
Doug Ault, R (1, 10) OBP: 0.385, SLG: 0.391		G5-4-3 1-2f		P6			SSS 0-3 K	3-1 1-H 2-H 1B 2B	E 2-H 3-H 2B	5	2	2	4	0	1	3
Lloyd Moseby, L (1, 9) OBP: 0.299, SLG: 0.416		SSS 0-3 K		F7			BB 1B 1B	3-1 2-3	E6 2-H 1B	5	0	2	0	0	1	3
Garth Iorg, R (1, 5) OBP: 0.318, SLG: 0.439			5-3		F8		F7	3-1 3-H 1B	SSS 0-3 K	5	0	1	1	0	1	2
Barry Bonnell, R (1, 8) OBP: 0.305, SLG: 0.384			1B		F7		BB 1-2 1B	F8		4	0	2	0	0	0	1
Ernie Whitt, L (1, 2) OBP: 0.277, SLG: 0.244 Bob Davis, R (9, PH) OBP: 0.264, SLG: 0.350			P3		4-3		BBBB 4-0 1-2 2-3 BB		6-3	2 1	0 0	0 0	0 0	1 0	0 0	1 0
Inning Stats	R: 0 E: 0 K: 0 S: 3 H: 0 LOB: 0 BB: 0 P: 3	R: 0 E: 0 K: 1 S: 4 H: 0 LOB: 0 BB: 1 P: 8	R: 0 E: 0 K: 0 S: 4 H: 1 LOB: 1 BB: 0 P: 4	R: 0 E: 0 K: 0 S: 3 H: 0 LOB: 2 BB: 2 P: 11	R: 0 E: 0 K: 0 S: 3 H: 0 LOB: 0 BB: 0 P: 3	R: 0 E: 0 K: 0 S: 4 H: 2 LOB: 1 BB: 0 P: 4	R: 0 E: 0 K: 1 S: 7 H: 2 LOB: 3 BB: 1 P: 11	R: 3 E: 0 K: 1 S: 8 H: 3 LOB: 1 BB: 1 P: 12	R: 4 E: 1 K: 1 S: 10 H: 5 LOB: 1 BB: 0 P: 10	1B: 10 2B: 3 3B: 0 HR: 0 SF: 0 SAC: 0 DP: 2 HBP: 0							

PITCHER	IP	WLS	BF	H	R	ER	SO	BB	IBB	HBP	BLK	WP	HR	S	P	ERA	WHIP
Steve Stone, R (1, 1) ERA: 3.04	7.0	W	28	5	0	0	2	4	0	0	0	0	0	28	44	0.00	1.286
Tippy Martinez, L (8, 1) ERA: 3.57	1.2		12	6	6	6	1	1	0	0	0	0	0	13	17	32.40	4.200
Tim Stoddard, R (9, 1) ERA: 2.43	0.1		3	2	1	0	1	0	0	0	0	0	0	5	5	0.00	6.000

PITCHER	IP	WLS	BF	H	R	ER	SO	BB	IBB	HBP	BLK	WP	HR	S	P	ERA	WHIP

BOTTOM

Baltimore Orioles @ Toronto Blue Jays

Exhibition Stadium, Toronto, ON

Mon Jun 30 1980, 7:05 PM EDT

Att. 18,399 - Unknown

livebaseballscorecards.com

AB	38
R	7
H	13
RBI	6
BB	5
SO	4
LOB	19

PA: 43

WP: 0
PB: 0
SB: 0
CS: 0

Baltimore Orioles @ Toronto Blue Jays

Exhibition Stadium, Toronto, ON

Tue Jul 01 1980, 3:33 AM EDT

Att. 23,475 - Unknown - 73 F

TOP

livebaseballscorecards.com

Batter	1	2	3	4	5	6	7	8	9	AB	R	H	RBI	BB	SO	LOB
Al Bumbry, L (1, 8) OBP: 0.400, SLG: 0.451	F5		L9			4-3		F7		4	0	0	0	0	0	1
Kiko Garcia, R (1, 6) OBP: 0.303, SLG: 0.266	1B		6-3			F7		K		4	0	1	0	0	1	1
Ken Singleton, S (1, 9) OBP: 0.371, SLG: 0.471	F8			HR		1B		1-3		4	1	2	1	0	0	1
Mark Corey, R (8, 9) OBP: 0.423, SLG: 0.381										0	0	0	0	0	0	0
Eddie Murray, S (1, 3) OBP: 0.348, SLG: 0.485	G3			G3-6 1B		F8			3-1	4	0	1	0	0	0	2
John Lowenstein, L (1, 7) OBP: 0.342, SLG: 0.279		F5		F8			K		3-1	4	0	0	0	0	1	1
Terry Crowley, L (1, 10) OBP: 0.380, SLG: 0.472		F8		G3-6 1-2f			G3		4-3	4	0	0	0	0	0	1
Doug DeCinces, R (1, 5) OBP: 0.307, SLG: 0.372		K			F5		1B 2B			3	1	1	0	0	1	0
Rick Dempsey, R (1, 2) OBP: 0.302, SLG: 0.401			BB 5-3		F8		2-H 1B			2	0	1	1	1	0	0
Rich Dauer, R (1, 4) OBP: 0.340, SLG: 0.323			5-3 1-2		5-3		5-3			3	0	0	0	0	0	2

AB	32
R	2
H	6
RBI	2
BB	1
SO	3
LOB	9

Inning Stats	1	2	3	4	5	6	7	8	9
	R: 0 E: 0 K: 0 S: 4	H: 1 LOB: 1 BB: 0 P: 4	R: 0 E: 0 K: 1 S: 5	H: 0 LOB: 0 BB: 0 P: 5	R: 0 E: 0 K: 0 S: 3	H: 0 LOB: 1 BB: 1 P: 7	R: 1 E: 0 K: 0 S: 4	H: 2 LOB: 0 BB: 0 P: 4	R: 0 E: 0 K: 0 S: 3	H: 0 LOB: 0 BB: 0 P: 3	R: 0 E: 0 K: 0 S: 4	H: 1 LOB: 1 BB: 0 P: 4	R: 1 E: 0 K: 1 S: 7	H: 2 LOB: 1 BB: 0 P: 7	R: 0 E: 0 K: 1 S: 5	H: 0 LOB: 0 BB: 0 P: 5	R: 0 E: 0 K: 0 S: 3	H: 0 LOB: 0 BB: 0 P: 3

1B: 4 SF: 0
2B: 1 SAC: 0
3B: 0 DP: 1
HR: 1 HBP: 0

WP: 0 PA: 33
PB: 0
SB: 0
CS: 0

PITCHER	IP	WLS	BF	H	R	ER	SO	BB	IBB	HBP	BLK	WP	HR	S	P	ERA	WHIP
Jim Clancy, R (1, 1) ERA: 2.54	9.0	L	33	6	2	2	3	1	0	0	0	0	1	38	42	2.00	0.778

PITCHER	IP	WLS	BF	H	R	ER	SO	BB	IBB	HBP	BLK	WP	HR	S	P	ERA	WHIP

Batter	1	2	3	4	5	6	7	8	9	AB	R	H	RBI	BB	SO	LOB
Alfredo Griffin, S (1, 6) OBP: 0.271, SLG: 0.349	G3		P4			P5			P6	4	0	0	0	0	0	0
Damaso Garcia, R (1, 4) OBP: 0.289, SLG: 0.408	F8			F7			4-3		3B	4	0	1	0	0	0	0
Al Woods, L (1, 7) OBP: 0.358, SLG: 0.467	2B			F7			1B		F8	4	0	2	0	0	0	1
Roy Howell, L (1, 10) OBP: 0.302, SLG: 0.357	4-3			F8			L8			3	0	0	0	0	0	2
Doug Ault, R (1, 3) OBP: 0.379, SLG: 0.385		6-3			G6-4-3 1B		1-3			3	0	1	0	0	0	1
Lloyd Moseby, L (1, 9) OBP: 0.291, SLG: 0.404		K			K			P6		3	0	0	0	0	2	1
Barry Bonnell, R (1, 8) OBP: 0.301, SLG: 0.379		L6			G6-4-3 1-2f			F7		3	0	0	0	0	0	1
Garth Iorg, R (1, 5) OBP: 0.298, SLG: 0.409			F7			K		K		3	0	0	0	0	2	0
Bob Davis, R (1, 2) OBP: 0.260, SLG: 0.344 John Mayberry, L (9, PH) OBP: 0.363, SLG: 0.466			F8			L6			P4	2 1	0 0	0 0	0 0	0 0	0 0	0 0
Inning Stats	R: 0 E: 0 K: 0 S: 4 H: 1 LOB: 1 BB: 0 P: 4	R: 0 E: 0 K: 1 S: 5 H: 0 LOB: 0 BB: 0 P: 5	R: 0 E: 0 K: 0 S: 3 H: 0 LOB: 0 BB: 0 P: 3	R: 0 E: 0 K: 0 S: 3 H: 0 LOB: 0 BB: 0 P: 3	R: 0 E: 0 K: 1 S: 5 H: 1 LOB: 0 BB: 0 P: 5	R: 0 E: 0 K: 1 S: 5 H: 0 LOB: 0 BB: 0 P: 5	R: 0 E: 0 K: 0 S: 4 H: 1 LOB: 1 BB: 0 P: 4	R: 0 E: 0 K: 1 S: 5 H: 0 LOB: 0 BB: 0 P: 5	R: 0 E: 0 K: 0 S: 4 H: 1 LOB: 1 BB: 0 P: 4	1B: 2 2B: 1 3B: 1 HR: 0 SF: 0 SAC: 0 DP: 1 HBP: 0						

PITCHER	IP	WLS	BF	H	R	ER	SO	BB	IBB	HBP	BLK	WP	HR	S	P	ERA	WHIP
Jim Palmer, R (1, 1) ERA: 3.14	8.2	W	29	4	0	0	4	0	0	0	0	0	0	37	37	0.00	0.462
Tippy Martinez, L (9, 1) ERA: 3.53	0.1	S	1	0	0	0	0	0	0	0	0	0	0	1	1	0.00	0.000

PITCHER	IP	WLS	BF	H	R	ER	SO	BB	IBB	HBP	BLK	WP	HR	S	P	ERA	WHIP

BOTTOM

Baltimore Orioles @ Toronto Blue Jays

Exhibition Stadium, Toronto, ON

Tue Jul 01 1980, 3:33 AM EDT

Att. 23,475 - Unknown - 73 F

livebaseballscorecards.com

AB	30
R	0
H	4
RBI	0
BB	0
SO	4
LOB	6

Batter	1	2	3	4	5	6	7	8	9	AB	R	H	RBI	BB	SO	LOB
Al Bumbry, L (1, 8) OBP: 0.400, SLG: 0.446	BBBB 4-0 G6-4-3 BB		x 0-0 E6 G4-6-3	x 0-0 ③ 6-3		x 0-0 ② 5-3			BBBB 4-0 FC5-4 1B BB	3	0	0	0	2	0	2
Rich Dauer, R (1, 4) OBP: 0.337, SLG: 0.325	x 0-0 ①② G6-4-3 1-2f		x 0-0 ②③ G4-6-3 1-2f		x 0-0 1B 2B 2B	x 0-0 ③ 5-3			x 0-0 ① P4	5	1	1	0	0	0	3
Ken Singleton, S (1, 9) OBP: 0.372, SLG: 0.470 Mark Corey, R (9, PR) OBP: 0.423, SLG: 0.381 (9, 9)	x 0-0 ③ F8			SSS 0-3 ① K	x 0-0 2B 1B 2-3 1B		x 0-0 ① F9		x 0-0 FC5-4 1B 1-2	5	1	2	0	0	1	0
										0	0	0	0	0	0	0
Eddie Murray, S (1, 3) OBP: 0.346, SLG: 0.478		SSS 0-3 ① K		BBBB 4-0 1B 1B BB	x 0-0 ① F7		x 0-0 ② F9		x 0-0 ② FC5-4 1-2f 2-3	4	1	0	0	1	1	4
Benny Ayala, R (1, 7) OBP: 0.400, SLG: 0.759 John Lowenstein, L (5, 7) OBP: 0.333, SLG: 0.271		SSS 0-3 ② K		x 0-0 BB 1B 1-3 1B	x 0-0 1B 1-3 3-H 2B		x 0-0 ③ 3-1		SSS 0-3 ③ K	3	2	2	1	0	1	0
										2	0	0	0	0	1	2
Doug DeCinces, R (1, 5) OBP: 0.318, SLG: 0.378		x 0-0 1B 1B		BBBB 4-0 1B 1B 1-2 BB	4-0 1B IBB			x 0-0 1B		2	1	2	0	2	0	0
Lee May, R (1, 10) OBP: 0.287, SLG: 0.408		x 0-0 FC6-4 1-2 1B		x 0-0 FC6 1B 1-3 2-H 3-H 1B	x 0-0 G5-4-3 1-2 2-H 3-H 1B			x 0-0 ① P6		4	0	3	4	0	0	1
Rick Dempsey, R (1, 2) OBP: 0.301, SLG: 0.398		x 0-0 ③ FC6-4 1-2f		x 0-0 FC6 1-2 3-H	x 0-0 ②③ G5-4-3 1-2f			x 0-0 ② P4		4	0	1	1	0	0	5
Kiko Garcia, R (1, 6) OBP: 0.296, SLG: 0.259			x 0-0 ① L5	x 0-0 ② FC6 1-2f 2-3		SSS 0-3 ① K		SSS 0-3 ③ K		4	0	0	0	0	2	3
Inning Stats	R: 0 H: 0 E: 0 LOB: 0 K: 0 BB: 1 S: 2 P: 6	R: 0 H: 2 E: 0 LOB: 2 K: 2 BB: 0 S: 9 P: 9	R: 0 H: 0 E: 1 LOB: 0 K: 0 BB: 0 S: 3 P: 3	R: 3 H: 3 E: 0 LOB: 2 K: 1 BB: 2 S: 8 P: 16	R: 3 H: 4 E: 0 LOB: 1 K: 0 BB: 1 S: 6 P: 10	R: 0 H: 0 E: 0 LOB: 0 K: 1 BB: 0 S: 5 P: 5	R: 0 H: 0 E: 0 LOB: 0 K: 0 BB: 0 S: 3 P: 3	R: 0 H: 1 E: 0 LOB: 1 K: 1 BB: 0 S: 6 P: 6	R: 0 H: 1 E: 0 LOB: 2 K: 1 BB: 1 S: 6 P: 10	1B: 9 SF: 0 2B: 2 SAC: 0 3B: 0 DP: 3 HR: 0 HBP: 0						

PITCHER		IP	WLS	BF	H	R	ER	SO	BB	IBB	HBP	BLK	WP	HR	S	P	ERA	WHIP
Paul Mirabella, L ERA: 4.61	(1, 1)	4.1	L	23	8	6	6	3	3	0	0	0	0	0	26	38	12.46	2.538
Tom Buskey, R ERA: 3.77	(5, 1)	2.2		9	1	0	0	1	0	1	0	0	0	0	10	14	0.00	0.375
Joey McLaughlin, R ERA: 3.96	(8, 1)	1.0		4	1	0	0	1	0	0	0	0	0	0	6	6	0.00	1.000
Jerry Garvin, L ERA: 2.15	(9, 1)	1.0		5	1	0	0	1	1	0	0	0	0	0	6	10	0.00	2.000

PITCHER	IP	WLS	BF	H	R	ER	SO	BB	IBB	HBP	BLK	WP	HR	S	P	ERA	WHIP

TOP

Baltimore Orioles @ Toronto Blue Jays

Exhibition Stadium, Toronto, ON

Wed Jul 02 1980, 7:05 PM EDT

Att. 18,461 - Unknown - 74 F

livebaseballscorecards.com

AB	36
R	6
H	11
RBI	6
BB	5
SO	6
LOB	20

PA: 41

WP: 0
PB: 0
SB: 0
CS: 0

Batter	1	2	3	4	5	6	7	8	9	AB	R	H	RBI	BB	SO	LOB
Damaso Garcia, R (1, 4) OBP: 0.288, SLG: 0.410	F8		FC5-2, 1-3 1B, 2B		5-3			5-3		4	1	1	0	0	0	0
Domingo Ramos, R (1, 10) OBP: 0.222, SLG: 0.125	K		K		6-3			5-3		4	0	0	0	0	2	2
Doug Ault, R (1, 3) OBP: 0.333, SLG: 0.333	5-3		FC5-2, 1B, CS, 2-3, 3-H		5-3			5-3		4	0	0	0	0	0	2
Al Woods, L (1, 7) OBP: 0.361, SLG: 0.468		HBP, 1B	1-3, 3-H, 1B			G3			F7	4	0	2	1	0	0	0
Barry Bonnell, R (1, 8) OBP: 0.304, SLG: 0.388		H, 1-0, 1-2, HBP	CS, 3-H	5-3		K			SF8, 3B	3	1	1	0	0	1	0
Lloyd Moseby, L (1, 9) OBP: 0.281, SLG: 0.393		F9		4-3		F8			SF8, 3-H	3	0	0	1	0	0	2
Alfredo Griffin, S (1, 6) OBP: 0.274, SLG: 0.351		F8		1B, 1B			4-3		1B	4	0	2	0	0	0	2
Garth Iorg, R (1, 5) OBP: 0.294, SLG: 0.396		P4		1-3, 1B			F8		F8	4	0	1	0	0	0	3
Bob Davis, R (1, 2) OBP: 0.262, SLG: 0.344			2B, FC5-2, 1B	5-3			F8			3	0	1	0	0	0	2
Inning Stats	R: 0 E: 0 K: 1 S: 5 H: 0 LOB: 0 BB: 0 P: 5	R: 0 E: 0 K: 0 S: 4 H: 1 LOB: 2 BB: 0 P: 5	R: 1 E: 0 K: 1 S: 7 H: 3 LOB: 1 BB: 0 P: 7	R: 0 E: 0 K: 0 S: 5 H: 2 LOB: 2 BB: 0 P: 5	R: 0 E: 0 K: 0 S: 3 H: 0 LOB: 0 BB: 0 P: 3	R: 0 E: 0 K: 1 S: 5 H: 0 LOB: 0 BB: 0 P: 5	R: 0 E: 0 K: 0 S: 3 H: 0 LOB: 0 BB: 0 P: 3	R: 0 E: 0 K: 0 S: 3 H: 0 LOB: 0 BB: 0 P: 3	R: 1 E: 0 K: 0 S: 5 H: 2 LOB: 1 BB: 0 P: 5	1B: 6 2B: 1 3B: 1 HR: 0	SF: 1 SAC: 0 DP: 0 HBP: 1						

PITCHER	IP	WLS	BF	H	R	ER	SO	BB	IBB	HBP	BLK	WP	HR	S	P	ERA	WHIP
Mike Flanagan, L (1, 1) ERA: 3.6	9.0	W	35	8	2	2	3	0	0	1	0	0	0	40	41	2.00	0.889

PITCHER	IP	WLS	BF	H	R	ER	SO	BB	IBB	HBP	BLK	WP	HR	S	P	ERA	WHIP

BOTTOM

Baltimore Orioles @ Toronto Blue Jays

Exhibition Stadium, Toronto, ON

Wed Jul 02 1980, 7:05 PM EDT

Att. 18,461 - Unknown - 74 F

livebaseballscorecards.com

AB	33
R	2
H	8
RBI	2
BB	0
SO	3
LOB	13

PA: 36

WP: 0 PB: 0 SB: 0 CS: 1

Batter	1	2	3	4	5	6	7	8	9	AB	R	H	RBI	BB	SO	LOB
Alfredo Griffin, S (1, 6) OBP: 0.273, SLG: 0.349	F8	F4		6-3		1-2 2B 1B		F4		5	0	1	0	0	0	1
Bob Bailor, R (1, 8) OBP: 0.324, SLG: 0.269	B B B B 4-0 6-3 1B BB		0-0 5-3		0-0 F9	1-H 2-H 2B			0-0 1B 1B	4	1	2	1	1	0	0
Al Woods, L (1, 7) OBP: 0.366, SLG: 0.477	0-0 6-3 1-2		0-0 FC5 1B 1B		0-0 2B 2B	0-0 F6			0-0 G6-4-3 1-2 1B	5	1	3	0	0	0	2
Roy Howell, L (1, 5) OBP: 0.311, SLG: 0.373	0-0 FC5 WP 2-H 1B		0-0 1-2 1B		0-0 1B 2-H 2B		0-0 3-1 2B		S S S 0-3 K	5	1	4	2	0	1	2
John Mayberry, L (1, 10) OBP: 0.367, SLG: 0.464 Joe Cannon, L (5, PR) OBP: 0.083, SLG: 0.083 Lloyd Moseby, L (7, PH) OBP: 0.276, SLG: 0.385	I I I 4-0 1-2 IBB		0-0 F6		B B B B 4-0 1B BB		0-0 3-1 2-3		0-0 G6-4-3 1-2f	1 0 2	0 0 0	0 0 0	0 0 0	2 0 0	0 0 0	2 0 3
Damaso Garcia, R (1, 4) OBP: 0.287, SLG: 0.407	0-0 FC5 2-3f		0-0 FC5 2-3f		0-0 G4-3 1-2 2-H 1B		S S S 0-3 K			4	0	1	1	0	1	5
Barry Bonnell, R (1, 9) OBP: 0.308, SLG: 0.408		0-0 FC6-5 2B		0-0 HR	0-0 G4-3 1-2f		S S S 0-3 K2-3			4	1	2	1	0	1	3
Doug Ault, R (1, 3) OBP: 0.297, SLG: 0.294		0-0 FC6-5 FC5-4 2-3		0-0 5-3		0-0 F3		S S S 0-3 K		4	0	0	0	0	1	1
Bob Davis, R (1, 2) OBP: 0.261, SLG: 0.341		0-0 FC5-4 1-2f		0-0 5-3		0-0 1B 2B 1B		S S S 0-3 K		4	1	1	0	0	1	1
Inning Stats	R: 1 E: 0 K: 0 S: 4 H: 1 LOB: 2 BB: 2 P: 12	R: 0 E: 0 K: 0 S: 4 H: 1 LOB: 1 BB: 0 P: 4	R: 0 E: 0 K: 0 S: 5 H: 2 LOB: 2 BB: 0 P: 5	R: 1 E: 0 K: 0 S: 4 H: 1 LOB: 0 BB: 0 P: 4	R: 2 E: 0 K: 0 S: 5 H: 3 LOB: 2 BB: 1 P: 9	R: 1 E: 0 K: 0 S: 5 H: 3 LOB: 1 BB: 0 P: 5	R: 0 E: 0 K: 2 S: 8 H: 1 LOB: 1 BB: 0 P: 8	R: 0 E: 0 K: 2 S: 7 H: 0 LOB: 0 BB: 0 P: 7	R: 0 E: 0 K: 1 S: 6 H: 2 LOB: 1 BB: 0 P: 6	1B: 8 2B: 5 3B: 0 HR: 1	SF: 0 SAC: 0 DP: 2 HBP: 0						

PITCHER	IP	WLS	BF	H	R	ER	SO	BB	IBB	HBP	BLK	WP	HR	S	P	ERA	WHIP
Dave Rozema, R (1, 1) ERA: 4.68	4.1		23	7	4	4	0	2	1	0	0	1	1	20	32	8.31	2.077
Roger Weaver, R (5, 1) ERA: 1.69	1.1		6	4	1	1	0	0	0	0	0	0	0	6	6	6.75	3.000
Pat Underwood, L (6, 1) ERA: 4.94	3.1	W	12	3	0	0	5	0	0	0	0	0	0	22	22	0.00	0.900

PITCHER	IP	WLS	BF	H	R	ER	SO	BB	IBB	HBP	BLK	WP	HR	S	P	ERA	WHIP

TOP

Toronto Blue Jays @ Detroit Tigers

Tiger Stadium, Detroit, MI

Thu Jul 03 1980, 7:05 PM EDT

Att. 30,027 - Unknown - 79 F

livebaseballscorecards.com

AB	38
R	5
H	14
RBI	5
BB	3
SO	5
LOB	20

1B: 8	SF: 0	WP: 1	PA: 41
2B: 5	SAC: 0	PB: 0	
3B: 0	DP: 2	SB: 0	
HR: 1	HBP: 0	CS: 0	

Batter	1	2	3	4	5	6	7	8	9	AB	R	H	RBI	BB	SO	LOB
Rick Peters, S (1, 8) OBP: 0.361, SLG: 0.368	BBBB 4-0 G5-4-3 BB		x 0-0 4-3 ①		x 0-0 G6-4-3 ①② 1-2f	x 0-0 1B 1-H 2B	x 0-0 G6-4-3 ②③ 1-2f			4	1	1	1	1	0	3
Alan Trammell, R (1, 6) OBP: 0.404, SLG: 0.444	x 0-0 G5-4-3 ①② 1-2f		x 0-0 F7 ②		x 0-0 E7 1B 2B	x 0-0 F9 ②		x 0-0 S 2B 1B		5	2	2	0	0	0	2
Steve Kemp, L (1, 7) OBP: 0.403, SLG: 0.445	BBBB 4-0 HR BB		x 0-0 1B		x 0-0 BB 3-H 1B	BBBB 4-0 BB 1B BB		SSS 0-3 K ① 1-2		3	1	2	1	2	1	1
Richie Hebner, L (1, 3) OBP: 0.362, SLG: 0.480 Tim Corcoran, L (9, 3) OBP: 0.279, SLG: 0.173	x 0-0 1-H HR		x 0-0 F4 ③		BBBB 4-0 1-2 BB	x 0-0 BB 1-2 2-H 1B		x 0-0 F6 ②		4	1	2	3	1	0	2
										0	0	0	0	0	0	0
Al Cowens, R (1, 9) OBP: 0.336, SLG: 0.351	x 0-0 F4 ③			x 0-0 G3 E FC6-2 1B	x 0-0 F7 ③	BBBB 4-0 1-2 2-3 BB		x 0-0 2-H 2B		4	0	2	1	1	0	2
Champ Summers, L (1, 10) OBP: 0.391, SLG: 0.485 John Wockenfuss, R (8, PH) OBP: 0.410, SLG: 0.479		SSS 0-3 K ①	x 0-0 G3 ① 1-3			0-0 1B 2B F8		x 0-0 F7 ③		4	1	1	0	0	1	4
										1	0	0	0	0	0	1
Lance Parrish, R (1, 2) OBP: 0.309, SLG: 0.471		SSS 0-3 K ②	x 0-0 FC6-2 ② 3-H		SSS 0-3 K ①	BBBB 4-0 1B SH1-4 BB				3	0	0	0	1	2	2
Tom Brookens, R (1, 5) OBP: 0.342, SLG: 0.401	x 0-0 1B		x 0-0 F2 ③		x 0-0 2-H 1B	x 0-0 SH1-4 ① 1-2				3	1	2	1	0	0	1
Lou Whitaker, L (1, 4) OBP: 0.355, SLG: 0.260	x 0-0 F7 ③				x 0-0 E1 G6-4-3	x 0-0 2-H 2B 1B	x 0-0 2-3 G6-4-3 1B			4	1	2	1	0	0	1
Inning Stats	R: 2 E: 0 K: 0 S: 3 H: 1 LOB: 0 BB: 2 P: 11	R: 0 E: 0 K: 2 S: 8 H: 1 LOB: 1 BB: 0 P: 8	R: 0 E: 0 K: 0 S: 4 H: 1 LOB: 1 BB: 0 P: 4	R: 0 E: 1 K: 0 S: 4 H: 1 LOB: 1 BB: 0 P: 4	R: 1 E: 2 K: 0 S: 5 H: 2 LOB: 2 BB: 1 P: 9	R: 4 E: 0 K: 1 S: 10 H: 5 LOB: 3 BB: 2 P: 18	R: 0 E: 0 K: 0 S: 3 H: 1 LOB: 1 BB: 1 P: 7	R: 1 E: 0 K: 1 S: 7 H: 2 LOB: 1 BB: 0 P: 7		1B: 9 2B: 4 3B: 0 HR: 1		SF: 0 SAC: 1 DP: 3 HBP: 0				

Toronto Blue Jays @ Detroit Tigers

Tiger Stadium, Detroit, MI

Thu Jul 03 1980, 7:05 PM EDT

Att. 30,027 - Unknown - 79 F

BOTTOM

livebaseballscorecards.com

AB	35
R	8
H	14
RBI	8
BB	6
SO	4
LOB	19

WP: 0 PB: 0 SB: 1 CS: 0 PA: 42

PITCHER		IP	WLS	BF	H	R	ER	SO	BB	IBB	HBP	BLK	WP	HR	S	P	ERA	WHIP
Jack Kucek, R ERA: 3.27	(1, 1)	4.2		20	5	3	3	2	2	0	0	0	0	1	22	30	5.79	1.500
Jerry Garvin, L ERA: 2.15	(5, 1)	0.0		2	1	0	0	0	1	0	0	0	0	0	1	5	∞	∞
Joey McLaughlin, R ERA: 4.58	(5, 1)	0.2	L	6	4	4	4	1	0	0	0	0	0	0	8	8	54.00	6.000
Tom Buskey, R ERA: 3.74	(6, 1)	0.1		4	1	0	0	0	2	0	0	0	0	0	2	10	0.00	9.000
Mike Barlow, R ERA: 3.77	(6, 1)	2.0		9	3	1	1	1	1	0	0	0	0	0	10	14	4.50	2.000

PITCHER		IP	WLS	BF	H	R	ER	SO	BB	IBB	HBP	BLK	WP	HR	S	P	ERA	WHIP
Balor Moore, L ERA: 5.04	(8, 1)	0.1		1	0	0	0	0	0	0	0	0	0	0	1	1	0.00	0.000

Toronto Blue Jays @ Detroit Tigers

Tiger Stadium, Detroit, MI

Fri Jul 04 1980, 3:33 AM EDT

Att. 29,370 - Unknown - 75 F

Batter	1	2	3	4	5	6	7	8	9	AB	R	H	RBI	BB	SO	LOB
Alfredo Griffin, S (1, 6) OBP: 0.272, SLG: 0.347	1B 1B	6-3 2-3 3-H			3-1			4-3		4	0	1	1	0	0	1
Bob Bailor, R (1, 8) OBP: 0.315, SLG: 0.260	F9	F4			1-3			1-3		4	0	0	0	0	0	2
Al Woods, L (1, 7) OBP: 0.364, SLG: 0.472	S 1-3 1B		6-3		3-1			F4		4	0	1	0	0	0	0
Roy Howell, L (1, 5) OBP: 0.314, SLG: 0.373	K 1-2		PB 1B			4-3			BB 2B BB	3	1	1	0	1	1	2
John Mayberry, L (1, 3) OBP: 0.368, SLG: 0.460	IBB		F9 1-2			F9			1-2 2B BB	2	0	0	0	2	0	1
Joe Cannon, L (9, PR) OBP: 0.083, SLG: 0.083										0	1	0	0	0	0	0
Damaso Garcia, R (1, 4) OBP: 0.287, SLG: 0.409	K		6-3			F4			SH1-3 1-H 2-H 2B	4	0	1	2	0	1	4
Barry Bonnell, R (1, 9) OBP: 0.308, SLG: 0.405		SH1-3 BB 6-3 BB		6-3			5-3		SH1-3 2-3	2	1	0	0	1	0	0
Lloyd Moseby, L (1, 10) OBP: 0.275, SLG: 0.375		6-3 SH1-3 1-2 BB		4-3			K2-3		F6	3	0	0	0	1	1	2
Bob Davis, R (1, 2) OBP: 0.257, SLG: 0.336		SH1-3 1-2 2-3		6-3			K		F7	2	0	0	0	0	1	0
Doug Ault, R (9, PH) OBP: 0.289, SLG: 0.286										1	0	0	0	0	0	2

Inning Stats	1	2	3	4	5	6	7	8	9	
	R: 0 H: 2 E: 0 LOB: 3 K: 2 BB: 1 S: 9 P: 13	R: 1 H: 0 E: 0 LOB: 1 K: 0 BB: 2 S: 3 P: 11	R: 0 H: 1 E: 0 LOB: 1 K: 0 BB: 0 S: 4 P: 4	R: 0 H: 0 E: 0 LOB: 0 K: 0 BB: 0 S: 3 P: 3	R: 0 H: 0 E: 0 LOB: 0 K: 0 BB: 0 S: 3 P: 3	R: 0 H: 0 E: 0 LOB: 0 K: 0 BB: 0 S: 3 P: 3	R: 0 H: 0 E: 0 LOB: 0 K: 2 BB: 0 S: 7 P: 7	R: 0 H: 0 E: 0 LOB: 0 K: 0 BB: 0 S: 3 P: 3	R: 2 H: 1 E: 0 LOB: 2 K: 0 BB: 2 S: 4 P: 12	1B: 3 SF: 0 2B: 1 SAC: 2 3B: 0 DP: 0 HR: 0 HBP: 0

WP: 0 PA: 36 PB: 1 SB: 1 CS: 0

PITCHER		IP	WLS	BF	H	R	ER	SO	BB	IBB	HBP	BLK	WP	HR	S	P	ERA	WHIP
Dan Petry, R ERA: 3.09	(1, 1)	8.0	W	32	3	3	3	4	4	1	0	0	0	0	35	55	3.38	0.875
Aurelio Lopez, R ERA: 3.62	(9, 1)	1.0	S	4	1	0	0	0	0	0	0	0	0	0	4	4	0.00	1.000

PITCHER	IP	WLS	BF	H	R	ER	SO	BB	IBB	HBP	BLK	WP	HR	S	P	ERA	WHIP

TOP

AB	29
R	3
H	4
RBI	3
BB	5
SO	4
LOB	14

livebaseballscorecards.com

Batter	1	2	3	4	5	6	7	8	9	AB	R	H	RBI	BB	SO	LOB
Rick Peters, S (1, 8) OBP: 0.354, SLG: 0.360	6-3		F6		SH1-3 2-3		K			3	0	0	0	0	1	0
Alan Trammell, R (1, 6) OBP: 0.405, SLG: 0.444	G5-4-3 1B		F9		FC 1B 3-H		G4-6-3 1B			4	1	2	0	0	0	0
Steve Kemp, L (1, 7) OBP: 0.401, SLG: 0.441	G5-4-3 1-2f		F7		1B 2-H 1B		G4-6-3 1-2f			4	0	1	1	0	0	2
Richie Hebner, L (1, 3) OBP: 0.364, SLG: 0.480		BB FC E 1B	K		1-2 1B			G3		4	1	2	0	0	1	0
Al Cowens, R (1, 9) OBP: 0.335, SLG: 0.349		FC E BB 1-2	F7	F7	F7			FC6-4 1B		4	0	1	0	0	0	3
Champ Summers, L (1, 10) OBP: 0.399, SLG: 0.485		FC6-4 1-2 2-3 BB	BB	F6				FC6-4 1-2 1B		2	0	1	0	2	0	2
Lance Parrish, R (1, 2) OBP: 0.305, SLG: 0.464		FC6-4 1-2f 2-3 3-H	F9		F9			FC6-4 1-2f 2-3		4	0	0	0	0	0	5
Tom Brookens, R (1, 5) OBP: 0.340, SLG: 0.398		K			2B 1B	E5 G6-3		K		4	1	1	0	0	2	4
Lou Whitaker, L (1, 4) OBP: 0.355, SLG: 0.266		F6			SH1-3 1-H FC 2B	G6-3 1-2f				3	1	1	1	0	0	3
Inning Stats	R: 0 E: 0 K: 0 S: 3 H: 1 LOB: 0 BB: 0 P: 3	R: 1 E: 1 K: 1 S: 7 H: 1 LOB: 2 BB: 1 P: 11	R: 0 E: 0 K: 0 S: 3 H: 0 LOB: 0 BB: 0 P: 3	R: 0 E: 0 K: 1 S: 5 H: 0 LOB: 1 BB: 1 P: 9	R: 3 E: 0 K: 0 S: 8 H: 4 LOB: 2 BB: 0 P: 8	R: 0 E: 1 K: 0 S: 3 H: 0 LOB: 0 BB: 0 P: 3	R: 0 E: 0 K: 1 S: 5 H: 1 LOB: 0 BB: 0 P: 5	R: 0 E: 0 K: 1 S: 7 H: 2 LOB: 2 BB: 0 P: 7		1B: 8 2B: 1 3B: 0 HR: 0 SF: 0 SAC: 1 DP: 3 HBP: 0						

PITCHER	IP	WLS	BF	H	R	ER	SO	BB	IBB	HBP	BLK	WP	HR	S	P	ERA	WHIP
Dave Stieb, R (1, 1) ERA: 3.1	8.0	L	35	9	4	4	4	2	0	0	0	0	0	41	49	4.50	1.375

PITCHER	IP	WLS	BF	H	R	ER	SO	BB	IBB	HBP	BLK	WP	HR	S	P	ERA	WHIP

BOTTOM

Toronto Blue Jays @ Detroit Tigers

Tiger Stadium, Detroit, MI

Fri Jul 04 1980, 3:33 AM EDT

Att. 29,370 - Unknown - 75 F

livebaseballscorecards.com

AB	32
R	4
H	9
RBI	2
BB	2
SO	4
LOB	19

Batter	1	2	3	4	5	6	7	8	9	AB	R	H	RBI	BB	SO	LOB
Alfredo Griffin, S (1, 6) OBP: 0.271, SLG: 0.346	CS 1B		4-3		E8 SF8	SF7 3-H			5-3	4	1	1	1	0	0	0
Bob Bailor, R (1, 8) OBP: 0.311, SLG: 0.254	BBBB 4-0 FC5-6 1-2 BB		F5		SF8 2-H	F6			K	3	0	0	1	1	1	1
John Mayberry, L (1, 3) OBP: 0.372, SLG: 0.477	FC5-6 1-2f		HR		1B HBP		F9		2B	4	1	2	1	0	0	1
Garth Iorg, R (9, PR) (9, 3) OBP: 0.294, SLG: 0.396										0	0	0	0	0	0	0
Roy Howell, L (1, 5) OBP: 0.316, SLG: 0.374	F8		1B		1-2 1B		F7		F4	5	0	2	0	0	0	2
Lloyd Moseby, L (1, 7) OBP: 0.274, SLG: 0.371		K	F7		F4		FC6-4 1B			4	0	1	0	0	1	3
Barry Bonnell, R (1, 9) OBP: 0.307, SLG: 0.416		HR		1-3		5-3	FC6-4 1-2f			4	1	1	1	0	0	1
Damaso Garcia, R (1, 4) OBP: 0.290, SLG: 0.410		K		6-3		E S 2B 1B		K 1B		4	1	2	0	0	1	0
Doug Ault, R (1, 10) OBP: 0.286, SLG: 0.282		1B		K		E5 2B SF7 1-3		K 1-2		4	1	1	0	0	2	2
Ernie Whitt, L (1, 2) OBP: 0.276, SLG: 0.255		K			F8	1-3 3-H 2B		6-3		4	0	1	1	0	1	1
Inning Stats	R: 0 E: 1 K: 0 S: 3 H: 1 LOB: 1 BB: 1 P: 7	R: 1 E: 0 K: 3 S: 11 H: 2 LOB: 1 BB: 0 P: 11	R: 1 E: 0 K: 0 S: 5 H: 2 LOB: 1 BB: 0 P: 5	R: 0 E: 0 K: 1 S: 5 H: 0 LOB: 0 BB: 0 P: 5	R: 1 E: 1 K: 0 S: 5 H: 1 LOB: 2 BB: 0 P: 6	R: 2 E: 1 K: 0 S: 6 H: 2 LOB: 1 BB: 0 P: 6	R: 0 E: 0 K: 0 S: 4 H: 1 LOB: 1 BB: 0 P: 4	R: 0 E: 0 K: 1 S: 5 H: 1 LOB: 0 BB: 0 P: 5	R: 0 E: 0 K: 1 S: 6 H: 1 LOB: 1 BB: 0 P: 6	1B: 7 2B: 2 3B: 0 HR: 2 SF: 2 SAC: 0 DP: 0 HBP: 1						

TOP

Toronto Blue Jays @ Detroit Tigers

Tiger Stadium, Detroit, MI

Sat Jul 05 1980, 3:33 AM EDT

Att. 32,925 - Unknown - 80 F

livebaseballscorecards.com

AB	36
R	5
H	11
RBI	5
BB	1
SO	6
LOB	11

WP: 0 PB: 0 SB: 1 CS: 1 PA: 40

PITCHER	IP	WLS	BF	H	R	ER	SO	BB	IBB	HBP	BLK	WP	HR	S	P	ERA	WHIP
Milt Wilcox, R (1, 1) ERA: 3.65	6.0	L	29	8	5	3	4	1	0	1	0	0	2	35	40	4.50	1.500
Dan Schatzeder, L (7, 1) ERA: 5.29	3.0		11	3	0	0	2	0	0	0	0	0	0	15	15	0.00	1.000

PITCHER	IP	WLS	BF	H	R	ER	SO	BB	IBB	HBP	BLK	WP	HR	S	P	ERA	WHIP

Toronto Blue Jays @ Detroit Tigers

Tiger Stadium, Detroit, MI

Sat Jul 05 1980, 3:33 AM EDT

Att. 32,925 - Unknown - 80 F

BOTTOM

Batter	1	2	3	4	5	6	7	8	9	AB	R	H	RBI	BB	SO	LOB
Rick Peters, S (1, 8) OBP: 0.362, SLG: 0.359	BBBB 4-0 FC5-4 BB		BBBB 4-0 1B 1B BB	x 0-0 ③ 3-1		x 0-0 ② 3-4-1 1-2		x 0-0 1B 1B		3	0	1	0	2	0	3
Alan Trammell, R (1, 6) OBP: 0.402, SLG: 0.440	x 0-0 ① FC5-4 WP 1B 1-2f		x 0-0 1B 1-2 1B		x 0-0 ① F9 SSS 0-3 ③ K			x 0-0 ② F9		5	1	1	0	0	1	3
Steve Kemp, L (1, 7) OBP: 0.408, SLG: 0.447	BBBB 4-0 1B 1-2 BB		x 0-0 ① 1-3 2-3 1B		x 0-0 BB 1B 1B		x 0-0 ① 1-3	x 0-0 1-3 1B		4	1	3	0	1	0	0
Richie Hebner, L (1, 3) OBP: 0.365, SLG: 0.476	x 0-0 1-2 2-H 1B		x 0-0 ② F5		BBBB 4-0 1B 1-2 BB		x 0-0 ② F8	x 0-0 ③ F7		4	0	1	1	1	0	4
Al Cowens, R (1, 9) OBP: 0.332, SLG: 0.345	SSS 0-3 ② K		x 0-0 ③ 6-3		SSS 0-3 ② K		x 0-0 1B 2B 1B		x 0-0 ① 5-3	5	1	1	0	0	2	6
Champ Summers, L (1, 10) OBP: 0.401, SLG: 0.485 Jim Lentine, R (7, PR) OBP: 0.319, SLG: 0.309	SSS 0-3 ③ K			x 0-0 ① 4-3	x 0-0 1-3 2-H 1B		x 0-0 2B 1-3 1B		SSS 0-3 ② K	4 1	0 0	2 0	1 0	0 0	1 1	2 0
John Wockenfuss, R (1, 2) OBP: 0.416, SLG: 0.486		SSS 0-3 ① K		BBBB 4-0 1B BB	x 0-0 ③ 4-3		x 0-0 1-3 3-H 2B		x 0-0 FC4-6 1B	4	0	2	1	1	1	2
Tom Brookens, R (1, 5) OBP: 0.336, SLG: 0.393		x 0-0 ② 4-3		x 0-0 ② F9		x 0-0 3-4-1 1B	x 0-0 ③ F3		x 0-0 ③ FC4-6 1-2f	5	0	1	0	0	0	5
Lou Whitaker, L (1, 4) OBP: 0.353, SLG: 0.265		SSS 0-3 ③ K		x 0-0 1-2 1B		x 0-0 ① F7		x 0-0 ① 4-3		4	0	1	0	0	1	1
Inning Stats	R: 1 E: 0 K: 2 S: 8 H: 1 LOB: 2 BB: 2 P: 16	R: 0 E: 0 K: 2 S: 7 H: 0 LOB: 0 BB: 0 P: 7	R: 0 E: 0 K: 0 S: 4 H: 2 LOB: 2 BB: 1 P: 8	R: 0 E: 0 K: 0 S: 4 H: 1 LOB: 2 BB: 1 P: 8	R: 1 E: 0 K: 1 S: 7 H: 2 LOB: 2 BB: 1 P: 11	R: 0 E: 0 K: 1 S: 6 H: 1 LOB: 1 BB: 0 P: 6	R: 1 E: 0 K: 0 S: 6 H: 3 LOB: 3 BB: 0 P: 6	R: 0 E: 0 K: 0 S: 5 H: 2 LOB: 2 BB: 0 P: 5	R: 0 E: 0 K: 1 S: 6 H: 1 LOB: 1 BB: 0 P: 6	1B: 12 2B: 1 3B: 0 HR: 0	SF: 0 SAC: 0 DP: 0 HBP: 0						

livebaseballscorecards.com

	AB	39
	R	3
	H	13
	RBI	3
	BB	5
	SO	7
	LOB	26

WP: 1 PB: 0 SB: 0 CS: 0 PA: 44

PITCHER		IP	WLS	BF	H	R	ER	SO	BB	IBB	HBP	BLK	WP	HR	S	P	ERA	WHIP
Jim Clancy, R ERA: 2.61	(1, 1)	7.2	W	39	12	3	3	6	5	0	0	0	1	0	46	66	3.52	2.217
Jerry Garvin, L ERA: 2.08	(8, 1)	1.1	S	5	1	0	0	1	0	0	0	0	0	0	7	7	0.00	0.750

PITCHER	IP	WLS	BF	H	R	ER	SO	BB	IBB	HBP	BLK	WP	HR	S	P	ERA	WHIP

Batter	1	2	3	4	5	6	7	8	9	AB	R	H	RBI	BB	SO	LOB
Alfredo Griffin, S (1, 6) OBP: 0.274, SLG: 0.349	4-3 SF8 2B		F1			BBBB 4-0 CS BB	0-0 4-3			3	1	1	0	1	0	0
Bob Bailor, R (1, 8) OBP: 0.303, SLG: 0.246	0-0 4-3 2-3		0-0 4-3			SSS 0-3 K 1-2		0-0 F9		4	0	0	0	0	1	2
John Mayberry, L (1, 10) OBP: 0.374, SLG: 0.492 Joe Cannon, L (8, PR) OBP: 0.083, SLG: 0.083	0-0 SF8 3-H		0-0 F8			0-0 HR		0-0 G6-4-3 1B		3 0	1 0	2 0	2 0	0 0	0 0	0 0
Roy Howell, L (1, 5) OBP: 0.315, SLG: 0.369	BBBB 4-0 FC6-4 BB			0-0 F6		0-0 F7		0-0 G6-4-3 1-2f		3	0	0	0	1	0	1
Lloyd Moseby, L (1, 7) OBP: 0.273, SLG: 0.361	0-0 FC6-4 1-2f			SSS 0-3 K			0-0 F9		BBBB 4-0 1B BB	3	0	0	0	1	1	1
Barry Bonnell, R (1, 9) OBP: 0.306, SLG: 0.410		SSS 0-3 K		0-0 F7			BBBB 4-0 1B HR BB		0-0 F4	3	1	0	0	1	1	1
Damaso Garcia, R (1, 4) OBP: 0.289, SLG: 0.408		0-0 5-3			0-0 F8		0-0 HR 1-2 1B		SSS 0-3 K	4	1	1	0	0	1	1
Doug Ault, R (1, 3) OBP: 0.318, SLG: 0.282 Al Woods, L (7, PH) OBP: 0.362, SLG: 0.470 Garth Iorg, R (7, 3) OBP: 0.308, SLG: 0.408		H 1-0 HBP			BBBB 4-0 G1-6-3 BB		0-0 F4		0-0 1B 1-2	0 1 1	0 0 0	0 0 1	0 0 0	1 0 0	0 0 0	0 2 0
Ernie Whitt, L (1, 2) OBP: 0.275, SLG: 0.286		0-0 F7			0-0 G1-6-3 1-2f		0-0 HR 1-H 2-H		SSS 0-3 K	4	1	1	3	0	1	4
Inning Stats	R: 1 H: 1 E: 0 LOB: 1 K: 0 BB: 1 S: 4 P: 8	R: 0 H: 0 E: 0 LOB: 1 K: 1 BB: 0 S: 5 P: 6	R: 0 H: 0 E: 0 LOB: 0 K: 0 BB: 0 S: 3 P: 3	R: 0 H: 0 E: 0 LOB: 0 K: 1 BB: 0 S: 5 P: 5	R: 0 H: 0 E: 0 LOB: 0 K: 0 BB: 1 S: 2 P: 6	R: 1 H: 1 E: 0 LOB: 0 K: 1 BB: 1 S: 5 P: 9	R: 3 H: 2 E: 0 LOB: 0 K: 0 BB: 1 S: 5 P: 9	R: 0 H: 1 E: 0 LOB: 1 K: 0 BB: 0 S: 3 P: 3	R: 0 H: 1 E: 0 LOB: 2 K: 2 BB: 1 S: 8 P: 12	1B: 3 SF: 1 2B: 2 SAC: 0 3B: 0 DP: 3 HR: 2 HBP: 1						

TOP

Toronto Blue Jays @ Detroit Tigers

Tiger Stadium, Detroit, MI

Sun Jul 06 1980, 3:33 AM EDT

Att. 28,564 - Unknown

livebaseballscorecards.com

AB	29
R	5
H	6
RBI	5
BB	5
SO	5
LOB	12

WP: 0 PA: 36
PB: 0
SB: 0
CS: 1

PITCHER		IP	WLS	BF	H	R	ER	SO	BB	IBB	HBP	BLK	WP	HR	S	P	ERA	WHIP
Jack Morris, R ERA: 4.22	(1, 1)	7.0	W	28	4	5	5	3	4	0	1	0	0	2	29	46	6.43	1.143
Aurelio Lopez, R ERA: 3.49	(8, 1)	2.0	S	8	2	0	0	2	1	0	0	0	0	0	11	15	0.00	1.500

PITCHER	IP	WLS	BF	H	R	ER	SO	BB	IBB	HBP	BLK	WP	HR	S	P	ERA	WHIP

Toronto Blue Jays @ Detroit Tigers

Tiger Stadium, Detroit, MI

Sun Jul 06 1980, 3:33 AM EDT

Att. 28,564 - Unknown

livebaseballscorecards.com

BOTTOM

Batter	1	2	3	4	5	6	7	8	9	AB	R	H	RBI	BB	SO	LOB
Rick Peters, S (1, 8) OBP: 0.371, SLG: 0.366	0-0 BB 1B SF5 1B	0-0 1B			0-3 ① K 1-2	4-0 1B 1-2 BB		0-0 CS 1B		3	1	2	0	1	1	1
Jim Lentine, R (8, PH) OBP: 0.326, SLG: 0.317 (9, 8)										1	0	1	0	0	0	0
Alan Trammell, R (1, 6) OBP: 0.402, SLG: 0.439	0-0 SF5 BB 1-2 1B	0-0 ③ F7			0-0 ② F8	0-0 1-2 2-H 3-H 1B		0-0 ①② F4 1-2		5	0	2	2	0	0	3
Steve Kemp, L (1, 7) OBP: 0.408, SLG: 0.441	4-0 FC5 SF5 1-2 2-3 BB		0-3 ① K		4-0 3B BB	0-0 ③ F5		0-0 ③ F8		3	1	0	0	2	1	2
Richie Hebner, L (1, 3) OBP: 0.367, SLG: 0.493	0-0 ① SF5 1-2 2-3 3-H	0-0 ② F8			0-0 1-H 2-H 3B		0-0 1B 2B			3	1	2	3	0	0	0
Al Cowens, R (1, 9) OBP: 0.327, SLG: 0.339	0-0 ② F6	0-0 ③ F8			0-0 ③ F5		0-0 ① F7			4	0	0	0	0	0	4
Champ Summers, L (1, 10) OBP: 0.410, SLG: 0.488	4-0 IBB		4-0 BB G6-3			0-0 FC4-6 1B 1B	0-0 E6 E 2-H 1B			1	1	1	0	2	0	0
John Wockenfuss, R (7, PH) OBP: 0.419, SLG: 0.490										1	0	1	1	0	0	0
Lance Parrish, R (1, 2) OBP: 0.304, SLG: 0.461	0-0 ③ FC5 2-3f		0-0 ①② G6-3 1-2f			0-0 FC4-6 1-2 1B	0-0 ② E6 1-3 1B			4	1	1	0	0	0	5
Tom Brookens, R (1, 5) OBP: 0.335, SLG: 0.390		0-0 ① F9	0-0 ③ 6-3			0-3 ① K	0-0 2-H 1B			4	0	1	1	0	1	2
Lou Whitaker, L (1, 4) OBP: 0.351, SLG: 0.265		0-0 ② 6-3			0-0 WP 3B 1B	0-0 ② FC4-6 BB 1-2f 2-3 1B	0-0 ③ 4-3			4	2	1	0	0	0	3
Inning Stats	R: 1 E: 0 K: 0 S: 5 H: 2 LOB: 3 BB: 2 P: 13	R: 0 E: 0 K: 0 S: 4 H: 1 LOB: 1 BB: 0 P: 4	R: 0 E: 0 K: 1 S: 5 H: 0 LOB: 0 BB: 0 P: 5	R: 0 E: 0 K: 0 S: 2 H: 0 LOB: 0 BB: 1 P: 6	R: 2 E: 0 K: 1 S: 7 H: 2 LOB: 1 BB: 1 P: 11	R: 2 E: 0 K: 1 S: 8 H: 3 LOB: 2 BB: 1 P: 12	R: 2 E: 1 K: 0 S: 6 H: 3 LOB: 1 BB: 0 P: 6	R: 0 E: 0 K: 0 S: 3 H: 1 LOB: 0 BB: 0 P: 3		1B: 10 2B: 1 3B: 1 HR: 0	SF: 1 SAC: 0 DP: 1 HBP: 0					

	AB	33
	R	7
	H	12
	RBI	7
	BB	5
	SO	3
	LOB	20

WP: 1 PB: 0 SB: 0 CS: 1 PA: 39

PITCHER		IP	WLS	BF	H	R	ER	SO	BB	IBB	HBP	BLK	WP	HR	S	P	ERA	WHIP
Joey McLaughlin, R ERA: 4.68	(1, 1)	4.2		21	4	3	3	2	3	1	0	0	1	0	21	37	5.79	1.500
Paul Mirabella, L ERA: 4.61	(5, 1)	0.0		1	1	0	0	0	0	0	0	0	0	0	1	1	∞	∞
Tom Buskey, R ERA: 4.05	(5, 1)	1.0		7	3	2	2	1	1	0	0	0	0	0	8	12	18.00	4.000
Jerry Garvin, L ERA: 2.27	(6, 1)	0.2	L	3	1	1	1	0	0	0	0	0	0	0	3	3	13.50	1.500
Mike Barlow, R ERA: 3.68	(7, 1)	0.1		3	2	1	0	0	0	0	0	0	0	0	3	3	0.00	6.000

PITCHER		IP	WLS	BF	H	R	ER	SO	BB	IBB	HBP	BLK	WP	HR	S	P	ERA	WHIP
Balor Moore, L ERA: 4.89	(7, 1)	1.1		4	1	0	0	0	0	0	0	0	0	0	4	4	0.00	0.750

Batter	1	2	3	4	5	6	7	8	9	AB	R	H	RBI	BB	SO	LOB
Miguel Dilone, S (1, 7) OBP: 0.396, SLG: 0.439	4-3		BB 4-3 S 1B	6-3		G3	F9 2-3			4	1	0	0	1	0	2
Jorge Orta, L (1, 9) OBP: 0.427, SLG: 0.419	1-3		BB 1-2 4-3 1B	1B		BB E 1B 1B	1B 1-3 3-H			3	2	2	1	2	0	0
Mike Hargrove, L (1, 3) OBP: 0.408, SLG: 0.407	K		4-3 1-2 2-3	F5		E9 1B 1-3 SF7	4-3			5	1	1	0	0	1	5
Joe Charboneau, R (1, 10) OBP: 0.362, SLG: 0.461		K	BB 1B 1B	K		WP 1-3 3-H		F7		4	1	1	1	1	2	1
Toby Harrah, R (1, 5) OBP: 0.378, SLG: 0.379		5-3	F9		F6	SF7 3-H		F2		4	0	0	1	0	0	3
Ron Hassey, L (1, 2) OBP: 0.379, SLG: 0.422		BB 1B 1B	1B 1-2 2-H 3-H 1B		2B	K 1-2		F4		4	1	2	2	1	1	1
Jack Brohamer, L (1, 4) OBP: 0.375, SLG: 0.400		1B 1-2 1B	1B 1-3 2-H 1B		F6		6-3		1-3	5	0	2	1	0	0	1
Rick Manning, L (1, 8) OBP: 0.341, SLG: 0.259		1-3 2-H 1B	IBB		FC5-4 IBB		F9 1B 2B		F8	3	1	2	1	2	0	0
Tom Veryzer, R (1, 6) OBP: 0.311, SLG: 0.340		K	6-3		FC5-4 1-2f		1B 1B		4-3	5	0	1	0	0	1	7
Inning Stats	R: 0 E: 0 K: 1 S: 5 H: 0 LOB: 0 BB: 0 P: 5	R: 1 E: 0 K: 2 S: 9 H: 2 LOB: 2 BB: 1 P: 13	R: 3 E: 0 K: 0 S: 5 H: 2 LOB: 3 BB: 4 P: 21	R: 0 E: 0 K: 1 S: 6 H: 1 LOB: 1 BB: 0 P: 6	R: 0 E: 0 K: 0 S: 4 H: 1 LOB: 2 BB: 1 P: 8	R: 2 E: 1 K: 1 S: 7 H: 2 LOB: 1 BB: 1 P: 11	R: 1 E: 0 K: 0 S: 6 H: 3 LOB: 2 BB: 0 P: 6	R: 0 E: 0 K: 0 S: 3 H: 0 LOB: 0 BB: 0 P: 3	R: 0 E: 0 K: 0 S: 3 H: 0 LOB: 0 BB: 0 P: 3	1B: 9 2B: 2 3B: 0 HR: 0	SF: 1 SAC: 0 DP: 0 HBP: 0						

Cleveland Indians @ Toronto Blue Jays

Exhibition Stadium, Toronto, ON

Thu Jul 10 1980, 7:05 PM EDT

Att. 17,178 - Unknown - 83 F

TOP

livebaseballscorecards.com

AB	37
R	7
H	11
RBI	7
BB	7
SO	5
LOB	20

PITCHER	IP	WLS	BF	H	R	ER	SO	BB	IBB	HBP	BLK	WP	HR	S	P	ERA	WHIP
Jim Clancy, R (1, 1) ERA: 2.93	5.2	L	32	8	6	6	4	5	2	0	0	0	0	33	61	9.53	2.294
Paul Mirabella, L (6, 1) ERA: 4.64	1.1		7	3	1	1	1	0	0	0	0	1	0	9	9	6.75	2.250
Tom Buskey, R (8, 1) ERA: 3.97	1.0		3	0	0	0	0	0	0	0	0	0	0	3	3	0.00	0.000
Mike Barlow, R (9, 1) ERA: 3.45	1.0		3	0	0	0	0	0	0	0	0	0	0	3	3	0.00	0.000

PITCHER	IP	WLS	BF	H	R	ER	SO	BB	IBB	HBP	BLK	WP	HR	S	P	ERA	WHIP

Batter	1	2	3	4	5	6	7	8	9	AB	R	H	RBI	BB	SO	LOB
Alfredo Griffin, S (1, 6) OBP: 0.277, SLG: 0.351	1B		G3		K			FC6-4		4	1	2	0	0	1	1
Damaso Garcia, R (1, 4) OBP: 0.292, SLG: 0.409	1B G6-3 1-3		BB		F7			FC6-4 BB 1-2f		4	2	2	0	0	0	2
John Mayberry, L (1, 3) OBP: 0.379, SLG: 0.492	G6-3 1-3 3-H		BBBB FC6-4 1-2			F9		BBBB FC5 1B 1-2		2	0	1	1	2	0	0
Roy Howell, L (1, 5) OBP: 0.310, SLG: 0.364	G6-3 1-2f 3-H		FC6-4 1-2f			4-3		L6		4	0	0	0	0	0	5
Al Woods, L (1, 7) OBP: 0.365, SLG: 0.468	5-3			BBBB G5-4-3 BB		F7		1-2 2-H		3	0	1	1	1	0	0
Barry Bonnell, R (1, 9) OBP: 0.301, SLG: 0.403		1-3		G5-4-3 1-2f			6-3	FC5 2-3f		4	0	0	0	0	0	3
Lloyd Moseby, L (1, 10) OBP: 0.280, SLG: 0.361		6-3		F8			BBBB 6-3 BB		FC4-6 1B	3	0	1	0	1	0	0
Bob Bailor, R (1, 8) OBP: 0.305, SLG: 0.258 Steve Braun, L (7, PH) OBP: 0.115, SLG: 0.042 Joe Cannon, L (8, 8) OBP: 0.080, SLG: 0.080		F7			3-1 2B		6-3 1-2		FC4-6 6-3-5 1-2f	2 1 1	0 0 0	1 0 0	0 0 0	0 0 0	0 0 0	0 1 1
Ernie Whitt, L (1, 2) OBP: 0.268, SLG: 0.277 Otto Velez, R (9, PH) OBP: 0.391, SLG: 0.523			4-3		3-1 2-3		3-1		6-3-5 1-3f	3 1	0 0	0 0	0 0	0 0	0 0	2 1
Inning Stats	R: 2 E: 0 K: 0 S: 5 H: 3 LOB: 0 BB: 0 P: 5	R: 0 E: 0 K: 0 S: 3 H: 0 LOB: 0 BB: 0 P: 3	R: 0 E: 0 K: 0 S: 4 H: 1 LOB: 2 BB: 1 P: 8	R: 0 E: 0 K: 0 S: 2 H: 0 LOB: 0 BB: 1 P: 6	R: 0 E: 0 K: 1 S: 6 H: 1 LOB: 1 BB: 0 P: 6	R: 0 E: 0 K: 0 S: 3 H: 0 LOB: 0 BB: 0 P: 3	R: 0 E: 0 K: 0 S: 3 H: 0 LOB: 1 BB: 1 P: 7	R: 1 E: 0 K: 0 S: 5 H: 2 LOB: 2 BB: 1 P: 9	R: 0 E: 0 K: 0 S: 3 H: 1 LOB: 0 BB: 0 P: 3	1B: 7 2B: 2 3B: 0 HR: 0	SF: 0 SAC: 0 DP: 3 HBP: 0						

PITCHER	IP	WLS	BF	H	R	ER	SO	BB	IBB	HBP	BLK	WP	HR	S	P	ERA	WHIP
John Denny, R (1, 1) ERA: 4.01	9.0	W	36	8	3	3	1	4	0	0	0	0	0	34	50	3.00	1.333

PITCHER	IP	WLS	BF	H	R	ER	SO	BB	IBB	HBP	BLK	WP	HR	S	P	ERA	WHIP

BOTTOM

Cleveland Indians @ Toronto Blue Jays

Exhibition Stadium, Toronto, ON

Thu Jul 10 1980, 7:05 PM EDT

Att. 17,178 - Unknown - 83 F

livebaseballscorecards.com

AB	32
R	3
H	8
RBI	2
BB	4
SO	1
LOB	16

WP: 0	PB: 0	SB: 0	CS: 0
PA: 36			

Batter	1	2	3	4	5	6	7	8	9	AB	R	H	RBI	BB	SO	LOB
Miguel Dilone, S (1, 7) OBP: 0.398, SLG: 0.437	6-3		3-1 1B		BBB 4-0 E SF7 BB		SSS 0-3 K			3	1	1	0	1	1	0
Jorge Orta, L (1, 9) OBP: 0.422, SLG: 0.413	F9		3-1 1-2		L5 1-3			SSS 0-3 K		4	0	0	0	0	1	2
Mike Hargrove, L (1, 3) OBP: 0.406, SLG: 0.406	1B		G3		SF7 3-H			G3		3	0	1	1	0	0	1
Joe Charboneau, R (1, 10) OBP: 0.357, SLG: 0.454	F9			1-3	F8			L6		4	0	0	0	0	0	1
Toby Harrah, R (1, 5) OBP: 0.377, SLG: 0.375		5-3		BBBB 4-0 1B E BB		F7			F8	3	1	0	0	1	0	0
Ron Hassey, L (1, 2) OBP: 0.376, SLG: 0.419		6-3		E 1-3 SF7 1B		3-1			4-3	4	1	1	0	0	0	0
Jack Brohamer, L (1, 4) OBP: 0.370, SLG: 0.386		BBBB 4-0 BB		E3 FC6-4 1-3 3-H		4-3			6-3	3	0	0	1	1	0	1
Rick Manning, L (1, 8) OBP: 0.337, SLG: 0.256		L3		SF7 3-H			6-3			2	0	0	1	0	0	1
Tom Veryzer, R (1, 6) OBP: 0.307, SLG: 0.335			6-3	FC6-4 1-2f			F4			3	0	0	0	0	0	1
Inning Stats	R: 0 H: 1 E: 0 LOB: 1 K: 0 BB: 0 S: 4 P: 4	R: 0 H: 0 E: 0 LOB: 1 K: 0 BB: 1 S: 3 P: 7	R: 0 H: 1 E: 0 LOB: 1 K: 0 BB: 0 S: 4 P: 4	R: 2 H: 1 E: 1 LOB: 1 K: 0 BB: 1 S: 5 P: 9	R: 1 H: 0 E: 1 LOB: 0 K: 0 BB: 1 S: 3 P: 7	R: 0 H: 0 E: 0 LOB: 0 K: 0 BB: 0 S: 3 P: 3	R: 0 H: 0 E: 0 LOB: 0 K: 1 BB: 0 S: 5 P: 5	R: 0 H: 0 E: 0 LOB: 0 K: 1 BB: 0 S: 5 P: 5	R: 0 H: 0 E: 0 LOB: 0 K: 0 BB: 0 S: 3 P: 3	1B: 3 SF: 2 2B: 0 SAC: 0 3B: 0 DP: 0 HR: 0 HBP: 0						

TOP

Cleveland Indians @ Toronto Blue Jays

Exhibition Stadium, Toronto, ON

Fri Jul 11 1980, 7:05 PM EDT

Att. 16,621 - Unknown - 83 F

livebaseballscorecards.com

AB	29
R	3
H	3
RBI	3
BB	3
SO	2
LOB	7

PITCHER		IP	WLS	BF	H	R	ER	SO	BB	IBB	HBP	BLK	WP	HR	S	P	ERA	WHIP
Dave Stieb, R ERA: 2.96	(1, 1)	9.0	W	34	3	3	1	2	3	0	0	0	0	0	35	47	1.00	0.667

PITCHER	IP	WLS	BF	H	R	ER	SO	BB	IBB	HBP	BLK	WP	HR	S	P	ERA	WHIP

Cleveland Indians @ Toronto Blue Jays

Exhibition Stadium, Toronto, ON

Fri Jul 11 1980, 7:05 PM EDT

Att. 16,621 - Unknown - 83 F

livebaseballscorecards.com

BOTTOM

Batter	1	2	3	4	5	6	7	8	9	AB	R	H	RBI	BB	SO	LOB
Alfredo Griffin, S (1, 6) OBP: 0.279, SLG: 0.350	BBBB 4-0 4-3 BB	x 0-0 ① L5		x 0-0 ② 6-3		x 0-0 ② 4-3 2-3		x 0-0 CS 1B		4	0	1	0	1	0	4
Damaso Garcia, R (1, 4) OBP: 0.298, SLG: 0.420	x 0-0 ① F8	x 0-0 1-2 2-H 3-H 1B		SSS 0-3 ③ K		x 0-0 3-H 3B		x 0-0 ② 1B 1-2 1B		5	0	3	3	0	1	1
Al Woods, L (1, 7) OBP: 0.366, SLG: 0.466	x 0-0 ② 4-3 1-2	x 0-0 ② F9			x 0-0 HR 1B	x 0-0 ③ G3		x 0-0 1-2 1B		5	1	2	0	0	0	4
Otto Velez, R (1, 10) OBP: 0.396, SLG: 0.535	BBBB 4-0 BB	SSS 0-3 ③ K			x 0-0 1-H HR		BBB 4-0 1B BB	SSS 0-3 ③ K		3	1	1	2	2	2	4
John Mayberry, L (1, 3) OBP: 0.374, SLG: 0.484	x 0-0 ③ G3		x 0-0 ① 4-3		x 0-0 ① F9		x 0-0 ① F8			4	0	0	0	0	0	3
Roy Howell, L (1, 5) OBP: 0.313, SLG: 0.366		x 0-0 1B BB HBP 1B	x 0-0 ② F7		x 0-0 ② 4-3		x 0-0 1-2 FC6-4 1B			4	1	2	0	0	0	0
Barry Bonnell, R (1, 9) OBP: 0.304, SLG: 0.406		BBBB 4-0 HBP 1B 1-2 1B BB	x 0-0 2B		SSS 0-3 ③ K		x 0-0 ② L7			3	1	1	0	1	1	2
Bob Bailor, R (1, 8) OBP: 0.304, SLG: 0.257		x 0-0 HBP 1-2 2-3 1B 1B	x 0-0 ③ F7			x 0-0 ① F3	x 0-0 ③ FC6-4 1-2f			4	1	1	0	0	0	3
Bob Davis, R (1, 2) OBP: 0.264, SLG: 0.343		H 1-0 1B 1-2 2-3 3-H HBP		x 0-0 ① 5-3		x 0-0 4-3 3B 2B		x 0-0 ① G3		3	1	1	1	0	0	0
Inning Stats	R: 0 E: 0 K: 0 S: 3 H: 0 LOB: 2 BB: 2 P: 11	R: 3 E: 0 K: 1 S: 8 H: 3 LOB: 2 BB: 1 P: 13	R: 0 E: 0 K: 0 S: 4 H: 1 LOB: 1 BB: 0 P: 4	R: 0 E: 0 K: 1 S: 5 H: 0 LOB: 0 BB: 0 P: 5	R: 2 E: 0 K: 1 S: 7 H: 2 LOB: 0 BB: 0 P: 7	R: 1 E: 0 K: 0 S: 5 H: 2 LOB: 1 BB: 0 P: 5	R: 0 E: 0 K: 0 S: 4 H: 1 LOB: 2 BB: 1 P: 8	R: 0 E: 0 K: 1 S: 7 H: 3 LOB: 2 BB: 0 P: 7		1B: 8 2B: 2 3B: 1 HR: 1	SF: 0 SAC: 0 DP: 0 HBP: 1						

	AB	35
	R	6
	H	12
	RBI	6
	BB	4
	SO	4
	LOB	21

WP: 0 PB: 0 SB: 0 CS: 1 PA: 40

PITCHER		IP	WLS	BF	H	R	ER	SO	BB	IBB	HBP	BLK	WP	HR	S	P	ERA	WHIP
Wayne Garland, R ERA: 3.82	(1, 1)	5.2	L	29	8	6	6	3	3	0	1	0	0	1	31	44	9.53	1.941
Bob Owchinko, L ERA: 5.55	(6, 1)	2.1		11	4	0	0	1	1	0	0	0	0	0	12	16	0.00	2.143

PITCHER	IP	WLS	BF	H	R	ER	SO	BB	IBB	HBP	BLK	WP	HR	S	P	ERA	WHIP

Batter	1	2	3	4	5	6	7	8	9	AB	R	H	RBI	BB	SO	LOB
Charlie Moore, R (1, 2) OBP: 0.349, SLG: 0.358	K S S S	FC 1B 1-2 2-3 1B		F8			5-3		3B 1B	5	2	2	0	0	1	0
Robin Yount, R (1, 6) OBP: 0.343, SLG: 0.567	F7	FC WP 1B 1-2 2-3 3-H 1B		P4			2B		1-H 1B 3B	5	2	2	2	0	0	2
Cecil Cooper, L (1, 3) OBP: 0.372, SLG: 0.505	F7	1B WP 1-2 2-H 3-H 1B			4-3		F8		BB 3-H 1B	5	0	2	3	0	0	1
Gorman Thomas, R (1, 8) OBP: 0.289, SLG: 0.452		F8 G4-6-3 1-3 2-H 1B			G3 1B		F7		F8	5	0	2	1	0	0	2
Ben Oglivie, L (1, 7) OBP: 0.398, SLG: 0.613		1B 2B BB G4-6-3 1-2f			G3 1-2			6-3 6-3 1B	B B B B FC5-4 1-2 BB	3	1	1	0	2	0	3
Sixto Lezcano, R (1, 9) OBP: 0.303, SLG: 0.421		2B FC 1-2 1B	1-3		1-4-3			6-3 1-2	FC5-4 1-2f	5	1	1	0	0	0	4
Don Money, R (1, 5) OBP: 0.355, SLG: 0.540		FC 1-3 2-H 2B	S S S K			6-3		6-3 2-3		4	1	1	1	0	1	1
Mark Brouhard, R (1, 10) OBP: 0.296, SLG: 0.447		FC 1B 1B FC 2-3 3-H	F7			4-3		S S S K		4	1	0	1	0	1	2
Jim Gantner, L (1, 4) OBP: 0.292, SLG: 0.316		FC 1B 1-2 1B 3-H		G1		4-3			G3	4	1	1	1	0	0	0
Inning Stats	R: 0 H: 0 E: 0 LOB: 0 K: 1 BB: 0 S: 5 P: 5	R: 7 H: 6 E: 0 LOB: 1 K: 0 BB: 1 S: 10 P: 14	R: 0 H: 0 E: 0 LOB: 0 K: 1 BB: 0 S: 5 P: 5	R: 0 H: 0 E: 0 LOB: 0 K: 0 BB: 0 S: 3 P: 3	R: 0 H: 1 E: 0 LOB: 1 K: 0 BB: 0 S: 4 P: 4	R: 0 H: 0 E: 0 LOB: 0 K: 0 BB: 0 S: 3 P: 3	R: 0 H: 1 E: 0 LOB: 1 K: 0 BB: 0 S: 4 P: 4	R: 0 H: 1 E: 0 LOB: 1 K: 1 BB: 0 S: 6 P: 6	R: 2 H: 3 E: 0 LOB: 2 K: 0 BB: 1 S: 6 P: 10	1B: 9 SF: 0 2B: 2 SAC: 0 3B: 1 DP: 1 HR: 0 HBP: 0						WP: 1 PA: 42 PB: 0 SB: 0 CS: 0	

Milwaukee Brewers @ Toronto Blue Jays

Exhibition Stadium, Toronto, ON

Sat Jul 12 1980, 3:33 AM EDT

Att. 23,624 - Unknown - 72 F

TOP

livebaseballscorecards.com

AB	40
R	9
H	12
RBI	9
BB	2
SO	3
LOB	15

PITCHER		IP	WLS	BF	H	R	ER	SO	BB	IBB	HBP	BLK	WP	HR	S	P	ERA	WHIP
Balor Moore, L ERA: 5.89	(1, 1)	1.1	L	10	4	6	6	1	1	0	0	0	0	0	11	15	40.50	3.750
Tom Buskey, R ERA: 4.15	(2, 1)	0.0		3	2	1	1	0	0	0	0	0	1	0	3	3	∞	∞
Paul Mirabella, L ERA: 4.4	(2, 1)	4.2		14	1	0	0	1	0	0	0	0	0	0	16	16	0.00	0.214
Jesse Jefferson, R ERA: 5.0	(7, 1)	2.0		8	2	0	0	1	0	0	0	0	0	0	10	10	0.00	1.000
Mike Barlow, R ERA: 4.32	(9, 1)	1.0		7	3	2	2	0	1	0	0	0	0	0	6	10	18.00	4.000

PITCHER	IP	WLS	BF	H	R	ER	SO	BB	IBB	HBP	BLK	WP	HR	S	P	ERA	WHIP

Milwaukee Brewers @ Toronto Blue Jays

Exhibition Stadium, Toronto, ON

Sat Jul 12 1980, 3:33 AM EDT

Att. 23,624 - Unknown - 72 F

livebaseballscorecards.com

BOTTOM

Batter	1	2	3	4	5	6	7	8	9	AB	R	H	RBI	BB	SO	LOB
Alfredo Griffin, S (1, 6) OBP: 0.281, SLG: 0.352	P5		1-2 E 1B; 1B		F9			2-3 1B		4	1	2	0	0	0	0
Damaso Garcia, R (1, 4) OBP: 0.297, SLG: 0.417	F7		E9; 1-H 2-H 1B			F9		F8		4	0	1	1	0	0	2
Al Woods, L (1, 7) OBP: 0.359, SLG: 0.457	F3		P6			4-3		1-3		4	0	0	0	0	0	3
Otto Velez, R (1, 10) OBP: 0.393, SLG: 0.529		P4		F8		SSS K			FC5-4 1B	4	0	1	0	0	1	0
John Mayberry, L (1, 3) OBP: 0.369, SLG: 0.476		L4		4-3			F2		F7	4	0	0	0	0	0	1
Roy Howell, L (1, 5) OBP: 0.312, SLG: 0.364		3-1		FC5-4 1B			F2		F9	4	0	1	0	0	0	1
Barry Bonnell, R (1, 9) OBP: 0.304, SLG: 0.401			BBB 4-0 1B 1B BB	FC5-4; 1-2f			F8		FC5-4; 1-2f	3	1	0	0	1	0	2
Bob Bailor, R (1, 8) OBP: 0.304, SLG: 0.266			F8		6-3			1B 2B		3	0	1	0	0	0	1
Bob Davis, R (1, 2) OBP: 0.259, SLG: 0.336			F7		F8			F7		3	0	0	0	0	0	2

	AB	33
	R	2
	H	6
	RBI	1
	BB	1
	SO	1
	LOB	12

Inning Stats	1	2	3	4	5	6	7	8	9
	R: 0 H: 0 E: 0 LOB: 0 K: 0 BB: 0 S: 3 P: 3	R: 0 H: 0 E: 0 LOB: 0 K: 0 BB: 0 S: 3 P: 3	R: 2 H: 2 E: 1 LOB: 1 K: 0 BB: 1 S: 5 P: 9	R: 0 H: 1 E: 0 LOB: 1 K: 0 BB: 0 S: 4 P: 4	R: 0 H: 0 E: 0 LOB: 0 K: 0 BB: 0 S: 3 P: 3	R: 0 H: 0 E: 0 LOB: 0 K: 1 BB: 0 S: 5 P: 5	R: 0 H: 0 E: 0 LOB: 0 K: 0 BB: 0 S: 3 P: 3	R: 0 H: 2 E: 0 LOB: 2 K: 0 BB: 0 S: 5 P: 5	R: 0 H: 1 E: 0 LOB: 1 K: 0 BB: 0 S: 4 P: 4

	1B	5	SF	0	WP	0	PA	34
	2B	1	SAC	0	PB	0		
	3B	0	DP	0	SB	0		
	HR	0	HBP	0	CS	0		

PITCHER		IP	WLS	BF	H	R	ER	SO	BB	IBB	HBP	BLK	WP	HR	S	P	ERA	WHIP
Bill Travers, L ERA: 2.93	(1, 1)	9.0	W	34	6	2	1	1	1	0	0	0	0	0	35	39	1.00	0.778

PITCHER	IP	WLS	BF	H	R	ER	SO	BB	IBB	HBP	BLK	WP	HR	S	P	ERA	WHIP

Batter	1	2	3	4	5	6	7	8	9	AB	R	H	RBI	BB	SO	LOB
Robin Yount, R (1, 6) OBP: 0.339, SLG: 0.560	6-3		F8			F8		6-3		4	0	0	0	0	0	1
Sixto Lezcano, R (1, 9) OBP: 0.303, SLG: 0.422	F7			F7		G3, 2B		K		4	0	1	0	0	1	0
Cecil Cooper, L (1, 3) OBP: 0.373, SLG: 0.515	P6			HR		G3, 2-3		1B		4	1	2	1	0	0	1
Gorman Thomas, R (1, 8) OBP: 0.286, SLG: 0.446		F7		P5		F7		K		4	0	0	0	0	1	2
Ben Oglivie, L (1, 7) OBP: 0.396, SLG: 0.606		5-3		F8			BB, BB, BB		G3	3	0	0	0	1	0	0
Don Money, R (1, 5) OBP: 0.358, SLG: 0.542		5-3			P6		BB, 1-2		2B	3	0	1	0	1	0	0
Dick Davis, R (1, 10) OBP: 0.306, SLG: 0.386			6-3		6-3		BB, G5-4-3, 1-2, 2-3		F9	3	0	0	0	1	0	1
Jim Gantner, L (1, 4) OBP: 0.299, SLG: 0.323 Charlie Moore, R (7, PH) OBP: 0.346, SLG: 0.354 (7, 2)			1B		1B		K		K	2 2	0 0	2 0	0 0	0 0	0 2	0 4
Buck Martinez, R (1, 2) OBP: 0.256, SLG: 0.292 Vic Harris, S (7, PH) OBP: 0.381, SLG: 0.353 (7, 4)			K		1-3		G5-4-3, 1-2f			2 1	0 0	0 0	0 0	0 0	1 0	2 3
Inning Stats	R: 0 E: 0 K: 0 S: 3 H: 0 LOB: 0 BB: 0 P: 3	R: 0 E: 0 K: 0 S: 3 H: 0 LOB: 0 BB: 0 P: 3	R: 0 E: 0 K: 1 S: 6 H: 1 LOB: 1 BB: 0 P: 6	R: 1 E: 0 K: 0 S: 4 H: 1 LOB: 0 BB: 0 P: 4	R: 0 E: 0 K: 0 S: 4 H: 1 LOB: 1 BB: 0 P: 4	R: 0 E: 0 K: 0 S: 4 H: 1 LOB: 1 BB: 0 P: 4	R: 0 E: 0 K: 1 S: 4 H: 0 LOB: 2 BB: 3 P: 16	R: 0 E: 0 K: 2 S: 8 H: 1 LOB: 1 BB: 0 P: 8	R: 0 E: 0 K: 1 S: 6 H: 1 LOB: 1 BB: 0 P: 6	1B: 3 2B: 2 3B: 0 HR: 1 SF: 0 SAC: 0 DP: 1 HBP: 0						

PITCHER		IP	WLS	BF	H	R	ER	SO	BB	IBB	HBP	BLK	WP	HR	S	P	ERA	WHIP
Jack Kucek, R ERA: 2.89	(1, 1)	6.0	W	24	4	1	1	1	2	0	0	0	0	1	24	32	1.50	1.000
Tom Buskey, R ERA: 4.15	(7, 1)	0.0		1	0	0	0	0	1	0	0	0	0	0	0	4	∞	∞
Jerry Garvin, L ERA: 2.11	(7, 1)	3.0	S	10	2	0	0	4	0	0	0	0	0	0	18	18	0.00	0.667

PITCHER	IP	WLS	BF	H	R	ER	SO	BB	IBB	HBP	BLK	WP	HR	S	P	ERA	WHIP

TOP

Milwaukee Brewers @ Toronto Blue Jays

Exhibition Stadium, Toronto, ON

Sun Jul 13 1980, 3:33 AM EDT

Unknown - 74 F

livebaseballscorecards.com

AB	32
R	1
H	6
RBI	1
BB	3
SO	5
LOB	14

WP: 0	PA: 35
PB: 0	
SB: 0	
CS: 0	

Batter	1	2	3	4	5	6	7	8	9	AB	R	H	RBI	BB	SO	LOB
Alfredo Griffin, S (1, 6) OBP: 0.278, SLG: 0.347	5-3		P6		F8		F8			4	0	0	0	0	0	0
Damaso Garcia, R (1, 4) OBP: 0.300, SLG: 0.426	1B		3B			F9	L3			4	0	2	0	0	0	0
John Mayberry, L (1, 3) OBP: 0.374, SLG: 0.481	1-2 1B		K			2B 1B		2B 1B		4	1	3	0	0	1	1
Joe Cannon, L (8, PR) OBP: 0.080, SLG: 0.080										0	0	0	0	0	0	0
Doug Ault, R (9, 3) OBP: 0.318, SLG: 0.282										0	0	0	0	0	0	0
Roy Howell, L (1, 10) OBP: 0.311, SLG: 0.366	K			F7		4-3 1-H HR 2B		F7		4	1	1	1	0	1	3
Barry Bonnell, R (1, 8) OBP: 0.307, SLG: 0.419	K			HR		4-3 2-3		1-3 2B		4	1	2	1	0	1	3
Al Woods, L (1, 7) OBP: 0.362, SLG: 0.469		G3		3-1		HR 3-H		FC6-4 IBB		3	1	1	2	1	0	0
Lloyd Moseby, L (1, 9) OBP: 0.279, SLG: 0.357		P5		K		1B		K		4	0	1	0	0	2	3
Garth Iorg, R (1, 5) OBP: 0.286, SLG: 0.377		F8			6-3	K		FC6-4 1-2f		4	0	0	0	0	1	4
Bob Davis, R (1, 2) OBP: 0.253, SLG: 0.329			F9		K		L6			3	0	0	0	0	1	0
Inning Stats	R: 0 E: 0 K: 2 S: 9 H: 2 LOB: 2 BB: 0 P: 9	R: 0 E: 0 K: 0 S: 3 H: 0 LOB: 0 BB: 0 P: 3	R: 0 E: 0 K: 1 S: 6 H: 1 LOB: 1 BB: 0 P: 6	R: 1 E: 0 K: 1 S: 6 H: 1 LOB: 0 BB: 0 P: 6	R: 0 E: 0 K: 1 S: 5 H: 0 LOB: 0 BB: 0 P: 5	R: 3 E: 0 K: 1 S: 9 H: 4 LOB: 1 BB: 0 P: 9	R: 0 E: 0 K: 0 S: 3 H: 0 LOB: 0 BB: 0 P: 3	R: 0 E: 0 K: 1 S: 7 H: 2 LOB: 3 BB: 1 P: 11		1B: 5 2B: 2 3B: 1 HR: 2 SF: 0 SAC: 0 DP: 0 HBP: 0						

PITCHER	IP	WLS	BF	H	R	ER	SO	BB	IBB	HBP	BLK	WP	HR	S	P	ERA	WHIP
Moose Haas, R (1, 1) ERA: 3.05	8.0	L	35	10	4	4	7	0	1	0	0	0	2	48	52	4.50	1.250

PITCHER	IP	WLS	BF	H	R	ER	SO	BB	IBB	HBP	BLK	WP	HR	S	P	ERA	WHIP

BOTTOM

Milwaukee Brewers @ Toronto Blue Jays

Exhibition Stadium, Toronto, ON

Sun Jul 13 1980, 3:33 AM EDT

Unknown - 74 F

livebaseballscorecards.com

AB	34
R	4
H	10
RBI	4
BB	1
SO	7
LOB	14

WP: 0 PA: 35
PB: 0
SB: 0
CS: 0

Milwaukee Brewers @ Toronto Blue Jays

Exhibition Stadium, Toronto, ON

Sun Jul 13 1980, 3:38 AM EDT
Att. 26,331 - Unknown

livebaseballscorecards.com

Batter	1	2	3	4	5	6	7	8	9	AB	R	H	RBI	BB	SO	LOB
Charlie Moore, R (1, 2) OBP: 0.342, SLG: 0.356	5-3		6-3		5-3		S FC6-2 2B		F9	5	0	1	0	0	0	0
Robin Yount, R (1, 6) OBP: 0.334, SLG: 0.552	K		F8		K		FC6-2 PO 2-H			4	0	0	0	0	2	1
Cecil Cooper, L (1, 3) OBP: 0.372, SLG: 0.511	K			2B 4-3 1B		F8	PO 1-2	G3		4	1	1	0	0	1	0
Gorman Thomas, R (1, 8) OBP: 0.294, SLG: 0.462		6-3 1B 2B		4-3 1-3 2B 2B		E S SF9 1B		2B		4	3	4	0	0	0	0
Ben Oglivie, L (1, 7) OBP: 0.394, SLG: 0.602		6-3 2-3		4-3 2-3 3-H		SF9 1-H		IBB		2	0	0	2	1	0	2
Don Money, R (1, 10) OBP: 0.367, SLG: 0.554		3-H 1B		3-H 2B		1B 1B		F8		4	0	3	2	0	0	2
Mark Brouhard, R (1, 9) OBP: 0.294, SLG: 0.439		K		F7		1-2 1B		K		4	0	1	0	0	2	4
Sal Bando, R (1, 5) OBP: 0.266, SLG: 0.262		F8		6-3		P3			F7	4	0	0	0	0	0	4
Jim Gantner, L (1, 4) OBP: 0.293, SLG: 0.316			1-3		F7		4-3		F7	4	0	0	0	0	0	0

Inning Stats	1	2	3	4	5	6	7	8	9		
	R: 0 H: 0	R: 1 H: 2	R: 0 H: 0	R: 2 H: 3	R: 0 H: 0	R: 1 H: 3	R: 0 H: 1	R: 0 H: 1	R: 0 H: 0	1B: 5 SF: 1	WP: 0 PA: 38
	E: 0 LOB: 0	E: 0 LOB: 1	E: 0 LOB: 0	E: 0 LOB: 1	E: 0 LOB: 0	E: 0 LOB: 2	E: 0 LOB: 0	E: 0 LOB: 2	E: 0 LOB: 0	2B: 5 SAC: 0	PB: 0
	K: 2 BB: 0	K: 1 BB: 0	K: 0 BB: 0	K: 0 BB: 0	K: 1 BB: 0	K: 0 BB: 0	K: 0 BB: 0	K: 1 BB: 1	K: 0 BB: 0	3B: 0 DP: 0	SB: 2
	S: 7 P: 7	S: 7 P: 7	S: 3 P: 3	S: 6 P: 6	S: 5 P: 5	S: 6 P: 6	S: 3 P: 3	S: 6 P: 10	S: 3 P: 3	HR: 0 HBP: 0	CS: 0

PITCHER		IP	WLS	BF	H	R	ER	SO	BB	IBB	HBP	BLK	WP	HR	S	P	ERA	WHIP
Joey McLaughlin, R ERA: 4.81	(1, 1)	6.0	L	26	8	4	4	4	0	0	0	0	0	0	34	34	6.00	1.333
Jesse Jefferson, R ERA: 4.78	(7, 1)	3.0		11	2	0	0	1	0	1	0	0	0	0	12	16	0.00	0.667

PITCHER	IP	WLS	BF	H	R	ER	SO	BB	IBB	HBP	BLK	WP	HR	S	P	ERA	WHIP

Batter	1	2	3	4	5	6	7	8	9	AB	R	H	RBI	BB	SO	LOB
Alfredo Griffin, S (1, 6) OBP: 0.275, SLG: 0.343	F9		F8			L3		G3		4	0	0	0	0	0	0
Damaso Garcia, R (1, 4) OBP: 0.306, SLG: 0.430	4-3 1B			K		1B			6-3 5-3 1B	4	0	3	0	0	1	0
John Mayberry, L (1, 10) OBP: 0.369, SLG: 0.473	4-3 1-2			B1-3		P6			5-3 1-2	4	0	0	0	0	0	3
Roy Howell, L (1, 5) OBP: 0.314, SLG: 0.371	F9			2B			G3 1B		6-3 2-3	4	0	2	0	0	0	2
Al Woods, L (1, 7) OBP: 0.360, SLG: 0.463		F4		F9			G3 1-2		BB	3	0	0	0	1	0	2
Barry Bonnell, R (1, 9) OBP: 0.302, SLG: 0.413 (9, 8)		6-3			5-3		F7		F8	4	0	0	0	0	0	3
Doug Ault, R (1, 3) OBP: 0.298, SLG: 0.262		6-3			K		F8			3	0	0	0	0	1	1
Bob Bailor, R (1, 8) OBP: 0.301, SLG: 0.262			F7		F9			K		2	0	0	0	0	0	0
Steve Braun, L (8, PH) OBP: 0.111, SLG: 0.040										1	0	0	0	0	1	0
Bob Davis, R (9, 2) OBP: 0.253, SLG: 0.329										0	0	0	0	0	0	0
Ernie Whitt, L (1, 2) OBP: 0.263, SLG: 0.272			L3			F9		P6		2	0	0	0	0	0	0
Lloyd Moseby, L (8, PH) OBP: 0.277, SLG: 0.354 (9, 9)										1	0	0	0	0	0	0
Inning Stats	R: 0 E: 0 K: 0 S: 4 H: 1 LOB: 1 BB: 0 P: 4	R: 0 E: 0 K: 0 S: 3 H: 0 LOB: 0 BB: 0 P: 3	R: 0 E: 0 K: 0 S: 3 H: 0 LOB: 0 BB: 0 P: 3	R: 0 E: 0 K: 1 S: 6 H: 1 LOB: 1 BB: 0 P: 6	R: 0 E: 0 K: 1 S: 5 H: 0 LOB: 0 BB: 0 P: 5	R: 0 E: 0 K: 0 S: 4 H: 1 LOB: 1 BB: 0 P: 4	R: 0 E: 0 K: 0 S: 4 H: 1 LOB: 1 BB: 0 P: 4	R: 0 E: 0 K: 1 S: 5 H: 0 LOB: 0 BB: 0 P: 5	R: 0 E: 0 K: 0 S: 4 H: 1 LOB: 2 BB: 1 P: 8	1B: 4 2B: 1 3B: 0 HR: 0	SF: 0 SAC: 0 DP: 0 HBP: 0						

PITCHER		IP	WLS	BF	H	R	ER	SO	BB	IBB	HBP	BLK	WP	HR	S	P	ERA	WHIP
Paul Mitchell, R ERA: 1.64	(1, 1)	8.0	W	28	4	0	0	3	0	0	0	0	0	0	34	34	0.00	0.500
Bob McClure, L ERA: 2.73	(9, 1)	1.0		5	1	0	0	0	1	0	0	0	0	0	4	8	0.00	2.000

PITCHER	IP	WLS	BF	H	R	ER	SO	BB	IBB	HBP	BLK	WP	HR	S	P	ERA	WHIP

BOTTOM

Milwaukee Brewers @ Toronto Blue Jays

Exhibition Stadium, Toronto, ON

Sun Jul 13 1980, 3:38 AM EDT

Att. 26,331 - Unknown

livebaseballscorecards.com

AB	32
R	0
H	5
RBI	0
BB	1
SO	3
LOB	11

1B: 4	SF: 0	WP: 0	PA: 33
2B: 1	SAC: 0	PB: 0	
3B: 0	DP: 0	SB: 0	
HR: 0	HBP: 0	CS: 0	

Batter	1	2	3	4	5	6	7	8	9	AB	R	H	RBI	BB	SO	LOB
Robin Yount, R (1, 6) OBP: 0.332, SLG: 0.556	F7	FC6-4 1-2f		5-3			4-3		HR 1-H 3-H	5	1	1	3	0	0	4
Vic Harris, S (1, 9) OBP: 0.308, SLG: 0.273	K	5-3	F8		P5		5-3		5	0	0	0	0	1	0	
Cecil Cooper, L (1, 3) OBP: 0.372, SLG: 0.511	4-3		WP HR 2B	BB	4-3		K		4	1	1	0	1	1	0	
Gorman Thomas, R (1, 8) OBP: 0.294, SLG: 0.469		HR	5-3 2-3	F8		G3			4	1	1	1	0	0	2	
Ben Oglivie, L (1, 7) OBP: 0.395, SLG: 0.611		BB 1B 1B	HR 3-H	L4		K			4	1	2	2	0	1	1	
Don Money, R (1, 5) OBP: 0.359, SLG: 0.540		K	6-3		4-3	6-3			4	0	0	0	0	1	1	
Dick Davis, R (1, 10) OBP: 0.304, SLG: 0.379		F8		WP BB	5-3				6-3	3	0	0	0	1	0	1
Jim Gantner, L (1, 4) OBP: 0.302, SLG: 0.322		BB 1-2 1B		F9 1-2	BB				1B HR 1B	3	1	2	0	1	0	1
Buck Martinez, R (1, 2) OBP: 0.258, SLG: 0.287 Charlie Moore, R (9, PH) OBP: 0.345, SLG: 0.359 (9, 2)		FC6-4 1-2 2-3 BB		P4	P3				1-3 HR 1B	2 1	0 1	0 1	0 0	1 0	0 0	2 0
Inning Stats	R: 0 E: 0 K: 1 S: 5 H: 0 LOB: 0 BB: 0 P: 5	R: 1 E: 0 K: 1 S: 8 H: 3 LOB: 3 BB: 1 P: 12	R: 2 E: 0 K: 0 S: 5 H: 2 LOB: 0 BB: 0 P: 5	R: 0 E: 0 K: 0 S: 3 H: 0 LOB: 1 BB: 1 P: 7	R: 0 E: 0 K: 0 S: 3 H: 0 LOB: 1 BB: 1 P: 7	R: 0 E: 0 K: 0 S: 3 H: 0 LOB: 1 BB: 1 P: 7	R: 0 E: 0 K: 0 S: 3 H: 0 LOB: 0 BB: 0 P: 3	R: 0 E: 0 K: 1 S: 5 H: 0 LOB: 0 BB: 0 P: 5	R: 3 E: 0 K: 1 S: 8 H: 3 LOB: 0 BB: 0 P: 8	1B: 4 2B: 1 3B: 0 HR: 3 SF: 0 SAC: 0 DP: 0 HBP: 0						

PITCHER	IP	WLS	BF	H	R	ER	SO	BB	IBB	HBP	BLK	WP	HR	S	P	ERA	WHIP
Jim Clancy, R (1, 1) ERA: 3.09	8.1	L	36	7	5	5	3	4	0	0	0	2	2	38	54	5.40	1.320
Jerry Garvin, L (9, 1) ERA: 2.28	0.2		3	1	1	1	1	0	0	0	0	0	1	5	5	13.50	1.500

PITCHER	IP	WLS	BF	H	R	ER	SO	BB	IBB	HBP	BLK	WP	HR	S	P	ERA	WHIP

TOP

Milwaukee Brewers @ Toronto Blue Jays

Exhibition Stadium, Toronto, ON

Mon Jul 14 1980, 7:05 PM EDT

Att. 19,443 - Unknown - 80 F

livebaseballscorecards.com

AB	35
R	6
H	8
RBI	6
BB	4
SO	4
LOB	12

WP: 2 PB: 0 SB: 0 CS: 0 PA: 39

Batter	1	2	3	4	5	6	7	8	9	AB	R	H	RBI	BB	SO	LOB
Alfredo Griffin, S (1, 6) OBP: 0.279, SLG: 0.347	2B 1B	1-3 2-H 1B		1B		G6-4-3 1-2f			FC3-6 G6-4-3 1-2f	5	1	3	1	0	0	3
Damaso Garcia, R (1, 4) OBP: 0.304, SLG: 0.430	1-H 2B	P1		5-3			5-3		G6-4-3 1-2f	5	0	1	1	0	0	4
John Mayberry, L (1, 3) OBP: 0.365, SLG: 0.466	F8	F8			K		4-3			4	0	0	0	0	1	1
Otto Velez, R (1, 10) OBP: 0.387, SLG: 0.519	F8	P4			F9		P6			4	0	0	0	0	0	1
Roy Howell, L (1, 5) OBP: 0.319, SLG: 0.380	6-3	1B 1B			1B			SH3-4		4	2	3	0	0	0	1
Al Woods, L (1, 7) OBP: 0.364, SLG: 0.466		6-3	1B 1-2		2-4 2-H			SH3-4 1-2		3	0	2	1	0	0	0
Barry Bonnell, R (1, 8) OBP: 0.309, SLG: 0.416		K	1-3 2-H		2-4 1-2	SH1-4		G6-4-3 IBB		3	0	2	1	1	1	0
Lloyd Moseby, L (1, 9) OBP: 0.281, SLG: 0.357		1B 1B		F9		SH1-4 1-2		G6-4-3 1-2f		2	1	1	0	0	0	0
Doug Ault, R (8, PH) OBP: 0.292, SLG: 0.256										1	0	0	0	0	0	2
Bob Bailor, R (9, 9) OBP: 0.301, SLG: 0.262										0	0	0	0	0	0	0
Bob Davis, R (1, 2) OBP: 0.262, SLG: 0.336		1B 1-2		P6		G6-4-3			FC3-6	3	0	2	0	0	0	0
Steve Braun, L (9, PH) OBP: 0.143, SLG: 0.077										1	0	1	0	0	0	0
Joe Cannon, L (9, PR) OBP: 0.080, SLG: 0.080										0	0	0	0	0	0	0
Inning Stats	R: 1 E: 0 K: 0 S: 5 H: 2 LOB: 1 BB: 0 P: 5	R: 1 E: 0 K: 1 S: 8 H: 3 LOB: 2 BB: 0 P: 8	R: 1 E: 0 K: 0 S: 5 H: 3 LOB: 2 BB: 0 P: 5	R: 0 E: 0 K: 0 S: 4 H: 1 LOB: 1 BB: 0 P: 4	R: 1 E: 0 K: 1 S: 6 H: 2 LOB: 1 BB: 0 P: 6	R: 0 E: 0 K: 0 S: 4 H: 2 LOB: 1 BB: 0 P: 4	R: 0 E: 0 K: 0 S: 3 H: 0 LOB: 0 BB: 0 P: 3	R: 0 E: 0 K: 0 S: 3 H: 1 LOB: 1 BB: 1 P: 7	R: 0 E: 0 K: 0 S: 3 H: 1 LOB: 1 BB: 0 P: 3	1B: 13 2B: 2 3B: 0 HR: 0	SF: 0 SAC: 2 DP: 3 HBP: 0					

PITCHER		IP	WLS	BF	H	R	ER	SO	BB	IBB	HBP	BLK	WP	HR	S	P	ERA	WHIP
Lary Sorensen, R ERA: 3.95	(1, 1)	3.0		16	8	3	3	1	0	0	0	0	0	0	18	18	9.00	2.667
Jerry Augustine, L ERA: 5.11	(4, 1)	5.0	W	20	6	1	1	1	0	1	0	0	0	0	20	24	1.80	1.200
Bill Castro, R ERA: 2.32	(9, 1)	1.0	S	3	1	0	0	0	0	0	0	0	0	0	3	3	0.00	1.000

PITCHER	IP	WLS	BF	H	R	ER	SO	BB	IBB	HBP	BLK	WP	HR	S	P	ERA	WHIP

BOTTOM

Milwaukee Brewers @ Toronto Blue Jays

Exhibition Stadium, Toronto, ON

Mon Jul 14 1980, 7:05 PM EDT

Att. 19,443 - Unknown - 80 F

livebaseballscorecards.com

AB	35
R	4
H	15
RBI	4
BB	1
SO	2
LOB	12

PA: 38

WP: 0 PB: 0 SB: 0 CS: 0

Batter	1	2	3	4	5	6	7	8	9	AB	R	H	RBI	BB	SO	LOB
Alfredo Griffin, S (1, 6) OBP: 0.276, SLG: 0.343	S S S 0-3 ① K		x 0-0 ① F5		x 0-0 ③ F7			x 0-0 ① G3		4	0	0	0	0	1	1
Damaso Garcia, R (1, 4) OBP: 0.300, SLG: 0.424	x 0-0 ② F9		x 0-0 ② F8			x 0-0 ① F9		x 0-0 ② F7		4	0	0	0	0	0	1
John Mayberry, L (1, 3) OBP: 0.370, SLG: 0.493	x 0-0 ③ L4		x 0-0 1-H HR			x 0-0 G5-4-3 1B		x 0-0 HR		4	2	3	3	0	0	0
Otto Velez, R (1, 10) OBP: 0.381, SLG: 0.509		x 0-0 ① 5-3	x 0-0 ③ 6-3			x 0-0 ② ③ G5-4-3 1-2f		x 0-0 ③ F3		4	0	0	0	0	0	1
Roy Howell, L (1, 5) OBP: 0.322, SLG: 0.390		x 0-0 HR		x 0-0 ① G3			x 0-0 ① F7		B B B B 4-0 BB	3	1	1	1	1	0	0
Al Woods, L (1, 7) OBP: 0.366, SLG: 0.466		x 0-0 1B		x 0-0 CS 1B			x 0-0 ② F7		x 0-0 ① F7	4	0	2	0	0	0	1
Barry Bonnell, R (1, 8) OBP: 0.308, SLG: 0.411		x 0-0 ② F3		x 0-0 ② ③ 5-3 1-2			B B B B 4-0 BB		S S S 0-3 ② K	3	0	0	0	1	1	3
Lloyd Moseby, L (1, 9) OBP: 0.273, SLG: 0.346		x 0-0 ③ F8			x 0-0 ① 4-3		x 0-0 ③ F8		x 0-0 ③ F5	4	0	0	0	0	0	3
Ernie Whitt, L (1, 2) OBP: 0.274, SLG: 0.311			x 0-0 HR 1B		x 0-0 ② F9			x 0-0 HR		3	2	2	1	0	0	0
Inning Stats	R: 0 E: 0 K: 1 S: 5 H: 0 LOB: 0 BB: 0 P: 5	R: 1 E: 0 K: 0 S: 5 H: 2 LOB: 1 BB: 0 P: 5	R: 2 E: 0 K: 0 S: 5 H: 2 LOB: 0 BB: 0 P: 5	R: 0 E: 0 K: 0 S: 3 H: 1 LOB: 0 BB: 0 P: 3	R: 0 E: 0 K: 0 S: 3 H: 0 LOB: 0 BB: 0 P: 3	R: 0 E: 0 K: 0 S: 3 H: 1 LOB: 0 BB: 0 P: 3	R: 0 E: 0 K: 0 S: 3 H: 0 LOB: 1 BB: 1 P: 7	R: 2 E: 0 K: 0 S: 5 H: 2 LOB: 0 BB: 0 P: 5	R: 0 E: 0 K: 1 S: 5 H: 0 LOB: 1 BB: 1 P: 9	1B: 4 2B: 0 3B: 0 HR: 4	SF: 0 SAC: 0 DP: 1 HBP: 0						

PITCHER		IP	WLS	BF	H	R	ER	SO	BB	IBB	HBP	BLK	WP	HR	S	P	ERA	WHIP
Glenn Abbott, R ERA: 3.42	(1, 1)	7.2	L	30	8	5	5	1	1	0	0	0	0	4	31	35	5.87	1.174
Dave Heaverlo, R ERA: 3.64	(8, 1)	1.1		5	0	0	0	1	1	0	0	0	0	0	6	10	0.00	0.750

PITCHER	IP	WLS	BF	H	R	ER	SO	BB	IBB	HBP	BLK	WP	HR	S	P	ERA	WHIP

TOP

Toronto Blue Jays @ Seattle Mariners

The Kingdome, Seattle, WA

Wed Jul 16 1980, 10:05 PM EDT

Att. 5,644 - Dome

livebaseballscorecards.com

AB	33
R	5
H	8
RBI	5
BB	2
SO	2
LOB	10

1B: 4	SF: 0	WP: 0	PA: 35		
2B: 0	SAC: 0	PB: 0			
3B: 0	DP: 1	SB: 0			
HR: 4	HBP: 0	CS: 1			

BOTTOM

Toronto Blue Jays @ Seattle Mariners

The Kingdome, Seattle, WA

Wed Jul 16 1980, 10:05 PM EDT

Att. 5,644 - Dome

Batter	1	2	3	4	5	6	7	8	9	AB	R	H	RBI	BB	SO	LOB
Julio Cruz, S (1, 4) OBP: 0.325, SLG: 0.279	6-3		K			G6-4-3 (1-2f)			1-3	4	0	0	0	0	1	1
Jim Anderson, R (1, 5) OBP: 0.310, SLG: 0.354	4-3			6-3			G1-4-3			3	0	1	0	0	0	0
Bruce Bochte, L (1, 3) OBP: 0.365, SLG: 0.439	BB			G6-4-3			F6			2	0	1	0	1	0	1
Willie Horton, R (1, 10) OBP: 0.321, SLG: 0.319	4-3			G6-4-3 (1-2f)			G1-4-3 (1-2f)			3	0	0	0	0	0	3
Dan Meyer, L (1, 7) OBP: 0.344, SLG: 0.436		4-3			6-3			G6-4-3		3	0	1	0	0	0	0
Tom Paciorek, R (1, 9) OBP: 0.357, SLG: 0.530		4-3			K			G6-4-3 (1-2f)		3	0	0	0	0	1	1
Juan Beniquez, R (1, 8) OBP: 0.272, SLG: 0.359		K			K			K		3	0	0	0	0	3	0
Mario Mendoza, R (1, 6) OBP: 0.316, SLG: 0.363			1-3			6-3			4-3	2	0	0	0	0	0	0
Joe Simpson, L (9, PH) OBP: 0.326, SLG: 0.349										1	0	0	0	0	0	0
Marc Hill, R (1, 2) OBP: 0.173, SLG: 0.180			K			BB			F8	2	0	0	0	1	1	0
Inning Stats	R: 0 E: 0 K: 0 S: 3 H: 0 LOB: 1 BB: 1 P: 7	R: 0 E: 0 K: 1 S: 5 H: 0 LOB: 0 BB: 0 P: 5	R: 0 E: 0 K: 2 S: 7 H: 0 LOB: 0 BB: 0 P: 7	R: 0 E: 0 K: 0 S: 3 H: 1 LOB: 0 BB: 0 P: 3	R: 0 E: 0 K: 2 S: 7 H: 0 LOB: 0 BB: 0 P: 7	R: 0 E: 0 K: 0 S: 2 H: 0 LOB: 0 BB: 1 P: 6	R: 0 E: 0 K: 0 S: 3 H: 1 LOB: 0 BB: 0 P: 3	R: 0 E: 0 K: 1 S: 5 H: 1 LOB: 0 BB: 0 P: 5	R: 0 E: 0 K: 0 S: 3 H: 0 LOB: 0 BB: 0 P: 3	1B: 3 2B: 0 3B: 0 HR: 0 SF: 0 SAC: 0 DP: 4 HBP: 0						

PITCHER	IP	WLS	BF	H	R	ER	SO	BB	IBB	HBP	BLK	WP	HR	S	P	ERA	WHIP
Dave Stieb, R (1, 1) ERA: 2.78	9.0	W	28	3	0	0	6	2	0	0	0	0	0	38	46	0.00	0.556

PITCHER	IP	WLS	BF	H	R	ER	SO	BB	IBB	HBP	BLK	WP	HR	S	P	ERA	WHIP

AB	26
R	0
H	3
RBI	0
BB	2
SO	6
LOB	6

PA: 28

WP: 0
PB: 0
SB: 0
CS: 0

livebaseballscorecards.com

Batter	1	2	3	4	5	6	7	8	9	AB	R	H	RBI	BB	SO	LOB
Alfredo Griffin, S (1, 6) OBP: 0.276, SLG: 0.342	L4		F8			CS 1B 1B	L4			4	0	1	0	0	0	1
Damaso Garcia, R (1, 4) OBP: 0.300, SLG: 0.421	F9		4-3			1-2 CS 1B		4-3		4	0	1	0	0	0	0
John Mayberry, L (1, 3) OBP: 0.365, SLG: 0.485	F9			G3		1-2 2-3 4-3		F8		4	0	0	0	0	0	2
Otto Velez, R (1, 10) OBP: 0.383, SLG: 0.528		2B		3-1			HR	F8		4	1	2	1	0	0	0
Roy Howell, L (1, 5) OBP: 0.327, SLG: 0.397		B B B FC6-4 BB		S S S K			1B 2B		FC6-4 1B	3	1	2	0	1	1	0
Barry Bonnell, R (1, 8) OBP: 0.307, SLG: 0.408		S S S K			S S S K		2-H 4-3 1B 1B		1-2f FC6-4 4-3	4	1	1	1	0	2	3
Al Woods, L (1, 7) OBP: 0.360, SLG: 0.458		F7			4-3		1-2 4-3		1-2 4-3	4	0	0	0	0	0	4
Bob Bailor, R (1, 9) OBP: 0.297, SLG: 0.259 Doug Ault, R (7, PH) OBP: 0.286, SLG: 0.250 Lloyd Moseby, L (7, 9) OBP: 0.273, SLG: 0.346 Garth Iorg, R (9, PH) OBP: 0.281, SLG: 0.370		1-2f FC6-4			F4		5-3		F9	2 1 0 1	0 0 0 0	0 0 0 0	0 0 0 0	0 0 0 0	0 0 0 0	2 1 0 1
Bob Davis, R (1, 2) OBP: 0.263, SLG: 0.336			F3				2-H F7 1B			3	0	1	1	0	0	0
Inning Stats	R: 0 E: 0 K: 0 S: 3 H: 0 LOB: 0 BB: 0 P: 3	R: 0 E: 0 K: 1 S: 6 H: 1 LOB: 2 BB: 1 P: 10	R: 0 E: 0 K: 0 S: 3 H: 0 LOB: 0 BB: 0 P: 3	R: 0 E: 0 K: 1 S: 5 H: 0 LOB: 0 BB: 0 P: 5	R: 0 E: 0 K: 1 S: 5 H: 0 LOB: 0 BB: 0 P: 5	R: 0 E: 0 K: 0 S: 4 H: 2 LOB: 1 BB: 0 P: 4	R: 3 E: 0 K: 0 S: 7 H: 4 LOB: 1 BB: 0 P: 7	R: 0 E: 0 K: 0 S: 3 H: 0 LOB: 0 BB: 0 P: 3	R: 0 E: 0 K: 0 S: 4 H: 1 LOB: 1 BB: 0 P: 4	1B: 5 2B: 2 3B: 0 HR: 1 SF: 0 SAC: 0 DP: 0 HBP: 0						

PITCHER	IP	WLS	BF	H	R	ER	SO	BB	IBB	HBP	BLK	WP	HR	S	P	ERA	WHIP
Floyd Bannister, L (1, 1) ERA: 3.61	6.0		24	6	3	3	3	1	0	0	0	0	1	29	33	4.50	1.167
Shane Rawley, L (7, 1) ERA: 2.63	3.0	W	11	2	0	0	0	0	0	0	0	0	0	11	11	0.00	0.667

PITCHER	IP	WLS	BF	H	R	ER	SO	BB	IBB	HBP	BLK	WP	HR	S	P	ERA	WHIP

TOP

Toronto Blue Jays @ Seattle Mariners

The Kingdome, Seattle, WA

Thu Jul 17 1980, 10:05 PM EDT

Att. 5,726 - Dome

livebaseballscorecards.com

AB	34
R	3
H	8
RBI	3
BB	1
SO	3
LOB	14

WP: 0 PA: 35
PB: 0
SB: 0
CS: 2

Batter	1	2	3	4	5	6	7	8	9	AB	R	H	RBI	BB	SO	LOB
Julio Cruz, S (1, 4) OBP: 0.324, SLG: 0.276	S S S 0-3 K ①		x 0-0 SH3-4 ① 1-2	x 0-0 FC6 ③ 1-2f		B B B 4-0 S BB		x 0-0 1-3 ③		3	0	0	0	1	1	1
Jim Anderson, R (1, 5) OBP: 0.309, SLG: 0.353 Ted Cox, R (9, 5) OBP: 0.288, SLG: 0.292	x 0-0 F8 ②		x 0-0 E8 2-3 1B		S S S 0-3 K ①	x 0-0 F8 ③ 1-2				4 0	0 0	1 0	0 0	0 0	1 0	1 0
Bruce Bochte, L (1, 3) OBP: 0.364, SLG: 0.436	x 0-0 1B		x 0-0 3-1 ②		x 0-0 L4 ②		S S S 0-3 K ①			4	0	1	0	0	1	2
Willie Horton, R (1, 10) OBP: 0.329, SLG: 0.325	S S S 0-3 K ③		B B B 4-0 BB		x 0-0 1B		x 0-0 HR 1B			3	1	2	0	1	1	1
Tom Paciorek, R (1, 9) OBP: 0.355, SLG: 0.538 Joe Simpson, L (8, 9) OBP: 0.326, SLG: 0.349		x 0-0 F4 ①	x 0-0 F9 ③		S S S 0-3 K ③		x 0-0 1-H HR			4 0	1 0	1 0	2 0	0 0	1 0	4 0
Dan Meyer, L (1, 7) OBP: 0.346, SLG: 0.435		x 0-0 1B 1B		x 0-0 F7 ①		B B B 4-0 S HR BB	x 0-0 4-3 ②			3	1	1	0	1	0	0
Juan Beniquez, R (1, 8) OBP: 0.284, SLG: 0.397		x 0-0 G3-6-1 1-2 1B		x 0-0 F9 1B 2B		x 0-0 1-H HR	x 0-0 F8 ③			4	2	3	2	0	0	0
Marc Hill, R (1, 2) OBP: 0.161, SLG: 0.167		x 0-0 G3-6-1 ② ③ 1-2f		x 0-0 F9 ② 2-3		S S S 0-3 K ①		x 0-0 5-3 ①		4	0	0	0	0	1	3
Mario Mendoza, R (1, 6) OBP: 0.321, SLG: 0.367			x 0-0 E SH3-4 1B	x 0-0 FC6 3-H 1B		x 0-0 5-3 ②		x 0-0 F8 ②		4	0	2	1	0	0	0
Inning Stats	R: 0 E: 0 K: 2 S: 8 H: 1 LOB: 1 BB: 0 P: 8	R: 0 E: 0 K: 0 S: 4 H: 2 LOB: 1 BB: 0 P: 4	R: 0 E: 1 K: 0 S: 5 H: 2 LOB: 3 BB: 1 P: 9	R: 1 E: 0 K: 0 S: 5 H: 2 LOB: 1 BB: 0 P: 5	R: 0 E: 0 K: 2 S: 8 H: 1 LOB: 1 BB: 0 P: 8	R: 2 E: 0 K: 1 S: 6 H: 1 LOB: 1 BB: 2 P: 14	R: 2 E: 0 K: 1 S: 7 H: 2 LOB: 0 BB: 0 P: 7	R: 0 E: 0 K: 0 S: 3 H: 0 LOB: 0 BB: 0 P: 3		1B: 8 2B: 1 3B: 0 HR: 2	SF: 0 SAC: 1 DP: 1 HBP: 0					

BOTTOM

Toronto Blue Jays @ Seattle Mariners

The Kingdome, Seattle, WA

Thu Jul 17 1980, 10:05 PM EDT

Att. 5,726 - Dome

livebaseballscorecards.com

AB	33
R	5
H	11
RBI	5
BB	3
SO	6
LOB	12

PITCHER		IP	WLS	BF	H	R	ER	SO	BB	IBB	HBP	BLK	WP	HR	S	P	ERA	WHIP
Paul Mirabella, L ERA: 4.45	(1, 1)	5.0		25	9	3	3	4	2	0	0	0	0	1	31	39	5.40	2.200
Jesse Jefferson, R ERA: 4.83	(6, 1)	3.0	L	12	2	2	2	2	1	0	0	0	0	1	15	19	6.00	1.000

PITCHER	IP	WLS	BF	H	R	ER	SO	BB	IBB	HBP	BLK	WP	HR	S	P	ERA	WHIP

Batter	1	2	3	4	5	6	7	8	9	AB	R	H	RBI	BB	SO	LOB
Alfredo Griffin, S (1, 6) OBP: 0.272, SLG: 0.338	4-3		FC3-6 1-2f		SF8 3-H		G5-4-3 1-2f 2-3		K	4	1	0	1	0	1	5
Damaso Garcia, R (1, 4) OBP: 0.298, SLG: 0.418	5-3		1B 1-2		FC1-6 1-2f		K		P5	5	0	1	0	0	1	4
John Mayberry, L (1, 3) OBP: 0.363, SLG: 0.480	L3		1-3 2-H		G3			K	F8	5	0	1	1	0	1	3
Otto Velez, R (1, 10) OBP: 0.385, SLG: 0.538		6-3	K			HR		BB E		3	1	1	1	1	1	2
Roy Howell, L (1, 5) OBP: 0.323, SLG: 0.391		K		4-3		4-3		K		4	0	0	0	0	2	1
Al Woods, L (1, 7) OBP: 0.358, SLG: 0.455		1B		G3		G1		E6 1-2		4	0	1	0	0	0	1
Lloyd Moseby, L (1, 9) OBP: 0.267, SLG: 0.338		F8		P3		6-3		F8		3	0	0	0	0	0	1
Doug Ault, R (8, PH) OBP: 0.280, SLG: 0.244										1	0	0	0	0	0	2
Bob Bailor, R (8, 9) OBP: 0.297, SLG: 0.259										0	0	0	0	0	0	0
Barry Bonnell, R (1, 8) OBP: 0.313, SLG: 0.417			6-3		SF8 2B		G5-4-3 1B		1B	4	1	3	0	0	0	0
Ernie Whitt, L (1, 2) OBP: 0.298, SLG: 0.336			FC3-6 1B		FC1-6 2-3 1B		G5-4-3 1-2 1B		1B 1-2	4	0	4	0	0	0	0
Inning Stats	R: 0 E: 0 K: 0 S: 3 H: 0 LOB: 0 BB: 0 P: 3	R: 0 E: 0 K: 1 S: 6 H: 1 LOB: 1 BB: 0 P: 6	R: 1 E: 0 K: 1 S: 8 H: 3 LOB: 2 BB: 0 P: 8	R: 0 E: 0 K: 0 S: 3 H: 0 LOB: 0 BB: 0 P: 3	R: 1 E: 0 K: 0 S: 5 H: 2 LOB: 1 BB: 0 P: 5	R: 1 E: 0 K: 0 S: 4 H: 1 LOB: 0 BB: 0 P: 4	R: 0 E: 0 K: 1 S: 6 H: 2 LOB: 1 BB: 0 P: 6	R: 0 E: 1 K: 2 S: 8 H: 0 LOB: 2 BB: 1 P: 12	R: 0 E: 0 K: 1 S: 7 H: 2 LOB: 2 BB: 0 P: 7	1B: 9 2B: 1 3B: 0 HR: 1 SF: 1 SAC: 0 DP: 1 HBP: 0	WP: 0 PB: 0 SB: 0 CS: 0 PA: 39					

PITCHER		IP	WLS	BF	H	R	ER	SO	BB	IBB	HBP	BLK	WP	HR	S	P	ERA	WHIP
Ed Halicki, R ERA: 4.24	(1, 1)	5.0	W	21	6	2	2	2	0	0	0	0	0	0	25	25	3.60	1.200
Andy Hassler, L ERA: 3.7	(6, 1)	3.0		15	5	1	1	3	1	0	0	0	0	1	20	24	3.00	2.000
Mark Clear, R ERA: 3.49	(9, 1)	1.0	S	3	0	0	0	1	0	0	0	0	0	0	5	5	0.00	0.000

PITCHER	IP	WLS	BF	H	R	ER	SO	BB	IBB	HBP	BLK	WP	HR	S	P	ERA	WHIP

TOP

Toronto Blue Jays @ California Angels

Anaheim Stadium, Anaheim, CA

Fri Jul 18 1980, 10:05 PM EDT

Att. 23,866 - Unknown

livebaseballscorecards.com

AB	37
R	3
H	11
RBI	3
BB	1
SO	6
LOB	19

Batter	1	2	3	4	5	6	7	8	9	AB	R	H	RBI	BB	SO	LOB
Rick Miller, L (1, 8) OBP: 0.341, SLG: 0.310	BBBB 4-0 1-3 BB	BBBB 4-0 BB 3B BB		x 0-0 ① F7			x 0-0 ① 1-3			2	1	0	0	2	0	0
Carney Lansford, R (1, 5) OBP: 0.321, SLG: 0.392	x 0-0 ① 1-3 1-2	BBBB 4-0 3B 1-2 2-3 BB		x 0-0 ② F8			x 0-0 ② F3			3	1	0	0	1	0	1
Rod Carew, L (1, 3) OBP: 0.389, SLG: 0.419	x 0-0 ② F7	x 0-0 1B 1-H 2-H 3-H 3B		x 0-0 ③ L4			x 0-0 ③ G3			4	1	1	3	0	0	1
Don Baylor, R (1, 9) OBP: 0.340, SLG: 0.325 Larry Harlow, L (9, 9) OBP: 0.383, SLG: 0.424	H 1-0 HBP	x 0-0 2-3 3-H 1B			x 0-0 ① 6-3			x 0-0 ① 6-3		3 0	0 0	1 0	1 0	0 0	0 0	0 0
Jason Thompson, L (1, 10) OBP: 0.362, SLG: 0.406	x 0-0 ③ G3	x 0-0 ② 2-3 1-2			x 0-0 ② 4-3			SSS 0-3 ② K		4	0	0	0	0	1	3
Joe Rudi, R (1, 7) OBP: 0.292, SLG: 0.453		x 0-0 SH2-4 BB E 1B x 0-0 ③ F9			x 0-0 ③ G3			x 0-0 1B		4	1	2	0	0	0	1
Bobby Grich, R (1, 4) OBP: 0.386, SLG: 0.403		BBBB 4-0 SH2-4 1-2 E BB	x 0-0 G6-3 1B			x 0-0 ① F8		x 0-0 1-2 1B		3	1	2	0	1	0	0
Freddie Patek, R (1, 6) OBP: 0.313, SLG: 0.406		x 0-0 ① SH2-4 1-2 2-3	x 0-0 ① ② G6-3 1-2f			x 0-0 ② 6-3		x 0-0 ③ 6-3		3	0	0	0	0	0	3
Stan Cliburn, R (1, 2) OBP: 0.163, SLG: 0.214		x 0-0 E8 BB 3B 2-H 3-H 1B	x 0-0 ③ L5			x 0-0 ③ F7				3	1	1	2	0	0	0
Inning Stats	R: 0 H: 0 E: 0 LOB: 2 K: 0 BB: 1 S: 3 P: 8	R: 6 H: 4 E: 1 LOB: 1 K: 0 BB: 3 S: 7 P: 19	R: 0 H: 1 E: 0 LOB: 0 K: 0 BB: 0 S: 3 P: 3	R: 0 H: 0 E: 0 LOB: 0 K: 0 BB: 0 S: 3 P: 3	R: 0 H: 0 E: 0 LOB: 0 K: 0 BB: 0 S: 3 P: 3	R: 0 H: 0 E: 0 LOB: 0 K: 0 BB: 0 S: 3 P: 3	R: 0 H: 0 E: 0 LOB: 0 K: 0 BB: 0 S: 3 P: 3	R: 0 H: 2 E: 0 LOB: 2 K: 1 BB: 0 S: 7 P: 7		1B: 6 SF: 0 2B: 0 SAC: 1 3B: 1 DP: 1 HR: 0 HBP: 1						

BOTTOM

Toronto Blue Jays @ California Angels

Anaheim Stadium, Anaheim, CA

Fri Jul 18 1980, 10:05 PM EDT

Att. 23,866 - Unknown

livebaseballscorecards.com

AB	29
R	6
H	7
RBI	6
BB	4
SO	1
LOB	9

PITCHER		IP	WLS	BF	H	R	ER	SO	BB	IBB	HBP	BLK	WP	HR	S	P	ERA	WHIP
Jack Kucek, R ERA: 4.3	(1, 1)	1.1	L	11	2	5	5	0	4	0	1	0	0	0	6	23	33.75	4.500
Tom Buskey, R ERA: 3.88	(2, 1)	5.2		19	3	1	1	0	0	0	0	0	0	0	19	19	1.59	0.529
Joey McLaughlin, R ERA: 4.73	(8, 1)	1.0		5	2	0	0	1	0	0	0	0	0	0	7	7	0.00	2.000

PITCHER	IP	WLS	BF	H	R	ER	SO	BB	IBB	HBP	BLK	WP	HR	S	P	ERA	WHIP

Batter	1	2	3	4	5	6	7	8	9	AB	R	H	RBI	BB	SO	LOB
Alfredo Griffin, S (1, 6) OBP: 0.277, SLG: 0.340	0-0 S 3B 1B		BBBB 4-0 CS BB			0-0 E6 G3 SH1-4	0-0 F9 ③		0-0 2-3 1B	4	1	2	0	1	0	2
Al Woods, L (1, 7) OBP: 0.357, SLG: 0.460	0-0 1-H 4-3 3B		0-0 ① F7			0-0 ① SH1-4 1-2		0-0 ① 4-3	0-0 ③ F9	4	1	1	1	0	0	3
John Mayberry, L (1, 3) OBP: 0.358, SLG: 0.473	0-0 ① 4-3 3-H		0-0 ② L9			0-0 ② G3 2-3		0-0 ② 4-3		4	0	0	1	0	0	2
Otto Velez, R (1, 10) OBP: 0.386, SLG: 0.536	0-0 ② 4-3		0-0 ③ CS 1-2	0-0 8-3 1B		0-0 ③ L9		BBBB 4-0 BB		3	0	1	0	1	0	1
Roy Howell, L (1, 5) OBP: 0.319, SLG: 0.386	SSS 0-3 ③ K			0-0 ① F6			0-0 ① F5	0-0 ③ G3		4	0	0	0	0	1	2
Damaso Garcia, R (1, 4) OBP: 0.297, SLG: 0.419		0-0 ① P3		0-0 ②③ 8-3 1-2f			0-0 ② 4-3		0-0 E9 1B 2B	4	1	1	0	0	0	1
Lloyd Moseby, L (1, 9) OBP: 0.268, SLG: 0.360 Bob Bailor, R (7, 9) OBP: 0.297, SLG: 0.259 Steve Braun, L (9, PH) OBP: 0.138, SLG: 0.074 Joe Cannon, L (9, 9) OBP: 0.080, SLG: 0.080		0-0 ② F5			0-0 ① F6		0-0 HR		SSS 0-3 ① K	3 0 1 0	1 0 0 0	1 0 0 0	1 0 0 0	0 0 1 0	0 0 0 0	0 0 1 0
Barry Bonnell, R (1, 8) OBP: 0.316, SLG: 0.430		0-0 HR			0-0 ② 1-3		0-0 E6 1B		0-0 1B S 3-H 1B	4	1	2	2	0	0	0
Ernie Whitt, L (1, 2) OBP: 0.296, SLG: 0.333		0-0 ③ 4-3			0-0 ③ 3-1		0-0 1-3 1B		0-0 ② F3 1-2	4	0	1	0	0	0	1
Inning Stats	R: 2 E: 0 K: 1 S: 7 H: 2 LOB: 0 BB: 0 P: 7	R: 1 E: 0 K: 0 S: 4 H: 1 LOB: 0 BB: 0 P: 4	R: 0 E: 0 K: 0 S: 2 H: 0 LOB: 0 BB: 1 P: 6	R: 0 E: 0 K: 0 S: 3 H: 1 LOB: 0 BB: 0 P: 3	R: 0 E: 0 K: 0 S: 3 H: 0 LOB: 0 BB: 0 P: 3	R: 0 E: 1 K: 0 S: 4 H: 0 LOB: 1 BB: 0 P: 4	R: 1 E: 1 K: 0 S: 6 H: 2 LOB: 2 BB: 0 P: 6	R: 0 E: 0 K: 0 S: 3 H: 0 LOB: 1 BB: 1 P: 7	R: 1 E: 1 K: 1 S: 8 H: 3 LOB: 2 BB: 0 P: 8	1B: 5 2B: 2 3B: 1 HR: 2	SF: 0 SAC: 1 DP: 1 HBP: 0						

TOP

Toronto Blue Jays @ California Angels

Anaheim Stadium, Anaheim, CA

Sat Jul 19 1980, 10:05 PM EDT

Att. 35,221 - Unknown

livebaseballscorecards.com

AB	35
R	5
H	9
RBI	5
BB	2
SO	2
LOB	13

WP: 0 PB: 0 SB: 2 CS: 1 PA: 39

PITCHER		IP	WLS	BF	H	R	ER	SO	BB	IBB	HBP	BLK	WP	HR	S	P	ERA	WHIP
Freddie Martinez, R ERA: 5.37	(1, 1)	6.2		27	6	4	4	1	1	0	0	0	0	2	28	32	5.40	1.050
John Montague, R ERA: 3.06	(7, 1)	1.1	L	6	1	1	1	0	1	0	0	0	0	0	5	9	6.75	1.500
Mark Clear, R ERA: 3.43	(9, 1)	1.0		5	2	0	0	1	0	0	0	0	0	0	7	7	0.00	2.000

PITCHER	IP	WLS	BF	H	R	ER	SO	BB	IBB	HBP	BLK	WP	HR	S	P	ERA	WHIP

Batter	1	2	3	4	5	6	7	8	9	AB	R	H	RBI	BB	SO	LOB
Rick Miller, L (1, 8) OBP: 0.339, SLG: 0.308	0-0 1B E 4-3 1B	0-0 ② F9		0-0 ① 4-3 3-H		0-0 ③ 4-3		0-0 ③ 4-3		5	1	1	1	0	0	2
Dickie Thon, R (1, 5) OBP: 0.303, SLG: 0.342	0-0 FC2 4-3 1B 1-2	0-0 BB 1-2 2-H 1B		0-0 ② 5-3			0-0 ① F7		0-0 ① F4	5	0	1	1	0	0	1
Rod Carew, L (1, 3) OBP: 0.395, SLG: 0.421	0-0 4-3 1-2 2-3 1B	B B B 4-0 1-2 2-3 BB		0-0 1B			B B B 4-0 1B BB		0-0 ② 6-3	3	0	2	0	2	0	0
Don Baylor, R (1, 9) OBP: 0.337, SLG: 0.322	0-0 ① 4-3 1-2 2-3 3-H	0-0 ③ F7		0-0 ③ 5-3			0-0 ② F7		0-0 1B	5	0	1	1	0	0	7
Jason Thompson, L (1, 10) OBP: 0.360, SLG: 0.402	S S S 0-3 ② K		0-0 ① F8		0-0 ① G3		0-0 1-2 1B		S S S 0-3 ③ K	5	0	1	0	0	2	3
Joe Rudi, R (1, 7) OBP: 0.288, SLG: 0.447	S S S 0-3 ③ K		0-0 ② 6-3		S S S 0-3 ② K		S S S 0-3 ③ K			4	0	0	0	0	3	4
Bobby Grich, R (1, 4) OBP: 0.388, SLG: 0.414		0-0 ① F8	B B B 4-0 BB		0-0 ③ 5-3			0-0 HR		3	1	1	1	1	0	0
Freddie Patek, R (1, 6) OBP: 0.312, SLG: 0.401		B B B B 4-0 BB 1B BB	0-0 ③ 5-3			0-0 ① 1-3		0-0 ① 4-3		3	1	0	0	1	0	1
Stan Cliburn, R (1, 2) OBP: 0.191, SLG: 0.222		B B B B 4-0 BB 1B 1-2 BB		0-0 E9 4-3 1B		S S S 0-3 ② K		0-0 ② 4-3		3	1	1	0	1	1	0
Inning Stats	R: 1 E: 1 K: 2 S: 10 H: 2 LOB: 2 BB: 0 P: 10	R: 1 E: 0 K: 0 S: 4 H: 1 LOB: 3 BB: 3 P: 16	R: 0 E: 0 K: 0 S: 3 H: 0 LOB: 1 BB: 1 P: 7	R: 1 E: 1 K: 0 S: 5 H: 2 LOB: 1 BB: 0 P: 5	R: 0 E: 0 K: 1 S: 5 H: 0 LOB: 0 BB: 0 P: 5	R: 0 E: 0 K: 1 S: 5 H: 0 LOB: 0 BB: 0 P: 5	R: 0 E: 0 K: 1 S: 6 H: 1 LOB: 2 BB: 1 P: 10	R: 1 E: 0 K: 0 S: 4 H: 1 LOB: 0 BB: 0 P: 4	R: 0 E: 0 K: 1 S: 6 H: 1 LOB: 1 BB: 0 P: 6	1B: 7 2B: 0 3B: 0 HR: 1 SF: 0 SAC: 0 DP: 0 HBP: 0							

PITCHER	IP	WLS	BF	H	R	ER	SO	BB	IBB	HBP	BLK	WP	HR	S	P	ERA	WHIP
Jim Clancy, R (1, 1) ERA: 3.02	9.0	W	41	8	4	2	6	5	0	0	0	0	1	48	68	2.00	1.444

PITCHER	IP	WLS	BF	H	R	ER	SO	BB	IBB	HBP	BLK	WP	HR	S	P	ERA	WHIP

BOTTOM

Toronto Blue Jays @ California Angels

Anaheim Stadium, Anaheim, CA

Sat Jul 19 1980, 10:05 PM EDT

Att. 35,221 - Unknown

livebaseballscorecards.com

AB	36
R	4
H	8
RBI	4
BB	5
SO	6
LOB	18

1B: 7	SF: 0	WP: 0	PA: 41
2B: 0	SAC: 0	PB: 0	
3B: 0	DP: 0	SB: 0	
HR: 1	HBP: 0	CS: 0	

Batter	1	2	3	4	5	6	7	8	9	10	AB	R	H	RBI	BB	SO	LOB
Alfredo Griffin, S (1, 6) OBP: 0.278, SLG: 0.341	K2-3		FC2-5 1-2 1B		1B		K			F7	5	0	2	0	0	2	0
Al Woods, L (1, 7) OBP: 0.365, SLG: 0.483	1B 2B		FC2-5 1-2 2-3f		HR			L7 SH1-3 1B		1B 1B	5	3	4	1	0	0	2
John Mayberry, L (1, 3) OBP: 0.357, SLG: 0.470	F4		F4		F5			SH1-3 1-2		BB 1-3 1B	4	0	1	0	0	0	3
Joe Cannon, L (10, PR) OBP: 0.080, SLG: 0.080											0	1	0	0	0	0	0
Doug Ault, R (10, 3) OBP: 0.280, SLG: 0.244											0	0	0	0	0	0	0
Otto Velez, R (1, 10) OBP: 0.387, SLG: 0.531	2-H 1B		K		K			L7 2-3		FC6-4 1-2 PB 1B BB	4	1	1	1	1	2	3
Barry Bonnell, R (1, 8) OBP: 0.317, SLG: 0.430	1-3			FC2-6 1B		F7		K		FC6-4 1-2 2-H 3-H 1B	5	0	2	2	0	1	2
Roy Howell, L (1, 5) OBP: 0.320, SLG: 0.384		K		FC2-6 1B 1-2f		G6-4-3 HBP			E8 1B	FC6-4 PB 1-2f 2-3	4	1	1	0	0	1	3
Damaso Garcia, R (1, 4) OBP: 0.296, SLG: 0.415	K			P3		G6-4-3 1-2f			CS S 1B 3-H	K FC6-4 1-2 3-H	5	0	1	1	0	2	3
Bob Bailor, R (1, 9) OBP: 0.294, SLG: 0.257	5-3			S 1-3 1B			5-3		K	FC6-4 1-2f	5	0	1	0	0	1	3
Bob Davis, R (1, 2) OBP: 0.263, SLG: 0.333			FC2-5 1B 1B	G3 1-2			6-3		K 1-3		4	0	1	0	0	1	3

Inning Stats										
	R: 1 H: 2 E: 0 LOB: 1 K: 1 BB: 0 S: 7 P: 7	R: 0 H: 0 E: 0 LOB: 0 K: 2 BB: 0 S: 7 P: 7	R: 0 H: 2 E: 0 LOB: 2 K: 1 BB: 0 S: 7 P: 7	R: 0 H: 2 E: 0 LOB: 2 K: 0 BB: 0 S: 5 P: 5	R: 1 H: 2 E: 0 LOB: 0 K: 1 BB: 0 S: 6 P: 6	R: 0 H: 0 E: 0 LOB: 0 K: 0 BB: 0 S: 2 P: 3	R: 0 H: 0 E: 0 LOB: 0 K: 1 BB: 0 S: 5 P: 5	R: 0 H: 1 E: 0 LOB: 1 K: 1 BB: 0 S: 6 P: 6	R: 1 H: 2 E: 1 LOB: 0 K: 2 BB: 0 S: 8 P: 8	R: 3 H: 3 E: 0 LOB: 2 K: 1 BB: 1 S: 9 P: 13

PITCHER		IP	WLS	BF	H	R	ER	SO	BB	IBB	HBP	BLK	WP	HR	S	P	ERA	WHIP
Frank Tanana, L ERA: 4.22	(1, 1)	8.0		34	11	3	2	7	0	0	1	0	0	1	47	48	2.25	1.375
Mark Clear, R ERA: 3.65	(9, 1)	1.1	L	7	3	3	2	2	1	0	0	0	0	0	10	14	13.50	3.000
Andy Hassler, L ERA: 3.64	(10, 1)	0.2		3	0	0	0	1	0	0	0	0	0	0	5	5	0.00	0.000

PITCHER	IP	WLS	BF	H	R	ER	SO	BB	IBB	HBP	BLK	WP	HR	S	P	ERA	WHIP

TOP

Toronto Blue Jays @ California Angels

Anaheim Stadium, Anaheim, CA

Sun Jul 20 1980, 6:33 AM EDT

Att. 23,903 - Unknown

livebaseballscorecards.com

AB	41
R	6
H	14
RBI	5
BB	1
SO	10
LOB	22

1B: 12	SF: 0	WP: 0	PA: 44
2B: 1	SAC: 1	PB: 1	
3B: 0	DP: 1	SB: 2	
HR: 1	HBP: 1	CS: 1	

Batter	1	2	3	4	5	6	7	8	9	10	AB	R	H	RBI	BB	SO	LOB
Dickie Thon, R (1, 10) OBP: 0.298, SLG: 0.336	F7		K		1B 3-H			G1-6-3 1-2f		L5	5	0	1	1	0	1	3
Rod Carew, L (1, 3) OBP: 0.392, SLG: 0.418	1B 2B		1-3			G3		K		FC4-6 1-2f	5	1	1	0	0	1	2
Carney Lansford, R (1, 5) OBP: 0.317, SLG: 0.388	F8			6-3		K			F9		4	0	0	0	0	1	1
Don Baylor, R (1, 9) OBP: 0.337, SLG: 0.328 Larry Harlow, L (9, PH) OBP: 0.381, SLG: 0.422 (10, 9)	2B 1-H			F7		F7			K		3 1	0 0	1 0	1 0	0 0	0 1	0 0
Joe Rudi, R (1, 7) OBP: 0.294, SLG: 0.457		6-3		HR			SH3-4 BB		1B BB		2	1	1	1	2	0	0
Bobby Grich, R (1, 4) OBP: 0.387, SLG: 0.413		K		5-3			SH3-4 1-2		1B 1-2		3	0	1	0	0	1	0
Bobby Clark, R (1, 8) OBP: 0.225, SLG: 0.288 Rick Miller, L (7, PH) OBP: 0.340, SLG: 0.306 (8, 8)	F7				5-3		G5-4-3 IBB		K		2 1	0 0	0 0	0 0	0 1	0 1	0 2
Bert Campaneris, R (1, 6) OBP: 0.234, SLG: 0.279			SH3 1B		L9 2B		G5-4-3 1-2f			K	4	1	2	0	0	1	2
Dan Whitmer, R (1, 2) OBP: 0.500, SLG: 0.500 Jason Thompson, L (10, PH) OBP: 0.362, SLG: 0.402			SH3 1-2		L9 2-3			G1-6-3 1B		FC4-6 BB	2 0	0 0	1 0	0 0	0 1	0 0	1 0
Inning Stats	R: 1 H: 2 E: 0 LOB: 1 K: 0 BB: 0 S: 4 P: 4	R: 0 H: 0 E: 0 LOB: 0 K: 1 BB: 0 S: 5 P: 5	R: 0 H: 1 E: 0 LOB: 1 K: 1 BB: 0 S: 6 P: 6	R: 1 H: 1 E: 0 LOB: 0 K: 0 BB: 0 S: 4 P: 4	R: 1 H: 2 E: 0 LOB: 1 K: 0 BB: 0 S: 4 P: 4	R: 0 H: 0 E: 0 LOB: 0 K: 1 BB: 0 S: 5 P: 5	R: 0 H: 0 E: 0 LOB: 1 K: 0 BB: 2 S: 2 P: 10	R: 0 H: 1 E: 0 LOB: 0 K: 1 BB: 0 S: 5 P: 5	R: 0 H: 1 E: 0 LOB: 2 K: 2 BB: 1 S: 8 P: 12	R: 0 H: 0 E: 0 LOB: 1 K: 1 BB: 1 S: 5 P: 9	1B: 5 SF: 0 2B: 2 SAC: 2 3B: 0 DP: 2 HR: 1 HBP: 0						WP: 0 PA: 38 PB: 0 SB: 0 CS: 0

PITCHER		IP	WLS	BF	H	R	ER	SO	BB	IBB	HBP	BLK	WP	HR	S	P	ERA	WHIP
Balor Moore, L ERA: 5.74	(1, 1)	6.0		23	6	3	3	3	1	0	0	0	0	1	28	32	4.50	1.167
Joey McLaughlin, R ERA: 4.46	(7, 1)	4.0	W	15	2	0	0	4	2	1	0	0	0	0	20	32	0.00	1.000

PITCHER	IP	WLS	BF	H	R	ER	SO	BB	IBB	HBP	BLK	WP	HR	S	P	ERA	WHIP

BOTTOM

Toronto Blue Jays @ California Angels

Anaheim Stadium, Anaheim, CA

Sun Jul 20 1980, 6:33 AM EDT

Att. 23,903 - Unknown

livebaseballscorecards.com

AB	32
R	3
H	8
RBI	3
BB	4
SO	7
LOB	11

Batter	1	2	3	4	5	6	7	8	9	AB	R	H	RBI	BB	SO	LOB
Alfredo Griffin, S (1, 6) OBP: 0.277, SLG: 0.339	6-3	G3		G3		CS 1B			6-3	5	0	1	0	0	0	4
Al Woods, L (1, 7) OBP: 0.369, SLG: 0.498	S 1B		E 1B		HR	CS 1-2	F9		G3	5	1	3	1	0	0	0
John Mayberry, L (1, 3) OBP: 0.356, SLG: 0.467	K 1-2		FC4 1-2		4-3 E 1B		F5			4	0	1	0	0	1	2
Otto Velez, R (1, 10) OBP: 0.381, SLG: 0.522	K		F3		F8		6-3			4	0	0	0	0	1	4
Roy Howell, L (1, 5) OBP: 0.322, SLG: 0.384		BBBB FC5-4 BB	K		E5 4-3 1-2			1B 1B		3	0	1	0	1	1	3
Barry Bonnell, R (1, 8) OBP: 0.313, SLG: 0.423		FC5-4 BB 1B 1-2f	K		4-3 1-2 2-3			K		4	0	0	0	0	2	6
Damaso Garcia, R (1, 4) OBP: 0.296, SLG: 0.415		F6		FC4-6 1B	K			G4-6-3 1-2 1B		3	0	1	0	0	1	3
Garth Iorg, R (5, 4) OBP: 0.293, SLG: 0.382										1	0	1	0	0	0	0
Lloyd Moseby, L (1, 9) OBP: 0.268, SLG: 0.357		BB 1-2 1B		FC4-6 S 1-2f	K			G4-6-3 1-2f		4	0	1	0	0	1	3
Bob Bailor, R (8, 9) OBP: 0.294, SLG: 0.257										0	0	0	0	0	0	0
Ernie Whitt, L (1, 2) OBP: 0.295, SLG: 0.325		BBBB 1-2 2-3 BB		F4 1-2		K			F6	3	0	0	0	1	1	1

TOP

Toronto Blue Jays @ Oakland Athletics

Oakland-Alameda County Coliseum, Oakland, CA

Mon Jul 21 1980, 7:05 PM PDT

Att. 14,588 - Unknown

livebaseballscorecards.com

AB	36
R	1
H	9
RBI	1
BB	2
SO	8
LOB	26

Inning Stats	1	2	3	4	5	6	7	8	9
R	0	0	0	0	1	0	0	0	0
E	0	0	1	0	1	0	0	0	0
K	2	0	2	0	1	2	0	1	0
S	8	4	9	4	8	7	3	6	3
H	1	1	1	1	2	1	0	2	0
LOB	1	3	2	1	2	0	0	1	0
BB	0	2	0	0	0	0	0	0	0
P	8	12	9	4	8	7	3	6	3

1B	8
2B	0
3B	0
HR	1
SF	0
SAC	0
DP	1
HBP	0
WP	0
PB	0
SB	2
CS	1
PA	39

PITCHER	IP	WLS	BF	H	R	ER	SO	BB	IBB	HBP	BLK	WP	HR	S	P	ERA	WHIP
Brian Kingman, R (1, 1) ERA: 3.41	9.0	L	38	9	1	1	8	2	0	0	0	0	1	52	60	1.00	1.222

PITCHER	IP	WLS	BF	H	R	ER	SO	BB	IBB	HBP	BLK	WP	HR	S	P	ERA	WHIP

BOTTOM

Toronto Blue Jays @ Oakland Athletics

Oakland-Alameda County Coliseum, Oakland, CA

Mon Jul 21 1980, 7:05 PM PDT

Att. 14,588 - Unknown

livebaseballscorecards.com

Batter	1	2	3	4	5	6	7	8	9	AB	R	H	RBI	BB	SO	LOB
Rickey Henderson, R (1, 7) OBP: 0.414, SLG: 0.422	FC4-6 1B		CS 1B			G4-3 1-2f			4-3	4	0	2	0	0	0	1
Dwayne Murphy, L (1, 8) OBP: 0.390, SLG: 0.414	FC4-6 CS 1-2f		CS 1-2	K			4-3		F8	4	0	0	0	0	1	1
Mike Davis, L (1, 3) OBP: 0.236, SLG: 0.286	F6 1-2			G4-3 1B			F4		F7	4	0	1	0	0	0	1
Tony Armas, R (1, 9) OBP: 0.304, SLG: 0.487		4-3 2B		G4-3 1-2f			5-3			3	0	1	0	0	0	1
Wayne Gross, L (1, 5) OBP: 0.353, SLG: 0.408		K			F7			G1-6-4 BB		2	0	0	0	1	1	1
Mitchell Page, L (1, 10) OBP: 0.333, SLG: 0.370		4-3 2-3			K			G1-6-4 1-2f		3	0	0	0	0	1	2
Jim Essian, R (1, 2) OBP: 0.277, SLG: 0.348		F8			G3			1B 1B		3	0	1	0	0	0	1
Mario Guerrero, R (1, 6) OBP: 0.254, SLG: 0.286			CS BB			6-3		1-3 1B		1	0	0	0	1	0	0
Jeff Newman, R (8, PH) OBP: 0.282, SLG: 0.406										1	0	1	0	0	0	0
Dave McKay, S (9, 4) OBP: 0.231, SLG: 0.252										0	0	0	0	0	0	0
Jeff Cox, R (1, 4) OBP: 0.273, SLG: 0.230			K 1-2			G4-3 1B		4-3		2	0	1	0	0	1	1
Mike Heath, R (8, PH) OBP: 0.255, SLG: 0.283										0	0	0	0	0	0	0
Dave Revering, L (8, PH) OBP: 0.349, SLG: 0.478										1	0	0	0	0	0	2
Rob Picciolo, R (9, 6) OBP: 0.257, SLG: 0.345										0	0	0	0	0	0	0
Inning Stats	R: 0 E: 0 K: 0 S: 3 H: 1 LOB: 0 BB: 0 P: 3	R: 0 E: 0 K: 1 S: 6 H: 1 LOB: 1 BB: 0 P: 6	R: 0 E: 0 K: 1 S: 4 H: 1 LOB: 0 BB: 1 P: 8	R: 0 E: 0 K: 1 S: 5 H: 1 LOB: 0 BB: 0 P: 5	R: 0 E: 0 K: 1 S: 5 H: 0 LOB: 0 BB: 0 P: 5	R: 0 E: 0 K: 0 S: 3 H: 1 LOB: 0 BB: 0 P: 3	R: 0 E: 0 K: 0 S: 3 H: 0 LOB: 0 BB: 0 P: 3	R: 0 E: 0 K: 0 S: 4 H: 2 LOB: 2 BB: 1 P: 8	R: 0 E: 0 K: 0 S: 3 H: 0 LOB: 0 BB: 0 P: 3	1B: 6 2B: 2 3B: 0 HR: 0 SF: 0 SAC: 0 DP: 4 HBP: 0						

	AB	28
	R	0
	H	7
	RBI	0
	BB	2
	SO	4
	LOB	11

WP: 0 PA: 31
PB: 0
SB: 0
CS: 3

PITCHER	IP	WLS	BF	H	R	ER	SO	BB	IBB	HBP	BLK	WP	HR	S	P	ERA	WHIP
Dave Stieb, R (1, 1) ERA: 2.61	9.0	W	30	7	0	0	4	2	0	0	0	0	0	36	44	0.00	1.000

PITCHER	IP	WLS	BF	H	R	ER	SO	BB	IBB	HBP	BLK	WP	HR	S	P	ERA	WHIP

Batter	1	2	3	4	5	6	7	8	9	AB	R	H	RBI	BB	SO	LOB
Alfredo Griffin, S (1, 6) OBP: 0.274, SLG: 0.334	G3	F7			F9		K		E3 2-H	5	0	0	0	0	1	1
Al Woods, L (1, 7) OBP: 0.363, SLG: 0.488	1-3		F7		F8		4-3 2-3		G3	5	0	0	0	0	0	2
John Mayberry, L (1, 3) OBP: 0.357, SLG: 0.464	K		HBP 1B		BB		F9			2	1	0	0	2	1	1
Otto Velez, R (1, 10) OBP: 0.383, SLG: 0.532		HR	1B 1-2 HBP		F8			K		3	1	1	1	0	1	1
Roy Howell, L (1, 5) OBP: 0.324, SLG: 0.395		HR	G6-4-3 1-2 2-H 1B			1-3		3-1		4	1	2	2	0	0	0
Barry Bonnell, R (1, 8) OBP: 0.309, SLG: 0.417		K	G6-4-3 1-2f			6-3		F7		4	0	0	0	0	1	2
Damaso Garcia, R (1, 4) OBP: 0.302, SLG: 0.422		1B 2B		F9		E S 1B			SH2-4 E 1B	4	2	3	0	0	0	0
Lloyd Moseby, L (1, 9) OBP: 0.269, SLG: 0.356		E E WP 2-H 1B		F7		K 1-3			SH2-4 1-2	3	1	1	1	0	1	1
Ernie Whitt, L (1, 2) OBP: 0.293, SLG: 0.331		K 1-H		F8			4-3 2B		F8	4	0	1	0	0	1	1
Inning Stats	R: 0 E: 0 K: 1 S: 5 H: 0 LOB: 0 BB: 0 P: 5	R: 4 E: 2 K: 2 S: 11 H: 4 LOB: 0 BB: 0 P: 11	R: 1 E: 0 K: 0 S: 3 H: 1 LOB: 1 BB: 1 P: 8	R: 0 E: 0 K: 0 S: 3 H: 0 LOB: 0 BB: 0 P: 3	R: 0 E: 0 K: 0 S: 3 H: 0 LOB: 1 BB: 1 P: 7	R: 0 E: 0 K: 1 S: 6 H: 1 LOB: 1 BB: 0 P: 6	R: 0 E: 0 K: 1 S: 6 H: 1 LOB: 1 BB: 0 P: 6	R: 0 E: 0 K: 1 S: 5 H: 0 LOB: 0 BB: 0 P: 5	R: 1 E: 1 K: 0 S: 5 H: 1 LOB: 1 BB: 0 P: 5	1B: 4 2B: 2 3B: 0 HR: 2 SF: 0 SAC: 1 DP: 1 HBP: 1							

TOP

Toronto Blue Jays @ Oakland Athletics

Oakland-Alameda County Coliseum, Oakland, CA

Tue Jul 22 1980, 7:05 PM PDT

Unknown

livebaseballscorecards.com

AB	34
R	6
H	8
RBI	4
BB	2
SO	6
LOB	9

WP: 1 PB: 0 SB: 1 CS: 0 PA: 38

PITCHER	IP	WLS	BF	H	R	ER	SO	BB	IBB	HBP	BLK	WP	HR	S	P	ERA	WHIP
Matt Keough, R (1, 1) ERA: 3.28	9.0	L	38	8	6	4	6	2	0	1	0	1	2	47	56	4.00	1.111

PITCHER	IP	WLS	BF	H	R	ER	SO	BB	IBB	HBP	BLK	WP	HR	S	P	ERA	WHIP

BOTTOM

Toronto Blue Jays @ Oakland Athletics

Oakland-Alameda County Coliseum, Oakland, CA

Tue Jul 22 1980, 7:05 PM PDT

Unknown

livebaseballscorecards.com

Batter	1	2	3	4	5	6	7	8	9	AB	R	H	RBI	BB	SO	LOB
Rickey Henderson, R (1, 7) OBP: 0.415, SLG: 0.421	BBBB 4-0 1B SF8 BB	x 0-0 1-3 1B			x 0-0 ① FC1-6 F8 S 1-2f		x 0-0 ② F6			3	1	1	0	1	0	2
Dwayne Murphy, L (1, 8) OBP: 0.388, SLG: 0.412	x 0-0 S 1-3 1B	x 0-0 ③ 4-3			x 0-0 ② F8 1-3		x 0-0 ③ F8			4	0	1	0	0	0	4
Mike Davis, L (1, 3) OBP: 0.240, SLG: 0.282 Jim Essian, R (8, PH) (9, 2) OBP: 0.275, SLG: 0.345	x 0-0 ① SF8 1-2 3-H		BBBB 4-0 G6-3 BB		x 0-0 ③ F6			x 0-0 ① F5		1 1	0 0	0 0	1 0	1 0	0 0	1 0
Tony Armas, R (1, 9) OBP: 0.301, SLG: 0.482	SSS 0-3 ② K		x 0-0 ①② G6-3 1-2f			x 0-0 ① F8		x 0-0 ② F7		4	0	0	0	0	1	2
Wayne Gross, L (1, 5) OBP: 0.355, SLG: 0.407	BBBB 4-0 BB		x 0-0 ③ 6-3			x 0-0 ② F8		x 0-0 1B		3	0	1	0	1	0	0
Mitchell Page, L (1, 10) OBP: 0.329, SLG: 0.365 Mike Heath, R (8, PH) OBP: 0.254, SLG: 0.281	SSS 0-3 ③ K			x 0-0 ① F6		SSS 0-3 ③ K		x 0-0 ③ 5-3		3 1	0 0	0 0	0 0	0 0	2 0	2 1
Jeff Newman, R (1, 2) OBP: 0.282, SLG: 0.415 (9, 3)		SSS 0-3 ① K		x 0-0 ② 5-3			x 0-0 HR		x 0-0 ① F9	4	1	1	1	0	1	0
Mario Guerrero, R (1, 6) OBP: 0.254, SLG: 0.285		x 0-0 FC5-4 1B		x 0-0 ③ F4			x 0-0 ① 6-3		x 0-0 ② F8	4	0	1	0	0	0	0
Jeff Cox, R (1, 4) OBP: 0.286, SLG: 0.234		x 0-0 ② FC5-4 1B 1-2f			BBBB 4-0 FC1-6 BB		x 0-0 1B		x 0-0 ③ 5-3	3	0	1	0	1	0	1
Inning Stats	R: 1 E: 0 K: 2 S: 8 H: 1 LOB: 2 BB: 2 P: 16	R: 0 E: 0 K: 1 S: 7 H: 2 LOB: 2 BB: 0 P: 7	R: 0 E: 0 K: 0 S: 2 H: 0 LOB: 0 BB: 1 P: 6	R: 0 E: 0 K: 0 S: 3 H: 0 LOB: 0 BB: 0 P: 3	R: 0 E: 0 K: 0 S: 3 H: 0 LOB: 1 BB: 1 P: 7	R: 0 E: 0 K: 1 S: 5 H: 0 LOB: 0 BB: 0 P: 5	R: 1 E: 0 K: 0 S: 5 H: 2 LOB: 1 BB: 0 P: 5	R: 0 E: 0 K: 0 S: 4 H: 1 LOB: 1 BB: 0 P: 4	R: 0 E: 0 K: 0 S: 3 H: 0 LOB: 0 BB: 0 P: 3	1B: 5 2B: 0 3B: 0 HR: 1 SF: 1 SAC: 0 DP: 1 HBP: 0						

	AB	31
	R	2
	H	6
	RBI	2
	BB	4
	SO	4
	LOB	13

WP: 0 PB: 0 SB: 2 CS: 0 PA: 36

PITCHER		IP	WLS	BF	H	R	ER	SO	BB	IBB	HBP	BLK	WP	HR	S	P	ERA	WHIP
Jesse Jefferson, R ERA: 4.67	(1, 1)	6.1	W	27	5	2	2	4	4	0	0	0	0	1	31	47	2.84	1.421
Jerry Garvin, L ERA: 2.15	(7, 1)	2.2	S	9	1	0	0	0	0	0	0	0	0	0	9	9	0.00	0.375

PITCHER	IP	WLS	BF	H	R	ER	SO	BB	IBB	HBP	BLK	WP	HR	S	P	ERA	WHIP

Toronto Blue Jays @ Oakland Athletics

Oakland-Alameda County Coliseum, Oakland, CA

Tue Jul 22 1980, 7:10 PM PDT

Att. 8,645 - Unknown

livebaseballscorecards.com

TOP

Batter	1	2	3	4	5	6	7	8	9	AB	R	H	RBI	BB	SO	LOB
Alfredo Griffin, S (1, 6) OBP: 0.273, SLG: 0.339	F8		F6			3B		F9		4	0	1	0	0	0	0
Al Woods, L (1, 7) OBP: 0.357, SLG: 0.480	F7			F8		F7			F7	4	0	0	0	0	0	1
John Mayberry, L (1, 10) OBP: 0.353, SLG: 0.458	E4			G3			F9		F8	4	0	0	0	0	0	0
Barry Bonnell, R (1, 8) OBP: 0.311, SLG: 0.418	F7			F8			2B WP 1B		1B	4	1	2	0	0	0	1
Lloyd Moseby, L (1, 9) OBP: 0.269, SLG: 0.360		K			K		1-3 2B		F7	4	0	1	0	0	2	1
Damaso Garcia, R (1, 4) OBP: 0.302, SLG: 0.419		CS BB			4-3		3-H K			2	0	0	0	1	1	1
Doug Ault, R (1, 3) OBP: 0.264, SLG: 0.229		F9 1-2			K		5-3			3	0	0	0	0	1	2
Garth Iorg, R (1, 5) OBP: 0.279, SLG: 0.362			K			5-3		K		3	0	0	0	0	2	0
Bob Davis, R (1, 2) OBP: 0.258, SLG: 0.327			F9			F2		6-3		3	0	0	0	0	0	0
Inning Stats	R: 0 E: 1 K: 0 S: 4 H: 0 LOB: 1 BB: 0 P: 4	R: 0 E: 0 K: 1 S: 4 H: 0 LOB: 0 BB: 1 P: 8	R: 0 E: 0 K: 1 S: 5 H: 0 LOB: 0 BB: 0 P: 5	R: 0 E: 0 K: 0 S: 3 H: 0 LOB: 0 BB: 0 P: 3	R: 0 E: 0 K: 2 S: 7 H: 0 LOB: 0 BB: 0 P: 7	R: 0 E: 0 K: 0 S: 4 H: 1 LOB: 1 BB: 0 P: 4	R: 1 E: 0 K: 1 S: 7 H: 2 LOB: 1 BB: 0 P: 7	R: 0 E: 0 K: 1 S: 5 H: 0 LOB: 0 BB: 0 P: 5	R: 0 E: 0 K: 0 S: 4 H: 1 LOB: 1 BB: 0 P: 4	1B: 2 2B: 1 3B: 1 HR: 0	SF: 0 SAC: 0 DP: 0 HBP: 0						

	AB	31
	R	1
	H	4
	RBI	0
	BB	1
	SO	6
	LOB	6

WP: 1 PB: 0 SB: 0 CS: 1 PA: 32

PITCHER	IP	WLS	BF	H	R	ER	SO	BB	IBB	HBP	BLK	WP	HR	S	P	ERA	WHIP
Mike Norris, R (1, 1) ERA: 2.37	9.0	W	32	4	1	1	6	1	0	0	0	1	0	43	47	1.00	0.556

PITCHER	IP	WLS	BF	H	R	ER	SO	BB	IBB	HBP	BLK	WP	HR	S	P	ERA	WHIP

BOTTOM

Toronto Blue Jays @ Oakland Athletics

Oakland-Alameda County Coliseum, Oakland, CA

Tue Jul 22 1980, 7:10 PM PDT

Att. 8,645 - Unknown

livebaseballscorecards.com

Batter	1	2	3	4	5	6	7	8	9	AB	R	H	RBI	BB	SO	LOB
Rickey Henderson, R (1, 7) OBP: 0.416, SLG: 0.422	F8	1B		SH1-3			S 1B BB			2	1	1	1	1	0	0
Dwayne Murphy, L (1, 8) OBP: 0.389, SLG: 0.409	F3		1B BB	CS BB			K			2	0	0	0	2	1	1
Jim Essian, R (1, 2) OBP: 0.274, SLG: 0.342	5-3		1B	5-3			F4			4	0	1	0	0	0	3
Tony Armas, R (1, 9) OBP: 0.303, SLG: 0.482		E 1B	K		K		E 1B			4	1	2	1	0	2	2
Jeff Newman, R (1, 3) OBP: 0.281, SLG: 0.410		E4 BB 1B 1B	F5		G5-4-3 BB		K			3	1	0	0	1	1	4
Mike Heath, R (1, 10) OBP: 0.254, SLG: 0.281		BB 1B 1B	G3		G5-4-3			6-3		4	0	1	1	0	0	3
Dave McKay, S (1, 5) OBP: 0.239, SLG: 0.254		1B BB		BB SH 1B	K			F5		3	1	1	0	1	1	0
Jeff Cox, R (1, 4) OBP: 0.284, SLG: 0.224		F7		SH BB	3-1			F7		3	1	0	0	1	0	3
Rob Picciolo, R (1, 6) OBP: 0.254, SLG: 0.341		K		SH SH1-3 CS	K					2	0	0	0	0	2	3
Inning Stats	R: 0 E: 0 K: 0 S: 3 H: 0 LOB: 0 BB: 0 P: 3	R: 2 E: 1 K: 1 S: 8 H: 3 LOB: 2 BB: 1 P: 12	R: 0 E: 0 K: 1 S: 6 H: 1 LOB: 2 BB: 1 P: 10	R: 2 E: 1 K: 0 S: 4 H: 1 LOB: 1 BB: 2 P: 12	R: 0 E: 0 K: 1 S: 4 H: 0 LOB: 0 BB: 1 P: 8	R: 0 E: 0 K: 2 S: 7 H: 0 LOB: 0 BB: 0 P: 7	R: 1 E: 0 K: 2 S: 8 H: 1 LOB: 1 BB: 1 P: 12	R: 0 E: 0 K: 0 S: 3 H: 0 LOB: 0 BB: 0 P: 3		1B: 6 2B: 0 3B: 0 HR: 0	SF: 0 SAC: 2 DP: 1 HBP: 0						

	AB	27
	R	5
	H	6
	RBI	3
	BB	6
	SO	7
	LOB	19

WP: 0 PB: 0 SB: 1 CS: 2 PA: 35

PITCHER		IP	WLS	BF	H	R	ER	SO	BB	IBB	HBP	BLK	WP	HR	S	P	ERA	WHIP
Paul Mirabella, L ERA: 4.39	(1, 1)	3.1	L	20	5	4	1	2	4	0	0	0	0	0	20	36	2.70	2.700
Mike Barlow, R ERA: 3.98	(4, 1)	3.2		12	1	1	1	5	2	0	0	0	0	0	20	28	2.46	0.818
Tom Buskey, R ERA: 3.81	(8, 1)	1.0		3	0	0	0	0	0	0	0	0	0	0	3	3	0.00	0.000

PITCHER	IP	WLS	BF	H	R	ER	SO	BB	IBB	HBP	BLK	WP	HR	S	P	ERA	WHIP

Batter	1	2	3	4	5	6	7	8	9	AB	R	H	RBI	BB	SO	LOB
Alfredo Griffin, S (1, 6) OBP: 0.276, SLG: 0.340	x 0-0 E 4-3 1B		x 0-0 ① 4-3		B B B 4-0 4-3 BB	x 0-0 ③ F7			x 0-0 2B	2	0	1	0	1	0	0
Bob Bailor, R (6, PH) OBP: 0.297, SLG: 0.267 (6, 6)										2	0	1	0	0	0	1
Al Woods, L (1, 7) OBP: 0.354, SLG: 0.475	x 0-0 ① 4-3 1-2		x 0-0 ② 3-1		x 0-0 ① 4-3 1-2		x 0-0 ① 4-3		S S S 0-3 ③ K	3	0	0	0	0	0	2
Joe Cannon, L (6, 7) OBP: 0.074, SLG: 0.074										2	0	0	0	0	1	1
John Mayberry, L (1, 3) OBP: 0.358, SLG: 0.456	B B B B 4-0 BB 2-3 BB		B B B B 4-0 BB		x 0-0 ② F7		B B B B 4-0 G4-6-3 BB			1	0	0	0	3	0	1
Otto Velez, R (1, 10) OBP: 0.379, SLG: 0.525	S S S 0-3 ② K		S S S 0-3 ③ K		x 0-0 ③ F4		x 0-0 ② ③ G4-6-3 1-2f			3	0	0	0	0	2	4
Steve Braun, L (7, PH) OBP: 0.133, SLG: 0.071										1	0	0	0	0	0	1
Roy Howell, L (1, 5) OBP: 0.327, SLG: 0.394	B B B B 4-0 BB 1-2			x 0-0 ① 4-3		x 0-0 E E 1B		S S S 0-3 ① K		3	1	1	0	1	1	0
Barry Bonnell, R (1, 8) OBP: 0.310, SLG: 0.416	x 0-0 ③ F9			x 0-0 1B 1B		x 0-0 E5 3-4-1 E 1-3 SF9		x 0-0 ② F5		4	1	1	0	0	0	4
Damaso Garcia, R (1, 4) OBP: 0.302, SLG: 0.418		x 0-0 ① F8		x 0-0 1-2 1B		x 0-0 E6 3-4-1 1-2 3-H		x 0-0 ③ F9		3	0	1	1	0	0	1
Garth Iorg, R (6, 4) OBP: 0.274, SLG: 0.356										1	0	0	0	0	0	0
Lloyd Moseby, L (1, 9) OBP: 0.262, SLG: 0.351		x 0-0 ② 4-3		x 0-0 ② F9		x 0-0 ① 3-4-1 1-2 2-3			x 0-0 ① F9	4	0	0	0	0	0	4
Ernie Whitt, L (1, 2) OBP: 0.285, SLG: 0.323		S S S 0-3 ③ K		x 0-0 ③ G3		x 0-0 ② SF9 3-H			S S S 0-3 ② K	3	0	0	1	0	2	2
Inning Stats	R: 0 H: 1 E: 1 LOB: 3 K: 1 BB: 2 S: 6 P: 14	R: 0 H: 0 E: 0 LOB: 0 K: 1 BB: 0 S: 5 P: 5	R: 0 H: 0 E: 0 LOB: 1 K: 1 BB: 1 S: 5 P: 9	R: 0 H: 2 E: 0 LOB: 2 K: 0 BB: 0 S: 5 P: 5	R: 0 H: 0 E: 0 LOB: 1 K: 0 BB: 1 S: 3 P: 7	R: 2 H: 1 E: 2 LOB: 1 K: 0 BB: 0 S: 6 P: 6	R: 0 H: 0 E: 0 LOB: 0 K: 0 BB: 1 S: 2 P: 6	R: 0 H: 0 E: 0 LOB: 0 K: 1 BB: 0 S: 5 P: 5	R: 0 H: 1 E: 0 LOB: 1 K: 2 BB: 0 S: 8 P: 8	1B: 4 SF: 1 2B: 1 SAC: 0 3B: 0 DP: 1 HR: 0 HBP: 0						

PITCHER		IP	WLS	BF	H	R	ER	SO	BB	IBB	HBP	BLK	WP	HR	S	P	ERA	WHIP
Steve McCatty, R ERA: 4.56	(1, 1)	6.1	W	30	4	2	0	3	5	0	0	0	0	0	31	51	0.00	1.421
Bob Lacey, L ERA: 3.48	(7, 1)	2.2		8	1	0	0	3	0	0	0	0	0	0	14	14	0.00	0.375

PITCHER	IP	WLS	BF	H	R	ER	SO	BB	IBB	HBP	BLK	WP	HR	S	P	ERA	WHIP

TOP

Toronto Blue Jays @ Oakland Athletics

Oakland-Alameda County Coliseum, Oakland, CA

Wed Jul 23 1980, 3:33 AM PDT

Att. 4,765 - Unknown

livebaseballscorecards.com

AB	32
R	2
H	5
RBI	2
BB	5
SO	6
LOB	21

Batter	1	2	3	4	5	6	7	8	9	AB	R	H	RBI	BB	SO	LOB
Rickey Henderson, R (1, 7) OBP: 0.415, SLG: 0.418	B B B B 4-0 CS BB		x 0-0 1-3 ① 2-H	x 0-0 FC6-4 ③ 1-2f		x 0-0 G5-4-3 ②③ 1-2f				3	0	0	0	1	0	3
Dwayne Murphy, L (1, 8) OBP: 0.388, SLG: 0.406	S S S 0-3 K ①② 1-2		x 0-0 F9 ②		x 0-0 F7 ①		B B B B 4-0 G6-3 BB			3	0	0	0	1	1	1
Wayne Gross, L (1, 5) OBP: 0.350, SLG: 0.400	x 0-0 G3 ③		S S S 0-3 K ③		x 0-0 4-3 ②		x 0-0 F5 ①			4	0	0	0	0	1	1
Dave McKay, S (8, 5) OBP: 0.239, SLG: 0.254										0	0	0	0	0	0	0
Tony Armas, R (1, 9) OBP: 0.305, SLG: 0.493		S S 0-3 K ①		x 0-0 HR	x 0-0 2B 2B		x 0-0 G6-3 ②③ 1-2f			4	2	2	1	0	1	1
Mitchell Page, L (1, 10) OBP: 0.332, SLG: 0.372		S S S 0-3 K ②		x 0-0 2B 1B	x 0-0 2-H 2B			x 0-0 5-3 ①		4	1	2	1	0	1	0
Mike Davis, L (1, 3) OBP: 0.241, SLG: 0.270		B B B B 4-0 S BB		x 0-0 F8 ①	x 0-0 1-3 ③			x 0-0 6-3 ②		3	0	0	0	1	0	2
Jim Essian, R (1, 2) OBP: 0.266, SLG: 0.331		x 0-0 F7 ③ 1-2		x 0-0 F7 ②		x 0-0 F7 ①		x 0-0 F7 ③		4	0	0	0	0	0	2
Rob Picciolo, R (1, 6) OBP: 0.267, SLG: 0.358			x 0-0 2B 1B	x 0-0 1-H 1B 2B		x 0-0 1B 1B				3	2	3	1	0	0	0
Jeff Cox, R (1, 4) OBP: 0.312, SLG: 0.271			x 0-0 E 1-H WP 2B	x 0-0 FC6-4 2-H 1B		x 0-0 G5-4-3 1-2 1B				3	1	3	2	0	0	0
Inning Stats	R: 0 E: 0 K: 1 S: 4 H: 0 LOB: 0 BB: 1 P: 8	R: 0 E: 0 K: 2 S: 7 H: 0 LOB: 1 BB: 1 P: 11	R: 2 E: 1 K: 1 S: 7 H: 2 LOB: 0 BB: 0 P: 7	R: 3 E: 0 K: 0 S: 7 H: 4 LOB: 1 BB: 0 P: 7	R: 1 E: 0 K: 0 S: 5 H: 2 LOB: 1 BB: 0 P: 5	R: 0 E: 0 K: 0 S: 4 H: 2 LOB: 1 BB: 0 P: 4	R: 0 E: 0 K: 0 S: 2 H: 0 LOB: 0 BB: 1 P: 6	R: 0 E: 0 K: 0 S: 3 H: 0 LOB: 0 BB: 0 P: 3		1B: 5 2B: 5 3B: 0 HR: 1	SF: 0 SAC: 0 DP: 3 HBP: 0					

PITCHER		IP	WLS	BF	H	R	ER	SO	BB	IBB	HBP	BLK	WP	HR	S	P	ERA	WHIP
Jack Kucek, R ERA: 5.01	(1, 1)	3.0	L	14	4	4	4	4	2	0	0	0	1	1	20	28	12.00	2.000
Balor Moore, L ERA: 5.83	(4, 1)	0.2		4	2	1	1	0	0	0	0	0	0	0	4	4	13.50	3.000
Tom Buskey, R ERA: 3.88	(4, 1)	1.1		6	2	1	1	0	0	0	0	0	0	0	6	6	6.75	1.500
Joey McLaughlin, R ERA: 4.39	(6, 1)	1.0		4	2	0	0	0	0	0	0	0	0	0	4	4	0.00	2.000
Mike Barlow, R ERA: 3.63	(7, 1)	2.0		6	0	0	0	0	1	0	0	0	0	0	5	9	0.00	0.500

PITCHER	IP	WLS	BF	H	R	ER	SO	BB	IBB	HBP	BLK	WP	HR	S	P	ERA	WHIP

BOTTOM

Toronto Blue Jays @ Oakland Athletics

Oakland-Alameda County Coliseum, Oakland, CA

Wed Jul 23 1980, 3:33 AM PDT

Att. 4,765 - Unknown

livebaseballscorecards.com

AB	31
R	6
H	10
RBI	5
BB	3
SO	4
LOB	10

1B: 5	SF: 0	WP: 1	PA: 34
2B: 5	SAC: 0	PB: 0	
3B: 0	DP: 3	SB: 1	
HR: 1	HBP: 0	CS: 1	

Batter	1	2	3	4	5	6	7	8	9	AB	R	H	RBI	BB	SO	LOB
Julio Cruz, S (1, 4) OBP: 0.330, SLG: 0.266	SH3-4 1B 1B		K	F7				FC6-4 1-2 2-3 BB		3	1	1	0	1	1	1
Larry Milbourne, S (1, 6) OBP: 0.308, SLG: 0.355	SH3-4 1-2		1-2-3			4-3		FC6-4 FC4-6 1-2f 2-3 3-H		3	0	0	1	0	0	2
Bruce Bochte, L (1, 3) OBP: 0.357, SLG: 0.441	F7		4-3			F8		FC4-6 1-2f 3-H		4	0	0	1	0	0	2
Dan Meyer, L (1, 7) OBP: 0.335, SLG: 0.421	2-H 1B			F9		F8		K		4	0	1	1	0	1	1
Tom Paciorek, R (1, 9) OBP: 0.337, SLG: 0.516	F9			5-3			F9		F9	4	0	0	0	0	0	1
Willie Horton, R (1, 10) OBP: 0.321, SLG: 0.320		F8		5-3			F8		F9	4	0	0	0	0	0	0
Ted Cox, R (1, 5) OBP: 0.289, SLG: 0.314		K			F9		1-3		K	4	0	0	0	0	2	0
Joe Simpson, L (1, 8) OBP: 0.322, SLG: 0.341		BB			K			BB FC6-4 1B		2	1	1	0	1	1	0
Bob Stinson, S (1, 2) OBP: 0.287, SLG: 0.276		1-3			1B			FC6-4 BB 1-2 FC4-6 1B		3	1	2	0	0	0	1
Inning Stats	R: 1 E: 0 K: 0 S: 5 H: 2 LOB: 1 BB: 0 P: 5	R: 0 E: 0 K: 1 S: 5 H: 0 LOB: 1 BB: 1 P: 9	R: 0 E: 0 K: 1 S: 5 H: 0 LOB: 0 BB: 0 P: 5	R: 0 E: 0 K: 0 S: 3 H: 0 LOB: 0 BB: 0 P: 3	R: 0 E: 0 K: 1 S: 6 H: 1 LOB: 1 BB: 0 P: 6	R: 0 E: 0 K: 0 S: 3 H: 0 LOB: 0 BB: 0 P: 3	R: 0 E: 0 K: 0 S: 3 H: 0 LOB: 0 BB: 0 P: 3	R: 2 E: 0 K: 1 S: 7 H: 2 LOB: 1 BB: 1 P: 11	R: 0 E: 0 K: 1 S: 5 H: 0 LOB: 0 BB: 0 P: 5	1B: 5 2B: 0 3B: 0 HR: 0 SF: 0 SAC: 1 DP: 0 HBP: 0						

PITCHER	IP	WLS	BF	H	R	ER	SO	BB	IBB	HBP	BLK	WP	HR	S	P	ERA	WHIP
Jim Clancy, R (1, 1) ERA: 3.02	9.0	W	34	5	3	3	5	2	0	0	0	0	0	42	50	3.00	0.778

PITCHER	IP	WLS	BF	H	R	ER	SO	BB	IBB	HBP	BLK	WP	HR	S	P	ERA	WHIP

TOP

Seattle Mariners @ Toronto Blue Jays

Exhibition Stadium, Toronto, ON

Fri Jul 25 1980, 7:05 PM EDT

Att. 16,248 - Unknown - 79 F

livebaseballscorecards.com

AB	31
R	3
H	5
RBI	3
BB	2
SO	5
LOB	8

WP: 0 PA: 34
PB: 0
SB: 0
CS: 0

BOTTOM

Seattle Mariners @ Toronto Blue Jays

Exhibition Stadium, Toronto, ON

Fri Jul 25 1980, 7:05 PM EDT

Att. 16,248 - Unknown - 79 F

livebaseballscorecards.com

Batter	1	2	3	4	5	6	7	8	9	AB	R	H	RBI	BB	SO	LOB
Alfredo Griffin, S (1, 6) OBP: 0.279, SLG: 0.349	F9		F4		1-H 3B	3-H 2B		CS 3-H		4	0	2	2	0	0	0
Al Woods, L (1, 7) OBP: 0.359, SLG: 0.492	HR		2B		BB S	G3				3	1	2	1	1	0	1
John Mayberry, L (1, 3) OBP: 0.354, SLG: 0.450	F2		F6		K 1-2		G3			4	0	0	0	0	1	3
Otto Velez, R (1, 10) OBP: 0.380, SLG: 0.523	K			FC6-4 1B	IBB		K			3	0	1	0	1	2	0
Roy Howell, L (1, 5) OBP: 0.326, SLG: 0.402		HR		FC6-4 WP 1-2f	K		4-3			4	1	1	1	0	1	4
Barry Bonnell, R (1, 8) OBP: 0.310, SLG: 0.413		6-3		5-3 1-2		SH5-4 1B SH1-4 1B		4-3		4	1	1	0	0	0	1
Damaso Garcia, R (1, 4) OBP: 0.305, SLG: 0.422		F3		1-3		SH1-4 SH5-4 1-2 2B 1B		4-3 CS 2B		4	1	2	0	0	0	1
Lloyd Moseby, L (1, 9) OBP: 0.257, SLG: 0.344	K				F9	SH5-4 1-2 2-3		4-3 2-3		3	0	0	0	0	1	1
Bob Bailor, R (9, 9) OBP: 0.297, SLG: 0.267										0	0	0	0	0	0	0
Bob Davis, R (1, 2) OBP: 0.265, SLG: 0.325			6-3		3B BB	SH1-4 2-3 3-H		BB		1	1	0	1	2	0	0

	AB	30
	R	5
	H	9
	RBI	5
	BB	4
	SO	5
	LOB	11

Inning Stats	1	2	3	4	5	6	7	8	9
	R: 1 H: 1 E: 0 LOB: 0 K: 1 BB: 0 S: 6 P: 6	R: 1 H: 1 E: 0 LOB: 0 K: 1 BB: 0 S: 6 P: 6	R: 0 H: 1 E: 0 LOB: 1 K: 0 BB: 0 S: 4 P: 4	R: 0 H: 1 E: 0 LOB: 1 K: 0 BB: 0 S: 4 P: 4	R: 1 H: 1 E: 0 LOB: 3 K: 2 BB: 3 S: 8 P: 20	R: 2 H: 3 E: 0 LOB: 1 K: 0 BB: 0 S: 6 P: 6	R: 0 H: 0 E: 0 LOB: 0 K: 1 BB: 0 S: 5 P: 5	R: 0 H: 1 E: 0 LOB: 1 K: 0 BB: 1 S: 3 P: 7	

	1B: 3	SF: 0	WP: 1	PA: 37
	2B: 3	SAC: 2	PB: 0	
	3B: 1	DP: 0	SB: 1	
	HR: 2	HBP: 0	CS: 1	

PITCHER	IP	WLS	BF	H	R	ER	SO	BB	IBB	HBP	BLK	WP	HR	S	P	ERA	WHIP
Rick Honeycutt, L (1, 1) ERA: 3.49	8.0	L	36	9	5	5	5	3	1	0	0	1	2	42	58	5.62	1.500

PITCHER	IP	WLS	BF	H	R	ER	SO	BB	IBB	HBP	BLK	WP	HR	S	P	ERA	WHIP

Batter	1	2	3	4	5	6	7	8	9	AB	R	H	RBI	BB	SO	LOB
Julio Cruz, S (1, 4) OBP: 0.334, SLG: 0.264	BBBB SH1-3 BB	BBB 1B 1-2 2-3 3-H BB		BBBB CS BB		x 0-0 ② F7			x 0-0 ① 1-3	2	0	0	1	3	0	0
Larry Milbourne, S (1, 6) OBP: 0.314, SLG: 0.368	x 0-0 ① SH1-3 1-2	x 0-0 S 1-3 2-H 3-H 1B		0-0 ③ CS 1-2	x 0-0 1B 1B 2B	x 0-0 ③ 1-3			x 0-0 ② 4-3	4	1	2	2	0	0	0
Bruce Bochte, L (1, 3) OBP: 0.358, SLG: 0.443	x 0-0 ② F7	SSS 0-3 ③ K 1-2			x 0-0 1B 1B 2-3 1B		SSS 0-3 ① K		x 0-0 2B	5	1	2	0	0	2	3
Dan Meyer, L (1, 7) OBP: 0.337, SLG: 0.428 Leon Roberts, R (7, 7) OBP: 0.330, SLG: 0.444	SSS 0-3 ③ K		x 0-0 3B		x 0-0 ① 1-3 3-H 1B		x 0-0 ② 4-3		SSS 0-3 ③ K	4 1	0 0	2 0	1 0	0 0	1 1	1 1
Tom Paciorek, R (1, 9) OBP: 0.336, SLG: 0.512		x 0-0 ① 5-3	x 0-0 ① 5-3		x 0-0 HR 3-H 1B		x 0-0 ③ F8			4	1	1	1	0	0	1
Willie Horton, R (1, 10) OBP: 0.324, SLG: 0.336		x 0-0 1B 1B BB 1B	x 0-0 ② 5-3		x 0-0 1-H HR			x 0-0 ① 5-3		4	2	2	2	0	0	1
Ted Cox, R (1, 5) OBP: 0.288, SLG: 0.313		x 0-0 BB 1B 1-2 1B 1B	x 0-0 ③ L1		x 0-0 ② 5-3			x 0-0 ② F7		4	1	1	0	0	0	1
Joe Simpson, L (1, 8) OBP: 0.325, SLG: 0.349		x 0-0 BB 1B 1-2 2-3 1B		SSS 0-3 ① K	x 0-0 ③ F8			x 0-0 2B		4	1	2	0	0	1	0
Bob Stinson, S (1, 2) OBP: 0.277, SLG: 0.265		x 0-0 ② F7		SSS 0-3 ② K		x 0-0 ① F7		x 0-0 ③ 5-3		4	0	0	0	0	1	4
Inning Stats	R: 0 E: 0 K: 1 S: 5 H: 0 LOB: 1 BB: 1 P: 9	R: 3 E: 0 K: 1 S: 9 H: 4 LOB: 2 BB: 1 P: 13	R: 0 E: 0 K: 0 S: 4 H: 1 LOB: 1 BB: 0 P: 4	R: 0 E: 0 K: 2 S: 6 H: 0 LOB: 0 BB: 1 P: 10	R: 4 E: 0 K: 0 S: 7 H: 5 LOB: 0 BB: 0 P: 7	R: 0 E: 0 K: 0 S: 3 H: 0 LOB: 0 BB: 0 P: 3	R: 0 E: 0 K: 1 S: 5 H: 0 LOB: 0 BB: 0 P: 5	R: 0 E: 0 K: 0 S: 4 H: 1 LOB: 1 BB: 0 P: 4	R: 0 E: 0 K: 1 S: 6 H: 1 LOB: 1 BB: 0 P: 6	1B: 7 2B: 3 3B: 1 HR: 1	SF: 0 SAC: 1 DP: 0 HBP: 0						

PITCHER	IP	WLS	BF	H	R	ER	SO	BB	IBB	HBP	BLK	WP	HR	S	P	ERA	WHIP
Dave Stieb, R (1, 1) ERA: 2.94	4.1	L	24	10	7	7	4	3	0	0	0	0	1	29	41	14.54	3.000
Mike Barlow, R (5, 1) ERA: 3.0	4.2		16	2	0	0	2	0	0	0	0	0	0	20	20	0.00	0.429

PITCHER	IP	WLS	BF	H	R	ER	SO	BB	IBB	HBP	BLK	WP	HR	S	P	ERA	WHIP

TOP

Seattle Mariners @ Toronto Blue Jays

Exhibition Stadium, Toronto, ON

Sat Jul 26 1980, 7:05 PM EDT

Unknown - 70 F

livebaseballscorecards.com

AB	36
R	7
H	12
RBI	7
BB	3
SO	6
LOB	12

1B: 7	SF: 0	WP: 0	PA: 41
2B: 3	SAC: 1	PB: 0	
3B: 1	DP: 0	SB: 1	
HR: 1	HBP: 0	CS: 1	

Batter	1	2	3	4	5	6	7	8	9	AB	R	H	RBI	BB	SO	LOB
Alfredo Griffin, S (1, 6) OBP: 0.278, SLG: 0.348	HR 1B	F8			4-3			4-3		4	1	1	0	0	0	0
Lloyd Moseby, L (1, 9) OBP: 0.263, SLG: 0.379	1-H HR		K		L5 3B			F8		4	1	2	2	0	1	0
John Mayberry, L (1, 3) OBP: 0.350, SLG: 0.444	F8		3-1		L5 3-H			F7		4	0	0	0	0	0	1
Otto Velez, R (1, 10) OBP: 0.382, SLG: 0.519	FC6-4 1B BB		1B BB			K			5-3	2	0	0	0	2	1	0
Al Woods, L (1, 7) OBP: 0.361, SLG: 0.492	1-2 FC6-4 1B		1-2 FC5-4 1B			G3			F9	4	0	2	0	0	0	0
Barry Bonnell, R (1, 8) OBP: 0.307, SLG: 0.409	FC6-4		FC5-4			K			F7	3	0	0	0	0	1	4
Joe Cannon, L (7, 8) OBP: 0.071, SLG: 0.071	1-2f 2-3		1-2f							1	0	0	0	0	0	0
Damaso Garcia, R (1, 4) OBP: 0.302, SLG: 0.419	4-3			L6			F3			3	0	0	0	0	0	2
Bob Bailor, R (1, 5) OBP: 0.291, SLG: 0.261		F4		G3			L1			3	0	0	0	0	0	0
Ernie Whitt, L (1, 2) OBP: 0.286, SLG: 0.323		G3		1B			4-3			3	0	1	0	0	0	0
Inning Stats	R: 2 E: 0 K: 0 S: 6 H: 3 LOB: 2 BB: 1 P: 10	R: 0 E: 0 K: 0 S: 3 H: 0 LOB: 0 BB: 0 P: 3	R: 0 E: 0 K: 1 S: 6 H: 1 LOB: 2 BB: 1 P: 10	R: 0 E: 0 K: 0 S: 3 H: 1 LOB: 1 BB: 0 P: 3	R: 0 E: 0 K: 0 S: 3 H: 1 LOB: 0 BB: 0 P: 3	R: 0 E: 0 K: 2 S: 7 H: 0 LOB: 0 BB: 0 P: 7	R: 0 E: 0 K: 0 S: 3 H: 0 LOB: 0 BB: 0 P: 3	R: 0 E: 0 K: 0 S: 3 H: 0 LOB: 0 BB: 0 P: 3	R: 0 E: 0 K: 0 S: 3 H: 0 LOB: 0 BB: 0 P: 3	1B: 4 2B: 1 3B: 1 HR: 1	SF: 0 SAC: 0 DP: 1 HBP: 0						

PITCHER		IP	WLS	BF	H	R	ER	SO	BB	IBB	HBP	BLK	WP	HR	S	P	ERA	WHIP
Rob Dressler, R ERA: 4.62	(1, 1)	8.0	W	30	6	2	2	3	2	0	0	0	0	1	34	42	2.25	1.000
Dave Heaverlo, R ERA: 3.45	(9, 1)	1.0		3	0	0	0	0	0	0	0	0	0	0	3	3	0.00	0.000

PITCHER	IP	WLS	BF	H	R	ER	SO	BB	IBB	HBP	BLK	WP	HR	S	P	ERA	WHIP

BOTTOM

Seattle Mariners @ Toronto Blue Jays

Exhibition Stadium, Toronto, ON

Sat Jul 26 1980, 7:05 PM EDT

Unknown - 70 F

livebaseballscorecards.com

AB	31
R	2
H	6
RBI	2
BB	2
SO	3
LOB	7

Seattle Mariners @ Toronto Blue Jays

Exhibition Stadium, Toronto, ON

Sat Jul 26 1980, 7:05 PM EDT

Att. 18,067 - Unknown - 68 F

TOP

livebaseballscorecards.com

Batter	1	2	3	4	5	6	7	8	9	AB	R	H	RBI	BB	SO	LOB
Leon Roberts, R (1, 8) OBP: 0.331, SLG: 0.438	BBBB 4-0 2B BB	x 0-0 6-3 ③ 1-2 3-H		x 0-0 F7 ②		x 0-0 G3 ③		BBB 4-0 1B BB		3	1	0	0	2	0	4
Bill Stein, R (1, 4) OBP: 0.372, SLG: 0.443	x 0-0 SH5-3 1-4-3-6-3-6 1-H 2B		x 0-0 1B 1B	x 0-0 F4 ③			x 0-0 2B 5-3 1B	x 0-0 1-3 1B		5	2	4	1	0	0	2
Bruce Bochte, L (1, 3) OBP: 0.359, SLG: 0.447	x 0-0 SH5-3 ① 2-3		x 0-0 1-3 1B		x 0-0 4-3 ①		x 0-0 WP 1B 1-3 2B	x 0-0 4-3 ③		4	1	2	0	0	0	2
Willie Horton, R (1, 10) OBP: 0.322, SLG: 0.330	BBBB 4-0 1-4-3-6-3-6 BB		SSS 0-3 K ①		x 0-0 F8 ②		x 0-0 5-3 ① 3-H		SSS 0-3 K ①	4	0	0	1	1	2	3
Tom Paciorek, R (1, 9) OBP: 0.333, SLG: 0.504	x 0-0 1-4-3-6-3-6 ② ③ 1-2f 3-H		SSS 0-3 K ②		BBBB 4-0 FC5-4 BB		x 0-0 F7 ②		SSS 0-3 K ②	4	0	0	1	1	2	4
Ted Cox, R (1, 5) OBP: 0.291, SLG: 0.315		x 0-0 5-3 ①	x 0-0 F9 ③		x 0-0 FC5-4 ③ 1-2f		x 0-0 2-H 1B		x 0-0 FC5-4 1B	5	0	2	1	0	0	3
Joe Simpson, L (1, 7) OBP: 0.324, SLG: 0.347		x 0-0 E S S 1B		x 0-0 4-3 ①		x 0-0 4-3 ①	x 0-0 F7 ③		x 0-0 FC5-4 ③ 1-2f	4	1	1	0	0	0	1
Jim Anderson, R (9, PH) OBP: 0.300, SLG: 0.332										1	0	0	0	0	0	1
Mario Mendoza, R (1, 6) OBP: 0.303, SLG: 0.333		x 0-0 E6 S 1-3		x 0-0 1B 1B		BBBB 4-0 BB		x 0-0 F8 ①		3	0	1	0	1	0	1
Larry Cox, R (1, 2) OBP: 0.250, SLG: 0.303		x 0-0 F4 ②		x 0-0 1-2 1B		SSS 0-3 K ②		x 0-0 5-3 ②		4	0	1	0	0	1	3

	AB	37
	R	5
	H	11
	RBI	4
	BB	5
	SO	5
	LOB	24

Inning Stats										
	R: 2	H: 1	R: 1	H: 1	R: 0	H: 2	R: 0	H: 2	R: 0	H: 0
	E: 0	LOB: 0	E: 1	LOB: 1	E: 0	LOB: 2	E: 0	LOB: 2	E: 0	LOB: 1
	K: 0	BB: 2	K: 0	BB: 0	K: 2	BB: 0	K: 0	BB: 0	K: 3	BB: 1
	S: 3	P: 11	S: 5	P: 5	S: 9	P: 9	S: 5	P: 5	S: 3	P: 7

Inning Stats										
	R: 0	H: 0	R: 2	H: 3	R: 0	H: 1	R: 0	H: 1	1B: 9	SF: 0
	E: 0	LOB: 1	E: 0	LOB: 1	E: 0	LOB: 2	E: 0	LOB: 1	2B: 3	SAC: 1
	K: 1	BB: 1	K: 0	BB: 0	K: 0	BB: 1	K: 2	BB: 0	3B: 0	DP: 1
	S: 5	P: 9	S: 6	P: 6	S: 4	P: 8	S: 8	P: 8	HR: 0	HBP: 0

PITCHER		IP	WLS	BF	H	R	ER	SO	BB	IBB	HBP	BLK	WP	HR	S	P	ERA	WHIP
Balor Moore, L ERA: 5.95	(1, 1)	2.0		12	4	3	2	0	2	0	0	0	0	0	10	18	9.00	3.000
Jack Kucek, R ERA: 4.86	(3, 1)	4.2	W	21	5	2	2	3	2	0	0	0	1	0	25	33	3.86	1.500
Jerry Garvin, L ERA: 2.05	(7, 1)	2.1	S	10	2	0	0	2	1	0	0	0	0	0	13	17	0.00	1.286

PITCHER		IP	WLS	BF	H	R	ER	SO	BB	IBB	HBP	BLK	WP	HR	S	P	ERA	WHIP

| | | | | | | | | | | | | | | | | | |

Batter	1	2	3	4	5	6	7	8	9	AB	R	H	RBI	BB	SO	LOB
Alfredo Griffin, S (1, 6) OBP: 0.278, SLG: 0.352	0-0 2B 3B	0-0 ③ P3		0-0 ③ F9		0-0 ③ F8				4	1	1	0	0	0	0
Lloyd Moseby, L (1, 9) OBP: 0.269, SLG: 0.378	H 1-0 2B 2B HBP		0-0 ① F6		0-0 ① F8		0-0 CS 1B			3	1	1	0	0	0	0
Al Woods, L (1, 7) OBP: 0.370, SLG: 0.504	0-0 1-3 2B 2B 3-H		0-0 1B 1B 1B		0-0 1B HR 1B		0-0 ① 1-2 G5-4-3 1B			4	3	4	1	0	0	0
Bob Bailor, R (8, 7) OBP: 0.291, SLG: 0.261										0	0	0	0	0	0	0
Otto Velez, R (1, 10) OBP: 0.384, SLG: 0.522	0-0 2-H 2B 3-H		S S S 0-3 ② K		0-0 1-2 HR 1B		0-0 ② ③ G5-4-3 1-2f			4	1	2	2	0	1	2
John Mayberry, L (1, 3) OBP: 0.351, SLG: 0.455	0-0 ① 5-3		0-0 1B 1-2 1B		0-0 1-H HR 2-H			S S S 0-3 ① K		4	1	2	3	0	1	1
Barry Bonnell, R (1, 8) OBP: 0.306, SLG: 0.407	0-0 ② 4-3		0-0 1-2 1B 2-H		0-0 ② F9			0-0 ② L4		4	0	1	1	0	0	1
Damaso Garcia, R (1, 4) OBP: 0.299, SLG: 0.414	0-0 ③ F4		0-0 ③ F7		0-0 ③ 1-6-3			0-0 ③ 5-3		4	0	0	0	0	0	3
Garth Iorg, R (1, 5) OBP: 0.277, SLG: 0.344		0-0 ① F8		0-0 ① 5-3		B B B B 4-0 B1-6-4 BB				2	0	0	0	1	0	0
Bob Davis, R (1, 2) OBP: 0.261, SLG: 0.318		0-0 ② F9		0-0 ② F7		0-0 ① ② B1-6-4 1-2f				3	0	0	0	0	0	1
Inning Stats	R: 3 E: 0 K: 0 S: 6 H: 3 LOB: 1 BB: 0 P: 7	R: 0 E: 0 K: 0 S: 3 H: 0 LOB: 0 BB: 0 P: 3	R: 1 E: 0 K: 1 S: 8 H: 3 LOB: 2 BB: 0 P: 8	R: 0 E: 0 K: 0 S: 3 H: 0 LOB: 0 BB: 0 P: 3	R: 3 E: 0 K: 0 S: 6 H: 3 LOB: 0 BB: 0 P: 6	R: 0 E: 0 K: 0 S: 2 H: 0 LOB: 0 BB: 1 P: 6	R: 0 E: 0 K: 0 S: 3 H: 2 LOB: 0 BB: 0 P: 3	R: 0 E: 0 K: 1 S: 5 H: 0 LOB: 0 BB: 0 P: 5		1B: 7 2B: 2 3B: 1 HR: 1	SF: 0 SAC: 0 DP: 2 HBP: 1					

PITCHER	IP	WLS	BF	H	R	ER	SO	BB	IBB	HBP	BLK	WP	HR	S	P	ERA	WHIP
Glenn Abbott, R (1, 1) ERA: 3.54	5.0	L	25	9	7	7	1	0	0	1	0	0	1	26	27	12.60	1.800
Mike Parrott, R (6, 1) ERA: 7.65	3.0		9	2	0	0	1	1	0	0	0	0	0	10	14	0.00	1.000

PITCHER	IP	WLS	BF	H	R	ER	SO	BB	IBB	HBP	BLK	WP	HR	S	P	ERA	WHIP

BOTTOM

Seattle Mariners @ Toronto Blue Jays

Exhibition Stadium, Toronto, ON

Sat Jul 26 1980, 7:05 PM EDT

Att. 18,067 - Unknown - 68 F

livebaseballscorecards.com

AB	32
R	7
H	11
RBI	7
BB	1
SO	2
LOB	8

1B: 7 SF: 0
2B: 2 SAC: 0
3B: 1 DP: 2
HR: 1 HBP: 1

WP: 0 PA: 34
PB: 0
SB: 0
CS: 1

Seattle Mariners @ Toronto Blue Jays

Exhibition Stadium, Toronto, ON

Sun Jul 27 1980, 3:33 AM EDT

Att. 17,080 - Unknown - 72 F

TOP

livebaseballscorecards.com

Batter	1	2	3	4	5	6	7	8	9	AB	R	H	RBI	BB	SO	LOB
Larry Milbourne, S (1, 4) OBP: 0.312, SLG: 0.359	BBBB 4-0 SH1-3 BB		x 0-0 ③ F8			x 0-0 ① 4-3		x 0-0 ③ 6-3		3	0	0	0	1	0	1
Joe Simpson, L (1, 9) OBP: 0.324, SLG: 0.347	x 0-0 ① SH1-3 1-2			x 0-0 G3-6-3 1B		x 0-0 ② 1-3			x 0-0 ① 4-3	3	0	1	0	0	0	0
Bruce Bochte, L (1, 3) OBP: 0.356, SLG: 0.441	x 0-0 ② F7			x 0-0 ① ② G3-6-3 1-2f		x 0-0 ③ F8			x 0-0 ② 4-3	4	0	0	0	0	0	2
Dan Meyer, L (1, 7) OBP: 0.333, SLG: 0.423	x 0-0 ③ 6-3			x 0-0 ③ F8			x 0-0 ① 6-3		x 0-0 ③ F8	4	0	0	0	0	0	1
Bill Stein, R (1, 10) OBP: 0.363, SLG: 0.431		x 0-0 ① 5-3			x 0-0 ① 1-3		x 0-0 ② 1-3			3	0	0	0	0	0	0
Ted Cox, R (1, 5) OBP: 0.292, SLG: 0.312		x 0-0 ② P6			BBBB 4-0 F9 BB BB		x 0-0 ③ 1-3			2	0	0	0	1	0	0
Leon Roberts, R (1, 8) OBP: 0.335, SLG: 0.439		x 0-0 ③ 5-3			BBBB 4-0 1-2 BB			x 0-0 BLK 1B		2	0	1	0	1	0	0
Mario Mendoza, R (1, 6) OBP: 0.298, SLG: 0.327			SSS 0-3 ① K		x 0-0 ② F9 2-3			x 0-0 ① F9 1-2		3	0	0	0	0	1	3
Bob Stinson, S (1, 2) OBP: 0.270, SLG: 0.257			x 0-0 ② 6-3		SSS 0-3 ③ K			SSS 0-3 ② K		3	0	0	0	0	2	3

Inning Stats	R: 0	H: 0		R: 0	H: 0		R: 0	H: 0		R: 0	H: 1		R: 0	H: 0		R: 0	H: 0		R: 0	H: 0		R: 0	H: 1		R: 0	H: 0		1B: 2	SF: 0		WP: 0	PA: 31
	E: 0	LOB: 1		E: 0	LOB: 0		E: 0	LOB: 0		K: 0	LOB: 0		E: 0	LOB: 2		E: 0	LOB: 0		E: 0	LOB: 0		E: 0	LOB: 1		E: 0	LOB: 0		2B: 0	SAC: 1		PB: 0	
	K: 0	BB: 1		S: 3	BB: 0		K: 1	BB: 0		S: 3	BB: 0		S: 1	BB: 2		K: 0	BB: 0		K: 0	BB: 0		S: 6	BB: 0		K: 0	BB: 0		3B: 0	DP: 1		SB: 0	
	S: 3	P: 7		S: 3	P: 3		S: 5	P: 5		S: 3	P: 3		S: 5	P: 13		S: 3	P: 3		S: 3	P: 3		S: 6	P: 6		S: 3	P: 3		HR: 0	HBP: 0		CS: 0	

PITCHER		IP	WLS	BF	H	R	ER	SO	BB	IBB	HBP	BLK	WP	HR	S	P	ERA	WHIP
Jesse Jefferson, R ERA: 4.19	(1, 1)	9.0	W	31	2	0	0	3	3	0	0	1	0	0	34	46	0.00	0.556

PITCHER	IP	WLS	BF	H	R	ER	SO	BB	IBB	HBP	BLK	WP	HR	S	P	ERA	WHIP

AB	27
R	0
H	2
RBI	0
BB	3
SO	3
LOB	10

Batter	1	2	3	4	5	6	7	8	9	AB	R	H	RBI	BB	SO	LOB
Alfredo Griffin, S (1, 6) OBP: 0.278, SLG: 0.351	4-3			HR SH1-4 1B		P2		5-3		4	1	1	0	0	0	0
Damaso Garcia, R (1, 4) OBP: 0.302, SLG: 0.416	5-3			SH1-4 1-2		HR 1B		1B FC6-4 1B		3	2	2	0	0	0	0
Al Woods, L (1, 7) OBP: 0.372, SLG: 0.515	4-3			K		1-H HR		1-3 FC6-4 1B		4	1	2	2	0	1	1
Otto Velez, R (1, 10) OBP: 0.385, SLG: 0.534		F8		2-H HR		1B		FC6-4 1B 1-2f 3-H		4	1	2	3	0	0	1
Barry Bonnell, R (1, 8) OBP: 0.305, SLG: 0.405		K		F9		F9		1-2 1B		4	0	1	0	0	1	1
John Mayberry, L (1, 3) OBP: 0.348, SLG: 0.449		F9			F8	4-3		G3		4	0	0	0	0	0	3
Lloyd Moseby, L (1, 9) OBP: 0.270, SLG: 0.383			F7		F7 2B		K			3	0	1	0	0	1	0
Bob Bailor, R (1, 5) OBP: 0.287, SLG: 0.256			P6		F7 2-3		F8			3	0	0	0	0	0	1
Bob Davis, R (1, 2) OBP: 0.256, SLG: 0.313			F8		F9		5-3			3	0	0	0	0	0	1
Inning Stats	R: 0 H: 0 E: 0 LOB: 0 K: 0 BB: 0 S: 3 P: 3	R: 0 H: 0 E: 0 LOB: 0 K: 1 BB: 0 S: 5 P: 5	R: 0 H: 0 E: 0 LOB: 0 K: 0 BB: 0 S: 3 P: 3	R: 2 H: 2 E: 0 LOB: 0 K: 1 BB: 0 S: 7 P: 7	R: 0 H: 1 E: 0 LOB: 1 K: 0 BB: 0 S: 4 P: 4	R: 2 H: 3 E: 0 LOB: 1 K: 0 BB: 0 S: 6 P: 6	R: 0 H: 0 E: 0 LOB: 0 K: 1 BB: 0 S: 5 P: 5	R: 1 H: 3 E: 0 LOB: 2 K: 0 BB: 0 S: 6 P: 6		1B: 6 SF: 0 2B: 1 SAC: 1 3B: 0 DP: 0 HR: 2 HBP: 0						

PITCHER	IP	WLS	BF	H	R	ER	SO	BB	IBB	HBP	BLK	WP	HR	S	P	ERA	WHIP
Floyd Bannister, L (1, 1) ERA: 3.71	7.1	L	30	8	5	5	3	0	0	0	0	0	2	36	36	6.14	1.091
Dave Heaverlo, R (8, 1) ERA: 3.4	0.2		3	1	0	0	0	0	0	0	0	0	0	3	3	0.00	1.500

PITCHER	IP	WLS	BF	H	R	ER	SO	BB	IBB	HBP	BLK	WP	HR	S	P	ERA	WHIP

BOTTOM

Seattle Mariners @ Toronto Blue Jays

Exhibition Stadium, Toronto, ON

Sun Jul 27 1980, 3:33 AM EDT

Att. 17,080 - Unknown - 72 F

livebaseballscorecards.com

AB	32
R	5
H	9
RBI	5
BB	0
SO	3
LOB	8

Batter	1	2	3	4	5	6	7	8	9	AB	R	H	RBI	BB	SO	LOB
Rickey Henderson, R (1, 7) OBP: 0.412, SLG: 0.418	F3		2B		1B 1-2 BB		E5 FC1-2 2B	PB 2-3		4	1	1	0	1	0	3
Dwayne Murphy, L (1, 8) OBP: 0.380, SLG: 0.393	WP 1B 1B		F8		BB 1-3 2-H 1B		FC1-2 2B 1-2 3-H			4	1	2	1	0	0	3
Jim Essian, R (1, 2) OBP: 0.277, SLG: 0.356	G4-3 1-H 1B			HR	FC6-4 1-2 BB		1-3 2-H 2B			3	1	3	3	1	0	0
Tony Armas, R (1, 9) OBP: 0.297, SLG: 0.480	G4-3 1-2f			L3	FC6-4 1-2f		F9			4	0	0	0	0	0	6
Mike Heath, R (1, 10) OBP: 0.242, SLG: 0.271		K		L5		6-3		F9		4	0	0	0	0	1	0
Mario Guerrero, R (1, 6) OBP: 0.259, SLG: 0.287		K		F7		6-3		1B CS HBP		3	0	0	0	0	1	0
Wayne Gross, L (1, 3) OBP: 0.355, SLG: 0.426		F4			4-3	6-3		1B CS 1-3 1B		4	1	1	0	0	0	0
Dave McKay, S (1, 5) OBP: 0.248, SLG: 0.270			F9		4-3		SH3 FC1-2 2B	PB 1B 1-3 3-H		4	0	2	0	0	0	0
Jeff Cox, R (1, 4) OBP: 0.337, SLG: 0.298			K		BB 1B BB		SH3 2-3	1-2 3-H 1B		2	1	1	1	1	1	0
Inning Stats	R: 1 E: 0 K: 0 S: 4 H: 2 LOB: 0 BB: 0 P: 4	R: 0 E: 0 K: 2 S: 7 H: 0 LOB: 0 BB: 0 P: 7	R: 0 E: 0 K: 1 S: 6 H: 1 LOB: 1 BB: 0 P: 6	R: 1 E: 0 K: 0 S: 4 H: 1 LOB: 0 BB: 0 P: 4	R: 1 E: 0 K: 0 S: 4 H: 1 LOB: 3 BB: 3 P: 16	R: 0 E: 0 K: 0 S: 3 H: 0 LOB: 0 BB: 0 P: 3	R: 1 E: 1 K: 0 S: 6 H: 2 LOB: 2 BB: 0 P: 6	R: 1 E: 0 K: 0 S: 4 H: 3 LOB: 2 BB: 0 P: 5		1B: 6 2B: 3 3B: 0 HR: 1 SF: 0 SAC: 1 DP: 1 HBP: 1						

PITCHER	IP	WLS	BF	H	R	ER	SO	BB	IBB	HBP	BLK	WP	HR	S	P	ERA	WHIP
Paul Mirabella, L (1, 1) ERA: 4.46	4.2		21	5	3	3	3	3	0	0	0	1	1	24	36	5.79	1.714
Mike Barlow, R (5, 1) ERA: 2.83	1.2	L	7	1	1	0	0	0	0	0	0	0	0	7	7	0.00	0.600
Jerry Garvin, L (7, 1) ERA: 2.03	0.1		2	1	0	0	0	0	0	0	0	0	0	2	2	0.00	3.000
Joey McLaughlin, R (7, 1) ERA: 4.46	1.0		7	3	1	1	0	0	0	1	0	0	0	5	6	9.00	3.000

Oakland Athletics @ Toronto Blue Jays

Exhibition Stadium, Toronto, ON

Mon Jul 28 1980, 7:05 PM EDT

Att. 14,457 - Unknown - 72 F

TOP

livebaseballscorecards.com

AB	32
R	5
H	10
RBI	5
BB	3
SO	3
LOB	12

WP: 1 PB: 1 SB: 0 CS: 2 PA: 37

Batter	1	2	3	4	5	6	7	8	9	AB	R	H	RBI	BB	SO	LOB
Alfredo Griffin, S (1, 6) OBP: 0.281, SLG: 0.352	BBBB 4-0 S 1B BB		x 0-0 ① F9		x 0-0 CS 3-H 1B					2	1	1	1	1	0	0
Damaso Garcia, R (1, 4) OBP: 0.302, SLG: 0.415	x 0-0 ① 1-H 1B		x 0-0 ② F9		0-0 ③ CS 1-2	x 0-0 ① F8				3	0	1	1	0	0	0
Al Woods, L (1, 7) OBP: 0.368, SLG: 0.509	SSS 0-3 ② K		x 0-0 ③ F3			x 0-0 ② 4-3				3	0	0	0	0	1	0
Otto Velez, R (1, 10) OBP: 0.388, SLG: 0.542	x 0-0 1B 3B			BBBB 4-0 G3-6-1 BB		SSS 0-3 ③ K				2	1	1	0	1	1	0
John Mayberry, L (1, 3) OBP: 0.348, SLG: 0.448	x 0-0 3-H 1B			x 0-0 ①② G3-6-1 1-2f			x 0-0 ① F9			3	0	1	1	0	0	1
Roy Howell, L (1, 5) OBP: 0.323, SLG: 0.398	SSS 0-3 ③ K			x 0-0 ③ F8			x 0-0 ② G3			3	0	0	0	0	1	1
Barry Bonnell, R (1, 8) OBP: 0.309, SLG: 0.407		x 0-0 ① F7			x 0-0 3-1 SH3 1B		x 0-0 1B			3	1	2	0	0	0	0
Lloyd Moseby, L (1, 9) OBP: 0.267, SLG: 0.379		x 0-0 ② G3			x 0-0 ① SH3 1-2		SSS 0-3 ③ K			2	0	0	0	0	1	1
Ernie Whitt, L (1, 2) OBP: 0.282, SLG: 0.318		x 0-0 ③ 4-3			x 0-0 ② 3-1 2-3					2	0	0	0	0	0	1
Inning Stats	R: 2 H: 3 E: 0 LOB: 1 K: 2 BB: 1 S: 9 P: 13	R: 0 H: 0 E: 0 LOB: 0 K: 0 BB: 0 S: 3 P: 3	R: 0 H: 0 E: 0 LOB: 0 K: 0 BB: 0 S: 3 P: 3	R: 0 H: 0 E: 0 LOB: 0 K: 0 BB: 1 S: 2 P: 6	R: 1 H: 2 E: 0 LOB: 0 K: 0 BB: 0 S: 4 P: 4	R: 0 H: 0 E: 0 LOB: 0 K: 1 BB: 0 S: 5 P: 5	R: 0 H: 1 E: 0 LOB: 1 K: 1 BB: 0 S: 6 P: 6			1B: 5 SF: 0 2B: 0 SAC: 1 3B: 1 DP: 1 HR: 0 HBP: 0				WP: 0 PA: 27 PB: 0 SB: 1 CS: 1		

PITCHER	IP	WLS	BF	H	R	ER	SO	BB	IBB	HBP	BLK	WP	HR	S	P	ERA	WHIP
Mike Norris, R (1, 1) ERA: 2.43	7.0	W	26	6	3	3	4	2	0	0	0	0	0	32	40	3.86	1.143

PITCHER	IP	WLS	BF	H	R	ER	SO	BB	IBB	HBP	BLK	WP	HR	S	P	ERA	WHIP

BOTTOM

Oakland Athletics @ Toronto Blue Jays

Exhibition Stadium, Toronto, ON

Mon Jul 28 1980, 7:05 PM EDT

Att. 14,457 - Unknown - 72 F

livebaseballscorecards.com

AB	23
R	3
H	6
RBI	3
BB	2
SO	4
LOB	4

Oakland Athletics @ Toronto Blue Jays

Exhibition Stadium, Toronto, ON

Tue Jul 29 1980, 7:05 PM EDT

Att. 16,704 - Unknown - 68 F

livebaseballscorecards.com

TOP

Batter	1	2	3	4	5	6	7	8	9	10	11	12	AB	R	H	RBI	BB	SO	LOB
Rickey Henderson, R (1, 7) OBP: 0.411, SLG: 0.418	6-3		6-3		6-3			BB 2B	5-3			1B 2B	5	2	1	0	1	0	0
Dwayne Murphy, L (1, 8) OBP: 0.384, SLG: 0.397	BBBB G4-6-3 BB		BBBB 1B 2B BB		4-3			4-3 WP 1-H 2B		3-1		2-H CS 1B	4	2	2	2	2	0	0
Wayne Gross, L (1, 5) OBP: 0.356, SLG: 0.429	G4-6-3 1-2f		2B 1-3 1B			F9		4-3 2-3		2B		CS 1-2	5	0	2	0	0	0	2
Dave Revering, L (1, 3) OBP: 0.346, SLG: 0.480		1B 5-3 1B	1-H 3-H 2B			F9		SSS K 3-H		P6			5	1	2	1	0	1	0
Tony Armas, R (1, 9) OBP: 0.296, SLG: 0.477		5-3 1-2	G3			SSS K		1B 1B			5-3		5	0	1	0	0	1	2
Orlando Gonzalez, L (1, 10) OBP: 0.333, SLG: 0.333 Jeff Newman, R (11, PH) OBP: 0.279, SLG: 0.409	1B 2-3 1B			L6			E 1B G4-6-3 1B	1-3 1B			6-3		4 1	1 0	3 0	0 0	0 0	0 0	0 0
Jim Essian, R (1, 2) OBP: 0.274, SLG: 0.350	P3			5-3			E6 G4-6-3 1-3 1B	F8			P4		5	0	1	0	0	0	4
Mario Guerrero, R (1, 6) OBP: 0.261, SLG: 0.288 Mike Davis, L (7, PH) OBP: 0.238, SLG: 0.267 Dave McKay, S (7, 4) OBP: 0.245, SLG: 0.266	1-3 3-H 1B			F7			G4-6-3 1-2f 3-H		1-3			L6	2 1 2	0 0 0	1 0 0	1 0 0	0 0 0	0 1 0	0 1 0
Jeff Cox, R (1, 4) OBP: 0.330, SLG: 0.291 Mitchell Page, L (7, PH) OBP: 0.330, SLG: 0.368 Rob Picciolo, R (7, 6) OBP: 0.259, SLG: 0.346	SSS K				F9		4-3		5-3			F9	2 1 2	0 0 0	0 0 0	0 0 0	1 0 0	2 0 0	0 0 0
Inning Stats	R: 0 H: 0 E: 0 LOB: 0 K: 0 BB: 1 S: 2 P: 6	R: 1 H: 3 E: 0 LOB: 2 K: 1 BB: 0 S: 8 P: 8	R: 1 H: 2 E: 0 LOB: 1 K: 0 BB: 1 S: 4 P: 8	R: 0 H: 0 E: 0 LOB: 0 K: 0 BB: 0 S: 3 P: 3	R: 0 H: 0 E: 0 LOB: 0 K: 0 BB: 0 S: 3 P: 3	R: 0 H: 0 E: 0 LOB: 0 K: 1 BB: 0 S: 5 P: 5	R: 1 H: 2 E: 1 LOB: 0 K: 0 BB: 0 S: 4 P: 4	R: 2 H: 3 E: 0 LOB: 2 K: 1 BB: 1 S: 8 P: 12	R: 0 H: 0 E: 0 LOB: 0 K: 0 BB: 0 S: 3 P: 3	R: 0 H: 1 E: 0 LOB: 0 K: 0 BB: 0 S: 3 P: 3	R: 0 H: 0 E: 0 LOB: 0 K: 0 BB: 0 S: 3 P: 3	R: 1 H: 2 E: 0 LOB: 0 K: 0 BB: 0 S: 4 P: 4	1B: 9 2B: 4 3B: 0 HR: 0	SF: 0 SAC: 0 DP: 2 HBP: 0	WP: 1 PA: 48 PB: 0 SB: 0 CS: 1					

PITCHER		IP	WLS	BF	H	R	ER	SO	BB	IBB	HBP	BLK	WP	HR	S	P	ERA	WHIP
Jim Clancy, R ERA: 3.1	(1, 1)	7.2		33	10	5	4	3	3	0	0	0	1	0	36	48	4.70	1.696
Joey McLaughlin, R ERA: 4.38	(8, 1)	1.1		4	0	0	0	0	0	0	0	0	0	0	4	4	0.00	0.000
Jerry Garvin, L ERA: 2.09	(10, 1)	3.0	L	10	3	1	1	0	0	0	0	0	0	0	10	10	3.00	1.000

PITCHER	IP	WLS	BF	H	R	ER	SO	BB	IBB	HBP	BLK	WP	HR	S	P	ERA	WHIP

AB	44
R	6
H	13
RBI	4
BB	3
SO	3
LOB	11

Batter	1	2	3	4	5	6	7	8	9	10	11	12	AB	R	H	RBI	BB	SO	LOB
Alfredo Griffin, S (1, 6) OBP: 0.279, SLG: 0.352	5-3		F8		4-3		P4		2B		F7		6	0	1	0	0	0	2
Damaso Garcia, R (1, 4) OBP: 0.308, SLG: 0.416	6-3		HR S 1B		5-3			BBBB 4-0 G3 SH1-4 BB	4-0 IBB			0-0 FC4-6 1B	4	1	2	0	2	0	0
Al Woods, L (1, 7) OBP: 0.365, SLG: 0.504	E S 1B		F9		P6			0-0 SH1-4 1-2	F7			0-0 FC4-6 FC5-4 1-2f	5	1	1	0	0	0	4
Otto Velez, R (1, 10) OBP: 0.393, SLG: 0.555 Joe Cannon, L (8, PR) OBP: 0.069, SLG: 0.069 Garth Iorg, R (12, PH) OBP: 0.273, SLG: 0.339	E7 1-H 1B		1-H HR			F8		4-0 G3 IBB		4-3		0-0 FC5-4 1-2f	3 1 1	1 0 0	2 0 0	3 0 0	1 0 0	0 0 0	0 0 1
John Mayberry, L (1, 3) OBP: 0.342, SLG: 0.440	K		P4			F8		G3 1-2 2-3		K		F8	6	0	0	0	0	2	4
Roy Howell, L (1, 5) OBP: 0.318, SLG: 0.392		K		L6		K		K		1-3			5	0	0	0	0	3	3
Barry Bonnell, R (1, 8) OBP: 0.313, SLG: 0.427		S 1B		3-1 3B			F8		HR		F8		5	2	3	1	0	0	0
Lloyd Moseby, L (1, 9) OBP: 0.262, SLG: 0.372 Doug Ault, R (9, PH) OBP: 0.259, SLG: 0.224 Bob Bailor, R (10, 9) OBP: 0.291, SLG: 0.261		K		3-1 3-H			F9		K		1B		3 1 1	0 0 0	0 0 1	1 0 0	0 1 0	1 0 0	1 0 0
Ernie Whitt, L (1, 2) OBP: 0.281, SLG: 0.311 Bob Davis, R (11, PH) OBP: 0.254, SLG: 0.311 (12, 2)		G3 1-2		4-3			BBBB 4-0 BB		F9		P4		3 1	0 0	0 0	0 0	1 0	0 0	1 1
Inning Stats	R: 1 H: 2 E: 1 LOB: 1 K: 1 BB: 0 S: 7 P: 7	R: 0 H: 1 E: 0 LOB: 1 K: 2 BB: 0 S: 8 P: 8	R: 2 H: 2 E: 0 LOB: 0 K: 0 BB: 0 S: 5 P: 5	R: 1 H: 1 E: 0 LOB: 0 K: 0 BB: 0 S: 4 P: 4	R: 0 H: 0 E: 0 LOB: 0 K: 0 BB: 0 S: 3 P: 3	R: 0 H: 0 E: 0 LOB: 0 K: 1 BB: 0 S: 5 P: 5	R: 0 H: 0 E: 0 LOB: 1 K: 0 BB: 1 S: 3 P: 7	R: 0 H: 0 E: 0 LOB: 3 K: 1 BB: 2 S: 5 P: 13	R: 1 H: 2 E: 0 LOB: 2 K: 1 BB: 1 S: 7 P: 11	R: 0 H: 0 E: 0 LOB: 0 K: 1 BB: 0 S: 5 P: 5	R: 0 H: 1 E: 0 LOB: 1 K: 0 BB: 0 S: 4 P: 4	R: 0 H: 1 E: 0 LOB: 1 K: 0 BB: 0 S: 4 P: 4	1B: 6 SF: 0 2B: 1 SAC: 1 3B: 1 DP: 0 HR: 2 HBP: 0						

PITCHER	IP	WLS	BF	H	R	ER	SO	BB	IBB	HBP	BLK	WP	HR	S	P	ERA	WHIP
Steve McCatty, R (1, 1) ERA: 4.59	7.0		28	6	4	4	4	1	0	0	0	0	1	35	39	5.14	1.000
Bob Lacey, L (8, 1) ERA: 3.12	5.0	W	22	4	1	1	3	1	2	0	0	0	1	25	37	1.80	1.000

PITCHER	IP	WLS	BF	H	R	ER	SO	BB	IBB	HBP	BLK	WP	HR	S	P	ERA	WHIP

BOTTOM

Oakland Athletics @ Toronto Blue Jays

Exhibition Stadium, Toronto, ON

Tue Jul 29 1980, 7:05 PM EDT

Att. 16,704 - Unknown - 68 F

livebaseballscorecards.com

AB	45
R	5
H	10
RBI	5
BB	4
SO	7
LOB	17

1B: 6	SF: 0	WP: 0	PA: 50
2B: 1	SAC: 1	PB: 0	
3B: 1	DP: 0	SB: 3	
HR: 2	HBP: 0	CS: 0	

Batter	1	2	3	4	5	6	7	8	9	AB	R	H	RBI	BB	SO	LOB
Rickey Henderson, R (1, 7) OBP: 0.411, SLG: 0.418	0-0 2B 1B		0-0 4-3 1-3 ①		0-0 S E 1B	0-3 K ②			0-0 F9 ①	5	2	2	0	0	1	3
Dwayne Murphy, L (1, 8) OBP: 0.383, SLG: 0.396 Mike Davis, L (6, 9) OBP: 0.235, SLG: 0.263	0-0 F8 ①		0-0 SH1-3 3-H ②		0-0 E1 1-H HR 1B	0-0 4-3 ③			0-0 F7 ②	3	1	1	1	0	0	2
										1	0	0	0	0	0	1
Wayne Gross, L (1, 5) OBP: 0.356, SLG: 0.452	0-0 F7 ②		0-0 4-3 ③		0-0 1-H HR		0-0 4-3 ①		0-0 1-H HR	5	2	2	4	0	0	1
Dave Revering, L (1, 3) OBP: 0.347, SLG: 0.493	0-0 1-H 2B ③			0-0 HR	0-0 F9 ②		0-0 F9 ②		0-0 P6 ③	5	1	2	2	0	0	0
Tony Armas, R (1, 9) OBP: 0.295, SLG: 0.474 (6, 8)		0-0 1B G4-3 1B		S S S 0-3 K ①	0-0 5-3 ③		0-0 F9 ③			4	1	1	0	0	1	0
Orlando Gonzalez, L (1, 10) OBP: 0.438, SLG: 0.400		0-0 1-3 G4-3 1B		0-0 1B		B B B B 4-0 HR BB		S S S 0-3 K ①		3	1	2	0	1	1	0
Jeff Newman, R (1, 2) OBP: 0.279, SLG: 0.418		0-0 G4-3 1-2f 3-H ① ②		0-0 P6 ②		0-0 1-H HR		0-0 6-3 ②		4	1	1	2	0	0	2
Rob Picciolo, R (1, 6) OBP: 0.254, SLG: 0.339		0-0 5-3 ③		0-0 F9 ③		0-0 5-3 ①		0-0 5-3 ③		4	0	0	0	0	0	1
Jeff Cox, R (1, 4) OBP: 0.347, SLG: 0.315			0-0 4-3 S SH1-3 1B		S S S 0-3 K ①	0-0 2B			B B B B 4-0 HR BB	3	2	2	0	1	1	0
Inning Stats	R: 1 E: 0 K: 0 S: 4 H: 2 LOB: 1 BB: 0 P: 4	R: 1 E: 0 K: 0 S: 4 H: 2 LOB: 0 BB: 0 P: 4	R: 1 E: 0 K: 0 S: 4 H: 1 LOB: 0 BB: 0 P: 4	R: 1 E: 0 K: 1 S: 7 H: 2 LOB: 1 BB: 0 P: 7	R: 3 E: 1 K: 1 S: 8 H: 3 LOB: 0 BB: 0 P: 8	R: 2 E: 0 K: 1 S: 7 H: 2 LOB: 1 BB: 1 P: 11	R: 0 E: 0 K: 0 S: 3 H: 0 LOB: 0 BB: 0 P: 3	R: 0 E: 0 K: 1 S: 5 H: 0 LOB: 0 BB: 0 P: 5	R: 2 E: 0 K: 0 S: 4 H: 1 LOB: 0 BB: 1 P: 8	1B: 7 2B: 2 3B: 0 HR: 4	SF: 0 SAC: 1 DP: 1 HBP: 0						

TOP

Oakland Athletics @ Toronto Blue Jays

Exhibition Stadium, Toronto, ON

Wed Jul 30 1980, 7:05 PM EDT

Att. 17,654 - Unknown - 77 F

livebaseballscorecards.com

AB	37
R	11
H	13
RBI	9
BB	2
SO	4
LOB	10

WP: 0 PB: 0 SB: 2 CS: 0 PA: 40

PITCHER		IP	WLS	BF	H	R	ER	SO	BB	IBB	HBP	BLK	WP	HR	S	P	ERA	WHIP
Dave Stieb, R ERA: 3.09	(1, 1)	4.0	L	17	7	4	4	1	0	0	0	0	0	1	19	19	9.00	1.750
Jack Kucek, R ERA: 5.92	(5, 1)	1.0		8	4	5	5	1	1	0	0	0	0	2	9	13	45.00	5.000
Tom Buskey, R ERA: 3.92	(6, 1)	4.0		15	2	2	2	2	1	0	0	0	0	1	18	22	4.50	0.750

PITCHER	IP	WLS	BF	H	R	ER	SO	BB	IBB	HBP	BLK	WP	HR	S	P	ERA	WHIP

Oakland Athletics @ Toronto Blue Jays

Exhibition Stadium, Toronto, ON

Wed Jul 30 1980, 7:05 PM EDT

Att. 17,654 - Unknown - 77 F

livebaseballscorecards.com

BOTTOM

Batter	1	2	3	4	5	6	7	8	9	AB	R	H	RBI	BB	SO	LOB
Alfredo Griffin, S (1, 6) OBP: 0.279, SLG: 0.358	6-3			G3			HR		6-3	4	1	1	1	0	0	0
Damaso Garcia, R (1, 4) OBP: 0.306, SLG: 0.413	1-3			6-3			5-3			3	0	0	0	0	0	0
Al Woods, L (1, 7) OBP: 0.363, SLG: 0.500	G3			P4			3-1			2	0	0	0	0	0	0
Lloyd Moseby, L (6, 9) OBP: 0.261, SLG: 0.370										1	0	0	0	0	0	0
Otto Velez, R (1, 10) OBP: 0.389, SLG: 0.548		6-3			K		5-3			3	0	0	0	0	1	0
John Mayberry, L (1, 3) OBP: 0.340, SLG: 0.437		K			F9			G6-3 1B		2	0	0	0	0	1	0
Doug Ault, R (7, 3) OBP: 0.273, SLG: 0.240										1	0	1	0	0	0	0
Roy Howell, L (1, 5) OBP: 0.317, SLG: 0.390		F7			K			G6-3 1-2f		2	0	0	0	0	1	0
Garth Iorg, R (7, 5) OBP: 0.269, SLG: 0.333										1	0	0	0	0	0	1
Barry Bonnell, R (1, 8) OBP: 0.311, SLG: 0.424			5-3			6-3		K		2	0	0	0	0	0	0
Joe Cannon, L (7, 8) OBP: 0.067, SLG: 0.067										1	0	0	0	0	1	0
Bob Bailor, R (1, 9) (6, 7)			F7			4-3			5-3	3	0	0	0	0	0	0
Ernie Whitt, L (1, 2) OBP: 0.275, SLG: 0.304			G3			F8			3-1	3	0	0	0	0	0	0

	AB	28
	R	1
	H	2
	RBI	1
	BB	0
	SO	4
	LOB	1

Inning Stats	1	2	3	4	5	6	7	8	9	1B: 1	SF: 0	WP: 0	PA: 28
R	0	0	0	0	0	0	1	0	0	2B: 0	SAC: 0	PB: 0	
E	0	0	0	0	0	0	0	0	0	3B: 0	DP: 1	SB: 0	
K	0	1	0	0	2	0	0	1	0	HR: 1	HBP: 0	CS: 0	
S	3	5	3	3	7	3	4	5	3				
H	0	0	0	0	0	0	1	1	0				
LOB	0	0	0	0	0	0	0	0	0				
BB	0	0	0	0	0	0	0	0	0				
P	3	5	3	3	7	3	4	5	3				

PITCHER	IP	WLS	BF	H	R	ER	SO	BB	IBB	HBP	BLK	WP	HR	S	P	ERA	WHIP
Rick Langford, R (1, 1) ERA: 3.2	9.0	W	28	2	1	1	4	0	0	0	0	0	1	36	36	1.00	0.222

PITCHER	IP	WLS	BF	H	R	ER	SO	BB	IBB	HBP	BLK	WP	HR	S	P	ERA	WHIP

California Angels @ Toronto Blue Jays

Exhibition Stadium, Toronto, ON

Fri Aug 01 1980, 7:05 PM EDT

Att. 16,145 - Unknown - 83 F

TOP

livebaseballscorecards.com

Batter	1	2	3	4	5	6	7	8	9	AB	R	H	RBI	BB	SO	LOB
Larry Harlow, L (1, 9) OBP: 0.379, SLG: 0.421	FC4-6 1B	2-H 1B	K			4-1		B1-6-4 1-2f		5	0	2	1	0	1	3
Rod Carew, L (1, 10) OBP: 0.398, SLG: 0.421	FC4-6 5-3 1-2f	G3		1B		L6-3 BB		FC5-4 1B		4	0	2	0	1	0	2
Carney Lansford, R (1, 5) OBP: 0.325, SLG: 0.422	5-3 1-2		F7	F7		L6-3 1-2		FC5-4 1-2f		5	0	0	0	0	0	4
Don Baylor, R (1, 7) OBP: 0.337, SLG: 0.353	1-3		BB 1B 1B	F3			1B		FC1-6 1B	5	1	3	0	0	0	2
Jason Thompson, L (1, 3) OBP: 0.388, SLG: 0.446 Dickie Thon, R (9, PR) OBP: 0.277, SLG: 0.311 (9, 3)		HR BB	BB 1B 1-2 2B BB	K			1B 1B BB		FC1-6 CS 1-2f	2 0	3 0	0 0	0 0	3 0	1 0	2 0
Bobby Grich, R (1, 4) OBP: 0.387, SLG: 0.442		1-H HR	K		1B SF8-4 2B		1B CS 1-2 1B		K 1-2	5	2	3	2	0	2	3
Bobby Clark, R (1, 8) OBP: 0.255, SLG: 0.333		1-3 1B 1B	BB 2B 1-2 2-H 1B		SF8-4 2-3 1B		CS 1-3 2-H 1B			4	2	4	2	0	0	0
Bert Campaneris, R (1, 6) OBP: 0.297, SLG: 0.333	K	2B 1-2 2-3 BB			SF8-4 1-2 3-H		6-3 1-3 3-H			2	0	0	1	1	1	3
Dan Whitmer, R (1, 2) OBP: 0.286, SLG: 0.290		1-3 1-2	1-3 2-H 3-H 2B		K			B1-6-4 BB		3	0	1	2	1	1	1

Inning Stats	R: 0 E: 0 K: 0 S: 4	H: 1 LOB: 1 BB: 0 P: 4	R: 3 E: 0 K: 1 S: 8	H: 3 LOB: 1 BB: 1 P: 12	R: 3 E: 0 K: 2 S: 10	H: 3 LOB: 2 BB: 2 P: 18	R: 0 E: 0 K: 1 S: 6	H: 1 LOB: 1 BB: 0 P: 6	R: 1 E: 0 K: 1 S: 6	H: 2 LOB: 0 BB: 0 P: 6	R: 0 E: 0 K: 0 S: 2	H: 0 LOB: 0 BB: 1 P: 6	R: 1 E: 0 K: 0 S: 4	H: 3 LOB: 1 BB: 1 P: 8	R: 0 E: 0 K: 0 S: 3	H: 1 LOB: 1 BB: 1 P: 7	R: 0 E: 0 K: 1 S: 5	H: 1 LOB: 1 BB: 0 P: 5

1B: 12 2B: 5 3B: 0 HR: 1	SF: 1 SAC: 0 DP: 4 HBP: 0	WP: 0 PB: 0 SB: 0 CS: 3	PA: 42
---	---	---	---

	AB	35
	R	8
	H	15
	RBI	8
	BB	6
	SO	6
	LOB	20

PITCHER		IP	WLS	BF	H	R	ER	SO	BB	IBB	HBP	BLK	WP	HR	S	P	ERA	WHIP
Jesse Jefferson, R ERA: 4.58	(1, 1)	2.1		14	5	5	5	1	2	0	0	0	0	1	14	22	19.29	3.000
Jack Kucek, R ERA: 6.1	(3, 1)	0.1		4	2	1	1	1	1	0	0	0	0	0	5	9	27.00	9.000
Tom Buskey, R ERA: 3.98	(3, 1)	3.2		16	6	2	2	3	2	0	0	0	0	0	20	28	4.91	2.182
Jerry Garvin, L ERA: 1.99	(7, 1)	2.2	W	8	2	0	0	1	1	0	0	0	0	0	9	13	0.00	1.125

PITCHER	IP	WLS	BF	H	R	ER	SO	BB	IBB	HBP	BLK	WP	HR	S	P	ERA	WHIP

Batter	1	2	3	4	5	6	7	8	9	AB	R	H	RBI	BB	SO	LOB
Alfredo Griffin, S (1, 6) OBP: 0.278, SLG: 0.355	BBBB 4-0 F9 6-3 BB		x 0-0 ② 4-3 1-2		x 0-0 ② B4-3	x 0-0 ② FC5 1B 1-2 2-3f	SSS 0-3 ③ K			4	0	0	0	1	1	6
Damaso Garcia, R (1, 4) OBP: 0.310, SLG: 0.421	x 0-0 ① 6-3 1-2		x 0-0 ③ L8		x 0-0 1B	x 0-0 1B 1-2 2-3		x 0-0 SF8 3B		5	1	3	0	0	0	2
Roy Howell, L (1, 5) OBP: 0.312, SLG: 0.385	x 0-0 ② F9 2-3			x 0-0 ① P4	x 0-0 ③ L7	x 0-0 ③ G3		x 0-0 ① SF8 3-H		4	0	0	1	0	0	5
Otto Velez, R (1, 10) OBP: 0.389, SLG: 0.542	SSS 0-3 ③ K			BBBB 4-0 HR BB		BBBB 4-0 3B BB	x 0-0 ① 4-3	SSS 0-3 ② K		3	2	0	0	2	2	1
Al Woods, L (1, 7) OBP: 0.367, SLG: 0.509		x 0-0 ① F7	x 0-0 1-H HR			BBBB 4-0 1-2 3B BB	BBBB 4-0 F7 BB 1B BB	x 0-0 ③ G3		3	3	1	2	2	0	0
John Mayberry, L (1, 3) OBP: 0.342, SLG: 0.442 Joe Cannon, L (7, PR) OBP: 0.067, SLG: 0.067 Garth Iorg, R (8, 3) OBP: 0.265, SLG: 0.328		x 0-0 ② G3	x 0-0 ② 4-3			x 0-0 1-H 2-H 1B 3B	BBBB 4-0 BB 1B 1-2 BB		x 0-0 ① F2	3 0 1	1 0 0	1 0 0	2 0 0	1 0 0	0 0 0	0 0 0
Barry Bonnell, R (1, 8) OBP: 0.313, SLG: 0.434		x 0-0 ③ F9	x 0-0 HR			x 0-0 ① 3-H 1B	x 0-0 ② F7 2-3		SSS 0-3 ② K	5	1	2	2	0	1	2
Lloyd Moseby, L (1, 9) OBP: 0.270, SLG: 0.373			SSS 0-3 ① K	x 0-0 ③ L5		x 0-0 E4 FC5 1B	x 0-0 1-2 3-H BB 1B		BBBB 4-0 2B BB	4	1	2	1	1	1	0
Ernie Whitt, L (1, 2) OBP: 0.278, SLG: 0.307 Doug Ault, R (6, PH) OBP: 0.286, SLG: 0.240 Dave Stieb, R (6, PR) Bob Davis, R (7, 2) OBP: 0.263, SLG: 0.321			x 0-0 4-3 1B		x 0-0 ① G3	BBBB 4-0 1B FC5 BB	BBBB 4-0 1-2 2-3 BB		x 0-0 1-H 2B	2 0 0 1	0 0 0 0	1 0 0 1	0 0 0 1	0 1 0 0	0 0 0 0	0 0 0 0
Inning Stats	R: 0 E: 0 K: 1 S: 5 H: 0 LOB: 1 BB: 1 P: 9	R: 0 E: 0 K: 0 S: 3 H: 0 LOB: 0 BB: 0 P: 3	R: 0 E: 0 K: 1 S: 6 H: 1 LOB: 1 BB: 0 P: 6	R: 3 E: 0 K: 0 S: 5 H: 2 LOB: 0 BB: 1 P: 9	R: 0 E: 0 K: 0 S: 4 H: 1 LOB: 1 BB: 0 P: 4	R: 3 E: 1 K: 0 S: 6 H: 4 LOB: 3 BB: 3 P: 18	R: 1 E: 0 K: 1 S: 6 H: 1 LOB: 3 BB: 3 P: 18	R: 1 E: 0 K: 1 S: 6 H: 1 LOB: 0 BB: 0 P: 6	R: 1 E: 0 K: 1 S: 5 H: 1 LOB: 1 BB: 1 P: 9	1B: 6 2B: 1 3B: 2 HR: 2 SF: 1 SAC: 0 DP: 0 HBP: 0						

PITCHER		IP	WLS	BF	H	R	ER	SO	BB	IBB	HBP	BLK	WP	HR	S	P	ERA	WHIP
Chris Knapp, R ERA: 6.2	(1, 1)	5.0		23	4	5	5	2	4	0	0	0	0	2	23	39	9.00	1.600
Andy Hassler, L ERA: 3.46	(6, 1)	1.1		10	4	2	2	0	3	0	0	0	0	0	7	19	13.50	5.250
Mark Clear, R ERA: 3.78	(7, 1)	2.1	L	12	3	2	2	3	2	0	0	0	0	0	16	24	7.71	2.143

PITCHER	IP	WLS	BF	H	R	ER	SO	BB	IBB	HBP	BLK	WP	HR	S	P	ERA	WHIP

BOTTOM

California Angels @ Toronto Blue Jays

Exhibition Stadium, Toronto, ON

Fri Aug 01 1980, 7:05 PM EDT

Att. 16,145 - Unknown - 83 F

livebaseballscorecards.com

AB	35
R	9
H	11
RBI	9
BB	9
SO	5
LOB	16

WP: 0 PA: 45
PB: 0
SB: 0
CS: 0

California Angels @ Toronto Blue Jays

Exhibition Stadium, Toronto, ON

Sat Aug 02 1980, 3:33 AM EDT

Att. 22,051 - Unknown - 80 F

TOP

livebaseballscorecards.com

Batter	1	2	3	4	5	6	7	8	9	AB	R	H	RBI	BB	SO	LOB
Larry Harlow, L (1, 9) OBP: 0.379, SLG: 0.415	L6	BB 1-2 2-3			HBP 1-2		K		K	3	0	0	0	1	2	0
Rod Carew, L (1, 10) OBP: 0.393, SLG: 0.415	3-1	9-2-5 3-Hf			G1-6-3 1-2f 2-3			G3	G3	5	0	0	0	0	0	5
Carney Lansford, R (1, 5) OBP: 0.322, SLG: 0.417	K		5-3		5-3			6-3		4	0	0	0	0	1	1
Don Baylor, R (1, 7) OBP: 0.340, SLG: 0.353		HR 1B	F7			6-3		BB 1B 1B HBP		3	2	1	0	0	0	0
Jason Thompson, L (1, 3) OBP: 0.392, SLG: 0.458 Dickie Thon, R (8, PR) OBP: 0.277, SLG: 0.311 (8, 3)		1-H HR	F7			1B BB		BB 1-2 1B 1B		3 0	1 1	2 0	2 0	1 0	0 0	0 0
Bobby Grich, R (1, 4) OBP: 0.388, SLG: 0.441		P6		6-3		G6-4-3 1-2 1B		1B 1-2 2-3 BB		3	0	1	0	1	0	0
Bobby Clark, R (1, 8) OBP: 0.265, SLG: 0.340		1B 1B 1B		5-3	G6-4-3 1-2f			1-3 2-H 3-H 1B		4	1	2	2	0	0	2
Bert Campaneris, R (1, 6) OBP: 0.295, SLG: 0.330		BB 1-2 9-2-5 1B		K			5-3	6-3		4	0	1	0	0	1	3
Dan Whitmer, R (1, 2) OBP: 0.324, SLG: 0.313 Joe Rudi, R (7, PH) OBP: 0.285, SLG: 0.426 Stan Cliburn, R (7, 2) OBP: 0.208, SLG: 0.280		BB 1-2 2-H 1B			G1-6-3 HBP BB		F8		F9	1 1 1	0 0 0	1 0 0	1 0 0	1 0 0	0 0 0	0 0 0

	AB	32
	R	5
	H	8
	RBI	5
	BB	4
	SO	4
	LOB	11

Inning Stats										
	R: 0 E: 0 K: 1 S: 5	H: 0 LOB: 0 BB: 0 P: 5	R: 3 E: 0 K: 0 S: 7	H: 5 LOB: 2 BB: 1 P: 11	R: 0 E: 0 K: 0 S: 3	H: 0 LOB: 0 BB: 0 P: 3	R: 0 E: 0 K: 1 S: 5	H: 0 LOB: 0 BB: 0 P: 5	R: 0 E: 0 K: 0 S: 2	H: 0 LOB: 1 BB: 1 P: 7
	R: 0 E: 0 K: 0 S: 3	H: 1 LOB: 1 BB: 1 P: 7	R: 0 E: 0 K: 1 S: 5	H: 0 LOB: 0 BB: 0 P: 5	R: 2 E: 0 K: 0 S: 5	H: 2 LOB: 3 BB: 1 P: 10	R: 0 E: 0 K: 1 S: 5	H: 0 LOB: 0 BB: 0 P: 5	1B: 7 2B: 1 3B: 0 HR: 1	SF: 0 SAC: 0 DP: 3 HBP: 2

	WP: 0	PA: 38
	PB: 0	
	SB: 0	
	CS: 0	

PITCHER		IP	WLS	BF	H	R	ER	SO	BB	IBB	HBP	BLK	WP	HR	S	P	ERA	WHIP
Mike Barlow, R ERA: 3.6	(1, 1)	1.1		10	5	3	3	1	1	0	0	0	0	1	11	15	20.25	4.500
Balor Moore, L ERA: 5.68	(2, 1)	2.2		9	0	0	0	1	1	0	1	0	0	0	9	14	0.00	0.375
Jesse Jefferson, R ERA: 4.6	(5, 1)	3.2	L	15	3	2	2	1	2	0	1	0	0	0	14	23	4.91	1.364
Jerry Garvin, L ERA: 1.94	(8, 1)	1.1		4	0	0	0	1	0	0	0	0	0	0	6	6	0.00	0.000

PITCHER	IP	WLS	BF	H	R	ER	SO	BB	IBB	HBP	BLK	WP	HR	S	P	ERA	WHIP

Batter	1	2	3	4	5	6	7	8	9	AB	R	H	RBI	BB	SO	LOB
Alfredo Griffin, S (1, 6) OBP: 0.275, SLG: 0.351	F8	P5		6-3			K			4	0	0	0	0	1	1
Damaso Garcia, R (1, 4) OBP: 0.306, SLG: 0.416	K	K			P4		5-3			4	0	0	0	0	2	0
Al Woods, L (1, 7) OBP: 0.368, SLG: 0.517	HR		P6		BB			5-3		3	1	1	1	1	0	0
Otto Velez, R (1, 10) OBP: 0.387, SLG: 0.536	BB		K		K			F7		3	0	0	0	1	2	1
Barry Bonnell, R (1, 8) OBP: 0.312, SLG: 0.431	1B		K		P6			F8		4	0	1	0	0	1	1
Doug Ault, R (1, 3) OBP: 0.293, SLG: 0.235 Joe Cannon, L (4, PR) OBP: 0.067, SLG: 0.067 John Mayberry, L (5, 3) OBP: 0.343, SLG: 0.441 Lloyd Moseby, L (9, PR) OBP: 0.270, SLG: 0.373	K			HBP	K				BB	1 0 1 0	0 1 0 0	0 0 0 0	0 0 1 0	0 0 1 0	1 0 1 0	2 0 0 0
Bob Bailor, R (1, 9) OBP: 0.283, SLG: 0.253		F7		SH1-4		P4		SH1-3		2	0	0	0	0	0	0
Garth Iorg, R (1, 5) OBP: 0.278, SLG: 0.382		HR		4-3		K		5-3		4	1	2	2	0	1	2
Bob Davis, R (1, 2) OBP: 0.264, SLG: 0.339		HR		4-3			5-3			3	1	1	1	0	0	2

California Angels @ Toronto Blue Jays

Exhibition Stadium, Toronto, ON

Sat Aug 02 1980, 3:33 AM EDT
Att. 22,051 - Unknown - 80 F

BOTTOM

livebaseballscorecards.com

AB	29
R	4
H	5
RBI	4
BB	3
SO	9
LOB	9

Inning Stats	1	2	3	4	5	6	7	8	9
	R: 1 E: 0 K: 2 S: 9	H: 2 LOB: 2 BB: 1 P: 13	R: 2 E: 0 K: 1 S: 7	H: 2 LOB: 0 BB: 0 P: 7	R: 0 E: 0 K: 2 S: 7	H: 0 LOB: 0 BB: 0 P: 7	R: 1 E: 0 K: 0 S: 4	H: 1 LOB: 1 BB: 0 P: 5	R: 0 E: 0 K: 1 S: 5	H: 0 LOB: 1 BB: 1 P: 9
	R: 0 E: 0 K: 2 S: 7	H: 0 LOB: 0 BB: 0 P: 7	R: 0 E: 0 K: 1 S: 5	H: 0 LOB: 0 BB: 0 P: 5	R: 0 E: 0 K: 0 S: 3	H: 0 LOB: 0 BB: 0 P: 3	R: 0 E: 0 K: 0 S: 2	H: 0 LOB: 1 BB: 1 P: 6		

	1B	SF	WP	PA
	2	0	0	35
	2B	SAC	PB	
	0	2	0	
	3B	DP	SB	
	0	0	0	
	HR	HBP	CS	
	3	1	0	

PITCHER	IP	WLS	BF	H	R	ER	SO	BB	IBB	HBP	BLK	WP	HR	S	P	ERA	WHIP
Dave LaRoche, L (1, 1) ERA: 3.8	9.0	W	35	5	4	4	9	3	0	1	0	0	3	49	62	4.00	0.889

PITCHER	IP	WLS	BF	H	R	ER	SO	BB	IBB	HBP	BLK	WP	HR	S	P	ERA	WHIP

Batter	1	2	3	4	5	6	7	8	9	AB	R	H	RBI	BB	SO	LOB
Larry Harlow, L (1, 9) OBP: 0.381, SLG: 0.413	BBBB 4-0 SH5-3 BB		SSS 0-3 ② K		SSS 0-3 ③ K		x 0-0 1-3 2-H 1B		x 0-0 ③ F8	3	0	1	1	1	2	1
Stan Cliburn, R (7, 2) OBP: 0.208, SLG: 0.280										0	0	0	0	0	0	0
Rick Miller, L (9, PH) OBP: 0.348, SLG: 0.325										1	0	0	0	0	0	0
Rod Carew, L (1, 10) OBP: 0.390, SLG: 0.412	x 0-0 ① SH5-3 1-2		x 0-0 ③ 3-1			x 0-0 ① F7	x 0-0 ③ L6			3	0	0	0	0	0	2
Carney Lansford, R (1, 5) OBP: 0.326, SLG: 0.416	BBBB 4-0 BB			BBBB 4-0 CS BB		BBBB 4-0 BB		x 0-0 ① 5-3		1	0	0	0	3	0	0
Don Baylor, R (1, 7) OBP: 0.335, SLG: 0.347	SSS 0-3 ② K			SSS 0-3 ① ② K 1-2		x 0-0 ② L4		x 0-0 ② F2		4	0	0	0	0	2	4
Jason Thompson, L (1, 3) OBP: 0.393, SLG: 0.457	SSS 0-3 ③ K			BBBB 4-0 BB		x 0-0 ③ L3		x 0-0 BB 1B		3	0	1	0	1	1	3
Bobby Grich, R (1, 4) OBP: 0.387, SLG: 0.436		x 0-0 ① F9		SSS 0-3 ③ K			x 0-0 ① F8	BBBB 4-0 1-2 BB		3	0	0	0	1	1	1
Bobby Clark, R (1, 8) OBP: 0.274, SLG: 0.366		x 0-0 ② P5			x 0-0 SH3-4 2B		x 0-0 1B 2B	x 0-0 ③ F8		4	1	2	0	0	0	2
Bert Campaneris, R (1, 6) OBP: 0.296, SLG: 0.322		SSS 0-3 ③ K			x 0-0 ① SH3-4 2-3		BBBB 4-0 1B BB		x 0-0 ① 5-3	2	0	0	0	1	1	0
Dan Whitmer, R (1, 2) OBP: 0.308, SLG: 0.294			x 0-0 ① F9		SSS 0-3 ② K		SSS 0-3 ② K		SSS 0-3 ② K	2	0	0	0	0	1	1
Joe Rudi, R (7, PH) (7, 9) OBP: 0.284, SLG: 0.423										2	0	0	0	0	2	2
Inning Stats	R: 0 E: 0 K: 2 S: 7 H: 0 LOB: 2 BB: 2 P: 15	R: 0 E: 0 K: 1 S: 5 H: 0 LOB: 0 BB: 0 P: 5	R: 0 E: 0 K: 1 S: 5 H: 0 LOB: 0 BB: 0 P: 5	R: 0 E: 0 K: 2 S: 6 H: 0 LOB: 1 BB: 2 P: 14	R: 0 E: 0 K: 2 S: 8 H: 1 LOB: 1 BB: 0 P: 8	R: 0 E: 0 K: 0 S: 3 H: 0 LOB: 1 BB: 1 P: 7	R: 1 E: 0 K: 1 S: 7 H: 2 LOB: 2 BB: 1 P: 11	R: 0 E: 0 K: 0 S: 4 H: 1 LOB: 2 BB: 1 P: 8	R: 0 E: 0 K: 1 S: 5 H: 0 LOB: 0 BB: 0 P: 5	1B: 2 2B: 3 3B: 0 HR: 0	SF: 0 SAC: 2 DP: 1 HBP: 0						

TOP

California Angels @ Toronto Blue Jays

Exhibition Stadium, Toronto, ON

Sun Aug 03 1980, 3:33 AM EDT

Att. 20,404 - Unknown - 79 F

livebaseballscorecards.com

AB	28
R	1
H	4
RBI	1
BB	7
SO	10
LOB	16

WP: 0	PA: 37
PB: 0	
SB: 0	
CS: 1	

PITCHER		IP	WLS	BF	H	R	ER	SO	BB	IBB	HBP	BLK	WP	HR	S	P	ERA	WHIP
Jim Clancy, R ERA: 3.01	(1, 1)	8.0	W	34	4	1	1	9	7	0	0	0	0	0	45	73	1.12	1.375
Mike Barlow, R ERA: 3.48	(9, 1)	1.0	S	3	0	0	0	1	0	0	0	0	0	0	5	5	0.00	0.000

PITCHER	IP	WLS	BF	H	R	ER	SO	BB	IBB	HBP	BLK	WP	HR	S	P	ERA	WHIP

Batter	1	2	3	4	5	6	7	8	9	AB	R	H	RBI	BB	SO	LOB
Alfredo Griffin, S (1, 6) OBP: 0.274, SLG: 0.352	4-3 SF9 2B		F9 ①		F2 ①	F8 ②		G3 ③		5	1	1	0	0	0	2
Damaso Garcia, R (1, 4) OBP: 0.308, SLG: 0.420	4-3 ① 2-3		F9 ②		BB S 1B	1-H 2-H 2B				4	0	2	2	0	0	1
Roy Howell, L (1, 5) OBP: 0.317, SLG: 0.384	BB 1B		BB 1B		BB BB 1-2	F7 ③				1	0	0	0	3	0	1
Otto Velez, R (1, 10) OBP: 0.386, SLG: 0.534	SF9 ② 3-H		1B 1-2		F9 ②	SSS K ①				3	0	1	1	0	1	2
Al Woods, L (1, 7) OBP: 0.370, SLG: 0.515	1B 1-3		G3 ③		BB 1-2 2-3	4-3 ②				3	0	1	0	1	0	2
John Mayberry, L (1, 3) OBP: 0.342, SLG: 0.437	F9 ③			SSS K ①	F8 ③	BB				3	0	0	0	1	1	5
Barry Bonnell, R (1, 8) OBP: 0.314, SLG: 0.432		6-3 ①		1B	1B 2B 1B	P5 ③				4	1	2	0	0	0	1
Lloyd Moseby, L (1, 9) OBP: 0.269, SLG: 0.370 Bob Bailor, R (9, 9) OBP: 0.283, SLG: 0.253		SSS K ②		F5 ②	1-2 2B 1B			F8 ①		4 0	1 0	1 0	0 0	0 0	1 0	1 0
Ernie Whitt, L (1, 2) OBP: 0.271, SLG: 0.298		G3 ③		4-3 ③	F3 ①			L9 ②		4	0	0	0	0	0	3
Inning Stats	R: 1 H: 2 E: 0 LOB: 2 K: 0 BB: 1 S: 5 P: 9	R: 0 H: 0 E: 0 LOB: 0 K: 1 BB: 0 S: 5 P: 5	R: 0 H: 1 E: 0 LOB: 2 K: 0 BB: 1 S: 4 P: 8	R: 0 H: 1 E: 0 LOB: 1 K: 1 BB: 0 S: 6 P: 6	R: 0 H: 1 E: 0 LOB: 3 K: 0 BB: 2 S: 4 P: 12	R: 2 H: 3 E: 0 LOB: 1 K: 0 BB: 0 S: 6 P: 6	R: 0 H: 0 E: 0 LOB: 1 K: 1 BB: 1 S: 5 P: 9	R: 0 H: 0 E: 0 LOB: 0 K: 0 BB: 0 S: 3 P: 3		1B: 6 SF: 1 2B: 2 SAC: 0 3B: 0 DP: 0 HR: 0 HBP: 0						

PITCHER		IP	WLS	BF	H	R	ER	SO	BB	IBB	HBP	BLK	WP	HR	S	P	ERA	WHIP
Freddie Martinez, R ERA: 5.32	(1, 1)	6.0	L	30	8	3	3	2	4	0	0	0	0	0	30	46	4.50	2.000
Don Aase, R ERA: 4.82	(7, 1)	2.0		7	0	0	0	1	1	0	0	0	0	0	8	12	0.00	0.500

PITCHER	IP	WLS	BF	H	R	ER	SO	BB	IBB	HBP	BLK	WP	HR	S	P	ERA	WHIP

BOTTOM

California Angels @ Toronto Blue Jays

Exhibition Stadium, Toronto, ON

Sun Aug 03 1980, 3:33 AM EDT
Att. 20,404 - Unknown - 79 F

livebaseballscorecards.com

AB	31
R	3
H	8
RBI	3
BB	5
SO	3
LOB	18

Batter	1	2	3	4	5	6	7	8	9	AB	R	H	RBI	BB	SO	LOB
Alfredo Griffin, S (1, 6) OBP: 0.276, SLG: 0.352	BBBB 4-0 1B G4-6-3 BB		x 0-0 ② F8		x 0-0 FC3-6 1-2 1B		x 0-0 ② F7		x 0-0 ① F5	3	1	1	0	1	0	0
Bob Bailor, R (7, 6) OBP: 0.281, SLG: 0.252										1	0	0	0	0	0	0
(7, 1)																
Damaso Garcia, R (1, 4) OBP: 0.307, SLG: 0.417	x 0-0 G4-6-3 1-3 1B		x 0-0 ③ F9		x 0-0 ② FC3-6 1-2f 2-3		x 0-0 ③ 5-3		x 0-0 ② 3-1	5	0	1	0	0	0	2
Al Woods, L (1, 7) OBP: 0.370, SLG: 0.514	x 0-0 ① ② G4-6-3 1-2f 3-H			x 0-0 BB 1B 1B	x 0-0 ③ F7			SSS 0-3 ① K	H 1-0 HBP	3	1	1	0	0	0	3
Joe Cannon, L (7, 7) OBP: 0.094, SLG: 0.065										1	0	0	0	0	1	0
Otto Velez, R (1, 10) OBP: 0.388, SLG: 0.532	BBBB 4-0 BB			BBBB 4-0 1B 1-2 FC6-4 BB		SSS 0-3 ① K		x 0-0 HR 1B	x 0-0 ③ F5	1	1	0	0	2	1	0
Steve Braun, L (7, 5) OBP: 0.156, SLG: 0.100										2	1	1	0	0	0	1
John Mayberry, L (1, 3) OBP: 0.342, SLG: 0.436	x 0-0 ③ F9			x 0-0 FC6-4 1-3 2-H 1B		x 0-0 ② F3		x 0-0 1-H HR		3	0	1	1	0	0	1
Doug Ault, R (7, 3) OBP: 0.305, SLG: 0.308										1	1	1	2	0	0	0
Barry Bonnell, R (1, 8) OBP: 0.316, SLG: 0.436		SSS 0-3 ① K		x 0-0 ① FC6-4 CS 1-2f 3-H		x 0-0 BB 1B		x 0-0 2B		4	0	2	1	0	1	1
Lloyd Moseby, L (1, 9) OBP: 0.269, SLG: 0.364		x 0-0 ② F9		x 0-0 ② ③ G3 1-2		BBBB 4-0 FC4-6 1-2 BB		x 0-0 ② F5		3	0	0	0	1	0	2
Garth Iorg, R (1, 5) OBP: 0.289, SLG: 0.380		x 0-0 ③ F9			x 0-0 FC3-6 1B 1B	x 0-0 ③ FC4-6 1-2f		BBBB 4-0 BB		3	0	1	0	1	0	2
(7, 6)																
Ernie Whitt, L (1, 2) OBP: 0.264, SLG: 0.290			SSS 0-3 ① K		x 0-0 ① L8		x 0-0 ① 4-3	SSS 0-3 ③ K		4	0	0	0	0	2	3
Inning Stats	R: 1 H: 1 E: 0 LOB: 1 K: 0 BB: 2 S: 3 P: 11	R: 0 H: 0 E: 0 LOB: 0 K: 1 BB: 0 S: 5 P: 5	R: 0 H: 0 E: 0 LOB: 0 K: 1 BB: 0 S: 5 P: 5	R: 2 H: 2 E: 0 LOB: 0 K: 0 BB: 1 S: 4 P: 8	R: 0 H: 2 E: 0 LOB: 2 K: 0 BB: 0 S: 5 P: 5	R: 0 H: 1 E: 0 LOB: 2 K: 1 BB: 1 S: 6 P: 10	R: 0 H: 0 E: 0 LOB: 0 K: 0 BB: 0 S: 3 P: 3	R: 2 H: 3 E: 0 LOB: 2 K: 2 BB: 1 S: 10 P: 14	R: 0 H: 0 E: 0 LOB: 1 K: 0 BB: 0 S: 3 P: 4	1B: 7 SF: 0 2B: 1 SAC: 0 3B: 0 DP: 1 HR: 1 HBP: 1						

TOP

Toronto Blue Jays @ Cleveland Indians

Cleveland Municipal Stadium, Cleveland, OH

Mon Aug 04 1980, 7:05 PM EDT

Att. 7,583 - Unknown

livebaseballscorecards.com

AB	34
R	5
H	9
RBI	4
BB	5
SO	5
LOB	15

PITCHER		IP	WLS	BF	H	R	ER	SO	BB	IBB	HBP	BLK	WP	HR	S	P	ERA	WHIP
Dan Spillner, R ERA: 5.29	(1, 1)	6.0	W	26	6	3	3	3	4	0	0	0	0	0	28	44	4.50	1.667
Sid Monge, L ERA: 3.1	(7, 1)	3.0	S	14	3	2	2	2	1	0	1	0	0	1	16	21	6.00	1.333

PITCHER	IP	WLS	BF	H	R	ER	SO	BB	IBB	HBP	BLK	WP	HR	S	P	ERA	WHIP

BOTTOM

Batter	1	2	3	4	5	6	7	8	9	AB	R	H	RBI	BB	SO	LOB
Miguel Dilone, S (1, 10) OBP: 0.383, SLG: 0.440	6-3	L3		S 1B 2B 1-3 2-H		HR 2B 1-H	BB B B B			4	2	2	2	1	0	2
Jorge Orta, L (1, 9) OBP: 0.399, SLG: 0.401	1-3	F7		E4 1B S FC4-2 3-H		HR 2-H	F8			5	1	1	3	0	0	4
Mike Hargrove, L (1, 3) OBP: 0.406, SLG: 0.418 Gary Gray, R (4, PR) OBP: 0.182, SLG: 0.286 (5, 3)	1-3		F7	FC4-2 1-3 2-H 1B		F8		F8		3 2	0 0	1 0	1 0	0 0	0 0	0 0
Toby Harrah, R (1, 5) OBP: 0.381, SLG: 0.372 Dave Rosello, R (7, 5) OBP: 0.239, SLG: 0.295		HR BB B B B B	6-3 BB B B B	FC4-2 FC6-4 1-2 3-H		F9		5-3		2 1	1 0	0 0	0 0	2 0	0 0	2 0
Joe Charboneau, R (1, 7) OBP: 0.365, SLG: 0.495		HR 1-H	6-3 1-2	FC6-4 1-2f		5-3		F3		5	1	1	2	0	0	3
Bo Diaz, R (1, 2) OBP: 0.336, SLG: 0.467		1B FC1-5-6	5-3		G5-4-3 1B		HR			4	1	3	1	0	0	1
Alan Bannister, R (1, 4) OBP: 0.284, SLG: 0.279		FC1-5-6 BB 1-2f 1B		E6 BB 2B		G5-4-3 1-2f	3-1			4	2	0	0	0	0	2
Rick Manning, L (1, 8) OBP: 0.328, SLG: 0.291		BB B B B B E 1B 1-2		L8	4-3		HR			3	1	1	1	1	0	1
Jerry Dybzinski, R (1, 6) OBP: 0.258, SLG: 0.285		E4 1-3 2-H 1B		BB B B B B 2B E 1-2		1B 2B	F7			3	2	2	1	1	0	0
Inning Stats	R: 0 E: 0 K: 0 S: 3 H: 0 LOB: 0 BB: 0 P: 3	R: 3 E: 1 K: 0 S: 6 H: 3 LOB: 2 BB: 2 P: 14	R: 0 E: 0 K: 0 S: 3 H: 0 LOB: 1 BB: 1 P: 7	R: 3 E: 2 K: 0 S: 7 H: 2 LOB: 2 BB: 1 P: 11	R: 0 E: 0 K: 0 S: 3 H: 1 LOB: 0 BB: 0 P: 3	R: 3 E: 0 K: 0 S: 6 H: 3 LOB: 0 BB: 0 P: 6	R: 2 E: 0 K: 0 S: 5 H: 2 LOB: 1 BB: 1 P: 9	R: 0 E: 0 K: 0 S: 3 H: 0 LOB: 0 BB: 0 P: 3		1B: 5 2B: 2 3B: 0 HR: 4 SF: 0 SAC: 0 DP: 1 HBP: 0				WP: 0 PB: 0 SB: 2 CS: 0 PA: 41	

Toronto Blue Jays @ Cleveland Indians

Cleveland Municipal Stadium, Cleveland, OH

Mon Aug 04 1980, 7:05 PM EDT

Att. 7,583 - Unknown

livebaseballscorecards.com

AB	36
R	11
H	11
RBI	11
BB	5
SO	0
LOB	15

PITCHER		IP	WLS	BF	H	R	ER	SO	BB	IBB	HBP	BLK	WP	HR	S	P	ERA	WHIP
Paul Mirabella, L ERA: 4.66	(1, 1)	3.1	L	19	4	6	4	0	4	0	0	0	0	1	15	31	10.80	2.400
Balor Moore, L ERA: 5.68	(4, 1)	0.0		2	1	0	0	0	0	0	0	0	0	0	2	2	∞	∞
Tom Buskey, R ERA: 4.46	(4, 1)	3.1		16	6	5	5	0	1	0	0	0	0	3	15	19	13.50	2.100
Bob Bailor, R ERA:	(7, 1)	1.1		4	0	0	0	0	0	0	0	0	0	0	4	4	0.00	0.000

PITCHER	IP	WLS	BF	H	R	ER	SO	BB	IBB	HBP	BLK	WP	HR	S	P	ERA	WHIP

Batter	1	2	3	4	5	6	7	8	9	AB	R	H	RBI	BB	SO	LOB
Alfredo Griffin, S (1, 6) OBP: 0.277, SLG: 0.351	F6 ①		G5-4-3 1B		1-3 ③		K ②		K ①	3	0	1	0	0	0	1
Lloyd Moseby, L (5, 9) OBP: 0.266, SLG: 0.360										2	0	0	0	0	2	2
Damaso Garcia, R (1, 4) OBP: 0.311, SLG: 0.422	4-3 1B		G5-4-3 ①② 1-2f			2B 2B	L3 ③		G4-6-3 1-2 1B	5	1	3	0	0	0	2
Al Woods, L (1, 7) OBP: 0.370, SLG: 0.515	4-3 ② 1-2		4-3 ③			1B 2B 2-H		1B HR 1B	G4-6-3 ②③ 1-2f	5	2	2	1	0	0	3
Otto Velez, R (1, 10) OBP: 0.390, SLG: 0.529	BB B B B			F9 ①		F7 ①		HR 1B 1-3		3	1	1	0	1	0	1
Barry Bonnell, R (1, 8) OBP: 0.315, SLG: 0.443	F7 ③			6-3 ②		F9 ②		HR 2-H 3-H		4	1	1	3	0	0	3
John Mayberry, L (1, 3) OBP: 0.341, SLG: 0.434		4-3 ①		F6 ③		1B 2-H		F6 ①		4	0	1	1	0	0	0
Garth Iorg, R (1, 5) OBP: 0.288, SLG: 0.373		6-3 ②			G6-4-3 1B	6-3 ③		F9 ②		4	0	1	0	0	0	1
Bob Bailor, R (1, 9) OBP: 0.280, SLG: 0.251 (5, 6)		1B			G6-4-3 ①② 1-2f		F3 ① S S S	K ③		4	0	1	0	0	1	1
Bob Davis, R (1, 2) OBP: 0.271, SLG: 0.351		F9 ③			1B		2B		1B	3	0	2	0	0	0	1
Roy Howell, L (9, PH) OBP: 0.319, SLG: 0.386										1	0	1	0	0	0	0
Inning Stats	R: 0 E: 0 K: 0 S: 4 H: 1 LOB: 2 BB: 1 P: 8	R: 0 E: 0 K: 0 S: 4 H: 1 LOB: 1 BB: 0 P: 4	R: 0 E: 0 K: 0 S: 3 H: 1 LOB: 0 BB: 0 P: 3	R: 0 E: 0 K: 0 S: 3 H: 0 LOB: 0 BB: 0 P: 3	R: 0 E: 0 K: 0 S: 4 H: 2 LOB: 1 BB: 0 P: 4	R: 2 E: 0 K: 0 S: 6 H: 3 LOB: 1 BB: 0 P: 6	R: 0 E: 0 K: 1 S: 6 H: 1 LOB: 1 BB: 0 P: 6	R: 3 E: 0 K: 1 S: 8 H: 3 LOB: 0 BB: 0 P: 8	R: 0 E: 0 K: 1 S: 6 H: 2 LOB: 1 BB: 0 P: 6	1B: 10 2B: 3 3B: 0 HR: 1 SF: 0 SAC: 0 DP: 3 HBP: 0						

TOP

Toronto Blue Jays @ Cleveland Indians

Cleveland Municipal Stadium, Cleveland, OH

Tue Aug 05 1980, 7:05 PM EDT
Att. 6,707 - Unknown - 87 F

livebaseballscorecards.com

AB	38
R	5
H	14
RBI	5
BB	1
SO	3
LOB	15

WP: 0 PB: 0 SB: 0 CS: 0 PA: 39

PITCHER		IP	WLS	BF	H	R	ER	SO	BB	IBB	HBP	BLK	WP	HR	S	P	ERA	WHIP
Ross Grimsley, L ERA: 5.99	(1, 1)	7.0	W	32	12	5	5	1	1	0	0	0	0	1	33	37	6.43	1.857
Victor Cruz, R ERA: 3.74	(8, 1)	2.0	S	7	2	0	0	2	0	0	0	0	0	0	11	11	0.00	1.000

PITCHER	IP	WLS	BF	H	R	ER	SO	BB	IBB	HBP	BLK	WP	HR	S	P	ERA	WHIP

Batter	1	2	3	4	5	6	7	8	9	AB	R	H	RBI	BB	SO	LOB
Miguel Dilone, S (1, 10) OBP: 0.389, SLG: 0.444	BBBB 4-0 G4-6-3 BB	x 0-0 1B 1-2 2-H 3-H 1B	x 0-0 ② FC5-2 1B 1-2 3-H			x 0-0 BB 1B		x 0-0 G4-6-3 2-3 1B		4	0	3	2	1	0	2
Jorge Orta, L (1, 9) OBP: 0.401, SLG: 0.403	x 0-0 ① ② G4-6-3 1-2f	x 0-0 1-2 2-3 1B	x 0-0 1-2 2-H 1B			BBBB 4-0 G5-4-3 1-2 BB		x 0-0 ① SF8 3-H		3	0	2	2	1	0	1
Mike Hargrove, L (1, 3) OBP: 0.402, SLG: 0.412	x 0-0 ③ 4-3	x 0-0 ③ 3-1	x 0-0 ③ L3			SSS 0-3 ① K		x 0-0 ② ③ G4-6-3 1-2f		5	0	0	0	0	1	8
Toby Harrah, R (1, 5) OBP: 0.379, SLG: 0.370		x 0-0 ① F2	x 0-0 BB 1B 1B 1B	x 0-0 ① F7		x 0-0 ② ③ G5-4-3 1-2f				4	1	1	0	0	0	2
Joe Charboneau, R (1, 7) OBP: 0.361, SLG: 0.489		x 0-0 ② 6-3	x 0-0 ① F9	x 0-0 ② F4			x 0-0 ① F7			4	0	0	0	0	0	1
Ron Hassey, L (1, 2) OBP: 0.368, SLG: 0.428		x 0-0 BB 1B 1B 1B	x 0-0 BB 1-2 1B 1B	x 0-0 ③ 4-3			x 0-0 ② G3			4	2	2	0	0	0	0
Rick Manning, L (1, 8) OBP: 0.333, SLG: 0.292		x 0-0 1B BB 1-2 1B 1B	BBBB 4-0 1B 1-2 2-3 E BB		x 0-0 ① 1-3		BBBB 4-0 BB			2	2	1	0	2	0	0
Jack Brohamer, L (1, 4) OBP: 0.308, SLG: 0.315	BBBB 4-0 1B 1-2 2-3 1B BB	x 0-0 E 1-3 2-H 3-H FC5-2 1B			x 0-0 ② F9		x 0-0 ③ 6-3			3	1	1	2	1	0	1
Jerry Dybzinski, R (1, 6) OBP: 0.269, SLG: 0.297		x 0-0 1B 1B 1-2 2-3 3-H 1B	BBBB 4-0 E2 FC5-2 1B 1-3 3-H BB		x 0-0 ③ 6-3			x 0-0 1B SF8 2B		3	2	2	1	1	0	0
Inning Stats	R: 0 E: 0 K: 0 S: 2 H: 0 LOB: 0 BB: 1 P: 6	R: 3 E: 0 K: 0 S: 8 H: 5 LOB: 3 BB: 1 P: 12	R: 4 E: 1 K: 0 S: 7 H: 4 LOB: 2 BB: 2 P: 15	R: 0 E: 0 K: 0 S: 3 H: 0 LOB: 0 BB: 0 P: 3	R: 0 E: 0 K: 0 S: 3 H: 0 LOB: 0 BB: 0 P: 3	R: 0 E: 0 K: 1 S: 5 H: 1 LOB: 1 BB: 1 P: 9	R: 0 E: 0 K: 0 S: 3 H: 0 LOB: 1 BB: 0 P: 7	R: 1 E: 0 K: 0 S: 4 H: 2 LOB: 0 BB: 0 P: 4		1B: 11 2B: 1 3B: 0 HR: 0 SF: 1 SAC: 0 DP: 3 HBP: 0						

PITCHER		IP	WLS	BF	H	R	ER	SO	BB	IBB	HBP	BLK	WP	HR	S	P	ERA	WHIP
Jack Kucek, R ERA: 7.3	(1, 1)	2.1	L	17	8	7	7	0	3	0	0	0	0	0	14	26	27.00	4.714
Balor Moore, L ERA: 5.32	(3, 1)	5.2		22	4	1	1	1	3	0	0	0	0	0	21	33	1.59	1.235

PITCHER	IP	WLS	BF	H	R	ER	SO	BB	IBB	HBP	BLK	WP	HR	S	P	ERA	WHIP

BOTTOM

Toronto Blue Jays @ Cleveland Indians

Cleveland Municipal Stadium, Cleveland, OH

Tue Aug 05 1980, 7:05 PM EDT

Att. 6,707 - Unknown - 87 F

livebaseballscorecards.com

AB	32
R	8
H	12
RBI	7
BB	6
SO	1
LOB	15

Batter	1	2	3	4	5	6	7	8	9	AB	R	H	RBI	BB	SO	LOB
Alfredo Griffin, S (1, 6) OBP: 0.274, SLG: 0.348	SSS 0-3 ① K		x 0-0 ① F9			x 0-0 ①② G6-4-3 1-2f		x 0-0 ② F3		4	0	0	0	0	1	3
Damaso Garcia, R (1, 4) OBP: 0.307, SLG: 0.418	x 0-0 ② 3-1		x 0-0 ②③ G6-4-3 1-2f			x 0-0 ③ 6-3		x 0-0 ③ F7		4	0	0	0	0	0	2
Al Woods, L (1, 7) OBP: 0.372, SLG: 0.515	x 0-0 1B 1B			x 0-0 ① 6-3			x 0-0 G4-6-3 1B		x 0-0 ① F8	4	0	2	0	0	0	0
Otto Velez, R (1, 10) OBP: 0.388, SLG: 0.525	x 0-0 FC5-4 1-3 1B			x 0-0 ② 4-3			x 0-0 ①② G4-6-3 1-2f		SSS 0-3 ② K	4	0	1	0	0	1	1
Barry Bonnell, R (1, 8) OBP: 0.315, SLG: 0.439	x 0-0 ③ FC5-4 1-2f			x 0-0 ③ 4-3			BBBB 4-0 HR BB		SSS 0-3 ③ K	3	1	0	0	1	1	2
Doug Ault, R (1, 3) OBP: 0.323, SLG: 0.370		BBBB 4-0 G4-6-3 BB			x 0-0 ① 6-3		x 0-0 1-H HR			2	1	1	2	1	0	0
Garth Iorg, R (1, 5) OBP: 0.277, SLG: 0.359		x 0-0 ① F7			x 0-0 ② 6-3		x 0-0 ③ L1			3	0	0	0	0	0	1
Bob Bailor, R (1, 9) OBP: 0.276, SLG: 0.247		x 0-0 ②③ G4-6-3 1-2f			x 0-0 ③ F8			x 0-0 ① 5-3		3	0	0	0	0	0	1
Bob Davis, R (1, 2) OBP: 0.283, SLG: 0.355			x 0-0 G6-4-3 1B			BBBB 4-0 G6-4-3 BB		BBBB 4-0 BB		1	0	1	0	2	0	0
Lloyd Moseby, L (8, PR) OBP: 0.266, SLG: 0.360										0	0	0	0	0	0	0
Ernie Whitt, L (8, 2) OBP: 0.264, SLG: 0.290										0	0	0	0	0	0	0
Inning Stats	R: 0 E: 0 K: 1 S: 7 H: 2 LOB: 2 BB: 0 P: 7	R: 0 E: 0 K: 0 S: 2 H: 0 LOB: 0 BB: 1 P: 6	R: 0 E: 0 K: 0 S: 3 H: 1 LOB: 0 BB: 0 P: 3	R: 0 E: 0 K: 0 S: 3 H: 0 LOB: 0 BB: 0 P: 3	R: 0 E: 0 K: 0 S: 3 H: 0 LOB: 0 BB: 0 P: 3	R: 0 E: 0 K: 0 S: 2 H: 0 LOB: 0 BB: 1 P: 6	R: 2 E: 0 K: 0 S: 4 H: 2 LOB: 0 BB: 1 P: 8	R: 0 E: 0 K: 0 S: 3 H: 0 LOB: 1 BB: 1 P: 7	R: 0 E: 0 K: 2 S: 7 H: 0 LOB: 0 BB: 0 P: 7	1B: 4 2B: 0 3B: 0 HR: 1 SF: 0 SAC: 0 DP: 4 HBP: 0						

TOP

Toronto Blue Jays @ Cleveland Indians

Cleveland Municipal Stadium, Cleveland, OH

Wed Aug 06 1980, 7:05 PM EDT
Att. 9,098 - Unknown - 84 F

livebaseballscorecards.com

AB	28
R	2
H	5
RBI	2
BB	4
SO	3
LOB	10

WP: 0 PB: 0 SB: 0 CS: 0 PA: 32

PITCHER		IP	WLS	BF	H	R	ER	SO	BB	IBB	HBP	BLK	WP	HR	S	P	ERA	WHIP
Rick Waits, L ERA: 4.66	(1, 1)	7.1	W	27	5	2	2	1	4	0	0	0	0	1	25	41	2.46	1.227
Victor Cruz, R ERA: 3.63	(8, 1)	1.2	S	5	0	0	0	2	0	0	0	0	0	0	9	9	0.00	0.000

PITCHER	IP	WLS	BF	H	R	ER	SO	BB	IBB	HBP	BLK	WP	HR	S	P	ERA	WHIP

BOTTOM

Toronto Blue Jays @ Cleveland Indians

Cleveland Municipal Stadium, Cleveland, OH

Wed Aug 06 1980, 7:05 PM EDT

Att. 9,098 - Unknown - 84 F

livebaseballscorecards.com

Batter	1	2	3	4	5	6	7	8	9	AB	R	H	RBI	BB	SO	LOB
Miguel Dilone, S (1, 7) OBP: 0.390, SLG: 0.443	6-3	S 1B			K		F7 2-3	1-3 2-H 3-H 1B		5	0	2	2	0	1	2
Jorge Orta, L (1, 9) OBP: 0.404, SLG: 0.403	1B SF9 1B	1-3 3-H BB			F9		BB 1-2 BB	F4		3	1	1	0	2	0	2
Mike Hargrove, L (1, 3) OBP: 0.403, SLG: 0.412	1B SF9 1-3 1B	G3			F9		1-2 2-3 3-H BB			3	0	1	1	1	0	2
Toby Harrah, R (1, 5) OBP: 0.378, SLG: 0.370	SF9 1-2 3-H	G6-4-3 1B				K	F9			3	0	1	1	0	1	3
Joe Charboneau, R (1, 10) OBP: 0.360, SLG: 0.486	2-3 1B	G6-4-3 1-2f				5-3		F7		4	0	1	0	0	0	1
Ron Hassey, L (1, 2) OBP: 0.363, SLG: 0.421	K	4-3				F9		F8		4	0	0	0	0	1	2
Rick Manning, L (1, 8) OBP: 0.338, SLG: 0.294		1B PB BB			K		F7 SH3-4 BB 1B	BB S 1B BB		2	3	1	0	2	1	0
Jack Brohamer, L (1, 4) OBP: 0.321, SLG: 0.324		G5-4-3 1-3 1B			G6-4-3 1B		SH3-4 1-2	BB 1-2 1B IBB		2	1	2	0	1	0	0
Jerry Dybzinski, R (1, 6) OBP: 0.274, SLG: 0.294		G5-4-3 1-2f			G6-4-3 1-2f		BB BB BB	1B 1-2 2-3 BB		2	0	0	0	2	0	3
Inning Stats	R: 1 E: 0 K: 1 S: 8 H: 3 LOB: 2 BB: 0 P: 8	R: 1 E: 0 K: 0 S: 4 H: 2 LOB: 2 BB: 2 P: 12	R: 0 E: 0 K: 0 S: 3 H: 1 LOB: 0 BB: 0 P: 3		R: 0 E: 0 K: 1 S: 5 H: 1 LOB: 0 BB: 0 P: 5	R: 0 E: 0 K: 1 S: 5 H: 0 LOB: 0 BB: 0 P: 5	R: 1 E: 0 K: 0 S: 4 H: 1 LOB: 3 BB: 3 P: 16	R: 2 E: 0 K: 0 S: 4 H: 1 LOB: 2 BB: 3 P: 16		1B: 9 2B: 0 3B: 0 HR: 0	SF: 1 SAC: 1 DP: 3 HBP: 0					

	AB	28
	R	5
	H	9
	RBI	4
	BB	8
	SO	4
	LOB	15

WP: 0 PB: 1 SB: 3 CS: 0 PA: 38

PITCHER		IP	WLS	BF	H	R	ER	SO	BB	IBB	HBP	BLK	WP	HR	S	P	ERA	WHIP
Jesse Jefferson, R ERA: 4.49	(1, 1)	6.1	L	27	8	3	2	4	3	0	0	0	0	0	32	44	2.84	1.737
Jerry Garvin, L ERA: 1.93	(7, 1)	0.1		3	0	0	0	0	2	0	0	0	0	0	1	9	0.00	6.000
Mike Barlow, R ERA: 3.94	(7, 1)	1.0		7	1	2	2	0	2	1	0	0	0	0	4	16	18.00	3.000
Balor Moore, L ERA: 5.29	(8, 1)	0.1		1	0	0	0	0	0	0	0	0	0	0	1	1	0.00	0.000

PITCHER		IP	WLS	BF	H	R	ER	SO	BB	IBB	HBP	BLK	WP	HR	S	P	ERA	WHIP

Toronto Blue Jays @ Cleveland Indians

Cleveland Municipal Stadium, Cleveland, OH

Thu Aug 07 1980, 7:05 PM EDT

Att. 9,586 - Unknown - 92 F

TOP

livebaseballscorecards.com

Batter	1	2	3	4	5	6	7	8	9	AB	R	H	RBI	BB	SO	LOB
Alfredo Griffin, S (1, 6) OBP: 0.274, SLG: 0.349	F9		F8		2B	L8 1-2			5-3	5	0	1	0	0	0	2
Damaso Garcia, R (1, 4) OBP: 0.306, SLG: 0.415	1-3		5-3		6-3		F8		1B	5	0	1	0	0	0	1
Roy Howell, L (1, 5) OBP: 0.320, SLG: 0.384	1B		K			FC4-6 BB	K		F8	4	0	1	0	1	2	1
Al Woods, L (1, 7) OBP: 0.366, SLG: 0.506	F9			F4		FC4-6 1B 1-2f HR	F8		F8	5	1	0	0	0	0	3
John Mayberry, L (1, 3) OBP: 0.342, SLG: 0.433 Bob Davis, R (9, 2) OBP: 0.283, SLG: 0.355		1B BB		F4		HR 1-3 1B		K		3 0	1 0	1 0	0 0	1 0	1 0	0 0
Otto Velez, R (1, 10) OBP: 0.389, SLG: 0.536		1B 1-2		5-3		HR 1-H 3-H		F8		4	1	2	3	0	0	0
Barry Bonnell, R (1, 8) OBP: 0.311, SLG: 0.434		F9			5-3	F9		K		4	0	0	0	0	1	2
Lloyd Moseby, L (1, 9) OBP: 0.271, SLG: 0.360		F8			K	1B 1B			HR BB	3	1	1	0	1	1	2
Ernie Whitt, L (1, 2) OBP: 0.272, SLG: 0.318 Doug Ault, R (9, PH) OBP: 0.333, SLG: 0.436 (9, 3)		K			HR	S 1-3 1B			HR 1-H	3 1	1 1	2 1	1 2	0 0	1 0	2 0
Inning Stats	R: 0 E: 0 K: 0 S: 4 H: 1 LOB: 1 BB: 0 P: 4	R: 0 E: 0 K: 1 S: 6 H: 1 LOB: 2 BB: 1 P: 10	R: 0 E: 0 K: 1 S: 5 H: 0 LOB: 0 BB: 0 P: 5	R: 0 E: 0 K: 0 S: 3 H: 0 LOB: 0 BB: 0 P: 3	R: 1 E: 0 K: 1 S: 7 H: 2 LOB: 1 BB: 0 P: 7	R: 3 E: 0 K: 0 S: 7 H: 4 LOB: 2 BB: 1 P: 11	R: 0 E: 0 K: 1 S: 5 H: 0 LOB: 0 BB: 0 P: 5	R: 0 E: 0 K: 2 S: 7 H: 0 LOB: 0 BB: 0 P: 7	R: 2 E: 0 K: 0 S: 5 H: 2 LOB: 1 BB: 1 P: 9	1B: 6 2B: 1 3B: 0 HR: 3 SF: 0 SAC: 0 DP: 0 HBP: 0						

	AB	37
	R	6
	H	10
	RBI	6
	BB	3
	SO	6
	LOB	13

WP: 0 PB: 0 SB: 1 CS: 0 PA: 40

PITCHER		IP	WLS	BF	H	R	ER	SO	BB	IBB	HBP	BLK	WP	HR	S	P	ERA	WHIP
Wayne Garland, R ERA: 4.09	(1, 1)	5.2		25	6	4	4	3	2	0	0	0	0	2	29	37	6.35	1.412
Sid Monge, L ERA: 3.22	(6, 1)	3.1	W	15	4	2	2	3	1	0	0	0	0	1	20	24	5.40	1.500

PITCHER	IP	WLS	BF	H	R	ER	SO	BB	IBB	HBP	BLK	WP	HR	S	P	ERA	WHIP

BOTTOM

Toronto Blue Jays @ Cleveland Indians

Cleveland Municipal Stadium, Cleveland, OH

Thu Aug 07 1980, 7:05 PM EDT

Att. 9,586 - Unknown - 92 F

livebaseballscorecards.com

Batter	1	2	3	4	5	6	7	8	9	AB	R	H	RBI	BB	SO	LOB
Miguel Dilone, S (1, 7) OBP: 0.393, SLG: 0.449	BBBB 4-0 CS BB		x 0-0 ③ L4		x 0-0 ① F8	IIII 4-0 IBB		x 0-0 1-H 3B		3	0	1	1	2	0	0
Jorge Orta, L (1, 9) OBP: 0.404, SLG: 0.403	SSS 0-3 ①② K 1-2			x 0-0 BB 1B 1B	x 0-0 BB BB 1B	x 0-0 ③ G3		x 0-0 ③ 6-3		5	1	2	0	0	1	4
Mike Hargrove, L (1, 3) OBP: 0.405, SLG: 0.419	x 0-0 HR			BBBB 4-0 BB 1B 1B 1-2 BB	BBBB 4-0 BB 1-2 BB		x 0-0 ① 4-3		x 0-0 ① F9	3	2	1	1	2	0	0
Toby Harrah, R (1, 5) OBP: 0.378, SLG: 0.369	SSS 0-3 ③ K			x 0-0 BB 1B 1B 1-2 2-H	x 0-0 ② F6		x 0-0 ② F4		BBBB 4-0 1B 1B BB	4	2	1	1	1	1	2
Joe Charboneau, R (1, 10) OBP: 0.366, SLG: 0.486		x 0-0 ① 5-3		BBBB 4-0 E 1B SF7 1-2 2-3 BB	BBBB 4-0 1-2 2-3 BB		BBBB 4-0 FC6-4 BB		x 0-0 1B 1-3 1B	2	1	1	0	3	0	0
Ron Hassey, L (1, 2) OBP: 0.363, SLG: 0.420		x 0-0 ② G3		x 0-0 E 1B 1-2 2-H 3-H	x 0-0 ③ F9		x 0-0 ③ FC6-4 1-2f		x 0-0 1B 1-2 3-H	3	0	1	2	0	0	3
Bo Diaz, R (7, PH) OBP: 0.339, SLG: 0.467 (8, 2)										2	0	1	1	0	0	1
Rick Manning, L (1, 8) OBP: 0.337, SLG: 0.292		x 0-0 ③ F8		x 0-0 ① SF7 1-2 2-H		BBBB 4-0 SH1-4 BB		x 0-0 ① F7		2	0	0	1	1	0	0
Jack Brohamer, L (1, 4) OBP: 0.317, SLG: 0.320		x 0-0 ① F9	x 0-0 ② F4			x 0-0 ① SH1-4 1-2		x 0-0 S 3B 1B		2	0	0	0	0	0	1
Alan Bannister, R (6, PH) OBP: 0.287, SLG: 0.283 (7, 4)										1	1	1	0	0	0	0
Jerry Dybzinski, R (1, 6) OBP: 0.268, SLG: 0.287		SSS 0-3 ② K	x 0-0 ③ 6-3			x 0-0 ② 5-3		SSS 0-3 ② K		4	0	0	0	0	2	3
Inning Stats	R: 1 H: 1 E: 0 LOB: 0 K: 2 BB: 1 S: 7 P: 11	R: 0 H: 0 E: 0 LOB: 0 K: 0 BB: 0 S: 3 P: 3	R: 0 H: 0 E: 0 LOB: 0 K: 1 BB: 0 S: 5 P: 5	R: 4 H: 3 E: 1 LOB: 1 K: 0 BB: 2 S: 6 P: 14	R: 0 H: 1 E: 0 LOB: 3 K: 0 BB: 2 S: 4 P: 12	R: 0 H: 0 E: 0 LOB: 2 K: 0 BB: 2 S: 3 P: 11	R: 0 H: 0 E: 0 LOB: 1 K: 0 BB: 1 S: 3 P: 7	R: 1 H: 2 E: 0 LOB: 2 K: 1 BB: 0 S: 7 P: 7	R: 1 H: 2 E: 0 LOB: 2 K: 0 BB: 1 S: 3 P: 7	1B: 7 SF: 1 2B: 0 SAC: 1 3B: 1 DP: 0 HR: 1 HBP: 0						

	AB	31
	R	7
	H	9
	RBI	7
	BB	9
	SO	4
	LOB	14

WP: 0 PA: 42
PB: 0
SB: 1
CS: 1

PITCHER		IP	WLS	BF	H	R	ER	SO	BB	IBB	HBP	BLK	WP	HR	S	P	ERA	WHIP
Jack Kucek, R ERA: 7.42	(1, 1)	3.0		12	2	3	3	3	2	0	0	0	0	1	16	24	9.00	1.333
Joey McLaughlin, R ERA: 4.5	(4, 1)	0.0		2	1	0	0	0	1	0	0	0	0	0	1	5	∞	∞
Paul Mirabella, L ERA: 4.57	(4, 1)	2.0		11	2	2	1	0	3	0	0	0	0	0	8	20	4.50	2.500
Jerry Garvin, L ERA: 2.12	(6, 1)	3.1	L	15	2	2	2	1	2	1	0	0	0	0	14	26	5.40	1.200
Mike Barlow, R ERA: 3.94	(9, 1)	0.0		2	2	0	0	0	0	0	0	0	0	0	2	2	∞	∞

PITCHER	IP	WLS	BF	H	R	ER	SO	BB	IBB	HBP	BLK	WP	HR	S	P	ERA	WHIP

Batter	1	2	3	4	5	6	7	8	9	AB	R	H	RBI	BB	SO	LOB
Willie Wilson, S (1, 7) OBP: 0.376, SLG: 0.453	4-3		G3 1-2 2-3		BB 1B 1B	4-3 1-2	F9		F3	3	1	0	0	1	0	3
Rusty Torres, S (6, 7) OBP: 0.279, SLG: 0.183										2	0	0	0	0	0	2
(7, 8)																
John Wathan, R (1, 2) OBP: 0.383, SLG: 0.413	F8		FC4-2 1B 2-3 3-H		1B 1B 1-2 1B	G3 BB 2-H 1B		E3		5	1	2	1	0	0	2
George Brett, L (1, 5) OBP: 0.445, SLG: 0.667	L4		1-2 3-H 1B		E 1B 1B 1-3 2-H 1B	G3 1-2 BB		F8		4	1	2	2	1	0	1
Darrell Porter, L (1, 10) OBP: 0.386, SLG: 0.403	P6	1-3		P4	G3 1-2 2-3			K		5	0	0	0	0	1	7
Willie Aikens, L (1, 3) OBP: 0.375, SLG: 0.433	K			1B 1B	E9 BB 1B 1-3 3-H 1B	6-3		F9		5	1	2	1	0	1	3
Ralph LaCock, L (8, 3) OBP: 0.250, SLG: 0.234										0	0	0	0	0	0	0
Amos Otis, R (1, 8) OBP: 0.319, SLG: 0.387	4-3			1B 1-2 1B	BB 1-2 3-H 1B		HR BB		1B 1B	3	1	2	1	1	0	0
Clint Hurdle, L (7, 9) OBP: 0.362, SLG: 0.478										1	0	1	0	0	0	0
Jamie Quirk, L (1, 9) OBP: 0.291, SLG: 0.423		HR		1-3 2-H 1B	G6-4-3 1-2 2-3 BB		1-H HR		1-2 1B	4	2	4	4	1	0	0
(7, 7)																
Frank White, R (1, 4) OBP: 0.288, SLG: 0.348		G3 1B FC4-2 BB		P4	G6-4-3 1-2f		P6		P6	4	0	0	0	1	0	6
Rance Mulliniks, L (1, 6) OBP: 0.217, SLG: 0.150		FC4-2 G3 1-2 1B		K		4-3 1B	K		F7	5	2	2	0	0	2	3

Inning Stats									
	R: 0 E: 0 K: 0 S: 3	H: 0 LOB: 0 BB: 0 P: 3	R: 0 E: 0 K: 1 S: 5	H: 0 LOB: 0 BB: 0 P: 5	R: 2 E: 0 K: 0 S: 6	H: 3 LOB: 2 BB: 1 P: 10	R: 1 E: 0 K: 1 S: 7	H: 3 LOB: 1 BB: 0 P: 7	R: 3 E: 1 K: 0 S: 6	H: 4 LOB: 2 BB: 2 P: 14
	R: 1 E: 0 K: 0 S: 5	H: 2 LOB: 2 BB: 1 P: 9	R: 2 E: 0 K: 1 S: 6	H: 1 LOB: 0 BB: 1 P: 10	R: 0 E: 1 K: 1 S: 6	H: 0 LOB: 1 BB: 0 P: 6	R: 0 E: 0 K: 0 S: 5	H: 2 LOB: 2 BB: 0 P: 5	1B: 13 2B: 0 3B: 0 HR: 2	SF: 0 SAC: 0 DP: 1 HBP: 0

PITCHER		IP	WLS	BF	H	R	ER	SO	BB	IBB	HBP	BLK	WP	HR	S	P	ERA	WHIP
Jim Clancy, R ERA: 3.26	(1, 1)	4.0	L	21	8	6	6	2	2	0	0	0	0	1	23	31	13.50	2.500
Joey McLaughlin, R ERA: 4.62	(5, 1)	4.0		20	5	3	3	2	3	0	0	0	0	1	21	33	6.75	2.000
Bob Bailor, R ERA:	(9, 1)	1.0		5	2	0	0	0	0	0	0	0	0	0	5	5	0.00	2.000

PITCHER	IP	WLS	BF	H	R	ER	SO	BB	IBB	HBP	BLK	WP	HR	S	P	ERA	WHIP

TOP

Kansas City Royals @ Toronto Blue Jays

Exhibition Stadium, Toronto, ON

Fri Aug 08 1980, 7:05 PM EDT

Unknown - 84 F

livebaseballscorecards.com

AB	41
R	9
H	15
RBI	9
BB	5
SO	4
LOB	27

1B: 13	SF: 0	WP: 0	PA: 46
2B: 0	SAC: 0	PB: 0	
3B: 0	DP: 1	SB: 0	
HR: 2	HBP: 0	CS: 0	

Batter	1	2	3	4	5	6	7	8	9	AB	R	H	RBI	BB	SO	LOB
Alfredo Griffin, S (1, 6) OBP: 0.271, SLG: 0.346	6-3		G3			F7			6-3	4	0	0	0	0	0	1
Damaso Garcia, R (1, 4) OBP: 0.306, SLG: 0.416	F2			F9		F8			2B	4	0	1	0	0	0	1
Al Woods, L (1, 7) OBP: 0.362, SLG: 0.500	1-3			3-1		K			F9	4	0	0	0	0	1	2
Otto Velez, R (1, 10) OBP: 0.388, SLG: 0.530		K		K			G6-4-3 BB		P4	3	0	0	0	1	2	1
Roy Howell, L (1, 5) OBP: 0.320, SLG: 0.383		4-3 1B			L1		G6-4-3 1-2f			3	0	1	0	0	0	1
John Mayberry, L (1, 3) OBP: 0.340, SLG: 0.429		4-3 1-2			4-3		1-3			3	0	0	0	0	0	1
Barry Bonnell, R (1, 8) OBP: 0.311, SLG: 0.433		F8			1B			P4		3	0	1	0	0	0	1
Lloyd Moseby, L (1, 9) OBP: 0.267, SLG: 0.354			F7		P5			5-3		3	0	0	0	0	0	1
Ernie Whitt, L (1, 2) OBP: 0.273, SLG: 0.325			P6			2B		G3		3	0	1	0	0	0	0
Inning Stats	R: 0 E: 0 K: 0 S: 3 H: 0 LOB: 0 BB: 0 P: 3	R: 0 E: 0 K: 1 S: 6 H: 1 LOB: 1 BB: 0 P: 6	R: 0 E: 0 K: 0 S: 3 H: 0 LOB: 0 BB: 0 P: 3	R: 0 E: 0 K: 1 S: 5 H: 0 LOB: 0 BB: 0 P: 5	R: 0 E: 0 K: 0 S: 4 H: 1 LOB: 1 BB: 0 P: 4	R: 0 E: 0 K: 1 S: 6 H: 1 LOB: 1 BB: 0 P: 6	R: 0 E: 0 K: 0 S: 2 H: 0 LOB: 0 BB: 1 P: 6	R: 0 E: 0 K: 0 S: 3 H: 0 LOB: 0 BB: 0 P: 3	R: 0 E: 0 K: 0 S: 4 H: 1 LOB: 1 BB: 0 P: 4	1B: 2 2B: 2 3B: 0 HR: 0 SF: 0 SAC: 0 DP: 1 HBP: 0	WP: 0 PB: 0 SB: 0 CS: 0 PA: 31					

PITCHER	IP	WLS	BF	H	R	ER	SO	BB	IBB	HBP	BLK	WP	HR	S	P	ERA	WHIP
Rich Gale, R (1, 1) ERA: 3.7	9.0	W	31	4	0	0	3	1	0	0	0	0	0	36	40	0.00	0.556

PITCHER	IP	WLS	BF	H	R	ER	SO	BB	IBB	HBP	BLK	WP	HR	S	P	ERA	WHIP

BOTTOM

Kansas City Royals @ Toronto Blue Jays

Exhibition Stadium, Toronto, ON

Fri Aug 08 1980, 7:05 PM EDT

Unknown - 84 F

livebaseballscorecards.com

AB	30
R	0
H	4
RBI	0
BB	1
SO	3
LOB	9

Kansas City Royals @ Toronto Blue Jays

Exhibition Stadium, Toronto, ON

Fri Aug 08 1980, 7:05 PM EDT

Att. 22,146 - Unknown - 81 F

livebaseballscorecards.com

TOP

Batter	1	2	3	4	5	6	7	8	9	AB	R	H	RBI	BB	SO	LOB
Willie Wilson, S (1, 7) OBP: 0.376, SLG: 0.452	6-3		S 1B	G3		1-3		1-3 1B		5	0	2	0	0	0	3
U L Washington, S (1, 6) OBP: 0.319, SLG: 0.368	P6		F9 1-2		4-3 1B 1B	B1-3		P6		5	1	1	0	0	0	3
George Brett, L (1, 5) OBP: 0.450, SLG: 0.670	2B		BBBB G4-3 BB		4-3 1-2		BBBB FC4-6 BB		WP HR 1B	3	1	2	0	2	0	1
Darrell Porter, L (1, 2) OBP: 0.386, SLG: 0.411	4-3		G4-3 1-2f		BBBB 1B 1B BB		F7		1-H HR	4	2	1	2	1	0	4
Willie Aikens, L (1, 10) OBP: 0.378, SLG: 0.434		E 1B 1B		BBBB HBP S BB	1-3 2-H 1B 1B		1-2f HR FC4-6		F7	4	2	2	1	1	0	1
Amos Otis, R (1, 8) OBP: 0.320, SLG: 0.401		SSS K		P6 1-2	FC6 1-2 3-H 1B		1-H HR		6-3	5	1	2	3	0	1	2
Jamie Quirk, L (1, 9) OBP: 0.289, SLG: 0.417		FC4 1-2 1B		F3	F8		F8		1B 1B	4	0	1	0	0	0	3
Rusty Torres, S (7, 9) OBP: 0.290, SLG: 0.197										1	0	1	0	0	0	0
Ralph LaCock, L (1, 3) OBP: 0.255, SLG: 0.234		FC4 1-2f 2-H		BBBB HBP BB	FC6 1-2f			SSS K	1-2 1B	4	0	1	0	1	1	3
Dave Chalk, R (1, 4) OBP: 0.345, SLG: 0.386		SSS K		H 1-2 2-3 HBP		6-3		BBBB 1B BB	F9	2	0	0	0	1	1	1
Frank White, R (8, PR) (8, 4) OBP: 0.287, SLG: 0.347										1	0	0	0	0	0	2
Inning Stats	R: 0 E: 0 K: 0 S: 4 H: 1 LOB: 1 BB: 0 P: 4	R: 1 E: 1 K: 2 S: 9 H: 2 LOB: 1 BB: 0 P: 9	R: 0 E: 0 K: 0 S: 3 H: 1 LOB: 1 BB: 1 P: 7	R: 0 E: 0 K: 0 S: 3 H: 0 LOB: 3 BB: 2 P: 12	R: 2 E: 0 K: 0 S: 6 H: 3 LOB: 2 BB: 1 P: 10	R: 0 E: 0 K: 0 S: 3 H: 0 LOB: 0 BB: 0 P: 3	R: 2 E: 0 K: 0 S: 4 H: 1 LOB: 0 BB: 1 P: 8	R: 0 E: 0 K: 1 S: 5 H: 1 LOB: 2 BB: 1 P: 9	R: 2 E: 0 K: 0 S: 7 H: 4 LOB: 2 BB: 0 P: 7	1B: 10 2B: 1 3B: 0 HR: 2 SF: 0 SAC: 0 DP: 1 HBP: 1							

	AB	38
	R	7
	H	13
	RBI	6
	BB	6
	SO	3
	LOB	23

WP: 1 PB: 0 SB: 2 CS: 0 PA: 45

PITCHER		IP	WLS	BF	H	R	ER	SO	BB	IBB	HBP	BLK	WP	HR	S	P	ERA	WHIP
Jackson Todd, R ERA: 4.26	(1, 1)	6.1		31	7	4	3	2	5	0	1	0	0	0	29	50	4.26	1.895
Jerry Garvin, L ERA: 2.24	(7, 1)	1.0	L	5	1	1	1	1	1	0	0	0	0	1	6	10	9.00	2.000
Mike Willis, L ERA: 18.0	(8, 1)	1.0		5	3	2	2	0	0	0	0	0	1	1	5	5	18.00	3.000
Ken Schrom, R ERA:	(9, 1)	0.2		4	2	0	0	0	0	0	0	0	0	0	4	4	0.00	3.000

PITCHER	IP	WLS	BF	H	R	ER	SO	BB	IBB	HBP	BLK	WP	HR	S	P	ERA	WHIP

Batter	1	2	3	4	5	6	7	8	9	AB	R	H	RBI	BB	SO	LOB
Bob Bailor, R (1, 6) (8, 5) OBP: 0.274, SLG: 0.251	0-0 6-3		0-0 F7	0-0 1B 1-H 2-H 2B	0-0 F3			0-0 F9		5	0	1	2	0	0	3
Damaso Garcia, R (1, 4) OBP: 0.307, SLG: 0.415	0-3 K		0-0 1B 1B	0-0 2-3 1B		0-0 P4			0-0 P6	5	0	2	0	0	1	0
Barry Bonnell, R (1, 8) OBP: 0.310, SLG: 0.429	0-3 K		0-0 1-2 1B	0-0 5-3		0-0 F9			0-0 6-3	5	0	1	0	0	1	2
Otto Velez, R (1, 10) OBP: 0.388, SLG: 0.535		0-0 1B SH3 2B	0-0 P4		0-0 2B 2B	0-3 K			0-0 F9	5	2	2	0	0	1	2
Doug Ault, R (1, 3) OBP: 0.343, SLG: 0.421		B B B B 4-0 SH3 1B BB	S S S 0-3 K		B B B 4-0 2B BB		S S S 0-3 K			2	0	0	0	2	2	2
Al Woods, L (1, 7) OBP: 0.363, SLG: 0.500		0-0 SH3 1-2 2-3 1B		0-0 2B CS 1B	0-0 P5		0-0 F8			4	0	2	0	0	0	2
Garth Iorg, R (1, 5) OBP: 0.279, SLG: 0.370 John Mayberry, L (7, PH) OBP: 0.339, SLG: 0.428 Alfredo Griffin, S (8, 6) OBP: 0.271, SLG: 0.346	S S S 0-3 K			0-0 1-3 2B	S S S 0-3 K		0-0 F7			3 1 0	1 0 0	1 0 0	0 0 0	0 0 0	2 0 0	5 0 0
Lloyd Moseby, L (1, 9) OBP: 0.268, SLG: 0.359		0-0 SH3 1-2 2-3 3-H		0-0 F2	0-0 1-3 2-H 2B			0-0 F7		3	0	1	2	0	0	2
Bob Davis, R (1, 2) OBP: 0.286, SLG: 0.353 Roy Howell, L (5, PH) OBP: 0.322, SLG: 0.383 Ernie Whitt, L (6, 2) OBP: 0.271, SLG: 0.322		0-0 6-3		B B B 4-0 3-H 2B BB	4-0 IBB			0-0 F5		1 0 1	1 0 0	0 0 0	0 0 0	1 1 0	0 0 0	2 0 0
Inning Stats	R: 0 E: 0 K: 2 S: 7 H: 0 LOB: 0 BB: 0 P: 7	R: 1 E: 0 K: 1 S: 7 H: 2 LOB: 2 BB: 1 P: 11	R: 0 E: 0 K: 1 S: 7 H: 2 LOB: 2 BB: 0 P: 7	R: 2 E: 0 K: 0 S: 6 H: 4 LOB: 2 BB: 1 P: 10	R: 1 E: 0 K: 1 S: 7 H: 2 LOB: 3 BB: 2 P: 15	R: 0 E: 0 K: 1 S: 5 H: 0 LOB: 0 BB: 0 P: 5	R: 0 E: 0 K: 1 S: 5 H: 0 LOB: 0 BB: 0 P: 5	R: 0 E: 0 K: 0 S: 3 H: 0 LOB: 0 BB: 0 P: 3	R: 0 E: 0 K: 0 S: 3 H: 0 LOB: 0 BB: 0 P: 3	1B: 5 2B: 5 3B: 0 HR: 0	SF: 0 SAC: 1 DP: 0 HBP: 0						

PITCHER		IP	WLS	BF	H	R	ER	SO	BB	IBB	HBP	BLK	WP	HR	S	P	ERA	WHIP
Paul Splittorff, L ERA: 4.74	(1, 1)	3.2		20	8	3	3	4	2	0	0	0	0	0	26	34	7.36	2.727
Renie Martin, R ERA: 4.5	(4, 1)	1.0		6	2	1	1	1	1	0	0	0	0	0	7	11	9.00	3.000
Marty Pattin, R ERA: 3.79	(5, 1)	4.1	W	14	0	0	0	2	0	1	0	0	0	0	17	21	0.00	0.000

PITCHER	IP	WLS	BF	H	R	ER	SO	BB	IBB	HBP	BLK	WP	HR	S	P	ERA	WHIP

BOTTOM

Kansas City Royals @ Toronto Blue Jays

Exhibition Stadium, Toronto, ON

Fri Aug 08 1980, 7:05 PM EDT

Att. 22,146 - Unknown - 81 F

livebaseballscorecards.com

AB	35
R	4
H	10
RBI	4
BB	4
SO	7
LOB	20

PA: 40

WP: 0 PB: 0 SB: 0 CS: 1

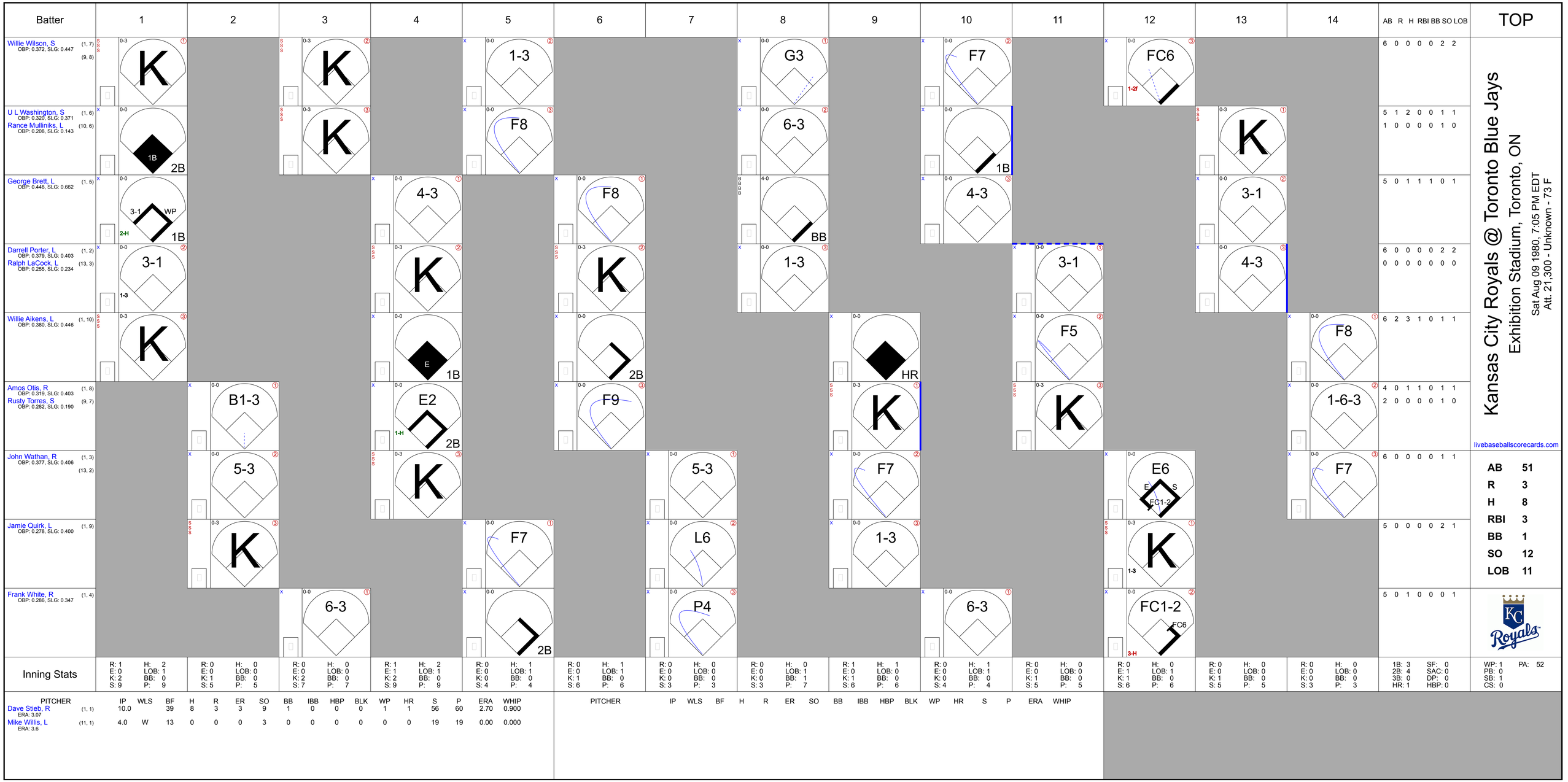
Batter
1
2
3
4
5
6
7
8
9
10
11
12
13
14
AB R H RBI BB SO LOB
TOP
Willie Wilson, S (1, 7) (9, 8)
OBP: 0.372, SLG: 0.447
6 0 0 0 0 2 2
U L Washington, S (1, 6)
OBP: 0.320, SLG: 0.371
Rance Mulliniks, L (10, 6)
OBP: 0.208, SLG: 0.143
5 1 2 0 0 1 1
1 0 0 0 0 1 0
George Brett, L (1, 5)
OBP: 0.448, SLG: 0.662
5 0 1 1 1 0 1
Darrell Porter, L (1, 2)
OBP: 0.379, SLG: 0.403
Ralph LaCock, L (13, 3)
OBP: 0.255, SLG: 0.234
6 0 0 0 0 2 2
0 0 0 0 0 0 0
Willie Aikens, L (1, 10)
OBP: 0.380, SLG: 0.446
6 2 3 1 0 1 1
Amos Otis, R (1, 8)
OBP: 0.319, SLG: 0.403
Rusty Torres, S (9, 7)
OBP: 0.282, SLG: 0.190
4 0 1 1 0 1 1
2 0 0 0 0 1 0
John Wathan, R (1, 3) (13, 2)
OBP: 0.377, SLG: 0.406
6 0 0 0 0 1 1
Jamie Quirk, L (1, 9)
OBP: 0.278, SLG: 0.400
5 0 0 0 0 2 1
Frank White, R (1, 4)
OBP: 0.286, SLG: 0.347
5 0 1 0 0 0 1
Kansas City Royals @ Toronto Blue Jays
Exhibition Stadium, Toronto, ON
Sat Aug 09 1980, 7:05 PM EDT
Att. 21,300 - Unknown - 73 F
livebaseballscorecards.com
AB 51
R 3
H 8
RBI 3
BB 1
SO 12
LOB 11
Inning Stats
R: 1 H: 2 E: 0 LOB: 1 K: 2 BB: 0 S: 9 P: 9
R: 0 H: 0 E: 0 LOB: 0 K: 1 BB: 0 S: 5 P: 5
R: 0 H: 0 E: 0 LOB: 0 K: 2 BB: 0 S: 7 P: 7
R: 1 H: 2 E: 1 LOB: 1 K: 2 BB: 0 S: 9 P: 9
R: 0 H: 1 E: 0 LOB: 1 K: 0 BB: 0 S: 4 P: 4
R: 0 H: 1 E: 0 LOB: 1 K: 1 BB: 0 S: 6 P: 6
R: 0 H: 0 E: 0 LOB: 0 K: 0 BB: 0 S: 3 P: 3
R: 0 H: 0 E: 0 LOB: 0 K: 0 BB: 1 S: 3 P: 7
R: 1 H: 1 E: 0 LOB: 0 K: 1 BB: 0 S: 6 P: 6
R: 0 H: 1 E: 0 LOB: 1 K: 0 BB: 0 S: 4 P: 4
R: 0 H: 0 E: 0 LOB: 1 K: 1 BB: 0 S: 5 P: 5
R: 0 H: 0 E: 1 LOB: 1 K: 1 BB: 0 S: 6 P: 6
R: 0 H: 0 E: 0 LOB: 0 K: 1 BB: 0 S: 5 P: 5
R: 0 H: 0 E: 0 LOB: 0 K: 0 BB: 0 S: 3 P: 3
1B: 3 SF: 0 2B: 4 SAC: 0 3B: 0 DP: 0 HR: 1 HBP: 0
WP: 1 PA: 52 PB: 0 SB: 1 CS: 0
PITCHER IP WLS BF H R ER SO BB IBB HBP BLK WP HR S P ERA WHIP
Dave Stieb, R (1, 1) ERA: 3.07 10.0 39 8 3 3 9 1 0 0 0 1 1 56 60 2.70 0.900
Mike Willis, L (11, 1) ERA: 3.6 4.0 W 13 0 0 0 3 0 0 0 0 0 0 19 19 0.00 0.000
PITCHER IP WLS BF H R ER SO BB IBB HBP BLK WP HR S P ERA WHIP

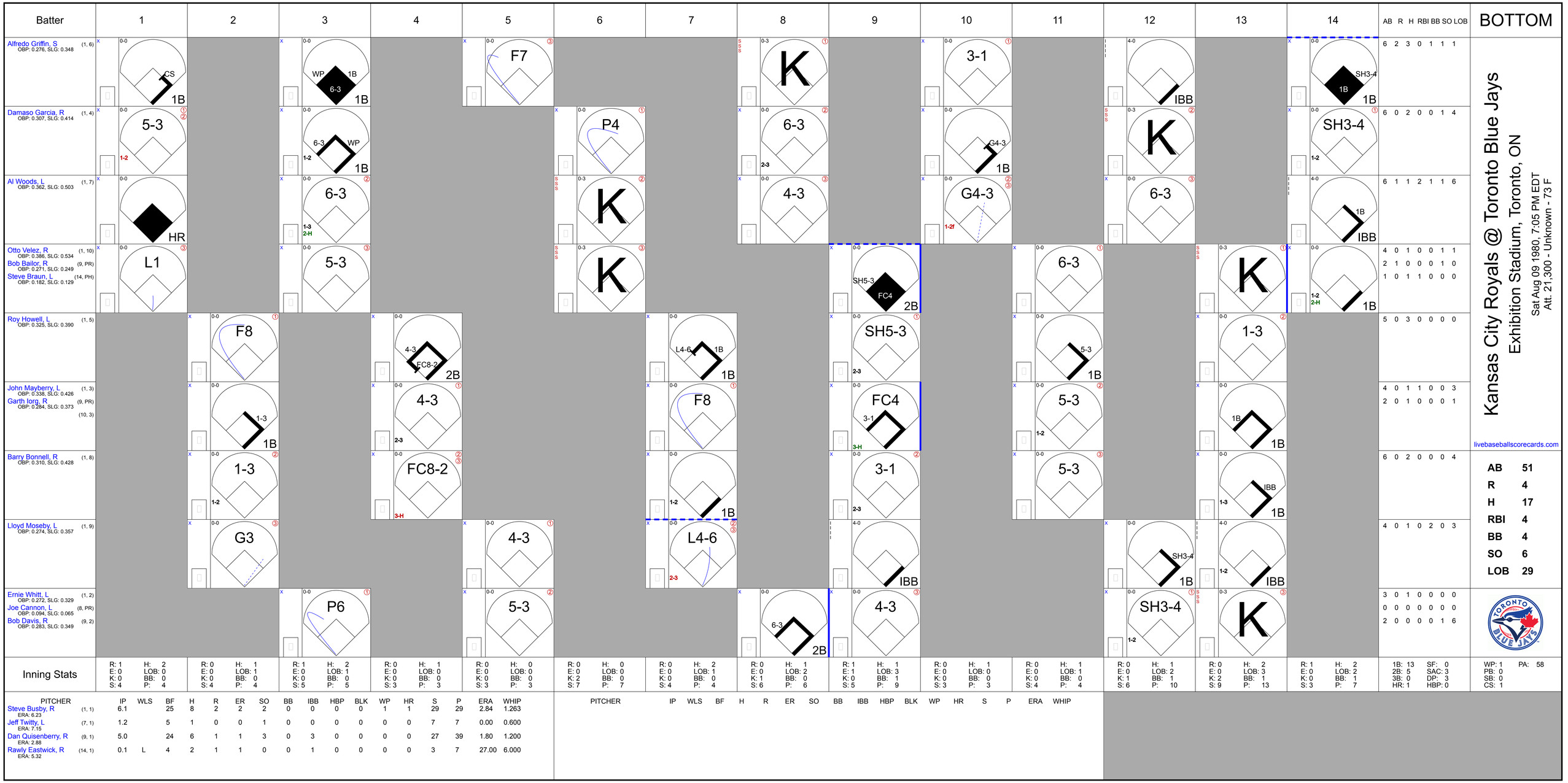
Batter
1
2
3
4
5
6
7
8
9
10
11
12
13
14
AB R H RBI BB SO LOB
BOTTOM
Alfredo Griffin, S (1, 6)
OBP: 0.276, SLG: 0.348
CS 1B
WP 1B 6-3 1B
F7
K
3-1
IBB
SH3-4 1B 1B
6 2 3 0 1 1 1
Damaso Garcia, R (1, 4)
OBP: 0.307, SLG: 0.414
5-3
1-2
6-3 WP 1-2 1B
P4
6-3
2-3
G4-3 1B
K
SH3-4
1-2
6 0 2 0 0 1 4
Al Woods, L (1, 7)
OBP: 0.362, SLG: 0.503
HR
6-3
1-3 2-H
K
4-3
G4-3
1-2f
6-3
1B IBB
6 1 1 2 1 1 6
Otto Velez, R (1, 10)
OBP: 0.386, SLG: 0.534
Bob Bailor, R (9, PR)
OBP: 0.271, SLG: 0.249
Steve Braun, L (14, PH)
OBP: 0.182, SLG: 0.129
L1
5-3
K
SH5-3 FC4 2B
6-3
5-3
K
1-2 2-H 1B
4 0 1 0 0 1 1
2 1 0 0 0 1 0
1 0 1 1 0 0 0
Roy Howell, L (1, 5)
OBP: 0.325, SLG: 0.390
F8
4-3 FC8-2 2B
L4-6 1B 1B
SH5-3
2-3
5-3 1B
1-3
5 0 3 0 0 0 0
John Mayberry, L (1, 3)
OBP: 0.338, SLG: 0.426
Garth Iorg, R (9, PR)
OBP: 0.284, SLG: 0.373
(10, 3)
1-3 1B
4-3
2-3
F8
FC4
3-1 3-H
5-3
1-2
1B 1B
4 0 1 1 0 0 3
2 0 1 0 0 0 1
Barry Bonnell, R (1, 8)
OBP: 0.310, SLG: 0.428
1-3
1-2
FC8-2
3-H
1-2 1B
3-1
2-3
5-3
IBB
1-3 1B
6 0 2 0 0 0 4
Lloyd Moseby, L (1, 9)
OBP: 0.274, SLG: 0.357
G3
4-3
L4-6
2-3
IBB
SH3-4 1B
IBB
1-2
4 0 1 0 2 0 3
Ernie Whitt, L (1, 2)
OBP: 0.272, SLG: 0.329
Joe Cannon, L (8, PR)
OBP: 0.094, SLG: 0.065
Bob Davis, R (9, 2)
OBP: 0.283, SLG: 0.349
P6
5-3
6-3 2B
4-3
SH3-4 1B
K
3 0 1 0 0 0 0
0 0 0 0 0 0 0
2 0 0 0 0 1 6
Kansas City Royals @ Toronto Blue Jays
Exhibition Stadium, Toronto, ON
Sat Aug 09 1980, 7:05 PM EDT
Att. 21,300 - Unknown - 73 F
livebaseballscorecards.com
AB 51
R 4
H 17
RBI 4
BB 4
SO 6
LOB 29
Inning Stats
R: 1 E: 0 K: 0 S: 4 H: 2 LOB: 0 BB: 0 P: 4
R: 0 E: 0 K: 0 S: 4 H: 1 LOB: 1 BB: 0 P: 4
R: 1 E: 0 K: 0 S: 5 H: 2 LOB: 1 BB: 0 P: 5
R: 0 E: 0 K: 0 S: 3 H: 1 LOB: 0 BB: 0 P: 3
R: 0 E: 0 K: 0 S: 3 H: 0 LOB: 0 BB: 0 P: 3
R: 0 E: 0 K: 2 S: 7 H: 0 LOB: 0 BB: 0 P: 7
R: 0 E: 0 K: 0 S: 4 H: 2 LOB: 1 BB: 0 P: 4
R: 0 E: 0 K: 1 S: 6 H: 1 LOB: 2 BB: 0 P: 6
R: 1 E: 1 K: 0 S: 5 H: 1 LOB: 3 BB: 1 P: 9
R: 0 E: 0 K: 0 S: 3 H: 1 LOB: 0 BB: 0 P: 3
R: 0 E: 0 K: 0 S: 4 H: 1 LOB: 1 BB: 0 P: 4
R: 0 E: 0 K: 1 S: 6 H: 1 LOB: 2 BB: 1 P: 10
R: 0 E: 0 K: 2 S: 9 H: 2 LOB: 3 BB: 1 P: 13
R: 1 E: 0 K: 0 S: 3 H: 2 LOB: 2 BB: 1 P: 7
1B: 13 2B: 5 3B: 0 HR: 1 SF: 0 SAC: 3 DP: 3 HBP: 0
WP: 1 PB: 0 SB: 0 CS: 1 PA: 58
PITCHER IP WLS BF H R ER SO BB IBB HBP BLK WP HR S P ERA WHIP
Steve Busby, R (1, 1) ERA: 6.23 6.1 25 8 2 2 2 0 0 0 0 1 1 29 29 2.84 1.263
Jeff Twitty, L (7, 1) ERA: 7.15 1.2 5 1 0 0 1 0 0 0 0 0 0 7 7 0.00 0.600
Dan Quisenberry, R (9, 1) ERA: 2.88 5.0 24 6 1 1 3 0 0 3 0 0 0 0 27 39 1.80 1.200
Rawly Eastwick, R (14, 1) ERA: 5.32 0.1 L 4 2 1 1 0 0 1 0 0 0 0 3 7 27.00 6.000
PITCHER IP WLS BF H R ER SO BB IBB HBP BLK WP HR S P ERA WHIP

Batter	1	2	3	4	5	6	7	8	9	AB	R	H	RBI	BB	SO	LOB
Willie Wilson, S (1, 7) OBP: 0.368, SLG: 0.443	6-3		4-3		3-1 1-2 2-3	4-3		SF8 3-H		4	0	0	1	0	0	2
John Wathan, R (1, 2) OBP: 0.374, SLG: 0.403	F7		F9		1B 1B 2-3 3-H 1B	6-3		G6-4-3 1-2f		5	1	1	1	0	0	2
George Brett, L (1, 5) OBP: 0.450, SLG: 0.664	5-3			4-3 2B	1B 1B 1-2 3-H 1B	G3			G3 S SF8 1B	5	2	3	1	0	0	0
Darrell Porter, L (1, 10) OBP: 0.380, SLG: 0.401		BBBB 1B BB	F8		1B 2B 1-3 2-H 1B		F7		G3 1-3	4	1	1	1	1	0	2
Willie Aikens, L (1, 3) OBP: 0.382, SLG: 0.447 Ralph LaCock, L (9, PR) OBP: 0.255, SLG: 0.234 (9, 3)		1-2 1B	4-3 2-3		2B BB 1-2 3-H 1B		F8		BBBB 1B BB	4 0	1 0	2 0	1 0	1 0	0 0	1 0
Amos Otis, R (1, 8) OBP: 0.317, SLG: 0.404		F8	F8		BB 1-3 2-H 2B		F9		SF8 3-H	4	0	1	2	0	0	3
Clint Hurdle, L (1, 9) OBP: 0.365, SLG: 0.478		SSS K	K		1B 1B 1-2 2-3 1B			1B 1B SF8 1B	1-2 1B	4	1	2	0	1	2	2
Dave Chalk, R (1, 4) OBP: 0.356, SLG: 0.392 Frank White, R (8, PR) OBP: 0.286, SLG: 0.347 (8, 4)		1-3			3-1 BB 1B 1B 1-2 2-3 3-H FC4-6 BB			1B 1-2 1B	P6	3 1	1 0	2 0	1 0	1 0	0 0	2 2
Rance Mulliniks, L (1, 6) OBP: 0.250, SLG: 0.167 U L Washington, S (8, PR) OBP: 0.320, SLG: 0.371 (8, 6)			F7		1B 3-1 1-2 1B BB FC4-6			G6-4-3 1-2 2-3 1B		3 0	1 0	1 0	0 0	1 0	0 0	3 0
Inning Stats	R: 0 E: 0 K: 0 S: 3 H: 0 LOB: 0 BB: 0 P: 3	R: 0 E: 0 K: 1 S: 6 H: 1 LOB: 2 BB: 1 P: 10	R: 0 E: 0 K: 0 S: 3 H: 0 LOB: 0 BB: 0 P: 3	R: 0 E: 0 K: 0 S: 4 H: 1 LOB: 1 BB: 0 P: 4	R: 6 E: 0 K: 1 S: 11 H: 6 LOB: 3 BB: 3 P: 23	R: 0 E: 0 K: 0 S: 3 H: 0 LOB: 0 BB: 0 P: 3	R: 0 E: 0 K: 0 S: 3 H: 0 LOB: 0 BB: 0 P: 3	R: 1 E: 0 K: 0 S: 5 H: 3 LOB: 2 BB: 0 P: 5	R: 1 E: 0 K: 0 S: 5 H: 2 LOB: 2 BB: 1 P: 9	1B: 11 2B: 2 3B: 0 HR: 0 SF: 2 SAC: 0 DP: 1 HBP: 0						

PITCHER		IP	WLS	BF	H	R	ER	SO	BB	IBB	HBP	BLK	WP	HR	S	P	ERA	WHIP
Jesse Jefferson, R ERA: 4.71	(1, 1)	4.2	L	22	6	5	5	2	2	0	0	0	0	0	24	32	9.64	1.714
Jerry Garvin, L ERA: 2.39	(5, 1)	0.0		2	2	0	0	0	0	0	0	0	0	0	2	2	∞	∞
Joey McLaughlin, R ERA: 4.63	(5, 1)	3.2		17	4	3	3	0	2	1	0	0	0	0	14	26	7.36	1.636
Ken Schrom, R ERA:	(9, 1)	0.2		3	1	0	0	0	0	0	0	0	0	0	3	3	0.00	1.500

PITCHER		IP	WLS	BF	H	R	ER	SO	BB	IBB	HBP	BLK	WP	HR	S	P	ERA	WHIP

TOP

Kansas City Royals @ Toronto Blue Jays

Exhibition Stadium, Toronto, ON

Sun Aug 10 1980, 3:33 AM EDT
Att. 23,473 - Unknown - 70 F

livebaseballscorecards.com

AB	37
R	8
H	13
RBI	8
BB	5
SO	2
LOB	19

1B: 11	SF: 2	WP: 0	PA: 44
2B: 2	SAC: 0	PB: 0	
3B: 0	DP: 1	SB: 1	
HR: 0	HBP: 0	CS: 0	

Batter	1	2	3	4	5	6	7	8	9	AB	R	H	RBI	BB	SO	LOB
Alfredo Griffin, S (1, 6) OBP: 0.278, SLG: 0.352	F8		SH1-3 2-3		4-3		2B 2-H 3B		1B BB	3	1	1	1	1	0	0
Damaso Garcia, R (1, 4) OBP: 0.306, SLG: 0.414	6-3		FC5-2-6 3-H		G3		G3 1B 3-H 2B		P6	5	1	1	1	0	0	2
Al Woods, L (1, 7) OBP: 0.365, SLG: 0.506	FC4-6 BB		K			1B SF8 2B	G3 2-3		1-2 1B	4	1	2	0	1	1	2
Otto Velez, R (1, 10) OBP: 0.384, SLG: 0.529	FC4-6 1-2f			5-3		5-3	1B 3-H		K	5	0	1	1	0	1	4
Roy Howell, L (1, 5) OBP: 0.326, SLG: 0.393		1-3		2B		1B 2-3	F8		F8	5	0	2	0	0	0	3
John Mayberry, L (1, 3) OBP: 0.340, SLG: 0.425 Joe Cannon, L (8, PR) OBP: 0.094, SLG: 0.065 Doug Ault, R (9, 3) OBP: 0.343, SLG: 0.421	F8			FC6-4 BB		SF8 3-H		CS 1B BB		1 0 0	0 0 0	0 0 0	1 0 0	2 0 0	0 0 0	0 0 0
Barry Bonnell, R (1, 8) OBP: 0.310, SLG: 0.426	F8			F7		K		CS 1-2 1B		4	0	1	0	0	1	3
Lloyd Moseby, L (1, 9) OBP: 0.279, SLG: 0.356			2B 1B	FC6-4 1-2f			WP 3B BB	F5		3	2	1	0	1	0	4
Ernie Whitt, L (1, 2) OBP: 0.273, SLG: 0.335 Steve Braun, L (8, PH) OBP: 0.176, SLG: 0.125 Bob Davis, R (9, 2) OBP: 0.283, SLG: 0.349			SH1-3 1-H FC5-2-6 2B		3-1		F8 1-2	F7 1-2 2-3		3 1 0	0 0 0	1 0 0	1 0 0	0 0 0	0 0 0	1 2 0
Inning Stats	R: 0 E: 0 K: 0 S: 3 H: 0 LOB: 1 BB: 1 P: 7	R: 0 E: 0 K: 0 S: 3 H: 0 LOB: 0 BB: 0 P: 3	R: 1 E: 0 K: 1 S: 7 H: 2 LOB: 1 BB: 0 P: 7	R: 0 E: 0 K: 0 S: 4 H: 1 LOB: 2 BB: 1 P: 8	R: 0 E: 0 K: 0 S: 3 H: 0 LOB: 0 BB: 0 P: 3	R: 1 E: 0 K: 1 S: 7 H: 2 LOB: 1 BB: 0 P: 7	R: 3 E: 0 K: 0 S: 6 H: 3 LOB: 1 BB: 1 P: 10	R: 0 E: 0 K: 0 S: 3 H: 1 LOB: 2 BB: 1 P: 7	R: 0 E: 0 K: 1 S: 6 H: 1 LOB: 2 BB: 1 P: 10	1B: 5 2B: 4 3B: 1 HR: 0	SF: 1 SAC: 1 DP: 0 HBP: 0						

PITCHER	IP	WLS	BF	H	R	ER	SO	BB	IBB	HBP	BLK	WP	HR	S	P	ERA	WHIP
Dennis Leonard, R (1, 1) ERA: 4.18	6.1	W	29	7	5	5	2	3	0	0	0	1	0	30	42	7.11	1.579
Marty Pattin, R (7, 1) ERA: 3.63	2.2	S	12	3	0	0	1	2	0	0	0	0	0	12	20	0.00	1.875

PITCHER	IP	WLS	BF	H	R	ER	SO	BB	IBB	HBP	BLK	WP	HR	S	P	ERA	WHIP

BOTTOM

Kansas City Royals @ Toronto Blue Jays

Exhibition Stadium, Toronto, ON

Sun Aug 10 1980, 3:33 AM EDT
Att. 23,473 - Unknown - 70 F

livebaseballscorecards.com

AB	34
R	5
H	10
RBI	5
BB	5
SO	3
LOB	21

WP: 1	PA: 41		
PB: 0			
SB: 0			
CS: 2			

Batter	1	2	3	4	5	6	7	8	9	AB	R	H	RBI	BB	SO	LOB
Alfredo Griffin, S (1, 6) OBP: 0.279, SLG: 0.353	1B		CS		E6 FC5 BB 1-2		L4 ②		F4 ①	5	0	2	0	0	0	2
Damaso Garcia, R (1, 4) OBP: 0.305, SLG: 0.411	1B 1-2		1-3 ① ② 1-2		F6 ②		5-3 ③		K ②	5	0	1	0	0	1	4
Al Woods, L (1, 7) OBP: 0.366, SLG: 0.503	K ②		F8 ③		FC5 1-2 2-3 BB			F7 ①	1B	4	0	1	0	1	1	1
Otto Velez, R (1, 10) OBP: 0.387, SLG: 0.530	1B 1-2			PB SH5-3 SF9 1B	FC5 ③ 1-2 2-3 3-H			E9 HBP 1B	F8 ③	5	2	3	0	0	0	4
Roy Howell, L (1, 5) OBP: 0.324, SLG: 0.389	F8 ③			SH5-3 ① 1-2		K ①		K ②		3	0	0	0	0	2	3
John Mayberry, L (1, 3) OBP: 0.341, SLG: 0.425		G1-6-3 1B 1B		SF9 ② 2-H		1-3 ②		HBP 1B IBB		2	1	1	1	1	0	0
Barry Bonnell, R (1, 8) OBP: 0.312, SLG: 0.425 Bob Bailor, R (8, PR) OBP: 0.271, SLG: 0.249 (8, 8)		G1-6-3 1-2 1B		F8 ③		K ③		1B 1-2 2-3 HBP		3 0	0 0	1 0	0 0	0 0	1 0	0 0
Lloyd Moseby, L (1, 9) OBP: 0.283, SLG: 0.356		G1-6-3 ① ② 1-2f 2-3			4-3 ①		SH1-3 BB	1-3 2-H 3-H 1B		3	0	1	2	1	0	2
Ernie Whitt, L (1, 2) OBP: 0.274, SLG: 0.335		4-3 ③			BB E FC5 1B		SH1-3 ① 1-2	6-3 ③		3	0	1	0	0	0	3
Inning Stats	R: 0 H: 3 E: 0 LOB: 2 K: 1 BB: 0 S: 7 P: 7	R: 0 H: 2 E: 0 LOB: 1 K: 0 BB: 0 S: 4 P: 4	R: 0 H: 1 E: 0 LOB: 0 K: 0 BB: 0 S: 3 P: 3	R: 1 H: 1 E: 0 LOB: 0 K: 0 BB: 0 S: 4 P: 4	R: 0 H: 1 E: 1 LOB: 3 K: 0 BB: 1 S: 5 P: 9	R: 0 H: 0 E: 0 LOB: 0 K: 2 BB: 0 S: 7 P: 7	R: 0 H: 0 E: 0 LOB: 1 K: 0 BB: 1 S: 3 P: 7	R: 2 H: 2 E: 1 LOB: 2 K: 1 BB: 1 S: 7 P: 12	R: 0 H: 1 E: 0 LOB: 1 K: 1 BB: 0 S: 6 P: 6	1B: 11 SF: 1 2B: 0 SAC: 2 3B: 0 DP: 1 HR: 0 HBP: 1						

PITCHER	IP	WLS	BF	H	R	ER	SO	BB	IBB	HBP	BLK	WP	HR	S	P	ERA	WHIP
Lary Sorensen, R (1, 1) ERA: 4.09	9.0	L	40	11	3	2	5	2	1	1	0	0	0	46	59	2.00	1.444

PITCHER	IP	WLS	BF	H	R	ER	SO	BB	IBB	HBP	BLK	WP	HR	S	P	ERA	WHIP

TOP

Toronto Blue Jays @ Milwaukee Brewers

Milwaukee County Stadium, Milwaukee, WI

Tue Aug 12 1980, 8:05 PM EDT

Unknown - 70 F

livebaseballscorecards.com

AB	33
R	3
H	11
RBI	3
BB	3
SO	5
LOB	19

1B: 11	SF: 1	WP: 0	PA: 40
2B: 0	SAC: 2	PB: 1	
3B: 0	DP: 1	SB: 0	
HR: 0	HBP: 1	CS: 1	

BOTTOM

Batter	1	2	3	4	5	6	7	8	9	AB	R	H	RBI	BB	SO	LOB
Paul Molitor, R (1, 4) OBP: 0.384, SLG: 0.440	x 0-0 ① 4-3		x 0-0 ③ 1-3		B B B 4-0 1-2 2-3 BB		x 0-0 ③ FC6-4 1-2f			3	0	0	0	1	0	2
Jim Gantner, L (1, 5) OBP: 0.312, SLG: 0.341	x 0-0 ② F7			x 0-0 HR	S S S 0-3 ③ K			x 0-0 1B 2-3 1B		4	1	2	1	0	1	3
Cecil Cooper, L (1, 3) OBP: 0.381, SLG: 0.518	x 0-0 ③ 6-3			x 0-0 ① 6-3		S S S 0-3 ① K		x 0-0 ① 2-3 1-2		4	0	0	0	0	1	1
Gorman Thomas, R (1, 8) OBP: 0.307, SLG: 0.482		x 0-0 E5 4-3		S S S 0-3 ② K		B B B 4-0 L3 BB		x 0-0 ② F5		3	0	0	0	1	1	1
Ben Oglivie, L (1, 7) OBP: 0.365, SLG: 0.563		x 0-0 ① 4-3 2-3		S S S 0-3 ③ K		x 0-0 ②③ L3 1-2		x 0-0 2-3 1B		4	0	1	0	0	1	2
Dick Davis, R (1, 9) OBP: 0.285, SLG: 0.359		S S S 0-3 ② K		x 0-0 ① 2-3		B B B 4-0 1B BB		x 0-0 ③ F7		3	0	0	0	1	1	3
Robin Yount, R (1, 10) OBP: 0.314, SLG: 0.527		x 0-0 ③ F9		x 0-0 BB 1B 1B			x 0-0 ① F4		x 0-0 ① 5-3	4	0	1	0	0	0	2
Ed Romero, R (1, 6) OBP: 0.314, SLG: 0.302			x 0-0 ① F8	x 0-0 BB 1-2 1B			x 0-0 ② F9		x 0-0 ② 6-3	4	0	1	0	0	0	1
Buck Martinez, R (1, 2) OBP: 0.286, SLG: 0.307			S S S 0-3 ② K	x 0-0 ② F8			x 0-0 FC6-4 1-2 1B		S S S 0-3 ③ K	4	0	1	0	0	2	2
Inning Stats	R: 0 H: 0 E: 0 LOB: 0 K: 0 BB: 0 S: 3 P: 3	R: 0 H: 0 E: 1 LOB: 1 K: 1 BB: 0 S: 6 P: 6	R: 0 H: 0 E: 0 LOB: 0 K: 1 BB: 0 S: 5 P: 5	R: 1 H: 1 E: 0 LOB: 0 K: 2 BB: 0 S: 8 P: 8	R: 0 H: 2 E: 0 LOB: 3 K: 1 BB: 1 S: 7 P: 11	R: 0 H: 0 E: 0 LOB: 0 K: 1 BB: 1 S: 4 P: 8	R: 0 H: 1 E: 0 LOB: 2 K: 0 BB: 1 S: 4 P: 8	R: 0 H: 2 E: 0 LOB: 2 K: 0 BB: 0 S: 5 P: 5	R: 0 H: 0 E: 0 LOB: 0 K: 1 BB: 0 S: 5 P: 5	1B: 5 SF: 0 2B: 1 SAC: 0 3B: 0 DP: 1 HR: 1 HBP: 0						

PITCHER	IP	WLS	BF	H	R	ER	SO	BB	IBB	HBP	BLK	WP	HR	S	P	ERA	WHIP
Jim Clancy, R (1, 1) ERA: 3.14	9.0	W	36	6	1	1	7	3	0	0	0	0	1	47	59	1.00	1.000

PITCHER	IP	WLS	BF	H	R	ER	SO	BB	IBB	HBP	BLK	WP	HR	S	P	ERA	WHIP

Toronto Blue Jays @ Milwaukee Brewers

Milwaukee County Stadium, Milwaukee, WI

Tue Aug 12 1980, 8:05 PM EDT

Unknown - 70 F

livebaseballscorecards.com

AB	33
R	1
H	6
RBI	1
BB	3
SO	7
LOB	17

Batter	1	2	3	4	5	6	7	8	9	AB	R	H	RBI	BB	SO	LOB
Alfredo Griffin, S (1, 6) OBP: 0.277, SLG: 0.349	4-3	3-1			4-3			SH1-3 1-2	G3	4	0	0	0	0	0	1
Bob Bailor, R (1, 8) OBP: 0.267, SLG: 0.244	6-3		4-3			4-3		BBBB 4-0 BB		3	0	0	0	0	0	0
Steve Braun, L (8, PH) OBP: 0.200, SLG: 0.125										0	0	0	0	1	0	0
Al Woods, L (8, 7) OBP: 0.366, SLG: 0.503										0	0	0	0	0	0	0
John Mayberry, L (1, 3) OBP: 0.340, SLG: 0.421	BBBB 4-0 1B 2B BB		4-3			F7		F8		3	1	0	0	1	0	2
Otto Velez, R (1, 10) OBP: 0.388, SLG: 0.529	1-2 2B 1B		SSS K			1B		SSS K		4	1	2	0	0	2	2
Roy Howell, L (1, 5) OBP: 0.326, SLG: 0.393	1-H 2-H 2B 2B			G3		G3			FC4-6 1B	4	1	2	2	0	0	1
Lloyd Moseby, L (1, 9) OBP: 0.282, SLG: 0.359	2-H 2B			4-3			F7		SSS K	4	0	1	1	0	1	1
Garth Iorg, R (1, 4) OBP: 0.272, SLG: 0.356 (9, 8)	SSS K			L5			6-3		FC4-6 1B 1-2f 3B	4	1	0	0	0	1	2
Joe Cannon, L (1, 7) (8, 8) OBP: 0.086, SLG: 0.059		F8			F5		F8		1-3 3B 1B	3	0	0	0	0	0	0
Doug Ault, R (9, PH) OBP: 0.353, SLG: 0.431										1	1	1	0	0	0	0
Damaso Garcia, R (9, 4) OBP: 0.305, SLG: 0.411										0	0	0	0	0	0	0
Ernie Whitt, L (1, 2) OBP: 0.279, SLG: 0.352		F8			F5			SH1-3 1B	1-H 3-H 3B	4	0	2	2	0	0	0
Inning Stats	R: 3 H: 3 E: 0 LOB: 1 K: 1 BB: 1 S: 8 P: 12	R: 0 H: 0 E: 0 LOB: 0 K: 0 BB: 0 S: 3 P: 3	R: 0 H: 0 E: 0 LOB: 0 K: 1 BB: 0 S: 5 P: 5	R: 0 H: 0 E: 0 LOB: 0 K: 0 BB: 0 S: 3 P: 3	R: 0 H: 0 E: 0 LOB: 0 K: 0 BB: 0 S: 3 P: 3	R: 0 H: 1 E: 0 LOB: 1 K: 0 BB: 0 S: 4 P: 4	R: 0 H: 0 E: 0 LOB: 0 K: 0 BB: 0 S: 3 P: 3	R: 0 H: 1 E: 0 LOB: 2 K: 1 BB: 1 S: 6 P: 10	R: 2 H: 3 E: 0 LOB: 1 K: 1 BB: 0 S: 8 P: 8	1B: 5 SF: 0 2B: 2 SAC: 1 3B: 1 DP: 0 HR: 0 HBP: 0						

PITCHER		IP	WLS	BF	H	R	ER	SO	BB	IBB	HBP	BLK	WP	HR	S	P	ERA	WHIP
Paul Mitchell, R ERA: 2.93	(1, 1)	7.1		29	5	3	3	2	2	0	0	0	0	0	31	39	3.68	0.955
Bob McClure, L ERA: 2.84	(8, 1)	0.1		1	0	0	0	0	0	0	0	0	0	0	1	1	0.00	0.000
Bill Castro, R ERA: 3.09	(8, 1)	1.1	L	7	3	2	2	2	0	0	0	0	0	0	11	11	13.50	2.250

PITCHER	IP	WLS	BF	H	R	ER	SO	BB	IBB	HBP	BLK	WP	HR	S	P	ERA	WHIP

TOP

Toronto Blue Jays @ Milwaukee Brewers

Milwaukee County Stadium, Milwaukee, WI

Tue Aug 12 1980, 8:05 PM EDT
Att. 18,820 - Unknown - 66 F

livebaseballscorecards.com

AB	34
R	5
H	8
RBI	5
BB	2
SO	4
LOB	9

1B: 5	SF: 0	WP: 0	PA: 37
2B: 2	SAC: 1	PB: 0	
3B: 1	DP: 0	SB: 0	
HR: 0	HBP: 0	CS: 0	

BOTTOM

Batter	1	2	3	4	5	6	7	8	9	AB	R	H	RBI	BB	SO	LOB
Robin Yount, R (1, 6) OBP: 0.320, SLG: 0.536	BBBB 4-0 2B 4-3 BB		x 0-0 1-H HR		BBBB 4-0 FC BB		x 0-0 B2-3 ①		x 0-0 5-3 1B	3	2	2	2	2	0	0
Sal Bando, R (1, 5) OBP: 0.275, SLG: 0.287	x 0-0 4-3 1-3 2B		x 0-0 F7 ①		x 0-0 FC 1-2		x 0-0 5-3 ②		x 0-0 5-3 ② 1-2	5	0	1	0	0	0	2
Cecil Cooper, L (1, 3) OBP: 0.379, SLG: 0.514	x 0-0 4-3 ① 2-3 3-H		x 0-0 F7 ②		x 0-0 F7 ②		x 0-0 S 1B		x 0-0 F6 ③	5	0	1	1	0	0	4
Gorman Thomas, R (1, 8) OBP: 0.304, SLG: 0.477	SSS 0-3 K ②		x 0-0 F7 ③		x 0-0 1-3 ③		x 0-0 F6 ③ 1-2			4	0	0	0	0	1	4
Ben Oglivie, L (1, 7) OBP: 0.362, SLG: 0.558	x 0-0 F3 ③			x 0-0 1-3 ①		SSS 0-3 K ①		x 0-0 F7 ①		4	0	0	0	0	1	1
Mark Brouhard, R (1, 9) OBP: 0.297, SLG: 0.446		x 0-0 F8 ①		x 0-0 1B	x 0-0 HR			BBBB 4-0 S BB		3	1	2	1	1	0	0
Dick Davis, R (1, 10) OBP: 0.284, SLG: 0.357		x 0-0 4-3 ②		x 0-0 F9 ②	x 0-0 1B			SSS 0-3 K ②		4	0	1	0	0	1	2
Charlie Moore, R (1, 2) OBP: 0.340, SLG: 0.326		x 0-0 L8 ③		x 0-0 F9 ③	x 0-0 F7 ②			x 0-0 4-3 ③ 1-2		4	0	0	0	0	0	3
Jim Gantner, L (1, 4) OBP: 0.311, SLG: 0.339			x 0-0 HR 1B		SSS 0-3 K ①	x 0-0 F6 ③			x 0-0 4-3 ①	4	1	1	0	0	1	1
Inning Stats	R: 1 H: 1 E: 0 LOB: 1 K: 1 BB: 1 S: 6 P: 10	R: 0 H: 0 E: 0 LOB: 0 K: 0 BB: 0 S: 3 P: 3	R: 2 H: 2 E: 0 LOB: 0 K: 0 BB: 0 S: 5 P: 5	R: 0 H: 1 E: 0 LOB: 1 K: 0 BB: 0 S: 4 P: 4	R: 0 H: 0 E: 0 LOB: 2 K: 1 BB: 1 S: 6 P: 10	R: 1 H: 2 E: 0 LOB: 1 K: 1 BB: 0 S: 7 P: 7	R: 0 H: 1 E: 0 LOB: 1 K: 0 BB: 0 S: 4 P: 4	R: 0 H: 0 E: 0 LOB: 1 K: 1 BB: 1 S: 5 P: 9	R: 0 H: 1 E: 0 LOB: 1 K: 0 BB: 0 S: 4 P: 4							

1B: 5 SF: 0
2B: 1 SAC: 0
3B: 0 DP: 0
HR: 2 HBP: 0

WP: 0 PA: 39
PB: 0
SB: 2
CS: 0

PITCHER		IP	WLS	BF	H	R	ER	SO	BB	IBB	HBP	BLK	WP	HR	S	P	ERA	WHIP
Jack Kucek, R ERA: 7.25	(1, 1)	6.0		27	6	4	4	3	2	0	0	0	0	2	31	39	6.00	1.333
Mike Barlow, R ERA: 3.63	(7, 1)	2.2	W	11	2	0	0	1	1	0	0	0	0	0	12	16	0.00	1.125
Jerry Garvin, L ERA: 2.37	(9, 1)	0.1	S	1	0	0	0	0	0	0	0	0	0	0	1	1	0.00	0.000

PITCHER	IP	WLS	BF	H	R	ER	SO	BB	IBB	HBP	BLK	WP	HR	S	P	ERA	WHIP

Toronto Blue Jays @ Milwaukee Brewers

Milwaukee County Stadium, Milwaukee, WI

Tue Aug 12 1980, 8:05 PM EDT
Att. 18,820 - Unknown - 66 F

livebaseballscorecards.com

AB	36
R	4
H	8
RBI	4
BB	3
SO	4
LOB	17

Batter	1	2	3	4	5	6	7	8	9	AB	R	H	RBI	BB	SO	LOB
Alfredo Griffin, S (1, 6) OBP: 0.278, SLG: 0.351	0-0 1B 2B 1B		0-0 ① 6-3		0-0 CS 2-H 1B		0-0 ③ F8			4	1	2	1	0	0	2
Bob Bailor, R (1, 7) OBP: 0.272, SLG: 0.250	0-0 1-2 2B 1B		0-0 F7 S 1B		0-0 ③ CS 1-2	0-0 ① L6		0-0 ① B1-3		4	1	2	0	0	0	0
Damaso Garcia, R (1, 4) OBP: 0.302, SLG: 0.407	0-0 ① F4		0-0 ②③ F7 1-3			0-0 ② F7		0-0 ② 4-3		4	0	0	0	0	0	3
Otto Velez, R (1, 10) OBP: 0.384, SLG: 0.523	0-0 ② F7			SSS 0-3 ① K		SSS 0-3 ③ K		0-0 ③ F7		4	0	0	0	0	2	2
Doug Ault, R (1, 3) OBP: 0.347, SLG: 0.435	0-0 1-H 2-H 2B			0-0 ② 6-3			0-0 ① 6-3		0-0 ① F9	4	0	1	2	0	0	0
Roy Howell, L (1, 5) OBP: 0.325, SLG: 0.392	0-0 ③ G3			SSS 0-3 ③ K			0-0 1B 1B 1B		0-0 ② L4	4	1	1	0	0	1	1
Danny Ainge, R (1, 8) OBP: 0.333, SLG: 0.372		0-0 G6-4-3 1B			0-0 SH5-3 1B 1B		0-0 1-2 1B 1B		H 1-0 S HBP	3	1	3	0	0	0	0
Lloyd Moseby, L (1, 9) OBP: 0.278, SLG: 0.354		SSS 0-3 ① K			0-0 ① SH5-3 1-2		0-0 ② F4		0-0 ③ F4 1-2	3	0	0	0	0	1	4
Bob Davis, R (1, 2) OBP: 0.283, SLG: 0.349		0-0 ②③ G6-4-3 1-2f			0-0 ② 5-3		0-0 1-2 2-H 1B			3	0	1	1	0	0	2
Inning Stats	R: 2 E: 0 K: 0 S: 6 H: 3 LOB: 1 BB: 0 P: 6	R: 0 E: 0 K: 1 S: 5 H: 1 LOB: 0 BB: 0 P: 5	R: 0 E: 0 K: 0 S: 3 H: 1 LOB: 0 BB: 0 P: 3	R: 0 E: 0 K: 2 S: 7 H: 0 LOB: 0 BB: 0 P: 7	R: 1 E: 0 K: 0 S: 4 H: 2 LOB: 0 BB: 0 P: 4	R: 0 E: 0 K: 1 S: 5 H: 0 LOB: 0 BB: 0 P: 5	R: 1 E: 0 K: 0 S: 6 H: 3 LOB: 2 BB: 0 P: 6	R: 0 E: 0 K: 0 S: 3 H: 0 LOB: 0 BB: 0 P: 3	R: 0 E: 0 K: 0 S: 3 H: 0 LOB: 1 BB: 0 P: 4	1B: 9 2B: 1 3B: 0 HR: 0	SF: 0 SAC: 1 DP: 1 HBP: 1						

PITCHER	IP	WLS	BF	H	R	ER	SO	BB	IBB	HBP	BLK	WP	HR	S	P	ERA	WHIP
Bill Travers, L (1, 1) ERA: 3.1	9.0	W	35	10	4	4	4	0	0	1	0	0	0	42	43	4.00	1.111

PITCHER	IP	WLS	BF	H	R	ER	SO	BB	IBB	HBP	BLK	WP	HR	S	P	ERA	WHIP

TOP

Toronto Blue Jays @ Milwaukee Brewers

Milwaukee County Stadium, Milwaukee, WI

Wed Aug 13 1980, 8:05 PM EDT
Att. 14,304 - Unknown - 72 F

livebaseballscorecards.com

AB	33
R	4
H	10
RBI	4
BB	0
SO	4
LOB	14

1B: 9	SF: 0	WP: 0	PA: 36
2B: 1	SAC: 1	PB: 0	
3B: 0	DP: 1	SB: 2	
HR: 0	HBP: 1	CS: 1	

Batter	1	2	3	4	5	6	7	8	9	AB	R	H	RBI	BB	SO	LOB
Paul Molitor, R (1, 10) OBP: 0.381, SLG: 0.434	F8	F9 1-2		F7			6-3		BBBB FC3 1B 1B BB	4	1	0	0	1	0	3
Robin Yount, R (1, 6) OBP: 0.323, SLG: 0.539	F7		4-3 1B 2B	SSS K			1B		1B FC3 1-2 2-H 1B	5	1	3	1	0	1	2
Cecil Cooper, L (1, 3) OBP: 0.377, SLG: 0.510	BB 1B 1B 1B		4-3 2-3		F6		4-3		SSS K	5	1	1	0	0	1	4
Gorman Thomas, R (1, 8) OBP: 0.305, SLG: 0.476	BB 1-2 1B 1B		FC6 3-H 1B		F7			F3	FC3 1B 1-2 2-3	5	0	2	1	0	0	2
Ben Oglivie, L (1, 7) OBP: 0.363, SLG: 0.555	BBBB 1B 1-2 2-3 BB		FC6 S 1-2f		F9			SSS K	1-2 2-3 3-H 1B	4	0	1	1	1	1	1
Sixto Lezcano, R (1, 9) OBP: 0.287, SLG: 0.389	1-2 2-H 3-H 1B		SSS K 1-2			F3		F8		4	0	1	1	0	1	1
Sal Bando, R (1, 5) OBP: 0.275, SLG: 0.303		5-3		E6 FC1-5 E		F2			HR	4	1	1	1	0	0	0
Charlie Moore, R (1, 2) OBP: 0.338, SLG: 0.322		F7		FC6 FC1-5 1-2		4-3			BBBB SH3-4 1B BB	3	1	0	0	1	0	1
Jim Gantner, L (1, 4) OBP: 0.311, SLG: 0.337		BBBB S BB		FC1-5 1-2 2-3f			SSS K		SH3-4 1-2	2	0	0	0	1	1	2
Inning Stats	R: 1 H: 3 E: 0 LOB: 2 K: 0 BB: 1 S: 5 P: 9	R: 0 H: 0 E: 0 LOB: 1 K: 0 BB: 1 S: 3 P: 7	R: 1 H: 2 E: 0 LOB: 1 K: 1 BB: 0 S: 7 P: 7	R: 0 H: 0 E: 2 LOB: 2 K: 1 BB: 0 S: 7 P: 7	R: 0 H: 0 E: 0 LOB: 0 K: 0 BB: 0 S: 3 P: 3	R: 0 H: 0 E: 0 LOB: 0 K: 0 BB: 0 S: 3 P: 3	R: 0 H: 1 E: 0 LOB: 1 K: 1 BB: 0 S: 6 P: 6	R: 0 H: 0 E: 0 LOB: 0 K: 1 BB: 0 S: 5 P: 5	R: 3 H: 3 E: 0 LOB: 3 K: 1 BB: 2 S: 8 P: 16	1B: 7 SF: 0 2B: 1 SAC: 1 3B: 0 DP: 0 HR: 1 HBP: 0						

PITCHER		IP	WLS	BF	H	R	ER	SO	BB	IBB	HBP	BLK	WP	HR	S	P	ERA	WHIP
Jackson Todd, R ERA: 4.4	(1, 1)	8.0		35	7	4	4	4	3	0	0	0	0	1	40	52	4.50	1.250
Jerry Garvin, L ERA: 2.36	(9, 1)	0.1		1	0	0	0	0	0	0	0	0	0	0	1	1	0.00	0.000
Joey McLaughlin, R ERA: 4.74	(9, 1)	0.0	L	2	1	0	0	0	1	0	0	0	0	0	1	5	∞	∞
Mike Willis, L ERA: 3.38	(9, 1)	0.1		3	1	1	1	1	0	0	0	0	0	0	5	5	27.00	3.000

PITCHER	IP	WLS	BF	H	R	ER	SO	BB	IBB	HBP	BLK	WP	HR	S	P	ERA	WHIP

BOTTOM

Toronto Blue Jays @ Milwaukee Brewers

Milwaukee County Stadium, Milwaukee, WI

Wed Aug 13 1980, 8:05 PM EDT

Att. 14,304 - Unknown - 72 F

livebaseballscorecards.com

AB	36
R	5
H	9
RBI	5
BB	4
SO	5
LOB	16

WP: 0 PA: 41
PB: 0
SB: 2
CS: 0

Batter	1	2	3	4	5	6	7	8	9	AB	R	H	RBI	BB	SO	LOB
Alfredo Griffin, S (1, 6) OBP: 0.278, SLG: 0.350	S S S 0-3 ① K		x 0-0 ① F8		x 0-0 ③ F6			x 0-0 G1-6-3 1B 1-2		4	0	1	0	0	1	0
Damaso Garcia, R (1, 4) OBP: 0.304, SLG: 0.408	x 0-0 ② F8		x 0-0 6-3 1B			x 0-0 G1-6-3 BB 1B		x 0-0 ① ② G1-6-3 1-2f 2-3		4	0	2	0	0	0	2
Al Woods, L (1, 7) OBP: 0.367, SLG: 0.500	B B B B 4-0 BB		x 0-0 ② 6-3 1-2			B B B B 4-0 G1-6-3 1-2 BB		x 0-0 ③ F4		2	0	0	0	2	0	2
Otto Velez, R (1, 10) OBP: 0.379, SLG: 0.516	S S S 0-3 ③ K		x 0-0 ③ F5			x 0-0 ① ② G1-6-3 1-2f 2-3			x 0-0 ① 6-3	4	0	0	0	0	1	4
Roy Howell, L (1, 5) OBP: 0.322, SLG: 0.387		S S S 0-3 ① K		S S S 0-3 ① K		x 0-0 ③ 4-3			x 0-0 ② 1-3	4	0	0	0	0	2	1
John Mayberry, L (1, 3) OBP: 0.344, SLG: 0.440		x 0-0 HR		B B B B 4-0 G3-6-3 BB			x 0-0 ① 4-3		x 0-0 HR	3	2	2	2	1	0	0
Lloyd Moseby, L (1, 9) OBP: 0.278, SLG: 0.352		x 0-0 ② 6-3		x 0-0 ② ③ G3-6-3 1-2f			S S S 0-3 ② K		x 0-0 1B 1B	4	0	1	0	0	1	1
Danny Ainge, R (1, 8) OBP: 0.333, SLG: 0.370 Steve Braun, L (9, PH) OBP: 0.222, SLG: 0.152 Bob Bailor, R (9, PR) OBP: 0.272, SLG: 0.250		x 0-0 FC3-6 1B			x 0-0 ① 6-3		x 0-0 ③ 6-3		x 0-0 1-2 1B	3 1 0	0 0 0	1 1 0	0 0 0	0 0 0	0 0 0	0 0 0
Ernie Whitt, L (1, 2) OBP: 0.279, SLG: 0.349		x 0-0 ③ FC3-6 1-2f			x 0-0 ② G3			x 0-0 G1-6-3 1B 1B	x 0-0 ③ F8	4	0	1	0	0	0	3
Inning Stats	R: 0 E: 0 K: 2 S: 7 H: 0 LOB: 1 BB: 1 P: 11	R: 1 E: 0 K: 1 S: 7 H: 2 LOB: 1 BB: 0 P: 7	R: 0 E: 0 K: 0 S: 4 H: 1 LOB: 1 BB: 0 P: 4	R: 0 E: 0 K: 1 S: 4 H: 0 LOB: 0 BB: 1 P: 8	R: 0 E: 0 K: 0 S: 3 H: 0 LOB: 0 BB: 0 P: 3	R: 0 E: 0 K: 0 S: 3 H: 1 LOB: 1 BB: 1 P: 7	R: 0 E: 0 K: 1 S: 5 H: 0 LOB: 0 BB: 0 P: 5	R: 0 E: 0 K: 0 S: 4 H: 2 LOB: 1 BB: 0 P: 4	R: 1 E: 0 K: 0 S: 6 H: 3 LOB: 2 BB: 0 P: 6	1B: 7 2B: 0 3B: 0 HR: 2	SF: 0 SAC: 0 DP: 3 HBP: 0						

TOP

Toronto Blue Jays @ Milwaukee Brewers

Milwaukee County Stadium, Milwaukee, WI

Thu Aug 14 1980, 4:33 AM EDT
Att. 21,115 - Unknown - 76 F

livebaseballscorecards.com

AB	33
R	2
H	9
RBI	2
BB	3
SO	5
LOB	13

WP: 0 PB: 0 SB: 0 CS: 0 PA: 36

PITCHER	IP	WLS	BF	H	R	ER	SO	BB	IBB	HBP	BLK	WP	HR	S	P	ERA	WHIP
Moose Haas, R (1, 1) ERA: 2.65	9.0	W	36	9	2	2	5	3	0	0	0	0	2	43	55	2.00	1.333

PITCHER	IP	WLS	BF	H	R	ER	SO	BB	IBB	HBP	BLK	WP	HR	S	P	ERA	WHIP

Toronto Blue Jays @ Milwaukee Brewers

Milwaukee County Stadium, Milwaukee, WI

Thu Aug 14 1980, 4:33 AM EDT
Att. 21,115 - Unknown - 76 F

livebaseballscorecards.com

Batter	1	2	3	4	5	6	7	8	9	AB	R	H	RBI	BB	SO	LOB
Paul Molitor, R (1, 4) OBP: 0.385, SLG: 0.439	0-0 1B BLK SF9 1B		0-0 5-3 2B 2B	0-3 K			4-0 FC2-6 BB	0-0 F9		4	2	2	0	1	1	1
Robin Yount, R (1, 6) OBP: 0.320, SLG: 0.534	0-0 F9 1-2		0-0 5-3 2-3		0-0 G3		0-0 FC2-6 S 1-2f 1B			4	1	0	0	0	0	3
Cecil Cooper, L (1, 3) OBP: 0.382, SLG: 0.517	0-0 2-3 1B		0-0 1B 1B 3-H 2B		0-0 FC9-6 1B		0-0 1-H 1B			4	1	4	2	0	0	0
Gorman Thomas, R (1, 8) OBP: 0.305, SLG: 0.475	0-0 SF9 3-H		0-0 1B 2-3 1B		0-0 FC9-6 1-2f		0-0 P3			3	0	1	1	0	0	2
Ben Oglivie, L (1, 7) OBP: 0.364, SLG: 0.553	0-0 F8		0-0 1-2 3-H 1B		0-0 L9		4-0 IBB			3	0	1	1	1	0	2
Sixto Lezcano, R (1, 9) OBP: 0.284, SLG: 0.385		0-0 F9	0-0 F9			0-0 F2	0-0 F7			4	0	0	0	0	0	4
Mark Brouhard, R (1, 10) OBP: 0.295, SLG: 0.435		4-0 BB	0-0 F4			0-0 4-3		0-0 F8		3	0	0	0	1	0	2
Jim Gantner, L (1, 5) OBP: 0.314, SLG: 0.343		0-0 F7		0-0 4-3		0-0 2B		0-0 F9 E 1B		4	0	2	0	0	0	1
Buck Martinez, R (1, 2) OBP: 0.279, SLG: 0.299		0-3 K		0-0 F7		0-0 6-3		0-0 F9 1-3		4	0	0	0	0	1	3

Inning Stats	1	2	3	4	5	6	7	8	9	AB	R	H	RBI	BB	SO	LOB
	R: 1 H: 2 E: 0 LOB: 1 K: 0 BB: 0 S: 5 P: 5	R: 0 H: 0 E: 0 LOB: 1 K: 1 BB: 1 S: 5 P: 9	R: 2 H: 4 E: 0 LOB: 2 K: 0 BB: 0 S: 7 P: 7	R: 0 H: 0 E: 0 LOB: 0 K: 1 BB: 0 S: 5 P: 5	R: 0 H: 1 E: 0 LOB: 1 K: 0 BB: 0 S: 4 P: 4	R: 0 H: 1 E: 0 LOB: 1 K: 0 BB: 0 S: 4 P: 4	R: 1 H: 1 E: 0 LOB: 2 K: 0 BB: 2 S: 4 P: 12	R: 0 H: 1 E: 0 LOB: 1 K: 0 BB: 0 S: 4 P: 4		1B: 7 SF: 1 2B: 3 SAC: 0 3B: 0 DP: 0 HR: 0 HBP: 0					WP: 0 PA: 37 PB: 0 SB: 1 CS: 0

PITCHER		IP	WLS	BF	H	R	ER	SO	BB	IBB	HBP	BLK	WP	HR	S	P	ERA	WHIP
Dave Stieb, R ERA: 3.15	(1, 1)	7.0	L	33	9	4	4	2	2	1	0	1	0	0	34	46	5.14	1.571
Ken Schrom, R ERA:	(8, 1)	1.0		4	1	0	0	0	0	0	0	0	0	0	4	4	0.00	1.000

PITCHER	IP	WLS	BF	H	R	ER	SO	BB	IBB	HBP	BLK	WP	HR	S	P	ERA	WHIP

AB	33
R	4
H	10
RBI	4
BB	3
SO	2
LOB	18

Batter	1	2	3	4	5	6	7	8	9	AB	R	H	RBI	BB	SO	LOB
Alfredo Griffin, S (1, 6) OBP: 0.278, SLG: 0.349	P6		F9			4-3		1B		4	0	1	0	0	0	0
Bob Bailor, R (1, 7) OBP: 0.276, SLG: 0.255	1B			4-3		1B		L8		4	0	2	0	0	0	1
Roy Howell, L (1, 5) OBP: 0.321, SLG: 0.389	F8			1B 2B		K		4-3		4	1	1	0	0	1	2
John Mayberry, L (1, 3) OBP: 0.346, SLG: 0.444		F9		2-H 1B		F8			1B 1B 2B	4	1	2	1	0	0	1
Damaso Garcia, R (1, 4) OBP: 0.305, SLG: 0.409		SSS K		F9			S 1B		2-3 1B 1B	4	1	2	0	0	1	1
Steve Braun, L (1, 10) OBP: 0.250, SLG: 0.167		BBBB BB		F7			F9		1-3 1B 3-H 1B	3	0	1	1	1	0	2
Lloyd Moseby, L (1, 9) OBP: 0.273, SLG: 0.345		L8			SSS K		F7		F7	4	0	0	0	0	1	4
Danny Ainge, R (1, 8) OBP: 0.314, SLG: 0.347 Otto Velez, R (9, PH) OBP: 0.381, SLG: 0.517			SSS K		SSS K		SSS K 1-2		1-3 G4-6-3 3-H 1B	3 1	0 0	0 1	0 1	0 0	3 0	1 0
Ernie Whitt, L (1, 2) OBP: 0.273, SLG: 0.341			4-3		G3			SSS K	1-2f G4-6-3	4	0	0	0	0	1	2
Inning Stats	R: 0 E: 0 K: 0 S: 3 H: 1 LOB: 0 BB: 0 P: 3	R: 0 E: 0 K: 1 S: 5 H: 0 LOB: 1 BB: 1 P: 9	R: 0 E: 0 K: 1 S: 5 H: 0 LOB: 0 BB: 0 P: 5	R: 1 E: 0 K: 0 S: 5 H: 2 LOB: 1 BB: 0 P: 5	R: 0 E: 0 K: 2 S: 7 H: 0 LOB: 0 BB: 0 P: 7	R: 0 E: 0 K: 1 S: 6 H: 1 LOB: 1 BB: 0 P: 6	R: 0 E: 0 K: 1 S: 6 H: 1 LOB: 1 BB: 0 P: 6	R: 0 E: 0 K: 1 S: 6 H: 1 LOB: 1 BB: 0 P: 6	R: 2 E: 0 K: 0 S: 6 H: 4 LOB: 1 BB: 0 P: 6	1B: 8 2B: 2 3B: 0 HR: 0	SF: 0 SAC: 0 DP: 1 HBP: 0						

TOP

Toronto Blue Jays @ Kansas City Royals

Royals Stadium, Kansas City, MO

Fri Aug 15 1980, 8:05 PM EDT
Att. 34,861 - Unknown - 78 F

livebaseballscorecards.com

AB	35
R	3
H	10
RBI	3
BB	1
SO	7
LOB	14

PITCHER	IP	WLS	BF	H	R	ER	SO	BB	IBB	HBP	BLK	WP	HR	S	P	ERA	WHIP
Dennis Leonard, R (1, 1) ERA: 4.05	8.0	W	30	6	1	1	7	1	0	0	0	0	0	43	47	1.12	0.875
Dan Quisenberry, R (9, 1) ERA: 3.02	1.0	S	6	4	2	2	0	0	0	0	0	0	0	6	6	18.00	4.000

PITCHER	IP	WLS	BF	H	R	ER	SO	BB	IBB	HBP	BLK	WP	HR	S	P	ERA	WHIP

WP: 0 PB: 0 SB: 1 CS: 0 PA: 36

Batter	1	2	3	4	5	6	7	8	9	AB	R	H	RBI	BB	SO	LOB
Willie Wilson, S (1, 7) OBP: 0.366, SLG: 0.442	BB, IHR, 1B	G4-3 1-2f			L7			SH1-3 1-2		3	1	1	0	0	0	2
John Wathan, R (1, 3) Rusty Torres, S (8, PR) Ralph LaCock, L (9, 3) OBP: 0.379, SLG: 0.397 OBP: 0.270, SLG: 0.182 OBP: 0.255, SLG: 0.229	BBBB 1-2, IHR, BB		P4			5-3		H FC4, HBP		2 0 0	1 0 0	0 0 0	0 0 0	1 0 0	0 0 0	0 0 0
George Brett, L (1, 5) OBP: 0.449, SLG: 0.666	1-H 2-H, IHR		F8			F6		FC4, 1B 1-2f 2-3		4	1	1	3	0	0	2
Darrell Porter, L (1, 2) OBP: 0.374, SLG: 0.389	L8		F8			F7		1-2 3-H, 1B		4	0	1	1	0	0	0
Willie Aikens, L (1, 10) OBP: 0.375, SLG: 0.444	6-3			K			K	4-3		4	0	0	0	0	2	2
Amos Otis, R (1, 8) OBP: 0.327, SLG: 0.412	L8			F9			6-3			3	0	0	0	0	0	0
Clint Hurdle, L (1, 9) OBP: 0.367, SLG: 0.479		5-3		K			1B			3	0	1	0	0	1	0
Frank White, R (1, 4) OBP: 0.288, SLG: 0.345		BBBB BB, BB			6-3		K			2	0	0	0	1	1	1
U L Washington, S (1, 6) OBP: 0.323, SLG: 0.371		BBBB 1-2 G4-3, BB			K			FC4, SH1-3 1B, 1B		2	1	1	0	1	1	0
Inning Stats	R: 3 E: 0 K: 0 S: 5 H: 2 LOB: 0 BB: 1 P: 9	R: 0 E: 0 K: 0 S: 2 H: 0 LOB: 1 BB: 2 P: 10	R: 0 E: 0 K: 0 S: 3 H: 0 LOB: 0 BB: 0 P: 3	R: 0 E: 0 K: 2 S: 7 H: 0 LOB: 0 BB: 0 P: 7	R: 0 E: 0 K: 1 S: 5 H: 0 LOB: 0 BB: 0 P: 5	R: 0 E: 0 K: 0 S: 3 H: 0 LOB: 0 BB: 0 P: 3	R: 0 E: 0 K: 2 S: 8 H: 1 LOB: 1 BB: 0 P: 8	R: 1 E: 0 K: 0 S: 5 H: 2 LOB: 2 BB: 0 P: 6		1B: 4 2B: 0 3B: 0 HR: 1 SF: 0 SAC: 1 DP: 1 HBP: 1						

BOTTOM

Toronto Blue Jays @ Kansas City Royals

Royals Stadium, Kansas City, MO

Fri Aug 15 1980, 8:05 PM EDT

Att. 34,861 - Unknown - 78 F

livebaseballscorecards.com

AB	27
R	4
H	5
RBI	4
BB	3
SO	5
LOB	7

PITCHER		IP	WLS	BF	H	R	ER	SO	BB	IBB	HBP	BLK	WP	HR	S	P	ERA	WHIP
Jesse Jefferson, R ERA: 4.73	(1, 1)	7.1	L	29	4	4	4	5	3	0	1	0	0	0	35	48	4.91	0.955
Jerry Garvin, L ERA: 2.34	(8, 1)	0.2		3	1	0	0	0	0	0	0	0	0	0	3	3	0.00	1.500

PITCHER	IP	WLS	BF	H	R	ER	SO	BB	IBB	HBP	BLK	WP	HR	S	P	ERA	WHIP

Toronto Blue Jays @ Kansas City Royals

Royals Stadium, Kansas City, MO

Sat Aug 16 1980, 8:05 PM EDT
Att. 39,631 - Unknown - 88 F

TOP

Batter	1	2	3	4	5	6	7	8	9	AB	R	H	RBI	BB	SO	LOB
Alfredo Griffin, S (1, 6) OBP: 0.277, SLG: 0.347	4-3		6-3			1B 2B 1B	K		F8	5	1	1	0	0	1	2
Bob Bailor, R (1, 9)	S 1B		L6			1-2 2B 1B	1-3 1B		1-H 1B 2B	4	1	3	0	0	0	0
Mike Barlow, L (7, 1)										0	0	0	0	0	0	0
Ken Schrom, R (8, 1)										0	0	0	0	0	0	0
Steve Braun, L (9, PH) OBP: 0.268, SLG: 0.216										1	1	1	1	0	0	0
John Mayberry, L (1, 3) OBP: 0.346, SLG: 0.446	K			P6		1-H 2-H 1B 2B	4-3		WP 2-H 1B	5	1	2	3	0	1	2
Otto Velez, R (1, 10) OBP: 0.378, SLG: 0.513	F5 1-2			F9		5-3		L8	F5 1-2	3	0	0	0	0	0	2
Lloyd Moseby, L (7, 9) OBP: 0.271, SLG: 0.342										2	0	0	0	0	0	1
Damaso Garcia, R (1, 4) OBP: 0.303, SLG: 0.405		P4		F3		L3		6-3		4	0	0	0	0	0	1
Roy Howell, L (1, 5) OBP: 0.323, SLG: 0.390		P2			L9	2-H 1B 1B		FC6-4 1B		4	0	2	1	0	0	0
Garth Iorg, R (1, 7) OBP: 0.281, SLG: 0.363		1B			6-3	1-2 1B		FC6-4 1-2f		4	0	2	0	0	0	1
Danny Ainge, R (1, 8) OBP: 0.327, SLG: 0.358		F8			1B	B1-3			FC6-4 1B	4	0	2	0	0	0	3
Bob Davis, R (1, 2) OBP: 0.283, SLG: 0.346			L8		5-3		1B 1B		FC6-4 1-2f 2B	4	1	1	0	0	0	2
Inning Stats	R: 0 E: 0 K: 1 S: 6 H: 1 LOB: 1 BB: 0 P: 6	R: 0 E: 0 K: 0 S: 4 H: 1 LOB: 1 BB: 0 P: 4	R: 0 E: 0 K: 0 S: 3 H: 0 LOB: 0 BB: 0 P: 3	R: 0 E: 0 K: 0 S: 3 H: 0 LOB: 0 BB: 0 P: 3	R: 0 E: 0 K: 0 S: 4 H: 1 LOB: 1 BB: 0 P: 4	R: 3 E: 0 K: 0 S: 8 H: 5 LOB: 2 BB: 0 P: 8	R: 0 E: 0 K: 1 S: 6 H: 2 LOB: 1 BB: 0 P: 6	R: 0 E: 0 K: 0 S: 4 H: 1 LOB: 1 BB: 0 P: 4	R: 2 E: 0 K: 0 S: 6 H: 3 LOB: 1 BB: 0 P: 6	1B: 12 2B: 2 3B: 0 HR: 0 SF: 0 SAC: 0 DP: 0 HBP: 0							

livebaseballscorecards.com

AB	40
R	5
H	14
RBI	5
BB	0
SO	2
LOB	14

WP: 1 PB: 0 SB: 1 CS: 0 PA: 40

PITCHER	IP	WLS	BF	H	R	ER	SO	BB	IBB	HBP	BLK	WP	HR	S	P	ERA	WHIP
Larry Gura, L (1, 1) ERA: 2.21	7.0	W	30	10	3	3	2	0	0	0	0	0	0	34	34	3.86	1.429
Marty Pattin, R (8, 1) ERA: 3.8	2.0		10	4	2	2	0	0	0	0	0	1	0	10	10	9.00	2.000

PITCHER	IP	WLS	BF	H	R	ER	SO	BB	IBB	HBP	BLK	WP	HR	S	P	ERA	WHIP

Batter	1	2	3	4	5	6	7	8	9	AB	R	H	RBI	BB	SO	LOB
Willie Wilson, S (1, 8) OBP: 0.366, SLG: 0.444	6-3 SF8 S 1B	F8 ②		4-3 1B 2B	F7 ③		FC1-6 ① FC3-6 1-2f 2-3			5	2	2	0	0	0	4
Ralph LaCock, L (9, 7) OBP: 0.255, SLG: 0.229										0	0	0	0	0	0	0
John Wathan, R (1, 7) OBP: 0.379, SLG: 0.405	6-3 ① 1-3	1-H 2-H HR		4-3 ① 2-3		4-3 ①	FC3-6 ② 1-2f 3-H			3	1	1	3	0	0	2
Rusty Torres, S (6, 7) OBP: 0.263, SLG: 0.176 (9, 8)										2	0	0	1	0	0	1
George Brett, L (1, 5) OBP: 0.451, SLG: 0.667	SF8 ② 3-H	1B		L8 BB 2B 3-H 1B		1B 1B S S S	K ③ 0-3			4	2	3	2	0	1	1
Darrell Porter, L (1, 2) OBP: 0.377, SLG: 0.391	1B	P6 ③		B B B B 4-0 1-2 2B BB		1B 1-3 1B		F7 ①		4	1	2	0	1	0	1
Willie Aikens, L (1, 3) OBP: 0.373, SLG: 0.441	L8 ③		4-3 ①	L8 ② 2-3		G6-4-3 1-2 3-H 1B		F8 ②		5	0	1	1	0	0	3
Hal McRae, R (1, 10) OBP: 0.357, SLG: 0.505		E8 1B 1B	4-3 ②	1-H 3-H 2B		G6-4-3 ②③ 1-2f		1-3 ③		5	1	2	2	0	0	2
Clint Hurdle, L (1, 9) OBP: 0.372, SLG: 0.486		1B HR 1B 3-H	1B 1B	3-1 ③			2B 2B			4	2	3	1	0	0	1
Frank White, R (1, 4) OBP: 0.289, SLG: 0.345	F5 ①		1-2 1B		6-3 ①		FC1-6 FC3-6 2-H 2B			2	0	1	0	0	0	1
Rance Mulliniks, L (4, 4) OBP: 0.267, SLG: 0.231										2	1	1	1	0	0	0
U L Washington, S (1, 6) OBP: 0.324, SLG: 0.370	1-2 HR 1B	F9 ③			F8 ②		B B B B 4-0 FC1-6 BB			3	1	1	0	1	0	2
Inning Stats	R: 1 E: 0 K: 0 S: 5 H: 2 LOB: 1 BB: 0 P: 5	R: 4 E: 1 K: 0 S: 8 H: 5 LOB: 1 BB: 0 P: 8	R: 0 E: 0 K: 0 S: 5 H: 2 LOB: 2 BB: 0 P: 5	R: 3 E: 0 K: 0 S: 6 H: 3 LOB: 1 BB: 1 P: 10	R: 0 E: 0 K: 0 S: 3 H: 0 LOB: 0 BB: 0 P: 3	R: 1 E: 0 K: 0 S: 5 H: 3 LOB: 1 BB: 0 P: 5	R: 2 E: 0 K: 1 S: 7 H: 2 LOB: 1 BB: 1 P: 11	R: 0 E: 0 K: 0 S: 3 H: 0 LOB: 0 BB: 0 P: 3		1B: 12 2B: 4 3B: 0 HR: 1 SF: 1 SAC: 0 DP: 1 HBP: 0						

PITCHER		IP	WLS	BF	H	R	ER	SO	BB	IBB	HBP	BLK	WP	HR	S	P	ERA	WHIP
Jack Kucek, R ERA: 7.89	(1, 1)	1.2	L	11	6	5	5	0	0	0	0	0	0	1	11	11	27.00	3.600
Jerry Garvin, L ERA: 2.7	(2, 1)	1.2		11	5	3	3	0	1	0	0	0	0	0	10	14	16.20	3.600
Joey McLaughlin, R ERA: 4.7	(4, 1)	2.2		11	4	1	1	0	0	0	0	0	0	0	11	11	3.38	1.500
Bob Bailor, R ERA: 7.71	(7, 1)	0.0		3	2	2	2	0	1	0	0	0	0	0	2	6	∞	∞
Mike Barlow, R ERA: 3.53	(7, 1)	1.0		3	0	0	0	1	0	0	0	0	0	0	5	5	0.00	0.000

PITCHER		IP	WLS	BF	H	R	ER	SO	BB	IBB	HBP	BLK	WP	HR	S	P	ERA	WHIP
Ken Schrom, R ERA:	(8, 1)	1.0		3	0	0	0	0	0	0	0	0	0	0	3	3	0.00	0.000

BOTTOM

Toronto Blue Jays @ Kansas City Royals

Royals Stadium, Kansas City, MO

Sat Aug 16 1980, 8:05 PM EDT

Att. 39,631 - Unknown - 88 F

livebaseballscorecards.com

AB	39
R	11
H	17
RBI	11
BB	2
SO	1
LOB	18

Batter	1	2	3	4	5	6	7	8	9	AB	R	H	RBI	BB	SO	LOB
Alfredo Griffin, S (1, 6) OBP: 0.277, SLG: 0.347	5-3		E4 1-2 3-H		F8		CS 1B		1-3 2B	4	0	1	1	0	0	1
Lloyd Moseby, L (7, 9) OBP: 0.274, SLG: 0.350										1	0	1	0	0	0	0
Bob Bailor, R (1, 9) OBP: 0.288, SLG: 0.274	6-3		F7		2B		CS 1-2	1B FC6-4 1B	P4	5	1	2	0	0	0	4
(7, 6)																
John Mayberry, L (1, 3) OBP: 0.345, SLG: 0.444	F2		F7		3-1			1-3 FC6-4 1B		4	0	1	0	0	0	3
Otto Velez, R (1, 10) OBP: 0.379, SLG: 0.511		6-3		1B SH5-3 1B		BBB G1-6-3 BB		F8		3	1	1	0	1	0	2
Damaso Garcia, R (1, 4) OBP: 0.302, SLG: 0.404		6-3		SH5-3 1-3 1B		G1-6-3 1-2f		FC6-4 1B 1-2f 3-H		4	0	1	1	0	0	2
Roy Howell, L (1, 5) OBP: 0.324, SLG: 0.391		SSS K		SSS K		1B		1-3 1B		4	0	2	0	0	2	2
Garth Iorg, R (1, 7) OBP: 0.276, SLG: 0.355			6-3	SH5-3 1-2 3-H		SSS K			6-3	2	0	0	1	0	1	1
Steve Braun, L (9, PH) OBP: 0.262, SLG: 0.211										1	0	0	0	0	0	0
Danny Ainge, R (1, 8) OBP: 0.322, SLG: 0.368			1B E 2B	F9			F9		6-3	4	1	1	0	0	0	1
Ernie Whitt, L (1, 2) OBP: 0.277, SLG: 0.345			E 2-3 1B		3-1		4-3		2B 1B	4	0	2	0	0	0	0

TOP

Toronto Blue Jays @ Kansas City Royals

Royals Stadium, Kansas City, MO

Sun Aug 17 1980, 8:05 PM EDT
Att. 30,693 - Unknown - 89 F

livebaseballscorecards.com

AB	36
R	3
H	12
RBI	3
BB	1
SO	3
LOB	16

Inning Stats	1	2	3	4	5	6	7	8	9
R	0	0	1	1	0	0	0	1	0
E	0	0	1	0	0	0	0	0	0
K	0	1	0	1	0	1	0	0	0
S	3	5	6	7	4	5	3	5	5
H	0	0	2	2	1	1	1	3	2
LOB	0	0	2	1	1	1	0	2	2
BB	0	0	0	0	0	1	0	0	0
P	3	5	6	7	4	9	3	5	5

1B	9
2B	3
3B	0
HR	0
SF	0
SAC	1
DP	1
HBP	0
WP	0
PB	0
SB	0
CS	1
PA	39

PITCHER		IP	WLS	BF	H	R	ER	SO	BB	IBB	HBP	BLK	WP	HR	S	P	ERA	WHIP
Paul Splittorff, L ERA: 4.6	(1, 1)	7.0	W	30	9	3	3	3	1	0	0	0	0	0	35	39	3.86	1.429
Dan Quisenberry, R ERA: 2.96	(8, 1)	2.0	S	8	3	0	0	0	0	0	0	0	0	0	8	8	0.00	1.500

PITCHER	IP	WLS	BF	H	R	ER	SO	BB	IBB	HBP	BLK	WP	HR	S	P	ERA	WHIP

Batter	1	2	3	4	5	6	7	8	9	AB	R	H	RBI	BB	SO	LOB
Willie Wilson, S (1, 8) OBP: 0.366, SLG: 0.443	BBBB 4-0 BB S FC4-6 BB	SSS 0-3 ③ K		x 0-0 ③ F9			x 0-0 ② F9 2-3	BBBB 4-0 BB 1-2 2B BB		1	1	0	0	1	1	1
Amos Otis, R (3, 8) OBP: 0.327, SLG: 0.408										2	1	0	0	1	0	1
John Wathan, R (1, 7) OBP: 0.382, SLG: 0.404	x 0-0 ① P4 1-2	x 0-0 1-6-3 1B 1B	x 0-0 ① 4-3				BBBB 4-0 2B BB	BBBB 4-0 1-2 2-3 2B BB		3	2	1	0	2	0	1
George Brett, L (1, 5) OBP: 0.458, SLG: 0.677	BBBB 4-0 FC4-6 BB BB	x 0-0 1-6-3 1-2 1B	x 0-0 CS 1B				x 0-0 1-H 3-H 1B 2B	x 0-0 1-H 2-H 3-H 2B		4	1	4	5	1	0	0
Darrell Porter, L (1, 2) OBP: 0.377, SLG: 0.389	BBBB 4-0 FC4-6 1-2 2-3 BB	x 0-0 ① F8	SSS 0-3 ②③ K 1-2				x 0-0 1B 2-H 1B	x 0-0 ③ G3		4	0	1	1	1	1	4
Willie Aikens, L (1, 3) OBP: 0.372, SLG: 0.439	x 0-0 ② FC4-6 1-2f 2-3 3-H	x 0-0 ② 1-6-3 1-2 2-3				x 0-0 ① L1	x 0-0 1-2 1B			4	0	1	1	0	0	4
Rusty Torres, S (7, PR) OBP: 0.263, SLG: 0.176 (8, 9)										0	0	0	0	0	0	0
Hal McRae, R (1, 10) OBP: 0.353, SLG: 0.498	SSS 0-3 ③ K	x 0-0 ③ 4-3				x 0-0 ② F9	x 0-0 ③ F8			4	0	0	0	0	1	6
Jamie Quirk, L (1, 9) OBP: 0.285, SLG: 0.423	BBBB 4-0 G3 S BB	x 0-0 HR				x 0-0 ③ 4-3		x 0-0 ① F9		2	1	1	1	1	0	0
Ralph LaCock, L (8, 3) OBP: 0.253, SLG: 0.227										1	0	0	0	0	0	0
Dave Chalk, R (1, 4) OBP: 0.351, SLG: 0.386	x 0-0 ① G3 1-3	x 0-0 ① F9					BBBB 4-0 F9 SH3-4 2B BB	x 0-0 ② 6-3		1	0	0	0	0	0	1
Frank White, R (4, 4) OBP: 0.289, SLG: 0.344										2	1	0	0	1	0	0
U L Washington, S (1, 6) OBP: 0.325, SLG: 0.370	SSS 0-3 ② K	x 0-0 ② 6-3					x 0-0 ① SH3-4 1-2	x 0-0 BB BB 2B 1B		3	1	1	0	0	1	1
Inning Stats	R: 1 H: 0 E: 0 LOB: 2 K: 1 BB: 3 S: 5 P: 17	R: 0 H: 0 E: 0 LOB: 1 K: 2 BB: 1 S: 7 P: 11	R: 0 H: 2 E: 0 LOB: 2 K: 0 BB: 0 S: 5 P: 5	R: 1 H: 1 E: 0 LOB: 0 K: 0 BB: 0 S: 4 P: 4	R: 0 H: 1 E: 0 LOB: 0 K: 1 BB: 0 S: 5 P: 5	R: 0 H: 0 E: 0 LOB: 0 K: 0 BB: 0 S: 3 P: 3	R: 3 H: 3 E: 0 LOB: 2 K: 0 BB: 2 S: 6 P: 14	R: 3 H: 2 E: 0 LOB: 1 K: 0 BB: 2 S: 5 P: 13		1B: 6 SF: 0 2B: 2 SAC: 1 3B: 0 DP: 0 HR: 1 HBP: 0						WP: 0 PA: 40 PB: 0 SB: 2 CS: 1

PITCHER		IP	WLS	BF	H	R	ER	SO	BB	IBB	HBP	BLK	WP	HR	S	P	ERA	WHIP
Jim Clancy, R ERA: 3.28	(1, 1)	6.2	L	30	5	5	5	4	6	0	0	0	0	1	32	56	6.75	1.650
Mike Willis, L ERA: 3.38	(7, 1)	0.0		2	2	0	0	0	0	0	0	0	0	0	2	2	∞	∞
Ken Schrom, R ERA: 6.23	(7, 1)	1.0		6	1	3	3	0	2	0	0	0	0	0	4	12	27.00	3.000
Mike Barlow, R ERA: 3.5	(8, 1)	0.1		2	1	0	0	0	0	0	0	0	0	0	2	2	0.00	3.000

PITCHER	IP	WLS	BF	H	R	ER	SO	BB	IBB	HBP	BLK	WP	HR	S	P	ERA	WHIP

BOTTOM

Toronto Blue Jays @ Kansas City Royals

Royals Stadium, Kansas City, MO

Sun Aug 17 1980, 8:05 PM EDT

Att. 30,693 - Unknown - 89 F

livebaseballscorecards.com

AB	31
R	8
H	9
RBI	8
BB	8
SO	4
LOB	19

Toronto Blue Jays @ Minnesota Twins

Metropolitan Stadium, Bloomington , MI

Tue Aug 19 1980, 8:05 PM EDT

Att. 6,902 - Unknown - 87 F

TOP

livebaseballscorecards.com

Batter	1	2	3	4	5	6	7	8	9	AB	R	H	RBI	BB	SO	LOB
Alfredo Griffin, S (1, 6) OBP: 0.278, SLG: 0.346	FC6-4 1B 1B		E 1B BB		K		F3		L7	4	1	1	0	1	1	1
Bob Bailor, R (1, 9) OBP: 0.291, SLG: 0.279	1-2 FC6-4 1B		1-H E8 FC1-2-5 1B		6-3		E2 CS			4	0	2	0	0	0	0
John Mayberry, L (1, 3) OBP: 0.345, SLG: 0.442 Doug Ault, R (1, PR) OBP: 0.333, SLG: 0.415 (1, 3)	1-2f 2-3 FC6-4		3-H FC1-2-5			F7	1-2 CS	1-3		1 3	0 0	0 0	0 0	0 0	0 0	2 1
Otto Velez, R (1, 10) OBP: 0.378, SLG: 0.506	K		4-3			2B 2B BB		L3		3	1	0	0	1	1	3
Damaso Garcia, R (1, 4) OBP: 0.304, SLG: 0.407	4-3			FC5-4 BB CS 1B		1-3 2B 2B		K		4	1	2	0	0	1	2
Roy Howell, L (1, 5) OBP: 0.329, SLG: 0.396		G3		1-2 FC5-4 BB		2-H 3-H 2B			FC3-6 1B	3	0	2	2	1	0	0
Al Woods, L (1, 7) OBP: 0.366, SLG: 0.496		F7		F8		G4-6-3 BB			1-2f FC3-6 2B	3	1	0	0	1	0	3
Danny Ainge, R (1, 8) OBP: 0.306, SLG: 0.350 Steve Braun, L (9, PH) OBP: 0.279, SLG: 0.256 Joe Cannon, L (9, PR) OBP: 0.086, SLG: 0.059 (9, 8)		6-3		1-2f 2-3 FC5-4		1-2f G4-6-3			1-H 2B	3 1 0	0 0 0	0 1 0	0 1 0	0 0 0	0 0 0	4 0 0
Bob Davis, R (1, 2) OBP: 0.277, SLG: 0.339			F8	3-H CS	5-3		K		K	4	0	0	0	0	2	1
Inning Stats	R: 0 E: 0 K: 1 S: 7 H: 2 LOB: 2 BB: 0 P: 7	R: 0 E: 0 K: 0 S: 3 H: 0 LOB: 0 BB: 0 P: 3	R: 1 E: 1 K: 0 S: 4 H: 1 LOB: 1 BB: 1 P: 8	R: 0 E: 0 K: 0 S: 3 H: 1 LOB: 1 BB: 1 P: 7	R: 0 E: 0 K: 1 S: 5 H: 0 LOB: 0 BB: 0 P: 5	R: 2 E: 0 K: 0 S: 4 H: 2 LOB: 1 BB: 2 P: 12	R: 0 E: 1 K: 1 S: 5 H: 0 LOB: 0 BB: 0 P: 5	R: 0 E: 0 K: 1 S: 5 H: 0 LOB: 0 BB: 0 P: 5	R: 1 E: 0 K: 1 S: 7 H: 2 LOB: 1 BB: 0 P: 7	1B: 5 2B: 3 3B: 0 HR: 0 SF: 0 SAC: 0 DP: 1 HBP: 0						

AB	33
R	4
H	8
RBI	3
BB	4
SO	5
LOB	17

WP: 0 PB: 0 SB: 0 CS: 2 PA: 39

PITCHER	IP	WLS	BF	H	R	ER	SO	BB	IBB	HBP	BLK	WP	HR	S	P	ERA	WHIP
Darrell Jackson, L (1, 1) ERA: 3.97	7.0		29	6	3	2	3	4	0	0	0	0	0	31	47	2.57	1.429
Doug Corbett, R (8, 1) ERA: 1.95	2.0	L	8	2	1	1	2	0	0	0	0	0	0	12	12	4.50	1.000

PITCHER	IP	WLS	BF	H	R	ER	SO	BB	IBB	HBP	BLK	WP	HR	S	P	ERA	WHIP

BOTTOM

Batter	1	2	3	4	5	6	7	8	9	AB	R	H	RBI	BB	SO	LOB
Hosken Powell, L (1, 9) OBP: 0.304, SLG: 0.360	F7		K		1B 2B (1-3)		1B		IBB	4	1	2	0	0	1	0
Jose Morales, R (9, PH) OBP: 0.402, SLG: 0.535										0	0	0	0	1	0	0
Rick Sofield, L (1, 8) OBP: 0.298, SLG: 0.401	1-4-3			K	SF7 (3-H)		G3-6-3 1B		K	4	0	1	1	0	2	3
Glenn Adams, L (1, 7) OBP: 0.356, SLG: 0.448	1B			HR	1B (2-H)		G3-6-3 (1-2f)		F7	4	1	3	2	0	0	1
Bombo Rivera, R (9, PH) OBP: 0.268, SLG: 0.400										0	0	0	0	0	0	0
Roy Smalley, S (9, PH) OBP: 0.348, SLG: 0.404										1	0	0	0	0	0	3
Mike Cubbage, L (1, 5) OBP: 0.305, SLG: 0.394	F9			1B (4-3 BB)	F9			F9		4	0	1	0	0	0	2
Danny Goodwin, L (1, 10) OBP: 0.301, SLG: 0.274		L6		BB (4-3 1-2)		4-3		4-3		3	0	0	0	1	0	0
Butch Wynegar, S (1, 2) OBP: 0.329, SLG: 0.337		4-3		4-3 (1-2 2-3)		FC5 WP 1B		L7		4	0	1	0	0	0	2
John Castino, R (1, 6) OBP: 0.333, SLG: 0.436		4-3		F8		FC5 BB (1-2)			SH3-4 1B	3	0	1	0	1	0	2
Ron Jackson, R (1, 3) OBP: 0.311, SLG: 0.376			K		1B (2B SF7)	FC5 FC6-4 (1-2 2-3f)			SH3-4 1B (1-2)	4	1	2	0	0	1	2
Pete Mackanin, R (1, 4) OBP: 0.310, SLG: 0.358			F7		K	FC6-4 (1-2f)			SH3-4 (1-2 2-3)	3	0	0	0	0	1	3
Inning Stats	R: 0 H: 1 E: 0 LOB: 1 K: 0 BB: 0 S: 4 P: 4	R: 0 H: 0 E: 0 LOB: 0 K: 0 BB: 0 S: 3 P: 3	R: 0 H: 0 E: 0 LOB: 0 K: 2 BB: 0 S: 7 P: 7	R: 1 H: 2 E: 0 LOB: 2 K: 1 BB: 1 S: 7 P: 11	R: 2 H: 3 E: 0 LOB: 1 K: 1 BB: 0 S: 8 P: 8	R: 0 H: 1 E: 0 LOB: 2 K: 0 BB: 1 S: 4 P: 8	R: 0 H: 2 E: 0 LOB: 0 K: 0 BB: 0 S: 3 P: 3	R: 0 H: 0 E: 0 LOB: 0 K: 0 BB: 0 S: 3 P: 3	R: 0 H: 2 E: 0 LOB: 3 K: 1 BB: 1 S: 7 P: 11	1B: 9 SF: 1 2B: 1 SAC: 1 3B: 0 DP: 1 HR: 1 HBP: 0						

PITCHER		IP	WLS	BF	H	R	ER	SO	BB	IBB	HBP	BLK	WP	HR	S	P	ERA	WHIP
Dave Stieb, R ERA: 3.21	(1, 1)	5.1		25	7	3	3	4	2	0	0	0	1	1	31	39	5.06	1.688
Mike Barlow, R ERA: 3.23	(6, 1)	3.0	W	11	4	0	0	0	0	0	0	0	0	0	11	11	0.00	1.333
Mike Willis, L ERA: 3.18	(9, 1)	0.1		2	0	0	0	1	0	1	0	0	0	0	3	7	0.00	0.000
Ken Schrom, R ERA: 5.79	(9, 1)	0.1	S	1	0	0	0	0	0	0	0	0	0	0	1	1	0.00	0.000

PITCHER	IP	WLS	BF	H	R	ER	SO	BB	IBB	HBP	BLK	WP	HR	S	P	ERA	WHIP

Toronto Blue Jays @ Minnesota Twins

Metropolitan Stadium, Bloomington , MI

Tue Aug 19 1980, 8:05 PM EDT

Att. 6,902 - Unknown - 87 F

livebaseballscorecards.com

AB	34
R	3
H	11
RBI	3
BB	3
SO	5
LOB	18

WP: 1 PA: 39
PB: 0
SB: 0
CS: 0

Batter	1	2	3	4	5	6	7	8	9	AB	R	H	RBI	BB	SO	LOB
Alfredo Griffin, S (1, 6) OBP: 0.277, SLG: 0.347	1-3			2B	SF7 3-H		F9		4-3	4	0	1	1	0	0	2
Bob Bailor, R (1, 9) (6, 7) OBP: 0.294, SLG: 0.282	G3			4-3 2-3 1B	6-3		E7 1-H 2-H 1B		6-3	5	1	2	1	0	0	0
Damaso Garcia, R (1, 4) OBP: 0.307, SLG: 0.409	6-3			4-3 1-3 3-H 1B		6-3		HBP 6-3 FC6-4 1B	3B 1B	5	2	3	0	0	0	0
Otto Velez, R (1, 10) OBP: 0.376, SLG: 0.508		K		4-3 2-3 3-H		K		6-3 1-2	1-H 3B	5	0	1	2	0	2	2
Doug Ault, R (1, 3) OBP: 0.350, SLG: 0.403		F3		FC6 BB		BB		FC6-4 HBP 1B BB	5-3	2	1	0	0	3	0	1
Roy Howell, L (1, 5) OBP: 0.328, SLG: 0.393		K		FC6 1-2f		5-3		1-2 2-3 FC6-4 HBP		3	0	0	0	0	1	3
Al Woods, L (1, 7) OBP: 0.367, SLG: 0.496			G3		6-3 3B 1B		E1 SH1-4 1B	FC6-4 1-2f 2-3 3-H 1B 2B		2	1	1	0	0	0	0
Lloyd Moseby, L (6, 9) OBP: 0.272, SLG: 0.347										2	2	0	1	0	0	2
Danny Ainge, R (1, 8) OBP: 0.308, SLG: 0.349			5-3		6-3 1-2		SH1-4 1-2	1-2 3-H 2B 1B		3	1	1	1	0	0	1
Ernie Whitt, L (1, 2) OBP: 0.287, SLG: 0.367			K		SF7 2-H 3B		E 1B BB	1-H 2-H 2B		3	2	2	3	1	1	0
Inning Stats	R: 0 E: 0 K: 0 S: 3 H: 0 LOB: 0 BB: 0 P: 3	R: 0 E: 0 K: 2 S: 7 H: 0 LOB: 0 BB: 0 P: 7	R: 0 E: 0 K: 1 S: 5 H: 0 LOB: 0 BB: 0 P: 5	R: 1 E: 0 K: 0 S: 5 H: 3 LOB: 2 BB: 1 P: 9	R: 2 E: 0 K: 0 S: 5 H: 2 LOB: 0 BB: 0 P: 5	R: 0 E: 0 K: 1 S: 5 H: 0 LOB: 1 BB: 1 P: 9	R: 2 E: 2 K: 0 S: 4 H: 1 LOB: 1 BB: 1 P: 8	R: 4 E: 0 K: 0 S: 5 H: 3 LOB: 1 BB: 1 P: 10	R: 1 E: 0 K: 0 S: 5 H: 2 LOB: 1 BB: 0 P: 5	1B: 7 2B: 2 3B: 2 HR: 0 SF: 1 SAC: 1 DP: 0 HBP: 1							

TOP

Toronto Blue Jays @ Minnesota Twins

Metropolitan Stadium, Bloomington , MI

Wed Aug 20 1980, 8:05 PM EDT

Att. 4,198 - Unknown - 78 F

livebaseballscorecards.com

AB	34
R	10
H	11
RBI	9
BB	4
SO	4
LOB	11

WP: 0 PB: 0 SB: 0 CS: 0 PA: 41

PITCHER	IP	WLS	BF	H	R	ER	SO	BB	IBB	HBP	BLK	WP	HR	S	P	ERA	WHIP
Geoff Zahn, L (1, 1) ERA: 4.73	7.0	L	29	6	5	3	4	3	0	0	0	0	0	34	46	3.86	1.286
John Verhoeven, R (8, 1) ERA: 4.42	0.1		3	1	2	2	0	1	0	0	0	0	0	2	6	54.00	6.000
Mike Kinnunen, L (8, 1) ERA: 5.74	0.2		4	2	2	2	0	0	0	1	0	0	0	3	4	27.00	3.000
Doug Corbett, R (9, 1) ERA: 2.01	1.0		5	2	1	1	0	0	0	0	0	0	0	5	5	9.00	2.000

PITCHER	IP	WLS	BF	H	R	ER	SO	BB	IBB	HBP	BLK	WP	HR	S	P	ERA	WHIP

BOTTOM

Batter	1	2	3	4	5	6	7	8	9	AB	R	H	RBI	BB	SO	LOB
Hosken Powell, L (1, 9) OBP: 0.303, SLG: 0.356	4-3		BB		L9		6-3		G1-6-3 1-2f	4	0	0	0	1	0	2
Rick Sofield, L (1, 8) OBP: 0.297, SLG: 0.399	4-3		K			IHR 1B	F8			4	1	1	0	0	1	1
Glenn Adams, L (1, 7) OBP: 0.354, SLG: 0.443	K			CS BB 1B		K	5-3			4	0	1	0	0	2	1
Mike Cubbage, L (1, 5) OBP: 0.309, SLG: 0.408		G3		G3 CS 1-2 BB		1-H IHR		3-1		3	1	1	2	1	0	0
Danny Goodwin, L (1, 10) OBP: 0.315, SLG: 0.284		G5-4-3 BB		G3 1-3 2-3		1B BB FC6-4 1B		1B 1B		3	1	2	0	1	0	2
Butch Wynegar, S (1, 2) OBP: 0.330, SLG: 0.337	G5-4-3 1-2f			L9		FC6-4 1B 1-2 BB		G6-4-3 1-2 1B		3	0	1	0	1	0	2
John Castino, R (1, 6) OBP: 0.334, SLG: 0.437			6-3	1B		FC6-4 1-2 2-3 1B		G6-4-3 1-2f		4	0	2	0	0	0	2
Ron Jackson, R (1, 3) OBP: 0.310, SLG: 0.384			HR	F7		FC6-4 1-2f 2-3 3-H			1-3	4	1	1	2	0	0	3
Pete Mackanin, R (1, 4) OBP: 0.309, SLG: 0.357			K	K		K			G1-6-3 1B	4	0	1	0	0	3	3

Inning Stats	1	2	3	4	5	6	7	8	9
	R: 0 E: 0 K: 1 S: 5	H: 0 LOB: 0 BB: 0 P: 5	R: 0 E: 0 K: 0 S: 2	H: 0 LOB: 0 BB: 1 P: 6	R: 1 E: 0 K: 2 S: 8	H: 1 LOB: 1 BB: 1 P: 12	R: 0 E: 0 K: 0 S: 3	H: 1 LOB: 1 BB: 1 P: 7	R: 0 E: 0 K: 1 S: 6	H: 1 LOB: 1 BB: 0 P: 6	R: 3 E: 0 K: 2 S: 11	H: 4 LOB: 2 BB: 1 P: 15	R: 0 E: 0 K: 0 S: 3	H: 0 LOB: 0 BB: 0 P: 3	R: 0 E: 0 K: 0 S: 4	H: 2 LOB: 1 BB: 0 P: 4	R: 0 E: 0 K: 0 S: 3	H: 1 LOB: 0 BB: 0 P: 3

1B: 8	SF: 0
2B: 0	SAC: 0
3B: 0	DP: 3
HR: 2	HBP: 0
WP: 0	PA: 37
PB: 0	
SB: 0	
CS: 2	

PITCHER	IP	WLS	BF	H	R	ER	SO	BB	IBB	HBP	BLK	WP	HR	S	P	ERA	WHIP
Jackson Todd, R (1, 1) ERA: 4.24	9.0	W	37	10	4	4	6	4	0	0	0	0	1	45	61	4.00	1.556

PITCHER	IP	WLS	BF	H	R	ER	SO	BB	IBB	HBP	BLK	WP	HR	S	P	ERA	WHIP

Toronto Blue Jays @ Minnesota Twins

Metropolitan Stadium, Bloomington , MI

Wed Aug 20 1980, 8:05 PM EDT

Att. 4,198 - Unknown - 78 F

AB	33
R	4
H	10
RBI	4
BB	4
SO	6
LOB	16

livebaseballscorecards.com

Batter	1	2	3	4	5	6	7	8	9	AB	R	H	RBI	BB	SO	LOB
Alfredo Griffin, S (1, 6) OBP: 0.278, SLG: 0.349	SSS 0-3 ① K		x 0-0 SH G4-6-3 PB 1-2		SSS 0-3 ③ K		x 0-0 2-H 2B			3	0	1	1	0	2	0
Bob Bailor, R (1, 9) OBP: 0.297, SLG: 0.282	x 0-0 ② 6-3		BBBB 4-0 G4-6-3 1-2 2-3 BB			x 0-0 1B	x 0-0 ③ 6-3			3	0	1	0	1	0	1
Damaso Garcia, R (1, 4) OBP: 0.304, SLG: 0.405	x 0-0 ③ F8		x 0-0 ① ② G4-6-3 1-2f 2-3 3-H			SSS 0-3 ① K		x 0-0 ① 1-3		4	0	0	0	0	1	3
Otto Velez, R (1, 10) OBP: 0.372, SLG: 0.502		x 0-0 ① P3	x 0-0 ③ 6-3			SSS 0-3 ② K		x 0-0 ② F9		4	0	0	0	0	1	2
Roy Howell, L (1, 5) OBP: 0.329, SLG: 0.397		BBBB 4-0 BB BB		x 0-0 ① 4-3		x 0-0 ③ 4-3		x 0-0 3B		3	0	1	0	1	0	1
Doug Ault, R (1, 3) OBP: 0.337, SLG: 0.386		SSS 0-3 ② K		x 0-0 ② 5-3			x 0-0 ① 5-3	x 0-0 ③ F8		3	0	0	0	0	1	1
Steve Braun, L (8, PH) OBP: 0.273, SLG: 0.250										1	0	0	0	0	0	1
Garth Iorg, R (8, 3) OBP: 0.276, SLG: 0.355										0	0	0	0	0	0	0
Lloyd Moseby, L (1, 7) OBP: 0.275, SLG: 0.344		BBBB 4-0 1-2 BB		x 0-0 ③ F8			BBBB 4-0 2B BB		SSS 0-3 ① K	2	1	0	0	2	1	0
Danny Ainge, R (1, 8) OBP: 0.304, SLG: 0.358		SSS 0-3 ③ K			SSS 0-3 ① K		x 0-0 1-H 2B		SSS 0-3 ② K	4	1	1	1	0	3	2
Ernie Whitt, L (1, 2) OBP: 0.286, SLG: 0.361			BBBB 4-0 PB SH G4-6-3 BB		x 0-0 ② 6-3		SSS 0-3 ② K		x 0-0 ③ 3-1	3	1	0	0	1	1	1
Inning Stats	R: 0 E: 0 K: 1 S: 5 H: 0 LOB: 0 BB: 0 P: 5	R: 0 E: 0 K: 2 S: 7 H: 0 LOB: 2 BB: 2 P: 15	R: 1 E: 0 K: 0 S: 3 H: 0 LOB: 1 BB: 2 P: 11	R: 0 E: 0 K: 0 S: 3 H: 0 LOB: 0 BB: 0 P: 3	R: 0 E: 0 K: 2 S: 7 H: 0 LOB: 0 BB: 0 P: 7	R: 0 E: 0 K: 2 S: 8 H: 1 LOB: 1 BB: 0 P: 8	R: 2 E: 0 K: 1 S: 7 H: 2 LOB: 1 BB: 1 P: 11	R: 0 E: 0 K: 0 S: 4 H: 1 LOB: 1 BB: 0 P: 4	R: 0 E: 0 K: 2 S: 7 H: 0 LOB: 0 BB: 0 P: 7	1B: 1 2B: 2 3B: 1 HR: 0 SF: 0 SAC: 1 DP: 1 HBP: 0						

TOP

Toronto Blue Jays @ Chicago White Sox

Comiskey Park, Chicago, IL

Thu Aug 21 1980, 8:05 PM EDT
Att. 15,303 - Unknown - 83 F

livebaseballscorecards.com

AB	30
R	3
H	4
RBI	2
BB	5
SO	10
LOB	12

WP: 0 PB: 1 SB: 0 CS: 0 PA: 36

PITCHER	IP	WLS	BF	H	R	ER	SO	BB	IBB	HBP	BLK	WP	HR	S	P	ERA	WHIP
LaMarr Hoyt, R (1, 1) ERA: 4.43	6.2	W	28	3	3	3	8	5	0	0	0	0	0	39	59	4.05	1.200
Ed Farmer, R (7, 1) ERA: 3.32	2.1	S	8	1	0	0	2	0	0	0	0	0	0	12	12	0.00	0.429

PITCHER	IP	WLS	BF	H	R	ER	SO	BB	IBB	HBP	BLK	WP	HR	S	P	ERA	WHIP

Batter	1	2	3	4	5	6	7	8	9	AB	R	H	RBI	BB	SO	LOB
Leo Sutherland, L (1, 8) OBP: 0.289, SLG: 0.324	S S S 0-3 ① K		x 0-0 ③ 6-3		x 0-0 S 1B 1B 1B	x 0-0 ③ F9				4	1	1	0	0	1	1
Mike Squires, L (1, 3) OBP: 0.336, SLG: 0.356	x 0-0 ② F7			x 0-0 FC6-4 1B	x 0-0 S 1B 1-2 1B		x 0-0 ① 4-3			4	1	2	0	0	0	0
Bob Molinaro, L (1, 7) OBP: 0.359, SLG: 0.412	x 0-0 ③ 1-6-3			x 0-0 ① FC6-4 CS 1-2f	x 0-0 ② P6 1-2 2-3		x 0-0 ② P1			4	0	0	0	0	0	3
Lamar Johnson, R (1, 10) OBP: 0.326, SLG: 0.424		x 0-0 G3 SH5-3 1B		B B B B 4-0 ② S 2B 1-2 BB	B B B B 4-0 1B BB		S S S 0-3 ③ K			2	1	1	0	2	1	0
Jim Morrison, R (1, 4) OBP: 0.315, SLG: 0.407		x 0-0 ① SH5-3 1-2		x 0-0 1-H 2B	x 0-0 1-3 2-H 3-H 1B			H 1-0 5-3 1B HBP		2	0	2	3	0	0	0
Harold Baines, L (1, 9) OBP: 0.272, SLG: 0.395		x 0-0 ② G3 2-3		x 0-0 ③ F8	x 0-0 ③ P5			x 0-0 5-3 1-2 1B		4	0	1	0	0	0	4
Glenn Borgmann, R (1, 2) OBP: 0.346, SLG: 0.333		x 0-0 ③ 6-3			B B B 4-0 3B BB	S S S 0-3 ① K		x 0-0 ① 5-3 1-2 2-3		3	1	0	0	1	1	3
Kevin Bell, R (1, 5) OBP: 0.302, SLG: 0.270			x 0-0 ① 6-3		x 0-0 1-H SF8 3B	x 0-0 ② 6-3		I I I I 4-0 P4-3 IBB		3	1	1	1	1	0	0
Todd Cruz, R (1, 6) OBP: 0.280, SLG: 0.321			x 0-0 ② 4-3		x 0-0 ① SF8 3-H	x 0-0 1B		x 0-0 ② ③ P4-3 1-2f		3	0	1	1	0	0	3
Inning Stats	R: 0 E: 0 K: 1 S: 5 H: 0 LOB: 0 BB: 0 P: 5	R: 0 E: 0 K: 0 S: 4 H: 1 LOB: 1 BB: 0 P: 4	R: 0 E: 0 K: 0 S: 3 H: 0 LOB: 0 BB: 0 P: 3	R: 1 E: 0 K: 0 S: 4 H: 2 LOB: 1 BB: 1 P: 8	R: 4 E: 0 K: 0 S: 7 H: 4 LOB: 2 BB: 2 P: 15	R: 0 E: 0 K: 1 S: 6 H: 1 LOB: 1 BB: 0 P: 6	R: 0 E: 0 K: 1 S: 5 H: 0 LOB: 0 BB: 0 P: 5	R: 0 E: 0 K: 0 S: 3 H: 1 LOB: 2 BB: 1 P: 8		1B: 7 2B: 2 3B: 1 HR: 0 SF: 1 SAC: 1 DP: 1 HBP: 1						

PITCHER		IP	WLS	BF	H	R	ER	SO	BB	IBB	HBP	BLK	WP	HR	S	P	ERA	WHIP
Jesse Jefferson, R ERA: 4.92	(1, 1)	4.2	L	22	6	5	5	1	3	0	0	0	0	0	21	33	9.64	1.929
Joey McLaughlin, R ERA: 4.52	(5, 1)	3.1		14	3	0	0	2	0	1	1	0	0	0	16	21	0.00	0.900

PITCHER	IP	WLS	BF	H	R	ER	SO	BB	IBB	HBP	BLK	WP	HR	S	P	ERA	WHIP

BOTTOM

Toronto Blue Jays @ Chicago White Sox

Comiskey Park, Chicago, IL

Thu Aug 21 1980, 8:05 PM EDT
Att. 15,303 - Unknown - 83 F

livebaseballscorecards.com

AB	29
R	5
H	9
RBI	5
BB	4
SO	3
LOB	14

WP: 0	PB: 0	SB: 3	CS: 1
PA: 36			

Batter	1	2	3	4	5	6	7	8	9	AB	R	H	RBI	BB	SO	LOB
Alfredo Griffin, S (1, 6) OBP: 0.277, SLG: 0.348	6-3		P4			4-3			BB 1-3 1B	4	0	1	0	0	0	0
Bob Bailor, R (1, 9) OBP: 0.297, SLG: 0.278	F7			6-3			F8		FC6-4 1-2 BB	3	0	0	0	1	0	0
Damaso Garcia, R (1, 4) OBP: 0.304, SLG: 0.404	5-3			CS 1B			K		FC6-4 1-2f	4	0	1	0	0	1	2
Otto Velez, R (1, 10) OBP: 0.369, SLG: 0.497		F8		K 1-2			F8			3	0	0	0	0	1	1
Doug Ault, R (1, 3) OBP: 0.337, SLG: 0.384		1B			F9			4-3		3	0	1	0	0	0	0
Roy Howell, L (1, 5) OBP: 0.327, SLG: 0.394		F8			4-3			F7		3	0	0	0	0	0	1
Danny Ainge, R (1, 8) OBP: 0.292, SLG: 0.343		K			5-3			K		3	0	0	0	0	2	1
Garth Iorg, R (1, 7) OBP: 0.267, SLG: 0.344			K			K			P3	3	0	0	0	0	2	0
Ernie Whitt, L (1, 2) OBP: 0.284, SLG: 0.357			4-3			6-3			1B 1B	2	0	0	0	0	0	0
Steve Braun, L (9, PH) OBP: 0.289, SLG: 0.268										1	0	1	0	0	0	0
Joe Cannon, L (9, PR) OBP: 0.086, SLG: 0.059										0	0	0	0	0	0	0
Inning Stats	R: 0 E: 0 K: 0 S: 3 H: 0 LOB: 0 BB: 0 P: 3	R: 0 E: 0 K: 1 S: 6 H: 1 LOB: 1 BB: 0 P: 6	R: 0 E: 0 K: 1 S: 5 H: 0 LOB: 0 BB: 0 P: 5	R: 0 E: 0 K: 1 S: 5 H: 1 LOB: 0 BB: 0 P: 5	R: 0 E: 0 K: 0 S: 3 H: 0 LOB: 0 BB: 0 P: 3	R: 0 E: 0 K: 1 S: 5 H: 0 LOB: 0 BB: 0 P: 5	R: 0 E: 0 K: 1 S: 5 H: 0 LOB: 0 BB: 0 P: 5	R: 0 E: 0 K: 1 S: 5 H: 0 LOB: 0 BB: 0 P: 5	R: 0 E: 0 K: 0 S: 4 H: 2 LOB: 2 BB: 1 P: 8	1B: 4 2B: 0 3B: 0 HR: 0	SF: 0 SAC: 0 DP: 0 HBP: 0					

PITCHER		IP	WLS	BF	H	R	ER	SO	BB	IBB	HBP	BLK	WP	HR	S	P	ERA	WHIP
Britt Burns, L ERA: 2.7	(1, 1)	8.2	W	29	4	0	0	6	1	0	0	0	0	0	40	44	0.00	0.577
Ed Farmer, R ERA: 3.31	(9, 1)	0.1	S	1	0	0	0	0	0	0	0	0	0	0	1	1	0.00	0.000

PITCHER	IP	WLS	BF	H	R	ER	SO	BB	IBB	HBP	BLK	WP	HR	S	P	ERA	WHIP

TOP

Toronto Blue Jays @ Chicago White Sox

Comiskey Park, Chicago, IL

Fri Aug 22 1980, 8:05 PM EDT
Att. 15,033 - Unknown - 73 F

livebaseballscorecards.com

AB	29
R	0
H	4
RBI	0
BB	1
SO	6
LOB	5

WP: 0 PB: 0 SB: 0 CS: 1 PA: 30

Batter	1	2	3	4	5	6	7	8	9	AB	R	H	RBI	BB	SO	LOB
Leo Sutherland, L (1, 8) OBP: 0.286, SLG: 0.317	K	G3 2-3			5-3		1B 1-2 3-H			4	0	1	1	0	1	1
Mike Squires, L (1, 3) OBP: 0.330, SLG: 0.348	4-3	4-3			F7		K			4	0	0	0	0	1	3
Bob Molinaro, L (1, 7) OBP: 0.358, SLG: 0.410	1B WP 3B		P5			P2		K		4	1	1	0	0	1	0
Lamar Johnson, R (1, 10) OBP: 0.326, SLG: 0.427	3B 1-H		F7			6-3		F8		4	0	1	1	0	0	0
Jim Morrison, R (1, 4) OBP: 0.314, SLG: 0.404	BB BB		K			F9		6-3		3	0	0	0	1	1	0
Harold Baines, L (1, 9) OBP: 0.272, SLG: 0.393	BB 1-2			P6			G3			2	0	0	0	1	0	0
Glenn Borgmann, R (1, 2) OBP: 0.310, SLG: 0.292	5-3			5-3			6-3			3	0	0	0	0	0	3
Kevin Bell, R (1, 5) OBP: 0.302, SLG: 0.266		4-3		F9			BB E 1B			2	1	0	0	1	0	0
Todd Cruz, R (1, 6) OBP: 0.281, SLG: 0.326		2B G3			K		E1 1B 1-3			3	0	1	0	0	1	1
Inning Stats	R: 1 E: 0 K: 1 S: 7 H: 2 LOB: 3 BB: 2 P: 15	R: 0 E: 0 K: 0 S: 4 H: 1 LOB: 1 BB: 0 P: 4	R: 0 E: 0 K: 1 S: 5 H: 0 LOB: 0 BB: 0 P: 5	R: 0 E: 0 K: 0 S: 3 H: 0 LOB: 0 BB: 0 P: 3	R: 0 E: 0 K: 1 S: 5 H: 0 LOB: 0 BB: 0 P: 5	R: 0 E: 0 K: 0 S: 3 H: 0 LOB: 0 BB: 0 P: 3	R: 1 E: 1 K: 1 S: 7 H: 1 LOB: 2 BB: 1 P: 11	R: 0 E: 0 K: 1 S: 5 H: 0 LOB: 0 BB: 0 P: 5		1B: 2 2B: 1 3B: 1 HR: 0 SF: 0 SAC: 0 DP: 0 HBP: 0						

PITCHER		IP	WLS	BF	H	R	ER	SO	BB	IBB	HBP	BLK	WP	HR	S	P	ERA	WHIP
Jim Clancy, R ERA: 3.18	(1, 1)	8.0	L	32	4	2	1	5	3	0	0	0	1	0	39	51	1.12	0.875

PITCHER	IP	WLS	BF	H	R	ER	SO	BB	IBB	HBP	BLK	WP	HR	S	P	ERA	WHIP

BOTTOM

Toronto Blue Jays @ Chicago White Sox

Comiskey Park, Chicago, IL

Fri Aug 22 1980, 8:05 PM EDT

Att. 15,033 - Unknown - 73 F

livebaseballscorecards.com

AB	29
R	2
H	4
RBI	2
BB	3
SO	5
LOB	8

WP: 1 PB: 0 SB: 0 CS: 0 PA: 32

Batter	1	2	3	4	5	6	7	8	9	AB	R	H	RBI	BB	SO	LOB
Alfredo Griffin, S (1, 6) OBP: 0.277, SLG: 0.347	S S S 0-3 ① K			S S S 0-3 ① K	x 0-0 ① BB 1-2 1B		x 0-0 ③ F9			4	0	1	0	0	2	0
Bob Bailor, R (1, 9) OBP: 0.300, SLG: 0.276	S S S 0-3 ② K			B B B B 4-0 1B SF7 BB	B B B B 4-0 ① FC6-4 1-2 2-3 BB			x 0-0 ① P2		2	1	0	0	2	1	0
John Mayberry, L (1, 3) OBP: 0.345, SLG: 0.443 Doug Ault, R (4, PR) OBP: 0.330, SLG: 0.373 (4, 3)	S S S 0-3 ③ K			x 0-0 E 1-3 1B	x 0-0 ③ FC6-4 1-2f			x 0-0 ② F9		2 2	0 0	1 0	0 0	0 0	1 0	0 3
Roy Howell, L (1, 5) OBP: 0.324, SLG: 0.391		S S S 0-3 ① K		x 0-0 ② SF7 3-H		x 0-0 ① 1-3		x 0-0 ③ 3-1		3	0	0	1	0	1	0
Steve Braun, L (1, 10) OBP: 0.265, SLG: 0.244		x 0-0 ② 5-3		x 0-0 E5 1-3		x 0-0 ② F7			x 0-0 ① 3-1	4	0	0	0	0	0	1
Lloyd Moseby, L (1, 7) OBP: 0.279, SLG: 0.346		x 0-0 ③ 3-1		S S S 0-3 ③ K		x 0-0 WP 1B			x 0-0 FC6-4 1B	4	0	2	0	0	1	3
Garth Iorg, R (1, 4) OBP: 0.257, SLG: 0.330			x 0-0 ① P3		x 0-0 ① 6-3	S S S 0-3 ③ K 1-2			x 0-0 ② F9	4	0	0	0	0	1	2
Danny Ainge, R (1, 8) OBP: 0.293, SLG: 0.333 Otto Velez, R (9, PH) OBP: 0.368, SLG: 0.496			S S S 0-3 ② K	B B B B 4-0 FC3-6 BB			x 0-0 ① F7		x 0-0 ③ FC6-4 1-2f	2 1	0 0	0 0	0 0	1 0	1 0	0 1
Ernie Whitt, L (1, 2) OBP: 0.279, SLG: 0.351			x 0-0 ③ F7		x 0-0 ② FC3-6 BB 1B 1-2f		x 0-0 ② 1-3			3	0	0	0	0	0	1
Inning Stats	R: 0 E: 0 K: 3 S: 9 H: 0 LOB: 0 BB: 0 P: 9	R: 0 E: 0 K: 1 S: 5 H: 0 LOB: 0 BB: 0 P: 5	R: 0 E: 0 K: 1 S: 5 H: 0 LOB: 0 BB: 0 P: 5	R: 1 E: 1 K: 2 S: 9 H: 1 LOB: 3 BB: 1 P: 13	R: 0 E: 0 K: 0 S: 4 H: 1 LOB: 3 BB: 2 P: 12	R: 0 E: 0 K: 1 S: 6 H: 1 LOB: 1 BB: 0 P: 6	R: 0 E: 0 K: 0 S: 3 H: 0 LOB: 0 BB: 0 P: 3	R: 0 E: 0 K: 0 S: 3 H: 0 LOB: 0 BB: 0 P: 3	R: 0 E: 0 K: 0 S: 4 H: 1 LOB: 1 BB: 0 P: 4	1B: 4 2B: 0 3B: 0 HR: 0	SF: 1 SAC: 0 DP: 0 HBP: 0						

TOP

Toronto Blue Jays @ Chicago White Sox

Comiskey Park, Chicago, IL

Sat Aug 23 1980, 8:05 PM EDT

Att. 10,768 - Unknown - 75 F

livebaseballscorecards.com

AB	31
R	1
H	4
RBI	1
BB	3
SO	8
LOB	11

PITCHER		IP	WLS	BF	H	R	ER	SO	BB	IBB	HBP	BLK	WP	HR	S	P	ERA	WHIP
Richard Dotson, R ERA: 4.15	(1, 1)	9.0	W	35	4	1	1	8	3	0	0	0	1	0	48	60	1.00	0.778

PITCHER	IP	WLS	BF	H	R	ER	SO	BB	IBB	HBP	BLK	WP	HR	S	P	ERA	WHIP

Batter	1	2	3	4	5	6	7	8	9	AB	R	H	RBI	BB	SO	LOB
Leo Sutherland, L (1, 7) OBP: 0.298, SLG: 0.348	S S S 0-3 ① K	x 0-0 ① FC1-5 FC3-6 1-2 2-3f	x 0-0 ① 1-3 2-H 2B			x 0-0 ② 4-3		x 0-0 S 1B		5	0	2	1	0	1	2
Mike Squires, L (1, 3) OBP: 0.332, SLG: 0.351	B B B B 4-0 FC6-4 BB	x 0-0 ② FC3-6 1-2f 2-3	x 0-0 ③ G3			x 0-0 2B		x 0-0 ③ F7 1-2		4	0	1	0	1	0	5
Chet Lemon, R (1, 8) OBP: 0.364, SLG: 0.412	x 0-0 ② FC6-4 1B 1-2f	S S S 0-3 ③ K		x 0-0 ① 6-3		x 0-0 ③ F9				4	0	0	0	0	1	4
Lamar Johnson, R (1, 10) OBP: 0.327, SLG: 0.426	x 0-0 1-2 1B		B B B 4-0 F8 SH5-3 1B BB	x 0-0 ② 6-3			x 0-0 ① 4-3			3	1	1	0	1	0	0
Jim Morrison, R (1, 4) OBP: 0.312, SLG: 0.401	x 0-0 ③ F9		x 0-0 ① SH5-3 1-2	x 0-0 ③ F9			x 0-0 ② 5-3			3	0	0	0	0	0	2
Harold Baines, L (1, 9) OBP: 0.275, SLG: 0.397		x 0-0 1B E 2B	x 0-0 E4 1B 1B		x 0-0 ① 4-3		x 0-0 1B			4	2	2	0	0	0	1
Glenn Borgmann, R (1, 2) OBP: 0.303, SLG: 0.286		x 0-0 1B E 2-3 1B	x 0-0 ② F8 2-3		x 0-0 ② 5-3		x 0-0 ③ F8			4	1	1	0	0	0	3
Kevin Bell, R (1, 5) OBP: 0.306, SLG: 0.272		x 0-0 FC1-5 E 1-2 1B	x 0-0 1B 1-2 2B 1B 3-H		x 0-0 ③ 6-3			x 0-0 ① 5-3		4	1	2	1	0	0	0
Todd Cruz, R (1, 6) OBP: 0.280, SLG: 0.324		x 0-0 E6 FC3-6 FC1-5 1-2 2-H 3-H	x 0-0 2B 1-2 2-H 1B			x 0-0 ① 6-3		x 0-0 ② 5-3		4	0	1	2	0	0	1
Inning Stats	R: 0 H: 1 E: 0 LOB: 2 K: 1 BB: 1 S: 6 P: 10	R: 2 H: 3 E: 1 LOB: 2 K: 1 BB: 0 S: 9 P: 9	R: 3 H: 3 E: 1 LOB: 2 K: 0 BB: 1 S: 7 P: 11	R: 0 H: 0 E: 0 LOB: 0 K: 0 BB: 0 S: 3 P: 3	R: 0 H: 0 E: 0 LOB: 0 K: 0 BB: 0 S: 3 P: 3	R: 0 H: 1 E: 0 LOB: 1 K: 0 BB: 0 S: 4 P: 4	R: 0 H: 1 E: 0 LOB: 1 K: 0 BB: 0 S: 4 P: 4	R: 0 H: 1 E: 0 LOB: 1 K: 0 BB: 0 S: 4 P: 4		1B: 7 SF: 0 2B: 3 SAC: 1 3B: 0 DP: 0 HR: 0 HBP: 0						

PITCHER		IP	WLS	BF	H	R	ER	SO	BB	IBB	HBP	BLK	WP	HR	S	P	ERA	WHIP
Jack Kucek, R ERA: 7.83	(1, 1)	2.2	L	19	7	5	2	2	2	0	0	0	0	0	21	29	6.75	3.375
Jerry Garvin, L ERA: 2.69	(3, 1)	0.1		1	0	0	0	0	0	0	0	0	0	0	1	1	0.00	0.000
Joey McLaughlin, R ERA: 4.32	(4, 1)	4.0		14	2	0	0	0	0	0	0	0	0	0	14	14	0.00	0.500
Mike Barlow, R ERA: 3.15	(8, 1)	1.0		4	1	0	0	0	0	0	0	0	0	0	4	4	0.00	1.000

PITCHER	IP	WLS	BF	H	R	ER	SO	BB	IBB	HBP	BLK	WP	HR	S	P	ERA	WHIP

BOTTOM

Toronto Blue Jays @ Chicago White Sox

Comiskey Park, Chicago, IL

Sat Aug 23 1980, 8:05 PM EDT
Att. 10,768 - Unknown - 75 F

livebaseballscorecards.com

AB	35
R	5
H	10
RBI	4
BB	2
SO	2
LOB	18

WP: 0 PA: 38
PB: 0
SB: 1
CS: 0

Batter	1	2	3	4	5	6	7	8	9	AB	R	H	RBI	BB	SO	LOB
Alfredo Griffin, S (1, 6) OBP: 0.277, SLG: 0.346	F8	E6 2-H			5-3			F8	S 1B 2-H	5	0	1	1	0	0	0
Bob Bailor, R (1, 7) OBP: 0.302, SLG: 0.280	K	4-3			6-3 2B			E 1B SF7 BB	F8 1-2	4	1	1	0	1	1	2
Otto Velez, R (1, 10) OBP: 0.367, SLG: 0.493	L5		P3		6-3 2-3			E6 1-3 1B		4	0	1	0	0	0	1
Doug Ault, R (1, 3) OBP: 0.326, SLG: 0.372		5-3	1B			F9		SF7 3-H		3	0	1	1	0	0	0
Damaso Garcia, R (1, 4) OBP: 0.303, SLG: 0.409		HR	K			P4		6-3		4	1	1	1	0	1	2
Roy Howell, L (1, 5) OBP: 0.321, SLG: 0.387		6-3	P3			F7			G3	4	0	0	0	0	0	1
Lloyd Moseby, L (1, 9) OBP: 0.286, SLG: 0.355		3B 2B		CS 1B			6-3		2B BB	3	2	2	0	1	0	0
Danny Ainge, R (1, 8) OBP: 0.291, SLG: 0.355		2B 3B 2-H		F8 1-2			K		F8	4	1	1	1	0	1	2
Bob Davis, R (1, 2) OBP: 0.281, SLG: 0.353		E 2B 3-H		5-3			1-3		1B 2B 1-H	4	2	2	2	0	0	0
Inning Stats	R: 0 E: 0 K: 1 S: 5 H: 0 LOB: 0 BB: 0 P: 5	R: 4 E: 1 K: 0 S: 8 H: 4 LOB: 1 BB: 0 P: 8	R: 0 E: 0 K: 1 S: 6 H: 1 LOB: 1 BB: 0 P: 6	R: 0 E: 0 K: 0 S: 3 H: 1 LOB: 0 BB: 0 P: 3	R: 0 E: 0 K: 0 S: 3 H: 1 LOB: 0 BB: 0 P: 3	R: 0 E: 0 K: 0 S: 3 H: 0 LOB: 0 BB: 0 P: 3	R: 0 E: 0 K: 1 S: 5 H: 0 LOB: 0 BB: 0 P: 5	R: 1 E: 1 K: 0 S: 4 H: 1 LOB: 1 BB: 1 P: 8	R: 2 E: 0 K: 0 S: 5 H: 2 LOB: 1 BB: 1 P: 9	1B: 4 2B: 4 3B: 1 HR: 1 SF: 1 SAC: 0 DP: 0 HBP: 0						

PITCHER		IP	WLS	BF	H	R	ER	SO	BB	IBB	HBP	BLK	WP	HR	S	P	ERA	WHIP
Ross Baumgarten, L ERA: 3.05	(1, 1)	6.0	L	24	7	4	3	2	0	0	0	0	0	1	28	28	4.50	1.167
Mike Proly, R ERA: 3.03	(7, 1)	2.0		8	1	1	0	1	1	0	0	0	0	0	9	13	0.00	1.000
Rich Wortham, L ERA: 5.68	(9, 1)	1.0		6	2	2	2	0	1	0	0	0	0	0	5	9	18.00	3.000

PITCHER	IP	WLS	BF	H	R	ER	SO	BB	IBB	HBP	BLK	WP	HR	S	P	ERA	WHIP

TOP

Toronto Blue Jays @ Chicago White Sox

Comiskey Park, Chicago, IL

Sun Aug 24 1980, 4:33 AM EDT
Att. 17,156 - Unknown - 76 F

livebaseballscorecards.com

AB	35
R	7
H	10
RBI	6
BB	2
SO	3
LOB	8

Batter	1	2	3	4	5	6	7	8	9	AB	R	H	RBI	BB	SO	LOB
Leo Sutherland, L (1, 7) OBP: 0.269, SLG: 0.314	S S S 0-3 K ①		x 0-0 6-3 ②		x 0-0 4-3 ②		S S S 0-3 K ③		x 0-0 F8 ①	5	0	0	0	0	2	1
Mike Squires, L (1, 3) OBP: 0.342, SLG: 0.353	S S S 0-3 K ②		x 0-0 1B		B B B B 4-0 BB			B B B B 4-0 E 1-3 1B BB	B B B B 4-0 E 1-2 BB	2	1	1	0	3	1	0
Chet Lemon, R (1, 8) OBP: 0.363, SLG: 0.410	x 0-0 1B 1B		x 0-0 4-3 ③		x 0-0 F9 ③			x 0-0 1-3 ① 1-2	x 0-0 F7 ②	5	0	1	0	0	0	5
Lamar Johnson, R (1, 10) OBP: 0.326, SLG: 0.424	x 0-0 FC6-4 1-3 1B			x 0-0 6-3 ①		S S S 0-3 K ①		x 0-0 L4 ②	x 0-0 E6 1-3 2-H	5	0	1	0	0	1	2
Jim Morrison, R (1, 4) OBP: 0.313, SLG: 0.401	x 0-0 FC6-4 ③ 1-2f			x 0-0 1B 1B		x 0-0 1B		x 0-0 E5 1B 1B 2-3	x 0-0 F8 ③	5	1	2	0	0	0	5
Harold Baines, L (1, 9) OBP: 0.277, SLG: 0.398		x 0-0 4-3 ①		x 0-0 1-2 1B		x 0-0 F7 ②		x 0-0 E 1B 1-2 3-H 1B		4	0	2	1	0	0	1
Glenn Borgmann, R (1, 2) OBP: 0.297, SLG: 0.281		x 0-0 6-3 ②		x 0-0 F7 ②		x 0-0 1-3 ③		x 0-0 E2 1-3 2-H 1B		4	0	1	1	0	0	3
Kevin Bell, R (1, 5) OBP: 0.302, SLG: 0.267 Wayne Nordhagen, R (8, PH) OBP: 0.288, SLG: 0.484 Greg Pryor, R (9, 5) OBP: 0.272, SLG: 0.348		S S S 0-3 K ③		x 0-0 4-3 ③			x 0-0 F8 ①	x 0-0 P6 ③		3 1 0	0 0 0	0 0 0	0 0 0	0 0 0	1 0 0	2 2 0
Todd Cruz, R (1, 6) OBP: 0.277, SLG: 0.320 Bob Molinaro, L (9, PH) OBP: 0.360, SLG: 0.412			x 0-0 6-3 ①		x 0-0 6-3 ①		x 0-0 3-1 ②		x 0-0 BB E 1B	3 1	0 1	0 1	0 0	0 0	0 0	0 0
Inning Stats	R: 0 E: 0 K: 2 S: 9 H: 2 LOB: 2 P: 9	R: 0 E: 0 K: 1 S: 5 H: 0 LOB: 0 BB: 0 P: 5	R: 0 E: 0 K: 0 S: 4 H: 1 LOB: 1 BB: 0 P: 4	R: 0 E: 0 K: 0 S: 5 H: 2 LOB: 2 BB: 0 P: 5	R: 0 E: 0 K: 0 S: 3 H: 0 LOB: 1 BB: 1 P: 7	R: 0 E: 0 K: 1 S: 6 H: 1 LOB: 1 BB: 0 P: 6	R: 0 E: 0 K: 1 S: 5 H: 0 LOB: 0 BB: 0 P: 5	R: 2 E: 2 K: 0 S: 6 H: 2 LOB: 2 BB: 1 P: 10	R: 1 E: 1 K: 0 S: 5 H: 1 LOB: 2 BB: 1 P: 9	1B: 9 2B: 0 3B: 0 HR: 0	SF: 0 SAC: 0 DP: 0 HBP: 0						

PITCHER	IP	WLS	BF	H	R	ER	SO	BB	IBB	HBP	BLK	WP	HR	S	P	ERA	WHIP
Dave Stieb, R (1, 1) ERA: 3.06	8.2	W	40	9	3	0	5	3	0	0	0	0	0	47	59	0.00	1.385
Mike Barlow, R (9, 1) ERA: 3.12	0.1	S	1	0	0	0	0	0	0	0	0	0	0	1	1	0.00	0.000

PITCHER	IP	WLS	BF	H	R	ER	SO	BB	IBB	HBP	BLK	WP	HR	S	P	ERA	WHIP

BOTTOM

Toronto Blue Jays @ Chicago White Sox

Comiskey Park, Chicago, IL

Sun Aug 24 1980, 4:33 AM EDT
Att. 17,156 - Unknown - 76 F

livebaseballscorecards.com

AB	38
R	3
H	9
RBI	2
BB	3
SO	5
LOB	21

1B: 9	SF: 0	WP: 0	PA: 41
2B: 0	SAC: 0	PB: 0	
3B: 0	DP: 0	SB: 0	
HR: 0	HBP: 0	CS: 0	

Batter	1	2	3	4	5	6	7	8	9	AB	R	H	RBI	BB	SO	LOB
Mickey Rivers, L (1, 8) OBP: 0.347, SLG: 0.429	G3		CS 1B	F7			G3	G6-4-3 1B 1-3 2-H		5	0	2	1	0	0	1
Bump Wills, S (1, 4) OBP: 0.318, SLG: 0.343	3-1		S 1B 1-2 BB		K		BB 2B	G6-4-3 1-2f 3-H		4	1	1	0	1	1	1
Al Oliver, L (1, 7) OBP: 0.352, SLG: 0.462	E6 1B		E 1B 1-2 BB		F9		F7	L4		4	0	1	0	1	0	1
Buddy Bell, R (1, 5) OBP: 0.379, SLG: 0.493	E6 1-3		E9 1-3 2-H 1B		L4		BB IBB		G6-4-3 1B	4	0	2	1	1	0	1
Rusty Staub, L (1, 10) OBP: 0.391, SLG: 0.464 Richie Zisk, R (7, PH) OBP: 0.344, SLG: 0.482		G3	BB			5-3	BB 1-2 2-3		G6-4-3 1-2f	2 1	0 0	0 0	0 0	1 1	0 0	0 1
Pat Putnam, L (1, 3) OBP: 0.322, SLG: 0.410 John Ellis, R (7, PH) OBP: 0.285, SLG: 0.305 (7, 3)		K	K			F9	F8		5-3	3 2	0 0	0 0	0 0	0 0	2 0	3 3
Johnny Grubb, L (1, 9) OBP: 0.392, SLG: 0.416		HR	1B			FC5 2B		BB		3	2	3	1	1	0	0
Jim Sundberg, R (1, 2) OBP: 0.351, SLG: 0.387		5-3	K			IBB		1B 1B 1-3 1B		3	1	1	0	1	1	1
Pepe Frias, R (1, 6) OBP: 0.246, SLG: 0.274			5-3	F9		FC5 2-3f		1B G6-4-3 1-2 3-H 1B		4	1	1	1	0	0	3
Inning Stats	R: 0 H: 1 E: 1 LOB: 1 K: 0 BB: 0 S: 4 P: 4	R: 1 H: 1 E: 0 LOB: 0 K: 1 BB: 0 S: 6 P: 6	R: 1 H: 2 E: 1 LOB: 3 K: 1 BB: 3 S: 6 P: 18	R: 0 H: 1 E: 0 LOB: 1 K: 1 BB: 0 S: 6 P: 6	R: 0 H: 0 E: 0 LOB: 0 K: 1 BB: 0 S: 5 P: 5	R: 0 H: 1 E: 0 LOB: 2 K: 0 BB: 1 S: 4 P: 8	R: 0 H: 1 E: 0 LOB: 3 K: 0 BB: 2 S: 4 P: 12	R: 3 H: 3 E: 0 LOB: 0 K: 0 BB: 1 S: 5 P: 9	R: 0 H: 1 E: 0 LOB: 0 K: 0 BB: 0 S: 3 P: 3	1B: 8 SF: 0 2B: 2 SAC: 0 3B: 0 DP: 2 HR: 1 HBP: 0				WP: 0 PA: 42 PB: 0 SB: 1 CS: 1		

PITCHER		IP	WLS	BF	H	R	ER	SO	BB	IBB	HBP	BLK	WP	HR	S	P	ERA	WHIP
Jackson Todd, R ERA: 4.5	(1, 1)	2.2	L	14	4	2	2	1	3	0	0	0	0	1	13	25	6.75	2.625
Jerry Garvin, L ERA: 2.53	(3, 1)	4.0		18	3	0	0	3	1	2	0	0	0	0	21	33	0.00	1.000
Ken Schrom, R ERA: 10.8	(7, 1)	0.1		4	2	3	3	0	1	0	0	0	0	0	3	7	81.00	9.000
Mike Willis, L ERA: 2.7	(8, 1)	1.0		3	1	0	0	0	0	0	0	0	0	0	3	3	0.00	1.000
Joey McLaughlin, R ERA: 4.27	(9, 1)	1.0		3	1	0	0	0	0	0	0	0	0	0	3	3	0.00	1.000

PITCHER	IP	WLS	BF	H	R	ER	SO	BB	IBB	HBP	BLK	WP	HR	S	P	ERA	WHIP

TOP

Texas Rangers @ Toronto Blue Jays

Exhibition Stadium, Toronto, ON

Mon Aug 25 1980, 3:33 AM EDT

Att. 15,517 - Unknown - 81 F

livebaseballscorecards.com

AB	35
R	5
H	11
RBI	4
BB	7
SO	4
LOB	15

Texas Rangers @ Toronto Blue Jays

Exhibition Stadium, Toronto, ON

Mon Aug 25 1980, 3:33 AM EDT

Att. 15,517 - Unknown - 81 F

BOTTOM

livebaseballscorecards.com

Batter	1	2	3	4	5	6	7	8	9	AB	R	H	RBI	BB	SO	LOB
Alfredo Griffin, S (1, 6) OBP: 0.276, SLG: 0.345	6-3		1-2 1B			K		4-3		4	0	1	0	0	1	0
Bob Bailor, R (1, 7) OBP: 0.305, SLG: 0.277	FC6-4 BB		F7			1B BB		P4		2	0	0	0	2	0	2
Otto Velez, R (1, 10) OBP: 0.363, SLG: 0.487	FC6-4 1-2f		5-3			P5			K	4	0	0	0	0	1	4
Roy Howell, L (1, 5) OBP: 0.320, SLG: 0.386	F7			F8		1-3 1B			K	4	0	1	0	0	1	1
Damaso Garcia, R (1, 4) OBP: 0.303, SLG: 0.407		K		F8		6-3			1B 1B BB	3	1	0	0	1	1	2
Lloyd Moseby, L (1, 9) OBP: 0.290, SLG: 0.354		6-3		F7			G6-3 BB		1B 1-2 1B	3	0	1	0	1	0	0
Doug Ault, R (1, 3) OBP: 0.319, SLG: 0.363 John Mayberry, L (7, PH) OBP: 0.345, SLG: 0.441 Garth Iorg, R (8, 3) OBP: 0.264, SLG: 0.337		P4			5-3		G6-3 1-2f		1-3 2-H 1B	2 1 1	0 0 0	0 0 1	0 0 1	0 0 0	0 0 0	0 1 0
Danny Ainge, R (1, 8) OBP: 0.277, SLG: 0.338			5-3		K		6-3		K	4	0	0	0	0	2	2
Ernie Whitt, L (1, 2) OBP: 0.280, SLG: 0.347			BB		P6			L5		2	0	0	0	1	0	0
Inning Stats	R: 0 H: 0 E: 0 LOB: 1 K: 0 BB: 1 S: 3 P: 7	R: 0 H: 0 E: 0 LOB: 0 K: 1 BB: 0 S: 5 P: 5	R: 0 H: 1 E: 0 LOB: 2 K: 0 BB: 1 S: 4 P: 8	R: 0 H: 0 E: 0 LOB: 0 K: 0 BB: 0 S: 3 P: 3	R: 0 H: 0 E: 0 LOB: 0 K: 1 BB: 0 S: 5 P: 5	R: 0 H: 1 E: 0 LOB: 2 K: 1 BB: 1 S: 6 P: 10	R: 0 H: 0 E: 0 LOB: 0 K: 0 BB: 1 S: 2 P: 6	R: 0 H: 0 E: 0 LOB: 0 K: 0 BB: 0 S: 3 P: 3	R: 1 H: 2 E: 0 LOB: 2 K: 3 BB: 1 S: 11 P: 15	1B: 4 SF: 0 2B: 0 SAC: 0 3B: 0 DP: 1 HR: 0 HBP: 0						

	AB	30
	R	1
	H	4
	RBI	1
	BB	5
	SO	6
	LOB	12

WP: 0 PA: 35
PB: 0
SB: 0
CS: 0

PITCHER		IP	WLS	BF	H	R	ER	SO	BB	IBB	HBP	BLK	WP	HR	S	P	ERA	WHIP
Ken Clay, R ERA: 2.57	(1, 1)	6.0	W	24	2	0	0	3	4	0	0	0	0	0	26	42	0.00	1.000
John Henry Johnson, L ERA: 3.38	(7, 1)	3.0	S	11	2	1	1	3	1	0	0	0	0	0	16	20	3.00	1.000

PITCHER		IP	WLS	BF	H	R	ER	SO	BB	IBB	HBP	BLK	WP	HR	S	P	ERA	WHIP

Batter	1	2	3	4	5	6	7	8	9	AB	R	H	RBI	BB	SO	LOB
Mickey Rivers, L (1, 8) OBP: 0.346, SLG: 0.429	G3		P2	SF9 3-H		F9		1-H 2-H 2B		4	0	1	3	0	0	1
Jim Norris, L (8, 8) OBP: 0.335, SLG: 0.271										0	0	0	0	0	0	0
Bump Wills, S (1, 4) OBP: 0.319, SLG: 0.347	2B		G3	2-H 2B		L7		4-3		5	0	2	1	0	0	2
Al Oliver, L (1, 7) OBP: 0.351, SLG: 0.461	6-3			1B 2B			F8		4-3	5	1	1	0	0	0	2
Buddy Bell, R (1, 5) OBP: 0.382, SLG: 0.493	BB			1B 2-H 1B	F9		G4-6-3 1B		4-3	4	1	2	1	1	0	0
Rusty Staub, L (1, 10) OBP: 0.387, SLG: 0.462	G3			F8	2B		G4-6-3 1-2f		6-3	5	0	1	0	0	0	4
Johnny Grubb, L (1, 9) OBP: 0.389, SLG: 0.412		4-3		1B 1-3 1B	K			3-1		4	1	1	0	0	1	1
Pat Putnam, L (1, 3) OBP: 0.325, SLG: 0.409		K		1B IBB	6-3			1B 1B		3	1	1	0	1	1	1
Jim Sundberg, R (1, 2) OBP: 0.355, SLG: 0.389		4-3		1B 1-3 2-H 3-H SF9 1B		BB		1B 1-2 2B 1B		3	2	2	2	1	0	0
Pepe Frias, R (1, 6) OBP: 0.251, SLG: 0.279			3-1	2B 2-3 3-H 1B		K		1-2 2-H 2B 1B		4	2	2	1	0	1	1

TOP

Texas Rangers @ Toronto Blue Jays

Exhibition Stadium, Toronto, ON

Tue Aug 26 1980, 3:33 AM EDT

Att. 15,478 - Unknown - 79 F

livebaseballscorecards.com

AB	37
R	8
H	13
RBI	8
BB	3
SO	3
LOB	12

Inning Stats	1	2	3	4	5	6	7	8	9
	R: 0 E: 0 K: 0 S: 4	H: 1 LOB: 2 BB: 1 P: 8	R: 0 E: 0 K: 1 S: 5	H: 0 LOB: 0 BB: 0 P: 5	R: 0 E: 0 K: 0 S: 3	H: 0 LOB: 0 BB: 0 P: 3	R: 6 E: 0 K: 0 S: 9	H: 6 LOB: 1 BB: 1 P: 13	R: 0 E: 0 K: 1 S: 6	H: 1 LOB: 1 BB: 0 P: 6	R: 0 E: 0 K: 1 S: 5	H: 0 LOB: 1 BB: 1 P: 9	R: 0 E: 0 K: 0 S: 3	H: 1 LOB: 0 BB: 0 P: 3	R: 2 E: 0 K: 0 S: 6	H: 4 LOB: 1 BB: 0 P: 6	R: 0 E: 0 K: 0 S: 3	H: 0 LOB: 0 BB: 0 P: 3

	1B	SF	WP	PA
	2B	SAC	PB	
	3B	DP	SB	
	HR	HBP	CS	
	8	1	0	41
	5	0	0	
	0	1	0	
	0	0	0	

PITCHER		IP	WLS	BF	H	R	ER	SO	BB	IBB	HBP	BLK	WP	HR	S	P	ERA	WHIP
Jesse Jefferson, R ERA: 5.24	(1, 1)	3.1	L	18	6	6	6	1	1	1	0	0	0	0	18	26	16.20	2.100
Mike Willis, L ERA: 1.74	(4, 1)	3.2		14	3	0	0	2	1	0	0	0	0	0	17	21	0.00	1.091
Ken Schrom, R ERA: 12.0	(8, 1)	1.0		6	4	2	2	0	0	0	0	0	0	0	6	6	18.00	4.000
Mike Barlow, R ERA: 3.05	(9, 1)	1.0		3	0	0	0	0	0	0	0	0	0	0	3	3	0.00	0.000

PITCHER	IP	WLS	BF	H	R	ER	SO	BB	IBB	HBP	BLK	WP	HR	S	P	ERA	WHIP

Texas Rangers @ Toronto Blue Jays

Exhibition Stadium, Toronto, ON

Tue Aug 26 1980, 3:33 AM EDT

Att. 15,478 - Unknown - 79 F

BOTTOM

livebaseballscorecards.com

Batter	1	2	3	4	5	6	7	8	9	AB	R	H	RBI	BB	SO	LOB
Alfredo Griffin, S (1, 6) OBP: 0.279, SLG: 0.353	3B		SH1-3 1-2		F5 2-3			2B		3	0	2	0	0	0	1
Joe Cannon, L (1, 7) OBP: 0.077, SLG: 0.053	P2		P6			4-3		F9		4	0	0	0	0	0	3
Otto Velez, R (1, 3) OBP: 0.362, SLG: 0.484	K			1B		K		5-3		4	0	1	0	0	2	2
Roy Howell, L (1, 5) OBP: 0.320, SLG: 0.385	K			F8		F7			1-3	1	0	0	0	0	1	1
Bob Bailor, R (2, 5) OBP: 0.302, SLG: 0.274										3	0	0	0	0	0	1
Steve Braun, L (1, 10) OBP: 0.264, SLG: 0.229		K		K			4-3		BB	3	0	0	0	1	2	1
Garth Iorg, R (1, 4) OBP: 0.264, SLG: 0.333		F7		F7			PB 1B		K	4	0	1	0	0	1	2
Lloyd Moseby, L (1, 9) OBP: 0.285, SLG: 0.349		F3			G3		P2 1-2		4-3	4	0	0	0	0	0	2
Danny Ainge, R (1, 8) OBP: 0.267, SLG: 0.325			6-3		L4		K			3	0	0	0	0	1	1
Ernie Whitt, L (1, 2) OBP: 0.286, SLG: 0.354			SH1-3 BB		WP 2B			1-3		2	0	1	0	1	0	0

	AB	31
	R	0
	H	5
	RBI	0
	BB	2
	SO	7
	LOB	14

Inning Stats	1	2	3	4	5	6	7	8	9	1B	SF	WP	PA	34
	R: 0 H: 1	R: 0 H: 0	R: 0 H: 0	R: 0 H: 1	R: 0 H: 1	R: 0 H: 0	R: 0 H: 1	R: 0 H: 1	R: 0 H: 0	2	0	1		
	E: 0 LOB: 1	E: 0 LOB: 0	E: 0 LOB: 1	E: 0 LOB: 1	E: 0 LOB: 1	E: 0 LOB: 0	E: 0 LOB: 1	E: 0 LOB: 1	E: 0 LOB: 1	2B	SAC	PB		
	K: 2 BB: 0	K: 1 BB: 0	K: 0 BB: 1	K: 1 BB: 0	K: 1 BB: 0	K: 1 BB: 0	K: 1 BB: 0	K: 0 BB: 0	K: 1 BB: 1	2	1	1		
	S: 8 P: 8	S: 5 P: 5	S: 3 P: 7	S: 6 P: 6	S: 4 P: 4	S: 5 P: 5	S: 6 P: 6	S: 4 P: 4	S: 5 P: 9	3B	DP	SB		
										1	0	0		
										HR	HBP	CS		
										0	0	0		

PITCHER	IP	WLS	BF	H	R	ER	SO	BB	IBB	HBP	BLK	WP	HR	S	P	ERA	WHIP
Charlie Hough, R (1, 1) ERA: 4.71	9.0	W	34	5	0	0	7	2	0	0	0	1	0	46	54	0.00	0.778

PITCHER	IP	WLS	BF	H	R	ER	SO	BB	IBB	HBP	BLK	WP	HR	S	P	ERA	WHIP

Texas Rangers @ Toronto Blue Jays

Exhibition Stadium, Toronto, ON

Wed Aug 27 1980, 3:33 AM EDT

Att. 15,442 - Unknown - 84 F

livebaseballscorecards.com

TOP

Batter	1	2	3	4	5	6	7	8	9	AB	R	H	RBI	BB	SO	LOB
Mickey Rivers, L (1, 8) OBP: 0.348, SLG: 0.433	P5		HR 2B		BB 1B		FC4 1B		4-3	5	2	3	0	0	0	0
Bump Wills, S (1, 4) OBP: 0.321, SLG: 0.354	K		2-H HR		1B 1B 1-2 BB		F8		1B	4	2	2	2	1	1	1
Al Oliver, L (1, 7) OBP: 0.349, SLG: 0.458	K		F7		1B 1-3 2-H		F9		4-3	5	0	1	1	0	1	2
Buddy Bell, R (1, 5) OBP: 0.383, SLG: 0.492		CS BB		F9	1B 1-2 3-H		FC4 1-2f			3	0	1	1	1	0	1
Richie Zisk, R (1, 10) OBP: 0.341, SLG: 0.477		F8		4-3	F8			F8		4	0	0	0	0	0	3
Johnny Grubb, L (1, 9) OBP: 0.396, SLG: 0.413		BB 1-2		1B		F7		BB		2	0	1	0	2	0	0
Pat Putnam, L (1, 3) OBP: 0.325, SLG: 0.408		P2		P4		1B		P3		3	0	1	0	0	0	2
Dave Roberts, R (6, 6) OBP: 0.290, SLG: 0.393										1	0	0	0	0	0	1
Jim Sundberg, R (1, 2) OBP: 0.351, SLG: 0.385			5-3		F8	F7		K		4	0	0	0	0	1	2
Pepe Frias, R (1, 6) OBP: 0.249, SLG: 0.276			4-3		G3	P6			F8	2	0	0	0	0	0	0
Rusty Staub, L (6, PH) OBP: 0.385, SLG: 0.459 (6, 3)										2	0	0	0	0	0	1
Inning Stats	R: 0 E: 0 K: 2 S: 7 H: 0 LOB: 0 BB: 0 P: 7	R: 0 E: 0 K: 0 S: 2 H: 0 LOB: 1 BB: 2 P: 10	R: 2 E: 0 K: 0 S: 5 H: 2 LOB: 0 BB: 0 P: 5	R: 0 E: 0 K: 0 S: 4 H: 1 LOB: 1 BB: 0 P: 4	R: 2 E: 0 K: 0 S: 6 H: 3 LOB: 2 BB: 1 P: 10	R: 0 E: 0 K: 0 S: 4 H: 1 LOB: 1 BB: 0 P: 4	R: 0 E: 0 K: 0 S: 4 H: 1 LOB: 1 BB: 0 P: 4	R: 0 E: 0 K: 1 S: 5 H: 0 LOB: 1 BB: 1 P: 9	R: 0 E: 0 K: 0 S: 4 H: 1 LOB: 1 BB: 0 P: 4	1B: 7 2B: 1 3B: 0 HR: 1	SF: 0 SAC: 0 DP: 0 HBP: 0						

	AB	35
	R	4
	H	9
	RBI	4
	BB	4
	SO	3
	LOB	13

WP: 0 PB: 0 SB: 0 CS: 1 PA: 39

PITCHER		IP	WLS	BF	H	R	ER	SO	BB	IBB	HBP	BLK	WP	HR	S	P	ERA	WHIP
Jim Clancy, R ERA: 3.24	(1, 1)	7.2	W	34	8	4	4	2	4	0	0	0	0	1	34	50	4.70	1.565
Mike Barlow, R ERA: 2.98	(8, 1)	1.0		4	1	0	0	1	0	0	0	0	0	0	6	6	0.00	1.000
Jerry Garvin, L ERA: 2.51	(9, 1)	0.1	S	1	0	0	0	0	0	0	0	0	0	0	1	1	0.00	0.000

PITCHER	IP	WLS	BF	H	R	ER	SO	BB	IBB	HBP	BLK	WP	HR	S	P	ERA	WHIP

Texas Rangers @ Toronto Blue Jays

Exhibition Stadium, Toronto, ON

Wed Aug 27 1980, 3:33 AM EDT

Att. 15,442 - Unknown - 84 F

BOTTOM

livebaseballscorecards.com

Batter	1	2	3	4	5	6	7	8	9	AB	R	H	RBI	BB	SO	LOB
Alfredo Griffin, S (1, 6) OBP: 0.280, SLG: 0.357	4-3	P6		2B 3B 1-H 3-H	6-3			1B 2-3		5	1	2	2	0	0	3
Bob Bailor, R (1, 7) OBP: 0.307, SLG: 0.279	4-3 2B	F9		2B BB BBBB		CS BB BBBB		K SSS		3	0	1	0	2	1	4
Roy Howell, L (1, 5) OBP: 0.323, SLG: 0.394	4-3 2-3		P5	1-3 3-H 2B		3B 1-2		IBB		4	0	2	1	1	0	1
Otto Velez, R (1, 3) OBP: 0.363, SLG: 0.480	F3		2B BB BBBB	5-3		G4-6-3 IBB IIII		K SSS		3	1	0	0	2	1	6
John Mayberry, L (1, 10) OBP: 0.345, SLG: 0.444		1B E 1B	2B	F7		G4-6-3 1-2f		F7		5	1	2	1	0	0	7
Lloyd Moseby, L (1, 9) OBP: 0.285, SLG: 0.347		E 1B 1B 1-3	P4	6-3			K SSS			4	1	1	0	0	1	3
Garth Iorg, R (1, 4) OBP: 0.272, SLG: 0.339		E6 1B 1-2 3-H	K SSS		4-3 1B		G6-4-3 1B			4	0	2	1	0	1	2
Danny Ainge, R (1, 8) OBP: 0.267, SLG: 0.322		K SSS		1B 3B 1B	4-3 1-2		G6-4-3 1-2f			4	1	1	0	0	1	4
Ernie Whitt, L (1, 2) OBP: 0.294, SLG: 0.367		1-3 2-H 1B		1-3 3B 1B	K SSS			1B 2B		4	1	3	1	0	1	1
Inning Stats	R: 0 H: 1 E: 0 LOB: 1 K: 0 BB: 0 S: 4 P: 4	R: 2 H: 3 E: 1 LOB: 2 K: 1 BB: 0 S: 9 P: 9	R: 1 H: 1 E: 0 LOB: 1 K: 1 BB: 1 S: 6 P: 10	R: 3 H: 4 E: 0 LOB: 2 K: 0 BB: 1 S: 7 P: 11	R: 0 H: 1 E: 0 LOB: 1 K: 1 BB: 0 S: 6 P: 6	R: 0 H: 1 E: 0 LOB: 1 K: 0 BB: 2 S: 2 P: 10	R: 0 H: 1 E: 0 LOB: 0 K: 1 BB: 0 S: 5 P: 5	R: 0 H: 2 E: 0 LOB: 3 K: 2 BB: 1 S: 9 P: 13		1B: 8 SF: 0 2B: 4 SAC: 0 3B: 2 DP: 2 HR: 0 HBP: 0						

	AB	36
	R	6
	H	14
	RBI	6
	BB	5
	SO	6
	LOB	31

WP: 0 PA: 41
PB: 0
SB: 0
CS: 1

PITCHER		IP	WLS	BF	H	R	ER	SO	BB	IBB	HBP	BLK	WP	HR	S	P	ERA	WHIP
Doc Medich, R ERA: 4.41	(1, 1)	3.0	L	20	8	6	6	2	2	0	0	0	0	0	22	30	18.00	3.333
Sparky Lyle, L ERA: 4.18	(4, 1)	4.0		15	4	0	0	2	1	1	0	0	0	0	17	25	0.00	1.250
Danny Darwin, R ERA: 2.3	(8, 1)	1.0		6	2	0	0	2	0	1	0	0	0	0	9	13	0.00	2.000

PITCHER	IP	WLS	BF	H	R	ER	SO	BB	IBB	HBP	BLK	WP	HR	S	P	ERA	WHIP

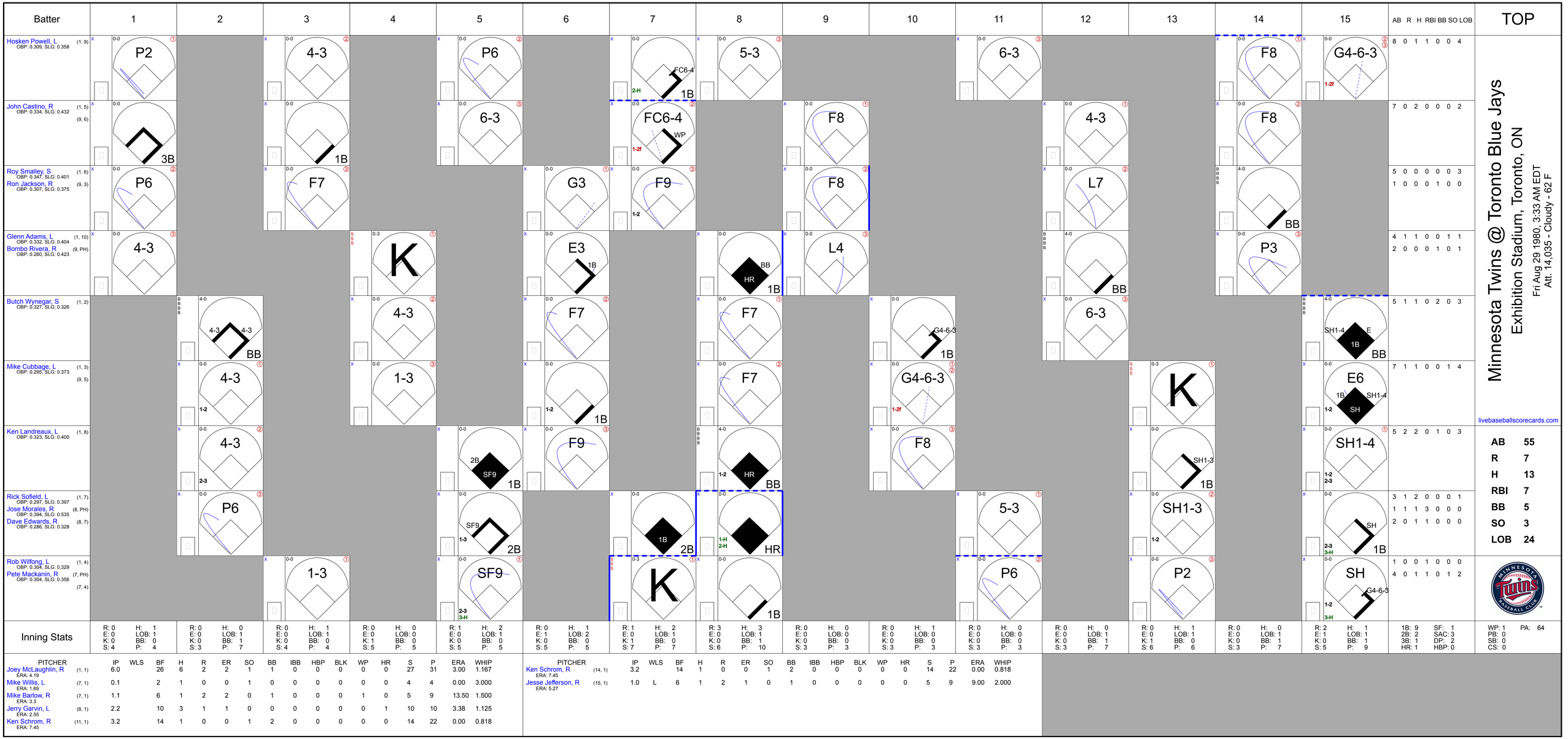

Batter	AB	R	H	RBI	BB	SO	LOB
Hosken Powell, L (1, 9)	8	0	1	1	0	0	4
John Castino, R (1, 5) (9, 6)	7	0	2	0	0	0	2
Roy Smalley, S (1, 6)	5	0	0	0	0	0	3
Ron Jackson, R (9, 3)	1	0	0	0	1	0	0
Glenn Adams, L (1, 10)	4	1	1	0	0	1	1
Bombo Rivera, R (9, PH)	2	0	0	0	1	0	1
Butch Wynegar, S (1, 2)	5	1	1	0	2	0	3
Mike Cubbage, L (1, 3) (9, 5)	7	1	1	0	0	1	4
Ken Landreaux, L (1, 8)	5	2	2	0	1	0	3
Rick Sofield, L (1, 7)	3	1	2	0	0	0	1
Jose Morales, R (8, PH)	1	1	1	3	0	0	0
Dave Edwards, R (8, 7)	2	0	1	1	0	0	0
Rob Wilfong, L (1, 4)	1	0	0	1	0	0	0
Pete Mackanin, R (7, PH) (7, 4)	4	0	1	1	0	1	2

Inning	1	2	3	4	5	6	7	8	9	10	11	12	13	14	15
R	0	0	0	0	1	0	1	3	0	0	0	0	0	0	2
E	0	0	0	0	0	1	0	0	0	0	0	0	0	0	1
K	0	3	0	1	0	0	1	0	0	0	0	0	1	0	0
S	4	3	4	5	5	5	7	6	5	3	3	3	6	3	5
H	1	0	1	0	2	1	2	3	0	0	0	0	1	0	1
LOB	1	1	1	0	1	2	1	1	0	1	0	1	1	1	1
BB	0	1	0	0	0	0	0	1	0	0	0	1	0	1	1
P	4	7	4	5	5	5	7	10	3	3	3	7	6	7	9

PITCHER	IP	WLS	BF	H	R	ER	SO	BB	IBB	HBP	BLK	WP	HR	S	P	ERA	WHIP
Joey McLaughlin, R (1, 1) ERA: 4.19	6.0		26	6	2	2	1	1	0	0	0	0	0	27	31	3.00	1.167
Mike Willis, L (7, 1) ERA: 1.69	0.1		2	1	0	0	1	0	0	0	0	0	0	4	4	0.00	3.000
Mike Barlow, R (7, 1) ERA: 3.3	1.1		6	1	2	2	0	1	0	0	0	1	0	5	9	13.50	1.500
Jerry Garvin, L (8, 1) ERA: 2.55	2.2		10	3	1	1	0	0	0	0	0	0	1	10	10	3.38	1.125
Ken Schrom, R (11, 1) ERA: 7.45	3.2		14	1	0	0	1	2	0	0	0	0	0	14	22	0.00	0.818

PITCHER	IP	WLS	BF	H	R	ER	SO	BB	IBB	HBP	BLK	WP	HR	S	P	ERA	WHIP
Ken Schrom, R (14, 1) ERA: 7.45	3.2		14	1	0	0	1	2	0	0	0	0	0	14	22	0.00	0.818
Jesse Jefferson, R (15, 1) ERA: 5.27	1.0	L	6	1	2	1	0	1	0	0	0	0	0	5	9	9.00	2.000

Minnesota Twins @ Toronto Blue Jays
Exhibition Stadium, Toronto, ON
Fri Aug 29 1980, 3:33 AM EDT
Att. 14,035 - Cloudy - 62 F

livebaseballscorecards.com

AB	55
R	7
H	13
RBI	7
BB	5
SO	3
LOB	24

1B: 9	SF: 1	WP: 1	PA: 64
2B: 2	SAC: 3	PB: 0	
3B: 1	DP: 2	SB: 0	
HR: 1	HBP: 0	CS: 0	

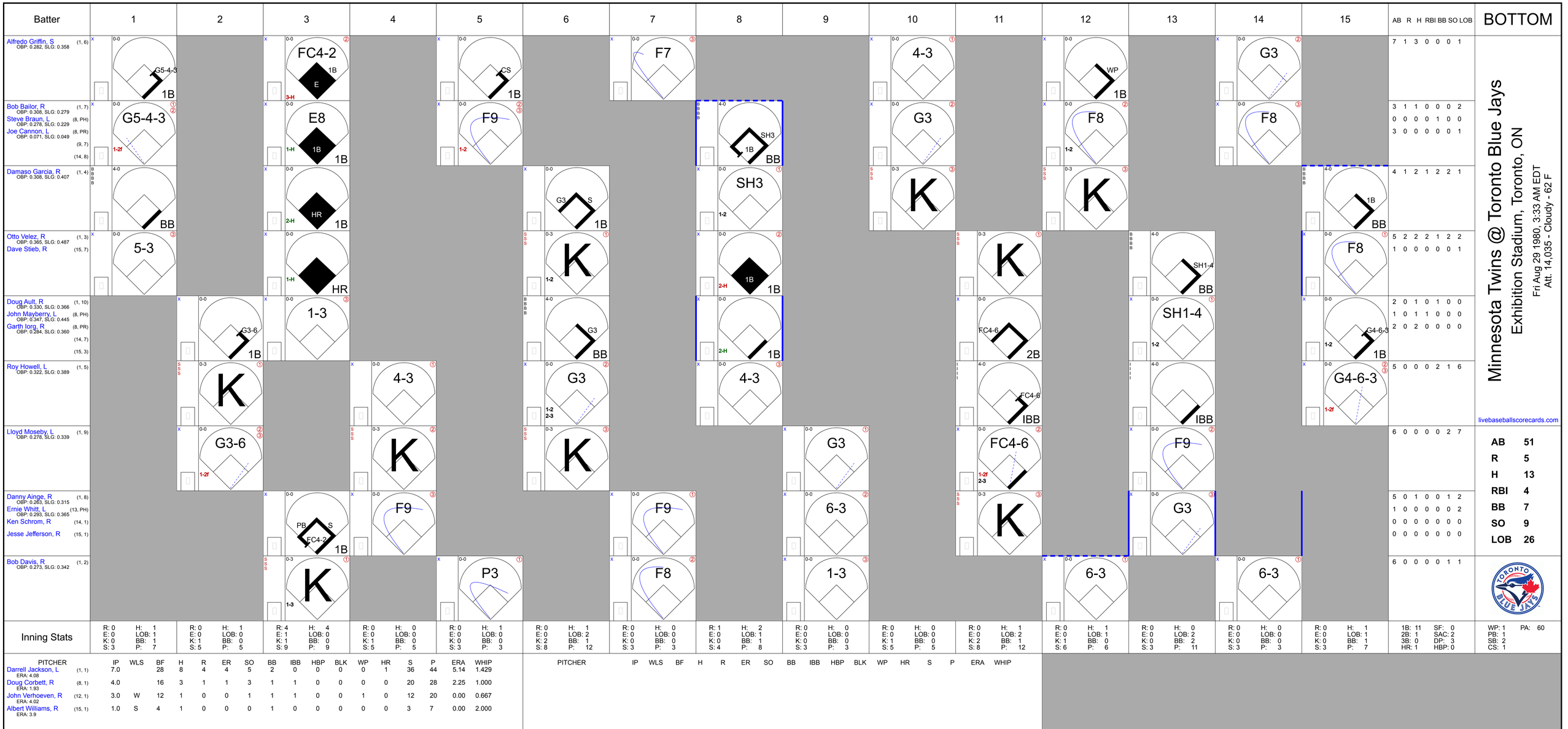
Batter
1
2
3
4
5
6
7
8
9
10
11
12
13
14
15
AB R H RBI BB SO LOB
BOTTOM
Alfredo Griffin, S (1, 6)
OBP: 0.282, SLG: 0.358
G5-4-3 1B
FC4-2 1B E 3-H
CS 1B
F7
4-3
WP 1B
G3
7 1 3 0 0 0 1
Bob Bailor, R (1, 7)
OBP: 0.308, SLG: 0.279
Steve Braun, L (8, PH)
OBP: 0.278, SLG: 0.229
Joe Cannon, L (8, PR)
OBP: 0.071, SLG: 0.049
(9, 7)
(14, 8)
G5-4-3 1-2f
E8 1B 1-H
F9 1-2
SH3 1B BB
G3
F8 1-2
F8
3 1 1 0 0 0 2
0 0 0 0 1 0 0
3 0 0 0 0 0 1
Damaso Garcia, R (1, 4)
OBP: 0.308, SLG: 0.407
BB
HR 1B 2-H
SH3 1-2
K
K
1B BB
4 1 2 1 2 2 1
Otto Velez, R (1, 3)
OBP: 0.365, SLG: 0.487
Dave Stieb, R (15, 7)
5-3
HR 1-H
G3 S 1B
K 1-2
1B 2-H
K
SH1-4 BB
F8
5 2 2 2 1 2 2
1 0 0 0 0 0 1
Doug Ault, R (1, 10)
OBP: 0.330, SLG: 0.366
John Mayberry, L (8, PH)
OBP: 0.347, SLG: 0.445
Garth Iorg, R (8, PR)
OBP: 0.284, SLG: 0.360
(14, 7)
(15, 3)
G3-6 1B
1-3
G3 BB
1B 2-H
FC4-6 2B
SH1-4 1-2
G4-6-3 1B 1-2
2 0 1 0 1 0 0
1 0 1 1 0 0 0
2 0 2 0 0 0 0
Roy Howell, L (1, 5)
OBP: 0.322, SLG: 0.389
K
4-3
G3 1-2 2-3
4-3
FC4-6 IBFC
IBB
G4-6-3 1-2f
5 0 0 0 2 1 6
Lloyd Moseby, L (1, 9)
OBP: 0.279, SLG: 0.339
G3-6 1-2f
K
K
G3
FC4-6 1-2f 2-3
F9
6 0 0 0 0 2 7
Danny Ainge, R (1, 8)
OBP: 0.283, SLG: 0.315
Ernie Whitt, L (13, PH)
OBP: 0.293, SLG: 0.365
Ken Schrom, R (14, 1)
Jesse Jefferson, R (15, 1)
PB S FC4-2 1B
F9
F9
6-3
K
G3
5 0 1 0 0 1 2
1 0 0 0 0 0 2
0 0 0 0 0 0 0
0 0 0 0 0 0 0
Bob Davis, R (1, 2)
OBP: 0.273, SLG: 0.342
K 1-3
P3
F8
1-3
6-3
6-3
6 0 0 0 0 1 1
Inning Stats
R: 0 H: 1 E: 0 LOB: 1 K: 0 BB: 1 S: 3 P: 7
R: 0 H: 1 E: 0 LOB: 0 K: 1 BB: 0 S: 5 P: 5
R: 4 H: 4 E: 1 LOB: 0 K: 1 BB: 0 S: 9 P: 9
R: 0 H: 0 E: 0 LOB: 0 K: 1 BB: 0 S: 5 P: 5
R: 0 H: 1 E: 0 LOB: 0 K: 0 BB: 0 S: 3 P: 3
R: 0 H: 1 E: 0 LOB: 2 K: 2 BB: 1 S: 8 P: 12
R: 0 H: 0 E: 0 LOB: 0 K: 0 BB: 0 S: 3 P: 3
R: 1 H: 2 E: 0 LOB: 1 K: 0 BB: 1 S: 4 P: 8
R: 0 H: 0 E: 0 LOB: 0 K: 0 BB: 0 S: 3 P: 3
R: 0 H: 0 E: 0 LOB: 0 K: 1 BB: 0 S: 5 P: 5
R: 0 H: 1 E: 0 LOB: 2 K: 2 BB: 1 S: 8 P: 12
R: 0 H: 1 E: 0 LOB: 1 K: 1 BB: 0 S: 6 P: 6
R: 0 H: 0 E: 0 LOB: 2 K: 0 BB: 2 S: 3 P: 11
R: 0 H: 0 E: 0 LOB: 0 K: 0 BB: 0 S: 3 P: 3
R: 0 H: 1 E: 0 LOB: 1 K: 0 BB: 1 S: 3 P: 7
1B: 11 SF: 0
2B: 1 SAC: 2
3B: 0 DP: 3
HR: 1 HBP: 0
WP: 1 PA: 60
PB: 1
SB: 2
CS: 1
PITCHER IP WLS BF H R ER SO BB IBB HBP BLK WP HR S P ERA WHIP
Darrell Jackson, L (1, 1) ERA: 4.08 7.0 28 8 4 4 5 2 0 0 0 0 1 36 44 5.14 1.429
Doug Corbett, R (8, 1) ERA: 1.93 4.0 16 3 1 1 3 1 1 0 0 0 0 20 28 2.25 1.000
John Verhoeven, R (12, 1) ERA: 4.02 3.0 W 12 1 0 0 1 1 1 0 0 1 0 12 20 0.00 0.667
Albert Williams, R (15, 1) ERA: 3.9 1.0 S 4 1 0 0 0 1 0 0 0 0 0 3 7 0.00 2.000
PITCHER IP WLS BF H R ER SO BB IBB HBP BLK WP HR S P ERA WHIP
Minnesota Twins @ Toronto Blue Jays
Exhibition Stadium, Toronto, ON
Fri Aug 29 1980, 3:33 AM EDT
Att. 14,035 - Cloudy - 62 F
livebaseballscorecards.com
AB 51
R 5
H 13
RBI 4
BB 7
SO 9
LOB 26

Batter	1	2	3	4	5	6	7	8	9	AB	R	H	RBI	BB	SO	LOB
Hosken Powell, L (1, 9) OBP: 0.310, SLG: 0.358	5-3		F9		WP 1B 1-2		F9 1B			4	0	2	0	0	0	0
Rob Wilfong, L (1, 4) OBP: 0.303, SLG: 0.336	P3		G3		F8 1-2 2-3		F9 1-2			4	0	0	0	0	0	3
Ken Landreaux, L (1, 8) OBP: 0.323, SLG: 0.401	1B			F8		2B 2B	L1			4	1	2	0	0	0	0
Glenn Adams, L (1, 10) OBP: 0.332, SLG: 0.406	G3			SSS K		WP 1B 2-H		F9		4	1	1	1	0	1	1
Butch Wynegar, S (1, 2) OBP: 0.329, SLG: 0.332		1-3		BBBB FC6-4 BB		1B 2-H		4-3		3	0	1	1	1	0	0
Rick Sofield, L (1, 7) OBP: 0.293, SLG: 0.399		E4 G3		FC6-4 1-2f		F9		F7		4	0	0	0	0	0	2
Mike Cubbage, L (1, 5) OBP: 0.290, SLG: 0.364		G3 2-3			G3	1B 1-2			L7	4	0	1	0	0	0	1
John Castino, R (1, 6) OBP: 0.337, SLG: 0.433		F8			WP 1B	F8			P5-3 1B	4	0	2	0	0	0	3
Ron Jackson, R (1, 3) OBP: 0.306, SLG: 0.381			F7		P6	F8			P5-3 1-2f	4	0	0	0	0	0	4
Inning Stats	R: 0 H: 1 E: 0 LOB: 1 K: 0 BB: 0 S: 4 P: 4	R: 0 H: 0 E: 1 LOB: 1 K: 0 BB: 0 S: 4 P: 4	R: 0 H: 0 E: 0 LOB: 0 K: 0 BB: 0 S: 3 P: 3	R: 0 H: 0 E: 0 LOB: 1 K: 1 BB: 1 S: 5 P: 9	R: 0 H: 2 E: 0 LOB: 2 K: 0 BB: 0 S: 5 P: 5	R: 2 H: 4 E: 0 LOB: 2 K: 0 BB: 0 S: 7 P: 7	R: 0 H: 1 E: 0 LOB: 0 K: 0 BB: 0 S: 3 P: 3	R: 0 H: 0 E: 0 LOB: 0 K: 0 BB: 0 S: 3 P: 3	R: 0 H: 1 E: 0 LOB: 0 K: 0 BB: 0 S: 3 P: 3	1B: 7 SF: 0 2B: 3 SAC: 0 3B: 0 DP: 1 HR: 0 HBP: 0						

TOP

Minnesota Twins @ Toronto Blue Jays

Exhibition Stadium, Toronto, ON

Sat Aug 30 1980, 3:33 AM EDT
Att. 18,376 - Overcast - 72 F

livebaseballscorecards.com

AB	35
R	2
H	9
RBI	2
BB	1
SO	1
LOB	14

WP: 2 PA: 36
PB: 0
SB: 0
CS: 0

PITCHER	IP	WLS	BF	H	R	ER	SO	BB	IBB	HBP	BLK	WP	HR	S	P	ERA	WHIP
Jackson Todd, R (1, 1) ERA: 3.86	9.0	W	36	9	2	2	1	1	0	0	0	2	0	37	41	2.00	1.111

PITCHER	IP	WLS	BF	H	R	ER	SO	BB	IBB	HBP	BLK	WP	HR	S	P	ERA	WHIP

BOTTOM

Minnesota Twins @ Toronto Blue Jays

Exhibition Stadium, Toronto, ON

Sat Aug 30 1980, 3:33 AM EDT

Att. 18,376 - Overcast - 72 F

Batter	1	2	3	4	5	6	7	8	9	AB	R	H	RBI	BB	SO	LOB
Alfredo Griffin, S (1, 6) OBP: 0.283, SLG: 0.362	S S S 0-3 ① K		S S S 0-3 ② K		x 0-0 ③ G3			x 0-0 3B		4	0	1	0	0	2	1
Bob Bailor, R (1, 7) OBP: 0.310, SLG: 0.283	x 0-0 ② 6-3		x 0-0 ③ F9			x 0-0 G3-6-3 1B		x 0-0 ③ F9		4	0	1	0	0	0	1
John Mayberry, L (1, 10) OBP: 0.344, SLG: 0.440	x 0-0 ③ F7			S S S 0-3 ① K		x 0-0 ① ② G3-6-3 1-2f			x 0-0 ① F8	4	0	0	0	0	1	1
Roy Howell, L (1, 5) OBP: 0.326, SLG: 0.399		x 0-0 ① G3		x 0-0 1B		x 0-0 ③ F8			x 0-0 HR	4	1	2	1	0	0	0
Doug Ault, R (1, 3) OBP: 0.305, SLG: 0.333		S S S 0-3 ② K		x 0-0 ② P6			x 0-0 ① F8		S S S 0-3 ② K	4	0	0	0	0	2	1
Lloyd Moseby, L (1, 9) OBP: 0.282, SLG: 0.345		x 0-0 BLK 1B 1B		x 0-0 ③ P4			x 0-0 ② F7		x 0-0 1B 2B	4	2	2	0	0	0	1
Garth Iorg, R (1, 4) OBP: 0.298, SLG: 0.364		x 0-0 1-H 1B			x 0-0 1B		x 0-0 ③ L8		B B B B 4-0 1B BB	3	0	2	1	1	0	0
Danny Ainge, R (1, 8) OBP: 0.257, SLG: 0.306 Steve Braun, L (9, PH) OBP: 0.276, SLG: 0.231		S S S 0-3 ③ K			x 0-0 ① L9			x 0-0 ① F7	x 0-0 1-2 2-H 1B	3	0	0	0	0	1	2
										1	0	1	1	0	0	0
Ernie Whitt, L (1, 2) OBP: 0.289, SLG: 0.360			x 0-0 ① F9		x 0-0 ② F8			x 0-0 ② 4-3		3	0	0	0	0	0	1

Inning Stats	1	2	3	4	5	6	7	8	9
	R: 0 E: 0 K: 1 S: 5	H: 0 LOB: 0 BB: 0 P: 5	R: 1 E: 0 K: 2 S: 9	H: 2 LOB: 1 BB: 0 P: 9	R: 0 E: 0 K: 1 S: 5	H: 0 LOB: 0 BB: 0 P: 5	R: 0 E: 0 K: 1 S: 6	H: 1 LOB: 1 BB: 0 P: 6	R: 0 E: 0 K: 0 S: 4	H: 1 LOB: 1 BB: 0 P: 4	R: 0 E: 0 K: 0 S: 3	H: 1 LOB: 0 BB: 0 P: 3	R: 0 E: 0 K: 0 S: 3	H: 0 LOB: 0 BB: 0 P: 3	R: 0 E: 0 K: 0 S: 4	H: 1 LOB: 1 BB: 0 P: 4	R: 2 E: 0 K: 1 S: 7	H: 3 LOB: 2 BB: 1 P: 11

PITCHER		IP	WLS	BF	H	R	ER	SO	BB	IBB	HBP	BLK	WP	HR	S	P	ERA	WHIP	PITCHER		IP	WLS	BF	H	R	ER	SO	BB	IBB	HBP	BLK	WP	HR	S	P	ERA	WHIP
Roger Erickson, R ERA: 3.15	(1, 1)	8.1		31	7	2	2	5	0	0	0	1	0	1	41	41	2.16	0.840																			
John Verhoeven, R ERA: 4.11	(9, 1)	0.1	L	4	2	1	1	1	1	0	0	0	0	0	5	9	27.00	9.000																			

1B: 6	SF: 0
2B: 1	SAC: 0
3B: 1	DP: 1
HR: 1	HBP: 0
WP: 0	PA: 35
PB: 0	
SB: 0	
CS: 0	

AB	34
R	3
H	9
RBI	3
BB	1
SO	6
LOB	8

livebaseballscorecards.com

Batter	1	2	3	4	5	6	7	8	9	AB	R	H	RBI	BB	SO	LOB
Hosken Powell, L (1, 9) OBP: 0.311, SLG: 0.357	B B B B 4-0 8-3 BB		x 0-0 ② 6-3			x 0-0 SH1-4 1B 1B	x 0-0 ③ F8		x 0-0 ③ 4-3	4	0	1	0	1	0	4
Rob Wilfong, L (1, 4) OBP: 0.305, SLG: 0.336	x 0-0 ① ② 8-3 1-2f		x 0-0 ③ F9			x 0-0 SH1-4 1-2 1B		B B B B 4-0 4-3 BB		3	0	1	0	1	0	2
Ken Landreaux, L (1, 8) OBP: 0.323, SLG: 0.400	x 0-0 ③ 4-3			B B B B 4-0 4-3 1B BB		x 0-0 ① SH1-4 1-2 2-3		x 0-0 ① 4-3 1-2		2	0	0	0	1	0	1
Glenn Adams, L (1, 10) OBP: 0.326, SLG: 0.398		x 0-0 ① 6-3		x 0-0 ① 4-3 1-2		S S S 0-3 ② K		x 0-0 ② P5		4	0	0	0	0	1	4
Butch Wynegar, S (1, 2) OBP: 0.330, SLG: 0.330		B B B B 4-0 G1-6-3 BB		S S S 0-3 ② K		B B B B 4-0 BB		x 0-0 ③ F9		2	0	0	0	2	1	2
Mike Cubbage, L (1, 5) OBP: 0.293, SLG: 0.364		x 0-0 ② ③ G1-6-3 1-2f		x 0-0 ③ 2-H 1B		S S S 0-3 ③ K			B B B B 4-0 FC3-6 BB	3	0	1	0	1	1	4
Rick Sofield, L (1, 7) OBP: 0.293, SLG: 0.396			x 0-0 ① G3		x 0-0 ① 3-1		B B B B 4-0 G5-4-3 E BB		x 0-0 ① FC3-6 1-2f BB	3	0	0	0	1	0	1
John Castino, R (1, 6) OBP: 0.338, SLG: 0.432			x 0-0 WP 2B 1B		x 0-0 ② G3		x 0-0 FC1 G5-4-3 1-2		B B B B 4-0 1-2 BB	3	1	1	0	1	0	1
Ron Jackson, R (1, 3) OBP: 0.305, SLG: 0.382			x 0-0 ③ 1-H 2B		x 0-0 ③ F8		x 0-0 ① ② G5-4-3 1-2f 2-3		x 0-0 ② F9	4	0	1	1	0	0	4
Inning Stats	R: 0 H: 0 E: 0 LOB: 0 K: 0 BB: 1 S: 2 P: 6	R: 0 H: 0 E: 0 LOB: 0 K: 0 BB: 1 S: 2 P: 6	R: 1 H: 2 E: 0 LOB: 1 K: 0 BB: 0 S: 5 P: 5	R: 0 H: 1 E: 0 LOB: 2 K: 1 BB: 1 S: 5 P: 9	R: 0 H: 0 E: 0 LOB: 0 K: 0 BB: 0 S: 3 P: 3	R: 0 H: 2 E: 0 LOB: 3 K: 2 BB: 1 S: 9 P: 13	R: 0 H: 0 E: 1 LOB: 1 K: 0 BB: 1 S: 3 P: 7	R: 0 H: 0 E: 0 LOB: 1 K: 0 BB: 1 S: 3 P: 7	R: 0 H: 0 E: 0 LOB: 2 K: 0 BB: 2 S: 3 P: 11	1B: 4 SF: 0 2B: 2 SAC: 1 3B: 0 DP: 3 HR: 0 HBP: 0						

TOP

Minnesota Twins @ Toronto Blue Jays

Exhibition Stadium, Toronto, ON

Sun Aug 31 1980, 3:33 AM EDT

Att. 18,029 - Overcast - 79 F

livebaseballscorecards.com

AB	28
R	1
H	5
RBI	1
BB	8
SO	3
LOB	23

PITCHER	IP	WLS	BF	H	R	ER	SO	BB	IBB	HBP	BLK	WP	HR	S	P	ERA	WHIP
Jim Clancy, R (1, 1) ERA: 3.15	9.0	W	37	5	1	1	3	8	0	0	0	1	0	35	67	1.00	1.444

PITCHER	IP	WLS	BF	H	R	ER	SO	BB	IBB	HBP	BLK	WP	HR	S	P	ERA	WHIP

Batter	1	2	3	4	5	6	7	8	9	AB	R	H	RBI	BB	SO	LOB
Alfredo Griffin, S (1, 6) OBP: 0.284, SLG: 0.365	6-3		HR 1B		5-3	2B 2-H 3-H				4	1	2	2	0	0	0
Bob Bailor, R (1, 7) OBP: 0.309, SLG: 0.295	F9		HR 1-H		F8	6-3				4	1	1	2	0	0	1
Garth Iorg, R (1, 4) OBP: 0.305, SLG: 0.377	K		2B			SH 2B 1B	F7			4	1	2	0	0	1	0
Roy Howell, L (1, 5) OBP: 0.326, SLG: 0.399		1B	K			SH BB 2B 1-3	4-3			3	1	1	0	0	1	1
Doug Ault, R (1, 3) OBP: 0.294, SLG: 0.319		F8		F7		K	F8			4	0	0	0	0	1	3
Paul Hodgson, R (1, 10)		K		4-3		2B 1B 1-2 BB		6-3		3	1	0	0	1	1	1
Lloyd Moseby, L (1, 9) OBP: 0.288, SLG: 0.355		1-3		1B		1B 2B 1-3 2-H 3-H		1B		4	1	3	2	0	0	1
Danny Ainge, R (1, 8) OBP: 0.267, SLG: 0.314			P3	K		G1 2B 1B 2-3 3-H		G6-3 1B 1-2		4	1	2	1	0	1	1
Ernie Whitt, L (1, 2) OBP: 0.284, SLG: 0.353			L9		4-3	G1 1-2		G6-3 1-2f		4	0	0	0	0	0	4
Inning Stats	R: 0 E: 0 K: 1 S: 5 H: 0 LOB: 0 BB: 0 P: 5	R: 0 E: 0 K: 1 S: 6 H: 1 LOB: 1 BB: 0 P: 6	R: 2 E: 0 K: 1 S: 8 H: 3 LOB: 1 BB: 0 P: 8	R: 0 E: 0 K: 1 S: 6 H: 1 LOB: 1 BB: 0 P: 6	R: 0 E: 0 K: 0 S: 3 H: 0 LOB: 0 BB: 0 P: 3	R: 5 E: 1 K: 1 S: 10 H: 4 LOB: 1 BB: 1 P: 14	R: 0 E: 0 K: 0 S: 3 H: 0 LOB: 0 BB: 0 P: 3	R: 0 E: 0 K: 0 S: 4 H: 2 LOB: 1 BB: 0 P: 4		1B: 7 2B: 3 3B: 0 HR: 1 SF: 0 SAC: 1 DP: 1 HBP: 0				WP: 0 PB: 0 SB: 0 CS: 0 PA: 36	

PITCHER		IP	WLS	BF	H	R	ER	SO	BB	IBB	HBP	BLK	WP	HR	S	P	ERA	WHIP
Jerry Koosman, L ERA: 4.55	(1, 1)	5.2	L	28	9	7	4	5	1	0	0	0	0	1	37	41	6.35	1.765
Mike Kinnunen, L ERA: 5.0	(6, 1)	2.1		8	2	0	0	0	0	0	0	0	0	0	8	8	0.00	0.857

PITCHER	IP	WLS	BF	H	R	ER	SO	BB	IBB	HBP	BLK	WP	HR	S	P	ERA	WHIP

BOTTOM

Minnesota Twins @ Toronto Blue Jays

Exhibition Stadium, Toronto, ON

Sun Aug 31 1980, 3:33 AM EDT

Att. 18,029 - Overcast - 79 F

livebaseballscorecards.com

AB	34
R	7
H	11
RBI	7
BB	1
SO	5
LOB	12

Toronto Blue Jays @ Texas Rangers

Arlington Stadium, Arlington, TX

Mon Sep 01 1980, 8:05 PM EDT

Att. 8,224 - Unknown

TOP

livebaseballscorecards.com

Batter	1	2	3	4	5	6	7	8	9	AB	R	H	RBI	BB	SO	LOB
Alfredo Griffin, S (1, 6) OBP: 0.284, SLG: 0.366	6-3			2B		F2		F6		4	1	1	0	0	0	0
Bob Bailor, R (1, 7) (4, 8) OBP: 0.304, SLG: 0.290	6-3			5-3		4-3		L8		4	0	0	0	0	0	1
Lloyd Moseby, L (1, 9) OBP: 0.288, SLG: 0.351	K			K		HBP		K		3	0	0	0	0	3	1
Roy Howell, L (1, 5) OBP: 0.327, SLG: 0.401		F7		2-H 2B		K			G4-6-3 1B	2	0	1	1	0	0	0
Paul Hodgson, R (4, PR) (4, 7) OBP: 0.333, SLG: 0.200										2	0	1	0	0	1	1
John Mayberry, L (1, 3) OBP: 0.344, SLG: 0.440		4-3		F8			G3-6 1B		G4-6-3 1-2f	3	0	1	0	0	0	1
Doug Ault, R (7, 3) OBP: 0.291, SLG: 0.316										1	0	0	0	0	0	1
Garth Iorg, R (1, 4) OBP: 0.295, SLG: 0.365		F8			6-3		G3-6 1-2f		5-3	4	0	0	0	0	0	1
Barry Bonnell, R (1, 10) OBP: 0.314, SLG: 0.427			F6		1B		1B			3	0	2	0	0	0	0
Danny Ainge, R (1, 8) (4, 5) OBP: 0.269, SLG: 0.314			K		K		1-2 1B			3	0	1	0	0	2	1
Ernie Whitt, L (1, 2) OBP: 0.280, SLG: 0.348			F9		4-3		4-3			3	0	0	0	0	0	3

	AB	R	H	RBI	BB	SO	LOB
	32	1	7	1	0	6	10

Inning Stats	1	2	3	4	5	6	7	8	9	1B	SF	WP	PA
R	0	0	0	1	0	0	0	0	0	5	0	0	33
E	0	0	0	0	0	0	0	0	0	2B: 2	SAC: 0	PB: 0	
K	1	0	1	1	1	1	0	1	0	3B: 0	DP: 2	SB: 0	
S	5	3	5	7	6	5	5	5	3	HR: 0	HBP: 1	CS: 0	
H	0	0	0	2	1	0	3	0	1				
LOB	0	0	0	1	1	1	2	1	1				
BB	0	0	0	0	0	0	0	0	0				
P	5	3	5	7	6	6	5	5	3				

PITCHER	IP	WLS	BF	H	R	ER	SO	BB	IBB	HBP	BLK	WP	HR	S	P	ERA	WHIP
Doc Medich, R (1, 1) ERA: 4.23	9.0	W	33	7	1	1	6	0	0	1	0	0	0	44	45	1.00	0.778

PITCHER	IP	WLS	BF	H	R	ER	SO	BB	IBB	HBP	BLK	WP	HR	S	P	ERA	WHIP

Batter	1	2	3	4	5	6	7	8	9	AB	R	H	RBI	BB	SO	LOB
Bill Sample, R (1, 8) OBP: 0.321, SLG: 0.336	K		E5 HR 1B	2B BB		E6 G6-4-3 BB		2B		4	2	2	0	1	1	0
Johnny Grubb, L (1, 9) (7, 7) OBP: 0.403, SLG: 0.429	G3-6-3 BB		HR	HR 2B		G6-4-3 BB		F7		3	2	2	5	2	0	1
Al Oliver, L (1, 7) OBP: 0.350, SLG: 0.470 Jim Norris, L (7, 9) OBP: 0.327, SLG: 0.263	G3-6-3		1B 2B	F8		G6-4-3		6-3		4 1	1 0	1 0	0 0	0 0	0 0	4 1
Rusty Staub, L (1, 10) OBP: 0.378, SLG: 0.453		F6	3-1	F7		F8				4	0	0	0	0	0	3
Pat Putnam, L (1, 3) OBP: 0.328, SLG: 0.426		4-3	1B BB	HR			K2-3			3	2	1	2	1	1	0
Jim Sundberg, R (1, 2) OBP: 0.353, SLG: 0.385		1B	1B 1B	F3			BB			3	0	2	1	1	0	0
Dave Roberts, R (1, 5) OBP: 0.290, SLG: 0.390	K		1B	G6-3 1B			F4			4	0	2	1	0	1	2
Mike Richardt, R (1, 4) OBP: 0.231, SLG: 0.308			5-3 5-3	G6-3			K			4	0	0	0	0	1	4
Bud Harrelson, S (1, 6) OBP: 0.350, SLG: 0.288			E 1B HR 1B	E 2B BB		4-3		5-3		3	2	1	0	1	0	0
Inning Stats	R: 0 E: 0 K: 1 S: 4 H: 0 LOB: 0 BB: 1 P: 8	R: 0 E: 0 K: 1 S: 6 H: 1 LOB: 1 BB: 0 P: 6	R: 5 E: 1 K: 0 S: 9 H: 6 LOB: 2 BB: 1 P: 13	R: 4 E: 1 K: 0 S: 5 H: 2 LOB: 0 BB: 2 P: 13	R: 0 E: 0 K: 0 S: 3 H: 1 LOB: 0 BB: 0 P: 3	R: 0 E: 1 K: 0 S: 3 H: 0 LOB: 1 BB: 1 P: 7	R: 0 E: 0 K: 2 S: 7 H: 0 LOB: 1 BB: 1 P: 11	R: 0 E: 0 K: 0 S: 4 H: 1 LOB: 1 BB: 0 P: 4		1B: 6 2B: 3 3B: 0 HR: 2 SF: 0 SAC: 0 DP: 3 HBP: 0						

PITCHER	IP	WLS	BF	H	R	ER	SO	BB	IBB	HBP	BLK	WP	HR	S	P	ERA	WHIP
Joey McLaughlin, R (1, 1) ERA: 4.26	2.2	L	15	6	5	2	2	2	0	0	0	0	1	17	25	6.75	3.000
Jesse Jefferson, R (3, 1) ERA: 5.47	0.1		5	2	3	3	0	2	0	0	0	0	0	3	11	81.00	12.000
Ken Schrom, R (4, 1) ERA: 6.94	2.0		7	2	1	1	0	0	0	0	0	0	1	7	7	4.50	1.000
Jack Kucek, R (6, 1) ERA: 7.55	2.0		8	0	0	0	2	2	0	0	0	0	0	10	18	0.00	1.000
Mike Barlow, R (8, 1) ERA: 3.22	1.0		4	1	0	0	0	0	0	0	0	0	0	4	4	0.00	1.000

PITCHER	IP	WLS	BF	H	R	ER	SO	BB	IBB	HBP	BLK	WP	HR	S	P	ERA	WHIP

BOTTOM

Toronto Blue Jays @ Texas Rangers

Arlington Stadium, Arlington, TX

Mon Sep 01 1980, 8:05 PM EDT

Att. 8,224 - Unknown

livebaseballscorecards.com

AB	33
R	9
H	11
RBI	9
BB	6
SO	4
LOB	15

WP: 0 PB: 0 SB: 0 CS: 0 PA: 39

Toronto Blue Jays @ Texas Rangers

Arlington Stadium, Arlington, TX

Tue Sep 02 1980, 8:05 PM EDT

Att. 6,903 - Unknown

TOP

livebaseballscorecards.com

Batter	1	2	3	4	5	6	7	8	9	AB	R	H	RBI	BB	SO	LOB
Alfredo Griffin, S (1, 6) OBP: 0.282, SLG: 0.364	F5		F2			F3		F6		4	0	0	0	0	0	4
Bob Bailor, R (1, 7) (8, 8) OBP: 0.300, SLG: 0.285	F2			F4			F3	K		4	0	0	0	0	1	3
Lloyd Moseby, L (1, 9) OBP: 0.287, SLG: 0.350	K			L4			G1-6-3, 1B		E7, 1B, FC5-4	4	1	1	0	0	1	0
Roy Howell, L (1, 5) OBP: 0.326, SLG: 0.400		K		K			G1-6-3 1-2f		FC5-4 1-3, 1B	4	0	1	0	0	2	1
John Mayberry, L (1, 3) OBP: 0.343, SLG: 0.439		F5			G3			2B, 1B, 1B	FC5-4, FC5-4, E 1-2f 3-H	3	0	1	0	0	0	0
Paul Hodgson, R (8, PR) OBP: 0.333, SLG: 0.200										0	1	0	0	0	0	0
Doug Ault, R (8, 3) OBP: 0.288, SLG: 0.313										1	0	0	1	0	0	1
Ken Schrom, R (9, PR)										0	0	0	0	0	0	0
Barry Bonnell, R (1, 10) OBP: 0.311, SLG: 0.422		F6			K			K	E5, FC5-4 1-2	4	0	0	0	0	2	2
Garth Iorg, R (1, 4) OBP: 0.294, SLG: 0.369			4-3		K			1B, 2B 1-3	FC5-4 1-2f 2-3	4	0	1	0	0	1	2
Danny Ainge, R (1, 8) OBP: 0.273, SLG: 0.327			3-1, 2B			K		BB, 1B	1-3	2	0	1	0	0	1	0
Steve Braun, L (8, PH) OBP: 0.288, SLG: 0.231										0	0	0	0	1	0	0
Joe Cannon, L (8, PR) OBP: 0.070, SLG: 0.048										1	0	0	0	0	0	2
(8, 7)																
Ernie Whitt, L (1, 2) OBP: 0.281, SLG: 0.348			3-1 2-3			F8		1B 1-2 2-3 3-H		3	0	1	1	0	0	1

Inning Stats	R: 0 E: 0 K: 1 S: 5	H: 0 LOB: 0 BB: 0 P: 5	R: 0 E: 0 K: 1 S: 5	H: 0 LOB: 0 BB: 0 P: 5	R: 0 E: 0 K: 0 S: 4	H: 1 LOB: 1 BB: 0 P: 4	R: 0 E: 0 K: 1 S: 5	H: 0 LOB: 0 BB: 0 P: 5	R: 0 E: 0 K: 2 S: 7	H: 0 LOB: 0 BB: 0 P: 7	R: 0 E: 0 K: 1 S: 5	H: 0 LOB: 0 BB: 0 P: 5	R: 0 E: 0 K: 0 S: 3	H: 1 LOB: 0 BB: 0 P: 3	R: 1 E: 0 K: 2 S: 10	H: 3 LOB: 3 BB: 1 P: 14	R: 1 E: 2 K: 0 S: 6	H: 1 LOB: 2 BB: 0 P: 6	1B: 4 2B: 2 3B: 0 HR: 0	SF: 0 SAC: 0 DP: 1 HBP: 0	WP: 0 PB: 0 SB: 0 CS: 0	PA: 35

	AB	34
	R	2
	H	6
	RBI	2
	BB	1
	SO	8
	LOB	16

PITCHER	IP	WLS	BF	H	R	ER	SO	BB	IBB	HBP	BLK	WP	HR	S	P	ERA	WHIP
Fergie Jenkins, R (1, 1) ERA: 3.47	9.0	W	35	6	2	1	8	1	0	0	0	0	0	50	54	1.00	0.778

PITCHER	IP	WLS	BF	H	R	ER	SO	BB	IBB	HBP	BLK	WP	HR	S	P	ERA	WHIP

Batter	1	2	3	4	5	6	7	8	9	AB	R	H	RBI	BB	SO	LOB
Bill Sample, R (1, 8) OBP: 0.321, SLG: 0.331	HBP		F4		SH1-3		F8			2	1	0	0	0	0	0
Johnny Grubb, L (1, 9) (4, 7) OBP: 0.405, SLG: 0.427	SF9 1B		BB CS		F4		6-3			3	1	1	0	1	0	1
Al Oliver, L (1, 7) OBP: 0.351, SLG: 0.471	G3-6-3 1B		K		6-3		1B			1	0	1	1	0	0	0
Jim Norris, L (3, PH) (4, 9) OBP: 0.327, SLG: 0.265										3	0	1	0	0	1	2
Rusty Staub, L (1, 10) OBP: 0.373, SLG: 0.448	SF9			4-3		6-3	2-3			3	0	0	1	0	0	1
Pat Putnam, L (1, 3) OBP: 0.330, SLG: 0.425	G3-6-3			BB 1B		1B 2B		K		3	1	1	0	1	1	1
Jim Sundberg, R (1, 2) OBP: 0.353, SLG: 0.386		K		K		2B 1B		1-3		4	0	1	0	0	2	1
Dave Roberts, R (1, 5) OBP: 0.300, SLG: 0.395		FC6-4 1B		1B		IBB 1B		F4		3	0	2	0	1	0	0
Mike Richardt, R (1, 4) OBP: 0.250, SLG: 0.313		F7		F7		1B				3	0	1	1	0	0	3
Bud Harrelson, S (1, 6) OBP: 0.350, SLG: 0.299		FC6-4			SH1-3 2B		K			3	0	1	0	0	1	3
Inning Stats	R: 2 E: 0 K: 0 S: 4 H: 2 LOB: 0 BB: 0 P: 5	R: 0 E: 0 K: 1 S: 6 H: 1 LOB: 1 BB: 0 P: 6	R: 0 E: 0 K: 1 S: 4 H: 0 LOB: 0 BB: 1 P: 8	R: 0 E: 0 K: 1 S: 6 H: 1 LOB: 2 BB: 1 P: 10	R: 0 E: 0 K: 0 S: 4 H: 1 LOB: 1 BB: 0 P: 4	R: 1 E: 0 K: 1 S: 7 H: 3 LOB: 2 BB: 1 P: 11	R: 0 E: 0 K: 0 S: 4 H: 1 LOB: 1 BB: 0 P: 4	R: 0 E: 0 K: 1 S: 5 H: 0 LOB: 0 BB: 0 P: 5		1B: 7 2B: 2 3B: 0 HR: 0	SF: 1 SAC: 1 DP: 1 HBP: 1					

PITCHER		IP	WLS	BF	H	R	ER	SO	BB	IBB	HBP	BLK	WP	HR	S	P	ERA	WHIP
Luis Leal, R ERA: 5.68	(1, 1)	6.0	L	27	8	3	3	4	2	1	1	0	0	0	31	44	4.50	1.667
Jerry Garvin, L ERA: 2.48	(7, 1)	2.0		7	1	0	0	1	0	0	0	0	0	0	9	9	0.00	0.500

PITCHER	IP	WLS	BF	H	R	ER	SO	BB	IBB	HBP	BLK	WP	HR	S	P	ERA	WHIP

BOTTOM

Toronto Blue Jays @ Texas Rangers

Arlington Stadium, Arlington, TX

Tue Sep 02 1980, 8:05 PM EDT

Att. 6,903 - Unknown

livebaseballscorecards.com

AB	28
R	3
H	9
RBI	3
BB	3
SO	5
LOB	12

1B: 7	SF: 1	WP: 0	PA: 34
2B: 2	SAC: 1	PB: 0	
3B: 0	DP: 1	SB: 0	
HR: 0	HBP: 1	CS: 1	

Batter	1	2	3	4	5	6	7	8	9	AB	R	H	RBI	BB	SO	LOB
Alfredo Griffin, S (1, 6) OBP: 0.284, SLG: 0.365	4-3 4-3 1B		F7		1-3		SH1-4 1-2	2-H 1B		4	0	2	0	0	0	1
Bob Bailor, R (1, 7) OBP: 0.305, SLG: 0.289	4-3 1-2		G6-3 1-2 1B		E4 1B	BBBB	4-0 HR BB	4-3		4	1	2	0	1	0	2
Lloyd Moseby, L (1, 9) OBP: 0.286, SLG: 0.358	4-3 2-3		G6-3 1-2f		F8		1-H 2-H HR		F8	5	1	1	3	0	0	4
Roy Howell, L (1, 5) OBP: 0.323, SLG: 0.395	6-3			SSS K		G3	SSS K		SSS K	5	0	0	0	0	3	1
John Mayberry, L (1, 3) OBP: 0.347, SLG: 0.441 Joe Cannon, L (7, PR) OBP: 0.070, SLG: 0.048 Doug Ault, R (7, 3) OBP: 0.286, SLG: 0.309		3-1		FC5-4 1B		BBBB 1B BB	WP 1B 1B		4-3	3 0 1	0 0 0	2 0 0	0 0 0	1 0 0	0 0 0	0 0 0
Barry Bonnell, R (1, 10) OBP: 0.310, SLG: 0.420		6-3		FC5-4 FC6-4 1-2f		F2	WP 1-2 1B			4	0	1	0	0	0	2
Garth Iorg, R (1, 4) OBP: 0.300, SLG: 0.373		FC4-6 1B		FC6-4 1-2f		1-2 1B	SSS K 1-2 2-3			4	0	2	0	0	1	3
Danny Ainge, R (1, 8) OBP: 0.263, SLG: 0.315		FC4-6 1-2f		1-3	F9			E6 SH1 1B		4	0	0	0	0	0	3
Ernie Whitt, L (1, 2) OBP: 0.290, SLG: 0.371			1B 1B	HR			SH1-4 HR 1B	SH1 1-2		3	2	3	1	0	0	0
Inning Stats	R: 0 H: 1 E: 0 LOB: 1 K: 0 BB: 0 S: 4 P: 4	R: 0 H: 1 E: 0 LOB: 1 K: 0 BB: 0 S: 4 P: 4	R: 0 H: 2 E: 0 LOB: 1 K: 0 BB: 0 S: 4 P: 4	R: 0 H: 1 E: 0 LOB: 1 K: 1 BB: 0 S: 6 P: 6	R: 1 H: 2 E: 1 LOB: 1 K: 0 BB: 0 S: 5 P: 5	R: 0 H: 1 E: 0 LOB: 2 K: 0 BB: 1 S: 4 P: 8	R: 3 H: 4 E: 0 LOB: 3 K: 2 BB: 1 S: 11 P: 15	R: 0 H: 1 E: 1 LOB: 1 K: 0 BB: 0 S: 4 P: 4	R: 0 H: 0 E: 0 LOB: 0 K: 1 BB: 0 S: 5 P: 5	1B: 11 SF: 0 2B: 0 SAC: 2 3B: 0 DP: 1 HR: 2 HBP: 0						WP: 1 PA: 41 PB: 0 SB: 0 CS: 0

PITCHER		IP	WLS	BF	H	R	ER	SO	BB	IBB	HBP	BLK	WP	HR	S	P	ERA	WHIP
Ed Figueroa, R ERA: 6.49	(1, 1)	6.1	L	30	10	4	4	1	2	0	0	0	0	2	30	38	5.68	1.895
John Henry Johnson, L ERA: 3.0	(7, 1)	0.1		3	2	0	0	1	0	0	0	0	0	0	5	5	0.00	6.000
Danny Darwin, R ERA: 2.4	(7, 1)	2.1		8	1	0	0	2	0	0	0	0	1	0	12	12	0.00	0.429

PITCHER	IP	WLS	BF	H	R	ER	SO	BB	IBB	HBP	BLK	WP	HR	S	P	ERA	WHIP

TOP

Toronto Blue Jays @ Texas Rangers

Arlington Stadium, Arlington, TX

Wed Sep 03 1980, 8:05 PM EDT

Att. 6,984 - Unknown

livebaseballscorecards.com

AB	37
R	4
H	13
RBI	4
BB	2
SO	4
LOB	16

BOTTOM

Toronto Blue Jays @ Texas Rangers

Arlington Stadium, Arlington, TX

Wed Sep 03 1980, 8:05 PM EDT

Att. 6,984 - Unknown

Batter	1	2	3	4	5	6	7	8	9	AB	R	H	RBI	BB	SO	LOB
Bill Sample, R (1, 8) OBP: 0.315, SLG: 0.324 Mickey Rivers, L (7, PH) OBP: 0.351, SLG: 0.438 Odie Davis, R (8, 6)	6-3		K		F7		1-3 1B			3	0	0	0	0	1	0
										1	0	1	0	0	0	0
										0	0	0	0	0	0	0
Johnny Grubb, L (1, 9) OBP: 0.402, SLG: 0.439 (8, 8)	L3		L7			HR	F7			4	1	1	1	0	0	2
Al Oliver, L (1, 7) OBP: 0.350, SLG: 0.470	1B 1B			4-3		K		4-3		4	0	1	0	0	1	0
Richie Zisk, R (1, 10) OBP: 0.340, SLG: 0.477	1-2 FC4-6 1B			F8		6-3		F9		4	0	1	0	0	0	0
Pat Putnam, L (1, 3) OBP: 0.332, SLG: 0.433	FC4-6 1-2f			HR		BB		4-3		3	1	1	1	1	0	2
Jim Sundberg, R (1, 2) OBP: 0.352, SLG: 0.384		K		FC6-4 BB		F7			5-3	3	0	0	0	1	1	1
Dave Roberts, R (1, 5) OBP: 0.304, SLG: 0.394		K		FC6-4 1-2f			1B 1B		BB	3	0	1	0	1	1	1
Mike Richardt, R (1, 4) OBP: 0.222, SLG: 0.278 Rusty Staub, L (7, PH) OBP: 0.371, SLG: 0.445 (8, 9)	5-3		K				F8		F7	2	0	0	0	0	1	0
										2	0	0	0	0	0	2
Bud Harrelson, S (1, 6) OBP: 0.344, SLG: 0.294 Jim Norris, L (7, PH) OBP: 0.325, SLG: 0.263 Pepe Frias, R (8, 4) OBP: 0.246, SLG: 0.272 John Ellis, R (9, PH) OBP: 0.283, SLG: 0.321			4-3		4-3		K		K	2	0	0	0	0	0	0
										1	0	0	0	0	1	1
										0	0	0	0	0	0	0
										1	0	0	0	0	1	1

Inning Stats									
	R: 0 E: 0 K: 0 S: 5	H: 2 LOB: 2 BB: 0 P: 5	R: 0 E: 0 K: 2 S: 7	H: 0 LOB: 0 BB: 0 P: 7	R: 0 E: 0 K: 1 S: 5	H: 0 LOB: 0 BB: 0 P: 5	R: 1 E: 0 K: 0 S: 4	H: 1 LOB: 1 BB: 1 P: 8	R: 0 E: 0 K: 1 S: 5	H: 0 LOB: 0 BB: 0 P: 5
	R: 1 E: 0 K: 1 S: 6	H: 1 LOB: 1 BB: 1 P: 10	R: 0 E: 0 K: 1 S: 7	H: 2 LOB: 2 BB: 0 P: 7	R: 0 E: 0 K: 0 S: 3	H: 0 LOB: 0 BB: 0 P: 3	R: 0 E: 0 K: 1 S: 5	H: 0 LOB: 1 BB: 1 P: 9		

	AB	33
	R	2
	H	6
	RBI	2
	BB	3
	SO	7
	LOB	10

1B: 4 SF: 0 WP: 0 PA: 36
2B: 0 SAC: 0 PB: 0
3B: 0 DP: 0 SB: 0
HR: 2 HBP: 0 CS: 0

PITCHER		IP	WLS	BF	H	R	ER	SO	BB	IBB	HBP	BLK	WP	HR	S	P	ERA	WHIP
Dave Stieb, R ERA: 3.11	(1, 1)	9.0	W	36	6	2	2	7	3	0	0	0	0	2	47	59	2.00	1.000

PITCHER	IP	WLS	BF	H	R	ER	SO	BB	IBB	HBP	BLK	WP	HR	S	P	ERA	WHIP

livebaseballscorecards.com

Batter	1	2	3	4	5	6	7	8	9	AB	R	H	RBI	BB	SO	LOB
Chet Lemon, R (1, 8) OBP: 0.377, SLG: 0.423	2B 2B		K		G1-6-3 2-3 1B			K		4	1	2	0	0	2	0
Mike Squires, L (1, 3) OBP: 0.344, SLG: 0.346	F9		1B		G1-6-3 1-2f			1B		4	0	2	0	0	0	3
Wayne Nordhagen, R (1, 7) OBP: 0.295, SLG: 0.489	F8		K			K		F8		4	0	0	0	0	2	3
Lamar Johnson, R (1, 10) OBP: 0.328, SLG: 0.424	2-H 2B			FC4-6 SH SF8 1B		4-3			K	4	1	2	1	0	1	0
Jim Morrison, R (1, 4) OBP: 0.319, SLG: 0.412	4-3			SH FC4-6 1-2		F8			G4-6-3 1B	3	0	1	0	0	0	1
Harold Baines, L (1, 9) OBP: 0.279, SLG: 0.399		3-1		FC4-6 CS 1-2f 2-3			G4-6-3 1B		G4-6-3 1-2f	4	0	1	0	0	0	3
Greg Pryor, R (1, 5) OBP: 0.276, SLG: 0.350 (8, 6)		5-3		SF8 3-H			P4			2	0	0	1	0	0	1
Bruce Kimm, R (1, 2) OBP: 0.288, SLG: 0.289		5-3		CS 1-2	1B SH1-3 1B		G4-6-3 1-2f			3	0	1	0	0	0	1
Todd Cruz, R (1, 6) OBP: 0.272, SLG: 0.311			K		SH1-3 1-2			F8		1	0	0	0	0	1	0
Leo Sutherland, L (8, PH) OBP: 0.261, SLG: 0.284										1	0	0	0	0	0	0
Kevin Bell, R (8, 5) OBP: 0.292, SLG: 0.249										0	0	0	0	0	0	0

TOP

Chicago White Sox @ Toronto Blue Jays

Exhibition Stadium, Toronto, ON

Thu Sep 04 1980, 7:05 PM EDT

Att. 12,365 - Unknown - 80 F

livebaseballscorecards.com

AB	30
R	2
H	9
RBI	2
BB	0
SO	6
LOB	12

Inning Stats	1	2	3	4	5	6	7	8	9
	R: 1 E: 0 K: 0 S: 5	R: 0 E: 0 K: 0 S: 3	R: 0 E: 0 K: 3 S: 10	R: 1 E: 1 K: 0 S: 4	R: 0 E: 0 K: 0 S: 4	R: 0 E: 0 K: 1 S: 5	R: 0 E: 0 K: 0 S: 3	R: 0 E: 0 K: 1 S: 6	R: 0 E: 0 K: 1 S: 5
	H: 2 LOB: 1 BB: 0 P: 5	H: 0 LOB: 0 BB: 0 P: 3	H: 1 LOB: 1 BB: 0 P: 10	H: 1 LOB: 0 BB: 0 P: 4	H: 2 LOB: 1 BB: 0 P: 4	H: 0 LOB: 0 BB: 0 P: 5	H: 0 LOB: 0 BB: 0 P: 3	H: 1 LOB: 1 BB: 0 P: 6	H: 1 LOB: 0 BB: 0 P: 5

| | | | | | | | | | |

Batter	1	2	3	4	5	6	7	8	9	AB	R	H	RBI	BB	SO	LOB
Alfredo Griffin, S (1, 6) OBP: 0.282, SLG: 0.362	4-3		K			L5		6-3		4	0	0	0	0	1	1
Bob Bailor, R (1, 7) OBP: 0.308, SLG: 0.289	K			BB		5-3		FC5-4 1B		3	1	1	0	1	1	0
Lloyd Moseby, L (1, 9) OBP: 0.285, SLG: 0.367	F9			G3 1-2		HR		F8		4	1	1	1	0	0	2
Damaso Garcia, R (1, 4) OBP: 0.307, SLG: 0.406		L4		G3 2-3		1B		FC5-4 1-2f		4	0	1	0	0	0	2
Barry Bonnell, R (1, 8) OBP: 0.315, SLG: 0.424		G3-6-3 1B		3-H 1B		1-3 1B			P3	4	0	3	1	0	0	0
Roy Howell, L (1, 5) OBP: 0.322, SLG: 0.393		G3-6-3 1-2f		F9		G3			BB 3B	3	1	0	0	1	0	4
Garth Iorg, R (1, 3) OBP: 0.299, SLG: 0.384			F9		6-3		F9		1-H 3B	4	0	1	1	0	0	0
Paul Hodgson, R (1, 10) OBP: 0.222, SLG: 0.125			K		K		G3			3	0	0	0	0	2	0
Ernie Whitt, L (1, 2) OBP: 0.291, SLG: 0.370			1B		P4		3-1			3	0	1	0	0	0	0
Inning Stats	R: 0 H: 0 E: 0 LOB: 0 K: 1 BB: 0 S: 5 P: 5	R: 0 H: 1 E: 0 LOB: 0 K: 0 BB: 0 S: 3 P: 3	R: 0 H: 1 E: 0 LOB: 1 K: 2 BB: 0 S: 8 P: 8	R: 1 H: 1 E: 0 LOB: 1 K: 0 BB: 1 S: 4 P: 8	R: 0 H: 0 E: 0 LOB: 0 K: 1 BB: 0 S: 5 P: 5	R: 1 H: 3 E: 0 LOB: 2 K: 0 BB: 0 S: 6 P: 6	R: 0 H: 0 E: 0 LOB: 0 K: 0 BB: 0 S: 3 P: 3	R: 0 H: 1 E: 0 LOB: 1 K: 0 BB: 0 S: 4 P: 4	R: 1 H: 1 E: 0 LOB: 1 K: 0 BB: 1 S: 2 P: 6	1B: 6 SF: 0 2B: 0 SAC: 0 3B: 1 DP: 1 HR: 1 HBP: 0						

PITCHER		IP	WLS	BF	H	R	ER	SO	BB	IBB	HBP	BLK	WP	HR	S	P	ERA	WHIP
Ross Baumgarten, L ERA: 3.15	(1, 1)	8.0		31	7	2	2	4	1	0	0	0	0	1	38	42	2.25	1.000
Ed Farmer, R ERA: 3.39	(9, 1)	0.1	L	3	1	1	1	0	1	0	0	0	0	0	2	6	27.00	6.000

PITCHER	IP	WLS	BF	H	R	ER	SO	BB	IBB	HBP	BLK	WP	HR	S	P	ERA	WHIP

BOTTOM

Chicago White Sox @ Toronto Blue Jays

Exhibition Stadium, Toronto, ON

Thu Sep 04 1980, 7:05 PM EDT

Att. 12,365 - Unknown - 80 F

livebaseballscorecards.com

AB	32
R	3
H	8
RBI	3
BB	2
SO	4
LOB	9

Batter	1	2	3	4	5	6	7	8	9	AB	R	H	RBI	BB	SO	LOB
Chet Lemon, R (1, 8) OBP: 0.379, SLG: 0.424	BBBB 4-0 1B 1B BB	SSS 0-3 ③ K			x 0-0 E8 1-H E 1B		x 0-0 1B 1B		x 0-0 ③ P4	4	2	2	0	1	1	0
Mike Squires, L (1, 3) OBP: 0.350, SLG: 0.352	x 0-0 1B 1B 1-3 1B		x 0-0 E6 1B		x 0-0 FC4 1-3 3-H		x 0-0 1-3 1B			4	0	3	0	0	0	0
Bob Molinaro, L (1, 7) OBP: 0.356, SLG: 0.418 Rusty Kuntz, R (7, 7) OBP: 0.333, SLG: 0.360	x 0-0 P5 ①		x 0-0 G3 ①		x 0-0 1-3 ① 2-3		SSS 0-3 ② K			4 0	0 0	0 0	0 0	0 0	1 0	6 0
Lamar Johnson, R (1, 10) OBP: 0.327, SLG: 0.422	x 0-0 1B 1-2 3-H 1B		SSS 0-3 ② K		x 0-0 ② P2		x 0-0 ③ P6			4	0	1	1	0	1	4
Jim Morrison, R (1, 4) OBP: 0.319, SLG: 0.411	x 0-0 1-2 2-3 1B		SSS 0-3 ③ K		x 0-0 ③ F8			x 0-0 ① F8		4	0	1	0	0	1	2
Harold Baines, L (1, 9) OBP: 0.276, SLG: 0.395	SSS 0-3 ② K			SSS 0-3 ① K		x 0-0 ① 4-3		SSS 0-3 ② K		4	0	0	0	0	3	3
Marv Foley, L (1, 2) OBP: 0.239, SLG: 0.309	SSS 0-3 ③ K			x 0-0 ② 4-3		SSS 0-3 ② K		x 0-0 ③ P6		4	0	0	0	0	2	3
Greg Pryor, R (1, 5) OBP: 0.272, SLG: 0.345		SSS 0-3 ① K		x 0-0 ③ P4		x 0-0 ③ 6-3			SSS 0-3 ① K	4	0	0	0	0	2	0
Todd Cruz, R (1, 6) OBP: 0.272, SLG: 0.310		x 0-0 ② P4			x 0-0 1B E 1B		x 0-0 ① 6-3		x 0-0 ② P4	4	1	1	0	0	0	0
Inning Stats	R: 1 H: 3 E: 0 LOB: 3 K: 2 BB: 1 S: 10 P: 14	R: 0 H: 0 E: 0 LOB: 0 K: 2 BB: 0 S: 7 P: 7	R: 0 H: 1 E: 1 LOB: 1 K: 2 BB: 0 S: 8 P: 8	R: 0 H: 0 E: 0 LOB: 0 K: 1 BB: 0 S: 5 P: 5	R: 2 H: 2 E: 2 LOB: 1 K: 0 BB: 0 S: 6 P: 6	R: 0 H: 0 E: 0 LOB: 0 K: 1 BB: 0 S: 5 P: 5	R: 0 H: 2 E: 0 LOB: 2 K: 1 BB: 0 S: 7 P: 7	R: 0 H: 0 E: 0 LOB: 0 K: 1 BB: 0 S: 5 P: 5	R: 0 H: 0 E: 0 LOB: 0 K: 1 BB: 0 S: 5 P: 5	1B: 8 SF: 0 2B: 0 SAC: 0 3B: 0 DP: 0 HR: 0 HBP: 0						WP: 0 PA: 37 PB: 0 SB: 0 CS: 0	

PITCHER	IP	WLS	BF	H	R	ER	SO	BB	IBB	HBP	BLK	WP	HR	S	P	ERA	WHIP
Jim Clancy, R (1, 1) ERA: 3.06	9.0	L	37	8	3	1	11	1	0	0	0	0	0	58	62	1.00	1.000

PITCHER	IP	WLS	BF	H	R	ER	SO	BB	IBB	HBP	BLK	WP	HR	S	P	ERA	WHIP

TOP

Chicago White Sox @ Toronto Blue Jays

Exhibition Stadium, Toronto, ON

Fri Sep 05 1980, 7:05 PM EDT

Att. 14,091 - Unknown - 77 F

livebaseballscorecards.com

AB	36
R	3
H	8
RBI	1
BB	1
SO	11
LOB	18

Chicago White Sox @ Toronto Blue Jays

Exhibition Stadium, Toronto, ON

Fri Sep 05 1980, 7:05 PM EDT

Att. 14,091 - Unknown - 77 F

livebaseballscorecards.com

BOTTOM

Batter	1	2	3	4	5	6	7	8	9	AB	R	H	RBI	BB	SO	LOB
Alfredo Griffin, S (1, 6) OBP: 0.281, SLG: 0.361	4-3		4-3			G6-4-3 1-3 1B			F9	2	0	0	0	0	0	1
Garth Iorg, R (4, 7) OBP: 0.301, SLG: 0.386										2	0	1	0	0	0	0
Damaso Garcia, R (1, 4) OBP: 0.304, SLG: 0.402	F8			6-3		G6-4-3 1-2f			P5	4	0	0	0	0	0	2
Lloyd Moseby, L (1, 9) OBP: 0.282, SLG: 0.363	4-3			4-3			F8			3	0	0	0	0	0	0
Al Woods, L (1, 10) OBP: 0.366, SLG: 0.494		L3 1B		K			4-3			3	0	1	0	0	1	0
Roy Howell, L (1, 5) OBP: 0.320, SLG: 0.390		L3 1-2			F8		P5			3	0	0	0	0	0	1
John Mayberry, L (1, 3) OBP: 0.347, SLG: 0.438		K			G6-4-3 BB			G3		2	0	0	0	1	1	0
Barry Bonnell, R (1, 8) OBP: 0.313, SLG: 0.420			F8		G6-4-3 1-2f			6-3		3	0	0	0	0	0	1
Bob Bailor, R (1, 7) (4, 6) OBP: 0.308, SLG: 0.287			K			1B BB		6-3		2	0	0	0	1	1	0
Ernie Whitt, L (1, 2) OBP: 0.291, SLG: 0.367			BB			F9			F7	2	0	0	0	1	0	1

	AB	26
	R	0
	H	2
	RBI	0
	BB	3
	SO	3
	LOB	6

Inning Stats	1	2	3	4	5	6	7	8	9
	R: 0 E: 0 K: 0 S: 3 H: 0 LOB: 0 BB: 0 P: 3	R: 0 E: 0 K: 1 S: 5 H: 1 LOB: 0 BB: 0 P: 5	R: 0 E: 0 K: 1 S: 5 H: 0 LOB: 1 BB: 1 P: 9	R: 0 E: 0 K: 1 S: 5 H: 0 LOB: 0 BB: 0 P: 5	R: 0 E: 0 K: 0 S: 2 H: 0 LOB: 0 BB: 1 P: 6	R: 0 E: 0 K: 0 S: 3 H: 1 LOB: 1 BB: 1 P: 7	R: 0 E: 0 K: 0 S: 3 H: 0 LOB: 0 BB: 0 P: 3	R: 0 E: 0 K: 0 S: 3 H: 0 LOB: 0 BB: 0 P: 3	R: 0 E: 0 K: 0 S: 3 H: 0 LOB: 0 BB: 0 P: 3

1B: 2	SF: 0	WP: 0	PA: 29
2B: 1	SAC: 0	PB: 0	
3B: 0	DP: 3	SB: 0	
HR: 0	HBP: 0	CS: 0	

PITCHER	IP	WLS	BF	H	R	ER	SO	BB	IBB	HBP	BLK	WP	HR	S	P	ERA	WHIP
LaMarr Hoyt, R (1, 1) ERA: 4.15	9.0	W	29	2	0	0	3	3	0	0	0	0	0	32	44	0.00	0.556

PITCHER	IP	WLS	BF	H	R	ER	SO	BB	IBB	HBP	BLK	WP	HR	S	P	ERA	WHIP

Batter	1	2	3	4	5	6	7	8	9	AB	R	H	RBI	BB	SO	LOB
Chet Lemon, R (1, 8) OBP: 0.378, SLG: 0.421	S S S 0-3 ① K		B B B B 4-0 BB BB			x 0-0 ① F9		x 0-0 ② F7		3	0	0	0	1	1	1
Mike Squires, L (1, 3) OBP: 0.352, SLG: 0.356	x 0-0 ② 3-1		B B B B B 4-0 1-2 BB			x 0-0 ② L4		x 0-0 1-3 2B		3	0	1	0	1	0	0
Bob Molinaro, L (1, 7) OBP: 0.352, SLG: 0.413	x 0-0 ③ F9		x 0-0 ③ 4-3			x 0-0 ③ 4-3		x 0-0 ③ 4-3		4	0	0	0	0	0	5
Lamar Johnson, R (1, 10) OBP: 0.327, SLG: 0.421		S S S 0-3 ① K		x 0-0 ① 5-3			x 0-0 FC6 1B		x 0-0 ① 5-3	4	0	1	0	0	1	0
Jim Morrison, R (1, 4) OBP: 0.320, SLG: 0.413		x 0-0 G4-6-3 1B		x 0-0 ② 6-3			x 0-0 ① F9		x 0-0 1B 2B	4	1	2	0	0	0	1
Harold Baines, L (1, 9) OBP: 0.273, SLG: 0.392		x 0-0 ② ③ G4-6-3 1-2f		x 0-0 ③ 3-1			x 0-0 ② F8		x 0-0 ② 1-3	4	0	0	0	0	0	3
Marv Foley, L (1, 2) OBP: 0.250, SLG: 0.318			x 0-0 G6-3 1B 1B		x 0-0 ① F9		x 0-0 ③ FC6 1-2f		x 0-0 FC6-4 2-H 1B	4	0	2	1	0	0	1
Rusty Kuntz, R (9, PR) OBP: 0.333, SLG: 0.360										0	0	0	0	0	0	0
Greg Pryor, R (1, 5) OBP: 0.273, SLG: 0.345			x 0-0 1-2 G6-3 1B		x 0-0 ② F8			x 0-0 ① F9	x 0-0 ③ FC6-4 1-2f	3	0	1	0	0	0	0
(8, 6) Wayne Nordhagen, R (9, PH) OBP: 0.294, SLG: 0.487										1	0	0	0	0	0	1
Todd Cruz, R (1, 6) OBP: 0.270, SLG: 0.308			x 0-0 ① ② G6-3 1-2f 2-3		x 0-0 ③ 5-3			x 0-0 2B 1B		2	0	0	0	0	0	2
Leo Sutherland, L (8, PH) OBP: 0.271, SLG: 0.294										1	0	1	0	0	0	0
Kevin Bell, R (8, 5) OBP: 0.292, SLG: 0.249										0	0	0	0	0	0	0
Inning Stats	R: 0 E: 0 K: 1 S: 5 H: 0 LOB: 0 BB: 0 P: 5	R: 0 E: 0 K: 1 S: 5 H: 1 LOB: 0 BB: 0 P: 5	R: 0 E: 0 K: 0 S: 4 H: 2 LOB: 3 BB: 2 P: 12	R: 0 E: 0 K: 0 S: 3 H: 0 LOB: 0 BB: 0 P: 3	R: 0 E: 0 K: 0 S: 3 H: 0 LOB: 0 BB: 0 P: 3	R: 0 E: 0 K: 0 S: 3 H: 0 LOB: 0 BB: 0 P: 3	R: 0 E: 0 K: 0 S: 4 H: 1 LOB: 1 BB: 0 P: 4	R: 0 E: 0 K: 0 S: 5 H: 2 LOB: 2 BB: 0 P: 5	R: 1 E: 0 K: 0 S: 5 H: 2 LOB: 1 BB: 0 P: 5	1B: 6 2B: 2 3B: 0 HR: 0	SF: 0 SAC: 0 DP: 2 HBP: 0						

TOP

Chicago White Sox @ Toronto Blue Jays

Exhibition Stadium, Toronto, ON

Sun Sep 07 1980, 3:33 AM EDT

Unknown - 72 F

livebaseballscorecards.com

AB	33
R	1
H	8
RBI	1
BB	2
SO	2
LOB	14

PITCHER		IP	WLS	BF	H	R	ER	SO	BB	IBB	HBP	BLK	WP	HR	S	P	ERA	WHIP
Joey McLaughlin, R ERA: 3.94	(1, 1)	8.0	W	30	6	0	0	2	2	0	0	0	0	0	32	40	0.00	1.000
Mike Barlow, R ERA: 3.35	(9, 1)	1.0	S	5	2	1	1	0	0	0	0	0	0	0	5	5	9.00	2.000

PITCHER	IP	WLS	BF	H	R	ER	SO	BB	IBB	HBP	BLK	WP	HR	S	P	ERA	WHIP

Batter	1	2	3	4	5	6	7	8	9	AB	R	H	RBI	BB	SO	LOB
Bob Bailor, R (1, 6) OBP: 0.311, SLG: 0.294	F9		1B		2B		1-3			4	2	2	0	0	0	0
Garth Iorg, R (1, 7) OBP: 0.307, SLG: 0.389	6-3		1-3 1B		SH1 2-H 1B		P6			4	0	2	1	0	0	0
Lloyd Moseby, L (1, 9) OBP: 0.286, SLG: 0.368	2B		SSS K		SH1 1-2		BBB 1B BB			2	0	1	0	1	1	2
Barry Bonnell, R (1, 8) OBP: 0.314, SLG: 0.421	L3		G1-6-3 1-2 3-H 1B		F9		1-2 1B			4	0	2	1	0	0	2
Damaso Garcia, R (1, 4) OBP: 0.304, SLG: 0.400		6-3	G1-6-3 1-2f		FC5-4 IBB		P4			3	0	0	0	1	0	4
Roy Howell, L (1, 5) OBP: 0.318, SLG: 0.386		P5		F8	FC5-4 1-2f			P5		4	0	0	0	0	0	2
John Mayberry, L (1, 3) OBP: 0.348, SLG: 0.446		2B 1B		HR		SSS K		4-3		4	1	2	1	0	1	0
Doug Ault, R (1, 10) OBP: 0.284, SLG: 0.317		1-3 2B		F9		SSS K		F9		4	0	1	0	0	1	0
Bob Davis, R (1, 2) OBP: 0.265, SLG: 0.332		6-3		5-3		5-3				3	0	0	0	0	0	2
Inning Stats	R: 0 H: 1 E: 0 LOB: 1 K: 0 BB: 0 S: 4 P: 4	R: 0 H: 2 E: 0 LOB: 2 K: 0 BB: 0 S: 5 P: 5	R: 1 H: 3 E: 0 LOB: 1 K: 1 BB: 0 S: 7 P: 7	R: 1 H: 1 E: 0 LOB: 0 K: 0 BB: 0 S: 4 P: 4	R: 1 H: 2 E: 0 LOB: 2 K: 0 BB: 1 S: 5 P: 9	R: 0 H: 0 E: 0 LOB: 0 K: 2 BB: 0 S: 7 P: 7	R: 0 H: 1 E: 0 LOB: 2 K: 0 BB: 1 S: 4 P: 8	R: 0 H: 0 E: 0 LOB: 0 K: 0 BB: 0 S: 3 P: 3		1B: 6 SF: 0 2B: 3 SAC: 1 3B: 0 DP: 1 HR: 1 HBP: 0						

PITCHER	IP	WLS	BF	H	R	ER	SO	BB	IBB	HBP	BLK	WP	HR	S	P	ERA	WHIP
Steve Trout, L (1, 1) ERA: 3.3	8.0	L	35	10	3	3	3	1	1	0	0	0	1	39	47	3.38	1.375

PITCHER	IP	WLS	BF	H	R	ER	SO	BB	IBB	HBP	BLK	WP	HR	S	P	ERA	WHIP

BOTTOM

Chicago White Sox @ Toronto Blue Jays

Exhibition Stadium, Toronto, ON

Sun Sep 07 1980, 3:33 AM EDT

Unknown - 72 F

livebaseballscorecards.com

AB	32
R	3
H	10
RBI	3
BB	2
SO	3
LOB	12

WP: 0 PA: 35
PB: 0
SB: 0
CS: 0

Batter	1	2	3	4	5	6	7	8	9	AB	R	H	RBI	BB	SO	LOB
Chet Lemon, R (1, 8) OBP: 0.379, SLG: 0.422	P5		F9	1B		SH1-4 1-2		1-2 1B		4	0	2	0	0	0	0
Mike Squires, L (1, 3) OBP: 0.351, SLG: 0.354 Ron Pruitt, R (8, PH) OBP: 0.371, SLG: 0.388 (8, 3)	K		BB 1B SF8 1B	K		F7		F9		4 1	1 0	1 0	0 0	0 0	2 0	2 2
Wayne Nordhagen, R (1, 7) OBP: 0.298, SLG: 0.489	FC6-4 1B		BB HR 1-2 1B		SH2-4 BB 1B	6-3		6-3		5	1	3	0	0	0	3
Lamar Johnson, R (1, 10) OBP: 0.327, SLG: 0.418	FC6-4 1-2f		BBBB HR 1-2 2-3 BB		BBBB SH2-4 1-2 BB		6-3		6-3	3	1	0	0	2	0	1
Jim Morrison, R (1, 4) OBP: 0.319, SLG: 0.419		F8	SF8 3-H		SH2-4 1-2 2-3		HR		1-3	3	1	1	2	0	0	0
Harold Baines, L (1, 9) OBP: 0.277, SLG: 0.407		HR	1-H 2-H HR		FC6-4 IBB		4-3		4-3	4	2	2	4	1	0	0
Glenn Borgmann, R (1, 2) OBP: 0.294, SLG: 0.263		F9	F9		P2		SSS K			4	0	0	0	0	1	3
Greg Pryor, R (1, 5) OBP: 0.273, SLG: 0.343 Leo Sutherland, L (8, PH) OBP: 0.268, SLG: 0.290 Kevin Bell, R (8, 5) OBP: 0.292, SLG: 0.249	BBBB BB		L1		FC6-4 1-2f			F7		2 1 0	0 0 0	0 0 0	0 0 0	1 0 0	0 0 0	3 0 0
Todd Cruz, R (1, 6) OBP: 0.273, SLG: 0.311		F7	SSS K			SH1-4 1B		1B 1B		4	0	2	0	0	1	1
Inning Stats	R: 0 E: 0 K: 1 S: 6 H: 1 LOB: 1 BB: 0 P: 6	R: 1 E: 0 K: 0 S: 4 H: 1 LOB: 1 BB: 1 P: 8	R: 4 E: 0 K: 0 S: 6 H: 3 LOB: 0 BB: 1 P: 10	R: 0 E: 0 K: 2 S: 8 H: 1 LOB: 1 BB: 0 P: 8	R: 0 E: 0 K: 0 S: 4 H: 1 LOB: 3 BB: 2 P: 12	R: 0 E: 0 K: 0 S: 4 H: 1 LOB: 1 BB: 0 P: 4	R: 1 E: 0 K: 1 S: 6 H: 1 LOB: 0 BB: 0 P: 6	R: 0 E: 0 K: 0 S: 5 H: 2 LOB: 2 BB: 0 P: 5	R: 0 E: 0 K: 0 S: 3 H: 0 LOB: 0 BB: 0 P: 3	1B: 8 2B: 0 3B: 0 HR: 3 SF: 1 SAC: 2 DP: 0 HBP: 0				WP: 0 PB: 0 SB: 0 CS: 0	PA: 42	

PITCHER		IP	WLS	BF	H	R	ER	SO	BB	IBB	HBP	BLK	WP	HR	S	P	ERA	WHIP
Luis Leal, R ERA: 6.14	(1, 1)	5.0		26	7	5	5	3	3	1	0	0	0	2	28	44	9.00	2.000
Ken Schrom, R ERA: 6.43	(6, 1)	2.1	W	11	4	1	1	1	0	0	0	0	0	1	13	13	3.86	1.714
Jerry Garvin, L ERA: 2.47	(8, 1)	0.1		1	0	0	0	0	0	0	0	0	0	0	1	1	0.00	0.000
Mike Barlow, R ERA: 3.26	(8, 1)	1.1	S	4	0	0	0	0	0	0	0	0	0	0	4	4	0.00	0.000

PITCHER	IP	WLS	BF	H	R	ER	SO	BB	IBB	HBP	BLK	WP	HR	S	P	ERA	WHIP

TOP

Chicago White Sox @ Toronto Blue Jays

Exhibition Stadium, Toronto, ON

Sun Sep 07 1980, 3:38 AM EDT

Att. 17,457 - Unknown

livebaseballscorecards.com

AB	35
R	6
H	11
RBI	6
BB	4
SO	4
LOB	15

Batter	1	2	3	4	5	6	7	8	9	AB	R	H	RBI	BB	SO	LOB
Bob Bailor, R (1, 6) OBP: 0.316, SLG: 0.300	E 4-3 1B		BB 3B 1B 1-2	CS 1-2	P4		S 1B 1B 2-H	K		5	3	3	1	0	1	1
Garth Iorg, R (1, 5) OBP: 0.312, SLG: 0.388	E8 4-3 SF7 1B 1-3		3B BB 1-2 2-3		K		K 1-3			3	2	1	0	1	2	1
Lloyd Moseby, L (1, 9) OBP: 0.286, SLG: 0.364	4-3 2-3 3-H		P6		K			1B BB BB		3	0	0	1	1	1	4
Barry Bonnell, R (1, 8) OBP: 0.316, SLG: 0.422	SF7 3-H		K			1B		1B BB 1-2		2	0	1	1	1	1	3
Damaso Garcia, R (1, 4) OBP: 0.305, SLG: 0.405	5-3		3B 1-H 2-H 3-H			L6	1B 1-2 2-3 3-H			4	0	2	4	0	0	1
John Mayberry, L (1, 3) OBP: 0.345, SLG: 0.442		P3	P3			F9	G3			4	0	0	0	0	0	5
Doug Ault, R (1, 10) OBP: 0.275, SLG: 0.305		1-3		F8		L3		K		4	0	0	0	0	1	1
Paul Hodgson, R (1, 7) OBP: 0.182, SLG: 0.100		K		6-3			SH5-4 1B 1B	K		2	0	0	0	0	1	0
Steve Braun, L (7, PH) OBP: 0.300, SLG: 0.245										1	0	1	0	0	0	0
Joe Cannon, L (7, PR) OBP: 0.068, SLG: 0.047										1	1	0	0	0	1	0
(8, 7)																
Ernie Whitt, L (1, 2) OBP: 0.300, SLG: 0.373			BB 1B 3B 1B	CS 1B			SH5-4 1-2	BB		2	1	2	0	1	0	0
Inning Stats	R: 2 E: 1 K: 0 S: 5 H: 2 LOB: 0 BB: 0 P: 5	R: 0 E: 0 K: 1 S: 5 H: 0 LOB: 0 BB: 0 P: 5	R: 3 E: 0 K: 1 S: 8 H: 3 LOB: 1 BB: 1 P: 12	R: 0 E: 0 K: 0 S: 3 H: 1 LOB: 0 BB: 0 P: 3	R: 0 E: 0 K: 2 S: 7 H: 0 LOB: 0 BB: 0 P: 7	R: 0 E: 0 K: 0 S: 4 H: 1 LOB: 1 BB: 0 P: 4	R: 2 E: 0 K: 1 S: 8 H: 3 LOB: 3 BB: 2 P: 16	R: 0 E: 0 K: 3 S: 9 H: 0 LOB: 1 BB: 1 P: 13		1B: 9 2B: 0 3B: 1 HR: 0 SF: 1 SAC: 1 DP: 0 HBP: 0						

PITCHER		IP	WLS	BF	H	R	ER	SO	BB	IBB	HBP	BLK	WP	HR	S	P	ERA	WHIP
Britt Burns, L ERA: 2.82	(1, 1)	6.1		27	8	7	6	4	1	0	0	0	0	0	34	38	8.53	1.421
Mike Proly, R ERA: 3.29	(7, 1)	1.2	L	10	2	0	0	4	3	0	0	0	0	0	15	27	0.00	3.000

PITCHER	IP	WLS	BF	H	R	ER	SO	BB	IBB	HBP	BLK	WP	HR	S	P	ERA	WHIP

BOTTOM

Chicago White Sox @ Toronto Blue Jays

Exhibition Stadium, Toronto, ON

Sun Sep 07 1980, 3:38 AM EDT

Att. 17,457 - Unknown

livebaseballscorecards.com

AB	31
R	7
H	10
RBI	7
BB	4
SO	8
LOB	16

1B: 9	SF: 1	WP: 0	PA: 38
2B: 0	SAC: 1	PB: 0	
3B: 1	DP: 0	SB: 2	
HR: 0	HBP: 0	CS: 1	

Batter	1	2	3	4	5	6	7	8	9	AB	R	H	RBI	BB	SO	LOB
Bobby Brown, S (1, 8) OBP: 0.306, SLG: 0.412	WP HR 2B		BBBB 4-0 G3 BB		F7			G4-6-3 1-2f 3-H		3	1	1	0	1	0	1
Joe Lefebvre, L (1, 7) OBP: 0.351, SLG: 0.443	P5		P9			G4-6-3 1B		F8		4	0	1	0	0	0	2
Bobby Murcer, L (1, 10) OBP: 0.355, SLG: 0.498	2-H HR		G3 1-2			G4-6-3 1-2f			3B 2B	4	2	2	2	0	0	2
Oscar Gamble, L (1, 9) OBP: 0.340, SLG: 0.583	S S S 0-3 K		G3			S S S 0-3 K			2-H 1B 3B	4	1	1	1	0	2	1
Jim Spencer, L (1, 3) OBP: 0.311, SLG: 0.422	4-3			F7			F9		3-H HR 1B	3	0	0	0	0	0	0
Bob Watson, R (9, PH) OBP: 0.360, SLG: 0.465 (9, 3)										1	1	1	1	0	0	0
Rick Cerone, R (1, 2) OBP: 0.311, SLG: 0.424		5-3		P6			4-3		1-H HR	4	1	1	2	0	0	0
Bucky Dent, R (1, 6) OBP: 0.322, SLG: 0.356		1B 1B		6-3			1-3		F8	4	0	1	0	0	0	0
Aurelio Rodriguez, R (1, 5) OBP: 0.241, SLG: 0.304		1-2 G4-3 1B			5-3			1B G4-6-3 1B	F9	4	1	2	0	0	0	0
Brian Doyle, L (1, 4) OBP: 0.234, SLG: 0.236		G4-3			4-1				6-3	2	0	0	0	0	0	2
Reggie Jackson, L (8, PH) OBP: 0.392, SLG: 0.580										1	0	1	0	0	0	0
Fred Stanley, R (8, 4) OBP: 0.241, SLG: 0.243		1-2f						1-3 G4-6-3 1B		0	0	0	0	0	0	0
Ted Wilborn, S (9, PH)										1	0	0	0	0	0	0
Willie Randolph, R (9, 4) OBP: 0.421, SLG: 0.411										0	0	0	0	0	0	0
Inning Stats	R: 2 E: 0 K: 1 S: 7 H: 2 LOB: 0 BB: 0 P: 7	R: 0 E: 0 K: 0 S: 4 H: 2 LOB: 1 BB: 0 P: 4	R: 0 E: 0 K: 0 S: 3 H: 0 LOB: 1 BB: 1 P: 7	R: 0 E: 0 K: 0 S: 3 H: 0 LOB: 0 BB: 0 P: 3	R: 0 E: 0 K: 0 S: 3 H: 0 LOB: 0 BB: 0 P: 3	R: 0 E: 0 K: 1 S: 5 H: 1 LOB: 0 BB: 0 P: 5	R: 0 E: 0 K: 0 S: 3 H: 0 LOB: 0 BB: 0 P: 3	R: 1 E: 0 K: 0 S: 4 H: 2 LOB: 0 BB: 0 P: 4	R: 4 E: 0 K: 0 S: 7 H: 4 LOB: 0 BB: 0 P: 7	1B: 6 2B: 2 3B: 1 HR: 2	SF: 0 SAC: 0 DP: 3 HBP: 0						

PITCHER		IP	WLS	BF	H	R	ER	SO	BB	IBB	HBP	BLK	WP	HR	S	P	ERA	WHIP
Dave Stieb, R ERA: 3.2	(1, 1)	8.0	L	31	9	5	5	2	1	0	0	0	1	1	34	38	5.62	1.250
Jerry Garvin, L ERA: 2.59	(9, 1)	0.0		1	1	0	0	0	0	0	0	0	0	0	1	1	∞	∞
Mike Barlow, R ERA: 3.38	(9, 1)	1.0		4	1	2	2	0	0	0	0	0	0	1	4	4	18.00	1.000

PITCHER	IP	WLS	BF	H	R	ER	SO	BB	IBB	HBP	BLK	WP	HR	S	P	ERA	WHIP

TOP

New York Yankees @ Toronto Blue Jays

Exhibition Stadium, Toronto, ON

Mon Sep 08 1980, 7:05 PM EDT

Att. 23,020 - Unknown - 70 F

livebaseballscorecards.com

AB	35
R	7
H	11
RBI	6
BB	1
SO	2
LOB	8

1B: 6	SF: 0	WP: 1	PA: 36
2B: 2	SAC: 0	PB: 0	
3B: 1	DP: 3	SB: 0	
HR: 2	HBP: 0	CS: 0	

BOTTOM

Batter	1	2	3	4	5	6	7	8	9	AB	R	H	RBI	BB	SO	LOB
Bob Bailor, R (1, 6) OBP: 0.315, SLG: 0.299	5-3			SH, 1B 1B	5-3 1-2			F7		4	1	1	0	0	0	1
Garth Iorg, R (1, 5) (8, 3) OBP: 0.310, SLG: 0.384	5-3			1-2 SH, 1B		L1		5-3		4	1	1	0	0	0	0
Lloyd Moseby, L (1, 9) OBP: 0.283, SLG: 0.360	4-3			SH 1-H 2-H E		F8		S S S K		3	1	0	0	0	1	0
Barry Bonnell, R (1, 8) OBP: 0.316, SLG: 0.418		6-3		B B B B E BB		6-3			F8	3	0	0	0	1	0	0
Damaso Garcia, R (1, 4) OBP: 0.305, SLG: 0.403		S S S S K		L4 1-3 2-H			6-3		HBP, 1B 1B	4	0	1	0	0	1	1
John Mayberry, L (1, 3) OBP: 0.345, SLG: 0.444		4-3		S S S K			6-3 1B 2B		P4	3	0	1	0	0	1	1
Joe Cannon, L (7, PR) (8, 7) OBP: 0.068, SLG: 0.047										0	1	0	0	0	0	0
Bob Davis, R (9, PH) OBP: 0.264, SLG: 0.330										1	0	0	0	0	0	1
Doug Ault, R (1, 10) OBP: 0.274, SLG: 0.303			P4	L9			6-3 2-3		HBP 1-2 1B	4	0	1	0	0	0	2
Paul Hodgson, R (1, 7) OBP: 0.231, SLG: 0.167			5-3		CS 1B		1B 3-H		1-2 2-3 HBP	2	0	1	0	0	0	0
Steve Braun, L (7, PH) OBP: 0.311, SLG: 0.259										1	0	1	1	0	0	0
Roy Howell, L (8, 5) OBP: 0.319, SLG: 0.386										0	0	0	0	0	0	0
Ernie Whitt, L (1, 2) OBP: 0.295, SLG: 0.366			G3		P2		1-6-3		S S S K	4	0	0	0	0	1	6
Inning Stats	R: 0 E: 0 K: 0 S: 3 H: 0 LOB: 0 BB: 0 P: 3	R: 0 E: 0 K: 1 S: 5 H: 0 LOB: 0 BB: 0 P: 5	R: 0 E: 0 K: 0 S: 3 H: 0 LOB: 0 BB: 0 P: 3	R: 3 E: 2 K: 1 S: 8 H: 2 LOB: 1 BB: 1 P: 12	R: 0 E: 0 K: 0 S: 3 H: 1 LOB: 0 BB: 0 P: 3	R: 0 E: 0 K: 0 S: 3 H: 0 LOB: 0 BB: 0 P: 3	R: 1 E: 0 K: 0 S: 5 H: 2 LOB: 2 BB: 0 P: 5	R: 0 E: 0 K: 1 S: 5 H: 0 LOB: 0 BB: 0 P: 5	R: 0 E: 0 K: 1 S: 7 H: 2 LOB: 3 BB: 0 P: 8	1B: 6 2B: 1 3B: 0 HR: 0 SF: 0 SAC: 1 DP: 0 HBP: 1						

PITCHER		IP	WLS	BF	H	R	ER	SO	BB	IBB	HBP	BLK	WP	HR	S	P	ERA	WHIP
Tommy John, L ERA: 3.41	(1, 1)	8.2	W	35	7	4	1	3	1	0	1	0	0	0	39	44	1.04	0.923
Rich Gossage, R ERA: 2.03	(9, 1)	0.1	S	1	0	0	0	1	0	0	0	0	0	0	3	3	0.00	0.000

PITCHER		IP	WLS	BF	H	R	ER	SO	BB	IBB	HBP	BLK	WP	HR	S	P	ERA	WHIP

New York Yankees @ Toronto Blue Jays

Exhibition Stadium, Toronto, ON

Mon Sep 08 1980, 7:05 PM EDT

Att. 23,020 - Unknown - 70 F

livebaseballscorecards.com

AB	33
R	4
H	7
RBI	1
BB	1
SO	4
LOB	12

PA:	36		
WP:	0	1B:	6
PB:	0	2B:	1
SB:	0	3B:	0
CS:	1	HR:	0
		SF:	0
		SAC:	1
		DP:	0
		HBP:	1

New York Yankees @ Toronto Blue Jays

Exhibition Stadium, Toronto, ON

Tue Sep 09 1980, 7:05 PM EDT

Att. 22,471 - Unknown - 65 F

livebaseballscorecards.com

TOP

Batter	1	2	3	4	5	6	7	8	9	AB	R	H	RBI	BB	SO	LOB
Bobby Brown, S (1, 8) OBP: 0.304, SLG: 0.407	S S S 0-3 K	x 0-0 P6		B B B 4-0 BB BB BB		x 0-0 P6	x 0-0 FC6-4 1-2f			4	0	0	0	1	1	5
Joe Lefebvre, L (1, 7) OBP: 0.342, SLG: 0.430	x 0-0 F9	S S S 0-3 K		x 0-0 P5		x 0-0 F8		x 0-0 F8		4	0	0	0	0	1	3
Lou Piniella, R (8, PH) OBP: 0.355, SLG: 0.388										1	0	0	0	0	0	0
Bobby Murcer, L (1, 10) OBP: 0.352, SLG: 0.490	x 0-0 E1 1B		x 0-0 4-3	B B B 4-0 BB 1-2 BB			x 0-0 P7	x 0-0 F9		4	0	0	0	1	0	0
Oscar Gamble, L (1, 9) OBP: 0.348, SLG: 0.577	x 0-0 1-3 1B		x 0-0 F7	B B B 4-0 1-2 2-3 BB			x 0-0 L3	H 1-0 HBP		3	0	1	0	1	0	0
Jim Spencer, L (1, 3) OBP: 0.313, SLG: 0.432	x 0-0 P4		B B B 4-0 1B 1B BB	x 0-0 3-1			x 0-0 HR	x 0-0 P3		4	2	1	1	1	0	6
Rick Cerone, R (1, 2) OBP: 0.316, SLG: 0.433		x 0-0 HR	x 0-0 1B 1-2 1B		x 0-0 G1-6-3 1B		B B B 4-0 BB BB BB BB		x 0-0 6-3	4	2	3	1	1	0	0
Bucky Dent, R (1, 6) OBP: 0.325, SLG: 0.360		x 0-0 2B	x 0-0 1-3 2-H 1B		x 0-0 P9		B B B 4-0 BB BB 1-2 BB		x 0-0 6-3	4	0	2	1	1	0	1
Aurelio Rodriguez, R (1, 5) OBP: 0.238, SLG: 0.301	S S S 0-3 K	x 0-0 F7		x 0-0 G1-6-3 1-2f			B B B 4-0 BB 1-2 2-3 BB		S S S 0-3 K	3	0	0	0	0	1	4
Reggie Jackson, L (7, PH) OBP: 0.393, SLG: 0.580										0	0	0	0	1	0	0
Ted Wilborn, S (7, PR)										0	0	0	0	0	0	0
Eric Soderholm, R (7, 5) OBP: 0.347, SLG: 0.423										1	0	0	0	0	1	0
Brian Doyle, L (1, 4) OBP: 0.238, SLG: 0.230	B B B 4-0 BB			x 0-0 L6		x 0-0 P6	B B B 4-0 FC6-4 1-2 2-3 3-H BB			2	0	0	0	1	0	0
Bob Watson, R (7, PH) OBP: 0.361, SLG: 0.465										0	0	0	1	1	0	0
Fred Stanley, R (7, 4) OBP: 0.241, SLG: 0.243										0	0	0	0	0	0	0
Inning Stats	R: 0 E: 1 K: 1 S: 7 H: 1 LOB: 2 BB: 0 P: 7	R: 1 E: 0 K: 2 S: 9 H: 2 LOB: 2 BB: 1 P: 13	R: 1 E: 0 K: 0 S: 5 H: 2 LOB: 2 BB: 1 P: 9	R: 0 E: 0 K: 0 S: 3 H: 0 LOB: 3 BB: 3 P: 15	R: 0 E: 0 K: 0 S: 3 H: 1 LOB: 0 BB: 0 P: 3	R: 0 E: 0 K: 0 S: 3 H: 0 LOB: 0 BB: 0 P: 3	R: 2 E: 0 K: 0 S: 4 H: 1 LOB: 3 BB: 4 P: 20	R: 0 E: 0 K: 0 S: 3 H: 0 LOB: 1 BB: 0 P: 4	R: 0 E: 0 K: 1 S: 5 H: 0 LOB: 0 BB: 0 P: 5	1B: 4 2B: 1 3B: 0 HR: 2 SF: 0 SAC: 0 DP: 1 HBP: 1						

	AB	34
	R	4
	H	7
	RBI	4
	BB	9
	SO	4
	LOB	19

WP: 0 PB: 0 SB: 0 CS: 0 PA: 44

PITCHER		IP	WLS	BF	H	R	ER	SO	BB	IBB	HBP	BLK	WP	HR	S	P	ERA	WHIP
Jackson Todd, R ERA: 3.55	(1, 1)	6.2	W	33	7	4	4	3	6	0	0	0	0	2	33	57	5.40	1.950
Jack Kucek, R ERA: 7.55	(7, 1)	0.0		1	0	0	0	0	1	0	0	0	0	0	0	4	∞	∞
Mike Willis, L ERA: 1.35	(7, 1)	2.1	S	10	0	0	0	1	2	0	1	0	0	0	9	18	0.00	0.857

PITCHER	IP	WLS	BF	H	R	ER	SO	BB	IBB	HBP	BLK	WP	HR	S	P	ERA	WHIP

Batter	1	2	3	4	5	6	7	8	9	AB	R	H	RBI	BB	SO	LOB
Bob Bailor, R (1, 6) OBP: 0.316, SLG: 0.301	K	P3		P5		CS 1B		1-2 1B		5	0	2	0	0	1	1
Garth Iorg, R (1, 7) OBP: 0.307, SLG: 0.378	E6 2B		HR 1B	K		K 1-2		K		5	2	1	0	0	3	3
Lloyd Moseby, L (1, 9) OBP: 0.286, SLG: 0.369	FC4-6 1-H 2B		K	G3			F9 4-3 2B			4	1	2	1	0	1	1
John Mayberry, L (1, 3) OBP: 0.346, SLG: 0.450	FC4-6 BB		1-H HR		F9		F9 2-3			3	1	1	2	1	0	1
Roy Howell, L (1, 5) OBP: 0.318, SLG: 0.385	FC4-6 1-2f 2-3		1B 1B		P2		4-3 3-H			4	1	1	1	0	0	2
Damaso Garcia, R (1, 4) OBP: 0.304, SLG: 0.402	K		K		2B		6-3			4	0	1	0	0	2	3
Barry Bonnell, R (1, 8) OBP: 0.317, SLG: 0.422		6-3	1B E 1-2		1-3			K		4	1	2	0	0	1	0
Willie Upshaw, L (1, 10) OBP: 0.216, SLG: 0.257 Doug Ault, R (5, PH) OBP: 0.272, SLG: 0.300 Steve Braun, L (8, PH) OBP: 0.306, SLG: 0.255	4-3		E8 1-H 2-H 1B		5-3			F9		2 1 1	0 0 0	1 0 0	1 0 0	0 0 0	0 0 0	0 2 0
Ernie Whitt, L (1, 2) OBP: 0.298, SLG: 0.366	1B	K				K		BB 1B		3	0	1	0	1	2	1
Inning Stats	R: 1 E: 1 K: 2 S: 9 H: 1 LOB: 2 BB: 1 P: 13	R: 0 E: 0 K: 0 S: 4 H: 1 LOB: 1 BB: 0 P: 4	R: 4 E: 1 K: 3 S: 14 H: 5 LOB: 1 BB: 0 P: 14	R: 0 E: 0 K: 1 S: 5 H: 0 LOB: 0 BB: 0 P: 5	R: 0 E: 0 K: 0 S: 5 H: 2 LOB: 2 BB: 0 P: 5	R: 0 E: 0 K: 2 S: 7 H: 1 LOB: 0 BB: 0 P: 7	R: 1 E: 0 K: 0 S: 4 H: 1 LOB: 0 BB: 0 P: 4	R: 0 E: 0 K: 2 S: 8 H: 1 LOB: 2 BB: 1 P: 12		1B: 8 2B: 3 3B: 0 HR: 1	SF: 0 SAC: 0 DP: 0 HBP: 0					WP: 0 PB: 0 SB: 0 CS: 1	PA: 38

PITCHER		IP	WLS	BF	H	R	ER	SO	BB	IBB	HBP	BLK	WP	HR	S	P	ERA	WHIP
Gaylord Perry, R ERA: 3.4	(1, 1)	2.2	L	17	7	5	3	4	1	0	0	0	0	1	24	28	10.12	3.000
Ron Guidry, L ERA: 3.56	(3, 1)	4.1		16	4	1	1	4	0	0	0	0	0	0	24	24	2.08	0.923
Doug Bird, R ERA: 3.27	(8, 1)	1.0		5	1	0	0	2	1	0	0	0	0	0	8	12	0.00	2.000

PITCHER	IP	WLS	BF	H	R	ER	SO	BB	IBB	HBP	BLK	WP	HR	S	P	ERA	WHIP

BOTTOM

New York Yankees @ Toronto Blue Jays

Exhibition Stadium, Toronto, ON

Tue Sep 09 1980, 7:05 PM EDT

Att. 22,471 - Unknown - 65 F

livebaseballscorecards.com

AB	36
R	6
H	12
RBI	5
BB	2
SO	10
LOB	14

Batter	1	2	3	4	5	6	7	8	9	AB	R	H	RBI	BB	SO	LOB
Willie Randolph, R (1, 4) OBP: 0.422, SLG: 0.410	F8	K		1B						3	1	1	0	2	1	2
Bobby Murcer, L (1, 10) OBP: 0.353, SLG: 0.486	F8		WP BB 1B	F9						4	1	1	0	1	0	5
Oscar Gamble, L (1, 7) OBP: 0.345, SLG: 0.568	4-3		F9	L6			F9 1B 1B	F9		4	1	1	1	0	0	3
Lou Piniella, R (8, PH) OBP: 0.354, SLG: 0.386 (8, 7)										1	0	0	0	0	0	0
Reggie Jackson, L (1, 9) OBP: 0.393, SLG: 0.578		HR 1B	K		K		E 1B	4-3		5	2	2	1	0	2	1
Joe Lefebvre, L (8, 9) OBP: 0.342, SLG: 0.430										0	0	0	0	0	0	0
Jim Spencer, L (1, 3) OBP: 0.314, SLG: 0.442		HR	WP BB		F6		F9	4-3		4	1	1	2	1	0	2
Rick Cerone, R (1, 2) OBP: 0.321, SLG: 0.435		SH1-4 1B BB	FC5-4 BB		K		FC5-4 1B		WP 1B	3	0	2	1	2	1	0
Bucky Dent, R (1, 6) OBP: 0.323, SLG: 0.358		SH1-4 1B	FC5-4			F9	FC5-4 WP 1B		6-3	5	1	1	0	0	0	5
Aurelio Rodriguez, R (1, 5) OBP: 0.242, SLG: 0.301		SH1-4		1B BB		K	BB 1B		5-3	3	0	1	1	1	1	1
Bobby Brown, S (1, 8) OBP: 0.303, SLG: 0.404		P6		K		4-3	BB 1B		K	5	0	1	0	0	2	4

TOP

New York Yankees @ Toronto Blue Jays

Exhibition Stadium, Toronto, ON

Wed Sep 10 1980, 7:05 PM EDT

Att. 23,031 - Unknown - 66 F

livebaseballscorecards.com

AB	37
R	7
H	11
RBI	6
BB	7
SO	7
LOB	23

Inning Stats	1	2	3	4	5	6	7	8	9
	R: 0 E: 0 K: 0 S: 3	H: 0 LOB: 0 BB: 0 P: 3	R: 2 E: 0 K: 1 S: 8	H: 3 LOB: 2 BB: 1 P: 12	R: 0 E: 0 K: 1 S: 6	H: 1 LOB: 3 BB: 2 P: 14	R: 0 E: 0 K: 1 S: 6	H: 1 LOB: 2 BB: 1 P: 10	R: 0 E: 0 K: 2 S: 7	H: 0 LOB: 0 BB: 0 P: 7
	R: 0 E: 0 K: 1 S: 5	H: 0 LOB: 0 BB: 0 P: 5	R: 5 E: 1 K: 0 S: 8	H: 5 LOB: 3 BB: 3 P: 20	R: 0 E: 0 K: 0 S: 3	H: 0 LOB: 0 BB: 0 P: 3	R: 0 E: 0 K: 1 S: 6	H: 1 LOB: 1 BB: 0 P: 6	1B: 10 2B: 0 3B: 0 HR: 1	SF: 0 SAC: 1 DP: 0 HBP: 0

WP: 3 PA: 45
PB: 0
SB: 0
CS: 0

PITCHER		IP	WLS	BF	H	R	ER	SO	BB	IBB	HBP	BLK	WP	HR	S	P	ERA	WHIP
Jim Clancy, R ERA: 3.25	(1, 1)	6.1	L	33	8	7	7	6	6	0	0	0	1	1	39	63	9.95	2.211
Mike Barlow, R ERA: 3.35	(7, 1)	0.1		3	2	0	0	0	0	0	0	0	1	0	3	3	0.00	6.000
Mike Willis, L ERA: 1.15	(7, 1)	2.1		9	1	0	0	1	1	0	0	0	1	0	10	14	0.00	0.857

PITCHER	IP	WLS	BF	H	R	ER	SO	BB	IBB	HBP	BLK	WP	HR	S	P	ERA	WHIP

BOTTOM

Batter	1	2	3	4	5	6	7	8	9	AB	R	H	RBI	BB	SO	LOB
Bob Bailor, R (1, 6) OBP: 0.317, SLG: 0.304	0-0 1B WP 2B	0-0 F9 ①		0-0 F7 ①			0-3 K ①		4-0 1B BB	4	1	1	0	1	1	1
Garth Iorg, R (1, 7) OBP: 0.305, SLG: 0.375	0-0 E WP BB 1B 2-3	0-0 4-3 ②③ 1-2		0-0 F9 ②			0-3 K ②		0-0 1B 1-2	4	1	1	0	0	1	1
Willie Upshaw, L (9, PH) OBP: 0.237, SLG: 0.278										1	0	1	0	0	0	0
Roy Howell, L (1, 5) OBP: 0.317, SLG: 0.382	0-0 E1 BB WP FC4-6 1-3 3-H		0-3 K ①	0-0 F8 ③			4-0 BB		0-3 K ③	4	1	0	0	1	2	3
Doug Ault, R (1, 10) OBP: 0.273, SLG: 0.295	4-0 FC4-6 BB BB 1-2		0-0 5-3 ②		0-0 G3 ①		0-3 K ③			2	0	0	0	1	0	0
Al Woods, L (7, PH) OBP: 0.365, SLG: 0.493										1	0	0	0	0	1	1
Damaso Garcia, R (1, 4) OBP: 0.302, SLG: 0.399	0-0 F3 ①		0-0 E6 HR		0-0 6-3 ②			0-0 4-3 ①		4	1	0	0	0	0	3
John Mayberry, L (1, 3) OBP: 0.348, SLG: 0.457	4-0 FC4-6 BB 1-2 2-3 3-H		0-0 HR 1-H		0-0 F4 ③			0-0 F8 ②		3	1	1	3	1	0	0
Lloyd Moseby, L (1, 9) OBP: 0.285, SLG: 0.371	0-0 FC4-6 ② 1-2f 2-3 3-H		0-0 2B 2B			0-3 K ①		0-0 6-3 ③		4	1	1	1	0	1	2
Ernie Whitt, L (1, 2) OBP: 0.298, SLG: 0.368	0-0 G3 ③		0-0 2B 2-H			0-0 F3 ②			0-3 K ①	4	0	1	1	0	1	2
Joe Cannon, L (1, 8) OBP: 0.064, SLG: 0.043		0-0 E1 CS	0-0 G3 ③			0-0 P6 ③			0-0 4-3 ②	3	0	0	0	0	0	1
Steve Braun, L (9, PH) OBP: 0.302, SLG: 0.250										1	0	0	0	0	0	0
Inning Stats	R: 3 E: 1 K: 0 S: 6 H: 2 LOB: 2 BB: 2 P: 14	R: 0 E: 1 K: 0 S: 3 H: 0 LOB: 0 BB: 0 P: 3	R: 3 E: 1 K: 1 S: 9 H: 3 LOB: 1 BB: 0 P: 9	R: 0 E: 0 K: 0 S: 3 H: 0 LOB: 0 BB: 0 P: 3	R: 0 E: 0 K: 0 S: 3 H: 0 LOB: 0 BB: 0 P: 3	R: 0 E: 0 K: 1 S: 5 H: 0 LOB: 0 BB: 0 P: 5	R: 0 E: 0 K: 3 S: 9 H: 0 LOB: 1 BB: 1 P: 13	R: 0 E: 0 K: 0 S: 3 H: 0 LOB: 0 BB: 0 P: 3	R: 0 E: 0 K: 2 S: 8 H: 1 LOB: 2 BB: 1 P: 12	1B: 2 2B: 3 3B: 0 HR: 1	SF: 0 SAC: 0 DP: 0 HBP: 0			WP: 2 PB: 0 SB: 0 CS: 1	PA: 39		

PITCHER		IP	WLS	BF	H	R	ER	SO	BB	IBB	HBP	BLK	WP	HR	S	P	ERA	WHIP
Tom Underwood, L ERA: 3.91	(1, 1)	2.2		16	4	6	1	1	2	0	0	0	2	1	16	24	3.38	2.250
Ron Davis, R ERA: 3.08	(3, 1)	4.0	W	13	1	0	0	3	0	0	0	0	0	0	19	19	0.00	0.250
Rudy May, L ERA: 2.29	(7, 1)	0.0		1	0	0	0	0	1	0	0	0	0	0	0	4	∞	∞
Rich Gossage, R ERA: 1.97	(7, 1)	2.1	S	9	1	0	0	3	1	0	0	0	0	0	14	18	0.00	0.857

PITCHER	IP	WLS	BF	H	R	ER	SO	BB	IBB	HBP	BLK	WP	HR	S	P	ERA	WHIP

New York Yankees @ Toronto Blue Jays

Exhibition Stadium, Toronto, ON

Wed Sep 10 1980, 7:05 PM EDT

Att. 23,031 - Unknown - 66 F

livebaseballscorecards.com

AB	35
R	6
H	6
RBI	5
BB	4
SO	7
LOB	14

Baltimore Orioles @ Toronto Blue Jays

Exhibition Stadium, Toronto, ON

Thu Sep 11 1980, 7:05 PM EDT

Att. 14,025 - Unknown - 73 F

TOP

livebaseballscorecards.com

Batter	1	2	3	4	5	6	7	8	9	AB	R	H	RBI	BB	SO	LOB
Al Bumbry, L (1, 8) OBP: 0.396, SLG: 0.423	1B	S E 1-H 3-H 1B	FC6-4 1-2f		L6		6-3 S 1B		1B	6	1	4	1	0	0	3
Rich Dauer, R (1, 4) OBP: 0.335, SLG: 0.348	1-2 1B	E5 BB 1-H 1B		F8		3-1 1B 2B	6-3 1-3		5-3	6	2	2	0	0	0	2
Ken Singleton, S (1, 9) OBP: 0.384, SLG: 0.466 Mark Corey, R (7, 9) OBP: 0.406, SLG: 0.481	K S S S	1B 1-2 BB B B B B		BB B B B		3-1 2-3	G3			3 0	0 0	0 0	0 0	2 0	1 0	4 0
Eddie Murray, S (1, 3) OBP: 0.351, SLG: 0.496	F8	FC5-4 1-2 2-H 1B		BB B B B B 1-2		2B 4-3 3-H 1B	F8			4	1	2	2	1	0	3
Tippy Martinez, L (1, 10) Benny Ayala, R (1, PH) OBP: 0.355, SLG: 0.551 Pat Kelly, L (4, PH) OBP: 0.358, SLG: 0.365	F9	FC5-4 1-2f S S S	K	4-3 1-3 2B		4-3	4-3 1B		0 2 3	0 0 0	0 0 1	0 0 0	0 0 0	0 0 1	0 4 2
Doug DeCinces, R (1, 5) OBP: 0.309, SLG: 0.383	1B G3 S 1B	FC6-4 B B B B BB	P6		4-3 IBB			K S S S		3	1	1	0	2	1	2
Gary Roenicke, R (1, 7) OBP: 0.350, SLG: 0.403	P6	FC6-4 1-2f BB B B B B	FC6-4 BB	4-3 1-2 2-3 3-H				F8		4	0	0	1	1	0	4
Rick Dempsey, R (1, 2) OBP: 0.343, SLG: 0.437	G3 1-2	FC6-4 1-2 BB B B B B	F9	IBB					F7	3	0	0	0	2	0	2
Mark Belanger, R (1, 6) OBP: 0.251, SLG: 0.266	S 1B 2-3 1B	K S S S	FC6-4 1-2f	F9					L3	5	1	1	0	0	1	6

	AB	39
	R	6
	H	11
	RBI	4
	BB	8
	SO	4
	LOB	32

Inning Stats																		
	R: 0	H: 2	R: 4	H: 4	R: 0	H: 0	R: 0	H: 0	R: 0	H: 0	R: 2	H: 3	R: 0	H: 1	R: 0	H: 0	R: 0	H: 1
	E: 0	LOB: 2	E: 1	LOB: 2	E: 0	LOB: 2	E: 0	LOB: 2	E: 0	LOB: 1	E: 0	LOB: 3	E: 0	LOB: 1	E: 0	LOB: 0	E: 0	LOB: 1
	K: 1	BB: 0	K: 0	BB: 1	K: 1	BB: 2	K: 1	BB: 2	K: 0	BB: 1	K: 0	BB: 2	K: 0	BB: 0	K: 1	BB: 0	K: 0	BB: 0
	S: 7	P: 7	S: 8	P: 12	S: 5	P: 13	S: 5	P: 13	S: 3	P: 7	S: 6	P: 14	S: 4	P: 4	S: 5	P: 5	S: 4	P: 4

	1B: 9	SF: 0	WP: 0	PA: 47
	2B: 2	SAC: 0	PB: 0	
	3B: 0	DP: 0	SB: 4	
	HR: 0	HBP: 0	CS: 0	

PITCHER		IP	WLS	BF	H	R	ER	SO	BB	IBB	HBP	BLK	WP	HR	S	P	ERA	WHIP
Paul Mirabella, L ERA: 4.67	(1, 1)	1.2	L	13	6	4	2	1	1	0	0	0	0	0	14	18	10.80	4.200
Ken Schrom, R ERA: 5.31	(2, 1)	6.1		30	4	2	2	3	5	2	0	0	0	0	29	57	2.84	1.421
Jack Kucek, R ERA: 7.42	(9, 1)	1.0		4	1	0	0	0	0	0	0	0	0	0	4	4	0.00	1.000

PITCHER	IP	WLS	BF	H	R	ER	SO	BB	IBB	HBP	BLK	WP	HR	S	P	ERA	WHIP

Baltimore Orioles @ Toronto Blue Jays

Exhibition Stadium, Toronto, ON

Thu Sep 11 1980, 7:05 PM EDT

Att. 14,025 - Unknown - 73 F

BOTTOM

livebaseballscorecards.com

Batter	1	2	3	4	5	6	7	8	9	AB	R	H	RBI	BB	SO	LOB
Bob Bailor, R (1, 6) (9, 7) OBP: 0.316, SLG: 0.302	1-3		6-3		K		1B		5-3	5	0	1	0	0	1	1
Damaso Garcia, R (1, 4) OBP: 0.301, SLG: 0.399	P6		P6		FC6-4 1-2f		K		2B	5	0	1	0	0	1	2
Lloyd Moseby, L (1, 9) OBP: 0.284, SLG: 0.368	6-3			FC6-4 BB 1B		K		4-3	P6	5	0	1	0	0	1	1
John Mayberry, L (1, 3) OBP: 0.349, SLG: 0.456		P5		4-0 FC6-4 1-2 BB		F7		BB 1B 1B		3	0	1	0	1	0	0
Paul Hodgson, R (8, PR) OBP: 0.231, SLG: 0.167										0	0	0	0	0	0	0
Doug Ault, R (9, 3) OBP: 0.273, SLG: 0.295										0	0	0	0	0	0	0
Roy Howell, L (1, 5) OBP: 0.319, SLG: 0.385		K		K		1B WP 2B		BB 1-2 1B		4	1	2	0	0	2	2
Barry Bonnell, R (1, 8) OBP: 0.319, SLG: 0.421		4-0 BB BB		FC6-4 1-2f 2-3		WP 2-3 1B		P4		3	0	1	0	1	0	4
Willie Upshaw, L (1, 10) OBP: 0.262, SLG: 0.263		4-0 FC5-4 1-2 BB		F7		K 1-2 3-H		4-0 1-2 2-3 BB		2	0	0	0	2	1	3
Garth Iorg, R (1, 7) OBP: 0.302, SLG: 0.370		FC5-4 1-2f			F8		4-3	K		2	0	0	0	0	0	2
Steve Braun, L (7, PH) OBP: 0.297, SLG: 0.246										1	0	0	0	0	0	0
Joe Cannon, L (8, 7) OBP: 0.064, SLG: 0.043										0	0	0	0	0	0	0
Al Woods, L (8, PH) OBP: 0.364, SLG: 0.491										1	0	0	0	0	1	3
Alfredo Griffin, S (9, 6) OBP: 0.281, SLG: 0.361										0	0	0	0	0	0	0
Ernie Whitt, L (1, 2) OBP: 0.297, SLG: 0.366			L3		FC6-4 1B		F7		4-3	4	0	1	0	0	0	0
Inning Stats	R: 0 H: 0 E: 0 LOB: 0 K: 0 BB: 0 S: 3 P: 3	R: 0 H: 0 E: 0 LOB: 2 K: 1 BB: 2 S: 5 P: 13	R: 0 H: 0 E: 0 LOB: 0 K: 0 BB: 0 S: 3 P: 3	R: 0 H: 1 E: 0 LOB: 2 K: 1 BB: 1 S: 6 P: 10	R: 0 H: 1 E: 0 LOB: 1 K: 1 BB: 0 S: 6 P: 6	R: 1 H: 2 E: 0 LOB: 1 K: 2 BB: 0 S: 9 P: 9	R: 0 H: 1 E: 0 LOB: 1 K: 1 BB: 0 S: 6 P: 6	R: 0 H: 2 E: 0 LOB: 3 K: 1 BB: 1 S: 7 P: 11	R: 0 H: 1 E: 0 LOB: 1 K: 0 BB: 0 S: 4 P: 4							

PITCHER		IP	WLS	BF	H	R	ER	SO	BB	IBB	HBP	BLK	WP	HR	S	P	ERA	WHIP	PITCHER	IP	WLS	BF	H	R	ER	SO	BB	IBB	HBP	BLK	WP	HR	S	P	ERA	WHIP
Steve Stone, R ERA: 2.96	(1, 1)	9.0	W	39	8	1	1	7	4	0	0	0	1	0	49	65	1.00	1.333																	

1B: 6	SF: 0	WP: 1	PA: 39
2B: 2	SAC: 0	PB: 0	
3B: 0	DP: 0	SB: 0	
HR: 0	HBP: 0	CS: 0	

AB	35
R	1
H	8
RBI	0
BB	4
SO	7
LOB	18

Baltimore Orioles @ Toronto Blue Jays

Exhibition Stadium, Toronto, ON

Fri Sep 12 1980, 7:05 PM EDT

Att. 15,632 - Unknown - 58 F

TOP

livebaseballscorecards.com

Batter	1	2	3	4	5	6	7	8	9	AB	R	H	RBI	BB	SO	LOB
Al Bumbry, L (1, 8) OBP: 0.395, SLG: 0.422	F8	1-3			6-3		S 1B		E5 1-2	4	0	1	0	0	0	1
Gary Roenicke, R (9, PH) OBP: 0.349, SLG: 0.401										1	0	0	0	0	0	1
Rich Dauer, R (1, 4) OBP: 0.331, SLG: 0.344	P4		6-3		L3		6-3 1-2		P2	5	0	0	0	0	0	3
Ken Singleton, S (1, 9) OBP: 0.382, SLG: 0.469	F8		G3			G3		HR	F9	5	1	1	1	0	0	2
Eddie Murray, S (1, 3) OBP: 0.352, SLG: 0.504		HR	2B			F9		F8		4	1	2	1	0	0	0
John Lowenstein, L (1, 7) OBP: 0.401, SLG: 0.429		FC5-4 1B	4-3			BBBB 1B		HR		3	1	2	1	1	0	1
Steve Stone, R (1, 10)		F7		F7		1-2 1B		L5		0	0	0	0	0	0	0
Terry Crowley, L (2, PH) OBP: 0.376, SLG: 0.484										3	0	1	0	0	0	1
Benny Ayala, R (8, PH) OBP: 0.353, SLG: 0.547										1	0	0	0	0	0	0
Doug DeCinces, R (1, 5) OBP: 0.308, SLG: 0.382	FC5-4 1-2f 2B			G5-4-3 1B		P4		F8		4	1	1	0	0	0	3
Rick Dempsey, R (1, 2) OBP: 0.342, SLG: 0.438	1-H 1B 2B			G5-4-3 1-2f			SSS K		P4	4	1	1	1	0	1	1
Mark Belanger, R (1, 6) OBP: 0.253, SLG: 0.269					6-3		3-1		E 1B	2	0	1	1	0	0	0
Pat Kelly, L (7, PH) OBP: 0.356, SLG: 0.363										1	0	0	0	0	0	0
Kiko Garcia, R (7, 6) OBP: 0.257, SLG: 0.236										0	0	0	0	0	0	0
Lee May, R (9, PH) OBP: 0.283, SLG: 0.397										1	0	1	0	0	0	0
Bobby Bonner, R (9, PR)	2-H 1B									0	0	0	0	0	0	0

Inning Stats	1	2	3	4	5	6	7	8	9
	R: 0 E: 0 K: 0 S: 3	H: 0 LOB: 0 BB: 0 P: 3	R: 3 E: 0 K: 0 S: 7	H: 4 LOB: 1 BB: 0 P: 7	R: 0 E: 0 K: 0 S: 4	H: 1 LOB: 1 BB: 0 P: 4	R: 0 E: 0 K: 0 S: 3	H: 1 LOB: 0 BB: 0 P: 3	R: 0 E: 0 K: 0 S: 3	H: 0 LOB: 0 BB: 0 P: 3	R: 0 E: 0 K: 0 S: 4	H: 1 LOB: 2 BB: 1 P: 8	R: 0 E: 0 K: 1 S: 6	H: 1 LOB: 1 BB: 0 P: 6	R: 2 E: 0 K: 0 S: 5	H: 2 LOB: 0 BB: 0 P: 5	R: 0 E: 1 K: 0 S: 5	H: 1 LOB: 2 BB: 0 P: 5

1B: 6 SF: 0
2B: 2 SAC: 0
3B: 0 DP: 1
HR: 3 HBP: 0

WP: 0 PA: 39
PB: 0
SB: 1
CS: 0

	AB	38
	R	5
	H	11
	RBI	5
	BB	1
	SO	1
	LOB	13

PITCHER	IP	WLS	BF	H	R	ER	SO	BB	IBB	HBP	BLK	WP	HR	S	P	ERA	WHIP
Joey McLaughlin, R (1, 1) ERA: 4.08	7.1	W	32	10	5	5	1	1	0	0	0	0	3	33	37	6.14	1.500
Mike Willis, L (8, 1) ERA: 1.04	1.2	S	7	1	0	0	0	0	0	0	0	0	0	7	7	0.00	0.600

PITCHER	IP	WLS	BF	H	R	ER	SO	BB	IBB	HBP	BLK	WP	HR	S	P	ERA	WHIP

Batter	1	2	3	4	5	6	7	8	9	AB	R	H	RBI	BB	SO	LOB
Alfredo Griffin, S (1, 6) OBP: 0.284, SLG: 0.365	BB 1B		2B	P4		1B 1B		F9		5	1	3	0	0	0	2
Damaso Garcia, R (1, 4) OBP: 0.302, SLG: 0.399	P6		F7		G3	1B 1-3 CS		1B 1B		5	1	2	0	0	0	2
Roy Howell, L (1, 5) OBP: 0.321, SLG: 0.386	B B B B G6-4-3 1-2 BB		F9		1-3 BB 1B	BB 1-3 3-H 1B		F8		4	1	2	1	1	0	2
Barry Bonnell, R (1, 8) OBP: 0.325, SLG: 0.426	G6-4-3 1-2f			1B 1B 2B	B B B B 1B 1-3 1-2 BB	B B B B BB 1-2 BB		1B 1-3 1B		3	1	2	0	2	0	2
Doug Ault, R (1, 10) OBP: 0.285, SLG: 0.325 Steve Braun, L (5, PH) OBP: 0.313, SLG: 0.254		6-3 3B		FC1-6 1B 2B 2-3 1B	1-3 1-2 2-3	B B B B BB 1-2 BB		1-3 3-H 1B		2 2	2 0	2 1	0 1	0 1	0 0	0 2
John Mayberry, L (1, 3) OBP: 0.349, SLG: 0.454		6-3 3-H		FC1-6 1-2 3-H 1B	1B IBB	CS 3-H	G3	F8		4	0	1	2	1	0	2
Bob Bailor, R (1, 7) OBP: 0.318, SLG: 0.304		CS 1B		FC1-6 2B 1-2f 2-3	1-2 2-3 3-H 1B		F8			4	0	2	1	0	0	2
Lloyd Moseby, L (1, 9) OBP: 0.287, SLG: 0.383		G3 1-2		1-3 3-H 2B	F5		HR			4	1	2	2	0	0	4
Bob Davis, R (1, 2) OBP: 0.259, SLG: 0.324			P4	K		K	K			4	0	0	0	0	3	2
Inning Stats	R: 0 H: 1 E: 0 LOB: 1 K: 0 BB: 1 S: 3 P: 7	R: 1 H: 2 E: 0 LOB: 0 K: 0 BB: 0 S: 4 P: 4	R: 0 H: 1 E: 0 LOB: 1 K: 0 BB: 0 S: 4 P: 4	R: 2 H: 4 E: 0 LOB: 2 K: 1 BB: 0 S: 9 P: 9	R: 1 H: 2 E: 0 LOB: 3 K: 0 BB: 2 S: 5 P: 13	R: 1 H: 3 E: 0 LOB: 2 K: 1 BB: 2 S: 6 P: 14	R: 1 H: 1 E: 0 LOB: 0 K: 1 BB: 0 S: 6 P: 6	R: 1 H: 3 E: 0 LOB: 2 K: 0 BB: 0 S: 6 P: 6		1B: 12 SF: 0 2B: 3 SAC: 0 3B: 1 DP: 1 HR: 1 HBP: 0						

PITCHER		IP	WLS	BF	H	R	ER	SO	BB	IBB	HBP	BLK	WP	HR	S	P	ERA	WHIP
Mike Flanagan, L ERA: 4.14	(1, 1)	4.1	L	22	9	4	4	1	2	0	0	0	0	0	22	30	8.31	2.538
Dennis Martinez, R ERA: 4.6	(5, 1)	1.1		10	4	1	1	1	2	1	0	0	0	0	9	21	6.75	4.500
Dave Ford, R ERA: 3.76	(6, 1)	1.2		6	2	2	2	1	0	0	0	0	0	1	8	8	10.80	1.200
Tim Stoddard, R ERA: 2.88	(8, 1)	0.2		4	2	0	0	0	0	0	0	0	0	0	4	4	0.00	3.000

PITCHER	IP	WLS	BF	H	R	ER	SO	BB	IBB	HBP	BLK	WP	HR	S	P	ERA	WHIP

BOTTOM

Baltimore Orioles @ Toronto Blue Jays

Exhibition Stadium, Toronto, ON

Fri Sep 12 1980, 7:05 PM EDT

Att. 15,632 - Unknown - 58 F

livebaseballscorecards.com

AB	37
R	7
H	17
RBI	7
BB	5
SO	3
LOB	20

WP: 0 PA: 43
PB: 0
SB: 0
CS: 2

Batter	1	2	3	4	5	6	7	8	9	AB	R	H	RBI	BB	SO	LOB
Al Bumbry, L (1, 8) OBP: 0.393, SLG: 0.420	P6		G1-6-3 1-2f		1-3	FC4-6 1B 1-2f 3-H			SH1-3 1B	5	0	1	1	0	0	2
Rich Dauer, R (1, 4) OBP: 0.333, SLG: 0.345	4-3 1B			4-3	F9	1-2 1B			SH1-3 1-2	4	0	2	0	0	0	0
Ken Singleton, S (1, 9) OBP: 0.383, SLG: 0.470 Gary Roenicke, R (9, 9) OBP: 0.349, SLG: 0.401	4-3 1-2			BBBB 2B 1B BB	HR 2B	F7			F7	4 0	2 0	1 0	0 0	1 0	0 0	4 0
Eddie Murray, S (1, 3) OBP: 0.352, SLG: 0.510	4-3			1-3 1B 2B	2-H HR		F7		G3	5	2	2	2	0	0	2
John Lowenstein, L (1, 7) OBP: 0.398, SLG: 0.421		F8		L4	BBBB BB		F7			3	0	0	0	1	0	2
Mike Flanagan, L (1, 10) Terry Crowley, L (2, PH) OBP: 0.373, SLG: 0.476		5-3		BBBB 1B 2B BB	4-3		SSS K			0 3	0 1	0 0	0 1	0 1	0 1	0 1
Dan Graham, L (1, 2) OBP: 0.299, SLG: 0.433 Rick Dempsey, R (9, 2) OBP: 0.342, SLG: 0.438		F9		2B 1-2 2-H 3-H 1B		1B FC4-6 2B		SSS K		4 0	1 0	2 0	2 0	0 0	1 0	0 0
Doug DeCinces, R (1, 5) OBP: 0.312, SLG: 0.388			G1-6-3 1B	1-3 2-H 2B		FC4-6 2-3 1B		P4		4	0	3	1	0	0	0
Mark Belanger, R (1, 6) OBP: 0.249, SLG: 0.264			F7	5-3		SSS K		SSS K		4	0	0	0	0	2	5
Inning Stats	R: 0 E: 0 K: 0 S: 4 H: 1 LOB: 1 BB: 0 P: 4	R: 0 E: 0 K: 0 S: 3 H: 0 LOB: 0 BB: 0 P: 3	R: 0 E: 0 K: 0 S: 3 H: 1 LOB: 0 BB: 0 P: 3	R: 3 E: 0 K: 0 S: 6 H: 3 LOB: 2 BB: 2 P: 14	R: 2 E: 0 K: 0 S: 5 H: 2 LOB: 1 BB: 1 P: 9	R: 1 E: 0 K: 1 S: 8 H: 3 LOB: 2 BB: 0 P: 8	R: 0 E: 0 K: 1 S: 5 H: 0 LOB: 0 BB: 0 P: 5	R: 0 E: 0 K: 2 S: 7 H: 0 LOB: 0 BB: 0 P: 7	R: 0 E: 0 K: 0 S: 4 H: 1 LOB: 1 BB: 0 P: 4	1B: 6 2B: 4 3B: 0 HR: 1	SF: 0 SAC: 1 DP: 1 HBP: 0					

PITCHER		IP	WLS	BF	H	R	ER	SO	BB	IBB	HBP	BLK	WP	HR	S	P	ERA	WHIP
Dave Stieb, R ERA: 3.33	(1, 1)	5.0	L	24	7	5	5	0	3	0	0	0	0	1	21	33	9.00	2.000
Jack Kucek, R ERA: 7.08	(6, 1)	4.0		16	4	1	1	4	0	0	0	0	0	0	24	24	2.25	1.000

PITCHER	IP	WLS	BF	H	R	ER	SO	BB	IBB	HBP	BLK	WP	HR	S	P	ERA	WHIP

Baltimore Orioles @ Toronto Blue Jays

Exhibition Stadium, Toronto, ON

Sat Sep 13 1980, 3:33 AM EDT

Att. 18,043 - Unknown - 59 F

TOP

livebaseballscorecards.com

AB	36
R	6
H	11
RBI	6
BB	3
SO	4
LOB	16

WP: 0	PA: 40		
PB: 0			
SB: 0			
CS: 0			

Batter	1	2	3	4	5	6	7	8	9	AB	R	H	RBI	BB	SO	LOB
Alfredo Griffin, S (1, 6) OBP: 0.284, SLG: 0.365	P4		F7		1B (3-H)		K2-3 (SSS)		1B (3-H)	5	0	2	2	0	1	1
Damaso Garcia, R (1, 4) OBP: 0.299, SLG: 0.395	P6		FC6-4 (1-2f)		F9		6-3		F8	5	0	0	0	0	0	3
Roy Howell, L (1, 5) OBP: 0.322, SLG: 0.388	3-1			P5		1B 1B 2B	F8		1B (1-2)	5	1	2	0	0	0	0
Barry Bonnell, R (1, 8) OBP: 0.326, SLG: 0.426		5-3 BLK 2B		1B (BBBB)		P4		F8	F9	4	1	1	0	1	0	3
Doug Ault, R (1, 10) OBP: 0.293, SLG: 0.333 Paul Hodgson, R (6, PR) OBP: 0.231, SLG: 0.167 Willie Upshaw, L (8, PH) OBP: 0.256, SLG: 0.256	5-3 (2-3)			G6-4-3 (1-2) 1B		BB 1B (2-3) 1B		6-3		3 0 1	0 0 0	2 0 0	0 0 0	0 0 0	0 0 0	1 0 0
John Mayberry, L (1, 3) OBP: 0.349, SLG: 0.452 Garth Iorg, R (8, PR) OBP: 0.302, SLG: 0.370 (9, 3)	F7 (3-H)			G6-4-3 (1-2f)		P6		WP 1B		4 0	0 0	1 0	0 0	0 0	0 0	4 0
Bob Bailor, R (1, 7) OBP: 0.320, SLG: 0.314	6-3				1B 3B	BB 1B (1-2 3-H)		F9 (1-2)		4	1	2	1	0	0	1
Lloyd Moseby, L (1, 9) OBP: 0.289, SLG: 0.382			4-3		1-3	BB (1-2 2-3)			PB 1B	3	1	1	0	1	0	1
Ernie Whitt, L (1, 2) OBP: 0.297, SLG: 0.366 Steve Braun, L (9, PH) OBP: 0.309, SLG: 0.250			FC6-4 1B		K (SSS)	F9			F8 (1-3)	3 1	0 0	1 0	0 0	0 0	1 0	4 1
Inning Stats	R: 0 H: 0 E: 0 LOB: 0 K: 0 BB: 0 S: 3 P: 3	R: 1 H: 1 E: 0 LOB: 0 K: 0 BB: 0 S: 4 P: 4	R: 0 H: 1 E: 0 LOB: 1 K: 0 BB: 0 S: 4 P: 4	R: 0 H: 1 E: 0 LOB: 1 K: 0 BB: 1 S: 3 P: 7	R: 1 H: 2 E: 0 LOB: 1 K: 1 BB: 0 S: 7 P: 7	R: 1 H: 3 E: 0 LOB: 3 K: 0 BB: 1 S: 6 P: 10	R: 0 H: 0 E: 0 LOB: 0 K: 1 BB: 0 S: 5 P: 5	R: 0 H: 1 E: 0 LOB: 2 K: 0 BB: 0 S: 4 P: 4	R: 1 H: 3 E: 0 LOB: 2 K: 0 BB: 0 S: 6 P: 6	1B: 9 SF: 0 2B: 2 SAC: 0 3B: 1 DP: 1 HR: 0 HBP: 0						

PITCHER		IP	WLS	BF	H	R	ER	SO	BB	IBB	HBP	BLK	WP	HR	S	P	ERA	WHIP
Scott McGregor, L ERA: 3.04	(1, 1)	6.0	W	27	8	3	3	1	2	0	0	1	0	0	27	35	4.50	1.667
Sammy Stewart, R ERA: 3.87	(7, 1)	2.2		11	3	1	0	1	0	0	0	0	1	0	13	13	0.00	1.125
Tippy Martinez, L ERA: 3.26	(9, 1)	0.0		1	1	0	0	0	0	0	0	0	0	0	1	1	∞	∞
Tim Stoddard, R ERA: 2.86	(9, 1)	0.1	S	1	0	0	0	0	0	0	0	0	0	0	1	1	0.00	0.000

PITCHER	IP	WLS	BF	H	R	ER	SO	BB	IBB	HBP	BLK	WP	HR	S	P	ERA	WHIP

BOTTOM

Baltimore Orioles @ Toronto Blue Jays

Exhibition Stadium, Toronto, ON

Sat Sep 13 1980, 3:33 AM EDT

Att. 18,043 - Unknown - 59 F

livebaseballscorecards.com

AB	38
R	4
H	12
RBI	3
BB	2
SO	2
LOB	19

WP: 1 PA: 40
PB: 2
SB: 0
CS: 0

Baltimore Orioles @ Toronto Blue Jays

Exhibition Stadium, Toronto, ON

Sun Sep 14 1980, 3:33 AM EDT

Att. 19,117 - Unknown - 68 F

TOP

livebaseballscorecards.com

Batter	1	2	3	4	5	6	7	8	9	10	11	12	13	AB	R	H	RBI	BB	SO	LOB
Al Bumbry, L (1, 8) OBP: 0.391, SLG: 0.416	L4		1-3		BBBB 4-0 CS BB			6-3		6-3		4-3		5	0	0	0	1	0	0
Rich Dauer, R (1, 4) OBP: 0.329, SLG: 0.341	F8		6-3		CS 1-2	F8		1-3		5-3		5-3		6	0	0	0	0	0	0
Ken Singleton, S (1, 9) OBP: 0.379, SLG: 0.465	6-3		4-3			4-3			F7	K		4-3		5	0	0	0	0	1	0
Gary Roenicke, R (11, 9) OBP: 0.348, SLG: 0.400														1	0	0	0	0	0	0
Eddie Murray, S (1, 3) OBP: 0.356, SLG: 0.529		F9		HR		WP 1B			HR		HR		4-3	6	3	4	3	0	0	0
John Lowenstein, L (1, 7) OBP: 0.401, SLG: 0.423		F7		SSS K		4-3 1-2			BB 2B		BBBB F9 S BB		BBBB WP BB	4	0	1	0	2	1	1
Mike Flanagan, L (1, 10)		2B 1B		F7			F5		4-0 BB IBB		SSS K 1-2		4-0 G5-4-3 IBB 1-2	0	0	0	0	0	0	0
Terry Crowley, L (2, PH) OBP: 0.373, SLG: 0.473														3	0	1	0	0	0	0
Benny Ayala, R (9, PH) OBP: 0.359, SLG: 0.544														1	0	0	0	2	1	1
Dan Graham, L (1, 2) OBP: 0.300, SLG: 0.436		1-3 2B		4-3			F8		SSS 0-3 K		2-3 F9		0-0 G5-4-3 1-2f	3	0	1	0	0	0	0
Rick Dempsey, R (9, PH) OBP: 0.339, SLG: 0.434														3	0	0	0	0	1	5
(9, 2)																				
Doug DeCinces, R (1, 5) OBP: 0.315, SLG: 0.386		IIII 4-0 IBB			SSS 0-3 K		SSS 0-3 K		BBBB 4-0 1-2 2-3 BB		IIII 4-0 S IBB			2	0	0	0	3	2	0
Mark Belanger, R (1, 6) OBP: 0.247, SLG: 0.261		F7				6-3		SSS 0-3 K	SSS 0-3 K		4-3 1-2			2	0	0	0	0	0	3
Pat Kelly, L (8, PH) OBP: 0.355, SLG: 0.360														1	0	0	0	0	1	0
Kiko Garcia, R (8, 6) OBP: 0.257, SLG: 0.236														0	0	0	0	0	0	0
Lee May, R (9, PH) OBP: 0.281, SLG: 0.395														1	0	0	0	0	1	3
Bobby Bonner, R (9, 6)														1	0	0	0	0	0	2
Inning Stats	R: 0 E: 0 K: 0 S: 3 H: 0 LOB: 0 BB: 0 P: 3	R: 0 E: 0 K: 0 S: 5 H: 2 LOB: 3 BB: 1 P: 9	R: 0 E: 0 K: 0 S: 3 H: 0 LOB: 0 BB: 0 P: 3	R: 1 E: 0 K: 1 S: 6 H: 1 LOB: 0 BB: 0 P: 6	R: 0 E: 0 K: 1 S: 4 H: 0 LOB: 0 BB: 1 P: 8	R: 0 E: 0 K: 0 S: 4 H: 1 LOB: 1 BB: 0 P: 4	R: 0 E: 0 K: 1 S: 5 H: 0 LOB: 0 BB: 0 P: 5	R: 0 E: 0 K: 1 S: 5 H: 0 LOB: 0 BB: 0 P: 5	R: 1 E: 0 K: 2 S: 9 H: 2 LOB: 3 BB: 2 P: 17	R: 0 E: 0 K: 1 S: 5 H: 0 LOB: 0 BB: 0 P: 5	R: 1 E: 0 K: 1 S: 6 H: 1 LOB: 2 BB: 2 P: 14	R: 0 E: 0 K: 0 S: 3 H: 0 LOB: 0 BB: 0 P: 3	R: 0 E: 0 K: 0 S: 2 H: 0 LOB: 1 BB: 2 P: 10	1B: 2 2B: 2 3B: 0 HR: 3 SF: 0 SAC: 0 DP: 1 HBP: 0						

PITCHER		IP	WLS	BF	H	R	ER	SO	BB	IBB	HBP	BLK	WP	HR	S	P	ERA	WHIP
Jackson Todd, R ERA: 3.36	(1, 1)	8.1		32	6	2	2	4	1	1	0	0	1	2	38	46	2.16	0.840
Mike Willis, L ERA: 1.02	(9, 1)	0.1		3	0	0	0	1	1	1	0	0	0	0	3	11	0.00	3.000
Mike Barlow, R ERA: 3.25	(9, 1)	4.1	W	17	1	1	1	3	2	2	0	0	1	1	19	35	2.08	0.692

PITCHER	IP	WLS	BF	H	R	ER	SO	BB	IBB	HBP	BLK	WP	HR	S	P	ERA	WHIP

AB	44
R	3
H	7
RBI	3
BB	8
SO	8
LOB	15

WP: 2 PB: 0 SB: 2 CS: 1 PA: 53

Batter	1	2	3	4	5	6	7	8	9	10	11	12	13	AB	R	H	RBI	BB	SO	LOB
Alfredo Griffin, S (1, 6) OBP: 0.285, SLG: 0.363	F8		4-3		CS BB			BB S 1B		4-3		FC3-6 S 1-2f		5	0	1	0	1	0	1
Damaso Garcia, R (1, 4) OBP: 0.300, SLG: 0.394 Al Woods, L (12, PH) OBP: 0.363, SLG: 0.490 Garth Iorg, R (13, 4) OBP: 0.302, SLG: 0.370	G3			K	CS 1-2	F2		BB 1-2 BB			1B	K 1-2		4 1 0	0 0 0	1 0 0	0 0 0	1 0 0	1 1 0	0 1 0
Roy Howell, L (1, 5) OBP: 0.324, SLG: 0.386	F7			BB BB		G3		1-2 2-3 BB		1-3		BB		3	0	0	0	3	0	1
John Mayberry, L (1, 3) OBP: 0.347, SLG: 0.455		HR		K		G3		K			F9	F8		6	1	1	1	0	2	6
Lloyd Moseby, L (1, 9) OBP: 0.296, SLG: 0.389		1-3		1-2 BB			G1-4-3 1B		4-3		E 2B		SH5-4 1B	5	2	3	0	1	0	0
Barry Bonnell, R (1, 8) OBP: 0.324, SLG: 0.424	G3		F7				G1-4-3 1-2f		FC5-4 1B		E6 2-H		SH5-4 1-2	5	0	1	0	0	0	3
Willie Upshaw, L (1, 10) OBP: 0.239, SLG: 0.238 Doug Ault, R (9, PH) OBP: 0.291, SLG: 0.331 Steve Braun, L (11, PH) OBP: 0.314, SLG: 0.246	6-3				F9		F7		FC5-4 1-2f		F8		1B IBB	3 1 1	0 0 0	0 0 0	0 0 1	0 0 0	0 1 1	0 1 1
Bob Bailor, R (1, 7) OBP: 0.320, SLG: 0.312		K			E S SF9 BB			F8	F7		F7		1B 1-2 2-H	5	1	1	1	1	1	2
Ernie Whitt, L (1, 2) OBP: 0.295, SLG: 0.361 Paul Hodgson, R (12, PR) OBP: 0.231, SLG: 0.167 Bob Davis, R (13, 2) OBP: 0.259, SLG: 0.324		F1			SF9 1-H			F8		4-3		FC3-6 BB		3 0 0	0 0 0	0 0 0	1 0 0	1 0 0	0 0 0	0 0 0
Inning Stats	R: 0 E: 0 K: 0 S: 3 H: 0 LOB: 0 BB: 0 P: 3	R: 1 E: 0 K: 0 S: 4 H: 1 LOB: 0 BB: 0 P: 4	R: 0 E: 0 K: 1 S: 5 H: 0 LOB: 0 BB: 0 P: 5	R: 0 E: 0 K: 2 S: 7 H: 0 LOB: 2 BB: 2 P: 15	R: 1 E: 0 K: 0 S: 2 H: 0 LOB: 0 BB: 2 P: 10	R: 0 E: 0 K: 0 S: 3 H: 0 LOB: 0 BB: 0 P: 3	R: 0 E: 0 K: 0 S: 3 H: 1 LOB: 0 BB: 0 P: 3	R: 0 E: 0 K: 1 S: 6 H: 1 LOB: 3 BB: 2 P: 14	R: 0 E: 0 K: 0 S: 4 H: 1 LOB: 1 BB: 0 P: 4	R: 0 E: 0 K: 0 S: 4 H: 1 LOB: 1 BB: 0 P: 4	R: 1 E: 1 K: 0 S: 5 H: 1 LOB: 1 BB: 0 P: 5	R: 0 E: 0 K: 1 S: 5 H: 0 LOB: 2 BB: 2 P: 13	R: 1 E: 0 K: 0 S: 3 H: 2 LOB: 2 BB: 1 P: 7	1B: 6 2B: 1 3B: 0 HR: 1 SF: 1 SAC: 1 DP: 1 HBP: 0		WP: 0 PB: 0 SB: 3 CS: 1 PA: 54					

PITCHER		IP	WLS	BF	H	R	ER	SO	BB	IBB	HBP	BLK	WP	HR	S	P	ERA	WHIP
Jim Palmer, R ERA: 3.84	(1, 1)	7.2		30	3	2	1	3	6	0	0	0	0	1	30	54	1.17	1.174
Tippy Martinez, L ERA: 3.13	(8, 1)	2.2		11	3	1	0	1	0	0	0	0	0	0	13	13	0.00	1.125
Tim Stoddard, R ERA: 2.84	(11, 1)	0.2		3	0	0	0	0	0	0	0	0	0	0	3	3	0.00	0.000
Dennis Martinez, R ERA: 4.64	(12, 1)	1.1	L	9	2	1	1	1	2	1	0	0	0	0	8	20	6.75	3.000

PITCHER	IP	WLS	BF	H	R	ER	SO	BB	IBB	HBP	BLK	WP	HR	S	P	ERA	WHIP

BOTTOM

Baltimore Orioles @ Toronto Blue Jays

Exhibition Stadium, Toronto, ON

Sun Sep 14 1980, 3:33 AM EDT

Att. 19,117 - Unknown - 68 F

livebaseballscorecards.com

AB	42
R	4
H	8
RBI	3
BB	9
SO	5
LOB	16

Batter	1	2	3	4	5	6	7	8	9	AB	R	H	RBI	BB	SO	LOB
Alfredo Griffin, S (1, 6) OBP: 0.285, SLG: 0.363	CS 1B		5-3		L9		F6			4	0	1	0	0	0	2
Garth Iorg, R (1, 4) OBP: 0.302, SLG: 0.376	1-2 1B 2B		K			F3	K			3	1	1	0	0	1	0
Al Woods, L (7, PH) OBP: 0.362, SLG: 0.488										1	0	0	0	0	1	2
Bob Davis, R (7, 2) OBP: 0.259, SLG: 0.324										0	0	0	0	0	0	0
Roy Howell, L (1, 5) OBP: 0.326, SLG: 0.387	2-H FC5-4 1B		1B			1-3		F8		4	0	2	1	0	0	0
Barry Bonnell, R (1, 8) OBP: 0.321, SLG: 0.419	F8		F8			F9		1-3		4	0	0	0	0	0	2
Doug Ault, R (1, 10) OBP: 0.283, SLG: 0.320	1-2f FC5-4			K			5-3	K		4	0	0	0	0	2	1
John Mayberry, L (1, 3) OBP: 0.348, SLG: 0.462		HR		K			1B 1B BB		K	2	1	1	1	1	1	0
Willie Upshaw, L (7, PR) OBP: 0.234, SLG: 0.233										1	1	0	0	0	1	0
(7, 3)																
Bob Bailor, R (1, 7) OBP: 0.322, SLG: 0.312		CS BB		K			1B 1B 1-3 1B		F8	3	1	1	0	1	1	0
Lloyd Moseby, L (1, 9) OBP: 0.298, SLG: 0.390		K 1-2			6-3		1B 1-3 3-H 1B		1B	4	0	2	1	0	1	1
Ernie Whitt, L (1, 2) OBP: 0.293, SLG: 0.358		F4			F6		1-2 3-H 1B		6-3	2	0	0	0	0	0	0
Damaso Garcia, R (7, PH) OBP: 0.301, SLG: 0.394										2	0	1	1	0	0	1
(7, 4)																
Inning Stats	R: 1 E: 0 K: 0 S: 5 H: 3 LOB: 1 BB: 0 P: 5	R: 1 E: 0 K: 1 S: 5 H: 1 LOB: 0 BB: 1 P: 9	R: 0 E: 0 K: 1 S: 6 H: 1 LOB: 1 BB: 0 P: 6	R: 0 E: 0 K: 3 S: 9 H: 0 LOB: 0 BB: 0 P: 9	R: 0 E: 0 K: 0 S: 3 H: 0 LOB: 0 BB: 0 P: 3	R: 0 E: 0 K: 0 S: 3 H: 0 LOB: 0 BB: 0 P: 3	R: 2 E: 0 K: 1 S: 8 H: 3 LOB: 2 BB: 1 P: 12	R: 0 E: 0 K: 1 S: 5 H: 0 LOB: 0 BB: 0 P: 5	R: 0 E: 0 K: 1 S: 6 H: 1 LOB: 1 BB: 0 P: 6	1B: 7 2B: 1 3B: 0 HR: 1 SF: 0 SAC: 0 DP: 0 HBP: 0							

PITCHER		IP	WLS	BF	H	R	ER	SO	BB	IBB	HBP	BLK	WP	HR	S	P	ERA	WHIP
Ron Guidry, L ERA: 3.61	(1, 1)	6.1	W	27	8	4	4	5	2	0	0	0	0	1	35	43	5.68	1.579
Rich Gossage, R ERA: 1.87	(7, 1)	2.2	S	9	1	0	0	3	0	0	0	0	0	0	15	15	0.00	0.375

PITCHER	IP	WLS	BF	H	R	ER	SO	BB	IBB	HBP	BLK	WP	HR	S	P	ERA	WHIP

TOP

Toronto Blue Jays @ New York Yankees

Yankee Stadium, Bronx, NY

Tue Sep 16 1980, 7:05 PM EDT

Att. 20,281 - Unknown - 64 F

livebaseballscorecards.com

AB	34
R	4
H	9
RBI	4
BB	2
SO	8
LOB	9

PA: 36

WP: 0 PB: 0 SB: 0 CS: 2

BOTTOM

Toronto Blue Jays @ New York Yankees

Yankee Stadium, Bronx, NY

Tue Sep 16 1980, 7:05 PM EDT

Att. 20,281 - Unknown - 64 F

livebaseballscorecards.com

Batter	1	2	3	4	5	6	7	8	9	AB	R	H	RBI	BB	SO	LOB
Willie Randolph, R (1, 4) OBP: 0.417, SLG: 0.409	BBBB 4-0 BB 1B BB	x 0-0 ③ 6-3			x 0-0 SF7 1-3 1B 1B		x 0-0 ① 6-3			3	2	1	0	1	0	0
Bobby Murcer, L (1, 9) OBP: 0.349, SLG: 0.473 Joe Lefebvre, L (8, 9) OBP: 0.338, SLG: 0.423	BBBB 4-0 1B 1-2 1B BB		x 0-0 ① F9		x 0-0 ① SF7 1-2 3-H		x 0-0 G6-4-3 1B			2 0	1 0	1 0	1 0	1 0	0 0	0 0
Oscar Gamble, L (1, 7) OBP: 0.339, SLG: 0.549 Lou Piniella, R (7, PH) OBP: 0.352, SLG: 0.378 (8, 7)	x 0-0 1B 1B 1-2 2-H 1B		x 0-0 E3 1B 1B		x 0-0 2-H 1B		x 0-0 ②③ G6-4-3 1-2f			3 1	1 0	3 0	2 0	0 0	0 0	0 1
Reggie Jackson, L (1, 10) OBP: 0.394, SLG: 0.580	SSS 0-3 ① K		x 0-0 G4-6-3 2-3 1B		SSS 0-3 ② K			SSS 0-3 ① K		4	0	1	0	0	3	3
Jim Spencer, L (1, 3) OBP: 0.313, SLG: 0.438	x 0-0 1B 1-3 2-H 1B		x 0-0 ②③ G4-6-3 1-2f		x 0-0 ③ G3			SSS 0-3 ② K		4	0	1	1	0	1	3
Rick Cerone, R (1, 2) OBP: 0.326, SLG: 0.437	x 0-0 ② 2-3 3-H 1B			x 0-0 ① F9		x 0-0 ① F6		x 0-0 ③ F7		4	0	1	1	0	0	0
Bucky Dent, R (1, 6) OBP: 0.331, SLG: 0.372	SSS 0-3 ③ K			x 0-0 ② L8		x 0-0 2B				3	0	1	0	0	1	1
Aurelio Rodriguez, R (1, 5) OBP: 0.241, SLG: 0.304		SSS 0-3 ① K		x 0-0 ③ 6-3		x 0-0 ② 5-3				3	0	0	0	0	1	1
Bobby Brown, S (1, 8) OBP: 0.297, SLG: 0.390		SSS 0-3 ② K			BBBB 4-0 1B S SF7 BB	SSS 0-3 ③ K				2	1	0	0	1	2	1
Inning Stats	R: 3 H: 3 E: 0 LOB: 1 K: 2 BB: 2 S: 9 P: 17	R: 0 H: 0 E: 0 LOB: 0 K: 2 BB: 0 S: 7 P: 7	R: 0 H: 2 E: 1 LOB: 1 K: 0 BB: 0 S: 4 P: 4	R: 0 H: 0 E: 0 LOB: 0 K: 0 BB: 0 S: 3 P: 3	R: 2 H: 2 E: 0 LOB: 1 K: 1 BB: 1 S: 7 P: 11	R: 0 H: 1 E: 0 LOB: 1 K: 1 BB: 0 S: 6 P: 6	R: 0 H: 1 E: 0 LOB: 0 K: 0 BB: 0 S: 3 P: 3	R: 0 H: 0 E: 0 LOB: 0 K: 2 BB: 0 S: 7 P: 7		1B: 8 SF: 1 2B: 1 SAC: 0 3B: 0 DP: 2 HR: 0 HBP: 0						

	AB	29
	R	5
	H	9
	RBI	5
	BB	3
	SO	8
	LOB	10

WP: 0 PA: 33
PB: 0
SB: 1
CS: 0

PITCHER		IP	WLS	BF	H	R	ER	SO	BB	IBB	HBP	BLK	WP	HR	S	P	ERA	WHIP
Jim Clancy, R ERA: 3.39	(1, 1)	4.1	L	21	7	5	5	4	3	0	0	0	0	0	26	38	10.38	2.308
Jerry Garvin, L ERA: 2.47	(5, 1)	3.2		12	2	0	0	4	0	0	0	0	0	0	20	20	0.00	0.545

PITCHER	IP	WLS	BF	H	R	ER	SO	BB	IBB	HBP	BLK	WP	HR	S	P	ERA	WHIP

Batter	1	2	3	4	5	6	7	8	9	10	11	12	13	AB	R	H	RBI	BB	SO	LOB
Alfredo Griffin, S (1, 6) OBP: 0.284, SLG: 0.361	F3			G3 1B		K		K		K	F9			6	0	1	0	0	3	4
Lloyd Moseby, L (1, 9) OBP: 0.293, SLG: 0.383	K			K		K		4-3 1-2		E6 IHR		4-3		6	1	0	0	0	3	3
Roy Howell, L (1, 5) OBP: 0.324, SLG: 0.390	1-3			G3 1-2			F8	F5		1-H IHR		F6		6	1	1	2	0	0	3
Barry Bonnell, R (1, 8) OBP: 0.321, SLG: 0.420		K		F7			HR 2B		K	1B		4-3		4	1	1	0	0	2	1
Garth Iorg, R (10, PH) OBP: 0.305, SLG: 0.377 (10, 7)		6-3			F9		HR 1B		4-3	5-3				2	0	1	0	0	0	0
Damaso Garcia, R (1, 4) OBP: 0.299, SLG: 0.391													4-3	6	1	1	0	0	0	1
John Mayberry, L (1, 3) OBP: 0.348, SLG: 0.467		K			FC6-4 1B		1-H 2-H HR		K		F7		K	6	1	2	3	0	3	0
Bob Bailor, R (1, 7) OBP: 0.319, SLG: 0.308			L9		FC6-4 FC6-4 1-2f		K	K		K	K		K	4	0	0	0	0	2	1
Joe Cannon, L (10, 8) OBP: 0.061, SLG: 0.042														2	0	0	0	0	2	0
Doug Ault, R (1, 10) OBP: 0.277, SLG: 0.312			5-3		FC6-4 1-2f		K			K 1B E	1B BB			3	0	0	0	0	1	1
Al Woods, L (10, PH) OBP: 0.361, SLG: 0.487														1	0	0	0	0	1	0
Willie Upshaw, L (10, PR) OBP: 0.250, SLG: 0.233														0	1	0	0	1	0	0
Bob Davis, R (1, 2) OBP: 0.260, SLG: 0.320			F3			6-3		4-3 BB		E9 1-H 1B	1-3 1B			2	0	0	0	1	0	0
Paul Hodgson, R (8, PR) OBP: 0.231, SLG: 0.167														0	0	0	0	0	0	0
Ernie Whitt, L (8, 2) OBP: 0.299, SLG: 0.363														2	1	2	0	0	0	0
Inning Stats	R: 0 E: 0 K: 1 S: 5 / H: 0 LOB: 0 BB: 0 P: 5	R: 0 E: 0 K: 2 S: 7 / H: 0 LOB: 0 BB: 0 P: 7	R: 0 E: 0 K: 0 S: 3 / H: 0 LOB: 0 BB: 0 P: 3	R: 0 E: 0 K: 1 S: 6 / H: 1 LOB: 1 BB: 0 P: 6	R: 0 E: 0 K: 0 S: 4 / H: 1 LOB: 1 BB: 0 P: 4	R: 0 E: 0 K: 2 S: 7 / H: 0 LOB: 0 BB: 0 P: 7	R: 3 E: 0 K: 2 S: 10 / H: 3 LOB: 0 BB: 0 P: 10	R: 0 E: 0 K: 1 S: 5 / H: 0 LOB: 2 BB: 1 P: 9	R: 0 E: 0 K: 2 S: 7 / H: 0 LOB: 0 BB: 0 P: 7	R: 4 E: 2 K: 3 S: 14 / H: 3 LOB: 1 BB: 0 P: 14	R: 0 E: 0 K: 1 S: 6 / H: 1 LOB: 2 BB: 1 P: 10	R: 0 E: 0 K: 0 S: 3 / H: 0 LOB: 0 BB: 0 P: 3	R: 0 E: 0 K: 2 S: 7 / H: 0 LOB: 0 BB: 0 P: 7	1B: 6 2B: 1 3B: 0 HR: 2 / SF: 0 SAC: 0 DP: 0 HBP: 0						

PITCHER		IP	WLS	BF	H	R	ER	SO	BB	IBB	HBP	BLK	WP	HR	S	P	ERA	WHIP
Rudy May, L ERA: 2.34	(1, 1)	9.0		33	5	3	3	11	1	0	0	0	0	1	54	58	3.00	0.667
Ron Davis, R ERA: 2.9	(10, 1)	0.2		4	1	3	0	3	0	0	0	0	0	0	10	10	0.00	1.500
Tim Lollar, L ERA: 3.81	(10, 1)	0.1		4	2	1	0	0	0	0	0	0	0	0	4	4	0.00	6.000
Tom Underwood, L ERA: 3.84	(11, 1)	3.0	W	11	1	0	0	3	1	0	0	0	0	0	16	20	0.00	0.667

PITCHER	IP	WLS	BF	H	R	ER	SO	BB	IBB	HBP	BLK	WP	HR	S	P	ERA	WHIP

TOP

Toronto Blue Jays @ New York Yankees

Yankee Stadium, Bronx, NY

Wed Sep 17 1980, Postponed
Att. 22,516 - Unknown - 75 F

livebaseballscorecards.com

AB	50
R	7
H	9
RBI	5
BB	2
SO	17
LOB	14

WP: 0 PB: 1 SB: 0 CS: 0 PA: 52

Toronto Blue Jays @ New York Yankees

Yankee Stadium, Bronx, NY

Wed Sep 17 1980, Postponed

Att. 22,516 - Unknown - 75 F

livebaseballscorecards.com

BOTTOM

Batter	1	2	3	4	5	6	7	8	9	10	11	12	13	AB	R	H	RBI	BB	SO	LOB
Willie Randolph, R (1, 4) OBP: 0.418, SLG: 0.412	K		6-3		L9		1B		BB 1B	FC5 2B		SH1-4		6	0	3	4	0	1	1
Bobby Murcer, L (1, 10) OBP: 0.351, SLG: 0.466	F7			4-3	4-3		F8		BB	IBB		G6-4-3 IBB		4	0	0	0	3	0	3
Oscar Gamble, L (1, 7) OBP: 0.339, SLG: 0.545	F8			E 1B 1B		K		L7	5-3	FC5		G6-4-3		3	1	1	0	0	1	0
Lou Piniella, R (8, PH) (9, 7) OBP: 0.348, SLG: 0.373														4	0	0	0	0	0	6
Reggie Jackson, L (1, 9) OBP: 0.391, SLG: 0.573		4-3		E4 1B 1-2		L7		F9		FC1-6 BB 1B HBP	4-3		F9	6	1	0	0	0	0	1
Jim Spencer, L (1, 3) OBP: 0.314, SLG: 0.437		F9		F8		1B		BB		FC1-6 BB	BB		F6	3	0	1	0	0	0	2
Bob Watson, R (8, PH) (9, 3) OBP: 0.371, SLG: 0.471														1	0	0	0	3	0	0
Rick Cerone, R (1, 2) OBP: 0.328, SLG: 0.444		HR		FC6-4 1B 1-3 2-H		L5		F7		FC1-6 1B 2B 1-2f 2-3	L8		2B 1B	4	1	2	2	0	0	2
Johnny Oates, L (10, 2) OBP: 0.232, SLG: 0.302														3	2	1	0	0	0	3
Bucky Dent, R (1, 6) OBP: 0.333, SLG: 0.373	F9			FC6-4 1-2f			6-3		F9	BB 2B 1B 1-3 3-H	BB		2B 1-H	6	1	2	2	1	0	2
Aurelio Rodriguez, R (1, 5) OBP: 0.248, SLG: 0.314			1-3		1B		1B		1B 2B	K	F8			4	0	3	0	0	0	0
Ted Wilborn, S (9, PR)														0	0	0	0	0	0	0
Brian Doyle, L (10, 5) OBP: 0.238, SLG: 0.230														0	0	0	0	0	0	0
Bruce Robinson, L (10, PH)														1	0	0	0	0	1	2
Fred Stanley, R (11, 5) OBP: 0.247, SLG: 0.250														1	0	0	0	0	0	2
Bobby Brown, S (1, 8) OBP: 0.295, SLG: 0.387			K		F5		F6		1B 2B	1B		SH1-4 1B		3	0	0	0	0	1	2
Eric Soderholm, R (9, PH) OBP: 0.348, SLG: 0.436														0	0	0	0	0	0	0
Joe Lefebvre, L (9, PH) (10, 8) OBP: 0.350, SLG: 0.432														2	2	2	0	1	0	0

Inning Stats	1	2	3	4	5	6	7	8	9	10	11	12	13
	R: 0 E: 0 K: 1 S: 5	R: 1 E: 0 K: 0 S: 4	R: 0 E: 0 K: 1 S: 5	R: 1 E: 1 K: 0 S: 6	R: 0 E: 0 K: 0 S: 4	R: 0 E: 0 K: 1 S: 6	R: 0 E: 0 K: 0 S: 5	R: 0 E: 0 K: 0 S: 3	R: 1 E: 0 K: 0 S: 5	R: 4 E: 0 K: 1 S: 7	R: 0 E: 0 K: 0 S: 3	R: 0 E: 0 K: 0 S: 3	R: 1 E: 0 K: 0 S: 4
	H: 0 LOB: 0 BB: 0 P: 5	H: 1 LOB: 0 BB: 0 P: 4	H: 0 LOB: 0 BB: 0 P: 5	H: 2 LOB: 2 BB: 0 P: 6	H: 1 LOB: 1 BB: 0 P: 4	H: 1 LOB: 1 BB: 0 P: 6	H: 2 LOB: 2 BB: 0 P: 5	H: 0 LOB: 1 BB: 1 P: 7	H: 3 LOB: 2 BB: 1 P: 9	H: 2 LOB: 3 BB: 3 P: 20	H: 0 LOB: 2 BB: 2 P: 11	H: 1 LOB: 1 BB: 1 P: 7	H: 2 LOB: 1 BB: 0 P: 4

	AB	R	H	RBI	BB	SO	LOB
	51	8	15	8	8	4	26

1B: 11 SF: 0
2B: 3 SAC: 1
3B: 0 DP: 1
HR: 1 HBP: 1

WP: 0 PA: 61
PB: 0
SB: 0
CS: 0

PITCHER		IP	WLS	BF	H	R	ER	SO	BB	IBB	HBP	BLK	WP	HR	S	P	ERA	WHIP
Joey McLaughlin, R ERA: 3.93	(1, 1)	6.2		28	7	2	1	3	0	0	0	0	0	1	34	34	1.35	1.050
Mike Willis, L ERA: 0.93	(7, 1)	1.2		7	1	1	1	0	1	0	0	0	0	0	6	10	5.40	1.200
Mike Barlow, R ERA: 3.4	(9, 1)	0.1		3	2	0	0	0	1	0	0	0	0	0	2	6	0.00	9.000
Ken Schrom, R ERA: 5.23	(9, 1)	0.1		1	0	0	0	0	0	0	0	0	0	0	1	1	0.00	0.000
Dave Stieb, R ERA: 3.48	(10, 1)	0.2		7	2	4	4	1	2	0	1	0	0	0	6	15	54.00	6.000

PITCHER		IP	WLS	BF	H	R	ER	SO	BB	IBB	HBP	BLK	WP	HR	S	P	ERA	WHIP
Paul Mirabella, L ERA: 4.67	(10, 1)	0.0		1	0	0	0	0	0	1	0	0	0	0	0	4	∞	∞
Jack Kucek, R ERA: 6.89	(10, 1)	3.0	L	14	3	1	1	0	2	1	0	0	0	0	11	23	3.00	1.667

Batter	1	2	3	4	5	6	7	8	9	AB	R	H	RBI	BB	SO	LOB
Alfredo Griffin, S (1, 6) OBP: 0.283, SLG: 0.360	6-3		E1 FC6-4 2-H		5-3		1B			4	0	1	0	0	0	0
Bob Bailor, R (1, 8) OBP: 0.321, SLG: 0.311	G4-6-3 1B		FC6-4 1-2f			FC3-6 E 1B	L8			4	1	2	0	0	0	2
Roy Howell, L (1, 5) OBP: 0.321, SLG: 0.387	G4-6-3 1-2f			G3		K		K		4	0	0	0	0	2	2
John Mayberry, L (1, 3) OBP: 0.349, SLG: 0.467		3-1		K		FC3-6 1-2 1B		G6-3 1B		4	0	2	0	0	1	0
Willie Upshaw, L (8, PR) (8, 3) OBP: 0.250, SLG: 0.233										0	0	0	0	0	0	0
Damaso Garcia, R (1, 4) OBP: 0.299, SLG: 0.390		3-1		E 1B		FC3-6 E 1-2f 2-3		G6-3 1-2f		4	0	1	0	0	0	3
Lloyd Moseby, L (1, 9) OBP: 0.290, SLG: 0.378		6-3		E4 1-2		E4 1-2 3-H			K	4	0	0	0	0	1	2
Doug Ault, R (1, 10) OBP: 0.276, SLG: 0.310			4-3	1-3		6-3			G6-4-3 1B	4	0	1	0	0	0	4
Joe Cannon, L (9, PR) OBP: 0.061, SLG: 0.042										0	0	0	0	0	0	0
Paul Hodgson, R (1, 7) OBP: 0.235, SLG: 0.188			G3 E 1B		F8		5-3		G6-4-3 1-2f	4	1	1	0	0	0	1
Ernie Whitt, L (1, 2) OBP: 0.295, SLG: 0.359			G3 1-2		3-1		4-3			3	0	0	0	0	0	1
Inning Stats	R: 0 E: 0 K: 0 S: 3 H: 1 LOB: 0 BB: 0 P: 3	R: 0 E: 0 K: 0 S: 3 H: 0 LOB: 0 BB: 0 P: 3	R: 1 E: 1 K: 0 S: 5 H: 1 LOB: 1 BB: 0 P: 5	R: 0 E: 1 K: 1 S: 7 H: 1 LOB: 2 BB: 0 P: 7	R: 0 E: 0 K: 0 S: 3 H: 0 LOB: 0 BB: 0 P: 3	R: 1 E: 1 K: 1 S: 8 H: 2 LOB: 2 BB: 0 P: 8	R: 0 E: 0 K: 0 S: 4 H: 1 LOB: 1 BB: 0 P: 4	R: 0 E: 0 K: 1 S: 5 H: 1 LOB: 1 BB: 0 P: 5	R: 0 E: 0 K: 1 S: 5 H: 1 LOB: 1 BB: 0 P: 5	1B: 8 2B: 0 3B: 0 HR: 0	SF: 0 SAC: 0 DP: 3 HBP: 0						

PITCHER	IP	WLS	BF	H	R	ER	SO	BB	IBB	HBP	BLK	WP	HR	S	P	ERA	WHIP
Tommy John, L (1, 1) ERA: 3.27	9.0	L	35	8	2	0	4	0	0	0	0	0	0	43	43	0.00	0.889

PITCHER	IP	WLS	BF	H	R	ER	SO	BB	IBB	HBP	BLK	WP	HR	S	P	ERA	WHIP

TOP

Toronto Blue Jays @ New York Yankees

Yankee Stadium, Bronx, NY

Thu Sep 18 1980, 7:05 PM EDT

Att. 20,129 - Unknown - 64 F

livebaseballscorecards.com

AB	35
R	2
H	8
RBI	0
BB	0
SO	4
LOB	15

PA: 35

WP: 0 PB: 0 SB: 0 CS: 0

Batter	1	2	3	4	5	6	7	8	9	AB	R	H	RBI	BB	SO	LOB
Willie Randolph, R (1, 4) OBP: 0.419, SLG: 0.410	BBBB 4-0 6-3 S BB		x 0-0 ① F8		SSS 0-3 ③ K			BBBB 4-0 L4-3 BB		2	0	0	0	2	1	0
Bobby Brown, S (1, 8) OBP: 0.292, SLG: 0.383	SSS 0-3 ① K 1-2		x 0-0 ② 4-3			x 0-0 ① F9		x 0-0 ②③ L4-3 1-2		4	0	0	0	0	1	2
Oscar Gamble, L (1, 7) OBP: 0.337, SLG: 0.535	x 0-0 ② 6-3 2-3		x 0-0 ③ F4			x 0-0 E6 S			BBBB 4-0 SH3-4 BB	3	0	0	0	1	0	1
Reggie Jackson, L (1, 9) OBP: 0.392, SLG: 0.572 Joe Lefebvre, L (7, 9) OBP: 0.350, SLG: 0.432	BBBB 4-0 BB			x 0-0 1B 1B 1B		SSS 0-3 ② K 1-2			x 0-0 ① SH3-4 1-2	2 0	1 0	1 0	0 0	1 0	1 0	1 0
Jim Spencer, L (1, 10) OBP: 0.313, SLG: 0.434	x 0-0 ③ F9			x 0-0 ① 1-H 1B		x 0-0 ③ F9			x 0-0 ② F9	4	0	1	0	0	0	4
Bob Watson, R (1, 3) OBP: 0.370, SLG: 0.468		BBBB 4-0 FC6-4 BB		x 0-0 ② F7			x 0-0 ① 6-3		x 0-0 ③ 1-3	3	0	0	0	1	0	1
Bucky Dent, R (1, 6) OBP: 0.331, SLG: 0.371		x 0-0 ① F9		x 0-0 ③ 6-3			x 0-0 ② F4			3	0	0	0	0	0	1
Aurelio Rodriguez, R (1, 5) OBP: 0.245, SLG: 0.311		SSS 0-3 ② K			x 0-0 ① L9		x 0-0 ③ F9			3	0	0	0	0	1	1
Johnny Oates, L (1, 2) OBP: 0.224, SLG: 0.291 Bobby Murcer, L (8, PH) OBP: 0.350, SLG: 0.464 Bruce Robinson, L (9, 2)		x 0-0 ③ FC6-4 1-2f			x 0-0 ② 3-1			x 0-0 ① 4-3		2 1 0	0 0 0	0 0 0	0 0 0	0 0 0	0 0 0	1 0 0
Inning Stats	R: 0 H: 0 E: 0 LOB: 2 K: 1 BB: 2 S: 5 P: 13	R: 0 H: 0 E: 0 LOB: 1 K: 1 BB: 1 S: 5 P: 9	R: 0 H: 0 E: 0 LOB: 0 K: 0 BB: 0 S: 3 P: 3	R: 1 H: 2 E: 0 LOB: 0 K: 0 BB: 0 S: 4 P: 4	R: 0 H: 0 E: 0 LOB: 0 K: 1 BB: 0 S: 5 P: 5	R: 0 H: 0 E: 1 LOB: 1 K: 1 BB: 0 S: 6 P: 6	R: 0 H: 0 E: 0 LOB: 0 K: 0 BB: 0 S: 3 P: 3	R: 0 H: 0 E: 0 LOB: 0 K: 0 BB: 1 S: 2 P: 6	R: 0 H: 0 E: 0 LOB: 1 K: 0 BB: 1 S: 3 P: 7	1B: 2 SF: 0 2B: 1 SAC: 1 3B: 0 DP: 1 HR: 0 HBP: 0						

PITCHER	IP	WLS	BF	H	R	ER	SO	BB	IBB	HBP	BLK	WP	HR	S	P	ERA	WHIP
Luis Leal, R (1, 1) ERA: 5.12	9.0	W	33	2	1	1	4	5	0	0	0	0	0	36	56	1.00	0.778

PITCHER	IP	WLS	BF	H	R	ER	SO	BB	IBB	HBP	BLK	WP	HR	S	P	ERA	WHIP

BOTTOM

Toronto Blue Jays @ New York Yankees

Yankee Stadium, Bronx, NY

Thu Sep 18 1980, 7:05 PM EDT
Att. 20,129 - Unknown - 64 F

livebaseballscorecards.com

AB	27
R	1
H	2
RBI	0
BB	5
SO	4
LOB	12

WP: 0	PA: 33		
PB: 0			
SB: 2			
CS: 0			

Batter	1	2	3	4	5	6	7	8	9	10	11	12	AB	R	H	RBI	BB	SO	LOB
Alfredo Griffin, S (1, 6) OBP: 0.282, SLG: 0.357	F8	FC1-5 1-2 2-3f		K 1-2		F7			P6		BB		5	0	0	0	1	1	3
Damaso Garcia, R (1, 4) OBP: 0.297, SLG: 0.388	6-3 E 1B	K			6-3		6-3		5-3		P5		6	1	1	0	0	1	3
Roy Howell, L (1, 5) OBP: 0.320, SLG: 0.384	6-3 1-2	K			BB 1B		F8			F8		4-3	6	0	1	0	0	1	3
John Mayberry, L (1, 3) OBP: 0.349, SLG: 0.464 Willie Upshaw, L (10, PH) OBP: 0.240, SLG: 0.222 (10, 3)	E 2B BB		P5		K		P5			P5		K	3 2	1 0	0 0	0 0	1 0	1 1	1 0
Steve Braun, L (1, 10) OBP: 0.329, SLG: 0.303	E8 2B 1-3 2-H 1B		K		BB 1-2			F7		HR		4-3	5	2	2	2	1	1	0
Lloyd Moseby, L (1, 9) OBP: 0.294, SLG: 0.383	2B 2-H 3-H		F8		1-3			BB		1B S			4	0	2	2	1	0	2
Bob Bailor, R (1, 8) OBP: 0.319, SLG: 0.309	6-3			1B S		P6		P4		F7 1-2			5	1	1	0	0	0	3
Paul Hodgson, R (1, 7) OBP: 0.273, SLG: 0.381		FC1-5 BB		K		HR		6-3			K		5	1	2	1	0	2	2
Ernie Whitt, L (1, 2) OBP: 0.297, SLG: 0.357		FC1-5 1-2 BB		CS 1-H 1B		F8			F8		6-3		4	0	1	1	1	0	0
Inning Stats	R: 3 H: 3 E: 1 LOB: 1 K: 0 BB: 1 S: 6 P: 10	R: 0 H: 1 E: 0 LOB: 2 K: 2 BB: 1 S: 8 P: 12	R: 0 H: 0 E: 0 LOB: 0 K: 1 BB: 0 S: 5 P: 5	R: 1 H: 2 E: 0 LOB: 0 K: 2 BB: 0 S: 8 P: 8	R: 0 H: 1 E: 0 LOB: 2 K: 1 BB: 1 S: 6 P: 10	R: 1 H: 1 E: 0 LOB: 0 K: 0 BB: 0 S: 4 P: 4	R: 0 H: 0 E: 0 LOB: 0 K: 0 BB: 0 S: 3 P: 3	R: 0 H: 0 E: 0 LOB: 1 K: 0 BB: 1 S: 3 P: 7	R: 0 H: 0 E: 0 LOB: 0 K: 0 BB: 0 S: 3 P: 3	R: 1 H: 2 E: 0 LOB: 1 K: 0 BB: 0 S: 5 P: 5	R: 0 H: 0 E: 0 LOB: 1 K: 1 BB: 1 S: 5 P: 9	R: 0 H: 0 E: 0 LOB: 0 K: 1 BB: 0 S: 5 P: 5	1B: 7 SF: 0 2B: 1 SAC: 0 3B: 0 DP: 0 HR: 2 HBP: 0						

PITCHER		IP	WLS	BF	H	R	ER	SO	BB	IBB	HBP	BLK	WP	HR	S	P	ERA	WHIP
Jim Palmer, R ERA: 3.95	(1, 1)	3.1		18	6	4	4	4	2	0	0	0	0	0	24	32	10.80	2.400
Dennis Martinez, R ERA: 4.43	(4, 1)	7.2		29	4	2	2	3	3	0	0	0	0	2	32	44	2.35	0.913
Tippy Martinez, L ERA: 3.22	(12, 1)	1.0	W	3	0	0	0	1	0	0	0	0	0	0	5	5	0.00	0.000

PITCHER	IP	WLS	BF	H	R	ER	SO	BB	IBB	HBP	BLK	WP	HR	S	P	ERA	WHIP

TOP

Toronto Blue Jays @ Baltimore Orioles

Memorial Stadium, Baltimore, MD

Fri Sep 19 1980, 7:05 PM EDT

Att. 12,706 - Unknown

livebaseballscorecards.com

AB	45
R	6
H	10
RBI	6
BB	5
SO	8
LOB	17

Toronto Blue Jays @ Baltimore Orioles

Memorial Stadium, Baltimore, MD

Fri Sep 19 1980, 7:05 PM EDT

Att. 12,706 - Unknown

livebaseballscorecards.com

BOTTOM

Batter	1	2	3	4	5	6	7	8	9	10	11	12	AB	R	H	RBI	BB	SO	LOB
Al Bumbry, L (1, 8) OBP: 0.390, SLG: 0.426	6-3 S 4-3 1B		HR	1B BB		3-1		4-3		IBB			4	3	2	2	2	0	0
Rich Dauer, R (1, 4) Drungo Hazewood, R (9, PR) Kiko Garcia, R (10, 4) OBP: 0.256, SLG: 0.235 (11, 6)	6-3		F8	1B 1B		1B			G5-4-3 BB 1B	K2			5 0 1	0 0 0	3 0 0	1 0 0	0 0 1	0 0 3	1 0 3
Ken Singleton, S (1, 9) OBP: 0.383, SLG: 0.466 Mark Corey, R (9, PR) OBP: 0.394, SLG: 0.464 (10, 9)	4-3		1B	1B		K			G5-4-3 BB		L3		4 1	0 0	2 0	2 0	1 0	1 0	1 0
Eddie Murray, S (1, 3) OBP: 0.358, SLG: 0.526	F7		K		HBP 1B		BB		G5-4-3		G5-4-3 1B		5	0	2	0	1	1	3
John Lowenstein, L (1, 7) Gary Roenicke, R (5, PH) OBP: 0.346, SLG: 0.391 (6, 7)		4-3	1B		HBP		L8		F8		G5-4-3		2 3	0 0	1 0	0 0	0 0	0 0	0 4
Steve Stone, R (1, 10) Terry Crowley, L (2, PH) OBP: 0.373, SLG: 0.467 Benny Ayala, R (5, PH) OBP: 0.351, SLG: 0.529		4-3	F7		K		L9			P6		F7	0 2 4	0 0 0	0 0 0	0 0 0	0 0 1	0 0 1	0 2 3
Dan Graham, L (1, 2) OBP: 0.304, SLG: 0.461 Rick Dempsey, R (5, PH) OBP: 0.343, SLG: 0.432 (6, 2)	FC6-4 1B			F9	K		F5			E 2B 1B		HR 1B	2 4	0 2	1 2	0 0	0 0	0 1	0 3
Doug DeCinces, R (1, 5) OBP: 0.316, SLG: 0.391	FC6-4			FC5-4 1B	4-3			5-3		E6 2B K2		HR	6	1	2	2	0	0	4
Mark Belanger, R (1, 6) OBP: 0.253, SLG: 0.264 Lee May, R (10, PH) OBP: 0.282, SLG: 0.399 Lenn Sakata, R (11, 4) OBP: 0.235, SLG: 0.329			HR BB	FC5-4 S 1B		F8		L8		2B			3 1 0	2 0 0	0 1 0	0 1 0	1 1 0	0 0 0	1 0 0
Inning Stats	R: 1 H: 1 E: 0 LOB: 0 K: 0 BB: 0 S: 4 P: 4	R: 0 H: 1 E: 0 LOB: 1 K: 0 BB: 0 S: 4 P: 4	R: 2 H: 3 E: 0 LOB: 2 K: 1 BB: 1 S: 8 P: 12	R: 2 H: 3 E: 0 LOB: 2 K: 0 BB: 1 S: 5 P: 9	R: 0 H: 1 E: 0 LOB: 2 K: 2 BB: 0 S: 8 P: 9	R: 0 H: 1 E: 0 LOB: 1 K: 1 BB: 0 S: 6 P: 6	R: 0 H: 0 E: 0 LOB: 1 K: 0 BB: 1 S: 3 P: 7	R: 0 H: 0 E: 0 LOB: 0 K: 0 BB: 0 S: 3 P: 3	R: 0 H: 1 E: 0 LOB: 2 K: 0 BB: 1 S: 3 P: 7	R: 1 H: 2 E: 1 LOB: 3 K: 1 BB: 1 S: 7 P: 11	R: 0 H: 1 E: 0 LOB: 0 K: 0 BB: 0 S: 3 P: 3	R: 2 H: 2 E: 0 LOB: 0 K: 0 BB: 0 S: 3 P: 3	1B: 13 2B: 2 3B: 0 HR: 2	SF: 0 SAC: 0 DP: 3 HBP: 1	WP: 0 PB: 0 SB: 2 CS: 0	PA: 53				

	AB	47
	R	8
	H	16
	RBI	8
	BB	5
	SO	5
	LOB	25

PITCHER	IP	WLS	BF	H	R	ER	SO	BB	IBB	HBP	BLK	WP	HR	S	P	ERA	WHIP
Jackson Todd, R (1, 1) ERA: 3.86	4.0		21	8	5	5	1	2	0	0	0	0	1	21	29	11.25	2.500
Paul Mirabella, L (5, 1) ERA: 4.5	4.0		18	3	0	0	3	2	0	1	0	0	0	21	30	0.00	1.250
Mike Willis, L (9, 1) ERA: 1.59	3.1	L	14	5	3	2	1	0	1	0	0	0	1	15	19	5.40	1.500

PITCHER	IP	WLS	BF	H	R	ER	SO	BB	IBB	HBP	BLK	WP	HR	S	P	ERA	WHIP

Toronto Blue Jays @ Baltimore Orioles

Memorial Stadium, Baltimore, MD

Sat Sep 20 1980, 7:05 PM EDT

Att. 16,269 - Unknown

TOP

livebaseballscorecards.com

Batter	1	2	3	4	5	6	7	8	9	AB	R	H	RBI	BB	SO	LOB
Alfredo Griffin, S (1, 6) OBP: 0.282, SLG: 0.356	4-3		FC5-4 1B		FC4-6 1-2f 2-3			4-3		4	0	1	0	0	0	2
Garth Iorg, R (1, 4) OBP: 0.303, SLG: 0.374	1B		FC5-4 1-2f		F9			F7		4	0	1	0	0	0	3
Roy Howell, L (1, 5) OBP: 0.317, SLG: 0.381	F8		K			F9		P6		4	0	0	0	0	1	2
John Mayberry, L (1, 3) OBP: 0.350, SLG: 0.470	K			L9		BB			HR	3	1	1	1	1	1	1
Steve Braun, L (1, 10) OBP: 0.325, SLG: 0.300		4-3		3-1		P8			FC5-4 1B	4	0	1	0	0	0	1
Joe Cannon, L (9, PR) OBP: 0.061, SLG: 0.042										0	0	0	0	0	0	0
Lloyd Moseby, L (1, 9) OBP: 0.294, SLG: 0.380		WP BB		1-3		F7			FC5-4 1B 1-2f	3	0	0	0	1	0	2
Bob Bailor, R (1, 8) OBP: 0.318, SLG: 0.308		K 1-2			6-3		K		FC6-4 1-2 1B	4	0	1	0	0	2	1
Paul Hodgson, R (1, 7) OBP: 0.308, SLG: 0.375		K			FC4-6 1B BB		L4-3 1B		K	3	0	1	0	1	2	3
Ernie Whitt, L (1, 2) OBP: 0.297, SLG: 0.357			G3		FC4-6 1-2 1B		L4-3 1-2		FC6-4 1-2f	3	0	1	0	0	0	1
Barry Bonnell, R (9, PH) OBP: 0.320, SLG: 0.419										1	0	0	0	0	0	2
Inning Stats	R: 0 E: 0 K: 1 S: 6 H: 1 LOB: 1 BB: 0 P: 6	R: 0 E: 0 K: 2 S: 7 H: 0 LOB: 1 BB: 1 P: 11	R: 0 E: 0 K: 1 S: 6 H: 1 LOB: 1 BB: 0 P: 6	R: 0 E: 0 K: 0 S: 3 H: 0 LOB: 0 BB: 0 P: 3	R: 0 E: 0 K: 0 S: 4 H: 1 LOB: 2 BB: 1 P: 8	R: 0 E: 0 K: 0 S: 3 H: 0 LOB: 1 BB: 1 P: 7	R: 0 E: 0 K: 1 S: 5 H: 1 LOB: 0 BB: 0 P: 5	R: 0 E: 0 K: 0 S: 3 H: 0 LOB: 0 BB: 0 P: 3	R: 1 E: 0 K: 1 S: 8 H: 3 LOB: 2 BB: 0 P: 8	1B: 6 2B: 1 3B: 0 HR: 1 SF: 0 SAC: 0 DP: 1 HBP: 0	WP: 1 PB: 0 SB: 0 CS: 0 PA: 36					

	AB	33
	R	1
	H	7
	RBI	1
	BB	3
	SO	6
	LOB	18

PITCHER		IP	WLS	BF	H	R	ER	SO	BB	IBB	HBP	BLK	WP	HR	S	P	ERA	WHIP
Steve Stone, R ERA: 3.05	(1, 1)	8.0	W	32	6	1	1	5	3	0	0	0	1	1	39	51	1.12	1.125
Tippy Martinez, L ERA: 3.18	(9, 1)	1.0		4	1	0	0	1	0	0	0	0	0	0	6	6	0.00	1.000

PITCHER	IP	WLS	BF	H	R	ER	SO	BB	IBB	HBP	BLK	WP	HR	S	P	ERA	WHIP

Toronto Blue Jays @ Baltimore Orioles

Memorial Stadium, Baltimore, MD

Sat Sep 20 1980, 7:05 PM EDT

Att. 16,269 - Unknown

BOTTOM

Batter	1	2	3	4	5	6	7	8	9	AB	R	H	RBI	BB	SO	LOB
Al Bumbry, L (1, 8) OBP: 0.392, SLG: 0.427	G4-6-3 BB 1B 1B		G5-4-3 1B		E 1B IBB		1-4-3			3	2	2	0	1	0	0
Rich Dauer, R (1, 4) (8, 5) OBP: 0.342, SLG: 0.350	BBBB G4-6-3 1-2 BB		G5-4-3 1-2f		E8 1B 1-3 2-H 1B		1B			3	1	2	1	1	0	1
Ken Singleton, S (1, 9) OBP: 0.382, SLG: 0.465 Mark Corey, R (8, 9) OBP: 0.394, SLG: 0.464	G4-6-3 1-2f 2-3			G3	BB 2-H 3-H 1B		K			4 0	0 0	1 0	2 0	0 0	1 0	3 0
Eddie Murray, S (1, 3) OBP: 0.359, SLG: 0.525	3-H 1B			6-3	BBBB 1-2 BB		K			3	0	1	1	1	1	1
John Lowenstein, L (1, 7) OBP: 0.393, SLG: 0.409 Gary Roenicke, R (5, PH) (6, 7) OBP: 0.344, SLG: 0.388	G3			4-3	F9			5-3		2 2	0 0	0 0	0 0	0 0	0 0	1 2
Jim Palmer, R (1, 10) Terry Crowley, L (2, PH) OBP: 0.370, SLG: 0.463 Lee May, R (5, PH) OBP: 0.284, SLG: 0.397		K		F9 K				BBBB FC6-4 BB		0 2 1	0 0 0	0 0 0	0 0 1	0 1 1	0 0 1	0 0 2
Dan Graham, L (1, 2) OBP: 0.305, SLG: 0.461 Rick Dempsey, R (6, PH) (7, 2) OBP: 0.341, SLG: 0.430		K			E 2B 1B		F7	F9		2 2	1 0	1 0	0 0	0 0	1 0	0 1
Doug DeCinces, R (1, 5) OBP: 0.316, SLG: 0.391 Lenn Sakata, R (8, 4) OBP: 0.232, SLG: 0.325		5-3			E8 1-3 2B 1B		5-3	FC6-4 1-2f		3 1	1 0	1 0	0 0	0 0	0 0	0 1
Mark Belanger, R (1, 6) OBP: 0.254, SLG: 0.269			P6		E 2-H 3-H 2B		F8			3	1	1	2	0	0	0
Inning Stats	R: 1 H: 2 E: 0 LOB: 1 K: 0 BB: 1 S: 4 P: 8	R: 0 H: 0 E: 0 LOB: 0 K: 2 BB: 0 S: 7 P: 7	R: 0 H: 1 E: 0 LOB: 0 K: 0 BB: 0 S: 3 P: 3	R: 0 H: 0 E: 0 LOB: 0 K: 0 BB: 0 S: 3 P: 3	R: 5 H: 5 E: 2 LOB: 2 K: 1 BB: 2 S: 10 P: 18	R: 0 H: 0 E: 0 LOB: 0 K: 0 BB: 0 S: 3 P: 3	R: 0 H: 1 E: 0 LOB: 1 K: 2 BB: 0 S: 8 P: 8	R: 0 H: 0 E: 0 LOB: 1 K: 0 BB: 1 S: 3 P: 7		1B: 8 SF: 0 2B: 1 SAC: 0 3B: 0 DP: 2 HR: 0 HBP: 0						

livebaseballscorecards.com

AB	31
R	6
H	9
RBI	6
BB	4
SO	5
LOB	12

PITCHER		IP	WLS	BF	H	R	ER	SO	BB	IBB	HBP	BLK	WP	HR	S	P	ERA	WHIP
Dave Stieb, R ERA: 3.61	(1, 1)	4.1	L	22	8	6	5	2	2	1	0	0	0	0	23	35	10.38	2.308
Paul Mirabella, L ERA: 4.43	(5, 1)	1.2		5	0	0	0	1	0	0	0	0	0	0	7	7	0.00	0.000
Ken Schrom, R ERA: 4.76	(7, 1)	2.0		8	1	0	0	2	1	0	0	0	0	0	11	15	0.00	1.000

PITCHER	IP	WLS	BF	H	R	ER	SO	BB	IBB	HBP	BLK	WP	HR	S	P	ERA	WHIP

Batter	1	2	3	4	5	6	7	8	9	AB	R	H	RBI	BB	SO	LOB
Alfredo Griffin, S (1, 6) OBP: 0.280, SLG: 0.354	6-3		5-3		4-3			F7		4	0	0	0	0	0	2
Garth Iorg, R (1, 4) OBP: 0.297, SLG: 0.366	4-3		4-3			6-3		4-3		4	0	0	0	0	0	2
Roy Howell, L (1, 5) OBP: 0.317, SLG: 0.382	2B			K		F5			K	4	0	1	0	0	2	0
Barry Bonnell, R (1, 9) OBP: 0.317, SLG: 0.415	6-3			F4		F7			1-3	4	0	0	0	0	0	1
John Mayberry, L (1, 3) OBP: 0.351, SLG: 0.479 Lloyd Moseby, L (9, PR) OBP: 0.294, SLG: 0.380		F7		HR			P8		PO 2B	4 0	1 0	2 0	1 0	0 0	0 0	0 0
Bob Bailor, R (1, 8) OBP: 0.318, SLG: 0.308 Steve Braun, L (9, PH) OBP: 0.325, SLG: 0.300		6-3		1B			5-3		PO 2-3	3 0	0 0	1 0	0 0	0 0	0 0	0 0
Doug Ault, R (1, 10) OBP: 0.270, SLG: 0.303		4-3		F4			F8			3	0	0	0	0	0	1
Paul Hodgson, R (1, 7) OBP: 0.310, SLG: 0.346			SH1-4 BB		6-3			K		2	0	0	0	1	1	0
Bob Davis, R (1, 2) OBP: 0.262, SLG: 0.327 Joe Cannon, L (8, PR) OBP: 0.061, SLG: 0.042 Ernie Whitt, L (8, 2) OBP: 0.297, SLG: 0.357			SH1-4 1-2		F6			2B		2 0 0	0 0 0	1 0 0	0 0 0	0 0 0	0 0 0	0 0 0
Inning Stats	R: 0 E: 0 K: 0 S: 4 H: 1 LOB: 1 BB: 0 P: 4	R: 0 E: 0 K: 0 S: 3 H: 0 LOB: 0 BB: 0 P: 3	R: 0 E: 0 K: 0 S: 3 H: 0 LOB: 1 BB: 1 P: 7	R: 1 E: 0 K: 1 S: 7 H: 2 LOB: 1 BB: 0 P: 7	R: 0 E: 0 K: 0 S: 3 H: 0 LOB: 0 BB: 0 P: 3	R: 0 E: 0 K: 0 S: 3 H: 0 LOB: 0 BB: 0 P: 3	R: 0 E: 0 K: 0 S: 3 H: 0 LOB: 0 BB: 0 P: 3	R: 0 E: 0 K: 1 S: 6 H: 1 LOB: 1 BB: 0 P: 6	R: 0 E: 0 K: 1 S: 5 H: 1 LOB: 1 BB: 0 P: 5	1B: 1 2B: 3 3B: 0 HR: 1 SF: 0 SAC: 1 DP: 0 HBP: 0						

PITCHER		IP	WLS	BF	H	R	ER	SO	BB	IBB	HBP	BLK	WP	HR	S	P	ERA	WHIP
Mike Flanagan, L ERA: 4.1	(1, 1)	8.0	W	29	4	1	1	2	1	0	0	0	0	1	32	36	1.12	0.625
Tippy Martinez, L ERA: 3.15	(9, 1)	0.2		3	1	0	0	1	0	0	0	0	0	0	5	5	0.00	1.500
Tim Stoddard, R ERA: 2.74	(9, 1)	0.1	S	0	0	0	0	0	0	0	0	0	0	0	0	0	0.00	0.000

PITCHER	IP	WLS	BF	H	R	ER	SO	BB	IBB	HBP	BLK	WP	HR	S	P	ERA	WHIP

TOP

Toronto Blue Jays @ Baltimore Orioles

Memorial Stadium, Baltimore, MD

Sun Sep 21 1980, 3:33 AM EDT

Att. 14,251 - Unknown

livebaseballscorecards.com

AB	30
R	1
H	5
RBI	1
BB	1
SO	3
LOB	6

PA: 33

WP: 0 PB: 0 SB: 0 CS: 0

Batter	1	2	3	4	5	6	7	8	9	AB	R	H	RBI	BB	SO	LOB
Al Bumbry, L (1, 8) OBP: 0.391, SLG: 0.425	F7		BB FC6-4	L9			L8			3	0	0	0	1	0	0
Rich Dauer, R (1, 4) OBP: 0.343, SLG: 0.351	4-3		FC6-4 1-2f		G4-6-3			1B		4	1	2	0	0	0	1
Ken Singleton, S (1, 9) OBP: 0.383, SLG: 0.464 Gary Roenicke, R (9, 9) OBP: 0.344, SLG: 0.388	BB BB BB		1B 1-3 1B		G4-6-3 1-2f			K		3 0	1 0	1 0	0 0	1 0	1 0	2 0
Eddie Murray, S (1, 3) OBP: 0.359, SLG: 0.524	BB 1-2 BB		1B 1-2 3-H 1B		6-3			F8		3	0	1	1	1	0	1
John Lowenstein, L (1, 7) OBP: 0.395, SLG: 0.407	BB 1-2 2-3 BB		1B 1-2 2-H 1B			K		K		3	0	1	1	1	2	1
Steve Stone, R (1, 10) Dan Graham, L (1, PH) OBP: 0.302, SLG: 0.455	F8		F7			L3				0 3	0 0	0 0	0 0	0 0	0 0	0 5
Doug DeCinces, R (1, 5) OBP: 0.314, SLG: 0.388		F3	F6			L8				3	0	0	0	0	0	2
Rick Dempsey, R (1, 2) OBP: 0.339, SLG: 0.426		K		F5			K			3	0	0	0	0	2	0
Kiko Garcia, R (1, 6) OBP: 0.254, SLG: 0.233		K		F9			B1-3			3	0	0	0	0	1	0
Inning Stats	R: 0 E: 0 K: 0 S: 3 H: 0 LOB: 3 BB: 3 P: 15	R: 0 E: 0 K: 2 S: 7 H: 0 LOB: 0 BB: 0 P: 7	R: 2 E: 0 K: 0 S: 6 H: 3 LOB: 2 BB: 1 P: 10	R: 0 E: 0 K: 0 S: 3 H: 0 LOB: 0 BB: 0 P: 3	R: 0 E: 0 K: 0 S: 3 H: 1 LOB: 0 BB: 0 P: 3	R: 0 E: 0 K: 1 S: 5 H: 0 LOB: 0 BB: 0 P: 5	R: 0 E: 0 K: 1 S: 5 H: 0 LOB: 0 BB: 0 P: 5	R: 0 E: 0 K: 2 S: 8 H: 1 LOB: 1 BB: 0 P: 8		1B: 5 2B: 0 3B: 0 HR: 0 SF: 0 SAC: 0 DP: 1 HBP: 0					

PITCHER	IP	WLS	BF	H	R	ER	SO	BB	IBB	HBP	BLK	WP	HR	S	P	ERA	WHIP
Jim Clancy, R (1, 1) ERA: 3.35	8.0	L	32	5	2	2	6	4	0	0	0	0	0	40	56	2.25	1.125

PITCHER	IP	WLS	BF	H	R	ER	SO	BB	IBB	HBP	BLK	WP	HR	S	P	ERA	WHIP

BOTTOM

Toronto Blue Jays @ Baltimore Orioles

Memorial Stadium, Baltimore, MD

Sun Sep 21 1980, 3:33 AM EDT

Att. 14,251 - Unknown

livebaseballscorecards.com

AB	28
R	2
H	5
RBI	2
BB	4
SO	6
LOB	12

Toronto Blue Jays @ Detroit Tigers

Tiger Stadium, Detroit, MI

Mon Sep 22 1980, 7:05 PM EDT

Att. 6,210 - Unknown

TOP

livebaseballscorecards.com

Batter	1	2	3	4	5	6	7	8	9	AB	R	H	RBI	BB	SO	LOB
Alfredo Griffin, S (1, 6) OBP: 0.281, SLG: 0.354	F7		B1-4		1B		SH1-3 1B	K		5	1	2	0	0	1	1
Garth Iorg, R (1, 4) OBP: 0.301, SLG: 0.365	K		1B BB		1-3 2B 1B		SH1-3 1-2	5-3		3	2	1	0	1	1	1
Lloyd Moseby, L (1, 7) OBP: 0.301, SLG: 0.392	2B		1B 1-2 1B		1-H 2B		S 1B 2-H 1B		K	5	1	4	2	0	1	0
John Mayberry, L (1, 3) OBP: 0.350, SLG: 0.475	F6		K		IBB		F8 1-2		K	4	0	0	0	1	2	4
Roy Howell, L (1, 5) OBP: 0.319, SLG: 0.382		F6	1-3 2-H 1B		F8		BB		BB	3	0	1	1	2	0	2
Al Woods, L (1, 10) OBP: 0.362, SLG: 0.484		HR BB	F6		4-3		1-2 2-H 1B		K	4	1	1	1	1	1	5
Barry Bonnell, R (1, 9) OBP: 0.319, SLG: 0.423		1-H HR		F8		G4-6-3 1B	G3			4	1	2	2	0	0	2
Bob Bailor, R (1, 8) OBP: 0.315, SLG: 0.305		6-3		6-3		K		K 1B		4	0	0	0	0	2	1
Ernie Whitt, L (1, 2) OBP: 0.297, SLG: 0.355		F6		3-1		1-2f G4-6-3		1B		4	0	1	0	0	0	1
Inning Stats	R: 0 E: 0 K: 1 S: 6 H: 1 LOB: 1 BB: 0 P: 6	R: 2 E: 0 K: 0 S: 4 H: 1 LOB: 0 BB: 1 P: 8	R: 1 E: 0 K: 1 S: 7 H: 2 LOB: 2 BB: 1 P: 11	R: 0 E: 0 K: 0 S: 3 H: 0 LOB: 0 BB: 0 P: 3	R: 1 E: 0 K: 0 S: 5 H: 3 LOB: 2 BB: 1 P: 9	R: 0 E: 0 K: 1 S: 5 H: 1 LOB: 0 BB: 0 P: 5	R: 2 E: 0 K: 0 S: 6 H: 3 LOB: 2 BB: 1 P: 10	R: 0 E: 0 K: 2 S: 8 H: 1 LOB: 1 BB: 0 P: 8	R: 0 E: 0 K: 3 S: 9 H: 0 LOB: 1 BB: 1 P: 13	1B: 9 2B: 2 3B: 0 HR: 1 SF: 0 SAC: 1 DP: 1 HBP: 0							

	AB	36
	R	6
	H	12
	RBI	6
	BB	5
	SO	8
	LOB	17

WP: 0 PB: 0 SB: 1 CS: 0 PA: 42

PITCHER	IP	WLS	BF	H	R	ER	SO	BB	IBB	HBP	BLK	WP	HR	S	P	ERA	WHIP
Roger Weaver, R (1, 1) ERA: 3.81	6.1	L	30	10	6	6	3	2	1	0	0	0	1	33	45	8.53	1.895
Aurelio Lopez, R (7, 1) ERA: 3.64	2.2		12	2	0	0	5	2	0	0	0	0	0	20	28	0.00	1.500

PITCHER	IP	WLS	BF	H	R	ER	SO	BB	IBB	HBP	BLK	WP	HR	S	P	ERA	WHIP

Toronto Blue Jays @ Detroit Tigers

Tiger Stadium, Detroit, MI

Mon Sep 22 1980, 7:05 PM EDT

Att. 6,210 - Unknown

BOTTOM

Batter	1	2	3	4	5	6	7	8	9	AB	R	H	RBI	BB	SO	LOB
Rick Peters, S (1, 8) OBP: 0.374, SLG: 0.376	L4		5-3		G4-6-3 2-3 1B		F8		F4	5	0	1	0	0	0	1
Alan Trammell, R (1, 6) OBP: 0.373, SLG: 0.392	5-3		K		L6		F9			4	0	0	0	0	1	2
Steve Kemp, L (1, 7) OBP: 0.391, SLG: 0.492	G3		4-3		G4-6-3 1-2f		K			4	0	0	0	0	1	2
Richie Hebner, L (1, 3) OBP: 0.362, SLG: 0.472		G4-6-3 1B		1B BB		1-3		3-1		3	0	1	0	1	0	0
Champ Summers, L (1, 10) OBP: 0.394, SLG: 0.498		G4-6-3 1-2f		1-2 1B		S 3B 1B		K		4	1	2	0	0	1	1
Lance Parrish, R (1, 2) OBP: 0.322, SLG: 0.492		1B HR BB		K		K 1-2		F8		3	1	0	0	1	2	3
Al Cowens, R (1, 9) OBP: 0.333, SLG: 0.340		1-2 HR 1B		F9		3B BB			CS BB	2	2	1	0	2	0	2
Tom Brookens, R (1, 5) OBP: 0.317, SLG: 0.422		1-H 2-H HR		F4		1-H 2-H 3B			F7	4	1	2	5	0	0	3
Lou Whitaker, L (1, 4) OBP: 0.330, SLG: 0.275 John Wockenfuss, R (9, PH) OBP: 0.379, SLG: 0.435 Lynn Jones, R (9, PR) OBP: 0.340, SLG: 0.311		K		1B 2B		F8			1-2 1B	3 1 0	0 0 0	1 1 0	0 0 0	0 0 0	1 0 0	1 0 0
Inning Stats	R: 0 E: 0 K: 0 S: 3 H: 0 LOB: 0 BB: 0 P: 3	R: 3 E: 0 K: 1 S: 7 H: 3 LOB: 0 BB: 1 P: 11	R: 0 E: 0 K: 1 S: 5 H: 0 LOB: 0 BB: 0 P: 5	R: 0 E: 0 K: 1 S: 6 H: 1 LOB: 2 BB: 1 P: 10	R: 0 E: 0 K: 0 S: 4 H: 2 LOB: 1 BB: 0 P: 4	R: 2 E: 0 K: 1 S: 7 H: 2 LOB: 1 BB: 1 P: 11	R: 0 E: 0 K: 1 S: 5 H: 0 LOB: 0 BB: 0 P: 5	R: 0 E: 0 K: 1 S: 5 H: 0 LOB: 0 BB: 0 P: 5	R: 0 E: 0 K: 0 S: 3 H: 1 LOB: 1 BB: 1 P: 7	1B: 6 2B: 1 3B: 1 HR: 1 SF: 0 SAC: 0 DP: 2 HBP: 0						

livebaseballscorecards.com

AB	33
R	5
H	9
RBI	5
BB	4
SO	6
LOB	15

PITCHER		IP	WLS	BF	H	R	ER	SO	BB	IBB	HBP	BLK	WP	HR	S	P	ERA	WHIP
Joey McLaughlin, R ERA: 4.11	(1, 1)	5.2		26	8	5	5	4	3	0	0	0	0	1	31	43	7.94	1.941
Jerry Garvin, L ERA: 2.38	(6, 1)	2.2	W	9	0	0	0	2	1	0	0	0	0	0	12	16	0.00	0.375
Mike Barlow, R ERA: 3.38	(9, 1)	0.1		1	1	0	0	0	0	0	0	0	0	0	1	1	0.00	3.000
Mike Willis, L ERA: 1.57	(9, 1)	0.1	S	1	0	0	0	0	0	0	0	0	0	0	1	1	0.00	0.000

PITCHER	IP	WLS	BF	H	R	ER	SO	BB	IBB	HBP	BLK	WP	HR	S	P	ERA	WHIP

Batter	1	2	3	4	5	6	7	8	9	AB	R	H	RBI	BB	SO	LOB
Alfredo Griffin, S (1, 6) OBP: 0.283, SLG: 0.357	WP, FC5-2, 2B	E5, G6-3, 1-2	S, 1-3, 2-H, 1B			6-3, WP, 1B		K, K		6	0	3	1	0	2	4
Garth Iorg, R (1, 4) OBP: 0.298, SLG: 0.357	BB, FC5-2, BB, 2-3, BB	G6-3, 1-2f, 2-3	F9, 1-2			6-3, 1-3		E5, 1-3		4	1	0	0	1	0	6
Lloyd Moseby, L (1, 7) OBP: 0.299, SLG: 0.387	FC5-2, BB, BB, 2B, 1-2, 3-H	WP, 3-H, BB		K, G1-6-3		6-3		K		4	1	0	0	1	2	5
John Mayberry, L (1, 3) OBP: 0.350, SLG: 0.472 Willie Upshaw, L (9, PR) OBP: 0.240, SLG: 0.222 (9, 3)	BB, 2B, 1-2, 2-3, BB	1-3, 1-2		G1-6-3, 1-2f			K		1B, 1B, BB	3 0	1 1	0 0	0 0	2 0	1 0	2 0
Roy Howell, L (1, 5) OBP: 0.322, SLG: 0.395	2B, 1-2, 2-3, 3-H, BB		HR	1-3			HR		F9	4	2	2	3	1	0	1
Al Woods, L (1, 10) OBP: 0.362, SLG: 0.482 Joe Cannon, L (9, PR) OBP: 0.061, SLG: 0.042	K	BB, 1B, BB		F8			4-3		S, 1-3, 1B	4 0	1 1	1 0	0 0	1 0	1 0	3 0
Barry Bonnell, R (1, 9) OBP: 0.319, SLG: 0.424	1-3, 2-H, 3-H, 2B	1B, 1-2, BB		5-3			5-3		K, 1-2	4	0	1	2	1	1	2
Bob Bailor, R (1, 8) OBP: 0.316, SLG: 0.304	F9	F2		F3				FC3-6, 1B	1B, IBB	4	0	1	0	1	0	4
Ernie Whitt, L (1, 2) OBP: 0.299, SLG: 0.356		G6-3, E, WP, 1B	K			3-1		FC3-6, E, 1-2f	1-3, 2-H, 3-H, 1B	5	1	2	2	0	1	3

TOP

Toronto Blue Jays @ Detroit Tigers

Tiger Stadium, Detroit, MI

Tue Sep 23 1980, 7:05 PM EDT

Att. 6,363 - Unknown

livebaseballscorecards.com

AB	38
R	9
H	10
RBI	8
BB	8
SO	8
LOB	30

Inning Stats	1	2	3	4	5	6	7	8	9
	R: 3 E: 0 K: 1 S: 7	R: 1 E: 1 K: 0 S: 4	R: 2 E: 0 K: 1 S: 7	R: 0 E: 0 K: 1 S: 5	R: 0 E: 0 K: 0 S: 3	R: 0 E: 0 K: 0 S: 4	R: 1 E: 0 K: 1 S: 6	R: 0 E: 1 K: 2 S: 9	R: 2 E: 0 K: 2 S: 9
	H: 2 LOB: 2 BB: 3 P: 19	H: 1 LOB: 1 BB: 1 P: 8	H: 2 LOB: 2 BB: 2 P: 15	H: 0 LOB: 0 BB: 0 P: 5	H: 0 LOB: 0 BB: 0 P: 3	H: 1 LOB: 1 BB: 0 P: 4	H: 1 LOB: 0 BB: 0 P: 6	H: 1 LOB: 2 BB: 0 P: 9	H: 2 LOB: 2 BB: 2 P: 17

| | | | |

Toronto Blue Jays @ Detroit Tigers

Tiger Stadium, Detroit, MI

Tue Sep 23 1980, 7:05 PM EDT

Att. 6,363 - Unknown

BOTTOM

Batter	1	2	3	4	5	6	7	8	9	AB	R	H	RBI	BB	SO	LOB
Rick Peters, S (1, 8) OBP: 0.372, SLG: 0.372	1-3	4-3		G3-6-3			F7	BB		4	0	0	0	1	0	2
Alan Trammell, R (1, 6) OBP: 0.376, SLG: 0.391	BB	FC4-6 BB		1B BB			BB	F7		1	1	0	0	4	0	1
Steve Kemp, L (1, 7) OBP: 0.388, SLG: 0.487	F9	F7		F8			F8		G1	5	0	0	0	0	0	4
Champ Summers, L (1, 10) OBP: 0.396, SLG: 0.502	FC6-4 BB	FC4-6 2B		L6-4 1B 1B			4-3		1B 2B	4	1	2	0	1	0	2
Tim Corcoran, L (1, 3) OBP: 0.372, SLG: 0.403	FC6-4	1-H 2B		1-2 2-H 1B				FC6-5 BB	2-3 1B	4	0	3	2	1	0	2
Lynn Jones, R (9, PR) OBP: 0.340, SLG: 0.311										0	0	0	0	0	0	0
Lance Parrish, R (1, 2) OBP: 0.321, SLG: 0.488		6-3	F5	L6-4				FC6-5 HR BB	F9	4	1	0	0	1	0	5
Al Cowens, R (1, 9) OBP: 0.330, SLG: 0.337		F8		K		6-3		FC6-5 HR	F9	5	1	0	0	0	1	4
Tom Brookens, R (1, 5) OBP: 0.317, SLG: 0.422		E6 HR		BB 1B		2-3		1-H 2-H HR		0	0	0	0	0	0	0
Stan Papi, R (1, 5) OBP: 0.282, SLG: 0.442										3	1	1	0	0	0	0
Richie Hebner, L (8, PH) OBP: 0.362, SLG: 0.472										0	0	0	0	0	0	0
John Wockenfuss, R (8, PH) OBP: 0.380, SLG: 0.446										1	1	1	3	0	0	0
Mark Wagner, R (9, 5) OBP: 0.307, SLG: 0.261										0	0	0	0	0	0	0
Lou Whitaker, L (1, 4) OBP: 0.331, SLG: 0.282		1-H HR		G3-6-3 BB		F8		F6		3	1	1	2	1	0	0
Inning Stats	R: 0 E: 0 K: 0 S: 3 H: 0 LOB: 2 BB: 2 P: 11	R: 2 E: 1 K: 0 S: 5 H: 1 LOB: 0 BB: 0 P: 5	R: 1 E: 0 K: 0 S: 4 H: 1 LOB: 1 BB: 1 P: 8	R: 0 E: 0 K: 1 S: 5 H: 1 LOB: 1 BB: 1 P: 9	R: 1 E: 0 K: 0 S: 4 H: 2 LOB: 1 BB: 1 P: 8	R: 0 E: 0 K: 0 S: 3 H: 0 LOB: 0 BB: 0 P: 3	R: 0 E: 0 K: 0 S: 3 H: 0 LOB: 1 BB: 1 P: 7	R: 3 E: 0 K: 0 S: 4 H: 1 LOB: 1 BB: 3 P: 16	R: 0 E: 0 K: 0 S: 5 H: 2 LOB: 2 BB: 0 P: 5	1B: 4 2B: 3 3B: 0 HR: 2 SF: 0 SAC: 0 DP: 2 HBP: 0						

livebaseballscorecards.com

AB	34
R	7
H	8
RBI	7
BB	9
SO	1
LOB	20

PITCHER		IP	WLS	BF	H	R	ER	SO	BB	IBB	HBP	BLK	WP	HR	S	P	ERA	WHIP
Luis Leal, R ERA: 5.04	(1, 1)	4.1		23	5	4	2	1	5	0	0	0	0	1	20	40	4.15	2.308
Ken Schrom, R ERA: 4.97	(5, 1)	2.2		10	0	2	2	0	3	0	0	0	0	0	7	19	6.75	1.125
Mike Barlow, R ERA: 3.35	(8, 1)	0.1		1	0	0	0	0	0	0	0	0	0	0	1	1	0.00	0.000
Mike Willis, L ERA: 1.88	(8, 1)	1.0	W	7	3	1	1	0	1	0	0	0	0	1	6	10	9.00	4.000
Jack Kucek, R ERA: 6.82	(9, 1)	0.2	S	2	0	0	0	0	0	0	0	0	0	0	2	2	0.00	0.000

PITCHER	IP	WLS	BF	H	R	ER	SO	BB	IBB	HBP	BLK	WP	HR	S	P	ERA	WHIP

Batter	1	2	3	4	5	6	7	8	9	10	AB	R	H	RBI	BB	SO	LOB
Alfredo Griffin, S (1, 6) OBP: 0.285, SLG: 0.357	BB, BB, BB FC6-4 1B		1-3 1B		F7	F8				4-3	5	1	2	1	1	0	3
Garth Iorg, R (1, 4) OBP: 0.299, SLG: 0.353	BB, BB, BB FC6-4		1-3		F8			1B, 4-3 1B		F9	5	2	1	0	1	0	6
Lloyd Moseby, L (1, 7) OBP: 0.294, SLG: 0.380	K	K	K			F7		K		4-3	6	0	0	0	0	4	5
John Mayberry, L (1, 3) OBP: 0.350, SLG: 0.471	F8	F2		F8		3-4-2 1B		4-3 PB 1B			5	0	2	0	0	0	2
Willie Upshaw, L (8, PR) OBP: 0.240, SLG: 0.222 (8, 3)											0	0	0	0	0	0	0
Roy Howell, L (1, 5) OBP: 0.323, SLG: 0.394	BB, BB, 3B, BB	1B		2-3		3-4-2		4-3			4	1	1	1	1	0	2
Al Woods, L (1, 10) OBP: 0.360, SLG: 0.476	BB, 3B, BB	K		1-6-3		K		F7			4	1	0	1	1	2	4
Barry Bonnell, R (1, 9) OBP: 0.323, SLG: 0.423	BB, 3B, BB		F8, 1B, 1B		E3 SH1-3		3-1 SH1-4 BB		F8		3	2	1	1	2	0	0
Paul Hodgson, R (1, 8) OBP: 0.344, SLG: 0.448	2B, 3B		1-3, 1B 1B		SH1-3	SH1-4			6-3		3	1	2	3	0	0	0
Ernie Whitt, L (1, 2) OBP: 0.300, SLG: 0.358	1B 2B		F8		BB	3-1			K		4	0	1	1	1	1	3
Inning Stats	R: 6 E: 0 K: 1 S: 8 H: 3 LOB: 2 BB: 5 P: 28	R: 0 E: 0 K: 2 S: 8 H: 1 LOB: 1 BB: 0 P: 8	R: 1 E: 0 K: 1 S: 8 H: 3 LOB: 2 BB: 0 P: 8	R: 0 E: 0 K: 0 S: 3 H: 0 LOB: 0 BB: 0 P: 3	R: 0 E: 1 K: 0 S: 4 H: 0 LOB: 2 BB: 1 P: 8	R: 0 E: 0 K: 1 S: 6 H: 1 LOB: 1 BB: 0 P: 6	R: 0 E: 0 K: 0 S: 3 H: 0 LOB: 1 BB: 1 P: 7	R: 1 E: 0 K: 1 S: 7 H: 2 LOB: 2 BB: 0 P: 7	R: 0 E: 0 K: 1 S: 5 H: 0 LOB: 0 BB: 0 P: 5	R: 0 E: 0 K: 0 S: 3 H: 0 LOB: 0 BB: 0 P: 3	1B: 8 2B: 1 3B: 1 HR: 0	SF: 0 SAC: 2 DP: 0 HBP: 0						

PITCHER		IP	WLS	BF	H	R	ER	SO	BB	IBB	HBP	BLK	WP	HR	S	P	ERA	WHIP
Mark Fidrych, R ERA: 5.49	(1, 1)	0.2		7	0	5	5	1	5	0	0	0	0	0	4	24	67.50	7.500
Jerry Ujdur, R ERA: 7.59	(1, 1)	1.2		12	7	2	2	2	0	0	0	0	0	0	16	16	10.80	4.200
Dave Rozema, R ERA: 4.17	(3, 1)	4.2		19	2	1	1	2	2	0	0	0	0	0	21	29	1.93	0.857
Pat Underwood, L ERA: 3.71	(8, 1)	1.0		4	1	0	0	1	0	0	0	0	0	0	6	6	0.00	1.000
Dan Petry, R ERA: 3.8	(9, 1)	2.0	W	6	0	0	0	1	0	0	0	0	0	0	8	8	0.00	0.000

PITCHER		IP	WLS	BF	H	R	ER	SO	BB	IBB	HBP	BLK	WP	HR	S	P	ERA	WHIP

TOP

Toronto Blue Jays @ Detroit Tigers

Tiger Stadium, Detroit, MI

Wed Sep 24 1980, 7:05 PM EDT

Att. 7,129 - Unknown

livebaseballscorecards.com

AB	39
R	8
H	10
RBI	8
BB	7
SO	7
LOB	25

1B: 8	SF: 0	WP: 0	PA: 48		
2B: 1	SAC: 2	PB: 1			
3B: 1	DP: 0	SB: 0			
HR: 0	HBP: 0	CS: 0			

Batter	1	2	3	4	5	6	7	8	9	10	AB	R	H	RBI	BB	SO	LOB
Rick Peters, S (1, 8) OBP: 0.374, SLG: 0.374	4-3		F7 1B 1B		G4-6-3 1-2f	6-3			SH3-4 1B	1-2 2-3 3-H 1B	6	0	3	1	0	0	1
Alan Trammell, R (1, 6) OBP: 0.376, SLG: 0.390	F6		1-2 1B		F9		5-3		SH3-4 1-2		4	0	1	0	0	0	0
Steve Kemp, L (1, 7) OBP: 0.388, SLG: 0.491	4-3		F7 2-3			HR	F7		FC4-6 IBB		4	1	1	1	1	0	2
Champ Summers, L (1, 10) OBP: 0.397, SLG: 0.498 Tom Brookens, R (9, PH) OBP: 0.317, SLG: 0.422		K	K			BB	BB		F7		2 1	1 0	0 0	0 0	2 0	2 0	2 2
Tim Corcoran, L (1, 3) OBP: 0.375, SLG: 0.406 Lance Parrish, R (9, PH) OBP: 0.321, SLG: 0.487 (10, 2)	WP 3B 1B		4-3			1B 1-2 1B	F9		FC4-6 1-2f		4 1	2 0	2 0	0 0	0 0	0 0	3 2
John Wockenfuss, R (1, 2) OBP: 0.383, SLG: 0.457 (10, 3) Lynn Jones, R (10, PR) OBP: 0.340, SLG: 0.311	K 1-2	K				1B WP 1-2 2-3 1B		HR	SH3-4 1B		5 0	2 1	3 0	1 0	0 0	2 0	1 0
Al Cowens, R (1, 9) OBP: 0.331, SLG: 0.342	1B 2-H 3B	K				SH3-4 WP SF7 1-3 2-H 3-H 1B		F3	SH3-4 1-3		4	2	2	3	0	1	0
Stan Papi, R (1, 5) OBP: 0.283, SLG: 0.439 Richie Hebner, L (10, PH) OBP: 0.364, SLG: 0.472 Mark Wagner, R (10, PR) OBP: 0.307, SLG: 0.261	1B 3-H	1-4-3				SH3-4 1-3 3-H		K	1B BB BB		3 0 0	0 0 0	1 0 0	1 0 0	0 1 0	1 0 0	0 0 0
Lou Whitaker, L (1, 4) OBP: 0.332, SLG: 0.282	4-3				G4-6-3 1B	SF7 3-H		K	1B 1-2 BB		3	0	1	1	1	1	1
Inning Stats	R: 0 E: 0 K: 0 S: 3 H: 0 LOB: 0 BB: 0 P: 3	R: 2 E: 0 K: 2 S: 10 H: 3 LOB: 1 BB: 0 P: 10	R: 0 E: 0 K: 1 S: 7 H: 2 LOB: 2 BB: 0 P: 7	R: 0 E: 0 K: 2 S: 7 H: 0 LOB: 0 BB: 0 P: 7	R: 0 E: 0 K: 0 S: 3 H: 1 LOB: 0 BB: 0 P: 3	R: 5 E: 0 K: 0 S: 7 H: 4 LOB: 0 BB: 1 P: 11	R: 0 E: 0 K: 0 S: 3 H: 0 LOB: 1 BB: 1 P: 7	R: 1 E: 0 K: 2 S: 8 H: 1 LOB: 0 BB: 0 P: 8	R: 0 E: 0 K: 0 S: 4 H: 1 LOB: 2 BB: 1 P: 8	R: 1 E: 0 K: 0 S: 3 H: 2 LOB: 3 BB: 2 P: 11	1B: 11 2B: 0 3B: 1 HR: 2 SF: 1 SAC: 3 DP: 1 HBP: 0						

PITCHER	IP	WLS	BF	H	R	ER	SO	BB	IBB	HBP	BLK	WP	HR	S	P	ERA	WHIP
Jackson Todd, R (1, 1) ERA: 4.24	5.0		23	8	5	5	5	1	0	0	0	1	1	32	36	9.00	1.800
Mike Barlow, R (6, 1) ERA: 3.67	0.1		3	2	1	1	0	0	0	0	0	1	0	3	3	27.00	6.000
Paul Mirabella, L (6, 1) ERA: 4.41	2.2		10	1	2	2	2	1	0	0	0	0	1	13	17	6.75	0.750
Jerry Garvin, L (9, 1) ERA: 2.35	1.0		5	1	0	0	0	0	1	0	0	0	0	4	8	0.00	1.000
Jack Kucek, R (10, 1) ERA: 6.92	0.1	L	5	2	1	1	0	2	0	0	0	0	0	3	11	27.00	12.000

PITCHER	IP	WLS	BF	H	R	ER	SO	BB	IBB	HBP	BLK	WP	HR	S	P	ERA	WHIP

BOTTOM

Toronto Blue Jays @ Detroit Tigers

Tiger Stadium, Detroit, MI

Wed Sep 24 1980, 7:05 PM EDT

Att. 7,129 - Unknown

livebaseballscorecards.com

AB	37
R	9
H	14
RBI	8
BB	5
SO	7
LOB	14

WP: 2 PA: 46
PB: 0
SB: 0
CS: 0

Batter	1	2	3	4	5	6	7	8	9	AB	R	H	RBI	BB	SO	LOB
Rick Burleson, R (1, 6) OBP: 0.345, SLG: 0.361	F6		K 1-2			4-3		BB 1-2 1B	F9	4	1	0	0	1	1	2
Dave Stapleton, R (1, 3) OBP: 0.340, SLG: 0.474	L6			F9		F7		1B 1-2 2-3		4	0	1	0	0	0	0
Garry Hancock, L (1, 8) OBP: 0.264, SLG: 0.410	4-3			2B		4-3		SF8 3-H		3	0	1	1	0	0	0
Jim Rice, R (1, 7) OBP: 0.338, SLG: 0.494		L4-6 HBP 1B		L1			6-3	1B 1-3 2-H		4	0	2	1	0	0	1
Dave Rader, L (1, 10) OBP: 0.372, SLG: 0.471		F6		BB			1B	6-3		3	0	1	0	1	0	2
Dwight Evans, R (1, 9) OBP: 0.350, SLG: 0.474		HBP 1-2		1-3			K		SH1-4 1B BB	2	1	0	0	1	1	3
Chico Walker, S (1, 4) OBP: 0.379, SLG: 0.417		L4-6 2-3			3-1		1B 1-2		SH1-4 1-2	3	0	1	0	0	0	2
Rich Gedman, L (1, 2) OBP: 0.267, SLG: 0.267			G3		G3		F5		2-H 1B	4	0	1	1	0	0	2
Glenn Hoffman, R (1, 5) OBP: 0.336, SLG: 0.409			CS 1B		L5			1B BB SF8 1B	HBP	3	1	2	0	0	0	0
Inning Stats	R: 0 E: 0 K: 0 S: 3 H: 0 LOB: 0 BB: 0 P: 3	R: 0 E: 0 K: 0 S: 3 H: 1 LOB: 1 BB: 0 P: 4	R: 0 E: 0 K: 1 S: 5 H: 1 LOB: 0 BB: 0 P: 5	R: 0 E: 0 K: 0 S: 4 H: 1 LOB: 2 BB: 1 P: 8	R: 0 E: 0 K: 0 S: 3 H: 0 LOB: 0 BB: 0 P: 3	R: 0 E: 0 K: 0 S: 3 H: 0 LOB: 0 BB: 0 P: 3	R: 0 E: 0 K: 1 S: 7 H: 2 LOB: 2 BB: 0 P: 7	R: 2 E: 0 K: 0 S: 5 H: 3 LOB: 1 BB: 1 P: 9	R: 1 E: 0 K: 0 S: 3 H: 1 LOB: 1 BB: 1 P: 8	1B: 8 2B: 2 3B: 0 HR: 0 SF: 1 SAC: 1 DP: 1 HBP: 2						

PITCHER	IP	WLS	BF	H	R	ER	SO	BB	IBB	HBP	BLK	WP	HR	S	P	ERA	WHIP
Dave Stieb, R (1, 1) ERA: 3.59	9.0	L	37	9	3	3	2	3	0	2	0	0	0	36	50	3.00	1.333

PITCHER	IP	WLS	BF	H	R	ER	SO	BB	IBB	HBP	BLK	WP	HR	S	P	ERA	WHIP

TOP

Boston Red Sox @ Toronto Blue Jays

Exhibition Stadium, Toronto, ON

Fri Sep 26 1980, 7:05 PM EDT

Att. 15,187 - Unknown - 46 F

livebaseballscorecards.com

AB	30
R	3
H	9
RBI	3
BB	3
SO	2
LOB	12

Batter	1	2	3	4	5	6	7	8	9	AB	R	H	RBI	BB	SO	LOB
Alfredo Griffin, S (1, 6) OBP: 0.285, SLG: 0.356	K			F7		BB			F5	3	0	0	0	1	1	0
Garth Iorg, R (1, 4) OBP: 0.294, SLG: 0.346	6-3			4-3		K			F8	4	0	0	0	0	1	1
Lloyd Moseby, L (1, 7) OBP: 0.292, SLG: 0.377	K			F7			F3			3	0	0	0	0	1	0
John Mayberry, L (1, 3) OBP: 0.350, SLG: 0.476		K			HR		F3			3	1	1	1	0	1	0
Roy Howell, L (1, 5) OBP: 0.321, SLG: 0.391		G3			F7		K			3	0	0	0	0	1	0
Al Woods, L (1, 10) OBP: 0.358, SLG: 0.472		G3			K			K		3	0	0	0	0	2	0
Barry Bonnell, R (1, 9) OBP: 0.320, SLG: 0.420			K		F7			5-3		3	0	0	0	0	1	0
Bob Bailor, R (1, 8) OBP: 0.314, SLG: 0.301			K			4-3		F9		3	0	0	0	0	1	0
Ernie Whitt, L (1, 2) OBP: 0.297, SLG: 0.354			G3			F9			F3	3	0	0	0	0	0	0
Inning Stats	R: 0 E: 0 K: 2 S: 7 H: 0 LOB: 0 BB: 0 P: 7	R: 0 E: 0 K: 1 S: 5 H: 0 LOB: 0 BB: 0 P: 5	R: 0 E: 0 K: 2 S: 7 H: 0 LOB: 0 BB: 0 P: 7	R: 0 E: 0 K: 0 S: 3 H: 0 LOB: 0 BB: 0 P: 3	R: 1 E: 0 K: 1 S: 6 H: 1 LOB: 0 BB: 0 P: 6	R: 0 E: 0 K: 1 S: 5 H: 0 LOB: 1 BB: 1 P: 9	R: 0 E: 0 K: 1 S: 5 H: 0 LOB: 0 BB: 0 P: 5	R: 0 E: 0 K: 1 S: 5 H: 0 LOB: 0 BB: 0 P: 5	R: 0 E: 0 K: 0 S: 3 H: 0 LOB: 0 BB: 0 P: 3	1B: 0 2B: 0 3B: 0 HR: 1	SF: 0 SAC: 0 DP: 0 HBP: 0			WP: 0 PB: 0 SB: 1 CS: 0		PA: 29	

PITCHER	IP	WLS	BF	H	R	ER	SO	BB	IBB	HBP	BLK	WP	HR	S	P	ERA	WHIP
Dennis Eckersley, R (1, 1) ERA: 4.04	9.0	W	29	1	1	1	9	1	0	0	0	0	1	46	50	1.00	0.222

PITCHER	IP	WLS	BF	H	R	ER	SO	BB	IBB	HBP	BLK	WP	HR	S	P	ERA	WHIP

BOTTOM

Boston Red Sox @ Toronto Blue Jays

Exhibition Stadium, Toronto, ON

Fri Sep 26 1980, 7:05 PM EDT
Att. 15,187 - Unknown - 46 F

livebaseballscorecards.com

AB	28
R	1
H	1
RBI	1
BB	1
SO	9
LOB	1

Batter	1	2	3	4	5	6	7	8	9	AB	R	H	RBI	BB	SO	LOB
Rick Burleson, R (1, 6) OBP: 0.347, SLG: 0.371	0-0 1B 3B	0-0 ③ 1-3			0-0 ① 5-3		0-0 HR		0-0 1B	5	2	3	1	0	0	0
Dave Stapleton, R (1, 3) OBP: 0.341, SLG: 0.473	0-0 3-H HR 1B		0-0 G1-6-3 1B		0-0 ② F8		0-0 ② 5-3		0-0 ③ 4-3	5	1	2	1	0	0	1
Garry Hancock, L (1, 8) OBP: 0.264, SLG: 0.402	0-0 ① F7		0-0 ① L7		0-0 ③ F7		0-0 CS 1B			4	0	1	0	0	0	2
Jim Rice, R (1, 7) OBP: 0.335, SLG: 0.489	S S S 0-3 ② K		0-0 ② ③ G1-6-3 1-2f			0-0 ① F9	0-0 ③ CS 1-2	0-0 ① 5-3		4	0	0	0	0	1	2
Dave Rader, L (1, 10) OBP: 0.383, SLG: 0.500	0-0 1-H HR			0-0 ① F5		0-0 1B 1B		B B B B 4-0 BB		3	1	2	2	1	0	0
Dwight Evans, R (1, 9) OBP: 0.349, SLG: 0.471	B B B B 4-0 BB			0-0 ② F9		S S S 0-3 ② K		0-0 ② F9		3	0	0	0	1	1	2
Chico Walker, S (1, 4) OBP: 0.394, SLG: 0.407	S S S 0-3 ③ K			B B B B 4-0 1B BB		0-0 1-2 1B		0-0 ③ F8		3	0	1	0	1	1	2
Gary Allenson, R (1, 2) OBP: 0.443, SLG: 0.448		0-0 ① 4-3		0-0 1-2 1B		0-0 ③ F6			0-0 ① F2	4	0	1	0	0	0	2
Glenn Hoffman, R (1, 5) OBP: 0.331, SLG: 0.404		S S S 0-3 ② K		0-0 ③ F2			0-0 ① F9		0-0 ② F8	4	0	0	0	0	1	2
Inning Stats	R: 3 H: 3 E: 0 LOB: 1 K: 2 BB: 1 S: 10 P: 14	R: 0 H: 0 E: 0 LOB: 0 K: 1 BB: 0 S: 5 P: 5	R: 0 H: 1 E: 0 LOB: 0 K: 0 BB: 0 S: 3 P: 3	R: 0 H: 1 E: 0 LOB: 2 K: 0 BB: 1 S: 4 P: 8	R: 0 H: 0 E: 0 LOB: 0 K: 0 BB: 0 S: 3 P: 3	R: 0 H: 2 E: 0 LOB: 2 K: 1 BB: 0 S: 7 P: 7	R: 1 H: 2 E: 0 LOB: 0 K: 0 BB: 0 S: 4 P: 4	R: 0 H: 0 E: 0 LOB: 1 K: 0 BB: 1 S: 3 P: 7	R: 0 H: 1 E: 0 LOB: 1 K: 0 BB: 0 S: 4 P: 4	1B: 7 SF: 0 2B: 0 SAC: 0 3B: 1 DP: 1 HR: 2 HBP: 0						

PITCHER	IP	WLS	BF	H	R	ER	SO	BB	IBB	HBP	BLK	WP	HR	S	P	ERA	WHIP
Jim Clancy, R (1, 1) ERA: 3.38	9.0	L	38	10	4	4	4	3	0	0	0	0	2	43	55	4.00	1.444

PITCHER	IP	WLS	BF	H	R	ER	SO	BB	IBB	HBP	BLK	WP	HR	S	P	ERA	WHIP

TOP

Boston Red Sox @ Toronto Blue Jays

Exhibition Stadium, Toronto, ON

Sat Sep 27 1980, 3:33 AM EDT

Att. 21,533 - Unknown - 50 F

livebaseballscorecards.com

AB	35
R	4
H	10
RBI	4
BB	3
SO	4
LOB	13



Batter	1	2	3	4	5	6	7	8	9	AB	R	H	RBI	BB	SO	LOB
Alfredo Griffin, S (1, 6) OBP: 0.286, SLG: 0.357	HBP, 2B, 1B	BB, 1-3, 1B		K			1-3			4	1	2	0	0	1	0
Damaso Garcia, R (1, 4) OBP: 0.297, SLG: 0.385	F3	BB, 1-2, BB		5-3			K			3	0	0	0	1	1	1
Lloyd Moseby, L (1, 7) OBP: 0.289, SLG: 0.373	F6	1-3			K			G3		4	0	0	0	0	1	4
John Mayberry, L (1, 3) OBP: 0.350, SLG: 0.473	1-2, 2B, HBP		F2		F9			4-1		3	1	0	0	0	0	0
Roy Howell, L (1, 5) OBP: 0.324, SLG: 0.400	1-H, 2-H, 2B		1B, 1B, 1B		6-3			3B		4	1	3	2	0	0	0
Al Woods, L (1, 10) OBP: 0.358, SLG: 0.472 Paul Hodgson, R (3, PR) OBP: 0.333, SLG: 0.433 Steve Braun, L (9, PH) OBP: 0.321, SLG: 0.296	6-3		1B, 1-3, 1B			6-3			3-1	2 1 1	0 0 0	1 0 0	0 0 0	0 0 0	0 0 0	1 0 0
Barry Bonnell, R (1, 9) OBP: 0.322, SLG: 0.421		1B, 1B	G4-6-3, 1-2, 3-H, 1B			6-3			F8	4	0	2	1	0	0	0
Bob Bailor, R (1, 8) OBP: 0.311, SLG: 0.299 Willie Upshaw, L (9, PH) OBP: 0.255, SLG: 0.239 Joe Cannon, L (9, PR) OBP: 0.061, SLG: 0.042		F7	G4-6-3, 1-2f			F7			1B	3 1 0	0 0 0	0 1 0	0 0 0	0 0 0	0 0 0	3 0 0
Ernie Whitt, L (1, 2) OBP: 0.294, SLG: 0.350 Garth Iorg, R (9, PH) OBP: 0.292, SLG: 0.344		K		4-3			4-3		1-3	3 1	0 0	0 0	0 0	0 0	1 0	1 1
Inning Stats	R: 2 E: 0 K: 0 S: 5 H: 2 LOB: 1 BB: 0 P: 6	R: 0 E: 0 K: 1 S: 7 H: 2 LOB: 3 BB: 1 P: 11	R: 1 E: 0 K: 0 S: 5 H: 3 LOB: 2 BB: 0 P: 5	R: 0 E: 0 K: 1 S: 5 H: 0 LOB: 0 BB: 0 P: 5	R: 0 E: 0 K: 1 S: 5 H: 0 LOB: 0 BB: 0 P: 5	R: 0 E: 0 K: 0 S: 3 H: 0 LOB: 0 BB: 0 P: 3	R: 0 E: 0 K: 1 S: 5 H: 0 LOB: 0 BB: 0 P: 5	R: 0 E: 0 K: 0 S: 3 H: 1 LOB: 1 BB: 0 P: 3	R: 0 E: 0 K: 0 S: 4 H: 1 LOB: 1 BB: 0 P: 4	1B: 7 2B: 1 3B: 1 HR: 0	SF: 0 SAC: 0 DP: 1 HBP: 1					WP: 0 PB: 0 SB: 0 CS: 0	PA: 36

PITCHER		IP	WLS	BF	H	R	ER	SO	BB	IBB	HBP	BLK	WP	HR	S	P	ERA	WHIP
John Tudor, L ERA: 3.24	(1, 1)	2.1		16	7	3	3	1	1	0	1	0	0	0	16	21	11.57	3.429
Bob Stanley, R ERA: 3.48	(3, 1)	6.1	W	19	2	0	0	3	0	0	0	0	0	0	25	25	0.00	0.316
Tom Burgmeier, L ERA: 2.05	(9, 1)	0.1	S	1	0	0	0	0	0	0	0	0	0	0	1	1	0.00	0.000

PITCHER	IP	WLS	BF	H	R	ER	SO	BB	IBB	HBP	BLK	WP	HR	S	P	ERA	WHIP

BOTTOM

Boston Red Sox @ Toronto Blue Jays

Exhibition Stadium, Toronto, ON

Sat Sep 27 1980, 3:33 AM EDT
Att. 21,533 - Unknown - 50 F

livebaseballscorecards.com

AB	34
R	3
H	9
RBI	3
BB	1
SO	4
LOB	11

Batter	1	2	3	4	5	6	7	8	9	AB	R	H	RBI	BB	SO	LOB
Rick Burleson, R (1, 6) OBP: 0.345, SLG: 0.369	L9		4-3	FC6-4 1-2f	G6-4-3 1-2f			5-3		4	0	0	0	0	0	5
Julio Valdez, S (6, 6) OBP: 0.375, SLG: 0.500										1	0	0	0	0	0	0
Dave Stapleton, R (1, 3) OBP: 0.340, SLG: 0.470	K		5-3		HR 1B 1B	1-3			L9	5	1	1	0	0	1	0
Garry Hancock, L (1, 10) OBP: 0.271, SLG: 0.402	1B			4-1	HR 1-2 1B	6-3			L4	5	1	2	0	0	0	0
Jim Rice, R (1, 7) OBP: 0.334, SLG: 0.493	4-3			6-3	HR 1-H 2-H	2-3			K	5	1	1	3	0	1	1
Dave Rader, L (1, 2) OBP: 0.394, SLG: 0.500		L4-6 S 1B		1B 1B BB	G3 WP BB BB		F5			2	2	1	0	2	0	0
Dwight Evans, R (1, 9) OBP: 0.351, SLG: 0.470		BB 1-2		1B 1-2 2B 1B	E5 BB G3 1-2		5-3			3	1	1	0	1	0	1
Chico Walker, S (1, 4) OBP: 0.378, SLG: 0.387		K		S 1-3 2-H 2B 1B	G3 1-2 2-3		F9			4	1	1	1	0	1	4
Glenn Hoffman, R (1, 5) OBP: 0.333, SLG: 0.406		L4-6 2-3		E 1-H 3-H 2B	BB IBB			5-3		3	0	1	2	1	0	2
Reid Nichols, R (1, 8) OBP: 0.267, SLG: 0.154			F8	E6 FC6-4 2-3	G6-4-3 1-2 2-3 3-H BB			F9		3	0	0	1	1	0	1
Inning Stats	R: 0 E: 0 K: 1 S: 6 H: 1 LOB: 1 BB: 0 P: 6	R: 0 E: 0 K: 1 S: 5 H: 1 LOB: 1 BB: 1 P: 9	R: 0 E: 0 K: 0 S: 3 H: 0 LOB: 0 BB: 0 P: 3	R: 3 E: 1 K: 0 S: 7 H: 3 LOB: 2 BB: 1 P: 11	R: 4 E: 1 K: 0 S: 6 H: 3 LOB: 2 BB: 3 P: 18	R: 0 E: 0 K: 0 S: 3 H: 0 LOB: 0 BB: 0 P: 3	R: 0 E: 0 K: 0 S: 3 H: 0 LOB: 0 BB: 0 P: 3	R: 0 E: 0 K: 0 S: 3 H: 0 LOB: 0 BB: 0 P: 3	R: 0 E: 0 K: 1 S: 5 H: 0 LOB: 0 BB: 0 P: 5	1B: 6 2B: 2 3B: 0 HR: 1 SF: 0 SAC: 0 DP: 2 HBP: 0			WP: 1 PB: 0 SB: 2 CS: 0		PA: 40	

PITCHER		IP	WLS	BF	H	R	ER	SO	BB	IBB	HBP	BLK	WP	HR	S	P	ERA	WHIP
Joey McLaughlin, R ERA: 4.33	(1, 1)	4.0	L	21	7	5	5	2	2	0	0	0	0	0	23	31	11.25	2.250
Mike Barlow, R ERA: 3.81	(5, 1)	0.1		6	1	2	1	0	2	1	0	0	1	1	3	15	27.00	9.000
Luis Leal, R ERA: 4.78	(5, 1)	2.2		7	0	0	0	0	0	0	0	0	0	0	7	7	0.00	0.000
Jerry Garvin, L ERA: 2.3	(8, 1)	2.0		6	0	0	0	1	0	0	0	0	0	0	8	8	0.00	0.000

PITCHER	IP	WLS	BF	H	R	ER	SO	BB	IBB	HBP	BLK	WP	HR	S	P	ERA	WHIP

TOP

Boston Red Sox @ Toronto Blue Jays

Exhibition Stadium, Toronto, ON

Sun Sep 28 1980, 3:33 AM EDT

Att. 32,042 - Unknown - 55 F

livebaseballscorecards.com

AB	35
R	7
H	8
RBI	7
BB	5
SO	3
LOB	14

BOTTOM

Batter	1	2	3	4	5	6	7	8	9	AB	R	H	RBI	BB	SO	LOB
Alfredo Griffin, S (1, 6) OBP: 0.286, SLG: 0.355	3-1 PB 1B		L3		3-1		L6		G4-6-3 1-2f 2-3	5	0	1	0	0	0	2
Damaso Garcia, R (1, 4) OBP: 0.298, SLG: 0.386	5-3 1-2		6-3		1B		3-1		1B 3-H	5	0	2	1	0	0	1
Steve Braun, L (1, 10) OBP: 0.302, SLG: 0.276	3-1 2-3		F7		4-3		P7		1-3	5	0	0	0	0	0	3
John Mayberry, L (1, 3) OBP: 0.349, SLG: 0.474	K			4-3		E 1B 2B		3-1		4	1	1	0	0	1	1
Roy Howell, L (1, 5) OBP: 0.326, SLG: 0.401		1B FC6-2 BB		FC4-6 E 1B		E3 FC4-6 1B 1B 2-3		K		1	0	1	0	1	0	0
Garth Iorg, R (6, 5) OBP: 0.289, SLG: 0.340										2	1	0	0	0	1	1
Barry Bonnell, R (1, 9) OBP: 0.326, SLG: 0.424		FC5 FC6-2 1-3 1B		E5 FC4-6 1-2		FC4-6 1-2 3-H 1B		1B		4	0	3	1	0	0	1
Lloyd Moseby, L (1, 7) OBP: 0.286, SLG: 0.369		FC6-2 E 1-2 3-H		FC4-6 1-2f 2-3		FC4-6 1B 1-2f 2-3		5-3		4	0	0	0	0	0	7
Bob Bailor, R (1, 8) OBP: 0.309, SLG: 0.297		FC5 1-3 2-3f		5-3		G4-6-3 1-2 3-H 1B			G4-6-3 1B 1B 1B	2	0	0	0	0	0	4
Joe Cannon, L (6, 8) OBP: 0.098, SLG: 0.080										2	1	2	1	0	0	0
Ernie Whitt, L (1, 2) OBP: 0.294, SLG: 0.349		L7			6-3	G4-6-3 1-2f			G4-6-3 1-2 1B	4	0	1	0	0	0	4
Inning Stats	R: 0 H: 1 E: 0 LOB: 1 K: 1 BB: 0 S: 6 P: 6	R: 0 H: 1 E: 1 LOB: 2 K: 0 BB: 1 S: 4 P: 8	R: 0 H: 0 E: 0 LOB: 0 K: 0 BB: 0 S: 3 P: 3	R: 0 H: 1 E: 1 LOB: 2 K: 0 BB: 0 S: 5 P: 5	R: 0 H: 1 E: 0 LOB: 1 K: 0 BB: 0 S: 4 P: 4	R: 2 H: 3 E: 1 LOB: 1 K: 0 BB: 0 S: 6 P: 6	R: 0 H: 0 E: 0 LOB: 0 K: 0 BB: 0 S: 3 P: 3	R: 0 H: 1 E: 0 LOB: 1 K: 1 BB: 0 S: 6 P: 6	R: 1 H: 3 E: 0 LOB: 1 K: 0 BB: 0 S: 5 P: 5	1B: 10 SF: 0 2B: 1 SAC: 0 3B: 0 DP: 2 HR: 0 HBP: 0						

PITCHER	IP	WLS	BF	H	R	ER	SO	BB	IBB	HBP	BLK	WP	HR	S	P	ERA	WHIP
Steve Crawford, R (1, 1) ERA: 3.28	9.0	W	39	11	3	2	2	1	0	0	0	0	0	42	46	2.00	1.333

PITCHER	IP	WLS	BF	H	R	ER	SO	BB	IBB	HBP	BLK	WP	HR	S	P	ERA	WHIP

Boston Red Sox @ Toronto Blue Jays

Exhibition Stadium, Toronto, ON

Sun Sep 28 1980, 3:33 AM EDT

Att. 32,042 - Unknown - 55 F

livebaseballscorecards.com

AB	38
R	3
H	11
RBI	3
BB	1
SO	2
LOB	24

PA: 39

Batter	1	2	3	4	5	6	7	8	9	AB	R	H	RBI	BB	SO	LOB
Rick Peters, S (1, 8) OBP: 0.369, SLG: 0.370	1-3		6-3	FC4-6 1-2f		E5 1B 2-3		5-3	1B 2-H 3-H 1B	6	0	1	2	0	0	3
Alan Trammell, R (1, 6) OBP: 0.379, SLG: 0.396	2B		6-3 S 1B 1B		F9	S 1-3 3-H 1B		G1 2B	FC4-6 1-2 1B	6	1	5	1	0	0	0
Steve Kemp, L (1, 10) OBP: 0.380, SLG: 0.479	6-3		6-3 1-3		1-3	F8 1-2		G1 2-3	FC4-6 1-2f	6	0	0	0	0	0	7
John Wockenfuss, R (1, 3) OBP: 0.389, SLG: 0.454	BB		0-0 3-H 1B		2B BB	BB		K		2	1	1	1	3	1	1
Tom Brookens, R (1, 5) OBP: 0.314, SLG: 0.416	F8		F3		1-H 1B 2B	6-3			6-3	5	1	1	1	0	0	6
Al Cowens, R (1, 9) OBP: 0.332, SLG: 0.349		F9		SH 2B	CS 2-H 1B		3B		BB 1B	5	1	4	1	0	0	0
Duffy Dyer, R (1, 2) OBP: 0.286, SLG: 0.323		1B		SH FC4-6 2-3	CS 1-2	1-3 2B 1B	K		3-1 1B 1-2 1B BB	3	2	2	0	1	1	1
Jim Lentine, R (1, 7) OBP: 0.354, SLG: 0.317 Champ Summers, L (7, PH) OBP: 0.400, SLG: 0.508 (7, 7)	K			K		1-3 1-2	F5		3-1 1-2 2-H 1B	3 2	0 1	0 1	0 1	0 0	2 0	4 1
Lou Whitaker, L (1, 4) OBP: 0.333, SLG: 0.284		4-3		F5		E 2-H 1B 2B	6-3		3-1 1-2 2-3	5	1	1	1	0	0	6
Inning Stats	R: 0 E: 0 K: 0 S: 4 H: 1 LOB: 2 BB: 1 P: 8	R: 0 E: 0 K: 1 S: 6 H: 1 LOB: 1 BB: 0 P: 6	R: 1 E: 0 K: 0 S: 5 H: 2 LOB: 1 BB: 0 P: 5	R: 0 E: 0 K: 1 S: 7 H: 1 LOB: 2 BB: 0 P: 7	R: 2 E: 0 K: 0 S: 4 H: 2 LOB: 0 BB: 1 P: 8	R: 2 E: 1 K: 0 S: 7 H: 3 LOB: 3 BB: 1 P: 11	R: 0 E: 0 K: 1 S: 6 H: 1 LOB: 1 BB: 0 P: 6	R: 0 E: 0 K: 1 S: 6 H: 1 LOB: 1 BB: 0 P: 6	R: 3 E: 0 K: 0 S: 7 H: 4 LOB: 2 BB: 1 P: 11	1B: 10 2B: 5 3B: 1 HR: 0 SF: 0 SAC: 1 DP: 0 HBP: 0						

TOP

Detroit Tigers @ Toronto Blue Jays

Exhibition Stadium, Toronto, ON

Mon Sep 29 1980, 7:05 PM EDT

Att. 12,051 - Unknown - 60 F

livebaseballscorecards.com

AB	43
R	8
H	16
RBI	8
BB	4
SO	4
LOB	29

WP: 0 PB: 0 SB: 2 CS: 1 PA: 49

PITCHER		IP	WLS	BF	H	R	ER	SO	BB	IBB	HBP	BLK	WP	HR	S	P	ERA	WHIP
Paul Mirabella, L ERA: 4.59	(1, 1)	5.1	L	29	10	5	5	2	2	0	0	0	0	0	31	39	8.44	2.250
Jerry Garvin, L ERA: 2.29	(6, 1)	0.1		1	0	0	0	0	0	0	0	0	0	0	1	1	0.00	0.000
Ken Schrom, R ERA: 5.46	(6, 1)	2.2		14	4	3	3	2	2	0	0	0	0	0	16	24	10.12	2.250
Mike Willis, L ERA: 1.82	(9, 1)	0.2		4	2	0	0	0	0	0	0	0	0	0	4	4	0.00	3.000

PITCHER		IP	WLS	BF	H	R	ER	SO	BB	IBB	HBP	BLK	WP	HR	S	P	ERA	WHIP

Batter	1	2	3	4	5	6	7	8	9	AB	R	H	RBI	BB	SO	LOB
Alfredo Griffin, S (1, 6) OBP: 0.289, SLG: 0.357	S S S 0-3 ① K			x 0-0 G4-6-3 1B 1B	x 0-0 2-3 1B			B B B B 4-0 BB		3	0	2	0	1	1	0
Damaso Garcia, R (1, 4) OBP: 0.298, SLG: 0.385	x 0-0 ② 3-1			x 0-0 1-2 G4-6-3 1B	x 0-0 ③ 6-3			S S S 0-3 ① K		4	0	1	0	0	1	3
Lloyd Moseby, L (1, 7) OBP: 0.283, SLG: 0.365	x 0-0 ③ F6			x 0-0 ① ② G4-6-3 1-2f 2-3		x 0-0 ① 4-3		S S S 0-3 ② K		4	0	0	0	0	1	3
John Mayberry, L (1, 3) OBP: 0.348, SLG: 0.471		x 0-0 ① F8		S S S 0-3 ③ K		B B B B 4-0 BB		S S S 0-3 ③ K		3	0	0	0	1	2	2
Willie Upshaw, L (1, 10) OBP: 0.273, SLG: 0.265		S S S 0-3 ② K			B B B B 4-0 1B 2B BB	x 0-0 ② F8			x 0-0 F8 2B	3	1	1	0	1	1	1
Barry Bonnell, R (1, 9) OBP: 0.323, SLG: 0.420		x 0-0 ③ F6			x 0-0 ① F8	x 0-0 ③ F9			S S S 0-3 ① K	4	0	0	0	0	1	3
Garth Iorg, R (1, 5) OBP: 0.284, SLG: 0.333			x 0-0 ① 6-3		x 0-0 ② F4		x 0-0 ① L4		x 0-0 ② F8 2-3	4	0	0	0	0	0	2
Bob Bailor, R (1, 8) OBP: 0.311, SLG: 0.299			x 0-0 ② 4-3		x 0-0 1-2 2B 1B		x 0-0 G3-6-1 1B		S S S 0-3 ③ K	4	1	2	0	0	1	1
Ernie Whitt, L (1, 2) OBP: 0.294, SLG: 0.352			x 0-0 ③ F9		x 0-0 1B 1-H 2-H 2B		x 0-0 ② ③ G3-6-1 1-2f			3	0	1	2	0	0	1
Inning Stats	R: 0 E: 0 K: 1 S: 5 H: 0 LOB: 0 BB: 0 P: 5	R: 0 E: 0 K: 1 S: 5 H: 0 LOB: 0 BB: 0 P: 5	R: 0 E: 0 K: 0 S: 3 H: 0 LOB: 0 BB: 0 P: 3	R: 0 E: 0 K: 1 S: 6 H: 2 LOB: 1 BB: 0 P: 6	R: 2 E: 0 K: 0 S: 6 H: 3 LOB: 2 BB: 1 P: 10	R: 0 E: 0 K: 0 S: 3 H: 0 LOB: 1 BB: 1 P: 7	R: 0 E: 0 K: 0 S: 3 H: 1 LOB: 0 BB: 0 P: 3	R: 0 E: 0 K: 3 S: 9 H: 0 LOB: 1 BB: 1 P: 13	R: 0 E: 0 K: 2 S: 8 H: 1 LOB: 1 BB: 0 P: 8	1B: 5 2B: 2 3B: 0 HR: 0	SF: 0 SAC: 0 DP: 2 HBP: 0						

PITCHER	IP	WLS	BF	H	R	ER	SO	BB	IBB	HBP	BLK	WP	HR	S	P	ERA	WHIP
Roger Weaver, R (1, 1) ERA: 3.66	7.0	W	28	6	2	2	3	3	0	0	0	0	0	31	43	2.57	1.286
Aurelio Lopez, R (8, 1) ERA: 3.54	2.0	S	7	1	0	0	5	0	0	0	0	0	0	17	17	0.00	0.500

PITCHER	IP	WLS	BF	H	R	ER	SO	BB	IBB	HBP	BLK	WP	HR	S	P	ERA	WHIP

BOTTOM

Detroit Tigers @ Toronto Blue Jays

Exhibition Stadium, Toronto, ON

Mon Sep 29 1980, 7:05 PM EDT

Att. 12,051 - Unknown - 60 F

livebaseballscorecards.com

AB	32
R	2
H	7
RBI	2
BB	3
SO	8
LOB	16

1B: 5	SF: 0	WP: 0	PA: 35
2B: 2	SAC: 0	PB: 0	
3B: 0	DP: 2	SB: 0	
HR: 0	HBP: 0	CS: 0	

Batter	1	2	3	4	5	6	7	8	9	AB	R	H	RBI	BB	SO	LOB
Rick Peters, S (1, 8) OBP: 0.366, SLG: 0.367	G3		K 2-3		4-3			4-3		4	0	0	0	0	1	1
Alan Trammell, R (1, 6) OBP: 0.379, SLG: 0.408	6-3		HR 3-H		1-3			HR		4	2	2	3	0	0	0
Steve Kemp, L (1, 7) OBP: 0.379, SLG: 0.480	2B		F7			K		F9		4	0	1	0	0	1	0
Champ Summers, L (1, 10) OBP: 0.398, SLG: 0.513	3-1			HR		K		K		4	1	1	1	0	2	1
John Wockenfuss, R (1, 2) OBP: 0.388, SLG: 0.452		F9		F8		K			1B	4	0	1	0	0	1	0
Tim Corcoran, L (1, 3) OBP: 0.364, SLG: 0.392		6-3		4-3			3-1		F2	4	0	0	0	0	0	1
Al Cowens, R (1, 9) OBP: 0.333, SLG: 0.356		CS 1B		HR			K		K	4	1	2	1	0	2	1
Tom Brookens, R (1, 5) OBP: 0.313, SLG: 0.417		CS 1-2	L3	6-3			2B		K	4	0	1	0	0	1	1
Lou Whitaker, L (1, 4) OBP: 0.333, SLG: 0.287			S HR 2B		F7		F7			3	1	1	0	0	0	1
Inning Stats	R: 0 E: 0 K: 0 S: 4 H: 1 LOB: 1 BB: 0 P: 4	R: 0 E: 0 K: 0 S: 3 H: 1 LOB: 0 BB: 0 P: 3	R: 2 E: 0 K: 1 S: 7 H: 2 LOB: 0 BB: 0 P: 7	R: 2 E: 0 K: 0 S: 5 H: 2 LOB: 0 BB: 0 P: 5	R: 0 E: 0 K: 0 S: 3 H: 0 LOB: 0 BB: 0 P: 3	R: 0 E: 0 K: 3 S: 9 H: 0 LOB: 0 BB: 0 P: 9	R: 0 E: 0 K: 1 S: 6 H: 1 LOB: 1 BB: 0 P: 6	R: 1 E: 0 K: 1 S: 6 H: 1 LOB: 0 BB: 0 P: 6	R: 0 E: 0 K: 2 S: 8 H: 1 LOB: 1 BB: 0 P: 8	1B: 2 2B: 3 3B: 0 HR: 4 SF: 0 SAC: 0 DP: 0 HBP: 0						

PITCHER		IP	WLS	BF	H	R	ER	SO	BB	IBB	HBP	BLK	WP	HR	S	P	ERA	WHIP
Jackson Todd, R ERA: 4.38	(1, 1)	8.0	L	32	9	5	5	6	0	0	0	0	0	4	44	44	5.62	1.125
Mike Willis, L ERA: 1.75	(9, 1)	1.0		3	0	0	0	2	0	0	0	0	0	0	7	7	0.00	0.000

PITCHER	IP	WLS	BF	H	R	ER	SO	BB	IBB	HBP	BLK	WP	HR	S	P	ERA	WHIP

Detroit Tigers @ Toronto Blue Jays

Exhibition Stadium, Toronto, ON

Tue Sep 30 1980, 7:05 PM EDT

Att. 12,119 - Unknown - 82 F

TOP

livebaseballscorecards.com

AB	35
R	5
H	9
RBI	5
BB	0
SO	8
LOB	6

WP: 0 PA: 36
PB: 0
SB: 1
CS: 1

Batter	1	2	3	4	5	6	7	8	9	AB	R	H	RBI	BB	SO	LOB
Alfredo Griffin, S (1, 6) OBP: 0.287, SLG: 0.355	F2	F8			F7			F9		4	0	0	0	0	0	2
Bob Bailor, R (1, 7) (8, 5) OBP: 0.311, SLG: 0.297	F9		L3			1-0 G6-4-3 HBP		F6		3	0	0	0	0	0	0
Garth Iorg, R (1, 5) (8, 4) OBP: 0.283, SLG: 0.328	F2		K			G6-4-3 1-2f		BB		3	0	0	0	1	1	1
John Mayberry, L (1, 3) OBP: 0.348, SLG: 0.471		4-3 1B 2B	F8			G3		4-3		4	1	1	0	0	0	1
Barry Bonnell, R (1, 9) OBP: 0.324, SLG: 0.418		4-3 2-3		K			SH1-4 E BB		1B G6-4-3 BB	2	1	0	0	2	1	1
Doug Ault, R (1, 10) OBP: 0.272, SLG: 0.304 Willie Upshaw, L (7, PR) OBP: 0.286, SLG: 0.280		1B 1B 1B 3-H		F9			E4 SH1-4 1-2		G6-4-3 1-3 1B	3 1	1 0	1 1	1 0	0 0	0 0	1 0
Bob Davis, R (1, 2) OBP: 0.263, SLG: 0.327		1B 1-2 1B		F8			SH1-4 1-2 2-3		G6-4-3 1-2f 3-H	3	0	1	0	0	0	1
Lloyd Moseby, L (1, 8) OBP: 0.283, SLG: 0.363		1-2 2-H 1B			4-3		F6		F8	4	0	1	1	0	0	3
Damaso Garcia, R (1, 4) OBP: 0.297, SLG: 0.383 Steve Braun, L (7, PH) OBP: 0.299, SLG: 0.273 Joe Cannon, L (8, 7) OBP: 0.098, SLG: 0.080		K			K		4-3			2 1 0	0 0 0	0 0 0	0 0 0	0 0 0	2 0 0	2 3 0
Inning Stats	R: 0 E: 0 K: 0 S: 3 H: 0 LOB: 0 BB: 0 P: 3	R: 2 E: 0 K: 1 S: 9 H: 4 LOB: 2 BB: 0 P: 9	R: 0 E: 0 K: 1 S: 5 H: 0 LOB: 0 BB: 0 P: 5	R: 0 E: 0 K: 1 S: 5 H: 0 LOB: 0 BB: 0 P: 5	R: 0 E: 0 K: 1 S: 5 H: 0 LOB: 0 BB: 0 P: 5	R: 0 E: 0 K: 0 S: 2 H: 0 LOB: 0 BB: 0 P: 3	R: 0 E: 1 K: 0 S: 4 H: 0 LOB: 3 BB: 1 P: 8	R: 0 E: 0 K: 0 S: 3 H: 0 LOB: 1 BB: 1 P: 7	R: 1 E: 0 K: 0 S: 3 H: 1 LOB: 0 BB: 1 P: 7	1B: 4 2B: 1 3B: 0 HR: 0	SF: 0 SAC: 1 DP: 2 HBP: 1						

PITCHER	IP	WLS	BF	H	R	ER	SO	BB	IBB	HBP	BLK	WP	HR	S	P	ERA	WHIP
Dan Schatzeder, L (1, 1) ERA: 4.09	9.0	W	35	5	3	3	4	3	0	1	0	0	0	39	52	3.00	0.889

PITCHER	IP	WLS	BF	H	R	ER	SO	BB	IBB	HBP	BLK	WP	HR	S	P	ERA	WHIP

BOTTOM

Detroit Tigers @ Toronto Blue Jays

Exhibition Stadium, Toronto, ON

Tue Sep 30 1980, 7:05 PM EDT

Att. 12,119 - Unknown - 82 F

livebaseballscorecards.com

AB	30
R	3
H	5
RBI	2
BB	3
SO	4
LOB	15

Batter	1	2	3	4	5	6	7	8	9	AB	R	H	RBI	BB	SO	LOB
Rick Peters, S (1, 8) OBP: 0.370, SLG: 0.374	4-3		1B / HBP			F9	1-H FC6-2 3B		1-2 FC6-4 1B	5	1	3	1	0	0	0
Alan Trammell, R (1, 6) OBP: 0.377, SLG: 0.405	F8		1-2 3-1 1B / F8			5-3	FC6-2 E 3-H		F8	6	2	1	0	0	0	5
Steve Kemp, L (1, 7) OBP: 0.384, SLG: 0.486	2B		3-1 1B 1-3 2-H	1B BB		BB 1B 1B BB	E6 1-H		FC6-4 1-2f	4	2	3	2	2	0	2
Champ Summers, L (1, 10) OBP: 0.396, SLG: 0.509	F5		3-1 1-2 3-H	K		1B BB 1-2 1B	4-3			5	0	1	1	0	1	4
John Wockenfuss, R (1, 2) OBP: 0.393, SLG: 0.454		SH1-3 1B 1B BB	2-H 1B 1B	G3-6-3 1-3 1B		1B 1-2 2-3 BB		K		3	2	2	1	2	1	0
Tim Corcoran, L (1, 3) OBP: 0.371, SLG: 0.399		SH1-3 1-2 1B 1B	1B BB FC6-4 2-H 1B	G3-6-3 1-2f		FC6-4 1-2 2-3 3-H 1B		K		5	2	3	2	0	1	2
Al Cowens, R (1, 9) OBP: 0.335, SLG: 0.355		SH1-3 1-2 2-3	1B 1-2 FC6-4 BB		G4-3 1B	FC6-4 1-2f		6-3		3	1	1	0	1	0	3
Tom Brookens, R (1, 5) OBP: 0.314, SLG: 0.417		2-H 3-H 1B	FC6-4 1-2 2-3 1B		K		F7		F3	5	0	2	2	0	1	1
Lou Whitaker, L (1, 4) OBP: 0.333, SLG: 0.287		K	FC6-4 HBP 1-2f 2-H 3-H		G4-3 1-2f		3B 1B		1B BB	4	1	1	2	1	1	2
Inning Stats	R: 0 E: 0 K: 0 S: 4 H: 1 LOB: 1 BB: 0 P: 4	R: 2 E: 0 K: 1 S: 6 H: 2 LOB: 0 BB: 1 P: 10	R: 6 E: 0 K: 0 S: 9 H: 6 LOB: 2 BB: 1 P: 14	R: 0 E: 0 K: 1 S: 5 H: 1 LOB: 1 BB: 1 P: 9	R: 0 E: 0 K: 1 S: 5 H: 1 LOB: 0 BB: 0 P: 5	R: 1 E: 0 K: 0 S: 5 H: 2 LOB: 3 BB: 2 P: 13	R: 2 E: 1 K: 0 S: 6 H: 3 LOB: 1 BB: 0 P: 6	R: 0 E: 0 K: 2 S: 7 H: 0 LOB: 0 BB: 0 P: 7	R: 0 E: 0 K: 0 S: 4 H: 1 LOB: 2 BB: 1 P: 8	1B: 14 2B: 2 3B: 1 HR: 0 SF: 0 SAC: 1 DP: 2 HBP: 1						

TOP

Detroit Tigers @ Toronto Blue Jays

Exhibition Stadium, Toronto, ON

Wed Oct 01 1980, 7:05 PM EDT

Att. 12,426 - Unknown - 83 F

livebaseballscorecards.com

AB	40
R	11
H	17
RBI	11
BB	6
SO	5
LOB	19

WP: 0 PB: 0 SB: 0 CS: 0 PA: 48

PITCHER		IP	WLS	BF	H	R	ER	SO	BB	IBB	HBP	BLK	WP	HR	S	P	ERA	WHIP
Dave Stieb, R ERA: 3.78	(1, 1)	2.1	L	14	7	6	6	1	1	0	0	0	0	0	15	19	23.14	3.429
Mike Barlow, R ERA: 4.12	(3, 1)	0.1		5	2	2	2	0	1	0	1	0	0	0	3	8	54.00	9.000
Jack Kucek, R ERA: 6.75	(3, 1)	3.0		13	3	1	1	2	3	0	0	0	0	0	14	26	3.00	2.000
Luis Leal, R ERA: 4.82	(6, 1)	3.1		16	5	2	2	2	1	0	0	0	0	0	19	23	5.40	1.800

PITCHER	IP	WLS	BF	H	R	ER	SO	BB	IBB	HBP	BLK	WP	HR	S	P	ERA	WHIP

BOTTOM

Detroit Tigers @ Toronto Blue Jays

Exhibition Stadium, Toronto, ON

Wed Oct 01 1980, 7:05 PM EDT

Att. 12,426 - Unknown - 83 F

livebaseballscorecards.com

Batter	1	2	3	4	5	6	7	8	9	AB	R	H	RBI	BB	SO	LOB
Alfredo Griffin, S (1, 6) OBP: 0.288, SLG: 0.357	5-3	F7		1-3		FC3-6 1B 1-2 1B		E 2B		5	1	2	0	0	0	2
Bob Bailor, R (1, 7) OBP: 0.311, SLG: 0.297	1-4-3		K		1B SF8 1B	FC3-6 1-2 2-3 1B		5-3		3	1	1	0	0	1	0
Joe Cannon, L (6, 7) OBP: 0.098, SLG: 0.080										0	0	0	0	0	0	0
Doug Ault, R (6, PH) OBP: 0.275, SLG: 0.307 (7, 3)										2	0	1	0	0	0	1
Willie Upshaw, L (1, 10) OBP: 0.262, SLG: 0.255	E4 2B	4-3			F7	FC3-6 S 1-2f 2-3 3-H		E5 2-H		5	1	0	1	0	0	3
John Mayberry, L (1, 3) OBP: 0.350, SLG: 0.475	1-H 2B	BB 1B 1B			1-3 HR BB 1B	1-2		L4		4	1	3	1	0	1	2
Damaso Garcia, R (7, 4) OBP: 0.296, SLG: 0.382										1	0	0	0	0	0	1
Roy Howell, L (1, 5) OBP: 0.327, SLG: 0.404	1-3	BB 1-2 1B			SF8 3-H	F8			4-3 2B	4	0	2	1	0	0	3
Barry Bonnell, R (1, 9) OBP: 0.325, SLG: 0.415		F9	BB 1-2 2-3		HR BB 1-2		5-3		F8	3	1	0	0	2	0	1
Ernie Whitt, L (1, 2) OBP: 0.293, SLG: 0.360		F8	6-3		HR 1-H 2-H		5-3		4-3 2-3	5	1	1	3	0	0	4
Lloyd Moseby, L (1, 8) OBP: 0.282, SLG: 0.359		1B BB		K	1-6-3		4-3		4-3	4	0	0	0	1	1	1
Garth Iorg, R (1, 4) OBP: 0.287, SLG: 0.332 (7, 7)		1-2 1B		K		1B 1B FC3-6 1B		1-3		4	1	2	0	0	1	0
Inning Stats	R: 1 H: 1 E: 1 LOB: 1 K: 0 BB: 0 S: 5 P: 5	R: 0 H: 1 E: 0 LOB: 2 K: 0 BB: 1 S: 4 P: 8	R: 0 H: 2 E: 0 LOB: 3 K: 1 BB: 1 S: 7 P: 11	R: 0 H: 0 E: 0 LOB: 0 K: 2 BB: 0 S: 7 P: 7	R: 4 H: 3 E: 0 LOB: 0 K: 0 BB: 1 S: 6 P: 10	R: 1 H: 3 E: 0 LOB: 2 K: 1 BB: 0 S: 8 P: 8	R: 0 H: 0 E: 0 LOB: 0 K: 0 BB: 0 S: 3 P: 3	R: 1 H: 1 E: 1 LOB: 1 K: 0 BB: 0 S: 5 P: 5	R: 0 H: 1 E: 0 LOB: 1 K: 0 BB: 0 S: 4 P: 4	1B: 8 SF: 1 2B: 3 SAC: 0 3B: 0 DP: 0 HR: 1 HBP: 0						

	AB	40
	R	7
	H	12
	RBI	6
	BB	3
	SO	4
	LOB	18

PITCHER		IP	WLS	BF	H	R	ER	SO	BB	IBB	HBP	BLK	WP	HR	S	P	ERA	WHIP
Mark Fidrych, R ERA: 5.68	(1, 1)	5.0	W	26	7	5	4	3	3	0	0	0	0	1	29	41	7.20	2.000
Pat Underwood, L ERA: 3.66	(6, 1)	4.0	S	18	5	2	1	1	0	0	0	0	0	0	20	20	2.25	1.250

PITCHER	IP	WLS	BF	H	R	ER	SO	BB	IBB	HBP	BLK	WP	HR	S	P	ERA	WHIP

Batter	1	2	3	4	5	6	7	8	9	AB	R	H	RBI	BB	SO	LOB
Alfredo Griffin, S (1, 6) OBP: 0.287, SLG: 0.356	4-3			G6-3 1B		F8		F9		4	0	1	0	0	0	0
Paul Hodgson, R (1, 7) OBP: 0.324, SLG: 0.412	K			G6-3 1-2f		F8		1B		4	0	1	0	0	1	1
Barry Bonnell, R (1, 9) OBP: 0.324, SLG: 0.416	K			2B 2B		6-3		1-3		4	1	1	0	0	1	1
John Mayberry, L (1, 3) OBP: 0.351, SLG: 0.474		1-3		2B BB			FC6-4 1B		F9	3	0	1	0	1	0	0
Roy Howell, L (1, 5) OBP: 0.326, SLG: 0.405		K		1-3 2-H 2B			FC6-4 FC6-4 1-2f		1-3	4	0	1	1	0	1	1
Doug Ault, R (1, 10) OBP: 0.268, SLG: 0.298		F8		4-3			FC6-4 2B 1-2f		F8	4	0	0	0	0	0	3
Garth Iorg, R (1, 4) OBP: 0.288, SLG: 0.337			F9		F8		1-3 2B			3	0	1	0	0	0	0
Lloyd Moseby, L (1, 8) OBP: 0.282, SLG: 0.359			K		G6-3 1B		4-3			3	0	1	0	0	1	2
Bob Davis, R (1, 2) OBP: 0.260, SLG: 0.322			K		G6-3 1-2f			6-3		3	0	0	0	0	1	1
Inning Stats	R: 0 E: 0 K: 2 S: 7 H: 0 LOB: 0 BB: 0 P: 7	R: 0 E: 0 K: 1 S: 5 H: 0 LOB: 0 BB: 0 P: 5	R: 0 E: 0 K: 2 S: 7 H: 0 LOB: 0 BB: 0 P: 7	R: 1 E: 0 K: 0 S: 5 H: 3 LOB: 2 BB: 1 P: 9	R: 0 E: 0 K: 0 S: 3 H: 1 LOB: 0 BB: 0 P: 3	R: 0 E: 0 K: 0 S: 3 H: 0 LOB: 0 BB: 0 P: 3	R: 0 E: 0 K: 0 S: 5 H: 2 LOB: 2 BB: 0 P: 5	R: 0 E: 0 K: 0 S: 4 H: 1 LOB: 1 BB: 0 P: 4	R: 0 E: 0 K: 0 S: 3 H: 0 LOB: 0 BB: 0 P: 3	1B: 4 2B: 3 3B: 0 HR: 0 SF: 0 SAC: 0 DP: 2 HBP: 0						

PITCHER	IP	WLS	BF	H	R	ER	SO	BB	IBB	HBP	BLK	WP	HR	S	P	ERA	WHIP
John Tudor, L (1, 1) ERA: 3.02	9.0	W	33	7	1	1	5	1	0	0	0	0	0	42	46	1.00	0.889

PITCHER	IP	WLS	BF	H	R	ER	SO	BB	IBB	HBP	BLK	WP	HR	S	P	ERA	WHIP

TOP

Toronto Blue Jays @ Boston Red Sox

Fenway Park, Boston, MA

Thu Oct 02 1980, 7:05 PM EDT

Att. 11,872 - Unknown - 59 F

livebaseballscorecards.com

AB	32
R	1
H	7
RBI	1
BB	1
SO	5
LOB	9

PA: 33

WP: 0
PB: 0
SB: 0
CS: 0

Batter	1	2	3	4	5	6	7	8	9	AB	R	H	RBI	BB	SO	LOB
Reid Nichols, R (1, 8) OBP: 0.346, SLG: 0.261	S S S 0-3 K ①	x 0-0 E9 1-H 2-H 1B			x 0-0 6-3 ①		B B B B 4-0 CS BB			3	0	1	1	1	1	0
Chico Walker, S (1, 4) OBP: 0.346, SLG: 0.318	x 0-0 4-3 ②	x 0-0 4-3 ③			x 0-0 4-3 ②		0-0 CS ③ 1-2	x 0-0 4-3 ①		4	0	0	0	0	0	1
Garry Hancock, L (1, 9) OBP: 0.277, SLG: 0.402	x 0-0 F9 ③		x 0-0 F8 ①		x 0-0 2B			x 0-0 L9 ②		4	0	1	0	0	0	0
Jim Rice, R (1, 7) OBP: 0.339, SLG: 0.508		x 0-0 FC4-6 S 1B 1B	x 0-0 F8 ②		S S S 0-3 K ③			x 0-0 6-3 ③		4	1	1	0	0	1	1
Dave Rader, L (1, 2) OBP: 0.389, SLG: 0.485		S S S 0-3 K ①	x 0-0 F6 ③			x 0-0 G4-3 1B				3	0	1	0	0	1	1
Dave Stapleton, R (1, 3) OBP: 0.337, SLG: 0.463		B B B B 4-0 FC4-6 1-2 BB		x 0-0 5-3 ①		x 0-0 F4 ①				2	0	0	0	1	0	1
Rich Gedman, L (1, 10) OBP: 0.227, SLG: 0.227		x 0-0 FC4-6 ② 1B 1-2f 2-3 E		S S S 0-3 K ②		x 0-0 G4-3 ② ③ 1-2f				3	1	0	0	0	1	3
Glenn Hoffman, R (1, 5) OBP: 0.327, SLG: 0.402		x 0-0 E E 1-3 3-H 1B		x 0-0 2B			x 0-0 4-3 ①			3	1	2	1	0	0	0
Julio Valdez, S (1, 6) OBP: 0.273, SLG: 0.364		x 0-0 E6 E 1-2 3-H E		x 0-0 F8 ③			S S S 0-3 K ②			3	1	0	0	0	1	2
Inning Stats	R: 0 E: 0 K: 1 S: 5 H: 0 LOB: 0 BB: 0 P: 5	R: 4 E: 2 K: 1 S: 9 H: 3 LOB: 1 BB: 1 P: 13	R: 0 E: 0 K: 0 S: 3 H: 0 LOB: 0 BB: 0 P: 3	R: 0 E: 0 K: 1 S: 6 H: 1 LOB: 1 BB: 0 P: 6	R: 0 E: 0 K: 1 S: 6 H: 1 LOB: 1 BB: 0 P: 6	R: 0 E: 0 K: 0 S: 3 H: 1 LOB: 0 BB: 0 P: 3	R: 0 E: 0 K: 1 S: 4 H: 0 LOB: 0 BB: 1 P: 8	R: 0 E: 0 K: 0 S: 3 H: 0 LOB: 0 BB: 0 P: 3		1B: 4 2B: 2 3B: 0 HR: 0	SF: 0 SAC: 0 DP: 1 HBP: 0					

PITCHER	IP	WLS	BF	H	R	ER	SO	BB	IBB	HBP	BLK	WP	HR	S	P	ERA	WHIP
Jim Clancy, R (1, 1) ERA: 3.3	8.0	L	31	6	4	1	5	2	0	0	0	0	0	39	47	1.12	1.000

PITCHER	IP	WLS	BF	H	R	ER	SO	BB	IBB	HBP	BLK	WP	HR	S	P	ERA	WHIP

BOTTOM

Toronto Blue Jays @ Boston Red Sox

Fenway Park, Boston, MA

Thu Oct 02 1980, 7:05 PM EDT

Att. 11,872 - Unknown - 59 F

livebaseballscorecards.com

AB	29
R	4
H	6
RBI	2
BB	2
SO	5
LOB	9

WP: 0 PB: 0 SB: 1 CS: 1 PA: 32

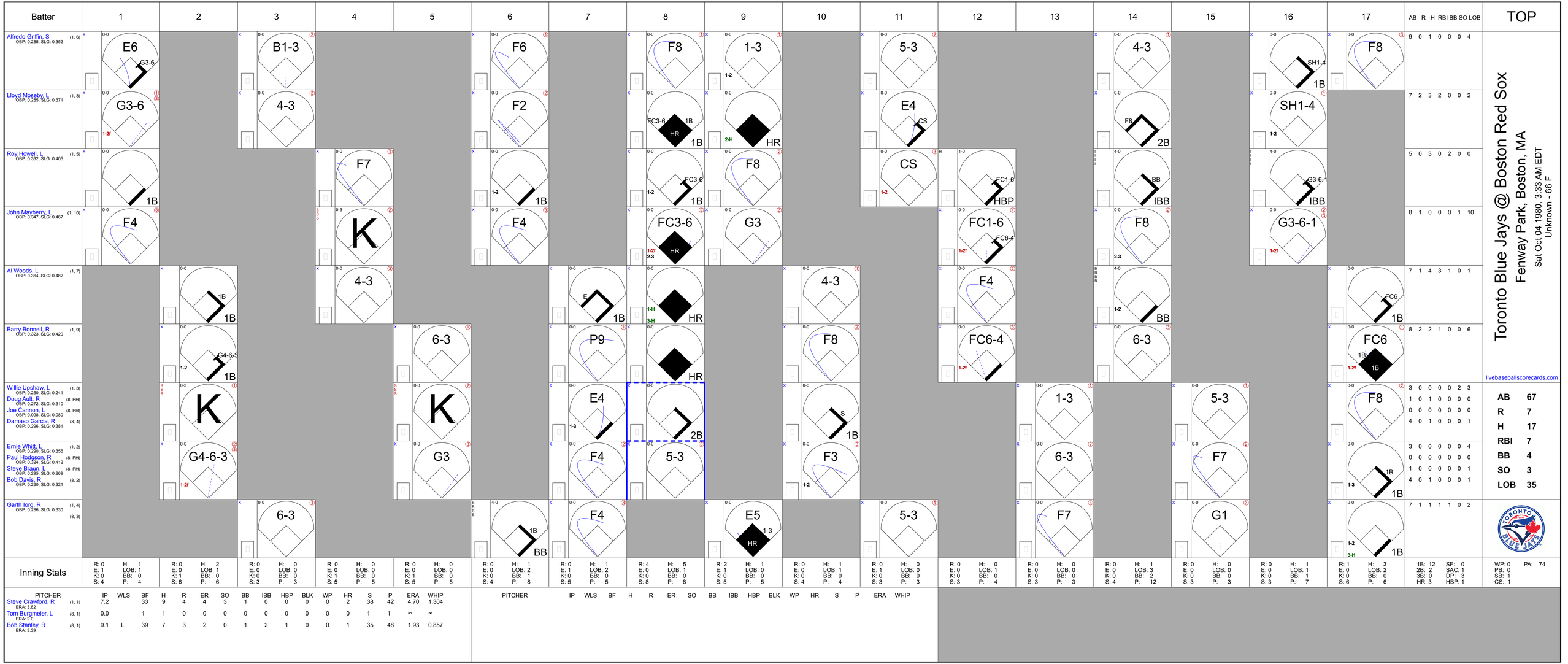
Batter
1
2
3
4
5
6
7
8
9
10
11
12
13
14
15
16
17
AB R H RBI BB SO LOB
TOP
Alfredo Griffin, S (1, 6) OBP: 0.285, SLG: 0.352
E6 G3-6
B1-3
F6
F8
1-3 1-2
5-3
4-3
SH1-4 1B
F8
9 0 1 0 0 0 4
Lloyd Moseby, L (1, 8) OBP: 0.285, SLG: 0.371
G3-6 1-2f
4-3
F2
FC3-6 1B HR 1B
2-H HR
E4 CS
F8 2B
SH1-4 1-2
7 2 3 2 0 0 2
Roy Howell, L (1, 5) OBP: 0.332, SLG: 0.406
1B
F7
1-2 1B
F7
CS 1-2
FC1-6 HBP
BB IBB
G3-6-1 IBB
5 0 3 0 2 0 0
John Mayberry, L (1, 10) OBP: 0.347, SLG: 0.467
F4
K
F4
FC3-6 HR 1-2f 2-3
F8
G3
FC1-6 FC6-4 1-2f
F8 2-3
G3-6-1 1-2f
8 1 0 0 0 1 10
Al Woods, L (1, 7) OBP: 0.364, SLG: 0.482
1B 1B
4-3
E 1B
1-H 3-H HR
4-3
F4
BB 1-2 BB
FC6 1B
7 1 4 3 1 0 1
Barry Bonnell, R (1, 9) OBP: 0.323, SLG: 0.420
G4-6-3 1-2 1B
6-3
P9
HR
F8
FC6-4 1-2f
6-3
FC6 1B 1-2f 1B
8 2 2 1 0 0 6
Willie Upshaw, L (1, 3) OBP: 0.250, SLG: 0.241
Doug Ault, R (8, PH) OBP: 0.272, SLG: 0.310
Joe Cannon, L (8, PR) OBP: 0.098, SLG: 0.080
Damaso Garcia, R (8, 4) OBP: 0.296, SLG: 0.381
K
K
E4 1-3
2B
S 1B
1-3
5-3
F8
3 0 0 0 0 2 3
1 0 1 0 0 0 0
0 0 0 0 0 0 0
4 0 1 0 0 0 1
Ernie Whitt, L (1, 2) OBP: 0.290, SLG: 0.356
Paul Hodgson, R (8, PH) OBP: 0.324, SLG: 0.412
Steve Braun, L (8, PH) OBP: 0.295, SLG: 0.269
Bob Davis, R (8, 2) OBP: 0.260, SLG: 0.321
G4-6-3 1-2f
G3
F4
5-3
F3 1-2
6-3
F7
F7
G1
1B 1-3 1B
3 0 0 0 0 0 4
0 0 0 0 0 0 0
1 0 0 0 0 0 1
4 0 1 0 0 0 1
Garth Iorg, R (1, 4) (8, 3) OBP: 0.286, SLG: 0.330
6-3
1B BB
F4
E5 1-3 HR
5-3
F7
G1
1-2 3-H 1B
7 1 1 1 1 0 2
Inning Stats
R: 0 E: 1 K: 0 S: 4 H: 1 LOB: 1 BB: 0 P: 4
R: 0 E: 0 K: 1 S: 6 H: 2 LOB: 1 BB: 0 P: 6
R: 0 E: 0 K: 0 S: 3 H: 0 LOB: 0 BB: 0 P: 3
R: 0 E: 0 K: 1 S: 5 H: 0 LOB: 0 BB: 0 P: 5
R: 0 E: 0 K: 1 S: 5 H: 0 LOB: 0 BB: 0 P: 5
R: 0 E: 0 K: 0 S: 4 H: 1 LOB: 2 BB: 1 P: 8
R: 0 E: 1 K: 0 S: 5 H: 1 LOB: 2 BB: 0 P: 5
R: 4 E: 0 K: 0 S: 8 H: 5 LOB: 1 BB: 0 P: 8
R: 2 E: 1 K: 0 S: 5 H: 1 LOB: 0 BB: 0 P: 5
R: 0 E: 0 K: 0 S: 4 H: 1 LOB: 1 BB: 0 P: 4
R: 0 E: 1 K: 0 S: 3 H: 0 LOB: 0 BB: 0 P: 3
R: 0 E: 0 K: 0 S: 3 H: 0 LOB: 1 BB: 0 P: 4
R: 0 E: 0 K: 0 S: 3 H: 0 LOB: 0 BB: 0 P: 3
R: 0 E: 0 K: 0 S: 4 H: 1 LOB: 3 BB: 2 P: 12
R: 0 E: 0 K: 0 S: 3 H: 0 LOB: 0 BB: 0 P: 3
R: 0 E: 0 K: 0 S: 3 H: 1 LOB: 1 BB: 1 P: 7
R: 1 E: 0 K: 0 S: 6 H: 3 LOB: 2 BB: 0 P: 6
1B: 12 2B: 2 3B: 0 HR: 3 SF: 0 SAC: 1 DP: 3 HBP: 1
WP: 0 PB: 0 SB: 1 CS: 1 PA: 74
PITCHER IP WLS BF H R ER SO BB IBB HBP BLK WP HR S P ERA WHIP
Steve Crawford, R (1, 1) ERA: 3.62 7.2 33 9 4 4 3 1 0 0 0 0 0 2 38 42 4.70 1.304
Tom Burgmeier, L (8, 1) ERA: 2.0 0.0 1 1 0 0 0 0 0 0 0 0 0 1 1 ∞ ∞
Bob Stanley, R (8, 1) ERA: 3.39 9.1 L 39 7 3 2 0 1 2 1 0 0 1 35 48 1.93 0.857
PITCHER IP WLS BF H R ER SO BB IBB HBP BLK WP HR S P ERA WHIP
Toronto Blue Jays @ Boston Red Sox
Fenway Park, Boston, MA
Sat Oct 04 1980, 3:33 AM EDT
Unknown - 66 F
livebaseballscorecards.com
AB 67
R 7
H 17
RBI 7
BB 4
SO 3
LOB 35

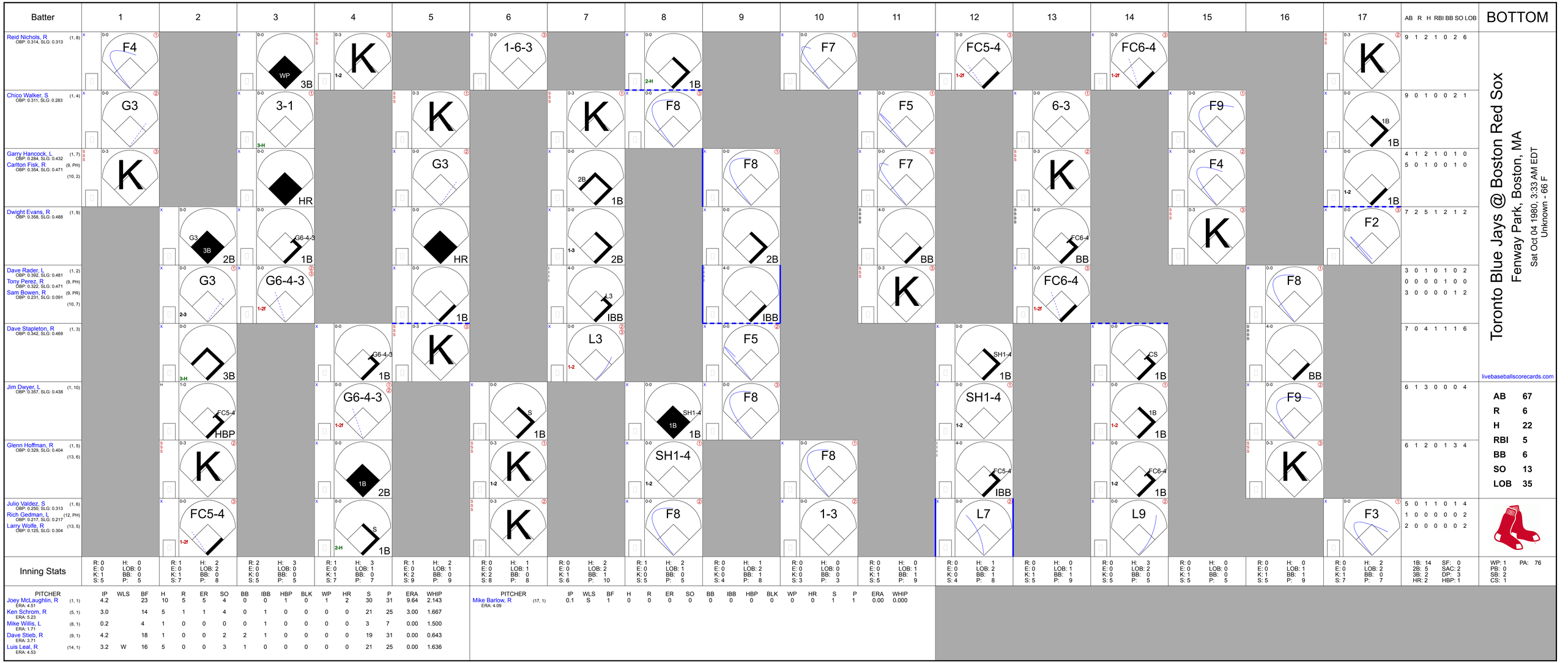
Batter
1
2
3
4
5
6
7
8
9
10
11
12
13
14
15
16
17
AB R H RBI BB SO LOB
BOTTOM
Reid Nichols, R (1, 8) OBP: 0.314, SLG: 0.313
F4
WP 3B
K 1-2
1-6-3
2-H 1B
F7
FC5-4 1-2f
FC6-4 1-2f
K
9 1 2 1 0 2 6
Chico Walker, S (1, 4) OBP: 0.311, SLG: 0.283
G3
3-1 3-H
K
F8
6-3
F9
1B 1B
9 0 1 0 0 2 1
Garry Hancock, L (1, 7)
Carlton Fisk, R (9, PH) (10, 2) OBP: 0.354, SLG: 0.471
K
HR
G3
K
2B 1B
F8
F5
F7
K
F4
1-2 1B
4 1 2 1 0 1 0
5 0 1 0 0 1 0
Dwight Evans, R (1, 9) OBP: 0.358, SLG: 0.488
G3 3B 2B
G6-4-3 1B
HR
1-3 2B
2B
BB
FC6-4 BB
K
F2
7 2 5 1 2 1 2
Dave Rader, L (1, 2) OBP: 0.392, SLG: 0.481
Tony Perez, R (9, PH) OBP: 0.322, SLG: 0.471
Sam Bowen, R (9, PR) OBP: 0.231, SLG: 0.091 (10, 7)
G3 2-3
G6-4-3 1-2f
1B
4-0 L3 IBBB
IBB
K
FC6-4 1-2f
F8
BB
3 0 1 0 1 0 2
0 0 0 0 1 0 0
3 0 0 0 0 1 2
Dave Stapleton, R (1, 3) OBP: 0.342, SLG: 0.469
3B
G6-4-3 1B
K
L3 1-2
F5
SH1-4 1B
CS 1B
BB
7 0 4 1 1 1 6
Jim Dwyer, L (1, 10) OBP: 0.357, SLG: 0.438
FC5-4 HBP
G6-4-3 1-2f
S 1B
SH1-4 1B 1B
F8
SH1-4 1-2
1B 1B
F9
6 1 3 0 0 0 4
Glenn Hoffman, R (1, 5) (13, 6) OBP: 0.329, SLG: 0.404
K
1B 2B
K 1-2
SH1-4 1-2
F8
FC5-4 IBBB
FC6-4 1-2 1B
K
6 1 2 0 1 3 4
Julio Valdez, S (1, 6) OBP: 0.250, SLG: 0.313
Rich Gedman, L (12, PH) OBP: 0.217, SLG: 0.217
Larry Wolfe, R (13, 5) OBP: 0.125, SLG: 0.304
FC5-4 1-2f
S 2-H 1B
K
F8
1-3
L7
L9
F3
5 0 1 1 0 1 4
1 0 0 0 0 0 2
2 0 0 0 0 0 2
Toronto Blue Jays @ Boston Red Sox
Fenway Park, Boston, MA
Sat Oct 04 1980, 3:33 AM EDT
Unknown - 66 F
livebaseballscorecards.com
AB 67
R 6
H 22
RBI 5
BB 6
SO 13
LOB 35
Inning Stats
R: 0 E: 0 K: 1 S: 5 H: 0 LOB: 0 BB: 0 P: 5
R: 1 E: 0 K: 1 S: 7 H: 2 LOB: 2 BB: 0 P: 8
R: 2 E: 0 K: 0 S: 5 H: 3 LOB: 0 BB: 0 P: 5
R: 1 E: 0 K: 1 S: 7 H: 3 LOB: 1 BB: 0 P: 7
R: 1 E: 0 K: 2 S: 9 H: 2 LOB: 1 BB: 0 P: 9
R: 0 E: 0 K: 2 S: 8 H: 1 LOB: 1 BB: 0 P: 8
R: 0 E: 0 K: 1 S: 6 H: 2 LOB: 2 BB: 1 P: 10
R: 1 E: 0 K: 0 S: 5 H: 2 LOB: 1 BB: 0 P: 5
R: 0 E: 0 K: 0 S: 4 H: 1 LOB: 2 BB: 1 P: 8
R: 0 E: 0 K: 0 S: 3 H: 0 LOB: 0 BB: 0 P: 3
R: 0 E: 0 K: 1 S: 5 H: 0 LOB: 1 BB: 1 P: 9
R: 0 E: 0 K: 0 S: 4 H: 1 LOB: 2 BB: 1 P: 8
R: 0 E: 0 K: 1 S: 5 H: 0 LOB: 1 BB: 1 P: 9
R: 0 E: 0 K: 0 S: 5 H: 3 LOB: 2 BB: 0 P: 5
R: 0 E: 0 K: 1 S: 5 H: 0 LOB: 0 BB: 0 P: 5
R: 0 E: 0 K: 1 S: 5 H: 0 LOB: 1 BB: 1 P: 9
R: 0 E: 0 K: 1 S: 7 H: 2 LOB: 2 BB: 0 P: 7
1B: 14 2B: 5 3B: 2 HR: 2
SF: 0 SAC: 2 DP: 3 HBP: 1
WP: 1 PB: 0 SB: 2 CS: 1
PA: 76
PITCHER IP WLS BF H R ER SO BB IBB HBP BLK WP HR S P ERA WHIP
Joey McLaughlin, R (1, 1) ERA: 4.51 4.2 23 10 5 5 4 0 0 1 0 1 2 30 31 9.64 2.143
Ken Schrom, R (5, 1) ERA: 5.23 3.0 14 5 1 1 4 0 1 0 0 0 0 21 25 3.00 1.667
Mike Willis, L (8, 1) ERA: 1.71 0.2 4 1 0 0 0 0 1 0 0 0 0 3 7 0.00 1.500
Dave Stieb, R (9, 1) ERA: 3.71 4.2 18 1 0 0 2 2 1 0 0 0 0 19 31 0.00 0.643
Luis Leal, R (14, 1) ERA: 4.53 3.2 W 16 5 0 0 3 1 0 0 0 0 0 21 25 0.00 1.636
PITCHER IP WLS BF H R ER SO BB IBB HBP BLK WP HR S P ERA WHIP
Mike Barlow, R (17, 1) ERA: 4.09 0.1 S 1 0 0 0 0 0 0 0 0 0 0 1 1 0.00 0.000

Batter	1	2	3	4	5	6	7	8	9	AB	R	H	RBI	BB	SO	LOB
Alfredo Griffin, S (1, 6) OBP: 0.285, SLG: 0.352	F9		F5			1B		F6		4	0	1	0	0	0	1
Lloyd Moseby, L (1, 8) OBP: 0.282, SLG: 0.367	4-3			K		K		F9		4	0	0	0	0	2	2
Al Woods, L (1, 10) OBP: 0.363, SLG: 0.478	F9			BB		F3			F9	3	0	0	0	1	0	1
John Mayberry, L (1, 3) OBP: 0.348, SLG: 0.473		1B FC5-4 1B		F2			F9		HR	4	2	2	1	0	0	1
Barry Bonnell, R (1, 9) OBP: 0.323, SLG: 0.418		FC5-4 1-3 1B		K			F4		F5	4	0	1	0	0	1	1
Paul Hodgson, R (1, 7) OBP: 0.293, SLG: 0.368		FC5-4 G6-4-3 1-2f 3-H			K		1-3		6-3	4	0	0	1	0	1	1
Garth Iorg, R (1, 5) OBP: 0.287, SLG: 0.330		G6-4-3 1-2f			L3			S 1B 1B		3	1	1	0	0	0	1
Damaso Garcia, R (1, 4) OBP: 0.296, SLG: 0.381			G3		F7			SH2-3 1-H 1B		3	0	1	1	0	0	0
Ernie Whitt, L (1, 2) OBP: 0.288, SLG: 0.354			F8			K		SH2-3 1-2		2	0	0	0	0	1	0
Inning Stats	R: 0 E: 0 K: 0 S: 3 H: 0 LOB: 0 BB: 0 P: 3	R: 1 E: 0 K: 0 S: 4 H: 2 LOB: 0 BB: 0 P: 4	R: 0 E: 0 K: 0 S: 3 H: 0 LOB: 0 BB: 0 P: 3	R: 0 E: 0 K: 2 S: 7 H: 0 LOB: 1 BB: 1 P: 11	R: 0 E: 0 K: 1 S: 5 H: 0 LOB: 0 BB: 0 P: 5	R: 0 E: 0 K: 2 S: 8 H: 1 LOB: 1 BB: 0 P: 8	R: 0 E: 0 K: 0 S: 3 H: 0 LOB: 0 BB: 0 P: 3	R: 1 E: 0 K: 0 S: 5 H: 2 LOB: 1 BB: 0 P: 5	R: 1 E: 0 K: 0 S: 4 H: 1 LOB: 0 BB: 0 P: 4	1B: 5 2B: 0 3B: 0 HR: 1 SF: 0 SAC: 1 DP: 1 HBP: 0						

PITCHER	IP	WLS	BF	H	R	ER	SO	BB	IBB	HBP	BLK	WP	HR	S	P	ERA	WHIP
Dick Drago, R (1, 1) ERA: 4.14	9.0	L	33	6	3	3	5	1	0	0	0	0	1	42	46	3.00	0.778

PITCHER	IP	WLS	BF	H	R	ER	SO	BB	IBB	HBP	BLK	WP	HR	S	P	ERA	WHIP

TOP

Toronto Blue Jays @ Boston Red Sox

Fenway Park, Boston, MA

Sat Oct 04 1980, 7:05 PM EDT

Att. 14,179 - Unknown

livebaseballscorecards.com

AB	31
R	3
H	6
RBI	3
BB	1
SO	5
LOB	8

Batter	1	2	3	4	5	6	7	8	9	AB	R	H	RBI	BB	SO	LOB
Reid Nichols, R (1, 8) OBP: 0.282, SLG: 0.278	G1		4-3			F8 1-2		K		4	0	0	0	0	1	2
Chico Walker, S (1, 4) OBP: 0.292, SLG: 0.263	F3			F9		F8			G3	4	0	0	0	0	0	1
Carlton Fisk, R (1, 7) OBP: 0.352, SLG: 0.467	K2-3			L7		5-3			F4	4	0	0	0	0	1	1
Dwight Evans, R (1, 10) OBP: 0.359, SLG: 0.487		K		1B			K		BB	3	0	1	0	1	2	0
Dave Stapleton, R (1, 3) (9, 9) OBP: 0.339, SLG: 0.465		F8		F9			6-3		F7	4	0	0	0	0	0	2
Glenn Hoffman, R (1, 5) OBP: 0.326, SLG: 0.400		1-3		F7			K			3	0	0	0	0	1	0
Gary Allenson, R (1, 2) OBP: 0.452, SLG: 0.443			F7	L4-3 BB				SH2-4 BB		1	0	0	0	2	0	0
Julio Valdez, S (1, 6) OBP: 0.278, SLG: 0.500			HR	L4-3 1-2				SH2-4 1-2		2	1	1	1	0	0	1
Sam Bowen, R (1, 9) OBP: 0.267, SLG: 0.154 Tony Perez, R (8, PH) (9, 3) OBP: 0.322, SLG: 0.470			F8			S 1B		F9		2 1	0 0	1 0	0 0	0 0	0 0	0 1
Inning Stats	R: 0 E: 0 K: 1 S: 5 H: 0 LOB: 0 BB: 0 P: 5	R: 0 E: 0 K: 1 S: 5 H: 0 LOB: 0 BB: 0 P: 5	R: 1 E: 0 K: 0 S: 4 H: 1 LOB: 0 BB: 0 P: 4	R: 0 E: 0 K: 0 S: 4 H: 1 LOB: 1 BB: 0 P: 4	R: 0 E: 0 K: 0 S: 2 H: 0 LOB: 0 BB: 1 P: 6	R: 0 E: 0 K: 0 S: 4 H: 1 LOB: 1 BB: 0 P: 4	R: 0 E: 0 K: 2 S: 7 H: 0 LOB: 0 BB: 0 P: 7	R: 0 E: 0 K: 1 S: 5 H: 0 LOB: 1 BB: 1 P: 9	R: 0 E: 0 K: 0 S: 3 H: 0 LOB: 1 BB: 1 P: 7	1B: 2 2B: 1 3B: 0 HR: 1 SF: 0 SAC: 1 DP: 1 HBP: 0						

PITCHER	IP	WLS	BF	H	R	ER	SO	BB	IBB	HBP	BLK	WP	HR	S	P	ERA	WHIP
Paul Mirabella, L (1, 1) ERA: 4.34	9.0	W	32	3	1	1	5	3	0	0	0	0	1	39	51	1.00	0.667

PITCHER	IP	WLS	BF	H	R	ER	SO	BB	IBB	HBP	BLK	WP	HR	S	P	ERA	WHIP

BOTTOM

Toronto Blue Jays @ Boston Red Sox

Fenway Park, Boston, MA

Sat Oct 04 1980, 7:05 PM EDT

Att. 14,179 - Unknown

livebaseballscorecards.com

AB	28
R	1
H	3
RBI	1
BB	3
SO	5
LOB	8

Batter	1	2	3	4	5	6	7	8	9	AB	R	H	RBI	BB	SO	LOB
Alfredo Griffin, S (1, 6) OBP: 0.283, SLG: 0.349	G3		E6 G6-3		F8			5-3	F5	5	0	0	0	0	0	2
Lloyd Moseby, L (1, 8) OBP: 0.281, SLG: 0.365	1-3		G6-3 1-2f			CS 1B		4-3	F9	5	0	1	0	0	0	3
Roy Howell, L (1, 5) OBP: 0.335, SLG: 0.413	1B 3B		SSS K			BB 1-2 1B		1B		4	1	3	0	0	1	0
Al Woods, L (1, 10) OBP: 0.364, SLG: 0.480 Doug Ault, R (4, PH) OBP: 0.273, SLG: 0.306	3-H 1B			1-3		BBB G6-4-3 1-2 BB		SSS K		1 2	0 0	1 0	1 0	0 0	0 1	0 1
Barry Bonnell, R (1, 9) OBP: 0.322, SLG: 0.417	6-3			F7		G6-4-3 1-2f			1B SH1-4 1B	4	1	1	0	0	0	3
Willie Upshaw, L (1, 3) OBP: 0.284, SLG: 0.344		6-3 1B		HR			FC1-5 2B		SH1-4 1-2	3	1	3	1	0	0	0
Paul Hodgson, R (1, 7) OBP: 0.273, SLG: 0.341 John Mayberry, L (9, PH) OBP: 0.349, SLG: 0.473 Joe Cannon, L (9, PR) OBP: 0.098, SLG: 0.080 (9, 7)		6-3 1-2		5-3			FC1-5 FC5-4 2-3		1B 1B IBB	3 0 0	0 0 1	0 0 0	0 0 0	0 1 0	0 0 0	2 0 0
Garth Iorg, R (1, 4) OBP: 0.286, SLG: 0.329		SSS K			6-3		FC5-4 1-2f		1B 1-2 2-3 1B	4	0	1	0	0	1	2
Ernie Whitt, L (1, 2) OBP: 0.288, SLG: 0.353		6-3			B2-3		5-3		1-2 2-H 3-H 1B	4	0	1	2	0	0	2
Inning Stats	R: 1 H: 2 E: 0 LOB: 1 K: 0 BB: 0 S: 5 P: 5	R: 0 H: 1 E: 0 LOB: 1 K: 1 BB: 0 S: 6 P: 6	R: 0 H: 0 E: 1 LOB: 0 K: 1 BB: 0 S: 5 P: 5	R: 1 H: 1 E: 0 LOB: 0 K: 0 BB: 0 S: 4 P: 4	R: 0 H: 0 E: 0 LOB: 0 K: 0 BB: 0 S: 3 P: 3	R: 0 H: 2 E: 0 LOB: 1 K: 0 BB: 1 S: 3 P: 7	R: 0 H: 1 E: 0 LOB: 1 K: 0 BB: 0 S: 4 P: 4	R: 0 H: 1 E: 0 LOB: 1 K: 1 BB: 0 S: 6 P: 6	R: 2 H: 3 E: 0 LOB: 2 K: 0 BB: 1 S: 6 P: 10	1B: 8 SF: 0 2B: 1 SAC: 1 3B: 1 DP: 2 HR: 1 HBP: 0						

PITCHER		IP	WLS	BF	H	R	ER	SO	BB	IBB	HBP	BLK	WP	HR	S	P	ERA	WHIP
Keith MacWhorter, R ERA: 5.53	(1, 1)	8.1	L	36	11	4	4	3	1	1	0	0	0	1	40	48	4.32	1.440
Win Remmerswaal, R ERA: 4.58	(9, 1)	0.2		2	0	0	0	0	0	0	0	0	0	0	2	2	0.00	0.000

PITCHER	IP	WLS	BF	H	R	ER	SO	BB	IBB	HBP	BLK	WP	HR	S	P	ERA	WHIP

TOP

Toronto Blue Jays @ Boston Red Sox

Fenway Park, Boston, MA

Sun Oct 05 1980, 3:33 AM EDT

Att. 16,562 - Unknown - 66 F

livebaseballscorecards.com

AB	35
R	4
H	11
RBI	4
BB	2
SO	3
LOB	15

WP: 0	PA: 38		
PB: 0			
SB: 0			
CS: 1			

Batter	1	2	3	4	5	6	7	8	9	AB	R	H	RBI	BB	SO	LOB
Carlton Fisk, R (1, 10) OBP: 0.353, SLG: 0.467	K		BB			1B		K		3	0	1	0	1	2	0
Dave Stapleton, R (1, 4) OBP: 0.338, SLG: 0.463	5-3		CS	4-3		B2		FC3-6		4	0	1	0	0	0	2
Garry Hancock, L (1, 8) OBP: 0.300, SLG: 0.443	FC6-4			FC5-4		G6-4-3		FC3-6		4	0	3	1	0	0	1
Jim Rice, R (1, 7) OBP: 0.336, SLG: 0.504	FC6-4			FC5-4		G6-4-3		FC6-4		4	0	0	0	0	0	5
Tony Perez, R (1, 3) OBP: 0.320, SLG: 0.467		K		5-3			K		6-3	4	0	0	0	0	2	1
Dwight Evans, R (1, 9) OBP: 0.358, SLG: 0.484		L9	BB				5-3		6-3	3	0	0	0	1	0	0
Dave Rader, L (1, 2) OBP: 0.388, SLG: 0.474		1-3		F5			BB		K	4	0	1	0	0	1	1
Glenn Hoffman, R (1, 5) (8, 6) OBP: 0.326, SLG: 0.397			F8	G5-4-3			BB			2	0	0	0	1	0	1
Julio Valdez, S (1, 6) OBP: 0.300, SLG: 0.474			F7			HBP	4-3			1	1	0	0	0	0	0
Rich Gedman, L (7, PH) OBP: 0.208, SLG: 0.208										1	0	0	0	0	0	2
Larry Wolfe, R (8, 5) OBP: 0.125, SLG: 0.304										0	0	0	0	0	0	0
Inning Stats	R: 0 E: 0 K: 1 S: 6 H: 1 LOB: 1 BB: 0 P: 6	R: 0 E: 0 K: 1 S: 5 H: 0 LOB: 0 BB: 0 P: 5	R: 0 E: 0 K: 0 S: 2 H: 0 LOB: 0 BB: 1 P: 6	R: 0 E: 0 K: 0 S: 4 H: 1 LOB: 1 BB: 0 P: 4	R: 0 E: 0 K: 0 S: 2 H: 0 LOB: 0 BB: 1 P: 6	R: 1 E: 0 K: 0 S: 4 H: 2 LOB: 1 BB: 0 P: 5	R: 0 E: 0 K: 1 S: 6 H: 1 LOB: 2 BB: 1 P: 10	R: 0 E: 0 K: 1 S: 6 H: 1 LOB: 1 BB: 0 P: 6	R: 0 E: 0 K: 1 S: 5 H: 0 LOB: 0 BB: 0 P: 5	1B: 6 2B: 0 3B: 0 HR: 0	SF: 0 SAC: 0 DP: 2 HBP: 1		WP: 0 PB: 0 SB: 0 CS: 1		PA: 35		

PITCHER	IP	WLS	BF	H	R	ER	SO	BB	IBB	HBP	BLK	WP	HR	S	P	ERA	WHIP
Jackson Todd, R (1, 1) ERA: 4.02	9.0	W	34	6	1	1	5	3	0	1	0	0	0	40	53	1.00	1.000

PITCHER	IP	WLS	BF	H	R	ER	SO	BB	IBB	HBP	BLK	WP	HR	S	P	ERA	WHIP

BOTTOM

Toronto Blue Jays @ Boston Red Sox

Fenway Park, Boston, MA

Sun Oct 05 1980, 3:33 AM EDT

Att. 16,562 - Unknown - 66 F

livebaseballscorecards.com

AB	30
R	1
H	6
RBI	1
BB	3
SO	5
LOB	13