

# Toronto Blue Jays - 1980






Batter	1	2	3	4	5	6	7	8	9	10	AB	R	H	RBI	BB	SO	LOB	TOP				
Alfredo Griffin, S OBP: 0.375, SLG: 0.467 (1, 6)											5	0	1	0	0	1	1					
Bob Bailor, R (1, 9)											3	1	0	0	1	0	1					
John Mayberry, L OBP: 0.571, SLG: 1.364 (1, 3)											4	1	1	2	0	1	0					
Otto Velez, R OBP: 0.267, SLG: 0.167 (1, 10)											4	0	1	0	0	0	0					
Roy Howell, L OBP: 0.533, SLG: 0.536 (1, 5)											3	0	0	0	1	0	1					
Barry Bonnell, R OBP: 0.214, SLG: 0.583 (1, 7)											3	0	0	0	1	0	2					
Rick Bosetti, R OBP: 0.143, SLG: 0.143 (1, 8)											4	0	1	0	0	0	2					
Damaso Garcia, R OBP: 0.231, SLG: 0.250 (1, 4)											4	0	0	0	0	0	2					
Bob Davis, R OBP: 0.250, SLG: 0.250 Mike Macha, R (8, PH) Ernie Whitt, L OBP: 0.400, SLG: 0.250 (8, 2)											2	0	0	0	0	1	2					
											1	0	0	0	0	0						
											0	0	0	0	1	0	0					
<b>Inning Stats</b>	R: 0 E: 0 K: 1 S: 5	H: 1 LOB: 0 BB: 0 P: 5	R: 0 E: 0 K: 0 S: 3	H: 0 LOB: 1 BB: 1 P: 7	R: 0 E: 0 K: 2 S: 7	H: 0 LOB: 0 BB: 0 P: 7	R: 0 E: 0 K: 0 S: 3	H: 0 LOB: 0 BB: 0 P: 3	R: 0 E: 0 K: 0 S: 4	H: 1 LOB: 1 BB: 0 P: 4	R: 0 E: 0 K: 0 S: 3	H: 0 LOB: 0 BB: 0 P: 3	R: 0 E: 0 K: 0 S: 4	H: 0 LOB: 0 BB: 0 P: 3	R: 2 E: 0 K: 0 S: 4	H: 1 LOB: 0 BB: 1 P: 8	R: 0 E: 0 K: 0 S: 3	H: 0 LOB: 1 BB: 1 P: 7	1B: 3 2B: 0 3B: 0 HR: 1	SF: 0 SAC: 0 DP: 0 HBP: 0	WP: 0 PB: 0 SB: 0 CS: 1	PA: 37
<b>PITCHER</b> Rick Honeycutt, L ERA: 1.8 (1, 1)	IP: 10.0 WLS: W BF: 37 H: 4 R: 2 ER: 2 SO: 3 BB: 4 IBB: 0 HBP: 0 BLK: 0 WP: 0 HR: 1 S: 39 P: 55 ERA: 1.80 WHIP: 0.800																					

Toronto Blue Jays @ Seattle Mariners  
The Kingdome, Seattle, WA  
Sat. Apr 12 1980, 9:05 PM EST  
Alt. 6,773 - Dome


AB	33
R	2
H	4
RBI	2
BB	4
SO	3
LOB	11



Batter	1	2	3	4	5	6	7	8	9	10	AB	R	H	RBI	BB	SO	LOB	BOTTOM						
Julio Cruz, S OBP: 0.333, SLG: 0.167 (1, 4)											3	1	1	0	2	0	2							
Rod Craig, S OBP: 0.500, SLG: 0.800 (1, 8)											5	0	1	0	0	1	4							
Leon Roberts, R OBP: 0.400, SLG: 2.000 (1, 9)											4	2	2	3	0	0	3							
Willie Horton, R Larry Milbourne, S (8, PR) (1, 10)											2	0	0	0	2	0	0							
											0	0	0	0	0	0	0							
Bruce Bochte, L OBP: 0.500, SLG: 0.500 (1, 3)											3	0	1	0	0	1	0							
Tom Paciorek, R Joe Simpson, L OBP: 0.444, SLG: 1.000 (9, 7)											4	0	0	0	0	1	4							
											0	0	0	0	0	0	0							
Ted Cox, R OBP: 0.308, SLG: 0.200 (1, 5)											3	0	0	0	1	0	2							
Jim Anderson, R OBP: 0.500, SLG: 0.400 Mario Mendoza, R OBP: 0.500, SLG: 0.333 (8, 6)											3	0	1	0	0	0	0							
											1	0	0	0	0	0	2							
Larry Cox, R (1, 2)											1	0	0	0	3	0	0							
<b>Inning Stats</b>	R: 1 E: 0 K: 0 S: 3	H: 0 LOB: 0 BB: 1 P: 7	R: 0 E: 0 K: 0 S: 3	H: 0 LOB: 0 BB: 0 P: 3	R: 0 E: 0 K: 1 S: 5	H: 0 LOB: 1 BB: 1 P: 9	R: 0 E: 0 K: 0 S: 4	H: 1 LOB: 2 BB: 1 P: 8	R: 0 E: 0 K: 0 S: 3	H: 1 LOB: 1 BB: 1 P: 7	R: 1 E: 0 K: 1 S: 6	H: 1 LOB: 0 BB: 0 P: 6	R: 0 E: 0 K: 0 S: 5	H: 2 LOB: 3 BB: 1 P: 9	R: 0 E: 0 K: 1 S: 5	H: 0 LOB: 2 BB: 2 P: 13	R: 0 E: 0 K: 0 S: 2	H: 0 LOB: 0 BB: 0 P: 6	R: 1 E: 0 K: 0 S: 1	H: 1 LOB: 0 BB: 0 P: 1	1B: 4 2B: 0 3B: 0 HR: 2	SF: 1 SAC: 1 DP: 1 HBP: 0	WP: 0 PB: 0 SB: 1 CS: 1	PA: 39
<b>PITCHER</b> Paul Mirabella, L ERA: 1.29 Jerry Garvin, L ERA: 9.0 (8, 1)	IP: 7.0 WLS: L BF: 30 H: 5 R: 2 ER: 1 SO: 2 BB: 5 IBB: 0 HBP: 0 BLK: 0 WP: 0 HR: 1 S: 29 P: 49 ERA: 1.29 WHIP: 1.429																							

Toronto Blue Jays @ Seattle Mariners  
The Kingdome, Seattle, WA  
Sat. Apr 12 1980, 9:05 PM EST  
Alt. 6,773 - Dome

AB	29
R	3
H	6
RBI	3
BB	8
SO	3
LOB	17



Batter	1	2	3	4	5	6	7	8	9	AB	R	H	RBI	BB	SO	LOB	TOP					
Alfredo Griffin, S OBP: 0.286, SLG: 0.350 (1, 6)	5-3	F8		F9		F2			F8	5	0	0	0	0	0	4						
Bob Bailor, R OBP: 0.118, SLG: 0.063 (1, 9) Mike Macha, R (9, PH)	K		F9			F9			E6 G1 PB	4	0	1	0	0	1	0						
John Mayberry, L OBP: 0.474, SLG: 1.000 (1, 3)	HBP		F8	F7			G3		G1	4	0	0	0	0	0	3						
Otto Velez, R OBP: 0.300, SLG: 0.412 (1, 10)	F8				K				6-3	5	1	2	1	0	1	2						
Roy Howell, L OBP: 0.526, SLG: 0.563 (1, 5)		K			K					3	0	1	0	1	2	0						
Barry Bonnell, R OBP: 0.333, SLG: 0.600 (1, 7)		BB 1B		FC6-4						3	0	2	0	1	0	2						
Rick Bosetti, R OBP: 0.111, SLG: 0.111 (1, 8)		1B		BB						4	0	0	0	0	1	4						
Damaso Garcia, R OBP: 0.235, SLG: 0.250 (1, 4)		BB 1B			K				F6	4	0	1	0	0	1	0						
Bob Davis, R OBP: 0.375, SLG: 0.286 (1, 2)		1-2 2-3		1B		5-3			4-3	3	0	1	0	1	0	0						
<b>Inning Stats</b>	R: 0 E: 0 K: 1 S: 5	H: 0 LOB: 1 BB: 0 P: 6	R: 0 E: 0 K: 2 S: 9	H: 2 LOB: 3 BB: 1 P: 13	R: 1 E: 0 K: 0 S: 5	H: 2 LOB: 2 BB: 1 P: 9	R: 0 E: 0 K: 1 S: 7	H: 2 LOB: 0 BB: 0 P: 7	R: 0 E: 0 K: 2 S: 8	H: 1 LOB: 1 BB: 0 P: 8	R: 0 E: 0 K: 0 S: 3	H: 0 LOB: 0 BB: 0 P: 3	R: 0 E: 0 K: 0 S: 4	H: 1 LOB: 2 BB: 1 P: 8	R: 0 E: 0 K: 0 S: 3	H: 0 LOB: 0 BB: 0 P: 3	R: 0 E: 1 K: 0 S: 4	H: 0 LOB: 1 BB: 0 P: 4	1B: 6 2B: 1 3B: 0 HR: 1	SF: 0 SAC: 0 DP: 0 HBP: 1	WP: 0 PB: 1 SB: 0 CS: 0	PA: 40
<b>PITCHER</b> Floyd Bannister, L ERA: 1.0 (1, 1)	IP: 9.0 WLS: W BF: 40 H: 8 R: 1 ER: 1 SO: 6 BB: 3 IBB: 0 HBP: 1 BLK: 0 WP: 0 HR: 1 S: 48 P: 61 ERA: 1.00 WHIP: 1.222																					

Toronto Blue Jays @ Seattle Mariners  
The Kingdome, Seattle, WA  
Sun Apr 13 1980, 6:33 AM EST  
Att: 4,567 - Dome

AB 36  
R 1  
H 8  
RBI 1  
BB 3  
SO 6  
LOB 15



Batter	1	2	3	4	5	6	7	8	9	AB	R	H	RBI	BB	SO	LOB	BOTTOM					
Julio Cruz, S OBP: 0.368, SLG: 0.200 (1, 4)	6-3	4-3								3	0	1	0	1	0	0						
Rod Craig, S OBP: 0.450, SLG: 0.684 (1, 8)	1B 2B		4-3		4-3				G4-6-3	4	1	1	0	0	0	2						
Dan Meyer, L OBP: 0.462, SLG: 0.538 (1, 7) Joe Simpson, L OBP: 0.444, SLG: 1.000 (9, 7)	1-3 2B		1-3			FC3-5			BB SH3	4	2	3	0	0	0	0						
Bruce Bochte, L OBP: 0.533, SLG: 0.600 (1, 3)	1-3 2B		4-3			F8			SH3	3	1	2	2	0	0	0						
Willie Horton, R Larry Milbourne, S (8, PR)	5-3				F7				SH3	3	0	0	0	1	0	3						
Leon Roberts, R OBP: 0.444, SLG: 1.333 (1, 9)	4-0				1-3				1B BB	0	1	0	0	0	0	0						
Bill Stein, R OBP: 0.500, SLG: 0.500 (1, 5)	1-3				1-3				SH3-1	2	0	0	0	2	0	2						
Larry Cox, R (1, 2)					1-3				SH3-1	4	0	2	2	0	0	2						
Mario Mendoza, R OBP: 0.250, SLG: 0.143 (1, 6)					1-3				K	4	0	0	0	0	1	3						
<b>Inning Stats</b>	R: 2 E: 0 K: 0 S: 6	H: 3 LOB: 2 BB: 1 P: 10	R: 0 E: 0 K: 0 S: 3	H: 0 LOB: 0 BB: 0 P: 3	R: 0 E: 0 K: 0 S: 3	H: 0 LOB: 0 BB: 0 P: 3	R: 0 E: 0 K: 0 S: 3	H: 0 LOB: 0 BB: 0 P: 3	R: 0 E: 0 K: 0 S: 4	H: 1 LOB: 1 BB: 0 P: 4	R: 1 E: 0 K: 0 S: 6	H: 3 LOB: 2 BB: 0 P: 6	R: 0 E: 0 K: 0 S: 2	H: 0 LOB: 0 BB: 1 P: 6	R: 2 E: 0 K: 1 S: 7	H: 2 LOB: 3 BB: 2 P: 15	R: 0 E: 0 K: 0 S: 3	H: 2 LOB: 3 BB: 2 P: 15	1B: 8 2B: 1 3B: 0 HR: 0	SF: 0 SAC: 2 DP: 1 HBP: 0	WP: 0 PB: 0 SB: 1 CS: 0	PA: 36
<b>PITCHER</b> Dave Lemanczyk, R ERA: 7.11 (1, 1) Tom Buskey, R ERA: 1.53 (6, 1) Joey McLaughlin, R ERA: 16.88 (8, 1)	IP: 5.2 WLS: L BF: 25 H: 7 R: 3 ER: 3 SO: 3 BB: 1 IBB: 0 HBP: 0 BLK: 0 WP: 0 HR: 0 S: 24 P: 28 ERA: 4.76 WHIP: 1.412																					

Toronto Blue Jays @ Seattle Mariners  
The Kingdome, Seattle, WA  
Sun Apr 13 1980, 6:33 AM EST  
Att: 4,567 - Dome

AB 30  
R 5  
H 9  
RBI 5  
BB 4  
SO 1  
LOB 14



Batter	1	2	3	4	5	6	7	8	9	AB	R	H	RBI	BB	SO	LOB	TOP		
Paul Moltzer, R OBP: 0.444, SLG: 0.533 (1.4)	6-3		1B		B1-3			F7		4	0	1	1	0	0	0	<b>Milwaukee Brewers @ Toronto Blue Jays</b> Exhibition Stadium, Toronto, ON Wed Apr 16 1980, 3:33 AM EST Att. 12,688 - Sunny - 33 F		
Cecil Cooper, L OBP: 0.313, SLG: 0.625 (1.10)	L6		1B					F7		4	0	2	1	0	0	0			
Sal Bando, R (1.5)	6-3		1B					F8		4	0	0	0	0	1	3			
Ben Oglivie, L OBP: 0.474, SLG: 0.600 (1.7)		4-3	F8							4	0	2	0	0	0	2			
Gorman Thomas, R OBP: 0.444, SLG: 0.538 (1.8)		K			5-3			G5-4-3		3	0	0	0	1	1	1			
Sixto Lezcano, R OBP: 0.222, SLG: 0.625 (1.9)		K			3-1			K		4	0	0	0	0	3	2			
Don Money, R OBP: 0.471, SLG: 0.727 (1.3)								5-3		2	0	0	0	2	0	2			
Robin Yount, R OBP: 0.438, SLG: 0.615 (1.6)					4-3			F9		3	1	0	0	0	0	2			
Charlie Moore, R OBP: 0.273, SLG: 0.273 (1.2)								F9		3	1	1	0	0	0	0			
<b>Inning Stats</b>	R: 0 E: 0 K: 0 S: 3	H: 0 LOB: 0 BB: 0 P: 3	R: 0 E: 0 K: 2 S: 7	H: 0 LOB: 0 BB: 0 P: 7	R: 2 E: 0 K: 1 S: 8	H: 3 LOB: 2 BB: 1 P: 12	R: 0 E: 0 K: 0 S: 3	H: 0 LOB: 1 BB: 1 P: 7	R: 0 E: 0 K: 1 S: 4	H: 1 LOB: 1 BB: 0 P: 4	R: 0 E: 0 K: 0 S: 5	H: 0 LOB: 0 BB: 0 P: 5	R: 0 E: 0 K: 0 S: 3	H: 0 LOB: 0 BB: 0 P: 3	R: 0 E: 0 K: 1 S: 5	H: 1 LOB: 1 BB: 1 P: 9	1B: 6 2B: 0 3B: 0 HR: 0	SF: 0 SAC: 0 DP: 2 HBP: 0	WP: 0 PA: 34 CS: 0
<b>PITCHER</b> Dave Stieb, R ERA: 1.8 (1.1)	IP: 9.0 WLS: W BF: 34 H: 6 R: 2 ER: 2 SO: 5 BB: 3 IBB: 0 HBP: 0 BLK: 0 WP: 0 HR: 0 S: 41 P: 53 ERA: 2.00 WHIP: 1.000																		

Batter	1	2	3	4	5	6	7	8	9	AB	R	H	RBI	BB	SO	LOB	BOTTOM		
Alfredo Griffin, S OBP: 0.269, SLG: 0.320 (1.6)	1-3	4-3		E9	F8			K		5	1	1	2	0	1	1	<b>Milwaukee Brewers @ Toronto Blue Jays</b> Exhibition Stadium, Toronto, ON Wed Apr 16 1980, 3:33 AM EST Att. 12,688 - Sunny - 33 F		
Rick Bosetti, R OBP: 0.217, SLG: 0.227 (1.8)	6-3	1B		1B				6-3		4	2	2	2	1	0	0			
John Mayberry, L OBP: 0.458, SLG: 0.842 (1.3)	HR	4-3		P6				G3		4	1	1	0	1	0	2			
Roy Howell, L OBP: 0.542, SLG: 0.714 (1.5)	HR			F9	WP			FC4-6		5	3	3	2	0	0	2			
Otto Velez, R OBP: 0.440, SLG: 0.474 (1.10)				FC5-4	1B			1B		2	0	2	1	3	0	0			
Al Woods, L OBP: 0.333, SLG: 0.333 (1.7)	G3			P6	P2			FC1-6		5	0	1	2	0	0	5			
Barry Bonnell, R OBP: 0.304, SLG: 0.474 (1.9)		2B		FC5-4	4-3			FC6		4	1	0	0	1	0	6			
Damaso Garcia, R OBP: 0.286, SLG: 0.316 (1.4)		4-3		1B	1B			K		3	2	1	0	0	2	0			
Ernie Whitt, L OBP: 0.333, SLG: 0.250 (1.2)		G3		1B	1B			K		4	1	1	0	0	1	2			
<b>Inning Stats</b>	R: 2 E: 0 K: 0 S: 5	H: 2 LOB: 1 BB: 1 P: 9	R: 2 E: 0 K: 0 S: 5	H: 2 LOB: 1 BB: 1 P: 9	R: 0 E: 0 K: 0 S: 4	H: 1 LOB: 0 BB: 0 P: 4	R: 4 E: 1 K: 0 S: 7	H: 4 LOB: 2 BB: 1 P: 12	R: 0 E: 0 K: 2 S: 7	H: 0 LOB: 0 BB: 0 P: 7	R: 2 E: 0 K: 0 S: 4	H: 1 LOB: 1 BB: 2 P: 12	R: 0 E: 0 K: 2 S: 7	H: 0 LOB: 0 BB: 0 P: 7	R: 1 E: 0 K: 0 S: 5	H: 2 LOB: 2 BB: 1 P: 9	1B: 9 2B: 2 3B: 0 HR: 1	SF: 0 SAC: 0 DP: 0 HBP: 1	WP: 1 PA: 43 CS: 0
<b>PITCHER</b> Jim Slaton, R ERA: 5.56 (1.1) Reggie Cleveland, R ERA: 21.6 (4.1) Jerry Augustine, L ERA: 4.5 (4.1) Dan Boitano, R ERA: (7.1) Bob McClure, L ERA: 4.5 (8.1)	IP: 3.0 WLS: L BF: 16 H: 5 R: 4 ER: 2 SO: 0 BB: 2 IBB: 0 HBP: 0 BLK: 0 WP: 0 HR: 1 S: 14 P: 22 ERA: 6.00 WHIP: 2.333																		

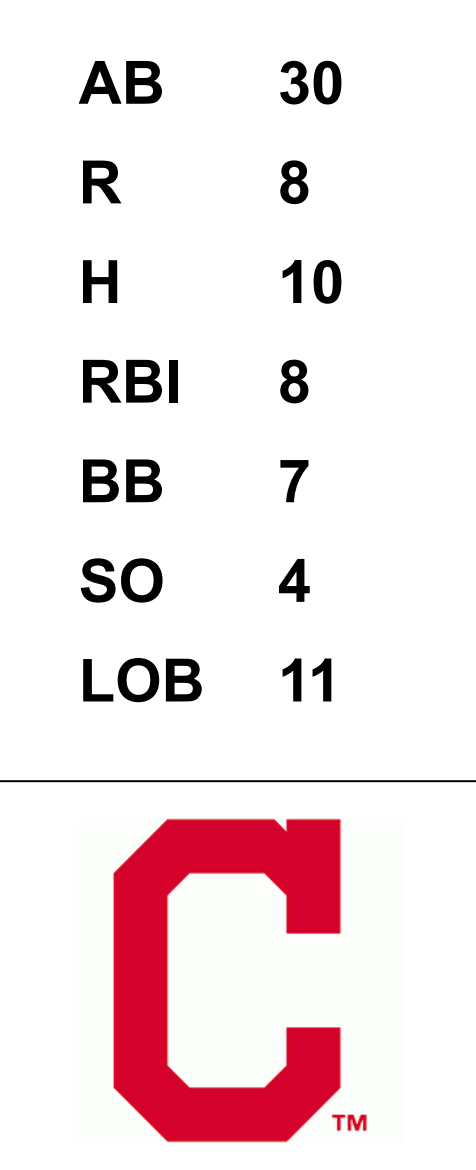
Batter	1	2	3	4	5	6	7	8	9	AB	R	H	RBI	BB	SO	LOB	TOP					
Paul Moltitor, R OBP: 0.478, SLG: 0.579 (1, 4)	0-0 4-3 S 1B		0-0 2B			0-0 6-3 1	4-0 IBB		0-0 FC6-4 1-2	4	0	2	0	1	0	1	<b>Milwaukee Brewers @ Toronto Blue Jays</b> Exhibition Stadium, Toronto, ON Thu Apr 17 1980, 3:33 AM EST Att: 11,235 - Unknown - 46 F  <b>AB 33</b> <b>R 0</b> <b>H 7</b> <b>RBI 0</b> <b>BB 3</b> <b>SO 3</b> <b>LOB 18</b>					
Cecil Cooper, L OBP: 0.250, SLG: 0.500 (1, 3)	0-0 F8 1-2		0-3 K			0-3 K	0-0 P5			4	0	0	0	0	2	5						
Dick Davis, R OBP: 0.222, SLG: 0.444 (1, 10)	0-0 4-3 2-3			0-0 1B 1B		0-0 3B		0-0 5-3		4	0	2	0	0	0	1						
Gorman Thomas, R OBP: 0.409, SLG: 0.438 (1, 8)	0-0 F7			0-0 P5		4-0 BB		0-0 F7		3	0	0	0	1	0	2						
Ben Oglivie, L OBP: 0.522, SLG: 0.611 (1, 7)		4-0 G5-4-3 BB		0-0 E S 1B 1-3		0-0 1-3		0-0 1B		3	0	2	0	1	0	2						
Sixto Lezcano, R OBP: 0.227, SLG: 0.550 (1, 9)		0-0 G5-4-3 1-2		0-3 K			0-0 FC5-6 SH 1B	0-0 1-4-3		4	0	1	0	0	1	3						
Don Money, R OBP: 0.400, SLG: 0.571 (1, 5)		0-0 F9			0-0 F8		0-0 SH FC5-6 1-2	0-0 5-3		3	0	0	0	0	0	0						
Robin Yount, R OBP: 0.350, SLG: 0.471 (1, 6)			0-0 F9		0-0 L5		0-0 FC5-6 F9 1-2 2-3	0-0 5-3		4	0	0	0	0	0	2						
Buck Martinez, R Sal Bando, R (7, PH) Ned Yost, R (7, 2)			0-0 6-3		0-0 P5		0-0 F9 1-2	0-0 E5 FC6-4		2	0	0	0	0	0	0						
<b>Inning Stats</b>	R: 0 E: 0 K: 0 S: 4	H: 1 LOB: 1 BB: 0 P: 4	R: 0 E: 0 K: 0 S: 2	H: 0 LOB: 0 BB: 1 P: 6	R: 0 E: 0 K: 1 S: 6	H: 1 LOB: 1 BB: 0 P: 6	R: 0 E: 0 K: 1 S: 6	H: 2 LOB: 1 BB: 0 P: 6	R: 0 E: 0 K: 0 S: 3	H: 0 LOB: 0 BB: 0 P: 3	R: 0 E: 0 K: 1 S: 6	H: 1 LOB: 2 BB: 1 P: 10	R: 0 E: 0 K: 0 S: 5	H: 1 LOB: 3 BB: 1 P: 9	R: 0 E: 0 K: 0 S: 4	H: 1 LOB: 1 BB: 0 P: 4		R: 0 E: 1 K: 0 S: 4	H: 0 LOB: 1 BB: 0 P: 4	1B: 5 2B: 1 3B: 1 HR: 0	SF: 0 SAC: 1 DP: 1 HBP: 0	WP: 0 PB: 0 CS: 0
<b>PITCHER</b> Paul Mirabella, L ERA: 0.56 (1, 1)	IP: 9.0 WLS: W BF: 37 H: 7 R: 0 ER: 0 SO: 3 BB: 2 IBB: 1 HBP: 0 BLK: 0 WP: 0 HR: 0 S: 40 P: 52 ERA: 0.00 WHIP: 1.000															<b>PITCHER</b> IP: WLS: BF: H: R: ER: SO: BB: IBB: HBP: BLK: WP: HR: S: P: ERA: WHIP						

Batter	1	2	3	4	5	6	7	8	9	AB	R	H	RBI	BB	SO	LOB	BOTTOM	
Alfredo Griffin, S OBP: 0.233, SLG: 0.276 (1, 6)	0-0 5-3			0-0 P4			0-0 4-3		0-0 F9	4	0	0	0	0	0	0	<b>Milwaukee Brewers @ Toronto Blue Jays</b> Exhibition Stadium, Toronto, ON Thu Apr 17 1980, 3:33 AM EST Att: 11,235 - Unknown - 46 F  <b>AB 28</b> <b>R 1</b> <b>H 4</b> <b>RBI 1</b> <b>BB 1</b> <b>SO 2</b> <b>LOB 4</b>	
Rick Bosetti, R OBP: 0.222, SLG: 0.346 (1, 8)	0-0 5-3			0-3 K			0-0 6-3		0-0 HR	4	1	1	1	0	1	0		
John Mayberry, L OBP: 0.444, SLG: 0.818 (1, 3)	0-0 4-3			0-0 F8			0-0 2B			3	0	1	0	0	0	0		
Roy Howell, L OBP: 0.519, SLG: 0.652 (1, 5)		0-0 4-3			0-0 G3		4-0 IBB			2	0	0	0	1	0	0		
Otto Velez, R OBP: 0.393, SLG: 0.409 (1, 10)		0-3 K			0-0 4-3		0-0 4-3			3	0	0	0	0	1	2		
Al Woods, L OBP: 0.222, SLG: 0.222 (1, 7)		0-0 F8			0-0 3-1			0-0 F8		3	0	0	0	0	0	0		
Barry Bonnell, R OBP: 0.269, SLG: 0.409 (1, 9)			0-0 6-3			0-0 5-3		0-0 5-3		3	0	0	0	0	0	0		
Damaso Garcia, R OBP: 0.333, SLG: 0.409 (1, 4)			0-0 5-3			0-0 G6-4-3 1B		0-0 2B		3	0	2	0	0	0	0		
Ernie Whitt, L OBP: 0.273, SLG: 0.200 Willie Upshaw, L (8, PH) Bob Davis, R (9, 2)			0-0 F8		0-0 F8		0-0 G6-4-3 1-2	0-0 F9		2	0	0	0	0	0	1		
<b>Inning Stats</b>	R: 0 E: 0 K: 0 S: 3	H: 0 LOB: 0 BB: 0 P: 3	R: 0 E: 0 K: 1 S: 5	H: 0 LOB: 0 BB: 0 P: 5	R: 0 E: 0 K: 1 S: 5	H: 0 LOB: 0 BB: 0 P: 5	R: 0 E: 0 K: 0 S: 3	H: 0 LOB: 0 BB: 0 P: 3	R: 0 E: 0 K: 0 S: 4	H: 1 LOB: 2 BB: 1 P: 8	R: 0 E: 0 K: 0 S: 4	H: 1 LOB: 1 BB: 0 P: 4	R: 1 E: 0 K: 0 S: 2	H: 1 LOB: 0 BB: 0 P: 2	1B: 1 2B: 2 3B: 0 HR: 1	SF: 0 SAC: 0 DP: 1 HBP: 0		WP: 0 PB: 0 CS: 0
<b>PITCHER</b> Lary Sorensen, R ERA: 1.26 (1, 1)	IP: 8.1 WLS: L BF: 29 H: 4 R: 1 ER: 1 SO: 2 BB: 0 IBB: 1 HBP: 0 BLK: 0 WP: 0 HR: 1 S: 32 P: 36 ERA: 1.08 WHIP: 0.480															<b>PITCHER</b> IP: WLS: BF: H: R: ER: SO: BB: IBB: HBP: BLK: WP: HR: S: P: ERA: WHIP		

Batter	1	2	3	4	5	6	7	8	9	AB	R	H	RBI	BB	SO	LOB	TOP			
Alfredo Griffin, S OBP: 0.206, SLG: 0.242	6-3		G4-6-3			1-3		5-3		4	0	0	0	0	0	2	Toronto Blue Jays @ Cleveland Indians Cleveland Municipal Stadium, Cleveland, OH Sat Apr 19 1980, 3:33 AM EST Att: 61,753 - Unknown - 59 F			
Rick Bosetti, R OBP: 0.226, SLG: 0.333	E6 G3 1B		F9			6-3		6-3		4	0	1	0	0	0	1				
John Mayberry, L OBP: 0.387, SLG: 0.692	G3			K		G3			G3	4	0	0	0	0	1					
Otto Velez, R OBP: 0.375, SLG: 0.385	K			F9					K	4	0	1	0	0	2					
Roy Howell, L OBP: 0.452, SLG: 0.556		K		1-3					L4	4	0	0	0	0	2					
Barry Bonnell, R OBP: 0.241, SLG: 0.360		E5 CS		5-3						3	0	0	0	0	1					
Bob Bailor, R OBP: 0.118, SLG: 0.063		F9		1-3						0	0	0	0	0	0					
Damaso Garcia, R OBP: 0.296, SLG: 0.360		F9		1-3				4-3		3	0	0	0	0	2					
Danny Ainge, R OBP: 1.000, SLG: 1.333				1B G4-6-3 1B				5-3 5-3 1B		3	1	3	0	0	0					
Bob Davis, R OBP: 0.364, SLG: 0.300				F9				5-3		3	0	1	0	0	2					
<b>Inning Stats</b>	R: 0 E: 1 K: 1 S: 6	H: 1 LOB: 1 BB: 0 P: 6	R: 0 E: 1 K: 1 S: 5	H: 0 LOB: 0 BB: 0 P: 5	R: 1 E: 0 K: 0 S: 4	H: 2 LOB: 0 BB: 0 P: 4	R: 0 E: 0 K: 1 S: 5	H: 0 LOB: 0 BB: 0 P: 5	R: 0 E: 0 K: 0 S: 3	H: 1 LOB: 1 BB: 0 P: 4	R: 0 E: 0 K: 2 S: 8	H: 1 LOB: 1 BB: 0 P: 8	R: 0 E: 0 K: 0 S: 4	H: 1 LOB: 1 BB: 0 P: 4	R: 0 E: 0 K: 1 S: 5	H: 0 LOB: 0 BB: 0 P: 5	1B: 5 2B: 1 3B: 0 HR: 0	SF: 0 SAC: 0 DP: 1 HBP: 0	WP: 0 PB: 0 SB: 0 CS: 1	PA: 32
<b>PITCHER</b> Rick Waits, L ERA: 4.11	IP: 9.0 WLS: W BF: 32 H: 6 R: 1 ER: 1 SO: 6 BB: 0 IBB: 0 HBP: 0 BLK: 0 WP: 0 HR: 0 S: 44 P: 44 ERA: 1.00 WHIP: 0.667																			

Batter	1	2	3	4	5	6	7	8	9	AB	R	H	RBI	BB	SO	LOB	BOTTOM			
Rick Manning, L OBP: 0.406, SLG: 0.333	F8		G4-6-3			F7		1B HR BB		3	1	0	0	2	0	3	Toronto Blue Jays @ Cleveland Indians Cleveland Municipal Stadium, Cleveland, OH Sat Apr 19 1980, 3:33 AM EST Att: 61,753 - Unknown - 59 F			
Toby Harrah, R OBP: 0.188, SLG: 0.143	G3			F5	SF8 IBB		F5	1B HR		4	1	1	1	0	0	0				
Mike Hargrove, L OBP: 0.319, SLG: 0.364		BB		K			1B HBP BB	1B HR		2	2	1	3	2	1	0				
Cliff Johnson, R OBP: 0.294, SLG: 0.267	F9			1-3	K		F7	5-3		5	0	0	0	0	1	5				
Jorge Orta, L OBP: 0.400, SLG: 0.375		K			2B 1B	F8	1B BB			3	1	1	0	1	1	0				
Joe Charboneau, R OBP: 0.393, SLG: 0.609		CS BB			2B 2B	HR	1B	1B		3	2	3	2	1	0	0				
Ron Hassey, L OBP: 0.318, SLG: 0.490	L7				SH3-4 SF8 2B	F9	K			4	1	1	2	0	1	3				
Duane Kuiper, L OBP: 0.423, SLG: 0.455								F9		2	0	1	0	1	0	0				
Ron Pruitt, R OBP: 0.200, SLG: 0.200										1	0	0	0	0	0	0				
Dave Rosello, R OBP: 0.254										0	0	0	0	0	0	0				
Tom Veryzer, R OBP: 0.333, SLG: 0.267					SH3-4			4-3		3	0	2	0	0	0	0				
<b>Inning Stats</b>	R: 0 E: 0 K: 0 S: 3	H: 0 LOB: 1 BB: 1 P: 7	R: 0 E: 0 K: 1 S: 4	H: 0 LOB: 0 BB: 1 P: 8	R: 0 E: 0 K: 0 S: 3	H: 1 LOB: 0 BB: 0 P: 3	R: 0 E: 0 K: 1 S: 5	H: 0 LOB: 0 BB: 0 P: 5	R: 3 E: 0 K: 0 S: 5	H: 2 LOB: 0 BB: 1 P: 9	R: 1 E: 0 K: 1 S: 6	H: 3 LOB: 2 BB: 0 P: 6	R: 1 E: 0 K: 1 S: 6	H: 1 LOB: 2 BB: 1 P: 11	R: 3 E: 0 K: 0 S: 5	H: 2 LOB: 0 BB: 1 P: 9	1B: 6 2B: 2 3B: 0 HR: 2	SF: 1 SAC: 1 DP: 1 HBP: 1	WP: 0 PB: 0 SB: 0 CS: 1	PA: 40
<b>PITCHER</b> Jim Clancy, R ERA: 6.75	IP: 4.0 WLS: L BF: 17 H: 4 R: 3 ER: 3 SO: 2 BB: 3 IBB: 0 HBP: 0 BLK: 0 WP: 0 HR: 0 S: 18 P: 30 ERA: 6.75 WHIP: 1.750																			
Tom Buskey, R ERA: 2.84	IP: 1.2 WLS: 0 BF: 10 H: 3 R: 1 ER: 1 SO: 1 BB: 0 IBB: 2 HBP: 0 BLK: 0 WP: 0 HR: 1 S: 10 P: 18 ERA: 5.40 WHIP: 1.800																			
Balor Moore, L ERA: 5.87	IP: 2.1 WLS: 0 BF: 13 H: 3 R: 4 ER: 4 SO: 1 BB: 2 IBB: 0 HBP: 1 BLK: 0 WP: 0 HR: 1 S: 12 P: 21 ERA: 15.43 WHIP: 2.143																			

AB	32
R	1
H	6
RBI	0
BB	0
SO	6
LOB	11





Batter	1	2	3	4	5	6	7	8	9	AB	R	H	RBI	BB	SO	LOB	TOP					
Alfredo Griffin, S OBP: 0.211, SLG: 0.243		FC4-2 			1-3 		4-3 			4	1	1	0	0	0	2						
Rick Bosetti, R OBP: 0.229, SLG: 0.324		CS 	L6 		6-3 			5-3 		4	1	1	0	0	0	0						
John Mayberry, L OBP: 0.371, SLG: 0.633	K 		F6 			4-3 1-3 		K 		4	0	1	0	0	2	2						
Roy Howell, L OBP: 0.400, SLG: 0.484	K 		G1 			1-3 		K 		4	0	0	0	0	2	3						
Otto Velez, R OBP: 0.417, SLG: 0.517 Joe Cannon, L (9, PR)				2B 5-3-6 		4-3 		2B SF9 		3	1	2	3	1	0	1						
Barry Bonnell, R OBP: 0.303, SLG: 0.517				1-3 		F7 		SF9 CS 		4	1	3	0	0	0	1						
Damaso Garcia, R OBP: 0.290, SLG: 0.357				5-3-6 			L8 		SF9 	3	0	1	2	0	0	2						
Danny Ainge, R OBP: 0.571, SLG: 0.714	CS 	WP 5-3 FC4-2 		3-H K 			F8 		2-3 3-H K 	4	0	1	0	0	2	3						
Bob Davis, R OBP: 0.357, SLG: 0.308		5-3 					K 			3	0	1	0	0	1	1						
<b>Inning Stats</b>	R: 4 E: 0 K: 2 S: 11	H: 5 LOB: 0 BB: 0 P: 11	R: 0 E: 0 K: 0 S: 3	H: 1 LOB: 0 BB: 0 P: 3	R: 0 E: 0 K: 0 S: 3	H: 0 LOB: 0 BB: 0 P: 3	R: 0 E: 0 K: 1 S: 6	H: 2 LOB: 1 BB: 0 P: 6	R: 0 E: 0 K: 0 S: 5	H: 0 LOB: 0 BB: 0 P: 5	R: 0 E: 0 K: 0 S: 4	H: 1 LOB: 1 BB: 0 P: 4	R: 0 E: 0 K: 0 S: 4	H: 1 LOB: 1 BB: 0 P: 4	R: 0 E: 0 K: 2 S: 7	H: 0 LOB: 0 BB: 0 P: 7	R: 1 E: 0 K: 1 S: 5	H: 1 LOB: 1 BB: 1 P: 9	1B: 7 2B: 4 3B: 0 HR: 1	SF: 1 SAC: 0 DP: 1 HBP: 0	WP: 1 PB: 0 SB: 1 CS: 3	PA: 37
<b>PITCHER</b>	IP WLS BF H R ER SO BB IBB HBP BLK WP HR S P ERA WHIP																					
John Denny, R ERA: 7.62	(1, 1)	7.0 L 28 10 4 4 4 4 0 0 0 0 1 1 36 36 5.14 1.429																				
Mike Stanton, R ERA: 3.6	(8, 1)	2.0 7 1 1 1 3 1 0 0 0 0 0 0 12 16 4.50 1.000																				

Toronto Blue Jays @ Cleveland Indians  
Cleveland Municipal Stadium, Cleveland, OH

AB 33  
R 5  
H 11  
RBI 5  
BB 1  
SO 7  
LOB 15



Sun Apr 20 1980, 3:33 AM EST  
Att: 11,220 - Unknown - 54 F

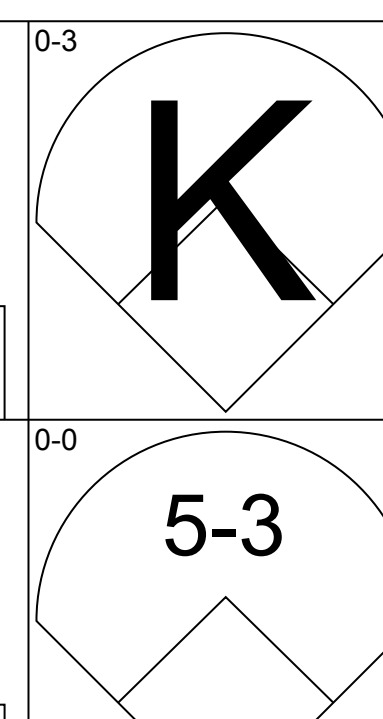
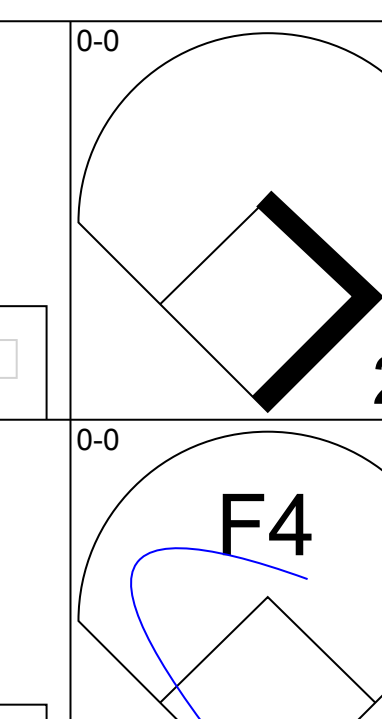
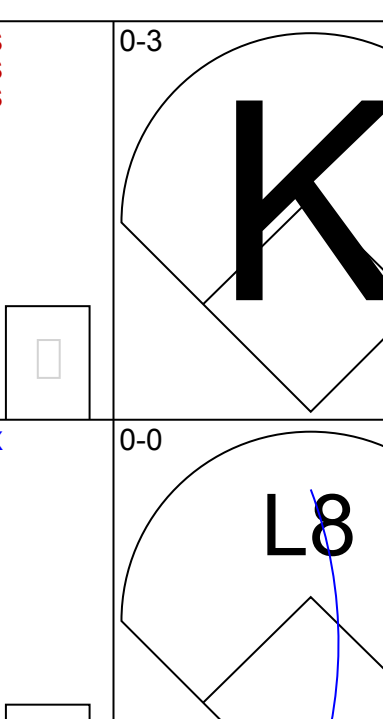
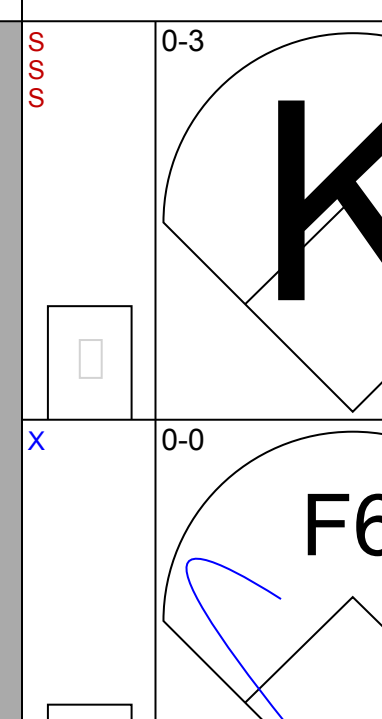
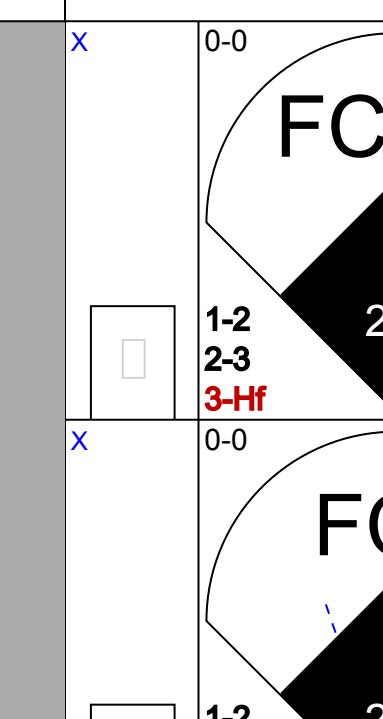
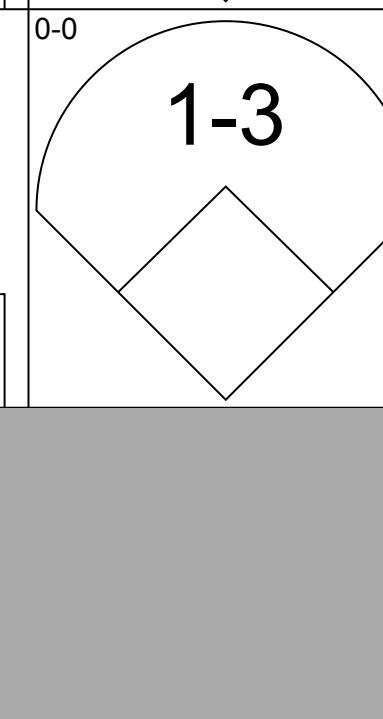

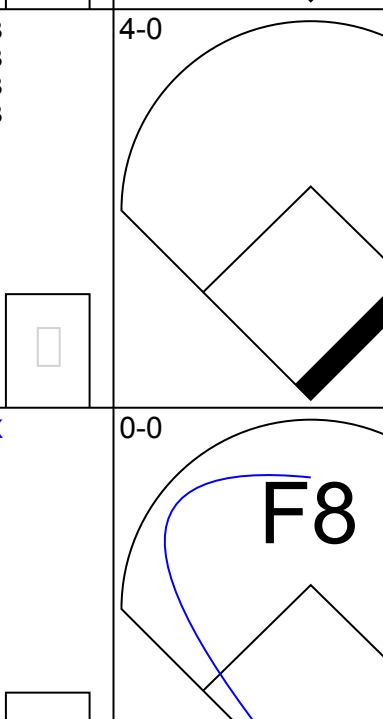

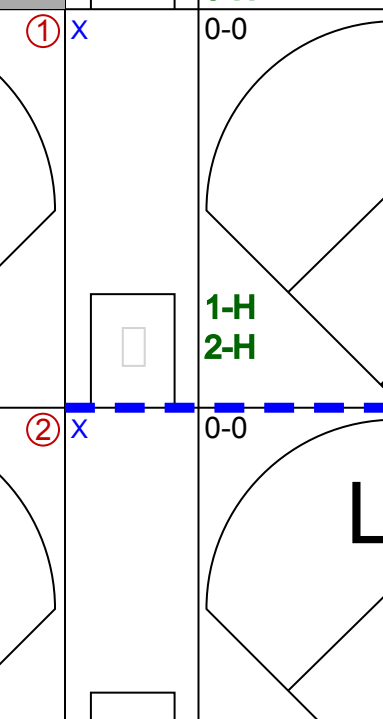

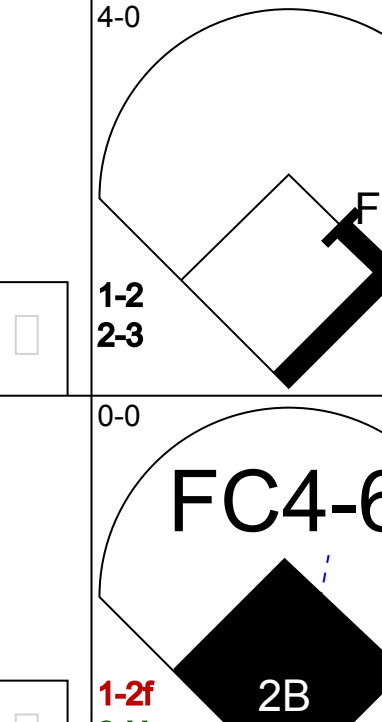
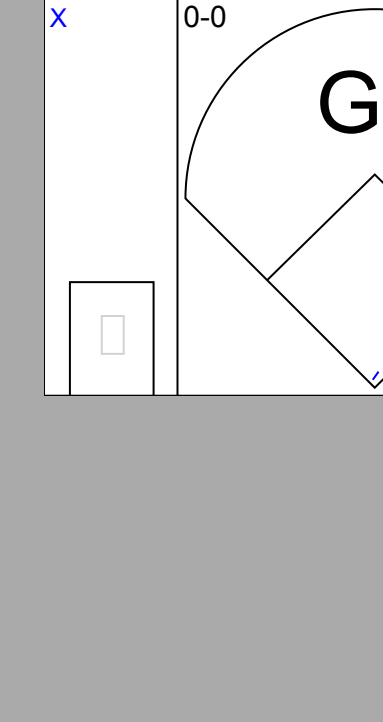
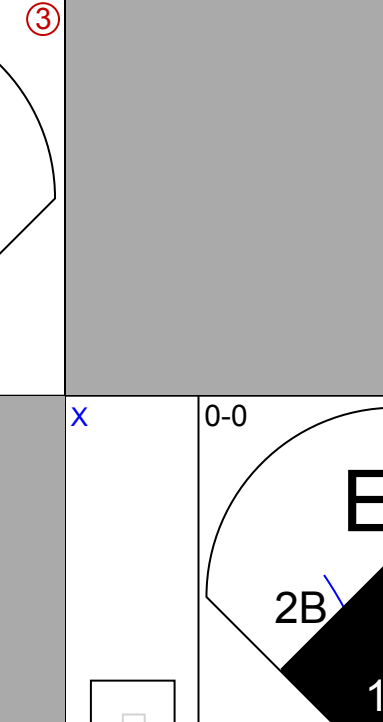
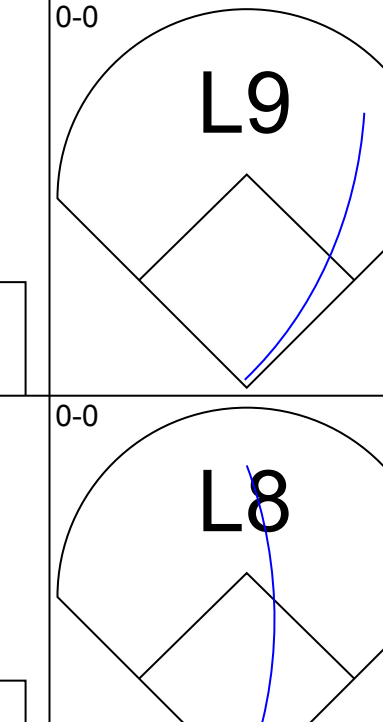
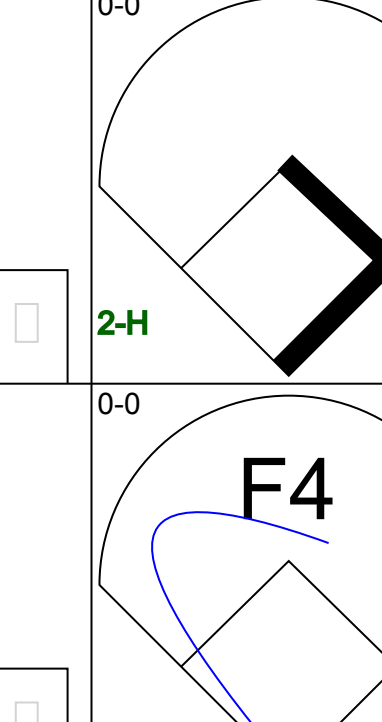


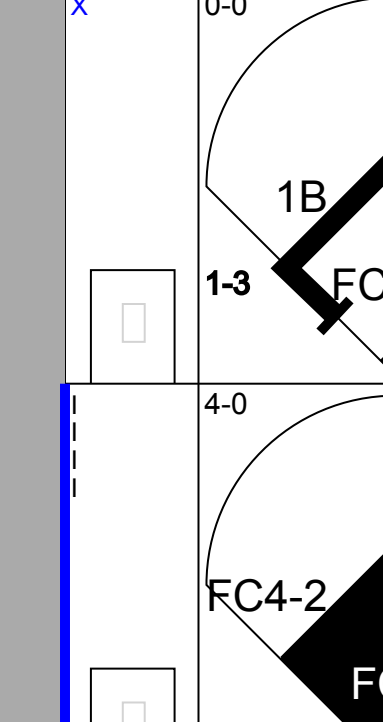
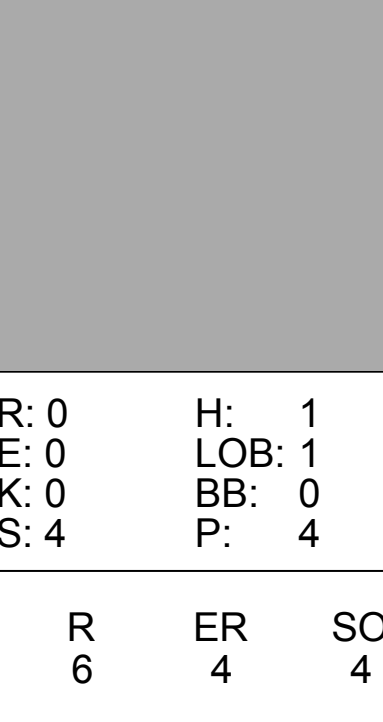
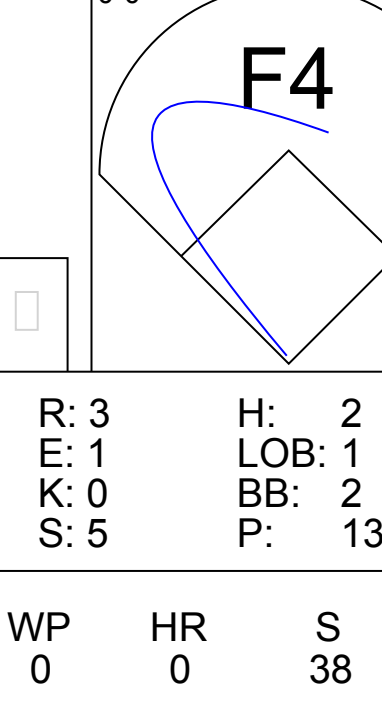
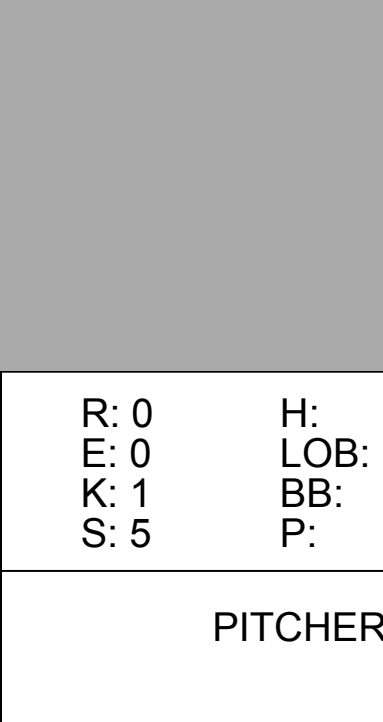
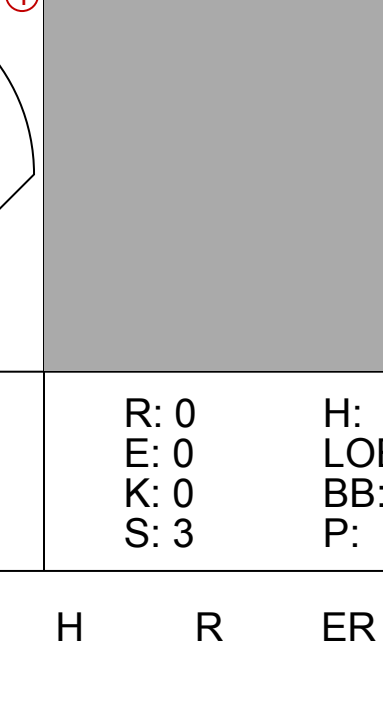
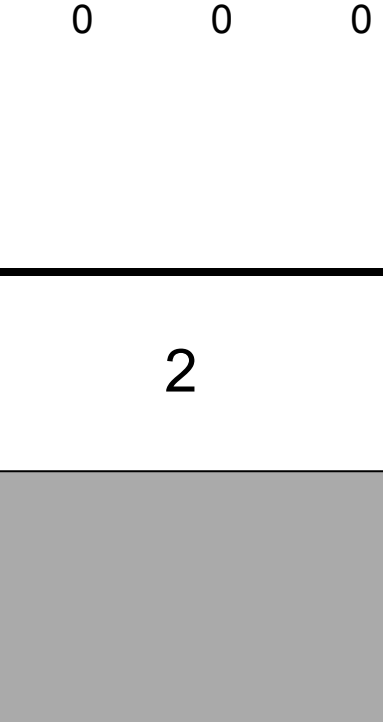
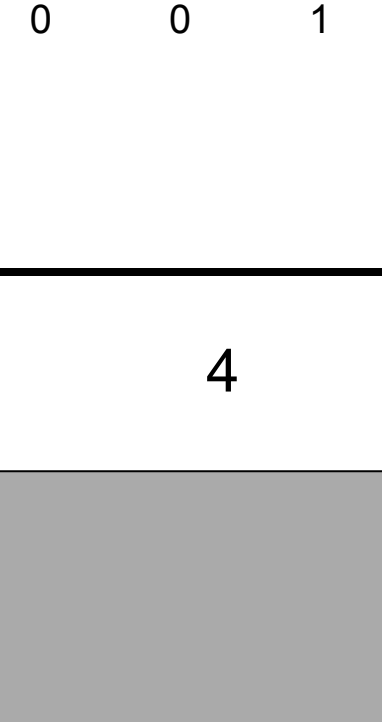
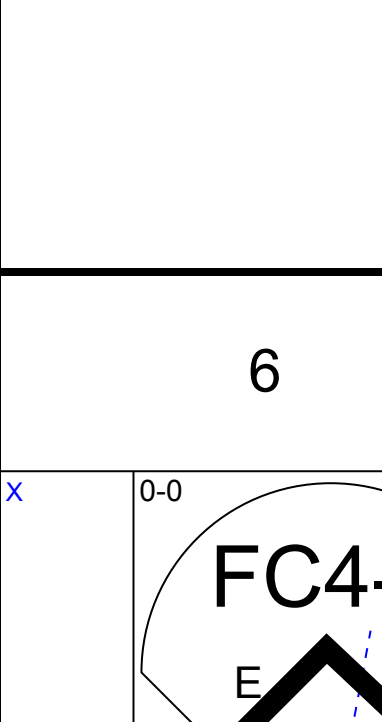
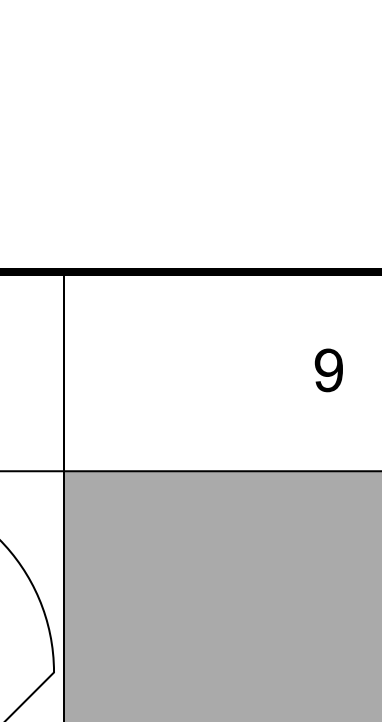

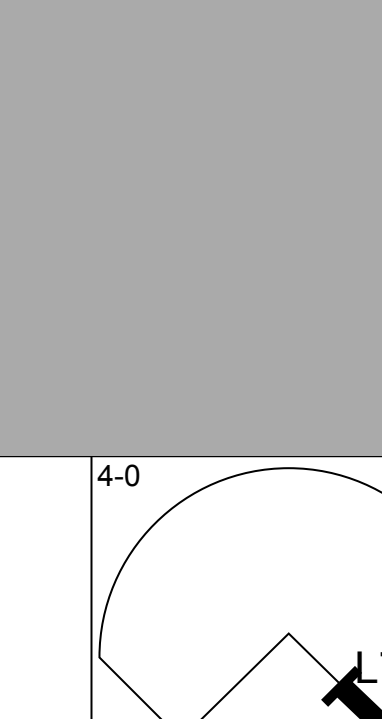
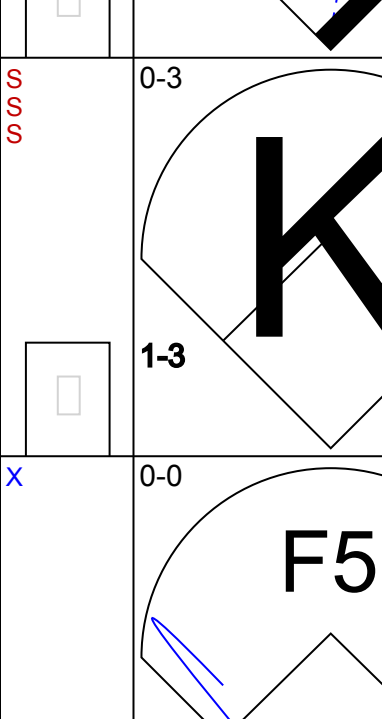
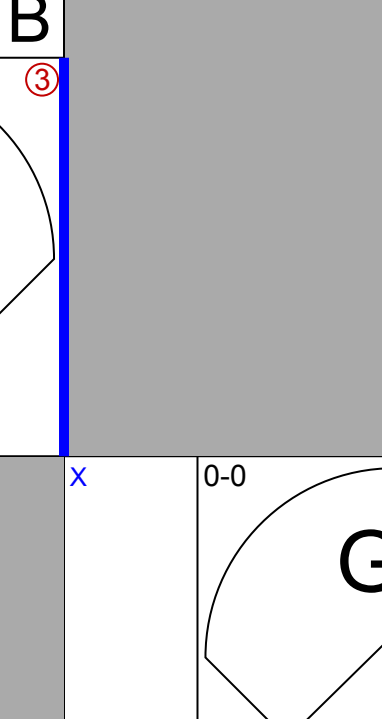

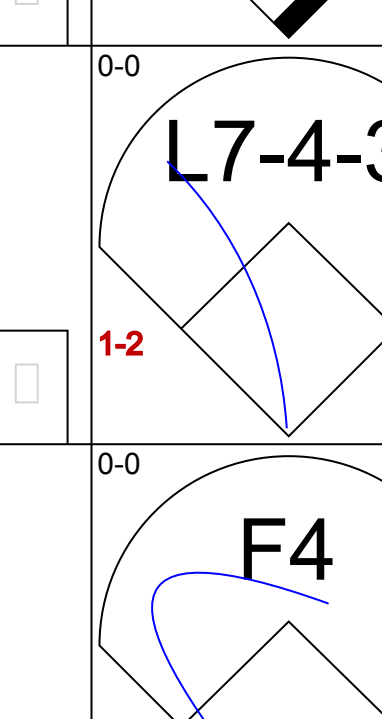

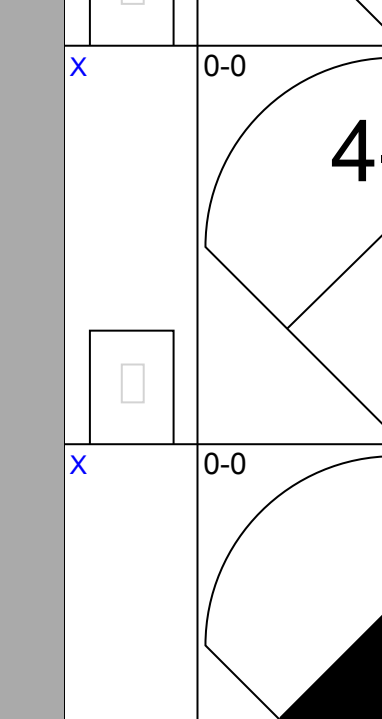

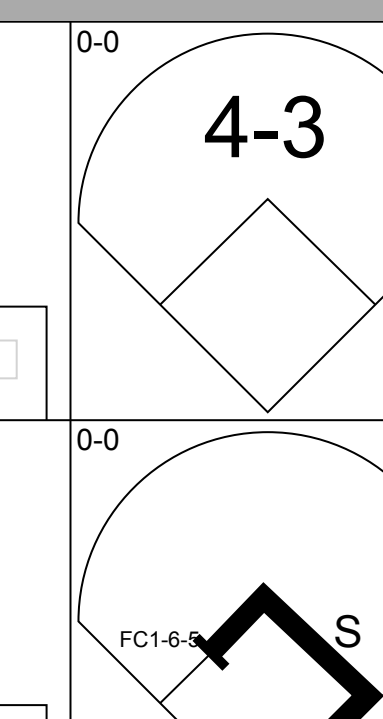

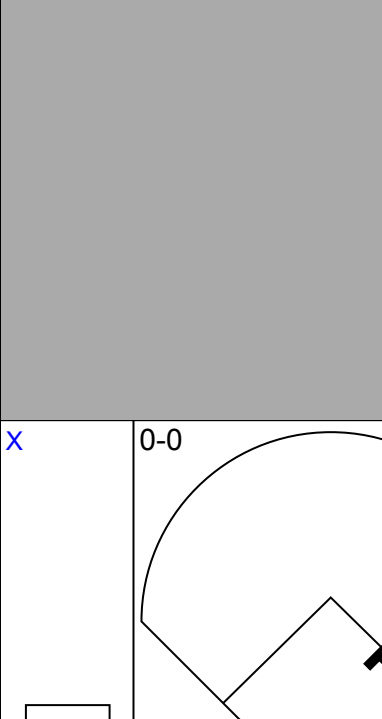
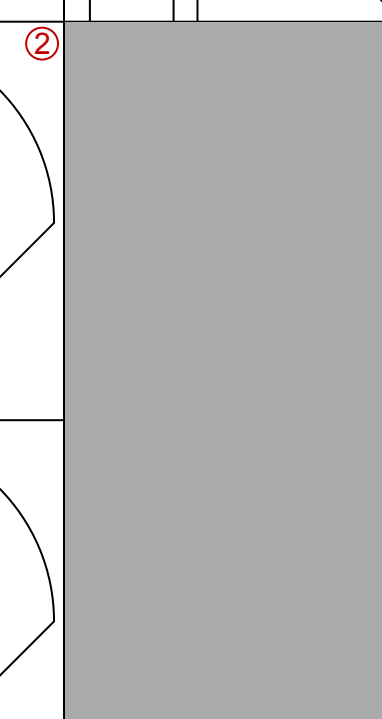
Batter	1	2	3	4	5	6	7	8	9	AB	R	H	RBI	BB	SO	LOB	BOTTOM					
Rick Manning, L OBP: 0.361, SLG: 0.290	L7 		F7 			1-3 	1-3 			4	0	0	0	0	0	1						
Toby Harrah, R OBP: 0.222, SLG: 0.161	S BB 		F8 			1B 		L4 		3	0	1	0	1	0	1						
Mike Hargrove, L OBP: 0.357, SLG: 0.375	F7 			G5-4-3 BB 		FC6-4 1B 		WP BB 		2	0	1	0	2	0	1						
Cliff Johnson, R OBP: 0.238, SLG: 0.211	K 			G5-4-3 		FC6-4 		K 		4	0	0	0	0	2	4						
Jorge Orta, L OBP: 0.382, SLG: 0.333		F7 		4-3 			1B HR BB 	F9 		3	1	0	0	1	0	1						
Joe Charboneau, R OBP: 0.406, SLG: 0.577		G3 			F8 4-3 BB 		1-2 HR 1B 	G2 		3	1	1	0	1	0	0						
Ron Hassey, L OBP: 0.308, SLG: 0.500		K 			4-3 		1-2 	4-3 		4	1	1	3	0	1	1						
Duane Kuiper, L OBP: 0.367, SLG: 0.385					L7 			4-3 		4	0	0	0	0	1	1						
Tom Verzyer, R OBP: 0.350, SLG: 0.353 Andres Mora, R OBP: 0.250, SLG: 0.250 Jerry Dybzinski, R (8, 6)						4-3 		F8 		2	0	1	0	0	0	1						
<b>Inning Stats</b>	R: 0 E: 0 K: 1 S: 5	H: 0 LOB: 1 BB: 1 P: 9	R: 0 E: 0 K: 1 S: 5	H: 0 LOB: 0 BB: 0 P: 5	R: 0 E: 0 K: 0 S: 4	H: 1 LOB: 1 BB: 0 P: 4	R: 0 E: 0 K: 0 S: 2	H: 0 LOB: 0 BB: 1 P: 6	R: 0 E: 0 K: 0 S: 3	H: 0 LOB: 1 BB: 1 P: 7	R: 0 E: 0 K: 0 S: 4	H: 2 LOB: 1 BB: 0 P: 4	R: 3 E: 0 K: 1 S: 7	H: 2 LOB: 0 BB: 1 P: 11	R: 0 E: 0 K: 1 S: 5	H: 0 LOB: 1 BB: 1 P: 9	R: 0 E: 0 K: 0 S: 3	H: 0 LOB: 0 BB: 0 P: 3	1B: 3 2B: 1 3B: 0 HR: 1	SF: 0 SAC: 0 DP: 1 HBP: 0	WP: 1 PB: 0 SB: 1 CS: 0	PA: 35
<b>PITCHER</b>	IP WLS BF H R ER SO BB IBB HBP BLK WP HR S P ERA WHIP																					
Dave Lemanczyk, R ERA: 5.84	(1, 1)	6.0 W 25 5 3 3 2 4 0 0 0 0 1 1 25 41 4.50 1.500																				
Jerry Garvin, L ERA: 5.4	(7, 1)	1.1 5 0 0 0 1 1 0 0 0 0 0 0 6 10 0.00 0.750																				
Joey McLaughlin, R ERA: 10.38	(8, 1)	1.2 S 5 0 0 0 1 0 0 0 0 0 1 0 7 7 0.00 0.000																				

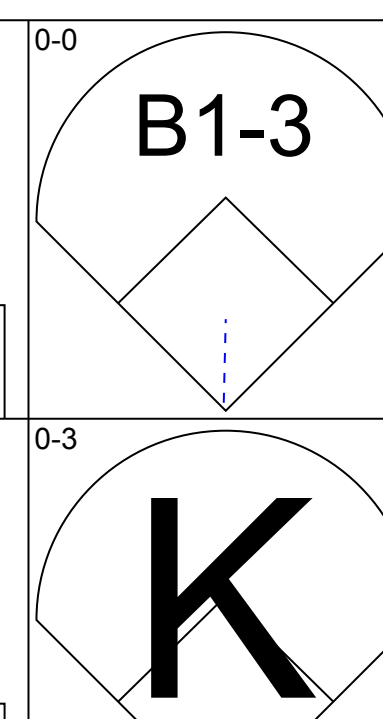
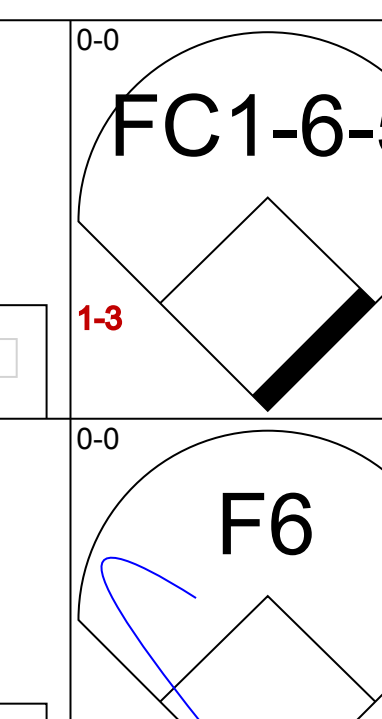
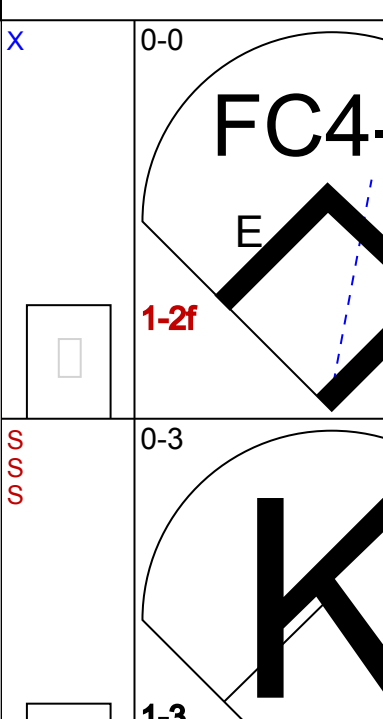
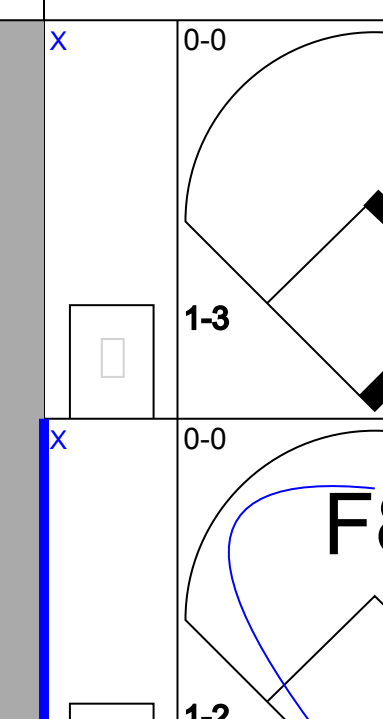
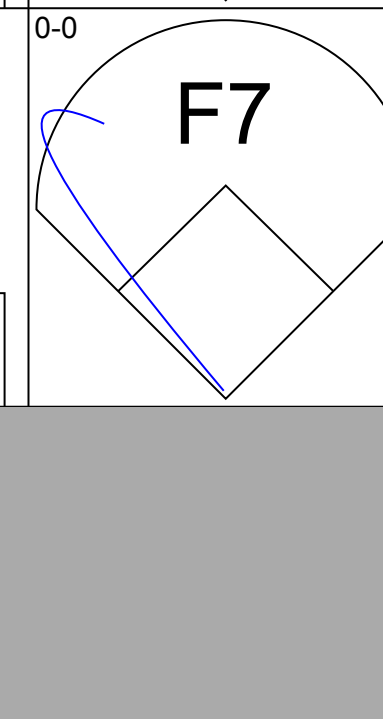

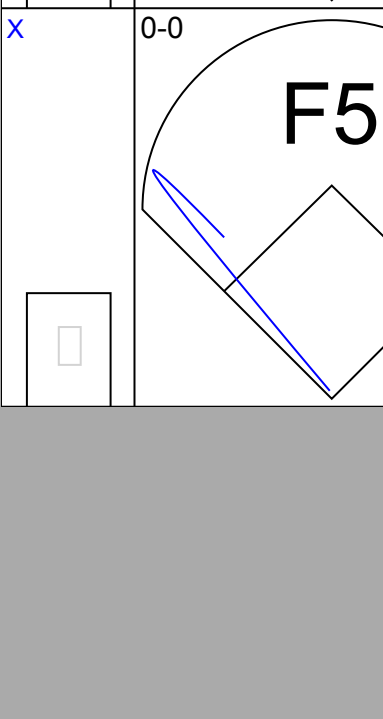
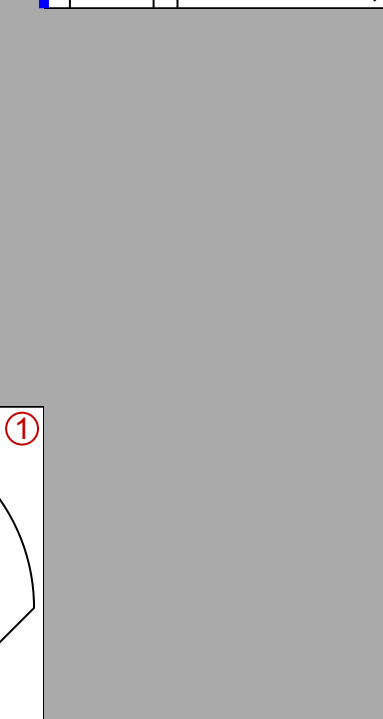

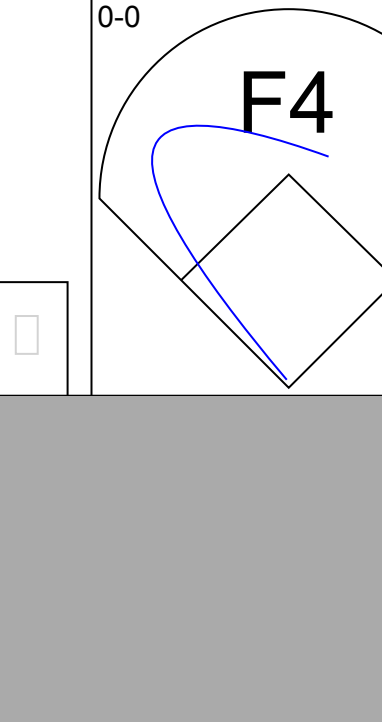

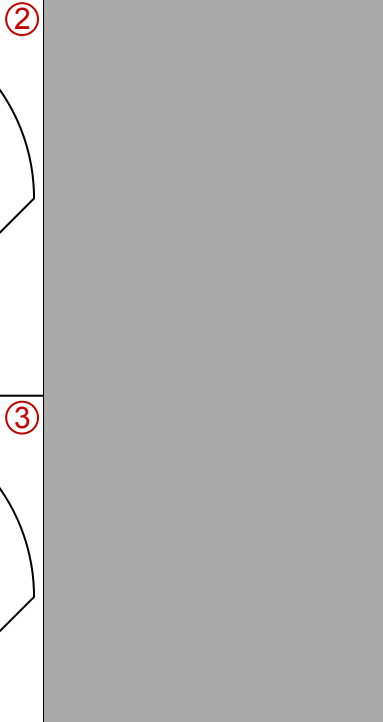
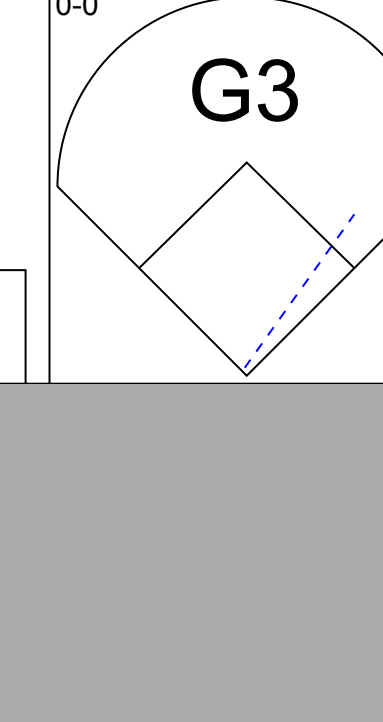


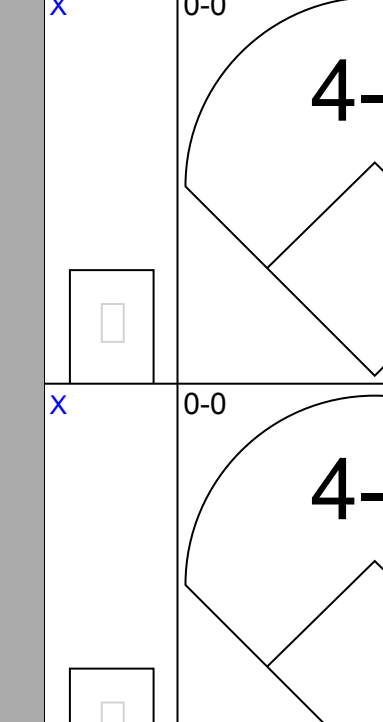
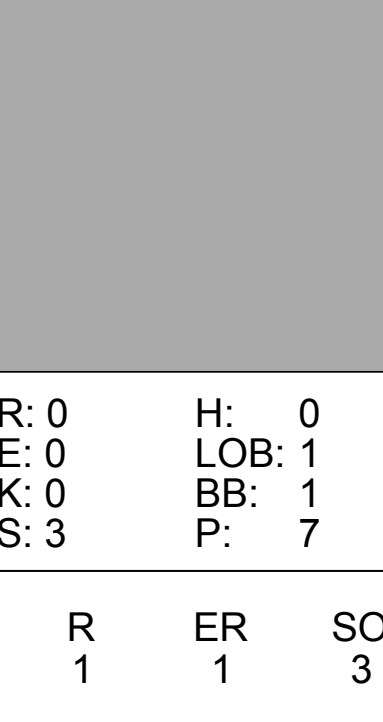
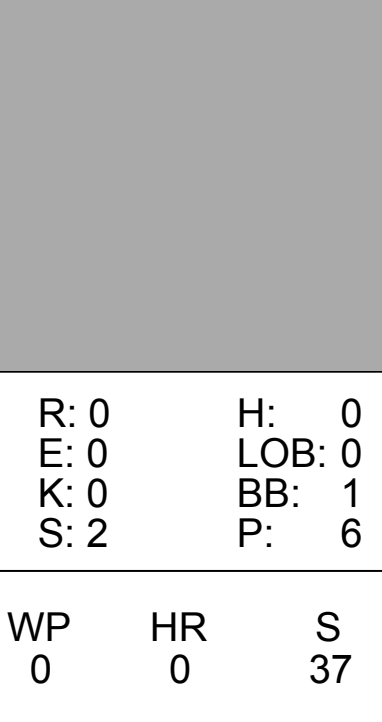
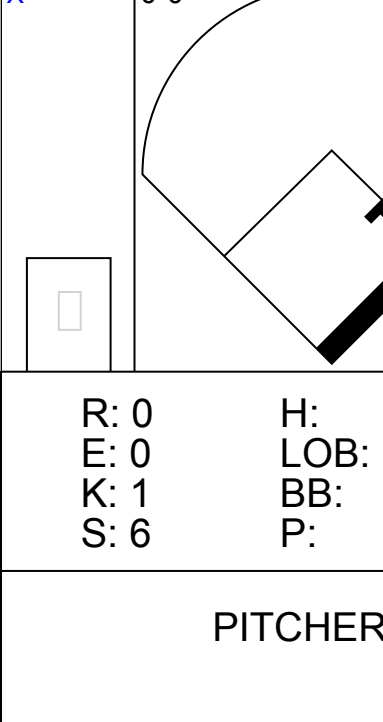
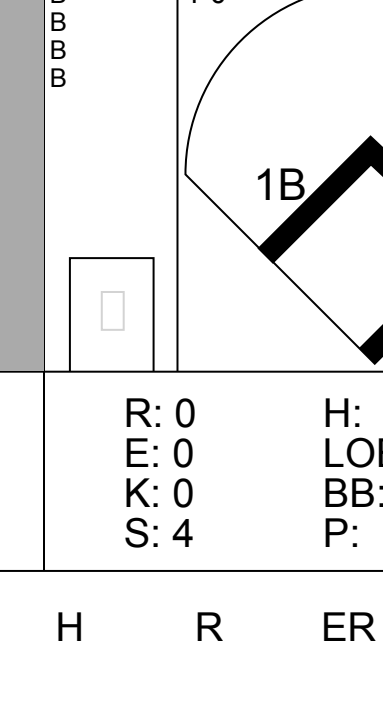




Toronto Blue Jays @ Cleveland Indians  
Cleveland Municipal Stadium, Cleveland, OH

AB 30  
R 3  
H 5  
RBI 3  
BB 5  
SO 4  
LOB 11



Sun Apr 20 1980, 3:33 AM EST  
Att: 11,220 - Unknown - 54 F

Batter	1	2	3	4	5	6	7	8	9	AB	R	H	RBI	BB	SO	LOB	TOP			
Alfredo Griffin, S OBP: 0.209, SLG: 0.262 (1, 6)										5	1	1	0	0	3	3	<b>Toronto Blue Jays @ Kansas City Royals</b> Royals Stadium, Kansas City, MO Mon Apr 21 1980, 7:05 PM EST Att: 21,117 - Unknown - 84 F			
Rick Bosetti, R OBP: 0.200, SLG: 0.282 (1, 8)										5	1	0	1	0	0	3				
John Mayberry, L OBP: 0.400, SLG: 0.636 (1, 3)										3	1	1	2	2	0	0				
Roy Howell, L OBP: 0.400, SLG: 0.472 (1, 5)										5	1	2	0	0	0	2				
Otto Velez, R OBP: 0.436, SLG: 0.500 (1, 10)										1	0	0	0	2	0	1				
Al Woods, L OBP: 0.200, SLG: 0.200 (6, PR)										1	0	0	0	0	0	0				
Barry Bonnell, R OBP: 0.276, SLG: 0.469 (1, 9)										3	2	0	1	0	0	2				
Damaso Garcia, R OBP: 0.314, SLG: 0.438 (1, 4)										4	0	2	1	0	1	3				
Danny Ainge, R OBP: 0.500, SLG: 0.600 (9, PH)										3	0	1	0	0	0	3				
Willie Upshaw, L OBP: 0.900, SLG: 0.333 (9, PH)										0	1	0	0	1	0	0				
Bob Bailor, R OBP: 0.118, SLG: 0.063 (9, 7)										0	0	0	0	0	0	0				
Bob Davis, R OBP: 0.333, SLG: 0.294 (1, 2)										4	0	1	1	0	0	2				
<b>Inning Stats</b>	R: 0 E: 0 K: 1 S: 5	H: 0 LOB: 0 BB: 0 P: 5	R: 0 E: 0 K: 0 S: 4	H: 1 LOB: 1 BB: 0 P: 4	R: 0 E: 0 K: 0 S: 4	H: 2 LOB: 1 BB: 0 P: 4	R: 3 E: 1 K: 0 S: 5	H: 2 LOB: 1 BB: 2 P: 13	R: 0 E: 0 K: 1 S: 5	H: 0 LOB: 0 BB: 0 P: 9	R: 0 E: 0 K: 1 S: 5	H: 0 LOB: 0 BB: 0 P: 5	R: 0 E: 0 K: 0 S: 3	H: 0 LOB: 0 BB: 0 P: 3	R: 4 E: 1 K: 0 S: 7	H: 3 LOB: 1 BB: 1 P: 11	1B: 4 2B: 5 3B: 0 HR: 0	SF: 0 SAC: 1 DP: 1 HBP: 0	WP: 0 PB: 0 SB: 1 CS: 0	PA: 40
<b>PITCHER</b>	IP WLS BF H R ER SO BB IBB HBP BLK WP HR S P ERA WHIP																			
Rich Gale, R ERA: 5.59 (1, 1)	8.0 L 35 6 6 4 4 4 1 0 0 0 0 0 38 58 4.50 1.250																			
Dan Quisenberry, R ERA: 2.7 (9, 1)	0.2 4 2 1 0 0 0 0 0 0 0 0 0 4 4 0.00 3.000																			
Steve Busby, R ERA: 40.5 (9, 1)	0.1 1 0 0 0 0 0 0 0 0 0 0 0 1 1 0.00 0.000																			

Batter	1	2	3	4	5	6	7	8	9	AB	R	H	RBI	BB	SO	LOB	BOTTOM					
Willie Wilson, S OBP: 0.327, SLG: 0.426 (1, 8)										4	0	1	0	0	0	2	<b>Toronto Blue Jays @ Kansas City Royals</b> Royals Stadium, Kansas City, MO Mon Apr 21 1980, 7:05 PM EST Att: 21,117 - Unknown - 84 F					
Frank White, R OBP: 0.289, SLG: 0.326 (1, 4)										3	0	0	0	0	2							
Steve Braun, L OBP: 0.289, SLG: 0.326 (8, PH)										1	0	0	0	0	2							
Jerry Terrell, R OBP: 0.289, SLG: 0.326 (9, 4)										0	0	0	0	0	0							
George Brett, L OBP: 0.362, SLG: 0.487 (1, 5)										3	0	0	0	1	0							
Willie Aikens, L OBP: 0.261, SLG: 0.357 (1, 3)										4	0	0	0	0	1							
Hal McRae, R OBP: 0.362, SLG: 0.476 (1, 10)										3	1	1	0	1	0	0						
Ralph LaCock, L OBP: 0.244, SLG: 0.268 (1, 7)										4	0	1	1	0	1							
Jamie Quirk, L OBP: 0.241, SLG: 0.250 (1, 2)										4	0	0	0	0	2							
Clint Hurdle, L OBP: 0.259, SLG: 0.385 (1, 9)										3	0	0	0	0	0	0						
U L Washington, S OBP: 0.333, SLG: 0.424 (1, 6)										2	0	2	0	1	0	0						
<b>Inning Stats</b>	R: 0 E: 0 K: 1 S: 5	H: 0 LOB: 0 BB: 0 P: 5	R: 0 E: 0 K: 0 S: 3	H: 0 LOB: 1 BB: 1 P: 7	R: 0 E: 0 K: 0 S: 4	H: 1 LOB: 0 BB: 0 P: 4	R: 0 E: 0 K: 0 S: 2	H: 0 LOB: 0 BB: 1 P: 6	R: 0 E: 0 K: 1 S: 5	H: 0 LOB: 0 BB: 0 P: 5	R: 0 E: 0 K: 1 S: 6	H: 1 LOB: 1 BB: 0 P: 6	R: 0 E: 0 K: 0 S: 3	H: 0 LOB: 0 BB: 0 P: 3	R: 0 E: 0 K: 0 S: 4	H: 1 LOB: 2 BB: 1 P: 8	R: 1 E: 0 K: 0 S: 5	H: 2 LOB: 1 BB: 0 P: 5	1B: 4 2B: 2 3B: 0 HR: 0	SF: 0 SAC: 0 DP: 1 HBP: 0	WP: 0 PB: 0 SB: 3 CS: 0	PA: 34
<b>PITCHER</b>	IP WLS BF H R ER SO BB IBB HBP BLK WP HR S P ERA WHIP																					
Dave Stieb, R ERA: 1.5 (1, 1)	9.0 W 34 5 1 1 3 3 0 0 0 0 0 0 37 49 1.00 0.889																					

AB	34
R	7
H	8
RBI	6
BB	5
SO	4
LOB	19



AB	31
R	1
H	5
RBI	1
BB	3
SO	3
LOB	11



Batter	1	2	3	4	5	6	7	8	9	AB	R	H	RBI	BB	SO	LOB	TOP																			
Alfredo Griffin, S OBP: 0.213, SLG: 0.261 (1, 6)	L4		F5			F4		1B		4	0	1	1	0	0	1	Toronto Blue Jays @ Kansas City Royals Royals Stadium, Kansas City, MO Tue Apr 22 1980, 7:05 PM EST Att: 16,993 - Unknown - 82 F																			
Rick Bosetti, R OBP: 0.205, SLG: 0.279 (1, 8)	1-3			L9		F8		1B		4	0	1	0	0	0																					
John Mayberry, L OBP: 0.364, SLG: 0.568 (1, 3)	F5			F8			4-3	L1		4	0	0	0	0	2																					
Otto Velez, R OBP: 0.442, SLG: 0.500 (1, 10)		G6-4-3 1B		E5 1B			1-3		5-3	4	0	2	0	0	0																					
Roy Howell, L OBP: 0.364, SLG: 0.425 (1, 5)	F4			K			4-3		4-3	4	0	0	0	0	1	2																				
Barry Bonnell, R OBP: 0.250, SLG: 0.417 (1, 9)	G6-4-3 1-2				F8			F8	E5	4	0	0	0	0	1																					
Damaso Garcia, R OBP: 0.333, SLG: 0.444 (1, 4)				2-3 1B		6-3		2B 6-3 1B	F6	4	1	2	0	0	1																					
Danny Ainge, R OBP: 0.462, SLG: 0.615 (1, 7)			L8		F8			1B 2B		3	1	1	0	0	1																					
Bob Davis, R OBP: 0.286, SLG: 0.250 (1, 2)			2-3			L7		6-3		3	0	0	1	0	2																					
<b>Inning Stats</b>	R: 0 E: 0 K: 0 S: 3	H: 0 LOB: 0 BB: 0 P: 3	R: 0 E: 0 K: 0 S: 3	H: 1 LOB: 0 BB: 0 P: 3	R: 0 E: 0 K: 1 S: 4	H: 1 LOB: 1 BB: 0 P: 4	R: 0 E: 1 K: 1 S: 6	H: 1 LOB: 1 BB: 0 P: 6	R: 0 E: 0 K: 0 S: 3	H: 0 LOB: 0 BB: 0 P: 3	R: 0 E: 0 K: 0 S: 3	H: 0 LOB: 0 BB: 0 P: 3	R: 0 E: 0 K: 0 S: 3	H: 0 LOB: 0 BB: 0 P: 3	R: 2 E: 0 K: 0 S: 7	H: 4 LOB: 2 BB: 0 P: 7	R: 0 E: 1 K: 0 S: 4	H: 0 LOB: 1 BB: 0 P: 4	1B: 6 2B: 1 3B: 0 HR: 0	SF: 0 SAC: 0 DP: 1 HBP: 0	WP: 0 PB: 0 SB: 0 CS: 0	PA: 34														
<b>PITCHER</b>	IP	WLS	BF	H	R	ER	SO	BB	IBB	HBP	BLK	WP	HR	S	P	ERA	WHIP	<b>PITCHER</b>		IP	WLS	BF	H	R	ER	SO	BB	IBB	HBP	BLK	WP	HR	S	P	ERA	WHIP
Paul Spittorf, L ERA: 3.6 (1, 1)	8.0	W	30	7	2	2	1	0	0	0	0	0	0	32	32	2.25	0.875																			
Marty Pattin, R ERA: 0.84 (9, 1)	1.0		4	0	0	0	0	0	0	0	0	0	0	4	4	0.00	0.000																			

AB	34
R	2
H	7
RBI	2
BB	0
SO	1
LOB	10



Batter	1	2	3	4	5	6	7	8	9	AB	R	H	RBI	BB	SO	LOB	BOTTOM																			
Willie Wilson, S OBP: 0.321, SLG: 0.412 (1, 8)	4-3	3-1			E 1B		K			4	0	1	0	0	1	1	Toronto Blue Jays @ Kansas City Royals Royals Stadium, Kansas City, MO Tue Apr 22 1980, 7:05 PM EST Att: 16,993 - Unknown - 82 F																			
Frank White, R OBP: 0.286, SLG: 0.319 (1, 4)	5-3			4-3 1B	E8 1-2		F2			4	0	1	0	0	1																					
George Brett, L OBP: 0.333, SLG: 0.442 (1, 5)	L8			4-3	FC4-6-2 1-2 2H			4-3		4	0	0	0	0	3																					
Hal McRae, R OBP: 0.373, SLG: 0.500 Clint Hurdle, L OBP: 0.259, SLG: 0.385 (1, 7) (9, 9)		2B 2B		5-3		6-3		BB 1B 1B		4	2	2	0	0	1																					
Willie Aikens, L OBP: 0.300, SLG: 0.386 Rance Mulliniks, L (8, PR) Ralph LaCock, L OBP: 0.244, SLG: 0.268 (1, 3) (9, 3)		2B 6-3 BB		K		1B 2B		1B 1B BB		2	2	1	0	2	1																					
John Wathan, R OBP: 0.500, SLG: 0.688 (1, 2)		6-3 1B 2B			G4-6-3 1B		5-3 1B	1B 1B 1B		4	2	4	3	0	0																					
Dave Chalk, R OBP: 0.167, SLG: 0.200 (1, 10)		6-3		G4-6-3 1-2		5-3		1B 1B		4	0	1	2	0	3																					
Bob Deterage, R OBP: 0.364, SLG: 0.455 Steve Braun, L OBP: 0.100, SLG: 0.100 (1, 9) (8, PH) (9, 7)		2-3 3H		6-3		F9		1B 1B	G6-4-3 1B	3	0	1	1	0	1																					
U L Washington, S OBP: 0.300, SLG: 0.378 (1, 6)		F9			F9		F8	G6-4-3		4	0	0	0	0	3																					
<b>Inning Stats</b>	R: 0 E: 0 K: 0 S: 3	H: 0 LOB: 0 BB: 0 P: 3	R: 3 E: 0 K: 0 S: 6	H: 3 LOB: 1 BB: 1 P: 10	R: 0 E: 0 K: 1 S: 6	H: 1 LOB: 0 BB: 0 P: 6	R: 0 E: 0 K: 0 S: 3	H: 1 LOB: 0 BB: 0 P: 3	R: 0 E: 1 K: 0 S: 4	H: 1 LOB: 1 BB: 0 P: 4	R: 1 E: 0 K: 0 S: 5	H: 2 LOB: 1 BB: 0 P: 5	R: 0 E: 0 K: 1 S: 5	H: 0 LOB: 0 BB: 0 P: 5	R: 3 E: 0 K: 0 S: 6	H: 4 LOB: 2 BB: 1 P: 10	R: 0 E: 0 K: 0 S: 4	H: 0 LOB: 1 BB: 0 P: 4	1B: 9 2B: 4 3B: 0 HR: 0	SF: 0 SAC: 0 DP: 3 HBP: 0	WP: 0 PB: 0 SB: 1 CS: 0	PA: 36														
<b>PITCHER</b>	IP	WLS	BF	H	R	ER	SO	BB	IBB	HBP	BLK	WP	HR	S	P	ERA	WHIP	<b>PITCHER</b>		IP	WLS	BF	H	R	ER	SO	BB	IBB	HBP	BLK	WP	HR	S	P	ERA	WHIP
Paul Mirabella, L ERA: 1.71 (1, 1)	5.0	L	21	6	3	3	1	1	0	0	0	0	0	13	17	15.43	2.143																			
Jesse Jefferson, R ERA: 12.46 (6, 1)	2.1		12	4	4	4	1	1	0	0	0	0	0	3	3	0.00	3.000																			
Tom Buskey, R ERA: 2.57 (8, 1)	0.2		3	2	0	0	0	0	0	0	0	0	0	3	3	0.00	3.000																			

AB	34
R	7
H	12
RBI	7
BB	2
SO	2
LOB	14







Batter	1	2	3	4	5	6	7	8	9	AB	R	H	RBI	BB	SO	LOB	TOP	
Alfredo Griffin, S OBP: 0.254, SLG: 0.362 (1, 6)	F6		5-3		6-3			CS 1B		4	0	1	0	0	0	1		
Rick Bosetti, R OBP: 0.246, SLG: 0.364 (1, 8)	F9		6-3			L5		CS	1B SH HR	4	1	1	0	0	0	0		
John Mayberry, L OBP: 0.321, SLG: 0.458 (9, PR) Joe Cannon, L OBP: 0.417, SLG: 0.300 (9, 3)	4-3		G3			3-1			SH HR	3	0	0	0	0	0	0		
Otto Velez, R OBP: 0.392, SLG: 0.429 (1, 10)		1B BB 1B			F7					4	0	1	0	0	1	2		
Roy Howell, L OBP: 0.386, SLG: 0.451 (1, 5)		1B BB 1-2			L8			F8	HR 1B	3	1	1	0	1	0	0		
Barry Bonnell, R OBP: 0.294, SLG: 0.510 (1, 9)		K			6-3			K	HR	4	1	1	4	0	2	2		
Damaso Garcia, R OBP: 0.295, SLG: 0.333 (1, 4)		F9			6-3			F8	F4	4	0	0	0	0	0	3		
Bob Bailor, R OBP: 0.182, SLG: 0.143 (1, 7)		1-2 2-3				CS 1B		4-3	4-3	4	0	2	0	0	0	1		
Bob Davis, R OBP: 0.292, SLG: 0.304 (1, 2)		F8				1-2 2B		4-3		3	0	1	0	0	0	3		
<b>Inning Stats</b>	R: 0 E: 0 K: 0 S: 3	H: 0 LOB: 0 BB: 0 P: 3	R: 0 E: 0 K: 1 S: 7	H: 2 LOB: 3 BB: 1 P: 11	R: 0 E: 0 K: 0 S: 3	H: 0 LOB: 0 BB: 0 P: 3	R: 0 E: 0 K: 0 S: 3	H: 0 LOB: 0 BB: 0 P: 3	R: 0 E: 0 K: 1 S: 5	H: 0 LOB: 0 BB: 0 P: 5	R: 0 E: 0 K: 0 S: 3	H: 1 LOB: 0 BB: 0 P: 3	R: 4 E: 1 K: 1 S: 9	H: 3 LOB: 1 BB: 0 P: 9	1B: 6 2B: 1 3B: 0 HR: 1	SF: 0 SAC: 1 DP: 0 HBP: 0	WP: 0 PB: 0 SB: 0 CS: 2	PA: 36
<b>PITCHER</b> Mike Caldwell, L ERA: 2.16 (1, 1)	IP: 9.0 WLS: L BF: 35 H: 8 R: 4 ER: 3 SO: 3 BB: 1 IBB: 0 HBP: 0 BLK: 0 WP: 0 HR: 1 S: 40 P: 44 ERA: 3.00 WHIP: 1.000															<b>PITCHER</b>		

Toronto Blue Jays @ Milwaukee Brewers  
Milwaukee County Stadium, Milwaukee, WI  
Sat Apr 26 1980, 4:33 AM EST  
Att: 11,038 - Unknown - 48 F

AB	33
R	4
H	8
RBI	4
BB	1
SO	3
LOB	12



Batter	1	2	3	4	5	6	7	8	9	AB	R	H	RBI	BB	SO	LOB	BOTTOM	
Paul Molitor, R OBP: 0.413, SLG: 0.436 (1, 4)	F9		G4-6-3		CS	F9		K		4	0	0	0	0	1	2		
Robin Yount, R OBP: 0.421, SLG: 0.635 (1, 6)	L4		4-3			1B		BB		3	0	1	0	1	0	0		
Cecil Cooper, L OBP: 0.438, SLG: 0.622 (1, 3)		WP 1B			1B	F7		F7		4	0	2	0	0	0	3		
Gorman Thomas, R OBP: 0.339, SLG: 0.408 (1, 8)		K			K	K			6-3	4	0	0	0	0	3	3		
Ben Oglivie, L OBP: 0.368, SLG: 0.396 (1, 7)		S 1B			F9			K	G3	4	0	1	0	0	1	1		
Sixto Lezcano, R OBP: 0.288, SLG: 0.420 (1, 9)		1-3			F7			1-3		3	0	0	0	1	0	2		
Dick Davis, R OBP: 0.120, SLG: 0.200 (1, 10)		F4				F9		K	F9	4	0	0	0	0	1	2		
Jim Gantner, L OBP: 0.286, SLG: 0.429 (1, 5)		1-3				4-3		F8 2B		3	0	1	0	0	0	1		
Charlie Moore, R OBP: 0.367, SLG: 0.296 (1, 2)			G4-6-3 BB			CS BB		F8 2-3		1	0	0	0	2	0	1		
<b>Inning Stats</b>	R: 0 E: 0 K: 1 S: 6	H: 1 LOB: 1 BB: 0 P: 6	R: 0 E: 0 K: 0 S: 4	H: 1 LOB: 0 BB: 0 P: 4	R: 0 E: 0 K: 0 S: 2	H: 0 LOB: 0 BB: 1 P: 6	R: 0 E: 0 K: 1 S: 6	H: 1 LOB: 1 BB: 0 P: 6	R: 0 E: 0 K: 2 S: 7	H: 0 LOB: 0 BB: 0 P: 7	R: 0 E: 0 K: 1 S: 6	H: 1 LOB: 2 BB: 1 P: 10	R: 0 E: 0 K: 0 S: 3	H: 0 LOB: 1 BB: 1 P: 7	1B: 4 2B: 1 3B: 0 HR: 0	SF: 0 SAC: 0 DP: 1 HBP: 0	WP: 1 PB: 0 SB: 1 CS: 1	PA: 35
<b>PITCHER</b> Dave Stieb, R ERA: 1.09 (1, 1)	IP: 9.0 WLS: W BF: 34 H: 5 R: 0 ER: 0 SO: 6 BB: 4 IBB: 0 HBP: 0 BLK: 0 WP: 1 HR: 0 S: 42 P: 58 ERA: 0.00 WHIP: 1.000															<b>PITCHER</b>		

Toronto Blue Jays @ Milwaukee Brewers  
Milwaukee County Stadium, Milwaukee, WI  
Sat Apr 26 1980, 4:33 AM EST  
Att: 11,038 - Unknown - 48 F

AB	30
R	0
H	5
RBI	0
BB	4
SO	6
LOB	15





Batter	1	2	3	4	5	6	7	8	9	AB	R	H	RBI	BB	SO	LOB	TOP					
Willie Wilson, S (1, 8) OBP: 0.293, SLG: 0.375	F6		1B		4-3		F7			4	0	1	0	0	0	2	<b>Kansas City Royals @ Toronto Blue Jays</b> Exhibition Stadium, Toronto, ON Tue Apr 29 1980, 7:05 PM EDT Att: 11,553 - Unknown - 50 F					
Frank White, R (1, 4) OBP: 0.309, SLG: 0.348	K		L7		F9			P2	4	0	0	0	0	0	1							
George Brett, L (1, 5) OBP: 0.365, SLG: 0.537	1B			G3		P6		F7	4	0	1	0	0	0	0							
Willie Aikens, L (1, 3) OBP: 0.329, SLG: 0.328 Jerry Terrell, R (8, PR)	L6			2B	1B	3-1		BB	3	0	1	0	1	0	1							
Bob Detherage, R (8, 7) OBP: 0.286, SLG: 0.357				1B				BB	0	0	0	0	0	0	0							
Hal McRae, R (1, 10) OBP: 0.314, SLG: 0.477		E5		F8		HR		6-3	4	1	1	1	0	0	2							
John Wathan, R (1, 2) OBP: 0.487, SLG: 0.618		P5			2B		F7		3	0	1	0	1	0	1							
Ralph LaCock, L (1, 7) OBP: 0.193, SLG: 0.208 (8, 3)		F8		4-3			4-3	P5	4	0	0	0	0	0	4							
Clint Hurdle, L (1, 9) OBP: 0.325, SLG: 0.568		K			BB	4-3	4-3	P2	3	0	1	0	1	1	2							
U L Washington, S (1, 6) OBP: 0.313, SLG: 0.400 Steve Braun, L (7, PH) Rance Mulliniks, L (7, 6) Jamie Quirk, L (9, PH) OBP: 0.286, SLG: 0.167 OBP: 0.235, SLG: 0.242			F7		K		4-3	6-3	2	0	0	0	0	1	1							
							2-3		1	0	0	0	0	0	1							
<b>Inning Stats</b>	R: 0 E: 0 K: 1 S: 6	H: 1 LOB: 1 BB: 0 P: 6	R: 0 E: 1 K: 1 S: 6	H: 0 LOB: 1 BB: 0 P: 6	R: 0 E: 0 K: 0 S: 3	H: 1 LOB: 0 BB: 0 P: 3	R: 0 E: 0 K: 0 S: 5	H: 2 LOB: 2 BB: 0 P: 5	R: 0 E: 0 K: 0 S: 5	H: 0 LOB: 1 BB: 1 P: 9	R: 1 E: 0 K: 0 S: 4	H: 1 LOB: 0 BB: 0 P: 4	R: 0 E: 0 K: 0 S: 4	H: 1 LOB: 1 BB: 0 P: 4	R: 0 E: 0 K: 0 S: 3	H: 0 LOB: 1 BB: 1 P: 7		R: 0 E: 0 K: 0 S: 3	H: 0 LOB: 1 BB: 1 P: 7	1B: 3 2B: 2 3B: 0 HR: 1	SF: 0 SAC: 0 DP: 0 HBP: 0	WP: 0 PB: 0 SB: 0 CS: 0
<b>PITCHER</b> Jim Clancy, R (1, 1) ERA: 2.95	IP: 9.0 WLS: W BF: 36 H: 6 R: 1 ER: 1 SO: 3 BB: 3 IBB: 0 HBP: 0 BLK: 0 WP: 0 HR: 1 S: 39 P: 51 ERA: 1.00 WHIP: 1.000															<b>PITCHER</b>						

Batter	1	2	3	4	5	6	7	8	9	AB	R	H	RBI	BB	SO	LOB	BOTTOM		
Alfredo Griffin, S (1, 6) OBP: 0.265, SLG: 0.364	1B BB	P6			F9		PO			4	1	2	0	0	0	1	<b>Kansas City Royals @ Toronto Blue Jays</b> Exhibition Stadium, Toronto, ON Tue Apr 29 1980, 7:05 PM EDT Att: 11,553 - Unknown - 50 F		
Rick Bosetti, R (1, 8) OBP: 0.242, SLG: 0.344	BB BB SF8	F7			1-3		PO	L8	4	1	1	0	0	0	1				
John Mayberry, L (1, 3) OBP: 0.333, SLG: 0.440 Joe Cannon, L (8, PR)	4-0		4-3		F8			BB	2	0	0	0	2	0	0				
Willie Upshaw, L (9, 3) OBP: 0.412, SLG: 0.533	SF8 BB							BB	0	0	0	0	0	0	0				
Roy Howell, L (1, 5) OBP: 0.364, SLG: 0.407	4-0			F8		F4		K	3	0	0	1	1	1	1				
Otto Velez, R (1, 10) OBP: 0.383, SLG: 0.480	SF8		6-3			HR		K	3	1	1	2	0	1	1				
Al Woods, L (1, 7) OBP: 0.391, SLG: 0.476 Bob Bailor, R (7, 7)	1-2 2-3 3-H	K		F8			CS	1B	3	0	1	0	0	1	2				
Barry Bonnell, R (1, 9) OBP: 0.279, SLG: 0.536	6-3			F7		1-2	K		3	0	0	0	0	1	3				
Damaso Garcia, R (1, 4) OBP: 0.259, SLG: 0.345		K			2B		P4		3	0	1	0	0	1	0				
Ernie Whitt, L (1, 2) OBP: 0.375, SLG: 0.286		BB		L8			L8		2	0	0	0	1	0	1				
<b>Inning Stats</b>	R: 2 E: 0 K: 1 S: 7	H: 2 LOB: 2 BB: 2 P: 15	R: 0 E: 0 K: 1 S: 5	H: 0 LOB: 1 BB: 1 P: 9	R: 0 E: 0 K: 0 S: 3	H: 1 LOB: 1 BB: 0 P: 4	R: 0 E: 0 K: 0 S: 3	H: 0 LOB: 0 BB: 0 P: 3	R: 1 E: 0 K: 1 S: 6	H: 2 LOB: 1 BB: 0 P: 6	R: 0 E: 0 K: 0 S: 3	H: 1 LOB: 0 BB: 0 P: 3	R: 0 E: 0 K: 2 S: 7	H: 0 LOB: 1 BB: 1 P: 11	1B: 4 2B: 2 3B: 0 HR: 1	SF: 1 SAC: 0 DP: 1 HBP: 0		WP: 0 PB: 0 SB: 0 CS: 1	PA: 33
<b>PITCHER</b> Dennis Leonard, R (1, 1) ERA: 5.67	IP: 8.0 WLS: L BF: 32 H: 6 R: 3 ER: 3 SO: 5 BB: 4 IBB: 0 HBP: 0 BLK: 0 WP: 0 HR: 1 S: 38 P: 54 ERA: 3.38 WHIP: 1.250															<b>PITCHER</b>			





Batter	1	2	3	4	5	6	7	8	9	AB	R	H	RBI	BB	SO	LOB	TOP										
Willie Wilson, S (1, 8) OBP: 0.278, SLG: 0.355	0-0 4-3			0-0 6-3		0-0 F8			0-0 1-3	4	0	0	0	0	0	1											
Frank White, R (1, 4) OBP: 0.292, SLG: 0.329	0-0 G3			0-0 E6			0-0 F7		0-0 F8	4	0	0	0	0	0	0											
Hal McRae, R (1, 10) OBP: 0.324, SLG: 0.522	0-0 F8			0-0 P4			0-0 G6-4-3 1B		0-0 HR	4	1	2	1	0	0	1											
Willie Aikens, L (1, 3) OBP: 0.324, SLG: 0.311 Bob Detherage, R (9, PR) OBP: 0.296, SLG: 0.357		0-3 K			0-0 4-3				4-0 CS BB	3	0	0	0	1	1	1											
John Wathan, R (1, 2) OBP: 0.476, SLG: 0.595		0-0 6-3			0-3 K				0-0 CS	3	1	1	0	0	1	0											
Jamie Quirk, L (1, 5) OBP: 0.222, SLG: 0.229		0-0 6-3			0-0 4-1				0-0 SH3-4	2	0	0	0	0	0	0											
Ralph LaCock, L (1, 7) OBP: 0.193, SLG: 0.196			0-0 F7			0-0 F8			0-0 G3	3	0	0	0	0	0	1											
Clint Hurdle, L (1, 9) OBP: 0.326, SLG: 0.625			0-0 F8			0-0 6-3			0-0 HR	3	1	1	2	0	0	0											
U L Washington, S (1, 6) OBP: 0.314, SLG: 0.383			0-0 L8			4-0 BB			0-0 4-3	2	0	0	0	1	0	0											
<b>Inning Stats</b>	R: 0 E: 0 K: 0 S: 3	H: 0 LOB: 0 BB: 0 P: 3	R: 0 E: 0 K: 1 S: 5	H: 0 LOB: 0 BB: 0 P: 5	R: 0 E: 0 K: 0 S: 3	H: 0 LOB: 0 BB: 0 P: 3	R: 0 E: 1 K: 0 S: 3	H: 0 LOB: 0 BB: 0 P: 3	R: 0 E: 0 K: 1 S: 5	H: 0 LOB: 0 BB: 0 P: 5	R: 0 E: 0 K: 0 S: 3	H: 1 LOB: 0 BB: 0 P: 3	R: 2 E: 0 K: 0 S: 5	H: 2 LOB: 0 BB: 0 P: 5	R: 1 E: 0 K: 0 S: 3	H: 1 LOB: 1 BB: 1 P: 7	1B: 2 2B: 0 3B: 0 HR: 2	SF: 0 SAC: 1 DP: 1 HBP: 0	WP: 0 PB: 0 SB: 1 CS: 1	PA: 32							
<b>PITCHER</b>	IP	WLS	BF	H	R	ER	SO	BB	IBB	HBP	BLK	WP	HR	S	P	ERA	WHIP										
Jesse Jefferson, R (1, 1) ERA: 6.0	7.2	L	26	3	2	2	2	1	0	0	0	0	1	29	33	2.35	0.522										
Joey McLaughlin, R (8, 1) ERA: 6.17	1.1		5	1	1	1	0	1	0	0	0	0	1	4	8	6.75	1.500										

Kansas City Royals @ Toronto Blue Jays  
Exhibition Stadium, Toronto, ON  
Wed Apr 30 1980, 7:05 PM EDT  
Att: 14,029 - Unknown - 50 F

AB 28  
R 3  
H 4  
RBI 3  
BB 2  
SO 2  
LOB 4



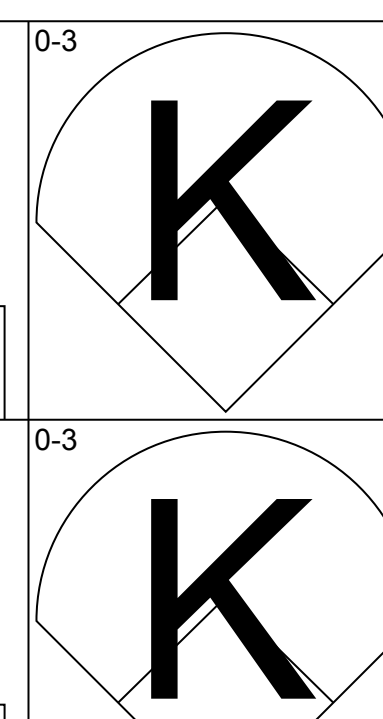
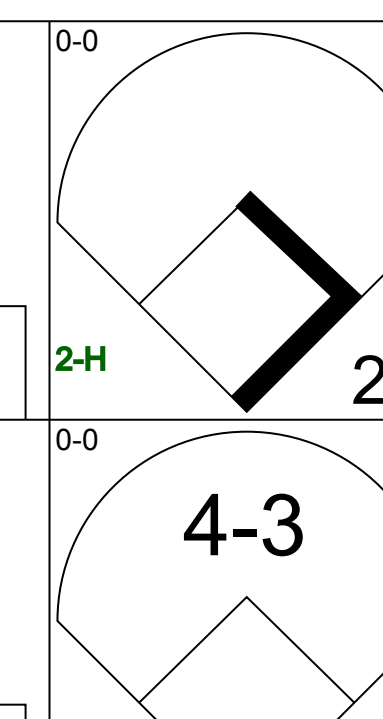
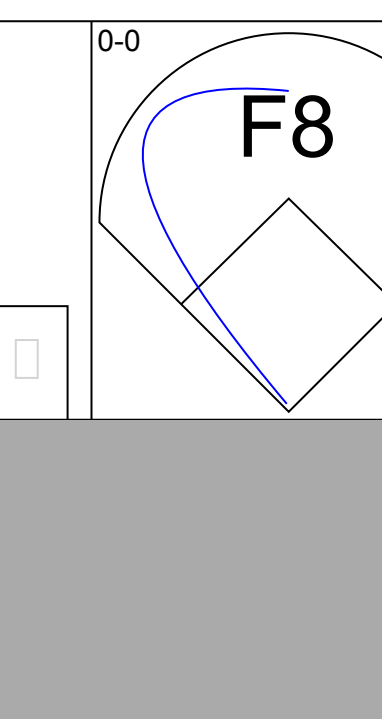
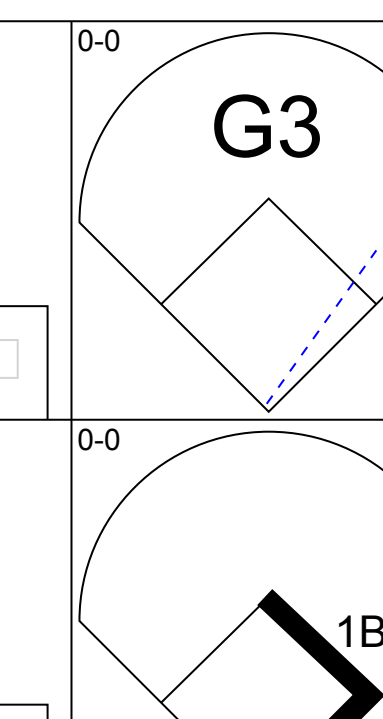
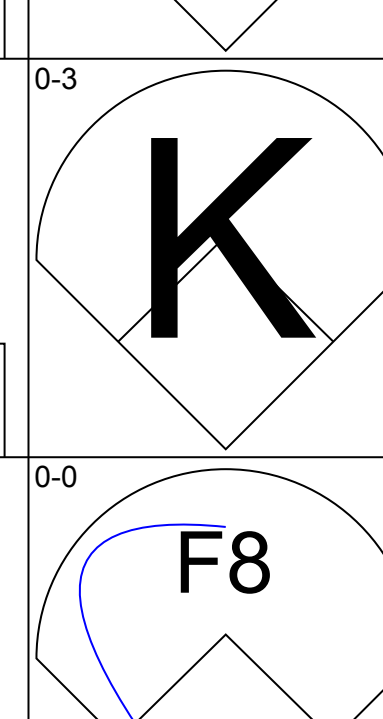
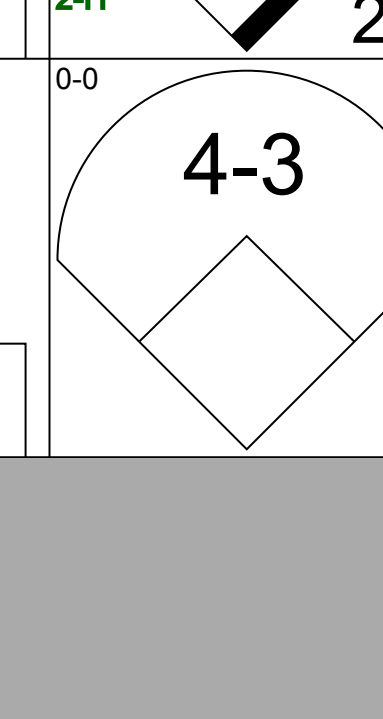
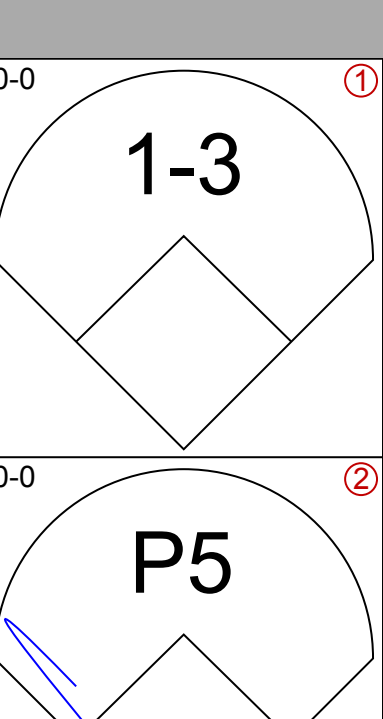
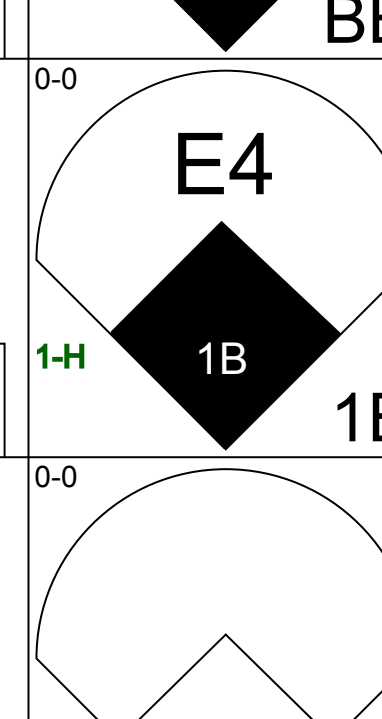
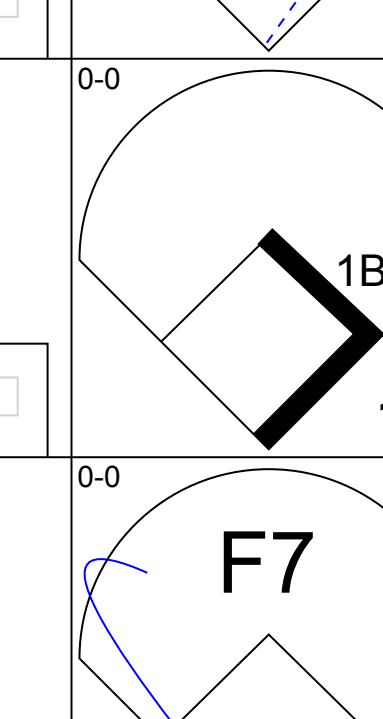
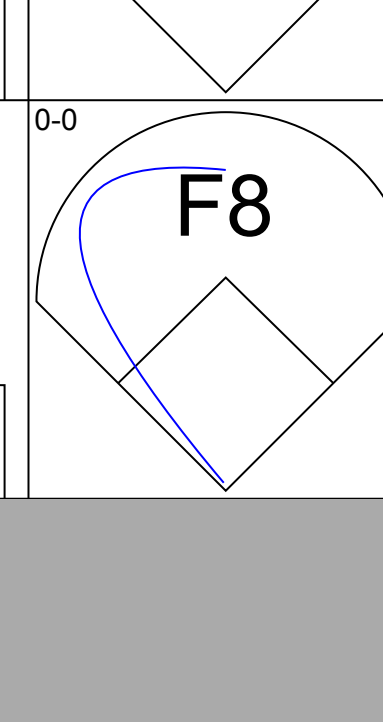
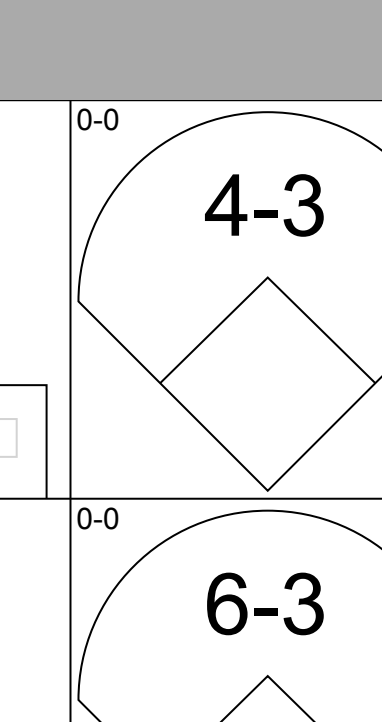
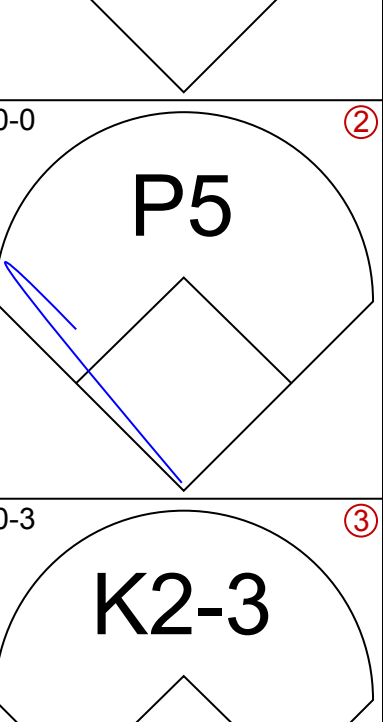
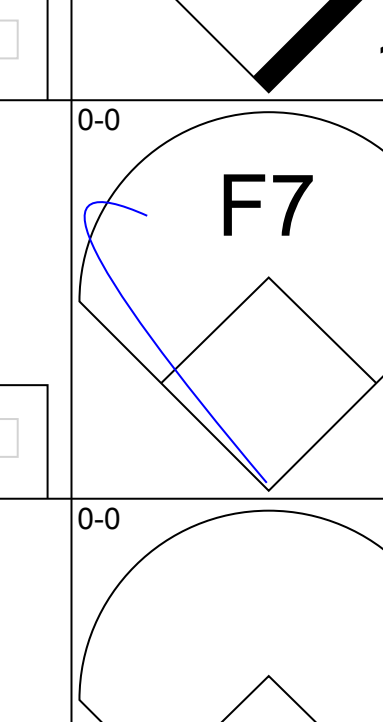
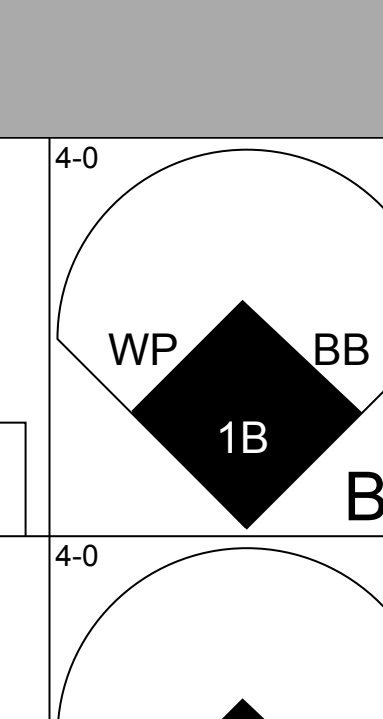
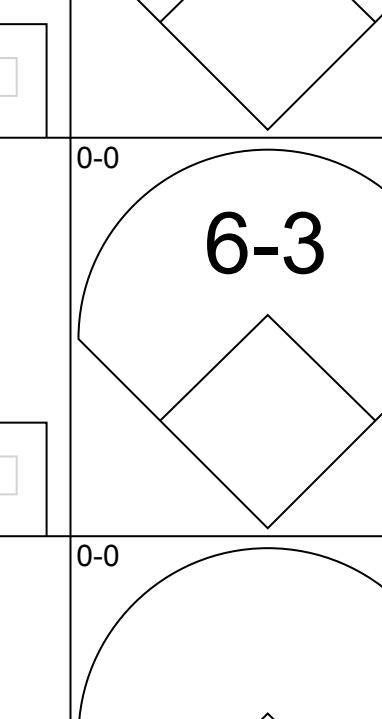
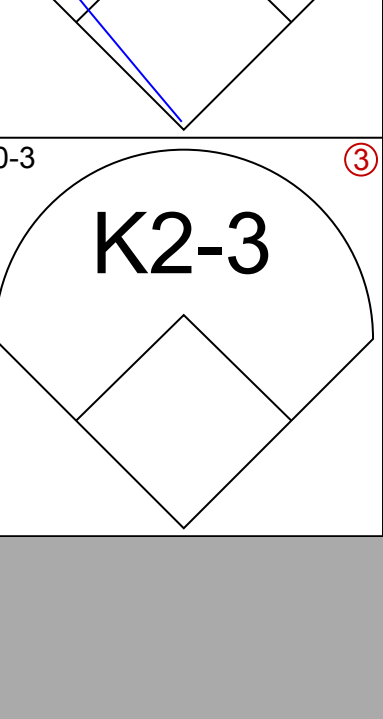
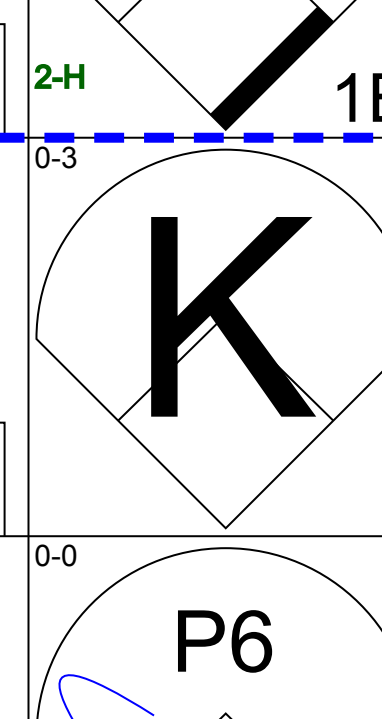
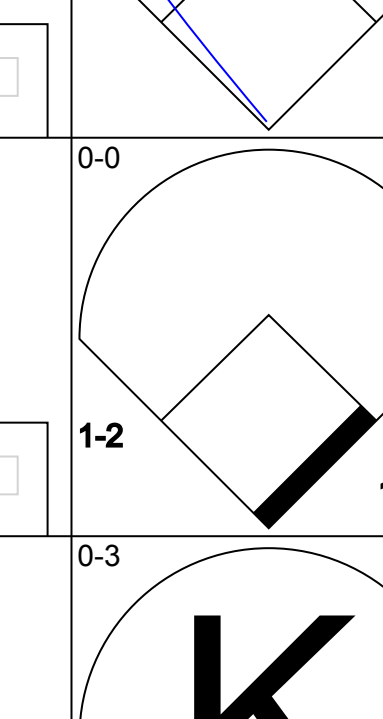
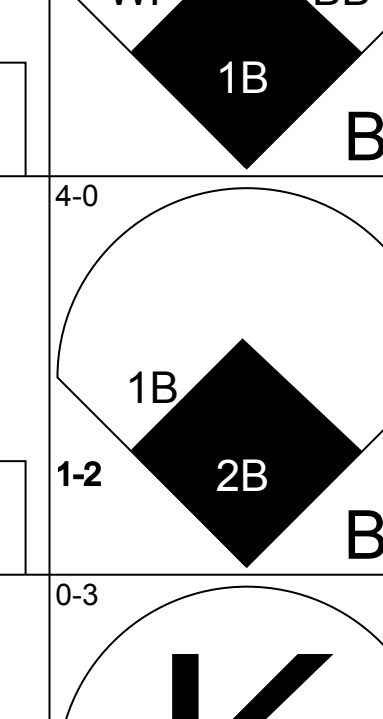
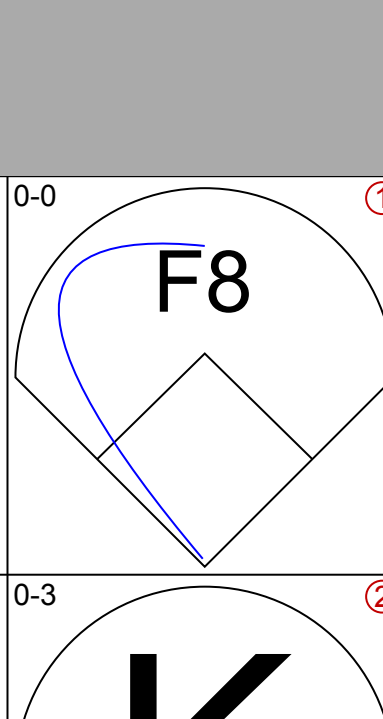
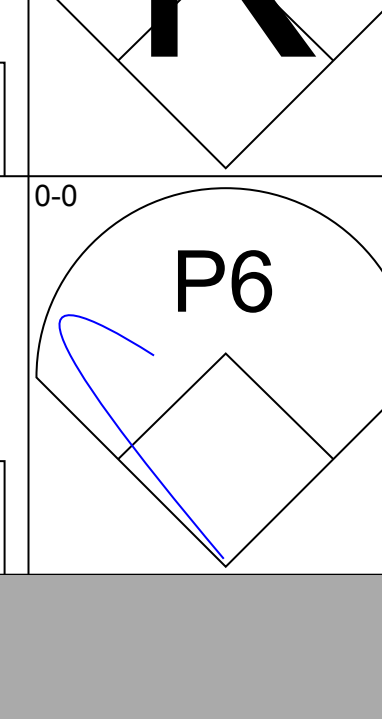
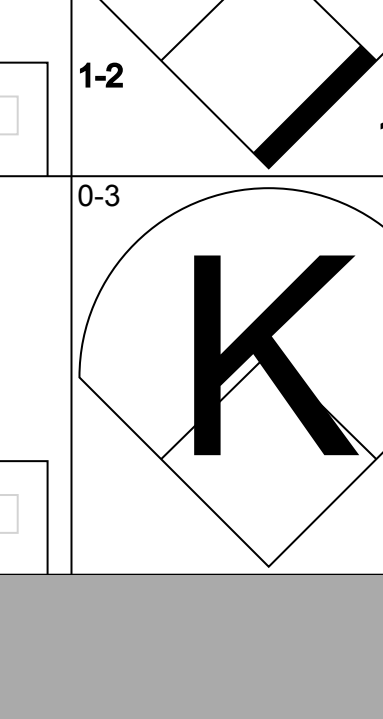

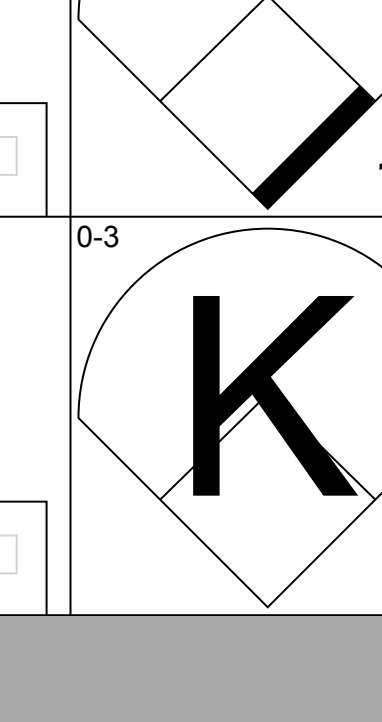
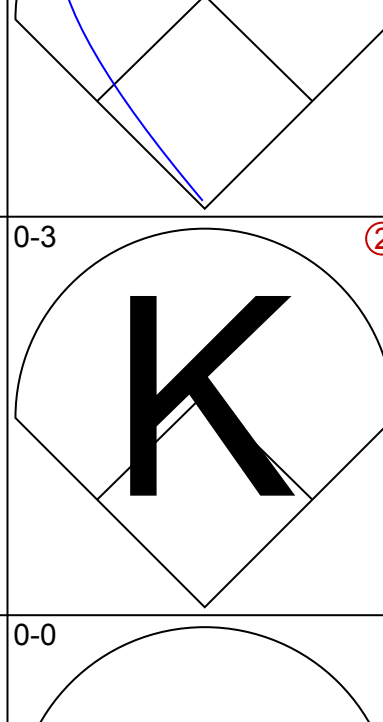
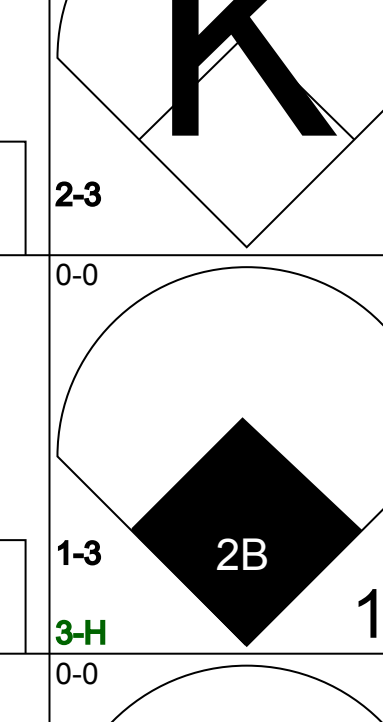
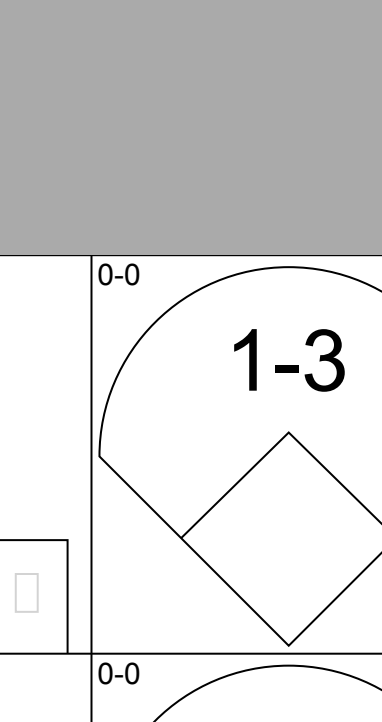
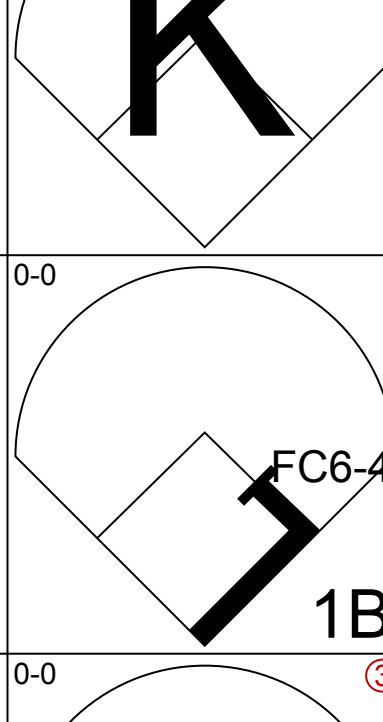
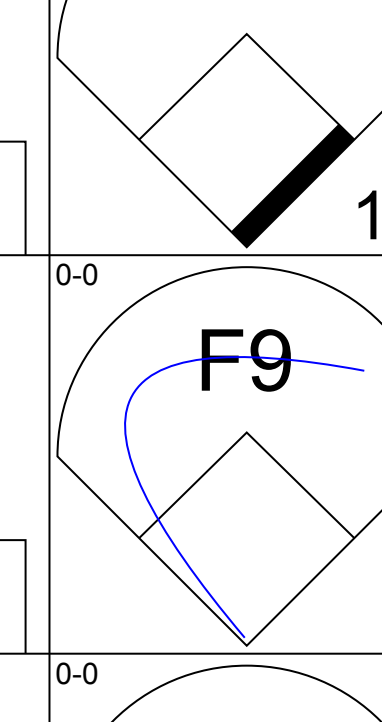

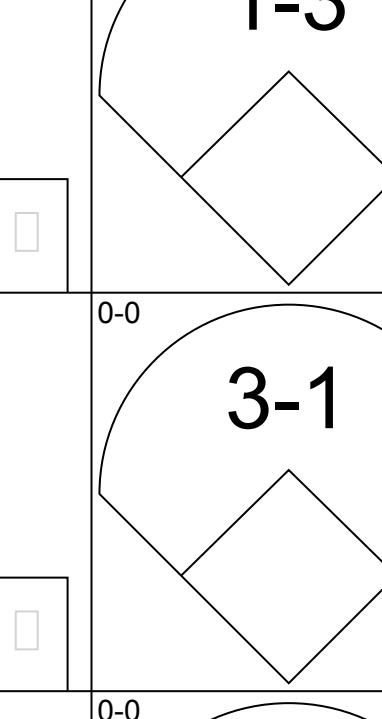
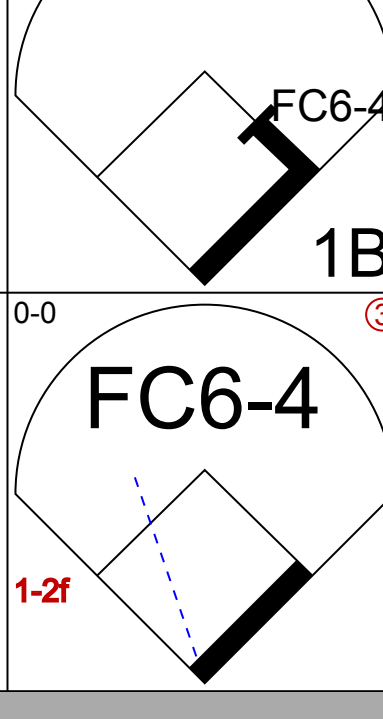
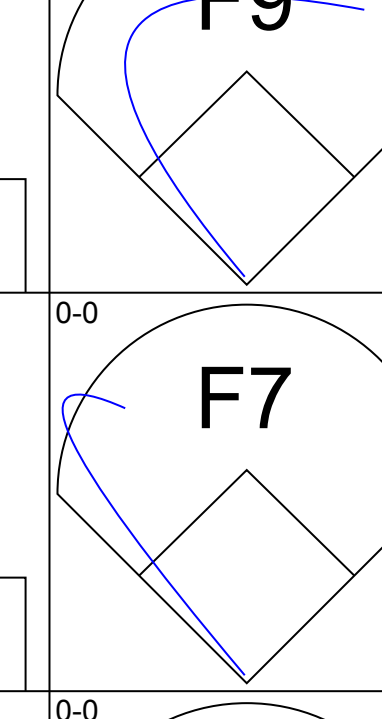
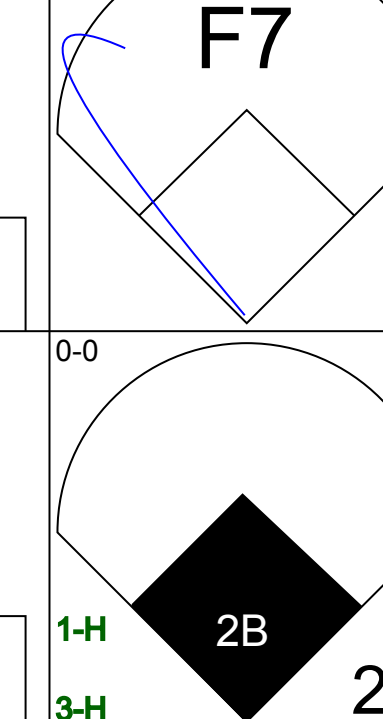
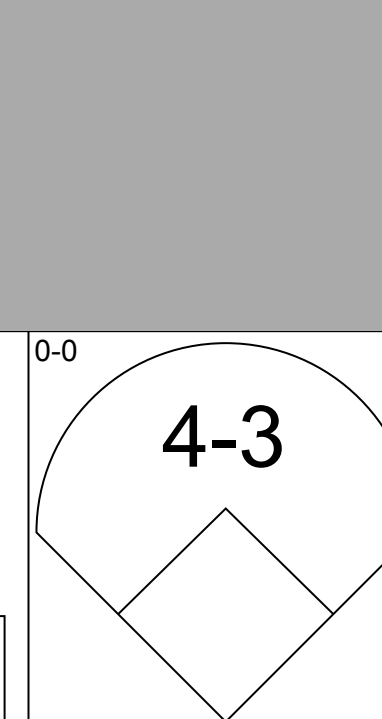
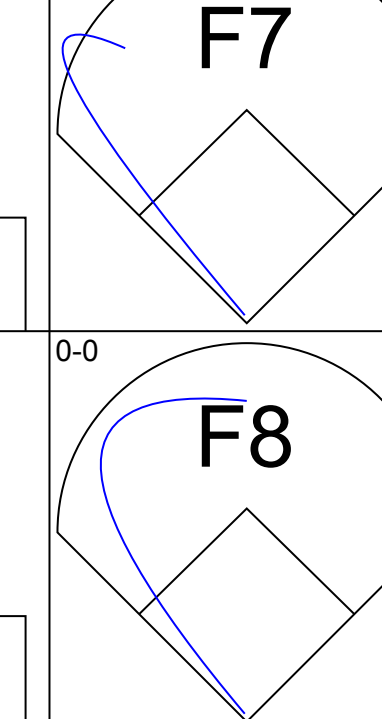
Batter	1	2	3	4	5	6	7	8	9	AB	R	H	RBI	BB	SO	LOB	BOTTOM										
Alfredo Griffin, S (1, 6) OBP: 0.250, SLG: 0.343	0-0 F8			0-0 L6		0-0 F8			0-0 5-3	4	0	0	0	0	0	2											
Rick Bosetti, R (1, 8) OBP: 0.229, SLG: 0.324	0-0 F8			0-0 5-3		0-3 K			0-0 P5	4	0	0	0	0	1	2											
John Mayberry, L (1, 3) OBP: 0.317, SLG: 0.415	0-0 4-3			0-0 F8			0-0 L8			3	0	0	0	0	0	0											
Otto Velez, R (1, 10) OBP: 0.365, SLG: 0.453		0-3 K			0-0 1-3				0-0 1-3	3	0	0	0	0	1	0											
Roy Howell, L (1, 5) OBP: 0.348, SLG: 0.387		0-0 3-1			0-0 5-3				0-0 F7	3	0	0	0	0	0	0											
Barry Bonnell, R (1, 9) OBP: 0.286, SLG: 0.508		0-0 5-3			0-0 1-3				0-0 F8	3	0	0	0	0	0	0											
Damaso Garcia, R (1, 4) OBP: 0.262, SLG: 0.362			0-0 5-3			0-0 FC1-5 2B			0-0 F7	3	0	1	0	0	0	0											
Bob Bailor, R (1, 7) OBP: 0.192, SLG: 0.125			0-0 P4			4-0 FC1-5 BB			0-0 F9	2	0	0	0	1	0	0											
Bob Davis, R (1, 2) OBP: 0.269, SLG: 0.280 Danny Ainge, R (9, PH) OBP: 0.429, SLG: 0.571			0-0 6-3			0-0 FC1-5			0-0 P3	2	0	0	0	0	0	2											
<b>Inning Stats</b>	R: 0 E: 0 K: 0 S: 3	H: 0 LOB: 0 BB: 0 P: 3	R: 0 E: 0 K: 1 S: 5	H: 0 LOB: 0 BB: 0 P: 5	R: 0 E: 0 K: 0 S: 3	H: 0 LOB: 0 BB: 0 P: 3	R: 0 E: 0 K: 0 S: 3	H: 0 LOB: 0 BB: 0 P: 3	R: 0 E: 0 K: 1 S: 6	H: 1 LOB: 2 BB: 1 P: 10	R: 0 E: 0 K: 0 S: 3	H: 0 LOB: 0 BB: 0 P: 3	R: 0 E: 0 K: 0 S: 3	H: 0 LOB: 0 BB: 0 P: 3	R: 0 E: 0 K: 0 S: 3	H: 0 LOB: 0 BB: 0 P: 3	1B: 0 2B: 1 3B: 0 HR: 0	SF: 0 SAC: 0 DP: 0 HBP: 0	WP: 0 PB: 0 SB: 0 CS: 0	PA: 29							
<b>PITCHER</b>	IP	WLS	BF	H	R	ER	SO	BB	IBB	HBP	BLK	WP	HR	S	P	ERA	WHIP										
Larry Gura, L (1, 1) ERA: 1.73	9.0	W	29	1	0	0	2	1	0	0	0	0	0	32	36	0.00	0.222										

Kansas City Royals @ Toronto Blue Jays  
Exhibition Stadium, Toronto, ON  
Wed Apr 30 1980, 7:05 PM EDT  
Att: 14,029 - Unknown - 50 F

AB 28  
R 0  
H 1  
RBI 0  
BB 1  
SO 2  
LOB 6

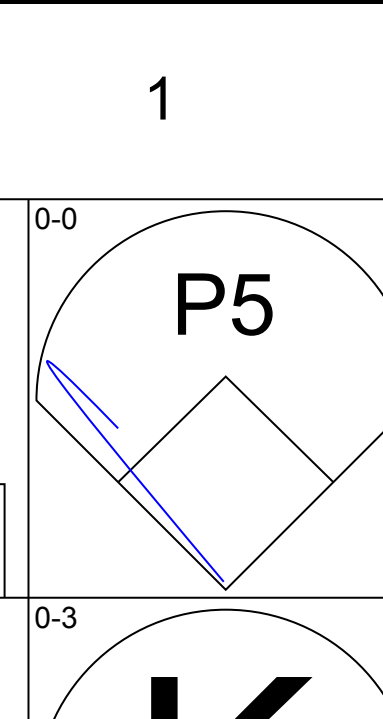
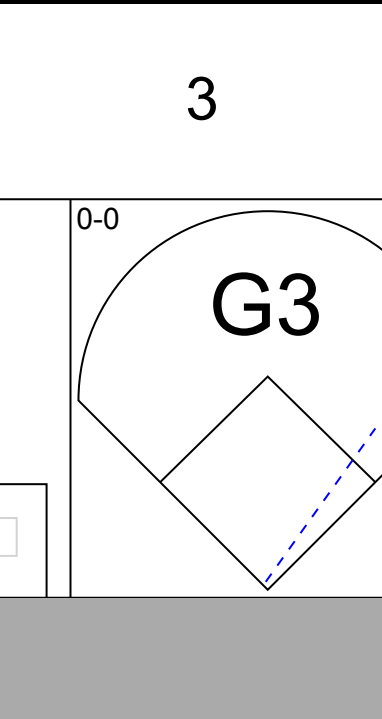
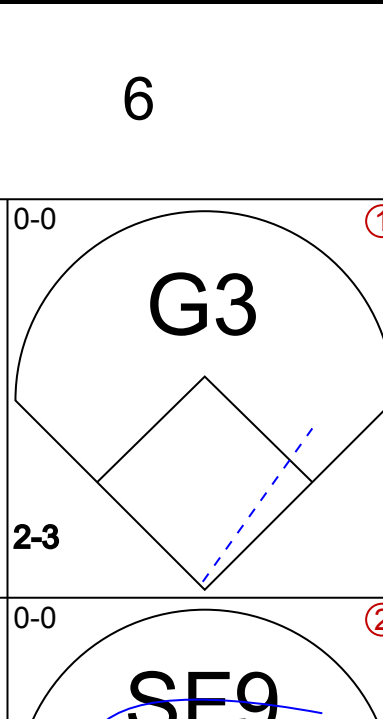
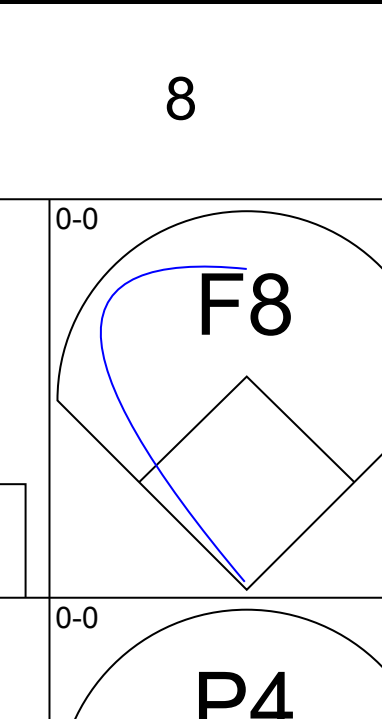
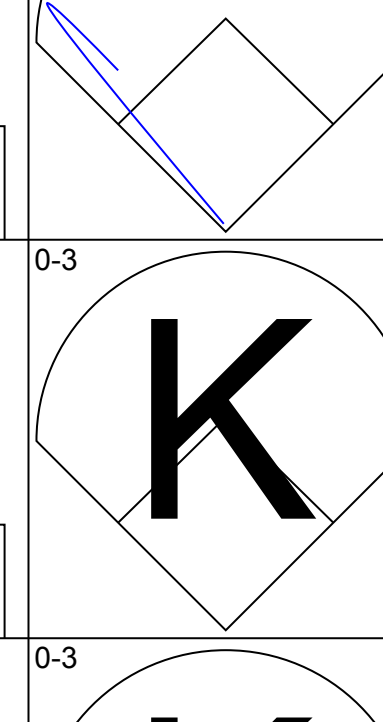
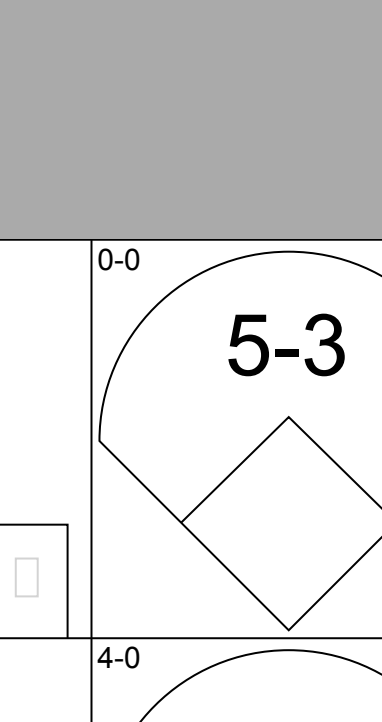
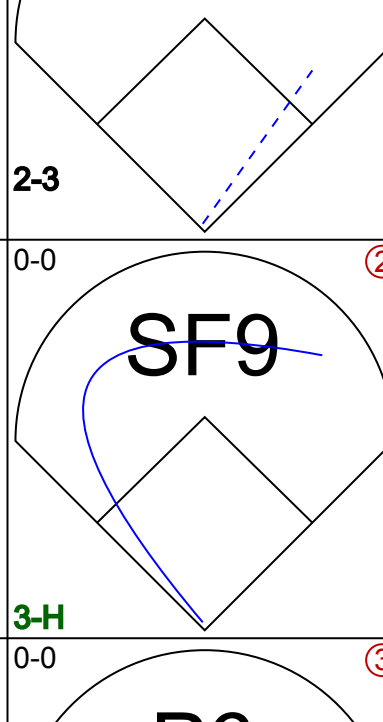
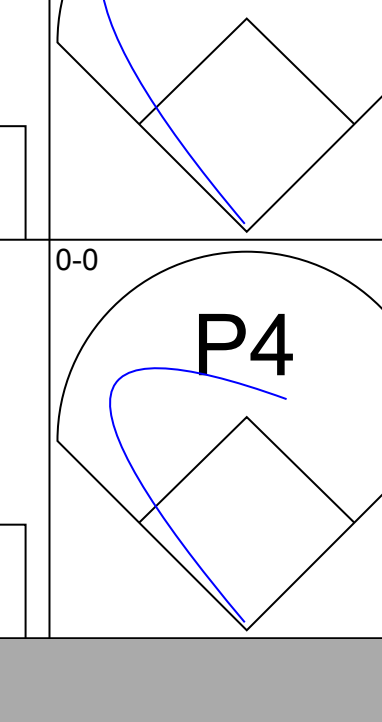
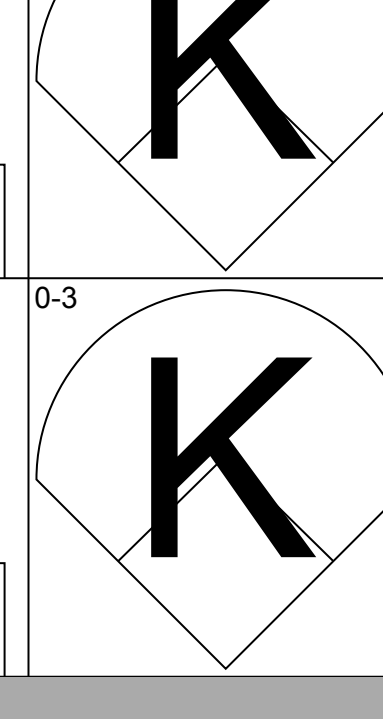
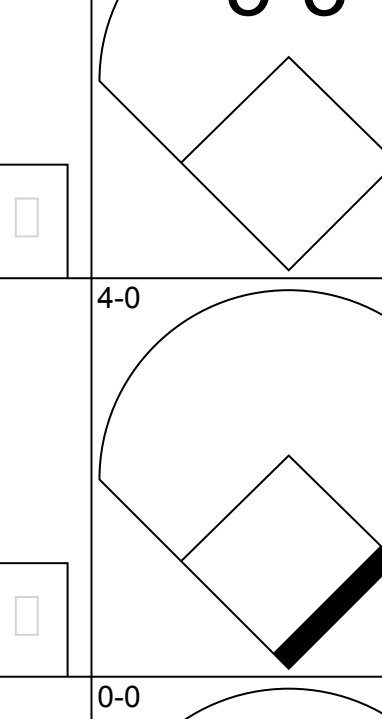
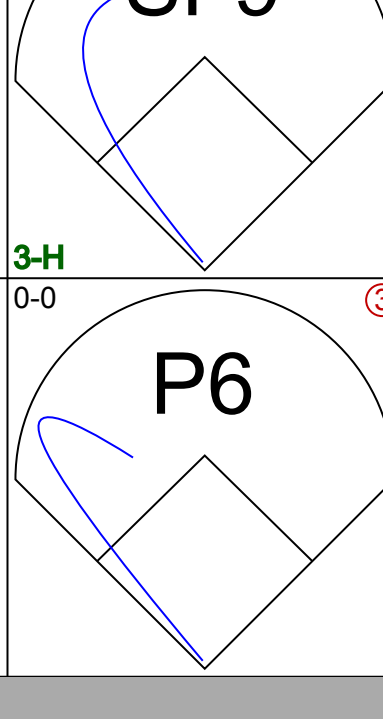
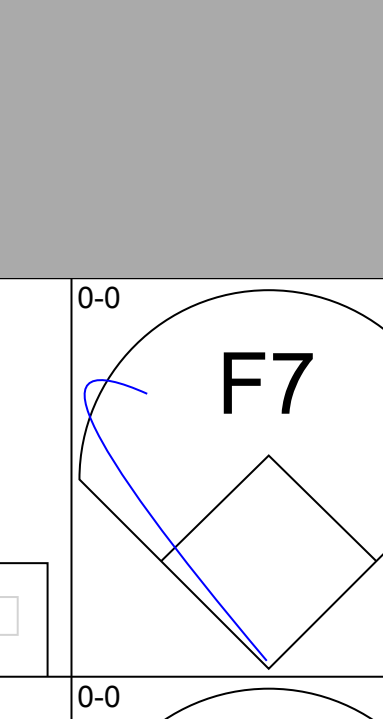
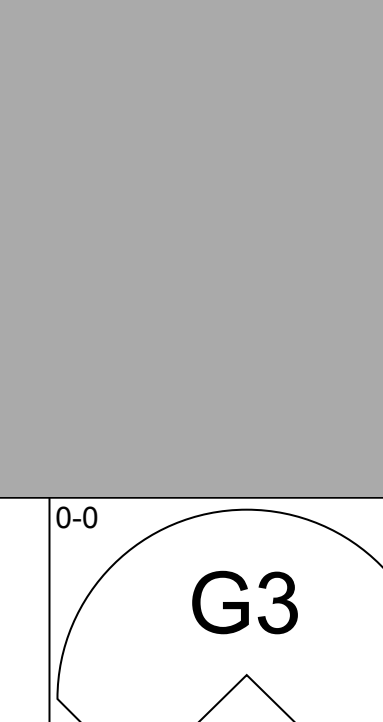
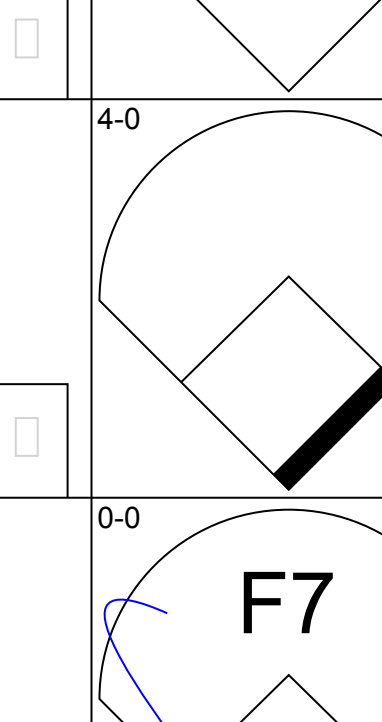
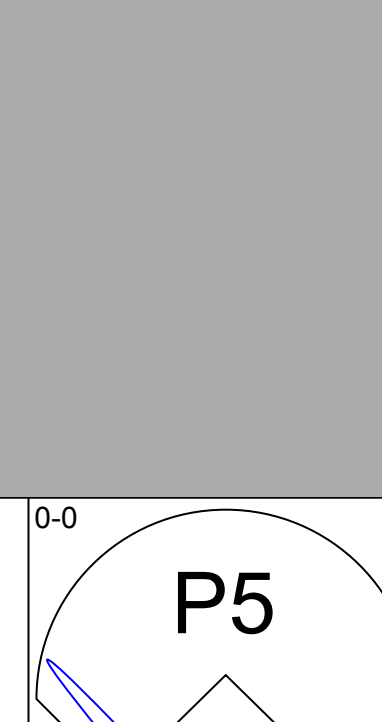
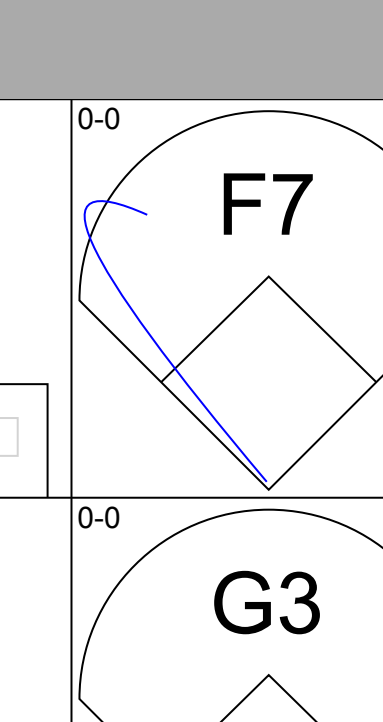
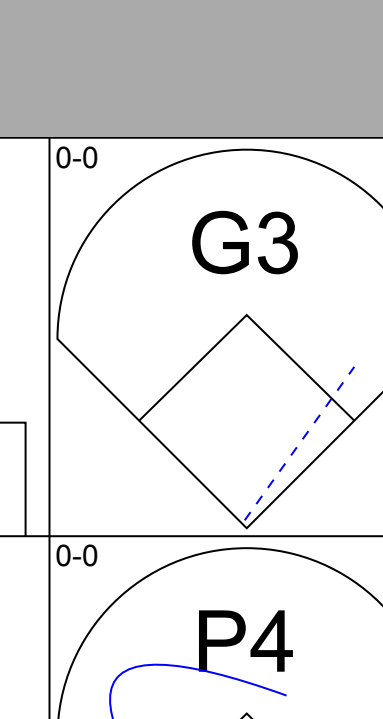
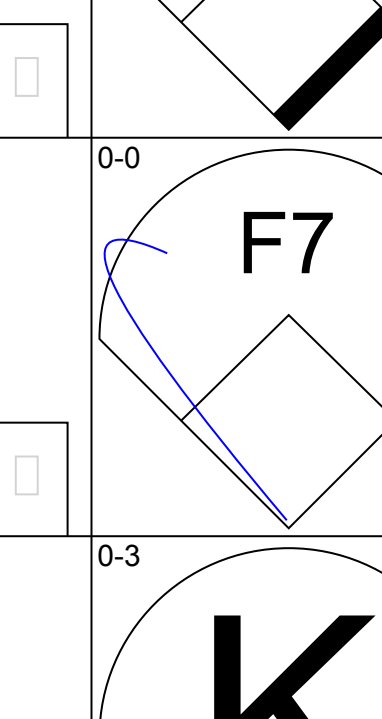
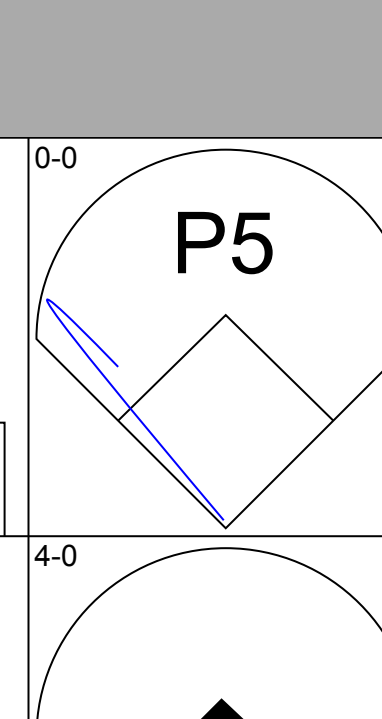
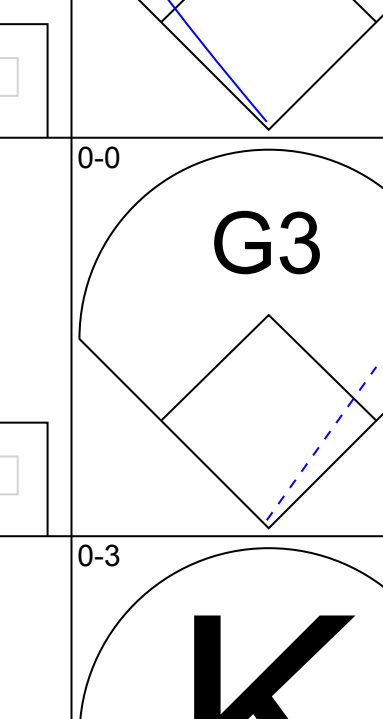
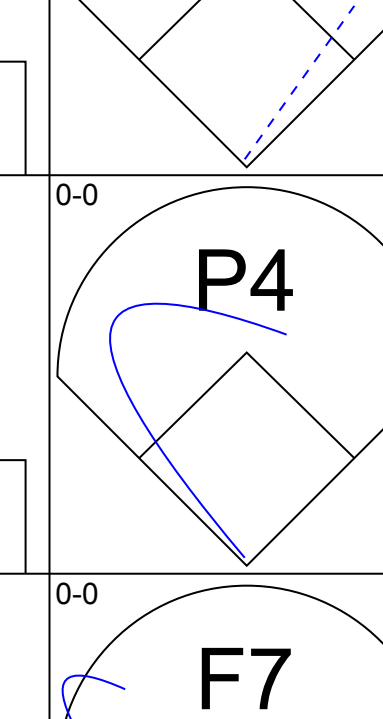

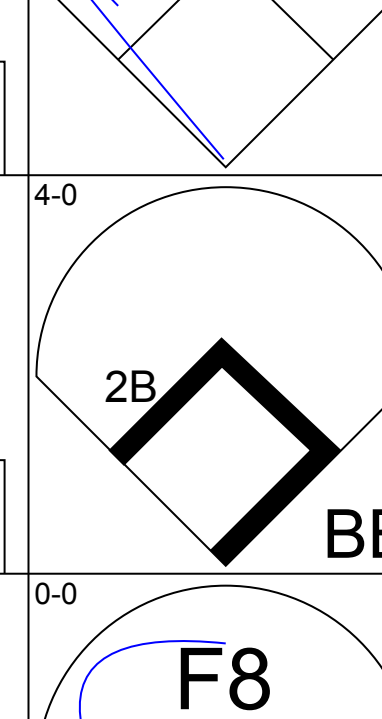

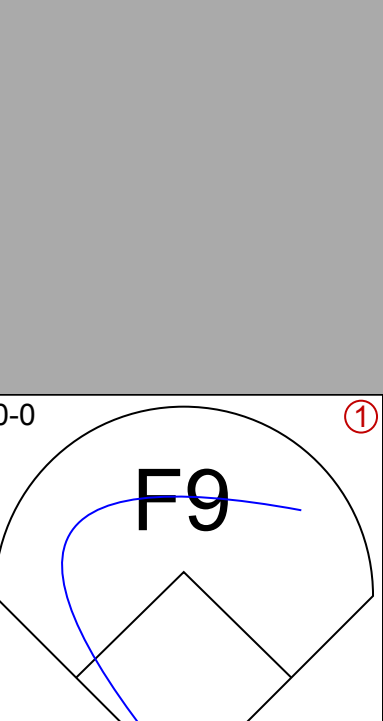
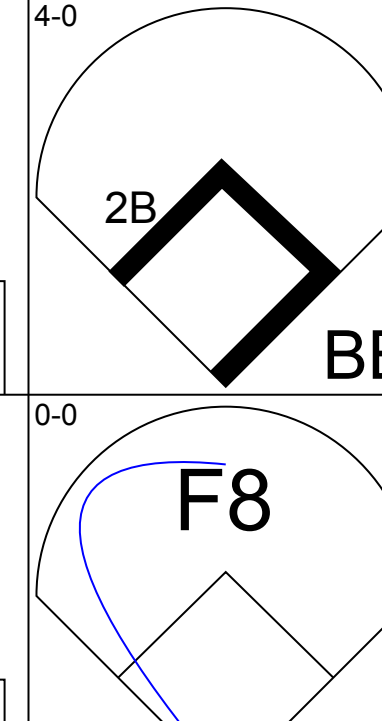
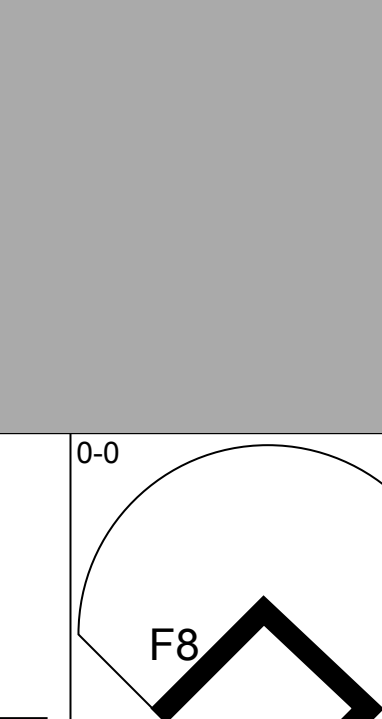
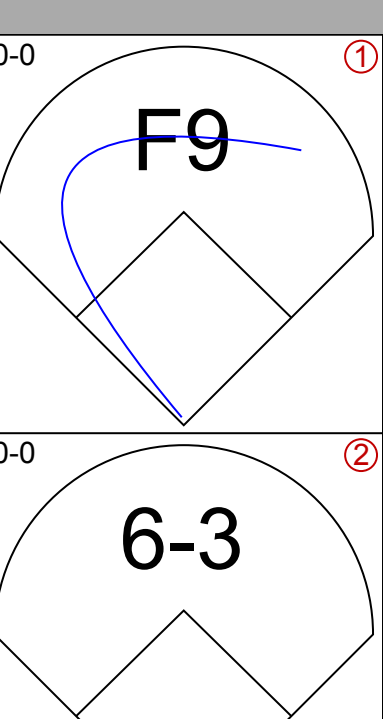
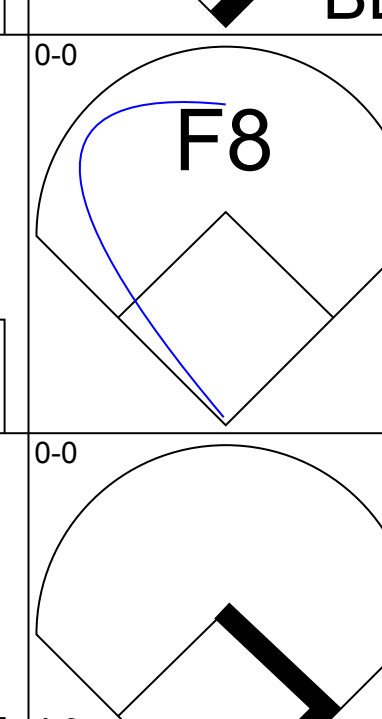
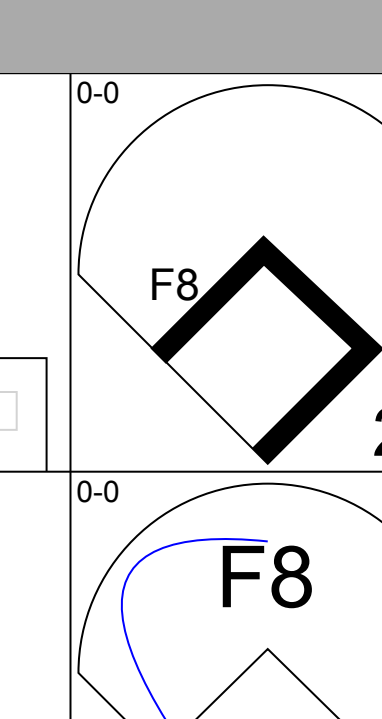






Batter	1	2	3	4	5	6	7	8	9	AB	R	H	RBI	BB	SO	LOB	TOP			
Jorge Orta, L (1, 9) OBP: 0.411, SLG: 0.362										4	1	1	1	1	1	1	<b>Cleveland Indians @ Toronto Blue Jays</b> Exhibition Stadium, Toronto, ON Fri May 02 1980, 7:05 PM EDT Att: 14,292 - Unknown - 57 F			
Duane Kuiper, L (1, 4) OBP: 0.369, SLG: 0.345										5	1	2	0	0	1					
Mike Hargrove, L (1, 3) OBP: 0.423, SLG: 0.435										5	0	1	1	1	0	1				
Ron Hassey, L (1, 2) OBP: 0.373, SLG: 0.543										4	1	1	0	1	2	1				
Toby Harrah, R (1, 5) OBP: 0.263, SLG: 0.227										4	1	1	0	1	1	3				
Joe Charboneau, R (1, 7) OBP: 0.415, SLG: 0.509										4	0	1	0	0	3	3				
Cliff Johnson, R (1, 10) OBP: 0.246, SLG: 0.228										4	1	2	1	0	0	1				
Rick Manning, L (1, 8) OBP: 0.308, SLG: 0.215										4	0	0	0	0	0	4				
Tom Verzyer, R (1, 6) OBP: 0.354, SLG: 0.364										4	1	2	2	0	0	1				
<b>Inning Stats</b>	R: 0 E: 0 K: 2 S: 7	H: 0 LOB: 0 BB: 0 P: 7	R: 4 E: 0 K: 1 S: 8	H: 3 LOB: 1 BB: 2 P: 16	R: 0 E: 0 K: 1 S: 6	H: 1 LOB: 1 BB: 0 P: 6	R: 0 E: 0 K: 0 S: 4	H: 1 LOB: 0 BB: 0 P: 4	R: 0 E: 0 K: 1 S: 5	H: 0 LOB: 0 BB: 0 P: 5	R: 2 E: 1 K: 1 S: 7	H: 2 LOB: 1 BB: 1 P: 11	R: 0 E: 0 K: 0 S: 4	H: 1 LOB: 1 BB: 0 P: 4	R: 0 E: 0 K: 1 S: 7	H: 2 LOB: 2 BB: 0 P: 7		1B: 9 2B: 2 3B: 0 HR: 0	SF: 0 SAC: 0 DP: 0 HBP: 0	WP: 1 PB: 0 SB: 0 CS: 0
<b>PITCHER</b>	IP WLS BF H R ER SO BB IBB HBP BLK WP HR S P ERA WHIP																			
Dave Stieb, R (1, 1) ERA: 2.06	6.1 L 30 8 6 5 6 3 0 0 0 0 1 0 39 51 7.11 1.737																			
Jerry Garvin, L (7, 1) ERA: 2.84	2.2 11 3 0 0 2 0 0 0 0 0 0 0 15 15 0.00 1.125																			

AB	38
R	6
H	11
RBI	5
BB	3
SO	8
LOB	16



Batter	1	2	3	4	5	6	7	8	9	AB	R	H	RBI	BB	SO	LOB	BOTTOM					
Alfredo Griffin, S (1, 6) OBP: 0.225, SLG: 0.308										4	0	0	0	0	0	2	<b>Cleveland Indians @ Toronto Blue Jays</b> Exhibition Stadium, Toronto, ON Fri May 02 1980, 7:05 PM EDT Att: 14,292 - Unknown - 57 F					
Rick Bosetti, R (1, 8) OBP: 0.231, SLG: 0.347										3	0	0	1	0	1	0						
Al Woods, L (1, 7) OBP: 0.387, SLG: 0.464										3	0	0	0	1	1	0						
Roy Howell, L (1, 5) OBP: 0.338, SLG: 0.371										4	0	0	0	0	0	1						
Otto Velez, R (1, 10) OBP: 0.366, SLG: 0.424										3	0	0	0	1	2	1						
Willie Upshaw, L (1, 3) OBP: 0.350, SLG: 0.444										3	0	0	0	0	0	1						
Damaso Garcia, R (1, 4) OBP: 0.269, SLG: 0.391										3	0	2	0	0	0	0						
Danny Ainge, R (1, 9) OBP: 0.353, SLG: 0.471										2	0	0	0	0	0	1						
John Mayberry, L (7, PH) OBP: 0.309, SLG: 0.397										1	0	0	0	0	0	2						
Barry Bonnell, R (8, 9) OBP: 0.265, SLG: 0.484										0	0	0	0	0	0	0						
Ernie Whitt, L (1, 2) OBP: 0.367, SLG: 0.296										3	1	0	0	0	0	1						
<b>Inning Stats</b>	R: 0 E: 0 K: 2 S: 7	H: 0 LOB: 0 BB: 0 P: 7	R: 0 E: 0 K: 0 S: 3	H: 0 LOB: 0 BB: 0 P: 3	R: 0 E: 0 K: 0 S: 4	H: 1 LOB: 1 BB: 0 P: 4	R: 0 E: 0 K: 1 S: 5	H: 0 LOB: 0 BB: 1 P: 9	R: 0 E: 0 K: 0 S: 3	H: 0 LOB: 0 BB: 0 P: 3	R: 1 E: 1 K: 0 S: 4	H: 0 LOB: 0 BB: 0 P: 4	R: 0 E: 0 K: 0 S: 4	H: 1 LOB: 2 BB: 1 P: 8	R: 0 E: 0 K: 0 S: 3	H: 0 LOB: 0 BB: 0 P: 3	R: 0 E: 0 K: 1 S: 5	H: 0 LOB: 0 BB: 0 P: 5	1B: 0 2B: 2 3B: 0 HR: 0	SF: 1 SAC: 0 DP: 0 HBP: 0	WP: 0 PB: 0 SB: 0 CS: 0	PA: 32
<b>PITCHER</b>	IP WLS BF H R ER SO BB IBB HBP BLK WP HR S P ERA WHIP																					
Len Barker, R (1, 1) ERA: 3.34	7.0 W 26 2 1 0 3 2 0 0 0 0 0 0 30 38 0.00 0.571																					
Mike Stanton, R (8, 1) ERA: 3.86	2.0 6 0 0 0 1 0 0 0 0 0 0 0 8 8 0.00 0.000																					

AB	29
R	1
H	2
RBI	1
BB	2
SO	4
LOB	9








Batter	1	2	3	4	5	6	7	8	9	AB	R	H	RBI	BB	SO	LOB	TOP					
Jorge Orta, L OBP: 0.416, SLG: 0.417 (1, 8)	F7		4-3 1B		G3	K			4-3 1B	5	1	2	0	0	1	3	<b>Cleveland Indians @ Toronto Blue Jays</b> Exhibition Stadium, Toronto, ON Sun May 04 1980, 7:05 PM EDT Att: 26,114 - Unknown					
Duane Kuiper, L OBP: 0.363, SLG: 0.342 (1, 4)	6-3		4-3		G3				4-3	5	0	1	1	0	0	2						
Mike Hargrove, L OBP: 0.441, SLG: 0.486 (1, 3)	F7		1B						K	4	0	1	1	1	1	2						
Ron Hassey, L OBP: 0.345, SLG: 0.481 Cliff Johnson, R OBP: 0.250, SLG: 0.270 Bo Diaz, R OBP: 0.364, SLG: 0.350 (1, 2)		BB	P2		F7					2	0	0	0	1	0	2						
Toby Harrah, R OBP: 0.333, SLG: 0.316 (1, 5)		BB								1	0	0	0	0	0	1						
Joe Charboneau, R OBP: 0.405, SLG: 0.455 (1, 7)										0	0	0	0	0	0	0						
Gary Alexander, R OBP: 0.259, SLG: 0.304 (1, 10)										3	0	0	0	1	1	4						
Andres Mora, R OBP: 0.143, SLG: 0.143 (1, 9)										4	0	0	0	0	0	5						
Jerry Dybzinski, R OBP: 0.444, SLG: 0.750 (1, 6)										4	1	2	0	0	0	0						
<b>Inning Stats</b>	R: 0 E: 0 K: 0 S: 3	H: 0 LOB: 0 BB: 0 P: 3	R: 0 E: 0 K: 2 S: 7	H: 0 LOB: 2 BB: 2 P: 15	R: 2 E: 0 K: 1 S: 9	H: 4 LOB: 2 BB: 0 P: 9	R: 0 E: 0 K: 0 S: 2	H: 0 LOB: 0 BB: 1 P: 6	R: 0 E: 0 K: 0 S: 3	H: 0 LOB: 1 BB: 1 P: 7	R: 0 E: 1 K: 1 S: 8	H: 2 LOB: 3 BB: 0 P: 8	R: 0 E: 0 K: 1 S: 6	H: 1 LOB: 0 BB: 0 P: 6	R: 0 E: 1 K: 0 S: 3	H: 0 LOB: 0 BB: 0 P: 3		R: 0 E: 0 K: 1 S: 6	H: 1 LOB: 1 BB: 0 P: 6	1B: 7 2B: 1 3B: 0 HR: 0	SF: 0 SAC: 0 DP: 1 HBP: 0	WP: 0 PB: 0 SB: 0 CS: 1
<b>PITCHER</b>	IP	WLS	BF	H	R	ER	SO	BB	IBB	HBP	BLK	WP	HR	S	P	ERA	WHIP					
Jesse Jefferson, R ERA: 5.09 (1, 1)	5.2	W	27	6	2	2	3	4	0	0	0	0	0	29	45	3.18	1.765					
Jerry Garvin, L ERA: 3.95 (6, 1)	0.2		3	1	0	0	1	0	0	0	0	0	0	5	5	0.00	1.500					
Joey McLaughlin, R ERA: 5.19 (7, 1)	2.2	S	9	1	0	0	2	0	0	0	0	0	0	13	13	0.00	0.375					

Batter	1	2	3	4	5	6	7	8	9	AB	R	H	RBI	BB	SO	LOB	BOTTOM				
Alfredo Griffin, S OBP: 0.280, SLG: 0.378 (1, 6)	F7		1B		F7					4	1	2	0	0	0	1	<b>Cleveland Indians @ Toronto Blue Jays</b> Exhibition Stadium, Toronto, ON Sun May 04 1980, 7:05 PM EDT Att: 26,114 - Unknown				
Rick Bosetti, R OBP: 0.256, SLG: 0.380 (1, 8)	1B		F7		F8					4	1	3	1	0	0	1					
Barry Bonnell, R OBP: 0.293, SLG: 0.521 (1, 9)	1B		F7							3	1	1	1	0	0	1					
Otto Velez, R OBP: 0.381, SLG: 0.592 (1, 10)	1B		5-3							4	1	1	3	0	1	2					
Damaso Garcia, R OBP: 0.253, SLG: 0.395 (1, 4)	F9									4	2	2	0	0	0	0					
John Mayberry, L OBP: 0.338, SLG: 0.433 (1, 3)	F9									4	0	2	2	0	1	0					
Mike Macha, R (1, 5)										3	0	0	0	0	0	1					
Willie Upshaw, L OBP: 0.318, SLG: 0.400 Danny Ainge, R OBP: 0.320, SLG: 0.375 (6, PH) (9, 7)	F7									1	0	0	0	0	0	1					
Bob Bailor, R OBP: 0.250, SLG: 0.171 (9, 5)										4	0	1	0	0	0	1					
Bob Davis, R OBP: 0.303, SLG: 0.267 (1, 2)										1	1	0	0	2	0	1					
<b>Inning Stats</b>	R: 3 E: 0 K: 0 S: 6	H: 3 LOB: 0 BB: 0 P: 6	R: 0 E: 0 K: 0 S: 3	H: 1 LOB: 0 BB: 0 P: 3	R: 0 E: 0 K: 0 S: 4	H: 2 LOB: 1 BB: 0 P: 4	R: 0 E: 0 K: 1 S: 5	H: 0 LOB: 0 BB: 0 P: 5	R: 0 E: 0 K: 0 S: 3	H: 0 LOB: 1 BB: 1 P: 7	R: 1 E: 0 K: 0 S: 5	H: 2 LOB: 1 BB: 0 P: 5	R: 2 E: 0 K: 1 S: 7	H: 2 LOB: 1 BB: 1 P: 11	R: 1 E: 0 K: 0 S: 4	H: 2 LOB: 0 BB: 0 P: 4	1B: 8 2B: 2 3B: 1 HR: 1	SF: 1 SAC: 0 DP: 1 HBP: 0	WP: 0 PB: 0 SB: 0 CS: 1	PA: 36	
<b>PITCHER</b>	IP	WLS	BF	H	R	ER	SO	BB	IBB	HBP	BLK	WP	HR	S	P	ERA	WHIP				
Bob Ovcinko, L ERA: 6.46 (1, 1)	6.0	L	25	8	4	4	1	1	0	0	0	0	0	26	30	6.00	1.500				
Mike Stanton, R ERA: 5.25 (7, 1)	0.1		4	2	2	2	0	1	0	0	0	0	0	3	7	54.00	9.000				
Victor Cruz, R ERA: 7.71 (7, 1)	1.2		6	2	1	1	1	0	0	0	0	0	0	8	8	5.40	1.200				


Batter	1	2	3	4	5	6	7	8	9	AB	R	H	RBI	BB	SO	LOB	TOP					
Alfredo Griffin, S OBP: 0.268, SLG: 0.362 (1, 6)	F7		4-3			B4		G3		4	0	0	0	0	0	0	<b>Toronto Blue Jays @ California Angels</b> Anaheim Stadium, Anaheim, CA Tue May 06 1980, 10:05 PM EDT Att: 23,804 - Unknown					
Rick Rosetti, R OBP: 0.256, SLG: 0.366 (1, 8)	6-3		5-3			1B BB		6-3		3	0	0	0	1	0	0						
Barry Bonnell, R OBP: 0.314, SLG: 0.532 (1, 9)	1B		4-3			1B G6-4-3		1B		4	0	3	0	0	0	0						
Otto Velez, R OBP: 0.375, SLG: 0.573 (1, 10)	4-3					1B G6-4-3		1B		4	0	1	0	0	0	3						
John Mayberry, L OBP: 0.333, SLG: 0.465 (1, 3)		HR					K	F9		4	1	1	1	0	1	2						
Al Woods, L OBP: 0.333, SLG: 0.389 (1, 7)	F9						6-3		5-3	4	0	0	0	0	0	0						
Damaso Garcia, R OBP: 0.253, SLG: 0.388 (1, 4)		K					HR 1B	F9		4	1	1	0	0	1	0						
Bob Bailor, R OBP: 0.262, SLG: 0.167 (7, PH)										1	0	0	0	1	0	1						
Roy Howell, L OBP: 0.354, SLG: 0.423 (7, 5)							HR			1	1	1	2	1	0	0						
Ernie Whitt, L OBP: 0.368, SLG: 0.273 (1, 2)	4-3						F8	F9		4	0	0	0	0	0	3						
<b>Inning Stats</b>	R: 0 E: 0 K: 0 S: 4	H: 1 LOB: 1 BB: 1 P: 4	R: 1 E: 0 K: 1 S: 6	H: 1 LOB: 1 BB: 1 P: 10	R: 0 E: 0 K: 0 S: 3	H: 0 LOB: 0 BB: 0 P: 3	R: 0 E: 0 K: 0 S: 3	H: 0 LOB: 0 BB: 0 P: 3	R: 0 E: 1 K: 0 S: 3	H: 0 LOB: 0 BB: 0 P: 3	R: 0 E: 0 K: 0 S: 3	H: 1 LOB: 1 BB: 1 P: 7	R: 2 E: 0 K: 1 S: 7	H: 2 LOB: 0 BB: 0 P: 7	R: 0 E: 0 K: 0 S: 5	H: 2 LOB: 2 BB: 1 P: 5	R: 0 E: 0 K: 0 S: 3	H: 0 LOB: 1 BB: 1 P: 7	1B: 5 2B: 0 3B: 0 HR: 2	SF: 0 SAC: 0 DP: 2 HBP: 0	WP: 0 PB: 0 SB: 1 CS: 0	PA: 36
<b>PITCHER</b> Don Aase, R ERA: 2.43 (1, 1)	IP: 9.0 WLS: L BF: 36 H: 7 R: 3 ER: 3 SO: 2 BB: 3 IBB: 0 HBP: 0 BLK: 0 WP: 0 HR: 2 S: 37 P: 49 ERA: 3.00 WHIP: 1.111															<b>PITCHER</b>	IP: WLS: BF: H: R: ER: SO: BB: IBB: HBP: BLK: WP: HR: S: P: ERA: WHIP:					

Batter	1	2	3	4	5	6	7	8	9	AB	R	H	RBI	BB	SO	LOB	BOTTOM	
Rick Miller, L OBP: 0.348, SLG: 0.276 (1, 8)	G3	F7			4-3				F8	5	0	1	0	0	0	4	<b>Toronto Blue Jays @ California Angels</b> Anaheim Stadium, Anaheim, CA Tue May 06 1980, 10:05 PM EDT Att: 23,804 - Unknown	
Carney Lansford, R OBP: 0.360, SLG: 0.427 (1, 5)	HR		F9			F9		SH1-4 1B		3	1	1	1	0	0	0		
Rod Carew, L OBP: 0.383, SLG: 0.329 (1, 3)	2B BB		F7			S 1B		G4-6-3 IBB		2	1	1	0	2	0	0		
Don Baylor, R OBP: 0.361, SLG: 0.325 (1, 10)	2B		F7			L7		G4-6-3		4	0	1	1	0	0	4		
Dan Ford, R OBP: 0.275, SLG: 0.348 (1, 9)	K				P4					4	0	1	0	0	1	2		
Bert Campaneris, R OBP: 0.250, SLG: 0.250 (9, PR)						F8			BB SH1-4 1B	0	0	0	0	0	0	0		
Joe Rudi, R OBP: 0.310, SLG: 0.538 (1, 7)	F7				5-3			SH1-4		3	0	0	0	0	0	1		
Bobby Grich, R OBP: 0.349, SLG: 0.329 (1, 4)					F8			1-3		3	0	1	0	1	0	2		
Freddie Patek, R OBP: 0.319, SLG: 0.391 (1, 6)										3	0	0	0	0	0	2		
Larry Harlow, L OBP: 0.354, SLG: 0.300 (9, PH)	F7					G6-3		BB		0	0	0	0	1	0	0		
Tom Donohue, R OBP: 0.280, SLG: 0.277 (1, 2)								SH1-4 1B		2	0	1	0	0	0	0		
Ralph Garr, L OBP: 0.154, SLG: 0.167 (8, PH)										0	0	0	0	1	0	0		
Stan Cliburn, R OBP: 0.299, SLG: 0.224 (9, PH)										0	0	0	0	0	0	0		
Al Cowens, R OBP: 0.299, SLG: 0.224 (9, PH)										0	0	0	0	1	0	0		
<b>Inning Stats</b>	R: 2 E: 0 K: 1 S: 7	H: 2 LOB: 1 BB: 1 P: 11	R: 0 E: 0 K: 0 S: 3	H: 1 LOB: 1 BB: 1 P: 7	R: 0 E: 0 K: 0 S: 3	H: 0 LOB: 0 BB: 0 P: 3	R: 0 E: 0 K: 0 S: 3	H: 0 LOB: 0 BB: 0 P: 3	R: 0 E: 0 K: 0 S: 4	H: 1 LOB: 1 BB: 0 P: 4	R: 0 E: 0 K: 0 S: 3	H: 1 LOB: 2 BB: 2 P: 11	R: 0 E: 0 K: 0 S: 4	H: 1 LOB: 3 BB: 2 P: 12	1B: 5 2B: 1 3B: 0 HR: 1	SF: 0 SAC: 2 DP: 2 HBP: 0	WP: 0 PB: 0 SB: 2 CS: 1	PA: 37
<b>PITCHER</b> Dave Lemanczyk, R ERA: 4.31 (1, 1)	IP: 7.1 WLS: W BF: 29 H: 6 R: 2 ER: 2 SO: 1 BB: 3 IBB: 2 HBP: 0 BLK: 0 WP: 1 HR: 1 S: 28 P: 40 ERA: 2.46 WHIP: 1.227															<b>PITCHER</b>	IP: WLS: BF: H: R: ER: SO: BB: IBB: HBP: BLK: WP: HR: S: P: ERA: WHIP:	
Joey McLaughlin, R ERA: 4.52 (8, 1)	1.1	7	1	0	0	0	2	1	0	0	0	0	4	16	0.00	2.250		
Jerry Garvin, L ERA: 3.68 (9, 1)	0.1	S	1	0	0	0	0	0	0	0	0	0	1	1	0.00	0.000		

**AB 33**  
**R 3**  
**H 7**  
**RBI 3**  
**BB 3**  
**SO 2**  
**LOB 9**



**AB 29**  
**R 2**  
**H 7**  
**RBI 2**  
**BB 6**  
**SO 1**  
**LOB 15**



livebaseballscores.com

livebaseballscores.com







Batter	1	2	3	4	5	6	7	8	9	AB	R	H	RBI	BB	SO	LOB	TOP		
<b>Rick Bosetti, R</b> OBP: 0.267, SLG: 0.358 (1, 8)	F6	6-3			F7	CS	6-3		F8	5	0	0	0	0	0	0	<b>Toronto Blue Jays @ Oakland Athletics</b> Oakland-Alameda County Coliseum, Oakland, CA Sat May 10 1980, 3:33 AM PDT Att: 4,925 - Sunny <a href="http://livebaseballscorecards.com">livebaseballscorecards.com</a>		
<b>Domingo Ramos, R</b> (1, 6)	6-3		K		BB		1-3		F4	4	0	0	0	1	1	0			
<b>Al Woods, L</b> OBP: 0.423, SLG: 0.688 (7, PR) <b>Bob Bailor, R</b> OBP: 0.256, SLG: 0.162 (7, 7)	2B		HR		F8		1B		5-3	3	1	2	1	0	0	1			
<b>Otto Velez, R</b> OBP: 0.426, SLG: 0.643 (7, PR) <b>Joe Cannon, L</b>	BB		FC4-6		BB		1B			2	0	2	0	2	0	0			
<b>Roy Howell, L</b> OBP: 0.326, SLG: 0.373 (1, 5)	K		FC4-6		BB		1B			0	0	0	0	0	0	0			
<b>John Mayberry, L</b> OBP: 0.371, SLG: 0.512 (1, 3)		HR	K							4	0	0	0	0	1	7			
<b>Barry Bonnell, R</b> OBP: 0.283, SLG: 0.461 (1, 9)		1B	K		F6		5-3		F7	4	0	0	0	0	1	1			
<b>Damaso Garcia, R</b> OBP: 0.292, SLG: 0.484 (1, 4)		HR			1-3		CS			4	1	3	2	0	0	0			
<b>Ernie Whitt, L</b> OBP: 0.326, SLG: 0.225 (1, 2)		3-1			F9		BB		F9	3	0	0	0	1	0	1			
<b>Inning Stats</b>	R: 0 E: 0 K: 1 S: 6	H: 1 LOB: 2 BB: 1 P: 10	R: 2 E: 0 K: 1 S: 7	H: 2 LOB: 0 BB: 0 P: 7	R: 1 E: 0 K: 2 S: 9	H: 2 LOB: 1 BB: 0 P: 9	R: 0 E: 0 K: 0 S: 3	H: 0 LOB: 0 BB: 2 P: 3	R: 0 E: 0 K: 1 S: 5	H: 1 LOB: 2 BB: 1 P: 9	R: 0 E: 0 K: 0 S: 4	H: 1 LOB: 2 BB: 0 P: 5	R: 0 E: 0 K: 0 S: 4	H: 1 LOB: 1 BB: 0 P: 4	R: 0 E: 0 K: 0 S: 3	H: 0 LOB: 0 BB: 3 HR: 2		SF: 0 SAC: 0 DP: 0 HBP: 1	WP: 0 PB: 0 SB: 0 CS: 1
<b>PITCHER</b> <b>Rick Langford, R</b> ERA: 2.73 (1, 1)	IP: 9.0 WLS: W BF: 39 H: 8 R: 3 ER: 3 SO: 5 BB: 4 IBB: 0 HBP: 1 BLK: 0 WP: 0 HR: 2 S: 44 P: 61 ERA: 3.00 WHIP: 1.333															<b>PITCHER</b>			

Batter	1	2	3	4	5	6	7	8	9	AB	R	H	RBI	BB	SO	LOB	BOTTOM			
<b>Rickey Henderson, R</b> OBP: 0.384, SLG: 0.350 (1, 7)	F9		F4		4-3			5-3		4	0	0	0	0	0	1	<b>Toronto Blue Jays @ Oakland Athletics</b> Oakland-Alameda County Coliseum, Oakland, CA Sat May 10 1980, 3:33 AM PDT Att: 4,925 - Sunny <a href="http://livebaseballscorecards.com">livebaseballscorecards.com</a>			
<b>Dwayne Murphy, L</b> OBP: 0.417, SLG: 0.392 (1, 8)	BB		CS		4-3		CS			4	1	3	0	0	0	0				
<b>Mitchell Page, L</b> OBP: 0.360, SLG: 0.257 (1, 10)	1B		1B		K		K			3	0	0	0	1	3	2				
<b>Dave Revering, L</b> OBP: 0.409, SLG: 0.566 (9, PR) <b>Mike Edwards, R</b> OBP: 0.198, SLG: 0.188 (9, PR)	F7				F7		4-3		SH1-4	4	0	1	0	0	0	2				
<b>Wayne Gross, L</b> OBP: 0.400, SLG: 0.569 (1, 5)	S				F9		HR		SH1-4	0	1	0	0	0	0	0				
<b>Jeff Newman, R</b> OBP: 0.286, SLG: 0.375 (1, 2)	K				K		K		1B	3	0	0	0	1	3	3				
<b>Tony Armas, R</b> OBP: 0.340, SLG: 0.465 (1, 9)			F7		K		HR		1B	4	1	2	3	0	1	0				
<b>Mario Guerrero, R</b> OBP: 0.271, SLG: 0.330 (1, 6)		6-3			4-3		F8			3	0	0	0	0	0	0				
<b>Rob Picciolo, R</b> OBP: 0.278, SLG: 0.405 (1, 4)			K				6-3			3	0	1	0	0	1	0				
<b>Inning Stats</b>	R: 1 E: 0 K: 1 S: 7	H: 2 LOB: 2 BB: 1 P: 11	R: 0 E: 0 K: 1 S: 5	H: 0 LOB: 0 BB: 0 P: 5	R: 0 E: 0 K: 1 S: 5	H: 1 LOB: 0 BB: 0 P: 5	R: 0 E: 0 K: 1 S: 6	H: 1 LOB: 1 BB: 0 P: 6	R: 0 E: 0 K: 1 S: 5	H: 0 LOB: 0 BB: 0 P: 5	R: 2 E: 0 K: 1 S: 6	H: 1 LOB: 1 BB: 1 P: 10	R: 0 E: 0 K: 1 S: 5	H: 1 LOB: 2 BB: 0 P: 5	R: 1 E: 0 K: 0 S: 3	H: 2 LOB: 2 BB: 1 P: 7		1B: 7 2B: 2 3B: 0 HR: 1	SF: 0 SAC: 1 DP: 2 HBP: 0	WP: 0 PB: 0 SB: 1 CS: 2
<b>PITCHER</b> <b>Jim Clancy, R</b> ERA: 3.78 (1, 1) <b>Jerry Garvin, L</b> ERA: 4.7 (9, 1) <b>Tom Buskey, R</b> ERA: 1.42 (9, 1)	IP: 8.0 WLS: L BF: 2 H: 1 R: 1 ER: 1 SO: 0 BB: 0 IBB: 0 HBP: 0 BLK: 0 WP: 0 HR: 0 S: 2 P: 2 ERA: 27.00 WHIP: 3.000															<b>PITCHER</b>				

Batter	1	2	3	4	5	6	7	8	9	AB	R	H	RBI	BB	SO	LOB	TOP	
<b>Rick Bosetti, R</b> OBP: 0.274, SLG: 0.354 (1, 8)	4-0 CS BB		0-0 F7		0-0 F7		0-0 1B		0-0 F9	4	0	1	0	1	0	2	<b>Toronto Blue Jays @ Oakland Athletics</b> Oakland-Alameda County Coliseum, Oakland, CA Sun May 11 1980, 3:33 AM PDT Att: 7,843 - Unknown <a href="http://livebaseballscorecards.com">livebaseballscorecards.com</a>	
<b>Domingo Ramos, R</b> (1, 6)	0-0 6-3 1-2		4-0 FC4-6 BB		0-0 F3		0-3 K			3	0	0	0	1	1	4		
<b>Al Woods, L</b> OBP: 0.316, SLG: 0.680 <b>Joe Cannon, L</b> (6, 7)	4-0 BB		0-0 FC4-6 1-2		0-0 1B		0-3 K		0-3 K	2	0	1	0	1	0	1		
<b>Roy Howell, L</b> OBP: 0.316, SLG: 0.360 <b>Danny Ainge, R</b> OBP: 0.346, SLG: 0.400 (1, 5) (6, 5)	0-0 F9		0-0 1-3		0-3 K		0-0 4-1 1B		0-0 4-1 1B	3	0	0	0	0	1	3		
<b>John Mayberry, L</b> OBP: 0.356, SLG: 0.488 (1, 3)		0-0 E3 1B E		0-0 3-1		0-0 F6		0-0 4-1 1B		4	1	0	0	0	0	2		
<b>Willie Upshaw, L</b> OBP: 0.269, SLG: 0.333 (1, 10)		0-3 K		0-0 F9		0-3 K		0-3 K		4	0	0	0	0	3	3		
<b>Barry Bonnell, R</b> OBP: 0.273, SLG: 0.184 <b>Bob Bailor, R</b> (1, 9) (7, 9)		0-0 F8		0-0 6-3		0-3 K		0-0 1B		3	0	0	0	0	1	1		
<b>Damaso Garcia, R</b> OBP: 0.290, SLG: 0.474 (1, 4)		0-0 E 1B 1B		0-0 6-3		0-0 4-3		0-3 K		4	0	1	0	0	1	1		
<b>Ernie Whitt, L</b> OBP: 0.360, SLG: 0.256 (1, 2)		0-0 E2 1B		0-0 1B		4-0 1B BB		0-0 F9		3	0	2	0	1	0	1		
<b>Inning Stats</b>	R: 0 E: 0 K: 0 S: 2	H: 0 LOB: 1 BB: 2 P: 10	R: 1 E: 2 K: 1 S: 7	H: 2 LOB: 2 BB: 0 P: 7	R: 0 E: 0 K: 0 S: 3	H: 0 LOB: 1 BB: 0 P: 7	R: 0 E: 0 K: 0 S: 4	H: 1 LOB: 2 BB: 0 P: 4	R: 0 E: 0 K: 2 S: 8	H: 1 LOB: 1 BB: 0 P: 8	R: 0 E: 0 K: 1 S: 8	H: 1 LOB: 1 BB: 0 P: 8	R: 0 E: 0 K: 1 S: 6	H: 1 LOB: 1 BB: 0 P: 6	1B: 7 2B: 0 3B: 0 HR: 0	SF: 0 SAC: 0 DP: 0 HBP: 0		WP: 0 PB: 0 SB: 0 CS: 1
<b>PITCHER</b> <b>Mike Norris, R</b> ERA: 0.36 (1, 1)	IP 9.0	WLS W	BF 37	H 7	R 1	ER 0	SO 8	BB 4	IBB 0	HBP 0	BLK 0	WP 0	HR 0	S 49	P 65	ERA 0.00	WHIP 1.222	<b>PITCHER</b> IP WLS BF H R ER SO BB IBB HBP BLK WP HR S P ERA WHIP

Batter	1	2	3	4	5	6	7	8	9	AB	R	H	RBI	BB	SO	LOB	BOTTOM			
<b>Rickey Henderson, R</b> OBP: 0.400, SLG: 0.358 (1, 7)	0-0 1B 1B SF8		4-0 BLK S BB		0-0 1B 1B		4-0 1B SF9 BB		0-0 4-3	3	3	2	2	2	0	0	<b>Toronto Blue Jays @ Oakland Athletics</b> Oakland-Alameda County Coliseum, Oakland, CA Sun May 11 1980, 3:33 AM PDT Att: 7,843 - Unknown <a href="http://livebaseballscorecards.com">livebaseballscorecards.com</a>			
<b>Dwayne Murphy, L</b> OBP: 0.433, SLG: 0.406 (1, 8)	0-0 SF8 1B SF8		0-3 K		0-0 1B 1B		4-0 BB BB		0-0 4-3	4	1	3	3	1	1	1				
<b>Mitchell Page, L</b> OBP: 0.364, SLG: 0.264 <b>Jeff Newman, R</b> OBP: 0.256, SLG: 0.365 (1, 10) (4, PH)	0-0 SF8 1B		0-3 K		0-0 F7		0-0 SF9		0-3 K	2	1	1	0	0	1	0				
<b>Dave Revering, L</b> OBP: 0.418, SLG: 0.577 <b>Mickey Klutts, R</b> OBP: 0.300, SLG: 0.259 (1, 3) (6, PH) (6, 5)	0-0 SF8		0-0 E5		0-0 6-3		4-0 BB		0-0 6-3	2	0	2	2	0	0	0				
<b>Wayne Gross, L</b> OBP: 0.375, SLG: 0.536 (1, 5) (6, 3)	0-0 SF8		0-0 4-3		0-0 4-3		0-0 5-3		0-0 F9	4	0	0	1	0	0	5				
<b>Tony Armas, R</b> OBP: 0.354, SLG: 0.473 (1, 9)	0-0 1B		0-0 F3		0-0 1B 1B		0-0 HR 1B		0-0 5-3	5	2	3	1	0	0	1				
<b>Mike Heath, R</b> OBP: 0.310, SLG: 0.394 (1, 2)	0-0 1-3		0-0 F9		0-0 BB 1B 1B		0-0 HR		0-0 F9	5	2	2	2	0	0	1				
<b>Mario Guerrero, R</b> OBP: 0.267, SLG: 0.323 (1, 6)		0-0 1-6-3		0-0 1B 1B		0-0 F8		0-3 K		5	1	1	0	0	1	2				
<b>Rob Picciolo, R</b> OBP: 0.289, SLG: 0.410 (1, 4)		0-0 5-3		0-0 1B 1B		0-0 F6				4	2	2	0	0	0	0				
<b>Inning Stats</b>	R: 3 E: 1 K: 0 S: 7	H: 4 LOB: 1 BB: 0 P: 7	R: 0 E: 0 K: 1 S: 5	H: 0 LOB: 1 BB: 1 P: 9	R: 0 E: 1 K: 1 S: 6	H: 1 LOB: 1 BB: 0 P: 6	R: 3 E: 0 K: 0 S: 8	H: 5 LOB: 2 BB: 0 P: 8	R: 4 E: 0 K: 0 S: 7	H: 4 LOB: 1 BB: 1 P: 11	R: 2 E: 0 K: 1 S: 7	H: 2 LOB: 0 BB: 0 P: 7	R: 0 E: 0 K: 1 S: 5	H: 0 LOB: 2 BB: 2 P: 13	R: 0 E: 0 K: 0 S: 3	H: 0 LOB: 0 BB: 0 P: 3		1B: 15 2B: 0 3B: 0 HR: 1	SF: 3 SAC: 0 DP: 0 HBP: 0	WP: 0 PB: 0 SB: 2 CS: 0
<b>PITCHER</b> <b>Dave Lemanczyk, R</b> ERA: 5.19 <b>Balor Moore, L</b> ERA: 5.87 <b>Jesse Jefferson, R</b> ERA: 6.05 <b>Joey McLaughlin, R</b> ERA: 4.15 (1, 1) (4, 1) (5, 1) (7, 1)	IP 3.1	WLS L	BF 19	H 5	R 3	ER 5	SO 2	BB 1	IBB 0	HBP 0	BLK 0	WP 0	HR 0	S 22	P 26	ERA 27.00	WHIP 5.000	<b>PITCHER</b> IP WLS BF H R ER SO BB IBB HBP BLK WP HR S P ERA WHIP		

Batter	1	2	3	4	5	6	7	8	9	AB	R	H	RBI	BB	SO	LOB	TOP								
<b>Julio Cruz, S</b> OBP: 0.371, SLG: 0.288 (1, 4)	4-0 G4-6-3 1B BB		0-0 CS SH1-3 1B		0-0 F9		0-0 1-4-3		0-3 K	4	1	1	0	1	1	0									
<b>Jim Anderson, R</b> OBP: 0.350, SLG: 0.426 <b>Mario Mendoza, R</b> OBP: 0.263, SLG: 0.444 (8, 6)	0-0 G4-6-3 1B		0-0 SH1-3		4-0 2B BB		0-0 F4		0-0 2B	2	1	1	0	1	0	0									
<b>Tom Paciorek, R</b> OBP: 0.320, SLG: 0.478 <b>Joe Simpson, L</b> OBP: 0.388, SLG: 0.429 (9, PH) (9, 7)	0-0 G4-6-3		0-0 F7		0-0 2B		0-0 1B		0-0 F7	4	0	2	1	0	0	3									
<b>Leon Roberts, R</b> OBP: 0.343, SLG: 0.549 (1, 9)	0-0 HR 1B				0-0 F8		0-0 F7		0-0 1B 6-3	5	2	2	1	0	0	2									
<b>Willie Horton, R</b> OBP: 0.322, SLG: 0.286 (1, 10)	0-0 1-H HR				0-0 F7		0-0 HR 1B		0-0 1B 6-3	4	2	3	2	0	0	0									
<b>Bill Stein, R</b> OBP: 0.370, SLG: 0.444 (1, 3)	0-0 F8				4-0 BB BB		0-0 HR		0-0 1B 6-3	3	1	1	3	1	0	1									
<b>Ted Cox, R</b> OBP: 0.341, SLG: 0.333 (1, 5)			0-0 5-3		4-0 BB		0-3 K		0-0 F9	3	0	0	0	1	1	1									
<b>Rod Craig, S</b> OBP: 0.275, SLG: 0.384 (1, 8)			0-0 6-3		0-0 F6		0-3 K		4-0 BB	3	0	0	0	1	1	2									
<b>Larry Cox, R</b> OBP: 0.221, SLG: 0.194 (1, 2)			0-3 K				0-0 2-3		0-0 F8	4	0	0	0	0	1	2									
<b>Inning Stats</b>	R: 3 E: 0 K: 0 S: 5	H: 3 LOB: 0 BB: 1 P: 9	R: 0 E: 0 K: 1 S: 5	H: 0 LOB: 0 BB: 0 P: 5	R: 0 E: 0 K: 0 S: 3	H: 1 LOB: 0 BB: 0 P: 3	R: 0 E: 0 K: 0 S: 3	H: 0 LOB: 2 BB: 2 P: 11	R: 1 E: 0 K: 0 S: 4	H: 1 LOB: 1 BB: 1 P: 8	R: 2 E: 0 K: 2 S: 9	H: 2 LOB: 2 BB: 0 P: 9	R: 0 E: 0 K: 0 S: 3	H: 1 LOB: 1 BB: 0 P: 3	R: 1 E: 0 K: 0 S: 5	H: 2 LOB: 2 BB: 1 P: 9	R: 0 E: 0 K: 1 S: 6	H: 1 LOB: 1 BB: 0 P: 6	1B: 7 2B: 2 3B: 0 HR: 2	SF: 0 SAC: 1 DP: 1 HBP: 0	WP: 0 PB: 0 SB: 0 CS: 1	PA: 40			
<b>PITCHER</b>	IP	WLS	BF	H	R	ER	SO	BB	IBB	HBP	BLK	WP	HR	S	P	ERA	WHIP								
<b>Paul Mirabella, L</b> ERA: 2.55 (1, 1)	5.0	L	22	5	4	4	1	4	0	0	0	0	1	20	36	7.20	1.800								
<b>Tom Buskey, R</b> ERA: 2.45 (6, 1)	2.0		8	3	2	2	2	0	0	0	0	0	1	12	12	9.00	1.500								
<b>Joey McLaughlin, R</b> ERA: 4.37 <b>Jerry Garvin, L</b> ERA: 4.15 (9, 1)	1.0		4	1	0	0	1	0	0	0	0	0	0	6	6	0.00	1.000								

**Seattle Mariners @ Toronto Blue Jays**  
Exhibition Stadium, Toronto, ON  
Wed May 14 1980, 7:05 PM EDT  
Att: 13,055 - Unknown - 52 F

AB	34
R	7
H	11
RBI	7
BB	5
SO	4
LOB	12



Batter	1	2	3	4	5	6	7	8	9	AB	R	H	RBI	BB	SO	LOB	BOTTOM								
<b>Alfredo Griffin, S</b> OBP: 0.261, SLG: 0.336 (1, 6)	0-0 4-3		0-0 4-3			4-0 1B BB		0-0 F8		3	0	0	0	1	0	1									
<b>Bob Bailor, R</b> OBP: 0.250, SLG: 0.167 (1, 7)	0-3 K				0-0 L6		0-0 F9		0-0 F4	4	0	0	0	0	1	2									
<b>Roy Howell, L</b> OBP: 0.333, SLG: 0.378 (1, 5)	0-0 1B				0-0 3-1		0-0 1B		0-0 G5-4-3 1B	4	0	3	0	0	0	0									
<b>John Mayberry, L</b> OBP: 0.343, SLG: 0.467 (1, 3)	0-0 4-3				0-0 4-3		0-0 F5		0-0 F8	4	0	0	0	0	0	4									
<b>Barry Bonnell, R</b> OBP: 0.264, SLG: 0.427 (1, 9)			0-3 K		0-3 K		0-0 F8		0-0 G5-4-3	4	0	0	0	0	2	1									
<b>Rick Rosetti, R</b> OBP: 0.284, SLG: 0.356 (1, 8)			0-0 G4-3 1B		4-0 FC5-4 BB		0-3 K			2	0	1	0	1	1	0									
<b>Danny Ainge, R</b> OBP: 0.310, SLG: 0.357 (1, 10)			0-0 G4-3		0-0 FC5-4		0-0 5-3			3	0	0	0	0	0	2									
<b>Damaso Garcia, R</b> OBP: 0.291, SLG: 0.470 (1, 4)					0-0 F8		0-0 F7			3	0	1	0	0	0	1									
<b>Ernie Whitt, L</b> OBP: 0.340, SLG: 0.239 (1, 2)			0-3 K				0-0 4-3		0-0 F9	3	0	0	0	0	1	1									
<b>Inning Stats</b>	R: 0 E: 0 K: 1 S: 6	H: 1 LOB: 1 BB: 0 P: 6	R: 0 E: 0 K: 1 S: 5	H: 1 LOB: 0 BB: 0 P: 5	R: 0 E: 0 K: 1 S: 5	H: 0 LOB: 0 BB: 0 P: 5	R: 0 E: 0 K: 0 S: 3	H: 0 LOB: 0 BB: 0 P: 3	R: 0 E: 0 K: 0 S: 4	H: 1 LOB: 2 BB: 1 P: 8	R: 0 E: 0 K: 1 S: 5	H: 0 LOB: 0 BB: 0 P: 5	R: 0 E: 0 K: 0 S: 4	H: 1 LOB: 1 BB: 0 P: 4	R: 0 E: 0 K: 0 S: 3	H: 1 LOB: 0 BB: 0 P: 3	1B: 5 2B: 0 3B: 0 HR: 0	SF: 0 SAC: 0 DP: 2 HBP: 0	WP: 0 PB: 0 SB: 0 CS: 0	PA: 32					
<b>PITCHER</b>	IP	WLS	BF	H	R	ER	SO	BB	IBB	HBP	BLK	WP	HR	S	P	ERA	WHIP								
<b>Glenn Abbott, R</b> ERA: 3.32 (1, 1)	9.0	W	32	5	0	0	5	2	0	0	0	0	0	40	48	0.00	0.778								

**Seattle Mariners @ Toronto Blue Jays**  
Exhibition Stadium, Toronto, ON  
Wed May 14 1980, 7:05 PM EDT  
Att: 13,055 - Unknown - 52 F

AB	30
R	0
H	5
RBI	0
BB	2
SO	5
LOB	12



Batter	1	2	3	4	5	6	7	8	9	AB	R	H	RBI	BB	SO	LOB	TOP					
<b>Julio Cruz, S</b> OBP: 0.364, SLG: 0.273 (1, 4)	0-0 4-3		0-3 K		0-0 G4-3			4-0 BB		3	0	0	0	1	1	2	<b>Seattle Mariners @ Toronto Blue Jays</b> Exhibition Stadium, Toronto, ON Thu May 15 1980, 7:05 PM EDT Att: 11,579 - Unknown - 54 F <a href="http://livebaseballscorecards.com">livebaseballscorecards.com</a>					
<b>Jim Anderson, R</b> OBP: 0.346, SLG: 0.412 (1, 6)	4-0 BB		0-0 F9			0-0 F8		0-0 F7		3	0	0	0	1	0	2						
<b>Dan Meyer, L</b> OBP: 0.368, SLG: 0.422 (1, 7)	4-0 BB		0-0 K		0-3 1-2	0-3 K			0-0 G5-4-3 1B	3	0	2	0	1	1	0						
<b>Leon Roberts, R</b> OBP: 0.330, SLG: 0.526 (1, 9)	0-3 K		0-0 F9			0-0 F9			0-0 G5-4-3 1B	4	0	0	0	0	1	5						
<b>Bruce Bochte, L</b> OBP: 0.392, SLG: 0.464 (1, 3)	0-0 4-3			0-0 4-3			0-0 L4		4-0 BB	3	0	0	0	1	0	2						
<b>Rod Craig, S</b> OBP: 0.275, SLG: 0.384 (9, PR)									0-0 BB	0	0	0	0	0	0	0						
<b>Willie Horton, R</b> OBP: 0.311, SLG: 0.275 (1, 10)		0-0 P4		0-0 F9			0-0 5-3		0-0 P2	4	0	0	0	0	0	1						
<b>Joe Simpson, L</b> OBP: 0.376, SLG: 0.414 (1, 8)		0-0 F3		0-0 F7			0-0 F7			3	0	0	0	0	0	0						
<b>Ted Cox, R</b> OBP: 0.341, SLG: 0.325 (1, 5)		0-0 4-3			4-0 G4-3 BB			0-0 1-3		2	0	0	0	1	0	0						
<b>Bob Stinson, S</b> OBP: 0.167, SLG: 0.132 (1, 2)			0-0 1B		0-0 F7			0-3 K		3	0	1	0	0	1	1						
<b>Inning Stats</b>	R: 0 E: 0 K: 1 S: 5	H: 0 LOB: 2 BB: 2 P: 13	R: 0 E: 0 K: 0 S: 3	H: 0 LOB: 0 BB: 0 P: 3	R: 0 E: 1 K: 1 S: 7	H: 2 LOB: 2 BB: 0 P: 7	R: 0 E: 0 K: 0 S: 3	H: 0 LOB: 0 BB: 0 P: 3	R: 0 E: 0 K: 0 S: 2	H: 0 LOB: 0 BB: 1 P: 6	R: 0 E: 0 K: 1 S: 5	H: 0 LOB: 0 BB: 0 P: 5	R: 0 E: 0 K: 0 S: 3	H: 0 LOB: 0 BB: 0 P: 3	R: 0 E: 0 K: 1 S: 5	H: 0 LOB: 1 BB: 1 P: 9	R: 0 E: 0 K: 0 S: 3	H: 1 LOB: 1 BB: 1 P: 7	1B: 3 2B: 0 3B: 0 HR: 0	SF: 0 SAC: 0 DP: 2 HBP: 0	WP: 0 PB: 0 SB: 0 CS: 0	PA: 33
<b>PITCHER</b> <b>Jim Clancy, R</b> ERA: 2.98 (1, 1)	IP: 9.0 WLS: W BF: 33	H: 3 R: 0 ER: 0 SO: 4	BB: 5 IBB: 0 HBP: 0 BLK: 0	WP: 0 HR: 0 S: 36 P: 56	ERA: 0.00 WHIP: 0.889												ERA: 0.00 WHIP: 0.889					

Batter	1	2	3	4	5	6	7	8	9	AB	R	H	RBI	BB	SO	LOB	BOTTOM			
<b>Alfredo Griffin, S</b> OBP: 0.270, SLG: 0.360 (1, 6)	0-3 K		0-3 K		0-0 3B		0-0 1B			4	0	2	0	0	2	0	<b>Seattle Mariners @ Toronto Blue Jays</b> Exhibition Stadium, Toronto, ON Thu May 15 1980, 7:05 PM EDT Att: 11,579 - Unknown - 54 F <a href="http://livebaseballscorecards.com">livebaseballscorecards.com</a>			
<b>Bob Bailor, R</b> OBP: 0.289, SLG: 0.159 (1, 7)	0-0 F8		4-0 S BB		4-0 S IBB		0-0 1-3			2	0	0	0	2	0	1				
<b>Rick Bosetti, R</b> OBP: 0.279, SLG: 0.350 (1, 8)	0-0 6-3		0-3 K		0-3 K			0-0 4-3		2	0	0	0	0	1	1				
<b>Joe Cannon, L</b> (4, 8)			1-3 K		1-2 K			0-0 4-3		2	0	0	0	0	1	2				
<b>Roy Howell, L</b> OBP: 0.320, SLG: 0.362 (1, 5)		0-0 4-3	0-3 K		0-0 6-3		0-0 F9			4	0	0	0	0	1	1				
<b>Damaso Garcia, R</b> OBP: 0.290, SLG: 0.462 (1, 4)		0-0 S 1B		0-0 6-3		0-0 6-3		0-0 P6		4	1	1	0	0	0	0				
<b>John Mayberry, L</b> OBP: 0.352, SLG: 0.462 (1, 3)		4-0 1B		0-0 3-1		4-0 FC5-4 BB				1	0	0	0	2	0	0				
<b>Danny Ainge, R</b> OBP: 0.281, SLG: 0.323 (1, 10)		0-3 K		0-3 K		0-0 FC5-4				3	0	0	0	0	2	3				
<b>Barry Bonnell, R</b> OBP: 0.266, SLG: 0.424 (1, 9)		0-0 FC6-4 1B		0-3 K		0-0 F3				3	0	1	1	0	1	0				
<b>Bob Davis, R</b> OBP: 0.256, SLG: 0.222 (1, 2)		0-0 FC6-4		0-0 F9		0-0 1-3				3	0	0	0	0	0	2				
<b>Inning Stats</b>	R: 0 E: 0 K: 1 S: 5	H: 0 LOB: 0 BB: 0 P: 5	R: 1 E: 0 K: 1 S: 7	H: 2 LOB: 2 BB: 1 P: 11	R: 0 E: 0 K: 3 S: 9	H: 0 LOB: 1 BB: 1 P: 13	R: 0 E: 0 K: 1 S: 5	H: 0 LOB: 0 BB: 0 P: 5	R: 0 E: 0 K: 2 S: 8	H: 1 LOB: 2 BB: 1 P: 12	R: 0 E: 0 K: 0 S: 3	H: 0 LOB: 1 BB: 1 P: 7	R: 0 E: 0 K: 0 S: 4	H: 1 LOB: 1 BB: 0 P: 4	R: 0 E: 0 K: 0 S: 3	H: 0 LOB: 0 BB: 0 P: 3	1B: 3 2B: 0 3B: 1 HR: 0	SF: 0 SAC: 0 DP: 0 HBP: 0	WP: 0 PB: 0 SB: 4 CS: 0	PA: 32
<b>PITCHER</b> <b>Floyd Bannister, L</b> ERA: 2.17 (1, 1)	IP: 8.0 WLS: L BF: 32	H: 4 R: 1 ER: 1 SO: 8	BB: 3 IBB: 1 HBP: 0 BLK: 0	WP: 0 HR: 0 S: 44 P: 60	ERA: 1.12 WHIP: 0.875												ERA: 1.12 WHIP: 0.875			



Batter	1	2	3	4	5	6	7	8	9	10	11	12	13	14	AB	R	H	RBI	BB	SO	LOB	TOP						
Rickey Henderson, R OBP: 0.396, SLG: 0.347	K		S 2B BB		6-3		6-3		F8			SH1 1B		K	6	1	1	0	1	2	1							
Dwayne Murphy, L OBP: 0.411, SLG: 0.373	1-3		1B 2B				1B BB		K			SH1		2B IBB	3	2	1	1	3	1	0							
Dave Revering, L OBP: 0.450, SLG: 0.649															5	0	4	1	0	0	1							
Mike Edwards, R OBP: 0.188, SLG: 0.188															0	0	0	0	0	0	0							
Jeff Newman, R OBP: 0.281, SLG: 0.388	1B														1	0	1	1	1	0	0							
Wayne Gross, L OBP: 0.351, SLG: 0.470	G3														4	0	0	0	0	0	5							
Mickey Klutts, R OBP: 0.353, SLG: 0.300															3	0	1	1	0	0	3							
Tony Armas, R OBP: 0.342, SLG: 0.468		6-3													6	0	1	0	0	0	2							
Mitchell Page, L OBP: 0.352, SLG: 0.253		3-1													6	0	2	0	0	1	1							
Mike Heath, R OBP: 0.284, SLG: 0.347		6-3													5	0	0	0	1	0	3							
Mario Guerrero, R OBP: 0.252, SLG: 0.299			5-3												6	0	1	0	0	0	2							
Rob Picciolo, R OBP: 0.268, SLG: 0.371															4	0	0	0	0	0	3							
Ray Cooney, L OBP: 0.111, SLG: 0.111															1	0	0	0	0	0	0							
Dave McKay, S OBP: 0.227, SLG: 0.429															1	1	1	0	0	0	0							
<b>Inning Stats</b>	R: 0 E: 0 K: 1 S: 6	H: 1 LOB: 1 BB: 0 P: 6	R: 0 E: 0 K: 0 S: 3	H: 0 LOB: 0 BB: 0 P: 3	R: 2 E: 0 K: 0 S: 5	H: 2 LOB: 1 BB: 1 P: 9	R: 0 E: 0 K: 0 S: 5	H: 3 LOB: 2 BB: 0 P: 5	R: 0 E: 0 K: 0 S: 3	H: 0 LOB: 1 BB: 1 P: 7	R: 0 E: 0 K: 0 S: 3	H: 0 LOB: 2 BB: 1 P: 8	R: 0 E: 0 K: 0 S: 4	H: 1 LOB: 1 BB: 0 P: 4	R: 0 E: 0 K: 0 S: 3	H: 0 LOB: 0 BB: 0 P: 3	R: 0 E: 0 K: 1 S: 5	H: 1 LOB: 1 BB: 0 P: 5	R: 0 E: 0 K: 0 S: 3	H: 0 LOB: 0 BB: 0 P: 7	R: 0 E: 0 K: 1 S: 5	H: 0 LOB: 0 BB: 0 P: 5	R: 2 E: 1 K: 1 S: 7	H: 3 LOB: 2 BB: 1 P: 11	1B: 11 2B: 2 3B: 0 HR: 0	SF: 0 SAC: 1 DP: 2 HBP: 0	WP: 0 PB: 0 SB: 2 CS: 0	PA: 58
<b>PITCHER</b>	IP 12.0	WLS 49	BF 10	H 2	R 2	ER 2	SO 2	BB 4	IBB 1	HBP 0	BLK 0	WP 0	HR 0	S 48	P 68	ERA 2.09	WHIP 1.167											
Dave Steib, R ERA: 2.09																												
Joey McLaughlin, R ERA: 4.74																												

Oakland Athletics @ Toronto Blue Jays  
Exhibition Stadium, Toronto, ON  
Sat May 17 1980, 3:33 AM EDT  
Att. 23,074 - Sunny - 65 F


AB 51  
R 4  
H 13  
RBI 4  
BB 6  
SO 4  
LOB 21



Batter	1	2	3	4	5	6	7	8	9	10	11	12	13	14	AB	R	H	RBI	BB	SO	LOB	BOTTOM								
Alfredo Griffin, S OBP: 0.256, SLG: 0.339	F4		G4-3												6	0	1	0	0	1	2									
Bob Bailor, R OBP: 0.288, SLG: 0.146	G3														4	0	0	0	2	0	1									
Al Woods, L OBP: 0.379, SLG: 0.590	L4														6	0	0	0	0	0	3									
Otto Velez, R OBP: 0.423, SLG: 0.628	K														2	0	0	0	1	2	1									
Joe Cannon, L (7, PR)															0	0	0	0	0	0	0									
Willie Upshaw, L OBP: 0.219, SLG: 0.267	K														2	1	0	0	0	0	0									
Roy Howell, L OBP: 0.319, SLG: 0.375	K														5	0	1	1	0	2	2									
John Mayberry, L OBP: 0.342, SLG: 0.455															5	1	1	0	0	1	3									
Rick Bosetti, R OBP: 0.306, SLG: 0.349															3	0	1	1	2	1	0									
Damaso Garcia, R OBP: 0.287, SLG: 0.425															5	0	0	0	0	0	2									
Bob Davis, R OBP: 0.288, SLG: 0.237															2	0	1	0	0	0	0									
Barry Bonnell, R OBP: 0.263, SLG: 0.408															0	0	0	0	1	0	0									
Ernie Whitt, L OBP: 0.310, SLG: 0.216															2	0	0	0	0	1	0									
<b>Inning Stats</b>	R: 0 E: 0 K: 0 S: 3	H: 0 LOB: 0 BB: 0 P: 3	R: 1 E: 0 K: 2 S: 8	H: 2 LOB: 0 BB: 0 P: 8	R: 0 E: 0 K: 0 S: 3	H: 1 LOB: 0 BB: 0 P: 3	R: 0 E: 0 K: 0 S: 3	H: 0 LOB: 1 BB: 1 P: 8	R: 0 E: 0 K: 0 S: 7	H: 0 LOB: 0 BB: 0 P: 7	R: 0 E: 0 K: 0 S: 3	H: 0 LOB: 0 BB: 0 P: 3	R: 0 E: 0 K: 0 S: 3	H: 0 LOB: 0 BB: 0 P: 3	R: 0 E: 0 K: 1 S: 4	H: 0 LOB: 0 BB: 0 P: 8	R: 0 E: 0 K: 1 S: 4	H: 1 LOB: 1 BB: 1 P: 8	R: 0 E: 0 K: 0 S: 4	H: 1 LOB: 1 BB: 0 P: 4	R: 0 E: 0 K: 0 S: 3	H: 0 LOB: 0 BB: 0 P: 3	R: 0 E: 0 K: 1 S: 4	H: 0 LOB: 0 BB: 0 P: 8	R: 0 E: 0 K: 1 S: 3	H: 0 LOB: 0 BB: 0 P: 3	1B: 3 2B: 2 3B: 2 HR: 0	SF: 0 SAC: 0 DP: 4 HBP: 0	WP: 0 PB: 0 SB: 0 CS: 2	PA: 49
<b>PITCHER</b>	IP 14.0	WLS 48	BF 5	H 2	R 2	ER 1	SO 8	BB 6	IBB 0	HBP 0	BLK 0	WP 0	HR 0	S 58	P 82	ERA 0.64	WHIP 0.786													
Matt Keough, R ERA: 1.76																														

Oakland Athletics @ Toronto Blue Jays  
Exhibition Stadium, Toronto, ON  
Sat May 17 1980, 3:33 AM EDT  
Att. 23,074 - Sunny - 65 F

AB 42  
R 2  
H 5  
RBI 2  
BB 6  
SO 8  
LOB 14



Batter	1	2	3	4	5	6	7	8	9	AB	R	H	RBI	BB	SO	LOB	TOP			
Rickey Henderson, R OBP: 0.391, SLG: 0.344	5-3		FC5-4 1B		F8			6-3		4	0	1	0	0	0	1	<b>Oakland Athletics @ Toronto Blue Jays</b> Exhibition Stadium, Toronto, ON Sun May 18 1980, 3:33 AM EDT Att: 14,414 - Overcast - 55 F			
Dwayne Murphy, L OBP: 0.414, SLG: 0.410	2B		FC5-4 1-2			K		HR		4	1	2	1	0	1					
Jeff Newman, R OBP: 0.280, SLG: 0.381	F9		5-3				G6-4-3 1B	5-3		4	0	1	0	0	0	2				
Tony Armas, R OBP: 0.339, SLG: 0.469	F9				F8		G6-4-3 1-2	1B 2B		4	0	1	0	0	0	2				
Mickey Klutts, R OBP: 0.297, SLG: 0.294		F8			6-3			6-3		4	0	1	0	0	0	0				
Mario Guerrero, R OBP: 0.252, SLG: 0.298		K			5-3			2-3 1B F9		4	0	1	0	0	1	2				
Jim Essian, R OBP: 0.256, SLG: 0.268		FC5-4 1B			F8			1-2 1B F9		4	0	2	0	0	0	0				
Mike Heath, R OBP: 0.282, SLG: 0.342		FC5-4 1-2			1-3 1B			F4 F8		4	0	1	0	0	0	3				
Dave McKay, S OBP: 0.192, SLG: 0.360			F9		1-3			1-3 F8		4	0	0	0	0	0	3				
<b>Inning Stats</b>	R: 0 E: 0 K: 0 S: 4	H: 1 LOB: 1 BB: 0 P: 4	R: 0 E: 0 K: 1 S: 6	H: 1 LOB: 1 BB: 0 P: 6	R: 0 E: 0 K: 0 S: 4	H: 1 LOB: 1 BB: 0 P: 4	R: 0 E: 0 K: 0 S: 3	H: 0 LOB: 0 BB: 0 P: 3	R: 0 E: 0 K: 1 S: 5	H: 1 LOB: 0 BB: 0 P: 4	R: 0 E: 0 K: 0 S: 5	H: 2 LOB: 2 BB: 0 P: 5	R: 0 E: 0 K: 0 S: 6	H: 3 LOB: 2 BB: 0 P: 6	R: 0 E: 0 K: 0 S: 3	H: 0 LOB: 0 BB: 0 P: 3	1B: 7 2B: 2 3B: 0 HR: 1	SF: 0 SAC: 0 DP: 1 HBP: 0	WP: 0 PB: 0 SB: 0 CS: 0	PA: 36
<b>PITCHER</b> Paul Mirabella, L ERA: 2.28	IP: 9.0 WLS: W BF: 36 H: 10 R: 1 ER: 1 SO: 2 BB: 0 IBB: 0 HBP: 0 BLK: 0 WP: 0 HR: 1 S: 40 P: 40 ERA: 1.00 WHIP: 1.111																			

AB	36
R	1
H	10
RBI	1
BB	0
SO	2
LOB	14



Batter	1	2	3	4	5	6	7	8	9	AB	R	H	RBI	BB	SO	LOB	BOTTOM			
Alfredo Griffin, S OBP: 0.269, SLG: 0.373	6-3 3B		4-3		1-3 2-H 1B 2B	1-2 1B BB		4-3		5	3	3	1	0	0	0	<b>Oakland Athletics @ Toronto Blue Jays</b> Exhibition Stadium, Toronto, ON Sun May 18 1980, 3:33 AM EDT Att: 14,414 - Overcast - 55 F			
Bob Bailor, R OBP: 0.313, SLG: 0.157	5-3			5-3	BB 1B BB	1-2 2-3 BB		HR 1B		3	1	1	0	2	0	1				
Al Woods, L OBP: 0.394, SLG: 0.636	6-3			3B 1B		1-2 2-H 3-H 1B		1-H HR		5	2	3	5	0	0	3				
Otto Velez, R OBP: 0.431, SLG: 0.659	F4			1-H SF7 3B	1-2 2-H 3-H 1B			HR 2B		5	2	3	3	0	0	2				
Roy Howell, L OBP: 0.331, SLG: 0.406		F5		SF7	1-2 2-3 BB		FC4-6 BB	2-H HR		2	1	1	3	2	0	0				
John Mayberry, L OBP: 0.336, SLG: 0.437		K		F5	G3		FC4-6 2B 1-2	3-1 1B BB		4	0	0	0	1	1	4				
Rick Bosetti, R OBP: 0.310, SLG: 0.360		F9			K		6-3	1-3 2B 1B		5	0	2	0	0	1	0				
Damaso Garcia, R OBP: 0.273, SLG: 0.424			F7		1B 2B 1B		BB 1B 1B	F5 3-1 1B		5	2	2	0	0	0	4				
Bob Davis, R OBP: 0.281, SLG: 0.233			P3		2B 1B 1B		F8	F9 4-3		5	1	1	0	0	0	5				
<b>Inning Stats</b>	R: 1 E: 0 K: 0 S: 4	H: 1 LOB: 0 BB: 0 P: 4	R: 0 E: 0 K: 1 S: 5	H: 0 LOB: 0 BB: 0 P: 5	R: 0 E: 0 K: 0 S: 3	H: 0 LOB: 0 BB: 0 P: 3	R: 2 E: 0 K: 0 S: 5	H: 2 LOB: 0 BB: 0 P: 5	R: 3 E: 0 K: 1 S: 9	H: 4 LOB: 3 BB: 2 P: 17	R: 2 E: 0 K: 0 S: 6	H: 3 LOB: 2 BB: 1 P: 10	R: 0 E: 0 K: 0 S: 4	H: 1 LOB: 2 BB: 1 P: 8	R: 4 E: 0 K: 0 S: 8	H: 5 LOB: 2 BB: 1 P: 12	1B: 9 2B: 3 3B: 2 HR: 2	SF: 1 SAC: 0 DP: 0 HBP: 0	WP: 0 PB: 0 SB: 0 CS: 0	PA: 45
<b>PITCHER</b> Rick Langford, R ERA: 4.03 Dave Hamilton, L ERA: 8.64 Mark Souza, L ERA: 7.71 Rick Lysander, R ERA: 7.9	IP: 4.2 WLS: L BF: 22 H: 7 R: 6 ER: 6 SO: 2 BB: 1 IBB: 0 HBP: 0 BLK: 0 WP: 0 HR: 0 S: 25 P: 29 ERA: 11.57 WHIP: 1.714																			

AB	39
R	12
H	16
RBI	12
BB	5
SO	2
LOB	19





Batter	1	2	3	4	5	6	7	8	9	AB	R	H	RBI	BB	SO	LOB	TOP					
Jerry Remy, L OBP: 0.355, SLG: 0.421 (1, 4)										5	0	3	0	0	0	2	<b>Boston Red Sox @ Toronto Blue Jays</b> Exhibition Stadium, Toronto, ON Mon May 19 1980, 3:33 AM EDT Att: 32,731 - Unknown - 65 F					
Rick Burleson, R OBP: 0.272, SLG: 0.311 (1, 6)										4	0	0	0	1	0	6						
Fred Lynn, L OBP: 0.387, SLG: 0.520 (1, 8)										4	0	1	0	0	0	2						
Jim Rice, R OBP: 0.276, SLG: 0.385 (1, 7)										4	0	0	0	0	1	2						
Carl Yastrzemski, L OBP: 0.352, SLG: 0.442 (1, 10)										3	1	1	1	1	0	1						
Tony Perez, R OBP: 0.329, SLG: 0.430 (1, 3)										3	0	0	0	0	1	2						
Carlton Fisk, R OBP: 0.364, SLG: 0.592 (1, 2)										3	0	0	0	1	1	2						
Jim Dwyer, L OBP: 0.485, SLG: 0.556 (1, 9)										4	1	1	1	0	1	2						
Jack Brohamer, L OBP: 0.375, SLG: 0.387 (1, 5)										3	0	0	0	1	1	2						
<b>Inning Stats</b>	R: 0 E: 0 K: 0 S: 4	H: 1 LOB: 1 BB: 0 P: 4	R: 1 E: 0 K: 1 S: 5	H: 1 LOB: 0 BB: 0 P: 6	R: 0 E: 0 K: 0 S: 3	H: 0 LOB: 1 BB: 1 P: 7	R: 0 E: 0 K: 1 S: 5	H: 0 LOB: 1 BB: 0 P: 9	R: 0 E: 0 K: 2 S: 8	H: 1 LOB: 1 BB: 0 P: 8	R: 0 E: 0 K: 0 S: 3	H: 0 LOB: 0 BB: 0 P: 3	R: 1 E: 0 K: 0 S: 5	H: 2 LOB: 2 BB: 1 P: 9	R: 0 E: 0 K: 1 S: 6	H: 1 LOB: 1 BB: 0 P: 6	R: 0 E: 1 K: 0 S: 4	H: 0 LOB: 2 BB: 1 P: 8	1B: 4 2B: 0 3B: 0 HR: 2	SF: 0 SAC: 0 DP: 1 HBP: 1	WP: 0 PB: 0 SB: 0 CS: 0	PA: 38
<b>PITCHER</b> Jim Clancy, R ERA: 2.81 (1, 1)	IP: 9.0 WLS: W BF: 38	H: 6 R: 2 ER: 2 SO: 5	BB: 4 IBB: 0 HBP: 1 BLK: 0	WP: 0 HR: 2 S: 43 P: 60	ERA: 2.00 WHIP: 1.111	<b>PITCHER</b>										IP: 9.0 WLS: W BF: 38	H: 6 R: 2 ER: 2 SO: 5	BB: 4 IBB: 0 HBP: 1 BLK: 0	WP: 0 HR: 2 S: 43 P: 60	ERA: 2.00 WHIP: 1.111		

AB 33  
R 2  
H 6  
RBI 2  
BB 4  
SO 5  
LOB 21



Batter	1	2	3	4	5	6	7	8	9	AB	R	H	RBI	BB	SO	LOB	BOTTOM			
Alfredo Griffin, S OBP: 0.269, SLG: 0.364 (1, 6)										3	0	0	0	0	0	3	<b>Boston Red Sox @ Toronto Blue Jays</b> Exhibition Stadium, Toronto, ON Mon May 19 1980, 3:33 AM EDT Att: 32,731 - Unknown - 65 F			
Bob Bailor, R OBP: 0.324, SLG: 0.151 (1, 9)										2	2	0	0	1	0	2				
Al Woods, L OBP: 0.413, SLG: 0.686 (1, 7)										4	3	3	2	0	0	1				
Otto Velez, R OBP: 0.442, SLG: 0.691 (1, 10)										3	2	2	3	1	0	0				
Roy Howell, L OBP: 0.320, SLG: 0.391 (1, 5)										4	0	0	1	0	0	2				
John Mayberry, L OBP: 0.325, SLG: 0.421 (1, 3)										4	0	0	0	0	0	2				
Rick Bosetti, R OBP: 0.308, SLG: 0.356 (1, 8)										4	0	1	0	0	0	0				
Damaso Garcia, R OBP: 0.288, SLG: 0.434 (1, 4)										4	0	3	1	0	0	0				
Bob Davis, R OBP: 0.260, SLG: 0.234 (1, 2)										4	0	1	0	0	1	3				
<b>Inning Stats</b>	R: 0 E: 0 K: 0 S: 2	H: 0 LOB: 0 BB: 0 P: 3	R: 1 E: 0 K: 0 S: 5	H: 2 LOB: 2 BB: 1 P: 9	R: 2 E: 0 K: 0 S: 5	H: 2 LOB: 1 BB: 0 P: 6	R: 0 E: 0 K: 1 S: 6	H: 1 LOB: 1 BB: 0 P: 6	R: 3 E: 0 K: 0 S: 5	H: 2 LOB: 0 BB: 1 P: 9	R: 0 E: 0 K: 0 S: 4	H: 2 LOB: 1 BB: 0 P: 4	R: 1 E: 0 K: 0 S: 4	H: 1 LOB: 0 BB: 0 P: 4	R: 0 E: 0 K: 0 S: 3	H: 0 LOB: 0 BB: 0 P: 3	1B: 8 2B: 1 3B: 0 HR: 2	SF: 0 SAC: 0 DP: 1 HBP: 2	WP: 0 PB: 0 SB: 2 CS: 1	PA: 36
<b>PITCHER</b> Jack Billingham, R ERA: 7.16 Steve Renko, R ERA: 3.21 (1, 1) (5, 1)	IP: 4.0 WLS: L BF: 22	H: 7 R: 6 ER: 6 SO: 1	BB: 2 IBB: 0 HBP: 0 BLK: 0	WP: 0 HR: 1 S: 20 P: 30	ERA: 13.50 WHIP: 2.250	<b>PITCHER</b>										IP: 4.0 WLS: L BF: 14	H: 3 R: 1 ER: 1 SO: 0	BB: 0 IBB: 0 HBP: 0 BLK: 0	WP: 0 HR: 1 S: 14 P: 14	ERA: 2.25 WHIP: 0.750

AB 32  
R 7  
H 10  
RBI 7  
BB 2  
SO 1  
LOB 13







Batter	1	2	3	4	5	6	7	8	9	AB	R	H	RBI	BB	SO	LOB	TOP					
Willie Randolph, R (1,4) OBP: 0.406, SLG: 0.440										2	0	1	0	3	0	1						
Bobby Murcer, L (1,10) OBP: 0.316, SLG: 0.355										5	0	1	0	0	0	6						
Ruppert Jones, L (1,8) OBP: 0.301, SLG: 0.370										5	1	1	0	0	1	2						
Graig Nettles, L (1,5) OBP: 0.333, SLG: 0.389										5	1	1	0	0	1	2						
Jim Spencer, L (1,3) OBP: 0.320, SLG: 0.359										3	1	0	0	2	1	0						
Bobby Brown, S (1,7) OBP: 0.355, SLG: 0.482										4	1	2	2	0	0	3						
Joe Lefebvre, L (1,9) OBP: 0.500, SLG: 1.333										3	1	1	1	1	1	1						
Rick Cerone, R (1,2) OBP: 0.259, SLG: 0.363										2	0	1	1	1	0	0						
Bucky Dent, R (1,6) OBP: 0.276, SLG: 0.345										4	0	1	1	0	1	2						
<b>Inning Stats</b>	R: 0 E: 0 K: 0 S: 3	H: 1 LOB: 0 BB: 0 P: 3	R: 0 E: 0 K: 1 S: 6	H: 1 LOB: 1 BB: 0 P: 6	R: 0 E: 0 K: 1 S: 5	H: 0 LOB: 1 BB: 1 P: 9	R: 0 E: 0 K: 1 S: 5	H: 0 LOB: 0 BB: 0 P: 5	R: 0 E: 0 K: 0 S: 4	H: 1 LOB: 1 BB: 0 P: 4	R: 0 E: 0 K: 1 S: 6	H: 1 LOB: 3 BB: 2 P: 14	R: 1 E: 0 K: 0 S: 4	H: 1 LOB: 1 BB: 1 P: 8	R: 4 E: 0 K: 0 S: 6	H: 4 LOB: 2 BB: 3 P: 18	R: 0 E: 0 K: 1 S: 5	H: 0 LOB: 0 BB: 0 P: 5	1B: 7 2B: 1 3B: 0 HR: 1	SF: 1 SAC: 0 DP: 2 HBP: 0	WP: 0 PB: 1 SB: 3 CS: 0	PA: 41
<b>PITCHER</b>	IP WLS BF H R ER SO BB IBB HBP BLK WP HR S P ERA WHIP																					
Dave Stieb, R (1,1) ERA: 2.53	7.1 L 35 8 5 5 4 5 1 0 0 0 1 37 61 6.14 1.773																					
Tom Buskey, R (8,1) ERA: 2.25	0.2 3 1 0 0 0 1 0 0 0 0 0 2 6 0.00 3.000																					
Jerry Garvin, L (9,1) ERA: 3.6	1.0 3 0 0 0 1 0 0 0 0 0 0 5 5 0.00 0.000																					

**New York Yankees @ Toronto Blue Jays**  
 Exhibition Stadium, Toronto, ON  
 Thu May 22 1980, 7:05 PM EDT  
 Att: 26,047 - Unknown - 82 F

AB	33
R	5
H	9
RBI	5
BB	7
SO	5
LOB	17




Batter	1	2	3	4	5	6	7	8	9	AB	R	H	RBI	BB	SO	LOB	BOTTOM			
Alfredo Griffin, S (1,6) OBP: 0.272, SLG: 0.373										5	1	2	0	0	1	3				
Bob Bailor, R (1,5) OBP: 0.333, SLG: 0.215										5	0	1	0	0	0	3				
Al Woods, L (1,7) OBP: 0.425, SLG: 0.679										4	0	2	1	0	2	0				
Otto Velez, R (1,10) OBP: 0.432, SLG: 0.641										3	0	0	0	1	0	3				
John Mayberry, L (1,3) OBP: 0.331, SLG: 0.404										3	0	0	0	1	0	3				
Rick Rosetti, R (1,8) OBP: 0.293, SLG: 0.331										3	0	0	0	1	0	4				
Barry Bonnell, R (1,9) OBP: 0.261, SLG: 0.398										4	0	1	0	0	1	2				
Danny Ainge, R (1,4) OBP: 0.268, SLG: 0.325										4	0	2	0	0	1	0				
Bob Davis, R (1,2) OBP: 0.232, SLG: 0.208										2	0	0	0	0	0	1				
Willie Upshaw, L (7,PH) OBP: 0.209, SLG: 0.242										1	0	0	0	0	0	2				
Ernie Whitt, L (8,2) OBP: 0.295, SLG: 0.204										1	0	0	0	0	1	0				
<b>Inning Stats</b>	R: 0 E: 0 K: 1 S: 5	H: 0 LOB: 0 BB: 0 P: 5	R: 0 E: 0 K: 0 S: 3	H: 0 LOB: 0 BB: 0 P: 3	R: 0 E: 0 K: 1 S: 5	H: 0 LOB: 0 BB: 0 P: 5	R: 1 E: 0 K: 0 S: 6	H: 3 LOB: 2 BB: 0 P: 6	R: 0 E: 0 K: 0 S: 6	H: 1 LOB: 1 BB: 0 P: 6	R: 0 E: 0 K: 0 S: 4	H: 1 LOB: 2 BB: 1 P: 8	R: 0 E: 0 K: 2 S: 7	H: 2 LOB: 2 BB: 0 P: 5	R: 0 E: 0 K: 1 S: 6	H: 1 LOB: 1 BB: 0 P: 6	1B: 5 2B: 3 3B: 0 HR: 0	SF: 0 SAC: 0 DP: 0 HBP: 0	WP: 0 PB: 0 SB: 0 CS: 0	PA: 38
<b>PITCHER</b>	IP WLS BF H R ER SO BB IBB HBP BLK WP HR S P ERA WHIP																			
Mike Griffin, R (1,1) ERA: 2.36	7.0 W 29 7 1 1 3 2 0 0 0 0 0 34 38 0.00 1.500																			
Rich Gossage, R (8,1) ERA: 3.93	2.0 9 1 0 0 3 2 0 0 0 0 0 13 21 0.00 1.500																			

**New York Yankees @ Toronto Blue Jays**  
 Exhibition Stadium, Toronto, ON  
 Thu May 22 1980, 7:05 PM EDT  
 Att: 26,047 - Unknown - 82 F

AB	35
R	1
H	8
RBI	1
BB	3
SO	6
LOB	21



Batter	1	2	3	4	5	6	7	8	9	AB	R	H	RBI	BB	SO	LOB	TOP					
Willie Randolph, R OBP: 0.400, SLG: 0.453 (1, 4)										5	1	1	1	0	0	3	<b>New York Yankees @ Toronto Blue Jays</b> Exhibition Stadium, Toronto, ON Fri May 23 1980, 7:05 PM EDT Att: 24,586 - Unknown - 80 F					
Ruppert Jones, L OBP: 0.292, SLG: 0.358 (1, 8)										5	0	0	0	0	0	0						
Bob Watson, R OBP: 0.374, SLG: 0.421 (1, 10)										3	2	1	0	1	1	0						
Eric Soderholm, R OBP: 0.390, SLG: 0.528 Graig Nettles, L OBP: 0.333, SLG: 0.389 (1, 5) (8, 5)										4	2	2	1	0	0	1						
Dennis Werth, R OBP: 0.611, SLG: 0.857 Jim Spencer, L OBP: 0.325, SLG: 0.364 (1, 3) (6, PH) (6, 3)										2	1	1	2	0	0	0						
Lou Piniella, R OBP: 0.287, SLG: 0.247 Joe Lefebvre, L OBP: 0.667, SLG: 1.800 (1, 7) (6, PH) (6, 9)										1	0	0	0	1	0	0						
Bobby Brown, S OBP: 0.364, SLG: 0.483 (1, 9) (6, 7)										4	0	2	0	0	0	3						
Rick Cerone, R OBP: 0.259, SLG: 0.367 (1, 2)										4	0	1	0	0	0	3						
Bucky Dent, R OBP: 0.275, SLG: 0.342 (1, 6)										4	0	1	0	0	0	2						
<b>Inning Stats</b>	R: 3 E: 0 K: 0 S: 6	H: 3 LOB: 1 BB: 1 P: 10	R: 0 E: 0 K: 0 S: 3	H: 0 LOB: 0 BB: 0 P: 3	R: 2 E: 0 K: 0 S: 4	H: 1 LOB: 0 BB: 1 P: 8	R: 0 E: 0 K: 0 S: 4	H: 2 LOB: 1 BB: 0 P: 4	R: 0 E: 0 K: 0 S: 3	H: 0 LOB: 0 BB: 0 P: 3	R: 1 E: 0 K: 0 S: 4	H: 2 LOB: 0 BB: 0 P: 4	R: 0 E: 0 K: 0 S: 3	H: 1 LOB: 0 BB: 0 P: 3	R: 1 E: 0 K: 0 S: 8	H: 3 LOB: 2 BB: 0 P: 8		R: 0 E: 0 K: 0 S: 3	H: 0 LOB: 0 BB: 0 P: 3	1B: 7 2B: 3 3B: 0 HR: 3	SF: 0 SAC: 0 DP: 2 HBP: 0	WP: 1 PB: 0 SB: 0 CS: 1
<b>PITCHER</b>	IP WLS BF H R ER SO BB IBB HBP BLK WP HR S P ERA WHIP	IP WLS BF H R ER SO BB IBB HBP BLK WP HR S P ERA WHIP	IP WLS BF H R ER SO BB IBB HBP BLK WP HR S P ERA WHIP	IP WLS BF H R ER SO BB IBB HBP BLK WP HR S P ERA WHIP	IP WLS BF H R ER SO BB IBB HBP BLK WP HR S P ERA WHIP	IP WLS BF H R ER SO BB IBB HBP BLK WP HR S P ERA WHIP	IP WLS BF H R ER SO BB IBB HBP BLK WP HR S P ERA WHIP	IP WLS BF H R ER SO BB IBB HBP BLK WP HR S P ERA WHIP	IP WLS BF H R ER SO BB IBB HBP BLK WP HR S P ERA WHIP	IP WLS BF H R ER SO BB IBB HBP BLK WP HR S P ERA WHIP	IP WLS BF H R ER SO BB IBB HBP BLK WP HR S P ERA WHIP	IP WLS BF H R ER SO BB IBB HBP BLK WP HR S P ERA WHIP	IP WLS BF H R ER SO BB IBB HBP BLK WP HR S P ERA WHIP	IP WLS BF H R ER SO BB IBB HBP BLK WP HR S P ERA WHIP	IP WLS BF H R ER SO BB IBB HBP BLK WP HR S P ERA WHIP	IP WLS BF H R ER SO BB IBB HBP BLK WP HR S P ERA WHIP						
Paul Mirabella, L ERA: 2.98 (1, 1)	3.0 L	15 4	5 5	0 0	2 0	0 0	0 0	0 0	0 0	1 2	13 21	15.00 2.000										
Dave Lemanczyk, R ERA: 5.49 (4, 1)	4.1	18 8	2 2	1 1	0 0	0 0	0 0	0 0	0 0	1 20	20 20	4.15 1.846										
Balor Moore, L ERA: 4.71 (8, 1)	1.2	5 0	0 0	0 0	0 0	0 0	0 0	0 0	0 0	0 5	5 5	0.00 0.000										



Batter	1	2	3	4	5	6	7	8	9	AB	R	H	RBI	BB	SO	LOB	BOTTOM			
Alfredo Griffin, S OBP: 0.272, SLG: 0.370 (1, 6)										4	1	1	0	0	1	0	<b>New York Yankees @ Toronto Blue Jays</b> Exhibition Stadium, Toronto, ON Fri May 23 1980, 7:05 PM EDT Att: 24,586 - Unknown - 80 F			
Bob Bailor, R OBP: 0.341, SLG: 0.235 (1, 5)										3	0	1	0	1	0	0				
Al Woods, L OBP: 0.407, SLG: 0.647 (1, 7)										4	0	0	0	0	1	3				
Damaso Garcia, R OBP: 0.281, SLG: 0.424 (1, 10)										4	0	0	1	0	0	2				
Rick Bosetti, R OBP: 0.285, SLG: 0.321 (1, 8)										4	0	0	0	0	2	2				
John Mayberry, L OBP: 0.329, SLG: 0.424 (1, 3)										4	1	1	1	0	3	0				
Barry Bonnell, R OBP: 0.260, SLG: 0.387 (1, 9)										3	0	0	0	1	1	0				
Domingo Ramos, R OBP: 0.286, SLG: 0.167 (1, 4)										3	0	2	0	0	0	0				
Bob Davis, R OBP: 0.237, SLG: 0.268 (1, 2)										3	1	1	1	0	0	3				
<b>Inning Stats</b>	R: 0 E: 0 K: 1 S: 5	H: 0 LOB: 0 BB: 0 P: 5	R: 0 E: 0 K: 1 S: 5	H: 0 LOB: 0 BB: 0 P: 5	R: 1 E: 0 K: 1 S: 6	H: 1 LOB: 0 BB: 0 P: 6	R: 0 E: 0 K: 1 S: 6	H: 1 LOB: 1 BB: 0 P: 6	R: 0 E: 0 K: 1 S: 5	H: 0 LOB: 0 BB: 0 P: 5	R: 1 E: 0 K: 0 S: 4	H: 1 LOB: 0 BB: 0 P: 4	R: 0 E: 0 K: 0 S: 5	H: 0 LOB: 0 BB: 0 P: 5	R: 1 E: 0 K: 0 S: 4	H: 1 LOB: 0 BB: 0 P: 4		1B: 3 2B: 1 3B: 0 HR: 2	SF: 0 SAC: 0 DP: 1 HBP: 0	WP: 1 PB: 0 SB: 0 CS: 0
<b>PITCHER</b>	IP WLS BF H R ER SO BB IBB HBP BLK WP HR S P ERA WHIP	IP WLS BF H R ER SO BB IBB HBP BLK WP HR S P ERA WHIP	IP WLS BF H R ER SO BB IBB HBP BLK WP HR S P ERA WHIP	IP WLS BF H R ER SO BB IBB HBP BLK WP HR S P ERA WHIP	IP WLS BF H R ER SO BB IBB HBP BLK WP HR S P ERA WHIP	IP WLS BF H R ER SO BB IBB HBP BLK WP HR S P ERA WHIP	IP WLS BF H R ER SO BB IBB HBP BLK WP HR S P ERA WHIP	IP WLS BF H R ER SO BB IBB HBP BLK WP HR S P ERA WHIP	IP WLS BF H R ER SO BB IBB HBP BLK WP HR S P ERA WHIP	IP WLS BF H R ER SO BB IBB HBP BLK WP HR S P ERA WHIP	IP WLS BF H R ER SO BB IBB HBP BLK WP HR S P ERA WHIP	IP WLS BF H R ER SO BB IBB HBP BLK WP HR S P ERA WHIP	IP WLS BF H R ER SO BB IBB HBP BLK WP HR S P ERA WHIP	IP WLS BF H R ER SO BB IBB HBP BLK WP HR S P ERA WHIP	IP WLS BF H R ER SO BB IBB HBP BLK WP HR S P ERA WHIP	IP WLS BF H R ER SO BB IBB HBP BLK WP HR S P ERA WHIP				
Ron Guidry, L ERA: 2.78 (1, 1)	7.0 W	27 2	2 2	7 7	0 0	0 0	0 0	0 0	0 0	1 39	47 47	2.57 1.000								
Ron Davis, R ERA: 2.7 (8, 1)	2.0	7 1	1 1	1 1	0 0	0 0	0 0	0 0	0 0	1 9	9 9	4.50 0.500								



Batter	1	2	3	4	5	6	7	8	9	AB	R	H	RBI	BB	SO	LOB	TOP										
Willie Randolph, R (1, 4) OBP: 0.402, SLG: 0.462										4	1	2	1	0	0	2	<p><b>New York Yankees @ Toronto Blue Jays</b> Exhibition Stadium, Toronto, ON Sat May 24 1980, 3:33 AM EDT Att: 31,021 - Unknown - 80 F</p> <p>livebaseballscores.com</p>										
Bobby Brown, S (1, 7) OBP: 0.336, SLG: 0.446										5	0	0	0	0	3	4											
Ruppert Jones, L (1, 8) OBP: 0.295, SLG: 0.374										4	1	1	1	1	1	0											
Jim Spencer, L (1, 3) OBP: 0.341, SLG: 0.377										3	1	1	1	2	0	2											
Graig Nettles, L (1, 5) OBP: 0.336, SLG: 0.398										5	1	2	1	0	0	2											
Joe Lefebvre, L (1, 9) OBP: 0.556, SLG: 1.250 (7, PH)										3	0	1	2	0	1	0											
Lou Piniella, R (7, 9) OBP: 0.264, SLG: 0.244										1	0	0	0	0	2												
Bobby Murcer, L (1, 10) OBP: 0.310, SLG: 0.324										3	0	0	0	1	1												
Rick Cerone, R (1, 2) OBP: 0.259, SLG: 0.371										4	1	1	0	0	0	1											
Bucky Dent, R (1, 6) OBP: 0.281, SLG: 0.336										2	1	0	0	2	0	1											
<b>Inning Stats</b>	R: 1 E: 0 K: 0 S: 5	H: 3 LOB: 1 BB: 0 P: 5	R: 0 E: 0 K: 0 S: 3	H: 0 LOB: 2 BB: 2 P: 11	R: 2 E: 0 K: 1 S: 7	H: 2 LOB: 1 BB: 1 P: 11	R: 0 E: 0 K: 0 S: 3	H: 0 LOB: 0 BB: 0 P: 3	R: 0 E: 0 K: 2 S: 5	H: 0 LOB: 1 BB: 1 P: 9	R: 0 E: 0 K: 2 S: 7	H: 0 LOB: 0 BB: 0 P: 7	R: 2 E: 1 K: 0 S: 5	H: 1 LOB: 2 BB: 2 P: 13	R: 1 E: 0 K: 1 S: 7	H: 2 LOB: 1 BB: 0 P: 7	R: 0 E: 0 K: 1 S: 5	H: 0 LOB: 0 BB: 0 P: 5	1B: 3 2B: 4 3B: 0 HR: 1	SF: 0 SAC: 1 DP: 1 HBP: 0	WP: 1 PB: 0 CS: 0	PA: 41					
<b>PITCHER</b>	IP	WLS	BF	H	R	ER	SO	BB	IBB	HBP	BLK	WP	HR	S	P	ERA	WHIP										
Jim Clancy, R (1, 1) ERA: 2.95	6.2	L	32	6	5	3	4	5	1	0	0	1	1	34	58	4.05	1.650										
Jerry Garvin, L (7, 1) ERA: 3.65	2.1		9	2	1	1	2	0	0	0	0	0	0	13	13	3.86	0.857										

Batter	1	2	3	4	5	6	7	8	9	AB	R	H	RBI	BB	SO	LOB	BOTTOM										
Alfredo Griffin, S (1, 6) OBP: 0.269, SLG: 0.364										5	0	1	0	0	2	4	<p><b>New York Yankees @ Toronto Blue Jays</b> Exhibition Stadium, Toronto, ON Sat May 24 1980, 3:33 AM EDT Att: 31,021 - Unknown - 80 F</p> <p>livebaseballscores.com</p>										
Bob Bailor, R (1, 9) OBP: 0.337, SLG: 0.236										4	0	1	1	0	1	2											
Al Woods, L (1, 7) OBP: 0.400, SLG: 0.625										3	0	0	0	1	1												
Roy Howell, L (1, 5) OBP: 0.323, SLG: 0.407										4	0	1	0	0	1	2											
John Mayberry, L (1, 3) OBP: 0.326, SLG: 0.413										3	0	0	0	1	1												
Damaso Garcia, R (1, 4) OBP: 0.273, SLG: 0.412										4	0	0	0	0	1	2											
Lloyd Moseby, L (1, 10) OBP: 0.500, SLG: 0.750										4	0	2	0	0	1	1											
Rick Bosetti, R (1, 8) OBP: 0.284, SLG: 0.319										4	1	1	0	0	0	2											
Ernie Whitt, L (1, 2) OBP: 0.302, SLG: 0.232										2	1	1	1	0	0	0											
Garth Iorg, R (7, PH) OBP: 1.000, SLG: 2.000										1	0	1	0	0	0	0											
Bob Davis, R (8, 2) OBP: 0.237, SLG: 0.268										0	0	0	0	0	0	0											
Barry Bonnell, R (8, PH) OBP: 0.266, SLG: 0.393										1	0	1	0	0	0	0											
<b>Inning Stats</b>	R: 0 E: 0 K: 1 S: 5	H: 0 LOB: 0 BB: 0 P: 5	R: 0 E: 0 K: 1 S: 5	H: 0 LOB: 0 BB: 0 P: 5	R: 2 E: 0 K: 1 S: 8	H: 3 LOB: 2 BB: 1 P: 12	R: 0 E: 0 K: 0 S: 3	H: 1 LOB: 1 BB: 1 P: 7	R: 0 E: 0 K: 2 S: 8	H: 1 LOB: 1 BB: 0 P: 8	R: 0 E: 0 K: 2 S: 8	H: 1 LOB: 1 BB: 0 P: 8	R: 0 E: 0 K: 0 S: 4	H: 1 LOB: 1 BB: 0 P: 4	R: 1 E: 0 K: 1 S: 5	H: 0 LOB: 0 BB: 0 P: 5	R: 0 E: 0 K: 0 S: 5	H: 2 LOB: 2 BB: 0 P: 5	1B: 5 2B: 4 3B: 0 HR: 0	SF: 0 SAC: 0 DP: 1 HBP: 0	WP: 1 PB: 0 CS: 0	PA: 37					
<b>PITCHER</b>	IP	WLS	BF	H	R	ER	SO	BB	IBB	HBP	BLK	WP	HR	S	P	ERA	WHIP										
Luis Tiant, R (1, 1) ERA: 6.11	5.0	W	21	5	2	2	5	2	0	0	0	0	0	29	37	3.60	1.400										
Rudy May, L (6, 1) ERA: 2.92	4.0	S	16	4	0	0	3	0	0	0	0	0	0	22	22	0.00	1.000										



Batter	1	2	3	4	5	6	7	8	9	AB	R	H	RBI	BB	SO	LOB	TOP																
Alfredo Griffin, S OBP: 0.277, SLG: 0.366 (1, 6)										5	0	3	1	0	0	1	<b>Toronto Blue Jays @ Boston Red Sox</b> Fenway Park, Boston, MA Mon May 26 1980, 7:05 PM EDT Att: 18,853 - Unknown - 70 F																
Bob Bailor, R OBP: 0.364, SLG: 0.284 (1, 8) (9, 4)										5	0	3	1	0	0	1																	
Roy Howell, L OBP: 0.331, SLG: 0.395 (1, 5)										3	0	0	0	1	1	4																	
John Mayberry, L OBP: 0.340, SLG: 0.441 (1, 3)										3	0	0	0	1	1	3																	
Lloyd Moseby, L OBP: 0.462, SLG: 0.846 (1, 7)										4	1	1	0	0	1	2																	
Al Woods, L OBP: 0.369, SLG: 0.573 (1, 10)										3	0	0	0	0	0	0																	
Barry Bonnell, R OBP: 0.286, SLG: 0.413 (1, 9)										4	0	2	0	0	0	1																	
Garth Iorg, R OBP: 0.333, SLG: 0.500 (9, PH)										3	0	1	0	0	0	2																	
Otto Velez, R OBP: 0.437, SLG: 0.641 (9, PH)										0	0	0	0	0	0	0																	
Joe Cannon, L (9, 8)										0	1	0	0	0	0	0																	
Bob Davis, R OBP: 0.262, SLG: 0.306 (1, 2)										2	0	0	0	0	1	2																	
Rick Bosetti, R OBP: 0.282, SLG: 0.316 (8, PH)										1	0	0	0	0	1	0																	
Ernie Whitt, L OBP: 0.302, SLG: 0.232 (8, PH)										0	0	0	0	0	0	0																	
Damaso Garcia, R OBP: 0.279, SLG: 0.416 (9, PH)										1	1	1	1	0	0	0																	
Mike Macha, R (9, 2)										0	0	0	0	0	0	0																	
<b>Inning Stats</b>	R: 0 E: 0 K: 0 S: 3	H: 1 LOB: 0 BB: 0 P: 3	R: 0 E: 0 K: 1 S: 5	H: 0 LOB: 0 BB: 0 P: 5	R: 0 E: 1 K: 0 S: 4	H: 1 LOB: 1 BB: 0 P: 4	R: 0 E: 0 K: 0 S: 3	H: 1 LOB: 1 BB: 1 P: 7	R: 0 E: 0 K: 1 S: 6	H: 0 LOB: 1 BB: 0 P: 6	R: 0 E: 0 K: 0 S: 4	H: 1 LOB: 1 BB: 0 P: 4	R: 0 E: 0 K: 2 S: 9	H: 2 LOB: 2 BB: 0 P: 9	R: 3 E: 0 K: 0 S: 6	H: 4 LOB: 1 BB: 0 P: 7	1B: 9 2B: 2 3B: 0 HR: 0	SF: 0 SAC: 1 DP: 1 HBP: 1	WP: 0 PB: 0 SB: 0 CS: 2	PA: 39													
<b>PITCHER</b>	IP WLS BF H R ER SO BB IBB HBP BLK WP HR S P ERA WHIP																																
Mike Torrez, R ERA: 3.97 (1, 1)	7.1	29	7	0	0	4	2	0	0	0	0	0	0	35	43	0.00	1.227																
Mike Torrez, R ERA: 3.97 (8, 1)	7.1	29	7	0	0	4	2	0	0	0	0	0	0	35	43	0.00	1.227																
Tom Burgmeier, L ERA: 2.31 (8, 1)	1.0	4	1	1	1	1	0	0	0	0	0	0	0	6	6	9.00	1.000																
Dick Drago, R ERA: 4.1 (9, 1)	0.2	L	5	3	2	2	0	0	0	1	0	0	0	4	5	27.00	4.500																

AB	34
R	3
H	11
RBI	3
BB	2
SO	5
LOB	16



Batter	1	2	3	4	5	6	7	8	9	AB	R	H	RBI	BB	SO	LOB	BOTTOM																
Jack Brohamer, L OBP: 0.389, SLG: 0.451 (1, 4)										3	0	2	0	2	0	1	<b>Toronto Blue Jays @ Boston Red Sox</b> Fenway Park, Boston, MA Mon May 26 1980, 7:05 PM EDT Att: 18,853 - Unknown - 70 F																
Jim Dwyer, L OBP: 0.439, SLG: 0.660 (1, 9)										3	0	2	1	0	0	1																	
Dwight Evans, R OBP: 0.305, SLG: 0.370 (7, PH)										1	0	0	0	0	1	2																	
Mike Torrez, R (8, 1)										0	0	0	0	0	0	0																	
Tom Burgmeier, L (8, 1)										0	0	0	0	0	0	0																	
Dick Drago, R (9, 1)										0	0	0	0	0	0	0																	
Fred Lynn, L OBP: 0.383, SLG: 0.496 (1, 8)										4	0	0	0	0	0	7																	
Tony Perez, R OBP: 0.328, SLG: 0.452 (1, 3)										4	0	1	0	0	0	1																	
Carlton Fisk, R OBP: 0.359, SLG: 0.547 (1, 2)										4	0	1	0	0	1	0																	
Carl Yastrzemski, L OBP: 0.536, SLG: 0.432 (1, 10) (8, 9)										4	0	1	0	0	0	2																	
Jim Rice, R OBP: 0.276, SLG: 0.382 (1, 7)										4	0	0	0	0	1	2																	
Butch Hobson, R OBP: 0.287, SLG: 0.351 (8, 5)										3	0	0	0	0	0	0																	
Glenn Hoffman, R OBP: 0.256, SLG: 0.379 (8, 5)										1	0	0	0	0	0	0																	
Rick Burleson, R OBP: 0.304, SLG: 0.351 (1, 6)										2	1	1	0	1	0	0																	
<b>Inning Stats</b>	R: 0 E: 0 K: 0 S: 4	H: 1 LOB: 1 BB: 0 P: 4	R: 0 E: 0 K: 0 S: 3	H: 0 LOB: 0 BB: 0 P: 3	R: 0 E: 0 K: 0 S: 4	H: 1 LOB: 2 BB: 1 P: 8	R: 0 E: 0 K: 0 S: 4	H: 2 LOB: 1 BB: 0 P: 4	R: 1 E: 0 K: 0 S: 4	H: 2 LOB: 1 BB: 1 P: 8	R: 0 E: 0 K: 2 S: 8	H: 1 LOB: 2 BB: 0 P: 8	R: 0 E: 1 K: 1 S: 6	H: 0 LOB: 2 BB: 1 P: 10	R: 0 E: 0 K: 0 S: 3	H: 0 LOB: 0 BB: 0 P: 3	R: 0 E: 0 K: 0 S: 4	H: 1 LOB: 1 BB: 0 P: 4	1B: 8 2B: 2 3B: 0 HR: 0	SF: 0 SAC: 1 DP: 2 HBP: 0	WP: 0 PB: 0 SB: 0 CS: 0	PA: 37											
<b>PITCHER</b>	IP WLS BF H R ER SO BB IBB HBP BLK WP HR S P ERA WHIP																																
Jesse Jefferson, R ERA: 4.31 (1, 1)	6.1	28	7	1	1	2	3	0	0	0	0	0	0	29	41	1.42	1.579																
Jerry Garvin, L ERA: 3.0 (7, 1)	2.2	W	9	1	0	0	1	0	0	0	0	0	0	11	11	0.00	0.375																





Batter	1	2	3	4	5	6	7	8	9	AB	R	H	RBI	BB	SO	LOB	TOP																		
Alfredo Griffin, S OBP: 0.275, SLG: 0.367 (1, 6)	0-0 4-3 2B		0-0 F8		0-0 G3		0-0 F6		0-0 F8	5	0	1	0	0	0	1	Toronto Blue Jays @ Boston Red Sox Fenway Park, Boston, MA Tue May 27 1980, 7:05 PM EDT Att: 16,679 - Unknown - 66 F																		
Bob Bailor, R OBP: 0.365, SLG: 0.291 (1, 8)	0-3 K		0-0		0-0 2B 1B		0-0 F4		0-0 5-3	5	1	2	0	0	1	2																			
Roy Howell, L OBP: 0.336, SLG: 0.406 (1, 5)	0-0 4-3 2-3		0-3 K		0-0 1-H HR 2B		0-0 1B			4	1	2	1	0	1	2																			
Lloyd Moseby, L Joe Cannon, L OBP: 0.412, SLG: 0.882 (9, 7)	0-0 3-1		0-0 F8		0-0 2-H HR		0-0 2-3			4	1	1	2	0	0	3																			
Barry Bonnell, R OBP: 0.292, SLG: 0.416 (1, 9)		0-0 WP 1B 1B		0-0 2B 1B		0-0 6-3		0-0 F5		4	1	2	0	0	0	0																			
John Mayberry, L OBP: 0.338, SLG: 0.443 (1, 3)	0-3 K		0-0 3-1 1-H 2B		0-3 K		0-3 K			4	0	1	1	0	3	1																			
Al Woods, L OBP: 0.355, SLG: 0.550 (1, 10)	0-0 F5		0-0 3-1 2-3		0-3 K		0-3 K			4	0	0	0	0	2	2																			
Garth Iorg, R OBP: 0.385, SLG: 0.500 (1, 4)	0-0 WP 1-2 1B		0-0 5-3		0-0 F8		0-0 F8		0-0 SH1-4 1B	4	0	2	0	0	0	1																			
Bob Davis, R OBP: 0.250, SLG: 0.292 (1, 2)	0-0 6-3 1-2 2-3		0-3 K		0-0 5-3		0-0 5-3		0-0 SH1-4 1-2	3	0	0	0	0	1	3																			
<b>Inning Stats</b>	R: 0 E: 0 K: 1 S: 6	H: 1 LOB: 1 BB: 0 P: 6	R: 0 E: 0 K: 1 S: 7	H: 2 LOB: 2 BB: 0 P: 7	R: 0 E: 0 K: 1 S: 6	H: 1 LOB: 1 BB: 0 P: 6	R: 1 E: 0 K: 1 S: 7	H: 2 LOB: 1 BB: 0 P: 7	R: 3 E: 0 K: 1 S: 8	H: 3 LOB: 0 BB: 0 P: 8	R: 0 E: 0 K: 0 S: 5	H: 0 LOB: 0 BB: 0 P: 5	R: 0 E: 0 K: 0 S: 4	H: 1 LOB: 1 BB: 0 P: 4	R: 0 E: 0 K: 2 S: 7	H: 0 LOB: 0 BB: 0 P: 7		R: 0 E: 0 K: 0 S: 4	H: 1 LOB: 1 BB: 0 P: 4	1B: 7 2B: 3 3B: 0 HR: 1	SF: 0 SAC: 1 DP: 0 HBP: 0	WP: 1 PB: 0 SB: 0 CS: 0	PA: 38												
<b>PITCHER</b> Steve Renko, R ERA: 3.38 (1, 1)	IP 9.0	WLS W	BF 38	H 11	R 4	ER 4	SO 8	BB 0	IBB 0	HBP 0	BLK 0	WP 1	HR 1	S 54	P 54	ERA 4.00	WHIP 1.222	<b>PITCHER</b>	IP 9.0	WLS W	BF 38	H 11	R 4	ER 4	SO 8	BB 0	IBB 0	HBP 0	BLK 0	WP 1	HR 1	S 54	P 54	ERA 4.00	WHIP 1.222


Batter	1	2	3	4	5	6	7	8	9	AB	R	H	RBI	BB	SO	LOB	BOTTOM																		
Rick Burleson, R OBP: 0.309, SLG: 0.351 (1, 6)	4-0 E 1B BB		0-0 F9		0-0 2-H 1B		0-3 K			3	1	1	1	1	1	1	Toronto Blue Jays @ Boston Red Sox Fenway Park, Boston, MA Tue May 27 1980, 7:05 PM EDT Att: 16,679 - Unknown - 66 F																		
Dwight Evans, R Jim Dwyer, L OBP: 0.395, SLG: 0.369 (8, PH) (9, 9)	0-0 E7 1B		0-0 5-3		0-0 F4		0-0 F5			3	0	1	0	0	0	1																			
Fred Lynn, L OBP: 0.379, SLG: 0.485 (1, 8)	0-0 F4			4-0 3B BB		0-3 K		0-0 4-3		3	1	0	0	1	1	2																			
Tony Perez, R OBP: 0.326, SLG: 0.462 (1, 3)	0-0 SF8-5-4 2-3 3-H		0-0 5-3		0-0 1-H 7-2 3B		0-0 3-1		0-3 K	3	0	1	2	0	1	0																			
Carlton Fisk, R OBP: 0.364, SLG: 0.542 (1, 2)		0-0 F8		0-0 7-2 3-H		0-0 WP 1B		4-0 HR BB		3	1	1	0	1	0	1																			
Jim Rice, R Carl Yastrzemski, L OBP: 0.272, SLG: 0.376 (7, 7)		0-0 F9		0-3 K		0-0 L8 1-2		0-0 HR		3	0	0	0	0	1	1																			
Butch Hobson, R OBP: 0.296, SLG: 0.354 (1, 10)	4-0 BB				0-0 F8		0-0 PB 1B			2	0	1	0	1	0	0																			
Ted Sizemore, R OBP: 0.217, SLG: 0.261 (1, 4)	0-0 F7				0-0 F6		0-0 L8 1-2			3	0	0	0	0	0	2																			
Glenn Hoffman, R OBP: 0.265, SLG: 0.406 (1, 5)			0-0 5-3		0-0 1B 2B		0-0 F8			3	1	1	0	0	0	1																			
<b>Inning Stats</b>	R: 1 E: 1 K: 0 S: 3	H: 1 LOB: 0 BB: 1 P: 7	R: 0 E: 0 K: 0 S: 3	H: 0 LOB: 1 BB: 1 P: 7	R: 0 E: 0 K: 0 S: 3	H: 0 LOB: 0 BB: 0 P: 3	R: 1 E: 0 K: 1 S: 5	H: 1 LOB: 1 BB: 1 P: 9	R: 1 E: 0 K: 0 S: 5	H: 2 LOB: 1 BB: 0 P: 5	R: 0 E: 0 K: 1 S: 6	H: 1 LOB: 1 BB: 0 P: 6	R: 0 E: 0 K: 1 S: 6	H: 1 LOB: 1 BB: 0 P: 6	R: 0 E: 0 K: 1 S: 5	H: 0 LOB: 0 BB: 0 P: 5		R: 2 E: 0 K: 0 S: 1	H: 1 LOB: 0 BB: 1 P: 5	1B: 4 2B: 3 3B: 1 HR: 1	SF: 1 SAC: 0 DP: 2 HBP: 0	WP: 1 PB: 1 SB: 0 CS: 0	PA: 33												
<b>PITCHER</b> Paul Mirabella, L Tom Buskey, R ERA: 2.95 (7, 1)	IP 6.2	WLS L	BF 27	H 6	R 3	ER 2	SO 2	BB 3	IBB 0	HBP 0	BLK 0	WP 0	HR 1	S 28	P 40	ERA 13.50	WHIP 1.500	<b>PITCHER</b>	IP 1.1	WLS L	BF 6	H 1	R 2	ER 2	SO 2	BB 1	IBB 0	HBP 0	BLK 0	WP 0	HR 0	S 9	P 13	ERA 13.50	WHIP 1.500

Batter	1	2	3	4	5	6	7	8	9	AB	R	H	RBI	BB	SO	LOB	TOP			
Alfredo Griffin, S OBP: 0.273, SLG: 0.363	1-3	1B		G3			B1-3		FC4-6	5	0	1	2	0	0	4				
Bob Bailor, R OBP: 0.352, SLG: 0.278	G3	F5			5-3			F8		4	0	0	0	0	0	1				
Lloyd Moseby, L OBP: 0.381, SLG: 0.750	4-3			FC6-4 1B 7-2 BB				K		3	0	0	0	1	2	0				
Roy Howell, L OBP: 0.340, SLG: 0.409								K		4	1	2	0	0	2	0				
Barry Bonnell, R OBP: 0.291, SLG: 0.406																				
John Mayberry, L OBP: 0.335, SLG: 0.437																				
Al Woods, L OBP: 0.360, SLG: 0.544																				
Garth Iorg, R OBP: 0.312, SLG: 0.500																				
Pat Kelly, R OBP: 0.500, SLG: 0.500																				
<b>Inning Stats</b>	R: 0 E: 0 K: 0 S: 3	H: 0 LOB: 0 BB: 0 P: 3	R: 4 E: 0 K: 1 S: 8	H: 3 LOB: 1 BB: 2 P: 16	R: 0 E: 0 K: 0 S: 3	H: 1 LOB: 1 BB: 1 P: 7	R: 0 E: 0 K: 1 S: 6	H: 2 LOB: 1 BB: 0 P: 6	R: 0 E: 0 K: 2 S: 7	H: 0 LOB: 0 BB: 0 P: 3	R: 0 E: 0 K: 1 S: 5	H: 0 LOB: 0 BB: 0 P: 5	R: 0 E: 0 K: 2 S: 7	H: 0 LOB: 0 BB: 0 P: 7	R: 0 E: 0 K: 0 S: 6	H: 3 LOB: 3 BB: 0 P: 6	1B: 9 2B: 1 3B: 0 HR: 0	SF: 0 SAC: 0 DP: 1 HBP: 0	WP: 0 PB: 0 SB: 2 CS: 1	PA: 37
<b>PITCHER</b> Bob Stanley, R ERA: 4.44	IP: 9.0 WLS: L BF: 37 H: 9 R: 4 ER: 4 SO: 7 BB: 2 IBB: 1 HBP: 0 BLK: 0 WP: 0 HR: 0 S: 48 P: 60 ERA: 4.00 WHIP: 1.222																			

Toronto Blue Jays @ Boston Red Sox  
Fenway Park, Boston, MA  
Wed May 28 1980, 7:05 PM EDT  
Att: 18,215 - Unknown - 64 F

livebaseballscores.com

AB 34  
R 4  
H 9  
RBI 3  
BB 3  
SO 7  
LOB 16




Batter	1	2	3	4	5	6	7	8	9	AB	R	H	RBI	BB	SO	LOB	BOTTOM					
Rick Burleson, R OBP: 0.316, SLG: 0.351	F8								F6	3	0	1	0	2	0	0						
Jim Dwyer, L OBP: 0.435, SLG: 0.623										2	0	0	0	2	0	2						
Fred Lynn, L OBP: 0.389, SLG: 0.475										3	0	0	1	0	1	3						
Carl Yastrzemski, L OBP: 0.331, SLG: 0.446										4	0	0	0	0	0	3						
Carlton Fisk, R OBP: 0.368, SLG: 0.537										3	0	1	0	0	1	0						
Jim Rice, R OBP: 0.277, SLG: 0.384										4	0	2	0	0	1	1						
Jack Brohamer, L OBP: 0.379, SLG: 0.426										3	0	0	0	1	1	4						
Butch Hobson, R OBP: 0.287, SLG: 0.342										4	0	0	0	0	2	3						
Dwight Evans, R OBP: 0.304, SLG: 0.360										3	1	0	0	1	1	2						
<b>Inning Stats</b>	R: 0 E: 0 K: 0 S: 2	H: 0 LOB: 0 BB: 1 P: 6	R: 0 E: 0 K: 1 S: 6	H: 1 LOB: 1 BB: 0 P: 6	R: 1 E: 0 K: 0 S: 3	H: 0 LOB: 2 BB: 3 P: 15	R: 0 E: 0 K: 2 S: 8	H: 1 LOB: 2 BB: 0 P: 9	R: 0 E: 0 K: 0 S: 4	H: 1 LOB: 1 BB: 0 P: 4	R: 0 E: 0 K: 2 S: 7	H: 0 LOB: 1 BB: 1 P: 11	R: 0 E: 0 K: 1 S: 5	H: 0 LOB: 1 BB: 1 P: 9	R: 0 E: 0 K: 1 S: 6	H: 1 LOB: 1 BB: 0 P: 6	R: 0 E: 0 K: 0 S: 3	H: 0 LOB: 0 BB: 0 P: 3	1B: 3 2B: 1 3B: 0 HR: 0	SF: 1 SAC: 0 DP: 1 HBP: 1	WP: 0 PB: 1 SB: 0 CS: 0	PA: 37
<b>PITCHER</b> Dave Stieb, R ERA: 2.44 Joey McLaughlin, R ERA: 4.81	IP: 6.0 WLS: W BF: 26 H: 3 R: 1 ER: 1 SO: 5 BB: 5 IBB: 0 HBP: 1 BLK: 0 WP: 0 HR: 0 S: 30 P: 51 ERA: 1.50 WHIP: 1.333																					

Toronto Blue Jays @ Boston Red Sox  
Fenway Park, Boston, MA  
Wed May 28 1980, 7:05 PM EDT  
Att: 18,215 - Unknown - 64 F

livebaseballscores.com


AB 29  
R 1  
H 4  
RBI 1  
BB 6  
SO 7  
LOB 18




Batter	1	2	3	4	5	6	7	8	9	AB	R	H	RBI	BB	SO	LOB	TOP			
Alfredo Griffin, S OBP: 0.272, SLG: 0.360	F5			6-3 1B		1-3			4-3	4	0	1	0	0	0	0	Toronto Blue Jays @ New York Yankees Yankee Stadium, Bronx, NY Fri May 30 1980, 7:05 PM EDT Att: 24,319 - Unknown - 67 F			
Bob Bailor, R OBP: 0.335, SLG: 0.266	F7			6-3 1-2			4-3		F8	4	0	0	0	0	0	1				
Lloyd Moseby, L OBP: 0.320, SLG: 0.625	K			K			3-1		5-3	4	0	0	0	0	2	1				
Otto Velez, R OBP: 0.434, SLG: 0.632				1-3					K	3	0	1	0	0	1	1				
Roy Howell, L OBP: 0.333, SLG: 0.400				1-3					F5	3	0	0	0	0	1	1				
John Mayberry, L OBP: 0.329, SLG: 0.428				G4-6-3 1-2					G3	3	0	0	0	0	1	1				
Barry Bonnell, R OBP: 0.292, SLG: 0.420				K					F5	3	0	1	0	0	1	0				
Garth Iorg, R OBP: 0.368, SLG: 0.444				K					F8	2	0	0	0	0	1	0				
Al Woods, L OBP: 0.395, SLG: 0.544				K						0	0	0	0	1	0	0				
Damaso Garcia, R OBP: 0.279, SLG: 0.416				K						0	0	0	0	0	0	0				
Pat Kelly, R OBP: 0.333, SLG: 0.333				K					K	2	0	0	0	0	2	0				
Joe Cannon, L (8, PH)										1	0	0	0	0	1	2				
Bob Davis, R OBP: 0.250, SLG: 0.292										0	0	0	0	0	0	0				
<b>Inning Stats</b>	R: 0 E: 0 K: 1 S: 5	H: 0 LOB: 0 BB: 0 P: 5	R: 0 E: 0 K: 1 S: 5	H: 1 LOB: 0 BB: 0 P: 5	R: 0 E: 0 K: 3 S: 9	H: 0 LOB: 0 BB: 0 P: 9	R: 0 E: 0 K: 1 S: 6	H: 1 LOB: 1 BB: 0 P: 6	R: 0 E: 0 K: 1 S: 5	H: 0 LOB: 0 BB: 0 P: 5	R: 0 E: 0 K: 1 S: 5	H: 0 LOB: 0 BB: 0 P: 5	R: 0 E: 0 K: 1 S: 5	H: 0 LOB: 2 BB: 1 P: 10	R: 0 E: 0 K: 0 S: 3	H: 0 LOB: 0 BB: 0 P: 3	1B: 2 2B: 0 3B: 1 HR: 0	SF: 0 SAC: 0 DP: 1 HBP: 0	WP: 0 PB: 0 CS: 0	PA: 30
<b>PITCHER</b>	IP WLS BF H R ER SO BB IBB HBP BLK WP HR S P ERA WHIP	IP WLS BF H R ER SO BB IBB HBP BLK WP HR S P ERA WHIP	IP WLS BF H R ER SO BB IBB HBP BLK WP HR S P ERA WHIP	IP WLS BF H R ER SO BB IBB HBP BLK WP HR S P ERA WHIP	IP WLS BF H R ER SO BB IBB HBP BLK WP HR S P ERA WHIP	IP WLS BF H R ER SO BB IBB HBP BLK WP HR S P ERA WHIP	IP WLS BF H R ER SO BB IBB HBP BLK WP HR S P ERA WHIP	IP WLS BF H R ER SO BB IBB HBP BLK WP HR S P ERA WHIP	IP WLS BF H R ER SO BB IBB HBP BLK WP HR S P ERA WHIP	IP WLS BF H R ER SO BB IBB HBP BLK WP HR S P ERA WHIP	IP WLS BF H R ER SO BB IBB HBP BLK WP HR S P ERA WHIP	IP WLS BF H R ER SO BB IBB HBP BLK WP HR S P ERA WHIP	IP WLS BF H R ER SO BB IBB HBP BLK WP HR S P ERA WHIP	IP WLS BF H R ER SO BB IBB HBP BLK WP HR S P ERA WHIP	IP WLS BF H R ER SO BB IBB HBP BLK WP HR S P ERA WHIP	IP WLS BF H R ER SO BB IBB HBP BLK WP HR S P ERA WHIP	IP WLS BF H R ER SO BB IBB HBP BLK WP HR S P ERA WHIP			
Luis Tiant, R ERA: 5.02	7.2	W	26	3	0	0	9	1	0	0	0	0	0	0	0	0	0.00	0.522		
Rich Gossage, R ERA: 3.42	8.1	S	4	0	0	0	1	0	0	0	0	0	0	0	0	0	0.00	0.000		

Batter	1	2	3	4	5	6	7	8	9	AB	R	H	RBI	BB	SO	LOB	BOTTOM	
Willie Randolph, R OBP: 0.424, SLG: 0.470	F9		F9			K	1B			3	0	0	0	1	1	0	Toronto Blue Jays @ New York Yankees Yankee Stadium, Bronx, NY Fri May 30 1980, 7:05 PM EDT Att: 24,319 - Unknown - 67 F	
Bobby Murcer, L OBP: 0.302, SLG: 0.378						F6				3	0	0	0	0	0	0		
Lou Piniella, R OBP: 0.274, SLG: 0.271						1-3				1	0	1	1	0	0	0		
Joe Lefebvre, L OBP: 0.448, SLG: 0.600						1B				2	0	0	0	2	1	2		
Reggie Jackson, L OBP: 0.333, SLG: 0.504						1B				3	0	2	0	0	0	1		
Dennis Werth, R OBP: 0.636, SLG: 1.000						1-3				1	2	1	1	0	0	0		
Graig Nettles, L OBP: 0.353, SLG: 0.415						K				4	1	1	0	0	2	3		
Jim Spencer, L OBP: 0.310, SLG: 0.345						K				3	0	0	0	0	2	3		
Bobby Brown, S OBP: 0.370, SLG: 0.512						F2				3	2	1	1	1	0	1		
Rick Cerone, R OBP: 0.272, SLG: 0.393						F8				3	1	1	2	0	0	0		
Bucky Dent, R OBP: 0.301, SLG: 0.392						4-3				4	0	0	0	0	0	3		
<b>Inning Stats</b>	R: 0 E: 0 K: 0 S: 3	H: 0 LOB: 1 BB: 1 P: 7	R: 0 E: 0 K: 0 S: 3	H: 1 LOB: 0 BB: 0 P: 3	R: 0 E: 0 K: 2 S: 8	H: 0 LOB: 0 BB: 0 P: 12	R: 0 E: 0 K: 1 S: 5	H: 0 LOB: 0 BB: 0 P: 5	R: 4 E: 1 K: 1 S: 9	H: 3 LOB: 2 BB: 2 P: 17	R: 2 E: 0 K: 2 S: 9	H: 2 LOB: 1 BB: 0 P: 10	R: 2 E: 0 K: 2 S: 9	H: 2 LOB: 1 BB: 0 P: 10	1B: 4 2B: 2 3B: 0 HR: 2	SF: 0 SAC: 1 DP: 1 HBP: 1	WP: 0 PB: 1 CS: 0	PA: 36
<b>PITCHER</b>	IP WLS BF H R ER SO BB IBB HBP BLK WP HR S P ERA WHIP	IP WLS BF H R ER SO BB IBB HBP BLK WP HR S P ERA WHIP	IP WLS BF H R ER SO BB IBB HBP BLK WP HR S P ERA WHIP	IP WLS BF H R ER SO BB IBB HBP BLK WP HR S P ERA WHIP	IP WLS BF H R ER SO BB IBB HBP BLK WP HR S P ERA WHIP	IP WLS BF H R ER SO BB IBB HBP BLK WP HR S P ERA WHIP	IP WLS BF H R ER SO BB IBB HBP BLK WP HR S P ERA WHIP	IP WLS BF H R ER SO BB IBB HBP BLK WP HR S P ERA WHIP	IP WLS BF H R ER SO BB IBB HBP BLK WP HR S P ERA WHIP	IP WLS BF H R ER SO BB IBB HBP BLK WP HR S P ERA WHIP	IP WLS BF H R ER SO BB IBB HBP BLK WP HR S P ERA WHIP	IP WLS BF H R ER SO BB IBB HBP BLK WP HR S P ERA WHIP	IP WLS BF H R ER SO BB IBB HBP BLK WP HR S P ERA WHIP	IP WLS BF H R ER SO BB IBB HBP BLK WP HR S P ERA WHIP	IP WLS BF H R ER SO BB IBB HBP BLK WP HR S P ERA WHIP	IP WLS BF H R ER SO BB IBB HBP BLK WP HR S P ERA WHIP		
Jim Clancy, R ERA: 2.78	6.2	L	28	4	4	1	3	3	1	0	0	0	0	0	0	0	1.35	1.050
Jerry Garvin, L ERA: 2.93	7.1		2	1	0	0	1	0	0	0	0	4	4	0.00	3.000			
Balor Moore, L ERA: 5.87	8.1		6	2	2	2	2	0	0	1	0	0	2	9	10	18.00	2.000	



Batter	1	2	3	4	5	6	7	8	9	AB R H RBI BB SO LOB	TOP												
Alfredo Griffin, S OBP: 0.283, SLG: 0.384 (1, 6)	6-3		5-3		G4-6-3		4-3		3B	5 0 1 1 0 0 2	<b>Toronto Blue Jays @ New York Yankees</b> Yankee Stadium, Bronx, NY Sun Jun 01 1980, 3:33 AM EDT Att: 52,049 - Unknown - 83 F  <b>AB 36</b> <b>R 7</b> <b>H 10</b> <b>RBI 6</b> <b>BB 3</b> <b>SO 5</b> <b>LOB 12</b> 												
Rick Bosetti, R OBP: 0.277, SLG: 0.303 (1, 8)	K			2B BB	F8		F6		K	4 1 0 0 1 2 1													
Roy Howell, L OBP: 0.342, SLG: 0.421 (1, 5)	F6			PB 4-3 2B			K		F2	5 1 2 0 0 1 1													
Otto Velez, R OBP: 0.432, SLG: 0.617 (1, 10)		K				6-3			L4	4 0 0 0 0 2 2													
Barry Bonnell, R OBP: 0.286, SLG: 0.400 (1, 9)				4-3		6-3			F8	3 0 0 1 1 0 1													
Al Woods, L OBP: 0.361, SLG: 0.523 (1, 7)		BB		3-H 4-0	1B BB		6-3		HR 1B	3 2 1 0 1 0 1													
John Mayberry, L OBP: 0.335, SLG: 0.469 (1, 3)				1-H			HR		HR	4 2 3 4 0 0 1													
Damaso Garcia, R OBP: 0.275, SLG: 0.411 (1, 4)			6-3		F8				3B 1B	4 1 2 0 0 0 1													
Ernie Whitt, L OBP: 0.304, SLG: 0.242 (1, 2)			F8			G3			F7	4 0 1 0 0 0 2													
<b>Inning Stats</b>	R: 0 E: 0 K: 1 S: 5	H: 0 LOB: 0 BB: 0 P: 5	R: 0 E: 0 K: 1 S: 5	H: 0 LOB: 1 BB: 1 P: 9	R: 0 E: 0 K: 0 S: 3	H: 0 LOB: 0 BB: 0 P: 3	R: 3 E: 0 K: 1 S: 7	H: 2 LOB: 1 BB: 2 P: 15	R: 0 E: 0 K: 0 S: 3	H: 1 LOB: 0 BB: 0 P: 3	R: 0 E: 0 K: 1 S: 5	H: 0 LOB: 0 BB: 0 P: 5	R: 1 E: 0 K: 0 S: 5	H: 2 LOB: 1 BB: 0 P: 5	R: 0 E: 0 K: 0 S: 4	H: 1 LOB: 1 BB: 0 P: 4	R: 3 E: 0 K: 1 S: 9	H: 4 LOB: 1 BB: 0 P: 9	1B: 5 2B: 2 3B: 1 HR: 2	SF: 0 SAC: 0 DP: 1 HBP: 0	WP: 0 PB: 1 SB: 0 CS: 0	PA: 39	
<b>PITCHER</b>	IP WLS BF H R ER SO BB IBB HBP BLK WP HR S P ERA WHIP											<b>PITCHER</b>	IP WLS BF H R ER SO BB IBB HBP BLK WP HR S P ERA WHIP										
Tom Underwood, L ERA: 3.09 (1, 1)	7.0 W 28 5 4 4 4 3 0 0 0 0 0 1 33 45 5.14 1.143											Rich Gossage, R ERA: 4.21 (8, 1)	2.0 11 5 3 3 1 0 0 0 0 0 1 13 13 13.50 2.500										

Batter	1	2	3	4	5	6	7	8	9	AB R H RBI BB SO LOB	BOTTOM												
Willie Randolph, R OBP: 0.416, SLG: 0.454 (1, 4)	E9 FC6-2 1B		5-3		1B BB	6-3				4 2 2 0 1 0 0	<b>Toronto Blue Jays @ New York Yankees</b> Yankee Stadium, Bronx, NY Sun Jun 01 1980, 3:33 AM EDT Att: 52,049 - Unknown - 83 F  <b>AB 35</b> <b>R 11</b> <b>H 13</b> <b>RBI 11</b> <b>BB 5</b> <b>SO 4</b> <b>LOB 16</b> 												
Dennis Werth, R OBP: 0.600, SLG: 0.889 (1, 9)	K				K		F4		3B 1B	2 0 0 0 1 2 2													
Joe Lefebvre, L OBP: 0.441, SLG: 0.655 (6, 9)				BB					3B BB	1 1 0 0 1 0 0													
Bob Watson, R OBP: 0.375, SLG: 0.420 (1, 3)	FC6-2 1B		F8		F3		1-3		SF8	4 0 0 1 0 0 3													
Eric Soderholm, R OBP: 0.425, SLG: 0.584 (1, 10)					2B 6-3 1B		1-2 HR 1B		FC6-4 1B	5 2 5 2 0 0 0													
Lou Piniella, R OBP: 0.304, SLG: 0.308 (7, PR) Paul Blair, R (8, 7)					6-3 6-3 2B		1-2 HR 1B		FC6-4 5-3 1B	4 2 3 1 0 0 1													
Bobby Brown, S OBP: 0.376, SLG: 0.576 (1, 8)					6-3		5-3			1 0 0 0 0 0 1													
Bucky Dent, R OBP: 0.321, SLG: 0.392 (1, 6)	F9				6-3		5-3			4 1 1 4 0 0 3													
Rick Cerone, R OBP: 0.272, SLG: 0.389 (1, 2) Johnny Oates, L (9, 2)			K		6-3		K		F8	4 0 0 1 0 2 3													
<b>Inning Stats</b>	R: 0 E: 1 K: 1 S: 6	H: 2 LOB: 2 BB: 0 P: 6	R: 0 E: 0 K: 1 S: 6	H: 1 LOB: 0 BB: 0 P: 6	R: 0 E: 0 K: 0 S: 3	H: 0 LOB: 1 BB: 1 P: 7	R: 2 E: 0 K: 0 S: 6	H: 3 LOB: 1 BB: 0 P: 6	R: 4 E: 0 K: 2 S: 10	H: 3 LOB: 0 BB: 1 P: 14	R: 2 E: 0 K: 0 S: 4	H: 1 LOB: 0 BB: 1 P: 8	R: 0 E: 0 K: 0 S: 4	H: 1 LOB: 2 BB: 0 P: 4	R: 3 E: 0 K: 0 S: 5	H: 2 LOB: 1 BB: 2 P: 13	1B: 9 2B: 1 3B: 1 HR: 2	SF: 1 SAC: 0 DP: 0 HBP: 0	WP: 0 PB: 0 SB: 0 CS: 0	PA: 41			
<b>PITCHER</b>	IP WLS BF H R ER SO BB IBB HBP BLK WP HR S P ERA WHIP											<b>PITCHER</b>	IP WLS BF H R ER SO BB IBB HBP BLK WP HR S P ERA WHIP										
Paul Mirabella, L ERA: 3.43 (1, 1)	4.2 L 23 8 5 5 3 2 0 0 0 0 0 2 14 22 16.88 2.250											Tom Buskey, R ERA: 4.5 (5, 1)	2.2 14 4 5 5 1 2 0 0 0 0 0 3 7 13.50 3.000										
Balor Moore, L ERA: 6.08 (8, 1)	0.2 4 1 1 1 0 1 0 0 0 0 0 0 3 7 13.50 3.000																						



Batter	1	2	3	4	5	6	7	8	9	10	11	AB	R	H	RBI	BB	SO	LOB	TOP	
Rick Miller, L OBP: 0.343, SLG: 0.299 (1, 8)	1-3		2B 1B	6-3			3-1		BB		K	4	1	0	0	2	1	2		
Carney Lansford, R OBP: 0.349, SLG: 0.435 (1, 5)	F4		P4	K					BB	4-3		5	0	1	0	0	1	2		
Rod Carew, L OBP: 0.415, SLG: 0.395 (1, 3)	5-3		1B 2B				F7				5-3-5	5	1	3	0	0	0	1		
Jason Thompson, L OBP: 0.295, SLG: 0.374 (1, 10)		4-3	BB 1B IBB			FC4-6 1B	F7				K	4	1	0	0	1	1	3		
Joe Rudi, R OBP: 0.302, SLG: 0.516 (1, 7)	5-3		BB 1B 1B			G5-4-3				1-3	5-3-5	5	1	1	2	0	0	2		
Bobby Grich, R OBP: 0.379, SLG: 0.397 (1, 4)		1B 1B	1B BB			E5 G3				L6	SH1-4 FC4-2 BB	1	1	1	0	1	0	0		
Dickie Thon, R OBP: 0.438, SLG: 0.533 (5, 4)		1B 1B	1B BB			G3				L5	SH	2	0	0	0	1	0	0		
Larry Harlow, L OBP: 0.361, SLG: 0.489 (1, 9)		1B E 1B	1B 1B			G3				L5	FC4-2 SH1-4	4	1	2	2	0	0	1		
Freddie Patek, R OBP: 0.327, SLG: 0.394 (1, 6)		1B E 1B	1B 1B			F8				P4	SH1-4	4	0	1	1	0	0	2		
Tom Donohue, R OBP: 0.207, SLG: 0.248 (1, 2)	1-3		1B			F7				4-3	FC4-2	4	0	0	0	0	1	2		
Ralph Garr, L OBP: 0.267, SLG: 0.220 (11, PH)						K						1	0	0	0	0	0	2		
Stan Ciburn, R OBP: 0.286, SLG: 0.286 (11, 2)												0	0	0	0	0	0	0		
<b>Inning Stats</b>	R: 0 E: 0 K: 0 S: 3	H: 0 LOB: 0 BB: 0 P: 3	R: 2 E: 1 K: 0 S: 6	H: 3 LOB: 1 BB: 0 P: 6	R: 4 E: 0 K: 0 S: 5	H: 3 LOB: 1 BB: 3 P: 17	R: 0 E: 0 K: 2 S: 7	H: 0 LOB: 0 BB: 0 P: 7	R: 0 E: 1 K: 0 S: 4	H: 1 LOB: 1 BB: 0 P: 4	R: 0 E: 0 K: 0 S: 3	H: 0 LOB: 0 BB: 1 P: 7	R: 0 E: 0 K: 1 S: 5	H: 1 LOB: 0 BB: 0 P: 5	R: 0 E: 0 K: 1 S: 6	H: 0 LOB: 2 BB: 1 P: 10	1B: 7 2B: 3 3B: 0 HR: 0	SF: 0 SAC: 2 DP: 2 HBP: 0	WP: 0 PB: 0 SB: 0 CS: 0	PA: 46
<b>PITCHER</b>	IP ERA WLS BF H R ER SO BB IBB HBP BLK WP HR S P ERA WHIP	IP ERA WLS BF H R ER SO BB IBB HBP BLK WP HR S P ERA WHIP	IP ERA WLS BF H R ER SO BB IBB HBP BLK WP HR S P ERA WHIP	IP ERA WLS BF H R ER SO BB IBB HBP BLK WP HR S P ERA WHIP	IP ERA WLS BF H R ER SO BB IBB HBP BLK WP HR S P ERA WHIP	IP ERA WLS BF H R ER SO BB IBB HBP BLK WP HR S P ERA WHIP	IP ERA WLS BF H R ER SO BB IBB HBP BLK WP HR S P ERA WHIP	IP ERA WLS BF H R ER SO BB IBB HBP BLK WP HR S P ERA WHIP	IP ERA WLS BF H R ER SO BB IBB HBP BLK WP HR S P ERA WHIP	IP ERA WLS BF H R ER SO BB IBB HBP BLK WP HR S P ERA WHIP	IP ERA WLS BF H R ER SO BB IBB HBP BLK WP HR S P ERA WHIP	IP ERA WLS BF H R ER SO BB IBB HBP BLK WP HR S P ERA WHIP	IP ERA WLS BF H R ER SO BB IBB HBP BLK WP HR S P ERA WHIP	IP ERA WLS BF H R ER SO BB IBB HBP BLK WP HR S P ERA WHIP	IP ERA WLS BF H R ER SO BB IBB HBP BLK WP HR S P ERA WHIP	IP ERA WLS BF H R ER SO BB IBB HBP BLK WP HR S P ERA WHIP	IP ERA WLS BF H R ER SO BB IBB HBP BLK WP HR S P ERA WHIP	IP ERA WLS BF H R ER SO BB IBB HBP BLK WP HR S P ERA WHIP	IP ERA WLS BF H R ER SO BB IBB HBP BLK WP HR S P ERA WHIP	IP ERA WLS BF H R ER SO BB IBB HBP BLK WP HR S P ERA WHIP
Dave Stieb, R ERA: 2.96 (1, 1)	2.1	14	2	0	0	2	1	0	0	0	0	0	0	16	20	0.00	0.818			
Tom Buskey, R ERA: 3.9 (3, 1)	3.2	13	2	0	0	2	1	0	0	0	0	0	0	7	7	0.00	0.500			
Jerry Garvin, L ERA: 2.41 (7, 1)	2.0	7	1	0	0	0	0	0	0	0	0	0	0	7	7	0.00	0.500			
Joey McLaughlin, R ERA: 4.54 (9, 1)	3.0	W	12	1	0	0	2	2	0	0	0	0	0	14	22	0.00	1.000			

California Angels @ Toronto Blue Jays  
Exhibition Stadium, Toronto, ON  
Tue Jun 03 1980, 7:05 PM EDT  
Att: 15,589 - Unknown - 66 F

AB 39  
R 6  
H 9  
RBI 5  
BB 5  
SO 4  
LOB 17



Batter	1	2	3	4	5	6	7	8	9	10	11	AB	R	H	RBI	BB	SO	LOB	BOTTOM					
Alfredo Griffin, S OBP: 0.297, SLG: 0.394 (1, 6)	F7		4-3 2B	B3		1-2 2-3 HBP			S 1B BB		F8 SH5-4 1B	4	2	2	1	1	0	0						
Al Woods, L OBP: 0.349, SLG: 0.496 (1, 7)	G3		4-3						K		SH5-4	5	0	1	0	0	1	5						
Roy Howell, L OBP: 0.326, SLG: 0.397 (1, 5)	4-3		P4						1B		F8	6	1	1	1	0	1	3						
Otto Velez, R OBP: 0.430, SLG: 0.626 (1, 10)		P6	F9						2B 1B			5	0	1	1	1	1	2						
John Mayberry, L OBP: 0.344, SLG: 0.474 (1, 3)		1B BB		1B 2B					2B		1B IBB	5	1	2	1	1	1	1						
Lloyd Moseby, L OBP: 0.382, SLG: 0.594 (1, 9)		FC6-4 1B		2B 1B					G3		1B	4	1	2	0	0	0	0						
Rick Bosetti, R OBP: 0.274, SLG: 0.305 (1, 8)		F9		SF7 2B					HBP K		P4	5	1	1	2	0	1	3						
Damaso Garcia, R OBP: 0.278, SLG: 0.409 (1, 4)		FC6-4		SF7					L1		1B	4	0	1	1	0	0	3						
Bob Davis, R OBP: 0.276, SLG: 0.319 (1, 2)									L1			2	1	1	0	1	0	0						
Joe Cannon, L (6, PR)									L7		6-3	0	0	0	0	0	0	0						
Ernie Whitt, L OBP: 0.300, SLG: 0.238 (7, 2)												0	0	0	0	0	0	0						
Barry Bonnell, R OBP: 0.284, SLG: 0.397 (8, PH)												1	0	0	0	0	0	1						
Pat Kelly, R OBP: 0.286, SLG: 0.286 (9, 2)												1	0	0	0	0	0	1						
<b>Inning Stats</b>	R: 0 E: 0 K: 0 S: 3	H: 0 LOB: 0 BB: 0 P: 3	R: 0 E: 0 K: 0 S: 4	H: 1 LOB: 2 BB: 1 P: 8	R: 1 E: 1 K: 0 S: 5	H: 2 LOB: 1 BB: 0 P: 5	R: 3 E: 0 K: 0 S: 6	H: 3 LOB: 0 BB: 0 P: 6	R: 0 E: 0 K: 0 S: 4	H: 1 LOB: 3 BB: 1 P: 9	R: 0 E: 0 K: 3 S: 9	H: 0 LOB: 0 BB: 0 P: 9	R: 0 E: 0 K: 1 S: 5	H: 0 LOB: 1 BB: 1 P: 6	R: 2 E: 0 K: 1 S: 6	H: 2 LOB: 0 BB: 1 P: 10	R: 0 E: 0 K: 0 S: 4	H: 1 LOB: 1 BB: 0 P: 4	R: 1 E: 0 K: 0 S: 4	H: 2 LOB: 2 BB: 1 P: 8	1B: 7 2B: 5 3B: 0 HR: 0	SF: 1 SAC: 1 DP: 0 HBP: 2	WP: 0 PB: 0 SB: 0 CS: 0	PA: 50
<b>PITCHER</b>	IP ERA WLS BF H R ER SO BB IBB HBP BLK WP HR S P ERA WHIP	IP ERA WLS BF H R ER SO BB IBB HBP BLK WP HR S P ERA WHIP	IP ERA WLS BF H R ER SO BB IBB HBP BLK WP HR S P ERA WHIP	IP ERA WLS BF H R ER SO BB IBB HBP BLK WP HR S P ERA WHIP	IP ERA WLS BF H R ER SO BB IBB HBP BLK WP HR S P ERA WHIP	IP ERA WLS BF H R ER SO BB IBB HBP BLK WP HR S P ERA WHIP	IP ERA WLS BF H R ER SO BB IBB HBP BLK WP HR S P ERA WHIP	IP ERA WLS BF H R ER SO BB IBB HBP BLK WP HR S P ERA WHIP	IP ERA WLS BF H R ER SO BB IBB HBP BLK WP HR S P ERA WHIP	IP ERA WLS BF H R ER SO BB IBB HBP BLK WP HR S P ERA WHIP	IP ERA WLS BF H R ER SO BB IBB HBP BLK WP HR S P ERA WHIP	IP ERA WLS BF H R ER SO BB IBB HBP BLK WP HR S P ERA WHIP	IP ERA WLS BF H R ER SO BB IBB HBP BLK WP HR S P ERA WHIP	IP ERA WLS BF H R ER SO BB IBB HBP BLK WP HR S P ERA WHIP	IP ERA WLS BF H R ER SO BB IBB HBP BLK WP HR S P ERA WHIP	IP ERA WLS BF H R ER SO BB IBB HBP BLK WP HR S P ERA WHIP	IP ERA WLS BF H R ER SO BB IBB HBP BLK WP HR S P ERA WHIP	IP ERA WLS BF H R ER SO BB IBB HBP BLK WP HR S P ERA WHIP	IP ERA WLS BF H R ER SO BB IBB HBP BLK WP HR S P ERA WHIP	IP ERA WLS BF H R ER SO BB IBB HBP BLK WP HR S P ERA WHIP				
Don Aase, R ERA: 3.36 (6, 1)	5.2	27	7	2	2	5	1	0	2	0	0	0	0	20	26	6.00	1.000							
Mark Clear, R ERA: 3.74 (6, 1)	3.0	13	2	2	2	5	1	0	2	0	0	0	0	9	13	4.50	1.500							
Dave LaRoche, L ERA: 2.31 (9, 1)	2.0	L	10	3	1	1	0	0	1	0	0	0	0	9	13	4.50	1.500							

California Angels @ Toronto Blue Jays  
Exhibition Stadium, Toronto, ON  
Tue Jun 03 1980, 7:05 PM EDT  
Att: 15,589 - Unknown - 66 F


AB 42  
R 7  
H 12  
RBI 7  
BB 4  
SO 5  
LOB 19



Batter	1	2	3	4	5	6	7	8	9	AB	R	H	RBI	BB	SO	LOB	TOP					
<b>Rick Miller, L</b> OBP: 0.356, SLG: 0.300 (1, 8)	0-0 S 1B		0-0 4-3		0-0 L3		4-0 BB BB		4-0 BB BB	3	0	1	0	2	0	1						
<b>Dickie Thon, R</b> OBP: 0.476, SLG: 0.556 (1, 4)	0-3 K 1-2		0-0 2B			4-0 1B SF7 BB	4-0 BB BB		0-3 K	3	1	1	0	2	2	2						
<b>Rod Carew, L</b> OBP: 0.406, SLG: 0.386 (1, 3)	0-0 6-3		0-3 K			0-0 F7	0-0 F7			4	0	0	0	0	1	5						
<b>Jason Thompson, L</b> OBP: 0.306, SLG: 0.380 (1, 10)	4-0 BB BB			0-0 G4-3 1B		0-0 2B 1B	0-3 K			3	1	2	0	1	1	2						
<b>Carney Lansford, R</b> OBP: 0.342, SLG: 0.428 (1, 5)	0-3 K		0-0 G4-3	0-0 1-2		0-0 SF7			0-0 6-3	3	0	0	1	0	1	3						
<b>Joe Rudi, R</b> OBP: 0.301, SLG: 0.516 (1, 7)		0-0 F3		0-0 F9		0-0 2B			0-0 5-3	4	0	1	1	0	0	0						
<b>Larry Harlow, L</b> OBP: 0.356, SLG: 0.474 (1, 9)	0-3 K			0-3 K	0-3 K	4-0 BB			0-0 F9	3	0	0	0	1	2	0						
<b>Freddie Patek, R</b> OBP: 0.315, SLG: 0.379 (1, 6)	0-3 K			0-0 E5	0-0 F8				0-0 P6	4	0	0	0	0	1	2						
<b>Tom Donohue, R</b> OBP: 0.202, SLG: 0.241 (1, 2)			0-0 6-3		0-0 P4				0-0 4-3	3	0	0	0	0	0	1						
<b>Ralph Garr, L</b> OBP: 0.261, SLG: 0.214 (9, PH)										1	0	0	0	0	0	0						
<b>Inning Stats</b>	R: 0 E: 0 K: 2 S: 8	H: 1 LOB: 2 BB: 1 P: 12	R: 0 E: 0 K: 2 S: 7	H: 0 LOB: 0 BB: 0 P: 7	R: 0 E: 0 K: 1 S: 6	H: 1 LOB: 1 BB: 0 P: 6	R: 0 E: 0 K: 0 S: 3	H: 1 LOB: 0 BB: 0 P: 3	R: 0 E: 1 K: 1 S: 6	H: 0 LOB: 1 BB: 0 P: 6	R: 2 E: 0 K: 0 S: 5	H: 2 LOB: 2 BB: 2 P: 13	R: 0 E: 0 K: 0 S: 5	H: 0 LOB: 2 BB: 2 P: 13	R: 0 E: 0 K: 0 S: 3	H: 0 LOB: 0 BB: 0 P: 3	R: 0 E: 0 K: 1 S: 5	H: 0 LOB: 1 BB: 1 P: 9	1B: 3 2B: 2 3B: 0 HR: 0	SF: 1 SAC: 0 DP: 1 HBP: 0	WP: 0 PB: 0 SB: 1 CS: 0	PA: 38
<b>PITCHER</b> <b>Jim Clancy, R</b> ERA: 2.69 (1, 1)	IP: 9.0 WLS: W BF: 38 H: 5 R: 2 ER: 2 SO: 8 BB: 6 IBB: 0 HBP: 0 BLK: 0 WP: 0 HR: 0 S: 48 P: 72 ERA: 2.00 WHIP: 1.222															<b>PITCHER</b>						

**California Angels @ Toronto Blue Jays**  
Exhibition Stadium, Toronto, ON  
Wed Jun 04 1980, 7:05 PM EDT  
Att: 16,677 - Unknown - 65 F


**AB 31**  
**R 2**  
**H 5**  
**RBI 2**  
**BB 6**  
**SO 8**  
**LOB 16**




Batter	1	2	3	4	5	6	7	8	9	AB	R	H	RBI	BB	SO	LOB	BOTTOM			
<b>Alfredo Griffin, S</b> OBP: 0.295, SLG: 0.394 (1, 6)	0-0 1B 2B		0-3 K	0-0 P6		0-0 P7		0-0 F7		5	1	1	0	0	1	0				
<b>Al Woods, L</b> OBP: 0.351, SLG: 0.500 (1, 7)	0-0 G3 1B		0-0 P4		0-0 1B 2B	0-0 F8		0-0 3-1		5	2	2	0	0	0	0				
<b>Roy Howell, L</b> OBP: 0.335, SLG: 0.419 (1, 5)	0-0 G3 1-2		0-0 1B		0-0 BB 5-3 1B	0-0 HR 3B				4	1	3	1	0	0	2				
<b>Otto Velez, R</b> OBP: 0.425, SLG: 0.638 (1, 10)	0-3 K		0-0 F8		0-0 5-3	0-0 HR				4	1	1	2	0	1	4				
<b>John Mayberry, L</b> OBP: 0.353, SLG: 0.478 (1, 3)	0-0 1B			0-0 FC5-4 1B	4-0 BB BB	0-3 K				3	0	2	2	1	1	0				
<b>Lloyd Moseby, L</b> OBP: 0.342, SLG: 0.528 (1, 9)	0-0 P6		0-3 K	0-0 P6	0-0 P6	4-0 K				4	0	0	0	0	1	4				
<b>Rick Bosetti, R</b> OBP: 0.273, SLG: 0.299 (1, 8)		0-0 5-3		0-0 FC5-4 1B E	4-0 FC6-4 BB	0-3 K				3	1	0	0	1	1	1				
<b>Damaso Garcia, R</b> OBP: 0.284, SLG: 0.411 (1, 4)		0-0 CS 1B		0-0 HR 1B	0-0 FC6-4	0-0 6-3				4	1	2	0	0	0	4				
<b>Bob Davis, R</b> OBP: 0.275, SLG: 0.355 (1, 2)	0-0 F5		0-0 HR	0-0 HR	0-0 5-3	0-0 F8				4	1	1	2	0	0	1				
<b>Inning Stats</b>	R: 2 E: 0 K: 1 S: 8	H: 3 LOB: 1 BB: 0 P: 8	R: 0 E: 0 K: 0 S: 3	H: 1 LOB: 0 BB: 0 P: 3	R: 0 E: 0 K: 1 S: 6	H: 1 LOB: 1 BB: 0 P: 6	R: 3 E: 0 K: 1 S: 8	H: 3 LOB: 0 BB: 0 P: 8	R: 1 E: 0 K: 0 S: 5	H: 2 LOB: 3 BB: 2 P: 13	R: 0 E: 0 K: 0 S: 3	H: 0 LOB: 0 BB: 0 P: 3	R: 2 E: 0 K: 2 S: 10	H: 2 LOB: 1 BB: 0 P: 10	R: 0 E: 0 K: 0 S: 3	H: 0 LOB: 0 BB: 0 P: 3	1B: 7 2B: 2 3B: 1 HR: 2	SF: 0 SAC: 0 DP: 0 HBP: 0	WP: 0 PB: 1 SB: 1 CS: 1	PA: 38
<b>PITCHER</b> <b>Freddie Martinez, R</b> ERA: 4.83 (1, 1)	IP: 4.0 WLS: L BF: 19 H: 8 R: 5 ER: 5 SO: 3 BB: 0 IBB: 0 HBP: 0 BLK: 0 WP: 0 HR: 1 S: 25 P: 25 ERA: 11.25 WHIP: 2.000															<b>PITCHER</b>				
<b>Chris Knapp, R</b> ERA: 5.4 (5, 1)	IP: 2.0 WLS: L BF: 10 H: 2 R: 1 ER: 1 SO: 0 BB: 2 IBB: 0 HBP: 0 BLK: 0 WP: 0 HR: 0 S: 8 P: 16 ERA: 4.50 WHIP: 2.000															<b>PITCHER</b>				
<b>Frank Tanana, L</b> ERA: 7.93 (7, 1)	IP: 2.0 WLS: L BF: 9 H: 2 R: 2 ER: 2 SO: 2 BB: 0 IBB: 0 HBP: 0 BLK: 0 WP: 0 HR: 1 S: 13 P: 13 ERA: 9.00 WHIP: 1.000															<b>PITCHER</b>				


**California Angels @ Toronto Blue Jays**  
Exhibition Stadium, Toronto, ON  
Wed Jun 04 1980, 7:05 PM EDT  
Att: 16,677 - Unknown - 65 F

**AB 36**  
**R 8**  
**H 12**  
**RBI 7**  
**BB 2**  
**SO 5**  
**LOB 16**





Batter	1	2	3	4	5	6	7	8	9	AB	R	H	RBI	BB	SO	LOB	TOP					
Alfredo Griffin, S OBP: 0.289, SLG: 0.386 (1, 6)	5-3		K			4-3		K		4	0	0	0	0	2	1	<p>Toronto Blue Jays @ Minnesota Twins Metropolitan Stadium, Bloomington, MI Fri Jun 06 1980, 8:05 PM EDT Att: 5,495 - Unknown - 78 F</p> <p>livebaseballscorecards.com</p> <p>AB 28 R 0 H 1 RBI 0 BB 3 SO 6 LOB 9</p> 					
Bob Bailor, R OBP: 0.326, SLG: 0.250 (1, 7)	G6-4-3 BB			1-3		E6		FC6-4		3	0	0	0	1	0	1						
Roy Howell, L OBP: 0.333, SLG: 0.411 (1, 5)	G6-4-3			FC6-4 BB		4-3			L9	3	0	0	0	1	0	2						
Otto Velez, R OBP: 0.414, SLG: 0.618 (1, 10)		4-3		P6			K		5-3	4	0	0	0	0	1	1						
Barry Bonnell, R OBP: 0.277, SLG: 0.386 (1, 8)		L7		FC6-4			G3		L6	4	0	0	0	0	0	1						
John Mayberry, L OBP: 0.358, SLG: 0.478 (1, 3)				FC5-4 BB		P4				2	0	1	0	1	0	0						
Damaso Garcia, R OBP: 0.279, SLG: 0.404 (1, 4)				FC5-4		5-3		1-3		3	0	0	0	0	0	2						
Lloyd Moseby, L OBP: 0.341, SLG: 0.500 (1, 9)			K			K			FC6-4 HBP	2	0	0	0	0	2	0						
Bob Davis, R OBP: 0.265, SLG: 0.342 (1, 2)			F7			6-3		K		3	0	0	0	0	1	1						
<b>Inning Stats</b>	R: 0 E: 0 K: 0 S: 2	H: 0 LOB: 0 BB: 1 P: 6	R: 0 E: 0 K: 0 S: 3	H: 0 LOB: 1 BB: 1 P: 7	R: 0 E: 0 K: 2 S: 7	H: 0 LOB: 0 BB: 0 P: 7	R: 0 E: 0 K: 0 S: 3	H: 0 LOB: 1 BB: 1 P: 7	R: 0 E: 0 K: 1 S: 5	H: 0 LOB: 0 BB: 0 P: 5	R: 0 E: 1 K: 0 S: 4	H: 0 LOB: 1 BB: 0 P: 4	R: 0 E: 0 K: 1 S: 6	H: 1 LOB: 1 BB: 0 P: 6	R: 0 E: 0 K: 2 S: 7	H: 0 LOB: 1 BB: 0 P: 8	R: 0 E: 0 K: 0 S: 3	H: 0 LOB: 0 BB: 0 P: 3	1B: 1 2B: 0 3B: 0 HR: 0	SF: 0 SAC: 0 DP: 1 HBP: 1	WP: 0 PB: 0 SB: 0 CS: 0	PA: 32
<b>PITCHER</b> Geoff Zahn, L ERA: 4.52 (1, 1)	IP: 9.0 WLS: W BF: 32 H: 1 R: 0 ER: 0 SO: 6 BB: 3 IBB: 0 HBP: 1 BLK: 0 WP: 0 HR: 0 S: 40 P: 53 ERA: 0.00 WHIP: 0.444															<b>PITCHER</b>						

Batter	1	2	3	4	5	6	7	8	9	AB	R	H	RBI	BB	SO	LOB	BOTTOM														
Butch Wynegar, S OBP: 0.333, SLG: 0.397 (1, 2)	6-3			1B BB	F7			L8		4	0	1	0	1	0	1	<p>Toronto Blue Jays @ Minnesota Twins Metropolitan Stadium, Bloomington, MI Fri Jun 06 1980, 8:05 PM EDT Att: 5,495 - Unknown - 78 F</p> <p>livebaseballscorecards.com</p> <p>AB 34 R 5 H 12 RBI 5 BB 4 SO 1 LOB 14</p> 														
Ken Landreaux, L OBP: 0.398, SLG: 0.454 (1, 8)	3-1		4-3	HBP 1B		G6-4-3 BB				4	0	2	1	1	0	0															
Ron Jackson, R OBP: 0.282, SLG: 0.349 (1, 3)			FC6-4 1B	1-2 HBP		G6-4-3		5-3		4	0	2	0	0	0	2															
Jose Morales, R OBP: 0.407, SLG: 0.500 (1, 10)			F8	6-3		6-3				1	0	0	0	1	0	1															
Danny Goodwin, L OBP: 0.245, SLG: 0.240 (4, PH)										1	0	0	0	0	0	3															
Willie Norwood, R OBP: 0.220, SLG: 0.250 (6, PH)										1	0	0	0	0	0	0															
John Castino, R OBP: 0.342, SLG: 0.410 (1, 5)	FC6		FC6-4		F8			F9		4	0	0	0	0	0	3															
Pete Mackanin, R OBP: 0.286, SLG: 0.315 (1, 6)		P3		1-6-3 2B 2B		F9		K		4	1	1	0	0	1	0															
Rick Sofield, L OBP: 0.299, SLG: 0.477 (1, 7)				1-6-3						3	2	2	0	1	0	1															
Hosken Powell, L OBP: 0.329, SLG: 0.388 (1, 9)		P5		4-3 1B 2B				4-3		4	2	2	2	0	0	2															
Rob Wilfong, L OBP: 0.316, SLG: 0.376 (1, 4)				4-3						4	0	2	2	0	0	1															
<b>Inning Stats</b>	R: 0 E: 0 K: 0 S: 4	H: 1 LOB: 2 BB: 1 P: 8	R: 1 E: 0 K: 0 S: 4	H: 2 LOB: 2 BB: 1 P: 8	R: 0 E: 0 K: 0 S: 4	H: 1 LOB: 1 BB: 0 P: 4	R: 2 E: 0 K: 0 S: 6	H: 3 LOB: 3 BB: 1 P: 11	R: 2 E: 0 K: 0 S: 6	H: 3 LOB: 1 BB: 0 P: 6	R: 0 E: 0 K: 0 S: 2	H: 0 LOB: 0 BB: 1 P: 6	R: 0 E: 0 K: 1 S: 6	H: 1 LOB: 1 BB: 0 P: 6	R: 0 E: 0 K: 0 S: 4	H: 1 LOB: 1 BB: 0 P: 4		R: 0 E: 0 K: 0 S: 0	H: 0 LOB: 0 BB: 0 P: 0	1B: 7 2B: 5 3B: 0 HR: 0	SF: 0 SAC: 0 DP: 1 HBP: 1	WP: 0 PB: 0 SB: 1 CS: 0	PA: 39								
<b>PITCHER</b> Paul Mirabella, L ERA: 3.63 (1, 1)	IP: 3.2 WLS: L BF: 20 H: 7 R: 3 ER: 3 SO: 3 BB: 3 IBB: 0 HBP: 0 BLK: 0 WP: 0 HR: 0 S: 17 P: 29 ERA: 7.36 WHIP: 2.727															<b>PITCHER</b>															
Mike Barlow, R ERA: 13.5 (4, 1)	1.1	8	3	2	2	0	0	0	1	0	0	0	7	8	13.50	2.250															
Balor Moore, L ERA: 5.58 (6, 1)	3.0	11	2	0	0	1	1	0	0	0	0	0	12	16	0.00	1.000															

Batter	1	2	3	4	5	6	7	8	9	AB	R	H	RBI	BB	SO	LOB	TOP								
Alfredo Griffin, S OBP: 0.288, SLG: 0.398 (1, 6)										4	1	1	1	0	0	3	<b>Toronto Blue Jays @ Minnesota Twins</b> Metropolitan Stadium, Bloomington, MI Sat Jun 07 1980, 4:33 AM EDT Att: 5,375 - Cloudy - 70 F <a href="http://livebaseballscorecards.com">livebaseballscorecards.com</a>								
Bob Bailor, R OBP: 0.317, SLG: 0.240 (1, 7)										4	0	0	0	0	0	0									
Roy Howell, L OBP: 0.332, SLG: 0.407 (1, 5)										4	0	1	0	0	0	0									
Otto Velez, R OBP: 0.404, SLG: 0.600 (1, 10)										4	0	0	0	0	1	1									
Barry Bonnell, R OBP: 0.272, SLG: 0.378 (1, 8)										3	0	0	0	0	0	1									
John Mayberry, L OBP: 0.328, SLG: 0.494 (1, 3)										3	1	1	1	0	0	0									
Damaso Garcia, R OBP: 0.280, SLG: 0.402 (1, 4)										3	0	1	0	0	0	0									
Lloyd Moseby, L OBP: 0.341, SLG: 0.512 (1, 9)										3	0	1	0	0	0	1									
Ernie Whitt, L OBP: 0.315, SLG: 0.246 (1, 2)										2	0	1	0	1	1	0									
Joe Cannon, L (8, PR)										0	0	0	0	0	0	0									
Bob Davis, R OBP: 0.265, SLG: 0.342 (8, 2)										0	0	0	0	0	0	0									
<b>Inning Stats</b>	R: 0 E: 0 K: 0 S: 3	H: 0 LOB: 0 BB: 0 P: 3	R: 0 E: 0 K: 0 S: 3	H: 0 LOB: 0 BB: 0 P: 3	R: 0 E: 0 K: 0 S: 4	H: 2 LOB: 1 BB: 0 P: 4	R: 0 E: 0 K: 0 S: 4	H: 1 LOB: 1 BB: 0 P: 4	R: 0 E: 0 K: 0 S: 3	H: 1 LOB: 0 BB: 0 P: 3	R: 1 E: 0 K: 1 S: 6	H: 1 LOB: 0 BB: 0 P: 6	R: 1 E: 0 K: 1 S: 6	H: 1 LOB: 0 BB: 0 P: 6	R: 0 E: 0 K: 0 S: 2	H: 0 LOB: 1 BB: 1 P: 6	R: 0 E: 0 K: 0 S: 3	H: 0 LOB: 0 BB: 0 P: 3	1B: 3 2B: 3 3B: 0 HR: 2	SF: 0 SAC: 0 DP: 2 HBP: 0	WP: 0 PB: 0 SB: 0 CS: 1	PA: 32			
<b>PITCHER</b>	IP	WLS	BF	H	R	ER	SO	BB	IBB	HBP	BLK	WP	HR	S	P	ERA	WHIP								
Darrell Jackson, L ERA: 2.94 (1, 1)	7.1	W	27	6	2	2	2	1	0	0	0	0	2	30	34	2.46	0.955								
Doug Corbett, R ERA: 2.06 (8, 1)	1.2	S	4	0	0	0	0	0	0	0	0	0	0	4	4	0.00	0.000								

Batter	1	2	3	4	5	6	7	8	9	AB	R	H	RBI	BB	SO	LOB	BOTTOM								
Butch Wynegar, S OBP: 0.337, SLG: 0.396 (1, 2)										3	0	1	0	1	1	0	<b>Toronto Blue Jays @ Minnesota Twins</b> Metropolitan Stadium, Bloomington, MI Sat Jun 07 1980, 4:33 AM EDT Att: 5,375 - Cloudy - 70 F <a href="http://livebaseballscorecards.com">livebaseballscorecards.com</a>								
Rick Sofield, L OBP: 0.291, SLG: 0.462 (1, 7)										4	0	0	0	0	0	2									
Ken Landreaux, L OBP: 0.395, SLG: 0.455 (1, 8)										4	1	1	0	0	0	0									
Glenn Adams, L OBP: 0.342, SLG: 0.364 (1, 10)										3	0	1	1	0	0	0									
Rob Wilfong, L OBP: 0.316, SLG: 0.375 (1, 4)										3	1	1	0	0	0	0									
Hosken Powell, L OBP: 0.329, SLG: 0.386 (1, 9)										3	0	1	0	0	0	0									
Danny Goodwin, L OBP: 0.286, SLG: 0.289 (1, 3)										2	1	1	0	1	0	2									
Ron Jackson, R OBP: 0.282, SLG: 0.349 (8, 3)										0	0	0	0	0	0	0									
Mike Cubbage, L OBP: 0.349, SLG: 0.351 (1, 5)										3	0	1	1	0	0	2									
John Castino, R OBP: 0.338, SLG: 0.404 (1, 6)										2	0	0	1	0	0	2									
<b>Inning Stats</b>	R: 0 E: 0 K: 1 S: 5	H: 0 LOB: 0 BB: 0 P: 5	R: 0 E: 0 K: 0 S: 3	H: 0 LOB: 0 BB: 0 P: 3	R: 1 E: 0 K: 0 S: 4	H: 1 LOB: 1 BB: 1 P: 8	R: 0 E: 0 K: 0 S: 3	H: 0 LOB: 0 BB: 0 P: 3	R: 0 E: 0 K: 0 S: 3	H: 0 LOB: 1 BB: 1 P: 7	R: 1 E: 0 K: 0 S: 4	H: 2 LOB: 1 BB: 0 P: 4	R: 1 E: 0 K: 0 S: 5	H: 3 LOB: 1 BB: 0 P: 5	R: 0 E: 0 K: 0 S: 3	H: 1 LOB: 0 BB: 0 P: 3	1B: 5 2B: 3 3B: 0 HR: 0	SF: 0 SAC: 1 DP: 2 HBP: 0	WP: 0 PB: 0 SB: 0 CS: 0	PA: 30					
<b>PITCHER</b>	IP	WLS	BF	H	R	ER	SO	BB	IBB	HBP	BLK	WP	HR	S	P	ERA	WHIP								
Dave Stieb, R ERA: 3.0 (1, 1)	8.0	L	30	7	3	3	3	1	2	0	0	0	0	30	38	3.38	1.125								

Batter	1	2	3	4	5	6	7	8	9	AB	R	H	RBI	BB	SO	LOB	TOP										
Alfredo Griffin, S OBP: 0.288, SLG: 0.395	F7			F8		F8		F4		4	0	1	0	0	0	0	<b>Toronto Blue Jays @ Minnesota Twins</b> Metropolitan Stadium, Bloomington, MI Sun Jun 08 1980, 4:33 AM EDT Unknown - 69 F										
Al Woods, L OBP: 0.355, SLG: 0.496	G3			BLK BB		1B			F8	3	0	1	0	1	0	0											
John Mayberry, L OBP: 0.355, SLG: 0.506	F9			L8		F7			HR	4	1	1	1	0	0	3											
Otto Velez, R OBP: 0.394, SLG: 0.583 Garth Iorg, R OBP: 0.358, SLG: 0.444	F7			K		4-3			E5	4	0	0	0	0	1	1											
Roy Howell, L OBP: 0.324, SLG: 0.398	K				4-3				E6	4	0	0	0	0	1	1											
Lloyd Moseby, L OBP: 0.333, SLG: 0.489	K				L6				3-1	4	0	1	0	0	1	2											
Damaso Garcia, R OBP: 0.273, SLG: 0.393				F4		L9			3-1	4	0	0	0	0	0	3											
Joe Cannon, L OBP: 0.303, SLG: 0.235				B2-3		F7			F8	3	0	0	0	0	0	0											
Ernie Whitt, L OBP: 0.303, SLG: 0.235	L1					F4			G3	3	0	0	0	0	0	0											
<b>Inning Stats</b>	R: 0 E: 0 K: 0 S: 3	H: 0 LOB: 0 BB: 0 P: 3	R: 0 E: 0 K: 2 S: 7	H: 0 LOB: 0 BB: 0 P: 7	R: 0 E: 0 K: 0 S: 3	H: 0 LOB: 0 BB: 0 P: 3	R: 0 E: 0 K: 1 S: 5	H: 0 LOB: 1 BB: 1 P: 9	R: 0 E: 0 K: 0 S: 3	H: 0 LOB: 0 BB: 0 P: 3	R: 0 E: 0 K: 0 S: 4	H: 1 LOB: 1 BB: 0 P: 4	R: 0 E: 0 K: 0 S: 3	H: 0 LOB: 0 BB: 0 P: 3	R: 1 E: 2 K: 0 S: 6	H: 1 LOB: 2 BB: 0 P: 6		1B: 3 2B: 0 3B: 0 HR: 1	SF: 0 SAC: 0 DP: 0 HBP: 0	WP: 0 PB: 0 SB: 0 CS: 0	PA: 34						
<b>PITCHER</b>	IP	WLS	BF	H	R	ER	SO	BB	IBB	HBP	BLK	WP	HR	S	P	ERA	WHIP										
Roger Erickson, R ERA: 2.28	8.1	W	32	4	1	1	3	1	0	0	1	0	1	37	41	1.08	0.600										
Doug Corbett, R ERA: 2.03	0.2	S	2	0	0	0	0	0	0	0	0	0	0	2	2	0.00	0.000										

AB	33
R	1
H	4
RBI	1
BB	1
SO	3
LOB	10



Batter	1	2	3	4	5	6	7	8	9	AB	R	H	RBI	BB	SO	LOB	BOTTOM										
Butch Wynegar, S OBP: 0.335, SLG: 0.399	G3	3-1		SH2-3		F8		L7		4	0	1	0	0	0	3	<b>Toronto Blue Jays @ Minnesota Twins</b> Metropolitan Stadium, Bloomington, MI Sun Jun 08 1980, 4:33 AM EDT Unknown - 69 F										
Rick Softfield, L OBP: 0.301, SLG: 0.474	4-3		SH4-3	L9		F6		G6-3		5	0	3	0	0	0	2											
Ken Landreaux, L OBP: 0.400, SLG: 0.450	4-3		SH4-3	1B		F8		G6-3		2	1	0	0	3	0	3											
Glenn Adams, L OBP: 0.338, SLG: 0.358 Jose Morales, R OBP: 0.407, SLG: 0.500 Roy Smalley, S OBP: 0.354, SLG: 0.412 Dave Edwards, R OBP: 0.306, SLG: 0.309 Danny Goodwin, L OBP: 0.263, SLG: 0.264	6-3		SH4-3	1B		F8				1	0	0	0	0	0	1											
Rob Wilfong, L OBP: 0.321, SLG: 0.387		2B		F7		4-3				4	1	2	1	0	0	4											
Mike Cabbage, L OBP: 0.344, SLG: 0.358		2B		F5		G3				4	0	1	1	0	1	4											
Hosken Powell, L OBP: 0.333, SLG: 0.385		1-3		1B		K				3	1	1	0	1	1	0											
Ron Jackson, R OBP: 0.281, SLG: 0.345	1-3			1B		6-3				4	1	1	0	0	0	2											
John Castino, R OBP: 0.329, SLG: 0.393	F3			E1		6-3				4	1	0	1	0	0	2											
<b>Inning Stats</b>	R: 0 E: 0 K: 0 S: 4	H: 1 LOB: 1 BB: 0 P: 4	R: 1 E: 0 K: 0 S: 5	H: 2 LOB: 2 BB: 1 P: 9	R: 0 E: 0 K: 0 S: 4	H: 1 LOB: 2 BB: 1 P: 8	R: 4 E: 1 K: 0 S: 8	H: 4 LOB: 2 BB: 1 P: 12	R: 0 E: 0 K: 1 S: 5	H: 0 LOB: 0 BB: 0 P: 5	R: 0 E: 0 K: 0 S: 4	H: 1 LOB: 2 BB: 1 P: 8	R: 0 E: 0 K: 1 S: 5	H: 0 LOB: 0 BB: 0 P: 5	R: 0 E: 1 K: 0 S: 4	H: 1 LOB: 1 BB: 0 P: 4		1B: 6 2B: 4 3B: 0 HR: 0	SF: 0 SAC: 2 DP: 1 HBP: 0	WP: 1 PB: 0 SB: 0 CS: 0	PA: 39						
<b>PITCHER</b>	IP	WLS	BF	H	R	ER	SO	BB	IBB	HBP	BLK	WP	HR	S	P	ERA	WHIP										
Jesse Jefferson, R ERA: 4.74	3.0	L	18	6	4	4	0	2	0	0	0	1	0	16	24	12.00	2.667										
Balor Moore, L ERA: 5.74	0.2		3	0	0	0	0	1	0	0	0	1	0	2	6	0.00	1.500										
Tom Buskey, R ERA: 3.48	3.1		14	3	1	0	2	1	0	0	0	0	0	17	21	0.00	1.200										
Mike Barlow, R ERA: 7.71	1.0		4	1	0	0	0	0	0	0	0	0	0	4	4	0.00	1.000										

AB	33
R	5
H	10
RBI	4
BB	4
SO	2
LOB	23



Batter	1	2	3	4	5	6	7	8	9	10	11	12	13	AB	R	H	RBI	BB	SO	LOB	TOP						
Alfredo Griffin, S OBP: 0.260, SLG: 0.386 (1, 6)	4-3		SF9		5-3		5-3			1-3		G3		5	0	0	1	0	0	2							
Damaso Garcia, R OBP: 0.270, SLG: 0.385 (1, 4)	5-3		F7		4-3					G3		F7		6	0	1	0	0	0	1							
John Mayberry, L OBP: 0.350, SLG: 0.494 (1, 3)	4-3									1B				6	0	1	0	0	3	1							
Otto Velez, R OBP: 0.392, SLG: 0.600 (13, PR)														6	1	2	1	0	2	2							
Roy Howell, L OBP: 0.325, SLG: 0.392 (1, 5)														0	1	0	0	0	0	0							
Barry Bonnell, R OBP: 0.286, SLG: 0.392 (1, 8)														5	1	1	0	1	0	0							
Lloyd Moseby, L OBP: 0.315, SLG: 0.440 (1, 9)														5	0	0	0	1	1	4							
Bob Bailor, R OBP: 0.326, SLG: 0.264 (1, 7)														6	2	3	1	0	1	3							
Bob Davis, R OBP: 0.282, SLG: 0.383 (9, PH)														2	0	2	1	0	0	0							
Al Woods, L OBP: 0.253, SLG: 0.492 (9, 2)														1	0	0	0	0	0	2							
Ernie Whitt, L OBP: 0.299, SLG: 0.232 (9, 2)														1	0	0	0	0	0	0							
<b>Inning Stats</b>	R: 0 E: 0 K: 0 S: 3	H: 0 LOB: 0 BB: 0 P: 3	R: 0 E: 0 K: 1 S: 5	H: 0 LOB: 1 BB: 1 P: 9	R: 1 E: 0 K: 0 S: 4	H: 1 LOB: 0 BB: 0 P: 4	R: 0 E: 0 K: 0 S: 3	H: 1 LOB: 0 BB: 0 P: 3	R: 2 E: 1 K: 1 S: 6	H: 3 LOB: 1 BB: 0 P: 6	ERA: 4.15 WHIP: 1.154	<b>PITCHER</b>										WIP: 0 PB: 0 SB: 0 CS: 0	PA: 53				
<b>PITCHER</b>	IP	WLS	BF	H	R	ER	SO	BB	IBB	HBP	BLK	WP	HR	S	P	ERA	WHIP										
Jerry Koosman, L ERA: 4.12 (1, 1)	8.2		35	9	4	4	5	1	0	0	1	0	1	44	48	4.15	1.154										
Doug Corbett, R ERA: 1.93 (9, 1)	2.1		9	2	0	0	1	0	0	0	0	0	0	11	11	0.00	0.857										
Fernando Arroyo, R ERA: 9.0 (12, 1)	2.0	L	9	2	2	2	1	0	2	0	0	0	0	9	17	9.00	1.000										

Toronto Blue Jays @ Minnesota Twins  
Metropolitan Stadium, Bloomington, MI  
Sun Jun 08 1980, 4:38 AM EDT  
Att. 17,869 - Unknown

AB 48  
R 6  
H 13  
RBI 6  
BB 3  
SO 7  
LOB 16



Batter	1	2	3	4	5	6	7	8	9	10	11	12	13	AB	R	H	RBI	BB	SO	LOB	BOTTOM						
Butch Wynegar, S OBP: 0.351, SLG: 0.405 (1, 2)	1B				4-3					P6		K		5	1	2	1	1	1	2							
Rick Sofield, L OBP: 0.302, SLG: 0.471 (7, PH)														3	0	1	1	0	2	2							
Jose Morales, R OBP: 0.417, SLG: 0.509 (8, 7)														1	0	1	1	0	0	0							
Dave Edwards, R OBP: 0.297, SLG: 0.300 (1, 8)														2	0	0	0	0	1	1							
Ken Landreaux, L OBP: 0.394, SLG: 0.442 (1, 8)	L9													6	0	1	0	0	2	5							
Danny Gooden, L OBP: 0.297, SLG: 0.321 (1, 3)														3	1	1	1	0	1	1							
John Castino, R OBP: 0.329, SLG: 0.392 (8, 6)														3	0	1	0	0	1	1							
Rob Wilfong, L OBP: 0.315, SLG: 0.372 (1, 4)														5	0	0	0	1	2	1							
Glenn Adams, L OBP: 0.338, SLG: 0.367 (1, 10)														3	0	1	0	0	0	1							
Willie Norwood, R OBP: 0.210, SLG: 0.237 (8, PH)														3	0	0	0	0	1	1							
Mike Cubbage, L OBP: 0.337, SLG: 0.349 (1, 5)														5	1	1	0	0	1	1							
Hosken Powell, L OBP: 0.336, SLG: 0.386 (1, 9)														5	1	2	0	0	1	1							
Pete Mackanin, R OBP: 0.283, SLG: 0.312 (1, 6)														1	0	0	0	0	0	0							
Roy Smalley, S OBP: 0.355, SLG: 0.410 (8, 3)														1	0	0	0	1	1	2							
Darrell Jackson, S (9, PR)														0	0	0	0	0	0	0							
Ron Jackson, R OBP: 0.287, SLG: 0.345 (10, 3)														0	0	0	0	1	0	0							
<b>Inning Stats</b>	R: 1 E: 0 K: 0 S: 4	H: 2 LOB: 0 BB: 0 P: 4	R: 0 E: 0 K: 0 S: 2	H: 0 LOB: 0 BB: 1 P: 6	R: 0 E: 0 K: 2 S: 9	H: 1 LOB: 2 BB: 1 P: 12	R: 1 E: 0 K: 2 S: 9	H: 2 LOB: 1 BB: 0 P: 9	R: 0 E: 0 K: 1 S: 5	H: 0 LOB: 0 BB: 0 P: 5	ERA: 5.40 WHIP: 1.500	<b>PITCHER</b>										WIP: 0 PB: 0 SB: 0 CS: 2	PA: 51				
<b>PITCHER</b>	IP	WLS	BF	H	R	ER	SO	BB	IBB	HBP	BLK	WP	HR	S	P	ERA	WHIP										
Luis Leal, R ERA: 6.14 (1, 1)	6.2		28	8	4	4	8	2	0	0	0	0	1	42	50	5.40	1.500										
Jerry Garvin, L ERA: 1.93 (7, 1)	4.2		16	2	0	0	4	1	0	0	0	0	0	23	27	0.00	0.643										
Joey McLaughlin, R ERA: 4.35 (12, 1)	1.2	W	7	1	0	0	2	1	0	0	0	0	0	10	14	0.00	1.200										

Toronto Blue Jays @ Minnesota Twins  
Metropolitan Stadium, Bloomington, MI  
Sun Jun 08 1980, 4:38 AM EDT  
Att. 17,869 - Unknown

AB 46  
R 4  
H 11  
RBI 4  
BB 4  
SO 14  
LOB 19



Batter	1	2	3	4	5	6	7	8	9	AB	R	H	RBI	BB	SO	LOB	TOP					
Alfredo Griffin, S OBP: 0.275, SLG: 0.379										4	0	0	0	0	0	0						
Damaso Garcia, R OBP: 0.269, SLG: 0.382										4	0	1	0	0	0	0						
Roy Howell, L OBP: 0.323, SLG: 0.389										4	0	1	0	0	0	1						
Otto Velez, R OBP: 0.389, SLG: 0.588										3	0	0	0	1	1	1						
Barry Bonnell, R OBP: 0.291, SLG: 0.401										4	1	2	0	0	0	1						
John Mayberry, L OBP: 0.350, SLG: 0.497										3	0	1	1	0	0	2						
Rick Bosetti, R OBP: 0.269, SLG: 0.294										3	0	0	0	0	2	3						
Bob Bailor, R OBP: 0.318, SLG: 0.257										3	0	0	0	0	1	1						
Bob Davis, R OBP: 0.273, SLG: 0.369										3	0	0	0	0	0	0						
<b>Inning Stats</b>	R: 0 E: 0 K: 0 S: 3	H: 1 LOB: 0 BB: 0 P: 3	R: 1 E: 0 K: 1 S: 7	H: 2 LOB: 1 BB: 0 P: 7	R: 0 E: 0 K: 0 S: 3	H: 0 LOB: 0 BB: 0 P: 3	R: 0 E: 0 K: 1 S: 6	H: 1 LOB: 2 BB: 1 P: 10	R: 0 E: 0 K: 0 S: 3	H: 0 LOB: 0 BB: 0 P: 3	R: 0 E: 0 K: 0 S: 4	H: 1 LOB: 0 BB: 0 P: 4	R: 0 E: 0 K: 1 S: 5	H: 0 LOB: 0 BB: 0 P: 5	R: 0 E: 0 K: 0 S: 3	H: 0 LOB: 0 BB: 0 P: 3	R: 0 E: 0 K: 1 S: 5	H: 0 LOB: 0 BB: 0 P: 5	1B: 3 2B: 2 3B: 0 HR: 0	SF: 0 SAC: 0 DP: 0 HBP: 0	WP: 0 PB: 0 SB: 0 CS: 1	PA: 32
<b>PITCHER</b> Ross Baumgarten, L ERA: 3.47	IP: 9.0 WLS: L BF: 32	H: 5 R: 1 ER: 1 SO: 4	BB: 1 IBB: 0 HBP: 0 BLK: 0	WP: 0 HR: 0 S: 39 P: 43	ERA: 1.00 WHIP: 0.667																	

Toronto Blue Jays @ Chicago White Sox  
Comiskey Park, Chicago, IL  
Tue Jun 10 1980, 8:05 PM EDT  
Att: 18,225 - Sunny - 52 F

livebaseballscores.com

AB 31  
R 1  
H 5  
RBI 1  
BB 1  
SO 4  
LOB 9

Batter	1	2	3	4	5	6	7	8	9	AB	R	H	RBI	BB	SO	LOB	BOTTOM			
Harry Chappas, S OBP: 0.241, SLG: 0.204										4	0	0	0	0	1	1				
Mike Squires, L OBP: 0.359, SLG: 0.383										4	0	0	0	0	1	0				
Chet Lemon, R OBP: 0.352, SLG: 0.411										4	0	1	0	0	1	0				
Lamar Johnson, R OBP: 0.333, SLG: 0.458										4	0	0	0	0	2	1				
Bob Molinaro, L OBP: 0.386, SLG: 0.474										3	0	0	0	0	0	0				
Harold Baines, L OBP: 0.317, SLG: 0.461										3	0	1	0	0	0	0				
Jim Morrison, R OBP: 0.321, SLG: 0.443										3	0	2	0	0	0	1				
Junior Moore, R OBP: 0.279, SLG: 0.330										3	0	0	0	0	1	3				
Bruce Kimm, R OBP: 0.345, SLG: 0.325										2	0	0	0	0	0	1				
Thad Bosley, L OBP: 0.364, SLG: 0.429										1	0	0	0	0	0	1				
Mary Foley, L OBP: 0.241, SLG: 0.333										0	0	0	0	0	0	0				
<b>Inning Stats</b>	R: 0 E: 0 K: 2 S: 8	H: 1 LOB: 1 BB: 0 P: 8	R: 0 E: 0 K: 0 S: 4	H: 1 LOB: 0 BB: 0 P: 4	R: 0 E: 0 K: 1 S: 5	H: 0 LOB: 0 BB: 0 P: 5	R: 0 E: 0 K: 1 S: 5	H: 0 LOB: 0 BB: 0 P: 5	R: 0 E: 0 K: 0 S: 3	H: 1 LOB: 1 BB: 0 P: 3	R: 0 E: 0 K: 1 S: 5	H: 0 LOB: 0 BB: 0 P: 5	R: 0 E: 0 K: 0 S: 4	H: 1 LOB: 1 BB: 0 P: 4	R: 0 E: 0 K: 0 S: 3	H: 0 LOB: 0 BB: 0 P: 3	1B: 1 2B: 2 3B: 1 HR: 0	SF: 0 SAC: 0 DP: 0 HBP: 0	WP: 1 PB: 0 SB: 0 CS: 0	PA: 31
<b>PITCHER</b> Jim Clancy, R ERA: 2.4	IP: 9.0 WLS: W BF: 31	H: 4 R: 0 ER: 0 SO: 6	BB: 0 IBB: 0 HBP: 0 BLK: 0	WP: 1 HR: 0 S: 43 P: 43	ERA: 0.00 WHIP: 0.444															

Toronto Blue Jays @ Chicago White Sox  
Comiskey Park, Chicago, IL  
Tue Jun 10 1980, 8:05 PM EDT  
Att: 18,225 - Sunny - 52 F

livebaseballscores.com

AB 31  
R 0  
H 4  
RBI 0  
BB 0  
SO 6  
LOB 8

Batter	1	2	3	4	5	6	7	8	9	AB	R	H	RBI	BB	SO	LOB	TOP										
Alfredo Griffin, S OBP: 0.282, SLG: 0.381 (1, 6)										4	0	2	0	1	0	1											
Damaso Garcia, R OBP: 0.273, SLG: 0.379 (1, 4)										4	0	1	0	1	0	2											
Roy Howell, L OBP: 0.325, SLG: 0.383 (1, 5)										3	0	0	0	2	0	2											
Otto Velez, R OBP: 0.383, SLG: 0.575 (1, 10)										5	1	1	0	0	1	5											
Barry Bonnell, R OBP: 0.290, SLG: 0.398 (1, 9)										4	1	1	0	0	0	0											
John Mayberry, L OBP: 0.352, SLG: 0.494 (1, 3)										3	0	1	1	1	0	0											
Rick Bosetti, R OBP: 0.274, SLG: 0.294 (1, 8)										3	1	1	1	1	0	1											
Bob Bailor, R OBP: 0.313, SLG: 0.252 (1, 7)										2	1	0	0	0	0	3											
Al Woods, L OBP: 0.355, SLG: 0.492 (6, PH) (6, 7)										2	0	1	0	0	0	0											
Bob Davis, R OBP: 0.275, SLG: 0.368 (1, 2)										3	0	1	2	0	1	2											
Lloyd Moseby, L OBP: 0.309, SLG: 0.431 (9, PH)										1	0	0	0	0	1	0											
<b>Inning Stats</b>	R: 0 E: 0 K: 0 S: 3	H: 1 LOB: 1 BB: 1 P: 7	R: 2 E: 1 K: 0 S: 5	H: 2 LOB: 1 BB: 1 P: 9	R: 0 E: 0 K: 0 S: 2	H: 0 LOB: 0 BB: 1 P: 6	R: 0 E: 0 K: 0 S: 3	H: 0 LOB: 1 BB: 1 P: 7	R: 0 E: 0 K: 1 S: 9	H: 0 LOB: 0 BB: 0 P: 3	R: 2 E: 0 K: 1 S: 5	H: 4 LOB: 2 BB: 1 P: 9	R: 0 E: 0 K: 0 S: 3	H: 0 LOB: 1 BB: 1 P: 7	R: 0 E: 0 K: 0 S: 3	H: 0 LOB: 3 BB: 1 P: 13	1B: 9 2B: 1 3B: 0 HR: 0	SF: 0 SAC: 0 DP: 1 HBP: 0	WP: 0 PB: 0 SB: 1 CS: 1	PA: 40							
<b>PITCHER</b>	IP	WLS	BF	H	R	ER	SO	BB	IBB	HBP	BLK	WP	HR	S	P	ERA	WHIP										
Ken Kravec, L ERA: 6.63 (1, 1)	5.1	W	24	6	4	4	0	4	0	0	1	0	0	20	36	6.75	1.875										
Ed Farmer, R ERA: 2.03 (6, 1)	3.2	S	16	3	0	0	3	2	0	0	0	0	0	20	28	0.00	1.364										

Toronto Blue Jays @ Chicago White Sox  
Comiskey Park, Chicago, IL  
Wed Jun 11, 1980, 8:05 PM EDT  
Att: 17,537 - Sunny - 64 F

AB 34  
R 4  
H 9  
RBI 4  
BB 6  
SO 3  
LOB 16



Batter	1	2	3	4	5	6	7	8	9	AB	R	H	RBI	BB	SO	LOB	BOTTOM										
Mike Squires, L OBP: 0.371, SLG: 0.388 (1, 3)										4	1	2	0	1	1	0											
Greg Pryor, R OBP: 0.261, SLG: 0.303 (1, 6)										4	1	1	0	0	0	1											
Chet Lemon, R OBP: 0.353, SLG: 0.407 (1, 8)										4	1	1	0	0	0	3											
Lamar Johnson, R OBP: 0.336, SLG: 0.466 (1, 10)										3	1	1	3	1	0	2											
Wayne Nordhagen, R OBP: 0.359, SLG: 0.587 (1, 7)										4	2	2	1	0	2	2											
Thad Bosley, L OBP: 0.364, SLG: 0.429 (8, 7)										0	0	0	0	0	0	0											
Jim Morrison, R OBP: 0.329, SLG: 0.454 (1, 4)										4	1	3	1	0	0	1											
Harold Baines, L OBP: 0.315, SLG: 0.456 (1, 9)										4	0	1	0	0	1	4											
Junior Moore, R OBP: 0.287, SLG: 0.339 (1, 5)										3	0	2	2	0	0	1											
Bruce Kimm, R OBP: 0.336, SLG: 0.315 (1, 2)										4	0	0	0	0	0	4											
<b>Inning Stats</b>	R: 0 E: 0 K: 0 S: 3	H: 0 LOB: 0 BB: 0 P: 3	R: 2 E: 1 K: 0 S: 6	H: 3 LOB: 0 BB: 0 P: 6	R: 0 E: 0 K: 0 S: 3	H: 1 LOB: 1 BB: 0 P: 4	R: 1 E: 0 K: 0 S: 5	H: 2 LOB: 1 BB: 0 P: 5	R: 4 E: 0 K: 2 S: 12	H: 5 LOB: 1 BB: 0 P: 12	R: 0 E: 0 K: 1 S: 5	H: 0 LOB: 0 BB: 0 P: 5	R: 0 E: 0 K: 1 S: 5	H: 0 LOB: 1 BB: 1 P: 9	R: 0 E: 0 K: 0 S: 4	H: 2 LOB: 3 BB: 1 P: 9	1B: 10 2B: 1 3B: 1 HR: 1	SF: 1 SAC: 0 DP: 2 HBP: 2	WP: 0 PB: 0 SB: 0 CS: 0	PA: 39							
<b>PITCHER</b>	IP	WLS	BF	H	R	ER	SO	BB	IBB	HBP	BLK	WP	HR	S	P	ERA	WHIP										
Paul Mirabella, L ERA: 4.05 (1, 1)	4.0	L	21	9	6	5	0	0	0	0	0	0	0	5	5	11.25	2.250										
Tom Buskey, R ERA: 3.73 (5, 1)	0.1		3	2	1	1	1	0	0	0	0	0	0	5	5	27.00	6.000										
Jerry Garvin, L ERA: 1.73 (5, 1)	2.2		9	0	0	0	3	1	0	0	0	0	0	14	18	0.00	0.375										
Joey McLaughlin, R ERA: 4.25 (8, 1)	1.0		6	2	0	0	0	0	1	1	0	0	0	4	9	0.00	2.000										

Toronto Blue Jays @ Chicago White Sox  
Comiskey Park, Chicago, IL  
Wed Jun 11, 1980, 8:05 PM EDT  
Att: 17,537 - Sunny - 64 F

AB 34  
R 7  
H 13  
RBI 7  
BB 2  
SO 4  
LOB 18



Batter	1	2	3	4	5	6	7	8	9	AB	R	H	RBI	BB	SO	LOB	TOP					
Mickey Rivers, L OBP: 0.291, SLG: 0.352 (1, 8)										5	1	2	1	0	0	1	<b>Texas Rangers @ Toronto Blue Jays</b> Exhibition Stadium, Toronto, ON Fri Jun 13 1980, 7:05 PM EDT Att: 20,034 - Unknown - 73 F					
Bump Wills, S OBP: 0.310, SLG: 0.326 (1, 4)										4	2	2	1	0	0	1						
Al Oliver, L OBP: 0.363, SLG: 0.459 (1, 7)										4	0	2	3	0	0	1						
Rusty Staub, L OBP: 0.378, SLG: 0.557 (1, 10)										3	0	0	0	1	1	3						
Richie Zisk, R OBP: 0.332, SLG: 0.480 Jim Norris, L OBP: 0.329, SLG: 0.282 (7, PR) (7, 9)										3	0	1	0	0	1	2						
Pat Putnam, L OBP: 0.314, SLG: 0.367 (1, 3)										3	0	0	0	0	1	2						
Jim Sundberg, R OBP: 0.366, SLG: 0.424 (1, 2)										4	0	0	0	0	0	4						
Tucker Ashford, R (1, 5)										2	0	0	0	0	1	0						
Dave Roberts, R OBP: 0.300, SLG: 0.333 (7, PH) (7, 5)										1	1	0	0	0	0	0						
Bud Harrelson, S OBP: 0.347, SLG: 0.184 Johnny Grubb, L OBP: 0.321, SLG: 0.265 Pepe Frias, R OBP: 0.250, SLG: 0.273 (7, PH) (7, 6)										1	0	0	0	1	1	0						
<b>Inning Stats</b>	R: 0 E: 0 K: 0 S: 4	H: 1 LOB: 1 BB: 0 P: 4	R: 0 E: 0 K: 2 S: 7	H: 0 LOB: 0 BB: 0 P: 7	R: 0 E: 0 K: 2 S: 7	H: 0 LOB: 0 BB: 0 P: 7	R: 1 E: 1 K: 0 S: 5	H: 2 LOB: 2 BB: 1 P: 9	R: 0 E: 0 K: 0 S: 2	H: 0 LOB: 0 BB: 0 P: 6	R: 0 E: 0 K: 0 S: 3	H: 0 LOB: 0 BB: 0 P: 3	R: 5 E: 1 K: 1 S: 10	H: 5 LOB: 2 BB: 0 P: 11	R: 0 E: 0 K: 0 S: 3	H: 0 LOB: 0 BB: 0 P: 3	R: 0 E: 0 K: 0 S: 3	H: 0 LOB: 0 BB: 0 P: 3	1B: 4 2B: 4 3B: 0 HR: 0	SF: 0 SAC: 1 DP: 0 HBP: 1	WP: 0 PB: 0 SB: 0 CS: 1	PA: 37
<b>PITCHER</b>	IP WLS BF H R ER SO BB IBB HBP BLK WP HR S P ERA WHIP	6.2 L 29 7 6 6 4 2 0 1 0 0 0 34 43 8.10 1.350	0.1 S 2 1 0 0 1 0 0 0 0 0 0 4 4 0.00 3.000	2.0 S 6 0 0 0 0 0 0 0 0 0 0 6 6 0.00 0.000											IP WLS BF H R ER SO BB IBB HBP BLK WP HR S P ERA WHIP							
Dave Stieb, R ERA: 3.38 (1, 1)											6.2 L 29 7 6 6 4 2 0 1 0 0 0 34 43 8.10 1.350											
Jerry Garvin, L ERA: 1.71 (7, 1)											0.1 S 2 1 0 0 1 0 0 0 0 0 0 4 4 0.00 3.000											
Mike Barlow, R ERA: 4.15 (8, 1)											2.0 S 6 0 0 0 0 0 0 0 0 0 0 6 6 0.00 0.000											

Batter	1	2	3	4	5	6	7	8	9	AB	R	H	RBI	BB	SO	LOB	BOTTOM				
Alfredo Griffin, S OBP: 0.276, SLG: 0.373 (1, 6)										5	0	0	0	0	1	4	<b>Texas Rangers @ Toronto Blue Jays</b> Exhibition Stadium, Toronto, ON Fri Jun 13 1980, 7:05 PM EDT Att: 20,034 - Unknown - 73 F				
Al Woods, L OBP: 0.355, SLG: 0.496 (1, 7)										3	0	1	1	1	0	1					
Roy Howell, L OBP: 0.319, SLG: 0.374 (1, 5)										4	0	0	0	0	0	2					
Otto Velez, R OBP: 0.375, SLG: 0.561 (1, 10)										4	0	0	0	0	1	1					
John Mayberry, L OBP: 0.355, SLG: 0.492 (1, 3)										3	0	1	0	1	0	0					
Lloyd Moseby, L OBP: 0.305, SLG: 0.436 (1, 9)										4	1	1	0	0	0	2					
Barry Bonnell, R OBP: 0.294, SLG: 0.406 (1, 8)										4	1	2	1	0	0	1					
Damaso Garcia, R OBP: 0.277, SLG: 0.387 (1, 4)										4	0	2	0	0	1	0					
Bob Davis, R OBP: 0.295, SLG: 0.378 Garth Iorg, R OBP: 0.368, SLG: 0.444 (9, PR)										3	1	2	0	1	0	1					
<b>Inning Stats</b>	R: 0 E: 0 K: 0 S: 3	H: 0 LOB: 1 BB: 1 P: 7	R: 0 E: 0 K: 0 S: 2	H: 0 LOB: 0 BB: 1 P: 6	R: 0 E: 0 K: 0 S: 4	H: 1 LOB: 1 BB: 0 P: 4	R: 0 E: 0 K: 0 S: 3	H: 0 LOB: 0 BB: 0 P: 3	R: 0 E: 0 K: 0 S: 4	H: 1 LOB: 1 BB: 0 P: 4	R: 1 E: 0 K: 2 S: 8	H: 1 LOB: 1 BB: 1 P: 12	R: 2 E: 1 K: 1 S: 9	H: 4 LOB: 2 BB: 0 P: 9	1B: 5 2B: 4 3B: 0 HR: 0	SF: 0 SAC: 0 DP: 1 HBP: 0		WP: 0 PB: 0 SB: 0 CS: 1	PA: 37		
<b>PITCHER</b>	IP WLS BF H R ER SO BB IBB HBP BLK WP HR S P ERA WHIP	8.2 W 36 9 3 2 3 3 0 0 0 0 0 39 51 2.08 1.385	0.1 S 1 0 0 0 0 0 0 0 0 0 0 1 1 0.00 0.000											IP WLS BF H R ER SO BB IBB HBP BLK WP HR S P ERA WHIP							
Doc Medich, R ERA: 4.23 (1, 1)											8.2 W 36 9 3 2 3 3 0 0 0 0 0 39 51 2.08 1.385										
Sparky Lyle, L ERA: 3.05 (9, 1)											0.1 S 1 0 0 0 0 0 0 0 0 0 0 1 1 0.00 0.000										

AB	33
R	6
H	8
RBI	6
BB	2
SO	5
LOB	14



AB	34
R	3
H	9
RBI	2
BB	3
SO	3
LOB	12



livebaseballscores.com

livebaseballscores.com







Batter	1	2	3	4	5	6	7	8	9	AB	R	H	RBI	BB	SO	LOB	TOP								
<b>Butch Wynegar, S</b> (1, 2) OBP: 0.345, SLG: 0.410										4	2	3	0	0	0	0	<b>Minnesota Twins @ Toronto Blue Jays</b> Exhibition Stadium, Toronto, ON Mon Jun 16 1980, 7:05 PM EDT Att: 14,691 - Unknown - 60 F								
<b>Rick Sofield, L</b> (1, 7) OBP: 0.286, SLG: 0.428										4	0	1	1	0	1	2									
<b>Ken Landreaux, L</b> (1, 8) OBP: 0.374, SLG: 0.422										4	0	0	0	0	1	3									
<b>Glenn Adams, L</b> (1, 10) OBP: 0.374, SLG: 0.411 <b>Willie Norwood, R</b> (8, PH) OBP: 0.209, SLG: 0.234										3	0	2	1	0	0	1									
<b>Hosken Powell, L</b> (1, 9) OBP: 0.320, SLG: 0.358										4	0	0	0	0	1	2									
<b>Rob Wilfong, L</b> (1, 4) OBP: 0.287, SLG: 0.323										3	1	0	0	1	0	0									
<b>Mike Cabbage, L</b> (1, 3) OBP: 0.347, SLG: 0.374										4	0	1	0	0	2	1									
<b>Pete Mackanin, R</b> (1, 6) OBP: 0.286, SLG: 0.327										4	0	2	1	0	0	1									
<b>John Castino, R</b> (1, 5) OBP: 0.320, SLG: 0.399										4	1	1	0	0	0	2									
<b>Inning Stats</b>	R: 0 E: 0 K: 0 S: 4	H: 1 LOB: 1 BB: 0 P: 4	R: 1 E: 0 K: 1 S: 6	H: 1 LOB: 1 BB: 1 P: 10	R: 1 E: 0 K: 1 S: 7	H: 2 LOB: 1 BB: 0 P: 7	R: 0 E: 0 K: 0 S: 4	H: 1 LOB: 1 BB: 0 P: 4	R: 0 E: 0 K: 0 S: 3	H: 0 LOB: 0 BB: 0 P: 3	R: 0 E: 0 K: 0 S: 3	H: 1 LOB: 0 BB: 0 P: 3	R: 2 E: 0 K: 1 S: 8	H: 4 LOB: 1 BB: 0 P: 8	R: 0 E: 0 K: 2 S: 7	H: 0 LOB: 0 BB: 0 P: 7	R: 0 E: 0 K: 1 S: 5	H: 0 LOB: 0 BB: 0 P: 5	1B: 7 2B: 3 3B: 0 HR: 0	SF: 0 SAC: 0 DP: 2 HBP: 0	WP: 0 PB: 0 SB: 3 CS: 0	PA: 36			
<b>PITCHER</b>	IP	WLS	BF	H	R	ER	SO	BB	IBB	HBP	BLK	WP	HR	S	P	ERA	WHIP								
<b>Jesse Jefferson, R</b> (1, 1) ERA: 4.82	6.2	L	29	10	4	4	2	1	0	0	1	0	0	32	36	5.40	1.650								
<b>Jerry Garvin, L</b> (7, 1) ERA: 2.12	1.1		4	0	0	0	3	0	0	0	0	0	0	10	10	0.00	0.000								
<b>Joey McLaughlin, R</b> (9, 1) ERA: 4.15	1.0		3	0	0	0	1	0	0	0	0	0	0	5	5	0.00	0.000								

Batter	1	2	3	4	5	6	7	8	9	AB	R	H	RBI	BB	SO	LOB	BOTTOM								
<b>Alfredo Griffin, S</b> (1, 6) OBP: 0.276, SLG: 0.369										5	0	1	0	0	1	3	<b>Minnesota Twins @ Toronto Blue Jays</b> Exhibition Stadium, Toronto, ON Mon Jun 16 1980, 7:05 PM EDT Att: 14,691 - Unknown - 60 F								
<b>Damaso Garcia, R</b> (1, 4) OBP: 0.293, SLG: 0.420										4	0	2	0	0	2	1									
<b>John Mayberry, L</b> (1, 3) OBP: 0.366, SLG: 0.497										3	0	1	0	1	0	1									
<b>Otto Velez, R</b> (1, 10) OBP: 0.381, SLG: 0.551										3	0	0	0	1	0	5									
<b>Roy Howell, L</b> (1, 5) OBP: 0.312, SLG: 0.375										4	0	0	0	0	1	6									
<b>Barry Bonnell, R</b> (1, 9) OBP: 0.312, SLG: 0.414										4	0	3	0	0	0	0									
<b>Al Woods, L</b> (1, 7) OBP: 0.367, SLG: 0.482										4	0	2	0	0	1	3									
<b>Rick Bosetti, R</b> (1, 8) OBP: 0.262, SLG: 0.281 <b>Doug Ault, R</b> (9, PH) <b>Joe Cannon, L</b> (9, FR)										3	0	0	0	0	0	4									
<b>Bob Davis, R</b> (1, 2) OBP: 0.288, SLG: 0.394										4	0	0	0	0	0	4									
<b>Inning Stats</b>	R: 0 E: 0 K: 1 S: 7	H: 2 LOB: 2 BB: 0 P: 7	R: 0 E: 0 K: 0 S: 5	H: 2 LOB: 2 BB: 0 P: 5	R: 0 E: 0 K: 0 S: 4	H: 1 LOB: 1 BB: 0 P: 4	R: 0 E: 0 K: 1 S: 6	H: 1 LOB: 1 BB: 0 P: 6	R: 0 E: 0 K: 0 S: 3	H: 1 LOB: 0 BB: 0 P: 3	R: 0 E: 0 K: 2 S: 7	H: 0 LOB: 0 BB: 0 P: 7	R: 0 E: 0 K: 0 S: 4	H: 1 LOB: 1 BB: 1 P: 8	R: 0 E: 0 K: 0 S: 2	H: 0 LOB: 1 BB: 1 P: 6	1B: 8 2B: 1 3B: 0 HR: 0	SF: 0 SAC: 0 DP: 2 HBP: 0	WP: 0 PB: 0 SB: 0 CS: 0	PA: 37					
<b>PITCHER</b>	IP	WLS	BF	H	R	ER	SO	BB	IBB	HBP	BLK	WP	HR	S	P	ERA	WHIP								
<b>Geoff Zahn, L</b> (1, 1) ERA: 4.55	9.0	W	37	9	0	0	5	3	0	0	0	0	0	44	56	0.00	1.333								

Batter	1	2	3	4	5	6	7	8	9	AB	R	H	RBI	BB	SO	LOB	TOP								
<b>Butch Wynegar, S</b> (1, 2) OBP: 0.391, SLG: 0.412										4	2	2	1	1	0	2	<b>Minnesota Twins @ Toronto Blue Jays</b> Exhibition Stadium, Toronto, ON Tue Jun 17 1980, 7:05 PM EDT Att: 15,229 - Unknown - 65 F								
<b>Ken Landreau, L</b> (1, 8) OBP: 0.383, SLG: 0.434										5	2	4	1	0	0	0									
<b>Ron Jackson, R</b> (1, 3) OBP: 0.301, SLG: 0.366										4	2	2	1	1	0	1									
<b>Jose Morales, R</b> (1, 10) OBP: 0.412, SLG: 0.475										1	0	0	0	0	0	1									
<b>Glenn Adams, L</b> (2, PH) OBP: 0.370, SLG: 0.411										0	0	0	1	0	0	0									
<b>Willie Norwood, R</b> (4, PH) OBP: 0.200, SLG: 0.224										3	0	0	0	0	0	1									
<b>John Castino, R</b> (1, 5) OBP: 0.328, SLG: 0.412										4	1	3	3	0	0	0									
<b>Pete Mackanin, R</b> (1, 6) OBP: 0.290, SLG: 0.325										4	0	1	0	1	0	2									
<b>Rick Sofield, L</b> (1, 7) OBP: 0.280, SLG: 0.415										5	0	0	0	0	4	4									
<b>Hosken Powell, L</b> (1, 9) OBP: 0.313, SLG: 0.349										4	0	0	0	0	0	3									
<b>Rob Wilfong, L</b> (1, 4) OBP: 0.298, SLG: 0.335										3	1	2	0	1	0	0									
<b>Inning Stats</b>	R: 3 E: 0 K: 1 S: 9	H: 4 LOB: 2 BB: 1 P: 13	R: 3 E: 0 K: 0 S: 6	H: 3 LOB: 1 BB: 1 P: 10	R: 0 E: 1 K: 0 S: 3	H: 0 LOB: 1 BB: 1 P: 7	R: 1 E: 0 K: 1 S: 7	H: 2 LOB: 2 BB: 1 P: 11	R: 0 E: 0 K: 0 S: 4	H: 0 LOB: 0 BB: 0 P: 3	R: 0 E: 0 K: 1 S: 5	H: 0 LOB: 0 BB: 0 P: 5	R: 0 E: 0 K: 0 S: 4	H: 2 LOB: 1 BB: 0 P: 4	R: 1 E: 1 K: 1 S: 6	H: 1 LOB: 0 BB: 0 P: 6	1B: 9 2B: 6 3B: 0 HR: 0	SF: 1 SAC: 1 DP: 1 HBP: 0	WP: 1 PB: 0 SB: 1 CS: 1	PA: 43					
<b>PITCHER</b>	IP	WLS	BF	H	R	ER	SO	BB	IBB	HBP	BLK	WP	HR	S	P	ERA	WHIP								
<b>Paul Mirabella, L</b> (1, 1) ERA: 4.4	0.1	L	5	3	3	3	0	1	0	0	0	0	0	4	8	81.00	12.000								
<b>Tom Buskey, R</b> (1, 1) ERA: 3.93	1.2		10	4	3	3	1	1	0	0	0	0	0	11	15	16.20	3.000								
<b>Balor Moore, L</b> (3, 1) ERA: 5.02	6.1		26	7	2	1	2	1	1	0	0	0	0	28	36	1.42	1.263								
<b>Joey McLaughlin, R</b> (9, 1) ERA: 4.09	0.2		2	0	0	0	1	0	0	0	0	1	0	4	4	0.00	0.000								

Batter	1	2	3	4	5	6	7	8	9	AB	R	H	RBI	BB	SO	LOB	BOTTOM								
<b>Alfredo Griffin, S</b> (1, 6) OBP: 0.278, SLG: 0.367										4	0	1	0	1	0	1	<b>Minnesota Twins @ Toronto Blue Jays</b> Exhibition Stadium, Toronto, ON Tue Jun 17 1980, 7:05 PM EDT Att: 15,229 - Unknown - 65 F								
<b>Damaso Garcia, R</b> (1, 4) OBP: 0.295, SLG: 0.420										5	0	2	1	0	1	1									
<b>Roy Howell, L</b> (1, 5) OBP: 0.310, SLG: 0.368										4	1	0	0	1	0	3									
<b>John Mayberry, L</b> (1, 3) OBP: 0.366, SLG: 0.510										5	1	2	2	0	0	0									
<b>Garth Iorg, R</b> (9, PR) OBP: 0.429, SLG: 0.444										0	0	0	0	0	0	0									
<b>Otto Velez, R</b> (1, 10) OBP: 0.386, SLG: 0.556										4	1	2	0	1	1	1									
<b>Al Woods, L</b> (1, 7) OBP: 0.370, SLG: 0.503										4	1	2	1	0	0	2									
<b>Lloyd Moseby, L</b> (1, 9) OBP: 0.300, SLG: 0.415										4	1	1	1	0	0	1									
<b>Joe Cannon, L</b> (1, 8) OBP: 0.059, SLG: 0.059										4	0	1	1	0	1	1									
<b>Ernie Whitt, L</b> (1, 2) OBP: 0.293, SLG: 0.230										3	1	1	0	0	0	0									
<b>Doug Ault, R</b> (8, PH) OBP: 1.000, SLG: 1.000										1	0	1	0	0	0	0									
<b>Rick Bosetti, R</b> (6, PR) OBP: 0.262, SLG: 0.281										0	0	0	0	0	0	0									
<b>Bob Davis, R</b> (9, 2) OBP: 0.288, SLG: 0.394										0	0	0	0	0	0	0									
<b>Inning Stats</b>	R: 2 E: 0 K: 0 S: 4	H: 2 LOB: 1 BB: 2 P: 12	R: 1 E: 0 K: 0 S: 6	H: 3 LOB: 2 BB: 0 P: 6	R: 2 E: 0 K: 0 S: 5	H: 3 LOB: 1 BB: 0 P: 5	R: 0 E: 0 K: 0 S: 4	H: 1 LOB: 1 BB: 0 P: 4	R: 1 E: 0 K: 0 S: 5	H: 2 LOB: 1 BB: 0 P: 5	R: 0 E: 0 K: 1 S: 5	H: 0 LOB: 0 BB: 0 P: 5	R: 0 E: 0 K: 0 S: 3	H: 0 LOB: 1 BB: 1 P: 7	R: 0 E: 0 K: 1 S: 6	H: 1 LOB: 1 BB: 0 P: 6	R: 0 E: 0 K: 1 S: 6	H: 1 LOB: 1 BB: 0 P: 6	1B: 9 2B: 2 3B: 0 HR: 2	SF: 0 SAC: 0 DP: 1 HBP: 0	WP: 0 PB: 0 SB: 0 CS: 0	PA: 41			
<b>PITCHER</b>	IP	WLS	BF	H	R	ER	SO	BB	IBB	HBP	BLK	WP	HR	S	P	ERA	WHIP								
<b>Pete Redfern, R</b> (1, 1) ERA: 4.07	4.2		25	11	6	5	0	2	0	0	0	0	0	23	31	9.64	2.786								
<b>Doug Corbett, R</b> (5, 1) ERA: 1.95	4.1	W	16	2	0	0	3	1	0	0	0	0	0	21	25	0.00	0.692								

AB	37
R	8
H	14
RBI	7
BB	4
SO	4
LOB	14



Batter	1	2	3	4	5	6	7	8	9	AB	R	H	RBI	BB	SO	LOB	TOP			
Mike Squires, L (1, 3) OBP: 0.355, SLG: 0.368	F7		3B	4-3			F7			4	1	1	1	0	0	1	<b>Chicago White Sox @ Toronto Blue Jays</b> Exhibition Stadium, Toronto, ON Wed Jun 18 1980, 7:05 PM EDT Unknown - 62 F <a href="http://livebaseballscorecards.com">livebaseballscorecards.com</a>			
Todd Cruz, R (1, 6) OBP: 0.344, SLG: 0.418	6-3		SF7	5-3			L6			4	1	1	1	0	0	1				
Bob Molinaro, L (1, 7) OBP: 0.373, SLG: 0.441	1B		1B	F9			L3			2	1	0	0	1	0	1				
Wayne Nordhagen, R (1, 10) OBP: 0.340, SLG: 0.560	1B		SF7				F8			3	0	1	1	0	0	0				
Harold Baines, L (1, 9) OBP: 0.309, SLG: 0.444			F9	1B			K			4	0	1	0	0	2	0				
Jim Morrison, R (1, 4) OBP: 0.325, SLG: 0.447			1B	K			F3			4	0	1	0	0	1	2				
Thad Bosley, L (1, 8) OBP: 0.373, SLG: 0.411			1-3	1B			6-3			4	0	1	1	0	0	1				
Greg Pryor, R (1, 5) OBP: 0.264, SLG: 0.321			4-3	FC5-4			F7			3	0	0	0	0	0	3				
Manv Foley, L (9, PH) OBP: 0.297, SLG: 0.385			4-3	FC5-4						1	0	0	0	0	0	0				
Bruce Kimm, R (1, 2) OBP: 0.335, SLG: 0.331			1B	2B			6-3			4	1	2	0	0	0	0				
<b>Inning Stats</b>	R: 0 E: 0 K: 0 S: 3	H: 1 LOB: 2 BB: 1 P: 7	R: 0 E: 0 K: 0 S: 4	H: 1 LOB: 1 BB: 0 P: 4	R: 4 E: 0 K: 1 S: 10	H: 5 LOB: 2 BB: 0 P: 11	R: 0 E: 0 K: 0 S: 4	H: 1 LOB: 1 BB: 0 P: 4	R: 0 E: 0 K: 1 S: 5	H: 0 LOB: 0 BB: 0 P: 5	R: 0 E: 0 K: 0 S: 3	H: 0 LOB: 0 BB: 0 P: 3	R: 0 E: 0 K: 1 S: 5	H: 0 LOB: 0 BB: 0 P: 5	R: 0 E: 0 K: 0 S: 3	H: 0 LOB: 0 BB: 0 P: 3	1B: 5 2B: 2 3B: 1 HR: 0	SF: 1 SAC: 0 DP: 0 HBP: 1	WP: 0 PB: 0 CS: 0	PA: 36
<b>PITCHER</b> Dave Stieb, R (1, 1) ERA: 3.43	IP: 9.0 WLS: W BF: 36 H: 8 R: 4 ER: 4 SO: 3 BB: 1 IBB: 0 HBP: 1 BLK: 0 WP: 0 HR: 0 S: 40 P: 45 ERA: 4.00 WHIP: 1.000																			

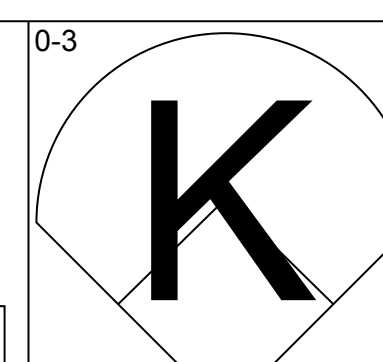
Batter	1	2	3	4	5	6	7	8	9	AB	R	H	RBI	BB	SO	LOB	BOTTOM			
Alfredo Griffin, S (1, 6) OBP: 0.275, SLG: 0.363	L4	5-3					SH5-3			3	0	0	0	0	0	0	<b>Chicago White Sox @ Toronto Blue Jays</b> Exhibition Stadium, Toronto, ON Wed Jun 18 1980, 7:05 PM EDT Unknown - 62 F <a href="http://livebaseballscorecards.com">livebaseballscorecards.com</a>			
Rick Bosetti, R (1, 8) OBP: 0.297, SLG: 0.303	1B		5-3				F7			4	2	2	2	0	0	0				
Doug Ault, R (1, 3) OBP: 0.667, SLG: 0.600	1B		P4				HR			4	1	2	0	0	0	1				
Otto Velez, R (1, 10) OBP: 0.393, SLG: 0.557	2B		P4				P3			3	1	2	1	1	0	1				
Barry Bonnell, R (1, 9) OBP: 0.316, SLG: 0.419	SF8		1B				1B			3	0	2	1	0	0	0				
Damaso Garcia, R (1, 4) OBP: 0.294, SLG: 0.421	2B		4-3				1B			4	0	1	1	0	0	4				
Garth Iorg, R (1, 5) OBP: 0.300, SLG: 0.455	5-3						BB			4	0	1	0	0	0	1				
Al Woods, L (1, 7) OBP: 0.361, SLG: 0.490			F8				2B			4	0	0	0	0	0	1				
Bob Davis, R (1, 2) OBP: 0.290, SLG: 0.392			4-3				4-1			3	0	1	0	0	1	0				
Joe Cannon, L (7, PR) OBP: 0.059, SLG: 0.059			4-3				K			0	1	0	0	0	0	0				
Ernie Whitt, L (8, 2) OBP: 0.289, SLG: 0.227							K			1	0	0	0	0	0	0				
<b>Inning Stats</b>	R: 3 E: 1 K: 0 S: 7	H: 4 LOB: 1 BB: 0 P: 7	R: 0 E: 0 K: 0 S: 3	H: 0 LOB: 0 BB: 0 P: 3	R: 0 E: 0 K: 0 S: 5	H: 2 LOB: 2 BB: 0 P: 5	R: 0 E: 0 K: 1 S: 5	H: 0 LOB: 0 BB: 0 P: 5	R: 0 E: 0 K: 0 S: 4	H: 1 LOB: 1 BB: 0 P: 4	R: 0 E: 0 K: 0 S: 4	H: 1 LOB: 1 BB: 0 P: 4	R: 2 E: 0 K: 0 S: 6	H: 3 LOB: 2 BB: 1 P: 10	R: 0 E: 0 K: 0 S: 3	H: 0 LOB: 0 BB: 0 P: 3	1B: 8 2B: 2 3B: 0 HR: 1	SF: 1 SAC: 1 DP: 0 HBP: 0	WP: 0 PB: 0 CS: 0	PA: 36
<b>PITCHER</b> Steve Trout, L (1, 1) ERA: 4.5	IP: 6.2 WLS: L BF: 32 H: 11 R: 5 ER: 4 SO: 1 BB: 1 IBB: 0 HBP: 0 BLK: 0 WP: 0 HR: 1 S: 33 P: 37 ERA: 5.40 WHIP: 1.800																			
Mike Proby, R (7, 1) ERA: 2.66	IP: 1.1 WLS: L BF: 4 H: 0 R: 0 ER: 0 SO: 0 BB: 0 IBB: 0 HBP: 0 BLK: 0 WP: 0 HR: 0 S: 4 P: 4 ERA: 0.00 WHIP: 0.000																			

Batter	1	2	3	4	5	6	7	8	9	AB	R	H	RBI	BB	SO	LOB	TOP										
Mike Squires, L (1, 3) Junior Moore, R (8, PH) OBP: 0.355, SLG: 0.367 OBP: 0.288, SLG: 0.331	1-3		1-2 2-3 1B		K			1B 1B		3	0	1	0	0	1	1	<b>Chicago White Sox @ Toronto Blue Jays</b> Exhibition Stadium, Toronto, ON Wed Jun 18 1980, 7:05 PM EDT Att: 21,443 - Unknown <a href="http://livebaseballscorecards.com">livebaseballscorecards.com</a>										
Bob Molinaro, L (1, 7) Greg Pryor, R (8, PH) OBP: 0.385, SLG: 0.431 OBP: 0.263, SLG: 0.320	4-3		P6			4-3		K		3	0	0	0	0	0	3											
Chet Lemon, R (1, 8) OBP: 0.351, SLG: 0.397	F7		P5			F8		1-3 1B		4	0	1	0	0	0	3											
Wayne Nordhagen, R (1, 10) OBP: 0.331, SLG: 0.545		6-3			F9			K		4	0	0	0	0	2	2											
Harold Baines, L (1, 9) OBP: 0.313, SLG: 0.451		F8			F7					4	1	2	0	0	0	0											
Jim Morrison, R (1, 4) OBP: 0.320, SLG: 0.439		F3			P5					4	0	0	0	0	1	2											
Mary Foley, L (1, 2) OBP: 0.250, SLG: 0.357					G3			4-3		4	0	0	1	0	1	1											
Todd Cruz, R (1, 6) OBP: 0.369, SLG: 0.441					1B BB 1B			4-3		4	0	3	0	0	0	1											
Kevin Bell, R (1, 5) Thad Bosley, L (7, PH) Ron Pruitt, R (7, PH) OBP: 0.239, SLG: 0.128 OBP: 0.373, SLG: 0.411 OBP: 0.357, SLG: 0.324					1-2 BB			F8		1	0	0	0	1	0	1											
<b>Inning Stats</b>	R: 0 E: 0 K: 0 S: 3	H: 0 LOB: 0 BB: 0 P: 3	R: 0 E: 0 K: 0 S: 3	H: 0 LOB: 0 BB: 0 P: 3	R: 0 E: 0 K: 0 S: 5	H: 2 LOB: 3 BB: 1 P: 9	R: 0 E: 0 K: 0 S: 3	H: 0 LOB: 0 BB: 0 P: 3	R: 0 E: 0 K: 1 S: 6	H: 1 LOB: 1 BB: 0 P: 6	R: 0 E: 0 K: 1 S: 5	H: 0 LOB: 0 BB: 0 P: 5	R: 1 E: 0 K: 0 S: 4	H: 2 LOB: 0 BB: 0 P: 4	R: 0 E: 0 K: 2 S: 9	H: 2 LOB: 2 BB: 0 P: 9		R: 0 E: 0 K: 2 S: 8	H: 1 LOB: 1 BB: 0 P: 8	1B: 7 2B: 1 3B: 0 HR: 0	SF: 0 SAC: 0 DP: 0 HBP: 0	WP: 0 PB: 0 CS: 0	PA: 36				
<b>PITCHER</b>	IP	WLS	BF	H	R	ER	SO	BB	IBB	HBP	BLK	WP	HR	S	P	ERA	WHIP										
Jack Kucek, R (1, 1) ERA: 1.35	6.2	W	26	5	1	1	2	1	0	0	0	0	0	29	33	1.35	0.900										
Jerry Garvin, L (7, 1) ERA: 2.05	1.0		4	2	0	0	1	0	0	0	0	0	0	6	6	0.00	2.000										
Joey McLaughlin, R (8, 1) ERA: 3.97	1.1	S	5	1	0	0	3	0	0	0	0	0	0	11	11	0.00	0.750										

Batter	1	2	3	4	5	6	7	8	9	AB	R	H	RBI	BB	SO	LOB	BOTTOM										
Alfredo Griffin, S (1, 6) OBP: 0.278, SLG: 0.365	WP 1B WP	6-3			K			SH3-4 1B		4	1	2	0	0	1	0	<b>Chicago White Sox @ Toronto Blue Jays</b> Exhibition Stadium, Toronto, ON Wed Jun 18 1980, 7:05 PM EDT Att: 21,443 - Unknown <a href="http://livebaseballscorecards.com">livebaseballscorecards.com</a>										
Rick Bosetti, R (1, 8) OBP: 0.283, SLG: 0.298	F9	L3			6-3			SH3-4		3	0	0	0	0	0	1											
Roy Howell, L (1, 5) OBP: 0.309, SLG: 0.362	1-2 1B BB BB				4-3			K		3	1	0	0	1	1	1											
John Mayberry, L (1, 3) OBP: 0.364, SLG: 0.505	1-3 2H 1B				F8			F5		4	0	1	1	0	1	1											
Otto Velez, R (1, 10) OBP: 0.397, SLG: 0.559	1-2 3H 1B				6-3			1B		3	0	2	1	0	0	0											
Lloyd Moseby, L (1, 9) OBP: 0.288, SLG: 0.397	K				K			K		3	0	0	0	0	3	3											
Damaso Garcia, R (1, 4) OBP: 0.290, SLG: 0.415	L3				P4			6-3		3	0	0	0	0	0	2											
Joe Cannon, L (1, 7) OBP: 0.050, SLG: 0.050					K			K2-3		3	0	0	0	0	2	0											
Ernie Whitt, L (1, 2) OBP: 0.291, SLG: 0.269					K			K		3	1	1	1	0	1	0											
<b>Inning Stats</b>	R: 2 E: 0 K: 1 S: 8	H: 3 LOB: 2 BB: 1 P: 12	R: 1 E: 0 K: 1 S: 6	H: 1 LOB: 0 BB: 0 P: 6	R: 0 E: 0 K: 0 S: 3	H: 0 LOB: 0 BB: 0 P: 3	R: 0 E: 0 K: 2 S: 7	H: 0 LOB: 0 BB: 0 P: 7	R: 0 E: 0 K: 2 S: 7	H: 0 LOB: 0 BB: 0 P: 7	R: 0 E: 0 K: 1 S: 6	H: 1 LOB: 1 BB: 0 P: 6	R: 0 E: 0 K: 0 S: 3	H: 0 LOB: 0 BB: 0 P: 3	R: 0 E: 0 K: 2 S: 8	H: 1 LOB: 1 BB: 0 P: 8		R: 0 E: 0 K: 2 S: 8	H: 1 LOB: 1 BB: 0 P: 8	1B: 5 2B: 0 3B: 0 HR: 1	SF: 0 SAC: 1 DP: 0 HBP: 0	WP: 2 PB: 0 CS: 0	PA: 31				
<b>PITCHER</b>	IP	WLS	BF	H	R	ER	SO	BB	IBB	HBP	BLK	WP	HR	S	P	ERA	WHIP										
Richard Dotson, R (1, 1) ERA: 3.88	8.0	L	31	6	3	3	9	1	0	0	0	2	1	48	52	3.38	0.875										

Batter	1	2	3	4	5	6	7	8	9	AB	R	H	RBI	BB	SO	LOB	TOP					
Alfredo Griffin, S OBP: 0.278, SLG: 0.367 (1, 6)	4-3		2B		F8			L6		4	1	1	0	0	0	1	<p>Toronto Blue Jays @ Texas Rangers Arlington Stadium, Arlington, TX Fri Jun 20 1980, 8:05 PM EDT Att: 13,747 - Unknown</p>					
Rick Bosetti, R OBP: 0.286, SLG: 0.324 (1, 8)	K		2B			HR		F7		4	1	2	2	0	1	0						
Roy Howell, L OBP: 0.303, SLG: 0.355 (1, 5)	F5		1-3			L3		G3		4	0	0	0	0	0	1						
John Mayberry, L OBP: 0.358, SLG: 0.495 (1, 3)		G3		3-1		F8			F9	4	0	0	0	0	0	0						
Otto Velez, R OBP: 0.394, SLG: 0.552 (1, 10)				K		F4			6-3	4	0	1	0	0	1	0						
Barry Bonnell, R OBP: 0.305, SLG: 0.409 (1, 9)		1B		K				4-3		4	0	0	0	0	1	1						
Damaso Garcia, R OBP: 0.291, SLG: 0.411 Garth Iorg, R OBP: 0.300, SLG: 0.455 (1, 4) (8, 4)	1-3				G3 SH1-3 HBP			K		2	0	0	0	0	1	1						
Lloyd Moseby, L OBP: 0.293, SLG: 0.400 (1, 7)			K		SH1-3					2	0	1	0	0	1	0						
Ernie Whitt, L OBP: 0.281, SLG: 0.259 (1, 2)			G3		G3			4-3		3	0	0	0	0	0	2						
<b>Inning Stats</b>	R: 0 E: 0 K: 1 S: 5	H: 0 LOB: 0 BB: 0 P: 5	R: 0 E: 0 K: 0 S: 4	H: 1 LOB: 1 BB: 0 P: 4	R: 1 E: 0 K: 1 S: 7	H: 2 LOB: 1 BB: 0 P: 7	R: 0 E: 0 K: 2 S: 7	H: 0 LOB: 0 BB: 0 P: 7	R: 0 E: 0 K: 0 S: 3	H: 0 LOB: 1 BB: 0 P: 4	R: 1 E: 0 K: 0 S: 4	H: 1 LOB: 0 BB: 0 P: 4	R: 0 E: 0 K: 1 S: 6	H: 1 LOB: 1 BB: 0 P: 6	R: 0 E: 0 K: 0 S: 3	H: 0 LOB: 0 BB: 0 P: 3	R: 0 E: 0 K: 0 S: 3	H: 0 LOB: 0 BB: 0 P: 3	1B: 2 2B: 2 3B: 0 HR: 1	SF: 0 SAC: 1 DP: 0 HBP: 1	WP: 0 PB: 0 SB: 0 CS: 0	PA: 33
<b>PITCHER</b> Fergie Jenkins, R ERA: 3.26 (1, 1)	IP: 9.0 WLS: W BF: 33 H: 5 R: 2 ER: 2 SO: 5 BB: 0 IBB: 0 HBP: 1 BLK: 0 WP: 0 HR: 1 S: 42 P: 43 ERA: 2.00 WHIP: 0.556															<b>PITCHER</b>						

Batter	1	2	3	4	5	6	7	8	9	AB	R	H	RBI	BB	SO	LOB	BOTTOM			
Mickey Rivers, L OBP: 0.307, SLG: 0.363 (1, 8)			G3-6-3 1B			K		L6		5	0	3	0	0	1	2	<p>Toronto Blue Jays @ Texas Rangers Arlington Stadium, Arlington, TX Fri Jun 20 1980, 8:05 PM EDT Att: 13,747 - Unknown</p>			
Bump Willis, S OBP: 0.312, SLG: 0.328 (1, 4)	F5		G3-6-3 1-2		1B			L9		4	0	1	0	1	0	3				
Al Oliver, L OBP: 0.360, SLG: 0.451 (1, 7)	5-3			K		F8		1B SF9		4	1	1	0	1	1	4				
Rusty Staub, L OBP: 0.385, SLG: 0.542 (1, 3)	F8			1B		1B		F9		3	1	1	0	2	0	3				
Richie Zisk, R OBP: 0.338, SLG: 0.487 (1, 10)		F9		G4-6-3 1B		E5		SF9		3	0	1	1	0	0	1				
Jim Norris, L OBP: 0.320, SLG: 0.265 (1, 9)		CS BB		G4-6-3 1-2		FC4-6 1B		K		3	1	1	1	1	1	3				
Jim Sundberg, R OBP: 0.343, SLG: 0.395 (1, 2)	L9				F9	E6 FC4-6		K		4	0	0	0	0	1	2				
Tucker Ashford, R OBP: 0.167, SLG: 0.107 Johnny Grubb, L OBP: 0.344, SLG: 0.333 Pepe Frias, R OBP: 0.277, SLG: 0.313 (1, 5) (6, PH) (7, 6)	F8				K	FC4-6 1B		HR		2	0	0	0	0	1	0				
Bud Harrelson, S OBP: 0.349, SLG: 0.275 Pat Putnam, L OBP: 0.318, SLG: 0.371 Dave Roberts, R OBP: 0.304, SLG: 0.368 (1, 6) (6, PH) (6, PR) (7, 5)	1B			1B		1B		HR		1	0	1	0	1	0	0				
<b>Inning Stats</b>	R: 0 E: 0 K: 0 S: 4	H: 1 LOB: 1 BB: 0 P: 4	R: 0 E: 0 K: 0 S: 2	H: 0 LOB: 0 BB: 1 P: 6	R: 0 E: 0 K: 0 S: 4	H: 2 LOB: 1 BB: 0 P: 4	R: 0 E: 0 K: 1 S: 5	H: 1 LOB: 1 BB: 1 P: 9	R: 0 E: 0 K: 1 S: 6	H: 1 LOB: 3 BB: 2 P: 14	R: 2 E: 2 K: 1 S: 8	H: 2 LOB: 2 BB: 1 P: 12	R: 1 E: 0 K: 1 S: 7	H: 2 LOB: 1 BB: 0 P: 7	R: 2 E: 0 K: 1 S: 8	H: 3 LOB: 2 BB: 1 P: 12	1B: 10 2B: 1 3B: 0 HR: 1	SF: 1 SAC: 0 DP: 2 HBP: 0	WP: 0 PB: 0 SB: 1 CS: 1	PA: 40
<b>PITCHER</b> Jim Clancy, R ERA: 2.32 (1, 1)	IP: 5.2 WLS: L BF: 4 H: 7 R: 2 ER: 2 SO: 2 BB: 0 IBB: 0 HBP: 0 BLK: 0 WP: 0 HR: 0 S: 26 P: 46 ERA: 0.00 WHIP: 2.118															<b>PITCHER</b>				
Jerry Garvin, L ERA: 2.3 (6, 1)	0.2	L	4	2	1	1	1	0	0	0	0	6	6	13.50	3.000					
Joey McLaughlin, R ERA: 4.21 (7, 1)	1.2	9	3	2	2	2	2	1	0	0	0	1	12	10.80	2.400					

Batter	1	2	3	4	5	6	7	8	9	AB	R	H	RBI	BB	SO	LOB	TOP	
Alfredo Griffin, S OBP: 0.274, SLG: 0.362 (1, 6)			4-3		5-3		F7			4	0	0	0	0	1	0	Toronto Blue Jays @ Texas Rangers Arlington Stadium, Arlington, TX Sat Jun 21 1980, 8:05 PM EDT Att: 17,846 - Unknown	
Rick Bosetti, R OBP: 0.262, SLG: 0.317 (1, 8)	E6		K		K			6-3		4	0	0	0	0	2	0		
John Mayberry, L OBP: 0.357, SLG: 0.488 (1, 3)	K			1-2	K			F7		3	0	0	0	1	2	0		
Otto Velez, R OBP: 0.396, SLG: 0.551 (1, 10)		E 1B	F6			G6-4-3 1B		K		4	1	2	0	0	1	2		
Barry Bonnell, R OBP: 0.308, SLG: 0.406 (1, 9)		E6 1B			F8	G6-4-3 1-2			G4-3-6 1B	4	0	1	0	0	0	2		
Roy Howell, L OBP: 0.307, SLG: 0.358 (1, 5)		F6		FC5 1B					G4-3-6 1-2	4	0	2	0	0	0	3		
Doug Ault, R OBP: 0.500, SLG: 0.444 (1, 7)										4	0	1	0	0	1	3		
Joe Cannon, L OBP: 0.050, SLG: 0.050 (9, 7)	K			1-2			F7		5-3	0	0	0	0	0	0	0		
Garth Iorg, R OBP: 0.393, SLG: 0.440 (1, 4)										3	0	1	1	0	1	2		
Bob Davis, R OBP: 0.282, SLG: 0.381 (1, 2)			5-3		FC5 2-3				6-3	3	0	0	0	0	0	2		
<b>Inning Stats</b>	R: 0 E: 1 K: 2 S: 7	H: 0 LOB: 0 BB: 0 P: 7	R: 1 E: 1 K: 1 S: 7	H: 2 LOB: 2 BB: 0 P: 7	R: 0 E: 0 K: 1 S: 6	H: 0 LOB: 2 BB: 1 P: 10	R: 0 E: 0 K: 1 S: 7	H: 2 LOB: 0 BB: 0 P: 7	R: 0 E: 0 K: 0 S: 4	H: 2 LOB: 1 BB: 0 P: 4	R: 0 E: 0 K: 0 S: 3	H: 0 LOB: 0 BB: 0 P: 3	R: 0 E: 0 K: 1 S: 5	H: 1 LOB: 0 BB: 0 P: 3	1B: 7 2B: 0 3B: 0 HR: 0	SF: 0 SAC: 0 DP: 2 HBP: 0	WP: 1 PB: 0 SB: 1 CS: 0	PA: 34
<b>PITCHER</b> Jon Matlack, L ERA: 3.1 (1, 1)	IP: 9.0 WLS: W BF: 34 H: 7 R: 1 ER: 0 SO: 8 BB: 1 IBB: 0 HBP: 0 BLK: 0 WP: 1 HR: 0 S: 49 P: 53 ERA: 0.00 WHIP: 0.889																	


Batter	1	2	3	4	5	6	7	8	9	AB	R	H	RBI	BB	SO	LOB	BOTTOM	
Mickey Rivers, L OBP: 0.307, SLG: 0.367 (1, 8)	4-3 2B		SH2-3		B2-3		G3			3	0	1	0	0	0	1	Toronto Blue Jays @ Texas Rangers Arlington Stadium, Arlington, TX Sat Jun 21 1980, 8:05 PM EDT Att: 17,846 - Unknown	
Bump Willis, S OBP: 0.311, SLG: 0.327 (1, 4)	6-3		L9		K					4	0	1	0	0	1	3		
Al Oliver, L OBP: 0.362, SLG: 0.451 (1, 10)	4-3			1B		1B		B1		4	1	2	0	0	0	2		
Rusty Staub, L OBP: 0.389, SLG: 0.535 (1, 3)	1-3			F8		FC4-6 1B			G4-6-3 IBB	3	0	1	0	1	0	2		
Richie Zisk, R OBP: 0.332, SLG: 0.480 (1, 9)			5-3		F8	SF9		G4-6-3		3	0	0	1	0	0	3		
Jim Norris, L OBP: 0.337, SLG: 0.287 (1, 7)										4	1	3	0	0	0	1		
Jim Sundberg, R OBP: 0.339, SLG: 0.389 (1, 2)	6-3			1B		FC4-6 1-2			SH1-4 1B	3	0	0	0	0	0	4		
Tucker Ashford, R OBP: 0.182, SLG: 0.129 (9, PH)			6-3		B2-3 SH1-4 1B			F2		3	0	1	0	0	0	0		
Bud Harrelson, S OBP: 0.354, SLG: 0.283 (9, PH)					SH1-4			F7		2	0	1	0	0	0	0		
Pat Putnam, L OBP: 0.321, SLG: 0.375 (9, PH)				SH2-3 1B						1	0	1	1	0	0	0		
<b>Inning Stats</b>	R: 0 E: 0 K: 0 S: 4	H: 1 LOB: 1 BB: 0 P: 4	R: 0 E: 0 K: 0 S: 3	H: 1 LOB: 0 BB: 0 P: 3	R: 0 E: 0 K: 0 S: 4	H: 1 LOB: 1 BB: 0 P: 4	R: 0 E: 0 K: 0 S: 5	H: 2 LOB: 2 BB: 0 P: 5	R: 0 E: 0 K: 0 S: 3	H: 0 LOB: 0 BB: 0 P: 3	R: 0 E: 0 K: 0 S: 3	H: 1 LOB: 1 BB: 1 P: 7	R: 1 E: 0 K: 0 S: 3	H: 2 LOB: 2 BB: 1 P: 7	1B: 10 2B: 1 3B: 0 HR: 0	SF: 1 SAC: 3 DP: 1 HBP: 0	WP: 0 PB: 0 SB: 1 CS: 1	PA: 36
<b>PITCHER</b> Jesse Jefferson, R ERA: 4.5 (1, 1)	IP: 6.0 WLS: L BF: 25 H: 8 R: 1 ER: 1 SO: 1 BB: 0 IBB: 0 HBP: 0 BLK: 0 WP: 0 HR: 0 S: 27 P: 27 ERA: 1.50 WHIP: 1.333																	
Jerry Garvin, L ERA: 2.2 (7, 1)	1.1	6	1	0	0	0	0	1	0	0	0	5	9	0.00	0.750			
Joey McLaughlin, R ERA: 4.31 (8, 1)	1.0	L	5	2	1	1	0	0	1	0	0	4	8	9.00	2.000			

Batter	1	2	3	4	5	6	7	8	9	10	AB	R	H	RBI	BB	SO	LOB											
Alfredo Griffin, S OBP: 0.280, SLG: 0.366 (1, 6)	L4		1-3					HBP SF9 1B			5	1	3	2	0	0	0											
Rick Bosetti, R OBP: 0.277, SLG: 0.324 Bob Davis, R OBP: 0.279, SLG: 0.377 (1, 8) (8, 2)	CS BB			CS 1B			G6-4-3 1B	SF9 HBP	F8		2	0	2	0	1	0	0											
Roy Howell, L OBP: 0.309, SLG: 0.356 (1, 5)	K			K		G6-4-3		HBP		BB SH1-4 SF8 1B	4	1	1	0	0	2	4											
John Mayberry, L OBP: 0.351, SLG: 0.481 (1, 3)		K		6-3			G3	SF9	SH1-4		3	0	0	1	0	1	0											
Otto Velez, R OBP: 0.390, SLG: 0.543 (1, 10)	FC3-6 BB				K		4-3	G3		SF8 BB IBB	3	0	0	0	2	1	2											
Al Woods, L OBP: 0.363, SLG: 0.490 (1, 7)	FC3-6				F2		L3			1B 1B	4	1	1	0	1	0	1											
Lloyd Moseby, L OBP: 0.300, SLG: 0.405 (1, 9)		G3			K			HR 1B	1B	SF8 BB	4	1	2	1	0	1	1											
Garth Iorg, R OBP: 0.394, SLG: 0.567 (1, 4)			K					1B 2B		F7	5	2	2	2	0	2	4											
Ernie Whitt, L OBP: 0.275, SLG: 0.253 Barry Bonnell, R OBP: 0.305, SLG: 0.401 (1, 2) (8, PH) (8, 8)			G3					4-3			2	0	0	0	0	1	1											
											2	0	0	0	0	1	2											
<b>Inning Stats</b>	R: 0 E: 0 K: 1 S: 4	H: 0 LOB: 0 BB: 1 P: 8	R: 0 E: 0 K: 1 S: 5	H: 0 LOB: 1 BB: 1 P: 9	R: 0 E: 0 K: 1 S: 5	H: 0 LOB: 0 BB: 0 P: 5	R: 0 E: 0 K: 1 S: 5	H: 1 LOB: 0 BB: 0 P: 5	R: 0 E: 0 K: 2 S: 7	H: 0 LOB: 0 BB: 0 P: 7	R: 1 E: 0 K: 1 S: 7	H: 3 LOB: 1 BB: 0 P: 7	R: 0 E: 0 K: 0 S: 3	H: 0 LOB: 0 BB: 0 P: 3	R: 3 E: 0 K: 0 S: 6	H: 3 LOB: 2 BB: 0 P: 8	R: 1 E: 0 K: 2 S: 10	H: 3 LOB: 2 BB: 0 P: 10	R: 1 E: 0 K: 0 S: 4	H: 1 LOB: 2 BB: 2 P: 12	1B: 8 2B: 3 3B: 0 HR: 1	SF: 2 SAC: 1 DP: 2 HBP: 2	WP: 0 PB: 0 SB: 0 CS: 2	PA: 44				
<b>PITCHER</b>	IP	WLS	BF	H	R	ER	SO	BB	IBB	HBP	BLK	WP	HR	S	P	ERA	WHIP											
Gaylord Perry, R ERA: 3.59 Sparky Lyle, L ERA: 4.04 Bob Babcock, R ERA: 5.59 Dave Rajsich, L ERA: 5.97 Jim Kern, R ERA: 5.97 (1, 1) (8, 1) (8, 1) (8, 1) (8, 1)	7.0	0.1	24	4	1	1	7	2	0	0	0	0	0	0	36	44	1.29	0.857										
	0.1	4	3	3	3	0	0	0	0	0	0	0	1	4	4	81.00	9.000											
	0.0	1	0	0	0	0	0	0	1	0	0	0	0	0	1	∞	∞											
	0.1	2	0	0	0	0	0	0	0	1	0	0	0	1	2	0.00	0.000											
	2.1	L	13	4	2	2	2	1	1	0	0	0	0	15	23	7.71	2.143											

**Toronto Blue Jays @ Texas Rangers**  
Arlington Stadium, Arlington, TX  
Sun Jun 22 1980, 8:05 PM EDT  
Att: 13,650 - Unknown

livebaseballscorecards.com

AB 35  
R 6  
H 11  
RBI 6  
BB 4  
SO 9  
LOB 17




WP: 0 PA: 44  
PB: 0  
SB: 0  
CS: 2

Batter	1	2	3	4	5	6	7	8	9	10	AB	R	H	RBI	BB	SO	LOB											
Mickey Rivers, L OBP: 0.304, SLG: 0.362 (1, 8)	4-3		F8			E3 1B WP	SF9 1B S	F7		4-3	6	2	1	0	0	0	3											
Bump Wills, S OBP: 0.310, SLG: 0.326 (1, 4)	K			2-3		2B 1B	SF9				4	1	1	2	0	2	0											
Al Oliver, L OBP: 0.366, SLG: 0.458 (1, 7)	L7			1-3		SH1-4 SF7 2B	HBP 1B				5	1	3	2	0	0	0											
Rusty Staub, L OBP: 0.411, SLG: 0.540 Mike Hart, S OBP: 0.400, SLG: 0.250 Pat Putnam, L OBP: 0.320, SLG: 0.373 (1, 3) (7, PH) (8, 3)	E6 1B			BB		SH1-4 1B BB	HBP 1B			F6	1	0	1	0	2	0	0											
Richie Zisk, R OBP: 0.326, SLG: 0.471 (1, 10)	F9			4-3		SH1-4	F5			F9	4	0	0	0	0	0	5											
Jim Norris, L OBP: 0.333, SLG: 0.278 Bill Sample, R OBP: 0.308, SLG: 0.299 (1, 9) (10, PH)	F7			6-3		1B IBB	F6			1B SH1-4 1B	3	0	0	0	1	0	3											
Jim Sundberg, R OBP: 0.338, SLG: 0.393 (1, 2)	K				F8	SF7				SH1-4	3	0	1	1	0	1	1											
Tucker Ashford, R OBP: 0.200, SLG: 0.125 Johnny Grubb, L OBP: 0.359, SLG: 0.342 Dave Roberts, R OBP: 0.296, SLG: 0.357 (1, 5) (6, PH) (7, 5)	6-3					3H 1B				F7	1	0	0	0	1	0	0											
Bud Harrelson, S OBP: 0.348, SLG: 0.281 Pepe Frias, R OBP: 0.286, SLG: 0.321 (1, 6) (10, PH)	4-3				F9		1B S SF9 1B			L1	4	1	1	0	0	0	2											
											1	0	1	0	0	0	0											
<b>Inning Stats</b>	R: 0 E: 0 K: 1 S: 5	H: 1 LOB: 1 BB: 0 P: 6	R: 0 E: 0 K: 0 S: 3	H: 0 LOB: 0 BB: 0 P: 3	R: 0 E: 0 K: 0 S: 3	H: 0 LOB: 1 BB: 1 P: 7	R: 0 E: 0 K: 0 S: 3	H: 0 LOB: 1 BB: 1 P: 7	R: 3 E: 1 K: 0 S: 6	H: 3 LOB: 2 BB: 2 P: 14	R: 2 E: 0 K: 0 S: 6	H: 3 LOB: 2 BB: 0 P: 7	R: 0 E: 0 K: 1 S: 6	H: 1 LOB: 1 BB: 0 P: 6	R: 0 E: 0 K: 1 S: 6	H: 1 LOB: 1 BB: 0 P: 6	R: 0 E: 0 K: 0 S: 5	H: 2 LOB: 2 BB: 0 P: 5	1B: 9 2B: 2 3B: 0 HR: 0	SF: 2 SAC: 2 DP: 0 HBP: 1	WP: 1 PB: 0 SB: 2 CS: 0	PA: 46						
<b>PITCHER</b>	IP	WLS	BF	H	R	ER	SO	BB	IBB	HBP	BLK	WP	HR	S	P	ERA	WHIP											
Jack Kucek, R ERA: 1.54 Balor Moore, L ERA: 5.02 Tom Buskey, R ERA: 4.26 Paul Mirabella, L ERA: 4.36 Joey McLaughlin, R ERA: 4.25 (1, 1) (6, 1) (6, 1) (7, 1) (8, 1)	5.0	2.1	21	3	3	1	2	2	1	0	0	1	0	0	23	31	1.80	1.000										
	0.0	1	0	0	0	0	0	0	0	0	0	0	0	0	4	∞	∞											
	1.1	7	3	2	2	0	0	0	1	0	0	0	0	6	10	13.50	2.250											
	0.2	5	2	0	0	0	0	0	0	1	0	0	0	4	5	0.00	3.000											
	0.2	2	0	0	0	1	0	0	0	0	0	0	0	4	4	0.00	0.000											

**Toronto Blue Jays @ Texas Rangers**  
Arlington Stadium, Arlington, TX  
Sun Jun 22 1980, 8:05 PM EDT  
Att: 13,650 - Unknown

livebaseballscorecards.com

AB 37  
R 5  
H 11  
RBI 5  
BB 4  
SO 4  
LOB 17



WP: 1 PA: 46  
PB: 0  
SB: 2  
CS: 0



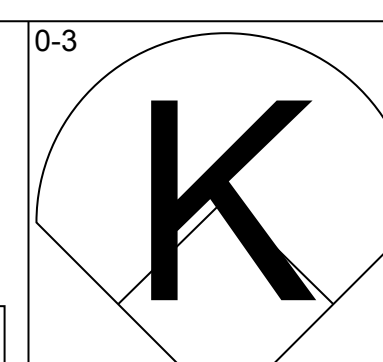
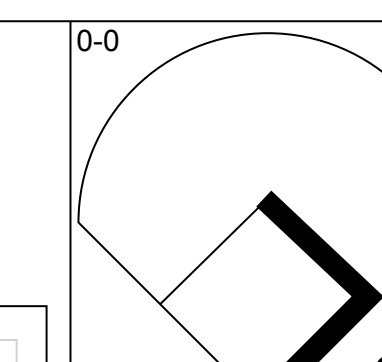
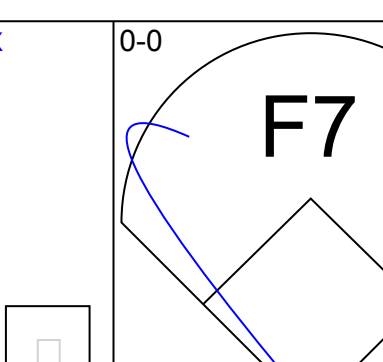
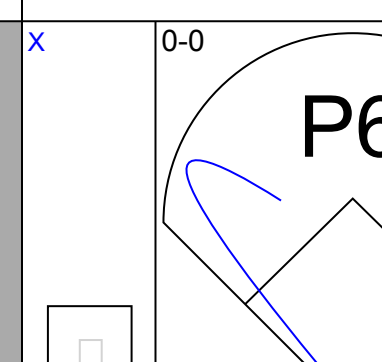
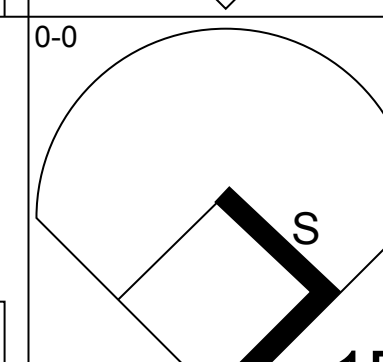
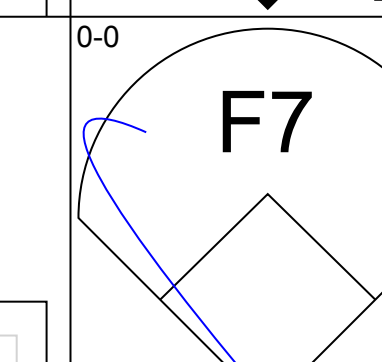
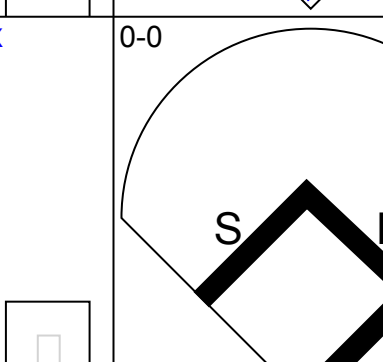

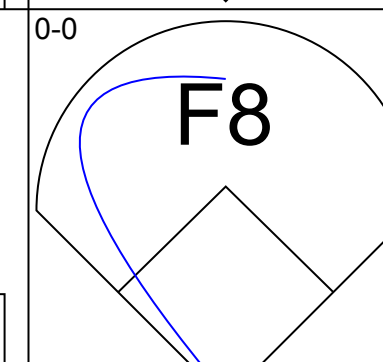
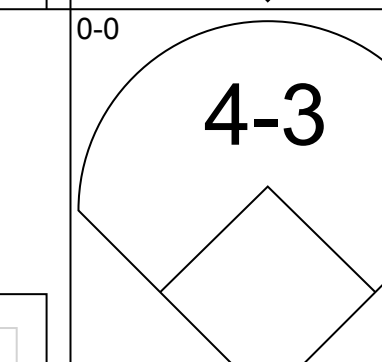
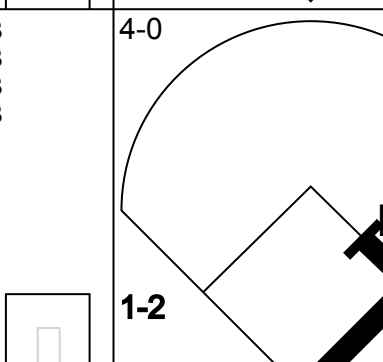

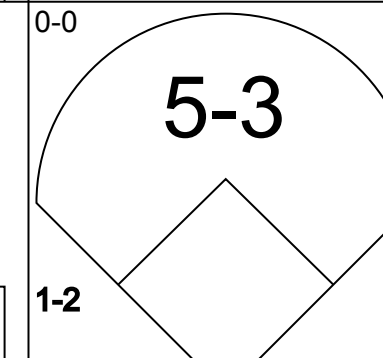
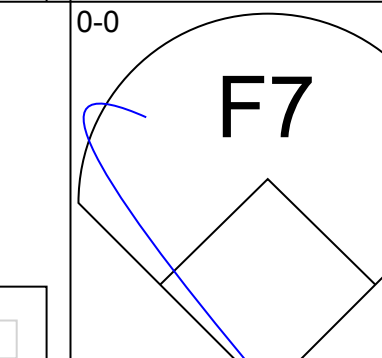
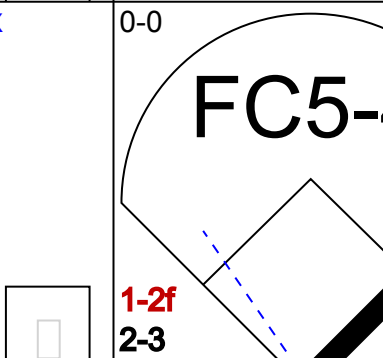

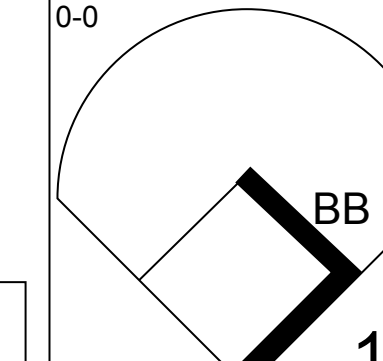
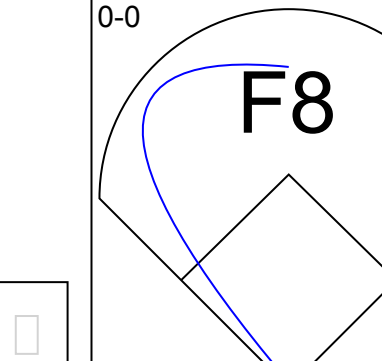
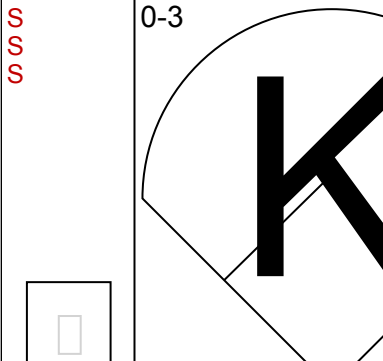










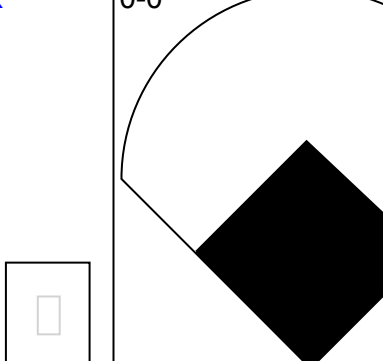
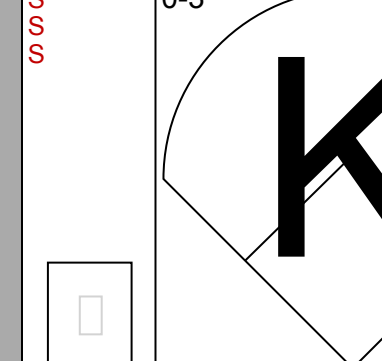
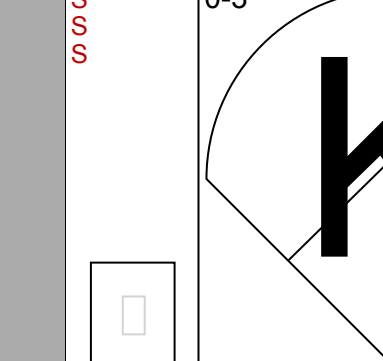

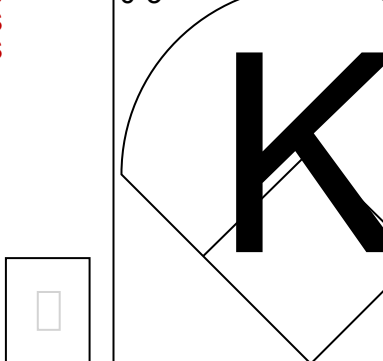
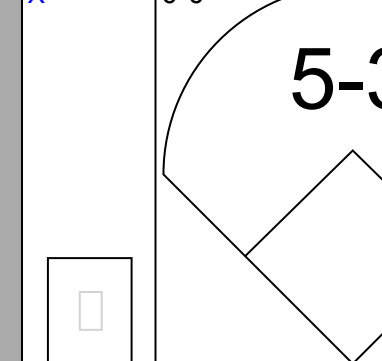
Batter	1	2	3	4	5	6	7	8	9	AB	R	H	RBI	BB	SO	LOB	TOP			
Alfredo Griffin, S (1, 6) OBP: 0.279, SLG: 0.368										4	0	1	0	0	1	1	Toronto Blue Jays @ Baltimore Orioles Memorial Stadium, Baltimore, MD Tue Jun 24 1980, 7:05 PM EDT Att: 14,884 - Unknown - 83 F			
Al Woods, L (1, 7) Garth Iorg, R (9, PH) OBP: 0.356, SLG: 0.481 OBP: 0.382, SLG: 0.548										3	0	0	0	0	0	0				
Damaso Garcia, R (1, 4) OBP: 0.291, SLG: 0.410										3	0	1	0	0	0	0				
John Mayberry, L (1, 3) OBP: 0.347, SLG: 0.474										3	0	0	0	0	1	1				
Otto Velez, R (1, 10) OBP: 0.391, SLG: 0.534										3	0	0	0	0	1	0				
Roy Howell, L (1, 5) OBP: 0.305, SLG: 0.351										3	0	0	0	0	1	0				
Barry Bonnell, R (1, 8) OBP: 0.300, SLG: 0.395										3	0	0	0	0	0	0				
Lloyd Moseby, L (1, 9) OBP: 0.301, SLG: 0.403										3	0	1	0	0	1	0				
Bob Davis, R (1, 2) Joe Cannon, L (9, PR) OBP: 0.281, SLG: 0.376 OBP: 0.050, SLG: 0.050										3	0	1	0	0	0	1				
<b>Inning Stats</b>	R: 0 E: 0 K: 0 S: 3	H: 1 LOB: 0 BB: 0 P: 3	R: 0 E: 0 K: 3 S: 9	H: 0 LOB: 0 BB: 0 P: 9	R: 0 E: 0 K: 0 S: 3	H: 1 LOB: 0 BB: 0 P: 3	R: 0 E: 0 K: 0 S: 3	H: 0 LOB: 0 BB: 0 P: 3	R: 0 E: 0 K: 1 S: 5	H: 0 LOB: 0 BB: 0 P: 5	R: 0 E: 0 K: 1 S: 6	H: 1 LOB: 1 BB: 0 P: 6	R: 0 E: 0 K: 0 S: 3	H: 0 LOB: 0 BB: 0 P: 3	R: 0 E: 0 K: 1 S: 6	H: 1 LOB: 2 BB: 0 P: 6	1B: 3 2B: 1 3B: 0 HR: 0	SF: 0 SAC: 0 DP: 1 HBP: 0	WP: 0 PB: 0 SB: 0 CS: 0	PA: 29
<b>PITCHER</b> Scott McGregor, L (1, 1) ERA: 3.38	IP: 9.0 WLS: W BF: 29 H: 4 R: 0 ER: 0 SO: 6 BB: 0 IBB: 0 HBP: 0 BLK: 0 WP: 0 HR: 0 S: 41 P: 41 ERA: 0.00 WHIP: 0.444															<b>PITCHER</b>				

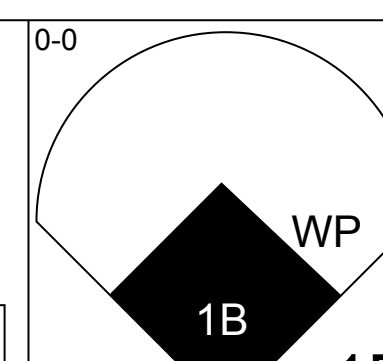
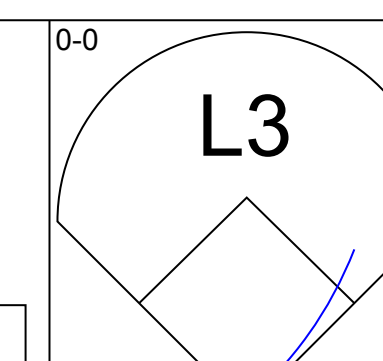
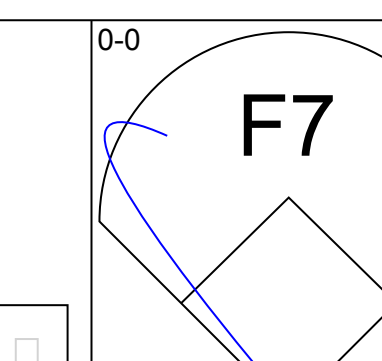
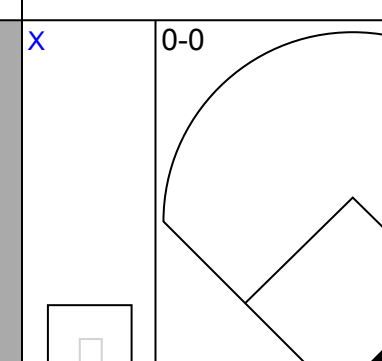
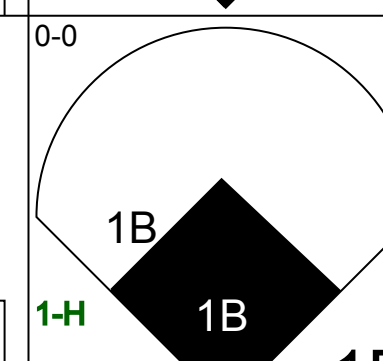
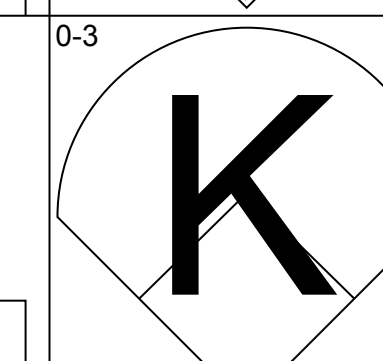
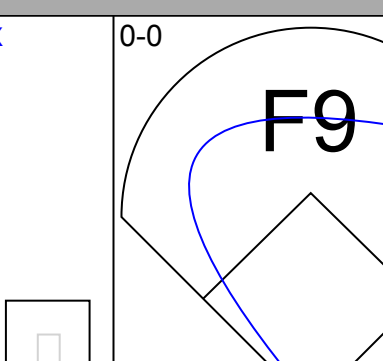
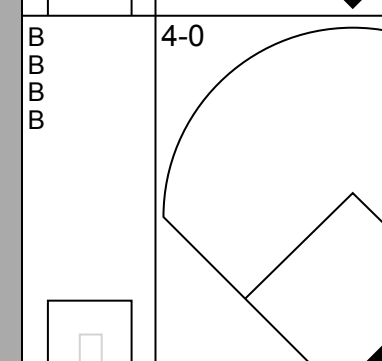
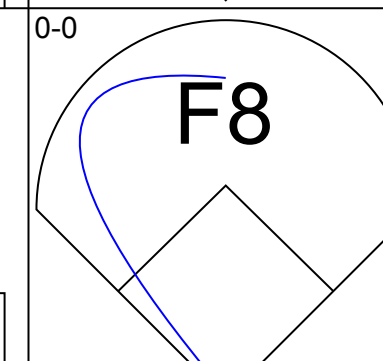
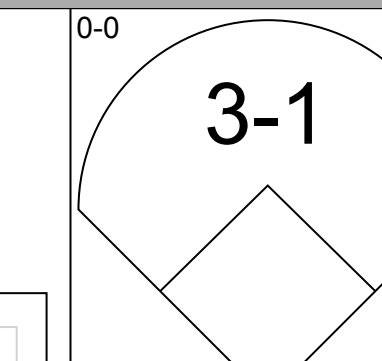
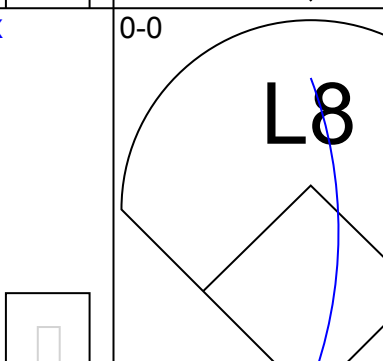
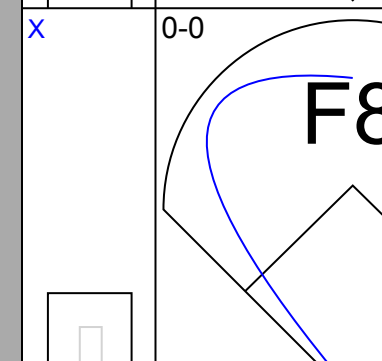
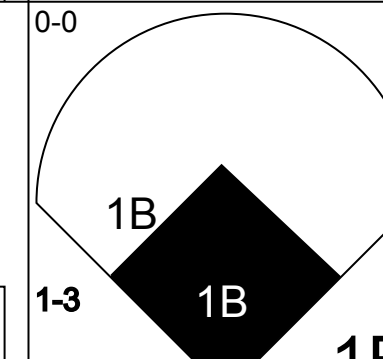

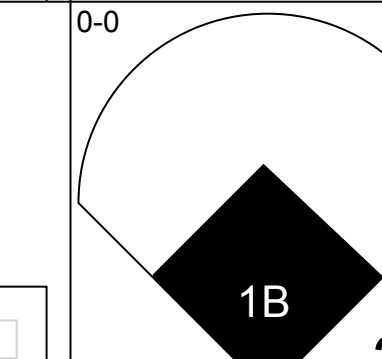

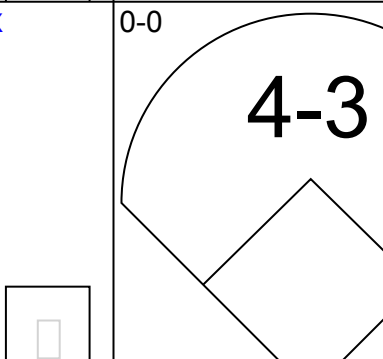
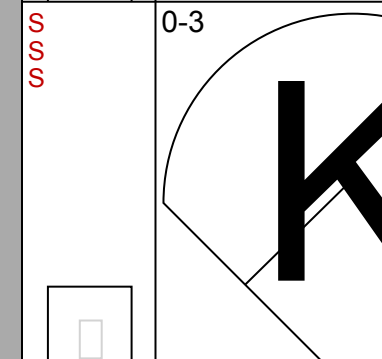
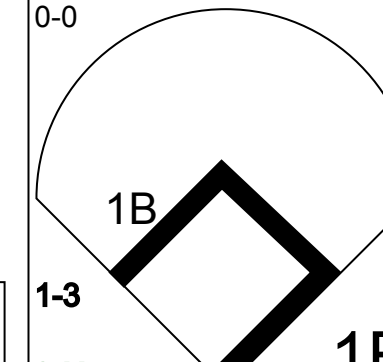

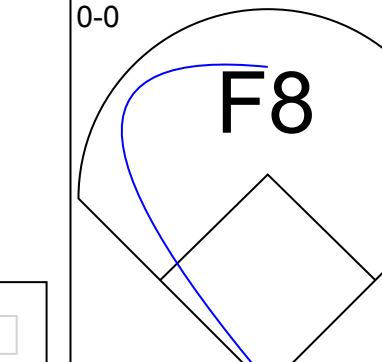


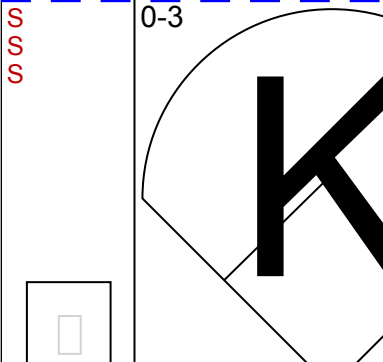
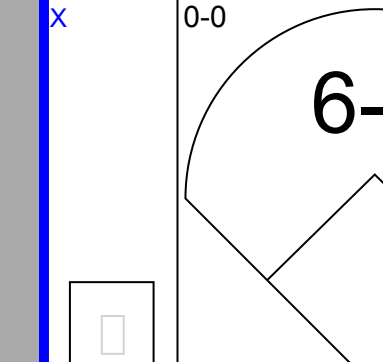
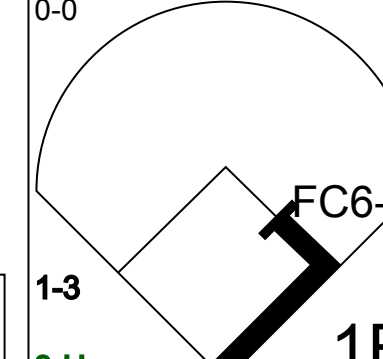

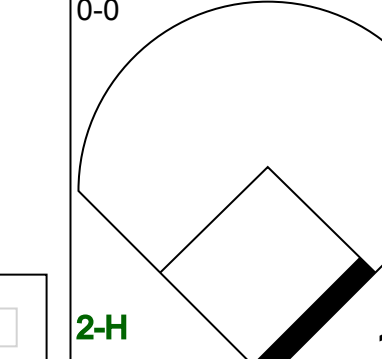


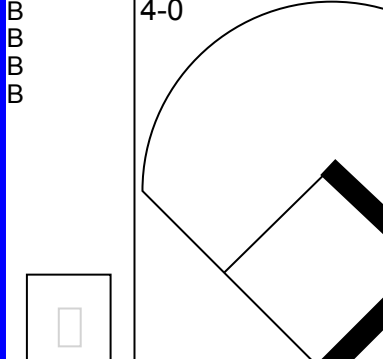
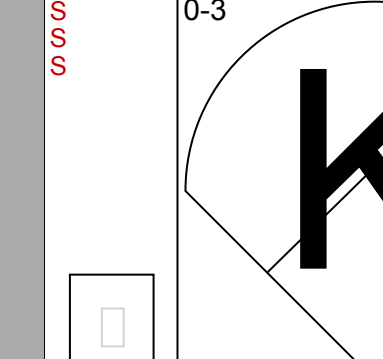
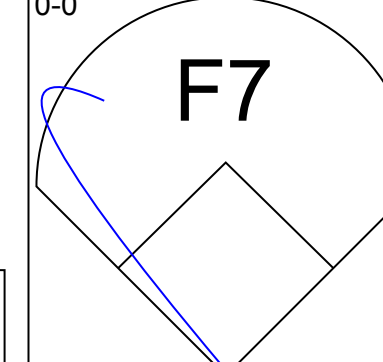

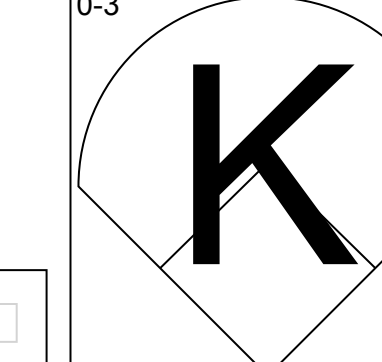


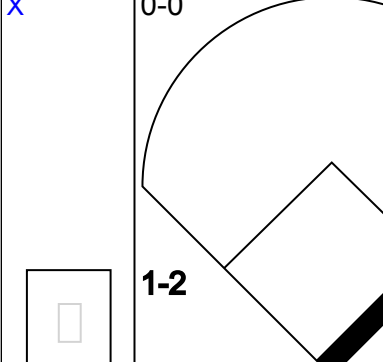
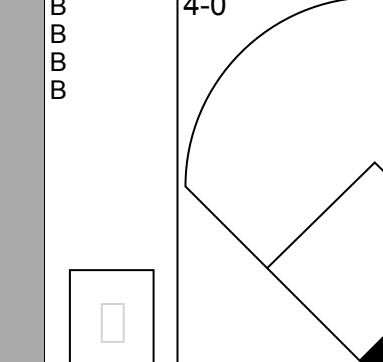
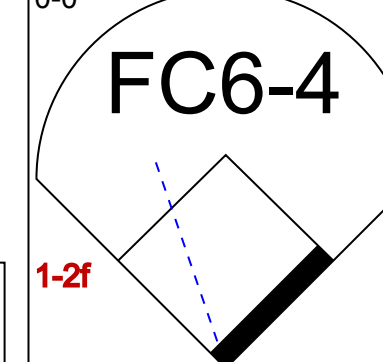


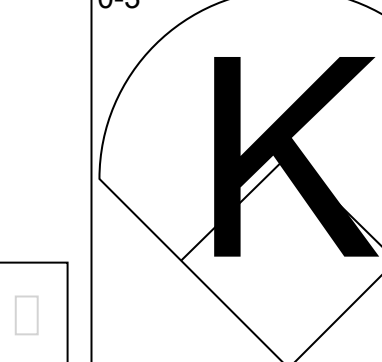

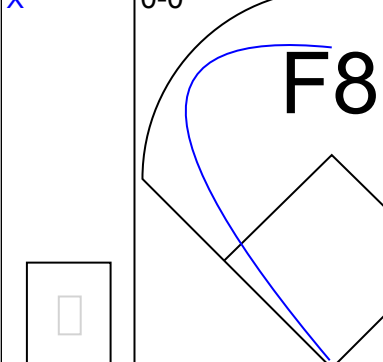
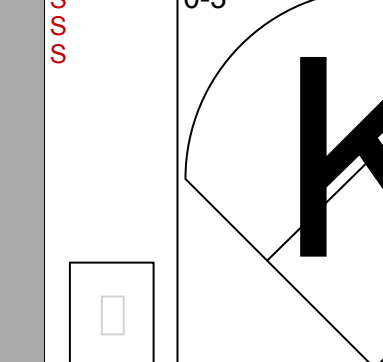

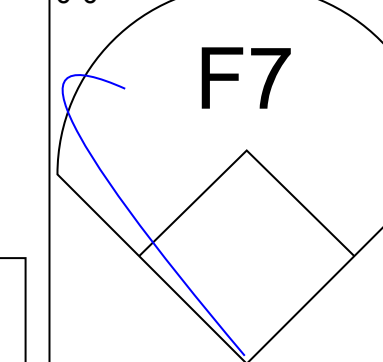

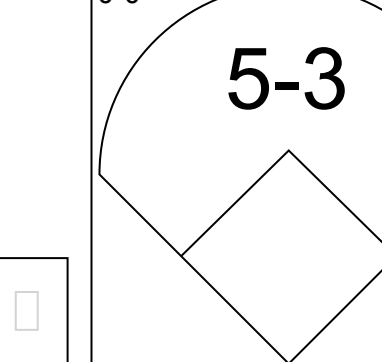

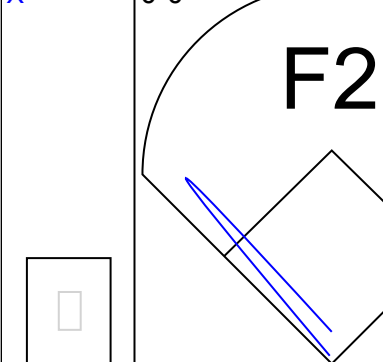

Batter	1	2	3	4	5	6	7	8	9	AB	R	H	RBI	BB	SO	LOB	BOTTOM			
Al Bumbry, L (1, 8) OBP: 0.407, SLG: 0.444										3	1	1	0	1	0	1	Toronto Blue Jays @ Baltimore Orioles Memorial Stadium, Baltimore, MD Tue Jun 24 1980, 7:05 PM EDT Att: 14,884 - Unknown - 83 F			
Rich Dauer, R (1, 4) OBP: 0.323, SLG: 0.308										4	0	1	1	0	0	3				
Ken Singleton, S (1, 9) OBP: 0.364, SLG: 0.468										3	0	1	0	1	0	1				
Eddie Murray, S (1, 3) OBP: 0.342, SLG: 0.489										4	0	1	0	0	1	3				
Pat Kelly, L (1, 7) OBP: 0.389, SLG: 0.398										4	0	0	0	0	0	3				
Terry Crowley, L (1, 10) OBP: 0.396, SLG: 0.506										3	0	0	0	0	0	0				
Doug DeCinces, R (1, 5) OBP: 0.305, SLG: 0.367										3	0	0	0	0	0	0				
Dan Graham, L (1, 2) OBP: 0.301, SLG: 0.360										2	0	0	0	1	0	0				
Kiko Garcia, R (1, 6) OBP: 0.277, SLG: 0.236										3	0	1	0	0	1	1				
<b>Inning Stats</b>	R: 1 E: 0 K: 0 S: 5	H: 2 LOB: 1 BB: 0 P: 5	R: 0 E: 0 K: 0 S: 3	H: 0 LOB: 1 BB: 1 P: 7	R: 0 E: 1 K: 0 S: 4	H: 1 LOB: 2 BB: 1 P: 8	R: 0 E: 0 K: 0 S: 3	H: 0 LOB: 0 BB: 0 P: 3	R: 0 E: 0 K: 1 S: 5	H: 0 LOB: 1 BB: 1 P: 9	R: 0 E: 0 K: 1 S: 5	H: 0 LOB: 0 BB: 0 P: 5	R: 0 E: 0 K: 1 S: 5	H: 0 LOB: 0 BB: 0 P: 5	R: 0 E: 0 K: 1 S: 5	H: 0 LOB: 1 BB: 0 P: 5	1B: 3 2B: 2 3B: 0 HR: 0	SF: 0 SAC: 0 DP: 1 HBP: 0	WP: 0 PB: 0 SB: 1 CS: 0	PA: 32
<b>PITCHER</b> Dave Stieb, R (1, 1) ERA: 3.26	IP: 8.0 WLS: L BF: 32 H: 5 R: 1 ER: 1 SO: 2 BB: 3 IBB: 0 HBP: 0 BLK: 0 WP: 0 HR: 0 S: 33 P: 45 ERA: 1.12 WHIP: 1.000															<b>PITCHER</b>				

Batter	1	2	3	4	5	6	7	8	9	AB	R	H	RBI	BB	SO	LOB	TOP					
Alfredo Griffin, S OBP: 0.274, SLG: 0.361	F8		4-3			F2	6-3		F8	5	0	0	0	0	0	3	<b>Toronto Blue Jays @ Baltimore Orioles</b> Memorial Stadium, Baltimore, MD Wed Jun 25 1980, 7:05 PM EDT Att: 14,588 - Unknown - 81 F					
Al Woods, L OBP: 0.354, SLG: 0.475	G2-6-3 1B		P6			F2		3-1		4	0	1	0	0	0	1						
Roy Howell, L OBP: 0.300, SLG: 0.345	G2-6-3 1-2				F7	F2		K		4	0	0	0	0	1	2						
Otto Velez, R OBP: 0.397, SLG: 0.536		L6			G3-6-3 BB			1B FC6	1B	3	1	2	0	1	0	0						
John Mayberry, L OBP: 0.353, SLG: 0.477		1B 4-3 BB			G3-6-3 1-2			1B FC6 HBP	1B	3	1	2	0	1	0	1						
Damaso Garcia, R OBP: 0.291, SLG: 0.405		4-3 1-2						1B FC3-6 E SF7 HBP	1B	3	1	0	0	0	0	3						
Lloyd Moseby, L OBP: 0.299, SLG: 0.395					4-3			FC6 FC3-6	1-3	4	0	1	1	0	0	2						
Joe Cannon, L OBP: 0.083, SLG: 0.083					K			FC3-6		4	0	1	1	0	1	4						
Ernie Whitt, L OBP: 0.274, SLG: 0.256			P4					SF7	P2	3	0	1	1	0	0	1						
<b>Inning Stats</b>	R: 0 E: 0 K: 0 S: 3	H: 1 LOB: 0 BB: 0 P: 3	R: 0 E: 0 K: 0 S: 4	H: 1 LOB: 2 BB: 1 P: 8	R: 0 E: 0 K: 0 S: 3	H: 0 LOB: 0 BB: 0 P: 3	R: 0 E: 0 K: 1 S: 2	H: 0 LOB: 0 BB: 1 P: 6	R: 0 E: 0 K: 1 S: 5	H: 0 LOB: 0 BB: 0 P: 5	R: 0 E: 0 K: 0 S: 4	H: 1 LOB: 1 BB: 0 P: 4	R: 3 E: 1 K: 0 S: 6	H: 2 LOB: 1 BB: 0 P: 7	R: 0 E: 0 K: 1 S: 7	H: 2 LOB: 2 BB: 0 P: 7	R: 0 E: 0 K: 0 S: 4	H: 1 LOB: 1 BB: 0 P: 4	1B: 8 2B: 0 3B: 0 HR: 0	SF: 1 SAC: 0 DP: 2 HBP: 1	WP: 0 PB: 0 SB: 0 CS: 0	PA: 37
<b>PITCHER</b> Jim Palmer, R ERA: 3.45	IP: 9.0 WLS: W BF: 37 H: 8 R: 3 ER: 2 SO: 2 BB: 2 IBB: 0 HBP: 1 BLK: 0 WP: 0 HR: 0 S: 38 P: 47 ERA: 2.00 WHIP: 1.111															<b>PITCHER</b>						

Batter	1	2	3	4	5	6	7	8	9	AB	R	H	RBI	BB	SO	LOB	BOTTOM			
Al Bumbry, L OBP: 0.307, SLG: 0.447	4-3	F8				E1 1B		L7		5	1	2	0	0	0	2	<b>Toronto Blue Jays @ Baltimore Orioles</b> Memorial Stadium, Baltimore, MD Wed Jun 25 1980, 7:05 PM EDT Att: 14,588 - Unknown - 81 F			
Pat Kelly, L OBP: 0.378, SLG: 0.385 Mark Corey, R OBP: 0.391, SLG: 0.316	K		4-3		FC1 1B			BB BB		3	1	0	0	0	1	1				
Ken Singleton, S OBP: 0.368, SLG: 0.469	BB 1B		F9		G3 1B		K			4	1	2	2	1	1	2				
Eddie Murray, S OBP: 0.347, SLG: 0.485	E 1B BB				G3			BB K		2	1	0	0	3	1	4				
Terry Crowley, L OBP: 0.396, SLG: 0.500 Lee May, R OBP: 0.271, SLG: 0.402	E8 1B		F9		1-3		P5			3	0	1	1	0	0	2				
Dan Graham, L OBP: 0.289, SLG: 0.344	4-3				L9		F7			4	0	0	0	0	0	3				
Doug DeCinces, R OBP: 0.308, SLG: 0.366		SH1-3 BB			6-3			CS 1B		3	0	1	1	1	0	0				
Kiko Garcia, R OBP: 0.293, SLG: 0.248		SH1-3						CS BB SH1-4	1B	2	1	2	0	1	0	0				
Rich Dauer, R OBP: 0.324, SLG: 0.305		P5			CS		F9		SH1-4	2	1	0	0	1	0	1				
<b>Inning Stats</b>	R: 1 E: 1 K: 1 S: 7	H: 2 LOB: 2 BB: 1 P: 11	R: 0 E: 0 K: 0 S: 3	H: 0 LOB: 1 BB: 1 P: 7	R: 0 E: 0 K: 0 S: 3	H: 0 LOB: 1 BB: 1 P: 7	R: 0 E: 0 K: 0 S: 2	H: 0 LOB: 0 BB: 1 P: 6	R: 2 E: 1 K: 1 S: 7	H: 2 LOB: 2 BB: 2 P: 15	R: 1 E: 0 K: 0 S: 3	H: 1 LOB: 0 BB: 1 P: 7	R: 0 E: 0 K: 1 S: 6	H: 1 LOB: 3 BB: 2 P: 14	R: 0 E: 0 K: 1 S: 6	H: 1 LOB: 2 BB: 0 P: 14	1B: 7 2B: 1 3B: 0 HR: 0	SF: 0 SAC: 2 DP: 0 HBP: 0	WP: 0 PB: 0 SB: 2 CS: 2	PA: 42
<b>PITCHER</b> Luis Leal, R ERA: 5.79 Mike Barlow, R ERA: 5.4 Balor Moore, L ERA: 5.12 Joey McLaughlin, R ERA: 4.7 Paul Mirabella, L ERA: 4.34	IP: 5.0 WLS: L BF: 23 H: 4 R: 3 ER: 2 SO: 1 BB: 4 IBB: 0 HBP: 0 BLK: 0 WP: 0 HR: 0 S: 21 P: 37 ERA: 3.60 WHIP: 1.600															<b>PITCHER</b>				



Batter	1	2	3	4	5	6	7	8	9	AB	R	H	RBI	BB	SO	LOB	TOP			
<b>Al Woods, L</b> OBP: 0.352, SLG: 0.476 (1, 7)										4	0	1	0	0	1	0	<b>Toronto Blue Jays @ Baltimore Orioles</b> Memorial Stadium, Baltimore, MD Thu Jun 26 1980, 7:05 PM EDT Att: 13,023 - Unknown - 75 F			
<b>Alfredo Griffin, S</b> OBP: 0.277, SLG: 0.363 (1, 6)										4	0	2	0	0	0	1				
<b>John Mayberry, L</b> OBP: 0.351, SLG: 0.471 (1, 3)										3	0	0	0	1	1	2				
<b>Otto Velez, R</b> OBP: 0.391, SLG: 0.525 (1, 10)										4	0	0	0	0	1	4				
<b>Roy Howell, L</b> OBP: 0.303, SLG: 0.348 (1, 5)										4	0	2	0	0	1	0				
<b>Damaso Garcia, R</b> OBP: 0.286, SLG: 0.397 (1, 4)										4	0	0	0	0	2	2				
<b>Barry Bonnell, R</b> OBP: 0.300, SLG: 0.388 (1, 8)										3	0	0	0	1	0	1				
<b>Lloyd Moseby, L</b> OBP: 0.297, SLG: 0.424 (1, 9)										4	1	1	1	1	0	2				
<b>Bob Davis, R</b> OBP: 0.274, SLG: 0.366 (1, 2)										3	0	0	0	0	1	2				
<b>Inning Stats</b>	R: 0 E: 0 K: 1 S: 6	H: 1 LOB: 1 BB: 0 P: 6	R: 0 E: 0 K: 1 S: 6	H: 1 LOB: 2 BB: 1 P: 10	R: 0 E: 0 K: 0 S: 4	H: 0 LOB: 0 BB: 0 P: 4	R: 0 E: 0 K: 0 S: 3	H: 0 LOB: 0 BB: 0 P: 3	R: 1 E: 0 K: 2 S: 7	H: 2 LOB: 2 BB: 1 P: 11	R: 0 E: 0 K: 2 S: 7	H: 0 LOB: 0 BB: 0 P: 7	R: 0 E: 0 K: 1 S: 5	H: 0 LOB: 0 BB: 0 P: 5	R: 0 E: 0 K: 2 S: 7	H: 1 LOB: 1 BB: 0 P: 6	1B: 4 2B: 1 3B: 0 HR: 1	SF: 0 SAC: 0 DP: 0 HBP: 0	WP: 0 PB: 0 SB: 2 CS: 0	PA: 35
<b>PITCHER</b> <b>Steve Stone, R</b> ERA: 3.25 (1, 1)	IP: 9.0 WLS: W BF: 35 H: 6 R: 1 ER: 1 SO: 9	BB: 2 IBB: 0 HBP: 0 BLK: 0	WP: 0 HR: 1 S: 51 P: 59	ERA: 1.00 WHIP: 0.889	<b>PITCHER</b> IP WLS BF H R ER SO BB IBB HBP BLK WP HR S P ERA WHIP															

Batter	1	2	3	4	5	6	7	8	9	AB	R	H	RBI	BB	SO	LOB	BOTTOM			
<b>Al Bumby, L</b> OBP: 0.308, SLG: 0.448 (1, 8)										4	1	2	0	0	0	0	<b>Toronto Blue Jays @ Baltimore Orioles</b> Memorial Stadium, Baltimore, MD Thu Jun 26 1980, 7:05 PM EDT Att: 13,023 - Unknown - 75 F			
<b>Kiko Garcia, R</b> OBP: 0.299, SLG: 0.250 (1, 6)										3	1	1	1	1	1	0				
<b>Ken Singleton, S</b> OBP: 0.363, SLG: 0.461 (1, 9)										4	0	0	0	0	0	2				
<b>Eddie Murray, S</b> OBP: 0.349, SLG: 0.489 (1, 3)										4	2	2	0	0	1	1				
<b>Terry Crowley, L</b> OBP: 0.394, SLG: 0.494 <b>Lee May, R</b> OBP: 0.270, SLG: 0.398 (8, PH)										3	0	1	1	0	1	1				
<b>John Lowenstein, L</b> OBP: 0.395, SLG: 0.250 <b>Mark Corey, R</b> OBP: 0.400, SLG: 0.300 (6, PH)										2	0	2	2	0	0	0				
<b>Doug DeCinces, R</b> OBP: 0.311, SLG: 0.366 (1, 5)										3	0	1	0	1	1	3				
<b>Rick Dempsey, R</b> OBP: 0.301, SLG: 0.407 (1, 2)										4	0	0	0	0	2	5				
<b>Lenn Sakata, R</b> OBP: 0.278, SLG: 0.424 (1, 4)										3	0	0	0	0	0	2				
<b>Inning Stats</b>	R: 3 E: 0 K: 0 S: 8	H: 5 LOB: 2 BB: 0 P: 8	R: 0 E: 0 K: 1 S: 5	H: 0 LOB: 0 BB: 0 P: 5	R: 1 E: 0 K: 1 S: 7	H: 2 LOB: 1 BB: 0 P: 7	R: 0 E: 0 K: 1 S: 5	H: 0 LOB: 0 BB: 0 P: 5	R: 0 E: 0 K: 0 S: 3	H: 0 LOB: 0 BB: 0 P: 3	R: 0 E: 0 K: 1 S: 6	H: 1 LOB: 2 BB: 1 P: 10	R: 0 E: 0 K: 1 S: 5	H: 1 LOB: 1 BB: 1 P: 9	R: 0 E: 0 K: 2 S: 7	H: 0 LOB: 1 BB: 1 P: 11	1B: 8 2B: 1 3B: 0 HR: 0	SF: 0 SAC: 0 DP: 0 HBP: 0	WP: 1 PB: 0 SB: 0 CS: 0	PA: 35
<b>PITCHER</b> <b>Jim Clancy, R</b> ERA: 2.59 <b>Tom Buskey, R</b> ERA: 4.01 <b>Paul Mirabella, L</b> ERA: 4.17 (6, 1)	IP: 0.1 WLS: L BF: 6 H: 5 R: 3 ER: 3 SO: 0	BB: 0 IBB: 0 HBP: 0 BLK: 0	WP: 1 HR: 0 S: 6 P: 6	ERA: 81.00 WHIP: 15.000	<b>PITCHER</b> IP WLS BF H R ER SO BB IBB HBP BLK WP HR S P ERA WHIP															

Batter	1	2	3	4	5	6	7	8	9	AB	R	H	RBI	BB	SO	LOB	TOP										
<b>Rick Peters, S</b> (1, 8) OBP: 0.331, SLG: 0.348										5	2	3	0	0	0	0											
<b>Jim Lentine, R</b> (1, 9) OBP: 0.316, SLG: 0.303										3	0	2	0	1	0	2											
<b>Steve Kemp, L</b> (1, 7) OBP: 0.397, SLG: 0.453										4	1	0	0	1	0	4											
<b>Richie Hebner, L</b> (1, 3) OBP: 0.360, SLG: 0.475										5	1	3	2	0	1	0											
<b>Champ Summers, L</b> (1, 10) OBP: 0.398, SLG: 0.500										3	1	0	1	0	0	2											
<b>Duffy Dyer, R</b> (7, PH) OBP: 0.208, SLG: 0.326										2	0	0	0	0	0	2											
<b>Lance Parrish, R</b> (1, 2) OBP: 0.314, SLG: 0.477										4	1	1	3	0	2	0											
<b>Tom Brookens, R</b> (1, 5) OBP: 0.331, SLG: 0.374										4	0	0	0	0	0	0											
<b>Stan Papi, R</b> (1, 6) OBP: 0.310, SLG: 0.488										4	1	2	0	0	0	0											
<b>Mark Wagner, R</b> (8, 6) OBP: 0.250, SLG: 0.200										0	0	0	0	0	0	0											
<b>Lou Whitaker, L</b> (1, 4) OBP: 0.352, SLG: 0.235										4	0	1	1	0	0	1											
<b>Inning Stats</b>	R: 5 E: 1 K: 0 S: 7	H: 3 LOB: 0 BB: 1 P: 11	R: 0 E: 0 K: 0 S: 4	H: 1 LOB: 1 BB: 0 P: 4	R: 0 E: 0 K: 1 S: 5	H: 0 LOB: 0 BB: 0 P: 5	R: 0 E: 0 K: 0 S: 3	H: 0 LOB: 0 BB: 0 P: 3	R: 1 E: 0 K: 1 S: 8	H: 3 LOB: 1 BB: 0 P: 5	R: 0 E: 0 K: 1 S: 5	H: 0 LOB: 0 BB: 0 P: 5	R: 0 E: 0 K: 0 S: 4	H: 1 LOB: 1 BB: 0 P: 4	R: 0 E: 0 K: 0 S: 4	H: 1 LOB: 2 BB: 1 P: 8	1B: 8 2B: 2 3B: 1 HR: 1	SF: 0 SAC: 1 DP: 0 HBP: 0	WP: 0 PB: 0 SB: 0 CS: 0	PA: 41							
<b>PITCHER</b>	IP	WLS	BF	H	R	ER	SO	BB	IBB	HBP	BLK	WP	HR	S	P	ERA	WHIP										
<b>Jesse Jefferson, R</b> (1, 1) ERA: 5.05	0.1	L	6	3	5	4	0	1	0	0	0	0	1	5	9	108.00	12.000										
<b>Mike Barlow, R</b> (1, 1) ERA: 4.35	5.1		20	5	2	2	2	0	0	0	0	0	0	24	24	3.38	0.938										
<b>Balor Moore, L</b> (6, 1) ERA: 4.71	3.1		15	4	0	0	1	1	0	0	0	0	0	16	20	0.00	1.500										

**Detroit Tigers @ Toronto Blue Jays**  
Exhibition Stadium, Toronto, ON  
Fri Jun 27 1980, 7:05 PM EDT  
Att: 18,494 - Unknown - 67 F

AB	38
R	7
H	12
RBI	7
BB	2
SO	3
LOB	11



Batter	1	2	3	4	5	6	7	8	9	AB	R	H	RBI	BB	SO	LOB	BOTTOM										
<b>Alfredo Griffin, S</b> (1, 6) OBP: 0.276, SLG: 0.358										4	0	0	0	1	1	1											
<b>Al Woods, L</b> (1, 7) OBP: 0.353, SLG: 0.473										5	0	2	0	0	1	1											
<b>John Mayberry, L</b> (1, 3) OBP: 0.356, SLG: 0.469										3	0	1	0	2	0	2											
<b>Otto Velez, R</b> (1, 10) OBP: 0.393, SLG: 0.525											0	1	0	0	1	0	0										
<b>Doug Ault, R</b> (3, PH) OBP: 0.357, SLG: 0.308											4	0	0	0	0	1	5										
<b>Roy Howell, L</b> (1, 5) OBP: 0.306, SLG: 0.355										4	1	2	1	0	1	0											
<b>Barry Bonnell, R</b> (1, 8) OBP: 0.299, SLG: 0.385										4	0	1	0	0	1	2											
<b>Lloyd Moseby, L</b> (1, 9) OBP: 0.295, SLG: 0.416										4	0	1	1	0	0	3											
<b>Damaso Garcia, R</b> (1, 4) OBP: 0.285, SLG: 0.395										4	0	1	0	0	0	2											
<b>Bob Davis, R</b> (1, 2) OBP: 0.284, SLG: 0.353										4	0	0	0	0	0	3											
<b>Inning Stats</b>	R: 0 E: 0 K: 1 S: 5	H: 0 LOB: 0 BB: 0 P: 5	R: 2 E: 1 K: 0 S: 4	H: 2 LOB: 0 BB: 1 P: 8	R: 0 E: 1 K: 0 S: 4	H: 0 LOB: 2 BB: 1 P: 8	R: 0 E: 0 K: 1 S: 5	H: 0 LOB: 0 BB: 0 P: 5	R: 0 E: 0 K: 0 S: 4	H: 1 LOB: 2 BB: 1 P: 8	R: 0 E: 0 K: 0 S: 6	H: 2 LOB: 3 BB: 0 P: 6	R: 0 E: 0 K: 1 S: 6	H: 1 LOB: 1 BB: 0 P: 6	R: 0 E: 0 K: 1 S: 6	H: 1 LOB: 1 BB: 0 P: 6	R: 0 E: 0 K: 1 S: 6	H: 1 LOB: 2 BB: 1 P: 10	1B: 7 2B: 1 3B: 0 HR: 0	SF: 0 SAC: 0 DP: 1 HBP: 0	WP: 0 PB: 0 SB: 0 CS: 0	PA: 40					
<b>PITCHER</b>	IP	WLS	BF	H	R	ER	SO	BB	IBB	HBP	BLK	WP	HR	S	P	ERA	WHIP										
<b>Jack Morris, R</b> (1, 1) ERA: 3.96	9.0	W	40	8	2	2	5	4	0	0	0	0	0	46	62	2.00	1.333										

**Detroit Tigers @ Toronto Blue Jays**  
Exhibition Stadium, Toronto, ON  
Fri Jun 27 1980, 7:05 PM EDT  
Att: 18,494 - Unknown - 67 F


AB	36
R	2
H	8
RBI	2
BB	4
SO	5
LOB	19



Batter	1	2	3	4	5	6	7	8	9	AB	R	H	RBI	BB	SO	LOB	TOP								
<b>Rick Peters, S</b> OBP: 0.346, SLG: 0.353 (1, 8)	4-0 1B BB	0-0 L1				0-0 G1-6-3 1B	0-0 3-H 1B	4-0 BB IBB	0-3 K	4	0	2	1	2	1	3									
<b>John Wockenfuss, R</b> OBP: 0.400, SLG: 0.481 (1, 2)	0-0 1-2 1B		0-0 BB 1B			0-0 G1-6-3 1-2 1B	0-0 6-3	4-0 1-2 2-3 3-H BB		4	0	2	1	1	0	2									
<b>Steve Kemp, L</b> OBP: 0.393, SLG: 0.446 (1, 7)	0-0 F3		0-0 F8			4-0 BB	0-0 4-3	0-0 3-H SF8		3	0	0	1	1	0	3									
<b>Richie Hebner, L</b> OBP: 0.356, SLG: 0.464 <b>Tim Corcoran, L</b> OBP: 0.298, SLG: 0.180 (8, 3)	0-3 K		4-0 1-2 BB			0-0 F9	0-3 K	0-0 3-H F7		4	0	0	0	1	2	5									
<b>Al Cowens, R</b> OBP: 0.321, SLG: 0.344 (1, 9)	0-3 K		0-0 F7				0-3 K	0-0 HR	0-0 SH1-4 E 1B	5	2	1	0	2	4										
<b>Champ Summers, L</b> OBP: 0.391, SLG: 0.490 <b>Duffy Dyer, R</b> OBP: 0.204, SLG: 0.319 (7, PH)		0-0 L4	0-0 F6				0-0 F7	0-3 K	0-0 SH1-4	3	0	0	0	0	2										
<b>Tom Brookens, R</b> OBP: 0.328, SLG: 0.375 (1, 5)		0-0 F7		0-0 F8			0-0 3B 2B	0-0 SH5-4 BB BB	0-0 F6	5	2	1	0	0	1										
<b>Stan Papi, R</b> OBP: 0.348, SLG: 0.488 <b>Alan Trammell, R</b> OBP: 0.403, SLG: 0.428 (8, 6)		0-0 1B 1B		0-0 F2			4-0 3B BB	4-0 BB SH5-4 SF8 BB	0-0 E5 2B	2	2	1	0	2	0	0									
<b>Lou Whitaker, L</b> OBP: 0.359, SLG: 0.262 (1, 4)		0-0 1-2 1B		0-0 F7			0-0 1-H 2-H 1B 3B	0-0 SH5-4	0-0 2B	4	1	3	3	0	0	0									
<b>Inning Stats</b>	R: 0 E: 0 K: 2 S: 8	H: 1 LOB: 2 BB: 1 P: 12	R: 0 E: 0 K: 0 S: 5	H: 2 LOB: 2 BB: 0 P: 5	R: 0 E: 0 K: 0 S: 4	H: 1 LOB: 2 BB: 1 P: 8	R: 0 E: 0 K: 0 S: 3	H: 0 LOB: 0 BB: 0 P: 3	R: 0 E: 0 K: 0 S: 3	H: 1 LOB: 1 BB: 1 P: 7	R: 3 E: 0 K: 1 S: 8	H: 3 LOB: 1 BB: 1 P: 12	R: 1 E: 0 K: 2 S: 8	H: 1 LOB: 0 BB: 0 P: 8	R: 2 E: 0 K: 0 S: 4	H: 0 LOB: 2 BB: 3 P: 16	R: 2 E: 1 K: 1 S: 8	H: 2 LOB: 1 BB: 0 P: 8	1B: 7 2B: 2 3B: 1 HR: 1	SF: 1 SAC: 2 DP: 1 HBP: 0	WP: 0 PB: 0 SB: 0 CS: 0	PA: 46			
<b>PITCHER</b>	IP	WLS	BF	H	R	ER	SO	BB	IBB	HBP	BLK	WP	HR	S	P	ERA	WHIP								
<b>Jack Kucek, R</b> ERA: 2.6 (1, 1)	5.2	L	27	7	3	3	3	4	0	0	0	0	0	29	45	4.76	1.941								
<b>Jerry Garvin, L</b> ERA: 2.21 (6, 1)	1.2		10	2	3	1	2	1	1	0	0	0	1	12	20	5.40	1.800								
<b>Joey McLaughlin, R</b> ERA: 4.03 (8, 1)	1.2		9	2	2	0	1	1	0	0	0	0	0	10	14	0.00	1.800								
Batter	1	2	3	4	5	6	7	8	9	AB	R	H	RBI	BB	SO	LOB	BOTTOM								
<b>Alfredo Griffin, S</b> OBP: 0.276, SLG: 0.357 (1, 6)	0-0 CS 1B		0-0 SH1-3					0-0 E3 HR	0-3 K	4	1	1	0	0	1	2									
<b>Damaso Garcia, R</b> OBP: 0.288, SLG: 0.408 (1, 4)	0-0 6-3 1-2		0-0 F9					0-0 1B HR	0-3 K	5	1	2	2	0	1	3									
<b>Al Woods, L</b> OBP: 0.346, SLG: 0.462 (1, 7)	0-0 3-1		0-0 F9					0-0 L4		4	0	0	0	0	0	2									
<b>Roy Howell, L</b> OBP: 0.302, SLG: 0.349 (1, 5)		0-0 4-3		0-0 F8				0-3 K	0-0 F8	4	0	0	0	0	1	1									
<b>John Mayberry, L</b> OBP: 0.358, SLG: 0.467 (1, 3)		0-0 2B 1B		0-0 F8				0-0 4-3	4-0 1B BB	3	1	1	0	1	0	1									
<b>Barry Bonnell, R</b> OBP: 0.302, SLG: 0.385 (1, 8)		0-0 L5		0-3 K				4-0 BB	0-0 1-2 1B	3	0	1	0	1	1	1									
<b>Lloyd Moseby, L</b> OBP: 0.293, SLG: 0.419 (1, 9)		0-0 1-H 2B		0-0 4-3				0-0 F2	0-3 K	4	0	1	1	0	1	3									
<b>Doug Ault, R</b> OBP: 0.389, SLG: 0.313 (1, 10)		0-0 F7		0-0 1B				0-0 L7		3	0	1	0	1	0	2									
<b>Bob Davis, R</b> OBP: 0.266, SLG: 0.353 <b>Garth Iorg, R</b> OBP: 0.371, SLG: 0.531 (9, PH)			0-0 SH1-3 1B					0-0 F4	0-0 5-3	3	0	1	0	0	0	2									
<b>Inning Stats</b>	R: 0 E: 0 K: 0 S: 3	H: 1 LOB: 0 BB: 0 P: 3	R: 1 E: 0 K: 0 S: 5	H: 2 LOB: 1 BB: 0 P: 5	R: 0 E: 0 K: 0 S: 4	H: 1 LOB: 1 BB: 0 P: 4	R: 0 E: 0 K: 1 S: 5	H: 0 LOB: 0 BB: 0 P: 5	R: 0 E: 0 K: 0 S: 4	H: 1 LOB: 1 BB: 0 P: 4	R: 0 E: 0 K: 1 S: 6	H: 1 LOB: 1 BB: 0 P: 6	R: 0 E: 0 K: 0 S: 3	H: 0 LOB: 1 BB: 1 P: 7	R: 2 E: 1 K: 1 S: 8	H: 2 LOB: 2 BB: 1 P: 12	R: 0 E: 0 K: 2 S: 7	H: 0 LOB: 1 BB: 1 P: 11	1B: 6 2B: 1 3B: 0 HR: 1	SF: 0 SAC: 1 DP: 0 HBP: 0	WP: 0 PB: 0 SB: 0 CS: 1	PA: 38			
<b>PITCHER</b>	IP	WLS	BF	H	R	ER	SO	BB	IBB	HBP	BLK	WP	HR	S	P	ERA	WHIP								
<b>Dave Rozema, R</b> ERA: 4.46 (1, 1)	7.0		29	7	3	2	2	1	0	0	0	0	0	32	36	2.57	1.143								
<b>Dan Schatzeder, L</b> ERA: 5.64 (8, 1)	1.0		5	1	0	0	1	1	0	0	0	0	0	6	10	0.00	2.000								
<b>Aurelio Lopez, R</b> ERA: 4.11 (9, 1)	1.0		4	0	0	0	2	1	0	0	0	0	0	7	11	0.00	1.000								


**Detroit Tigers @ Toronto Blue Jays**  
Exhibition Stadium, Toronto, ON  
Sat Jun 28 1980, 3:33 AM EDT  
Att: 20,059 - Unknown - 54 F

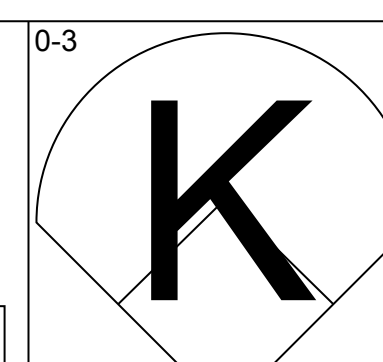
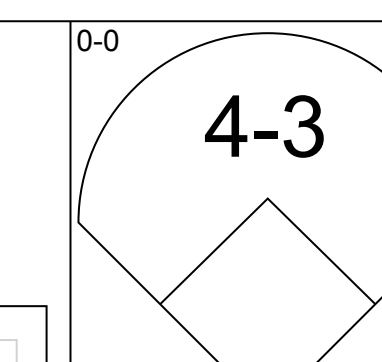
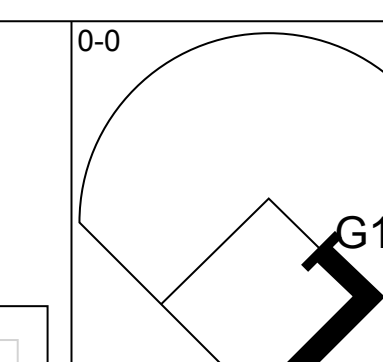
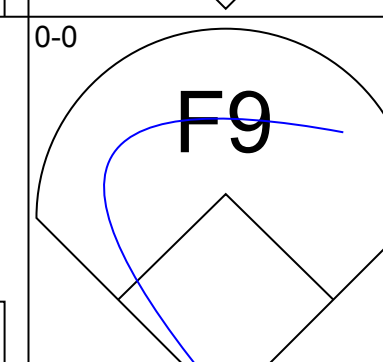
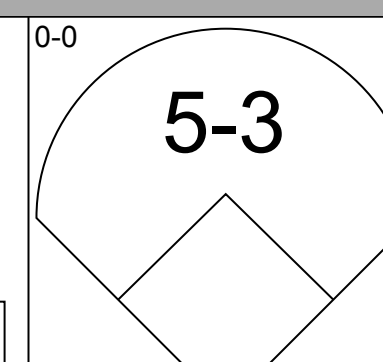
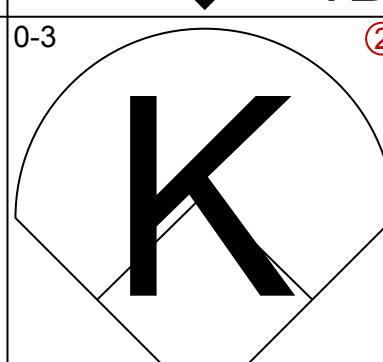
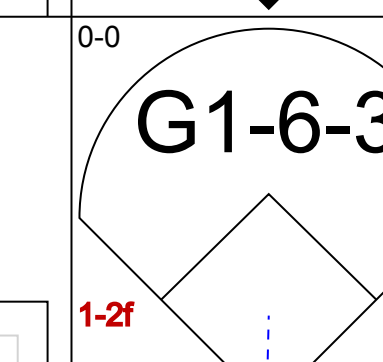
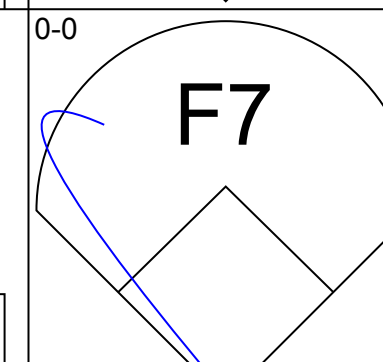
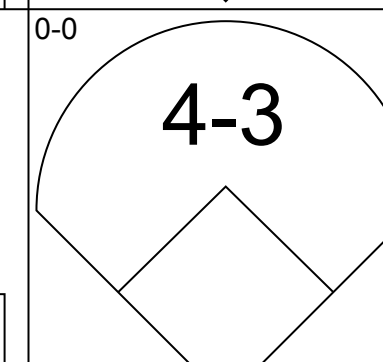
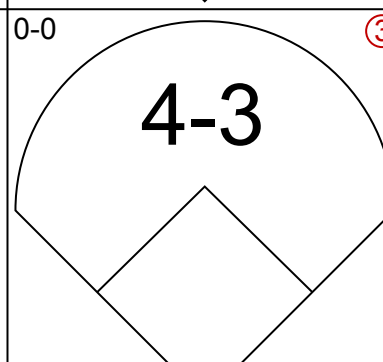
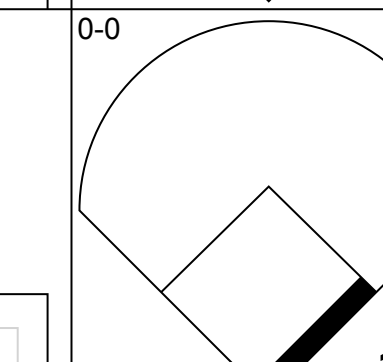
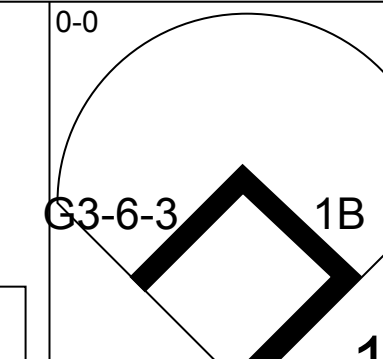
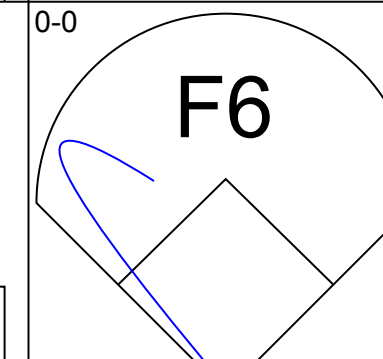
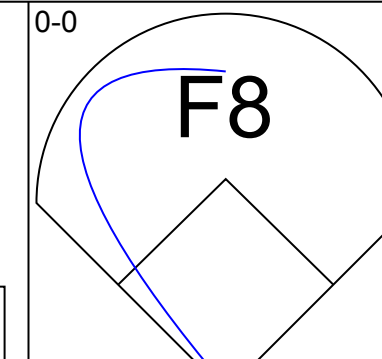
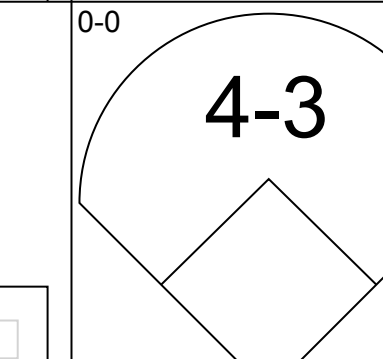
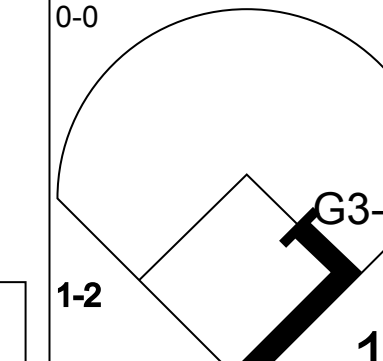
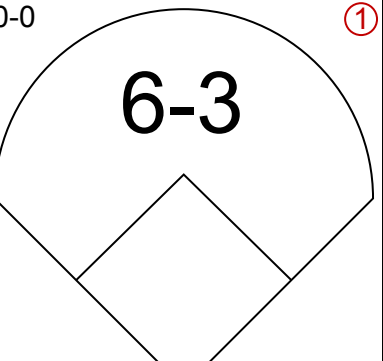
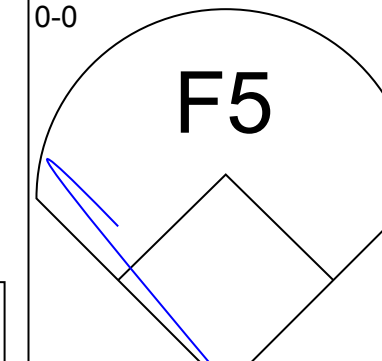
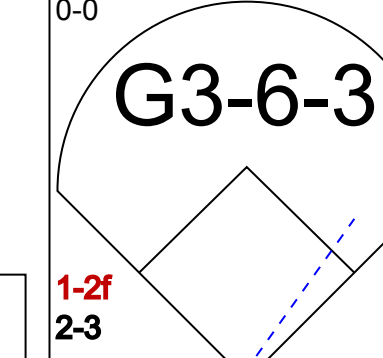
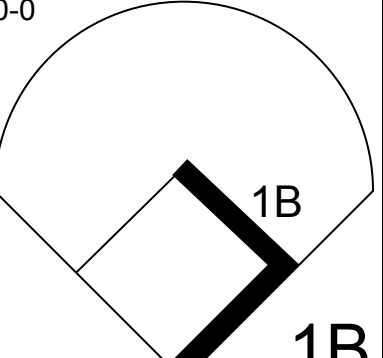
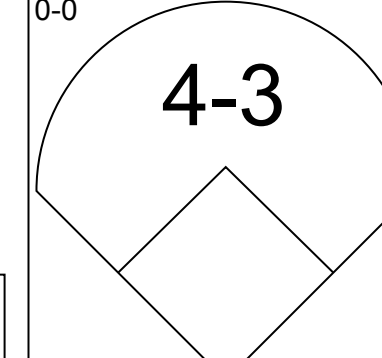
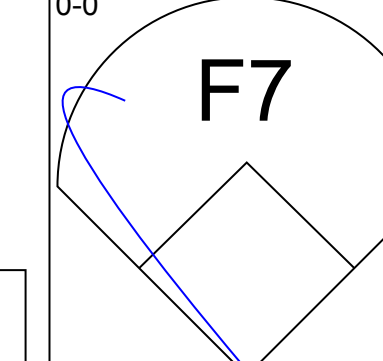
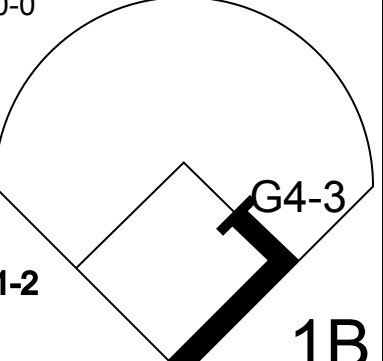
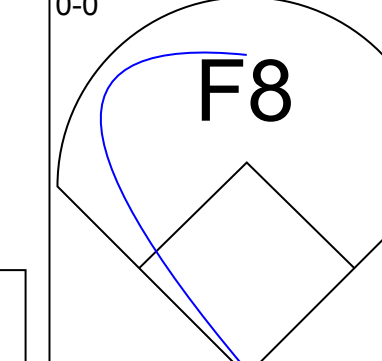
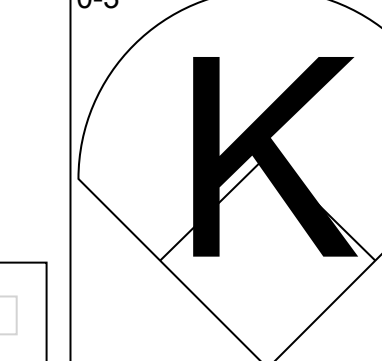
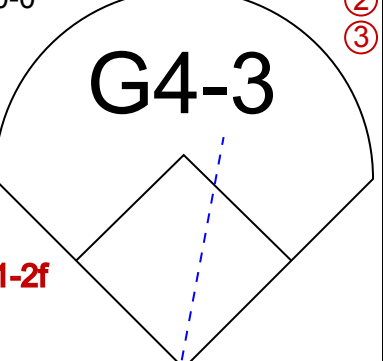
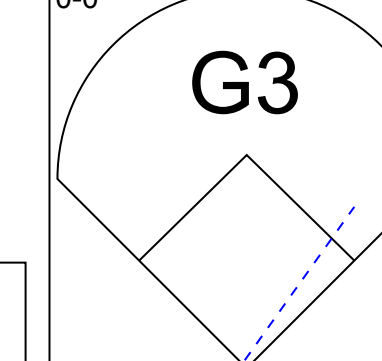
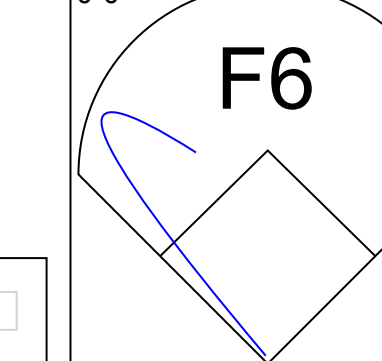

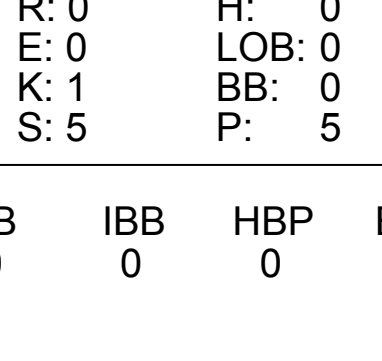
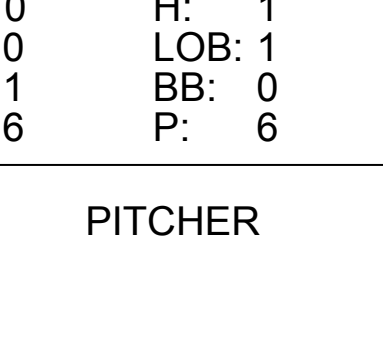
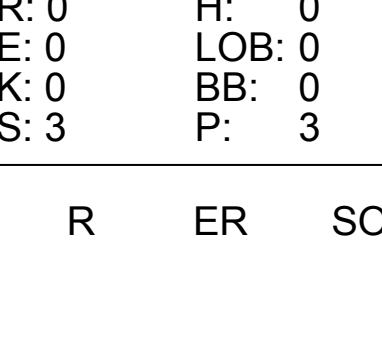
AB 36  
R 8  
H 11  
RBI 7  
BB 7  
SO 6  
LOB 20

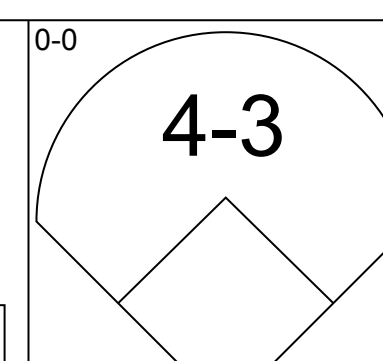
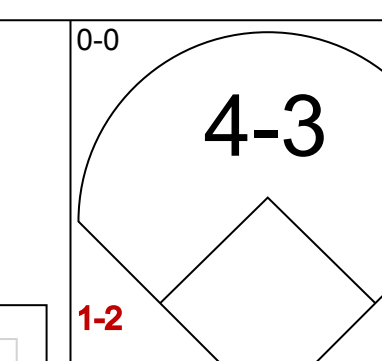
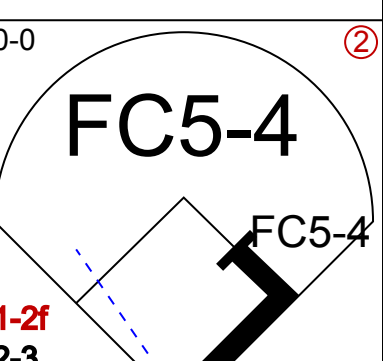
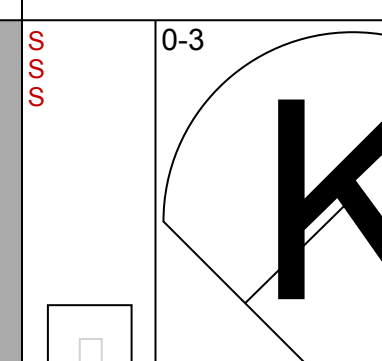
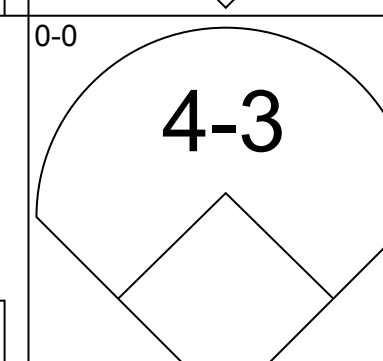
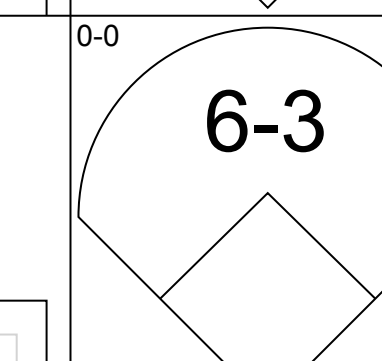
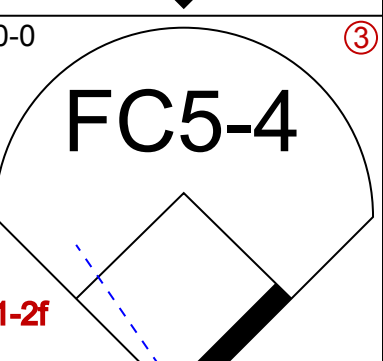
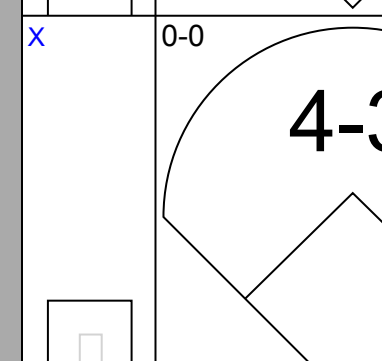
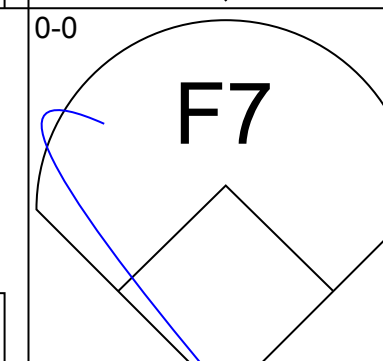
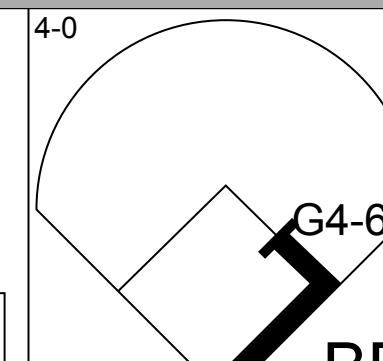
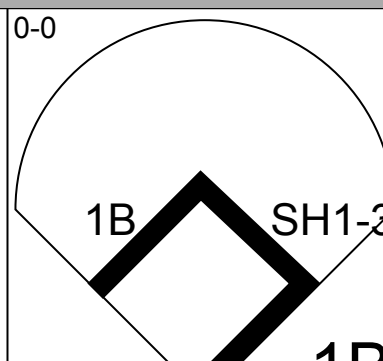
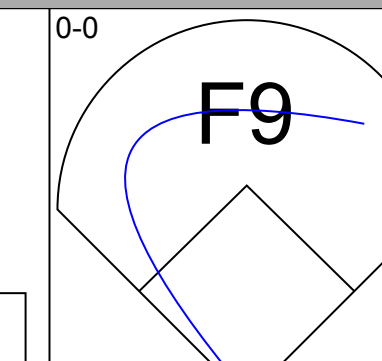
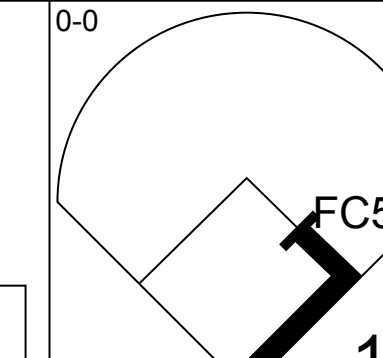
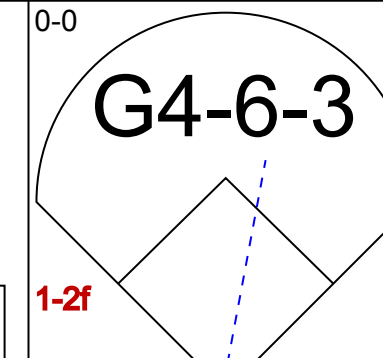
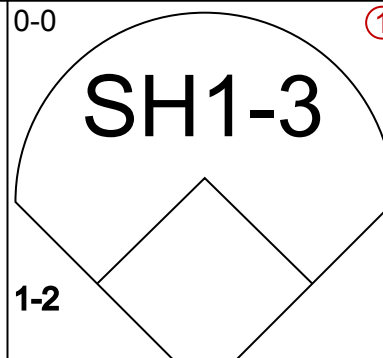
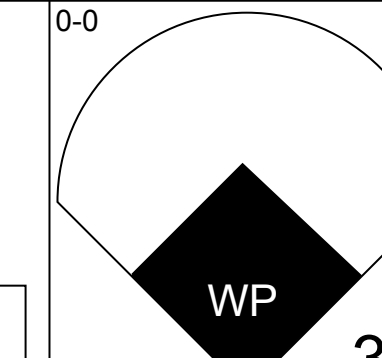
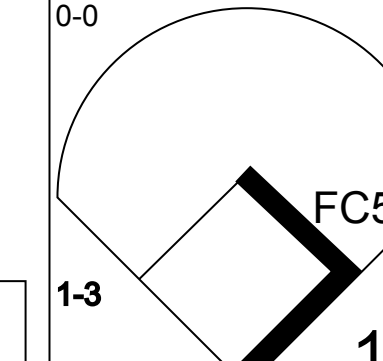
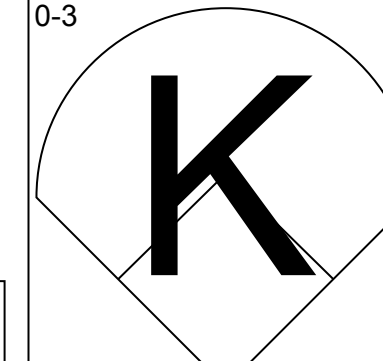
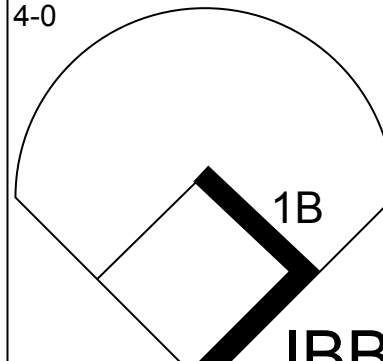
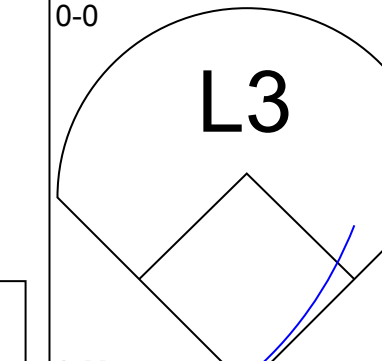
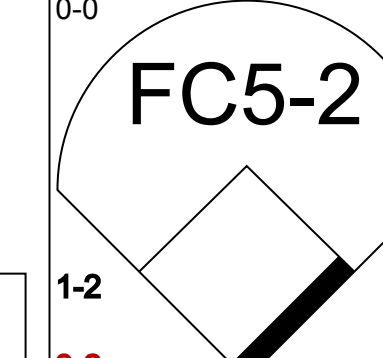

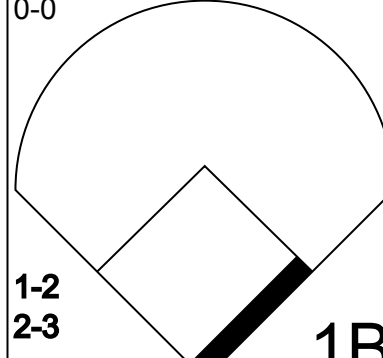
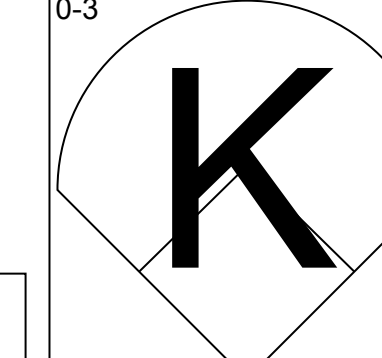
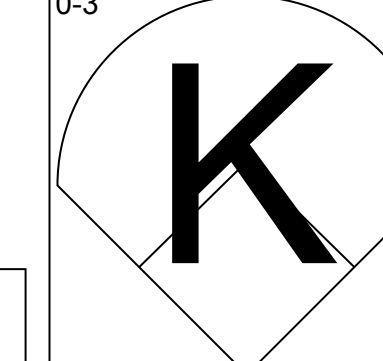

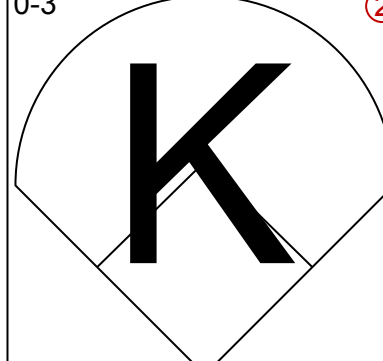

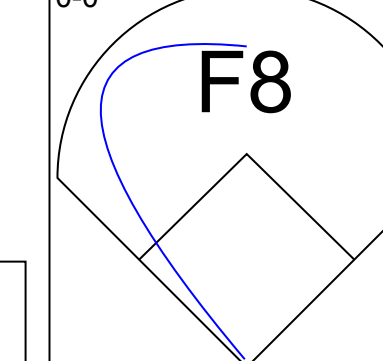
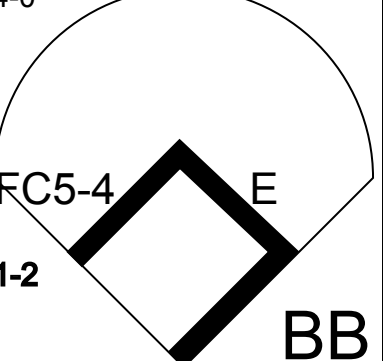


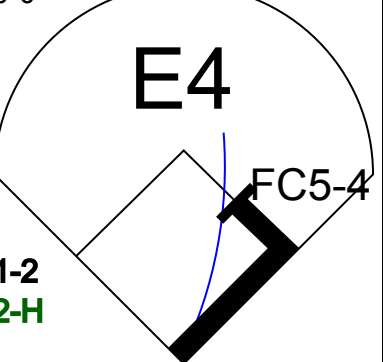

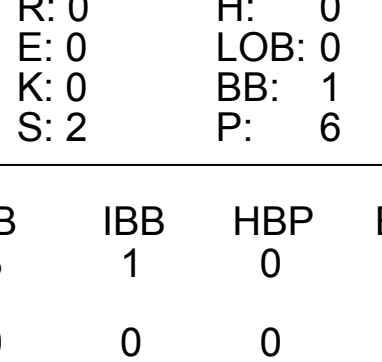
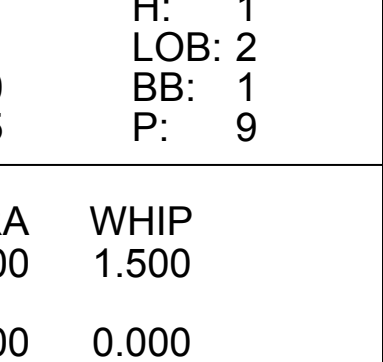
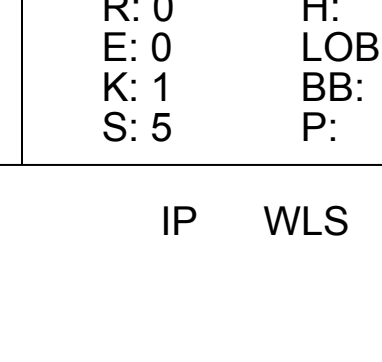


**Detroit Tigers @ Toronto Blue Jays**  
Exhibition Stadium, Toronto, ON  
Sat Jun 28 1980, 3:33 AM EDT  
Att: 20,059 - Unknown - 54 F

AB 34  
R 3  
H 8  
RBI 3  
BB 3  
SO 5  
LOB 18



Batter	1	2	3	4	5	6	7	8	9	AB	R	H	RBI	BB	SO	LOB	TOP			
<b>Rick Peters, S</b> OBP: 0.350, SLG: 0.358 (1, 8)										4	0	2	0	0	1	0	<b>Detroit Tigers @ Toronto Blue Jays</b> Exhibition Stadium, Toronto, ON Sun Jun 29 1980, 3:33 AM EDT Att: 22,026 - Unknown - 65 F			
<b>Alan Trammell, R</b> OBP: 0.397, SLG: 0.421 (1, 6)										4	0	0	0	0	1	2				
<b>Steve Kemp, L</b> OBP: 0.391, SLG: 0.442 (1, 7)										4	0	1	0	0	0	1				
<b>Richie Hebner, L</b> OBP: 0.354, SLG: 0.460 (1, 3)										4	0	1	0	0	0	1				
<b>Al Cowens, R</b> OBP: 0.321, SLG: 0.344 (1, 9)										3	0	1	0	0	0	0				
<b>Champ Summers, L</b> OBP: 0.390, SLG: 0.487 (1, 10)										3	0	1	0	0	0	2				
<b>Lance Parrish, R</b> OBP: 0.314, SLG: 0.475 (1, 2)										3	0	1	0	0	0	1				
<b>Stan Papi, R</b> OBP: 0.333, SLG: 0.467 (8, PH)										2	0	0	0	0	1	2				
<b>Tim Corcoran, L</b> OBP: 0.263, SLG: 0.176 (8, 5)										1	0	0	0	0	0	0				
<b>Lou Whitaker, L</b> OBP: 0.354, SLG: 0.258 (1, 4)										3	0	0	0	0	0	0				
<b>Inning Stats</b>	R: 0 E: 0 K: 1 S: 5	H: 0 LOB: 0 BB: 0 P: 5	R: 0 E: 0 K: 0 S: 4	H: 2 LOB: 1 BB: 0 P: 4	R: 0 E: 0 K: 1 S: 5	H: 0 LOB: 0 BB: 0 P: 5	R: 0 E: 0 K: 0 S: 3	H: 0 LOB: 0 BB: 0 P: 3	R: 0 E: 0 K: 0 S: 4	H: 2 LOB: 1 BB: 0 P: 4	R: 0 E: 0 K: 1 S: 6	H: 1 LOB: 1 BB: 0 P: 6	R: 0 E: 0 K: 0 S: 3	H: 0 LOB: 0 BB: 0 P: 3	R: 0 E: 0 K: 0 S: 3	H: 2 LOB: 1 BB: 0 P: 4	1B: 7 2B: 0 3B: 0 HR: 0	SF: 0 SAC: 0 DP: 3 HBP: 0	WP: 0 PB: 0 SB: 0 CS: 0	PA: 31
<b>PITCHER</b> <b>Dave Stieb, R</b> ERA: 3.01 (1, 1)	IP: 9.0 WLS: W BF: 31 H: 7 R: 0 ER: 0 SO: 3 BB: 0 IBB: 0 HBP: 0 BLK: 0 WP: 0 HR: 0 S: 37 P: 37 ERA: 0.00 WHIP: 0.778																			

Batter	1	2	3	4	5	6	7	8	9	AB	R	H	RBI	BB	SO	LOB	BOTTOM															
<b>Garth Iorg, R</b> OBP: 0.333, SLG: 0.472 (1, 6) (9, 5)										4	0	0	0	0	1	3	<b>Detroit Tigers @ Toronto Blue Jays</b> Exhibition Stadium, Toronto, ON Sun Jun 29 1980, 3:33 AM EDT Att: 22,026 - Unknown - 65 F															
<b>Damaso Garcia, R</b> OBP: 0.283, SLG: 0.401 (1, 4)										4	0	0	0	0	0	2																
<b>Al Woods, L</b> OBP: 0.349, SLG: 0.460 (1, 7)										3	0	1	0	1	0	0																
<b>Roy Howell, L</b> OBP: 0.306, SLG: 0.361 (8, PR)										3	0	2	0	0	0	1																
<b>Alfredo Griffin, S</b> OBP: 0.276, SLG: 0.357 (9, 6)										0	1	0	0	0	0	0																
<b>John Mayberry, L</b> OBP: 0.360, SLG: 0.465 (1, 3)										3	0	1	0	1	1	0																
<b>Barry Bonnell, R</b> OBP: 0.301, SLG: 0.382 (1, 8)										4	0	1	0	0	1	3																
<b>Lloyd Moseby, L</b> OBP: 0.294, SLG: 0.417 (1, 9)										3	1	1	0	0	2	5																
<b>Doug Ault, R</b> OBP: 0.381, SLG: 0.278 (1, 10)										2	0	0	0	1	0	5																
<b>Ernie Whitt, L</b> OBP: 0.276, SLG: 0.250 (1, 2)										2	0	0	0	1	0	1																
<b>Inning Stats</b>	R: 0 E: 0 K: 0 S: 3	H: 0 LOB: 0 BB: 0 P: 3	R: 0 E: 0 K: 1 S: 7	H: 2 LOB: 2 BB: 0 P: 7	R: 0 E: 0 K: 0 S: 2	H: 0 LOB: 0 BB: 1 P: 6	R: 0 E: 0 K: 1 S: 4	H: 0 LOB: 0 BB: 1 P: 8	R: 0 E: 0 K: 0 S: 5	H: 1 LOB: 2 BB: 1 P: 9	R: 0 E: 0 K: 1 S: 7	H: 2 LOB: 3 BB: 1 P: 11	R: 0 E: 0 K: 1 S: 5	H: 0 LOB: 0 BB: 0 P: 5	R: 1 E: 0 K: 1 S: 6	H: 1 LOB: 1 BB: 0 P: 6	1B: 5 2B: 0 3B: 1 HR: 0	SF: 0 SAC: 1 DP: 1 HBP: 0	WP: 1 PB: 0 SB: 0 CS: 1	PA: 33												
<b>PITCHER</b> <b>Dan Petry, R</b> ERA: 3.05 (1, 1)	IP: 5.1 WLS: L BF: 24 H: 5 R: 1 ER: 0 SO: 2 BB: 3 IBB: 1 HBP: 0 BLK: 0 WP: 0 HR: 0 S: 24 P: 40 ERA: 0.00 WHIP: 1.500																															
<b>Pat Underwood, L</b> ERA: 5.07 (6, 1)	0.1	1	0	0	0	1	0	0	0	0	0	3	3	0.00	0.000																	
<b>Aurelio Lopez, R</b> ERA: 4.1 (6, 1)	2.1	8	1	1	1	2	0	0	0	0	1	0	12	12	3.86	0.429																

Batter	1	2	3	4	5	6	7	8	9	AB	R	H	RBI	BB	SO	LOB	TOP				
<b>Al Bumby, L</b> OBP: 0.305, SLG: 0.457 (1, 8)										6	1	1	0	0	0	3	<b>Baltimore Orioles @ Toronto Blue Jays</b> Exhibition Stadium, Toronto, ON Mon Jun 30 1980, 7:05 PM EDT Att: 18,399 - Unknown				
<b>Rich Dauer, R</b> OBP: 0.344, SLG: 0.327 (1, 4)										3	3	3	2	2	0	0					
<b>Ken Singleton, S</b> OBP: 0.369, SLG: 0.459 (6, PR)										3	0	0	0	2	0	4					
<b>Mark Corey, R</b> OBP: 0.423, SLG: 0.381 (8, 9)										0	0	0	0	0	0	0					
<b>Eddie Murray, S</b> OBP: 0.349, SLG: 0.488 (1, 3)										5	0	1	2	0	0	4					
<b>John Lowenstein, L</b> OBP: 0.360, SLG: 0.297 (1, 7)										4	0	2	1	0	0	3					
<b>Dan Graham, L</b> OBP: 0.283, SLG: 0.364 (1, 2)										5	1	1	0	0	0	5					
<b>Pat Kelly, L</b> OBP: 0.378, SLG: 0.378 (1, 10)										2	0	0	0	0	1	0					
<b>Lee May, R</b> OBP: 0.274, SLG: 0.399 (5, PH)										3	1	2	0	0	1	3					
<b>Doug DeCinces, R</b> OBP: 0.307, SLG: 0.368 (1, 5)										5	2	2	2	0	0	1					
<b>Kiko Garcia, R</b> OBP: 0.305, SLG: 0.267 (1, 6)										5	1	3	1	0	0	0					
<b>Inning Stats</b>	R: 1 E: 2 K: 0 S: 5	H: 1 LOB: 1 BB: 0 P: 5	R: 0 E: 0 K: 0 S: 3	H: 0 LOB: 0 BB: 0 P: 3	R: 2 E: 0 K: 0 S: 6	H: 3 LOB: 2 BB: 1 P: 10	R: 1 E: 0 K: 1 S: 7	H: 2 LOB: 2 BB: 1 P: 11	R: 3 E: 1 K: 0 S: 7	H: 4 LOB: 1 BB: 0 P: 7	R: 0 E: 0 K: 0 S: 4	H: 1 LOB: 2 BB: 1 P: 8	R: 0 E: 0 K: 0 S: 3	H: 1 LOB: 0 BB: 0 P: 3	R: 2 E: 0 K: 1 S: 8	H: 3 LOB: 3 BB: 1 P: 12	R: 0 E: 0 K: 0 S: 3	H: 0 LOB: 0 BB: 0 P: 3	1B: 10 2B: 3 3B: 1 HR: 1	SF: 1 SAC: 0 DP: 1 HBP: 0	WP: 0 PA: 46 PB: 0 SB: 0 CS: 0
<b>PITCHER</b>	IP WLS BF H R ER SO BB IBB HBP BLK WP HR S P ERA WHIP																				
<b>Luis Leal, R</b> ERA: 5.96 (1, 1)	2.1 L 13 4 3 2 0 1 0 0 0 0 0 0 12 16 7.71 2.143																				
<b>Balor Moore, L</b> ERA: 5.09 (3, 1)	2.1 13 5 4 3 1 1 0 0 0 0 0 1 14 18 11.57 2.571																				
<b>Jesse Jefferson, R</b> ERA: 5.15 (5, 1)	2.1 13 5 2 2 0 2 0 0 0 0 0 0 11 19 7.71 3.000																				
<b>Mike Barlow, R</b> ERA: 3.85 (8, 1)	2.0 7 1 0 0 1 0 0 0 0 0 0 0 9 9 0.00 0.500																				

Batter	1	2	3	4	5	6	7	8	9	AB	R	H	RBI	BB	SO	LOB	BOTTOM				
<b>Alfredo Griffin, S</b> OBP: 0.275, SLG: 0.354 (1, 6)										5	0	1	0	0	0	4	<b>Baltimore Orioles @ Toronto Blue Jays</b> Exhibition Stadium, Toronto, ON Mon Jun 30 1980, 7:05 PM EDT Att: 18,399 - Unknown				
<b>Damaso Garcia, R</b> OBP: 0.293, SLG: 0.402 (1, 4)										4	2	2	0	1	0	0					
<b>Al Woods, L</b> OBP: 0.355, SLG: 0.461 (1, 7)										4	2	2	0	1	0	2					
<b>John Mayberry, L</b> OBP: 0.365, SLG: 0.468 (1, 3)										3	1	1	1	2	1	3					
<b>Doug Ault, R</b> OBP: 0.385, SLG: 0.391 (1, 10)										5	2	2	4	0	1	3					
<b>Lloyd Moseby, L</b> OBP: 0.299, SLG: 0.416 (1, 9)										5	0	2	0	0	1	3					
<b>Garth Iorg, R</b> OBP: 0.318, SLG: 0.439 (1, 5)										5	0	1	1	0	1	2					
<b>Barry Bonnell, R</b> OBP: 0.305, SLG: 0.384 (1, 8)										4	0	2	0	0	0	1					
<b>Ernie Whitt, L</b> OBP: 0.277, SLG: 0.244 (1, 2)										2	0	0	0	1	0	1					
<b>Bob Davis, R</b> OBP: 0.284, SLG: 0.350 (8, PH)										1	0	0	0	0	0	0					
<b>Inning Stats</b>	R: 0 E: 0 K: 0 S: 3	H: 0 LOB: 0 BB: 0 P: 3	R: 0 E: 0 K: 1 S: 4	H: 0 LOB: 0 BB: 1 P: 8	R: 0 E: 0 K: 0 S: 4	H: 1 LOB: 1 BB: 0 P: 4	R: 0 E: 0 K: 0 S: 3	H: 0 LOB: 2 BB: 2 P: 11	R: 0 E: 0 K: 0 S: 4	H: 2 LOB: 1 BB: 0 P: 4	R: 0 E: 0 K: 1 S: 7	H: 2 LOB: 3 BB: 1 P: 11	R: 0 E: 0 K: 1 S: 8	H: 2 LOB: 1 BB: 1 P: 12	R: 3 E: 0 K: 1 S: 10	H: 3 LOB: 1 BB: 0 P: 10	R: 4 E: 1 K: 1 S: 10	H: 5 LOB: 1 BB: 0 P: 10	1B: 10 2B: 3 3B: 0 HR: 0	SF: 0 SAC: 0 DP: 2 HBP: 0	WP: 0 PA: 43 PB: 0 SB: 0 CS: 0
<b>PITCHER</b>	IP WLS BF H R ER SO BB IBB HBP BLK WP HR S P ERA WHIP																				
<b>Steve Stone, R</b> ERA: 3.04 (1, 1)	7.0 W 28 5 0 0 2 4 0 0 0 0 0 0 28 44 0.00 1.286																				
<b>Tippy Martinez, L</b> ERA: 3.57 (8, 1)	1.2 12 6 6 6 1 1 0 0 0 0 0 0 13 17 32.40 4.200																				
<b>Tim Stoddard, R</b> ERA: 2.43 (9, 1)	0.1 3 2 1 0 1 0 0 0 0 0 0 0 5 5 0.00 6.000																				

AB 41  
R 9  
H 15  
RBI 8  
BB 4  
SO 2  
LOB 23



Batter	1	2	3	4	5	6	7	8	9	AB	R	H	RBI	BB	SO	LOB	TOP			
<b>Al Bumby, L</b> OBP: 0.400, SLG: 0.451 (1, 8)	F5		L9			4-3		F7		4	0	0	0	0	0	1	<b>Baltimore Orioles @ Toronto Blue Jays</b> Exhibition Stadium, Toronto, ON Tue Jul 01 1980, 3:33 AM EDT Att: 23,475 - Unknown - 73 F			
<b>Kiko Garcia, R</b> OBP: 0.303, SLG: 0.266 (1, 6)	1B		6-3			F7		K		4	0	1	0	0	1	1				
<b>Ken Singleton, S</b> OBP: 0.371, SLG: 0.471 (1, 9)	F8									4	1	2	1	0	0	1				
<b>Mark Corey, R</b> OBP: 0.423, SLG: 0.381 (8, 9)				HR						0	0	0	0	0	0	0				
<b>Eddie Murray, S</b> OBP: 0.348, SLG: 0.485 (1, 3)	G3					F8				4	0	1	0	0	0	2				
<b>John Lowenstein, L</b> OBP: 0.342, SLG: 0.279 (1, 7)										4	0	0	0	0	1	1				
<b>Terry Crowley, L</b> OBP: 0.380, SLG: 0.472 (1, 10)	F8					G3-6				4	0	0	0	0	0	1				
<b>Doug DeCinces, R</b> OBP: 0.307, SLG: 0.372 (1, 5)										3	1	1	0	0	1	0				
<b>Rick Dempsey, R</b> OBP: 0.302, SLG: 0.401 (1, 2)										2	0	1	1	1	0	0				
<b>Rich Dauer, R</b> OBP: 0.340, SLG: 0.323 (1, 4)										3	0	0	0	0	0	2				
<b>Inning Stats</b>	R: 0 E: 0 K: 0 S: 4	H: 1 LOB: 1 BB: 0 P: 4	R: 0 E: 0 K: 1 S: 5	H: 0 LOB: 0 BB: 0 P: 5	R: 0 E: 0 K: 0 S: 3	H: 0 LOB: 1 BB: 1 P: 7	R: 1 E: 0 K: 0 S: 4	H: 2 LOB: 0 BB: 0 P: 4	R: 0 E: 0 K: 0 S: 3	H: 0 LOB: 0 BB: 0 P: 3	R: 0 E: 0 K: 1 S: 7	H: 1 LOB: 1 BB: 0 P: 7	R: 0 E: 0 K: 1 S: 5	H: 0 LOB: 0 BB: 0 P: 5	R: 0 E: 0 K: 0 S: 3	H: 0 LOB: 0 BB: 0 P: 3	1B: 4 2B: 1 3B: 0 HR: 1	SF: 0 SAC: 0 DP: 1 HBP: 0	WP: 0 PB: 0 SB: 0 CS: 0	PA: 33
<b>PITCHER</b> <b>Jim Clancy, R</b> ERA: 2.54 (1, 1)	IP: 9.0 WLS: L BF: 33	H: 6 R: 2 ER: 2 SO: 3	BB: 1 IBB: 0 HBP: 0 BLK: 0	WP: 0 HR: 1 S: 38 P: 42	ERA: 2.00 WHIP: 0.778											ERA: 2.00 WHIP: 0.778				

AB	32
R	2
H	6
RBI	2
BB	1
SO	3
LOB	9



Batter	1	2	3	4	5	6	7	8	9	AB	R	H	RBI	BB	SO	LOB	BOTTOM			
<b>Alfredo Griffin, S</b> OBP: 0.271, SLG: 0.349 (1, 6)	G3		P4			P5				4	0	0	0	0	0	0	<b>Baltimore Orioles @ Toronto Blue Jays</b> Exhibition Stadium, Toronto, ON Tue Jul 01 1980, 3:33 AM EDT Att: 23,475 - Unknown - 73 F			
<b>Damaso Garcia, R</b> OBP: 0.289, SLG: 0.408 (1, 4)	F8									4	0	1	0	0	0	0				
<b>Al Woods, L</b> OBP: 0.358, SLG: 0.467 (1, 7)										4	0	2	0	0	0	1				
<b>Roy Howell, L</b> OBP: 0.302, SLG: 0.357 (1, 10)	4-3									3	0	0	0	0	0	2				
<b>Doug Ault, R</b> OBP: 0.379, SLG: 0.385 (1, 3)										3	0	1	0	0	0	1				
<b>Lloyd Moseby, L</b> OBP: 0.291, SLG: 0.404 (1, 9)										3	0	0	0	0	2	1				
<b>Barry Bonnell, R</b> OBP: 0.301, SLG: 0.379 (1, 8)										3	0	0	0	0	0	1				
<b>Garth Iorg, R</b> OBP: 0.298, SLG: 0.409 (1, 5)										3	0	0	0	0	2	0				
<b>Bob Davis, R</b> OBP: 0.260, SLG: 0.344 (1, 2)										2	0	0	0	0	0	0				
<b>John Mayberry, L</b> OBP: 0.363, SLG: 0.466 (8, PH)										1	0	0	0	0	0	0				
<b>Inning Stats</b>	R: 0 E: 0 K: 0 S: 4	H: 1 LOB: 1 BB: 0 P: 4	R: 0 E: 0 K: 1 S: 5	H: 0 LOB: 0 BB: 0 P: 5	R: 0 E: 0 K: 0 S: 3	H: 0 LOB: 0 BB: 0 P: 3	R: 0 E: 0 K: 0 S: 3	H: 0 LOB: 0 BB: 0 P: 3	R: 0 E: 0 K: 1 S: 5	H: 1 LOB: 1 BB: 0 P: 5	R: 0 E: 0 K: 1 S: 4	H: 1 LOB: 1 BB: 0 P: 4	R: 0 E: 0 K: 1 S: 5	H: 0 LOB: 0 BB: 0 P: 5	R: 0 E: 0 K: 0 S: 4	H: 1 LOB: 1 BB: 0 P: 4	1B: 2 2B: 1 3B: 1 HR: 0	SF: 0 SAC: 0 DP: 1 HBP: 0	WP: 0 PB: 0 SB: 0 CS: 0	PA: 30
<b>PITCHER</b> <b>Jim Palmer, R</b> ERA: 3.14 (1, 1)	IP: 8.2 WLS: W BF: 29	H: 4 R: 0 ER: 0 SO: 4	BB: 0 IBB: 0 HBP: 0 BLK: 0	WP: 0 HR: 0 S: 37 P: 37	ERA: 0.00 WHIP: 0.462											ERA: 0.00 WHIP: 0.462				
<b>Tippy Martinez, L</b> ERA: 3.53 (8, 1)	IP: 0.1 WLS: S BF: 1	H: 0 R: 0 ER: 0 SO: 0	BB: 0 IBB: 0 HBP: 0 BLK: 0	WP: 0 HR: 0 S: 1 P: 1	ERA: 0.00 WHIP: 0.000											ERA: 0.00 WHIP: 0.000				





Batter	1	2	3	4	5	6	7	8	9	AB	R	H	RBI	BB	SO	LOB	TOP							
<b>Al Bumby, L</b> OBP: 0.400, SLG: 0.446 (1, 8)										3	0	0	0	2	0	2								
<b>Rich Dauer, R</b> OBP: 0.337, SLG: 0.325 (1, 4)										5	1	1	0	0	0	3								
<b>Ken Singleton, S</b> OBP: 0.372, SLG: 0.470 (9, PR)										5	1	2	0	0	1	0								
<b>Mark Corey, R</b> OBP: 0.423, SLG: 0.381 (9, 9)										0	0	0	0	0	0	0								
<b>Eddie Murray, S</b> OBP: 0.346, SLG: 0.478 (1, 3)										4	1	0	0	1	1	4								
<b>Benny Ayala, R</b> OBP: 0.400, SLG: 0.759 (5, 7)										3	2	2	1	0	1	0								
<b>John Lowenstein, L</b> OBP: 0.333, SLG: 0.271 (5, 7)										2	0	0	0	0	1	2								
<b>Doug DeCinces, R</b> OBP: 0.318, SLG: 0.378 (1, 5)										2	1	2	0	2	0	0								
<b>Lee May, R</b> OBP: 0.287, SLG: 0.408 (1, 10)										4	0	3	4	0	0	1								
<b>Rick Dempsey, R</b> OBP: 0.301, SLG: 0.398 (1, 2)										4	0	1	1	0	0	5								
<b>Kiko Garcia, R</b> OBP: 0.296, SLG: 0.259 (1, 6)										4	0	0	0	0	2	3								
<b>Inning Stats</b>	R: 0 E: 0 K: 0 S: 2	H: 0 LOB: 0 BB: 1 P: 6	R: 0 E: 0 K: 2 S: 9	H: 2 LOB: 2 BB: 0 P: 9	R: 0 E: 1 K: 0 S: 3	H: 0 LOB: 0 BB: 0 P: 3	R: 3 E: 0 K: 1 S: 8	H: 3 LOB: 2 BB: 2 P: 16	R: 3 E: 0 K: 0 S: 6	H: 4 LOB: 1 BB: 1 P: 10	R: 0 E: 0 K: 1 S: 5	H: 0 LOB: 0 BB: 0 P: 5	R: 0 E: 0 K: 0 S: 3	H: 0 LOB: 0 BB: 0 P: 3	R: 0 E: 0 K: 1 S: 6	H: 1 LOB: 1 BB: 0 P: 6	R: 0 E: 0 K: 1 S: 6	H: 1 LOB: 2 BB: 1 P: 10	1B: 9 2B: 2 3B: 0 HR: 0	SF: 0 SAC: 0 DP: 3 HBP: 0	WP: 0 PB: 0 SB: 0 CS: 0	PA: 41		
<b>PITCHER</b>	IP	WLS	BF	H	R	ER	SO	BB	IBB	HBP	BLK	WP	HR	S	P	ERA	WHIP							
<b>Paul Mirabella, L</b> ERA: 4.61 (1, 1)	4.1	L	23	8	6	6	3	3	0	0	0	0	0	26	38	12.46	2.538							
<b>Tom Buskey, R</b> ERA: 3.77 (5, 1)	2.2		9	1	0	0	1	0	1	0	0	0	0	10	14	0.00	0.375							
<b>Joey McLaughlin, R</b> ERA: 3.96 (8, 1)	1.0		4	1	0	0	1	0	0	0	0	0	0	6	6	0.00	1.000							
<b>Jerry Garvin, L</b> ERA: 2.15 (9, 1)	1.0		5	1	0	0	1	1	0	0	0	0	0	6	10	0.00	2.000							

**Baltimore Orioles @ Toronto Blue Jays**  
Exhibition Stadium, Toronto, ON  
Wed Jul 02 1980, 7:05 PM EDT  
Att: 18,461 - Unknown - 74 F

**AB 36**  
**R 6**  
**H 11**  
**RBI 6**  
**BB 5**  
**SO 6**  
**LOB 20**

Batter	1	2	3	4	5	6	7	8	9	AB	R	H	RBI	BB	SO	LOB	BOTTOM							
<b>Damaso Garcia, R</b> OBP: 0.288, SLG: 0.410 (1, 4)										4	1	1	0	0	0	0								
<b>Domingo Ramos, R</b> OBP: 0.222, SLG: 0.125 (1, 10)										4	0	0	0	0	2	2								
<b>Doug Ault, R</b> OBP: 0.333, SLG: 0.333 (1, 3)										4	0	0	0	0	0	2								
<b>Al Woods, L</b> OBP: 0.361, SLG: 0.468 (1, 7)										4	0	2	1	0	0	0								
<b>Barry Bonnell, R</b> OBP: 0.304, SLG: 0.388 (1, 8)										3	1	1	0	0	1	0								
<b>Lloyd Moseby, L</b> OBP: 0.281, SLG: 0.393 (1, 9)										3	0	0	1	0	0	2								
<b>Alfredo Griffin, S</b> OBP: 0.274, SLG: 0.351 (1, 6)										4	0	2	0	0	0	2								
<b>Garth Iorg, R</b> OBP: 0.294, SLG: 0.396 (1, 5)										4	0	1	0	0	0	3								
<b>Bob Davis, R</b> OBP: 0.262, SLG: 0.344 (1, 2)										3	0	1	0	0	0	2								
<b>Inning Stats</b>	R: 0 E: 0 K: 1 S: 5	H: 1 LOB: 2 BB: 0 P: 5	R: 0 E: 0 K: 0 S: 4	H: 1 LOB: 0 BB: 0 P: 5	R: 1 E: 0 K: 1 S: 7	H: 3 LOB: 1 BB: 0 P: 7	R: 0 E: 0 K: 0 S: 5	H: 2 LOB: 2 BB: 0 P: 5	R: 0 E: 0 K: 0 S: 3	H: 0 LOB: 0 BB: 0 P: 3	R: 0 E: 0 K: 1 S: 5	H: 0 LOB: 0 BB: 0 P: 5	R: 0 E: 0 K: 0 S: 3	H: 0 LOB: 0 BB: 0 P: 3	R: 0 E: 0 K: 0 S: 3	R: 1 E: 0 K: 0 S: 5	H: 2 LOB: 1 BB: 0 P: 5	1B: 6 2B: 1 3B: 1 HR: 0	SF: 1 SAC: 0 DP: 0 HBP: 1	WP: 0 PB: 0 SB: 0 CS: 1	PA: 36			
<b>PITCHER</b>	IP	WLS	BF	H	R	ER	SO	BB	IBB	HBP	BLK	WP	HR	S	P	ERA	WHIP							
<b>Mike Flanagan, L</b> ERA: 3.6 (1, 1)	9.0	W	35	8	2	2	3	0	0	1	0	0	0	40	41	2.00	0.889							


**Baltimore Orioles @ Toronto Blue Jays**  
Exhibition Stadium, Toronto, ON  
Wed Jul 02 1980, 7:05 PM EDT  
Att: 18,461 - Unknown - 74 F

**AB 33**  
**R 2**  
**H 8**  
**RBI 2**  
**BB 0**  
**SO 3**  
**LOB 13**

Batter	1	2	3	4	5	6	7	8	9	AB	R	H	RBI	BB	SO	LOB	TOP										
Alfredo Griffin, S OBP: 0.273, SLG: 0.349	F8	F4		6-3				F4		5	0	1	0	0	0	1											
Bob Bailor, R OBP: 0.324, SLG: 0.269			5-3		F9					4	1	2	1	1	0	0											
Al Woods, L OBP: 0.366, SLG: 0.477	6-3		FC5			F6				5	1	3	0	0	0	2											
Roy Howell, L OBP: 0.311, SLG: 0.373	FC5	WP								5	1	4	2	0	1	2											
John Mayberry, L OBP: 0.367, SLG: 0.464			F6							1	0	0	0	2	0	2											
Joe Cannon, L OBP: 0.083, SLG: 0.083										0	0	0	0	0	0	0											
Lloyd Mosley, L OBP: 0.276, SLG: 0.385										2	0	0	0	0	0	3											
Damaso Garcia, R OBP: 0.287, SLG: 0.407	FC5		FC5							4	0	1	1	0	1	5											
Barry Bonnell, R OBP: 0.308, SLG: 0.408										4	1	2	1	0	1	3											
Doug Ault, R OBP: 0.297, SLG: 0.294			FC6-5		5-3					4	0	0	0	0	1	1											
Bob Davis, R OBP: 0.281, SLG: 0.341			FC5-4		5-3					4	1	1	0	0	1	1											
<b>Inning Stats</b>	R: 1 E: 0 K: 0 S: 4	H: 1 LOB: 2 BB: 2 P: 12	R: 0 E: 0 K: 0 S: 4	H: 1 LOB: 1 BB: 0 P: 4	R: 0 E: 0 K: 0 S: 5	H: 2 LOB: 2 BB: 0 P: 5	R: 1 E: 0 K: 0 S: 4	H: 1 LOB: 0 BB: 0 P: 4	R: 2 E: 0 K: 0 S: 5	H: 3 LOB: 2 BB: 1 P: 9	R: 1 E: 0 K: 0 S: 5	H: 3 LOB: 1 BB: 0 P: 5	R: 0 E: 0 K: 2 S: 8	H: 1 LOB: 1 BB: 0 P: 8	R: 0 E: 0 K: 1 S: 6	H: 2 LOB: 1 BB: 0 P: 6	1B: 8 2B: 5 3B: 0 HR: 1	SF: 0 SAC: 0 DP: 2 HBP: 0	WP: 1 PB: 0 SB: 0 CS: 0	PA: 41							
<b>PITCHER</b>	IP	WLS	BF	H	R	ER	SO	BB	IBB	HBP	BLK	WP	HR	S	P	ERA	WHIP										
Dave Rozema, R ERA: 4.88	4.1		23	7	4	4	0	2	1	0	0	1	1	20	32	8.31	2.077										
Roger Weaver, R ERA: 1.69	1.1		6	4	1	1	0	0	0	0	0	0	0	6	6	6.75	3.000										
Pat Underwood, L ERA: 4.94	3.1	W	12	3	0	0	5	0	0	0	0	0	0	22	22	0.00	0.900										

Toronto Blue Jays @ Detroit Tigers  
Tiger Stadium, Detroit, MI  
Thu Jul 03 1980, 7:05 PM EDT  
Att: 30,027 - Unknown - 79 F

AB	38
R	5
H	14
RBI	5
BB	3
SO	5
LOB	20



Batter	1	2	3	4	5	6	7	8	9	AB	R	H	RBI	BB	SO	LOB	BOTTOM										
Rick Peters, S OBP: 0.361, SLG: 0.368			4-3		G6-4-3			G6-4-3		4	1	1	1	1	0	3											
Alan Trammell, R OBP: 0.444, SLG: 0.444			F7		E7					5	2	2	0	0	0	2											
Steve Kemp, L OBP: 0.403, SLG: 0.445										3	1	2	1	2	1	1											
Richie Hebner, L OBP: 0.362, SLG: 0.480			F4							4	1	2	3	1	0	2											
Tim Corcoran, L OBP: 0.279, SLG: 0.173										0	0	0	0	0	0	0											
Al Cowens, R OBP: 0.336, SLG: 0.351										4	0	2	1	1	0	2											
Champ Summers, L OBP: 0.391, SLG: 0.485			K		G3					4	1	1	0	0	1	4											
John Wockenfuss, R OBP: 0.410, SLG: 0.479										1	0	0	0	0	0	1											
Lance Parrish, R OBP: 0.309, SLG: 0.471			K		FC6-2					3	0	0	0	1	2	2											
Tom Brookens, R OBP: 0.342, SLG: 0.401					F2					3	1	2	1	0	0	1											
Lou Whitaker, L OBP: 0.355, SLG: 0.260			F7		E1					4	1	2	1	0	0	1											
<b>Inning Stats</b>	R: 2 E: 0 K: 0 S: 3	H: 1 LOB: 0 BB: 2 P: 11	R: 0 E: 0 K: 2 S: 8	H: 1 LOB: 1 BB: 0 P: 8	R: 0 E: 0 K: 0 S: 4	H: 1 LOB: 1 BB: 0 P: 4	R: 0 E: 1 K: 0 S: 4	H: 1 LOB: 1 BB: 0 P: 4	R: 1 E: 2 K: 1 S: 10	H: 2 LOB: 2 BB: 1 P: 9	R: 4 E: 0 K: 1 S: 10	H: 5 LOB: 3 BB: 2 P: 18	R: 0 E: 0 K: 0 S: 3	H: 1 LOB: 1 BB: 1 P: 7	R: 1 E: 0 K: 1 S: 7	H: 2 LOB: 1 BB: 0 P: 7	1B: 9 2B: 4 3B: 0 HR: 1	SF: 0 SAC: 1 DP: 3 HBP: 0	WP: 0 PB: 0 SB: 1 CS: 0	PA: 42							
<b>PITCHER</b>	IP	WLS	BF	H	R	ER	SO	BB	IBB	HBP	BLK	WP	HR	S	P	ERA	WHIP										
Jack Kucek, R ERA: 3.27	4.2		20	5	3	3	2	2	0	0	0	0	0	1	5												
Jerry Garvin, L ERA: 2.15	0.0		2	1	0	0	0	1	0	0	0	0	0	1	5												
Joey McLaughlin, R ERA: 4.58	0.2	L	6	4	4	4	1	0	0	0	0	0	0	8	8	54.00	6.000										
Tom Buskey, R ERA: 3.74	0.1		4	1	0	0	0	2	0	0	0	0	0	2	10	0.00	9.000										
Mike Barlow, R ERA: 3.77	2.0		9	3	1	1	1	1	0	0	0	0	0	10	14	4.50	2.000										

Toronto Blue Jays @ Detroit Tigers  
Tiger Stadium, Detroit, MI  
Thu Jul 03 1980, 7:05 PM EDT  
Att: 30,027 - Unknown - 79 F

AB	35
R	8
H	14
RBI	8
BB	6
SO	4
LOB	19



Batter	1	2	3	4	5	6	7	8	9	AB	R	H	RBI	BB	SO	LOB	TOP	
Alfredo Griffin, S OBP: 0.272, SLG: 0.347 (1, 6)	0-0 1B	0-0 6-3			0-0 3-1			0-0 4-3		4	0	1	1	0	0	1		
Bob Bailor, R OBP: 0.315, SLG: 0.260 (1, 8)	0-0 F9	0-0 F4			0-0 1-3			0-0 1-3		4	0	0	0	0	0	2		
Al Woods, L OBP: 0.364, SLG: 0.472 (1, 7)	0-0 1B		0-0 6-3		0-0 3-1			0-0 F4		4	0	1	0	0	0	0		
Roy Howell, L OBP: 0.314, SLG: 0.373 (1, 5)	0-3 K		0-0 PB 1B		0-0 4-3			4-0 BB 2B		3	1	1	0	1	1	2		
John Mayberry, L OBP: 0.368, SLG: 0.460 Joe Cannon, L OBP: 0.083, SLG: 0.083 (9, PR)	4-0 IBB		0-0 F9		0-0 F9			4-0 BB 2B		2	0	0	0	2	0	1		
Damaso Garcia, R OBP: 0.287, SLG: 0.409 (1, 4)	0-3 K		0-0 6-3		0-0 F4			0-0 SH1-3 1-H 2-H 2B		4	0	1	2	0	1	4		
Barry Bonnell, R OBP: 0.308, SLG: 0.405 (1, 9)		4-0 SH1-3 BB 6-3		0-0 6-3			0-0 5-3	0-0 SH1-3		2	1	0	0	1	0	0		
Lloyd Moseby, L OBP: 0.275, SLG: 0.375 (1, 10)		4-0 6-3 SH1-3 BB		0-0 4-3			0-3 K2-3	0-0 F6		3	0	0	0	1	1	2		
Bob Davis, R OBP: 0.257, SLG: 0.336 Doug Ault, R OBP: 0.289, SLG: 0.286 (9, PH)		0-0 SH1-3		0-0 6-3			0-3 K	0-0 F7		2	0	0	0	0	1	0		
<b>Inning Stats</b>	R: 0 E: 0 K: 2 S: 9	H: 2 LOB: 3 BB: 1 P: 13	R: 1 E: 0 K: 0 S: 3	H: 0 LOB: 1 BB: 2 P: 11	R: 0 E: 0 K: 0 S: 4	H: 1 LOB: 0 BB: 0 P: 4	R: 0 E: 0 K: 0 S: 3	H: 0 LOB: 0 BB: 0 P: 3	R: 0 E: 0 K: 0 S: 3	H: 0 LOB: 0 BB: 0 P: 3	R: 0 E: 0 K: 0 S: 7	H: 0 LOB: 0 BB: 0 P: 7	R: 0 E: 0 K: 0 S: 3	H: 0 LOB: 2 BB: 2 P: 12	1B: 3 2B: 1 3B: 0 HR: 0	SF: 0 SAC: 2 DP: 0 HBP: 0	WP: 0 PB: 1 SB: 1 CS: 0	PA: 36
<b>PITCHER</b>	IP WLS BF H R ER SO BB IBB HBP BLK WP HR S P ERA WHIP	IP WLS BF H R ER SO BB IBB HBP BLK WP HR S P ERA WHIP	IP WLS BF H R ER SO BB IBB HBP BLK WP HR S P ERA WHIP	IP WLS BF H R ER SO BB IBB HBP BLK WP HR S P ERA WHIP	IP WLS BF H R ER SO BB IBB HBP BLK WP HR S P ERA WHIP	IP WLS BF H R ER SO BB IBB HBP BLK WP HR S P ERA WHIP	IP WLS BF H R ER SO BB IBB HBP BLK WP HR S P ERA WHIP	IP WLS BF H R ER SO BB IBB HBP BLK WP HR S P ERA WHIP	IP WLS BF H R ER SO BB IBB HBP BLK WP HR S P ERA WHIP	IP WLS BF H R ER SO BB IBB HBP BLK WP HR S P ERA WHIP	IP WLS BF H R ER SO BB IBB HBP BLK WP HR S P ERA WHIP	IP WLS BF H R ER SO BB IBB HBP BLK WP HR S P ERA WHIP	IP WLS BF H R ER SO BB IBB HBP BLK WP HR S P ERA WHIP	IP WLS BF H R ER SO BB IBB HBP BLK WP HR S P ERA WHIP	IP WLS BF H R ER SO BB IBB HBP BLK WP HR S P ERA WHIP	IP WLS BF H R ER SO BB IBB HBP BLK WP HR S P ERA WHIP	IP WLS BF H R ER SO BB IBB HBP BLK WP HR S P ERA WHIP	IP WLS BF H R ER SO BB IBB HBP BLK WP HR S P ERA WHIP
Dan Petry, R ERA: 3.09 Aurelio Lopez, R ERA: 3.62 (1, 1) (9, 1)	8.0 W 32 3 3 3 4 4 1 0 0 0 0 0 35 55 3.38 0.875	1.0 S 4 1 0 0 0 0 0 0 0 0 0 0 4 4 0.00 1.000																

Toronto Blue Jays @ Detroit Tigers  
Tiger Stadium, Detroit, MI  
Fri Jul 04, 1980, 3:33 AM EDT  
Att: 29,370 - Unknown - 75 F

AB 29  
R 3  
H 4  
RBI 3  
BB 5  
SO 4  
LOB 14



Batter	1	2	3	4	5	6	7	8	9	AB	R	H	RBI	BB	SO	LOB	BOTTOM			
Rick Peters, S OBP: 0.354, SLG: 0.360 (1, 8)	0-0 6-3		0-0 F6		0-0 SH1-3		0-3 K			3	0	0	0	0	1	0				
Alan Trammell, R OBP: 0.405, SLG: 0.444 (1, 6)	0-0 G5-4-3 1B		0-0 F9		0-0 FC 1B		0-0 G4-6-3 1B			4	1	2	0	0	0	0				
Steve Kemp, L OBP: 0.401, SLG: 0.441 (1, 7)	0-0 G5-4-3 1-2		0-0 F7		0-0 1B 2-H		0-0 G4-6-3 1-2			4	0	1	1	0	0	2				
Richie Hebner, L OBP: 0.364, SLG: 0.480 (1, 3)		0-0 BB FC E 1B		0-3 K		0-0 1-2 1B		0-0 G3		4	1	2	0	0	1	0				
Al Cowens, R OBP: 0.335, SLG: 0.349 (1, 9)		0-0 FC E BB 1-2 1B		0-0 F7		0-0 F7		0-0 FC6-4 1B 1B		4	0	1	0	0	0	3				
Champ Summers, L OBP: 0.395, SLG: 0.465 (1, 10)		4-0 FC6-4 BB 1-2 2-3 1B		4-0 BB		0-0 F6		0-0 FC6-4 1B 1B		2	0	1	0	2	0	2				
Lance Parrish, R OBP: 0.305, SLG: 0.464 (1, 2)		0-0 FC6-4 1-2 2-3 3-H 1B		0-0 F9		0-0 F9		0-0 FC6-4 1-2 2-3 1B		4	0	0	0	0	0	5				
Tom Brookens, R OBP: 0.340, SLG: 0.398 (1, 5)		0-3 K			0-0 2B 1B		0-0 E5 G6-3 1B			4	1	1	0	0	2	4				
Lou Whitaker, L OBP: 0.355, SLG: 0.266 (1, 4)		0-0 F6			0-0 SH1-3 1-H FC 2B		0-0 G6-3 1-2			3	1	1	1	0	0	3				
<b>Inning Stats</b>	R: 0 E: 0 K: 0 S: 3	H: 1 LOB: 0 BB: 0 P: 3	R: 1 E: 1 K: 1 S: 7	H: 1 LOB: 2 BB: 1 P: 11	R: 0 E: 0 K: 0 S: 3	H: 0 LOB: 0 BB: 0 P: 3	R: 0 E: 0 K: 1 S: 5	H: 0 LOB: 1 BB: 1 P: 9	R: 3 E: 0 K: 0 S: 8	H: 4 LOB: 2 BB: 0 P: 8	R: 0 E: 1 K: 0 S: 3	H: 0 LOB: 0 BB: 0 P: 3	R: 0 E: 0 K: 1 S: 5	H: 1 LOB: 0 BB: 0 P: 5	R: 0 E: 0 K: 1 S: 7	H: 2 LOB: 2 BB: 0 P: 7	1B: 8 2B: 1 3B: 0 HR: 0	SF: 0 SAC: 1 DP: 3 HBP: 0	WP: 0 PB: 0 SB: 0 CS: 0	PA: 35
<b>PITCHER</b>	IP WLS BF H R ER SO BB IBB HBP BLK WP HR S P ERA WHIP	IP WLS BF H R ER SO BB IBB HBP BLK WP HR S P ERA WHIP	IP WLS BF H R ER SO BB IBB HBP BLK WP HR S P ERA WHIP	IP WLS BF H R ER SO BB IBB HBP BLK WP HR S P ERA WHIP	IP WLS BF H R ER SO BB IBB HBP BLK WP HR S P ERA WHIP	IP WLS BF H R ER SO BB IBB HBP BLK WP HR S P ERA WHIP	IP WLS BF H R ER SO BB IBB HBP BLK WP HR S P ERA WHIP	IP WLS BF H R ER SO BB IBB HBP BLK WP HR S P ERA WHIP	IP WLS BF H R ER SO BB IBB HBP BLK WP HR S P ERA WHIP	IP WLS BF H R ER SO BB IBB HBP BLK WP HR S P ERA WHIP	IP WLS BF H R ER SO BB IBB HBP BLK WP HR S P ERA WHIP	IP WLS BF H R ER SO BB IBB HBP BLK WP HR S P ERA WHIP	IP WLS BF H R ER SO BB IBB HBP BLK WP HR S P ERA WHIP	IP WLS BF H R ER SO BB IBB HBP BLK WP HR S P ERA WHIP	IP WLS BF H R ER SO BB IBB HBP BLK WP HR S P ERA WHIP	IP WLS BF H R ER SO BB IBB HBP BLK WP HR S P ERA WHIP	IP WLS BF H R ER SO BB IBB HBP BLK WP HR S P ERA WHIP	IP WLS BF H R ER SO BB IBB HBP BLK WP HR S P ERA WHIP		
Dave Stieb, R ERA: 3.1 (1, 1)	8.0 L 35 9 4 4 4 2 0 0 0 0 0 41 49 4.50 1.375																			

Toronto Blue Jays @ Detroit Tigers  
Tiger Stadium, Detroit, MI  
Fri Jul 04, 1980, 3:33 AM EDT  
Att: 29,370 - Unknown - 75 F

AB 32  
R 4  
H 9  
RBI 2  
BB 2  
SO 4  
LOB 19





Batter	1	2	3	4	5	6	7	8	9	AB	R	H	RBI	BB	SO	LOB	TOP					
Alfredo Griffin, S OBP: 0.274, SLG: 0.349 (1, 6)	0-0 4-3 SF8 2B		0-0 F1			4-0 CS BB	0-0 4-3			3	1	1	0	1	0	0						
Bob Bailor, R OBP: 0.303, SLG: 0.246 (1, 8)	0-0 4-3 2-3		0-0 4-3			0-3 K 1-2		0-0 F9		4	0	0	0	0	1	2						
John Mayberry, L OBP: 0.374, SLG: 0.492 Joe Cannon, L OBP: 0.083, SLG: 0.083 (6, PR)	0-0 SF8		0-0 F8			0-0 HR		0-0 G6-4-3 1B		3	1	2	2	0	0	0						
Roy Howell, L OBP: 0.315, SLG: 0.369 (1, 5)	4-0 FC6-4 BB			0-0 F6		0-0 F7		0-0 G6-4-3 1-2		3	0	0	0	1	0	1						
Lloyd Moseby, L OBP: 0.273, SLG: 0.361 (1, 7)	0-0 FC6-4 1-2			0-3 K				0-0 F9		3	0	0	0	1	1	1						
Barry Bonnell, R OBP: 0.306, SLG: 0.410 (1, 9)		0-3 K		0-0 F7				4-0 1B HR BB		3	1	0	0	1	1	1						
Damaso Garcia, R OBP: 0.289, SLG: 0.408 (1, 4)		0-0 5-3			0-0 F8			0-0 1-2 HR 1B		4	1	1	0	0	1	1						
Doug Ault, R OBP: 0.318, SLG: 0.282 Al Woods, L OBP: 0.362, SLG: 0.470 Garth Iorg, R OBP: 0.308, SLG: 0.408 (7, PH)		1-0 HBP			4-0 G1-6-3 BB			0-0 F4		0	0	0	0	1	0	0						
Ernie Whitt, L OBP: 0.275, SLG: 0.286 (1, 2)		0-0 F7			0-0 G1-6-3 1-2			1-1 2-H HR		1	0	1	0	0	0	2						
<b>Inning Stats</b>	R: 1 E: 0 K: 0 S: 4	H: 1 LOB: 1 BB: 1 P: 8	R: 0 E: 0 K: 1 S: 5	H: 0 LOB: 1 BB: 0 P: 6	R: 0 E: 0 K: 1 S: 3	H: 0 LOB: 0 BB: 0 P: 3	R: 0 E: 0 K: 1 S: 5	H: 0 LOB: 0 BB: 1 P: 5	R: 0 E: 0 K: 0 S: 2	H: 0 LOB: 0 BB: 0 P: 6	R: 1 E: 0 K: 1 S: 5	H: 1 LOB: 0 BB: 1 P: 9	R: 3 E: 0 K: 0 S: 5	H: 2 LOB: 0 BB: 1 P: 9	R: 0 E: 0 K: 2 S: 8	H: 1 LOB: 2 BB: 1 P: 12	R: 0 E: 0 K: 2 S: 8	H: 1 LOB: 2 BB: 1 P: 12	1B: 3 2B: 2 3B: 0 HR: 2	SF: 1 SAC: 0 DP: 3 HBP: 1	WP: 0 PB: 0 SB: 0 CS: 1	PA: 36
<b>PITCHER</b>	IP WLS BF H R ER SO BB IBB HBP BLK WP HR S P ERA WHIP	7.0 W 28 4 5 5 3 4 0 1 0 0 2 29 46 6.43 1.143	2.0 S 8 2 0 0 2 1 0 0 0 0 0 11 15 0.00 1.500																			

Toronto Blue Jays @ Detroit Tigers  
Tiger Stadium, Detroit, MI  
Sun Jul 06 1980, 3:33 AM EDT  
Att: 28,564 - Unknown

AB 29  
R 5  
H 6  
RBI 5  
BB 5  
SO 5  
LOB 12



Batter	1	2	3	4	5	6	7	8	9	AB	R	H	RBI	BB	SO	LOB	BOTTOM			
Rick Peters, S OBP: 0.371, SLG: 0.366 Jim Lentine, R OBP: 0.326, SLG: 0.317 (8, PH)	0-0 BB SF5 1B				0-3 K 1-2	4-0 1B BB		0-0 CS 1B		3	1	2	0	1	1	1				
Alan Trammell, R OBP: 0.402, SLG: 0.439 (1, 6)	0-0 SF5 BB 1B				0-0 F8	0-0 1-2 2-H 3-H 1B		0-0 F4 1-2		5	0	2	2	0	0	3				
Steve Kemp, L OBP: 0.408, SLG: 0.441 (1, 7)	4-0 FC5 1-2 2-3 BB		0-3 K		4-0 3B BB			0-0 F8		3	1	0	0	2	1	2				
Richie Hebner, L OBP: 0.367, SLG: 0.493 (1, 3)	0-0 SF5		0-0 F8		0-0 1-H 2-H 3B			0-0 1B 2B		3	1	2	3	0	0	0				
Al Cowens, R OBP: 0.327, SLG: 0.339 (1, 9)	0-0 F6		0-0 F8		0-0 F5			0-0 F7		4	0	0	0	0	0	4				
Champ Summers, L OBP: 0.410, SLG: 0.488 John Wockenfuss, R OBP: 0.419, SLG: 0.490 (7, PH)	4-0 IBB			4-0 G6-3 BB		0-0 FC4-6 1B 1B		0-0 E6 E 1B		1	1	1	0	2	0	0				
Lance Parrish, R OBP: 0.304, SLG: 0.461 (1, 2)	0-0 FC5 2-3			0-0 G6-3 1-2		0-0 FC4-6 1B 1B		0-0 E6 1B		4	1	1	0	0	0	5				
Tom Brookens, R OBP: 0.335, SLG: 0.390 (1, 5)		0-0 F9		0-0 6-3		0-3 K		0-0 1B		4	0	1	1	0	1	2				
Lou Whitaker, L OBP: 0.351, SLG: 0.265 (1, 4)		0-0 6-3			0-0 WP 3B 1B	0-0 FC4-6 1B 1B		0-0 4-3		4	2	1	0	0	0	3				
<b>Inning Stats</b>	R: 1 E: 0 K: 0 S: 5	H: 2 LOB: 3 BB: 2 P: 13	R: 0 E: 0 K: 0 S: 4	H: 1 LOB: 0 BB: 0 P: 4	R: 0 E: 0 K: 1 S: 5	H: 0 LOB: 0 BB: 0 P: 5	R: 0 E: 0 K: 0 S: 2	H: 0 LOB: 1 BB: 1 P: 6	R: 2 E: 0 K: 1 S: 7	H: 2 LOB: 1 BB: 1 P: 11	R: 2 E: 0 K: 1 S: 8	H: 3 LOB: 2 BB: 1 P: 12	R: 2 E: 1 K: 0 S: 6	H: 3 LOB: 1 BB: 0 P: 6	R: 0 E: 0 K: 0 S: 3	H: 1 LOB: 0 BB: 0 P: 3	1B: 10 2B: 1 3B: 1 HR: 0	SF: 1 SAC: 0 DP: 1 HBP: 0	WP: 1 PB: 0 SB: 0 CS: 1	PA: 39
<b>PITCHER</b>	IP WLS BF H R ER SO BB IBB HBP BLK WP HR S P ERA WHIP	4.2 1 1 0 0 0 0 0 0 0 0 0 0 1 1 ∞ ∞	5.1 0.0 1 1 0 0 0 0 0 0 0 0 0 0 1 1 ∞ ∞	5.1 1.0 7 3 2 2 1 1 0 0 0 0 0 0 8 12 18.00 4.000	6.1 0.2 L 3 1 1 1 0 0 0 0 0 0 0 3 3 13.50 1.500	7.1 0.1 3 2 1 0 0 0 0 0 0 0 0 3 3 0.00 6.000	7.1 1.1 4 1 1 0 0 0 0 0 0 0 0 4 4 0.00 0.750													

Toronto Blue Jays @ Detroit Tigers  
Tiger Stadium, Detroit, MI  
Sun Jul 06 1980, 3:33 AM EDT  
Att: 28,564 - Unknown

AB 33  
R 7  
H 12  
RBI 7  
BB 5  
SO 3  
LOB 20



Batter	1	2	3	4	5	6	7	8	9	AB	R	H	RBI	BB	SO	LOB	TOP																					
Miguel Dilone, S OBP: 0.396, SLG: 0.439 (1, 7)	4-3		4-3 S 1B BB	6-3		G3	F9			4	1	0	0	1	0	2	<b>Cleveland Indians @ Toronto Blue Jays</b> Exhibition Stadium, Toronto, ON Thu Jul 10 1980, 7:05 PM EDT Att: 17,178 - Unknown - 83 F																					
Jorge Orta, L OBP: 0.427, SLG: 0.419 (1, 9)	1-3		4-3 1B BB			F	1B BB			3	2	2	1	2	0	0																						
Mike Hargrove, L OBP: 0.308, SLG: 0.407 (1, 3)	K		4-3	F5		E9	4-3			5	1	1	0	0	1	5																						
Joe Charboneau, R OBP: 0.362, SLG: 0.461 (1, 10)		K	1B 1B BB	K		WP		F7		4	1	1	1	1	2	1																						
Toby Harrah, R OBP: 0.378, SLG: 0.379 (1, 5)		5-3	F9		F6	SF7		F2		4	0	0	1	0	0	3																						
Ron Hassey, L OBP: 0.375, SLG: 0.422 (1, 2)		1B BB	1B 1-2 2-H 3-H	2B		K		F4		4	1	2	2	1	1	1																						
Jack Brohamer, L OBP: 0.375, SLG: 0.400 (1, 4)		1B 1B	1B 1-3 2-H	1B	F6		6-3		1-3	5	0	2	1	0	0	1																						
Rick Manning, L OBP: 0.341, SLG: 0.259 (1, 8)						FC5-4 IBB		F8		3	1	2	1	2	0	0																						
Tom Verzyer, R OBP: 0.311, SLG: 0.340 (1, 6)	K		6-3	FC5-4		1B		4-3		5	0	1	0	0	1	7																						
<b>Inning Stats</b>	R: 0 E: 0 K: 1 S: 5	H: 0 LOB: 0 BB: 0 P: 5	R: 1 E: 0 K: 2 S: 9	H: 2 LOB: 2 BB: 1 P: 13	R: 3 E: 0 K: 0 S: 5	H: 2 LOB: 3 BB: 4 P: 21	R: 0 E: 0 K: 1 S: 6	H: 1 LOB: 1 BB: 0 P: 6	R: 0 E: 0 K: 0 S: 4	H: 1 LOB: 2 BB: 1 P: 8	R: 2 E: 1 K: 1 S: 7	H: 2 LOB: 1 BB: 1 P: 11	R: 1 E: 0 K: 0 S: 6	H: 3 LOB: 2 BB: 0 P: 6	R: 0 E: 0 K: 0 S: 3	H: 0 LOB: 0 BB: 0 P: 3	R: 0 E: 0 K: 0 S: 3	H: 0 LOB: 0 BB: 0 P: 3	1B: 9 2B: 2 3B: 0 HR: 0	SF: 1 SAC: 0 DP: 0 HBP: 0	WP: 1 PB: 0 SB: 1 CS: 0	PA: 45																
<b>PITCHER</b>	IP	WLS	BF	H	R	ER	SO	BB	IBB	HBP	BLK	WP	HR	S	P	ERA	WHIP	<b>PITCHER</b>	IP	WLS	BF	H	R	ER	SO	BB	IBB	HBP	BLK	WP	HR	S	P	ERA	WHIP			
Jim Clancy, R ERA: 2.93 (1, 1)	5.2	L	32	8	6	6	4	5	2	0	0	0	0	33	61	9.53	2.294																					
Paul Mirabella, L ERA: 4.54 (6, 1)	1.1		7	3	1	1	1	0	0	0	0	1	0	9	9	6.75	2.250																					
Tom Buskey, R ERA: 3.97 (8, 1)	1.0		3	0	0	0	0	0	0	0	0	0	0	3	3	0.00	0.000																					
Mike Barlow, R ERA: 3.45 (9, 1)	1.0		3	0	0	0	0	0	0	0	0	0	0	3	3	0.00	0.000																					

Batter	1	2	3	4	5	6	7	8	9	AB	R	H	RBI	BB	SO	LOB	BOTTOM																						
Alfredo Griffin, S OBP: 0.277, SLG: 0.351 (1, 6)	1B 1B		G3		K			FC6-4 1B		4	1	2	0	0	1	1	<b>Cleveland Indians @ Toronto Blue Jays</b> Exhibition Stadium, Toronto, ON Thu Jul 10 1980, 7:05 PM EDT Att: 17,178 - Unknown - 83 F																						
Damaso Garcia, R OBP: 0.252, SLG: 0.409 (1, 4)	1B 1-3 G6-3		BB 1B		F7		FC6-4 1B BB			4	2	2	0	0	0	2																							
John Mayberry, L OBP: 0.379, SLG: 0.492 (1, 3)	G6-3 1-3 3-H		FC6-4 BB		F9		FC5 1B BB			2	0	1	1	2	0	0																							
Roy Howell, L OBP: 0.310, SLG: 0.364 (1, 5)	G6-3 1-2 3-H		FC6-4		4-3		L6			4	0	0	0	0	0	5																							
Al Woods, L OBP: 0.365, SLG: 0.468 (1, 7)	5-3			G5-4-3 BB		F7		1-2 2-H 1B		3	0	1	1	1	0	0																							
Barry Bonnell, R OBP: 0.301, SLG: 0.403 (1, 9)	1-3		G5-4-3		6-3		FC5			4	0	0	0	0	0	3																							
Lloyd Moseby, L OBP: 0.280, SLG: 0.361 (1, 10)	6-3		F8		6-3 BB		FC4-6 1B			3	0	1	0	1	0	0																							
Bob Bailor, R OBP: 0.305, SLG: 0.258 (1, 8)	F7				6-3		FC4-6			2	0	1	0	0	0	0																							
Steve Braun, L OBP: 0.115, SLG: 0.042 (7, PH)					3-1 2B		6-3-5 1-2			1	0	0	0	0	0	1																							
Joe Cannon, L OBP: 0.080, SLG: 0.080 (8, 8)					3-1					1	0	0	0	0	0	1																							
Ernie Whitt, L OBP: 0.268, SLG: 0.277 (1, 2)			4-3		3-1					3	0	0	0	0	0	2																							
Otto Velez, R OBP: 0.391, SLG: 0.523 (9, PH)					3-1					1	0	0	0	0	0	1																							
<b>Inning Stats</b>	R: 2 E: 0 K: 0 S: 5	H: 3 LOB: 0 BB: 0 P: 5	R: 0 E: 0 K: 0 S: 3	H: 0 LOB: 0 BB: 0 P: 3	R: 0 E: 0 K: 0 S: 4	H: 1 LOB: 1 BB: 1 P: 8	R: 0 E: 0 K: 0 S: 2	H: 0 LOB: 0 BB: 1 P: 6	R: 0 E: 0 K: 0 S: 6	H: 1 LOB: 1 BB: 0 P: 6	R: 0 E: 0 K: 0 S: 3	H: 0 LOB: 0 BB: 0 P: 3	R: 0 E: 0 K: 0 S: 3	H: 0 LOB: 1 BB: 1 P: 7	R: 1 E: 0 K: 0 S: 5	H: 2 LOB: 2 BB: 1 P: 9	R: 0 E: 0 K: 0 S: 3	H: 1 LOB: 0 BB: 0 P: 3	1B: 7 2B: 2 3B: 0 HR: 0	SF: 0 SAC: 0 DP: 3 HBP: 0	WP: 0 PB: 0 SB: 0 CS: 0	PA: 36																	
<b>PITCHER</b>	IP	WLS	BF	H	R	ER	SO	BB	IBB	HBP	BLK	WP	HR	S	P	ERA	WHIP	<b>PITCHER</b>	IP	WLS	BF	H	R	ER	SO	BB	IBB	HBP	BLK	WP	HR	S	P	ERA	WHIP				
John Denny, R ERA: 4.01 (1, 1)	9.0	W	36	8	3	3	1	4	0	0	0	0	0	34	50	3.00	1.333																						



Batter	1	2	3	4	5	6	7	8	9	AB	R	H	RBI	BB	SO	LOB	TOP			
Miguel Dilone, S OBP: 0.398, SLG: 0.437	0-0 6-3		0-0 3-1 1B		4-0 E SF7 BB		0-3 K			3	1	1	0	1	1	0				
Jorge Orta, L OBP: 0.422, SLG: 0.413	0-0 F9		0-0 3-1		0-0 L5			0-3 K		4	0	0	0	0	1	2				
Mike Hargrove, L OBP: 0.306, SLG: 0.406	0-0 1B		0-0 G3		0-0 SF7			0-0 G3		3	0	1	1	0	0	1				
Joe Charboneau, R OBP: 0.357, SLG: 0.454	0-0 F9			0-0 1-3	0-0 F8			0-0 L6		4	0	0	0	0	0	1				
Toby Harrah, R OBP: 0.377, SLG: 0.375		0-0 5-3		4-0 1B E BB		0-0 F7			0-0 F8	3	1	0	0	1	0	0				
Ron Hassey, L OBP: 0.376, SLG: 0.419		0-0 6-3		0-0 E SF7 1B		0-0 3-1			0-0 4-3	4	1	1	0	0	0	0				
Jack Brohamer, L OBP: 0.370, SLG: 0.386		4-0 BB		0-0 E3 FC6-4		0-0 4-3			0-0 6-3	3	0	0	1	1	0	1	AB 29			
Rick Manning, L OBP: 0.337, SLG: 0.256		0-0 L3		0-0 SF7			0-0 6-3			2	0	0	1	0	0	1	R 3			
Tom Verzyer, R OBP: 0.307, SLG: 0.335			0-0 6-3	0-0 FC6-4			0-0 F4			3	0	0	0	0	0	1	H 3			
<b>Inning Stats</b>	R: 0 E: 0 K: 0 S: 4	H: 1 LOB: 1 BB: 0 P: 4	R: 0 E: 0 K: 0 S: 3	H: 0 LOB: 1 BB: 1 P: 7	R: 0 E: 0 K: 0 S: 4	H: 1 LOB: 1 BB: 0 P: 4	R: 2 E: 1 K: 0 S: 5	H: 0 LOB: 0 BB: 1 P: 7	R: 0 E: 0 K: 0 S: 3	H: 0 LOB: 0 BB: 0 P: 3	R: 0 E: 0 K: 1 S: 5	H: 0 LOB: 0 BB: 0 P: 5	R: 0 E: 0 K: 0 S: 3	H: 0 LOB: 0 BB: 0 P: 3	R: 0 E: 0 K: 0 S: 3	H: 0 LOB: 0 BB: 0 P: 3	1B: 3 2B: 0 3B: 0 HR: 0	SF: 2 SAC: 0 DP: 0 HBP: 0	WP: 0 PB: 0 SB: 1 CS: 0	PA: 34
<b>PITCHER</b> Dave Stieb, R ERA: 2.96	IP: 9.0 WLS: W BF: 34 H: 3 R: 3 ER: 1 SO: 2 BB: 3 IBB: 0 HBP: 0 BLK: 0 WP: 0 HR: 0 S: 35 P: 47 ERA: 1.00 WHIP: 0.667															<b>PITCHER</b>				

Cleveland Indians @ Toronto Blue Jays  
Exhibition Stadium, Toronto, ON  
Fri Jul 11, 1980, 7:05 PM EDT  
Att: 16,621 - Unknown - 83 F

AB 29  
R 3  
H 3  
RBI 3  
BB 3  
SO 2  
LOB 7



Batter	1	2	3	4	5	6	7	8	9	AB	R	H	RBI	BB	SO	LOB	BOTTOM			
Alfredo Griffin, S OBP: 0.279, SLG: 0.350	4-0 4-3 BB	0-0 L5		0-0 6-3		0-0 4-3		0-0 CS 1B		4	0	1	0	1	0	4				
Damaso Garcia, R OBP: 0.298, SLG: 0.420	0-0 F8	0-0 1-2 2-H 3-H 1B		0-3 K		0-0 2-3 3B		0-0 1-2 1B		5	0	3	3	0	1	1				
Al Woods, L OBP: 0.366, SLG: 0.466	0-0 4-3	0-0 F9			0-0 HR 1B		0-0 G3		0-0 1-2 1B	5	1	2	0	0	0	4				
Otto Velez, R OBP: 0.396, SLG: 0.535	4-0 BB	0-3 K			0-0 1-H HR		4-0 1B BB		0-3 K	3	1	1	2	2	2	4				
John Mayberry, L OBP: 0.374, SLG: 0.484	0-0 G3		0-0 4-3		0-0 F9		0-0 F8			4	0	0	0	0	0	3				
Roy Howell, L OBP: 0.313, SLG: 0.366		0-0 1B HBP 1B		0-0 F7		0-0 4-3		0-0 FC6-4 1B		4	1	2	0	0	0	0				
Barry Bonnell, R OBP: 0.304, SLG: 0.406		4-0 HBP 1B BB		0-0 2B		0-3 K		0-0 L7		3	1	1	0	1	1	2	AB 35			
Bob Bailor, R OBP: 0.304, SLG: 0.257		0-0 1B HBP 1B		0-0 F7			0-0 F3	0-0 FC6-4		4	1	1	0	0	0	3	R 6			
Bob Davis, R OBP: 0.284, SLG: 0.343		1-0 1B HBP		0-0 5-3			0-0 4-3 3B 2B	0-0 G3		3	1	1	1	0	0	0	H 12			
<b>Inning Stats</b>	R: 0 E: 0 K: 0 S: 3	H: 0 LOB: 2 BB: 2 P: 11	R: 3 E: 0 K: 1 S: 8	H: 3 LOB: 3 BB: 1 P: 13	R: 0 E: 0 K: 0 S: 4	H: 1 LOB: 0 BB: 0 P: 4	R: 0 E: 0 K: 1 S: 5	H: 0 LOB: 0 BB: 0 P: 5	R: 2 E: 0 K: 1 S: 7	H: 2 LOB: 0 BB: 0 P: 7	R: 1 E: 0 K: 0 S: 5	H: 2 LOB: 1 BB: 0 P: 5	R: 0 E: 0 K: 0 S: 4	H: 1 LOB: 2 BB: 1 P: 8	R: 0 E: 0 K: 1 S: 7	H: 3 LOB: 2 BB: 0 P: 7	1B: 8 2B: 2 3B: 1 HR: 1	SF: 0 SAC: 0 DP: 0 HBP: 1	WP: 0 PB: 0 SB: 0 CS: 1	PA: 40
<b>PITCHER</b> Wayne Garland, R ERA: 3.82 Bob Ovwchinko, L ERA: 5.55	IP: 5.2 WLS: L BF: 29 H: 8 R: 6 ER: 6 SO: 3 BB: 3 IBB: 0 HBP: 1 BLK: 0 WP: 0 HR: 1 S: 31 P: 44 ERA: 9.53 WHIP: 1.941															<b>PITCHER</b>				

Cleveland Indians @ Toronto Blue Jays  
Exhibition Stadium, Toronto, ON  
Fri Jul 11, 1980, 7:05 PM EDT  
Att: 16,621 - Unknown - 83 F

AB 35  
R 6  
H 12  
RBI 6  
BB 4  
SO 4  
LOB 21



Batter	1	2	3	4	5	6	7	8	9	AB	R	H	RBI	BB	SO	LOB	TOP										
<b>Charlie Moore, R</b> OBP: 0.349, SLG: 0.358 (1, 2)										5	2	2	0	0	1	0	<b>Milwaukee Brewers @ Toronto Blue Jays</b> Exhibition Stadium, Toronto, ON Sat Jul 12 1980, 3:33 AM EDT Att: 23,624 - Unknown - 72 F										
<b>Robin Yount, R</b> OBP: 0.343, SLG: 0.567 (1, 6)										5	2	2	2	0	0	2											
<b>Cecil Cooper, L</b> OBP: 0.372, SLG: 0.505 (1, 3)										5	0	2	3	0	0	1											
<b>Gorman Thomas, R</b> OBP: 0.289, SLG: 0.452 (1, 8)										5	0	2	1	0	0	2											
<b>Ben Oglivie, L</b> OBP: 0.398, SLG: 0.613 (1, 7)										3	1	1	0	2	0	3											
<b>Sixto Lezcano, R</b> OBP: 0.303, SLG: 0.421 (1, 9)										5	1	1	0	0	0	4											
<b>Don Money, R</b> OBP: 0.355, SLG: 0.540 (1, 5)										4	1	1	1	0	1	1											
<b>Mark Brouhard, R</b> OBP: 0.296, SLG: 0.447 (1, 10)										4	1	0	1	0	1	2											
<b>Jim Gantner, L</b> OBP: 0.292, SLG: 0.316 (1, 4)										4	1	1	1	0	0	0											
<b>Inning Stats</b>	R: 0 E: 0 K: 1 S: 5	H: 0 LOB: 0 BB: 0 P: 5	R: 7 E: 0 K: 0 S: 10	H: 6 LOB: 1 BB: 1 P: 14	R: 0 E: 0 K: 1 S: 5	H: 0 LOB: 0 BB: 0 P: 5	R: 0 E: 0 K: 0 S: 3	H: 0 LOB: 0 BB: 0 P: 3	R: 0 E: 0 K: 0 S: 4	H: 0 LOB: 1 BB: 0 P: 4	R: 0 E: 0 K: 0 S: 3	H: 0 LOB: 1 BB: 0 P: 3	R: 0 E: 0 K: 0 S: 4	H: 1 LOB: 1 BB: 0 P: 4	R: 0 E: 0 K: 0 S: 6	H: 1 LOB: 1 BB: 0 P: 6		R: 2 E: 0 K: 0 S: 6	H: 3 LOB: 2 BB: 1 P: 10	1B: 9 2B: 2 3B: 1 HR: 0	SF: 0 SAC: 0 DP: 1 HBP: 0	WP: 1 PB: 0 CS: 0	PA: 42				
<b>PITCHER</b>	IP	WLS	BF	H	R	ER	SO	BB	IBB	HBP	BLK	WP	HR	S	P	ERA	WHIP										
<b>Balor Moore, L</b> ERA: 5.89 (1, 1)	1.1	L	10	4	6	6	1	1	0	0	0	0	0	11	15	40.50	3.750										
<b>Tom Buskey, R</b> ERA: 4.15 (2, 1)	0.0		3	2	1	1	0	0	0	0	0	1	0	3	3	∞	∞										
<b>Paul Mirabella, L</b> ERA: 4.4 (2, 1)	4.2		14	1	0	0	1	0	0	0	0	0	0	16	16	0.00	0.214										
<b>Jesse Jefferson, R</b> ERA: 5.0 (7, 1)	2.0		8	2	0	0	1	0	0	0	0	0	0	10	10	0.00	1.000										
<b>Mike Barlow, R</b> ERA: 4.32 (9, 1)	1.0		7	3	2	2	0	1	0	0	0	0	0	6	10	18.00	4.000										

Batter	1	2	3	4	5	6	7	8	9	AB	R	H	RBI	BB	SO	LOB	BOTTOM										
<b>Alfredo Griffin, S</b> OBP: 0.281, SLG: 0.352 (1, 6)										4	1	2	0	0	0	0	<b>Milwaukee Brewers @ Toronto Blue Jays</b> Exhibition Stadium, Toronto, ON Sat Jul 12 1980, 3:33 AM EDT Att: 23,624 - Unknown - 72 F										
<b>Damaso Garcia, R</b> OBP: 0.297, SLG: 0.417 (1, 4)										4	0	1	1	0	0	2											
<b>Al Woods, L</b> OBP: 0.359, SLG: 0.457 (1, 7)										4	0	0	0	0	0	3											
<b>Otto Velez, R</b> OBP: 0.393, SLG: 0.529 (1, 10)										4	0	1	0	0	1	0											
<b>John Mayberry, L</b> OBP: 0.369, SLG: 0.476 (1, 3)										4	0	0	0	0	0	1											
<b>Roy Howell, L</b> OBP: 0.312, SLG: 0.364 (1, 5)										4	0	1	0	0	0	1											
<b>Barry Bonnell, R</b> OBP: 0.304, SLG: 0.401 (1, 9)										3	1	0	0	1	0	2											
<b>Bob Bailor, R</b> OBP: 0.304, SLG: 0.266 (1, 8)										3	0	1	0	0	0	1											
<b>Bob Davis, R</b> OBP: 0.259, SLG: 0.336 (1, 2)										3	0	0	0	0	0	2											
<b>Inning Stats</b>	R: 0 E: 0 K: 0 S: 3	H: 0 LOB: 0 BB: 0 P: 3	R: 0 E: 0 K: 0 S: 3	H: 0 LOB: 0 BB: 0 P: 3	R: 2 E: 1 K: 0 S: 5	H: 2 LOB: 1 BB: 1 P: 9	R: 0 E: 0 K: 0 S: 4	H: 1 LOB: 0 BB: 0 P: 4	R: 0 E: 0 K: 0 S: 3	H: 0 LOB: 0 BB: 0 P: 3	R: 0 E: 0 K: 1 S: 5	H: 0 LOB: 0 BB: 0 P: 5	R: 0 E: 0 K: 0 S: 3	H: 0 LOB: 0 BB: 0 P: 3	R: 0 E: 0 K: 0 S: 5	H: 2 LOB: 2 BB: 0 P: 5		R: 0 E: 0 K: 0 S: 4	H: 1 LOB: 1 BB: 0 P: 4	1B: 5 2B: 1 3B: 0 HR: 0	SF: 0 SAC: 0 DP: 0 HBP: 0	WP: 0 PB: 0 CS: 0	PA: 34				
<b>PITCHER</b>	IP	WLS	BF	H	R	ER	SO	BB	IBB	HBP	BLK	WP	HR	S	P	ERA	WHIP										
<b>Bill Travers, L</b> ERA: 2.93 (1, 1)	9.0	W	34	6	2	1	1	1	0	0	0	0	0	35	39	1.00	0.778										






Batter	1	2	3	4	5	6	7	8	9	AB	R	H	RBI	BB	SO	LOB	TOP		
<b>Robin Yount, R</b> OBP: 0.339, SLG: 0.560 (1, 6)	0-0 6-3		0-0 F8			0-0 F8		0-0 6-3		4	0	0	0	0	0	1	<b>Milwaukee Brewers @ Toronto Blue Jays</b> Exhibition Stadium, Toronto, ON Sun Jul 13 1980, 3:33 AM EDT Unknown - 74 F		
<b>Sixto Lezcano, R</b> OBP: 0.303, SLG: 0.422 (1, 9)	0-0 F7			0-0 F7		0-0 G3 2B		0-3 K		4	0	1	0	0	1	0			
<b>Cecil Cooper, L</b> OBP: 0.373, SLG: 0.515 (1, 3)	0-0 P6			0-0 HR		0-0 G3 2-3		0-0 1B		4	1	2	1	0	0	1			
<b>Gorman Thomas, R</b> OBP: 0.286, SLG: 0.446 (1, 8)		0-0 F7		0-0 P5		0-0 F7		0-3 K		4	0	0	0	0	1	2			
<b>Ben Oglivie, L</b> OBP: 0.396, SLG: 0.606 (1, 7)		0-0 5-3		0-0 F8			4-0 BB BB		0-0 G3		3	0	0	0	1	0			
<b>Don Money, R</b> OBP: 0.356, SLG: 0.542 (1, 5)		0-0 5-3			0-0 P6		4-0 BB 1-2 BB		0-0 2B		3	0	1	0	1	0			
<b>Dick Davis, R</b> OBP: 0.306, SLG: 0.386 (1, 10)			0-0 6-3		0-0 6-3		4-0 BB 1-2 2-3 G5-4-3 BB		0-0 F9		3	0	0	0	1	0			
<b>Jim Gantner, L</b> OBP: 0.299, SLG: 0.323 (7, PH)							0-3 K		0-3 K		2	0	2	0	0	0			
<b>Charlie Moore, R</b> OBP: 0.346, SLG: 0.354 (7, 2)							0-0 1B		0-0 K		2	0	0	0	0	2			
<b>Buck Martinez, R</b> OBP: 0.256, SLG: 0.292 (7, PH)			0-3 K		0-0 1-3		0-0 G5-4-3 1-2				2	0	0	0	0	1			
<b>Vic Harris, S</b> OBP: 0.361, SLG: 0.353 (7, 4)											1	0	0	0	0	3			
<b>Inning Stats</b>	R: 0 E: 0 K: 0 S: 3	H: 0 LOB: 0 BB: 0 P: 3	R: 0 E: 0 K: 0 S: 3	H: 0 LOB: 0 BB: 0 P: 3	R: 0 E: 0 K: 1 S: 6	H: 1 LOB: 1 BB: 0 P: 6	R: 1 E: 0 K: 0 S: 4	H: 1 LOB: 0 BB: 0 P: 4	R: 0 E: 0 K: 0 S: 4	H: 0 LOB: 2 BB: 3 P: 16	R: 0 E: 0 K: 1 S: 6	H: 1 LOB: 1 BB: 0 P: 6	R: 0 E: 0 K: 1 S: 6	H: 1 LOB: 1 BB: 0 P: 6	1B: 3 2B: 2 3B: 0 HR: 1	SF: 0 SAC: 0 DP: 1 HBP: 0	WP: 0 PA: 35 CS: 0		
<b>PITCHER</b>	IP	WLS	BF	H	R	ER	SO	BB	IBB	HBP	BLK	WP	HR	S	P	ERA	WHIP		
<b>Jack Kucek, R</b> ERA: 2.89 (1, 1)	6.0	W	24	4	1	1	1	2	0	0	0	0	1	24	32	1.50	1.000		
<b>Tom Buskey, R</b> ERA: 4.15 (7, 1)	0.0		1	0	0	0	0	1	0	0	0	0	0	0	4	∞	∞		
<b>Jerry Garvin, L</b> ERA: 2.11 (7, 1)	3.0	S	10	2	0	0	4	0	0	0	0	0	0	18	18	0.00	0.667		

Batter	1	2	3	4	5	6	7	8	9	AB	R	H	RBI	BB	SO	LOB	BOTTOM		
<b>Alfredo Griffin, S</b> OBP: 0.278, SLG: 0.347 (1, 6)	0-0 5-3		0-0 P6		0-0 F8		0-0 F8			4	0	0	0	0	0	0	<b>Milwaukee Brewers @ Toronto Blue Jays</b> Exhibition Stadium, Toronto, ON Sun Jul 13 1980, 3:33 AM EDT Unknown - 74 F		
<b>Damaso Garcia, R</b> OBP: 0.300, SLG: 0.426 (1, 4)	0-0 1B 1B		0-0 3B			0-0 F9	0-0 L3			4	0	2	0	0	0	0			
<b>John Mayberry, L</b> OBP: 0.374, SLG: 0.481 (6, PR)	0-0 1B		0-3 K			0-0 2B 1B		0-0 2B 1B		4	1	3	0	0	1	1			
<b>Joe Cannon, L</b> OBP: 0.080, SLG: 0.080 (9, 3)	1-2 1B					0-0 HR 2B		0-0 F7		0	0	0	0	0	0	0			
<b>Doug Ault, R</b> OBP: 0.318, SLG: 0.282 (1, 10)	0-3 K			0-0 F7		0-0 4-3 HR 2B		0-0 F7		4	1	1	1	0	1	3			
<b>Roy Howell, L</b> OBP: 0.311, SLG: 0.366 (1, 8)	0-3 K			0-0 HR		0-0 4-3		0-0 2B		4	1	2	1	0	1	3			
<b>Barry Bonnell, R</b> OBP: 0.307, SLG: 0.419 (1, 7)		0-0 G3		0-0 3-1		0-0 HR		4-0 FC6-4 IBB		3	1	1	2	1	0	0			
<b>Al Woods, L</b> OBP: 0.362, SLG: 0.469 (1, 9)		0-0 P5		0-3 K		0-0 1B		0-3 K		4	0	1	0	0	2	3			
<b>Lloyd Moseby, L</b> OBP: 0.279, SLG: 0.357 (1, 5)		0-0 F8			0-0 6-3		0-3 K		0-0 FC6-4		4	0	0	0	1	4			
<b>Garth Iorg, R</b> OBP: 0.286, SLG: 0.377 (1, 2)			0-0 F9		0-3 K		0-0 L6			3	0	0	0	0	1	0			
<b>Bob Davis, R</b> OBP: 0.253, SLG: 0.329 (1, 1)																			
<b>Inning Stats</b>	R: 0 E: 0 K: 2 S: 9	H: 2 LOB: 2 BB: 0 P: 9	R: 0 E: 0 K: 0 S: 3	H: 0 LOB: 0 BB: 0 P: 3	R: 0 E: 0 K: 1 S: 6	H: 1 LOB: 1 BB: 0 P: 6	R: 1 E: 0 K: 1 S: 6	H: 1 LOB: 0 BB: 0 P: 6	R: 0 E: 0 K: 1 S: 5	H: 0 LOB: 0 BB: 0 P: 5	R: 3 E: 0 K: 1 S: 9	H: 4 LOB: 1 BB: 0 P: 9	R: 0 E: 0 K: 0 S: 3	H: 0 LOB: 0 BB: 0 P: 3	R: 0 E: 0 K: 1 S: 7	H: 2 LOB: 3 BB: 1 P: 11	1B: 5 2B: 2 3B: 1 HR: 2	SF: 0 SAC: 0 DP: 0 HBP: 0	WP: 0 PA: 35 CS: 0
<b>PITCHER</b>	IP	WLS	BF	H	R	ER	SO	BB	IBB	HBP	BLK	WP	HR	S	P	ERA	WHIP		
<b>Moose Haas, R</b> ERA: 3.05 (1, 1)	8.0	L	35	10	4	4	7	0	1	0	0	0	2	48	52	4.50	1.250		

**AB 32**  
**R 1**  
**H 6**  
**RBI 1**  
**BB 3**  
**SO 5**  
**LOB 14**



**AB 34**  
**R 4**  
**H 10**  
**RBI 4**  
**BB 1**  
**SO 7**  
**LOB 14**



Batter	1	2	3	4	5	6	7	8	9	AB	R	H	RBI	BB	SO	LOB	TOP																					
Charlie Moore, R OBP: 0.342, SLG: 0.356	5-3		6-3		5-3		FC6-2 2B		F9	5	0	1	0	0	0	0	<b>Milwaukee Brewers @ Toronto Blue Jays</b> Exhibition Stadium, Toronto, ON Sun Jul 13 1980, 3:38 AM EDT Att: 26,331 - Unknown																					
Robin Yount, R OBP: 0.334, SLG: 0.552	K		F8		K		FC6-2 PO 2H			4	0	0	0	0	2	1																						
Cecil Cooper, L OBP: 0.372, SLG: 0.511	K			2B 4-3 1B		F8	PO	G3		4	1	1	0	0	1	0																						
Gorman Thomas, R OBP: 0.294, SLG: 0.462		6-3 1B 2B		4-3 2B 2B		SF9 1B				4	3	4	0	0	0	0																						
Ben Oglivie, L OBP: 0.394, SLG: 0.602	6-3		4-3		SF9 1B					2	0	0	2	1	0	2																						
Don Money, R OBP: 0.367, SLG: 0.554		2-3 1B	2-3 3-H 2B		1B 1B			IBB		4	0	3	2	0	0	2																						
Mark Brouhard, R OBP: 0.294, SLG: 0.439	3-H 1B K		3-H 2B		1B 1B			F8		4	0	1	0	0	2	4																						
Sal Bando, R OBP: 0.266, SLG: 0.262	F8		6-3		P3				F7	4	0	0	0	0	0	4																						
Jim Gantner, L OBP: 0.293, SLG: 0.316			1-3		F7		4-3		F7	4	0	0	0	0	0	0																						
<b>Inning Stats</b>	R: 0 E: 0 K: 2 S: 7	H: 0 LOB: 0 BB: 0 P: 7	R: 1 E: 0 K: 1 S: 7	H: 2 LOB: 1 BB: 0 P: 7	R: 0 E: 0 K: 0 S: 3	H: 0 LOB: 0 BB: 0 P: 3	R: 2 E: 0 K: 0 S: 6	H: 3 LOB: 1 BB: 0 P: 6	R: 0 E: 0 K: 1 S: 5	H: 0 LOB: 0 BB: 0 P: 5	R: 1 E: 0 K: 0 S: 6	H: 3 LOB: 2 BB: 0 P: 6	R: 0 E: 0 K: 0 S: 3	H: 1 LOB: 0 BB: 0 P: 3	R: 0 E: 0 K: 1 S: 6	H: 1 LOB: 2 BB: 1 P: 10		R: 0 E: 0 K: 0 S: 3	H: 0 LOB: 0 BB: 0 P: 3	1B: 5 2B: 5 3B: 0 HR: 0	SF: 1 SAC: 0 DP: 0 HBP: 0	WP: 0 PB: 0 CS: 0	PA: 38															
<b>PITCHER</b>	IP	WLS	BF	H	R	ER	SO	BB	IBB	HBP	BLK	WP	HR	S	P	ERA	WHIP	<b>PITCHER</b>				IP	WLS	BF	H	R	ER	SO	BB	IBB	HBP	BLK	WP	HR	S	P	ERA	WHIP
Joey McLaughlin, R ERA: 4.81	(1, 1)	6.0	L	26	8	4	4	4	0	0	0	0	0	0	34	34	6.00	1.333																				
Jesse Jefferson, R ERA: 4.73	(7, 1)	3.0		11	2	0	0	1	0	1	0	0	0	0	12	16	0.00	0.667																				

AB	35
R	4
H	10
RBI	4
BB	1
SO	5
LOB	13

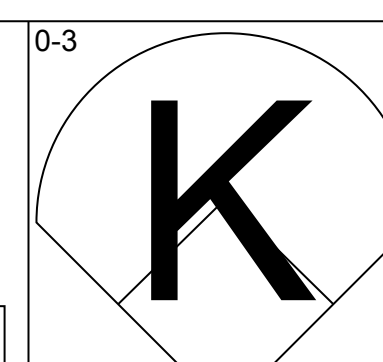
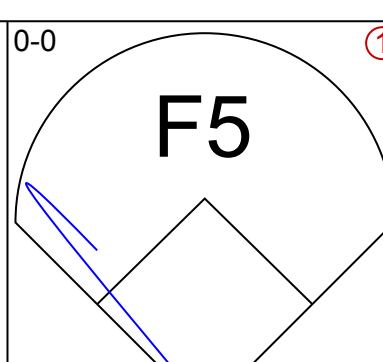
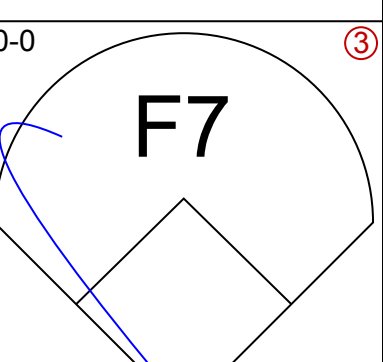
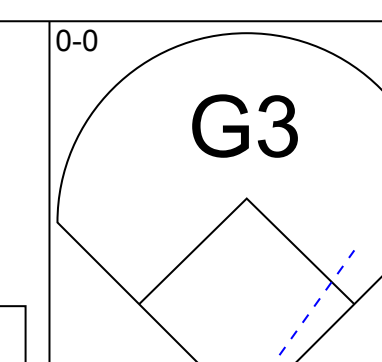
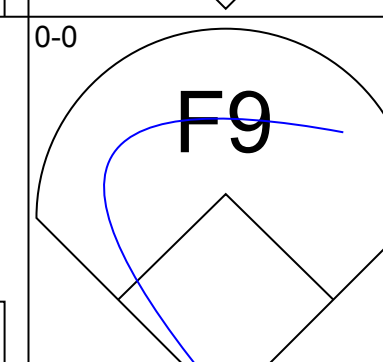
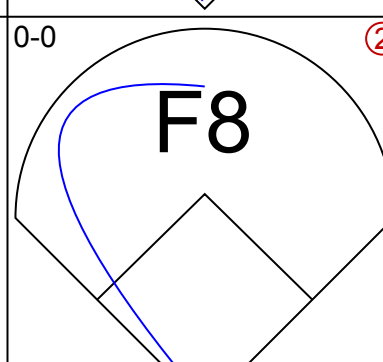
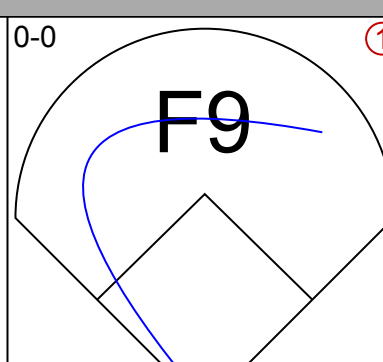
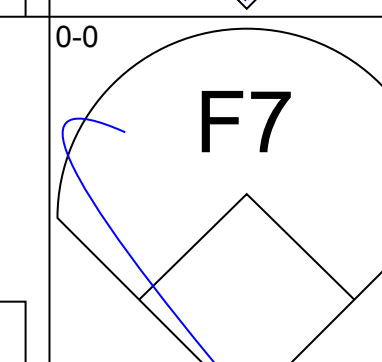
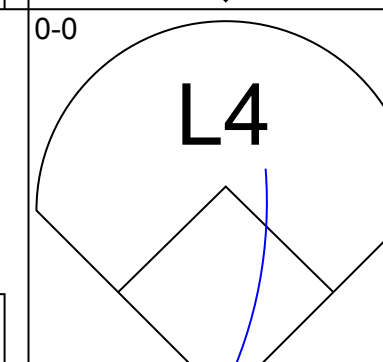
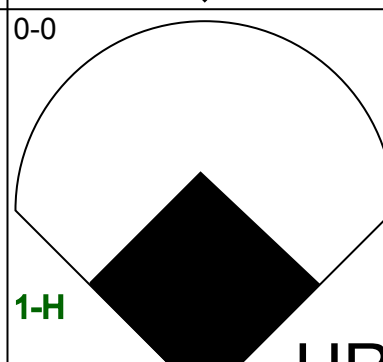
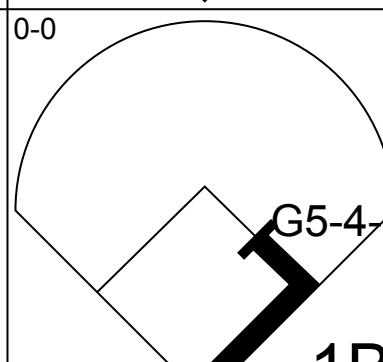
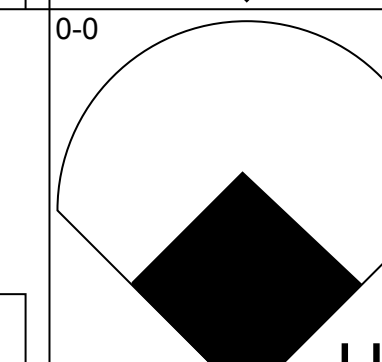
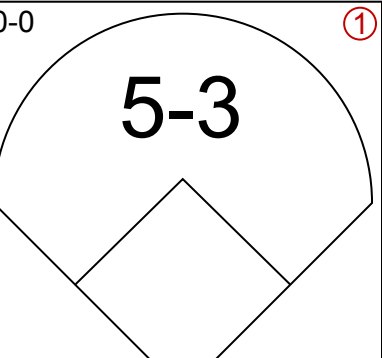
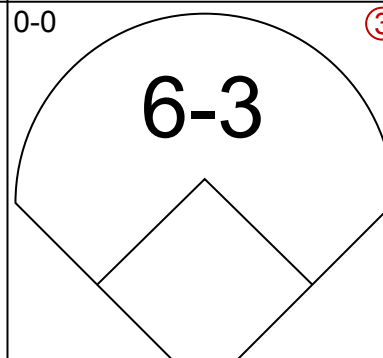
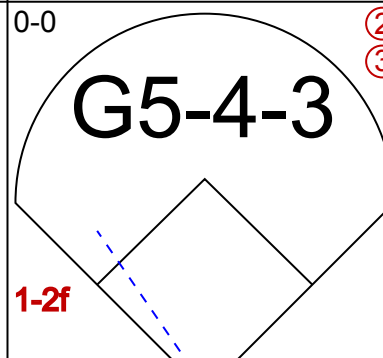
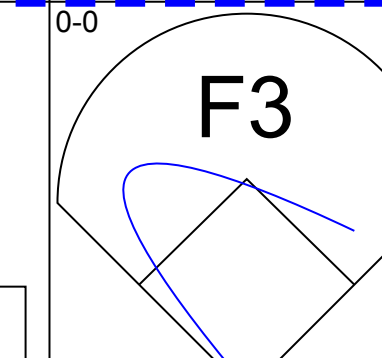
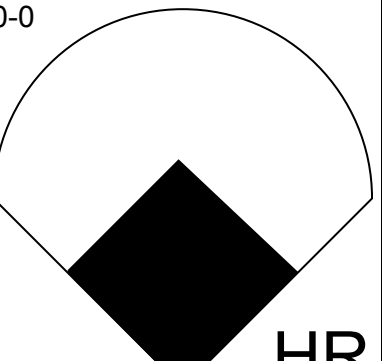
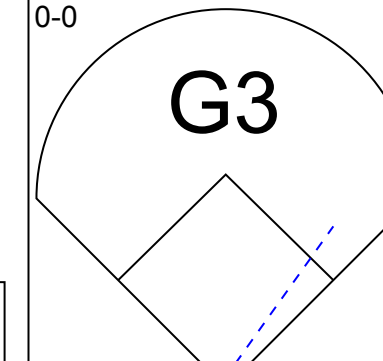
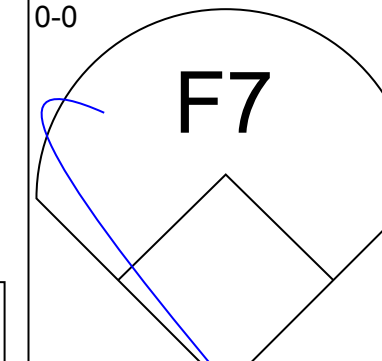
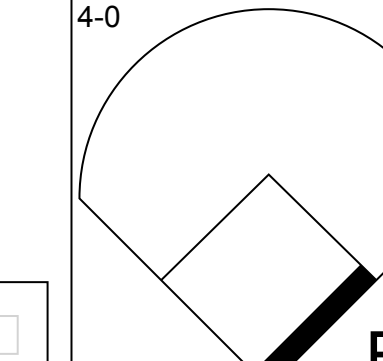
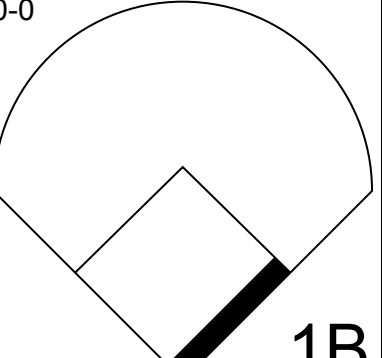
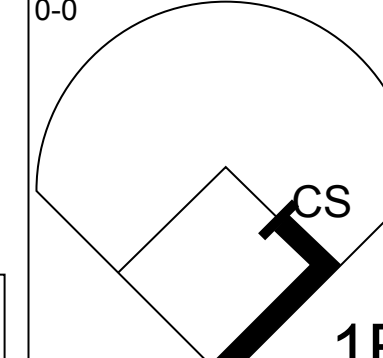
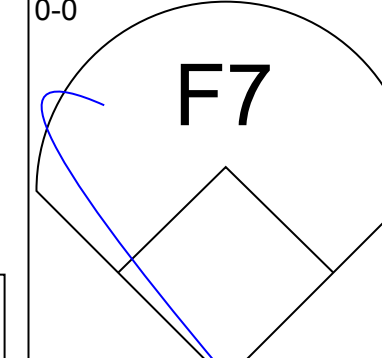
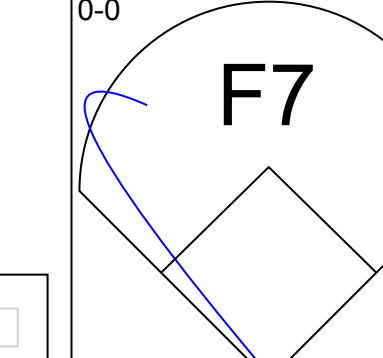
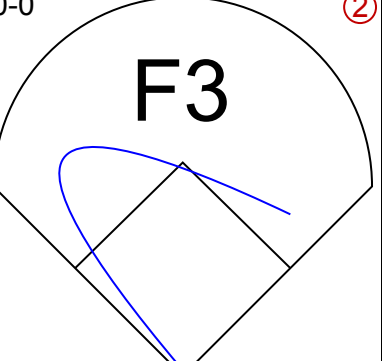
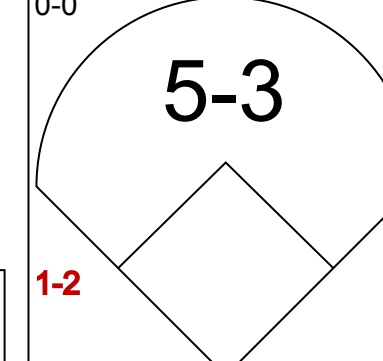
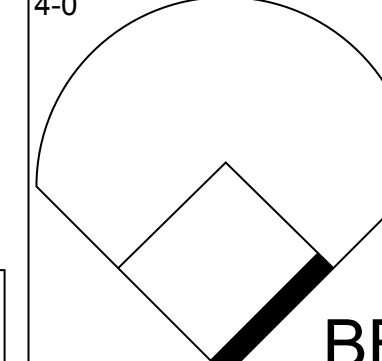
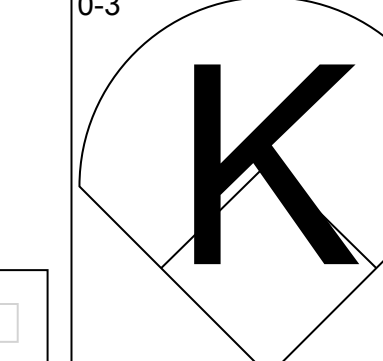
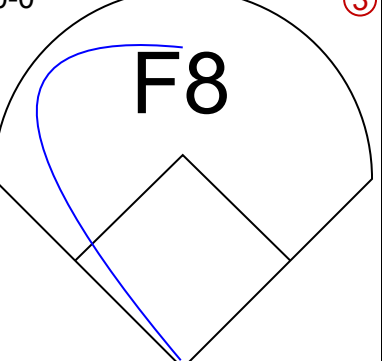
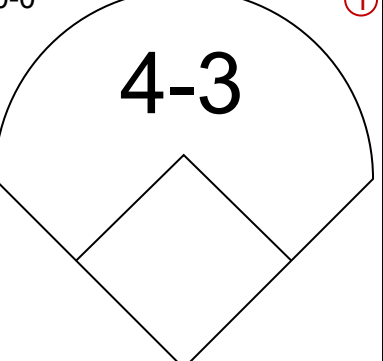
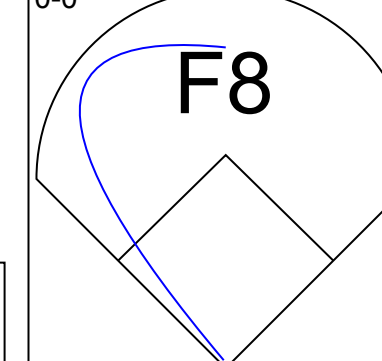
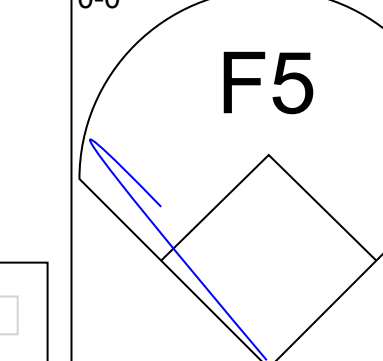
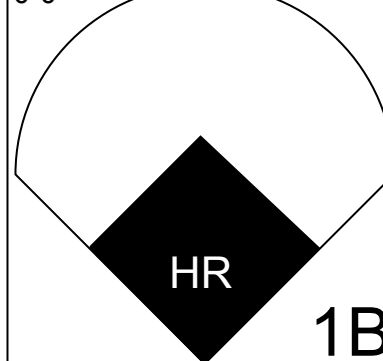
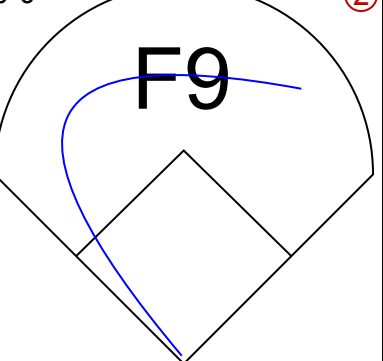
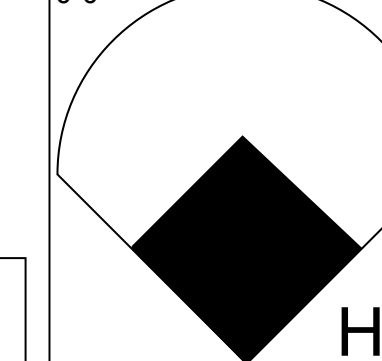


Batter	1	2	3	4	5	6	7	8	9	AB	R	H	RBI	BB	SO	LOB	BOTTOM																					
Alfredo Griffin, S OBP: 0.275, SLG: 0.343	F9		F8			L3		G3		4	0	0	0	0	0	0	<b>Milwaukee Brewers @ Toronto Blue Jays</b> Exhibition Stadium, Toronto, ON Sun Jul 13 1980, 3:38 AM EDT Att: 26,331 - Unknown																					
Damaso Garcia, R OBP: 0.306, SLG: 0.430				4-3 1B					6-3 5-3 1B	4	0	3	0	0	1	0																						
John Mayberry, L OBP: 0.369, SLG: 0.473	4-3			B1-3		P6			5-3	4	0	0	0	0	0	3																						
Roy Howell, L OBP: 0.314, SLG: 0.371	F9								6-3	4	0	2	0	0	0	2																						
Al Woods, L OBP: 0.360, SLG: 0.463		F4		F9		G3 1B		G3		3	0	0	0	1	0	2																						
Barry Bonnell, R OBP: 0.302, SLG: 0.413		6-3				5-3		F7		4	0	0	0	0	0	3																						
Doug Ault, R OBP: 0.298, SLG: 0.262		6-3				K		F8		3	0	0	0	0	1	1																						
Bob Bailor, R OBP: 0.301, SLG: 0.262				F7					0-3 K	2	0	0	0	0	0	0																						
Steve Braun, L OBP: 0.111, SLG: 0.040						F9				1	0	0	0	0	1	0																						
Bob Davis, R OBP: 0.253, SLG: 0.329									K	0	0	0	0	0	0	0																						
Ernie Whitt, L OBP: 0.263, SLG: 0.272										2	0	0	0	0	0	0																						
Lloyd Moseby, L OBP: 0.277, SLG: 0.354				L3		F9		P6		1	0	0	0	0	0	0																						
<b>Inning Stats</b>	R: 0 E: 0 K: 0 S: 4	H: 1 LOB: 1 BB: 0 P: 4	R: 0 E: 0 K: 0 S: 3	H: 0 LOB: 0 BB: 0 P: 3	R: 0 E: 0 K: 0 S: 3	H: 0 LOB: 0 BB: 0 P: 3	R: 0 E: 0 K: 1 S: 6	H: 1 LOB: 1 BB: 0 P: 6	R: 0 E: 0 K: 1 S: 5	H: 0 LOB: 0 BB: 0 P: 5	R: 0 E: 0 K: 0 S: 4	H: 1 LOB: 1 BB: 0 P: 4	R: 0 E: 0 K: 0 S: 4	H: 1 LOB: 1 BB: 0 P: 4	R: 0 E: 0 K: 1 S: 5	H: 0 LOB: 2 BB: 0 P: 5	R: 0 E: 0 K: 0 S: 4	H: 1 LOB: 2 BB: 1 P: 8	1B: 4 2B: 1 3B: 0 HR: 0	SF: 0 SAC: 0 DP: 0 HBP: 0	WP: 0 PB: 0 CS: 0	PA: 33																
<b>PITCHER</b>	IP	WLS	BF	H	R	ER	SO	BB	IBB	HBP	BLK	WP	HR	S	P	ERA	WHIP	<b>PITCHER</b>				IP	WLS	BF	H	R	ER	SO	BB	IBB	HBP	BLK	WP	HR	S	P	ERA	WHIP
Paul Mitchell, R ERA: 1.64	(1, 1)	8.0	W	28	4	0	0	3	0	0	0	0	0	0	34	34	0.00	0.500																				
Bob McClure, L ERA: 2.73	(9, 1)	1.0		5	1	0	0	0	1	0	0	0	0	0	4	8	0.00	2.000																				



Batter	1	2	3	4	5	6	7	8	9	AB	R	H	RBI	BB	SO	LOB	TOP
<b>Robin Yount, R</b> OBP: 0.332, SLG: 0.556 (1, 6)	F7	FC6-4		5-3			4-3		HR	5	1	1	3	0	0	4	<b>Milwaukee Brewers @ Toronto Blue Jays</b> Exhibition Stadium, Toronto, ON Mon Jul 14 1980, 7:05 PM EDT Att: 19,443 - Unknown - 80 F
<b>Vic Harris, S</b> OBP: 0.308, SLG: 0.273 (1, 9)	K		5-3		F8		P5		5-3	5	0	0	0	0	1	0	
<b>Cecil Cooper, L</b> OBP: 0.372, SLG: 0.511 (1, 3)	4-3		WP HR				4-3		K	4	1	1	0	1	1	0	
<b>Gorman Thomas, R</b> OBP: 0.294, SLG: 0.469 (1, 8)		HR	5-3		F8			G3		4	1	1	1	0	0	2	
<b>Ben Oglivie, L</b> OBP: 0.395, SLG: 0.611 (1, 7)		BB 1B			L4			K		4	1	2	2	0	1	1	
<b>Don Money, R</b> OBP: 0.359, SLG: 0.540 (1, 5)	K		6-3				4-3		6-3	4	0	0	0	0	1	1	
<b>Dick Davis, R</b> OBP: 0.304, SLG: 0.379 (1, 10)	F8						5-3		6-3	3	0	0	0	1	0	1	
<b>Jim Gantner, L</b> OBP: 0.302, SLG: 0.322 (1, 4)		BB 1B			F9				1B HR 1B	3	1	2	0	1	0	1	
<b>Buck Martinez, R</b> OBP: 0.258, SLG: 0.287 (1, 2)							P4			2	0	0	0	1	0	2	
<b>Charlie Moore, R</b> OBP: 0.345, SLG: 0.359 (9, PH)									HR 1B	1	1	1	0	0	0	0	
<b>Inning Stats</b>	R: 0 E: 0 K: 1 S: 5	H: 0 LOB: 0 BB: 0 P: 5	R: 1 E: 0 K: 1 S: 8	H: 3 LOB: 3 BB: 1 P: 12	R: 2 E: 0 K: 0 S: 5	H: 2 LOB: 0 BB: 0 P: 5	R: 0 E: 0 K: 0 S: 3	H: 0 LOB: 1 BB: 1 P: 7	R: 0 E: 0 K: 0 S: 3	H: 0 LOB: 0 BB: 0 P: 3	R: 0 E: 0 K: 1 S: 5	H: 0 LOB: 0 BB: 0 P: 5	R: 3 E: 0 K: 1 S: 8	H: 3 LOB: 0 BB: 0 P: 8	1B: 4 2B: 1 3B: 0 HR: 3	SF: 0 SAC: 0 DP: 0 HBP: 0	WP: 2 PA: 39 PB: 0 CS: 0
<b>PITCHER</b>	IP	WLS	BF	H	R	ER	SO	BB	IBB	HBP	BLK	WP	HR	S	P	ERA	WHIP
<b>Jim Clancy, R</b> ERA: 3.09 (1, 1)	8.1	L	36	7	5	5	3	4	0	0	0	2	2	38	54	5.40	1.320
<b>Jerry Garvin, L</b> ERA: 2.28 (9, 1)	0.2		3	1	1	1	1	0	0	0	0	0	1	5	5	13.50	1.500

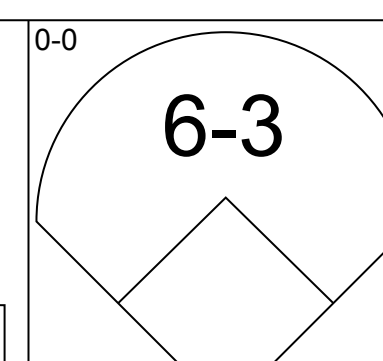
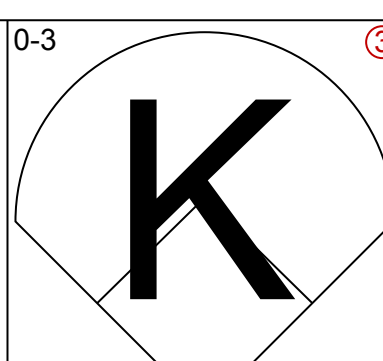
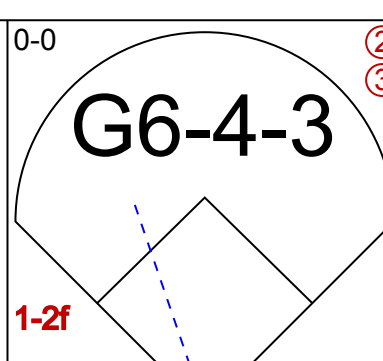
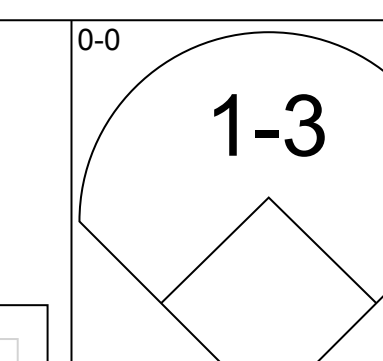
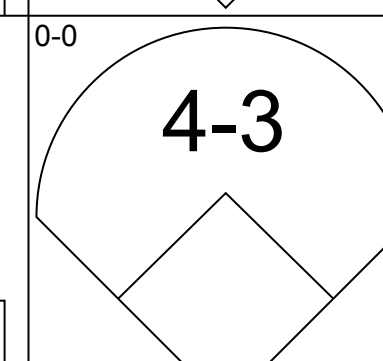
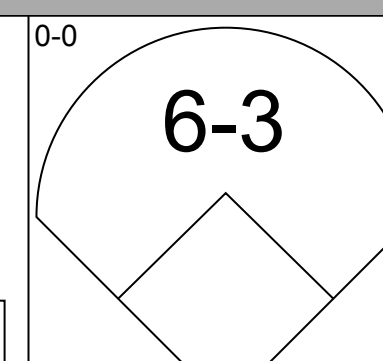
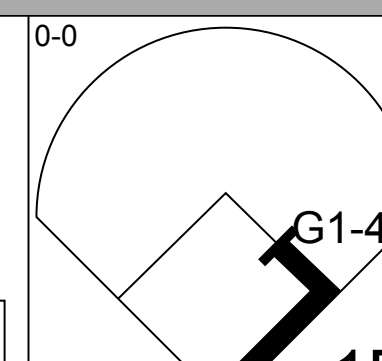
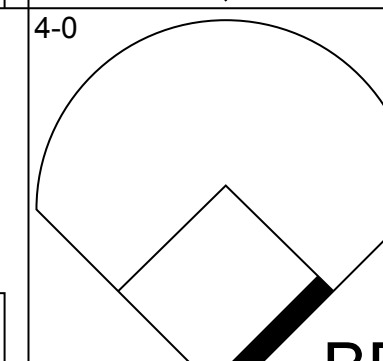
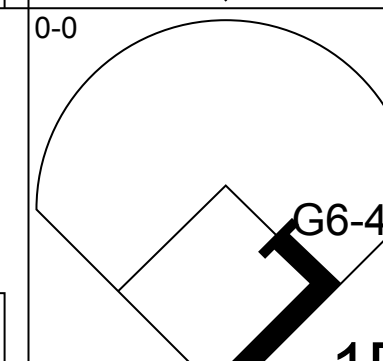
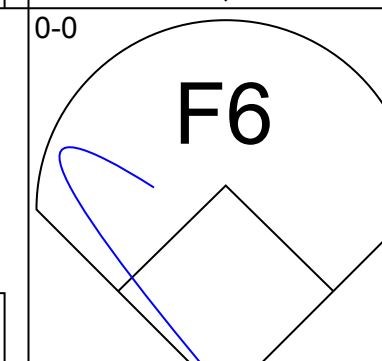
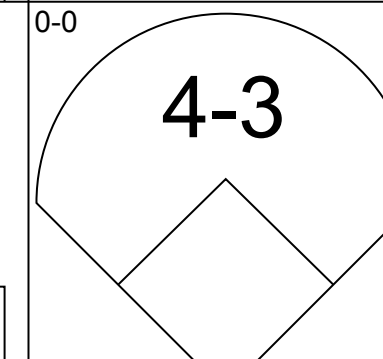
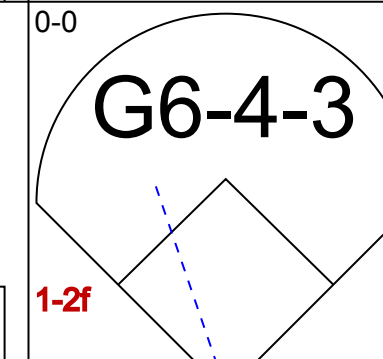
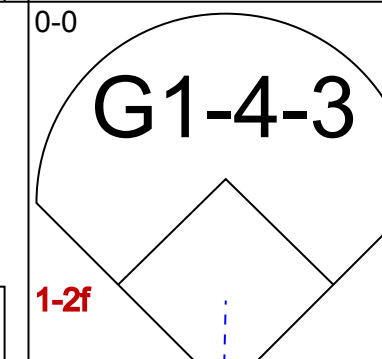
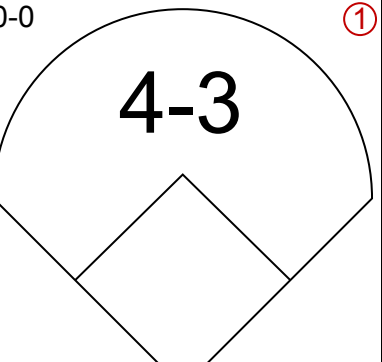
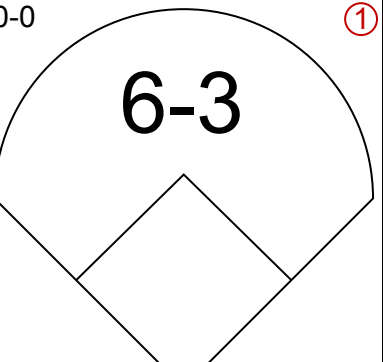
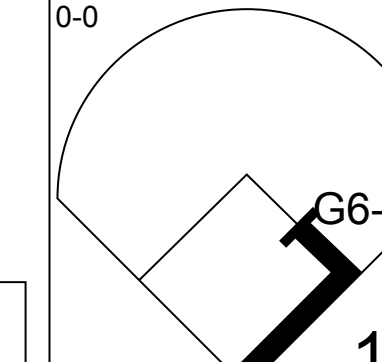
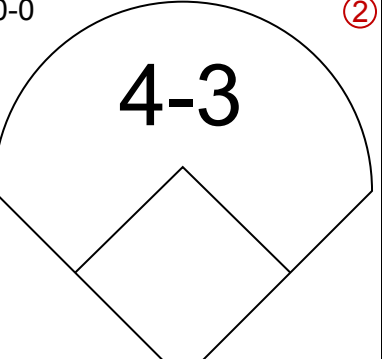
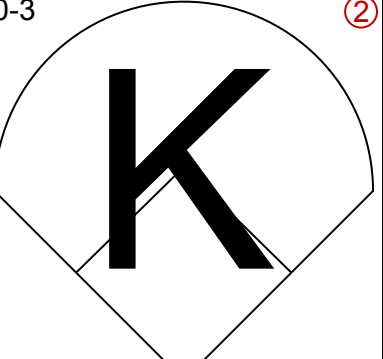
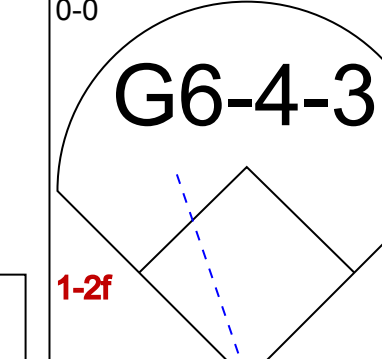
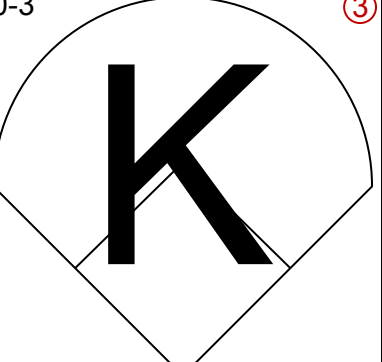
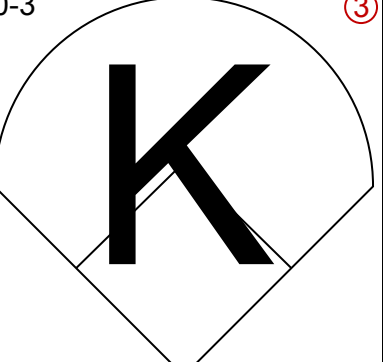
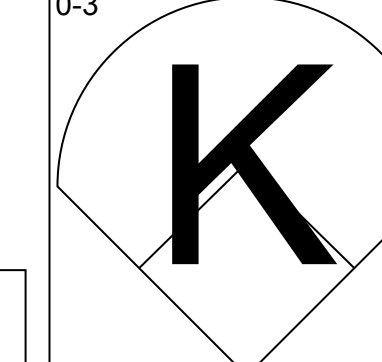
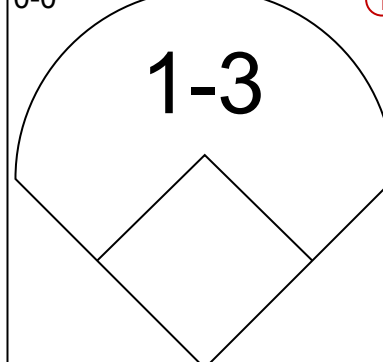
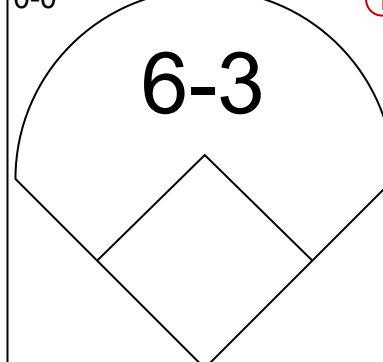
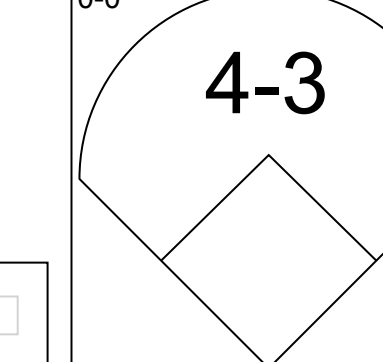
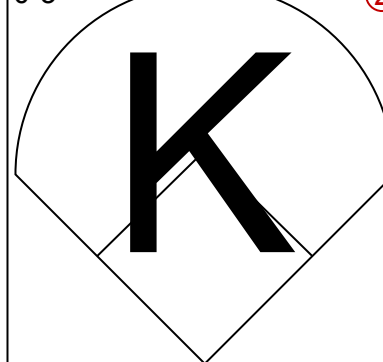
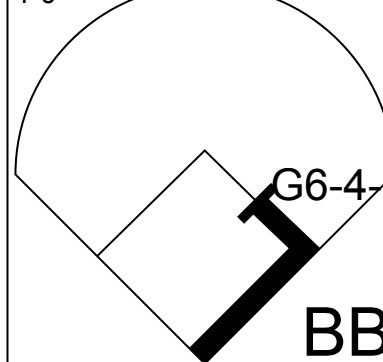
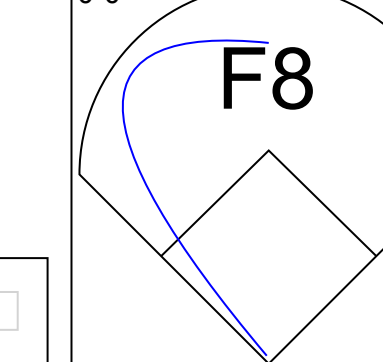
Batter	1	2	3	4	5	6	7	8	9	AB	R	H	RBI	BB	SO	LOB	BOTTOM		
<b>Alfredo Griffin, S</b> OBP: 0.279, SLG: 0.347 (1, 6)	2B					G6-4-3			FC3-6	5	1	3	1	0	0	3	<b>Milwaukee Brewers @ Toronto Blue Jays</b> Exhibition Stadium, Toronto, ON Mon Jul 14 1980, 7:05 PM EDT Att: 19,443 - Unknown - 80 F		
<b>Damaso Garcia, R</b> OBP: 0.304, SLG: 0.430 (1, 4)		1B			1B				G6-4-3	5	0	1	1	0	0	4			
<b>John Mayberry, L</b> OBP: 0.365, SLG: 0.466 (1, 3)	F8				K					4	0	0	0	0	1	1			
<b>Otto Velez, R</b> OBP: 0.387, SLG: 0.519 (1, 10)	F8				F9					4	0	0	0	0	0	1			
<b>Roy Howell, L</b> OBP: 0.319, SLG: 0.380 (1, 5)	6-3				1B				SH3-4 1B	4	2	3	0	0	0	1			
<b>Al Woods, L</b> OBP: 0.364, SLG: 0.466 (1, 7)		6-3			1B				SH3-4	3	0	2	1	0	0	0			
<b>Barry Bonnell, R</b> OBP: 0.309, SLG: 0.416 (1, 8)		K				2-4			G6-4-3 IBB	3	0	2	1	1	1	0			
<b>Lloyd Moseby, L</b> OBP: 0.281, SLG: 0.357 (1, 9)									G6-4-3	2	1	1	0	0	0	0			
<b>Doug Ault, R</b> OBP: 0.292, SLG: 0.256 (9, PH)										1	0	0	0	0	0	2			
<b>Bob Bailor, R</b> OBP: 0.301, SLG: 0.262 (9, 9)		1B								0	0	0	0	0	0	0			
<b>Bob Davis, R</b> OBP: 0.262, SLG: 0.336 (1, 2)		1B								3	0	2	0	0	0	0			
<b>Steve Braun, L</b> OBP: 0.143, SLG: 0.077 (9, PH)										1	0	1	0	0	0	0			
<b>Joe Cannon, L</b> OBP: 0.080, SLG: 0.080 (9, PR)		1B							FC3-6	0	0	0	0	0	0	0			
<b>Inning Stats</b>	R: 1 E: 0 K: 0 S: 5	H: 2 LOB: 1 BB: 0 P: 5	R: 1 E: 0 K: 1 S: 8	H: 3 LOB: 2 BB: 0 P: 8	R: 1 E: 0 K: 0 S: 4	H: 1 LOB: 1 BB: 0 P: 4	R: 1 E: 0 K: 0 S: 6	H: 2 LOB: 1 BB: 0 P: 6	R: 0 E: 0 K: 0 S: 4	H: 2 LOB: 1 BB: 0 P: 4	R: 0 E: 0 K: 0 S: 3	H: 0 LOB: 0 BB: 0 P: 3	R: 0 E: 0 K: 0 S: 3	H: 1 LOB: 1 BB: 1 P: 7	R: 0 E: 0 K: 0 S: 3	H: 1 LOB: 1 BB: 0 P: 3	1B: 13 2B: 2 3B: 0 HR: 0	SF: 0 SAC: 2 DP: 3 HBP: 0	WP: 0 PA: 38 PB: 0 CS: 0
<b>PITCHER</b>	IP	WLS	BF	H	R	ER	SO	BB	IBB	HBP	BLK	WP	HR	S	P	ERA	WHIP		
<b>Lary Sorensen, R</b> ERA: 3.95 (1, 1)	3.0		16	8	3	3	1	0	0	0	0	0	0	18	18	9.00	2.667		
<b>Jerry Augustine, L</b> ERA: 5.11 (4, 1)	5.0	W	20	6	1	1	1	0	1	0	0	0	0	20	24	1.80	1.200		
<b>Bill Castro, R</b> ERA: 2.32 (9, 1)	1.0	S	3	1	0	0	0	0	0	0	0	0	0	3	3	0.00	1.000		

Batter	1	2	3	4	5	6	7	8	9	AB	R	H	RBI	BB	SO	LOB	TOP			
Alfredo Griffin, S OBP: 0.276, SLG: 0.343 (1, 6)										4	0	0	0	0	1	1				
Damaso Garcia, R OBP: 0.300, SLG: 0.424 (1, 4)										4	0	0	0	0	0	1				
John Mayberry, L OBP: 0.370, SLG: 0.493 (1, 3)										4	2	3	3	0	0	0				
Otto Velez, R OBP: 0.381, SLG: 0.509 (1, 10)										4	0	0	0	0	0	1				
Roy Howell, L OBP: 0.322, SLG: 0.390 (1, 5)										3	1	1	1	1	1	0	0			
Al Woods, L OBP: 0.366, SLG: 0.466 (1, 7)										4	0	2	0	0	0	1				
Barry Bonnell, R OBP: 0.308, SLG: 0.411 (1, 8)										3	0	0	0	1	1	3				
Lloyd Moseby, L OBP: 0.273, SLG: 0.346 (1, 9)										4	0	0	0	0	0	3				
Ernie Whitt, L OBP: 0.274, SLG: 0.311 (1, 2)										3	2	2	1	0	0	0				
<b>Inning Stats</b>	R: 0 E: 0 K: 1 S: 5	H: 0 LOB: 0 BB: 0 P: 5	R: 1 E: 0 K: 0 S: 5	H: 2 LOB: 1 BB: 0 P: 5	R: 2 E: 0 K: 0 S: 5	H: 2 LOB: 0 BB: 0 P: 5	R: 0 E: 0 K: 0 S: 3	H: 1 LOB: 0 BB: 0 P: 3	R: 0 E: 0 K: 0 S: 3	H: 0 LOB: 0 BB: 0 P: 3	R: 0 E: 0 K: 0 S: 3	H: 0 LOB: 1 BB: 1 P: 7	R: 2 E: 0 K: 1 S: 5	H: 2 LOB: 0 BB: 0 P: 5	R: 0 E: 0 K: 1 S: 5	H: 0 LOB: 1 BB: 1 P: 9	1B: 4 2B: 0 3B: 0 HR: 4	SF: 0 SAC: 0 DP: 1 HBP: 0	WP: 0 PB: 0 SB: 0 CS: 1	PA: 35
<b>PITCHER</b>	IP	WLS	BF	H	R	ER	SO	BB	IBB	HBP	BLK	WP	HR	S	P	ERA	WHIP			
Glenn Abbott, R ERA: 3.42 (1, 1)	7.2	L	30	8	5	5	1	1	0	0	0	0	4	31	35	5.87	1.174			
Dave Heaverlo, R ERA: 3.64 (8, 1)	1.1		5	0	0	0	1	1	0	0	0	0	0	6	10	0.00	0.750			

Toronto Blue Jays @ Seattle Mariners  
The Kingdome, Seattle, WA  
Wed Jul 16 1980, 10:05 PM EDT  
Att: 5,644 - Dome

AB	33
R	5
H	8
RBI	5
BB	2
SO	2
LOB	10



Batter	1	2	3	4	5	6	7	8	9	AB	R	H	RBI	BB	SO	LOB	BOTTOM			
Julio Cruz, S OBP: 0.325, SLG: 0.279 (1, 4)										4	0	0	0	0	1	1				
Jim Anderson, R OBP: 0.310, SLG: 0.354 (1, 5)										3	0	1	0	0	0	0				
Bruce Bochte, L OBP: 0.366, SLG: 0.439 (1, 3)										2	0	1	0	1	0	1				
Willie Horton, R OBP: 0.321, SLG: 0.319 (1, 10)										3	0	0	0	0	0	3				
Dan Meyer, L OBP: 0.344, SLG: 0.436 (1, 7)										3	0	1	0	0	0	0				
Tom Paciorek, R OBP: 0.357, SLG: 0.530 (1, 9)										3	0	0	0	0	1	1				
Juan Beniquez, R OBP: 0.272, SLG: 0.359 (1, 8)										3	0	0	0	0	3	0				
Mario Mendoza, R OBP: 0.316, SLG: 0.363 Joe Simpson, L (9, PH) OBP: 0.326, SLG: 0.349 (1, 6)										2	0	0	0	0	0	0				
Marc Hill, R OBP: 0.173, SLG: 0.180 (1, 2)										2	0	0	0	1	1	0				
<b>Inning Stats</b>	R: 0 E: 0 K: 0 S: 3	H: 0 LOB: 1 BB: 1 P: 7	R: 0 E: 0 K: 1 S: 5	H: 0 LOB: 0 BB: 0 P: 5	R: 0 E: 0 K: 2 S: 7	H: 0 LOB: 0 BB: 0 P: 7	R: 0 E: 0 K: 0 S: 3	H: 1 LOB: 0 BB: 0 P: 3	R: 0 E: 0 K: 2 S: 7	H: 0 LOB: 0 BB: 0 P: 7	R: 0 E: 0 K: 0 S: 2	H: 0 LOB: 0 BB: 1 P: 6	R: 0 E: 0 K: 1 S: 5	H: 1 LOB: 0 BB: 0 P: 5	R: 0 E: 0 K: 0 S: 3	H: 0 LOB: 0 BB: 0 P: 3	1B: 3 2B: 0 3B: 0 HR: 0	SF: 0 SAC: 0 DP: 4 HBP: 0	WP: 0 PB: 0 SB: 0 CS: 0	PA: 28
<b>PITCHER</b>	IP	WLS	BF	H	R	ER	SO	BB	IBB	HBP	BLK	WP	HR	S	P	ERA	WHIP			
Dave Stieb, R ERA: 2.78 (1, 1)	9.0	W	28	3	0	0	6	2	0	0	0	0	0	38	46	0.00	0.556			

Toronto Blue Jays @ Seattle Mariners  
The Kingdome, Seattle, WA  
Wed Jul 16 1980, 10:05 PM EDT  
Att: 5,644 - Dome

AB	26
R	0
H	3
RBI	0
BB	2
SO	6
LOB	6



Batter	1	2	3	4	5	6	7	8	9	AB	R	H	RBI	BB	SO	LOB	TOP			
Alfredo Griffin, S OBP: 0.276, SLG: 0.342 (1, 6)	L4		F8			CS 1B	L4			4	0	1	0	0	0	1				
Damaso Garcia, R OBP: 0.300, SLG: 0.421 (1, 4)	F9		4-3			CS 1B	4-3			4	0	1	0	0	0	0				
John Mayberry, L OBP: 0.365, SLG: 0.485 (1, 3)	F9			G3		4-3	4-3	F8		4	0	0	0	0	0	2				
Otto Velez, R OBP: 0.383, SLG: 0.528 (1, 10)		2B		3-1			HR	F8		4	1	2	1	0	0	0				
Roy Howell, L OBP: 0.327, SLG: 0.397 (1, 5)	FC6-4 BB			K			1B 2B	FC6-4 1B		3	1	2	0	1	1	0				
Barry Bonnell, R OBP: 0.307, SLG: 0.408 (1, 8)	K				K		4-3 1B	FC6-4 4-3		4	1	1	1	0	2	3				
Al Woods, L OBP: 0.360, SLG: 0.458 (1, 7)	F7			4-3		4-3	4-3	4-3		4	0	0	0	0	0	4				
Bob Bailor, R OBP: 0.297, SLG: 0.259 (7, PH)	FC6-4			F4		5-3		F9		2	0	0	0	0	0	2				
Doug Ault, R OBP: 0.295, SLG: 0.250 (7, PH)										1	0	0	0	0	0	1				
Lloyd Moseby, L OBP: 0.273, SLG: 0.346 (9, PH)										0	0	0	0	0	0	0				
Garth Iorg, R OBP: 0.281, SLG: 0.370 (9, PH)										1	0	0	0	0	0	1				
Bob Davis, R OBP: 0.263, SLG: 0.336 (1, 2)			F3			F7				3	0	1	1	0	0	0				
<b>Inning Stats</b>	R: 0 E: 0 K: 0 S: 3	H: 0 LOB: 0 BB: 0 P: 3	R: 0 E: 0 K: 1 S: 6	H: 1 LOB: 2 BB: 1 P: 10	R: 0 E: 0 K: 0 S: 3	H: 0 LOB: 0 BB: 0 P: 3	R: 0 E: 0 K: 1 S: 5	H: 0 LOB: 0 BB: 0 P: 5	R: 0 E: 0 K: 1 S: 5	H: 2 LOB: 1 BB: 0 P: 4	R: 3 E: 0 K: 0 S: 7	H: 4 LOB: 1 BB: 0 P: 7	R: 0 E: 0 K: 0 S: 3	H: 0 LOB: 0 BB: 0 P: 3	R: 0 E: 0 K: 0 S: 4	H: 1 LOB: 1 BB: 0 P: 4	1B: 5 2B: 2 3B: 0 HR: 1	SF: 0 SAC: 0 DP: 0 HBP: 0	WP: 0 PB: 0 SB: 0 CS: 2	PA: 35
<b>PITCHER</b>	IP	WLS	BF	H	R	ER	SO	BB	IBB	HBP	BLK	WP	HR	S	P	ERA	WHIP			
Floyd Bannister, L ERA: 3.61 (1, 1)	6.0		24	6	3	3	3	1	0	0	0	0	1	29	33	4.50	1.167			
Shane Rawley, L ERA: 2.63 (7, 1)	3.0	W	11	2	0	0	0	0	0	0	0	0	0	11	11	0.00	0.667			

Toronto Blue Jays @ Seattle Mariners  
The Kingdome, Seattle, WA  
Thu Jul 17 1980, 10:05 PM EDT  
Att: 5,726 - Dome

AB 34  
R 3  
H 8  
RBI 3  
BB 1  
SO 3  
LOB 14



Batter	1	2	3	4	5	6	7	8	9	AB	R	H	RBI	BB	SO	LOB	BOTTOM			
Julio Cruz, S OBP: 0.324, SLG: 0.276 (1, 4)	K		SH3-4	FC6		S BB		1-3		3	0	0	0	1	1	1				
Jim Anderson, R OBP: 0.309, SLG: 0.353 (1, 5)	F8		E8		K	F8				4	0	1	0	0	1	1				
Ted Cox, R OBP: 0.288, SLG: 0.292 (9, 5)			1B							0	0	0	0	0	0	0				
Bruce Bochte, L OBP: 0.364, SLG: 0.436 (1, 3)	1B		3-1		L4			K		4	0	1	0	0	1	2				
Willie Horton, R OBP: 0.329, SLG: 0.325 (1, 10)	K							HR 1B		3	1	2	0	1	1	1				
Tom Paciorek, R OBP: 0.355, SLG: 0.538 (1, 9)			F4		K			HR		4	1	1	2	0	1	4				
Joe Simpson, L OBP: 0.326, SLG: 0.349 (8, 9)			F9		K					0	0	0	0	0	0	0				
Dan Meyer, L OBP: 0.346, SLG: 0.435 (1, 7)	1B			F7		HR BB	4-3			3	1	1	0	1	0	0				
Juan Beniquez, R OBP: 0.284, SLG: 0.397 (1, 8)	1B				F9	HR	F8			4	2	3	2	0	0	0				
Marc Hill, R OBP: 0.161, SLG: 0.167 (1, 2)	G3-6-1			F9		K	5-3			4	0	0	0	0	1	3				
Mario Mendoza, R OBP: 0.321, SLG: 0.367 (1, 6)						5-3		F8		4	0	2	1	0	0	0				
<b>Inning Stats</b>	R: 0 E: 0 K: 2 S: 8	H: 1 LOB: 1 BB: 0 P: 8	R: 0 E: 0 K: 0 S: 4	H: 2 LOB: 1 BB: 0 P: 4	R: 0 E: 1 K: 0 S: 5	H: 2 LOB: 3 BB: 1 P: 9	R: 1 E: 0 K: 0 S: 5	H: 2 LOB: 1 BB: 0 P: 5	R: 0 E: 0 K: 2 S: 8	H: 1 LOB: 1 BB: 0 P: 8	R: 2 E: 0 K: 1 S: 6	H: 1 LOB: 1 BB: 2 P: 14	R: 2 E: 0 K: 1 S: 7	H: 2 LOB: 0 BB: 0 P: 7	R: 0 E: 0 K: 0 S: 3	H: 0 LOB: 0 BB: 0 P: 3	1B: 8 2B: 1 3B: 0 HR: 2	SF: 0 SAC: 1 DP: 1 HBP: 0	WP: 0 PB: 0 SB: 2 CS: 0	PA: 37
<b>PITCHER</b>	IP	WLS	BF	H	R	ER	SO	BB	IBB	HBP	BLK	WP	HR	S	P	ERA	WHIP			
Paul Mirabella, L ERA: 4.45 (1, 1)	5.0		25	9	3	3	4	2	0	0	0	0	1	31	39	5.40	2.200			
Jesse Jefferson, R ERA: 4.83 (6, 1)	3.0	L	12	2	2	2	2	1	0	0	0	0	1	15	19	6.00	1.000			

Toronto Blue Jays @ Seattle Mariners  
The Kingdome, Seattle, WA  
Thu Jul 17 1980, 10:05 PM EDT  
Att: 5,726 - Dome

AB 33  
R 5  
H 11  
RBI 5  
BB 3  
SO 6  
LOB 12




Batter	1	2	3	4	5	6	7	8	9	AB R H RBI BB SO LOB	TOP										
Alfredo Griffin, S OBP: 0.272, SLG: 0.338	0-0 4-3		0-0 FC3-6 1B		0-0 SF8		0-0 G5-4-3		0-3 K	4 1 0 1 0 1 5	<b>Toronto Blue Jays @ California Angels</b> Anaheim Stadium, Anaheim, CA Fri Jul 18 1980, 10:05 PM EDT Att: 23,866 - Unknown  <b>AB 37</b> <b>R 3</b> <b>H 11</b> <b>RBI 3</b> <b>BB 1</b> <b>SO 6</b> <b>LOB 19</b>										
Damaso Garcia, R OBP: 0.298, SLG: 0.418	0-0 5-3		0-0 1B		0-0 FC1-6		0-3 K		0-0 P5	5 0 1 0 0 1 4											
John Mayberry, L OBP: 0.363, SLG: 0.480	0-0 L3		0-0 1B		0-0 G3				0-0 K	5 0 1 1 0 1 3											
Otto Velez, R OBP: 0.385, SLG: 0.538		0-0 6-3	0-3 K			0-0 HR			4-0 E BB	3 1 1 1 1 1 2											
Roy Howell, L OBP: 0.323, SLG: 0.391		0-3 K		0-0 4-3		0-0 4-3			0-3 K	4 0 0 0 0 2 1											
Al Woods, L OBP: 0.358, SLG: 0.455		0-0 1B		0-0 G3		0-0 G1			0-0 E6	4 0 1 0 0 0 1											
Lloyd Moseby, L OBP: 0.280, SLG: 0.244 Doug Ault, R OBP: 0.280, SLG: 0.244 Bob Bailor, R OBP: 0.297, SLG: 0.259	0-0 F8		0-0 P3		0-0 6-3				0-0 F8	3 0 0 0 0 0 1 1 0 0 0 0 0 2 0 0 0 0 0 0 0											
Barry Bonnell, R OBP: 0.313, SLG: 0.417			0-0 6-3		0-0 1B SF8		0-0 G5-4-3		0-0 1B	4 1 3 0 0 0 0											
Ernie Whitt, L OBP: 0.298, SLG: 0.336			0-0 1B		0-0 FC1-6		0-0 G5-4-3		0-0 1B	4 0 4 0 0 0 0											
<b>Inning Stats</b>	R: 0 E: 0 K: 0 S: 3	H: 0 LOB: 0 BB: 0 P: 3	R: 0 E: 0 K: 1 S: 6	H: 1 LOB: 1 BB: 0 P: 6	R: 1 E: 0 K: 1 S: 8	H: 3 LOB: 2 BB: 0 P: 8	R: 0 E: 0 K: 0 S: 3	H: 0 LOB: 0 BB: 0 P: 3	R: 1 E: 0 K: 0 S: 5	H: 2 LOB: 1 BB: 0 P: 5		R: 1 E: 0 K: 0 S: 4	H: 1 LOB: 0 BB: 0 P: 4	R: 0 E: 0 K: 1 S: 6	H: 2 LOB: 1 BB: 0 P: 6	R: 0 E: 1 K: 2 S: 8	H: 0 LOB: 2 BB: 1 P: 12	R: 0 E: 0 K: 1 S: 7	H: 2 LOB: 2 BB: 0 P: 7	1B: 9 2B: 1 3B: 0 HR: 1	SF: 1 SAC: 0 DP: 1 HBP: 0
<b>PITCHER</b>	IP WLS BF H R ER SO BB IBB HBP BLK WP HR S P ERA WHIP											<b>PITCHER</b>	IP WLS BF H R ER SO BB IBB HBP BLK WP HR S P ERA WHIP								
Ed Halicki, R ERA: 4.24	5.0 W 21 6 2 2 2 0 0 0 0 0 0 0 25 25 3.60 1.200																				
Andy Hassler, L ERA: 3.7	3.0 15 5 1 1 3 1 0 0 0 0 1 20 24 3.00 2.000																				
Mark Clear, R ERA: 3.49	1.0 S 3 0 0 0 1 0 0 0 0 0 0 5 5 0.00 0.000																				

Batter	1	2	3	4	5	6	7	8	9	AB R H RBI BB SO LOB	BOTTOM				
Rick Miller, L OBP: 0.341, SLG: 0.310	4-0 1-3 BB	4-0 BB 3B BB		0-0 F7			0-0 1-3			2 1 0 0 2 0 0	<b>Toronto Blue Jays @ California Angels</b> Anaheim Stadium, Anaheim, CA Fri Jul 18 1980, 10:05 PM EDT Att: 23,866 - Unknown  <b>AB 29</b> <b>R 6</b> <b>H 7</b> <b>RBI 6</b> <b>BB 4</b> <b>SO 1</b> <b>LOB 9</b>				
Camey Lansford, R OBP: 0.321, SLG: 0.392	0-0 1-3	4-0 BB 3B BB		0-0 F8			0-0 F3			3 1 0 0 1 0 1					
Rod Carew, L OBP: 0.389, SLG: 0.419	0-0 F7	0-0 1B 3B		0-0 L4			0-0 G3			4 1 1 3 0 0 1					
Don Baylor, R OBP: 0.340, SLG: 0.325 Larry Harlow, L OBP: 0.393, SLG: 0.424	1-0 HBP	0-0 2-3 1B			0-0 6-3				0-0 6-3	3 0 1 1 0 0 0 0 0 0 0 0 0 0					
Jason Thompson, L OBP: 0.362, SLG: 0.406	0-0 G3	0-0 2-3			0-0 4-3				0-3 K	4 0 0 0 0 1 3					
Joe Rudi, R OBP: 0.292, SLG: 0.453		0-0 1B			0-0 G3				0-0 1B	4 1 2 0 0 0 1					
Bobby Grich, R OBP: 0.386, SLG: 0.403		4-0 SH2-4 E BB	0-0 G6-3 1B				0-0 F8		0-0 1B	3 1 2 0 1 0 0					
Freddie Patek, R OBP: 0.313, SLG: 0.406		0-0 SH2-4	0-0 G6-3				0-0 6-3		0-0 6-3	3 0 0 0 0 0 3					
Stan Cliburn, R OBP: 0.163, SLG: 0.214		0-0 E8 BB 3B 1B	0-0 L5				0-0 F7			3 1 1 2 0 0 0					
<b>Inning Stats</b>	R: 0 E: 0 K: 0 S: 3	H: 0 LOB: 2 BB: 1 P: 8	R: 6 E: 1 K: 0 S: 7	H: 4 LOB: 1 BB: 3 P: 19	R: 0 E: 0 K: 0 S: 3	H: 1 LOB: 0 BB: 0 P: 3	R: 0 E: 0 K: 0 S: 3	H: 0 LOB: 0 BB: 0 P: 3	R: 0 E: 0 K: 0 S: 3	H: 0 LOB: 0 BB: 0 P: 3		R: 0 E: 0 K: 1 S: 7	H: 2 LOB: 2 BB: 0 P: 7	1B: 6 2B: 0 3B: 1 HR: 0	SF: 0 SAC: 1 DP: 1 HBP: 1
<b>PITCHER</b>	IP WLS BF H R ER SO BB IBB HBP BLK WP HR S P ERA WHIP											<b>PITCHER</b>	IP WLS BF H R ER SO BB IBB HBP BLK WP HR S P ERA WHIP		
Jack Kucek, R ERA: 4.3	1.1 L 11 2 5 5 0 4 0 0 0 0 0 0 6 23 33.75 4.500														
Tom Buskey, R ERA: 3.95	5.2 19 3 1 1 0 0 0 0 0 0 0 19 19 1.59 0.529														
Joey McLaughlin, R ERA: 4.73	1.0 5 2 0 0 1 0 0 0 0 0 0 7 7 0.00 2.000														

Batter	1	2	3	4	5	6	7	8	9	AB	R	H	RBI	BB	SO	LOB	TOP								
Alfredo Griffin, S OBP: 0.277, SLG: 0.340 (1, 6)										4	1	2	0	1	0	2									
Al Woods, L OBP: 0.357, SLG: 0.460 (1, 7)										4	1	1	1	1	0	3									
John Mayberry, L OBP: 0.358, SLG: 0.473 (1, 3)										4	0	0	1	0	0	2									
Otto Velez, R OBP: 0.386, SLG: 0.536 (1, 10)										3	0	1	0	1	0	1									
Roy Howell, L OBP: 0.319, SLG: 0.386 (1, 5)										4	0	0	0	0	1	2									
Damaso Garcia, R OBP: 0.297, SLG: 0.419 (1, 4)										4	1	1	0	0	0	1									
Lloyd Moseby, L OBP: 0.266, SLG: 0.360 (1, 9)										3	1	1	1	0	0	0									
Bob Bailor, R OBP: 0.297, SLG: 0.259 (7, 9)										0	0	0	0	0	0	0	AB 35								
Steve Braun, L OBP: 0.138, SLG: 0.074 (9, PH)										1	0	0	0	0	1	1	R 5								
Joe Cannon, L OBP: 0.080, SLG: 0.080 (9, 9)										0	0	0	0	0	0	0	H 9								
Barry Bonnell, R OBP: 0.316, SLG: 0.430 (1, 8)										4	1	2	2	0	0	0	RBI 5								
Ernie Whitt, L OBP: 0.296, SLG: 0.333 (1, 2)										4	0	1	0	0	0	1	BB 2								
<b>Inning Stats</b>	R: 2 E: 0 K: 1 S: 7	H: 2 LOB: 0 BB: 0 P: 7	R: 1 E: 0 K: 0 S: 4	H: 1 LOB: 0 BB: 0 P: 4	R: 0 E: 0 K: 0 S: 2	H: 0 LOB: 0 BB: 1 P: 6	R: 0 E: 0 K: 0 S: 3	H: 1 LOB: 0 BB: 0 P: 3	R: 0 E: 0 K: 0 S: 3	H: 0 LOB: 0 BB: 0 P: 3	R: 0 E: 1 K: 0 S: 4	H: 0 LOB: 1 BB: 0 P: 4	R: 1 E: 1 K: 0 S: 6	H: 2 LOB: 2 BB: 0 P: 6	R: 0 E: 0 K: 0 S: 3	H: 0 LOB: 1 BB: 1 P: 7	R: 1 E: 1 K: 1 S: 8	H: 3 LOB: 2 BB: 0 P: 8	1B: 5 2B: 2 3B: 1 HR: 2	SF: 0 SAC: 1 DP: 1 HBP: 0	WP: 0 PB: 0 SB: 2 CS: 1	PA: 39			
<b>PITCHER</b>	IP	WLS	BF	H	R	ER	SO	BB	IBB	HBP	BLK	WP	HR	S	P	ERA	WHIP								
Freddie Martinez, R ERA: 5.37 (1, 1)	6.2		27	6	4	4	1	1	0	0	0	0	2	28	32	5.40	1.050								
John Montague, R ERA: 3.06 (7, 1)	1.1	L	6	1	1	1	0	1	0	0	0	0	0	5	9	6.75	1.500								
Mark Clear, R ERA: 3.43 (9, 1)	1.0		5	2	0	0	1	0	0	0	0	0	0	7	7	0.00	2.000								

Toronto Blue Jays @ California Angels  
Anaheim Stadium, Anaheim, CA  
Sat Jul 19 1980, 10:05 PM EDT  
Att: 35,221 - Unknown


livebaseballscores.com  
AB 35  
R 5  
H 9  
RBI 5  
BB 2  
SO 2  
LOB 13



Batter	1	2	3	4	5	6	7	8	9	AB	R	H	RBI	BB	SO	LOB	BOTTOM								
Rick Miller, L OBP: 0.339, SLG: 0.308 (1, 8)										5	1	1	1	0	0	2									
Dickie Thon, R OBP: 0.303, SLG: 0.342 (1, 5)										5	0	1	1	0	0	1									
Rod Carew, L OBP: 0.395, SLG: 0.421 (1, 3)										3	0	2	0	2	0	0									
Don Baylor, R OBP: 0.337, SLG: 0.322 (1, 9)										5	0	1	1	0	0	7									
Jason Thompson, L OBP: 0.360, SLG: 0.402 (1, 10)										5	0	1	0	0	2	3									
Joe Rudi, R OBP: 0.288, SLG: 0.447 (1, 7)										4	0	0	0	0	3	4									
Bobby Grich, R OBP: 0.388, SLG: 0.414 (1, 4)										3	1	1	1	1	0	0	AB 36								
Freddie Patek, R OBP: 0.312, SLG: 0.401 (1, 6)										3	1	0	0	1	0	1	R 4								
Stan Cliburn, R OBP: 0.191, SLG: 0.222 (1, 2)										3	1	1	0	1	1	0	H 8								
<b>Inning Stats</b>	R: 1 E: 1 K: 2 S: 10	H: 2 LOB: 3 BB: 0 P: 10	R: 1 E: 0 K: 0 S: 4	H: 1 LOB: 3 BB: 3 P: 16	R: 0 E: 0 K: 0 S: 3	H: 0 LOB: 1 BB: 1 P: 7	R: 1 E: 1 K: 0 S: 5	H: 2 LOB: 1 BB: 0 P: 5	R: 0 E: 0 K: 1 S: 5	H: 0 LOB: 0 BB: 0 P: 5	R: 0 E: 0 K: 1 S: 5	H: 0 LOB: 0 BB: 0 P: 5	R: 0 E: 0 K: 1 S: 6	H: 1 LOB: 2 BB: 1 P: 10	R: 0 E: 0 K: 0 S: 4	H: 1 LOB: 0 BB: 0 P: 4	R: 0 E: 0 K: 1 S: 6	H: 1 LOB: 1 BB: 0 P: 6	1B: 7 2B: 0 3B: 0 HR: 1	SF: 0 SAC: 0 DP: 0 HBP: 0	WP: 0 PB: 0 SB: 0 CS: 0	PA: 41			
<b>PITCHER</b>	IP	WLS	BF	H	R	ER	SO	BB	IBB	HBP	BLK	WP	HR	S	P	ERA	WHIP								
Jim Clancy, R ERA: 3.02 (1, 1)	9.0	W	41	8	4	2	6	5	0	0	0	0	1	48	68	2.00	1.444								

Toronto Blue Jays @ California Angels  
Anaheim Stadium, Anaheim, CA  
Sat Jul 19 1980, 10:05 PM EDT  
Att: 35,221 - Unknown

livebaseballscores.com  
AB 36  
R 4  
H 8  
RBI 4  
BB 5  
SO 6  
LOB 18



Batter	1	2	3	4	5	6	7	8	9	10	AB	R	H	RBI	BB	SO	LOB	TOP			
Alfredo Griffin, S OBP: 0.278, SLG: 0.341 (1.6)	K2-3		FC2-5 1B		1B		K			F7	5	0	2	0	0	2	0	<b>Toronto Blue Jays @ California Angels</b> Anaheim Stadium, Anaheim, CA Sun Jul 20 1980, 6:33 AM EDT Att: 23,903 - Unknown <a href="http://livebaseballscorecards.com">livebaseballscorecards.com</a>			
Al Woods, L OBP: 0.365, SLG: 0.483 (1.7)	1B 2B		FC2-5		HR			L7 SH1-3 1B		1B 1B	5	3	4	1	0	0	2				
John Mayberry, L OBP: 0.357, SLG: 0.470 Joe Cannon, L OBP: 0.080, SLG: 0.080 Doug Ault, R OBP: 0.280, SLG: 0.244 (1.3)	F4		F4		F5			SH1-3		BB 1B	4	0	1	0	0	0	3				
Otto Velez, R OBP: 0.387, SLG: 0.531 (1.10)	1B		K		K			L7		FC6-4 1B PB	4	1	1	1	1	2	3				
Barry Bonnell, R OBP: 0.317, SLG: 0.430 (1.8)	1-3				FC2-6 1B			F7		FC6-4 1B	5	0	2	2	0	1	2				
Roy Howell, L OBP: 0.320, SLG: 0.384 (1.5)		K			FC2-6 1B			G6-4-3 HBP		E8 1B	4	1	1	0	0	1	3				
Damaso Garcia, R OBP: 0.296, SLG: 0.415 (1.4)		K			P3			G6-4-3		CS S 1B	5	0	1	1	0	2	3				
Bob Bailor, R OBP: 0.294, SLG: 0.257 (1.9)		5-3			1-3 1B			5-3		3-H 0-3 K	5	0	1	0	0	1	3				
Bob Davis, R OBP: 0.263, SLG: 0.333 (1.2)					FC2-5 1B			6-3		1-3 K	4	0	1	0	0	1	3				
<b>Inning Stats</b>	R: 1 E: 0 K: 1 S: 7	H: 2 LOB: 1 BB: 0 P: 7	R: 0 E: 0 K: 2 S: 7	H: 0 LOB: 0 BB: 0 P: 7	R: 0 E: 0 K: 1 S: 7	H: 2 LOB: 2 BB: 0 P: 7	R: 0 E: 0 K: 0 S: 5	H: 0 LOB: 0 BB: 0 P: 3	R: 0 E: 0 K: 1 S: 5	H: 0 LOB: 0 BB: 0 P: 5	R: 0 E: 0 K: 1 S: 8	H: 2 LOB: 0 BB: 0 P: 8	R: 3 E: 0 K: 1 S: 9	H: 3 LOB: 2 BB: 1 P: 13	1B: 12 2B: 3 3B: 0 HR: 1	SF: 0 SAC: 1 DP: 1 HBP: 1	WP: 0 PB: 1 SB: 2 CS: 1		PA: 44		
<b>PITCHER</b>	IP WLS BF H R ER SO	IP WLS BF H R ER SO	IP WLS BF H R ER SO	IP WLS BF H R ER SO	IP WLS BF H R ER SO	IP WLS BF H R ER SO	IP WLS BF H R ER SO	IP WLS BF H R ER SO	IP WLS BF H R ER SO	IP WLS BF H R ER SO	IP WLS BF H R ER SO	IP WLS BF H R ER SO	IP WLS BF H R ER SO	IP WLS BF H R ER SO	IP WLS BF H R ER SO	IP WLS BF H R ER SO	IP WLS BF H R ER SO		ERA WHIP		
Frank Tanana, L ERA: 4.22 Mark Clear, R ERA: 3.65 Andy Hassler, L ERA: 3.64 (1.1)	8.0	11	3	2	7	0	0	0	0	0	0	0	0	0	0	0	0		0	2.25	1.375
(9.1)	1.1	7	3	2	2	1	0	0	0	0	0	0	0	0	0	0	0		10	13.50	3.000
(10.1)	0.2	3	0	0	1	0	0	0	0	0	0	0	0	0	0	0	0	5	0.00	0.000	

Batter	1	2	3	4	5	6	7	8	9	10	AB	R	H	RBI	BB	SO	LOB	BOTTOM					
Dickie Thon, R OBP: 0.298, SLG: 0.336 (1.10)	F7		K		1B			G1-6-3		L5	5	0	1	1	0	1	3	<b>Toronto Blue Jays @ California Angels</b> Anaheim Stadium, Anaheim, CA Sun Jul 20 1980, 6:33 AM EDT Att: 23,903 - Unknown <a href="http://livebaseballscorecards.com">livebaseballscorecards.com</a>					
Rod Carew, L OBP: 0.392, SLG: 0.418 (1.3)	2B 1B		1-3				G3			FC4-6	5	1	1	0	0	1	2						
Carney Lansford, R OBP: 0.317, SLG: 0.388 (1.5)	F8				6-3			K		F9	4	0	0	0	0	1	1						
Don Baylor, R OBP: 0.337, SLG: 0.328 Larry Harlow, L OBP: 0.381, SLG: 0.422 (1.9)	1H 2B				F7			F7		K	3	0	1	1	0	0	0						
Joe Rudi, R OBP: 0.294, SLG: 0.457 (1.7)		6-3			HR			SH3-4 BB		1B BB	2	1	1	1	2	0	0						
Bobby Grich, R OBP: 0.387, SLG: 0.413 (1.4)		K			5-3			SH3-4		1-2 1B	3	0	1	0	0	1	0						
Bobby Clark, R OBP: 0.225, SLG: 0.288 Rick Miller, L OBP: 0.340, SLG: 0.306 (1.8)		F7						5-3		G5-4-3 1B	2	0	0	0	0	0	0						
Bert Campaneris, R OBP: 0.234, SLG: 0.279 (1.6)					SH3 1B			G5-4-3		K	4	1	2	0	0	1	2						
Dan Whitmer, R OBP: 0.500, SLG: 0.500 Jason Thompson, L OBP: 0.362, SLG: 0.402 (1.2)					SH3			L9 1B		L9 2B	2	0	1	0	0	0	1						
<b>Inning Stats</b>	R: 1 E: 0 K: 0 S: 4	H: 2 LOB: 1 BB: 0 P: 4	R: 0 E: 0 K: 1 S: 5	H: 0 LOB: 0 BB: 0 P: 5	R: 0 E: 0 K: 1 S: 6	H: 1 LOB: 1 BB: 0 P: 6	R: 1 E: 0 K: 0 S: 4	H: 1 LOB: 0 BB: 0 P: 4	R: 1 E: 0 K: 0 S: 4	H: 2 LOB: 1 BB: 0 P: 4	R: 0 E: 0 K: 1 S: 5	H: 0 LOB: 1 BB: 2 P: 10	R: 0 E: 0 K: 1 S: 5	H: 1 LOB: 0 BB: 0 P: 5	R: 0 E: 0 K: 2 S: 8	H: 1 LOB: 2 BB: 1 P: 12	R: 0 E: 0 K: 1 S: 5		H: 0 LOB: 1 BB: 1 P: 9	1B: 5 2B: 2 3B: 0 HR: 1	SF: 0 SAC: 2 DP: 2 HBP: 0	WP: 0 PB: 0 SB: 0 CS: 0	PA: 38
<b>PITCHER</b>	IP WLS BF H R ER SO	IP WLS BF H R ER SO	IP WLS BF H R ER SO	IP WLS BF H R ER SO	IP WLS BF H R ER SO	IP WLS BF H R ER SO	IP WLS BF H R ER SO	IP WLS BF H R ER SO	IP WLS BF H R ER SO	IP WLS BF H R ER SO	IP WLS BF H R ER SO	IP WLS BF H R ER SO	IP WLS BF H R ER SO	IP WLS BF H R ER SO	IP WLS BF H R ER SO	IP WLS BF H R ER SO	IP WLS BF H R ER SO		ERA WHIP				
Balor Moore, L ERA: 5.74 Joey McLaughlin, R ERA: 4.46 (1.1)	6.0	6	3	3	3	1	0	0	0	0	0	0	0	0	0	0	0		28	4.50	1.167		
(7.1)	4.0	15	2	0	4	2	1	0	0	0	0	0	0	0	0	0	0		20	0.00	1.000		



Batter	1	2	3	4	5	6	7	8	9	AB	R	H	RBI	BB	SO	LOB	TOP			
Alfredo Griffin, S OBP: 0.277, SLG: 0.339 (1, 6)	0-0 6-3	0-0 G3		0-0 G3		0-0 CS 1B			0-0 6-3	5	0	1	0	0	0	4				
Al Woods, L OBP: 0.369, SLG: 0.498 (1, 7)	0-0 1B		0-0 1B		0-0 HR	0-0 CS 1-2	0-0 F9		0-0 G3	5	1	3	1	0	0	0				
John Mayberry, L OBP: 0.356, SLG: 0.467 (1, 3)	0-3 K		0-0 FC4		0-0 4-3 1B		0-0 F5			4	0	1	0	0	1	2				
Otto Velez, R OBP: 0.381, SLG: 0.522 (1, 10)	0-3 K		0-0 F3		0-0 F8		0-0 6-3			4	0	0	0	0	1	4				
Roy Howell, L OBP: 0.322, SLG: 0.384 (1, 5)		4-0 FC5-4 BB	0-3 K		0-0 E5 4-3			0-0 1B 1B		3	0	1	0	1	1	3				
Barry Bonnell, R OBP: 0.313, SLG: 0.423 (1, 8)		0-0 FC5-4 BB 1-2	0-3 K		0-0 4-3			0-3 K		4	0	0	0	0	2	6				
Damaso Garcia, R OBP: 0.296, SLG: 0.415 (1, 4)		0-0 F6		0-0 FC4-6 1B		0-3 K		0-0 G4-6-3 1B		3	0	1	0	0	1	3				
Garth Iorg, R OBP: 0.293, SLG: 0.382 (5, 4)										1	0	1	0	0	0	0				
Lloyd Moseby, L OBP: 0.268, SLG: 0.357 (1, 9)		0-0 BB		0-0 FC4-6		0-3 K		0-0 G4-6-3		4	0	1	0	0	1	3				
Bob Ballor, R OBP: 0.294, SLG: 0.257 (8, 9)	1-2 1B		1-2 2-3		1-2 2-3			1-2		0	0	0	0	0	0	0				
Ernie Whitt, L OBP: 0.295, SLG: 0.325 (1, 2)		4-0 1-2 2-3 BB		0-0 F4		0-3 K			0-0 F6	3	0	0	0	1	1	1				
<b>Inning Stats</b>	R: 0 E: 0 K: 2 S: 8	H: 1 LOB: 1 BB: 0 P: 8	R: 0 E: 0 K: 0 S: 4	H: 1 LOB: 3 BB: 2 P: 12	R: 0 E: 1 K: 2 S: 9	H: 1 LOB: 2 BB: 0 P: 9	R: 0 E: 0 K: 0 S: 4	H: 1 LOB: 1 BB: 0 P: 4	R: 1 E: 1 K: 1 S: 8	H: 2 LOB: 2 BB: 0 P: 8	R: 0 E: 0 K: 0 S: 3	H: 0 LOB: 0 BB: 0 P: 3	R: 0 E: 0 K: 1 S: 6	H: 2 LOB: 1 BB: 0 P: 6	R: 0 E: 0 K: 0 S: 3	H: 0 LOB: 0 BB: 0 P: 3	1B: 8 2B: 0 3B: 0 HR: 1	SF: 0 SAC: 0 DP: 1 HBP: 0	WP: 0 PB: 0 SB: 2 CS: 1	PA: 39
<b>PITCHER</b> Brian Kingman, R ERA: 3.41 (1, 1)	IP: 9.0 WLS: L BF: 38	H: 9 R: 1 ER: 1 SO: 8	BB: 2 IBB: 0 HBP: 0 BLK: 0	WP: 0 HR: 1 S: 52 P: 60	ERA: 1.00 WHIP: 1.222	<b>PITCHER</b>														

Toronto Blue Jays @ Oakland Athletics  
Oakland-Alameda County Coliseum, Oakland, CA  
Mon Jul 21 1980, 7:05 PM PDT  
Att: 14,588 - Unknown

AB	36
R	1
H	9
RBI	1
BB	2
SO	8
LOB	26



Batter	1	2	3	4	5	6	7	8	9	AB	R	H	RBI	BB	SO	LOB	BOTTOM			
Rickey Henderson, R OBP: 0.414, SLG: 0.422 (1, 7)	0-0 FC4-6 1B		0-0 CS 1B			0-0 G4-3 1-2			0-0 4-3	4	0	2	0	0	0	1				
Dwayne Murphy, L OBP: 0.290, SLG: 0.414 (1, 8)	0-0 FC4-6 1-2		0-0 CS 1-2	0-3 K			0-0 4-3		0-0 F8	4	0	0	0	0	1	1				
Mike Davis, L OBP: 0.236, SLG: 0.286 (1, 3)	0-0 F6 1-2			0-0 G4-3 1B			0-0 F4		0-0 F7	4	0	1	0	0	0	1				
Tony Armas, R OBP: 0.304, SLG: 0.487 (1, 9)		0-0 4-3 2B		0-0 G4-3 1-2			0-0 5-3			3	0	1	0	0	0	1				
Wayne Gross, L OBP: 0.353, SLG: 0.408 (1, 5)		0-3 K			0-0 F7			4-0 G1-6-4 BB		2	0	0	0	1	1	1				
Mitchell Page, L OBP: 0.333, SLG: 0.370 (1, 10)		0-0 4-3 2-3			0-3 K			0-0 G1-6-4 1-2		3	0	0	0	0	1	2				
Jim Essian, R OBP: 0.277, SLG: 0.348 (1, 2)		0-0 F8			0-0 G3			0-0 1B 1B		3	0	1	0	0	0	1				
Mario Guerrero, R OBP: 0.254, SLG: 0.286 (1, 6)			4-0 CS BB			0-0 6-3		0-0 1-3 1B		1	0	0	0	1	0	0				
Jeff Newman, R OBP: 0.282, SLG: 0.406 (8, PH)									0-0 4-3	1	0	1	0	0	0	0				
Dave McKay, S OBP: 0.231, SLG: 0.252 (9, 4)										0	0	0	0	0	0	0				
Jeff Cox, R OBP: 0.273, SLG: 0.230 (1, 4)			0-3 K					0-0 4-3		2	0	1	0	0	1	1				
Mike Heath, R OBP: 0.255, SLG: 0.283 (8, PH)										0	0	0	0	0	0	0				
Dave Revere, L OBP: 0.349, SLG: 0.478 (8, PH)										1	0	0	0	0	0	2				
Rob Picciolo, R OBP: 0.257, SLG: 0.345 (9, 6)			1-2 K							0	0	0	0	0	0	0				
<b>Inning Stats</b>	R: 0 E: 0 K: 0 S: 3	H: 1 LOB: 0 BB: 0 P: 3	R: 0 E: 0 K: 1 S: 6	H: 1 LOB: 1 BB: 0 P: 6	R: 0 E: 0 K: 1 S: 5	H: 1 LOB: 0 BB: 0 P: 5	R: 0 E: 0 K: 1 S: 5	H: 0 LOB: 0 BB: 0 P: 5	R: 0 E: 0 K: 0 S: 3	H: 1 LOB: 1 BB: 0 P: 3	R: 0 E: 0 K: 0 S: 3	H: 0 LOB: 0 BB: 0 P: 3	R: 0 E: 0 K: 0 S: 4	H: 2 LOB: 2 BB: 1 P: 8	R: 0 E: 0 K: 0 S: 3	H: 0 LOB: 0 BB: 0 P: 3	1B: 6 2B: 2 3B: 0 HR: 0	SF: 0 SAC: 0 DP: 4 HBP: 0	WP: 0 PB: 0 SB: 0 CS: 3	PA: 31
<b>PITCHER</b> Dave Stieb, R ERA: 2.61 (1, 1)	IP: 9.0 WLS: W BF: 30	H: 7 R: 0 ER: 0 SO: 4	BB: 2 IBB: 0 HBP: 0 BLK: 0	WP: 0 HR: 0 S: 36 P: 44	ERA: 0.00 WHIP: 1.000	<b>PITCHER</b>														

Toronto Blue Jays @ Oakland Athletics  
Oakland-Alameda County Coliseum, Oakland, CA  
Mon Jul 21 1980, 7:05 PM PDT  
Att: 14,588 - Unknown

AB	28
R	0
H	7
RBI	0
BB	2
SO	4
LOB	11



Batter	1	2	3	4	5	6	7	8	9	AB	R	H	RBI	BB	SO	LOB	TOP			
Alfredo Griffin, S OBP: 0.274, SLG: 0.334 (1, 6)	G3	F7			F9		K		E3	5	0	0	0	0	1	1				
Al Woods, L OBP: 0.363, SLG: 0.488 (1, 7)	1-3		F7		F8		4-3		G3	5	0	0	0	0	0	2				
John Mayberry, L OBP: 0.357, SLG: 0.464 (1, 3)	K		HBP 1B BB		BB		F9			2	1	0	0	2	1	1				
Otto Velez, R OBP: 0.383, SLG: 0.532 (1, 10)		HR	1B HBP		F8			K		3	1	1	1	0	1	1				
Roy Howell, L OBP: 0.324, SLG: 0.395 (1, 5)	HR		G6-4-3 1B		1-3		3-1			4	1	2	2	0	0	0				
Barry Bonnell, R OBP: 0.305, SLG: 0.417 (1, 8)	K		G6-4-3 1B		6-3		F7			4	0	0	0	0	1	2				
Damaso Garcia, R OBP: 0.302, SLG: 0.422 (1, 4)	1B 2B				F9		E S 1B		SH2-4 1B	4	2	3	0	0	0	0				
Lloyd Moseby, L OBP: 0.269, SLG: 0.356 (1, 9)	E E WP 1B				F7		K		SH2-4	3	1	1	1	0	1	1				
Ernie Whitt, L OBP: 0.293, SLG: 0.331 (1, 2)	K				F8		4-3 2B		F8	4	0	1	0	0	1	1				
<b>Inning Stats</b>	R: 0 E: 0 K: 1 S: 5	H: 0 LOB: 0 BB: 0 P: 5	R: 4 E: 2 K: 2 S: 11	H: 4 LOB: 0 BB: 0 P: 11	R: 1 E: 0 K: 0 S: 3	H: 1 LOB: 1 BB: 1 P: 8	R: 0 E: 0 K: 0 S: 3	H: 0 LOB: 0 BB: 0 P: 3	R: 0 E: 0 K: 1 S: 6	H: 1 LOB: 1 BB: 0 P: 6	R: 0 E: 0 K: 1 S: 6	H: 1 LOB: 0 BB: 0 P: 6	R: 0 E: 0 K: 1 S: 5	H: 0 LOB: 0 BB: 0 P: 5	R: 1 E: 1 K: 0 S: 5	H: 1 LOB: 1 BB: 0 P: 5	1B: 4 2B: 2 3B: 0 HR: 2	SF: 0 SAC: 1 DP: 1 HBP: 1	WP: 1 PB: 0 SB: 1 CS: 0	PA: 38
<b>PITCHER</b> Matt Keough, R ERA: 3.28 (1, 1)	IP: 9.0 WLS: L BF: 38 H: 8 R: 6 ER: 4 SO: 6 BB: 2 IBB: 0 HBP: 1 BLK: 0 WP: 1 HR: 2 S: 47 P: 56 ERA: 4.00 WHIP: 1.111															<b>PITCHER</b>				

Toronto Blue Jays @ Oakland Athletics  
Oakland-Alameda County Coliseum, Oakland, CA  
Tue Jul 22 1980, 7:05 PM PDT  
Unknown

AB	34
R	6
H	8
RBI	4
BB	2
SO	6
LOB	9



Batter	1	2	3	4	5	6	7	8	9	AB	R	H	RBI	BB	SO	LOB	BOTTOM					
Rickey Henderson, R OBP: 0.415, SLG: 0.421 (1, 7)	1B SF8 BB				FC1-6 F8 S		F6			3	1	1	0	1	0	2						
Dwayne Murphy, L OBP: 0.386, SLG: 0.412 (1, 8)	S 1B	4-3			F8		F8			4	0	1	0	0	0	4						
Mike Davis, L OBP: 0.240, SLG: 0.282 (6, PH)	SF8				F6				F5	1	0	0	1	1	0	1						
Jim Essian, R OBP: 0.275, SLG: 0.345 (9, 2)	1-2 3-H		G6-3 BB							1	0	0	0	0	0	0						
Tony Armas, R OBP: 0.301, SLG: 0.482 (1, 9)	K		G6-3		F8		F7			4	0	0	0	0	1	2						
Wayne Gross, L OBP: 0.355, SLG: 0.407 (1, 5)	BB		6-3		F8		F8		1B	3	0	1	0	1	0	0						
Mitchell Page, L OBP: 0.325, SLG: 0.365 (8, PH)	K				F6		K		5-3	3	0	0	0	0	2	2						
Mike Heath, R OBP: 0.254, SLG: 0.281 (8, PH)										1	0	0	0	0	0	1						
Jeff Newman, R OBP: 0.282, SLG: 0.415 (9, 3)	K				5-3		HR		F9	4	1	1	1	0	1	0						
Mario Guerrero, R OBP: 0.254, SLG: 0.285 (1, 6)			FC5-4 1B		F4		6-3		F8	4	0	1	0	0	0	0						
Jeff Cox, R OBP: 0.286, SLG: 0.234 (1, 4)	FC5-4 1B				FC1-6 BB		1B		5-3	3	0	1	0	1	0	1						
<b>Inning Stats</b>	R: 1 E: 0 K: 2 S: 8	H: 1 LOB: 2 BB: 2 P: 16	R: 0 E: 0 K: 1 S: 7	H: 2 LOB: 2 BB: 0 P: 7	R: 0 E: 0 K: 0 S: 2	H: 0 LOB: 0 BB: 1 P: 6	R: 0 E: 0 K: 0 S: 3	H: 0 LOB: 0 BB: 0 P: 3	R: 0 E: 0 K: 0 S: 3	H: 0 LOB: 1 BB: 1 P: 7	R: 0 E: 0 K: 1 S: 5	H: 0 LOB: 0 BB: 0 P: 5	R: 1 E: 0 K: 0 S: 5	H: 2 LOB: 1 BB: 0 P: 5	R: 0 E: 0 K: 0 S: 4	H: 1 LOB: 1 BB: 0 P: 4	R: 0 E: 0 K: 0 S: 3	H: 0 LOB: 0 BB: 0 P: 3	1B: 5 2B: 0 3B: 0 HR: 1	SF: 1 SAC: 0 DP: 1 HBP: 0	WP: 0 PB: 0 SB: 2 CS: 0	PA: 36
<b>PITCHER</b> Jesse Jefferson, R ERA: 4.67 Jerry Garvin, L ERA: 2.15 (7, 1)	IP: 6.1 WLS: W BF: 27 H: 5 R: 2 ER: 2 SO: 4 BB: 4 IBB: 0 HBP: 0 BLK: 0 WP: 0 HR: 1 S: 31 P: 47 ERA: 2.84 WHIP: 1.421															<b>PITCHER</b>						

Toronto Blue Jays @ Oakland Athletics  
Oakland-Alameda County Coliseum, Oakland, CA  
Tue Jul 22 1980, 7:05 PM PDT  
Unknown

AB	31
R	2
H	6
RBI	2
BB	4
SO	4
LOB	13



Batter	1	2	3	4	5	6	7	8	9	AB	R	H	RBI	BB	SO	LOB	TOP			
Alfredo Griffin, S OBP: 0.273, SLG: 0.339 (1, 6)										4	0	1	0	0	0	0	<p>Toronto Blue Jays @ Oakland Athletics Oakland-Alameda County Coliseum, Oakland, CA</p> <p>Tue Jul 22 1980, 7:10 PM PDT Att: 8,645 - Unknown</p> <p>livebaseballscores.com</p> <p>AB 31 R 1 H 4 RBI 0 BB 1 SO 6 LOB 6</p>			
Al Woods, L OBP: 0.357, SLG: 0.480 (1, 7)										4	0	0	0	0	0	1				
John Mayberry, L OBP: 0.353, SLG: 0.458 (1, 10)										4	0	0	0	0	0	0				
Barry Bonnell, R OBP: 0.311, SLG: 0.418 (1, 8)										4	1	2	0	0	0	1				
Lloyd Moseby, L OBP: 0.269, SLG: 0.360 (1, 9)										4	0	1	0	0	2	1				
Damaso Garcia, R OBP: 0.302, SLG: 0.419 (1, 4)										2	0	0	0	1	1	1				
Doug Ault, R OBP: 0.264, SLG: 0.229 (1, 3)										3	0	0	0	0	1	2				
Garth Iorg, R OBP: 0.279, SLG: 0.362 (1, 5)										3	0	0	0	0	2	0				
Bob Davis, R OBP: 0.258, SLG: 0.327 (1, 2)										3	0	0	0	0	0	0				
<b>Inning Stats</b>	R: 0 E: 1 K: 0 S: 4	H: 0 LOB: 1 BB: 0 P: 4	R: 0 E: 0 K: 1 S: 4	H: 0 LOB: 0 BB: 1 P: 8	R: 0 E: 0 K: 1 S: 5	H: 0 LOB: 0 BB: 0 P: 5	R: 0 E: 0 K: 0 S: 3	H: 0 LOB: 0 BB: 0 P: 3	R: 0 E: 0 K: 2 S: 7	H: 1 LOB: 1 BB: 0 P: 4	R: 1 E: 0 K: 1 S: 7	H: 2 LOB: 1 BB: 0 P: 7	R: 0 E: 0 K: 1 S: 5	H: 0 LOB: 0 BB: 0 P: 5	R: 0 E: 0 K: 0 S: 4	H: 1 LOB: 1 BB: 0 P: 4	1B: 2 2B: 1 3B: 1 HR: 0	SF: 0 SAC: 0 DP: 0 HBP: 0	WP: 1 PB: 0 SB: 0 CS: 1	PA: 32
<b>PITCHER</b> Mike Norris, R ERA: 2.37 (1, 1)	IP: 9.0 WLS: W BF: 32 H: 4 R: 1 ER: 1 SO: 6 BB: 1 IBB: 0 HBP: 0 BLK: 0 WP: 1 HR: 0 S: 43 P: 47 ERA: 1.00 WHIP: 0.556															<b>PITCHER</b>				

Batter	1	2	3	4	5	6	7	8	9	AB	R	H	RBI	BB	SO	LOB	BOTTOM			
Rickey Henderson, R OBP: 0.416, SLG: 0.422 (1, 7)										2	1	1	1	1	0	0	<p>Toronto Blue Jays @ Oakland Athletics Oakland-Alameda County Coliseum, Oakland, CA</p> <p>Tue Jul 22 1980, 7:10 PM PDT Att: 8,645 - Unknown</p> <p>livebaseballscores.com</p> <p>AB 27 R 5 H 6 RBI 3 BB 6 SO 7 LOB 19</p>			
Dwayne Murphy, L OBP: 0.385, SLG: 0.409 (1, 8)										2	0	0	0	2	1	1				
Jim Essian, R OBP: 0.274, SLG: 0.342 (1, 2)										4	0	1	0	0	0	3				
Tony Armas, R OBP: 0.303, SLG: 0.482 (1, 9)										4	1	2	1	0	2	2				
Jeff Newman, R OBP: 0.281, SLG: 0.410 (1, 3)										3	1	0	0	1	1	4				
Mike Heath, R OBP: 0.254, SLG: 0.281 (1, 10)										4	0	1	1	0	0	3				
Dave McKay, S OBP: 0.239, SLG: 0.254 (1, 5)										3	1	1	0	1	1	0				
Jeff Cox, R OBP: 0.284, SLG: 0.224 (1, 4)										3	1	0	0	1	0	3				
Rob Piccolo, R OBP: 0.254, SLG: 0.341 (1, 6)										2	0	0	0	2	3					
<b>Inning Stats</b>	R: 0 E: 0 K: 0 S: 3	H: 0 LOB: 0 BB: 0 P: 3	R: 2 E: 1 K: 1 S: 8	H: 3 LOB: 2 BB: 1 P: 12	R: 0 E: 0 K: 1 S: 6	H: 1 LOB: 2 BB: 1 P: 10	R: 2 E: 1 K: 0 S: 4	H: 1 LOB: 1 BB: 2 P: 12	R: 0 E: 0 K: 1 S: 4	H: 0 LOB: 0 BB: 1 P: 8	R: 0 E: 0 K: 2 S: 7	H: 0 LOB: 0 BB: 0 P: 7	R: 1 E: 0 K: 2 S: 8	H: 1 LOB: 1 BB: 1 P: 12	R: 0 E: 0 K: 0 S: 3	H: 0 LOB: 0 BB: 0 P: 3	1B: 6 2B: 0 3B: 0 HR: 0	SF: 0 SAC: 2 DP: 1 HBP: 0	WP: 0 PB: 0 SB: 1 CS: 2	PA: 35
<b>PITCHER</b> Paul Mirabella, L ERA: 4.39 Mike Barlow, R ERA: 3.99 Tom Buskey, R ERA: 3.81	IP: 3.1 WLS: L BF: 20 H: 5 R: 4 ER: 1 SO: 2 BB: 4 IBB: 0 HBP: 0 BLK: 0 WP: 0 HR: 0 S: 20 P: 28 ERA: 2.70 WHIP: 2.700	IP: 4.1 WLS: L BF: 12 H: 1 R: 1 ER: 1 SO: 5 BB: 2 IBB: 0 HBP: 0 BLK: 0 WP: 0 HR: 0 S: 20 P: 28 ERA: 2.46 WHIP: 0.818	IP: 8.1 WLS: L BF: 3 H: 0 R: 0 ER: 0 SO: 0 BB: 0 IBB: 0 HBP: 0 BLK: 0 WP: 0 HR: 0 S: 3 P: 3 ERA: 0.00 WHIP: 0.000															<b>PITCHER</b>		

Batter	1	2	3	4	5	6	7	8	9	AB	R	H	RBI	BB	SO	LOB	TOP			
Alfredo Griffin, S OBP: 0.276, SLG: 0.340 Bob Bailor, R OBP: 0.297, SLG: 0.267	0-0 E 4-3 1B		0-0 4-3		4-0 4-3 BB	0-0 F7		0-0 2B		2	0	1	0	1	0	0				
Al Woods, L OBP: 0.379, SLG: 0.475 Joe Cannon, L OBP: 0.074, SLG: 0.074	0-0 4-3 1-2		0-0 3-1		0-0 4-3 1-2		0-0 4-3		0-3 K	3	0	0	0	0	0	2				
John Mayberry, L OBP: 0.358, SLG: 0.456	4-0 2-3 BB BB		4-0 BB		0-0 F7		4-0 G4-6-3 BB			1	0	0	0	3	0	1				
Otto Velez, R OBP: 0.379, SLG: 0.525 Steve Braun, L OBP: 0.133, SLG: 0.071	0-3 K		0-3 K		0-0 F4		0-0 G4-6-3			3	0	0	0	0	2	4				
Roy Howell, L OBP: 0.327, SLG: 0.394	4-0 1-2 BB				0-0 4-3				0-3 K	3	1	1	0	1	1	0				
Barry Bonnell, R OBP: 0.310, SLG: 0.416	0-0 F9				0-0 1B				0-0 F5	4	1	1	0	0	0	4				
Damaso Garcia, R OBP: 0.302, SLG: 0.418 Garth Iorg, R OBP: 0.274, SLG: 0.356			0-0 F8		0-0 1B				0-0 F9	3	0	1	1	0	0	1				
Lloyd Moseby, L OBP: 0.262, SLG: 0.351			0-0 4-3		0-0 F9				0-0 F9	4	0	0	0	0	0	4				
Ernie Whitt, L OBP: 0.285, SLG: 0.323			0-3 K		0-0 G3				0-3 K	3	0	0	1	0	2	2				
<b>Inning Stats</b>	R: 0 E: 1 K: 1 S: 6	H: 1 LOB: 3 BB: 2 P: 14	R: 0 E: 0 K: 1 S: 5	H: 0 LOB: 0 BB: 0 P: 5	R: 0 E: 0 K: 1 S: 5	H: 0 LOB: 1 BB: 1 P: 9	R: 0 E: 0 K: 0 S: 5	H: 2 LOB: 2 BB: 0 P: 5	R: 0 E: 0 K: 0 S: 3	H: 0 LOB: 1 BB: 1 P: 7	R: 0 E: 0 K: 0 S: 2	H: 0 LOB: 0 BB: 1 P: 6	R: 0 E: 0 K: 1 S: 5	H: 0 LOB: 0 BB: 0 P: 5	R: 0 E: 0 K: 2 S: 8	H: 1 LOB: 1 BB: 8 P: 8	1B: 4 2B: 1 3B: 0 HR: 0	SF: 1 SAC: 0 DP: 1 HBP: 0	WP: 0 PB: 0 SB: 0 CS: 0	PA: 38
<b>PITCHER</b>	IP WLS BF H R ER SO BB IBB HBP BLK WP HR S P ERA WHIP	6.1 W 30 4 2 0 3 5 0 0 0 0 0 0 31 51 0.00 1.421	2.2 8 1 0 0 3 0 0 0 0 0 0 0 14 14 0.00 0.375	<b>PITCHER</b>																

Toronto Blue Jays @ Oakland Athletics  
Oakland-Alameda County Coliseum, Oakland, CA  
Wed Jul 23 1980, 3:33 AM PDT  
Att: 4,765 - Unknown

AB 32  
R 2  
H 5  
RBI 2  
BB 5  
SO 6  
LOB 21



Batter	1	2	3	4	5	6	7	8	9	AB	R	H	RBI	BB	SO	LOB	BOTTOM					
Rickey Henderson, R OBP: 0.415, SLG: 0.418	4-0 CS BB		0-0 1-3	0-0 FC6-4		0-0 G5-4-3				3	0	0	0	1	0	3						
Dwayne Murphy, L OBP: 0.386, SLG: 0.406	0-3 K		0-0 F9		0-0 F7		4-0 G6-3 BB			3	0	0	0	1	1	1						
Wayne Cross, L OBP: 0.350, SLG: 0.400 Dave McKay, S OBP: 0.239, SLG: 0.254	0-0 G3		0-3 K		0-0 4-3		0-0 F5			4	0	0	0	0	1	1						
Tony Armas, R OBP: 0.305, SLG: 0.493			0-3 K		0-0 HR		0-0 2B		0-0 G6-3	4	2	2	1	0	1	1						
Mitchell Page, L OBP: 0.332, SLG: 0.372			0-3 K		0-0 2B		0-0 1B		0-0 5-3	4	1	2	1	0	1	0						
Mike Davis, L OBP: 0.241, SLG: 0.270			4-0 S BB		0-0 F8		0-0 1-3		0-0 6-3	3	0	0	0	1	0	2						
Jim Essian, R OBP: 0.266, SLG: 0.331			0-0 F7		0-0 F7		0-0 F7		0-0 F7	4	0	0	0	0	0	2						
Rob Picciolo, R OBP: 0.267, SLG: 0.358			0-0 2B		0-0 1B		0-0 1B		0-0 1B	3	2	3	1	0	0	0						
Jeff Cox, R OBP: 0.312, SLG: 0.271			0-0 E WP		0-0 2B		0-0 FC6-4		0-0 G5-4-3	3	1	3	2	0	0	0						
<b>Inning Stats</b>	R: 0 E: 0 K: 1 S: 4	H: 0 LOB: 1 BB: 1 P: 8	R: 0 E: 0 K: 2 S: 7	H: 0 LOB: 1 BB: 1 P: 11	R: 2 E: 1 K: 1 S: 7	H: 2 LOB: 0 BB: 0 P: 7	R: 3 E: 0 K: 0 S: 7	H: 4 LOB: 1 BB: 0 P: 7	R: 1 E: 0 K: 0 S: 5	H: 2 LOB: 1 BB: 0 P: 5	R: 0 E: 0 K: 0 S: 4	H: 2 LOB: 1 BB: 0 P: 4	R: 0 E: 0 K: 0 S: 2	H: 0 LOB: 0 BB: 1 P: 6	R: 0 E: 0 K: 0 S: 3	H: 0 LOB: 0 BB: 0 P: 3	1B: 5 2B: 5 3B: 0 HR: 1	SF: 0 SAC: 0 DP: 3 HBP: 0	WP: 1 PB: 0 SB: 1 CS: 1	PA: 34		
<b>PITCHER</b>	IP WLS BF H R ER SO BB IBB HBP BLK WP HR S P ERA WHIP	3.0 L 14 4 4 4 4 2 0 0 0 0 0 0 4 4 13.50 3.000	0.2 4 2 1 1 0 0 0 0 0 0 0 0 0 4 4 0.00 2.000	1.1 6 2 1 1 0 0 0 0 0 0 0 0 6 6 6.75 1.500	1.0 4 2 0 0 0 0 0 0 0 0 0 0 4 4 0.00 2.000	2.0 6 0 0 0 0 1 0 0 0 0 0 5 9 0.00 0.500	<b>PITCHER</b>															

Toronto Blue Jays @ Oakland Athletics  
Oakland-Alameda County Coliseum, Oakland, CA  
Wed Jul 23 1980, 3:33 AM PDT  
Att: 4,765 - Unknown

AB 31  
R 6  
H 10  
RBI 5  
BB 3  
SO 4  
LOB 10



Batter	1	2	3	4	5	6	7	8	9	AB	R	H	RBI	BB	SO	LOB	TOP			
<b>Julio Cruz, S</b> OBP: 0.330, SLG: 0.266 (1,4)	0-0 SH3-4 1B		0-3 K		0-0 F7			4-0 FC6-4 BB		3	1	1	0	1	1	1	<b>Seattle Mariners @ Toronto Blue Jays</b> Exhibition Stadium, Toronto, ON Fri Jul 25 1980, 7:05 PM EDT Att: 16,248 - Unknown - 79 F			
<b>Larry Milbourne, S</b> OBP: 0.308, SLG: 0.355 (1,6)	0-0 SH3-4 1-2		0-0 1-2-3		0-0 4-3			0-0 FC6-4 FC4-6		3	0	0	1	0	0	2				
<b>Bruce Bochte, L</b> OBP: 0.357, SLG: 0.441 (1,3)	0-0 F7		0-0 4-3		0-0 F8			0-0 FC4-6		4	0	0	1	0	0	2				
<b>Dan Meyer, L</b> OBP: 0.335, SLG: 0.421 (1,7)	0-0 2H 1B			0-0 F9		0-0 F8		0-0 K		4	0	1	1	0	1	1				
<b>Tom Paciorek, R</b> OBP: 0.337, SLG: 0.516 (1,9)	0-0 F9			0-0 5-3			0-0 F9		0-0 F9	4	0	0	0	0	0	1				
<b>Willie Horton, R</b> OBP: 0.321, SLG: 0.320 (1,10)		0-0 F8		0-0 5-3			0-0 F8		0-0 F9	4	0	0	0	0	0	0				
<b>Ted Cox, R</b> OBP: 0.289, SLG: 0.314 (1,5)		0-3 K			0-0 F9		0-0 1-3		0-3 K	4	0	0	0	0	2	0				
<b>Joe Simpson, L</b> OBP: 0.322, SLG: 0.341 (1,8)		4-0 BB			0-3 K			0-0 BB FC6-4 1B		2	1	1	0	1	1	0				
<b>Bob Stinson, S</b> OBP: 0.287, SLG: 0.276 (1,2)		0-0 1-3			0-0 1B			0-0 FC6-4 BB FC4-6 1B		3	1	2	0	0	0	1				
<b>Inning Stats</b>	R: 1 E: 0 K: 0 S: 5	H: 2 LOB: 1 BB: 0 P: 5	R: 0 E: 0 K: 1 S: 5	H: 0 LOB: 1 BB: 1 P: 9	R: 0 E: 0 K: 1 S: 5	H: 0 LOB: 0 BB: 0 P: 5	R: 0 E: 0 K: 0 S: 3	H: 0 LOB: 0 BB: 0 P: 3	R: 0 E: 0 K: 0 S: 3	H: 0 LOB: 0 BB: 0 P: 3	R: 0 E: 0 K: 0 S: 3	H: 0 LOB: 0 BB: 0 P: 3	R: 0 E: 0 K: 1 S: 7	H: 2 LOB: 1 BB: 1 P: 11	R: 0 E: 0 K: 1 S: 5	H: 0 LOB: 0 BB: 0 P: 5	1B: 5 2B: 0 3B: 0 HR: 0	SF: 0 SAC: 1 DP: 0 HBP: 0	WP: 0 PB: 0 SB: 0 CS: 0	PA: 34
<b>PITCHER</b> <b>Jim Clancy, R</b> ERA: 3.02 (1,1)	IP: 9.0 WLS: W BF: 34 H: 5 R: 3 ER: 3 SO: 5 BB: 2 IBB: 0 HBP: 0 BLK: 0 WP: 0 HR: 0 S: 42 P: 50 ERA: 3.00 WHIP: 0.778															<b>PITCHER</b>				

AB	31
R	3
H	5
RBI	3
BB	2
SO	5
LOB	8



Batter	1	2	3	4	5	6	7	8	9	AB	R	H	RBI	BB	SO	LOB	BOTTOM				
<b>Alfredo Griffin, S</b> OBP: 0.279, SLG: 0.349 (1,6)	0-0 F9		0-0 F4		0-0 1H 3B	0-0 3H 2B		0-0 CS		4	0	2	2	0	0	0	<b>Seattle Mariners @ Toronto Blue Jays</b> Exhibition Stadium, Toronto, ON Fri Jul 25 1980, 7:05 PM EDT Att: 16,248 - Unknown - 79 F				
<b>Al Woods, L</b> OBP: 0.355, SLG: 0.492 (1,7)	0-0 HR		0-0 2B		0-0 S BB	0-0 G3		0-0 3H		3	1	2	1	1	0	1					
<b>John Mayberry, L</b> OBP: 0.354, SLG: 0.450 (1,3)	0-0 F2		0-0 F6		0-3 K		0-0 G3		0-0 K	4	0	0	0	0	1	3					
<b>Otto Velez, R</b> OBP: 0.380, SLG: 0.523 (1,10)	0-3 K			0-0 FC6-4 1B	4-0 IBB		0-3 K		0-0 K	3	0	1	0	1	2	0					
<b>Roy Howell, L</b> OBP: 0.326, SLG: 0.402 (1,5)		0-0 HR		0-0 FC6-4 WP	0-3 K		0-0 4-3		0-0 4-3	4	1	1	1	0	1	4					
<b>Barry Bonnell, R</b> OBP: 0.310, SLG: 0.413 (1,8)		0-0 6-3		0-0 5-3		0-0 SH5-4 1B SH1-4 1B		0-0 4-3		4	1	1	0	0	0	1					
<b>Damaso Garcia, R</b> OBP: 0.305, SLG: 0.422 (1,4)		0-0 F3		0-0 1-3		0-0 SH1-4 1B SH5-4 2B 1B		0-0 4-3 CS	2B	4	1	2	0	0	0	1					
<b>Lloyd Moseby, L</b> OBP: 0.257, SLG: 0.344 (1,9)		0-3 K			0-0 F9		0-0 SH5-4		0-0 4-3	3	0	0	0	0	1	1					
<b>Bob Bailor, R</b> OBP: 0.297, SLG: 0.267 (9,9)					0-0 K		1-2 2-3		2-3	0	0	0	0	0	0	0					
<b>Bob Davis, R</b> OBP: 0.265, SLG: 0.325 (1,2)			0-0 6-3		4-0 3B BB		0-0 SH1-4		4-0 BB	1	1	0	1	2	0	0					
<b>Inning Stats</b>	R: 1 E: 0 K: 1 S: 6	H: 1 LOB: 0 BB: 0 P: 6	R: 1 E: 0 K: 1 S: 6	H: 1 LOB: 0 BB: 0 P: 6	R: 0 E: 0 K: 0 S: 4	H: 1 LOB: 1 BB: 0 P: 4	R: 0 E: 0 K: 0 S: 4	H: 1 LOB: 1 BB: 0 P: 4	R: 1 E: 0 K: 2 S: 8	H: 3 LOB: 3 BB: 3 P: 20	R: 2 E: 0 K: 0 S: 6	H: 0 LOB: 0 BB: 0 P: 6	R: 0 E: 0 K: 1 S: 5	H: 0 LOB: 0 BB: 0 P: 5	R: 0 E: 0 K: 0 S: 3	H: 1 LOB: 1 BB: 1 P: 7		1B: 3 2B: 3 3B: 1 HR: 2	SF: 0 SAC: 2 DP: 0 HBP: 0	WP: 1 PB: 0 SB: 1 CS: 1	PA: 37
<b>PITCHER</b> <b>Rick Honeycutt, L</b> ERA: 3.49 (1,1)	IP: 8.0 WLS: L BF: 36 H: 9 R: 5 ER: 5 SO: 5 BB: 3 IBB: 1 HBP: 0 BLK: 0 WP: 1 HR: 2 S: 42 P: 58 ERA: 5.62 WHIP: 1.500															<b>PITCHER</b>					

AB	30
R	5
H	9
RBI	5
BB	4
SO	5
LOB	11



Batter	1	2	3	4	5	6	7	8	9	AB	R	H	RBI	BB	SO	LOB	TOP								
<b>Julio Cruz, S</b> OBP: 0.334, SLG: 0.264 (1, 4)	4-0 SH1-3 BB	4-0 1B BB		4-0 CS BB		0-0 F7			0-0 1-3	2	0	0	1	3	0	0									
<b>Larry Milbourne, S</b> OBP: 0.314, SLG: 0.368 (1, 6)	0-0 SH1-3	0-0 S 1B		0-0 CS	0-0 1B 2B	0-0 1-3			0-0 4-3	4	1	2	2	0	0	0									
<b>Bruce Bochte, L</b> OBP: 0.358, SLG: 0.443 (1, 3)	0-0 F7	0-3 K			0-0 1B 1B			0-3 K	0-0 2B	5	1	2	0	0	2	3									
<b>Dan Meyer, L</b> OBP: 0.337, SLG: 0.428 <b>Leon Roberts, R</b> OBP: 0.330, SLG: 0.444 (1, 7) (7, 7)	0-3 K			0-0 3B	0-0 1B	0-0 1-3 3-H		0-0 4-3	0-3 K	4	0	2	1	0	1	1									
<b>Tom Paciorek, R</b> OBP: 0.336, SLG: 0.512 (1, 9)		0-0 5-3	0-0 5-3		0-0 1B	0-0 HR		0-0 F8		4	1	1	1	0	0	1									
<b>Willie Horton, R</b> OBP: 0.324, SLG: 0.336 (1, 10)		0-0 1B BB 1B	0-0 5-3		0-0 HR			0-0 5-3		4	2	2	2	0	0	1									
<b>Ted Cox, R</b> OBP: 0.288, SLG: 0.313 (1, 5)		0-0 BB 1B 1B	0-0 L1		0-0 5-3			0-0 F7		4	1	1	0	0	0	1									
<b>Joe Simpson, L</b> OBP: 0.325, SLG: 0.349 (1, 8)		0-0 BB 1B 1B		0-3 K	0-0 F8			0-0 2B		4	1	2	0	0	1	0									
<b>Bob Stinson, S</b> OBP: 0.277, SLG: 0.265 (1, 2)	0-0 F7			0-3 K		0-0 F7		0-0 5-3		4	0	0	0	0	1	4									
<b>Inning Stats</b>	R: 0 E: 0 K: 1 S: 5	H: 0 LOB: 1 BB: 1 P: 9	R: 3 E: 0 K: 1 S: 9	H: 4 LOB: 2 BB: 1 P: 13	R: 0 E: 0 K: 0 S: 4	H: 1 LOB: 1 BB: 0 P: 4	R: 0 E: 0 K: 2 S: 6	H: 0 LOB: 0 BB: 1 P: 10	R: 4 E: 0 K: 0 S: 7	H: 5 LOB: 0 BB: 0 P: 7	R: 0 E: 0 K: 0 S: 3	H: 0 LOB: 0 BB: 0 P: 3	R: 0 E: 0 K: 1 S: 5	H: 0 LOB: 0 BB: 0 P: 5	R: 0 E: 0 K: 0 S: 4	H: 1 LOB: 1 BB: 0 P: 4	R: 0 E: 0 K: 1 S: 6	H: 1 LOB: 1 BB: 0 P: 6	1B: 7 2B: 3 3B: 1 HR: 1	SF: 0 SAC: 1 DP: 0 HBP: 0	WP: 0 PB: 0 SB: 1 CS: 1	PA: 41			
<b>PITCHER</b>	IP	WLS	BF	H	R	ER	SO	BB	IBB	HBP	BLK	WP	HR	S	P	ERA	WHIP								
<b>Dave Stieb, R</b> ERA: 2.94 (1, 1)	4.1	L	24	10	7	7	4	3	0	0	0	0	1	29	41	14.54	3.000								
<b>Mike Barlow, R</b> ERA: 3.0 (5, 1)	4.2		16	2	0	0	2	0	0	0	0	0	0	20	20	0.00	0.429								

Seattle Mariners @ Toronto Blue Jays  
Exhibition Stadium, Toronto, ON  
Sat Jul 26 1980, 7:05 PM EDT  
Unknown - 70 F

AB	36
R	7
H	12
RBI	7
BB	3
SO	6
LOB	12



Batter	1	2	3	4	5	6	7	8	9	AB	R	H	RBI	BB	SO	LOB	BOTTOM								
<b>Alfredo Griffin, S</b> OBP: 0.278, SLG: 0.348 (1, 6)	0-0 HR 1B	0-0 F8			0-0 4-3			0-0 4-3		4	1	1	0	0	0	0									
<b>Lloyd Moseby, L</b> OBP: 0.263, SLG: 0.379 (1, 9)	0-0 1-H HR		0-3 K		0-0 L5 3B			0-0 F8		4	1	2	2	0	1	0									
<b>John Mayberry, L</b> OBP: 0.350, SLG: 0.444 (1, 3)	0-0 F8		0-0 3-1		0-0 L5			0-0 F7		4	0	0	0	0	0	1									
<b>Otto Velez, R</b> OBP: 0.382, SLG: 0.519 (1, 10)	4-0 FC6-4 1B BB		4-0 1B BB		0-3 K			0-0 5-3		2	0	0	0	2	1	0									
<b>Al Woods, L</b> OBP: 0.361, SLG: 0.492 (1, 7)	0-0 FC6-4 1B		0-0 FC5-4 1B		0-0 G3			0-0 F9		4	0	2	0	0	0	0									
<b>Barry Bonnell, R</b> OBP: 0.307, SLG: 0.409 <b>Joe Cannon, L</b> OBP: 0.071, SLG: 0.071 (1, 8) (7, 8)	0-0 FC6-4		0-0 FC5-4		0-3 K			0-0 F7		3	0	0	0	0	1	4									
<b>Damaso Garcia, R</b> OBP: 0.302, SLG: 0.419 (1, 4)	0-0 4-3		0-0 L6		0-0 F3					3	0	0	0	0	0	2									
<b>Bob Bailor, R</b> OBP: 0.291, SLG: 0.261 (1, 5)		0-0 F4		0-0 G3		0-0 L1				3	0	0	0	0	0	0									
<b>Ernie Whitt, L</b> OBP: 0.286, SLG: 0.323 (1, 2)		0-0 G3		0-0 1B		0-0 4-3				3	0	1	0	0	0	0									
<b>Inning Stats</b>	R: 2 E: 0 K: 0 S: 6	H: 3 LOB: 2 BB: 1 P: 10	R: 0 E: 0 K: 0 S: 3	H: 0 LOB: 0 BB: 0 P: 3	R: 0 E: 0 K: 1 S: 6	H: 1 LOB: 1 BB: 0 P: 10	R: 0 E: 0 K: 0 S: 3	H: 1 LOB: 0 BB: 0 P: 3	R: 0 E: 0 K: 2 S: 7	H: 0 LOB: 0 BB: 0 P: 7	R: 0 E: 0 K: 0 S: 3	H: 0 LOB: 0 BB: 0 P: 3	R: 0 E: 0 K: 0 S: 3	H: 0 LOB: 0 BB: 0 P: 3	R: 0 E: 0 K: 0 S: 3	H: 0 LOB: 0 BB: 0 P: 3	1B: 4 2B: 1 3B: 1 HR: 1	SF: 0 SAC: 0 DP: 1 HBP: 0	WP: 0 PB: 0 SB: 0 CS: 0	PA: 33					
<b>PITCHER</b>	IP	WLS	BF	H	R	ER	SO	BB	IBB	HBP	BLK	WP	HR	S	P	ERA	WHIP								
<b>Rob Dressler, R</b> ERA: 4.62 (1, 1)	8.0	W	30	6	2	2	3	2	0	0	0	0	1	34	42	2.25	1.000								
<b>Dave Heaverlo, R</b> ERA: 3.45 (9, 1)	1.0		3	0	0	0	0	0	0	0	0	0	0	3	3	0.00	0.000								

Seattle Mariners @ Toronto Blue Jays  
Exhibition Stadium, Toronto, ON  
Sat Jul 26 1980, 7:05 PM EDT  
Unknown - 70 F

AB	31
R	2
H	6
RBI	2
BB	2
SO	3
LOB	7



Batter	1	2	3	4	5	6	7	8	9	AB	R	H	RBI	BB	SO	LOB	TOP									
<b>Leon Roberts, R</b> OBP: 0.331, SLG: 0.438	4-0 2B BB	0-0 6-3		0-0 F7		0-0 G3		4-0 1B BB		3	1	0	0	2	0	4										
<b>Bill Stein, R</b> OBP: 0.372, SLG: 0.443	0-0 SH5-3 1-H 1-4-3-6 2B		0-0 1B	0-0 F4			0-0 2B 1B	0-0 1B		5	2	4	1	0	0	2										
<b>Bruce Bochte, L</b> OBP: 0.359, SLG: 0.447	0-0 SH5-3 2-3		0-0 1B		0-0 4-3		0-0 WP 1-3 1B 2B	0-0 4-3		4	1	2	0	0	0	2										
<b>Willie Horton, R</b> OBP: 0.322, SLG: 0.330	4-0 BB		0-3 K		0-0 F8		0-0 5-3		0-3 K	4	0	0	1	1	2	3										
<b>Tom Paciorek, R</b> OBP: 0.333, SLG: 0.504	0-0 1-4-3-6-3-6 1-2 3-H		0-3 K		4-0 FC5-4 BB		0-0 F7		0-3 K	4	0	0	1	1	2	4										
<b>Ted Cox, R</b> OBP: 0.291, SLG: 0.315		0-0 5-3		0-0 F9		0-0 FC5-4 1-2		0-0 FC5-4 1B		5	0	2	1	0	0	3										
<b>Joe Simpson, L</b> OBP: 0.324, SLG: 0.347		0-0 E S S 1B		0-0 4-3		0-0 4-3		0-0 F7		4	1	1	0	0	0	1										
<b>Jim Anderson, R</b> OBP: 0.300, SLG: 0.332								0-0 FC5-4 1-2		1	0	0	0	0	0	1										
<b>Mario Mendoza, R</b> OBP: 0.303, SLG: 0.333		0-0 E6 1-3 S		0-0 1B		4-0 1B BB		0-0 F8		3	0	1	0	1	0	1										
<b>Larry Cox, R</b> OBP: 0.250, SLG: 0.303		0-0 F4		0-0 1B		0-3 K		0-0 5-3		4	0	1	0	0	1	3										
<b>Inning Stats</b>	R: 2 E: 0 K: 0 S: 3	H: 1 LOB: 0 BB: 2 P: 11	R: 1 E: 1 K: 0 S: 5	H: 1 LOB: 1 BB: 0 P: 5	R: 0 E: 0 K: 2 S: 9	H: 2 LOB: 2 BB: 0 P: 9	R: 0 E: 0 K: 0 S: 5	H: 2 LOB: 2 BB: 0 P: 5	R: 0 E: 0 K: 0 S: 3	H: 0 LOB: 1 BB: 1 P: 7	R: 0 E: 0 K: 1 S: 5	H: 0 LOB: 1 BB: 1 P: 9	R: 2 E: 0 K: 0 S: 6	H: 3 LOB: 1 BB: 0 P: 6	R: 0 E: 0 K: 0 S: 4	H: 1 LOB: 2 BB: 1 P: 8	R: 0 E: 0 K: 2 S: 8	H: 1 LOB: 1 BB: 0 P: 8	1B: 9 2B: 3 3B: 0 HR: 0	SF: 0 SAC: 1 DP: 1 HBP: 0	WP: 1 PB: 0 SB: 3 CS: 0	PA: 43				
<b>PITCHER</b>	IP	WLS	BF	H	R	ER	SO	BB	IBB	HBP	BLK	WP	HR	S	P	ERA	WHIP									
<b>Balor Moore, L</b> ERA: 5.95	(1, 1)	2.0	12	4	3	2	0	2	0	0	0	0	0	10	18	9.00	3.000									
<b>Jack Kucek, R</b> ERA: 4.95	(3, 1)	4.2	W	21	5	2	2	3	2	0	0	0	1	0	25	33	3.86	1.500								
<b>Jerry Garvin, L</b> ERA: 2.05	(7, 1)	2.1	S	10	2	0	0	2	1	0	0	0	0	0	13	27	0.00	1.286								
Batter	1	2	3	4	5	6	7	8	9	AB	R	H	RBI	BB	SO	LOB	BOTTOM									
<b>Alfredo Griffin, S</b> OBP: 0.278, SLG: 0.352	0-0 2B 3B		0-0 P3		0-0 F9		0-0 F8			4	1	1	0	0	0	0										
<b>Lloyd Moseby, L</b> OBP: 0.265, SLG: 0.378	1-0 2B HBP		0-0 F6		0-0 F8		0-0 CS 1B			3	1	1	0	0	0	0										
<b>Al Woods, L</b> OBP: 0.370, SLG: 0.504	0-0 2B		0-0 1B		0-0 1B		0-0 HR 1B		0-0 G5-4-3 1-2 1B	4	3	4	1	0	0	0										
<b>Bob Bailor, R</b> OBP: 0.291, SLG: 0.261	1-3 2B		0-0 1B		0-0 1B		0-0 HR 1B		0-0 G5-4-3 1-2 1B	0	0	0	0	0	0	0										
<b>Otto Velez, R</b> OBP: 0.384, SLG: 0.522	0-0 2B		0-3 K		0-0 HR 1B		0-0 G5-4-3 1-2		0-3 K	4	1	2	2	0	1	2										
<b>John Mayberry, L</b> OBP: 0.351, SLG: 0.455	0-0 5-3		0-0 1B		0-0 1B		0-0 HR		0-3 K	4	1	2	3	0	1	1										
<b>Barry Bonnell, R</b> OBP: 0.306, SLG: 0.407	0-0 4-3		0-0 1B		0-0 F9		0-0 L4		0-0 L4	4	0	1	1	0	0	1										
<b>Damaso Garcia, R</b> OBP: 0.299, SLG: 0.414	0-0 F4		0-0 F7		0-0 1-6-3		0-0 5-3		0-0 5-3	4	0	0	0	0	0	3										
<b>Garth Iorg, R</b> OBP: 0.277, SLG: 0.344		0-0 F8		0-0 5-3		4-0 B1-6-4 BB				2	0	0	0	1	0	0										
<b>Bob Davis, R</b> OBP: 0.281, SLG: 0.318		0-0 F9		0-0 F7		0-0 B1-6-4				3	0	0	0	0	0	1										
<b>Inning Stats</b>	R: 3 E: 0 K: 0 S: 6	H: 3 LOB: 1 BB: 0 P: 7	R: 0 E: 0 K: 0 S: 3	H: 0 LOB: 0 BB: 0 P: 3	R: 1 E: 0 K: 1 S: 8	H: 3 LOB: 2 BB: 0 P: 8	R: 0 E: 0 K: 0 S: 3	H: 0 LOB: 0 BB: 0 P: 3	R: 0 E: 0 K: 0 S: 2	H: 0 LOB: 1 BB: 1 P: 6	R: 0 E: 0 K: 0 S: 3	H: 2 LOB: 0 BB: 0 P: 3	R: 0 E: 0 K: 1 S: 5	H: 0 LOB: 0 BB: 0 P: 5	R: 0 E: 0 K: 0 S: 5	H: 0 LOB: 0 BB: 0 P: 5	1B: 7 2B: 2 3B: 1 HR: 1	SF: 0 SAC: 0 DP: 2 HBP: 1	WP: 0 PB: 0 SB: 0 CS: 1	PA: 34						
<b>PITCHER</b>	IP	WLS	BF	H	R	ER	SO	BB	IBB	HBP	BLK	WP	HR	S	P	ERA	WHIP									
<b>Glenn Abbott, R</b> ERA: 3.54	(1, 1)	5.0	L	25	9	7	7	1	0	0	0	0	0	1	26	27	12.60	1.800								
<b>Mike Parrott, R</b> ERA: 7.65	(6, 1)	3.0		9	2	0	0	1	1	0	0	0	0	10	14	0.00	1.000									

Seattle Mariners @ Toronto Blue Jays  
Exhibition Stadium, Toronto, ON  
Sat Jul 26 1980, 7:05 PM EDT  
Att: 18,067 - Unknown - 68 F

AB 37  
R 5  
H 11  
RBI 4  
BB 5  
SO 5  
LOB 24



Seattle Mariners @ Toronto Blue Jays  
Exhibition Stadium, Toronto, ON  
Sat Jul 26 1980, 7:05 PM EDT  
Att: 18,067 - Unknown - 68 F

AB 32  
R 7  
H 11  
RBI 7  
BB 1  
SO 2  
LOB 8



Batter	1	2	3	4	5	6	7	8	9	AB	R	H	RBI	BB	SO	LOB	TOP			
Larry Milbourne, S OBP: 0.312, SLG: 0.359	4-0 SH1-3 BB		0-0 F8			0-0 4-3		0-0 6-3		3	0	0	0	1	0	1				
Joe Simpson, L OBP: 0.324, SLG: 0.347	0-0 SH1-3			0-0 G3-6-3 1B		0-0 1-3			0-0 4-3	3	0	1	0	0	0	0				
Bruce Bochte, L OBP: 0.356, SLG: 0.441	0-0 F7			0-0 G3-6-3 1-2		0-0 F8			0-0 4-3	4	0	0	0	0	0	2				
Dan Meyer, L OBP: 0.333, SLG: 0.423	0-0 6-3			0-0 F8			0-0 6-3		0-0 F8	4	0	0	0	0	0	1				
Bill Stein, R OBP: 0.363, SLG: 0.431		0-0 5-3			0-0 1-3		0-0 1-3			3	0	0	0	0	0	0				
Ted Cox, R OBP: 0.292, SLG: 0.312		0-0 P6			4-0 F9 BB BB		0-0 1-3			2	0	0	0	1	0	0				
Leon Roberts, R OBP: 0.335, SLG: 0.439		0-0 5-3			4-0 1-2 BB BB			0-0 BLK 1B		2	0	1	0	1	0	0				
Mario Mendoza, R OBP: 0.298, SLG: 0.327			0-3 K		0-0 F9 2-3			0-0 F9 1-2		3	0	0	0	0	1	3				
Bob Stinson, S OBP: 0.270, SLG: 0.257			0-0 6-3		0-3 K			0-3 K		3	0	0	0	0	2	3				
<b>Inning Stats</b>	R: 0 E: 0 K: 0 S: 3	H: 0 LOB: 1 BB: 1 P: 7	R: 0 E: 0 K: 0 S: 3	H: 0 LOB: 0 BB: 0 P: 3	R: 0 E: 0 K: 1 S: 5	H: 0 LOB: 0 BB: 0 P: 5	R: 0 E: 0 K: 0 S: 3	H: 1 LOB: 2 BB: 2 P: 13	R: 0 E: 0 K: 0 S: 3	H: 0 LOB: 0 BB: 0 P: 3	R: 0 E: 0 K: 0 S: 3	H: 0 LOB: 0 BB: 0 P: 3	R: 0 E: 0 K: 1 S: 6	H: 1 LOB: 1 BB: 0 P: 6	R: 0 E: 0 K: 0 S: 3	H: 0 LOB: 0 BB: 0 P: 3	1B: 2 2B: 0 3B: 0 HR: 0	SF: 0 SAC: 1 DP: 1 HBP: 0	WP: 0 PB: 0 SB: 0 CS: 0	PA: 31
<b>PITCHER</b> Jesse Jefferson, R ERA: 4.19	IP: 9.0 WLS: W BF: 31 H: 2 R: 0 ER: 0 SO: 3 BB: 3 IBB: 0 HBP: 0 BLK: 1 WP: 0 HR: 0 S: 34 P: 46 ERA: 0.00 WHIP: 0.556																			

Seattle Mariners @ Toronto Blue Jays  
Exhibition Stadium, Toronto, ON  
Sun Jul 27 1980, 3:33 AM EDT  
Att: 17,080 - Unknown - 72 F

AB 27  
R 0  
H 2  
RBI 0  
BB 3  
SO 3  
LOB 10




Batter	1	2	3	4	5	6	7	8	9	AB	R	H	RBI	BB	SO	LOB	BOTTOM			
Alfredo Griffin, S OBP: 0.278, SLG: 0.351	0-0 4-3			0-0 SH1-4 HR 1B		0-0 P2		0-0 5-3		4	1	1	0	0	0	0				
Damaso Garcia, R OBP: 0.302, SLG: 0.416	0-0 5-3			0-0 SH1-4 1-2		0-0 HR 1B		0-0 1B FC6-4 1B		3	2	2	0	0	0	0				
Al Woods, L OBP: 0.372, SLG: 0.515	0-0 4-3			0-3 K		0-0 HR 1B		0-0 FC6-4 1B		4	1	2	2	0	1	1				
Otto Velez, R OBP: 0.385, SLG: 0.534		0-0 F8		0-0 HR 2H		0-0 1B		0-0 FC6-4 1B		4	1	2	3	0	0	1				
Barry Bonnell, R OBP: 0.305, SLG: 0.405		0-3 K		0-0 F9		0-0 F9		0-0 1B		4	0	1	0	0	1	1				
John Mayberry, L OBP: 0.348, SLG: 0.449		0-0 F9			0-0 F8	0-0 4-3		0-0 G3		4	0	0	0	0	0	3				
Lloyd Moseby, L OBP: 0.270, SLG: 0.383			0-0 F7		0-0 F7 2B		0-3 K			3	0	1	0	0	1	0				
Bob Bailor, R OBP: 0.287, SLG: 0.256			0-0 P6		0-0 F7		0-0 F8			3	0	0	0	0	0	1				
Bob Davis, R OBP: 0.256, SLG: 0.313			0-0 F8		0-0 F9		0-0 5-3			3	0	0	0	0	0	1				
<b>Inning Stats</b>	R: 0 E: 0 K: 0 S: 3	H: 0 LOB: 0 BB: 0 P: 3	R: 0 E: 0 K: 1 S: 5	H: 0 LOB: 0 BB: 0 P: 5	R: 2 E: 0 K: 1 S: 7	H: 2 LOB: 0 BB: 0 P: 7	R: 0 E: 0 K: 0 S: 4	H: 1 LOB: 1 BB: 0 P: 4	R: 2 E: 0 K: 0 S: 6	H: 3 LOB: 1 BB: 0 P: 6	R: 0 E: 0 K: 1 S: 5	H: 0 LOB: 0 BB: 0 P: 5	R: 1 E: 0 K: 0 S: 6	H: 3 LOB: 2 BB: 0 P: 6	R: 0 E: 0 K: 0 S: 3	H: 0 LOB: 0 BB: 0 P: 3	1B: 6 2B: 1 3B: 0 HR: 2	SF: 0 SAC: 1 DP: 0 HBP: 0	WP: 0 PB: 0 SB: 0 CS: 0	PA: 33
<b>PITCHER</b> Floyd Bannister, L ERA: 3.71 Dave Heaverlo, R ERA: 3.4	IP: 7.1 WLS: L BF: 30 H: 8 R: 5 ER: 5 SO: 3 BB: 0 IBB: 0 HBP: 0 BLK: 0 WP: 0 HR: 2 S: 36 P: 36 ERA: 6.14 WHIP: 1.091																			


Seattle Mariners @ Toronto Blue Jays  
Exhibition Stadium, Toronto, ON  
Sun Jul 27 1980, 3:33 AM EDT  
Att: 17,080 - Unknown - 72 F

AB 32  
R 5  
H 9  
RBI 5  
BB 0  
SO 3  
LOB 8





Batter	1	2	3	4	5	6	7	8	9	AB	R	H	RBI	BB	SO	LOB	TOP
Rickey Henderson, R OBP: 0.412, SLG: 0.418 (1, 7)	F3		2B		1B		E5 FC1-2 2B	PB		4	1	1	0	1	0	3	<b>Oakland Athletics @ Toronto Blue Jays</b> Exhibition Stadium, Toronto, ON Mon Jul 28 1980, 7:05 PM EDT Att: 14,457 - Unknown - 72 F  <b>AB 32</b> <b>R 5</b> <b>H 10</b> <b>RBI 5</b> <b>BB 3</b> <b>SO 3</b> <b>LOB 12</b> 
Dwayne Murphy, L OBP: 0.380, SLG: 0.393 (1, 8)	WP 1B		F8		BB		FC1-2 2B			4	1	2	1	0	0	3	
Jim Essian, R OBP: 0.277, SLG: 0.356 (1, 2)	G4-3 1B			HR	BB		FC6-4 BB			3	1	3	3	1	0	0	
Tony Armas, R OBP: 0.297, SLG: 0.480 (1, 9)	G4-3			L3	FC6-4		F9			4	0	0	0	0	6		
Mike Heath, R OBP: 0.242, SLG: 0.271 (1, 10)		K		L5			6-3	F9		4	0	0	0	0	1	0	
Mario Guerrero, R OBP: 0.259, SLG: 0.287 (1, 6)		K		F7			6-3	1B CS HBP		3	0	0	0	0	1	0	
Wayne Gross, L OBP: 0.355, SLG: 0.426 (1, 3)		F4			4-3		6-3	1B CS 1B		4	1	1	0	0	0	0	
Dave McKay, S OBP: 0.248, SLG: 0.270 (1, 5)			F9		4-3		SH3 FC1-2 2B	PB 1B		4	0	2	0	0	0	0	
Jeff Cox, R OBP: 0.337, SLG: 0.298 (1, 4)			K		BB 1B BB		SH3	1B		2	1	1	1	1	1	0	
<b>Inning Stats</b>	R: 1 E: 0 K: 0 S: 4	H: 2 LOB: 0 BB: 0 P: 4	R: 0 E: 0 K: 2 S: 7	H: 0 LOB: 0 BB: 0 P: 7	R: 0 E: 0 K: 1 S: 6	H: 1 LOB: 1 BB: 0 P: 6	R: 1 E: 0 K: 0 S: 4	H: 1 LOB: 0 BB: 0 P: 4	R: 1 E: 0 K: 0 S: 4	H: 1 LOB: 3 BB: 3 P: 16	R: 0 E: 0 K: 0 S: 3	H: 0 LOB: 0 BB: 0 P: 3	R: 1 E: 1 K: 0 S: 6	H: 2 LOB: 2 BB: 0 P: 6	R: 1 E: 0 K: 0 S: 4	H: 3 LOB: 2 BB: 0 P: 5	1B: 6 SF: 0 2B: 3 SAC: 1 3B: 0 DP: 1 HR: 1 HBP: 1 WP: 1 PA: 37 PB: 1 SB: 1 CS: 2
<b>PITCHER</b>	IP WLS BF H R ER SO BB IBB HBP BLK WP HR S P ERA WHIP																
Paul Mirabella, L ERA: 4.46 (1, 1)	4.2	21	5	3	3	3	3	0	0	0	0	1	1	24	36	5.79	1.714
Mike Barlow, R ERA: 2.53 (5, 1)	1.2	L 7	1	1	0	0	0	0	0	0	0	0	0	7	7	0.00	0.600
Jerry Garvin, L ERA: 2.03 (7, 1)	0.1	2	1	0	0	0	0	0	0	0	0	0	0	2	2	0.00	3.000
Joey McLaughlin, R ERA: 4.46 (7, 1)	1.0	7	3	1	1	0	0	0	1	0	0	0	0	5	6	9.00	3.000

Batter	1	2	3	4	5	6	7	8	9	AB	R	H	RBI	BB	SO	LOB	BOTTOM
Alfredo Griffin, S OBP: 0.281, SLG: 0.352 (1, 6)	S 1B BB		F9		CS 1B					2	1	1	1	1	0	0	<b>Oakland Athletics @ Toronto Blue Jays</b> Exhibition Stadium, Toronto, ON Mon Jul 28 1980, 7:05 PM EDT Att: 14,457 - Unknown - 72 F  <b>AB 23</b> <b>R 3</b> <b>H 6</b> <b>RBI 3</b> <b>BB 2</b> <b>SO 4</b> <b>LOB 4</b> 
Damaso Garcia, R OBP: 0.302, SLG: 0.415 (1, 4)	1B		F9		CS F8					3	0	1	1	0	0	0	
Al Woods, L OBP: 0.368, SLG: 0.509 (1, 7)	K		F3		4-3					3	0	0	0	0	1	0	
Otto Velez, R OBP: 0.388, SLG: 0.542 (1, 10)	1B 3B			G3-6-1 BB		K				2	1	1	0	1	1	0	
John Mayberry, L OBP: 0.348, SLG: 0.448 (1, 3)	1B		G3-6-1		F9					3	0	1	1	0	0	1	
Roy Howell, L OBP: 0.323, SLG: 0.398 (1, 5)	K		F8		G3					3	0	0	0	0	1	1	
Barry Bonnell, R OBP: 0.309, SLG: 0.407 (1, 8)		F7		3-1 SH3 1B		1B				3	1	2	0	0	0	0	
Lloyd Moseby, L OBP: 0.267, SLG: 0.379 (1, 9)		G3		SH3		K				2	0	0	0	0	1	1	
Ernie Whitt, L OBP: 0.282, SLG: 0.318 (1, 2)		4-3		3-1						2	0	0	0	0	0	1	
<b>Inning Stats</b>	R: 2 E: 0 K: 2 S: 9	H: 3 LOB: 1 BB: 1 P: 13	R: 0 E: 0 K: 0 S: 3	H: 0 LOB: 0 BB: 0 P: 3	R: 0 E: 0 K: 0 S: 3	H: 0 LOB: 0 BB: 0 P: 3	R: 0 E: 0 K: 0 S: 2	H: 0 LOB: 1 BB: 1 P: 6	R: 1 E: 0 K: 0 S: 4	H: 2 LOB: 0 BB: 0 P: 4	R: 0 E: 0 K: 1 S: 5	H: 0 LOB: 0 BB: 0 P: 5	R: 0 E: 0 K: 1 S: 6	H: 1 LOB: 1 BB: 0 P: 6	R: 0 E: 0 K: 1 S: 6	H: 0 LOB: 0 BB: 0 P: 6	1B: 5 SF: 0 2B: 0 SAC: 1 3B: 1 DP: 1 HR: 0 HBP: 0 WP: 0 PA: 27 PB: 0 SB: 1 CS: 1
<b>PITCHER</b>	IP WLS BF H R ER SO BB IBB HBP BLK WP HR S P ERA WHIP																
Mike Norris, R ERA: 2.43 (1, 1)	7.0	W 26	6	3	3	4	2	0	0	0	0	0	0	32	40	3.86	1.143





Batter	1	2	3	4	5	6	7	8	9	AB	R	H	RBI	BB	SO	LOB	TOP										
Larry Harlow, L OBP: 0.379, SLG: 0.421	0-0 FC4-6 1B	0-0 2H 1B	0-3 K			0-0 4-1		0-0 B1-6-4		5	0	2	1	0	1	3	<b>California Angels @ Toronto Blue Jays</b> Exhibition Stadium, Toronto, ON Fri Aug 01 1980, 7:05 PM EDT Att: 16,145 - Unknown - 83 F										
Rod Carew, L OBP: 0.398, SLG: 0.421	0-0 FC4-6 1-2 5-3	0-0 G3		0-0 1B		4-0 L6-3 BB		0-0 FC5-4 1B		4	0	2	0	1	0	2											
Carney Lansford, R OBP: 0.325, SLG: 0.422	0-0 5-3 1-2		0-0 F7	0-0 F7		0-0 L6-3		0-0 FC5-4		5	0	0	0	0	0	4											
Don Baylor, R OBP: 0.337, SLG: 0.353	0-0 1-3		0-0 BB 1B	0-0 F3			0-0 1B		0-0 FC1-6 1B	5	1	3	0	0	0	2											
Jason Thompson, L OBP: 0.388, SLG: 0.446 Dickie Thon, R OBP: 0.277, SLG: 0.311		4-0 HR BB	4-0 BB 1B 2B BB	0-3 K		0-0 1B BB		0-0 FC1-6 CS	2	3	0	0	0	3	1	2											
Bobby Grich, R OBP: 0.387, SLG: 0.442		0-0 1-H HR	0-3 K		0-0 1B SF8-4 2B		0-0 1B CS 1B		0-3 K	5	2	3	2	0	2	3											
Bobby Clark, R OBP: 0.295, SLG: 0.333		0-0 1-3 1B	0-0 1-2 2H 2B 1B		0-0 SF8-4 1B		0-0 CS 1B			4	2	4	2	0	0	0											
Bert Campaneris, R OBP: 0.297, SLG: 0.333		0-3 K	4-0 2B BB		0-0 SF8-4		0-0 6-3			2	0	0	1	1	1	3											
Dan Whitmer, R OBP: 0.286, SLG: 0.290	0-0 1-3 1-2		0-0 1-3 2H 3H 2B		0-3 K		4-0 B1-6-4 BB			3	0	1	2	1	1	1											
<b>Inning Stats</b>	R: 0 E: 0 K: 0 S: 4	H: 1 LOB: 1 BB: 0 P: 4	R: 3 E: 0 K: 1 S: 8	H: 3 LOB: 1 BB: 1 P: 12	R: 3 E: 0 K: 2 S: 10	H: 3 LOB: 2 BB: 2 P: 18	R: 0 E: 0 K: 1 S: 6	H: 1 LOB: 1 BB: 0 P: 6	R: 1 E: 0 K: 1 S: 6	H: 2 LOB: 0 BB: 0 P: 6	R: 0 E: 0 K: 0 S: 2	H: 0 LOB: 0 BB: 1 P: 6	R: 1 E: 0 K: 0 S: 4	H: 3 LOB: 1 BB: 1 P: 8	R: 0 E: 0 K: 0 S: 3	H: 1 LOB: 1 BB: 0 P: 7		R: 0 E: 0 K: 1 S: 5	H: 1 LOB: 1 BB: 0 P: 5	1B: 12 2B: 5 3B: 0 HR: 1	SF: 1 SAC: 0 DP: 4 HBP: 0	WP: 0 PB: 0 SB: 0 CS: 3	PA: 42				
<b>PITCHER</b>	IP	WLS	BF	H	R	ER	SO	BB	IBB	HBP	BLK	WP	HR	S	P	ERA	WHIP	<b>PITCHER</b>									
Jesse Jefferson, R ERA: 4.58	2.1		14	5	5	5	1	2	0	0	0	0	1	14	22	19.29	3.000										
Jack Kucek, R ERA: 6.1	0.1		4	2	1	1	1	1	0	0	0	0	0	5	9	27.00	9.000										
Tom Buskey, R ERA: 3.98	3.2		16	6	2	2	3	2	0	0	0	0	0	20	28	4.91	2.182										
Jerry Garvin, L ERA: 1.99	2.2	W	8	2	0	0	1	1	0	0	0	0	0	9	13	0.00	1.125										

Batter	1	2	3	4	5	6	7	8	9	AB	R	H	RBI	BB	SO	LOB	BOTTOM										
Alfredo Griffin, S OBP: 0.278, SLG: 0.355	4-0 F9 6-3 BB		0-0 4-3 1-2		0-0 B4-3	0-0 FC5 1B	0-3 K			4	0	0	0	1	1	6	<b>California Angels @ Toronto Blue Jays</b> Exhibition Stadium, Toronto, ON Fri Aug 01 1980, 7:05 PM EDT Att: 16,145 - Unknown - 83 F										
Damaso Garcia, R OBP: 0.310, SLG: 0.421	0-0 6-3 1-2		0-0 L8		0-0 1B	0-0 1-2 2-3 1B		0-0 SF8 3B		5	1	3	0	0	0	2											
Roy Howell, L OBP: 0.312, SLG: 0.385	0-0 F9 2-3			0-0 P4	0-0 L7	0-0 G3		0-0 SF8		4	0	0	1	0	0	5											
Otto Velez, R OBP: 0.389, SLG: 0.542	0-3 K			4-0 HR BB		4-0 BB 3B BB	0-0 4-3	0-3 K		3	2	0	0	2	2	1											
Al Woods, L OBP: 0.367, SLG: 0.509		0-0 F7		0-0 1-H HR		4-0 1-2 3B BB	4-0 F7 BB 1B BB	0-0 G3		3	3	1	2	2	0	0											
John Mayberry, L OBP: 0.342, SLG: 0.442 Joe Cannon, L OBP: 0.067, SLG: 0.067 Garth Iorg, R OBP: 0.265, SLG: 0.328		0-0 G3		0-0 4-3		0-0 1-2 3B 3B	4-0 BB 1B BB		0-0 F2	3	1	1	2	1	0	0											
Barry Bonnell, R OBP: 0.313, SLG: 0.434		0-0 F9		0-0 HR		0-0 1B 3B	0-0 F7		0-3 K	5	1	2	2	0	1	2											
Lloyd Moseby, L OBP: 0.270, SLG: 0.373			0-3 K	0-0 L5		0-0 E4 FC5 1B	0-0 BB 1B	4-0 2B BB		4	1	2	1	1	1	0											
Ernie Whitt, L OBP: 0.278, SLG: 0.307 Doug Ault, R OBP: 0.286, SLG: 0.240 Dave Stieb, R OBP: 0.263, SLG: 0.321				0-0 4-3 1B		0-0 G3	4-0 1B FC5 BB	4-0 1-2 3H 1B	0-0 1B	2	0	1	0	0	0	0											
<b>Inning Stats</b>	R: 0 E: 0 K: 1 S: 5	H: 0 LOB: 1 BB: 1 P: 9	R: 0 E: 0 K: 0 S: 3	H: 0 LOB: 0 BB: 0 P: 3	R: 0 E: 0 K: 1 S: 6	H: 1 LOB: 0 BB: 0 P: 6	R: 3 E: 0 K: 0 S: 5	H: 2 LOB: 0 BB: 1 P: 9	R: 0 E: 0 K: 0 S: 4	H: 1 LOB: 1 BB: 0 P: 4	R: 3 E: 1 K: 0 S: 6	H: 4 LOB: 3 BB: 3 P: 18	R: 1 E: 0 K: 1 S: 6	H: 1 LOB: 3 BB: 3 P: 18	R: 1 E: 0 K: 1 S: 6	H: 1 LOB: 0 BB: 0 P: 6		R: 1 E: 0 K: 1 S: 5	H: 1 LOB: 1 BB: 1 P: 9	1B: 6 2B: 1 3B: 2 HR: 2	SF: 1 SAC: 0 DP: 0 HBP: 0	WP: 0 PB: 0 SB: 0 CS: 0	PA: 45				
<b>PITCHER</b>	IP	WLS	BF	H	R	ER	SO	BB	IBB	HBP	BLK	WP	HR	S	P	ERA	WHIP	<b>PITCHER</b>									
Chris Knapp, R ERA: 6.2	5.0		23	4	5	5	2	4	0	0	0	0	2	23	39	9.00	1.600										
Andy Hassler, L ERA: 3.46	1.1		10	4	2	2	0	3	0	0	0	0	0	7	19	13.50	5.250										
Mark Clear, R ERA: 3.78	2.1	L	12	3	2	2	3	2	0	0	0	0	0	16	24	7.71	2.143										

Batter	1	2	3	4	5	6	7	8	9	AB	R	H	RBI	BB	SO	LOB	TOP								
Larry Harlow, L (1, 9) OBP: 0.379, SLG: 0.415	L6								K	3	0	0	0	1	2	0									
Rod Carew, L (1, 10) OBP: 0.393, SLG: 0.415	3-1	9-2-5			G1-6-3			G3	G3	5	0	0	0	0	0	5									
Carney Lansford, R (1, 5) OBP: 0.322, SLG: 0.417	K		5-3		5-3			6-3		4	0	0	0	0	1	1									
Don Baylor, R (1, 7) OBP: 0.340, SLG: 0.353		HR	1B	F7		6-3		BB	1B	3	2	1	0	0	0	0									
Jason Thompson, L (1, 3) Dickie Thon, R (8, PR) OBP: 0.392, SLG: 0.458 OBP: 0.277, SLG: 0.311		HR	1B	F7		1B		BB	1B	3	1	2	2	1	0	0									
Bobby Grich, R (1, 4) OBP: 0.388, SLG: 0.441		P6			6-3			1B	BB	3	0	1	0	1	0	0									
Bobby Clark, R (1, 8) OBP: 0.265, SLG: 0.340		1B	1B		5-3			BB	1B	4	1	2	2	0	0	2									
Bert Campaneris, R (1, 6) OBP: 0.295, SLG: 0.330		BB	1B		K			5-3	6-3	4	0	1	0	0	1	3									
Dan Whitmer, R (1, 2) Joe Rudi, R (7, PH) Stan Cliburn, R (7, 2) OBP: 0.324, SLG: 0.313 OBP: 0.265, SLG: 0.426 OBP: 0.208, SLG: 0.280		BB	1B		C1-6-3	HBP		F8	F9	1	0	1	1	1	0	0									
<b>Inning Stats</b>	R: 0 E: 0 K: 1 S: 5	H: 0 LOB: 0 BB: 0 P: 5	R: 3 E: 0 K: 0 S: 7	H: 5 LOB: 2 BB: 11 P: 11	R: 0 E: 0 K: 0 S: 3	H: 0 LOB: 0 BB: 0 P: 3	R: 0 E: 0 K: 1 S: 5	H: 0 LOB: 0 BB: 0 P: 5	R: 0 E: 0 K: 0 S: 2	H: 0 LOB: 1 BB: 1 P: 7	R: 0 E: 0 K: 0 S: 3	H: 1 LOB: 1 BB: 1 P: 7	R: 0 E: 0 K: 1 S: 5	H: 0 LOB: 0 BB: 0 P: 5	R: 2 E: 0 K: 0 S: 5	H: 2 LOB: 3 BB: 1 P: 10	R: 0 E: 0 K: 1 S: 5	H: 0 LOB: 0 BB: 0 P: 5	1B: 7 2B: 1 3B: 0 HR: 1	SF: 0 SAC: 0 DP: 3 HBP: 2	WP: 0 PB: 0 SB: 0 CS: 0	PA: 38			
<b>PITCHER</b>	IP	WLS	BF	H	R	ER	SO	BB	IBB	HBP	BLK	WP	HR	S	P	ERA	WHIP								
Mike Barlow, R (1, 1) ERA: 3.6	1.1		10	5	3	3	1	1	0	0	0	0	1	11	15	20.25	4.500								
Balor Moore, L (2, 1) ERA: 5.89	2.2		9	0	0	0	1	1	0	1	0	0	0	9	14	0.00	0.375								
Jesse Jefferson, R (5, 1) ERA: 4.6	3.2	L	15	3	2	2	1	2	0	1	0	0	0	14	23	4.91	1.364								
Jerry Garvin, L (8, 1) ERA: 1.94	1.1		4	0	0	0	1	0	0	0	0	0	0	6	6	0.00	0.000								

California Angels @ Toronto Blue Jays  
Exhibition Stadium, Toronto, ON  
Sat Aug 02 1980, 3:33 AM EDT  
Att: 22,051 - Unknown - 80 F

AB	32
R	5
H	8
RBI	5
BB	4
SO	4
LOB	11



Batter	1	2	3	4	5	6	7	8	9	AB	R	H	RBI	BB	SO	LOB	BOTTOM								
Alfredo Griffin, S (1, 6) OBP: 0.275, SLG: 0.351	F8	P5		6-3					K	4	0	0	0	0	1	1									
Damaso Garcia, R (1, 4) OBP: 0.306, SLG: 0.416	K	K			P4			5-3		4	0	0	0	0	2	0									
Al Woods, L (1, 7) OBP: 0.368, SLG: 0.517	HR		P6		BB			5-3		3	1	1	1	1	0	0									
Otto Velez, R (1, 10) OBP: 0.387, SLG: 0.536	1B	BB	K	K	K			F7		3	0	0	0	1	2	1									
Barry Bonnell, R (1, 8) OBP: 0.312, SLG: 0.431	1B		K		P6			F8		4	0	1	0	0	1	1									
Doug Ault, R (1, 3) Joe Cannon, L (4, PR) John Mayberry, L (5, 3) Lloyd Moseby, L (9, PR) OBP: 0.293, SLG: 0.235 OBP: 0.067, SLG: 0.067 OBP: 0.343, SLG: 0.441 OBP: 0.270, SLG: 0.373	K		SH1-4	HBP		K		5-3	SH1-3	1	0	0	0	0	1	2									
Bob Bailor, R (1, 9) OBP: 0.283, SLG: 0.253		F7		SH1-4		P4		SH1-3		2	0	0	0	0	0	0									
Garth Iorg, R (1, 5) OBP: 0.278, SLG: 0.382		HR		4-3	1B	K		5-3		4	1	2	2	0	1	2									
Bob Davis, R (1, 2) OBP: 0.264, SLG: 0.339		HR		4-3	1B			5-3		3	1	1	1	0	0	2									
<b>Inning Stats</b>	R: 1 E: 0 K: 2 S: 9	H: 2 LOB: 2 BB: 1 P: 13	R: 2 E: 0 K: 1 S: 7	H: 2 LOB: 0 BB: 0 P: 7	R: 0 E: 0 K: 2 S: 7	H: 0 LOB: 0 BB: 0 P: 7	R: 1 E: 0 K: 0 S: 4	H: 1 LOB: 1 BB: 0 P: 5	R: 0 E: 0 K: 1 S: 5	H: 0 LOB: 1 BB: 1 P: 9	R: 0 E: 0 K: 2 S: 7	H: 0 LOB: 0 BB: 0 P: 7	R: 0 E: 0 K: 1 S: 5	H: 0 LOB: 0 BB: 0 P: 5	R: 0 E: 0 K: 0 S: 3	H: 0 LOB: 0 BB: 0 P: 3	R: 0 E: 0 K: 0 S: 2	H: 0 LOB: 1 BB: 1 P: 6	1B: 2 2B: 0 3B: 0 HR: 3	SF: 0 SAC: 2 DP: 0 HBP: 1	WP: 0 PB: 0 SB: 0 CS: 0	PA: 35			
<b>PITCHER</b>	IP	WLS	BF	H	R	ER	SO	BB	IBB	HBP	BLK	WP	HR	S	P	ERA	WHIP								
Dave LaRoche, L (1, 1) ERA: 3.8	9.0	W	35	5	4	4	9	3	0	1	0	0	3	49	62	4.00	0.889								

California Angels @ Toronto Blue Jays  
Exhibition Stadium, Toronto, ON  
Sat Aug 02 1980, 3:33 AM EDT  
Att: 22,051 - Unknown - 80 F

AB	29
R	4
H	5
RBI	4
BB	3
SO	9
LOB	9









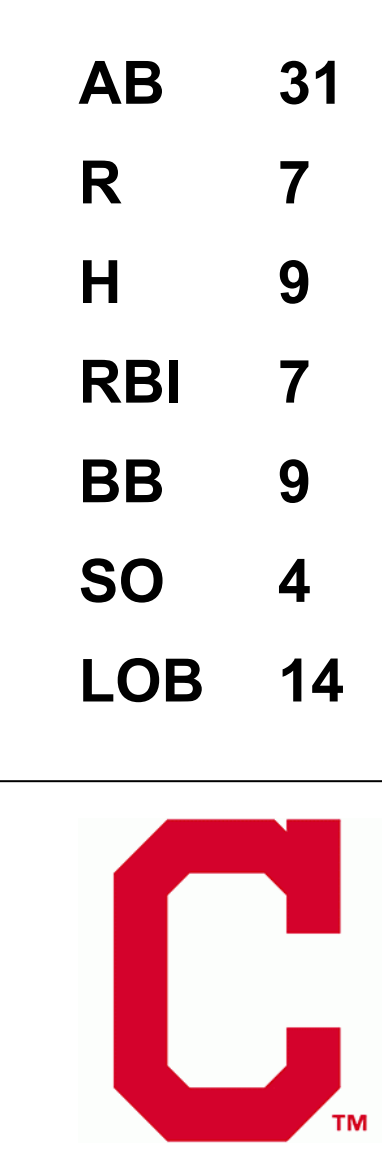




Batter	1	2	3	4	5	6	7	8	9	AB	R	H	RBI	BB	SO	LOB	TOP								
Alfredo Griffin, S OBP: 0.274, SLG: 0.349 (1, 6)	F9		F8			L8			5-3	5	0	1	0	0	0	2	Toronto Blue Jays @ Cleveland Indians Cleveland Municipal Stadium, Cleveland, OH Thu Aug 07 1980, 7:05 PM EDT Att: 9,586 - Unknown - 92 F								
Damaso Garcia, R OBP: 0.306, SLG: 0.415 (1, 4)	1-3		5-3			6-3		F8		5	0	1	0	0	0	1									
Roy Howell, L OBP: 0.320, SLG: 0.384 (1, 5)			K			FC4-6 BB		K	F8	4	0	1	0	1	2	1									
Al Woods, L OBP: 0.366, SLG: 0.506 (1, 7)	F9			F4		FC4-6 1B HR		F8	F8	5	1	0	0	0	0	3									
John Mayberry, L OBP: 0.342, SLG: 0.433 Bob Davis, R OBP: 0.283, SLG: 0.355 (1, 3) (9, 2)		4-0 BB		F4		HR 1B		K		3	1	1	0	1	1	0									
Otto Velez, R OBP: 0.589, SLG: 0.536 (1, 10)				5-3		HR		F8		0	0	0	0	0	0	0									
Barry Bonnell, R OBP: 0.311, SLG: 0.434 (1, 8)					5-3	F9		K		4	1	2	3	0	0	0									
Lloyd Moseby, L OBP: 0.271, SLG: 0.360 (1, 9)					K	1B HR			HR BB	3	1	1	0	1	1	2									
Ernie Whitt, L OBP: 0.272, SLG: 0.318 Doug Ault, R OBP: 0.333, SLG: 0.436 (9, PH) (9, 3)			K			HR			HR	3	1	2	1	0	1	2									
<b>Inning Stats</b>	R: 0 E: 0 K: 0 S: 4	H: 1 LOB: 1 BB: 0 P: 4	R: 0 E: 0 K: 1 S: 6	H: 1 LOB: 2 BB: 1 P: 10	R: 0 E: 0 K: 1 S: 5	H: 0 LOB: 0 BB: 0 P: 5	R: 0 E: 0 K: 0 S: 3	H: 0 LOB: 0 BB: 0 P: 3	R: 1 E: 0 K: 1 S: 7	H: 2 LOB: 1 BB: 0 P: 7	R: 3 E: 0 K: 0 S: 7	H: 4 LOB: 2 BB: 1 P: 11	R: 0 E: 0 K: 1 S: 5	H: 0 LOB: 0 BB: 0 P: 5	R: 0 E: 0 K: 2 S: 7	H: 0 LOB: 0 BB: 0 P: 7		R: 2 E: 0 K: 0 S: 5	H: 2 LOB: 1 BB: 1 P: 9	1B: 6 2B: 1 3B: 0 HR: 3	SF: 0 SAC: 0 DP: 0 HBP: 0	WP: 0 PB: 0 SB: 1 CS: 0	PA: 40		
<b>PITCHER</b>	IP	WLS	BF	H	R	ER	SO	BB	IBB	HBP	BLK	WP	HR	S	P	ERA	WHIP								
Wayne Garland, R ERA: 4.09 Sid Monge, L ERA: 3.22	(1, 1) (6, 1)	5.2 W	25 15	6 4	4 2	4 2	3 3	2 1	0 0	0 0	0 0	0 0	1 1	20 24	37	6.35 5.40	1.412 1.500								

Batter	1	2	3	4	5	6	7	8	9	AB	R	H	RBI	BB	SO	LOB	BOTTOM								
Miguel Dilone, S OBP: 0.393, SLG: 0.449 (1, 7)			L4		F8					3	0	1	1	2	0	0	Toronto Blue Jays @ Cleveland Indians Cleveland Municipal Stadium, Cleveland, OH Thu Aug 07 1980, 7:05 PM EDT Att: 9,586 - Unknown - 92 F								
Jorge Orta, L OBP: 0.404, SLG: 0.403 (1, 9)			K		BB 1B	BB BB 1B		G3	6-3	5	1	2	0	0	1	4									
Mike Hargrove, L OBP: 0.305, SLG: 0.419 (1, 3)					BB 1B BB	BB BB		4-3	F9	3	2	1	1	2	0	0									
Toby Harrah, R OBP: 0.378, SLG: 0.369 (1, 5)			K		BB 1B BB	F6		F4	1B BB	4	2	1	1	1	1	2									
Joe Charboneau, R OBP: 0.366, SLG: 0.486 (1, 10)			5-3		E SF7 BB	BB BB		FC6-4 BB	1B BB	2	1	1	0	3	0	0									
Ron Hassey, L OBP: 0.383, SLG: 0.420 Bo Diaz, R OBP: 0.339, SLG: 0.467 (7, PH) (8, 2)			G3		BB BB	F9		FC6-4	1B	3	0	1	2	0	0	3									
Rick Manning, L OBP: 0.337, SLG: 0.292 (1, 8)			F8		E 1B	F9		FC6-4	1B	2	0	1	1	0	0	1									
Jack Brohamer, L OBP: 0.317, SLG: 0.320 Alan Bannister, R OBP: 0.287, SLG: 0.283 (6, PH) (7, 4)					SF7			F7		2	0	0	0	0	0	1									
Jerry Dybzinski, R OBP: 0.268, SLG: 0.287 (1, 6)			K		F9	F4		SH1-4 BB	S 3B 1B	1	1	1	0	0	0	0									
<b>Inning Stats</b>	R: 1 E: 0 K: 2 S: 7	H: 1 LOB: 1 BB: 0 P: 11	R: 0 E: 0 K: 0 S: 3	H: 0 LOB: 0 BB: 0 P: 3	R: 0 E: 0 K: 1 S: 5	H: 0 LOB: 0 BB: 0 P: 5	R: 4 E: 1 K: 0 S: 6	H: 3 LOB: 1 BB: 2 P: 14	R: 0 E: 0 K: 0 S: 4	H: 1 LOB: 3 BB: 2 P: 12	R: 0 E: 0 K: 0 S: 3	H: 0 LOB: 1 BB: 1 P: 7	R: 0 E: 0 K: 1 S: 7	H: 2 LOB: 1 BB: 0 P: 7	R: 1 E: 0 K: 0 S: 3	H: 2 LOB: 2 BB: 1 P: 7		1B: 7 2B: 0 3B: 1 HR: 1	SF: 1 SAC: 1 DP: 0 HBP: 0	WP: 0 PB: 0 SB: 1 CS: 1	PA: 42				
<b>PITCHER</b>	IP	WLS	BF	H	R	ER	SO	BB	IBB	HBP	BLK	WP	HR	S	P	ERA	WHIP								
Jack Kucek, R ERA: 7.42 Joey McLaughlin, R ERA: 4.5 Paul Mirabella, L ERA: 4.57 Jerry Garvin, L ERA: 2.12 Mike Barlow, R ERA: 3.94	(1, 1) (4, 1) (4, 1) (6, 1) (9, 1)	3.0 0.0 2.0 3.1 0.0	12 2 11 15 2	3 1 2 2 2	3 0 2 2 0	3 0 1 2 0	3 0 0 1 0	3 0 0 2 0	3 0 0 0 0	0 0 0 1 0	0 0 0 0 0	0 0 0 0 0	0 0 0 0 0	0 0 8 14 2	20 5 26 2	4.50 ∞ 2.500 5.40 ∞	2.500 1.333								

AB 37  
R 6  
H 10  
RBI 6  
BB 3  
SO 6  
LOB 13





Batter	1	2	3	4	5	6	7	8	9	AB	R	H	RBI	BB	SO	LOB	TOP										
Willie Wilson, S OBP: 0.376, SLG: 0.452 (1, 7)	6-3		G3		1-3			1B		5	0	2	0	0	0	3	<b>Kansas City Royals @ Toronto Blue Jays</b> Exhibition Stadium, Toronto, ON Fri Aug 08 1980, 7:05 PM EDT Att: 22,146 - Unknown - 81 F <a href="http://livebaseballscorecards.com">livebaseballscorecards.com</a>										
U L Washington, S OBP: 0.319, SLG: 0.368 (1, 6)	P6		F9		B1-3			P6		5	1	1	0	0	0	3											
George Brett, L OBP: 0.450, SLG: 0.670 (1, 5)			G4-3		4-3			FC4-6		3	1	2	0	2	0	1											
Darrell Porter, L OBP: 0.386, SLG: 0.411 (1, 2)	4-3		G4-3		1B			F7		4	2	1	2	1	0	4											
Willie Aikens, L OBP: 0.378, SLG: 0.434 (1, 10)					4-0			FC4-6		4	2	2	1	1	0	1											
Amos Otis, R OBP: 0.320, SLG: 0.401 (1, 8)					1-3			HR		5	1	2	3	0	1	2											
Jamie Quirk, L OBP: 0.289, SLG: 0.417 (1, 9)					1-2			HR		4	0	1	0	0	0	3											
Rusty Torres, S OBP: 0.290, SLG: 0.197 (7, 9)					3-H					1	0	1	0	0	0	0											
Ralph LaCock, L OBP: 0.255, SLG: 0.234 (1, 3)					1-2					4	0	1	0	1	1	3											
Dave Chalk, R OBP: 0.345, SLG: 0.386 (1, 4)					1-2					2	0	0	0	1	1	1											
Frank White, R OBP: 0.287, SLG: 0.347 (8, PR) (8, 4)					2-3					1	0	0	0	0	0	2											
<b>Inning Stats</b>	R: 0 E: 0 K: 0 S: 4	H: 1 LOB: 1 BB: 0 P: 4	R: 1 E: 1 K: 2 S: 9	H: 2 LOB: 1 BB: 0 P: 9	R: 0 E: 0 K: 0 S: 3	H: 1 LOB: 1 BB: 1 P: 7	R: 0 E: 0 K: 0 S: 3	H: 0 LOB: 3 BB: 2 P: 12	R: 2 E: 0 K: 0 S: 6	H: 0 LOB: 2 BB: 1 P: 10	R: 2 E: 0 K: 0 S: 4	H: 1 LOB: 0 BB: 1 P: 8	R: 0 E: 0 K: 1 S: 5	H: 1 LOB: 2 BB: 1 P: 9	R: 2 E: 0 K: 0 S: 7	H: 4 LOB: 2 BB: 0 P: 7	1B: 10 2B: 1 3B: 0 HR: 2	SF: 0 SAC: 0 DP: 1 HBP: 1	WP: 1 PB: 0 SB: 2 CS: 0	PA: 45							
<b>PITCHER</b>	IP	WLS	BF	H	R	ER	SO	BB	IBB	HBP	BLK	WP	HR	S	P	ERA	WHIP										
Jackson Todd, R ERA: 4.26 (1, 1)	6.1		31	7	4	3	2	5	0	1	0	0	0	29	50	4.26	1.895										
Jerry Garvin, L ERA: 2.24 (7, 1)	1.0	L	5	1	1	1	1	1	0	0	0	0	1	6	10	9.00	2.000										
Mike Willis, L ERA: 18.0 (8, 1)	1.0		5	3	2	2	0	0	0	0	0	1	1	5	5	18.00	3.000										
Ken Schrom, R ERA: (9, 1)	0.2		4	2	0	0	0	0	0	0	0	0	0	4	4	0.00	3.000										

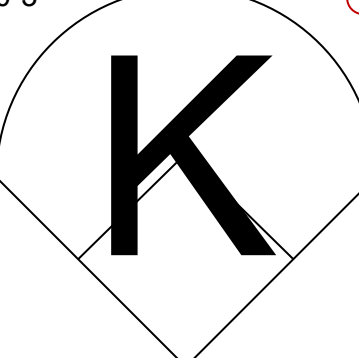
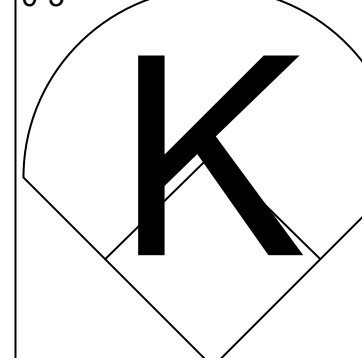
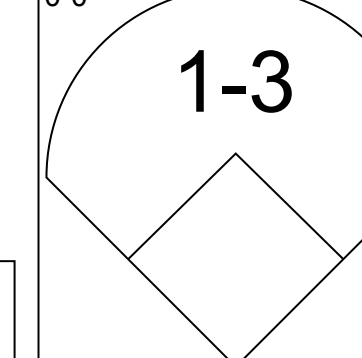
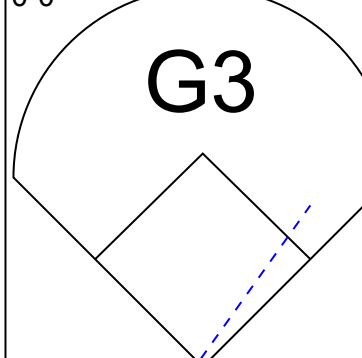
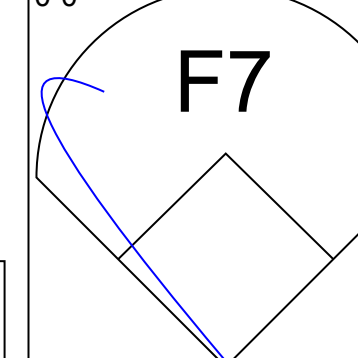
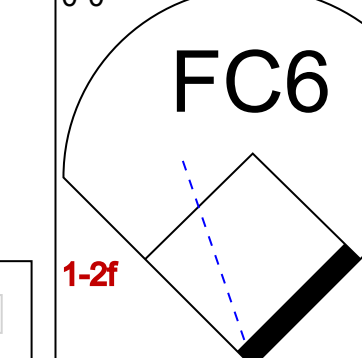
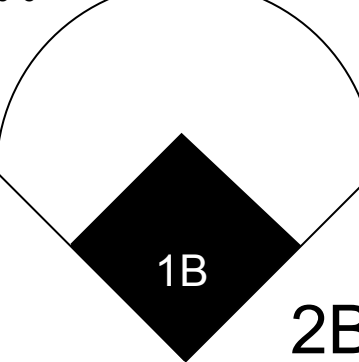
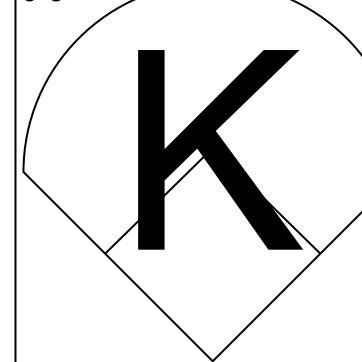
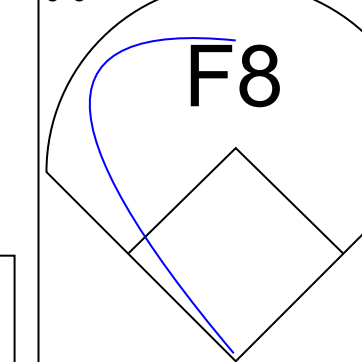
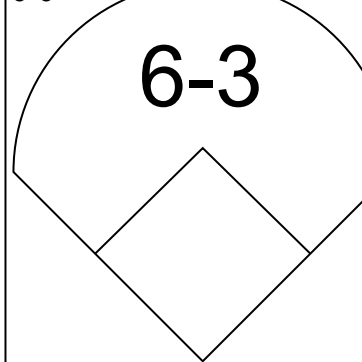
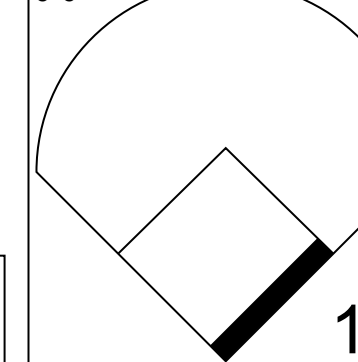

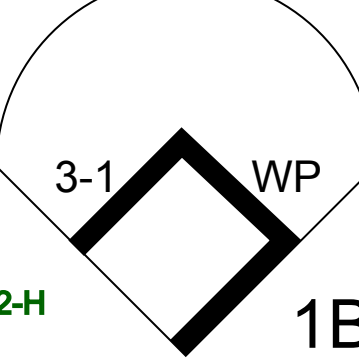
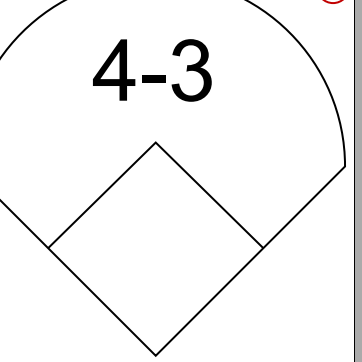
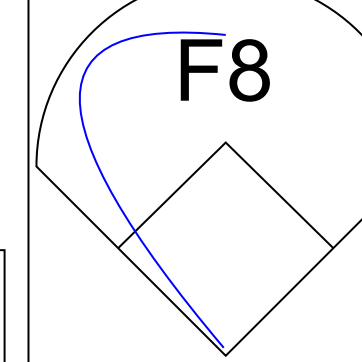
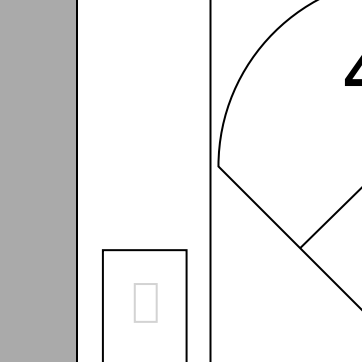

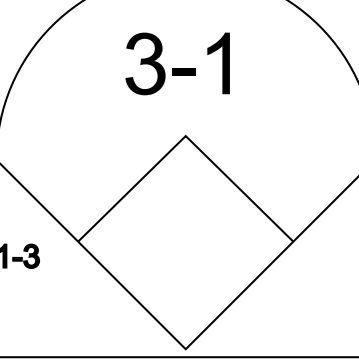

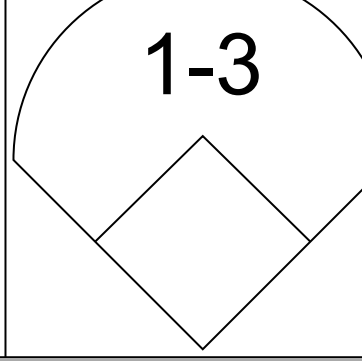


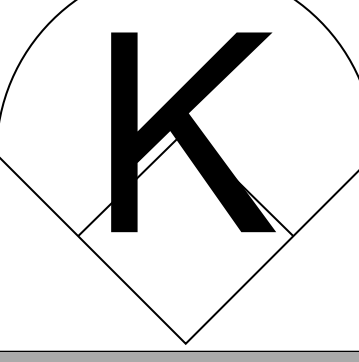
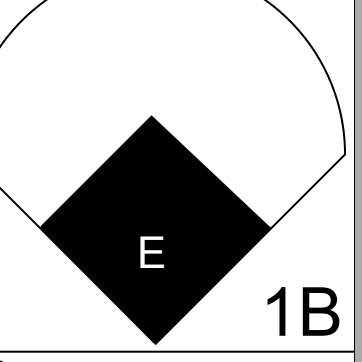
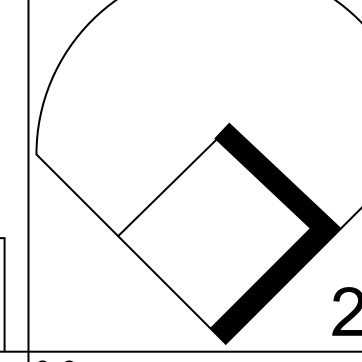
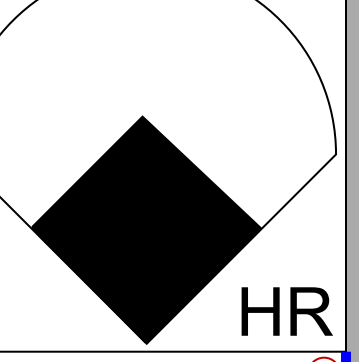
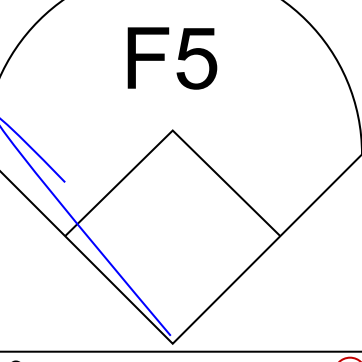
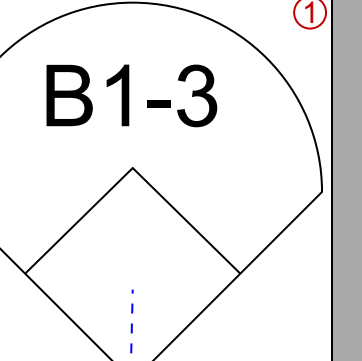
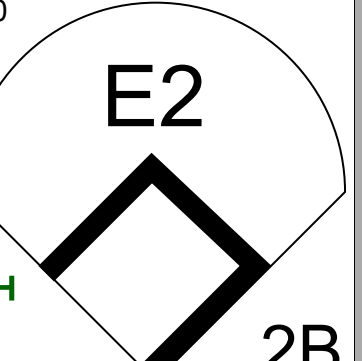
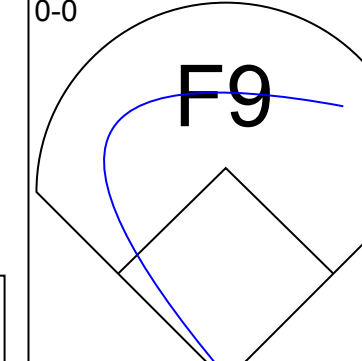
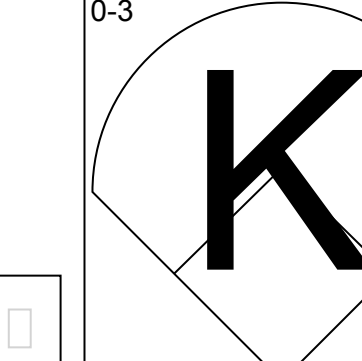
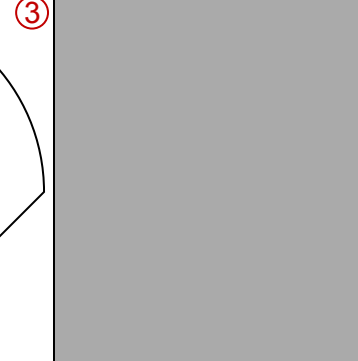
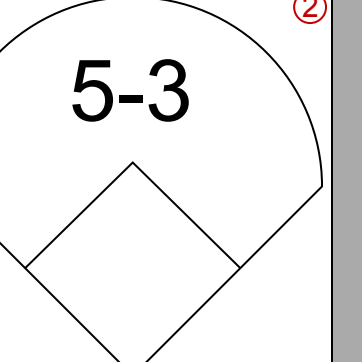

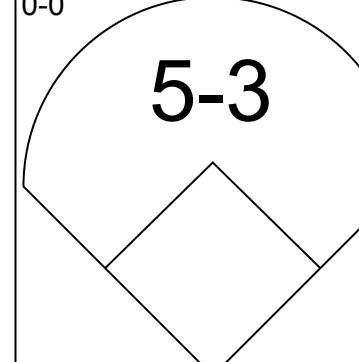
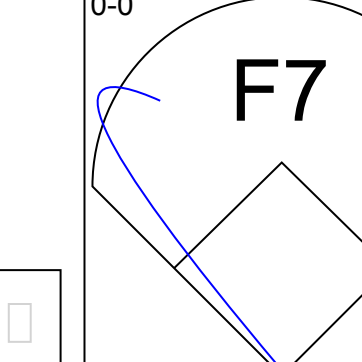
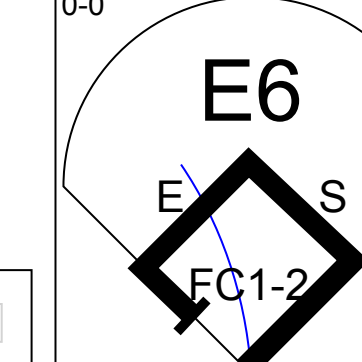

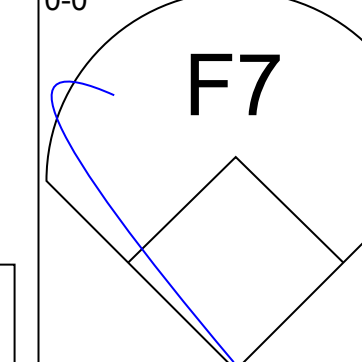
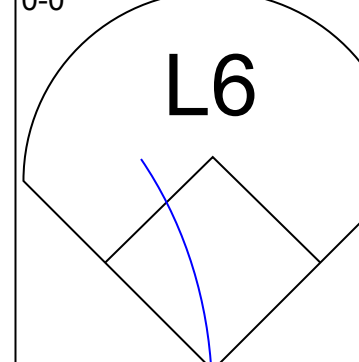

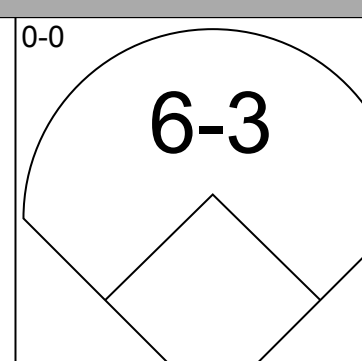
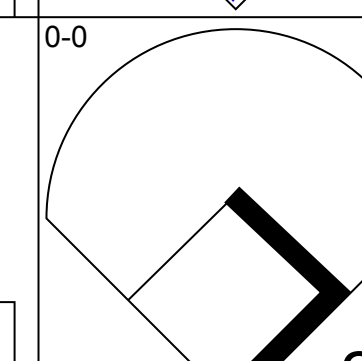
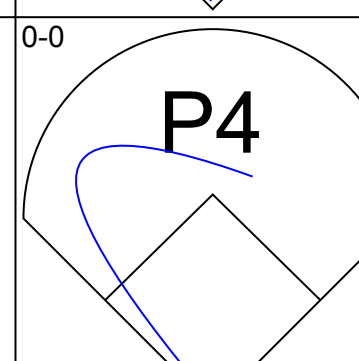
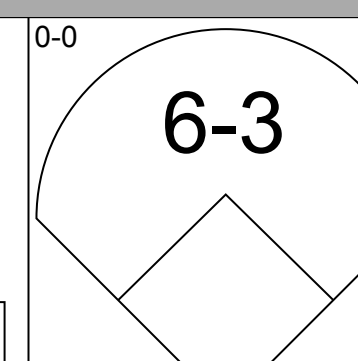
Batter	1	2	3	4	5	6	7	8	9	AB	R	H	RBI	BB	SO	LOB	BOTTOM										
Bob Bailor, R OBP: 0.274, SLG: 0.251 (1, 6) (8, 5)	6-3		F7		F3			F9		5	0	1	2	0	0	3	<b>Kansas City Royals @ Toronto Blue Jays</b> Exhibition Stadium, Toronto, ON Fri Aug 08 1980, 7:05 PM EDT Att: 22,146 - Unknown - 81 F <a href="http://livebaseballscorecards.com">livebaseballscorecards.com</a>										
Damaso Garcia, R OBP: 0.307, SLG: 0.415 (1, 4)	K		1B		1B			P6		5	0	2	0	0	1	0											
Barry Bonnell, R OBP: 0.310, SLG: 0.429 (1, 8)	K		1B		5-3			F9		5	0	1	0	0	1	2											
Otto Velez, R OBP: 0.388, SLG: 0.535 (1, 10)			P4					K		5	2	2	0	0	1	2											
Doug Ault, R OBP: 0.343, SLG: 0.421 (1, 3)			SH3		K			2B		2	0	0	0	2	2	2											
Al Woods, L OBP: 0.363, SLG: 0.500 (1, 7)			SH3		1B			1B		4	0	2	0	0	0	2											
Garth Iorg, R OBP: 0.279, SLG: 0.370 (1, 5)			SH3		1B			P5		3	1	1	0	0	2	5											
John Mayberry, L OBP: 0.339, SLG: 0.428 (7, PH) (8, 6)			K		2B			K		1	0	0	0	0	0	0											
Alfredo Griffin, S OBP: 0.271, SLG: 0.346 (8, 6)					2B					0	0	0	0	0	0	0											
Lloyd Moseby, L OBP: 0.268, SLG: 0.359 (1, 9)			SH3		F2			F7		3	0	1	2	0	0	2											
Bob Davis, R OBP: 0.286, SLG: 0.353 (1, 2)			SH3		F2			F7		1	1	0	0	1	0	2											
Roy Howell, L OBP: 0.322, SLG: 0.383 (5, PH) (6, 2)			6-3		2B			F5		0	0	0	0	1	0	0											
Ernie Whitt, L OBP: 0.271, SLG: 0.322 (6, 2)					2B					1	0	0	0	0	0	0											
<b>Inning Stats</b>	R: 0 E: 0 K: 2 S: 7	H: 0 LOB: 0 BB: 0 P: 7	R: 1 E: 0 K: 1 S: 7	H: 2 LOB: 1 BB: 1 P: 11	R: 0 E: 0 K: 1 S: 7	H: 2 LOB: 2 BB: 0 P: 7	R: 2 E: 0 K: 0 S: 6	H: 4 LOB: 2 BB: 1 P: 10	R: 1 E: 0 K: 1 S: 7	H: 2 LOB: 3 BB: 2 P: 15	R: 0 E: 0 K: 1 S: 5	H: 0 LOB: 0 BB: 0 P: 5	R: 0 E: 0 K: 1 S: 5	H: 0 LOB: 0 BB: 0 P: 5	R: 0 E: 0 K: 0 S: 3	H: 0 LOB: 0 BB: 0 P: 3	R: 0 E: 0 K: 0 S: 3	H: 0 LOB: 0 BB: 0 P: 3	1B: 5 2B: 5 3B: 0 HR: 0	SF: 0 SAC: 1 DP: 0 HBP: 0	WP: 0 PB: 0 SB: 0 CS: 1	PA: 40					
<b>PITCHER</b>	IP	WLS	BF	H	R	ER	SO	BB	IBB	HBP	BLK	WP	HR	S	P	ERA	WHIP										
Paul Spittorff, L ERA: 4.74 (1, 1)	3.2		20	8	3	3	4	2	0	0	0	0	0	26	34	7.36	2.727										
Rene Martin, R ERA: 4.5 (4, 1)	1.0		6	2	1	1	1	1	0	0	0	0	0	7	11	9.00	3.000										
Marty Pattin, R ERA: 3.79 (5, 1)	4.1	W	14	0	0	0	2	0	1	0	0	0	0	17	21	0.00	0.000										

**AB** 38  
**R** 7  
**H** 13  
**RBI** 6  
**BB** 6  
**SO** 3  
**LOB** 23



**AB** 35  
**R** 4  
**H** 10  
**RBI** 4  
**BB** 4  
**SO** 7  
**LOB** 20

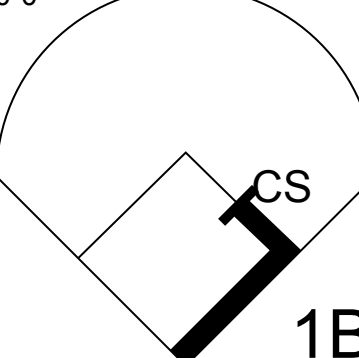
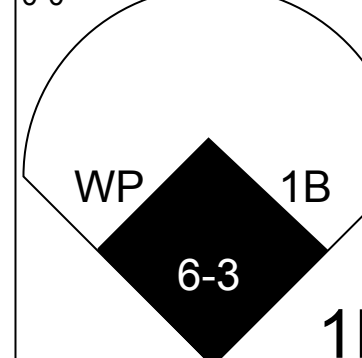
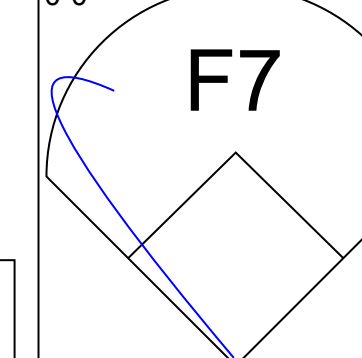
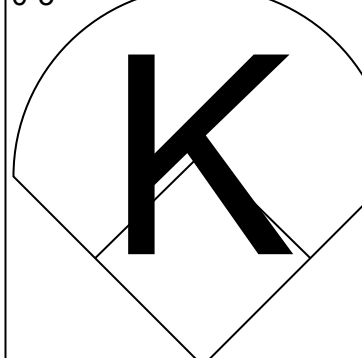
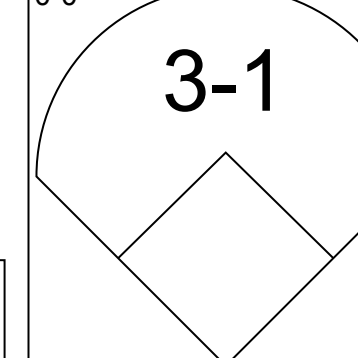
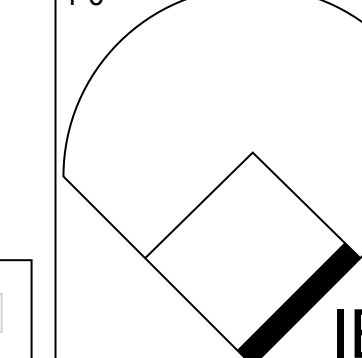
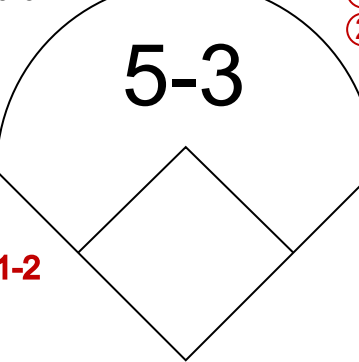
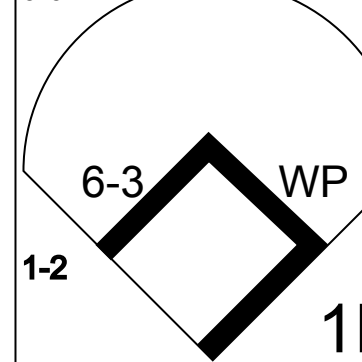
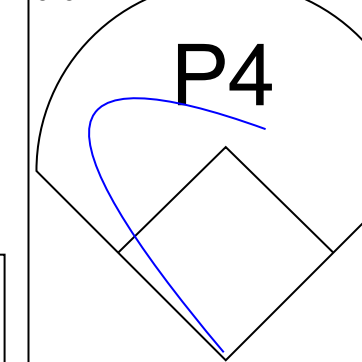
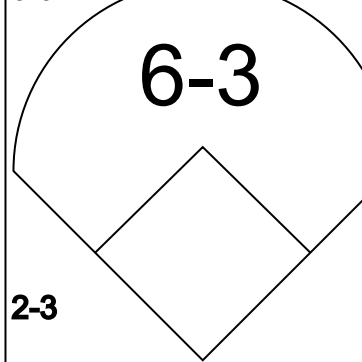
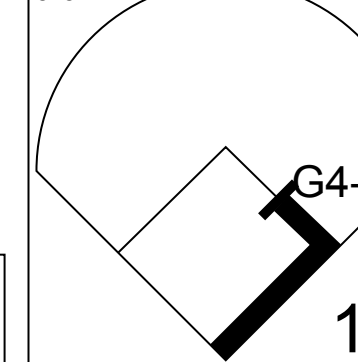
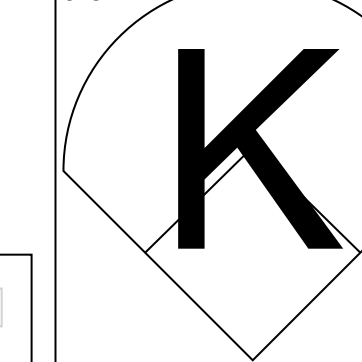
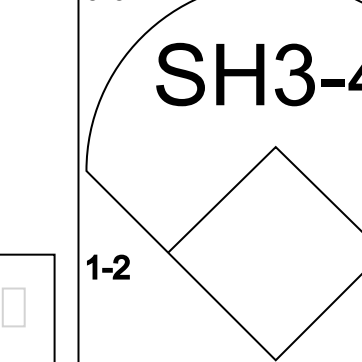

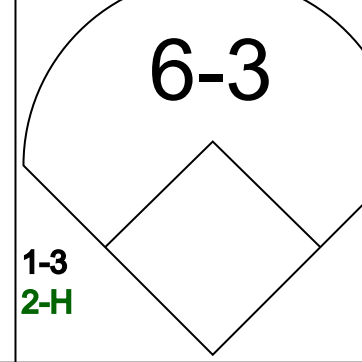
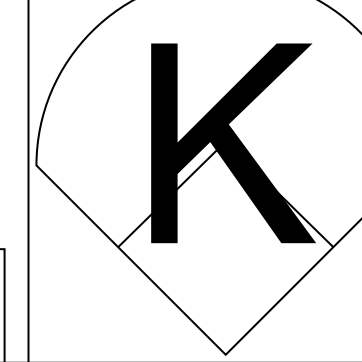
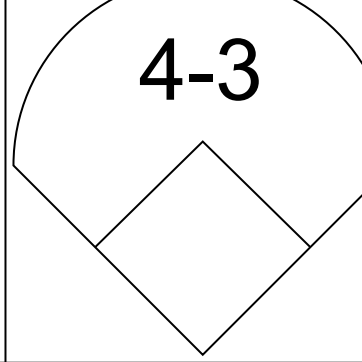
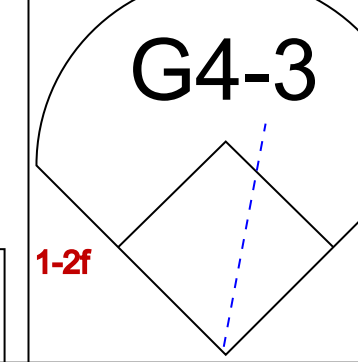
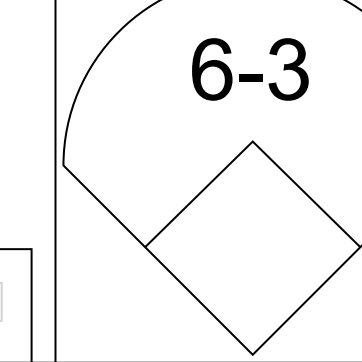
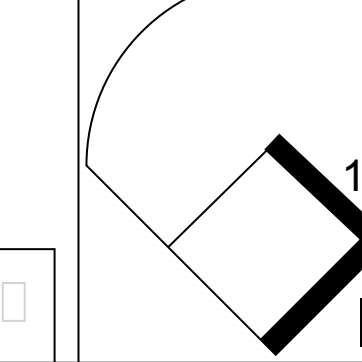
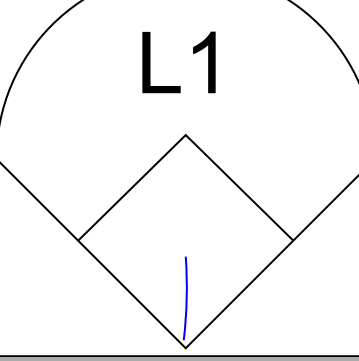
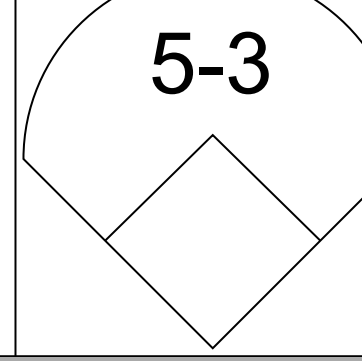
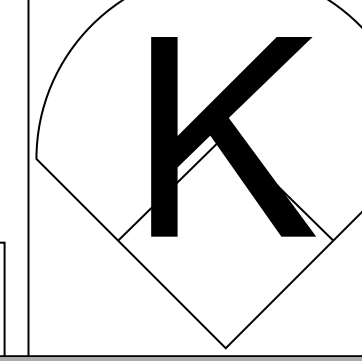

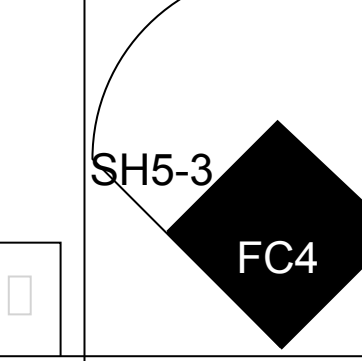
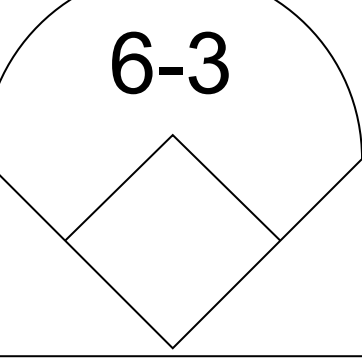
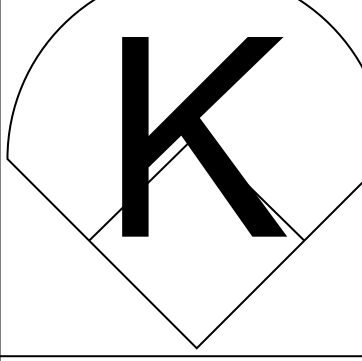
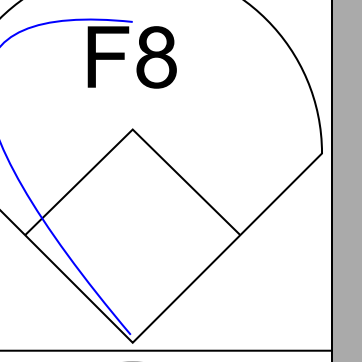
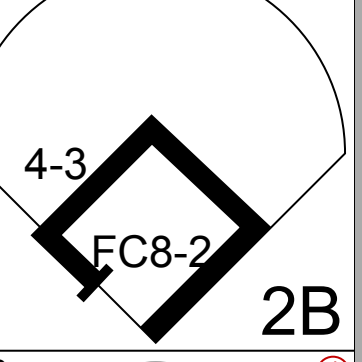
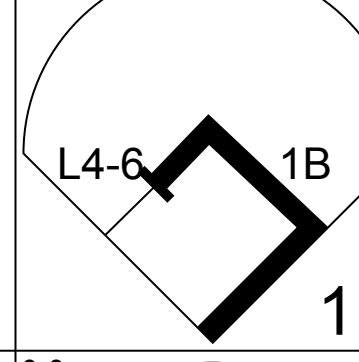
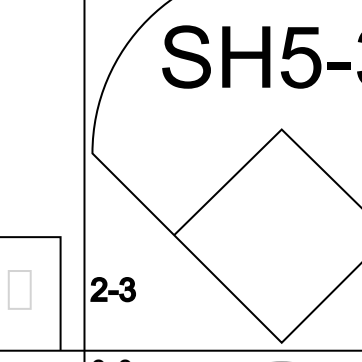
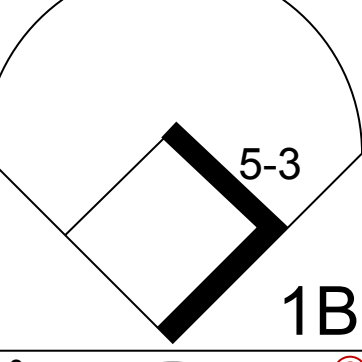
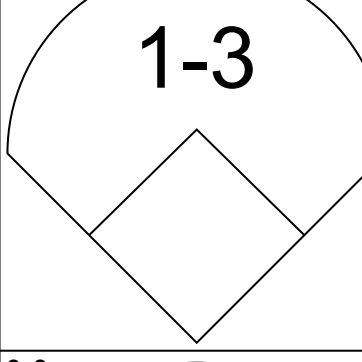

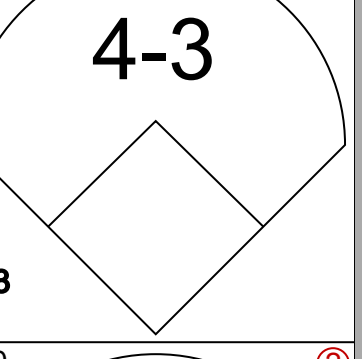
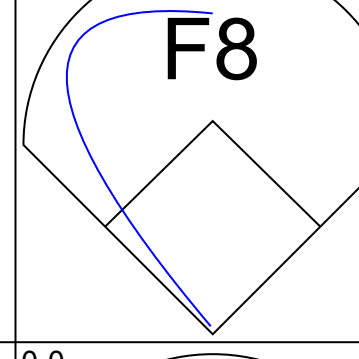
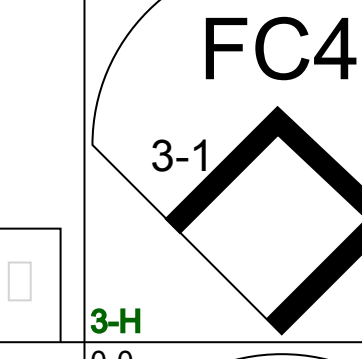
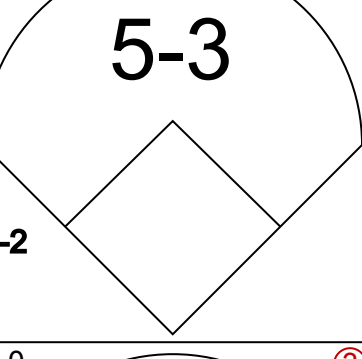
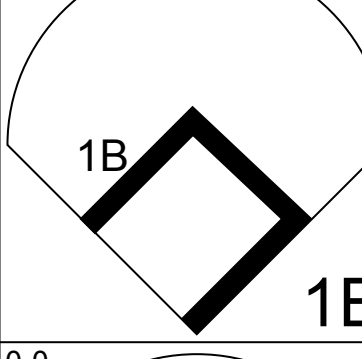


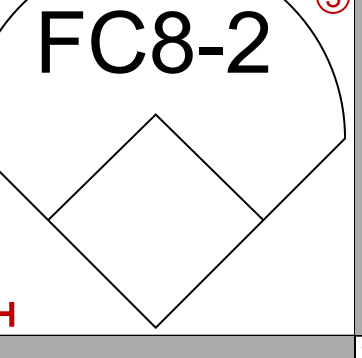
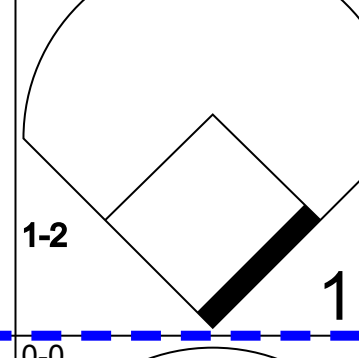
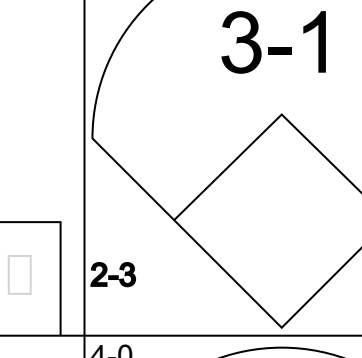
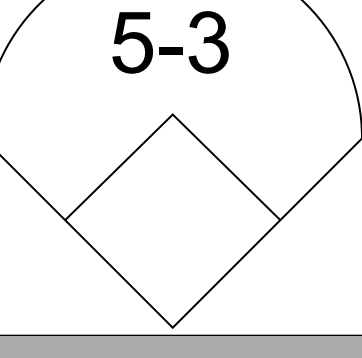
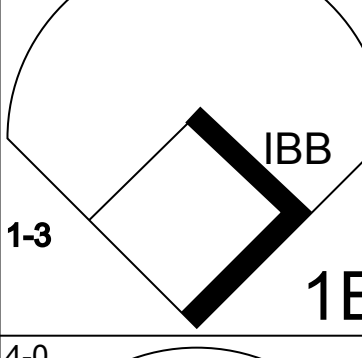


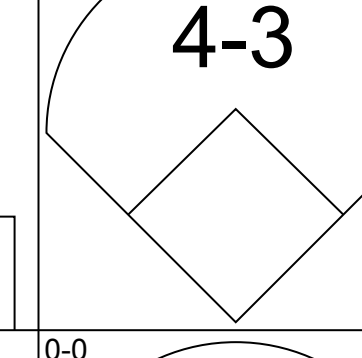
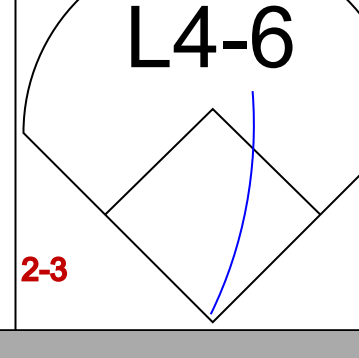
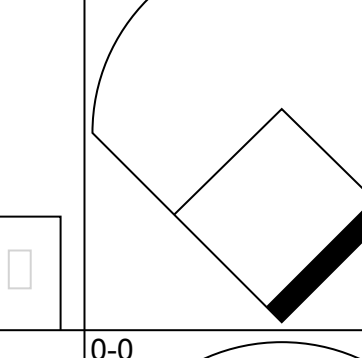

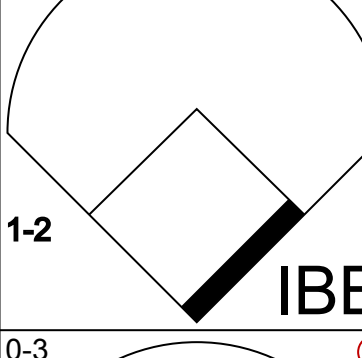

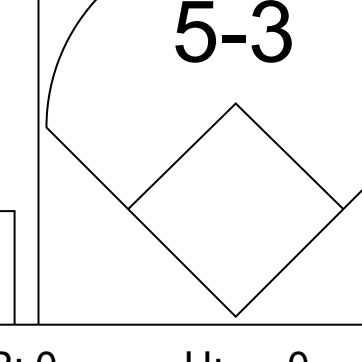
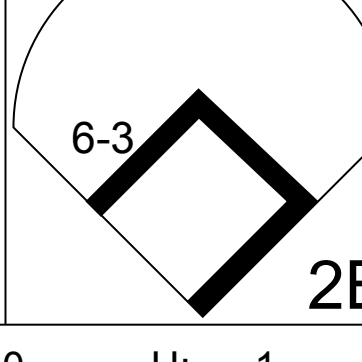
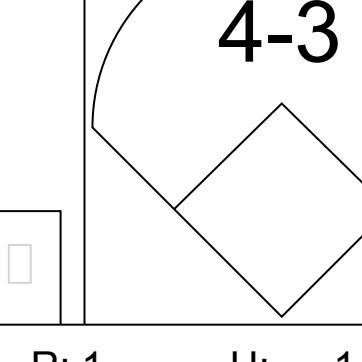

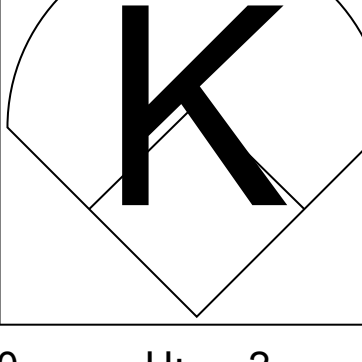


Batter	1	2	3	4	5	6	7	8	9	10	11	12	13	14	AB	R	H	RBI	BB	SO	LOB	TOP
Willie Wilson, S OBP: 0.372, SLG: 0.447 (1, 7) (9, 8)															6	0	0	0	0	2	2	
U L Washington, S OBP: 0.320, SLG: 0.371 Rance Mulliniks, L OBP: 0.298, SLG: 0.143 (1, 6) (10, 6)															5	1	2	0	0	1	1	
George Brett, L OBP: 0.448, SLG: 0.662 (1, 5)															5	0	1	1	1	0	1	
Darrell Porter, L OBP: 0.379, SLG: 0.403 Ralph LaCock, L OBP: 0.255, SLG: 0.234 (1, 2) (13, 3)															6	0	0	0	0	2	2	
Willie Aikens, L OBP: 0.380, SLG: 0.446 (1, 10)															6	2	3	1	0	1	1	
Amos Otis, R OBP: 0.319, SLG: 0.403 Rusty Torres, S OBP: 0.282, SLG: 0.190 (1, 8) (9, 7)															4	0	1	1	0	1	1	
John Wathan, R OBP: 0.377, SLG: 0.406 (1, 3) (13, 2)															6	0	0	0	0	1	1	
Jamie Quirk, L OBP: 0.278, SLG: 0.400 (1, 9)															5	0	0	0	0	2	1	
Frank White, R OBP: 0.286, SLG: 0.347 (1, 4)															5	0	1	0	0	0	1	
<b>Inning Stats</b>	R: 1 E: 0 K: 2 S: 9	H: 2 LOB: 1 BB: 0 P: 9	R: 0 E: 0 K: 1 S: 5	H: 0 LOB: 0 BB: 0 P: 5	R: 0 E: 0 K: 2 S: 7	H: 0 LOB: 0 BB: 0 P: 7	R: 0 E: 0 K: 1 S: 6	H: 1 LOB: 1 BB: 0 P: 6	R: 0 E: 0 K: 0 S: 3	H: 0 LOB: 0 BB: 1 P: 7	R: 1 E: 0 K: 1 S: 6	H: 1 LOB: 0 BB: 0 P: 6	R: 0 E: 0 K: 1 S: 5	H: 0 LOB: 0 BB: 0 P: 5	R: 0 E: 0 K: 1 S: 5	H: 0 LOB: 0 BB: 0 P: 5	R: 0 E: 0 K: 0 S: 3	H: 0 LOB: 0 BB: 0 P: 3	1B: 3 2B: 4 3B: 0 HR: 1	SF: 0 SAC: 0 DP: 0 HBP: 0	WP: 1 PB: 0 SB: 1 CS: 0	PA: 52
<b>PITCHER</b>	IP 10.0	WLS 39	BF 8	H 3	R 3	ER 3	SO 9	BB 0	IBB 0	HBP 0	BLK 0	WP 0	HR 0	S 19	P 19	ERA 0.00	WHIP 0.000					
Dave Steib, R ERA: 3.07 Mike Willis, L ERA: 3.0	(1, 1) (11, 1)	4.0 W	13 0	0 0	0 0	3 3	0 0	0 0	0 0	0 0	0 0	0 0	19 19	0.00 0.000								

**Kansas City Royals @ Toronto Blue Jays**  
Exhibition Stadium, Toronto, ON  
Sat-Aug 09 1980, 7:05 PM EDT  
Att: 21,300 - Unknown - 73 F

AB	51
R	3
H	8
RBI	3
BB	1
SO	12
LOB	11




Batter	1	2	3	4	5	6	7	8	9	10	11	12	13	14	AB	R	H	RBI	BB	SO	LOB	BOTTOM						
Alfredo Griffin, S OBP: 0.276, SLG: 0.348 (1, 6)															6	2	3	0	1	1	1							
Damaso Garcia, R OBP: 0.307, SLG: 0.414 (1, 4)															6	0	2	0	0	1	4							
Al Woods, L OBP: 0.362, SLG: 0.503 (1, 7)															6	1	1	2	1	1	6							
Otto Velez, R OBP: 0.386, SLG: 0.534 Bob Bailor, R OBP: 0.271, SLG: 0.249 Steve Braun, L OBP: 0.182, SLG: 0.129 (1, 10) (9, PR) (14, PH)															4	0	1	0	0	1	1							
Roy Howell, L OBP: 0.325, SLG: 0.390 (1, 5)															5	0	3	0	0	0	0							
John Mayberry, L OBP: 0.338, SLG: 0.426 Garth Iorg, R OBP: 0.284, SLG: 0.373 (1, 3) (9, PR) (10, 3)															4	0	1	1	0	0	3							
Barry Bonnell, R OBP: 0.310, SLG: 0.428 (1, 8)															6	0	2	0	0	0	4							
Lloyd Moseby, L OBP: 0.274, SLG: 0.357 (1, 9)															4	0	1	0	2	0	3							
Ernie Whit, L OBP: 0.272, SLG: 0.329 Joe Cannon, L OBP: 0.094, SLG: 0.065 Bob Davis, R OBP: 0.283, SLG: 0.349 (1, 2) (8, PR) (9, 2)															3	0	1	0	0	0	0							
<b>Inning Stats</b>	R: 1 E: 0 K: 4 S: 4	H: 2 LOB: 0 BB: 0 P: 4	R: 0 E: 0 K: 0 S: 4	H: 1 LOB: 1 BB: 0 P: 4	R: 1 E: 0 K: 0 S: 5	H: 2 LOB: 1 BB: 0 P: 5	R: 0 E: 0 K: 0 S: 7	H: 1 LOB: 0 BB: 0 P: 3	R: 0 E: 0 K: 0 S: 3	H: 2 LOB: 1 BB: 0 P: 4	R: 0 E: 0 K: 1 S: 6	H: 1 LOB: 2 BB: 1 P: 6	R: 1 E: 0 K: 0 S: 5	H: 1 LOB: 1 BB: 1 P: 9	R: 0 E: 0 K: 0 S: 3	H: 1 LOB: 0 BB: 0 P: 3	R: 0 E: 0 K: 1 S: 4	H: 1 LOB: 1 BB: 0 P: 4	R: 0 E: 0 K: 1 S: 6	H: 2 LOB: 2 BB: 1 P: 10	R: 0 E: 0 K: 2 S: 9	H: 2 LOB: 3 BB: 1 P: 13	R: 1 E: 0 K: 0 S: 3	H: 2 LOB: 2 BB: 1 P: 7	1B: 13 2B: 5 3B: 0 HR: 1	SF: 0 SAC: 3 DP: 3 HBP: 0	WP: 1 PB: 0 SB: 0 CS: 1	PA: 58
<b>PITCHER</b>	IP 6.1	WLS 25	BF 8	H 2	R 2	ER 2	SO 2	BB 0	IBB 0	HBP 0	BLK 0	WP 0	HR 1	S 29	P 29	ERA 2.84	WHIP 1.263											
Steve Busby, R ERA: 6.23 Jeff Twitty, L ERA: 7.15 Dan Quisenberry, R ERA: 2.88 Rawly Eastwick, R ERA: 3.32	(1, 1) (7, 1) (9, 1) (14, 1)	1.2 5.0 0.1	24 5 L	1 6 4	0 1 2	0 1 1	1 3 0	0 0 0	0 0 0	0 0 0	0 0 0	0 0 0	7 39 7	7 39 7	0.00 1.80 27.00	0.600 1.200 6.000												


**Kansas City Royals @ Toronto Blue Jays**  
Exhibition Stadium, Toronto, ON  
Sat-Aug 09 1980, 7:05 PM EDT  
Att: 21,300 - Unknown - 73 F

AB	51
R	4
H	17
RBI	14
BB	4
SO	6
LOB	29





Batter	1	2	3	4	5	6	7	8	9	AB	R	H	RBI	BB	SO	LOB	TOP				
Alfredo Griffin, S OBP: 0.279, SLG: 0.353 (1, 6)	0-0 1B		0-0 CS 1B		0-0 FC5 BB		0-0 L4		0-0 F4	5	0	2	0	0	0	2	<p>Toronto Blue Jays @ Milwaukee Brewers Milwaukee County Stadium, Milwaukee, WI</p> <p>Tue Aug 12 1980, 8:05 PM EDT Unknown - 70 F</p> <p>livebaseballscores.com</p> <p>AB 33 R 3 H 11 RBI 3 BB 3 SO 5 LOB 19</p> 				
Damaso Garcia, R OBP: 0.305, SLG: 0.411 (1, 4)	0-0 1B		0-0 1-3		0-0 F6		0-0 5-3		0-3 K	5	0	1	0	0	1	4					
Al Woods, L OBP: 0.366, SLG: 0.503 (1, 7)	0-3 K		0-0 F8		4-0 FC5 BB				0-0 F7	4	0	1	0	1	1	1					
Otto Velez, R OBP: 0.387, SLG: 0.530 (1, 10)	0-0 1B			0-0 PB SH5-3 SF9 1B	0-0 FC5				0-0 E9 HBP 1B	5	2	3	0	0	0	4					
Roy Howell, L OBP: 0.324, SLG: 0.389 (1, 5)	0-0 F8			0-0 SH5-3					0-3 K	3	0	0	0	0	2	3					
John Mayberry, L OBP: 0.341, SLG: 0.425 (1, 3)		0-0 G1-6-3 1B		0-0 SF9					4-0 1-3 HBP 1B IBB	2	1	1	1	1	0	0					
Barry Bonnell, R Bob Bailor, R OBP: 0.271, SLG: 0.249 (8, PR) (8, 8)	0-0 G1-6-3 1B			0-0 F8					1-0 1B HBP	3	0	1	0	0	1	0					
Lloyd Moseby, L OBP: 0.283, SLG: 0.356 (1, 9)	0-0 G1-6-3				0-0 4-3				0-0 SH1-3 BB 1-3 2-H 3-H	3	0	1	2	1	0	2					
Ernie Whitt, L OBP: 0.274, SLG: 0.335 (1, 2)	0-0 4-3				0-0 BB FC5 1B				0-0 SH1-3 6-3	3	0	1	0	0	0	3					
<b>Inning Stats</b>	R: 0 E: 0 K: 1 S: 7	H: 3 LOB: 2 BB: 0 P: 7	R: 0 E: 0 K: 0 S: 4	H: 2 LOB: 1 BB: 0 P: 4	R: 0 E: 0 K: 0 S: 3	H: 1 LOB: 0 BB: 0 P: 3	R: 1 E: 0 K: 0 S: 4	H: 1 LOB: 3 BB: 1 P: 9	R: 0 E: 0 K: 2 S: 7	H: 0 LOB: 0 BB: 0 P: 7	R: 0 E: 0 K: 0 S: 3	H: 0 LOB: 1 BB: 1 P: 7	R: 2 E: 1 K: 1 S: 7	H: 2 LOB: 2 BB: 1 P: 12	R: 0 E: 0 K: 1 S: 6	H: 1 LOB: 1 BB: 0 P: 6		1B: 11 2B: 0 3B: 0 HR: 0	SF: 1 SAC: 2 DP: 1 HBP: 1	WP: 0 PB: 1 SB: 0 CS: 1	PA: 40
<b>PITCHER</b> Lary Sorensen, R ERA: 4.09 (1, 1)	IP: 9.0 WLS: L BF: 40	H: 11 R: 3 ER: 2 SO: 5	BB: 2 IBB: 1 HBP: 1 BLK: 0	WP: 0 HR: 0 S: 46 P: 59	ERA: 2.00 WHIP: 1.444											<b>PITCHER</b>	IP: 9.0 WLS: W BF: 36	H: 6 R: 1 ER: 1 SO: 7	BB: 3 IBB: 0 HBP: 0 BLK: 0	WP: 0 HR: 1 S: 47 P: 59	ERA: 1.00 WHIP: 1.000

Batter	1	2	3	4	5	6	7	8	9	AB	R	H	RBI	BB	SO	LOB	BOTTOM					
Paul Moltor, R OBP: 0.384, SLG: 0.440 (1, 4)	0-0 4-3		0-0 1-3		4-0 1-2 2-3 BB		0-0 FC6-4			3	0	0	0	1	0	2	<p>Toronto Blue Jays @ Milwaukee Brewers Milwaukee County Stadium, Milwaukee, WI</p> <p>Tue Aug 12 1980, 8:05 PM EDT Unknown - 70 F</p> <p>livebaseballscores.com</p> <p>AB 33 R 1 H 6 RBI 1 BB 3 SO 7 LOB 17</p> 					
Jim Gantner, L OBP: 0.312, SLG: 0.341 (1, 5)	0-0 F7			0-0 HR	0-3 K				0-0 1B 2-3 1B	4	1	2	1	0	1	3						
Cecil Cooper, L OBP: 0.361, SLG: 0.518 (1, 3)	0-0 6-3			0-0 6-3					0-3 K	4	0	0	0	0	1	1						
Gorman Thomas, R OBP: 0.307, SLG: 0.482 (1, 8)		0-0 E5 4-3		0-3 K					4-0 L3 BB	3	0	0	0	1	1	1						
Ben Oglivie, L OBP: 0.365, SLG: 0.563 (1, 7)	0-0 4-3			0-3 K					0-0 L3	4	0	1	0	0	1	2						
Dick Davis, R OBP: 0.285, SLG: 0.359 (1, 9)	0-3 K				0-0 2-3				4-0 1B BB	3	0	0	0	1	1	3						
Robin Yount, R OBP: 0.314, SLG: 0.527 (1, 10)	0-0 F9				0-0 BB 1B				0-0 F4	4	0	1	0	0	0	2						
Ed Romero, R OBP: 0.314, SLG: 0.302 (1, 6)			0-0 F8		0-0 BB 1B				0-0 F9	4	0	1	0	0	0	1						
Buck Martinez, R OBP: 0.286, SLG: 0.307 (1, 2)			0-3 K		0-0 F8				0-0 FC6-4 1B	4	0	1	0	0	2	2						
<b>Inning Stats</b>	R: 0 E: 0 K: 0 S: 3	H: 0 LOB: 0 BB: 0 P: 3	R: 0 E: 1 K: 1 S: 6	H: 0 LOB: 1 BB: 0 P: 6	R: 0 E: 0 K: 1 S: 5	H: 0 LOB: 0 BB: 0 P: 5	R: 1 E: 0 K: 2 S: 8	H: 1 LOB: 0 BB: 0 P: 8	R: 0 E: 0 K: 1 S: 7	H: 2 LOB: 3 BB: 1 P: 11	R: 0 E: 0 K: 1 S: 4	H: 0 LOB: 0 BB: 1 P: 8	R: 0 E: 0 K: 0 S: 4	H: 1 LOB: 2 BB: 1 P: 8	R: 0 E: 0 K: 0 S: 5	H: 2 LOB: 0 BB: 0 P: 5		R: 0 E: 0 K: 1 S: 5	H: 0 LOB: 0 BB: 0 P: 5	1B: 5 2B: 1 3B: 0 HR: 1	SF: 0 SAC: 0 DP: 1 HBP: 0	WP: 0 PB: 0 SB: 0 CS: 0
<b>PITCHER</b> Jim Clancy, R ERA: 3.14 (1, 1)	IP: 9.0 WLS: W BF: 36	H: 6 R: 1 ER: 1 SO: 7	BB: 3 IBB: 0 HBP: 0 BLK: 0	WP: 0 HR: 1 S: 47 P: 59	ERA: 1.00 WHIP: 1.000											<b>PITCHER</b>	IP: 9.0 WLS: W BF: 36	H: 6 R: 1 ER: 1 SO: 7	BB: 3 IBB: 0 HBP: 0 BLK: 0	WP: 0 HR: 1 S: 47 P: 59	ERA: 1.00 WHIP: 1.000	

Batter	1	2	3	4	5	6	7	8	9	AB	R	H	RBI	BB	SO	LOB	TOP										
Alfredo Griffin, S OBP: 0.277, SLG: 0.349 (1, 6)	4-3	3-1			4-3			SH1-3	G3	4	0	0	0	0	0	1											
Bob Bailor, R OBP: 0.287, SLG: 0.244 Steve Braun, L OBP: 0.200, SLG: 0.125 Al Woods, L OBP: 0.366, SLG: 0.503 (1, 8)	6-3		4-3		4-3					3	0	0	0	0	0	0											
John Mayberry, L OBP: 0.340, SLG: 0.421 (1, 3)	1B 2B BB		4-3		F7			F8		3	1	0	0	1	0	2											
Otto Velez, R OBP: 0.388, SLG: 0.529 (1, 10)	2B 1B		K					K		4	1	2	0	0	2	2											
Roy Howell, L OBP: 0.326, SLG: 0.393 (1, 5)	2B				G3					4	1	2	2	0	0	1											
Lloyd Moseby, L OBP: 0.282, SLG: 0.359 (1, 9)	2B		4-3							4	0	1	1	0	1	1											
Garth Iorg, R OBP: 0.272, SLG: 0.356 (1, 4)	K				L5					4	1	0	0	0	1	2											
Joe Cannon, L OBP: 0.086, SLG: 0.059 (1, 7)										3	0	0	0	0	0	0											
Doug Ault, R OBP: 0.353, SLG: 0.431 Damaso Garcia, R OBP: 0.305, SLG: 0.411 (9, 8)			F8		F5			F8		1	1	1	0	0	0	0											
Ernie Whitt, L OBP: 0.279, SLG: 0.352 (1, 2)			F8		F5					0	0	0	0	0	0	0											
<b>Inning Stats</b>	R: 3 E: 0 K: 1 S: 8	H: 3 LOB: 1 BB: 1 P: 12	R: 0 E: 0 K: 0 S: 3	H: 0 LOB: 0 BB: 0 P: 3	R: 0 E: 0 K: 1 S: 5	H: 0 LOB: 0 BB: 0 P: 5	R: 0 E: 0 K: 0 S: 3	H: 0 LOB: 0 BB: 0 P: 3	R: 0 E: 0 K: 0 S: 4	H: 1 LOB: 1 BB: 0 P: 4	R: 0 E: 0 K: 0 S: 3	H: 0 LOB: 0 BB: 0 P: 3	R: 0 E: 0 K: 1 S: 6	H: 1 LOB: 2 BB: 1 P: 10	R: 2 E: 0 K: 1 S: 8	H: 3 LOB: 1 BB: 0 P: 8	1B: 5 2B: 2 3B: 1 HR: 0	SF: 0 SAC: 1 DP: 0 HBP: 0	WP: 0 PB: 0 SB: 0 CS: 0	PA: 37							
<b>PITCHER</b>	IP	WLS	BF	H	R	ER	SO	BB	IBB	HBP	BLK	WP	HR	S	P	ERA	WHIP										
Paul Mitchell, R ERA: 2.93 (1, 1)	7.1		29	5	3	3	2	2	0	0	0	0	0	31	39	3.68	0.955										
Bob McClure, L ERA: 2.94 (8, 1)	0.1	L	1	0	0	0	0	0	0	0	0	0	0	1	1	0.00	0.000										
Bill Castro, R ERA: 3.09 (8, 1)	1.1	L	7	3	2	2	2	0	0	0	0	0	0	11	11	13.50	2.250										

Toronto Blue Jays @ Milwaukee Brewers  
Milwaukee County Stadium, Milwaukee, WI

AB 34  
R 5  
H 8  
RBI 5  
BB 2  
SO 4  
LOB 9



WP: 0 PA: 37  
PB: 0  
SB: 0  
CS: 0

Tue Aug 12 1980, 8:05 PM EDT  
Att: 18,820 - Unknown - 66 F

livebaseballscorecards.com

Batter	1	2	3	4	5	6	7	8	9	AB	R	H	RBI	BB	SO	LOB	BOTTOM										
Robin Yount, R OBP: 0.320, SLG: 0.536 (1, 6)	2B 4-3 BB		1-H HR		FC BB		B2-3		5-3 1B	3	2	2	2	2	0	0											
Sal Bando, R OBP: 0.275, SLG: 0.287 (1, 5)	4-3 1-3 2B		F7		FC		5-3		5-3	5	0	1	0	0	0	2											
Cecil Cooper, L OBP: 0.379, SLG: 0.514 (1, 3)	4-3		F7		F7		S 1B		F6	5	0	1	1	0	0	4											
Gorman Thomas, R OBP: 0.304, SLG: 0.477 (1, 8)	K		F7		1-3		F6			4	0	0	0	0	1	4											
Ben Oglivie, L OBP: 0.362, SLG: 0.558 (1, 7)	F3				1-3		K		F7	4	0	0	0	0	1	1											
Mark Brouhard, R OBP: 0.297, SLG: 0.446 (1, 9)			F8		1B		HR		S BB	3	1	2	1	1	0	0											
Dick Davis, R OBP: 0.284, SLG: 0.357 (1, 10)			4-3		F9		1B		K	4	0	1	0	0	1	2											
Charlie Moore, R OBP: 0.340, SLG: 0.326 (1, 2)			L8		F9		F7		4-3	4	0	0	0	0	0	3											
Jim Gantner, L OBP: 0.311, SLG: 0.339 (1, 4)			HR 1B		K		F6		4-3	4	1	1	0	0	1	1											
<b>Inning Stats</b>	R: 1 E: 0 K: 1 S: 6	H: 1 LOB: 1 BB: 1 P: 10	R: 0 E: 0 K: 0 S: 3	H: 0 LOB: 0 BB: 0 P: 3	R: 2 E: 0 K: 0 S: 5	H: 2 LOB: 0 BB: 0 P: 5	R: 0 E: 0 K: 0 S: 4	H: 1 LOB: 1 BB: 0 P: 4	R: 0 E: 0 K: 1 S: 7	H: 2 LOB: 1 BB: 0 P: 7	R: 0 E: 0 K: 0 S: 4	H: 1 LOB: 1 BB: 0 P: 4	R: 0 E: 0 K: 1 S: 5	H: 0 LOB: 1 BB: 1 P: 9	R: 0 E: 0 K: 0 S: 4	H: 1 LOB: 1 BB: 0 P: 4	1B: 5 2B: 1 3B: 0 HR: 2	SF: 0 SAC: 0 DP: 0 HBP: 0	WP: 0 PB: 0 SB: 2 CS: 0	PA: 39							
<b>PITCHER</b>	IP	WLS	BF	H	R	ER	SO	BB	IBB	HBP	BLK	WP	HR	S	P	ERA	WHIP										
Jack Kucek, R ERA: 7.25 (1, 1)	6.0		27	6	4	4	3	2	0	0	0	0	0	31	39	6.00	1.333										
Mike Barlow, R ERA: 3.63 (7, 1)	2.2	W	11	2	0	0	1	1	0	0	0	0	0	12	16	0.00	1.125										
Jerry Garvin, L ERA: 2.37 (9, 1)	0.1	S	1	0	0	0	0	0	0	0	0	0	0	1	1	0.00	0.000										

Toronto Blue Jays @ Milwaukee Brewers  
Milwaukee County Stadium, Milwaukee, WI

AB 36  
R 4  
H 8  
RBI 4  
BB 3  
SO 4  
LOB 17



WP: 0 PA: 39  
PB: 0  
SB: 2  
CS: 0

Tue Aug 12 1980, 8:05 PM EDT  
Att: 18,820 - Unknown - 66 F

livebaseballscorecards.com



Batter	1	2	3	4	5	6	7	8	9	AB	R	H	RBI	BB	SO	LOB	TOP				
Alfredo Griffin, S OBP: 0.278, SLG: 0.351										4	1	2	1	0	0	2	<b>Toronto Blue Jays @ Milwaukee Brewers</b> Milwaukee County Stadium, Milwaukee, WI Wed Aug 13 1980, 8:05 PM EDT Att: 14,304 - Unknown - 72 F <a href="http://livebaseballscorecards.com">livebaseballscorecards.com</a>				
Bob Bailor, R OBP: 0.272, SLG: 0.250										4	1	2	0	0	0	0					
Damaso Garcia, R OBP: 0.302, SLG: 0.407										4	0	0	0	0	0	3					
Otto Velez, R OBP: 0.384, SLG: 0.523										4	0	0	0	0	2	2					
Doug Ault, R OBP: 0.347, SLG: 0.435										4	0	1	2	0	0	0					
Roy Howell, L OBP: 0.325, SLG: 0.392										4	1	1	0	0	1	1					
Danny Ainge, R OBP: 0.333, SLG: 0.372										3	1	3	0	0	0	0					
Lloyd Moseby, L OBP: 0.278, SLG: 0.354										3	0	0	0	0	1	4					
Bob Davis, R OBP: 0.283, SLG: 0.349										3	0	1	1	0	0	2					
<b>Inning Stats</b>	R: 2 E: 0 K: 0 S: 6	H: 3 LOB: 1 BB: 0 P: 6	R: 0 E: 0 K: 1 S: 5	H: 1 LOB: 0 BB: 0 P: 5	R: 0 E: 0 K: 2 S: 7	H: 0 LOB: 0 BB: 0 P: 7	R: 1 E: 0 K: 0 S: 4	H: 2 LOB: 0 BB: 0 P: 4	R: 0 E: 0 K: 1 S: 5	H: 0 LOB: 0 BB: 0 P: 5	R: 1 E: 0 K: 0 S: 6	H: 3 LOB: 2 BB: 0 P: 6	R: 0 E: 0 K: 0 S: 3	H: 0 LOB: 0 BB: 0 P: 3	R: 0 E: 0 K: 0 S: 3	H: 0 LOB: 0 BB: 0 P: 4	1B: 9 2B: 1 3B: 0 HR: 0	SF: 0 SAC: 1 DP: 1 HBP: 1	WP: 0 PB: 0 SB: 2 CS: 1	PA: 36	
<b>PITCHER</b> Bill Travers, L ERA: 3.1	IP: 9.0 WLS: W BF: 35	H: 10 R: 4 ER: 4 SO: 4	BB: 0 IBB: 0 HBP: 1 BLK: 0	WP: 0 HR: 0 S: 42 P: 43	ERA: 4.00 WHIP: 1.111											<b>PITCHER</b>	IP: 9.0 WLS: W BF: 35	H: 10 R: 4 ER: 4 SO: 4	BB: 0 IBB: 0 HBP: 1 BLK: 0	WP: 0 HR: 0 S: 42 P: 43	ERA: 4.00 WHIP: 1.111

Batter	1	2	3	4	5	6	7	8	9	AB	R	H	RBI	BB	SO	LOB	BOTTOM				
Paul Moltor, R OBP: 0.381, SLG: 0.434										4	1	0	0	1	0	3	<b>Toronto Blue Jays @ Milwaukee Brewers</b> Milwaukee County Stadium, Milwaukee, WI Wed Aug 13 1980, 8:05 PM EDT Att: 14,304 - Unknown - 72 F <a href="http://livebaseballscorecards.com">livebaseballscorecards.com</a>				
Robin Yount, R OBP: 0.323, SLG: 0.539									5	1	3	1	0	1	2						
Cecil Cooper, L OBP: 0.377, SLG: 0.510										5	1	1	0	0	1	4					
Gorman Thomas, R OBP: 0.305, SLG: 0.476										5	0	2	1	0	0	2					
Ben Oglivie, L OBP: 0.363, SLG: 0.555										4	0	1	1	1	1	1					
Sixto Lezcano, R OBP: 0.287, SLG: 0.389										4	0	1	1	0	1	1					
Sal Bando, R OBP: 0.275, SLG: 0.303										4	1	1	1	0	0	0					
Charlie Moore, R OBP: 0.338, SLG: 0.322										3	1	0	0	1	0	1					
Jim Gantner, L OBP: 0.311, SLG: 0.337										2	0	0	0	1	1	2					
<b>Inning Stats</b>	R: 1 E: 0 K: 0 S: 5	H: 3 LOB: 2 BB: 1 P: 9	R: 0 E: 0 K: 0 S: 3	H: 0 LOB: 1 BB: 1 P: 7	R: 1 E: 0 K: 1 S: 7	H: 2 LOB: 1 BB: 0 P: 7	R: 0 E: 2 K: 1 S: 7	H: 0 LOB: 2 BB: 0 P: 7	R: 0 E: 0 K: 0 S: 3	H: 0 LOB: 0 BB: 0 P: 3	R: 0 E: 0 K: 1 S: 6	H: 1 LOB: 1 BB: 0 P: 6	R: 0 E: 0 K: 1 S: 5	H: 0 LOB: 0 BB: 0 P: 5	R: 3 E: 0 K: 1 S: 8	H: 3 LOB: 3 BB: 2 P: 16	1B: 7 2B: 1 3B: 0 HR: 1	SF: 0 SAC: 1 DP: 0 HBP: 0	WP: 0 PB: 0 SB: 2 CS: 0	PA: 41	
<b>PITCHER</b> Jackson Todd, R ERA: 4.4 Jery Ganvin, L ERA: 2.35 Joey McLaughlin, R ERA: 4.74 Mike Willis, L ERA: 3.38	IP: 8.0 WLS: 1 BF: 35	H: 7 R: 4 ER: 4 SO: 4	BB: 3 IBB: 0 HBP: 0 BLK: 0	WP: 0 HR: 1 S: 40 P: 52	ERA: 4.50 WHIP: 1.250											<b>PITCHER</b>	IP: 8.0 WLS: 1 BF: 35	H: 7 R: 4 ER: 4 SO: 4	BB: 3 IBB: 0 HBP: 0 BLK: 0	WP: 0 HR: 1 S: 40 P: 52	ERA: 4.50 WHIP: 1.250

Batter	1	2	3	4	5	6	7	8	9	AB	R	H	RBI	BB	SO	LOB	TOP			
Alfredo Griffin, S OBP: 0.278, SLG: 0.350										4	0	1	0	0	1	0	<b>Toronto Blue Jays @ Milwaukee Brewers</b> Milwaukee County Stadium, Milwaukee, WI Thu Aug 14 1980, 4:33 AM EDT Att: 21,115 - Unknown - 76 F			
Damaso Garcia, R OBP: 0.304, SLG: 0.408										4	0	2	0	0	0	2				
Al Woods, L OBP: 0.367, SLG: 0.500										2	0	0	0	2	0	2				
Otto Velez, R OBP: 0.379, SLG: 0.516										4	0	0	0	0	1	4				
Roy Howell, L OBP: 0.322, SLG: 0.387										4	0	0	0	0	2	1				
John Mayberry, L OBP: 0.344, SLG: 0.440										3	2	2	2	1	0	0				
Lloyd Moseby, L OBP: 0.278, SLG: 0.352										4	0	1	0	0	1	1				
Danny Ainge, R OBP: 0.333, SLG: 0.370										3	0	1	0	0	0	0				
Steve Braun, L OBP: 0.222, SLG: 0.152										1	0	1	0	0	0	0				
Bob Bailor, R OBP: 0.272, SLG: 0.250										0	0	0	0	0	0	0				
Ernie Whitt, L OBP: 0.279, SLG: 0.349										4	0	1	0	0	0	3				
<b>Inning Stats</b>	R: 0 E: 0 K: 2 S: 7	H: 0 LOB: 1 BB: 1 P: 11	R: 1 E: 0 K: 1 S: 7	H: 2 LOB: 1 BB: 0 P: 7	R: 0 E: 0 K: 0 S: 4	H: 1 LOB: 1 BB: 0 P: 4	R: 0 E: 0 K: 1 S: 4	H: 0 LOB: 0 BB: 1 P: 8	R: 0 E: 0 K: 0 S: 3	H: 1 LOB: 1 BB: 1 P: 7	R: 0 E: 0 K: 1 S: 5	H: 0 LOB: 0 BB: 0 P: 5	R: 0 E: 0 K: 0 S: 4	H: 2 LOB: 1 BB: 0 P: 4	R: 1 E: 0 K: 0 S: 6	H: 3 LOB: 2 BB: 0 P: 6	1B: 7 2B: 0 3B: 0 HR: 2	SF: 0 SAC: 0 DP: 3 HBP: 0	WP: 0 PB: 0 SB: 0 CS: 0	PA: 36
<b>PITCHER</b> Moose Haas, R ERA: 2.85	IP: 9.0 WLS: W BF: 36 H: 9 R: 2 ER: 2 SO: 5 BB: 3 IBB: 0 HBP: 0 BLK: 0 WP: 0 HR: 2 S: 43 P: 55 ERA: 2.00 WHIP: 1.333															<b>PITCHER</b>				

Batter	1	2	3	4	5	6	7	8	9	AB	R	H	RBI	BB	SO	LOB	BOTTOM			
Paul Moltor, R OBP: 0.385, SLG: 0.439										4	2	2	0	1	1	1	<b>Toronto Blue Jays @ Milwaukee Brewers</b> Milwaukee County Stadium, Milwaukee, WI Thu Aug 14 1980, 4:33 AM EDT Att: 21,115 - Unknown - 76 F			
Robin Yount, R OBP: 0.320, SLG: 0.534										4	1	0	0	0	0	3				
Cecil Cooper, L OBP: 0.382, SLG: 0.517										4	1	4	2	0	0	0				
Gorman Thomas, R OBP: 0.305, SLG: 0.475										3	0	1	1	0	0	2				
Ben Oglivie, L OBP: 0.364, SLG: 0.553										3	0	1	1	1	0	2				
Sixto Lezcano, R OBP: 0.284, SLG: 0.385										4	0	0	0	0	0	4				
Mark Brouhard, R OBP: 0.295, SLG: 0.435										3	0	0	0	1	0	2				
Jim Gantner, L OBP: 0.314, SLG: 0.343										4	0	2	0	0	0	1				
Buck Martinez, R OBP: 0.279, SLG: 0.299										4	0	0	0	0	1	3				
<b>Inning Stats</b>	R: 1 E: 0 K: 0 S: 5	H: 2 LOB: 1 BB: 0 P: 5	R: 0 E: 0 K: 1 S: 5	H: 0 LOB: 1 BB: 1 P: 9	R: 2 E: 0 K: 0 S: 7	H: 4 LOB: 2 BB: 0 P: 7	R: 0 E: 0 K: 1 S: 5	H: 0 LOB: 0 BB: 0 P: 5	R: 0 E: 0 K: 0 S: 4	H: 1 LOB: 1 BB: 0 P: 4	R: 0 E: 0 K: 0 S: 4	H: 1 LOB: 2 BB: 2 P: 12	R: 0 E: 0 K: 0 S: 4	H: 1 LOB: 1 BB: 0 P: 4	R: 0 E: 0 K: 0 S: 4	H: 1 LOB: 1 BB: 0 P: 4		1B: 7 2B: 3 3B: 0 HR: 0	SF: 1 SAC: 0 DP: 0 HBP: 0	WP: 0 PB: 0 SB: 1 CS: 0
<b>PITCHER</b> Dave Stieb, R ERA: 3.15	IP: 7.0 WLS: L BF: 33 H: 9 R: 4 ER: 4 SO: 2 BB: 2 IBB: 1 HBP: 0 BLK: 1 WP: 0 HR: 0 S: 34 P: 46 ERA: 5.14 WHIP: 1.571															<b>PITCHER</b>				
Ken Schrom, R ERA:	IP: 1.0 WLS: L BF: 4 H: 1 R: 0 ER: 0 SO: 0 BB: 0 IBB: 0 HBP: 0 BLK: 0 WP: 0 HR: 0 S: 4 P: 4 ERA: 0.00 WHIP: 1.000															<b>PITCHER</b>				

AB	33
R	2
H	9
RBI	2
BB	3
SO	5
LOB	13



AB	33
R	4
H	10
RBI	4
BB	3
SO	2
LOB	18



Batter	1	2	3	4	5	6	7	8	9	AB	R	H	RBI	BB	SO	LOB	TOP								
Alfredo Griffin, S OBP: 0.278, SLG: 0.349										4	0	1	0	0	0	0	Toronto Blue Jays @ Kansas City Royals Royals Stadium, Kansas City, MO Fri Aug 15 1980, 8:05 PM EDT Att: 34,861 - Unknown - 78 F								
Bob Bailor, R OBP: 0.276, SLG: 0.255										4	0	2	0	0	0	1									
Roy Howell, L OBP: 0.321, SLG: 0.389										4	1	1	0	0	1	2									
John Mayberry, L OBP: 0.346, SLG: 0.444										4	1	2	1	0	0	1									
Damaso Garcia, R OBP: 0.305, SLG: 0.409										4	1	2	0	0	1	1									
Steve Braun, L OBP: 0.250, SLG: 0.167										3	0	1	1	1	0	2									
Lloyd Moseby, L OBP: 0.273, SLG: 0.345										4	0	0	0	0	1	4									
Danny Ainge, R OBP: 0.314, SLG: 0.347										3	0	0	0	0	3	1									
Otto Velez, R OBP: 0.381, SLG: 0.517										1	0	1	1	0	0	0									
Ernie Whitt, L OBP: 0.273, SLG: 0.341										4	0	0	0	0	1	2									
<b>Inning Stats</b>	R: 0 E: 0 K: 0 S: 3	H: 1 LOB: 0 BB: 0 P: 3	R: 0 E: 0 K: 1 S: 5	H: 0 LOB: 1 BB: 1 P: 9	R: 0 E: 0 K: 1 S: 5	H: 0 LOB: 0 BB: 0 P: 5	R: 1 E: 0 K: 0 S: 5	H: 2 LOB: 1 BB: 0 P: 5	R: 0 E: 0 K: 2 S: 7	H: 0 LOB: 0 BB: 0 P: 7	R: 0 E: 0 K: 1 S: 6	H: 1 LOB: 1 BB: 0 P: 6	R: 0 E: 0 K: 1 S: 6	H: 1 LOB: 1 BB: 0 P: 6	R: 0 E: 0 K: 1 S: 6	H: 1 LOB: 1 BB: 0 P: 6	R: 2 E: 0 K: 0 S: 6	H: 4 LOB: 1 BB: 0 P: 6	1B: 8 2B: 2 3B: 0 HR: 0	SF: 0 SAC: 0 DP: 1 HBP: 0	WP: 0 PB: 0 SB: 1 CS: 0	PA: 36			
<b>PITCHER</b>	IP	WLS	BF	H	R	ER	SO	BB	IBB	HBP	BLK	WP	HR	S	P	ERA	WHIP	<b>PITCHER</b>							
Dennis Leonard, R ERA: 4.05	8.0	W	30	6	1	1	7	1	0	0	0	0	0	43	47	1.12	0.875								
Dan Quisenberry, R ERA: 3.02	1.0	S	6	4	2	2	0	0	0	0	0	0	0	6	6	18.00	4.000								

Batter	1	2	3	4	5	6	7	8	9	AB	R	H	RBI	BB	SO	LOB	BOTTOM								
Willie Wilson, S OBP: 0.366, SLG: 0.442										3	1	1	0	0	0	2	Toronto Blue Jays @ Kansas City Royals Royals Stadium, Kansas City, MO Fri Aug 15 1980, 8:05 PM EDT Att: 34,861 - Unknown - 78 F								
John Wathan, R OBP: 0.379, SLG: 0.397										2	1	0	0	1	0	0									
Rusty Torres, S OBP: 0.270, SLG: 0.182										0	0	0	0	0	0	0									
Ralph LaCock, L OBP: 0.255, SLG: 0.229										0	0	0	0	0	0	0									
George Brett, L OBP: 0.449, SLG: 0.666										4	1	1	3	0	0	2									
Darrell Porter, L OBP: 0.374, SLG: 0.389										4	0	1	1	0	0	0									
Willie Aikens, L OBP: 0.375, SLG: 0.444										4	0	0	0	0	2	2									
Amos Otis, R OBP: 0.327, SLG: 0.412										3	0	0	0	0	0	0									
Clint Hurdle, L OBP: 0.367, SLG: 0.479										3	0	1	0	0	1	0									
Frank White, R OBP: 0.288, SLG: 0.345										2	0	0	0	1	1	1									
U L Washington, S OBP: 0.323, SLG: 0.371										2	1	1	0	1	1	0									
<b>Inning Stats</b>	R: 3 E: 0 K: 0 S: 5	H: 2 LOB: 0 BB: 1 P: 9	R: 0 E: 0 K: 0 S: 2	H: 0 LOB: 1 BB: 2 P: 10	R: 0 E: 0 K: 0 S: 3	H: 0 LOB: 0 BB: 0 P: 3	R: 0 E: 0 K: 2 S: 7	H: 0 LOB: 0 BB: 0 P: 7	R: 0 E: 0 K: 1 S: 5	H: 0 LOB: 0 BB: 0 P: 5	R: 0 E: 0 K: 0 S: 3	H: 0 LOB: 0 BB: 0 P: 3	R: 0 E: 0 K: 2 S: 8	H: 1 LOB: 1 BB: 0 P: 8	R: 1 E: 0 K: 0 S: 5	H: 2 LOB: 2 BB: 0 P: 6	1B: 4 2B: 0 3B: 0 HR: 1	SF: 0 SAC: 1 DP: 1 HBP: 1	WP: 0 PB: 0 SB: 0 CS: 0	PA: 32					
<b>PITCHER</b>	IP	WLS	BF	H	R	ER	SO	BB	IBB	HBP	BLK	WP	HR	S	P	ERA	WHIP	<b>PITCHER</b>							
Jesse Jefferson, R ERA: 4.73	7.1	L	29	4	4	4	5	3	0	1	0	0	0	35	48	4.91	0.955								
Jerry Garvin, L ERA: 2.34	0.2		3	1	0	0	0	0	0	0	0	0	0	3	3	0.00	1.500								

Batter	1	2	3	4	5	6	7	8	9	AB	R	H	RBI	BB	SO	LOB	TOP								
Alfredo Griffin, S OBP: 0.277, SLG: 0.347 (1, 6)	0-0 4-3		0-0 6-3			0-0 1B 2B	0-3 K		0-0 F8	5	1	1	0	0	1	2									
Bob Bailor, R OBP: 0.285, SLG: 0.266 (1, 9)	0-0		0-0 L6			0-0 1B	0-0		0-0	4	1	3	0	0	0	0									
Mike Barlow, L Ken Schrom, R Steve Braun, L OBP: 0.288, SLG: 0.216 (9, PH)	0-0 1B					1-2 1B	1-3 1B		1-H 1B 2B	0	0	0	0	0	0	0									
John Mayberry, L OBP: 0.346, SLG: 0.446 (1, 3)	0-3 K			0-0 P6		0-0 1B 2B	0-0 4-3		0-0 WP 1B	5	1	2	3	0	1	2									
Otto Velez, R OBP: 0.378, SLG: 0.513 Lloyd Moseby, L OBP: 0.271, SLG: 0.342 (7, 9)	0-0 F5			0-0 F9		0-0 5-3		0-0 L8	0-0 F5	3	0	0	0	0	0	2									
Damaso Garcia, R OBP: 0.303, SLG: 0.405 (1, 4)		0-0 P4		0-0 F3		0-0 L3		0-0 6-3		4	0	0	0	0	0	1									
Roy Howell, L OBP: 0.323, SLG: 0.390 (1, 5)		0-0 P2			0-0 L9	0-0 1B		0-0 FC6-4 1B		4	0	2	1	0	0	0									
Garth Iorg, R OBP: 0.281, SLG: 0.363 (1, 7)		0-0 1B			0-0 6-3	0-0 1B		0-0 FC6-4		4	0	2	0	0	0	1									
Danny Ainge, R OBP: 0.327, SLG: 0.358 (1, 8)		0-0 F8			0-0 1B	0-0 B1-3		0-0 FC6-4 1B		4	0	2	0	0	0	3									
Bob Davis, R OBP: 0.283, SLG: 0.346 (1, 2)			0-0 L8		0-0 5-3		0-0 1B	0-0 FC6-4 1B		4	1	1	0	0	0	2									
<b>Inning Stats</b>	R: 0 E: 0 K: 1 S: 6	H: 1 LOB: 1 BB: 0 P: 6	R: 0 E: 0 K: 0 S: 4	H: 1 LOB: 1 BB: 0 P: 4	R: 0 E: 0 K: 0 S: 3	H: 0 LOB: 0 BB: 0 P: 3	R: 0 E: 0 K: 0 S: 3	H: 0 LOB: 0 BB: 0 P: 3	R: 0 E: 0 K: 0 S: 4	H: 1 LOB: 1 BB: 0 P: 4	R: 3 E: 0 K: 0 S: 8	H: 5 LOB: 2 BB: 0 P: 8	R: 0 E: 0 K: 1 S: 6	H: 2 LOB: 1 BB: 0 P: 6	R: 0 E: 0 K: 0 S: 4	H: 1 LOB: 1 BB: 0 P: 4	R: 2 E: 0 K: 0 S: 6	H: 3 LOB: 1 BB: 0 P: 6	1B: 12 2B: 2 3B: 0 HR: 0	SF: 0 SAC: 0 DP: 0 HBP: 0	WP: 1 PB: 0 SB: 1 CS: 0	PA: 40			
<b>PITCHER</b>	IP	WLS	BF	H	R	ER	SO	BB	IBB	HBP	BLK	WP	HR	S	P	ERA	WHIP								
Larry Gura, L ERA: 2.21 Marty Pattin, R ERA: 3.8	(1, 1)	7.0	W	30	10	3	3	2	0	0	0	0	0	34	34	3.86	1.429								
(8, 1)	2.0		10	4	2	2	0	0	0	0	0	1	0	10	10	9.00	2.000								

Toronto Blue Jays @ Kansas City Royals  
 Royals Stadium, Kansas City, MO  
 Sat Aug 16 1980, 8:05 PM EDT  
 Att: 39,631 - Unknown - 88 F

AB	40
R	5
H	14
RBI	5
BB	0
SO	2
LOB	14



Batter	1	2	3	4	5	6	7	8	9	AB	R	H	RBI	BB	SO	LOB	BOTTOM								
Willie Wilson, S OBP: 0.366, SLG: 0.444 Ralph LaCock, L OBP: 0.255, SLG: 0.229 (9, 7)	0-0 6-3 SF8 1B	0-0 F8		0-0 4-3 1B 2B	0-0 F7		0-0 FC1-6 FC3-6			5	2	2	0	0	0	4									
John Wathan, R OBP: 0.379, SLG: 0.405 Rusty Torres, S OBP: 0.263, SLG: 0.176 (6, 7)	0-0 6-3	0-0 1B HR		0-0 4-3		0-0 4-3	0-0 FC3-6			3	1	1	3	0	0	2									
George Brett, L OBP: 0.451, SLG: 0.667 (1, 5)	0-0 SF8	0-0 1B		0-0 L8 2B 1B	0-0 1B BB	0-0 1B 1B	0-0 K			4	2	3	2	0	1	1									
Darrell Porter, L OBP: 0.377, SLG: 0.391 (1, 2)	0-0 1B	0-0 P6		0-0 2B BB	0-0 1B BB	0-0 1B 1B	0-0 F7			4	1	2	0	1	0	1									
Willie Aikens, L OBP: 0.373, SLG: 0.441 (1, 3)	0-0 L8		0-0 4-3	0-0 L8	0-0 L8	0-0 1B 1B	0-0 F8			5	0	1	1	0	0	3									
Hal McRae, R OBP: 0.357, SLG: 0.505 (1, 10)		0-0 E8 1B	0-0 4-3	0-0 1B 2B	0-0 3-1	0-0 G6-4-3 1B	0-0 1-3			5	1	2	2	0	0	2									
Clint Hurdle, L OBP: 0.372, SLG: 0.486 (1, 9)	0-0 1B HR	0-0 1B 1B	0-0 1B	0-0 1B	0-0 3-1		0-0 2B			4	2	3	1	0	0	1									
Frank White, R OBP: 0.289, SLG: 0.345 Rance Mulliniks, L OBP: 0.297, SLG: 0.231 (4, 4)	0-0 F5	0-0 1B	0-0 1B	0-0 1B	0-0 6-3		0-0 FC1-6 FC3-6 2B			2	0	1	0	0	0	1									
U L Washington, S OBP: 0.324, SLG: 0.370 (1, 6)	0-0 1B HR	0-0 F9		0-0 F8		0-0 FC1-6 BB				3	1	1	0	1	0	2									
<b>Inning Stats</b>	R: 1 E: 0 K: 0 S: 5	H: 2 LOB: 1 BB: 0 P: 5	R: 4 E: 1 K: 0 S: 8	H: 5 LOB: 1 BB: 0 P: 8	R: 0 E: 0 K: 0 S: 5	H: 2 LOB: 2 BB: 0 P: 5	R: 3 E: 0 K: 0 S: 6	H: 3 LOB: 1 BB: 1 P: 10	R: 0 E: 0 K: 0 S: 3	H: 0 LOB: 0 BB: 0 P: 3	R: 1 E: 0 K: 0 S: 5	H: 3 LOB: 1 BB: 0 P: 5	R: 2 E: 0 K: 1 S: 7	H: 2 LOB: 1 BB: 1 P: 11	R: 0 E: 0 K: 0 S: 3	H: 0 LOB: 0 BB: 0 P: 3	1B: 12 2B: 4 3B: 0 HR: 1	SF: 1 SAC: 0 DP: 1 HBP: 0	WP: 0 PB: 0 SB: 1 CS: 0	PA: 42					
<b>PITCHER</b>	IP	WLS	BF	H	R	ER	SO	BB	IBB	HBP	BLK	WP	HR	S	P	ERA	WHIP								
Jack Kucek, R ERA: 7.89 Jery Garvin, L ERA: 2.7 Joey McLaughlin, R ERA: 4.7 Bob Bailor, R ERA: 7.71 Mike Barlow, R ERA: 3.53	(1, 1)	1.2	L	11	6	5	5	0	0	0	0	0	0	10	11	27.00	3.600								
(2, 1)	1.2		11	5	3	3	0	1	0	0	0	0	0	10	14	16.20	3.600								
(4, 1)	2.2		11	4	1	1	0	0	0	0	0	0	0	11	11	3.38	1.500								
(7, 1)	0.0		3	2	2	2	0	1	0	0	0	0	0	2	6	∞	∞								
(7, 1)	1.0		3	0	0	0	1	0	0	0	0	0	0	5	5	0.00	0.000								

Toronto Blue Jays @ Kansas City Royals  
 Royals Stadium, Kansas City, MO  
 Sat Aug 16 1980, 8:05 PM EDT  
 Att: 39,631 - Unknown - 88 F

AB	39
R	11
H	17
RBI	11
BB	2
SO	1
LOB	18



Batter	1	2	3	4	5	6	7	8	9	AB	R	H	RBI	BB	SO	LOB	TOP					
Alfredo Griffin, S OBP: 0.277, SLG: 0.347 Lloyd Moseby, L OBP: 0.274, SLG: 0.350	5-3		E4		F8		CS			4	0	1	1	0	0	1						
Bob Bailor, R OBP: 0.286, SLG: 0.274	6-3		F7				CS	1B	P4	5	1	2	0	0	0	4						
John Mayberry, L OBP: 0.345, SLG: 0.444	F2		F7		3-1			FC6-4		4	0	1	0	0	0	3						
Otto Velez, R OBP: 0.379, SLG: 0.511		6-3		1B				F8		3	1	1	0	1	0	2						
Damaso Garcia, R OBP: 0.302, SLG: 0.404	6-3			SH5-3			G1-6-3	FC6-4		4	0	1	1	0	0	2						
Roy Howell, L OBP: 0.324, SLG: 0.391	K			K						4	0	2	0	0	2	2						
Garth Iorg, R OBP: 0.276, SLG: 0.355 Steve Braun, L OBP: 0.262, SLG: 0.211			6-3	SH5-3					6-3	2	0	0	1	0	1	1						
Danny Ainge, R OBP: 0.322, SLG: 0.368										4	1	1	0	0	0	1						
Ernie Whitt, L OBP: 0.277, SLG: 0.345					3-1					4	0	2	0	0	0	0						
<b>Inning Stats</b>	R: 0 E: 0 K: 0 S: 3	H: 0 LOB: 0 BB: 0 P: 3	R: 0 E: 0 K: 1 S: 5	H: 0 LOB: 0 BB: 0 P: 5	R: 1 E: 0 K: 0 S: 6	H: 2 LOB: 2 BB: 0 P: 6	R: 1 E: 0 K: 1 S: 7	H: 2 LOB: 1 BB: 0 P: 7	R: 0 E: 0 K: 0 S: 4	H: 1 LOB: 1 BB: 1 P: 4	R: 0 E: 0 K: 1 S: 5	H: 1 LOB: 1 BB: 1 P: 9	R: 0 E: 0 K: 0 S: 3	H: 1 LOB: 0 BB: 0 P: 3	R: 1 E: 0 K: 0 S: 5	H: 3 LOB: 2 BB: 0 P: 5	R: 0 E: 0 K: 0 S: 5	H: 2 LOB: 2 BB: 0 P: 5	1B: 9 2B: 3 3B: 0 HR: 0	SF: 0 SAC: 1 DP: 1 HBP: 0	WP: 0 PB: 0 SB: 0 CS: 1	PA: 39
<b>PITCHER</b>	IP	WLS	BF	H	R	ER	SO	BB	IBB	HBP	BLK	WP	HR	S	P	ERA	WHIP					
Paul Spittorff, L ERA: 4.6	7.0	W	30	9	3	3	3	1	0	0	0	0	0	35	39	3.86	1.429					
Dan Quisenberry, R ERA: 2.96	2.0	S	8	3	0	0	0	0	0	0	0	0	0	8	8	0.00	1.500					

Toronto Blue Jays @ Kansas City Royals  
 Royals Stadium, Kansas City, MO  
 Sun Aug 17 1980, 8:05 PM EDT  
 Att: 30,693 - Unknown - 89 F

AB 36  
 R 3  
 H 12  
 RBI 3  
 BB 1  
 SO 3  
 LOB 16



Batter	1	2	3	4	5	6	7	8	9	AB	R	H	RBI	BB	SO	LOB	BOTTOM				
Willie Wilson, S OBP: 0.366, SLG: 0.443 Amos Otis, R OBP: 0.327, SLG: 0.408	BB	K		F9			F9	BB		1	1	0	0	1	1	1					
John Wathan, R OBP: 0.382, SLG: 0.404	P4				4-3					3	2	1	0	2	0	1					
George Brett, L OBP: 0.458, SLG: 0.677	FC4-6									4	1	4	5	1	0	0					
Darrell Porter, L OBP: 0.377, SLG: 0.389	FC4-6		F8		K					4	0	1	1	1	1	4					
Willie Aikens, L OBP: 0.372, SLG: 0.439 Rusty Torres, S OBP: 0.263, SLG: 0.176	FC4-6		1-6-3		L1					4	0	1	1	0	0	4					
Hal McRae, R OBP: 0.353, SLG: 0.498	K		4-3		F9		F8			4	0	0	0	0	1	6					
Jamie Quirk, L OBP: 0.265, SLG: 0.423 Ralph LaCock, L OBP: 0.253, SLG: 0.227		G3								2	1	1	1	1	0	0					
Dave Chalk, R OBP: 0.351, SLG: 0.386 Frank White, R OBP: 0.289, SLG: 0.344		G3			F9					1	0	0	0	0	0	1					
U L Washington, S OBP: 0.325, SLG: 0.370	K				6-3					3	1	1	0	0	1	1					
<b>Inning Stats</b>	R: 1 E: 0 K: 1 S: 5	H: 0 LOB: 2 BB: 3 P: 17	R: 0 E: 0 K: 2 S: 7	H: 0 LOB: 1 BB: 1 P: 11	R: 0 E: 0 K: 0 S: 5	H: 2 LOB: 0 BB: 0 P: 5	R: 1 E: 0 K: 0 S: 4	H: 1 LOB: 0 BB: 0 P: 4	R: 0 E: 0 K: 1 S: 5	H: 1 LOB: 0 BB: 0 P: 5	R: 0 E: 0 K: 0 S: 3	H: 0 LOB: 0 BB: 0 P: 3	R: 3 E: 0 K: 0 S: 6	H: 3 LOB: 2 BB: 2 P: 14	R: 3 E: 0 K: 0 S: 5	H: 2 LOB: 1 BB: 2 P: 13	1B: 6 2B: 2 3B: 0 HR: 1	SF: 0 SAC: 1 DP: 0 HBP: 0	WP: 0 PB: 0 SB: 0 CS: 1	PA: 40	
<b>PITCHER</b>	IP	WLS	BF	H	R	ER	SO	BB	IBB	HBP	BLK	WP	HR	S	P	ERA	WHIP				
Jim Clancy, R ERA: 3.28	6.2	L	30	5	5	5	4	6	0	0	0	0	0	2	2	6.75	1.650				
Mike Willis, L ERA: 3.39	0.0		2	2	0	0	0	0	0	0	0	0	0	2	2	∞	∞				
Ken Schrom, R ERA: 6.23	1.0		6	1	3	3	0	2	0	0	0	0	0	4	12	27.00	3.000				
Mike Barlow, R ERA: 3.5	0.1		2	1	0	0	0	0	0	0	0	0	0	2	2	0.00	3.000				


Toronto Blue Jays @ Kansas City Royals  
 Royals Stadium, Kansas City, MO  
 Sun Aug 17 1980, 8:05 PM EDT  
 Att: 30,693 - Unknown - 89 F


AB 31  
 R 8  
 H 9  
 RBI 8  
 BB 8  
 SO 4  
 LOB 19



Batter	1	2	3	4	5	6	7	8	9	AB	R	H	RBI	BB	SO	LOB	TOP					
Alfredo Griffin, S OBP: 0.278, SLG: 0.346	FC6-4 1B		4-0 1B BB		0-3 K		0-0 F3		0-0 L7	4	1	1	0	1	1	1	<b>Toronto Blue Jays @ Minnesota Twins</b> Metropolitan Stadium, Bloomington, MI Tue Aug 19 1980, 8:05 PM EDT Att: 6,902 - Unknown - 87 F					
Bob Bailor, R OBP: 0.291, SLG: 0.279	FC6-4 1B		E8 1B		0-0 6-3		0-0 E2			4	0	2	0	0	0	0						
John Mayberry, L OBP: 0.345, SLG: 0.442 Doug Ault, R OBP: 0.333, SLG: 0.415	FC6-4		FC1-2-5 1B		0-0 F7		0-0 CS		0-0 1-3	1	0	0	0	0	0	2						
Otto Velez, R OBP: 0.378, SLG: 0.506	K		4-3		0-0 2B BB				0-0 L3	3	1	0	0	1	1	3						
Damaso Garcia, R OBP: 0.304, SLG: 0.407	4-3				0-0 FC5-4 BB CS 1B		0-0 2B		0-3 K	4	1	2	0	0	1	2						
Roy Howell, L OBP: 0.329, SLG: 0.396					0-0 G3		0-0 FC5-4 BB		0-0 FC3-6 1B	3	0	2	2	1	0	0						
Al Woods, L OBP: 0.366, SLG: 0.496	F7				0-0 F8		0-0 G4-6-3 BB		0-0 FC3-6 2B	3	1	0	0	1	0	3						
Danny Ainge, R OBP: 0.306, SLG: 0.350 Steve Braun, L OBP: 0.279, SLG: 0.256 Joe Cannon, L OBP: 0.086, SLG: 0.059	6-3				0-0 FC5-4		0-0 G4-6-3		0-0 1-2 2B	3	0	0	0	0	0	4						
Bob Davis, R OBP: 0.277, SLG: 0.339					0-0 F8		0-0 CS		0-3 K	4	0	0	0	0	2	1						
<b>Inning Stats</b>	R: 0 E: 0 K: 1 S: 7	H: 2 LOB: 2 BB: 0 P: 7	R: 0 E: 0 K: 0 S: 3	H: 0 LOB: 0 BB: 0 P: 3	R: 1 E: 1 K: 0 S: 4	H: 1 LOB: 1 BB: 1 P: 8	R: 0 E: 0 K: 0 S: 3	H: 1 LOB: 1 BB: 1 P: 7	R: 0 E: 0 K: 1 S: 5	H: 0 LOB: 0 BB: 0 P: 5	R: 2 E: 0 K: 0 S: 4	H: 2 LOB: 1 BB: 2 P: 12	R: 0 E: 1 K: 1 S: 5	H: 0 LOB: 0 BB: 0 P: 5	R: 0 E: 0 K: 1 S: 5	H: 0 LOB: 0 BB: 0 P: 5		R: 1 E: 0 K: 1 S: 7	H: 2 LOB: 1 BB: 0 P: 7	1B: 5 2B: 3 3B: 0 HR: 0	SF: 0 SAC: 0 DP: 1 HBP: 0	WP: 0 PB: 0 SB: 0 CS: 2
<b>PITCHER</b>	IP WLS BF H R ER SO BB IBB HBP BLK WP HR S P ERA WHIP																					
Darrell Jackson, L ERA: 3.97	(1, 1) 7.0 29 6 3 2 3 4 0 0 0 0 0 0 31 47 2.57 1.429																					
Doug Corbett, R ERA: 1.95	(8, 1) 2.0 L 8 2 1 1 2 0 0 0 0 0 0 0 12 12 4.50 1.000																					

Batter	1	2	3	4	5	6	7	8	9	AB	R	H	RBI	BB	SO	LOB	BOTTOM					
Hosken Powell, L OBP: 0.304, SLG: 0.360 Jose Morales, R OBP: 0.402, SLG: 0.535	F7		K		0-0 1B 2B				0-0 IBB	4	1	2	0	0	1	0	<b>Toronto Blue Jays @ Minnesota Twins</b> Metropolitan Stadium, Bloomington, MI Tue Aug 19 1980, 8:05 PM EDT Att: 6,902 - Unknown - 87 F					
Rick Sofield, L OBP: 0.296, SLG: 0.401	1-4-3				0-0 K SF7		0-0 G3-6-3 1B		0-3 K	4	0	1	1	0	2	3						
Glenn Adams, L OBP: 0.356, SLG: 0.448 Bombo Rivera, R OBP: 0.268, SLG: 0.400 Roy Smalley, S OBP: 0.348, SLG: 0.404	1B				0-0 HR		0-0 G3-6-3		0-0 F7	4	1	3	2	0	0	1						
Mike Cabbage, L OBP: 0.305, SLG: 0.394	F9				0-0 4-3 BB 1B		0-0 F9		0-0 F9	4	0	1	0	0	0	2						
Danny Goodwin, L OBP: 0.301, SLG: 0.274					0-0 L6		0-0 4-3		0-0 4-3	3	0	0	0	1	0	0						
Butch Wynegar, S OBP: 0.329, SLG: 0.337					0-0 4-3 BB		0-0 4-3		0-0 L7	4	0	1	0	0	0	2						
John Castino, R OBP: 0.333, SLG: 0.436					0-0 4-3		0-0 F8		0-0 SH3-4 1B 1B	3	0	1	0	1	0	2						
Ron Jackson, R OBP: 0.311, SLG: 0.376					0-0 K		0-0 2B SF7 1B		0-0 FC5 FC6-4	4	1	2	0	0	1	2						
Pete Mackanin, R OBP: 0.310, SLG: 0.358					0-0 F7		0-0 K		0-0 SH3-4 1B	3	0	0	0	0	1	3						
<b>Inning Stats</b>	R: 0 E: 0 K: 0 S: 4	H: 1 LOB: 1 BB: 0 P: 4	R: 0 E: 0 K: 0 S: 3	H: 0 LOB: 0 BB: 0 P: 3	R: 0 E: 0 K: 2 S: 7	H: 0 LOB: 0 BB: 0 P: 7	R: 1 E: 0 K: 1 S: 7	H: 2 LOB: 2 BB: 1 P: 11	R: 2 E: 0 K: 1 S: 8	H: 3 LOB: 1 BB: 0 P: 8	R: 0 E: 0 K: 0 S: 4	H: 1 LOB: 2 BB: 1 P: 8	R: 0 E: 0 K: 0 S: 3	H: 2 LOB: 0 BB: 0 P: 3	R: 0 E: 0 K: 0 S: 3	H: 0 LOB: 0 BB: 0 P: 3		R: 0 E: 0 K: 1 S: 7	H: 2 LOB: 3 BB: 1 P: 11	1B: 9 2B: 1 3B: 0 HR: 1	SF: 1 SAC: 1 DP: 1 HBP: 0	WP: 1 PB: 0 SB: 0 CS: 0
<b>PITCHER</b>	IP WLS BF H R ER SO BB IBB HBP BLK WP HR S P ERA WHIP																					
Dave Stieb, R ERA: 3.21	(1, 1) 5.1 25 7 3 3 4 2 0 0 0 0 0 0 31 39 5.06 1.688																					
Mike Barlow, R ERA: 3.23	(6, 1) 3.0 W 11 4 0 0 0 0 0 0 0 0 0 0 11 11 0.00 1.333																					
Mike Willis, L ERA: 3.18	(9, 1) 0.1 2 0 0 0 1 0 1 0 0 0 0 0 3 7 0.00 0.000																					
Ken Schrom, R ERA: 5.79	(9, 1) 0.1 S 1 0 0 0 0 0 0 0 0 0 0 0 1 1 0.00 0.000																					

Batter	1	2	3	4	5	6	7	8	9	AB	R	H	RBI	BB	SO	LOB	TOP								
Alfredo Griffin, S OBP: 0.277, SLG: 0.347 (1, 6)	1-3			1B	SF7		F9		4-3	4	0	1	1	0	0	2	<b>Toronto Blue Jays @ Minnesota Twins</b> Metropolitan Stadium, Bloomington, MI Wed Aug 20 1980, 8:05 PM EDT Att. 4,198 - Unknown - 78 F  <b>AB 34</b> <b>R 10</b> <b>H 11</b> <b>RBI 9</b> <b>BB 4</b> <b>SO 4</b> <b>LOB 11</b> 								
Bob Bailor, R OBP: 0.294, SLG: 0.282 (1, 9) (6, 7)	G3			1B	6-3		E7		6-3	5	1	2	1	0	0	0									
Damaso Garcia, R OBP: 0.307, SLG: 0.409 (1, 4)	6-3			1B					3B	5	2	3	0	0	0	0									
Otto Velez, R OBP: 0.376, SLG: 0.508 (1, 10)		K		4-3					3B	5	0	1	2	0	2	2									
Doug Ault, R OBP: 0.350, SLG: 0.403 (1, 3)	F3			BB					3B	2	1	0	0	3	0	1									
Roy Howell, L OBP: 0.328, SLG: 0.393 (1, 5)	K			FC6						3	0	0	0	0	1	3									
Al Woods, L OBP: 0.367, SLG: 0.496 Lloyd Moseby, L OBP: 0.272, SLG: 0.347 (6, 9)			G3		3B		E1		2B	2	1	1	0	0	0	0									
Danny Ainge, R OBP: 0.308, SLG: 0.349 (1, 8)			5-3		6-3		SH1-4		2B	3	1	1	1	0	0	1									
Ernie Whitt, L OBP: 0.287, SLG: 0.367 (1, 2)			K		SF7				2B	3	2	2	3	1	1	0									
<b>Inning Stats</b>	R: 0 E: 0 K: 0 S: 3	H: 0 LOB: 0 BB: 0 P: 3	R: 0 E: 0 K: 2 S: 7	H: 0 LOB: 0 BB: 0 P: 7	R: 0 E: 0 K: 1 S: 5	H: 0 LOB: 0 BB: 1 P: 5	R: 1 E: 0 K: 0 S: 5	H: 3 LOB: 2 BB: 1 P: 9	R: 2 E: 0 K: 0 S: 5	H: 2 LOB: 0 BB: 0 P: 5	R: 0 E: 0 K: 1 S: 5	H: 0 LOB: 1 BB: 1 P: 9	R: 2 E: 2 K: 0 S: 4	H: 1 LOB: 1 BB: 1 P: 8	R: 4 E: 0 K: 0 S: 5	H: 3 LOB: 1 BB: 1 P: 10		R: 1 E: 0 K: 0 S: 5	H: 2 LOB: 1 BB: 0 P: 5	1B: 7 2B: 2 3B: 2 HR: 0	SF: 1 SAC: 1 DP: 0 HBP: 1	WP: 0 PB: 0 SB: 0 CS: 0	PA: 41		
<b>PITCHER</b>	IP	WLS	BF	H	R	ER	SO	BB	IBB	HBP	BLK	WP	HR	S	P	ERA	WHIP								
Geoff Zahn, L ERA: 4.73 (1, 1)	7.0	L	29	6	5	3	4	3	0	0	0	0	0	34	46	3.86	1.286								
John Verhoeven, R ERA: 4.42 (8, 1)	0.1		3	1	2	2	0	1	0	0	0	0	0	2	6	54.00	6.000								
Mike Kinnunen, L ERA: 5.74 (8, 1)	0.2		4	2	2	2	0	0	0	1	0	0	0	3	4	27.00	3.000								
Doug Corbett, R ERA: 2.01 (9, 1)	1.0		5	2	1	1	0	0	0	0	0	0	0	5	5	9.00	2.000								

Batter	1	2	3	4	5	6	7	8	9	AB	R	H	RBI	BB	SO	LOB	BOTTOM								
Hosken Powell, L OBP: 0.303, SLG: 0.356 (1, 9)	4-3				L9		6-3		G1-6-3	4	0	0	0	1	0	2	<b>Toronto Blue Jays @ Minnesota Twins</b> Metropolitan Stadium, Bloomington, MI Wed Aug 20 1980, 8:05 PM EDT Att. 4,198 - Unknown - 78 F  <b>AB 33</b> <b>R 4</b> <b>H 10</b> <b>RBI 4</b> <b>BB 4</b> <b>SO 6</b> <b>LOB 16</b> 								
Rick Sofield, L OBP: 0.297, SLG: 0.399 (1, 8)	4-3			BB			F8			4	1	1	0	0	1	1									
Glenn Adams, L OBP: 0.354, SLG: 0.443 (1, 7)	K			1B			5-3			4	0	1	0	0	2	1									
Mike Cubbage, L OBP: 0.309, SLG: 0.408 (1, 5)	G3			BB			IHR		3-1	3	1	1	2	1	0	0									
Danny Goodwin, L OBP: 0.315, SLG: 0.284 (1, 10)				BB			1B		1B	3	1	2	0	1	0	2									
Butch Wynegar, S OBP: 0.330, SLG: 0.337 (1, 2)	G5-4-3			1B			FC6-4		1B	3	0	1	0	1	0	2									
John Castino, R OBP: 0.334, SLG: 0.437 (1, 6)				1B			1B		G6-4-3	4	0	2	0	0	0	2									
Ron Jackson, R OBP: 0.310, SLG: 0.384 (1, 3)				HR			FC6-4		1-3	4	1	1	2	0	0	3									
Pete Mackanin, R OBP: 0.309, SLG: 0.357 (1, 4)				K			K		G1-6-3	4	0	1	0	0	3	3									
<b>Inning Stats</b>	R: 0 E: 0 K: 1 S: 5	H: 0 LOB: 0 BB: 0 P: 5	R: 0 E: 0 K: 0 S: 2	H: 0 LOB: 1 BB: 1 P: 6	R: 1 E: 0 K: 2 S: 8	H: 1 LOB: 1 BB: 1 P: 12	R: 0 E: 0 K: 0 S: 3	H: 1 LOB: 1 BB: 1 P: 7	R: 0 E: 0 K: 1 S: 6	H: 1 LOB: 0 BB: 0 P: 6	R: 3 E: 0 K: 2 S: 11	H: 4 LOB: 2 BB: 1 P: 15	R: 0 E: 0 K: 0 S: 3	H: 0 LOB: 0 BB: 0 P: 3	R: 0 E: 0 K: 0 S: 4	H: 2 LOB: 1 BB: 0 P: 4		R: 0 E: 0 K: 0 S: 3	H: 1 LOB: 0 BB: 0 P: 3	1B: 8 2B: 0 3B: 0 HR: 2	SF: 0 SAC: 0 DP: 3 HBP: 0	WP: 0 PB: 0 SB: 0 CS: 2	PA: 37		
<b>PITCHER</b>	IP	WLS	BF	H	R	ER	SO	BB	IBB	HBP	BLK	WP	HR	S	P	ERA	WHIP								
Jackson Todd, R ERA: 4.24 (1, 1)	9.0	W	37	10	4	4	6	4	0	0	0	0	1	45	61	4.00	1.556								






Batter	1	2	3	4	5	6	7	8	9	AB	R	H	RBI	BB	SO	LOB	TOP		
Alfredo Griffin, S OBP: 0.277, SLG: 0.348 (1, 6)	0-0 6-3		0-0 P4			0-0 4-3			0-0 BB 1B	4	0	1	0	0	0	0			
Bob Bailor, R OBP: 0.297, SLG: 0.278 (1, 9)	0-0 F7			0-0 6-3			0-0 F8		4-0 BB FC6-4	3	0	0	0	1	0	0			
Damaso Garcia, R OBP: 0.304, SLG: 0.404 (1, 4)	0-0 5-3			0-0 CS 1B			0-3 K		0-0 FC6-4	4	0	1	0	0	1	2			
Otto Velez, R OBP: 0.369, SLG: 0.497 (1, 10)		0-0 F8		0-3 K			0-0 F8			3	0	0	0	0	1	1			
Doug Ault, R OBP: 0.337, SLG: 0.384 (1, 3)		0-0 1B				0-0 F9			0-0 4-3	3	0	1	0	0	0	0			
Roy Howell, L OBP: 0.327, SLG: 0.394 (1, 5)		0-0 F8				0-0 4-3			0-0 F7	3	0	0	0	0	0	1			
Danny Ainge, R OBP: 0.292, SLG: 0.343 (1, 8)		0-3 K				0-0 5-3			0-3 K	3	0	0	0	0	2	1			
Garth Iorg, R OBP: 0.267, SLG: 0.344 (1, 7)			0-3 K			0-3 K			0-0 P3	3	0	0	0	0	2	0			
Ernie Whitt, L OBP: 0.284, SLG: 0.357 (1, 2)			0-0 4-3			0-0 6-3			0-0 1B	2	0	0	0	0	0	0			
Steve Braun, L OBP: 0.269, SLG: 0.268 (9, PH)										1	0	1	0	0	0	0			
Joe Cannon, L OBP: 0.086, SLG: 0.059 (9, PR)										0	0	0	0	0	0	0			
<b>Inning Stats</b>	R: 0 E: 0 K: 0 S: 3	H: 0 LOB: 0 BB: 0 P: 3	R: 0 E: 0 K: 1 S: 6	H: 1 LOB: 1 BB: 0 P: 6	R: 0 E: 0 K: 1 S: 5	H: 0 LOB: 0 BB: 0 P: 5	R: 0 E: 0 K: 1 S: 5	H: 1 LOB: 0 BB: 0 P: 5	R: 0 E: 0 K: 0 S: 3	H: 0 LOB: 0 BB: 0 P: 3	R: 0 E: 0 K: 1 S: 5	H: 0 LOB: 0 BB: 0 P: 5	R: 0 E: 0 K: 1 S: 5	H: 0 LOB: 0 BB: 0 P: 5	R: 0 E: 0 K: 0 S: 4	H: 2 LOB: 2 BB: 1 P: 8	1B: 4 2B: 0 3B: 0 HR: 0	SF: 0 SAC: 0 DP: 0 HBP: 0	WP: 0 PA: 30
<b>PITCHER</b>	IP WLS BF H R ER SO BB IBB HBP BLK WP HR S P ERA WHIP	8.2 W 29 4 0 0 6 1 0 0 0 0 0 40 44 0.00 0.577	0.1 S 1 0 0 0 0 0 0 0 0 0 0 1 1 0.00 0.000																

Toronto Blue Jays @ Chicago White Sox  
Comiskey Park, Chicago, IL  
Fri Aug 22, 1980, 8:05 PM EDT  
Att: 15,033 - Unknown - 73 F

livebaseballscores.com

AB 29  
R 0  
H 4  
RBI 0  
BB 1  
SO 6  
LOB 5




Batter	1	2	3	4	5	6	7	8	9	AB	R	H	RBI	BB	SO	LOB	BOTTOM
Leo Sutherland, L OBP: 0.286, SLG: 0.317 (1, 8)	0-3 K	0-0 G3			0-0 5-3				0-0 1-2 3H 1B	4	0	1	1	0	1	1	
Mike Squires, L OBP: 0.330, SLG: 0.348 (1, 3)	0-0 4-3	0-0 4-3			0-0 F7				0-3 K	4	0	0	0	0	1	3	
Bob Molinaro, L OBP: 0.358, SLG: 0.410 (1, 7)	0-0 WP 3B 1B		0-0 P5			0-0 P2		0-3 K		4	1	1	0	0	1	0	
Lamar Johnson, R OBP: 0.326, SLG: 0.427 (1, 10)	0-0 1H 3B		0-0 F7			0-0 6-3		0-0 F8		4	0	1	1	0	0	0	
Jim Morrison, R OBP: 0.314, SLG: 0.404 (1, 4)	4-0 BB BB		0-3 K			0-0 F9		0-0 6-3		3	0	0	0	1	1	0	
Harold Baines, L OBP: 0.272, SLG: 0.393 (1, 9)	4-0 1-2 BB		0-0 P6			0-0 G3				2	0	0	0	1	0	0	
Glenn Borgmann, R OBP: 0.310, SLG: 0.292 (1, 2)	0-0 5-3			0-0 5-3			0-0 6-3			3	0	0	0	0	0	3	
Kevin Bell, R OBP: 0.302, SLG: 0.266 (1, 5)		0-0 4-3			0-0 F9		4-0 E 1B BB			2	1	0	0	1	0	0	
Todd Cruz, R OBP: 0.281, SLG: 0.326 (1, 6)		0-0 G3 2B			0-3 K		0-0 E1 1B			3	0	1	0	0	1	1	
<b>Inning Stats</b>	R: 1 E: 0 K: 1 S: 7	H: 2 LOB: 3 BB: 2 P: 15	R: 0 E: 0 K: 0 S: 4	H: 1 LOB: 1 BB: 0 P: 4	R: 0 E: 0 K: 1 S: 5	H: 0 LOB: 0 BB: 0 P: 5	R: 0 E: 0 K: 0 S: 3	H: 0 LOB: 0 BB: 0 P: 3	R: 0 E: 0 K: 0 S: 3	H: 0 LOB: 0 BB: 0 P: 3	R: 1 E: 1 K: 1 S: 7	H: 1 LOB: 2 BB: 1 P: 11	R: 0 E: 0 K: 1 S: 5	H: 0 LOB: 0 BB: 0 P: 5	1B: 2 2B: 1 3B: 1 HR: 0	SF: 0 SAC: 0 DP: 0 HBP: 0	WP: 1 PA: 32
<b>PITCHER</b>	IP WLS BF H R ER SO BB IBB HBP BLK WP HR S P ERA WHIP	8.0 L 32 4 2 1 5 3 0 0 0 1 0 39 51 1.12 0.875															

Toronto Blue Jays @ Chicago White Sox  
Comiskey Park, Chicago, IL  
Fri Aug 22, 1980, 8:05 PM EDT  
Att: 15,033 - Unknown - 73 F

livebaseballscores.com

AB 29  
R 2  
H 4  
RBI 2  
BB 3  
SO 5  
LOB 8



Batter	1	2	3	4	5	6	7	8	9	AB	R	H	RBI	BB	SO	LOB	TOP			
Alfredo Griffin, S OBP: 0.277, SLG: 0.347 (1, 6)										4	0	1	0	0	2	0	Toronto Blue Jays @ Chicago White Sox Comiskey Park, Chicago, IL Sat Aug 23 1980, 8:05 PM EDT Att: 10,768 - Unknown - 75 F			
Bob Bailor, R OBP: 0.300, SLG: 0.276 (1, 9)										2	1	0	0	2	1	0				
John Mayberry, L OBP: 0.345, SLG: 0.443 Doug Ault, R OBP: 0.330, SLG: 0.373 (4, PR) (4, 3)										2	0	1	0	0	1	0				
Roy Howell, L OBP: 0.324, SLG: 0.391 (1, 5)										3	0	0	1	0	1	0				
Steve Braun, L OBP: 0.265, SLG: 0.244 (1, 10)										4	0	0	0	0	0	1				
Lloyd Moseby, L OBP: 0.279, SLG: 0.346 (1, 7)										4	0	2	0	0	1	3				
Garth Iorg, R OBP: 0.257, SLG: 0.330 (1, 4)										4	0	0	0	0	1	2				
Danny Ainge, R OBP: 0.293, SLG: 0.333 Otto Velez, R OBP: 0.365, SLG: 0.496 (9, PH)										2	0	0	0	1	1	0				
Ernie Whitt, L OBP: 0.279, SLG: 0.351 (1, 2)										3	0	0	0	0	0	1				
<b>Inning Stats</b>	R: 0 E: 0 K: 3 S: 9	H: 0 LOB: 0 BB: 0 P: 9	R: 0 E: 0 K: 1 S: 5	H: 0 LOB: 0 BB: 0 P: 5	R: 0 E: 0 K: 1 S: 5	H: 0 LOB: 2 BB: 0 P: 5	R: 1 E: 1 K: 2 S: 9	H: 1 LOB: 3 BB: 1 P: 13	R: 0 E: 0 K: 0 S: 4	H: 1 LOB: 3 BB: 2 P: 12	R: 0 E: 0 K: 0 S: 6	H: 0 LOB: 0 BB: 0 P: 6	R: 0 E: 0 K: 0 S: 3	H: 0 LOB: 0 BB: 0 P: 3	R: 0 E: 0 K: 0 S: 4	H: 1 LOB: 1 BB: 0 P: 4		1B: 4 2B: 0 3B: 0 HR: 0	SF: 1 SAC: 0 DP: 0 HBP: 0	WP: 1 PB: 0 SB: 0 CS: 0
<b>PITCHER</b> Richard Dotson, R ERA: 4.15 (1, 1)	IP: 9.0 WLS: W BF: 35 H: 4 R: 1 ER: 1 SO: 8 BB: 3 IBB: 0 HBP: 0 BLK: 0 WP: 1 HR: 0 S: 48 P: 60 ERA: 1.00 WHIP: 0.778															<b>PITCHER</b>				

Batter	1	2	3	4	5	6	7	8	9	AB	R	H	RBI	BB	SO	LOB	BOTTOM			
Leo Sutherland, L OBP: 0.298, SLG: 0.348 (1, 7)										5	0	2	1	0	1	2	Toronto Blue Jays @ Chicago White Sox Comiskey Park, Chicago, IL Sat Aug 23 1980, 8:05 PM EDT Att: 10,768 - Unknown - 75 F			
Mike Squires, L OBP: 0.332, SLG: 0.351 (1, 3)										4	0	1	0	1	0	5				
Chet Lemon, R OBP: 0.364, SLG: 0.412 (1, 8)										4	0	0	0	0	1	4				
Lamar Johnson, R OBP: 0.327, SLG: 0.426 (1, 10)										3	1	1	0	1	0	0				
Jim Morrison, R OBP: 0.312, SLG: 0.401 (1, 4)										3	0	0	0	0	0	2				
Harold Baines, L OBP: 0.275, SLG: 0.397 (1, 9)										4	2	2	0	0	0	1				
Glenn Borgmann, R OBP: 0.303, SLG: 0.286 (1, 2)										4	1	1	0	0	0	3				
Kevin Bell, R OBP: 0.306, SLG: 0.272 (1, 5)										4	1	2	1	0	0	0				
Todd Cruz, R OBP: 0.280, SLG: 0.324 (1, 6)										4	0	1	2	0	0	1				
<b>Inning Stats</b>	R: 0 E: 0 K: 1 S: 6	H: 1 LOB: 2 BB: 1 P: 10	R: 2 E: 1 K: 1 S: 9	H: 3 LOB: 2 BB: 0 P: 9	R: 3 E: 1 K: 0 S: 7	H: 3 LOB: 2 BB: 1 P: 11	R: 0 E: 0 K: 0 S: 3	H: 0 LOB: 0 BB: 0 P: 3	R: 0 E: 0 K: 0 S: 4	H: 1 LOB: 1 BB: 0 P: 4	R: 0 E: 0 K: 0 S: 4	H: 1 LOB: 1 BB: 0 P: 4	R: 0 E: 0 K: 0 S: 4	H: 1 LOB: 1 BB: 0 P: 4	R: 0 E: 0 K: 0 S: 4	H: 1 LOB: 1 BB: 0 P: 4		1B: 7 2B: 3 3B: 0 HR: 0	SF: 0 SAC: 1 DP: 0 HBP: 0	WP: 0 PB: 0 SB: 1 CS: 0
<b>PITCHER</b> Jack Kucek, R ERA: 7.83 Jery Garvin, L ERA: 2.69 Joey McLaughlin, R ERA: 4.32 Mike Barlow, R ERA: 3.15	IP: 2.2 WLS: L BF: 19 H: 7 R: 5 ER: 2 SO: 2 BB: 2 IBB: 0 HBP: 0 BLK: 0 WP: 0 HR: 0 S: 21 P: 29 ERA: 6.75 WHIP: 3.375															<b>PITCHER</b>				




Batter	1	2	3	4	5	6	7	8	9	AB	R	H	RBI	BB	SO	LOB	TOP																					
Alfredo Griffin, S OBP: 0.277, SLG: 0.346 (1, 6)	F8	E6			5-3			F8		5	0	1	1	0	0	0	Toronto Blue Jays @ Chicago White Sox Comiskey Park, Chicago, IL Sun Aug 24 1980, 4:33 AM EDT Att: 17,156 - Unknown - 76 F																					
Bob Bailor, R OBP: 0.302, SLG: 0.280 (1, 7)	K	4-3						F8	1B	4	1	1	0	1	1	2																						
Otto Velez, R OBP: 0.367, SLG: 0.493 (1, 10)	L5				6-3			E6		4	0	1	0	0	0	1																						
Doug Ault, R OBP: 0.326, SLG: 0.372 (1, 3)		5-3						SF7		3	0	1	1	0	0	0																						
Damaso Garcia, R OBP: 0.303, SLG: 0.409 (1, 4)								6-3		4	1	1	1	0	1	2																						
Roy Howell, L OBP: 0.321, SLG: 0.387 (1, 5)		6-3								4	0	0	0	0	0	1																						
Lloyd Moseby, L OBP: 0.286, SLG: 0.355 (1, 9)								6-3		3	2	2	0	1	0	0																						
Danny Ainge, R OBP: 0.291, SLG: 0.355 (1, 8)								F8		4	1	1	1	0	1	2																						
Bob Davis, R OBP: 0.281, SLG: 0.353 (1, 2)					5-3			1-3		4	2	2	2	0	0	0																						
<b>Inning Stats</b>	R: 0 E: 0 K: 1 S: 5	H: 0 LOB: 0 BB: 0 P: 5	R: 4 E: 1 K: 0 S: 8	H: 4 LOB: 1 BB: 0 P: 8	R: 0 E: 0 K: 1 S: 6	H: 1 LOB: 0 BB: 0 P: 6	R: 0 E: 0 K: 0 S: 3	H: 1 LOB: 0 BB: 0 P: 3	R: 0 E: 0 K: 0 S: 3	H: 0 LOB: 0 BB: 0 P: 3	R: 0 E: 0 K: 1 S: 5	H: 0 LOB: 0 BB: 0 P: 5	R: 1 E: 1 K: 0 S: 4	H: 1 LOB: 1 BB: 1 P: 8	R: 2 E: 0 K: 0 S: 5	H: 2 LOB: 1 BB: 1 P: 9	1B: 4 2B: 4 3B: 1 HR: 1	SF: 1 SAC: 0 DP: 0 HBP: 0	WP: 0 PB: 0 SB: 1 CS: 1	PA: 38																		
<b>PITCHER</b>	IP	WLS	BF	H	R	ER	SO	BB	IBB	HBP	BLK	WP	HR	S	P	ERA	WHIP	<b>PITCHER</b>				IP	WLS	BF	H	R	ER	SO	BB	IBB	HBP	BLK	WP	HR	S	P	ERA	WHIP
Ross Baumgarten, L ERA: 3.05 (1, 1)	6.0	L	24	7	4	3	2	0	0	0	0	0	1	28	28	4.50	1.167																					
Mike Proby, R ERA: 3.53 (7, 1)	2.0		8	1	1	0	1	1	0	0	0	0	0	9	13	0.00	1.000																					
Rich Wortham, L ERA: 5.68 (9, 1)	1.0		6	2	2	2	0	1	0	0	0	0	0	5	9	18.00	3.000																					

Batter	1	2	3	4	5	6	7	8	9	AB	R	H	RBI	BB	SO	LOB	BOTTOM																					
Leo Sutherland, L OBP: 0.269, SLG: 0.314 (1, 7)	K		6-3		4-3				F8	5	0	0	0	0	2	1	Toronto Blue Jays @ Chicago White Sox Comiskey Park, Chicago, IL Sun Aug 24 1980, 4:33 AM EDT Att: 17,156 - Unknown - 76 F																					
Mike Squires, L OBP: 0.342, SLG: 0.353 (1, 3)	K							1-3	BB	2	1	1	0	3	1	0																						
Chet Lemon, R OBP: 0.363, SLG: 0.410 (1, 8)	1B		4-3		F9			1-3		5	0	1	0	0	0	5																						
Lamar Johnson, R OBP: 0.326, SLG: 0.424 (1, 10)					6-3			L4	E6	5	0	1	0	0	1	2																						
Jim Morrison, R OBP: 0.313, SLG: 0.401 (1, 4)	FC6-4							E5	F8	5	1	2	0	0	0	5																						
Harold Baines, L OBP: 0.277, SLG: 0.398 (1, 9)			4-3					E	1B	4	0	2	1	0	0	1																						
Glenn Borgmann, R OBP: 0.297, SLG: 0.281 (1, 2)			6-3		F7			E2		4	0	1	1	0	0	3																						
Kevin Bell, R OBP: 0.302, SLG: 0.267 (1, 5)					4-3				P6	3	0	0	0	0	1	2																						
Wayne Nordhagen, R OBP: 0.288, SLG: 0.484 (8, PH)										1	0	0	0	0	0	2																						
Greg Pryor, R OBP: 0.272, SLG: 0.348 (9, 5)										0	0	0	0	0	0	0																						
Todd Cruz, R OBP: 0.277, SLG: 0.320 (1, 6)					6-3					3	0	0	0	0	0	0																						
Bob Molinaro, L OBP: 0.360, SLG: 0.412 (9, PH)										1	1	1	0	0	0	0																						
<b>Inning Stats</b>	R: 0 E: 0 K: 2 S: 9	H: 2 LOB: 2 BB: 0 P: 9	R: 0 E: 0 K: 1 S: 5	H: 0 LOB: 0 BB: 0 P: 5	R: 0 E: 0 K: 0 S: 4	H: 1 LOB: 1 BB: 0 P: 4	R: 0 E: 0 K: 0 S: 5	H: 2 LOB: 2 BB: 0 P: 5	R: 0 E: 0 K: 1 S: 6	H: 1 LOB: 1 BB: 0 P: 6	R: 0 E: 0 K: 1 S: 5	H: 0 LOB: 0 BB: 0 P: 5	R: 2 E: 2 K: 0 S: 6	H: 2 LOB: 2 BB: 1 P: 10	R: 1 E: 1 K: 0 S: 5	H: 1 LOB: 2 BB: 1 P: 9	1B: 9 2B: 0 3B: 0 HR: 0	SF: 0 SAC: 0 DP: 0 HBP: 0	WP: 0 PB: 0 SB: 0 CS: 0	PA: 41																		
<b>PITCHER</b>	IP	WLS	BF	H	R	ER	SO	BB	IBB	HBP	BLK	WP	HR	S	P	ERA	WHIP	<b>PITCHER</b>				IP	WLS	BF	H	R	ER	SO	BB	IBB	HBP	BLK	WP	HR	S	P	ERA	WHIP
Dave Stieb, R ERA: 3.06 (1, 1)	8.2	W	40	9	3	0	5	3	0	0	0	0	0	47	59	0.00	1.385																					
Mike Barlow, R ERA: 3.12 (9, 1)	0.1	S	1	0	0	0	0	0	0	0	0	0	0	1	1	0.00	0.000																					

AB	35
R	7
H	10
RBI	6
BB	2
SO	3
LOB	8



AB	38
R	3
H	9
RBI	2
BB	3
SO	5
LOB	21



Batter	1	2	3	4	5	6	7	8	9	AB	R	H	RBI	BB	SO	LOB	TOP					
Mickey Rivers, L (1,8) OBP: 0.347, SLG: 0.429	G3		F7				G3	G6-4-3		5	0	2	1	0	0	1	<b>Texas Rangers @ Toronto Blue Jays</b> Exhibition Stadium, Toronto, ON Mon Aug 25 1980, 3:33 AM EDT Att: 15,517 - Unknown - 81 F					
Bump Willis, S (1,4) OBP: 0.318, SLG: 0.343	3-1		1B				BB	G6-4-3		4	1	1	0	1	1	1						
Al Oliver, L (1,7) OBP: 0.352, SLG: 0.462	E6		1B				F7	L4		4	0	1	0	1	0	1						
Buddy Bell, R (1,5) OBP: 0.379, SLG: 0.493	E6		E9				L4	1B		4	0	2	1	1	0	1						
Rusty Staub, L (1,10) OBP: 0.391, SLG: 0.464 Richie Zisk, R (7,PH) OBP: 0.344, SLG: 0.482	G3		BB				5-3	G6-4-3		2	0	0	0	1	0	0						
Pat Putnam, L (1,3) OBP: 0.322, SLG: 0.410 John Ellis, R (7,PH) OBP: 0.285, SLG: 0.305	K		K				F9	F8		3	0	0	0	0	2	3						
Johnny Grubb, L (1,9) OBP: 0.392, SLG: 0.416	HR		1B				FC5	1B		3	2	3	1	1	0	0						
Jim Sundberg, R (1,2) OBP: 0.351, SLG: 0.387	5-3		K				1B	1B		3	1	1	0	1	1	1						
Pepe Frias, R (1,6) OBP: 0.246, SLG: 0.274			5-3				FC5	1B		4	1	1	1	0	0	3						
<b>Inning Stats</b>	R: 0 E: 1 K: 0 S: 4	H: 1 LOB: 1 BB: 0 P: 4	R: 1 E: 0 K: 1 S: 6	H: 1 LOB: 0 BB: 0 P: 6	R: 1 E: 1 K: 1 S: 6	H: 2 LOB: 3 BB: 3 P: 18	R: 0 E: 0 K: 1 S: 6	H: 1 LOB: 1 BB: 0 P: 6	R: 0 E: 0 K: 1 S: 5	H: 0 LOB: 0 BB: 0 P: 5	R: 0 E: 0 K: 0 S: 4	H: 1 LOB: 2 BB: 1 P: 8	R: 0 E: 0 K: 0 S: 4	H: 1 LOB: 3 BB: 2 P: 12	R: 3 E: 0 K: 0 S: 5	H: 3 LOB: 0 BB: 1 P: 9		R: 0 E: 0 K: 0 S: 3	H: 1 LOB: 0 BB: 0 P: 3	1B: 8 2B: 2 3B: 0 HR: 1	SF: 0 SAC: 0 DP: 2 HBP: 0	WP: 0 PB: 0 SB: 1 CS: 1
<b>PITCHER</b>	IP	WLS	BF	H	R	ER	SO	BB	IBB	HBP	BLK	WP	HR	S	P	ERA	WHIP					
Jackson Todd, R (1,1) ERA: 4.5	2.2	L	14	4	2	2	1	3	0	0	0	0	1	13	25	6.75	2.625					
Jerry Garvin, L (3,1) ERA: 2.53	4.0		18	3	0	0	3	1	2	0	0	0	0	21	33	0.00	1.000					
Ken Schrom, R (7,1) ERA: 10.8	0.1		4	2	3	3	0	1	0	0	0	0	0	3	7	81.00	9.000					
Mike Willis, L (8,1) ERA: 2.7	1.0		3	1	0	0	0	0	0	0	0	0	0	3	3	0.00	1.000					
Joey McLaughlin, R (9,1) ERA: 4.27	1.0		3	1	0	0	0	0	0	0	0	0	0	3	3	0.00	1.000					

Batter	1	2	3	4	5	6	7	8	9	AB	R	H	RBI	BB	SO	LOB	BOTTOM					
Alfredo Griffin, S (1,6) OBP: 0.276, SLG: 0.345	6-3		1B				K	4-3		4	0	1	0	0	1	0	<b>Texas Rangers @ Toronto Blue Jays</b> Exhibition Stadium, Toronto, ON Mon Aug 25 1980, 3:33 AM EDT Att: 15,517 - Unknown - 81 F					
Bob Bailor, R (1,7) OBP: 0.305, SLG: 0.277	FC6-4		F7			1B	BB	P4		2	0	0	0	2	0	2						
Otto Velez, R (1,10) OBP: 0.363, SLG: 0.487	FC6-4		5-3				P5			4	0	0	0	0	1	4						
Roy Howell, L (1,5) OBP: 0.320, SLG: 0.386	F7						F8	K		4	0	1	0	0	1	1						
Damaso Garcia, R (1,4) OBP: 0.303, SLG: 0.407			K				F8	6-3		3	1	0	0	1	1	2						
Lloyd Moseby, L (1,9) OBP: 0.280, SLG: 0.354	6-3						F7	1B		3	0	1	0	1	0	0						
Doug Ault, R (1,3) OBP: 0.319, SLG: 0.363 John Mayberry, L (7,PH) OBP: 0.345, SLG: 0.441 Garth Iorg, R (8,3) OBP: 0.264, SLG: 0.337	P4						5-3	G6-3		2	0	0	0	0	0	0						
Danny Ainge, R (1,8) OBP: 0.277, SLG: 0.338			5-3				K	6-3		4	0	0	0	0	2	2						
Ernie Whitt, L (1,2) OBP: 0.280, SLG: 0.347			1B				P6	L5		2	0	0	0	1	0	0						
<b>Inning Stats</b>	R: 0 E: 0 K: 0 S: 3	H: 0 LOB: 1 BB: 1 P: 7	R: 0 E: 0 K: 1 S: 5	H: 0 LOB: 0 BB: 0 P: 5	R: 0 E: 0 K: 0 S: 4	H: 1 LOB: 2 BB: 1 P: 8	R: 0 E: 0 K: 0 S: 3	H: 0 LOB: 0 BB: 0 P: 3	R: 0 E: 0 K: 1 S: 5	H: 0 LOB: 0 BB: 0 P: 5	R: 0 E: 0 K: 1 S: 6	H: 1 LOB: 2 BB: 1 P: 10	R: 0 E: 0 K: 0 S: 2	H: 0 LOB: 0 BB: 1 P: 6	R: 0 E: 0 K: 0 S: 3	H: 0 LOB: 0 BB: 0 P: 3		R: 1 E: 0 K: 3 S: 11	H: 2 LOB: 2 BB: 1 P: 15	1B: 4 2B: 0 3B: 0 HR: 0	SF: 0 SAC: 0 DP: 1 HBP: 0	WP: 0 PB: 0 SB: 0 CS: 0
<b>PITCHER</b>	IP	WLS	BF	H	R	ER	SO	BB	IBB	HBP	BLK	WP	HR	S	P	ERA	WHIP					
Ken Clay, R (1,1) ERA: 2.57	6.0	W	24	2	0	0	3	4	0	0	0	0	0	26	42	0.00	1.000					
John Henry Johnson, L (7,1) ERA: 3.38	3.0	S	11	2	1	1	3	1	0	0	0	0	0	16	20	3.00	1.000					

AB 35  
R 5  
H 11  
RBI 4  
BB 7  
SO 4  
LOB 15



AB 30  
R 1  
H 4  
RBI 1  
BB 5  
SO 6  
LOB 12



Batter	1	2	3	4	5	6	7	8	9	AB	R	H	RBI	BB	SO	LOB	TOP										
Mickey Rivers, L OBP: 0.346, SLG: 0.429 Jim Norris, L OBP: 0.335, SLG: 0.271	(1, 8) X 0-0 G3		(2, 2) X 0-0 P2	(2, 2) X 0-0 SF9		(2, 2) X 0-0 F9		(2, 2) X 0-0 2B		4	0	1	3	0	0	1											
Bump Willis, S OBP: 0.319, SLG: 0.347	(1, 4) X 0-0 2B		(3, 3) X 0-0 G3	(3, 3) X 0-0 2B		(3, 3) X 0-0 L7		(3, 3) X 0-0 4-3		5	0	2	1	0	0	2											
Al Oliver, L OBP: 0.351, SLG: 0.461	(1, 7) X 0-0 6-3			(2, 2) X 0-0 2B				(1, 1) X 0-0 F8		5	1	1	0	0	0	2											
Buddy Bell, R OBP: 0.382, SLG: 0.493	(1, 5) X 4-0 BB			(1, 1) X 0-0 1B	(1, 1) X 0-0 F9			(2, 2) X 0-0 1B		4	1	2	1	1	0	0											
Rusty Staub, L OBP: 0.387, SLG: 0.462	(1, 10) X 0-0 G3			(1, 1) X 0-0 F8	(2, 2) X 0-0 2B			(2, 2) X 0-0 G4-6-3		5	0	1	0	0	0	4											
Johnny Grubb, L OBP: 0.389, SLG: 0.412	(1, 9) X 0-0 4-3			(1, 3) X 0-0 1B	(2, 2) X 0-3 K			(1, 1) X 0-0 3-1		4	1	1	0	0	1	1											
Pat Putnam, L OBP: 0.325, SLG: 0.409	(1, 3) X 0-3 K			(4, 0) X 0-0 1B	(3, 3) X 0-0 6-3			(0, 0) X 0-0 1B		3	1	1	0	1	1	1											
Jim Sundberg, R OBP: 0.355, SLG: 0.389	(1, 2) X 0-0 4-3			(0, 0) X 0-0 1B		(4, 0) X 0-0 BB		(0, 0) X 0-0 1B		3	2	2	2	1	0	0											
Pepe Frias, R OBP: 0.251, SLG: 0.279	(1, 6) X 0-0 3-1			(0, 0) X 0-0 2B		(0, 3) X 0-3 K		(0, 0) X 0-0 2B		4	2	2	1	0	1	1											
<b>Inning Stats</b>	R: 0 E: 0 K: 0 S: 4	H: 1 LOB: 2 BB: 1 P: 8	R: 0 E: 0 K: 1 S: 5	H: 0 LOB: 0 BB: 0 P: 5	R: 0 E: 0 K: 0 S: 3	H: 0 LOB: 0 BB: 0 P: 3	R: 6 E: 0 K: 0 S: 9	H: 6 LOB: 1 BB: 1 P: 13	R: 0 E: 0 K: 1 S: 6	H: 1 LOB: 1 BB: 0 P: 6	R: 0 E: 0 K: 0 S: 3	H: 1 LOB: 0 BB: 0 P: 3	R: 2 E: 0 K: 0 S: 6	H: 4 LOB: 1 BB: 0 P: 6	R: 0 E: 0 K: 0 S: 3	H: 0 LOB: 0 BB: 0 P: 3	1B: 8 2B: 5 3B: 0 HR: 0	SF: 1 SAC: 0 DP: 1 HBP: 0	WP: 0 PB: 0 SB: 0 CS: 0	PA: 41							
<b>PITCHER</b>	IP	WLS	BF	H	R	ER	SO	BB	IBB	HBP	BLK	WP	HR	S	P	ERA	WHIP										
Jesse Jefferson, R ERA: 5.24	(1, 1)	3.1	L	18	6	6	1	1	1	0	0	0	0	18	26	16.20	2.100										
Mike Willis, L ERA: 1.74	(4, 1)	3.2		14	3	0	2	1	0	0	0	0	0	17	21	0.00	1.091										
Ken Schrom, R ERA: 12.0	(8, 1)	1.0		6	4	2	2	0	0	0	0	0	0	6	6	18.00	4.000										
Mike Barlow, R ERA: 3.05	(9, 1)	1.0		3	0	0	0	0	0	0	0	0	0	3	3	0.00	0.000										

Texas Rangers @ Toronto Blue Jays  
Exhibition Stadium, Toronto, ON  
Tue Aug 26 1980, 3:33 AM EDT  
Att: 15,478 - Unknown - 79 F

AB	37
R	8
H	13
RBI	8
BB	3
SO	3
LOB	12



Batter	1	2	3	4	5	6	7	8	9	AB	R	H	RBI	BB	SO	LOB	BOTTOM										
Alfredo Griffin, S OBP: 0.279, SLG: 0.353	(1, 6) X 0-0 3B		(2, 2) X 0-0 SH1-3		(3, 3) X 0-0 F5			(0, 0) X 0-0 2B		3	0	2	0	0	0	1											
Joe Cannon, L OBP: 0.077, SLG: 0.053	(1, 7) X 0-0 P2		(3, 3) X 0-0 P6			(1, 1) X 0-0 4-3		(2, 2) X 0-0 F9		4	0	0	0	0	0	3											
Otto Velez, R OBP: 0.362, SLG: 0.484	(1, 3) X 0-3 K			(0, 0) X 0-0 1B		(0, 3) X 0-3 K		(3, 3) X 0-0 5-3		4	0	1	0	0	2	2											
Roy Howell, L OBP: 0.320, SLG: 0.385 Bob Bailor, R OBP: 0.302, SLG: 0.274	(1, 5) X 0-3 K			(1, 1) X 0-0 F8		(3, 3) X 0-0 F7			(1, 1) X 0-0 1-3	1	0	0	0	0	1	1											
Steve Braun, L OBP: 0.264, SLG: 0.229	(1, 10) X 0-3 K			(2, 2) X 0-3 K			(1, 1) X 0-0 4-3		(4, 0) X 0-0 BB	3	0	0	0	1	2	1											
Garth Iorg, R OBP: 0.264, SLG: 0.333	(1, 4) X 0-0 F7			(3, 3) X 0-0 F7			(0, 0) X 0-0 PB		(2, 2) X 0-3 K	4	0	1	0	0	1	2											
Lloyd Moseby, L OBP: 0.285, SLG: 0.349	(1, 9) X 0-0 F3				(1, 1) X 0-0 G3		(2, 2) X 0-0 P2		(3, 3) X 0-0 4-3	4	0	0	0	0	0	2											
Danny Ainge, R OBP: 0.267, SLG: 0.325	(1, 8) X 0-0 6-3				(2, 2) X 0-0 L4		(3, 3) X 0-3 K			3	0	0	0	0	1	1											
Ernie Whitt, L OBP: 0.286, SLG: 0.354	(1, 2) X 4-0 SH1-3				(0, 0) X 0-0 WP			(1, 1) X 0-0 1-3		2	0	1	0	1	0	0											
<b>Inning Stats</b>	R: 0 E: 0 K: 2 S: 8	H: 1 LOB: 1 BB: 0 P: 8	R: 0 E: 0 K: 1 S: 5	H: 0 LOB: 0 BB: 0 P: 5	R: 0 E: 0 K: 0 S: 3	H: 0 LOB: 1 BB: 1 P: 7	R: 0 E: 0 K: 1 S: 6	H: 1 LOB: 1 BB: 0 P: 6	R: 0 E: 0 K: 0 S: 4	H: 1 LOB: 1 BB: 0 P: 4	R: 0 E: 0 K: 1 S: 5	H: 0 LOB: 0 BB: 0 P: 5	R: 0 E: 0 K: 0 S: 6	H: 1 LOB: 1 BB: 0 P: 6	R: 0 E: 0 K: 0 S: 4	H: 1 LOB: 1 BB: 0 P: 4	R: 0 E: 0 K: 1 S: 5	H: 0 LOB: 1 BB: 1 P: 9	1B: 2 2B: 2 3B: 1 HR: 0	SF: 0 SAC: 1 DP: 0 HBP: 0	WP: 1 PB: 1 SB: 0 CS: 0	PA: 34					
<b>PITCHER</b>	IP	WLS	BF	H	R	ER	SO	BB	IBB	HBP	BLK	WP	HR	S	P	ERA	WHIP										
Charlie Hough, R ERA: 4.71	(1, 1)	9.0	W	34	5	0	7	2	0	0	0	1	0	46	54	0.00	0.778										

Texas Rangers @ Toronto Blue Jays  
Exhibition Stadium, Toronto, ON  
Tue Aug 26 1980, 3:33 AM EDT  
Att: 15,478 - Unknown - 79 F

AB	31
R	0
H	5
RBI	0
BB	2
SO	7
LOB	14



Batter	1	2	3	4	5	6	7	8	9	AB	R	H	RBI	BB	SO	LOB	TOP				
Mickey Rivers, L OBP: 0.348, SLG: 0.433 (1, 8)										5	2	3	0	0	0	0					
Bump Wills, S OBP: 0.321, SLG: 0.354 (1, 4)										4	2	2	2	1	1	1					
Al Oliver, L OBP: 0.349, SLG: 0.458 (1, 7)										5	0	1	1	0	1	2					
Buddy Bell, R OBP: 0.383, SLG: 0.492 (1, 5)										3	0	1	1	1	0	1					
Richie Zisk, R OBP: 0.341, SLG: 0.477 (1, 10)										4	0	0	0	0	0	3					
Johnny Grubb, L OBP: 0.396, SLG: 0.413 (1, 9)										2	0	1	0	2	0	0					
Pat Putnam, L OBP: 0.325, SLG: 0.408 Dave Roberts, R OBP: 0.290, SLG: 0.393 (1, 3) (6, 6)										3	0	1	0	0	0	2					
Jim Sundberg, R OBP: 0.351, SLG: 0.385 (1, 2)										4	0	0	0	0	1	2					
Pepe Frias, R OBP: 0.249, SLG: 0.276 Rusty Staub, L OBP: 0.385, SLG: 0.459 (1, 6) (6, PH) (6, 3)										2	0	0	0	0	0	0					
<b>Inning Stats</b>	R: 0 E: 0 K: 2 S: 7	H: 0 LOB: 0 BB: 0 P: 7	R: 0 E: 0 K: 0 S: 2	H: 0 LOB: 1 BB: 2 P: 10	R: 2 E: 0 K: 0 S: 5	H: 2 LOB: 0 BB: 0 P: 5	R: 0 E: 0 K: 0 S: 4	H: 1 LOB: 1 BB: 0 P: 4	R: 2 E: 0 K: 0 S: 6	H: 3 LOB: 2 BB: 1 P: 10	R: 0 E: 0 K: 0 S: 4	H: 1 LOB: 1 BB: 0 P: 4	R: 0 E: 0 K: 1 S: 5	H: 0 LOB: 1 BB: 1 P: 9	R: 0 E: 0 K: 0 S: 4	H: 1 LOB: 1 BB: 0 P: 4	1B: 7 2B: 1 3B: 0 HR: 1	SF: 0 SAC: 0 DP: 0 HBP: 0	WP: 0 PB: 0 SB: 0 CS: 1	PA: 39	
<b>PITCHER</b>	IP	WLS	BF	H	R	ER	SO	BB	IBB	HBP	BLK	WP	HR	S	P	ERA	WHIP				
Jim Clancy, R ERA: 3.24 (1, 1)	7.2	W	34	8	4	4	2	4	0	0	0	0	1	34	50	4.70	1.565				
Mike Barlow, R ERA: 2.99 (8, 1)	1.0		4	1	0	0	1	0	0	0	0	0	0	6	6	0.00	1.000				
Jerry Garvin, L ERA: 2.51 (9, 1)	0.1	S	1	0	0	0	0	0	0	0	0	0	0	1	1	0.00	0.000				

Texas Rangers @ Toronto Blue Jays  
Exhibition Stadium, Toronto, ON  
Wed Aug 27 1980, 3:33 AM EDT  
Att: 15,442 - Unknown - 84 F

AB	35
R	4
H	9
RBI	4
BB	4
SO	3
LOB	13



Batter	1	2	3	4	5	6	7	8	9	AB	R	H	RBI	BB	SO	LOB	BOTTOM				
Alfredo Griffin, S OBP: 0.280, SLG: 0.357 (1, 6)										5	1	2	2	0	0	3					
Bob Bailor, R OBP: 0.307, SLG: 0.279 (1, 7)										3	0	1	0	2	1	4					
Roy Howell, L OBP: 0.323, SLG: 0.394 (1, 5)										4	0	2	1	1	0	1					
Otto Velez, R OBP: 0.363, SLG: 0.480 (1, 3)										3	1	0	0	2	1	6					
John Mayberry, L OBP: 0.345, SLG: 0.444 (1, 10)										5	1	2	1	0	0	7					
Lloyd Moseby, L OBP: 0.285, SLG: 0.347 (1, 9)										4	1	1	0	0	1	3					
Garth Iorg, R OBP: 0.272, SLG: 0.339 (1, 4)										4	0	2	1	0	1	2					
Danny Ainge, R OBP: 0.267, SLG: 0.322 (1, 8)										4	1	1	0	0	1	4					
Ernie Whitt, L OBP: 0.294, SLG: 0.367 (1, 2)										4	1	3	1	0	1	1					
<b>Inning Stats</b>	R: 0 E: 0 K: 0 S: 4	H: 1 LOB: 1 BB: 0 P: 4	R: 2 E: 1 K: 1 S: 9	H: 3 LOB: 2 BB: 0 P: 9	R: 1 E: 0 K: 1 S: 6	H: 1 LOB: 1 BB: 1 P: 10	R: 3 E: 0 K: 0 S: 7	H: 4 LOB: 2 BB: 1 P: 11	R: 0 E: 0 K: 1 S: 6	H: 1 LOB: 1 BB: 0 P: 6	R: 0 E: 0 K: 0 S: 2	H: 1 LOB: 1 BB: 2 P: 10	R: 0 E: 0 K: 1 S: 5	H: 1 LOB: 0 BB: 0 P: 5	R: 0 E: 0 K: 2 S: 9	H: 2 LOB: 3 BB: 1 P: 13	1B: 8 2B: 4 3B: 2 HR: 0	SF: 0 SAC: 0 DP: 2 HBP: 0	WP: 0 PB: 0 SB: 0 CS: 1	PA: 41	
<b>PITCHER</b>	IP	WLS	BF	H	R	ER	SO	BB	IBB	HBP	BLK	WP	HR	S	P	ERA	WHIP				
Doc Medich, R ERA: 4.41 (1, 1)	3.0	L	20	4	0	0	2	1	1	0	0	0	0	17	25	0.00	1.250				
Sparky Lyle, L ERA: 4.18 (4, 1)	4.0		15	4	0	0	2	1	1	0	0	0	0	17	25	0.00	1.250				
Danny Darwin, R ERA: 2.3 (8, 1)	1.0		6	2	0	0	2	0	1	0	0	0	0	9	13	0.00	2.000				

Texas Rangers @ Toronto Blue Jays  
Exhibition Stadium, Toronto, ON  
Wed Aug 27 1980, 3:33 AM EDT  
Att: 15,442 - Unknown - 84 F

AB	36
R	6
H	14
RBI	6
BB	5
SO	6
LOB	31



Batter	1	2	3	4	5	6	7	8	9	10	11	12	13	14	15	AB	R	H	RBI	BB	SO	LOB	TOP			
Hosken Powell, L OBP: 0.309, SLG: 0.358 (1, 9)	P2		4-3		P6		FC6-4 1B	5-3			6-3			F8	G4-6-3	8	0	1	1	0	0	4				
John Castino, R OBP: 0.334, SLG: 0.432 (1, 9)	3B				6-3		FC6-4 WP		F8			4-3		F8		7	0	2	0	0	0	2				
Roy Smalley, S OBP: 0.347, SLG: 0.401 Ron Jackson, R OBP: 0.307, SLG: 0.375 (1, 6)	P6		F7			G3	F9		F8			L7				5	0	0	0	0	0	3				
Glenn Adams, L OBP: 0.332, SLG: 0.404 Bombo Rivera, R OBP: 0.280, SLG: 0.423 (1, 10)	4-3			K		E3			L4					BB		4	1	1	0	0	1	1				
Butch Wynegar, S OBP: 0.327, SLG: 0.326 (1, 2)		4-3		4-3		F7					6-3					5	1	1	0	2	0	3				
Mike Cubbage, L OBP: 0.295, SLG: 0.373 (1, 3)		4-3		1-3					F7		G4-6-3 1B					7	1	1	0	0	1	4				
Ken Landreaux, L OBP: 0.323, SLG: 0.400 (1, 8)	4-3										F8					5	2	2	0	1	0	3				
Rick Sofield, L OBP: 0.297, SLG: 0.397 Jose Morales, R OBP: 0.294, SLG: 0.535 Dave Edwards, R OBP: 0.286, SLG: 0.328 (1, 7)	P6										5-3			SH1-3		3	1	2	0	0	0	1				
Rob Wilfong, L OBP: 0.304, SLG: 0.329 Pete Mackanin, R OBP: 0.304, SLG: 0.356 (1, 4)			1-3								P6			P2		1	0	0	1	0	0	0				
<b>Inning Stats</b>	R: 0 E: 0 K: 0 S: 4	H: 1 LOB: 1 BB: 0 P: 4	R: 0 E: 0 K: 0 S: 3	H: 0 LOB: 1 BB: 1 P: 7	R: 0 E: 0 K: 1 S: 4	H: 1 LOB: 1 BB: 0 P: 4	R: 0 E: 0 K: 1 S: 5	H: 0 LOB: 0 BB: 0 P: 5	R: 1 E: 0 K: 0 S: 5	H: 2 LOB: 1 BB: 0 P: 5	R: 0 E: 0 K: 0 S: 3	H: 0 LOB: 0 BB: 0 P: 3	R: 0 E: 0 K: 0 S: 3	H: 1 LOB: 0 BB: 0 P: 3	R: 0 E: 0 K: 0 S: 3	H: 0 LOB: 1 BB: 1 P: 7	R: 0 E: 0 K: 0 S: 3	H: 1 LOB: 1 BB: 0 P: 6	R: 0 E: 0 K: 0 S: 3	H: 0 LOB: 1 BB: 1 P: 7	R: 2 E: 1 K: 0 S: 5	H: 1 LOB: 1 BB: 1 P: 9	1B: 9 2B: 2 3B: 1 HR: 1	SF: 1 SAC: 3 DP: 2 HBP: 0	WP: 1 PB: 0 SB: 2 CS: 0	PA: 64
<b>PITCHER</b>	IP: 6.0 WLS: 0 BF: 26 ERA: 4.19	WLS: 2 BF: 1 ERA: 1.69	R: 2 ER: 2 SO: 1 BB: 0 IBB: 0 HBP: 0 BLK: 0	R: 2 ER: 0 SO: 1 BB: 0 IBB: 0 HBP: 0 BLK: 0	WP: 0 HR: 0 S: 27 P: 31 ERA: 3.00 WHIP: 1.167	R: 1 E: 0 K: 0 S: 5	H: 1 LOB: 2 BB: 0 P: 5	R: 0 E: 0 K: 0 S: 5	R: 1 E: 0 K: 1 S: 7	H: 2 LOB: 1 BB: 0 P: 7	R: 3 E: 0 K: 0 S: 6	H: 3 LOB: 1 BB: 1 P: 10	R: 0 E: 0 K: 0 S: 3	H: 0 LOB: 0 BB: 0 P: 3	R: 0 E: 0 K: 0 S: 3	H: 1 LOB: 0 BB: 0 P: 3	R: 0 E: 0 K: 0 S: 3	H: 0 LOB: 0 BB: 0 P: 3	R: 0 E: 0 K: 0 S: 3	H: 1 LOB: 1 BB: 1 P: 7	R: 0 E: 0 K: 0 S: 3	H: 0 LOB: 1 BB: 1 P: 9	1B: 9 2B: 2 3B: 1 HR: 1	SF: 1 SAC: 3 DP: 2 HBP: 0	WP: 1 PB: 0 SB: 2 CS: 0	PA: 64

Batter	1	2	3	4	5	6	7	8	9	10	11	12	13	14	15	AB	R	H	RBI	BB	SO	LOB	BOTTOM					
Alfredo Griffin, S OBP: 0.282, SLG: 0.358 (1, 6)	1B		FC4-2 1B				F7			4-3				G3		7	1	3	0	0	0	1						
Bob Bailor, R OBP: 0.279, SLG: 0.279 Steve Braun, L OBP: 0.278, SLG: 0.229 Joe Cannon, L OBP: 0.071, SLG: 0.049 (1, 7)	G5-4-3		E8 1B				F9			G3				F8		3	1	1	0	0	0	2						
Damaso Garcia, R OBP: 0.308, SLG: 0.407 (1, 4)	BB															4	1	2	1	2	2	1						
Otto Velez, R OBP: 0.365, SLG: 0.487 Dave Stieb, R (1, 3)	5-3															5	2	2	2	1	2	2						
Doug Ault, R OBP: 0.330, SLG: 0.366 John Mayberry, L OBP: 0.347, SLG: 0.445 Garth Iorg, R OBP: 0.324, SLG: 0.380 (1, 10)																2	0	1	0	1	0	0						
Roy Howell, L OBP: 0.322, SLG: 0.389 (1, 5)																1	0	1	0	0	0	0						
Lloyd Moseby, L OBP: 0.278, SLG: 0.339 (1, 9)																6	0	0	0	0	2	7						
Danny Alingo, R OBP: 0.265, SLG: 0.315 Ernie Whit, R OBP: 0.293, SLG: 0.365 Ken Schrom, R OBP: 0.286, SLG: 0.328 (1, 8)																5	0	1	0	0	1	2						
Bob Davis, R OBP: 0.273, SLG: 0.342 (1, 2)																6	0	0	0	0	1	1						
<b>Inning Stats</b>	R: 0 E: 0 K: 0 S: 3	H: 1 LOB: 1 BB: 1 P: 7	R: 0 E: 0 K: 1 S: 5	H: 1 LOB: 0 BB: 0 P: 5	R: 4 E: 1 K: 1 S: 9	H: 4 LOB: 0 BB: 0 P: 9	R: 0 E: 0 K: 1 S: 5	H: 0 LOB: 0 BB: 0 P: 5	R: 0 E: 0 K: 0 S: 3	H: 1 LOB: 0 BB: 0 P: 3	R: 0 E: 0 K: 0 S: 3	H: 0 LOB: 0 BB: 0 P: 3	R: 0 E: 0 K: 0 S: 5	H: 1 LOB: 2 BB: 1 P: 12	R: 0 E: 0 K: 0 S: 8	H: 1 LOB: 0 BB: 0 P: 5	R: 0 E: 0 K: 0 S: 6	H: 1 LOB: 1 BB: 0 P: 6	R: 0 E: 0 K: 0 S: 3	H: 0 LOB: 2 BB: 2 P: 11	R: 0 E: 0 K: 0 S: 3	H: 0 LOB: 0 BB: 0 P: 3	R: 0 E: 0 K: 0 S: 3	H: 1 LOB: 1 BB: 1 P: 7	1B: 11 2B: 1 3B: 0 HR: 1	SF: 0 SAC: 2 DP: 3 HBP: 0	WP: 1 PB: 0 SB: 1 CS: 1	PA: 60
<b>PITCHER</b>	IP: 7.0 WLS: 4 BF: 28 ERA: 4.08	WLS: 3 BF: 12 ERA: 1.59	R: 4 ER: 4 SO: 5 BB: 2 IBB: 0 HBP: 0 BLK: 0	R: 4 ER: 0 SO: 5 BB: 0 IBB: 0 HBP: 0 BLK: 0	WP: 0 HR: 1 S: 36 P: 44 ERA: 5.14 WHIP: 1.429	R: 0 E: 0 K: 0 S: 8	H: 1 LOB: 2 BB: 0 P: 12	R: 0 E: 0 K: 0 S: 3	R: 1 E: 0 K: 0 S: 4	H: 2 LOB: 1 BB: 1 P: 8	R: 0 E: 0 K: 0 S: 3	H: 0 LOB: 0 BB: 0 P: 3	R: 0 E: 0 K: 0 S: 5	H: 1 LOB: 2 BB: 1 P: 12	R: 0 E: 0 K: 0 S: 8	H: 1 LOB: 0 BB: 0 P: 5	R: 0 E: 0 K: 0 S: 6	H: 1 LOB: 1 BB: 0 P: 6	R: 0 E: 0 K: 0 S: 3	H: 0 LOB: 2 BB: 2 P: 11	R: 0 E: 0 K: 0 S: 3	H: 0 LOB: 0 BB: 0 P: 3	R: 0 E: 0 K: 0 S: 3	H: 1 LOB: 1 BB: 1 P: 7	1B: 11 2B: 1 3B: 0 HR: 1	SF: 0 SAC: 2 DP: 3 HBP: 0	WP: 1 PB: 0 SB: 1 CS: 1	PA: 60

**Minnesota Twins @ Toronto Blue Jays**  
Exhibition Stadium, Toronto, ON  
Fri Aug 29 1980, 3:33 AM EDT  
Att. 14,035 - Cloudy - 62 F

**AB 55**  
**R 7**  
**H 13**  
**RBI 7**  
**BB 5**  
**SO 3**  
**LOB 24**



**Minnesota Twins @ Toronto Blue Jays**  
Exhibition Stadium, Toronto, ON  
Fri Aug 29 1980, 3:33 AM EDT  
Att. 14,035 - Cloudy - 62 F

**AB 51**  
**R 5**  
**H 13**  
**RBI 4**  
**BB 7**  
**SO 9**  
**LOB 26**



Batter	1	2	3	4	5	6	7	8	9	AB	R	H	RBI	BB	SO	LOB	TOP					
Hosken Powell, L OBP: 0.310, SLG: 0.358 (1, 9)	5-3		F9														4 0 2 0 0 0 0					
Rob Wilfong, L OBP: 0.303, SLG: 0.336 (1, 4)	P3		G3														4 0 0 0 0 0 3					
Ken Landreaux, L OBP: 0.323, SLG: 0.401 (1, 8)																	4 1 2 0 0 0 0					
Glenn Adams, L OBP: 0.332, SLG: 0.406 (1, 10)	G3																4 1 1 1 0 1 1					
Butch Wynegar, S OBP: 0.329, SLG: 0.332 (1, 2)																	3 0 1 1 1 0 0					
Rick Sofield, L OBP: 0.293, SLG: 0.399 (1, 7)	E4																4 0 0 0 0 0 2					
Mike Cabbage, L OBP: 0.290, SLG: 0.364 (1, 5)																	4 0 1 0 0 0 1					
John Castino, R OBP: 0.337, SLG: 0.433 (1, 6)																	4 0 2 0 0 0 3					
Ron Jackson, R OBP: 0.306, SLG: 0.381 (1, 3)																	4 0 0 0 0 0 4					
<b>Inning Stats</b>	R: 0 E: 0 K: 1 S: 4	H: 1 LOB: 1 BB: 0 P: 4	R: 0 E: 1 K: 0 S: 4	H: 0 LOB: 1 BB: 0 P: 4	R: 0 E: 0 K: 1 S: 3	H: 0 LOB: 0 BB: 0 P: 3	R: 0 E: 0 K: 1 S: 5	H: 0 LOB: 1 BB: 1 P: 9	R: 0 E: 0 K: 0 S: 5	H: 2 LOB: 2 BB: 0 P: 5	R: 2 E: 0 K: 0 S: 7	H: 4 LOB: 0 BB: 0 P: 7	R: 0 E: 0 K: 0 S: 3	H: 1 LOB: 0 BB: 0 P: 3	R: 0 E: 0 K: 0 S: 3	H: 0 LOB: 0 BB: 0 P: 3	R: 0 E: 0 K: 0 S: 3	H: 1 LOB: 0 BB: 0 P: 3	1B: 7 2B: 3 3B: 0 HR: 0	SF: 0 SAC: 0 DP: 1 HBP: 0	WP: 2 PB: 0 SB: 0 CS: 0	PA: 36
<b>PITCHER</b> Jackson Todd, R ERA: 3.86 (1, 1)	IP: 9.0 WLS: W BF: 36 H: 9 R: 2 ER: 2 SO: 1 BB: 1 IBB: 0 HBP: 0 BLK: 0 WP: 2 HR: 0 S: 37 P: 41 ERA: 2.00 WHIP: 1.111															<b>PITCHER</b>						

Minnesota Twins @ Toronto Blue Jays  
Exhibition Stadium, Toronto, ON  
Sat Aug 30 1980, 3:33 AM EDT  
Att: 18,376 - Overcast - 72 F

AB	35
R	2
H	9
RBI	2
BB	1
SO	1
LOB	14



Batter	1	2	3	4	5	6	7	8	9	AB	R	H	RBI	BB	SO	LOB	BOTTOM					
Alfredo Griffin, S OBP: 0.283, SLG: 0.362 (1, 6)	K		K														4 0 1 0 0 2 1					
Bob Bailor, R OBP: 0.310, SLG: 0.283 (1, 7)	6-3		F9														4 0 1 0 0 0 1					
John Mayberry, L OBP: 0.344, SLG: 0.440 (1, 10)	F7																4 0 0 0 0 1 1					
Roy Howell, L OBP: 0.326, SLG: 0.399 (1, 5)																	4 1 2 1 0 0 0					
Doug Ault, R OBP: 0.305, SLG: 0.333 (1, 3)																	4 0 0 0 0 2 1					
Lloyd Moseby, L OBP: 0.282, SLG: 0.345 (1, 9)																	4 2 2 0 0 0 1					
Garth Iorg, R OBP: 0.298, SLG: 0.364 (1, 4)																	3 0 2 1 1 0 0					
Danny Ainge, R OBP: 0.257, SLG: 0.306 (9, PH)																	3 0 0 0 0 1 2					
Steve Braun, L OBP: 0.276, SLG: 0.231 (9, PH)																	1 0 1 1 0 0 0					
Ernie Whitt, L OBP: 0.289, SLG: 0.360 (1, 2)																	3 0 0 0 0 0 1					
<b>Inning Stats</b>	R: 0 E: 0 K: 1 S: 5	H: 0 LOB: 0 BB: 0 P: 5	R: 1 E: 0 K: 2 S: 9	H: 2 LOB: 1 BB: 0 P: 9	R: 0 E: 0 K: 1 S: 5	H: 0 LOB: 0 BB: 0 P: 5	R: 0 E: 0 K: 1 S: 6	H: 1 LOB: 1 BB: 0 P: 6	R: 0 E: 0 K: 0 S: 4	H: 1 LOB: 0 BB: 0 P: 4	R: 0 E: 0 K: 0 S: 3	H: 1 LOB: 0 BB: 0 P: 3	R: 0 E: 0 K: 0 S: 3	H: 0 LOB: 0 BB: 0 P: 3	R: 0 E: 0 K: 0 S: 4	H: 1 LOB: 1 BB: 0 P: 4	R: 2 E: 0 K: 1 S: 7	H: 3 LOB: 2 BB: 1 P: 11	1B: 6 2B: 1 3B: 1 HR: 1	SF: 0 SAC: 0 DP: 1 HBP: 0	WP: 0 PB: 0 SB: 0 CS: 0	PA: 35
<b>PITCHER</b> Roger Erickson, R ERA: 3.15 John Verhoeven, R ERA: 4.11 (9, 1)	IP: 8.1 WLS: L BF: 4 H: 2 R: 1 ER: 1 SO: 1 BB: 1 IBB: 0 HBP: 0 BLK: 0 WP: 0 HR: 1 S: 41 P: 41 ERA: 2.16 WHIP: 0.840															<b>PITCHER</b>						

Minnesota Twins @ Toronto Blue Jays  
Exhibition Stadium, Toronto, ON  
Sat Aug 30 1980, 3:33 AM EDT  
Att: 18,376 - Overcast - 72 F

AB	34
R	3
H	9
RBI	3
BB	1
SO	6
LOB	8







Batter	1	2	3	4	5	6	7	8	9	AB	R	H	RBI	BB	SO	LOB	TOP	
Alfredo Griffin, S OBP: 0.284, SLG: 0.366 (1, 6)	6-3			2B		F2		F6		4	1	1	0	0	0	0		
Bob Bailor, R OBP: 0.304, SLG: 0.290 (1, 7) (4, 8)	6-3			5-3		4-3		L8		4	0	0	0	0	0	1		
Lloyd Moseby, L OBP: 0.288, SLG: 0.351 (1, 9)	K			K		HBP		K		3	0	0	0	0	3	1		
Roy Howell, L OBP: 0.327, SLG: 0.401 Paul Hodgson, R OBP: 0.353, SLG: 0.200 (4, PR) (4, 7)	F7			2H		K		G4-6-3		2	0	1	1	0	0	0		
John Mayberry, L OBP: 0.344, SLG: 0.440 Doug Ault, R OBP: 0.291, SLG: 0.316 (1, 3) (7, 3)	4-3			F8				G4-6-3		3	0	1	0	0	0	1		
Garth Iorg, R OBP: 0.295, SLG: 0.365 (1, 4)	F8					6-3		G3-6		4	0	0	0	0	0	1		
Barry Bonnell, R OBP: 0.314, SLG: 0.427 (1, 10)				F6				1B		3	0	2	0	0	0	0		
Danny Ainge, R OBP: 0.269, SLG: 0.314 (1, 8) (4, 5)				K				1B		3	0	1	0	0	2	1		
Ernie Whitt, L OBP: 0.280, SLG: 0.348 (1, 2)				F9		4-3		4-3		3	0	0	0	0	0	3		
<b>Inning Stats</b>	R: 0 E: 0 K: 1 S: 5	H: 0 LOB: 0 BB: 0 P: 5	R: 0 E: 0 K: 0 S: 3	H: 0 LOB: 0 BB: 0 P: 3	R: 0 E: 0 K: 1 S: 5	H: 0 LOB: 0 BB: 0 P: 5	R: 1 E: 0 K: 1 S: 7	H: 2 LOB: 1 BB: 0 P: 7	R: 0 E: 0 K: 1 S: 6	H: 1 LOB: 1 BB: 0 P: 6	R: 0 E: 0 K: 1 S: 5	H: 3 LOB: 2 BB: 0 P: 5	R: 0 E: 0 K: 1 S: 5	H: 1 LOB: 0 BB: 0 P: 3	1B: 5 2B: 2 3B: 0 HR: 0	SF: 0 SAC: 0 DP: 2 HBP: 1	WP: 0 PB: 0 SB: 0 CS: 0	PA: 33
<b>PITCHER</b> Doc Medich, R ERA: 4.23 (1, 1)	IP: 9.0 WLS: W BF: 33 H: 7 R: 1 ER: 1 SO: 6 BB: 0 IBB: 0 HBP: 1 BLK: 0 WP: 0 HR: 0 S: 44 P: 45 ERA: 1.00 WHIP: 0.778											<b>PITCHER</b>	IP: 9.0 WLS: W BF: 33 H: 7 R: 1 ER: 1 SO: 6 BB: 0 IBB: 0 HBP: 1 BLK: 0 WP: 0 HR: 0 S: 44 P: 45 ERA: 1.00 WHIP: 0.778					

Toronto Blue Jays @ Texas Rangers  
Arlington Stadium, Arlington, TX  
Mon Sep 01 1980, 8:05 PM EDT  
Att: 8,224 - Unknown

AB	32
R	1
H	7
RBI	1
BB	0
SO	6
LOB	10





Batter	1	2	3	4	5	6	7	8	9	AB	R	H	RBI	BB	SO	LOB	BOTTOM			
Bill Sample, R OBP: 0.321, SLG: 0.336 (1, 8)	K			E5		E6				4	2	2	0	1	1	0				
Johnny Grubb, L OBP: 0.403, SLG: 0.429 (1, 9) (7, 7)				HR		2B				3	2	2	5	2	0	1				
Al Oliver, L OBP: 0.350, SLG: 0.470 Jim Norris, L OBP: 0.327, SLG: 0.263 (1, 7) (7, 9)	G3-6-3			HR		HR		6-3		4	1	1	0	0	0	4				
Rusty Staub, L OBP: 0.378, SLG: 0.453 (1, 10)				1B		F7		F8		4	0	0	0	0	0	3				
Pat Putnam, L OBP: 0.328, SLG: 0.426 (1, 3)				1B		F7		K2-3		3	2	1	2	1	1	0				
Jim Sundberg, R OBP: 0.353, SLG: 0.385 (1, 2)				1B		F3		BB		3	0	2	1	1	0	0				
Dave Roberts, R OBP: 0.290, SLG: 0.390 (1, 5)				K		1B		F4		4	0	2	1	0	1	2				
Mike Richardt, R OBP: 0.231, SLG: 0.308 (1, 4)				5-3		G6-3		K		4	0	0	0	0	1	4				
Bud Harrelson, S OBP: 0.350, SLG: 0.288 (1, 6)				HR		4-3		5-3		3	2	1	0	1	0	0				
<b>Inning Stats</b>	R: 0 E: 0 K: 1 S: 4	H: 0 LOB: 1 BB: 1 P: 8	R: 0 E: 0 K: 1 S: 6	H: 1 LOB: 1 BB: 0 P: 6	R: 5 E: 1 K: 0 S: 9	H: 6 LOB: 2 BB: 1 P: 13	R: 4 E: 1 K: 0 S: 5	H: 2 LOB: 0 BB: 2 P: 13	R: 0 E: 0 K: 0 S: 3	H: 1 LOB: 0 BB: 0 P: 3	R: 0 E: 1 K: 0 S: 3	H: 0 LOB: 1 BB: 1 P: 7	R: 0 E: 0 K: 2 S: 7	H: 0 LOB: 1 BB: 1 P: 11	R: 0 E: 0 K: 0 S: 4	H: 1 LOB: 1 BB: 0 P: 4	1B: 6 2B: 3 3B: 0 HR: 2	SF: 0 SAC: 0 DP: 3 HBP: 0	WP: 0 PB: 0 SB: 0 CS: 0	PA: 39
<b>PITCHER</b> Joey McLaughlin, R ERA: 4.26 Jesse Jefferson, R ERA: 5.87 Ken Schrom, R ERA: 6.94 Jack Kucek, R ERA: 7.55 Mike Barlow, R ERA: 3.22	IP: 2.2 WLS: L BF: 15 H: 6 R: 5 ER: 2 SO: 2 BB: 2 IBB: 0 HBP: 0 BLK: 0 WP: 0 HR: 1 S: 17 P: 25 ERA: 6.75 WHIP: 3.000											<b>PITCHER</b>	IP: 2.2 WLS: L BF: 15 H: 6 R: 5 ER: 2 SO: 2 BB: 2 IBB: 0 HBP: 0 BLK: 0 WP: 0 HR: 1 S: 17 P: 25 ERA: 6.75 WHIP: 3.000							

Toronto Blue Jays @ Texas Rangers  
Arlington Stadium, Arlington, TX  
Mon Sep 01 1980, 8:05 PM EDT  
Att: 8,224 - Unknown

AB	33
R	9
H	11
RBI	9
BB	6
SO	4
LOB	15



Batter	1	2	3	4	5	6	7	8	9	AB	R	H	RBI	BB	SO	LOB	TOP		
Alfredo Griffin, S OBP: 0.282, SLG: 0.364 (1, 6)	F5		F2			F3		F6		4	0	0	0	0	0	4	<p>Toronto Blue Jays @ Texas Rangers Arlington Stadium, Arlington, TX Tue Sep 02 1980, 8:05 PM EDT Att: 6,903 - Unknown</p> <p>livebaseballscorecards.com</p> <p>AB 34 R 2 H 6 RBI 2 BB 1 SO 8 LOB 16</p> 		
Bob Bailor, R OBP: 0.300, SLG: 0.285 (1, 7) (8, 8)	F2			F4		F3		K		4	0	0	0	0	1	3			
Lloyd Moseby, L OBP: 0.287, SLG: 0.350 (1, 9)	K			L4			G1-6-3 1B		E7 1B FC5-4	4	1	1	0	0	1	0			
Roy Howell, L OBP: 0.326, SLG: 0.400 (1, 5)		K		K			G1-6-3 1-2		FC5-4 1B	4	0	1	0	0	2	1			
John Mayberry, L OBP: 0.343, SLG: 0.439 Paul Hodgson, R OBP: 0.333, SLG: 0.200 Doug Ault, R OBP: 0.288, SLG: 0.313 Ken Schrom, R OBP: 0.311, SLG: 0.422 (1, 10)	F5			G3				2B 1B	FC5-4 E 1-2 3-H	3	0	1	1	0	0	0			
Barry Bonnell, R OBP: 0.311, SLG: 0.422 (1, 10)	F6			K				K	E5 FC5-4 1-2	4	0	0	0	0	2	2			
Garth Iorg, R OBP: 0.294, SLG: 0.369 (1, 4)			4-3	K				1B 2B	FC5-4 1-2 2-3	4	0	1	0	0	1	2			
Danny Ainge, R OBP: 0.273, SLG: 0.327 Steve Braun, L OBP: 0.298, SLG: 0.231 Joe Cannon, L OBP: 0.070, SLG: 0.048 (1, 8) (8, PH) (8, PH)			3-1 2B			K		1B BB	1-3	2	0	1	0	0	1	0			
Ernie Whitt, L OBP: 0.281, SLG: 0.348 (1, 2)			3-1 2-3			F8		1-2 2-3 3-H	1B	3	0	1	1	0	0	1			
<b>Inning Stats</b>	R: 0 E: 0 K: 1 S: 5	H: 0 LOB: 0 BB: 0 P: 5	R: 0 E: 0 K: 1 S: 5	H: 0 LOB: 0 BB: 0 P: 5	R: 0 E: 0 K: 0 S: 4	H: 1 LOB: 1 BB: 0 P: 4	R: 0 E: 0 K: 1 S: 5	H: 0 LOB: 0 BB: 0 P: 5	R: 0 E: 0 K: 2 S: 3	H: 1 LOB: 0 BB: 0 P: 3	R: 1 E: 2 K: 0 S: 6	H: 3 LOB: 3 BB: 1 P: 14	R: 1 E: 2 K: 0 S: 6	H: 1 LOB: 2 BB: 0 P: 6	1B: 4 2B: 2 3B: 0 HR: 0	SF: 0 SAC: 0 DP: 1 HBP: 0		WP: 0 PB: 0 SB: 0 CS: 0	PA: 35
<b>PITCHER</b> Fergie Jenkins, R ERA: 3.47 (1, 1)	IP: 9.0 WLS: W BF: 35 H: 6 R: 2 ER: 1 SO: 8 BB: 1 IBB: 0 HBP: 0 BLK: 0 WP: 0 HR: 0 S: 50 P: 54 ERA: 1.00 WHIP: 0.778											<b>PITCHER</b>	IP: 9.0 WLS: W BF: 35 H: 6 R: 2 ER: 1 SO: 8 BB: 1 IBB: 0 HBP: 0 BLK: 0 WP: 0 HR: 0 S: 50 P: 54 ERA: 1.00 WHIP: 0.778						

Batter	1	2	3	4	5	6	7	8	9	AB	R	H	RBI	BB	SO	LOB	BOTTOM		
Bill Sample, R OBP: 0.321, SLG: 0.331 (1, 8)	1B 1B HBP		F4		SH1-3 2-3		F8			2	1	0	0	0	0	0	<p>Toronto Blue Jays @ Texas Rangers Arlington Stadium, Arlington, TX Tue Sep 02 1980, 8:05 PM EDT Att: 6,903 - Unknown</p> <p>livebaseballscorecards.com</p> <p>AB 28 R 3 H 9 RBI 3 BB 3 SO 5 LOB 12</p> 		
Johnny Grubb, L OBP: 0.405, SLG: 0.427 (1, 9) (4, 7)	1B SF9 1B		4-0 CS BB		F4		6-3			3	1	1	0	1	0	1			
Al Oliver, L OBP: 0.351, SLG: 0.471 Jim Norris, L OBP: 0.327, SLG: 0.265 (1, 7) (3, PH) (4, 9)	1B G3-6-3 1-3 3-H		0-3 K 1-2		6-3					1	0	1	1	0	0	0			
Rusty Staub, L OBP: 0.373, SLG: 0.448 (1, 10)	SF9			4-3		6-3		2-3		3	0	0	1	0	0	1			
Pat Putnam, L OBP: 0.330, SLG: 0.425 (1, 3)	G3-6-3 1-2			1B BB		2B 1B 1B		K		3	1	1	0	1	1	1			
Jim Sundberg, R OBP: 0.353, SLG: 0.386 (1, 2)		K		K		1B 2B		1-3		4	0	1	0	0	2	1			
Dave Roberts, R OBP: 0.300, SLG: 0.395 (1, 5)		FC6-4 1B		1-2 1B		1B IBB		F4		3	0	2	0	1	0	0			
Mike Richardt, R OBP: 0.250, SLG: 0.313 (1, 4)	F7			F7		1-2 2-H 3-H		1B		3	0	1	1	0	0	3			
Bud Harrelson, S OBP: 0.350, SLG: 0.299 (1, 6)	FC6-4 1-2			SH1-3 2B		K				3	0	1	0	0	1	3			
<b>Inning Stats</b>	R: 2 E: 0 K: 0 S: 4	H: 2 LOB: 0 BB: 0 P: 5	R: 0 E: 0 K: 1 S: 6	H: 1 LOB: 0 BB: 0 P: 6	R: 0 E: 0 K: 1 S: 4	H: 0 LOB: 1 BB: 1 P: 8	R: 0 E: 0 K: 1 S: 6	H: 1 LOB: 2 BB: 1 P: 10	R: 0 E: 0 K: 1 S: 7	H: 3 LOB: 1 BB: 1 P: 11	R: 0 E: 0 K: 0 S: 4	H: 1 LOB: 0 BB: 0 P: 4	R: 0 E: 0 K: 1 S: 5	H: 0 LOB: 0 BB: 0 P: 5	1B: 7 2B: 2 3B: 0 HR: 0	SF: 1 SAC: 1 DP: 1 HBP: 1		WP: 0 PB: 0 SB: 0 CS: 1	PA: 34
<b>PITCHER</b> Luis Leal, R ERA: 5.68 Jerry Garvin, L ERA: 2.45 (1, 1) (7, 1)	IP: 6.0 WLS: L BF: 27 H: 8 R: 3 ER: 3 SO: 4 BB: 2 IBB: 1 HBP: 1 BLK: 0 WP: 0 HR: 0 S: 31 P: 44 ERA: 4.50 WHIP: 1.667											<b>PITCHER</b>	IP: 6.0 WLS: L BF: 27 H: 8 R: 3 ER: 3 SO: 4 BB: 2 IBB: 1 HBP: 1 BLK: 0 WP: 0 HR: 0 S: 31 P: 44 ERA: 4.50 WHIP: 1.667						

Batter	1	2	3	4	5	6	7	8	9	AB	R	H	RBI	BB	SO	LOB	TOP																																				
Alfredo Griffin, S OBP: 0.284, SLG: 0.365 (1, 6)	0-0 4-3 1B		0-0 F7		0-0 1-3		0-0 SH1-4	0-0 2H 1B		4	0	2	0	0	0	1																																					
Bob Bailor, R OBP: 0.305, SLG: 0.289 (1, 7)	0-0 4-3		0-0 G6-3 1B		0-0 E4 1B		4-0 HR BB	0-0 4-3		4	1	2	0	1	0	2																																					
Lloyd Moseby, L OBP: 0.286, SLG: 0.358 (1, 9)	0-0 4-3		0-0 G6-3		0-0 F8		0-0 1H 2H HR		0-0 F8	5	1	1	3	0	0	4																																					
Roy Howell, L OBP: 0.323, SLG: 0.395 (1, 5)	0-0 6-3			0-3 K		0-0 G3	0-3 K		0-3 K	5	0	0	0	0	3	1																																					
John Mayberry, L OBP: 0.347, SLG: 0.441 Joe Cannon, L OBP: 0.070, SLG: 0.048 (7, PR) Doug Ault, R OBP: 0.286, SLG: 0.309 (7, 3)		0-0 3-1		0-0 FC5-4 1B		4-0 1B BB	0-0 WP 1B		0-0 4-3	3	0	2	0	1	0	0																																					
Barry Bonnell, R OBP: 0.310, SLG: 0.420 (1, 10)		0-0 6-3		0-0 FC5-4 FC6-4 1-2f		0-0 F2	0-0 WP 1B			4	0	1	0	0	0	2																																					
Garth Iorg, R OBP: 0.300, SLG: 0.373 (1, 4)				0-0 FC4-6 1B		0-0 1B	0-3 K			4	0	2	0	0	1	3																																					
Danny Ainge, R OBP: 0.263, SLG: 0.315 (1, 8)		0-0 FC4-6 1-2f			0-0 1-3	0-0 F9		0-0 E6 SH1 1B		4	0	0	0	0	0	3																																					
Ernie Whitt, L OBP: 0.290, SLG: 0.371 (1, 2)				0-0 1B		0-0 HR		0-0 SH1-4 HR 1B	0-0 SH1	3	2	3	1	0	0	0																																					
<b>Inning Stats</b>	R: 0 E: 0 K: 0 S: 4	H: 1 LOB: 1 BB: 0 P: 4	R: 0 E: 0 K: 0 S: 4	H: 1 LOB: 1 BB: 0 P: 4	R: 0 E: 0 K: 0 S: 4	H: 2 LOB: 1 BB: 0 P: 4	R: 0 E: 0 K: 1 S: 6	H: 1 LOB: 1 BB: 0 P: 6	R: 1 E: 1 K: 0 S: 5	H: 2 LOB: 1 BB: 0 P: 5	R: 0 E: 0 K: 0 S: 4	H: 1 LOB: 2 BB: 1 P: 8	R: 3 E: 0 K: 2 S: 11	H: 4 LOB: 3 BB: 1 P: 15	R: 0 E: 1 K: 0 S: 4	H: 1 LOB: 1 BB: 0 P: 4	R: 0 E: 0 K: 1 S: 5	H: 0 LOB: 0 BB: 0 P: 5	1B: 11 2B: 0 3B: 0 HR: 2	SF: 0 SAC: 2 DP: 1 HBP: 0	WP: 1 PB: 0 SB: 0 CS: 0	PA: 41																															
<b>PITCHER</b>	IP Ed Figueroa, R ERA: 6.49 (1, 1)	WLS L	BF 30	H 10	R 4	ER 4	SO 4	BB 2	IBB 0	HBP 0	BLK 0	WP 0	HR 2	S 30	P 38	ERA 5.68	WHIP 1.895	<b>PITCHER</b>	IP John Henry Johnson, L ERA: 3.0 (7, 1)	WLS 3	BF 2	H 0	R 0	ER 0	SO 1	BB 0	IBB 0	HBP 0	BLK 0	WP 0	HR 0	S 5	P 5	ERA 0.00	WHIP 6.000	<b>PITCHER</b>	IP Danny Darwin, R ERA: 2.4 (7, 1)	WLS 8	BF 1	H 0	R 0	ER 0	SO 2	BB 0	IBB 0	HBP 0	BLK 0	WP 1	HR 0	S 12	P 12	ERA 0.00	WHIP 0.429

Toronto Blue Jays @ Texas Rangers  
Arlington Stadium, Arlington, TX  
Wed Sep 03 1980, 8:05 PM EDT  
Att: 6,984 - Unknown

AB 37  
R 4  
H 13  
RBI 4  
BB 2  
SO 4  
LOB 16



Batter	1	2	3	4	5	6	7	8	9	AB	R	H	RBI	BB	SO	LOB	BOTTOM																		
Bill Sample, R OBP: 0.315, SLG: 0.324 Mickey Rivers, L OBP: 0.351, SLG: 0.438 (7, PH) Odie Davis, R (8, 6)	0-0 6-3		0-3 K		0-0 F7		0-0 1-3 1B			3	0	0	0	0	1	0																			
Johnny Grubb, L OBP: 0.402, SLG: 0.439 (8, 8)	0-0 L3		0-0 L7			0-0 HR	0-0 F7			4	1	1	1	0	0	2																			
Al Oliver, L OBP: 0.350, SLG: 0.470 (1, 7)	0-0 1B			0-0 4-3		0-3 K		0-0 4-3		4	0	1	0	0	1	0																			
Richie Zisk, R OBP: 0.340, SLG: 0.477 (1, 10)	0-0 1B			0-0 F8		0-0 6-3		0-0 F9		4	0	1	0	0	0	0																			
Pat Putnam, L OBP: 0.332, SLG: 0.433 (1, 3)	0-0 FC4-6 1-2f			0-0 HR		4-0 BB		0-0 4-3		3	1	1	1	1	0	2																			
Jim Sundberg, R OBP: 0.352, SLG: 0.384 (1, 2)		0-3 K		4-0 FC6-4 BB		0-0 F7		0-0 5-3		3	0	0	0	1	1	1																			
Dave Roberts, R OBP: 0.304, SLG: 0.394 (1, 5)		0-3 K		0-0 FC6-4 1-2f			0-0 1B 1B		4-0 BB	3	0	1	0	1	1	1																			
Mike Richardt, R OBP: 0.222, SLG: 0.278 Rusty Staub, L OBP: 0.371, SLG: 0.445 (7, PH) (8, 9)		0-0 5-3			0-3 K		0-0 F8		0-0 F7	2	0	0	0	0	1	0																			
Bud Harrelson, S OBP: 0.344, SLG: 0.294 Jim Norris, L OBP: 0.325, SLG: 0.263 (7, PH) Pepe Frias, R OBP: 0.246, SLG: 0.272 John Ellis, R OBP: 0.283, SLG: 0.321 (8, PH)			0-0 4-3		0-0 4-3		0-3 K		0-3 K	2	0	0	0	0	0	0																			
<b>Inning Stats</b>	R: 0 E: 0 K: 0 S: 5	H: 2 LOB: 2 BB: 0 P: 5	R: 0 E: 0 K: 2 S: 7	H: 0 LOB: 0 BB: 0 P: 7	R: 0 E: 0 K: 1 S: 5	H: 0 LOB: 0 BB: 0 P: 5	R: 1 E: 0 K: 0 S: 4	H: 1 LOB: 1 BB: 1 P: 8	R: 0 E: 0 K: 1 S: 5	H: 0 LOB: 0 BB: 0 P: 5	R: 1 E: 0 K: 1 S: 6	H: 1 LOB: 1 BB: 1 P: 10	R: 0 E: 0 K: 1 S: 7	H: 2 LOB: 2 BB: 0 P: 7	R: 0 E: 0 K: 0 S: 3	H: 0 LOB: 0 BB: 0 P: 3	R: 0 E: 0 K: 1 S: 5	H: 0 LOB: 1 BB: 1 P: 9	1B: 4 2B: 0 3B: 0 HR: 2	SF: 0 SAC: 0 DP: 0 HBP: 0	WP: 0 PB: 0 SB: 0 CS: 0	PA: 36													
<b>PITCHER</b>	IP Dave Stieb, R ERA: 3.11 (1, 1)	WLS W	BF 36	H 6	R 2	ER 2	SO 7	BB 3	IBB 0	HBP 0	BLK 0	WP 0	HR 2	S 47	P 59	ERA 2.00	WHIP 1.000	<b>PITCHER</b>	IP	WLS	BF	H	R	ER	SO	BB	IBB	HBP	BLK	WP	HR	S	P	ERA	WHIP

Toronto Blue Jays @ Texas Rangers  
Arlington Stadium, Arlington, TX  
Wed Sep 03 1980, 8:05 PM EDT  
Att: 6,984 - Unknown

AB 33  
R 2  
H 6  
RBI 2  
BB 3  
SO 7  
LOB 10



Batter	1	2	3	4	5	6	7	8	9	AB	R	H	RBI	BB	SO	LOB	TOP			
Chet Lemon, R (1, 8) OBP: 0.377, SLG: 0.423										4	1	2	0	0	2	0	Chicago White Sox @ Toronto Blue Jays Exhibition Stadium, Toronto, ON Thu Sep 04 1980, 7:05 PM EDT Att: 12,365 - Unknown - 80 F			
Mike Squires, L (1, 3) OBP: 0.344, SLG: 0.346										4	0	2	0	0	0	3				
Wayne Nordhagen, R (1, 7) OBP: 0.295, SLG: 0.489										4	0	0	0	0	2	3				
Lamar Johnson, R (1, 10) OBP: 0.328, SLG: 0.424										4	1	2	1	0	1	0				
Jim Morrison, R (1, 4) OBP: 0.319, SLG: 0.412										3	0	1	0	0	0	1				
Harold Baines, L (1, 9) OBP: 0.279, SLG: 0.399										4	0	1	0	0	0	3				
Greg Pryor, R (1, 5) OBP: 0.276, SLG: 0.350 (8, 6)										2	0	0	1	0	0	1				
Bruce Kimm, R (1, 2) OBP: 0.288, SLG: 0.289										3	0	1	0	0	0	1				
Todd Cruz, R (1, 6) OBP: 0.272, SLG: 0.311										1	0	0	0	0	1	0				
Leo Sutherland, L (8, PH) OBP: 0.261, SLG: 0.284										1	0	0	0	0	0	0				
Kevin Bell, R (8, 5) OBP: 0.292, SLG: 0.249										0	0	0	0	0	0	0				
<b>Inning Stats</b>	R: 1 E: 0 K: 0 S: 5	H: 2 LOB: 1 BB: 0 P: 5	R: 0 E: 0 K: 0 S: 3	H: 0 LOB: 0 BB: 0 P: 3	R: 0 E: 0 K: 3 S: 10	H: 1 LOB: 1 BB: 0 P: 10	R: 1 E: 1 K: 0 S: 4	H: 1 LOB: 0 BB: 0 P: 4	R: 0 E: 0 K: 1 S: 5	H: 0 LOB: 1 BB: 0 P: 5	R: 0 E: 0 K: 0 S: 3	H: 1 LOB: 0 BB: 0 P: 3	R: 0 E: 0 K: 1 S: 6	H: 1 LOB: 1 BB: 0 P: 6	R: 0 E: 0 K: 1 S: 5	H: 1 LOB: 0 BB: 0 P: 5	1B: 7 2B: 2 3B: 0 HR: 0	SF: 1 SAC: 2 DP: 3 HBP: 0	WP: 0 PB: 0 CS: 1	PA: 34
<b>PITCHER</b> Jackson Todd, R (1, 1) ERA: 3.27	IP: 9.0 WLS: W BF: 33 H: 9 R: 2 ER: 1 SO: 6 BB: 0 IBB: 0 HBP: 0 BLK: 0 WP: 0 HR: 0 S: 45 P: 45 ERA: 1.00 WHIP: 1.000															<b>PITCHER</b>				


Batter	1	2	3	4	5	6	7	8	9	AB	R	H	RBI	BB	SO	LOB	BOTTOM					
Alfredo Griffin, S (1, 6) OBP: 0.282, SLG: 0.362										4	0	0	0	0	1	1	Chicago White Sox @ Toronto Blue Jays Exhibition Stadium, Toronto, ON Thu Sep 04 1980, 7:05 PM EDT Att: 12,365 - Unknown - 80 F					
Bob Bailor, R (1, 7) OBP: 0.306, SLG: 0.289										3	1	1	0	1	1	0						
Lloyd Moseby, L (1, 9) OBP: 0.285, SLG: 0.367										4	1	1	1	0	0	2						
Damaso Garcia, R (1, 4) OBP: 0.307, SLG: 0.406										4	0	1	0	0	0	2						
Barry Bonnell, R (1, 8) OBP: 0.315, SLG: 0.424										4	0	3	1	0	0	0						
Roy Howell, L (1, 5) OBP: 0.322, SLG: 0.393										3	1	0	0	1	0	4						
Garth Iorg, R (1, 3) OBP: 0.299, SLG: 0.384										4	0	1	1	0	0	0						
Paul Hodgson, R (1, 10) OBP: 0.222, SLG: 0.125										3	0	0	0	0	2	0						
Ernie Whitt, L (1, 2) OBP: 0.291, SLG: 0.370										3	0	1	0	0	0	0						
<b>Inning Stats</b>	R: 0 E: 0 K: 1 S: 5	H: 0 LOB: 0 BB: 0 P: 5	R: 0 E: 0 K: 0 S: 3	H: 1 LOB: 0 BB: 0 P: 3	R: 0 E: 0 K: 2 S: 8	H: 1 LOB: 1 BB: 0 P: 8	R: 1 E: 0 K: 0 S: 4	H: 1 LOB: 1 BB: 1 P: 8	R: 0 E: 0 K: 1 S: 5	H: 0 LOB: 0 BB: 0 P: 5	R: 1 E: 0 K: 0 S: 6	H: 3 LOB: 2 BB: 0 P: 6	R: 0 E: 0 K: 0 S: 3	H: 0 LOB: 0 BB: 0 P: 3	R: 0 E: 0 K: 0 S: 4	H: 1 LOB: 1 BB: 0 P: 4	R: 1 E: 0 K: 0 S: 2	H: 1 LOB: 1 BB: 1 P: 6	1B: 6 2B: 0 3B: 1 HR: 1	SF: 0 SAC: 0 DP: 1 HBP: 0	WP: 0 PB: 0 CS: 0	PA: 34
<b>PITCHER</b> Ross Baumgarten, L (1, 1) ERA: 3.15	IP: 8.0 WLS: L BF: 31 H: 7 R: 2 ER: 2 SO: 4 BB: 1 IBB: 0 HBP: 0 BLK: 0 WP: 0 HR: 1 S: 38 P: 42 ERA: 2.25 WHIP: 1.000															<b>PITCHER</b>						
Ed Farmer, R (9, 1) ERA: 3.39	IP: 0.1 WLS: L BF: 3 H: 1 R: 1 ER: 1 SO: 0 BB: 1 IBB: 0 HBP: 0 BLK: 0 WP: 0 HR: 0 S: 2 P: 6 ERA: 27.00 WHIP: 6.000															<b>PITCHER</b>						




Batter	1	2	3	4	5	6	7	8	9	AB	R	H	RBI	BB	SO	LOB	TOP					
<b>Chet Lemon, R</b> (1, 8) OBP: 0.379, SLG: 0.424	4-0 1B BB	0-3 K			0-0 E8 E 1B		0-0 1B		0-0 P4	4	2	0	1	1	0		<b>Chicago White Sox @ Toronto Blue Jays</b> Exhibition Stadium, Toronto, ON Fri Sep 05 1980, 7:05 PM EDT Att: 14,091 - Unknown - 77 F					
<b>Mike Squires, L</b> (1, 3) OBP: 0.350, SLG: 0.352	0-0 1B 1B		0-0 E6		0-0 FC4 1-3		0-0 1B			4	0	3	0	0	0							
<b>Bob Molinaro, L</b> (1, 7) OBP: 0.356, SLG: 0.418	0-0 P5		0-0 G3		0-0 1-3		0-3 K			4	0	0	0	0	1	6						
<b>Rusty Kuntz, R</b> (7, 7) OBP: 0.333, SLG: 0.360					0-0 2-3					0	0	0	0	0	0	0						
<b>Lamar Johnson, R</b> (1, 10) OBP: 0.327, SLG: 0.422	0-0 1B 1-2 3-H		0-3 K		0-0 P2		0-0 P6			4	0	1	1	0	1	4						
<b>Jim Morrison, R</b> (1, 4) OBP: 0.319, SLG: 0.411	0-0 1B		0-3 K		0-0 F8				0-0 F8	4	0	1	0	0	1	2						
<b>Harold Baines, L</b> (1, 9) OBP: 0.276, SLG: 0.395	0-3 K			0-3 K		0-0 4-3			0-3 K	4	0	0	0	0	3	3						
<b>Mary Foley, L</b> (1, 2) OBP: 0.239, SLG: 0.309	0-3 K			0-0 4-3		0-3 K			0-0 P6	4	0	0	0	0	2	3						
<b>Greg Pryor, R</b> (1, 5) OBP: 0.272, SLG: 0.345		0-3 K		0-0 P4		0-0 6-3			0-3 K	4	0	0	0	0	2	0						
<b>Todd Cruz, R</b> (1, 6) OBP: 0.272, SLG: 0.310		0-0 P4			0-0 E 1B		0-0 6-3		0-0 P4	4	1	1	0	0	0	0						
<b>Inning Stats</b>	R: 1 E: 0 K: 2 S: 10	H: 3 LOB: 3 BB: 1 P: 14	R: 0 E: 0 K: 2 S: 7	H: 0 LOB: 0 BB: 0 P: 7	R: 0 E: 1 K: 1 S: 8	H: 1 LOB: 1 BB: 0 P: 8	R: 0 E: 0 K: 1 S: 5	H: 0 LOB: 0 BB: 0 P: 5	R: 2 E: 2 K: 0 S: 6	H: 2 LOB: 1 BB: 0 P: 6	R: 0 E: 0 K: 1 S: 5	H: 0 LOB: 0 BB: 0 P: 5	R: 0 E: 0 K: 1 S: 7	H: 2 LOB: 2 BB: 0 P: 7	R: 0 E: 0 K: 1 S: 5	H: 0 LOB: 0 BB: 0 P: 5	R: 0 E: 0 K: 1 S: 5	H: 0 LOB: 0 BB: 0 P: 5	1B: 8 2B: 0 3B: 0 HR: 0	SF: 0 SAC: 0 DP: 0 HBP: 0	WP: 0 PB: 0 CS: 0	PA: 37
<b>PITCHER</b> <b>Jim Clancy, R</b> (1, 1) ERA: 3.06	IP: 9.0 WLS: L BF: 37 H: 8 R: 3 ER: 1 SO: 11 BB: 1 IBB: 0 HBP: 0 BLK: 0 WP: 0 HR: 0 S: 58 P: 62 ERA: 1.00 WHIP: 1.000															<b>PITCHER</b>						

Batter	1	2	3	4	5	6	7	8	9	AB	R	H	RBI	BB	SO	LOB	BOTTOM			
<b>Alfredo Griffin, S</b> (1, 6) OBP: 0.281, SLG: 0.361	0-0 4-3		0-0 4-3			0-0 G6-4-3 1B			0-0 F9	2	0	0	0	0	0	1	<b>Chicago White Sox @ Toronto Blue Jays</b> Exhibition Stadium, Toronto, ON Fri Sep 05 1980, 7:05 PM EDT Att: 14,091 - Unknown - 77 F			
<b>Garth Iorg, R</b> (4, 7) OBP: 0.301, SLG: 0.386						0-0 G6-4-3 1B			0-0 P5	2	0	1	0	0	0	0				
<b>Damaso Garcia, R</b> (1, 4) OBP: 0.304, SLG: 0.402	0-0 F8			0-0 6-3		0-0 G6-4-3 1-2			0-0 P5	4	0	0	0	0	0	2				
<b>Lloyd Moseby, L</b> (1, 9) OBP: 0.282, SLG: 0.363	0-0 4-3			0-0 4-3		0-0 F8			0-0 F8	3	0	0	0	0	0	0				
<b>Al Woods, L</b> (1, 10) OBP: 0.366, SLG: 0.494		0-0 L3 1B		0-3 K		0-0 4-3			0-0 4-3	3	0	1	0	0	1	0				
<b>Roy Howell, L</b> (1, 5) OBP: 0.320, SLG: 0.390		0-0 L3			0-0 F8		0-0 P5		0-0 P5	3	0	0	0	0	0	1				
<b>John Mayberry, L</b> (1, 3) OBP: 0.347, SLG: 0.438		0-3 K		4-0 G6-4-3 BB		0-0 G6-4-3 1-2			0-0 G3	2	0	0	0	1	1	0				
<b>Barry Bonnell, R</b> (1, 8) OBP: 0.313, SLG: 0.420			0-0 F8		0-0 G6-4-3 1-2				0-0 6-3	3	0	0	0	0	0	1				
<b>Bob Bailor, R</b> (1, 7) OBP: 0.308, SLG: 0.287			0-3 K		4-0 1B BB				0-0 6-3	2	0	0	0	1	1	0				
<b>Ernie Whitt, L</b> (1, 2) OBP: 0.291, SLG: 0.367			4-0 BB		0-0 F9				0-0 F7	2	0	0	0	1	0	1				
<b>Inning Stats</b>	R: 0 E: 0 K: 0 S: 3	H: 0 LOB: 0 BB: 0 P: 3	R: 0 E: 0 K: 1 S: 5	H: 1 LOB: 0 BB: 0 P: 5	R: 0 E: 0 K: 1 S: 5	H: 0 LOB: 0 BB: 0 P: 5	R: 0 E: 0 K: 1 S: 5	H: 0 LOB: 0 BB: 0 P: 5	R: 0 E: 0 K: 0 S: 3	H: 1 LOB: 1 BB: 1 P: 7	R: 0 E: 0 K: 0 S: 3	H: 0 LOB: 0 BB: 0 P: 3	R: 0 E: 0 K: 0 S: 3	H: 0 LOB: 0 BB: 0 P: 3	R: 0 E: 0 K: 0 S: 3	H: 0 LOB: 0 BB: 0 P: 3	1B: 2 2B: 1 3B: 0 HR: 0	SF: 0 SAC: 0 DP: 3 HBP: 0	WP: 0 PB: 0 CS: 0	PA: 29
<b>PITCHER</b> <b>LaMarr Hoyt, R</b> (1, 1) ERA: 4.15	IP: 9.0 WLS: W BF: 29 H: 2 R: 0 ER: 0 SO: 3 BB: 3 IBB: 0 HBP: 0 BLK: 0 WP: 0 HR: 0 S: 32 P: 44 ERA: 0.00 WHIP: 0.556															<b>PITCHER</b>				

**AB 36**  
**R 3**  
**H 8**  
**RBI 1**  
**BB 1**  
**SO 11**  
**LOB 18**



**AB 26**  
**R 0**  
**H 2**  
**RBI 0**  
**BB 3**  
**SO 3**  
**LOB 6**



[livebaseballscorecards.com](http://livebaseballscorecards.com)

[livebaseballscorecards.com](http://livebaseballscorecards.com)

Batter	1	2	3	4	5	6	7	8	9	AB	R	H	RBI	BB	SO	LOB	TOP																			
Chet Lemon, R (1, 8) OBP: 0.378, SLG: 0.421	0-3 K		4-0 BB BB			0-0 F9		0-0 F7		3	0	0	0	1	1	1	Chicago White Sox @ Toronto Blue Jays Exhibition Stadium, Toronto, ON Sun Sep 07 1980, 3:33 AM EDT Unknown - 72 F																			
Mike Squires, L (1, 3) OBP: 0.352, SLG: 0.356	0-0 3-1		4-0 BB			0-0 L4		0-0 BB		3	0	1	0	1	0	0																				
Bob Molinaro, L (1, 7) OBP: 0.352, SLG: 0.413	0-0 F9		0-0 BB			0-0 4-3		0-0 4-3		4	0	0	0	0	0	5																				
Lamar Johnson, R (1, 10) OBP: 0.327, SLG: 0.421	0-3 K			0-0 5-3			0-0 FC6 1B		0-0 5-3	4	0	1	0	0	1	0																				
Jim Morrison, R (1, 4) OBP: 0.320, SLG: 0.413	0-0 G4-6-3 1B			0-0 6-3			0-0 F9		0-0 1B 2B	4	1	2	0	0	0	1																				
Harold Baines, L (1, 9) OBP: 0.273, SLG: 0.392	0-0 G4-6-3 1-2			0-0 3-1			0-0 F8		0-0 1-3	4	0	0	0	0	0	3																				
Mary Foley, L (1, 2) Rusty Kuntz, R (9, PR) OBP: 0.250, SLG: 0.318 OBP: 0.333, SLG: 0.360			0-0 G6-3 1B		0-0 F9		0-0 FC6 1-2		0-0 FC6-4 1B	4	0	2	1	0	0	1																				
Greg Pryor, R (1, 5) Wayne Nordhagen, R (9, PH) OBP: 0.273, SLG: 0.345 OBP: 0.294, SLG: 0.487			0-0 G6-3 1B		0-0 F8		0-0 F9		0-0 FC6-4 1-2	3	0	1	0	0	0	0																				
Todd Cruz, R (1, 6) Leo Sutherland, L (8, PH) Kevin Bell, R (8, 5) OBP: 0.270, SLG: 0.308 OBP: 0.271, SLG: 0.294 OBP: 0.292, SLG: 0.249			0-0 G6-3 1-2 2-3		0-0 5-3			0-0 2B 1B		2	0	0	0	0	0	2																				
<b>Inning Stats</b>	R: 0 E: 0 K: 1 S: 5	H: 0 LOB: 0 BB: 0 P: 5	R: 0 E: 0 K: 1 S: 5	H: 1 LOB: 0 BB: 0 P: 5	R: 0 E: 0 K: 0 S: 4	H: 2 LOB: 3 BB: 2 P: 12	R: 0 E: 0 K: 0 S: 3	H: 0 LOB: 0 BB: 0 P: 3	R: 0 E: 0 K: 0 S: 3	H: 0 LOB: 0 BB: 0 P: 3	R: 0 E: 0 K: 0 S: 4	H: 1 LOB: 1 BB: 0 P: 4	R: 0 E: 0 K: 0 S: 5	H: 2 LOB: 2 BB: 0 P: 5	R: 1 E: 0 K: 0 S: 5	H: 2 LOB: 1 BB: 0 P: 5		1B: 6 2B: 2 3B: 0 HR: 0	SF: 0 SAC: 0 DP: 2 HBP: 0	WP: 0 PB: 0 SB: 0 CS: 0	PA: 35															
<b>PITCHER</b>	IP	WLS	BF	H	R	ER	SO	BB	IBB	HBP	BLK	WP	HR	S	P	ERA	WHIP	<b>PITCHER</b>		IP	WLS	BF	H	R	ER	SO	BB	IBB	HBP	BLK	WP	HR	S	P	ERA	WHIP
Joey McLaughlin, R (1, 1) ERA: 3.94	8.0	W	30	6	0	0	2	2	0	0	0	0	0	32	40	0.00	1.000																			
Mike Barlow, R (9, 1) ERA: 3.35	1.0	S	5	2	1	1	0	0	0	0	0	0	0	5	5	9.00	2.000																			

AB	33
R	1
H	8
RBI	1
BB	2
SO	2
LOB	14



Batter	1	2	3	4	5	6	7	8	9	AB	R	H	RBI	BB	SO	LOB	BOTTOM																			
Bob Bailor, R (1, 6) OBP: 0.311, SLG: 0.294	0-0 F9		0-0 1B 1B		0-0 1B 2B		0-0 1-3			4	2	2	0	0	0	0	Chicago White Sox @ Toronto Blue Jays Exhibition Stadium, Toronto, ON Sun Sep 07 1980, 3:33 AM EDT Unknown - 72 F																			
Garth Iorg, R (1, 7) OBP: 0.307, SLG: 0.389	0-0 6-3		0-0 1B 1B		0-0 SH1 1B		0-0 P6			4	0	2	1	0	0	0																				
Lloyd Moseby, L (1, 9) OBP: 0.286, SLG: 0.368	0-0 2B		0-3 K		0-0 SH1 1-2		4-0 1B BB			2	0	1	0	1	1	2																				
Barry Bonnell, R (1, 8) OBP: 0.314, SLG: 0.421	0-0 L3		0-0 G1-6-3 1B		0-0 F9		0-0 1B			4	0	2	1	0	0	2																				
Damaso Garcia, R (1, 4) OBP: 0.304, SLG: 0.400		0-0 6-3	0-0 G1-6-3 1-2		4-0 FC5-4 1B		0-0 P4			3	0	0	0	1	0	4																				
Roy Howell, L (1, 5) OBP: 0.316, SLG: 0.386		0-0 P5		0-0 F8		0-0 FC5-4 1-2		0-0 P5		4	0	0	0	0	0	2																				
John Mayberry, L (1, 3) OBP: 0.348, SLG: 0.446		0-0 2B 1B		0-0 HR		0-3 K		0-0 4-3		4	1	2	1	0	1	0																				
Doug Ault, R (1, 10) OBP: 0.284, SLG: 0.317		0-0 2B		0-0 F9		0-3 K		0-0 F9		4	0	1	0	0	1	0																				
Bob Davis, R (1, 2) OBP: 0.265, SLG: 0.332		0-0 6-3		0-0 5-3		0-0 5-3				3	0	0	0	0	0	2																				
<b>Inning Stats</b>	R: 0 E: 0 K: 0 S: 4	H: 1 LOB: 1 BB: 0 P: 4	R: 0 E: 0 K: 0 S: 5	H: 2 LOB: 2 BB: 0 P: 5	R: 1 E: 0 K: 1 S: 7	H: 3 LOB: 1 BB: 0 P: 7	R: 1 E: 0 K: 0 S: 4	H: 1 LOB: 0 BB: 0 P: 4	R: 1 E: 0 K: 0 S: 5	H: 2 LOB: 2 BB: 1 P: 9	R: 0 E: 0 K: 2 S: 7	H: 0 LOB: 0 BB: 0 P: 7	R: 0 E: 0 K: 0 S: 4	H: 1 LOB: 2 BB: 1 P: 8	R: 0 E: 0 K: 0 S: 3	H: 0 LOB: 0 BB: 0 P: 3		1B: 6 2B: 3 3B: 0 HR: 1	SF: 0 SAC: 1 DP: 1 HBP: 0	WP: 0 PB: 0 SB: 0 CS: 0	PA: 35															
<b>PITCHER</b>	IP	WLS	BF	H	R	ER	SO	BB	IBB	HBP	BLK	WP	HR	S	P	ERA	WHIP	<b>PITCHER</b>		IP	WLS	BF	H	R	ER	SO	BB	IBB	HBP	BLK	WP	HR	S	P	ERA	WHIP
Steve Trout, L (1, 1) ERA: 3.3	8.0	L	35	10	3	3	3	1	1	0	0	0	1	39	47	3.38	1.375																			


AB	32
R	3
H	10
RBI	3
BB	2
SO	3
LOB	12



Batter	1	2	3	4	5	6	7	8	9	AB	R	H	RBI	BB	SO	LOB	TOP			
Chet Lemon, R OBP: 0.379, SLG: 0.422 (1, 8)										4	0	2	0	0	0	0	<b>Chicago White Sox @ Toronto Blue Jays</b> Exhibition Stadium, Toronto, ON Sun Sep 07 1980, 3:38 AM EDT Att: 17,457 - Unknown			
Mike Squires, L OBP: 0.351, SLG: 0.354 Ron Pruitt, R OBP: 0.371, SLG: 0.388 (8, 3)										4	1	1	0	0	2	2				
Wayne Nordhagen, R OBP: 0.298, SLG: 0.489 (1, 7)										5	1	3	0	0	0	3				
Lamar Johnson, R OBP: 0.327, SLG: 0.418 (1, 10)										3	1	0	0	2	0	1				
Jim Morrison, R OBP: 0.319, SLG: 0.419 (1, 4)										3	1	1	2	0	0	0				
Harold Baines, L OBP: 0.277, SLG: 0.407 (1, 9)										4	2	2	4	1	0	0				
Glenn Borgmann, R OBP: 0.294, SLG: 0.263 (1, 2)										4	0	0	0	0	1	3				
Greg Pryor, R OBP: 0.273, SLG: 0.343 Leo Sutherland, L OBP: 0.268, SLG: 0.290 Kevin Bell, R OBP: 0.292, SLG: 0.249 (8, 5)										2	0	0	0	1	0	3				
Todd Cruz, R OBP: 0.273, SLG: 0.311 (1, 6)										4	0	2	0	0	1	1				
<b>Inning Stats</b>	R: 0 E: 0 K: 1 S: 6	H: 1 LOB: 1 BB: 0 P: 6	R: 1 E: 0 K: 0 S: 4	H: 1 LOB: 1 BB: 1 P: 8	R: 4 E: 0 K: 0 S: 6	H: 3 LOB: 0 BB: 1 P: 10	R: 0 E: 0 K: 2 S: 8	H: 1 LOB: 1 BB: 0 P: 8	R: 0 E: 0 K: 0 S: 4	H: 1 LOB: 3 BB: 2 P: 12	R: 1 E: 0 K: 1 S: 6	H: 1 LOB: 0 BB: 0 P: 6	R: 0 E: 0 K: 0 S: 5	H: 2 LOB: 2 BB: 0 P: 5	R: 0 E: 0 K: 0 S: 3	H: 0 LOB: 0 BB: 0 P: 3		1B: 8 2B: 0 3B: 0 HR: 3	SF: 1 SAC: 2 DP: 0 HBP: 0	WP: 0 PB: 0 SB: 0 CS: 0
<b>PITCHER</b>	IP WLS BF H R ER SO BB IBB HBP BLK WP HR S P ERA WHIP																			
Luis Leal, R ERA: 6.14 Ken Schrom, R ERA: 6.43 Jerry Garvin, L ERA: 2.47 Mike Barlow, R ERA: 3.26 (8, 1)	5.0 2.1 0.1 1.1	WLS W S	BF 26 11 4	H 7 4 0	R 5 1 0	ER 5 1 0	SO 3 1 0	BB 3 0 0	IBB 1 0 0	HBP 0 0 0	BLK 0 0 0	WP 0 0 0	HR 2 13 1	S 28 13 1	P 44 13 1	ERA 9.00 3.86 0.00 0.00	WHIP 2.000 1.714 0.000 0.000			

Batter	1	2	3	4	5	6	7	8	9	AB	R	H	RBI	BB	SO	LOB	BOTTOM			
Bob Bailor, R OBP: 0.316, SLG: 0.300 (1, 6)										5	3	3	1	0	1	1	<b>Chicago White Sox @ Toronto Blue Jays</b> Exhibition Stadium, Toronto, ON Sun Sep 07 1980, 3:38 AM EDT Att: 17,457 - Unknown			
Garth Iorg, R OBP: 0.312, SLG: 0.388 (1, 5)										3	2	1	0	1	2	1				
Lloyd Moseby, L OBP: 0.286, SLG: 0.364 (1, 9)										3	0	0	1	1	1	4				
Barry Bonnell, R OBP: 0.316, SLG: 0.422 (1, 8)										2	0	1	1	1	1	3				
Damaso Garcia, R OBP: 0.305, SLG: 0.405 (1, 4)										4	0	2	4	0	0	1				
John Mayberry, L OBP: 0.345, SLG: 0.442 (1, 3)										4	0	0	0	0	0	5				
Doug Ault, R OBP: 0.275, SLG: 0.305 (1, 10)										4	0	0	0	0	1	1				
Paul Hodgson, R OBP: 0.182, SLG: 0.100 Steve Braun, L OBP: 0.300, SLG: 0.245 Joe Cannon, L OBP: 0.068, SLG: 0.047 (8, 7)										2	0	0	0	0	1	0				
Ernie Whitt, L OBP: 0.300, SLG: 0.373 (1, 2)										2	1	2	0	1	0	0				
<b>Inning Stats</b>	R: 2 E: 1 K: 0 S: 5	H: 2 LOB: 0 BB: 0 P: 5	R: 0 E: 0 K: 1 S: 5	H: 0 LOB: 0 BB: 0 P: 5	R: 3 E: 0 K: 1 S: 8	H: 3 LOB: 1 BB: 1 P: 12	R: 0 E: 0 K: 0 S: 3	H: 1 LOB: 0 BB: 0 P: 3	R: 0 E: 0 K: 2 S: 7	H: 0 LOB: 0 BB: 0 P: 7	R: 0 E: 0 K: 0 S: 4	H: 1 LOB: 1 BB: 0 P: 4	R: 2 E: 0 K: 1 S: 8	H: 3 LOB: 3 BB: 2 P: 16	R: 0 E: 0 K: 3 S: 9	H: 0 LOB: 1 BB: 1 P: 13		1B: 9 2B: 0 3B: 1 HR: 0	SF: 1 SAC: 1 DP: 0 HBP: 0	WP: 0 PB: 0 SB: 2 CS: 1
<b>PITCHER</b>	IP WLS BF H R ER SO BB IBB HBP BLK WP HR S P ERA WHIP																			
Britt Burns, L ERA: 2.82 Mike Proby, R ERA: 3.29 (7, 1)	6.1 1.2	L	WLS L	BF 27 10	H 8 2	R 7 0	ER 6 0	SO 4 4	BB 1 3	IBB 0 0	HBP 0 0	BLK 0 0	WP 0 0	HR 0 15	S 34 27	P 38	ERA 8.53 0.00	WHIP 1.421 3.000		

AB	35
R	6
H	11
RBI	6
BB	4
SO	4
LOB	15

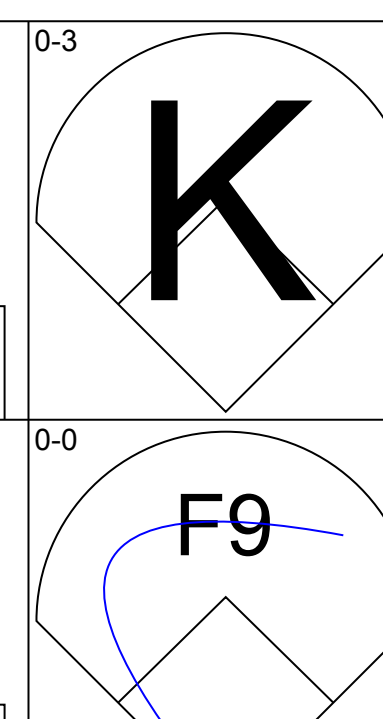
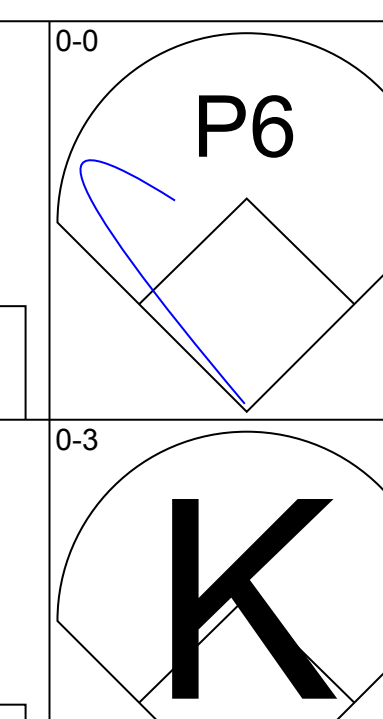
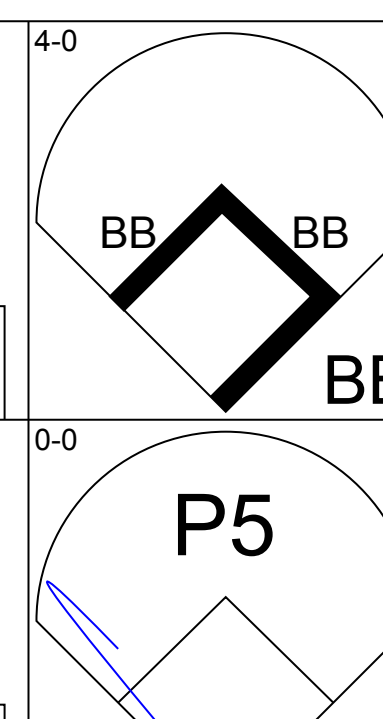
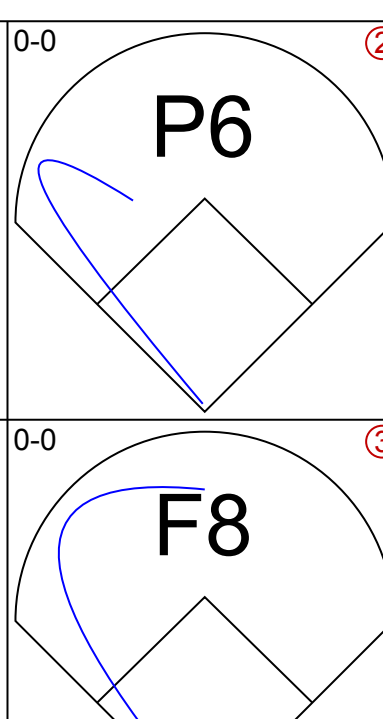
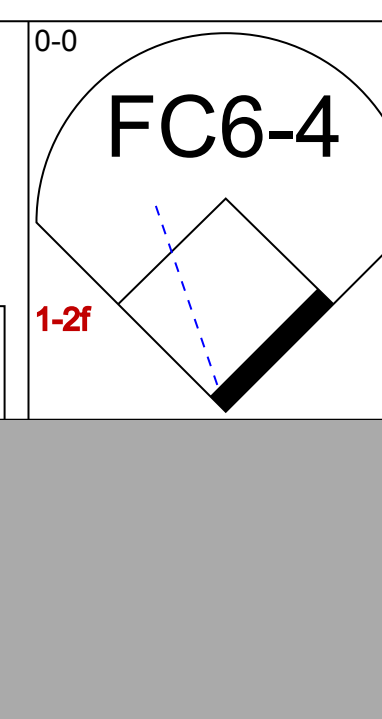
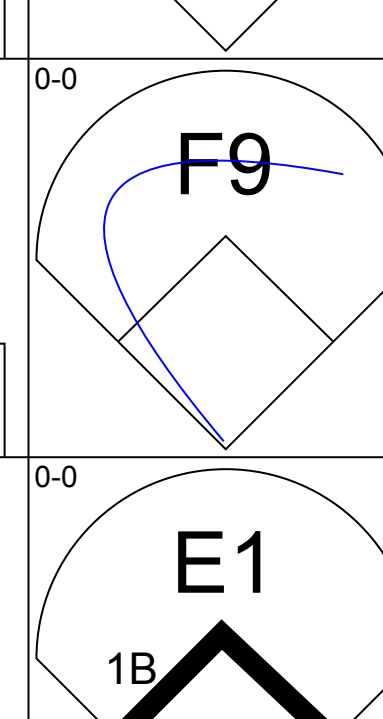
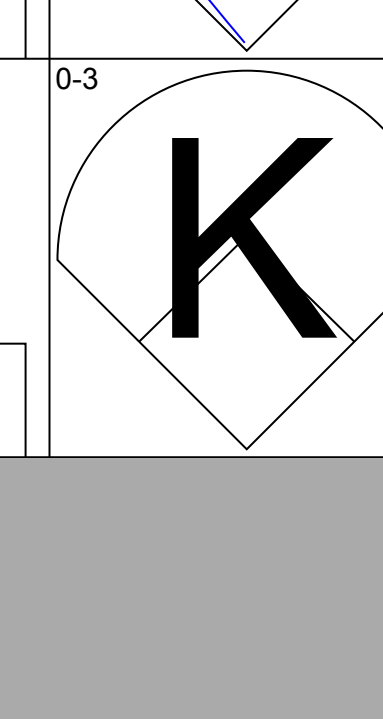
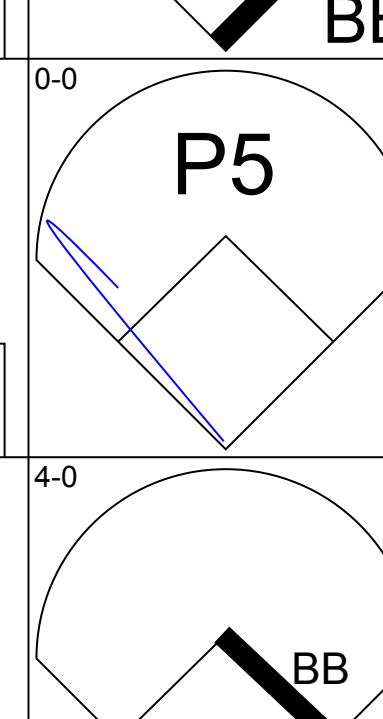
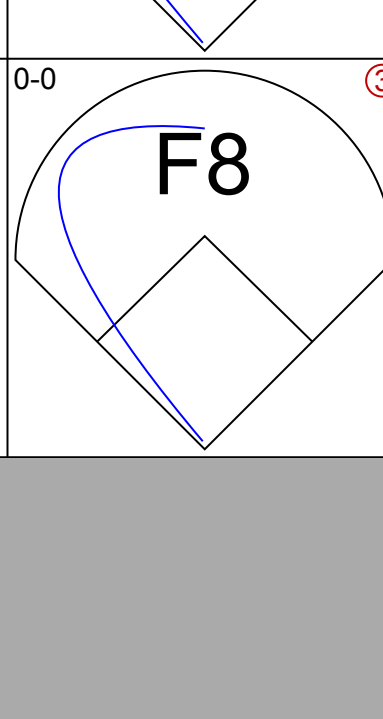
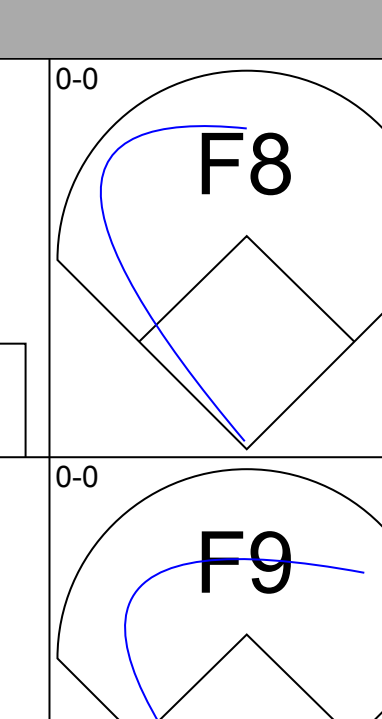
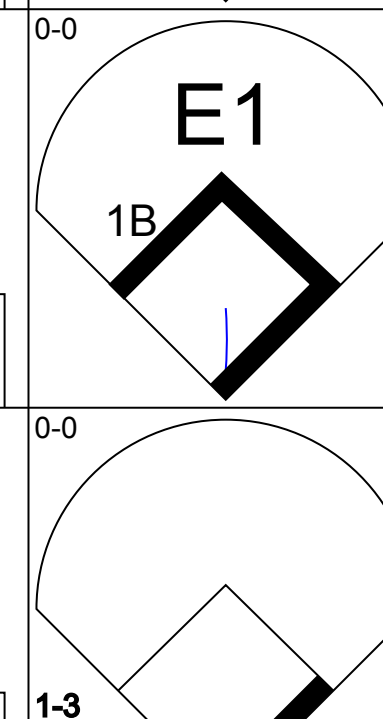
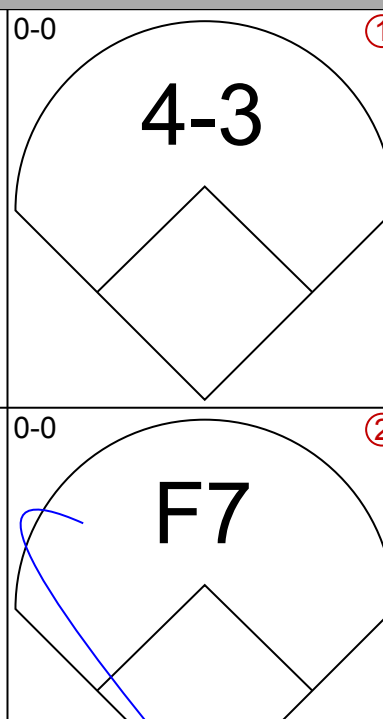
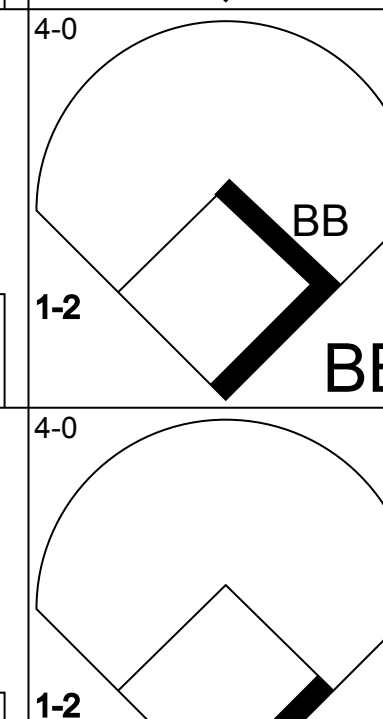
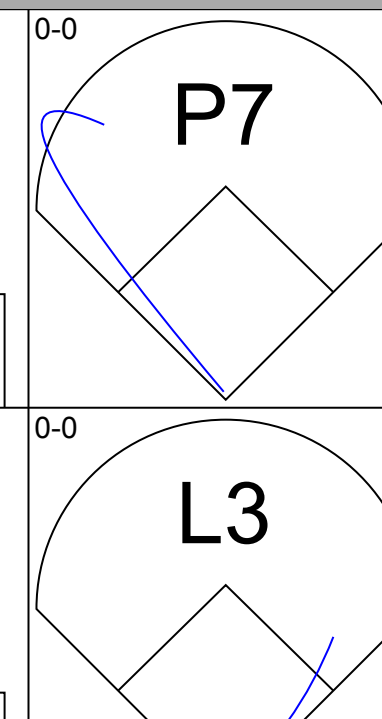
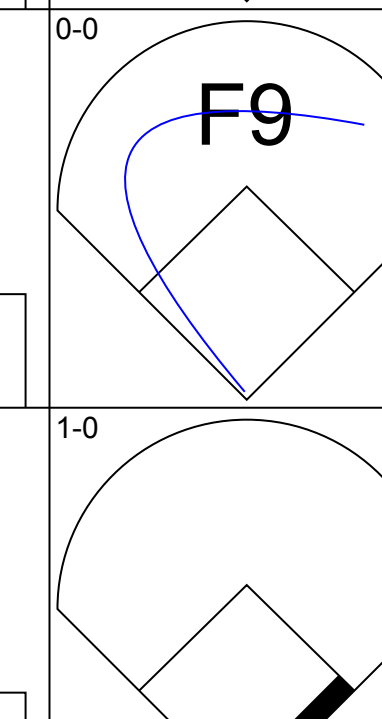
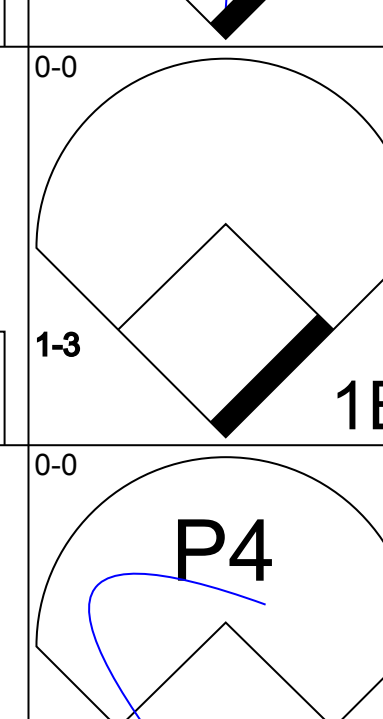
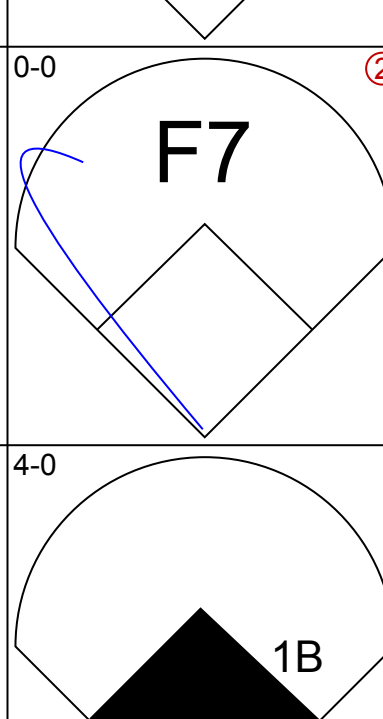
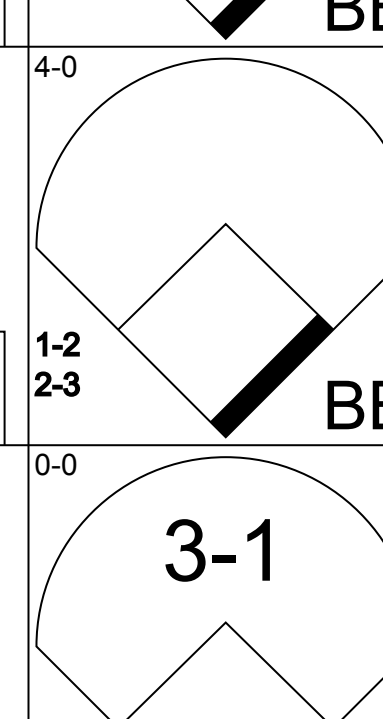
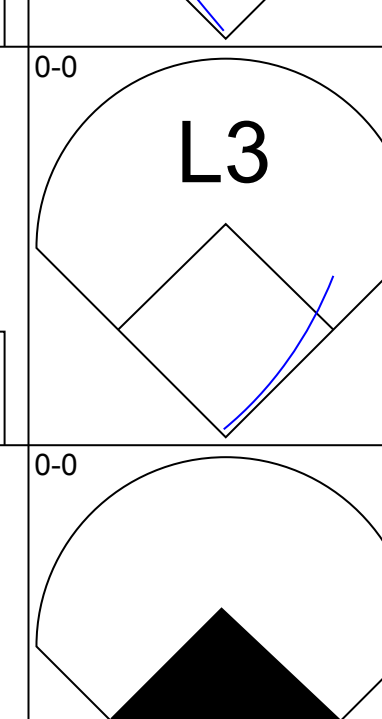
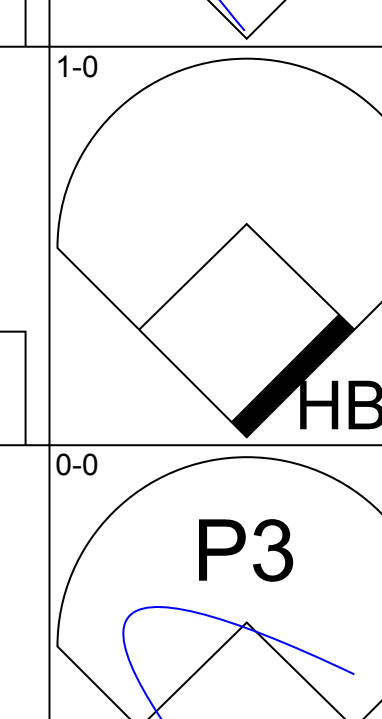
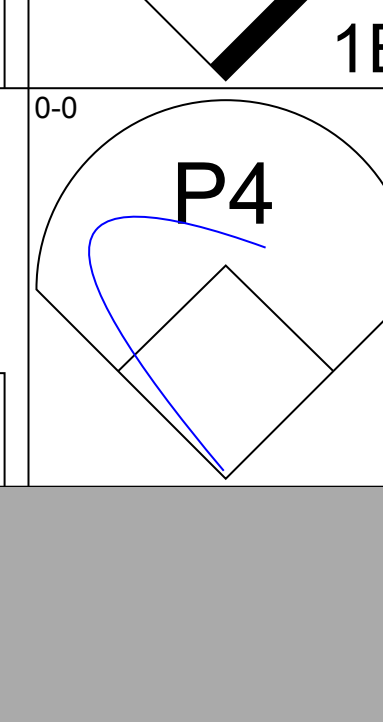
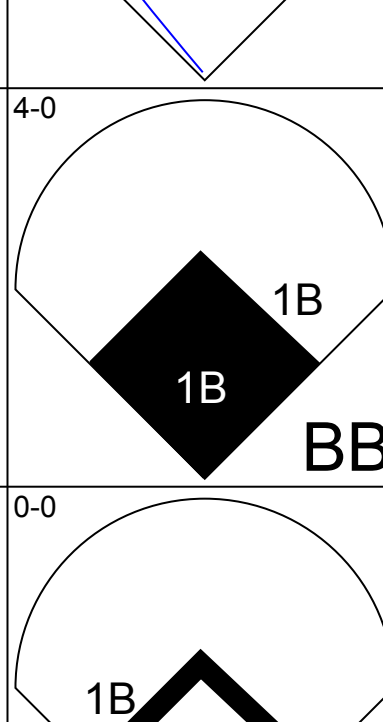
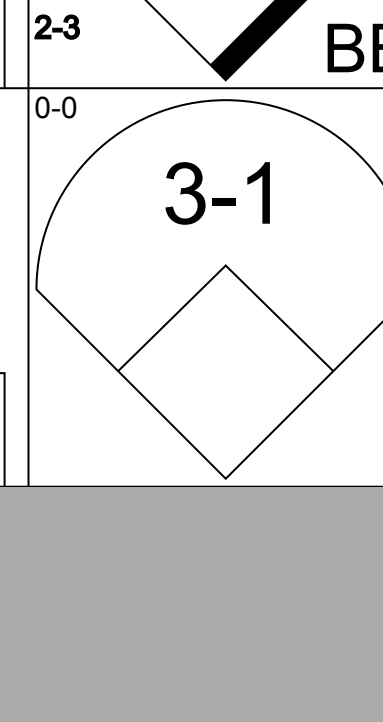
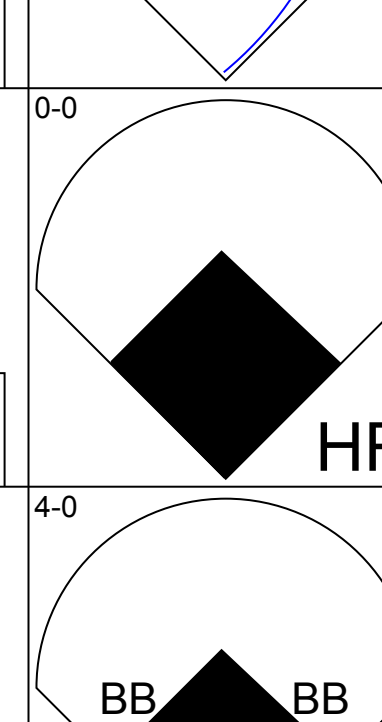
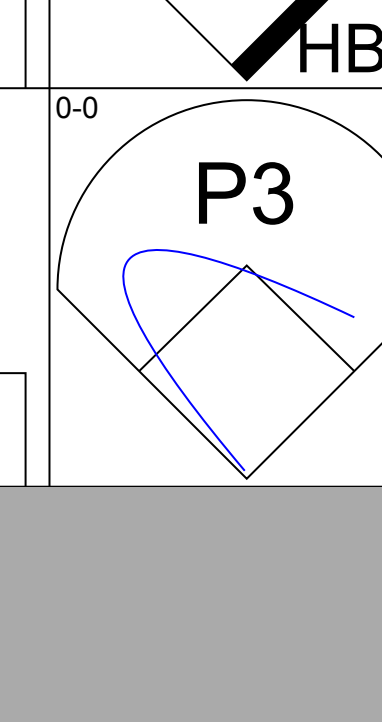
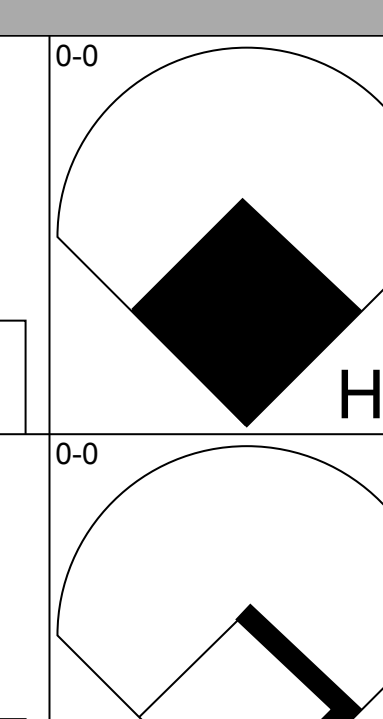
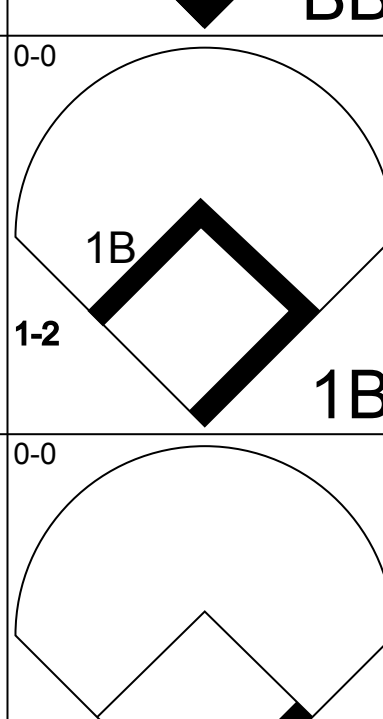
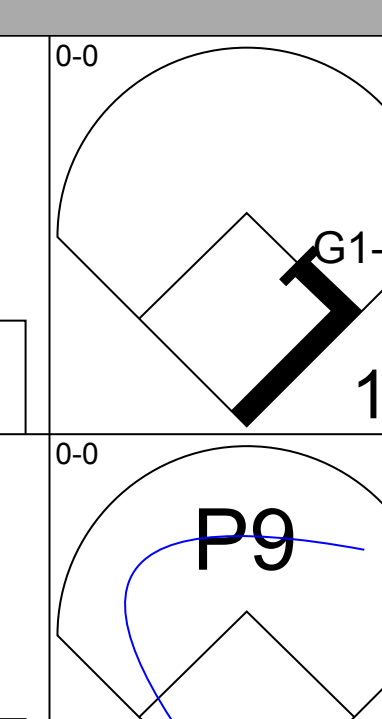
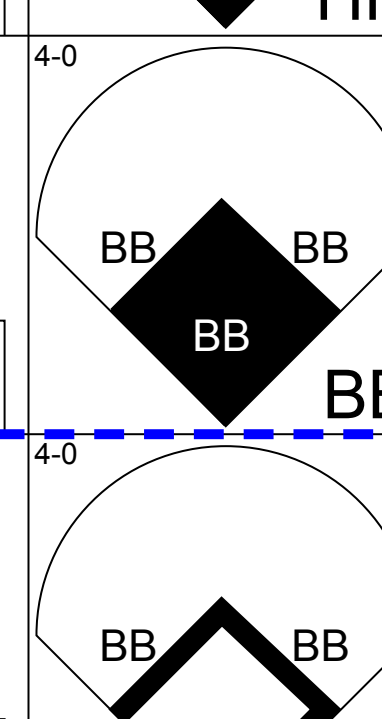
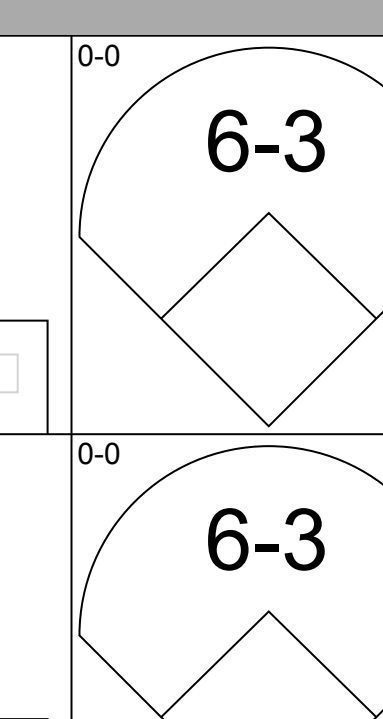
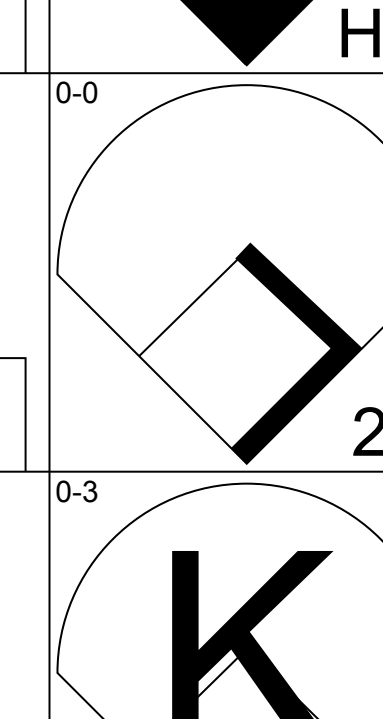
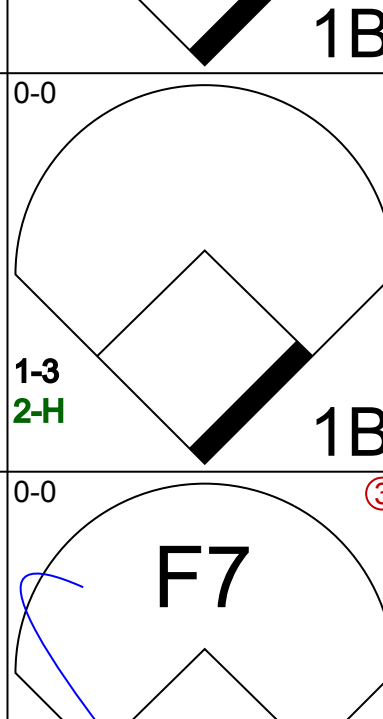
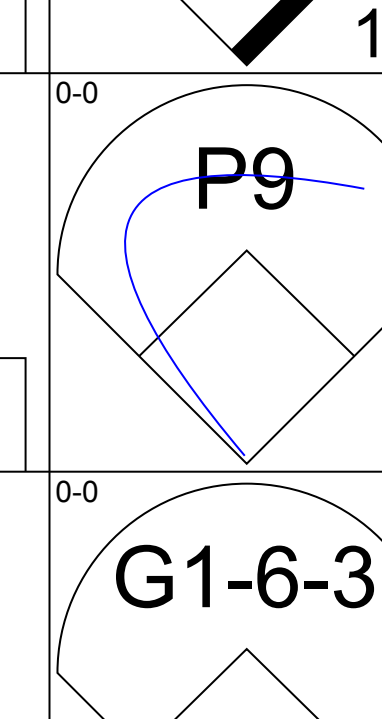
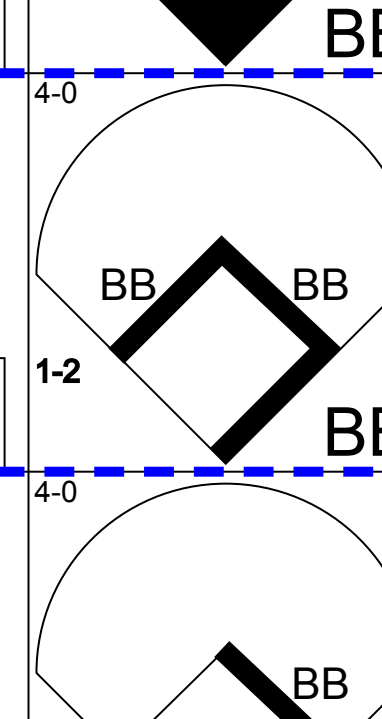
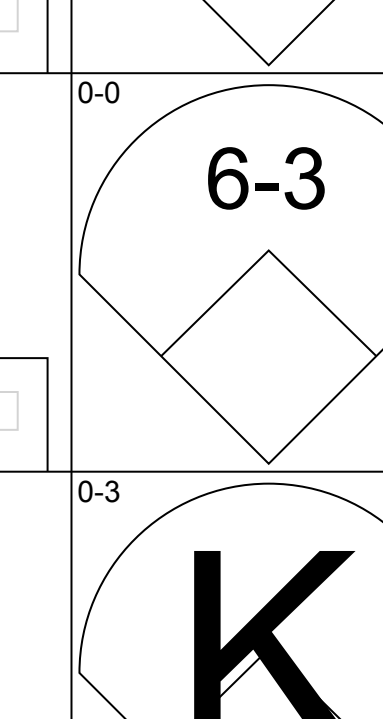
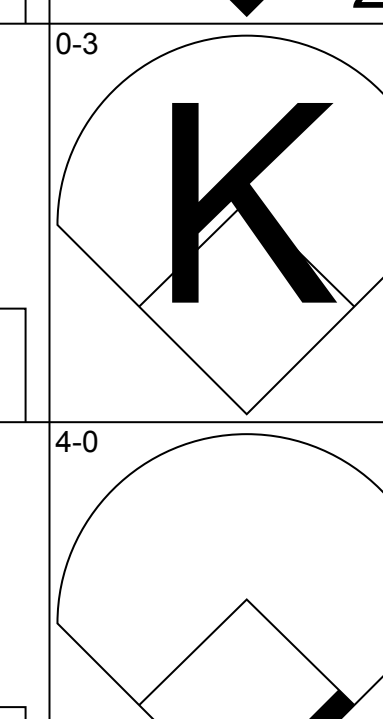
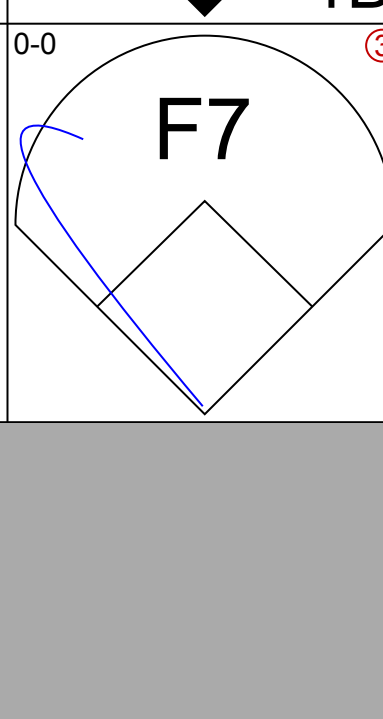
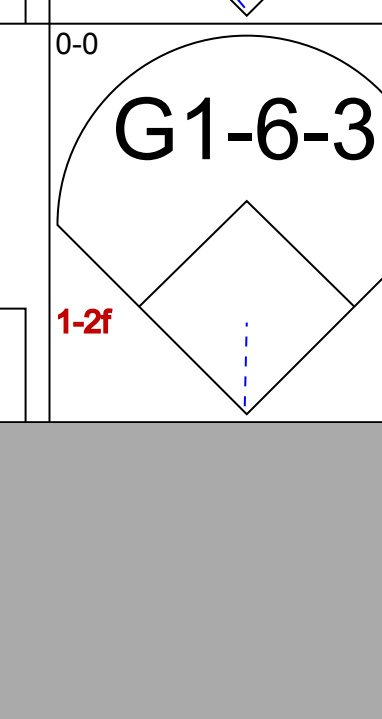
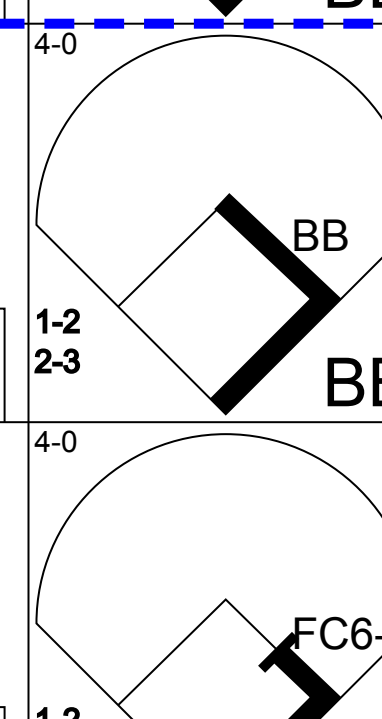

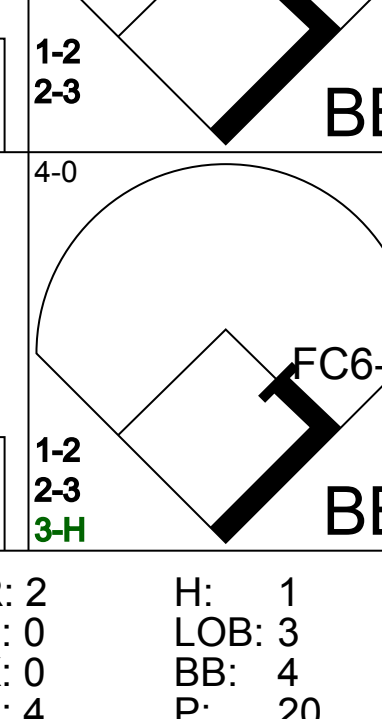
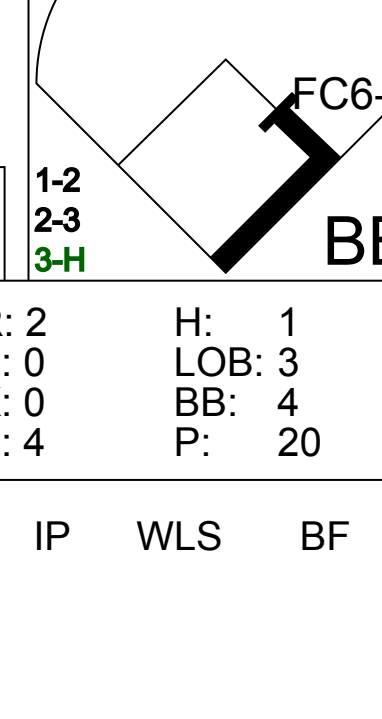
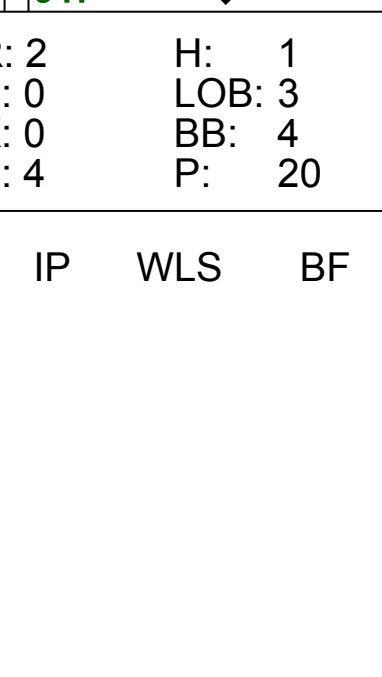

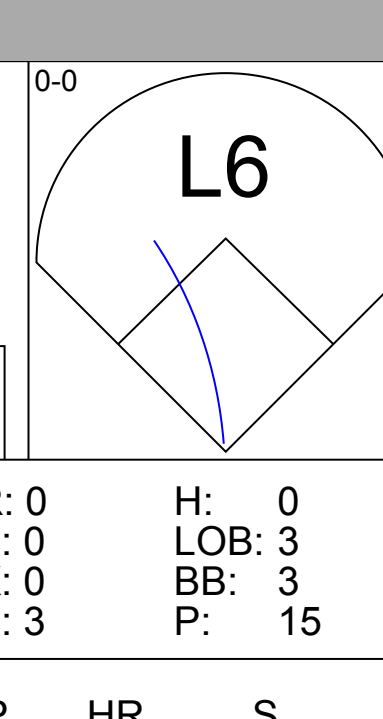
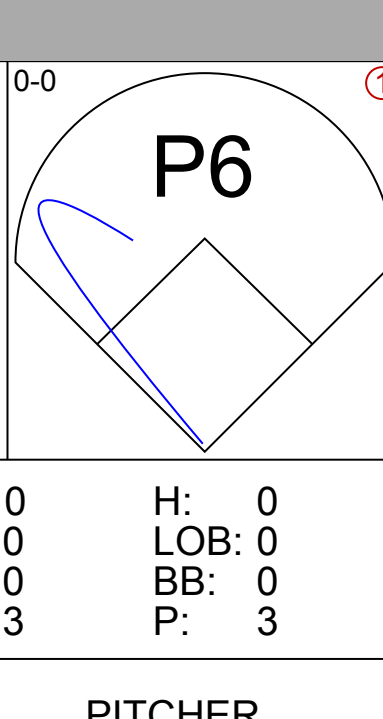
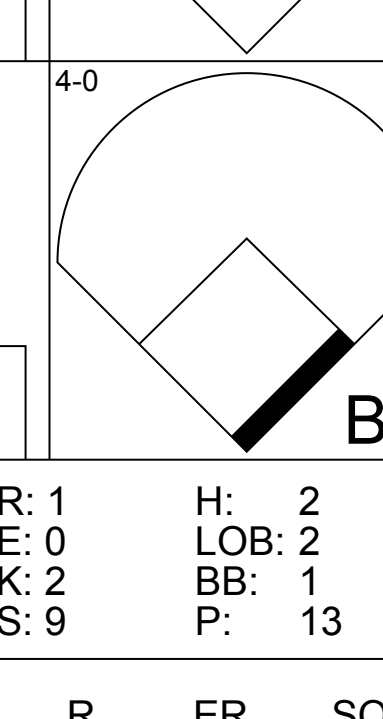
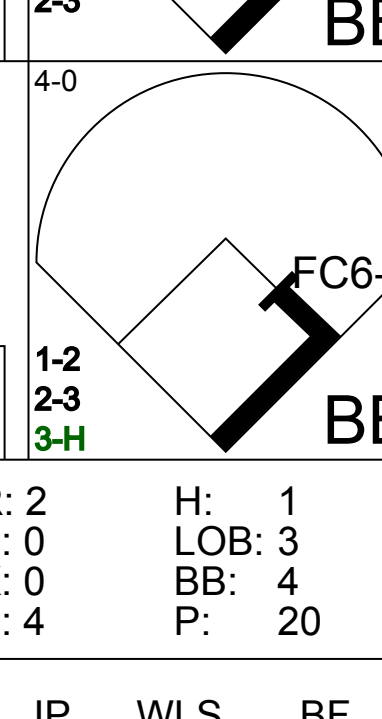


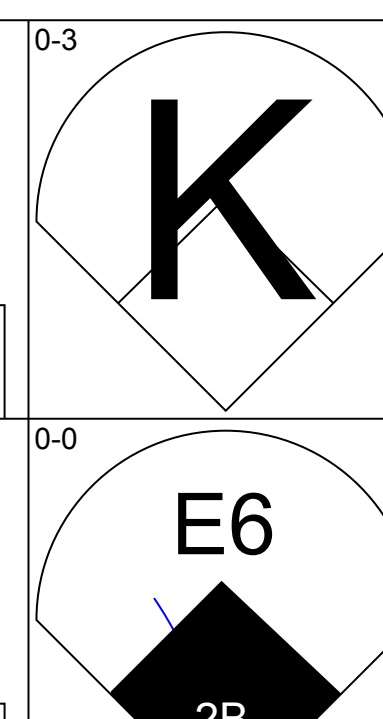
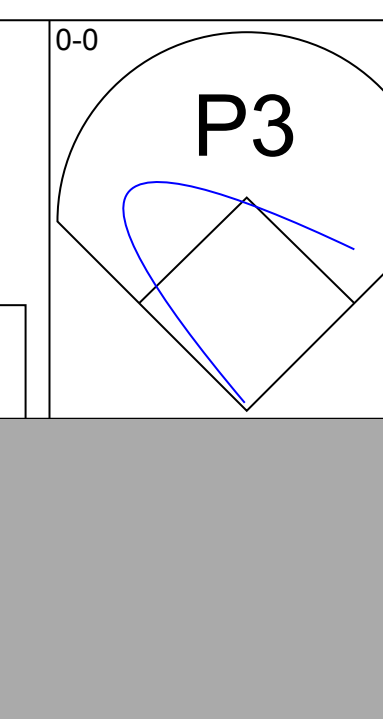
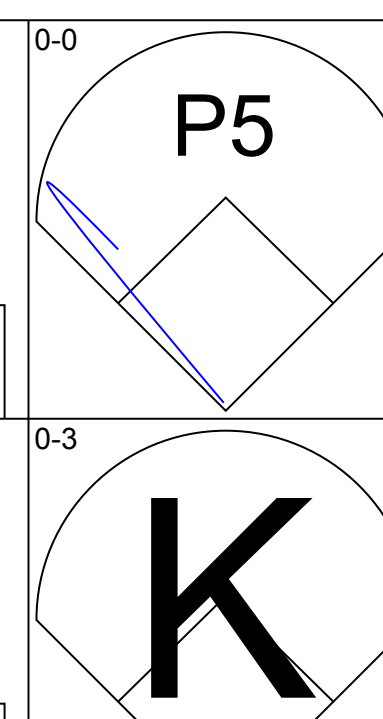
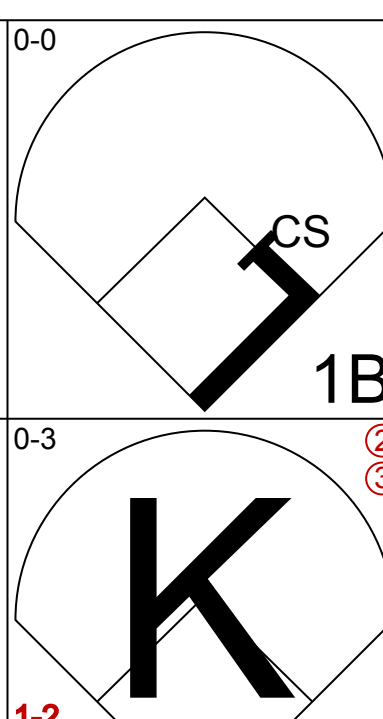
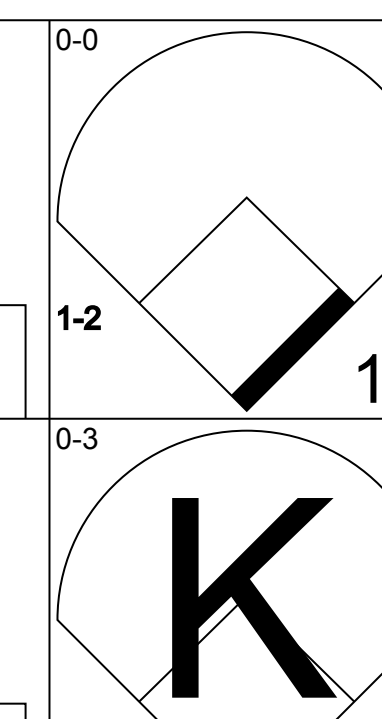
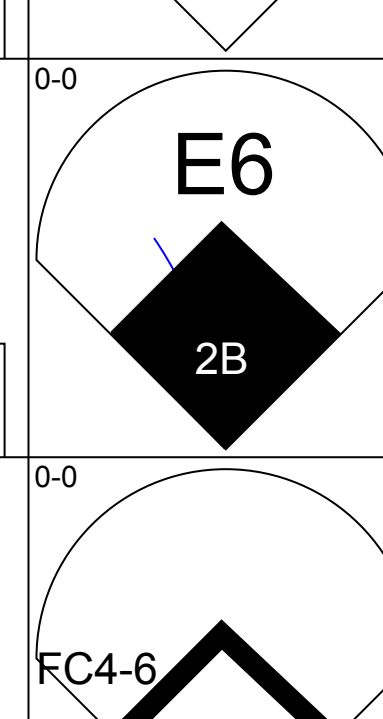
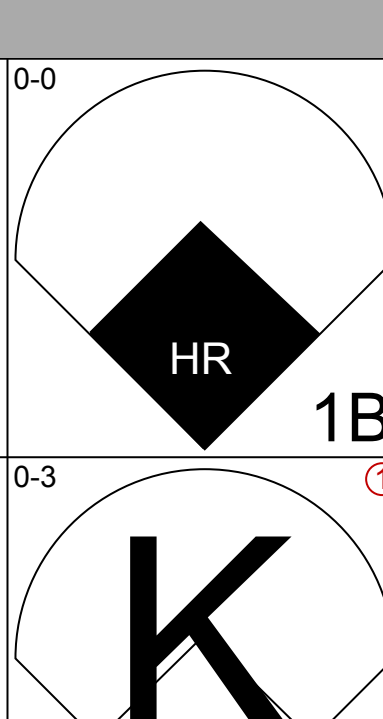
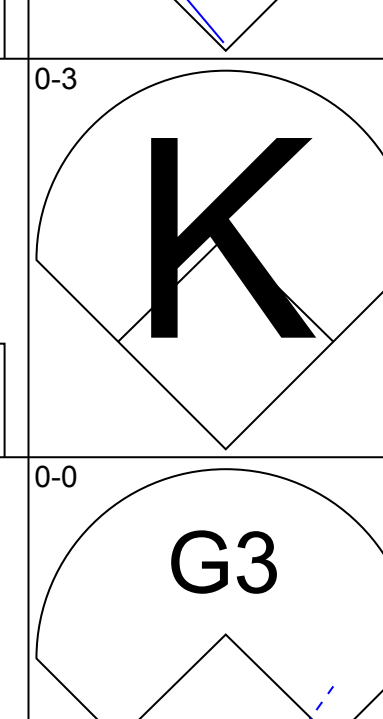
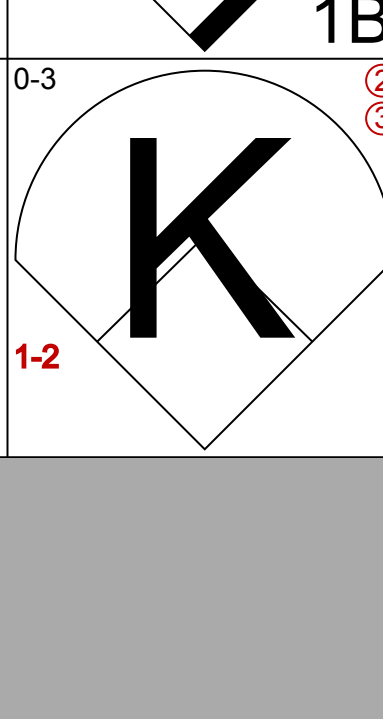
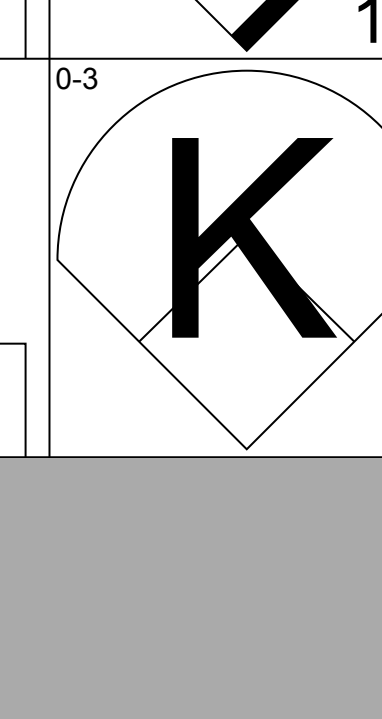
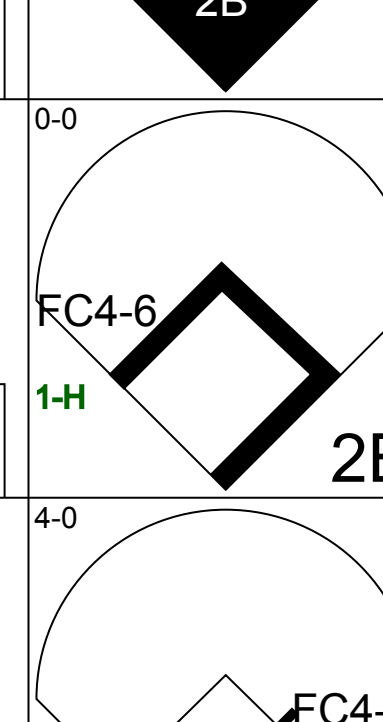
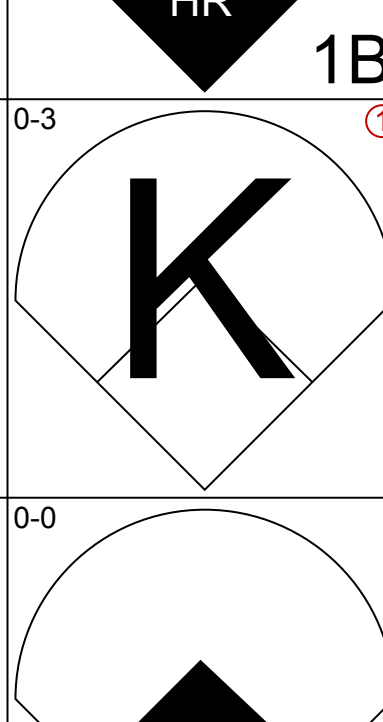
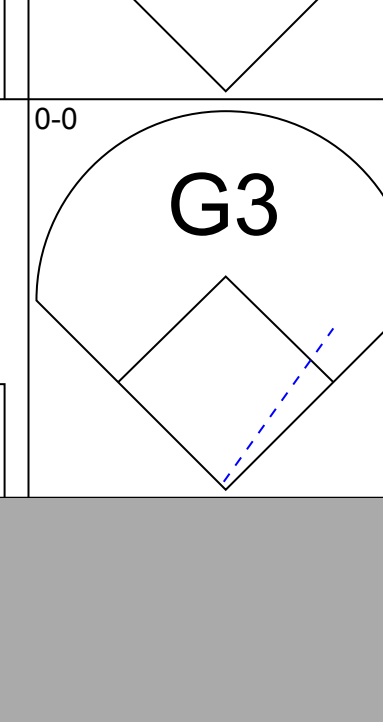
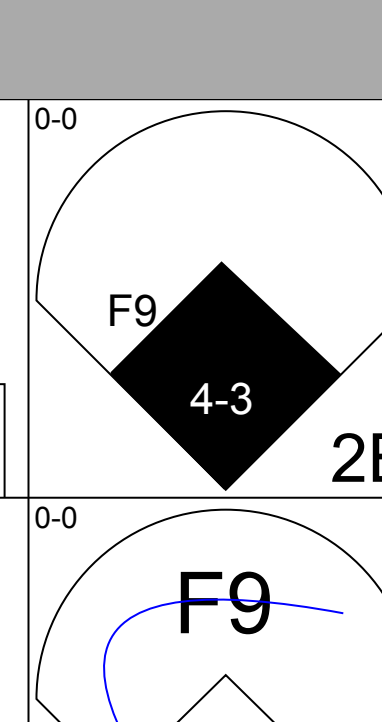
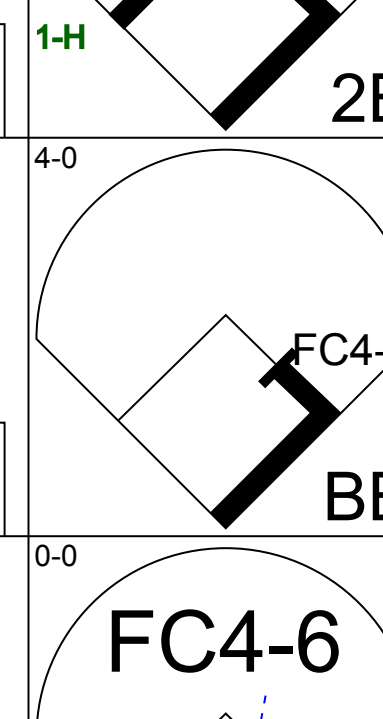
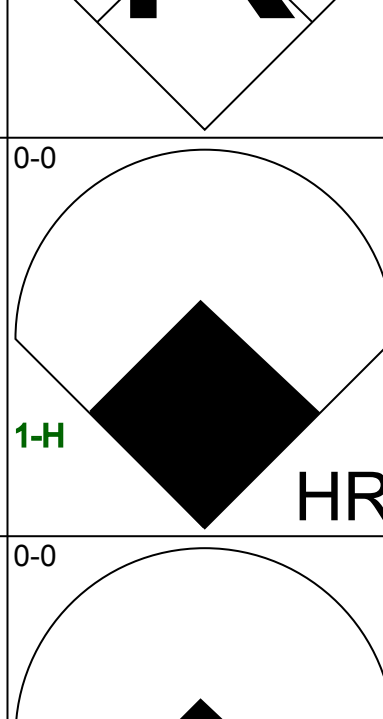
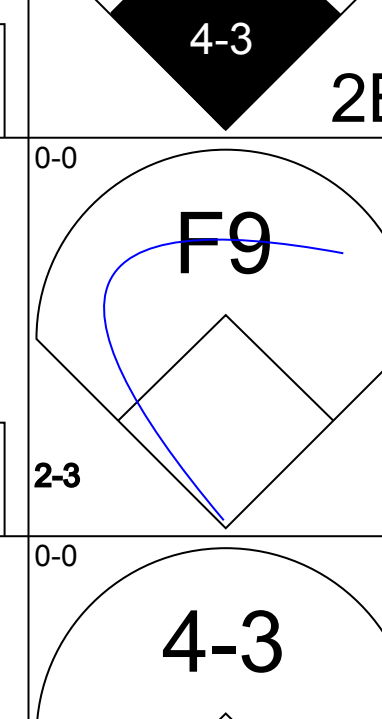
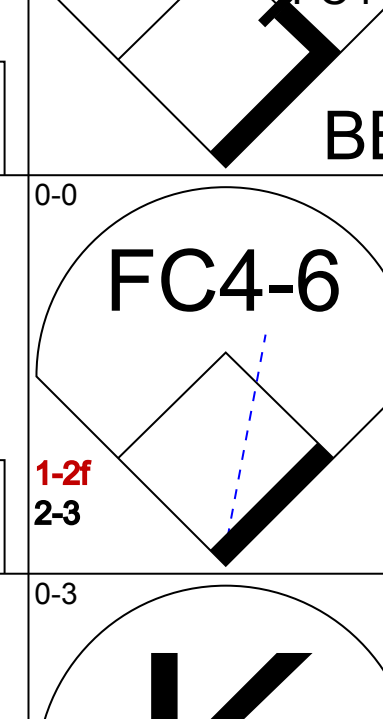
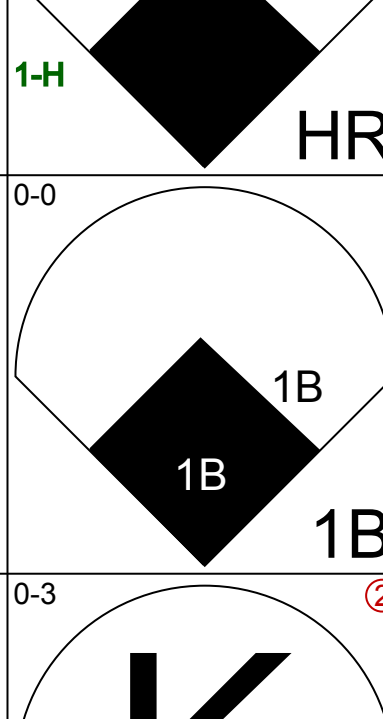

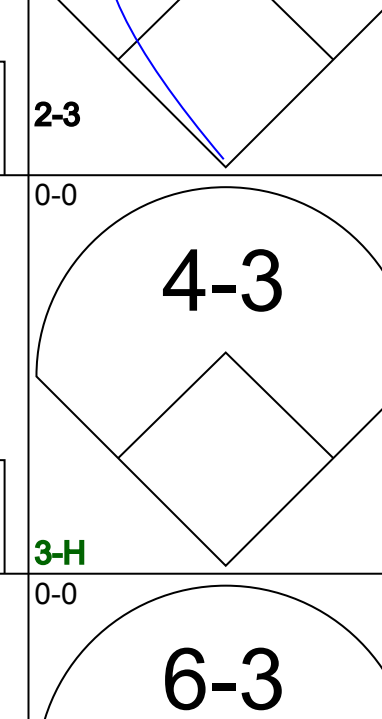
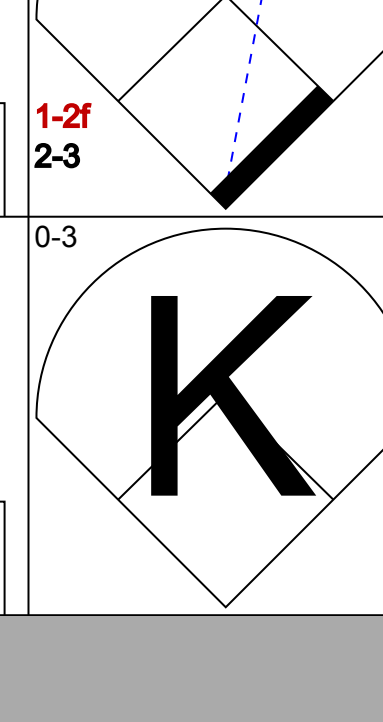
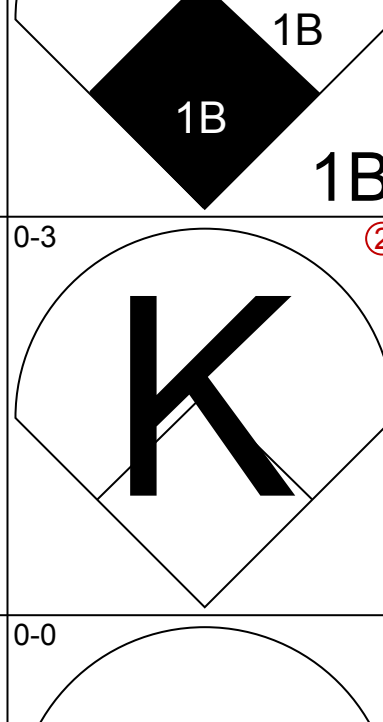
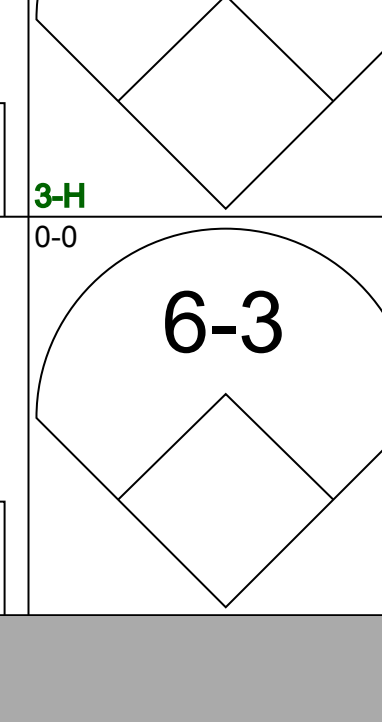
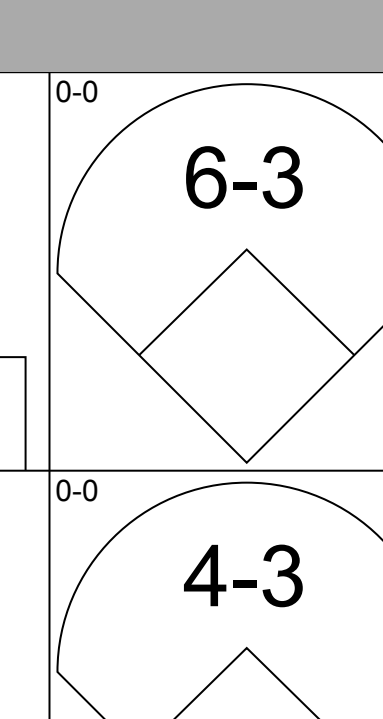
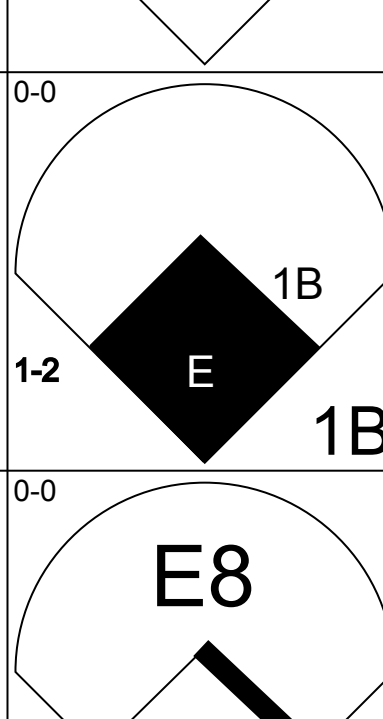

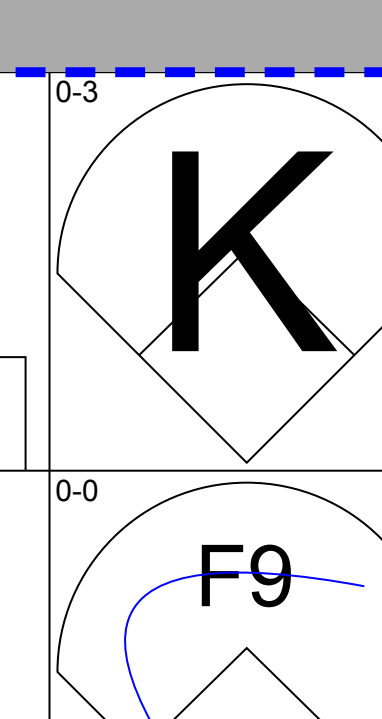
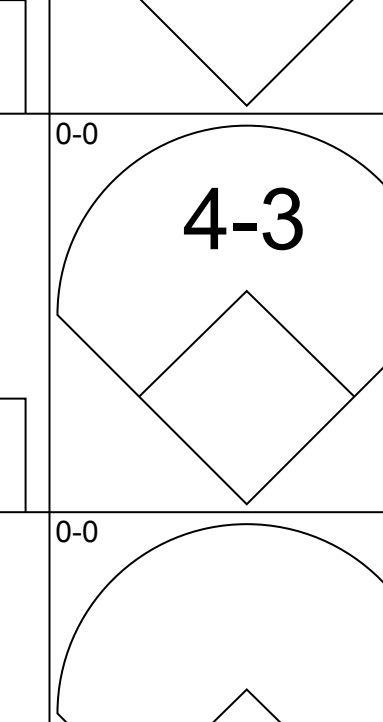
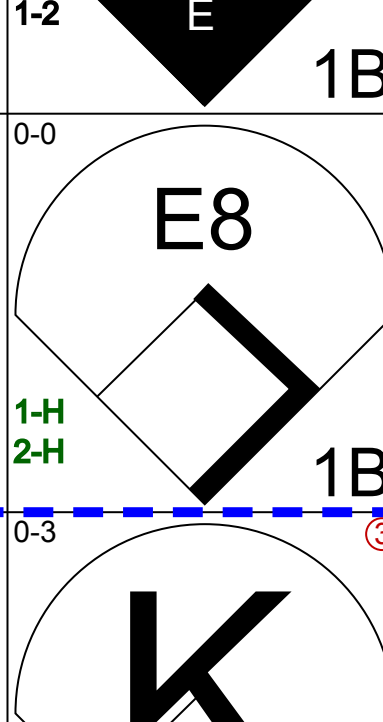
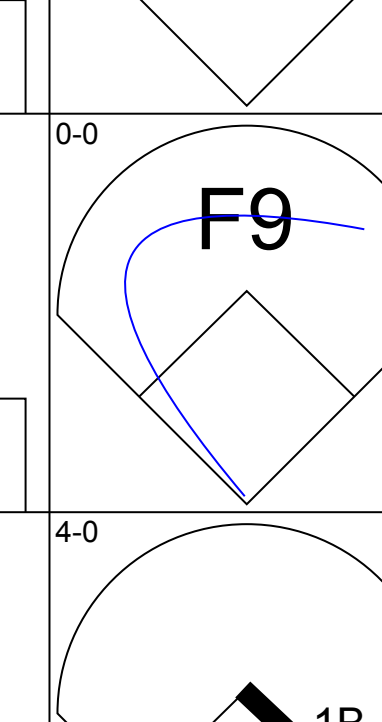
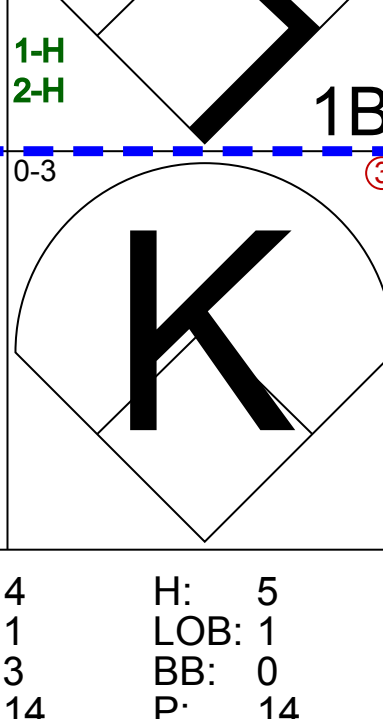

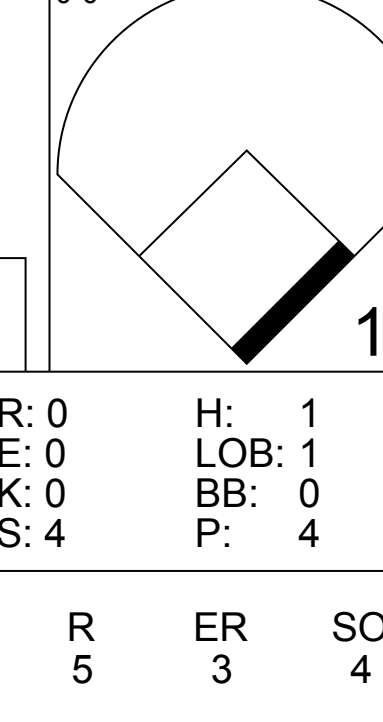
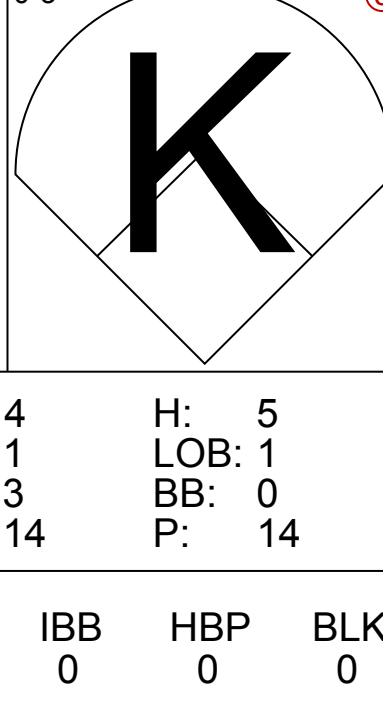
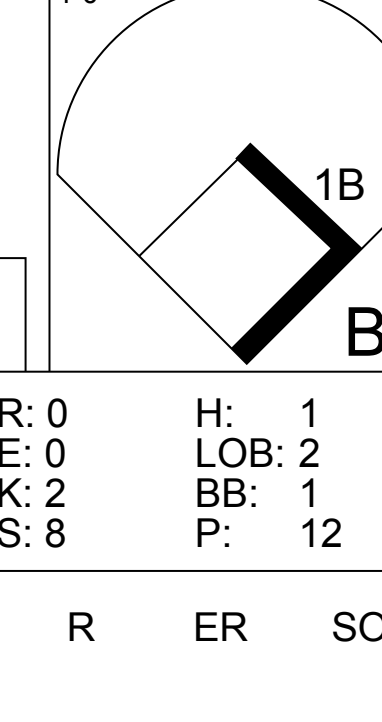



Batter	1	2	3	4	5	6	7	8	9	AB	R	H	RBI	BB	SO	LOB	TOP			
<b>Bobby Brown, S</b> OBP: 0.306, SLG: 0.412 (1, 8)										3	1	1	0	1	0	1	<b>New York Yankees @ Toronto Blue Jays</b> Exhibition Stadium, Toronto, ON Mon Sep 08 1980, 7:05 PM EDT Att: 23,020 - Unknown - 70 F			
<b>Joe Lefebvre, L</b> OBP: 0.351, SLG: 0.443 (1, 7)										4	0	1	0	0	0	2				
<b>Bobby Murcer, L</b> OBP: 0.355, SLG: 0.498 (1, 10)										4	2	2	2	0	0	2				
<b>Oscar Gamble, L</b> OBP: 0.340, SLG: 0.583 (1, 9)										4	1	1	1	0	2	1				
<b>Jim Spencer, L</b> OBP: 0.311, SLG: 0.422 (1, 3)										3	0	0	0	0	0	0				
<b>Bob Watson, R</b> OBP: 0.360, SLG: 0.465 (9, PH)										1	1	1	1	0	0	0				
<b>Rick Cerone, R</b> OBP: 0.311, SLG: 0.424 (1, 2)										4	1	1	2	0	0	0				
<b>Bucky Dent, R</b> OBP: 0.322, SLG: 0.356 (1, 6)										4	0	1	0	0	0	0				
<b>Aurelio Rodriguez, R</b> OBP: 0.241, SLG: 0.304 (1, 5)										4	1	2	0	0	0	0				
<b>Brian Doyle, L</b> OBP: 0.234, SLG: 0.236 (1, 4)										2	0	0	0	0	0	2				
<b>Reggie Jackson, L</b> OBP: 0.392, SLG: 0.580 (8, PH)										1	0	1	0	0	0	0				
<b>Fred Stanley, R</b> OBP: 0.241, SLG: 0.243 (8, 4)										0	0	0	0	0	0	0				
<b>Ted Wilborn, S</b> OBP: 0.421, SLG: 0.411 (9, PH)										1	0	0	0	0	0	0				
<b>Willie Randolph, R</b> OBP: 0.421, SLG: 0.411 (9, 4)										0	0	0	0	0	0	0				
<b>Inning Stats</b>	R: 2 E: 0 K: 1 S: 7	H: 2 LOB: 0 BB: 0 P: 7	R: 0 E: 0 K: 0 S: 4	H: 2 LOB: 1 BB: 0 P: 4	R: 0 E: 0 K: 0 S: 3	H: 0 LOB: 1 BB: 1 P: 7	R: 0 E: 0 K: 0 S: 3	H: 0 LOB: 0 BB: 0 P: 3	R: 0 E: 0 K: 0 S: 5	H: 1 LOB: 0 BB: 0 P: 5	R: 0 E: 0 K: 0 S: 3	H: 0 LOB: 0 BB: 0 P: 3	R: 1 E: 0 K: 0 S: 4	H: 2 LOB: 0 BB: 0 P: 4	R: 4 E: 0 K: 0 S: 7	H: 4 LOB: 0 BB: 0 P: 7	1B: 6 2B: 2 3B: 1 HR: 2	SF: 0 SAC: 0 DP: 3 HBP: 0	WP: 1 PB: 0 SB: 0 CS: 0	PA: 36
<b>PITCHER</b>	IP WLS BF H R ER SO BB IBB HBP BLK WP HR S P ERA WHIP																			
<b>Dave Stieb, R</b> ERA: 3.2 (1, 1)	8.0 L 31 9 5 5 2 1 0 0 0 0 1 1 34 38 5.62 1.250																			
<b>Jerry Garvin, L</b> ERA: 2.59 (9, 1)	0.0 1 1 0 0 0 0 0 0 0 0 0 0 1 1 ∞ ∞																			
<b>Mike Barlow, R</b> ERA: 3.38 (9, 1)	1.0 4 1 2 2 0 0 0 0 0 0 0 1 4 4 18.00 1.000																			

Batter	1	2	3	4	5	6	7	8	9	AB	R	H	RBI	BB	SO	LOB	BOTTOM			
<b>Bob Bailor, R</b> OBP: 0.315, SLG: 0.299 (1, 6)										4	1	1	0	0	0	1	<b>New York Yankees @ Toronto Blue Jays</b> Exhibition Stadium, Toronto, ON Mon Sep 08 1980, 7:05 PM EDT Att: 23,020 - Unknown - 70 F			
<b>Garth Iorg, R</b> OBP: 0.310, SLG: 0.384 (1, 5)										4	1	1	0	0	0	0				
<b>Lloyd Moseby, L</b> OBP: 0.283, SLG: 0.360 (1, 9)										3	1	0	0	0	1	0				
<b>Barry Bonnell, R</b> OBP: 0.316, SLG: 0.418 (1, 8)										3	0	0	0	1	0	0				
<b>Damaso Garcia, R</b> OBP: 0.305, SLG: 0.403 (1, 4)										4	0	1	0	0	1	1				
<b>John Mayberry, L</b> OBP: 0.345, SLG: 0.444 (1, 3)										3	0	1	0	0	1	1				
<b>Joe Cannon, L</b> OBP: 0.068, SLG: 0.047 (7, FR)										0	1	0	0	0	0	0				
<b>Bob Davis, R</b> OBP: 0.264, SLG: 0.330 (9, PH)										1	0	0	0	0	0	1				
<b>Doug Ault, R</b> OBP: 0.274, SLG: 0.303 (1, 10)										4	0	1	0	0	0	2				
<b>Paul Hodgson, R</b> OBP: 0.231, SLG: 0.167 (1, 7)										2	0	1	0	0	0	0				
<b>Steve Braun, L</b> OBP: 0.311, SLG: 0.259 (7, PH)										1	0	1	1	0	0	0				
<b>Roy Howell, L</b> OBP: 0.319, SLG: 0.386 (8, 5)										0	0	0	0	0	0	0				
<b>Ernie Whitt, L</b> OBP: 0.295, SLG: 0.366 (1, 2)										4	0	0	0	0	1	6				
<b>Inning Stats</b>	R: 0 E: 0 K: 0 S: 3	H: 0 LOB: 0 BB: 0 P: 3	R: 0 E: 0 K: 1 S: 5	H: 0 LOB: 0 BB: 0 P: 5	R: 0 E: 0 K: 0 S: 3	H: 0 LOB: 0 BB: 0 P: 3	R: 3 E: 2 K: 1 S: 8	H: 2 LOB: 1 BB: 1 P: 12	R: 0 E: 0 K: 0 S: 3	H: 1 LOB: 0 BB: 0 P: 3	R: 0 E: 0 K: 0 S: 5	H: 0 LOB: 0 BB: 0 P: 3	R: 1 E: 0 K: 0 S: 5	H: 2 LOB: 2 BB: 0 P: 5	R: 0 E: 0 K: 1 S: 5	H: 2 LOB: 3 BB: 0 P: 8	1B: 6 2B: 1 3B: 1 HR: 0	SF: 0 SAC: 1 DP: 0 HBP: 1	WP: 0 PB: 0 SB: 0 CS: 1	PA: 36
<b>PITCHER</b>	IP WLS BF H R ER SO BB IBB HBP BLK WP HR S P ERA WHIP																			
<b>Tommy John, L</b> ERA: 3.41 (1, 1)	8.2 W 35 7 4 1 3 0 1 0 0 0 0 0 39 44 1.04 0.923																			
<b>Rich Gossage, R</b> ERA: 2.03 (9, 1)	0.1 S 1 0 0 0 1 0 0 0 0 0 0 0 3 3 0.00 0.000																			



Batter	1	2	3	4	5	6	7	8	9	AB	R	H	RBI	BB	SO	LOB	TOP	
<b>Bobby Brown, S</b> OBP: 0.304, SLG: 0.407 (1, 8)										4	0	0	0	1	1	5	<b>New York Yankees @ Toronto Blue Jays</b> Exhibition Stadium, Toronto, ON Tue Sep 09 1980, 7:05 PM EDT Att: 22,471 - Unknown - 65 F	
<b>Joe Lefebvre, L</b> OBP: 0.342, SLG: 0.430 (1, 7)										4	0	0	0	0	1	3		
<b>Lou Piniella, R</b> OBP: 0.355, SLG: 0.388 (8, PH) (8, 7)										1	0	0	0	0	0	0		
<b>Bobby Murcer, L</b> OBP: 0.352, SLG: 0.490 (1, 10)										4	0	0	0	1	0	0		
<b>Oscar Gamble, L</b> OBP: 0.348, SLG: 0.577 (1, 9)										3	0	1	0	1	0	0		
<b>Jim Spencer, L</b> OBP: 0.313, SLG: 0.432 (1, 3)										4	2	1	1	1	0	6		
<b>Rick Cerone, R</b> OBP: 0.316, SLG: 0.433 (1, 2)										4	2	3	1	1	0	0		
<b>Bucky Dent, R</b> OBP: 0.325, SLG: 0.360 (1, 6)										4	0	2	1	1	0	1		
<b>Aurelio Rodriguez, R</b> OBP: 0.238, SLG: 0.301 (1, 5)										3	0	0	0	0	1	4		
<b>Reggie Jackson, L</b> OBP: 0.393, SLG: 0.590 (7, PH) (7, PH)										0	0	0	0	1	0	0		
<b>Ted Wilborn, S</b> OBP: 0.347, SLG: 0.423 (7, 5)										0	0	0	0	0	0	0		
<b>Eric Soderholm, R</b> OBP: 0.347, SLG: 0.423 (7, 5)										1	0	0	0	0	1	0		
<b>Brian Doyle, L</b> OBP: 0.238, SLG: 0.230 (1, 4)										2	0	0	0	1	0	0		
<b>Bob Watson, R</b> OBP: 0.391, SLG: 0.465 (7, PH) (7, PH)										0	0	0	1	1	0	0		
<b>Fred Stanley, R</b> OBP: 0.241, SLG: 0.243 (7, 4)										0	0	0	0	0	0	0		
<b>Inning Stats</b>	R: 0 E: 1 K: 1 S: 7	H: 1 LOB: 2 BB: 0 P: 7	R: 1 E: 0 K: 2 S: 9	H: 2 LOB: 2 BB: 1 P: 13	R: 1 E: 0 K: 0 S: 5	H: 2 LOB: 3 BB: 1 P: 9	R: 0 E: 0 K: 0 S: 3	H: 0 LOB: 0 BB: 3 P: 15	R: 0 E: 0 K: 0 S: 3	H: 1 LOB: 0 BB: 0 P: 3	R: 0 E: 0 K: 0 S: 3	H: 0 LOB: 1 BB: 0 P: 4	R: 0 E: 0 K: 1 S: 5	H: 0 LOB: 0 BB: 0 P: 5	1B: 4 2B: 1 3B: 0 HR: 2	SF: 0 SAC: 0 DP: 1 HBP: 1	WP: 0 PB: 0 SB: 0 CS: 0	PA: 44
<b>PITCHER</b>	IP WLS BF H R ER SO BB IBB HBP BLK WP HR S P ERA WHIP																	
<b>Jackson Todd, R</b> ERA: 3.55 (1, 1)	6.2 W 33 H 7 R 4 ER 4 SO 3 BB 6 IBB 0 HBP 0 BLK 0 WP 0 HR 2 S 33 P 57 ERA 5.40 WHIP 1.950																	
<b>Jack Kucek, R</b> ERA: 7.55 (7, 1)	0.0 1 0 0 0 0 1 0 0 0 0 0 0 0 4 ∞ ∞																	
<b>Mike Willis, L</b> ERA: 1.35 (7, 1)	2.1 S 10 0 0 0 0 1 2 0 1 0 0 0 0 9 18 0.00 0.857																	


Batter	1	2	3	4	5	6	7	8	9	AB	R	H	RBI	BB	SO	LOB	BOTTOM		
<b>Bob Bailor, R</b> OBP: 0.316, SLG: 0.301 (1, 6)										5	0	2	0	0	1	1	<b>New York Yankees @ Toronto Blue Jays</b> Exhibition Stadium, Toronto, ON Tue Sep 09 1980, 7:05 PM EDT Att: 22,471 - Unknown - 65 F		
<b>Garth Iorg, R</b> OBP: 0.307, SLG: 0.378 (1, 7)										5	2	1	0	0	3	3			
<b>Lloyd Moseby, L</b> OBP: 0.286, SLG: 0.369 (1, 9)										4	1	2	1	0	1	1			
<b>John Mayberry, L</b> OBP: 0.346, SLG: 0.450 (1, 3)										3	1	1	2	1	0	1			
<b>Roy Howell, L</b> OBP: 0.318, SLG: 0.385 (1, 5)										4	1	1	1	0	0	2			
<b>Damaso Garcia, R</b> OBP: 0.304, SLG: 0.402 (1, 4)										4	0	1	0	0	2	3			
<b>Barry Bonnell, R</b> OBP: 0.317, SLG: 0.422 (1, 8)										4	1	2	0	0	1	0			
<b>Willie Upshaw, L</b> OBP: 0.216, SLG: 0.257 (1, 10)										2	0	1	1	0	0	0			
<b>Doug Ault, R</b> OBP: 0.272, SLG: 0.300 (6, PH) (8, PH)										1	0	0	0	0	0	2			
<b>Steve Braun, L</b> OBP: 0.306, SLG: 0.255 (8, PH) (8, PH)										1	0	0	0	0	0	0			
<b>Ernie Whitt, L</b> OBP: 0.298, SLG: 0.366 (1, 2)										3	0	1	0	1	2	1			
<b>Inning Stats</b>	R: 1 E: 1 K: 2 S: 9	H: 1 LOB: 1 BB: 0 P: 4	R: 0 E: 0 K: 0 S: 4	H: 1 LOB: 1 BB: 0 P: 4	R: 4 E: 1 K: 3 S: 14	H: 5 LOB: 1 BB: 0 P: 14	R: 0 E: 0 K: 1 S: 5	H: 0 LOB: 0 BB: 0 P: 5	R: 0 E: 0 K: 2 S: 7	H: 1 LOB: 0 BB: 0 P: 7	R: 1 E: 0 K: 0 S: 4	H: 1 LOB: 0 BB: 0 P: 4	R: 0 E: 0 K: 2 S: 8	H: 1 LOB: 2 BB: 1 P: 12	1B: 8 2B: 3 3B: 0 HR: 1	SF: 0 SAC: 0 DP: 0 HBP: 0		WP: 0 PB: 0 SB: 0 CS: 1	PA: 38
<b>PITCHER</b>	IP WLS BF H R ER SO BB IBB HBP BLK WP HR S P ERA WHIP																		
<b>Gaylord Perry, R</b> ERA: 3.4 (1, 1)	2.2 L 17 H 7 R 5 ER 3 SO 4 BB 1 IBB 0 HBP 0 BLK 0 WP 0 HR 1 S 24 P 28 ERA 10.12 WHIP 3.000																		
<b>Ron Guidry, L</b> ERA: 3.56 (3, 1)	4.1 16 4 1 1 4 0 0 0 0 0 0 0 24 24 2.08 0.923																		
<b>Doug Bird, R</b> ERA: 3.27 (8, 1)	1.0 5 1 0 0 0 2 1 0 0 0 0 0 8 12 0.00 2.000																		



Batter	1	2	3	4	5	6	7	8	9	AB	R	H	RBI	BB	SO	LOB	TOP								
Willie Randolph, R OBP: 0.422, SLG: 0.410	F8	K								3	1	1	0	2	1	2									
Bobby Murcer, L OBP: 0.353, SLG: 0.486	F8									4	1	1	0	1	0	5									
Oscar Gamble, L OBP: 0.345, SLG: 0.568 Lou Piniella, R OBP: 0.354, SLG: 0.386	4-3									4	1	1	1	0	0	3									
Reggie Jackson, L OBP: 0.393, SLG: 0.578 Joe Lefebvre, L OBP: 0.342, SLG: 0.430										5	2	2	1	0	2	1									
Jim Spencer, L OBP: 0.314, SLG: 0.442										4	1	1	2	1	0	2									
Rick Cerone, R OBP: 0.321, SLG: 0.435										3	0	2	1	2	1	0									
Bucky Dent, R OBP: 0.323, SLG: 0.358										5	1	1	0	0	0	5									
Aurelio Rodriguez, R OBP: 0.242, SLG: 0.301										3	0	1	1	1	1	1									
Bobby Brown, S OBP: 0.303, SLG: 0.404										5	0	1	0	0	2	4									
<b>Inning Stats</b>	R: 0 E: 0 K: 0 S: 3	H: 0 LOB: 0 BB: 0 P: 3	R: 2 E: 0 K: 1 S: 8	H: 3 LOB: 2 BB: 1 P: 12	R: 0 E: 0 K: 1 S: 6	H: 1 LOB: 3 BB: 2 P: 14	R: 0 E: 0 K: 1 S: 6	H: 1 LOB: 2 BB: 1 P: 10	R: 0 E: 0 K: 2 S: 7	H: 0 LOB: 0 BB: 0 P: 7	R: 0 E: 0 K: 1 S: 5	H: 0 LOB: 0 BB: 0 P: 5	R: 5 E: 1 K: 0 S: 8	H: 5 LOB: 3 BB: 3 P: 20	R: 0 E: 0 K: 0 S: 3	H: 0 LOB: 0 BB: 0 P: 3	R: 0 E: 0 K: 1 S: 6	H: 1 LOB: 1 BB: 0 P: 6	1B: 10 2B: 0 3B: 0 HR: 1	SF: 0 SAC: 1 DP: 0 HBP: 0	WP: 3 PB: 0 SB: 0 CS: 0	PA: 45			
<b>PITCHER</b>	IP	WLS	BF	H	R	ER	SO	BB	IBB	HBP	BLK	WP	HR	S	P	ERA	WHIP								
Jim Clancy, R ERA: 3.25	6.1	L	33	8	7	7	6	6	0	0	0	1	1	39	63	9.95	2.211								
Mike Barlow, R ERA: 3.35	0.1		3	2	0	0	0	0	0	0	0	1	0	3	3	0.00	6.000								
Mike Willis, L ERA: 1.15	2.1		9	1	0	0	1	1	0	0	0	1	0	10	14	0.00	0.857								

**New York Yankees @ Toronto Blue Jays**  
Exhibition Stadium, Toronto, ON  
Wed Sep 10 1980, 7:05 PM EDT  
Att: 23,031 - Unknown - 66 F


**AB 37**  
**R 7**  
**H 11**  
**RBI 6**  
**BB 7**  
**SO 7**  
**LOB 23**



Batter	1	2	3	4	5	6	7	8	9	AB	R	H	RBI	BB	SO	LOB	BOTTOM								
Bob Bailor, R OBP: 0.317, SLG: 0.304										4	1	1	0	1	1	1									
Garth Iorg, R OBP: 0.273, SLG: 0.375 Willie Upshaw, L OBP: 0.237, SLG: 0.278										4	1	1	0	0	1	1									
Roy Howell, L OBP: 0.317, SLG: 0.382										4	1	0	0	1	2	3									
Doug Ault, R OBP: 0.273, SLG: 0.295 Al Woods, L OBP: 0.365, SLG: 0.493										2	0	0	0	1	0	0									
Damaso Garcia, R OBP: 0.302, SLG: 0.399										4	1	0	0	0	0	3									
John Mayberry, L OBP: 0.348, SLG: 0.457										3	1	1	3	1	0	0									
Lloyd Moseby, L OBP: 0.285, SLG: 0.371										4	1	1	1	0	1	2									
Ernie Whitt, L OBP: 0.298, SLG: 0.368										4	0	1	1	0	1	2									
Joe Cannon, L OBP: 0.064, SLG: 0.043 Steve Braun, L OBP: 0.302, SLG: 0.250										3	0	0	0	0	0	1									
<b>Inning Stats</b>	R: 3 E: 1 K: 0 S: 6	H: 2 LOB: 2 BB: 2 P: 14	R: 0 E: 1 K: 0 S: 3	H: 0 LOB: 0 BB: 0 P: 3	R: 3 E: 1 K: 1 S: 9	H: 3 LOB: 1 BB: 0 P: 9	R: 0 E: 0 K: 0 S: 3	H: 0 LOB: 0 BB: 0 P: 3	R: 0 E: 0 K: 1 S: 5	H: 0 LOB: 0 BB: 0 P: 5	R: 0 E: 0 K: 3 S: 9	H: 0 LOB: 1 BB: 1 P: 13	R: 0 E: 0 K: 0 S: 3	H: 0 LOB: 0 BB: 0 P: 3	R: 0 E: 0 K: 2 S: 8	H: 1 LOB: 2 BB: 1 P: 12	1B: 2 2B: 3 3B: 0 HR: 1	SF: 0 SAC: 0 DP: 0 HBP: 0	WP: 2 PB: 0 SB: 0 CS: 1	PA: 39					
<b>PITCHER</b>	IP	WLS	BF	H	R	ER	SO	BB	IBB	HBP	BLK	WP	HR	S	P	ERA	WHIP								
Tom Underwood, L ERA: 3.91	2.2		16	4	6	1	1	2	0	0	0	0	0	19	19	0.00	0.250								
Ron Davis, R ERA: 3.08	4.0	W	13	1	0	0	3	0	0	0	0	0	0	19	19	0.00	0.250								
Rudy May, L ERA: 2.29	0.0		1	0	0	0	0	1	0	0	0	0	0	4	4	∞	∞								
Rich Gossage, R ERA: 1.97	2.1	S	9	1	0	0	3	1	0	0	0	0	0	14	18	0.00	0.857								

**New York Yankees @ Toronto Blue Jays**  
Exhibition Stadium, Toronto, ON  
Wed Sep 10 1980, 7:05 PM EDT  
Att: 23,031 - Unknown - 66 F

**AB 35**  
**R 6**  
**H 6**  
**RBI 5**  
**BB 4**  
**SO 7**  
**LOB 14**





Batter	1	2	3	4	5	6	7	8	9	AB	R	H	RBI	BB	SO	LOB	TOP			
<b>Al Bumby, L</b> OBP: 0.395, SLG: 0.422 <b>Gary Roenicke, R</b> OBP: 0.349, SLG: 0.401	F8	1-3			6-3				E5	4	0	1	0	0	0	1	<b>Baltimore Orioles @ Toronto Blue Jays</b> Exhibition Stadium, Toronto, ON Fri Sep 12, 1980, 7:05 PM EDT Att: 15,632 - Unknown - 58 F			
<b>Rich Dauer, R</b> OBP: 0.331, SLG: 0.344	P4		6-3		L3		6-3		P2	5	0	0	0	0	0	3				
<b>Ken Singleton, S</b> OBP: 0.382, SLG: 0.469	F8		G3			G3			F9	5	1	1	1	0	0	2				
<b>Eddie Murray, S</b> OBP: 0.352, SLG: 0.504		HR		2B		F9			F8	4	1	2	1	0	0	0				
<b>John Lowenstein, L</b> OBP: 0.401, SLG: 0.429		FC5-4 1B	4-3			1B BB			HR	3	1	2	1	1	0	1				
<b>Steve Stone, R</b> <b>Terry Crowley, L</b> OBP: 0.376, SLG: 0.484 <b>Benny Ayala, R</b> OBP: 0.353, SLG: 0.547	F7			F7				L5		0	0	0	0	0	0	0				
<b>Doug DeCinces, R</b> OBP: 0.308, SLG: 0.382	FC5-4 2B			G5-4-3 1B			P4		F8	4	1	1	0	0	0	3				
<b>Rick Dempsey, R</b> OBP: 0.342, SLG: 0.438	1B		G5-4-3				K		P4	4	1	1	1	0	1	1				
<b>Mark Belanger, R</b> OBP: 0.253, SLG: 0.269 <b>Pat Kelly, L</b> OBP: 0.356, SLG: 0.363 <b>Kiko Garcia, R</b> OBP: 0.257, SLG: 0.236 <b>Lee May, R</b> OBP: 0.283, SLG: 0.397 <b>Bobby Bonner, R</b> OBP: 0.353, SLG: 0.547				6-3			3-1		E 1B	2	0	1	1	0	0	0				
<b>Inning Stats</b>	R: 0 E: 0 K: 0 S: 3	H: 0 LOB: 0 BB: 0 P: 3	R: 3 E: 0 K: 0 S: 7	H: 4 LOB: 1 BB: 0 P: 7	R: 0 E: 0 K: 0 S: 4	H: 1 LOB: 0 BB: 0 P: 4	R: 0 E: 0 K: 0 S: 3	H: 1 LOB: 0 BB: 0 P: 3	R: 0 E: 0 K: 0 S: 4	H: 1 LOB: 2 BB: 1 P: 8	R: 0 E: 0 K: 1 S: 6	H: 1 LOB: 1 BB: 0 P: 6	R: 2 E: 0 K: 0 S: 5	H: 2 LOB: 2 BB: 0 P: 5	R: 0 E: 1 K: 0 S: 5	H: 1 LOB: 2 BB: 0 P: 5		1B: 6 2B: 2 3B: 0 HR: 3	SF: 0 SAC: 0 DP: 1 HBP: 0	WP: 0 PA: 39 PB: 0 SB: 1 CS: 0
<b>PITCHER</b> <b>Joey McLaughlin, R</b> ERA: 4.08 <b>Mike Willis, L</b> ERA: 1.04	IP: 7.1 WLS: W BF: 32 H: 10 R: 5 ER: 5 SO: 1 BB: 1 IBB: 0 HBP: 0 BLK: 0 WP: 0 HR: 3 S: 33 P: 37 ERA: 6.14 WHIP: 1.500	IP: 1.2 WLS: S BF: 7 H: 1 R: 0 ER: 0 SO: 0 BB: 0 IBB: 0 HBP: 0 BLK: 0 WP: 0 HR: 0 S: 7 P: 7 ERA: 0.00 WHIP: 0.600																		

Batter	1	2	3	4	5	6	7	8	9	AB	R	H	RBI	BB	SO	LOB	BOTTOM				
<b>Alfredo Griffin, S</b> OBP: 0.284, SLG: 0.365				P4		1B 1B			F9	5	1	3	0	0	0	2	<b>Baltimore Orioles @ Toronto Blue Jays</b> Exhibition Stadium, Toronto, ON Fri Sep 12, 1980, 7:05 PM EDT Att: 15,632 - Unknown - 58 F				
<b>Damaso Garcia, R</b> OBP: 0.302, SLG: 0.399	P6		F7		G3	1B CS 1B			1B 1B	5	1	2	0	0	0	2					
<b>Roy Howell, L</b> OBP: 0.321, SLG: 0.386			F9		1-3 1B	1-3 BB 1B			F8	4	1	2	1	1	0	2					
<b>Barry Bonnell, R</b> OBP: 0.325, SLG: 0.426	G6-4-3			1B 1B 2B	1-2 BB	1-2 BB BB			1B 1B	3	1	2	0	2	0	2					
<b>Doug Ault, R</b> OBP: 0.285, SLG: 0.325 <b>Steve Braun, L</b> OBP: 0.313, SLG: 0.254		6-3 3B		FC1-6 2B 1B	1-3 1B	1-2 2-3 BB			1-3 3-H 1B	2	2	2	0	0	0	0					
<b>John Mayberry, L</b> OBP: 0.348, SLG: 0.454		6-3		FC1-6 1B	1-2 3-H 1B	1B IBB			CS G3	4	0	1	2	1	0	2					
<b>Bob Bailor, R</b> OBP: 0.318, SLG: 0.304				FC1-6 2B 1B	1-2 2-3 1B				F8	4	0	2	1	0	0	2					
<b>Lloyd Moseby, L</b> OBP: 0.287, SLG: 0.383									F8	4	1	2	2	0	0	4					
<b>Bob Davis, R</b> OBP: 0.259, SLG: 0.324				P4		K			K	4	0	0	0	0	3	2					
<b>Inning Stats</b>	R: 0 E: 0 K: 0 S: 3	H: 1 LOB: 1 BB: 1 P: 7	R: 1 E: 0 K: 0 S: 4	H: 2 LOB: 0 BB: 0 P: 4	R: 0 E: 0 K: 0 S: 4	H: 1 LOB: 1 BB: 0 P: 4	R: 2 E: 0 K: 1 S: 9	H: 4 LOB: 2 BB: 0 P: 9	R: 1 E: 0 K: 0 S: 5	H: 2 LOB: 3 BB: 2 P: 13	R: 1 E: 0 K: 1 S: 6	H: 3 LOB: 2 BB: 2 P: 14	R: 1 E: 0 K: 0 S: 6	H: 1 LOB: 0 BB: 0 P: 6	R: 1 E: 0 K: 0 S: 6	H: 3 LOB: 2 BB: 0 P: 6		1B: 12 2B: 3 3B: 1 HR: 1	SF: 0 SAC: 0 DP: 1 HBP: 0	WP: 0 PA: 43 PB: 0 SB: 0 CS: 2	
<b>PITCHER</b> <b>Mike Flanagan, L</b> ERA: 4.14 <b>Dennis Martinez, R</b> ERA: 4.6 <b>Dave Ford, R</b> ERA: 3.76 <b>Tim Stoddard, R</b> ERA: 2.88	IP: 4.1 WLS: L BF: 22 H: 9 R: 4 ER: 4 SO: 1 BB: 2 IBB: 0 HBP: 0 BLK: 0 WP: 0 HR: 0 S: 22 P: 30 ERA: 8.31 WHIP: 2.538	IP: 1.1 WLS: L BF: 10 H: 4 R: 1 ER: 1 SO: 1 BB: 2 IBB: 1 HBP: 0 BLK: 0 WP: 0 HR: 9 S: 21 P: 21 ERA: 6.75 WHIP: 4.500	IP: 1.2 WLS: L BF: 6 H: 2 R: 2 ER: 2 SO: 1 BB: 0 IBB: 0 HBP: 0 BLK: 0 WP: 1 HR: 8 S: 8 P: 8 ERA: 10.80 WHIP: 1.200	IP: 0.2 WLS: L BF: 4 H: 2 R: 0 ER: 0 SO: 0 BB: 0 IBB: 0 HBP: 0 BLK: 0 WP: 0 HR: 4 S: 4 P: 4 ERA: 0.00 WHIP: 3.000																	

AB 38  
R 5  
H 11  
RBI 5  
BB 1  
SO 1  
LOB 13



AB 37  
R 7  
H 17  
RBI 7  
BB 5  
SO 3  
LOB 20





Batter	1	2	3	4	5	6	7	8	9	10	11	12	13	AB	R	H	RBI	BB	SO	LOB	TOP	
<b>Al Bumby, L</b> OBP: 0.391, SLG: 0.416 (1, 8)	L4		1-3		CS BB			6-3		6-3		4-3		5	0	0	0	1	0	0		
<b>Rich Dauer, R</b> OBP: 0.329, SLG: 0.341 (1, 4)	F8		6-3		CS	F8		1-3		5-3		5-3		6	0	0	0	0	0	0		
<b>Ken Singleton, S</b> OBP: 0.379, SLG: 0.465 (1, 9)	6-3		4-3			4-3			F7			4-3		5	0	0	0	0	1	0		
<b>Gary Roenicke, R</b> OBP: 0.348, SLG: 0.400 (11, 9)										K				1	0	0	0	0	0	0		
<b>Eddie Murray, S</b> OBP: 0.356, SLG: 0.529 (1, 3)		F9			HR				HR				4-3	6	3	4	3	0	0	0		
<b>John Lowenstein, L</b> OBP: 0.401, SLG: 0.423 (1, 7)	F7		K		1B	4-3			HR	BB	F9	BB	WP	4	0	1	0	2	1	1		
<b>Mike Flanagan, L</b> (1, 10)										2B				0	0	0	0	0	0	0		
<b>Terry Crowley, L</b> OBP: 0.373, SLG: 0.473 (2, PH)		2B			F7			F5		BB		K		0	0	0	0	0	0	0		
<b>Benny Ayala, R</b> OBP: 0.359, SLG: 0.544 (9, PH)		1B								1BB		1-2	G5-4-3	3	0	1	0	0	0	0		
<b>Dan Graham, L</b> OBP: 0.300, SLG: 0.436 (1, 2)			4-3					F8		K		F9		3	0	1	0	0	0	0		
<b>Rick Dempsey, R</b> OBP: 0.339, SLG: 0.434 (9, PH)		2B											G5-4-3	3	0	0	0	0	1	5		
<b>Doug DeCinces, R</b> OBP: 0.315, SLG: 0.386 (1, 5)						K		K						2	0	0	0	3	2	0		
<b>Mark Belanger, R</b> OBP: 0.247, SLG: 0.261 (1, 6)														2	0	0	0	0	0	3		
<b>Pat Kelly, L</b> OBP: 0.325, SLG: 0.366 (6, PH)	F7				6-3			K				4-3		1	0	0	0	0	1	0		
<b>Kiko Garcia, R</b> OBP: 0.257, SLG: 0.236 (8, 6)														0	0	0	0	0	0	0		
<b>Lee May, R</b> OBP: 0.281, SLG: 0.395 (9, PH)														1	0	0	0	0	1	3		
<b>Bobby Bonner, R</b> (9, 6)														1	0	0	0	0	2	2		
<b>Inning Stats</b>	R: 0 E: 0 K: 0 S: 3	H: 0 LOB: 0 BB: 0 P: 3	R: 0 E: 0 K: 0 S: 5	H: 2 LOB: 3 BB: 1 P: 9	R: 0 E: 0 K: 1 S: 3	H: 0 LOB: 0 BB: 0 P: 3	R: 1 E: 0 K: 1 S: 6	H: 1 LOB: 0 BB: 0 P: 6	R: 0 E: 0 K: 1 S: 4	H: 0 LOB: 0 BB: 0 P: 5	R: 0 E: 0 K: 1 S: 5	H: 0 LOB: 0 BB: 0 P: 5	R: 1 E: 0 K: 1 S: 6	H: 1 LOB: 2 BB: 2 P: 14	R: 0 E: 0 K: 0 S: 3	H: 0 LOB: 0 BB: 0 P: 3	R: 0 E: 0 K: 0 S: 2	H: 0 LOB: 1 BB: 2 P: 10	1B: 2 2B: 2 3B: 0 HR: 3	SF: 0 SAC: 0 DP: 1 HBP: 0	WP: 2 PB: 0 SB: 2 CS: 1	PA: 53
<b>PITCHER</b>	IP	WLS	BF	H	R	ER	SO	BB	IBB	HBP	BLK	WP	HR	S	P	ERA	WHIP					
<b>Jackson Todd, R</b> ERA: 3.36 (1, 1)	8.1		32	6	2	2	4	1	1	0	0	1	2	38	46	2.16	0.840					
<b>Mike Willis, L</b> ERA: 1.02 (9, 1)	0.1	3	0	0	0	0	1	1	1	0	0	0	0	3	11	0.00	3.000					
<b>Mike Barlow, R</b> ERA: 3.25 (9, 1)	4.1	W	17	1	1	1	3	2	2	0	0	1	1	19	35	2.08	0.692					

Baltimore Orioles @ Toronto Blue Jays  
Exhibition Stadium, Toronto, ON  
Sun Sep 14 1980, 3:33 AM EDT  
Att. 19,117 - Unknown - 68 F

AB 44  
R 3  
H 7  
RBI 3  
BB 8  
SO 8  
LOB 15



Batter	1	2	3	4	5	6	7	8	9	10	11	12	13	AB	R	H	RBI	BB	SO	LOB	BOTTOM					
<b>Alfredo Griffin, S</b> OBP: 0.265, SLG: 0.363 (1, 6)	F8		4-3		CS BB			BB	S	1B		4-3		5	0	1	0	1	0	1						
<b>Damaso Garcia, R</b> OBP: 0.291, SLG: 0.394 (1, 4)	G3				K	CS	F2						K	4	0	1	0	1	1	0						
<b>Al Woods, L</b> OBP: 0.363, SLG: 0.490 (12, PH)														1	0	0	0	0	1	1						
<b>Garth Iorg, R</b> OBP: 0.302, SLG: 0.370 (13, 4)														0	0	0	0	0	0	0						
<b>Roy Howell, L</b> OBP: 0.324, SLG: 0.386 (1, 5)	F7				BB	G3				1B				3	0	0	0	3	0	1						
<b>John Mayberry, L</b> OBP: 0.347, SLG: 0.455 (1, 3)					K	G3								6	1	1	1	0	2	6						
<b>Lloyd Moseby, L</b> OBP: 0.296, SLG: 0.389 (1, 9)		HR												5	2	3	0	1	0	0						
<b>Barry Bonnell, R</b> OBP: 0.324, SLG: 0.424 (1, 8)		1-3			BB									5	2	3	0	1	0	0						
<b>Willie Upshaw, L</b> OBP: 0.239, SLG: 0.238 (1, 10)														3	0	0	0	0	0	0						
<b>Doug Ault, R</b> OBP: 0.291, SLG: 0.331 (9, PH)														1	0	0	0	0	1	1						
<b>Steve Braun, L</b> OBP: 0.314, SLG: 0.246 (11, PH)														1	0	0	0	1	0	1						
<b>Bob Bailor, R</b> OBP: 0.320, SLG: 0.312 (1, 7)					K									5	1	1	1	1	1	2						
<b>Ernie Whitt, L</b> OBP: 0.295, SLG: 0.361 (1, 2)														3	0	0	1	1	0	0						
<b>Paul Hodgson, R</b> OBP: 0.231, SLG: 0.167 (12, PR)														0	0	0	0	0	0	0						
<b>Bob Davis, R</b> OBP: 0.259, SLG: 0.324 (13, 2)														0	0	0	0	0	0	0						
<b>Inning Stats</b>	R: 0 E: 0 K: 0 S: 3	H: 0 LOB: 0 BB: 0 P: 3	R: 1 E: 0 K: 0 S: 4	H: 1 LOB: 0 BB: 0 P: 4	R: 0 E: 0 K: 1 S: 7	H: 0 LOB: 2 BB: 2 P: 15	R: 1 E: 0 K: 0 S: 2	H: 0 LOB: 0 BB: 0 P: 10	R: 0 E: 0 K: 0 S: 3	H: 0 LOB: 0 BB: 0 P: 3	R: 0 E: 0 K: 0 S: 3	H: 1 LOB: 0 BB: 0 P: 3	R: 0 E: 0 K: 1 S: 6	H: 1 LOB: 3 BB: 2 P: 14	R: 0 E: 0 K: 0 S: 4	H: 1 LOB: 1 BB: 1 P: 4	R: 0 E: 1 K: 0 S: 5	H: 1 LOB: 1 BB: 0 P: 5	R: 0 E: 0 K: 1 S: 5	H: 0 LOB: 2 BB: 2 P: 13	R: 1 E: 0 K: 0 S: 3	H: 2 LOB: 2 BB: 1 P: 7	1B: 6 2B: 1 3B: 0 HR: 1	SF: 1 SAC: 1 DP: 1 HBP: 0	WP: 0 PB: 0 SB: 3 CS: 1	PA: 54
<b>PITCHER</b>	IP	WLS	BF	H	R	ER	SO	BB	IBB	HBP	BLK	WP	HR	S	P	ERA	WHIP									
<b>Jim Palmer, R</b> ERA: 3.84 (1, 1)	7.2		30	3	2	1	3	6	0	0	0	0	1	30	54	1.17	1.174									
<b>Tippy Martinez, L</b> ERA: 3.13 (8, 1)	2.2	11	3	1	0	1	0	0	0	0	0	0	0	13	13	0.00	1.125									
<b>Tim Stoddard, R</b> ERA: 2.84 (11, 1)	0.2	3	0	0	0	0	0	0	0	0	0	0	0	3	3	0.00	0.000									
<b>Dennis Martinez, R</b> ERA: 4.64 (12, 1)	1.1	L	9	2	1	1	1	2	1	0	0	0	0	8	20	6.75	3.000									

Baltimore Orioles @ Toronto Blue Jays  
Exhibition Stadium, Toronto, ON  
Sun Sep 14 1980, 3:33 AM EDT  
Att. 19,117 - Unknown - 68 F

AB 42  
R 4  
H 8  
RBI 3  
BB 9  
SO 5  
LOB 16



Batter	1	2	3	4	5	6	7	8	9	AB	R	H	RBI	BB	SO	LOB	TOP										
Alfredo Griffin, S OBP: 0.285, SLG: 0.363 (1, 6)			5-3		L9		F6			4	0	1	0	0	0	2	Toronto Blue Jays @ New York Yankees Yankee Stadium, Bronx, NY Tue Sep 16 1980, 7:05 PM EDT Att: 20,281 - Unknown - 64 F										
Garth Iorg, R OBP: 0.302, SLG: 0.376 (1, 4)			K				K			3	1	1	0	0	1	0											
Al Woods, L OBP: 0.362, SLG: 0.488 (7, PH)										1	0	0	0	0	1	2											
Bob Davis, R OBP: 0.259, SLG: 0.324 (7, 2)										0	0	0	0	0	0	0											
Roy Howell, L OBP: 0.326, SLG: 0.387 (1, 5)										4	0	2	1	0	0	0											
Barry Bonnell, R OBP: 0.321, SLG: 0.419 (1, 8)										4	0	0	0	0	0	2											
Doug Ault, R OBP: 0.283, SLG: 0.320 (1, 10)										4	0	0	0	0	2	1											
John Mayberry, L OBP: 0.348, SLG: 0.462 (7, PR)										2	1	1	1	1	1	0											
Willie Upshaw, L OBP: 0.234, SLG: 0.233 (7, 3)										1	1	0	0	0	1	0											
Bob Bailor, R OBP: 0.322, SLG: 0.312 (1, 7)										3	1	1	0	1	1	0											
Lloyd Moseby, L OBP: 0.298, SLG: 0.390 (1, 9)										4	0	2	1	0	1	1											
Ernie Whitt, L OBP: 0.293, SLG: 0.358 (7, PH)										2	0	0	0	0	0	0											
Damaso Garcia, R OBP: 0.301, SLG: 0.394 (7, 4)										2	0	1	1	0	0	1											
<b>Inning Stats</b>	R: 1 E: 0 K: 0 S: 5	H: 3 LOB: 1 BB: 0 P: 5	R: 1 E: 0 K: 1 S: 5	H: 1 LOB: 0 BB: 1 P: 9	R: 0 E: 0 K: 1 S: 6	H: 1 LOB: 1 BB: 0 P: 6	R: 0 E: 0 K: 3 S: 9	H: 0 LOB: 0 BB: 0 P: 9	R: 0 E: 0 K: 0 S: 3	H: 0 LOB: 0 BB: 0 P: 3	R: 0 E: 0 K: 0 S: 3	H: 0 LOB: 0 BB: 0 P: 3	R: 2 E: 0 K: 1 S: 8	H: 3 LOB: 2 BB: 1 P: 12	R: 0 E: 0 K: 1 S: 5	H: 0 LOB: 0 BB: 0 P: 5	R: 0 E: 0 K: 1 S: 6	H: 1 LOB: 1 BB: 0 P: 6	1B: 7 2B: 1 3B: 0 HR: 1	SF: 0 SAC: 0 DP: 0 HBP: 0	WP: 0 PB: 0 SB: 0 CS: 2	PA: 36					
<b>PITCHER</b>	IP WLS BF H R ER SO BB IBB HBP BLK WP HR S P ERA WHIP	6.1 W 27 8 4 4 5 2 0 0 0 0 1 35 43 5.68 1.579	2.2 S 9 1 0 0 3 0 0 0 0 0 0 15 15 0.00 0.375											<b>PITCHER</b>	IP WLS BF H R ER SO BB IBB HBP BLK WP HR S P ERA WHIP	6.1 L 21 7 5 5 4 3 0 0 0 0 0 26 38 10.38 2.308	5.1 L 12 2 0 0 4 0 0 0 0 0 0 20 20 0.00 0.545										

AB	34
R	4
H	9
RBI	4
BB	2
SO	8
LOB	9



Batter	1	2	3	4	5	6	7	8	9	AB	R	H	RBI	BB	SO	LOB	BOTTOM										
Willie Randolph, R OBP: 0.417, SLG: 0.409 (1, 4)			6-3							3	2	1	0	1	0	0	Toronto Blue Jays @ New York Yankees Yankee Stadium, Bronx, NY Tue Sep 16 1980, 7:05 PM EDT Att: 20,281 - Unknown - 64 F										
Bobby Murcer, L OBP: 0.348, SLG: 0.473 (8, 9)										2	1	1	1	1	0	0											
Joe Lefebvre, L OBP: 0.338, SLG: 0.423 (8, 9)										0	0	0	0	0	0	0											
Oscar Gamble, L OBP: 0.339, SLG: 0.549 (7, PH)										3	1	3	2	0	0	0											
Lou Piniella, R OBP: 0.352, SLG: 0.378 (8, 7)										1	0	0	0	0	0	1											
Reggie Jackson, L OBP: 0.394, SLG: 0.580 (1, 10)										4	0	1	0	0	3	3											
Jim Spencer, L OBP: 0.313, SLG: 0.438 (1, 3)										4	0	1	1	0	1	3											
Rick Cerone, R OBP: 0.326, SLG: 0.437 (1, 2)										4	0	1	1	0	0	0											
Bucky Dent, R OBP: 0.331, SLG: 0.372 (1, 6)										3	0	1	0	0	1	1											
Aurelio Rodriguez, R OBP: 0.241, SLG: 0.304 (1, 5)										3	0	0	0	0	1	1											
Bobby Brown, S OBP: 0.297, SLG: 0.390 (1, 8)										2	1	0	0	1	2	1											
<b>Inning Stats</b>	R: 3 E: 0 K: 2 S: 9	H: 3 LOB: 1 BB: 2 P: 17	R: 0 E: 0 K: 2 S: 7	H: 0 LOB: 0 BB: 0 P: 7	R: 0 E: 1 K: 0 S: 4	H: 2 LOB: 1 BB: 0 P: 4	R: 0 E: 0 K: 0 S: 3	H: 0 LOB: 0 BB: 0 P: 3	R: 2 E: 0 K: 1 S: 7	H: 2 LOB: 1 BB: 1 P: 11	R: 0 E: 0 K: 1 S: 6	H: 1 LOB: 1 BB: 0 P: 6	R: 0 E: 0 K: 0 S: 3	H: 1 LOB: 0 BB: 0 P: 3	R: 0 E: 0 K: 2 S: 7	H: 0 LOB: 0 BB: 0 P: 7	1B: 8 2B: 1 3B: 0 HR: 0	SF: 1 SAC: 0 DP: 2 HBP: 0	WP: 0 PB: 0 SB: 1 CS: 0	PA: 33							
<b>PITCHER</b>	IP WLS BF H R ER SO BB IBB HBP BLK WP HR S P ERA WHIP	4.1 L 21 7 5 5 4 3 0 0 0 0 0 26 38 10.38 2.308	5.1 L 12 2 0 0 4 0 0 0 0 0 0 20 20 0.00 0.545											<b>PITCHER</b>	IP WLS BF H R ER SO BB IBB HBP BLK WP HR S P ERA WHIP	6.1 L 21 7 5 5 4 3 0 0 0 0 0 26 38 10.38 2.308	5.1 L 12 2 0 0 4 0 0 0 0 0 0 20 20 0.00 0.545										

AB	29
R	5
H	9
RBI	5
BB	3
SO	8
LOB	10







Batter	1	2	3	4	5	6	7	8	9	AB	R	H	RBI	BB	SO	LOB	TOP			
Alfredo Griffin, S OBP: 0.283, SLG: 0.360 (1, 6)	6-3		E1 FC6-4		5-3		1B			4	0	1	0	0	0	0	<b>Toronto Blue Jays @ New York Yankees</b> Yankee Stadium, Bronx, NY Thu Sep 18 1980, 7:05 PM EDT Att: 20,129 - Unknown - 64 F <a href="http://livebaseballscorecards.com">livebaseballscorecards.com</a>			
Bob Bailor, R OBP: 0.321, SLG: 0.311 (1, 8)	1B		FC6-4			FC3-6 1B	L8			4	1	2	0	0	0	2				
Roy Howell, L OBP: 0.321, SLG: 0.387 (1, 5)	G4-6-3			G3		K		K		4	0	0	0	0	2	2				
John Mayberry, L OBP: 0.349, SLG: 0.467 (8, PR) Willie Upshaw, L OBP: 0.250, SLG: 0.233 (8, 3)		3-1		K		FC3-6 1B		G6-3 1B		4	0	2	0	0	1	0				
Damaso Garcia, R OBP: 0.299, SLG: 0.390 (1, 4)		3-1		E 1B		FC3-6 E 1B		G6-3		4	0	1	0	0	0	3				
Lloyd Moseby, L OBP: 0.290, SLG: 0.378 (1, 9)		6-3		E4 1-2		E4 1-2		K		4	0	0	0	0	1	2				
Doug Ault, R OBP: 0.276, SLG: 0.310 (9, PR) Joe Cannon, L OBP: 0.091, SLG: 0.042 (9, PR)			4-3	1-3		6-3		G6-4-3 1B		4	0	1	0	0	0	4				
Paul Hodgson, R OBP: 0.235, SLG: 0.188 (1, 7)			G3 E 1B		F8		5-3	G6-4-3 1-2		4	1	1	0	0	0	1				
Ernie Whitt, L OBP: 0.295, SLG: 0.359 (1, 2)			G3		3-1		4-3			3	0	0	0	0	0	1				
<b>Inning Stats</b>	R: 0 E: 0 K: 0 S: 3	H: 1 LOB: 0 BB: 0 P: 3	R: 0 E: 0 K: 0 S: 3	H: 0 LOB: 0 BB: 0 P: 3	R: 1 E: 1 K: 0 S: 5	H: 1 LOB: 1 BB: 0 P: 5	R: 0 E: 1 K: 1 S: 7	H: 1 LOB: 2 BB: 0 P: 7	R: 0 E: 0 K: 0 S: 3	H: 0 LOB: 0 BB: 0 P: 3	R: 1 E: 1 K: 1 S: 8	H: 2 LOB: 2 BB: 0 P: 8	R: 0 E: 0 K: 0 S: 4	H: 1 LOB: 1 BB: 0 P: 4	R: 0 E: 0 K: 1 S: 5	H: 1 LOB: 1 BB: 0 P: 5		1B: 8 2B: 0 3B: 0 HR: 0	SF: 0 SAC: 0 DP: 3 HBP: 0	WP: 0 PB: 0 CS: 0
<b>PITCHER</b> Tommy John, L ERA: 3.27 (1, 1)	IP: 9.0 WLS: L BF: 35 H: 8 R: 2 ER: 0 SO: 4 BB: 0 IBB: 0 HBP: 0 BLK: 0 WP: 0 HR: 0 S: 43 P: 43 ERA: 0.00 WHIP: 0.889															<b>PITCHER</b>				

Batter	1	2	3	4	5	6	7	8	9	AB	R	H	RBI	BB	SO	LOB	BOTTOM					
Willie Randolph, R OBP: 0.419, SLG: 0.410 (1, 4)	6-3 S BB		F8		K			L4-3 BB		2	0	0	0	2	1	0	<b>Toronto Blue Jays @ New York Yankees</b> Yankee Stadium, Bronx, NY Thu Sep 18 1980, 7:05 PM EDT Att: 20,129 - Unknown - 64 F <a href="http://livebaseballscorecards.com">livebaseballscorecards.com</a>					
Bobby Brown, S OBP: 0.292, SLG: 0.383 (1, 8)	K		4-3			F9		L4-3		4	0	0	0	0	1	2						
Oscar Gamble, L OBP: 0.337, SLG: 0.535 (1, 7)	6-3		F4		E6 S			SH3-4 BB		3	0	0	0	1	0	1						
Reggie Jackson, L OBP: 0.392, SLG: 0.572 (9, PR) Joe Lefebvre, L OBP: 0.350, SLG: 0.432 (7, 9)				1B 1B		K		SH3-4		2	1	1	0	1	1	1						
Jim Spencer, L OBP: 0.313, SLG: 0.434 (1, 10)	F9			1-2 1B		F9		F9		4	0	1	0	0	0	4						
Bob Watson, R OBP: 0.370, SLG: 0.468 (1, 3)		4-0 BB	FC6-4 BB		F7		6-3		1-3	3	0	0	0	1	0	1						
Bucky Dent, R OBP: 0.331, SLG: 0.371 (1, 6)			F9		6-3		F4			3	0	0	0	0	0	1						
Aurelio Rodriguez, R OBP: 0.245, SLG: 0.311 (1, 5)			K			L9		F9		3	0	0	0	0	1	1						
Johnny Oates, L OBP: 0.224, SLG: 0.291 (8, PH) Bobby Murcer, L OBP: 0.350, SLG: 0.464 (9, 2) Bruce Robinson, L			FC6-4		3-1			4-3		2	0	0	0	0	0	1						
<b>Inning Stats</b>	R: 0 E: 0 K: 1 S: 5	H: 0 LOB: 2 BB: 2 P: 13	R: 0 E: 0 K: 1 S: 5	H: 0 LOB: 1 BB: 1 P: 9	R: 0 E: 0 K: 0 S: 3	H: 0 LOB: 0 BB: 0 P: 3	R: 1 E: 0 K: 0 S: 4	H: 2 LOB: 0 BB: 0 P: 4	R: 0 E: 0 K: 1 S: 5	H: 0 LOB: 0 BB: 0 P: 5	R: 0 E: 1 K: 1 S: 6	H: 0 LOB: 1 BB: 0 P: 6	R: 0 E: 0 K: 0 S: 3	H: 0 LOB: 0 BB: 0 P: 3	R: 0 E: 0 K: 0 S: 2	H: 0 LOB: 1 BB: 1 P: 6		R: 0 E: 0 K: 0 S: 3	H: 0 LOB: 1 BB: 1 P: 7	1B: 2 2B: 1 3B: 0 HR: 0	SF: 0 SAC: 1 DP: 1 HBP: 0	WP: 0 PB: 0 CS: 0
<b>PITCHER</b> Luis Leal, R ERA: 5.12 (1, 1)	IP: 9.0 WLS: W BF: 33 H: 2 R: 1 ER: 1 SO: 4 BB: 5 IBB: 0 HBP: 0 BLK: 0 WP: 0 HR: 0 S: 36 P: 56 ERA: 1.00 WHIP: 0.778															<b>PITCHER</b>						





Batter	1	2	3	4	5	6	7	8	9	AB	R	H	RBI	BB	SO	LOB	TOP										
Alfredo Griffin, S OBP: 0.280, SLG: 0.354 (1, 6)	0-0 6-3		0-0 5-3		0-0 4-3			0-0 F7		4	0	0	0	0	0	2											
Garth Iorg, R OBP: 0.297, SLG: 0.366 (1, 4)	0-0 4-3		0-0 4-3			0-0 6-3		0-0 4-3		4	0	0	0	0	0	2											
Roy Howell, L OBP: 0.317, SLG: 0.382 (1, 5)	0-0 2B			0-3 K		0-0 F5			0-3 K	4	0	1	0	0	2	0											
Barry Bonnell, R OBP: 0.317, SLG: 0.415 (1, 9)	0-0 6-3			0-0 F4		0-0 F7			0-0 1-3	4	0	0	0	0	0	1											
John Mayberry, L OBP: 0.351, SLG: 0.479 (1, 3)		0-0 F7		0-0 HR			0-0 P8		0-0 PO	4	1	2	1	0	0	0											
Lloyd Moseby, L OBP: 0.294, SLG: 0.380 (9, PR)									0-0 2B	0	0	0	0	0	0	0											
Bob Bailor, R OBP: 0.318, SLG: 0.308 (1, 8)		0-0 6-3		0-0 1B			0-0 5-3		0-0 PO	3	0	1	0	0	0	0											
Steve Braun, L OBP: 0.325, SLG: 0.300 (9, PH)									0-0 2-3	0	0	0	0	0	0	0											
Doug Ault, R OBP: 0.270, SLG: 0.303 (1, 10)		0-0 4-3		0-0 F4			0-0 F8			3	0	0	0	0	0	1											
Paul Hodgson, R OBP: 0.310, SLG: 0.346 (1, 7)			4-0 SH1-4 BB		0-0 6-3			0-3 K		2	0	0	0	1	1	0											
Bob Davis, R OBP: 0.262, SLG: 0.327 (1, 2)			0-0 SH1-4		0-0 F6			0-0 2B		2	0	1	0	0	0	0											
Joe Cannon, L OBP: 0.091, SLG: 0.042 (8, PR)										0	0	0	0	0	0	0											
Ernie Whitt, L OBP: 0.297, SLG: 0.357 (8, 2)										0	0	0	0	0	0	0											
<b>Inning Stats</b>	R: 0 E: 0 K: 0 S: 4	H: 1 LOB: 1 BB: 4 P: 4	R: 0 E: 0 K: 0 S: 3	H: 0 LOB: 0 BB: 3 P: 3	R: 0 E: 0 K: 0 S: 3	H: 0 LOB: 1 BB: 1 P: 7	R: 1 E: 0 K: 1 S: 7	H: 2 LOB: 1 BB: 0 P: 7	R: 0 E: 0 K: 0 S: 3	H: 0 LOB: 0 BB: 0 P: 3	R: 0 E: 0 K: 0 S: 3	H: 0 LOB: 0 BB: 0 P: 3	R: 0 E: 0 K: 1 S: 6	H: 1 LOB: 1 BB: 0 P: 6	R: 0 E: 0 K: 1 S: 5	H: 1 LOB: 1 BB: 0 P: 5	1B: 1 2B: 3 3B: 0 HR: 1	SF: 0 SAC: 1 DP: 0 HBP: 0	WP: 0 PB: 0 SB: 0 CS: 0	PA: 33							
<b>PITCHER</b>	IP	WLS	BF	H	R	ER	SO	BB	IBB	HBP	BLK	WP	HR	S	P	ERA	WHIP										
Mike Flanagan, L ERA: 4.1 (1, 1)	8.0	W	29	4	1	1	2	1	0	0	0	0	1	32	36	1.12	0.625										
Tippy Martinez, L ERA: 3.15 (9, 1)	0.2		3	1	0	0	1	0	0	0	0	0	0	5	5	0.00	1.500										
Tim Stoddard, R ERA: 2.74 (9, 1)	0.1	S	0	0	0	0	0	0	0	0	0	0	0	0	0	0.00	0.000										

Toronto Blue Jays @ Baltimore Orioles  
Memorial Stadium, Baltimore, MD  
Sun Sep 21 1980, 3:33 AM EDT  
Att: 14,251 - Unknown

AB	30
R	1
H	5
RBI	1
BB	1
SO	3
LOB	6



Batter	1	2	3	4	5	6	7	8	9	AB	R	H	RBI	BB	SO	LOB	BOTTOM										
Al Bumbry, L OBP: 0.391, SLG: 0.425 (1, 8)	0-0 F7		4-0 FC6-4 BB	0-0 L9			0-0 L8			3	0	0	0	1	0	0											
Rich Dauer, R OBP: 0.343, SLG: 0.351 (1, 4)	0-0 4-3		0-0 FC6-4 1B	0-0 G4-6-3 1B			0-0 1B		0-0 1B	4	1	2	0	0	0	1											
Ken Singleton, S OBP: 0.383, SLG: 0.464 (1, 9)	4-0 BB		0-0 1B	0-0 G4-6-3 1B			0-0 K		0-3 K	3	1	1	0	1	1	2											
Gary Roenicke, R OBP: 0.344, SLG: 0.388 (9, 9)			0-0 1B	0-0 1B			0-0 K		0-0 K	0	0	0	0	0	0	0											
Eddie Murray, S OBP: 0.359, SLG: 0.524 (1, 3)	4-0 BB		0-0 1B	0-0 1B			0-0 F8		0-0 F8	3	0	1	1	1	0	1											
John Lowenstein, L OBP: 0.395, SLG: 0.407 (1, 7)	4-0 BB		0-0 1B	0-0 1B			0-0 K		0-3 K	3	0	1	1	1	2	1											
Steve Stone, R OBP: 0.302, SLG: 0.455 (1, 10)	0-0 F8		0-0 F7				0-0 L3			0	0	0	0	0	0	0											
Dan Graham, L OBP: 0.302, SLG: 0.455 (1, PH)			0-0 F7				0-0 L8			3	0	0	0	0	0	5											
Doug DeCinces, R OBP: 0.314, SLG: 0.388 (1, 5)		0-0 F3	0-0 F6				0-0 L8			3	0	0	0	0	0	2											
Rick Dempsey, R OBP: 0.339, SLG: 0.426 (1, 2)		0-3 K		0-0 F5			0-3 K			3	0	0	0	0	2	0											
Kiko Garcia, R OBP: 0.254, SLG: 0.233 (1, 6)		0-3 K		0-0 F9			0-0 B1-3			3	0	0	0	0	1	0											
<b>Inning Stats</b>	R: 0 E: 0 K: 0 S: 3	H: 0 LOB: 3 BB: 3 P: 15	R: 0 E: 0 K: 2 S: 7	H: 0 LOB: 0 BB: 0 P: 7	R: 2 E: 0 K: 0 S: 6	H: 3 LOB: 2 BB: 1 P: 10	R: 0 E: 0 K: 0 S: 3	H: 0 LOB: 0 BB: 0 P: 3	R: 0 E: 0 K: 1 S: 5	H: 0 LOB: 0 BB: 0 P: 5	R: 0 E: 0 K: 1 S: 5	H: 0 LOB: 0 BB: 0 P: 5	R: 0 E: 0 K: 2 S: 8	H: 1 LOB: 1 BB: 0 P: 8	R: 0 E: 0 K: 2 S: 8	H: 1 LOB: 1 BB: 0 P: 8	1B: 5 2B: 0 3B: 0 HR: 0	SF: 0 SAC: 0 DP: 1 HBP: 0	WP: 0 PB: 0 SB: 0 CS: 0	PA: 32							
<b>PITCHER</b>	IP	WLS	BF	H	R	ER	SO	BB	IBB	HBP	BLK	WP	HR	S	P	ERA	WHIP										
Jim Clancy, R ERA: 3.35 (1, 1)	8.0	L	32	5	2	2	6	4	0	0	0	0	0	40	56	2.25	1.125										

Toronto Blue Jays @ Baltimore Orioles  
Memorial Stadium, Baltimore, MD  
Sun Sep 21 1980, 3:33 AM EDT  
Att: 14,251 - Unknown

AB	28
R	2
H	5
RBI	2
BB	4
SO	6
LOB	12





Batter	1	2	3	4	5	6	7	8	9	AB	R	H	RBI	BB	SO	LOB	TOP			
Alfredo Griffin, S OBP: 0.283, SLG: 0.357										6	0	3	1	0	2	4				
Garth Iorg, R OBP: 0.296, SLG: 0.357										4	1	0	0	1	0	6				
Lloyd Moseby, L OBP: 0.299, SLG: 0.387										4	1	0	0	1	2	5				
John Mayberry, L OBP: 0.350, SLG: 0.472										3	1	0	0	2	1	2				
Willie Upshaw, L OBP: 0.240, SLG: 0.222										0	1	0	0	0	0	0				
Roy Howell, L OBP: 0.322, SLG: 0.395										4	2	2	3	1	0	1				
Al Woods, L OBP: 0.362, SLG: 0.482										4	1	1	0	1	1	3				
Joe Cannon, L OBP: 0.061, SLG: 0.042										0	1	0	0	0	0	0				
Barry Bonnell, R OBP: 0.319, SLG: 0.424										4	0	1	2	1	1	2				
Bob Bailor, R OBP: 0.316, SLG: 0.304										4	0	1	0	1	0	4				
Ernie Whitt, L OBP: 0.299, SLG: 0.356										5	1	2	2	0	1	3				
<b>Inning Stats</b>	R: 3 E: 0 K: 1 S: 7	H: 2 LOB: 2 BB: 3 P: 19	R: 1 E: 1 K: 0 S: 4	H: 1 LOB: 1 BB: 1 P: 8	R: 2 E: 0 K: 1 S: 7	H: 2 LOB: 2 BB: 2 P: 15	R: 0 E: 0 K: 1 S: 5	H: 0 LOB: 0 BB: 0 P: 5	R: 0 E: 0 K: 0 S: 3	H: 1 LOB: 1 BB: 0 P: 3	R: 0 E: 0 K: 0 S: 6	H: 1 LOB: 0 BB: 0 P: 6	R: 0 E: 1 K: 2 S: 9	H: 1 LOB: 2 BB: 0 P: 9	R: 2 E: 0 K: 2 S: 9	H: 2 LOB: 2 BB: 2 P: 17	1B: 6 2B: 2 3B: 0 HR: 2	SF: 0 SAC: 0 DP: 2 HBP: 0	WP: 4 PB: 1 SB: 2 CS: 0	PA: 46
<b>PITCHER</b>	IP WLS BF H R ER SO BB IBB HBP BLK WP HR S P ERA WHIP																			
Milt Wilcox, R ERA: 4.48	(1, 1) 1.2 12 3 4 4 1 4 0 0 0 0 2 0 10 26 21.60 4.200																			
Bruce Robbins, L ERA: 6.52	(2, 1) 0.1 4 1 2 2 0 2 0 0 0 0 1 1 2 10 54.00 9.000																			
Dave Tobik, R ERA: 4.38	(3, 1) 5.0 18 3 1 1 3 0 0 0 0 0 1 1 24 24 1.80 0.600																			
Dave Rozema, R ERA: 4.25	(8, 1) 1.0 L 6 1 1 1 2 1 0 0 0 0 0 0 9 13 9.00 2.000																			
Pat Underwood, L ERA: 3.75	(9, 1) 1.0 6 2 1 1 2 0 1 0 0 0 0 0 9 13 9.00 2.000																			

Toronto Blue Jays @ Detroit Tigers  
Tiger Stadium, Detroit, MI  
Tue Sep 23 1980, 7:05 PM EDT  
Att: 6,363 - Unknown

AB 38  
R 9  
H 10  
RBI 8  
BB 8  
SO 8  
LOB 30



Batter	1	2	3	4	5	6	7	8	9	AB	R	H	RBI	BB	SO	LOB	BOTTOM					
Rick Peters, S OBP: 0.372, SLG: 0.372										4	0	0	0	1	0	2						
Alan Trammell, R OBP: 0.376, SLG: 0.391										1	1	0	0	4	0	1						
Steve Kemp, L OBP: 0.388, SLG: 0.487										5	0	0	0	0	0	4						
Champ Summers, L OBP: 0.396, SLG: 0.502										4	1	2	0	1	0	2						
Tim Corcoran, L OBP: 0.372, SLG: 0.403										4	0	3	2	1	0	2						
Lynn Jones, R OBP: 0.340, SLG: 0.311										0	0	0	0	0	0	0						
Lance Parrish, R OBP: 0.321, SLG: 0.488										4	1	0	0	1	0	5						
Al Cowens, R OBP: 0.330, SLG: 0.337										5	1	0	0	0	1	4						
Tom Brookens, R OBP: 0.317, SLG: 0.422										0	0	0	0	0	0	0						
Stan Papi, R OBP: 0.282, SLG: 0.442										3	1	1	0	0	0	0						
Richie Hebner, L OBP: 0.362, SLG: 0.472										0	0	0	0	0	0	0						
John Wockenfuss, R OBP: 0.380, SLG: 0.446										1	1	1	3	0	0	0						
Mark Wagner, R OBP: 0.307, SLG: 0.261										0	0	0	0	0	0	0						
Lou Whitaker, L OBP: 0.331, SLG: 0.282										3	1	1	2	1	0	0						
<b>Inning Stats</b>	R: 0 E: 0 K: 0 S: 3	H: 0 LOB: 2 BB: 2 P: 11	R: 2 E: 1 K: 0 S: 5	H: 1 LOB: 0 BB: 0 P: 5	R: 1 E: 0 K: 0 S: 4	H: 1 LOB: 1 BB: 1 P: 8	R: 0 E: 0 K: 1 S: 5	H: 1 LOB: 1 BB: 1 P: 9	R: 1 E: 0 K: 0 S: 4	H: 2 LOB: 1 BB: 1 P: 8	R: 0 E: 0 K: 0 S: 3	H: 0 LOB: 0 BB: 0 P: 3	R: 0 E: 0 K: 0 S: 3	H: 0 LOB: 1 BB: 1 P: 7	R: 3 E: 0 K: 0 S: 4	H: 1 LOB: 1 BB: 3 P: 16	R: 0 E: 0 K: 0 S: 5	H: 2 LOB: 2 BB: 0 P: 5	1B: 4 2B: 3 3B: 0 HR: 2	SF: 0 SAC: 0 DP: 2 HBP: 0	WP: 0 PB: 0 SB: 0 CS: 0	PA: 43
<b>PITCHER</b>	IP WLS BF H R ER SO BB IBB HBP BLK WP HR S P ERA WHIP																					
Luis Leal, R ERA: 5.04	(1, 1) 4.1 23 5 4 2 1 5 0 0 0 0 0 0 7 19 4.15 2.308																					
Ken Schrom, R ERA: 4.97	(5, 1) 2.2 10 0 2 2 0 3 0 0 0 0 0 0 7 19 6.75 1.125																					
Mike Barlow, R ERA: 3.35	(8, 1) 0.1 1 0 0 0 0 0 0 0 0 0 0 0 1 1 0.00 0.000																					
Mike Willis, L ERA: 1.88	(8, 1) 1.0 W 7 3 1 1 0 1 0 0 0 0 0 1 6 10 9.00 4.000																					
Jack Kucek, R ERA: 6.82	(9, 1) 0.2 S 2 0 0 0 0 0 0 0 0 0 0 0 2 2 0.00 0.000																					

Toronto Blue Jays @ Detroit Tigers  
Tiger Stadium, Detroit, MI  
Tue Sep 23 1980, 7:05 PM EDT  
Att: 6,363 - Unknown

AB 34  
R 7  
H 8  
RBI 7  
BB 9  
SO 1  
LOB 20







Batter	1	2	3	4	5	6	7	8	9	AB	R	H	RBI	BB	SO	LOB	TOP			
<b>Rick Burleson, R</b> OBP: 0.345, SLG: 0.361 (1, 6)	F6		K			4-3		1B	F9	4	1	0	0	1	1	2				
<b>Dave Stapleton, R</b> OBP: 0.340, SLG: 0.474 (1, 3)	L6					F7		1B		4	0	1	0	0	0	0				
<b>Garry Hancock, L</b> OBP: 0.264, SLG: 0.410 (1, 8)	4-3					4-3		SF8		3	0	1	1	0	0	0				
<b>Jim Rice, R</b> OBP: 0.338, SLG: 0.494 (1, 7)		L4-6 HBP		L1				6-3		4	0	2	1	0	0	1				
<b>Dave Rader, L</b> OBP: 0.372, SLG: 0.471 (1, 10)	F6					1B		6-3		3	0	1	0	1	0	2				
<b>Dwight Evans, R</b> OBP: 0.350, SLG: 0.474 (1, 9)						1B				2	1	0	0	1	1	3				
<b>Chico Walker, S</b> OBP: 0.379, SLG: 0.417 (1, 4)	L4-6					3-1		SH1-4		3	0	1	0	0	0	2				
<b>Rich Gedman, L</b> OBP: 0.267, SLG: 0.267 (1, 2)			G3			G3				4	0	1	1	0	0	2				
<b>Glenn Hoffman, R</b> OBP: 0.336, SLG: 0.409 (1, 5)						L5		1B		3	1	2	0	0	0	0				
<b>Inning Stats</b>	R: 0 E: 0 K: 0 S: 3	H: 0 LOB: 0 BB: 0 P: 3	R: 0 E: 0 K: 0 S: 3	H: 1 LOB: 1 BB: 0 P: 4	R: 0 E: 0 K: 1 S: 5	H: 1 LOB: 0 BB: 0 P: 5	R: 0 E: 0 K: 0 S: 4	H: 1 LOB: 2 BB: 1 P: 8	R: 0 E: 0 K: 0 S: 3	H: 0 LOB: 0 BB: 0 P: 3	R: 0 E: 0 K: 1 S: 7	H: 2 LOB: 2 BB: 0 P: 7	R: 2 E: 0 K: 0 S: 5	H: 3 LOB: 1 BB: 1 P: 9	R: 1 E: 0 K: 0 S: 3	H: 1 LOB: 1 BB: 1 P: 8	1B: 8 2B: 2 3B: 0 HR: 0	SF: 1 SAC: 1 DP: 1 HBP: 2	WP: 0 PB: 0 SB: 0 CS: 1	PA: 37
<b>PITCHER</b> <b>Dave Stieb, R</b> ERA: 3.59 (1, 1)	IP: 9.0 WLS: L BF: 37	H: 9 R: 3 ER: 3 SO: 2	BB: 3 IBB: 0 HBP: 2 BLK: 0	WP: 0 HR: 0 S: 36 P: 50	ERA: 3.00 WHIP: 1.333															

**Boston Red Sox @ Toronto Blue Jays**  
Exhibition Stadium, Toronto, ON  
Fri Sep 26 1980, 7:05 PM EDT  
Att: 15,187 - Unknown - 46 F

AB 30  
R 3  
H 9  
RBI 3  
BB 3  
SO 2  
LOB 12



Batter	1	2	3	4	5	6	7	8	9	AB	R	H	RBI	BB	SO	LOB	BOTTOM					
<b>Alfredo Griffin, S</b> OBP: 0.285, SLG: 0.356 (1, 6)	K					F7			F5	3	0	0	0	1	1	0						
<b>Garth Iorg, R</b> OBP: 0.294, SLG: 0.346 (1, 4)	6-3					4-3			F8	4	0	0	0	0	1	1						
<b>Lloyd Moseby, L</b> OBP: 0.292, SLG: 0.377 (1, 7)	K					F7				3	0	0	0	0	1	0						
<b>John Mayberry, L</b> OBP: 0.350, SLG: 0.476 (1, 3)										3	1	1	1	0	1	0						
<b>Roy Howell, L</b> OBP: 0.321, SLG: 0.391 (1, 5)			G3			F7				3	0	0	0	0	1	0						
<b>Al Woods, L</b> OBP: 0.358, SLG: 0.472 (1, 10)			G3			K				3	0	0	0	0	2	0						
<b>Barry Bonnell, R</b> OBP: 0.320, SLG: 0.420 (1, 9)						K				3	0	0	0	0	1	0						
<b>Bob Bailor, R</b> OBP: 0.314, SLG: 0.301 (1, 8)						K				3	0	0	0	0	1	0						
<b>Ernie Whitt, L</b> OBP: 0.297, SLG: 0.354 (1, 2)						G3				3	0	0	0	0	0	0						
<b>Inning Stats</b>	R: 0 E: 0 K: 2 S: 7	H: 0 LOB: 0 BB: 0 P: 7	R: 0 E: 0 K: 1 S: 5	H: 0 LOB: 0 BB: 0 P: 5	R: 0 E: 0 K: 2 S: 7	H: 0 LOB: 0 BB: 0 P: 7	R: 0 E: 0 K: 0 S: 3	H: 0 LOB: 0 BB: 0 P: 3	R: 1 E: 0 K: 1 S: 6	H: 1 LOB: 0 BB: 0 P: 6	R: 0 E: 0 K: 1 S: 5	H: 0 LOB: 1 BB: 1 P: 9	R: 0 E: 0 K: 1 S: 5	H: 0 LOB: 0 BB: 0 P: 5	R: 0 E: 0 K: 1 S: 5	H: 0 LOB: 0 BB: 0 P: 5	R: 0 E: 0 K: 0 S: 3	H: 0 LOB: 0 BB: 0 P: 3	1B: 0 2B: 0 3B: 0 HR: 1	SF: 0 SAC: 0 DP: 0 HBP: 0	WP: 0 PB: 0 SB: 1 CS: 0	PA: 29
<b>PITCHER</b> <b>Dennis Eckersley, R</b> ERA: 4.04 (1, 1)	IP: 9.0 WLS: W BF: 29	H: 1 R: 1 ER: 1 SO: 9	BB: 1 IBB: 0 HBP: 0 BLK: 0	WP: 0 HR: 1 S: 46 P: 50	ERA: 1.00 WHIP: 0.222																	

**Boston Red Sox @ Toronto Blue Jays**  
Exhibition Stadium, Toronto, ON  
Fri Sep 26 1980, 7:05 PM EDT  
Att: 15,187 - Unknown - 46 F

AB 28  
R 1  
H 1  
RBI 1  
BB 1  
SO 9  
LOB 1



Batter	1	2	3	4	5	6	7	8	9	AB	R	H	RBI	BB	SO	LOB	TOP			
<b>Rick Burleson, R</b> OBP: 0.347, SLG: 0.371	0-0 1B 3B	0-0 1-3			0-0 5-3		0-0 HR		0-0 1B	5	2	3	1	0	0	0				
<b>Dave Stapleton, R</b> OBP: 0.341, SLG: 0.473	0-0 HR 1B		0-0 G1-6-3 1B		0-0 F8		0-0 5-3		0-0 4-3	5	1	2	1	0	0	1				
<b>Garry Hancock, L</b> OBP: 0.264, SLG: 0.402	0-0 F7		0-0 L7		0-0 F7		0-0 CS 1B			4	0	1	0	0	0	2				
<b>Jim Rice, R</b> OBP: 0.335, SLG: 0.489	0-3 K		0-0 G1-6-3 1-2		0-0 F9		0-0 CS 1-2	0-0 5-3		4	0	0	0	0	1	2				
<b>Dave Rader, L</b> OBP: 0.383, SLG: 0.500	0-0 1-H HR			0-0 F5		0-0 1B 1B		4-0 BB		3	1	2	2	1	0	0				
<b>Dwight Evans, R</b> OBP: 0.349, SLG: 0.471	4-0 BB			0-0 F9		0-3 K		0-0 F9		3	0	0	0	1	1	2				
<b>Chico Walker, S</b> OBP: 0.394, SLG: 0.407	0-3 K			4-0 1B BB		0-0 1-2 1B		0-0 F8		3	0	1	0	1	1	2				
<b>Gary Allenson, R</b> OBP: 0.443, SLG: 0.448		0-0 4-3		0-0 1-2 1B		0-0 F6		0-0 F2		4	0	1	0	0	0	2				
<b>Glenn Hoffman, R</b> OBP: 0.331, SLG: 0.404	0-3 K		0-0 F2		0-0 F9		0-0 F9		0-0 F8	4	0	0	0	0	1	2				
<b>Inning Stats</b>	R: 3 E: 0 K: 2 S: 10	H: 3 LOB: 1 BB: 1 P: 14	R: 0 E: 0 K: 1 S: 5	H: 0 LOB: 0 BB: 0 P: 5	R: 0 E: 0 K: 0 S: 3	H: 1 LOB: 0 BB: 0 P: 3	R: 0 E: 0 K: 0 S: 4	H: 1 LOB: 2 BB: 1 P: 8	R: 0 E: 0 K: 1 S: 7	H: 2 LOB: 2 BB: 0 P: 7	R: 1 E: 0 K: 0 S: 4	H: 2 LOB: 0 BB: 0 P: 4	R: 0 E: 0 K: 0 S: 3	H: 0 LOB: 1 BB: 1 P: 7	R: 0 E: 0 K: 0 S: 4	H: 1 LOB: 1 BB: 0 P: 4	1B: 7 2B: 0 3B: 1 HR: 2	SF: 0 SAC: 0 DP: 1 HBP: 0	WP: 0 PB: 0 SB: 0 CS: 1	PA: 39
<b>PITCHER</b> <b>Jim Clancy, R</b> ERA: 3.38	IP: 9.0 WLS: L BF: 38 H: 10 R: 4 ER: 4 SO: 4 BB: 3 IBB: 0 HBP: 0 BLK: 0 WP: 0 HR: 2 S: 43 P: 55 ERA: 4.00 WHIP: 1.444															<b>PITCHER</b>				

**Boston Red Sox @ Toronto Blue Jays**  
Exhibition Stadium, Toronto, ON  
Sat Sep 27 1980, 3:33 AM EDT  
Att: 21,533 - Unknown - 50 F

AB 35  
R 4  
H 10  
RBI 4  
BB 3  
SO 4  
LOB 13



Batter	1	2	3	4	5	6	7	8	9	AB	R	H	RBI	BB	SO	LOB	BOTTOM			
<b>Alfredo Griffin, S</b> OBP: 0.286, SLG: 0.357	0-0 HBP 2B 1B	0-0 BB 1B		0-3 K			0-0 1-3			4	1	2	0	0	1	0				
<b>Damaso Garcia, R</b> OBP: 0.297, SLG: 0.385	0-0 F3	4-0 1-2 BB		0-0 5-3			0-3 K			3	0	0	0	1	1	1				
<b>Lloyd Moseby, L</b> OBP: 0.289, SLG: 0.373	0-0 F6	0-0 1-3			0-3 K			0-0 G3		4	0	0	0	0	1	4				
<b>John Mayberry, L</b> OBP: 0.350, SLG: 0.473	1-0 2B HBP		0-0 F2		0-0 F9		0-0 4-1			3	1	0	0	0	0	0				
<b>Roy Howell, L</b> OBP: 0.324, SLG: 0.400	0-0 1-H 2-H 2B		0-0 1B 1B		0-0 6-3			0-0 3B		4	1	3	2	0	0	0				
<b>Al Woods, L</b> OBP: 0.358, SLG: 0.472	0-0 6-3		0-0 1B			0-0 6-3			0-0 3-1	2	0	1	0	0	0	1				
<b>Paul Hodgson, R</b> OBP: 0.333, SLG: 0.433			0-0 1B							1	0	0	0	0	0	0				
<b>Steve Braun, L</b> OBP: 0.321, SLG: 0.296			1-3 1B							1	0	0	0	0	0	0				
<b>Barry Bonnell, R</b> OBP: 0.322, SLG: 0.421		0-0 1B 1B	0-0 G4-6-3 1-2 1B			0-0 6-3			0-0 F8	4	0	2	1	0	0	0				
<b>Bob Bailor, R</b> OBP: 0.311, SLG: 0.299		0-0 F7	0-0 G4-6-3 1-2			0-0 F7			0-0 1B	3	0	0	0	0	0	3				
<b>Willie Upshaw, L</b> OBP: 0.255, SLG: 0.239										1	0	1	0	0	0	0				
<b>Joe Cannon, L</b> OBP: 0.061, SLG: 0.042										0	0	0	0	0	0	0				
<b>Ernie Whitt, L</b> OBP: 0.294, SLG: 0.350		0-3 K		0-0 4-3					0-0 1-3	3	0	0	0	0	1	1				
<b>Garth Iorg, R</b> OBP: 0.292, SLG: 0.344										1	0	0	0	0	0	1				
<b>Inning Stats</b>	R: 2 E: 0 K: 0 S: 5	H: 2 LOB: 1 BB: 0 P: 6	R: 0 E: 0 K: 1 S: 7	H: 2 LOB: 3 BB: 1 P: 11	R: 1 E: 0 K: 0 S: 5	H: 3 LOB: 2 BB: 0 P: 5	R: 0 E: 0 K: 1 S: 5	H: 0 LOB: 0 BB: 0 P: 5	R: 0 E: 0 K: 1 S: 3	H: 0 LOB: 0 BB: 0 P: 3	R: 0 E: 0 K: 1 S: 5	H: 0 LOB: 0 BB: 0 P: 5	R: 0 E: 0 K: 0 S: 3	H: 1 LOB: 1 BB: 0 P: 3	R: 0 E: 0 K: 0 S: 4	H: 1 LOB: 1 BB: 0 P: 4	1B: 7 2B: 1 3B: 1 HR: 0	SF: 0 SAC: 0 DP: 1 HBP: 1	WP: 0 PB: 0 SB: 0 CS: 0	PA: 36
<b>PITCHER</b> <b>John Tudor, L</b> ERA: 3.24	IP: 2.1 WLS: W BF: 16 H: 7 R: 3 ER: 3 SO: 3 BB: 1 IBB: 0 HBP: 0 BLK: 0 WP: 0 HR: 0 S: 16 P: 21 ERA: 11.57 WHIP: 3.429															<b>PITCHER</b>				
<b>Bob Stanley, R</b> ERA: 3.45	IP: 6.1 WLS: S BF: 19 H: 2 R: 0 ER: 0 SO: 3 BB: 0 IBB: 0 HBP: 0 BLK: 0 WP: 0 HR: 0 S: 25 P: 25 ERA: 0.00 WHIP: 0.316															<b>PITCHER</b>				
<b>Tom Burgmeier, L</b> ERA: 2.05	IP: 0.1 WLS: S BF: 1 H: 0 R: 0 ER: 0 SO: 0 BB: 0 IBB: 0 HBP: 0 BLK: 0 WP: 0 HR: 0 S: 1 P: 1 ERA: 0.00 WHIP: 0.000															<b>PITCHER</b>				

**Boston Red Sox @ Toronto Blue Jays**  
Exhibition Stadium, Toronto, ON  
Sat Sep 27 1980, 3:33 AM EDT  
Att: 21,533 - Unknown - 50 F

AB 34  
R 3  
H 9  
RBI 3  
BB 1  
SO 4  
LOB 11



Batter	1	2	3	4	5	6	7	8	9	AB	R	H	RBI	BB	SO	LOB	TOP										
<b>Rick Burleson, R</b> OBP: 0.345, SLG: 0.369 <b>Julio Valdez, S</b> OBP: 0.375, SLG: 0.500	L9		4-3	FC6-4	G6-4-3			5-3		4	0	0	0	0	0	5											
<b>Dave Stapleton, R</b> OBP: 0.340, SLG: 0.470	K		5-3		1B HR		1-3		L9	5	1	1	0	0	1	0											
<b>Garry Hancock, L</b> OBP: 0.271, SLG: 0.402	1B			4-1	HR		6-3		L4	5	1	2	0	0	0	0											
<b>Jim Rice, R</b> OBP: 0.334, SLG: 0.493	4-3		6-3		HR		2-3		K	5	1	1	3	0	1	1											
<b>Dave Rader, L</b> OBP: 0.394, SLG: 0.500		L4-6 1B		1B BB	G3 WP BB		F5			2	2	1	0	2	0	0											
<b>Dwight Evans, R</b> OBP: 0.351, SLG: 0.470		BB		1B 2B	E5 BB G3		5-3			3	1	1	0	1	0	1											
<b>Chico Walker, S</b> OBP: 0.378, SLG: 0.387	K			2B S	G3		F9			4	1	1	1	0	1	4											
<b>Glenn Hoffman, R</b> OBP: 0.333, SLG: 0.406	L4-6			2B E	BB IBB		5-3			3	0	1	2	1	0	2											
<b>Reid Nichols, R</b> OBP: 0.267, SLG: 0.154			F8	E6 FC6-4	G6-4-3 BB		F9			3	0	0	1	1	0	1											
<b>Inning Stats</b>	R: 0 E: 0 K: 1 S: 6	H: 1 LOB: 1 BB: 0 P: 6	R: 0 E: 0 K: 1 S: 5	H: 1 LOB: 1 BB: 1 P: 9	R: 0 E: 0 K: 0 S: 3	H: 0 LOB: 0 BB: 0 P: 3	R: 3 E: 1 K: 0 S: 7	H: 3 LOB: 2 BB: 1 P: 11	R: 4 E: 1 K: 0 S: 6	H: 3 LOB: 3 BB: 3 P: 18	R: 0 E: 0 K: 0 S: 3	H: 0 LOB: 0 BB: 0 P: 3	R: 0 E: 0 K: 0 S: 3	H: 0 LOB: 0 BB: 0 P: 3	R: 0 E: 0 K: 1 S: 5	H: 0 LOB: 0 BB: 0 P: 5	1B: 6 2B: 2 3B: 0 HR: 1	SF: 0 SAC: 0 DP: 2 HBP: 0	WP: 1 PB: 0 SB: 2 CS: 0	PA: 40							
<b>PITCHER</b>	IP	WLS	BF	H	R	ER	SO	BB	IBB	HBP	BLK	WP	HR	S	P	ERA	WHIP										
<b>Joey McLaughlin, R</b> ERA: 4.33	4.0	L	21	7	5	5	2	2	0	0	0	0	0	23	31	11.25	2.250										
<b>Mike Barlow, R</b> ERA: 3.51	0.1	6	1	2	1	0	0	2	1	0	0	1	1	3	15	27.00	9.000										
<b>Luis Leal, R</b> ERA: 4.78	2.2	7	0	0	0	0	0	0	0	0	0	0	0	7	7	0.00	0.000										
<b>Jerry Garvin, L</b> ERA: 2.3	2.0	6	0	0	0	1	1	0	0	0	0	0	0	8	8	0.00	0.000										

**Boston Red Sox @ Toronto Blue Jays**  
Exhibition Stadium, Toronto, ON  
Sun Sep 28 1980, 3:33 AM EDT  
Att: 32,042 - Unknown - 55 F

AB 35  
R 7  
H 8  
RBI 7  
BB 5  
SO 3  
LOB 14



Batter	1	2	3	4	5	6	7	8	9	AB	R	H	RBI	BB	SO	LOB	BOTTOM										
<b>Alfredo Griffin, S</b> OBP: 0.286, SLG: 0.355	3-1 PB 1B		L3		3-1		L6		G4-6-3	5	0	1	0	0	0	2											
<b>Damaso Garcia, R</b> OBP: 0.295, SLG: 0.386	5-3		6-3				3-1			5	0	2	1	0	0	1											
<b>Steve Braun, L</b> OBP: 0.302, SLG: 0.276	3-1		F7		4-3		P7		1-3	5	0	0	0	0	0	3											
<b>John Mayberry, L</b> OBP: 0.349, SLG: 0.474	K			4-3		E 1B 2B		3-1		4	1	1	0	0	1	1											
<b>Roy Howell, L</b> OBP: 0.326, SLG: 0.401 <b>Garth Iorg, R</b> OBP: 0.289, SLG: 0.340		1B FC6-2 BB		FC4-6 E 1B		E3 FC4-6 1B		K		1	0	1	0	1	0	0											
<b>Barry Bonnell, R</b> OBP: 0.326, SLG: 0.424		FC5 FC6-2 1B		E5 FC4-6		FC4-6 1B				4	0	3	1	0	0	1											
<b>Lloyd Moseby, L</b> OBP: 0.286, SLG: 0.369		FC6-2 E 1B		FC4-6 1-2 2-3		FC4-6 1B		5-3		4	0	0	0	0	0	7											
<b>Bob Bailor, R</b> OBP: 0.309, SLG: 0.297 <b>Joe Cannon, L</b> OBP: 0.095, SLG: 0.080		FC5 1-3 2-3		5-3		G4-6-3 1B		G4-6-3 1B		2	0	0	0	0	0	4											
<b>Ernie Whitt, L</b> OBP: 0.294, SLG: 0.349		L7			6-3	G4-6-3				4	0	1	0	0	0	4											
<b>Inning Stats</b>	R: 0 E: 0 K: 1 S: 6	H: 1 LOB: 0 BB: 0 P: 6	R: 0 E: 0 K: 0 S: 4	H: 1 LOB: 2 BB: 1 P: 8	R: 0 E: 0 K: 0 S: 3	H: 0 LOB: 0 BB: 0 P: 3	R: 0 E: 1 K: 0 S: 5	H: 1 LOB: 2 BB: 0 P: 5	R: 0 E: 0 K: 0 S: 4	H: 1 LOB: 1 BB: 0 P: 4	R: 2 E: 1 K: 0 S: 6	H: 3 LOB: 1 BB: 0 P: 6	R: 0 E: 0 K: 0 S: 3	H: 0 LOB: 0 BB: 0 P: 3	R: 0 E: 0 K: 1 S: 6	H: 1 LOB: 1 BB: 0 P: 6	R: 1 E: 0 K: 0 S: 5	H: 3 LOB: 1 BB: 0 P: 5	1B: 10 2B: 1 3B: 0 HR: 0	SF: 0 SAC: 0 DP: 2 HBP: 0	WP: 0 PB: 1 SB: 0 CS: 0	PA: 39					
<b>PITCHER</b>	IP	WLS	BF	H	R	ER	SO	BB	IBB	HBP	BLK	WP	HR	S	P	ERA	WHIP										
<b>Steve Crawford, R</b> ERA: 3.28	9.0	W	39	11	3	2	2	1	0	0	0	0	0	42	46	2.00	1.333										

**Boston Red Sox @ Toronto Blue Jays**  
Exhibition Stadium, Toronto, ON  
Sun Sep 28 1980, 3:33 AM EDT  
Att: 32,042 - Unknown - 55 F

AB 38  
R 3  
H 11  
RBI 3  
BB 1  
SO 2  
LOB 24



Batter	1	2	3	4	5	6	7	8	9	AB	R	H	RBI	BB	SO	LOB	TOP								
<b>Rick Peters, S</b> OBP: 0.369, SLG: 0.370 (1, 8)	1-3		6-3	FC4-6		E5		5-3	1B	6	0	1	2	0	0	3									
<b>Alan Trammell, R</b> OBP: 0.379, SLG: 0.396 (1, 6)	2B		1B	1B		F9		2B	1B	6	1	5	1	0	0	0									
<b>Steve Kemp, L</b> OBP: 0.380, SLG: 0.479 (1, 10)	6-3		6-3			F8		G1	FC4-6	6	0	0	0	0	0	7									
<b>John Wockenfuss, R</b> OBP: 0.389, SLG: 0.454 (1, 3)	BB		1B			2B		K		2	1	1	1	3	1	1									
<b>Tom Brookens, R</b> OBP: 0.314, SLG: 0.416 (1, 5)	F8		F3			1B			6-3	5	1	1	1	0	0	6									
<b>Al Cowens, R</b> OBP: 0.332, SLG: 0.349 (1, 9)			F9			SH			BB	5	1	4	1	0	0	0									
<b>Duffy Dyer, R</b> OBP: 0.286, SLG: 0.323 (1, 2)	1B		SH			CS		K	1B	3	2	2	0	1	1	1	AB 43								
<b>Jim Lentine, R</b> OBP: 0.354, SLG: 0.317 <b>Champ Summers, L</b> OBP: 0.400, SLG: 0.598 (7, PH) (7, 7)	K		K			1-3		F5	BB	3	0	0	0	0	2	4	R 8								
<b>Lou Whitaker, L</b> OBP: 0.333, SLG: 0.284 (1, 4)	4-3		F5			2B		6-3	1B	2	1	1	1	0	0	1	H 16								
<b>Inning Stats</b>	R: 0 E: 0 K: 0 S: 4	H: 1 LOB: 2 BB: 1 P: 8	R: 0 E: 0 K: 1 S: 6	H: 1 LOB: 1 BB: 0 P: 6	R: 1 E: 0 K: 0 S: 5	H: 2 LOB: 1 BB: 0 P: 5	R: 0 E: 0 K: 1 S: 7	H: 1 LOB: 2 BB: 0 P: 7	R: 2 E: 0 K: 0 S: 4	H: 2 LOB: 0 BB: 1 P: 8	R: 2 E: 1 K: 0 S: 7	H: 3 LOB: 3 BB: 1 P: 11	R: 0 E: 0 K: 1 S: 6	H: 1 LOB: 1 BB: 0 P: 6	R: 0 E: 0 K: 1 S: 6	H: 1 LOB: 1 BB: 0 P: 6	R: 3 E: 0 K: 0 S: 7	H: 4 LOB: 2 BB: 1 P: 11	1B: 10 2B: 5 3B: 1 HR: 0	SF: 0 SAC: 1 DP: 0 HBP: 0	WP: 0 PB: 0 SB: 2 CS: 1	PA: 49			
<b>PITCHER</b>	IP	WLS	BF	H	R	ER	SO	BB	IBB	HBP	BLK	WP	HR	S	P	ERA	WHIP								
<b>Paul Mirabella, L</b> ERA: 4.59 (1, 1)	5.1	L	29	10	5	5	2	2	0	0	0	0	0	31	39	8.44	2.250								
<b>Jerry Garvin, L</b> ERA: 2.29 (6, 1)	0.1		1	0	0	0	0	0	0	0	0	0	0	1	1	0.00	0.000								
<b>Ken Schrom, R</b> ERA: 5.46 (6, 1)	2.2		14	4	3	3	2	2	0	0	0	0	0	16	24	10.12	2.250								
<b>Mike Willis, L</b> ERA: 1.82 (9, 1)	0.2		4	2	0	0	0	0	0	0	0	0	0	4	4	0.00	3.000								

**Detroit Tigers @ Toronto Blue Jays**  
Exhibition Stadium, Toronto, ON  
Mon Sep 29 1980, 7:05 PM EDT  
Att: 12,051 - Unknown - 60 F

AB 43  
R 8  
H 16  
RBI 8  
BB 4  
SO 4  
LOB 29



Batter	1	2	3	4	5	6	7	8	9	AB	R	H	RBI	BB	SO	LOB	BOTTOM								
<b>Alfredo Griffin, S</b> OBP: 0.289, SLG: 0.357 (1, 6)	K			G4-6-3						3	0	2	0	1	1	0									
<b>Damaso Garcia, R</b> OBP: 0.298, SLG: 0.385 (1, 4)	3-1			1B		6-3		K		4	0	1	0	0	1	3									
<b>Lloyd Moseby, L</b> OBP: 0.283, SLG: 0.365 (1, 7)	F6			G4-6-3		4-3		K		4	0	0	0	0	1	3									
<b>John Mayberry, L</b> OBP: 0.348, SLG: 0.471 (1, 3)			F8	K				K		3	0	0	0	1	2	2									
<b>Willie Upshaw, L</b> OBP: 0.273, SLG: 0.265 (1, 10)	K			1B		F8		F8		3	1	1	0	1	1	1									
<b>Barry Bonnell, R</b> OBP: 0.323, SLG: 0.420 (1, 9)	F6			BB		F8		F9		4	0	0	0	0	1	3									
<b>Garth Iorg, R</b> OBP: 0.284, SLG: 0.333 (1, 5)			6-3			F4		L4		4	0	0	0	0	0	2	AB 32								
<b>Bob Bailor, R</b> OBP: 0.311, SLG: 0.299 (1, 8)			4-3			2B		1B		4	1	2	0	0	1	1	R 2								
<b>Ernie Whitt, L</b> OBP: 0.294, SLG: 0.352 (1, 2)	F9			1B		2B		G3-6-1		3	0	1	2	0	0	1	H 7								
<b>Inning Stats</b>	R: 0 E: 0 K: 1 S: 5	H: 0 LOB: 0 BB: 0 P: 5	R: 0 E: 0 K: 1 S: 5	H: 0 LOB: 0 BB: 0 P: 5	R: 0 E: 0 K: 0 S: 3	H: 0 LOB: 0 BB: 0 P: 3	R: 0 E: 0 K: 1 S: 6	H: 2 LOB: 1 BB: 0 P: 6	R: 2 E: 0 K: 0 S: 6	H: 3 LOB: 2 BB: 1 P: 10	R: 0 E: 0 K: 0 S: 3	H: 0 LOB: 1 BB: 1 P: 7	R: 0 E: 0 K: 3 S: 9	H: 1 LOB: 0 BB: 0 P: 3	R: 0 E: 0 K: 3 S: 9	H: 0 LOB: 1 BB: 1 P: 13	R: 0 E: 0 K: 2 S: 8	H: 1 LOB: 1 BB: 0 P: 8	1B: 5 2B: 2 3B: 0 HR: 0	SF: 0 SAC: 0 DP: 2 HBP: 0	WP: 0 PB: 0 SB: 0 CS: 0	PA: 35			
<b>PITCHER</b>	IP	WLS	BF	H	R	ER	SO	BB	IBB	HBP	BLK	WP	HR	S	P	ERA	WHIP								
<b>Roger Weaver, R</b> ERA: 3.66 (1, 1)	7.0		28	6	2	2	3	3	0	0	0	0	0	31	43	2.57	1.286								
<b>Aurelio Lopez, R</b> ERA: 3.54 (8, 1)	2.0	S	7	1	0	0	5	0	0	0	0	0	0	17	17	0.00	0.500								

**Detroit Tigers @ Toronto Blue Jays**  
Exhibition Stadium, Toronto, ON  
Mon Sep 29 1980, 7:05 PM EDT  
Att: 12,051 - Unknown - 60 F


AB 32  
R 2  
H 7  
RBI 2  
BB 3  
SO 8  
LOB 16



Batter	1	2	3	4	5	6	7	8	9	AB	R	H	RBI	BB	SO	LOB	TOP					
<b>Rick Peters, S</b> OBP: 0.366, SLG: 0.367 (1, 8)	G3		K		4-3			4-3		4	0	0	0	0	1	1						
<b>Alan Trammell, R</b> OBP: 0.379, SLG: 0.408 (1, 6)	6-3		HR		1-3			HR		4	2	2	3	0	0	0						
<b>Steve Kemp, L</b> OBP: 0.379, SLG: 0.480 (1, 7)	2B		F7			K		F9		4	0	1	0	0	1	0						
<b>Champ Summers, L</b> OBP: 0.398, SLG: 0.513 (1, 10)	3-1			HR		K		K		4	1	1	1	0	2	1						
<b>John Wockenfuss, R</b> OBP: 0.388, SLG: 0.452 (1, 2)		F9		F8		K				4	0	1	0	0	1	0						
<b>Tim Corcoran, L</b> OBP: 0.364, SLG: 0.392 (1, 3)	6-3			4-3						4	0	0	0	0	0	1						
<b>Al Cowens, R</b> OBP: 0.333, SLG: 0.356 (1, 9)	1B			HR		K		K		4	1	2	1	0	2	1						
<b>Tom Brookens, R</b> OBP: 0.313, SLG: 0.417 (1, 5)	CS	L3		6-3				K		4	0	1	0	0	1	1						
<b>Lou Whitaker, L</b> OBP: 0.333, SLG: 0.287 (1, 4)			HR		F7			F7		3	1	1	0	0	0	1						
<b>Inning Stats</b>	R: 0 E: 0 K: 0 S: 4	H: 1 LOB: 1 BB: 0 P: 4	R: 0 E: 0 K: 0 S: 3	H: 1 LOB: 0 BB: 0 P: 3	R: 2 E: 0 K: 1 S: 7	H: 2 LOB: 0 BB: 0 P: 7	R: 2 E: 0 K: 0 S: 5	H: 2 LOB: 0 BB: 0 P: 5	R: 0 E: 0 K: 0 S: 3	H: 0 LOB: 0 BB: 0 P: 3	R: 0 E: 0 K: 3 S: 9	H: 0 LOB: 0 BB: 0 P: 9	R: 0 E: 0 K: 1 S: 6	H: 1 LOB: 1 BB: 0 P: 6	R: 1 E: 0 K: 1 S: 6	H: 1 LOB: 0 BB: 0 P: 6	R: 0 E: 0 K: 2 S: 8	H: 1 LOB: 1 BB: 0 P: 8	1B: 2 2B: 3 3B: 0 HR: 4	SF: 0 SAC: 0 DP: 0 HBP: 0	WP: 0 PB: 0 SB: 1 CS: 1	PA: 36
<b>PITCHER</b>	IP	WLS	BF	H	R	ER	SO	BB	IBB	HBP	BLK	WP	HR	S	P	ERA	WHIP					
<b>Jackson Todd, R</b> ERA: 4.38 (1, 1)	8.0	L	32	9	5	5	6	0	0	0	0	0	4	44	44	5.62	1.125					
<b>Mike Willis, L</b> ERA: 1.75 (9, 1)	1.0		3	0	0	0	2	0	0	0	0	0	0	7	7	0.00	0.000					

**Detroit Tigers @ Toronto Blue Jays**  
Exhibition Stadium, Toronto, ON  
Tue Sep 30 1980, 7:05 PM EDT  
Att: 12,119 - Unknown - 82 F


AB	35
R	5
H	9
RBI	5
BB	0
SO	8
LOB	6



Batter	1	2	3	4	5	6	7	8	9	AB	R	H	RBI	BB	SO	LOB	BOTTOM					
<b>Alfredo Griffin, S</b> OBP: 0.287, SLG: 0.355 (1, 6)	F2	F8			F7			F9		4	0	0	0	0	0	2						
<b>Bob Bailor, R</b> OBP: 0.311, SLG: 0.297 (1, 7) (8, 5)	F9		L3			G6-4-3 HBP		F6		3	0	0	0	0	0	0						
<b>Garth Iorg, R</b> OBP: 0.283, SLG: 0.328 (1, 5) (8, 4)	F2		K			G6-4-3 1-2		BB		3	0	0	0	1	1	1						
<b>John Mayberry, L</b> OBP: 0.348, SLG: 0.471 (1, 3)		4-3 1B 2B	F8			G3		4-3		4	1	1	0	0	0	1						
<b>Barry Bonnell, R</b> OBP: 0.324, SLG: 0.418 (1, 9)		4-3 2-3		K			SH1-4 BB		1B G6-4-3 BB	2	1	0	0	2	1	1						
<b>Doug Ault, R</b> OBP: 0.272, SLG: 0.304 (1, 10)		1B			F9		E4 SH1-4			3	1	1	1	0	0	1						
<b>Willie Upshaw, L</b> OBP: 0.299, SLG: 0.273 (7, FR)		1B							G6-4-3	1	0	1	0	0	0	0						
<b>Bob Davis, R</b> OBP: 0.283, SLG: 0.327 (1, 2)		1B 1B			F8		SH1-4		G6-4-3	3	0	1	0	0	0	1						
<b>Lloyd Moseby, L</b> OBP: 0.283, SLG: 0.363 (1, 8)		1B					1-2 2-3		1-2 3-H	4	0	1	1	0	0	3						
<b>Damaso Garcia, R</b> OBP: 0.297, SLG: 0.383 (1, 4)										2	0	0	0	0	2	2						
<b>Steve Braun, L</b> OBP: 0.299, SLG: 0.273 (7, PH)										1	0	0	0	0	0	3						
<b>Joe Cannon, L</b> OBP: 0.098, SLG: 0.080 (8, 7)										0	0	0	0	0	0	0						
<b>Inning Stats</b>	R: 0 E: 0 K: 0 S: 3	H: 4 LOB: 2 BB: 0 P: 9	R: 2 E: 0 K: 1 S: 9	H: 4 LOB: 2 BB: 0 P: 9	R: 0 E: 0 K: 1 S: 5	H: 0 LOB: 0 BB: 0 P: 5	R: 0 E: 0 K: 1 S: 5	H: 0 LOB: 0 BB: 0 P: 5	R: 0 E: 0 K: 1 S: 5	H: 0 LOB: 0 BB: 0 P: 5	R: 0 E: 0 K: 0 S: 2	H: 0 LOB: 0 BB: 0 P: 3	R: 0 E: 1 K: 0 S: 4	H: 0 LOB: 3 BB: 1 P: 8	R: 0 E: 0 K: 0 S: 3	H: 0 LOB: 1 BB: 1 P: 7	R: 1 E: 0 K: 0 S: 3	H: 1 LOB: 0 BB: 1 P: 7	1B: 4 2B: 1 3B: 0 HR: 0	SF: 0 SAC: 1 DP: 2 HBP: 1	WP: 0 PB: 0 SB: 0 CS: 0	PA: 35
<b>PITCHER</b>	IP	WLS	BF	H	R	ER	SO	BB	IBB	HBP	BLK	WP	HR	S	P	ERA	WHIP					
<b>Dan Schatzeder, L</b> ERA: 4.09 (1, 1)	9.0	W	35	5	3	3	4	3	0	1	0	0	0	39	52	3.00	0.889					

**Detroit Tigers @ Toronto Blue Jays**  
Exhibition Stadium, Toronto, ON  
Tue Sep 30 1980, 7:05 PM EDT  
Att: 12,119 - Unknown - 82 F

AB	30
R	3
H	5
RBI	2
BB	3
SO	4
LOB	15



Batter	1	2	3	4	5	6	7	8	9	AB	R	H	RBI	BB	SO	LOB	TOP					
<b>Rick Peters, S</b> OBP: 0.370, SLG: 0.374 (1, 8)	4-3					F9	FC6-2 3B		FC6-4 1B	5	1	3	1	0	0	0						
<b>Alan Trammell, R</b> OBP: 0.377, SLG: 0.405 (1, 6)	F8					5-3	FC6-2 E		F8	6	2	1	0	0	0	5						
<b>Steve Kemp, L</b> OBP: 0.384, SLG: 0.486 (1, 7)	2B						E6 2B		FC6-4	4	2	3	2	2	0	2						
<b>Champ Summers, L</b> OBP: 0.396, SLG: 0.509 (1, 10)	F5						4-3			5	0	1	1	0	1	4						
<b>John Wockenfuss, R</b> OBP: 0.393, SLG: 0.454 (1, 2)										3	2	2	1	2	1	0						
<b>Tim Corcoran, L</b> OBP: 0.371, SLG: 0.399 (1, 3)										5	2	3	2	0	1	2						
<b>Al Cowens, R</b> OBP: 0.335, SLG: 0.355 (1, 9)										3	1	1	0	1	0	3						
<b>Tom Brookens, R</b> OBP: 0.314, SLG: 0.417 (1, 5)										5	0	2	2	0	1	1						
<b>Lou Whitaker, L</b> OBP: 0.333, SLG: 0.287 (1, 4)										4	1	1	2	1	1	2						
<b>Inning Stats</b>	R: 0 E: 0 K: 0 S: 4	H: 1 LOB: 1 BB: 0 P: 4	R: 2 E: 0 K: 1 S: 6	H: 2 LOB: 0 BB: 1 P: 10	R: 6 E: 0 K: 0 S: 9	H: 6 LOB: 1 BB: 1 P: 14	R: 0 E: 0 K: 1 S: 5	H: 1 LOB: 1 BB: 1 P: 9	R: 0 E: 0 K: 1 S: 5	H: 1 LOB: 0 BB: 0 P: 5	R: 1 E: 0 K: 0 S: 5	H: 2 LOB: 2 BB: 2 P: 13	R: 2 E: 1 K: 0 S: 6	H: 3 LOB: 1 BB: 0 P: 6	R: 0 E: 0 K: 2 S: 7	H: 0 LOB: 0 BB: 0 P: 7	R: 0 E: 0 K: 0 S: 4	H: 1 LOB: 2 BB: 1 P: 8	1B: 14 2B: 2 3B: 1 HR: 0	SF: 0 SAC: 1 DP: 2 HBP: 1	WP: 0 PB: 0 SB: 0 CS: 0	PA: 48
<b>PITCHER</b>	IP	WLS	BF	H	R	ER	SO	BB	IBB	HBP	BLK	WP	HR	S	P	ERA	WHIP					
<b>Dave Stieb, R</b> ERA: 3.78 (1, 1)	2.1	L	14	7	6	6	1	1	0	0	0	0	0	15	19	23.14	3.429					
<b>Mike Barlow, R</b> ERA: 4.12 (3, 1)	0.1		5	2	2	2	0	1	0	1	0	0	0	3	8	54.00	9.000					
<b>Jack Kucek, R</b> ERA: 6.75 (3, 1)	3.0		13	3	1	1	2	3	0	0	0	0	0	14	26	3.00	2.000					
<b>Luis Leal, R</b> ERA: 4.82 (6, 1)	3.1		16	5	2	2	2	1	0	0	0	0	0	19	23	5.40	1.800					

**Detroit Tigers @ Toronto Blue Jays**  
Exhibition Stadium, Toronto, ON  
Wed Oct 01 1980, 7:05 PM EDT  
Att: 12,426 - Unknown - 83 F

AB 40  
R 11  
H 17  
RBI 11  
BB 6  
SO 5  
LOB 19



Batter	1	2	3	4	5	6	7	8	9	AB	R	H	RBI	BB	SO	LOB	BOTTOM					
<b>Alfredo Griffin, S</b> OBP: 0.288, SLG: 0.357 (1, 6)	5-3									5	1	2	0	0	0	2						
<b>Bob Bailor, R</b> OBP: 0.311, SLG: 0.297 (1, 7)										3	1	1	0	0	1	0						
<b>Joe Cannon, L</b> OBP: 0.098, SLG: 0.080 (6, PH)	1-4-3									0	0	0	0	0	0	0						
<b>Doug Ault, R</b> OBP: 0.275, SLG: 0.307 (7, 3)										2	0	1	0	0	0	1						
<b>Willie Upshaw, L</b> OBP: 0.262, SLG: 0.255 (1, 10)	E4 2B									5	1	0	1	0	0	3						
<b>John Mayberry, L</b> OBP: 0.350, SLG: 0.475 (1, 3)										4	1	3	1	0	1	2						
<b>Damaso Garcia, R</b> OBP: 0.296, SLG: 0.382 (7, 4)										1	0	0	0	0	0	1						
<b>Roy Howell, L</b> OBP: 0.327, SLG: 0.404 (1, 5)	1-3									4	0	2	1	0	0	3						
<b>Barry Bonnell, R</b> OBP: 0.325, SLG: 0.415 (1, 9)										3	1	0	0	2	0	1						
<b>Ernie Whitt, L</b> OBP: 0.293, SLG: 0.360 (1, 2)										5	1	1	3	0	0	4						
<b>Lloyd Moseby, L</b> OBP: 0.282, SLG: 0.359 (1, 8)										4	0	0	0	1	1	1						
<b>Garth Iorg, R</b> OBP: 0.287, SLG: 0.332 (7, 7)										4	1	2	0	0	1	0						
<b>Inning Stats</b>	R: 1 E: 1 K: 0 S: 5	H: 1 LOB: 1 BB: 0 P: 5	R: 0 E: 0 K: 0 S: 4	H: 1 LOB: 2 BB: 1 P: 8	R: 0 E: 0 K: 1 S: 7	H: 2 LOB: 3 BB: 1 P: 11	R: 0 E: 0 K: 2 S: 7	H: 0 LOB: 0 BB: 0 P: 7	R: 0 E: 0 K: 1 S: 6	H: 0 LOB: 0 BB: 1 P: 10	R: 1 E: 0 K: 1 S: 8	H: 3 LOB: 2 BB: 0 P: 8	R: 0 E: 0 K: 0 S: 3	H: 0 LOB: 0 BB: 0 P: 3	R: 1 E: 1 K: 0 S: 5	H: 1 LOB: 1 BB: 0 P: 5	R: 0 E: 0 K: 0 S: 4	H: 1 LOB: 1 BB: 0 P: 4	1B: 8 2B: 3 3B: 0 HR: 1	SF: 1 SAC: 0 DP: 0 HBP: 0	WP: 0 PB: 0 SB: 1 CS: 0	PA: 44
<b>PITCHER</b>	IP	WLS	BF	H	R	ER	SO	BB	IBB	HBP	BLK	WP	HR	S	P	ERA	WHIP					
<b>Mark Fidrych, R</b> ERA: 5.68 (1, 1)	5.0	W	26	7	5	4	3	0	0	0	0	0	0	29	41	7.20	2.000					
<b>Pat Underwood, L</b> ERA: 3.66 (6, 1)	4.0	S	18	5	2	1	1	0	0	0	0	0	0	20	20	2.25	1.250					

**Detroit Tigers @ Toronto Blue Jays**  
Exhibition Stadium, Toronto, ON  
Wed Oct 01 1980, 7:05 PM EDT  
Att: 12,426 - Unknown - 83 F

AB 40  
R 7  
H 12  
RBI 6  
BB 3  
SO 4  
LOB 18



Batter	1	2	3	4	5	6	7	8	9	AB	R	H	RBI	BB	SO	LOB	TOP			
Alfredo Griffin, S OBP: 0.287, SLG: 0.356 (1, 6)	0-0 4-3			0-0 G6-3 1B		0-0 F8		0-0 F9		4	0	1	0	0	0	0	<b>Toronto Blue Jays @ Boston Red Sox</b> Fenway Park, Boston, MA Thu Oct 02 1980, 7:05 PM EDT Att: 11,872 - Unknown - 59 F			
Paul Hodgson, R OBP: 0.324, SLG: 0.412 (1, 7)	0-3 K			0-0 G6-3 1-2		0-0 F8		0-0 1B		4	0	1	0	0	1					
Barry Bonnell, R OBP: 0.324, SLG: 0.416 (1, 9)	0-3 K			0-0 2B		0-0 6-3		0-0 1-3		4	1	1	0	0	1					
John Mayberry, L OBP: 0.351, SLG: 0.474 (1, 3)		0-0 1-3		4-0 2B BB			0-0 FC6-4 1B		0-0 F9	3	0	1	0	1	0					
Roy Howell, L OBP: 0.326, SLG: 0.405 (1, 5)	0-3 K			0-0 1-3 2-H 2B		0-0 FC6-4 1-2		0-0 1-3		4	0	1	1	0	1					
Doug Ault, R OBP: 0.268, SLG: 0.298 (1, 10)	0-0 F8			0-0 4-3		0-0 FC6-4 2B 1-2		0-0 F8		4	0	0	0	0	3					
Garth Iorg, R OBP: 0.288, SLG: 0.337 (1, 4)			0-0 F9		0-0 F8		0-0 1-3 2B			3	0	1	0	0	0					
Lloyd Moseby, L OBP: 0.282, SLG: 0.359 (1, 8)			0-3 K		0-0 G6-3 1B		0-0 4-3			3	0	1	0	0	1					
Bob Davis, R OBP: 0.260, SLG: 0.322 (1, 2)			0-3 K		0-0 G6-3 1-2			0-0 6-3		3	0	0	0	0	1					
<b>Inning Stats</b>	R: 0 E: 0 K: 2 S: 7	H: 0 LOB: 0 BB: 0 P: 7	R: 0 E: 0 K: 1 S: 5	H: 0 LOB: 0 BB: 0 P: 5	R: 0 E: 0 K: 2 S: 7	H: 0 LOB: 0 BB: 0 P: 7	R: 1 E: 0 K: 0 S: 5	H: 3 LOB: 2 BB: 1 P: 9	R: 0 E: 0 K: 0 S: 3	H: 1 LOB: 0 BB: 0 P: 3	R: 0 E: 0 K: 0 S: 3	H: 2 LOB: 2 BB: 0 P: 5	R: 0 E: 0 K: 0 S: 4	H: 1 LOB: 1 BB: 0 P: 4	R: 0 E: 0 K: 0 S: 3	H: 0 LOB: 0 BB: 0 P: 3	1B: 4 2B: 3 3B: 0 HR: 0	SF: 0 SAC: 0 DP: 2 HBP: 0	WP: 0 PB: 0 SB: 0 CS: 0	PA: 33
<b>PITCHER</b> John Tudor, L ERA: 3.02 (1, 1)	IP: 9.0 WLS: W BF: 33 H: 7 R: 1 ER: 1 SO: 5 BB: 1 IBB: 0 HBP: 0 BLK: 0 WP: 0 HR: 0 S: 42 P: 46 ERA: 1.00 WHIP: 0.889																			

Batter	1	2	3	4	5	6	7	8	9	AB	R	H	RBI	BB	SO	LOB	BOTTOM			
Reid Nichols, R OBP: 0.346, SLG: 0.261 (1, 8)	0-3 K	0-0 E9 1-1H 2-H 1B			0-0 6-3		4-0 CS BB		3	0	1	1	1	1	0	<b>Toronto Blue Jays @ Boston Red Sox</b> Fenway Park, Boston, MA Thu Oct 02 1980, 7:05 PM EDT Att: 11,872 - Unknown - 59 F				
Chico Walker, S OBP: 0.346, SLG: 0.318 (1, 4)	0-0 4-3	0-0 4-3			0-0 4-3		0-0 CS 1-2	0-0 4-3		4	0	0	0	0	1					
Garry Hancock, L OBP: 0.277, SLG: 0.402 (1, 9)	0-0 F9		0-0 F8		0-0 2B		0-0 L9		4	0	1	0	0	0	0					
Jim Rice, R OBP: 0.339, SLG: 0.508 (1, 7)		0-0 FC4-6 S 1B 1B	0-0 F8		0-3 K		0-0 6-3		4	1	1	0	0	1	1					
Dave Rader, L OBP: 0.389, SLG: 0.485 (1, 2)	0-3 K		0-0 F6		0-0 G4-3 1B				3	0	1	0	0	1	1					
Dave Stapleton, R OBP: 0.337, SLG: 0.463 (1, 3)		4-0 FC4-6 1-2 BB		0-0 5-3		0-0 F4		0-0 G4-3		2	0	0	0	1	1					
Rich Gedman, L OBP: 0.227, SLG: 0.227 (1, 10)		0-0 FC4-6 1B 1-2 2-3 E		0-3 K		0-0 G4-3 1-2			3	1	0	0	0	1	3					
Glenn Hoffman, R OBP: 0.327, SLG: 0.402 (1, 5)		0-0 E 1-3 3-H 1B		0-0 2B		0-0 4-3			3	1	2	1	0	0	0					
Julio Valdez, S OBP: 0.273, SLG: 0.364 (1, 6)		0-0 E6 1-2 E		0-0 F8		0-3 K			3	1	0	0	0	1	2					
<b>Inning Stats</b>	R: 0 E: 0 K: 1 S: 5	H: 0 LOB: 0 BB: 0 P: 5	R: 4 E: 2 K: 1 S: 9	H: 3 LOB: 1 BB: 1 P: 13	R: 0 E: 0 K: 1 S: 6	H: 0 LOB: 0 BB: 0 P: 3	R: 0 E: 0 K: 1 S: 6	H: 1 LOB: 1 BB: 0 P: 6	R: 0 E: 0 K: 0 S: 3	H: 1 LOB: 1 BB: 0 P: 6	R: 0 E: 0 K: 0 S: 3	H: 1 LOB: 0 BB: 0 P: 3	R: 0 E: 0 K: 1 S: 4	H: 0 LOB: 0 BB: 1 P: 8	R: 0 E: 0 K: 0 S: 3	H: 0 LOB: 0 BB: 0 P: 3	1B: 4 2B: 2 3B: 0 HR: 0	SF: 0 SAC: 0 DP: 1 HBP: 0	WP: 0 PB: 0 SB: 1 CS: 1	PA: 32
<b>PITCHER</b> Jim Clancy, R ERA: 3.3 (1, 1)	IP: 8.0 WLS: L BF: 31 H: 6 R: 4 ER: 1 SO: 5 BB: 2 IBB: 0 HBP: 0 BLK: 0 WP: 0 HR: 0 S: 39 P: 47 ERA: 1.12 WHIP: 1.000																			

Batter	1	2	3	4	5	6	7	8	9	10	11	12	13	14	15	16	17	AB	R	H	RBI	BB	SO	LOB	TOP						
Alfredo Griffin, S OBP: 0.286, SLG: 0.362 (1.4)	E6 G3-6		B1-3			F6		F8	1-3		5-3			4-3		SH1-4 1B	F8	9	0	1	0	0	0	4							
Lloyd Moseby, L OBP: 0.246, SLG: 0.371 (1.8)	G3-6		4-3			F2		FC3-6 1B HR	HR		E4			F8 2B		SH1-4		7	2	3	2	0	0	2							
Roy Howell, L OBP: 0.332, SLG: 0.406 (1.5)	1B				F7			FC3-6 1B	F8		CS			FC1-6 HBP		FC3-6 1B		5	0	3	0	2	0	0							
John Mayberry, L OBP: 0.347, SLG: 0.467 (1.10)	F4				K			FC3-6 HR	F4		G3			FC1-6 FC6-4		F8		8	1	0	0	0	1	10							
Al Woods, L OBP: 0.364, SLG: 0.482 (1.7)					4-3						4-3			F4				7	1	4	3	1	0	1							
Barry Bonnell, R OBP: 0.323, SLG: 0.420 (1.9)	1B					4-3					4-3			F4				8	2	2	1	0	0	6							
Willie Upshaw, L OBP: 0.250, SLG: 0.241 (8. PH)	1B																														
Doug Auld, R OBP: 0.272, SLG: 0.310 (8. PH)	K					6-3					F8			FC6-4		6-3															
Joe Cannon, L OBP: 0.296, SLG: 0.280 (8. PR)	K																														
Damazo Garcia, R OBP: 0.296, SLG: 0.381 (8.4)	K																														
Ernie Whit, L OBP: 0.290, SLG: 0.256 (8. PH)	G4-6-3																														
Paul Hodgson, R OBP: 0.324, SLG: 0.412 (8. PH)	G4-6-3																														
Steve Braun, L OBP: 0.295, SLG: 0.289 (8. PH)	G4-6-3																														
Bob Davis, R OBP: 0.321, SLG: 0.321 (8.7)																															
Garth Iorg, R OBP: 0.286, SLG: 0.330 (8.3)																															
<b>Inning Stats</b>	R: 0 E: 1 K: 0 S: 4	H: 1 LOB: 1 BB: 0 P: 4	R: 0 E: 0 K: 1 S: 6	H: 2 LOB: 1 BB: 0 P: 6	R: 0 E: 0 K: 1 S: 3	H: 0 LOB: 0 BB: 0 P: 3	R: 0 E: 0 K: 1 S: 5	H: 0 LOB: 0 BB: 0 P: 5	R: 0 E: 0 K: 1 S: 5	H: 0 LOB: 0 BB: 0 P: 5	R: 0 E: 0 K: 0 S: 4	H: 1 LOB: 2 BB: 0 P: 4	R: 0 E: 0 K: 0 S: 3	H: 0 LOB: 1 BB: 0 P: 4	R: 0 E: 0 K: 0 S: 3	H: 0 LOB: 0 BB: 0 P: 3	R: 0 E: 0 K: 0 S: 4	H: 1 LOB: 3 BB: 2 P: 12	R: 0 E: 0 K: 0 S: 3	H: 0 LOB: 0 BB: 0 P: 3	R: 0 E: 0 K: 0 S: 3	H: 1 LOB: 1 BB: 1 P: 7	R: 0 E: 0 K: 0 S: 6	H: 3 LOB: 2 BB: 0 P: 6	1B: 12 2B: 2 3B: 0 HR: 3	SF: 0 SAC: 1 DP: 3 HBP: 1	WP: 0 PB: 0 SB: 1 CS: 1	PA: 74			
<b>PITCHER</b>	IP: 7.2 ERA: 3.52	WLS: 33 BF: 4	H: 9 R: 4 ER: 4	R: 4 R: 4 ER: 4	SO: 42 SO: 3	BB: 0 IBB: 0	HBP: 0 HBP: 0	BLK: 0 BLK: 0	WP: 0 WP: 0	HR: 2 HR: 2	S: 38 S: 42	P: 42 P: 42	ERA: 4.70 ERA: 4.70	WHIP: 1.304 WHIP: 1.304													WP: 0 PB: 0 SB: 1 CS: 1	PA: 74			
Steve Crawford, R ERA: 3.52	9.1	L	39	7	3	2	0	1	2	1	0	0	1	35	48	1.93	0.857														

Toronto Blue Jays @ Boston Red Sox  
Fenway Park, Boston, MA  
Sat Oct 04 1980, 3:33 AM EDT  
Unknown - 66 F

AB 67  
R 7  
H 17  
RBI 7  
BB 4  
SO 3  
LOB 35



Batter	1	2	3	4	5	6	7	8	9	10	11	12	13	14	15	16	17	AB	R	H	RBI	BB	SO	LOB	BOTTOM							
Reid Nichols, R OBP: 0.314, SLG: 0.313 (1.8)	F4			K		1-6-3				F7		FC5-4		FC6-4			K	9	1	2	1	0	2	6								
Chico Walker, S OBP: 0.311, SLG: 0.283 (1.4)	G3							F8						6-3			1B	9	0	1	0	0	2	1								
Gary Hancock, L OBP: 0.294, SLG: 0.432 (9. PH)	K																1B	4	1	2	1	0	1	0								
Carlton Fisk, R OBP: 0.354, SLG: 0.471 (10.2)	K																1B	5	0	1	0	0	1	0								
Dwight Evans, R OBP: 0.358, SLG: 0.488 (1.9)																	1B	7	2	5	1	2	1	2								
Dave Rader, L OBP: 0.362, SLG: 0.481 (1.2)																	1B	3	0	1	0	1	0	2								
Tony Perez, R OBP: 0.322, SLG: 0.471 (9. PH)																	1B	0	0	0	0	1	0	0								
Sam Bowen, R OBP: 0.231, SLG: 0.091 (10.7)																	1B	3	0	0	0	0	1	2								
Dave Stapleton, R OBP: 0.342, SLG: 0.469 (1.3)																	1B	7	0	4	1	1	1	6								
Jim Dwyer, L OBP: 0.367, SLG: 0.438 (1.10)																	1B	6	1	3	0	0	0	4								
Glenn Hoffman, R OBP: 0.329, SLG: 0.404 (13.6)																	1B	6	1	2	0	1	3	4								
Julio Valdez, S OBP: 0.250, SLG: 0.313 (12. PH)																	1B	5	0	1	1	1	0	1								
Rich Gedman, L OBP: 0.217, SLG: 0.217 (13.5)																	1B	2	0	0	0	0	2									
Larry Wolfe, R OBP: 0.125, SLG: 0.304 (1.5)																	1B	2	0	0	0	0	2									
<b>Inning Stats</b>	R: 0 E: 0 K: 1 S: 5	H: 0 LOB: 0 BB: 0 P: 5	R: 1 E: 0 K: 1 S: 7	H: 2 LOB: 2 BB: 0 P: 8	R: 2 E: 0 K: 0 S: 5	H: 3 LOB: 0 BB: 0 P: 5	R: 1 E: 0 K: 1 S: 7	H: 3 LOB: 1 BB: 0 P: 7	R: 1 E: 0 K: 2 S: 9	H: 2 LOB: 1 BB: 0 P: 9	R: 0 E: 0 K: 1 S: 8	H: 1 LOB: 0 BB: 0 P: 8	R: 0 E: 0 K: 1 S: 6	H: 2 LOB: 2 BB: 1 P: 10	R: 1 E: 0 K: 0 S: 5	H: 2 LOB: 1 BB: 1 P: 5	R: 0 E: 0 K: 0 S: 4	H: 1 LOB: 0 BB: 0 P: 8	R: 0 E: 0 K: 0 S: 4	H: 0 LOB: 1 BB: 1 P: 9	R: 0 E: 0 K: 0 S: 3	H: 0 LOB: 0 BB: 0 P: 3	R: 0 E: 0 K: 0 S: 5	H: 3 LOB: 2 BB: 0 P: 5	R: 0 E: 0 K: 0 S: 5	H: 0 LOB: 0 BB: 0 P: 5	R: 0 E: 0 K: 0 S: 5	H: 0 LOB: 1 BB: 1 P: 9	1B: 14 2B: 5 3B: 2 HR: 2	SF: 0 SAC: 2 DP: 3 HBP: 1	WP: 1 PB: 0 SB: 2 CS: 1	PA: 76
<b>PITCHER</b>	IP: 4.2 ERA: 4.51	WLS: 23 BF: 5	H: 5 R: 5 ER: 5	R: 5 R: 5 ER: 5	SO: 4 SO: 4	BB: 0 IBB: 0	HBP: 0 HBP: 0	BLK: 0 BLK: 0	WP: 0 WP: 0	HR: 2 HR: 2	S: 30 S: 31	P: 31 P: 31	ERA: 9.64 ERA: 9.64	WHIP: 2.143 WHIP: 2.143													WP: 1 PB: 0 SB: 2 CS: 1	PA: 76				
Joey McLaughlin, R ERA: 4.51	0.1																															
Ken Schrom, R ERA: 5.23	0.1																															
Mike Willis, L ERA: 1.71	4.2	W	16	5	0	0	3	1	0	0	0	0	0	21	25	0.00	1.636															
Dave Steib, R ERA: 3.71	4.2	W	16	5	0	0	3	1	0	0	0	0	0	21	25	0.00	1.636															
Luis Leal, R ERA: 4.53	0.1																															

Toronto Blue Jays @ Boston Red Sox  
Fenway Park, Boston, MA  
Sat Oct 04 1980, 3:33 AM EDT  
Unknown - 66 F

AB 67  
R 6  
H 22  
RBI 5  
BB 6  
SO 13  
LOB 35





Batter	1	2	3	4	5	6	7	8	9	AB	R	H	RBI	BB	SO	LOB	TOP			
Alfredo Griffin, S OBP: 0.285, SLG: 0.352 (1, 6)	F9		F5			1B		F6		4	0	1	0	0	0	1	Toronto Blue Jays @ Boston Red Sox Fenway Park, Boston, MA Sat Oct 04 1980, 7:05 PM EDT Att: 14,179 - Unknown			
Lloyd Moseby, L OBP: 0.292, SLG: 0.367 (1, 8)	4-3			K		K		F9		4	0	0	0	0	2	2				
Al Woods, L OBP: 0.363, SLG: 0.478 (1, 10)	F9				BB	F3			F9	3	0	0	0	1	0	1				
John Mayberry, L OBP: 0.348, SLG: 0.473 (1, 3)		1B FC5-4 1B		F2			F9		HR	4	2	2	1	0	0	1				
Barry Bonnell, R OBP: 0.323, SLG: 0.418 (1, 9)		FC5-4 1-3 1B		K			F4		F5	4	0	1	0	0	1	1				
Paul Hodgson, R OBP: 0.293, SLG: 0.368 (1, 7)		FC5-4 G6-4-3 1-2 3-H			K		1-3		6-3	4	0	0	1	0	1	1				
Garth Iorg, R OBP: 0.287, SLG: 0.330 (1, 5)		G6-4-3 1-2		L3				1B		3	1	1	0	0	0	1				
Damaso Garcia, R OBP: 0.296, SLG: 0.381 (1, 4)			G3		F7			SH2-3 1B		3	0	1	1	0	0	0				
Ernie Whitt, L OBP: 0.288, SLG: 0.354 (1, 2)			F8			K		SH2-3 1-2		2	0	0	0	0	1	0				
<b>Inning Stats</b>	R: 0 E: 0 K: 0 S: 3	H: 0 LOB: 0 BB: 0 P: 3	R: 1 E: 0 K: 0 S: 4	H: 2 LOB: 0 BB: 0 P: 4	R: 0 E: 0 K: 2 S: 3	H: 0 LOB: 1 BB: 1 P: 11	R: 0 E: 0 K: 1 S: 5	H: 0 LOB: 0 BB: 0 P: 5	R: 0 E: 0 K: 2 S: 8	H: 1 LOB: 1 BB: 0 P: 8	R: 0 E: 0 K: 0 S: 3	H: 0 LOB: 0 BB: 0 P: 3	R: 1 E: 0 K: 0 S: 5	H: 2 LOB: 1 BB: 0 P: 5	R: 1 E: 0 K: 0 S: 4	H: 1 LOB: 0 BB: 0 P: 4	1B: 5 2B: 0 3B: 0 HR: 1	SF: 0 SAC: 1 DP: 1 HBP: 0	WP: 0 PB: 0 SB: 1 CS: 0	PA: 33
<b>PITCHER</b> Dick Drago, R ERA: 4.14 (1, 1)	IP: 9.0 WLS: L BF: 33	H: 6 R: 3 ER: 3 SO: 5	BB: 1 IBB: 0 HBP: 0 BLK: 0	WP: 0 HR: 1 S: 42 P: 46	ERA: 3.00 WHIP: 0.778	<b>PITCHER</b>										ERA: 3.00 WHIP: 0.778				


Batter	1	2	3	4	5	6	7	8	9	AB	R	H	RBI	BB	SO	LOB	BOTTOM			
Reid Nichols, R OBP: 0.282, SLG: 0.278 (1, 8)	G1		4-3			F8		K		4	0	0	0	0	1	2	Toronto Blue Jays @ Boston Red Sox Fenway Park, Boston, MA Sat Oct 04 1980, 7:05 PM EDT Att: 14,179 - Unknown			
Chico Walker, S OBP: 0.292, SLG: 0.263 (1, 4)	F3			F9		F8		G3		4	0	0	0	0	0	1				
Carlton Fisk, R OBP: 0.352, SLG: 0.467 (1, 7)	K2-3			L7		5-3		F4		4	0	0	0	0	1	1				
Dwight Evans, R OBP: 0.359, SLG: 0.487 (1, 10)		K			1B		K		BB	3	0	1	0	1	2	0				
Dave Stapleton, R OBP: 0.339, SLG: 0.465 (1, 3) (9, 9)		F8		F9		6-3		F7		4	0	0	0	0	0	2				
Glenn Hoffman, R OBP: 0.326, SLG: 0.400 (1, 5)		1-3			F7		K			3	0	0	0	0	1	0				
Gary Allenson, R OBP: 0.452, SLG: 0.443 (1, 2)			F7		L4-3 BB			SH2-4 BB		1	0	0	0	2	0	0				
Julio Valdez, S OBP: 0.278, SLG: 0.500 (1, 6)					L4-3 HR			SH2-4		2	1	1	1	0	0	1				
Sam Bowen, R OBP: 0.267, SLG: 0.154 (1, 9) Tony Perez, R OBP: 0.322, SLG: 0.470 (8, PH) (9, 3)			F8				S 1B	F9		2	0	1	0	0	0	0				
<b>Inning Stats</b>	R: 0 E: 0 K: 1 S: 5	H: 0 LOB: 0 BB: 0 P: 5	R: 0 E: 0 K: 1 S: 5	H: 0 LOB: 0 BB: 0 P: 5	R: 1 E: 0 K: 0 S: 4	H: 1 LOB: 0 BB: 0 P: 4	R: 0 E: 0 K: 0 S: 4	H: 1 LOB: 1 BB: 0 P: 6	R: 0 E: 0 K: 0 S: 4	H: 1 LOB: 1 BB: 0 P: 4	R: 0 E: 0 K: 2 S: 7	H: 0 LOB: 0 BB: 0 P: 7	R: 0 E: 0 K: 1 S: 5	H: 0 LOB: 1 BB: 1 P: 9	R: 0 E: 0 K: 0 S: 3	H: 0 LOB: 1 BB: 1 P: 7	1B: 2 2B: 1 3B: 0 HR: 1	SF: 0 SAC: 1 DP: 1 HBP: 0	WP: 0 PB: 0 SB: 1 CS: 0	PA: 32
<b>PITCHER</b> Paul Mirabella, L ERA: 4.34 (1, 1)	IP: 9.0 WLS: W BF: 32	H: 3 R: 1 ER: 1 SO: 5	BB: 3 IBB: 0 HBP: 0 BLK: 0	WP: 0 HR: 1 S: 39 P: 51	ERA: 1.00 WHIP: 0.667	<b>PITCHER</b>										ERA: 1.00 WHIP: 0.667				

Batter	1	2	3	4	5	6	7	8	9	AB	R	H	RBI	BB	SO	LOB	TOP										
Alfredo Griffin, S OBP: 0.283, SLG: 0.349 (1, 6)	G3		E6		F8			5-3	F5	5	0	0	0	0	0	2											
Lloyd Moseby, L OBP: 0.291, SLG: 0.365 (1, 8)	1-3		G6-3					4-3	F9	5	0	1	0	0	0	3											
Roy Howell, L OBP: 0.335, SLG: 0.413 (1, 5)	1B		K							4	1	3	0	0	1	0											
Al Woods, L OBP: 0.273, SLG: 0.480 Doug Ault, R OBP: 0.273, SLG: 0.306 (4, PH)	1B			1-3				K		1	0	1	1	0	0	0											
Barry Bonnell, R OBP: 0.322, SLG: 0.417 (1, 9)	6-3			F7						4	1	1	0	0	0	3											
Willie Upshaw, L OBP: 0.284, SLG: 0.344 (1, 3)										3	1	3	1	0	0	0											
Paul Hodgson, R OBP: 0.273, SLG: 0.341 John Mayberry, L OBP: 0.349, SLG: 0.473 Joe Cannon, L OBP: 0.098, SLG: 0.080 (9, PR)	6-3			5-3						3	0	0	0	0	0	2											
Garth Iorg, R OBP: 0.286, SLG: 0.329 (1, 4)	K									4	0	1	0	0	1	2											
Ernie Whitt, L OBP: 0.288, SLG: 0.353 (1, 2)	6-3			B2-3						4	0	1	2	0	0	2											
<b>Inning Stats</b>	R: 1 E: 0 K: 0 S: 5	H: 2 LOB: 1 BB: 0 P: 5	R: 0 E: 0 K: 1 S: 6	H: 1 LOB: 1 BB: 0 P: 6	R: 0 E: 1 K: 1 S: 5	H: 0 LOB: 0 BB: 0 P: 5	R: 1 E: 0 K: 0 S: 4	H: 1 LOB: 0 BB: 0 P: 4	R: 0 E: 0 K: 0 S: 3	H: 2 LOB: 1 BB: 1 P: 7	R: 0 E: 0 K: 1 S: 4	H: 1 LOB: 1 BB: 0 P: 4	R: 0 E: 0 K: 1 S: 6	H: 1 LOB: 1 BB: 0 P: 6	R: 2 E: 0 K: 0 S: 6	H: 3 LOB: 2 BB: 1 P: 10	1B: 8 2B: 1 3B: 1 HR: 1	SF: 0 SAC: 1 DP: 2 HBP: 0	WP: 0 PB: 0 SB: 0 CS: 1	PA: 38							
<b>PITCHER</b>	IP	WLS	BF	H	R	ER	SO	BB	IBB	HBP	BLK	WP	HR	S	P	ERA	WHIP										
Keith MacWhorter, R ERA: 5.53 Win Remmerswaal, R ERA: 4.58 (1, 1)	8.1	L	36	11	4	4	3	1	1	0	0	0	1	40	48	4.32	1.440										
(9, 1)	0.2		2	0	0	0	0	0	0	0	0	0	0	2	2	0.00	0.000										

Toronto Blue Jays @ Boston Red Sox  
Fenway Park, Boston, MA  
Sun Oct 05 1980, 3:33 AM EDT  
Att: 16,562 - Unknown - 66 F

livebaseballscores.com

AB 35  
R 4  
H 11  
RBI 4  
BB 2  
SO 3  
LOB 15



Batter	1	2	3	4	5	6	7	8	9	AB	R	H	RBI	BB	SO	LOB	BOTTOM										
Carlton Fisk, R OBP: 0.353, SLG: 0.467 (1, 10)	K									3	0	1	0	1	2	0											
Dave Stapleton, R OBP: 0.338, SLG: 0.463 (1, 4)	5-3			4-3						4	0	1	0	0	0	2											
Garry Hancock, L OBP: 0.300, SLG: 0.443 (1, 8)	1B									4	0	3	1	0	0	1											
Jim Rice, R OBP: 0.336, SLG: 0.504 (1, 7)	FC6-4			FC5-4						4	0	0	0	0	0	5											
Tony Perez, R OBP: 0.320, SLG: 0.467 (1, 3)				5-3						4	0	0	0	0	2	1											
Dwight Evans, R OBP: 0.358, SLG: 0.484 (1, 9)	L9									3	0	0	0	1	0	0											
Dave Rader, L OBP: 0.388, SLG: 0.474 (1, 2)	1-3									4	0	1	0	0	1	1											
Glenn Hoffman, R OBP: 0.326, SLG: 0.397 (8, 6)										2	0	0	0	1	0	1											
Julio Valdez, S OBP: 0.300, SLG: 0.474 Rich Gedman, L OBP: 0.208, SLG: 0.208 Larry Wolfe, R OBP: 0.125, SLG: 0.304 (7, PH)										1	1	0	0	0	0	0											
										1	0	0	0	0	0	2											
										0	0	0	0	0	0	0											
<b>Inning Stats</b>	R: 0 E: 0 K: 1 S: 6	H: 1 LOB: 1 BB: 0 P: 6	R: 0 E: 0 K: 1 S: 5	H: 0 LOB: 0 BB: 0 P: 5	R: 0 E: 0 K: 0 S: 2	H: 0 LOB: 0 BB: 1 P: 6	R: 0 E: 0 K: 0 S: 4	H: 1 LOB: 1 BB: 0 P: 4	R: 0 E: 0 K: 0 S: 2	H: 0 LOB: 0 BB: 1 P: 6	R: 1 E: 0 K: 0 S: 4	H: 2 LOB: 1 BB: 0 P: 5	R: 0 E: 0 K: 1 S: 6	H: 1 LOB: 2 BB: 1 P: 10	R: 0 E: 0 K: 1 S: 6	H: 1 LOB: 1 BB: 0 P: 6	R: 0 E: 0 K: 1 S: 5	H: 0 LOB: 0 BB: 0 P: 5	1B: 6 2B: 0 3B: 0 HR: 0	SF: 0 SAC: 0 DP: 2 HBP: 1	WP: 0 PB: 0 SB: 0 CS: 1	PA: 35					
<b>PITCHER</b>	IP	WLS	BF	H	R	ER	SO	BB	IBB	HBP	BLK	WP	HR	S	P	ERA	WHIP										
Jackson Todd, R ERA: 4.02 (1, 1)	9.0	W	34	6	1	1	5	3	0	1	0	0	0	40	53	1.00	1.000										

Toronto Blue Jays @ Boston Red Sox  
Fenway Park, Boston, MA  
Sun Oct 05 1980, 3:33 AM EDT  
Att: 16,562 - Unknown - 66 F

livebaseballscores.com

AB 30  
R 1  
H 6  
RBI 1  
BB 3  
SO 5  
LOB 13

