

Toronto Blue Jays - 1981

Batter	1	2	3	4	5	6	7	8	9	AB R H RBI BB SO LOB	TOP	
Alfredo Griffin, S (1, 6) X	0-0 4-3 ①		0-0 F9 ①		0-3 K ①		0-0 4-3 ②		0-0 6-3 ③	5 0 0 0 0 1 1		
Lloyd Moseby, L (1, 8) X OBP: 0.500, SLG: 1.000	0-0 F7 ②		0-0 SF9 ② 1B 2B		0-0 SF8 ②		4-0 CS BB ②			2 1 1 1 1 0 0		
Otto Velez, R (1, 10) B B B	4-0 BB		0-0 1B		0-0 BB 1B		0-0 CS ③ 1-2	4-0 1B BB		2 0 2 0 2 0 0		
John Mayberry, L (1, 3) X George Bell, R (8, PR) (8, 7)	0-0 F8 ③		0-0 SF9 ②		4-0 FC6-4 BB ② 1-2			0-0 1B		2 0 1 1 1 0 1 0 0 0 0 0 0 0		
Willie Upshaw, L (1, 7) (8, 3)		X	0-0 FC5-2 3B ③		0-0 G3 ③		0-0 FC6-4 ③ 1-2	0-0 F7 ①		4 0 1 0 0 0 5		
Damaso Garcia, R (1, 4)		S S S	0-3 K ①		0-0 6-3 ①		0-0 5-3 ①	S S S	0-3 K ②	4 0 0 0 0 2 3		
Barry Bonnell, R (1, 9)		X	0-0 FC5-2 ② WP S		0-0 F8 ②		0-0 F9 ②	X	0-0 1-3 ③	4 0 0 0 0 0 3		
Danny Ainge, R (1, 5)		B B B	3-H		0-0 F7 ③		0-0 F3 ③		0-0 F7 ①	3 0 0 0 1 0 0		
Ernie Whitt, L (1, 2)		X	0-0 F8 ③ 1-2 2-3		0-0 E9 SF8 ③		0-0 4-3 ①	X	0-0 F8 ②	4 1 0 0 0 0 2		
<b>Inning Stats</b>	R: 0 H: 0 E: 0 LOB: 1 K: 0 BB: 1 S: 3 P: 7	R: 0 H: 1 E: 0 LOB: 2 K: 1 BB: 1 S: 6 P: 10	R: 1 H: 2 E: 0 LOB: 1 K: 0 BB: 0 S: 5 P: 5	R: 0 H: 0 E: 0 LOB: 0 K: 0 BB: 0 S: 3 P: 3	R: 1 H: 1 E: 1 LOB: 2 K: 1 BB: 1 S: 7 P: 11	R: 0 H: 0 E: 0 LOB: 0 K: 0 BB: 0 S: 3 P: 3	R: 0 H: 0 E: 0 LOB: 0 K: 0 BB: 1 S: 2 P: 6	R: 0 H: 1 E: 0 LOB: 2 K: 1 BB: 1 S: 6 P: 10	R: 0 H: 0 E: 0 LOB: 0 K: 0 BB: 0 S: 3 P: 3	1B: 3 SF: 2 2B: 1 SAC: 0 3B: 1 DP: 0 HR: 0 HBP: 0	WP: 1 PA: 38 PB: 0 SB: 1 CS: 1	
<b>PITCHER</b> Jack Morris, R (1, 1) ERA: 1.0	IP WLS BF H R ER SO BB IBB HBP BLK WP HR S P ERA WHIP	9.0 W 37 5 2 1 3 5 0 0 0 1 0 38 58 1.00 1.111										

Toronto Blue Jays @ Detroit Tigers  
Tiger Stadium, Detroit, MI  
Thu Apr 09 1981, 3:33 AM EST  
Att. 51,452 - Unknown - 59 F

[livebaseballscorecards.com](http://livebaseballscorecards.com)

AB	30
R	2
H	5
RBI	2
BB	5
SO	3
LOB	15





Batter	1	2	3	4	5	6	7	8	9	AB	R	H	RBI	BB	SO	LOB
Rick Peters, S (1, 8) X	0-0 F8		4-0 G6-4-3 BB		0-0 F8		0-0 SH1-4			2	1	0	0	1	0	0
Alan Trammell, R (1, 6) X OBP: 0.500, SLG: 1.000	0-0 1B		0-0 E6 G6-4-3		0-0 SF8 3B		0-0 6-3			4	1	2	0	0	0	2
Steve Kemp, L (1, 7) X Lynn Jones, R (8, 7)	0-0 1B		0-0 G6-4-3		0-0 SF8		4-0 HR BB			2	1	1	1	1	0	1
Richie Hebner, L (1, 3) X OBP: 0.250, SLG: 1.000	0-0 P6		0-0 F7		0-0 F8		0-0 HR			4	1	1	3	0	0	2
Champ Summers, L (1, 10) X OBP: 0.500, SLG: 0.333	0-0 F8				0-0 FC1-6 1B		4-0 FC4-6 BB		0-0 P6	3	0	1	0	1	0	2
Kirk Gibson, L (1, 9) X Al Cowens, R (7, 9)		0-0 4-3 S 1B			0-0 FC1-6 WP		0-0 FC4-6		0-0 SH1-4 3B	3	0	1	0	0	0	2
Lance Parrish, R (1, 2) X		0-0 F8			4-0 F8		0-0 F8		0-0 P4	3	0	0	0	1	0	3
Mick Kelleher, R (1, 5) X		0-0 4-3			0-0 F7		0-0 1-3		0-0 SH1-4	3	0	0	1	0	0	4
Lou Whitaker, L (1, 4) X OBP: 0.250, SLG: 0.500		0-3 K			0-0 F8		0-0 SH1-4 HR 2B		0-0 F9	4	1	1	0	0	1	3

Inning Stats	R: 0	H: 2	E: 0	LOB: 2	K: 0	P: 5	R: 0	H: 1	E: 0	LOB: 1	K: 1	P: 6	R: 1	H: 0	E: 1	LOB: 0	K: 0	P: 7	R: 0	H: 1	E: 0	LOB: 2	K: 0	P: 8	R: 1	H: 1	E: 0	LOB: 0	K: 0	P: 4	R: 0	H: 0	E: 0	LOB: 1	K: 0	P: 7	R: 3	H: 2	E: 0	LOB: 0	K: 0	P: 9	R: 1	H: 1	E: 0	LOB: 0	K: 0	P: 4
	S: 5	BB: 5	S: 6	BB: 0	S: 3	BB: 6	S: 4	BB: 1	S: 4	BB: 1	S: 3	BB: 7	S: 4	BB: 8	S: 3	BB: 1	S: 3	BB: 7	S: 5	BB: 1	S: 4	BB: 0	S: 3	BB: 4	S: 5	BB: 9	S: 4	BB: 0	S: 4	BB: 0	S: 3	BB: 1	S: 3	BB: 7	S: 5	BB: 1	S: 4	BB: 0	S: 4	BB: 4								


PITCHER	IP	WLS	BF	H	R	ER	SO	BB	IBB	HBP	BLK	WP	HR	S	P	ERA	WHIP
Jim Clancy, R (1, 1) ERA: 1.5	6.0		26	5	2	1	1	3	0	0	0	1	0	25	37	1.50	1.333
Joey McLaughlin, R (7, 1) ERA: 13.5	0.2	L	3	1	1	1	0	0	0	0	0	0	0	3	3	13.50	1.500
Mike Willis, L (7, 1) ERA: 81.0	0.1		4	2	3	3	0	1	0	0	0	0	1	3	7	81.00	9.000
Roy Lee Jackson, R (8, 1) ERA:	1.0		3	0	0	0	0	0	0	0	0	0	0	3	3	0.00	0.000

**BOTTOM**

**Toronto Blue Jays @ Detroit Tigers**  
Tiger Stadium, Detroit, MI  
Thu Apr 09 1981, 3:33 AM EST  
Att: 51,452 - Unknown - 59 F

AB	29
R	6
H	8
RBI	5
BB	4
SO	1
LOB	19

livebaseballscorecards.com



WP	PA	ERA	WHIP
1	36		
0			
1			
0			

Batter	1	2	3	4	5	6	7	8	9	AB R H RBI BB SO LOB	TOP											
Alfredo Griffin, S OBP: 0.111, SLG: 0.222 (1, 6)	0-0 F8		0-0 F7			0-0 F7		0-0 2B		4 0 1 2 0 0 1												
Lloyd Moseby, L OBP: 0.375, SLG: 0.667 (1, 8)	0-0 4-3			0-0 2B		0-3 K		0-0 F9		4 0 1 0 0 1 1												
Otto Velez, R OBP: 0.625, SLG: 0.400 George Bell, R (9, PR)	0-3 K			0-0 P4			0-0 1-3		4-0 BB	3 0 0 0 1 1 1 0 0 0 0 0 0 0												
John Mayberry, L OBP: 0.375, SLG: 0.200 (1, 3)		0-0 4-3		1-0 HBP			0-0 P5		0-3 K	3 0 0 0 0 1 1												
Al Woods, L (1, 7)		0-0 F8		0-0 G4-6-3			0-0 P3		0-0 F7	4 0 0 0 0 0 3												
Willie Upshaw, L OBP: 0.125, SLG: 0.375 (1, 9)		0-0 F8			0-0 1-3			0-0 4-3	0-3 K	4 0 0 0 0 1 1												
Damaso Garcia, R OBP: 0.286, SLG: 0.286 (1, 4)			0-0 S 1B		0-0 G3			0-0 6-3 1B 2B 1B		3 1 2 0 0 0 0												
Danny Ainge, R OBP: 0.286, SLG: 0.167 (1, 5)			0-0 F9		0-0 F8			0-0 6-3 2B 1B		3 1 1 0 0 0 1												
Ernie Whitt, L (1, 2)			0-3 K			0-3 K		0-0 6-3		3 0 0 0 0 2 3												
<b>Inning Stats</b>	R: 0 E: 0 K: 1 S: 5	H: 0 LOB: 0 BB: 0 P: 5	R: 0 E: 0 K: 0 S: 3	H: 0 LOB: 0 BB: 0 P: 3	R: 0 E: 0 K: 1 S: 6	H: 1 LOB: 1 BB: 0 P: 6	R: 0 E: 0 K: 0 S: 3	H: 1 LOB: 1 BB: 0 P: 4	R: 0 E: 0 K: 0 S: 3	H: 0 LOB: 0 BB: 0 P: 3	R: 0 E: 0 K: 2 S: 7	H: 0 LOB: 0 BB: 0 P: 7	R: 0 E: 0 K: 0 S: 3	H: 0 LOB: 0 BB: 0 P: 3	R: 2 E: 0 K: 0 S: 6	H: 3 LOB: 1 BB: 0 P: 6	R: 0 E: 0 K: 2 S: 7	H: 0 LOB: 1 BB: 1 P: 11	1B: 3 2B: 2 3B: 0 HR: 0	SF: 0 SAC: 0 DP: 1 HBP: 1	WP: 0 PB: 0 SB: 1 CS: 0	PA: 33
<b>PITCHER</b>	IP WLS BF H R ER SO BB IBB HBP BLK WP HR S P ERA WHIP																					
Milt Wilcox, R ERA: 2.35 (1, 1)	7.2 W 28 5 2 2 4 0 0 1 0 0 0 0 35 36 2.35 0.652																					
Aurelio Lopez, R ERA: (8, 1)	1.1 5 0 0 0 2 1 0 0 0 0 0 0 8 12 0.00 0.750																					

Toronto Blue Jays @ Detroit Tigers  
Tiger Stadium, Detroit, MI  
Sat Apr 11 1981, 3:33 AM EST  
Att. 13,617 - Unknown

livebaseballscorecards.com

AB	31
R	2
H	5
RBI	2
BB	1
SO	6
LOB	12





Batter	1	2	3	4	5	6	7	8	9
<b>Rick Peters, S</b> (1, 8) OBP: 0.250, SLG: 0.286	0-3 K		0-0 SH2 1B	0-0 E4		0-0 G4-6-3	0-3 K		
<b>Alan Trammell, R</b> (1, 6) OBP: 0.500, SLG: 0.714	0-0 FC3-6 1B		0-0 SH2 2B	0-0 F8			1-0 3B HBP	0-0 6-3	
<b>Steve Kemp, L</b> (1, 7) OBP: 0.625, SLG: 1.000 <b>Darrell Brown, S</b> (7, PR) (8, 7)	0-0 FC3-6 1B		0-0 1B	0-0 F5			0-0 1B 3B	0-3 K	
<b>Richie Hebner, L</b> (1, 3) OBP: 0.333, SLG: 0.667	0-0 FC3-6 BB		0-3 K		0-0 FC 1B		0-0 1B 1B	0-0 G3	
<b>Champ Summers, L</b> (1, 10) OBP: 0.429, SLG: 0.200 <b>John Wockenfuss, R</b> (7, PH)	4-0 BB		0-0 G3		0-0 FC 1B		0-0 5-3		
<b>Kirk Gibson, L</b> (1, 9) OBP: 0.167, SLG: 0.167 <b>Al Cowens, R</b> (7, 9) OBP: 0.500, SLG: 1.500	0-0 P3			0-3 K	0-0 P6		0-0 F8		
<b>Lance Parrish, R</b> (1, 2) OBP: 0.375, SLG: 0.667		0-0 6-3		0-0 HR	0-0 G5-4-3		4-0 1B IBB		
<b>Mick Kelleher, R</b> (1, 5) OBP: 0.286, SLG: 0.429		0-0 5-3		0-0 E 2B		0-0 F9	0-0 1B 1B		
<b>Lou Whitaker, L</b> (1, 4) OBP: 0.500, SLG: 0.571		0-0 F7		1-0 E HBP		0-0 G4-6-3 1B	0-0 1B 1B		

Inning Stats	R: 0 E: 0 K: 1 S: 7	H: 2 LOB: 3 BB: 1 P: 11	R: 0 E: 0 K: 0 S: 3	H: 0 LOB: 0 BB: 0 P: 3	R: 1 E: 0 K: 1 S: 7	H: 2 LOB: 1 BB: 0 P: 7	R: 1 E: 1 K: 1 S: 8	H: 2 LOB: 3 BB: 0 P: 9	R: 0 E: 0 K: 0 S: 4	H: 1 LOB: 1 BB: 0 P: 4	R: 0 E: 0 K: 0 S: 3	H: 1 LOB: 0 BB: 0 P: 3	R: 4 E: 0 K: 1 S: 9	H: 4 LOB: 3 BB: 1 P: 14	R: 0 E: 0 K: 1 S: 5	H: 0 LOB: 0 BB: 0 P: 5
--------------	------------------------------	----------------------------------	------------------------------	---------------------------------	------------------------------	---------------------------------	------------------------------	---------------------------------	------------------------------	---------------------------------	------------------------------	---------------------------------	------------------------------	----------------------------------	------------------------------	---------------------------------

PITCHER	IP	WLS	BF	H	R	ER	SO	BB	IBB	HBP	BLK	WP	HR	S	P	ERA	WHIP
<b>Dave Stieb, R</b> (1, 1) ERA: 6.0	6.0	L	30	9	4	4	3	1	0	2	0	0	1	33	39	6.00	1.667
<b>Jerry Garvin, L</b> (7, 1) ERA: 27.0	0.1		2	1	0	0	0	0	0	0	0	0	0	2	2	0.00	3.000
<b>Mike Barlow, R</b> (7, 1) ERA: 27.0	0.1		4	2	2	2	0	0	1	0	0	0	0	3	7	54.00	6.000
<b>Joey McLaughlin, R</b> (7, 1) ERA: 4.5	1.1		4	0	0	0	2	0	0	0	0	0	0	8	8	0.00	0.000

AB R H RBI BB SO LOB

5	1	1	0	0	2	6
3	1	1	0	0	0	3
4	0	3	2	0	0	3
1	1	0	0	0	1	0
5	1	2	1	0	1	3
2	0	0	0	1	0	2
1	0	0	0	0	0	2
3	0	0	0	0	1	5
1	0	0	0	0	0	2
3	2	1	1	1	0	2
4	0	2	1	0	0	0
3	0	2	1	0	0	0

1B: 8	SF: 0	WP: 0	PA: 40
2B: 2	SAC: 1	PB: 0	
3B: 1	DP: 2	SB: 0	
HR: 1	HBP: 2	CS: 0	

**Toronto Blue Jays @ Detroit Tigers**  
Tiger Stadium, Detroit, MI  
Sat Apr 11 1981, 3:33 AM EST  
Att. 13,617 - Unknown

AB	35
R	6
H	12
RBI	6
BB	2
SO	5
LOB	28



PITCHER	IP	WLS	BF	H	R	ER	SO	BB	IBB	HBP	BLK	WP	HR	S	P	ERA	WHIP
---------	----	-----	----	---	---	----	----	----	-----	-----	-----	----	----	---	---	-----	------

Batter	1	2	3	4	5	6	7	8	9	AB R H RBI BB SO LOB	TOP
Alfredo Griffin, S OBP: 0.143, SLG: 0.231 (1, 6) X	0-0 F8 ①		0-0 SF9 ②			0-0 F8 ② X	0-0 1B ② X		0-0 P4 ③ X	4 0 1 2 0 0 0	<p><b>Toronto Blue Jays @ Detroit Tigers</b></p> <p>Tiger Stadium, Detroit, MI</p> <p>Sun Apr 12 1981, 3:33 AM EST</p> <p>Att: 9,950 - Unknown - 44 F</p>
Lloyd Moseby, L OBP: 0.333, SLG: 0.500 (1, 8) X	0-0 4-3 ②		0-0 F8 ③			0-0 HR 1B ② X	0-3 K ②			4 1 1 0 0 1 2	
Damaso Garcia, R OBP: 0.364, SLG: 0.300 (1, 4) X	0-0 1B			0-0 F8 ①		4-0 HR 1B ② X	0-0 4-3 ③			3 1 1 0 1 0 2	
John Mayberry, L OBP: 0.417, SLG: 0.667 (1, 3) X Willie Upshaw, L OBP: 0.125, SLG: 0.375 (8, PR) (8, 3) X	0-0 4-3 ③			0-0 G3 ②		0-0 HR ② X		0-0 PB 1B		4 1 2 3 0 0 1 0 0 0 0 0 0 0	
Otto Velez, R OBP: 0.417, SLG: 0.222 (1, 10) X		0-0 6-3 ①		0-0 6-3 ③		0-0 5-3 ③ X		0-0 P6 ① X		4 0 0 0 0 0 1	
Al Woods, L (1, 7)		0-3 K ②			0-0 4-3 ① X		0-0 1-3 ① X	0-3 K ②		4 0 0 0 0 2 2	
Barry Bonnell, R OBP: 0.286, SLG: 0.167 (1, 9) X Rick Bosetti, R (7, PR) (7, 9) X		0-0 F8 ③			0-0 CS 1B		1-0 1B 1B HBP	0-0 F9 ③		2 0 1 0 0 0 0 1 1 0 0 0 0 2	
Danny Ainge, R OBP: 0.384, SLG: 0.222 (1, 5) X			4-0 WP SF9 1-6-3 BB		0-0 F9 ② ③		0-0 1B 1B		0-0 5-3 ① X	3 2 1 0 1 0 1	
Ernie Whitt, L OBP: 0.091, SLG: 0.091 (1, 2) X			0-0 1-6-3 ①			0-0 3-1 ① X	0-0 1B 1B		0-0 F8 ② X	4 0 1 1 0 0 1	
<b>Inning Stats</b>	R: 0 H: 1 E: 0 LOB: 1 K: 0 BB: 0 S: 4 P: 4	R: 0 H: 0 E: 0 LOB: 0 K: 1 BB: 0 S: 5 P: 5	R: 1 H: 0 E: 0 LOB: 0 K: 0 BB: 1 S: 3 P: 7	R: 0 H: 0 E: 0 LOB: 0 K: 0 BB: 0 S: 3 P: 3	R: 0 H: 1 E: 0 LOB: 0 K: 0 BB: 0 S: 3 P: 3	R: 3 H: 2 E: 0 LOB: 0 K: 0 BB: 1 S: 5 P: 9	R: 2 H: 3 E: 0 LOB: 2 K: 1 BB: 0 S: 8 P: 9	R: 0 H: 1 E: 0 LOB: 2 K: 1 BB: 0 S: 6 P: 6	R: 0 H: 0 E: 0 LOB: 0 K: 0 BB: 0 S: 3 P: 3	1B: 7 SF: 1 2B: 0 SAC: 0 3B: 0 DP: 0 HR: 1 HBP: 1	
<b>PITCHER</b>	IP WLS BF H R ER SO BB IBB HBP BLK WP HR S P ERA WHIP										
Howard Bailey, L ERA: 6.0 (1, 1)	6.0 L 23 4 4 4 1 1 1 0 0 1 1 23 31 6.00 0.833										
Kevin Saucier, L ERA: 18.0 (7, 1)	1.0 7 3 2 2 1 0 0 1 0 0 0 8 9 18.00 3.000										
Dave Rucker, L ERA: (8, 1)	2.0 7 1 0 0 0 1 0 0 0 0 0 0 9 9 0.00 0.500										

livebaseballscorecards.com

<b>AB</b>	<b>33</b>
<b>R</b>	<b>6</b>
<b>H</b>	<b>8</b>
<b>RBI</b>	<b>6</b>
<b>BB</b>	<b>2</b>
<b>SO</b>	<b>3</b>
<b>LOB</b>	<b>12</b>





Batter	1	2	3	4	5	6	7	8	9	AB	R	H	RBI	BB	SO	LOB
Rick Peters, S (1, 8) OBP: 0.250, SLG: 0.455	0-0 F8		0-0 F7			0-0 3B		0-0 4-3		4	0	1	0	0	0	0
Alan Trammell, R (1, 6) OBP: 0.333, SLG: 0.455	0-3 K			0-0 F8		0-0 F9		0-0 F3		4	0	0	0	0	1	1
Steve Kemp, L (1, 7) OBP: 0.583, SLG: 0.900	0-0 L3			0-3 K			0-0 WP 2B		0-0 G1-6-3 1B	4	0	2	0	0	1	0
Richie Hebner, L (1, 3) OBP: 0.231, SLG: 0.462		0-3 K		0-0 1-3			0-3 K 2B		0-0 G1-6-3 1-2f	4	0	0	0	0	2	2
Champ Summers, L (1, 10) OBP: 0.300, SLG: 0.125 John Wockenfuss, R (9, PH)		0-0 1-3			0-0 F6		0-0 P5		4-0 FC6-4 BB	3	0	0	0	0	0	1
Kirk Gibson, L (1, 9) OBP: 0.222, SLG: 0.125 Al Cowens, R (9, PH) OBP: 0.333, SLG: 1.000		4-0 BB			0-3 K		0-0 F8		0-0 FC6-4 1-2f	2	0	0	0	1	1	1
Lance Parrish, R (1, 2) OBP: 0.364, SLG: 0.556 Duffy Dyer, R (9, 2)		0-3 K			0-3 K					3	1	1	0	0	2	1
Mick Kelleher, R (1, 5) OBP: 0.222, SLG: 0.333 Lynn Jones, R (8, PH) OBP: 1.000, SLG: 4.000 Stan Papi, R (9, 5)			0-0 5-3			0-3 K		0-0 HR 1B		2	0	0	0	0	1	0
Lou Whitaker, L (1, 4) OBP: 0.364, SLG: 0.400			0-0 F5			0-0 4-3		0-3 K		1	1	1	2	0	0	0
										0	0	0	0	0	0	0
										3	0	0	0	0	1	0


Inning Stats	R: 0	H: 0	E: 0	K: 1	S: 5	R: 0	H: 0	E: 0	K: 2	S: 7	R: 0	H: 0	E: 0	K: 0	S: 3	R: 0	H: 0	E: 0	K: 1	S: 5	R: 0	H: 0	E: 0	K: 2	S: 7	R: 0	H: 1	E: 0	K: 1	S: 6	R: 0	H: 1	E: 0	K: 1	S: 6	R: 2	H: 2	E: 0	K: 1	S: 7	R: 0	H: 1	E: 0	K: 0	S: 3	
	0	0	0	1	5	0	0	0	2	7	0	0	0	0	3	0	0	0	1	5	6	0	1	0	0	0	0	0	1	6	0	1	6	2	2	0	1	7	0	2	7	0	0	0	1	3

**BOTTOM**

**Toronto Blue Jays @ Detroit Tigers**  
Tiger Stadium, Detroit, MI

Sun Apr 12 1981, 3:33 AM EST  
Att. 9,950 - Unknown - 44 F


AB	31
R	2
H	5
RBI	2
BB	2
SO	9
LOB	7



WP: 1	PA: 33
PB: 0	
SB: 0	
CS: 0	

livebaseballscorecards.com



Batter	1	2	3	4	5	6	7	8	9	AB R H RBI BB SO LOB	TOP														
Willie Randolph, R (1, 4) OBP: 0.368, SLG: 0.563	0-0 5-3 BB	4-0 BB			0-0 F7			0-0 WP BB 1B	0-0 G3	4 0 1 0 1 0 2	<p><b>New York Yankees @ Toronto Blue Jays</b>  Exhibition Stadium, Toronto, ON  Mon Apr 13 1981, 3:33 AM EST  Att. 25,112 - Overcast - 50 F</p> <p>livebaseballscorecards.com</p> <table border="1"> <tr><td>AB</td><td>31</td></tr> <tr><td>R</td><td>1</td></tr> <tr><td>H</td><td>5</td></tr> <tr><td>RBI</td><td>1</td></tr> <tr><td>BB</td><td>6</td></tr> <tr><td>SO</td><td>1</td></tr> <tr><td>LOB</td><td>13</td></tr> </table> 	AB	31	R	1	H	5	RBI	1	BB	6	SO	1	LOB	13
AB	31																								
R	1																								
H	5																								
RBI	1																								
BB	6																								
SO	1																								
LOB	13																								
Jerry Mumphy, S (1, 8) OBP: 0.222, SLG: 0.389	0-0 2B 1B	0-0 F9			0-0 4-3			0-0 F7		4 1 1 0 0 0 2															
Dave Winfield, R (1, 7) OBP: 0.500, SLG: 0.429	0-0 PB 1-H 2B				0-0 F9			4-0 WP 1-2 BB		3 0 1 1 1 0 0															
Oscar Gamble, L (1, 9) OBP: 0.583, SLG: 1.000	0-0 6-3 2-3				0-0 F5			4-0 G4-6-3 1-2 2-3 BB		3 0 1 0 1 0 1															
Bobby Murcer, L (1, 10) OBP: 0.500, SLG: 0.625	4-0 BB BB				0-0 G3			0-0 G4-6-3 1-2f		3 0 0 0 1 0 4															
Graig Nettles, L (1, 5) OBP: 0.313, SLG: 0.643	4-0 1-2 BB				0-0 4-3			0-0 F7		3 0 0 0 1 0 1															
Jim Spencer, L (1, 3) OBP: 0.200, SLG: 0.111	0-0 4-3				0-0 4-3			0-0 F8		4 0 0 0 0 0 3															
Rick Cerone, R (1, 2) OBP: 0.214, SLG: 0.231		0-3 K			0-0 F8			0-0 F5		3 0 0 0 1 1 0															
Bucky Dent, R (1, 6) OBP: 0.333, SLG: 0.733		0-0 5-3			0-0 F5			0-0 L6		4 0 1 0 0 0 0															
<b>Inning Stats</b>	R: 1 H: 2 E: 0 LOB: 3 K: 0 BB: 2 S: 5 P: 13	R: 0 H: 0 E: 0 LOB: 1 K: 1 BB: 1 S: 5 P: 9	R: 0 H: 1 E: 0 LOB: 1 K: 0 BB: 0 S: 4 P: 4	R: 0 H: 0 E: 0 LOB: 0 K: 0 BB: 0 S: 3 P: 3	R: 0 H: 0 E: 0 LOB: 0 K: 0 BB: 0 S: 3 P: 3	R: 0 H: 0 E: 0 LOB: 0 K: 0 BB: 0 S: 3 P: 3	R: 0 H: 0 E: 0 LOB: 2 K: 0 BB: 2 S: 3 P: 11	R: 0 H: 1 E: 0 LOB: 2 K: 0 BB: 1 S: 4 P: 8	1B: 3 SF: 0 2B: 2 SAC: 0 3B: 0 DP: 1 HR: 0 HBP: 0	WP: 1 PA: 37 PB: 1 SB: 0 CS: 0															
<b>PITCHER</b> Jim Clancy, R (1, 1) ERA: 1.35 Roy Lee Jackson, R (8, 1) ERA:	IP WLS BF H R ER SO BB IBB HBP BLK WP HR S P ERA WHIP	7.1 W 31 4 1 1 1 5 0 0 0 1 0 28 48 1.23 1.227	1.2 S 6 1 0 0 0 1 0 0 0 0 0 0 5 9 0.00 1.200								IP WLS BF H R ER SO BB IBB HBP BLK WP HR S P ERA WHIP														

Batter	1	2	3	4	5	6	7	8	9
Alfredo Griffin, S OBP: 0.167, SLG: 0.353 (1, 6)	0-0 4-3			0-0 F7	0-3 K		0-0 3B		
Lloyd Moseby, L OBP: 0.313, SLG: 0.429 (1, 8)	0-0 4-3			0-0 2B 1B		0-0 4-3	0-3 K		
Damaso Garcia, R OBP: 0.267, SLG: 0.214 (1, 4)	0-0 3-1			0-0 F8		0-0 4-3		0-0 F9	
John Mayberry, L OBP: 0.438, SLG: 0.545 (1, 3)		0-3 K		4-0 2B 1B BB		4-0 BB		0-0 F9	
Willie Upshaw, L OBP: 0.125, SLG: 0.375 (9, 3)									
Otto Velez, R OBP: 0.438, SLG: 0.333 (1, 10)		4-0 CS BB		0-0 1B 2B		0-3 K		0-0 4-1	
Al Woods, L OBP: 0.182, SLG: 0.182 (1, 7)		0-3 K		0-0 1B			0-0 FC4-6 3B 1B		
Barry Bonnell, R OBP: 0.400, SLG: 0.333 (1, 9)			0-0 G4-6-3 1B	0-0 4-3			0-0 FC4-6 1B		
Danny Ainge, R OBP: 0.286, SLG: 0.167 (1, 5)			0-3 K		0-3 K		0-3 K		
Ernie Whitt, L OBP: 0.071, SLG: 0.071 (1, 2)			0-0 G4-6-3		0-0 1-3		0-0 FC4-6 3B		

Inning Stats	R: 0	H: 0	E: 0	K: 0	S: 3	R: 0	H: 0	E: 0	K: 2	S: 6	R: 0	H: 1	E: 0	K: 1	S: 5	R: 3	H: 3	E: 0	K: 0	S: 6	R: 0	H: 0	E: 0	K: 2	S: 7	R: 0	H: 0	E: 0	K: 1	S: 5	R: 2	H: 3	E: 0	K: 2	S: 10	R: 0	H: 0	E: 0	K: 0	S: 3				
	0	0	0	0	3	0	0	0	2	6	0	1	0	1	5	3	3	0	0	6	0	0	0	0	2	7	0	0	0	0	0	3	3	0	1	10	0	0	0	3	0	0	0	0

PITCHER	IP	WLS	BF	H	R	ER	SO	BB	IBB	HBP	BLK	WP	HR	S	P	ERA	WHIP
Tommy John, L ERA: 4.3 (1, 1)	6.2	L	28	7	5	5	7	3	0	0	0	0	0	39	51	6.75	1.500
Tom Underwood, L ERA: (7, 1)	0.1		1	0	0	0	1	0	0	0	0	0	0	3	3	0.00	0.000
Doug Bird, R ERA: (8, 1)	1.0		3	0	0	0	0	0	0	0	0	0	0	3	3	0.00	0.000

**BOTTOM**


**New York Yankees @ Toronto Blue Jays**  
Exhibition Stadium, Toronto, ON

Mon Apr 13 1981, 3:33 AM EST  
Att. 25,112 - Overcast - 50 F

AB	R	H	RBI	BB	SO	LOB
4	0	1	2	0	1	0
4	1	1	0	0	1	1
4	0	0	0	0	0	1
2	1	0	0	2	1	0
0	0	0	0	0	0	0
3	1	1	1	1	1	1
3	1	2	2	0	1	1
3	0	2	0	0	0	1
3	0	0	0	0	3	3
3	1	0	0	0	0	3

1B: 5	SF: 0	WP: 0	PA: 32
2B: 1	SAC: 0	PB: 0	
3B: 1	DP: 1	SB: 1	
HR: 0	HBP: 0	CS: 1	

livebaseballscorecards.com





Batter	1	2	3	4	5	6	7	8	9	AB R H RBI BB SO LOB	TOP											
Willie Randolph, R (1, 4) OBP: 0.417, SLG: 0.529	4-0 FC1-6-4 BB		0-0 SF9	4-0 BB E BB		4-0 BB BB		0-0 1-3		1 1 0 1 3 0 1												
Jerry Mumphrey, S (1, 8) OBP: 0.217, SLG: 0.318	0-0 FC1-6-4 1-2f		0-0 4-3	4-0 E BB		0-0 F7		0-0 4-3		4 0 0 1 1 0 4												
Dave Winfield, R (1, 7) OBP: 0.478, SLG: 0.389	0-3 K 1-2		0-0 5-3	0-0 E7 1B			4-0 BB BB		0-3 K	4 0 1 2 1 2 2												
Oscar Gamble, L (1, 9) Lou Piniella, R (7, PH) OBP: 0.533, SLG: 1.083 OBP: 0.500, SLG: 0.571	0-3 K			0-0 HR F5			0-0 F8		0-0 G3-6-3 1B	3 1 1 1 0 1 3 2 0 1 0 0 0 1												
Bobby Murcer, L (1, 10) Bob Watson, R (7, PH) OBP: 0.467, SLG: 0.545 OBP: 0.500, SLG: 0.333		0-0 F8		0-0 1-3 BB 1-5-3 1B		0-0 F8		4-0 1-2 BB	0-0 G3-6-3 1-2f	3 1 1 0 0 0 0 1 0 0 0 1 0 1												
Graig Nettles, L (1, 5) OBP: 0.300, SLG: 0.529		0-0 4-3		4-0 BB 1-3 BB		0-3 K		0-0 F4		3 1 0 0 1 1 2												
Jim Spencer, L (1, 3) Dennis Werth, R (7, PH) OBP: 0.154, SLG: 0.083		0-0 4-3		0-0 1-3 1-2 2-3		0-0 F7		0-0 F4		3 0 0 0 0 0 2 1 0 0 0 0 0 2												
Rick Cerone, R (1, 2) OBP: 0.278, SLG: 0.250			4-0 2B SF9 BB	0-0 1-5-3			0-0 3-1		0-0 1-3 1B	3 1 1 1 1 0 1												
Bucky Dent, R (1, 6) OBP: 0.368, SLG: 0.722			0-0 SF9 1-3 2B	4-0 BB E BB			0-0 P3		0-0 F7	3 1 1 0 1 0 1												
<b>Inning Stats</b>	R: 0 E: 0 K: 2 S: 7	H: 0 LOB: 1 BB: 1 P: 11	R: 0 E: 0 K: 0 S: 3	H: 0 LOB: 0 BB: 0 P: 3	R: 1 E: 0 K: 0 S: 4	H: 1 LOB: 1 BB: 1 P: 8	R: 5 E: 1 K: 0 S: 6	H: 3 LOB: 2 BB: 4 P: 22	R: 0 E: 0 K: 1 S: 5	H: 0 LOB: 0 BB: 0 P: 5	R: 0 E: 0 K: 0 S: 3	H: 0 LOB: 1 BB: 1 P: 7	R: 0 E: 0 K: 0 S: 3	H: 0 LOB: 2 BB: 2 P: 11	R: 0 E: 0 K: 0 S: 4	H: 1 LOB: 1 BB: 0 P: 4	R: 0 E: 0 K: 1 S: 5	H: 1 LOB: 0 BB: 0 P: 5	1B: 4 2B: 1 3B: 0 HR: 1	SF: 1 SAC: 0 DP: 1 HBP: 0	WP: 0 PB: 0 SB: 1 CS: 0	PA: 41
<b>PITCHER</b>	IP WLS BF H R ER SO BB IBB HBP BLK WP HR S P ERA WHIP																					
Jackson Todd, R (1, 1) ERA: 14.73	3.2 L 19 3 6 6 2 5 0 0 0 0 1 18 38 14.73 2.182																					
Joey McLaughlin, R (4, 1) ERA: 2.08	2.1 10 1 0 0 1 2 0 0 0 0 0 10 18 0.00 1.286																					
Jerry Garvin, L (7, 1) ERA: 6.75	1.0 5 0 0 0 0 2 0 0 0 0 0 3 11 0.00 2.000																					
Mike Barlow, R (8, 1) ERA: 6.75	1.0 4 1 0 0 0 0 0 0 0 0 0 4 4 0.00 1.000																					
Mike Willis, L (9, 1) ERA: 13.5	1.0 3 1 0 0 1 0 0 0 0 0 0 5 5 0.00 1.000																					

**New York Yankees @ Toronto Blue Jays**  
Exhibition Stadium, Toronto, ON  
Wed Apr 15 1981, 6:05 PM EST  
Att. 16,280 - Unknown - 43 F

livebaseballscorecards.com

AB	31
R	6
H	6
RBI	6
BB	9
SO	4
LOB	20



Batter	1	2	3	4	5	6	7	8	9	AB R H RBI BB SO LOB
Alfredo Griffin, S (1, 6) OBP: 0.182, SLG: 0.316	0-0 4-1		0-0 F7			0-0 SF8		4-0 BB WP BB		2 1 0 1 1 0 0
Lloyd Moseby, L (1, 8) OBP: 0.350, SLG: 0.412	0-0 4-3			0-3 K		0-0 E8 1-3 1B		4-0 BB BB 1-2 2-3 BB		3 0 1 0 1 1 0
Damaso Garcia, R (1, 4) OBP: 0.211, SLG: 0.167	0-0 5-3			0-0 4-3		0-0 F4		0-3 K		4 0 0 0 0 1 5
John Mayberry, L (1, 3) OBP: 0.400, SLG: 0.429		0-0 F8		0-0 6-3		0-0 F7		4-0 BB 1-2 2-3 3-H BB		3 0 0 1 1 0 2
Otto Velez, R (1, 10) OBP: 0.450, SLG: 0.333		0-0 1B		0-3 K		0-3 K		4-0 1-2 2-3 3-H BB		3 0 1 1 1 2 0
Al Woods, L (1, 7) OBP: 0.133, SLG: 0.133		0-0 F8		0-0 4-3		0-0 F9		0-0 G3		4 0 0 0 0 0 4
Barry Bonnell, R (1, 9) OBP: 0.286, SLG: 0.231		0-3 K		0-0 6-3		0-0 F8			0-0 4-3	4 0 0 0 0 1 1
Danny Ainge, R (1, 5) OBP: 0.294, SLG: 0.200 Willie Upshaw, L (9, PH) OBP: 0.111, SLG: 0.333			0-0 F8			0-0 1B SF8 1B		0-0 F7	0-3 K	3 1 1 0 0 0 0 1 0 0 0 0 1 0
Ernie Whitt, L (1, 2) OBP: 0.167, SLG: 0.222			0-0 3-1			0-0 E 1B 1-3 1B		0-0 WP BB 2B	0-3 K	4 1 2 0 0 1 0

Inning Stats	R: 0 E: 0 K: 3 S: 3	H: 0 LOB: 0 BB: 0 P: 3	R: 0 E: 0 K: 1 S: 6	H: 1 LOB: 1 BB: 0 P: 6	R: 0 E: 0 K: 3 S: 3	H: 0 LOB: 0 BB: 0 P: 3	R: 0 E: 0 K: 1 S: 5	H: 0 LOB: 0 BB: 0 P: 5	R: 0 E: 0 K: 1 S: 5	H: 0 LOB: 0 BB: 0 P: 5	R: 1 E: 1 K: 0 S: 6	H: 3 LOB: 2 BB: 0 P: 6	R: 0 E: 0 K: 1 S: 5	H: 0 LOB: 0 BB: 0 P: 5	R: 2 E: 0 K: 1 S: 6	H: 1 LOB: 3 BB: 4 P: 22	R: 0 E: 0 K: 2 S: 7	H: 0 LOB: 0 BB: 0 P: 7	1B: 4 2B: 1 3B: 0 HR: 0	SF: 1 SAC: 0 DP: 0 HBP: 0	WP: 1 PB: 0 SB: 0 CS: 0	PA: 36
--------------	------------------------------	---------------------------------	------------------------------	---------------------------------	------------------------------	---------------------------------	------------------------------	---------------------------------	------------------------------	---------------------------------	------------------------------	---------------------------------	------------------------------	---------------------------------	------------------------------	----------------------------------	------------------------------	---------------------------------	----------------------------------	------------------------------------	----------------------------------	--------

PITCHER	IP	WLS	BF	H	R	ER	SO	BB	IBB	HBP	BLK	WP	HR	S	P	ERA	WHIP
Rudy May, L (1, 1) ERA: 1.2	7.0	W	25	4	1	1	4	0	0	0	0	0	0	33	33	1.29	0.571
Ron Davis, R (8, 1) ERA: 6.75	0.2		5	1	2	2	1	2	0	0	0	1	0	5	13	27.00	4.500
Tom Underwood, L (8, 1) ERA:	0.0		1	0	0	0	0	1	0	0	0	0	0	4	∞	∞	
Rich Gossage, R (8, 1) ERA:	1.1	S	5	0	0	0	2	1	0	0	0	0	0	8	12	0.00	0.750


**BOTTOM**

**New York Yankees @ Toronto Blue Jays**  
Exhibition Stadium, Toronto, ON

Wed Apr 15 1981, 6:05 PM EST  
Att: 16,280 - Unknown - 43 F

livebaseballscorecards.com

AB	31
R	3
H	5
RBI	3
BB	4
SO	7
LOB	12





Batter	1	2	3	4	5	6	7	8	9	AB R H RBI BB SO LOB	TOP	
<b>Rick Peters, S</b> (1, 8) OBP: 0.375, SLG: 0.591	4-0 CS BB		X 0-0 2B 3B	X 0-0 L4			X 0-0 SH1-4		X 0-0 4-3	3 1 1 0 1 0 2		
<b>Alan Trammell, R</b> (1, 6) OBP: 0.240, SLG: 0.333	0-3 K		X 0-0 2B			X 0-0 1-3	X 0-0 P3	X 0-0 5-3	5 0 1 1 0 1 2			
<b>Steve Kemp, L</b> (1, 7) OBP: 0.480, SLG: 0.600	0-0 1-2 1B		X 0-0 F7			BB BB BB 4-0 G4-6-3 BB	BB BB BB 4-0 BB	X 0-0 L6	3 0 1 0 2 0 1			
<b>Richie Hebner, L</b> (1, 3) OBP: 0.160, SLG: 0.280	0-0 F8		S 0-3 K			X 0-0 G4-6-3	S 0-3 K		4 0 0 0 0 2 5			
<b>Champ Summers, L</b> (1, 10) OBP: 0.385, SLG: 0.200 <b>John Wockenfuss, R</b> (8, PH) OBP: 0.455, SLG: 0.625 <b>Lynn Jones, R</b> (8, PR) OBP: 1.000, SLG: 4.000		X 0-0 CS 1B 1B		H 1-0 1B FC6-4 HBP		X 0-0 4-1		BB BB BB 4-0 G5-3 1B BB	2 1 1 0 0 0 0 0 0 0 0 1 0 0 0 0 0 0 0 0 0			
<b>Kirk Gibson, L</b> (1, 9) OBP: 0.429, SLG: 0.385		X 0-0 CS 1-2 1B		X 0-0 FC6-4 1-2 1B		X 0-0 S 1B		X 0-0 G5-3 1-2 1B	4 0 4 0 0 0 0			
<b>Lance Parrish, R</b> (1, 2) OBP: 0.304, SLG: 0.381		X 0-0 5-3		X 0-0 FC6-4 1-2 2-3 1B		S 0-3 K		X 0-0 G5-3 1-2 2-3f	4 0 1 0 0 1 5			
<b>Mick Kelleher, R</b> (1, 5) OBP: 0.263, SLG: 0.278		X 0-0 1-3		S 0-3 K		X 0-0 6-3		BB BB BB 4-0 BB	3 0 0 0 1 1 5			
<b>Lou Whitaker, L</b> (1, 4) OBP: 0.364, SLG: 0.429			S 0-3 K	X 0-0 FC6-4			X 0-0 SH1-4 1B	X 0-0 F7	4 0 1 1 0 1 4			
<b>Inning Stats</b>	R: 0 H: 1 E: 0 LOB: 1 K: 1 BB: 1 S: 5 P: 9	R: 0 H: 2 E: 0 LOB: 1 K: 0 BB: 0 S: 4 P: 4	R: 1 H: 2 E: 0 LOB: 1 K: 2 BB: 0 S: 9 P: 9	R: 1 H: 2 E: 0 LOB: 2 K: 1 BB: 0 S: 7 P: 8	R: 0 H: 0 E: 0 LOB: 0 K: 0 BB: 1 S: 2 P: 6	R: 0 H: 1 E: 0 LOB: 1 K: 1 BB: 0 S: 6 P: 6	R: 0 H: 1 E: 0 LOB: 2 K: 1 BB: 1 S: 6 P: 10	R: 0 H: 1 E: 0 LOB: 2 K: 0 BB: 2 S: 3 P: 11	R: 0 H: 0 E: 0 LOB: 0 K: 0 BB: 0 S: 3 P: 3	1B: 8 SF: 0 2B: 1 SAC: 1 3B: 1 DP: 2 HR: 0 HBP: 1	WP: 0 PA: 39 PB: 0 SB: 1 CS: 3	
<b>PITCHER</b> <b>Dave Stieb, R</b> (1, 1) ERA: 4.15 <b>Jerry Garvin, L</b> (8, 1) ERA: 2.7	IP WLS BF H R ER SO BB IBB HBP BLK WP HR S P ERA WHIP	7.0 L 31 9 2 2 6 3 0 1 0 0 0 0 39 52 2.57 1.714	2.0 8 1 0 0 0 2 0 0 0 0 0 0 6 14 0.00 1.500	<b>PITCHER</b> IP WLS BF H R ER SO BB IBB HBP BLK WP HR S P ERA WHIP								

**Detroit Tigers @ Toronto Blue Jays**  
Exhibition Stadium, Toronto, ON  
Thu Apr 16 1981, 6:05 PM EST  
Att. 11,058 - Unknown - 52 F

[livebaseballscorecards.com](http://livebaseballscorecards.com)

<b>AB</b>	<b>32</b>
<b>R</b>	<b>2</b>
<b>H</b>	<b>10</b>
<b>RBI</b>	<b>2</b>
<b>BB</b>	<b>5</b>
<b>SO</b>	<b>6</b>
<b>LOB</b>	<b>24</b>





Batter	1	2	3	4	5	6	7	8	9	AB R H RBI BB SO LOB
Alfredo Griffin, S OBP: 0.222, SLG: 0.348 (1, 6)	4-0 CS BB		0-0 2B		0-0 FC6-4 BB 1-2f		0-3 K		0-3 K	4 0 1 0 1 2 3
Lloyd Moseby, L OBP: 0.375, SLG: 0.368 (1, 8)	0-3 K 1-2		4-0 BB		4-0 BB 1-2		0-0 FC6-4 BB 1-2f			2 0 0 0 2 1 2
Otto Velez, R OBP: 0.417, SLG: 0.278 (1, 10)	4-0 1B BB		0-3 K		0-3 K			0-0 6-3		3 0 0 0 1 2 4
John Mayberry, L OBP: 0.417, SLG: 0.412 (1, 3)	0-0 1B		0-0 F8			0-3 K		4-0 BB		3 0 1 0 1 1 2
Rick Bosetti, R (8, PR)										0 0 0 0 0 0 0
Ken Macha, R (9, 3)	1-3 1B									0 0 0 0 0 0 0
Al Woods, L OBP: 0.158, SLG: 0.158 (1, 7)	0-0 4-3			0-0 F8		0-0 FC5-4 1B		0-0 F9		4 0 1 0 0 0 3
Damaso Garcia, R OBP: 0.174, SLG: 0.136 (1, 4)		0-0 F9		0-0 P4		0-0 FC5-4 FC5-4 1-2f		0-0 F8		4 0 0 0 0 0 2
Barry Bonnell, R OBP: 0.222, SLG: 0.176 (1, 9)		0-0 F7		0-0 6-3		0-0 FC5-4 1-2f				4 0 0 0 0 1 1
Danny Ainge, R OBP: 0.250, SLG: 0.167 (1, 5)		0-0 4-3			0-0 F8		0-0 F7		0-0 2B	3 0 0 0 0 0 0
Willie Upshaw, L OBP: 0.200, SLG: 0.500 (9, PH)										1 0 1 0 0 0 0
Ernie Whitt, L OBP: 0.227, SLG: 0.200 (1, 2)			0-3 K		4-0 FC6-4 BB		4-0 FC6-4 BB		0-0 F7	2 0 0 0 2 1 1

Inning Stats	R: 0 E: 0 K: 1 S: 5	H: 1 LOB: 2 BB: 2 P: 13	R: 0 E: 0 K: 0 S: 3	H: 0 LOB: 0 BB: 0 P: 3	R: 0 E: 0 K: 2 S: 8	H: 1 LOB: 2 BB: 1 P: 12	R: 0 E: 0 K: 0 S: 3	H: 0 LOB: 0 BB: 0 P: 3	R: 0 E: 0 K: 1 S: 5	H: 1 LOB: 2 BB: 2 P: 13	R: 0 E: 0 K: 1 S: 6	H: 1 LOB: 1 BB: 0 P: 6	R: 0 E: 0 K: 1 S: 5	H: 0 LOB: 1 BB: 1 P: 9	R: 0 E: 0 K: 0 S: 3	H: 0 LOB: 1 BB: 1 P: 7	R: 0 E: 0 K: 2 S: 8	H: 1 LOB: 1 BB: 0 P: 8	1B: 2 2B: 2 3B: 0 HR: 0	SF: 0 SAC: 0 DP: 0 HBP: 0	WP: 0 PB: 0 SB: 0 CS: 1	PA: 37
--------------	------------------------------	----------------------------------	------------------------------	---------------------------------	------------------------------	----------------------------------	------------------------------	---------------------------------	------------------------------	----------------------------------	------------------------------	---------------------------------	------------------------------	---------------------------------	------------------------------	---------------------------------	------------------------------	---------------------------------	----------------------------------	------------------------------------	----------------------------------	--------

PITCHER	IP	WLS	BF	H	R	ER	SO	BB	IBB	HBP	BLK	WP	HR	S	P	ERA	WHIP
Milt Wilcox, R ERA: 1.2 (1, 1)	7.1	W	31	3	0	0	6	7	0	0	0	0	0	36	64	0.00	1.364
Kevin Saucier, L ERA: 16.2 (8, 1)	0.1		1	0	0	0	0	0	0	0	0	0	0	1	1	0.00	0.000
Aurelio Lopez, R ERA: (8, 1)	1.1	S	5	1	0	0	2	0	0	0	0	0	0	9	9	0.00	0.750

**BOTTOM**

**Detroit Tigers @ Toronto Blue Jays**  
**Exhibition Stadium, Toronto, ON**  
 Thu Apr 16 1981, 6:05 PM EST  
 Att. 11,058 - Unknown - 52 F

livebaseballscores.com

<b>AB</b>	<b>30</b>
<b>R</b>	<b>0</b>
<b>H</b>	<b>4</b>
<b>RBI</b>	<b>0</b>
<b>BB</b>	<b>7</b>
<b>SO</b>	<b>8</b>
<b>LOB</b>	<b>18</b>



Detroit Tigers @ Toronto Blue Jays  
Exhibition Stadium, Toronto, ON

Fri Apr 17 1981, 3:33 AM EST  
Att. 15,196 - Unknown - 59 F

livebaseballscorecards.com

AB	37
R	8
H	12
RBI	8
BB	4
SO	4
LOB	13



WP:	0	PA:	42
PB:	0		
SB:	0		
CS:	0		

Batter	1	2	3	4	5	6	7	8	9	AB	R	H	RBI	BB	SO	LOB
Rick Peters, S OBP: 0.345, SLG: 0.556 (1, 8)	0-0 P6	0-0 4-3		0-0 FC1-5		0-0 1B 2B		0-0 F9		5	1	1	0	0	0	2
Alan Trammell, R OBP: 0.300, SLG: 0.357 (1, 6)	4-0 2B BB		0-0 5-3	0-0 L4-6		0-0 1B 1B		0-0 1B		4	1	2	2	1	0	2
Steve Kemp, L OBP: 0.467, SLG: 0.600 (1, 7)	0-0 G3 1B 2B		0-0 BB BB 1B		0-0 4-3	0-0 F2		0-0 G3		5	1	2	1	0	0	2
Richie Hebner, L OBP: 0.167, SLG: 0.267 (1, 3)	0-0 G3		0-3 K		0-0 F8	0-0 FC1-6 1B			0-0 4-3	5	0	1	0	0	1	2
Champ Summers, L OBP: 0.389, SLG: 0.214 (1, 10)	0-0 HR 1B		4-0 BB BB		0-0 3-1	0-0 FC1-6			0-0 F7	4	1	1	1	1	0	2
Kirk Gibson, L OBP: 0.529, SLG: 0.667 (1, 9)	0-0 HR		4-0 BB BB		0-0 2B 1B	0-0 K			0-0 6-3	2	2	2	2	1	0	0
Al Cowens, R OBP: 0.308, SLG: 0.692 (7, PH) (7, 9)	0-0 HR		1-2 2-3 BB		0-0 2B 1B	0-0 K				2	0	0	0	0	1	0
Lance Parrish, R OBP: 0.296, SLG: 0.400 (1, 2)	0-3 K		0-0 F9		0-0 SH1-3 1B 2B	0-0 F2				4	1	1	1	0	1	3
Mick Kelleher, R OBP: 0.273, SLG: 0.250 (1, 5)		0-3 K		4-0 FC1-5 1B BB		0-0 SH1-3		0-0 F7		2	0	0	0	1	1	0
Lou Whitaker, L OBP: 0.385, SLG: 0.440 (1, 4)		0-0 F7		0-0 L4-6 FC1-5 1B		0-0 2B 1B		0-0 F9		4	1	2	1	0	0	0

Inning Stats	R: 4	H: 3	E: 0	LOB: 0	K: 1	BB: 1	S: 8	P: 12	R: 0	H: 0	E: 0	LOB: 0	K: 1	BB: 0	S: 5	P: 5	R: 0	H: 1	E: 0	LOB: 3	K: 1	BB: 2	S: 6	P: 14	R: 0	H: 1	E: 0	LOB: 1	K: 0	BB: 1	S: 3	P: 7	R: 0	H: 0	E: 0	LOB: 0	K: 0	BB: 0	S: 3	P: 3	R: 4	H: 6	E: 0	LOB: 2	K: 0	BB: 0	S: 9	P: 9	R: 0	H: 0	E: 0	LOB: 0	K: 1	BB: 0	S: 5	P: 5	R: 0	H: 1	E: 0	LOB: 1	K: 0	BB: 0	S: 4	P: 4	R: 0	H: 0	E: 0	LOB: 0	K: 0	BB: 0	S: 3	P: 3	1B: 8	SF: 0	2B: 4	SAC: 1	3B: 0	DP: 1	HR: 1	HBP: 0	WP: 0	PA: 42
--------------	------	------	------	--------	------	-------	------	-------	------	------	------	--------	------	-------	------	------	------	------	------	--------	------	-------	------	-------	------	------	------	--------	------	-------	------	------	------	------	------	--------	------	-------	------	------	------	------	------	--------	------	-------	------	------	------	------	------	--------	------	-------	------	------	------	------	------	--------	------	-------	------	------	------	------	------	--------	------	-------	------	------	-------	-------	-------	--------	-------	-------	-------	--------	-------	--------

PITCHER	IP	WLS	BF	H	R	ER	SO	BB	IBB	HBP	BLK	WP	HR	S	P	ERA	WHIP
Luis Leal, R ERA: 5.06 (1, 1)	2.2	L	15	4	4	4	3	3	0	0	0	0	1	18	30	13.50	2.625
Joey McLaughlin, R ERA: 3.86 (3, 1)	2.2		11	3	2	2	0	1	0	0	0	0	0	10	14	6.75	1.500
Mike Willis, L ERA: 9.64 (6, 1)	2.2		13	5	2	2	1	0	0	0	0	0	0	15	15	6.75	1.875
Roy Lee Jackson, R ERA: (9, 1)	1.0		3	0	0	0	0	0	0	0	0	0	0	3	3	0.00	0.000



BOTTOM

Detroit Tigers @ Toronto Blue Jays  
Exhibition Stadium, Toronto, ON  
Fri Apr 17 1981, 3:33 AM EST  
Att. 15,196 - Unknown - 59 F

livebaseballscores.com

AB 36  
R 5  
H 9  
RBI 5  
BB 5  
SO 7  
LOB 21



WP: 1 PA: 42  
PB: 0  
SB: 1  
CS: 0

AB R H RBI BB SO LOB

4 0 0 0 0 1 3

5 0 1 1 0 3 2

5 1 1 0 0 0 2

1 1 1 0 3 0 0  
1 1 0 0 0 0 0

4 1 2 3 1 2 1

3 1 2 1 1 0 0

4 0 1 0 0 0 3

3 0 1 0 0 0 3

1 0 0 0 0 1 2

1B: 8 SF: 0  
2B: 0 SAC: 0  
3B: 0 DP: 0  
HR: 1 HBP: 1

Batter	1	2	3	4	5	6	7	8	9
Alfredo Griffin, S (1, 6) OBP: 0.219, SLG: 0.296	0-0 5-3	0-0 F9		H 1-0		0-3 K		0-0 6-3	
Lloyd Moseby, L (1, 8) OBP: 0.345, SLG: 0.333	0-3 K		0-0 4-3	0-3 K		0-0 1-3 3-H 1B		0-3 K	
Barry Bonnell, R (1, 9) OBP: 0.217, SLG: 0.182	0-0 1B BB 1B		0-0 5-3		0-0 5-3	0-0 F7		0-0 4-3	
John Mayberry, L (1, 3) OBP: 0.500, SLG: 0.444 Willie Upshaw, L (7, PR) OBP: 0.182, SLG: 0.455	4-0 1B 1-2 BB		4-0 WP HR BB		4-0 BB		0-0 1B BB 1B		0-0 4-3
Otto Velez, R (1, 10) OBP: 0.448, SLG: 0.455	0-0 1-3 2-H 1B		0-0 1-H HR		0-3 K		4-0 1-2 1B BB		0-3 K
Al Woods, L (1, 7) OBP: 0.125, SLG: 0.125	0-0 G3		0-0 F9		0-0 F9		0-0 F8		0-0 F8
Damaso Garcia, R (1, 4) OBP: 0.259, SLG: 0.200		0-0 1-3 5-3 1B		0-0 4-3		4-0 1B 1B BB		0-0 1-2 2-H 1B	
Danny Ainge, R (1, 5) OBP: 0.250, SLG: 0.182		0-0 5-3		0-0 6-3		0-0 1B 1-3 1B		0-0 F2	
Ernie Whitt, L (1, 2) OBP: 0.240, SLG: 0.217 Ken Macha, R (7, PH) (8, 2)		0-0 1-3		0-0 S 1B		0-0 F7		0-3 K	

Inning Stats	R: 1	H: 2	E: 0	K: 1	S: 7	H: 2	LOB: 2	BB: 1	P: 11	R: 0	H: 1	E: 0	K: 0	S: 4	H: 1	LOB: 0	BB: 1	P: 8	R: 0	H: 1	E: 0	K: 1	S: 6	H: 2	LOB: 2	BB: 2	P: 7	R: 0	H: 0	E: 0	K: 1	S: 5	H: 2	LOB: 2	BB: 1	P: 11	R: 1	H: 2	E: 0	K: 1	S: 7	H: 2	LOB: 2	BB: 1	P: 11	R: 0	H: 0	E: 0	K: 1	S: 5	H: 0	LOB: 0	BB: 0	P: 5	R: 0	H: 0	E: 0	K: 1	S: 5	H: 0	LOB: 0	BB: 0	P: 5
--------------	------	------	------	------	------	------	--------	-------	-------	------	------	------	------	------	------	--------	-------	------	------	------	------	------	------	------	--------	-------	------	------	------	------	------	------	------	--------	-------	-------	------	------	------	------	------	------	--------	-------	-------	------	------	------	------	------	------	--------	-------	------	------	------	------	------	------	------	--------	-------	------

PITCHER	IP	WLS	BF	H	R	ER	SO	BB	IBB	HBP	BLK	WP	HR	S	P	ERA	WHIP
Howard Bailey, L (1, 1) ERA: 6.55	5.0	W	26	6	4	4	3	4	0	1	0	1	1	27	44	7.20	2.000
Dave Tobik, R (6, 1) ERA: 4.5	1.2		9	3	1	1	1	1	0	0	0	0	0	10	14	5.40	2.400
Kevin Saucier, L (7, 1) ERA: 6.75	2.1	S	7	0	0	0	3	0	0	0	0	0	0	13	13	0.00	0.000

Batter	1	2	3	4	5	6	7	8	9	AB R H RBI BB SO LOB	TOP
<b>Rick Peters, S</b> (1, 8) OBP: 0.353, SLG: 0.594	0-0 F7		0-0 G5-4-3 1B			0-0 1B 3B	0-0 1-4-3		0-0 L4	5 1 2 0 0 0 0	
<b>Alan Trammell, R</b> (1, 6) OBP: 0.353, SLG: 0.387	1-0 BB HBP		0-0 G5-4-3 1-2f			0-0 WP 2B 1B	0-0 1B			3 1 2 1 0 0 1	
<b>Steve Kemp, L</b> (1, 7) OBP: 0.529, SLG: 0.667	4-0 BB 1-2 BB			4-0 BB		0-0 4-3 1B 2B	0-0 G1-6-3 1B			2 1 2 1 2 0 0	
<b>Richie Hebner, L</b> (1, 3) OBP: 0.176, SLG: 0.242	4-0 1-2 2-3 BB			0-0 F8		0-0 4-3 2B	0-0 G1-6-3 1B			3 0 0 0 1 0 4	
<b>Champ Summers, L</b> (1, 10) OBP: 0.381, SLG: 0.235	0-0 L3			0-0 F8		0-0 BB 1B 1B		0-0 P5		3 1 1 1 0 0 4	
<b>Darrell Brown, S</b> (8, PH)	1-2			0-0 P6		4-0 BB 1B BB		0-3 K		1 0 0 0 0 0 0	
<b>Kirk Gibson, L</b> (1, 9) OBP: 0.500, SLG: 0.588		0-3 K		0-0 P6		0-0 BB 1B BB		0-3 K		2 0 0 0 1 1 1	
<b>Al Cowens, R</b> (8, PH) OBP: 0.286, SLG: 0.643						1-2 1B BB				1 0 0 0 0 1 0	
<b>Lance Parrish, R</b> (1, 2) OBP: 0.258, SLG: 0.345		0-0 F9			0-3 K	0-0 F8		0-0 F7		4 0 0 0 0 1 2	
<b>Mick Kelleher, R</b> (1, 5) OBP: 0.269, SLG: 0.217		0-3 K			0-0 5-3	4-0 1B BB			0-0 F9	3 0 0 0 1 1 0	
<b>Lou Whitaker, L</b> (1, 4) OBP: 0.367, SLG: 0.414			0-0 F7		0-0 F9	0-0 1B			0-0 4-3	4 0 1 1 0 0 0	
<b>Inning Stats</b>	R: 0 E: 0 K: 0 S: 2 H: 0 LOB: 2 BB: 2 P: 11	R: 0 E: 0 K: 2 S: 7 H: 0 LOB: 0 BB: 0 P: 7	R: 0 E: 0 K: 0 S: 3 H: 1 LOB: 0 BB: 0 P: 3	R: 0 E: 0 K: 0 S: 3 H: 0 LOB: 1 BB: 1 P: 7	R: 0 E: 0 K: 1 S: 5 H: 0 LOB: 0 BB: 0 P: 5	R: 4 E: 0 K: 0 S: 7 H: 5 LOB: 2 BB: 2 P: 15	R: 0 E: 0 K: 0 S: 4 H: 2 LOB: 1 BB: 0 P: 4	R: 0 E: 0 K: 1 S: 5 H: 0 LOB: 0 BB: 0 P: 5	R: 0 E: 0 K: 0 S: 3 H: 0 LOB: 0 BB: 0 P: 3	1B: 6 2B: 2 3B: 1 HR: 0 SF: 0 SAC: 0 DP: 3 HBP: 1	WP: 1 PB: 0 SB: 0 CS: 0 PA: 37
<b>PITCHER</b>	IP WLS BF H R ER SO BB IBB HBP BLK WP HR S P ERA WHIP										
<b>Jim Clancy, R</b> (1, 1) ERA: 2.84	5.2 L 26 5 4 4 3 5 0 1 0 1 0 26 47 6.35 1.765										
<b>Jerry Garvin, L</b> (6, 1) ERA: 1.35	3.1 11 3 0 0 1 0 0 0 0 0 0 13 13 0.00 0.900										

**Detroit Tigers @ Toronto Blue Jays**  
 Exhibition Stadium, Toronto, ON  
 Sat Apr 18 1981, 3:33 AM EST  
 Att. 16,294 - Unknown - 43 F

livebaseballscorecards.com

<b>AB</b>	31
<b>R</b>	4
<b>H</b>	8
<b>RBI</b>	4
<b>BB</b>	5
<b>SO</b>	4
<b>LOB</b>	12





BOTTOM

Detroit Tigers @ Toronto Blue Jays  
Exhibition Stadium, Toronto, ON  
Sat Apr 18 1981, 3:33 AM EST  
Att: 16,294 - Unknown - 43 F

livebaseballscores.com

AB 33  
R 3  
H 7  
RBI 2  
BB 6  
SO 4  
LOB 23



WP: 1 PA: 40  
PB: 0  
SB: 0  
CS: 0

AB R H RBI BB SO LOB

4	2	2	0	1	0	1
4	1	1	0	1	1	2
2	0	0	0	2	0	0
1	0	1	2	0	0	0
4	0	1	0	0	0	2
0	0	0	0	0	0	0
1	0	0	0	0	0	1
1	0	0	0	1	0	2
2	0	0	0	0	0	3
1	0	0	0	0	0	2
2	0	0	0	0	0	4
4	0	1	0	0	0	4
4	0	0	0	0	2	2
3	0	1	0	1	1	0

Batter	1	2	3	4	5	6	7	8	9
Alfredo Griffin, S OBP: 0.270, SLG: 0.355 (1, 6)	4-0 BB WP BB	0-0 1-3			0-0 G2		0-0 1-3 2B		0-0 2B 1B
Lloyd Moseby, L OBP: 0.353, SLG: 0.357 (1, 8)	4-0 WP BB BB		0-3 K		0-0 F8		0-0 4-3		0-0 1-3 2B 2B
Otto Velez, R OBP: 0.455, SLG: 0.417 (1, 10)	4-0 WP BB BB		0-0 F7		0-0 1-3		4-0 2B BB		0-0 2B 2B
Garth Iorg, R OBP: 1.000, SLG: 2.000 (8, PR)	1-2 2-3								2-H 3-H
John Mayberry, L OBP: 0.469, SLG: 0.455 (1, 3)	0-0 F2		0-0 P4		0-0 F9		0-0 1-3 2B		0-0 6-3
Dave Stieb, R (8, PR)	1-2 2-3 3-H								
Ken Macha, R (9, 3)									
Willie Upshaw, L OBP: 0.231, SLG: 0.417 (1, 9)	0-0 F2			4-0 SH1 BB		0-0 E3		0-0 6-3	
Rick Bosetti, R (6, PH) (7, 7)									
Al Woods, L OBP: 0.120, SLG: 0.120 (1, 7)	0-0 F7			0-0 SH1		0-0 5-3		0-0 F9	
Barry Bonnell, R OBP: 0.200, SLG: 0.167 (6, PH) (7, 9)				1-2					
Damaso Garcia, R OBP: 0.258, SLG: 0.207 (1, 4)					0-0 5-3		0-0 5-3		0-0 6-3
Danny Ainge, R OBP: 0.214, SLG: 0.154 (1, 5)					0-0 F8		0-3 K		0-3 K
Ernie Whitt, L OBP: 0.276, SLG: 0.231 (1, 2)							0-0 2B 1B		0-3 K

Inning Stats	R: 1 H: 0 E: 0 K: 3 S: 3	H: 0 LOB: 2 BB: 3 P: 15	R: 0 H: 1 E: 0 K: 0 S: 3	H: 1 LOB: 1 BB: 1 P: 7	R: 0 H: 0 E: 0 K: 1 S: 5	H: 0 LOB: 0 BB: 0 P: 5	R: 0 H: 0 E: 0 K: 0 S: 3	H: 0 LOB: 1 BB: 1 P: 7	R: 0 H: 0 E: 0 K: 0 S: 3	H: 0 LOB: 0 BB: 0 P: 3	R: 0 H: 0 E: 1 K: 0 S: 4	H: 0 LOB: 1 BB: 0 P: 4	R: 0 H: 2 E: 0 K: 1 S: 7	H: 2 LOB: 2 BB: 0 P: 7	R: 0 H: 1 E: 0 K: 0 S: 4	H: 1 LOB: 3 BB: 1 P: 8	R: 2 H: 3 E: 0 K: 2 S: 10	H: 3 LOB: 1 BB: 0 P: 10	1B: 3 2B: 4 3B: 0 HR: 0	SF: 0 SAC: 1 DP: 1 HBP: 0
--------------	--------------------------	-------------------------	--------------------------	------------------------	--------------------------	------------------------	--------------------------	------------------------	--------------------------	------------------------	--------------------------	------------------------	--------------------------	------------------------	--------------------------	------------------------	---------------------------	-------------------------	-------------------------	---------------------------

PITCHER	IP	WLS	BF	H	R	ER	SO	BB	IBB	HBP	BLK	WP	HR	S	P	ERA	WHIP
Dan Petry, R ERA: (1, 1)	0.0		3	0	1	1	0	3	0	0	0	0	0	0	12	∞	∞
Dan Schatzeder, L ERA: (1, 1)	5.2	W	20	1	0	0	1	2	0	0	0	1	0	20	28	0.00	0.529
Aurelio Lopez, R ERA: 2.45 (6, 1)	3.1	S	17	6	2	2	3	1	0	0	0	0	0	22	26	5.40	2.100



Batter	1	2	3	4	5	6	7	8	9	AB R H RBI BB SO LOB	TOP	
<b>Rick Peters, S</b> (1, 8) OBP: 0.385, SLG: 0.583	4-0 BB G6-4-3		4-3 1B		0-0 FC1-6 BB 1B		0-3 K		0-0 1B	4 0 2 0 1 1 1		
<b>Alan Trammell, R</b> (1, 6) OBP: 0.359, SLG: 0.371	0-0 G6-4-3 1-2f		0-0 1-3 1B		4-0 FC1-6 BB		0-0 FC6-4 1-2f		0-0 F8	4 0 1 0 1 0 4		
<b>Steve Kemp, L</b> (1, 7) OBP: 0.474, SLG: 0.581	0-0 2-3		0-0 1-3		0-0 FC1-6 1-2f 2-3			0-0 1-3		4 0 0 0 0 0 3		
<b>Richie Hebner, L</b> (1, 3) OBP: 0.211, SLG: 0.250		0-0 2B SF7 1B	4-0 BB		0-0 4-3			0-0 L4		3 1 1 0 1 0 2		
<b>Champ Summers, L</b> (1, 10) OBP: 0.400, SLG: 0.381		0-0 1-3 2B	0-3 K		0-0 4-3			0-0 2B		4 0 2 0 0 1 2		
<b>Kirk Gibson, L</b> (1, 9) OBP: 0.458, SLG: 0.524		0-3 K		0-0 CS 1B		0-0 F7		0-0 F9		4 0 1 0 0 1 3		
<b>Lance Parrish, R</b> (1, 2) OBP: 0.257, SLG: 0.313		4-0 IBB		0-0 F9 1-2		0-0 P3			0-0 F8	3 0 0 0 1 0 1		
<b>Mick Kelleher, R</b> (1, 5) OBP: 0.250, SLG: 0.208 <b>Lynn Jones, R</b> (7, PH) OBP: 0.500, SLG: 2.000 <b>Stan Papi, R</b> (7, 5)		0-0 SF7		0-0 6-3		0-0 6-3			0-0 P1	1 0 0 1 0 0 0 1 0 0 0 0 0 0 1 0 0 0 0 0 0		
<b>Lou Whitaker, L</b> (1, 4) OBP: 0.382, SLG: 0.406		0-0 4-3		0-0 1-3		0-0 FC6-4 1B			4-0 1B BB	3 0 1 0 1 0 2		
<b>Inning Stats</b>	R: 0 E: 0 K: 0 S: 2 H: 0 LOB: 0 BB: 1 P: 6	R: 1 E: 0 K: 1 S: 7 H: 2 LOB: 2 BB: 1 P: 11	R: 0 E: 0 K: 1 S: 6 H: 1 LOB: 2 BB: 1 P: 10	R: 0 E: 0 K: 0 S: 3 H: 1 LOB: 0 BB: 0 P: 3	R: 0 E: 0 K: 0 S: 4 H: 1 LOB: 2 BB: 1 P: 8	R: 0 E: 0 K: 0 S: 3 H: 0 LOB: 0 BB: 0 P: 3	R: 0 E: 0 K: 1 S: 6 H: 1 LOB: 1 BB: 0 P: 6	R: 0 E: 0 K: 0 S: 4 H: 1 LOB: 1 BB: 0 P: 4	R: 0 E: 0 K: 0 S: 4 H: 1 LOB: 2 BB: 1 P: 8	1B: 6 2B: 2 3B: 0 HR: 0 SF: 1 SAC: 0 DP: 1 HBP: 0	WP: 0 PB: 0 SB: 0 CS: 1 PA: 38	
<b>PITCHER</b> <b>Mark Bomback, R</b> (1, 1) ERA: 1.17 <b>Roy Lee Jackson, R</b> (8, 1) ERA:	IP 7.2 WLS W BF 32 H 7 R 1 ER 1 SO 3 BB 3 IBB 1 HBP 0 BLK 0 WP 0 HR 0 S 34 P 50 ERA 1.17 WHIP 1.304	IP 1.1 WLS  BF 6 H 1 R 0 ER 0 SO 0 BB 1 IBB 0 HBP 0 BLK 0 WP 0 HR 0 S 5 P 9 ERA 0.00 WHIP 1.500	<b>PITCHER</b> IP WLS BF H R ER SO BB IBB HBP BLK WP HR S P ERA WHIP									

**Detroit Tigers @ Toronto Blue Jays**  
Exhibition Stadium, Toronto, ON  
Sun Apr 19 1981, 3:33 AM EST  
Att. 12,274 - Unknown - 43 F

[livebaseballscorecards.com](http://livebaseballscorecards.com)

<b>AB</b>	32
<b>R</b>	1
<b>H</b>	8
<b>RBI</b>	1
<b>BB</b>	5
<b>SO</b>	3
<b>LOB</b>	18



Batter	1	2	3	4	5	6	7	8	9
Alfredo Griffin, S (1, 6) OBP: 0.238, SLG: 0.306	0-0 L4		0-0 F8		0-0 F8		0-0 5-3	0-0 F9	
Damaso Garcia, R (1, 4) OBP: 0.257, SLG: 0.242	0-0 F9			0-0 1-3		0-0 2B	0-0 6-3		
Otto Velez, R (1, 10) OBP: 0.486, SLG: 0.423	4-0 BB			0-0 2B		0-3 K		4-0 HBP	
John Mayberry, L (1, 3) OBP: 0.500, SLG: 0.435	0-0 G3			4-0 2B		4-0 2B		1-0 3B	
Willie Upshaw, L (8, PR) OBP: 0.231, SLG: 0.417				1-2 2B		4-0 2B		1-2 3B	
Al Woods, L (1, 7) OBP: 0.172, SLG: 0.241		0-0 F9		0-0 2B		0-0 FC1-2		0-3 K	
Barry Bonnell, R (1, 9) OBP: 0.241, SLG: 0.259		0-0 6-3		4-0 BB		0-0 FC1-2		0-0 E	
Lloyd Moseby, L (1, 8) OBP: 0.351, SLG: 0.452		0-0 F7		0-0 F7		0-0 HR		0-0 E3	
Rick Bosetti, R (7, 8)						1-H 2-H		F9 1B	
Danny Ainge, R (1, 5) OBP: 0.188, SLG: 0.133			0-0 F8		0-3 K	0-3 K		0-0 F9	
Ernie Whitt, L (1, 2) OBP: 0.273, SLG: 0.233			0-0 G3		0-0 P5		0-0 4-3	0-0 1B	

Inning Stats	R: 0	H: 0	E: 0	K: 0	S: 3	R: 0	H: 0	E: 0	K: 0	S: 3	R: 0	H: 0	E: 0	K: 0	S: 3	R: 1	H: 2	E: 0	K: 0	S: 4	R: 0	H: 0	E: 0	K: 1	S: 5	R: 4	H: 3	E: 0	K: 2	S: 10	R: 0	H: 0	E: 0	K: 0	S: 3	R: 4	H: 2	E: 1	K: 1	S: 8
	LOB: 1	BB: 1	LOB: 0	BB: 0	P: 7	LOB: 0	BB: 0	LOB: 0	BB: 0	P: 3	LOB: 2	BB: 2	LOB: 0	BB: 0	P: 3	LOB: 0	LOB: 0	LOB: 0	BB: 0	P: 5	LOB: 0	LOB: 0	LOB: 0	BB: 0	P: 5	LOB: 0	LOB: 0	LOB: 0	BB: 0	P: 3	LOB: 0	LOB: 0	LOB: 0	BB: 0	P: 3	LOB: 1	LOB: 1	BB: 1	P: 13	

PITCHER	IP	WLS	BF	H	R	ER	SO	BB	IBB	HBP	BLK	WP	HR	S	P	ERA	WHIP
Jack Morris, R (1, 1) ERA: 4.09	6.0	L	26	5	5	5	3	3	1	0	0	0	1	28	44	7.50	1.333
Dave Rucker, L (7, 1) ERA: 6.75	2.0		11	2	4	3	1	1	0	1	0	0	0	11	16	13.50	1.500

**BOTTOM**


**Detroit Tigers @ Toronto Blue Jays**  
Exhibition Stadium, Toronto, ON

Sun Apr 19 1981, 3:33 AM EST  
Att: 12,274 - Unknown - 43 F

AB	R	H	RBI	BB	SO	LOB
5	0	0	0	0	0	1
4	1	1	0	0	0	0
2	2	1	0	2	1	1
1	1	0	0	2	0	1
0	1	0	0	0	0	0
4	0	2	3	0	1	2
3	2	1	2	1	0	1
3	1	1	2	0	0	2
1	1	0	1	0	0	1
4	0	0	0	0	2	2
4	0	1	1	0	0	0

AB	31
R	9
H	7
RBI	9
BB	5
SO	4
LOB	11

livebaseballscorecards.com



WP	PA
0	37



Batter	1	2	3	4	5	6	7	8	9	10	11	12	AB	R	H	RBI	BB	SO	LOB
<b>Paul Molitor, R</b> OBP: 0.212, SLG: 0.194 (1, 8) X	0-0 5-3 ①		0-0 6-3 ②		0-0 FC6-4 ② 1-2f 2-3			0-0 E5 FC6-4	1-0 BB HBP FC3-2-5-2-6 1-2 2-3 3-H		0-0 6-3 ②		5	0	0	1	0	0	2
<b>Robin Yount, R</b> OBP: 0.226, SLG: 0.214 (1, 6) X	0-0 2B		4-0 BB		0-0 F7 ③			0-0 F9 ①	4-0 BB FC3-2-5-2-6 1-2 2-3 3-H		0-0 F7 ③		4	0	1	1	2	0	3
<b>Cecil Cooper, L</b> OBP: 0.267, SLG: 0.250 (1, 3) S	0-3 K ②		0-0 L6 ③				0-0 6-3 ①	0-0 FC6-4 ②	0-0 FC3-2-5-2-6 ③ 1-2 2-H 3-H			0-0 3B 1B	6	1	1	0	0	1	6
<b>Ben Oglivie, L</b> OBP: 0.333, SLG: 0.440 (1, 7) X	0-0 4-3 ③			0-3 K2-3 ①			0-0 E6 4-3 ②	0-0 4-3 ③		4-0 BB BB		0-0 3B 1H	5	0	1	1	1	1	2
<b>Ted Simmons, S</b> OBP: 0.241, SLG: 0.357 (1, 10) X		0-0 6-3 ①		0-0 F9 ②			0-0 4-3 ②		0-0 1B 1B ③	0-3 K ①		0-0 F3 ①	6	1	1	0	0	1	3
<b>Roy Howell, L</b> OBP: 0.333, SLG: 0.200 (1, 5) S		0-3 K ②		0-0 4-3 ③			0-0 4-3 ③		0-0 WP 1B HBP 1B ③	4-0 FC6-4 BB 1-2		0-0 F9 ②	5	1	1	0	1	1	2
<b>Gorman Thomas, R</b> OBP: 0.423, SLG: 0.667 <b>Marshall Edwards, L</b> (9, PR) (9, 9)		0-0 F4 ③			0-0 F9 ①		0-0 SH3 2B FC6-2-5-4-3 ③		0-0 HBP WP BB 1B ①	0-0 F9 ②		0-0 5-3 ③	4	0	2	1	0	0	0
<b>Jim Gantner, L</b> OBP: 0.250, SLG: 0.368 <b>Larry Hulse, R</b> OBP: 0.250, SLG: 0.565 <b>Ed Romero, R</b> (9, PH) (9, 4)			0-0 3-1 ①		0-0 FC6-4 2B		0-0 SH3 2-3		0-0 F7 ①	0-0 FC6-4 ③ 1-2 2-3			2	0	1	0	0	0	0
<b>Ned Yost, R</b> OBP: 0.667, SLG: 2.000 <b>Don Money, R</b> OBP: 0.227, SLG: 0.400 <b>Charlie Moore, R</b> OBP: 0.500, SLG: 1.500 (9, PR) (9, 2)			0-0 HR		4-0 BB		0-0 FC6-2-5-4-3 ③ 3-H		4-0 BB HBP BB FC3-2-5-2-6 ③		0-0 F7 ①		2	1	1	1	1	0	1

Inning Stats	R:	H:	E:	K:	S:	IP:	WLS:	BF:	H:	R:	ER:	SO:	BB:	IBB:	HBP:	BLK:	WP:	HR:	S:	P:	ERA:	WHIP:
<b>PITCHER</b> <b>Jackson Todd, R</b> ERA: 6.94 (1, 1)	0	1	0	1	6	8.0		33	6	3	3	3	2	0	0	0	0	1	37	45	3.38	1.000
<b>Roy Lee Jackson, R</b> ERA: 1.59 (9, 1)	0	1	0	1	3	0.1		3	1	0	0	0	1	0	0	0	1	0	2	6	0.00	6.000
<b>Mike Bartow, R</b> ERA: 6.75 (9, 1)	0	1	0	1	2	0.0		2	0	1	1	0	1	0	1	0	0	0	0	5	∞	∞
<b>Mike Willis, L</b> ERA: 6.48 (9, 1)	0	1	0	1	14	3.2	L	14	2	1	1	1	2	0	0	0	0	0	14	22	2.46	1.091

1B:	4	SF:	0
2B:	5	SAC:	1
3B:	1	DP:	2
HR:	1	HBP:	1
WP:	1	PA:	52
PB:	0		
SB:	0		
CS:	0		

AB	44
R	5
H	9
RBI	5
BB	6
SO	4
LOB	26



**Milwaukee Brewers @ Toronto Blue Jays**  
Exhibition Stadium, Toronto, ON  
Mon Apr 20 1981, 3:33 AM EST  
Att. 12,298 - Unknown - 36 F

[livebaseballscorecards.com](http://livebaseballscorecards.com)

Batter	1	2	3	4	5	6	7	8	9	10	11	12	AB	R	H	RBI	BB	SO	LOB
Alfredo Griffin, S OBP: 0.208, SLG: 0.262 (1, 6)	0-3 K			0-0 G3		0-0 G3	0-0 F7		0-0 F7		0-0 1-3		6	0	0	0	0	1	4
Damaso Garcia, R OBP: 0.244, SLG: 0.231 (1, 4)	0-0 5-3			0-0 1B		0-0 F9	0-0 4-3			0-0 6-3		0-3 K	6	0	1	0	0	1	2
Otto Velez, R OBP: 0.419, SLG: 0.344 (1, 10)	0-0 5-3			0-3 K		0-0 F2		0-3 K		0-0 F8		0-3 K	6	0	0	0	0	3	1
John Mayberry, L OBP: 0.487, SLG: 0.423 Dave Stieb, R (7, PR) Dan Whitmer, R OBP: 0.333, SLG: 0.667 (8, 2)		0-0 6-3		0-3 K			0-0 1B BB	0-3 K		0-0 2B		0-3 K	3	0	1	0	0	1	1
Al Woods, L OBP: 0.265, SLG: 0.281 (1, 7)		0-0 4-3			0-0 F9 SH3-4 1B	4-0 E 1B BB	1-2 2B BB	0-0 PB 1B		4-0 IBB			3	1	2	0	2	0	0
Barry Bonnell, R OBP: 0.242, SLG: 0.258 (1, 9)		0-0 F8			0-0 SH3-4 1-2	0-0 E9 1-3 2B 1B	1-3 2B 1B	0-0 F7 1-2		0-0 F8			4	1	1	1	0	0	3
Lloyd Moseby, L OBP: 0.350, SLG: 0.424 Rick Bosetti, R OBP: 0.167, SLG: 0.167 (8, 8)			0-0 4-3		4-0 BB	0-0 1-3			0-3 K		0-0 WP 1B		2	0	0	0	1	0	2
Danny Ainge, R OBP: 0.176, SLG: 0.125 Garth Iorg, R OBP: 0.500, SLG: 0.667 (7, PH) (8, 5)			0-3 K		0-0 F9	4-0 2B IBB			0-3 K		0-3 K		2	0	0	0	0	1	2
Ernie Whitt, L OBP: 0.257, SLG: 0.219 Ken Macha, R (7, PH) Willie Upshaw, L OBP: 0.313, SLG: 0.500 (8, 3)			0-0 6-3		0-0 F7	0-0 1-1 2-H 2-H 3-H			4-0 BB		0-0 F7		2	0	0	0	0	0	2

Inning Stats	R: 0	H: 0	E: 0	K: 1	S: 5	R: 0	H: 0	E: 0	K: 0	S: 3	R: 0	H: 0	E: 0	K: 1	S: 5	R: 0	H: 1	E: 0	K: 2	S: 8	R: 0	H: 1	E: 0	K: 0	S: 4	R: 0	H: 0	E: 0	K: 0	S: 3	R: 4	H: 3	E: 1	K: 0	S: 6	R: 0	H: 1	E: 0	K: 2	S: 8	R: 0	H: 0	E: 0	K: 2	S: 7	R: 0	H: 1	E: 0	K: 0	S: 4	R: 0	H: 1	E: 0	K: 0	S: 8	R: 0	H: 1	E: 0	K: 1	S: 6	R: 0	H: 0	E: 0	K: 3	S: 9	R: 0	H: 0	E: 0	K: 3	S: 9	R: 0	H: 0	E: 0	K: 3	S: 9	1B: 6	2B: 2	3B: 0	HR: 0	SF: 0	SAC: 1	DP: 0	HBP: 0	WP: 1	PA: 49
PITCHER	IP	WLS	BF	H	R	ER	SO	BB	IBB	HBP	BLK	WP	HR	S	P	ERA	WHIP																																																																				
Pete Vuckovich, R ERA: 9.31 (1, 1)	6.0		24	4	3	3	4	2	0	0	0	0	0	30	38	4.50	1.000																																																																				
Jamie Easterly, L ERA: 2.84 (7, 1)	0.1		2	0	0	0	0	0	1	0	0	0	0	1	5	0.00	0.000																																																																				
Rollie Fingers, R ERA: 1.08 (7, 1)	3.2		16	3	1	1	4	1	1	0	0	0	0	22	30	2.46	1.091																																																																				
Randy Lerch, L ERA: (11, 1)	2.0	W	7	1	0	0	4	0	0	0	0	1	0	15	15	0.00	0.500																																																																				

**Milwaukee Brewers @ Toronto Blue Jays**  
**Exhibition Stadium, Toronto, ON**  
 Mon Apr 20 1981, 3:33 AM EST  
 Att: 12,298 - Unknown - 36 F

AB	43
R	4
H	8
RBI	4
BB	5
SO	12
LOB	19





Batter	1	2	3	4	5	6	7	8	9	AB R H RBI BB SO LOB	TOP											
Paul Molitor, R (1, 8) OBP: 0.237, SLG: 0.229	0-3 K		0-0 F3		0-0 6-3		0-0 SF8 2B		4-0 S BB	4 1 1 1 1 1 1												
Robin Yount, R (1, 6) OBP: 0.250, SLG: 0.226	0-0 F8		4-0 BB			0-0 1B HR 1B	0-0 SF8		0-0 5-3	3 1 1 1 1 0 1												
Cecil Cooper, L (1, 3) OBP: 0.265, SLG: 0.250	0-0 B1-3		0-0 F5			0-0 1B HR 1B	0-0 6-3			4 1 1 0 0 0 2												
Ben Oglivie, L (1, 7) OBP: 0.382, SLG: 0.586		0-0 G3 E 1B		0-0 5-3 E 1B		0-0 1B HR		0-0 F8		4 2 3 3 0 0 0												
Ted Simmons, S (1, 2) OBP: 0.242, SLG: 0.323		0-0 G3		0-0 5-3		0-0 F8		4-0 BB		3 0 0 0 1 0 2												
Roy Howell, L (1, 10) OBP: 0.200, SLG: 0.111		0-0 F7		0-0 E3 G5-4-3		0-0 4-3		0-0 F8		4 0 0 0 0 0 2												
Gorman Thomas, R (1, 9) OBP: 0.367, SLG: 0.560 Marshall Edwards, L (8, 9)		0-0 F8		0-0 G5-4-3		0-0 F8		0-0 F1		4 0 0 0 0 0 3 0 0 0 0 0 0 0												
Don Money, R (1, 5) OBP: 0.231, SLG: 0.348			0-0 F5		0-0 4-3		4-0 FC1-6 BB		0-0 F8	3 0 0 0 1 0 0												
Jim Gantner, L (1, 4) OBP: 0.250, SLG: 0.348			0-0 BB 1B		0-0 F6		0-0 FC1-6 2B		0-0 3-1	4 1 1 0 0 0 1												
<b>Inning Stats</b>	R: 0 E: 0 K: 1 S: 5	H: 0 LOB: 0 BB: 0 P: 5	R: 0 E: 1 K: 0 S: 4	H: 1 LOB: 1 BB: 0 P: 4	R: 0 E: 0 K: 0 S: 4	H: 1 LOB: 2 BB: 1 P: 8	R: 1 E: 1 K: 0 S: 4	H: 1 LOB: 0 BB: 0 P: 4	R: 0 E: 0 K: 0 S: 3	H: 0 LOB: 0 BB: 0 P: 3	R: 3 E: 0 K: 0 S: 6	H: 3 LOB: 0 BB: 0 P: 6	R: 2 E: 0 K: 0 S: 4	H: 1 LOB: 0 BB: 1 P: 8	R: 0 E: 0 K: 0 S: 3	H: 0 LOB: 1 BB: 1 P: 7	R: 0 E: 0 K: 0 S: 3	H: 0 LOB: 1 BB: 1 P: 7	1B: 5 2B: 1 3B: 0 HR: 1	SF: 1 SAC: 0 DP: 1 HBP: 0	WP: 0 PB: 0 SB: 1 CS: 0	PA: 38
<b>PITCHER</b>	IP WLS BF H R ER SO BB IBB HBP BLK WP HR S P ERA WHIP												<b>PITCHER</b>	IP WLS BF H R ER SO BB IBB HBP BLK WP HR S P ERA WHIP								
Dave Stieb, R (1, 1) ERA: 4.95	7.0 L 30 7 6 5 1 2 0 0 0 0 0 1 30 38 6.43 1.286																					
Joey McLaughlin, R (8, 1) ERA: 3.0	2.0 8 0 0 0 0 2 0 0 0 0 0 6 14 0.00 1.000																					

Milwaukee Brewers @ Toronto Blue Jays  
Exhibition Stadium, Toronto, ON  
Tue Apr 21 1981, 6:05 PM EST  
Att. 11,083 - Unknown - 38 F

livebaseballscorecards.com

AB	33
R	6
H	7
RBI	5
BB	4
SO	1
LOB	12





Batter	1	2	3	4	5	6	7	8	9	AB	R	H	RBI	BB	SO	LOB
Alfredo Griffin, S (1, 6) OBP: 0.231, SLG: 0.283	0-0 4-3		0-0 6-3			0-0 FC5-4 1B		0-0 2-H 1B		4	0	2	1	0	0	0
Damaso Garcia, R (1, 4) OBP: 0.222, SLG: 0.209	0-0 F8			0-0 6-3		0-0 FC5-4 1-2f		0-0 1-2f G6-4-3		4	0	0	0	0	0	2
Lloyd Moseby, L (1, 8) OBP: 0.341, SLG: 0.405	0-0 L3			0-0 1B 1B		0-0 4-3			0-0 6-3	4	0	1	0	0	0	1
John Mayberry, L (1, 3) OBP: 0.512, SLG: 0.567		0-0 FC6-4 G3-2 1B		0-0 1-2 1B		0-3 K			0-0 HR	4	1	3	1	0	1	0
Al Woods, L (1, 7) George Bell, R (8, 7) OBP: 0.297, SLG: 0.314		0-0 1-2 FC6-4 1B		0-0 F9		0-0 1B			0-0 6-3	3	0	2	0	0	0	1
Barry Bonnell, R (1, 9) OBP: 0.216, SLG: 0.229		0-0 1-2f 2-3 FC6-4		0-0 F7		0-0 5-3		0-0 F4	0-0 F7	4	0	0	0	0	0	3
Willie Upshaw, L (1, 10) OBP: 0.263, SLG: 0.412		0-0 3-Hf G3-2		0-0 6-3		0-0 6-3		0-0 4-3		3	0	0	0	0	0	3
Danny Ainge, R (1, 5) OBP: 0.189, SLG: 0.171			0-0 L4		0-0 5-3			0-0 1B 2B		3	1	1	0	0	0	0
Ernie Whitt, L (1, 2) OBP: 0.237, SLG: 0.200			0-0 L9			0-0 G3		0-0 1-3		3	0	0	0	0	0	1

Inning Stats	R: 0	H: 0	E: 0	K: 0	S: 3	R: 0	H: 2	E: 0	K: 0	S: 4	R: 0	H: 0	E: 0	K: 0	S: 3	R: 0	H: 2	E: 0	K: 0	S: 4	R: 0	H: 0	E: 0	K: 0	S: 3	R: 0	H: 1	E: 0	K: 1	S: 6	R: 1	H: 2	E: 0	K: 0	S: 4	R: 1	H: 1	E: 0	K: 0	S: 4	1B: 7	2B: 2	3B: 0	HR: 1	SF: 0	SAC: 0	DP: 2	HBP: 0	WP: 0	PA: 33
PITCHER Moose Haas, R (1, 1) ERA: 3.86	IP	WLS	BF	H	R	ER	SO	BB	IBB	HBP	BLK	WP	HR	S	P	ERA	WHIP													PITCHER	IP	WLS	BF	H	R	ER	SO	BB	IBB	HBP	BLK	WP	HR	S	P	ERA	WHIP			

**BOTTOM**

**Milwaukee Brewers @ Toronto Blue Jays**  
 Exhibition Stadium, Toronto, ON  
 Tue Apr 21 1981, 6:05 PM EST  
 Att. 11,083 - Unknown - 38 F

livebaseballscores.com

<b>AB</b>	<b>33</b>
<b>R</b>	<b>2</b>
<b>H</b>	<b>9</b>
<b>RBI</b>	<b>2</b>
<b>BB</b>	<b>0</b>
<b>SO</b>	<b>1</b>
<b>LOB</b>	<b>11</b>



Batter	1	2	3	4	5	6	7	8	9	AB R H RBI BB SO LOB	
Paul Molitor, R (1, 8) Marshall Edwards, L (7, 8) OBP: 0.286, SLG: 0.359 OBP: 0.333, SLG: 0.333	0-0 5-3 1B			0-0 5-3 1B	0-0 HR 1-H 2-H 3-H		0-0 3B 1B 1-3 3-H		0-0 G6-4-3 1B	4 2 3 5 0 0 0 1 0 1 0 0 0 0	
Robin Yount, R (1, 6) OBP: 0.268, SLG: 0.306	0-0 G5-4-3 1B			0-0 F8	0-0 6-3		0-0 FC5-2 3B 1-H 3-H		0-0 G6-4-3 1-2f	5 0 2 2 0 0 2	
Cecil Cooper, L (1, 3) OBP: 0.237, SLG: 0.222	0-0 G5-4-3 1-2f			0-0 5-3 1-2	0-0 F5		0-0 FC5-2 3B 3-H			4 0 0 0 0 0 3	
Ben Oglivie, L (1, 7) OBP: 0.368, SLG: 0.545				0-0 F9			0-0 1-3		0-0 F8	4 0 1 0 0 0 2	
Ted Simmons, S (1, 2) OBP: 0.243, SLG: 0.294				0-0 F8			0-0 F9		0-0 F7	3 1 0 0 1 0 1	
Roy Howell, L (1, 10) OBP: 0.214, SLG: 0.083				0-0 G4-6-3 1-2f			0-0 F9		4-0 BB	3 0 0 0 1 0 2	
Gorman Thomas, R (1, 9) OBP: 0.382, SLG: 0.536				0-0 F7			0-0 SH1-3 1B 1B		0-0 F7	3 2 1 0 1 0 1	
Don Money, R (1, 5) OBP: 0.241, SLG: 0.320				4-0 G5-4-3 BB			0-0 SH1-3 1B 1-2 2-3		0-0 F6	2 1 0 0 1 0 3	
Jim Gantner, L (1, 4) OBP: 0.286, SLG: 0.346				0-0 G5-4-3 1-2f			0-0 3B 1B 1-2 2-3 3-H		0-0 L3	3 2 1 1 1 0 1	
<b>Inning Stats</b>	R: 0 H: 1 E: 0 LOB: 0 K: 0 BB: 0 S: 3 P: 3	R: 0 H: 1 E: 0 LOB: 0 K: 0 BB: 0 S: 3 P: 3	R: 0 H: 0 E: 0 LOB: 0 K: 0 BB: 1 S: 2 P: 6	R: 0 H: 1 E: 0 LOB: 1 K: 0 BB: 0 S: 4 P: 4	R: 5 H: 1 E: 1 LOB: 0 K: 0 BB: 3 S: 5 P: 17	R: 0 H: 0 E: 0 LOB: 0 K: 0 BB: 0 S: 3 P: 3	R: 3 H: 4 E: 0 LOB: 1 K: 0 BB: 0 S: 7 P: 7	R: 0 H: 0 E: 0 LOB: 1 K: 0 BB: 1 S: 3 P: 7	R: 0 H: 1 E: 0 LOB: 0 K: 0 BB: 0 S: 3 P: 3	1B: 7 SF: 0 2B: 0 SAC: 1 3B: 1 DP: 4 HR: 1 HBP: 0	
<b>PITCHER</b>	IP WLS BF H R ER SO BB IBB HBP BLK WP HR S P ERA WHIP										
Luis Leal, R (1, 1) ERA: 5.4	4.1 L 18 3 4 4 0 4 0 0 0 0 0 0 14 30 8.31 1.615										
Joey McLaughlin, R (5, 1) ERA: 5.73	2.0 10 4 4 3 0 0 0 0 0 0 0 1 10 10 13.50 2.000										
Jerry Garvin, L (7, 1) ERA: 0.96	2.2 10 2 0 0 0 0 1 0 0 0 0 0 9 13 0.00 1.125										

**Milwaukee Brewers @ Toronto Blue Jays**  
Exhibition Stadium, Toronto, ON

Wed Apr 22 1981, 6:05 PM EST  
Att. 11,792 - Unknown - 41 F

<b>AB</b>	<b>32</b>
<b>R</b>	<b>8</b>
<b>H</b>	<b>9</b>
<b>RBI</b>	<b>8</b>
<b>BB</b>	<b>5</b>
<b>SO</b>	<b>0</b>
<b>LOB</b>	<b>15</b>



livebaseballscorecards.com



Batter	1	2	3	4	5	6	7	8	9	AB	R	H	RBI	BB	SO	LOB
Alfredo Griffin, S OBP: 0.214, SLG: 0.260 (1, 6)	0-3 K	0-0 4-3		0-0 6-3			0-0 4-3			4	0	0	0	0	1	4
Lloyd Moseby, L OBP: 0.333, SLG: 0.390 (1, 8)	0-0 1-3 1B		0-0 1-3		0-0 F9		0-0 6-3			4	0	1	0	0	0	0
George Bell, R OBP: 0.200, SLG: 0.400 (1, 9)	0-0 1-3 1-2		0-0 1-3		0-0 2B		0-0 5-3			4	0	1	0	0	0	1
John Mayberry, L OBP: 0.489, SLG: 0.515 (1, 3)	4-0 FC5-4 BB		0-0 F8		0-3 K		0-0 6-3			3	0	0	0	1	1	1
Otto Velez, R OBP: 0.404, SLG: 0.333 (1, 10)	0-0 FC5-4 1-2f			0-0 1B SH5-3 1B		0-0 F9		0-0 6-3		4	1	1	0	0	0	3
Al Woods, L OBP: 0.300, SLG: 0.316 (1, 7)		0-0 L1		0-0 SH5-3 1-2		0-3 K		0-0 FC3-6 1B		3	0	1	0	0	1	0
Danny Ainge, R OBP: 0.220, SLG: 0.205 (1, 5)		0-0 1B 1B		0-0 1-3 1B 2-3		0-0 6-3		0-0 FC3-6 FC5-4 1-2f		4	0	2	0	0	0	1
Garth Iorg, R OBP: 0.500, SLG: 0.571 (1, 4)		0-0 1-2 1B		0-0 1-2 1B 3-H		0-0 5-3		0-0 FC5-4 1-2f		4	0	2	1	0	0	1
Ernie Whitt, L OBP: 0.220, SLG: 0.184 (1, 2)		0-3 K		0-0 1-3 1-2 2-3			0-0 4-3		0-0 F4	3	0	0	0	0	1	4
Damaso Garcia, R OBP: 0.217, SLG: 0.205 (9, PH)										1	0	0	0	0	0	1

Inning Stats	R: 0	H: 1	E: 0	K: 1	S: 6	R: 0	H: 2	E: 0	K: 1	S: 7	R: 0	H: 0	E: 0	K: 0	S: 3	R: 1	H: 3	E: 0	K: 0	S: 6	R: 0	H: 1	E: 0	K: 1	S: 6	R: 0	H: 0	E: 0	K: 1	S: 5	R: 0	H: 0	E: 0	K: 0	S: 3	R: 0	H: 0	E: 0	K: 0	S: 3	R: 0	H: 0	E: 0	K: 0	S: 3	R: 0	H: 1	E: 0	K: 0	S: 4	1B: 7	2B: 1	3B: 0	HR: 0	SF: 0	SAC: 1	DP: 0	HBP: 0	WP: 0	PB: 0	SB: 0	CS: 0	PA: 36
--------------	------	------	------	------	------	------	------	------	------	------	------	------	------	------	------	------	------	------	------	------	------	------	------	------	------	------	------	------	------	------	------	------	------	------	------	------	------	------	------	------	------	------	------	------	------	------	------	------	------	------	-------	-------	-------	-------	-------	--------	-------	--------	-------	-------	-------	-------	--------

PITCHER	IP	WLS	BF	H	R	ER	SO	BB	IBB	HBP	BLK	WP	HR	S	P	ERA	WHIP
Mike Caldwell, L ERA: 2.05 (1, 1)	9.0	W	36	8	1	1	4	1	0	0	0	0	0	43	47	1.00	1.000

**BOTTOM**

**Milwaukee Brewers @ Toronto Blue Jays**  
Exhibition Stadium, Toronto, ON

Wed Apr 22 1981, 6:05 PM EST  
Att: 11,792 - Unknown - 41 F

AB	34
R	1
H	8
RBI	1
BB	1
SO	4
LOB	16



Batter	1	2	3	4	5	6	7	8	9	AB R H RBI BB SO LOB	TOP											
Alfredo Griffin, S (1, 6) OBP: 0.203, SLG: 0.245	0-0 4-3		0-0 SH FC1-2		0-0 F8		0-0 F9			3 0 0 0 0 0 1	<b>Toronto Blue Jays @ New York Yankees</b> Yankee Stadium, Bronx, NY Fri Apr 24 1981, 6:05 PM EST Att. 20,863 - Unknown - 56 F											
Lloyd Moseby, L (1, 8) OBP: 0.327, SLG: 0.364	0-3 K		0-0 FC1-2 G5-4-3		0-3 K			4-0 HR BB	3 1 0 0 1 2 4													
Barry Bonnell, R (1, 9) OBP: 0.200, SLG: 0.211 Willie Upshaw, L (8, PH) OBP: 0.300, SLG: 0.611	0-0 6-3		0-0 G5-4-3		0-0 F9			0-0 HR BB	3 0 0 0 0 0 4 1 1 1 2 0 0 0													
John Mayberry, L (1, 3) OBP: 0.510, SLG: 0.541 Dave Stieb, R (8, PR)		0-0 G3		0-0 F9 1B		0-0 1B		0-0 G4-6-3 1B	4 0 3 0 0 0 0 0 0 0 0 0 0 0 0 0 0 0 0 0 0													
Otto Velez, R (1, 10) OBP: 0.392, SLG: 0.308		4-0 G3 BB		0-0 F8		0-0 F9		0-0 G4-6-3	3 0 0 0 1 0 3													
Al Woods, L (1, 7) OBP: 0.318, SLG: 0.333		0-0 G3		0-0 1B		0-0 G6-4-3 1B		0-0 F8	4 0 2 0 0 0 2													
Damaso Garcia, R (1, 4) OBP: 0.220, SLG: 0.208		0-3 K		0-0 F9		0-0 G6-4-3			4 0 1 0 0 1 5													
Danny Ainge, R (1, 5) OBP: 0.222, SLG: 0.209			0-0 SH FC1-2 1B		0-0 F9		0-0 6-3		0-0 G4-6-3	4 0 1 0 0 0 3												
Ernie Whitt, L (1, 2) OBP: 0.244, SLG: 0.195			0-0 FC1-2 SH 1B		4-0 S BB		0-0 G3		0-3 K	3 0 1 0 1 1 0												
<b>Inning Stats</b>	R: 0 E: 0 K: 1 S: 5	H: 0 LOB: 0 BB: 0 P: 5	R: 0 E: 0 K: 1 S: 5	H: 0 LOB: 1 BB: 1 P: 9	R: 0 E: 0 K: 1 S: 5	H: 2 LOB: 2 BB: 0 P: 5	R: 0 E: 0 K: 0 S: 5	H: 2 LOB: 2 BB: 0 P: 5	R: 0 E: 0 K: 1 S: 5	H: 0 LOB: 1 BB: 1 P: 9		R: 0 E: 0 K: 0 S: 4	H: 2 LOB: 1 BB: 0 P: 4	R: 0 E: 0 K: 0 S: 3	H: 0 LOB: 0 BB: 0 P: 3	R: 2 E: 0 K: 0 S: 4	H: 2 LOB: 1 BB: 1 P: 8	R: 0 E: 0 K: 1 S: 5	H: 1 LOB: 0 BB: 0 P: 5	1B: 8 2B: 0 3B: 0 HR: 1	SF: 0 SAC: 1 DP: 4 HBP: 0	WP: 0 PB: 0 SB: 1 CS: 0
<b>PITCHER</b>	IP WLS BF H R ER SO BB IBB HBP BLK WP HR S P ERA WHIP																					
Tommy John, L (1, 1) ERA: 3.81	7.0 W 29 6 1 1 3 3 0 0 0 0 0 0 32 44 1.29 1.286																					
Rich Gossage, R (8, 1) ERA: 1.23	2.0 S 7 3 1 1 1 0 0 0 0 0 0 1 9 9 4.50 1.500																					

livebaseballscorecards.com

AB	32
R	2
H	9
RBI	2
BB	3
SO	4
LOB	22





BOTTOM

Toronto Blue Jays @ New York Yankees  
Yankee Stadium, Bronx, NY  
Fri Apr 24 1981, 6:05 PM EST  
Att: 20,863 - Unknown - 56 F

livebaseballscorecards.com

AB 28  
R 4  
H 9  
RBI 3  
BB 2  
SO 3  
LOB 8



WP: 1 PA: 32  
PB: 0  
SB: 1  
CS: 3

AB R H RBI BB SO LOB

3 0 2 0 1 0 0

4 1 2 1 0 0 2

4 1 2 0 0 0 2

3 0 0 1 1 2 2

3 0 1 0 0 0 1

3 1 1 1 0 0 1

3 0 0 0 0 0 0

3 1 1 0 0 0 0

2 0 0 0 0 1 0

1B: 8 SF: 0  
2B: 0 SAC: 1  
3B: 0 DP: 1  
HR: 1 HBP: 0

Batter	1	2	3	4	5	6	7	8	9
Willie Randolph, R (1, 4) OBP: 0.396, SLG: 0.333	0-0 5-3 CS BB		4-0 CS BB			0-0 FC4-6 1B		0-0 1B S	
Jerry Mumphrey, S (1, 8) OBP: 0.264, SLG: 0.320	0-0 1B WP 1B		0-0 F8 1-2			0-0 FC4-6 CS 1-2f		0-0 1-3 3-H 1B	
Dave Winfield, R (1, 7) OBP: 0.431, SLG: 0.386	0-0 E WP G3 1-3 1B			0-0 5-3		0-0 1-2 CS 1B		0-0 F2	
Reggie Jackson, L (1, 10) OBP: 0.393, SLG: 0.625	0-0 G3 1-H 3-H		0-3 K			0-0 CS 1-2	4-0 G4-6-3 BB	0-3 K	
Oscar Gamble, L (1, 9) OBP: 0.484, SLG: 0.808	0-0 F4			0-0 1B			0-0 G4-6-3 1-2f		
Graig Nettles, L (1, 5) OBP: 0.283, SLG: 0.524		0-0 6-3		0-0 3-1			0-0 HR		
Jim Spencer, L (1, 3) OBP: 0.250, SLG: 0.130		0-0 4-3			0-0 F4		0-0 4-3		
Johnny Oates, L (1, 2) OBP: 0.231, SLG: 0.167		0-0 F9			0-0 4-1			0-0 1B SH1-4 1B	
Bucky Dent, R (1, 6) OBP: 0.200, SLG: 0.351			0-3 K		0-0 F7			0-0 SH1-4 1-2	

Inning Stats	R: 2	H: 2	E: 1	LOB: 0	K: 0	BB: 0	S: 5	P: 5	R: 0	H: 0	E: 0	LOB: 0	K: 0	BB: 0	S: 3	P: 3	R: 0	H: 1	E: 0	LOB: 1	K: 1	BB: 0	S: 6	P: 6	R: 0	H: 0	E: 0	LOB: 0	K: 0	BB: 0	S: 3	P: 3	R: 0	H: 2	E: 0	LOB: 0	K: 0	BB: 0	S: 3	P: 3	R: 1	H: 1	E: 0	LOB: 0	K: 0	BB: 1	S: 3	P: 7	R: 1	H: 3	E: 0	LOB: 2	K: 1	BB: 0	S: 8	P: 8
--------------	------	------	------	--------	------	-------	------	------	------	------	------	--------	------	-------	------	------	------	------	------	--------	------	-------	------	------	------	------	------	--------	------	-------	------	------	------	------	------	--------	------	-------	------	------	------	------	------	--------	------	-------	------	------	------	------	------	--------	------	-------	------	------

PITCHER	IP	WLS	BF	H	R	ER	SO	BB	IBB	HBP	BLK	WP	HR	S	P	ERA	WHIP
Mark Bomback, R (1, 1) ERA: 1.84	7.0	L	25	6	3	2	2	2	2	0	0	1	1	27	35	2.57	1.143
Mike Willis, L (8, 1) ERA: 7.27	0.1		2	1	1	1	0	0	0	0	0	0	0	2	2	27.00	3.000
Roy Lee Jackson, R (8, 1) ERA: 1.5	0.1		3	2	0	0	0	0	0	0	0	0	0	3	3	0.00	6.000
Jerry Garvin, L (8, 1) ERA: 0.93	0.1		1	0	0	0	1	0	0	0	0	0	0	3	3	0.00	0.000

WP	PA	ERA	WHIP
1	32		

Batter	1	2	3	4	5	6	7	8	9	AB R H RBI BB SO LOB	TOP		
Lloyd Moseby, L (1, 8) OBP: 0.333, SLG: 0.429	0-0 6-3		0-0 5-3		0-0 1B BB 1-2 1B		0-0 4-3		0-0 IHR	5 2 2 2 0 0 0			
Damaso Garcia, R (1, 4) OBP: 0.236, SLG: 0.212	0-0 F6		0-0 F7		4-0 1B BB 1-2 2-3 BB		0-0 F8		0-0 3-H 1B CS 1B	4 0 1 0 1 0 0			
Danny Ainge, R (1, 5) OBP: 0.260, SLG: 0.271	0-0 HR 2B		0-0 6-3		0-0 1B 1-2 2-H 2-3 3-H			0-3 K	0-0 1B	5 1 3 2 0 1 0			
John Mayberry, L (1, 3) Willie Upshaw, L (8, 3) OBP: 0.509, SLG: 0.600 OBP: 0.300, SLG: 0.611	0-0 2-H HR			4-0 FC5-4 BB	0-0 F4		0-0 F6	0-0 F6	0-0 CS	3 1 1 2 1 0 2 0 0 0 0 0 0 0			
Otto Velez, R (1, 10) OBP: 0.364, SLG: 0.279	0-0 F8			0-0 F9	0-0 1-3			0-3 K		4 0 0 0 0 1 3			
Al Woods, L (1, 7) Barry Bonnell, R (9, 7) OBP: 0.292, SLG: 0.304 OBP: 0.200, SLG: 0.211		0-0 F3		0-3 K		0-0 F8			0-0 F9	4 0 0 0 0 1 1 0 0 0 0 0 0 0			
George Bell, R (1, 9) OBP: 0.222, SLG: 0.333		0-0 E S 1B		0-0 FC5-4 1-2		0-0 F4			0-0 E6 2B SH5-3	4 1 1 0 0 0 1			
Alfredo Griffin, S (1, 6) OBP: 0.206, SLG: 0.263		0-0 6-3			0-0 F8	0-0 F7			0-0 SH5-3 1-3 IHR 2B	4 1 1 0 0 0 1			
Ernie Whitt, L (1, 2) OBP: 0.250, SLG: 0.205		0-3 K			0-0 1B BB 1B		0-0 F3		0-0 SH5-3 2-3 3-H	3 1 1 1 0 1 1			
<b>Inning Stats</b>	R: 2 H: 2 E: 0 LOB: 0 K: 0 BB: 0 S: 5 P: 5	R: 0 H: 1 E: 0 LOB: 1 K: 1 BB: 0 S: 6 P: 6	R: 0 H: 0 E: 0 LOB: 0 K: 0 BB: 0 S: 3 P: 3	R: 0 H: 0 E: 0 LOB: 1 K: 1 BB: 1 S: 5 P: 9	R: 2 H: 3 E: 0 LOB: 2 K: 0 BB: 1 S: 6 P: 10	R: 0 H: 0 E: 0 LOB: 0 K: 0 BB: 0 S: 3 P: 3	R: 0 H: 0 E: 0 LOB: 0 K: 0 BB: 0 S: 3 P: 3	R: 0 H: 0 E: 0 LOB: 0 K: 2 BB: 0 S: 7 P: 7	R: 3 H: 4 E: 1 LOB: 1 K: 0 BB: 0 S: 7 P: 7	1B: 6 SF: 0 2B: 2 SAC: 1 3B: 0 DP: 0 HR: 2 HBP: 0	WP: 0 PA: 40 PB: 0 SB: 1 CS: 1		
<b>PITCHER</b>	IP WLS BF H R ER SO BB IBB HBP BLK WP HR S P ERA WHIP											<b>PITCHER</b>	IP WLS BF H R ER SO BB IBB HBP BLK WP HR S P ERA WHIP
Rudy May, L (1, 1) ERA: 2.32	7.0 L 29 6 4 4 2 2 0 0 0 0 0 1 31 39 5.14 1.143												
Ron Davis, R (8, 1) ERA: 3.38	1.0 3 0 0 0 2 0 0 0 0 0 0 0 7 7 0.00 0.000												
Bill Castro, R (9, 1) ERA: 3.38	0.2 7 4 3 0 0 0 0 0 0 0 0 0 7 7 0.00 6.000												
Dave LaRoche, L (9, 1) ERA:	0.1 0 0 0 0 0 0 0 0 0 0 0 0 0 0 0.00 0.000												

Toronto Blue Jays @ New York Yankees  
 Yankee Stadium, Bronx, NY  
 Sat Apr 25 1981, 3:33 AM EST  
 Att. 17,319 - Cloudy - 49 F

livebaseballscorecards.com

AB	36
R	7
H	10
RBI	7
BB	2
SO	4
LOB	9





Batter	1	2	3	4	5	6	7	8	9	AB	R	H	RBI	BB	SO	LOB
Willie Randolph, R (1, 4) OBP: 0.368, SLG: 0.302	0-0 F8		0-0 6-3		0-0 G4-6-3			0-0 5-3		4	0	0	0	0	0	2
Jerry Mumphy, S (1, 8) OBP: 0.281, SLG: 0.389	0-0 1-3			0-0 HR		0-0 4-1 1B		0-0 4-3		4	1	2	1	0	0	0
Dave Winfield, R (1, 7) OBP: 0.436, SLG: 0.404	0-0 2B			0-0 1-3		0-3 K		4-0 F8 BB 4-1 BB		3	1	1	0	1	1	1
Reggie Jackson, L (1, 9) OBP: 0.375, SLG: 0.556	0-3 K			0-3 K		0-0 4-1 1-2		4-0 BB BB 4-1 BB		3	0	0	0	1	2	2
Oscar Gamble, L (1, 10) OBP: 0.457, SLG: 0.733		0-0 F6		0-0 1B		0-0 F8		0-0 F8		4	0	1	0	0	0	3
Graig Nettles, L (1, 5) OBP: 0.260, SLG: 0.478		0-0 4-3		0-0 4-1			0-0 4-3		0-0 4-1	4	0	0	1	0	0	2
Jim Spencer, L (1, 3) OBP: 0.250, SLG: 0.148		0-0 L9			0-0 FC1-6 1B		0-0 3-1		0-0 F7	4	0	1	0	0	0	1
Johnny Oates, L (1, 2) OBP: 0.188, SLG: 0.133			0-0 4-3		0-0 FC1-6 1B		0-0 6-3			3	0	0	0	0	0	1
Bucky Dent, R (1, 6) OBP: 0.209, SLG: 0.350			0-0 5-3		0-0 G4-6-3 1B			0-0 G3		3	0	1	0	0	0	0

Inning Stats	R: 0	H: 1	E: 0	K: 1	S: 6	LOB: 1	BB: 0	P: 6
	R: 0	H: 0	E: 0	K: 0	S: 3	LOB: 0	BB: 0	P: 3
	R: 0	H: 0	E: 0	K: 0	S: 3	LOB: 0	BB: 0	P: 3
	R: 1	H: 2	E: 0	K: 1	S: 7	LOB: 1	BB: 0	P: 7
	R: 0	H: 2	E: 0	K: 0	S: 4	LOB: 1	BB: 0	P: 4
	R: 0	H: 1	E: 0	K: 1	S: 6	LOB: 1	BB: 0	P: 6
	R: 0	H: 0	E: 0	K: 0	S: 3	LOB: 0	BB: 0	P: 3
	R: 0	H: 0	E: 0	K: 0	S: 3	LOB: 0	BB: 0	P: 3
	R: 1	H: 0	E: 0	K: 0	S: 3	LOB: 1	BB: 2	P: 11

PITCHER	IP	WLS	BF	H	R	ER	SO	BB	IBB	HBP	BLK	WP	HR	S	P	ERA	WHIP
Jackson Todd, R (1, 1) ERA: 4.79	9.0	W	34	6	2	2	3	2	0	0	0	0	1	38	46	2.00	0.889

**BOTTOM**

**Toronto Blue Jays @ New York Yankees**  
 Yankee Stadium, Bronx, NY

Sat Apr 25 1981, 3:33 AM EST  
 Att: 17,319 - Cloudy - 49 F

AB	32
R	2
H	6
RBI	2
BB	2
SO	3
LOB	12

WP: 0 PA: 34  
 PB: 0 SB: 0  
 CS: 0







Batter	1	2	3	4	5	6	7	8	9	AB R H RBI BB SO LOB
Willie Randolph, R (1, 4) OBP: 0.355, SLG: 0.313	0-0 G6-3 2B		0-0 4-3		0-3 K			0-0 F8	0-0 F7	5 0 1 0 0 1 2
Jerry Mumphrey, S (1, 8) OBP: 0.311, SLG: 0.404	0-0 G6-3 1B		4-0 BLK BB			0-0 6-3		0-0 2B 1B		3 1 2 0 1 0 0
Dave Winfield, R (1, 7) OBP: 0.441, SLG: 0.420	0-0 G6-3 1-2f 2-3		0-0 6-3			4-0 BB		0-0 2B		3 0 1 1 1 0 3
Reggie Jackson, L (1, 10) OBP: 0.333, SLG: 0.484	0-0 F8			0-0 F2		0-0 F8		0-0 F6		4 0 0 0 0 0 3
Oscar Gamble, L (1, 9) OBP: 0.436, SLG: 0.667		0-0 F9		0-3 K		0-0 P1		4-0 BB		3 0 0 0 1 1 1
Graig Nettles, L (1, 5) OBP: 0.278, SLG: 0.500		0-0 1B		0-0 F7			0-0 G3 2B	0-0 F7		4 0 2 0 0 0 2
Jim Spencer, L (1, 3) OBP: 0.222, SLG: 0.129		0-0 F8			0-0 F8		0-3 K		0-0 F2	4 0 0 0 0 1 2
Johnny Oates, L (1, 2) OBP: 0.167, SLG: 0.118		0-0 5-3			0-0 1-3		0-0 G3 2-3		4-0 BB	2 0 0 0 0 0 1
Bobby Murcer, L (7, PH) OBP: 0.438, SLG: 0.500										1 0 0 0 0 0 1
Dennis Werth, R (8, 2)										0 0 0 0 1 0 0
Bucky Dent, R (1, 6) OBP: 0.217, SLG: 0.349			0-0 1-3		0-0 1B		0-0 F9		0-0 F2	3 0 1 0 0 0 1
Lou Piniella, R (9, PH) OBP: 0.316, SLG: 0.294										1 0 0 0 0 0 1

Inning Stats	R: 0	H: 2	E: 0	LOB: 1	K: 0	BB: 0	S: 4	P: 4	R: 0	H: 1	E: 0	LOB: 1	K: 0	BB: 0	S: 4	P: 4	R: 0	H: 0	E: 0	LOB: 0	K: 1	BB: 0	S: 5	P: 5	R: 0	H: 1	E: 0	LOB: 1	K: 1	BB: 0	S: 6	P: 6	R: 0	H: 0	E: 0	LOB: 1	K: 0	BB: 1	S: 3	P: 7	R: 0	H: 1	E: 0	LOB: 1	K: 1	BB: 0	S: 6	P: 6	R: 1	H: 2	E: 0	LOB: 2	K: 0	BB: 1	S: 5	P: 9	R: 0	H: 0	E: 0	LOB: 1	K: 0	BB: 1	S: 3	P: 7	1B: 4	2B: 3	3B: 0	HR: 0	SF: 0	SAC: 0	DP: 1	HBP: 0	WP: 0	PA: 37
PITCHER Dave Stieb, R (1, 1) ERA: 3.72	IP	WLS	BF	H	R	ER	SO	BB	IBB	HBP	BLK	WP	HR	S	P	ERA	WHIP	IP	WLS	BF	H	R	ER	SO	BB	IBB	HBP	BLK	WP	HR	S	P	ERA	WHIP	IP	WLS	BF	H	R	ER	SO	BB	IBB	HBP	BLK	WP	HR	S	P	ERA	WHIP																							

BOTTOM

Toronto Blue Jays @ New York Yankees  
 Yankee Stadium, Bronx, NY  
 Sun Apr 26 1981, 3:33 AM EDT  
 Att: 37,306 - Unknown - 59 F

livebaseballscores.com

AB	33
R	1
H	7
RBI	1
BB	4
SO	3
LOB	17



Batter	1	2	3	4	5	6	7	8	9	10	11	12	AB R H RBI BB SO LOB	TOP														
Lloyd Moseby, L OBP: 0.313, SLG: 0.407 (1, 8)	0-3 K			X 0-0 F5	X 0-0 F4		X 0-0 E9 2-H 1B			X 0-0 4-3		X 0-0 1-3	6 0 1 1 0 1 0															
Damaso Garcia, R OBP: 0.281, SLG: 0.250 (1, 4)	0-0 F8			X 4-0 1B 1B BB	X 0-0 1-3		X 0-3 K			X 0-0 E S FC5-2-1 1B			4 1 1 0 1 1 1															
Danny Ainge, R OBP: 0.254, SLG: 0.263 (1, 5)	0-3 K			X 0-0 1B 1-3 1B 1B		X 0-0 E6 S		X 0-3 K		X 0-0 FC5-2-1 1-H			5 1 1 0 0 2 1															
John Mayberry, L OBP: 0.460, SLG: 0.521 Rick Bosetti, R OBP: 0.143, SLG: 0.143 (8, PR) (8, 7)		0-3 K		X 0-0 F9		X 0-3 K		X 0-0 1-3 1B		X 0-3 K			4 0 1 0 0 2 3 1 0 0 0 0 1 1															
Willie Upshaw, L OBP: 0.280, SLG: 0.522 (1, 7) (8, 3)	0-0 F8			X 0-0 1B 1-3 1B		X 0-0 F6		X 0-0 1-3			X 0-0 4-3		5 0 1 1 0 0 2															
Otto Velez, R OBP: 0.375, SLG: 0.280 (1, 10)	0-3 K			X 0-0 1-3 3-H 1B		X 0-3 K		X 0-0 F9			X 0-3 K		5 0 1 1 0 3 3															
Barry Bonnell, R OBP: 0.196, SLG: 0.186 (1, 9)			X 0-0 F9	X 4-0 1-2 BB		X 0-0 F8		X 0-0 6-3			X 0-0 6-3		4 0 0 0 1 0 0															
Alfredo Griffin, S OBP: 0.194, SLG: 0.258 (1, 6)			X 0-3 K	X 0-0 G3		X 0-0 E 2B		X 0-0 F8			X 0-0 B5-3		5 1 1 0 0 1 3															
Ernie Whitt, L OBP: 0.241, SLG: 0.220 Al Woods, L OBP: 0.275, SLG: 0.286 Garth Iorg, R OBP: 0.344, SLG: 0.500 Dan Whitmer, R OBP: 0.200, SLG: 0.400 (1, 2) (7, PH) (7, PH) (7, 2)	0-0 F8			X 0-0 F5		X 0-3 K		X 0-0 F9			X 0-0 F8		2 0 0 0 0 0 0 0 0 0 0 0 0 0 1 0 0 0 0 1 1 2 0 0 0 0 0 0															
<b>Inning Stats</b>	R: 0 E: 0 K: 2 S: 7	H: 0 LOB: 0 BB: 0 P: 7	R: 0 E: 0 K: 2 S: 7	H: 0 LOB: 0 BB: 0 P: 7	R: 0 E: 0 K: 1 S: 5	H: 0 LOB: 0 BB: 0 P: 5	R: 2 E: 0 K: 0 S: 6	H: 3 LOB: 3 BB: 2 P: 14	R: 0 E: 0 K: 0 S: 3	H: 0 LOB: 0 BB: 0 P: 3	R: 0 E: 1 K: 2 S: 8	H: 0 LOB: 1 BB: 0 P: 8	R: 1 E: 1 K: 2 S: 9	H: 2 LOB: 1 BB: 0 P: 9	R: 0 E: 0 K: 1 S: 6	H: 1 LOB: 2 BB: 0 P: 6	R: 0 E: 0 K: 0 S: 3	H: 0 LOB: 0 BB: 0 P: 3	R: 0 E: 0 K: 1 S: 5	H: 0 LOB: 0 BB: 0 P: 5	R: 0 E: 0 K: 0 S: 3	H: 0 LOB: 0 BB: 0 P: 3	R: 0 E: 0 K: 0 S: 3	H: 0 LOB: 0 BB: 0 P: 3	1B: 6 2B: 1 3B: 0 HR: 0	SF: 0 SAC: 0 DP: 0 HBP: 0	WP: 0 PB: 0 SB: 2 CS: 0	PA: 46
<b>PITCHER</b>	IP WLS BF H R ER SO BB IBB HBP BLK WP HR S P ERA WHIP															IP WLS BF H R ER SO BB IBB HBP BLK WP HR S P ERA WHIP												
Moose Haas, R ERA: 3.98 Jamie Easterly, L ERA: 2.08 Rollie Fingers, R ERA: 0.71 Reggie Cleveland, R ERA: 3.6	(1, 1) (7, 1) (7, 1) (11, 1)	6.1 0.1 3.1 2.0	WLS 2 12 W	BF 26 2 6	H 4 2 0	R 3 0 0	ER 3 0 0 1	SO 7 1 3	BB 0 0 0	IBB 0 0 0	HBP 0 0 0	BLK 0 0 0	WP 0 0 0	HR 0 0 0	S 38 4 18 8	P 46 4 18 8	ERA 4.26 0.00 0.00 0.00	WHIP 0.947 3.000 0.600 0.000										

Toronto Blue Jays @ Milwaukee Brewers  
 Milwaukee County Stadium, Milwaukee, WI  
 Mon Apr 27 1981, 8:05 PM EDT  
 Att: 6,692 - Unknown - 49 F

AB	44
R	3
H	7
RBI	3
BB	2
SO	12
LOB	15



WP: 0	PA: 46
PB: 0	
SB: 2	
CS: 0	

1B: 6	SF: 0
2B: 1	SAC: 0
3B: 0	DP: 0
HR: 0	HBP: 0



Batter	1	2	3	4	5	6	7	8	9	10	11	12	AB	R	H	RBI	BB	SO	LOB
Paul Molitor, R OBP: 0.316, SLG: 0.377 (1, 8)	0-3 K		0-0 5-3		0-0 F5	4-0 BB			0-0 6-3			0-0 SH1-4 1B	5	0	1	0	1	1	2
Robin Yount, R OBP: 0.271, SLG: 0.288 (1, 6)	0-0 WP FC1-2-5 2B		0-0 F8		0-0 1B 1B	0-0 F9			0-0 F8			0-0 SH1-4 1B	5	1	2	0	0	0	3
Cecil Cooper, L OBP: 0.263, SLG: 0.245 (1, 3)	0-0 FC1-2-5 2-H			0-0 E3 1B	0-0 1B SF9 1B		0-3 K		0-0 F2			0-0 E6 1B 1B	6	2	2	1	0	1	1
Ben Oglivie, L OBP: 0.368, SLG: 0.521 (1, 7)	0-0 1-3			0-0 F9	0-0 SF9 1B		0-0 4-3			0-0 F8		0-0 FC4-2-5-1-6 1B	6	0	1	1	0	0	4
Larry Hise, R OBP: 0.256, SLG: 0.457 (1, 10)		0-3 K		0-0 HBP 1B	0-0 SF9		0-0 1-3			0-3 K		0-0 1B	5	0	2	2	0	2	0
Ted Simmons, S OBP: 0.245, SLG: 0.396 (1, 2)		0-0 4-3		0-0 F5	0-0 4-3			0-0 4-3			0-0 F6		4	0	0	0	0	0	3
Ned Yost, R OBP: 0.333, SLG: 0.800 (9, 2)													0	0	0	0	0	0	0
Roy Howell, L OBP: 0.276, SLG: 0.133 (10, PH)													1	0	0	0	0	0	0
Charlie Moore, R OBP: 0.333, SLG: 1.000 (11, 2)													0	0	0	0	0	0	0
Gorman Thomas, R OBP: 0.388, SLG: 0.590 (1, 9)		0-0 F9		1-0 HBP FC6-4 HBP		0-0 6-3		0-0 6-3			0-0 B1		2	0	0	0	0	0	0
Marshall Edwards, L OBP: 0.222, SLG: 0.222 (7, 9)													2	0	0	0	0	0	0
Don Money, R OBP: 0.293, SLG: 0.333 (1, 5)			0-3 K	0-0 FC6-4		0-0 FC6-4 1B		0-0 1B			0-0 F3		4	0	2	0	0	1	3
Ed Romero, R (8, PR)													1	0	0	0	0	0	0
Ed Romero, R (9, 5)																			
Jim Gantner, L OBP: 0.262, SLG: 0.325 (1, 4)			0-0 5-3 1B		0-0 E3 1B	0-0 FC6-4 BB		0-0 F7			0-0 G3		5	1	1	0	0	0	2

Inning Stats	R: 0	H: 1	E: 0	LOB: 1	K: 1	P: 6	R: 0	H: 0	E: 0	LOB: 0	K: 1	P: 5	R: 0	H: 1	E: 0	LOB: 1	K: 1	P: 6	R: 0	H: 1	E: 1	LOB: 3	K: 0	P: 5	R: 3	H: 3	E: 1	LOB: 1	K: 0	P: 7	R: 0	H: 1	E: 0	LOB: 2	K: 0	P: 8	R: 0	H: 0	E: 0	LOB: 0	K: 1	P: 5	R: 0	H: 1	E: 0	LOB: 1	K: 0	P: 4	R: 0	H: 0	E: 0	LOB: 0	K: 0	P: 3	R: 0	H: 0	E: 0	LOB: 0	K: 1	P: 5	R: 0	H: 0	E: 0	LOB: 0	K: 0	P: 3	R: 1	H: 3	E: 1	LOB: 2	K: 0	P: 5	1B: 10	SF: 1	2B: 1	SAC: 1	3B: 0	DP: 0	HR: 0	HBP: 1	WP: 1	PA: 50
--------------	------	------	------	--------	------	------	------	------	------	--------	------	------	------	------	------	--------	------	------	------	------	------	--------	------	------	------	------	------	--------	------	------	------	------	------	--------	------	------	------	------	------	--------	------	------	------	------	------	--------	------	------	------	------	------	--------	------	------	------	------	------	--------	------	------	------	------	------	--------	------	------	------	------	------	--------	------	------	--------	-------	-------	--------	-------	-------	-------	--------	-------	--------

PITCHER	IP	WLS	BF	H	R	ER	SO	BB	IBB	HBP	BLK	WP	HR	S	P	ERA	WHIP
Luis Leal, R ERA: 4.66 (1, 1)	4.1		22	6	3	1	3	0	0	1	0	1	0	27	28	2.08	1.385
Roy Lee Jackson, R ERA: 0.77 (5, 1)	5.2		20	2	0	0	2	1	0	0	0	0	0	23	27	0.00	0.529
Jerry Garvin, L ERA: 1.59 (11, 1)	1.2	L	8	3	1	1	0	0	0	0	0	0	0	8	8	5.40	1.800

BOTTOM

Toronto Blue Jays @ Milwaukee Brewers  
 Milwaukee County Stadium, Milwaukee, WI  
 Mon Apr 27 1981, 8:05 PM EDT  
 Att. 6,692 - Unknown - 49 F

livebaseballscorecards.com

AB	46
R	4
H	11
RBI	4
BB	1
SO	5
LOB	18



Batter	1	2	3	4	5	6	7	8	9	AB R H RBI BB SO LOB	TOP
Lloyd Moseby, L (1, 8) OBP: 0.314, SLG: 0.452 Al Woods, L (5, 7) OBP: 0.269, SLG: 0.280	0-0 HR		0-0 ① 1-3		0-0 ③ 6-3		0-0 ① 3-1			3 1 1 1 0 0 0 1 0 0 0 0 0 0	<p><b>Toronto Blue Jays @ Milwaukee Brewers</b> Milwaukee County Stadium, Milwaukee, WI</p> <p>Tue Apr 28 1981, 8:05 PM EDT Att. 6,433 - Unknown - 45 F</p> <p>livebaseballscorecards.com</p>
Damaso Garcia, R (1, 4) OBP: 0.279, SLG: 0.281	0-0 ① 6-3		0-0 ② 1-3			0-0 1B 3B	0-3 ② K			4 1 1 0 0 1 0	
Danny Ainge, R (1, 5) OBP: 0.238, SLG: 0.246	0-0 ② 5-3		0-0 ③ F7			0-0 ① 6-3	0-3 ③ K			4 0 0 0 0 1 1	
Otto Velez, R (1, 10) OBP: 0.397, SLG: 0.358	0-0 1B			0-0 HR		4-0 1B 2B BB	0-0 ① G3			3 2 2 1 1 0 0	
Barry Bonnell, R (1, 9) OBP: 0.220, SLG: 0.196	0-0 ③ 1-3		0-0 ① F7		0-0 1-2 2B 1B	0-0 1-2 2B 1B	4-0 G4-6-3 BB			3 1 1 1 1 0 1	
Ken Macha, R (1, 3) OBP: 0.167, SLG: 0.333		0-0 ① 4-3		0-3 ② K	0-0 1-2 2B 2B	0-0 1-2 2B 2B	0-0 ② ③ G4-6-3			4 1 1 2 0 1 1	
Rick Bosetti, R (1, 7) OBP: 0.091, SLG: 0.091		0-0 ② 6-3		0-3 ③ K	0-0 ② 6-3		0-3 ① K			4 0 0 0 0 2 1	
Alfredo Griffin, S (1, 6) OBP: 0.224, SLG: 0.300		0-0 S 1B			0-0 ① 2-3	0-0 2-H 2B	0-0 CS 1B			4 0 3 1 0 0 0	
Ernie Whitt, L (1, 2) OBP: 0.224, SLG: 0.204		0-0 ③ L4			0-0 ② 3-1	0-0 ③ F8	0-0 ② ③ L9			4 0 0 0 0 0 3	
<b>Inning Stats</b>	R: 1 H: 2 E: 0 LOB: 1 K: 0 BB: 0 S: 5 P: 5	R: 0 H: 1 E: 0 LOB: 1 K: 0 BB: 0 S: 4 P: 4	R: 0 H: 0 E: 0 LOB: 0 K: 2 BB: 0 S: 3 P: 3	R: 1 H: 1 E: 0 LOB: 0 K: 2 BB: 0 S: 8 P: 8	R: 0 H: 0 E: 0 LOB: 0 K: 0 BB: 0 S: 3 P: 3	R: 4 H: 4 E: 0 LOB: 1 K: 0 BB: 1 S: 7 P: 11	R: 0 H: 0 E: 0 LOB: 0 K: 2 BB: 0 S: 7 P: 7	R: 0 H: 0 E: 0 LOB: 0 K: 0 BB: 1 S: 2 P: 6	R: 0 H: 1 E: 0 LOB: 0 K: 1 BB: 0 S: 5 P: 5	1B: 4 SF: 0 2B: 2 SAC: 0 3B: 1 DP: 1 HR: 2 HBP: 0	
<b>PITCHER</b>	IP WLS BF H R ER SO BB IBB HBP BLK WP HR S P ERA WHIP										
Mike Caldwell, L (1, 1) ERA: 3.58	5.2 L 26 8 6 6 2 1 0 0 0 0 0 2 29 33 9.53 1.588										
Jamie Easterly, L (6, 1) ERA: 1.64	2.1 7 0 0 0 2 1 0 0 0 0 0 0 10 14 0.00 0.429										
Jerry Augustine, L (9, 1) ERA:	1.0 3 1 0 0 1 0 0 0 0 0 0 0 5 5 0.00 1.000										

**Toronto Blue Jays @ Milwaukee Brewers**  
Milwaukee County Stadium, Milwaukee, WI

Tue Apr 28 1981, 8:05 PM EDT  
Att. 6,433 - Unknown - 45 F

livebaseballscorecards.com

AB	34
R	6
H	9
RBI	6
BB	2
SO	5
LOB	7






Batter	1	2	3	4	5	6	7	8	9	AB	R	H	RBI	BB	SO	LOB
<b>Paul Molitor, R</b> OBP: 0.339, SLG: 0.386 (1, 8)	4-0 CS BB		0-0 F9		0-0 4-3 SH2-3 1-2 2B 1B	0-0 1-3 2-3 1B		0-0 FC6-4 1-2f		4	1	2	0	1	0	2
<b>Robin Yount, R</b> OBP: 0.286, SLG: 0.304 (1, 6)	0-0 F8		0-0 1-2 1B		0-0 SH2-3 1-2 2-3	0-0 1-3 1-2			0-0 1B 1B	4	0	2	0	0	0	3
<b>Cecil Cooper, L</b> OBP: 0.242, SLG: 0.224 (1, 3)	0-0 F7		0-0 F8		0-0 4-3 2-3 3-H	0-0 4-3			0-0 L3	5	0	0	1	0	0	7
<b>Ben Oglivie, L</b> OBP: 0.371, SLG: 0.528 (1, 7)	0-0 CS 1-2	0-0 F9		0-0 BB 1B	0-0 WP 3-H 2B		0-0 6-3		0-0 F7	5	0	2	1	0	0	1
<b>Larry Hisle, R</b> OBP: 0.286, SLG: 0.459 (1, 10)		0-0 1B		0-0 F6	1-0 WP HBP		0-0 1-3		0-0 1-2 1B	2	0	1	0	0	0	1
<b>Roy Howell, L</b> OBP: 0.300, SLG: 0.176 (5, PR)										2	0	1	0	0	0	0
<b>Ted Simmons, S</b> OBP: 0.259, SLG: 0.373 (1, 2)		0-0 F9		4-0 1-2 BB BB BB	4-0 1-2 2-3 BB IBB		0-0 6-3		0-0 F8	3	0	0	0	2	0	3
<b>Gorman Thomas, R</b> OBP: 0.358, SLG: 0.535 (1, 9)		0-3 K		0-0 F3	0-0 F7			0-0 F8		4	0	0	0	0	1	6
<b>Don Money, R</b> OBP: 0.289, SLG: 0.325 (1, 5)			0-0 F2	0-0 L6		0-0 1B 3-1 1B		0-0 F6		4	0	1	0	0	0	2
<b>Jim Gantner, L</b> OBP: 0.304, SLG: 0.349 (1, 4)			0-0 1B 1B		4-0 SH2-3 1B 4-3 BB	0-0 3-1		0-0 FC6-4 1B		3	1	2	0	1	0	1

BOTTOM													
<b>Toronto Blue Jays @ Milwaukee Brewers</b> Milwaukee County Stadium, Milwaukee, WI	<b>AB 36</b> <b>R 2</b> <b>H 11</b> <b>RBI 2</b> <b>BB 4</b> <b>SO 1</b> <b>LOB 26</b>												
<table border="0"> <tr> <td><b>Inning Stats</b></td> <td>R: 0 H: 0 E: 0 K: 2 S: 2</td> <td>R: 0 H: 1 E: 0 K: 1 S: 6</td> <td>R: 0 H: 2 E: 0 K: 0 S: 5</td> <td>R: 0 H: 1 E: 0 K: 0 S: 4</td> <td>R: 2 H: 2 E: 0 K: 0 S: 5</td> <td>R: 0 H: 2 E: 0 K: 0 S: 5</td> <td>R: 0 H: 0 E: 0 K: 0 S: 3</td> <td>R: 0 H: 1 E: 0 K: 0 S: 4</td> <td>R: 0 H: 2 E: 0 K: 0 S: 5</td> <td>1B: 10 SF: 0 2B: 1 SAC: 1 3B: 0 DP: 0 HR: 0 HBP: 1</td> <td>WP: 1 PA: 43 PB: 0 SB: 0 CS: 1</td> </tr> </table>	<b>Inning Stats</b>	R: 0 H: 0 E: 0 K: 2 S: 2	R: 0 H: 1 E: 0 K: 1 S: 6	R: 0 H: 2 E: 0 K: 0 S: 5	R: 0 H: 1 E: 0 K: 0 S: 4	R: 2 H: 2 E: 0 K: 0 S: 5	R: 0 H: 2 E: 0 K: 0 S: 5	R: 0 H: 0 E: 0 K: 0 S: 3	R: 0 H: 1 E: 0 K: 0 S: 4	R: 0 H: 2 E: 0 K: 0 S: 5	1B: 10 SF: 0 2B: 1 SAC: 1 3B: 0 DP: 0 HR: 0 HBP: 1	WP: 1 PA: 43 PB: 0 SB: 0 CS: 1	
<b>Inning Stats</b>	R: 0 H: 0 E: 0 K: 2 S: 2	R: 0 H: 1 E: 0 K: 1 S: 6	R: 0 H: 2 E: 0 K: 0 S: 5	R: 0 H: 1 E: 0 K: 0 S: 4	R: 2 H: 2 E: 0 K: 0 S: 5	R: 0 H: 2 E: 0 K: 0 S: 5	R: 0 H: 0 E: 0 K: 0 S: 3	R: 0 H: 1 E: 0 K: 0 S: 4	R: 0 H: 2 E: 0 K: 0 S: 5	1B: 10 SF: 0 2B: 1 SAC: 1 3B: 0 DP: 0 HR: 0 HBP: 1	WP: 1 PA: 43 PB: 0 SB: 0 CS: 1		

PITCHER	IP	WLS	BF	H	R	ER	SO	BB	IBB	HBP	BLK	WP	HR	S	P	ERA	WHIP
<b>Mark Bomback, R</b> ERA: 2.08 (1, 1)	7.0	W	33	8	2	2	1	3	1	1	0	1	0	30	47	2.57	1.571
<b>Joey McLaughlin, R</b> ERA: 4.85 (8, 1)	2.0		9	3	0	0	0	0	0	0	0	0	0	9	9	0.00	1.500

Tue Apr 28 1981, 8:05 PM EDT  
Att. 6,433 - Unknown - 45 F



Batter	1	2	3	4	5	6	7	8	9	10	11	12	13	14	AB R H RBI BB SO LOB	TOP																
Lloyd Moseby, L (1, 8) OBP: 0.338, SLG: 0.471	0-0 4-3		0-0 F6			0-0 CS 1B		0-3 K		4-0 IBB			0-0 G6-4-3 1B	0-0 1H 2B	6 0 3 1 1 1 1	<b>Toronto Blue Jays @ Milwaukee Brewers</b> <b>Milwaukee County Stadium, Milwaukee, WI</b> Wed Apr 29 1981, 8:05 PM EDT Att: 7,320 - Unknown - 46 F																
Damaso Garcia, R (1, 4) OBP: 0.280, SLG: 0.282	0-0 CS 1B			0-0 WP 1B		0-0 L8			0-0 F9	0-3 K			0-0 G6-4-3 1-2f	0-0 6-3	7 0 2 0 0 1 5																	
Otto Velez, R (1, 10) OBP: 0.394, SLG: 0.345 Willie Upshaw, L (9, PH) OBP: 0.321, SLG: 0.500	0-3 K			0-0 F8		1-0 HBP			0-0 F9		4-0 FC6-4 BB		4-0 1B 2B BB		2 0 0 0 0 1 2 1 1 0 0 2 0 0																	
John Mayberry, L (1, 3) OBP: 0.448, SLG: 0.490 Rick Bosetti, R (9, PR) OBP: 0.091, SLG: 0.091 Ken Macha, R (9, 3) OBP: 0.125, SLG: 0.250		0-0 F2		0-0 F4		0-0 F4			4-0 1B BB		0-0 FC6-4 G4-6-3		0-0 F9		3 0 0 0 1 0 2 0 0 0 0 0 0 0 2 0 0 0 0 0 2																	
Al Woods, L (1, 7) OBP: 0.276, SLG: 0.286	0-0 3-1			0-3 K			0-0 F7		0-0 1-3 1B		0-0 G4-6-3		0-0 2B 1B		6 1 2 0 0 1 2																	
Barry Bonnell, R (1, 9) OBP: 0.214, SLG: 0.212	0-3 K				0-0 B5-3		0-0 F9		0-3 K			0-0 F7		0-0 PB 1B 2B	6 1 1 2 0 2 2																	
Danny Ainge, R (1, 5) OBP: 0.246, SLG: 0.269		0-0 4-3			0-0 2B		0-0 5-3			0-0 SH1-4 1B		0-0 F5		0-0 6-3	6 0 2 0 0 0 1																	
Alfredo Griffin, S (1, 6) OBP: 0.222, SLG: 0.293			0-0 4-3		0-3 K			0-0 4-3		0-0 SH1-4		0-0 B2-3		0-0 S 1B	5 1 1 1 0 1 1																	
Ernie Whitt, L (1, 2) OBP: 0.234, SLG: 0.217			0-0 1B		0-0 1-3			0-0 5-3		0-0 4-3			0-0 F8	0-0 1H 2B 1B	6 1 2 1 0 0 2																	
<b>Inning Stats</b>	R: 0 E: 0 S: 5	H: 1 LOB: 0 BB: 5 P: 5	R: 0 E: 0 S: 5	H: 0 LOB: 0 BB: 0 P: 5	R: 0 E: 0 S: 4	H: 1 LOB: 1 BB: 4 P: 4	R: 0 E: 0 S: 6	H: 1 LOB: 1 BB: 0 P: 6	R: 0 E: 0 S: 3	H: 0 LOB: 0 BB: 0 P: 3	R: 0 E: 0 S: 5	H: 0 LOB: 0 BB: 5 P: 5	R: 0 E: 0 S: 3	H: 1 LOB: 2 BB: 1 P: 10	R: 0 E: 0 S: 2		H: 0 LOB: 0 BB: 1 P: 6	R: 0 E: 0 S: 3	H: 0 LOB: 0 BB: 3 P: 3	R: 0 E: 0 S: 3	H: 1 LOB: 0 BB: 0 P: 3	R: 5 E: 0 S: 8	H: 5 LOB: 1 BB: 12 P: 12	1B: 10 2B: 3 3B: 0 HR: 0	SF: 0 SAC: 1 DP: 2 HBP: 1	WP: 1 PB: 1 SB: 1 CS: 2	PA: 56					
<b>PITCHER</b>	IP WLS BF H R ER SO BB IBB HBP BLK WP HR S P ERA WHIP																															
Jim Staton, R (1, 1) ERA: 2.13	8.2	32	6	0	0	5	1	0	1	0	1	0	0	40	45		0.00	0.808														
Rollie Fingers, R (9, 1) ERA: 0.53	4.1	15	2	0	0	2	1	1	0	0	0	0	0	17	25		0.00	0.692														
Jamie Easterly, L (14, 1) ERA: 3.18	0.1	L	3	1	2	0	1	0	0	0	0	0	0	2	6		54.00	6.000														
Reggie Cleveland, R (14, 1) ERA: 7.94	0.2	6	4	3	3	0	0	0	0	0	0	0	0	6	6	40.50	6.000															

livebaseballscores.com

AB	50
R	5
H	13
RBI	5
BB	4
SO	7
LOB	20





Batter	1	2	3	4	5	6	7	8	9	10	11	12	13	14	AB	R	H	RBI	BB	SO	LOB
Paul Molitor, R (1, 8) OBP: 0.328, SLG: 0.361	K		G1-6-3 BB			SH1-4		6-3		FC6-4			F8		4	0	0	0	1	1	2
Robin Yount, R (1, 6) OBP: 0.275, SLG: 0.279	4-3		G1-6-3			BB BB		F7				L8	CS	6-3	5	0	0	0	1	0	1
Cecil Cooper, L (1, 3) OBP: 0.235, SLG: 0.206	L8			F8		BB BB		K				F7		K	5	0	0	0	1	2	0
Ted Simmons, S (1, 10) OBP: 0.234, SLG: 0.333		6-3		6-3		F4			5-3			F5		4-3	6	0	0	0	0	0	3
Ben Oglivie, L (1, 7) OBP: 0.358, SLG: 0.500		BB 1B		K		5-3			F5			G3			5	0	1	0	0	1	3
Gorman Thomas, R (1, 9) OBP: 0.328, SLG: 0.479		K			F4		K		5-3			F7			5	0	0	0	0	2	1
Don Money, R (1, 5) OBP: 0.280, SLG: 0.295		BB			F9		4-3			F8		F6			4	0	0	0	1	0	0
Charlie Moore, R (1, 2) OBP: 0.250, SLG: 0.625		L9			F7					F5			4-3		5	0	1	0	0	0	2
Jim Gantner, L (1, 4) OBP: 0.306, SLG: 0.333			B4-3												2	0	0	0	0	1	1
Larry Hisle, R (10, PH) OBP: 0.279, SLG: 0.447						BB SH1-4		K							1	0	0	0	0	0	0
Ed Romero, R (10, PR) OBP: 0.250, SLG: 0.250						HBP				E5 FC6-4			CS 1B		1	0	1	0	0	0	0

Inning Stats	R: 0	H: 0	E: 0	K: 1	S: 5	R: 0	H: 1	E: 0	K: 1	S: 6	R: 0	H: 0	E: 0	K: 0	S: 2	R: 0	H: 0	E: 0	K: 1	S: 5	R: 0	H: 0	E: 0	K: 0	S: 3	R: 0	H: 0	E: 0	K: 0	S: 3	R: 0	H: 1	E: 0	K: 2	S: 8	R: 0	H: 0	E: 0	K: 1	S: 5	R: 0	H: 0	E: 0	K: 0	S: 3	R: 0	H: 0	E: 1	K: 0	S: 4	R: 0	H: 0	E: 0	K: 0	S: 3	R: 0	H: 0	E: 0	K: 0	S: 3	R: 0	H: 1	E: 0	K: 1	S: 5	R: 0	H: 0	E: 0	K: 0	S: 5	R: 0	H: 0	E: 0	K: 0	S: 3	R: 0	H: 0	E: 0	K: 0	S: 3	R: 0	H: 0	E: 0	K: 0	S: 3	R: 0	H: 0	E: 0	K: 0	S: 3
PITCHER	IP	WLS	BF	H	R	ER	SO	BB	IBB	HBP	BLK	WP	HR	S	P	ERA	WHIP																																																																									
Jerry Garvin, L (1, 1) ERA: 1.1	5.0		17	1	0	0	3	2	0	0	0	0	0	1	29	0.00	0.600																																																																									
Mike Barlow, R (6, 1) ERA: 5.4	0.1		4	0	0	0	0	2	0	1	0	0	0	1	10	0.00	6.000																																																																									
Mike Willis, L (6, 1) ERA: 4.73	4.2		16	1	0	0	3	0	0	0	0	0	0	22	22	0.00	0.214																																																																									
Luis Leal, R (11, 1) ERA: 4.03	3.0	W	9	1	0	0	0	0	0	0	0	0	0	9	9	0.00	0.333																																																																									
Joey McLaughlin, R (14, 1) ERA: 4.5	1.0		3	0	0	0	1	0	0	0	0	0	0	5	5	0.00	0.000																																																																									

**Toronto Blue Jays @ Milwaukee Brewers**  
 Milwaukee County Stadium, Milwaukee, WI  
 Wed Apr 29 1981, 8:05 PM EDT  
 Att: 7,320 - Unknown - 46 F

AB	43
R	0
H	3
RBI	0
BB	4
SO	7
LOB	13



WP: 0	PA: 50
PB: 0	SB: 0
CS: 1	

Batter	1	2	3	4	5	6	7	8	9	AB R H RBI BB SO LOB	TOP																													
Lloyd Moseby, L (1, 8) OBP: 0.321, SLG: 0.444	0-0 F5		0-3 K			0-0 F7		0-0 FC4-6		4 0 0 0 0 1 3																														
Damaso Garcia, R (1, 4) OBP: 0.273, SLG: 0.274 Garth Iorg, R (6, 4) OBP: 0.364, SLG: 0.400	0-0 1-3			0-0 6-3			0-0 5-3		0-0 4-3	2 0 0 0 0 0 0 2 0 0 0 0 0 0																														
Al Woods, L (1, 7) OBP: 0.258, SLG: 0.267	0-0 4-3			0-3 K			0-3 K		0-0 F9	4 0 0 0 0 2 0																														
John Mayberry, L (1, 3) OBP: 0.437, SLG: 0.463		0-0 F8		0-3 K			4-0 BB		0-0 F9	3 0 0 0 1 1 0																														
Otto Velez, R (1, 10) OBP: 0.378, SLG: 0.328		0-3 K			0-0 1-3		0-0 F8			3 0 0 0 0 1 1																														
Barry Bonnell, R (1, 9) OBP: 0.237, SLG: 0.222		0-0 L4			0-0 G5-4-3 1B					2 0 1 0 1 0 0																														
Danny Ainge, R (1, 5) OBP: 0.236, SLG: 0.257			0-0 L5		0-0 G5-4-3			4-0 FC6-4 BB		3 0 0 0 0 0 2																														
Alfredo Griffin, S (1, 6) OBP: 0.214, SLG: 0.282			0-0 5-3			0-0 6-3		0-0 FC1-4 1B		3 0 0 0 0 0 1																														
Ernie Whitt, L (1, 2) OBP: 0.242, SLG: 0.226 George Bell, R (8, PH) OBP: 0.214, SLG: 0.286 Dan Whitmer, R (8, 2) OBP: 0.200, SLG: 0.400			0-0 1B			0-3 K		0-0 FC4-6 1B		2 0 1 0 0 1 0 1 0 1 0 0 0 0 0 0 0 0 0 0 0																														
<b>Inning Stats</b>	R: 0 E: 0 K: 0 S: 3	H: 0 LOB: 0 BB: 0 P: 3	R: 0 E: 0 K: 1 S: 5	H: 0 LOB: 0 BB: 0 P: 5	R: 0 E: 0 K: 1 S: 6	H: 1 LOB: 1 BB: 0 P: 6	R: 0 E: 0 K: 2 S: 7	H: 0 LOB: 0 BB: 0 P: 7	R: 0 E: 0 K: 0 S: 3	H: 1 LOB: 0 BB: 0 P: 3	R: 0 E: 0 K: 1 S: 5	H: 0 LOB: 0 BB: 0 P: 5	R: 0 E: 0 K: 1 S: 5	H: 0 LOB: 1 BB: 1 P: 9	R: 0 E: 0 K: 0 S: 4	H: 1 LOB: 2 BB: 1 P: 8	R: 0 E: 0 K: 0 S: 3	H: 0 LOB: 0 BB: 0 P: 3	1B: 3 2B: 0 3B: 0 HR: 0	SF: 0 SAC: 0 DP: 1 HBP: 0	WP: 0 PB: 0 SB: 0 CS: 0	PA: 31																		
<b>PITCHER</b> Mike Flanagan, L (1, 1) ERA: 2.7	IP 9.0	WLS W	BF 31	H 3	R 0	ER 0	SO 6	BB 2	IBB 0	HBP 0	BLK 0	WP 0	HR 0	S 41	P 49	ERA 0.00	WHIP 0.556						<b>PITCHER</b>	IP 9.0	WLS W	BF 31	H 3	R 0	ER 0	SO 6	BB 2	IBB 0	HBP 0	BLK 0	WP 0	HR 0	S 41	P 49	ERA 0.00	WHIP 0.556

Toronto Blue Jays @ Baltimore Orioles  
 Memorial Stadium, Baltimore, MD  
 Thu Apr 30 1981, 7:05 PM EDT  
 Att. 7,726 - Unknown

livebaseballscorecards.com

AB 29  
 R 0  
 H 3  
 RBI 0  
 BB 2  
 SO 6  
 LOB 7





Batter	1	2	3	4	5	6	7	8	9	AB	R	H	RBI	BB	SO	LOB
Al Bumbry, L OBP: 0.290, SLG: 0.274 (1, 8)	0-0 F9 1B	0-0 2B			0-0 1-3 1B		0-0 S 1B			4	0	2	1	0	0	0
Rich Dauer, R OBP: 0.344, SLG: 0.368 Lenn Sakata, R (7, PR) (8, 4)	0-0 F8 1B	0-0 5-3 1B			0-0 F8 1B		4-0 BB 1B			3	0	0	0	1	0	1
Ken Singleton, S OBP: 0.517, SLG: 0.981 Gary Roenicke, R OBP: 0.314, SLG: 0.241 (1, 9) (8, 9)	0-0 HR		0-0 4-3 1B		0-0 4-3 1B		0-0 F8 1B			4	1	1	1	0	0	3
Eddie Murray, S OBP: 0.175, SLG: 0.189 (1, 3)	0-0 G3 1B		0-0 6-3 1B			0-0 3-1 1B		0-0 F5 1B		4	0	0	0	0	0	0
John Lowenstein, L OBP: 0.219, SLG: 0.226 (1, 7)		0-3 K 1B	0-0 F7 1B		0-3 K 1B		0-0 F7 2B			4	0	1	0	0	2	0
Terry Crowley, L OBP: 0.517, SLG: 0.350 (1, 10)		4-0 E 1B BB		0-0 4-3 1B		0-0 L1 1B		4-0 BB 1B		2	1	0	0	2	0	0
Dan Graham, L OBP: 0.241, SLG: 0.296 (1, 2)		0-0 E4 1B E		0-3 K 1B		4-0 1B WP BB		0-0 F7 1B		3	1	0	0	1	1	3
Doug DeCinces, R OBP: 0.259, SLG: 0.260 (1, 5)		0-0 E5 2B 1B		0-0 1B		0-0 5-3 1B		0-0 1-3 1B		4	1	2	1	0	0	3
Mark Belanger, R OBP: 0.103, SLG: 0.079 (1, 6)		0-0 1-3 1B		0-0 F4 1B		0-0 F3 1B				3	0	0	0	0	0	3

BOTTOM																		
<p style="text-align: center;"><b>Toronto Blue Jays @ Baltimore Orioles</b>  <b>Memorial Stadium, Baltimore, MD</b>          Thu Apr 30 1981, 7:05 PM EDT          Att. 7,726 - Unknown</p>																		
											AB	31						
											R	4						
											H	6						
											RBI	3						
											BB	4						
											SO	3						
											LOB	13						
											WP: 1	PA: 35						
											PB: 0							
											SB: 1							
											CS: 0							

Inning Stats	R: 1	H: 1	E: 0	LOB: 0	K: 0	S: 4	R: 3	H: 2	E: 2	LOB: 1	K: 1	S: 8	R: 0	H: 0	E: 0	LOB: 0	K: 0	S: 3	R: 0	H: 1	E: 0	LOB: 1	K: 1	S: 6	R: 0	H: 0	E: 0	LOB: 0	K: 0	S: 3	R: 0	H: 0	E: 0	LOB: 0	K: 1	S: 5	R: 0	H: 1	E: 0	LOB: 3	K: 0	S: 4	R: 0	H: 1	E: 0	LOB: 2	K: 0	S: 4	1B: 3	SF: 0	2B: 2	SAC: 0	3B: 0	DP: 0	HR: 1	HBP: 0	WP: 1	PA: 35
--------------	------	------	------	--------	------	------	------	------	------	--------	------	------	------	------	------	--------	------	------	------	------	------	--------	------	------	------	------	------	--------	------	------	------	------	------	--------	------	------	------	------	------	--------	------	------	------	------	------	--------	------	------	-------	-------	-------	--------	-------	-------	-------	--------	-------	--------

PITCHER	IP	WLS	BF	H	R	ER	SO	BB	IBB	HBP	BLK	WP	HR	S	P	ERA	WHIP
Jackson Todd, R ERA: 4.23 (1, 1)	7.0	L	30	5	4	2	3	3	0	0	0	1	1	33	45	2.57	1.143
Mike Barlow, R ERA: 3.38 (8, 1)	1.0		5	1	0	0	0	1	0	0	0	0	0	4	8	0.00	2.000



[livebaseballscorecards.com](http://livebaseballscorecards.com)

Batter	1	2	3	4	5	6	7	8	9	AB R H RBI BB SO LOB	TOP	
Lloyd Moseby, L (1, 8) OBP: 0.318, SLG: 0.474	0-0 1-3		0-3 K			0-0 3-1		0-0 HR		4 1 1 1 0 1 0	<b>Toronto Blue Jays @ Baltimore Orioles</b> <b>Memorial Stadium, Baltimore, MD</b> Sat May 02 1981, 7:05 PM EDT Unknown - 57 F	
Garth Iorg, R (1, 4) OBP: 0.333, SLG: 0.357	0-0 2B 1B		0-0 6-3			0-0 F7		0-0 E5		4 1 1 0 0 0 0		
Willie Upshaw, L (1, 3) OBP: 0.281, SLG: 0.429	0-0 F5		0-0 L9			0-0 4-3		0-0 4-3		4 0 0 0 0 0 2		
John Mayberry, L (1, 10) OBP: 0.427, SLG: 0.466	0-0 2B			0-0 4-3			0-0 F9		0-3 K	4 1 1 1 0 1 0		
Al Woods, L (1, 7) OBP: 0.273, SLG: 0.297	0-0 2B			0-0 6-3			0-0 1B		0-0 F6	4 0 2 1 0 0 0		
Barry Bonnell, R (1, 9) OBP: 0.222, SLG: 0.207	0-0 5-3			0-0 F9			0-0 F8		0-0 F3	4 0 0 0 0 0 2		
Danny Ainge, R (1, 5) OBP: 0.227, SLG: 0.247		0-0 F9			0-0 F3					3 0 0 0 0 0 1		
Alfredo Griffin, S (1, 6) OBP: 0.207, SLG: 0.272		0-0 F6			0-3 K				0-0 1-3	3 0 0 0 0 1 0		
Ernie Whitt, L (1, 2) OBP: 0.232, SLG: 0.215 Dan Whitmer, R (9, 2) OBP: 0.200, SLG: 0.400		0-0 4-3			0-0 F5				0-0 4-3	3 0 0 0 0 0 0 0 0 0 0 0 0 0		
<b>Inning Stats</b>	R: 2 H: 3 E: 0 LOB: 1 K: 0 BB: 0 S: 6 P: 6	R: 0 H: 0 E: 0 LOB: 0 K: 0 BB: 0 S: 3 P: 3	R: 0 H: 0 E: 0 LOB: 0 K: 1 BB: 0 S: 5 P: 5	R: 0 H: 0 E: 0 LOB: 0 K: 0 BB: 0 S: 3 P: 3	R: 0 H: 0 E: 0 LOB: 0 K: 1 BB: 0 S: 5 P: 5	R: 0 H: 0 E: 0 LOB: 0 K: 1 BB: 0 S: 3 P: 3	R: 0 H: 1 E: 0 LOB: 1 K: 0 BB: 0 S: 4 P: 4	R: 1 H: 1 E: 1 LOB: 1 K: 0 BB: 0 S: 5 P: 5	R: 0 H: 0 E: 0 LOB: 0 K: 1 BB: 0 S: 5 P: 5	1B: 2 SF: 0 2B: 2 SAC: 0 3B: 0 DP: 0 HR: 1 HBP: 0	WP: 1 PA: 33 PB: 0 SB: 0 CS: 0	
<b>PITCHER</b> Jim Palmer, R (1, 1) ERA: 2.86	IP WLS BF H R ER SO BB IBB HBP BLK WP HR S P ERA WHIP	9.0 W 33 5 3 3 3 0 0 0 0 1 1 39 39 3.00 0.556										

AB	33
R	3
H	5
RBI	3
BB	0
SO	3
LOB	5



livebaseballscorecards.com



Batter	1	2	3	4	5	6	7	8	9	AB R H RBI BB SO LOB
<b>Al Bumbry, L</b> OBP: 0.311, SLG: 0.288 (1, 8)	4-0 BB BB		X 0-0 FC6-4 1B	X 0-0 G6-4-3 1B		X 0-0 6-3		X 0-0 F3		4 0 2 1 1 0 3
<b>Lenn Sakata, R</b> (1, 4) (9, 6)	0-0 F4		X 0-0 FC6-4 1B	X 0-0 G6-4-3 1B			0-3 K		4-0 SH5-4 2B BB	4 1 0 0 1 1 4
<b>Ken Singleton, S</b> OBP: 0.532, SLG: 0.964 (1, 10)	4-0 1-2 BB		X 0-0 1-3 1B		4-0 3-4-3 BB		0-3 K		0-0 SH5-4	2 0 1 0 2 1 0
<b>Eddie Murray, S</b> OBP: 0.178, SLG: 0.171 (1, 3)	0-3 K		X 0-0 F7		0-0 3-4-3		0-0 E6		4-0 2B IBB	4 0 0 0 1 1 5
<b>John Lowenstein, L</b> OBP: 0.250, SLG: 0.212 (1, 7)	0-0 1-3			4-0 1B BB	4-0 G4-6-3 BB		0-0 F8		0-0 2B	2 1 0 0 2 0 3
<b>Jose Morales, R</b> OBP: 0.636, SLG: 0.700 (9, PH)									1-3 2-H	1 0 1 1 0 0 0
<b>Dan Graham, L</b> OBP: 0.303, SLG: 0.333 (1, 2)		4-0 BB BB		X 0-0 1B BB	X 0-0 G4-6-3			X 0-0 SH1-3 1B		3 1 2 0 1 0 2
<b>Rick Dempsey, R</b> OBP: 0.250, SLG: 0.257 (8, PR) (9, 2)				0-0 1-3 1B	0-0 1-2					0 0 0 0 0 0 0
<b>Doug DeCinces, R</b> OBP: 0.259, SLG: 0.245 (1, 5)		0-0 G5-4-3 BB		4-0 FC1-5 1B BB		X 0-0 F5		X 0-0 B5		3 0 0 0 1 0 2
<b>Gary Roenicke, R</b> OBP: 0.342, SLG: 0.258 (1, 9)		4-0 CS BB		0-0 1-2 2-H 3-H 1B		X 0-0 E5		X 0-0 SH1-3		2 1 1 2 1 0 0
<b>Wayne Krenchicki, L</b> OBP: 0.100, SLG: 0.100 (1, 6)		0-0 CS		0-0 1-2 2-3f 1B		X 0-0 F7		4-0 BB		3 0 0 0 0 0 3
<b>Terry Crowley, L</b> OBP: 0.517, SLG: 0.350 (8, PH)			0-0 4-3							0 0 0 0 0 0 0
<b>Benny Ayala, R</b> OBP: 0.462, SLG: 0.600 (8, PH)										0 0 0 0 1 0 0
<b>Rich Dauer, R</b> OBP: 0.344, SLG: 0.368 (9, 4)										0 0 0 0 0 0 0


Inning Stats	R: 0	H: 0	E: 0	K: 1	S: 5	LOB: 2	BB: 2	P: 13	R: 0	H: 0	E: 0	K: 0	S: 1	LOB: 0	BB: 2	P: 9	R: 0	H: 2	E: 0	K: 0	S: 5	LOB: 2	BB: 0	P: 5	R: 3	H: 3	E: 0	K: 0	S: 5	LOB: 1	BB: 2	P: 13	R: 0	H: 0	E: 0	K: 0	S: 2	LOB: 1	BB: 2	P: 10	R: 0	H: 0	E: 1	K: 0	S: 4	LOB: 1	BB: 0	P: 4	R: 0	H: 0	E: 1	K: 2	S: 8	LOB: 1	BB: 0	P: 8	R: 0	H: 1	E: 0	K: 0	S: 4	LOB: 2	BB: 1	P: 8	R: 1	H: 1	E: 0	K: 0	S: 2	LOB: 2	BB: 2	P: 10	1B: 6	SF: 0	2B: 1	SAC: 2	3B: 0	DP: 3	HR: 0	HBP: 0	WP: 0	PA: 42
--------------	------	------	------	------	------	--------	-------	-------	------	------	------	------	------	--------	-------	------	------	------	------	------	------	--------	-------	------	------	------	------	------	------	--------	-------	-------	------	------	------	------	------	--------	-------	-------	------	------	------	------	------	--------	-------	------	------	------	------	------	------	--------	-------	------	------	------	------	------	------	--------	-------	------	------	------	------	------	------	--------	-------	-------	-------	-------	-------	--------	-------	-------	-------	--------	-------	--------

PITCHER	IP	WLS	BF	H	R	ER	SO	BB	IBB	HBP	BLK	WP	HR	S	P	ERA	WHIP
<b>Dave Stieb, R</b> ERA: 4.18 (1, 1)	3.1		19	5	3	3	1	6	0	0	0	0	0	15	39	8.10	3.300
<b>Joey McLaughlin, R</b> ERA: 3.44 (4, 1)	4.1		16	1	0	0	2	2	0	0	0	0	0	18	26	0.00	0.692
<b>Mike Willis, L</b> ERA: 5.14 (8, 1)	0.2	L	6	1	1	1	0	2	1	0	0	0	0	3	15	13.50	4.500

**Toronto Blue Jays @ Baltimore Orioles**  
**Memorial Stadium, Baltimore, MD**  
 Sat May 02 1981, 7:05 PM EDT  
 Unknown - 57 F

AB	28
R	4
H	7
RBI	4
BB	11
SO	3
LOB	22



Batter	1	2	3	4	5	6	7	8	9	AB R H RBI BB SO LOB	TOP									
Alfredo Griffin, S (1, 6) OBP: 0.198, SLG: 0.259	0-0 4-3		0-0 1-3		0-0 F8		0-0 F9			4 0 0 0 0 0 2										
Garth Iorg, R (1, 4) OBP: 0.263, SLG: 0.278	0-0 F7			0-0 F8		0-3 K		0-0 F7		4 0 0 0 0 1 0										
George Bell, R (1, 7) OBP: 0.333, SLG: 0.556	0-0 6-3			0-0 HR		0-0 1B		0-0 1B WP		4 2 3 1 0 0 0										
Otto Velez, R (1, 10) OBP: 0.385, SLG: 0.317		4-0 BB FC6-4		4-0 BB		0-0 F8		0-3 K 1-2		2 0 0 0 2 1 2										
Barry Bonnell, R (1, 9) OBP: 0.224, SLG: 0.210		0-0 L8		0-0 F8		0-0 F8		0-0 1B 2-H		4 0 1 1 0 0 3										
Ken Macha, R (1, 3) OBP: 0.167, SLG: 0.250		0-0 FC6-4 1-2f		0-0 F8			0-0 G3 1B WP	0-0 G3		4 1 1 0 0 0 3										
Danny Ainge, R (1, 5) OBP: 0.215, SLG: 0.234		0-0 1-3			0-0 L8		0-0 G3 1-3		0-0 6-3	4 0 0 0 0 0 2	AB 33 R 3 H 7 RBI 3 BB 3 SO 2 LOB 15									
Rick Bosetti, R (1, 8) OBP: 0.267, SLG: 0.214			0-0 F7		4-0 BB CS		0-0 1B 3-H		0-0 1B G5-4-3	3 0 2 1 1 0 0										
Dan Whitmer, R (1, 2) OBP: 0.111, SLG: 0.222			0-0 6-3		0-0 E6 1-2		0-0 F9 1-2		0-0 G5-4-3 1-2f	4 0 0 0 0 0 3										
<b>Inning Stats</b>	R: 0 E: 0 K: 0 S: 3	H: 0 LOB: 0 BB: 0 P: 3	R: 0 E: 0 K: 0 S: 3	H: 0 LOB: 1 BB: 1 P: 7	R: 0 E: 0 K: 0 S: 3	H: 0 LOB: 0 BB: 0 P: 3	R: 1 E: 0 K: 0 S: 4	H: 1 LOB: 1 BB: 1 P: 8	R: 0 E: 1 K: 1 S: 6	H: 1 LOB: 1 BB: 0 P: 6	R: 1 E: 0 K: 0 S: 5	H: 2 LOB: 1 BB: 0 P: 5	R: 1 E: 0 K: 1 S: 7	H: 2 LOB: 1 BB: 0 P: 7	R: 0 E: 0 K: 0 S: 3	H: 1 LOB: 0 BB: 0 P: 3	1B: 6 2B: 0 3B: 0 HR: 1	SF: 0 SAC: 0 DP: 1 HBP: 0	WP: 2 PB: 0 SB: 0 CS: 1	PA: 36
<b>PITCHER</b> Scott McGregor, L (1, 1) ERA: 3.33	IP 9.0 WLS W BF 36 H 7 R 3 ER 3 SO 2 BB 3 IBB 0 HBP 0 BLK 0 WP 2 HR 1 S 37 P 49 ERA 3.00 WHIP 1.111											<b>PITCHER</b>	IP WLS BF H R ER SO BB IBB HBP BLK WP HR S P ERA WHIP							

Toronto Blue Jays @ Baltimore Orioles  
 Memorial Stadium, Baltimore, MD  
 Sat May 02 1981, 7:05 PM EDT  
 Att. 16,402 - Unknown - 55 F

livebaseballscores.com



Batter	1	2	3	4	5	6	7	8	9	AB	R	H	RBI	BB	SO	LOB	BOTTOM			
<b>Al Bumbry, L</b> OBP: 0.342, SLG: 0.304 (1, 8)	4-0 BB S BB		0-0 G5-2-3 1-2 1B		0-0 G3 S 1B	4-0 BB 1B BB	0-0 F7			3	1	2	1	2	0	0	<b>Toronto Blue Jays @ Baltimore Orioles</b> Memorial Stadium, Baltimore, MD Sat May 02 1981, 7:05 PM EDT Att. 16,402 - Unknown - 55 F			
<b>Rich Dauer, R</b> OBP: 0.364, SLG: 0.377 (1, 4)	0-0 F5 1-2		0-0 G5-2-3 1-2 1B		0-0 F8 1-2	4-0 BB 1B BB		0-0 1B 1B		4	1	2	1	1	0	3				
<b>Ken Singleton, S</b> OBP: 0.530, SLG: 0.930 (1, 9) <b>Gary Roenicke, R</b> OBP: 0.359, SLG: 0.281 (6, PR) (7, 9)	4-0 BB		0-0 G5-2-3 1-2 2-3 3-H		0-0 G3 2-3 3-H	4-0 1B BB		0-0 1B		2	0	0	2	2	0	4				
<b>Eddie Murray, S</b> OBP: 0.180, SLG: 0.174 (1, 3)	0-3 K		0-0 4-3		0-0 F8 1-3 2-H 3-H	0-0 1B		0-0 F7		5	0	1	2	0	1	7				
<b>Terry Crowley, L</b> OBP: 0.441, SLG: 0.280 (1, 10)	0-0 F5			0-0 F8		0-0 F9 F8		0-3 K		5	0	0	0	0	1	6				
<b>Jim Dwyer, L</b> OBP: 0.303, SLG: 0.387 (1, 7)		0-0 F4		0-0 F8		0-0 F7	0-0 F4	0-0 F7		5	0	0	0	0	0	2				
<b>Dan Graham, L</b> OBP: 0.333, SLG: 0.323 (1, 5) <b>Doug DeCinces, R</b> OBP: 0.271, SLG: 0.259 (6, PR) (7, 5)		0-0 3-1		4-0 BB BB		4-0 BB 1B BB	0-0 1B 1B			1	0	0	0	2	0	0				
<b>Rick Dempsey, R</b> OBP: 0.273, SLG: 0.282 (1, 2)		0-0 4-3		0-0 F3		0-0 BB BB 1B	0-0 2B E 1B			4	2	2	0	0	0	1				
<b>Wayne Krenchicki, L</b> OBP: 0.357, SLG: 0.462 (1, 6)			0-0 1B G5-2-3 1B		0-0 1B G3 2B	4-0 BB BB BB	0-0 E9 1-H 2-H			3	2	3	1	1	0	0				
<b>Inning Stats</b>	R: 0 E: 0 K: 1 S: 5	H: 0 LOB: 2 BB: 2 P: 13	R: 0 E: 0 K: 0 S: 3	H: 0 LOB: 0 BB: 0 P: 3	R: 0 E: 0 K: 0 S: 5	H: 3 LOB: 2 BB: 0 P: 5	R: 0 E: 0 K: 0 S: 3	H: 0 LOB: 1 BB: 1 P: 7	R: 1 E: 0 K: 0 S: 5	H: 2 LOB: 1 BB: 0 P: 5	R: 5 E: 0 K: 0 S: 5	H: 2 LOB: 2 BB: 5 P: 25	R: 2 E: 1 K: 0 S: 5	H: 3 LOB: 0 BB: 0 P: 5	R: 0 E: 0 K: 1 S: 7	H: 2 LOB: 2 BB: 0 P: 7			1B: 10 2B: 2 3B: 0 HR: 0	SF: 0 SAC: 0 DP: 1 HBP: 0
<b>PITCHER</b>	IP WLS L	WLS BF	H R ER SO	BB IBB HBP BLK	WP HR S P	ERA WHIP	<b>PITCHER</b>	IP WLS L	WLS BF	H R ER SO	BB IBB HBP BLK	WP HR S P	ERA WHIP							
<b>Luis Leal, R</b> ERA: 4.5 (1, 1)	5.2	27	6 4 4 1	5	0 0 0 0	6.35 1.941	<b>Jerry Garvin, L</b> ERA: 1.65 (6, 1)	0.0	1	0 0 0 0	1	0 0 0 0	∞ ∞							
<b>Roy Lee Jackson, R</b> ERA: 1.54 (6, 1)	0.0	3	1 2 2 0	2	0 0 0 0	∞ ∞	<b>Mike Barlow, R</b> ERA: 3.6 (6, 1)	2.1	11	5 2 1 1	0	0 0 0 0	3.86 2.143							

livebaseballscorecards.com

<b>AB</b>	<b>34</b>
<b>R</b>	<b>8</b>
<b>H</b>	<b>12</b>
<b>RBI</b>	<b>7</b>
<b>BB</b>	<b>8</b>
<b>SO</b>	<b>2</b>
<b>LOB</b>	<b>23</b>



Toronto Blue Jays @ Baltimore Orioles  
 Memorial Stadium, Baltimore, MD

Sun May 03 1981, 3:33 AM EDT  
 Att: 23,898 - Unknown

AB	34
R	4
H	10
RBI	3
BB	5
SO	6
LOB	15



Batter	1	2	3	4	5	6	7	8	9	AB R H RBI BB SO LOB
Lloyd Moseby, L (1, 8) OBP: 0.300, SLG: 0.444	0-0 4-3		0-0 G3		0-0 1-3		0-0 1-4-3	0-3 K2-3		5 0 0 0 0 1 5
Danny Ainge, R (1, 5) OBP: 0.202, SLG: 0.220	0-0 6-3		0-0 4-3			0-0 5-3	0-0 5-3		0-0 6-3	5 0 0 0 0 0 1
Willie Upshaw, L (1, 3) OBP: 0.324, SLG: 0.531	4-0 BB BB		0-3 K			0-0 1B SF8 1B			0-0 F7	4 2 2 1 1 1 0
John Mayberry, L (1, 10) OBP: 0.443, SLG: 0.467 Rick Bosetti, R (8, PR) OBP: 0.267, SLG: 0.214 Otto Velez, R (9, PH) OBP: 0.392, SLG: 0.317	4-0 1-2 BB			0-0 F9		0-0 1-3 1B		4-0 WP SH5-4 1B BB	4-0 1B CS BB	2 0 1 0 2 0 0 0 1 0 0 0 0 0 0 0 0 0 1 0 0
Al Woods, L (1, 7) OBP: 0.261, SLG: 0.288 Barry Bonnell, R (8, 7) OBP: 0.235, SLG: 0.222	0-0 G3			0-0 G3		0-0 SF8		0-0 SH5-4	0-0 1-3 1B	2 0 0 1 0 0 2 1 0 1 0 0 0 0
George Bell, R (1, 9) OBP: 0.318, SLG: 0.500		0-3 K		0-3 K		0-0 4-3		0-0 2B 1B	0-0 CS	4 0 1 1 0 2 1
Garth Iorg, R (1, 4) OBP: 0.304, SLG: 0.364		0-0 6-3			0-0 6-3		0-0 FC5-4 1B PB 1B		0-0 1-3 2B	4 1 2 0 0 0 0
Alfredo Griffin, S (1, 6) OBP: 0.221, SLG: 0.273		0-0 1B			0-3 K		0-0 FC5-4 1-2 1B		4-0 IBB	3 0 2 0 1 1 0
Ernie Whitt, L (1, 2) OBP: 0.233, SLG: 0.217		0-0 4-3			0-0 1B		0-0 FC5-4 E 1-2 2-3		0-3 K	4 0 1 0 0 1 6

Inning Stats	R: 0	H: 0	R: 0	H: 1	R: 0	H: 0	R: 0	H: 0	R: 0	H: 1	R: 1	H: 2	R: 1	H: 2	R: 2	H: 3	R: 0	H: 1	1B: 8	SF: 1	WP: 1	PA: 42
E: 0	LOB: 2	E: 0	LOB: 1	E: 0	LOB: 0	E: 0	LOB: 0	E: 0	LOB: 1	E: 0	LOB: 1	E: 0	LOB: 3	E: 0	LOB: 3	E: 0	LOB: 1	2B: 1	SAC: 1	PB: 1		
K: 0	BB: 2	K: 1	BB: 0	K: 1	BB: 0	K: 0	BB: 0	K: 0	BB: 0	K: 0	BB: 0	K: 0	BB: 1	K: 2	BB: 2	K: 0	BB: 1	3B: 0	DP: 0	SB: 0		
S: 3	P: 11	S: 6	P: 6	S: 5	P: 5	S: 5	P: 5	S: 6	P: 6	S: 5	P: 5	S: 5	P: 5	S: 10	P: 18	S: 3	P: 7	HR: 1	HBP: 0	CS: 1		

PITCHER	IP	WLS	BF	H	R	ER	SO	BB	IBB	HBP	BLK	WP	HR	S	P	ERA	WHIP
Steve Stone, R (1, 1) ERA: 6.15	7.0	L	31	7	4	4	4	3	0	0	0	0	1	36	48	5.14	1.429
Tippy Martinez, L (8, 1) ERA: 1.86	1.2		10	3	0	0	2	1	1	0	0	1	0	12	20	0.00	2.400
Tim Stoddard, R (9, 1) ERA: 6.23	0.1		0	0	0	0	0	0	0	0	0	0	0	0	0	0.00	0.000

WP: 1	PA: 42
PB: 1	
SB: 0	
CS: 1	



Batter	1	2	3	4	5	6	7	8	9	AB	R	H	RBI	BB	SO	LOB
Al Bumbry, L (1, 8) OBP: 0.341, SLG: 0.347 Benny Ayala, R (8, PH) OBP: 0.429, SLG: 0.545 Lenn Sakata, R (9, 6)	0-0 4-3			0-0 4-3		0-0 2-H HR		0-0 F9		3	1	1	2	0	0	0
Rich Dauer, R (1, 4) OBP: 0.343, SLG: 0.354	0-0 1-3			0-0 6-3		0-0 F8		0-0 F9		4	0	0	0	0	0	2
Ken Singleton, S (1, 9) OBP: 0.514, SLG: 0.883	0-0 3-1			0-0 F7			0-0 4-3		4-0 BB	3	0	0	0	1	0	0
Eddie Murray, S (1, 3) OBP: 0.167, SLG: 0.160		0-0 1-3			0-0 4-3		0-0 4-3		0-0 G4-6-3	4	0	0	0	0	0	1
Terry Crowley, L (1, 10) OBP: 0.447, SLG: 0.266		0-0 G3			0-0 F7		4-0 BB		0-0 1B	3	0	1	0	1	0	0
Dan Graham, L (1, 2) OBP: 0.325, SLG: 0.314 Rick Dempsey, R (9, PR) OBP: 0.273, SLG: 0.282		0-3 K			0-0 3-1		0-0 4-3		0-0 1B	4	0	1	0	0	1	1
Doug DeCinces, R (1, 5) OBP: 0.254, SLG: 0.241				0-0 4-3		0-0 F9		0-0 2-3	0-3 K	4	0	0	0	0	1	2
Gary Roenicke, R (1, 7) OBP: 0.381, SLG: 0.343				0-3 K		0-0 HR		0-0 BB		3	1	2	0	0	1	0
Wayne Krenchicki, L (1, 6) OBP: 0.313, SLG: 0.400 John Lowenstein, L (8, PH) OBP: 0.270, SLG: 0.212				0-3 K		0-3 K		4-0 BB		2	0	0	0	0	2	1

Inning Stats	R: 0	H: 0	E: 0	LOB: 0	K: 0	BB: 0	S: 3	P: 3	R: 0	H: 0	E: 0	LOB: 0	K: 1	BB: 0	S: 5	P: 5	R: 0	H: 0	E: 0	LOB: 0	K: 2	BB: 0	S: 7	P: 7	R: 2	H: 2	E: 0	LOB: 0	K: 1	BB: 0	S: 7	P: 7	R: 0	H: 0	E: 0	LOB: 1	K: 0	BB: 1	S: 3	P: 7	R: 0	H: 1	E: 0	LOB: 2	K: 0	BB: 1	S: 4	P: 8	R: 0	H: 2	E: 0	LOB: 2	K: 1	BB: 1	S: 6	P: 10	1B: 3	SF: 0	2B: 1	SAC: 0	3B: 0	DP: 1	HR: 1	HBP: 0	WP: 0	PA: 34
--------------	------	------	------	--------	------	-------	------	------	------	------	------	--------	------	-------	------	------	------	------	------	--------	------	-------	------	------	------	------	------	--------	------	-------	------	------	------	------	------	--------	------	-------	------	------	------	------	------	--------	------	-------	------	------	------	------	------	--------	------	-------	------	-------	-------	-------	-------	--------	-------	-------	-------	--------	-------	--------

PITCHER	IP	WLS	BF	H	R	ER	SO	BB	IBB	HBP	BLK	WP	HR	S	P	ERA	WHIP
Mark Bomback, R (1, 1) ERA: 2.17	7.1	W	27	3	2	2	4	2	0	0	0	0	1	33	41	2.46	0.682
Jerry Garvin, L (8, 1) ERA: 1.62	0.1		1	0	0	0	0	0	0	0	0	0	0	1	1	0.00	0.000
Roy Lee Jackson, R (8, 1) ERA: 1.42	1.0		5	2	0	0	0	1	0	0	0	0	0	4	8	0.00	3.000
Joey McLaughlin, R (9, 1) ERA: 3.38	0.1	S	1	0	0	0	1	0	0	0	0	0	0	3	3	0.00	0.000

**BOTTOM**

**Toronto Blue Jays @ Baltimore Orioles**  
**Memorial Stadium, Baltimore, MD**

Sun May 03 1981, 3:33 AM EDT  
 Att. 23,898 - Unknown

<b>AB</b>	<b>31</b>
<b>R</b>	<b>2</b>
<b>H</b>	<b>5</b>
<b>RBI</b>	<b>2</b>
<b>BB</b>	<b>3</b>
<b>SO</b>	<b>5</b>
<b>LOB</b>	<b>9</b>



Batter	1	2	3	4	5	6	7	8	9	AB R H RBI BB SO LOB	TOP											
Alan Bannister, R (1, 9) OBP: 0.250, SLG: 0.259	4-0 G6-3 BB		0-3 K		0-3 K		0-0 F7			3 0 0 0 1 2 3												
Rick Manning, L (1, 8) OBP: 0.283, SLG: 0.208	0-0 G6-3 1-2f		0-0 E9 E 1B		0-0 FC4-6			0-0 E 2B		4 2 2 0 0 0 2												
Mike Hargrove, L (1, 3) OBP: 0.275, SLG: 0.258	0-0 4-3		0-0 E5 2-H 3-H		0-0 F9			4-0 FC6-4 BB		3 0 0 0 1 0 1												
Andre Thornton, R (1, 10) OBP: 0.343, SLG: 0.484		0-3 K	0-0 L5			0-0 F7		0-3 K		4 0 0 0 0 2 3												
Toby Harrah, R (1, 5) OBP: 0.355, SLG: 0.389		0-3 K		0-0 5-3		4-0 E6 E BB		0-0 FC6-4 1-2f 2-H		3 0 0 0 1 1 1												
Ron Hassey, L (1, 2) OBP: 0.286, SLG: 0.250		0-0 4-3		0-0 1B		0-0 E6 1-3		0-0 G1		4 0 1 0 0 0 2												
Joe Charboneau, R (1, 7) OBP: 0.240, SLG: 0.217			0-0 E FC5-2 2B		0-0 F8		0-0 6-3		0-0 F3	4 0 1 0 0 0 2	AB 33											
Larry Littleton, R (9, 7)										0 0 0 0 0 0 0	R 4											
Duane Kuiper, L (1, 4) OBP: 0.286, SLG: 0.286			0-0 E6 1B FC5-2 E 2-3		0-0 F9		0-0 6-3		0-0 L8	4 1 0 0 0 0 2	H 5											
Tom Verzyer, R (1, 6) OBP: 0.353, SLG: 0.347			0-0 FC5-2 E 1-2 3-H			0-0 FC4-6 1B		0-0 5-3		4 1 1 0 0 0 2	RBI 0											
											BB 3											
											SO 5											
											LOB 18											
<b>Inning Stats</b>	R: 0 E: 0 K: 0 S: 2	H: 0 LOB: 0 BB: 1 P: 6	R: 0 E: 0 K: 2 S: 7	H: 0 LOB: 0 BB: 0 P: 7	R: 3 E: 3 K: 1 S: 9	H: 2 LOB: 1 BB: 0 P: 9	R: 0 E: 0 K: 0 S: 4	H: 1 LOB: 1 BB: 0 P: 4	R: 0 E: 0 K: 1 S: 6	H: 1 LOB: 1 BB: 0 P: 6	R: 0 E: 1 K: 0 S: 3	H: 0 LOB: 1 BB: 1 P: 7	R: 0 E: 0 K: 0 S: 3	H: 0 LOB: 0 BB: 0 P: 3	R: 1 E: 1 K: 1 S: 6	H: 1 LOB: 1 BB: 1 P: 10	R: 0 E: 0 K: 0 S: 3	H: 0 LOB: 0 BB: 0 P: 3	1B: 3 2B: 2 3B: 0 HR: 0	SF: 0 SAC: 0 DP: 1 HBP: 0	WP: 0 PB: 0 SB: 0 CS: 0	PA: 36
<b>PITCHER</b>	IP WLS BF H R ER SO BB IBB HBP BLK WP HR S P ERA WHIP																					
Jackson Todd, R (1, 1) ERA: 3.38	7.0 L 30 5 4 0 4 3 0 0 0 0 0 0 35 47 0.00 1.143																					
Luis Leal, R (8, 1) ERA: 4.2	2.0 6 0 0 0 1 0 0 0 0 0 0 0 8 8 0.00 0.000																					

Cleveland Indians @ Toronto Blue Jays  
Exhibition Stadium, Toronto, ON  
Wed May 06 1981, 7:05 PM EDT  
Att. 11,469 - Unknown

livebaseballscorecards.com





Batter	1	2	3	4	5	6	7	8	9	AB R H RBI BB SO LOB
Lloyd Moseby, L (1, 8) OBP: 0.298, SLG: 0.447	0-3 K			0-0 4-3		0-3 K			0-0 1B 2B	4 1 1 0 0 2 0
Danny Ainge, R (1, 5) George Bell, R (9, PH) OBP: 0.195, SLG: 0.212 OBP: 0.348, SLG: 0.522	0-0 F3			0-0 F9			0-0 5-3		0-0 2-H 1B	3 0 0 0 0 0 0 1 0 1 1 0 0 0
Willie Upshaw, L (1, 3) OBP: 0.293, SLG: 0.472	0-3 K			0-0 E7			0-3 K		0-0 F8	4 0 0 0 0 2 1
John Mayberry, L (1, 10) OBP: 0.434, SLG: 0.444		0-0 4-3		0-0 P5			4-0 BB BB		0-3 K	3 0 0 0 1 1 2
Al Woods, L (1, 7) OBP: 0.260, SLG: 0.275		0-0 F8			0-0 4-3		4-0 BB BB		0-0 F8	3 0 0 0 1 0 1
Barry Bonnell, R (1, 9) Otto Velez, R (7, PH) Rick Bosetti, R (8, 9) OBP: 0.229, SLG: 0.215 OBP: 0.388, SLG: 0.311 OBP: 0.267, SLG: 0.214		0-3 K			0-0 1-3		0-3 K			2 0 0 0 0 1 0 1 0 0 0 0 1 2 0 0 0 0 0 0 0
Garth Iorg, R (1, 4) OBP: 0.269, SLG: 0.320			0-0 4-3		0-0 F8			0-0 4-3		3 0 0 0 0 0 0
Alfredo Griffin, S (1, 6) OBP: 0.214, SLG: 0.264			0-3 K			0-0 6-3		0-0 P4		3 0 0 0 0 1 0
Ernie Whitt, L (1, 2) OBP: 0.224, SLG: 0.208			0-0 5-3			0-0 F7		0-3 K		3 0 0 0 0 1 0

Inning Stats	R: 0 E: 0 K: 2 S: 7	H: 0 LOB: 0 BB: 0 P: 7	R: 0 E: 0 K: 1 S: 5	H: 0 LOB: 0 BB: 0 P: 5	R: 0 E: 0 K: 1 S: 5	H: 0 LOB: 0 BB: 0 P: 5	R: 0 E: 1 K: 0 S: 4	H: 0 LOB: 1 BB: 0 P: 4	R: 0 E: 0 K: 0 S: 3	H: 0 LOB: 0 BB: 0 P: 3	R: 0 E: 0 K: 1 S: 5	H: 0 LOB: 0 BB: 0 P: 5	R: 0 E: 0 K: 2 S: 7	H: 0 LOB: 2 BB: 2 P: 15	R: 0 E: 0 K: 1 S: 5	H: 0 LOB: 0 BB: 0 P: 5	R: 1 E: 0 K: 1 S: 7	H: 2 LOB: 1 BB: 0 P: 7	1B: 1 2B: 1 3B: 0 HR: 0	SF: 0 SAC: 0 DP: 0 HBP: 0	WP: 0 PB: 0 SB: 0 CS: 0	PA: 32	
PITCHER Bert Blyleven, R (1, 1) ERA: 2.06	IP 9.0 WLS W BF 32 H 2 R 1 ER 1 SO 9 BB 2 IBB 0 HBP 0 BLK 0 WP 0 HR 0 S 48 P 56 ERA 1.00 WHIP 0.444																						

BOTTOM

Cleveland Indians @ Toronto Blue Jays  
Exhibition Stadium, Toronto, ON  
Wed May 06 1981, 7:05 PM EDT  
Att. 11,469 - Unknown

livebaseballscores.com

AB	30
R	1
H	2
RBI	1
BB	2
SO	9
LOB	6



Batter	1	2	3	4	5	6	7	8	9	AB R H RBI BB SO LOB	TOP									
Alan Bannister, R (1, 9) OBP: 0.234, SLG: 0.242	0-0 5-3		0-0 6-3			0-0 FC5 1B		0-0 FC6-4		4 1 0 0 0 0 2	<b>Cleveland Indians @ Toronto Blue Jays</b> Exhibition Stadium, Toronto, ON Thu May 07 1981, 7:05 PM EDT Att. 11,328 - Unknown - 55 F									
Rick Manning, L (1, 8) OBP: 0.266, SLG: 0.193	0-0 F7			0-0 L6		0-0 F8		0-0 F8		4 0 0 0 0 0 3										
Mike Hargrove, L (1, 3) OBP: 0.288, SLG: 0.273	0-0 1B			0-0 G3		0-0 1B 1-2 2-H		0-0 F8		4 0 2 1 0 0 1										
Pat Kelly, L (1, 10) OBP: 0.417, SLG: 0.300	0-0 1-3		0-0 6-3		0-0 1B 1-3 2-H			0-0 P6		4 0 1 1 0 0 1										
Toby Harrah, R (1, 5) OBP: 0.333, SLG: 0.362		0-0 F8		0-0 5-3		0-0 F9		0-3 K		4 0 0 0 0 1 2										
Bo Diaz, R (1, 2) OBP: 0.367, SLG: 0.489		0-0 5-3		0-0 5-3		4-0 BB G6-4-3		0-3 K		3 0 0 0 1 1 0										
Larry Littleton, R (1, 7)		0-3 K		0-3 K		0-0 G6-4-3 1-2f				3 0 0 0 0 2 1										
Duane Kuiper, L (1, 4) OBP: 0.200, SLG: 0.200			0-0 5-3		0-0 5-3		0-0 6-3			3 0 0 0 0 0 0										
Tom Veryzer, R (1, 6) OBP: 0.370, SLG: 0.365			0-0 5-3		0-0 1B E		0-0 FC6-4 1B			3 1 2 0 0 0 0										
<b>Inning Stats</b>	R: 0 E: 0 K: 0 S: 4	H: 1 LOB: 1 BB: 0 P: 4	R: 0 E: 0 K: 1 S: 5	H: 0 LOB: 0 BB: 0 P: 5	R: 0 E: 0 K: 0 S: 3	H: 0 LOB: 0 BB: 0 P: 3	R: 0 E: 0 K: 1 S: 5	H: 0 LOB: 0 BB: 0 P: 5	R: 2 E: 1 K: 0 S: 7	H: 3 LOB: 2 BB: 0 P: 7	R: 0 E: 0 K: 0 S: 2	H: 0 LOB: 0 BB: 1 P: 6	R: 0 E: 0 K: 0 S: 4	H: 1 LOB: 1 BB: 0 P: 4	R: 0 E: 0 K: 2 S: 7	H: 0 LOB: 0 BB: 0 P: 7	1B: 5 2B: 0 3B: 0 HR: 0	SF: 0 SAC: 0 DP: 1 HBP: 0	WP: 0 PB: 0 SB: 0 CS: 0	PA: 33
<b>PITCHER</b> Dave Stieb, R (1, 1) ERA: 3.27	IP 9.0 WLS W BF 33 H 5 R 2 ER 0 SO 4 BB 1 IBB 0 HBP 0 BLK 0 WP 0 HR 0 S 40 P 44 ERA 0.00 WHIP 0.667																			

<b>AB</b>	32
<b>R</b>	2
<b>H</b>	5
<b>RBI</b>	2
<b>BB</b>	1
<b>SO</b>	4
<b>LOB</b>	10



livebaseballscorecards.com



Batter	1	2	3	4	5	6	7	8	9
Alfredo Griffin, S (1, 6) OBP: 0.204, SLG: 0.250	0-0 E5 4-3		0-0 F7 1-3	0-3 K		0-0 F8		0-0 F9 2-3 3-H	
Damaso Garcia, R (1, 4) OBP: 0.259, SLG: 0.260	0-3 K		0-0 F7	0-0 6-3		0-0 5-3			
Barry Bonnell, R (1, 9) OBP: 0.216, SLG: 0.203	0-0 4-3 2-3			0-0 F8	0-0 4-3		0-0 F9		
Otto Velez, R (1, 10) OBP: 0.393, SLG: 0.359	0-0 5-3			0-0 HR	4-0 2B BB		0-0 F7		
George Bell, R (1, 7) OBP: 0.370, SLG: 0.500		0-0 5-3		0-0 1B BB	0-0 1-3		4-0 CS BB		
John Mayberry, L (1, 3) OBP: 0.448, SLG: 0.492		0-0 F3		4-0 1B BB	4-0 2B BB		0-0 CS 1-2	0-0 HR	
Rick Bosetti, R (1, 8) OBP: 0.368, SLG: 0.389		0-0 P4		0-0 1B 1-3 2-H	0-0 1B 1-3 2-H		0-0 2B CS 1B		
Danny Ainge, R (1, 5) OBP: 0.209, SLG: 0.236			0-0 L6	0-0 1B 1-3 3-H	0-0 4-3		0-0 CS 1-3 2B		
Ernie Whitt, L (1, 2) OBP: 0.238, SLG: 0.213			4-0 WP S BB	0-0 1B 1-2 3-H		0-3 K	0-3 K		

Inning Stats	R: 0	H: 0	E: 1	K: 1	S: 6	LOB: 1	BB: 0	P: 6
	R: 0	H: 0	E: 0	K: 0	S: 3	LOB: 0	BB: 0	P: 3
	R: 0	H: 0	E: 0	K: 0	S: 3	LOB: 1	BB: 1	P: 7
	R: 4	H: 5	E: 0	K: 1	S: 10	LOB: 2	BB: 1	P: 14
	R: 1	H: 1	E: 0	K: 0	S: 4	LOB: 2	BB: 2	P: 12
	R: 0	H: 0	E: 0	K: 1	S: 5	LOB: 0	BB: 0	P: 5
	R: 0	H: 0	E: 0	K: 0	S: 2	LOB: 0	BB: 1	P: 6
	R: 1	H: 3	E: 0	K: 1	S: 7	LOB: 1	BB: 0	P: 7

PITCHER	IP	WLS	BF	H	R	ER	SO	BB	IBB	HBP	BLK	WP	HR	S	P	ERA	WHIP
Rick Waits, L (1, 1) ERA: 2.37	3.1	L	18	5	4	4	1	2	0	0	0	1	1	18	26	10.80	2.100
Dan Spillner, R (4, 1) ERA: 5.0	3.2		17	4	2	2	2	3	0	0	0	0	1	18	30	4.91	1.909
Sid Monge, L (8, 1) ERA: 1.8	1.0		2	0	0	0	1	0	0	0	0	0	0	4	4	0.00	0.000

**BOTTOM**


**Cleveland Indians @ Toronto Blue Jays**  
Exhibition Stadium, Toronto, ON

Thu May 07 1981, 7:05 PM EDT  
Att. 11,328 - Unknown - 55 F

AB	R	H	RBI	BB	SO	LOB
5	0	0	0	0	1	5
4	0	0	0	0	1	4
4	0	0	0	0	0	1
3	2	1	1	1	0	1
3	1	1	0	1	0	1
2	2	1	1	2	0	0
4	1	3	2	0	0	0
4	0	2	1	0	0	2
3	0	1	1	1	2	2

AB	32
R	6
H	9
RBI	6
BB	5
SO	4
LOB	16

WP: 1 PA: 38  
PB: 0  
SB: 1  
CS: 3



1B	SF	WP	PA
5	0	1	38
2	0	0	
0	0	0	
2	0	0	

Batter	1	2	3	4	5	6	7	8	9	AB R H RBI BB SO LOB	TOP		
Jerry Remy, L (1, 4) OBP: 0.375, SLG: 0.271	0-0 6-3		0-0 F8	0-0 FC6-4			0-0 1B 1B		0-0 6-3	5 0 1 0 0 0 3			
Dwight Evans, R (1, 9) OBP: 0.476, SLG: 0.627	0-0 F9		0-0 E9 1-H 2B		0-0 G3 1B 1B		0-0 F9		0-0 1B	5 1 3 0 0 0 1			
Carl Yastrzemski, L (1, 3) OBP: 0.253, SLG: 0.211	4-0 FC5-4 BB		0-0 4-3		0-0 G3 1-2		0-0 F8		0-0 F5	4 0 0 0 1 0 4			
Jim Rice, R (1, 7) OBP: 0.280, SLG: 0.362	0-0 FC5-4 1-2f			0-0 F7	0-0 1B 1B 2-H		0-0 1-2 1B			4 0 2 1 0 0 1			
Tony Perez, R (1, 10) OBP: 0.261, SLG: 0.318		0-0 F3		0-0 BB 1B 1B	0-3 K		0-0 G3			4 1 1 0 0 1 3			
Carney Lansford, R (1, 5) OBP: 0.351, SLG: 0.449		0-0 6-3		0-0 BB 1B 1B	0-0 1-2 1B		0-0 F7			4 1 2 0 0 0 0			
Gary Allenson, R (1, 2) OBP: 0.302, SLG: 0.378		0-3 K		4-0 BB BB BB 1-2 2-3 BB		0-0 F8		0-3 K		3 0 0 0 1 2 0			
Glenn Hoffman, R (1, 6) OBP: 0.217, SLG: 0.200			0-0 P4	0-0 FC6-4 1B 1-3 2-H 3-H		0-0 4-3		0-0 6-3		4 0 1 2 0 0 0			
Rick Miller, L (1, 8) OBP: 0.360, SLG: 0.333			4-0 2B E BB	0-0 F7		0-0 F8			0-0 F7	3 1 0 0 1 0 2			
<b>Inning Stats</b>	R: 0 E: 0 K: 0 S: 3 H: 0 LOB: 1 BB: 1 P: 7	R: 0 E: 0 K: 1 S: 5 H: 0 LOB: 0 BB: 0 P: 5	R: 1 E: 1 K: 0 S: 4 H: 1 LOB: 1 BB: 1 P: 8	R: 2 E: 0 K: 0 S: 6 H: 3 LOB: 2 BB: 1 P: 10	R: 1 E: 0 K: 1 S: 7 H: 3 LOB: 1 BB: 0 P: 7	R: 0 E: 0 K: 0 S: 3 H: 0 LOB: 0 BB: 0 P: 3	R: 0 E: 0 K: 0 S: 5 H: 2 LOB: 2 BB: 0 P: 5	R: 0 E: 0 K: 1 S: 5 H: 0 LOB: 0 BB: 0 P: 5	R: 0 E: 0 K: 0 S: 4 H: 1 LOB: 1 BB: 0 P: 4	1B: 9 2B: 1 3B: 0 HR: 0 SF: 0 SAC: 0 DP: 0 HBP: 0	WP: 0 PB: 0 SB: 0 CS: 0 PA: 39		
<b>PITCHER</b>	IP WLS BF H R ER SO BB IBB HBP BLK WP HR S P ERA WHIP											<b>PITCHER</b>	IP WLS BF H R ER SO BB IBB HBP BLK WP HR S P ERA WHIP
Mark Bomback, R (1, 1) ERA: 2.7	4.1 L 22 6 4 3 1 3 0 0 0 0 0 0 21 33 6.23 2.077												
Joey McLaughlin, R (5, 1) ERA: 3.0	2.1 9 3 0 0 1 0 0 0 0 0 0 0 11 11 0.00 1.286												
Roy Lee Jackson, R (7, 1) ERA: 1.2	2.1 8 1 0 0 1 0 0 0 0 0 0 0 10 10 0.00 0.429												

**Boston Red Sox @ Toronto Blue Jays**  
Exhibition Stadium, Toronto, ON

Fri May 08 1981, 7:05 PM EDT  
Att. 15,106 - Unknown - 55 F

[livebaseballscorecards.com](http://livebaseballscorecards.com)

<b>AB</b>	36
<b>R</b>	4
<b>H</b>	10
<b>RBI</b>	3
<b>BB</b>	3
<b>SO</b>	3
<b>LOB</b>	14







Batter	1	2	3	4	5	6	7	8	9	AB R H RBI BB SO LOB	TOP											
Dwight Evans, R (1, 9) OBP: 0.486, SLG: 0.655	4-0 BB BB BB BB BB G5-4-3 BB		0-0 X 5-3 X	0-0 X 1-3 2-H 3-H 1B		4-0 BB BB BB BB 1-2 BB		0-0 X 1-H 2-H HR	0-0 X FC6-4 1-2f	4 2 2 5 2 0 2												
Dave Stapleton, R (1, 4) OBP: 0.277, SLG: 0.271	4-0 BB BB BB BB BB G5-4-3 BB		0-0 X F8 X	0-0 X 5-3 X		0-0 X 5-3 X		0-3 X K X		4 0 0 0 1 1 4												
Carl Yastrzemski, L (1, 10) OBP: 0.262, SLG: 0.213	4-0 BB BB BB BB BB G5-4-3 BB		0-0 X F9 X		0-0 X P6 X		0-0 X 6-3 X	0-0 X 1B X		4 0 1 0 1 0 0												
Jim Rice, R (1, 7) OBP: 0.276, SLG: 0.384	0-0 X G5-4-3 1-2f 2-3 3-H		0-0 X 5-3 X	0-0 X 5-3 X		0-0 X HR X	0-0 X F8 X			5 1 1 1 0 0 3												
Tony Perez, R (1, 3) OBP: 0.268, SLG: 0.315	0-0 X P4 X		4-0 BB BB BB BB BB 1B BB	0-3 X K X		0-0 X E6 FC6-4 X	0-0 X FC5-4 1B X		4 1 1 0 1 1 1													
Carney Lansford, R (1, 5) OBP: 0.364, SLG: 0.468		0-0 X G5-3 1B 1B	0-0 X BB BB BB BB 1B 1B		0-0 X 1B SF8 2B	0-0 X FC6-4 1-2f CS	0-0 X FC5-4 2B X		5 3 3 0 0 0 2													
Dave Schmidt, R (1, 2) OBP: 0.444, SLG: 0.500		0-0 X 1-2 1B	4-0 BB BB BB BB BB 1B BB	0-3 X K X	0-0 X CS X	0-3 X K X	0-0 X FC5 2B 1-H		4 1 2 1 1 2 1													
Glenn Hoffman, R (1, 6) OBP: 0.250, SLG: 0.217		0-3 X K X	4-0 BB BB BB BB BB 1B BB	0-0 X 1-2 2-3 3-H BB	0-0 X 1B BB	0-0 X 2-3 1B	0-0 X HR 1B 1B	1-0 H FC5 HBP	3 1 2 1 1 1 2													
Rick Miller, L (1, 8) OBP: 0.355, SLG: 0.328		0-0 X G5-3 2-3f	0-0 X F2 X	0-0 X SF8 3-H	0-0 X SF8 X	0-0 X HR 1B	0-0 X FC5 FC6-4 1-2 2-3f		1 0 0 0 0 0 2													
Joe Rudi, R (4, PH) OBP: 0.353, SLG: 0.333									1 0 0 0 0 0 3													
Reid Nichols, R (4, 8) OBP: 0.375, SLG: 0.429									2 1 1 1 0 0 2													
<b>Inning Stats</b>	R: 1 E: 0 K: 0 S: 2	H: 0 LOB: 1 BB: 3 P: 14	R: 0 E: 0 K: 1 S: 6	H: 2 LOB: 1 BB: 0 P: 6	R: 0 E: 0 K: 0 S: 3	H: 0 LOB: 0 BB: 0 P: 3	R: 3 E: 0 K: 0 S: 5	H: 2 LOB: 2 BB: 3 P: 17	R: 0 E: 0 K: 1 S: 5	H: 0 LOB: 0 BB: 0 P: 5	R: 1 E: 0 K: 1 S: 7	H: 2 LOB: 2 BB: 1 P: 11	R: 1 E: 1 K: 0 S: 4	H: 1 LOB: 0 BB: 0 P: 4	R: 3 E: 0 K: 2 S: 11	H: 4 LOB: 1 BB: 0 P: 11	R: 1 E: 0 K: 0 S: 5	H: 2 LOB: 2 BB: 0 P: 6	1B: 9 2B: 2 3B: 0 HR: 2	SF: 1 SAC: 0 DP: 2 HBP: 1	WP: 0 PB: 0 SB: 0 CS: 1	PA: 47
<b>PITCHER</b>	IP WLS BF H R ER SO BB IBB HBP BLK WP HR S P ERA WHIP																					
Jim Clancy, R (1, 1) ERA: 3.63	3.1 L 15 3 3 3 1 4 0 0 0 0 0 0 13 29 8.10 2.100																					
Luis Leal, R (4, 1) ERA: 4.5	0.0 2 0 0 0 0 2 0 0 0 0 0 0 0 8 ∞ ∞																					
Mike Willis, L (4, 1) ERA: 6.5	4.0 20 7 6 6 3 1 0 0 0 0 0 2 25 29 13.50 2.000																					
Mike Barlow, R (8, 1) ERA: 4.05	1.2 9 3 1 1 1 0 0 1 0 0 0 0 10 11 5.40 1.800																					

**Boston Red Sox @ Toronto Blue Jays**  
Exhibition Stadium, Toronto, ON  
Sat May 09 1981, 3:33 AM EDT  
Att. 16,040 - Unknown - 54 F

livebaseballscorecards.com

AB 37  
R 10  
H 13  
RBI 9  
BB 7  
SO 5  
LOB 22











**BOTTOM**

**Boston Red Sox @ Toronto Blue Jays**  
 Exhibition Stadium, Toronto, ON  
 Sun May 10 1981, 3:33 AM EDT  
 Att. 17,411 - Unknown - 57 F

[livebaseballscorecards.com](http://livebaseballscorecards.com)

<b>AB</b>	<b>38</b>
<b>R</b>	<b>5</b>
<b>H</b>	<b>13</b>
<b>RBI</b>	<b>5</b>
<b>BB</b>	<b>2</b>
<b>SO</b>	<b>5</b>
<b>LOB</b>	<b>9</b>



WP: 0	PA: 42
PB: 0	
SB: 3	
CS: 1	

AB R H RBI BB SO LOB

5	0	2	1	0	0	0
3	0	1	0	0	0	1
2	0	0	0	0	1	1
5	2	3	1	0	1	1
5	1	3	2	0	1	0
5	1	1	0	0	1	3
2	0	0	0	0	0	1
2	0	1	0	0	1	0
3	1	2	1	0	0	0
1	0	0	0	1	0	0
2	0	0	0	0	0	1
0	0	0	0	1	0	0
3	0	0	0	0	0	1

1B: 10	SF: 0
2B: 1	SAC: 1
3B: 0	DP: 1
HR: 2	HBP: 0

Batter	1	2	3	4	5	6	7	8	9	10
<b>Alfredo Griffin, S</b> (1, 6) OBP: 0.224, SLG: 0.294	0-0 G5-4-3 1B	0-0 CS	0-0 F8		0-0 F4		0-0 E2 2-H 1B			0-0 4-3
<b>Rick Bosetti, R</b> (1, 8) OBP: 0.407, SLG: 0.400	0-0 G5-4-3 1-2f		0-0 1-3		0-0 1B		0-3 K			0-0 P5
<b>Lloyd Moseby, L</b> (7, PH) OBP: 0.288, SLG: 0.419										
<b>Barry Bonnell, R</b> (1, 9) OBP: 0.241, SLG: 0.269	0-0 HR		0-0 HR 1B		0-3 K			0-0 F8		0-0 1B 1B
<b>George Bell, R</b> (1, 7) OBP: 0.394, SLG: 0.594	0-0 5-3		0-0 1-H HR			0-3 K		0-0 1B S 1B		0-0 1-2 1B
<b>Garth Iorg, R</b> (1, 5) OBP: 0.265, SLG: 0.303		0-0 E S SH1-4 1B	0-0 6-3			0-0 4-3		0-0 1-2 F8		0-3 K
<b>Ken Macha, R</b> (1, 3) OBP: 0.143, SLG: 0.214				0-0 5-3		0-3 K				
<b>John Mayberry, L</b> (6, PH) OBP: 0.443, SLG: 0.466								0-0 2-H 1B		
<b>Damaso Garcia, R</b> (1, 4) OBP: 0.258, SLG: 0.270		0-0 SH1-4		0-0 2B			0-0 6-3 E 1B		0-0 P4	
<b>Danny Ainge, R</b> (1, 10) OBP: 0.214, SLG: 0.253		4-0 3-H		0-0 F7			0-0 6-3		0-0 3-1	
<b>Al Woods, L</b> (7, PH) OBP: 0.253, SLG: 0.256		4-0 CS S BB					0-0 1-2			
<b>Dan Whitmer, R</b> (1, 2) OBP: 0.200, SLG: 0.222							0-0 P6		0-0 2-3	
<b>Ernie Whitt, L</b> (5, PH) OBP: 0.236, SLG: 0.214		4-0 1-2 BB								

Inning Stats	R: 1	H: 2	E: 0	LOB: 0	K: 0	S: 4	P: 4	R: 1	H: 1	E: 0	LOB: 1	K: 0	BB: 2	S: 3	P: 11	R: 2	H: 2	E: 0	LOB: 0	K: 0	BB: 0	S: 5	P: 5	R: 0	H: 1	E: 0	LOB: 1	K: 1	BB: 0	S: 6	P: 6	R: 0	H: 0	E: 0	LOB: 0	K: 2	BB: 0	S: 7	P: 7	R: 1	H: 2	E: 1	LOB: 1	K: 1	BB: 0	S: 7	P: 7	R: 0	H: 2	E: 0	LOB: 2	K: 0	BB: 0	S: 4	P: 4	R: 0	H: 0	E: 0	LOB: 0	K: 0	BB: 0	S: 3	P: 3	R: 0	H: 2	E: 0	LOB: 2	K: 1	BB: 0	S: 7	P: 7	R: 0	H: 2	E: 0	LOB: 2	K: 0	BB: 0	S: 7	P: 7
--------------	------	------	------	--------	------	------	------	------	------	------	--------	------	-------	------	-------	------	------	------	--------	------	-------	------	------	------	------	------	--------	------	-------	------	------	------	------	------	--------	------	-------	------	------	------	------	------	--------	------	-------	------	------	------	------	------	--------	------	-------	------	------	------	------	------	--------	------	-------	------	------	------	------	------	--------	------	-------	------	------	------	------	------	--------	------	-------	------	------

PITCHER	IP	WLS	BF	H	R	ER	SO	BB	IBB	HBP	BLK	WP	HR	S	P	ERA	WHIP
<b>Frank Tanana, L</b> (1, 1) ERA: 6.16	3.0		14	5	4	3	0	2	0	0	0	0	2	12	20	9.00	2.333
<b>Chuck Rainey, R</b> (4, 1) ERA: 2.4	3.2		14	4	1	1	3	0	0	0	0	0	0	20	20	2.46	1.091
<b>Tom Burgmeier, L</b> (7, 1) ERA: 2.55	3.1	W	13	4	0	0	2	0	0	0	0	0	0	17	17	0.00	1.200

PITCHER	IP	WLS	BF	H	R	ER	SO	BB	IBB	HBP	BLK	WP	HR	S	P	ERA	WHIP
---------	----	-----	----	---	---	----	----	----	-----	-----	-----	----	----	---	---	-----	------

Batter	1	2	3	4	5	6	7	8	9	AB R H RBI BB SO LOB	TOP																
<b>Jerry Remy, L</b> (1, 4) <small>OBP: 0.383, SLG: 0.275</small> <b>Tony Perez, R</b> (7, PH) <small>OBP: 0.282, SLG: 0.330</small> <b>Dave Stapleton, R</b> (7, PR) <small>OBP: 0.257, SLG: 0.250</small>	4-0 BB 1B	0-0 1-2 1B	0-0 F7		0-0 6-3		4-0 BB		0-3 K	3 1 1 0 1 0 3 0 0 0 0 1 0 0 1 0 0 0 0 1 1																	
<b>Dwight Evans, R</b> (1, 9) <small>OBP: 0.487, SLG: 0.663</small>	4-0 1B BB	0-3 K		0-0 F9		0-0 FC4-6 1B	0-0 F9			4 0 1 0 1 1 4																	
<b>Carl Yastrzemski, L</b> (1, 3) <small>OBP: 0.247, SLG: 0.200</small>	0-0 F7	0-0 G4-6-3		0-0 F7		0-0 FC4-6 BB		0-0 F8		5 0 0 0 0 0 5																	
<b>Jim Rice, R</b> (1, 7) <small>OBP: 0.287, SLG: 0.404</small>	0-0 1-2 2-H 1B		0-0 E6 BB 2B	0-0 1B		0-0 F8		0-3 K		5 1 2 1 0 1 1																	
<b>Joe Rudi, R</b> (1, 10) <small>OBP: 0.296, SLG: 0.375</small>	0-3 K		0-3 K	0-3 K		4-0 1-2 BB		0-0 F7		4 0 0 0 1 3 4																	
<b>Carney Lansford, R</b> (1, 5) <small>OBP: 0.367, SLG: 0.461</small>	0-0 F8		4-0 2B 1-2 1B BB		0-0 1B 1B	0-0 F8		0-0 5-3		4 1 1 0 1 0 4																	
<b>Glenn Hoffman, R</b> (1, 6) <small>OBP: 0.258, SLG: 0.239</small>		0-0 2B 1B 1B	0-3 K		0-0 F4		0-0 4-3		0-0 G3	5 1 1 0 0 1 3																	
<b>Rick Miller, L</b> (1, 8) <small>OBP: 0.390, SLG: 0.425</small>		0-0 1B 2B	0-0 1B 2B		0-0 1-2 1B		0-0 2B		0-0 2B 2B	5 3 5 1 0 0 0																	
<b>Gary Allenson, R</b> (1, 2) <small>OBP: 0.316, SLG: 0.390</small>		0-0 2-H 3-H 1B	0-0 2-H 3-H 1B		0-0 F3		0-0 6-3		0-0 2B	5 0 3 5 0 0 3																	
<b>Inning Stats</b>	R: 1 E: 0 K: 1 S: 6	H: 1 LOB: 2 BB: 2 P: 14	R: 2 E: 0 K: 1 S: 8	H: 4 LOB: 1 BB: 0 P: 8	R: 3 E: 1 K: 2 S: 10	H: 2 LOB: 1 BB: 1 P: 14	R: 0 E: 0 K: 1 S: 6	H: 1 LOB: 1 BB: 0 P: 6	R: 0 E: 0 K: 0 S: 5	H: 2 LOB: 2 BB: 0 P: 5	R: 0 E: 0 K: 0 S: 4	H: 1 LOB: 2 BB: 1 P: 8	R: 0 E: 0 K: 0 S: 4	H: 1 LOB: 2 BB: 1 P: 8	R: 0 E: 0 K: 1 S: 5	H: 0 LOB: 0 BB: 0 P: 5	R: 1 E: 0 K: 1 S: 7	H: 2 LOB: 1 BB: 0 P: 7	1B: 9 2B: 5 3B: 0 HR: 0	SF: 0 SAC: 0 DP: 1 HBP: 0	WP: 0 PB: 0 SB: 0 CS: 0	PA: 46					
<b>PITCHER</b>	IP WLS BF H R ER SO BB IBB HBP BLK WP HR S P ERA WHIP																										
<b>Jackson Todd, R</b> (1, 1) <small>ERA: 4.04</small>	1.0		10	5	3	3	1	2	0	0	0	0	0	10	18	27.00	7.000										
<b>Joey McLaughlin, R</b> (2, 1) <small>ERA: 2.63</small>	3.0		13	3	3	0	4	1	0	0	0	0	0	20	24	0.00	1.333										
<b>Mike Willis, L</b> (5, 1) <small>ERA: 5.56</small>	4.2	L	22	6	1	1	1	2	0	0	0	0	0	22	30	1.93	1.714										
<b>Roy Lee Jackson, R</b> (9, 1) <small>ERA: 3.31</small>	0.1		1	0	0	0	1	0	0	0	0	0	0	3	3	0.00	0.000										

**Boston Red Sox @ Toronto Blue Jays**  
 Exhibition Stadium, Toronto, ON  
 Mon May 11 1981, 7:05 PM EDT  
 Att. 11,315 - Unknown - 51 F

[livebaseballscorecards.com](http://livebaseballscorecards.com)

**AB** 41  
**R** 7  
**H** 14  
**RBI** 7  
**BB** 5  
**SO** 7  
**LOB** 28





**BOTTOM**

**Boston Red Sox @ Toronto Blue Jays**  
 Exhibition Stadium, Toronto, ON  
 Mon May 11 1981, 7:05 PM EDT  
 Att. 11,315 - Unknown - 51 F

AB	37
R	6
H	10
RBI	6
BB	5
SO	8
LOB	19



WP:	0	PA:	42
PB:	0	SB:	2
CS:	0		

AB	R	H	RBI	BB	SO	LOB
5	1	1	0	0	1	5
5	0	2	0	0	0	3
5	1	1	2	0	2	2
4	1	1	0	1	2	1
4	2	2	1	1	0	1
5	1	1	2	0	0	3
3	0	1	0	1	0	0
3	0	1	1	1	0	1
1	0	0	0	1	1	1
1	0	0	0	0	1	2
1	0	0	0	0	1	0

Batter	1	2	3	4	5	6	7	8	9
Alfredo Griffin, S (1, 6) OBP: 0.223, SLG: 0.289	0-0 HR 1B	0-0 4-3		0-0 FC3-6 1-2f 2-3	0-0 5-3			0-3 K	
Lloyd Moseby, L (1, 8) OBP: 0.294, SLG: 0.439	0-0 F8		0-0 4-3 2B	0-0 5-3		0-0 F7		0-0 2B	
George Bell, R (1, 7) OBP: 0.368, SLG: 0.622	0-0 1-H HR		0-0 F7		0-3 K	0-0 5-3		0-3 K	
John Mayberry, L (1, 3) OBP: 0.441, SLG: 0.455	4-0 FC3-6 BB		0-0 4-3		0-0 1B 3B 1B	0-3 K		0-3 K	
Willie Upshaw, L (1, 10) OBP: 0.320, SLG: 0.523	0-0 FC3-6 1-2f S		4-0 BB		0-0 1-2 3B 1B		0-0 HR	0-0 3-1	
Barry Bonnell, R (1, 9) OBP: 0.239, SLG: 0.289	0-0 F7 1-2		0-0 F6		0-0 1B 3B	0-0 F3		0-0 F7	
Damaso Garcia, R (1, 4) OBP: 0.268, SLG: 0.272		0-0 6-3		4-0 FC3-6 BB BB	0-0 1B S 1B		0-0 F8		
Danny Ainge, R (1, 5) OBP: 0.225, SLG: 0.255		4-0 BB		0-0 F5	0-0 1-3 3-H 1B	0-0 6-3			
Ernie Whitt, L (1, 2) OBP: 0.242, SLG: 0.212		0-3 K		4-0 FC3-6 BB	0-3 K		0-3 K		
Al Woods, L (5, PH) OBP: 0.250, SLG: 0.253									
Buck Martinez, R (6, 2)									

Inning Stats	R: 2	H: 2	E: 0	K: 0	S: 5	LOB: 1	BB: 1	P: 9	R: 0	H: 0	E: 0	K: 1	S: 5	LOB: 1	BB: 1	P: 9	R: 0	H: 1	E: 0	K: 0	S: 4	LOB: 2	BB: 1	P: 8	R: 0	H: 0	E: 0	K: 0	S: 3	LOB: 2	BB: 2	P: 11	R: 3	H: 5	E: 0	K: 2	S: 12	LOB: 2	BB: 0	P: 12	R: 0	H: 0	E: 0	K: 1	S: 5	LOB: 0	BB: 0	P: 5	R: 1	H: 1	E: 0	K: 0	S: 4	LOB: 0	BB: 0	P: 4	R: 0	H: 1	E: 0	K: 3	S: 10	LOB: 1	BB: 0	P: 10	R: 0	H: 0	E: 0	K: 1	S: 5	LOB: 0	BB: 0	P: 5
1B:	5	SF:	0	2B:	2	SAC:	0	3B:	1	DP:	0	HR:	2	HBP:	0																																																									

PITCHER	IP	WLS	BF	H	R	ER	SO	BB	IBB	HBP	BLK	WP	HR	S	P	ERA	WHIP
Dennis Eckersley, R (1, 1) ERA: 5.44	4.1		26	8	5	5	2	5	0	0	0	0	1	25	45	10.38	3.000
Mark Clear, R (5, 1) ERA: 4.34	4.2	W	16	2	1	1	6	0	0	0	0	0	1	28	28	1.93	0.429

PITCHER	IP	WLS	BF	H	R	ER	SO	BB	IBB	HBP	BLK	WP	HR	S	P	ERA	WHIP
Dennis Eckersley, R (1, 1) ERA: 5.44	4.1		26	8	5	5	2	5	0	0	0	0	1	25	45	10.38	3.000
Mark Clear, R (5, 1) ERA: 4.34	4.2	W	16	2	1	1	6	0	0	0	0	0	1	28	28	1.93	0.429

Batter	1	2	3	4	5	6	7	8	9	AB R H RBI BB SO LOB	TOP												
<b>Al Bumbry, L</b> (1, 8) OBP: 0.351, SLG: 0.354	0-0 1-3		0-0 6-3		0-0 6-3			0-3 K		4 0 0 0 0 1 1													
<b>Rich Dauer, R</b> (1, 4) OBP: 0.321, SLG: 0.347 <b>John Lowenstein, L</b> (9, PH) OBP: 0.311, SLG: 0.275	0-0 6-3		0-0 4-3			0-0 F9		0-0 F8	3 0 0 0 0 0 1 1 0 0 0 0 0 0														
<b>Ken Singleton, S</b> (1, 10) OBP: 0.436, SLG: 0.667	0-0 3-1			0-3 K		4-0 G6-4-3 BB		0-3 K	3 0 0 0 1 2 0														
<b>Eddie Murray, S</b> (1, 3) OBP: 0.179, SLG: 0.228		0-0 L6		0-0 HR		0-0 G6-4-3 1-2f		0-0 F8	4 1 1 1 0 0 1														
<b>Dan Graham, L</b> (1, 2) OBP: 0.321, SLG: 0.380		0-0 F8		0-0 1B			0-0 4-3		3 0 1 0 0 0 0														
<b>Jim Dwyer, L</b> (1, 7) OBP: 0.222, SLG: 0.286		0-0 F8		0-0 F8			0-0 F7		3 0 0 0 0 0 1														
<b>Doug DeCinces, R</b> (1, 5) OBP: 0.278, SLG: 0.266			0-0 5-3 2B 1B		0-0 F9		0-3 K		3 1 1 0 0 1 1														
<b>Gary Roenicke, R</b> (1, 9) OBP: 0.375, SLG: 0.375			0-0 5-3 1-2		0-0 F9		0-0 5-3		3 0 0 0 0 0 1														
<b>Mark Belanger, R</b> (1, 6) OBP: 0.180, SLG: 0.167 <b>Terry Crowley, L</b> (8, PH) OBP: 0.431, SLG: 0.341 <b>Wayne Krenchicki, L</b> (8, 6) OBP: 0.313, SLG: 0.345			0-0 2-H 2B		0-0 P4		0-0 F8		2 0 1 1 0 0 0 1 0 0 0 0 0 0 0 0 0 0 0 0 0														
<b>Inning Stats</b>	R: 0 E: 0 K: 0 S: 3	H: 0 LOB: 0 BB: 0 P: 3	R: 0 E: 0 K: 0 S: 3	H: 0 LOB: 0 BB: 0 P: 3	R: 1 E: 0 K: 0 S: 5	H: 2 LOB: 1 BB: 0 P: 5	R: 1 E: 0 K: 1 S: 7	H: 2 LOB: 1 BB: 0 P: 7	R: 0 E: 0 K: 0 S: 3	H: 0 LOB: 0 BB: 0 P: 3	R: 0 E: 0 K: 0 S: 2	H: 0 LOB: 0 BB: 1 P: 6	R: 0 E: 0 K: 1 S: 5	H: 0 LOB: 0 BB: 0 P: 5	R: 0 E: 0 K: 1 S: 5	H: 0 LOB: 0 BB: 0 P: 5	R: 0 E: 0 K: 1 S: 5	H: 0 LOB: 0 BB: 0 P: 5	1B: 2 2B: 1 3B: 0 HR: 1	SF: 0 SAC: 0 DP: 1 HBP: 0	WP: 0 PB: 0 SB: 0 CS: 0	PA: 31	
<b>PITCHER</b> <b>Dave Stieb, R</b> (1, 1) ERA: 3.04	IP 9.0	WLS W	BF 31	H 4	R 2	ER 2	SO 4	BB 1	IBB 0	HBP 0	BLK 0	WP 0	HR 1	S 38	P 42	ERA 2.00	WHIP 0.556						<b>PITCHER</b> IP WLS BF H R ER SO BB IBB HBP BLK WP HR S P ERA WHIP

**Baltimore Orioles @ Toronto Blue Jays**  
Exhibition Stadium, Toronto, ON  
Tue May 12 1981, 7:05 PM EDT  
Att. 11,354 - Unknown

[livebaseballscorecards.com](http://livebaseballscorecards.com)

AB	30
R	2
H	4
RBI	2
BB	1
SO	4
LOB	6





Batter	1	2	3	4	5	6	7	8	9
Alfredo Griffin, S (1, 6) OBP: 0.240, SLG: 0.325	0-0 1-3 1B		0-0 3B F8		0-0 2B 2B		4-0 BB BB		
Lloyd Moseby, L (1, 8) OBP: 0.301, SLG: 0.441	0-0 1B S		0-0 F8		0-0 1B FC5-4		0-3 1-2 K		
George Bell, R (1, 7) OBP: 0.333, SLG: 0.561	0-0 P6			0-0 6-3	0-0 2B FC5-4		0-0 F2		
John Mayberry, L (1, 3) OBP: 0.443, SLG: 0.469	0-0 1-2 F9			0-0 F8	0-0 2B 1-H		0-0 1B G5-4-3		
Willie Upshaw, L (1, 10) OBP: 0.296, SLG: 0.479		0-0 6-3		0-3 K	0-0 4-3		0-0 B1		
Barry Bonnell, R (1, 9) OBP: 0.239, SLG: 0.279		0-0 L5			4-0 1B FC3-5	0-0 6-3	0-0 G5-4-3		
Garth Iorg, R (1, 4) OBP: 0.270, SLG: 0.306		0-0 F9			0-0 1B FC3-5	0-3 K			
Danny Ainge, R (1, 5) OBP: 0.229, SLG: 0.257			0-0 F9		0-0 2B FC3-5	0-0 1B CS			
Buck Martinez, R (1, 2) OBP: 0.250, SLG: 0.500			0-0 6-3		0-0 2B WP	0-0 1B CS	0-0 F7		

Inning Stats	R: 0	H: 1	E: 0	LOB: 1	K: 0	BB: 0	S: 4	P: 4
	R: 0	H: 0	E: 0	LOB: 0	K: 0	BB: 0	S: 3	P: 3
	R: 0	H: 1	E: 0	LOB: 1	K: 0	BB: 0	S: 4	P: 4
	R: 0	H: 0	E: 0	LOB: 0	K: 1	BB: 0	S: 5	P: 5
	R: 5	H: 5	E: 0	LOB: 1	K: 0	BB: 1	S: 8	P: 12
	R: 0	H: 1	E: 0	LOB: 0	K: 1	BB: 0	S: 5	P: 5
	R: 0	H: 0	E: 0	LOB: 1	K: 1	BB: 1	S: 5	P: 9
	R: 0	H: 1	E: 0	LOB: 0	K: 0	BB: 0	S: 3	P: 3

PITCHER	IP	WLS	BF	H	R	ER	SO	BB	IBB	HBP	BLK	WP	HR	S	P	ERA	WHIP
Jim Palmer, R (1, 1) ERA: 3.44	4.1	L	19	5	4	4	1	1	0	0	0	1	0	20	24	8.31	1.385
Sammy Stewart, R (5, 1) ERA: 1.85	2.2		11	3	1	1	2	1	0	0	0	0	0	14	18	3.38	1.500
Tippy Martinez, L (8, 1) ERA: 1.46	1.0		3	1	0	0	0	0	0	0	0	0	0	3	3	0.00	1.000

**BOTTOM**


**Baltimore Orioles @ Toronto Blue Jays**  
Exhibition Stadium, Toronto, ON

Tue May 12 1981, 7:05 PM EDT  
Att. 11,354 - Unknown

AB	R	H	RBI	BB	SO	LOB
3	1	2	1	1	0	0
4	0	2	1	0	1	2
4	1	0	0	0	0	3
4	0	2	1	0	0	1
4	0	0	0	0	1	2
3	0	0	0	1	0	1
3	1	1	0	0	1	0
3	1	1	0	0	0	2
3	1	1	2	0	0	0

AB	31
R	5
H	9
RBI	5
BB	2
SO	3
LOB	11

livebaseballscorecards.com



WP: 1	PA: 34
PB: 0	
SB: 2	
CS: 1	

Batter	1	2	3	4	5	6	7	8	9	AB R H RBI BB SO LOB	TOP											
<b>Al Bumbry, L</b> (1, 8) OBP: 0.336, SLG: 0.337	0-0 F7		0-0 4-3		0-0 G4-6-3			0-0 6-3	0-0 1-3	5 0 0 0 0 0 3												
<b>Wayne Krenchicki, L</b> (1, 4) OBP: 0.278, SLG: 0.303	0-0 2-3		0-3 K			0-0 4-3		0-0 6-3		4 0 0 0 0 1 1												
<b>Ken Singleton, S</b> (1, 9) OBP: 0.448, SLG: 0.663 <b>Gary Roenicke, R</b> (8, PR) OBP: 0.375, SLG: 0.375	0-3 K			4-0 BB		0-0 1B		4-0 1B BB		2 0 1 0 2 1 0 0 0 0 0 0 0 0												
<b>Eddie Murray, S</b> (1, 3) OBP: 0.193, SLG: 0.241		0-0 2B SF9 1B		0-0 F9		0-0 F8		0-0 1B		4 1 2 1 0 0 2												
<b>Terry Crowley, L</b> (1, 10) OBP: 0.418, SLG: 0.356		0-0 SF9 1-3 2B		0-0 F7		0-0 4-3		0-0 F8		4 0 1 0 0 0 4												
<b>John Lowenstein, L</b> (1, 7) OBP: 0.306, SLG: 0.349		0-0 SF9		0-0 F8		0-0 4-3			0-0 HR	3 1 1 2 0 0 1												
<b>Doug DeCinces, R</b> (1, 5) OBP: 0.277, SLG: 0.277		0-0 2-3 3-H F7			0-0 1B FC4-6 2B		0-0 F7		0-0 5-3	4 1 1 0 0 0 1												
<b>Rick Dempsey, R</b> (1, 2) OBP: 0.300, SLG: 0.255		0-0 5-3			0-0 FC4-6 2-3 1B		0-0 6-3		4-0 4-3 BB	3 0 1 0 1 0 1												
<b>Bobby Bonner, R</b> (1, 6) OBP: 0.300, SLG: 0.255			0-3 K		0-0 FC4-6 1-2f 3-H			4-0 6-3 1B BB	0-0 4-3	3 1 0 1 1 1 2												
<b>Inning Stats</b>	R: 0 E: 0 K: 1 S: 5	H: 0 LOB: 0 BB: 0 P: 5	R: 1 E: 0 K: 0 S: 5	H: 2 LOB: 1 BB: 0 P: 5	R: 0 E: 0 K: 2 S: 7	H: 0 LOB: 0 BB: 0 P: 7	R: 0 E: 0 K: 0 S: 3	H: 0 LOB: 1 BB: 1 P: 7	R: 1 E: 0 K: 0 S: 4	H: 2 LOB: 0 BB: 0 P: 4	R: 0 E: 0 K: 0 S: 4	H: 1 LOB: 1 BB: 0 P: 4	R: 0 E: 0 K: 0 S: 3	H: 0 LOB: 0 BB: 0 P: 3	R: 1 E: 0 K: 0 S: 4	H: 1 LOB: 2 BB: 2 P: 12	R: 1 E: 0 K: 0 S: 4	H: 1 LOB: 1 BB: 1 P: 8	1B: 4 2B: 2 3B: 0 HR: 1	SF: 1 SAC: 0 DP: 1 HBP: 0	WP: 0 PB: 0 SB: 0 CS: 0	PA: 37
<b>PITCHER</b>	IP WLS BF H R ER SO BB IBB HBP BLK WP HR S P ERA WHIP																					
<b>Mark Bomback, R</b> (1, 1) ERA: 3.02	8.0 L 33 7 4 4 3 3 0 0 0 0 0 1 36 48 4.50 1.250																					
<b>Roy Lee Jackson, R</b> (9, 1) ERA: 3.12	1.0 4 0 0 0 0 1 0 0 0 0 0 0 3 7 0.00 1.000																					

**Baltimore Orioles @ Toronto Blue Jays**  
Exhibition Stadium, Toronto, ON  
Wed May 13 1981, 7:05 PM EDT  
Att: 12,568 - Unknown

[livebaseballscorecards.com](http://livebaseballscorecards.com)

<b>AB</b>	32
<b>R</b>	4
<b>H</b>	7
<b>RBI</b>	4
<b>BB</b>	4
<b>SO</b>	3
<b>LOB</b>	15





Batter	1	2	3	4	5	6	7	8	9	AB R H RBI BB SO LOB
Alfredo Griffin, S (1, 6) OBP: 0.233, SLG: 0.314	0-0 P6		0-0 6-3		0-3 K			0-0 G1-6-3		4 0 0 0 0 1 2
Lloyd Moseby, L (1, 8) OBP: 0.299, SLG: 0.429	4-0 BB		0-0 F8			0-0 F8			0-3 K	3 0 0 0 1 1 0
George Bell, R (1, 7) OBP: 0.326, SLG: 0.533	0-3 K			0-0 SH1-3 1B		0-0 F8			0-3 K	4 0 1 0 0 2 1
Barry Bonnell, R (1, 9) OBP: 0.232, SLG: 0.270	0-0 P6			0-0 SH1-3 1-2		0-3 K			0-3 K	3 0 0 0 0 2 1
Garth Iorg, R (1, 4) OBP: 0.250, SLG: 0.282		0-0 F7		0-0 F9			0-0 F8			3 0 0 0 0 0 1
Damaso Garcia, R (1, 10) OBP: 0.260, SLG: 0.263		0-0 L5		0-3 K		0-3 K				3 0 0 0 0 2 1
Ken Macha, R (1, 3) OBP: 0.176, SLG: 0.235		0-0 CS 1B			0-0 5-3		0-0 F2			3 0 1 0 0 0 0
Danny Ainge, R (1, 5) OBP: 0.222, SLG: 0.250		0-0 F9			0-3 K			0-0 F3		3 0 0 0 0 1 1
Buck Martinez, R (1, 2) OBP: 0.429, SLG: 0.500			0-0 P6					4-0 BB		2 0 1 0 1 0 0

Inning Stats	R: 0 E: 0 K: 1 S: 5	H: 0 LOB: 1 BB: 1 P: 9	R: 0 E: 0 K: 0 S: 4	H: 1 LOB: 1 BB: 0 P: 4	R: 0 E: 0 K: 0 S: 3	H: 0 LOB: 0 BB: 0 P: 3	R: 0 E: 0 K: 1 S: 6	H: 1 LOB: 1 BB: 0 P: 6	R: 0 E: 0 K: 2 S: 8	H: 1 LOB: 1 BB: 0 P: 8	R: 0 E: 0 K: 1 S: 5	H: 0 LOB: 0 BB: 0 P: 5	R: 0 E: 0 K: 1 S: 5	H: 0 LOB: 0 BB: 0 P: 5	R: 0 E: 0 K: 0 S: 2	H: 0 LOB: 0 BB: 1 P: 6	R: 0 E: 0 K: 3 S: 9	H: 0 LOB: 0 BB: 0 P: 9	1B: 3 2B: 0 3B: 0 HR: 0	SF: 0 SAC: 1 DP: 1 HBP: 0
--------------	------------------------------	---------------------------------	------------------------------	---------------------------------	------------------------------	---------------------------------	------------------------------	---------------------------------	------------------------------	---------------------------------	------------------------------	---------------------------------	------------------------------	---------------------------------	------------------------------	---------------------------------	------------------------------	---------------------------------	----------------------------------	------------------------------------

PITCHER	IP	WLS	BF	H	R	ER	SO	BB	IBB	HBP	BLK	WP	HR	S	P	ERA	WHIP
Scott McGregor, L (1, 1) ERA: 2.43	9.0	W	31	3	0	0	9	2	0	0	0	0	0	47	55	0.00	0.556


**BOTTOM**

**Baltimore Orioles @ Toronto Blue Jays**  
Exhibition Stadium, Toronto, ON

Wed May 13 1981, 7:05 PM EDT  
Att. 12,568 - Unknown

livebaseballscorecards.com

AB	28
R	0
H	3
RBI	0
BB	2
SO	9
LOB	7



WP	PA
0	31

Batter	1	2	3	4	5	6	7	8	9	AB R H RBI BB SO LOB	TOP											
<b>Al Bumbry, L</b> (1, 8) OBP: 0.331, SLG: 0.343	0-0 4-3 2B	0-0 K		0-0 4-3		0-0 1-3		0-0 SF8		4 1 1 1 0 1 3												
<b>Wayne Krenchicki, L</b> (1, 4) OBP: 0.317, SLG: 0.368	0-0 4-3	0-0 2B		0-0 1B		0-0 1B		0-0 K		5 0 3 3 0 1 2												
<b>Ken Singleton, S</b> (1, 10) OBP: 0.445, SLG: 0.660	0-0 WP 2B	0-0 3-1		0-0 P4		0-3 K			0-0 HR 1B	5 1 2 1 0 1 3												
<b>Eddie Murray, S</b> (1, 3) OBP: 0.215, SLG: 0.295	0-0 F2		0-0 G3-6 1B		0-0 2B 1B		0-0 F8		0-0 HR	5 2 3 2 0 0 1												
<b>John Lowenstein, L</b> (1, 7) OBP: 0.296, SLG: 0.319	4-0 BB		0-0 G3-6		0-0 F5		0-0 F8		0-0 F8	4 0 0 0 1 0 2												
<b>Doug DeCinces, R</b> (1, 5) OBP: 0.276, SLG: 0.287	0-0 5-3		0-0 F7		0-0 2B		0-0 5-3		0-0 F9	4 0 1 1 0 0 2												
<b>Rich Dauer, R</b> (7, 5) OBP: 0.317, SLG: 0.342										1 0 0 0 0 0 0												
<b>Gary Roenicke, R</b> (1, 9) OBP: 0.391, SLG: 0.400		0-0 2B 2B		0-0 F2		0-0 WP 1B		1-0 SF8 HBP	0-0 E5 2B	4 3 2 0 0 0 0	<b>AB 42</b>											
<b>Rick Dempsey, R</b> (1, 2) OBP: 0.323, SLG: 0.357		0-0 F8		0-0 HR		0-0 F9		0-0 1-3 1B	0-0 2B	5 1 3 2 0 0 2	<b>R 10</b>											
<b>Bobby Bonner, R</b> (1, 6) OBP: 0.333, SLG: 0.375		0-0 2B 1B		0-0 4-3 1B 2B		0-0 G3		0-0 1-3 1-2 2-3	0-0 1-3	5 2 2 0 0 0 3	<b>H 17</b>											
<b>Inning Stats</b>	R: 1 E: 0 K: 0 S: 5	H: 2 LOB: 2 BB: 1 P: 9	R: 2 E: 0 K: 1 S: 8	H: 3 LOB: 1 BB: 0 P: 8	R: 0 E: 0 K: 0 S: 3	H: 1 LOB: 0 BB: 0 P: 3	R: 2 E: 0 K: 0 S: 6	H: 3 LOB: 1 BB: 0 P: 6	R: 1 E: 0 K: 1 S: 5	H: 3 LOB: 1 BB: 0 P: 5	R: 0 E: 0 K: 1 S: 6	H: 1 LOB: 1 BB: 0 P: 6	R: 0 E: 0 K: 0 S: 3	H: 0 LOB: 0 BB: 0 P: 3	R: 1 E: 0 K: 1 S: 6	H: 1 LOB: 1 BB: 0 P: 7	R: 3 E: 1 K: 0 S: 7	H: 3 LOB: 1 BB: 0 P: 7	1B: 8 2B: 7 3B: 0 HR: 2	SF: 1 SAC: 0 DP: 1 HBP: 1	WP: 2 PB: 0 SB: 0 CS: 0	PA: 45
<b>PITCHER</b>	IP WLS BF H R ER SO BB IBB HBP BLK WP HR S P ERA WHIP												<b>PITCHER</b>	IP WLS BF H R ER SO BB IBB HBP BLK WP HR S P ERA WHIP								
<b>Jim Clancy, R</b> (1, 1) ERA: 4.85	3.2 L 20 9 5 5 1 1 0 0 0 0 1 1 21 25 12.27 2.727																					
<b>Jerry Garvin, L</b> (4, 1) ERA: 3.42	2.1 10 4 1 1 1 0 0 0 0 1 0 12 12 3.86 1.714																					
<b>Mike Barlow, R</b> (7, 1) ERA: 5.59	3.0 15 4 4 3 1 0 0 1 0 0 1 16 17 9.00 1.333																					

**Baltimore Orioles @ Toronto Blue Jays**  
Exhibition Stadium, Toronto, ON  
Thu May 14 1981, 7:05 PM EDT  
Att. 11,509 - Unknown

**AB 42**  
**R 10**  
**H 17**  
**RBI 10**  
**BB 1**  
**SO 3**  
**LOB 18**



WP: 2 PA: 45  
PB: 0  
SB: 0  
CS: 0

livebaseballscorecards.com



Batter	1	2	3	4	5	6	7	8	9	AB R H RBI BB SO LOB
Alfredo Griffin, S (1, 6) OBP: 0.241, SLG: 0.328	0-0 1B			0-0 F9		0-0 6-3			0-0 4-1 2B	4 0 2 0 0 0 0
Damaso Garcia, R (1, 4) OBP: 0.260, SLG: 0.263	0-0 4-3			0-0 1B		0-0 6-3			0-3 K	4 0 1 0 0 1 1
George Bell, R (1, 7) OBP: 0.300, SLG: 0.490	0-0 5-3			0-0 F8			0-0 6-3		0-0 4-1 2-3	4 0 0 0 0 0 2
John Mayberry, L (1, 3) OBP: 0.427, SLG: 0.447		0-0 3-1		0-0 F8			0-0 4-3		0-0 4-3	4 0 0 0 0 0 2
Barry Bonnell, R (1, 9) OBP: 0.235, SLG: 0.263		0-0 4-3			0-0 FC1-6 2B		0-0 6-3			3 0 1 0 0 0 0
Ken Macha, R (1, 10) OBP: 0.150, SLG: 0.200		0-3 K			0-0 FC1-6 2-3			0-0 F7		3 0 0 0 0 1 1
Rick Bosetti, R (1, 8) OBP: 0.400, SLG: 0.429			0-0 F8		0-0 F8			0-0 2B		3 0 1 0 0 0 1
Danny Ainge, R (1, 5) OBP: 0.216, SLG: 0.243			0-0 1-3		0-0 B1-3			0-0 5-3		3 0 0 0 0 0 2
Buck Martinez, R (1, 2) OBP: 0.300, SLG: 0.333			0-0 F8			0-0 6-3		0-3 K		3 0 0 0 0 1 1

**BOTTOM**

**Baltimore Orioles @ Toronto Blue Jays**  
 Exhibition Stadium, Toronto, ON  
 Thu May 14 1981, 7:05 PM EDT  
 Att. 11,509 - Unknown

[livebaseballscorecards.com](http://livebaseballscorecards.com)

<b>AB</b>	<b>31</b>
<b>R</b>	<b>0</b>
<b>H</b>	<b>5</b>
<b>RBI</b>	<b>0</b>
<b>BB</b>	<b>0</b>
<b>SO</b>	<b>3</b>
<b>LOB</b>	<b>10</b>



Inning Stats	R: 0	H: 1	E: 0	LOB: 0	K: 0	S: 3	P: 3	R: 0	H: 0	E: 0	LOB: 0	K: 1	S: 5	P: 5	R: 0	H: 0	E: 0	LOB: 0	K: 0	S: 3	P: 3	R: 0	H: 1	E: 0	LOB: 1	K: 0	S: 4	P: 4	R: 0	H: 1	E: 0	LOB: 1	K: 0	S: 4	P: 4	R: 0	H: 0	E: 0	LOB: 0	K: 0	S: 3	P: 3	R: 0	H: 1	E: 0	LOB: 1	K: 1	S: 6	P: 6	R: 0	H: 1	E: 0	LOB: 1	K: 1	S: 6	P: 6	1B: 2	SF: 0	2B: 3	SAC: 0	3B: 0	DP: 0	HR: 0	HBP: 0	WP: 0	PA: 31	PB: 0	SB: 0	CS: 0
<b>PITCHER</b> Mike Flanagan, L (1, 1) ERA: 2.96	IP	WLS	BF	H	R	ER	SO	BB	IBB	HBP	BLK	WP	HR	S	P	ERA	WHIP																			IP	WLS	BF	H	R	ER	SO	BB	IBB	HBP	BLK	WP	HR	S	P	ERA	WHIP																	

Batter	1	2	3	4	5	6	7	8	9	AB R H RBI BB SO LOB	TOP						
Alfredo Griffin, S (1, 6) OBP: 0.235, SLG: 0.320	0-0 6-3			0-0 F7			0-0 4-3			3 0 0 0 0 0 0							
Lloyd Moseby, L (1, 9) OBP: 0.292, SLG: 0.417	0-0 6-3			0-3 K			0-3 K			3 0 0 0 0 2 0							
George Bell, R (1, 7) OBP: 0.283, SLG: 0.462	0-0 G3			0-3 K			0-3 K			3 0 0 0 0 2 0							
John Mayberry, L (1, 3) OBP: 0.416, SLG: 0.432		0-0 F8		0-3 K			0-3 K			3 0 0 0 0 2 0							
Willie Upshaw, L (1, 10) OBP: 0.281, SLG: 0.451		0-0 4-3		0-0 F5			0-0 4-3			3 0 0 0 0 0 0							
Damaso Garcia, R (1, 4) OBP: 0.252, SLG: 0.255		0-0 F8		0-3 K			0-3 K			3 0 0 0 0 2 0							
Rick Bosetti, R (1, 8) OBP: 0.364, SLG: 0.387			0-0 6-3			0-0 4-3		0-0 F5		3 0 0 0 0 0 0	AB 27						
Danny Ainge, R (1, 5) OBP: 0.212, SLG: 0.239			0-0 4-3			0-3 K		0-3 K		2 0 0 0 0 1 0	R 0						
Al Woods, L (9, PH) OBP: 0.247, SLG: 0.250										1 0 0 0 0 1 0	H 0						
Buck Martinez, R (1, 2) OBP: 0.250, SLG: 0.273			0-0 F8			0-3 K		0-0 F8		2 0 0 0 0 1 0	RBI 0						
Ernie Whitt, L (9, PH) OBP: 0.239, SLG: 0.209										1 0 0 0 0 0 0	BB 0						
											SO 11						
											LOB 0						
<b>Inning Stats</b>	R: 0 E: 0 K: 0 S: 3	H: 0 LOB: 0 BB: 0 P: 3	R: 0 E: 0 K: 0 S: 3	H: 0 LOB: 0 BB: 0 P: 3	R: 0 E: 0 K: 2 S: 7	H: 0 LOB: 0 BB: 0 P: 7	R: 0 E: 0 K: 2 S: 7	H: 0 LOB: 0 BB: 0 P: 7	R: 0 E: 0 K: 2 S: 7	H: 0 LOB: 0 BB: 0 P: 7	R: 0 E: 0 K: 1 S: 5	H: 0 LOB: 0 BB: 0 P: 5	1B: 0 2B: 0 3B: 0 HR: 0	SF: 0 SAC: 0 DP: 0 HBP: 0	WP: 0 PB: 0 SB: 0 CS: 0	PA: 27	
<b>PITCHER</b> Len Barker, R (1, 1) ERA: 1.31	IP 9.0 WLS W BF 27 H 0 R 0 ER 0 SO 11 BB 0 IBB 0 HBP 0 BLK 0 WP 0 HR 0 S 49 P 49 ERA 0.00 WHIP 0.000																

Toronto Blue Jays @ Cleveland Indians  
Cleveland Municipal Stadium, Cleveland, OH

Fri May 15 1981, 7:05 PM EDT  
Att: 7,290 - Unknown - 49 F

livebaseballscorecards.com





Batter	1	2	3	4	5	6	7	8	9
<b>Rick Manning, L</b> OBP: 0.265, SLG: 0.178 (1, 8) X	0-0 E SF8 1B	0-0 F7			0-0 4-3		0-3 K		
<b>Jorge Orta, L</b> OBP: 0.295, SLG: 0.400 (1, 9) X	0-0 F6		0-0 F9 1B		0-0 CS 1B			0-0 HR	
<b>Mike Hargrove, L</b> OBP: 0.302, SLG: 0.258 (1, 3) X	0-0 E3 SF8 1B		0-0 F9		0-0 CS 1-2	0-0 1B 1B		0-0 E6	
<b>Andre Thornton, R</b> OBP: 0.300, SLG: 0.339 (1, 10) X	0-0 SF8 1-2 3-H		0-0 F5		0-0 F4			0-0 F8	
<b>Ron Hassey, L</b> OBP: 0.333, SLG: 0.250 (1, 2) X	0-0 1B 2-H		0-0 F7		0-0 F9			0-0 F9	
<b>Toby Harrah, R</b> OBP: 0.310, SLG: 0.322 (1, 5) S	0-3 K			0-0 6-3		0-0 1B 1-2		0-0 1-3	
<b>Joe Charboneau, R</b> OBP: 0.256, SLG: 0.365 (1, 7)		0-3 K		0-0 F4		0-0 4-3			
<b>Duane Kuiper, L</b> OBP: 0.320, SLG: 0.320 (1, 4)		0-0 3-1		0-3 K			0-3 K		
<b>Tom Verzyer, R</b> OBP: 0.313, SLG: 0.308 (1, 6)		0-0 E4			0-0 F8		0-0 F9		

Inning Stats	R: 2 E: 1 K: 1 S: 8	H: 2 LOB: 1 BB: 0 P: 8	R: 0 E: 1 K: 1 S: 6	H: 0 LOB: 1 BB: 0 P: 6	R: 0 E: 0 K: 0 S: 4	H: 1 LOB: 1 BB: 0 P: 4	R: 0 E: 0 K: 1 S: 5	H: 0 LOB: 0 BB: 0 P: 5	R: 0 E: 0 K: 0 S: 3	H: 1 LOB: 0 BB: 0 P: 3	R: 0 E: 0 K: 0 S: 5	H: 2 LOB: 2 BB: 0 P: 5	R: 0 E: 0 K: 2 S: 7	H: 0 LOB: 0 BB: 0 P: 7	R: 1 E: 1 K: 0 S: 5	H: 1 LOB: 1 BB: 0 P: 5
1B: 6 2B: 0 3B: 0 HR: 1	SF: 1 SAC: 0 DP: 0 HBP: 0	WP: 0 PB: 0 SB: 0 CS: 1	PA: 34													

PITCHER	IP	WLS	BF	H	R	ER	SO	BB	IBB	HBP	BLK	WP	HR	S	P	ERA	WHIP
<b>Luis Leal, R</b> ERA: 3.43 (1, 1)	8.0	L	33	7	3	1	5	0	0	0	0	0	1	43	43	1.12	0.875

**BOTTOM**

**Toronto Blue Jays @ Cleveland Indians**  
Cleveland Municipal Stadium, Cleveland, OH

Fri May 15 1981, 7:05 PM EDT  
Att. 7,290 - Unknown - 49 F

livebaseballscorecards.com

<b>AB</b>	<b>32</b>
<b>R</b>	<b>3</b>
<b>H</b>	<b>7</b>
<b>RBI</b>	<b>3</b>
<b>BB</b>	<b>0</b>
<b>SO</b>	<b>5</b>
<b>LOB</b>	<b>14</b>



Batter	1	2	3	4	5	6	7	8	9	AB R H RBI BB SO LOB	TOP
Lloyd Moseby, L (1, 9) x OBP: 0.298, SLG: 0.429	0-0 CS 1B		x 0-0 2-H 2B	x 0-0 4-3			x 0-0 F8			4 0 2 1 0 0 2	<p><b>Toronto Blue Jays @ Cleveland Indians</b> Cleveland Municipal Stadium, Cleveland, OH</p> <p>Sat May 16 1981, 3:33 AM EDT Att. 24,964 - Unknown - 58 F</p> <p>livebaseballscorecards.com</p>
Danny Ainge, R (1, 5) x OBP: 0.205, SLG: 0.230	0-0 F8 1-2		x 0-0 6-3		x 0-0 6-3			x 0-3 SS K		4 0 0 0 0 1 2	
George Bell, R (1, 7) x OBP: 0.263, SLG: 0.429	0-0 F9		x 0-0 6-3		x 0-3 SS K			x 0-0 F8		4 0 0 0 0 1 1	
John Mayberry, L (1, 3)		0-3 SS K		x 0-0 FC1-5 1B	x 0-0 F8			x 0-3 SS K		4 0 1 0 0 2 0	
Willie Upshaw, L (1, 10)		x 0-0 F8		x 0-0 BB FC1-5 1-2 FC1-2 1B		x 0-0 CS 5-3 1B		x 0-0 F5		4 0 2 0 0 0 0	
Damaso Garcia, R (1, 4)		0-3 SS K		x 0-0 FC1-5 FC1-2 1-2 2-3f 1B		x 0-0 1-2 5-3		x 0-0 F9		4 1 0 0 0 1 3	
Alfredo Griffin, S (1, 6)			x 0-0 SH1-3 SF 2B	BB BB BB 4-0 1-2 2-3 FC1-2 1B BB	x 0-0 F5 2-3		x 0-0 F8		3 2 1 0 1 0 1		
Rick Bosetti, R (1, 8)			x 0-0 SH1-3 2-3	x 0-0 FC1-2 1B 1-2 2-3 3-Hf		x 0-0 1-3				2 0 0 0 0 0 3	
Buck Martinez, R (1, 2)		x 0-0 SF 2B 3-H	x 0-0 1-3 2-H 3-H 1B			x 0-0 5-3				2 1 1 3 0 0 0	
<b>Inning Stats</b>	R: 0 H: 1 E: 0 LOB: 0 K: 0 BB: 0 S: 3 P: 3	R: 0 H: 0 E: 0 LOB: 0 K: 2 BB: 0 S: 7 P: 7	R: 2 H: 2 E: 1 LOB: 1 K: 0 BB: 0 S: 6 P: 6	R: 2 H: 3 E: 0 LOB: 2 K: 0 BB: 1 S: 6 P: 10	R: 0 H: 0 E: 0 LOB: 0 K: 1 BB: 0 S: 5 P: 5	R: 0 H: 1 E: 0 LOB: 0 K: 0 BB: 0 S: 3 P: 3	R: 0 H: 0 E: 0 LOB: 0 K: 0 BB: 0 S: 3 P: 3	R: 0 H: 0 E: 0 LOB: 0 K: 2 BB: 0 S: 7 P: 7	R: 0 H: 0 E: 0 LOB: 0 K: 0 BB: 0 S: 3 P: 3	1B: 5 SF: 1 2B: 2 SAC: 1 3B: 0 DP: 0 HR: 0 HBP: 0	WP: 0 PA: 34 PB: 0 SB: 0 CS: 2
<b>PITCHER</b>	IP WLS BF H R ER SO BB IBB HBP BLK WP HR S P ERA WHIP										
Wayne Garland, R (1, 1) ERA: 3.77	3.2 L 18 6 4 3 2 1 0 0 0 0 0 0 21 25 7.36 1.909										
Bob Lacey, L (4, 1) ERA: 6.48	3.1 10 1 0 0 1 0 0 0 0 0 0 0 12 12 0.00 0.300										
Sid Monge, L (8, 1) ERA: 0.9	2.0 6 0 0 0 2 0 0 0 0 0 0 0 10 10 0.00 0.000										





Batter	1	2	3	4	5	6	7	8	9	AB	R	H	RBI	BB	SO	LOB
Rick Manning, L (1, 8) OBP: 0.264, SLG: 0.208	0-0 3B		0-0 4-3			0-0 3-1		0-3 K		4	0	1	0	0	1	1
Jorge Orta, L (1, 9) OBP: 0.293, SLG: 0.392	0-0 2-3		0-0 4-3			0-0 4-3		0-0 1B		4	0	1	1	0	0	1
Mike Hargrove, L (1, 3) OBP: 0.309, SLG: 0.268	0-0 G3				0-0 1B			0-0 4-3		4	0	2	0	0	0	2
Andre Thornton, R (1, 10) OBP: 0.284, SLG: 0.318	0-0 F9				0-0 F7			0-0 F6		4	0	0	0	0	0	3
Ron Hassey, L (1, 2) OBP: 0.324, SLG: 0.250		0-0 1B			0-0 F8			0-0 F8		4	0	1	0	0	0	1
Toby Harrah, R (1, 5) OBP: 0.298, SLG: 0.309		0-0 F8			0-3 K			0-0 F8		4	0	0	0	0	1	2
Joe Charboneau, R (1, 7) OBP: 0.247, SLG: 0.351		0-0 F8				0-0 6-3		0-0 F8		3	0	0	0	0	0	1
Duane Kuiper, L (1, 4) OBP: 0.286, SLG: 0.286		0-0 F6				0-0 6-3		0-0 F6		3	0	0	0	0	0	1
Tom Verzyer, R (1, 6) OBP: 0.304, SLG: 0.299			0-0 F6			0-0 F3		0-0 1B		2	0	0	0	0	0	0
Miguel Dilone, S (8, PH) OBP: 0.240, SLG: 0.208										1	1	1	0	0	0	0
Jerry Dybzinski, R (9, 6) OBP: 0.182, SLG: 0.182										0	0	0	0	0	0	0

Inning Stats	R: 0	H: 1	R: 0	H: 1	R: 0	H: 0	R: 0	H: 0	R: 0	H: 1	R: 0	H: 0	R: 1	H: 2	R: 0	H: 0
	E: 0	LOB: 1	E: 0	LOB: 1	E: 0	LOB: 0	E: 0	LOB: 0	E: 0	LOB: 1	E: 0	LOB: 0	E: 0	LOB: 1	E: 0	LOB: 0
	K: 0	BB: 0	K: 0	BB: 0	K: 0	BB: 0	K: 1	BB: 0	K: 0	BB: 0	K: 0	BB: 0	K: 1	BB: 0	K: 0	BB: 0
	S: 4	P: 4	S: 4	P: 4	S: 3	P: 3	S: 6	P: 6	S: 3	P: 4	S: 3	P: 3	S: 7	P: 7	S: 3	P: 3


PITCHER	IP	WLS	BF	H	R	ER	SO	BB	IBB	HBP	BLK	WP	HR	S	P	ERA	WHIP
Jackson Todd, R (1, 1) ERA: 3.43	9.0	W	33	6	1	1	2	0	0	0	0	0	0	37	37	1.00	0.667

**BOTTOM**

**Toronto Blue Jays @ Cleveland Indians**  
Cleveland Municipal Stadium, Cleveland, OH

Sat May 16 1981, 3:33 AM EDT  
Att: 24,964 - Unknown - 58 F

AB	33
R	1
H	6
RBI	1
BB	0
SO	2
LOB	12



WP	PA	ERA	WHIP
0	33		

Batter	1	2	3	4	5	6	7	8	9	AB R H RBI BB SO LOB	TOP	
Alfredo Griffin, S (1, 6) OBP: 0.241, SLG: 0.324	0-0 6-3	0-0 4-3			0-0 1-3 1B		0-0 F8		0-0 6-3	5 0 1 0 0 0 3		
Danny Ainge, R (1, 5) OBP: 0.213, SLG: 0.231	0-3 K		0-0 G3		0-0 1-3		0-0 1B 1B		4-0 FC5-4 BB	4 0 1 0 1 1 2		
George Bell, R (1, 7) OBP: 0.274, SLG: 0.426	0-0 1B		0-3 K		0-0 4-3		0-0 1-2 1B		0-0 FC5-4	5 0 2 0 0 1 3		
Otto Velez, R (1, 10) OBP: 0.366, SLG: 0.319	0-0 F9		0-0 F9			0-0 F8	0-0 1-3		0-0 F3	5 0 0 0 0 0 4		
Barry Bonnell, R (1, 9) OBP: 0.245, SLG: 0.302		0-0 E2 1B 1B		0-0 5-3		0-0 G3 2B		0-0 SH2-4 1B		4 0 2 0 0 0 0		
Damaso Garcia, R (1, 4) OBP: 0.237, SLG: 0.239		0-0 F3		0-0 6-3		0-0 G3		0-0 SH2-4		3 0 0 0 0 0 2		
Ken Macha, R (1, 3) OBP: 0.250, SLG: 0.261		0-0 1B 1B		0-0 F8		0-0 FC6-4 BB		0-0 1B		3 0 2 0 1 0 0		
Rick Bosetti, R (1, 8) OBP: 0.308, SLG: 0.324		0-0 F4		0-0 6-3		0-0 FC6-4		0-0 F9		4 0 0 0 0 0 6		
Buck Martinez, R (1, 2) OBP: 0.333, SLG: 0.333		0-0 1B		0-0 1-3 1B BB		0-0 F7		0-0 F7		2 0 1 0 1 0 0		
Garth Iorg, R (8, PH) OBP: 0.244, SLG: 0.275										1 0 0 0 0 0 2		
Ernie Whitt, L (8, 2) OBP: 0.239, SLG: 0.209										0 0 0 0 0 0 0		
<b>Inning Stats</b>	R: 0 H: 1 E: 0 LOB: 1 K: 1 BB: 0 S: 6 P: 6	R: 0 H: 2 E: 1 LOB: 3 K: 0 BB: 0 S: 6 P: 6	R: 0 H: 0 E: 0 LOB: 0 K: 1 BB: 0 S: 5 P: 5	R: 0 H: 0 E: 0 LOB: 0 K: 0 BB: 0 S: 3 P: 3	R: 0 H: 1 E: 0 LOB: 2 K: 0 BB: 1 S: 4 P: 8	R: 0 H: 1 E: 0 LOB: 2 K: 0 BB: 1 S: 4 P: 8	R: 0 H: 2 E: 0 LOB: 2 K: 0 BB: 0 S: 5 P: 5	R: 0 H: 2 E: 0 LOB: 2 K: 0 BB: 0 S: 5 P: 5	R: 0 H: 0 E: 0 LOB: 1 K: 0 BB: 1 S: 3 P: 7	1B: 8 SF: 0 2B: 1 SAC: 1 3B: 0 DP: 0 HR: 0 HBP: 0	WP: 0 PA: 40 PB: 0 SB: 0 CS: 0	
<b>PITCHER</b>	IP WLS BF H R ER SO BB IBB HBP BLK WP HR S P ERA WHIP											
Rick Waits, L (1, 1) ERA: 2.45	8.0 W 36 9 0 0 2 2 0 0 0 0 0 0 38 46 0.00 1.375											
Sid Monge, L (9, 1) ERA: 0.82	1.0 S 4 0 0 0 0 1 0 0 0 0 0 0 3 7 0.00 1.000											

Toronto Blue Jays @ Cleveland Indians  
Cleveland Municipal Stadium, Cleveland, OH

livebaseballscorecards.com

AB	36
R	0
H	9
RBI	0
BB	3
SO	2
LOB	22



Sun May 17 1981, 3:33 AM EDT  
Unknown





Batter	1	2	3	4	5	6	7	8	9	10	AB R H RBI BB SO LOB	TOP												
Lloyd Moseby, L (1, 9) OBP: 0.289, SLG: 0.414	0-3 K		0-0 4-3			0-0 G4-3			0-0 F6		4 0 0 0 0 1 1													
Garth Iorg, R (1, 5) OBP: 0.289, SLG: 0.318	0-0 FC4-6 1B			0-0 F8			0-0 SH2-4 1B		0-0 1B		4 1 3 0 0 0 0													
Al Woods, L (1, 7) OBP: 0.250, SLG: 0.253	0-0 FC4-6			0-0 CS 1B			0-0 SH2-4		0-0 F8		3 0 1 0 0 0 2													
Barry Bonnell, R (9, 7) OBP: 0.245, SLG: 0.302	1-2f						1-2				0 0 0 0 0 0 0													
John Mayberry, L (1, 3) OBP: 0.405, SLG: 0.417	0-0 G3			0-3 K			0-0 1B		0-0 F7		4 0 1 1 0 1 2													
Willie Upshaw, L (1, 10) OBP: 0.277, SLG: 0.424		0-0 F9			0-0 G3		0-0 F7		0-0 G3		4 0 0 0 0 0 0													
Damaso Garcia, R (1, 4) OBP: 0.237, SLG: 0.239		0-0 6-3			0-0 F9			0-3 K		0-0 1B	4 0 1 0 0 1 0													
Alfredo Griffin, S (1, 6) OBP: 0.235, SLG: 0.314		0-3 K			0-0 F8			0-0 F5		0-0 F8	4 0 0 0 0 1 1													
Rick Bosetti, R (1, 8) OBP: 0.286, SLG: 0.300			0-3 K			0-0 F6		0-0 F8			3 0 0 0 0 1 0													
Ernie Whitt, L (1, 2) OBP: 0.242, SLG: 0.213			0-0 4-3			0-0 G4-3 1B			0-0 4-3		3 0 1 0 0 0 0													
<b>Inning Stats</b>	R: 0 E: 0 K: 1 S: 6	H: 1 LOB: 1 BB: 0 P: 6	R: 0 E: 0 K: 1 S: 5	H: 0 LOB: 0 BB: 0 P: 5	R: 0 E: 0 K: 1 S: 5	H: 1 LOB: 0 BB: 0 P: 5	R: 0 E: 0 K: 0 S: 3	H: 0 LOB: 0 BB: 0 P: 3	R: 0 E: 0 K: 0 S: 3	H: 1 LOB: 0 BB: 0 P: 4	R: 0 E: 0 K: 1 S: 5	H: 0 LOB: 0 BB: 0 P: 5	R: 0 E: 0 K: 0 S: 4	H: 2 LOB: 0 BB: 0 P: 4	R: 0 E: 0 K: 1 S: 5	H: 0 LOB: 0 BB: 0 P: 5	R: 0 E: 0 K: 0 S: 4	H: 1 LOB: 1 BB: 0 P: 4	R: 0 E: 0 K: 0 S: 4	H: 1 LOB: 1 BB: 0 P: 4	1B: 7 2B: 0 3B: 0 HR: 0	SF: 0 SAC: 1 DP: 1 HBP: 0	WP: 0 PB: 0 SB: 1 CS: 1	PA: 34
<b>PITCHER</b> Bert Blyleven, R (1, 1) ERA: 1.67	IP 10.0 WLS W BF 34 H 7 R 1 ER 1 SO 5 BB 0 IBB 0 HBP 0 BLK 0 WP 0 HR 0 S 44 P 44 ERA 0.90 WHIP 0.700											<b>PITCHER</b>	IP 10.0 WLS W BF 34 H 7 R 1 ER 1 SO 5 BB 0 IBB 0 HBP 0 BLK 0 WP 0 HR 0 S 44 P 44 ERA 0.90 WHIP 0.700											

Toronto Blue Jays @ Cleveland Indians  
Cleveland Municipal Stadium, Cleveland, OH

Sun May 17 1981, 3:38 AM EDT  
Att. 46,168 - Unknown

livebaseballscores.com

AB 33  
R 1  
H 7  
RBI 1  
BB 0  
SO 5  
LOB 6





Batter	1	2	3	4	5	6	7	8	9	10	AB	R	H	RBI	BB	SO	LOB							
Miguel Dilone, S OBP: 0.288, SLG: 0.304 (1, 7)	0-0 5-3			0-0 6-3		0-0 1B 2B		0-0 1B		4-0 1B IBB	4	0	2	0	1	0	0							
Jorge Orta, L OBP: 0.286, SLG: 0.375 (1, 9)	0-0 4-3			0-0 6-3		0-3 K		0-0 F7		0-0 1B	5	0	1	1	0	1	2							
Alan Bannister, R OBP: 0.326, SLG: 0.346 (1, 4) Mike Hargrove, L OBP: 0.322, SLG: 0.270 (8, PH) (9, 3)	0-3 K			0-3 K		0-0 G5-4-3 1B		4-0 G5-4-3 IBB			3	0	1	0	0	2	0							
Andre Thornton, R OBP: 0.256, SLG: 0.284 (1, 3) Jerry Dybzinski, R OBP: 0.182, SLG: 0.182 (9, 4)		0-0 5-3		0-0 5-3		0-0 G5-4-3		0-0 G5-4-3			4	0	0	0	0	0	4							
Toby Harrah, R OBP: 0.315, SLG: 0.323 (1, 5)		4-0 G4-3 BB			0-0 WP E 2B		0-3 K		0-0 5-3		3	1	1	0	1	1	0							
Bo Diaz, R OBP: 0.352, SLG: 0.455 (1, 2)		0-0 G4-3			0-0 E5 FC5-4 BB 2-H		4-0 1B BB		0-0 L5		3	0	0	1	1	0	1							
Joe Charboneau, R OBP: 0.259, SLG: 0.350 (1, 10)					4-0 FC5-4 BB		0-0 1-2 1B		0-0 1-3		3	0	1	0	1	0	0							
Rick Manning, L OBP: 0.266, SLG: 0.238 (1, 8)					0-0 F7 FC5-4 FC5-4 1-2f 2-3		0-0 F7			0-0 1B 3B	4	1	1	0	0	0	4							
Tom Veryzer, R OBP: 0.289, SLG: 0.274 (1, 6)					0-0 FC5-4		0-0 F3			4-0 1B IBB IBB	3	0	0	0	1	0	4							
Inning Stats	R: 0 E: 0 K: 1 S: 5	H: 0 LOB: 0 BB: 0 P: 5	R: 0 E: 0 K: 0 S: 2	H: 0 LOB: 0 BB: 1 P: 6	R: 0 E: 0 K: 0 S: 3	H: 0 LOB: 0 BB: 0 P: 3	R: 0 E: 0 K: 1 S: 5	H: 0 LOB: 0 BB: 0 P: 5	R: 1 E: 1 K: 0 S: 5	H: 1 LOB: 2 BB: 1 P: 9	R: 0 E: 0 K: 1 S: 6	H: 2 LOB: 1 BB: 0 P: 6	R: 0 E: 0 K: 1 S: 6	H: 1 LOB: 2 BB: 1 P: 10	R: 0 E: 0 K: 0 S: 3	H: 1 LOB: 1 BB: 1 P: 7	R: 0 E: 0 K: 0 S: 3	H: 0 LOB: 0 BB: 0 P: 3	R: 0 E: 0 K: 0 S: 2	H: 2 LOB: 3 BB: 2 P: 10	1B: 4 2B: 2 3B: 1 HR: 0	SF: 0 SAC: 0 DP: 3 HBP: 0	WP: 1 PB: 0 SB: 1 CS: 0	PA: 38

BOTTOM

Toronto Blue Jays @ Cleveland Indians  
 Cleveland Municipal Stadium, Cleveland, OH  
 Sun May 17 1981, 3:38 AM EDT  
 Att: 46,168 - Unknown

livebaseballscores.com

AB	32
R	2
H	7
RBI	2
BB	6
SO	4
LOB	15



PITCHER	IP	WLS	BF	H	R	ER	SO	BB	IBB	HBP	BLK	WP	HR	S	P	ERA	WHIP
Jerry Garvin, L ERA: 2.93 (1, 1)	7.0		27	4	1	1	4	3	0	0	0	1	0	32	44	1.29	1.000
Roy Lee Jackson, R ERA: 3.26 (8, 1)	2.0	L	10	2	1	1	0	0	3	0	0	0	0	7	19	4.50	1.000
Mike Willis, L ERA: 5.56 (10, 1)	0.0		1	1	0	0	0	0	0	0	0	0	0	1	1	∞	∞

PITCHER	IP	WLS	BF	H	R	ER	SO	BB	IBB	HBP	BLK	WP	HR	S	P	ERA	WHIP
---------	----	-----	----	---	---	----	----	----	-----	-----	-----	----	----	---	---	-----	------

Batter	1	2	3	4	5	6	7	8	9	AB R H RBI BB SO LOB	TOP										
Ron LeFlore, R (1, 7) OBP: 0.315, SLG: 0.296	4-0 PB HR BB		x 0-0 F8 1-2	0-0 6-3			x 0-0 6-3		x 0-0 L1	4 1 0 0 1 0 1											
Mike Squires, L (1, 3) OBP: 0.349, SLG: 0.373	0-0 F6 1-2		x 0-0 E 1B 1B		x 0-0 F8 1B 2B		x 0-0 F8		x 0-0 6-3	5 2 2 1 0 0 1											
Carlton Fisk, R (1, 2) OBP: 0.358, SLG: 0.478	0-0 5-3		x 0-0 E4 BB 1B FC4-2		x 0-3 K		x 0-0 E6 HR		x 0-0 F7	5 1 0 0 0 1 3											
Greg Luzinski, R (1, 10) OBP: 0.400, SLG: 0.455	0-0 2-H HR		x 0-0 FC4-2 BB 1B		x 0-0 F8		x 0-0 1-H HR			4 2 3 5 0 0 1											
Harold Baines, L (1, 9) OBP: 0.305, SLG: 0.394	0-0 F8		x 4-0 FC4-2 BB		x 0-0 S 1B		x 0-0 3B			3 0 2 1 1 0 0											
Chet Lemon, R (1, 8) OBP: 0.383, SLG: 0.462		x 0-0 G6-4-3 1B	x 0-0 FC4-2		x 0-0 F9		x 0-0 5-3			2 0 1 0 0 0 3											
Rusty Kuntz, R (4, 8) OBP: 0.361, SLG: 0.323			1-2 2-3 3-H		1-2					2 0 0 0 0 0 2											
Tony Bernazard, S (1, 4) OBP: 0.366, SLG: 0.452		x 0-0 F5	x 0-3 K		x 0-0 F6		x 0-0 F7		x 0-0 F7	4 0 0 0 0 1 4											
Jim Morrison, R (1, 5) OBP: 0.267, SLG: 0.350		x 0-0 G6-4-3	x 0-0 F7		x 0-0 L5		x 0-0 F7		x 0-0 F7	4 0 0 0 0 0 1											
Bill Almon, R (1, 6) OBP: 0.349, SLG: 0.350			x 0-0 S 1B 1B		x 0-3 K		x 0-0 5-3		x 0-0 5-3	4 1 1 0 0 2 0											
Inning Stats	R: 2 E: 0 K: 0 S: 4	H: 1 LOB: 0 BB: 1 P: 8	R: 0 E: 0 K: 0 S: 3	H: 1 LOB: 0 BB: 0 P: 3	R: 2 E: 1 K: 1 S: 9	H: 3 LOB: 3 BB: 1 P: 13	R: 0 E: 0 K: 1 S: 5	H: 0 LOB: 0 BB: 0 P: 5	R: 1 E: 0 K: 1 S: 7	H: 2 LOB: 1 BB: 0 P: 7	R: 0 E: 0 K: 1 S: 5	H: 0 LOB: 0 BB: 0 P: 5	R: 2 E: 1 K: 0 S: 6	H: 2 LOB: 1 BB: 0 P: 6	R: 0 E: 0 K: 0 S: 3	H: 0 LOB: 0 BB: 0 P: 3	R: 0 E: 0 K: 0 S: 3	H: 0 LOB: 0 BB: 0 P: 3	1B: 5 2B: 1 3B: 1 HR: 2	SF: 0 SAC: 0 DP: 1 HBP: 0	WP: 0 PA: 39 PB: 1 SB: 2 CS: 0
PITCHER	IP WLS BF H R ER SO BB IBB HBP BLK WP HR S P ERA WHIP																				
Mark Bomback, R (1, 1) ERA: 3.68	2.1 L 12 4 4 4 0 1 0 0 0 0 1 11 15 15.43 2.143																				
Roy Lee Jackson, R (3, 1) ERA: 3.13	3.2 15 3 1 1 4 1 0 0 0 0 0 22 26 2.46 1.091																				
Mike Willis, L (7, 1) ERA: 5.11	2.0 9 2 2 0 0 0 0 0 0 0 1 9 9 0.00 1.000																				
Joey McLaughlin, R (9, 1) ERA: 2.52	1.0 3 0 0 0 0 0 0 0 0 0 0 3 3 0.00 0.000																				

Chicago White Sox @ Toronto Blue Jays  
Exhibition Stadium, Toronto, ON  
Mon May 18 1981, 3:33 AM EDT  
Att. 18,652 - Sunny - 52 F

livebaseballscorecards.com

AB	37
R	7
H	9
RBI	7
BB	2
SO	4
LOB	16





Batter	1	2	3	4	5	6	7	8	9	AB	R	H	RBI	BB	SO	LOB
Alfredo Griffin, S OBP: 0.235, SLG: 0.326 (1, 6)	0-3 K ①		0-0  3B			0-0 6-3 ①		0-0 F8 ①		4	0	1	0	0	1	0
Garth Iorg, R OBP: 0.265, SLG: 0.292 (1, 5)	0-3 K ②		0-3 K ③			0-0 6-3 ②		0-0 5-3 ②		4	0	0	0	0	2	1
Al Woods, L OBP: 0.239, SLG: 0.241 (1, 7)	0-3 K ③			0-0 L4 ①		0-0 1-3 ③		0-0 3-1 ③		4	0	0	0	0	1	0
Otto Velez, R OBP: 0.381, SLG: 0.333 (1, 10)		0-0  1B		0-0 6-3 ②			4-0  HR BB		0-0  FC5 HBP 1B	3	1	2	0	1	0	0
Barry Bonnell, R OBP: 0.245, SLG: 0.300 (1, 8)		0-3 K ①		0-0  1B			0-3 K ①		0-3 K ①	4	0	1	0	0	3	3
John Mayberry, L OBP: 0.408, SLG: 0.444 (1, 3)		0-3 K ②		0-0 4-3 ③			0-0  1-H HR		1-0  HBP	3	1	1	2	0	1	2
Danny Ainge, R OBP: 0.213, SLG: 0.231 (9, PR)									0-0  HBP	0	0	0	0	0	0	0
George Bell, R OBP: 0.258, SLG: 0.400 (1, 9)		0-0 F8 ③				0-0 F3 ①		0-0 F4 ②		4	0	0	0	0	1	3
Damaso Garcia, R OBP: 0.246, SLG: 0.241 (1, 4)			0-0 4-3 ①			4-0  G1-6-3 BB		0-0  S 1B		3	0	1	0	1	0	2
Buck Martinez, R OBP: 0.286, SLG: 0.278 (1, 2)			0-0 F7 ②			0-0 G1-6-3 ② ③		0-0 F8 ③		3	0	0	0	0	0	2


Inning Stats	R: 0	H: 0	E: 0	K: 3	S: 9	R: 0	H: 1	E: 0	K: 2	S: 8	R: 0	H: 1	E: 0	K: 1	S: 6	R: 0	H: 1	E: 0	K: 0	S: 4	R: 0	H: 0	E: 0	K: 0	S: 2	R: 0	H: 0	E: 0	K: 0	S: 3	R: 2	H: 2	E: 0	K: 1	S: 7	R: 0	H: 0	E: 0	K: 0	S: 3	R: 0	H: 1	E: 0	K: 2	S: 8	1B: 4	2B: 0	3B: 1	SF: 0	SAC: 0	DP: 1	HBP: 1	WP: 0	PB: 0	SB: 1	CS: 0	PA: 35
Steve Trout, L ERA: 2.21 (1, 1)	IP	WLS	BF	H	R	ER	SO	BB	IBB	HBP	BLK	WP	HR	S	P	ERA	WHIP																																								
Ed Farmer, R ERA: 6.75 (8, 1)	1.0		3	0	0	0	0	0	0	0	0	0	0	3	3	0.00	1.000																																								
LaMarr Hoyt, R ERA: 2.1 (9, 1)	1.0		5	1	0	0	2	0	0	1	0	0	0	8	9	0.00	1.000																																								

**BOTTOM**

**Chicago White Sox @ Toronto Blue Jays**  
Exhibition Stadium, Toronto, ON

Mon May 18 1981, 3:33 AM EDT  
Att. 18,652 - Sunny - 52 F

AB	32
R	2
H	6
RBI	2
BB	2
SO	9
LOB	13



**Chicago White Sox @ Toronto Blue Jays**  
 Exhibition Stadium, Toronto, ON  
 Tue May 19 1981, 7:05 PM EDT  
 Att. 11,604 - Unknown - 62 F

AB	40
R	5
H	13
RBI	5
BB	3
SO	6
LOB	27



Batter	1	2	3	4	5	6	7	8	9	AB R H RBI BB SO LOB												
Ron LeFlore, R (1, 7) OBP: 0.320, SLG: 0.294	4-0 1B BB	0-3 K		0-0 FC5-4 1B		0-0 F3 1-2		0-0 5-3 1-2		4 1 1 0 1 1 4												
Mike Squires, L (1, 3) OBP: 0.352, SLG: 0.367	0-0 F7	0-0 1B		0-0 F5		4-0 BB		0-0 1-3 2-3		4 0 1 1 1 0 3												
Carlton Fisk, R (1, 2) OBP: 0.351, SLG: 0.463	0-0 F9	0-0 F4		0-0 FC5-4 1-2f		0-3 K		0-0 1B		5 0 1 1 0 1 6												
Greg Luzinski, R (1, 10) OBP: 0.400, SLG: 0.447	0-0 E 1B 1-2	0-3 K			0-0 1-3		4-0 1B BB	0-0 F4		4 1 1 0 1 1 3												
Harold Baines, L (1, 9) OBP: 0.318, SLG: 0.404	0-0 E8 WP 1B 1-3 2-H		0-0 WP 1B		0-0 4-3		0-0 1-2 1B	0-0 F7		5 0 3 1 0 0 0												
Chet Lemon, R (1, 8) OBP: 0.375, SLG: 0.449	0-0 WP 1B 1-2 3-H		0-0 F8 1-2		0-0 5-3		0-3 K	0-0 6-3		5 0 1 1 0 1 3												
Tony Bernazard, S (1, 4) OBP: 0.360, SLG: 0.465	0-0 F7 1-2 2-3		0-0 F7			0-0 HR	0-0 F7	0-3 K		5 1 1 1 0 1 5												
Jim Morrison, R (1, 5) OBP: 0.267, SLG: 0.345		0-0 1B WP 1B	0-0 6-3			0-3 K	0-0 F9			4 1 1 0 0 1 3												
Bill Almon, R (1, 6) OBP: 0.362, SLG: 0.364		0-0 1B 1B		0-0 F9		0-0 S 1B		0-0 1-3 5-3 1B		4 1 3 0 0 0 0												
<b>Inning Stats</b>	R: 2 E: 1 K: 0 S: 6	H: 3 LOB: 2 BB: 1 P: 10	R: 1 E: 0 K: 2 S: 10	H: 3 LOB: 2 BB: 0 P: 10	R: 0 E: 0 K: 0 S: 4	H: 1 LOB: 1 BB: 0 P: 4	R: 0 E: 0 K: 0 S: 4	H: 1 LOB: 1 BB: 0 P: 4	R: 0 E: 0 K: 1 S: 3	H: 0 LOB: 0 BB: 0 P: 3	R: 1 E: 0 K: 2 S: 9	H: 2 LOB: 2 BB: 1 P: 13	R: 0 E: 0 K: 1 S: 6	H: 1 LOB: 2 BB: 1 P: 10	R: 1 E: 0 K: 0 S: 5	H: 2 LOB: 1 BB: 0 P: 5	R: 0 E: 0 K: 1 S: 5	H: 0 LOB: 0 BB: 0 P: 5	1B: 12 2B: 0 3B: 0 HR: 1	SF: 0 SAC: 0 DP: 0 HBP: 0	WP: 3 PB: 0 SB: 1 CS: 0	PA: 43
<b>PITCHER</b>	IP WLS BF H R ER SO BB IBB HBP BLK WP HR S P ERA WHIP																					
Jim Clancy, R (1, 1) ERA: 5.12	5.2 W 29 10 4 4 3 2 0 0 0 3 1 33 41 6.35 2.118																					
Luis Leal, R (6, 1) ERA: 3.38	3.1 S 14 3 1 1 3 1 0 0 0 0 0 19 23 2.70 1.200																					

livebaseballscorecards.com



Batter	1	2	3	4	5	6	7	8	9	AB R H RBI BB SO LOB
Alfredo Griffin, S OBP: 0.234, SLG: 0.318 (1, 6)	4-0 5-3 E 2B BB	0-3 K		0-3 K	0-0 F9		0-0 6-3			4 1 0 0 1 2 2
Damaso Garcia, R OBP: 0.244, SLG: 0.240 (1, 4)	0-0 E6 5-3 1-2 2B	0-0 S 3B 1B		0-3 K	0-0 6-3		0-3 K			5 2 1 0 0 2 3
Otto Velez, R OBP: 0.392, SLG: 0.405 (1, 10)	0-0 5-3 1-2 2-3	0-0 1-H 3B		4-0 1B BB		0-0 HR		0-0 6-3		4 1 2 2 1 0 2
John Mayberry, L OBP: 0.408, SLG: 0.471 (1, 3)	0-0 1-3	0-0 F9		0-0 1-3 1B		0-0 4-3		0-0 HR		5 1 2 2 0 0 3
Al Woods, L OBP: 0.258, SLG: 0.264 (1, 7)	0-0 2-H 3-H 1B 2B		4-0 SH5-3 1B BB	0-0 F8		0-0 FC5-4 BB 1B		0-0 6-3		4 1 2 2 1 0 2
Lloyd Moseby, L OBP: 0.303, SLG: 0.410 (1, 9)	0-0 1B BB		0-0 SH5-3 1-2		4-0 3B BB	4-0 FC5-4 BB		0-3 K		1 1 0 0 3 1 0
Barry Bonnell, R OBP: 0.264, SLG: 0.337 (1, 8)	0-0 1-2 2-H 1B		0-0 2-H 1B		0-0 SF9 3B	0-0 FC5-4 S 1-2 2-3				4 1 3 2 0 0 2
Danny Ainge, R OBP: 0.214, SLG: 0.225 (1, 5)	0-0 F8		0-0 4-3		4-0 S BB	0-0 6-3				3 0 0 0 1 0 5
Buck Martinez, R OBP: 0.280, SLG: 0.381 (1, 2)		0-0 F7		0-0 1B 3B	0-0 SF9		0-0 6-3			3 1 1 1 0 0 0

Inning Stats	R: 3	H: 2	E: 1	LOB: 2	K: 0	BB: 2	S: 6	P: 14	R: 1	H: 2	E: 0	LOB: 1	K: 1	BB: 0	S: 7	R: 0	H: 1	E: 0	LOB: 1	K: 0	BB: 1	S: 3	R: 1	H: 2	E: 0	LOB: 2	K: 2	BB: 1	S: 9	R: 2	H: 1	E: 0	LOB: 1	K: 0	BB: 2	S: 4	P: 12	R: 1	H: 2	E: 0	LOB: 2	K: 0	BB: 1	S: 5	P: 9	R: 0	H: 0	E: 0	LOB: 0	K: 1	BB: 0	S: 5	P: 5	R: 1	H: 1	E: 0	LOB: 0	K: 1	BB: 0	S: 6	P: 6
--------------	------	------	------	--------	------	-------	------	-------	------	------	------	--------	------	-------	------	------	------	------	--------	------	-------	------	------	------	------	--------	------	-------	------	------	------	------	--------	------	-------	------	-------	------	------	------	--------	------	-------	------	------	------	------	------	--------	------	-------	------	------	------	------	------	--------	------	-------	------	------

PITCHER		IP	WLS	BF	H	R	ER	SO	BB	IBB	HBP	BLK	WP	HR	S	P	ERA	WHIP
Francisco Barrios, R ERA: 3.58 (1, 1)		0.2		6	1	3	0	0	2	0	0	0	0	0	4	12	0.00	4.500
LaMarr Hoyt, R ERA: 2.51 (1, 1)	L	3.0		16	6	2	2	3	2	0	0	0	0	0	20	28	6.00	2.667
Kevin Hickey, L ERA: 3.6 (4, 1)		1.2		11	3	3	3	0	3	0	0	0	0	1	8	20	16.20	3.600
Dennis Lamp, R ERA: 3.0 (6, 1)		2.2		9	1	1	1	2	0	0	0	0	0	1	13	13	3.38	0.375


**BOTTOM**

**Chicago White Sox @ Toronto Blue Jays**  
Exhibition Stadium, Toronto, ON

Tue May 19 1981, 7:05 PM EDT  
Att. 11,604 - Unknown - 62 F

AB	33
R	9
H	11
RBI	9
BB	7
SO	5
LOB	19

WP: 0 PA: 42  
PB: 0  
SB: 3  
CS: 0



PITCHER		IP	WLS	BF	H	R	ER	SO	BB	IBB	HBP	BLK	WP	HR	S	P	ERA	WHIP
---------	--	----	-----	----	---	---	----	----	----	-----	-----	-----	----	----	---	---	-----	------

Batter	1	2	3	4	5	6	7	8	9	AB R H RBI BB SO LOB	TOP																
Ron LeFlore, R (1, 7) OBP: 0.324, SLG: 0.284	4-0 SH1-4 1B S BB	0-3 K	4-0 1-2 2-3 BB		0-0 6-3			0-0 E6 1B S		3 2 0 0 2 1 0																	
Mike Squires, L (1, 3) OBP: 0.348, SLG: 0.361	0-0 SH1-4 1-3	0-0 F7	0-3 K			0-0 1B 1B		0-0 F4 1-2		4 0 1 0 0 1 4																	
Carlton Fisk, R (1, 2) OBP: 0.371, SLG: 0.490	0-0 5-3		0-0 E7 1B 2B	0-0 1B BB G3-2-3 1B		0-0 1-2 1B		0-0 1B		5 1 4 1 0 0 1																	
Greg Luzinski, R (1, 10) OBP: 0.400, SLG: 0.441	0-0 1B 2B 1B 3-H		0-0 F7 1B BB	4-0 1-2 1B BB		0-3 K		0-0 F9		4 1 1 1 1 1 4																	
Harold Baines, L (1, 9) OBP: 0.330, SLG: 0.413	0-0 2B 1B 1-3		0-0 E S 1B 1B 3-H	0-0 1-2 2-3 1B		0-3 K		0-3 K		5 1 3 1 0 2 3																	
Chet Lemon, R (1, 8) OBP: 0.376, SLG: 0.451	0-0 1-3 2B 3-H		0-0 1-2 1B HBP E	0-0 F6		0-0 F9		0-3 K2-3		4 1 1 1 0 1 5																	
Tony Bernazard, S (1, 4) OBP: 0.354, SLG: 0.451	4-0 IBB		0-0 F8	0-0 G3-2-3 3-H		0-3 K		0-0 F3		4 0 0 0 1 1 5																	
Jim Morrison, R (1, 5) OBP: 0.253, SLG: 0.326	0-0 F8		0-0 E6 BB 1B 1-2 2-3		0-0 L5		0-0 6-3	0-0 F8		5 0 0 0 0 0 5																	
Bill Almon, R (1, 6) OBP: 0.358, SLG: 0.360		0-3 K	0-0 BB 1B 1-2 2-H 3-H		0-0 1-4-3		0-3 K			4 0 1 2 0 2 0																	
<b>Inning Stats</b>	R: 2 E: 0 K: 0 S: 6	H: 3 LOB: 3 BB: 2 P: 14	R: 0 E: 0 K: 2 S: 7	H: 0 LOB: 0 BB: 0 P: 7	R: 3 E: 2 K: 1 S: 9	H: 3 LOB: 3 BB: 1 P: 14	R: 0 E: 0 K: 0 S: 4	H: 2 LOB: 2 BB: 1 P: 8	R: 0 E: 0 K: 0 S: 3	H: 0 LOB: 0 BB: 0 P: 3	R: 0 E: 0 K: 2 S: 9	H: 2 LOB: 2 BB: 0 P: 9	R: 0 E: 0 K: 2 S: 7	H: 0 LOB: 0 BB: 0 P: 7	R: 1 E: 1 K: 1 S: 7	H: 1 LOB: 1 BB: 0 P: 7	R: 0 E: 0 K: 1 S: 5	H: 0 LOB: 0 BB: 0 P: 5	1B: 9 2B: 2 3B: 0 HR: 0	SF: 0 SAC: 1 DP: 1 HBP: 1	WP: 0 PB: 0 SB: 3 CS: 0	PA: 44					
<b>PITCHER</b>	IP WLS BF H R ER SO BB IBB HBP BLK WP HR S P ERA WHIP																										
Jackson Todd, R (1, 1) ERA: 3.83	2.1		15	5	5	3	2	1	1	1	0	0	0	16	25	11.57	2.571										
Mike Willis, L (3, 1) ERA: 4.97	0.2		8	3	0	0	1	2	0	0	0	0	0	8	16	0.00	7.500										
Roy Lee Jackson, R (4, 1) ERA: 2.77	3.0		10	2	0	0	2	0	0	0	0	0	0	14	14	0.00	0.667										
Joey McLaughlin, R (7, 1) ERA: 2.25	3.0	L	11	1	1	0	4	0	0	0	0	0	0	19	19	0.00	0.333										

Chicago White Sox @ Toronto Blue Jays  
Exhibition Stadium, Toronto, ON  
Wed May 20 1981, 7:05 PM EDT  
Att. 12,536 - Unknown - 72 F

AB	38
R	6
H	11
RBI	6
BB	4
SO	9
LOB	27







Batter	1	2	3	4	5	6	7	8	9	AB R H RBI BB SO LOB	TOP									
Alfredo Griffin, S (1, 6) OBP: 0.246, SLG: 0.340	0-0 SF8 1B	0-0 F7			0-0 2B			0-0 F9		4 1 2 0 0 0 1										
Damaso Garcia, R (1, 4) OBP: 0.257, SLG: 0.271	0-0 1B		0-0 F8		0-0 F3			0-0 F4		4 0 1 0 0 0 1										
Otto Velez, R (1, 10) OBP: 0.360, SLG: 0.368	0-3 K		0-0 5-3				0-0 F4	0-0 F3		4 0 0 0 0 1 2										
John Mayberry, L (1, 3) OBP: 0.396, SLG: 0.468	0-0 SF8		0-0 4-3				0-0 F4		0-0 P2	3 0 0 1 0 0 0										
Al Woods, L (1, 7) OBP: 0.248, SLG: 0.253	0-0 4-3			0-0 F6		0-0 1B		0-0 F9		4 0 1 0 0 0 1										
Lloyd Moseby, L (1, 9) OBP: 0.329, SLG: 0.440		0-0 1B 2B		0-0 4-3		0-0 F7		0-0 1B 1B		4 1 2 0 0 0 1										
Barry Bonnell, R (1, 8) OBP: 0.271, SLG: 0.339		0-0 E S 1B		0-0 F8			0-0 F7		0-0 1B	4 0 2 1 0 0 0										
Garth Iorg, R (1, 5) OBP: 0.264, SLG: 0.308		0-3 K			0-0 F7		0-3 K		0-0 F7	3 0 0 0 0 2 1										
Willie Upshaw, L (9, PH) OBP: 0.269, SLG: 0.410		1-3 K								1 0 0 0 0 0 2										
Buck Martinez, R (1, 2) OBP: 0.226, SLG: 0.296		0-3 K			0-0 F9		0-3 K			3 0 0 0 0 2 1										
<b>Inning Stats</b>	R: 1 E: 0 K: 1 S: 7	H: 2 LOB: 1 BB: 0 P: 7	R: 1 E: 0 K: 2 S: 9	H: 2 LOB: 1 BB: 0 P: 9	R: 0 E: 0 K: 0 S: 3	H: 0 LOB: 0 BB: 0 P: 3	R: 0 E: 0 K: 0 S: 3	H: 0 LOB: 0 BB: 0 P: 3	R: 0 E: 0 K: 2 S: 4	H: 1 LOB: 1 BB: 0 P: 4	R: 0 E: 0 K: 2 S: 7	H: 0 LOB: 0 BB: 0 P: 7	R: 0 E: 0 K: 0 S: 3	H: 0 LOB: 0 BB: 0 P: 3	R: 0 E: 0 K: 0 S: 5	H: 2 LOB: 2 BB: 0 P: 5	1B: 6 2B: 2 3B: 0 HR: 0	SF: 1 SAC: 0 DP: 0 HBP: 0	WP: 0 PB: 0 SB: 1 CS: 0	PA: 35
<b>PITCHER</b> Rick Langford, R (1, 1) ERA: 2.92	IP: 9.0 WLS: W BF: 35 H: 8 R: 2 ER: 2 SO: 5 BB: 0 IBB: 0 HBP: 0 BLK: 0 WP: 0 HR: 0 S: 45 P: 45 ERA: 2.00 WHIP: 0.889											<b>PITCHER</b>	IP: WLS: BF: H: R: ER: SO: BB: IBB: HBP: BLK: WP: HR: S: P: ERA: WHIP:							

Toronto Blue Jays @ Oakland Athletics  
Oakland-Alameda County Coliseum, Oakland, CA  
Fri May 22 1981, 7:05 PM PDT  
Att. 13,426 - Unknown

AB	34
R	2
H	8
RBI	2
BB	0
SO	5
LOB	10



WP: 0	PA: 35
PB: 0	
SB: 1	
CS: 0	



Batter	1	2	3	4	5	6	7	8	9
Rickey Henderson, R (1, 7) OBP: 0.389, SLG: 0.449	4-0 CS 3-1 BB		4-0 BB			0-0 6-3		0-0 1B	
Dwayne Murphy, L (1, 8) OBP: 0.354, SLG: 0.456	0-0 F7		0-0 SF9			0-0 F3		0-0 HBP BB 1B 1B	
Jim Spencer, L (1, 3) OBP: 0.250, SLG: 0.258	0-0 3-1 1-2		0-0 F5			0-3 K		4-0 HBP 1B BB	
Wayne Cross, L (1, 5) OBP: 0.333, SLG: 0.333	0-0 CS 2-3	0-0 F8		0-0 F5		4-0 BB		1-0 1B 1-2 2-3 1B HBP	
Tony Armas, R (1, 9)		0-0 F9		0-0 L6		0-3 K		0-0 FC5 1B 1-3 2-H 3-H 1B	
Mitchell Page, L (1, 10) OBP: 0.214, SLG: 0.308		0-3 K		0-0 F9		0-3 K		0-0 1-2 3-H 1B	
Mike Heath, R (1, 2) OBP: 0.246, SLG: 0.311			0-0 4-3 3B 2B		0-0 B2-3		0-0 F8	0-0 FC5 2-3f	
Brian Doyle, L (1, 4) OBP: 0.162, SLG: 0.139			0-0 4-3 2-3		0-0 4-3			0-0 P3	
Rob Picciolo, R (1, 6) OBP: 0.289, SLG: 0.403			0-0 SF9 3B		0-0 F7			0-0 1-3	

Inning Stats	R: 0	H: 0	E: 0	LOB: 0	K: 0	S: 2	P: 6	R: 0	H: 0	E: 0	LOB: 0	K: 1	S: 5	P: 5	R: 2	H: 2	E: 0	LOB: 1	K: 0	S: 5	P: 9	R: 0	H: 0	E: 0	LOB: 0	K: 0	S: 3	P: 3	R: 0	H: 0	E: 0	LOB: 0	K: 0	S: 3	P: 3	R: 0	H: 0	E: 0	LOB: 0	K: 1	S: 5	P: 5	R: 0	H: 0	E: 0	LOB: 1	K: 2	S: 7	P: 11	R: 4	H: 4	E: 0	LOB: 2	K: 0	S: 7	P: 12
--------------	------	------	------	--------	------	------	------	------	------	------	--------	------	------	------	------	------	------	--------	------	------	------	------	------	------	--------	------	------	------	------	------	------	--------	------	------	------	------	------	------	--------	------	------	------	------	------	------	--------	------	------	-------	------	------	------	--------	------	------	-------

PITCHER	IP	WLS	BF	H	R	ER	SO	BB	IBB	HBP	BLK	WP	HR	S	P	ERA	WHIP
Dave Stieb, R (1, 1) ERA: 3.27	7.2	L	32	5	6	6	4	4	0	1	0	0	0	35	52	7.04	1.174
Jackson Todd, R (8, 1) ERA: 3.8	0.1		2	1	0	0	0	0	0	0	0	0	0	2	2	0.00	3.000

**BOTTOM**

**Toronto Blue Jays @ Oakland Athletics**  
Oakland-Alameda County Coliseum, Oakland, CA

Fri May 22 1981, 7:05 PM PDT  
Att. 13,426 - Unknown

AB	R	H	RBI	BB	SO	LOB
2	1	1	0	2	0	0
3	1	1	2	0	0	1
3	1	0	0	1	1	2
2	1	0	0	1	0	0
4	0	1	2	0	1	1
4	0	1	1	0	2	1
4	1	1	0	0	0	3
3	0	0	0	0	0	1
3	1	1	1	0	0	0

AB	28
R	6
H	6
RBI	6
BB	4
SO	4
LOB	9

WP: 0 PA: 35  
PB: 0  
SB: 1  
CS: 1



1B	SF	WP	PA
4	1	0	35
2B	1	0	
3B	1	0	
HR	0	0	





Batter	1	2	3	4	5	6	7	8	9	10	11	12	13	14	15	AB	R	H	RBI	BB	SO	LOB	BOTTOM					
Rickey Henderson, R OBP: 0.390, SLG: 0.451	0-0 CS 1B		0-3 K		0-0 F9			0-0 8-4 BB 1B		0-0 4-3 1B			0-3 K		0-0 SF9	6	0	3	1	0	2	0						
Dwayne Murphy, L OBP: 0.359, SLG: 0.451	4-0 G3 1B WP BB		0-3 K					0-0 CS 1B		0-0 4-3			0-3 K			4	1	1	0	2	2	1						
Wayne Gross, L OBP: 0.330, SLG: 0.330	0-0 G3		0-0 1B					0-0 F2		0-0 8-4			0-3 K			4	0	1	0	0	0	4						
Dave McKay, S OBP: 0.234, SLG: 0.264	1-3 1B							1-2 1B		2-3f						2	0	0	0	0	2	1						
Tony Armas, R OBP: 0.317, SLG: 0.531	0-0 1B							0-0 F4					0-0 F5			6	0	1	1	0	2	0						
Jim Spencer, L OBP: 0.232, SLG: 0.236	0-3 K							0-0 F7		0-0 F9			0-3 K			6	0	0	0	0	3	1						
Mike Heath, R OBP: 0.257, SLG: 0.336								0-0 F8		4-0 BB BB			0-0 5-3			5	1	2	1	1	0	0						
Mitchell Page, L OBP: 0.237, SLG: 0.304	0-3 K							0-0 F7		0-0 1B			0-3 K			4	1	1	0	2	2	1						
Fred Stanley, R OBP: 0.286, SLG: 0.214								0-0 F4					0-0 F8			3	0	0	0	0	1	1						
Rob Picciolo, R OBP: 0.291, SLG: 0.400								B2-3		0-3 K			0-0 F8			3	0	1	0	0	0	2						
Brian Doyle, L OBP: 0.146, SLG: 0.125								0-0 F3					0-0 F6			4	0	0	0	0	0	0						
Tim Hosley, R OBP: 0.167, SLG: 0.294	4-3							0-0 F7								1	0	0	0	0	0	0						
Shooty Babitt, R OBP: 0.346, SLG: 0.289								6-3					0-0 F7			1	0	1	0	0	0	0						
Inning Stats	R: 1 E: 0 K: 1 S: 6	H: 2 LOB: 1 BB: 1 P: 10	R: 1 E: 0 K: 1 S: 6	H: 1 LOB: 0 BB: 0 P: 6	R: 0 E: 0 K: 2 S: 7	H: 1 LOB: 1 BB: 0 P: 7	R: 0 E: 0 K: 0 S: 4	H: 1 LOB: 1 BB: 0 P: 4	R: 0 E: 0 K: 0 S: 3	H: 0 LOB: 0 BB: 0 P: 3	R: 0 E: 0 K: 1 S: 6	H: 1 LOB: 1 BB: 0 P: 6	R: 0 E: 0 K: 1 S: 5	H: 0 LOB: 2 BB: 2 P: 13	R: 0 E: 0 K: 1 S: 6	H: 1 LOB: 1 BB: 0 P: 6	R: 0 E: 0 K: 1 S: 5	H: 0 LOB: 0 BB: 0 P: 5	R: 0 E: 0 K: 3 S: 9	H: 0 LOB: 0 BB: 0 P: 9	R: 0 E: 0 K: 2 S: 7	H: 0 LOB: 0 BB: 0 P: 7	R: 1 E: 0 K: 0 S: 3	H: 2 LOB: 2 BB: 1 P: 7	1B: 10 2B: 1 3B: 0 HR: 1	SF: 1 SAC: 0 DP: 1 HBP: 0	WP: 1 PB: 0 SB: 0 CS: 2	PA: 55
PITCHER	IP	WLS	BF	H	R	ER	SO	BB	IBB	HBP	BLK	WP	HR	S	P	ERA	WHIP											
Mark Bomback, R ERA: 3.51	(1, 1)		28	8	2	2	5	1	0	0	0	0	1	37	41	2.46	1.227											
Mike Willis, L ERA: 4.85	(8, 1)	0.2	2	0	0	0	0	1	0	0	0	0	0	1	5	0.00	1.500											
Joey McLaughlin, R ERA: 2.03	(9, 1)	3.0	12	1	0	0	3	2	0	0	0	0	0	16	24	0.00	1.000											
Luis Leal, R ERA: 3.33	(12, 1)	3.1	L 13	2	1	1	6	1	0	0	0	0	0	24	28	2.70	0.900											

Toronto Blue Jays @ Oakland Athletics  
Oakland-Alameda County Coliseum, Oakland, CA  
Sat May 23 1981, 3:33 AM PDT  
Att: 27,147 - Unknown

livebaseballscores.com

AB	49
R	3
H	11
RBI	3
BB	5
SO	14
LOB	11



Batter	1	2	3	4	5	6	7	8	9	10	11	12	AB R H RBI BB SO LOB	TOP																
<b>Alfredo Griffin, S</b> OBP: 0.244, SLG: 0.327 (1, 6)	0-0 4-3 			0-3 K 		0-0 4-3 HR 1B 		0-0 F8 		0-0 P3 		0-0 P3 	5 1 1 0 1 1 0																	
<b>Damaso Garcia, R</b> OBP: 0.238, SLG: 0.250 (1, 4)	0-0 F5 			0-0 B1-3 		0-0 4-3 		0-0 4-3 		0-0 1-3 			5 0 0 0 0 0 3																	
<b>Barry Bonnell, R</b> OBP: 0.279, SLG: 0.355 (1, 9) (9, 7)	0-0 F6 			0-0 G3 		0-0 HR 			4-0 5-3 BB BB 		0-0 4-3 SH1-4 1B 1B 		4 2 2 3 1 0 0																	
<b>Otto Velez, R</b> OBP: 0.385, SLG: 0.366 (1, 10)		4-0 G6-4-3 BB 			0-0 F7 	4-0 BB BB BB BB BB 			4-0 5-3 BB BB 		0-0 SH1-4 		1 0 0 0 3 0 0																	
<b>Ken Macha, R</b> OBP: 0.300, SLG: 0.310 (1, 3)		0-0 G6-4-3 1-2 			0-0 F9 	0-3 S S S S S 			0-0 B1 		0-0 4-3 		3 0 0 0 0 1 2																	
<b>Lloyd Moseby, L</b> OBP: 0.309, SLG: 0.410 (9, PH) (9, 9)													2 0 0 0 0 0 3																	
<b>George Bell, R</b> OBP: 0.246, SLG: 0.382 (1, 7)		0-0 L3 			0-3 K 				0-0 P3 		0-0 5-3 1B 1B 		3 0 0 0 0 1 0																	
<b>Willie Upshaw, L</b> OBP: 0.265, SLG: 0.403 (9, PH)													0 0 0 0 0 0 0																	
<b>Garth Iorg, R</b> OBP: 0.263, SLG: 0.304 (9, PH) (9, 3)													2 0 1 1 0 0 2																	
<b>Rick Bosetti, R</b> OBP: 0.277, SLG: 0.289 (1, 8)				0-0 5-3 		0-0 5-3 BLK 1B 1B 		0-0 F7 		0-3 K 		0-0 1-3 		5 1 1 0 0 1 3																
<b>Danny Ainge, R</b> OBP: 0.213, SLG: 0.211 (1, 5)				0-3 K 		0-0 5-3 1B 1B 		0-3 K 		0-0 4-3 		0-3 K 	5 0 0 0 0 3 1																	
<b>Buck Martinez, R</b> OBP: 0.222, SLG: 0.281 (1, 2)				0-0 5-3 		0-0 4-3 HR 1B 1B 		0-3 K 		0-3 K 		0-0 F8 	5 1 1 1 0 2 0																	
<b>Inning Stats</b>	R: 0 E: 0 K: 0 S: 3	H: 0 LOB: 0 BB: 0 P: 3	R: 0 E: 0 K: 0 S: 2	H: 0 LOB: 0 BB: 1 P: 6	R: 0 E: 0 K: 1 S: 5	H: 0 LOB: 0 BB: 0 P: 5	R: 0 E: 0 K: 1 S: 5	H: 0 LOB: 0 BB: 0 P: 5	R: 4 E: 0 K: 1 S: 9	H: 4 LOB: 1 BB: 1 P: 13	R: 0 E: 0 K: 1 S: 5	H: 0 LOB: 0 BB: 0 P: 5	R: 0 E: 0 K: 1 S: 5	H: 0 LOB: 2 BB: 2 P: 13	R: 0 E: 0 K: 1 S: 5	H: 0 LOB: 1 BB: 1 P: 9	R: 1 E: 0 K: 0 S: 5	H: 2 LOB: 1 BB: 0 P: 5	R: 0 E: 0 K: 1 S: 5	H: 0 LOB: 0 BB: 0 P: 5	1B: 5 2B: 0 3B: 0 HR: 1	SF: 0 SAC: 1 DP: 1 HBP: 0	WP: 0 PB: 0 SB: 0 CS: 0	PA: 46						
<b>PITCHER</b>	IP WLS BF H R ER SO BB IBB HBP BLK WP HR S P ERA WHIP																													
<b>Tom Underwood, L</b> ERA: 4.43 (1, 1)	8.0																													
<b>Bo McLaughlin, R</b> ERA: 8.53 (9, 1)	0.1	1	0	0	0	0	0	0	0	0	0	0	0	0	0	0	0	0	0	0	0	0	0	0	0	0	0	0		
<b>Bob Owchinko, L</b> ERA: 1.5 (9, 1)	3.2	W 14	2	1	1	3	1	0	0	0	0	0	0	0	0	0	0	0	0	0	0	0	0	0	0	0	0	0	0	

Toronto Blue Jays @ Oakland Athletics  
Oakland-Alameda County Coliseum, Oakland, CA  
Sun May 24 1981, 3:33 AM PDT  
Unknown

AB	40
R	5
H	6
RBI	5
BB	5
SO	9
LOB	14



livebaseballscores.com



Batter	1	2	3	4	5	6	7	8	9	10	11	12	AB	R	H	RBI	BB	SO	LOB									
Rickey Henderson, R OBP: 0.407, SLG: 0.461 (1, 7)	0-0 WP 1B 1B		4-0 CS BB		4-0 CS BB	0-0 BB 1B		0-0 1B HBP 1B		0-0 F7		0-0 2-H 1B	5	1	4	1	2	0	0									
Dwayne Murphy, L OBP: 0.369, SLG: 0.449 (1, 8)	0-0 F7		4-0 FC4-6 BB		0-0 1B 1B	4-0 BB 1B		1-0 1B HBP		0-0 4-3			3	0	1	0	2	0	1									
Wayne Gross, L OBP: 0.330, SLG: 0.323 (1, 5)	4-0 S 1B BB		0-0 FC4-6 1B		0-0 BB 1B	0-0 2-3		0-0 F2		0-0 F9				5	1	1	0	1	0	6								
Tony Armas, R OBP: 0.328, SLG: 0.552 (1, 9)	0-0 1-H 2-H 1B		0-0 1-2 1B		0-0 F4		0-0 1-3		0-0 1-2 2-3 1B		0-0 HR			6	1	4	3	0	0	2								
Jim Spencer, L OBP: 0.239, SLG: 0.234 (1, 3)	0-0 F9		0-0 1-3		4-0 FC6-4 BB		0-0 3-1		0-0 F7		0-0 BB 1B			5	0	1	0	1	0	3								
Cliff Johnson, R OBP: 0.325, SLG: 0.454 (1, 10)	0-3 K			0-0 S 1B	0-0 FC6-4		4-0 BB		0-0 F7		4-0 G6-4-3 BB			4	1	1	0	2	1	4								
Mike Heath, R OBP: 0.253, SLG: 0.336 (1, 2)		0-0 2-3		0-3 K		0-0 L5	0-0 1-3		0-0 2B		0-0 G6-4-3			6	0	1	0	0	1	4								
Fred Stanley, R OBP: 0.299, SLG: 0.220 (1, 6)		0-0 6-3		0-0 G5-6-3 1B		4-0 BB 1B E BB		0-0 F8		0-3 K		4-0 SH3 1B BB		3	1	1	1	1	0	0								
Tim Hosley, R OBP: 0.158, SLG: 0.278 (9, PH)				2-H 1B		0-0 BB 1B BB		0-0 F8						1	0	0	0	0	1	1								
Rob Picciolo, R OBP: 0.300, SLG: 0.400 (10, 6)				0-0 G5-6-3		0-0 F8		0-0 HBP 1B 1B						0	1	0	0	1	0	0								
Brian Doyle, L OBP: 0.146, SLG: 0.125 (1, 4)		0-0 4-3		0-0 G5-6-3		0-0 F8		0-0 HBP 1B 1B		0-0 F3		0-0 SH3		0	0	0	0	0	0	0								
Shoety Babitt, R OBP: 0.339, SLG: 0.284 (2, PH) (3, 4)				1-2f								1-2		5	0	1	0	0	0	2								
<b>Inning Stats</b>	R: 2 E: 0 K: 1 S: 7	H: 2 LOB: 1 BB: 1 P: 11	R: 0 E: 0 K: 0 S: 3	H: 0 LOB: 0 BB: 0 P: 3	R: 0 E: 0 K: 0 S: 3	H: 1 LOB: 2 BB: 2 P: 11	R: 1 E: 0 K: 1 S: 6	H: 2 LOB: 0 BB: 0 P: 6	R: 0 E: 0 K: 0 S: 4	H: 2 LOB: 3 BB: 2 P: 12	R: 1 E: 1 K: 0 S: 4	H: 1 LOB: 2 BB: 2 P: 12	R: 0 E: 0 K: 0 S: 3	H: 0 LOB: 1 BB: 1 P: 7	R: 0 E: 0 K: 0 S: 5	H: 3 LOB: 3 BB: 0 P: 6	R: 0 E: 0 K: 1 S: 6	H: 1 LOB: 1 BB: 0 P: 6	R: 0 E: 0 K: 0 S: 3	H: 0 LOB: 0 BB: 0 P: 3	R: 1 E: 0 K: 0 S: 4	H: 2 LOB: 1 BB: 1 P: 8	R: 1 E: 0 K: 0 S: 2	H: 1 LOB: 1 BB: 1 P: 6	1B: 13 2B: 1 3B: 0 HR: 1	SF: 0 DP: 2 HBP: 1	WP: 1 PB: 0 SB: 3 CS: 2	PA: 55

**Toronto Blue Jays @ Oakland Athletics**  
Oakland-Alameda County Coliseum, Oakland, CA  
Sun May 24 1981, 3:33 AM PDT  
Unknown

AB	43
R	6
H	15
RBI	5
BB	10
SO	3
LOB	23



PITCHER	IP	WLS	BF	H	R	ER	SO	BB	IBB	HBP	BLK	WP	HR	S	P	ERA	WHIP
Jim Clancy, R ERA: 5.06 (1, 1)	5.2		28	8	4	3	2	6	0	0	0	1	0	26	50	4.76	2.471
Mike Willis, L ERA: 4.5 (6, 1)	2.0		11	2	0	0	0	2	0	1	0	0	0	8	17	0.00	2.000
Roy Lee Jackson, R ERA: 2.83 (8, 1)	2.2		12	4	1	1	1	1	0	0	0	0	1	13	17	3.38	1.875
Joey McLaughlin, R ERA: 2.25 (11, 1)	1.0	L	4	1	1	1	0	1	0	0	0	0	0	3	7	9.00	2.000

Batter	1	2	3	4	5	6	7	8	9	AB R H RBI BB SO LOB	TOP																						
Alfredo Griffin, S OBP: 0.239, SLG: 0.320 (1, 6) X	0-0 ① 4-3		0-0 ② F5		0-0 ③ F2			0-3 ② K		4 0 0 0 0 1 3																							
Al Woods, L OBP: 0.241, SLG: 0.239 (1, 7) X	0-0 ② F9		0-0 ③ F5			0-0 ① F2		0-0 ③ 4-3		4 0 0 0 0 0 1																							
Otto Velez, R OBP: 0.373, SLG: 0.351 (1, 10) X	0-0 E5			0-0 ① F9		0-0 ② F8		0-3 ① K		4 0 0 0 0 1 0																							
John Mayberry, L OBP: 0.381, SLG: 0.445 (1, 3) X	0-0 ③ 4-3			0-0 ② F8		0-0 ③ P3		0-0 ② G3		4 0 0 0 0 0 1																							
Lloyd Moseby, L OBP: 0.301, SLG: 0.399 (1, 9) X		0-0 ① F8		0-0 ③ F7			0-0 ① 4-3	0-0 ③ F4		4 0 0 0 0 0 0																							
Barry Bonnell, R OBP: 0.273, SLG: 0.347 (1, 8) X		0-0 ② 5-3			0-0 ① 5-3		0-0 ② F9			3 0 0 0 0 0 0																							
Ken Macha, R OBP: 0.333, SLG: 0.344 (1, 5) X		0-0 ③ 4-3			0-0 1B		0-0 FC6-4			3 0 2 0 0 0 0																							
Damaso Garcia, R OBP: 0.240, SLG: 0.252 (1, 4) X			0-0 ① 1-3		0-0 1B		0-0 ③ FC6-4			3 0 1 0 0 0 1																							
Ernie Whitt, L OBP: 0.240, SLG: 0.224 (1, 2) X			0-0 2B		0-3 ② K		0-3 ① K			3 0 1 0 0 2 2																							
<b>Inning Stats</b>	R: 0 E: 1 K: 0 S: 4	H: 0 LOB: 1 BB: 0 P: 4	R: 0 E: 0 K: 0 S: 3	H: 0 LOB: 0 BB: 0 P: 3	R: 0 E: 0 K: 0 S: 4	H: 1 LOB: 1 BB: 0 P: 4	R: 0 E: 0 K: 0 S: 3	H: 0 LOB: 0 BB: 0 P: 3	R: 0 E: 0 K: 0 S: 7	H: 2 LOB: 2 BB: 0 P: 7	R: 0 E: 0 K: 0 S: 3	H: 0 LOB: 0 BB: 0 P: 3	R: 0 E: 0 K: 0 S: 4	H: 1 LOB: 1 BB: 0 P: 4	R: 0 E: 0 K: 2 S: 7	H: 0 LOB: 0 BB: 0 P: 7	R: 0 E: 0 K: 1 S: 5	H: 0 LOB: 0 BB: 0 P: 5	1B: 3 2B: 1 3B: 0 HR: 0	SF: 0 SAC: 0 DP: 0 HBP: 0	WP: 0 PB: 0 SB: 0 CS: 0	PA: 32											
<b>PITCHER</b> Mike Norris, R ERA: 3.42 (1, 1)	IP 9.0	WLS W	BF 32	H 4	R 0	ER 0	SO 4	BB 0	IBB 0	HBP 0	BLK 0	WP 0	HR 0	S 40	P 40	ERA 0.00	WHIP 0.444																
											<b>PITCHER</b>	IP	WLS	BF	H	R	ER	SO	BB	IBB	HBP	BLK	WP	HR	S	P	ERA	WHIP					

Toronto Blue Jays @ Oakland Athletics  
Oakland-Alameda County Coliseum, Oakland, CA

Sun May 24 1981, 7:05 PM PDT  
Att. 32,985 - Unknown

livebaseballscorecards.com

AB	32
R	0
H	4
RBI	0
BB	0
SO	4
LOB	8





Batter	1	2	3	4	5	6	7	8	9
Rickey Henderson, R OBP: 0.409, SLG: 0.459 (1, 7)	0-0 F8		0-0 1B 1-2 HR 1B	4-0 E BB		0-0 F9			
Dwayne Murphy, L OBP: 0.366, SLG: 0.444 (1, 8)	0-0 F4		0-0 1B 1-3 2-H HR	0-0 E4 BB			0-3 K		
Cliff Johnson, R OBP: 0.339, SLG: 0.485 (1, 10)	4-0 FC6-4 BB		0-0 1-H 3-H HR	4-0 1-2 BB			0-0 F4		
Tony Armas, R OBP: 0.326, SLG: 0.561 (1, 9)	0-0 FC6-4 1-2f		0-0 HR	0-0 F8			0-0 6-3		
Mike Heath, R OBP: 0.247, SLG: 0.327 (1, 2)		0-3 K	0-0 F8		0-0 F9		0-0 F9		
Jeff Newman, R OBP: 0.239, SLG: 0.301 (1, 3)		0-0 F2	0-0 FC6-4 1B		0-0 G4-3 1B		0-0 E5 G5-4-3		
Shooty Babitt, R OBP: 0.328, SLG: 0.274 (1, 4)		0-0 6-3	0-0 FC6-4 1-2f		0-0 G4-3 1-2f		0-0 G5-4-3 1-2f		
Dave McKay, S OBP: 0.225, SLG: 0.253 (1, 5)			0-0 F7	0-0 F8		0-0 F8			
Rob Picciolo, R OBP: 0.301, SLG: 0.397 (1, 6)			0-0 1B 1B	0-0 6-3		0-0 4-3			

Inning Stats	R: 0	H: 0	E: 0	K: 0	S: 3	LOB: 1	BB: 1	P: 7
	R: 0	H: 0	E: 0	K: 1	S: 5	LOB: 0	BB: 0	P: 5
	R: 5	H: 6	E: 0	K: 0	S: 9	LOB: 1	BB: 0	P: 9
	R: 0	H: 0	E: 1	K: 0	S: 4	LOB: 3	BB: 2	P: 12
	R: 0	H: 1	E: 0	K: 0	S: 3	LOB: 0	BB: 0	P: 3
	R: 0	H: 0	E: 0	K: 1	S: 5	LOB: 0	BB: 0	P: 5
	R: 0	H: 0	E: 1	K: 0	S: 3	LOB: 0	BB: 0	P: 3

PITCHER	IP	WLS	BF	H	R	ER	SO	BB	IBB	HBP	BLK	WP	HR	S	P	ERA	WHIP
Jerry Garvin, L ERA: 3.79 (1, 1)	5.0	L	25	7	5	5	1	3	0	0	0	0	2	24	36	9.00	2.000
Mike Barlow, R ERA: 4.26 (6, 1)	3.0		9	0	0	0	1	0	0	0	0	0	0	11	11	0.00	0.000

**BOTTOM**

**Toronto Blue Jays @ Oakland Athletics**  
Oakland-Alameda County Coliseum, Oakland, CA

Sun May 24 1981, 7:05 PM PDT  
Att. 32,985 - Unknown

AB	31
R	5
H	7
RBI	5
BB	3
SO	2
LOB	8

livebaseballscorecards.com



1B:	5	SF:	0	WP:	0	PA:	34
2B:	0	SAC:	0	PB:	0		
3B:	0	DP:	2	SB:	0		
HR:	2	HBP:	0	CS:	0		

Batter	1	2	3	4	5	6	7	8	9	AB R H RBI BB SO LOB	TOP									
Alfredo Griffin, S (1, 6) OBP: 0.239, SLG: 0.314	0-3 K			0-0 B3-1		0-0 F9			4-0 1B BB	3 0 0 0 1 1 0										
Damaso Garcia, R (1, 4) OBP: 0.240, SLG: 0.252	0-0 6-3			0-0 BB 1B		0-0 1-4-3			0-3 K	4 0 1 0 0 1 2										
Lloyd Moseby, L (1, 9) OBP: 0.306, SLG: 0.397	0-0 F8			4-0 1-2 BB		0-0 F7			0-0 1-3 2-H S 1B	3 0 1 1 1 0 0										
John Mayberry, L (1, 3) OBP: 0.371, SLG: 0.431		0-3 K		0-0 F7		0-3 K			0-0 1-2 F5	4 0 0 0 0 2 4										
Willie Upshaw, L (1, 7) OBP: 0.254, SLG: 0.385 Garth Iorg, R (9, PH) OBP: 0.259, SLG: 0.298		0-0 F9		0-0 F9		0-0 G3			0-0 F8	3 0 0 0 0 0 2 1 0 0 0 0 0 2										
Otto Velez, R (1, 10) OBP: 0.372, SLG: 0.343		0-0 L9			0-3 K			1-0 G6-4-3 HBP		2 0 0 0 0 1 0										
Barry Bonnell, R (1, 8) OBP: 0.274, SLG: 0.346			0-0 CS 1B		0-0 5-3			0-0 G6-4-3 1-2f		3 0 1 0 0 0 1										
Ken Macha, R (1, 5) OBP: 0.306, SLG: 0.314			0-0 6-3 1-2		0-0 6-3			0-0 4-3		3 0 0 0 0 0 1										
Ernie Whitt, L (1, 2) OBP: 0.243, SLG: 0.220			0-0 4-3			0-0 4-3			4-0 BB 1B BB	2 1 0 0 1 0 0										
<b>Inning Stats</b>	R: 0 E: 0 K: 1 S: 5	H: 0 LOB: 0 BB: 0 P: 5	R: 0 E: 0 K: 1 S: 5	H: 0 LOB: 0 BB: 0 P: 5	R: 0 E: 0 K: 0 S: 3	H: 1 LOB: 0 BB: 0 P: 3	R: 0 E: 0 K: 0 S: 4	H: 1 LOB: 2 BB: 1 P: 8	R: 0 E: 0 K: 1 S: 5	H: 0 LOB: 0 BB: 0 P: 5	R: 0 E: 0 K: 1 S: 5	H: 0 LOB: 0 BB: 0 P: 5	R: 0 E: 0 K: 0 S: 2	H: 0 LOB: 0 BB: 0 P: 3	R: 1 E: 0 K: 1 S: 6	H: 1 LOB: 2 BB: 2 P: 14	1B: 3 2B: 0 3B: 0 HR: 0	SF: 0 SAC: 0 DP: 1 HBP: 1	WP: 0 PB: 0 SB: 1 CS: 1	PA: 32
<b>PITCHER</b>	IP WLS BF H R ER SO BB IBB HBP BLK WP HR S P ERA WHIP																			
Mike Witt, R (1, 1) ERA: 3.86	8.0 W 28 2 1 1 4 3 0 1 0 0 0 32 45 1.12 0.625																			
Don Aase, R (9, 1) ERA: 0.66	0.1 2 1 0 0 1 0 0 0 0 0 0 4 4 0.00 3.000																			
Andy Hassler, L (9, 1) ERA: 3.77	0.2 S 2 0 0 0 0 0 0 0 0 0 0 2 2 0.00 0.000																			

Toronto Blue Jays @ California Angels  
Anaheim Stadium, Anaheim, CA  
Mon May 25 1981, 10:05 PM EDT  
Att: 22,171 - Unknown

livebaseballscorecards.com

AB	28
R	1
H	3
RBI	1
BB	3
SO	5
LOB	12






Batter	1	2	3	4	5	6	7	8	9
Rod Carew, L OBP: 0.365, SLG: 0.376 (1, 3)	4-0 5-3 BB		0-0 6-3		0-3 K		0-0 FC1-6		
Rick Burleson, R OBP: 0.368, SLG: 0.389 (1, 6)	0-0 5-3 1-2		0-3 K		0-0 5-3			0-0 F4	
Dan Ford, R OBP: 0.337, SLG: 0.487 (1, 9)	0-3 K		0-0 1B		0-0 6-3			0-0 F8	
Fred Lynn, L OBP: 0.338, SLG: 0.426 (1, 8)	0-0 6-3		0-0 F7		0-0 6-3			0-0 3-1	
Juan Beniquez, R OBP: 0.210, SLG: 0.186 (9, 8)									
Don Baylor, R OBP: 0.282, SLG: 0.348 (1, 10)		0-3 K		0-3 K		0-0 F5			
Brian Downing, R OBP: 0.413, SLG: 0.431 (1, 7)		4-0 1B BB		0-0 1B		0-0 1B			
Bobby Clark, R OBP: 0.333, SLG: 0.467 (9, 7)									
Ed Ott, L OBP: 0.280, SLG: 0.291 (1, 2)		0-0 1-3 1B		0-0 1-3		0-0 G5-4-3 1B			
Bobby Grich, R OBP: 0.346, SLG: 0.427 (1, 4)		0-3 K		0-0 1B		0-0 G5-4-3 1-2f			
Butch Hobson, R OBP: 0.355, SLG: 0.385 (1, 5)		0-0 F8		0-0 5-3		0-0 FC1-6 1B			

Inning Stats	R: 0	H: 0	E: 0	K: 1	S: 5	LOB: 1	BB: 1	P: 9
	R: 0	H: 1	E: 0	K: 2	S: 8	LOB: 2	BB: 1	P: 12
	R: 0	H: 1	E: 0	K: 1	S: 6	LOB: 1	BB: 0	P: 6
	R: 1	H: 2	E: 0	K: 1	S: 6	LOB: 1	BB: 0	P: 6
	R: 0	H: 0	E: 0	K: 1	S: 5	LOB: 0	BB: 0	P: 5
	R: 0	H: 0	E: 0	K: 0	S: 3	LOB: 0	BB: 0	P: 3
	R: 1	H: 3	E: 0	K: 0	S: 5	LOB: 1	BB: 0	P: 5
	R: 0	H: 0	E: 0	K: 0	S: 3	LOB: 0	BB: 0	P: 3

PITCHER	IP	WLS	BF	H	R	ER	SO	BB	IBB	HBP	BLK	WP	HR	S	P	ERA	WHIP
Jackson Todd, R ERA: 3.58 (1, 1)	8.0	L	31	7	2	2	6	2	0	0	0	0	0	41	49	2.25	1.125

**Toronto Blue Jays @ California Angels**  
Anaheim Stadium, Anaheim, CA  
Mon May 25 1981, 10:05 PM EDT  
Att. 22,171 - Unknown

AB	29
R	2
H	7
RBI	2
BB	2
SO	6
LOB	12



1B: 6	SF: 0	WP: 0	PA: 31
2B: 1	SAC: 0	PB: 0	
3B: 0	DP: 1	SB: 0	
HR: 0	HBP: 0	CS: 0	

Batter	1	2	3	4	5	6	7	8	9	AB R H RBI BB SO LOB	TOP		
Alfredo Griffin, S (1, 6) OBP: 0.244, SLG: 0.313	4-0 FC5-4 BB		0-0 HR 1B	0-0 4-3		0-0 4-3			0-0 1-3	4 1 1 0 1 0 2			
Damaso Garcia, R (1, 4) OBP: 0.245, SLG: 0.257	0-0 FC5-4 2B		0-0 B1		0-0 4-3 HR 1B		0-0 2-3		0-0 2B 1B	5 3 2 0 0 0 3			
Barry Bonnell, R (1, 8) OBP: 0.293, SLG: 0.402	0-0 1-H 2B		0-0 1-H 2-H HR		0-0 4-3 1-3		0-0 2B 1B		0-0 1-3 1B 2B	5 2 4 4 0 0 1			
Otto Velez, R (1, 10) OBP: 0.373, SLG: 0.369	0-0 F7		0-3 K		0-0 3-H 2-H HR		0-0 F9		4-0 1B IBB	4 1 1 2 1 1 2			
Ken Macha, R (1, 3) OBP: 0.341, SLG: 0.375	0-0 4-3		0-0 1B		0-0 6-3		0-0 1-3 2B		0-0 1-2 2-H 3-H G6-4-3 1B	5 0 3 2 0 0 1			
George Bell, R (1, 7) OBP: 0.243, SLG: 0.377		0-3 K	0-0 F8		0-0 F7		0-0 P4		0-0 G6-4-3	1 0 0 0 0 1 0			
Willie Upshaw, L (3, PH) OBP: 0.247, SLG: 0.373										2 0 0 0 0 0 1			
Rick Bosetti, R (5, 7) OBP: 0.265, SLG: 0.277										2 0 0 0 0 0 4			
Lloyd Moseby, L (1, 9) OBP: 0.304, SLG: 0.393		0-3 K		0-0 P4		0-0 F8		0-0 CS 1B		4 0 1 0 0 1 0			
Garth Iorg, R (1, 5) OBP: 0.258, SLG: 0.295		0-0 F2		0-0 5-3		0-0 6-3 S 1B		0-3 K		4 0 1 0 0 1 1			
Ernie Whitt, L (1, 2) OBP: 0.252, SLG: 0.231			0-0 HR 1B		0-0 1B		0-0 6-3		0-0 1-3	4 1 2 0 0 0 1			
<b>Inning Stats</b>	R: 1 H: 1 E: 0 LOB: 1 K: 0 BB: 1 S: 4 P: 8	R: 0 H: 0 E: 0 LOB: 0 K: 2 BB: 0 S: 7 P: 7	R: 3 H: 4 E: 0 LOB: 1 K: 1 BB: 0 S: 9 P: 9	R: 0 H: 1 E: 0 LOB: 1 K: 0 BB: 0 S: 4 P: 4	R: 2 H: 2 E: 1 LOB: 0 K: 0 BB: 0 S: 5 P: 5	R: 0 H: 1 E: 0 LOB: 1 K: 0 BB: 0 S: 4 P: 4	R: 0 H: 2 E: 0 LOB: 2 K: 0 BB: 0 S: 5 P: 5	R: 0 H: 1 E: 0 LOB: 0 K: 1 BB: 0 S: 5 P: 5	R: 2 H: 3 E: 0 LOB: 1 K: 0 BB: 1 S: 5 P: 9	1B: 10 SF: 0 2B: 3 SAC: 0 3B: 0 DP: 1 HR: 2 HBP: 0	WP: 0 PA: 42 PB: 0 SB: 1 CS: 1		
<b>PITCHER</b>	IP WLS BF H R ER SO BB IBB HBP BLK WP HR S P ERA WHIP											<b>PITCHER</b>	IP WLS BF H R ER SO BB IBB HBP BLK WP HR S P ERA WHIP
Doug Rau, L (1, 1) ERA: 8.71	2.1 L 12 4 4 4 2 1 0 0 0 0 0 1 15 19 15.43 2.143												
Jesse Jefferson, R (3, 1) ERA: 3.94	2.2 12 4 2 2 1 0 0 0 0 0 0 1 14 14 6.75 1.500												
Luis Sanchez, R (6, 1) ERA: 3.26	2.0 9 3 0 0 0 0 0 0 0 0 0 0 9 9 0.00 1.500												
Andy Hassler, L (8, 1) ERA: 4.11	2.0 9 4 2 2 1 0 1 0 0 0 0 0 10 14 9.00 2.000												

Toronto Blue Jays @ California Angels  
Anaheim Stadium, Anaheim, CA  
Tue May 26 1981, 10:05 PM EDT  
Att. 21,222 - Unknown

livebaseballscores.com





Batter	1	2	3	4	5	6	7	8	9	AB R H RBI BB SO LOB
Rod Carew, L OBP: 0.376, SLG: 0.388 (1, 3)	0-0 1B 1B	0-0 E5 1B 1-H		0-0 1-2 1B		0-0 1-2 1B			0-0 F8	5 1 4 0 0 0 0
Rick Burleson, R OBP: 0.368, SLG: 0.389 (1, 6)	0-0 WP 1-3 1B 1B	0-0 F9		0-0 F8		0-0 F9			0-0 1B 1B	5 0 2 0 0 0 5
Dan Ford, R OBP: 0.339, SLG: 0.503 (1, 9)	0-0 P9		0-0 F8		0-0 HR				0-0 1-2 1B	5 1 2 1 0 0 2
Don Baylor, R OBP: 0.280, SLG: 0.338 (1, 10)	0-0 P4		0-0 F3		4-0 BB G6-3 BB			0-3 K	0-3 K	4 0 0 0 1 2 4
Brian Downing, R OBP: 0.409, SLG: 0.425 (1, 7)	0-0 WP 1-2 3-H 1B		0-0 L8		0-0 G6-3 1-2f			0-0 6-3		4 0 1 1 0 0 1
Ed Ott, L OBP: 0.270, SLG: 0.280 (1, 2)	0-3 K 1-2 2-3			0-3 K	0-0 4-3			0-0 4-3		4 0 0 0 0 2 2
Bobby Clark, R OBP: 0.308, SLG: 0.429 (1, 8)		0-0 F8		0-0 1-3		0-0 5-3		0-0 6-3		4 0 0 0 0 0 0
Bobby Grich, R OBP: 0.344, SLG: 0.430 (1, 4)		0-0 F8		0-0 1B 2B		0-3 K		0-0 6-3		4 1 1 0 0 1 0
Butch Hobson, R OBP: 0.366, SLG: 0.392 (1, 5)		4-0 S E BB		0-0 1B 2-H 1B		0-0 1B 1B			0-0 F8	3 1 2 1 1 0 0

Inning Stats	R: 1	H: 3	E: 0	K: 1	S: 8	LOB: 2	BB: 0	P: 8	R: 1	H: 1	E: 1	K: 0	S: 4	LOB: 1	BB: 1	P: 8	R: 0	H: 0	E: 0	K: 0	S: 3	LOB: 0	BB: 0	P: 3	R: 1	H: 3	E: 0	K: 1	S: 8	LOB: 2	BB: 0	P: 8	R: 0	H: 1	E: 0	K: 0	S: 3	LOB: 0	BB: 1	P: 7	R: 0	H: 2	E: 0	K: 1	S: 7	LOB: 2	BB: 0	P: 7	R: 0	H: 0	E: 0	K: 1	S: 5	LOB: 0	BB: 0	P: 5	R: 0	H: 0	E: 0	K: 0	S: 3	LOB: 0	BB: 0	P: 3	R: 0	H: 2	E: 0	K: 1	S: 7	LOB: 2	BB: 0	P: 7
--------------	------	------	------	------	------	--------	-------	------	------	------	------	------	------	--------	-------	------	------	------	------	------	------	--------	-------	------	------	------	------	------	------	--------	-------	------	------	------	------	------	------	--------	-------	------	------	------	------	------	------	--------	-------	------	------	------	------	------	------	--------	-------	------	------	------	------	------	------	--------	-------	------	------	------	------	------	------	--------	-------	------

PITCHER	IP	WLS	BF	H	R	ER	SO	BB	IBB	HBP	BLK	WP	HR	S	P	ERA	WHIP
Luis Leal, R ERA: 3.44 (1, 1)	3.2		19	7	3	2	2	1	0	0	0	1	0	22	26	4.91	2.182
Roy Lee Jackson, R ERA: 2.67 (4, 1)	5.0	W	20	5	1	1	2	1	0	0	0	0	1	23	27	1.80	1.200
Joey McLaughlin, R ERA: 2.23 (9, 1)	0.1	S	1	0	0	0	1	0	0	0	0	0	0	3	3	0.00	0.000

**BOTTOM**

**Toronto Blue Jays @ California Angels**  
**Anaheim Stadium, Anaheim, CA**  
 Tue May 26 1981, 10:05 PM EDT  
 Att. 21,222 - Unknown

livebaseballscorecards.com

<b>AB</b>	<b>38</b>
<b>R</b>	<b>4</b>
<b>H</b>	<b>12</b>
<b>RBI</b>	<b>3</b>
<b>BB</b>	<b>2</b>
<b>SO</b>	<b>5</b>
<b>LOB</b>	<b>14</b>



<b>WP</b> : 1	<b>PA</b> : 40
<b>PB</b> : 0	
<b>SB</b> : 1	
<b>CS</b> : 0	

Batter	1	2	3	4	5	6	7	8	9	AB R H RBI BB SO LOB	TOP																			
Alfredo Griffin, S (1, 6) OBP: 0.244, SLG: 0.311	0-0 F9		0-0 FC6-4 1-2 3-H 1B		0-0 G6-3 1-2f 3-H			0-3 K		4 0 1 1 0 1 1																				
Damaso Garcia, R (1, 4) OBP: 0.239, SLG: 0.250	0-0 1-4-3		0-0 P6		0-0 F2			0-0 F2		4 0 0 0 0 0 3																				
Barry Bonnell, R (1, 8) OBP: 0.292, SLG: 0.404	0-0 F3		0-0 FC6-4 1-2f					0-0 2B		4 0 1 0 0 0 2																				
John Mayberry, L (1, 3) OBP: 0.374, SLG: 0.452		0-0 G3		0-0 HR				0-0 IBB		3 1 1 1 1 0 0																				
Otto Velez, R (1, 10) OBP: 0.370, SLG: 0.364		0-0 F9		0-0 6-3				0-0 1-3		4 0 1 0 0 0 2																				
Ken Macha, R (1, 5) OBP: 0.318, SLG: 0.349		0-0 F9		0-0 6-3				0-0 G3		3 0 0 0 0 1 0																				
Danny Ainge, R (7, 5) OBP: 0.212, SLG: 0.209										1 0 0 0 0 0 0																				
Lloyd Moseby, L (1, 9) OBP: 0.297, SLG: 0.383			0-0 F8		0-0 3-1			0-0 L6		4 0 0 0 0 0 0																				
Willie Upshaw, L (1, 7) OBP: 0.267, SLG: 0.373			1-0 1B HBP		4-0 1B G6-3 BB			0-0 F7		0 1 0 0 1 0 0																				
George Bell, R (5, PR) OBP: 0.250, SLG: 0.380										2 1 1 0 0 0 0																				
Ernie Whitt, L (1, 2) OBP: 0.263, SLG: 0.243			0-0 1B		0-0 1B G6-3			0-0 4-3		3 0 2 0 0 0 1																				
<b>Inning Stats</b>	R: 0 E: 0 K: 0 S: 3	H: 0 LOB: 0 BB: 0 P: 3	R: 0 E: 0 K: 0 S: 3	H: 0 LOB: 0 BB: 0 P: 3	R: 1 E: 0 K: 0 S: 5	H: 2 LOB: 2 BB: 0 P: 6	R: 1 E: 0 K: 0 S: 4	H: 1 LOB: 0 BB: 0 P: 4	R: 1 E: 0 K: 0 S: 3	H: 1 LOB: 1 BB: 1 P: 7	R: 0 E: 0 K: 1 S: 6	H: 1 LOB: 1 BB: 0 P: 6	R: 0 E: 0 K: 1 S: 6	H: 1 LOB: 2 BB: 1 P: 10	R: 0 E: 0 K: 0 S: 3	H: 0 LOB: 0 BB: 0 P: 3	1B: 5 2B: 1 3B: 0 HR: 1	SF: 0 SAC: 0 DP: 1 HBP: 1	WP: 0 PB: 0 SB: 0 CS: 1	PA: 36										
<b>PITCHER</b> Ken Forsch, R (1, 1) ERA: 2.84	IP 9.0	WLS L	BF 35	H 7	R 3	ER 3	SO 2	BB 1	IBB 1	HBP 1	BLK 0	WP 0	HR 1	S 36	P 45	ERA 3.00	WHIP 0.889													
											<b>PITCHER</b>	IP	WLS	BF	H	R	ER	SO	BB	IBB	HBP	BLK	WP	HR	S	P	ERA	WHIP		

Toronto Blue Jays @ California Angels  
Anaheim Stadium, Anaheim, CA  
Wed May 27 1981, 10:05 PM EDT  
Att. 21,167 - Unknown

livebaseballscorecards.com

AB 32  
R 3  
H 7  
RBI 2  
BB 2  
SO 2  
LOB 9





Batter	1	2	3	4	5	6	7	8	9	AB	R	H	RBI	BB	SO	LOB
Rod Carew, L OBP: 0.379, SLG: 0.383 (1, 3)	4-0 L3-6 S BB		0-0 F7		0-0 5-3			4-0 BB		2	0	0	0	2	0	1
Rick Burleson, R OBP: 0.366, SLG: 0.392 (1, 6)	0-0 L3-6 1-3			0-0 1B 2B	0-0 P6			0-0 F2		4	1	1	0	0	0	2
Dan Ford, R OBP: 0.337, SLG: 0.497 (1, 9)	0-0 6-3			0-3 K			0-0 1B	0-0 F8		4	0	1	0	0	1	2
Don Baylor, R OBP: 0.279, SLG: 0.336 (1, 10)		0-0 L8		0-0 3-1 HBP 1B			0-0 F7	0-0 F8		4	0	1	1	0	0	2
Brian Downing, R OBP: 0.410, SLG: 0.422 Larry Harlow, L OBP: 0.542, SLG: 0.353 (1, 7) (4, PR) (5, 8)		0-3 K		1-0 3-1 HBP 1B			0-0 F7		0-0 F7	1	0	0	0	0	1	0
Ed Ott, L OBP: 0.270, SLG: 0.288 (1, 2)		0-0 F7		0-0 3-1 1-2 2-3			0-0 F8		0-0 2B	2	0	0	0	0	0	1
Bobby Grich, R OBP: 0.348, SLG: 0.435 (1, 4)			0-0 F9 2B	4-0 IBB			0-0 F7		0-3 K	3	0	1	0	1	1	1
Bobby Clark, R OBP: 0.291, SLG: 0.404 (1, 8) (5, 7)			0-0 F9	0-0 P4			0-0 6-3		0-0 4-1	3	0	0	0	0	0	4
John Harris, L OBP: 0.207, SLG: 0.379 (9, PH)			2-3 F9				0-0 6-3			1	0	0	0	0	0	1
Butch Hobson, R OBP: 0.358, SLG: 0.383 (1, 5)			0-0 6-3		0-0 6-3		0-0 F7			3	0	0	0	0	0	1

Inning Stats	R: 0	H: 0	E: 0	K: 0	S: 2	R: 0	H: 0	E: 0	K: 1	S: 5	R: 0	H: 1	E: 0	K: 0	S: 4	R: 1	H: 2	E: 0	K: 1	S: 7	R: 0	H: 0	E: 0	K: 0	S: 3	R: 0	H: 1	E: 0	K: 0	S: 4	R: 0	H: 0	E: 0	K: 0	S: 3	R: 0	H: 0	E: 0	K: 0	S: 3	R: 0	H: 0	E: 0	K: 0	S: 3	R: 0	H: 1	E: 0	K: 1	S: 6	R: 0	H: 1	E: 0	K: 1	S: 6	1B: 2	2B: 4	3B: 0	HR: 0	SF: 0	SAC: 0	DP: 1	HBP: 1	WP: 0	PB: 0	SB: 1	CS: 0	PA: 35
--------------	------	------	------	------	------	------	------	------	------	------	------	------	------	------	------	------	------	------	------	------	------	------	------	------	------	------	------	------	------	------	------	------	------	------	------	------	------	------	------	------	------	------	------	------	------	------	------	------	------	------	------	------	------	------	------	-------	-------	-------	-------	-------	--------	-------	--------	-------	-------	-------	-------	--------

PITCHER	IP	WLS	BF	H	R	ER	SO	BB	IBB	HBP	BLK	WP	HR	S	P	ERA	WHIP
Dave Stieb, R ERA: 3.0 (1, 1)	9.0	W	35	5	1	1	3	2	1	1	0	0	0	37	50	1.00	0.778

**Toronto Blue Jays @ California Angels**  
Anaheim Stadium, Anaheim, CA

Wed May 27 1981, 10:05 PM EDT  
Att. 21,167 - Unknown

<b>AB</b>	<b>31</b>
<b>R</b>	<b>1</b>
<b>H</b>	<b>5</b>
<b>RBI</b>	<b>1</b>
<b>BB</b>	<b>3</b>
<b>SO</b>	<b>3</b>
<b>LOB</b>	<b>18</b>



Batter	1	2	3	4	5	6	7	8	9	AB R H RBI BB SO LOB	TOP		
Rickey Henderson, R OBP: 0.414, SLG: 0.467 (1, 7)	0-3 K		0-3 K			0-0 2B 1B 1B	0-0 F7			4 1 1 0 0 2 1			
Dwayne Murphy, L OBP: 0.370, SLG: 0.430 (1, 8)	4-0 FC6-4 BB			4-0 BB		0-0 1B 2B		0-0 F8		2 1 1 1 2 0 0			
Wayne Gross, L OBP: 0.314, SLG: 0.300 (1, 5)	0-0 F9			0-0 F9		4-0 1B BB		0-0 G3		3 0 0 0 1 0 2			
Tony Armas, R OBP: 0.316, SLG: 0.540 (1, 9)	0-0 FC6-4 1-2f			0-0 P6		0-0 P5		0-0 2B		4 0 1 0 0 0 5			
Jim Spencer, L OBP: 0.224, SLG: 0.218 (1, 3)		0-0 F8		0-0 P6		0-0 G6-4-3 1B		0-0 P6		4 0 1 2 0 0 2			
Mike Heath, R OBP: 0.253, SLG: 0.333 (1, 2)		0-0 CS 1B			0-0 5-3	0-0 G6-4-3 1-2f			0-0 P3	4 0 1 0 0 0 2			
Mitchell Page, L OBP: 0.229, SLG: 0.289 (1, 10)		0-3 K 1-2			0-0 P6		0-0 6-3		0-0 F9	4 0 0 0 0 1 1			
Keith Drumright, L OBP: 0.375, SLG: 0.286 (1, 4)			0-0 4-3		0-0 F8		0-0 WP 1B		0-0 F8	4 0 1 0 0 0 0			
Fred Stanley, R OBP: 0.304, SLG: 0.246 (1, 6)			0-0 5-3			0-0 1B 2B 2B			0-3 K	2 1 1 0 0 0 0			
Cliff Johnson, R OBP: 0.336, SLG: 0.458 (7, PH)										1 0 0 0 0 1 1			
Rob Picciolo, R OBP: 0.272, SLG: 0.356 (7, 6)										0 0 0 0 0 0 0			
<b>Inning Stats</b>	R: 0 H: 0 E: 0 LOB: 1 K: 1 BB: 1 S: 5 P: 9	R: 0 H: 1 E: 0 LOB: 1 K: 1 BB: 0 S: 5 P: 5	R: 0 H: 0 E: 0 LOB: 0 K: 1 BB: 0 S: 5 P: 5	R: 0 H: 0 E: 0 LOB: 1 K: 0 BB: 1 S: 3 P: 7	R: 0 H: 0 E: 0 LOB: 0 K: 0 BB: 0 S: 3 P: 3	R: 3 H: 4 E: 0 LOB: 1 K: 0 BB: 1 S: 6 P: 10	R: 0 H: 1 E: 0 LOB: 1 K: 1 BB: 0 S: 6 P: 6	R: 0 H: 1 E: 0 LOB: 1 K: 0 BB: 0 S: 4 P: 4	R: 0 H: 0 E: 0 LOB: 0 K: 0 BB: 0 S: 3 P: 3	1B: 4 SF: 0 2B: 4 SAC: 0 3B: 0 DP: 2 HR: 0 HBP: 0	WP: 1 PA: 35 PB: 0 SB: 0 CS: 1		
<b>PITCHER</b>	IP WLS BF H R ER SO BB IBB HBP BLK WP HR S P ERA WHIP											<b>PITCHER</b>	IP WLS BF H R ER SO BB IBB HBP BLK WP HR S P ERA WHIP
Jim Clancy, R ERA: 5.06 (1, 1)	5.1 W 23 5 3 3 3 3 3 0 0 0 0 0 0 26 38 5.06 1.500												
Roy Lee Jackson, R ERA: 2.41 (6, 1)	3.2 S 12 2 0 0 1 0 0 0 0 0 1 0 14 14 0.00 0.545												

Oakland Athletics @ Toronto Blue Jays  
Exhibition Stadium, Toronto, ON  
Fri May 29 1981, 7:05 PM EDT  
Att: 16,509 - Unknown

livebaseballscores.com

AB	32
R	3
H	7
RBI	3
BB	3
SO	4
LOB	14





Batter	1	2	3	4	5	6	7	8	9	AB	R	H	RBI	BB	SO	LOB				
Alfredo Griffin, S OBP: 0.249, SLG: 0.316 (1, 6)	0-0 F9	0-0 F8		0-0 1B			0-0 1B			4	0	2	2	0	0	1				
Damaso Garcia, R OBP: 0.240, SLG: 0.250 (1, 4)	0-0 4-3 1B		0-0 6-3	0-0 F2			0-0 P3			4	0	1	0	0	0	2				
Barry Bonnell, R OBP: 0.291, SLG: 0.421 (1, 8)	0-0 4-3 1-2		0-0 HR		0-0 F2		0-0 P3			4	1	1	1	0	0	2				
John Mayberry, L OBP: 0.377, SLG: 0.450 (1, 3)	0-0 P6		0-0 P5		4-0 BB			0-0 SH1-3 1B		3	1	1	0	1	0	1				
Lloyd Moseby, L OBP: 0.296, SLG: 0.386 (1, 9)		0-3 K	0-0 F8		0-0 G3-6-3 BB			0-0 SH1-3 2B		4	0	1	0	0	1	1				
Otto Velez, R OBP: 0.366, SLG: 0.369 (1, 10)		0-3 K		0-0 BB 1B 2B		0-0 P4		0-0 P5		4	1	1	0	0	1	2				
Ken Macha, R OBP: 0.326, SLG: 0.341 (1, 5)		4-0 BB 2B BB		0-3 K		0-0 6-3		0-0 SH1-3		1	1	0	0	1	1	1				
Danny Ainge, R OBP: 0.210, SLG: 0.208 (6, 5)								2-3 3-H		1	0	0	1	0	0	0				
George Bell, R OBP: 0.263, SLG: 0.370 (1, 7)		4-0 BB 2B BB		4-0 BB 1B BB		0-0 P5		0-3 K		2	2	0	0	2	1	1				
Ernie Whitt, L OBP: 0.274, SLG: 0.257 (1, 2)		0-0 1-H 2-H 2B		4-0 BB 1B BB			0-0 4-3			2	0	1	2	1	0	0				
<b>Inning Stats</b>	R: 0 E: 0 K: 0 S: 4	H: 1 LOB: 1 BB: 0 P: 4	R: 2 E: 0 K: 2 S: 8	H: 1 LOB: 1 BB: 2 P: 16	R: 1 E: 0 K: 0 S: 4	H: 1 LOB: 0 BB: 0 P: 4	R: 2 E: 0 K: 1 S: 6	H: 2 LOB: 1 BB: 2 P: 14	R: 0 E: 0 K: 0 S: 2	H: 0 LOB: 0 BB: 1 P: 6	R: 0 E: 0 K: 0 S: 3	H: 0 LOB: 0 BB: 0 P: 3	R: 0 E: 0 K: 0 S: 4	H: 1 LOB: 1 BB: 0 P: 4	R: 1 E: 0 K: 1 S: 7	H: 2 LOB: 1 BB: 0 P: 7	1B: 4 2B: 3 3B: 0 HR: 1	SF: 0 SAC: 1 DP: 1 HBP: 0	WP: 0 PB: 0 SB: 0 CS: 0	PA: 35
<b>PITCHER</b> Matt Keough, R ERA: 2.86 (1, 1)	IP: 8.0 WLS: L BF: 35 H: 8 R: 6 ER: 6 SO: 4 BB: 5 IBB: 0 HBP: 0 BLK: 0 WP: 0 HR: 1 S: 38 P: 58 ERA: 6.75 WHIP: 1.625															<b>PITCHER</b>	IP: 8.0 WLS: L BF: 35 H: 8 R: 6 ER: 6 SO: 4 BB: 5 IBB: 0 HBP: 0 BLK: 0 WP: 0 HR: 1 S: 38 P: 58 ERA: 6.75 WHIP: 1.625			

**BOTTOM**

**Oakland Athletics @ Toronto Blue Jays**  
 Exhibition Stadium, Toronto, ON  
 Fri May 29 1981, 7:05 PM EDT  
 Att. 16,509 - Unknown

livebaseballscores.com

<b>AB</b>	<b>29</b>
<b>R</b>	<b>6</b>
<b>H</b>	<b>8</b>
<b>RBI</b>	<b>6</b>
<b>BB</b>	<b>5</b>
<b>SO</b>	<b>4</b>
<b>LOB</b>	<b>11</b>







Batter	1	2	3	4	5	6	7	8	9	AB	R	H	RBI	BB	SO	LOB
Alfredo Griffin, S (1, 6) OBP: 0.244, SLG: 0.309	0-0 F8		0-0 F8		0-0 4-3			0-3 K		4	0	0	0	0	1	2
Damaso Garcia, R (1, 4) OBP: 0.240, SLG: 0.256	0-0 WP HR 2B		0-0 5-3			0-0 F7		0-0 FC5-4 HR		4	2	1	0	0	0	2
Barry Bonnell, R (1, 8) OBP: 0.283, SLG: 0.410	0-0 1-3		0-3 K			0-0 5-3		0-0 E4 HR		4	1	0	0	0	1	3
John Mayberry, L (1, 3) OBP: 0.387, SLG: 0.500	0-0 HR			4-0 SH2-3 BB		0-0 F7		0-0 HR		3	2	2	5	1	0	0
Lloyd Moseby, L (1, 9) OBP: 0.297, SLG: 0.404	0-0 F5			0-0 SH2-3			0-3 K	0-0 HR		3	1	1	1	0	1	0
Otto Velez, R (1, 10) OBP: 0.370, SLG: 0.377 Danny Ainge, R (8, PR) OBP: 0.210, SLG: 0.208 (9, 5)		0-3 K		0-0 5-3			4-0 BB	0-0 2B		3	0	1	0	1	1	1
Ken Macha, R (1, 5) OBP: 0.300, SLG: 0.313 Luis Leal, R (9, 1) Joey McLaughlin, R (9, 1)		0-0 F8		0-0 F8			0-0 F2	0-0 F6		4	0	0	0	0	0	3
George Bell, R (1, 7) OBP: 0.256, SLG: 0.360 Al Woods, L (7, PH) OBP: 0.239, SLG: 0.236 (8, 7) Rick Bosetti, R (9, 7) OBP: 0.265, SLG: 0.277		0-3 K				0-0 F7	0-0 3-1			2	0	0	0	0	1	0
Ernie Whitt, L (1, 2) OBP: 0.283, SLG: 0.255			4-0 S BB		0-0 4-3			4-0 FC5-4 BB		1	0	0	0	2	0	0

Inning Stats	R: 2	H: 2	E: 0	LOB: 0	K: 0	BB: 0	S: 5	P: 5	R: 0	H: 0	E: 0	LOB: 0	K: 2	BB: 0	S: 7	P: 7	R: 0	H: 0	E: 0	LOB: 1	K: 1	BB: 1	S: 5	P: 9	R: 0	H: 0	E: 0	LOB: 0	K: 0	BB: 0	S: 3	P: 3	R: 0	H: 0	E: 0	LOB: 0	K: 0	BB: 0	S: 3	P: 3	R: 0	H: 0	E: 0	LOB: 1	K: 1	BB: 1	S: 5	P: 9	R: 4	H: 3	E: 1	LOB: 1	K: 1	BB: 1	S: 9	P: 13	1B: 0	SF: 0	2B: 2	SAC: 1	3B: 0	DP: 0	HR: 3	HBP: 0
PITCHER Mike Norris, R (1, 1) ERA: 3.31	IP	WLS	BF	H	R	ER	SO	BB	IBB	HBP	BLK	WP	HR	S	P	ERA	WHIP	IP	WLS	BF	H	R	ER	SO	BB	IBB	HBP	BLK	WP	HR	S	P	ERA	WHIP	IP	WLS	BF	H	R	ER	SO	BB	IBB	HBP	BLK	WP	HR	S	P	ERA	WHIP													

**BOTTOM**

**Oakland Athletics @ Toronto Blue Jays**  
 Exhibition Stadium, Toronto, ON

Sat May 30 1981, 3:33 AM EDT  
 Att. 21,046 - Unknown

livebaseballscores.com

<b>AB</b>	<b>29</b>
<b>R</b>	<b>6</b>
<b>H</b>	<b>5</b>
<b>RBI</b>	<b>6</b>
<b>BB</b>	<b>4</b>
<b>SO</b>	<b>5</b>
<b>LOB</b>	<b>12</b>



WP: 1	PA: 34
PB: 0	SB: 2
CS: 0	

Batter	1	2	3	4	5	6	7	8	9	AB R H RBI BB SO LOB	TOP																
Rickey Henderson, R OBP: 0.418, SLG: 0.464 (1, 7) BB	4-0 4-3 S BB		0-3 K		0-0 4-3		0-0 F7		0-0 WP SH3-4 SF9 1B	4 1 1 0 1 1 1																	
Dwayne Murphy, L OBP: 0.370, SLG: 0.433 (1, 8) X	0-0 4-3 1-3		0-0 HR 1B		0-3 K		0-0 G3		0-0 SH3-4 1-2 2-3	4 1 1 0 0 1 2																	
Wayne Gross, L OBP: 0.323, SLG: 0.343 (1, 5) SS	0-3 K		0-0 HR 1-H		0-0 FC5-4 1B		0-0 G4-6-3 1B		0-0 SF9 2-H 3-H	4 1 3 3 0 1 1																	
Tony Armas, R OBP: 0.316, SLG: 0.529 Mike Heath, R OBP: 0.249, SLG: 0.327 (1, 9) (5, 9) SS	0-3 K		0-0 P4		0-0 FC5-4 WP 1-2f		0-0 G4-6-3 1-2f		0-3 K	2 0 0 0 0 1 1 3 0 0 0 0 1 3																	
Jim Spencer, L OBP: 0.236, SLG: 0.223 (1, 3) X		0-0 1-3		0-0 1B 1B		4-0 1-2 BB		0-0 2B 1B		3 1 2 0 1 0 0																	
Cliff Johnson, R OBP: 0.338, SLG: 0.447 (1, 10) BB		4-0 E WP BB		0-0 1-2 G4-3 1B		0-3 K		0-0 2B 1-2 1B		3 1 2 0 1 1 2																	
Jeff Newman, R OBP: 0.238, SLG: 0.300 (1, 2) X		0-0 F7 1-2		0-0 F7		0-0 5-3		0-0 1-3 2-H 1B 2B		4 0 1 1 0 0 5																	
Keith Drumright, L OBP: 0.400, SLG: 0.357 (1, 4) SS		0-3 K 2-3		0-0 G4-3 1-2f		0-0 1B		0-0 2-H 3-H 1B		4 0 2 1 0 1 3																	
Fred Stanley, R OBP: 0.296, SLG: 0.238 Mitchell Page, L OBP: 0.224, SLG: 0.282 Rob Piccolo, R OBP: 0.256, SLG: 0.348 Tim Hosley, R OBP: 0.260, SLG: 0.278 Dave McKay, S OBP: 0.253, SLG: 0.317 (1, 6) (7, PH) (7, 6) (9, PH) (9, PR) (9, 6)			0-0 5-3		0-0 F8		0-0 F7		4-0 SH3-4 WP 1B BB	2 0 0 0 0 0 0 1 0 0 0 0 0 1 0 0 0 0 0 0 0 0 0 0 0 1 0 0 0 1 0 0 0 0 0																	
<b>Inning Stats</b>	R: 0 E: 0 K: 2 S: 7	H: 0 LOB: 1 BB: 1 P: 11	R: 0 E: 0 K: 1 S: 5	H: 0 LOB: 1 BB: 1 P: 9	R: 2 E: 0 K: 1 S: 7	H: 2 LOB: 0 BB: 0 P: 7	R: 0 E: 0 K: 0 S: 4	H: 2 LOB: 1 BB: 0 P: 4	R: 0 E: 0 K: 1 S: 5	H: 0 LOB: 0 BB: 0 P: 5	R: 0 E: 0 K: 1 S: 6	H: 1 LOB: 2 BB: 1 P: 10	R: 0 E: 0 K: 0 S: 4	H: 1 LOB: 1 BB: 0 P: 4	R: 2 E: 0 K: 0 S: 6	H: 5 LOB: 2 BB: 0 P: 6	R: 2 E: 0 K: 1 S: 6	H: 1 LOB: 1 BB: 1 P: 10	1B: 10 2B: 1 3B: 0 HR: 1	SF: 1 SAC: 1 DP: 2 HBP: 0	WP: 3 PB: 0 SB: 1 CS: 0	PA: 40					
<b>PITCHER</b>	IP WLS BF H R ER SO BB IBB HBP BLK WP HR S P ERA WHIP																										
Jackson Todd, R ERA: 3.56 (1, 1)	5.1		23	5	2	2	5	3	0	0	0	2	1	30	42	3.38	1.500										
Roy Lee Jackson, R ERA: 2.72 (6, 1)	2.1		10	4	2	2	1	0	0	0	0	0	0	12	12	7.71	1.714										
Joey McLaughlin, R ERA: 2.7 (8, 1)	0.1	L	4	3	2	2	0	1	0	0	0	0	0	3	7	54.00	12.000										
Jerry Garvin, L ERA: 3.68 (9, 1)	1.0		3	0	0	0	1	0	0	0	0	1	0	5	5	0.00	0.000										

Oakland Athletics @ Toronto Blue Jays  
Exhibition Stadium, Toronto, ON  
Sun May 31 1981, 3:33 AM EDT  
Att. 24,079 - Sunny - 61 F

livebaseballscorecards.com

AB	34
R	6
H	12
RBI	5
BB	4
SO	7
LOB	19







Batter	1	2	3	4	5	6	7	8	9	AB R H RBI BB SO LOB	TOP											
<b>Bobby Grich, R</b> (1, 4) OBP: 0.375, SLG: 0.445	0-0 CS 1B		4-0 E BB		0-0 BB 1B			0-3 K		3 0 2 0 1 1 0												
<b>Rick Burleson, R</b> (1, 6) OBP: 0.354, SLG: 0.370	0-3 K 1-2		0-0 E4 1-3		4-0 BB 1-2			0-0 F8		3 0 0 0 1 1 2												
<b>Rod Carew, L</b> (1, 3) OBP: 0.359, SLG: 0.362	0-0 F7		0-0 6-3		0-0 4-3			0-3 K		4 0 0 0 0 1 4												
<b>Don Baylor, R</b> (1, 10) OBP: 0.276, SLG: 0.331		0-0 1-6-3 BLK 1B		0-0 5-3				0-0 6-3		4 0 1 0 0 0 0												
<b>Dan Ford, R</b> (1, 9) OBP: 0.333, SLG: 0.494		0-0 1-6-3 1-3		0-0 F8				0-0 P4		4 1 1 1 0 0 1												
<b>Ed Ott, L</b> (1, 2) OBP: 0.268, SLG: 0.281		0-0 L4		0-3 K				0-0 1-3		4 0 1 0 0 1 1												
<b>Larry Harlow, L</b> (1, 7) OBP: 0.394, SLG: 0.231		0-3 K			0-0 1-6-3			0-0 F7		4 1 0 0 0 1 2												
<b>Butch Hobson, R</b> (1, 5) OBP: 0.361, SLG: 0.413			0-3 K		0-0 HR			0-3 K		4 1 2 2 0 2 0												
<b>Juan Beniquez, R</b> (1, 8) OBP: 0.216, SLG: 0.211			0-0 4-3		0-0 5-3			0-0 1-3		4 0 0 0 0 0 1												
<b>Inning Stats</b>	R: 0 E: 0 K: 1 S: 5	H: 1 LOB: 0 BB: 0 P: 5	R: 0 E: 0 K: 1 S: 6	H: 1 LOB: 1 BB: 0 P: 6	R: 0 E: 1 K: 1 S: 6	H: 0 LOB: 2 BB: 1 P: 10	R: 0 E: 0 K: 1 S: 5	H: 0 LOB: 0 BB: 0 P: 5	R: 1 E: 0 K: 0 S: 5	H: 2 LOB: 2 BB: 1 P: 9	R: 0 E: 0 K: 0 S: 3	H: 0 LOB: 0 BB: 0 P: 3	R: 0 E: 0 K: 1 S: 5	H: 0 LOB: 0 BB: 0 P: 5	R: 0 E: 0 K: 2 S: 7	H: 0 LOB: 0 BB: 0 P: 7	R: 2 E: 0 K: 0 S: 6	H: 3 LOB: 1 BB: 0 P: 6	1B: 4 2B: 2 3B: 0 HR: 2	SF: 0 SAC: 0 DP: 1 HBP: 0	WP: 0 PB: 0 SB: 0 CS: 1	PA: 36
<b>PITCHER Dave Stieb, R</b> (1, 1) ERA: 3.0	IP: 9.0 WLS: L BF: 36 H: 7 R: 3 ER: 3 SO: 7 BB: 2 IBB: 0 HBP: 0 BLK: 1 WP: 0 HR: 2 S: 48 P: 56 ERA: 3.00 WHIP: 1.000											<b>PITCHER</b>	IP: 9.0 WLS: L BF: 36 H: 7 R: 3 ER: 3 SO: 7 BB: 2 IBB: 0 HBP: 0 BLK: 1 WP: 0 HR: 2 S: 48 P: 56 ERA: 3.00 WHIP: 1.000									

California Angels @ Toronto Blue Jays  
Exhibition Stadium, Toronto, ON  
Mon Jun 01 1981, 7:05 PM EDT  
Att. 12,268 - Unknown - 65 F

livebaseballscorecards.com

AB	34
R	3
H	7
RBI	3
BB	2
SO	7
LOB	11





Batter	1	2	3	4	5	6	7	8	9	AB R H RBI BB SO LOB
Alfredo Griffin, S (1, 6) OBP: 0.249, SLG: 0.308	0-0 L5		0-0 F9		0-0 P6			0-0 1B		4 0 1 0 0 0 1
Al Woods, L (1, 7) OBP: 0.231, SLG: 0.228	0-0 4-3			0-0 G3	0-0 G3			0-0 F8		4 0 0 0 0 0 2
Barry Bonnell, R (1, 8) OBP: 0.281, SLG: 0.397	0-0 1B			0-0 F7		0-0 F8		0-0 P5		4 0 1 0 0 0 1
John Mayberry, L (1, 3) OBP: 0.382, SLG: 0.482	0-3 K			4-0 BB		0-0 P6			0-0 4-3	3 0 0 0 1 1 1
Lloyd Moseby, L (1, 9) OBP: 0.289, SLG: 0.390		0-0 F7		0-0 BB		0-0 5-3			0-0 3-1	4 0 0 0 0 0 1
Otto Velez, R (1, 10) OBP: 0.381, SLG: 0.392		0-0 6-3		4-0 BB		0-3 K			4-0 BB	2 0 0 0 2 1 0
Ken Macha, R (1, 5) OBP: 0.305, SLG: 0.278		0-3 K		0-0 F7		0-0 G1			0-3 K	4 0 0 0 0 2 4
Damaso Garcia, R (1, 4) OBP: 0.246, SLG: 0.267			0-0 1-3		0-0 SH1		0-3 K			3 0 1 0 0 1 0
Ernie Whitt, L (1, 2) OBP: 0.279, SLG: 0.250			0-0 P2		0-0 SH1		0-3 K			2 0 0 0 0 1 0

<b>Inning Stats</b>	R: 0 E: 0 K: 1 S: 6	H: 1 LOB: 1 BB: 0 P: 6	R: 0 E: 0 K: 1 S: 5	H: 0 LOB: 0 BB: 0 P: 5	R: 0 E: 0 K: 0 S: 3	H: 0 LOB: 0 BB: 0 P: 3	R: 0 E: 1 K: 0 S: 4	H: 0 LOB: 3 BB: 2 P: 12	R: 0 E: 0 K: 0 S: 4	H: 1 LOB: 1 BB: 0 P: 4	R: 0 E: 0 K: 0 S: 3	H: 0 LOB: 0 BB: 0 P: 3	R: 0 E: 0 K: 2 S: 7	H: 0 LOB: 0 BB: 0 P: 7	R: 0 E: 0 K: 1 S: 6	H: 1 LOB: 1 BB: 0 P: 6	R: 0 E: 0 K: 1 S: 5	H: 0 LOB: 1 BB: 1 P: 9	1B: 3 2B: 0 3B: 0 HR: 0	SF: 0 SAC: 1 DP: 0 HBP: 0	WP: 0 PB: 0 SB: 0 CS: 0	PA: 34
<b>PITCHER</b> Ken Forsch, R (1, 1) ERA: 2.54	IP: 9.0	WLS: W	BF: 34	H: 3	R: 0	ER: 0	SO: 6	BB: 3	IBB: 0	HBP: 0	BLK: 0	WP: 0	HR: 0	S: 43	P: 55	ERA: 0.00	WHIP: 0.667					
<b>PITCHER</b>	IP	WLS	BF	H	R	ER	SO	BB	IBB	HBP	BLK	WP	HR	S	P	ERA	WHIP					


**BOTTOM**

**California Angels @ Toronto Blue Jays**  
Exhibition Stadium, Toronto, ON

Mon Jun 01 1981, 7:05 PM EDT  
Att: 12,268 - Unknown - 65 F

livebaseballscorecards.com

<b>AB</b>	<b>30</b>
<b>R</b>	<b>0</b>
<b>H</b>	<b>3</b>
<b>RBI</b>	<b>0</b>
<b>BB</b>	<b>3</b>
<b>SO</b>	<b>6</b>
<b>LOB</b>	<b>10</b>



Batter	1	2	3	4	5	6	7	8	9	AB R H RBI BB SO LOB	TOP	
Rod Carew, L (1, 3) OBP: 0.360, SLG: 0.360	0-0 SH1 1B		0-0 E5		0-0 E5		0-0 F8		4-0 BB	4 0 1 0 1 0 1		
Rick Burleson, R (1, 6) OBP: 0.352, SLG: 0.365	0-0 SH1 1-2		0-0 F4		0-0 4-3			1-0 WP SH3 HBP	0-3 K	3 0 0 0 0 1 3		
Dan Ford, R (1, 9) OBP: 0.328, SLG: 0.486	0-0 F4		0-0 5-3		0-0 6-3			0-0 SH3 1-2		3 0 0 0 0 0 2		
Brian Downing, R (1, 7) OBP: 0.390, SLG: 0.397	0-0 F4		0-3 K		0-0 4-3			0-0 F6 2-3		4 0 0 0 0 1 3		
Butch Hobson, R (1, 5) OBP: 0.358, SLG: 0.408		0-0 G3		0-0 1-3		0-0 1B		0-3 K		4 0 1 0 0 1 1		
Don Baylor, R (1, 10) OBP: 0.275, SLG: 0.325		4-0 S 1B BB		0-3 K		0-0 4-3		0-3 K		3 1 0 0 1 2 1		
Bobby Grich, R (1, 4) OBP: 0.378, SLG: 0.447		0-0 1-H 1B		0-0 F9			0-0 6-3		0-0 HR 1B	4 1 2 1 0 0 0		
Larry Harlow, L (1, 8) OBP: 0.378, SLG: 0.207		0-0 F9		0-0 F7		4-0 BB		0-3 K		3 0 0 0 1 1 2		
Ed Ott, L (1, 2) OBP: 0.267, SLG: 0.304		0-0 F8		0-0 F7		0-3 K		0-0 HR		4 1 1 2 0 1 2		
<b>Inning Stats</b>	R: 0 H: 1 E: 0 LOB: 1 K: 0 BB: 0 S: 4 P: 4	R: 1 H: 1 E: 0 LOB: 1 K: 0 BB: 1 S: 4 P: 8	R: 0 H: 0 E: 1 LOB: 1 K: 1 BB: 0 S: 6 P: 6	R: 0 H: 0 E: 0 LOB: 0 K: 1 BB: 0 S: 5 P: 5	R: 0 H: 0 E: 1 LOB: 1 K: 0 BB: 0 S: 4 P: 4	R: 0 H: 1 E: 0 LOB: 1 K: 0 BB: 0 S: 4 P: 4	R: 0 H: 0 E: 0 LOB: 1 K: 1 BB: 1 S: 5 P: 9	R: 0 H: 0 E: 0 LOB: 1 K: 1 BB: 0 S: 5 P: 6	R: 2 H: 2 E: 0 LOB: 1 K: 3 BB: 1 S: 11 P: 15	1B: 4 SF: 0 2B: 0 SAC: 2 3B: 0 DP: 0 HR: 1 HBP: 1	WP: 1 PA: 38 PB: 0 SB: 2 CS: 0	
<b>PITCHER</b> Luis Leal, R (1, 1) ERA: 3.32	IP WLS BF H R ER SO BB IBB HBP BLK WP HR S P ERA WHIP	9.0 L 38 5 3 3 7 3 0 1 0 1 1 48 61 3.00 0.889										

California Angels @ Toronto Blue Jays  
Exhibition Stadium, Toronto, ON  
Tue Jun 02 1981, 7:05 PM EDT  
Att. 12,617 - Unknown - 68 F

livebaseballscorecards.com

AB 32  
R 3  
H 5  
RBI 3  
BB 3  
SO 7  
LOB 15





Batter	1	2	3	4	5	6	7	8	9	AB R H RBI BB SO LOB
Alfredo Griffin, S OBP: 0.249, SLG: 0.303 (1, 6) BBB	4-0 CS BB			x 0-0 F8		x 0-0 6-3		x 0-0 G1-6-3	3 0 0 0 1 0 2	
Al Woods, L OBP: 0.232, SLG: 0.229 (1, 7) X	0-0 G4-3-6 1B 1-2			x 0-0 1-3			x 0-0 4-3	0-3 K	4 0 1 0 0 1 0	
Barry Bonnell, R OBP: 0.282, SLG: 0.396 (1, 8) X	0-0 G4-3-6 1-2f			x 0-0 F9			x 0-0 1B		3 0 1 0 0 0 1	
John Mayberry, L OBP: 0.376, SLG: 0.471 (1, 3) S		0-3 K		x 0-0 F2		x 0-0 F5			3 0 0 0 0 1 1	
Lloyd Moseby, L OBP: 0.290, SLG: 0.389 (1, 9) X		0-0 F8		x 0-0 G4-6-3 1B		0-3 K			3 0 1 0 0 1 1	
Otto Velez, R OBP: 0.373, SLG: 0.382 (1, 10) X		0-0 L6		x 0-0 G4-6-3 1-2f			x 0-0 L6		3 0 0 0 0 0 1	
Ken Macha, R OBP: 0.290, SLG: 0.263 (1, 5) Danny Ainge, R OBP: 0.209, SLG: 0.206 (9, 5) X			0-0 4-3		x 0-0 F4		0-3 K		3 0 0 0 0 1 0 0 0 0 0 0 0 0	
Damaso Garcia, R OBP: 0.247, SLG: 0.269 (1, 4) X			0-0 F9		x 0-0 S 1B		0-0 1-3		3 0 1 0 0 0 0	
Ernie Whitt, L OBP: 0.274, SLG: 0.246 (1, 2) Garth Iorg, R OBP: 0.266, SLG: 0.290 (9, PH) X			0-0 1-3		x 0-0 F5 1-2		4-0 BB G1-6-3 BB		2 0 0 0 0 0 1 0 0 0 0 1 0 0	

Inning Stats	R: 0	H: 1	E: 0	K: 0	S: 2	LOB: 0	BB: 1	P: 6	R: 0	H: 0	E: 0	K: 1	S: 5	LOB: 0	BB: 0	P: 5	R: 0	H: 0	E: 0	K: 0	S: 3	LOB: 0	BB: 0	P: 3	R: 0	H: 1	E: 0	K: 0	S: 3	LOB: 0	BB: 0	P: 3	R: 0	H: 1	E: 0	K: 1	S: 4	LOB: 1	BB: 0	P: 4	R: 0	H: 1	E: 0	K: 1	S: 6	LOB: 1	BB: 0	P: 6	R: 0	H: 0	E: 0	K: 1	S: 5	LOB: 0	BB: 0	P: 5	R: 0	H: 0	E: 0	K: 1	S: 4	LOB: 0	BB: 1	P: 8	1B: 4	SF: 0	2B: 0	SAC: 0	3B: 0	DP: 3	HR: 0	HBP: 0	WP: 0	PA: 29
--------------	------	------	------	------	------	--------	-------	------	------	------	------	------	------	--------	-------	------	------	------	------	------	------	--------	-------	------	------	------	------	------	------	--------	-------	------	------	------	------	------	------	--------	-------	------	------	------	------	------	------	--------	-------	------	------	------	------	------	------	--------	-------	------	------	------	------	------	------	--------	-------	------	-------	-------	-------	--------	-------	-------	-------	--------	-------	--------

PITCHER	IP	WLS	BF	H	R	ER	SO	BB	IBB	HBP	BLK	WP	HR	S	P	ERA	WHIP
Dave Frost, R ERA: (1, 1)	6.1	W	21	4	0	0	1	1	0	0	0	0	0	22	26	0.00	0.789
Andy Hassler, L ERA: (7, 1)	2.2	S	8	0	0	0	3	1	0	0	0	0	0	13	17	0.00	0.375

**BOTTOM**

**California Angels @ Toronto Blue Jays**  
 Exhibition Stadium, Toronto, ON  
 Tue Jun 02 1981, 7:05 PM EDT  
 Att: 12,617 - Unknown - 68 F

livebaseballscorecards.com

<b>AB</b>	<b>27</b>
<b>R</b>	<b>0</b>
<b>H</b>	<b>4</b>
<b>RBI</b>	<b>0</b>
<b>BB</b>	<b>2</b>
<b>SO</b>	<b>4</b>
<b>LOB</b>	<b>7</b>



Batter	1	2	3	4	5	6	7	8	9	AB R H RBI BB SO LOB	TOP		
<b>Bobby Grich, R</b> (1, 4) OBP: 0.380, SLG: 0.444 <b>Freddie Patek, R</b> (6, PR) OBP: 0.261, SLG: 0.364 (6, 4)	4-0 G4-3-6 1B BB		0-0 5-3		0-3 K	0-0 2B 1-2 1B	0-0 F7		0-0 1B 2B 1B	3 0 1 0 1 1 1 2 1 1 0 0 0 1			
<b>Rick Burleson, R</b> (1, 6) OBP: 0.364, SLG: 0.384	0-0 1-2 G4-3-6 1B		0-0 1B		0-0 1B 1B	0-0 1-3 2-H 2B	0-0 SF7		0-0 1-2 2B 1B 1B	5 2 5 3 0 0 0			
<b>Rod Carew, L</b> (1, 3) OBP: 0.363, SLG: 0.369	0-0 G4-3-6 1-2f 2-3		0-0 F7		0-0 1-3 1B E 1B	0-3 K	0-0 2B 1B		0-0 1-3 2-H 1B 2B	6 3 3 1 0 1 6			
<b>Dan Ford, R</b> (1, 9) OBP: 0.333, SLG: 0.492	0-3 K		0-0 5-3		0-0 E SF8 1B	0-3 K	0-0 2B		0-0 2-H 3-H 1B	6 1 3 4 0 2 4			
<b>Ed Ott, L</b> (1, 2) OBP: 0.270, SLG: 0.308		4-0 1B G5-4-3 BB		0-0 L4	0-0 E6 SF8 2-3 3-H		0-0 F7		0-0 L9	5 2 1 0 1 0 2			
<b>Don Baylor, R</b> (1, 10) OBP: 0.278, SLG: 0.326		0-0 1-3 G5-4-3 1B		0-0 F8	0-0 SF8 2-3 3-H		4-0 HR BB		0-0 F9	3 1 1 1 1 0 0			
<b>Brian Downing, R</b> (1, 7) OBP: 0.391, SLG: 0.414		0-0 G5-4-3 1-2f 3-H		0-0 F8	0-0 BB BB		0-0 HR		0-0 F8	4 2 1 3 1 0 2			
<b>Juan Beniquez, R</b> (1, 8) OBP: 0.228, SLG: 0.203		0-0 F5		0-0 F8	4-0 1-2 E BB BB	0-0 6-3	4-0 3B BB		0-0 F8	3 2 0 0 2 0 0			
<b>Butch Hobson, R</b> (1, 5) OBP: 0.365, SLG: 0.429			0-0 L9		0-0 1-H 2-H 1B 1B	0-0 2B 1B	0-0 1-H SF7 3B		0-0 F9	5 3 3 2 0 0 0			
<b>Inning Stats</b>	R: 0 E: 0 K: 1 S: 5 H: 1 LOB: 1 BB: 1 P: 9	R: 1 E: 0 K: 0 S: 3 H: 1 LOB: 0 BB: 1 P: 7	R: 0 E: 0 K: 0 S: 4 H: 1 LOB: 1 BB: 0 P: 4	R: 0 E: 0 K: 0 S: 3 H: 0 LOB: 0 BB: 0 P: 3	R: 6 E: 2 K: 1 S: 10 H: 4 LOB: 1 BB: 2 P: 18	R: 1 E: 0 K: 2 S: 10 H: 3 LOB: 3 BB: 0 P: 10	R: 6 E: 0 K: 0 S: 8 H: 5 LOB: 1 BB: 2 P: 16	R: 0 E: 0 K: 0 S: 3 H: 0 LOB: 0 BB: 0 P: 3	R: 3 E: 0 K: 0 S: 6 H: 4 LOB: 0 BB: 0 P: 6	1B: 13 2B: 4 3B: 1 HR: 1 SF: 2 SAC: 0 DP: 2 HBP: 0	WP: 0 PB: 0 SB: 0 CS: 0 PA: 50		
<b>PITCHER</b>	IP WLS BF H R ER SO BB IBB HBP BLK WP HR S P ERA WHIP											<b>PITCHER</b>	IP WLS BF H R ER SO BB IBB HBP BLK WP HR S P ERA WHIP
<b>Jim Clancy, R</b> (1, 1) ERA: 5.55	4.1 L 21 6 6 5 2 4 0 0 0 0 0 0 21 37 10.38 2.308												
<b>Mike Barlow, R</b> (5, 1) ERA: 4.61	1.0 8 4 2 1 0 0 0 0 0 0 0 0 8 8 9.00 4.000												
<b>Mike Willis, L</b> (6, 1) ERA: 6.14	1.1 11 5 6 6 2 2 0 0 0 0 1 13 21 40.50 5.250												
<b>Jerry Garvin, L</b> (7, 1) ERA: 3.55	1.1 4 0 0 0 0 0 0 0 0 0 0 4 4 0.00 0.000												
<b>Joey McLaughlin, R</b> (9, 1) ERA: 3.41	1.0 6 4 3 3 0 0 0 0 0 0 0 6 6 27.00 4.000												

California Angels @ Toronto Blue Jays  
Exhibition Stadium, Toronto, ON  
Wed Jun 03 1981, 7:05 PM EDT  
Att. 12,401 - Unknown - 70 F

livebaseballscorecards.com

AB 42  
R 17  
H 19  
RBI 14  
BB 6  
SO 4  
LOB 16





Batter	1	2	3	4	5	6	7	8	9	AB	R	H	RBI	BB	SO	LOB
Alfredo Griffin, S (1, 6) OBP: 0.244, SLG: 0.298	0-0 F7		0-0 4-3		0-0 4-3			0-0 1-3		4	0	0	0	0	0	1
Damaso Garcia, R (1, 4) OBP: 0.247, SLG: 0.268	0-0 G1-6-3 1B		0-3 K			0-0 6-3		0-0 4-3		4	0	1	0	0	1	0
Barry Bonnell, R (1, 8) OBP: 0.275, SLG: 0.386	0-0 G1-6-3 1-2f		0-0 4-3			0-0 F9			0-0 6-3	4	0	0	0	0	0	1
Otto Velez, R (1, 10) OBP: 0.383, SLG: 0.449		0-0 HR		0-0 6-3		0-0 HR			0-0 1B 1B 2B	4	3	3	2	0	0	0
Ken Macha, R (1, 3) OBP: 0.303, SLG: 0.267		0-0 6-3		4-0 L6-3 BB		0-0 1-3			0-0 1B 1B 1B	3	1	1	0	1	0	0
Lloyd Moseby, L (1, 9) OBP: 0.289, SLG: 0.386		0-0 F6		0-0 L6-3 1-2			0-0 F5		0-0 1B 1B	4	1	1	1	0	0	1
George Bell, R (1, 7) OBP: 0.267, SLG: 0.398		0-0 HR		0-3 K		0-0 G6-4-3 1B			0-0 1B 1B	4	1	3	1	0	1	0
Danny Ainge, R (1, 5) OBP: 0.224, SLG: 0.222		0-0 S 1B		0-0 1B		0-0 G6-4-3 1-2f			0-0 G1-4-3 1B	4	0	3	2	0	0	1
Buck Martinez, R (1, 2) OBP: 0.227, SLG: 0.282		0-3 K 1-2		0-0 F8			0-0 F6		0-0 G1-4-3 1-2f	4	0	0	0	0	1	4

Inning Stats	R: 0	H: 1	E: 0	LOB: 0	K: 0	BB: 0	S: 3	P: 3	R: 2	H: 3	E: 0	LOB: 1	K: 1	BB: 0	S: 8	P: 8	R: 0	H: 0	E: 0	LOB: 0	K: 1	BB: 0	S: 5	P: 5	R: 0	H: 0	E: 0	LOB: 0	K: 0	BB: 1	S: 2	P: 6	R: 0	H: 1	E: 0	LOB: 1	K: 1	BB: 0	S: 6	P: 6	R: 1	H: 1	E: 0	LOB: 0	K: 0	BB: 0	S: 4	P: 4	R: 0	H: 1	E: 0	LOB: 0	K: 0	BB: 0	S: 3	P: 3	R: 0	H: 0	E: 0	LOB: 0	K: 0	BB: 0	S: 3	P: 3	R: 3	H: 5	E: 0	LOB: 1	K: 0	BB: 0	S: 7	P: 7	1B: 8	SF: 0	2B: 2	SAC: 0	3B: 0	DP: 4	HR: 3	HBP: 0	WP: 0	PA: 36	PB: 0	SB: 1	CS: 0	ERA	WHIP
PITCHER Geoff Zahn, L (1, 1) ERA: 3.98	IP	WLS	BF	H	R	ER	SO	BB	IBB	HBP	BLK	WP	HR	S	P	ERA	WHIP	IP	WLS	BF	H	R	ER	SO	BB	IBB	HBP	BLK	WP	HR	S	P	ERA	WHIP	IP	WLS	BF	H	R	ER	SO	BB	IBB	HBP	BLK	WP	HR	S	P	ERA	WHIP																																				

BOTTOM

California Angels @ Toronto Blue Jays  
Exhibition Stadium, Toronto, ON  
Wed Jun 03 1981, 7:05 PM EDT  
Att: 12,401 - Unknown - 70 F

AB	35
R	6
H	12
RBI	6
BB	1
SO	3
LOB	8



WP: 0	PA: 36
PB: 0	
SB: 1	
CS: 0	

livebaseballscores.com





Batter	1	2	3	4	5	6	7	8	9	10	11	12	AB	R	H	RBI	BB	SO	LOB
<b>Bump Wills, S</b> OBP: 0.324, SLG: 0.355 (1, 4) X	0-0 6-3 ①		0-0 4-3 ② X	0-0 SF7 ②		0-0 FC3-2-5 ②		0-0 BB 1B ②		0-0 1B ③		4-0 E IBB	5	0	2	2	1	0	2
<b>Mickey Rivers, L</b> OBP: 0.307, SLG: 0.316 (1, 8) X	0-0 F5 ②		0-0 FC6-4 1B ③	0-0 G3 ③		0-0 F7 ③		4-0 BB 1B ③		0-0 F9 ③		0-0 E6 ③	6	0	1	0	1	0	6
<b>Al Oliver, L</b> OBP: 0.344, SLG: 0.442 (1, 10) X	0-0 4-3 ③		0-0 FC6-4 1B ③		0-0 F7 ①		0-0 2B ①		0-0 F5 ②		0-0 G3 ①		6	0	1	0	0	0	4
<b>Buddy Bell, R</b> OBP: 0.345, SLG: 0.448 (1, 5)		0-0 FC4-6 1B ①		4-0 1B BB ①		0-0 F5 ②		0-0 L5 ①		0-0 G3 ③		0-0 F9 ②	5	1	1	0	1	0	4
<b>Pat Putnam, L</b> OBP: 0.317, SLG: 0.448 (1, 3)		0-0 F6 ①		0-3 K ① X		0-0 1B ①		0-3 K ②		0-3 K ①		0-0 2B ③	3	0	1	0	0	1	2
<b>John Ellis, R</b> OBP: 0.235, SLG: 0.394 (7, PH)													3	0	1	0	0	2	1
<b>Dan Duran, L</b> OBP: 0.250, SLG: 0.200 (12, 3)													0	0	0	0	0	0	0
<b>Johnny Grubb, L</b> OBP: 0.335, SLG: 0.372 (1, 9)		0-0 FC4-6 1B ②		0-0 BB 1B ②		0-0 4-3 ③		0-0 4-3 ③		0-3 K ②		0-0 F7 ③	3	1	1	0	0	0	2
<b>Leon Roberts, R</b> OBP: 0.375, SLG: 0.477 (7, PH)													3	0	0	0	0	1	2
<b>Bill Sample, R</b> OBP: 0.353, SLG: 0.430 (1, 7)		0-0 1B ①		0-0 BB BB SF7 1B ①		0-0 5-3 ①		0-0 E 1B ①		0-0 1-3 ③		0-0 F8 ①	6	2	3	1	0	0	0
<b>Jim Sundberg, R</b> OBP: 0.337, SLG: 0.325 (1, 2)		0-3 K ③		4-0 BB BB ③		4-0 1B FC3-2-4 BB ③		0-3 K ①		0-3 K ①		0-0 SH2-4 E 1B ③	4	1	1	0	2	3	3
<b>Mark Wagner, R</b> OBP: 0.307, SLG: 0.480 (1, 6)			0-3 K ①		4-0 BB ①		0-0 1B FC3-2-5 ①		0-0 FC6 BB 1B ②		0-0 4-3 ②	2	0	1	1	1	1	0	
<b>Bill Stein, R</b> OBP: 0.491, SLG: 0.593 (8, PH)													1	0	0	0	0	0	1
<b>Mario Mendoza, R</b> OBP: 0.286, SLG: 0.294 (9, 6)													1	0	0	0	0	0	0


Inning Stats	R: 0	H: 0	E: 0	K: 0	S: 3	H: 0	LOB: 0	BB: 0	P: 3	R: 0	H: 2	E: 0	K: 1	S: 7	H: 2	LOB: 2	BB: 0	P: 7	R: 0	H: 1	E: 0	K: 1	S: 6	H: 2	LOB: 2	BB: 3	P: 19	R: 0	H: 1	E: 0	K: 0	S: 4	H: 1	LOB: 1	BB: 0	P: 4	R: 0	H: 1	E: 0	K: 1	S: 6	H: 2	LOB: 3	BB: 1	P: 12	R: 0	H: 0	E: 0	K: 2	S: 7	H: 0	LOB: 0	BB: 0	P: 7	R: 0	H: 1	E: 0	K: 1	S: 6	H: 1	LOB: 1	BB: 0	P: 4	R: 1	H: 1	E: 1	K: 0	S: 4	H: 1	LOB: 2	BB: 1	P: 8	1B: 11	SF: 1	2B: 2	SAC: 1	3B: 0	DP: 0	HR: 0	HBP: 0	WP: 0	PA: 56
--------------	------	------	------	------	------	------	--------	-------	------	------	------	------	------	------	------	--------	-------	------	------	------	------	------	------	------	--------	-------	-------	------	------	------	------	------	------	--------	-------	------	------	------	------	------	------	------	--------	-------	-------	------	------	------	------	------	------	--------	-------	------	------	------	------	------	------	------	--------	-------	------	------	------	------	------	------	------	--------	-------	------	--------	-------	-------	--------	-------	-------	-------	--------	-------	--------

PITCHER	IP	WLS	BF	H	R	ER	SO	BB	IBB	HBP	BLK	WP	HR	S	P	ERA	WHIP
<b>Mark Bombard, R</b> ERA: 3.88 (1, 1)	4.0		20	5	3	3	3	3	0	0	0	0	0	23	35	6.75	2.000
<b>Roy Lee Jackson, R</b> ERA: 2.61 (5, 1)	1.2		8	2	0	0	0	1	0	0	0	0	0	7	11	0.00	1.800
<b>Jerry Garvin, L</b> ERA: 3.46 (6, 1)	1.0		4	1	0	0	1	0	0	0	0	0	0	6	6	0.00	1.000
<b>Joey McLaughlin, R</b> ERA: 3.34 (7, 1)	0.2		6	2	1	0	1	1	0	0	0	0	0	7	11	0.00	4.500
<b>Mike Willis, L</b> ERA: 6.07 (8, 1)	0.1		1	0	0	0	0	0	0	0	0	0	0	1	1	0.00	0.000

**Toronto Blue Jays @ Texas Rangers**  
Arlington Stadium, Arlington, TX  
Fri Jun 05 1981, 8:05 PM EDT  
Att: 11,495 - Unknown

livebaseballscorecards.com

AB	48
R	5
H	13
RBI	4
BB	6
SO	8
LOB	27



Batter	1	2	3	4	5	6	7	8	9	AB R H RBI BB SO LOB	TOP											
Lloyd Moseby, L (1, 8) OBP: 0.288, SLG: 0.396	0-3 K		0-0 F7		0-3 K		0-3 K		0-0 1-3	5 0 0 0 0 3 3												
Damaso Garcia, R (1, 4) OBP: 0.255, SLG: 0.275	0-3 K		0-0 E9 1B		0-0 FC6-4		0-0 1-3			4 0 1 0 0 1 2												
Otto Velez, R (1, 10) OBP: 0.380, SLG: 0.437	0-3 K		4-0 BB		0-3 K			0-0 F9		3 0 0 0 1 2 1												
John Mayberry, L (1, 3) OBP: 0.361, SLG: 0.447		0-3 K	0-0 3-1			0-0 F6		0-0 F5		4 0 0 0 0 1 2												
Al Woods, L (1, 7) OBP: 0.254, SLG: 0.246		0-0 1B 1B		0-0 CS 1B		0-0 FC3-6 1B		0-3 K		4 0 3 0 0 1 0												
Barry Bonnell, R (1, 9) OBP: 0.271, SLG: 0.375		0-3 K		0-3 K 1-2		0-0 FC3-6			0-0 FC4-6 1B	4 0 1 0 0 2 3												
Alfredo Griffin, S (1, 6) OBP: 0.247, SLG: 0.302		0-0 1-3 1B		0-0 2B		0-0 4-3			0-0 FC4-6 2B	4 1 2 0 0 0 2												
Ernie Whitt, L (1, 2) OBP: 0.286, SLG: 0.268		0-0 F8		0-0 4-3			0-0 1B		0-0 4-3 2B	4 0 2 1 0 0 3												
Danny Ainge, R (1, 5) OBP: 0.237, SLG: 0.231			0-0 1-3		0-0 FC6-4 1B		0-0 F9		0-0 4-3	4 0 1 0 0 0 2												
<b>Inning Stats</b>	R: 0 E: 0 K: 3 S: 9	H: 0 LOB: 0 BB: 0 P: 9	R: 0 E: 0 K: 2 S: 9	H: 2 LOB: 2 BB: 0 P: 9	R: 0 E: 1 K: 0 S: 4	H: 1 LOB: 2 BB: 1 P: 8	R: 0 E: 0 K: 1 S: 6	H: 2 LOB: 1 BB: 0 P: 6	R: 0 E: 0 K: 2 S: 8	H: 1 LOB: 1 BB: 0 P: 8	R: 0 E: 0 K: 0 S: 4	H: 1 LOB: 1 BB: 0 P: 4	R: 0 E: 0 K: 1 S: 6	H: 1 LOB: 1 BB: 0 P: 6	R: 0 E: 0 K: 1 S: 5	H: 0 LOB: 0 BB: 0 P: 5	R: 1 E: 0 K: 0 S: 5	H: 2 LOB: 1 BB: 0 P: 5	1B: 8 2B: 3 3B: 0 HR: 0	SF: 0 SAC: 0 DP: 1 HBP: 0	WP: 0 PB: 0 SB: 0 CS: 1	PA: 37
<b>PITCHER</b>	IP WLS BF H R ER SO BB IBB HBP BLK WP HR S P ERA WHIP																					
Fergie Jenkins, R (1, 1) ERA: 5.06	7.0 W 29 8 0 0 9 1 0 0 0 0 0 0 46 50 0.00 1.286																					
Charlie Hough, R (8, 1) ERA: 4.74	2.0 8 2 1 1 1 0 0 0 0 0 0 0 10 10 4.50 1.000																					

Toronto Blue Jays @ Texas Rangers  
Arlington Stadium, Arlington, TX  
Sat Jun 06 1981, 8:05 PM EDT  
Att. 24,312 - Unknown

livebaseballscorecards.com

AB	36
R	1
H	10
RBI	1
BB	1
SO	10
LOB	18





Batter	1	2	3	4	5	6	7	8	9	AB	R	H	RBI	BB	SO	LOB
Bump Wills, S OBP: 0.327, SLG: 0.351 (1, 4)	4-0 G4-6-3 BB	0-0 F8		0-0 L1			4-0 1B 1-2 BB			2	0	0	0	2	0	2
Mickey Rivers, L OBP: 0.311, SLG: 0.320 (1, 8)	0-0 G4-6-3 1-2f	0-0 1B			0-0 F2		0-0 1B 1-2 2-H			4	0	2	1	0	0	1
Al Oliver, L OBP: 0.342, SLG: 0.439 (1, 10)	0-0 BB 1B	0-0 F8			0-0 4-3		0-0 F8			4	1	1	0	0	0	4
Buddy Bell, R OBP: 0.343, SLG: 0.441 (1, 5)	4-0 S 1B 1-2 E BB		0-0 F3		0-0 1-3		0-0 1-3			3	1	0	0	1	0	2
Pat Putnam, L OBP: 0.316, SLG: 0.443 (1, 3)	0-0 S 1B 1-2 2-H		0-0 L3		0-0 F8		0-0 4-3			4	1	1	1	0	0	0
Johnny Grubb, L OBP: 0.333, SLG: 0.365 (1, 9)	4-0 1B 1-3 2-H BB		0-0 4-1		0-0 2-3		0-0 F6			3	0	0	0	1	0	0
Leon Roberts, R OBP: 0.387, SLG: 0.505 (1, 7)	0-0 CS 1B 1-3 3-H		0-0 2-3 1B		0-0 6-3		0-0 3B			4	0	3	1	0	0	0
Jim Sundberg, R OBP: 0.335, SLG: 0.319 (1, 2)	0-0 CS 1-2	0-0 L6		0-0 2-3 1-2		0-3 K BB BB	4-0 BB			3	0	0	0	1	1	1
Mark Wagner, R OBP: 0.419, SLG: 0.464 (1, 6)		4-0 1B BB		0-0 5-3		0-0 BB 1B 1B	0-0 F9			3	1	1	0	1	0	3

Inning Stats		R: 3	H: 3	LOB: 1	K: 0	P: 16	R: 0	H: 1	LOB: 2	K: 0	P: 8	R: 0	H: 0	LOB: 0	K: 0	P: 3	R: 0	H: 1	LOB: 1	K: 0	P: 4	R: 0	H: 0	LOB: 0	K: 0	P: 3	R: 1	H: 2	LOB: 2	K: 1	P: 11	R: 0	H: 1	LOB: 2	K: 0	P: 8		
PITCHER	IP	WLS	BF	H	R	ER	SO	BB	IBB	HBP	BLK	WP	HR	S	P	ERA	WHIP																					
Dave Stieb, R ERA: 3.16 (1, 1)	7.0	L	31	7	4	4	1	5	0	0	0	0	0	28	48	5.14	1.714																					
Jerry Garvin, L ERA: 3.38 (8, 1)	1.0		5	1	0	0	0	1	0	0	0	0	0	4	8	0.00	2.000																					

**BOTTOM**

**Toronto Blue Jays @ Texas Rangers**  
Arlington Stadium, Arlington, TX

Sat Jun 06 1981, 8:05 PM EDT  
Att. 24,312 - Unknown

livebaseballscorecards.com

AB	30
R	4
H	8
RBI	3
BB	6
SO	1
LOB	13



WP: 0	PA: 37
PB: 0	
SB: 3	
CS: 1	

Batter	1	2	3	4	5	6	7	8	9	AB R H RBI BB SO LOB	TOP
Lloyd Moseby, L (1, 8) OBP: 0.287, SLG: 0.389	4-0 BB BB		0-3 K			0-0 4-3		0-3 K		3 0 0 0 1 2 0	
Damaso Garcia, R (1, 4) OBP: 0.260, SLG: 0.276	4-0 BB BB		0-0 6-3			0-0 1-3			0-0 2B 1B	3 0 1 0 1 0 0	
Otto Velez, R (1, 10) OBP: 0.378, SLG: 0.434 Willie Upshaw, L (4, PH) OBP: 0.253, SLG: 0.352	0-3 K			0-3 K		0-0 F9			0-3 K	1 0 0 0 0 1 2 3 0 0 0 0 2 1	
John Mayberry, L (1, 3) OBP: 0.358, SLG: 0.448	0-0 G1-6-3 1-2f			0-3 K			0-0 F8		0-0 1-3 2B	4 0 1 0 0 1 2	
Al Woods, L (1, 7) OBP: 0.254, SLG: 0.246		0-3 K		0-0 G3			0-0 FC5-4 1B		0-0 F4	4 0 1 0 0 1 2	
Barry Bonnell, R (1, 9) OBP: 0.262, SLG: 0.376		0-0 1B			4-0 BB		0-0 FC5-4 1-2f		4-0 BB	2 0 1 0 2 0 1	
Garth Iorg, R (1, 5) OBP: 0.250, SLG: 0.273		0-3 K			0-0 F9		0-3 K		0-0 L5	4 0 0 0 0 2 6	
Ernie Whitt, L (1, 2) OBP: 0.279, SLG: 0.262		0-0 F7			0-0 F6			0-0 F7		3 0 0 0 0 0 2	
Danny Ainge, R (1, 6) OBP: 0.232, SLG: 0.226			0-0 6-3			0-0 1-3		0-0 3-1		3 0 0 0 0 0 1	
<b>Inning Stats</b>	R: 0 E: 0 K: 1 S: 4 H: 0 LOB: 1 BB: 2 P: 12	R: 0 E: 0 K: 2 S: 8 H: 1 LOB: 1 BB: 0 P: 8	R: 0 E: 0 K: 1 S: 5 H: 0 LOB: 0 BB: 0 P: 5	R: 0 E: 0 K: 2 S: 7 H: 0 LOB: 0 BB: 0 P: 7	R: 0 E: 0 K: 0 S: 3 H: 0 LOB: 1 BB: 1 P: 7	R: 0 E: 0 K: 0 S: 3 H: 0 LOB: 0 BB: 0 P: 3	R: 0 E: 0 K: 1 S: 6 H: 1 LOB: 1 BB: 0 P: 6	R: 0 E: 0 K: 1 S: 5 H: 0 LOB: 0 BB: 0 P: 5	R: 0 E: 0 K: 1 S: 7 H: 2 LOB: 3 BB: 1 P: 11	1B: 3 2B: 1 3B: 0 HR: 0 SF: 0 SAC: 0 DP: 1 HBP: 0	WP: 0 PB: 0 SB: 0 CS: 0 PA: 34
<b>PITCHER</b> Danny Darwin, R (1, 1) ERA: 3.46	IP: 9.0 WLS: W BF: 34 H: 4 R: 0 ER: 0 SO: 9 BB: 4 IBB: 0 HBP: 0 BLK: 0 WP: 0 HR: 0 S: 48 P: 64 ERA: 0.00 WHIP: 0.889										

Toronto Blue Jays @ Texas Rangers  
Arlington Stadium, Arlington, TX  
Sun Jun 07 1981, 8:05 PM EDT  
Att. 14,857 - Unknown

livebaseballscorecards.com

AB	30
R	0
H	4
RBI	0
BB	4
SO	9
LOB	17







Batter	1	2	3	4	5	6	7	8	9	AB R H RBI BB SO LOB	TOP											
<b>Damaso Garcia, R</b> (1, 4) OBP: 0.260, SLG: 0.276	0-0 5-3			0-0 6-3		0-3 K			0-0 1B 1B	4 1 1 0 0 1 1												
<b>Ernie Whitt, L</b> (1, 2) OBP: 0.279, SLG: 0.262	0-0 6-3			0-3 K			0-0 4-3		0-0 1B 1B	4 1 1 0 0 1 0												
<b>Lloyd Moseby, L</b> (1, 8) OBP: 0.286, SLG: 0.386	0-3 K			0-3 K			0-3 K		0-0 1B 1B	4 0 1 1 0 3 0												
<b>John Mayberry, L</b> (1, 3) OBP: 0.361, SLG: 0.449 <b>Alfredo Griffin, S</b> (9, PR) OBP: 0.247, SLG: 0.302			0-3 K		0-0 L6 G3 1B		0-0 F9		0-0 1B 1B	4 0 2 1 0 1 0 0 0 0 0 0 0 0												
<b>Al Woods, L</b> (1, 7) OBP: 0.246, SLG: 0.239			0-0 G3		0-0 G3			0-0 4-3	0-0 F7	4 0 0 0 0 0 3												
<b>Barry Bonnell, R</b> (1, 9) OBP: 0.283, SLG: 0.372			4-0 CS BB		0-0 L6			0-3 K		2 0 0 0 1 1 1												
<b>Willie Upshaw, L</b> (1, 10) OBP: 0.244, SLG: 0.338			0-0 CS	0-0 4-3		0-0 G3		0-0 F7		3 0 0 0 0 0 0												
<b>Garth Iorg, R</b> (1, 5) OBP: 0.254, SLG: 0.275			0-0 5-3		0-0 1B			0-0 F7		3 0 1 0 0 0 0												
<b>Danny Ainge, R</b> (1, 6) OBP: 0.228, SLG: 0.221			0-3 K		0-0 F8			0-0 5-3		3 0 0 0 0 1 1												
<b>Inning Stats</b>	R: 0 E: 0 K: 1 S: 5	H: 0 LOB: 0 BB: 0 P: 5	R: 0 E: 0 K: 1 S: 4	H: 0 LOB: 0 BB: 1 P: 8	R: 0 E: 0 K: 1 S: 5	H: 0 LOB: 0 BB: 0 P: 5	R: 0 E: 0 K: 2 S: 7	H: 0 LOB: 0 BB: 0 P: 7	R: 0 E: 0 K: 0 S: 3	H: 1 LOB: 0 BB: 0 P: 3	R: 0 E: 0 K: 1 S: 6	H: 1 LOB: 1 BB: 0 P: 6	R: 0 E: 0 K: 1 S: 5	H: 0 LOB: 0 BB: 0 P: 5	R: 0 E: 0 K: 1 S: 5	H: 0 LOB: 0 BB: 0 P: 5	R: 2 E: 0 K: 0 S: 7	H: 4 LOB: 2 BB: 0 P: 7	1B: 6 2B: 1 3B: 0 HR: 0	SF: 0 SAC: 0 DP: 1 HBP: 0	WP: 0 PB: 0 SB: 0 CS: 1	PA: 33
<b>PITCHER</b>	IP WLS BF H R ER SO BB IBB HBP BLK WP HR S P ERA WHIP																					
<b>Dennis Lamp, R</b> (1, 1) ERA: 2.25	8.2 W 31 6 2 2 8 1 0 0 0 0 0 0 46 50 2.08 0.808																					
<b>Kevin Hickey, L</b> (9, 1) ERA: 3.12	0.1 S 1 0 0 0 0 0 0 0 0 0 0 0 1 1 0.00 0.000																					

**Toronto Blue Jays @ Chicago White Sox**  
Comiskey Park, Chicago, IL  
Mon Jun 08 1981, 8:05 PM EDT  
Att: 8,301 - Unknown - 60 F

[livebaseballscorecards.com](http://livebaseballscorecards.com)

AB	31
R	2
H	6
RBI	2
BB	1
SO	8
LOB	6





Batter	1	2	3	4	5	6	7	8	9
Ron LeFlore, R OBP: 0.303, SLG: 0.314 Rusty Kuntz, R OBP: 0.350, SLG: 0.314	0-3 K	0-0 FC1-4 HBP 1B BB		0-0 6-3		0-0 F9		0-0 5-3	
Mike Squires, L OBP: 0.350, SLG: 0.331	0-0 4-3	4-0 1B HBP BB		0-0 1B			0-0 FC6-4 1B		
Carlton Fisk, R OBP: 0.399, SLG: 0.442	4-0 1B BB	1-0 1B HBP		0-0 L1			0-0 F8		
Greg Luzinski, R OBP: 0.392, SLG: 0.446	0-0 1B	0-0 1B			0-0 F9		0-0 FC6-4		
Harold Baines, L OBP: 0.288, SLG: 0.377	0-0 F6	0-0 3-1			0-3 K		0-3 K		
Chet Lemon, R OBP: 0.391, SLG: 0.487		1-0 SH5-4 1B HBP BB	0-0 F3		0-0 HR		0-0 1B 2B		
Tony Bernazard, S OBP: 0.335, SLG: 0.398		4-0 SH5-4 1B BB	0-0 4-3		0-0 F9		0-3 K		
Jim Morrison, R OBP: 0.269, SLG: 0.385		0-0 SH5-4	0-0 F6			0-0 6-3		0-0 1B	
Bill Almon, R OBP: 0.368, SLG: 0.363		0-0 FC1-4 1B		0-3 K		0-0 5-3		0-0 F8	


Inning Stats	R: 0	H: 1	E: 0	K: 1	S: 6	LOB: 2	BB: 1	P: 10
	R: 4	H: 2	E: 0	K: 0	S: 5	LOB: 2	BB: 2	P: 15
	R: 0	H: 0	E: 0	K: 0	S: 3	LOB: 0	BB: 0	P: 3
	R: 0	H: 1	E: 0	K: 1	S: 6	LOB: 1	BB: 0	P: 6
	R: 1	H: 1	E: 0	K: 1	S: 6	LOB: 0	BB: 0	P: 6
	R: 0	H: 0	E: 0	K: 0	S: 3	LOB: 0	BB: 0	P: 3
	R: 0	H: 1	E: 0	K: 1	S: 6	LOB: 1	BB: 0	P: 6
	R: 1	H: 2	E: 0	K: 1	S: 7	LOB: 1	BB: 0	P: 7

AB	R	H	RBI	BB	SO	LOB
4	1	0	0	0	1	1
1	0	0	0	0	0	1
3	1	2	0	1	0	0
2	0	0	0	1	0	2
4	0	2	2	0	0	1
4	0	0	0	0	2	5
3	3	2	1	0	0	0
3	1	0	0	1	1	1
3	0	1	1	0	0	0
4	0	1	2	0	1	1

WP	HR	S	P	ERA	WHIP
0	0	10	24	21.60	3.600
0	1	25	25	1.69	0.562
0	0	7	7	0.00	2.000

**Toronto Blue Jays @ Chicago White Sox**  
 Comiskey Park, Chicago, IL  
 Mon Jun 08 1981, 8:05 PM EDT  
 Att. 8,301 - Unknown - 60 F

AB 31  
 R 6  
 H 8  
 RBI 6  
 BB 3  
 SO 5  
 LOB 12



Batter	1	2	3	4	5	6	7	8	9	AB R H RBI BB SO LOB	TOP
<b>Damaso Garcia, R</b> (1, 4) OBP: 0.260, SLG: 0.275	0-0 FC4 1B		0-0 4-3		0-0 G1-6-3 1-2f			0-0 5-3		4 0 1 0 0 0 2	
<b>Ernie Whitt, L</b> (1, 2) OBP: 0.278, SLG: 0.261	0-0 FC4 1-2f		0-3 K			0-0 F8		0-0 1B	4 0 1 0 0 1 1		
<b>Willie Upshaw, L</b> (1, 10) OBP: 0.244, SLG: 0.333	0-0 F8 1-2			0-0 S 1B		0-0 F5		0-0 F8	4 0 1 0 0 0 2		
<b>John Mayberry, L</b> (1, 3) OBP: 0.354, SLG: 0.438	0-3 K			0-3 K 1-2		0-0 F8		0-3 K	4 0 0 0 0 3 3		
<b>Al Woods, L</b> (1, 7) OBP: 0.247, SLG: 0.246		0-0 5-3 2B		0-0 F3			0-0 P4	0-0 F4	4 0 1 0 0 0 2		
<b>Barry Bonnell, R</b> (1, 8) OBP: 0.278, SLG: 0.366 (4, 9)		0-0 F8		0-0 F4			0-0 2-3		3 0 0 0 0 0 2		
<b>George Bell, R</b> (1, 9) OBP: 0.264, SLG: 0.393 <b>Ken Macha, R</b> (4, 5) OBP: 0.309, SLG: 0.262		0-0 5-3 2-3		4-0 BB 1B			0-0 F9		1 0 0 0 0 0 1 1 0 0 0 1 0 0		
<b>Garth Iorg, R</b> (1, 5) OBP: 0.257, SLG: 0.278 (4, 6)		0-0 F8		0-0 G1-6-3 1-2 1B				0-0 6-3	3 0 1 0 0 0 1		
<b>Danny Ainge, R</b> (1, 6) OBP: 0.224, SLG: 0.217 (4, 8)			0-0 F8		0-0 F3			0-0 F8	3 0 0 0 0 0 2		
<b>Inning Stats</b>	R: 0 E: 0 K: 1 S: 6 H: 1 LOB: 1 BB: 0 P: 6	R: 0 E: 0 K: 0 S: 4 H: 1 LOB: 1 BB: 0 P: 4	R: 0 E: 0 K: 1 S: 5 H: 0 LOB: 0 BB: 0 P: 5	R: 0 E: 0 K: 1 S: 6 H: 1 LOB: 1 BB: 0 P: 6	R: 0 E: 0 K: 1 S: 3 H: 1 LOB: 1 BB: 1 P: 7	R: 0 E: 0 K: 0 S: 3 H: 0 LOB: 0 BB: 0 P: 3	R: 0 E: 0 K: 0 S: 3 H: 0 LOB: 0 BB: 0 P: 3	R: 0 E: 0 K: 0 S: 3 H: 0 LOB: 0 BB: 0 P: 3	R: 0 E: 0 K: 1 S: 6 H: 1 LOB: 1 BB: 0 P: 6	1B: 4 2B: 1 3B: 0 HR: 0 SF: 0 SAC: 0 DP: 1 HBP: 0	WP: 0 PB: 0 SB: 2 CS: 0 PA: 32
<b>PITCHER</b> <b>Richard Dotson, R</b> (1, 1) ERA: 2.82	IP WLS BF H R ER SO BB IBB HBP BLK WP HR S P ERA WHIP										
	9.0 W 32 5 0 0 4 1 0 0 0 0 0 0 39 43 0.00 0.667										

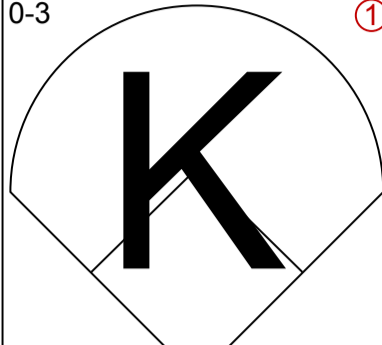
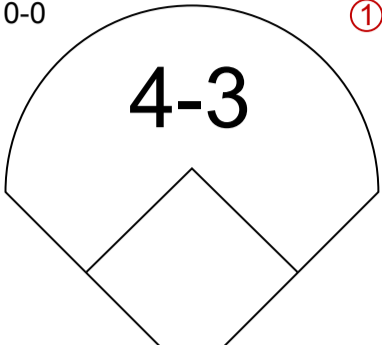
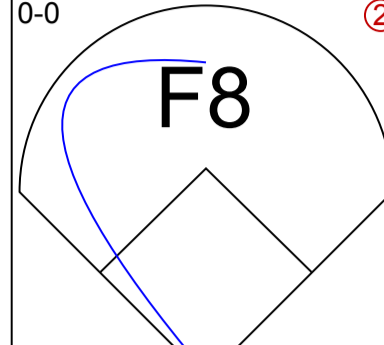
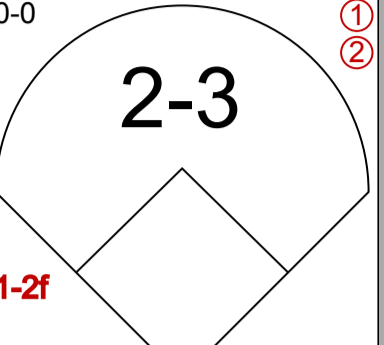
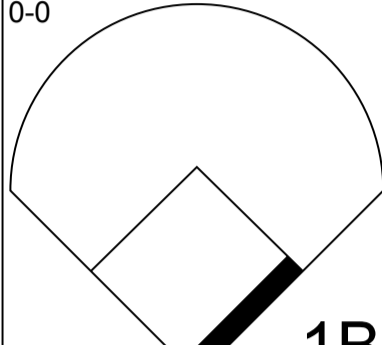
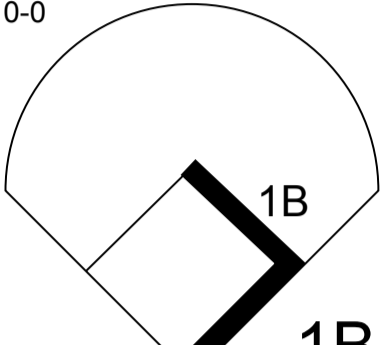
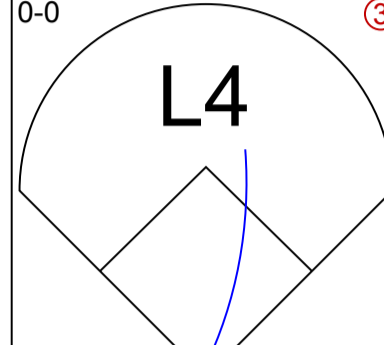
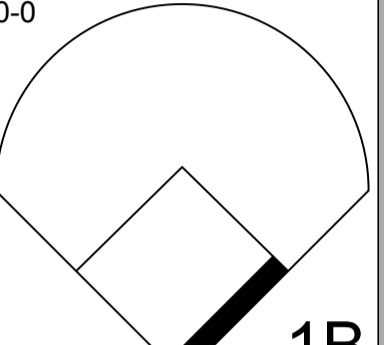
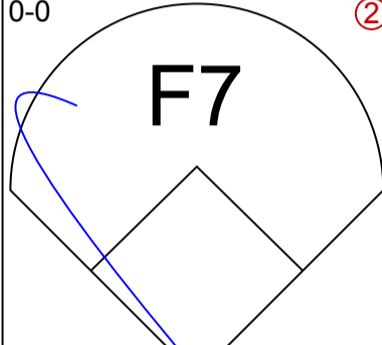
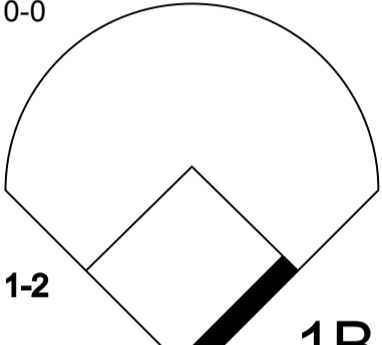
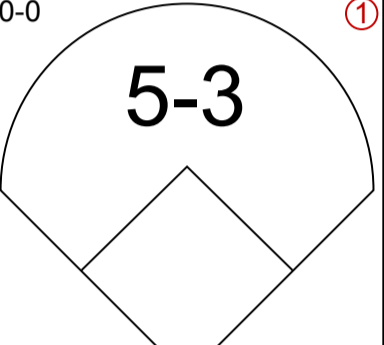
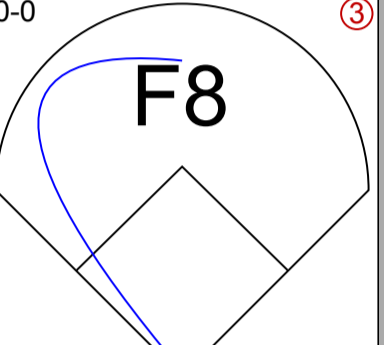
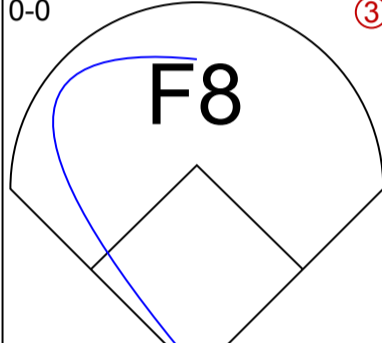
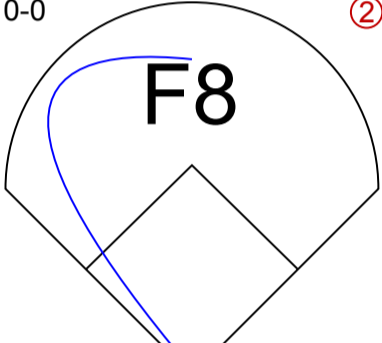
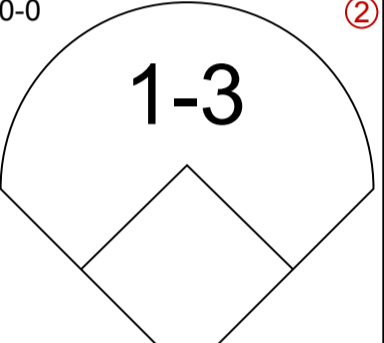
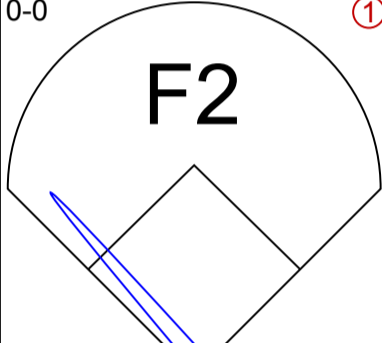
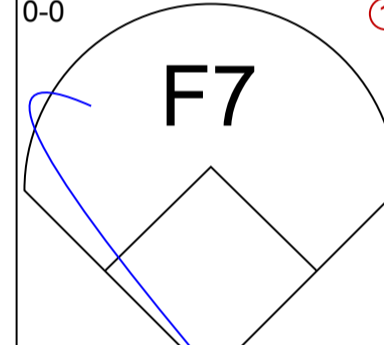
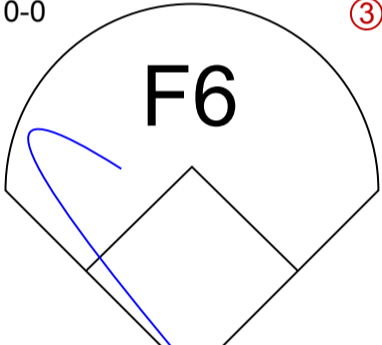
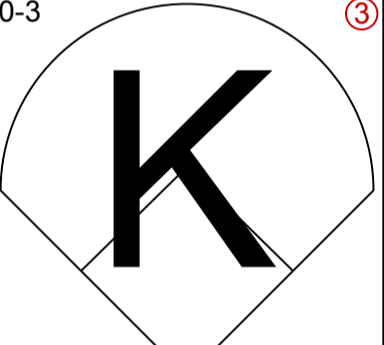
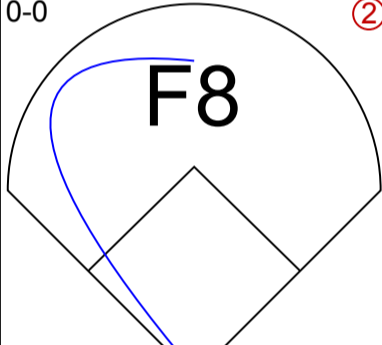
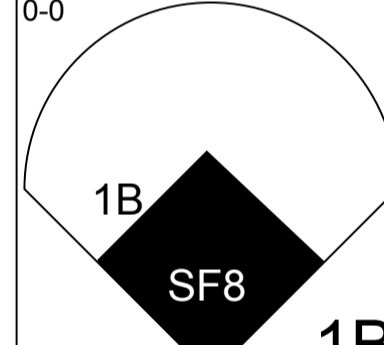
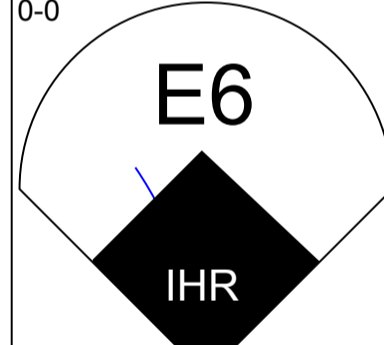
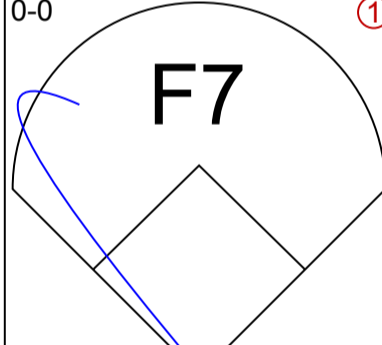
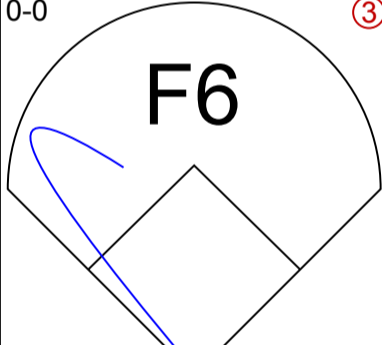
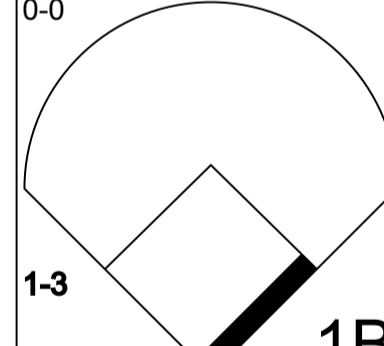
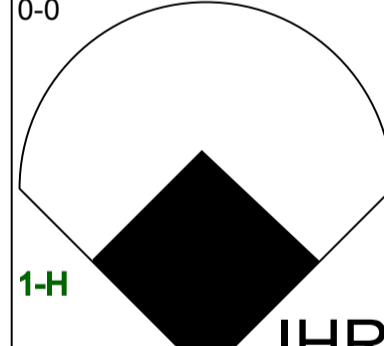
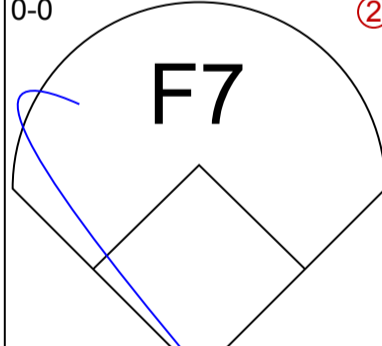
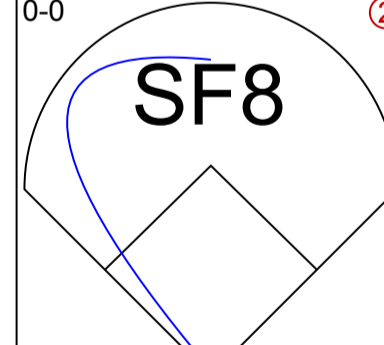
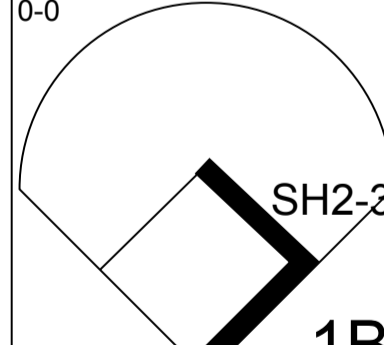
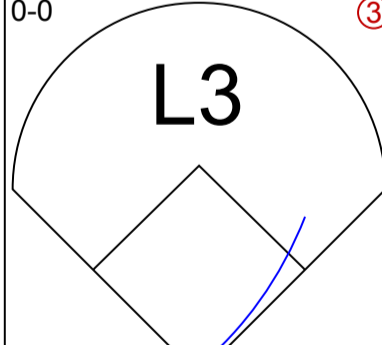
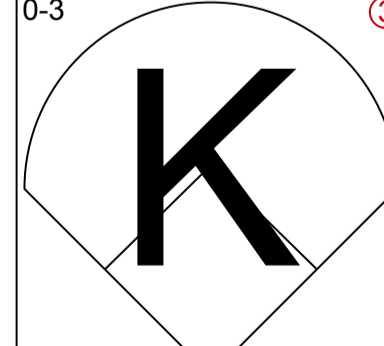
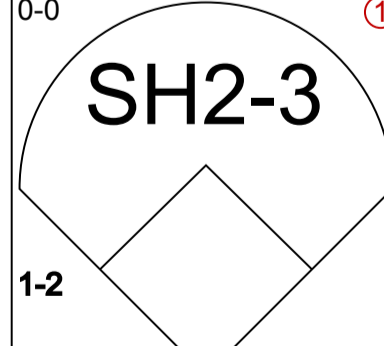
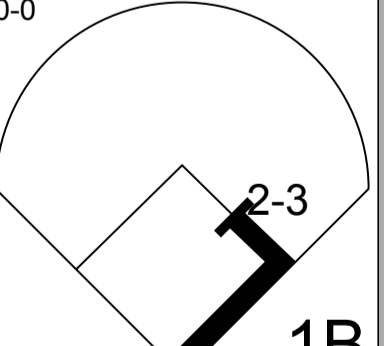
Toronto Blue Jays @ Chicago White Sox  
Comiskey Park, Chicago, IL  
Tue Jun 09 1981, 8:05 PM EDT  
Att. 8,534 - Overcast - 58 F

livebaseballscorecards.com

AB	31
R	0
H	5
RBI	0
BB	1
SO	4
LOB	16





Batter	1	2	3	4	5	6	7	8	9
<b>Tony Bernazard, S</b> OBP: 0.329, SLG: 0.390 (1, 4) <span style="color:red">S</span>	0-3 <span style="color:red">①</span> 		0-0 <span style="color:red">①</span> <span style="color:red">X</span> 4-3 	0-0 <span style="color:red">②</span> F8 			0-0 <span style="color:red">①</span> <span style="color:red">②</span> 2-3 		
<b>Mike Squires, L</b> OBP: 0.360, SLG: 0.342 (1, 3) <span style="color:red">X</span>	0-0 1B 		0-0 1B 1B 	0-0 <span style="color:red">③</span> L4 			0-0 1B 		
<b>Carlton Fisk, R</b> OBP: 0.396, SLG: 0.437 (1, 2) <span style="color:red">X</span>	0-0 <span style="color:red">②</span> F7 		0-0 1-2 1B 		0-0 <span style="color:red">①</span> 5-3 		0-0 <span style="color:red">③</span> F8 		
<b>Greg Luzinski, R</b> OBP: 0.384, SLG: 0.436 (1, 10) <span style="color:red">X</span>	0-0 <span style="color:red">③</span> F8 		0-0 <span style="color:red">②</span> F8 		0-0 <span style="color:red">②</span> 1-3 		0-0 <span style="color:red">①</span> F2 		
<b>Harold Baines, L</b> OBP: 0.282, SLG: 0.367 (1, 9)		0-0 <span style="color:red">①</span> <span style="color:red">X</span> F7 	0-0 <span style="color:red">③</span> F6 		0-3 <span style="color:red">③</span> K 		0-0 <span style="color:red">②</span> F8 		
<b>Chet Lemon, R</b> OBP: 0.388, SLG: 0.481 (1, 8)		0-0 1B SF8 1B 		0-0 E6 IHR 		0-0 <span style="color:red">①</span> F7 		0-0 <span style="color:red">③</span> F6 	
<b>Wayne Nordhagen, R</b> OBP: 0.340, SLG: 0.468 <b>Rusty Kuntz, R</b> OBP: 0.350, SLG: 0.314 (1, 7) (7, 7)		0-0 1-3 1B 		0-0 1-H IHR 		0-0 <span style="color:red">②</span> F7 			
<b>Jim Morrison, R</b> OBP: 0.270, SLG: 0.387 (1, 5)		0-0 <span style="color:red">②</span> SF8 		0-0 SH2-3 1B 		0-0 <span style="color:red">③</span> L3 			
<b>Bill Almon, R</b> OBP: 0.369, SLG: 0.365 (1, 6)		0-3 <span style="color:red">③</span> K 		0-0 SH2-3 1-2 			0-0 2-3 1B 		

AB	R	H	RBI	BB	SO	LOB
4	0	0	0	0	1	2
4	0	3	0	0	0	1
4	0	1	0	0	0	2
4	0	0	0	0	0	3
4	0	0	0	0	1	2
4	2	1	0	0	0	0
3	1	2	2	0	0	0
0	0	0	0	0	0	0
2	0	1	1	0	0	0
2	0	1	0	0	1	1

**BOTTOM**

**Toronto Blue Jays @ Chicago White Sox**  
Comiskey Park, Chicago, IL  
Tue Jun 09 1981, 8:05 PM EDT  
Att. 8,534 - Overcast - 58 F

[livebaseballscores.com](http://livebaseballscores.com)

<b>AB</b>	<b>31</b>
<b>R</b>	<b>3</b>
<b>H</b>	<b>9</b>
<b>RBI</b>	<b>3</b>
<b>BB</b>	<b>0</b>
<b>SO</b>	<b>3</b>
<b>LOB</b>	<b>11</b>



1B: 8	SF: 1
2B: 1	SAC: 1
3B: 0	DP: 1
HR: 1	HBP: 0

WP: 0	PA: 33
PB: 0	
SB: 0	
CS: 0	

Inning Stats	R	H	E	K	S	P	IP	WLS	BF	H	R	ER	SO	BB	IBB	HBP	BLK	WP	HR	S	P	ERA	WHIP
	0	1	0	1	6		8.0	L	33	9	3	2	3	0	0	0	0	0	0	39	39	2.25	1.125
	1	2	0	1	7																		
	0	2	0	0	5																		
	2	2	1	0	6																		
	0	0	0	0	5																		
	0	0	0	0	3																		
	0	0	0	0	3																		
	0	0	0	0	3																		

PITCHER	IP	WLS	BF	H	R	ER	SO	BB	IBB	HBP	BLK	WP	HR	S	P	ERA	WHIP
<b>Luis Leal, R</b> ERA: 3.03 (1, 1)	8.0	L	33	9	3	2	3	0	0	0	0	0	0	39	39	2.25	1.125

Batter	1	2	3	4	5	6	7	8	9	AB R H RBI BB SO LOB	TOP
Willie Wilson, S (1, 7) OBP: 0.296, SLG: 0.322	0-3 K		0-0 G3			0-0 G3		0-0 4-3	0-0 S 1B	5 0 1 1 0 1 0	
U L Washington, S (1, 6) OBP: 0.324, SLG: 0.296	0-0 4-3			4-0 S 1B BB		0-0 F9		4-0 F8 1B BB	0-0 3-H P6 1-2	3 2 0 0 2 0 1	
George Brett, L (1, 5) OBP: 0.358, SLG: 0.424	0-0 F7			0-0 4-3 1-3		0-0 HR		0-0 2B 1B		4 2 2 1 0 0 1	
Willie Aikens, L (1, 3) OBP: 0.392, SLG: 0.472		0-0 4-3		0-0 G3		4-0 3B BB		0-0 F8 2-3		3 1 0 0 1 0 3	
Amos Otis, R (1, 8) OBP: 0.316, SLG: 0.419		0-0 1B 2B		0-0 S 1B 3-H		0-0 1-H 3B		0-0 1-H 1B 2B 3-H		4 1 4 4 0 0 0	
Hal McRae, R (1, 10) OBP: 0.263, SLG: 0.325		0-0 2-H 1B		0-0 5-3 1-2		0-3 K		0-0 2-H 1B		4 0 2 0 0 1 2	
Cesar Geronimo, L (1, 9) OBP: 0.273, SLG: 0.313		0-0 1-3			0-0 1-3		0-0 F5		0-0 SH3 S 1B 1B	4 1 1 0 0 0 0	
Dave Chalk, R (1, 4) OBP: 0.308, SLG: 0.306			0-0 F9		0-0 F8		0-0 6-3		0-0 SH3 1-3	3 0 0 0 0 0 0	
Jerry Grote, R (1, 2) OBP: 0.352, SLG: 0.480			0-0 1-3		0-0 F7		0-0 6-3		0-0 L1	4 0 0 0 0 0 1	
<b>Inning Stats</b>	R: 0 E: 0 K: 1 S: 5 H: 0 LOB: 0 BB: 0 P: 5	R: 1 E: 0 K: 0 S: 4 H: 2 LOB: 0 BB: 0 P: 4	R: 0 E: 0 K: 0 S: 3 H: 0 LOB: 0 BB: 0 P: 3	R: 1 E: 0 K: 0 S: 4 H: 1 LOB: 1 BB: 1 P: 8	R: 0 E: 0 K: 0 S: 3 H: 0 LOB: 0 BB: 0 P: 3	R: 2 E: 0 K: 1 S: 7 H: 2 LOB: 1 BB: 1 P: 11	R: 0 E: 0 K: 0 S: 3 H: 0 LOB: 0 BB: 0 P: 3	R: 2 E: 0 K: 0 S: 5 H: 3 LOB: 2 BB: 1 P: 9	R: 1 E: 0 K: 0 S: 5 H: 2 LOB: 1 BB: 0 P: 5	1B: 6 2B: 2 3B: 1 HR: 1 SF: 0 SAC: 1 DP: 0 HBP: 0	WP: 0 PB: 0 SB: 4 CS: 0 PA: 38
<b>PITCHER</b> Mark Bomback, R (1, 1) ERA: 4.11 Jerry Garvin, L (8, 1) ERA: 3.57 Joey McLaughlin, R (8, 1) ERA: 3.47	IP 7.1 WLS L BF 29 H 5 R 5 ER 5 SO 2 BB 3 IBB 0 HBP 0 BLK 0 WP 0 HR 1 S 30 P 42 ERA 6.14 WHIP 1.091	IP 0.1 WLS L BF 2 H 1 R 0 ER 0 SO 0 BB 0 IBB 0 HBP 0 BLK 0 WP 0 HR 0 S 2 P 2 ERA 0.00 WHIP 3.000	IP 1.1 WLS L BF 7 H 4 R 2 ER 2 SO 0 BB 0 IBB 0 HBP 0 BLK 0 WP 0 HR 0 S 7 P 7 ERA 13.50 WHIP 3.000	<b>PITCHER</b> IP WLS BF H R ER SO BB IBB HBP BLK WP HR S P ERA WHIP							

**Kansas City Royals @ Toronto Blue Jays**  
 Exhibition Stadium, Toronto, ON  
 Wed Jun 10 1981, 7:05 PM EDT  
 Att. 19,098 - Unknown - 62 F

AB	34
R	7
H	10
RBI	6
BB	3
SO	2
LOB	8



WP: 0	PA: 38
PB: 0	
SB: 4	
CS: 0	

ERA	6.14	0.00	13.50
WHIP	1.091	3.000	3.000



Batter	1	2	3	4	5	6	7	8	9	AB R H RBI BB SO LOB
<b>Damaso Garcia, R</b> (1, 4) OBP: 0.254, SLG: 0.268	0-0 6-3			0-0 6-3	0-3 K		0-0 FC		0-0 F8	5 0 0 0 0 1 2
<b>Lloyd Moseby, L</b> (1, 8) OBP: 0.281, SLG: 0.378	0-3 K			0-0 F7		0-0 F9	0-3 K			4 0 0 0 0 2 2
<b>Otto Velez, R</b> (1, 10) OBP: 0.375, SLG: 0.436	0-0 6-3			0-0 2B		0-0 P4	0-3 K			4 0 1 0 0 1 2
<b>John Mayberry, L</b> (1, 3) OBP: 0.352, SLG: 0.434		0-0 F9		0-0 3-1		0-0 WP 1B		0-0 P5		4 0 1 0 0 0 1
<b>Al Woods, L</b> (1, 7) OBP: 0.247, SLG: 0.268		0-0 4-3			0-0 HR	0-3 K		0-0 4-3		4 1 1 1 0 1 1
<b>Garth Iorg, R</b> (1, 5) OBP: 0.269, SLG: 0.303		0-0 F8			0-0 F8		0-0 F9 1B	0-0 1B		4 1 2 0 0 0 0
<b>Barry Bonnell, R</b> (1, 9) OBP: 0.277, SLG: 0.363			0-0 P4		0-0 1B	0-0 1B	0-0 F9	0-3 K		4 1 1 0 0 1 2
<b>Ernie Whitt, L</b> (1, 2) OBP: 0.284, SLG: 0.268			0-0 G3		0-0 1B	0-0 1B	0-0 1B FC		0-0 F9	4 1 2 2 0 0 0
<b>Danny Ainge, R</b> (1, 6) OBP: 0.224, SLG: 0.218			0-3 K		0-0 F7		0-0 FC 1B		0-0 6-3	4 0 1 0 0 1 1

Inning Stats	R: 0 E: 0 K: 1 S: 5	H: 0 LOB: 0 BB: 0 P: 5	R: 0 E: 0 K: 0 S: 3	H: 0 LOB: 0 BB: 0 P: 3	R: 0 E: 0 K: 1 S: 5	H: 0 LOB: 0 BB: 0 P: 5	R: 0 E: 0 K: 0 S: 4	H: 1 LOB: 1 BB: 0 P: 4	R: 2 E: 0 K: 1 S: 8	H: 3 LOB: 1 BB: 0 P: 8	R: 0 E: 0 K: 1 S: 6	H: 1 LOB: 1 BB: 0 P: 6	R: 2 E: 0 K: 2 S: 11	H: 3 LOB: 2 BB: 0 P: 11	R: 0 E: 0 K: 1 S: 6	H: 1 LOB: 1 BB: 0 P: 6	R: 0 E: 0 K: 0 S: 3	H: 0 LOB: 0 BB: 0 P: 3	1B: 6 2B: 2 3B: 0 HR: 1	SF: 0 SAC: 0 DP: 0 HBP: 0
--------------	------------------------------	---------------------------------	------------------------------	---------------------------------	------------------------------	---------------------------------	------------------------------	---------------------------------	------------------------------	---------------------------------	------------------------------	---------------------------------	-------------------------------	----------------------------------	------------------------------	---------------------------------	------------------------------	---------------------------------	----------------------------------	------------------------------------

PITCHER	IP	WLS	BF	H	R	ER	SO	BB	IBB	HBP	BLK	WP	HR	S	P	ERA	WHIP
<b>Dennis Leonard, R</b> (1, 1) ERA: 3.71	9.0	W	37	9	4	4	7	0	0	0	0	1	1	51	51	4.00	1.000


**BOTTOM**

**Kansas City Royals @ Toronto Blue Jays**  
Exhibition Stadium, Toronto, ON

Wed Jun 10 1981, 7:05 PM EDT  
Att: 19,098 - Unknown - 62 F

livebaseballscorecards.com

<b>AB</b>	<b>37</b>
<b>R</b>	<b>4</b>
<b>H</b>	<b>9</b>
<b>RBI</b>	<b>3</b>
<b>BB</b>	<b>0</b>
<b>SO</b>	<b>7</b>
<b>LOB</b>	<b>11</b>



<b>WP:</b> 1	<b>PA:</b> 37
<b>PB:</b> 0	
<b>SB:</b> 1	
<b>CS:</b> 0	

Batter	1	2	3	4	5	6	7	8	9	AB R H RBI BB SO LOB	TOP																										
Willie Wilson, S OBP: 0.303, SLG: 0.329 (1, 7) X	0-0 1-3 S SF8 1B		0-3 K		0-0 1-2 1B		0-0 F7		0-0 FC6-4 1B	5 1 3 0 0 1 1																											
U L Washington, S OBP: 0.316, SLG: 0.287 (1, 6) X	0-0 1-3 1-3		0-3 K		0-0 F8		0-3 K		0-0 FC6-4 2B 1-2f	5 1 0 0 0 2 5																											
George Brett, L OBP: 0.365, SLG: 0.452 (1, 5) X	0-0 SF8 3-H			0-0 F8		0-0 E S 1B 1B		0-0 FC5-2-5-1 3B	0-0 1-3 2B	4 2 3 1 0 0 0																											
Willie Aikens, L OBP: 0.389, SLG: 0.464 Rance Mulliniks, L OBP: 0.200, SLG: 0.250 (1, 3) X (8, PR) (8, 4)	0-0 6-3			0-0 5-3		0-0 F8 1-3		4-0 FC5-2-5-1 2B BB	0-0 2B 2B 2-H 3-H	3 0 0 0 1 0 1 1 2 1 2 0 0 0																											
Amos Otis, R OBP: 0.313, SLG: 0.419 (1, 8) X		0-0 F9		0-0 6-3		0-3 K		0-0 FC5-2-5-1 2B	0-0 2B 2-H	5 1 1 1 0 1 3																											
Hal McRae, R OBP: 0.281, SLG: 0.351 (1, 10) X		0-0 HR			0-0 1B FC6-4 1B		0-0 1B 3-H	4-0 2B IBB	4-0 BB	3 3 3 2 2 0 0																											
Cesar Geronimo, L OBP: 0.269, SLG: 0.306 (1, 9) X		0-0 F8		0-0 F8 FC6-4 1B		0-3 K		0-3 K	0-0 P4	5 0 1 0 0 2 6																											
Dave Chalk, R OBP: 0.286, SLG: 0.282 Jamie Quirk, L OBP: 0.353, SLG: 0.447 Ken Phelps, L OBP: 0.143, SLG: 0.200 (1, 4) X (8, PH) (8, 3)		0-3 K		0-0 FC6-4 CS 1-2f 3-H		0-0 F9		0-0 1-H 2-H 3-H 2B	0-3 K	3 0 0 1 0 1 1 1 0 1 3 0 0 0 1 0 0 0 0 1 2																											
Jerry Grote, R OBP: 0.362, SLG: 0.472 (1, 2) X			0-0 5-3		4-0 1B BB		0-0 1B		0-0 P4	3 0 1 0 1 0 2																											
<b>Inning Stats</b>	R: 1 E: 0 K: 0 S: 4	H: 1 LOB: 0 BB: 0 P: 4	R: 1 E: 0 K: 1 S: 6	H: 1 LOB: 0 BB: 0 P: 6	R: 0 E: 0 K: 2 S: 7	H: 0 LOB: 0 BB: 0 P: 7	R: 0 E: 0 K: 0 S: 3	H: 0 LOB: 0 BB: 0 P: 3	R: 1 E: 0 K: 0 S: 5	H: 3 LOB: 2 BB: 1 P: 9	R: 1 E: 0 K: 2 S: 9	H: 2 LOB: 1 BB: 0 P: 9	R: 0 E: 0 K: 1 S: 6	H: 1 LOB: 1 BB: 0 P: 6	R: 3 E: 0 K: 1 S: 7	H: 2 LOB: 2 BB: 2 P: 15	R: 3 E: 0 K: 1 S: 9	H: 4 LOB: 2 BB: 1 P: 13	1B: 8 2B: 4 3B: 1 HR: 1	SF: 1 SAC: 0 DP: 0 HBP: 0	WP: 0 PB: 0 SB: 2 CS: 1	PA: 44															
<b>PITCHER</b>	IP WLS BF H R ER SO BB IBB HBP BLK WP HR S P ERA WHIP																																				
Dave Stieb, R ERA: 3.31 (1, 1)	7.0		29	8	4	4	6	1	0	0	0	0	1	40	44	5.14	1.286																				
Mike Willis, L ERA: 5.91 (8, 1)	0.0	L	2	1	2	2	0	1	0	0	0	0	0	1	5	∞	∞																				
Roy Lee Jackson, R ERA: 3.05 (8, 1)	1.1		8	3	3	3	1	0	1	0	0	0	0	9	13	20.25	2.250																				
Jerry Garvin, L ERA: 3.79 (9, 1)	0.0		1	1	0	0	0	0	0	0	0	0	0	1	1	∞	∞																				
Joey McLaughlin, R ERA: 3.41 (9, 1)	0.2		4	1	1	1	1	1	0	0	0	0	0	5	9	13.50	3.000																				

**Kansas City Royals @ Toronto Blue Jays**  
 Exhibition Stadium, Toronto, ON  
 Thu Jun 11 1981, 7:05 PM EDT  
 Att. 16,498 - Unknown - 74 F

AB	39
R	10
H	14
RBI	10
BB	4
SO	8
LOB	21





Batter	1	2	3	4	5	6	7	8	9	AB	R	H	RBI	BB	SO	LOB
Damaso Garcia, R OBP: 0.257, SLG: 0.271 (1, 4)	0-0 6-3		0-0 1B 1-3	0-0 1B		0-3 K			0-0 F8	5	1	2	0	0	1	0
Garth Iorg, R OBP: 0.265, SLG: 0.296 (1, 5) (4, 6)	0-0 4-3		0-0 1-3	0-0 1B BB					0-0 G3	5	0	1	0	0	0	1
Al Woods, L OBP: 0.253, SLG: 0.264 (1, 7)	0-0 5-3		4-0 1B BB	4-0 1-2 BB					0-0 4-3	2	1	0	0	2	0	0
Otto Velez, R OBP: 0.372, SLG: 0.427 (1, 10)		0-0 L4	4-0 1B BB	0-0 F8					0-0 4-3	3	0	0	0	1	0	3
Barry Bonnell, R OBP: 0.285, SLG: 0.381 John Mayberry, L OBP: 0.353, SLG: 0.431 Alfredo Griffin, S OBP: 0.247, SLG: 0.302 (1, 8) (4, 3) (8, PR) (9, 5)		0-0 6-3 3B	0-0 1-3 2-H 3-H 1B		0-0 L6				4-0 1B G1 BB	2	1	2	2	0	0	0
Ken Macha, R OBP: 0.292, SLG: 0.246 (1, 3) (4, 5) (9, 3)		0-0 6-3	0-0 F9		0-0 F9				0-0 G1	4	0	0	1	0	0	3
Lloyd Moseby, L OBP: 0.290, SLG: 0.393 (1, 9) (9, 8)		4-0 CS BB		0-0 SF9 3B	0-0 4-3				0-0 CS 1B	3	1	2	0	1	0	0
Danny Ainge, R OBP: 0.220, SLG: 0.214 (1, 6) (4, 8)		0-0 CS	0-0 F7	0-0 L5		0-0 F9			0-0 F7	3	0	0	0	0	0	1
Willie Upshaw, L OBP: 0.241, SLG: 0.329 (8, PH) (9, 9)		1-2							1-2	1	0	0	0	0	0	2
Buck Martinez, R OBP: 0.229, SLG: 0.357 (1, 2)			0-0 HR	0-0 SF9		0-0 F7			0-0 5-3	3	1	1	2	0	0	0

Inning Stats	R: 0	H: 0	E: 0	K: 0	S: 3	H: 0	LOB: 0	BB: 0	P: 3	R: 1	H: 1	E: 0	K: 0	S: 3	R: 3	H: 3	E: 0	K: 0	S: 6	H: 3	LOB: 3	BB: 1	P: 10	R: 1	H: 3	E: 0	K: 0	S: 6	H: 0	LOB: 0	BB: 0	P: 3	R: 0	H: 0	E: 0	K: 1	S: 5	H: 0	LOB: 0	BB: 0	P: 5	R: 0	H: 0	E: 0	K: 0	S: 3	H: 0	LOB: 0	BB: 0	P: 3	R: 0	H: 1	E: 0	K: 0	S: 3	H: 1	LOB: 2	BB: 1	P: 7	R: 0	H: 0	E: 0	K: 0	S: 3	H: 0	LOB: 0	BB: 0	P: 3	R: 0	H: 0	E: 0	K: 0	S: 3
--------------	------	------	------	------	------	------	--------	-------	------	------	------	------	------	------	------	------	------	------	------	------	--------	-------	-------	------	------	------	------	------	------	--------	-------	------	------	------	------	------	------	------	--------	-------	------	------	------	------	------	------	------	--------	-------	------	------	------	------	------	------	------	--------	-------	------	------	------	------	------	------	------	--------	-------	------	------	------	------	------	------


PITCHER	IP	WLS	BF	H	R	ER	SO	BB	IBB	HBP	BLK	WP	HR	S	P	ERA	WHIP
Paul Splittorf, L ERA: 4.33 (1, 1)	3.2		20	7	5	5	0	3	0	0	0	0	1	17	29	12.27	2.727
Renie Martin, R ERA: 2.89 (4, 1)	3.1	W	12	0	0	0	1	2	0	0	0	0	0	12	20	0.00	0.600
Dan Quisenberry, R ERA: 2.86 (8, 1)	2.0	S	6	1	0	0	0	0	0	0	0	0	0	6	6	0.00	0.500

**BOTTOM**

**Kansas City Royals @ Toronto Blue Jays**  
Exhibition Stadium, Toronto, ON

Thu Jun 11 1981, 7:05 PM EDT  
Att: 16,498 - Unknown - 74 F

AB	32
R	5
H	8
RBI	5
BB	5
SO	1
LOB	10



WP	HR	S	P	ERA	WHIP
0	0	0	0	0	0

Batter	1	2	3	4	5	6	7	8	9	AB R H RBI BB SO LOB	TOP																	
Alfredo Griffin, S (1, 6) OBP: 0.243, SLG: 0.297	0-0 F9		0-0 6-3		0-0 F5			0-0 B1-3		4 0 0 0 0 0 1																		
Lloyd Moseby, L (1, 8) OBP: 0.289, SLG: 0.390	0-3 K		0-0 1B			0-0 1-3		0-0 P2		4 0 1 1 0 1 0																		
Otto Velez, R (1, 10) OBP: 0.375, SLG: 0.449 Dave Stieb, R (9, PR)	0-3 K		0-0 F8			0-0 HR		0-0 FC3-6 1B		4 1 2 1 0 1 1 0 0 0 0 0 0 0																		
John Mayberry, L (1, 3) OBP: 0.351, SLG: 0.427 Mark Bomback, R (9, PR) George Bell, R (9, PR) OBP: 0.264, SLG: 0.393		0-0 1B 1B		0-0 F8		0-0 4-3		0-0 FC3-6 1B		4 0 1 0 0 0 1 0 0 0 0 0 0 0 0 1 0 0 0 0 0																		
Al Woods, L (1, 7) OBP: 0.255, SLG: 0.272 Greg Wells, R (9, PH) OBP: 1.000, SLG: 1.000		0-3 K		0-0 2B		0-0 F9		0-0 CS 1B		3 0 1 0 0 0 1 1 0 1 1 0 0 0																		
Barry Bonnell, R (1, 9) OBP: 0.284, SLG: 0.378		0-0 P4 1B		0-0 5-3			0-3 K		0-0 F5	4 0 1 0 0 1 3																		
Ernie Whitt, L (1, 2) OBP: 0.278, SLG: 0.262		0-0 P4		0-0 F4			0-0 F6		0-0 CS	3 0 0 0 0 0 3																		
Damaso Garcia, R (1, 4) OBP: 0.258, SLG: 0.272			0-0 SH1-3 1B 1B		0-0 F4		0-0 F3			3 1 1 0 0 0 0																		
Danny Ainge, R (1, 5) OBP: 0.219, SLG: 0.213 Willie Upshaw, L (8, PH) OBP: 0.239, SLG: 0.325 Garth Iorg, R (8, 5) OBP: 0.265, SLG: 0.296			0-0 SH1-3		0-0 F7			0-0 4-3		1 0 0 0 0 0 0 1 0 0 0 0 0 0 0 0 0 0 0 0 0																		
<b>Inning Stats</b>	R: 0 E: 0 K: 2 S: 7	H: 0 LOB: 0 BB: 0 P: 7	R: 0 E: 0 K: 1 S: 6	H: 2 LOB: 1 BB: 0 P: 6	R: 1 E: 0 K: 0 S: 5	H: 2 LOB: 1 BB: 0 P: 5	R: 0 E: 0 K: 0 S: 4	H: 1 LOB: 1 BB: 0 P: 4	R: 0 E: 0 K: 0 S: 3	H: 0 LOB: 0 BB: 0 P: 3	R: 1 E: 0 K: 0 S: 4	H: 1 LOB: 0 BB: 0 P: 4	R: 0 E: 0 K: 1 S: 5	H: 0 LOB: 0 BB: 0 P: 5	R: 0 E: 0 K: 0 S: 3	H: 0 LOB: 0 BB: 0 P: 3	R: 1 E: 1 K: 0 S: 4	H: 2 LOB: 2 BB: 0 P: 4	1B: 6 2B: 1 3B: 0 HR: 1	SF: 0 SAC: 1 DP: 0 HBP: 0	WP: 0 PB: 0 SB: 0 CS: 1	PA: 34						
<b>PITCHER</b>	IP WLS BF H R ER SO BB IBB HBP BLK WP HR S P ERA WHIP																											
Milt Wilcox, R (1, 1) ERA: 3.53	6.0		23	6	2	2	3	0	0	0	0	0	0	1	29	29	3.00	1.000										
Dave Tobik, R (7, 1) ERA: 2.21	2.0		7	1	1	0	1	0	0	0	0	0	0	0	9	9	0.00	0.500										
Kevin Saucier, L (9, 1) ERA: 1.23	1.0	W	3	1	0	0	0	0	0	0	0	0	0	0	3	3	0.00	1.000										

Toronto Blue Jays @ Detroit Tigers  
Tiger Stadium, Detroit, MI  
Mon Aug 10 1981, 7:05 PM EDT  
Att: 15,187 - Unknown

livebaseballscorecards.com

AB	32
R	3
H	8
RBI	3
BB	0
SO	4
LOB	10





Batter	1	2	3	4	5	6	7	8	9	AB R H RBI BB SO LOB
Rick Peters, S OBP: 0.351, SLG: 0.345 (1, 10)	0-0 4-3		0-0 F7		0-0 6-3		0-0 G6-3		0-3 K	5 0 0 0 0 1 5
Alan Trammell, R OBP: 0.359, SLG: 0.365 (1, 6)	4-0 FC1-6 BB		4-0 FC6-4 BB		0-0 G3-6 1B			0-0 1B SF7 1B	0-0 1B	3 1 3 1 2 0 0
Steve Kemp, L OBP: 0.376, SLG: 0.455 (1, 7)	0-0 FC1-6 1-2f		0-0 FC6-4 1-2f		0-0 G3-6 1-2f			0-0 F5		4 0 0 0 0 0 4
Richie Hebner, L OBP: 0.289, SLG: 0.319 (1, 3)	0-0 4-3			0-3 K		0-0 4-3		0-0 WP 1B		4 0 1 0 0 1 1 0 0 0 0 0 0 0
Rick Leach, L OBP: 0.333, SLG: 0.257 (9, 3)										
Champ Summers, L OBP: 0.388, SLG: 0.406 (1, 9)		0-3 K		4-0 BB		0-0 F1		0-0 SF7		2 0 0 0 1 1 0 0 0 0 1 0 0 0
Lynn Jones, R OBP: 0.345, SLG: 0.376 (8, PH) (9, 9)										
Lance Parrish, R OBP: 0.291, SLG: 0.376 (1, 2)		0-3 K		0-3 K		0-3 K		0-3 K		4 0 0 0 0 4 2
Kirk Gibson, L OBP: 0.284, SLG: 0.347 (1, 8)		0-0 S 1B		0-0 F5			0-3 K		4-0 1B BB 1B BB	3 1 1 0 1 1 1
Tom Brookens, R OBP: 0.315, SLG: 0.385 (1, 5)		0-0 F7 1-2			0-0 HR 1B		0-0 1B 1B		4-0 1B 1B BB	3 1 2 0 1 0 1
Lou Whitaker, L OBP: 0.351, SLG: 0.397 (1, 4)			0-0 F9		0-0 HR		0-0 G6-3 1B		0-0 1B	4 1 3 2 0 0 0

Inning Stats	R: 0	H: 0	E: 0	K: 3	S: 3	R: 0	H: 1	E: 0	K: 2	S: 8	R: 0	H: 0	E: 0	K: 0	S: 3	R: 0	H: 0	E: 0	K: 2	S: 7	R: 2	H: 3	E: 0	K: 0	S: 5	R: 0	H: 0	E: 0	K: 1	S: 5	R: 0	H: 2	E: 0	K: 1	S: 6	R: 1	H: 2	E: 0	K: 1	S: 7	R: 1	H: 2	E: 0	K: 1	S: 5	1B: 9	2B: 0	3B: 0	HR: 1	SF: 1	SAC: 0	DP: 2	HBP: 0	WP: 1	PA: 38
--------------	------	------	------	------	------	------	------	------	------	------	------	------	------	------	------	------	------	------	------	------	------	------	------	------	------	------	------	------	------	------	------	------	------	------	------	------	------	------	------	------	------	------	------	------	------	-------	-------	-------	-------	-------	--------	-------	--------	-------	--------

PITCHER	IP	WLS	BF	H	R	ER	SO	BB	IBB	HBP	BLK	WP	HR	S	P	ERA	WHIP
Jim Clancy, R ERA: 5.64 (1, 1)	4.0		16	1	0	0	4	3	0	0	0	0	0	21	33	0.00	1.000
Jackson Todd, R ERA: 3.93 (5, 1)	2.0		8	3	2	2	1	0	0	0	0	0	1	10	10	9.00	1.500
Jerry Garvin, L ERA: 3.89 (7, 1)	1.1		7	4	1	1	1	0	0	0	0	0	0	9	9	6.75	3.000
Joey McLaughlin, R ERA: 3.55 (8, 1)	1.0	L	7	2	1	1	2	2	0	0	0	1	0	9	17	9.00	4.000

BOTTOM

Toronto Blue Jays @ Detroit Tigers  
Tiger Stadium, Detroit, MI  
Mon Aug 10 1981, 7:05 PM EDT  
Att. 15,187 - Unknown

livebaseballscorecards.com

AB	32
R	4
H	10
RBI	4
BB	5
SO	8
LOB	14



Batter	1	2	3	4	5	6	7	8	9	AB R H RBI BB SO LOB	TOP									
Alfredo Griffin, S OBP: 0.243, SLG: 0.296 (1, 6)	F3		6-3			CS 1B			SH1-3	4 0 1 0 0 0 1										
Lloyd Moseby, L OBP: 0.291, SLG: 0.390 (1, 8)	G3	G3		E 1B		F8		F7	F7	5 1 2 0 0 0 2										
Barry Bonnell, R OBP: 0.282, SLG: 0.374 George Bell, R OBP: 0.264, SLG: 0.393 (1, 9) (9, 9)	HR	F8		K		K		F7	F7	5 1 1 0 0 2 2 0 0 0 0 0 0 0										
Otto Velez, R OBP: 0.372, SLG: 0.464 (1, 10)	HR	E5		K		F5				4 1 1 3 0 1 1										
Greg Wells, R OBP: 0.400, SLG: 0.600 (1, 3)	K			6-3		K				4 0 1 0 0 2 1										
Al Woods, L OBP: 0.261, SLG: 0.273 (1, 7)	HR	FC6-4		F8				4-3		3 1 1 0 1 0 0										
Damaso Garcia, R OBP: 0.258, SLG: 0.272 (1, 4)	HR	FC6-4		K		K		F9		4 1 1 0 0 1 3										
Buck Martinez, R OBP: 0.231, SLG: 0.413 (1, 2)	HR			F8		K		F5		4 1 1 3 0 1 0										
Danny Ainge, R OBP: 0.225, SLG: 0.210 (1, 5)	BB			6-3		5-3		SH1-3	BB	2 0 0 0 2 0 0										
<b>Inning Stats</b>	R: 6 E: 0 K: 1 S: 11	H: 6 LOB: 1 BB: 1 P: 15	R: 0 E: 1 K: 0 S: 5	H: 1 LOB: 3 BB: 1 P: 9	R: 0 E: 0 K: 0 S: 3	H: 0 LOB: 0 BB: 0 P: 3	R: 0 E: 1 K: 2 S: 8	H: 1 LOB: 1 BB: 0 P: 8	R: 0 E: 0 K: 2 S: 7	H: 0 LOB: 0 BB: 0 P: 7	R: 0 E: 0 K: 2 S: 7	H: 0 LOB: 0 BB: 0 P: 7	R: 0 E: 0 K: 0 S: 3	H: 0 LOB: 0 BB: 0 P: 3	R: 0 E: 0 K: 0 S: 3	H: 0 LOB: 1 BB: 1 P: 7	1B: 6 2B: 1 3B: 0 HR: 2	SF: 0 SAC: 1 DP: 0 HBP: 0	WP: 0 PB: 0 SB: 0 CS: 1	PA: 39
<b>PITCHER</b>	IP WLS BF H R ER SO BB IBB HBP BLK WP HR S P ERA WHIP																			
Dan Schatzeder, L ERA: 6.87 (1, 1)	0.2 L 8 6 6 6 1 0 0 0 0 0 0 2 10 10 81.00 9.000																			
Dave Rozema, R ERA: 3.87 (1, 1)	5.1 21 3 0 0 4 1 1 0 0 0 0 27 35 0.00 0.750																			
Aurelio Lopez, R ERA: 2.79 (7, 1)	3.0 10 0 0 0 0 2 1 0 0 0 0 0 13 17 0.00 0.333																			

Toronto Blue Jays @ Detroit Tigers  
Tiger Stadium, Detroit, MI  
Tue Aug 11 1981, 7:05 PM EDT  
Att: 10,526 - Unknown

livebaseballscorecards.com

AB	35
R	6
H	9
RBI	6
BB	3
SO	7
LOB	10





Batter	1	2	3	4	5	6	7	8	9	AB R H RBI BB SO LOB
Al Cowens, R OBP: 0.333, SLG: 0.376 (1, 8)	0-0 1B HR 2B	4-0 BB		0-0 FC4 1-2f			0-0 SF7		0-0 FC6-4 1B	3 1 2 1 1 0 1
Alan Trammell, R OBP: 0.355, SLG: 0.361 (1, 6)	0-0 HR 2-3 1B	0-3 K			0-0 F8		0-0 F6		0-0 FC6-4 1B 1-2f	5 1 1 0 0 1 3
Steve Kemp, L OBP: 0.384, SLG: 0.465 (1, 7)	0-0 F9		0-0 2B		4-0 BB		0-0 1B		0-0 1B	4 0 3 0 1 0 2
Lance Parrish, R OBP: 0.289, SLG: 0.387 (1, 2)	0-0 HR 1-H 3-H		0-0 F8		0-0 F6		0-0 P1		0-0 F3	5 1 1 3 0 0 5
Tom Brookens, R OBP: 0.303, SLG: 0.369 (1, 5)	0-0 4-3		0-0 5-3		0-0 F8			0-0 F7	0-3 K	5 0 0 0 0 1 4
John Wockenfuss, R OBP: 0.297, SLG: 0.339 (1, 10) Champ Summers, L (8, PH) OBP: 0.393, SLG: 0.412	0-0 F7		0-0 5-3			0-0 F8		0-0 WP 1B		3 0 0 0 0 0 1 1 0 1 0 0 0 0
Richie Hebner, L OBP: 0.288, SLG: 0.317 (1, 3) Rick Peters, S (8, PR) OBP: 0.351, SLG: 0.345 Rick Leach, L (9, 3) OBP: 0.333, SLG: 0.257		0-0 F6		0-0 G3		0-0 F9		0-0 WP 1B		4 0 1 0 0 0 0 0 0 0 0 0 0 0 0 0 0 0 0 0 0
Lynn Jones, R OBP: 0.354, SLG: 0.394 (1, 9) Kirk Gibson, L (8, PH) OBP: 0.282, SLG: 0.343 (9, 9)		0-0 F8 2B		0-0 FC4 1B		0-0 4-3		0-3 K 1-2 2-3		3 0 2 0 0 0 0 1 0 0 0 0 1 2
Lou Whitaker, L OBP: 0.350, SLG: 0.404 (1, 4)		0-0 F8 2-3		0-0 F7			0-0 SF7 3B		0-0 F6	4 1 1 0 0 0 5

Inning Stats	R: 3 E: 0 K: 0 S: 6	H: 3 LOB: 0 BB: 0 P: 6	R: 0 E: 0 K: 1 S: 6	H: 1 LOB: 2 BB: 1 P: 10	R: 0 E: 0 K: 0 S: 4	H: 1 LOB: 1 BB: 0 P: 4	R: 0 E: 0 K: 0 S: 4	H: 1 LOB: 1 BB: 0 P: 4	R: 0 E: 0 K: 0 S: 3	H: 0 LOB: 1 BB: 1 P: 7	R: 0 E: 0 K: 0 S: 3	H: 0 LOB: 0 BB: 0 P: 3	R: 1 E: 0 K: 0 S: 5	H: 2 LOB: 1 BB: 0 P: 5	R: 0 E: 0 K: 1 S: 7	H: 2 LOB: 3 BB: 0 P: 7	R: 0 E: 0 K: 1 S: 7	H: 2 LOB: 2 BB: 0 P: 7	1B: 7 2B: 3 3B: 1 HR: 1	SF: 1 SAC: 0 DP: 0 HBP: 0
--------------	------------------------------	---------------------------------	------------------------------	----------------------------------	------------------------------	---------------------------------	------------------------------	---------------------------------	------------------------------	---------------------------------	------------------------------	---------------------------------	------------------------------	---------------------------------	------------------------------	---------------------------------	------------------------------	---------------------------------	----------------------------------	------------------------------------

PITCHER	IP	WLS	BF	H	R	ER	SO	BB	IBB	HBP	BLK	WP	HR	S	P	ERA	WHIP
Paul Mirabella, L (1, 1) ERA: 16.2	1.2		10	4	3	3	0	1	0	0	0	0	1	9	13	16.20	3.000
Juan Berenguer, R (2, 1) ERA: 7.3	5.0	W	20	4	1	1	1	1	0	0	0	0	0	21	25	1.80	1.000
Roy Lee Jackson, R (7, 1) ERA: 2.89	2.1	S	11	4	0	0	2	0	0	0	0	1	0	15	15	0.00	1.714

**Toronto Blue Jays @ Detroit Tigers**  
Tiger Stadium, Detroit, MI  
Tue Aug 11 1981, 7:05 PM EDT  
Att. 10,526 - Unknown

<b>AB</b>	<b>38</b>
<b>R</b>	<b>4</b>
<b>H</b>	<b>12</b>
<b>RBI</b>	<b>4</b>
<b>BB</b>	<b>2</b>
<b>SO</b>	<b>3</b>
<b>LOB</b>	<b>23</b>

WP	HR	S	P	ERA	WHIP
1	0	15	15	0.00	1.714

Batter	1	2	3	4	5	6	7	8	9	AB R H RBI BB SO LOB	TOP											
Alfredo Griffin, S (1, 6) OBP: 0.238, SLG: 0.289	0-0 F8		0-0 F8		0-0 1-3		0-0 6-3		0-3 K	5 0 0 0 0 1 1												
Lloyd Moseby, L (1, 8) OBP: 0.291, SLG: 0.388	0-0 1B		0-0 5-3		0-0 4-3		0-0 5-3			4 0 1 0 0 0 1												
Otto Velez, R (1, 10) OBP: 0.380, SLG: 0.464	0-0 G1-6-3			4-0 1B	0-0 P5		4-0 WP			2 1 1 0 2 0 0												
John Mayberry, L (1, 3) Greg Wells, R (7, 3) OBP: 0.354, SLG: 0.425 OBP: 0.400, SLG: 0.600	0-0 G1-6-3			0-0 1B	0-0 1B	4-0 1B	0-0 4-3			3 2 1 0 1 0 3 0 0 0 0 0 0 0												
Al Woods, L (1, 7) OBP: 0.267, SLG: 0.279		0-0 F3		0-0 SH1		0-0 SF9		0-0 F4		4 1 2 1 0 0 0												
Barry Bonnell, R (1, 9) OBP: 0.277, SLG: 0.366		0-0 6-3		0-0 5-3		0-0 F7		0-0 6-3		4 0 0 0 0 0 4												
Ernie Whitt, L (1, 2) OBP: 0.284, SLG: 0.259		0-0 F8		4-0 SH1		4-0 SF9		0-0 1-3		2 0 0 0 2 0 0												
Damaso Garcia, R (1, 4) OBP: 0.254, SLG: 0.269			0-0 5-3	0-0 SH1		0-0 SF9		0-0 F8		2 0 0 2 0 0 0												
Danny Ainge, R (1, 5) OBP: 0.232, SLG: 0.212			4-0 BB	0-0 F9		0-0 1B		0-0 F9		3 0 1 1 1 0 2												
<b>Inning Stats</b>	R: 0 E: 0 K: 0 S: 4	H: 2 LOB: 1 BB: 0 P: 4	R: 0 E: 0 K: 0 S: 3	H: 0 LOB: 0 BB: 0 P: 3	R: 0 E: 0 K: 0 S: 3	H: 0 LOB: 1 BB: 1 P: 7	R: 2 E: 0 K: 0 S: 5	H: 2 LOB: 2 BB: 2 P: 13	R: 0 E: 0 K: 0 S: 3	H: 0 LOB: 0 BB: 0 P: 3	R: 2 E: 0 K: 0 S: 4	H: 2 LOB: 2 BB: 2 P: 12	R: 0 E: 0 K: 0 S: 3	H: 0 LOB: 1 BB: 1 P: 7	R: 0 E: 0 K: 0 S: 3	H: 0 LOB: 0 BB: 0 P: 3	R: 0 E: 0 K: 1 S: 5	H: 0 LOB: 0 BB: 0 P: 5	1B: 6 2B: 0 3B: 0 HR: 0	SF: 1 SAC: 1 DP: 1 HBP: 0	WP: 1 PB: 0 SB: 0 CS: 0	PA: 37
<b>PITCHER</b>	IP WLS BF H R ER SO BB IBB HBP BLK WP HR S P ERA WHIP																					
Jack Morris, R (1, 1) ERA: 2.74	6.0 L 27 6 4 4 0 3 2 0 0 0 0 22 42 6.00 1.500																					
George Cappuzzello, L (7, 1) ERA: 5.68	2.0 7 0 0 0 0 1 0 0 0 1 0 6 10 0.00 0.500																					
Dave Tobik, R (9, 1) ERA: 2.15	1.0 3 0 0 0 1 0 0 0 0 0 0 5 5 0.00 0.000																					

Toronto Blue Jays @ Detroit Tigers  
Tiger Stadium, Detroit, MI  
Wed Aug 12 1981, 7:05 PM EDT  
Att. 8,775 - Unknown

[livebaseballscorecards.com](http://livebaseballscorecards.com)

AB	29
R	4
H	6
RBI	4
BB	6
SO	1
LOB	11





Batter	1	2	3	4	5	6	7	8	9	AB	R	H	RBI	BB	SO	LOB	BOTTOM										
<b>Rick Peters, S</b> (1, 10) OBP: 0.348, SLG: 0.336	0-0 F7		0-0 F7		0-0 F7			4-0 FC2-5 WP BB		3	0	0	0	1	0	1	<b>Toronto Blue Jays @ Detroit Tigers</b> Tiger Stadium, Detroit, MI Wed Aug 12 1981, 7:05 PM EDT Att. 8,775 - Unknown										
<b>Alan Trammell, R</b> (1, 6) OBP: 0.358, SLG: 0.369	0-0 5-3			0-0 1-3 2B		0-0 2B G3 1B		0-0 FC2-5 1-3 6-3		4	1	2	0	0	0	1											
<b>Steve Kemp, L</b> (1, 7) OBP: 0.386, SLG: 0.470	0-0 1B			0-0 1-3 2-3		0-0 G3 1-3 4-3 2B		0-0 6-3 1-2		4	1	2	0	0	0	2											
<b>Richie Hebner, L</b> (1, 3) OBP: 0.281, SLG: 0.308	0-0 P5			0-0 F6		0-0 G3 2-3 3-H		0-0 4-3		4	0	0	1	0	0	4											
<b>Champ Summers, L</b> (1, 9) OBP: 0.388, SLG: 0.406 <b>Lynn Jones, R</b> (9, PR) OBP: 0.354, SLG: 0.394		0-0 4-3		0-0 F6		0-0 4-3 3-H			0-0 1B	4	0	1	1	0	0	1											
<b>Lance Parrish, R</b> (1, 2) OBP: 0.293, SLG: 0.386		4-0 G6-4-3 BB			0-0 FC1-6-4 1B SF7 1B	0-0 K		0-3 K	0-3 1B	3	1	1	0	1	2	1											
<b>Kirk Gibson, L</b> (1, 8) OBP: 0.281, SLG: 0.340		0-0 G6-4-3 1-2f			0-0 FC1-6-4 1B 1-2		0-0 6-3	0-3 K	0-3 K	4	0	1	0	0	1	2											
<b>Tom Brookens, R</b> (1, 5) OBP: 0.294, SLG: 0.357			0-0 F4		0-0 FC1-6-4 1-2f 2-3		0-0 4-3	0-0 F4	0-0 F4	4	0	0	0	0	0	3											
<b>Lou Whitaker, L</b> (1, 4) OBP: 0.344, SLG: 0.400			0-0 4-3		0-0 SF7 3-H		0-0 F7			2	0	0	1	0	0	0											
<b>Inning Stats</b>	R: 0 E: 0 K: 0 S: 4	H: 1 LOB: 1 BB: 0 P: 4	R: 0 E: 0 K: 0 S: 2	H: 0 LOB: 0 BB: 1 P: 6	R: 0 E: 0 K: 0 S: 3	H: 0 LOB: 0 BB: 0 P: 3	R: 0 E: 0 K: 0 S: 4	H: 1 LOB: 1 BB: 0 P: 4	R: 1 E: 0 K: 0 S: 5	H: 2 LOB: 1 BB: 0 P: 5	R: 2 E: 0 K: 1 S: 7	H: 2 LOB: 0 BB: 0 P: 7	R: 0 E: 0 K: 0 S: 3	H: 0 LOB: 0 BB: 0 P: 3	R: 0 E: 0 K: 0 S: 3	H: 0 LOB: 1 BB: 1 P: 7	R: 0 E: 0 K: 2 S: 8	H: 1 LOB: 1 BB: 0 P: 8	1B: 5 2B: 2 3B: 0 HR: 0	SF: 1 SAC: 0 DP: 1 HBP: 0	WP: 1 PB: 0 SB: 0 CS: 0	PA: 35					
<b>PITCHER</b>	IP	WLS	BF	H	R	ER	SO	BB	IBB	HBP	BLK	WP	HR	S	P	ERA	WHIP										
<b>Dave Stieb, R</b> (1, 1) ERA: 3.38	6.0	W	24	6	3	3	1	1	0	0	0	0	0	25	29	4.50	1.167										
<b>Mark Bomback, R</b> (7, 1) ERA: 4.0	2.0		8	1	0	0	0	1	0	0	0	1	0	7	11	0.00	1.000										
<b>Roy Lee Jackson, R</b> (9, 1) ERA: 2.83	1.0	S	3	0	0	0	2	0	0	0	0	0	0	7	7	0.00	0.000										

livebaseballscorecards.com

<b>AB</b>	<b>32</b>
<b>R</b>	<b>3</b>
<b>H</b>	<b>7</b>
<b>RBI</b>	<b>3</b>
<b>BB</b>	<b>2</b>
<b>SO</b>	<b>3</b>
<b>LOB</b>	<b>15</b>







Batter	1	2	3	4	5	6	7	8	9	AB	R	H	RBI	BB	SO	LOB
Alfredo Griffin, S OBP: 0.233, SLG: 0.283 (1, 6)	F9	P4		G4-6-3		L4		G3		5	0	0	0	0	0	4
Lloyd Moseby, L OBP: 0.293, SLG: 0.397 (1, 8)	F8		BB SH1-3 1B	4-3			1B 3B	4-3		5	1	2	0	0	0	0
Otto Velez, R OBP: 0.379, SLG: 0.458 (1, 10)	BB		SH1-3		6-3		1-3			2	0	0	0	1	0	1
John Mayberry, L OBP: 0.358, SLG: 0.423 (1, 3)	G3		BB				CS 1B			1	0	0	0	2	0	1
Greg Wells, R OBP: 0.500, SLG: 0.667 (7, PH) (8, 3)			BB				BB			1	0	1	1	0	0	0
Al Woods, L OBP: 0.272, SLG: 0.276 (1, 7)		3-1		G4-6-3 BB		F9	BB 2B			2	1	0	0	2	0	1
Barry Bonnell, R OBP: 0.276, SLG: 0.360 (1, 9)		K		G4-6-3		K	2B BB			3	0	0	0	1	2	4
Ernie Whitt, L OBP: 0.302, SLG: 0.276 (1, 2)		2B BB				1B 1B	CS BB	2B		2	2	2	1	2	0	0
Damaso Garcia, R OBP: 0.259, SLG: 0.278 (1, 4)		1B 2B		1B 1B		F9	K			4	1	2	1	0	1	3
Danny Ainge, R OBP: 0.243, SLG: 0.220 (1, 5)		1B		1B		BB		K		3	0	2	1	1	1	0

Inning Stats	R: 0	H: 0	E: 0	K: 0	S: 3	R: 1	H: 2	E: 0	K: 1	S: 7	R: 0	H: 1	E: 0	K: 0	S: 3	R: 2	H: 3	E: 0	K: 0	S: 5	R: 0	H: 0	E: 0	K: 1	S: 5	R: 0	H: 0	E: 0	K: 1	S: 5	R: 2	H: 3	E: 0	K: 1	S: 7	R: 0	H: 0	E: 0	K: 1	S: 5	1B: 6	2B: 2	3B: 1	HR: 0	SF: 0	SAC: 1	DP: 2	HBP: 0	WP: 0	PB: 0	SB: 0	CS: 2	PA: 38
--------------	------	------	------	------	------	------	------	------	------	------	------	------	------	------	------	------	------	------	------	------	------	------	------	------	------	------	------	------	------	------	------	------	------	------	------	------	------	------	------	------	-------	-------	-------	-------	-------	--------	-------	--------	-------	-------	-------	-------	--------

PITCHER	IP	WLS	BF	H	R	ER	SO	BB	IBB	HBP	BLK	WP	HR	S	P	ERA	WHIP
Pete Vuckovich, R ERA: 3.42 (1, 1)	5.2		27	6	3	3	2	7	0	0	0	0	0	24	52	4.76	2.294
Jamie Easterly, L ERA: 4.03 (6, 1)	1.0	L	5	2	2	2	0	1	0	0	0	0	0	4	8	18.00	3.000
Rickey Keeton, R ERA: 4.45 (7, 1)	1.1		6	1	0	0	2	1	0	0	0	0	0	9	13	0.00	1.500


**BOTTOM**

**Milwaukee Brewers @ Toronto Blue Jays**  
 Exhibition Stadium, Toronto, ON

Fri Aug 14 1981, 7:05 PM EDT  
 Att. 15,114 - Cloudy - 72 F

livebaseballscorecards.com

AB	28
R	5
H	9
RBI	4
BB	9
SO	4
LOB	14



Batter	1	2	3	4	5	6	7	8	9	AB R H RBI BB SO LOB	TOP																
<b>Thad Bosley, L</b> (1, 7) OBP: 0.321, SLG: 0.292	0-0 5-3		0-0 4-3		0-0 F9		0-0 2-H 2B		0-0 1-2 2-3 1B	5 0 2 1 0 0 0	<b>Milwaukee Brewers @ Toronto Blue Jays</b> Exhibition Stadium, Toronto, ON Sat Aug 15 1981, 3:33 AM EDT Att. 12,467 - Unknown - 68 F <a href="http://livebaseballscorecards.com">livebaseballscorecards.com</a>																
<b>Roy Howell, L</b> (1, 5) OBP: 0.329, SLG: 0.452	0-0 F5		0-0 6-3		0-0 1B		0-0 1-3		0-0 F7	5 0 1 0 0 0 4																	
<b>Cecil Cooper, L</b> (1, 3) OBP: 0.349, SLG: 0.464	0-0 6-3			0-0 HR	0-0 G3			0-0 4-3		4 1 1 1 0 0 1																	
<b>Ben Oglivie, L</b> (1, 10) OBP: 0.309, SLG: 0.347		0-0 L9		0-0 P5		0-0 F7		0-0 4-3		4 0 0 0 0 0 0																	
<b>Gorman Thomas, R</b> (1, 8) OBP: 0.366, SLG: 0.571		4-0 1B FC6-4 BB		4-0 1B BB		0-0 F9		0-0 6-3		2 1 0 0 2 0 0																	
<b>Ted Simmons, S</b> (1, 2) OBP: 0.273, SLG: 0.386		0-0 1-3 FC6-4 1B		0-0 1-2 1B		0-0 F9		0-0 4-3		4 0 2 0 0 0 0																	
<b>Robin Yount, R</b> (1, 6) OBP: 0.309, SLG: 0.424		0-0 FC6-4 1-2 3-H		0-0 F7		0-0 FC1-6 1B		4-0 1B 1B BB		3 0 1 1 1 0 3																	
<b>Jim Gantner, L</b> (1, 4) OBP: 0.335, SLG: 0.347		0-0 P6		0-0 F7		0-0 FC1-6 6-3 2B		0-0 1-2 1B 1B		4 1 1 0 0 0 4																	
<b>Charlie Moore, R</b> (1, 9) OBP: 0.357, SLG: 0.398			0-3 K		0-0 6-3		0-0 6-3		0-3 K	3 0 0 0 0 1 1																	
<b>Paul Molitor, R</b> (9, PH) OBP: 0.337, SLG: 0.345										1 0 0 0 0 1 2																	
<b>Inning Stats</b>	R: 0 E: 0 K: 0 S: 3	H: 0 LOB: 0 BB: 0 P: 3	R: 1 E: 0 K: 0 S: 4	H: 1 LOB: 1 BB: 1 P: 8	R: 0 E: 0 K: 1 S: 5	H: 0 LOB: 0 BB: 0 P: 5	R: 1 E: 0 K: 0 S: 5	H: 2 LOB: 2 BB: 1 P: 9	R: 0 E: 0 K: 0 S: 4	H: 1 LOB: 1 BB: 0 P: 4	R: 0 E: 0 K: 0 S: 3	H: 0 LOB: 0 BB: 0 P: 3	R: 1 E: 0 K: 0 S: 5	H: 2 LOB: 1 BB: 0 P: 5	R: 0 E: 0 K: 0 S: 3	H: 0 LOB: 0 BB: 0 P: 3	R: 0 E: 0 K: 1 S: 7	H: 2 LOB: 3 BB: 1 P: 11	1B: 6 2B: 1 3B: 0 HR: 1	SF: 0 SAC: 0 DP: 0 HBP: 0	WP: 0 PB: 0 SB: 0 CS: 0	PA: 38					
<b>PITCHER</b>	IP WLS BF H R ER SO BB IBB HBP BLK WP HR S P ERA WHIP																										
<b>Juan Berenguer, R</b> (1, 1) ERA: 6.46	6.0		24	4	2	2	1	2	0	0	0	0	1	24	32	3.00	1.000										
<b>Mark Bomback, R</b> (7, 1) ERA: 4.0	2.1	W	11	3	1	1	0	1	0	0	0	0	0	10	14	3.86	1.714										
<b>Joey McLaughlin, R</b> (9, 1) ERA: 3.49	0.2	S	3	1	0	0	1	0	0	0	0	0	0	5	5	0.00	1.500										





Batter	1	2	3	4	5	6	7	8	9	AB	R	H	RBI	BB	SO	LOB
Alfredo Griffin, S OBP: 0.237, SLG: 0.291 (1, 6)	0-0 1B 2B	0-0 P4			0-0 CS 1B		0-0 F9			4	1	2	0	0	0	1
Lloyd Moseby, L OBP: 0.297, SLG: 0.394 (1, 8)	4-0 1B BB		0-3 K		4-0 S BB 1-2		0-0 4-3			2	0	0	0	2	1	0
Otto Velez, R OBP: 0.382, SLG: 0.452 (1, 10)	0-3 K		1-0 G3-6-1 HBP		4-0 BB 1-2		0-3 K			2	0	0	0	1	2	2
John Mayberry, L OBP: 0.360, SLG: 0.424 (1, 3)	0-0 1B		0-0 G3-6-1		0-0 4-3				0-0 SH1-3 1B	2	0	1	1	0	0	1
Greg Wells, R OBP: 0.500, SLG: 0.625 (5, PH) (6, 3)	1-3 2-H 1B		1-2f							2	1	1	0	0	0	2
Al Woods, L OBP: 0.273, SLG: 0.277 (1, 7)	0-0 G4-6-3				0-0 F9		0-0 FC1-6 1B		0-0 SH1-3	3	0	1	0	0	0	2
Barry Bonnell, R OBP: 0.271, SLG: 0.353 (1, 9)		0-0 5-3			0-0 F9		0-0 FC1-6 1B		0-0 F8	4	1	0	0	0	0	2
Damaso Garcia, R OBP: 0.271, SLG: 0.295 (1, 4)		0-0 1B 2B			0-0 1B		0-0 L4-6 1B		0-0 S 1B	4	1	4	1	0	0	0
Buck Martinez, R OBP: 0.222, SLG: 0.396 (1, 2)		0-0 F8			0-0 5-3		0-0 1B		0-0 G3	2	0	0	0	0	0	2
George Bell, R OBP: 0.273, SLG: 0.400 (6, PH)							1-2 2-H			1	0	1	1	0	0	0
Ernie Whitt, L OBP: 0.300, SLG: 0.274 (7, 2)							1-2 2-H			1	0	0	0	0	0	1
Danny Ainge, R OBP: 0.245, SLG: 0.222 (1, 5)		0-0 2-H 1B					0-0 F9		0-0 L4-6	3	0	1	1	0	0	2

Inning Stats		R: 1	H: 2	E: 0	LOB: 1	K: 1	BB: 1	S: 6	R: 1	H: 2	E: 0	LOB: 1	K: 0	BB: 0	S: 5	R: 0	H: 0	E: 0	LOB: 0	K: 1	BB: 0	S: 4	R: 0	H: 1	E: 0	LOB: 1	K: 0	BB: 0	S: 4	R: 0	H: 1	E: 0	LOB: 2	K: 0	BB: 2	S: 3	R: 1	H: 3	E: 0	LOB: 1	K: 0	BB: 0	S: 5	R: 0	H: 0	E: 0	LOB: 0	K: 1	BB: 0	S: 5	R: 1	H: 2	E: 0	LOB: 1	K: 0	BB: 0	S: 5
PITCHER		IP	WLS	BF	H	R	ER	SO	BB	IBB	HBP	BLK	WP	HR	S	P	ERA	WHIP																																							
Jim Slaton, R ERA: 3.69 (1, 1)		4.2		21	6	2	2	2	3	0	1	0	0	0	21	34	3.86	1.929																																							
Jerry Augustine, L ERA: 3.59 (5, 1)		0.2		5	3	1	1	0	0	0	0	0	0	0	5	5	13.50	4.500																																							
Reggie Cleveland, R ERA: 4.66 (6, 1)		2.2	L	9	2	1	1	1	0	0	0	0	0	0	11	11	3.38	0.750																																							


**BOTTOM**

**Milwaukee Brewers @ Toronto Blue Jays**  
Exhibition Stadium, Toronto, ON

Sat Aug 15 1981, 3:33 AM EDT  
Att: 12,467 - Unknown - 68 F

livebaseballscorecards.com

AB	30
R	4
H	11
RBI	4
BB	3
SO	3
LOB	15



1B:	9	SF:	0	WP:	0	PA:	35
2B:	3	SAC:	1	PB:	0		
3B:	0	DP:	3	SB:	2		
HR:	0	HBP:	1	CS:	1		

Batter	1	2	3	4	5	6	7	8	9	AB R H RBI BB SO LOB	TOP		
<b>Thad Bosley, L</b> (1, 7) OBP: 0.328, SLG: 0.302	0-0 G3-6-3 1B			0-0 F7	0-0 E3 2B		0-3 K		0-0 HBP 1B	5 1 2 0 0 1 1			
<b>Roy Howell, L</b> (1, 5) OBP: 0.331, SLG: 0.453 <b>Sal Bando, R</b> (9, PR) OBP: 0.355, SLG: 0.593 (9, 5)	0-0 G3-6-3 1-2f			0-0 F6	0-0 6-3 2B		0-0 6-3		1-0 HBP 1-2	4 0 1 2 0 0 1 0 0 0 0 0 0 0			
<b>Cecil Cooper, L</b> (1, 3) OBP: 0.342, SLG: 0.454	0-0 F7			0-0 F4	0-0 6-3 2-3		0-0 4-3		0-0 F9	5 0 0 0 0 0 4			
<b>Ben Oglivie, L</b> (1, 10) OBP: 0.308, SLG: 0.346									0-0 L9	4 1 1 0 0 0 1			
<b>Gorman Thomas, R</b> (1, 9) OBP: 0.360, SLG: 0.559									0-0 F8	4 0 0 0 0 0 1			
<b>Ted Simmons, S</b> (1, 2) OBP: 0.273, SLG: 0.383									0-0 F6	4 1 1 0 0 0 0			
<b>Robin Yount, R</b> (1, 6) OBP: 0.313, SLG: 0.430									0-0 F7	4 1 2 1 0 0 0			
<b>Paul Molitor, R</b> (1, 8) OBP: 0.343, SLG: 0.344									0-0 F8	3 1 1 0 1 0 0			
<b>Jim Gantner, L</b> (1, 4) OBP: 0.338, SLG: 0.347									4-0 1B BB	3 1 1 2 1 0 2			
<b>Inning Stats</b>	R: 0 H: 1 E: 0 LOB: 0 K: 0 BB: 0 S: 3 P: 3	R: 0 H: 0 E: 0 LOB: 0 K: 0 BB: 0 S: 3 P: 3	R: 0 H: 0 E: 0 LOB: 0 K: 0 BB: 0 S: 3 P: 3	R: 0 H: 0 E: 0 LOB: 0 K: 0 BB: 0 S: 3 P: 3	R: 6 H: 5 E: 1 LOB: 1 K: 0 BB: 1 S: 9 P: 13	R: 0 H: 2 E: 0 LOB: 2 K: 0 BB: 0 S: 5 P: 5	R: 0 H: 0 E: 0 LOB: 0 K: 1 BB: 0 S: 5 P: 5	R: 0 H: 0 E: 0 LOB: 0 K: 0 BB: 0 S: 3 P: 3	R: 0 H: 1 E: 0 LOB: 3 K: 0 BB: 1 S: 4 P: 9	1B: 7 SF: 0 2B: 2 SAC: 0 3B: 0 DP: 1 HR: 0 HBP: 1	WP: 0 PA: 39 PB: 0 SB: 0 CS: 0		
<b>PITCHER</b>	IP WLS BF H R ER SO BB IBB HBP BLK WP HR S P ERA WHIP											<b>PITCHER</b>	IP WLS BF H R ER SO BB IBB HBP BLK WP HR S P ERA WHIP
<b>Dave Stieb, R</b> (1, 1) ERA: 3.66	4.1 L 20 6 6 5 0 1 0 0 0 0 0 0 19 23 10.38 1.615												
<b>Paul Mirabella, L</b> (5, 1) ERA: 4.26	4.2 19 3 0 0 1 1 0 1 0 0 0 0 19 24 0.00 0.857												

Milwaukee Brewers @ Toronto Blue Jays  
Exhibition Stadium, Toronto, ON  
Sun Aug 16 1981, 3:33 AM EDT  
Unknown - 65 F

livebaseballscorecards.com

AB	36
R	6
H	9
RBI	5
BB	2
SO	1
LOB	10





Batter	1	2	3	4	5	6	7	8	9	AB	R	H	RBI	BB	SO	LOB
Alfredo Griffin, S (1, 6) OBP: 0.241, SLG: 0.299	0-0 5-3			0-0 6-3		0-0 4-3 1-H 2B		0-0 1B 1B		4	0	2	1	0	0	0
Lloyd Moseby, L (1, 8) OBP: 0.292, SLG: 0.386	0-0 4-3			0-3 K		0-0 4-3		0-0 F9		4	0	0	0	0	1	2
Damaso Garcia, R (1, 4) OBP: 0.279, SLG: 0.304	0-0 F2			0-0 2B		4-0 S BB		0-0 1-2 1B		3	0	2	0	1	0	0
Greg Wells, R (1, 3) OBP: 0.333, SLG: 0.417		0-0 5-3		0-0 6-3		0-0 4-3 1-2		0-3 K		4	0	0	0	0	1	5
George Bell, R (1, 10) OBP: 0.264, SLG: 0.386 Willie Upshaw, L (8, PH) OBP: 0.236, SLG: 0.321		0-0 6-3			0-0 5-3		0-0 E4 4-3 2B	0-0 4-1		3	1	0	0	0	0	0
Al Woods, L (1, 7) OBP: 0.267, SLG: 0.270		0-0 F9			0-0 F9		0-0 4-3 2-3	0-0 F7		4	0	0	0	0	0	1
Barry Bonnell, R (1, 9) OBP: 0.266, SLG: 0.346			0-0 6-3		0-0 6-3		0-0 L6	0-0 F3		4	0	0	0	0	0	1
Buck Martinez, R (1, 2) OBP: 0.246, SLG: 0.431 Garth Iorg, R (7, PR) OBP: 0.274, SLG: 0.305			0-0 F8			0-0 FC1-4 1B	0-0 2B	0-0 1B		3	0	2	1	0	0	0
Danny Ainge, R (1, 5) OBP: 0.242, SLG: 0.220 John Mayberry, L (7, PH) OBP: 0.358, SLG: 0.421 Ernie Whitt, L (8, 2) OBP: 0.298, SLG: 0.272			0-0 F9		0-0 FC1-4 2B	0-0 F8		0-0 1-3		2	1	0	0	0	0	1

Inning Stats	R: 0	H: 0	E: 0	LOB: 0	K: 0	S: 3	R: 0	H: 0	E: 0	LOB: 0	K: 0	S: 3	R: 0	H: 1	E: 0	LOB: 1	K: 1	S: 6	R: 0	H: 0	E: 0	LOB: 0	K: 0	S: 3	R: 1	H: 2	E: 0	LOB: 2	K: 0	S: 5	R: 1	H: 1	E: 1	LOB: 1	K: 0	S: 5	R: 0	H: 2	E: 0	LOB: 2	K: 1	S: 7	R: 0	H: 1	E: 0	LOB: 1	K: 0	S: 4	1B: 4	2B: 3	3B: 0	HR: 0	SF: 0	SAC: 0	DP: 0	HBP: 0	WP: 0	PA: 36
--------------	------	------	------	--------	------	------	------	------	------	--------	------	------	------	------	------	--------	------	------	------	------	------	--------	------	------	------	------	------	--------	------	------	------	------	------	--------	------	------	------	------	------	--------	------	------	------	------	------	--------	------	------	-------	-------	-------	-------	-------	--------	-------	--------	-------	--------

PITCHER	IP	WLS	BF	H	R	ER	SO	BB	IBB	HBP	BLK	WP	HR	S	P	ERA	WHIP
Mike Caldwell, L (1, 1) ERA: 3.0	6.2	W	26	4	2	1	1	1	0	0	0	0	0	27	31	1.35	0.750
Rickey Keeton, R (7, 1) ERA: 4.34	0.2		4	2	0	0	0	0	0	0	0	0	0	4	4	0.00	3.000
Rollie Fingers, R (8, 1) ERA: 1.43	1.2	S	6	1	0	0	1	0	0	0	0	0	0	8	8	0.00	0.600

BOTTOM

Milwaukee Brewers @ Toronto Blue Jays  
Exhibition Stadium, Toronto, ON  
Sun Aug 16 1981, 3:33 AM EDT  
Unknown - 65 F

livebaseballscorecards.com

AB	35
R	2
H	7
RBI	2
BB	1
SO	2
LOB	14



Batter	1	2	3	4	5	6	7	8	9	AB R H RBI BB SO LOB	TOP		
<b>Thad Bosley, L</b> (1, 9) OBP: 0.306, SLG: 0.281	0-0 G3			0-0 F4	0-0 FC4			0-0 F7		4 0 0 0 0 0 2			
<b>Robin Yount, R</b> (1, 6) OBP: 0.311, SLG: 0.424	4-0 G4-6-3 BB			0-0 F8		0-0 F8		0-0 5-3		3 0 0 0 1 0 0			
<b>Cecil Cooper, L</b> (1, 3) OBP: 0.345, SLG: 0.459	0-0 G4-6-3			0-0 HR		0-0 F8		0-0 2B		4 1 2 0 0 0 1			
<b>Ben Oglivie, L</b> (1, 7) OBP: 0.311, SLG: 0.364		0-0 3-1		0-0 HR		0-0 2B		0-0 4-3		4 1 2 2 0 0 1			
<b>Gorman Thomas, R</b> (1, 8) OBP: 0.354, SLG: 0.549		0-0 1-6-3		0-0 6-3		0-0 L5		0-0 F7		4 0 0 0 0 0 1			
<b>Paul Molitor, R</b> (1, 10) OBP: 0.350, SLG: 0.351		0-0 6-3			0-0 F8		0-0 SH1-3 1B		0-0 5-3 1B	4 0 2 0 0 0 0			
<b>Don Money, R</b> (1, 5) OBP: 0.295, SLG: 0.316			0-0 5-3		0-0 G3 2B		0-0 SH1-3		0-0 5-3	3 0 1 0 0 0 1			
<b>Jim Gantner, L</b> (1, 4) OBP: 0.340, SLG: 0.344			0-0 F8		0-0 G3		4-0 G6-3 IBB		4-0 IBB	2 0 0 0 2 0 1			
<b>Charlie Moore, R</b> (1, 2) OBP: 0.353, SLG: 0.387			0-0 5-3		4-0 FC4 BB		0-0 G6-3		0-0 F9	3 0 0 0 1 0 4			
<b>Inning Stats</b>	R: 0 E: 0 K: 0 S: 2 H: 0 LOB: 0 BB: 1 P: 6	R: 0 E: 0 K: 0 S: 3 H: 0 LOB: 0 BB: 0 P: 3	R: 0 E: 0 K: 0 S: 3 H: 0 LOB: 0 BB: 0 P: 3	R: 2 E: 0 K: 0 S: 5 H: 2 LOB: 0 BB: 0 P: 5	R: 0 E: 0 K: 0 S: 4 H: 1 LOB: 2 BB: 1 P: 8	R: 0 E: 0 K: 0 S: 4 H: 1 LOB: 1 BB: 0 P: 4	R: 0 E: 0 K: 0 S: 3 H: 1 LOB: 1 BB: 1 P: 7	R: 0 E: 0 K: 0 S: 4 H: 1 LOB: 1 BB: 0 P: 4	R: 0 E: 0 K: 0 S: 4 H: 1 LOB: 2 BB: 1 P: 8	1B: 3 2B: 3 3B: 0 HR: 1 SF: 0 SAC: 1 DP: 2 HBP: 0	WP: 0 PB: 0 SB: 0 CS: 0 PA: 36		
<b>PITCHER</b>	IP WLS BF H R ER SO BB IBB HBP BLK WP HR S P ERA WHIP											<b>PITCHER</b>	IP WLS BF H R ER SO BB IBB HBP BLK WP HR S P ERA WHIP
<b>Jackson Todd, R</b> (1, 1) ERA: 3.77	7.2 L 30 6 2 2 0 2 2 1 0 0 0 1 27 39 2.35 1.043												
<b>Jerry Garvin, L</b> (8, 1) ERA: 3.68	0.1 1 0 0 0 0 0 0 0 0 0 0 0 1 1 0.00 0.000												
<b>Roy Lee Jackson, R</b> (9, 1) ERA: 2.68	1.0 5 1 0 0 0 0 0 1 0 0 0 0 4 8 0.00 1.000												

**Milwaukee Brewers @ Toronto Blue Jays**  
Exhibition Stadium, Toronto, ON  
Sun Aug 16 1981, 3:38 AM EDT  
Att: 24,472 - Unknown

AB	31
R	2
H	7
RBI	2
BB	4
SO	0
LOB	11





Batter	1	2	3	4	5	6	7	8	9	AB	R	H	RBI	BB	SO	LOB
Alfredo Griffin, S (1, 6) OBP: 0.238, SLG: 0.294	0-0 6-3 ①		0-0 4-3 ①		0-0 G4-6-3 ②③			0-0 5-3 ①		4	0	0	0	0	0	1
Lloyd Moseby, L (1, 8) OBP: 0.291, SLG: 0.384	0-0 6-3 ②		0-0 F7 ②			0-0 5-3 ①		0-0 1B ②		4	0	1	0	0	0	0
Damaso Garcia, R (1, 4) OBP: 0.279, SLG: 0.303	0-0 1B 1B		0-0 4-3 ③			0-0 F4 ②		0-0 F2 ②		4	0	1	0	0	0	1
Greg Wells, R (1, 3) OBP: 0.375, SLG: 0.500	0-0 1-2 1B			0-0 4-3 ①		0-0 2B ③		0-0 F8 ③		4	0	2	0	0	0	1
George Bell, R (1, 9) OBP: 0.266, SLG: 0.385 Willie Upshaw, L (9, PH) OBP: 0.233, SLG: 0.317	0-0 F9 ③			0-0 1B ②		0-0 6-3 ③			0-3 K ①	3	0	1	0	0	0	3
Ken Macha, R (1, 10) OBP: 0.307, SLG: 0.254 John Mayberry, L (9, PH) OBP: 0.356, SLG: 0.419		BB BB	4-0 G6-4-3 BB	0-0 F9 ②		0-0 G4-6-3 1B		0-0 F8 ②		2	0	1	0	1	0	1
Al Woods, L (1, 7) OBP: 0.267, SLG: 0.275			0-0 G6-4-3 ①②	0-0 F9 ③		0-0 G4-6-3 ①②		0-0 2B ②		4	0	1	0	0	0	3
Buck Martinez, R (1, 2) OBP: 0.262, SLG: 0.436			0-0 1B ③		0-0 5-3 ①		0-0 1B ③		0-0 6-3 ③	4	0	2	0	0	0	1
Danny Ainge, R (1, 5) OBP: 0.243, SLG: 0.222			0-0 F8 ③		0-0 G4-6-3 1B		0-0 F9 ③			3	0	1	0	0	0	2

Inning Stats	R: 0	H: 2	E: 0	LOB: 2	K: 0	S: 5	P: 5	R: 0	H: 1	E: 0	LOB: 1	K: 0	S: 3	P: 7	R: 0	H: 0	E: 0	LOB: 0	K: 0	S: 3	R: 0	H: 1	E: 0	LOB: 1	K: 0	S: 4	P: 4	R: 0	H: 1	E: 0	LOB: 1	K: 0	S: 4	R: 0	H: 2	E: 0	LOB: 1	K: 0	S: 4	R: 0	H: 1	E: 0	LOB: 1	K: 1	S: 6	R: 0	H: 1	E: 0	LOB: 1	K: 1	S: 6
	1B: 8	SF: 0	2B: 2	SAC: 0	3B: 0	DP: 3	HR: 0	HBP: 0	WP: 0	PA: 35																																									
PITCHER	IP	WLS	BF	H	R	ER	SO	BB	IBB	HBP	BLK	WP	HR	S	P	ERA	WHIP																																		
Randy Lerch, L (1, 1) ERA: 4.43	7.1	W	29	9	0	0	0	1	0	0	0	0	0	28	32	0.00	1.364																																		
Rollie Fingers, R (8, 1) ERA: 1.38	1.2	S	6	1	0	0	1	0	0	0	0	0	0	8	8	0.00	0.600																																		

**BOTTOM**

**Milwaukee Brewers @ Toronto Blue Jays**  
 Exhibition Stadium, Toronto, ON  
 Sun Aug 16 1981, 3:38 AM EDT  
 Att. 24,472 - Unknown

[livebaseballscorecards.com](http://livebaseballscorecards.com)

<b>AB</b>	<b>34</b>
<b>R</b>	<b>0</b>
<b>H</b>	<b>10</b>
<b>RBI</b>	<b>0</b>
<b>BB</b>	<b>1</b>
<b>SO</b>	<b>1</b>
<b>LOB</b>	<b>13</b>



Batter	1	2	3	4	5	6	7	8	9	AB R H RBI BB SO LOB	TOP											
Alfredo Griffin, S (1, 6) OBP: 0.238, SLG: 0.293	0-0 5-3		0-0 F4		0-3 K			0-0 1B		4 0 1 0 0 1 1	<b>Toronto Blue Jays @ Kansas City Royals</b> Royals Stadium, Kansas City, MO Mon Aug 17 1981, 8:05 PM EDT Att. 31,958 - Unknown - 75 F <a href="http://livebaseballscorecards.com">livebaseballscorecards.com</a>											
Damaso Garcia, R (1, 4) OBP: 0.274, SLG: 0.298	0-0 4-3		0-0 F8			0-0 F2		0-0 L8		4 0 0 0 0 0 1												
Lloyd Moseby, L (1, 8) OBP: 0.294, SLG: 0.386	0-0 HR 1B			0-0 1B G4-6-3 1B		0-0 L7			0-0 E4 3-4-3	4 2 2 0 0 0 0												
John Mayberry, L (1, 10) OBP: 0.359, SLG: 0.437	0-0 HR 1-H			0-0 1-3 G4-6-3 1B		0-0 4-3			0-0 F8	4 1 2 2 0 0 1												
Greg Wells, R (1, 3) OBP: 0.316, SLG: 0.421 Willie Upshaw, L (9, PH) OBP: 0.231, SLG: 0.313	0-0 6-3			0-0 G4-6-3 1-2f 3-H			0-0 4-3		0-0 3-4-3 1-2	3 0 0 0 0 0 1 1 0 0 0 0 0 1												
Al Woods, L (1, 7) OBP: 0.261, SLG: 0.269		0-0 2-3		0-0 F7			0-0 L4		0-0 L7	4 0 0 0 0 0 1												
Barry Bonnell, R (1, 9) OBP: 0.262, SLG: 0.341		0-0 L3			0-0 F8					3 0 0 0 0 0 0												
Ernie Whitt, L (1, 2) OBP: 0.299, SLG: 0.280		0-0 F7								3 0 1 0 0 0 0												
Danny Ainge, R (1, 5) OBP: 0.241, SLG: 0.219 Garth Iorg, R (8, PH) OBP: 0.271, SLG: 0.301 (8, 5)			0-3 K		0-0 F7			0-3 K		2 0 0 0 0 1 1 1 0 0 0 0 1 0												
<b>Inning Stats</b>	R: 2 E: 0 K: 0 S: 5	H: 2 LOB: 0 BB: 0 P: 5	R: 0 E: 0 K: 0 S: 3	H: 0 LOB: 0 BB: 0 P: 3	R: 0 E: 0 K: 1 S: 5	H: 0 LOB: 0 BB: 0 P: 5	R: 1 E: 0 K: 0 S: 4	H: 2 LOB: 0 BB: 0 P: 4	R: 0 E: 0 K: 1 S: 6	H: 1 LOB: 1 BB: 0 P: 6	R: 0 E: 0 K: 0 S: 3	H: 0 LOB: 0 BB: 0 P: 3	R: 0 E: 0 K: 0 S: 3	H: 0 LOB: 0 BB: 0 P: 3	R: 0 E: 0 K: 1 S: 6	H: 1 LOB: 1 BB: 0 P: 6	R: 0 E: 1 K: 0 S: 4	H: 0 LOB: 1 BB: 0 P: 4	1B: 4 2B: 1 3B: 0 HR: 1	SF: 0 SAC: 0 DP: 1 HBP: 0	WP: 0 PB: 0 SB: 0 CS: 0	PA: 33
<b>PITCHER</b>	IP WLS BF H R ER SO BB IBB HBP BLK WP HR S P ERA WHIP												<b>PITCHER</b>	IP WLS BF H R ER SO BB IBB HBP BLK WP HR S P ERA WHIP								
Rich Gale, R (1, 1) ERA: 5.09	7.2 W 28 6 3 3 3 0 0 0 0 0 0 1 34 34 3.52 0.783																					
Dan Quisenberry, R (8, 1) ERA: 2.36	1.1 S 5 0 0 0 0 0 0 0 0 0 0 0 5 5 0.00 0.000																					

**Toronto Blue Jays @ Kansas City Royals**  
 Royals Stadium, Kansas City, MO  
 Mon Aug 17 1981, 8:05 PM EDT  
 Att. 31,958 - Unknown - 75 F

AB	33
R	3
H	6
RBI	2
BB	0
SO	3
LOB	7





Batter	1	2	3	4	5	6	7	8	9	AB	R	H	RBI	BB	SO	LOB
Willie Wilson, S OBP: 0.308, SLG: 0.345 (1, 7)	0-3 K		0-0 F7	0-0 F7			0-0 E4 6-3 S			4	0	0	0	0	1	1
Hal McRae, R OBP: 0.311, SLG: 0.399 (1, 10)	0-0 F8			4-0 HR BB	0-0 5-3		0-0 5-3 1-2			3	1	0	0	1	0	1
George Brett, L OBP: 0.342, SLG: 0.451 (1, 5)	0-0 3B			0-0 HR 1-H	0-0 4-3		0-0 6-3 2-3			4	1	2	2	0	0	1
Willie Aikens, L OBP: 0.385, SLG: 0.450 (1, 3)	0-3 K			0-0 1B 1B	4-0 BB		0-0 4-3			3	1	1	0	1	1	2
Amos Otis, R OBP: 0.309, SLG: 0.426 (1, 8)		0-0 G3-6-3 1B		0-0 F2	0-0 F9			0-0 5-3		4	0	1	0	0	0	2
Frank White, R OBP: 0.290, SLG: 0.406 (1, 4)		0-0 F9		0-0 E5 1B 1-2 E	4-0 BB BB BB	0-0 FC5-4 BB		0-0 1-3		3	1	0	0	1	0	2
Jamie Quirk, L OBP: 0.329, SLG: 0.373 (1, 2)		0-0 G3-6-3 1-2f		0-0 E FC6-4 1B	0-0 F9		0-0 4-3			4	1	1	1	0	0	2
Darryl Motley, R OBP: 0.194, SLG: 0.222 (1, 9)			0-0 F9	0-0 E4 FC6-4		0-0 FC5-4 1-2f				3	0	0	1	0	0	2
Cesar Geronimo, L OBP: 0.271, SLG: 0.307 (9, 9)				1-3 3-H						0	0	0	0	0	0	0
U L Washington, S OBP: 0.329, SLG: 0.294 (1, 6)			0-3 K	0-0 FC6-4 1-2f 3-H		0-0 G3				3	0	0	1	0	1	2

Inning Stats	R: 0	H: 1	E: 0	LOB: 1	K: 2	BB: 0	S: 8	P: 8	R: 0	H: 1	E: 0	LOB: 0	K: 0	BB: 0	S: 3	P: 3	R: 0	H: 0	E: 0	LOB: 0	K: 1	BB: 0	S: 5	P: 5	R: 5	H: 3	E: 2	LOB: 1	K: 0	BB: 1	S: 8	P: 12	R: 0	H: 0	E: 0	LOB: 1	K: 0	BB: 1	S: 3	P: 7	R: 0	H: 0	E: 1	LOB: 1	K: 0	BB: 0	S: 4	P: 4	R: 0	H: 0	E: 0	LOB: 0	K: 0	BB: 0	S: 3	P: 3
PITCHER	IP	WLS	BF	H	R	ER	SO	BB	IBB	HBP	BLK	WP	HR	S	P	ERA	WHIP																																							
Jim Clancy, R ERA: 5.34 (1, 1)	6.0	L	27	5	5	2	3	3	0	0	0	0	0	1	30	42	3.00	1.333																																						
Mark Bomback, R ERA: 3.89 (7, 1)	2.0		7	0	0	0	0	0	0	0	0	0	0	7	7	0.00	0.000																																							


**BOTTOM**

**Toronto Blue Jays @ Kansas City Royals**  
**Royals Stadium, Kansas City, MO**

Mon Aug 17 1981, 8:05 PM EDT  
 Att: 31,958 - Unknown - 75 F

livebaseballscorecards.com

AB	31
R	5
H	5
RBI	5
BB	3
SO	3
LOB	15



WP	HR	S	P	ERA	WHIP
0	0	0	0	0	0

Batter	1	2	3	4	5	6	7	8	9	AB R H RBI BB SO LOB	TOP							
Alfredo Griffin, S (1, 6) OBP: 0.233, SLG: 0.287	0-0 6-3		0-0 6-3		0-0 F8		0-0 F7		0-0 1-3	5 0 0 0 0 0 0								
Danny Ainge, R (1, 5) OBP: 0.255, SLG: 0.231	0-0 CS 1B		0-0 1B		4-0 S BB			0-0 1B SH1-4 1B	0-0 5-3	4 1 3 0 1 0 0								
Lloyd Moseby, L (1, 8) OBP: 0.291, SLG: 0.381	0-3 K 1-2		0-3 K		0-3 K 1-2			0-0 SH1-4 1-2		3 0 0 0 0 3 3								
Greg Wells, R (1, 3) OBP: 0.261, SLG: 0.348		0-0 E6 1B FC5-4		0-0 E5 3-1 1B		0-0 1-3		0-0 F8		4 2 0 0 0 0 1								
John Mayberry, L (1, 10) OBP: 0.366, SLG: 0.446		0-0 FC5-4 1-3 1B		0-0 3-1 1-2		0-0 1B 2B		1-0 1B 1B HBP		3 2 2 0 0 0 1								
Damaso Garcia, R (1, 4) OBP: 0.278, SLG: 0.302		0-0 FC5-4 1-2f 3-H		0-0 6-3		0-0 CS 1B		0-0 1B 1-2 2-3 1B		4 0 2 2 0 0 2								
Barry Bonnell, R (1, 7) OBP: 0.267, SLG: 0.344		0-0 F9		0-0 1B 2-H		0-0 L7 1-2		0-0 1B 1-3 2-H 3-H 1B		4 0 2 3 0 0 2								
George Bell, R (1, 9) OBP: 0.255, SLG: 0.368		0-0 F8 1-2		0-0 F4			0-0 F9	0-0 L8		4 0 0 0 0 0 4								
Buck Martinez, R (1, 2) OBP: 0.246, SLG: 0.407			0-0 F8		0-0 F9		0-0 F9		0-0 L7	4 0 0 0 0 0 0								
<b>Inning Stats</b>	R: 0 E: 0 K: 1 S: 5	H: 1 LOB: 0 BB: 0 P: 5	R: 1 E: 1 K: 0 S: 5	H: 1 LOB: 1 BB: 0 P: 5	R: 0 E: 0 K: 1 S: 6	H: 1 LOB: 1 BB: 0 P: 6	R: 1 E: 1 K: 0 S: 5	H: 2 LOB: 0 BB: 0 P: 4	R: 0 E: 0 K: 0 S: 3	H: 0 LOB: 0 BB: 0 P: 3	R: 2 E: 0 K: 0 S: 6	H: 3 LOB: 2 BB: 0 P: 7	R: 0 E: 0 K: 0 S: 3	H: 0 LOB: 0 BB: 0 P: 3	1B: 8 2B: 1 3B: 0 HR: 0	SF: 0 SAC: 1 DP: 0 HBP: 1	WP: 0 PB: 0 SB: 2 CS: 2	PA: 38
<b>PITCHER</b>	IP WLS BF H R ER SO BB IBB HBP BLK WP HR S P ERA WHIP																	
Mike Jones, L (1, 1) ERA: 2.16	7.2 L 33 8 5 3 3 1 0 1 0 0 0 0 37 42 3.52 1.174																	
Renie Martin, R (8, 1) ERA: 3.0	1.1 5 1 0 0 0 0 0 0 0 0 0 0 5 5 0.00 0.750																	

Toronto Blue Jays @ Kansas City Royals  
 Royals Stadium, Kansas City, MO  
 Tue Aug 18 1981, 8:05 PM EDT  
 Att. 26,952 - Unknown - 75 F

AB	35
R	5
H	9
RBI	5
BB	1
SO	3
LOB	13







Batter	1	2	3	4	5	6	7	8	9	AB R H RBI BB SO LOB	TOP											
Alfredo Griffin, S (1, 6) OBP: 0.239, SLG: 0.292	0-3 K		0-0 FC1-5 1B	0-0 F9		0-0 2B 1B	0-0 1B	0-0 4-3		6 3 3 0 0 1 3												
Danny Ainge, R (1, 5) OBP: 0.257, SLG: 0.235	0-3 K		0-0 FC1-5 FC4-6 1B	0-0 5-3		0-0 1B 2B	4-0 1B IBB		0-0 L6	5 1 1 0 1 1 3												
Lloyd Moseby, L (1, 8) OBP: 0.300, SLG: 0.386	0-0 E5		0-0 FC4-6 E 1B	0-0 S 1B		0-0 FC5 1B	0-0 1B		1-0 1B HBP	5 2 3 6 0 0 1												
John Mayberry, L (1, 10) OBP: 0.370, SLG: 0.445	0-3 K		0-0 E3 1B	4-0 1B IBB		0-0 L6	0-0 F4		0-0 1B	5 1 2 0 1 1 4												
Al Woods, L (1, 7) OBP: 0.274, SLG: 0.278		0-0 1B	0-0 E 1B	0-0 1B	0-0 1B	4-0 FC5 IBB	0-0 4-3		0-0 F2	5 0 3 3 1 0 4												
Greg Wells, R (1, 3) OBP: 0.241, SLG: 0.310		0-0 F7	0-0 FC5 E 1B	0-3 K		0-0 FC5		0-0 E6 2B	0-3 K	6 0 1 0 0 2 7												
Damaso Garcia, R (1, 4) OBP: 0.276, SLG: 0.304		0-0 F9	0-0 E5		0-0 L7	0-0 L7		0-0 2B		5 0 1 0 0 0 5												
Barry Bonnell, R (1, 9) OBP: 0.265, SLG: 0.341	0-3 K		0-0 FC5		0-0 F4		0-0 1B SH1-3 1B	0-0 F7		5 1 1 0 0 1 6												
Buck Martinez, R (1, 2) OBP: 0.261, SLG: 0.429			0-0 FC1-5 1B	0-0 F9 1B 2B		0-0 F9	0-0 SH1-3	0-0 FC6-2-5		4 1 2 0 0 0 2												
<b>Inning Stats</b>	R: 0 E: 1 K: 3 S: 10	H: 0 LOB: 1 BB: 0 P: 10	R: 0 E: 0 K: 1 S: 6	H: 1 LOB: 1 BB: 0 P: 6	R: 3 E: 2 K: 0 S: 9	H: 5 LOB: 3 BB: 0 P: 9	R: 2 E: 0 K: 1 S: 8	H: 3 LOB: 2 BB: 1 P: 12	R: 0 E: 0 K: 0 S: 3	H: 0 LOB: 0 BB: 0 P: 3	R: 2 E: 0 K: 0 S: 6	H: 3 LOB: 2 BB: 1 P: 10	R: 2 E: 0 K: 0 S: 6	H: 3 LOB: 2 BB: 1 P: 10	R: 0 E: 1 K: 0 S: 5	H: 1 LOB: 2 BB: 0 P: 5	R: 0 E: 0 K: 1 S: 6	H: 1 LOB: 2 BB: 0 P: 7	1B: 14 2B: 3 3B: 0 HR: 0	SF: 0 SAC: 1 DP: 0 HBP: 1	WP: 0 PB: 0 SB: 1 CS: 0	PA: 51
<b>PITCHER</b>	IP WLS BF H R ER SO BB IBB HBP BLK WP HR S P ERA WHIP																					
Dennis Leonard, R (1, 1) ERA: 3.79	4.0 L 24 9 5 3 5 0 1 0 0 0 0 0 33 37 6.75 2.250																					
Jim Wright, R (5, 1) ERA: 3.28	2.0 10 3 2 2 0 0 0 1 0 0 0 0 9 13 9.00 1.500																					
Ken Brett, L (7, 1) ERA: 4.7	3.0 17 5 2 2 1 0 0 1 1 0 0 0 17 22 6.00 1.667																					

Toronto Blue Jays @ Kansas City Royals  
Royals Stadium, Kansas City, MO  
Wed Aug 19 1981, 8:05 PM EDT  
Att. 28,174 - Unknown - 77 F

livebaseballscorecards.com

AB	46
R	9
H	17
RBI	9
BB	3
SO	6
LOB	35







Batter	1	2	3	4	5	6	7	8	9	AB R H RBI BB SO LOB	TOP											
Ron LeFlore, R OBP: 0.297, SLG: 0.315 (1, 7) X	0-0 6-3 ①		0-3 K ③		0-0 6-3 ①		0-3 K2-3 ③			4 0 0 0 0 2 0	<b>Chicago White Sox @ Toronto Blue Jays</b> Exhibition Stadium, Toronto, ON Fri Aug 21 1981, 3:33 AM EDT Att. 14,161 - Unknown - 77 F <a href="http://livebaseballscorecards.com">livebaseballscorecards.com</a>											
Mike Squires, L OBP: 0.343, SLG: 0.330 (1, 3) X	0-0 F8 ②			0-0 HBP 1B 1B	0-0 F8 ②		0-0 G3 ①			4 1 1 0 0 0 0												
Carlton Fisk, R OBP: 0.389, SLG: 0.413 (1, 2) X	0-0 1B			1-0 1B 1-2 3B HBP	0-0 F8 ③		0-0 F7 ②			3 1 1 0 0 0 0												
Greg Luzinski, R OBP: 0.362, SLG: 0.443 (1, 10) S S S	0-3 K ③			0-3 K ①		0-3 K ①		0-0 F8 ③		4 0 0 0 0 3 3												
Harold Baines, L OBP: 0.305, SLG: 0.417 (1, 9) X		0-0 5-3 ①		0-0 3B 1B 1-3 2-H		0-0 1B		0-0 G3 ①		4 1 2 1 0 0 0												
Chet Lemon, R OBP: 0.376, SLG: 0.471 (1, 8) X		0-0 F7 ②		0-0 2B 3B 2-H 3-H		0-3 K ②		0-0 5-3 ②		4 1 1 2 0 1 1												
Tony Bernazard, S OBP: 0.326, SLG: 0.367 (1, 4) X		0-0 F8 ③		0-0 CS 2B 3-H		0-0 G3 ③		0-0 4-3 ③		4 0 1 1 0 0 1												
Jim Morrison, R OBP: 0.249, SLG: 0.353 (1, 5) X			0-0 F8 ①	4-0 BB BB BB BB		0-0 5-3 ①				2 0 0 0 1 0 0												
Greg Pryor, R OBP: 0.296, SLG: 0.260 (1, 6) X			0-0 F8 ②	0-3 K ② ③		0-0 5-3 ②				3 0 0 0 0 1 2												
<b>Inning Stats</b>	R: 0 E: 0 K: 1 S: 6	H: 1 LOB: 1 BB: 0 P: 6	R: 0 E: 0 K: 0 S: 3	H: 0 LOB: 0 BB: 0 P: 3	R: 0 E: 0 K: 1 S: 5	H: 0 LOB: 0 BB: 0 P: 5	R: 4 E: 0 K: 2 S: 10	H: 4 LOB: 2 BB: 1 P: 15	R: 0 E: 0 K: 0 S: 3	H: 0 LOB: 0 BB: 0 P: 3	R: 0 E: 0 K: 1 S: 5	H: 0 LOB: 0 BB: 0 P: 5	R: 0 E: 0 K: 0 S: 3	H: 0 LOB: 0 BB: 0 P: 3	R: 0 E: 0 K: 0 S: 3	H: 0 LOB: 0 BB: 0 P: 3	R: 0 E: 0 K: 0 S: 3	H: 0 LOB: 0 BB: 0 P: 3	1B: 4 2B: 2 3B: 1 HR: 0	SF: 0 SAC: 0 DP: 1 HBP: 1	WP: 0 PB: 0 SB: 0 CS: 1	PA: 34
<b>PITCHER</b> Dave Stieb, R ERA: 3.68 (1, 1)	IP: 9.0 WLS: W BF: 34 H: 6 R: 4 ER: 4 SO: 7 BB: 1 IBB: 0 HBP: 1 BLK: 0 WP: 0 HR: 0 S: 46 P: 51 ERA: 4.00 WHIP: 0.778																					







Batter	1	2	3	4	5	6	7	8	9	AB R H RBI BB SO LOB	TOP									
Ron LeFlore, R OBP: 0.300, SLG: 0.330 (1, 7) X	0-0 F9		0-3 K			0-0 2-3 2B	0-0 5-3	0-0 3B		5 0 2 0 0 1 1										
Mike Squires, L OBP: 0.339, SLG: 0.323 (1, 3) X	0-0 4-3			0-0 G3		4-0 BB		0-0 K		4 0 0 0 1 1 2										
Carlton Fisk, R OBP: 0.387, SLG: 0.407 (1, 2) X Jim Essian, R OBP: 0.324, SLG: 0.333 (9, PH) (9, 2)	0-0 6-3			0-0 F8		0-0 F5		4-0 1B 1B BB	0-0 L4	3 1 0 0 1 0 3 1 0 0 0 0 0 0										
Greg Luzinski, R OBP: 0.367, SLG: 0.459 (1, 10) X Jim Morrison, R OBP: 0.248, SLG: 0.351 (8, PR)		0-1 HR		4-0 BB		0-0 F2		0-0 1B 1B BB	0-0 E6	3 1 2 1 1 0 3 1 1 0 0 0 0 0										
Harold Baines, L OBP: 0.300, SLG: 0.411 (1, 9) X Wayne Nordhagen, R OBP: 0.350, SLG: 0.460 (8, PH) Rusty Kuntz, R OBP: 0.333, SLG: 0.297 (8, 9)	0-0 P5			0-0 4-3		0-0 4-3		0-0 2B BB	0-0 P3	3 0 0 0 0 0 4 1 0 1 0 0 0 0 1 1 0 0 0 0 1										
Chet Lemon, R OBP: 0.381, SLG: 0.486 (1, 8) X	0-0 F9				0-0 CS 1B		0-0 HR	1-2 2-3 3-H 2B BB	0-0 E6	4 2 2 2 1 0 1										
Tony Bernazard, S OBP: 0.325, SLG: 0.369 (1, 4) X	0-0 F8				0-0 1-2 4-3		0-0 4-3	1-2 2-3 3-H 3B 2B		4 1 1 3 0 0 1										
Greg Pryor, R OBP: 0.293, SLG: 0.245 (1, 5) X			0-0 F3		0-0 P4		4-0 BB	0-3 K		3 0 0 0 1 1 2										
Bill Almon, R OBP: 0.365, SLG: 0.422 (1, 6) X			0-0 L6			0-0 2B	0-0 F8	0-0 WP 3B		4 1 2 1 0 0 1										
<b>Inning Stats</b>	R: 0 H: 0 E: 0 K: 0 S: 3	H: 0 LOB: 0 BB: 0 P: 3	R: 1 H: 1 E: 0 K: 0 S: 5	H: 1 LOB: 0 BB: 0 P: 5	R: 0 H: 0 E: 0 K: 1 S: 5	H: 0 LOB: 0 BB: 0 P: 5	R: 0 H: 0 E: 0 K: 0 S: 3	H: 1 LOB: 1 BB: 1 P: 7	R: 0 H: 1 E: 0 K: 0 S: 3	H: 1 LOB: 0 BB: 0 P: 3	R: 0 H: 2 E: 0 K: 0 S: 5	H: 2 LOB: 3 BB: 1 P: 9	R: 1 H: 1 E: 0 K: 0 S: 4	H: 1 LOB: 1 BB: 1 P: 8	R: 6 H: 5 E: 0 K: 2 S: 12	H: 5 LOB: 2 BB: 2 P: 20	R: 0 H: 0 E: 2 K: 0 S: 4	H: 0 LOB: 1 BB: 0 P: 4	1B: 3 SF: 0 2B: 3 SAC: 0 3B: 2 DP: 0 HR: 2 HBP: 0	WP: 1 PA: 42 PB: 0 SB: 0 CS: 1
<b>PITCHER</b>	IP WLS BF H R ER SO BB IBB HBP BLK WP HR S P ERA WHIP																			
Jim Clancy, R ERA: 5.29 (1, 1)	7.1 L 31 6 4 4 1 4 0 0 0 0 2 30 46 4.91 1.364																			
Paul Mirabella, L ERA: 5.68 (8, 1)	0.0 1 1 0 0 0 0 0 0 0 0 0 0 1 1 ∞ ∞																			
Mark Bomback, R ERA: 4.23 (8, 1)	0.1 5 3 4 4 1 1 0 0 0 1 0 6 10 108.00 12.000																			
Jerry Garvin, L ERA: 3.57 (8, 1)	1.1 5 0 0 0 0 1 0 0 0 0 0 0 7 7 0.00 0.000																			

Chicago White Sox @ Toronto Blue Jays  
Exhibition Stadium, Toronto, ON  
Sat Aug 22 1981, 3:33 AM EDT  
Att. 19,080 - Sunny - 77 F

AB	37
R	8
H	10
RBI	7
BB	5
SO	3
LOB	19



livebaseballscorecards.com



Batter	1	2	3	4	5	6	7	8	9	AB R H RBI BB SO LOB
Alfredo Griffin, S (1, 6) OBP: 0.232, SLG: 0.283	0-0 F7		0-0 F9			0-0 4-3			0-0 F8	4 0 0 0 0 0 2
Danny Ainge, R (1, 5) OBP: 0.256, SLG: 0.231	0-0 6-3		0-0 FC5-4			0-0 5-3			0-3 K	4 0 0 0 0 1 2
Lloyd Moseby, L (1, 8) OBP: 0.305, SLG: 0.398	0-3 K				0-0 6-3			0-3 K	0-0 F7	4 0 0 0 0 2 0
Greg Wells, R (1, 10) OBP: 0.235, SLG: 0.294		0-0 F9		0-0 6-3		0-0 6-3		0-0 G3-6-3 1B		3 0 1 0 0 0 0
John Mayberry, L (1, 3) OBP: 0.363, SLG: 0.434		0-3 K		0-0 F3		0-0 G3-6-3		0-0 G3-6-3		3 0 0 0 0 1 1
Garth Iorg, R (1, 4) OBP: 0.270, SLG: 0.291		0-0 6-3			0-0 5-3			0-0 5-3		3 0 0 0 0 0 0
Barry Bonnell, R (1, 7) OBP: 0.263, SLG: 0.336			0-0 5-3		0-0 5-3			0-0 1B 1B		3 0 1 0 0 0 0
George Bell, R (1, 9) OBP: 0.269, SLG: 0.376			0-0 S 1B		0-0 1-3			0-0 G6-4-3 1-2 1B		3 0 2 0 0 0 0
Buck Martinez, R (1, 2) OBP: 0.263, SLG: 0.449			4-0 FC5-4 1-2 BB			0-3 K		0-0 G6-4-3 1-2f		2 0 0 0 1 1 2

Inning Stats	R: 0 E: 0 K: 1 S: 5	H: 0 LOB: 0 BB: 0 P: 5	R: 0 E: 0 K: 1 S: 5	H: 0 LOB: 0 BB: 0 P: 5	R: 0 E: 0 K: 0 S: 4	H: 1 LOB: 2 BB: 1 P: 8	R: 0 E: 0 K: 0 S: 3	H: 0 LOB: 0 BB: 0 P: 3	R: 0 E: 0 K: 0 S: 3	H: 0 LOB: 0 BB: 0 P: 3	R: 0 E: 0 K: 1 S: 5	H: 0 LOB: 0 BB: 0 P: 5	R: 0 E: 0 K: 0 S: 4	H: 2 LOB: 1 BB: 0 P: 4	R: 0 E: 0 K: 1 S: 5	H: 0 LOB: 0 BB: 0 P: 5	1B: 4 2B: 0 3B: 0 HR: 0	SF: 0 SAC: 0 DP: 2 HBP: 0	WP: 0 PB: 0 SB: 1 CS: 0	PA: 30
PITCHER Britt Burns, L (1, 1) ERA: 2.57	IP 9.0	WLS W	BF 30	H 4	R 0	ER 0	SO 5	BB 1	IBB 0	HBP 0	BLK 0	WP 0	HR 0	S 39	P 43	ERA 0.00	WHIP 0.556			
PITCHER	IP	WLS	BF	H	R	ER	SO	BB	IBB	HBP	BLK	WP	HR	S	P	ERA	WHIP			


**BOTTOM**


**Chicago White Sox @ Toronto Blue Jays**  
Exhibition Stadium, Toronto, ON

Sat Aug 22 1981, 3:33 AM EDT  
Att. 19,080 - Sunny - 77 F

[livebaseballscorecards.com](http://livebaseballscorecards.com)

<b>AB</b>	<b>29</b>
<b>R</b>	<b>0</b>
<b>H</b>	<b>4</b>
<b>RBI</b>	<b>0</b>
<b>BB</b>	<b>1</b>
<b>SO</b>	<b>5</b>
<b>LOB</b>	<b>7</b>



Batter	1	2	3	4	5	6	7	8	9	AB R H RBI BB SO LOB	TOP											
Ron LeFlore, R (1, 7) OBP: 0.302, SLG: 0.333 Rusty Kuntz, R (8, 7) OBP: 0.326, SLG: 0.289	0-3 K	0-0 SF9		0-0 FC5-2	0-0 1B		0-0 E8		0-0 6-3	4 1 2 1 0 1 0 1 0 0 0 0 0 0												
Mike Squires, L (1, 3) OBP: 0.344, SLG: 0.328	0-0 F7	0-0 F9		0-0 FC5-2	0-0 1B		0-0 1-3		0-0 FC6-4	6 1 3 1 0 0 3												
Carlton Fisk, R (1, 2) OBP: 0.387, SLG: 0.407 Jim Essian, R (8, PR) OBP: 0.316, SLG: 0.324	0-0 6-3		0-0 F7	0-0 FC5-2	0-0 1B			0-0 2B	0-0 FC6-4	5 1 2 1 0 0 2 1 2 0 0 0 0 1												
Greg Luzinski, R (1, 10) OBP: 0.371, SLG: 0.473 Bob Molinaro, L (9, PH) OBP: 0.500, SLG: 0.667		1-0 2B	0-0 2B	0-1 HR	0-0 F9			0-0 F7	0-0 HR	4 2 2 3 0 0 3 1 1 1 2 0 0 0												
Harold Baines, L (1, 9) OBP: 0.311, SLG: 0.438		0-0 HBP	0-0 F9	0-0 3B		0-0 G3		0-0 E4	0-0 PB	6 2 4 0 0 0 1												
Chet Lemon, R (1, 8) OBP: 0.388, SLG: 0.498		0-0 F7	0-0 2B	0-0 F2		1-0 9-6		0-0 1B	0-0 PB	5 1 3 1 0 0 3												
Tony Bernazard, S (1, 4) OBP: 0.325, SLG: 0.363		4-0 1B	4-0 IBB		0-0 G3	0-0 9-6		0-0 F7	0-0 P6	4 1 0 0 2 0 5	AB 46 R 13 H 21 RBI 12 BB 2 SO 3 LOB 22											
Greg Pryor, R (1, 5) OBP: 0.302, SLG: 0.246		1-0 SF9	0-0 F8		0-0 5-3		0-0 F8			4 0 1 2 0 0 3												
Bill Almon, R (1, 6) OBP: 0.370, SLG: 0.426		0-0 SF9		0-0 1B	0-0 1B		0-3 K	0-3 K		5 1 3 1 0 2 1												
<b>Inning Stats</b>	R: 0 E: 0 K: 1 S: 5	H: 0 LOB: 0 BB: 0 P: 5	R: 3 E: 0 K: 0 S: 5	H: 2 LOB: 2 BB: 1 P: 11	R: 0 E: 0 K: 0 S: 5	H: 2 LOB: 3 BB: 1 P: 9	R: 3 E: 0 K: 0 S: 8	H: 5 LOB: 1 BB: 0 P: 8	R: 2 E: 0 K: 0 S: 7	H: 4 LOB: 2 BB: 0 P: 7	R: 0 E: 0 K: 0 S: 2	H: 0 LOB: 0 BB: 0 P: 3	R: 0 E: 1 K: 1 S: 6	H: 0 LOB: 1 BB: 0 P: 6	R: 3 E: 1 K: 1 S: 9	H: 4 LOB: 1 BB: 0 P: 9	R: 2 E: 0 K: 0 S: 7	H: 4 LOB: 2 BB: 0 P: 7	1B: 14 2B: 5 3B: 1 HR: 2	SF: 1 SAC: 0 DP: 1 HBP: 3	WP: 0 PB: 1 SB: 1 CS: 0	PA: 52
<b>PITCHER</b>	IP WLS BF H R ER SO BB IBB HBP BLK WP HR S P ERA WHIP																					
Luis Leal, R (1, 1) ERA: 3.48	2.2 L 16 4 3 3 1 0 2 2 0 0 0 0 14 24 10.12 1.500																					
Joey McLaughlin, R (3, 1) ERA: 3.86	1.1 8 5 3 3 0 0 0 0 0 0 0 1 9 9 20.25 3.750																					
Jackson Todd, R (5, 1) ERA: 4.15	4.0 21 8 5 5 2 0 0 1 0 0 0 0 24 25 11.25 2.000																					
Roy Lee Jackson, R (9, 1) ERA: 2.91	1.0 7 4 2 2 0 0 0 0 0 0 0 1 7 7 18.00 4.000																					

Chicago White Sox @ Toronto Blue Jays  
Exhibition Stadium, Toronto, ON  
Sun Aug 23 1981, 3:33 AM EDT  
Att. 16,486 - Unknown - 79 F

livebaseballscorecards.com



Batter	1	2	3	4	5	6	7	8	9	AB	R	H	RBI	BB	SO	LOB
Alfredo Griffin, S (1, 6) OBP: 0.230, SLG: 0.280 Fred Manrique, R (6, 6)	0-0 6-3			0-0 F9		0-0 6-3			0-0 P6	2	0	0	0	0	0	0
Danny Ainge, R (1, 5) OBP: 0.251, SLG: 0.226	0-0 5-3			0-0 2-3		0-0 5-3			0-3 K	4	0	0	0	0	1	0
Lloyd Moseby, L (1, 8) OBP: 0.300, SLG: 0.391	0-3 K			0-0 4-3		0-0 L3			0-0 F8	4	0	0	0	0	1	0
Otto Velez, R (1, 10) OBP: 0.379, SLG: 0.444		0-0 F8			0-0 L6			0-3 K		3	0	0	0	0	1	0
Greg Wells, R (1, 3) OBP: 0.243, SLG: 0.297		0-0 6-3			0-0 2B			0-0 5-3		3	1	1	0	0	0	0
Garth Iorg, R (1, 4) OBP: 0.272, SLG: 0.303		0-3 K			0-0 6-3			0-0 5-3		3	1	1	1	0	1	0
George Bell, R (1, 9) OBP: 0.271, SLG: 0.375			0-0 F7		0-0 6-3			0-0 G1-6-3		3	0	1	0	0	0	1
Barry Bonnell, R (1, 7) OBP: 0.264, SLG: 0.341			0-0 F8		0-0 2B			0-0 G1-6-3		3	0	1	0	0	0	1
Ernie Whitt, L (1, 2) OBP: 0.293, SLG: 0.275			0-0 4-3		0-0 4-3			0-0 P5		3	0	0	0	0	0	1

Inning Stats	R: 0	H: 0	E: 0	LOB: 0	K: 1	BB: 0	S: 5	P: 5	R: 0	H: 0	E: 0	LOB: 0	K: 1	BB: 0	S: 5	P: 5	R: 0	H: 0	E: 0	LOB: 0	K: 0	BB: 0	S: 3	P: 3	R: 0	H: 0	E: 0	LOB: 0	K: 0	BB: 0	S: 3	P: 3	R: 2	H: 3	E: 0	LOB: 1	K: 0	BB: 0	S: 6	P: 6	R: 0	H: 0	E: 0	LOB: 0	K: 0	BB: 0	S: 3	P: 3	R: 0	H: 0	E: 0	LOB: 0	K: 1	BB: 0	S: 5	P: 5	R: 0	H: 1	E: 0	LOB: 0	K: 0	BB: 0	S: 3	P: 3	R: 0	H: 0	E: 0	LOB: 0	K: 1	BB: 0	S: 5	P: 5	R: 0	H: 0	E: 0	LOB: 0	K: 1	BB: 0	S: 5	P: 5
--------------	------	------	------	--------	------	-------	------	------	------	------	------	--------	------	-------	------	------	------	------	------	--------	------	-------	------	------	------	------	------	--------	------	-------	------	------	------	------	------	--------	------	-------	------	------	------	------	------	--------	------	-------	------	------	------	------	------	--------	------	-------	------	------	------	------	------	--------	------	-------	------	------	------	------	------	--------	------	-------	------	------	------	------	------	--------	------	-------	------	------

PITCHER	IP	WLS	BF	H	R	ER	SO	BB	IBB	HBP	BLK	WP	HR	S	P	ERA	WHIP
Steve Trout, L (1, 1) ERA: 2.73	8.0	W	27	4	2	2	3	0	0	0	0	1	0	33	33	2.25	0.500
LaMarr Hoyt, R (9, 1) ERA: 3.65	1.0		3	0	0	0	1	0	0	0	0	0	0	5	5	0.00	0.000


**BOTTOM**

**Chicago White Sox @ Toronto Blue Jays**  
Exhibition Stadium, Toronto, ON

Sun Aug 23 1981, 3:33 AM EDT  
Att: 16,486 - Unknown - 79 F

livebaseballscorecards.com

<b>AB</b>	<b>30</b>
<b>R</b>	<b>2</b>
<b>H</b>	<b>4</b>
<b>RBI</b>	<b>1</b>
<b>BB</b>	<b>0</b>
<b>SO</b>	<b>4</b>
<b>LOB</b>	<b>3</b>



PITCHER	IP	WLS	BF	H	R	ER	SO	BB	IBB	HBP	BLK	WP	HR	S	P	ERA	WHIP
---------	----	-----	----	---	---	----	----	----	-----	-----	-----	----	----	---	---	-----	------

Batter	1	2	3	4	5	6	7	8	9	AB R H RBI BB SO LOB	TOP
Mickey Rivers, L (1, 8) OBP: 0.301, SLG: 0.325	0-0 P4		0-0 F8			0-0 4-3 1B		0-0 G3 2B 1B		4 2 2 0 0 0 1	<p><b>Texas Rangers @ Toronto Blue Jays</b>  Exhibition Stadium, Toronto, ON  Mon Aug 24 1981, 3:33 AM EDT  Att. 12,735 - Unknown - 68 F</p>
Bump Wills, S (1, 4) OBP: 0.303, SLG: 0.309	0-0 F7			0-0 4-3		0-0 4-3 1-2		0-0 G3 1-2		4 0 0 0 0 0 2	
Al Oliver, L (1, 10) OBP: 0.362, SLG: 0.449	0-3 K			0-0 E7 1B		0-0 FC6-4 2-H 1B		4-0 2B IBB		3 1 2 1 1 1 0	
Buddy Bell, R (1, 5) OBP: 0.361, SLG: 0.471		0-3 K		0-0 1B		0-0 FC6-4 1-2f		0-0 2B		4 0 2 2 0 1 1	
Pat Putnam, L (1, 3) OBP: 0.312, SLG: 0.415		0-0 F7		0-0 5-3			0-0 F9	0-3 K		4 0 0 0 0 1 1	
Bill Sample, R (1, 7) OBP: 0.333, SLG: 0.417		0-0 6-3			0-0 G5-4-3 1B		0-0 1B 1B		0-0 P3	4 0 2 0 0 0 0	
Leon Roberts, R (1, 9) OBP: 0.365, SLG: 0.463			0-0 6-3		0-0 G5-4-3 1-2f		0-0 F8		0-3 K	4 0 0 0 0 1 2	
Jim Sundberg, R (1, 2) OBP: 0.365, SLG: 0.370			0-0 5-3 1B		0-0 4-3		0-0 FC5-4 1-2 1B		0-0 1B	4 0 3 0 0 0 0	
Mario Mendoza, R (1, 6) OBP: 0.263, SLG: 0.277			0-0 5-3 1-2			0-0 6-3	0-0 FC5-4 1-2f		0-0 F9	4 0 0 0 0 0 4	
<b>Inning Stats</b>	R: 0 H: 0 E: 0 LOB: 0 K: 1 BB: 0 S: 5 P: 5	R: 0 H: 0 E: 0 LOB: 0 K: 1 BB: 0 S: 5 P: 5	R: 0 H: 1 E: 0 LOB: 1 K: 0 BB: 0 S: 4 P: 4	R: 1 H: 2 E: 1 LOB: 0 K: 0 BB: 0 S: 4 P: 4	R: 0 H: 1 E: 0 LOB: 0 K: 0 BB: 0 S: 3 P: 3	R: 1 H: 2 E: 0 LOB: 1 K: 0 BB: 0 S: 5 P: 5	R: 0 H: 2 E: 0 LOB: 2 K: 0 BB: 0 S: 5 P: 5	R: 1 H: 2 E: 0 LOB: 1 K: 1 BB: 1 S: 6 P: 10	R: 0 H: 1 E: 0 LOB: 1 K: 1 BB: 0 S: 6 P: 6	1B: 10 SF: 0 2B: 1 SAC: 0 3B: 0 DP: 1 HR: 0 HBP: 0	WP: 0 PA: 36 PB: 0 SB: 0 CS: 0
<b>PITCHER</b> Juan Berenguer, R (1, 1) ERA: 5.01	IP WLS BF H R ER SO BB IBB HBP BLK WP HR S P ERA WHIP										
	9.0 L 36 11 3 2 4 0 1 0 0 0 0 0 43 47 2.00 1.222										

livebaseballscorecards.com

AB	35
R	3
H	11
RBI	3
BB	1
SO	4
LOB	11





BOTTOM

Texas Rangers @ Toronto Blue Jays  
Exhibition Stadium, Toronto, ON  
Mon Aug 24 1981, 3:33 AM EDT  
Att: 12,735 - Unknown - 68 F

livebaseballscorecards.com

AB	31
R	0
H	6
RBI	0
BB	1
SO	6
LOB	7



WP:	0	PA:	33
PB:	0	SB:	0
CS:	1		

AB R H RBI BB SO LOB

4 0 3 0 0 0 0  
3 0 0 0 0 2 1  
1 0 0 0 0 1 1  
0 0 0 0 0 0 0

4 0 0 0 0 2 0

4 0 0 0 0 0 0

3 0 1 0 1 0 0

3 0 1 0 0 0 1

3 0 0 0 0 0 3

1 0 0 0 0 0 0  
2 0 1 0 0 1 0

2 0 0 0 0 0 0  
1 0 0 0 0 0 1

1B: 6 SF: 0  
2B: 0 SAC: 0  
3B: 0 DP: 1  
HR: 0 HBP: 0

Batter	1	2	3	4	5	6	7	8	9
Alfredo Griffin, S (1, 6) OBP: 0.237, SLG: 0.287	0-0 6-3 		0-0 			0-0 		0-0 	
Danny Ainge, R (1, 5) OBP: 0.248, SLG: 0.223 Willie Upshaw, L (8, PH) OBP: 0.237, SLG: 0.310 Ken Macha, R (9, 5) OBP: 0.307, SLG: 0.254	0-3 K 		0-0 CS 	0-0 5-3 		0-3 K 		0-3 K 	
Lloyd Moseby, L (1, 8) OBP: 0.296, SLG: 0.385	0-3 K 			0-0 5-3 			0-0 P4 		0-3 K 
John Mayberry, L (1, 3) OBP: 0.337, SLG: 0.426		0-0 F9 		0-0 F7 			0-0 6-3 		0-0 F8 
Otto Velez, R (1, 10) OBP: 0.382, SLG: 0.442		4-0 			0-0 5-3 		0-0 		0-0 5-3 
Al Woods, L (1, 7) OBP: 0.278, SLG: 0.283		0-0 FC4-6 			0-0 F2 		0-0 		
Garth Iorg, R (1, 4) OBP: 0.263, SLG: 0.293		0-0 L3 			0-0 P3 		0-0 5-3 		
Barry Bonnell, R (1, 9) OBP: 0.263, SLG: 0.339 George Bell, R (6, 9) OBP: 0.275, SLG: 0.377			0-0 5-3 			0-3 K 		0-0 	
Buck Martinez, R (1, 2) OBP: 0.256, SLG: 0.437 Ernie Whitt, L (8, PH) OBP: 0.292, SLG: 0.273			0-0 4-3 			0-0 F8 		0-0 G4-6-3 	

Inning Stats	R: 0	H: 0	R: 0	H: 0	R: 0	H: 1	R: 0	H: 0	R: 0	H: 0	R: 0	H: 2	R: 0	H: 2	R: 0	H: 0	R: 0	H: 0	1B: 6	SF: 0
	E: 0	LOB: 0	E: 0	LOB: 1	E: 0	LOB: 0	E: 0	LOB: 0	E: 0	LOB: 0	E: 0	LOB: 2	E: 0	LOB: 1	E: 0	LOB: 0	E: 0	LOB: 0	2B: 0	SAC: 0
	K: 2	BB: 0	K: 0	BB: 1	K: 0	BB: 0	K: 0	BB: 0	K: 0	BB: 0	K: 0	BB: 0	K: 1	BB: 0	K: 1	BB: 0	K: 1	BB: 0	3B: 0	DP: 1
	S: 7	P: 7	S: 3	P: 7	S: 3	P: 3	S: 3	P: 3	S: 3	P: 3	S: 8	P: 8	S: 6	P: 6	S: 5	P: 5	S: 5	P: 5	HR: 0	HBP: 0

PITCHER	IP	WLS	BF	H	R	ER	SO	BB	IBB	HBP	BLK	WP	HR	S	P	ERA	WHIP
Doc Medich, R (1, 1) ERA: 2.9	9.0	W	32	6	0	0	6	1	0	0	0	0	0	43	47	0.00	0.778

Batter	1	2	3	4	5	6	7	8	9	AB R H RBI BB SO LOB	TOP		
Mickey Rivers, L (1, 8) OBP: 0.296, SLG: 0.319	0-0 1-4-3		0-0 G1-6-3		0-0 4-3	0-0 P6			0-0 F8	5 0 0 1 0 0 4			
Bump Wills, S (1, 4) OBP: 0.301, SLG: 0.311	0-0 4-3		0-0 6-3		0-0 FC5				0-0 F8	5 0 1 0 0 0 2			
Al Oliver, L (1, 10) OBP: 0.363, SLG: 0.448	0-0 1-3			0-0 FC4-6 HBP SF3-2-6 1B		0-0 4-3		0-0 F7	0-0 1B	5 1 2 0 0 0 1			
Buddy Bell, R (1, 5) OBP: 0.373, SLG: 0.490		0-0 G6-4-3 BB 1B		1-0 FC4-6 1-2 HBP		0-0 HR		4-0 IBB	0-0 1B	3 1 3 1 1 0 0			
Pat Putnam, L (1, 3) OBP: 0.314, SLG: 0.411		4-0 G6-4-3 BB		0-0 FC4-6 1-2f 2-3 SF3-2-6		0-0 1B WP SF7 1B		0-3 K	0-3 K	4 1 1 0 1 2 6			
Bill Sample, R (1, 7) OBP: 0.331, SLG: 0.410		0-0 G6-4-3 1-2f 2-3		0-0 SF3-2-6 1-2 3-H		4-0 1B 1-2 2B BB		0-0 1-3		2 1 0 1 1 0 4			
Jim Sundberg, R (1, 2) OBP: 0.367, SLG: 0.373		0-3 K			0-0 L5	0-0 1-2 2-3 2B 1B		0-0 FC5-4 1B		4 1 2 0 0 1 1			
Leon Roberts, R (1, 9) OBP: 0.368, SLG: 0.463			0-0 G1-6-3 HBP 1B		4-0 E 1B 4-3 BB	0-0 SF7		0-0 FC5-4 G4-6-3		2 1 1 1 1 0 1			
Mario Mendoza, R (1, 6) OBP: 0.274, SLG: 0.289			1-0 G1-6-3 1-2 HBP		0-0 E6 FC5 4-3 1B	0-0 1-4 H 2-H 2B		0-0 G4-6-3		3 0 2 2 0 0 1			
<b>Inning Stats</b>	R: 0 H: 0 E: 0 LOB: 0 K: 0 BB: 0 S: 3 P: 3	R: 0 H: 1 E: 0 LOB: 1 K: 1 BB: 1 S: 5 P: 9	R: 0 H: 1 E: 0 LOB: 1 K: 0 BB: 0 S: 3 P: 4	R: 1 H: 1 E: 0 LOB: 0 K: 0 BB: 0 S: 3 P: 4	R: 1 H: 1 E: 1 LOB: 1 K: 0 BB: 1 S: 4 P: 8	R: 4 H: 4 E: 0 LOB: 1 K: 0 BB: 1 S: 7 P: 11	R: 0 H: 1 E: 0 LOB: 2 K: 1 BB: 1 S: 6 P: 10	R: 0 H: 1 E: 0 LOB: 0 K: 0 BB: 0 S: 3 P: 3	R: 0 H: 2 E: 0 LOB: 2 K: 1 BB: 0 S: 7 P: 7	1B: 9 SF: 2 2B: 3 SAC: 0 3B: 0 DP: 4 HR: 1 HBP: 2	WP: 1 PA: 41 PB: 0 SB: 0 CS: 0		
<b>PITCHER</b>	IP WLS BF H R ER SO BB IBB HBP BLK WP HR S P ERA WHIP											<b>PITCHER</b>	IP WLS BF H R ER SO BB IBB HBP BLK WP HR S P ERA WHIP
Dave Stieb, R (1, 1) ERA: 3.88	5.2 L 27 8 6 5 1 3 0 2 0 1 1 24 38 7.94 1.941												
Jerry Garvin, L (6, 1) ERA: 3.5	1.0 5 1 0 0 1 0 1 0 0 0 0 6 10 0.00 1.000												
Roy Lee Jackson, R (7, 1) ERA: 2.83	1.1 4 1 0 0 0 0 0 0 0 0 0 4 4 0.00 0.750												
Joey McLaughlin, R (9, 1) ERA: 3.77	1.0 5 2 0 0 1 0 0 0 0 0 0 7 7 0.00 2.000												

Texas Rangers @ Toronto Blue Jays  
Exhibition Stadium, Toronto, ON

Tue Aug 25 1981, 3:33 AM EDT  
Att. 13,729 - Unknown - 72 F

livebaseballscorecards.com





Batter	1	2	3	4	5	6	7	8	9	AB	R	H	RBI	BB	SO	LOB
Alfredo Griffin, S OBP: 0.237, SLG: 0.287 (1, 6)	0-0 SH2-3 1B		0-0 3-4-1			0-0 FC4-6 1-2f 2B		0-0 3-1		4	1	1	0	0	0	1
Danny Ainge, R OBP: 0.245, SLG: 0.221 (1, 5)	0-0 SH2-3 1-2			0-3 K		0-0 F8			0-3 K	2	0	0	0	0	1	1
Greg Wells, R OBP: 0.237, SLG: 0.289 (9, PH)										1	0	0	0	0	1	0
Lloyd Moseby, L OBP: 0.295, SLG: 0.387 (1, 8)	0-0 P4			0-0 4-3		0-0 1-H 2B			0-0 6-3	4	0	1	1	0	0	1
John Mayberry, L OBP: 0.351, SLG: 0.417 (1, 3)	0-0 F8			0-0 F8		0-0 F8			0-0 4-3	4	0	0	0	0	0	2
Otto Velez, R OBP: 0.386, SLG: 0.442 (1, 10)		4-0 BB BB BB BB BB BB BB BB BB BB				0-0 1B 1B			0-0 6-3	2	0	1	0	1	0	0
Al Woods, L OBP: 0.274, SLG: 0.279 (1, 7)						0-0 P5			0-0 F8	3	0	0	0	0	0	2
Willie Upshaw, L OBP: 0.240, SLG: 0.310 (1, 9)						0-0 7-4 1-3 1B			0-0 G3	3	0	1	0	0	0	1
Garth Iorg, R OBP: 0.255, SLG: 0.284 (1, 4)				0-0 4-3		0-0 7-4 1-2f			0-0 F8	3	0	0	0	0	0	2
Ernie Whitt, L OBP: 0.292, SLG: 0.274 (1, 2)				0-0 F8					0-0 P4 FC4-6 1B	3	0	1	0	0	0	0

Inning Stats	R: 0	H: 1	E: 0	LOB: 1	K: 0	BB: 0	S: 4	P: 4	R: 0	H: 0	E: 0	LOB: 0	K: 0	BB: 1	S: 2	P: 6	R: 0	H: 0	E: 0	LOB: 0	K: 0	BB: 0	S: 3	P: 3	R: 0	H: 0	E: 0	LOB: 0	K: 1	BB: 0	S: 5	P: 5	R: 0	H: 2	E: 0	LOB: 1	K: 0	BB: 0	S: 4	P: 4	R: 1	H: 2	E: 0	LOB: 1	K: 0	BB: 0	S: 5	P: 5	R: 0	H: 0	E: 0	LOB: 0	K: 0	BB: 0	S: 3	P: 3	R: 0	H: 0	E: 0	LOB: 0	K: 1	BB: 0	S: 5	P: 5	R: 0	H: 0	E: 0	LOB: 0	K: 1	BB: 0	S: 5	P: 5
PITCHER Fergie Jenkins, R ERA: 4.7 (1, 1)	IP	WLS	BF	H	R	ER	SO	BB	IBB	HBP	BLK	WP	HR	S	P	ERA	WHIP	IP	WLS	BF	H	R	ER	SO	BB	IBB	HBP	BLK	WP	HR	S	P	ERA	WHIP	IP	WLS	BF	H	R	ER	SO	BB	IBB	HBP	BLK	WP	HR	S	P	ERA	WHIP																					

**BOTTOM**

**Texas Rangers @ Toronto Blue Jays**  
Exhibition Stadium, Toronto, ON

Tue Aug 25 1981, 3:33 AM EDT  
Att: 13,729 - Unknown - 72 F

[livebaseballscorecards.com](http://livebaseballscorecards.com)

<b>AB</b>	<b>29</b>
<b>R</b>	<b>1</b>
<b>H</b>	<b>5</b>
<b>RBI</b>	<b>1</b>
<b>BB</b>	<b>1</b>
<b>SO</b>	<b>2</b>
<b>LOB</b>	<b>10</b>



WP: 0	PA: 31
PB: 0	SB: 0
CS: 0	

Kansas City Royals @ Toronto Blue Jays  
Exhibition Stadium, Toronto, ON

Thu Aug 27 1981, 3:33 AM EDT  
Att. 14,704 - Unknown - 66 F

AB	40
R	11
H	14
RBI	10
BB	6
SO	4
LOB	21



WP	0	PA	49
PB	0		
SB	1		
CS	0		

AB R H RBI BB SO LOB

5	1	0	0	1	0	2
5	0	1	1	1	2	2
6	3	4	0	0	0	2
5	3	3	4	1	0	2
3	0	1	2	1	0	1
5	0	1	0	0	1	4
3	1	1	0	0	1	1
0	0	0	0	0	0	0
3	2	1	1	2	0	3
5	1	2	2	0	0	4
1B	8	SF	1			
2B	5	SAC	0			
3B	0	DP	0			
HR	1	HBP	2			

Batter	1	2	3	4	5	6	7	8	9
Willie Wilson, S (1, 8) OBP: 0.308, SLG: 0.337	0-0 4-3		4-0 BB SF9 1B BB	0-0 G3	0-0 4-3		0-0 F8		0-0 4-3
Frank White, R (1, 4) OBP: 0.305, SLG: 0.397	4-0 G3 BB		0-3 K	0-0 FC4-6 1B	0-0 F8		0-0 1-3		0-3 K
George Brett, L (1, 5) OBP: 0.338, SLG: 0.425	0-0 G3		0-0 BB 1B	0-0 FC4-6 HR		0-0 2B		0-0 S 1B	0-0 2B
Willie Aikens, L (1, 3) OBP: 0.382, SLG: 0.468	0-0 F7		4-0 1-2 2-3 BB	0-0 1-H HR		0-0 2-H 1B 2B		0-0 HBP 1-H 1B FC6-4 1B	0-0 F7
Hal McRae, R (1, 10) OBP: 0.314, SLG: 0.385		0-0 F8	0-0 SF9	4-0 BB		0-0 2-H 1B		0-0 F9	
Jamie Quirk, L (1, 2) OBP: 0.298, SLG: 0.330		0-0 4-3	0-0 F8	0-3 K		0-0 F9		0-0 FC6-4 HBP 1-2 1B	
Darryl Motley, R (1, 9) OBP: 0.246, SLG: 0.303		1-0 BB HBP		0-0 1B 2B 1B	0-3 K	0-0 F8		1-0 FC6-4 HBP 1-2 2-3	
John Wathan, R (8, PH) OBP: 0.289, SLG: 0.297									
Cesar Geronimo, L (1, 7) OBP: 0.295, SLG: 0.347		4-0 1-2 BB		0-0 2B E 1B	4-0 2B BB	0-0 6-3		0-0 FC6-4 1-2f 2-3 3-H	
Rance Mulliniks, L (1, 6) OBP: 0.270, SLG: 0.333		0-0 4-3		0-0 E4 G3 1B 2B	0-0 4-3 2B		0-0 F6	0-0 F7	

Inning Stats	R: 0	H: 0	E: 0	K: 0	S: 3	P: 7	R: 0	H: 0	E: 0	K: 0	S: 3	P: 8	R: 1	H: 1	E: 0	K: 1	S: 6	R: 5	H: 5	E: 1	K: 1	S: 10	P: 14	R: 1	H: 1	E: 0	K: 1	S: 6	P: 10	R: 2	H: 3	E: 0	K: 0	S: 6	P: 6	R: 0	H: 0	E: 0	K: 0	S: 3	P: 3	R: 2	H: 3	E: 0	K: 0	S: 6	P: 7	R: 0	H: 1	E: 0	K: 1	S: 6	P: 6
--------------	------	------	------	------	------	------	------	------	------	------	------	------	------	------	------	------	------	------	------	------	------	-------	-------	------	------	------	------	------	-------	------	------	------	------	------	------	------	------	------	------	------	------	------	------	------	------	------	------	------	------	------	------	------	------

PITCHER	IP	WLS	BF	H	R	ER	SO	BB	IBB	HBP	BLK	WP	HR	S	P	ERA	WHIP
Jim Clancy, R (1, 1) ERA: 5.78	3.2	L	22	6	6	6	1	4	0	1	0	0	1	19	36	14.73	2.727
Joey McLaughlin, R (4, 1) ERA: 3.74	0.1		2	0	0	0	1	1	0	0	0	0	0	3	7	0.00	3.000
Paul Mirabella, L (5, 1) ERA: 8.59	1.0		7	3	3	3	1	1	0	0	0	0	0	8	12	27.00	4.000
Jackson Todd, R (6, 1) ERA: 4.25	2.1		12	4	2	2	0	0	0	1	0	0	0	11	12	7.71	1.714
Jerry Garvin, L (8, 1) ERA: 3.38	1.2		6	1	0	0	1	0	0	0	0	0	0	8	8	0.00	0.600



Batter	1	2	3	4	5	6	7	8	9	AB	R	H	RBI	BB	SO	LOB
Alfredo Griffin, S OBP: 0.237, SLG: 0.289 (1, 6)	0-0 6-3		0-0 1-3 2B	0-0 4-3			0-0 F8		0-0 4-3	5	0	1	0	0	0	0
Garth Iorg, R OBP: 0.255, SLG: 0.293 (1, 4)	0-0 L9		0-0 5-3		0-0 2B		0-0 F7			4	0	1	0	0	0	2
Al Woods, L OBP: 0.274, SLG: 0.283 (1, 7)	0-0 4-3		0-0 L3		0-3 K		0-0 2B			4	0	1	0	0	1	3
Otto Velez, R OBP: 0.388, SLG: 0.462 (1, 3)		0-0 HR		0-0 E5 1B 1B	0-0 6-3		0-3 K			4	2	2	1	0	1	2
George Bell, R OBP: 0.279, SLG: 0.380 (1, 10)		0-0 4-3		0-0 1B 3B 1B	0-0 6-3			0-0 L7		2	1	1	1	0	0	0
John Mayberry, L OBP: 0.348, SLG: 0.413 (5, PH)				2-H						2	0	0	0	0	0	1
Lloyd Moseby, L OBP: 0.298, SLG: 0.388 (1, 8)		0-0 F9		0-0 1-3 3B 1B		0-0 1B		0-3 K		4	1	2	0	0	1	0
Ken Macha, R OBP: 0.291, SLG: 0.239 (1, 5)		0-0 G3		0-3 K		0-0 F9		0-0 4-3		4	0	0	0	0	1	3
Danny Ainge, R OBP: 0.246, SLG: 0.231 (1, 9)			0-0 6-3	0-0 1-H 3-H 3B	0-0 6-3 3B	0-0 F8		0-0 5-3		4	1	1	2	0	0	1
Buck Martinez, R OBP: 0.259, SLG: 0.425 (1, 2)			4-0 2B BB	0-0 6-3 3-H		0-0 P3		0-3 K		2	0	0	1	1	0	1
Willie Upshaw, L OBP: 0.237, SLG: 0.307 (9, PH)										1	0	0	0	0	1	0

Inning Stats	R: 0	H: 0	E: 0	K: 0	S: 3	R: 1	H: 1	E: 0	K: 0	S: 4	R: 0	H: 1	E: 0	K: 0	S: 4	R: 4	H: 4	E: 1	K: 1	S: 9	R: 0	H: 1	E: 0	K: 1	S: 6	R: 0	H: 1	E: 0	K: 0	S: 4	R: 0	H: 1	E: 0	K: 1	S: 6	R: 0	H: 0	E: 0	K: 1	S: 5	R: 0	H: 0	E: 0	K: 1	S: 5	R: 0	H: 0	E: 0	K: 1	S: 5	1B: 4	2B: 3	3B: 1	SF: 0	SAC: 0	DP: 0	HBP: 0	WP: 0	PB: 0	SB: 0	CS: 0	PA: 37
--------------	------	------	------	------	------	------	------	------	------	------	------	------	------	------	------	------	------	------	------	------	------	------	------	------	------	------	------	------	------	------	------	------	------	------	------	------	------	------	------	------	------	------	------	------	------	------	------	------	------	------	-------	-------	-------	-------	--------	-------	--------	-------	-------	-------	-------	--------

PITCHER	IP	WLS	BF	H	R	ER	SO	BB	IBB	HBP	BLK	WP	HR	S	P	ERA	WHIP
Atlee Hammaker, L ERA: 4.02 (1, 1)	3.1		17	6	5	5	1	1	0	0	0	0	1	18	22	13.50	2.100
Renie Martin, R ERA: 2.89 (4, 1)	4.2	W	17	3	0	0	3	0	0	0	0	0	0	23	23	0.00	0.643
Jim Wright, R ERA: 3.16 (9, 1)	1.0		3	0	0	0	1	0	0	0	0	0	0	5	5	0.00	0.000


**BOTTOM**

**Kansas City Royals @ Toronto Blue Jays**  
 Exhibition Stadium, Toronto, ON

Thu Aug 27 1981, 3:33 AM EDT  
 Att: 14,704 - Unknown - 66 F

livebaseballscorecards.com

<b>AB</b>	<b>36</b>
<b>R</b>	<b>5</b>
<b>H</b>	<b>9</b>
<b>RBI</b>	<b>5</b>
<b>BB</b>	<b>1</b>
<b>SO</b>	<b>5</b>
<b>LOB</b>	<b>13</b>



Batter	1	2	3	4	5	6	7	8	9	AB R H RBI BB SO LOB	TOP																							
Willie Wilson, S (1, 8) OBP: 0.306, SLG: 0.332	0-0 5-3	0-0 4-3		0-0 4-3			4-0 SH1-4 BB		0-0 F8	4 0 0 0 1 0 2																								
Frank White, R (1, 4) OBP: 0.304, SLG: 0.394	0-0 F8		0-0 BLK 2B 1B		0-0 P3	0-0 SH1-4	0-0 SH1-4		0-0 4-3	4 1 1 0 0 0 0																								
George Brett, L (1, 5) OBP: 0.348, SLG: 0.435	4-0 S BB		0-0 1-H 2B		0-0 CS 1B	0-0 IBB	4-0 IBB			2 0 2 1 2 0 0																								
Willie Aikens, L (1, 3) OBP: 0.380, SLG: 0.469	0-0 F8		0-0 F8		0-0 2B	0-0 2B	0-0 F2			4 0 1 0 0 0 5																								
Hal McRae, R (1, 10) OBP: 0.313, SLG: 0.380		4-0 1B 2B BB	0-0 5-3		0-0 1-3	0-0 5-3				3 1 0 0 1 0 5																								
Jamie Quirk, L (1, 2) OBP: 0.296, SLG: 0.326		0-0 2B WP 1B	0-0 P5		0-3 K	0-3 K				4 1 1 0 0 2 1																								
John Wathan, R (1, 9) OBP: 0.294, SLG: 0.312		0-0 WP 2B	0-0 2B		0-0 L9	0-0 F9				4 0 2 1 0 0 0																								
Cesar Geronimo, L (1, 7) OBP: 0.284, SLG: 0.333		0-0 G3	0-0 F8		0-0 5-3	0-0 F7				4 0 0 0 0 0 3																								
Rance Mulliniks, L (1, 6) OBP: 0.275, SLG: 0.333 U L Washington, S (7, PR) OBP: 0.319, SLG: 0.290		0-0 5-3	0-0 F7		0-0 F7	0-0 SH1-4 BB 1B			0-0 6-3	3 0 1 0 0 0 2 1 0 0 0 0 0 0																								
<b>Inning Stats</b>	R: 0 E: 0 K: 0 S: 3	H: 0 LOB: 1 BB: 1 P: 7	R: 2 E: 0 K: 0 S: 5	H: 2 LOB: 1 BB: 1 P: 9	R: 1 E: 0 K: 0 S: 5	H: 2 LOB: 1 BB: 0 P: 5	R: 0 E: 0 K: 0 S: 4	H: 1 LOB: 1 BB: 0 P: 4	R: 0 E: 0 K: 1 S: 5	H: 0 LOB: 0 BB: 0 P: 5	R: 0 E: 0 K: 0 S: 4	H: 1 LOB: 3 BB: 2 P: 12	R: 0 E: 0 K: 1 S: 5	H: 0 LOB: 0 BB: 0 P: 5	R: 0 E: 0 K: 0 S: 3	H: 0 LOB: 0 BB: 0 P: 3	1B: 4 2B: 4 3B: 0 HR: 0	SF: 0 SAC: 1 DP: 0 HBP: 0	WP: 1 PB: 0 SB: 1 CS: 1	PA: 38														
<b>PITCHER</b>	IP WLS BF H R ER SO BB IBB HBP BLK WP HR S P ERA WHIP																																	
Luis Leal, R (1, 1) ERA: 3.54	6.0	28	8	3	3	1	3	0	0	1	0	27	39	4.50	1.833																			
Jerry Garvin, L (7, 1) ERA: 3.33	0.2	3	0	0	0	0	0	1	0	0	0	2	6	0.00	0.000																			
Joey McLaughlin, R (7, 1) ERA: 3.55	2.1	W 7	0	0	0	1	0	0	0	0	0	9	9	0.00	0.000																			

**Kansas City Royals @ Toronto Blue Jays**  
Exhibition Stadium, Toronto, ON  
Fri Aug 28 1981, 3:33 AM EDT  
Att. 13,230 - Unknown - 65 F

AB	33
R	3
H	8
RBI	2
BB	4
SO	2
LOB	18





Batter	1	2	3	4	5	6	7	8	9	AB	R	H	RBI	BB	SO	LOB
Alfredo Griffin, S OBP: 0.240, SLG: 0.292 (1, 6)	0-0 4-3 1B		0-0 PB HBP SF8 1B	0-0 F3			0-3 K2-3			4	2	2	0	0	1	3
Danny Ainge, R OBP: 0.250, SLG: 0.232 (1, 4) (8, 5)	0-0 4-3 1-2		1-0 SF8 PB 6-3 HBP 1B		0-0 CS 1B		0-3 K			3	1	1	0	0	1	3
Otto Velez, R OBP: 0.394, SLG: 0.471 (1, 10) George Bell, R OBP: 0.279, SLG: 0.380 (8, PR)	0-0 BB 2-H 1B		4-0 6-3 SF8 1-2 2-3 BB		0-0 L4 1-2		0-0 SH1 PB 2B			3	0	2	1	1	0	1
Lloyd Moseby, L OBP: 0.298, SLG: 0.387 (1, 8)	4-0 1-2 BB		0-0 SF8 1-2 2-3 3-H		0-0 6-3		0-0 SH1 2-3			1	0	0	1	1	0	0
John Mayberry, L OBP: 0.347, SLG: 0.411 (1, 3) Greg Wells, R OBP: 0.220, SLG: 0.268 (3, PH) (4, 3)	0-0 G4-6-3 1-2		0-0 6-3 2-3 3-H		0-0 5-3		0-0 L8 3-H			1	0	0	0	0	0	2
Al Woods, L OBP: 0.268, SLG: 0.277 (1, 7)			0-0 L7 0-3		0-0 P5		0-0 4-3			4	0	0	0	0	1	2
Willie Upshaw, L OBP: 0.230, SLG: 0.297 (1, 9)			0-0 6-3		0-0 P4		0-0 4-3			3	0	0	0	0	0	0
Ken Macha, R OBP: 0.305, SLG: 0.257 (1, 5) Garth Iorg, R OBP: 0.255, SLG: 0.293 (7, PR) (8, 4)			0-0 E S 1B		0-0 E S 1B		0-0 E6 SH1-4			3	0	2	0	0	0	0
Ernie Whitt, L OBP: 0.289, SLG: 0.270 (1, 2)			0-3 K		0-3 K 1-3		0-0 SH1-4 1-2			2	0	0	0	0	2	2

Inning Stats	R: 1	H: 2	E: 0	K: 0	S: 4	H: 1	LOB: 1	BB: 1	P: 8	R: 0	H: 1	E: 0	K: 1	S: 6	R: 0	H: 1	E: 0	K: 1	S: 6	R: 2	H: 1	E: 0	K: 1	S: 6	R: 0	H: 1	E: 0	K: 0	S: 3	R: 0	H: 0	E: 0	K: 0	S: 3	R: 0	H: 0	E: 1	K: 2	S: 8	R: 1	H: 1	E: 0	K: 0	S: 4	R: 0	H: 1	E: 0	K: 0	S: 4
--------------	------	------	------	------	------	------	--------	-------	------	------	------	------	------	------	------	------	------	------	------	------	------	------	------	------	------	------	------	------	------	------	------	------	------	------	------	------	------	------	------	------	------	------	------	------	------	------	------	------	------

PITCHER	IP	WLS	BF	H	R	ER	SO	BB	IBB	HBP	BLK	WP	HR	S	P	ERA	WHIP
Rich Gale, R ERA: 6.01 (1, 1)	2.0		12	4	3	3	1	2	0	1	0	0	0	11	20	13.50	3.000
Paul Splittorf, L ERA: 4.52 (3, 1)	5.0		17	2	0	0	4	0	0	0	0	0	0	25	25	0.00	0.400
Ken Brett, L ERA: 4.62 (8, 1)	1.0	L	4	1	1	1	0	0	0	0	0	0	0	4	4	9.00	1.000


**BOTTOM**

**Kansas City Royals @ Toronto Blue Jays**  
Exhibition Stadium, Toronto, ON

Fri Aug 28 1981, 3:33 AM EDT  
Att: 13,230 - Unknown - 65 F

livebaseballscorecards.com

AB	27
R	4
H	7
RBI	3
BB	2
SO	5
LOB	15



WP: 0	PA: 33
PB: 2	
SB: 1	
CS: 1	

Batter	1	2	3	4	5	6	7	8	9	AB R H RBI BB SO LOB	TOP									
<b>Cesar Geronimo, L</b> (1, 8) OBP: 0.274, SLG: 0.320	0-0 F9			0-0 1-3	0-0 4-3			0-0 G3		4 0 0 0 0 0 0	<b>Kansas City Royals @ Toronto Blue Jays</b> Exhibition Stadium, Toronto, ON Sat Aug 29 1981, 3:33 AM EDT Att. 19,055 - Unknown - 73 F <a href="http://livebaseballscorecards.com">livebaseballscorecards.com</a>									
<b>Frank White, R</b> (1, 4) OBP: 0.308, SLG: 0.394	0-0 F3			0-0 2B 2B		0-3 K		4-0 BB		3 1 1 0 1 1 0										
<b>George Brett, L</b> (1, 5) OBP: 0.343, SLG: 0.427	0-0 F8			0-0 F7		0-0 L9		0-0 L9		4 0 0 0 0 0 2										
<b>Willie Aikens, L</b> (1, 3) OBP: 0.382, SLG: 0.472		0-0 F7		0-0 2B 2B		4-0 BB		0-0 1-3		3 1 1 0 1 0 0										
<b>Willie Wilson, S</b> (9, 8) OBP: 0.306, SLG: 0.332				1-3 2B				0-0 1-3		0 0 0 0 0 0 0										
<b>Hal McRae, R</b> (1, 10) OBP: 0.312, SLG: 0.382		0-0 F9		0-0 2B		0-0 4-3		0-3 K		4 0 1 2 0 1 1										
<b>John Wathan, R</b> (1, 7) OBP: 0.302, SLG: 0.317		0-0 CS 1B		4-0 BB			0-0 1B		0-0 5-3	3 0 2 0 1 0 0										
<b>Darryl Motley, R</b> (1, 9) OBP: 0.236, SLG: 0.290		0-0 CS	0-0 F9	0-0 1-4-3			0-0 L7			3 0 0 0 0 0 2										
<b>Jerry Grote, R</b> (1, 2) OBP: 0.344, SLG: 0.446			0-0 6-3		0-0 6-3		0-0 F9			3 0 0 0 0 0 0										
<b>Rance Mulliniks, L</b> (1, 6) OBP: 0.256, SLG: 0.310			0-0 L6		0-0 3-1		0-3 K			3 0 0 0 0 1 0										
<b>Inning Stats</b>	R: 0 E: 0 K: 0 S: 3	H: 0 LOB: 0 BB: 0 P: 3	R: 0 E: 0 K: 0 S: 3	H: 1 LOB: 0 BB: 0 P: 3	R: 0 E: 0 K: 0 S: 3	H: 0 LOB: 0 BB: 0 P: 3	R: 2 E: 0 K: 0 S: 6	H: 3 LOB: 2 BB: 1 P: 10	R: 0 E: 0 K: 1 S: 5	H: 0 LOB: 1 BB: 1 P: 9	R: 0 E: 0 K: 0 S: 3	H: 1 LOB: 0 BB: 0 P: 3	R: 0 E: 0 K: 1 S: 5	H: 0 LOB: 1 BB: 1 P: 9	R: 0 E: 0 K: 1 S: 5	H: 0 LOB: 0 BB: 0 P: 5	1B: 3 2B: 2 3B: 0 HR: 0	SF: 0 SAC: 0 DP: 0 HBP: 0	WP: 0 PB: 0 SB: 0 CS: 1	PA: 34
<b>PITCHER</b>	IP WLS BF H R ER SO BB IBB HBP BLK WP HR S P ERA WHIP																			
<b>Juan Berenguer, R</b> (1, 1) ERA: 4.61	8.0 L 30 5 2 2 2 3 0 0 0 0 0 0 31 43 2.25 1.000																			
<b>Roy Lee Jackson, R</b> (9, 1) ERA: 2.78	1.0 3 0 0 0 1 0 0 0 0 0 0 0 5 5 0.00 0.000																			



Batter	1	2	3	4	5	6	7	8	9	AB	R	H	RBI	BB	SO	LOB
Alfredo Griffin, S OBP: 0.240, SLG: 0.291 (1, 6)	0-0 G3			0-0 P2		0-0 1B		0-0 1-3		4	0	1	0	0	0	1
Danny Ainge, R OBP: 0.250, SLG: 0.237 (1, 4) (9, 5)	0-0 2B			0-0 F9		0-0 L9		0-0 F9		4	0	1	0	0	0	2
Al Woods, L OBP: 0.273, SLG: 0.282 (1, 7)	0-0 P4			0-0 1B		0-0 1B			0-0 1-3	4	0	2	0	0	0	0
Otto Velez, R OBP: 0.392, SLG: 0.466 (1, 10)		0-0 5-3		0-0 1B		0-3 K			0-0 P6	4	0	1	0	0	1	2
Greg Wells, R OBP: 0.227, SLG: 0.256 (1, 3) Willie Upshaw, L OBP: 0.238, SLG: 0.304 (9, PH)		4-0 BB		0-0 F8			0-0 1-3		0-0 FC6-4	2	0	0	0	1	0	2
George Bell, R OBP: 0.270, SLG: 0.366 (1, 9)		0-0 G5-4-3			0-0 F9		0-0 L6		0-0 FC6-4	4	0	0	0	0	0	2
Lloyd Moseby, L OBP: 0.295, SLG: 0.383 (1, 8)			0-0 6-3		0-0 F8		0-0 P6			3	0	0	0	0	0	0
Ken Macha, R OBP: 0.298, SLG: 0.250 (1, 5) Garth Iorg, R OBP: 0.262, SLG: 0.310 (8, PH)			0-3 K		0-0 4-3			0-0 G3		2	0	0	0	0	1	0
Buck Martinez, R OBP: 0.253, SLG: 0.413 (1, 2) John Mayberry, L OBP: 0.345, SLG: 0.410 (8, PH) Ernie Whitt, L OBP: 0.289, SLG: 0.270 (9, 2)			0-0 F8			0-0 6-3		0-0 G3		2	0	0	0	0	0	0

Inning Stats	R: 0	H: 1	E: 0	K: 0	S: 3	LOB: 0	BB: 0	P: 3	R: 0	H: 0	E: 0	K: 0	S: 2	LOB: 0	BB: 1	P: 6	R: 0	H: 0	E: 0	K: 1	S: 5	LOB: 0	BB: 0	P: 5	R: 0	H: 2	E: 0	K: 0	S: 5	LOB: 2	BB: 0	P: 5	R: 0	H: 0	E: 0	K: 0	S: 3	LOB: 0	BB: 0	P: 3	R: 0	H: 2	E: 0	K: 1	S: 7	LOB: 2	BB: 0	P: 7	R: 0	H: 0	E: 0	K: 0	S: 3	LOB: 0	BB: 0	P: 3	R: 0	H: 1	E: 0	K: 0	S: 4	LOB: 1	BB: 0	P: 4	R: 0	H: 1	E: 0	K: 0	S: 4	LOB: 1	BB: 0	P: 4	R: 0	H: 0	E: 0	K: 0	S: 4	LOB: 0	BB: 0	P: 4
1B: 5	SF: 0	2B: 2	SAC: 0	3B: 0	DP: 1	HR: 0	HBP: 0	WP: 0	PA: 33	WP: 0	PA: 33	ERA	WHIP	ERA	WHIP																																																																	

PITCHER	IP	WLS	BF	H	R	ER	SO	BB	IBB	HBP	BLK	WP	HR	S	P	ERA	WHIP
Mike Jones, L ERA: 1.8 (1, 1)	7.0	W	26	6	0	0	2	1	0	0	0	0	0	29	33	0.00	1.000
Dan Quisenberry, R ERA: 2.23 (8, 1)	2.0	S	7	1	0	0	0	0	0	0	0	0	0	7	7	0.00	0.500

BOTTOM

Kansas City Royals @ Toronto Blue Jays  
Exhibition Stadium, Toronto, ON  
Sat Aug 29 1981, 3:33 AM EDT  
Att: 19,055 - Unknown - 73 F

livebaseballscores.com

AB	32
R	0
H	7
RBI	0
BB	1
SO	2
LOB	10



Batter	1	2	3	4	5	6	7	8	9	AB R H RBI BB SO LOB	TOP											
Alfredo Griffin, S OBP: 0.240, SLG: 0.290 (1, 6)	0-3 K		0-3 K		0-0 BB 1B		0-0 F7	0-0 P3		5 0 1 0 0 2 2												
Willie Upshaw, L OBP: 0.255, SLG: 0.313 (1, 9) (6, 3)	0-0 5-3		0-3 K		4-0 BB		0-0 1B		0-0 SH1-4 1B	4 0 2 0 1 1 2												
Lloyd Moseby, L OBP: 0.295, SLG: 0.381 (1, 8)	0-0 1-3			0-0 L4-6 E 1B	0-3 K		0-0 F7		0-0 SH1-4 1-2	4 0 1 0 0 1 4												
Otto Velez, R OBP: 0.388, SLG: 0.456 (1, 10)		4-0 BB G1-6-3		0-0 E5 1-2		0-3 K	0-0 1-3		0-0 F9	4 0 0 0 1 1 3												
John Mayberry, L OBP: 0.345, SLG: 0.406 George Bell, R OBP: 0.282, SLG: 0.381 (1, 3) (6, PR) (6, 9)	0-0 G1-6-3			0-0 F7		4-0 1B BB		0-0 1B 1B 2B	4-0 E BB	2 0 0 0 1 0 3 1 1 1 0 1 0 0												
Al Woods, L OBP: 0.276, SLG: 0.285 (1, 7)	0-0 G3			0-0 L4-6 2-3		0-0 1B		0-0 PB 1B SF9 1B	0-0 E4 FC4 1-2 2-3	5 1 2 0 0 0 4												
Garth Iorg, R OBP: 0.289, SLG: 0.314 (1, 4)			0-0 BB 1B		0-0 G3	0-3 K		0-0 SF9 PB SH1-3 1B	0-0 FC4 1-2 1-2f	5 1 2 1 0 1 6												
Danny Ainge, R OBP: 0.250, SLG: 0.235 (1, 5)			0-0 P6		0-0 6-3		4-0 BB	0-0 SF9		2 0 0 1 1 0 1												
Ernie Whitt, L OBP: 0.295, SLG: 0.269 (1, 2)			4-0 BB 1-2		4-0 BB 1B BB	0-3 K		0-0 SH1-3		1 0 0 1 2 1 3												
<b>Inning Stats</b>	R: 0 E: 0 K: 1 S: 5	H: 0 LOB: 0 BB: 0 P: 5	R: 0 E: 0 K: 0 S: 2	H: 0 LOB: 0 BB: 1 P: 6	R: 0 E: 0 K: 2 S: 8	H: 1 LOB: 2 BB: 1 P: 12	R: 0 E: 1 K: 0 S: 4	H: 1 LOB: 1 BB: 0 P: 4	R: 0 E: 0 K: 1 S: 6	H: 1 LOB: 3 BB: 2 P: 14	R: 0 E: 0 K: 3 S: 10	H: 1 LOB: 3 BB: 2 P: 18	R: 0 E: 0 K: 0 S: 4	H: 1 LOB: 1 BB: 0 P: 4	R: 3 E: 0 K: 0 S: 6	H: 3 LOB: 0 BB: 0 P: 6	R: 0 E: 1 K: 0 S: 5	H: 1 LOB: 3 BB: 1 P: 9	1B: 8 2B: 2 3B: 0 HR: 0	SF: 1 SAC: 2 DP: 2 HBP: 0	WP: 0 PB: 1 SB: 0 CS: 0	PA: 43
<b>PITCHER</b>	IP WLS BF H R ER SO BB IBB HBP BLK WP HR S P ERA WHIP																				<b>PITCHER</b>	IP WLS BF H R ER SO BB IBB HBP BLK WP HR S P ERA WHIP
Fergie Jenkins, R ERA: 4.53 (1, 1)	7.0 L 34 8 3 2 7 6 0 0 0 0 0 0 42 66 2.57 2.000																					
John Henry Johnson, L ERA: 2.66 (8, 1)	1.1 5 1 0 0 0 0 0 0 0 0 0 0 5 5 0.00 0.750																					
Steve Comer, R ERA: 3.09 (9, 1)	0.2 4 0 0 0 0 0 1 0 0 0 0 0 3 7 0.00 1.500																					

Toronto Blue Jays @ Texas Rangers  
Arlington Stadium, Arlington, TX  
Mon Aug 31 1981, 8:05 PM EDT  
Att. 8,034 - Unknown

livebaseballscorecards.com

AB	33
R	3
H	9
RBI	3
BB	7
SO	7
LOB	28





Batter	1	2	3	4	5	6	7	8	9	AB	R	H	RBI	BB	SO	LOB
Mickey Rivers, L (1, 8) OBP: 0.303, SLG: 0.331	0-0 4-3		0-0 4-3			0-3 K		0-0 G3		4	0	0	0	0	1	0
Bill Sample, R (1, 7) OBP: 0.331, SLG: 0.395	0-0 E5 G6-4-3			0-0 F8		0-0 F8			0-0 6-3	4	0	0	0	0	0	0
Al Oliver, L (1, 10) OBP: 0.366, SLG: 0.445	0-0 G6-4-3 1-2f			0-0 1B 1B		0-0 1B 1B			0-0 F8	4	0	2	0	0	0	1
Buddy Bell, R (1, 5) OBP: 0.382, SLG: 0.490		0-0 5-3		0-0 1-2 1B		0-0 F7			4-0 BB	3	0	1	0	1	0	1
Pat Putnam, L (1, 3) OBP: 0.301, SLG: 0.392		0-0 1B 1B		0-3 K			0-0 6-3		0-0 4-3	4	0	1	0	0	1	3
Jim Sundberg, R (1, 2) OBP: 0.373, SLG: 0.371		0-0 1-3 1B G1-6-3		0-0 4-3		0-3 K				3	0	1	0	0	1	2
Johnny Grubb, L (1, 9) OBP: 0.327, SLG: 0.344		0-0 G1-6-3 1-2f			0-0 4-3		0-0 6-3			3	0	0	0	0	0	2
Bump Wills, S (1, 4) OBP: 0.293, SLG: 0.304			0-0 F9		0-0 4-3			0-0 G1-6-3 1B		3	0	1	0	0	0	0
Mario Mendoza, R (1, 6) OBP: 0.277, SLG: 0.292			0-0 5-3			0-0 1B		0-0 G1-6-3 1-2f		2	0	1	0	0	0	0
Tom Poquette, L (8, PH) OBP: 0.111, SLG: 0.111										1	0	0	0	0	0	1
Mark Wagner, R (9, 6) OBP: 0.412, SLG: 0.433										0	0	0	0	0	0	0

Inning Stats	R: 0	H: 0	R: 0	H: 2	R: 0	H: 0	R: 0	H: 2	R: 0	H: 1	R: 0	H: 0	R: 0	H: 1	R: 0	H: 0	R: 0	H: 0	R: 0	H: 0	1B: 7	SF: 0	WP: 0	PA: 32
E: 1	LOB: 0	E: 0	LOB: 1	E: 0	LOB: 0	E: 0	LOB: 2	E: 0	LOB: 1	E: 0	LOB: 0	E: 0	LOB: 0	E: 0	LOB: 0	E: 0	LOB: 1	E: 0	LOB: 1	E: 0	LOB: 1	2B: 0	SAC: 0	PB: 0
K: 0	BB: 0	K: 0	BB: 0	K: 0	BB: 0	K: 1	BB: 0	K: 0	BB: 0	K: 1	BB: 0	K: 0	BB: 0	K: 0	BB: 0	K: 0	BB: 1	K: 0	BB: 1	K: 0	BB: 1	3B: 0	DP: 3	SB: 0
S: 3	P: 3	S: 4	P: 4	S: 3	P: 3	S: 7	P: 7	S: 3	P: 3	S: 6	P: 6	S: 5	P: 5	S: 3	P: 3	S: 3	P: 7	S: 3	P: 7	S: 3	P: 7	HR: 0	HBP: 0	CS: 0

PITCHER	IP	WLS	BF	H	R	ER	SO	BB	IBB	HBP	BLK	WP	HR	S	P	ERA	WHIP
Dave Stieb, R (1, 1) ERA: 3.61	9.0	W	32	7	0	0	3	1	0	0	0	0	0	37	41	0.00	0.889

**BOTTOM**

**Toronto Blue Jays @ Texas Rangers**  
Arlington Stadium, Arlington, TX  
Mon Aug 31 1981, 8:05 PM EDT  
Att. 8,034 - Unknown

[livebaseballscorecards.com](http://livebaseballscorecards.com)

AB	31
R	0
H	7
RBI	0
BB	1
SO	3
LOB	10



Batter	1	2	3	4	5	6	7	8	9	AB R H RBI BB SO LOB	TOP											
Alfredo Griffin, S (1, 6) OBP: 0.242, SLG: 0.291	0-3 K	0-0 1-2 3-H 1B		0-3 K	0-0 1-2 2-H 3-H 1B		0-0 P3			5 0 2 3 0 2 3	<p>Toronto Blue Jays @ Texas Rangers</p> <p>Arlington Stadium, Arlington, TX</p> <p>Tue Sep 01 1981, 8:05 PM EDT</p> <p>Att. 8,358 - Unknown</p>											
Willie Upshaw, L (1, 9) OBP: 0.270, SLG: 0.323	0-0 1B	0-0 CS	4-0 1B	4-0 HR	0-0 4-3			0-0 5-3		3 3 1 0 2 0 2												
Lloyd Moseby, L (1, 8) OBP: 0.296, SLG: 0.392	0-0 S 2-H 1B		0-3 K	0-0 1-H 3-H HR		0-3 K		0-0 4-3		5 1 2 4 0 2 1												
Otto Velez, R (1, 10) OBP: 0.385, SLG: 0.448	0-3 K		4-0 1B	0-0 F9		0-3 K		0-0 4-3		3 1 0 0 1 2 1												
Fred Manrique, R (8, PH) OBP: 0.333, SLG: 0.333	2-3 K		1-2 1B	1-2 SF9				0-0 1B		1 0 1 0 0 0 0												
John Mayberry, L (1, 3) OBP: 0.342, SLG: 0.401	0-0 P5		0-0 FC6-4 1-3 2-H 1B		0-0 6-3	0-0 F2		0-0 F5		5 0 1 1 0 0 1												
Al Woods, L (1, 7) OBP: 0.283, SLG: 0.291		0-0 1B	0-0 SF9		4-0 1B		0-0 5-3	0-3 K		3 2 2 1 1 1 0												
Garth Iorg, R (1, 4) OBP: 0.274, SLG: 0.318		0-3 K	0-0 FC6-4		0-0 F7		0-0 1-2	0-0 1B		5 0 2 0 0 1 3												
Danny Ainge, R (1, 5) OBP: 0.253, SLG: 0.235		0-0 G3		0-0 S SH3-4 HR 1B	4-0 1-2 1B		0-0 5-3	0-0 F7		4 2 1 0 1 0 4												
Ernie Whitt, L (1, 2) OBP: 0.302, SLG: 0.276		0-0 CS 1-3 1B		0-0 SH3-4	0-0 1-2 2-3 1B		0-3 K			3 0 2 0 0 1 2												
<b>Inning Stats</b>	R: 1 E: 0 K: 2 S: 9	H: 2 LOB: 1 BB: 0 P: 9	R: 1 E: 0 K: 1 S: 7	H: 3 LOB: 1 BB: 0 P: 7	R: 2 E: 0 K: 1 S: 6	H: 1 LOB: 1 BB: 2 P: 14	R: 3 E: 0 K: 1 S: 7	H: 2 LOB: 0 BB: 1 P: 11	R: 2 E: 0 K: 0 S: 5	H: 2 LOB: 2 BB: 2 P: 13	R: 0 E: 0 K: 2 S: 7	H: 0 LOB: 0 BB: 0 P: 7	R: 0 E: 0 K: 1 S: 7	H: 2 LOB: 2 BB: 0 P: 7	R: 0 E: 0 K: 0 S: 3	H: 1 LOB: 1 BB: 0 P: 3	R: 0 E: 0 K: 1 S: 6	H: 1 LOB: 1 BB: 0 P: 6	1B: 12 2B: 1 3B: 0 HR: 1	SF: 1 SAC: 1 DP: 0 HBP: 0	WP: 0 PB: 0 SB: 2 CS: 1	PA: 45
<b>PITCHER</b>	IP WLS BF H R ER SO BB IBB HBP BLK WP HR S P ERA WHIP																					
Danny Darwin, R (1, 1) ERA: 3.86	2.1 L 14 6 4 4 4 2 0 0 0 0 0 0 20 28 15.43 3.429																					
Len Whitehouse, L (3, 1) ERA: 16.2	1.2 8 2 3 3 1 1 0 0 0 0 0 1 9 13 16.20 1.800																					
Mark Mercer, L (5, 1) ERA: 6.0	3.0 15 4 2 2 3 2 0 0 0 0 0 0 19 27 6.00 2.000																					
John Butcher, R (8, 1) ERA:	2.0 7 2 0 0 1 0 0 0 0 0 0 0 9 9 0.00 1.000																					

livebaseballscorecards.com

AB	37
R	9
H	14
RBI	9
BB	5
SO	9
LOB	17






Batter	1	2	3	4	5	6	7	8	9	AB R H RBI BB SO LOB
Mickey Rivers, L (1, 8) OBP: 0.298, SLG: 0.326	0-3 K ①		0-0 4-3 ①		0-0 F8 ②		0-0 F7 ②		0-0 P6 ②	5 0 0 0 0 1 3
Bill Sample, R (1, 7) OBP: 0.331, SLG: 0.394	0-0 F7 ②		0-0 1-3 ②		0-0 1B ②		0-0 HR ②		0-0 1B ②	3 0 1 0 0 0 0
Bob Jones, L (6, 7) OBP: 1.000, SLG: 2.500									1-3 2-H 1B	2 1 2 3 0 0 0
Al Oliver, L (1, 10) OBP: 0.366, SLG: 0.446	4-0 BB ③		0-0 2B ③		0-0 F7 ③		0-0 4-3 ③		0-0 F7 ③	4 0 1 0 1 0 3
Buddy Bell, R (1, 5) OBP: 0.380, SLG: 0.487	0-0 F8 ③		0-3 K ③			0-0 FC3-6 1B ③		0-0 P4 ①		4 0 1 0 0 1 2
Pat Putnam, L (1, 3) OBP: 0.296, SLG: 0.385		0-0 4-3 ①		0-0 P6 ①		0-0 FC3-6 ①		0-0 G3 ②		4 0 0 0 0 0 1
Jim Sundberg, R (1, 2) OBP: 0.373, SLG: 0.375		0-0 6-3 ②		0-0 2B ②		0-3 K ②		0-3 K ③		3 0 1 0 0 1 1
Bob Johnson, R (7, 2)										1 0 0 0 0 1 0
Johnny Grubb, L (1, 9) OBP: 0.330, SLG: 0.344		0-0 BB 1B ②		0-0 L5 ②		0-3 K ③			4-0 BB 1B ③	3 1 1 0 1 1 2
Bump Wills, S (1, 4) OBP: 0.298, SLG: 0.308		4-0 BB ③		0-0 4-3 ③			0-0 FC4-6 1B ③		0-0 BB 1B ③	3 0 2 0 1 0 1
Mario Mendoza, R (1, 6) OBP: 0.275, SLG: 0.289		0-0 F9 ③			0-0 P4 ①		0-0 FC4-6 HR ①		0-0 F9 ①	2 0 0 0 0 0 2
Wayne Tolleson, S (7, PH) (8, 6)										2 1 0 0 0 0 3

<b>Inning Stats</b>	R: 0 E: 0 K: 1 S: 5	H: 0 LOB: 1 BB: 1 P: 9	R: 0 E: 0 K: 0 S: 4	H: 1 LOB: 2 BB: 1 P: 8	R: 0 E: 0 K: 1 S: 6	H: 1 LOB: 1 BB: 0 P: 6	R: 0 E: 0 K: 0 S: 4	H: 1 LOB: 1 BB: 0 P: 4	R: 0 E: 0 K: 1 S: 8	H: 1 LOB: 1 BB: 0 P: 8	R: 2 E: 1 K: 0 S: 5	H: 2 LOB: 0 BB: 0 P: 5	R: 0 E: 0 K: 1 S: 5	H: 0 LOB: 0 BB: 0 P: 5	R: 1 E: 0 K: 0 S: 5	H: 2 LOB: 2 BB: 1 P: 9	1B: 6 2B: 2 3B: 0 HR: 1	SF: 0 SAC: 0 DP: 0 HBP: 0	WP: 0 PB: 0 SB: 0 CS: 0	PA: 39
<b>PITCHER</b> Jim Clancy, R (1, 1) ERA: 5.47	IP 9.0	WLS W	BF 39	H 9	R 3	ER 3	SO 5	BB 3	IBB 0	HBP 0	BLK 0	WP 0	HR 1	S 46	P 58	ERA 3.00	WHIP 1.333			
<b>PITCHER</b>	IP	WLS	BF	H	R	ER	SO	BB	IBB	HBP	BLK	WP	HR	S	P	ERA	WHIP			

**Toronto Blue Jays @ Texas Rangers**  
Arlington Stadium, Arlington, TX  
Tue Sep 01 1981, 8:05 PM EDT  
Att. 8,358 - Unknown

<b>AB</b>	<b>36</b>
<b>R</b>	<b>3</b>
<b>H</b>	<b>9</b>
<b>RBI</b>	<b>3</b>
<b>BB</b>	<b>3</b>
<b>SO</b>	<b>5</b>
<b>LOB</b>	<b>18</b>



Batter	1	2	3	4	5	6	7	8	9	AB R H RBI BB SO LOB	TOP														
Alfredo Griffin, S (1, 6) OBP: 0.242, SLG: 0.294	0-0 2B		0-0 P4		0-0 L5			0-0 L5		4 0 1 0 0 0 1	<p><b>Toronto Blue Jays @ Texas Rangers</b> Arlington Stadium, Arlington, TX</p> <p>Wed Sep 02 1981, 8:05 PM EDT Att. 6,851 - Unknown</p> <p>livebaseballscorecards.com</p> <table border="1"> <tr><td>AB</td><td>33</td></tr> <tr><td>R</td><td>1</td></tr> <tr><td>H</td><td>6</td></tr> <tr><td>RBI</td><td>1</td></tr> <tr><td>BB</td><td>1</td></tr> <tr><td>SO</td><td>5</td></tr> <tr><td>LOB</td><td>14</td></tr> </table> 	AB	33	R	1	H	6	RBI	1	BB	1	SO	5	LOB	14
AB	33																								
R	1																								
H	6																								
RBI	1																								
BB	1																								
SO	5																								
LOB	14																								
Garth Iorg, R (1, 4) OBP: 0.274, SLG: 0.316	0-0 5-3			0-0 6-3		0-0 FC6-4 1B		0-0 F8		4 0 1 0 0 0 1															
Lloyd Moseby, L (1, 8) OBP: 0.296, SLG: 0.401	0-3 K			0-0 HR		0-3 K		0-3 K		4 1 1 1 0 3 2															
Otto Velez, R (1, 10) OBP: 0.379, SLG: 0.439	0-0 1-3			0-0 5-3		0-0 FC6-4 1-2f		0-0 F9		4 0 0 0 0 0 2															
George Bell, R (1, 9) OBP: 0.281, SLG: 0.393		0-0 1-3		0-0 E4		0-0 L4		0-0 3B		4 0 1 0 0 0 1															
John Mayberry, L (1, 3) OBP: 0.342, SLG: 0.400		0-0 F7		0-3 K		0-0 FC6 1B		0-3 K		3 0 1 0 0 1 1 1 0 0 0 0 1 1															
Willie Upshaw, L (7, PR) OBP: 0.268, SLG: 0.320																									
Al Woods, L (1, 7) OBP: 0.278, SLG: 0.285		0-0 4-3			0-0 1-3		0-0 F9		0-0 5-3	4 0 0 0 0 0 2															
Danny Ainge, R (1, 5) OBP: 0.254, SLG: 0.233			4-0 BB		0-0 5-3		0-0 FC6 1-2f			2 0 0 0 1 0 1															
Buck Martinez, R (1, 2) OBP: 0.256, SLG: 0.423			0-0 G5-4-3 1-2f		0-0 2B		0-0 F8			3 0 1 0 0 0 2															
<b>Inning Stats</b>	R: 0 H: 1 E: 0 LOB: 1 K: 1 BB: 0 S: 6 P: 6	R: 0 H: 0 E: 0 LOB: 0 K: 0 BB: 0 S: 3 P: 3	R: 0 H: 0 E: 0 LOB: 0 K: 0 BB: 1 S: 2 P: 6	R: 1 H: 1 E: 1 LOB: 1 K: 1 BB: 0 S: 7 P: 7	R: 0 H: 1 E: 0 LOB: 1 K: 0 BB: 0 S: 4 P: 4	R: 0 H: 1 E: 0 LOB: 1 K: 1 BB: 0 S: 6 P: 6	R: 0 H: 1 E: 0 LOB: 1 K: 0 BB: 0 S: 4 P: 4	R: 0 H: 0 E: 0 LOB: 0 K: 1 BB: 0 S: 6 P: 5	R: 0 H: 1 E: 0 LOB: 1 K: 1 BB: 0 S: 6 P: 6	1B: 2 SF: 0 2B: 2 SAC: 0 3B: 1 DP: 1 HR: 1 HBP: 0	WP: 0 PA: 34 PB: 0 SB: 0 CS: 0														
<b>PITCHER</b> Rick Honeycutt, L (1, 1) ERA: 2.92	IP WLS BF H R ER SO BB IBB HBP BLK WP HR S P ERA WHIP																								
	9.0 W 34 6 1 1 5 1 0 0 0 0 1 43 47 1.00 0.778																								



Batter	1	2	3	4	5	6	7	8	9	AB	R	H	RBI	BB	SO	LOB
Mickey Rivers, L OBP: 0.300, SLG: 0.326 (1, 8)	0-0 E6 1B		4-0 1B BB		0-0 L6		0-0 2B 1B			3	2	1	0	1	0	0
Bill Sample, R OBP: 0.335, SLG: 0.403 (1, 7)	0-0 F7 1-2		0-0 4-6-3 1B 1-2 2-H		0-0 4-3		0-0 2B			4	0	2	3	0	0	1
Al Oliver, L OBP: 0.365, SLG: 0.443 (1, 10)	0-0 1B 2-H		0-0 4-6-3 1-2f		0-0 4-3		0-3 K			4	0	1	1	0	1	3
Buddy Bell, R OBP: 0.379, SLG: 0.483 (1, 5)	0-0 P6		0-0 F8			0-0 F7		0-0 FC1-6 1B		4	0	1	0	0	0	2
Bob Jones, L OBP: 0.333, SLG: 0.833 (1, 9)	0-0 1-3			0-0 4-3		0-0 F8		0-0 FC1-6 CS		4	0	0	0	0	0	2
Jim Sundberg, R OBP: 0.371, SLG: 0.373 (1, 2)		0-3 K		0-0 1B E		0-0 P6		0-3 K		4	0	1	0	0	2	1
John Ellis, R OBP: 0.214, SLG: 0.325 (1, 3)		0-0 F8		0-0 E6			0-0 P6			3	0	0	0	0	0	1
Pat Putnam, L OBP: 0.296, SLG: 0.385 (8, 3)		0-0 F8		1-2 1B						0	0	0	0	0	0	0
Bump Wills, S OBP: 0.296, SLG: 0.305 (1, 4)		0-3 K		0-3 K			0-0 G3			3	0	0	0	0	2	2
Mario Mendoza, R OBP: 0.280, SLG: 0.299 (1, 6)			0-0 1B 2B		0-0 F5		0-0 1B 2B 1B			3	2	2	0	0	0	2

Inning Stats	R: 1	H: 1	E: 1	K: 0	S: 5	R: 0	H: 0	E: 0	K: 2	S: 7	R: 1	H: 2	E: 0	K: 0	S: 4	R: 0	H: 1	E: 1	K: 1	S: 7	R: 0	H: 0	E: 0	K: 0	S: 3	R: 0	H: 0	E: 0	K: 1	S: 8	R: 0	H: 1	E: 0	K: 1	S: 5	1B: 6	2B: 4	3B: 0	HR: 0	SF: 0	SAC: 0	DP: 2	HBP: 0	WP: 0	PB: 0	SB: 1	CS: 1	PA: 33
--------------	------	------	------	------	------	------	------	------	------	------	------	------	------	------	------	------	------	------	------	------	------	------	------	------	------	------	------	------	------	------	------	------	------	------	------	-------	-------	-------	-------	-------	--------	-------	--------	-------	-------	-------	-------	--------

PITCHER	IP	WLS	BF	H	R	ER	SO	BB	IBB	HBP	BLK	WP	HR	S	P	ERA	WHIP
Luis Leal, R ERA: 3.49 (1, 1)	6.2	L	27	5	3	2	3	1	0	0	0	0	0	32	36	2.70	0.900
Jerry Garvin, L ERA: 3.49 (7, 1)	0.1		3	2	1	1	1	0	0	0	0	0	0	5	5	27.00	6.000
Roy Lee Jackson, R ERA: 2.73 (8, 1)	1.0		3	1	0	0	1	0	0	0	0	0	0	5	5	0.00	1.000

**BOTTOM**

**Toronto Blue Jays @ Texas Rangers**  
Arlington Stadium, Arlington, TX  
Wed Sep 02 1981, 8:05 PM EDT  
Att. 6,851 - Unknown

livebaseballscorecards.com

<b>AB</b>	<b>32</b>
<b>R</b>	<b>4</b>
<b>H</b>	<b>8</b>
<b>RBI</b>	<b>4</b>
<b>BB</b>	<b>1</b>
<b>SO</b>	<b>5</b>
<b>LOB</b>	<b>14</b>



Batter	1	2	3	4	5	6	7	8	9	AB R H RBI BB SO LOB	TOP						
Alfredo Griffin, S (1, 6) OBP: 0.242, SLG: 0.294	0-0 6-3			0-0 P6	0-0 5-3			0-0 1B FC1-5		4 1 1 0 0 0 1	<b>Toronto Blue Jays @ Chicago White Sox</b> Comiskey Park, Chicago, IL Thu Sep 03 1981, 8:05 PM EDT Att: 6,669 - Unknown - 65 F						
Garth Iorg, R (1, 4) OBP: 0.273, SLG: 0.314	0-0 F7			0-0 1B		0-0 F8		0-0 1B FC1-5 FC6-2		4 0 1 0 0 0 2							
Lloyd Moseby, L (1, 8) OBP: 0.295, SLG: 0.399	0-0 5-3			0-3 K		0-0 F7		0-0 1B FC6-2		4 0 1 1 0 1 1							
Otto Velez, R (1, 10) Al Woods, L (8, PR) OBP: 0.372, SLG: 0.429 OBP: 0.278, SLG: 0.285		0-0 5-3		0-0 F9		0-3 K		0-0 1B FC6-2 FC4-6		4 0 0 0 0 1 3 0 0 0 0 0 0 0							
George Bell, R (1, 7) OBP: 0.288, SLG: 0.397		0-0 5-3			0-0 1B HBP		0-0 1B FC3-6	0-0 1B FC4-6		4 1 2 0 0 0 2							
John Mayberry, L (1, 3) Danny Ainge, R (5, PR) Greg Wells, R (8, 3) OBP: 0.344, SLG: 0.398 OBP: 0.253, SLG: 0.232 OBP: 0.222, SLG: 0.250		0-0 F3			1-0 1B SF9 HBP		0-0 1B FC3-6 FC1-6		0-0 4-3	1 0 0 0 0 0 0 1 1 0 0 0 0 1 1 0 0 0 0 0 0							
Jesse Barfield, R (1, 9) OBP: 0.250, SLG: 0.250			0-0 5-3		0-0 1B		0-0 1B FC1-6		0-0 5-3	4 0 1 1 0 0 1							
Ken Macha, R (1, 5) OBP: 0.284, SLG: 0.241			0-3 K		0-0 SF9		0-0 6-3		0-0 4-3	3 0 0 1 0 1 1							
Buck Martinez, R (1, 2) Willie Upshaw, L (8, PR) Ernie Whitt, L (8, 2) OBP: 0.258, SLG: 0.413 OBP: 0.268, SLG: 0.320 OBP: 0.302, SLG: 0.276			0-0 F9		0-0 F5			4-0 1B FC1-5 BB		2 0 0 0 1 0 1 0 0 0 0 0 0 0 0 0 0 0 0 0 0							
<b>Inning Stats</b>	R: 0 H: 0 E: 0 LOB: 0 K: 0 BB: 0 S: 3 P: 3	R: 0 H: 0 E: 0 LOB: 0 K: 0 BB: 0 S: 3 P: 3	R: 0 H: 0 E: 0 LOB: 0 K: 1 BB: 0 S: 5 P: 5	R: 0 H: 1 E: 0 LOB: 1 K: 1 BB: 0 S: 6 P: 6	R: 2 H: 2 E: 0 LOB: 1 K: 0 BB: 0 S: 5 P: 6	R: 0 H: 0 E: 0 LOB: 0 K: 1 BB: 0 S: 5 P: 5	R: 0 H: 1 E: 0 LOB: 1 K: 0 BB: 0 S: 4 P: 4	R: 1 H: 2 E: 0 LOB: 2 K: 0 BB: 1 S: 5 P: 9	R: 0 H: 0 E: 0 LOB: 0 K: 0 BB: 0 S: 3 P: 3	1B: 6 SF: 1 2B: 0 SAC: 0 3B: 0 DP: 0 HR: 0 HBP: 1		WP: 0 PA: 35 PB: 0 SB: 1 CS: 0					
<b>PITCHER</b>	IP WLS BF H R ER SO BB IBB HBP BLK WP HR S P ERA WHIP																
Steve Trout, L (1, 1) ERA: 2.89	7.1	30	6	3	3	3	1	0	1	0	0	0	0	34	39	3.68	0.955
LaMarr Hoyt, R (8, 1) ERA: 4.16	1.2	W	5	0	0	0	0	0	0	0	0	0	0	5	5	0.00	0.000

livebaseballscorecards.com







Batter	1	2	3	4	5	6	7	8	9	AB R H RBI BB SO LOB	TOP
Alfredo Griffin, S OBP: 0.245, SLG: 0.295 (1, 6) X	0-0 S 1B		0-0 CS 1B	0-0 FC6-4 1-2f			0-0 4-3		0-0 1-3	5 1 2 0 0 0 3	
Ernie Whitt, L OBP: 0.293, SLG: 0.268 (1, 2) X	0-0 F8 1-2		0-0 G3 1-2			0-0 4-3	0-0 4-3		0-0 6-3	5 0 0 0 0 0 2	
Lloyd Moseby, L OBP: 0.297, SLG: 0.396 (1, 8) X	0-0 G3 2-H 1B		4-0 S BB			0-0 4-3		0-0 E9 1B	0-3 K	4 2 1 1 1 1 0	
Al Woods, L OBP: 0.278, SLG: 0.284 (1, 7) X	0-0 G3 1-2		0-0 G3 1-2			0-0 F5		0-0 SH3-4 3-H 2B 1B		4 1 1 1 0 0 2	
Garth Iorg, R OBP: 0.274, SLG: 0.314 (1, 4) X	0-0 1B 2-H			0-3 K		0-0 6-3		0-0 SH3-4 1-3		3 1 1 1 0 1 0	
George Bell, R OBP: 0.295, SLG: 0.400 (1, 10) X	0-0 CS 2-H 1B		0-0 2B 1B			0-0 2-3		0-0 5-3		4 0 2 1 0 0 1	
Greg Wells, R OBP: 0.265, SLG: 0.283 (1, 3) X	0-0 CS 1-2	0-0 L6	0-0 2B	0-0 2B		4-0 WP BB		4-0 2B BB		2 1 1 0 2 0 0	
Jesse Barfield, R OBP: 0.375, SLG: 0.429 (1, 9) X		0-0 5-3	4-0 FC6-4 BB	0-3 K		0-3 K 1-2		0-0 1-H 3-H 2B		3 0 1 2 1 1 1	
Ken Macha, R OBP: 0.272, SLG: 0.229 (1, 5) X		0-0 6-3	0-3 K			0-0 4-3		0-0 G1		4 0 0 0 0 1 4	
<b>Inning Stats</b>	R: 3 E: 0 K: 0 S: 6 H: 4 LOB: 0 BB: 0 P: 6	R: 0 E: 0 K: 0 S: 3 H: 0 LOB: 0 BB: 0 P: 3	R: 0 E: 0 K: 0 S: 3 H: 1 LOB: 1 BB: 1 P: 7	R: 0 E: 0 K: 2 S: 9 H: 2 LOB: 3 BB: 1 P: 13	R: 0 E: 0 K: 0 S: 3 H: 0 LOB: 0 BB: 0 P: 3	R: 0 E: 0 K: 1 S: 5 H: 0 LOB: 1 BB: 1 P: 9	R: 0 E: 0 K: 0 S: 3 H: 0 LOB: 0 BB: 0 P: 3	R: 3 E: 1 K: 0 S: 6 H: 2 LOB: 1 BB: 1 P: 10	R: 0 E: 0 K: 1 S: 5 H: 0 LOB: 0 BB: 0 P: 5	1B: 7 2B: 2 3B: 0 HR: 0 SF: 0 SAC: 1 DP: 0 HBP: 0	WP: 1 PB: 0 SB: 3 CS: 2 PA: 40
<b>PITCHER</b> Dennis Lamp, R ERA: 2.23 (1, 1) Ed Farmer, R ERA: 4.14 (8, 1)	IP 7.1 WLS L BF 32 H 8 R 5 ER 4 SO 3 BB 3 IBB 0 HBP 0 BLK 0 WP 1 HR 0 S 35 P 47 ERA 4.91 WHIP 1.500	IP 1.2 WLS 7 BF 1 H 1 R 1 ER 0 SO 1 BB 1 IBB 0 HBP 0 BLK 0 WP 0 HR 0 S 8 P 12 ERA 0.00 WHIP 1.200	<b>PITCHER</b> IP WLS BF H R ER SO BB IBB HBP BLK WP HR S P ERA WHIP								

Toronto Blue Jays @ Chicago White Sox  
Comiskey Park, Chicago, IL  
Fri Sep 04 1981, 8:05 PM EDT  
Att. 18,317 - Cloudy - 68 F

livebaseballscorecards.com

AB	34
R	6
H	9
RBI	6
BB	4
SO	4
LOB	13





BOTTOM

Toronto Blue Jays @ Chicago White Sox  
Comiskey Park, Chicago, IL  
Fri Sep 04 1981, 8:05 PM EDT  
Att. 18,317 - Cloudy - 68 F

livebaseballscorecards.com

AB	34
R	2
H	8
RBI	2
BB	2
SO	4
LOB	17



WP:	0	PA:	39
PB:	0	SB:	0
CS:	0		

Batter	1	2	3	4	5	6	7	8	9	AB	R	H	RBI	BB	SO	LOB
Tony Bernazard, S (1, 4) OBP: 0.325, SLG: 0.362	0-0 F7 (1)		0-0 BB 1B (1)	0-3 K (3)			0-0 E4 SH1-4 1B (1)		0-0 5-3 (2)	5	0	2	0	0	1	2
Mike Squires, L (1, 3) OBP: 0.324, SLG: 0.307	0-0 2-3 (2)		4-0 1-2 BB (1)		0-0 FC2-4 1B (1)		0-0 SH1-4 2-3 (1)		0-0 FC6-4 1B (1)	3	0	2	0	1	0	0
Carlton Fisk, R (1, 2) OBP: 0.366, SLG: 0.374	0-3 K (3)		0-3 K (3)		0-0 FC2-4 HBP 1-2f (1)		0-0 5-3 (2)		0-0 FC6-4 1-2f (3)	5	0	0	0	0	2	5
Bob Molinaro, L (1, 10) OBP: 0.444, SLG: 0.519		0-0 3-1 (1)		0-0 1B 2B 1B (1)	1-0 1-2 HBP (1)		0-0 F7 (3)			3	1	1	0	0	0	1
Harold Baines, L (1, 9) OBP: 0.309, SLG: 0.455		0-0 6-3 (2)		0-0 1-2 2B 1B (1)	0-0 F2 (2)			0-0 F7 (1)		1	0	0	0	0	0	0
Leo Sutherland, L (3, 7) OBP: 0.333, SLG: 0.333										3	1	1	0	0	0	2
Chet Lemon, R (1, 8) OBP: 0.388, SLG: 0.502		1-0 HBP (1)		0-0 1B 2B 1-H 2-H (1)	0-0 P6 (3)			0-0 F3 (2)		3	0	1	2	0	0	2
Wayne Nordhagen, R (1, 7) OBP: 0.345, SLG: 0.431		0-0 F8 (3)		0-0 F9 (1)		0-0 6-3 (1)		4-0 FC6-4 BB (1)		3	0	0	0	1	0	2
Jim Morrison, R (1, 5) OBP: 0.241, SLG: 0.335			0-0 1-3 (1)	0-0 2-3 1B (1)		0-0 F7 (2)		0-0 FC6-4 1-2f (3)		4	0	1	0	0	0	1
Bill Almon, R (1, 6) OBP: 0.349, SLG: 0.392			0-0 4-3 (2)	0-3 K (2)		0-0 6-3 (3)			0-0 F3 (1)	4	0	0	0	0	1	2

Inning Stats	R: 0 H: 0 E: 0 K: 1 S: 5	H: 0 LOB: 0 BB: 0 P: 5	R: 0 H: 0 E: 0 K: 0 S: 3	H: 0 LOB: 1 BB: 0 P: 4	R: 0 H: 1 E: 0 K: 1 S: 6	H: 1 LOB: 2 BB: 1 P: 10	R: 2 H: 4 E: 0 K: 2 S: 11	H: 4 LOB: 2 BB: 0 P: 11	R: 0 H: 1 E: 0 K: 0 S: 4	H: 1 LOB: 2 BB: 0 P: 5	R: 0 H: 0 E: 0 K: 0 S: 3	H: 0 LOB: 0 BB: 0 P: 3	R: 0 H: 1 E: 1 K: 0 S: 4	H: 1 LOB: 1 BB: 0 P: 4	R: 0 H: 0 E: 0 K: 0 S: 3	H: 0 LOB: 1 BB: 1 P: 7	R: 0 H: 1 E: 0 K: 0 S: 4	H: 1 LOB: 1 BB: 0 P: 4	1B: 7 2B: 1 3B: 0 HR: 0	SF: 0 SAC: 1 DP: 0 HBP: 2	WP: 0 PB: 0 SB: 0 CS: 0	PA: 39
--------------	--------------------------	------------------------	--------------------------	------------------------	--------------------------	-------------------------	---------------------------	-------------------------	--------------------------	------------------------	--------------------------	------------------------	--------------------------	------------------------	--------------------------	------------------------	--------------------------	------------------------	-------------------------	---------------------------	-------------------------	--------

PITCHER	IP WLS BF H R ER SO BB IBB HBP BLK WP HR S P ERA WHIP	9.0 W 39 8 2 2 4 2 0 2 0 0 0 43 53 2.00 1.111	PITCHER	IP WLS BF H R ER SO BB IBB HBP BLK WP HR S P ERA WHIP	
---------	---	---	---------	---	--

Dave Stieb, R (1, 1)  
ERA: 3.51

Batter	1	2	3	4	5	6	7	8	9	AB R H RBI BB SO LOB	TOP
<b>Fred Manrique, R</b> (1, 6) OBP: 0.286, SLG: 0.286	0-0 1B		0-3 K			0-0 F8	0-3 K			4 0 1 0 0 2 2	
<b>Danny Ainge, R</b> (1, 5) OBP: 0.281, SLG: 0.235	0-3 K			4-0 1B BB		4-0 BB		0-0 G3 1B		2 1 1 0 2 1 1	
<b>Lloyd Moseby, L</b> (1, 8) OBP: 0.296, SLG: 0.394	0-3 K			0-0 E9 1B		0-0 F8		0-0 F8		4 0 1 0 0 1 3	
<b>George Bell, R</b> (1, 10) OBP: 0.286, SLG: 0.388	0-0 L6			0-0 6-3		0-0 F2		0-0 G3		4 0 0 0 0 0 4	
<b>Greg Wells, R</b> (1, 3) OBP: 0.245, SLG: 0.260		0-3 K		0-0 F3			0-0 L6	0-0 F8		4 0 0 0 0 1 2	
<b>Garth Iorg, R</b> (1, 4) OBP: 0.281, SLG: 0.328		0-3 K		0-0 F9			0-0 E 1B 1B	0-0 4-3 1B 2B		4 2 2 0 0 1 1	
<b>Al Woods, L</b> (1, 7) OBP: 0.277, SLG: 0.284		0-3 K			0-3 K		0-0 1B E 1B	0-0 4-3		4 0 1 0 0 2 1	
<b>Jesse Barfield, R</b> (1, 9) OBP: 0.333, SLG: 0.364			0-0 P6		0-0 6-3		0-0 E6 1B	0-0 CS 1B		4 0 1 1 0 0 2	
<b>Buck Martinez, R</b> (1, 2) OBP: 0.253, SLG: 0.402			0-0 5-3		0-0 F7		0-0 1B	0-0 4-3		2 0 0 0 0 0 0	
<b>John Mayberry, L</b> (7, PH) OBP: 0.346, SLG: 0.401							1-3 2-3 3-H			1 0 1 1 0 0 0	
<b>Ernie Whitt, L</b> (7, PR) OBP: 0.292, SLG: 0.266										1 0 0 0 0 0 1	
<b>Inning Stats</b>	R: 0 E: 0 K: 2 S: 8 H: 1 LOB: 1 BB: 0 P: 8	R: 0 E: 0 K: 3 S: 9 H: 0 LOB: 0 BB: 0 P: 9	R: 0 E: 0 K: 1 S: 5 H: 0 LOB: 0 BB: 0 P: 5	R: 1 E: 1 K: 0 S: 4 H: 1 LOB: 1 BB: 1 P: 8	R: 0 E: 0 K: 1 S: 5 H: 0 LOB: 0 BB: 0 P: 5	R: 0 E: 0 K: 0 S: 3 H: 0 LOB: 1 BB: 1 P: 7	R: 1 E: 1 K: 1 S: 8 H: 3 LOB: 2 BB: 0 P: 8	R: 0 E: 0 K: 0 S: 4 H: 1 LOB: 1 BB: 0 P: 4	R: 1 E: 0 K: 0 S: 4 H: 2 LOB: 0 BB: 0 P: 4	1B: 7 2B: 1 3B: 0 HR: 0 SF: 0 SAC: 0 DP: 0 HBP: 0	WP: 0 PB: 0 SB: 0 CS: 1 PA: 36
<b>PITCHER</b>	IP WLS BF H R ER SO BB IBB HBP BLK WP HR S P ERA WHIP										
<b>Ross Baumgarten, L</b> (1, 1) ERA: 3.65	6.1 L 25 4 2 1 7 2 0 0 0 0 0 0 37 45 1.42 0.947										
<b>LaMarr Hoyt, R</b> (7, 1) ERA: 4.18	2.0 10 4 1 1 1 0 0 0 0 0 0 0 12 12 4.50 2.000										
<b>Kevin Hickey, L</b> (9, 1) ERA: 3.0	0.2 1 0 0 0 0 0 0 0 0 0 0 0 1 1 0.00 0.000										

**Toronto Blue Jays @ Chicago White Sox**  
Comiskey Park, Chicago, IL  
Sat Sep 05 1981, 8:05 PM EDT  
Att. 14,628 - Unknown - 65 F

livebaseballscorecards.com

AB	34
R	3
H	8
RBI	2
BB	2
SO	8
LOB	17







Batter	1	2	3	4	5	6	7	8	9	AB R H RBI BB SO LOB	TOP											
<b>Fred Manrique, R</b> (1, 6) OBP: 0.364, SLG: 0.300	0-0 1-3		0-0 1B		0-3 K2-3		1-0 CS HBP			3 0 1 0 0 1 1												
<b>Danny Ainge, R</b> (1, 5) OBP: 0.261, SLG: 0.231	4-0 CS BB		0-0 F9		0-3 K		0-0 F7			3 0 0 0 1 1 3												
<b>Lloyd Moseby, L</b> (1, 8) OBP: 0.296, SLG: 0.390	0-3 K			0-3 K	4-0 FC6-4 IBB			0-3 K		3 0 0 0 1 3 1												
<b>George Bell, R</b> (1, 7) OBP: 0.285, SLG: 0.406		0-0 P6		0-0 HR	0-0 FC6-4			0-0 4-3		4 1 1 1 0 0 2												
<b>Garth Iorg, R</b> (1, 4) OBP: 0.288, SLG: 0.333		0-0 1B		0-3 K		0-0 F8		0-0 FC4-6 1B		4 0 2 0 0 1 0												
<b>John Mayberry, L</b> (1, 10) OBP: 0.341, SLG: 0.394		0-3 K		0-0 P6		0-3 K		0-0 FC4-6		4 0 0 0 0 2 2												
<b>Greg Wells, R</b> (1, 3) OBP: 0.263, SLG: 0.263		0-0 F8			0-0 HR	4-0 BB		0-0 F3		3 1 1 0 1 0 1												
<b>Jesse Barfield, R</b> (1, 9) OBP: 0.313, SLG: 0.533			0-3 K		0-0 HR	0-0 4-3		0-0 F3		4 1 1 2 0 1 1												
<b>Buck Martinez, R</b> (1, 2) OBP: 0.253, SLG: 0.395			0-0 F8		0-0 1B		0-3 K		0-0 F9	4 0 1 0 0 1 0												
<b>Inning Stats</b>	R: 0 E: 0 K: 1 S: 4	H: 0 LOB: 0 BB: 1 P: 8	R: 0 E: 0 K: 1 S: 6	H: 1 LOB: 1 BB: 0 P: 6	R: 0 E: 0 K: 1 S: 6	H: 1 LOB: 1 BB: 0 P: 6	R: 1 E: 0 K: 2 S: 8	H: 1 LOB: 0 BB: 0 P: 8	R: 2 E: 0 K: 2 S: 10	H: 3 LOB: 2 BB: 1 P: 14	R: 0 E: 0 K: 1 S: 5	H: 0 LOB: 1 BB: 1 P: 9	R: 0 E: 0 K: 1 S: 4	H: 0 LOB: 0 BB: 0 P: 5	R: 0 E: 0 K: 1 S: 6	H: 1 LOB: 1 BB: 0 P: 6	R: 0 E: 0 K: 0 S: 3	H: 0 LOB: 0 BB: 0 P: 3	1B: 4 2B: 1 3B: 0 HR: 2	SF: 0 SAC: 0 DP: 0 HBP: 1	WP: 0 PB: 0 SB: 1 CS: 2	PA: 36
<b>PITCHER</b>	IP WLS BF H R ER SO BB IBB HBP BLK WP HR S P ERA WHIP																					
<b>Britt Burns, L</b> (1, 1) ERA: 2.46	4.0 L 18 6 3 3 5 1 0 0 0 0 2 27 31 6.75 1.750																					
<b>Lynn McGlothen, R</b> (5, 1) ERA: 4.81	3.0 11 0 0 0 4 1 1 1 0 0 0 16 25 0.00 0.333																					
<b>Jerry Koosman, L</b> (8, 1) ERA: 4.2	2.0 7 1 0 0 1 0 0 0 0 0 0 9 9 0.00 0.500																					

Toronto Blue Jays @ Chicago White Sox  
Comiskey Park, Chicago, IL  
Sun Sep 06 1981, 4:33 AM EDT  
Att. 11,250 - Sunny - 68 F

livebaseballscorecards.com

AB	32
R	3
H	7
RBI	3
BB	3
SO	10
LOB	11





Batter	1	2	3	4	5	6	7	8	9	AB	R	H	RBI	BB	SO	LOB
--------	---	---	---	---	---	---	---	---	---	----	---	---	-----	----	----	-----

<b>Ron LeFlore, R</b> (1, 7) <small>OBP: 0.308, SLG: 0.322</small> <b>Leo Sutherland, L</b> (5, PH) <small>OBP: 0.333, SLG: 0.200</small> (6, 7)	4-0 		0-0 5-3 		0-0 4-3 		0-0 5-3 		4-0 SH1-4 BB 	1	0	0	0	1	0	0
<b>Tony Bernazard, S</b> (1, 4) <small>OBP: 0.326, SLG: 0.360</small>	0-0 F8 1-2 		0-0 F8 		4-0 1B BB 		0-0 1B 1B 		0-0 SH1-4 1-2 	3	1	1	0	1	0	1
<b>Carlton Fisk, R</b> (1, 2) <small>OBP: 0.361, SLG: 0.369</small>	0-0 5-3 		0-0 F7 		0-0 1-3 1B 		0-0 1B 1B 		0-0 6-3 	5	1	2	0	0	0	2
<b>Greg Luzinski, R</b> (1, 10) <small>OBP: 0.370, SLG: 0.489</small>	0-0 F9 			0-0 F7 	0-0 F8 		0-0 1-3 2-H 1B 1B 		0-0 F8 	5	0	1	1	0	0	4
<b>Lamar Johnson, R</b> (1, 3) <small>OBP: 0.333, SLG: 0.366</small>		0-3 K 		4-0 1B BB 		0-0 F7 	0-0 1-2 3-H FC6-4 1B 			3	0	1	1	1	1	0
<b>Chet Lemon, R</b> (1, 8) <small>OBP: 0.377, SLG: 0.486</small>		0-0 F9 		0-0 F3 		0-0 F8 	0-0 1-2f FC6-4 			4	0	0	0	0	0	3
<b>Wayne Nordhagen, R</b> (1, 9) <small>OBP: 0.359, SLG: 0.438</small> <b>Jay Loviglio, R</b> (8, PR) <b>Rusty Kuntz, R</b> (9, 9) <small>OBP: 0.340, SLG: 0.283</small>		0-0 FC5 1B 		0-0 1-2 1B 		0-0 FC5-4 1B 		0-0 G6-4-3 1B 		4	0	4	0	0	0	0
<b>Jim Morrison, R</b> (1, 5) <small>OBP: 0.239, SLG: 0.330</small>		0-0 1-2 1B 		0-0 F7 		0-0 1-2f FC5-4 		0-0 F5 		4	0	1	0	0	0	4
<b>Bill Almon, R</b> (1, 6) <small>OBP: 0.346, SLG: 0.389</small> <b>Bob Molinaro, L</b> (8, PH) <small>OBP: 0.421, SLG: 0.483</small> <b>Greg Pryor, R</b> (9, 6) <small>OBP: 0.295, SLG: 0.239</small>		0-0 FC5 2-3f 			0-0 P4 		0-0 6-3 	0-0 1-2f G6-4-3 		3	0	0	0	0	0	2

Inning Stats	R: 0	H: 0	E: 0	K: 0	S: 3	R: 0	H: 2	E: 0	K: 1	S: 7	R: 0	H: 0	E: 0	K: 0	S: 3	R: 0	H: 1	E: 0	K: 0	S: 4	R: 0	H: 1	E: 0	K: 0	S: 4	R: 0	H: 1	E: 0	K: 0	S: 4	R: 2	H: 4	E: 0	K: 0	S: 7	R: 0	H: 1	E: 0	K: 0	S: 3	R: 0	H: 0	E: 0	K: 0	S: 3	1B: 10	SF: 0	2B: 0	SAC: 1	3B: 0	DP: 1	HR: 0	HBP: 0	WP: 0	PA: 40
--------------	------	------	------	------	------	------	------	------	------	------	------	------	------	------	------	------	------	------	------	------	------	------	------	------	------	------	------	------	------	------	------	------	------	------	------	------	------	------	------	------	------	------	------	------	------	--------	-------	-------	--------	-------	-------	-------	--------	-------	--------

PITCHER	IP	WLS	BF	H	R	ER	SO	BB	IBB	HBP	BLK	WP	HR	S	P	ERA	WHIP
<b>Luis Leal, R</b> (1, 1) <small>ERA: 3.44</small>	6.2	W	31	8	2	2	1	3	0	0	0	0	0	30	42	2.70	1.650
<b>Roy Lee Jackson, R</b> (7, 1) <small>ERA: 2.61</small>	2.1	S	9	2	0	0	0	1	0	0	0	0	0	8	12	0.00	1.286

**BOTTOM**

**Toronto Blue Jays @ Chicago White Sox**  
 Comiskey Park, Chicago, IL  
 Sun Sep 06 1981, 4:33 AM EDT  
 Att: 11,250 - Sunny - 68 F

[livebaseballscorecards.com](http://livebaseballscorecards.com)

AB	35
R	2
H	10
RBI	2
BB	4
SO	1
LOB	17



Batter	1	2	3	4	5	6	7	8	9	AB R H RBI BB SO LOB	TOP																						
<b>Fred Manrique, R</b> (1, 6) OBP: 0.286, SLG: 0.231 <b>Alfredo Griffin, S</b> (8, PH) OBP: 0.244, SLG: 0.294 (8, 6)	0-3 K		0-3 K2-3		0-3 K2-3			0-0 G3		3 0 0 0 0 3 2 1 0 0 0 0 0 0																							
<b>Danny Ainge, R</b> (1, 5) OBP: 0.261, SLG: 0.232	0-0 5-3			0-0 1-3		0-0 1B		0-0 6-3		4 0 1 0 0 0 0																							
<b>Lloyd Moseby, L</b> (1, 8) OBP: 0.295, SLG: 0.389	0-3 K			0-3 K		0-0 F7		0-0 1B		4 0 1 0 0 2 1																							
<b>George Bell, R</b> (1, 7) OBP: 0.284, SLG: 0.401		0-0 F8		0-0 1B		0-3 K		0-0 5-3		4 0 1 0 0 1 2																							
<b>Garth Iorg, R</b> (1, 4) OBP: 0.294, SLG: 0.338		0-0 F8		0-0 1B		0-0 F9			0-0 1B	4 0 2 0 0 0 1																							
<b>John Mayberry, L</b> (1, 10) OBP: 0.336, SLG: 0.387		0-0 F9		0-0 F7			0-3 K		0-3 K	4 0 0 0 0 2 3																							
<b>Greg Wells, R</b> (1, 3) OBP: 0.262, SLG: 0.281			0-3 K2-3		0-0 5-3		0-0 5-3		0-0 1B	4 0 1 0 0 1 0																							
<b>Jesse Barfield, R</b> (1, 9) OBP: 0.350, SLG: 0.526			0-0 CS		0-3 K		0-0 1B		0-3 K	4 0 2 0 0 2 2																							
<b>Buck Martinez, R</b> (1, 2) OBP: 0.268, SLG: 0.395 <b>Al Woods, L</b> (7, PH) OBP: 0.276, SLG: 0.282 <b>Ernie Whitt, L</b> (7, 2) OBP: 0.290, SLG: 0.265		4-0 BB		4-0 BB		0-0 L9		0-0 3-1		0 0 0 0 2 0 0 1 0 0 0 0 0 1 1 0 0 0 0 0 2																							
<b>Inning Stats</b>	R: 0 E: 0 K: 2 S: 7	H: 0 LOB: 0 BB: 0 P: 7	R: 0 E: 0 K: 0 S: 3	H: 0 LOB: 0 BB: 0 P: 3	R: 0 E: 0 K: 2 S: 7	H: 1 LOB: 1 BB: 1 P: 11	R: 0 E: 0 K: 1 S: 7	H: 2 LOB: 2 BB: 0 P: 7	R: 0 E: 0 K: 1 S: 7	H: 0 LOB: 1 BB: 1 P: 11	R: 0 E: 0 K: 1 S: 6	H: 1 LOB: 1 BB: 0 P: 6	R: 0 E: 0 K: 1 S: 6	H: 1 LOB: 1 BB: 0 P: 6	R: 0 E: 0 K: 0 S: 4	H: 1 LOB: 1 BB: 0 P: 4	R: 0 E: 0 K: 2 S: 9	H: 2 LOB: 2 BB: 0 P: 9	1B: 8 2B: 0 3B: 0 HR: 0	SF: 0 SAC: 0 DP: 0 HBP: 0	WP: 0 PB: 0 SB: 0 CS: 1	PA: 36											
<b>PITCHER</b> <b>Darrell Jackson, L</b> (1, 1) ERA: 2.87 <b>Doug Corbett, R</b> (7, 1) ERA: 2.85	IP 6.2	WLS W	BF 26	H 5	R 0	ER 0	SO 9	BB 2	IBB 0	HBP 0	BLK 0	WP 0	HR 0	S 42	P 50	ERA 0.00	WHIP 1.050																
											<b>PITCHER</b>	IP	WLS	BF	H	R	ER	SO	BB	IBB	HBP	BLK	WP	HR	S	P	ERA	WHIP					

Toronto Blue Jays @ Minnesota Twins  
Metropolitan Stadium, Bloomington, MI

Mon Sep 07 1981, 8:05 PM EDT  
Att: 5,024 - Unknown - 79 F

livebaseballscorecards.com

AB	34
R	0
H	8
RBI	0
BB	2
SO	11
LOB	14







Batter	1	2	3	4	5	6	7	8	9	AB R H RBI BB SO LOB	TOP												
Alfredo Griffin, S (1, 6) OBP: 0.241, SLG: 0.291	0-0 1-3		0-3 K			0-3 K		0-0 F1		4 0 0 0 0 2 1													
Danny Ainge, R (1, 5) OBP: 0.258, SLG: 0.229	0-3 K			0-0 6-3		0-0 F2		4-0 F2		3 0 0 0 0 1 0													
Otto Velez, R (8, PH) OBP: 0.375, SLG: 0.429								1-2 IBB		0 0 0 0 1 0 0													
Ernie Whitt, L (8, PR) OBP: 0.290, SLG: 0.265										0 0 0 0 0 0 0													
Lloyd Moseby, L (1, 8) OBP: 0.298, SLG: 0.388	4-0 BB			0-0 S 1B		0-0 F8		0-0 G3		3 0 1 0 1 0 2													
George Bell, R (1, 10) OBP: 0.276, SLG: 0.390	0-0 L8			0-0 L8		0-0 F7		0-0 L8		4 0 0 0 0 0 2													
Garth Iorg, R (1, 4) OBP: 0.286, SLG: 0.328		0-0 L8		0-3 K 1-2		0-0 F8		0-3 K		4 0 0 0 0 2 1													
Greg Wells, R (1, 3) OBP: 0.277, SLG: 0.283		0-3 K			0-0 G4-6-3 1B		4-0 BB		0-0 L4	3 0 1 0 1 1 0													
Al Woods, L (1, 7) OBP: 0.272, SLG: 0.279					0-0 G4-6-3 1-2f		0-0 F5			3 0 0 0 0 0 2													
Jesse Barfield, R (1, 9) OBP: 0.348, SLG: 0.500					0-0 F7		0-0 1B		0-0 F6	3 0 1 0 0 0 0													
Buck Martinez, R (1, 2) OBP: 0.270, SLG: 0.393					0-0 F6		0-0 4-3		0-0 WP 1B	3 0 1 0 0 0 1													
Willie Upshaw, L (8, PR) OBP: 0.268, SLG: 0.320										0 0 0 0 0 0 0													
Ken Macha, R (8, 5) OBP: 0.272, SLG: 0.229										0 0 0 0 0 0 0													
<b>Inning Stats</b>	R: 0 E: 0 K: 1 S: 5	H: 0 LOB: 1 BB: 1 P: 9	R: 0 E: 0 K: 1 S: 5	H: 0 LOB: 0 BB: 0 P: 5	R: 0 E: 0 K: 1 S: 5	H: 0 LOB: 0 BB: 0 P: 5	R: 0 E: 0 K: 1 S: 6	H: 1 LOB: 1 BB: 0 P: 6	R: 0 E: 0 K: 1 S: 4	H: 2 LOB: 1 BB: 0 P: 4	R: 0 E: 0 K: 1 S: 5	H: 0 LOB: 0 BB: 0 P: 5	R: 0 E: 0 K: 0 S: 3	H: 0 LOB: 1 BB: 1 P: 7	R: 0 E: 0 K: 0 S: 4	H: 1 LOB: 2 BB: 1 P: 8	R: 0 E: 0 K: 1 S: 5	H: 0 LOB: 0 BB: 0 P: 5	1B: 4 2B: 0 3B: 0 HR: 0	SF: 0 SAC: 0 DP: 1 HBP: 0	WP: 1 PB: 0 SB: 1 CS: 0	PA: 33	
<b>PITCHER</b> Brad Havens, L (1, 1) ERA: 2.91	IP 9.0	WLS W	BF 33	H 4	R 0	ER 0	SO 6	BB 2	IBB 1	HBP 0	BLK 0	WP 1	HR 0	S 42	P 54	ERA 0.00	WHIP 0.667						<b>PITCHER</b> IP WLS BF H R ER SO BB IBB HBP BLK WP HR S P ERA WHIP

Toronto Blue Jays @ Minnesota Twins  
Metropolitan Stadium, Bloomington, MI

Tue Sep 08 1981, 8:05 PM EDT  
Att: 2,839 - Unknown - 71 F

livebaseballscorecards.com

AB	30
R	0
H	4
RBI	0
BB	3
SO	6
LOB	9





Batter	1	2	3	4	5	6	7	8	9	AB R H RBI BB SO LOB
Hosken Powell, L (1, 9) OBP: 0.283, SLG: 0.317	0-0 6-3		0-0 4-3			0-3 K			4-0 2B 1-2 BB	3 0 0 0 1 1 1
Rob Wilfong, L (1, 4) OBP: 0.295, SLG: 0.332	0-0 L8			0-0 F7		0-0 L9			0-0 2B 1-3 2-H	4 0 1 1 0 0 0
Mickey Hatcher, R (1, 8) OBP: 0.294, SLG: 0.377 Gary Ward, R (5, 8) OBP: 0.308, SLG: 0.329	0-3 K			0-0 F3			0-0 F9			2 0 0 0 0 1 0 1 0 0 0 0 0 0
Tim Corcoran, L (1, 3) OBP: 0.308, SLG: 0.417		0-0 F9		0-0 2B			0-0 3-1			3 0 1 0 0 0 0
Kent Hrbek, L (1, 10) OBP: 0.222, SLG: 0.353		0-3 K		0-0 F7			0-0 F8			3 0 0 0 0 1 1
John Castino, R (1, 5) OBP: 0.292, SLG: 0.384		0-3 K			0-0 G4-6-3 1B			0-3 K		3 0 1 0 0 2 0
Rick Sofield, L (1, 7) OBP: 0.214, SLG: 0.177			0-0 6-3		0-0 G4-6-3 1-2f			0-3 K		3 0 0 0 0 1 1
Sal Butera, R (1, 2) OBP: 0.343, SLG: 0.320			0-0 E6 FC1-6-5 1B		0-0 F8			0-0 6-3		3 0 1 0 0 0 0
Ron Washington, R (1, 6) OBP: 0.176, SLG: 0.176 Glenn Adams, L (9, PH) OBP: 0.275, SLG: 0.289 Chuck Baker, R (9, PR) OBP: 0.150, SLG: 0.183			0-0 FC1-6-5 2-3			0-0 F9			0-0 BB 2B 1B	2 0 0 0 0 0 1 1 0 1 0 0 0 0 0 1 0 0 0 0 0

**BOTTOM**

**Toronto Blue Jays @ Minnesota Twins**  
Metropolitan Stadium, Bloomington, MI

Tue Sep 08 1981, 8:05 PM EDT  
Att. 2,839 - Unknown - 71 F

livebaseballscores.com

<b>AB</b>	<b>28</b>
<b>R</b>	<b>1</b>
<b>H</b>	<b>5</b>
<b>RBI</b>	<b>1</b>
<b>BB</b>	<b>1</b>
<b>SO</b>	<b>6</b>
<b>LOB</b>	<b>4</b>



Inning Stats	R: 0	H: 0	E: 0	K: 1	S: 5	LOB: 0	BB: 0	P: 5	R: 0	H: 0	E: 0	K: 2	S: 7	LOB: 0	BB: 0	P: 7	R: 0	H: 1	E: 1	K: 0	S: 4	LOB: 1	BB: 0	P: 4	R: 0	H: 1	E: 0	K: 0	S: 3	LOB: 0	BB: 0	P: 3	R: 0	H: 0	E: 0	K: 1	S: 5	LOB: 0	BB: 0	P: 5	R: 0	H: 0	E: 0	K: 0	S: 3	LOB: 0	BB: 0	P: 3	R: 0	H: 0	E: 0	K: 2	S: 7	LOB: 0	BB: 0	P: 7	R: 1	H: 2	E: 0	K: 0	S: 2	LOB: 3	BB: 1	P: 6	1B: 3	SF: 0	2B: 2	SAC: 0	3B: 0	DP: 1	HR: 0	HBP: 0	WP: 0	PA: 29
<b>PITCHER</b> Dave Stieb, R (1, 1) ERA: 3.38	IP	WLS	BF	H	R	ER	SO	BB	IBB	HBP	BLK	WP	HR	S	P	ERA	WHIP											<b>PITCHER</b>	IP	WLS	BF	H	R	ER	SO	BB	IBB	HBP	BLK	WP	HR	S	P	ERA	WHIP																													

Batter	1	2	3	4	5	6	7	8	9	AB R H RBI BB SO LOB	TOP	
Alfredo Griffin, S (1, 6) OBP: 0.241, SLG: 0.288 Greg Wells, R (9, PH) OBP: 0.273, SLG: 0.279	0-0 L8		0-0 F8		0-0 F6			4-0 1B BB	0-0 FC5-4	3 0 0 0 1 0 1 1 0 0 0 0 0 2		
Ernie Whitt, L (1, 2) OBP: 0.286, SLG: 0.260 Al Woods, L (8, PH) OBP: 0.275, SLG: 0.282 Buck Martinez, R (8, 2) OBP: 0.267, SLG: 0.389	0-0 3-1		0-0 6-3		0-0 F2			0-0 1-2 1B	0-0 5-3	3 0 0 0 0 0 1 1 0 1 0 0 0 0 1 0 0 0 0 0 2		
Lloyd Moseby, L (1, 8) OBP: 0.294, SLG: 0.383	0-0 4-3			0-3 K		0-3 K		0-0 L9		4 0 0 0 0 2 2		
John Mayberry, L (1, 3) OBP: 0.338, SLG: 0.386		0-0 4-3		0-0 1B 1B		4-0 FC6-4 BB		0-0 F7		3 0 1 0 1 0 2		
George Bell, R (1, 7) OBP: 0.268, SLG: 0.379		0-3 K		0-0 F1		0-0 FC6-4		0-0 4-3		4 0 0 0 0 1 4		
Charlie Beamon, L (1, 10) OBP: 0.667, SLG: 1.000 Ted Cox, R (9, PH)		0-0 2B		0-0 1-2 1B		0-0 G3		4-0 2B 1B BB		3 0 2 0 0 0 0 0 1 0 0 1 0 0		
Garth Iorg, R (1, 4) OBP: 0.285, SLG: 0.333		0-0 F7		0-0 G3		0-0 F2		0-0 1-3 1B 2B		4 0 1 0 0 0 3		
Jesse Barfield, R (1, 9) OBP: 0.370, SLG: 0.500			0-0 F8 SH1-4 1B		0-3 K		0-0 1B	0-0 F6		4 0 2 0 0 1 2		
Danny Ainge, R (1, 5) OBP: 0.256, SLG: 0.227 Otto Velez, R (9, PH) OBP: 0.378, SLG: 0.432 Willie Upshaw, L (9, PR) OBP: 0.268, SLG: 0.320			0-0 SH1-4		0-0 L5		0-3 K	0-0 2-3 3-H 1B		2 0 0 0 0 1 1 1 0 1 1 0 0 0 0 0 0 0 0 0 0		
<b>Inning Stats</b>	R: 0 E: 0 K: 0 S: 3 H: 0 LOB: 0 BB: 0 P: 3	R: 0 E: 0 K: 1 S: 6 H: 1 LOB: 1 BB: 0 P: 6	R: 0 E: 0 K: 0 S: 4 H: 1 LOB: 1 BB: 0 P: 4	R: 0 E: 0 K: 1 S: 7 H: 2 LOB: 2 BB: 0 P: 7	R: 0 E: 0 K: 1 S: 5 H: 0 LOB: 0 BB: 0 P: 5	R: 0 E: 0 K: 1 S: 5 H: 0 LOB: 1 BB: 1 P: 9	R: 0 E: 0 K: 1 S: 6 H: 1 LOB: 1 BB: 0 P: 6	R: 0 E: 0 K: 0 S: 4 H: 1 LOB: 2 BB: 1 P: 8	R: 1 E: 0 K: 0 S: 5 H: 2 LOB: 2 BB: 1 P: 9	1B: 6 2B: 2 3B: 0 HR: 0 SF: 0 SAC: 1 DP: 0 HBP: 0	WP: 0 PB: 0 SB: 0 CS: 0 PA: 38	
<b>PITCHER</b>	IP WLS BF H R ER SO BB IBB HBP BLK WP HR S P ERA WHIP											
Fernando Arroyo, R (1, 1) ERA: 3.69	7.0 W 29 6 0 0 5 2 0 0 0 0 0 0 37 45 0.00 1.143											
Jack O'Connor, L (8, 1) ERA: 6.61	1.0 4 0 1 1 0 1 0 0 0 0 0 0 3 7 9.00 1.000											
Doug Corbett, R (9, 1) ERA: 2.81	1.0 S 5 2 0 0 0 0 0 0 0 0 0 0 5 5 0.00 2.000											

Toronto Blue Jays @ Minnesota Twins  
Metropolitan Stadium, Bloomington, MI

Wed Sep 09 1981, 8:05 PM EDT  
Att: 3,381 - Unknown - 81 F

livebaseballscorecards.com

AB	34
R	1
H	8
RBI	1
BB	3
SO	5
LOB	20







Batter	1	2	3	4	5	6	7	8	9	AB R H RBI BB SO LOB	TOP
Julio Cruz, S (1, 4) OBP: 0.346, SLG: 0.340	0-0 SH4-3 2B		0-0 5-3		4-0 BB BB BB 1-2 CS BB			0-0 F7		3 0 1 0 1 0 0	
Joe Simpson, L (1, 8) OBP: 0.273, SLG: 0.329	0-0 SH4-3 2-3		0-0 F8		0-0 1-2 CS	0-0 F8		0-0 F9		3 0 0 0 0 0 0	
Tom Paciorek, R (1, 7) OBP: 0.377, SLG: 0.503	0-3 K			0-0 F8		4-0 BB BB BB CS BB		0-0 G6-4-3 1B		3 0 1 0 1 1 1	
Richie Zisk, R (1, 10) OBP: 0.390, SLG: 0.534	0-3 K			0-0 5-3		0-0 F8		0-0 G6-4-3 1-2f		4 0 0 0 0 1 3	
Bruce Bochte, L (1, 3) OBP: 0.364, SLG: 0.374		0-0 E7 1B		0-0 1B 1B		0-0 1-2 CS	0-3 K			3 0 2 0 0 1 0	
Jeff Burroughs, R (1, 9) OBP: 0.347, SLG: 0.411		0-0 F3		0-0 1-2 1B		0-0 F7				3 0 1 0 0 0 1	
Dan Meyer, L (1, 5) OBP: 0.289, SLG: 0.314		0-0 1-3		0-0 L4		0-3 K				3 0 0 0 0 1 3	
Paul Serna, R (1, 6) OBP: 0.310, SLG: 0.429		0-0 F9			0-0 CS 1B		0-0 6-3			3 0 1 0 0 0 1	
Jerry Narron, L (1, 2) OBP: 0.289, SLG: 0.280			0-3 K		0-0 F8		0-0 F4			3 0 0 0 0 1 1	
<b>Inning Stats</b>	R: 0 E: 0 K: 2 S: 8 H: 1 LOB: 1 BB: 0 P: 8	R: 0 E: 1 K: 0 S: 4 H: 1 LOB: 1 BB: 0 P: 4	R: 0 E: 0 K: 1 S: 5 H: 0 LOB: 0 BB: 0 P: 5	R: 0 E: 0 K: 0 S: 5 H: 2 LOB: 2 BB: 0 P: 5	R: 0 E: 0 K: 0 S: 2 H: 1 LOB: 0 BB: 1 P: 6	R: 0 E: 0 K: 2 S: 7 H: 0 LOB: 0 BB: 1 P: 6	R: 0 E: 0 K: 2 S: 7 H: 0 LOB: 0 BB: 0 P: 7	R: 0 E: 0 K: 0 S: 3 H: 0 LOB: 0 BB: 0 P: 3	R: 0 E: 0 K: 0 S: 3 H: 1 LOB: 0 BB: 0 P: 3	1B: 5 2B: 1 3B: 0 HR: 0 SF: 0 SAC: 1 DP: 1 HBP: 0	WP: 0 PB: 0 SB: 0 CS: 3 PA: 33
<b>PITCHER</b>	IP WLS BF H R ER SO BB IBB HBP BLK WP HR S P ERA WHIP										
Luis Leal, R (1, 1) ERA: 3.23	7.0 W 25 5 0 0 5 2 0 0 0 0 0 0 33 41 0.00 1.000										
Joey McLaughlin, R (8, 1) ERA: 3.35	2.0 S 6 1 0 0 0 0 0 0 0 0 0 0 6 6 0.00 0.500										

Seattle Mariners @ Toronto Blue Jays  
Exhibition Stadium, Toronto, ON  
Thu Sep 10 1981, 7:05 PM EDT  
Att: 11,685 - Unknown

livebaseballscorecards.com

AB	28
R	0
H	6
RBI	0
BB	2
SO	5
LOB	10





Batter	1	2	3	4	5	6	7	8	9
<b>Garth Iorg, R</b> OBP: 0.277, SLG: 0.324 (1, 4) X	0-0 5-3 ①		0-0 4-3 ③			0-0 F7 ①		0-0 6-3 ②	
<b>Al Woods, L</b> OBP: 0.279, SLG: 0.295 (1, 7) X	0-0 4-3 ②			0-0 1B 2B		0-0 6-3 2B		0-0 4-3 ③	
<b>Lloyd Moseby, L</b> OBP: 0.294, SLG: 0.382 (1, 8) X	0-0 G3			0-0 2-H 1B		0-0 6-3 ②			
<b>John Mayberry, L</b> OBP: 0.335, SLG: 0.381 (1, 3)		0-3 K ①		0-0 F6 ②		0-0 G3 ③			
<b>Charlie Beamon, L</b> OBP: 0.500, SLG: 0.667 (1, 10) X		0-0 G6-4-3 1B		0-0 3-1 ③			0-0 1-3 ①		
<b>Jesse Barfield, R</b> OBP: 0.367, SLG: 0.586 (1, 9) X		0-0 G6-4-3 ② ③ 1-2f			0-0 F6 ①		0-0 HR		
<b>Ted Cox, R</b> OBP: 0.750, SLG: 1.333 (1, 5) X			0-0 F8 ①		0-0 2B 2B		0-0 L4 2B		
<b>Danny Ainge, R</b> OBP: 0.256, SLG: 0.227 (7, PR) (8, 5)									
<b>Ernie Whitt, L</b> OBP: 0.292, SLG: 0.273 (1, 2) X			0-0 FC6-4 1B		0-0 2-H 2B		0-0 L4 ② ③ 2-3		
<b>Alfredo Griffin, S</b> OBP: 0.239, SLG: 0.285 (1, 6) X			0-0 FC6-4 ② 1-2f		0-0 6-3 ③			0-0 5-3 ①	

Inning Stats	R: 0	H: 0	E: 0	K: 0	S: 3	P: 3	R: 0	H: 1	E: 0	K: 1	S: 5	R: 0	H: 1	E: 0	K: 0	S: 4	R: 0	H: 2	E: 0	K: 0	S: 4	R: 1	H: 2	E: 0	K: 0	S: 4	R: 0	H: 1	E: 0	K: 0	S: 4	R: 1	H: 2	E: 0	K: 0	S: 4	R: 0	H: 0	E: 0	K: 0	S: 3
	0	0	0	0	3	3	0	1	0	1	5	0	1	0	0	4	0	2	0	0	4	1	2	0	1	0	4	0	1	0	0	4	1	2	0	0	4	0	0	3	

PITCHER	IP	WLS	BF	H	R	ER	SO	BB	IBB	HBP	BLK	WP	HR	S	P	ERA	WHIP
<b>Ken Clay, R</b> ERA: 5.0 (1, 1)	6.1	L	25	9	2	2	1	0	0	0	0	0	1	27	27	2.84	1.421
<b>Shane Rawley, L</b> ERA: 4.91 (7, 1)	1.2		4	0	0	0	0	0	0	0	0	0	0	4	4	0.00	0.000

**BOTTOM**


**Seattle Mariners @ Toronto Blue Jays**  
Exhibition Stadium, Toronto, ON

Thu Sep 10 1981, 7:05 PM EDT  
Att. 11,685 - Unknown

AB	R	H	RBI	BB	SO	LOB
4	0	0	0	0	0	1
4	0	2	0	0	0	0
3	0	1	0	0	0	1
3	0	0	0	0	1	2
3	0	1	0	0	0	1
3	1	1	1	0	0	1
3	1	2	0	0	0	0
0	0	0	0	0	0	0
3	0	2	1	0	0	1
3	0	0	0	0	0	1

AB	29
R	2
H	9
RBI	2
BB	0
SO	1
LOB	8

livebaseballscores.com



1B	2B	3B	HR	SF	SAC	DP	HBP	WP	PA
3	5	0	1	0	0	1	0	0	29

Batter	1	2	3	4	5	6	7	8	9	AB R H RBI BB SO LOB	TOP											
Julio Cruz, S OBP: 0.343, SLG: 0.338 (1, 4) X	0-0 1B 1B	0-3 K	0-0 F3			0-0 F9		0-0 F7		5 1 1 0 0 1 2												
Joe Simpson, L OBP: 0.272, SLG: 0.326 (1, 8) X	0-0 F7	0-0 S 1B	0-0 F7			0-0 4-3		0-3 K		5 1 1 0 0 1 3												
Tom Paciorek, R OBP: 0.380, SLG: 0.505 (1, 7) X	0-0 1B HR	0-0 1B 1-H			0-0 L4		0-3 K		0-0 3-1 6-3 1B	5 1 3 1 0 1 0												
Richie Zisk, R OBP: 0.387, SLG: 0.528 (1, 10) S S	0-3 K	0-3 K			0-0 F9		0-0 2B 4-3 1B		0-0 6-3	5 1 1 0 0 2 4												
Bruce Bochte, L OBP: 0.362, SLG: 0.371 (1, 3) X	0-0 HR 1B	0-0 F6			0-0 3-1		0-0 F7		0-0 3-1	5 1 1 1 0 0 3												
Jeff Burroughs, R OBP: 0.352, SLG: 0.434 (1, 9) X	0-0 HR		0-0 1B 2B		0-0 4-3		0-0 4-3 2B		0-0 1-3	5 2 3 3 0 0 1												
Dave Henderson, R OBP: 0.259, SLG: 0.345 (9, 9) X	1-H 2-H						1-3			0 0 0 0 0 0 0												
Dan Meyer, L OBP: 0.294, SLG: 0.317 (1, 5) X	0-0 BB 1B		0-0 1B		0-0 G3		0-0 4-3			4 0 2 1 0 0 1												
Paul Serna, R OBP: 0.333, SLG: 0.419 (1, 6) B B B	4-0 1B BB		0-0 1B		0-0 F9		0-0 5-3			3 0 1 1 1 0 1												
Jerry Narron, L OBP: 0.288, SLG: 0.295 (1, 2) X	0-0 F8		0-3 K			0-0 HR		0-3 K		4 1 1 1 0 2 4												
<b>Inning Stats</b>	R: 4 E: 0 K: 1 S: 10	H: 5 LOB: 2 BB: 1 P: 14	R: 1 E: 0 K: 2 S: 9	H: 2 LOB: 1 BB: 0 P: 9	R: 1 E: 0 K: 1 S: 8	H: 3 LOB: 2 BB: 0 P: 8	R: 0 E: 0 K: 0 S: 3	H: 0 LOB: 0 BB: 0 P: 3	R: 0 E: 0 K: 0 S: 3	H: 0 LOB: 0 BB: 0 P: 3	R: 1 E: 0 K: 1 S: 6	H: 1 LOB: 0 BB: 0 P: 6	R: 1 E: 0 K: 0 S: 5	H: 2 LOB: 1 BB: 0 P: 5	R: 0 E: 0 K: 2 S: 7	H: 0 LOB: 0 BB: 0 P: 7	R: 0 E: 0 K: 0 S: 4	H: 1 LOB: 1 BB: 0 P: 4	1B: 10 2B: 2 3B: 0 HR: 2	SF: 0 SAC: 0 DP: 0 HBP: 0	WP: 0 PB: 0 SB: 1 CS: 0	PA: 42
<b>PITCHER</b>	IP WLS BF H R ER SO BB IBB HBP BLK WP HR S P ERA WHIP																					
Juan Berenguer, R ERA: 4.82 (1, 1)	0.2 L 8 5 4 4 1 1 0 0 0 0 0 1 9 13 54.00 9.000																					
Paul Mirabella, L ERA: 6.94 (1, 1)	4.1 18 5 2 2 3 0 0 0 0 0 0 0 24 24 4.15 1.154																					
Jackson Todd, R ERA: 4.36 (6, 1)	2.0 9 3 2 2 1 0 0 0 0 0 0 1 11 11 9.00 1.500																					
Jerry Garvin, L ERA: 3.4 (8, 1)	1.0 3 0 0 0 2 0 0 0 0 0 0 0 7 7 0.00 0.000																					
Dale Murray, R ERA: (9, 1)	1.0 4 1 0 0 0 0 0 0 0 0 0 0 4 4 0.00 1.000																					

Seattle Mariners @ Toronto Blue Jays  
Exhibition Stadium, Toronto, ON  
Fri Sep 11 1981, 7:05 PM EDT  
Att. 12,023 - Unknown

AB	41
R	8
H	14
RBI	8
BB	1
SO	7
LOB	19







Batter	1	2	3	4	5	6	7	8	9	AB R H RBI BB SO LOB	TOP									
Julio Cruz, S OBP: 0.342, SLG: 0.337 (1, 4) X	0-0 6-3		0-0 G3 1-2 1B		0-0 5-3			0-3 K		4 0 1 0 0 1 0										
Joe Simpson, L OBP: 0.268, SLG: 0.321 (1, 8) X	0-0 F9		0-0 G3 1-2 2-3			0-3 K		0-0 G3		4 0 0 0 0 1 2										
Tom Paciorek, R OBP: 0.381, SLG: 0.506 (1, 7) X	0-0 5-3		4-0 FC6 BB			0-0 2B			0-0 F8	3 0 1 0 1 0 0										
Richie Zisk, R OBP: 0.382, SLG: 0.521 (1, 10) X		0-0 F9	0-0 FC6 1-2f			0-3 K			0-3 K	4 0 0 0 0 2 4										
Bruce Bochte, L OBP: 0.360, SLG: 0.367 (1, 3) X		4-0 BB		0-0 F8		0-0 F8			0-3 K	3 0 0 0 1 1 1										
Jeff Burroughs, R OBP: 0.348, SLG: 0.429 (1, 9) X		0-0 F2		0-0 F7			0-0 F7			3 0 0 0 0 0 1										
Dan Meyer, L OBP: 0.289, SLG: 0.313 (1, 5) X		0-0 F9		0-0 4-3			0-0 F7			3 0 0 0 0 0 1										
Paul Serna, R OBP: 0.306, SLG: 0.382 (1, 6) X			0-0 6-3		0-0 F3		0-0 F7			3 0 0 0 0 0 0										
Jerry Narron, L OBP: 0.289, SLG: 0.295 (1, 2) X			0-0 G3 1B 1B		0-0 F7			0-0 F9		3 0 1 0 0 0 0										
<b>Inning Stats</b>	R: 0 E: 0 K: 0 S: 3	H: 0 LOB: 0 BB: 0 P: 3	R: 0 E: 0 K: 0 S: 3	H: 0 LOB: 1 BB: 1 P: 7	R: 0 E: 0 K: 0 S: 5	H: 2 LOB: 3 BB: 1 P: 9	R: 0 E: 0 K: 0 S: 3	H: 0 LOB: 0 BB: 0 P: 3	R: 0 E: 0 K: 2 S: 8	H: 1 LOB: 1 BB: 0 P: 8	R: 0 E: 0 K: 0 S: 3	H: 0 LOB: 0 BB: 0 P: 3	R: 0 E: 0 K: 1 S: 5	H: 0 LOB: 0 BB: 0 P: 5	R: 0 E: 0 K: 2 S: 7	H: 0 LOB: 0 BB: 0 P: 7	1B: 2 2B: 1 3B: 0 HR: 0	SF: 0 SAC: 0 DP: 0 HBP: 0	WP: 0 PB: 0 SB: 0 CS: 0	PA: 32
<b>PITCHER</b> Dave Stieb, R ERA: 3.19 (1, 1)	IP: 9.0 WLS: W BF: 32 H: 3 R: 0 ER: 0 SO: 5 BB: 2 IBB: 0 HBP: 0 BLK: 0 WP: 0 HR: 0 S: 40 P: 48 ERA: 0.00 WHIP: 0.556																			

Seattle Mariners @ Toronto Blue Jays  
Exhibition Stadium, Toronto, ON  
Sat Sep 12 1981, 3:33 AM EDT  
Att. 14,048 - Unknown - 73 F

livebaseballscorecards.com

AB 30  
R 0  
H 3  
RBI 0  
BB 2  
SO 5  
LOB 9





Batter	1	2	3	4	5	6	7	8	9
<b>Garth Iorg, R</b> (1, 4) OBP: 0.282, SLG: 0.333	0-3 K		0-0 1B		0-0 3-1		0-0 F8		
<b>Al Woods, L</b> (1, 7) OBP: 0.282, SLG: 0.297	0-0 4-3		0-0 F8			0-0 HR 1B		0-3 K	
<b>Lloyd Moseby, L</b> (1, 8) OBP: 0.287, SLG: 0.373	0-0 G3		0-3 K			0-0 P2		0-3 K	
<b>John Mayberry, L</b> (1, 3) OBP: 0.339, SLG: 0.393 <b>George Bell, R</b> (8, PR) OBP: 0.268, SLG: 0.379 <b>Greg Wells, R</b> (9, 3) OBP: 0.273, SLG: 0.279		0-0 3-1		0-0 P4		0-0 HR 1B		4-0 BB 1B BB	
<b>Charlie Beamon, L</b> (1, 10) OBP: 0.364, SLG: 0.400 <b>Otto Velez, R</b> (6, PH) OBP: 0.377, SLG: 0.431		0-3 K		0-0 G3		0-3 K		0-0 BB 1B	
<b>Jesse Barfield, R</b> (1, 9) OBP: 0.342, SLG: 0.500		0-0 1B		0-0 1-3		0-0 E6 CS		4-0 1-2 2-3 BB	
<b>Ted Cox, R</b> (1, 5) OBP: 0.444, SLG: 0.625 <b>Danny Ainge, R</b> (7, 5) OBP: 0.254, SLG: 0.225		0-0 FC6-4 1B		0-3 K		0-0 CS	0-0 6-3	0-0 F8	
<b>Buck Martinez, R</b> (1, 2) OBP: 0.262, SLG: 0.406		0-0 FC6-4		0-0 F8			0-0 F8		
<b>Alfredo Griffin, S</b> (1, 6) OBP: 0.241, SLG: 0.284			0-0 6-3		0-0 E1 1B		4-0 BB		

Inning Stats	R: 0 E: 0 K: 1 S: 5	H: 0 LOB: 0 BB: 0 P: 5	R: 1 E: 0 K: 1 S: 7	H: 2 LOB: 1 BB: 0 P: 7	R: 0 E: 0 K: 1 S: 6	H: 1 LOB: 1 BB: 0 P: 6	R: 0 E: 0 K: 0 S: 3	H: 0 LOB: 0 BB: 0 P: 3	R: 0 E: 1 K: 1 S: 6	H: 1 LOB: 1 BB: 0 P: 6	R: 2 E: 1 K: 1 S: 7	H: 2 LOB: 0 BB: 0 P: 7	R: 0 E: 0 K: 0 S: 3	H: 0 LOB: 1 BB: 1 P: 7	R: 0 E: 0 K: 2 S: 8	H: 1 LOB: 3 BB: 2 P: 16
--------------	------------------------------	---------------------------------	------------------------------	---------------------------------	------------------------------	---------------------------------	------------------------------	---------------------------------	------------------------------	---------------------------------	------------------------------	---------------------------------	------------------------------	---------------------------------	------------------------------	----------------------------------

PITCHER	IP	WLS	BF	H	R	ER	SO	BB	IBB	HBP	BLK	WP	HR	S	P	ERA	WHIP
<b>Jim Beattie, R</b> (1, 1) ERA: 3.44	5.1	L	22	6	3	3	4	0	0	0	0	0	1	30	30	5.06	1.125
<b>Shane Rawley, L</b> (6, 1) ERA: 4.7	2.1		11	1	0	0	3	3	0	0	0	0	0	14	26	0.00	1.714
<b>Mike Parrott, R</b> (8, 1) ERA: 4.64	0.1		1	0	0	0	0	0	0	0	0	0	0	1	1	0.00	0.000

**BOTTOM**


**Seattle Mariners @ Toronto Blue Jays**  
Exhibition Stadium, Toronto, ON

Sat Sep 12 1981, 3:33 AM EDT  
Att: 14,048 - Unknown - 73 F

AB	R	H	RBI	BB	SO	LOB
4	0	1	0	0	1	2
4	1	1	0	0	1	1
4	0	0	0	0	2	2
3	1	1	2	1	0	0
0	0	0	0	0	0	0
0	0	0	0	0	0	0
2	0	0	0	0	1	0
2	0	1	0	0	1	0
3	1	1	0	1	0	0
2	0	1	1	0	1	0
2	0	0	0	0	0	3
3	0	0	0	0	0	1
2	0	1	0	1	0	0

livebaseballscorecards.com

<b>AB</b>	<b>31</b>
<b>R</b>	<b>3</b>
<b>H</b>	<b>7</b>
<b>RBI</b>	<b>3</b>
<b>BB</b>	<b>3</b>
<b>SO</b>	<b>7</b>
<b>LOB</b>	<b>9</b>



1B: 6	SF: 0	WP: 0	PA: 35
2B: 0	SAC: 0	PB: 0	
3B: 0	DP: 0	SB: 1	
HR: 1	HBP: 0	CS: 1	

Batter	1	2	3	4	5	6	7	8	9	AB R H RBI BB SO LOB	TOP											
Hosken Powell, L (1, 9) OBP: 0.295, SLG: 0.342	0-0 F8		0-0 HR		0-0 P4		4-0 BB	4-0 BB		3 1 1 1 2 0 1												
Rob Wilfong, L (1, 4) OBP: 0.303, SLG: 0.335	4-0 G3 1B BB		0-3 K		0-0 2B		0-0 F2	0-3 K		4 1 1 1 1 2 4												
Mickey Hatcher, R (1, 8) OBP: 0.294, SLG: 0.369	0-0 G3 1-2		0-0 G6-3 1B		0-0 L3			0-0 L7	0-0 4-3	5 0 1 0 0 0 2												
Tim Corcoran, L (1, 3) OBP: 0.259, SLG: 0.227	4-0 1B BB		0-0 G6-3 1-2f			0-0 F9		0-0 F7	4-0 F7 E BB	3 0 0 0 2 0 1												
John Castino, R (1, 5) OBP: 0.298, SLG: 0.386	0-0 1B			0-3 K		0-0 F8		0-0 WP BB 2B	0-0 FC5 1-2	5 1 2 1 0 1 1												
Kent Hrbek, L (1, 10) OBP: 0.321, SLG: 0.440	0-0 4-3			0-0 F7		4-0 BB		4-0 BB WP 1B IBB	0-0 F7 2-3	2 0 0 0 1 0 2 1 1 0 0 1 0 2												
Roy Smalley, S (8, PH) OBP: 0.385, SLG: 0.467																						
Rick Sofield, L (1, 7) OBP: 0.207, SLG: 0.172		0-0 6-3		0-0 G3		0-0 P6		4-0 1B IBB		3 0 0 0 0 0 1 0 1 0 0 1 0 0												
Gary Ward, R (8, PH) OBP: 0.318, SLG: 0.344								1-2 2-3 1B IBB														
Sal Butera, R (1, 2) OBP: 0.324, SLG: 0.296		0-0 6-3						BB 1B BB		3 0 0 0 0 0 0 0 0 0 1 1 0 0 0 0 0 0 0 0 0												
Glenn Adams, L (8, PH) OBP: 0.277, SLG: 0.287								1-2 2-3 3-H BB														
Tim Laudner, R (8, 2) OBP: 0.267, SLG: 0.464																						
Ron Washington, R (1, 6) OBP: 0.281, SLG: 0.355		0-3 K				0-0 2B		0-0 5-3	0-0 BB 1B	4 1 2 2 0 1 0												
<b>Inning Stats</b>	R: 1 E: 0 K: 0 S: 4	H: 1 LOB: 2 BB: 2 P: 12	R: 0 E: 0 K: 1 S: 5	H: 0 LOB: 0 BB: 0 P: 5	R: 1 E: 0 K: 1 S: 6	H: 2 LOB: 0 BB: 0 P: 6	R: 0 E: 0 K: 1 S: 5	H: 0 LOB: 0 BB: 0 P: 5	R: 1 E: 0 K: 0 S: 5	H: 2 LOB: 1 BB: 0 P: 5	R: 0 E: 0 K: 0 S: 3	H: 0 LOB: 1 BB: 1 P: 7	R: 0 E: 0 K: 0 S: 3	H: 0 LOB: 1 BB: 1 P: 7	R: 3 E: 0 K: 1 S: 7	H: 2 LOB: 3 BB: 4 P: 23	R: 0 E: 1 K: 0 S: 3	H: 0 LOB: 1 BB: 1 P: 7	1B: 3 2B: 3 3B: 0 HR: 1	SF: 0 SAC: 0 DP: 1 HBP: 0	WP: 1 PB: 0 SB: 0 CS: 0	PA: 42
<b>PITCHER</b>	IP WLS BF H R ER SO BB IBB HBP BLK WP HR S P ERA WHIP																					
Jim Clancy, R (1, 1) ERA: 4.86	7.2 L 32 6 4 4 3 4 0 0 0 0 1 34 50 4.70 1.304																					
Jerry Garvin, L (8, 1) ERA: 3.58	0.0 1 0 0 0 0 0 0 1 0 0 0 0 0 4 ∞ ∞																					
Roy Lee Jackson, R (8, 1) ERA: 2.72	0.0 3 1 2 2 0 1 1 0 0 1 0 1 9 ∞ ∞																					
Paul Mirabella, L (8, 1) ERA: 6.75	0.1 2 0 0 0 1 1 0 0 0 0 0 3 7 0.00 3.000																					
Dale Murray, R (9, 1) ERA:	1.0 4 0 0 0 0 1 0 0 0 0 0 3 7 0.00 1.000																					

Minnesota Twins @ Toronto Blue Jays  
Exhibition Stadium, Toronto, ON  
Mon Sep 14 1981, 7:05 PM EDT  
Att. 11,402 - Unknown - 64 F

AB	33
R	6
H	7
RBI	6
BB	9
SO	4
LOB	14



WP: 1	PA: 42
PB: 0	
SB: 0	
CS: 0	





Batter	1	2	3	4	5	6	7	8	9	AB R H RBI BB SO LOB	TOP											
Hosken Powell, L (1, 9) OBP: 0.295, SLG: 0.341	0-0 5-3		0-0 FC5-4 1-2 1B		0-0 L6		0-0 4-3			4 0 1 1 0 0 1												
Rob Wilfong, L (1, 4) OBP: 0.306, SLG: 0.337	0-0 1B		0-3 K		0-0 1B		0-0 L6			4 0 2 0 0 1 3												
Mickey Hatcher, R (1, 8) OBP: 0.294, SLG: 0.368	0-3 K		0-0 FC5-4 1-2f		0-0 F2			0-0 1B		4 0 1 0 0 1 4												
Tim Corcoran, L (1, 3) OBP: 0.290, SLG: 0.269	0-0 P4			0-0 FC6-4 1B		0-0 G6-3 1B		0-0 F7		4 0 2 0 0 0 2												
John Castino, R (1, 5) OBP: 0.294, SLG: 0.382		0-0 F8		0-0 FC6-4 E SF8 1B		0-0 G6-3 1-2f		0-0 F8		4 1 0 0 0 0 3												
Kent Hrbek, L (1, 10) OBP: 0.313, SLG: 0.414		0-3 K		0-0 E6 FC6-4 1-3 1B		0-0 4-3		0-0 F9		4 0 1 0 0 1 1												
Rick Sofield, L (1, 7) OBP: 0.208, SLG: 0.178		0-3 K		0-0 SF8			0-0 SH1-4 4-3 1B		0-0 4-3	3 1 1 1 0 1 0												
Sal Butera, R (1, 2) OBP: 0.330, SLG: 0.298			4-0 1B		0-0 FC6-4 1-2f		0-0 4-3 SH1-4 1-2 1B		0-0 4-3	2 0 1 0 1 0 1												
Butch Wynegar, S (9, PH) OBP: 0.357, SLG: 0.310										1 0 0 0 0 0 0												
Ron Washington, R (1, 6) OBP: 0.265, SLG: 0.333			0-3 K		0-0 L5		0-0 SH1-4		0-0 F8	2 0 0 0 0 1 1												
Glenn Adams, L (9, PH) OBP: 0.275, SLG: 0.286										1 0 0 0 0 0 0												
<b>Inning Stats</b>	R: 0 E: 0 K: 1 S: 6	H: 1 LOB: 1 BB: 0 P: 6	R: 0 E: 0 K: 2 S: 7	H: 0 LOB: 0 BB: 0 P: 7	R: 0 E: 0 K: 2 S: 8	H: 1 LOB: 2 BB: 1 P: 12	R: 1 E: 1 K: 0 S: 5	H: 2 LOB: 1 BB: 0 P: 5	R: 0 E: 0 K: 0 S: 4	H: 1 LOB: 1 BB: 0 P: 4	R: 0 E: 0 K: 0 S: 3	H: 1 LOB: 0 BB: 0 P: 3	R: 1 E: 0 K: 0 S: 5	H: 2 LOB: 1 BB: 0 P: 5	R: 0 E: 0 K: 0 S: 4	H: 1 LOB: 1 BB: 0 P: 4	R: 0 E: 0 K: 0 S: 3	H: 0 LOB: 0 BB: 0 P: 3	1B: 9 2B: 0 3B: 0 HR: 0	SF: 1 SAC: 1 DP: 1 HBP: 0	WP: 0 PB: 0 SB: 0 CS: 0	PA: 36
<b>PITCHER</b>	IP WLS BF H R ER SO BB IBB HBP BLK WP HR S P ERA WHIP																				<b>PITCHER</b>	IP WLS BF H R ER SO BB IBB HBP BLK WP HR S P ERA WHIP
Luis Leal, R (1, 1) ERA: 3.12	7.0 W 29 8 2 1 5 1 0 0 0 0 0 38 42 1.29 1.286																				Joey McLaughlin, R (8, 1) ERA: 3.22	2.0 S 7 1 0 0 0 0 0 0 0 0 0 7 7 0.00 0.500

Minnesota Twins @ Toronto Blue Jays  
Exhibition Stadium, Toronto, ON  
Tue Sep 15 1981, 7:05 PM EDT  
Att. 12,037 - Unknown - 62 F

livebaseballscorecards.com

AB 33  
R 2  
H 9  
RBI 2  
BB 1  
SO 5  
LOB 16





Batter	1	2	3	4	5	6	7	8	9
<b>Garth Iorg, R</b> OBP: 0.270, SLG: 0.319 (1, 4)	0-0 F9	0-0 6-3		0-0 F7			0-0 SH3-4		
<b>Al Woods, L</b> OBP: 0.285, SLG: 0.304 (1, 7)	0-0 PB 2B	0-0 4-3		0-0 CS 1B			0-0 4-3		
<b>Lloyd Moseby, L</b> OBP: 0.281, SLG: 0.363 (1, 8)	0-0 P5		0-3 K	0-0 CS	0-0 5-3		0-3 K		
<b>John Mayberry, L</b> OBP: 0.340, SLG: 0.390 (1, 3)	4-0 FC5 PB BB		0-0 F9		0-0 G3		0-0 4-3		
<b>Otto Velez, R</b> OBP: 0.373, SLG: 0.421 (1, 10)	0-0 FC5		0-0 1B		0-0 6-3		0-3 K		
<b>Jesse Barfield, R</b> OBP: 0.348, SLG: 0.452 (1, 9)		1-0 S 2B HBP	0-0 F5		0-3 K		0-0 F8		
<b>Buck Martinez, R</b> OBP: 0.265, SLG: 0.422 (1, 2)		0-0 1-H E 2B		0-3 K		0-0 F8			
<b>Alfredo Griffin, S</b> OBP: 0.245, SLG: 0.289 (1, 6)		0-0 1B E4		0-0 S E 2B		0-0 F8			
<b>Danny Ainge, R</b> OBP: 0.258, SLG: 0.227 (1, 5)		0-0 1B 6-3		0-0 1B E6 WP		4-0 SH3-4 BB			

Inning Stats	R: 0	H: 1	E: 0	K: 0	S: 4	LOB: 2	BB: 1	P: 8
	R: 2	H: 2	E: 1	K: 0	S: 5	LOB: 1	BB: 0	P: 6
	R: 0	H: 1	E: 0	K: 1	S: 6	LOB: 1	BB: 0	P: 6
	R: 2	H: 2	E: 1	K: 1	S: 7	LOB: 0	BB: 0	P: 7
	R: 0	H: 0	E: 0	K: 0	S: 3	LOB: 0	BB: 0	P: 3
	R: 0	H: 0	E: 0	K: 1	S: 5	LOB: 0	BB: 0	P: 5
	R: 0	H: 0	E: 0	K: 1	S: 5	LOB: 1	BB: 1	P: 9
	R: 0	H: 0	E: 0	K: 1	S: 5	LOB: 0	BB: 0	P: 5

PITCHER	IP	WLS	BF	H	R	ER	SO	BB	IBB	HBP	BLK	WP	HR	S	P	ERA	WHIP
<b>Fernando Arroyo, R</b> ERA: 3.73 (1, 1)	6.1	L	28	6	4	3	3	2	0	1	0	1	0	31	40	4.26	1.263
<b>Jack O'Connor, L</b> ERA: 6.29 (7, 1)	1.2		5	0	0	0	2	0	0	0	0	0	0	9	9	0.00	0.000

AB R H RBI BB SO LOB

3	0	0	0	0	0	2
4	0	2	1	0	0	2
4	0	0	0	0	2	2
3	0	0	0	1	0	0
4	0	1	0	0	1	2
3	1	0	0	0	1	1
3	1	1	1	0	1	0
3	1	1	0	0	0	0
2	1	1	0	1	0	0

WP	HR	S	P	ERA	WHIP
1	0	3	34		
1	0	3			
2	0	6			
2	0	2			
5	0	5			
1	0	1			

**Minnesota Twins @ Toronto Blue Jays**  
Exhibition Stadium, Toronto, ON  
Tue Sep 15 1981, 7:05 PM EDT  
Att: 12,037 - Unknown - 62 F

livebaseballscores.com

AB	29
R	4
H	6
RBI	2
BB	2
SO	5
LOB	9



Batter	1	2	3	4	5	6	7	8	9	AB	R	H	RBI	BB	SO	LOB	TOP		
Hosken Powell, L (1, 9) OBP: 0.294, SLG: 0.344	0-0 4-3			0-0 F8	0-0 2B		0-0 4-3			4	0	1	3	0	0	0			
Rob Wilfong, L (1, 4) OBP: 0.308, SLG: 0.337	4-0 BB BB BB G5-4-3 BB			0-0 1B	0-0 1B		0-0 5-3			3	0	1	0	1	0	1			
Mickey Hatcher, R (1, 8) OBP: 0.293, SLG: 0.367	0-0 G5-4-3 1-2f			0-0 1B		0-0 E5 G4-6-3 BB HR		0-0 F2		4	1	1	0	0	0	1			
Butch Wynegar, S (1, 2) OBP: 0.353, SLG: 0.302		0-0 F8		0-0 6-3		4-0 BB BB BB G4-6-3 1-2 BB		0-0 4-3		3	0	0	0	1	0	1			
Tim Corcoran, L (1, 3) OBP: 0.286, SLG: 0.267		0-3 K			0-0 HBP BB 2B 1B		0-0 G4-6-3 1-2f 2-3		0-0 4-3	4	1	1	0	0	1	2			
John Castino, R (1, 5) OBP: 0.294, SLG: 0.389		0-0 P4			0-3 K		0-0 HR		0-0 4-3	4	1	1	2	0	1	1			
Kent Hrbek, L (1, 10) OBP: 0.278, SLG: 0.364			0-0 1-3		0-0 F8		0-0 E4 FC6-4		0-0 F9	4	0	0	0	0	0	1			
Rick Sofield, L (1, 7) OBP: 0.210, SLG: 0.172			0-3 K		4-0 BB BB BB HBP 2B BB		0-0 FC6-4 1-2f		0-0 F8	3	1	0	0	1	1	1			
Ron Washington, R (1, 6) OBP: 0.270, SLG: 0.314			0-3 K		1-0 2B HBP		0-0 5-3			2	1	0	0	0	1	0			
<b>Inning Stats</b>	R: 0 E: 0 K: 0 S: 2 H: 0 LOB: 0 BB: 1 P: 6	R: 0 E: 0 K: 1 S: 5 H: 0 LOB: 0 BB: 0 P: 5	R: 0 E: 0 K: 2 S: 7 H: 0 LOB: 0 BB: 0 P: 7	R: 0 E: 0 K: 0 S: 4 H: 2 LOB: 1 BB: 0 P: 4	R: 3 E: 0 K: 1 S: 7 H: 2 LOB: 1 BB: 1 P: 12	R: 2 E: 2 K: 0 S: 5 H: 1 LOB: 1 BB: 1 P: 9	R: 0 E: 0 K: 0 S: 3 H: 0 LOB: 0 BB: 0 P: 3	R: 0 E: 0 K: 0 S: 3 H: 0 LOB: 0 BB: 0 P: 3	R: 0 E: 0 K: 0 S: 3 H: 0 LOB: 0 BB: 0 P: 3	1B: 3 2B: 1 3B: 0 HR: 1 SF: 0 SAC: 0 DP: 2 HBP: 1	WP: 0 PB: 0 SB: 0 CS: 0 PA: 35								
<b>PITCHER</b>	IP WLS BF H R ER SO BB IBB HBP BLK WP HR S P ERA WHIP																	<b>PITCHER</b>	IP WLS BF H R ER SO BB IBB HBP BLK WP HR S P ERA WHIP
Juan Berenguer, R (1, 1) ERA: 4.81	5.2 L 24 5 5 3 4 3 0 1 0 0 1 28 41 4.76 1.412																		
Dale Murray, R (6, 1) ERA:	1.1 5 0 0 0 0 0 0 0 0 0 0 0 5 5 0.00 0.000																		
Jackson Todd, R (8, 1) ERA: 4.31	1.0 3 0 0 0 0 0 0 0 0 0 0 0 3 3 0.00 0.000																		
Mark Bomback, R (9, 1) ERA: 4.17	1.0 3 0 0 0 0 0 0 0 0 0 0 0 3 3 0.00 0.000																		

Minnesota Twins @ Toronto Blue Jays  
Exhibition Stadium, Toronto, ON  
Wed Sep 16 1981, 7:05 PM EDT  
Att. 11,733 - Cloudy - 60 F

livebaseballscorecards.com

AB	31
R	5
H	5
RBI	5
BB	3
SO	4
LOB	8





Batter	1	2	3	4	5	6	7	8	9	AB	R	H	RBI	BB	SO	LOB				
Garth Iorg, R OBP: 0.275, SLG: 0.323 (1, 4)	0-0 4-3		0-0 G6-4-3			0-0 1B		0-0 2-3 1B		4	0	2	0	0	0	1				
Al Woods, L OBP: 0.288, SLG: 0.311 (1, 7)	0-0 4-3 2B			0-0 5-3		0-0 FC6-4 1B		0-0 F7		4	0	2	0	0	0	2				
Jesse Barfield, R OBP: 0.360, SLG: 0.478 (1, 9)	0-0 4-3			0-0 G4-6-3 1B		0-0 FC6-4			0-0 1B SF9 2B	4	1	2	0	0	0	3				
John Mayberry, L OBP: 0.339, SLG: 0.388 (1, 3)	0-0 4-3			0-0 G4-6-3			0-0 4-3		0-0 1B G3 1B	4	0	1	0	0	0	2				
Willie Upshaw, L OBP: 0.268, SLG: 0.320 (9, PR)				1-2f					2-3 1B	0	1	0	0	0	0	0				
Otto Velez, R OBP: 0.367, SLG: 0.415 (1, 10)		0-0 F9			0-0 F5		0-0 1-3		0-0 SF9	3	0	0	1	0	0	0				
Lloyd Moseby, L OBP: 0.280, SLG: 0.362 (1, 8)		0-0 G6-4-3 1B			0-0 4-3		0-0 F8		0-0 G3	4	0	1	0	0	0	1				
Buck Martinez, R OBP: 0.274, SLG: 0.434 (1, 2)		0-0 G6-4-3			0-0 F8			0-0 1B 2B	0-0 1B 2B	4	0	2	0	0	0	1				
Alfredo Griffin, S OBP: 0.243, SLG: 0.286 (1, 6)			0-3 K			0-0 F7		0-0 F9	0-0 FC4 1B	3	0	0	0	0	1	1				
Greg Wells, R OBP: 0.286, SLG: 0.292 (9, PH)									1-3 3-H	1	0	1	1	0	0	0				
Danny Ainge, R OBP: 0.260, SLG: 0.230 (1, 5)			0-0 G6-4-3			0-3 K		0-0 F9	0-0 FC4	2	0	1	0	0	1	0				
Fred Manrique, R OBP: 0.267, SLG: 0.214 (8, PH)									1-2f	1	0	0	0	0	0	1				
Charlie Beamon, L OBP: 0.308, SLG: 0.333 (9, PH)										1	0	0	0	0	0	2				
<b>Inning Stats</b>	R: 0 E: 0 K: 0 S: 4	H: 1 LOB: 1 BB: 0 P: 4	R: 0 E: 0 K: 0 S: 3	H: 1 LOB: 0 BB: 0 P: 3	R: 0 E: 0 K: 1 S: 5	H: 1 LOB: 0 BB: 0 P: 5	R: 0 E: 0 K: 0 S: 3	H: 0 LOB: 0 BB: 0 P: 3	R: 0 E: 0 K: 1 S: 7	H: 2 LOB: 2 BB: 0 P: 7	R: 0 E: 0 K: 0 S: 3	H: 0 LOB: 0 BB: 0 P: 3	R: 0 E: 0 K: 0 S: 5	H: 2 LOB: 2 BB: 0 P: 5	R: 2 E: 0 K: 0 S: 7	H: 4 LOB: 2 BB: 0 P: 7	1B: 9 2B: 3 3B: 0 HR: 0	SF: 1 SAC: 0 DP: 3 HBP: 0	WP: 0 PB: 0 SB: 0 CS: 0	PA: 36
<b>PITCHER</b>	IP WLS BF H R ER SO BB IBB HBP BLK WP HR S P ERA WHIP																	IP WLS BF H R ER SO BB IBB HBP BLK WP HR S P ERA WHIP		
Albert Williams, R ERA: 3.91 (1, 1)	8.0 W 31 10 2 2 2 0 0 0 0 0 0 35 35 2.25 1.250																			
Doug Corbett, R ERA: 2.53 (9, 1)	1.0 W 5 2 0 0 0 0 0 0 0 0 0 5 5 0.00 2.000																			

**BOTTOM**

**Minnesota Twins @ Toronto Blue Jays**  
 Exhibition Stadium, Toronto, ON  
 Wed Sep 16 1981, 7:05 PM EDT  
 Att: 11,733 - Cloudy - 60 F

livebaseballscores.com

<b>AB</b>	<b>35</b>
<b>R</b>	<b>2</b>
<b>H</b>	<b>12</b>
<b>RBI</b>	<b>2</b>
<b>BB</b>	<b>0</b>
<b>SO</b>	<b>2</b>
<b>LOB</b>	<b>14</b>







Batter	1	2	3	4	5	6	7	8	9
<b>Garth Iorg, R</b> OBP: 0.273, SLG: 0.315 (1, 4) BBB	4-0 1B BB	0-0 4-3 1-2		0-0 F8			0-0 E5 SH2-3 3B	0-0 FC4-6 1-2f	
<b>Al Woods, L</b> OBP: 0.291, SLG: 0.311 (1, 7) X	0-0 G3 1B 1-2	4-0 IBB			0-0 F7		0-0 SH2-3 1-2	0-3 K	
<b>Jesse Barfield, R</b> OBP: 0.345, SLG: 0.451 (1, 9) X	0-0 G3 1B 1-2 2-H	0-3 K			0-0 6-3		0-0 F3	0-0 F8	
<b>John Mayberry, L</b> OBP: 0.341, SLG: 0.391 (1, 3) X	0-0 G3 1-2 2-3		0-0 WP FC6 2B		0-0 F3		4-0 3B IBB		
<b>Otto Velez, R</b> OBP: 0.369, SLG: 0.426 (1, 10) SSS	0-3 K		0-0 FC6 1B 2-3			0-0 6-3	0-0 1B 3B 1-H 2-H		
<b>Lloyd Moseby, L</b> OBP: 0.286, SLG: 0.365 (1, 8) X	4-0 IBB		0-0 FC6 CS 1-2f 3-H			0-0 HBP 1B	0-0 1B 3-H		
<b>Buck Martinez, R</b> OBP: 0.281, SLG: 0.431 (1, 2) X	0-0 1-3		0-0 6-3 1-2			1-0 HBP 1B	0-0 1B 1-2		
<b>Alfredo Griffin, S</b> OBP: 0.240, SLG: 0.283 (1, 6) X		0-0 F8		0-0 4-3		0-0 F6	0-0 F9		
<b>Ted Cox, R</b> OBP: 0.375, SLG: 0.385 (1, 5) BBB		4-0 4-3 BB		0-3 K		0-0 F9	4-0 FC4-6 BB		

Inning Stats	R: 1	H: 2	E: 0	K: 1	S: 7	LOB: 3	BB: 2	P: 15	R: 0	H: 0	E: 0	K: 1	S: 5	LOB: 2	BB: 2	P: 13	R: 1	H: 2	E: 0	K: 0	S: 4	LOB: 0	BB: 0	P: 4	R: 0	H: 0	E: 0	K: 1	S: 5	LOB: 0	BB: 0	P: 5	R: 0	H: 1	E: 0	K: 0	S: 4	LOB: 2	BB: 0	P: 5	R: 3	H: 3	E: 1	K: 0	S: 7	LOB: 2	BB: 1	P: 11	R: 0	H: 0	E: 0	K: 1	S: 5	LOB: 1	BB: 1	P: 9
--------------	------	------	------	------	------	--------	-------	-------	------	------	------	------	------	--------	-------	-------	------	------	------	------	------	--------	-------	------	------	------	------	------	------	--------	-------	------	------	------	------	------	------	--------	-------	------	------	------	------	------	------	--------	-------	-------	------	------	------	------	------	--------	-------	------

PITCHER	IP	WLS	BF	H	R	ER	SO	BB	IBB	HBP	BLK	WP	HR	S	P	ERA	WHIP
<b>Mike Witt, R</b> ERA: 3.79 (1, 1)	6.2	L	32	6	5	2	3	2	3	1	0	1	0	32	53	2.70	1.200
<b>Andy Hassler, L</b> ERA: 3.0 (7, 1)	0.1		3	2	0	0	0	0	0	0	0	0	0	3	3	0.00	6.000
<b>Jesse Jefferson, R</b> ERA: 3.59 (8, 1)	1.0		4	0	0	0	1	1	0	0	0	0	0	5	9	0.00	1.000

**BOTTOM**


**California Angels @ Toronto Blue Jays**  
Exhibition Stadium, Toronto, ON

Fri Sep 18 1981, 7:05 PM EDT  
Att: 13,478 - Unknown - 58 F


AB	R	H	RBI	BB	SO	LOB
4	2	0	0	1	0	2
3	0	1	0	1	1	1
5	0	1	1	0	1	4
3	2	1	0	1	0	2
4	1	2	2	0	1	2
3	0	2	2	1	0	1
3	0	1	0	0	0	4
4	0	0	0	0	0	4
2	0	0	0	2	1	2

AB	31
R	5
H	8
RBI	5
BB	6
SO	4
LOB	22

WP: 1 PA: 39  
PB: 0  
SB: 0  
CS: 1



1B	2B	3B	HR	SF	SAC	DP	HBP	WP	HR	S	P	ERA	WHIP
6	1	1	0	0	1	0	1	1	0	0	0	2.70	1.200

Batter	1	2	3	4	5	6	7	8	9	AB R H RBI BB SO LOB	TOP
<b>Brian Downing, R</b> (1, 7) OBP: 0.349, SLG: 0.368	0-0 HR	0-0 4-3		0-0 5-3			0-3 K			4 1 1 2 0 1 1	
<b>Rick Burleson, R</b> (1, 6) OBP: 0.376, SLG: 0.392	0-0 F8	4-0 BB			0-0 L8		0-0 L9			3 0 0 0 1 0 0	
<b>Bobby Grich, R</b> (1, 4) OBP: 0.371, SLG: 0.525	0-0 2B	0-3 K			0-3 K			0-0 5-3		4 0 1 0 0 2 2	
<b>Don Baylor, R</b> (1, 10) OBP: 0.309, SLG: 0.407	0-0 P6		0-0 P6		0-0 1B			0-0 L6		4 0 1 0 0 0 1	
<b>Dan Ford, R</b> (1, 9) OBP: 0.325, SLG: 0.444	0-0 F9		0-0 1B		0-3 K			0-3 K		4 0 1 0 0 2 2	
<b>Ed Ott, L</b> (1, 2) OBP: 0.278, SLG: 0.295		0-0 HR	0-0 P6		0-0 4-3			0-0 G3 SF9 2B		4 2 2 1 0 0 1	
<b>Daryl Sconiers, L</b> (1, 3) OBP: 0.167, SLG: 0.167		0-0 WP 1B 4-3 1B	0-3 K		0-0 F8			0-0 G3		4 1 1 0 0 1 2	AB 34 R 4 H 8 RBI 4 BB 1 SO 7 LOB 11
<b>Butch Hobson, R</b> (1, 5) OBP: 0.326, SLG: 0.355		0-0 4-3 WP 1B		0-0 F7		0-0 L9		0-0 SF9		3 0 1 1 0 0 0	
<b>Juan Beniquez, R</b> (1, 8) OBP: 0.254, SLG: 0.274 <b>Fred Lynn, L</b> (9, PH) OBP: 0.322, SLG: 0.316		0-0 P3		0-3 K			0-0 P4	0-0 G2		3 0 0 0 0 1 2 1 0 0 0 0 0 0	
<b>Inning Stats</b>	R: 1 E: 0 K: 0 S: 5 H: 2 LOB: 1 BB: 0 P: 5	R: 2 E: 0 K: 1 S: 8 H: 3 LOB: 2 BB: 1 P: 12	R: 0 E: 0 K: 1 S: 6 H: 1 LOB: 1 BB: 0 P: 6	R: 0 E: 0 K: 1 S: 5 H: 0 LOB: 0 BB: 0 P: 5	R: 0 E: 0 K: 2 S: 8 H: 1 LOB: 1 BB: 0 P: 8	R: 0 E: 0 K: 0 S: 3 H: 0 LOB: 0 BB: 0 P: 3	R: 0 E: 0 K: 1 S: 5 H: 0 LOB: 0 BB: 0 P: 5	R: 0 E: 0 K: 1 S: 5 H: 0 LOB: 0 BB: 0 P: 5	R: 1 E: 0 K: 0 S: 4 H: 1 LOB: 0 BB: 0 P: 4	1B: 4 2B: 2 3B: 0 HR: 2 SF: 1 SAC: 0 DP: 0 HBP: 0	WP: 1 PB: 0 SB: 0 CS: 0 PA: 36
<b>PITCHER</b> <b>Jim Clancy, R</b> (1, 1) ERA: 4.79	IP 9.0 WLS W BF 36 H 8 R 4 ER 4 SO 7 BB 1 IBB 0 HBP 0 BLK 0 WP 1 HR 2 S 49 P 53 ERA 4.00 WHIP 1.000	<b>PITCHER</b> IP WLS BF H R ER SO BB IBB HBP BLK WP HR S P ERA WHIP									

California Angels @ Toronto Blue Jays  
Exhibition Stadium, Toronto, ON  
Sat Sep 19 1981, 3:33 AM EDT  
Att. 16,418 - Unknown - 55 F

livebaseballscorecards.com



Batter	1	2	3	4	5	6	7	8	9	AB	R	H	RBI	BB	SO	LOB
Garth Iorg, R OBP: 0.266, SLG: 0.306 (1, 4)	0-0 E5 CS	0-0 5-3		0-3 K		0-0 F9		0-3 K 1-2		5	0	0	0	0	2	3
Al Woods, L OBP: 0.291, SLG: 0.310 (1, 7)	0-0 5-3 HR 1B		0-3 K	0-0 P6		0-0 F5				4	1	1	0	0	1	2
Jesse Barfield, R OBP: 0.356, SLG: 0.491 (1, 9)	0-0 5-3		0-0 WP BB 1B		0-3 K		0-0 1B 3B			4	1	2	0	0	1	1
John Mayberry, L OBP: 0.347, SLG: 0.406 (1, 3)	0-0 HR		4-0 WP BB 1B		0-0 P4		0-0 S 1B			3	1	2	3	1	0	0
Otto Velez, R OBP: 0.371, SLG: 0.422 (1, 10)	4-0 BB		0-0 1-3	1-2 2-3	4-0 1B 2B BB		0-3 K 1B			2	1	0	0	2	1	3
Lloyd Moseby, L OBP: 0.285, SLG: 0.363 (1, 8)	0-0 G3		0-0 P5		0-0 1-2 2B 1B		0-0 P4			4	1	1	0	0	0	4
Ernie Whitt, L OBP: 0.296, SLG: 0.283 (1, 2)		0-3 K		0-0 FC1-5 1B	0-0 1B 2B		0-0 P2			4	0	2	2	0	1	1
Alfredo Griffin, S OBP: 0.243, SLG: 0.285 (1, 6)		0-0 B1-3		0-0 FC1-5 1B	0-0 4-3		0-0 CS 1B			4	0	2	0	0	0	1
Ted Cox, R OBP: 0.368, SLG: 0.563 (1, 5)		0-0 HR		0-0 FC1-5		0-0 6-3		0-3 K		3	1	1	1	0	0	2
Danny Ainge, R OBP: 0.259, SLG: 0.229 (7, 5)				1-2 2-3f						1	0	0	0	0	1	1

Inning Stats	R: 2	H: 2	E: 1	K: 0	S: 5	LOB: 1	BB: 1	P: 9	R: 1	H: 1	E: 0	K: 1	S: 6	LOB: 0	BB: 0	P: 6	R: 0	H: 1	E: 0	K: 1	S: 6	LOB: 2	BB: 1	P: 10	R: 0	H: 2	E: 0	K: 1	S: 7	LOB: 2	BB: 0	P: 7	R: 2	H: 2	E: 0	K: 1	S: 7	LOB: 1	BB: 1	P: 11	R: 0	H: 0	E: 0	K: 0	S: 3	LOB: 0	BB: 0	P: 3	R: 1	H: 2	E: 0	K: 1	S: 7	LOB: 1	BB: 0	P: 7	R: 0	H: 1	E: 0	K: 2	S: 7	LOB: 0	BB: 0	P: 7
--------------	------	------	------	------	------	--------	-------	------	------	------	------	------	------	--------	-------	------	------	------	------	------	------	--------	-------	-------	------	------	------	------	------	--------	-------	------	------	------	------	------	------	--------	-------	-------	------	------	------	------	------	--------	-------	------	------	------	------	------	------	--------	-------	------	------	------	------	------	------	--------	-------	------

PITCHER	IP	WLS	BF	H	R	ER	SO	BB	IBB	HBP	BLK	WP	HR	S	P	ERA	WHIP
Bruce Kison, R ERA: 4.15 (1, 1)	3.0		17	6	3	3	2	2	0	0	0	1	2	19	27	9.00	2.667
Dave Frost, R ERA: 5.11 (4, 1)	3.1	L	15	4	3	3	3	1	0	0	0	0	0	20	24	8.10	1.500
Mickey Mahler, L ERA: (7, 1)	1.2		5	1	0	0	2	0	0	0	0	0	0	9	9	0.00	0.600


**BOTTOM**

**California Angels @ Toronto Blue Jays**  
Exhibition Stadium, Toronto, ON

Sat Sep 19 1981, 3:33 AM EDT  
Att: 16,418 - Unknown - 55 F

livebaseballscorecards.com

<b>AB</b>	<b>34</b>
<b>R</b>	<b>6</b>
<b>H</b>	<b>11</b>
<b>RBI</b>	<b>6</b>
<b>BB</b>	<b>3</b>
<b>SO</b>	<b>7</b>
<b>LOB</b>	<b>18</b>



1B: 7	SF: 0	WP: 1	PA: 37
2B: 1	SAC: 0	PB: 0	
3B: 1	DP: 0	SB: 1	
HR: 2	HBP: 0	CS: 2	

Batter	1	2	3	4	5	6	7	8	9	AB R H RBI BB SO LOB	TOP																
Brian Downing, R (1, 7) OBP: 0.350, SLG: 0.370	0-0 WP 1B 2B	0-0 5-3		0-3 K		0-0 5-3		1-0 FC1-6 HBP		4 1 1 0 0 1 2																	
Rick Burleson, R (1, 6) OBP: 0.374, SLG: 0.388	4-0 1B 2B BB	0-0 1-3		0-0 F9		0-0 4-3		0-0 FC1-6 G6-4-3		4 1 0 0 1 0 4																	
Bobby Grich, R (1, 4) OBP: 0.371, SLG: 0.523	0-0 2B 1B	0-0 F9			0-0 E5 1B		0-0 1B 1B	0-0 G6-4-3		5 1 2 1 0 0 3																	
Don Baylor, R (1, 10) OBP: 0.310, SLG: 0.409	0-0 1-3 2-H 2B		0-3 K		0-0 F9		0-0 BB 1B	0-3 K		5 0 2 1 0 2 1																	
Ed Ott, L (1, 2) OBP: 0.276, SLG: 0.290	0-0 1-3		4-0 1B BB		0-0 F8		0-0 P5	0-3 K		4 0 0 0 1 1 4																	
Dan Ford, R (1, 9) OBP: 0.326, SLG: 0.442	4-0 1B BB		0-0 F8		0-0 1-2 1B		0-0 F9	0-0 F9		4 0 1 0 1 0 3																	
Daryl Sconiers, L (1, 3) OBP: 0.313, SLG: 0.267	0-0 FC6-4 1B		0-0 FC6-4 1B		0-0 F9		4-0 1-2 BB			3 0 2 1 1 0 2																	
Butch Hobson, R (1, 5) OBP: 0.325, SLG: 0.350	0-0 FC6-4		0-0 FC6-4		0-0 SH3-4 BB		0-3 K			3 0 0 0 1 1 7																	
Juan Beniquez, R (1, 8) OBP: 0.257, SLG: 0.286		0-0		0-0 F9		0-0 SH3-4		4-0 FC1-6 HBP BB		2 0 1 0 0 0 0																	
John Harris, L (8, PH) OBP: 0.257, SLG: 0.313										0 0 0 0 1 0 0																	
Larry Harlow, L (8, PR) OBP: 0.346, SLG: 0.235										0 0 0 0 0 0 0																	
Inning Stats	R: 3 E: 0 K: 0 S: 6	H: 4 LOB: 2 BB: 2 P: 14	R: 0 E: 1 K: 0 S: 4	H: 1 LOB: 1 BB: 0 P: 4	R: 0 E: 0 K: 1 S: 6	H: 1 LOB: 2 BB: 1 P: 10	R: 0 E: 0 K: 1 S: 5	H: 0 LOB: 0 BB: 0 P: 5	R: 0 E: 1 K: 0 S: 5	H: 1 LOB: 2 BB: 0 P: 5	R: 0 E: 0 K: 0 S: 3	H: 0 LOB: 1 BB: 1 P: 7	R: 0 E: 0 K: 1 S: 7	H: 2 LOB: 3 BB: 1 P: 11	R: 0 E: 0 K: 0 S: 2	H: 0 LOB: 2 BB: 1 P: 7	R: 0 E: 0 K: 2 S: 7	H: 0 LOB: 0 BB: 0 P: 7	1B: 6 2B: 3 3B: 0 HR: 0	SF: 0 SAC: 1 DP: 1 HBP: 1	WP: 1 PB: 0 SB: 0 CS: 0	PA: 42					
PITCHER	IP	WLS	BF	H	R	ER	SO	BB	IBB	HBP	BLK	WP	HR	S	P	ERA	WHIP										
Luis Leal, R (1, 1) ERA: 3.32	0.2		7	4	3	3	0	2	0	0	0	1	0	5	13	40.50	9.000										
Dale Murray, R (1, 1) ERA:	1.1		5	1	0	0	0	0	0	0	0	0	0	5	5	0.00	0.750										
Mark Bomback, R (3, 1) ERA: 3.97	4.0	W	17	2	0	0	2	2	0	0	0	0	0	19	27	0.00	1.000										
Roy Lee Jackson, R (7, 1) ERA: 2.66	1.1		9	2	0	0	1	2	0	1	0	0	0	8	17	0.00	3.000										
Joey McLaughlin, R (8, 1) ERA: 3.06	1.2	S	4	0	0	0	2	0	0	0	0	0	0	8	8	0.00	0.000										

California Angels @ Toronto Blue Jays  
Exhibition Stadium, Toronto, ON  
Sun Sep 20 1981, 3:33 AM EDT  
Att. 20,575 - Unknown - 55 F

livebaseballscorecards.com

AB 34  
R 3  
H 9  
RBI 3  
BB 6  
SO 5  
LOB 26







Batter	1	2	3	4	5	6	7	8	9	10	11	12	13	AB R H RBI BB SO LOB	TOP															
Rickey Henderson, R OBP: 0.412, SLG: 0.448 (1, 7) X	0-0 4-3	4-0 BB			0-0 G3		4-0 FC5 BB		0-0 F9		0-0 E4 1B		4-0 1B BB	4 1 0 1 3 0 0																
Dwayne Murphy, L OBP: 0.380, SLG: 0.436 (1, 8) S S	0-3 K	0-0 F7			0-0 F9		4-0 1-2 IBB		0-0 2B		4-0 1-2 IBB		4-0 1-2 IBB	4 0 1 0 3 1 3																
Keith Drumright, L OBP: 0.324, SLG: 0.304 (1, 10) X	0-0 3-1		0-0 6-3		0-0 4-3		0-0 FC5 2-3f		0-0 4-3		0-0 1-2 2-H 1B		0-0 1-3 2-H 1B	7 0 2 1 0 0 3																
Tony Armas, R OBP: 0.299, SLG: 0.490 (1, 9)		0-3 K	0-0 1B			0-0 SH1-3 1B		0-0 P6		0-0 P3		0-3 K	4-0 IBB	6 0 2 0 1 2 0																
Wayne Gross, L OBP: 0.301, SLG: 0.348 Cliff Johnson, R OBP: 0.326, SLG: 0.468 (13, PH) Mickey Klutts, R OBP: 0.357, SLG: 0.667 (13, 5)		0-0 E 2B	0-0 P6		0-0 SH1-3 1-2		0-0 F8		0-0 G3		0-3 K	0-0 P3		5 1 1 0 0 1 1 1 0 0 0 0 0 3 0 0 0 0 0 0 0																
Jim Spencer, L OBP: 0.266, SLG: 0.278 (1, 3)		0-0 E4 BB 1B BB 1B 2-H	0-0 4-3		0-0 F7		4-0 1B BB		0-0 2B		0-0 1B		0-0 1B	5 1 3 0 1 0 2																
Dave McKay, S OBP: 0.304, SLG: 0.356 (1, 4)		0-0 BB BB 1-2 1B		0-3 K		0-0 F9		0-0 1-2 1B		0-3 K		0-0 G3		6 0 2 0 0 2 3																
Jeff Newman, R OBP: 0.264, SLG: 0.338 (1, 2)		0-0 F9		0-0 5-3		0-0 6-3		0-0 6-3		0-3 K		0-3 K		6 0 0 0 0 2 4																
Fred Stanley, R OBP: 0.275, SLG: 0.227 Mitchell Page, L OBP: 0.200, SLG: 0.283 (13, PH) Rob Picciolo, R OBP: 0.287, SLG: 0.378 (13, 6)		4-0 BB BB 1-2 2-3 BB		0-0 6-3		0-0 6-3		0-0 4-3		0-3 K		0-0 F7		4 0 0 0 1 1 0 1 0 0 0 0 0 0 0 0 0 0 0 0 0																
<b>Inning Stats</b>	R: 0 E: 0 K: 1 S: 5	H: 0 LOB: 0 BB: 0 P: 5	R: 2 E: 1 K: 1 S: 8	H: 3 LOB: 3 BB: 2 P: 16	R: 0 E: 0 K: 0 S: 4	H: 1 LOB: 1 BB: 0 P: 4	R: 0 E: 0 K: 1 S: 5	H: 0 LOB: 0 BB: 0 P: 5	R: 0 E: 0 K: 0 S: 3	H: 0 LOB: 0 BB: 0 P: 3	R: 0 E: 0 K: 0 S: 4	H: 1 LOB: 1 BB: 0 P: 4	R: 0 E: 0 K: 1 S: 6	H: 1 LOB: 1 BB: 0 P: 6	R: 0 E: 0 K: 2 S: 8	H: 1 LOB: 1 BB: 0 P: 8	R: 1 E: 0 K: 1 S: 6	H: 1 LOB: 3 BB: 3 P: 18	1B: 8 2B: 3 3B: 0 HR: 0	SF: 0 SAC: 1 DP: 0 HBP: 0	WP: 0 PB: 0 SB: 3 CS: 0	PA: 59								
<b>PITCHER</b>	IP WLS BF H R ER SO BB IBB HBP BLK WP HR S P ERA WHIP																													
Dave Stieb, R ERA: 3.15 (1, 1)	9.0																													
Joey McLaughlin, R ERA: 2.89 (10, 1)	3.0	13	3	0	0	5	0	1	0	0	0	0	0	22	26	0.00	1.000													
Luis Leal, R ERA: 3.38 (13, 1)	0.2	L	6	1	1	1	1	2	0	0	0	0	0	5	17	13.50	3.000													
Jerry Garvin, L ERA: 3.55 (13, 1)	0.1		1	0	0	0	0	0	0	0	0	0	0	1	1	0.00	0.000													

Oakland Athletics @ Toronto Blue Jays  
Exhibition Stadium, Toronto, ON  
Tue Sep 22 1981, 7:05 PM EDT  
Unknown - 54 F

livebaseballscorecards.com

AB	49
R	3
H	11
RBI	2
BB	9
SO	9
LOB	19





Batter	1	2	3	4	5	6	7	8	9	10	11	12	13
<b>Garth Iorg, R</b> OBP: 0.267, SLG: 0.306 (1, 4)	0-0 F9		0-0 F9		0-0 FC5 1B 1-2 1B		0-0 5-3 1B		0-3 K			0-0 4-3	
<b>Al Woods, L</b> OBP: 0.291, SLG: 0.305 (1, 7)	4-0 1B 1B BB		0-3 K		0-0 1-2 2-H 1B		0-0 5-3 1-2		0-3 K			4-0 2B BB	
<b>Jesse Barfield, R</b> OBP: 0.362, SLG: 0.484 (1, 9)	0-0 1-2 1B 1B		0-0 6-3		0-0 FC5 2-3f		0-3 K			0-0 E S 1B		0-0 1-3 2B	
<b>John Mayberry, L</b> OBP: 0.294, SLG: 0.420 (1, 3)	0-0 1-H 2-H 1B			0-3 K		0-0 FC6-4 1B		4-0 SH2-4 FC4-2 BB BB		0-3 K		4-0 IBB	
<b>Winnie Upshaw, L</b> OBP: 0.268, SLG: 0.320 (8, PR)													
<b>Fred Manrique, R</b> OBP: 0.290, SLG: 0.200 (9, 6)													
<b>Ernie Whit, L</b> OBP: 0.290, SLG: 0.283 (12, PR)													
<b>Danny Ainge, R</b> OBP: 0.258, SLG: 0.228 (12, PR)													
<b>Otto Velez, R</b> OBP: 0.379, SLG: 0.433 (1, 10)	0-3 K			4-0 G1-4-3 BB		0-0 FC6-4 FC3-6 BB 1-2f		4-0 SH2-4 BB		0-0 F8		0-3 K	
<b>George Bell, R</b> OBP: 0.260, SLG: 0.367 (8, PR)													
<b>Buck Martinez, R</b> OBP: 0.292, SLG: 0.427 (1, 2)		0-0 FC4-6 1B		0-0 G1-4-3 1-2f		4-0 FC3-6 BB		0-0 SH2-4		0-0 F5		0-0 1-3	
<b>Lloyd Moseby, L</b> OBP: 0.283, SLG: 0.359 (1, 8)		0-3 K			0-0 F7		0-0 FC3-6 1-2f 2-3		0-0 FC4-2		0-0 F8		0-3 K
<b>Alfredo Griffin, S</b> OBP: 0.244, SLG: 0.285 (1, 6)		0-0 P4			0-3 K		0-0 6-3		0-0 3-1		0-0 F9		0-0 P7
<b>Greg Wells, R</b> OBP: 0.296, SLG: 0.292 (8, PH)													
<b>Charlie Beamon, L</b> OBP: 0.250, SLG: 0.267 (8, PH)													
<b>Ted Cox, R</b> OBP: 0.357, SLG: 0.583 (1, 5)		0-0 FC4-6 1-2f			4-0 1B 1B BB		0-0 F7		0-0 F8		0-0 P4		0-3 K

AB	R	H	RBI	BB	SO	LOB
6	0	2	0	0	1	0
4	1	1	1	2	2	1
6	0	3	0	0	1	3
3	0	2	1	1	1	0
0	0	0	0	0	0	0
1	0	0	0	0	1	1
0	0	0	0	1	0	0
0	0	0	0	0	0	0
2	0	0	0	2	1	2
2	0	0	0	0	1	4
4	0	1	0	1	0	5
6	0	0	0	0	2	6
3	0	0	0	0	1	3
0	0	0	0	0	0	0
3	0	0	0	0	0	2
5	1	0	0	1	1	1

AB	R	H	RBI	BB	SO	LOB
45	2	9	2	8	12	28

WP	PA
0	54

Inning Stats	R	H	E	K	S	LOB	BB	IBB	HBP	BLK	WP	HR	S	P	ERA	WHIP
<b>Tom Underwood, L</b> ERA: 4.0	1	2	0	1	6	1	0	0	0	0	0	0	32	48	3.00	1.667
<b>Jeff Jones, R</b> ERA: 3.19	0	1	0	1	10	1	0	0	0	0	0	7	15	0.00	2.250	
<b>Bob Owchinko, L</b> ERA: 2.95	0	0	0	0	6	0	0	0	0	0	0	1	1	0.00	0.000	
<b>Dave Beard, R</b> ERA: 3.09	0	2	0	1	10	1	1	0	0	0	0	30	38	0.00	0.562	

AB	R	H	RBI	BB	SO	LOB
45	2	9	2	8	12	28



1B	2B	3B	HR	SF	SAC	DP	HBP
8	1	0	0	0	1	1	0

WP	PA
0	54

Oakland Athletics @ Toronto Blue Jays  
Exhibition Stadium, Toronto, ON  
Tue Sep 22 1981, 7:05 PM EDT  
Unknown - 54 F

livebaseballscorecards.com

Batter	1	2	3	4	5	6	7	8	9	AB R H RBI BB SO LOB	TOP																													
Rickey Henderson, R (1, 7) OBP: 0.413, SLG: 0.452 Mike Davis, L (8, 7) OBP: 0.111, SLG: 0.118	0-3 K			0-3 K		0-0 SF8 3B		4-0 PB 2B S BB	0-0 2B	3 2 1 0 1 2 0 1 0 1 0 0 0 0																														
Dwayne Murphy, L (1, 10) OBP: 0.383, SLG: 0.433	0-0 P6			4-0 BB		4-0 BB		4-0 PB 2B BB	0-0 6-3	2 1 0 0 3 0 2																														
Wayne Gross, L (1, 5) OBP: 0.300, SLG: 0.353	0-3 K			0-0 F5		0-0 SF8		0-0 2B 1-H 2-H		3 0 1 3 0 1 1																														
Tony Armas, R (1, 9) OBP: 0.296, SLG: 0.485		0-3 K		0-3 K		0-0 F9		0-3 K		4 0 0 0 0 3 3																														
Jim Spencer, L (1, 3) OBP: 0.266, SLG: 0.291		0-3 K			0-0 HR		0-0 F8		0-0 L5	4 1 1 1 0 1 2																														
Mike Heath, R (1, 2) OBP: 0.273, SLG: 0.355		0-0 F9			0-0 F9		0-0 F7		0-0 6-3	4 0 0 0 0 0 1																														
Dave McKay, S (1, 4) OBP: 0.299, SLG: 0.349			0-0 G3		0-0 4-3		0-0 F8		0-0 4-3	4 0 0 0 0 0 0																														
Rick Bosetti, R (1, 8) OBP: 0.254, SLG: 0.227			0-3 K		0-0 E6		4-0 BB		0-0 6-3	3 0 0 0 1 1 0																														
Rob Picciolo, R (1, 6) OBP: 0.286, SLG: 0.375			0-0 F8		0-0 5-3		0-0 5-3		0-0 2B 1B	4 0 1 0 0 0 2																														
<b>Inning Stats</b>	R: 0 E: 0 K: 2 S: 7	H: 0 LOB: 0 BB: 0 P: 7	R: 0 E: 0 K: 2 S: 7	H: 0 LOB: 0 BB: 0 P: 7	R: 0 E: 0 K: 1 S: 5	H: 0 LOB: 0 BB: 0 P: 5	R: 0 E: 0 K: 2 S: 7	H: 0 LOB: 1 BB: 1 P: 11	R: 1 E: 1 K: 0 S: 5	H: 1 LOB: 1 BB: 0 P: 5	R: 1 E: 0 K: 0 S: 4	H: 1 LOB: 1 BB: 1 P: 8	R: 0 E: 0 K: 0 S: 3	H: 0 LOB: 1 BB: 1 P: 7	R: 2 E: 0 K: 1 S: 6	H: 1 LOB: 1 BB: 2 P: 14	R: 0 E: 0 K: 0 S: 5	H: 2 LOB: 2 BB: 0 P: 5	1B: 1 2B: 2 3B: 1 HR: 1	SF: 1 SAC: 0 DP: 0 HBP: 0	WP: 0 PB: 1 SB: 1 CS: 0	PA: 38																		
<b>PITCHER</b> Juan Berenguer, R (1, 1) ERA: 4.63 Dale Murray, R (8, 1) ERA: 2.08	IP 7.0	WLS L	BF 27	H 2	R 2	ER 2	SO 7	BB 3	IBB 0	HBP 0	BLK 0	WP 0	HR 1	S 38	P 50	ERA 2.57	WHIP 0.714						<b>PITCHER</b>	IP 2.0	WLS L	BF 11	H 3	R 2	ER 2	SO 1	BB 2	IBB 0	HBP 0	BLK 0	WP 0	HR 0	S 11	P 19	ERA 9.00	WHIP 2.500

Oakland Athletics @ Toronto Blue Jays  
Exhibition Stadium, Toronto, ON  
Tue Sep 22 1981, 7:05 PM EDT  
Att. 15,542 - Unknown - 44 F

livebaseballscorecards.com

AB	32
R	4
H	5
RBI	4
BB	5
SO	8
LOB	11





Batter	1	2	3	4	5	6	7	8	9	AB R H RBI BB SO LOB
Alfredo Griffin, S (1, 6) OBP: 0.242, SLG: 0.283 Charlie Beamon, L (9, PH) OBP: 0.294, SLG: 0.267	0-0 F7		0-0 F3			0-0 F8			4-0 3B BB	3 0 0 0 0 0 1 0 1 0 0 1 0 0
Al Woods, L (1, 7) OBP: 0.290, SLG: 0.301	0-0 P5			4-0 G4-3 BB			0-0 4-3		0-0 P6	3 0 0 0 1 0 1
Jesse Barfield, R (1, 9) OBP: 0.356, SLG: 0.500	0-0 4-3			0-0 G4-3 1-2f			0-0 6-3		0-0 1-H 3B	4 0 1 1 0 0 1
John Mayberry, L (1, 3) OBP: 0.356, SLG: 0.430 Willie Upshaw, L (9, PR) OBP: 0.268, SLG: 0.320		0-0 P3		0-0 P4			0-0 HR		4-0 BB	3 1 1 1 1 0 0 0 0 0 0 0 0 0
Otto Velez, R (1, 10) OBP: 0.377, SLG: 0.429		0-0 1B			0-3 K		0-3 K		0-3 K	4 0 1 0 0 3 2
Lloyd Moseby, L (1, 8) OBP: 0.281, SLG: 0.355		0-0 3-1			0-3 K			0-0 F8		3 0 0 0 0 1 0
Ernie Whitt, L (1, 2) OBP: 0.295, SLG: 0.279			0-3 K		0-0 F8			0-0 4-3		3 0 0 0 0 1 0
Garth Iorg, R (1, 4) OBP: 0.263, SLG: 0.301			0-0 1-4-3			0-0 6-3		0-0 1-3		3 0 0 0 0 0 0
Ted Cox, R (1, 5) OBP: 0.355, SLG: 0.538			4-0 BB			0-0 F9			0-0 F9	2 0 0 0 1 0 0

Inning Stats	R: 0 E: 0 K: 0 S: 3	H: 0 LOB: 0 BB: 0 P: 3	R: 0 E: 0 K: 0 S: 3	H: 1 LOB: 0 BB: 0 P: 3	R: 0 E: 0 K: 1 S: 5	H: 0 LOB: 1 BB: 1 P: 9	R: 0 E: 0 K: 0 S: 2	H: 0 LOB: 0 BB: 1 P: 6	R: 0 E: 0 K: 2 S: 7	H: 0 LOB: 0 BB: 0 P: 7	R: 0 E: 0 K: 0 S: 3	H: 0 LOB: 0 BB: 0 P: 3	R: 1 E: 0 K: 1 S: 6	H: 1 LOB: 0 BB: 0 P: 6	R: 0 E: 0 K: 0 S: 3	H: 0 LOB: 0 BB: 0 P: 3	R: 1 E: 0 K: 1 S: 6	H: 1 LOB: 2 BB: 2 P: 14	1B: 1 2B: 0 3B: 1 HR: 1	SF: 0 SAC: 0 DP: 1 HBP: 0
WP: 0 PB: 0 SB: 0 CS: 0	PA: 32																			

PITCHER	IP	WLS	BF	H	R	ER	SO	BB	IBB	HBP	BLK	WP	HR	S	P	ERA	WHIP
Steve McCatty, R (1, 1) ERA: 2.4	9.0	W	32	3	2	2	5	4	0	0	0	0	1	38	54	2.00	0.778

**BOTTOM**

**Oakland Athletics @ Toronto Blue Jays**  
Exhibition Stadium, Toronto, ON

Tue Sep 22 1981, 7:05 PM EDT  
Att. 15,542 - Unknown - 44 F

livebaseballscorecards.com

<b>AB</b>	<b>28</b>
<b>R</b>	<b>2</b>
<b>H</b>	<b>3</b>
<b>RBI</b>	<b>2</b>
<b>BB</b>	<b>4</b>
<b>SO</b>	<b>5</b>
<b>LOB</b>	<b>5</b>



Batter	1	2	3	4	5	6	7	8	9	AB R H RBI BB SO LOB	TOP											
Rickey Henderson, R OBP: 0.411, SLG: 0.449 (1, 7)	0-3 K		0-3 K		0-3 K		0-3 K		0-0 1B 1B	5 0 1 1 0 4 1												
Dwayne Murphy, L OBP: 0.381, SLG: 0.430 (1, 8)	0-3 K		0-3 K		0-0 P6		0-3 K		0-0 1B 1B	5 0 1 0 0 3 1												
Jim Spencer, L OBP: 0.261, SLG: 0.284 (1, 3)	0-0 F8		0-0 F7		0-0 G3		0-0 G3		0-0 F7	5 0 0 0 0 0 3												
Tony Armas, R OBP: 0.296, SLG: 0.483 (1, 9)		0-0 1B 3B 1B		0-0 E6 1B 4-3		0-0 6-3		0-3 K		4 2 1 0 0 1 0												
Wayne Gross, L OBP: 0.307, SLG: 0.373 (1, 5)		0-0 1B 3B 1B		0-0 4-3 1B 1B		0-0 HR		0-3 K		4 3 3 1 0 1 0												
Keith Drumright, L OBP: 0.321, SLG: 0.329 (1, 10)		0-0 3B		0-0 4-3		0-0 6-3		0-0 6-3		4 0 1 3 0 0 1												
Dave McKay, S OBP: 0.307, SLG: 0.354 (1, 4)		0-0 F7		0-0 1B		4-0 BB			0-0 1B	3 0 2 1 1 0 1												
Jeff Newman, R OBP: 0.259, SLG: 0.332 (1, 2)		0-3 K		0-0 P4		0-0 F8			0-0 G6-4-3 1B	4 0 0 0 0 1 4												
Fred Stanley, R OBP: 0.274, SLG: 0.227 (1, 6)		0-0 L4		0-0 F7		0-0 E5			0-0 1B 1B	4 1 1 0 0 0 2												
<b>Inning Stats</b>	R: 0 E: 0 K: 2 S: 7	H: 0 LOB: 0 BB: 0 P: 7	R: 2 E: 0 K: 1 S: 8	H: 3 LOB: 1 BB: 0 P: 8	R: 0 E: 0 K: 2 S: 7	H: 0 LOB: 0 BB: 0 P: 7	R: 2 E: 1 K: 0 S: 6	H: 2 LOB: 1 BB: 0 P: 6	R: 0 E: 0 K: 1 S: 5	H: 0 LOB: 0 BB: 0 P: 5	R: 1 E: 0 K: 0 S: 4	H: 1 LOB: 1 BB: 1 P: 8	R: 0 E: 1 K: 2 S: 8	H: 0 LOB: 1 BB: 0 P: 8	R: 0 E: 0 K: 2 S: 7	H: 0 LOB: 0 BB: 0 P: 7	R: 1 E: 0 K: 0 S: 6	H: 4 LOB: 2 BB: 0 P: 6	1B: 8 2B: 0 3B: 1 HR: 1	SF: 0 SAC: 0 DP: 1 HBP: 0	WP: 0 PB: 0 SB: 1 CS: 0	PA: 39
<b>PITCHER</b>	IP WLS BF H R ER SO BB IBB HBP BLK WP HR S P ERA WHIP																					
Jim Clancy, R ERA: 4.85 (1, 1)	6.0 L 26 6 5 4 6 1 0 0 0 0 0 1 37 41 6.00 1.167																					
Jackson Todd, R ERA: 4.03 (7, 1)	1.0 4 0 0 0 2 0 0 0 0 0 0 0 8 8 0.00 0.000																					
Paul Mirabella, L ERA: 6.23 (8, 1)	1.0 3 0 0 0 2 0 0 0 0 0 0 0 7 7 0.00 0.000																					
Nino Espinosa, R ERA: 6.15 (9, 1)	1.0 6 4 1 1 0 0 0 0 0 0 0 0 6 6 9.00 4.000																					

Oakland Athletics @ Toronto Blue Jays  
Exhibition Stadium, Toronto, ON  
Wed Sep 23 1981, 7:05 PM EDT  
Att. 14,114 - Unknown - 50 F

livebaseballscorecards.com

AB	38
R	6
H	10
RBI	6
BB	1
SO	10
LOB	13





Batter	1	2	3	4	5	6	7	8	9	AB	R	H	RBI	BB	SO	LOB
Alfredo Griffin, S OBP: 0.245, SLG: 0.291 (1, 6) (8, 4)	0-0 F9		0-0 1B 1-2		0-0 3B		0-0 F8			4	0	2	0	0	0	2
Lloyd Moseby, L OBP: 0.283, SLG: 0.357 (1, 8)	0-0 3-1		0-0 1B 1-2 2-3		0-3 K			0-0 G1-4-3 1B		4	0	2	0	0	1	1
Jesse Barfield, R OBP: 0.338, SLG: 0.472 (1, 9)	0-3 K		0-3 K			0-0 F9		0-0 G1-4-3 1-2f		4	0	0	0	0	2	4
John Mayberry, L OBP: 0.351, SLG: 0.424 (1, 3)		0-0 5-3		0-0 F7		0-0 P5		0-0 F7		4	0	0	0	0	0	0
Otto Velez, R OBP: 0.371, SLG: 0.422 (1, 10)		0-3 K		0-0 P4		0-0 F2		0-0 F8		4	0	0	0	0	1	0
George Bell, R OBP: 0.259, SLG: 0.364 (1, 7)		0-0 5-3		0-0 1B			0-3 K		0-0 5-3	4	0	1	0	0	1	0
Ernie Whitt, L OBP: 0.299, SLG: 0.276 (1, 2)			4-0 FC5-4 BB	0-0 5-3			4-0 HBP BB		0-0 F7	2	0	0	0	2	0	1
Garth Iorg, R OBP: 0.264, SLG: 0.298 Ken Macha, R OBP: 0.272, SLG: 0.229 (7, PR) (8, 5)			0-0 F9		0-0 4-3		1-0 HBP		0-0 HBP	2	0	0	0	0	0	1
Fred Manrique, R OBP: 0.211, SLG: 0.167 (8, 6)			0-0 FC5-4 1B 1-2f		0-3 K		0-0 F8			3	0	0	0	0	1	3

<b>Inning Stats</b>	R: 0 E: 0 K: 1 S: 5	H: 0 LOB: 0 BB: 0 P: 5	R: 0 E: 0 K: 1 S: 5	H: 0 LOB: 0 BB: 0 P: 5	R: 0 E: 0 K: 1 S: 7	H: 2 LOB: 3 BB: 1 P: 11	R: 0 E: 0 K: 0 S: 4	H: 1 LOB: 1 BB: 0 P: 4	R: 0 E: 0 K: 2 S: 8	H: 1 LOB: 1 BB: 0 P: 8	R: 0 E: 0 K: 0 S: 3	H: 0 LOB: 0 BB: 0 P: 3	R: 0 E: 0 K: 1 S: 5	H: 1 LOB: 2 BB: 1 P: 10	R: 0 E: 0 K: 0 S: 3	H: 1 LOB: 0 BB: 0 P: 3	R: 0 E: 0 K: 0 S: 3	H: 0 LOB: 0 BB: 0 P: 3	1B: 4 2B: 0 3B: 1 HR: 0	SF: 0 SAC: 0 DP: 1 HBP: 1	WP: 0 PB: 0 SB: 0 CS: 0	PA: 34
<b>PITCHER</b> Rick Langford, R ERA: 2.71 (1, 1)	IP 9.0	WLS W	BF 34	H 5	R 0	ER 0	SO 6	BB 2	IBB 0	HBP 1	BLK 0	WP 0	HR 0	S 43	P 52	ERA 0.00	WHIP 0.778					
<b>PITCHER</b>	IP	WLS	BF	H	R	ER	SO	BB	IBB	HBP	BLK	WP	HR	S	P	ERA	WHIP					

**BOTTOM**

**Oakland Athletics @ Toronto Blue Jays**  
Exhibition Stadium, Toronto, ON

Wed Sep 23 1981, 7:05 PM EDT  
Att. 14,114 - Unknown - 50 F

livebaseballscorecards.com

<b>AB</b>	<b>31</b>
<b>R</b>	<b>0</b>
<b>H</b>	<b>5</b>
<b>RBI</b>	<b>0</b>
<b>BB</b>	<b>2</b>
<b>SO</b>	<b>6</b>
<b>LOB</b>	<b>12</b>



Batter	1	2	3	4	5	6	7	8	9	AB R H RBI BB SO LOB
Alfredo Griffin, S (1, 6) OBP: 0.244, SLG: 0.290 Fred Manrique, R (2, 6) OBP: 0.217, SLG: 0.182	0-3 K		0-3 K	0-0 5-3			0-0 FC4-6 1B 2-H 6-3 1B		0-3 K	1 0 0 0 0 1 0 4 1 1 1 0 2 5
Al Woods, L (1, 7) OBP: 0.289, SLG: 0.299	0-0 F9		0-0 6-3		0-0 P4		0-0 FC4-6 1B 1-2		0-0 F8	5 0 1 0 0 0 3
Jesse Barfield, R (1, 9) OBP: 0.329, SLG: 0.455	0-0 F8			0-0 F8	0-0 G6-4-3 1B		0-0 FC4-6 6-3 1B 1-2f 2-3		0-0 FC5-4 1-2f	5 0 1 0 0 0 3
John Mayberry, L (1, 3) OBP: 0.355, SLG: 0.426 Greg Wells, R (4, PR) OBP: 0.278, SLG: 0.284		4-0 G6-4-3 BB		0-0 BB 1B	0-0 G6-4-3 1-2f		0-0 6-3 1-2 3-H			1 0 1 0 1 0 0 2 1 0 1 0 0 2
Otto Velez, R (1, 10) OBP: 0.370, SLG: 0.416		0-0 F9		4-0 4-3 1B 1-2 BB		0-0 6-3	0-0 F2			3 1 0 0 1 0 2
Garth Iorg, R (1, 4) OBP: 0.264, SLG: 0.297		0-0 G6-4-3 1-2f		0-0 4-3 1B	0-0 4-3 1B	0-0 F8		0-0 L8		4 1 1 1 0 0 1
Lloyd Moseby, L (1, 8) OBP: 0.285, SLG: 0.362			0-0 WP 1B	0-0 4-3	0-0 4-3 2B	0-0 F8		0-0 F8		4 0 2 0 0 0 2
Buck Martinez, R (1, 2) OBP: 0.291, SLG: 0.417			0-3 K	4-0 1B BB	0-0 5-3		0-0 6-3			3 0 0 0 1 1 2
Ted Cox, R (1, 5) OBP: 0.429, SLG: 0.600			0-0 WP 1B	0-0 WP BB	0-0 1B		0-0 E8 1B		0-0 FC5-4 1B	4 1 4 2 0 0 0

Toronto Blue Jays @ California Angels  
 Anaheim Stadium, Anaheim, CA  
 Fri Sep 25 1981, 10:05 PM EDT  
 Att: 19,890 - Unknown

[livebaseballscorecards.com](http://livebaseballscorecards.com)

AB	36
R	5
H	11
RBI	5
BB	3
SO	4
LOB	20



Inning Stats	R: 0 E: 0 K: 1 S: 5	H: 0 LOB: 0 BB: 0 P: 5	R: 0 E: 0 K: 0 S: 2	H: 0 LOB: 0 BB: 1 P: 6	R: 0 E: 0 K: 2 S: 9	H: 2 LOB: 2 BB: 0 P: 9	R: 3 E: 0 K: 0 S: 6	H: 3 LOB: 2 BB: 2 P: 14	R: 0 E: 0 K: 0 S: 3	H: 1 LOB: 0 BB: 0 P: 3	R: 0 E: 0 K: 0 S: 4	H: 1 LOB: 1 BB: 0 P: 4	R: 2 E: 1 K: 0 S: 6	H: 3 LOB: 1 BB: 0 P: 6	R: 0 E: 0 K: 0 S: 3	H: 0 LOB: 0 BB: 0 P: 3	R: 0 E: 0 K: 1 S: 6	H: 1 LOB: 1 BB: 0 P: 6	1B: 10 2B: 1 3B: 0 HR: 0	SF: 0 SAC: 0 DP: 2 HBP: 0	WP: 1 PB: 0 SB: 0 CS: 0	PA: 39
--------------	------------------------------	---------------------------------	------------------------------	---------------------------------	------------------------------	---------------------------------	------------------------------	----------------------------------	------------------------------	---------------------------------	------------------------------	---------------------------------	------------------------------	---------------------------------	------------------------------	---------------------------------	------------------------------	---------------------------------	-----------------------------------	------------------------------------	----------------------------------	--------

PITCHER	IP	WLS	BF	H	R	ER	SO	BB	IBB	HBP	BLK	WP	HR	S	P	ERA	WHIP
Geoff Zahn, L (1, 1) ERA: 4.32	7.0	W	32	10	5	5	3	3	0	0	0	1	0	35	47	6.43	1.857
Dave Frost, R (8, 1) ERA: 4.89	2.0		7	1	0	0	1	0	0	0	0	0	0	9	9	0.00	0.500

PITCHER	IP	WLS	BF	H	R	ER	SO	BB	IBB	HBP	BLK	WP	HR	S	P	ERA	WHIP
---------	----	-----	----	---	---	----	----	----	-----	-----	-----	----	----	---	---	-----	------



Batter	1	2	3	4	5	6	7	8	9
Brian Downing, R (1, 7) OBP: 0.353, SLG: 0.383 Larry Harlow, L (9, 7) OBP: 0.346, SLG: 0.235									
Rick Burleson, R (1, 6) OBP: 0.363, SLG: 0.378									
Bobby Grich, R (1, 4) OBP: 0.375, SLG: 0.519									
Don Baylor, R (1, 10) OBP: 0.315, SLG: 0.418									
Daryl Sconiers, L (1, 3) OBP: 0.229, SLG: 0.206									
Dan Ford, R (1, 9) OBP: 0.326, SLG: 0.447									
Ed Ott, L (1, 2) OBP: 0.272, SLG: 0.286									
Juan Beniquez, R (1, 8) OBP: 0.271, SLG: 0.284									
Bert Campaneris, R (1, 5) OBP: 0.295, SLG: 0.341 Freddie Patek, R (5, PH) OBP: 0.250, SLG: 0.302									

Inning Stats	R: 6	H: 5	E: 0	K: 10	S: 10	L: 1	LOB: 1	BB: 2	P: 18	R: 5	H: 4	E: 2	K: 0	S: 7	L: 2	LOB: 2	BB: 2	P: 15	R: 0	H: 1	E: 0	K: 0	S: 3	R: 0	H: 0	E: 0	K: 0	S: 3	R: 0	H: 1	E: 0	K: 0	S: 4	R: 0	H: 0	E: 0	K: 0	S: 3	R: 0	H: 0	E: 0	K: 0	S: 2	R: 0	H: 1	E: 0	K: 1	S: 6
--------------	------	------	------	-------	-------	------	--------	-------	-------	------	------	------	------	------	------	--------	-------	-------	------	------	------	------	------	------	------	------	------	------	------	------	------	------	------	------	------	------	------	------	------	------	------	------	------	------	------	------	------	------

PITCHER	IP	WLS	BF	H	R	ER	SO	BB	IBB	HBP	BLK	WP	HR	S	P	ERA	WHIP
Luis Leal, R (1, 1) ERA: 3.67	0.0	L	4	3	4	4	0	1	0	0	0	0	0	3	7	∞	∞
Paul Mirabella, L (1, 1) ERA: 7.36	1.2		13	4	7	3	1	3	0	0	0	0	1	12	24	16.20	4.200
Mark Bomback, R (2, 1) ERA: 3.77	4.1		15	4	0	0	0	0	0	0	0	0	0	15	15	0.00	0.923
Jerry Garvin, L (7, 1) ERA: 3.48	1.0		3	0	0	0	0	1	0	0	0	0	0	2	6	0.00	1.000
Roy Lee Jackson, R (8, 1) ERA: 2.61	1.0		4	1	0	0	1	0	0	0	0	0	0	6	6	0.00	1.000

**BOTTOM**

**Toronto Blue Jays @ California Angels**  
Anaheim Stadium, Anaheim, CA

Fri Sep 25 1981, 10:05 PM EDT  
Att. 19,890 - Unknown

AB	R	H	RBI	BB	SO	LOB
4	1	1	0	1	0	2
0	0	0	0	0	0	0
5	2	2	0	0	0	1
4	2	2	2	1	1	1
4	1	1	1	0	0	2
4	2	2	1	0	0	0
3	2	2	3	1	0	0
3	0	0	1	0	1	1
2	1	0	0	2	0	1
2	0	1	2	0	0	1
2	0	1	0	0	0	0

1B: 8	SF: 1	WP: 0	PA: 39
2B: 4	SAC: 0	PB: 0	
3B: 0	DP: 2	SB: 0	
HR: 1	HBP: 0	CS: 0	

**AB 33**  
**R 11**  
**H 12**  
**RBI 10**  
**BB 5**  
**SO 2**  
**LOB 9**

Batter	1	2	3	4	5	6	7	8	9	AB R H RBI BB SO LOB	TOP													
Alfredo Griffin, S (1, 6) OBP: 0.245, SLG: 0.293 George Bell, R (7, PH) OBP: 0.264, SLG: 0.364 Fred Manrique, R (7, 6) OBP: 0.217, SLG: 0.182	0-0 4-3		0-0 2B		0-0 6-3		4-0 IBB			3 0 1 0 0 0 0 0 0 0 0 1 0 0 0 0 0 0 0 0 0	<p>Toronto Blue Jays @ California Angels</p> <p>Anaheim Stadium, Anaheim, CA</p> <p>Sat Sep 26 1981, 6:33 AM EDT</p> <p>Att: 18,886 - Unknown</p>													
Al Woods, L (1, 7) OBP: 0.285, SLG: 0.295	0-0 P6		0-0 F7		0-0 F8		0-3 K			4 0 0 0 0 1 4														
Jesse Barfield, R (1, 9) OBP: 0.314, SLG: 0.432	0-0 6-3			0-0 F3		0-0 6-3		0-0 4-3		4 0 0 0 0 0 0														
John Mayberry, L (1, 3) OBP: 0.360, SLG: 0.426		4-0 BB		0-0 2B		4-0 BB		0-0 F9		2 1 1 0 2 0 0														
Otto Velez, R (1, 10) OBP: 0.365, SLG: 0.409		0-0 G6-4-3		0-0 F7		0-0 G6-4-3		0-0 5-3		4 0 0 0 0 0 3														
Lloyd Moseby, L (1, 8) OBP: 0.290, SLG: 0.374		0-0 2B		0-0 2B		0-0 1B		0-0 5-3		4 2 3 0 0 0 0														
Ted Cox, R (1, 5) OBP: 0.436, SLG: 0.618		0-0 F7		0-0 2B		0-0 SH5-4		0-0 4-3		4 0 2 2 0 0 1														
Garth Iorg, R (1, 4) OBP: 0.269, SLG: 0.301			0-0 CS		0-0 F9		0-0 SH5-4		0-0 5-3	4 0 2 1 0 0 1														
Ernie Whitt, L (1, 2) OBP: 0.296, SLG: 0.273			0-0 4-3		0-0 3-1		0-0 SH5-4			2 0 0 0 0 0 1														
<b>Inning Stats</b>	R: 0 E: 0 K: 0 S: 3	H: 0 LOB: 0 BB: 0 P: 3	R: 0 E: 0 K: 0 S: 3	H: 1 LOB: 1 BB: 1 P: 7	R: 0 E: 0 K: 0 S: 4	H: 2 LOB: 1 BB: 0 P: 4	R: 2 E: 0 K: 0 S: 6	H: 3 LOB: 1 BB: 0 P: 6	R: 0 E: 0 K: 0 S: 3	H: 0 LOB: 0 BB: 0 P: 3	R: 0 E: 0 K: 0 S: 2	H: 0 LOB: 0 BB: 1 P: 6	R: 1 E: 0 K: 1 S: 7	H: 3 LOB: 3 BB: 1 P: 11	R: 0 E: 0 K: 0 S: 3	H: 0 LOB: 0 BB: 0 P: 3	R: 0 E: 0 K: 0 S: 3	H: 0 LOB: 0 BB: 0 P: 3	1B: 4 2B: 6 3B: 0 HR: 0	SF: 0 SAC: 1 DP: 3 HBP: 0	WP: 0 PB: 0 SB: 0 CS: 2	PA: 35		
<b>PITCHER</b>	IP WLS BF H R ER SO BB IBB HBP BLK WP HR S P ERA WHIP												IP WLS BF H R ER SO BB IBB HBP BLK WP HR S P ERA WHIP											
Steve Renko, R (1, 1) ERA: 3.5	6.0 W 26 9 3 3 0 2 0 0 0 0 0 0 24 32 4.50 1.833																							
Andy Hassler, L (7, 1) ERA: 2.97	3.0 S 9 0 0 0 1 0 1 0 0 0 0 0 10 14 0.00 0.000																							

livebaseballscorecards.com

AB	31
R	3
H	9
RBI	3
BB	3
SO	1
LOB	10





Batter	1	2	3	4	5	6	7	8	9
Rod Carew, L OBP: 0.379, SLG: 0.375 (1, 3)	0-0 6-3 ①		0-0 HR 1B 6-3		0-0 1B BB 1B 1-2		0-0 4-3 ① S S	0-3 K ③	
Rick Burleson, R OBP: 0.362, SLG: 0.379 (1, 6)	0-0 F8 ②		0-0 6-3 ② 1-2		0-0 P6 ②		0-0 3B 2B		
Bobby Grich, R OBP: 0.379, SLG: 0.528 (1, 4)	0-0 F3 ③		0-0 HR 2-H HR		4-0 1B BB 1-2 2-3		4-0 3B BB		
Daryl Sconiers, L OBP: 0.256, SLG: 0.289 (1, 10)		0-0 L3 ① S S	0-3 K ③		0-0 1B 1-2 2-3 3-H		0-0 3B 1-H 2-H		
John Harris, L OBP: 0.253, SLG: 0.347 Dan Ford, R OBP: 0.326, SLG: 0.447 (1, 7) (8, 9)		0-0 HR		0-0 F7 ①	0-0 P8 ③		0-3 K2-3 ②		
Ed Ott, L OBP: 0.268, SLG: 0.281 (1, 2)	0-0 F8 ②			0-0 6-3 ②		0-0 4-3 ①	0-0 1-3 ③		
Larry Harlow, L OBP: 0.341, SLG: 0.225 (1, 9) (8, 7)		4-0 BB BB BB		0-3 K ③		0-3 K ②	0-3 K ①		
Juan Beniquez, R OBP: 0.270, SLG: 0.278 (1, 8)	0-0 L7 ③				0-0 F9 ① BB BB BB	4-0 BB	0-0 F9 ②		
Butch Hobson, R OBP: 0.321, SLG: 0.344 Freddie Patek, R OBP: 0.267, SLG: 0.318 (1, 5) (7, 5)			0-3 K ①		4-0 BB 1B 1B BB	0-0 F9 ③	0-0 1B		

Inning Stats	R: 0	H: 0	E: 0	K: 0	S: 3	R: 1	H: 1	E: 0	K: 0	S: 4	R: 2	H: 2	E: 0	K: 2	S: 9	R: 0	H: 0	E: 0	K: 1	S: 5	R: 1	H: 2	E: 0	K: 0	S: 5	R: 0	H: 0	E: 0	K: 1	S: 5	R: 2	H: 2	E: 0	K: 1	S: 7	R: 0	H: 1	E: 0	K: 2	S: 8
	LOB: 0	BB: 0	P: 3	LOB: 1	BB: 1	P: 8	LOB: 0	BB: 0	P: 9	LOB: 0	BB: 0	P: 9	LOB: 0	BB: 0	P: 5	LOB: 1	BB: 1	P: 9	LOB: 1	BB: 1	LOB: 1	BB: 1	P: 11	LOB: 1	BB: 0	P: 8	LOB: 1	BB: 0	P: 8	SF: 0	SAC: 0	DP: 0	HBP: 0	1B: 4	2B: 1	3B: 1	HR: 2			

PITCHER	IP	WLS	BF	H	R	ER	SO	BB	IBB	HBP	BLK	WP	HR	S	P	ERA	WHIP
Juan Berenguer, R ERA: 4.9 (1, 1)	6.1	L	30	6	6	6	4	5	0	0	0	0	2	33	53	8.53	1.737
Dale Murray, R ERA: 1.74 (7, 1)	1.2		7	2	0	0	3	0	0	0	0	0	0	13	13	0.00	1.200

**BOTTOM**

**Toronto Blue Jays @ California Angels**  
Anaheim Stadium, Anaheim, CA

Sat Sep 26 1981, 6:33 AM EDT  
Att. 18,886 - Unknown

AB	R	H	RBI	BB	SO	LOB
5	1	2	0	0	1	1
4	1	1	0	0	0	3
2	2	1	2	2	0	0
4	0	2	3	0	1	0
4	1	1	1	0	1	4
0	0	0	0	0	0	0
4	0	0	0	0	0	1
3	0	0	0	1	3	0
3	0	0	0	1	0	1
2	1	0	0	1	1	1
1	0	1	0	0	0	0

AB	32
R	6
H	8
RBI	6
BB	5
SO	7
LOB	11



WP: 0	PA: 37
PB: 0	SB: 0
CS: 0	

PITCHER	IP	WLS	BF	H	R	ER	SO	BB	IBB	HBP	BLK	WP	HR	S	P	ERA	WHIP
Juan Berenguer, R ERA: 4.9 (1, 1)	6.1	L	30	6	6	6	4	5	0	0	0	0	2	33	53	8.53	1.737
Dale Murray, R ERA: 1.74 (7, 1)	1.2		7	2	0	0	3	0	0	0	0	0	0	13	13	0.00	1.200

Batter	1	2	3	4	5	6	7	8	9	AB R H RBI BB SO LOB	TOP									
Alfredo Griffin, S (1, 6) OBP: 0.245, SLG: 0.293	0-3 K		0-0 6-3		0-0 B2		0-0 CS 1B		0-0 SH2-4	4 0 1 0 0 1 0										
Al Woods, L (1, 7) OBP: 0.287, SLG: 0.304	0-0 F9 1B 2B		0-0 P5			0-0 F7 WP 2B	0-0 CS	0-0 F7	0-0 6-3	5 2 2 0 0 0 2										
Garth Iorg, R (1, 4) OBP: 0.273, SLG: 0.302	0-0 F9 2-3		4-0 CS BB			0-0 5-3		0-0 HR 1B		3 1 1 0 1 0 2										
John Mayberry, L (1, 3) OBP: 0.362, SLG: 0.438	0-0 1B 1B		0-0 CS 1-2		0-0 5-3		0-0 F7 2-3	0-0 HR 1B		4 1 2 3 0 0 1										
Otto Velez, R (1, 10) OBP: 0.370, SLG: 0.409	0-0 1-2 1B			4-0 FC5-4 BB		4-0 1B WP BB		0-0 F8		2 0 1 0 2 0 0										
Ted Cox, R (1, 5) OBP: 0.419, SLG: 0.579	0-0 P4			0-0 FC5-4 FC4-6 1-2f		0-0 1-3 3-H 1B		0-3 K		4 0 1 0 0 1 3										
Lloyd Moseby, L (1, 8) OBP: 0.290, SLG: 0.373		0-3 K		0-0 FC4-6 1-2f		0-0 F7			0-0 SH BLK 1B	4 0 1 0 0 1 3	AB 33 R 4 H 9 RBI 3 BB 3 SO 3 LOB 13									
Buck Martinez, R (1, 2) OBP: 0.285, SLG: 0.407		0-0 F8				0-0 F7		0-0 F7	0-0 SH FC6-4	3 0 0 0 0 0 0										
George Bell, R (1, 9) OBP: 0.258, SLG: 0.354		0-0 F3				0-0 6-3		0-0 F7	0-0 FC6-4 SH2-4 1-2f	4 0 0 0 0 0 2										
<b>Inning Stats</b>	R: 1 E: 0 K: 1 S: 8	H: 3 LOB: 2 BB: 0 P: 8	R: 0 E: 0 K: 1 S: 5	H: 0 LOB: 0 BB: 0 P: 5	R: 0 E: 0 K: 0 S: 2	H: 0 LOB: 1 BB: 1 P: 7	R: 0 E: 0 K: 0 S: 3	H: 0 LOB: 0 BB: 0 P: 3	R: 1 E: 0 K: 0 S: 5	H: 2 LOB: 2 BB: 1 P: 9	R: 0 E: 0 K: 0 S: 3	H: 1 LOB: 0 BB: 0 P: 3	R: 2 E: 0 K: 1 S: 7	H: 2 LOB: 0 BB: 0 P: 7	R: 0 E: 0 K: 0 S: 5	H: 1 LOB: 2 BB: 0 P: 5	1B: 6 2B: 2 3B: 0 HR: 1	SF: 0 SAC: 2 DP: 0 HBP: 0	WP: 1 PB: 0 SB: 0 CS: 2	PA: 40
<b>PITCHER</b>	IP WLS BF H R ER SO BB IBB HBP BLK WP HR S P ERA WHIP																			
Angel Moreno, L (1, 1) ERA: 3.57	7.1 L 31 8 4 4 2 3 0 0 0 1 1 32 44 4.91 1.500																			
Jesse Jefferson, R (8, 1) ERA: 3.61	1.0 5 1 0 0 1 0 0 0 0 0 0 7 7 0.00 1.000																			
Andy Hassler, L (9, 1) ERA: 2.95	0.2 2 0 0 0 0 0 0 0 0 0 0 2 2 0.00 0.000																			

Toronto Blue Jays @ California Angels  
 Anaheim Stadium, Anaheim, CA  
 Sun Sep 27 1981, 6:33 AM EDT  
 Att: 24,903 - Unknown

[livebaseballscorecards.com](http://livebaseballscorecards.com)





Batter	1	2	3	4	5	6	7	8	9	AB	R	H	RBI	BB	SO	LOB
--------	---	---	---	---	---	---	---	---	---	----	---	---	-----	----	----	-----

Rod Carew, L OBP: 0.380, SLG: 0.378 (1, 3) X	0-0 F7 ①		4-0 BB 1-2		0-0 SF8 1B 2B		0-0 4-3 ②			3	1	1	0	1	0	0
Rick Burleson, R OBP: 0.363, SLG: 0.380 (1, 6) X	0-0 1B		0-0 F9 ②		0-0 HR 1B		0-0 L9 ③			4	1	2	0	0	0	2
Bobby Grich, R OBP: 0.375, SLG: 0.523 (1, 4) X	0-0 L5 ②		0-3 K ③		0-0 SF8 ②			0-0 6-3 ①		3	0	0	1	0	1	3
Daryl Sconiers, L OBP: 0.256, SLG: 0.357 (1, 10) X	0-0 5-3 ③			0-3 K ①	0-0 HR 1-H			0-0 F9 ②		4	1	1	2	0	1	1
Don Baylor, R OBP: 0.312, SLG: 0.413 (1, 7) X		0-0 F7 ①		0-3 K ②	0-0 P5 ③			0-0 6-3 ③		4	0	0	0	0	1	0
Larry Harlow, L OBP: 0.337, SLG: 0.216 (1, 9) (4, 8)		0-3 K ②		4-0 BB BB		0-0 4-3 ①		0-3 K ①		3	0	0	0	1	2	0
Joe Ferguson, R OBP: 0.366, SLG: 0.375 Steve Lubratic, R (9, PR)		0-0 F8 ③		4-0 BB 1-2		0-0 1-3 ②		4-0 BB		2	0	0	0	2	0	0
Juan Beniquez, R OBP: 0.269, SLG: 0.276 Dan Ford, R OBP: 0.323, SLG: 0.444 (1, 8) (4, 9)			0-3 K ①	0-3 K ③		0-0 G3 ③		0-0 L7 ②		1	0	0	0	0	1	0
Butch Hobson, R OBP: 0.321, SLG: 0.341 Freddie Patek, R OBP: 0.267, SLG: 0.318 John Harris, L OBP: 0.250, SLG: 0.342 (1, 5) (8, 5) (9, PH)			4-0 BB BB		0-3 K ①		0-0 F8 ①		0-0 F7 ③	2	0	0	0	1	1	0

Inning Stats	R: 0	H: 1	E: 0	K: 0	S: 4	R: 0	H: 0	E: 0	K: 1	S: 5	R: 0	H: 0	E: 0	K: 2	S: 7	R: 3	H: 3	E: 0	K: 1	S: 8	R: 0	H: 0	E: 0	K: 0	S: 3	R: 0	H: 0	E: 0	K: 0	S: 3	R: 0	H: 0	E: 0	K: 1	S: 5	R: 0	H: 0	E: 0	K: 1	S: 9	R: 0	H: 0	E: 0	K: 0	S: 3	R: 0	H: 0	E: 0	K: 0	S: 3	R: 0	H: 0	E: 0	K: 0	S: 5	R: 0	H: 0	E: 0	K: 0	S: 5	1B: 2	2B: 1	3B: 0	HR: 1	SF: 1	SAC: 0	DP: 0	HBP: 0	WP: 0	PB: 0	SB: 0	CS: 0	PA: 36
--------------	------	------	------	------	------	------	------	------	------	------	------	------	------	------	------	------	------	------	------	------	------	------	------	------	------	------	------	------	------	------	------	------	------	------	------	------	------	------	------	------	------	------	------	------	------	------	------	------	------	------	------	------	------	------	------	------	------	------	------	------	-------	-------	-------	-------	-------	--------	-------	--------	-------	-------	-------	-------	--------

PITCHER	IP	WLS	BF	H	R	ER	SO	BB	IBB	HBP	BLK	WP	HR	S	P	ERA	WHIP
Dave Stieb, R ERA: 3.18 (1, 1)	7.0	W	29	4	3	3	7	4	0	0	0	0	1	39	55	3.86	1.143
Joey McLaughlin, R ERA: 2.79 (8, 1)	2.0	S	7	0	0	0	1	1	0	0	0	0	0	8	12	0.00	0.500

**BOTTOM**

**Toronto Blue Jays @ California Angels**  
**Anaheim Stadium, Anaheim, CA**  
 Sun Sep 27 1981, 6:33 AM EDT  
 Att. 24,903 - Unknown

livebaseballscorecards.com

<b>AB</b>	<b>30</b>
<b>R</b>	<b>3</b>
<b>H</b>	<b>4</b>
<b>RBI</b>	<b>3</b>
<b>BB</b>	<b>5</b>
<b>SO</b>	<b>8</b>
<b>LOB</b>	<b>10</b>







Batter	1	2	3	4	5	6	7	8	9
Rickey Henderson, R (1, 7) OBP: 0.413, SLG: 0.442	0-0 F4			0-0 5-3		4-0 2B BB	0-0 BB 1B		
Dwayne Murphy, L (1, 8) OBP: 0.370, SLG: 0.412	0-3 K			0-0 4-3		0-0 4-3 BB	4-0 BB		
Jim Spencer, L (1, 3)	0-0 6-3			0-0 F8		0-0 2B	0-3 K		
Tony Armas, R (1, 9) OBP: 0.291, SLG: 0.472		0-0 1B			0-0 FC4 BB 1B	0-3 K	0-0 F9		
Wayne Gross, L (1, 5) OBP: 0.308, SLG: 0.369		0-0 G3-6-3 1B			4-0 FC4 BB	0-0 F2		0-3 K	
Keith Drumright, L (1, 10) OBP: 0.325, SLG: 0.333 Jimmy Sexton, R (7, PR)		0-0 1-3			0-0 FC4 SH5-3 1B		0-0 1B 1B	0-0 5-3	
Mike Heath, R (1, 2) OBP: 0.275, SLG: 0.354			0-0 6-3		0-0 E6 SH5-3		0-0 F6 1B 1B	0-0 1B 1B	
Dave McKay, S (1, 4) OBP: 0.313, SLG: 0.354			0-0 4-3		0-0 SH5-3		0-0 1B 1B	0-0 1B	
Fred Stanley, R (1, 6) OBP: 0.271, SLG: 0.227			0-0 F9		0-0 F4		0-0 BB 1B 1B		

Inning Stats		R: 0	H: 0	R: 0	H: 1	R: 0	H: 0	R: 0	H: 0	R: 2	H: 1	R: 1	H: 1	R: 2	H: 4	R: 0	H: 2		
E: 0		LOB: 0		E: 0		LOB: 0		E: 0		LOB: 1		E: 0		LOB: 3		E: 0		LOB: 2	
K: 1		BB: 0		K: 0		BB: 0		K: 0		BB: 1		K: 1		BB: 1		K: 1		BB: 0	
S: 5		P: 5		S: 3		P: 3		S: 3		P: 9		S: 6		P: 10		S: 6		P: 6	

**BOTTOM**

**Toronto Blue Jays @ Oakland Athletics**  
Oakland-Alameda County Coliseum, Oakland, CA

Tue Sep 29 1981, 3:33 AM PDT  
Att. 10,998 - Sunny

AB	31
R	5
H	9
RBI	5
BB	3
SO	4
LOB	15

WP: 0 PA: 35  
PB: 0  
SB: 1  
CS: 0



PITCHER	IP	WLS	BF	H	R	ER	SO	BB	IBB	HBP	BLK	WP	HR	S	P	ERA	WHIP
Jim Clancy, R (1, 1) ERA: 4.9	6.1	L	27	6	5	4	2	2	0	0	0	0	0	29	37	5.68	1.263
Dale Murray, R (7, 1) ERA: 1.5	1.2		8	3	0	0	2	1	0	0	0	0	0	11	15	0.00	2.400

Batter	1	2	3	4	5	6	7	8	9	AB R H RBI BB SO LOB	TOP						
Alfredo Griffin, S OBP: 0.245, SLG: 0.290 (1, 6) (8, 5)	0-0 CS 1B		0-0 3-1			0-0 F9			4-0 FC4-6 BB	3 0 1 0 1 0 1							
Al Woods, L OBP: 0.286, SLG: 0.302 (1, 7)	0-0 F9 1-2			0-0 F8		0-0 1B			0-0 FC4-6 FC3-6 1-2f	4 0 1 0 0 0 2							
Willie Upshaw, L OBP: 0.259, SLG: 0.308 (1, 9)	0-3 K			0-0 E4		0-0 1-3			0-0 FC3-6 1-2f	4 0 0 0 0 1 2							
John Mayberry, L OBP: 0.360, SLG: 0.443 (1, 3)		0-0 F7		0-0 F4 1-3			0-0 3-1		0-0 F3	4 0 0 0 0 0 2							
Otto Velez, R OBP: 0.365, SLG: 0.406 (1, 10)		0-0 F8		0-0 6-3			0-0 F5			3 0 0 0 0 0 1							
Lloyd Moseby, L OBP: 0.285, SLG: 0.367 (1, 8)		0-0 4-3			0-0 F8		0-3 K			3 0 0 0 0 1 0							
Garth Iorg, R OBP: 0.265, SLG: 0.293 (1, 4)			0-0 5-3		0-0 F9			0-0 4-3		3 0 0 0 0 0 0							
Ernie Whitt, L OBP: 0.297, SLG: 0.274 (1, 2)			0-0 WP 1B		0-0 F5			0-0 F8		3 0 1 0 0 0 0							
Ken Macha, R OBP: 0.266, SLG: 0.224 Greg Wells, R OBP: 0.270, SLG: 0.275 Fred Manrique, R OBP: 0.217, SLG: 0.182 (1, 5) (8, PH) (8, 6)			0-3 K		0-3 K			0-0 6-3		2 0 0 0 0 2 1 1 0 0 0 0 0 0 0 0 0 0 0 0 0							
<b>Inning Stats</b>	R: 0 E: 0 K: 1 S: 5 H: 1 LOB: 0 BB: 0 P: 5	R: 0 E: 0 K: 0 S: 3 H: 0 LOB: 0 BB: 0 P: 3	R: 0 E: 0 K: 1 S: 6 H: 1 LOB: 1 BB: 0 P: 6	R: 0 E: 2 K: 0 S: 4 H: 0 LOB: 1 BB: 0 P: 4	R: 0 E: 0 K: 0 S: 3 H: 0 LOB: 0 BB: 0 P: 3	R: 0 E: 0 K: 1 S: 6 H: 1 LOB: 1 BB: 0 P: 6	R: 0 E: 0 K: 1 S: 5 H: 0 LOB: 0 BB: 0 P: 5	R: 0 E: 0 K: 0 S: 3 H: 0 LOB: 0 BB: 0 P: 3	R: 0 E: 0 K: 0 S: 3 H: 0 LOB: 1 BB: 1 P: 7	1B: 3 2B: 0 3B: 0 HR: 0 SF: 0 SAC: 0 DP: 0 HBP: 0	WP: 1 PB: 0 SB: 0 CS: 1 PA: 31						
<b>PITCHER</b> Mike Norris, R ERA: 3.75 (1, 1)	IP: 9.0 WLS: W BF: 31 H: 3 R: 0 ER: 0 SO: 4 BB: 1 IBB: 0 HBP: 0 BLK: 0 WP: 1 HR: 0 S: 38 P: 42 ERA: 0.00 WHIP: 0.444																
<b>PITCHER</b>	IP	WLS	BF	H	R	ER	SO	BB	IBB	HBP	BLK	WP	HR	S	P	ERA	WHIP

Toronto Blue Jays @ Oakland Athletics  
Oakland-Alameda County Coliseum, Oakland, CA

Wed Sep 30 1981, 3:33 AM PDT  
Att. 11,144 - Sunny

livebaseballscorecards.com

AB	30
R	0
H	3
RBI	0
BB	1
SO	4
LOB	9





Batter	1	2	3	4	5	6	7	8	9
Rickey Henderson, R (1, 7) OBP: 0.409, SLG: 0.438	0-0 6-3		0-0 6-3		0-0 F4			0-0 5-3	
Dwayne Murphy, L (1, 8) OBP: 0.367, SLG: 0.407	0-0 6-3		0-0 F8		0-0 4-3			0-0 F8	
Wayne Gross, L (1, 5) OBP: 0.305, SLG: 0.364	0-0 F6		0-0 F2				0-0 F8		
Tony Armas, R (1, 9) OBP: 0.292, SLG: 0.471		0-0 1B		0-0 F7			0-0 F3		
Jim Spencer, L (1, 3) OBP: 0.251, SLG: 0.278		0-0 F7		0-0 F7			0-0 6-3		
Keith Drumright, L (1, 10) OBP: 0.337, SLG: 0.346		0-0 FC6-4		0-0 2B			0-3 K		
Dave McKay, S (1, 4) OBP: 0.314, SLG: 0.358		0-3 K		0-0 1B			0-0 G3		
Jeff Newman, R (1, 2) OBP: 0.257, SLG: 0.327		0-0 FC6-4		0-0 CS			0-0 F7		
Rob Picciolo, R (1, 6) OBP: 0.286, SLG: 0.394			0-0 HR		0-0 CS		0-0 F9		0-0 4-3

Inning Stats	R: 0	H: 0	E: 0	K: 0	S: 3	R: 0	H: 2	E: 0	K: 1	S: 7	R: 1	H: 1	E: 0	K: 0	S: 4	R: 2	H: 3	E: 0	K: 0	S: 5	R: 0	H: 0	E: 0	K: 0	S: 3	R: 0	H: 0	E: 0	K: 1	S: 5	R: 0	H: 0	E: 0	K: 0	S: 3	R: 0	H: 0	E: 0	K: 0	S: 3
	LOB: 0	BB: 0	P: 3	LOB: 2	BB: 0	P: 7	LOB: 0	BB: 0	P: 4	LOB: 0	BB: 0	P: 4	LOB: 0	BB: 0	P: 4	LOB: 0	BB: 0	P: 5	LOB: 0	BB: 0	P: 5	LOB: 0	BB: 0	P: 3	LOB: 0	BB: 0	P: 5	LOB: 0	BB: 0	P: 3	LOB: 0	BB: 0	P: 3	LOB: 0	BB: 0	P: 3	LOB: 0	BB: 0	P: 3	

PITCHER	IP	WLS	BF	H	R	ER	SO	BB	IBB	HBP	BLK	WP	HR	S	P	ERA	WHIP
Luis Leal, R (1, 1) ERA: 3.68	7.0	L	26	6	3	3	2	0	0	0	0	0	1	30	30	3.86	0.857
Joey McLaughlin, R (8, 1) ERA: 2.75	1.0		3	0	0	0	0	0	0	0	0	0	0	3	3	0.00	0.000

**BOTTOM**

AB	R	H	RBI	BB	SO	LOB
4	0	0	0	0	0	0
4	0	0	0	0	0	0
3	0	0	0	0	0	0
3	0	1	0	0	0	0
3	0	0	0	0	0	1
3	1	2	0	0	1	0
3	1	1	0	0	1	2
3	0	1	1	0	0	2
3	1	1	1	0	0	0

<b>AB</b>	<b>29</b>
<b>R</b>	<b>3</b>
<b>H</b>	<b>6</b>
<b>RBI</b>	<b>2</b>
<b>BB</b>	<b>0</b>
<b>SO</b>	<b>2</b>
<b>LOB</b>	<b>5</b>



WP	HR	S	P	ERA	WHIP
0	1	0	0	3.86	0.857
0	0	0	0	0.00	0.000

**Toronto Blue Jays @ Oakland Athletics**  
**Oakland-Alameda County Coliseum, Oakland, CA**  
 Wed Sep 30 1981, 3:33 AM PDT  
 Att. 11,144 - Sunny

livebaseballscorecards.com

Batter	1	2	3	4	5	6	7	8	9	AB R H RBI BB SO LOB	TOP	
Alfredo Griffin, S (1, 6) OBP: 0.245, SLG: 0.292 Greg Wells, R (9, PH) OBP: 0.267, SLG: 0.271	0-0 4-3		0-0 1-3 2-H 2B		0-0 1-2f G4-6-3		0-0 G3		0-0 G3	4 0 1 1 0 0 2 1 0 0 0 0 0 2		
Lloyd Moseby, L (1, 8) OBP: 0.283, SLG: 0.364	0-0 5-3		0-0 SF8		0-0 4-3			0-0 F4		3 0 0 1 0 0 0		
Jesse Barfield, R (1, 9) OBP: 0.287, SLG: 0.393	0-0 F5		0-0 F8					0-0 4-3		4 0 0 0 0 1 1		
John Mayberry, L (1, 3) OBP: 0.362, SLG: 0.444		0-0 1B	0-0 F9			0-3 K		0-0 4-3		4 0 2 0 0 0 1		
Al Woods, L (1, 7) OBP: 0.285, SLG: 0.299		0-0 F8		4-0 BB		0-0 F7		0-0 F8		3 0 0 0 1 0 2		
Ted Cox, R (1, 5) Fred Mannique, R (9, PR) OBP: 0.217, SLG: 0.182		0-3 K		0-3 K			0-0 F9		0-0 2B	4 0 1 0 0 2 2 0 0 0 0 0 0 0		
Willie Upshaw, L (1, 10) George Bell, R (9, PH) OBP: 0.256, SLG: 0.352		0-3 K		0-0 F8			0-0 HR		0-0 6-3	3 1 1 1 0 1 2 1 0 0 0 0 0 1	AB 32 R 3 H 7 RBI 3 BB 4 SO 5 LOB 17	
Garth Iorg, R (1, 4) OBP: 0.274, SLG: 0.300			4-0 2B BB BB		0-0 F8		0-0 4-3 2B		4-0 2B BB	2 1 1 0 2 0 1		
Ernie Whitt, L (1, 2) Otto Velez, R (9, PH) OBP: 0.363, SLG: 0.404			4-0 2B SF8 BB		0-0 G4-6-3 1B		0-0 4-3		0-3 K	2 1 1 0 1 0 1 1 0 0 0 0 1 2		
<b>Inning Stats</b>	R: 0 H: 0 E: 0 LOB: 0 K: 0 BB: 0 S: 3 P: 3	R: 0 H: 1 E: 0 LOB: 1 K: 2 BB: 0 S: 8 P: 8	R: 2 H: 1 E: 0 LOB: 1 K: 0 BB: 2 S: 4 P: 12	R: 0 H: 0 E: 0 LOB: 1 K: 1 BB: 1 S: 5 P: 9	R: 0 H: 1 E: 0 LOB: 0 K: 0 BB: 0 S: 3 P: 3	R: 0 H: 0 E: 0 LOB: 0 K: 1 BB: 0 S: 5 P: 5	R: 1 H: 2 E: 0 LOB: 1 K: 0 BB: 0 S: 5 P: 5	R: 0 H: 1 E: 0 LOB: 1 K: 0 BB: 0 S: 4 P: 4	R: 0 H: 1 E: 0 LOB: 2 K: 1 BB: 1 S: 6 P: 10	1B: 3 SF: 1 2B: 3 SAC: 0 3B: 0 DP: 1 HR: 1 HBP: 0	WP: 0 PA: 37 PB: 0 SB: 0 CS: 0	
<b>PITCHER</b> Ken Clay, R (1, 1) ERA: 4.63 Shane Rawley, L (8, 1) ERA: 4.13	IP WLS BF H R ER SO BB IBB HBP BLK WP HR S P ERA WHIP	7.0 W 28 5 3 3 4 3 0 0 0 0 1 33 45 3.86 1.143	2.0 9 2 0 0 1 1 0 0 0 0 0 0 10 14 0.00 1.500	<b>PITCHER</b> IP WLS BF H R ER SO BB IBB HBP BLK WP HR S P ERA WHIP								

Toronto Blue Jays @ Seattle Mariners  
The Kingdome, Seattle, WA  
Fri Oct 02 1981, 10:05 PM EDT  
Att. 5,148 - Dome

livebaseballscores.com





Batter	1	2	3	4	5	6	7	8	9
<b>Julio Cruz, S</b> (1, 4) OBP: 0.332, SLG: 0.324 <b>Jim Anderson, R</b> (8, 6) OBP: 0.286, SLG: 0.268	4-0  BB	0-0 6-3		0-0 4-3			0-0 F7 	0-0 4-3	
<b>Dan Meyer, L</b> (1, 5) OBP: 0.298, SLG: 0.355	0-0  1-2 E	0-3 K		0-0  FC6-4 1B			0-0  2B	0-0  1B	
<b>Tom Paciorek, R</b> (1, 9) OBP: 0.381, SLG: 0.506 (8, 7)	0-0  E6 1B 1-H 2-H		0-0 F8 	0-0  FC6-4 1B 1-2f			0-0  1B 2B 2-H	0-0 F9 	
<b>Richie Zisk, R</b> (1, 10) OBP: 0.370, SLG: 0.483	0-0 F3 		0-0 4-3 		0-0 6-3 		0-3 K 		
<b>Bruce Bochte, L</b> (1, 7) OBP: 0.354, SLG: 0.366 <b>Dave Henderson, R</b> (7, PR) OBP: 0.264, SLG: 0.333 (8, 9)	0-0 F8 		4-0  BB 1B BB		0-0 F7 		4-0  1B 1B IBB		
<b>Jim Maler, R</b> (1, 3) OBP: 0.474, SLG: 0.471	0-0  3B 1B 2-H		4-0  1B 1-2 BB		0-0 F9 		0-0  1B 1-3 2-H		
<b>Joe Simpson, L</b> (1, 8) OBP: 0.262, SLG: 0.309	0-0  3B 1-H		0-0  S 1B 1-3 2-H			0-0 F7 	0-0  1B 1-2 3-H		
<b>Paul Serna, R</b> (1, 6) OBP: 0.301, SLG: 0.409 (8, 4)	0-0 6-3 		0-3  K 1-2			0-0  CS 1B	0-0 L5 		
<b>Bud Bulling, R</b> (1, 2) OBP: 0.339, SLG: 0.287		0-3  K		0-0  F8		0-3  K 1-2		0-0  F8	

AB	R	H	RBI	BB	SO	LOB
3	1	0	0	1	0	0
1	0	0	0	0	0	0
5	2	4	0	0	1	0
5	2	2	2	0	0	2
4	0	0	0	0	1	2
2	1	0	0	2	0	1
0	1	0	0	0	0	0
3	1	2	2	1	0	0
4	0	3	3	0	0	0
4	0	1	0	0	1	5
4	0	0	0	0	2	1

AB	35
R	8
H	12
RBI	7
BB	4
SO	5
LOB	11

Inning Stats		R: 4	H: 4	E: 1	LOB: 1	K: 0	BB: 1	S: 7	P: 11	R: 0	H: 0	E: 0	LOB: 0	K: 2	BB: 0	S: 7	P: 7	R: 1	H: 1	E: 0	LOB: 2	K: 1	BB: 2	S: 6	P: 14	R: 0	H: 1	E: 0	LOB: 1	K: 0	BB: 0	S: 4	P: 4	R: 0	H: 0	E: 0	LOB: 0	K: 0	BB: 0	S: 3	P: 3	R: 0	H: 1	E: 0	LOB: 0	K: 1	BB: 0	S: 5	P: 5	R: 3	H: 4	E: 0	LOB: 2	K: 1	BB: 1	S: 9	P: 13	R: 0	H: 1	E: 0	LOB: 1	K: 0	BB: 0	S: 4	P: 4
PITCHER		IP	WLS	BF	H	R	ER	SO	BB	IBB	HBP	BLK	WP	HR	S	P	ERA	WHIP	PITCHER		IP	WLS	BF	H	R	ER	SO	BB	IBB	HBP	BLK	WP	HR	S	P	ERA	WHIP																												
<b>Juan Berenguer, R</b> (1, 1) ERA: 5.26		0.2	L	7	4	4	4	0	1	0	0	0	0	0	6	10	54.00	7.500	<b>Dale Murray, R</b> (1, 1) ERA: 1.35		1.1		4	0	0	0	2	0	0	0	0	0	8	8	0.00	0.000																													
<b>Mark Bomback, R</b> (3, 1) ERA: 3.89		4.1		19	5	3	3	2	2	0	0	0	0	0	21	29	6.23	1.615	<b>Joey McLaughlin, R</b> (7, 1) ERA: 2.87		0.2		5	2	1	1	1	0	1	0	0	6	10	13.50	3.000																														
<b>Jerry Garvin, L</b> (8, 1) ERA: 3.42		1.0		4	1	0	0	0	0	0	0	0	0	0	4	4	0.00	1.000	<b>Bud Bulling, R</b> (1, 2) ERA: 3.42		1.0		4	1	0	0	0	0	0	0	4	4	0.00	1.000																															

**BOTTOM**

**Toronto Blue Jays @ Seattle Mariners**  
 The Kingdome, Seattle, WA  
 Fri Oct 02 1981, 10:05 PM EDT  
 Att: 5,148 - Dome

livebaseballscores.com



Batter	1	2	3	4	5	6	7	8	9	AB R H RBI BB SO LOB	TOP											
Alfredo Griffin, S (1, 5) OBP: 0.243, SLG: 0.289	0-0 F8			0-0 4-3		0-0 6-3		0-0 F7		4 0 0 0 0 0 1												
Lloyd Moseby, L (1, 8) OBP: 0.280, SLG: 0.360	0-0 5-3			0-0 3-1			0-0 F8		0-0 E4 FC1-6	4 0 0 0 0 0 0												
Willie Upshaw, L (1, 10) OBP: 0.252, SLG: 0.324	0-3 K			0-0 4-3			0-0 F7		0-0 FC1-6 5-3 1B 1-2f	4 1 0 0 0 1 1												
John Mayberry, L (1, 3) OBP: 0.360, SLG: 0.452		0-0 3-1			0-0 6-3		0-0 HR		0-0 5-3 1-2	4 1 1 1 0 0 1												
Al Woods, L (1, 7) OBP: 0.291, SLG: 0.309		0-0 F7			0-0 CS 1B		0-0 1B 2B		0-0 S 1B 2-H	4 1 3 1 0 0 0												
Garth Iorg, R (1, 4) OBP: 0.274, SLG: 0.299		0-0 4-3			0-3 K 1-2		0-0 2-H 1B		0-3 K 1-2	4 0 1 1 0 2 2												
Jesse Barfield, R (1, 9) OBP: 0.278, SLG: 0.380			0-3 K			0-0 4-3		0-3 K		3 0 0 0 0 2 0												
Ernie Whitt, L (1, 2) OBP: 0.307, SLG: 0.297			0-0 F8			0-0 HR		0-0 1B		3 1 2 1 0 0 0												
Fred Manrique, R (1, 6) OBP: 0.192, SLG: 0.160			0-0 5-3			0-3 K		0-0 F5		3 0 0 0 0 1 1												
<b>Inning Stats</b>	R: 0 E: 0 K: 1 S: 5	H: 0 LOB: 0 BB: 0 P: 5	R: 0 E: 0 K: 0 S: 3	H: 0 LOB: 0 BB: 0 P: 3	R: 0 E: 0 K: 1 S: 5	H: 0 LOB: 0 BB: 0 P: 5	R: 0 E: 0 K: 0 S: 3	H: 0 LOB: 0 BB: 0 P: 3	R: 0 E: 0 K: 1 S: 5	H: 1 LOB: 0 BB: 0 P: 5	R: 1 E: 0 K: 1 S: 6	H: 1 LOB: 0 BB: 0 P: 6	R: 2 E: 0 K: 0 S: 5	H: 3 LOB: 1 BB: 0 P: 5	R: 0 E: 0 K: 1 S: 6	H: 1 LOB: 1 BB: 0 P: 6	R: 1 E: 1 K: 1 S: 7	H: 1 LOB: 1 BB: 0 P: 7	1B: 4 2B: 1 3B: 0 HR: 2	SF: 0 SAC: 0 DP: 0 HBP: 0	WP: 0 PB: 0 SB: 1 CS: 1	PA: 33
<b>PITCHER</b>	IP WLS BF H R ER SO BB IBB HBP BLK WP HR S P ERA WHIP																					
Glenn Abbott, R (1, 1) ERA: 3.94	8.0 L 29 6 4 3 5 0 0 0 0 0 2 39 39 3.38 0.750																					
Shane Rawley, L (9, 1) ERA: 4.07	1.0 4 1 0 0 1 0 0 0 0 0 0 6 6 0.00 1.000																					

Toronto Blue Jays @ Seattle Mariners  
The Kingdom, Seattle, WA  
Sat Oct 03 1981, 10:05 PM EDT  
Att. 8,653 - Dome

livebaseballscorecards.com

AB	33
R	4
H	7
RBI	4
BB	0
SO	6
LOB	6





Batter	1	2	3	4	5	6	7	8	9	AB	R	H	RBI	BB	SO	LOB
Joe Simpson, L (1, 8) OBP: 0.265, SLG: 0.306 Vance McHenry, R (9, 6) OBP: 0.263, SLG: 0.222	4-0 BB		0-0 L6			4-0 BB		0-0 F9		2	0	0	0	2	0	1
Dan Meyer, L (1, 5) OBP: 0.294, SLG: 0.349	0-3 K		0-0 F9			0-0 F8		0-0 5-3		4	0	0	0	0	1	2
Tom Paciorek, R (1, 9) OBP: 0.379, SLG: 0.502	0-0 L5				0-0 L5			4-0 HR		3	1	0	0	1	0	0
Richie Zisk, R (1, 10) OBP: 0.369, SLG: 0.489		0-0 E4			0-0 6-3			0-0 4-3		4	1	1	2	0	0	0
Bruce Bochte, L (1, 7) OBP: 0.354, SLG: 0.363 Jeff Burroughs, R (9, PH) OBP: 0.339, SLG: 0.395		0-0 G4-6-3			4-0 FC6-4			0-3 K		2	0	0	0	1	1	1
Jim Maler, R (1, 3) OBP: 0.435, SLG: 0.400		1-0 HBP			0-0 FC6-4			0-0 5-3		3	0	0	0	0	0	1
Paul Serna, R (1, 4) OBP: 0.292, SLG: 0.396		0-0 F5						0-0 F3		3	0	0	0	0	0	1
Jim Anderson, R (1, 6) OBP: 0.288, SLG: 0.289 Casey Parsons, L (8, PH) OBP: 0.308, SLG: 0.409			0-0 HR					4-0 BB		2	1	1	1	0	0	0
Bud Bulling, R (1, 2) OBP: 0.335, SLG: 0.283 Jerry Narron, L (8, PH) OBP: 0.285, SLG: 0.291			0-0 4-3					0-0 F8		2	0	0	0	0	1	0

Inning Stats	R: 0	H: 0	E: 0	K: 1	S: 4	LOB: 0	BB: 1	P: 8
	R: 0	H: 0	E: 1	K: 0	S: 3	LOB: 1	BB: 0	P: 4
	R: 1	H: 1	E: 0	K: 0	S: 4	LOB: 0	BB: 0	P: 4
	R: 0	H: 0	E: 0	K: 0	S: 3	LOB: 1	BB: 1	P: 7
	R: 0	H: 0	E: 0	K: 1	S: 5	LOB: 0	BB: 0	P: 5
	R: 0	H: 0	E: 0	K: 0	S: 2	LOB: 0	BB: 1	P: 6
	R: 0	H: 0	E: 0	K: 1	S: 5	LOB: 0	BB: 0	P: 5
	R: 0	H: 0	E: 0	K: 0	S: 3	LOB: 1	BB: 1	P: 7
	R: 2	H: 1	E: 0	K: 1	S: 6	LOB: 0	BB: 1	P: 10
	1B: 0	2B: 0	3B: 0	HR: 2	SF: 0	SAC: 0	DP: 1	HBP: 1

PITCHER	IP	WLS	BF	H	R	ER	SO	BB	IBB	HBP	BLK	WP	HR	S	P	ERA	WHIP
Dave Stieb, R (1, 1) ERA: 3.19	8.1	W	31	2	3	3	3	5	0	1	0	0	2	31	52	3.24	0.840
Jerry Garvin, L (9, 1) ERA: 3.4	0.1		1	0	0	0	1	0	0	0	0	0	0	3	3	0.00	0.000
Joey McLaughlin, R (9, 1) ERA: 2.85	0.1	S	1	0	0	0	0	0	0	0	0	0	0	1	1	0.00	0.000

**BOTTOM**


**Toronto Blue Jays @ Seattle Mariners**  
The Kingdom, Seattle, WA  
Sat Oct 03 1981, 10:05 PM EDT  
Att: 8,653 - Dome

livebaseballscorecards.com

AB	27
R	3
H	2
RBI	3
BB	5
SO	4
LOB	7



WP	PA	ERA	WHIP
0	33		
0			
0			

Batter	1	2	3	4	5	6	7	8	9	AB R H RBI BB SO LOB	TOP											
Alfredo Griffin, S (1, 5) OBP: 0.243, SLG: 0.289	0-0 F3		0-0 F4			0-0 G4-6-3 1B			0-0 F7	4 0 1 0 0 0 0	<b>Toronto Blue Jays @ Seattle Mariners</b> The Kingdom, Seattle, WA Sun Oct 04 1981, 6:33 AM EDT Att. 4,885 - Dome  <a href="http://livebaseballscorecards.com">livebaseballscorecards.com</a>  <b>AB 31</b> <b>R 0</b> <b>H 6</b> <b>RBI 0</b> <b>BB 0</b> <b>SO 10</b> <b>LOB 9</b>  											
Garth Iorg, R (1, 4) OBP: 0.269, SLG: 0.293	0-0 F8			0-0 4-3		0-0 G4-6-3 1-2f			0-3 K	4 0 0 0 0 1 1												
George Bell, R (1, 7) OBP: 0.256, SLG: 0.350	0-3 K			0-3 K			0-0 F8		0-0 FC6-4 1B	4 0 1 0 0 2 0												
Ted Cox, R (1, 3) OBP: 0.364, SLG: 0.500		0-0 6-3		0-3 K			0-0 1B 1B		0-0 FC6-4 1-2f	4 0 1 0 0 1 1												
Greg Wells, R (1, 10) OBP: 0.295, SLG: 0.315		0-0 1B			0-0 2B		0-0 G6-4-3 1-2 1B			3 0 3 0 0 0 0												
Jesse Barfield, R (1, 9) OBP: 0.270, SLG: 0.368		0-3 K		0-3 K			0-0 G6-4-3 1-2f			3 0 0 0 0 2 4												
Lloyd Moseby, L (1, 8) OBP: 0.278, SLG: 0.357		0-3 K		0-3 K				0-3 K		3 0 0 0 0 3 2												
Buck Martinez, R (1, 2) OBP: 0.287, SLG: 0.398			0-0 F7		0-0 F9			0-0 6-3		3 0 0 0 0 0 1												
Fred Manrique, R (1, 6) OBP: 0.172, SLG: 0.143			0-3 K			0-0 F6		0-0 4-3		3 0 0 0 0 1 0												
<b>Inning Stats</b>	R: 0 E: 0 K: 1 S: 5	H: 0 LOB: 0 BB: 0 P: 5	R: 0 E: 0 K: 2 S: 8	H: 1 LOB: 1 BB: 0 P: 8	R: 0 E: 0 K: 1 S: 5	H: 0 LOB: 0 BB: 0 P: 5	R: 0 E: 0 K: 2 S: 7	H: 0 LOB: 0 BB: 0 P: 7	R: 0 E: 0 K: 2 S: 8	H: 1 LOB: 1 BB: 0 P: 8	R: 0 E: 0 K: 0 S: 3	H: 1 LOB: 0 BB: 0 P: 3	R: 0 E: 0 K: 0 S: 4	H: 2 LOB: 1 BB: 0 P: 4	R: 0 E: 0 K: 1 S: 5	H: 0 LOB: 0 BB: 0 P: 5	R: 0 E: 0 K: 1 S: 6	H: 1 LOB: 1 BB: 0 P: 6	1B: 5 2B: 1 3B: 0 HR: 0	SF: 0 SAC: 0 DP: 2 HBP: 0	WP: 0 PB: 0 SB: 0 CS: 0	PA: 31
<b>PITCHER</b>	IP WLS BF H R ER SO BB IBB HBP BLK WP HR S P ERA WHIP																					
Floyd Bannister, L (1, 1) ERA: 4.45	7.0 W 24 5 0 0 8 0 0 0 0 0 0 0 40 40 0.00 0.714																					
Shane Rawley, L (8, 1) ERA: 3.95	2.0 S 7 1 0 0 2 0 0 0 0 0 0 0 11 11 0.00 0.500																					



