

Toronto Blue Jays - 1981


Batter	1	2	3	4	5	6	7	8	9	AB	R	H	RBI	BB	SO	LOB	TOP	
Alfredo Griffin, S (1, 6)	0-0 4-3		0-0 F9		0-3 K		0-0 4-3		0-0 6-3	5	0	0	0	0	1	1	<p>Toronto Blue Jays @ Detroit Tigers Tiger Stadium, Detroit, MI Thu Apr 09 1981, 3:33 AM EST Att: 51,452 - Unknown - 59 F</p> <p>livebaseballscorecards.com</p>	
Lloyd Moseby, L OBP: 0.500, SLG: 1.000 (1, 8)	0-0 F7		0-0 1B SF9 2B		0-0 SF8		4-0 CS BB			2	1	1	1	1	0	0		
Otto Velez, R OBP: 1.000, SLG: 1.000 (1, 10)	4-0 BB		0-0 1B		3-H 0-0 BB 1B		0-0 CS	4-0 BB 1B		2	0	2	0	2	0	0		
John Mayberry, L OBP: 0.500, SLG: 0.500 George Bell, R (8, PR) (8, 7)	0-0 F8		0-0 SF9		4-0 FC6-4 BB			0-0 BB 1B		2	0	1	1	1	0	1		
Willie Upshaw, L OBP: 0.250, SLG: 0.750 (8, 3)		0-0 FC5-2 3B	0-0 G3		0-0 FC6-4			0-0 F7		4	0	1	0	0	0	5		
Damaso Garcia, R (1, 4)		0-3 K		0-0 6-3		0-0 5-3		0-3 K		4	0	0	0	0	2	3		
Barry Bonnell, R (1, 9)		0-0 FC5-2 WP S		0-0 F8		0-0 F9		0-0 1-3		4	0	0	0	0	0	3		
Danny Ainge, R (1, 5)		4-0 WP BB		0-0 F7		0-0 F3			0-0 F7	3	0	0	0	1	0	0		
Ernie Whitt, L (1, 2)		0-0 F8			0-0 E9 SF8		0-0 4-3		0-0 F8	4	1	0	0	0	0	2		
Inning Stats	R: 0 E: 0 K: 0 S: 3	H: 0 LOB: 1 BB: 1 P: 7	R: 1 E: 0 K: 1 S: 6	H: 2 LOB: 1 BB: 0 P: 5	R: 0 E: 0 K: 0 S: 3	H: 0 LOB: 0 BB: 0 P: 3	R: 1 E: 1 K: 1 S: 7	H: 1 LOB: 2 BB: 1 P: 11	R: 0 E: 0 K: 0 S: 3	H: 0 LOB: 0 BB: 0 P: 3	R: 0 E: 0 K: 1 S: 6	H: 1 LOB: 2 BB: 1 P: 10	R: 0 E: 0 K: 0 S: 3	H: 0 LOB: 0 BB: 0 P: 3	1B: 3 2B: 1 3B: 1 HR: 0	SF: 2 SAC: 0 DP: 0 HBP: 0	WP: 1 PB: 0 SB: 1 CS: 1	PA: 38
PITCHER Jack Morris, R ERA: 1.0 (1, 1)	IP: 9.0 WLS: W BF: 37 H: 5 R: 2 ER: 1 SO: 3 BB: 5 IBB: 0 HBP: 0 BLK: 0 WP: 1 HR: 0 S: 38 P: 58 ERA: 1.00 WHIP: 1.111															PITCHER		

Batter	1	2	3	4	5	6	7	8	9	AB	R	H	RBI	BB	SO	LOB	BOTTOM	
Rick Peters, S (1, 8)	0-0 F8		4-0 E G6-4-3 BB		0-0 F8		0-0 SH1-4			2	1	0	0	1	0	0	<p>Toronto Blue Jays @ Detroit Tigers Tiger Stadium, Detroit, MI Thu Apr 09 1981, 3:33 AM EST Att: 51,452 - Unknown - 59 F</p> <p>livebaseballscorecards.com</p>	
Alan Trammell, R OBP: 0.500, SLG: 1.000 (1, 6)	0-0 1B		0-0 E6 G6-4-3		0-0 SF8 3B		0-0 6-3			4	1	2	0	0	0	2		
Steve Kemp, L OBP: 0.500, SLG: 0.500 Lynn Jones, R (8, 7)	0-0 1B		0-0 G6-4-3		0-0 SF8		4-0 HR BB			2	1	1	1	1	0	1		
Richie Hebner, L OBP: 0.250, SLG: 1.000 (1, 3)	0-0 P6		0-0 F7		0-0 F8		0-0 HR			4	1	1	3	0	0	2		
Champ Summers, L OBP: 0.500, SLG: 0.333 (1, 10)	0-0 F8			0-0 FC1-6 1B		4-0 FC4-6 BB		0-0 P6		3	0	1	0	1	0	2		
Kirk Gibson, L OBP: 0.333, SLG: 0.333 Al Cowens, R OBP: 1.000, SLG: 3.000 (7, 9)		0-0 4-3 S 1B		0-0 FC1-6 WP		0-0 FC4-6		0-0 SH1-4 3B		3	0	1	0	0	0	2		
Lance Parrish, R (1, 2)	0-0 F8			4-0 1-2 BB		0-0 F8		0-0 P4		3	0	0	0	1	0	3		
Mick Kelleher, R (1, 5)	0-0 4-3			0-0 F7		0-0 1-3		0-0 SH1-4		3	0	0	1	0	0	4		
Lou Whitaker, L OBP: 0.250, SLG: 0.500 (1, 4)		0-3 K		0-0 F8			0-0 SH1-4 HR 2B		0-0 F9	4	1	1	0	0	1	3		
Inning Stats	R: 0 E: 0 K: 0 S: 5	H: 2 LOB: 2 BB: 0 P: 5	R: 1 E: 1 K: 0 S: 3	H: 0 LOB: 0 BB: 1 P: 7	R: 0 E: 0 K: 0 S: 4	H: 1 LOB: 2 BB: 1 P: 8	R: 1 E: 0 K: 0 S: 4	H: 1 LOB: 0 BB: 0 P: 4	R: 3 E: 0 K: 0 S: 5	H: 2 LOB: 0 BB: 1 P: 9	R: 1 E: 0 K: 0 S: 4	H: 1 LOB: 0 BB: 0 P: 4	R: 0 E: 0 K: 0 S: 4	H: 0 LOB: 0 BB: 0 P: 4	1B: 4 2B: 1 3B: 2 HR: 1	SF: 1 SAC: 2 DP: 1 HBP: 0	WP: 1 PB: 0 SB: 1 CS: 0	PA: 36
PITCHER Jim Clancy, R ERA: 1.5 Joey McLaughlin, R ERA: 13.5 Mike Willis, L ERA: 81.0 Roy Lee Jackson, R ERA: (8, 1)	IP: 6.0 WLS: L BF: 26 H: 5 R: 2 ER: 1 SO: 1 BB: 0 IBB: 0 HBP: 0 BLK: 0 WP: 0 HR: 0 S: 25 P: 37 ERA: 1.50 WHIP: 1.333															PITCHER		


Batter	1	2	3	4	5	6	7	8	9	AB	R	H	RBI	BB	SO	LOB	TOP																				
Alfredo Griffin, S OBP: 0.111, SLG: 0.222	F8		F7			F7		2B		4	0	1	2	0	0	1	Toronto Blue Jays @ Detroit Tigers Tiger Stadium, Detroit, MI Sat Apr 11 1981, 3:33 AM EST Att: 13,617 - Unknown																				
Lloyd Moseby, L OBP: 0.375, SLG: 0.667	4-3				2B	K		F9		4	0	1	0	0	1	1																					
Otto Velez, R George Bell, R (9, PR)	K			P4			1-3		BB	3	0	0	0	1	1	1																					
John Mayberry, L OBP: 0.375, SLG: 0.200		4-3		G4-6-3 HBP			P5		K	3	0	0	0	0	1	1																					
Al Woods, L		F8		G4-6-3			P3		F7	4	0	0	0	0	0	3																					
Willie Upshaw, L OBP: 0.125, SLG: 0.375		F8				1-3			K	4	0	0	0	0	1	1																					
Damaso Garcia, R OBP: 0.286, SLG: 0.286				S 1B		G3				3	1	2	0	0	0	0																					
Danny Ainge, R OBP: 0.286, SLG: 0.167			F9			F8				3	1	1	0	0	0	1																					
Ernie Whitt, L			K						K	3	0	0	0	0	2	3																					
Inning Stats	R: 0 E: 0 K: 1 S: 5	H: 0 LOB: 0 BB: 0 P: 5	R: 0 E: 0 K: 0 S: 3	H: 0 LOB: 0 BB: 0 P: 3	R: 0 E: 0 K: 1 S: 6	H: 1 LOB: 1 BB: 0 P: 6	R: 0 E: 0 K: 0 S: 3	H: 1 LOB: 1 BB: 0 P: 4	R: 0 E: 0 K: 0 S: 3	H: 0 LOB: 0 BB: 0 P: 3	R: 0 E: 0 K: 2 S: 7	H: 0 LOB: 0 BB: 0 P: 7	R: 0 E: 0 K: 0 S: 3	H: 0 LOB: 0 BB: 0 P: 3	R: 2 E: 0 K: 0 S: 6	H: 3 LOB: 1 BB: 0 P: 6	R: 0 E: 0 K: 2 S: 7	H: 0 LOB: 1 BB: 1 P: 11	1B: 3 2B: 2 3B: 0 HR: 0	SF: 0 SAC: 0 DP: 1 HBP: 1	WP: 0 PB: 0 SB: 1 CS: 0	PA: 33															
PITCHER	IP	WLS	BF	H	R	ER	SO	BB	IBB	HBP	BLK	WP	HR	S	P	ERA	WHIP	PITCHER		IP	WLS	BF	H	R	ER	SO	BB	IBB	HBP	BLK	WP	HR	S	P	ERA	WHIP	
Milt Wilcox, R ERA: 2.35	(1, 1)	7.2	W	28	5	2	2	4	0	0	1	0	0	35	36	2.35	0.652																				
Aurelio Lopez, R ERA:	(8, 1)	1.1		5	0	0	0	2	1	0	0	0	0	8	12	0.00	0.750																				

Batter	1	2	3	4	5	6	7	8	9	AB	R	H	RBI	BB	SO	LOB	BOTTOM																			
Rick Peters, S OBP: 0.250, SLG: 0.286	K		SH2 1B	E4		G4-6-3	K			5	1	1	0	0	2	6	Toronto Blue Jays @ Detroit Tigers Tiger Stadium, Detroit, MI Sat Apr 11 1981, 3:33 AM EST Att: 13,617 - Unknown																			
Alan Trammell, R OBP: 0.500, SLG: 0.714	FC3-6 1B		SH2	F8			3B HBP	6-3		3	1	1	0	0	0	3																				
Steve Kemp, L Darrell Brown, S (7, PR)	FC3-6 1B			F5			1B 3B	K		4	0	3	2	0	0	3																				
Darrell Brown, S (8, 7)	FC3-6 1B									1	1	0	0	0	1	0																				
Richie Hebner, L OBP: 0.333, SLG: 0.667	FC3-6 BB		K				5-3 1B	G3		5	1	2	1	0	1	3																				
Champ Summers, L John Wockenfuss, R (7, PH)	FC3-6 BB		G3			FC	5-3 1B			2	0	0	0	1	0	2																				
John Wockenfuss, R (7, PH)	FC3-6 BB		G3			FC	5-3 1B			1	0	0	0	0	0	2																				
Kirk Gibson, L Al Cowens, R OBP: 0.500, SLG: 1.500	P3			K		P6	F8			3	0	0	0	0	1	5																				
Al Cowens, R OBP: 0.500, SLG: 1.500	P3			K		P6	F8			1	0	0	0	0	0	2																				
Lance Parrish, R OBP: 0.375, SLG: 0.667		6-3				G5-4-3				3	2	1	1	1	0	2																				
Mick Kelleher, R OBP: 0.286, SLG: 0.429		5-3				HR				4	0	2	1	0	0	0																				
Lou Whitaker, L OBP: 0.500, SLG: 0.571		F7								3	0	2	1	0	0	0																				
Inning Stats	R: 0 E: 0 K: 1 S: 7	H: 2 LOB: 3 BB: 1 P: 11	R: 0 E: 0 K: 0 S: 3	H: 0 LOB: 0 BB: 0 P: 3	R: 1 E: 0 K: 1 S: 7	H: 2 LOB: 1 BB: 0 P: 7	R: 1 E: 1 K: 1 S: 8	H: 2 LOB: 3 BB: 0 P: 9	R: 0 E: 0 K: 0 S: 4	H: 1 LOB: 1 BB: 0 P: 4	R: 0 E: 0 K: 0 S: 3	H: 1 LOB: 0 BB: 0 P: 3	R: 4 E: 0 K: 1 S: 9	H: 4 LOB: 3 BB: 1 P: 14	R: 0 E: 0 K: 1 S: 5	H: 0 LOB: 0 BB: 0 P: 5	1B: 8 2B: 2 3B: 1 HR: 1	SF: 0 SAC: 1 DP: 2 HBP: 2	WP: 0 PB: 0 SB: 0 CS: 0	PA: 40																
PITCHER	IP	WLS	BF	H	R	ER	SO	BB	IBB	HBP	BLK	WP	HR	S	P	ERA	WHIP	PITCHER		IP	WLS	BF	H	R	ER	SO	BB	IBB	HBP	BLK	WP	HR	S	P	ERA	WHIP
Dave Stieb, R ERA: 6.0	(1, 1)	6.0	L	30	9	4	4	3	1	0	2	0	0	33	39	6.00	1.667																			
Jerry Garvin, L ERA: 27.0	(7, 1)	0.1		2	1	0	0	0	0	0	0	0	0	2	2	0.00	3.000																			
Mike Barlow, R ERA: 27.0	(7, 1)	0.1		4	2	2	2	0	0	1	0	0	0	3	7	54.00	6.000																			
Joey McLaughlin, R ERA: 4.5	(7, 1)	1.1		4	0	0	0	2	0	0	0	0	0	8	8	0.00	0.000																			

AB 31
R 2
H 5
RBI 2
BB 1
SO 6
LOB 12



AB 35
R 6
H 12
RBI 6
BB 2
SO 5
LOB 28



Batter	1	2	3	4	5	6	7	8	9	AB	R	H	RBI	BB	SO	LOB	TOP								
Alfredo Griffin, S OBP: 0.143, SLG: 0.231 (1, 6)										4	0	1	2	0	0	0	Toronto Blue Jays @ Detroit Tigers Tiger Stadium, Detroit, MI Sun Apr 12 1981, 3:33 AM EST Alt. 9,950 - Unknown - 44 F								
Lloyd Moseby, L OBP: 0.333, SLG: 0.500 (1, 8)										4	1	1	0	0	1	2									
Damaso Garcia, R OBP: 0.364, SLG: 0.300 (1, 4)										3	1	1	0	1	0	2									
John Mayberry, L OBP: 0.417, SLG: 0.667 Willie Upshaw, L OBP: 0.125, SLG: 0.375 (8, PR) (8, 3)										4	1	2	3	0	0	1									
Otto Velez, R OBP: 0.417, SLG: 0.222 (1, 10)										4	0	0	0	0	0	1									
Al Woods, L (1, 7)										4	0	0	0	0	2	2									
Barry Bonnell, R Rick Bosetti, R (7, PR) (7, 9)										2	0	1	0	0	0	0									
Danny Ainge, R OBP: 0.364, SLG: 0.222 (1, 5)										3	2	1	0	1	0	1									
Ernie Whitt, L OBP: 0.091, SLG: 0.091 (1, 2)										4	0	1	1	0	0	1									
Inning Stats	R: 0 E: 0 K: 0 S: 4	H: 1 LOB: 1 BB: 0 P: 4	R: 0 E: 0 K: 1 S: 5	H: 0 LOB: 0 BB: 0 P: 5	R: 1 E: 0 K: 0 S: 3	H: 0 LOB: 0 BB: 1 P: 7	R: 0 E: 0 K: 0 S: 3	H: 0 LOB: 0 BB: 0 P: 3	R: 0 E: 0 K: 0 S: 3	H: 1 LOB: 0 BB: 0 P: 3	R: 3 E: 0 K: 0 S: 5	H: 2 LOB: 2 BB: 1 P: 9	R: 2 E: 0 K: 1 S: 8	H: 3 LOB: 2 BB: 0 P: 9	R: 0 E: 0 K: 1 S: 6	H: 1 LOB: 2 BB: 0 P: 6		R: 0 E: 0 K: 0 S: 3	H: 0 LOB: 0 BB: 0 P: 3	1B: 7 2B: 0 3B: 0 HR: 1	SF: 1 SAC: 0 DP: 0 HBP: 1	WP: 1 PB: 1 SB: 1 CS: 1	PA: 37		
PITCHER	IP	WLS	BF	H	R	ER	SO	BB	IBB	HBP	BLK	WP	HR	S	P	ERA	WHIP								
Howard Bailey, L ERA: 6.0 (1, 1)	6.0	L	23	4	4	4	1	1	1	0	0	1	1	23	31	6.00	0.833								
Kevin Saucier, L ERA: 18.0 (7, 1)	1.0		7	3	2	2	1	0	0	1	0	0	0	8	9	18.00	3.000								
Dave Rucker, L ERA: (8, 1)	2.0		7	1	0	0	1	0	0	0	0	0	0	9	9	0.00	0.500								

Batter	1	2	3	4	5	6	7	8	9	AB	R	H	RBI	BB	SO	LOB	BOTTOM								
Rick Peters, S OBP: 0.250, SLG: 0.455 (1, 8)										4	0	1	0	0	0	0	Toronto Blue Jays @ Detroit Tigers Tiger Stadium, Detroit, MI Sun Apr 12 1981, 3:33 AM EST Alt. 9,950 - Unknown - 44 F								
Alan Trammell, R OBP: 0.333, SLG: 0.455 (1, 6)										4	0	0	0	0	1	1									
Steve Kemp, L OBP: 0.583, SLG: 0.900 (1, 7)										4	0	2	0	0	1	0									
Richie Hebner, L OBP: 0.231, SLG: 0.462 (1, 3)										4	0	0	0	0	2	2									
Champ Summers, L OBP: 0.300, SLG: 0.125 John Wockenfuss, R (9, PH)										3	0	0	0	0	0	1									
Kirk Gibson, L OBP: 0.222, SLG: 0.125 Al Cowens, R OBP: 0.333, SLG: 1.000 (9, PH)										2	0	0	0	1	1	1									
Lance Parrish, R OBP: 0.364, SLG: 0.556 Duffy Dyer, R (9, 2)										3	1	1	0	0	2	1									
Mick Kelleher, R OBP: 0.222, SLG: 0.333 Lynn Jones, R OBP: 1.000, SLG: 4.000 Stan Papi, R (9, 5)										2	0	0	0	0	1	0									
Lou Whitaker, L OBP: 0.364, SLG: 0.400 (1, 4)										3	0	0	0	0	1	0									
Inning Stats	R: 0 E: 0 K: 1 S: 5	H: 0 LOB: 0 BB: 0 P: 5	R: 0 E: 0 K: 2 S: 7	H: 0 LOB: 1 BB: 1 P: 11	R: 0 E: 0 K: 0 S: 3	H: 0 LOB: 0 BB: 0 P: 3	R: 0 E: 0 K: 1 S: 5	H: 0 LOB: 0 BB: 0 P: 5	R: 0 E: 0 K: 2 S: 7	H: 0 LOB: 0 BB: 0 P: 7	R: 0 E: 0 K: 1 S: 6	H: 1 LOB: 1 BB: 0 P: 6	R: 0 E: 0 K: 1 S: 6	H: 1 LOB: 1 BB: 0 P: 6	R: 2 E: 0 K: 1 S: 7	H: 2 LOB: 2 BB: 0 P: 7		R: 0 E: 0 K: 0 S: 3	H: 1 LOB: 1 BB: 1 P: 7	1B: 2 2B: 1 3B: 1 HR: 1	SF: 0 SAC: 0 DP: 1 HBP: 0	WP: 1 PB: 0 SB: 0 CS: 0	PA: 33		
PITCHER	IP	WLS	BF	H	R	ER	SO	BB	IBB	HBP	BLK	WP	HR	S	P	ERA	WHIP								
Luis Leal, R ERA: 2.25 (1, 1)	8.0	W	30	5	2	2	9	1	0	0	0	0	1	47	51	2.25	0.750								
Mike Willis, L ERA: 27.0 (9, 1)	0.2		2	0	0	0	0	1	0	0	0	0	0	1	5	0.00	1.500								
Roy Lee Jackson, R ERA: (9, 1)	0.1		1	0	0	0	0	0	0	0	0	0	0	1	1	0.00	0.000								

Batter	1	2	3	4	5	6	7	8	9	AB	R	H	RBI	BB	SO	LOB	TOP																		
Willie Randolph, R OBP: 0.368, SLG: 0.563 (1, 4)	5-3 BB							F7	G3	4	0	1	0	1	0	2																			
Jerry Mumphy, S OBP: 0.222, SLG: 0.389 (1, 8)	2B 1B	F9						F7		4	1	1	0	0	0	2																			
Dave Winfield, R OBP: 0.500, SLG: 0.429 (1, 7)	PB 1-H 2B		6-3					F9		3	0	1	1	1	0	0																			
Oscar Gamble, L OBP: 0.583, SLG: 1.000 (1, 9)	6-3			2B				F5		3	0	1	0	1	0	1																			
Bobby Murcer, L OBP: 0.500, SLG: 0.625 (1, 10)	BB BB			1-3				G3		3	0	0	0	1	0	4																			
Graig Nettles, L OBP: 0.313, SLG: 0.643 (1, 5)	1-2 BB			4-3				F7		3	0	0	0	1	0	1																			
Jim Spencer, L OBP: 0.200, SLG: 0.111 (1, 3)	4-3				4-3			F8		4	0	0	0	0	0	3																			
Rick Cerone, R OBP: 0.214, SLG: 0.231 (1, 2)		K			F8			F5		3	0	0	0	1	1	0																			
Bucky Dent, R OBP: 0.333, SLG: 0.733 (1, 6)	5-3				F5			L6		4	0	1	0	0	0	0																			
Inning Stats	R: 1 E: 0 K: 0 S: 5	H: 2 LOB: 3 BB: 2 P: 13	R: 0 E: 0 K: 1 S: 5	H: 0 LOB: 1 BB: 1 P: 9	R: 0 E: 0 K: 0 S: 4	H: 1 LOB: 1 BB: 0 P: 4	R: 0 E: 0 K: 0 S: 3	H: 0 LOB: 0 BB: 0 P: 3	R: 0 E: 0 K: 0 S: 3	H: 0 LOB: 0 BB: 0 P: 3	R: 0 E: 0 K: 0 S: 3	H: 0 LOB: 2 BB: 2 P: 11	R: 0 E: 0 K: 0 S: 4	H: 1 LOB: 2 BB: 1 P: 8	1B: 3 2B: 2 3B: 0 HR: 0	SF: 0 SAC: 0 DP: 1 HBP: 0	WP: 1 PB: 1 SB: 0 CS: 0	PA: 37																	
PITCHER	IP	WLS	BF	H	R	ER	SO	BB	IBB	HBP	BLK	WP	HR	S	P	ERA	WHIP	PITCHER	IP	WLS	BF	H	R	ER	SO	BB	IBB	HBP	BLK	WP	HR	S	P	ERA	WHIP
Jim Clancy, R ERA: 1.35 (1, 1)	7.1	W	31	4	1	1	1	5	0	0	0	1	0	28	48	1.23	1.227																		
Roy Lee Jackson, R ERA: (8, 1)	1.2	S	6	1	0	0	0	1	0	0	0	0	0	5	9	0.00	1.200																		

New York Yankees @ Toronto Blue Jays
Exhibition Stadium, Toronto, ON
Mon Apr 13 1981, 3:33 AM EST
Att: 25,112 - Overcast - 50 F

AB 31
R 1
H 5
RBI 1
BB 6
SO 1
LOB 13



Batter	1	2	3	4	5	6	7	8	9	AB	R	H	RBI	BB	SO	LOB	BOTTOM																		
Alfredo Griffin, S OBP: 0.167, SLG: 0.353 (1, 6)	4-3			F7	K					4	0	1	2	0	1	0																			
Lloyd Moseby, L OBP: 0.313, SLG: 0.429 (1, 8)	4-3			S 2B 1B				K		4	1	1	0	0	1	1																			
Damaso Garcia, R OBP: 0.267, SLG: 0.214 (1, 4)	3-1			F8				F9		4	0	0	0	0	0	1																			
John Mayberry, L OBP: 0.438, SLG: 0.545 (1, 3)		K						F9		2	1	0	0	2	1	0																			
Willie Upshaw, L OBP: 0.125, SLG: 0.375 (9, 3)				2B 1B BB				F9		0	0	0	0	0	0	0																			
Otto Velez, R OBP: 0.438, SLG: 0.333 (1, 10)		CS BB			1B 2B			4-1		3	1	1	1	1	1	1																			
Al Woods, L OBP: 0.182, SLG: 0.182 (1, 7)	K							FC4-6 1B 3B 1B		3	1	2	2	0	1	1																			
Barry Bonnell, R OBP: 0.400, SLG: 0.333 (1, 9)					4-3			FC4-6 1B		3	0	2	0	0	0	1																			
Danny Ainge, R OBP: 0.286, SLG: 0.167 (1, 5)				K				K		3	0	0	0	0	3	3																			
Ernie Whitt, L OBP: 0.071, SLG: 0.071 (1, 2)				G4-6-3				FC4-6 3B		3	1	0	0	0	0	3																			
Inning Stats	R: 0 E: 0 K: 0 S: 3	H: 0 LOB: 0 BB: 0 P: 3	R: 0 E: 0 K: 2 S: 6	H: 0 LOB: 0 BB: 1 P: 10	R: 0 E: 0 K: 1 S: 5	H: 1 LOB: 0 BB: 0 P: 5	R: 3 E: 0 K: 0 S: 6	H: 3 LOB: 1 BB: 1 P: 10	R: 0 E: 0 K: 2 S: 7	H: 0 LOB: 0 BB: 0 P: 7	R: 0 E: 0 K: 1 S: 5	H: 0 LOB: 1 BB: 1 P: 9	R: 2 E: 0 K: 2 S: 10	H: 3 LOB: 1 BB: 0 P: 10	R: 0 E: 0 K: 0 S: 3	H: 0 LOB: 0 BB: 0 P: 3	1B: 5 2B: 1 3B: 1 HR: 0	SF: 0 SAC: 0 DP: 1 HBP: 0	WP: 0 PB: 0 SB: 1 CS: 1	PA: 32															
PITCHER	IP	WLS	BF	H	R	ER	SO	BB	IBB	HBP	BLK	WP	HR	S	P	ERA	WHIP	PITCHER	IP	WLS	BF	H	R	ER	SO	BB	IBB	HBP	BLK	WP	HR	S	P	ERA	WHIP
Tommy John, L ERA: 4.3 (1, 1)	6.2	L	28	7	5	5	7	3	0	0	0	0	0	39	51	6.75	1.500																		
Tom Underwood, L ERA: (7, 1)	0.1		1	0	0	0	1	0	0	0	0	0	0	3	3	0.00	0.000																		
Doug Bird, R ERA: (8, 1)	1.0		3	0	0	0	0	0	0	0	0	0	0	3	3	0.00	0.000																		

New York Yankees @ Toronto Blue Jays
Exhibition Stadium, Toronto, ON
Mon Apr 13 1981, 3:33 AM EST
Att: 25,112 - Overcast - 50 F

AB 29
R 5
H 7
RBI 5
BB 3
SO 8
LOB 11



Batter	1	2	3	4	5	6	7	8	9	AB	R	H	RBI	BB	SO	LOB	TOP											
Willie Randolph, R OBP: 0.417, SLG: 0.529 (1, 4)	4-0 BB		0-0 SF9	4-0 BB		4-0 BB		0-0 1-3		1	1	0	1	3	0	1												
Jerry Mumphrey, S OBP: 0.217, SLG: 0.318 (1, 8)	0-0 FC1-6-4		0-0 4-3	4-0 BB		0-0 F7		0-0 4-3		4	0	0	1	1	0	4												
Dave Winfield, R OBP: 0.478, SLG: 0.389 (1, 7)	0-3 K		0-0 5-3	0-0 E7				4-0 BB		4	0	1	2	1	2	2												
Oscar Gamble, L OBP: 0.533, SLG: 1.083 Lou Piniella, R OBP: 0.500, SLG: 0.571 (7, PH) (7, 9)	0-3 K			1-3 2-3 3-H 1B		0-0 F5		0-0 F8		3	1	1	1	0	1	3												
Bobby Murcer, L OBP: 0.467, SLG: 0.545 Bob Watson, R OBP: 0.500, SLG: 0.333 (7, PH) (7, 9)			0-0 F8	1-3 BB 1-5-3 1B		0-0 F8		4-0 BB		3	1	1	0	0	0	0												
Graig Nettles, L OBP: 0.300, SLG: 0.529 (1, 5)	0-0 4-3		0-0 4-3	4-0 BB		0-3 K		0-0 F4		3	1	0	0	1	1	2												
Jim Spencer, L OBP: 0.154, SLG: 0.083 Dennis Werth, R (7, PH) (7, 3)	0-0 4-3		0-0 4-3	1-3 BB		0-0 F7		0-0 F4		3	0	0	0	0	0	2												
Rick Cerone, R OBP: 0.278, SLG: 0.250 (1, 2)			4-0 2B SF9 BB	0-0 1-5-3		0-0 3-1		0-0 1-3 1B		3	1	1	1	1	0	1												
Bucky Dent, R OBP: 0.368, SLG: 0.722 (1, 6)			0-0 SF9 1-3 2B	4-0 BB E BB		0-0 P3		0-0 F7		3	1	1	0	1	0	1												
Inning Stats	R: 0 E: 0 K: 2 S: 7	H: 0 LOB: 1 BB: 1 P: 11	R: 0 E: 0 K: 0 S: 3	H: 0 LOB: 0 BB: 0 P: 3	R: 1 E: 0 K: 0 S: 4	H: 1 LOB: 1 BB: 1 P: 8	R: 5 E: 1 K: 0 S: 6	H: 3 LOB: 2 BB: 4 P: 22	R: 0 E: 0 K: 1 S: 5	H: 0 LOB: 0 BB: 0 P: 5	R: 0 E: 0 K: 0 S: 3	H: 0 LOB: 2 BB: 2 P: 11	R: 0 E: 0 K: 0 S: 4	H: 1 LOB: 1 BB: 0 P: 4	R: 0 E: 0 K: 1 S: 5	H: 1 LOB: 0 BB: 0 P: 5	1B: 4 2B: 1 3B: 0 HR: 1	SF: 1 SAC: 0 DP: 1 HBP: 0	WP: 0 PB: 0 SB: 1 CS: 0	PA: 41								
PITCHER	IP	WLS	BF	H	R	ER	SO	BB	IBB	HBP	BLK	WP	HR	S	P	ERA	WHIP											
Jackson Todd, R ERA: 14.73 Joey McLaughlin, R ERA: 2.09 Jerry Garvin, L ERA: 6.75 Mike Barlow, R ERA: 6.75 Mike Willis, L ERA: 13.5	(1, 1)	3.2	L	19	3	6	6	2	5	0	0	0	0	1	18	38	14.73	2.182										
	(4, 1)	2.1		10	1	0	0	1	2	0	0	0	0	0	10	18	0.00	1.286										
	(7, 1)	1.0		5	0	0	0	0	2	0	0	0	0	0	3	11	0.00	2.000										
	(8, 1)	1.0		4	1	0	0	0	0	0	0	0	0	4	4	0.00	1.000											
	(9, 1)	1.0		3	1	0	0	1	0	0	0	0	0	5	5	0.00	1.000											

New York Yankees @ Toronto Blue Jays
Exhibition Stadium, Toronto, ON
Wed Apr 15 1981, 6:05 PM EST
Att: 16,280 - Unknown - 43 F

AB 31
R 6
H 6
RBI 6
BB 9
SO 4
LOB 20



Batter	1	2	3	4	5	6	7	8	9	AB	R	H	RBI	BB	SO	LOB	BOTTOM												
Alfredo Griffin, S OBP: 0.182, SLG: 0.316 (1, 6)	0-0 4-1		0-0 F7			0-0 SF8		4-0 BB		2	1	0	1	1	0	0													
Lloyd Moseby, L OBP: 0.350, SLG: 0.412 (1, 8)	0-0 4-3			0-3 K		0-0 E8		4-0 BB		3	0	1	0	1	1	0													
Damaso Garcia, R OBP: 0.211, SLG: 0.167 (1, 4)	0-0 5-3			0-0 4-3		0-0 F4		0-3 K		4	0	0	0	0	1	5													
John Mayberry, L OBP: 0.400, SLG: 0.429 (1, 3)			0-0 F8	0-0 6-3		0-0 F7		4-0 BB		3	0	0	1	1	0	2													
Otto Velez, R OBP: 0.450, SLG: 0.333 (1, 10)			0-0 1B			0-3 K		0-3 K		3	0	1	1	1	2	0													
Al Woods, L OBP: 0.133, SLG: 0.133 (1, 7)	0-0 F8		0-0 F8	0-0 4-3		0-0 F9		0-0 G3		4	0	0	0	0	0	4													
Barry Bonnell, R OBP: 0.286, SLG: 0.231 (1, 9)	0-3 K			0-0 6-3		0-0 F8		0-0 4-3		4	0	0	0	0	1	1													
Danny Ainge, R OBP: 0.294, SLG: 0.200 Willie Upshaw, L OBP: 0.111, SLG: 0.333 (9, PH) (1, 5)			0-0 F8			0-0 1B		0-0 F7		3	1	1	0	0	0	0													
Ernie Whitt, L OBP: 0.167, SLG: 0.222 (1, 2)			0-0 3-1			0-0 1B		0-0 K		4	1	2	0	0	1	0													
Inning Stats	R: 0 E: 0 K: 0 S: 3	H: 0 LOB: 0 BB: 0 P: 3	R: 0 E: 0 K: 1 S: 6	H: 1 LOB: 1 BB: 0 P: 6	R: 0 E: 0 K: 0 S: 3	H: 0 LOB: 0 BB: 0 P: 3	R: 0 E: 0 K: 1 S: 5	H: 0 LOB: 0 BB: 0 P: 5	R: 0 E: 0 K: 0 S: 3	H: 0 LOB: 0 BB: 0 P: 5	R: 1 E: 1 K: 0 S: 6	H: 3 LOB: 2 BB: 0 P: 6	R: 0 E: 0 K: 1 S: 5	H: 0 LOB: 0 BB: 0 P: 5	R: 2 E: 0 K: 1 S: 6	H: 1 LOB: 3 BB: 4 P: 22	R: 0 E: 0 K: 2 S: 7	H: 0 LOB: 0 BB: 0 P: 7	1B: 4 2B: 1 3B: 0 HR: 0	SF: 1 SAC: 0 DP: 0 HBP: 0	WP: 1 PB: 0 SB: 0 CS: 0	PA: 36							
PITCHER	IP	WLS	BF	H	R	ER	SO	BB	IBB	HBP	BLK	WP	HR	S	P	ERA	WHIP												
Rudy May, L ERA: 1.2 Ron Davis, R ERA: 8.75 Tom Underwood, L ERA: Rich Gossage, R ERA:	(1, 1)	7.0	W	25	4	1	1	4	0	0	0	0	0	1	0	5	13	27.00	4.500										
	(8, 1)	0.2		5	1	2	2	1	2	0	0	0	1	0	5	13	27.00	4.500											
	(8, 1)	0.0		1	0	0	0	0	1	0	0	0	0	0	4	4	∞	∞											
	(8, 1)	1.1	S	5	0	0	0	2	1	0	0	0	0	0	8	12	0.00	0.750											

New York Yankees @ Toronto Blue Jays
Exhibition Stadium, Toronto, ON
Wed Apr 15 1981, 6:05 PM EST
Att: 16,280 - Unknown - 43 F


AB 31
R 3
H 5
RBI 3
BB 4
SO 7
LOB 12



Batter	1	2	3	4	5	6	7	8	9	AB	R	H	RBI	BB	SO	LOB	TOP							
Rick Peters, S (1, 8) OBP: 0.375, SLG: 0.591	4-0 CS BB		0-0 2B 3B	L4			SH1-4		0-0 4-3	3	1	0	1	0	2									
Alan Trammell, R (1, 6) OBP: 0.240, SLG: 0.333	0-3 K		0-0 2B				P3		0-0 5-3	5	0	1	1	0	1	2								
Steve Kemp, L (1, 7) OBP: 0.480, SLG: 0.600	0-0 1B		3-H F7				G4-6-3 BB		0-0 L6	3	0	1	0	2	0	1								
Richie Hebner, L (1, 3) OBP: 0.160, SLG: 0.280	0-0 F8		0-3 K				G4-6-3 BB			4	0	0	0	0	2	5								
Champ Summers, L (1, 10) OBP: 0.385, SLG: 0.200		0-0 CS 1B		1-0 1B FC6-4 HBP			4-1		4-0 G5-3 BB	2	1	1	0	0	0	0								
John Wockenfuss, R (8, PH) OBP: 0.455, SLG: 0.625										0	0	0	0	1	0	0								
Lynn Jones, R (8, PR) OBP: 1.000, SLG: 4.000										0	0	0	0	0	0	0								
Kirk Gibson, L (1, 9) OBP: 0.429, SLG: 0.385	0-0 CS 1B		0-0 1B	0-0 FC6-4 1B			S 1B		0-0 G5-3 1B	4	0	4	0	0	0	0								
Lance Parrish, R (1, 2) OBP: 0.304, SLG: 0.381	0-0 5-3		0-0 1B	0-0 FC6-4 1B			K		0-0 G5-3	4	0	1	0	0	1	5								
Mick Kelleher, R (1, 5) OBP: 0.263, SLG: 0.278	0-0 1-3		0-0 1-3	0-3 K			6-3		4-0 BB	3	0	0	0	1	1	5								
Lou Whitaker, L (1, 4) OBP: 0.364, SLG: 0.429			0-3 K	0-0 FC6-4			SH1-4 1B		0-0 F7	4	0	1	1	0	1	4								
Inning Stats	R: 0 E: 0 K: 1 S: 5	H: 1 LOB: 1 BB: 1 P: 9	R: 0 E: 0 K: 0 S: 4	H: 2 LOB: 1 BB: 0 P: 4	R: 1 E: 0 K: 2 S: 9	H: 2 LOB: 1 BB: 0 P: 9	R: 1 E: 0 K: 1 S: 7	H: 2 LOB: 2 BB: 0 P: 8	R: 0 E: 0 K: 0 S: 2	H: 0 LOB: 0 BB: 1 P: 6	R: 0 E: 0 K: 1 S: 6	H: 1 LOB: 1 BB: 1 P: 6	R: 0 E: 0 K: 1 S: 6	H: 1 LOB: 2 BB: 2 P: 10	R: 0 E: 0 K: 0 S: 3	H: 1 LOB: 2 BB: 2 P: 11	R: 0 E: 0 K: 0 S: 3	H: 0 LOB: 0 BB: 0 P: 3	1B: 8 2B: 1 3B: 1 HR: 0	SF: 0 SAC: 1 DP: 2 HBP: 1	WP: 0 PB: 0 SB: 1 CS: 3	PA: 39		
PITCHER	IP WLS BF H R ER SO BB IBB HBP BLK WP HR S P ERA WHIP	7.0 L 31 9 2 2 6 3 0 1 0 0 0 0 39 52 2.57 1.714	2.0 S 8 1 0 0 0 2 0 0 0 0 0 6 14 0.00 1.500																					

Detroit Tigers @ Toronto Blue Jays
Exhibition Stadium, Toronto, ON
Thu Apr 16 1981, 6:05 PM EST
Att: 11,058 - Unknown - 52 F


AB	32
R	2
H	10
RBI	2
BB	5
SO	6
LOB	24



Batter	1	2	3	4	5	6	7	8	9	AB	R	H	RBI	BB	SO	LOB	BOTTOM							
Alfredo Griffin, S (1, 6) OBP: 0.222, SLG: 0.348	4-0 CS BB		0-0 2B		0-0 FC6-4 BB		0-3 K		0-3 K	4	0	1	0	1	2	3								
Lloyd Moseby, L (1, 8) OBP: 0.375, SLG: 0.368	0-3 K		4-0 BB		4-0 BB		0-0 FC6-4			2	0	0	0	2	1	2								
Otto Velez, R (1, 10) OBP: 0.417, SLG: 0.278	4-0 1B BB		0-3 K		0-3 K			0-0 6-3		3	0	0	0	1	2	4								
John Mayberry, L (1, 3) OBP: 0.417, SLG: 0.412	0-0 BB		0-0 F8		0-3 K		0-3 K		4-0 BB	3	0	1	0	1	1	2								
Rick Bosetti, R (8, PR) Ken Macha, R (9, 3)	0-0 1B									0	0	0	0	0	0	0								
Al Woods, L (1, 7) OBP: 0.158, SLG: 0.158	0-0 4-3			0-0 F8		0-0 FC5-4 1B		0-0 F9		4	0	1	0	0	0	3								
Damaso Garcia, R (1, 4) OBP: 0.174, SLG: 0.136		0-0 F9		0-0 P4		0-0 FC5-4 FC5-4		0-0 F8		4	0	0	0	0	0	2								
Barry Bonnell, R (1, 9) OBP: 0.222, SLG: 0.176	0-0 F7		0-0 6-3		0-0 FC5-4		0-0 FC5-4		0-3 K	4	0	0	0	0	1	1								
Danny Ainge, R (1, 5) OBP: 0.250, SLG: 0.167	0-0 4-3				0-0 F8		0-0 F7		0-0 2B	3	0	0	0	0	0	0								
Willie Upshaw, L (9, PH) OBP: 0.200, SLG: 0.500										1	0	1	0	0	0	0								
Ernie Whitt, L (1, 2) OBP: 0.227, SLG: 0.200			0-3 K		4-0 FC6-4 BB		4-0 FC6-4 BB		0-0 F7	2	0	0	0	2	1	1								
Inning Stats	R: 0 E: 0 K: 1 S: 5	H: 1 LOB: 2 BB: 2 P: 13	R: 0 E: 0 K: 0 S: 3	H: 0 LOB: 0 BB: 0 P: 3	R: 0 E: 0 K: 2 S: 8	H: 1 LOB: 2 BB: 1 P: 12	R: 0 E: 0 K: 0 S: 3	H: 0 LOB: 0 BB: 0 P: 3	R: 0 E: 0 K: 1 S: 5	H: 0 LOB: 2 BB: 2 P: 13	R: 0 E: 0 K: 1 S: 6	H: 1 LOB: 1 BB: 0 P: 6	R: 0 E: 0 K: 1 S: 5	H: 0 LOB: 1 BB: 1 P: 9	R: 0 E: 0 K: 0 S: 3	H: 0 LOB: 1 BB: 1 P: 7	R: 0 E: 0 K: 2 S: 8	H: 1 LOB: 1 BB: 0 P: 8	1B: 2 2B: 2 3B: 0 HR: 0	SF: 0 SAC: 0 DP: 0 HBP: 0	WP: 0 PB: 0 SB: 0 CS: 1	PA: 37		
PITCHER	IP WLS BF H R ER SO BB IBB HBP BLK WP HR S P ERA WHIP	7.1 W 31 3 0 0 0 7 0 0 0 0 0 1 1 0.00 0.000	0.1 S 1 0 0 0 0 0 0 0 0 0 0 1 1 0.00 0.000																					

Detroit Tigers @ Toronto Blue Jays
Exhibition Stadium, Toronto, ON
Thu Apr 16 1981, 6:05 PM EST
Att: 11,058 - Unknown - 52 F


AB	30
R	0
H	4
RBI	0
BB	7
SO	8
LOB	18



Batter	1	2	3	4	5	6	7	8	9	AB	R	H	RBI	BB	SO	LOB	TOP					
Rick Peters, S OBP: 0.345, SLG: 0.556 (1, 8)	P6	4-3		FC1-5		1B		F9		5	1	1	0	0	0	2						
Alan Trammell, R OBP: 0.300, SLG: 0.357 (1, 6)	2B		5-3	L4-6		1B		1B		4	1	2	2	1	0	2						
Steve Kemp, L OBP: 0.467, SLG: 0.600 (1, 7)	G3			BB	4-3	F2		G3		5	1	2	1	0	0	2						
Richie Hebner, L OBP: 0.167, SLG: 0.267 (1, 3)	G3		K		F8	FC1-6		4-3		5	0	1	0	0	1	2						
Champ Summers, L OBP: 0.389, SLG: 0.214 (1, 10)	HR			BB	3-1	FC1-6		F7		4	1	1	1	1	0	2						
Kirk Gibson, L OBP: 0.529, SLG: 0.667 (1, 9)										2	2	2	2	1	0	0						
Al Cowens, R OBP: 0.308, SLG: 0.692 (7, PH)	HR					2B	K			2	0	0	0	0	1	0						
Lance Parrish, R OBP: 0.296, SLG: 0.400 (1, 2)	K					SH1-3	F2			4	1	1	1	0	1	3						
Mick Kelleher, R OBP: 0.273, SLG: 0.250 (1, 5)		K			FC1-5	SH1-3	F7			2	0	0	0	1	1	0						
Lou Whitaker, L OBP: 0.385, SLG: 0.440 (1, 4)	F7				L4-6	2B	F9			4	1	2	1	0	0	0						
Inning Stats	R: 4 E: 0 K: 1 S: 8	H: 3 LOB: 0 BB: 1 P: 12	R: 0 E: 0 K: 1 S: 5	H: 0 LOB: 0 BB: 0 P: 5	R: 0 E: 0 K: 1 S: 6	H: 1 LOB: 3 BB: 2 P: 14	R: 0 E: 0 K: 0 S: 3	H: 1 LOB: 1 BB: 1 P: 7	R: 0 E: 0 K: 0 S: 3	H: 0 LOB: 0 BB: 0 P: 3	R: 4 E: 0 K: 0 S: 9	H: 6 LOB: 2 BB: 0 P: 9	R: 0 E: 0 K: 1 S: 5	H: 0 LOB: 0 BB: 0 P: 5	R: 0 E: 0 K: 0 S: 4	H: 1 LOB: 1 BB: 0 P: 4	R: 0 E: 0 K: 0 S: 3	H: 0 LOB: 0 BB: 0 P: 3	1B: 8 2B: 4 3B: 0 HR: 1	SF: 0 SAC: 1 DP: 1 HBP: 0	WP: 0 PB: 0 SB: 0 CS: 0	PA: 42
PITCHER	IP	WLS	BF	H	R	ER	SO	BB	IBB	HBP	BLK	WP	HR	S	P	ERA	WHIP					
Luis Leal, R ERA: 5.06 (1, 1)	2.2	L	15	4	4	4	3	3	0	0	0	0	1	18	30	13.50	2.625					
Joey McLaughlin, R ERA: 3.95 (3, 1)	2.2		11	3	2	2	0	1	0	0	0	0	0	10	14	6.75	1.500					
Mike Willis, L ERA: 9.64 (6, 1)	2.2		13	5	2	2	1	0	0	0	0	0	0	15	15	6.75	1.875					
Roy Lee Jackson, R ERA: (9, 1)	1.0		3	0	0	0	0	0	0	0	0	0	0	3	3	0.00	0.000					

Detroit Tigers @ Toronto Blue Jays
Exhibition Stadium, Toronto, ON
Fri Apr 17 1981, 3:33 AM EST
Att: 15,196 - Unknown - 59 F


AB 37
R 8
H 12
RBI 8
BB 4
SO 4
LOB 13



Batter	1	2	3	4	5	6	7	8	9	AB	R	H	RBI	BB	SO	LOB	BOTTOM					
Alfredo Griffin, S OBP: 0.219, SLG: 0.296 (1, 6)	5-3	F9		H	1-0	K		6-3		4	0	0	0	0	1	3						
Lloyd Moseby, L OBP: 0.345, SLG: 0.333 (1, 8)	K		4-3	K		1B		K		5	0	1	1	0	3	2						
Barry Bonnell, R OBP: 0.217, SLG: 0.182 (1, 9)	BB		5-3		5-3	F7		4-3		5	1	1	0	0	0	2						
John Mayberry, L OBP: 0.500, SLG: 0.444 (1, 3)	1B			WP				4-3		1	1	1	0	3	0	0						
Willie Upshaw, L OBP: 0.192, SLG: 0.455 (7, PR)	BB		HR	BB		BB		BB		1	1	0	0	0	0	0						
Otto Velez, R OBP: 0.448, SLG: 0.455 (1, 10)				HR		BB		K		4	1	2	3	1	2	1						
Al Woods, L OBP: 0.125, SLG: 0.125 (1, 7)	G3		F9		F9	F8		F8		5	0	0	0	0	0	5						
Damaso Garcia, R OBP: 0.259, SLG: 0.200 (1, 4)					4-3	1B		1B		3	1	2	1	1	0	0						
Danny Ainge, R OBP: 0.250, SLG: 0.182 (1, 5)		5-3			6-3	1B		F2		4	0	1	0	0	0	3						
Ernie Whitt, L OBP: 0.240, SLG: 0.217 (1, 2)								F8		3	0	1	0	0	0	3						
Ken Macha, R ERA: (7, PH)		1-3				F7		K		1	0	0	0	0	1	2						
Inning Stats	R: 1 E: 0 K: 1 S: 7	H: 2 LOB: 2 BB: 1 P: 11	R: 0 E: 0 K: 0 S: 4	H: 1 LOB: 0 BB: 0 P: 4	R: 2 E: 0 K: 0 S: 4	H: 1 LOB: 0 BB: 1 P: 8	R: 0 E: 0 K: 1 S: 6	H: 1 LOB: 2 BB: 0 P: 7	R: 0 E: 0 K: 1 S: 5	H: 0 LOB: 1 BB: 1 P: 9	R: 1 E: 0 K: 1 S: 7	H: 2 LOB: 1 BB: 1 P: 11	R: 1 E: 0 K: 1 S: 7	H: 2 LOB: 2 BB: 1 P: 11	R: 0 E: 0 K: 1 S: 5	H: 0 LOB: 0 BB: 0 P: 5	R: 0 E: 0 K: 1 S: 5	H: 0 LOB: 0 BB: 0 P: 5	1B: 8 2B: 0 3B: 0 HR: 1	SF: 0 SAC: 0 DP: 0 HBP: 1	WP: 1 PB: 0 SB: 1 CS: 0	PA: 42
PITCHER	IP	WLS	BF	H	R	ER	SO	BB	IBB	HBP	BLK	WP	HR	S	P	ERA	WHIP					
Howard Bailey, L ERA: 6.55 (1, 1)	5.0	W	26	6	4	4	3	4	0	1	0	0	1	27	44	7.20	2.000					
Dave Tobik, R ERA: 4.5 (6, 1)	1.2		9	3	1	1	1	1	0	0	0	0	0	10	14	5.40	2.400					
Kevin Saucier, L ERA: 6.75 (7, 1)	2.1	S	7	0	0	0	3	0	0	0	0	0	0	13	13	0.00	0.000					

Detroit Tigers @ Toronto Blue Jays
Exhibition Stadium, Toronto, ON
Fri Apr 17 1981, 3:33 AM EST
Att: 15,196 - Unknown - 59 F

AB 36
R 5
H 9
RBI 5
BB 5
SO 7
LOB 21



Batter	1	2	3	4	5	6	7	8	9	AB	R	H	RBI	BB	SO	LOB	TOP										
Rick Peters, S OBP: 0.353, SLG: 0.594 (1, 8)	F7		G5-4-3 1B			1B 3B	1-4-3		L4	5	1	2	0	0	0	0											
Alan Trammell, R OBP: 0.353, SLG: 0.387 (1, 6)	BB HBP		G5-4-3			2B 1B	1B			3	1	2	1	0	0	1											
Steve Kemp, L OBP: 0.529, SLG: 0.667 (1, 7)	BB BB			BB BB		3-H 1-H 1B 2B	1B			2	1	2	1	2	0	0											
Richie Hebner, L OBP: 0.176, SLG: 0.242 (1, 3)	BB BB			BB		4-3 1B 2B	1B			3	0	0	0	1	0	4											
Champ Summers, L OBP: 0.381, SLG: 0.235 (1, 10)	L3					BB BB 1B			P5	3	1	1	1	0	0	4											
Darrell Brown, S (8, PH)	L3					3-H 4-0 1B BB				1	0	0	0	0	0	0											
Kirk Gibson, L OBP: 0.500, SLG: 0.588 (1, 9)		0-3 K				1-2 1B BB			K	2	0	0	0	1	1	1											
Al Cowens, R OBP: 0.286, SLG: 0.643 (8, 9)						BB BB				1	0	0	0	0	1	0											
Lance Parrish, R OBP: 0.258, SLG: 0.345 (1, 2)	F9					1-2 2-3 BB			F7	4	0	0	0	0	1	2											
Mick Kelleher, R OBP: 0.269, SLG: 0.217 (1, 5)		0-3 K				4-0 1-2 2-3 BB			F9	3	0	0	0	1	1	0											
Lou Whitaker, L OBP: 0.367, SLG: 0.414 (1, 4)						1-2 2-H 3-H 1B			4-3	4	0	1	1	0	0	0											
Inning Stats	R: 0 E: 0 K: 0 S: 2	H: 0 LOB: 2 BB: 2 P: 11	R: 0 E: 0 K: 2 S: 7	H: 0 LOB: 0 BB: 0 P: 7	R: 0 E: 0 K: 0 S: 3	H: 1 LOB: 0 BB: 0 P: 3	R: 0 E: 0 K: 0 S: 3	H: 0 LOB: 1 BB: 1 P: 7	R: 0 E: 0 K: 1 S: 5	H: 0 LOB: 0 BB: 0 P: 5	R: 4 E: 0 K: 0 S: 7	H: 5 LOB: 2 BB: 2 P: 15	R: 0 E: 0 K: 1 S: 4	H: 2 LOB: 1 BB: 0 P: 4	R: 0 E: 0 K: 1 S: 5	H: 0 LOB: 0 BB: 0 P: 5	R: 0 E: 0 K: 0 S: 3	H: 0 LOB: 0 BB: 0 P: 3	1B: 6 2B: 2 3B: 1 HR: 0	SF: 0 SAC: 0 DP: 3 HBP: 1	WP: 1 PB: 0 SB: 0 CS: 0	PA: 37					
PITCHER	IP	WLS	BF	H	R	ER	SO	BB	IBB	HBP	BLK	WP	HR	S	P	ERA	WHIP										
Jim Clancy, R ERA: 2.84 (1, 1)	5.2	L	26	5	4	4	3	5	0	1	0	1	0	26	47	6.35	1.765										
Jerry Garvin, L ERA: 1.35 (6, 1)	3.1		11	3	0	0	1	0	0	0	0	0	0	13	13	0.00	0.900										

Detroit Tigers @ Toronto Blue Jays
Exhibition Stadium, Toronto, ON
Sat Apr 18 1981, 3:33 AM EST
Att: 16,294 - Unknown - 43 F

AB 31
R 4
H 8
RBI 4
BB 5
SO 4
LOB 12



Batter	1	2	3	4	5	6	7	8	9	AB	R	H	RBI	BB	SO	LOB	BOTTOM										
Alfredo Griffin, S OBP: 0.270, SLG: 0.355 (1, 6)	BB WP BB								2B 1B	4	2	2	0	1	0	1											
Lloyd Moseby, L OBP: 0.353, SLG: 0.357 (1, 8)	WP BB BB								2B 1B	4	1	1	0	1	1	2											
Otto Velez, R OBP: 0.455, SLG: 0.417 (1, 10)									2B BB	2	0	0	0	2	0	0											
Garth Iorg, R OBP: 1.000, SLG: 2.000 (8, PR)	1-2 2-3 BB								2B 2B	1	0	1	2	0	0	0											
John Mayberry, L OBP: 0.469, SLG: 0.455 (1, 3)	F2								2B BB	4	0	1	0	0	0	2											
Dave Stieb, R (8, PR)	F2								2B	0	0	0	0	0	0	0											
Ken Macha, R (9, 3)	1-2 2-3 3-H								6-3	1	0	0	0	0	0	1											
Willie Upshaw, L OBP: 0.231, SLG: 0.417 (1, 9)	F2								2B	1	0	0	0	1	0	2											
Rick Bosetti, R (6, PH) (7, 7)	F2								6-3	2	0	0	0	0	0	3											
Al Woods, L OBP: 0.120, SLG: 0.120 (1, 7)	F7								F9	1	0	0	0	0	0	2											
Barry Bonnell, R OBP: 0.200, SLG: 0.167 (6, PH) (7, 9)	F7								F9	2	0	0	0	0	0	4											
Damaso Garcia, R OBP: 0.258, SLG: 0.207 (1, 4)									6-3	4	0	1	0	0	0	4											
Danny Ainge, R OBP: 0.214, SLG: 0.154 (1, 5)									K	4	0	0	0	0	2	2											
Ernie Whitt, L OBP: 0.276, SLG: 0.231 (1, 2)									K	3	0	1	0	1	1	0											
Inning Stats	R: 1 E: 0 K: 0 S: 3	H: 0 LOB: 2 BB: 3 P: 15	R: 0 E: 0 K: 0 S: 3	H: 1 LOB: 1 BB: 1 P: 7	R: 0 E: 0 K: 1 S: 5	H: 0 LOB: 0 BB: 0 P: 5	R: 0 E: 0 K: 0 S: 3	H: 0 LOB: 1 BB: 1 P: 7	R: 0 E: 0 K: 0 S: 3	H: 0 LOB: 0 BB: 0 P: 3	R: 0 E: 1 K: 0 S: 4	H: 0 LOB: 1 BB: 0 P: 4	R: 0 E: 0 K: 1 S: 7	H: 2 LOB: 2 BB: 0 P: 7	R: 0 E: 0 K: 0 S: 4	H: 1 LOB: 3 BB: 1 P: 8	R: 2 E: 0 K: 2 S: 10	H: 3 LOB: 1 BB: 0 P: 10	1B: 3 2B: 4 3B: 0 HR: 0	SF: 0 SAC: 1 DP: 1 HBP: 0	WP: 1 PB: 0 SB: 0 CS: 0	PA: 40					
PITCHER	IP	WLS	BF	H	R	ER	SO	BB	IBB	HBP	BLK	WP	HR	S	P	ERA	WHIP										
Dan Petry, R ERA: (1, 1)	0.0																										
Dan Schatzeder, L ERA: (1, 1)	5.2	W	20	1	0	0	1	2	0	0	0	1	0	20	28	0.00	0.529										
Aurelio Lopez, R ERA: 2.45 (6, 1)	3.1	S	17	6	2	2	3	1	0	0	0	0	0	22	26	5.40	2.100										

Detroit Tigers @ Toronto Blue Jays
Exhibition Stadium, Toronto, ON
Sat Apr 18 1981, 3:33 AM EST
Att: 16,294 - Unknown - 43 F

AB 33
R 3
H 7
RBI 2
BB 6
SO 4
LOB 23



Batter	1	2	3	4	5	6	7	8	9	AB	R	H	RBI	BB	SO	LOB	TOP				
Rick Peters, S OBP: 0.385, SLG: 0.583 (1, 8)	4-0 BB G6-4-3		0-0 4-3		0-0 FC1-6 BB 1B		0-3 K		0-0 1-2 1B	4	0	2	0	1	1	1					
Alan Trammell, R OBP: 0.359, SLG: 0.371 (1, 6)	0-0 G6-4-3 1-2		0-0 1-3 1B		4-0 FC1-6 1-2 BB		0-0 FC6-4 1-2		0-0 F8	4	0	1	0	1	0	4					
Steve Kemp, L OBP: 0.474, SLG: 0.581 (1, 7)	0-0 2-3		0-0 1-3		0-0 FC1-6 1-2 2-3				0-0 1-3	4	0	0	0	0	0	3					
Richie Hebner, L OBP: 0.211, SLG: 0.250 (1, 3)		0-0 2B SF7 1B	4-0 BB		0-0 4-3				0-0 L4	3	1	1	0	1	0	2					
Champ Summers, L OBP: 0.400, SLG: 0.381 (1, 10)		0-0 1-3 2B	0-3 K		0-0 4-3				0-0 2B	4	0	2	0	0	1	2					
Kirk Gibson, L OBP: 0.458, SLG: 0.524 (1, 9)		0-3 K		0-0 CS 1B		0-0 F7		0-0 F9	4	0	1	0	0	1	3						
Lance Parrish, R OBP: 0.257, SLG: 0.313 (1, 2)		4-0 IBB		0-0 F9 1-2		0-0 P3			0-0 F8	3	0	0	0	1	0	1					
Mick Kelleher, R OBP: 0.250, SLG: 0.208 (7, PH)		0-0 SF7		0-0 6-3			0-0 6-3		0-0 P1	1	0	0	1	0	0	0					
Lynn Jones, R OBP: 0.500, SLG: 2.000 Stan Papi, R (7, 5)		3-H								1	0	0	0	0	0	0					
Lou Whitaker, L OBP: 0.382, SLG: 0.406 (1, 4)		0-0 4-3			0-0 1-3			0-0 FC6-4 1B	4-0 BB	3	0	1	0	1	0	2					
Inning Stats	R: 0 E: 0 K: 0 S: 2	H: 0 LOB: 0 BB: 1 P: 6	R: 1 E: 0 K: 1 S: 7	H: 2 LOB: 2 BB: 1 P: 11	R: 0 E: 0 K: 1 S: 6	H: 1 LOB: 2 BB: 1 P: 10	R: 0 E: 0 K: 0 S: 3	H: 1 LOB: 0 BB: 0 P: 3	R: 0 E: 0 K: 0 S: 4	H: 0 LOB: 0 BB: 0 P: 3	R: 0 E: 0 K: 1 S: 6	H: 1 LOB: 1 BB: 0 P: 6	R: 0 E: 0 K: 0 S: 4	H: 1 LOB: 1 BB: 0 P: 4	R: 0 E: 0 K: 0 S: 4	H: 1 LOB: 2 BB: 1 P: 8	1B: 6 2B: 2 3B: 0 HR: 0	SF: 1 SAC: 0 DP: 1 HBP: 0	WP: 0 PB: 0 SB: 0 CS: 1	PA: 38	
PITCHER	IP	WLS	BF	H	R	ER	SO	BB	IBB	HBP	BLK	WP	HR	S	P	ERA	WHIP				
Mark Bomback, R ERA: 1.17 (1, 1)	7.2	W	32	7	1	1	3	3	1	0	0	0	0	34	50	1.17	1.304				
Roy Lee Jackson, R ERA: (8, 1)	1.1		6	1	0	0	0	1	0	0	0	0	0	5	9	0.00	1.500				

Detroit Tigers @ Toronto Blue Jays
Exhibition Stadium, Toronto, ON
Sun Apr 19 1981, 3:33 AM EST
Att: 12,274 - Unknown - 43 F

AB	32
R	1
H	8
RBI	1
BB	5
SO	3
LOB	18



Batter	1	2	3	4	5	6	7	8	9	AB	R	H	RBI	BB	SO	LOB	BOTTOM				
Alfredo Griffin, S OBP: 0.238, SLG: 0.306 (1, 6)	0-0 L4		0-0 F8		0-0 F8		0-0 5-3	0-0 F9		5	0	0	0	0	0	1					
Damaso Garcia, R OBP: 0.247, SLG: 0.242 (1, 4)	0-0 F9			0-0 1-3		0-0 2B	0-0 6-3			4	1	1	0	0	0	0					
Otto Velez, R OBP: 0.486, SLG: 0.423 (1, 10)	4-0 BB			0-0 2B 1B		0-3 K		4-0 HBP BB		2	2	1	0	2	1	1					
John Mayberry, L OBP: 0.500, SLG: 0.435 (8, PR)	0-0 G3			4-0 2B BB		4-0 2B IBB		1-0 HBP		1	1	0	0	2	0	1					
Willie Upshaw, L OBP: 0.231, SLG: 0.417 (9, 3)				1-2 2B BB		0-0 2B IBB		1-2 3B HBP		0	1	0	0	0	0	0					
Al Woods, L OBP: 0.172, SLG: 0.241 (1, 7)		0-0 F9		0-0 2B		0-0 FC1-2 2B		0-3 K		4	0	2	3	0	1	2					
Barry Bonnell, R OBP: 0.241, SLG: 0.259 (1, 9)		0-0 6-3		4-0 BB		0-0 FC1-2 HR		0-0 E 3B		3	2	1	2	1	0	1					
Lloyd Moseby, L OBP: 0.351, SLG: 0.452 Rick Bosetti, R (7, 8)		0-0 F7		0-0 F7		0-0 HR		0-0 E3 F9 1B		3	1	1	2	0	0	2					
Danny Ainge, R OBP: 0.188, SLG: 0.133 (1, 5)			0-0 F8		0-3 K	0-3 K		0-0 F9		4	0	0	0	0	2	2					
Ernie Whitt, L OBP: 0.273, SLG: 0.233 (1, 2)		0-0 G3		0-0 P5		0-0 4-3		0-0 1B		4	0	1	1	0	0	0					
Inning Stats	R: 0 E: 0 K: 0 S: 3	H: 0 LOB: 1 BB: 1 P: 7	R: 0 E: 0 K: 0 S: 3	H: 0 LOB: 0 BB: 0 P: 3	R: 0 E: 0 K: 0 S: 3	H: 0 LOB: 0 BB: 0 P: 3	R: 1 E: 0 K: 0 S: 4	H: 2 LOB: 2 BB: 2 P: 12	R: 0 E: 0 K: 1 S: 5	H: 0 LOB: 0 BB: 0 P: 5	R: 4 E: 0 K: 2 S: 10	H: 3 LOB: 0 BB: 1 P: 14	R: 0 E: 0 K: 0 S: 3	H: 0 LOB: 0 BB: 0 P: 3	R: 4 E: 1 K: 1 S: 8	H: 2 LOB: 1 BB: 1 P: 13	1B: 2 2B: 3 3B: 1 HR: 1	SF: 0 SAC: 0 DP: 0 HBP: 1	WP: 0 PB: 0 SB: 0 CS: 0	PA: 37	
PITCHER	IP	WLS	BF	H	R	ER	SO	BB	IBB	HBP	BLK	WP	HR	S	P	ERA	WHIP				
Jack Morris, R ERA: 4.09 (1, 1)	6.0	L	26	5	5	5	3	3	1	0	0	0	0	11	28	4.09	1.333				
Dave Rucker, L ERA: 6.75 (7, 1)	2.0		11	2	4	3	1	1	0	1	0	0	0	11	16	13.50	1.500				

Detroit Tigers @ Toronto Blue Jays
Exhibition Stadium, Toronto, ON
Sun Apr 19 1981, 3:33 AM EST
Att: 12,274 - Unknown - 43 F

AB	31
R	9
H	7
RBI	9
BB	5
SO	4
LOB	11



Batter	1	2	3	4	5	6	7	8	9	10	11	12	AB	R	H	RBI	BB	SO	LOB	TOP					
Paul Molitor, R OBP: 0.212, SLG: 0.194 (1.8)	5-3		6-3		FC6-4			E5			6-3		5	0	0	1	0	0	2						
Robin Yount, R OBP: 0.226, SLG: 0.214 (1.6)	2B		BB		F7			F9			F7		4	0	1	1	2	0	3						
Cecil Cooper, L OBP: 0.267, SLG: 0.250 (1.3)	K		L6			6-3		FC6-4		FC3-2-5-2-6			6	1	1	0	0	1	6						
Ben Oglivie, L OBP: 0.333, SLG: 0.440 (1.7)	4-3			K2-3		E6		4-3				3B	5	0	1	1	1	1	2						
Ted Simmons, S OBP: 0.241, SLG: 0.357 (1.10)		6-3		F9		4-3							6	1	1	0	0	1	3						
Roy Howell, L OBP: 0.333, SLG: 0.200 (1.5)	K			4-3		4-3							5	1	1	0	1	1	2						
Gorman Thomas, R OBP: 0.423, SLG: 0.367 Marshall Edwards, L (9.9)	F4				F9			SH3					4	0	2	1	0	0	0						
Jim Gantner, L OBP: 0.250, SLG: 0.368 Larry Hisle, R OBP: 0.250, SLG: 0.565 Ed Romero, R (9.4)			3-1			FC6-4		SH3					2	0	1	0	0	0	0						
Ned Yost, R OBP: 0.667, SLG: 2.000 Don Money, R OBP: 0.227, SLG: 0.400 Charlie Moore, R OBP: 0.500, SLG: 1.500 (9.2)								FC6-2-5-4-3					2	1	1	1	1	0	1						
													0	0	0	0	1	0	0						
													1	0	0	0	0	0	0						
Inning Stats	R: 0 E: 0 K: 1 S: 6	H: 1 LOB: 1 BB: 0 P: 6	R: 0 E: 0 K: 1 S: 5	H: 0 LOB: 0 BB: 0 P: 5	R: 1 E: 0 K: 1 S: 4	H: 1 LOB: 1 BB: 1 P: 6	R: 0 E: 0 K: 1 S: 4	H: 0 LOB: 0 BB: 0 P: 4	R: 0 E: 1 K: 0 S: 3	H: 1 LOB: 2 BB: 0 P: 3	R: 0 E: 1 K: 0 S: 4	H: 0 LOB: 1 BB: 0 P: 4	R: 0 E: 0 K: 1 S: 5	H: 3 LOB: 2 BB: 2 P: 14	R: 0 E: 0 K: 1 S: 5	H: 0 LOB: 2 BB: 2 P: 13	R: 0 E: 0 K: 0 S: 3	H: 0 LOB: 0 BB: 0 P: 3	R: 1 E: 0 K: 0 S: 6	H: 2 LOB: 1 BB: 0 P: 6	1B: 4 2B: 5 3B: 1 HR: 1	SF: 0 SAC: 1 DP: 2 HBP: 1	WP: 1 PB: 0 SB: 0 CS: 0	PA: 52	
PITCHER	IP	WLS	BF	H	R	ER	SO	BB	IBB	HBP	BLK	WP	HR	S	P	ERA	WHIP								
Jackson Todd, R ERA: 5.94 Roy Lee Jackson, R ERA: 1.59 Mike Barlow, R ERA: 6.75 Mike Willis, L ERA: 6.48	(1.1)	8.0	33	6	3	3	3	0	0	0	0	0	1	0	2	6	0.00	6.000							
	(9.1)	0.1	3	1	0	0	0	1	0	0	0	1	0	2	6	0.00	6.000								
	(9.1)	0.0	2	0	1	1	0	1	0	1	0	0	0	0	5	∞	∞								
	(9.1)	3.2	L 14	2	1	1	1	2	0	0	0	0	0	14	22	2.46	1.091								

AB	44
R	5
H	9
RBI	5
BB	6
SO	4
LOB	26



livebaseballscorecards.com

Batter	1	2	3	4	5	6	7	8	9	10	11	12	AB	R	H	RBI	BB	SO	LOB	BOTTOM					
Alfredo Griffin, S OBP: 0.208, SLG: 0.262 (1.6)	K			G3		G3		F7					6	0	0	0	0	1	4						
Damaso Garcia, R OBP: 0.244, SLG: 0.231 (1.4)	5-3					F9		4-3					6	0	1	0	0	1	2						
Otto Velez, R OBP: 0.419, SLG: 0.344 (1.10)	5-3					F2							6	0	0	0	0	3	1						
John Mayberry, L OBP: 0.487, SLG: 0.423 Dave Stieb, R (7.9R)													3	0	1	0	0	1	1						
Dan Whitmer, R OBP: 0.333, SLG: 0.667 (8.2)		6-3											0	1	0	0	0	0	0						
Al Woods, L OBP: 0.265, SLG: 0.281 (1.7)													3	1	2	0	2	0	0						
Barry Bonnell, R OBP: 0.242, SLG: 0.258 (1.9)													4	1	1	1	0	0	3						
Lloyd Moseby, L OBP: 0.380, SLG: 0.424 Rick Rosetti, R OBP: 0.167, SLG: 0.167 (8.8)													2	0	0	0	1	0	2						
													2	0	1	0	0	1	0						
Danny Ainge, R OBP: 0.176, SLG: 0.125 Garth Iorg, R OBP: 0.500, SLG: 0.667 (8.5)													2	0	0	0	0	1	2						
													2	1	0	0	1	2	1						
Ernie Whitl, L OBP: 0.297, SLG: 0.219 Ken Macha, R (7.9H)													2	0	0	0	0	0	2						
Willie Upshaw, L OBP: 0.313, SLG: 0.500 (8.3)													2	0	1	3	1	0	1						
Inning Stats	R: 0 E: 0 K: 1 S: 5	H: 0 LOB: 0 BB: 0 P: 5	R: 0 E: 0 K: 0 S: 3	H: 0 LOB: 0 BB: 0 P: 3	R: 0 E: 0 K: 1 S: 4	H: 0 LOB: 0 BB: 0 P: 5	R: 0 E: 0 K: 1 S: 4	H: 1 LOB: 1 BB: 0 P: 6	R: 0 E: 0 K: 0 S: 3	H: 1 LOB: 2 BB: 0 P: 3	R: 0 E: 0 K: 0 S: 3	H: 0 LOB: 1 BB: 0 P: 3	R: 0 E: 0 K: 2 S: 7	H: 0 LOB: 1 BB: 1 P: 11	R: 0 E: 0 K: 0 S: 4	H: 1 LOB: 2 BB: 1 P: 8	R: 0 E: 0 K: 1 S: 6	H: 1 LOB: 1 BB: 0 P: 6	R: 0 E: 0 K: 3 S: 9	H: 0 LOB: 0 BB: 0 P: 9	1B: 6 2B: 2 3B: 0 HR: 0	SF: 0 SAC: 1 DP: 0 HBP: 0	WP: 1 PB: 1 SB: 0 CS: 0	PA: 49	
PITCHER	IP	WLS	BF	H	R	ER	SO	BB	IBB	HBP	BLK	WP	HR	S	P	ERA	WHIP								
Pete Vuckovich, R ERA: 3.31 Jamie Easterly, L ERA: 2.84 Rollie Fingers, R ERA: 1.66 Randy Lerch, L ERA: (11.1)	(1.1)	6.0	24	4	3	3	4	2	0	0	0	0	0	0	30	38	4.50	1.000							
	(7.1)	0.1	2	0	0	0	0	0	1	0	0	0	0	1	5	0.00	0.000								
	(7.1)	3.2	16	3	1	1	4	1	1	0	0	0	0	22	30	2.46	1.091								
	(11.1)	2.0	W 7	1	0	0	4	0	0	0	0	1	0	15	15	0.00	0.500								

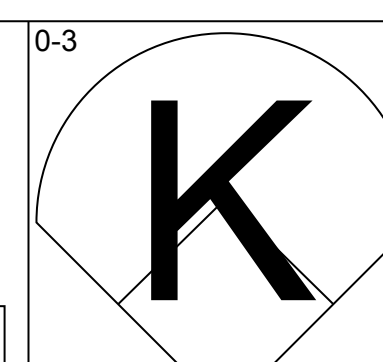
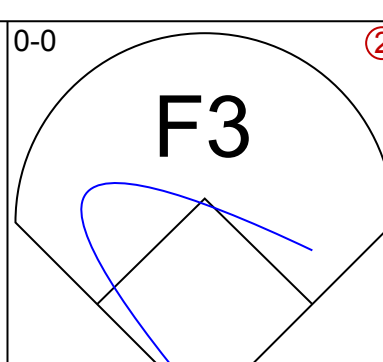
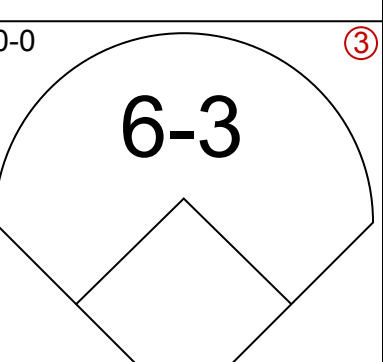
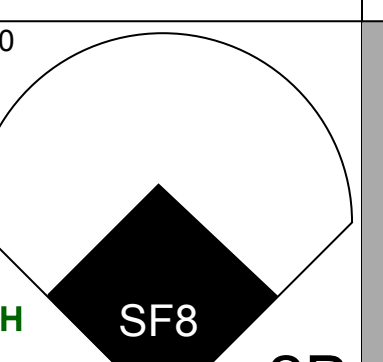
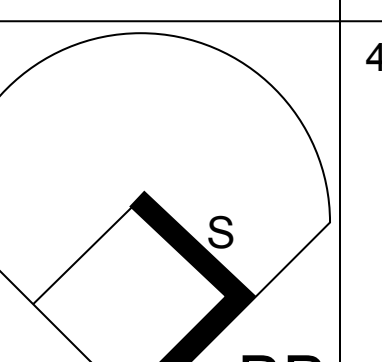
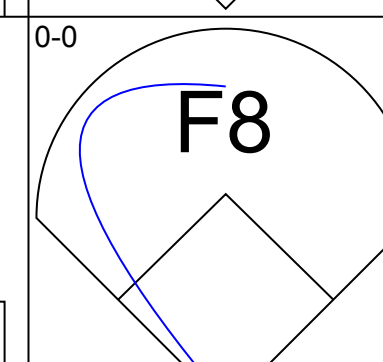
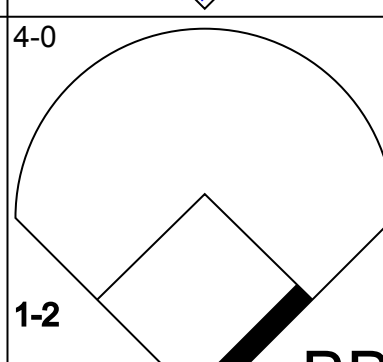
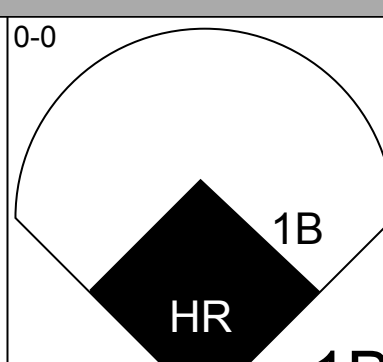
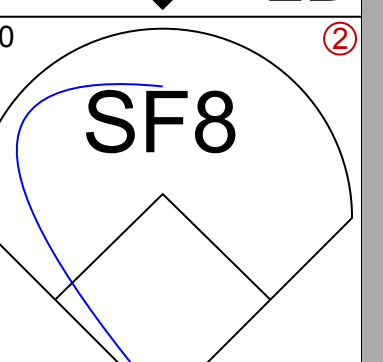
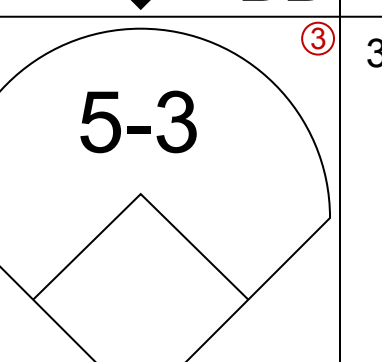
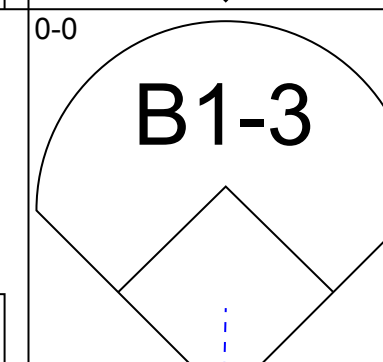
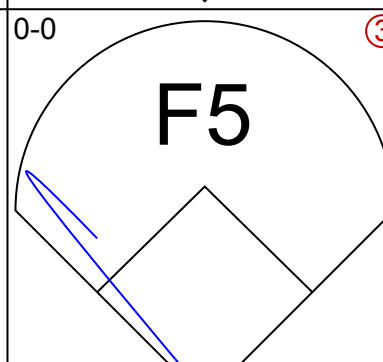
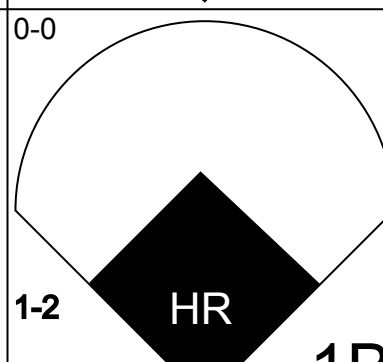
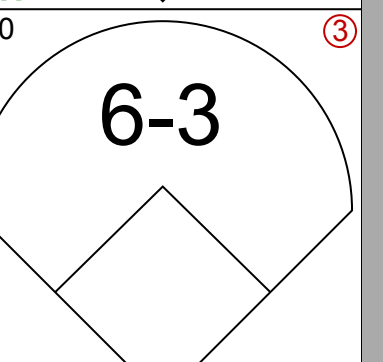
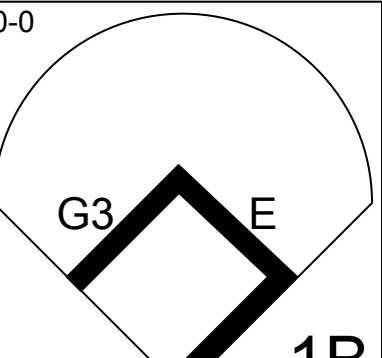
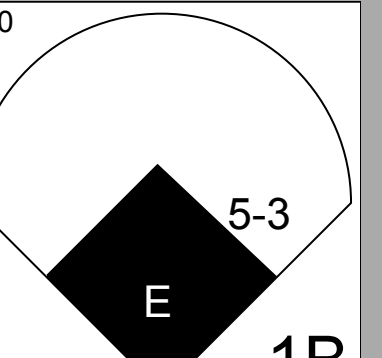
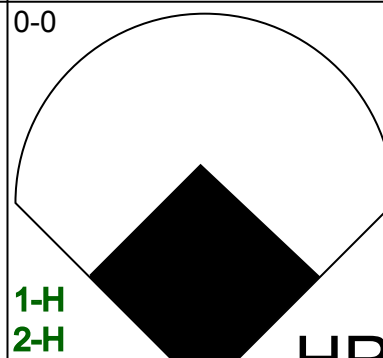
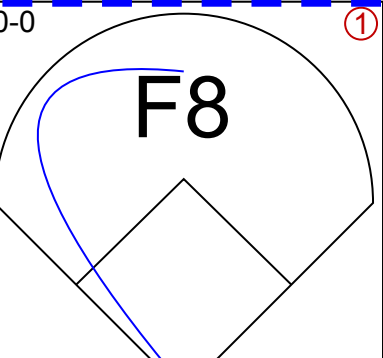
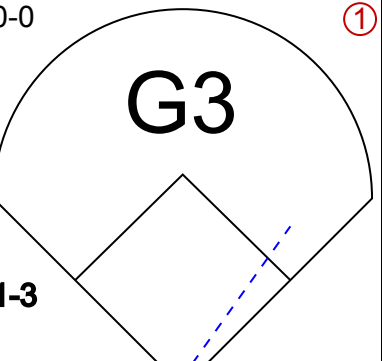
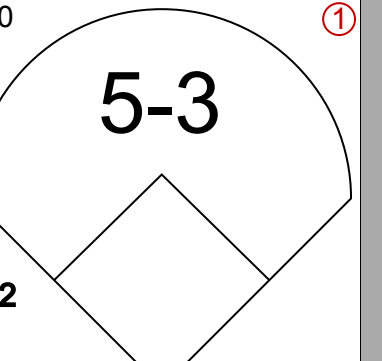
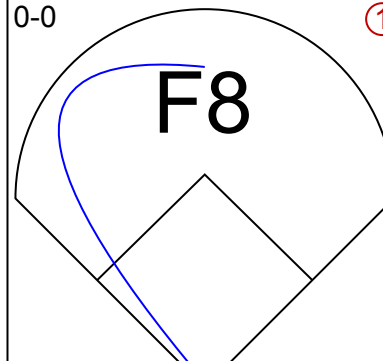
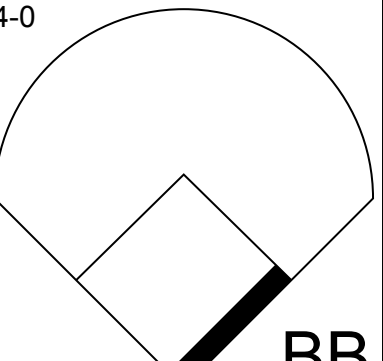
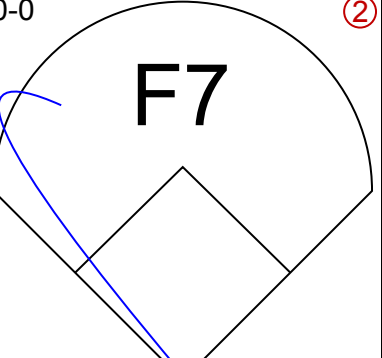
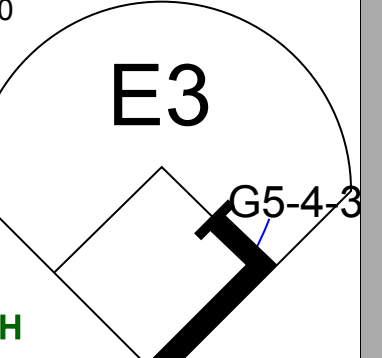
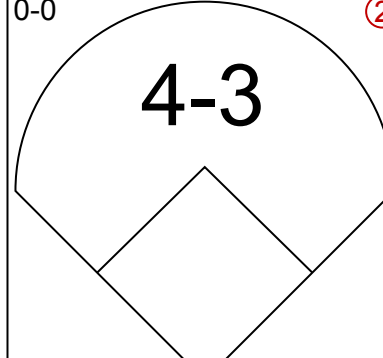
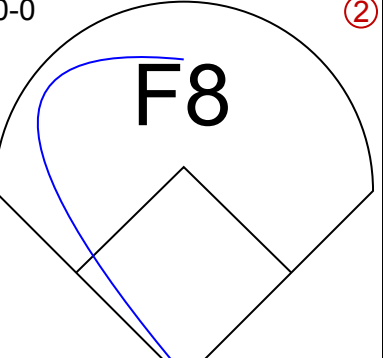
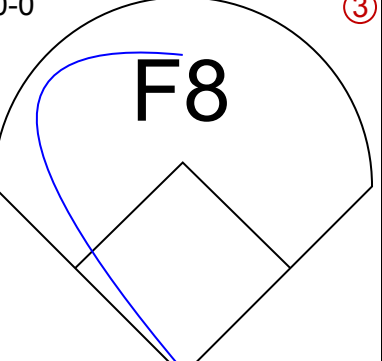
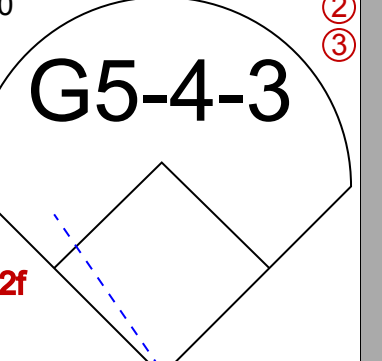
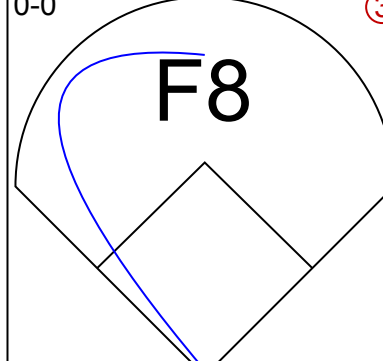
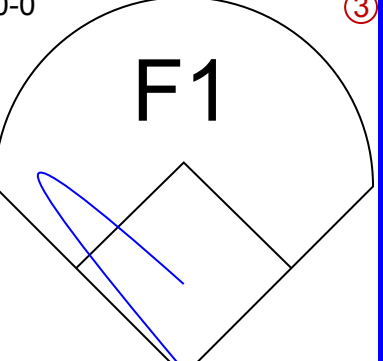
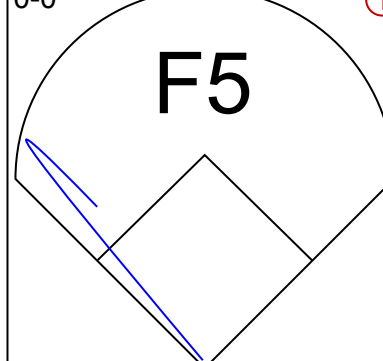
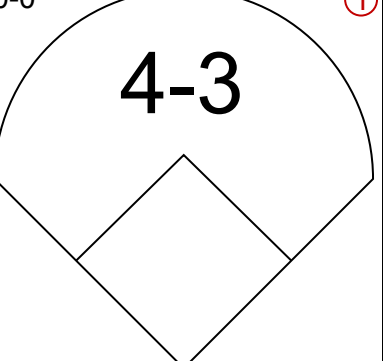
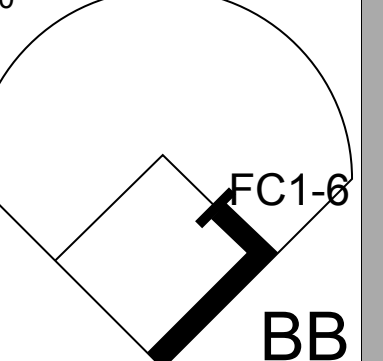
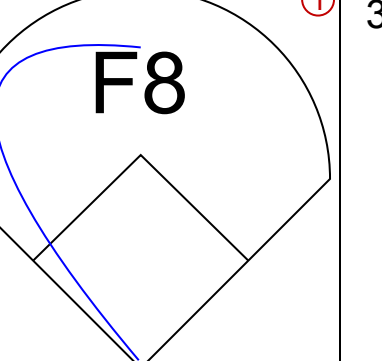
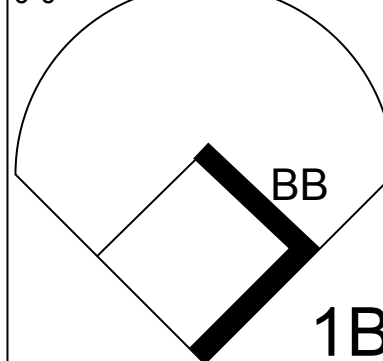
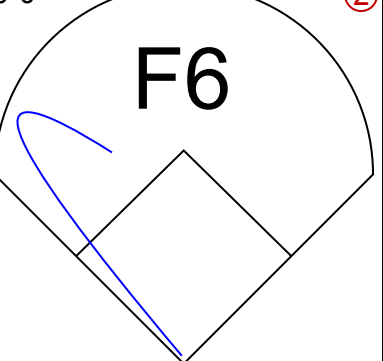
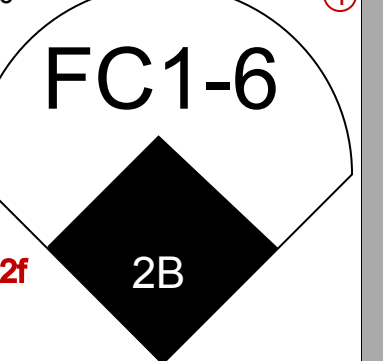
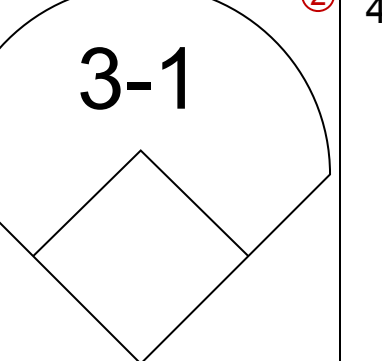
AB	43
R	4
H	8
RBI	4
BB	5
SO	12
LOB	19

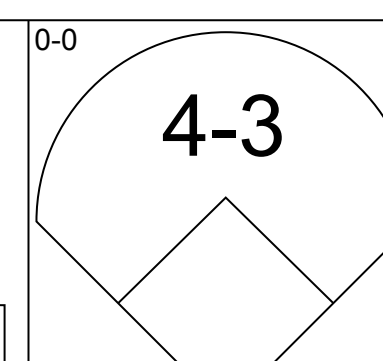
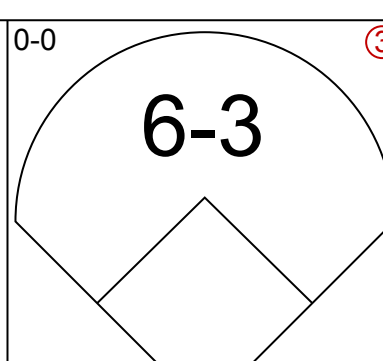
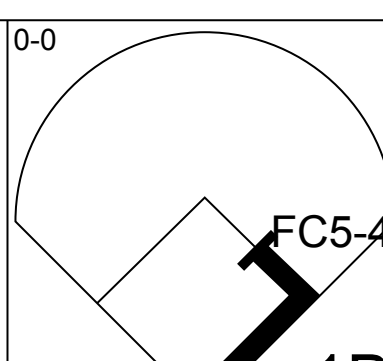
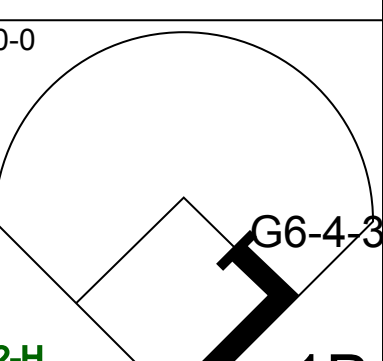
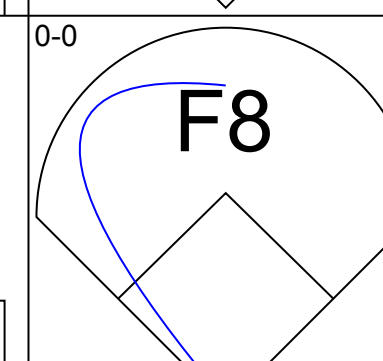
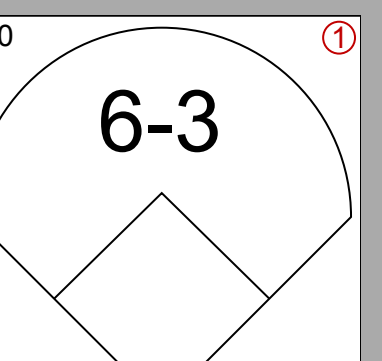
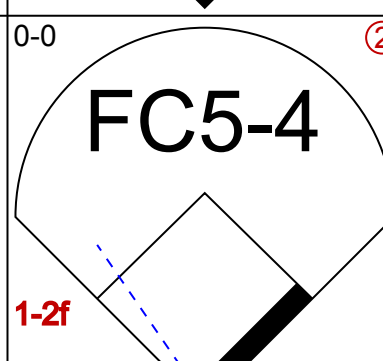
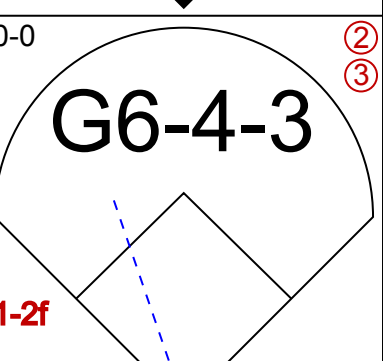
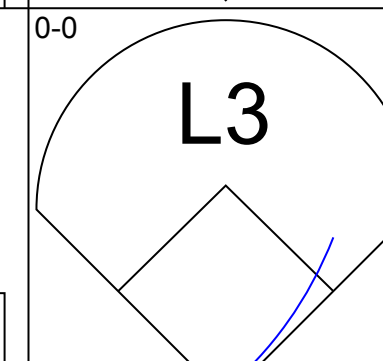
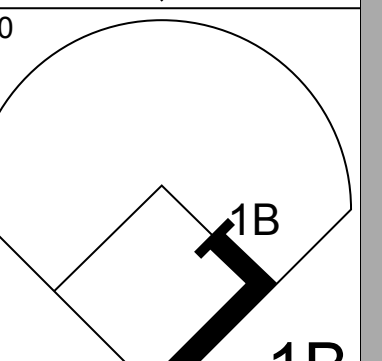
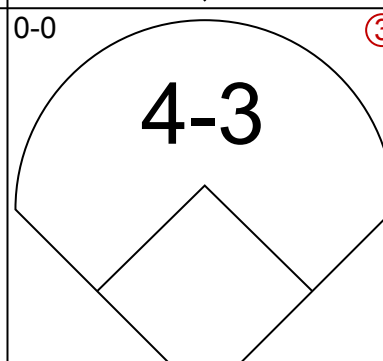
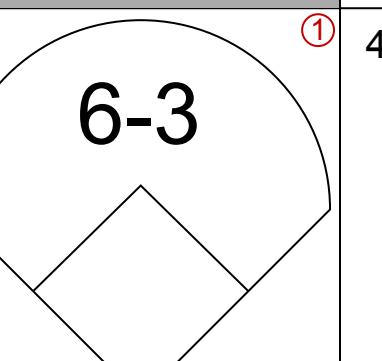
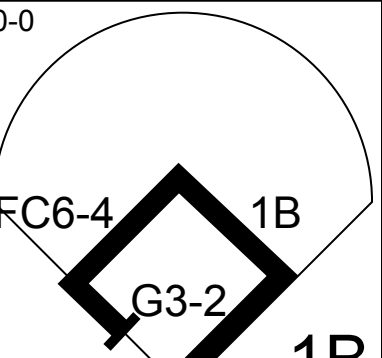
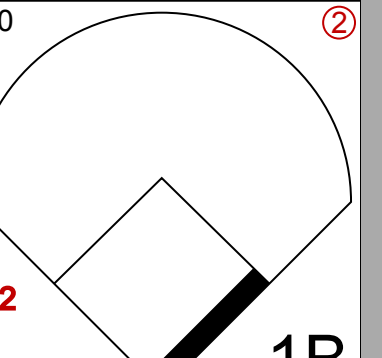
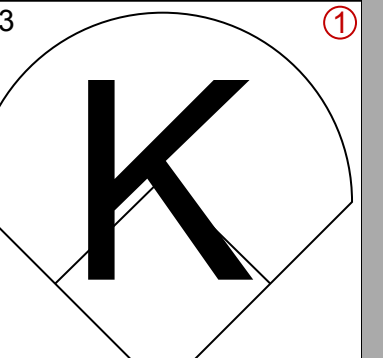
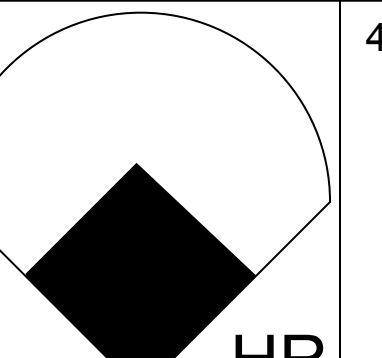
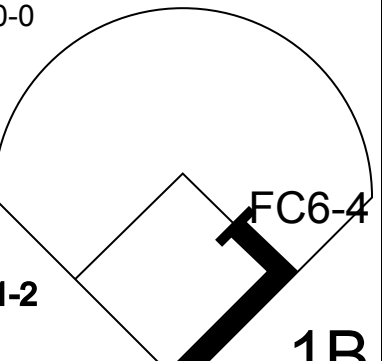
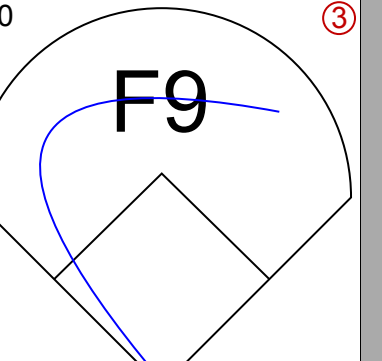
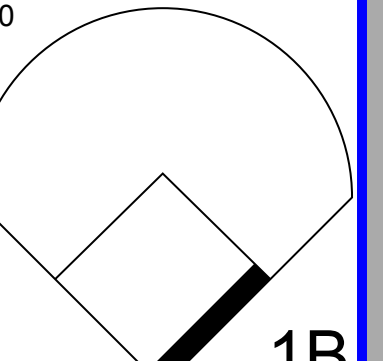
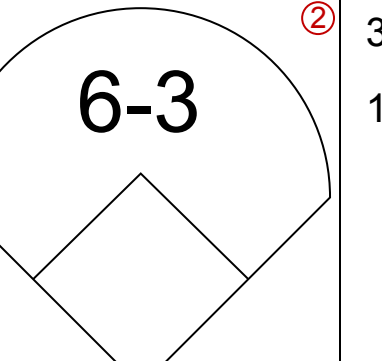
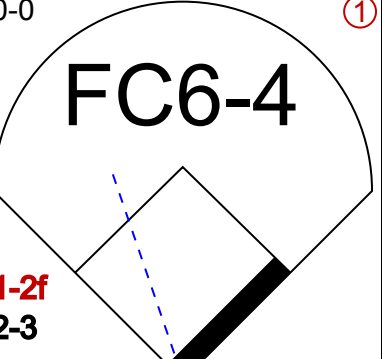
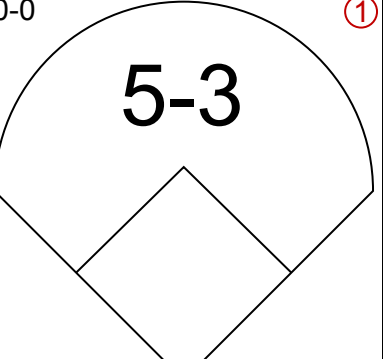
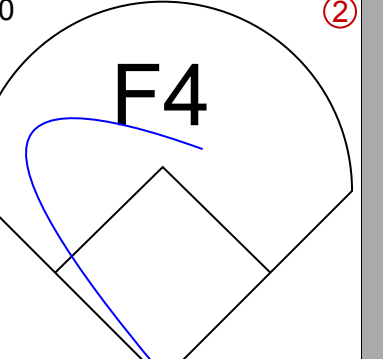
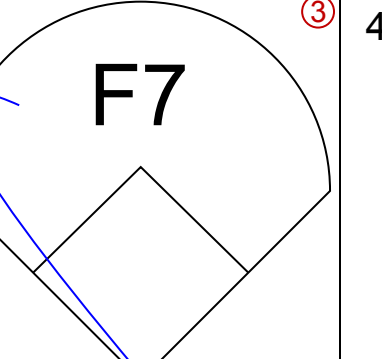
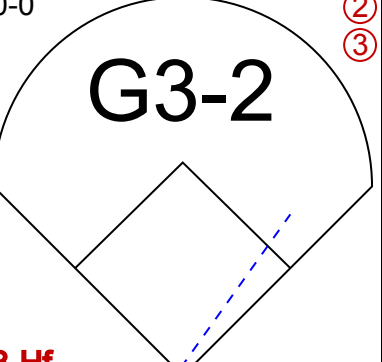
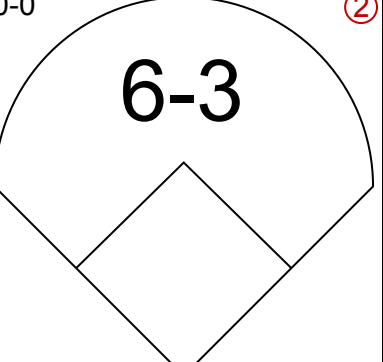
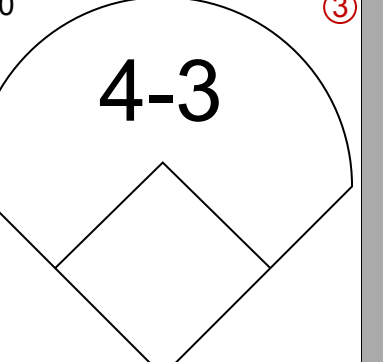
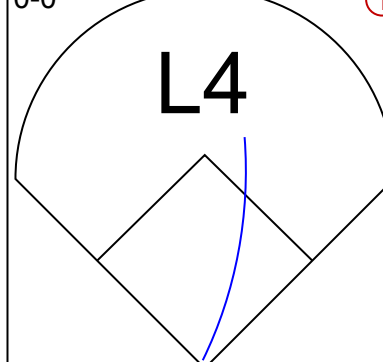
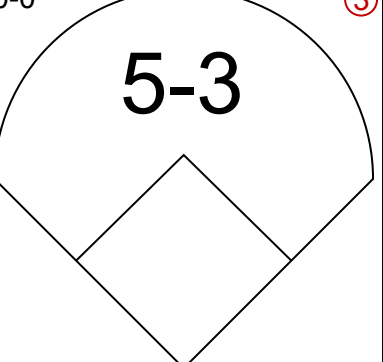
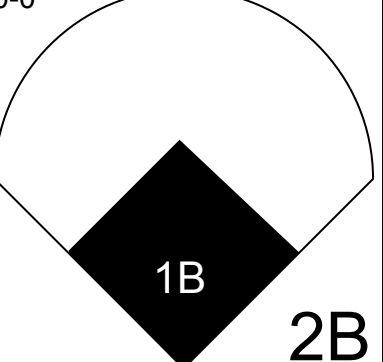
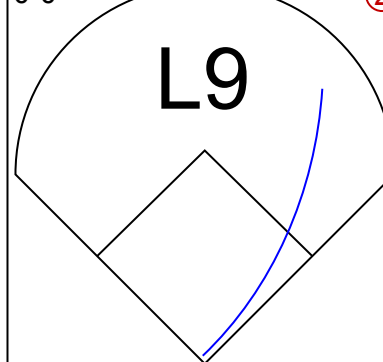
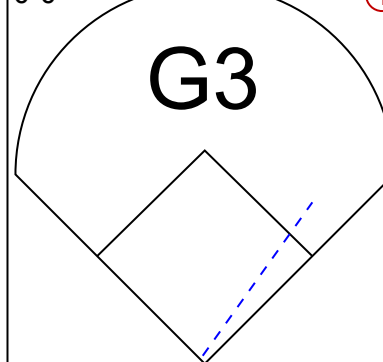
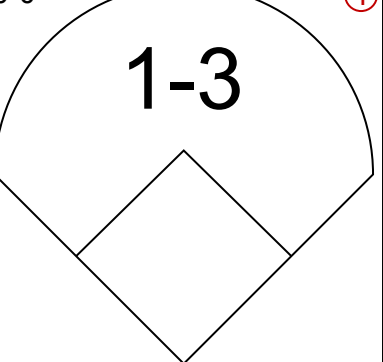


livebaseballscorecards.com

Milwaukee Brewers @ Toronto Blue Jays
Exhibition Stadium, Toronto, ON
Mon Apr 20 1981, 3:33 AM EST
Att. 12,298 - Unknown - 36 F

Milwaukee Brewers @ Toronto Blue Jays
Exhibition Stadium, Toronto, ON
Mon Apr 20 1981, 3:33 AM EST
Att. 12,298 - Unknown - 36 F

Batter	1	2	3	4	5	6	7	8	9	AB R H RBI BB SO LOB	TOP											
Paul Molitor, R (1, 8) OBP: 0.237, SLG: 0.229										4 1 1 1 1 1 1	Milwaukee Brewers @ Toronto Blue Jays Exhibition Stadium, Toronto, ON Tue Apr 21 1981, 6:05 PM EST Att: 11,083 - Unknown - 38 F											
Robin Yount, R (1, 6) OBP: 0.250, SLG: 0.226										3 1 1 1 1 0 1												
Cecil Cooper, L (1, 3) OBP: 0.265, SLG: 0.250										4 1 1 0 0 0 2												
Ben Oglivie, L (1, 7) OBP: 0.382, SLG: 0.586										4 2 3 3 0 0 0												
Ted Simmons, S (1, 2) OBP: 0.242, SLG: 0.323										3 0 0 0 1 0 2												
Roy Howell, L (1, 10) OBP: 0.200, SLG: 0.111										4 0 0 0 0 0 2												
Gorman Thomas, R (1, 9) OBP: 0.307, SLG: 0.590 Marshall Edwards, L (8, 9)										4 0 0 0 0 0 3 0 0 0 0 0 0 0												
Don Money, R (1, 5) OBP: 0.231, SLG: 0.348										3 0 0 0 1 0 0												
Jim Gantner, L (1, 4) OBP: 0.250, SLG: 0.348										4 1 1 0 0 0 1												
Inning Stats	R: 0 E: 0 K: 1 S: 5	H: 0 LOB: 0 BB: 0 P: 5	R: 0 E: 1 K: 0 S: 4	H: 1 LOB: 1 BB: 0 P: 4	R: 0 E: 0 K: 0 S: 4	H: 1 LOB: 2 BB: 1 P: 8	R: 1 E: 1 K: 0 S: 4	H: 1 LOB: 0 BB: 0 P: 4	R: 0 E: 0 K: 0 S: 3	H: 0 LOB: 0 BB: 0 P: 3		R: 3 E: 0 K: 0 S: 6	H: 3 LOB: 0 BB: 0 P: 6	R: 2 E: 0 K: 0 S: 4	H: 1 LOB: 0 BB: 1 P: 8	R: 0 E: 0 K: 0 S: 3	H: 0 LOB: 1 BB: 1 P: 7	R: 0 E: 0 K: 0 S: 3	H: 0 LOB: 1 BB: 1 P: 7	1B: 5 2B: 1 3B: 0 HR: 1	SF: 1 SAC: 0 DP: 1 HBP: 0	WP: 0 PB: 0 CS: 1
PITCHER	IP WLS BF H R ER SO BB IBB HBP BLK WP HR S P ERA WHIP											IP WLS BF H R ER SO BB IBB HBP BLK WP HR S P ERA WHIP										
Dave Stieb, R (1, 1) ERA: 4.95	7.0 L 30 7 6 5 1 2 0 0 0 0 0 1 30 38 6.43 1.286											2.0 8 0 0 0 0 2 0 0 0 0 0 0 6 14 0.00 1.000										
Joey McLaughlin, R (8, 1) ERA: 3.0																						

Batter	1	2	3	4	5	6	7	8	9	AB R H RBI BB SO LOB	BOTTOM							
Alfredo Griffin, S (1, 6) OBP: 0.231, SLG: 0.283										4 0 2 1 0 0 0	Milwaukee Brewers @ Toronto Blue Jays Exhibition Stadium, Toronto, ON Tue Apr 21 1981, 6:05 PM EST Att: 11,083 - Unknown - 38 F							
Damaso Garcia, R (1, 4) OBP: 0.222, SLG: 0.209										4 0 0 0 0 0 2								
Lloyd Moseby, L (1, 8) OBP: 0.341, SLG: 0.405										4 0 1 0 0 0 1								
John Mayberry, L (1, 3) OBP: 0.512, SLG: 0.567										4 1 3 1 0 1 0								
Al Woods, L (1, 7) OBP: 0.297, SLG: 0.314 George Bell, R (8, 7)										3 0 2 0 0 0 1 1 0 0 0 0 0 0								
Barry Bonnell, R (1, 9) OBP: 0.216, SLG: 0.229										4 0 0 0 0 0 3								
Willie Upshaw, L (1, 10) OBP: 0.283, SLG: 0.412										3 0 0 0 0 0 3								
Danny Ainge, R (1, 5) OBP: 0.189, SLG: 0.171										3 1 1 0 0 0 0								
Ernie Whitt, L (1, 2) OBP: 0.237, SLG: 0.200										3 0 0 0 0 0 1								
Inning Stats	R: 0 E: 0 K: 0 S: 3	H: 0 LOB: 0 BB: 0 P: 3	R: 0 E: 0 K: 0 S: 4	H: 2 LOB: 1 BB: 0 P: 4	R: 0 E: 0 K: 0 S: 3	H: 0 LOB: 0 BB: 0 P: 3	R: 0 E: 0 K: 0 S: 4	H: 1 LOB: 1 BB: 0 P: 4	R: 0 E: 0 K: 1 S: 6	H: 1 LOB: 1 BB: 0 P: 6		R: 1 E: 0 K: 0 S: 4	H: 2 LOB: 0 BB: 0 P: 4	R: 1 E: 0 K: 0 S: 4	H: 1 LOB: 0 BB: 0 P: 4	1B: 7 2B: 2 3B: 0 HR: 1	SF: 0 SAC: 0 DP: 2 HBP: 0	WP: 0 PB: 0 CS: 0
PITCHER	IP WLS BF H R ER SO BB IBB HBP BLK WP HR S P ERA WHIP											IP WLS BF H R ER SO BB IBB HBP BLK WP HR S P ERA WHIP						
Moose Haas, R (1, 1) ERA: 3.86	9.0 W 33 9 2 2 1 0 0 0 0 0 0 1 35 35 2.00 1.000																	

Batter	1	2	3	4	5	6	7	8	9	AB	R	H	RBI	BB	SO	LOB	TOP
Alfredo Griffin, S OBP: 0.203, SLG: 0.245 (1, 6)	4-3		SH FC1-2		F8		F9			3	0	0	0	0	0	1	<p>Toronto Blue Jays @ New York Yankees Yankee Stadium, Bronx, NY</p> <p>Fri Apr 24 1981, 6:05 PM EST Att: 20,863 - Unknown - 56 F</p> <p>livebaseballscores.com</p>
Lloyd Moseby, L OBP: 0.327, SLG: 0.364 (1, 8)	K		FC1-2 G5-4-3		K			HR BB		3	1	0	0	1	2	4	
Barry Bonnell, R OBP: 0.209, SLG: 0.211 Willie Upshaw, L OBP: 0.300, SLG: 0.611 (8, PH) (8, 3)	6-3		G5-4-3		F9			HR		3	0	0	0	0	0	4	
John Mayberry, L OBP: 0.510, SLG: 0.541 Dave Stieb, R (8, PR) George Bell, R OBP: 0.200, SLG: 0.400 (8, 9)		G3		F9 1B				G4-6-3 1B		4	0	3	0	0	0	0	
Otto Velez, R OBP: 0.392, SLG: 0.308 (1, 10)		G3 BB		F8		F9		G4-6-3 1B		3	0	0	0	1	0	3	
Al Woods, L OBP: 0.318, SLG: 0.333 (1, 7)		G3						F8		4	0	2	0	0	0	2	
Damaso Garcia, R OBP: 0.220, SLG: 0.208 (1, 4)	K			F9		G6-4-3 1B				4	0	1	0	0	1	5	
Danny Ainge, R OBP: 0.222, SLG: 0.209 (1, 5)			SH FC1-2 1B		F9		6-3		G4-6-3	4	0	1	0	0	0	3	
Ernie Whitt, L OBP: 0.244, SLG: 0.195 (1, 2)			FC1-2 SH 1B				G3		K	3	0	1	0	1	1	0	
Inning Stats	R: 0 E: 0 K: 1 S: 5	H: 0 LOB: 0 BB: 0 P: 5	R: 0 E: 0 K: 1 S: 5	H: 0 LOB: 1 BB: 1 P: 9	R: 0 E: 0 K: 0 S: 5	H: 2 LOB: 2 BB: 0 P: 5	R: 0 E: 0 K: 0 S: 5	H: 2 LOB: 2 BB: 0 P: 5	R: 0 E: 0 K: 1 S: 4	H: 0 LOB: 0 BB: 0 P: 3	R: 2 E: 0 K: 0 S: 4	H: 2 LOB: 1 BB: 1 P: 8	R: 0 E: 0 K: 1 S: 5	H: 1 LOB: 0 BB: 0 P: 5	1B: 8 2B: 0 3B: 0 HR: 1	SF: 0 SAC: 1 DP: 4 HBP: 0	
PITCHER	IP WLS BF H R ER SO BB IBB HBP BLK WP HR S P ERA WHIP	7.0 W 29 6 1 1 3 3 0 0 0 0 0 32 44 1.29 1.286	2.0 S 7 3 1 1 1 0 0 0 0 0 1 9 9 4.50 1.500											PITCHER	IP WLS BF H R ER SO BB IBB HBP BLK WP HR S P ERA WHIP		

Batter	1	2	3	4	5	6	7	8	9	AB	R	H	RBI	BB	SO	LOB	BOTTOM		
Willie Randolph, R OBP: 0.396, SLG: 0.333 (1, 4)	5-3		CS BB			FC4-6 1B		1B S		3	0	2	0	1	0	0	<p>Toronto Blue Jays @ New York Yankees Yankee Stadium, Bronx, NY</p> <p>Fri Apr 24 1981, 6:05 PM EST Att: 20,863 - Unknown - 56 F</p> <p>livebaseballscores.com</p>		
Jerry Mumphrey, S OBP: 0.264, SLG: 0.320 (1, 8)	1B WP		F8			FC4-6 CS		1B		4	1	2	1	0	0	2			
Dave Winfield, R OBP: 0.431, SLG: 0.386 (1, 7)	E WP G3 1B			5-3		CS 1B		F2		4	1	2	0	0	0	2			
Reggie Jackson, L OBP: 0.393, SLG: 0.625 (1, 10)	G3			K		CS		K		3	0	0	1	1	2	2			
Oscar Gamble, L OBP: 0.484, SLG: 0.808 (1, 9)	F4					G4-6-3 BB				3	0	1	0	0	0	1			
Graig Nettles, L OBP: 0.283, SLG: 0.524 (1, 5)		6-3		3-1				HR		3	1	1	1	0	0	1			
Jim Spencer, L OBP: 0.250, SLG: 0.130 (1, 3)		4-3				F4		4-3		3	0	0	0	0	0	0			
Johnny Oates, L OBP: 0.231, SLG: 0.167 (1, 2)		F9				4-1		1B SH1-4 1B		3	1	1	0	0	0	0			
Bucky Dent, R OBP: 0.200, SLG: 0.351 (1, 6)			K			F7		SH1-4		2	0	0	0	0	1	0			
Inning Stats	R: 2 E: 1 K: 0 S: 5	H: 2 LOB: 0 BB: 0 P: 5	R: 0 E: 0 K: 0 S: 3	H: 0 LOB: 0 BB: 0 P: 3	R: 0 E: 0 K: 1 S: 4	H: 0 LOB: 1 BB: 1 P: 8	R: 0 E: 0 K: 1 S: 6	H: 1 LOB: 1 BB: 0 P: 6	R: 0 E: 0 K: 0 S: 3	H: 0 LOB: 0 BB: 0 P: 3	R: 0 E: 0 K: 0 S: 3	H: 2 LOB: 0 BB: 0 P: 3	R: 1 E: 0 K: 0 S: 3	H: 1 LOB: 0 BB: 1 P: 7	R: 1 E: 0 K: 1 S: 8	H: 3 LOB: 2 BB: 0 P: 8		1B: 8 2B: 0 3B: 0 HR: 1	SF: 0 SAC: 1 DP: 1 HBP: 0
PITCHER	IP WLS BF H R ER SO BB IBB HBP BLK WP HR S P ERA WHIP	7.0 L 25 6 3 2 2 2 0 0 0 0 0 27 35 2.57 1.143	0.1 L 2 1 1 1 0 0 0 0 0 0 0 0 2 2 27.00 3.000	0.1 L 3 2 0 0 0 0 0 0 0 0 0 0 3 3 0.00 6.000	0.1 L 1 0 0 0 1 0 0 0 0 0 0 3 3 0.00 0.000											PITCHER	IP WLS BF H R ER SO BB IBB HBP BLK WP HR S P ERA WHIP		

Batter	1	2	3	4	5	6	7	8	9	AB	R	H	RBI	BB	SO	LOB	TOP																		
Lloyd Moseby, L (1, 8) OBP: 0.328, SLG: 0.434	0-3 K		0-0 1B S 2B		0-0 F7		0-0 1-3			4	1	1	1	0	1	0																			
Damaso Garcia, R (1, 4) OBP: 0.271, SLG: 0.250	0-0 F8 1B 1B		0-0 S 1B		0-3 K			0-0 PB S FC4-2-5-1 1B		4	0	3	0	0	1	0																			
Danny Ainge, R (1, 5) OBP: 0.259, SLG: 0.269	0-0 S 1B		0-3 K		0-3 K			0-0 L6		4	0	1	0	0	2	3																			
John Mayberry, L (1, 3) OBP: 0.475, SLG: 0.545 Willie Upshaw, L (8, PR) OBP: 0.300, SLG: 0.611	0-0 F8 2-3		0-0 F7		0-3 K			0-0 FC4-2-5-1 2H 1B		4	0	0	0	0	1	5																			
Otto Velez, R (1, 10) OBP: 0.390, SLG: 0.289	0-3 K		4-0 1B BB		0-0 1B			4-0 IBB		2	0	1	0	2	1	2																			
Al Woods, L (1, 7) OBP: 0.275, SLG: 0.286 Barry Bonnell, R (8, PH) OBP: 0.195, SLG: 0.205		0-3 K	0-0 3-1		0-0 F4			0-0 F8		3	0	0	0	0	1	3																			
George Bell, R (1, 9) OBP: 0.154, SLG: 0.231		0-3 K			0-3 F9			0-0 6-3		4	0	0	0	0	2	1																			
Alfredo Griffin, S (1, 6) OBP: 0.194, SLG: 0.246		0-0 1-3			0-0 F8			0-0 F9		4	0	0	0	0	0	0																			
Ernie Whitt, L (1, 2) OBP: 0.250, SLG: 0.229					0-0 F6 2B 2B			0-0 F7		4	1	1	0	0	1	0																			
Inning Stats	R: 0 E: 0 K: 2 S: 9	H: 2 LOB: 2 BB: 0 P: 9	R: 0 E: 0 K: 2 S: 7	H: 0 LOB: 0 BB: 0 P: 7	R: 2 E: 0 K: 1 S: 8	H: 3 LOB: 2 BB: 1 P: 12	R: 0 E: 0 K: 0 S: 3	H: 0 LOB: 0 BB: 0 P: 3	R: 0 E: 0 K: 2 S: 7	H: 1 LOB: 0 BB: 0 P: 8	R: 0 E: 0 K: 0 S: 3	H: 0 LOB: 0 BB: 0 P: 3	R: 0 E: 0 K: 0 S: 4	H: 1 LOB: 2 BB: 1 P: 8	R: 0 E: 0 K: 1 S: 5	H: 0 LOB: 0 BB: 0 P: 5	1B: 5 2B: 2 3B: 0 HR: 0	SF: 0 SAC: 0 DP: 0 HBP: 0	WP: 0 PB: 1 CS: 0	PA: 36															
PITCHER	IP WLS BF ERA	WLS L L L	BF 32 L L	H 7 2 2	R 2 2 2	ER 2 2 2	SO 9	BB 1	IBB 1	HBP 0	BLK 0	WP 0	HR 0	S 48	P 56	ERA 2.35	WHIP 1.043	PITCHER	IP WLS BF ERA	WLS L L L	BF 32 L L	H 7 2 2	R 2 2 2	ER 2 2 2	SO 9	BB 1	IBB 1	HBP 0	BLK 0	WP 0	HR 0	S 48	P 56	ERA 2.35	WHIP 1.043

Toronto Blue Jays @ New York Yankees
Yankee Stadium, Bronx, NY
Sun Apr 26 1981, 3:33 AM EDT
Att: 37,306 - Unknown - 59 F

AB	34
R	2
H	7
RBI	1
BB	2
SO	10
LOB	16



Batter	1	2	3	4	5	6	7	8	9	AB	R	H	RBI	BB	SO	LOB	BOTTOM																		
Willie Randolph, R (1, 4) OBP: 0.355, SLG: 0.313	0-0 G6-3 2B		0-0 4-3		0-3 K			0-0 F8	0-0 F7	5	0	1	0	0	1	2																			
Jerry Mumphrey, S (1, 8) OBP: 0.311, SLG: 0.404	0-0 G6-3 1B		4-0 BLK BB		0-0 6-3			0-0 2B 1B		3	1	2	0	1	0	0																			
Dave Winfield, R (1, 7) OBP: 0.441, SLG: 0.420	0-0 G6-3 1-2 2-3		0-0 6-3		0-0 BB			0-0 1H 2B		3	0	1	1	1	0	3																			
Reggie Jackson, L (1, 10) OBP: 0.333, SLG: 0.484	0-0 F8				0-0 F2			0-0 F6		4	0	0	0	0	0	3																			
Oscar Gamble, L (1, 9) OBP: 0.436, SLG: 0.667		0-0 F9			0-3 K			4-0 BB		3	0	0	0	1	1	1																			
Graig Nettles, L (1, 5) OBP: 0.276, SLG: 0.500		0-0 1B			0-0 F7			0-0 F7		4	0	2	0	0	0	2																			
Jim Spencer, L (1, 3) OBP: 0.222, SLG: 0.129		0-0 F8			0-0 F8			0-0 F2		4	0	0	0	0	1	2																			
Johnny Oates, L (1, 2) OBP: 0.167, SLG: 0.118 Bobby Murcer, L (7, PH) OBP: 0.438, SLG: 0.500 Dennis Werth, R (8, 2)		0-0 5-3			0-0 1-3			0-0 BB		2	0	0	0	0	0	1																			
Bucky Dent, R (1, 6) OBP: 0.217, SLG: 0.349 Lou Piniella, R (8, PH) OBP: 0.316, SLG: 0.294			0-0 1-3		0-0 1B			0-0 F2		3	0	1	0	0	0	1																			
Inning Stats	R: 0 E: 0 K: 0 S: 4	H: 2 LOB: 1 BB: 0 P: 4	R: 0 E: 0 K: 0 S: 4	H: 1 LOB: 1 BB: 0 P: 4	R: 0 E: 0 K: 1 S: 5	H: 0 LOB: 1 BB: 1 P: 7	R: 0 E: 0 K: 1 S: 5	H: 0 LOB: 0 BB: 0 P: 5	R: 0 E: 0 K: 0 S: 6	H: 1 LOB: 1 BB: 0 P: 6	R: 0 E: 0 K: 0 S: 3	H: 0 LOB: 2 BB: 1 P: 7	R: 0 E: 0 K: 0 S: 5	H: 2 LOB: 1 BB: 1 P: 9	R: 0 E: 0 K: 0 S: 3	H: 0 LOB: 1 BB: 1 P: 7	1B: 4 2B: 3 3B: 0 HR: 0	SF: 0 SAC: 0 DP: 1 HBP: 0	WP: 0 PB: 0 CS: 0	PA: 37															
PITCHER	IP WLS BF ERA	WLS W W	BF 37 L	H 7	R 1	ER 1	SO 3	BB 4	IBB 0	HBP 0	BLK 0	WP 0	HR 0	S 39	P 55	ERA 1.00	WHIP 1.222	PITCHER	IP WLS BF ERA	WLS L L L	BF 32 L L	H 7 2 2	R 2 2 2	ER 2 2 2	SO 9	BB 1	IBB 1	HBP 0	BLK 0	WP 0	HR 0	S 48	P 56	ERA 2.35	WHIP 1.043

Toronto Blue Jays @ New York Yankees
Yankee Stadium, Bronx, NY
Sun Apr 26 1981, 3:33 AM EDT
Att: 37,306 - Unknown - 59 F

AB	33
R	1
H	7
RBI	1
BB	4
SO	3
LOB	17



Batter	1	2	3	4	5	6	7	8	9	AB	R	H	RBI	BB	SO	LOB	TOP					
Lloyd Moseby, L (1, 8) OBP: 0.314, SLG: 0.452 Al Woods, L (5, 7) OBP: 0.269, SLG: 0.280	0-0 HR		1-3		6-3		3-1			3	1	1	1	0	0	0	Toronto Blue Jays @ Milwaukee Brewers Milwaukee County Stadium, Milwaukee, WI Tue Apr 28 1981, 8:05 PM EDT Att. 6,433 - Unknown - 45 F					
Damaso Garcia, R (1, 4) OBP: 0.279, SLG: 0.281	0-0 6-3		1-3			1B 3B	K			4	1	1	0	0	1	0						
Danny Ainge, R (1, 5) OBP: 0.238, SLG: 0.246	0-0 5-3		F7			6-3	K			4	0	0	0	0	1	1						
Otto Velez, R (1, 10) OBP: 0.397, SLG: 0.358	0-0 1B			HR		1B 2B		G3		3	2	2	1	1	0	0						
Barry Bonnell, R (1, 9) OBP: 0.220, SLG: 0.196	0-0 1-3			F7		2B 1B		G4-6-3 BB		3	1	1	1	1	0	1						
Ken Macha, R (1, 3) OBP: 0.167, SLG: 0.333		0-0 4-3		K		2B 1B		G4-6-3 BB		4	1	1	2	0	1	1						
Rick Bosetti, R (1, 7) OBP: 0.091, SLG: 0.091		0-0 6-3		K		6-3				4	0	0	0	0	2	1						
Alfredo Griffin, S (1, 6) OBP: 0.224, SLG: 0.300		0-0 S 1B			2-3					4	0	3	1	0	0	0						
Ernie Whitt, L (1, 2) OBP: 0.224, SLG: 0.204		0-0 L4			3-1		F8		L9	4	0	0	0	0	0	3						
Inning Stats	R: 1 E: 0 K: 0 S: 5	H: 2 LOB: 1 BB: 0 P: 5	R: 0 E: 0 K: 0 S: 4	H: 1 LOB: 1 BB: 0 P: 4	R: 0 E: 0 K: 0 S: 3	H: 0 LOB: 0 BB: 0 P: 3	R: 1 E: 0 K: 2 S: 8	H: 1 LOB: 0 BB: 0 P: 8	R: 0 E: 0 K: 0 S: 3	H: 0 LOB: 0 BB: 0 P: 3	R: 4 E: 0 K: 0 S: 7	H: 4 LOB: 1 BB: 1 P: 11	R: 0 E: 0 K: 2 S: 7	H: 0 LOB: 0 BB: 0 P: 7	R: 0 E: 0 K: 0 S: 2	H: 0 LOB: 0 BB: 1 P: 6	R: 0 E: 0 K: 1 S: 5	H: 1 LOB: 0 BB: 0 P: 5	1B: 4 2B: 2 3B: 1 HR: 2	SF: 0 SAC: 0 DP: 1 HBP: 0	WP: 0 PB: 0 SB: 1 CS: 1	PA: 36
PITCHER	IP WLS BF	H R ER SO	BB IBB HBP BLK	WP HR S P	ERA WHIP	PITCHER	IP WLS BF	H R ER SO	BB IBB HBP BLK	WP HR S P	ERA WHIP											
Mike Caldwell, L (1, 1) ERA: 3.58	5.2 L 26	8 6 6 2	1 0 0 0	0 2 29 33	9.53 1.588	Jerry Augustine, L (9, 1) ERA: 1.54	1.0 3 1 0	0 0 0 1	0 0 0 0	0 0 5 5	0.00 1.000											
Jamie Easterly, L (6, 1) ERA: 1.54	2.1 7 0 0	0 0 0 2	1 0 0 0	0 0 10 14	0.00 0.429																	

Batter	1	2	3	4	5	6	7	8	9	AB	R	H	RBI	BB	SO	LOB	BOTTOM			
Paul Moltor, R (1, 8) OBP: 0.339, SLG: 0.386	4-0 CS BB		F9		4-3 SH2-3 2B	1-3 1B		FC6-4		4	1	2	0	1	0	2	Toronto Blue Jays @ Milwaukee Brewers Milwaukee County Stadium, Milwaukee, WI Tue Apr 28 1981, 8:05 PM EDT Att. 6,433 - Unknown - 45 F			
Robin Yount, R (1, 6) OBP: 0.286, SLG: 0.304	0-0 F8				SH2-3	1-3 1B				4	0	2	0	0	0	3				
Cecil Cooper, L (1, 3) OBP: 0.242, SLG: 0.224	0-0 F7		F8		4-3	4-3				5	0	0	1	0	0	7				
Ben Oglivie, L (1, 7) OBP: 0.371, SLG: 0.528	0-0 CS	0-0 F9			WP 1B	2B				5	0	2	1	0	0	1				
Larry Hise, R (1, 10) OBP: 0.286, SLG: 0.459 Roy Howell, L (5, PR) OBP: 0.300, SLG: 0.176					F6	WP HBP				2	0	1	0	0	0	1				
Ted Simmons, S (1, 2) OBP: 0.299, SLG: 0.373					F9					2	0	1	0	0	0	0				
Gorman Thomas, R (1, 9) OBP: 0.358, SLG: 0.535			K		F3	F7				4	0	0	0	0	1	6				
Don Money, R (1, 5) OBP: 0.289, SLG: 0.325			F2		L6					4	0	1	0	0	0	2				
Jim Gantner, L (1, 4) OBP: 0.304, SLG: 0.349					1B	SH2-3 1B 4-3 BB		FC6-4 1B		3	1	2	0	1	0	1				
Inning Stats	R: 0 E: 0 K: 0 S: 2	H: 0 LOB: 0 BB: 1 P: 6	R: 0 E: 0 K: 1 S: 6	H: 1 LOB: 1 BB: 0 P: 6	R: 0 E: 0 K: 0 S: 5	H: 2 LOB: 2 BB: 0 P: 5	R: 0 E: 0 K: 0 S: 4	H: 1 LOB: 2 BB: 1 P: 8	R: 2 E: 0 K: 0 S: 5	H: 2 LOB: 3 BB: 2 P: 14	R: 0 E: 0 K: 0 S: 3	H: 2 LOB: 0 BB: 0 P: 3	R: 0 E: 0 K: 0 S: 4	H: 1 LOB: 1 BB: 0 P: 4	R: 0 E: 0 K: 0 S: 5	H: 2 LOB: 2 BB: 0 P: 5	1B: 10 2B: 1 3B: 0 HR: 0	SF: 0 SAC: 1 DP: 0 HBP: 1	WP: 1 PB: 0 SB: 0 CS: 1	PA: 43
PITCHER	IP WLS BF	H R ER SO	BB IBB HBP BLK	WP HR S P	ERA WHIP	PITCHER	IP WLS BF	H R ER SO	BB IBB HBP BLK	WP HR S P	ERA WHIP									
Mark Bomback, R (1, 1) ERA: 2.08	7.0 W 33	8 2 2 1	2 2 0 0	0 0 9 9	0.00 1.500															
Joey McLaughlin, R (8, 1) ERA: 4.85	2.0 9 3 0	0 0 0 0	0 0 0 0	0 0 9 9	0.00 1.500															

Batter	1	2	3	4	5	6	7	8	9	AB	R	H	RBI	BB	SO	LOB	TOP					
Lloyd Moseby, L (1, 8) OBP: 0.321, SLG: 0.444	F5		K			F7		FC4-6		4	0	0	0	0	1	3	Toronto Blue Jays @ Baltimore Orioles Memorial Stadium, Baltimore, MD Thu Apr 30 1981, 7:05 PM EDT Att: 7,726 - Unknown AB 29 R 0 H 3 RBI 0 BB 2 SO 6 LOB 7					
Damaso Garcia, R (1, 4) Garth Iorg, R (6, 4) OBP: 0.273, SLG: 0.274 OBP: 0.364, SLG: 0.400	1-3			6-3			5-3		4-3	2	0	0	0	0	0	0						
Al Woods, L (1, 7) OBP: 0.258, SLG: 0.267	4-3			K			K		F9	4	0	0	0	0	2	0						
John Mayberry, L (1, 3) OBP: 0.437, SLG: 0.463				K					F9	3	0	0	0	1	1	0						
Otto Velez, R (1, 10) OBP: 0.378, SLG: 0.328					1-3				F8	3	0	0	0	0	1	1						
Barry Bonnell, R (1, 9) OBP: 0.237, SLG: 0.222										2	0	1	0	1	0	0						
Danny Ainge, R (1, 5) OBP: 0.236, SLG: 0.257										3	0	0	0	0	0	2						
Alfredo Griffin, S (1, 6) OBP: 0.214, SLG: 0.282										3	0	0	0	0	0	1						
Ernie Whitt, L (1, 2) George Bell, R (8, PH) Dan Whitmer, R (8, 2) OBP: 0.242, SLG: 0.226 OBP: 0.214, SLG: 0.286 OBP: 0.200, SLG: 0.400										2	0	1	0	0	1	0						
										1	0	1	0	0	0	0						
										0	0	0	0	0	0	0						
Inning Stats	R: 0 E: 0 K: 0 S: 3	H: 0 LOB: 0 BB: 0 P: 3	R: 0 E: 0 K: 1 S: 5	H: 0 LOB: 0 BB: 0 P: 5	R: 0 E: 0 K: 1 S: 6	H: 1 LOB: 1 BB: 0 P: 6	R: 0 E: 0 K: 2 S: 7	H: 0 LOB: 0 BB: 0 P: 7	R: 0 E: 0 K: 0 S: 3	H: 1 LOB: 0 BB: 0 P: 3	R: 0 E: 0 K: 1 S: 5	H: 0 LOB: 0 BB: 0 P: 5	R: 0 E: 0 K: 1 S: 5	H: 0 LOB: 1 BB: 1 P: 9	R: 0 E: 0 K: 0 S: 4	H: 1 LOB: 2 BB: 1 P: 8	R: 0 E: 0 K: 0 S: 3	H: 0 LOB: 0 BB: 0 P: 3	1B: 3 2B: 0 3B: 0 HR: 0	SF: 0 SAC: 0 DP: 1 HBP: 0	WP: 0 PB: 0 SB: 0 CS: 0	PA: 31
PITCHER Mike Flanagan, L (1, 1) ERA: 2.7	IP: 9.0 WLS: W BF: 31 H: 3 R: 0 ER: 0 SO: 6 BB: 2 IBB: 0 HBP: 0 BLK: 0 WP: 0 HR: 0 S: 41 P: 49 ERA: 0.00 WHIP: 0.556															PITCHER						

Batter	1	2	3	4	5	6	7	8	9	AB	R	H	RBI	BB	SO	LOB	BOTTOM			
Al Bumbry, L (1, 8) OBP: 0.290, SLG: 0.274	F9				1-3					4	0	2	1	0	0	0	Toronto Blue Jays @ Baltimore Orioles Memorial Stadium, Baltimore, MD Thu Apr 30 1981, 7:05 PM EDT Att: 7,726 - Unknown AB 31 R 4 H 6 RBI 3 BB 4 SO 3 LOB 13			
Rich Dauer, R (1, 4) Lenn Sakata, R (7, PR) OBP: 0.344, SLG: 0.368 OBP: 0.314, SLG: 0.241	F8	2B			F8		1B			3	0	0	0	1	0	1				
Ken Singleton, S (1, 9) Gary Roenicke, R (8, 9) OBP: 0.517, SLG: 0.981 OBP: 0.314, SLG: 0.241				4-3						4	1	1	1	0	0	3				
Eddie Murray, S (1, 3) OBP: 0.175, SLG: 0.189	G3				6-3					4	0	0	0	0	0	0				
John Lowenstein, L (1, 7) OBP: 0.219, SLG: 0.226										4	0	1	0	0	2	0				
Terry Crowley, L (1, 10) OBP: 0.517, SLG: 0.350										2	1	0	0	2	0	0				
Dan Graham, L (1, 2) OBP: 0.241, SLG: 0.296										3	1	0	0	1	1	3				
Doug DeCinces, R (1, 5) OBP: 0.259, SLG: 0.260										4	1	2	1	0	0	3				
Mark Belanger, R (1, 6) OBP: 0.103, SLG: 0.079										3	0	0	0	0	0	3				
										1B: 3 2B: 2 3B: 0 HR: 1	SF: 0 SAC: 0 DP: 0 HBP: 0	WP: 1 PB: 0 SB: 1 CS: 0	PA: 35							
Inning Stats	R: 1 E: 0 K: 0 S: 4	H: 1 LOB: 0 BB: 0 P: 4	R: 3 E: 2 K: 1 S: 8	H: 2 LOB: 1 BB: 1 P: 12	R: 0 E: 0 K: 0 S: 3	H: 0 LOB: 0 BB: 0 P: 3	R: 0 E: 0 K: 1 S: 6	H: 1 LOB: 1 BB: 0 P: 6	R: 0 E: 0 K: 0 S: 3	H: 0 LOB: 0 BB: 0 P: 3	R: 0 E: 0 K: 1 S: 5	H: 0 LOB: 0 BB: 0 P: 5	R: 0 E: 0 K: 0 S: 4	H: 1 LOB: 3 BB: 2 P: 12	R: 0 E: 0 K: 0 S: 4	H: 1 LOB: 2 BB: 1 P: 8	1B: 3 2B: 2 3B: 0 HR: 1	SF: 0 SAC: 0 DP: 0 HBP: 0	WP: 1 PB: 0 SB: 1 CS: 0	PA: 35
PITCHER Jackson Todd, R (1, 1) Mike Barlow, R (8, 1) ERA: 4.23 ERA: 3.35	IP: 7.0 WLS: L BF: 30 H: 5 R: 4 ER: 2 SO: 3 BB: 3 IBB: 0 HBP: 0 BLK: 0 WP: 1 HR: 1 S: 33 P: 45 ERA: 2.57 WHIP: 1.143															PITCHER				

Batter	1	2	3	4	5	6	7	8	9	AB	R	H	RBI	BB	SO	LOB	TOP	
Lloyd Moseby, L OBP: 0.318, SLG: 0.474	1-3		K			3-1		HR		4	1	1	1	0	1	0	Toronto Blue Jays @ Baltimore Orioles Memorial Stadium, Baltimore, MD Sat May 02 1981, 7:05 PM EDT Unknown - 57 F	
Garth Iorg, R OBP: 0.333, SLG: 0.357	2B		6-3			F7		E5		4	1	1	0	0	0			
Willie Upshaw, L OBP: 0.281, SLG: 0.429	F5		L9			4-3		4-3		4	0	0	0	0	0	2		
John Mayberry, L OBP: 0.427, SLG: 0.466	2B			4-3			F9		K	4	1	1	1	0	1	0		
Al Woods, L OBP: 0.273, SLG: 0.297	2B			6-3				F6		4	0	2	1	0	0	0		
Barry Bonnell, R OBP: 0.222, SLG: 0.207	5-3			F9			F8		F3	4	0	0	0	0	0	2		
Danny Ainge, R OBP: 0.227, SLG: 0.247							F8			3	0	0	0	0	0	1		
Alfredo Griffin, S OBP: 0.207, SLG: 0.272									1-3	3	0	0	0	0	1	0		
Ernie Whitt, L OBP: 0.232, SLG: 0.215										3	0	0	0	0	0	0		
Dan Whitmer, R OBP: 0.200, SLG: 0.400									4-3	0	0	0	0	0	0	0		
Inning Stats	R: 2 E: 0 K: 0 S: 6	H: 3 LOB: 1 BB: 0 P: 6	R: 0 E: 0 K: 0 S: 3	H: 0 LOB: 0 BB: 0 P: 3	R: 0 E: 0 K: 1 S: 5	H: 0 LOB: 0 BB: 0 P: 5	R: 0 E: 0 K: 0 S: 3	H: 0 LOB: 0 BB: 0 P: 3	R: 0 E: 0 K: 0 S: 3	H: 1 LOB: 1 BB: 0 P: 4	R: 1 E: 1 K: 0 S: 5	H: 1 LOB: 1 BB: 0 P: 5	R: 0 E: 0 K: 1 S: 5	H: 0 LOB: 0 BB: 0 P: 5	1B: 2 2B: 2 3B: 0 HR: 1	SF: 0 SAC: 0 DP: 0 HBP: 0	WP: 1 PB: 0 SB: 0 CS: 0	PA: 33
PITCHER Jim Palmer, R ERA: 2.86	IP: 9.0 WLS: W BF: 33 H: 5 R: 3 ER: 3 SO: 3 BB: 0 IBB: 0 HBP: 0 BLK: 0 WP: 1 HR: 1 S: 39 P: 39 ERA: 3.00 WHIP: 0.556																	

Batter	1	2	3	4	5	6	7	8	9	AB	R	H	RBI	BB	SO	LOB	BOTTOM					
Al Bumbry, L OBP: 0.311, SLG: 0.288	BB		FC6-4	G6-4-3		6-3		F3		4	0	2	1	1	0	3	Toronto Blue Jays @ Baltimore Orioles Memorial Stadium, Baltimore, MD Sat May 02 1981, 7:05 PM EDT Unknown - 57 F					
Lenn Sakata, R OBP: 0.281, SLG: 0.357	F4		FC6-4	G6-4-3			K		SH5-4	4	1	0	0	1	1	4						
Ken Singleton, S OBP: 0.532, SLG: 0.964	BB		1B				K		SH5-4	2	0	1	0	2	1	0						
Eddie Murray, S OBP: 0.178, SLG: 0.171	K		F7				E6		2B	4	0	0	0	1	1	5						
John Lowenstein, L OBP: 0.250, SLG: 0.212	1-3			1B			F8		1-3	2	1	0	0	2	0	3						
Jose Morales, R OBP: 0.636, SLG: 0.700				BB					BB	1	0	1	1	0	0	0						
Dan Graham, L OBP: 0.303, SLG: 0.333			G5-4-3	BB					SH1-3	3	1	2	0	1	0	2						
Rick Dempsey, R OBP: 0.250, SLG: 0.257			BB	1B					1B	0	0	0	0	0	0	0						
Doug DeCinces, R OBP: 0.259, SLG: 0.245			G5-4-3	BB			F5		B5	3	0	0	0	1	0	2						
Gary Roenicke, R OBP: 0.342, SLG: 0.258			CS	BB			E5		SH1-3	2	1	1	2	1	0	0						
Wayne Krenchicki, L OBP: 0.100, SLG: 0.100			CS				F7			3	0	0	0	0	0	3						
Terry Crowley, L OBP: 0.517, SLG: 0.350			4-3							0	0	0	0	0	0	0						
Benny Ayala, R OBP: 0.482, SLG: 0.600				FC1-5						0	0	0	0	1	0	0						
Rich Dauer, R OBP: 0.344, SLG: 0.368				1B						0	0	0	0	0	0	0						
Inning Stats	R: 0 E: 0 K: 1 S: 5	H: 0 LOB: 2 BB: 2 P: 13	R: 0 E: 0 K: 0 S: 1	H: 0 LOB: 0 BB: 2 P: 9	R: 0 E: 0 K: 0 S: 5	H: 2 LOB: 1 BB: 0 P: 5	R: 3 E: 0 K: 0 S: 5	H: 3 LOB: 1 BB: 2 P: 13	R: 0 E: 0 K: 0 S: 2	H: 0 LOB: 1 BB: 2 P: 10	R: 0 E: 1 K: 0 S: 4	H: 0 LOB: 1 BB: 0 P: 4	R: 0 E: 1 K: 2 S: 8	H: 0 LOB: 1 BB: 0 P: 8	R: 0 E: 0 K: 0 S: 4	H: 1 LOB: 2 BB: 1 P: 8	R: 1 E: 0 K: 0 S: 2	H: 1 LOB: 2 BB: 2 P: 10	1B: 6 2B: 1 3B: 0 HR: 0	SF: 0 SAC: 2 DP: 3 HBP: 0	WP: 0 PB: 0 SB: 0 CS: 1	PA: 42
PITCHER Dave Stieb, R ERA: 4.18	IP: 3.1 WLS: L BF: 19 H: 5 R: 3 ER: 3 SO: 3 BB: 6 IBB: 0 HBP: 0 BLK: 0 WP: 0 HR: 0 S: 15 P: 39 ERA: 8.10 WHIP: 3.300																					
Joey McLaughlin, R ERA: 3.44	IP: 4.1 WLS: L BF: 16 H: 1 R: 0 ER: 0 SO: 2 BB: 2 IBB: 0 HBP: 0 BLK: 0 WP: 0 HR: 0 S: 18 P: 26 ERA: 0.00 WHIP: 0.692																					
Mike Willis, L ERA: 5.14	IP: 0.2 WLS: L BF: 6 H: 1 R: 1 ER: 1 SO: 0 BB: 2 IBB: 1 HBP: 0 BLK: 0 WP: 0 HR: 0 S: 3 P: 15 ERA: 13.50 WHIP: 4.500																					

Batter	1	2	3	4	5	6	7	8	9	AB	R	H	RBI	BB	SO	LOB	TOP					
Alfredo Griffin, S OBP: 0.198, SLG: 0.259 (1, 6)	4-3		1-3		F8		F9			4	0	0	0	0	0	2	Toronto Blue Jays @ Baltimore Orioles Memorial Stadium, Baltimore, MD Sat May 02 1981, 7:05 PM EDT Att: 16,402 - Unknown - 55 F					
Garth Iorg, R OBP: 0.263, SLG: 0.278 (1, 4)	F7			F8		K		F7	4	0	0	0	0	1	0							
George Bell, R OBP: 0.333, SLG: 0.556 (1, 7)	6-3			HR				1B	4	2	3	1	0	0	0							
Otto Velez, R OBP: 0.385, SLG: 0.317 (1, 10)		FC6-4 BB				F8		K	2	0	0	0	2	1	2							
Barry Bonnell, R OBP: 0.224, SLG: 0.210 (1, 9)	L8			F8		F8			4	0	1	1	0	0	3							
Ken Macha, R OBP: 0.167, SLG: 0.250 (1, 3)	FC6-4 1-2			F8			G3 1B	G3	4	1	1	0	0	0	3							
Danny Ainge, R OBP: 0.215, SLG: 0.234 (1, 5)	1-3			L8		G3		6-3	4	0	0	0	0	0	2							
Rick Bosetti, R OBP: 0.267, SLG: 0.214 (1, 8)			F7		CS BB	F9 1B		G5-4-3 1B	3	0	2	1	1	0	0							
Dan Whitmer, R OBP: 0.111, SLG: 0.222 (1, 2)	6-3			E6		F9		G5-4-3 1-2	4	0	0	0	0	0	3							
Inning Stats	R: 0 E: 0 K: 0 S: 3	H: 0 LOB: 0 BB: 0 P: 3	R: 0 E: 0 K: 0 S: 3	H: 0 LOB: 1 BB: 1 P: 7	R: 0 E: 0 K: 0 S: 3	H: 0 LOB: 0 BB: 0 P: 3	R: 1 E: 0 K: 0 S: 4	H: 1 LOB: 1 BB: 1 P: 8	R: 0 E: 1 K: 0 S: 3	H: 0 LOB: 1 BB: 1 P: 7	R: 0 E: 0 K: 1 S: 6	H: 1 LOB: 1 BB: 0 P: 6	R: 1 E: 0 K: 0 S: 5	H: 2 LOB: 1 BB: 0 P: 5	R: 1 E: 0 K: 1 S: 7	H: 2 LOB: 1 BB: 0 P: 7	R: 0 E: 0 K: 0 S: 3	H: 1 LOB: 0 BB: 3 P: 3	1B: 6 2B: 0 3B: 0 HR: 1	SF: 0 SAC: 0 DP: 1 HBP: 0	WP: 2 PB: 0 SB: 0 CS: 1	PA: 36
PITCHER Scott McGregor, L ERA: 3.33 (1, 1)	IP: 9.0 WLS: W BF: 36 H: 7 R: 3 ER: 3 SO: 2 BB: 3 IBB: 0 HBP: 0 BLK: 0 WP: 2 HR: 1 S: 37 P: 49 ERA: 3.00 WHIP: 1.111																					

Batter	1	2	3	4	5	6	7	8	9	AB	R	H	RBI	BB	SO	LOB	BOTTOM			
Al Bumbry, L OBP: 0.342, SLG: 0.304 (1, 8)	S BB		G5-2-3 1B 1-2		G3 S 1B	BB 1B BB	F7			3	1	2	1	2	0	0	Toronto Blue Jays @ Baltimore Orioles Memorial Stadium, Baltimore, MD Sat May 02 1981, 7:05 PM EDT Att: 16,402 - Unknown - 55 F			
Rich Dauer, R OBP: 0.364, SLG: 0.377 (1, 4)	F5 1-2		G5-2-3 1B 1-2 2-3		F8 1-2	BB 1B BB		1B	4	1	2	1	1	0	3					
Ken Singleton, S OBP: 0.530, SLG: 0.930 (1, 9)			G5-2-3		G3	1B BB			2	0	0	2	2	0	4					
Gary Roenicke, R OBP: 0.359, SLG: 0.281 (6, PR) (7, 9)			1-2 2-3 3-H		2-3 3-H	BB		1B	1	0	1	0	0	0	0					
Eddie Murray, S OBP: 0.180, SLG: 0.174 (1, 3)	K		4-3		F8			F7	5	0	1	2	0	1	7					
Terry Crowley, L OBP: 0.441, SLG: 0.280 (1, 10)	F5				F8	F9 F8		K	5	0	0	0	0	1	6					
Jim Dwyer, L OBP: 0.303, SLG: 0.387 (1, 7)		F4		F8		F7	F4	F7	5	0	0	0	0	0	2					
Dan Graham, L OBP: 0.333, SLG: 0.323 (1, 5)		3-1				BB 1B BB		1B	1	0	0	0	2	0	0					
Doug DeCinces, R OBP: 0.271, SLG: 0.259 (6, PR) (7, 5)				BB		BB 1B BB		2B 1B	1	2	1	0	0	0	0					
Rick Dempsey, R OBP: 0.273, SLG: 0.282 (1, 2)		4-3		F3		BB 1B BB		2B E 1B	4	2	2	0	0	0	1					
Wayne Krenchicki, L OBP: 0.357, SLG: 0.462 (1, 6)			1B G5-2-3 1B		1B G3 2B	BB BB BB		E9 2B	3	2	3	1	1	0	0					
Inning Stats	R: 0 E: 0 K: 1 S: 5	H: 0 LOB: 2 BB: 2 P: 13	R: 0 E: 0 K: 0 S: 3	H: 0 LOB: 0 BB: 0 P: 3	R: 0 E: 0 K: 0 S: 5	H: 3 LOB: 2 BB: 0 P: 5	R: 0 E: 0 K: 0 S: 3	H: 0 LOB: 1 BB: 1 P: 7	R: 1 E: 0 K: 0 S: 5	H: 2 LOB: 1 BB: 0 P: 5	R: 5 E: 0 K: 0 S: 5	H: 2 LOB: 2 BB: 5 P: 25	R: 2 E: 1 K: 0 S: 5	H: 3 LOB: 0 BB: 0 P: 5	R: 0 E: 0 K: 1 S: 7	H: 2 LOB: 2 BB: 0 P: 7	1B: 10 2B: 2 3B: 0 HR: 0	SF: 0 SAC: 0 DP: 1 HBP: 0	WP: 0 PB: 0 SB: 2 CS: 0	PA: 42
PITCHER Luis Leal, R ERA: 4.5 (1, 1)	IP: 5.2 WLS: L BF: 27 H: 6 R: 4 ER: 4 SO: 1 BB: 5 IBB: 0 HBP: 0 BLK: 0 WP: 0 HR: 0 S: 24 P: 44 ERA: 6.35 WHIP: 1.941																			
Jerry Ganvin, L ERA: 1.55 (6, 1)	0.0	1	0	0	0	0	1	0	0	0	0	0	4							
Roy Lee Jackson, R ERA: 1.54 (6, 1)	0.0	3	1	2	2	0	2	0	0	0	0	1	9							
Mike Barlow, R ERA: 3.6 (6, 1)	2.1	11	5	2	1	1	0	0	0	0	0	13	13	3.86	2.143					

Batter	1	2	3	4	5	6	7	8	9	AB	R	H	RBI	BB	SO	LOB	TOP					
Lloyd Moseby, L OBP: 0.300, SLG: 0.444 (1, 8)	4-3		G3		1-3		1-4-3	K2-3		5	0	0	0	0	1	5						
Danny Ainge, R OBP: 0.292, SLG: 0.220 (1, 5)	6-3		4-3			5-3	5-3		6-3	5	0	0	0	0	0	1						
Willie Upshaw, L OBP: 0.324, SLG: 0.531 (1, 3)	BB		K			1B		HR	F7	4	2	2	1	1	1	0						
John Mayberry, L OBP: 0.443, SLG: 0.467 Rick Bosetti, R OBP: 0.297, SLG: 0.214 Otto Velez, R OBP: 0.392, SLG: 0.317 (1, 10)	BB				F9					2	0	1	0	2	0	0						
Al Woods, L OBP: 0.261, SLG: 0.288 Barry Bonnell, R OBP: 0.235, SLG: 0.222 (1, 7)	G3				G3		SF8			2	0	0	1	0	0	2						
George Bell, R OBP: 0.316, SLG: 0.500 (1, 9)			K		K		4-3			4	0	1	1	0	2	1						
Garth Iorg, R OBP: 0.304, SLG: 0.364 (1, 4)			6-3			6-3				4	1	2	0	0	0	0						
Alfredo Griffin, S OBP: 0.221, SLG: 0.273 (1, 6)						K				3	0	2	0	1	1	0						
Ernie Whitt, L OBP: 0.233, SLG: 0.217 (1, 2)			4-3							4	0	1	0	0	1	6						
Inning Stats	R: 0 E: 0 K: 0 S: 3	H: 0 LOB: 2 BB: 2 P: 11	R: 0 E: 0 K: 1 S: 6	H: 1 LOB: 1 BB: 0 P: 6	R: 0 E: 0 K: 1 S: 5	H: 0 LOB: 0 BB: 0 P: 5	R: 0 E: 0 K: 1 S: 5	H: 0 LOB: 0 BB: 0 P: 5	R: 0 E: 0 K: 1 S: 6	H: 1 LOB: 1 BB: 0 P: 6	R: 1 E: 0 K: 0 S: 5	H: 2 LOB: 1 BB: 0 P: 5	R: 1 E: 0 K: 0 S: 5	H: 2 LOB: 1 BB: 0 P: 5	R: 2 E: 0 K: 2 S: 10	H: 3 LOB: 3 BB: 2 P: 18	R: 0 E: 0 K: 0 S: 3	H: 1 LOB: 1 BB: 1 P: 7	1B: 8 2B: 1 3B: 0 HR: 1	SF: 1 SAC: 1 DP: 0 HBP: 0	WP: 1 PB: 1 CS: 0 SB: 0	PA: 42
PITCHER	IP	WLS	BF	H	R	ER	SO	BB	IBB	HBP	BLK	WP	HR	S	P	ERA	WHIP					
Steve Stone, R ERA: 6.15 (1, 1)	7.0	L	31	7	4	4	4	3	0	0	0	0	1	36	48	5.14	1.429					
Tippy Martinez, L ERA: 1.95 (8, 1)	1.2		10	3	0	0	2	1	1	0	0	1	0	12	20	0.00	2.400					
Tim Stoddard, R ERA: 6.23 (9, 1)	0.1		0	0	0	0	0	0	0	0	0	0	0	0	0	0.00	0.000					

Toronto Blue Jays @ Baltimore Orioles
Memorial Stadium, Baltimore, MD
Sun May 03 1981, 3:33 AM EDT
Att: 23,898 - Unknown

AB	34
R	4
H	10
RBI	3
BB	5
SO	6
LOB	15



Batter	1	2	3	4	5	6	7	8	9	AB	R	H	RBI	BB	SO	LOB	BOTTOM					
Al Bumbry, L OBP: 0.341, SLG: 0.347 Benny Ayala, R OBP: 0.429, SLG: 0.545 Lenn Sakata, R (1, 8)	4-3			4-3				F9		3	1	1	2	0	0	0						
Rich Dauer, R OBP: 0.343, SLG: 0.354 (1, 4)	1-3			6-3				F8		4	0	0	0	0	0	2						
Ken Singleton, S OBP: 0.514, SLG: 0.883 (1, 9)	3-1			F7						3	0	0	0	1	0	0						
Eddie Murray, S OBP: 0.167, SLG: 0.160 (1, 3)				1-3						4	0	0	0	0	0	1						
Terry Crowley, L OBP: 0.447, SLG: 0.286 (1, 10)				G3						3	0	1	0	1	0	0						
Dan Graham, L OBP: 0.325, SLG: 0.314 Rick Dempsey, R OBP: 0.273, SLG: 0.282 (1, 2)				K						4	0	1	0	0	1	1						
Doug DeCinces, R OBP: 0.254, SLG: 0.241 (1, 5)				4-3						4	0	0	0	0	1	2						
Gary Roenicke, R OBP: 0.381, SLG: 0.343 (9, 8)				K						3	1	2	0	0	1	0						
Wayne Krenchicki, L OBP: 0.313, SLG: 0.400 John Lowenstein, L OBP: 0.270, SLG: 0.212 (1, 6)				K						2	0	0	0	0	2	1						
Inning Stats	R: 0 E: 0 K: 0 S: 3	H: 0 LOB: 0 BB: 0 P: 3	R: 0 E: 0 K: 1 S: 5	H: 0 LOB: 0 BB: 0 P: 5	R: 0 E: 0 K: 2 S: 7	H: 0 LOB: 0 BB: 0 P: 7	R: 0 E: 0 K: 0 S: 3	H: 0 LOB: 0 BB: 0 P: 3	R: 2 E: 0 K: 1 S: 7	H: 2 LOB: 0 BB: 0 P: 7	R: 0 E: 0 K: 0 S: 3	H: 0 LOB: 1 BB: 1 P: 7	R: 0 E: 0 K: 0 S: 4	H: 1 LOB: 2 BB: 1 P: 8	R: 0 E: 0 K: 1 S: 6	H: 2 LOB: 2 BB: 1 P: 10	1B: 3 2B: 1 3B: 0 HR: 1	SF: 0 SAC: 0 DP: 1 HBP: 0	WP: 0 PB: 0 CS: 0	PA: 34		
PITCHER	IP	WLS	BF	H	R	ER	SO	BB	IBB	HBP	BLK	WP	HR	S	P	ERA	WHIP					
Mark Bomback, R ERA: 2.17 (1, 1)	7.1		27	3	2	2	4	2	0	0	0	0	1	33	41	2.46	0.682					
Jerry Ganvin, L ERA: 1.92 (8, 1)	0.1		1	0	0	0	0	0	0	0	0	0	0	1	1	0.00	0.000					
Roy Lee Jackson, R ERA: 1.42 (8, 1)	1.0		5	2	0	0	0	1	0	0	0	0	0	4	8	0.00	3.000					
Joey McLaughlin, R ERA: 3.38 (9, 1)	0.1	S	1	0	0	0	1	0	0	0	0	0	0	3	3	0.00	0.000					

Toronto Blue Jays @ Baltimore Orioles
Memorial Stadium, Baltimore, MD
Sun May 03 1981, 3:33 AM EDT
Att: 23,898 - Unknown

AB	31
R	2
H	5
RBI	2
BB	3
SO	5
LOB	9



Batter	1	2	3	4	5	6	7	8	9	AB	R	H	RBI	BB	SO	LOB	TOP			
Alan Bannister, R OBP: 0.234, SLG: 0.242 (1, 9)	5-3		6-3			FC5 1B		FC6-4		4	1	0	0	0	0	2				
Rick Manning, L OBP: 0.266, SLG: 0.193 (1, 8)	F7			L6		F8		F8		4	0	0	0	0	0	3				
Mike Hargrove, L OBP: 0.288, SLG: 0.273 (1, 3)				G3		1B 1-2 2H		F8		4	0	2	1	0	0	1				
Pat Kelly, L OBP: 0.417, SLG: 0.300 (1, 10)	1-3			6-3						4	0	1	1	0	0	1				
Toby Harrah, R OBP: 0.333, SLG: 0.362 (1, 5)		F8			5-3	F9				4	0	0	0	0	1	2				
Bo Diaz, R OBP: 0.367, SLG: 0.489 (1, 2)		5-3			5-3					3	0	0	0	1	1	0				
Larry Littleton, R (1, 7)		K			K			G6-4-3 BB		3	0	0	0	0	2	1				
Duane Kuiper, L OBP: 0.200, SLG: 0.200 (1, 4)			5-3			5-3		6-3		3	0	0	0	0	0	0				
Tom Verzyer, R OBP: 0.370, SLG: 0.365 (1, 6)			5-3							3	1	2	0	0	0	0				
Inning Stats	R: 0 E: 0 K: 0 S: 4	H: 1 LOB: 1 BB: 0 P: 4	R: 0 E: 0 K: 1 S: 5	H: 0 LOB: 0 BB: 0 P: 5	R: 0 E: 0 K: 0 S: 3	H: 0 LOB: 0 BB: 0 P: 3	R: 0 E: 0 K: 0 S: 3	H: 0 LOB: 0 BB: 0 P: 3	R: 2 E: 1 K: 0 S: 7	H: 3 LOB: 2 BB: 0 P: 7	R: 0 E: 0 K: 0 S: 2	H: 0 LOB: 0 BB: 1 P: 6	R: 0 E: 0 K: 0 S: 4	H: 1 LOB: 1 BB: 0 P: 4	R: 0 E: 0 K: 2 S: 7	H: 0 LOB: 0 BB: 0 P: 7	1B: 5 2B: 0 3B: 0 HR: 0	SF: 0 SAC: 0 DP: 1 HBP: 0	WP: 0 PB: 0 SB: 0 CS: 0	PA: 33
PITCHER Dave Stieb, R ERA: 3.27 (1, 1)	IP: 9.0 WLS: W BF: 33 H: 5 R: 2 ER: 0 SO: 4 BB: 1 IBB: 0 HBP: 0 BLK: 0 WP: 0 HR: 0 S: 40 P: 44 ERA: 0.00 WHIP: 0.667															PITCHER				

Cleveland Indians @ Toronto Blue Jays
Exhibition Stadium, Toronto, ON
Thu May 07 1981, 7:05 PM EDT
Att: 11,328 - Unknown - 55 F

AB 32
R 2
H 5
RBI 2
BB 1
SO 4
LOB 10



Batter	1	2	3	4	5	6	7	8	9	AB	R	H	RBI	BB	SO	LOB	BOTTOM			
Alfredo Griffin, S OBP: 0.204, SLG: 0.250 (1, 6)	E5 4-3		F7 1-3	K		F8		F9 2-3 3-H		5	0	0	0	0	1	5				
Damaso Garcia, R OBP: 0.259, SLG: 0.260 (1, 4)	K		F7	6-3		5-3				4	0	0	0	0	1	4				
Barry Bonnell, R OBP: 0.216, SLG: 0.203 (1, 9)	4-3			F8	4-3			F9		4	0	0	0	0	0	1				
Otto Velez, R OBP: 0.393, SLG: 0.359 (1, 10)	5-3			HR	2B BB			F7		3	2	1	1	1	0	1				
George Bell, R OBP: 0.370, SLG: 0.500 (1, 7)		5-3		BB 1B	1-3			CS BB		3	1	1	0	1	0	1				
John Mayberry, L OBP: 0.448, SLG: 0.492 (1, 3)	F3			1B 1B	2B BB			CS		2	2	1	1	2	0	0				
Rick Bosetti, R OBP: 0.368, SLG: 0.389 (1, 8)	P4			1B 1-3 2H	1B	2B		HR		4	1	3	2	0	0	0				
Danny Ainge, R OBP: 0.209, SLG: 0.236 (1, 5)			L6	1B	4-3			CS 2B		4	0	2	1	0	0	2				
Ernie Whitt, L OBP: 0.238, SLG: 0.213 (1, 2)			WP S	1-2 3H	1B			K		3	0	1	1	1	2	2				
Inning Stats	R: 0 E: 1 K: 1 S: 6	H: 0 LOB: 1 BB: 0 P: 6	R: 0 E: 0 K: 0 S: 3	H: 0 LOB: 0 BB: 1 P: 3	R: 4 E: 0 K: 1 S: 10	H: 5 LOB: 2 BB: 1 P: 14	R: 1 E: 0 K: 0 S: 4	H: 1 LOB: 2 BB: 2 P: 12	R: 0 E: 0 K: 1 S: 5	H: 0 LOB: 0 BB: 0 P: 5	R: 0 E: 0 K: 0 S: 2	H: 0 LOB: 0 BB: 1 P: 6	R: 1 E: 0 K: 1 S: 7	H: 3 LOB: 1 BB: 0 P: 7	R: 0 E: 0 K: 1 S: 7	H: 0 LOB: 0 BB: 0 P: 7	1B: 5 2B: 2 3B: 0 HR: 2	SF: 0 SAC: 0 DP: 0 HBP: 0	WP: 1 PB: 0 SB: 1 CS: 3	PA: 38
PITCHER Rick Waits, L ERA: 2.37 (1, 1)	IP: 3.1 WLS: L BF: 18 H: 5 R: 4 ER: 4 SO: 1 BB: 2 IBB: 0 HBP: 0 BLK: 0 WP: 1 HR: 1 S: 18 P: 26 ERA: 10.80 WHIP: 2.100															PITCHER				
Dan Spillner, R ERA: 5.0 (4, 1)	3.2 17 4 2 2 2 3 0 0 0 0 0 1 18 30 4.91 1.909															PITCHER				
Sid Monge, L ERA: 1.8 (8, 1)	1.0 2 0 0 0 0 1 0 0 0 0 0 0 4 4 0.00 0.000															PITCHER				

Cleveland Indians @ Toronto Blue Jays
Exhibition Stadium, Toronto, ON
Thu May 07 1981, 7:05 PM EDT
Att: 11,328 - Unknown - 55 F

AB 32
R 6
H 9
RBI 6
BB 5
SO 4
LOB 16



Batter	1	2	3	4	5	6	7	8	9	AB	R	H	RBI	BB	SO	LOB	TOP			
Jerry Remy, L (1,4) OBP: 0.376, SLG: 0.271	6-3		F8	FC6-4			1B		6-3	5	0	1	0	0	0	3	Boston Red Sox @ Toronto Blue Jays Exhibition Stadium, Toronto, ON Fri May 08 1981, 7:05 PM EDT Att: 15,106 - Unknown - 55 F			
Dwight Evans, R (1,9) OBP: 0.476, SLG: 0.627	F9		E9				F9			5	1	3	0	0	0	1				
Carl Yastrzemski, L (1,3) OBP: 0.253, SLG: 0.211	FC5-4		4-3				F8		F5	4	0	0	0	1	0	4				
Jim Rice, R (1,7) OBP: 0.280, SLG: 0.362	FC5-4									4	0	2	1	0	0	1				
Tony Perez, R (1,10) OBP: 0.261, SLG: 0.318		F3								4	1	1	0	0	1	3				
Camey Lansford, R (1,5) OBP: 0.351, SLG: 0.449	6-3									4	1	2	0	0	0	0				
Gary Allenson, R (1,2) OBP: 0.302, SLG: 0.378										3	0	0	0	1	2	0				
Glenn Hoffman, R (1,6) OBP: 0.217, SLG: 0.200			P4				4-3		6-3	4	0	1	2	0	0	0				
Rick Miller, L (1,8) OBP: 0.360, SLG: 0.333										3	1	0	0	1	0	2				
Inning Stats	R: 0 E: 0 K: 0 S: 3	H: 0 LOB: 1 BB: 1 P: 7	R: 0 E: 0 K: 1 S: 5	H: 0 LOB: 0 BB: 0 P: 5	R: 1 E: 1 K: 0 S: 4	H: 1 LOB: 1 BB: 1 P: 8	R: 2 E: 0 K: 0 S: 6	H: 3 LOB: 2 BB: 1 P: 10	R: 1 E: 0 K: 1 S: 7	H: 3 LOB: 1 BB: 0 P: 7	R: 0 E: 0 K: 0 S: 5	H: 2 LOB: 2 BB: 0 P: 5	R: 0 E: 0 K: 1 S: 5	H: 0 LOB: 0 BB: 0 P: 5	R: 0 E: 0 K: 0 S: 4	H: 1 LOB: 1 BB: 0 P: 4		1B: 9 2B: 1 3B: 0 HR: 0	SF: 0 SAC: 0 DP: 0 HBP: 0	WP: 0 PB: 0 SB: 0 CS: 0
PITCHER	IP WLS BF H R ER SO BB IBB HBP BLK WP HR S P ERA WHIP																			
Mark Bomback, R (1,1) ERA: 2.7	4.1 L 22 6 4 3 1 3 0 0 0 0 0 0 21 33 6.23 2.077																			
Joey McLaughlin, R (5,1) ERA: 3.0	2.1 9 3 0 0 1 0 0 0 0 0 0 0 11 11 0.00 1.286																			
Roy Lee Jackson, R (7,1) ERA: 1.2	2.1 8 1 0 0 1 0 0 0 0 0 0 0 10 10 0.00 0.429																			

AB 36
R 4
H 10
RBI 3
BB 3
SO 3
LOB 14



Batter	1	2	3	4	5	6	7	8	9	AB	R	H	RBI	BB	SO	LOB	BOTTOM					
Alfredo Griffin, S (1,6) OBP: 0.215, SLG: 0.270	F9		SH3				L5			4	1	2	0	0	0	0	Boston Red Sox @ Toronto Blue Jays Exhibition Stadium, Toronto, ON Fri May 08 1981, 7:05 PM EDT Att: 15,106 - Unknown - 55 F					
Damaso Garcia, R (1,4) OBP: 0.256, SLG: 0.256			E6				K		K	5	0	1	0	0	2	4						
Al Woods, L (1,7) OBP: 0.260, SLG: 0.274			FC5-2-5-1				F2			4	0	1	1	0	0	3						
Otto Velez, R (1,10) OBP: 0.386, SLG: 0.343	FC6									3	0	0	0	1	2	2						
John Mayberry, L (1,3) OBP: 0.451, SLG: 0.485										3	0	1	0	1	1	3						
Lloyd Moseby, L (1,8) OBP: 0.296, SLG: 0.432										3	1	0	0	1	0	1						
Barry Bonnell, R (1,9) OBP: 0.218, SLG: 0.205										4	0	1	0	0	0	2						
Danny Ainge, R (1,5) OBP: 0.211, SLG: 0.258										4	0	1	1	0	2	2						
Ernie Whitt, L (1,2) OBP: 0.244, SLG: 0.221										2	0	1	0	0	0	0						
George Bell, R (6,PH) OBP: 0.357, SLG: 0.481										1	0	0	0	0	0	1						
Dan Whitmer, R (7,2) OBP: 0.111, SLG: 0.222										0	0	0	0	0	0	0						
Rick Bosetti, R (9,PH) OBP: 0.400, SLG: 0.421										1	0	1	0	0	0	0						
Inning Stats	R: 0 E: 0 K: 0 S: 4	H: 1 LOB: 1 BB: 0 P: 4	R: 0 E: 0 K: 0 S: 4	H: 2 LOB: 1 BB: 0 P: 4	R: 0 E: 1 K: 1 S: 7	H: 1 LOB: 3 BB: 1 P: 11	R: 0 E: 0 K: 1 S: 5	H: 0 LOB: 0 BB: 0 P: 5	R: 1 E: 0 K: 1 S: 7	H: 2 LOB: 1 BB: 0 P: 7	R: 1 E: 0 K: 0 S: 3	H: 1 LOB: 1 BB: 2 P: 11	R: 0 E: 0 K: 1 S: 5	H: 0 LOB: 0 BB: 0 P: 5	R: 0 E: 0 K: 1 S: 5	H: 0 LOB: 0 BB: 0 P: 5	R: 0 E: 0 K: 2 S: 9	H: 2 LOB: 2 BB: 0 P: 9	1B: 7 2B: 2 3B: 1 HR: 0	SF: 0 SAC: 1 DP: 2 HBP: 0	WP: 0 PB: 0 SB: 0 CS: 0	PA: 38
PITCHER	IP WLS BF H R ER SO BB IBB HBP BLK WP HR S P ERA WHIP																					
Mike Torrez, R (1,1) ERA: 5.7	5.2 W 26 7 2 2 3 3 0 0 0 0 0 0 29 41 3.18 1.765																					
Tom Burgmeier, L (6,1) ERA: 3.14	3.1 S 12 2 0 0 4 0 0 0 0 0 0 0 20 20 0.00 0.600																					

AB 34
R 2
H 9
RBI 2
BB 3
SO 7
LOB 18



Batter	1	2	3	4	5	6	7	8	9	10	AB	R	H	RBI	BB	SO	LOB	TOP				
Dwight Evans, R OBP: 0.491, SLG: 0.681 (1.9)											4	3	2	1	1	2	0	Boston Red Sox @ Toronto Blue Jays Exhibition Stadium, Toronto, ON Sun May 10 1981, 3:33 AM EDT Att: 17,411 - Unknown - 57 F livebaseballscorecards.com				
Dave Stapleton, R OBP: 0.261, SLG: 0.254 (1.4)											4	0	0	0	0	0	4					
Carney Lansford, R OBP: 0.365, SLG: 0.469 (1.5)											4	1	2	4	0	0	0					
Jim Rice, R OBP: 0.262, SLG: 0.404 (1.7)											5	1	2	1	0	2	1					
Tony Perez, R OBP: 0.275, SLG: 0.330 (1.10)											5	1	2	0	0	0	1					
Jos Rudi, R OBP: 0.318, SLG: 0.450 (1.3)											5	1	1	3	0	3	1					
Reid Nichols, R OBP: 0.273, SLG: 0.300 (9. PH) Garry Hancock, L (9. PH)											3	0	0	0	0	0	1					
Rick Miller, L OBP: 0.351, SLG: 0.324 (9.8)											4	0	2	0	0	0	1					
Glenn Hoffman, R OBP: 0.261, SLG: 0.241 (1.6)											3	2	0	0	1	1	2					
Gary Allenson, R OBP: 0.300, SLG: 0.384 (1.2)																						
Inning Stats	R: 1 E: 0 K: 1 S: 6	H: 1 LOB: 0 BB: 0 P: 6	R: 0 E: 0 K: 0 S: 4	H: 1 LOB: 1 BB: 0 P: 4	R: 1 E: 0 K: 1 S: 5	H: 0 LOB: 1 BB: 2 P: 13	R: 0 E: 0 K: 1 S: 5	H: 0 LOB: 0 BB: 0 P: 5	R: 3 E: 0 K: 0 S: 7	H: 4 LOB: 1 BB: 0 P: 7	R: 0 E: 0 K: 2 S: 7	H: 0 LOB: 0 BB: 0 P: 7	R: 0 E: 0 K: 0 S: 3	H: 0 LOB: 0 BB: 0 P: 3	R: 0 E: 0 K: 1 S: 6	H: 1 LOB: 1 BB: 0 P: 6	R: 4 E: 0 K: 1 S: 9	H: 4 LOB: 0 BB: 0 P: 9	1B: 6 2B: 2 3B: 1 HR: 2	SF: 1 DP: 0 HBP: 0	WP: 1 PB: 0 SB: 0 CS: 1	PA: 43
PITCHER	IP 4.2	WLS 21	BF 5	H 5	R 5	ER 5	SO 3	BB 2	IBB 0	HBP 0	BLK 0	WP 0	HR 1	S 25	P 33	ERA 9.64	WHIP 1.500					
Jerry Garvin, L ERA: 3.38 Luis Leal, R ERA: 3.97 Roy Lee Jackson, R ERA: 3.38 Mark Bomback, R ERA: 2.67	(1.1)	(5.1)	(9.1)	(10.1)																		

Batter	1	2	3	4	5	6	7	8	9	10	AB	R	H	RBI	BB	SO	LOB	BOTTOM						
Alfredo Griffin, S OBP: 0.224, SLG: 0.294 (1.6)											5	0	2	1	0	0	0	Boston Red Sox @ Toronto Blue Jays Exhibition Stadium, Toronto, ON Sun May 10 1981, 3:33 AM EDT Att: 17,411 - Unknown - 57 F livebaseballscorecards.com						
Rick Bosetti, R OBP: 0.407, SLG: 0.400 (1.8) Lloyd Mosebey, L OBP: 0.288, SLG: 0.419 (7. PH) (8.8)											3	0	1	0	0	0	1							
Barry Bonnell, R OBP: 0.241, SLG: 0.269 (1.9)											5	2	3	1	0	1	1							
George Bell, R OBP: 0.394, SLG: 0.594 (1.7)											5	1	3	2	0	1	0							
Garth Iorg, R OBP: 0.265, SLG: 0.303 (1.5)											5	1	1	0	0	1	3							
Ken Macha, R OBP: 0.143, SLG: 0.214 (1.3) John Mayberry, L OBP: 0.443, SLG: 0.466 (6. PH) (7.3)											2	0	0	0	0	0	1							
Damaso Garcia, R OBP: 0.258, SLG: 0.270 (1.4)											3	1	2	1	0	0	0							
Danny Ainge, R OBP: 0.214, SLG: 0.253 (1.10) Al Woods, L OBP: 0.253, SLG: 0.256 (7. PH)											1	0	0	0	1	0	0							
Dan Whitmer, R OBP: 0.200, SLG: 0.222 (1.2) Ernie Whitt, L OBP: 0.236, SLG: 0.214 (5. PH) (6.2)											3	0	0	0	0	0	1							
Inning Stats	R: 1 E: 0 K: 0 S: 4	H: 2 LOB: 0 BB: 0 P: 4	R: 1 E: 0 K: 0 S: 3	H: 1 LOB: 1 BB: 2 P: 11	R: 2 E: 0 K: 0 S: 5	H: 2 LOB: 0 BB: 0 P: 5	R: 0 E: 0 K: 0 S: 3	H: 1 LOB: 0 BB: 0 P: 3	R: 0 E: 0 K: 1 S: 6	H: 1 LOB: 1 BB: 0 P: 6	R: 0 E: 0 K: 2 S: 7	H: 0 LOB: 0 BB: 0 P: 7	R: 1 E: 1 K: 1 S: 7	H: 2 LOB: 1 BB: 0 P: 7	R: 0 E: 0 K: 0 S: 4	H: 2 LOB: 2 BB: 0 P: 4	R: 0 E: 0 K: 0 S: 3		H: 0 LOB: 0 BB: 0 P: 3	R: 0 E: 0 K: 1 S: 7	H: 2 LOB: 2 BB: 0 P: 7	1B: 10 2B: 1 3B: 0 HR: 2	SF: 0 DP: 1 HBP: 0	WP: 0 PB: 0 SB: 3 CS: 1
PITCHER	IP 3.0	WLS 14	BF 4	H 4	R 1	ER 3	SO 0	BB 2	IBB 0	HBP 0	BLK 0	WP 0	HR 2	S 12	P 20	ERA 9.00	WHIP 2.333							
Frank Tanana, L ERA: 6.16 Chuck Rainey, R ERA: 2.4 Tom Burgmeier, L ERA: 2.55	(1.1)	(4.1)	(7.1)																					

Batter	1	2	3	4	5	6	7	8	9	AB	R	H	RBI	BB	SO	LOB	TOP								
Jerry Remy, L OBP: 0.383, SLG: 0.275 (1, 4)	4-0 BB 1B	0-0 BB	0-0 F7		0-0 6-3		4-0 BB		0-3 K	3	1	1	0	1	0	3	Boston Red Sox @ Toronto Blue Jays Exhibition Stadium, Toronto, ON Mon May 11, 1981, 7:05 PM EDT Att: 11,315 - Unknown - 51 F								
Tony Perez, R OBP: 0.282, SLG: 0.330 (7, PH)		1-2 1B	G4-6-3							0	0	0	0	1	0	0									
Dave Stapleton, R OBP: 0.257, SLG: 0.250 (7, 4)										1	0	0	0	0	1	1									
Dwight Evans, R OBP: 0.497, SLG: 0.663 (1, 9)	4-0 1B BB	0-3 K		0-0 F9		0-0 FC4-6 1B	0-0 F9			4	0	1	0	1	1	4									
Carl Yastrzemski, L OBP: 0.247, SLG: 0.200 (1, 3)	0-0 F7	0-0 G4-6-3		0-0 F7		0-0 FC4-6 BB		0-0 F8		5	0	0	0	0	0	5									
Jim Rice, R OBP: 0.287, SLG: 0.404 (1, 7)	0-0 1B 2H		0-0 E6 BB 2B	0-0 1B		0-0 F8		0-3 K		5	1	2	1	0	1	1									
Joe Rudi, R OBP: 0.296, SLG: 0.375 (1, 10)	0-3 K		0-3 K	0-3 K		4-0 1B BB		0-0 F7		4	0	0	0	1	3	4									
Carney Lansford, R OBP: 0.367, SLG: 0.461 (1, 5)	0-0 F8		4-0 2B 1B BB		0-0 1B	0-0 F8		0-0 5-3		4	1	1	0	1	0	4									
Glenn Hoffman, R OBP: 0.258, SLG: 0.239 (1, 6)		0-0 2B 1B	0-3 K		0-0 F4		0-0 4-3	0-0 G3		5	1	1	0	0	1	3									
Rick Miller, L OBP: 0.390, SLG: 0.425 (1, 8)		0-0 1B 2B	0-0 1B 2B		0-0 1B		0-0 2B	0-0 2B		5	3	5	1	0	0	0									
Gary Allenson, R OBP: 0.316, SLG: 0.390 (1, 2)		0-0 1B 2H 3H	0-0 1B		0-0 F3		0-0 6-3	0-0 2B 2H		5	0	3	5	0	0	3									
Inning Stats	R: 1 E: 0 K: 1 S: 6	H: 1 LOB: 2 BB: 2 P: 14	R: 2 E: 0 K: 1 S: 8	H: 4 LOB: 1 BB: 0 P: 8	R: 3 E: 1 K: 2 S: 10	H: 2 LOB: 1 BB: 1 P: 14	R: 0 E: 0 K: 1 S: 6	H: 1 LOB: 1 BB: 0 P: 6	R: 0 E: 0 K: 0 S: 5	H: 2 LOB: 2 BB: 0 P: 5	R: 0 E: 0 K: 0 S: 4	H: 1 LOB: 2 BB: 1 P: 8	R: 0 E: 0 K: 0 S: 4	H: 1 LOB: 2 BB: 1 P: 8	R: 0 E: 0 K: 1 S: 5	H: 0 LOB: 0 BB: 0 P: 5	R: 1 E: 0 K: 1 S: 7	H: 2 LOB: 1 BB: 0 P: 7	1B: 9 2B: 5 3B: 0 HR: 0	SF: 0 SAC: 0 DP: 1 HBP: 0	WP: 0 PB: 0 SB: 0 CS: 0	PA: 46			
PITCHER	IP	WLS	BF	H	R	ER	SO	BB	IBB	HBP	BLK	WP	HR	S	P	ERA	WHIP								
Jackson Todd, R ERA: 4.04 (1, 1)	1.0		10	5	3	3	1	2	0	0	0	0	0	10	18	27.00	7.000								
Joey McLaughlin, R ERA: 2.53 (2, 1)	3.0		13	3	3	0	4	1	0	0	0	0	0	20	24	0.00	1.333								
Mike Willis, L ERA: 5.56 (5, 1)	4.2	L	22	6	1	1	1	2	0	0	0	0	0	22	30	1.93	1.714								
Roy Lee Jackson, R ERA: 3.31 (9, 1)	0.1		1	0	0	0	1	0	0	0	0	0	0	3	3	0.00	0.000								

Batter	1	2	3	4	5	6	7	8	9	AB	R	H	RBI	BB	SO	LOB	BOTTOM								
Alfredo Griffin, S OBP: 0.223, SLG: 0.289 (1, 6)	0-0 HR 1B		0-0 4-3		0-0 FC3-6		0-0 5-3		0-3 K	5	1	1	0	0	1	5	Boston Red Sox @ Toronto Blue Jays Exhibition Stadium, Toronto, ON Mon May 11, 1981, 7:05 PM EDT Att: 11,315 - Unknown - 51 F								
Lloyd Moseby, L OBP: 0.294, SLG: 0.439 (1, 8)	0-0 F8		0-0 4-3 2B		0-0 5-3		0-0 F7		0-0 2B	5	0	2	0	0	0	3									
George Bell, R OBP: 0.368, SLG: 0.622 (1, 7)	0-0 1H HR		0-0 F7		0-3 K		0-0 5-3		0-3 K	5	1	1	2	0	2	2									
John Mayberry, L OBP: 0.441, SLG: 0.455 (1, 3)	4-0 FC3-6 BB		0-0 4-3		0-0 1B 3B		0-3 K		0-3 K	4	1	1	0	1	2	1									
Willie Upshaw, L OBP: 0.320, SLG: 0.523 (1, 10)	0-0 FC3-6		4-0 BB		0-0 1B 3B		0-0 HR		0-0 3-1	4	2	2	1	1	0	1									
Barry Bonnell, R OBP: 0.236, SLG: 0.289 (1, 9)	0-0 F7		0-0 F6		0-0 1B 3B		0-0 F3		0-0 F7	5	1	1	2	0	0	3									
Damaso Garcia, R OBP: 0.268, SLG: 0.272 (1, 4)		0-0 6-3		4-0 FC3-6 BB		0-0 1B S		0-0 F8		3	0	1	0	1	0	0									
Danny Ainge, R OBP: 0.225, SLG: 0.255 (1, 5)		4-0 BB		0-0 F5		0-0 6-3				3	0	1	1	1	0	1									
Ernie Whitt, L OBP: 0.242, SLG: 0.212 (1, 2)		0-3 K		4-0 FC3-6 BB		0-3 K				1	0	0	0	1	1	1									
Al Woods, L OBP: 0.250, SLG: 0.253 (5, PH)				0-0 1B						1	0	0	0	0	1	2									
Buck Martinez, R (6, 2)				0-0 1B						1	0	0	0	0	1	0									
Inning Stats	R: 2 E: 0 K: 0 S: 5	H: 2 LOB: 1 BB: 1 P: 9	R: 0 E: 0 K: 1 S: 5	H: 0 LOB: 1 BB: 1 P: 9	R: 0 E: 0 K: 0 S: 4	H: 1 LOB: 2 BB: 1 P: 8	R: 0 E: 0 K: 0 S: 3	H: 0 LOB: 2 BB: 2 P: 11	R: 3 E: 0 K: 2 S: 12	H: 5 LOB: 2 BB: 0 P: 12	R: 0 E: 0 K: 1 S: 5	H: 0 LOB: 0 BB: 0 P: 5	R: 1 E: 0 K: 0 S: 4	H: 1 LOB: 0 BB: 0 P: 4	R: 0 E: 0 K: 3 S: 10	H: 1 LOB: 1 BB: 0 P: 10	R: 0 E: 0 K: 1 S: 5	H: 0 LOB: 0 BB: 0 P: 5	1B: 5 2B: 2 3B: 1 HR: 2	SF: 0 SAC: 0 DP: 0 HBP: 0	WP: 0 PB: 0 SB: 2 CS: 0	PA: 42			
PITCHER	IP	WLS	BF	H	R	ER	SO	BB	IBB	HBP	BLK	WP	HR	S	P	ERA	WHIP								
Dennis Eckersley, R ERA: 5.44 (1, 1)	4.1		26	8	5	5	2	5	0	0	0	0	1	25	45	10.38	3.000								
Mark Clear, R ERA: 4.34 (5, 1)	4.2	W	16	2	1	1	6	0	0	0	0	0	1	28	28	1.93	0.429								



Batter	1	2	3	4	5	6	7	8	9	AB	R	H	RBI	BB	SO	LOB	TOP			
Al Bumby, L OBP: 0.351, SLG: 0.354 (1, 8)	0-0 1-3		0-0 6-3		0-0 6-3			0-3 K		4	0	0	0	0	1	1				
Rich Dauer, R OBP: 0.321, SLG: 0.347 (1, 4)	0-0 6-3		0-0 4-3			0-0 F9			0-0 F8	3	0	0	0	0	0	1				
John Lowenstein, L OBP: 0.311, SLG: 0.275 (9, PH)										1	0	0	0	0	0	0				
Ken Singleton, S OBP: 0.436, SLG: 0.667 (1, 10)	0-0 3-1			0-3 K		4-0 G6-4-3 BB		0-3 K	0-3 K	3	0	0	0	1	2	0				
Eddie Murray, S OBP: 0.179, SLG: 0.228 (1, 3)		0-0 L6		0-0 HR		0-0 G6-4-3 1-2		0-0 F8	0-0 F8	4	1	1	1	0	0	1				
Dan Graham, L OBP: 0.321, SLG: 0.380 (1, 2)		0-0 F8		0-0 1B				0-0 4-3		3	0	1	0	0	0	0				
Jim Dwyer, L OBP: 0.222, SLG: 0.286 (1, 7)		0-0 F8		0-0 F8				0-0 F7		3	0	0	0	0	0	1				
Doug DeCinces, R OBP: 0.278, SLG: 0.266 (1, 5)			0-0 5-3 2B	0-0 F9				0-3 K		3	1	1	0	0	1	1				
Gary Roenicke, R OBP: 0.375, SLG: 0.375 (1, 9)			0-0 5-3	0-0 F9				0-0 5-3		3	0	0	0	0	0	1				
Mark Belanger, R OBP: 0.190, SLG: 0.167 (1, 6)			0-0 2B	0-0 P4				0-0 F8		2	0	1	1	0	0	0				
Terry Crowley, L OBP: 0.431, SLG: 0.341 (8, PH)										1	0	0	0	0	0	0				
Wayne Krenchicki, L OBP: 0.313, SLG: 0.345 (8, 6)			2H 2B							0	0	0	0	0	0	0				
Inning Stats	R: 0 E: 0 K: 0 S: 3	H: 0 LOB: 0 BB: 0 P: 3	R: 0 E: 0 K: 0 S: 3	H: 0 LOB: 0 BB: 0 P: 3	R: 1 E: 0 K: 0 S: 5	H: 2 LOB: 1 BB: 0 P: 5	R: 1 E: 0 K: 1 S: 7	H: 2 LOB: 1 BB: 0 P: 7	R: 0 E: 0 K: 0 S: 3	H: 0 LOB: 0 BB: 1 P: 3	R: 0 E: 0 K: 1 S: 5	H: 0 LOB: 0 BB: 0 P: 5	R: 0 E: 0 K: 1 S: 5	H: 0 LOB: 0 BB: 0 P: 5	R: 0 E: 0 K: 1 S: 5	H: 0 LOB: 0 BB: 0 P: 5	1B: 2 2B: 1 3B: 0 HR: 1	SF: 0 SAC: 0 DP: 1 HBP: 0	WP: 0 PB: 0 SB: 0 CS: 0	PA: 31
PITCHER Dave Stieb, R ERA: 3.04 (1, 1)	IP: 9.0 WLS: W BF: 31 H: 4 R: 2 ER: 2 SO: 4 BB: 1 IBB: 0 HBP: 0 BLK: 0 WP: 0 HR: 1 S: 38 P: 42 ERA: 2.00 WHIP: 0.556																			

Baltimore Orioles @ Toronto Blue Jays
Exhibition Stadium, Toronto, ON
Tue May 12 1981, 7:05 PM EDT
Att: 11,354 - Unknown

AB	30
R	2
H	4
RBI	2
BB	1
SO	4
LOB	6



Batter	1	2	3	4	5	6	7	8	9	AB	R	H	RBI	BB	SO	LOB	BOTTOM			
Alfredo Griffin, S OBP: 0.240, SLG: 0.325 (1, 6)	0-0 1-3		0-0 3B		0-0 2B		4-0 S BB			3	1	2	1	1	0	0				
Lloyd Moseby, L OBP: 0.301, SLG: 0.441 (1, 8)	0-0 S 1B		0-0 F8		0-0 FC5-4 2H 1B		0-3 K			4	0	2	1	0	1	2				
George Bell, R OBP: 0.333, SLG: 0.561 (1, 7)	0-0 P6			0-0 6-3	0-0 FC5-4 2B		0-0 F2			4	1	0	0	0	0	3				
John Mayberry, L OBP: 0.443, SLG: 0.469 (1, 3)	0-0 F9			0-0 F8	0-0 2B			0-0 G5-4-3 1B		4	0	2	1	0	0	1				
Willie Upshaw, L OBP: 0.296, SLG: 0.479 (1, 10)		0-0 6-3		0-3 K	0-0 4-3			0-0 B1		4	0	0	0	0	1	2				
Barry Bonnell, R OBP: 0.236, SLG: 0.279 (1, 9)		0-0 L5			4-0 FC3-5 1B BB		0-0 6-3	0-0 G5-4-3		3	0	0	0	1	0	1				
Garth Iorg, R OBP: 0.270, SLG: 0.306 (1, 4)		0-0 F9			0-0 FC3-5 2B 1B		0-3 K			3	1	1	0	0	1	0				
Danny Ainge, R OBP: 0.229, SLG: 0.257 (1, 5)			0-0 F9		0-0 FC3-5 2B		0-0 CS 1B			3	1	1	0	0	0	2				
Buck Martinez, R OBP: 0.250, SLG: 0.500 (1, 2)		0-0 6-3			0-0 WP 2B 2B		0-0 CS	0-0 F7		3	1	1	2	0	0	0				
Inning Stats	R: 0 E: 0 K: 0 S: 4	H: 1 LOB: 1 BB: 0 P: 4	R: 0 E: 0 K: 0 S: 3	H: 0 LOB: 0 BB: 0 P: 3	R: 0 E: 0 K: 0 S: 4	H: 1 LOB: 1 BB: 0 P: 4	R: 0 E: 0 K: 1 S: 5	H: 0 LOB: 0 BB: 0 P: 5	R: 5 E: 0 K: 0 S: 8	H: 5 LOB: 1 BB: 1 P: 12	R: 0 E: 0 K: 1 S: 5	H: 1 LOB: 0 BB: 0 P: 5	R: 0 E: 0 K: 1 S: 5	H: 0 LOB: 1 BB: 1 P: 9	R: 0 E: 0 K: 0 S: 3	H: 1 LOB: 0 BB: 0 P: 3	1B: 5 2B: 3 3B: 1 HR: 0	SF: 0 SAC: 0 DP: 1 HBP: 0	WP: 1 PB: 0 SB: 2 CS: 1	PA: 34
PITCHER Jim Palmer, R ERA: 3.44 (1, 1)	IP: 4.1 WLS: L BF: 19 H: 5 R: 4 ER: 4 SO: 1 BB: 1 IBB: 0 HBP: 0 BLK: 0 WP: 0 HR: 0 S: 20 P: 24 ERA: 8.31 WHIP: 1.385																			
Sammy Stewart, R ERA: 1.85 (5, 1)	2.2 11 3 1 1 2 1 0 0 0 0 0 14 18 3.38 1.500																			
Tippy Martinez, L ERA: 1.46 (8, 1)	1.0 3 1 0 0 0 0 0 0 0 0 0 3 3 0.00 1.000																			

Baltimore Orioles @ Toronto Blue Jays
Exhibition Stadium, Toronto, ON
Tue May 12 1981, 7:05 PM EDT
Att: 11,354 - Unknown

AB	31
R	5
H	9
RBI	5
BB	2
SO	3
LOB	11



Batter	1	2	3	4	5	6	7	8	9	AB	R	H	RBI	BB	SO	LOB	TOP										
Al Bumby, L OBP: 0.336, SLG: 0.337 (1, 8)	F7		4-3		G4-6-3			6-3	1-3	5	0	0	0	0	0	3	Baltimore Orioles @ Toronto Blue Jays Exhibition Stadium, Toronto, ON Wed May 13 1981, 7:05 PM EDT Att: 12,568 - Unknown										
Wayne Krenchicki, L OBP: 0.279, SLG: 0.303 (1, 4)	2-3		K			4-3		6-3		4	0	0	0	0	1	1											
Ken Singleton, S OBP: 0.449, SLG: 0.663 (8, PR)	K									2	0	1	0	2	1	0											
Gary Roenicke, R OBP: 0.375, SLG: 0.375 (8, 9)									1B	BB	0	0	0	0	0	0		0									
Eddie Murray, S OBP: 0.193, SLG: 0.241 (1, 3)		2B			F9			F8		4	1	2	1	0	0	2											
Terry Crowley, L OBP: 0.418, SLG: 0.356 (1, 10)		SF9			F7			4-3	F8	4	0	1	0	0	0	4											
John Lowenstein, L OBP: 0.306, SLG: 0.349 (1, 7)		SF9			F8			4-3		3	1	1	2	0	0	1											
Doug DeCinces, R OBP: 0.277, SLG: 0.277 (1, 5)		F7				1B		F7		4	1	1	0	0	0	1											
Rick Dempsey, R OBP: 0.300, SLG: 0.255 (1, 2)		5-3				FC4-6		6-3		3	0	1	0	1	0	1											
Bobby Bonner, R (1, 6)			K			FC4-6			4-3	3	1	0	1	1	1	2											
Inning Stats	R: 0 E: 0 K: 1 S: 5	H: 0 LOB: 0 BB: 0 P: 5	R: 1 E: 0 K: 0 S: 5	H: 2 LOB: 1 BB: 0 P: 5	R: 0 E: 0 K: 2 S: 7	H: 0 LOB: 0 BB: 0 P: 7	R: 0 E: 0 K: 0 S: 3	H: 0 LOB: 1 BB: 1 P: 7	R: 1 E: 0 K: 0 S: 4	H: 2 LOB: 0 BB: 0 P: 4	R: 0 E: 0 K: 0 S: 4	H: 1 LOB: 0 BB: 0 P: 4	R: 0 E: 0 K: 0 S: 3	H: 0 LOB: 0 BB: 0 P: 3	R: 1 E: 0 K: 0 S: 4	H: 1 LOB: 2 BB: 2 P: 12	R: 1 E: 0 K: 0 S: 4	H: 1 LOB: 1 BB: 1 P: 8	1B: 4 2B: 2 3B: 0 HR: 1	SF: 1 SAC: 0 DP: 1 HBP: 0	WP: 0 PB: 0 SB: 0 CS: 0	PA: 37					
PITCHER	IP	WLS	BF	H	R	ER	SO	BB	IBB	HBP	BLK	WP	HR	S	P	ERA	WHIP										
Mark Bomback, R ERA: 3.02 (1, 1)	8.0	L	33	7	4	4	3	3	0	0	0	0	1	36	48	4.50	1.250										
Roy Lee Jackson, R ERA: 3.12 (9, 1)	1.0		4	0	0	0	0	1	0	0	0	0	0	3	7	0.00	1.000										

AB	32
R	4
H	7
RBI	4
BB	4
SO	3
LOB	15



Batter	1	2	3	4	5	6	7	8	9	AB	R	H	RBI	BB	SO	LOB	BOTTOM										
Alfredo Griffin, S OBP: 0.233, SLG: 0.314 (1, 6)	P6		6-3		K			G1-6-3		4	0	0	0	0	1	2	Baltimore Orioles @ Toronto Blue Jays Exhibition Stadium, Toronto, ON Wed May 13 1981, 7:05 PM EDT Att: 12,568 - Unknown										
Lloyd Moseby, L OBP: 0.299, SLG: 0.429 (1, 8)			F8			F8			K	3	0	0	0	1	1	0											
George Bell, R OBP: 0.326, SLG: 0.533 (1, 7)			K		SH1-3	F8			K	4	0	1	0	0	2	1											
Barry Bonnell, R OBP: 0.232, SLG: 0.270 (1, 9)			P6		SH1-3	K			K	3	0	0	0	0	2	1											
Garth Iorg, R OBP: 0.250, SLG: 0.282 (1, 4)			F7		F9				F8	3	0	0	0	0	0	1											
Damaso Garcia, R OBP: 0.260, SLG: 0.263 (1, 10)			L5		K				K	3	0	0	0	0	2	1											
Ken Macha, R OBP: 0.176, SLG: 0.235 (1, 3)						5-3			F2	3	0	1	0	0	0	0											
Danny Ainge, R OBP: 0.222, SLG: 0.250 (1, 5)			F9		K				F3	3	0	0	0	0	1	1											
Buck Martinez, R OBP: 0.429, SLG: 0.500 (1, 2)			P6						G1-6-3	2	0	1	0	1	0	0											
Inning Stats	R: 0 E: 0 K: 1 S: 5	H: 0 LOB: 1 BB: 1 P: 9	R: 0 E: 0 K: 0 S: 4	H: 1 LOB: 0 BB: 0 P: 4	R: 0 E: 0 K: 0 S: 3	H: 0 LOB: 0 BB: 0 P: 3	R: 0 E: 0 K: 1 S: 6	H: 1 LOB: 1 BB: 0 P: 6	R: 0 E: 0 K: 2 S: 8	H: 1 LOB: 1 BB: 0 P: 8	R: 0 E: 0 K: 1 S: 5	H: 0 LOB: 0 BB: 0 P: 5	R: 0 E: 0 K: 1 S: 5	H: 0 LOB: 0 BB: 0 P: 5	R: 0 E: 0 K: 0 S: 2	H: 0 LOB: 1 BB: 1 P: 6	R: 0 E: 0 K: 3 S: 9	H: 0 LOB: 0 BB: 0 P: 9	1B: 3 2B: 0 3B: 0 HR: 0	SF: 0 SAC: 1 DP: 1 HBP: 0	WP: 0 PB: 0 SB: 0 CS: 1	PA: 31					
PITCHER	IP	WLS	BF	H	R	ER	SO	BB	IBB	HBP	BLK	WP	HR	S	P	ERA	WHIP										
Scott McGregor, L ERA: 2.43 (1, 1)	9.0	W	31	3	0	0	9	2	0	0	0	0	0	47	55	0.00	0.556										

AB	28
R	0
H	3
RBI	0
BB	2
SO	9
LOB	7



Batter	1	2	3	4	5	6	7	8	9	AB R H RBI BB SO LOB	TOP									
Al Bumbry, L OBP: 0.331, SLG: 0.343 (1, 8)	0-0 4-3 2B	0-3 K		0-0 4-3		0-0 1-3		0-0 SF8		4 1 1 1 0 1 3	Baltimore Orioles @ Toronto Blue Jays Exhibition Stadium, Toronto, ON Thu May 14 1981, 7:05 PM EDT Att: 11,509 - Unknown									
Wayne Krenchicki, L OBP: 0.317, SLG: 0.368 (1, 4)	0-0 4-3	0-0 2B		0-0 1B		0-0 1B		0-3 K		5 0 3 3 0 1 2										
Ken Singleton, S OBP: 0.445, SLG: 0.660 (1, 10)	0-0 WP 2B	0-0 3-1		0-0 P4		0-3 K			0-0 HR 1B	5 1 2 1 0 1 3										
Eddie Murray, S OBP: 0.215, SLG: 0.295 (1, 3)	0-0 F2			0-0 G3-6 1B		0-0 2B 1B		0-0 F8	0-0 HR HR	5 2 3 2 0 0 1										
John Lowenstein, L OBP: 0.296, SLG: 0.319 (1, 7)	4-0 2B BB			0-0 G3-6 1-2		0-0 F5		0-0 F8	0-0 F8	4 0 0 0 1 0 2										
Doug DeCinces, R OBP: 0.276, SLG: 0.287 (1, 5)	0-0 5-3			0-0 F7		0-0 2B		0-0 5-3	0-0 F9	4 0 1 1 0 0 2										
Rich Dauer, R OBP: 0.317, SLG: 0.342 (7, 5)						1-H 2B				1 0 0 0 0 0 0										
Gary Roenicke, R OBP: 0.391, SLG: 0.400 (1, 9)		0-0 2B		0-0 F2		0-0 WP 1B		1-0 1-3 SF8 HBP	0-0 E5 2B	4 3 2 0 0 0 0										
Rick Dempsey, R OBP: 0.323, SLG: 0.357 (1, 2)		0-0 F8		0-0 HR		0-0 F9		0-0 1-3 1B	0-0 2B	5 1 3 2 0 0 2										
Bobby Bonner, R OBP: 0.333, SLG: 0.375 (1, 6)		0-0 2B 1B		0-0 4-3 1B 2B		0-0 G3		0-0 1-3 1-2 2-3	0-0 1-3	5 2 2 0 0 0 3										
Inning Stats	R: 1 E: 0 K: 0 S: 5	H: 2 LOB: 2 BB: 1 P: 9	R: 2 E: 0 K: 1 S: 8	H: 3 LOB: 1 BB: 0 P: 8	R: 0 E: 0 K: 0 S: 3	H: 1 LOB: 0 BB: 0 P: 3	R: 2 E: 0 K: 0 S: 6	H: 3 LOB: 1 BB: 0 P: 6	R: 1 E: 0 K: 0 S: 5	H: 3 LOB: 1 BB: 0 P: 5	R: 0 E: 0 K: 0 S: 6	H: 0 LOB: 0 BB: 0 P: 3	R: 1 E: 0 K: 1 S: 6	H: 1 LOB: 1 BB: 0 P: 7	R: 3 E: 1 K: 0 S: 7	H: 3 LOB: 1 BB: 0 P: 7	1B: 8 2B: 7 3B: 0 HR: 2	SF: 1 SAC: 0 DP: 1 HBP: 1	WP: 2 PB: 0 SB: 0 CS: 0	PA: 45
PITCHER	IP WLS BF H R ER SO BB IBB HBP BLK WP HR S P ERA WHIP											PITCHER	IP WLS BF H R ER SO BB IBB HBP BLK WP HR S P ERA WHIP							
Jim Clancy, R ERA: 4.85 (1, 1)	3.2 L 20 9 5 5 1 1 0 0 0 0 1 1 21 25 12.27 2.727																			
Jerry Garvin, L ERA: 3.42 (4, 1)	2.1 10 4 1 1 1 0 0 0 0 1 0 12 12 3.86 1.714																			
Mike Barlow, R ERA: 5.59 (7, 1)	3.0 15 4 4 3 1 0 0 1 0 0 0 1 16 17 9.00 1.333																			

AB	42
R	10
H	17
RBI	10
BB	1
SO	3
LOB	18



Batter	1	2	3	4	5	6	7	8	9	AB R H RBI BB SO LOB	BOTTOM									
Alfredo Griffin, S OBP: 0.241, SLG: 0.328 (1, 6)	0-0 1B			0-0 F9		0-0 6-3			0-0 4-1 2B	4 0 2 0 0 0 0	Baltimore Orioles @ Toronto Blue Jays Exhibition Stadium, Toronto, ON Thu May 14 1981, 7:05 PM EDT Att: 11,509 - Unknown									
Damaso Garcia, R OBP: 0.260, SLG: 0.263 (1, 4)	0-0 4-3			0-0 1B		0-0 6-3		0-3 K	0-0 K	4 0 1 0 0 1 1										
George Bell, R OBP: 0.300, SLG: 0.490 (1, 7)	0-0 5-3			0-0 F8		0-0 6-3		0-0 4-1	0-0 4-1	4 0 0 0 0 0 2										
John Mayberry, L OBP: 0.427, SLG: 0.447 (1, 3)		0-0 3-1		0-0 F8		0-0 4-3		0-0 4-3	0-0 4-3	4 0 0 0 0 0 2										
Barry Bonnell, R OBP: 0.235, SLG: 0.283 (1, 9)		0-0 4-3			0-0 FC1-6 2B	0-0 6-3				3 0 1 0 0 0 0										
Ken Macha, R OBP: 0.150, SLG: 0.200 (1, 10)		0-3 K		0-0 FC1-6				0-0 F7		3 0 0 0 0 1 1										
Rick Bosetti, R OBP: 0.400, SLG: 0.429 (1, 8)			0-0 F8		0-0 F8			0-0 2B		3 0 1 0 0 0 1										
Danny Ainge, R OBP: 0.216, SLG: 0.243 (1, 5)			0-0 1-3		0-0 B1-3			0-0 5-3		3 0 0 0 0 0 2										
Buck Martinez, R OBP: 0.300, SLG: 0.333 (1, 2)			0-0 F8			0-0 6-3		0-3 K		3 0 0 0 0 1 1										
Inning Stats	R: 0 E: 0 K: 0 S: 3	H: 1 LOB: 0 BB: 0 P: 3	R: 0 E: 0 K: 1 S: 5	H: 0 LOB: 0 BB: 0 P: 5	R: 0 E: 0 K: 0 S: 3	H: 0 LOB: 0 BB: 0 P: 3	R: 0 E: 0 K: 0 S: 4	H: 1 LOB: 1 BB: 0 P: 4	R: 0 E: 0 K: 0 S: 4	H: 1 LOB: 1 BB: 0 P: 4	R: 0 E: 0 K: 0 S: 3	H: 0 LOB: 0 BB: 0 P: 3	R: 0 E: 0 K: 1 S: 6	H: 1 LOB: 1 BB: 0 P: 6	R: 0 E: 0 K: 1 S: 6	H: 1 LOB: 1 BB: 0 P: 6	1B: 2 2B: 3 3B: 0 HR: 0	SF: 0 SAC: 0 DP: 0 HBP: 0	WP: 0 PB: 0 SB: 0 CS: 0	PA: 31
PITCHER	IP WLS BF H R ER SO BB IBB HBP BLK WP HR S P ERA WHIP											PITCHER	IP WLS BF H R ER SO BB IBB HBP BLK WP HR S P ERA WHIP							
Mike Flanagan, L ERA: 2.96 (1, 1)	9.0 W 31 5 0 0 3 0 0 0 0 0 0 0 37 37 0.00 0.556																			

AB	31
R	0
H	5
RBI	0
BB	0
SO	3
LOB	10



Batter	1	2	3	4	5	6	7	8	9	AB	R	H	RBI	BB	SO	LOB	TOP			
Alfredo Griffin, S (1, 6) OBP: 0.235, SLG: 0.320	0-0 6-3			0-0 F7			0-0 4-3			3	0	0	0	0	0	0	Toronto Blue Jays @ Cleveland Indians Cleveland Municipal Stadium, Cleveland, OH Fri May 15 1981, 7:05 PM EDT Att. 7,290 - Unknown - 49 F			
Lloyd Moseby, L (1, 9) OBP: 0.292, SLG: 0.417	0-0 6-3			0-3 K			0-3 K			3	0	0	0	0	2	0				
George Bell, R (1, 7) OBP: 0.283, SLG: 0.462	0-0 G3			0-3 K			0-3 K			3	0	0	0	0	2	0				
John Mayberry, L (1, 3) OBP: 0.416, SLG: 0.432		0-0 F8			0-3 K			0-3 K		3	0	0	0	0	2	0				
Willie Upshaw, L (1, 10) OBP: 0.281, SLG: 0.451		0-0 4-3			0-0 F5			0-0 4-3		3	0	0	0	0	0	0				
Damaso Garcia, R (1, 4) OBP: 0.292, SLG: 0.255		0-0 F8			0-3 K			0-3 K		3	0	0	0	0	2	0				
Rick Bosetti, R (1, 8) OBP: 0.364, SLG: 0.387			0-0 6-3			0-0 4-3			0-0 F5	3	0	0	0	0	0	0				
Danny Ainge, R (1, 5) OBP: 0.212, SLG: 0.239 Al Woods, L (9, PH) OBP: 0.247, SLG: 0.250			0-0 4-3			0-3 K			0-3 K	2	0	0	0	0	1	1				
Buck Martinez, R (1, 2) OBP: 0.250, SLG: 0.273 Ernie Whitt, L (9, PH) OBP: 0.239, SLG: 0.209			0-0 F8			0-3 K			0-0 F8	2	0	0	0	0	1	1				
Inning Stats	R: 0 E: 0 K: 0 S: 3	H: 0 LOB: 0 BB: 0 P: 3	R: 0 E: 0 K: 0 S: 3	H: 0 LOB: 0 BB: 0 P: 3	R: 0 E: 0 K: 0 S: 3	H: 0 LOB: 0 BB: 0 P: 3	R: 0 E: 0 K: 2 S: 7	H: 0 LOB: 0 BB: 0 P: 7	R: 0 E: 0 K: 2 S: 7	H: 0 LOB: 0 BB: 0 P: 7	R: 0 E: 0 K: 2 S: 7	H: 0 LOB: 0 BB: 0 P: 7	R: 0 E: 0 K: 1 S: 5	H: 0 LOB: 0 BB: 0 P: 5	R: 0 E: 0 K: 1 S: 5	H: 0 LOB: 0 BB: 0 P: 5	1B: 0 2B: 0 3B: 0 HR: 0	SF: 0 SAC: 0 DP: 0 HBP: 0	WP: 0 PB: 0 SB: 0 CS: 0	PA: 27
PITCHER Len Barker, R (1, 1) ERA: 1.31	IP: 9.0 WLS: W BF: 27 H: 0 R: 0 ER: 0 SO: 11 BB: 0 IBB: 0 HBP: 0 BLK: 0 WP: 0 HR: 0 S: 49 P: 49 ERA: 0.00 WHIP: 0.000															PITCHER				

AB	27
R	0
H	0
RBI	0
BB	0
SO	11
LOB	0



Batter	1	2	3	4	5	6	7	8	9	AB	R	H	RBI	BB	SO	LOB	BOTTOM			
Rick Manning, L (1, 8) OBP: 0.265, SLG: 0.178	0-0 E SF8 1B	0-0 F7			0-0 4-3		0-3 K			4	1	1	0	0	1	1	Toronto Blue Jays @ Cleveland Indians Cleveland Municipal Stadium, Cleveland, OH Fri May 15 1981, 7:05 PM EDT Att. 7,290 - Unknown - 49 F			
Jorge Orta, L (1, 9) OBP: 0.295, SLG: 0.400	0-0 F6		0-0 F9 1B		0-0 CS 1B			0-0 HR		4	1	3	1	0	0	1				
Mike Hargrove, L (1, 3) OBP: 0.302, SLG: 0.258	0-0 E3 SF8 1B		0-0 F9 1-2		0-0 CS 1-2 1B		0-0 CS 1B		0-0 E6	4	1	1	0	0	0	2				
Andre Thornton, R (1, 10) OBP: 0.300, SLG: 0.339	0-0 SF8		0-0 F5			0-0 F4			0-0 F8	3	0	0	1	0	0	3				
Ron Hassey, L (1, 2) OBP: 0.333, SLG: 0.250	0-0 1-2 3-H 1B		0-0 F7			0-0 F9			0-0 F9	4	0	1	1	0	0	3				
Toby Harrah, R (1, 5) OBP: 0.310, SLG: 0.322	0-3 K			0-0 6-3			0-0 1-2 1B		0-0 1-3	4	0	1	0	0	1	2				
Joe Charboneau, R (1, 7) OBP: 0.256, SLG: 0.365		0-3 K			0-0 F4			0-0 4-3		3	0	0	0	0	1	2				
Duane Kuiper, L (1, 4) OBP: 0.320, SLG: 0.320		0-0 3-1			0-3 K				0-3 K	3	0	0	0	0	2	0				
Tom Verzyer, R (1, 6) OBP: 0.313, SLG: 0.308		0-0 E4				0-0 F8			0-0 F9	3	0	0	0	0	0	0				
Inning Stats	R: 2 E: 1 K: 1 S: 8	H: 2 LOB: 1 BB: 0 P: 8	R: 0 E: 1 K: 1 S: 6	H: 0 LOB: 1 BB: 0 P: 6	R: 0 E: 0 K: 0 S: 4	H: 1 LOB: 1 BB: 0 P: 4	R: 0 E: 0 K: 1 S: 5	H: 0 LOB: 0 BB: 0 P: 5	R: 0 E: 0 K: 0 S: 3	H: 1 LOB: 0 BB: 0 P: 3	R: 0 E: 0 K: 0 S: 5	H: 2 LOB: 2 BB: 0 P: 5	R: 0 E: 0 K: 2 S: 7	H: 0 LOB: 0 BB: 0 P: 7	R: 1 E: 1 K: 0 S: 5	H: 1 LOB: 1 BB: 0 P: 5	1B: 6 2B: 0 3B: 0 HR: 1	SF: 1 SAC: 0 DP: 0 HBP: 0	WP: 0 PB: 0 SB: 0 CS: 1	PA: 34
PITCHER Luis Leal, R (1, 1) ERA: 3.43	IP: 8.0 WLS: L BF: 33 H: 7 R: 3 ER: 1 SO: 5 BB: 0 IBB: 0 HBP: 0 BLK: 0 WP: 0 HR: 1 S: 43 P: 43 ERA: 1.12 WHIP: 0.875															PITCHER				

AB	32
R	3
H	7
RBI	3
BB	0
SO	5
LOB	14



Batter	1	2	3	4	5	6	7	8	9	AB	R	H	RBI	BB	SO	LOB	TOP											
Lloyd Moseby, L OBP: 0.298, SLG: 0.429										4	0	2	1	0	0	2												
Danny Ainge, R OBP: 0.205, SLG: 0.230										4	0	0	0	0	1	2												
George Bell, R OBP: 0.263, SLG: 0.429										4	0	0	0	0	1	1												
John Mayberry, L OBP: 0.410, SLG: 0.424										4	0	1	0	0	2	0												
Willie Upshaw, L OBP: 0.295, SLG: 0.455										4	0	2	0	0	0	0												
Damaso Garcia, R OBP: 0.243, SLG: 0.245										4	1	0	0	0	1	3												
Alfredo Griffin, S OBP: 0.243, SLG: 0.328										3	2	1	0	1	0	1												
Rick Bosetti, R OBP: 0.343, SLG: 0.364										2	0	0	0	0	0	3												
Buck Martinez, R OBP: 0.267, SLG: 0.308										2	1	1	3	0	0	0												
Inning Stats	R: 0 E: 0 K: 0 S: 3	H: 1 LOB: 0 BB: 0 P: 3	R: 0 E: 0 K: 2 S: 7	H: 0 LOB: 0 BB: 0 P: 7	R: 2 E: 1 K: 0 S: 6	H: 2 LOB: 1 BB: 0 P: 6	R: 2 E: 0 K: 0 S: 6	H: 3 LOB: 2 BB: 1 P: 10	R: 0 E: 0 K: 1 S: 5	H: 0 LOB: 0 BB: 0 P: 5	R: 0 E: 0 K: 0 S: 3	H: 0 LOB: 0 BB: 0 P: 3	R: 0 E: 0 K: 2 S: 7	H: 0 LOB: 0 BB: 0 P: 7	R: 0 E: 0 K: 0 S: 3	H: 0 LOB: 0 BB: 0 P: 3	1B: 5 2B: 2 3B: 0 HR: 0	SF: 1 SAC: 1 DP: 0 HBP: 0	WP: 0 PB: 0 SB: 0 CS: 2	PA: 34								
PITCHER	IP	WLS	BF	H	R	ER	SO	BB	IBB	HBP	BLK	WP	HR	S	P	ERA	WHIP											
Wayne Garland, R ERA: 3.77	(1, 1)	3.2	L	18	6	4	3	2	1	0	0	0	0	0	21	25	7.36	1.909										
Bob Lacey, L ERA: 6.48	(4, 1)	3.1		10	1	0	0	1	0	0	0	0	0	12	12	0.00	0.300											
Sid Monge, L ERA: 0.9	(8, 1)	2.0		6	0	0	0	2	0	0	0	0	0	10	10	0.00	0.000											

Toronto Blue Jays @ Cleveland Indians
Cleveland Municipal Stadium, Cleveland, OH
Sat May 16 1981, 3:33 AM EDT
Att: 24,964 - Unknown - 58 F

AB 31
R 4
H 7
RBI 4
BB 1
SO 5
LOB 12



Batter	1	2	3	4	5	6	7	8	9	AB	R	H	RBI	BB	SO	LOB	BOTTOM										
Rick Manning, L OBP: 0.264, SLG: 0.208										4	0	1	0	0	1	1											
Jorge Orta, L OBP: 0.293, SLG: 0.392										4	0	1	1	0	0	1											
Mike Hargrove, L OBP: 0.309, SLG: 0.268										4	0	2	0	0	0	2											
Andre Thornton, R OBP: 0.284, SLG: 0.318										4	0	0	0	0	0	3											
Ron Hassey, L OBP: 0.324, SLG: 0.250										4	0	1	0	0	0	1											
Toby Harrah, R OBP: 0.298, SLG: 0.309										4	0	0	0	0	1	2											
Joe Charboneau, R OBP: 0.247, SLG: 0.351										3	0	0	0	0	0	1											
Duane Kuiper, L OBP: 0.286, SLG: 0.286										3	0	0	0	0	0	1											
Tom Verzyer, R OBP: 0.304, SLG: 0.299										2	0	0	0	0	0	0											
Miguel Dilone, S OBP: 0.240, SLG: 0.208										1	1	1	0	0	0	0											
Jerry Dybzinski, R OBP: 0.182, SLG: 0.182										0	0	0	0	0	0	0											
Inning Stats	R: 0 E: 0 K: 0 S: 4	H: 1 LOB: 1 BB: 0 P: 4	R: 0 E: 0 K: 0 S: 4	H: 1 LOB: 1 BB: 0 P: 4	R: 0 E: 0 K: 1 S: 6	H: 0 LOB: 0 BB: 0 P: 3	R: 0 E: 0 K: 0 S: 3	H: 1 LOB: 1 BB: 0 P: 6	R: 0 E: 0 K: 0 S: 4	H: 0 LOB: 0 BB: 0 P: 3	R: 0 E: 0 K: 0 S: 3	H: 0 LOB: 0 BB: 0 P: 3	R: 0 E: 0 K: 1 S: 7	H: 2 LOB: 1 BB: 0 P: 7	R: 0 E: 0 K: 0 S: 3	H: 0 LOB: 0 BB: 0 P: 3	1B: 5 2B: 0 3B: 1 HR: 0	SF: 0 SAC: 0 DP: 0 HBP: 0	WP: 0 PB: 0 SB: 1 CS: 0	PA: 33							
PITCHER	IP	WLS	BF	H	R	ER	SO	BB	IBB	HBP	BLK	WP	HR	S	P	ERA	WHIP										
Jackson Todd, R ERA: 3.43	(1, 1)	9.0	W	33	6	1	1	2	0	0	0	0	0	37	37	1.00	0.667										

Toronto Blue Jays @ Cleveland Indians
Cleveland Municipal Stadium, Cleveland, OH
Sat May 16 1981, 3:33 AM EDT
Att: 24,964 - Unknown - 58 F

AB 33
R 1
H 6
RBI 1
BB 0
SO 2
LOB 12



Batter	1	2	3	4	5	6	7	8	9	AB	R	H	RBI	BB	SO	LOB	TOP										
Alfredo Griffin, S OBP: 0.241, SLG: 0.324 (1, 6)	6-3	4-3					F8		6-3	5	0	1	0	0	0	3	Toronto Blue Jays @ Cleveland Indians Cleveland Municipal Stadium, Cleveland, OH Sun May 17 1981, 3:33 AM EDT Unknown										
Danny Aings, R OBP: 0.215, SLG: 0.231 (1, 5)	K		G3		1-3		1B		FC5-4 BB	4	0	1	0	1	1	2											
George Bell, R OBP: 0.274, SLG: 0.426 (1, 7)			K		4-3		1B		FC5-4 1-2	5	0	2	0	0	1	3											
Otto Velez, R OBP: 0.366, SLG: 0.319 (1, 10)	F9		F9				1-3		F3	5	0	0	0	0	0	4											
Barry Bonnell, R OBP: 0.245, SLG: 0.302 (1, 9)		E2 1B 1B			5-3		G3 2B		SH2-4 1B	4	0	2	0	0	0	0											
Damaso Garcia, R OBP: 0.237, SLG: 0.239 (1, 4)		F3			6-3		G3		SH2-4 1-2	3	0	0	0	0	0	2											
Ken Macha, R OBP: 0.281, SLG: 0.261 (1, 3)					F8		FC6-4 BB			3	0	2	0	1	0	0											
Rick Bosetti, R OBP: 0.308, SLG: 0.324 (1, 8)		F4			6-3		FC6-4 1-2		F9	4	0	0	0	0	0	6											
Buck Martinez, R OBP: 0.333, SLG: 0.333 (1, 2)							F7		F7	2	0	1	0	1	0	0											
Garth Iorg, R OBP: 0.244, SLG: 0.275 (8, PH)					1-3 1B					1	0	0	0	0	0	2											
Ernie Whitt, L OBP: 0.239, SLG: 0.209 (8, 2)										0	0	0	0	0	0	0											
Inning Stats	R: 0 E: 0 K: 1 S: 6	H: 1 LOB: 1 BB: 0 P: 6	R: 0 E: 1 K: 0 S: 6	H: 2 LOB: 3 BB: 0 P: 6	R: 0 E: 0 K: 0 S: 5	H: 0 LOB: 0 BB: 0 P: 5	R: 0 E: 0 K: 0 S: 3	H: 0 LOB: 0 BB: 0 P: 3	R: 0 E: 0 K: 0 S: 4	H: 1 LOB: 2 BB: 1 P: 8	R: 0 E: 0 K: 0 S: 5	H: 2 LOB: 2 BB: 0 P: 5	R: 0 E: 0 K: 0 S: 5	H: 2 LOB: 2 BB: 0 P: 5	R: 0 E: 0 K: 0 S: 3	H: 0 LOB: 1 BB: 1 P: 7	1B: 8 2B: 1 3B: 0 HR: 0	SF: 0 SAC: 1 DP: 0 HBP: 0	WP: 0 PB: 0 SB: 0 CS: 0	PA: 40							
PITCHER	IP	WLS	BF	H	R	ER	SO	BB	IBB	HBP	BLK	WP	HR	S	P	ERA	WHIP										
Rick Waits, L ERA: 2.45 (1, 1)	8.0	W	36	9	0	0	2	2	0	0	0	0	0	38	46	0.00	1.375										
Sid Monge, L ERA: 0.62 (9, 1)	1.0	S	4	0	0	0	0	1	0	0	0	0	0	3	7	0.00	1.000										

AB	36
R	0
H	9
RBI	0
BB	3
SO	2
LOB	22



Batter	1	2	3	4	5	6	7	8	9	AB	R	H	RBI	BB	SO	LOB	BOTTOM										
Miguel Dilone, S OBP: 0.259, SLG: 0.269 (1, 7)	5-3						1-3			4	0	2	1	0	0	0	Toronto Blue Jays @ Cleveland Indians Cleveland Municipal Stadium, Cleveland, OH Sun May 17 1981, 3:33 AM EDT Unknown										
Larry Littleton, R (8, 7)										0	0	0	0	0	0	0											
Jorge Orta, L OBP: 0.386, SLG: 0.386 (1, 9)	6-3		4-3						K	4	0	1	0	0	1	1											
Mike Hargrove, L OBP: 0.316, SLG: 0.270 (1, 3)			F9				G3			3	0	1	0	1	0	3											
Andre Thornton, R OBP: 0.269, SLG: 0.300 (1, 10)	K				F3		K2-3		F7	4	0	0	0	0	2	2											
Ron Hassey, L OBP: 0.289, SLG: 0.219 (1, 2)			4-3		F7		F8		F6	4	0	0	0	0	0	1											
Toby Harrah, R OBP: 0.308, SLG: 0.313 (1, 5)					F2					2	0	1	0	1	0	0											
Rick Manning, L OBP: 0.267, SLG: 0.213 (1, 8)			K				1-3			3	1	1	0	0	1	2											
Duane Kuiper, L OBP: 0.267, SLG: 0.267 (1, 4)			F9				SH5-3 1B		6-3	2	0	0	0	0	0	1											
Tom Verzyer, R OBP: 0.292, SLG: 0.286 (1, 6)			4-3				1-3		5-3	3	0	0	0	0	0	1											
Inning Stats	R: 0 E: 0 K: 1 S: 6	H: 1 LOB: 1 BB: 0 P: 6	R: 0 E: 0 K: 1 S: 6	H: 1 LOB: 1 BB: 0 P: 6	R: 0 E: 0 K: 0 S: 4	H: 1 LOB: 1 BB: 0 P: 4	R: 0 E: 0 K: 0 S: 3	H: 0 LOB: 0 BB: 0 P: 3	R: 1 E: 0 K: 0 S: 6	H: 3 LOB: 2 BB: 0 P: 6	R: 0 E: 0 K: 1 S: 5	H: 0 LOB: 1 BB: 1 P: 9	R: 0 E: 0 K: 0 S: 3	H: 0 LOB: 0 BB: 0 P: 3	R: 0 E: 0 K: 1 S: 5	H: 0 LOB: 1 BB: 1 P: 9	1B: 5 2B: 0 3B: 1 HR: 0	SF: 0 SAC: 1 DP: 0 HBP: 0	WP: 0 PB: 0 SB: 0 CS: 0	PA: 32							
PITCHER	IP	WLS	BF	H	R	ER	SO	BB	IBB	HBP	BLK	WP	HR	S	P	ERA	WHIP										
Dave Stieb, R ERA: 2.78 (1, 1)	8.0	L	32	6	1	1	4	2	0	0	0	0	0	38	46	1.12	1.000										

AB	29
R	1
H	6
RBI	1
BB	2
SO	4
LOB	11



Batter	1	2	3	4	5	6	7	8	9	10	AB	R	H	RBI	BB	SO	LOB					
Lloyd Moseby, L OBP: 0.289, SLG: 0.414 (1, 9)	K		4-3			G4-3			F6		4	0	0	0	0	1	1					
Garth Iorg, R OBP: 0.289, SLG: 0.318 (1, 5)	FC4-6 1B			F8			SH2-4 1B			1B	4	1	3	0	0	0	0					
Al Woods, L OBP: 0.250, SLG: 0.253 Barry Bonnell, R OBP: 0.245, SLG: 0.302 (1, 7) (9, 7)	FC4-6 S				CS 1B		SH2-4		F8		3	0	1	0	0	0	2					
John Mayberry, L OBP: 0.405, SLG: 0.417 (1, 3)	G3			K							4	0	1	1	0	1	2					
Willie Upshaw, L OBP: 0.277, SLG: 0.424 (1, 10)		F9				G3		F7			4	0	0	0	0	0	0					
Damaso Garcia, R OBP: 0.237, SLG: 0.239 (1, 4)		6-3				F9					4	0	1	0	0	1	0					
Alfredo Griffin, S OBP: 0.235, SLG: 0.314 (1, 6)			K			F8				1B	4	0	0	0	0	1	1					
Rick Bosetti, R OBP: 0.286, SLG: 0.300 (1, 8)			K			F6					3	0	0	0	0	1	0					
Ernie Whitt, L OBP: 0.242, SLG: 0.213 (1, 2)			4-3				G4-3 1B				3	0	1	0	0	0	0					
Inning Stats	R: 0 E: 0 K: 1 S: 6	H: 1 LOB: 1 BB: 0 P: 6	R: 0 E: 0 K: 1 S: 5	H: 0 LOB: 0 BB: 0 P: 5	R: 0 E: 0 K: 1 S: 5	H: 0 LOB: 0 BB: 0 P: 5	R: 0 E: 0 K: 0 S: 3	H: 1 LOB: 0 BB: 0 P: 3	R: 0 E: 0 K: 0 S: 5	H: 0 LOB: 0 BB: 0 P: 5	R: 1 E: 0 K: 0 S: 4	H: 2 LOB: 0 BB: 0 P: 4	R: 0 E: 0 K: 1 S: 5	H: 0 LOB: 0 BB: 0 P: 5	R: 0 E: 0 K: 0 S: 4	H: 1 LOB: 1 BB: 0 P: 4	R: 0 E: 0 K: 0 S: 4	H: 1 LOB: 0 BB: 0 P: 4	1B: 7 2B: 0 3B: 0 HR: 0	SF: 0 SAC: 1 DP: 1 HBP: 0	WP: 0 PB: 0 SB: 1 CS: 1	PA: 34
PITCHER Bert Blyleven, R ERA: 1.67 (1, 1)	IP: 10.0 WLS: 7 BF: 34 H: 7 R: 1 ER: 1 SO: 5 BB: 0 IBB: 0 HBP: 0 BLK: 0 WP: 0 HR: 0 S: 44 P: 44 ERA: 0.90 WHIP: 0.700																					


TOP

Toronto Blue Jays @ Cleveland Indians
Cleveland Municipal Stadium, Cleveland, OH

Sun May 17 1981, 3:38 AM EDT
Att: 46,168 - Unknown

livebaseballscores.com

AB 33
R 1
H 7
RBI 1
BB 0
SO 5
LOB 6



Batter	1	2	3	4	5	6	7	8	9	10	AB	R	H	RBI	BB	SO	LOB					
Miguel Dilone, S OBP: 0.288, SLG: 0.304 (1, 7)	5-3			6-3							4	0	2	0	1	0	0					
Jorge Orta, L OBP: 0.286, SLG: 0.375 (1, 9)	4-3			6-3		1B 2B					5	0	1	1	0	1	2					
Alan Bannister, R OBP: 0.328, SLG: 0.346 Mike Hargrove, L OBP: 0.322, SLG: 0.270 (1, 4) (8, PH) (9, 3)	K			K		G5-4-3 1B					3	0	1	0	0	2	0					
Andre Thornton, R OBP: 0.182, SLG: 0.182 Jerry Dybzinski, R OBP: 0.182, SLG: 0.182 (1, 3) (9, 4)		5-3			5-3	G5-4-3		G5-4-3			4	0	0	0	0	0	4					
Toby Harrah, R OBP: 0.315, SLG: 0.323 (1, 5)		G4-3 BB			WP E 2B						3	1	1	0	1	1	0					
Bo Diaz, R OBP: 0.352, SLG: 0.455 (1, 2)		G4-3			E5 FC5-4 BB						3	0	0	1	1	0	1					
Joe Charboneau, R OBP: 0.259, SLG: 0.350 (1, 10)			F9								3	0	1	0	1	0	0					
Rick Manning, L OBP: 0.266, SLG: 0.238 (1, 8)			F7		FC5-4 BB						4	1	1	0	0	0	4					
Tom Verzyer, R OBP: 0.289, SLG: 0.274 (1, 6)			F9		FC5-4						3	0	0	0	1	0	4					
Inning Stats	R: 0 E: 0 K: 1 S: 5	H: 0 LOB: 0 BB: 1 P: 5	R: 0 E: 0 K: 0 S: 2	H: 0 LOB: 0 BB: 1 P: 6	R: 0 E: 0 K: 0 S: 3	H: 0 LOB: 0 BB: 0 P: 3	R: 0 E: 1 K: 0 S: 5	H: 1 LOB: 2 BB: 1 P: 9	R: 0 E: 0 K: 1 S: 6	H: 2 LOB: 1 BB: 0 P: 6	R: 0 E: 0 K: 1 S: 6	H: 1 LOB: 2 BB: 1 P: 10	R: 0 E: 0 K: 0 S: 3	H: 1 LOB: 1 BB: 1 P: 7	R: 0 E: 0 K: 0 S: 3	H: 0 LOB: 0 BB: 2 P: 3	R: 1 E: 0 K: 0 S: 2	H: 2 LOB: 3 BB: 2 P: 10	1B: 4 2B: 2 3B: 1 HR: 0	SF: 0 SAC: 0 DP: 3 HBP: 0	WP: 1 PB: 0 SB: 1 CS: 0	PA: 38
PITCHER Jerry Garvin, L ERA: 2.93 Roy Lee Jackson, R ERA: 3.26 Mike Willis, L ERA: 5.56 (1, 1) (8, 1) (10, 1)	IP: 7.0 WLS: 4 BF: 27 H: 4 R: 1 ER: 1 SO: 4 BB: 3 IBB: 0 HBP: 0 BLK: 0 WP: 1 HR: 0 S: 32 P: 44 ERA: 1.29 WHIP: 1.000																					


BOTTOM

Toronto Blue Jays @ Cleveland Indians
Cleveland Municipal Stadium, Cleveland, OH

Sun May 17 1981, 3:38 AM EDT
Att: 46,168 - Unknown

livebaseballscores.com


AB 32
R 2
H 7
RBI 2
BB 6
SO 4
LOB 15



Batter	1	2	3	4	5	6	7	8	9	AB	R	H	RBI	BB	SO	LOB	TOP							
Ron LeFlore, R OBP: 0.315, SLG: 0.296										4	1	0	0	1	0	1								
Mike Squires, L OBP: 0.348, SLG: 0.373										5	2	2	1	0	0	1								
Carlton Fisk, R OBP: 0.358, SLG: 0.478										5	1	0	0	0	1	3								
Greg Luzinski, R OBP: 0.400, SLG: 0.455										4	2	3	5	0	0	1								
Harold Baines, L OBP: 0.305, SLG: 0.394										3	0	2	1	1	0	0								
Chet Lemon, R OBP: 0.383, SLG: 0.462										2	0	1	0	0	0	3								
Rusty Kuntz, R OBP: 0.361, SLG: 0.323										2	0	0	0	0	2									
Tony Bernazard, S OBP: 0.366, SLG: 0.452										4	0	0	0	0	1	4								
Jim Morrison, R OBP: 0.267, SLG: 0.350										4	0	0	0	0	0	1								
Bill Almon, R OBP: 0.349, SLG: 0.350										4	1	1	0	0	2	0								
Inning Stats	R: 2 E: 0 K: 0 S: 4	H: 1 LOB: 0 BB: 1 P: 8	R: 0 E: 0 K: 0 S: 3	H: 1 LOB: 0 BB: 0 P: 3	R: 2 E: 1 K: 1 S: 9	H: 3 LOB: 1 BB: 1 P: 13	R: 0 E: 0 K: 1 S: 5	H: 0 LOB: 0 BB: 0 P: 5	R: 1 E: 0 K: 1 S: 7	H: 2 LOB: 1 BB: 0 P: 7	R: 0 E: 0 K: 1 S: 5	H: 0 LOB: 0 BB: 0 P: 5	R: 2 E: 1 K: 0 S: 6	H: 2 LOB: 1 BB: 0 P: 6	R: 0 E: 0 K: 0 S: 3	H: 0 LOB: 0 BB: 0 P: 3	R: 0 E: 0 K: 0 S: 3	H: 0 LOB: 0 BB: 0 P: 3	1B: 5 2B: 1 3B: 1 HR: 2	SF: 0 SAC: 0 DP: 1 HBP: 0	WP: 0 PB: 1 SB: 2 CS: 0	PA: 39		
PITCHER	IP	WLS	BF	H	R	ER	SO	BB	IBB	HBP	BLK	WP	HR	S	P	ERA	WHIP							
Mark Bomback, R ERA: 3.68	2.1	L	12	4	4	4	0	1	0	0	0	0	1	11	15	15.43	2.143							
Roy Lee Jackson, R ERA: 3.13	3.2		15	3	1	1	4	1	0	0	0	0	0	22	26	2.46	1.091							
Mike Willis, L ERA: 5.11	2.0		9	2	2	0	0	0	0	0	0	0	1	9	9	0.00	1.000							
Joey McLaughlin, R ERA: 2.52	1.0		3	0	0	0	0	0	0	0	0	0	0	3	3	0.00	0.000							

Chicago White Sox @ Toronto Blue Jays
Exhibition Stadium, Toronto, ON
Mon May 18 1981, 3:33 AM EDT
Att: 18,652 - Sunny - 52 F

AB 37
R 7
H 9
RBI 7
BB 2
SO 4
LOB 16



Batter	1	2	3	4	5	6	7	8	9	AB	R	H	RBI	BB	SO	LOB	BOTTOM							
Alfredo Griffin, S OBP: 0.235, SLG: 0.326										4	0	1	0	0	1	0								
Garth Iorg, R OBP: 0.285, SLG: 0.292										4	0	0	0	0	2	1								
Al Woods, L OBP: 0.239, SLG: 0.241										4	0	0	0	0	1	0								
Otto Velez, R OBP: 0.381, SLG: 0.333										3	1	2	0	1	0	0								
Barry Bonnell, R OBP: 0.245, SLG: 0.300										4	0	1	0	0	3	3								
John Mayberry, L OBP: 0.408, SLG: 0.444										3	1	1	2	0	1	2								
Danny Ainge, R OBP: 0.213, SLG: 0.231										0	0	0	0	0	0	0								
George Bell, R OBP: 0.258, SLG: 0.400										4	0	0	0	0	1	3								
Damaso Garcia, R OBP: 0.246, SLG: 0.241										3	0	1	0	1	0	2								
Buck Martinez, R OBP: 0.286, SLG: 0.278										3	0	0	0	0	0	2								
Inning Stats	R: 0 E: 0 K: 3 S: 9	H: 0 LOB: 0 BB: 0 P: 9	R: 0 E: 0 K: 2 S: 8	H: 1 LOB: 1 BB: 0 P: 8	R: 0 E: 0 K: 1 S: 6	H: 1 LOB: 0 BB: 0 P: 6	R: 0 E: 0 K: 0 S: 4	H: 1 LOB: 1 BB: 0 P: 4	R: 0 E: 0 K: 0 S: 2	H: 0 LOB: 0 BB: 1 P: 6	R: 0 E: 0 K: 0 S: 3	H: 0 LOB: 0 BB: 0 P: 3	R: 2 E: 0 K: 1 S: 7	H: 2 LOB: 1 BB: 1 P: 11	R: 0 E: 0 K: 0 S: 3	H: 0 LOB: 0 BB: 0 P: 3	R: 0 E: 0 K: 2 S: 8	H: 1 LOB: 2 BB: 0 P: 9	1B: 4 2B: 0 3B: 1 HR: 1	SF: 0 SAC: 0 DP: 1 HBP: 1	WP: 0 PB: 0 SB: 1 CS: 0	PA: 35		
PITCHER	IP	WLS	BF	H	R	ER	SO	BB	IBB	HBP	BLK	WP	HR	S	P	ERA	WHIP							
Steve Trout, L ERA: 2.21	7.0		27	5	2	2	7	2	0	0	0	0	1	39	47	2.57	1.000							
Ed Farmer, R ERA: 6.75	1.0		3	0	0	0	0	0	0	0	0	0	0	3	3	0.00	0.000							
LaMarr Hoyt, R ERA: 2.1	1.0		5	1	0	0	2	0	0	1	0	0	0	8	9	0.00	1.000							

Chicago White Sox @ Toronto Blue Jays
Exhibition Stadium, Toronto, ON
Mon May 18 1981, 3:33 AM EDT
Att: 18,652 - Sunny - 52 F

AB 32
R 2
H 6
RBI 2
BB 2
SO 9
LOB 13



Batter	1	2	3	4	5	6	7	8	9	AB	R	H	RBI	BB	SO	LOB	TOP			
Ron LeFlore, R OBP: 0.320, SLG: 0.294	4-0 1B BB	0-3 K		0-0 FC5-4 1B		0-0 F3		0-0 5-3		4	1	1	0	1	1	4	Chicago White Sox @ Toronto Blue Jays Exhibition Stadium, Toronto, ON Tue May 19 1981, 7:05 PM EDT Att: 11,604 - Unknown - 62 F			
Mike Squires, L OBP: 0.352, SLG: 0.367	0-0 F7	0-0 1B		0-0 F5		4-0 BB		0-0 1-3		4	0	1	1	1	0	3				
Carlton Fisk, R OBP: 0.351, SLG: 0.463	0-0 F9	0-0 F4		0-0 FC5-4 1-2		0-3 K		0-0 1B		5	0	1	1	0	1	6				
Greg Luzinski, R OBP: 0.400, SLG: 0.447	0-0 1B 1B	0-3 K			0-0 1-3		4-0 1B BB	0-0 F4		4	1	1	0	1	1	3				
Harold Baines, L OBP: 0.318, SLG: 0.404	0-0 E8 WP 1-3 2-H 1B		0-0 WP 1B		0-0 4-3		0-0 1-2 1B	0-0 F7		5	0	3	1	0	0	0				
Chet Lemon, R OBP: 0.375, SLG: 0.449	0-0 WP 1-2 3-H 1B		0-0 F8		0-0 5-3		0-3 K	0-0 6-3		5	0	1	1	0	1	3				
Tony Bernazard, S OBP: 0.360, SLG: 0.465	0-0 F7		0-0 F7			0-0 HR	0-0 F7	0-3 K		5	1	1	1	0	1	5				
Jim Morrison, R OBP: 0.267, SLG: 0.345		0-0 1B WP 1B	0-0 6-3			0-3 K	0-0 F9			4	1	1	0	0	1	3				
Bill Almon, R OBP: 0.362, SLG: 0.364		0-0 1B 1-3 1B		0-0 F9		0-0 S 1B		0-0 1-3 5-3 1B 1B		4	1	3	0	0	0	0				
Inning Stats	R: 2 E: 1 K: 0 S: 6	H: 3 LOB: 2 BB: 1 P: 10	R: 1 E: 0 K: 2 S: 10	H: 3 LOB: 1 BB: 0 P: 10	R: 0 E: 0 K: 0 S: 4	H: 1 LOB: 1 BB: 0 P: 4	R: 0 E: 0 K: 0 S: 4	H: 0 LOB: 0 BB: 0 P: 3	R: 1 E: 0 K: 2 S: 9	H: 2 LOB: 2 BB: 1 P: 13	R: 0 E: 0 K: 1 S: 6	H: 1 LOB: 2 BB: 1 P: 10	R: 1 E: 0 K: 0 S: 5	H: 2 LOB: 1 BB: 0 P: 5	R: 0 E: 0 K: 1 S: 5	H: 0 LOB: 0 BB: 0 P: 5		1B: 12 2B: 0 3B: 0 HR: 1	SF: 0 SAC: 0 DP: 0 HBP: 0	WP: 3 PB: 0 SB: 1 CS: 0
PITCHER	IP WLS BF H R ER SO BB IBB HBP BLK WP HR S P ERA WHIP	5.2 W 29 10 4 4 3 3 2 0 0 0 3 1 33 41 6.35 2.118	3.1 S 14 3 1 1 3 1 0 0 0 0 0 0 19 23 2.70 1.200	PITCHER																
Jim Clancy, R ERA: 5.12																				
Luis Leal, R ERA: 3.35																				

AB 40
R 5
H 13
RBI 5
BB 3
SO 6
LOB 27



Batter	1	2	3	4	5	6	7	8	9	AB	R	H	RBI	BB	SO	LOB	BOTTOM			
Alfredo Griffin, S OBP: 0.234, SLG: 0.318	4-0 5-3 E 2B BB	0-3 K		0-3 K	0-0 F9		0-0 6-3			4	1	0	0	1	2	2	Chicago White Sox @ Toronto Blue Jays Exhibition Stadium, Toronto, ON Tue May 19 1981, 7:05 PM EDT Att: 11,604 - Unknown - 62 F			
Damaso Garcia, R OBP: 0.244, SLG: 0.240	0-0 E6 5-3 2B	0-0 S 3B 1B		0-3 K	0-0 6-3		0-3 K			5	2	1	0	0	2	3				
Otto Velez, R OBP: 0.392, SLG: 0.405	0-0 5-3	0-0 1-H 3B		4-0 1B BB		0-0 HR		0-0 6-3		4	1	2	2	1	0	2				
John Mayberry, L OBP: 0.408, SLG: 0.471	0-0 1-3	0-0 F9		0-0 1-3 3-H 1B		0-0 4-3		0-0 HR		5	1	2	2	0	0	3				
Al Woods, L OBP: 0.258, SLG: 0.264	0-0 1B 2B		4-0 SH5-3 1B BB	0-0 F8		0-0 FC5-4 BB 1B		0-0 6-3		4	1	2	2	1	0	2				
Lloyd Moseby, L OBP: 0.303, SLG: 0.410	4-0 1B BB		0-0 SH5-3	0-0 3B BB	4-0 3B BB	4-0 FC5-4 BB		0-3 K		1	1	0	0	3	1	0				
Barry Bonnell, R OBP: 0.264, SLG: 0.337	0-0 1-2 2-H 1B		0-0 2-H 1B	0-0 SF9 3B	0-0 FC5-4 S 2-3		0-0 6-3			4	1	3	2	0	0	2				
Danny Ainge, R OBP: 0.214, SLG: 0.225	0-0 F8		0-0 4-3	0-0 S BB	4-0 S BB	0-0 6-3				3	0	0	0	1	0	5				
Buck Martinez, R OBP: 0.280, SLG: 0.381		0-0 F7		0-0 1B 3B	0-0 SF9		0-0 6-3			3	1	1	1	0	0	0				
Inning Stats	R: 3 E: 1 K: 0 S: 6	H: 2 LOB: 2 BB: 2 P: 14	R: 1 E: 0 K: 1 S: 7	H: 2 LOB: 0 BB: 0 P: 7	R: 0 E: 0 K: 0 S: 3	H: 1 LOB: 1 BB: 1 P: 7	R: 1 E: 0 K: 2 S: 9	H: 2 LOB: 2 BB: 1 P: 13	R: 2 E: 0 K: 0 S: 4	H: 1 LOB: 1 BB: 2 P: 12	R: 1 E: 0 K: 0 S: 5	H: 2 LOB: 2 BB: 1 P: 9	R: 0 E: 0 K: 1 S: 5	H: 0 LOB: 0 BB: 0 P: 5	R: 1 E: 0 K: 1 S: 6	H: 1 LOB: 0 BB: 0 P: 6		1B: 5 2B: 1 3B: 3 HR: 2	SF: 1 SAC: 1 DP: 0 HBP: 0	WP: 0 PB: 0 SB: 3 CS: 0
PITCHER	IP WLS BF H R ER SO BB IBB HBP BLK WP HR S P ERA WHIP	0.2 L 16 6 2 2 3 2 0 0 0 0 0 0 20 28 6.00 2.667	3.0 L 11 3 3 3 0 3 0 0 0 0 1 8 20 16.20 3.600	2.2 9 1 1 1 2 0 0 0 0 0 0 1 13 13 3.38 0.375	PITCHER															
Francisco Barrios, R ERA: 3.58																				
LaMarr Hoyt, R ERA: 2.51																				
Kevin Hickey, L ERA: 3.6																				
Dennis Lamp, R ERA: 3.0																				

AB 33
R 9
H 11
RBI 9
BB 7
SO 5
LOB 19



Batter	1	2	3	4	5	6	7	8	9	AB	R	H	RBI	BB	SO	LOB	TOP					
Alfredo Griffin, S OBP: 0.246, SLG: 0.340										4	1	2	0	0	0	1	Toronto Blue Jays @ Oakland Athletics Oakland-Alameda County Coliseum, Oakland, CA Fri May 22 1981, 7:05 PM PDT Att: 13,426 - Unknown					
Damaso Garcia, R OBP: 0.257, SLG: 0.271										4	0	1	0	0	0	1						
Otto Velez, R OBP: 0.360, SLG: 0.368										4	0	0	0	0	1	2						
John Mayberry, L OBP: 0.396, SLG: 0.468										3	0	0	1	0	0	0						
Al Woods, L OBP: 0.248, SLG: 0.253										4	0	1	0	0	0	1						
Lloyd Moseby, L OBP: 0.329, SLG: 0.440										4	1	2	0	0	0	1						
Barry Bonnell, R OBP: 0.271, SLG: 0.339										4	0	2	1	0	0	0						
Garth Iorg, R OBP: 0.264, SLG: 0.308										3	0	0	0	0	2	1						
Willie Upshaw, L OBP: 0.259, SLG: 0.410									1	0	0	0	0	0	2							
Buck Martinez, R OBP: 0.226, SLG: 0.296									3	0	0	0	0	2	1							
Inning Stats	R: 1 E: 0 K: 1 S: 7	H: 2 LOB: 1 BB: 0 P: 7	R: 1 E: 0 K: 2 S: 9	H: 2 LOB: 1 BB: 0 P: 9	R: 0 E: 0 K: 0 S: 3	H: 0 LOB: 0 BB: 0 P: 3	R: 0 E: 0 K: 0 S: 3	H: 0 LOB: 0 BB: 0 P: 3	R: 0 E: 0 K: 0 S: 4	H: 1 LOB: 1 BB: 0 P: 4	R: 0 E: 0 K: 0 S: 4	H: 1 LOB: 1 BB: 0 P: 4	R: 0 E: 0 K: 2 S: 7	H: 0 LOB: 0 BB: 0 P: 7	R: 0 E: 0 K: 0 S: 3	H: 2 LOB: 2 BB: 0 P: 5	1B: 6 2B: 2 3B: 0 HR: 0	SF: 1 SAC: 0 DP: 0 HBP: 0	WP: 0 PB: 0 SB: 1 CS: 0	PA: 35		
PITCHER Rick Langford, R ERA: 2.92	IP: 9.0 WLS: W BF: 35 H: 8 R: 2 ER: 2 SO: 5	IP: 9.0 WLS: W BF: 35 H: 8 R: 2 ER: 2 SO: 5	IP: 9.0 WLS: W BF: 35 H: 8 R: 2 ER: 2 SO: 5	IP: 9.0 WLS: W BF: 35 H: 8 R: 2 ER: 2 SO: 5	IP: 9.0 WLS: W BF: 35 H: 8 R: 2 ER: 2 SO: 5	IP: 9.0 WLS: W BF: 35 H: 8 R: 2 ER: 2 SO: 5	IP: 9.0 WLS: W BF: 35 H: 8 R: 2 ER: 2 SO: 5	IP: 9.0 WLS: W BF: 35 H: 8 R: 2 ER: 2 SO: 5	IP: 9.0 WLS: W BF: 35 H: 8 R: 2 ER: 2 SO: 5	IP: 9.0 WLS: W BF: 35 H: 8 R: 2 ER: 2 SO: 5	IP: 9.0 WLS: W BF: 35 H: 8 R: 2 ER: 2 SO: 5	IP: 9.0 WLS: W BF: 35 H: 8 R: 2 ER: 2 SO: 5	IP: 9.0 WLS: W BF: 35 H: 8 R: 2 ER: 2 SO: 5	IP: 9.0 WLS: W BF: 35 H: 8 R: 2 ER: 2 SO: 5	IP: 9.0 WLS: W BF: 35 H: 8 R: 2 ER: 2 SO: 5	IP: 9.0 WLS: W BF: 35 H: 8 R: 2 ER: 2 SO: 5	IP: 9.0 WLS: W BF: 35 H: 8 R: 2 ER: 2 SO: 5	ERA: 2.00 WHIP: 0.889				

Batter	1	2	3	4	5	6	7	8	9	AB	R	H	RBI	BB	SO	LOB	BOTTOM					
Rickey Henderson, R OBP: 0.389, SLG: 0.449										2	1	1	0	2	0	0	Toronto Blue Jays @ Oakland Athletics Oakland-Alameda County Coliseum, Oakland, CA Fri May 22 1981, 7:05 PM PDT Att: 13,426 - Unknown					
Dwayne Murphy, L OBP: 0.354, SLG: 0.456										3	1	1	2	0	1							
Jim Spencer, L OBP: 0.250, SLG: 0.258										3	1	0	0	1	1	2						
Wayne Gross, L OBP: 0.333, SLG: 0.333										2	1	0	0	1	0	0						
Tony Armas, R OBP: 0.322, SLG: 0.544										4	0	1	2	0	1	1						
Mitchell Page, L OBP: 0.214, SLG: 0.308										4	0	1	1	0	2	1						
Mike Heath, R OBP: 0.246, SLG: 0.311										4	1	1	0	0	0	3						
Brian Doyle, L OBP: 0.162, SLG: 0.139										3	0	0	0	0	0	1						
Rob Picciolo, R OBP: 0.289, SLG: 0.403										3	1	1	1	0	0	0						
Inning Stats	R: 0 E: 0 K: 0 S: 2	H: 0 LOB: 0 BB: 1 P: 6	R: 0 E: 0 K: 1 S: 5	H: 0 LOB: 0 BB: 0 P: 5	R: 2 E: 0 K: 0 S: 5	H: 2 LOB: 1 BB: 1 P: 9	R: 0 E: 0 K: 0 S: 3	H: 0 LOB: 0 BB: 0 P: 3	R: 0 E: 0 K: 1 S: 5	H: 0 LOB: 0 BB: 0 P: 5	R: 0 E: 0 K: 2 S: 7	H: 0 LOB: 1 BB: 1 P: 11	R: 4 E: 0 K: 0 S: 7	H: 4 LOB: 2 BB: 1 P: 12	1B: 4 2B: 1 3B: 1 HR: 0	SF: 1 SAC: 0 DP: 0 HBP: 1		WP: 0 PB: 0 SB: 1 CS: 1	PA: 35			
PITCHER Dave Stieb, R ERA: 3.27 Jackson Todd, R ERA: 3.6	IP: 7.2 WLS: L BF: 32 H: 5 R: 6 ER: 6 SO: 4	IP: 7.2 WLS: L BF: 32 H: 5 R: 6 ER: 6 SO: 4	IP: 7.2 WLS: L BF: 32 H: 5 R: 6 ER: 6 SO: 4	IP: 7.2 WLS: L BF: 32 H: 5 R: 6 ER: 6 SO: 4	IP: 7.2 WLS: L BF: 32 H: 5 R: 6 ER: 6 SO: 4	IP: 7.2 WLS: L BF: 32 H: 5 R: 6 ER: 6 SO: 4	IP: 7.2 WLS: L BF: 32 H: 5 R: 6 ER: 6 SO: 4	IP: 7.2 WLS: L BF: 32 H: 5 R: 6 ER: 6 SO: 4	IP: 7.2 WLS: L BF: 32 H: 5 R: 6 ER: 6 SO: 4	IP: 7.2 WLS: L BF: 32 H: 5 R: 6 ER: 6 SO: 4	IP: 7.2 WLS: L BF: 32 H: 5 R: 6 ER: 6 SO: 4	IP: 7.2 WLS: L BF: 32 H: 5 R: 6 ER: 6 SO: 4	IP: 7.2 WLS: L BF: 32 H: 5 R: 6 ER: 6 SO: 4	IP: 7.2 WLS: L BF: 32 H: 5 R: 6 ER: 6 SO: 4	IP: 7.2 WLS: L BF: 32 H: 5 R: 6 ER: 6 SO: 4	IP: 7.2 WLS: L BF: 32 H: 5 R: 6 ER: 6 SO: 4	IP: 7.2 WLS: L BF: 32 H: 5 R: 6 ER: 6 SO: 4	ERA: 7.04 WHIP: 1.174				

AB	34
R	2
H	8
RBI	2
BB	0
SO	5
LOB	10



Batter	1	2	3	4	5	6	7	8	9	10	11	12	AB	R	H	RBI	BB	SO	LOB		
Alfredo Griffin, S OBP: 0.244, SLG: 0.327 (1.6)	4-3			K		4-3 HR		F8		BB		P3	5	1	1	0	1	1	0		
Damaso Garcia, R OBP: 0.238, SLG: 0.250 (1.4)	F5			B1-3		4-3		4-3		1-3			5	0	0	0	0	0	3		
Barry Bonnell, R OBP: 0.279, SLG: 0.355 (1.9)	F6			G3		HR			5-3 BB		4-3 SH1-4 1B		4	2	2	3	1	0	0		
Otto Velez, R OBP: 0.385, SLG: 0.366 (1.10)		G6-4-3 BB			F7				5-3 BB		SH1-4		1	0	0	0	3	0	0		
Ken Macha, R OBP: 0.300, SLG: 0.310 (1.3)		G6-4-3			F9	K			B1		4-3		3	0	0	0	0	1	2		
Lloyd Moseby, L OBP: 0.309, SLG: 0.410 (9.9)													2	0	0	0	0	0	3		
George Bell, R OBP: 0.246, SLG: 0.382 (9.7)													3	0	0	0	0	1	0		
Willie Upshaw, L OBP: 0.265, SLG: 0.403 (9.7)													0	0	0	0	0	0	0		
Garth Iorg, R OBP: 0.263, SLG: 0.304 (9.3)													2	0	1	1	0	0	2		
Rick Bosetti, R OBP: 0.277, SLG: 0.289 (1.8)					5-3								5	1	1	0	0	1	3		
Danny Ainge, R OBP: 0.213, SLG: 0.211 (1.5)					K								5	0	0	0	0	3	1		
Buck Martinez, R OBP: 0.222, SLG: 0.281 (1.2)					5-3								5	1	1	1	0	2	0		
Inning Stats	R: 0 E: 0 K: 3 S: 3	H: 0 LOB: 0 BB: 3 P: 3	R: 0 E: 0 K: 2 S: 2	H: 0 LOB: 0 BB: 1 P: 6	R: 0 E: 0 K: 1 S: 5	H: 0 LOB: 0 BB: 0 P: 5	R: 0 E: 0 K: 1 S: 5	H: 0 LOB: 0 BB: 0 P: 5	R: 0 E: 0 K: 1 S: 5	H: 0 LOB: 0 BB: 0 P: 5	R: 0 E: 0 K: 1 S: 5	H: 2 LOB: 1 BB: 1 P: 9	R: 1 E: 0 K: 0 S: 5	H: 0 LOB: 0 BB: 0 P: 6	R: 0 E: 0 K: 1 S: 5	H: 0 LOB: 0 BB: 0 P: 6	1B: 5 2B: 0 3B: 0 HR: 1	SF: 0 SAC: 1 DP: 1 HBP: 0	WP: 0 PB: 0 SB: 0 CS: 0	PA: 46	
PITCHER	IP WLS BF H R ER SO BB IBB HBP BLK WP HR S P ERA WHIP	IP WLS BF H R ER SO BB IBB HBP BLK WP HR S P ERA WHIP	IP WLS BF H R ER SO BB IBB HBP BLK WP HR S P ERA WHIP	IP WLS BF H R ER SO BB IBB HBP BLK WP HR S P ERA WHIP	IP WLS BF H R ER SO BB IBB HBP BLK WP HR S P ERA WHIP	IP WLS BF H R ER SO BB IBB HBP BLK WP HR S P ERA WHIP	IP WLS BF H R ER SO BB IBB HBP BLK WP HR S P ERA WHIP	IP WLS BF H R ER SO BB IBB HBP BLK WP HR S P ERA WHIP	IP WLS BF H R ER SO BB IBB HBP BLK WP HR S P ERA WHIP	IP WLS BF H R ER SO BB IBB HBP BLK WP HR S P ERA WHIP	IP WLS BF H R ER SO BB IBB HBP BLK WP HR S P ERA WHIP	IP WLS BF H R ER SO BB IBB HBP BLK WP HR S P ERA WHIP	IP WLS BF H R ER SO BB IBB HBP BLK WP HR S P ERA WHIP	IP WLS BF H R ER SO BB IBB HBP BLK WP HR S P ERA WHIP	IP WLS BF H R ER SO BB IBB HBP BLK WP HR S P ERA WHIP	IP WLS BF H R ER SO BB IBB HBP BLK WP HR S P ERA WHIP	IP WLS BF H R ER SO BB IBB HBP BLK WP HR S P ERA WHIP	IP WLS BF H R ER SO BB IBB HBP BLK WP HR S P ERA WHIP	IP WLS BF H R ER SO BB IBB HBP BLK WP HR S P ERA WHIP	IP WLS BF H R ER SO BB IBB HBP BLK WP HR S P ERA WHIP	IP WLS BF H R ER SO BB IBB HBP BLK WP HR S P ERA WHIP
Tom Underwood, L ERA: 4.43 (1.1)	31	4	4	6	4	1	39	55	4.50	1.000											
Bo McLaughlin, R ERA: 8.53 (9.1)	0.1	1	0	0	0	0	0	1	1	0.00	0.000										
Bob Owchinko, L ERA: 1.5 (9.1)	3.2	W	14	2	1	1	3	1	0	0	0	0	0	0	19	23	2.46	0.818			

TOP

Toronto Blue Jays @ Oakland Athletics
Oakland-Alameda County Coliseum, Oakland, CA
Sun May 24, 1981, 3:33 AM PDT
Unknown

AB 40
R 5
H 6
RBI 5
BB 5
SO 9
LOB 14




Batter	1	2	3	4	5	6	7	8	9	10	11	12	AB	R	H	RBI	BB	SO	LOB						
Rickey Henderson, R OBP: 0.401, SLG: 0.461 (1.7)	S 1B			CS BB		CS BB		1B HBP 1B		F7			5	1	4	1	2	0	0						
Dwayne Murphy, L OBP: 0.369, SLG: 0.449 (1.8)	F7			FC4-6 BB		1B		1B HBP		4-3			3	0	1	0	2	0	1						
Wayne Gross, L OBP: 0.330, SLG: 0.323 (1.5)	S 1B			FC4-6 1B		2-3		F2					5	1	1	0	1	0	6						
Tony Armas, R OBP: 0.328, SLG: 0.552 (1.9)	1B			1B		F4		1-3					6	1	4	3	0	0	2						
Jim Spencer, L OBP: 0.239, SLG: 0.234 (1.3)	F9			1-3		FC6-4 BB		3-1		F7			5	0	1	0	1	0	3						
Cliff Johnson, R OBP: 0.325, SLG: 0.454 (1.10)	K			S 1B		FC6-4				F7			4	1	1	0	2	1	4						
Mike Heath, R OBP: 0.253, SLG: 0.336 (1.2)				K		L5		1-3					6	0	1	0	0	1	4						
Fred Stanley, R OBP: 0.299, SLG: 0.220 (1.6)										F8			3	1	1	1	1	0	0						
Tim Hosley, R OBP: 0.158, SLG: 0.278 (9.7)										K			1	0	0	0	0	1	1						
Rob Picciolo, R OBP: 0.300, SLG: 0.400 (10.6)				G5-6-3 1B		BB E 1B BB							0	1	0	0	1	0	0						
Brian Doyle, L OBP: 0.146, SLG: 0.125 (1.4)													0	0	0	0	0	0	0						
Shooty Babitt, R OBP: 0.339, SLG: 0.284 (2.7)				G5-6-3		F8		HBP 1B		F3			5	0	1	0	0	0	2						
Inning Stats	R: 2 E: 0 K: 1 S: 7	H: 2 LOB: 1 BB: 1 P: 11	R: 0 E: 0 K: 0 S: 3	H: 0 LOB: 0 BB: 0 P: 3	R: 0 E: 0 K: 0 S: 6	H: 1 LOB: 2 BB: 2 P: 11	R: 1 E: 0 K: 1 S: 6	H: 2 LOB: 0 BB: 0 P: 6	R: 0 E: 0 K: 0 S: 4	H: 2 LOB: 3 BB: 2 P: 12	R: 0 E: 0 K: 0 S: 5	H: 3 LOB: 3 BB: 0 P: 6	R: 0 E: 0 K: 0 S: 6	R: 0 E: 0 K: 1 S: 3	H: 1 LOB: 1 BB: 0 P: 6	R: 0 E: 0 K: 0 S: 3	H: 0 LOB: 0 BB: 0 P: 3	R: 1 E: 0 K: 0 S: 4	H: 2 LOB: 1 BB: 1 P: 8	R: 1 E: 0 K: 0 S: 2	H: 1 LOB: 1 BB: 1 P: 6	1B: 13 2B: 1 3B: 0 HR: 1	SF: 0 SAC: 1 DP: 2 HBP: 1	WP: 1 PB: 0 SB: 3 CS: 2	PA: 55
PITCHER	IP WLS BF H R ER SO BB IBB HBP BLK WP HR S P ERA WHIP	IP WLS BF H R ER SO BB IBB HBP BLK WP HR S P ERA WHIP	IP WLS BF H R ER SO BB IBB HBP BLK WP HR S P ERA WHIP	IP WLS BF H R ER SO BB IBB HBP BLK WP HR S P ERA WHIP	IP WLS BF H R ER SO BB IBB HBP BLK WP HR S P ERA WHIP	IP WLS BF H R ER SO BB IBB HBP BLK WP HR S P ERA WHIP	IP WLS BF H R ER SO BB IBB HBP BLK WP HR S P ERA WHIP	IP WLS BF H R ER SO BB IBB HBP BLK WP HR S P ERA WHIP	IP WLS BF H R ER SO BB IBB HBP BLK WP HR S P ERA WHIP	IP WLS BF H R ER SO BB IBB HBP BLK WP HR S P ERA WHIP	IP WLS BF H R ER SO BB IBB HBP BLK WP HR S P ERA WHIP	IP WLS BF H R ER SO BB IBB HBP BLK WP HR S P ERA WHIP	IP WLS BF H R ER SO BB IBB HBP BLK WP HR S P ERA WHIP	IP WLS BF H R ER SO BB IBB HBP BLK WP HR S P ERA WHIP	IP WLS BF H R ER SO BB IBB HBP BLK WP HR S P ERA WHIP	IP WLS BF H R ER SO BB IBB HBP BLK WP HR S P ERA WHIP	IP WLS BF H R ER SO BB IBB HBP BLK WP HR S P ERA WHIP	IP WLS BF H R ER SO BB IBB HBP BLK WP HR S P ERA WHIP	IP WLS BF H R ER SO BB IBB HBP BLK WP HR S P ERA WHIP	IP WLS BF H R ER SO BB IBB HBP BLK WP HR S P ERA WHIP					
Jim Clancy, R ERA: 5.66 (1.1)	5.2	28	8	4	3	2	6	0	0	0	0	0	4.76	2.471											
Mike Willis, L ERA: 4.5 (6.1)	2.0	11	2	0	0	0	2	0	1	0	0	0	0.00	2.000											
Roy Lee Jackson, R ERA: 2.83 (8.1)	2.2	12	4	1	1	1	1	0	0	0	0	0	3.38	1.875											
Joey McLaughlin, R ERA: 2.25 (11.1)	1.0	L	4	1	1	1	0	0	0	0	0	0	9.00	2.000											

BOTTOM

Toronto Blue Jays @ Oakland Athletics
Oakland-Alameda County Coliseum, Oakland, CA
Sun May 24, 1981, 3:33 AM PDT
Unknown

AB 43
R 6
H 15
RBI 5
BB 10
SO 3
LOB 23



Batter	1	2	3	4	5	6	7	8	9	AB	R	H	RBI	BB	SO	LOB	TOP					
Alfredo Griffin, S OBP: 0.239, SLG: 0.320 (1, 6)	0-0 4-3		0-0 F5		0-0 F2			0-3 K		4	0	0	0	0	1	3						
Al Woods, L OBP: 0.241, SLG: 0.239 (1, 7)	0-0 F9		0-0 F5			0-0 F2		0-0 4-3		4	0	0	0	0	0	1						
Otto Velez, R OBP: 0.373, SLG: 0.351 (1, 10)	0-0 E5			0-0 F9			0-0 F8		0-3 K	4	0	0	0	0	1	0						
John Mayberry, L OBP: 0.381, SLG: 0.445 (1, 3)	0-0 4-3			0-0 F8			0-0 P3		0-0 G3	4	0	0	0	0	0	1						
Lloyd Moseby, L OBP: 0.301, SLG: 0.399 (1, 9)		0-0 F8		0-0 F7				0-0 4-3		4	0	0	0	0	0	0						
Barry Bonnell, R OBP: 0.273, SLG: 0.347 (1, 8)		0-0 5-3			0-0 5-3				0-0 F9	3	0	0	0	0	0	0						
Ken Macha, R OBP: 0.333, SLG: 0.344 (1, 5)		0-0 4-3				0-0 1B			0-0 FC6-4	3	0	2	0	0	0	0						
Damaso Garcia, R OBP: 0.240, SLG: 0.252 (1, 4)			0-0 1-3			0-0 1B			0-0 FC6-4	3	0	1	0	0	0	1						
Ernie Whitt, L OBP: 0.240, SLG: 0.224 (1, 2)				0-0 2B		0-3 K			0-3 K	3	0	1	0	0	2	2						
Inning Stats	R: 0 E: 1 K: 0 S: 4	H: 0 LOB: 1 BB: 0 P: 4	R: 0 E: 0 K: 0 S: 3	H: 0 LOB: 0 BB: 0 P: 3	R: 0 E: 0 K: 0 S: 4	H: 1 LOB: 1 BB: 0 P: 4	R: 0 E: 0 K: 0 S: 3	H: 0 LOB: 0 BB: 0 P: 3	R: 0 E: 0 K: 1 S: 7	H: 2 LOB: 2 BB: 0 P: 7	R: 0 E: 0 K: 0 S: 3	H: 0 LOB: 0 BB: 0 P: 3	R: 0 E: 0 K: 0 S: 4	H: 1 LOB: 1 BB: 0 P: 4	R: 0 E: 0 K: 2 S: 7	H: 0 LOB: 0 BB: 0 P: 7	R: 0 E: 0 K: 1 S: 5	H: 0 LOB: 0 BB: 0 P: 5	1B: 3 2B: 1 3B: 0 HR: 0	SF: 0 SAC: 0 DP: 0 HBP: 0	WP: 0 PB: 0 SB: 0 CS: 0	PA: 32
PITCHER Mike Norris, R ERA: 3.42 (1, 1)	IP: 9.0 WLS: W BF: 32 H: 4 R: 0 ER: 0 SO: 4 BB: 0 IBB: 0 HBP: 0 BLK: 0 WP: 0 HR: 0 S: 40 P: 40 ERA: 0.00 WHIP: 0.444															PITCHER						

Toronto Blue Jays @ Oakland Athletics
Oakland-Alameda County Coliseum, Oakland, CA
Sun May 24 1981, 7:05 PM PDT
Att: 32,985 - Unknown

AB	32
R	0
H	4
RBI	0
BB	0
SO	4
LOB	8





Batter	1	2	3	4	5	6	7	8	9	AB	R	H	RBI	BB	SO	LOB	BOTTOM					
Rickey Henderson, R OBP: 0.409, SLG: 0.459 (1, 7)	0-0 F8		0-0 1B HR	4-0 E BB		0-0 F9				3	1	1	0	1	0	0						
Dwayne Murphy, L OBP: 0.366, SLG: 0.444 (1, 8)	0-0 F4		0-0 1B HR	0-0 E4 BB			0-3 K			4	1	1	1	0	1	1						
Cliff Johnson, R OBP: 0.339, SLG: 0.485 (1, 10)	4-0 FC6-4 BB		0-0 1B HR	4-0 BB BB			0-0 F4			2	1	1	3	2	0	0						
Tony Armas, R OBP: 0.326, SLG: 0.561 (1, 9)	0-0 FC6-4		0-0 HR	0-0 BB		0-0 F8				4	1	1	1	0	0	4						
Mike Heath, R OBP: 0.247, SLG: 0.327 (1, 2)		0-3 K	0-0 F8		0-0 F9			0-0 F9		4	0	0	0	0	1	0						
Jeff Newman, R OBP: 0.239, SLG: 0.301 (1, 3)		0-0 F2	0-0 FC6-4 1B		0-0 G4-3 1B			0-0 E5 G5-4-3		4	0	2	0	0	0	0						
Shoody Babitt, R OBP: 0.328, SLG: 0.274 (1, 4)		0-0 6-3	0-0 FC6-4		0-0 G4-3			0-0 G5-4-3		4	0	0	0	0	0	3						
Dave McKay, S OBP: 0.225, SLG: 0.253 (1, 5)			0-0 F7		0-0 F8			0-0 F8		3	0	0	0	0	0	0						
Rob Picciolo, R OBP: 0.301, SLG: 0.397 (1, 6)			0-0 1B 1B		0-0 6-3			0-0 4-3		3	1	1	0	0	0	0						
Inning Stats	R: 0 E: 0 K: 0 S: 3	H: 0 LOB: 1 BB: 1 P: 7	R: 0 E: 0 K: 1 S: 5	H: 0 LOB: 0 BB: 0 P: 5	R: 5 E: 0 K: 0 S: 9	H: 6 LOB: 1 BB: 0 P: 9	R: 0 E: 1 K: 0 S: 4	H: 0 LOB: 3 BB: 2 P: 12	R: 0 E: 0 K: 0 S: 3	H: 1 LOB: 0 BB: 0 P: 3	R: 0 E: 0 K: 0 S: 3	H: 0 LOB: 0 BB: 0 P: 3	R: 0 E: 0 K: 1 S: 5	H: 0 LOB: 0 BB: 0 P: 5	R: 0 E: 1 K: 0 S: 3	H: 0 LOB: 0 BB: 0 P: 3	R: 0 E: 0 K: 0 S: 3	H: 0 LOB: 0 BB: 0 P: 3	1B: 5 2B: 0 3B: 0 HR: 2	SF: 0 SAC: 0 DP: 2 HBP: 0	WP: 0 PB: 0 SB: 0 CS: 0	PA: 34
PITCHER Jerry Garvin, L ERA: 3.79 Mike Barlow, R ERA: 4.25 (1, 1) (6, 1)	IP: 5.0 WLS: L BF: 25 H: 7 R: 5 ER: 5 SO: 1 BB: 3 IBB: 0 HBP: 0 BLK: 0 WP: 0 HR: 2 S: 24 P: 36 ERA: 9.00 WHIP: 2.000															PITCHER						

Toronto Blue Jays @ Oakland Athletics
Oakland-Alameda County Coliseum, Oakland, CA
Sun May 24 1981, 7:05 PM PDT
Att: 32,985 - Unknown

AB	31
R	5
H	7
RBI	5
BB	3
SO	2
LOB	8



Batter	1	2	3	4	5	6	7	8	9	AB	R	H	RBI	BB	SO	LOB	TOP											
Alfredo Griffin, S OBP: 0.239, SLG: 0.314	0-3 K			0-0 B3-1		0-0 F9			4-0 1B BB	3	0	0	0	1	1	0	<p>Toronto Blue Jays @ California Angels Anaheim Stadium, Anaheim, CA Mon May 25 1981, 10:05 PM EDT Att: 22,171 - Unknown</p> <p>livebaseballscores.com</p> <p>AB 28 R 1 H 3 RBI 1 BB 3 SO 5 LOB 12</p> 											
Damaso Garcia, R OBP: 0.240, SLG: 0.252	0-0 6-3			0-0 BB 1B		0-0 1-4-3			0-3 K	4	0	1	0	0	1	2												
Lloyd Moseby, L OBP: 0.306, SLG: 0.397	0-0 F8			4-0 1-2 BB			0-0 F7		0-0 1-3 2-H 1B	3	0	1	1	1	0	0												
John Mayberry, L OBP: 0.371, SLG: 0.431		0-3 K		0-0 F7			0-3 K		0-0 1-2 F5	4	0	0	0	0	2	4												
Willie Upshaw, L OBP: 0.254, SLG: 0.385 Garth Iorg, R OBP: 0.259, SLG: 0.298 (9, PH)		0-0 F9		0-0 F9			0-0 G3		0-0 F8	3	0	0	0	0	0	2												
Otto Velez, R OBP: 0.372, SLG: 0.343		0-0 L9			0-3 K				1-0 G6-4-3 HBP	2	0	0	0	0	1	0												
Barry Bonnell, R OBP: 0.274, SLG: 0.346			0-0 CS 1B		0-0 5-3				0-0 1-2 G6-4-3	3	0	1	0	0	0	1												
Ken Macha, R OBP: 0.306, SLG: 0.314			0-0 1-2 6-3		0-0 6-3				0-0 4-3	3	0	0	0	0	0	1												
Ernie Whitt, L OBP: 0.243, SLG: 0.220			0-0 4-3			0-0 4-3			4-0 BB 1B BB	2	1	0	0	1	0	0												
Inning Stats	R: 0 E: 0 K: 1 S: 5	H: 0 LOB: 0 BB: 0 P: 5	R: 0 E: 0 K: 1 S: 5	H: 0 LOB: 0 BB: 0 P: 5	R: 0 E: 0 K: 0 S: 3	H: 1 LOB: 0 BB: 0 P: 3	R: 0 E: 0 K: 0 S: 4	H: 1 LOB: 2 BB: 1 P: 8	R: 0 E: 0 K: 1 S: 5	H: 0 LOB: 0 BB: 0 P: 5	R: 0 E: 0 K: 1 S: 5	H: 0 LOB: 0 BB: 0 P: 5	R: 0 E: 0 K: 0 S: 2	H: 0 LOB: 0 BB: 0 P: 3	R: 1 E: 0 K: 1 S: 6	H: 1 LOB: 2 BB: 2 P: 14	1B: 3 2B: 0 3B: 0 HR: 0	SF: 0 SAC: 0 DP: 1 HBP: 1	WP: 0 PB: 0 SB: 1 CS: 1	PA: 32								
PITCHER	IP	WLS	BF	H	R	ER	SO	BB	IBB	HBP	BLK	WP	HR	S	P	ERA	WHIP											
Mike Witt, R ERA: 3.86	(1, 1)	8.0	W	28	2	1	1	4	3	0	1	0	0	0	32	45	1.12	0.625										
Don Aase, R ERA: 0.96	(9, 1)	0.1		2	1	0	0	1	0	0	0	0	0	4	4	0.00	3.000											
Andy Hassler, L ERA: 3.77	(9, 1)	0.2	S	2	0	0	0	0	0	0	0	0	0	2	2	0.00	0.000											

Batter	1	2	3	4	5	6	7	8	9	AB	R	H	RBI	BB	SO	LOB	BOTTOM											
Rod Carew, L OBP: 0.365, SLG: 0.376	4-0 5-3 BB		0-0 6-3		0-3 K		0-0 FC1-6			3	0	0	0	1	1	1	<p>Toronto Blue Jays @ California Angels Anaheim Stadium, Anaheim, CA Mon May 25 1981, 10:05 PM EDT Att: 22,171 - Unknown</p> <p>livebaseballscores.com</p> <p>AB 29 R 2 H 7 RBI 2 BB 2 SO 6 LOB 12</p> 											
Rick Burleson, R OBP: 0.385, SLG: 0.389	0-0 5-3 1-2		0-3 K		0-0 5-3			0-0 F4		4	0	0	0	0	1	1												
Dan Ford, R OBP: 0.337, SLG: 0.487	0-3 K		0-0 1B		0-0 6-3		0-0 6-3		0-0 F8	4	0	1	0	0	1	1												
Fred Lynn, L OBP: 0.338, SLG: 0.426 Juan Beniquez, R OBP: 0.210, SLG: 0.186	0-0 6-3		0-0 F7		0-0 6-3		0-0 6-3		0-0 3-1	4	0	0	0	0	0	2												
Don Baylor, R OBP: 0.282, SLG: 0.348		0-3 K		0-3 K		0-0 F5				3	0	0	0	0	2	0												
Brian Downing, R OBP: 0.413, SLG: 0.431 Bobby Clark, R OBP: 0.333, SLG: 0.467		4-0 1B BB		0-0 1B 2B			0-0 1B 1B			2	2	2	0	1	0	0												
Ed Ott, L OBP: 0.280, SLG: 0.291		0-0 1-3 1B		0-0 1-3 1B		0-0 1-3 1B		0-0 G5-4-3 1B		3	0	2	0	0	0	1												
Bobby Grich, R OBP: 0.346, SLG: 0.427		0-3 K		0-0 2-H 1B		0-0 G5-4-3		0-0 1-2 1B		3	0	1	1	0	1	4												
Butch Hobson, R OBP: 0.355, SLG: 0.385		0-0 F8			0-0 5-3		0-0 FC1-6 3-H 1B			3	0	1	1	0	0	2												
Inning Stats	R: 0 E: 0 K: 1 S: 5	H: 0 LOB: 1 BB: 1 P: 9	R: 0 E: 0 K: 2 S: 8	H: 1 LOB: 2 BB: 1 P: 12	R: 0 E: 0 K: 1 S: 6	H: 1 LOB: 1 BB: 0 P: 6	R: 1 E: 0 K: 1 S: 6	H: 2 LOB: 1 BB: 0 P: 6	R: 0 E: 0 K: 1 S: 5	H: 0 LOB: 0 BB: 0 P: 5	R: 0 E: 0 K: 0 S: 3	H: 0 LOB: 0 BB: 0 P: 3	R: 1 E: 0 K: 0 S: 5	H: 3 LOB: 1 BB: 0 P: 5	R: 0 E: 0 K: 0 S: 3	H: 0 LOB: 0 BB: 0 P: 3	1B: 6 2B: 1 3B: 0 HR: 0	SF: 0 SAC: 0 DP: 1 HBP: 0	WP: 0 PB: 0 SB: 0 CS: 0	PA: 31								
PITCHER	IP	WLS	BF	H	R	ER	SO	BB	IBB	HBP	BLK	WP	HR	S	P	ERA	WHIP											
Jackson Todd, R ERA: 3.58	(1, 1)	8.0	L	31	7	2	2	6	2	0	0	0	0	0	41	49	2.25	1.125										

Batter	1	2	3	4	5	6	7	8	9	AB	R	H	RBI	BB	SO	LOB	TOP					
Alfredo Griffin, S OBP: 0.244, SLG: 0.311 (1, 6)	F9		FC6-4 1B		G6-3			K		4	0	1	1	0	1	1	Toronto Blue Jays @ California Angels Anaheim Stadium, Anaheim, CA Wed May 27 1981, 10:05 PM EDT Att: 21,167 - Unknown					
Damaso Garcia, R OBP: 0.239, SLG: 0.250 (1, 4)	1-4-3		P6		F2			F2		4	0	0	0	0	3							
Barry Bonnell, R OBP: 0.292, SLG: 0.404 (1, 8)	F3		FC6-4			6-3				4	0	1	0	0	2							
John Mayberry, L OBP: 0.374, SLG: 0.452 (1, 3)		G3		HR		4-3				3	1	1	1	1	0							
Otto Velez, R OBP: 0.370, SLG: 0.364 (1, 10)	F9			6-3				1-3		4	0	1	0	0	2							
Ken Macha, R OBP: 0.318, SLG: 0.349 (1, 5)	F9			6-3						3	0	0	0	0	1							
Danny Ainge, R OBP: 0.212, SLG: 0.209 (7, 5)	F9			6-3		CS	K			1	0	0	0	0	0							
Lloyd Moseby, L OBP: 0.297, SLG: 0.383 (1, 9)			F8	3-1				L6		4	0	0	0	0	0							
Willie Upshaw, L OBP: 0.267, SLG: 0.373 (5, PR)			1B HBP		1B G6-3 BB				F7	0	1	0	0	1	0							
George Bell, R OBP: 0.250, SLG: 0.380 (5, PR)										2	1	1	0	0	0							
Ernie Whitt, L OBP: 0.263, SLG: 0.243 (1, 2)			1B		1B G6-3			4-3		3	0	2	0	0	1							
Inning Stats	R: 0 E: 0 K: 0 S: 3	H: 0 LOB: 0 BB: 0 P: 3	R: 0 E: 0 K: 0 S: 3	H: 0 LOB: 0 BB: 0 P: 3	R: 1 E: 0 K: 0 S: 5	H: 2 LOB: 2 BB: 0 P: 6	R: 1 E: 0 K: 0 S: 4	H: 1 LOB: 0 BB: 0 P: 4	R: 1 E: 0 K: 0 S: 3	H: 1 LOB: 1 BB: 0 P: 7	R: 0 E: 0 K: 0 S: 3	H: 1 LOB: 0 BB: 0 P: 3	R: 0 E: 0 K: 1 S: 6	H: 1 LOB: 1 BB: 0 P: 6	R: 0 E: 0 K: 1 S: 6	H: 1 LOB: 2 BB: 0 P: 10	R: 0 E: 0 K: 0 S: 3	H: 0 LOB: 0 BB: 0 P: 3	1B: 5 2B: 1 3B: 0 HR: 1	SF: 0 SAC: 0 DP: 1 HBP: 1	WP: 0 PB: 0 SB: 0 CS: 1	PA: 36
PITCHER Ken Forsch, R ERA: 2.84 (1, 1)	IP: 9.0 WLS: L BF: 35	H: 7 R: 3 ER: 3 SO: 2	BB: 1 IBB: 1 HBP: 1 BLK: 0	WP: 0 HR: 1 S: 36 P: 45	ERA: 3.00 WHIP: 0.889	PITCHER																

Batter	1	2	3	4	5	6	7	8	9	AB	R	H	RBI	BB	SO	LOB	BOTTOM					
Rod Carew, L OBP: 0.379, SLG: 0.383 (1, 3)	L3-6 S BB		F7		5-3					2	0	0	0	2	0	1	Toronto Blue Jays @ California Angels Anaheim Stadium, Anaheim, CA Wed May 27 1981, 10:05 PM EDT Att: 21,167 - Unknown					
Rick Burleson, R OBP: 0.366, SLG: 0.392 (1, 6)	L3-6			1B 2B	P6			F2		4	1	1	0	0	2							
Dan Ford, R OBP: 0.337, SLG: 0.497 (1, 9)	6-3							F8		4	0	1	0	0	1							
Don Baylor, R OBP: 0.279, SLG: 0.336 (1, 10)		L8		3-1 HBP 1B				F7		4	0	1	1	0	2							
Brian Downing, R OBP: 0.410, SLG: 0.422 (1, 7)				2H				F7		1	0	0	0	0	1							
Larry Harlow, L OBP: 0.542, SLG: 0.353 (4, PR)		K		1-2 HBP				F7		2	0	0	0	0	1							
Ed Ott, L OBP: 0.270, SLG: 0.288 (1, 2)	F7			3-1				F8		4	0	1	0	0	3							
Bobby Grich, R OBP: 0.348, SLG: 0.435 (1, 4)			F9 2B					F7		3	0	1	0	1	1							
Bobby Clark, R OBP: 0.291, SLG: 0.404 (1, 8)			F9		P4					3	0	0	0	0	4							
John Harris, L OBP: 0.207, SLG: 0.379 (9, PH)			2-3							1	0	0	0	0	1							
Butch Hobson, R OBP: 0.358, SLG: 0.383 (1, 5)			6-3		6-3			F7		3	0	0	0	0	1							
Inning Stats	R: 0 E: 0 K: 0 S: 2	H: 0 LOB: 0 BB: 1 P: 6	R: 0 E: 0 K: 1 S: 5	H: 0 LOB: 0 BB: 0 P: 5	R: 0 E: 0 K: 0 S: 4	H: 1 LOB: 1 BB: 0 P: 4	R: 1 E: 0 K: 1 S: 7	H: 2 LOB: 3 BB: 1 P: 12	R: 0 E: 0 K: 0 S: 3	H: 0 LOB: 0 BB: 0 P: 3	R: 0 E: 0 K: 0 S: 4	H: 1 LOB: 1 BB: 0 P: 4	R: 0 E: 0 K: 0 S: 3	H: 0 LOB: 0 BB: 0 P: 3	R: 0 E: 0 K: 0 S: 3	H: 0 LOB: 1 BB: 1 P: 7	R: 0 E: 0 K: 1 S: 6	H: 1 LOB: 1 BB: 0 P: 6	1B: 2 2B: 4 3B: 0 HR: 0	SF: 0 SAC: 0 DP: 1 HBP: 1	WP: 0 PB: 0 SB: 1 CS: 0	PA: 35
PITCHER Dave Stieb, R ERA: 3.0 (1, 1)	IP: 9.0 WLS: W BF: 35	H: 5 R: 1 ER: 1 SO: 3	BB: 2 IBB: 1 HBP: 1 BLK: 0	WP: 0 HR: 0 S: 37 P: 50	ERA: 1.00 WHIP: 0.778	PITCHER																

Batter	1	2	3	4	5	6	7	8	9	AB	R	H	RBI	BB	SO	LOB	TOP					
Rickey Henderson, R OBP: 0.414, SLG: 0.467 (1, 7)										4	1	1	0	0	2	1	Oakland Athletics @ Toronto Blue Jays Exhibition Stadium, Toronto, ON Fri May 29 1981, 7:05 PM EDT Att: 16,509 - Unknown					
Dwayne Murphy, L OBP: 0.370, SLG: 0.430 (1, 8)										2	1	1	1	2	0							
Wayne Gross, L OBP: 0.314, SLG: 0.300 (1, 5)										3	0	0	0	1	0	2						
Tony Armas, R OBP: 0.316, SLG: 0.540 (1, 9)										4	0	1	0	0	0	5						
Jim Spencer, L OBP: 0.224, SLG: 0.218 (1, 3)										4	0	1	2	0	0	2						
Mike Heath, R OBP: 0.253, SLG: 0.333 (1, 2)										4	0	1	0	0	0	2						
Mitchell Page, L OBP: 0.229, SLG: 0.289 (1, 10)										4	0	0	0	0	1	1						
Keith Drumright, L OBP: 0.375, SLG: 0.286 (1, 4)										4	0	1	0	0	0	0						
Fred Stanley, R OBP: 0.304, SLG: 0.246 (7, PH)										2	1	1	0	0	0	0						
Cliff Johnson, R OBP: 0.336, SLG: 0.458 Rob Piccolo, R OBP: 0.272, SLG: 0.356 (7, 6)										1	0	0	0	0	1	1						
										0	0	0	0	0	0	0						
Inning Stats	R: 0 E: 0 K: 1 S: 5	H: 0 LOB: 1 BB: 1 P: 9	R: 0 E: 0 K: 1 S: 5	H: 1 LOB: 1 BB: 0 P: 5	R: 0 E: 0 K: 1 S: 5	H: 0 LOB: 0 BB: 0 P: 5	R: 0 E: 0 K: 0 S: 3	H: 0 LOB: 0 BB: 1 P: 7	R: 0 E: 0 K: 0 S: 3	H: 0 LOB: 0 BB: 0 P: 3	R: 3 E: 0 K: 0 S: 6	H: 4 LOB: 1 BB: 1 P: 10	R: 0 E: 0 K: 1 S: 6	H: 1 LOB: 1 BB: 0 P: 6	R: 0 E: 0 K: 0 S: 4	H: 1 LOB: 1 BB: 0 P: 4	R: 0 E: 0 K: 0 S: 3	H: 0 LOB: 0 BB: 0 P: 3	1B: 4 2B: 4 3B: 0 HR: 0	SF: 0 SAC: 0 DP: 2 HBP: 0	WP: 1 PB: 0 SB: 0 CS: 1	PA: 35
PITCHER	IP WLS BF H R ER SO BB IBB HBP BLK WP HR S P ERA WHIP																					
Jim Clancy, R ERA: 5.06 (1, 1)	5.1 W 23 5 3 3 3 3 3 0 0 0 0 0 0 26 38 5.06 1.500																					
Roy Lee Jackson, R ERA: 2.41 (6, 1)	3.2 S 12 2 0 0 1 0 0 0 0 1 0 14 14 0.00 0.545																					

AB	32
R	3
H	7
RBI	3
BB	3
SO	4
LOB	14



Batter	1	2	3	4	5	6	7	8	9	AB	R	H	RBI	BB	SO	LOB	BOTTOM					
Alfredo Griffin, S OBP: 0.249, SLG: 0.316 (1, 6)										4	0	2	2	0	0	1	Oakland Athletics @ Toronto Blue Jays Exhibition Stadium, Toronto, ON Fri May 29 1981, 7:05 PM EDT Att: 16,509 - Unknown					
Damaso Garcia, R OBP: 0.240, SLG: 0.250 (1, 4)										4	0	1	0	0	0	2						
Barry Bonnell, R OBP: 0.291, SLG: 0.421 (1, 8)										4	1	1	1	0	0	2						
John Mayberry, L OBP: 0.377, SLG: 0.450 (1, 3)										3	1	1	0	1	0	1						
Lloyd Moseby, L OBP: 0.296, SLG: 0.386 (1, 9)										4	0	1	0	0	1	1						
Otto Velez, R OBP: 0.396, SLG: 0.369 (1, 10)										4	1	1	0	0	1	2						
Ken Macha, R OBP: 0.326, SLG: 0.341 Danny Ainge, R OBP: 0.210, SLG: 0.208 (6, 5)										1	1	0	0	1	1	1						
George Bell, R OBP: 0.263, SLG: 0.370 (1, 7)										2	2	0	0	2	1	1						
Ernie Whitt, L OBP: 0.274, SLG: 0.257 (1, 2)										2	0	1	2	1	0	0						
Inning Stats	R: 0 E: 0 K: 0 S: 4	H: 1 LOB: 1 BB: 2 P: 4	R: 2 E: 0 K: 2 S: 8	H: 1 LOB: 2 BB: 2 P: 16	R: 1 E: 0 K: 0 S: 4	H: 1 LOB: 0 BB: 0 P: 4	R: 2 E: 0 K: 1 S: 6	H: 2 LOB: 1 BB: 2 P: 14	R: 0 E: 0 K: 0 S: 2	H: 0 LOB: 0 BB: 1 P: 6	R: 0 E: 0 K: 0 S: 3	H: 0 LOB: 0 BB: 0 P: 3	R: 0 E: 0 K: 0 S: 4	H: 1 LOB: 1 BB: 0 P: 4	R: 1 E: 0 K: 1 S: 7	H: 2 LOB: 1 BB: 0 P: 7		R: 0 E: 0 K: 0 S: 3	H: 0 LOB: 1 BB: 0 P: 7	1B: 4 2B: 3 3B: 0 HR: 1	SF: 0 SAC: 1 DP: 1 HBP: 0	WP: 0 PB: 0 SB: 0 CS: 0
PITCHER	IP WLS BF H R ER SO BB IBB HBP BLK WP HR S P ERA WHIP																					
Matt Keough, R ERA: 2.86 (1, 1)	8.0 L 35 8 6 6 4 5 0 0 0 0 0 1 38 58 6.75 1.625																					

AB	29
R	6
H	8
RBI	6
BB	5
SO	4
LOB	11



Batter	1	2	3	4	5	6	7	8	9	AB	R	H	RBI	BB	SO	LOB	TOP					
Rickey Henderson, R OBP: 0.418, SLG: 0.464 (1.7)	4-0 S BB		0-3 K		0-0 4-3		0-0 F7		0-0 WP SH3-4 SF9 1B	4	1	1	0	1	1	1						
Dwayne Murphy, L OBP: 0.370, SLG: 0.433 (1.8)	0-0 4-3		0-0 HR		0-3 K		0-0 G3		0-0 SH3-4	4	1	1	0	0	1	2						
Wayne Gross, L OBP: 0.323, SLG: 0.343 (1.5)	0-3 K		0-0 HR		0-0 FC5-4 1B		0-0 G4-6-3 1B		0-0 SF9	4	1	3	3	0	1	1						
Tony Armas, R OBP: 0.316, SLG: 0.529 Mike Heath, R OBP: 0.249, SLG: 0.327 (5.9)	0-3 K		0-0 P4		0-0 FC5-4 WP 1-2		0-0 G4-6-3		0-0 K	2	0	0	0	0	1	1						
Jim Spencer, L OBP: 0.236, SLG: 0.223 (1.3)		0-0 1-3		0-0 1B 1B		0-0 1-2 BB		0-0 1B 2B 1B		3	1	2	0	1	0	0						
Cliff Johnson, R OBP: 0.338, SLG: 0.447 (1.10)	4-0 E WP BB		0-0 G4-3 1B		0-3 K		0-0 2B 1B		0-0 1B	3	1	2	0	1	1	2						
Jeff Newman, R OBP: 0.238, SLG: 0.300 (1.2)	0-0 F7		0-0 F7		0-0 5-3		0-0 1-3 2-H 2B		0-0 1B	4	0	1	1	0	0	5						
Keith Drumright, L OBP: 0.400, SLG: 0.357 (1.4)	0-3 K		0-0 G4-3		0-0 1-2		0-0 1B		0-0 2-H 3-H 1B	4	0	2	1	0	1	3						
Fred Stanley, R OBP: 0.296, SLG: 0.238 Mitchell Pineda, L OBP: 0.228, SLG: 0.282 Rob Piccolo, R OBP: 0.249, SLG: 0.348 Tim Hosley, R OBP: 0.278, SLG: 0.278 Dave McKay, S OBP: 0.251, SLG: 0.317 (9.6)	0-0 5-3		0-0 F8		0-0 F7		0-0 F7		4-0 SH3-4 WP BB	2	0	0	0	0	0	0						
Inning Stats	R: 0 E: 0 K: 2 S: 7	H: 0 LOB: 1 BB: 1 P: 11	R: 0 E: 1 K: 1 S: 5	H: 0 LOB: 1 BB: 1 P: 9	R: 2 E: 0 K: 1 S: 7	H: 2 LOB: 0 BB: 0 P: 7	R: 0 E: 0 K: 0 S: 4	H: 2 LOB: 1 BB: 0 P: 4	R: 0 E: 0 K: 1 S: 5	H: 1 LOB: 2 BB: 1 P: 10	R: 0 E: 0 K: 0 S: 4	H: 1 LOB: 1 BB: 0 P: 4	R: 2 E: 0 K: 0 S: 6	H: 5 LOB: 5 BB: 0 P: 6	R: 2 E: 0 K: 1 S: 6	H: 1 LOB: 1 BB: 1 P: 10	1B: 10 2B: 1 3B: 0 HR: 1	SF: 1 SAC: 1 DP: 2 HBP: 0	WP: 3 PB: 0 SB: 1 CS: 0	PA: 40		
PITCHER	IP WLS BF H R ER SO BB IBB HBP BLK WP HR S P ERA WHIP	IP WLS BF H R ER SO BB IBB HBP BLK WP HR S P ERA WHIP	IP WLS BF H R ER SO BB IBB HBP BLK WP HR S P ERA WHIP	IP WLS BF H R ER SO BB IBB HBP BLK WP HR S P ERA WHIP	IP WLS BF H R ER SO BB IBB HBP BLK WP HR S P ERA WHIP	IP WLS BF H R ER SO BB IBB HBP BLK WP HR S P ERA WHIP	IP WLS BF H R ER SO BB IBB HBP BLK WP HR S P ERA WHIP	IP WLS BF H R ER SO BB IBB HBP BLK WP HR S P ERA WHIP	IP WLS BF H R ER SO BB IBB HBP BLK WP HR S P ERA WHIP	IP WLS BF H R ER SO BB IBB HBP BLK WP HR S P ERA WHIP	IP WLS BF H R ER SO BB IBB HBP BLK WP HR S P ERA WHIP	IP WLS BF H R ER SO BB IBB HBP BLK WP HR S P ERA WHIP	IP WLS BF H R ER SO BB IBB HBP BLK WP HR S P ERA WHIP	IP WLS BF H R ER SO BB IBB HBP BLK WP HR S P ERA WHIP	IP WLS BF H R ER SO BB IBB HBP BLK WP HR S P ERA WHIP	IP WLS BF H R ER SO BB IBB HBP BLK WP HR S P ERA WHIP	IP WLS BF H R ER SO BB IBB HBP BLK WP HR S P ERA WHIP	IP WLS BF H R ER SO BB IBB HBP BLK WP HR S P ERA WHIP	IP WLS BF H R ER SO BB IBB HBP BLK WP HR S P ERA WHIP	IP WLS BF H R ER SO BB IBB HBP BLK WP HR S P ERA WHIP	IP WLS BF H R ER SO BB IBB HBP BLK WP HR S P ERA WHIP	IP WLS BF H R ER SO BB IBB HBP BLK WP HR S P ERA WHIP

Oakland Athletics @ Toronto Blue Jays
Exhibition Stadium, Toronto, ON
Sun May 31, 1981, 3:33 AM EDT
Att: 24,079 - Sunny - 61 F

AB 34
R 6
H 12
RBI 5
BB 4
SO 7
LOB 19



Batter	1	2	3	4	5	6	7	8	9	AB	R	H	RBI	BB	SO	LOB	BOTTOM					
Alfredo Griffin, S OBP: 0.249, SLG: 0.309 (1.6)	0-0 9-5 S 1B		0-0 4-3		0-0 SH 1B		4-0 S BB		0-0 F7	3	1	1	0	1	0	1						
Damaso Garcia, R OBP: 0.244, SLG: 0.266 (1.4)	0-3 K		0-0 2-3 2B		0-0 SH1-3 BLK 2B 1B		0-0 F9		0-0 F8	5	1	2	2	0	1	2						
Barry Bonnell, R OBP: 0.282, SLG: 0.401 (1.8)	0-0 9-5		0-0 P9		0-0 SH1-3		4-0 BB		0-0 6-3	3	0	0	0	1	0	3						
Otto Velez, R OBP: 0.377, SLG: 0.398 Willie Upshaw, L OBP: 0.297, SLG: 0.373 (9. PR)	4-0 FC5-4 HBP FC3-6 BB		0-3 K		0-0 G3 1B 2B		0-0 F8		0-0 2B	4	2	2	1	1	1	4						
John Mayberry, L OBP: 0.386, SLG: 0.493 Danny Ainge, R OBP: 0.209, SLG: 0.206 Garth Iorg, R OBP: 0.254, SLG: 0.290 (9. PH)	1-0 FC5-4 HBP		0-3 K		0-0 G3		0-0 6-3		0-0 5-3	2	0	0	0	0	1	1						
Ken Macha, R OBP: 0.327, SLG: 0.300 (7.3)	0-0 FC5-4 FC3-6		4-0 BB		4-0 BB		4-0 BB		0-0 F8	2	0	0	0	3	0	3						
Lloyd Moseby, L OBP: 0.295, SLG: 0.400 (1.9)	0-0 FC3-6		0-0 P5		0-0 FC6-4 1B		0-0 4-3		0-0 4-3	4	0	1	2	0	0	3						
George Bell, R OBP: 0.244, SLG: 0.342 (1.7)	0-0 6-3		0-0 F9		0-0 FC6-4		0-0 4-3		0-0 4-3	4	0	0	0	0	0	5						
Buck Martinez, R OBP: 0.250, SLG: 0.314 (1.2)		0-0 2B		0-0 SH 1B BB		0-0 P4		0-0 F7		3	1	1	0	1	0	0						
Inning Stats	R: 0 E: 0 K: 1 S: 5	H: 1 LOB: 0 BB: 0 P: 5	R: 1 E: 1 K: 0 S: 3	H: 0 LOB: 1 BB: 1 P: 8	R: 0 E: 0 K: 1 S: 7	H: 2 LOB: 0 BB: 0 P: 7	R: 0 E: 0 K: 1 S: 5	H: 0 LOB: 1 BB: 1 P: 9	R: 4 E: 1 K: 0 S: 7	H: 3 LOB: 2 BB: 2 P: 15	R: 0 E: 0 K: 0 S: 3	H: 0 LOB: 1 BB: 1 P: 7	R: 0 E: 0 K: 0 S: 3	H: 0 LOB: 0 BB: 0 P: 3	R: 0 E: 0 K: 0 S: 4	H: 1 LOB: 1 BB: 0 P: 4	1B: 3 2B: 5 3B: 0 HR: 0	SF: 0 SAC: 2 DP: 1 HBP: 1	WP: 0 PB: 0 SB: 2 CS: 0	PA: 42		
PITCHER	IP WLS BF H R ER SO BB IBB HBP BLK WP HR S P ERA WHIP	IP WLS BF H R ER SO BB IBB HBP BLK WP HR S P ERA WHIP	IP WLS BF H R ER SO BB IBB HBP BLK WP HR S P ERA WHIP	IP WLS BF H R ER SO BB IBB HBP BLK WP HR S P ERA WHIP	IP WLS BF H R ER SO BB IBB HBP BLK WP HR S P ERA WHIP	IP WLS BF H R ER SO BB IBB HBP BLK WP HR S P ERA WHIP	IP WLS BF H R ER SO BB IBB HBP BLK WP HR S P ERA WHIP	IP WLS BF H R ER SO BB IBB HBP BLK WP HR S P ERA WHIP	IP WLS BF H R ER SO BB IBB HBP BLK WP HR S P ERA WHIP	IP WLS BF H R ER SO BB IBB HBP BLK WP HR S P ERA WHIP	IP WLS BF H R ER SO BB IBB HBP BLK WP HR S P ERA WHIP	IP WLS BF H R ER SO BB IBB HBP BLK WP HR S P ERA WHIP	IP WLS BF H R ER SO BB IBB HBP BLK WP HR S P ERA WHIP	IP WLS BF H R ER SO BB IBB HBP BLK WP HR S P ERA WHIP	IP WLS BF H R ER SO BB IBB HBP BLK WP HR S P ERA WHIP	IP WLS BF H R ER SO BB IBB HBP BLK WP HR S P ERA WHIP	IP WLS BF H R ER SO BB IBB HBP BLK WP HR S P ERA WHIP	IP WLS BF H R ER SO BB IBB HBP BLK WP HR S P ERA WHIP	IP WLS BF H R ER SO BB IBB HBP BLK WP HR S P ERA WHIP	IP WLS BF H R ER SO BB IBB HBP BLK WP HR S P ERA WHIP	IP WLS BF H R ER SO BB IBB HBP BLK WP HR S P ERA WHIP	IP WLS BF H R ER SO BB IBB HBP BLK WP HR S P ERA WHIP

Oakland Athletics @ Toronto Blue Jays
Exhibition Stadium, Toronto, ON
Sun May 31, 1981, 3:33 AM EDT
Att: 24,079 - Sunny - 61 F

AB 32
R 5
H 7
RBI 5
BB 7
SO 3
LOB 23



Batter	1	2	3	4	5	6	7	8	9	AB	R	H	RBI	BB	SO	LOB	TOP					
Bobby Grich, R OBP: 0.375, SLG: 0.445 (1, 4)										3	0	2	0	1	1	0						
Rick Burleson, R OBP: 0.354, SLG: 0.370 (1, 6)										3	0	0	0	1	1	2						
Rod Carew, L OBP: 0.359, SLG: 0.362 (1, 3)										4	0	0	0	0	1	4						
Don Baylor, R OBP: 0.276, SLG: 0.331 (1, 10)											4	0	1	0	0	0						
Dan Ford, R OBP: 0.333, SLG: 0.494 (1, 9)											4	1	1	1	0	0						
Ed Ott, L OBP: 0.268, SLG: 0.281 (1, 2)											4	0	1	0	0	1						
Larry Harlow, L OBP: 0.394, SLG: 0.231 (1, 7)										4	1	0	0	0	1	2						
Butch Hobson, R OBP: 0.361, SLG: 0.413 (1, 5)										4	1	2	2	0	2	0						
Juan Beniquez, R OBP: 0.216, SLG: 0.211 (1, 8)										4	0	0	0	0	0	1						
Inning Stats	R: 0 E: 0 K: 1 S: 5	H: 1 LOB: 0 BB: 0 P: 5	R: 0 E: 0 K: 1 S: 6	H: 1 LOB: 1 BB: 0 P: 6	R: 0 E: 1 K: 1 S: 6	H: 0 LOB: 2 BB: 1 P: 10	R: 0 E: 0 K: 1 S: 5	H: 0 LOB: 0 BB: 0 P: 5	R: 1 E: 0 K: 0 S: 5	H: 2 LOB: 2 BB: 1 P: 9	R: 0 E: 0 K: 0 S: 3	H: 0 LOB: 0 BB: 0 P: 3	R: 0 E: 0 K: 1 S: 7	H: 0 LOB: 0 BB: 0 P: 5	R: 0 E: 0 K: 2 S: 7	H: 0 LOB: 0 BB: 0 P: 7	R: 2 E: 0 K: 0 S: 6	H: 3 LOB: 1 BB: 0 P: 6	1B: 4 2B: 2 3B: 0 HR: 2	SF: 0 SAC: 0 DP: 1 HBP: 0	WP: 0 PB: 0 SB: 0 CS: 1	PA: 36
PITCHER Dave Stieb, R ERA: 3.0 (1, 1)	IP: 9.0 WLS: L BF: 36 H: 7 R: 3 ER: 3 SO: 7 BB: 2 IBB: 0 HBP: 0 BLK: 1 WP: 0 HR: 2 S: 48 P: 56 ERA: 3.00 WHIP: 1.000															PITCHER	IP: 9.0 WLS: W BF: 34 H: 3 R: 0 ER: 0 SO: 6 BB: 3 IBB: 0 HBP: 0 BLK: 0 WP: 0 HR: 0 S: 43 P: 55 ERA: 0.00 WHIP: 0.667					

California Angels @ Toronto Blue Jays
Exhibition Stadium, Toronto, ON
Mon Jun 01 1981, 7:05 PM EDT
Att: 12,268 - Unknown - 65 F

AB	34
R	3
H	7
RBI	3
BB	2
SO	7
LOB	11



Batter	1	2	3	4	5	6	7	8	9	AB	R	H	RBI	BB	SO	LOB	BOTTOM					
Alfredo Griffin, S OBP: 0.249, SLG: 0.308 (1, 6)										4	0	1	0	0	0	1						
Al Woods, L OBP: 0.231, SLG: 0.228 (1, 7)										4	0	0	0	0	0	2						
Barry Bonnell, R OBP: 0.281, SLG: 0.397 (1, 8)										4	0	1	0	0	0	1						
John Mayberry, L OBP: 0.382, SLG: 0.482 (1, 3)										3	0	0	0	1	1							
Lloyd Moseby, L OBP: 0.289, SLG: 0.390 (1, 9)											4	0	0	0	0	1						
Otto Velez, R OBP: 0.381, SLG: 0.392 (1, 10)											2	0	0	0	2	1						
Ken Macha, R OBP: 0.305, SLG: 0.278 (1, 5)											4	0	0	0	2	4						
Damaso Garcia, R OBP: 0.246, SLG: 0.267 (1, 4)										3	0	1	0	0	1	0						
Ernie Whitt, L OBP: 0.279, SLG: 0.250 (1, 2)										2	0	0	0	0	1	0						
Inning Stats	R: 0 E: 0 K: 1 S: 6	H: 1 LOB: 1 BB: 0 P: 6	R: 0 E: 0 K: 1 S: 5	H: 0 LOB: 0 BB: 0 P: 5	R: 0 E: 0 K: 0 S: 3	H: 0 LOB: 0 BB: 0 P: 3	R: 0 E: 1 K: 0 S: 4	H: 0 LOB: 3 BB: 2 P: 12	R: 0 E: 0 K: 0 S: 4	H: 1 LOB: 1 BB: 0 P: 4	R: 0 E: 0 K: 0 S: 3	H: 0 LOB: 0 BB: 0 P: 3	R: 0 E: 0 K: 2 S: 7	H: 0 LOB: 0 BB: 0 P: 7	R: 0 E: 0 K: 1 S: 6	H: 1 LOB: 1 BB: 0 P: 6	R: 0 E: 0 K: 1 S: 5	H: 0 LOB: 1 BB: 1 P: 9	1B: 3 2B: 0 3B: 0 HR: 0	SF: 0 SAC: 1 DP: 0 HBP: 0	WP: 0 PB: 0 SB: 0 CS: 0	PA: 34
PITCHER Ken Forsch, R ERA: 2.54 (1, 1)	IP: 9.0 WLS: W BF: 34 H: 3 R: 0 ER: 0 SO: 6 BB: 3 IBB: 0 HBP: 0 BLK: 0 WP: 0 HR: 0 S: 43 P: 55 ERA: 0.00 WHIP: 0.667															PITCHER	IP: 9.0 WLS: L BF: 36 H: 7 R: 3 ER: 3 SO: 7 BB: 2 IBB: 0 HBP: 0 BLK: 1 WP: 0 HR: 2 S: 48 P: 56 ERA: 3.00 WHIP: 1.000					

California Angels @ Toronto Blue Jays
Exhibition Stadium, Toronto, ON
Mon Jun 01 1981, 7:05 PM EDT
Att: 12,268 - Unknown - 65 F

AB	30
R	0
H	3
RBI	0
BB	3
SO	6
LOB	10



Batter	1	2	3	4	5	6	7	8	9	AB	R	H	RBI	BB	SO	LOB	TOP			
Rod Carew, L (1,3) OBP: 0.360, SLG: 0.360										4	0	1	0	1	0	1	California Angels @ Toronto Blue Jays Exhibition Stadium, Toronto, ON Tue Jun 02 1981, 7:05 PM EDT Att: 12,617 - Unknown - 68 F			
Rick Burleson, R (1,6) OBP: 0.352, SLG: 0.365										3	0	0	0	0	1	3				
Dan Ford, R (1,9) OBP: 0.328, SLG: 0.486										3	0	0	0	0	0	2				
Brian Downing, R (1,7) OBP: 0.390, SLG: 0.397										4	0	0	0	0	1	3				
Butch Hobson, R (1,5) OBP: 0.358, SLG: 0.408										4	0	1	0	0	1	1				
Don Baylor, R (1,10) OBP: 0.275, SLG: 0.325										3	1	0	0	1	2	1				
Bobby Grich, R (1,4) OBP: 0.378, SLG: 0.447										4	1	2	1	0	0	0				
Larry Harlow, L (1,8) OBP: 0.378, SLG: 0.207										3	0	0	0	1	1	2				
Ed Ott, L (1,2) OBP: 0.267, SLG: 0.304										4	1	1	2	0	1	2				
Inning Stats	R: 0 E: 0 K: 0 S: 4	H: 1 LOB: 1 BB: 0 P: 4	R: 1 E: 0 K: 0 S: 4	H: 1 LOB: 1 BB: 1 P: 8	R: 0 E: 1 K: 1 S: 6	H: 0 LOB: 1 BB: 0 P: 6	R: 0 E: 0 K: 1 S: 5	H: 0 LOB: 0 BB: 0 P: 5	R: 0 E: 1 K: 0 S: 4	H: 1 LOB: 1 BB: 0 P: 4	R: 0 E: 0 K: 1 S: 5	H: 0 LOB: 1 BB: 1 P: 9	R: 0 E: 0 K: 1 S: 5	H: 0 LOB: 1 BB: 0 P: 6	R: 2 E: 0 K: 3 S: 11	H: 2 LOB: 1 BB: 1 P: 15	1B: 4 2B: 0 3B: 0 HR: 1	SF: 0 SAC: 2 DP: 0 HBP: 1	WP: 1 PB: 0 SB: 2 CS: 0	PA: 38
PITCHER Luis Leal, R (1,1) ERA: 3.32	IP: 9.0 WLS: L BF: 38	H: 5 R: 3 ER: 3 SO: 7	BB: 3 IBB: 0 HBP: 1 BLK: 0	WP: 1 HR: 1 S: 48 P: 61	ERA: 3.00 WHIP: 0.889	PITCHER														

Batter	1	2	3	4	5	6	7	8	9	AB	R	H	RBI	BB	SO	LOB	BOTTOM			
Alfredo Griffin, S (1,6) OBP: 0.249, SLG: 0.303										3	0	0	0	1	0	2	California Angels @ Toronto Blue Jays Exhibition Stadium, Toronto, ON Tue Jun 02 1981, 7:05 PM EDT Att: 12,617 - Unknown - 68 F			
Al Woods, L (1,7) OBP: 0.232, SLG: 0.229										4	0	1	0	0	1	0				
Barry Bonnell, R (1,8) OBP: 0.282, SLG: 0.396										3	0	1	0	0	0	1				
John Mayberry, L (1,3) OBP: 0.376, SLG: 0.471										3	0	0	0	0	1	1				
Lloyd Moseby, L (1,9) OBP: 0.290, SLG: 0.389										3	0	1	0	0	1	1				
Otto Velez, R (1,10) OBP: 0.373, SLG: 0.382										3	0	0	0	0	0	1				
Ken Macha, R (1,5) OBP: 0.290, SLG: 0.263										3	0	0	0	0	1	0				
Danny Ainge, R (9,5) OBP: 0.209, SLG: 0.206										0	0	0	0	0	0	0				
Damaso Garcia, R (1,4) OBP: 0.247, SLG: 0.269										3	0	1	0	0	0	0				
Ernie Whitt, L (1,2) OBP: 0.274, SLG: 0.246										2	0	0	0	0	0	1				
Garth Iorg, R (9,PH) OBP: 0.266, SLG: 0.290										0	0	0	0	1	0	0				
Inning Stats	R: 0 E: 0 K: 0 S: 2	H: 1 LOB: 0 BB: 1 P: 6	R: 0 E: 0 K: 1 S: 5	H: 0 LOB: 0 BB: 0 P: 5	R: 0 E: 0 K: 0 S: 3	H: 0 LOB: 0 BB: 0 P: 3	R: 0 E: 0 K: 0 S: 3	H: 0 LOB: 0 BB: 0 P: 3	R: 0 E: 0 K: 0 S: 4	H: 1 LOB: 1 BB: 0 P: 4	R: 0 E: 0 K: 1 S: 6	H: 1 LOB: 1 BB: 0 P: 6	R: 0 E: 0 K: 1 S: 5	H: 0 LOB: 0 BB: 0 P: 5	R: 0 E: 0 K: 1 S: 4	H: 0 LOB: 0 BB: 1 P: 8	1B: 4 2B: 0 3B: 0 HR: 0	SF: 0 SAC: 0 DP: 3 HBP: 0	WP: 0 PB: 0 SB: 1 CS: 1	PA: 29
PITCHER Dave Frost, R (1,1) ERA: 3.74	IP: 6.1 WLS: W BF: 21	H: 4 R: 0 ER: 0 SO: 1	BB: 1 IBB: 0 HBP: 0 BLK: 0	WP: 0 HR: 0 S: 22 P: 26	ERA: 0.00 WHIP: 0.789	PITCHER														
PITCHER Andy Hassler, L (7,1) ERA: 3.74	IP: 2.2 WLS: S BF: 8	H: 0 R: 0 ER: 0 SO: 3	BB: 1 IBB: 0 HBP: 0 BLK: 0	WP: 0 HR: 0 S: 13 P: 17	ERA: 0.00 WHIP: 0.375	PITCHER														

Batter	1	2	3	4	5	6	7	8	9	AB	R	H	RBI	BB	SO	LOB	TOP								
Bobby Grich, R OBP: 0.380, SLG: 0.444 Freddie Patek, R OBP: 0.261, SLG: 0.364	4-0 G4-3-6 1B BB		0-0 5-3		0-3 K	0-0 2B 1B	0-0 F7		0-0 1B 2B	3	0	1	0	1	1	1	California Angels @ Toronto Blue Jays Exhibition Stadium, Toronto, ON Wed Jun 03 1981, 7:05 PM EDT Att: 12,401 - Unknown - 70 F								
Rick Burleson, R OBP: 0.364, SLG: 0.384	0-0 G4-3-6 1B		0-0 1B		0-0 1B 1B	0-0 1-3 2B	0-0 SF7		0-0 1B 1B	5	2	5	3	0	0	0									
Rod Carew, L OBP: 0.363, SLG: 0.369	0-0 G4-3-6 1-2 2-3		0-0 F7		0-0 1B E	0-3 K			0-0 1B 2B	6	3	3	1	0	1	6									
Dan Ford, R OBP: 0.333, SLG: 0.492	0-3 K		0-0 5-3		0-0 E SF8	0-3 K			0-0 1B 2B	6	1	3	4	0	2	4									
Ed Ott, L OBP: 0.270, SLG: 0.308		4-0 1B G5-4-3 BB		0-0 L4	0-0 E6 SF8				0-0 L9	5	2	1	0	1	0	2									
Don Baylor, R OBP: 0.278, SLG: 0.326		0-0 G5-4-3 1B		0-0 F8	0-0 SF8				0-0 HR BB	3	1	1	1	1	0	0									
Brian Downing, R OBP: 0.391, SLG: 0.414		0-0 G5-4-3 1-2 3-H			0-0 1B BB				0-0 F8	4	2	1	3	1	0	2									
Juan Beniquez, R OBP: 0.228, SLG: 0.203		0-0 F5			4-0 E BB	0-0 6-3	4-0 3B BB		0-0 F8	3	2	0	0	2	0	0									
Butch Hobson, R OBP: 0.365, SLG: 0.429			0-0 L9		0-0 E7 1B	0-0 2B 1B			0-0 F9	5	3	3	2	0	0	0									
Inning Stats	R: 0 E: 0 K: 1 S: 5	H: 1 LOB: 1 BB: 1 P: 9	R: 1 E: 0 K: 0 S: 3	H: 1 LOB: 0 BB: 1 P: 7	R: 0 E: 0 K: 0 S: 4	H: 1 LOB: 0 BB: 0 P: 4	R: 0 E: 0 K: 0 S: 3	H: 0 LOB: 0 BB: 0 P: 3	R: 6 E: 2 K: 1 S: 10	H: 4 LOB: 1 BB: 2 P: 18	R: 1 E: 0 K: 2 S: 10	H: 3 LOB: 3 BB: 0 P: 10	R: 6 E: 0 K: 0 S: 8	H: 5 LOB: 1 BB: 2 P: 16	R: 0 E: 0 K: 0 S: 3	H: 0 LOB: 0 BB: 0 P: 3	R: 3 E: 0 K: 0 S: 6	H: 4 LOB: 0 BB: 0 P: 6	1B: 13 2B: 4 3B: 1 HR: 1	SF: 2 SAC: 0 DP: 2 HBP: 0	WP: 0 PB: 0 SB: 0 CS: 0	PA: 50			
PITCHER	IP	WLS	BF	H	R	ER	SO	BB	IBB	HBP	BLK	WP	HR	S	P	ERA	WHIP								
Jim Clancy, R ERA: 5.55	4.1	L	21	6	6	5	2	4	0	0	0	0	0	21	37	10.38	2.308								
Mike Barlow, R ERA: 4.51	1.0		8	4	2	1	0	0	0	0	0	0	0	8	8	9.00	4.000								
Mike Willis, L ERA: 6.14	1.1		11	5	6	6	2	2	0	0	0	0	1	13	21	40.50	5.250								
Jerry Garvin, L ERA: 3.55	1.1		4	0	0	0	0	0	0	0	0	0	0	4	4	0.00	0.000								
Joey McLaughlin, R ERA: 3.41	1.0		6	4	3	3	0	0	0	0	0	0	0	6	6	27.00	4.000								

AB	42
R	17
H	19
RBI	14
BB	6
SO	4
LOB	16



Batter	1	2	3	4	5	6	7	8	9	AB	R	H	RBI	BB	SO	LOB	BOTTOM								
Alfredo Griffin, S OBP: 0.244, SLG: 0.298	0-0 F7		0-0 4-3		0-0 4-3			0-0 1-3		4	0	0	0	0	0	1	California Angels @ Toronto Blue Jays Exhibition Stadium, Toronto, ON Wed Jun 03 1981, 7:05 PM EDT Att: 12,401 - Unknown - 70 F								
Damaso Garcia, R OBP: 0.247, SLG: 0.268	0-0 G1-6-3 1B		0-3 K		0-0 6-3		0-0 4-3		0-0 4-3	4	0	1	0	0	1	0									
Barry Bonnell, R OBP: 0.275, SLG: 0.386	0-0 G1-6-3 1-2		0-0 4-3		0-0 F9				0-0 6-3	4	0	0	0	0	0	1									
Otto Velez, R OBP: 0.383, SLG: 0.449		0-0 HR		0-0 6-3		0-0 HR			0-0 1B 2B	4	3	3	2	0	0	0									
Ken Macha, R OBP: 0.303, SLG: 0.267		0-0 6-3		4-0 L6-3 BB		0-0 1-3			0-0 1B 1B	3	1	1	0	1	0	0									
Lloyd Moseby, L OBP: 0.289, SLG: 0.386		0-0 F6		0-0 L6-3 1-2			0-0 F5		0-0 1B 1B	4	1	1	1	0	0	1									
George Bell, R OBP: 0.267, SLG: 0.398		0-0 HR			0-3 K		0-0 G6-4-3 1B		0-0 1B 1B	4	1	3	1	0	1	0									
Danny Ainge, R OBP: 0.224, SLG: 0.222		0-0 S 1B			0-0 1B		0-0 G6-4-3 1-2		0-0 G1-4-3 1B	4	0	3	2	0	0	1									
Buck Martinez, R OBP: 0.227, SLG: 0.282		0-3 K			0-0 F8			0-0 F6	0-0 G1-4-3 1-2	4	0	0	0	0	1	4									
Inning Stats	R: 0 E: 0 K: 0 S: 3	H: 1 LOB: 0 BB: 0 P: 3	R: 2 E: 0 K: 1 S: 8	H: 3 LOB: 1 BB: 0 P: 8	R: 0 E: 0 K: 1 S: 5	H: 0 LOB: 0 BB: 0 P: 5	R: 0 E: 0 K: 0 S: 2	H: 0 LOB: 0 BB: 1 P: 6	R: 0 E: 0 K: 1 S: 6	H: 1 LOB: 1 BB: 0 P: 6	R: 1 E: 0 K: 0 S: 4	H: 1 LOB: 0 BB: 0 P: 4	R: 0 E: 0 K: 0 S: 3	H: 1 LOB: 0 BB: 0 P: 3	R: 0 E: 0 K: 0 S: 3	H: 0 LOB: 0 BB: 0 P: 3	R: 3 E: 0 K: 0 S: 7	H: 5 LOB: 1 BB: 0 P: 7	1B: 8 2B: 2 3B: 0 HR: 3	SF: 0 SAC: 0 DP: 4 HBP: 0	WP: 0 PB: 0 SB: 1 CS: 0	PA: 36			
PITCHER	IP	WLS	BF	H	R	ER	SO	BB	IBB	HBP	BLK	WP	HR	S	P	ERA	WHIP								
Geoff Zahn, L ERA: 3.98	9.0	W	36	12	6	6	3	1	0	0	0	0	3	41	45	6.00	1.444								

AB	35
R	6
H	12
RBI	6
BB	1
SO	3
LOB	8



Batter	1	2	3	4	5	6	7	8	9	10	11	12	AB	R	H	RBI	BB	SO	LOB	TOP								
Lloyd Moseby, L OBP: 0.295, SLG: 0.407 (1.9)	1-3		4-3 1B		1B 1-3 3-H 8-2-5		HR	FC4-6			F9		6	1	3	2	0	0	1									
Damaso Garcia, R OBP: 0.255, SLG: 0.276 (1.4)	G3		4-3		1B		1B 5-3 FC6-4	CS		FC6-4 1B	1-3		6	1	3	1	0	0	1									
Otto Velez, R OBP: 0.383, SLG: 0.447 Willie Upshaw, L OBP: 0.263, SLG: 0.368 (9, PR)	1B		5-3		F3		1B FC6-4 5-3			FC6-4 1B	F4		5	0	2	0	0	0	4									
John Mayberry, L OBP: 0.369, SLG: 0.459 Rick Rosetti, R OBP: 0.265, SLG: 0.277 Ken Macha, R OBP: 0.303, SLG: 0.267 (12, PR)	G3		F8		8-2-5		1B 5-3			K			6	0	1	0	0	1	7									
Al Woods, L OBP: 0.238, SLG: 0.230 (1.7)							4-3			6-3			4	0	1	0	1	0	1									
Barry Bonnell, R OBP: 0.272, SLG: 0.378 (1.8)							F5			FC6-4 BB			6	0	1	1	0	1	4									
Alfredo Griffin, S OBP: 0.242, SLG: 0.294 (1.6)							F6			G3			6	0	1	0	0	0	6									
Danny Ainge, R OBP: 0.236, SLG: 0.230 (1.5)							1B			4-3			4	1	2	0	1	1	2									
Ernie Whitt, L OBP: 0.279, SLG: 0.252 (1.2)							1B			FC4-6 1B			5	1	2	0	0	1	5									
Inning Stats	R: 0 E: 0 K: 0 S: 4	H: 1 LOB: 1 BB: 0 P: 4	R: 0 E: 0 K: 1 S: 7	H: 2 LOB: 2 BB: 0 P: 7	R: 0 E: 0 K: 0 S: 4	H: 1 LOB: 1 BB: 0 P: 4	R: 0 E: 0 K: 0 S: 3	H: 0 LOB: 0 BB: 0 P: 3	R: 2 E: 0 K: 0 S: 6	H: 4 LOB: 1 BB: 0 P: 6	R: 0 E: 0 K: 0 S: 5	H: 2 LOB: 2 BB: 0 P: 5	R: 2 E: 0 K: 0 S: 6	H: 3 LOB: 2 BB: 1 P: 10	R: 0 E: 0 K: 1 S: 6	H: 1 LOB: 0 BB: 0 P: 3	R: 0 E: 0 K: 1 S: 6	H: 1 LOB: 1 BB: 0 P: 6	R: 0 E: 0 K: 2 S: 7	H: 0 LOB: 1 BB: 1 P: 11	R: 0 E: 0 K: 0 S: 4	H: 0 LOB: 0 BB: 0 P: 3	R: 0 E: 0 K: 0 S: 4	H: 1 LOB: 2 BB: 0 P: 4	1B: 15 2B: 1 3B: 0 HR: 1	SF: 0 SAC: 1 DP: 1 HBP: 0	WP: 0 PB: 0 SB: 0 CS: 1	PA: 53
PITCHER	IP WLS BF H R ER SO BB IBB HBP BLK WP HR S P ERA WHIP	Doc Medich, R ERA: 3.39 John Henry Johnson, L ERA: 3.63 Steve Comar, R ERA: 3.0	(1.1) 6.0 30 13 4 0 0 1 0 0 0 0 0 0 1 5 0.00 6.00	(7.1) 0.1 2 0 0 0 0 1 0 0 0 0 0 0 0 1 0.00 3.000	(7.1) 5.2 W 20 3 0 0 3 1 0 0 0 0 0 0 25 29 0.00 0.706	PITCHER	IP WLS BF H R ER SO BB IBB HBP BLK WP HR S P ERA WHIP	Luis Leal, R ERA: 3.12	(8.1) 4.0 L 17 3 1 0 3 0 1 0 0 0 0 0 0 7 11 0.00 1.800	(6.1) 1.0 4 1 0 0 1 0 0 0 0 0 0 6 6 0.00 1.000	(7.1) 0.2 6 2 1 0 1 1 0 0 0 0 0 7 11 0.00 4.500	(8.1) 0.1 1 0 0 0 0 0 0 0 0 0 0 1 1 0.00 0.000	(8.1) 4.0 L 17 3 1 0 3 0 1 0 0 0 0 0 7 11 0.00 1.800	(6.1) 1.0 4 1 0 0 1 0 0 0 0 0 0 6 6 0.00 1.000	(7.1) 0.2 6 2 1 0 1 1 0 0 0 0 0 7 11 0.00 4.500	(8.1) 0.1 1 0 0 0 0 0 0 0 0 0 0 1 1 0.00 0.000	(8.1) 4.0 L 17 3 1 0 3 0 1 0 0 0 0 0 7 11 0.00 1.800	(6.1) 1.0 4 1 0 0 1 0 0 0 0 0 0 6 6 0.00 1.000	(7.1) 0.2 6 2 1 0 1 1 0 0 0 0 0 7 11 0.00 4.500	(8.1) 0.1 1 0 0 0 0 0 0 0 0 0 0 1 1 0.00 0.000	(8.1) 4.0 L 17 3 1 0 3 0 1 0 0 0 0 0 7 11 0.00 1.800	(6.1) 1.0 4 1 0 0 1 0 0 0 0 0 0 6 6 0.00 1.000	(7.1) 0.2 6 2 1 0 1 1 0 0 0 0 0 7 11 0.00 4.500	(8.1) 0.1 1 0 0 0 0 0 0 0 0 0 0 1 1 0.00 0.000	1B: 11 2B: 2 3B: 0 HR: 0	SF: 1 SAC: 1 DP: 0 HBP: 0	WP: 0 PB: 0 SB: 0 CS: 0	PA: 56

Toronto Blue Jays @ Texas Rangers
Arlington Stadium, Arlington, TX
Fri Jun 05 1981, 8:05 PM EDT
Att. 11,495 - Unknown

AB	49
R	4
H	16
RBI	4
BB	2
SO	4
LOB	31



Batter	1	2	3	4	5	6	7	8	9	10	11	12	AB	R	H	RBI	BB	SO	LOB	BOTTOM			
Bump Wills, S OBP: 0.324, SLG: 0.355 (1.4)	6-3		4-3	SF7		FC3-2-5		BB 1B		1B		E IBB	5	0	2	2	1	0	2				
Mickey Rivers, L OBP: 0.307, SLG: 0.316 (1.8)	F5		FC6-4 1B	G3		F7		BB 1B		F9		E6	6	0	1	0	1	0	6				
Al Oliver, L OBP: 0.344, SLG: 0.442 (1.10)	4-3		FC6-4		F7		2B	F5			G3		6	0	1	0	0	0	4				
Buddy Bell, R OBP: 0.345, SLG: 0.448 (1.5)			FC4-6 1B	1B BB	F5		L5	G3			F9		5	1	1	0	1	0	4				
Pat Putnam, L OBP: 0.317, SLG: 0.448 John Ellis, R OBP: 0.233, SLG: 0.394 (7, PH)			F6	K									3	0	1	0	0	1	2				
Dan Duran, L OBP: 0.250, SLG: 0.200 (12.3)				K									3	0	1	0	0	2	1				
Johnny Grubb, L OBP: 0.335, SLG: 0.372 Leon Roberts, R OBP: 0.375, SLG: 0.477 (7, PH)			FC4-6 1B	BB 1B	4-3								3	1	1	0	0	0	2				
Bill Sample, R OBP: 0.353, SLG: 0.430 (1.7)				BB BB		5-3		E 1B		1-3		F8	6	2	3	1	0	0	0				
Jim Sundberg, R OBP: 0.337, SLG: 0.325 (1.2)			K	SF7 1B		1B FC3-2-5 BB		K				SH2-4 E	4	1	1	0	2	3	3				
Mark Wagner, R OBP: 0.407, SLG: 0.480 Bill Stein, R OBP: 0.491, SLG: 0.593 Mario Mendoza, R OBP: 0.286, SLG: 0.294 (8, PH)			K			1B FC3-2-5 BB		FC6 BB 1B		4-3		SH2-4 1B	2	0	1	1	1	1	0				
Inning Stats	R: 0 E: 0 K: 0 S: 3	H: 0 LOB: 0 BB: 0 P: 3	R: 0 E: 0 K: 1 S: 7	H: 2 LOB: 2 BB: 0 P: 7	R: 0 E: 0 K: 1 S: 6	H: 1 LOB: 1 BB: 0 P: 6	R: 3 E: 0 K: 1 S: 7	H: 2 LOB: 2 BB: 3 P: 19	R: 0 E: 0 K: 0 S: 4	H: 1 LOB: 1 BB: 1 P: 8	R: 0 E: 0 K: 0 S: 6	H: 1 LOB: 3 BB: 1 P: 12	R: 0 E: 0 K: 1 S: 4	H: 1 LOB: 1 BB: 0 P: 4	R: 0 E: 0 K: 0 S: 4	H: 1 LOB: 2 BB: 0 P: 8	1B: 11 2B: 2 3B: 0 HR: 0	SF: 1 SAC: 1 DP: 0 HBP: 0	WP: 0 PB: 0 SB: 0 CS: 0	PA: 56			
PITCHER	IP WLS BF H R ER SO BB IBB HBP BLK WP HR S P ERA WHIP	Mark Bombard, R ERA: 2.61 Roy Lee Jackson, R ERA: 2.61 Jerry Garvin, L ERA: 3.45 Joey McLaughlin, R ERA: 3.34 Mike Willis, L ERA: 6.07	(1.1) 4.0 20 5 3 3 3 3 0 0 0 0 0 0 7 11 0.00 2.000	(5.1) 1.2 8 2 0 0 0 1 0 0 0 0 0 6 6 0.00 1.800	(6.1) 1.0 4 1 0 0 1 0 0 0 0 0 6 6 0.00 1.000	(7.1) 0.2 6 2 1 0 1 1 0 0 0 0 7 11 0.00 4.500	(8.1) 0.1 1 0 0 0 0 0 0 0 0 0 1 1 0.00 0.000	(8.1) 4.0 L 17 3 1 0 3 0 1 0 0 0 0 7 11 0.00 1.800	(6.1) 1.0 4 1 0 0 1 0 0 0 0 0 6 6 0.00 1.000	(7.1) 0.2 6 2 1 0 1 1 0 0 0 0 7 11 0.00 4.500	(8.1) 0.1 1 0 0 0 0 0 0 0 0 0 1 1 0.00 0.000	(8.1) 4.0 L 17 3 1 0 3 0 1 0 0 0 7 11 0.00 1.800	(6.1) 1.0 4 1 0 0 1 0 0 0 0 0 6 6 0.00 1.000	(7.1) 0.2 6 2 1 0 1 1 0 0 0 0 7 11 0.00 4.500	(8.1) 0.1 1 0 0 0 0 0 0 0 0 0 1 1 0.00 0.000	(8.1) 4.0 L 17 3 1 0 3 0 1 0 0 0 7 11 0.00 1.800	(6.1) 1.0 4 1 0 0 1 0 0 0 0 0 6 6 0.00 1.000	(7.1) 0.2 6 2 1 0 1 1 0 0 0 0 7 11 0.00 4.500	(8.1) 0.1 1 0 0 0 0 0 0 0 0 0 1 1 0.00 0.000	1B: 11 2B: 2 3B: 0 HR: 0	SF: 1 SAC: 1 DP: 0 HBP: 0	WP: 0 PB: 0 SB: 0 CS: 0	PA: 56

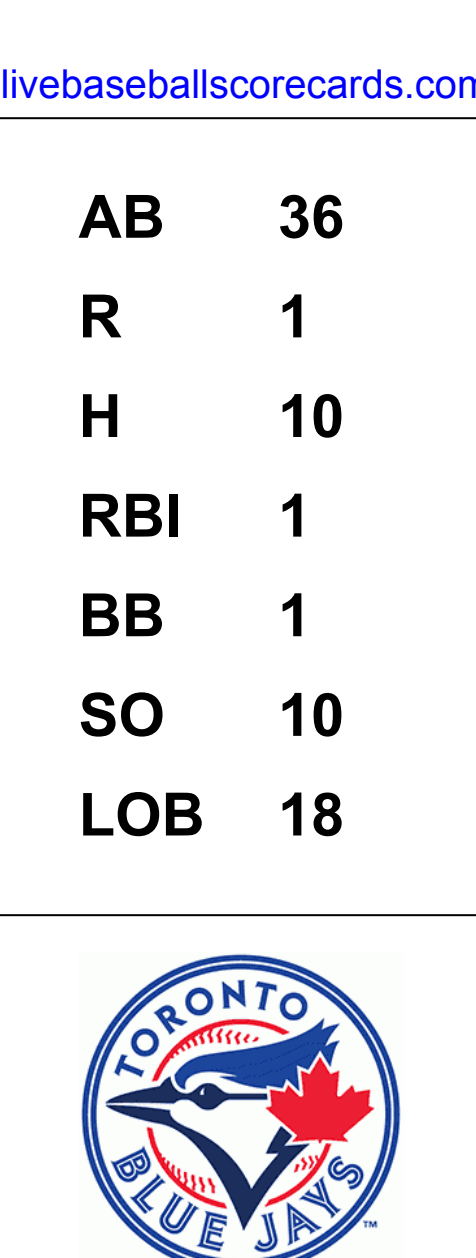
Toronto Blue Jays @ Texas Rangers
Arlington Stadium, Arlington, TX
Fri Jun 05 1981, 8:05 PM EDT
Att. 11,495 - Unknown

AB	48
R	5
H	13
RBI	4
BB	6
SO	8
LOB	27



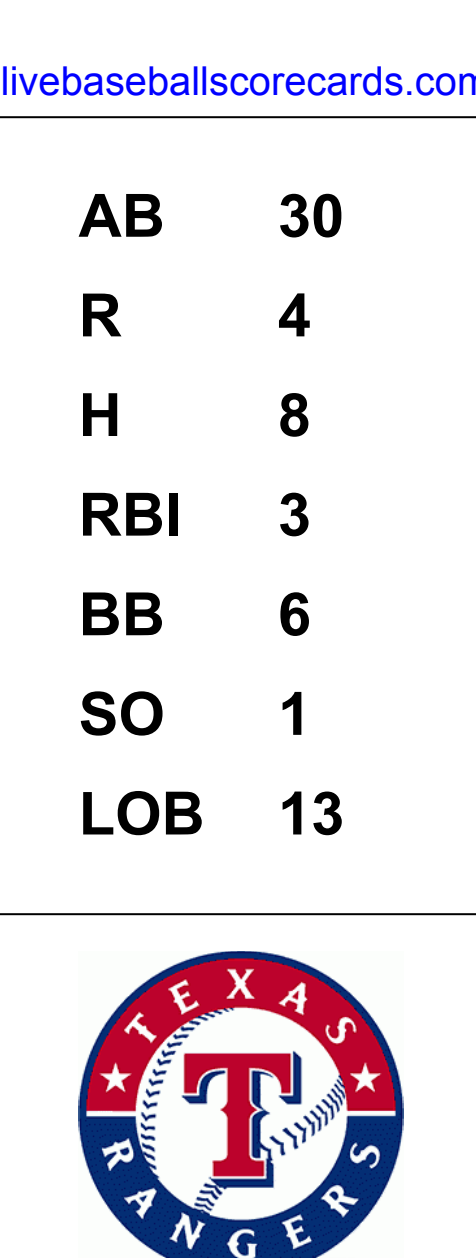
Batter	1	2	3	4	5	6	7	8	9	AB	R	H	RBI	BB	SO	LOB	TOP										
Lloyd Moseby, L (1, 8) OBP: 0.288, SLG: 0.396	0-3 K		0-0 F7		0-3 K		0-3 K		0-0 1-3	5	0	0	0	0	3	3											
Damaso Garcia, R (1, 4) OBP: 0.255, SLG: 0.275	0-3 K		0-0 E9 1B		0-0 FC6-4 1-2		0-0 1-3			4	0	1	0	0	1	2											
Otto Velez, R (1, 10) OBP: 0.380, SLG: 0.437	0-3 K		4-0 BB		0-3 K			0-0 F9		3	0	0	0	1	2	1											
John Mayberry, L (1, 3) OBP: 0.361, SLG: 0.447		0-3 K	0-0 3-1		0-0 F6			0-0 F5		4	0	0	0	0	1	2											
Al Woods, L (1, 7) OBP: 0.254, SLG: 0.246		0-0 1B 1B		0-0 CS 1B		0-0 FC3-6 1B		0-3 K		4	0	3	0	0	1	0											
Barry Bonnell, R (1, 9) OBP: 0.271, SLG: 0.375		0-3 K		0-3 K 1-2		0-0 FC3-6 1-2			0-0 FC4-6 1B	4	0	1	0	0	2	3											
Alfredo Griffin, S (1, 6) OBP: 0.247, SLG: 0.302		0-0 1-3 1B		0-0 2B		0-0 4-3			0-0 FC4-6 1-2 2B	4	1	2	0	0	2		AB 36 R 1 H 10 RBI 1 BB 1 SO 10 LOB 18										
Ernie Whitt, L (1, 2) OBP: 0.286, SLG: 0.268		0-0 F8		0-0 4-3			0-0 1B		0-0 4-3 1-H 2B	4	0	2	1	0	0	3											
Danny Ainge, R (1, 5) OBP: 0.237, SLG: 0.231			0-0 1-3		0-0 FC6-4 1B		0-0 F9		0-0 4-3 2-3	4	0	1	0	0	0	2											
Inning Stats	R: 0 E: 0 K: 3 S: 9	H: 0 LOB: 0 BB: 0 P: 9	R: 0 E: 0 K: 2 S: 9	H: 2 LOB: 2 BB: 0 P: 9	R: 0 E: 1 K: 0 S: 4	H: 1 LOB: 2 BB: 1 P: 8	R: 0 E: 0 K: 1 S: 6	H: 2 LOB: 1 BB: 0 P: 6	R: 0 E: 0 K: 2 S: 8	H: 1 LOB: 1 BB: 0 P: 8	R: 0 E: 0 K: 0 S: 4	H: 1 LOB: 1 BB: 0 P: 4	R: 0 E: 0 K: 1 S: 6	H: 1 LOB: 0 BB: 0 P: 6	R: 0 E: 0 K: 1 S: 5	H: 0 LOB: 0 BB: 0 P: 5	R: 1 E: 0 K: 0 S: 5	H: 2 LOB: 1 BB: 0 P: 5	1B: 8 2B: 3 3B: 0 HR: 0	SF: 0 SAC: 0 DP: 1 HBP: 0	WP: 0 PB: 0 SB: 0 CS: 1	PA: 37					
PITCHER	IP	WLS	BF	H	R	ER	SO	BB	IBB	HBP	BLK	WP	HR	S	P	ERA	WHIP										
Fergie Jenkins, R (1, 1) ERA: 5.06	7.0	W	29	8	0	0	9	1	0	0	0	0	0	46	50	0.00	1.286										
Charlie Hough, R (8, 1) ERA: 4.74	2.0		8	2	1	1	1	0	0	0	0	0	0	10	10	4.50	1.000										

Toronto Blue Jays @ Texas Rangers
Arlington Stadium, Arlington, TX
Sat Jun 06 1981, 8:05 PM EDT
Att: 24,312 - Unknown



Batter	1	2	3	4	5	6	7	8	9	AB	R	H	RBI	BB	SO	LOB	BOTTOM										
Bump Wills, S (1, 4) OBP: 0.327, SLG: 0.351	4-0 G4-6-3 BB	0-0 F8		0-0 L1			4-0 1B 1-2 BB			2	0	0	0	2	0	2											
Mickey Rivers, L (1, 8) OBP: 0.311, SLG: 0.320	0-0 G4-6-3 1-2	0-0 1-3 1B			0-0 F2		0-0 1-2 2-H 1B			4	0	2	1	0	0	1											
Al Oliver, L (1, 10) OBP: 0.342, SLG: 0.439	0-0 BB 1B	0-0 F8			0-0 4-3		0-0 F8			4	1	1	0	0	0	4											
Buddy Bell, R (1, 5) OBP: 0.343, SLG: 0.441	4-0 S 1-2 E 1B BB		0-0 F3		0-0 1-3		0-0 1-3			3	1	0	0	1	0	2											
Pat Putnam, L (1, 3) OBP: 0.316, SLG: 0.443	0-0 S 1-2 2-H 1B 1B		0-0 L3		0-0 F8			0-0 4-3		4	1	1	1	0	0	0											
Johnny Grubb, L (1, 9) OBP: 0.333, SLG: 0.365	4-0 1B 1-3 2-H BB		0-0 4-1		0-0 2-3		0-0 F6			3	0	0	0	1	0	0											
Leon Roberts, R (1, 7) OBP: 0.387, SLG: 0.505	0-0 CS 1-3 3-H 1B		0-0 2-3 1B		0-0 6-3			0-0 3B		4	0	3	1	0	0	0											
Jim Sundberg, R (1, 2) OBP: 0.335, SLG: 0.319	0-0 CS 1-2	0-0 L6		0-0 2-3 1-2			0-3 K BB BB	4-0 BB		3	0	0	0	1	1	1											
Mark Wagner, R (1, 6) OBP: 0.419, SLG: 0.464		4-0 1B BB		0-0 5-3			0-0 BB 1B	0-0 F9		3	1	1	0	1	0	3											
Inning Stats	R: 3 E: 0 K: 0 S: 4	H: 3 LOB: 1 BB: 3 P: 16	R: 0 E: 0 K: 0 S: 4	H: 1 LOB: 2 BB: 1 P: 8	R: 0 E: 0 K: 0 S: 3	H: 0 LOB: 0 BB: 0 P: 3	R: 0 E: 0 K: 0 S: 3	H: 0 LOB: 0 BB: 0 P: 3	R: 1 E: 0 K: 1 S: 7	H: 2 LOB: 2 BB: 1 P: 11	R: 0 E: 0 K: 0 S: 4	H: 1 LOB: 1 BB: 1 P: 8	1B: 7 2B: 0 3B: 1 HR: 0	SF: 0 SAC: 0 DP: 1 HBP: 0	WP: 0 PB: 0 SB: 3 CS: 1	PA: 37											
PITCHER	IP	WLS	BF	H	R	ER	SO	BB	IBB	HBP	BLK	WP	HR	S	P	ERA	WHIP										
Dave Stieb, R (1, 1) ERA: 3.16	7.0	L	31	7	4	4	1	5	0	0	0	0	0	28	48	5.14	1.714										
Jerry Garvin, L (8, 1) ERA: 3.35	1.0		5	1	0	0	0	1	0	0	0	0	0	4	8	0.00	2.000										

Toronto Blue Jays @ Texas Rangers
Arlington Stadium, Arlington, TX
Sat Jun 06 1981, 8:05 PM EDT
Att: 24,312 - Unknown



Batter	1	2	3	4	5	6	7	8	9	AB	R	H	RBI	BB	SO	LOB	TOP			
Lloyd Moseby, L (1, 8) OBP: 0.287, SLG: 0.389	4-0 BB BB		0-3 K			0-0 4-3		0-3 K		3	0	0	0	1	2	0				
Damaso Garcia, R (1, 4) OBP: 0.290, SLG: 0.276	4-0 G1-6-3 BB		0-0 6-3			0-0 1-3			0-0 2B 1B	3	0	1	0	1	0	0				
Otto Velez, R (1, 10) OBP: 0.378, SLG: 0.434 Willie Upshaw, L (4, PH) OBP: 0.253, SLG: 0.352	0-3 K			0-3 K		0-0 F9			0-3 K	1	0	0	0	0	1	2				
John Mayberry, L (1, 3) OBP: 0.358, SLG: 0.448	0-0 G1-6-3			0-3 K			0-0 F8		0-0 1-3 2B	4	0	1	0	0	1	2				
Al Woods, L (1, 7) OBP: 0.254, SLG: 0.246		0-3 K		0-0 G3			0-0 FC5-4 1B		0-0 F4	4	0	1	0	0	1	2				
Barry Bonnell, R (1, 9) OBP: 0.282, SLG: 0.376		0-0 1B			4-0 BB		0-0 FC5-4 1-2		4-0 BB	2	0	1	0	2	0	1				
Garth Iorg, R (1, 5) OBP: 0.250, SLG: 0.273		0-3 K		0-0 F9			0-3 K		0-0 L5	4	0	0	0	0	2	6				
Ernie Whitt, L (1, 2) OBP: 0.279, SLG: 0.262		0-0 F7			0-0 F6			0-0 F7		3	0	0	0	0	0	2				
Danny Ainge, R (1, 6) OBP: 0.232, SLG: 0.226			0-0 6-3		0-0 1-3			0-0 3-1		3	0	0	0	0	0	1				
Inning Stats	R: 0 E: 0 K: 1 S: 4	H: 0 LOB: 1 BB: 2 P: 12	R: 0 E: 0 K: 2 S: 8	H: 1 LOB: 1 BB: 0 P: 8	R: 0 E: 0 K: 1 S: 5	H: 0 LOB: 0 BB: 0 P: 5	R: 0 E: 0 K: 2 S: 7	H: 0 LOB: 0 BB: 0 P: 7	R: 0 E: 0 K: 0 S: 3	H: 0 LOB: 1 BB: 1 P: 7	R: 0 E: 0 K: 0 S: 3	H: 1 LOB: 1 BB: 0 P: 6	R: 0 E: 0 K: 1 S: 5	H: 0 LOB: 0 BB: 0 P: 5	R: 0 E: 0 K: 1 S: 7	H: 2 LOB: 3 BB: 1 P: 11	1B: 3 2B: 1 3B: 0 HR: 0	SF: 0 SAC: 0 DP: 1 HBP: 0	WP: 0 PB: 0 SB: 0 CS: 0	PA: 34
PITCHER Danny Darwin, R (1, 1) ERA: 3.46	IP: 9.0 WLS: W BF: 34 H: 4 R: 0 ER: 0 SO: 9 BB: 4 IBB: 0 HBP: 0 BLK: 0 WP: 0 HR: 0 S: 48 P: 64 ERA: 0.00 WHIP: 0.889															PITCHER				

Toronto Blue Jays @ Texas Rangers
Arlington Stadium, Arlington, TX
Sun Jun 07 1981, 8:05 PM EDT
Att: 14,857 - Unknown

AB	30
R	0
H	4
RBI	0
BB	4
SO	9
LOB	17



Batter	1	2	3	4	5	6	7	8	9	AB	R	H	RBI	BB	SO	LOB	BOTTOM			
Bump Willis, S (1, 4) OBP: 0.325, SLG: 0.348	0-0 3-1		0-0 6-3		0-0 G3	0-0 L6		0-0 HR 1B		5	1	1	0	0	0	1				
Mickey Rivers, L (1, 8) OBP: 0.308, SLG: 0.317	0-0 4-3		0-0 4-3		0-0 G3		0-0 1B 1B	0-3 K		5	1	1	0	0	1	2				
Al Oliver, L (1, 10) OBP: 0.357, SLG: 0.463	0-0 2B		0-0 2B		0-0 2B		0-0 FC6-4 1B	4-0 HR IBB		4	1	4	0	1	0	0				
Buddy Bell, R (1, 5) OBP: 0.345, SLG: 0.453	0-0 F7		0-0 5-3		1-0 HBP		0-0 F4	0-0 HR		4	1	1	4	0	0	4				
Pat Putnam, L (1, 3) OBP: 0.318, SLG: 0.448		0-0 F8		0-0 1-3	0-0 F8		0-0 FC6-4 1B	0-0 BB 2B		5	1	2	1	0	0	2				
Johnny Grubb, L (1, 9) OBP: 0.347, SLG: 0.367		4-0 2B SF7 BB		0-0 1B		4-0 1B 2B BB	0-0 FC6-4 1B	4-0 BB BB BB		2	2	1	0	3	0	2				
Leon Roberts, R (1, 7) OBP: 0.403, SLG: 0.522		0-0 2B		0-0 1B		0-0 2B SF7 1B	0-0 F7	4-0 BB BB		4	1	3	0	1	0	2				
Jim Sundberg, R (1, 2) OBP: 0.337, SLG: 0.325		0-0 SF7		0-3 K		0-0 L6 2B		0-0 K		3	0	1	3	1	2	2				
Mario Mendoza, R (1, 6) OBP: 0.275, SLG: 0.285		3-H F7		0-0 F7		0-0 SF7		0-0 E1 HR L5		4	1	0	1	0	0	6				
Inning Stats	R: 0 E: 0 K: 0 S: 4	H: 1 LOB: 1 BB: 0 P: 4	R: 1 E: 0 K: 0 S: 4	H: 1 LOB: 1 BB: 1 P: 8	R: 0 E: 0 K: 0 S: 4	H: 1 LOB: 1 BB: 0 P: 4	R: 0 E: 0 K: 1 S: 7	H: 2 LOB: 2 BB: 0 P: 7	R: 0 E: 0 K: 0 S: 4	H: 1 LOB: 2 BB: 0 P: 5	R: 2 E: 0 K: 0 S: 4	H: 3 LOB: 2 BB: 1 P: 8	R: 1 E: 0 K: 0 S: 6	H: 3 LOB: 3 BB: 4 P: 27	R: 5 E: 1 K: 2 S: 11	H: 3 LOB: 3 BB: 4 P: 27	1B: 7 2B: 7 3B: 0 HR: 1	SF: 2 SAC: 0 DP: 1 HBP: 1	WP: 0 PB: 0 SB: 1 CS: 0	PA: 45
PITCHER Jackson Todd, R (1, 1) ERA: 3.78 Roy Lee Jackson, R (7, 1) ERA: 2.51 Mike Willis, L (8, 1) ERA: 6.07 Mike Barlow, R (8, 1) ERA: 4.5	IP: 6.0 WLS: L BF: 30 H: 10 R: 4 ER: 4 SO: 1 BB: 2 IBB: 0 HBP: 0 BLK: 0 WP: 0 HR: 0 S: 29 P: 38 ERA: 6.00 WHIP: 2.000															PITCHER				

Toronto Blue Jays @ Texas Rangers
Arlington Stadium, Arlington, TX
Sun Jun 07 1981, 8:05 PM EDT
Att: 14,857 - Unknown

AB	36
R	9
H	14
RBI	9
BB	6
SO	3
LOB	21



Batter	1	2	3	4	5	6	7	8	9	AB	R	H	RBI	BB	SO	LOB	TOP								
Damaso Garcia, R OBP: 0.260, SLG: 0.276 (1, 4)	5-3			6-3		K			1B	4	1	1	0	0	1	1	Toronto Blue Jays @ Chicago White Sox Comiskey Park, Chicago, IL Mon Jun 08 1981, 8:05 PM EDT Att: 8,301 - Unknown - 60 F								
Ernie Whitt, L OBP: 0.279, SLG: 0.262 (1, 2)	6-3			K			4-3		1B	4	1	1	0	0	1	0									
Lloyd Moseby, L OBP: 0.286, SLG: 0.386 (1, 8)	K			K			K		1B	4	0	1	1	0	3	0									
John Mayberry, L OBP: 0.361, SLG: 0.449 Alfredo Griffin, S (9, PR)			K		L6	G3	F9		1B	4	0	2	1	0	1	0									
Al Woods, L OBP: 0.246, SLG: 0.239 (1, 7)		G3			G3				1B	4	0	0	0	0	0	3									
Barry Bonnell, R OBP: 0.283, SLG: 0.372 (1, 9)					L6				1B	2	0	0	0	1	1	1									
Willie Upshaw, L OBP: 0.244, SLG: 0.338 (1, 10)									1B	3	0	0	0	0	0	0									
Garth Iorg, R OBP: 0.254, SLG: 0.275 (1, 5)									1B	3	0	1	0	0	0	0									
Danny Ainge, R OBP: 0.228, SLG: 0.221 (1, 6)									1B	3	0	0	0	0	1	1									
Inning Stats	R: 0 E: 0 K: 1 S: 5	H: 0 LOB: 0 BB: 0 P: 5	R: 0 E: 0 K: 1 S: 4	H: 0 LOB: 1 BB: 1 P: 8	R: 0 E: 0 K: 1 S: 5	H: 0 LOB: 0 BB: 0 P: 5	R: 0 E: 0 K: 2 S: 7	H: 0 LOB: 0 BB: 0 P: 7	R: 0 E: 0 K: 0 S: 3	H: 1 LOB: 0 BB: 0 P: 3	R: 0 E: 0 K: 1 S: 6	H: 1 LOB: 1 BB: 0 P: 6	R: 0 E: 0 K: 1 S: 5	H: 0 LOB: 0 BB: 0 P: 5	R: 0 E: 0 K: 1 S: 5	H: 0 LOB: 0 BB: 0 P: 5	R: 2 E: 0 K: 0 S: 7	H: 4 LOB: 2 BB: 0 P: 7	1B: 6 2B: 1 3B: 0 HR: 0	SF: 0 SAC: 0 DP: 1 HBP: 0	WP: 0 PB: 0 SB: 0 CS: 1	PA: 33			
PITCHER	IP	WLS	BF	H	R	ER	SO	BB	IBB	HBP	BLK	WP	HR	S	P	ERA	WHIP								
Dennis Lamp, R ERA: 2.25 Kevin Hickey, L ERA: 3.12	(1, 1)	8.2	W	31	6	2	2	8	1	0	0	0	0	46	50	2.08	0.808								
(9, 1)	0.1	S	1	0	0	0	0	0	0	0	0	0	0	1	1	0.00	0.000								

AB	31
R	2
H	6
RBI	2
BB	1
SO	8
LOB	6



Batter	1	2	3	4	5	6	7	8	9	AB	R	H	RBI	BB	SO	LOB	BOTTOM										
Ron LeFlore, R OBP: 0.303, SLG: 0.314 Rusty Kuntz, R OBP: 0.350, SLG: 0.314 (7, 7)	K	FC1-4		6-3		F9		5-3		4	1	0	0	0	1	1	Toronto Blue Jays @ Chicago White Sox Comiskey Park, Chicago, IL Mon Jun 08 1981, 8:05 PM EDT Att: 8,301 - Unknown - 60 F										
Mike Squires, L OBP: 0.350, SLG: 0.331 (1, 3)	4-3									3	1	2	0	1	0	0											
Carlton Fisk, R OBP: 0.399, SLG: 0.442 (1, 2)					L1					2	0	0	0	1	0	2											
Greg Luzinski, R OBP: 0.392, SLG: 0.446 (1, 10)										4	0	2	2	0	0	1											
Harold Baines, L OBP: 0.288, SLG: 0.377 (1, 9)	F6									4	0	0	0	0	2	5											
Chet Lemon, R OBP: 0.391, SLG: 0.487 (1, 8)										3	3	2	1	0	0	0											
Tony Bernazard, S OBP: 0.335, SLG: 0.398 (1, 4)										3	1	0	0	1	1	1											
Jim Morrison, R OBP: 0.269, SLG: 0.385 (1, 5)										3	0	1	1	0	0	0											
Bill Almon, R OBP: 0.368, SLG: 0.363 (1, 6)										4	0	1	2	0	1	1											
Inning Stats	R: 0 E: 0 K: 1 S: 6	H: 1 LOB: 2 BB: 1 P: 10	R: 4 E: 0 K: 0 S: 5	H: 2 LOB: 2 BB: 2 P: 15	R: 0 E: 0 K: 0 S: 3	H: 0 LOB: 0 BB: 0 P: 3	R: 0 E: 0 K: 1 S: 6	H: 1 LOB: 1 BB: 0 P: 6	R: 1 E: 0 K: 1 S: 6	H: 1 LOB: 0 BB: 0 P: 6	R: 0 E: 0 K: 0 S: 3	H: 0 LOB: 0 BB: 0 P: 3	R: 0 E: 0 K: 1 S: 6	H: 1 LOB: 1 BB: 0 P: 6	R: 1 E: 0 K: 1 S: 7	H: 2 LOB: 1 BB: 0 P: 7	1B: 6 2B: 1 3B: 0 HR: 1	SF: 0 SAC: 1 DP: 0 HBP: 2	WP: 0 PB: 0 SB: 0 CS: 0	PA: 37							
PITCHER	IP	WLS	BF	H	R	ER	SO	BB	IBB	HBP	BLK	WP	HR	S	P	ERA	WHIP										
Jim Clancy, R ERA: 6.1 Mike Willis, L ERA: 5.4 Mike Barlow, R ERA: 4.2	(1, 1)	1.2	L	13	3	4	4	1	3	0	0	0	0	0	1	25	25	1.69	0.562								
(8, 1)	1.0	5	2	1	0	1	0	0	0	0	0	0	0	7	7	0.00	2.000										

AB	31
R	6
H	8
RBI	6
BB	3
SO	5
LOB	12



Batter	1	2	3	4	5	6	7	8	9	AB	R	H	RBI	BB	SO	LOB	TOP			
Damaso Garcia, R OBP: 0.260, SLG: 0.275 (1, 4)			4-3		G1-6-3			5-3		4	0	1	0	0	0	2				
Ernie Whitt, L OBP: 0.278, SLG: 0.261 (1, 2)			K				F8			4	0	1	0	0	0	1				
Willie Upshaw, L OBP: 0.244, SLG: 0.333 (1, 10)							F5			4	0	1	0	0	0	2				
John Mayberry, L OBP: 0.354, SLG: 0.438 (1, 3)							F8			4	0	0	0	0	3	3				
Al Woods, L OBP: 0.247, SLG: 0.246 (1, 7)										4	0	1	0	0	0	2				
Barry Bonnell, R OBP: 0.276, SLG: 0.366 (1, 8) (4, 9)										3	0	0	0	0	0	2				
George Bell, R OBP: 0.254, SLG: 0.393 Ken Macha, R OBP: 0.309, SLG: 0.262 (1, 9) (4, 5)										1	0	0	0	0	0	1	AB 31 R 0 H 5 RBI 0 BB 1 SO 4 LOB 16			
Garth Iorg, R OBP: 0.257, SLG: 0.278 (1, 5) (4, 6)										3	0	1	0	0	0	1				
Danny Ainge, R OBP: 0.224, SLG: 0.217 (1, 6) (4, 8)										3	0	0	0	0	0	2				
Inning Stats	R: 0 E: 0 K: 1 S: 6	H: 1 LOB: 1 BB: 0 P: 6	R: 0 E: 0 K: 0 S: 4	H: 1 LOB: 1 BB: 0 P: 4	R: 0 E: 0 K: 1 S: 5	H: 0 LOB: 0 BB: 0 P: 5	R: 0 E: 0 K: 1 S: 6	H: 1 LOB: 1 BB: 1 P: 6	R: 0 E: 0 K: 0 S: 3	H: 0 LOB: 0 BB: 0 P: 3	R: 0 E: 0 K: 0 S: 3	H: 0 LOB: 0 BB: 0 P: 3	R: 0 E: 0 K: 0 S: 3	H: 0 LOB: 0 BB: 0 P: 3	R: 0 E: 0 K: 1 S: 6	H: 1 LOB: 1 BB: 0 P: 6	1B: 4 2B: 1 3B: 0 HR: 0	SF: 0 SAC: 0 DP: 1 HBP: 0	WP: 0 PB: 0 SB: 2 CS: 0	PA: 32
PITCHER Richard Dotson, R ERA: 2.82 (1, 1)	IP: 9.0 WLS: W BF: 32 H: 5 R: 0 ER: 0 SO: 4 BB: 1 IBB: 0 HBP: 0 BLK: 0 WP: 0 HR: 0 S: 39 P: 43 ERA: 0.00 WHIP: 0.667															PITCHER				

Toronto Blue Jays @ Chicago White Sox
Comiskey Park, Chicago, IL
Tue Jun 09 1981, 8:05 PM EDT
Att. 8,534 - Overcast - 58 F

AB	31
R	0
H	5
RBI	0
BB	1
SO	4
LOB	16

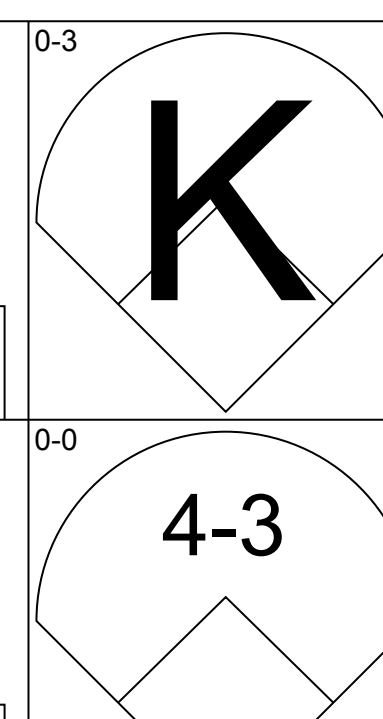
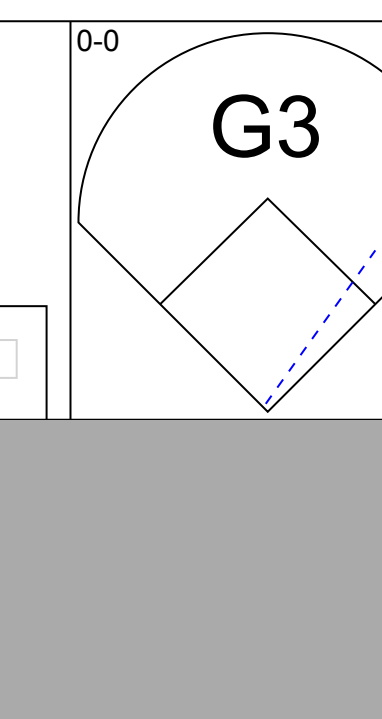
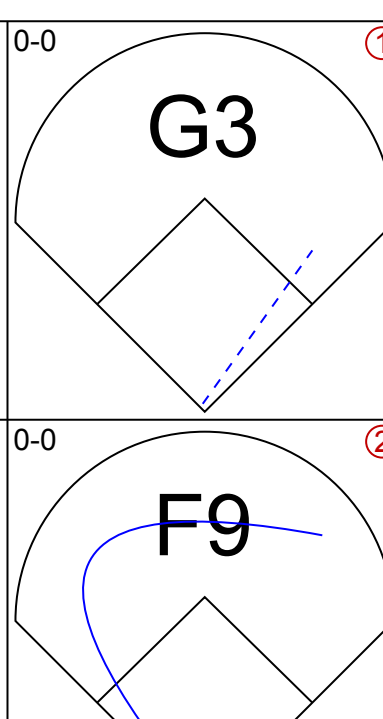
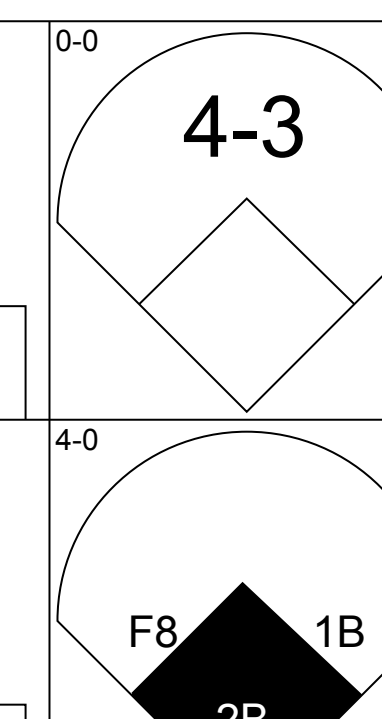
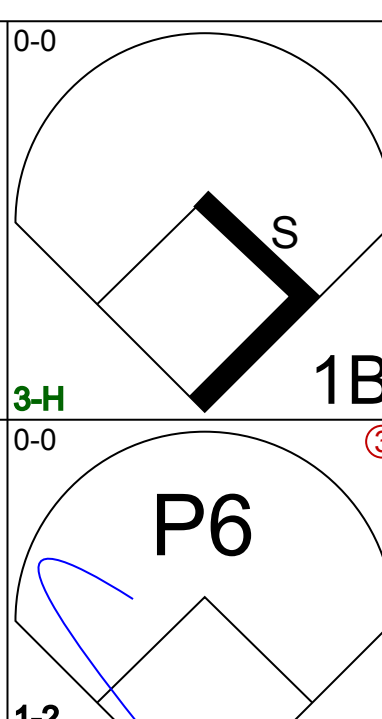
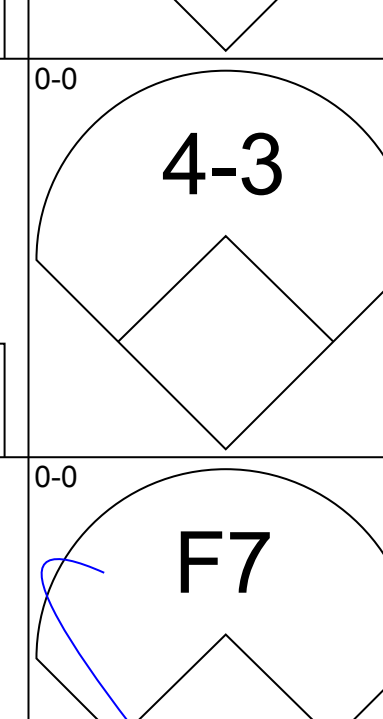
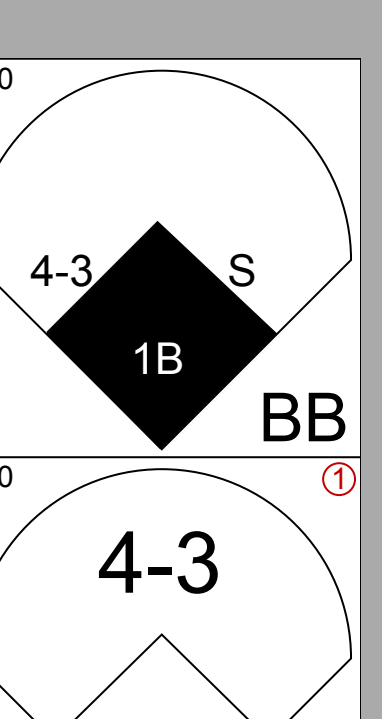
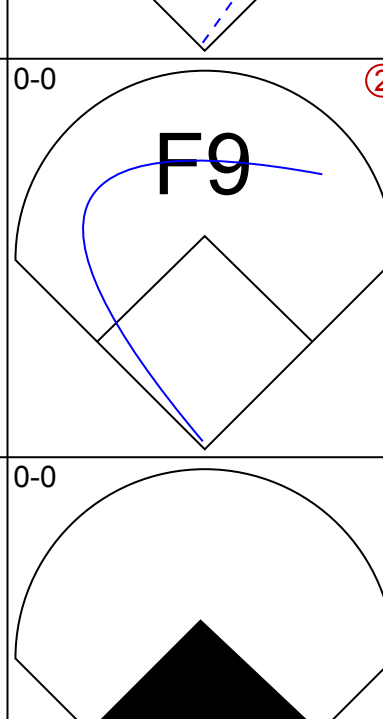
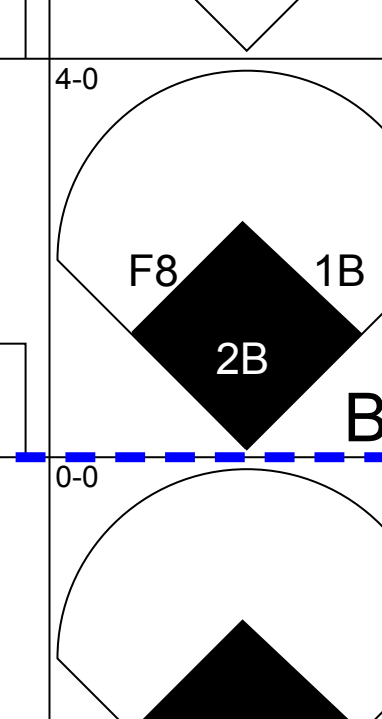
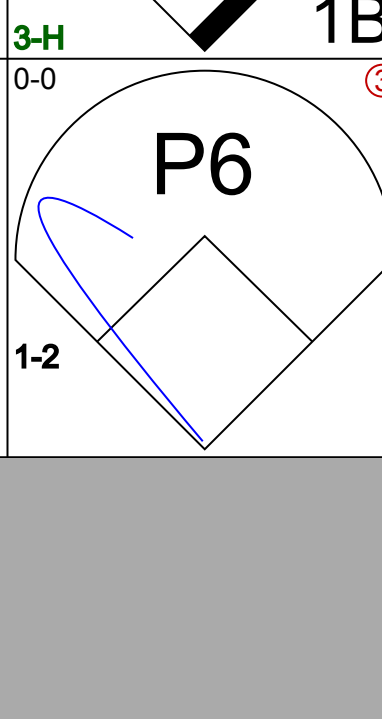
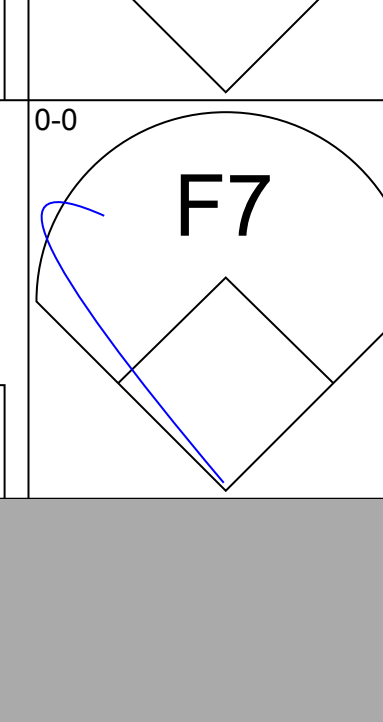
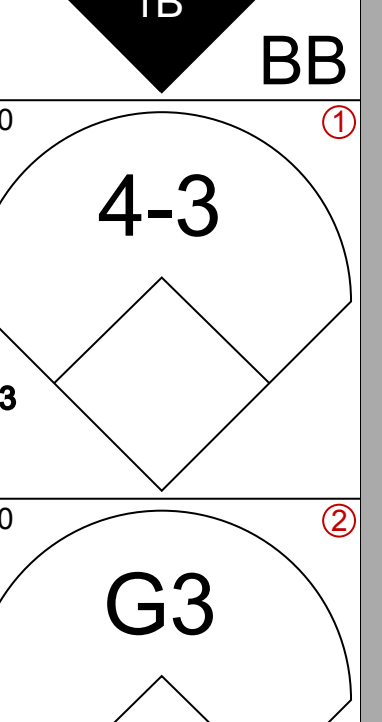
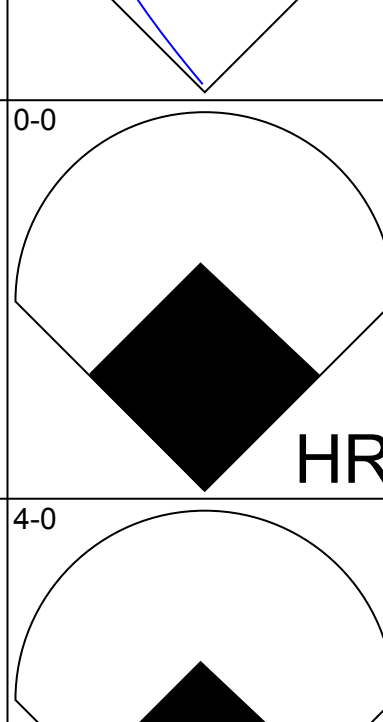
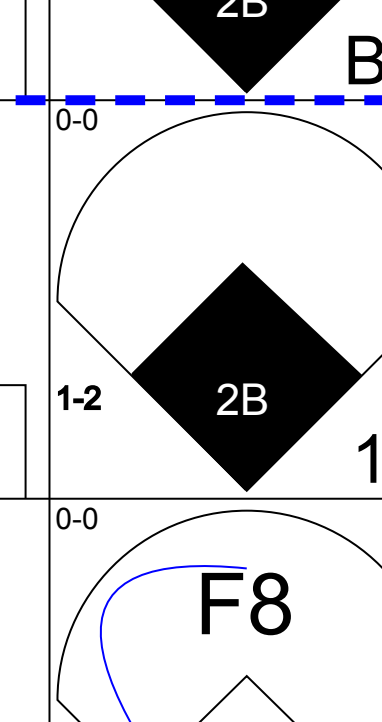
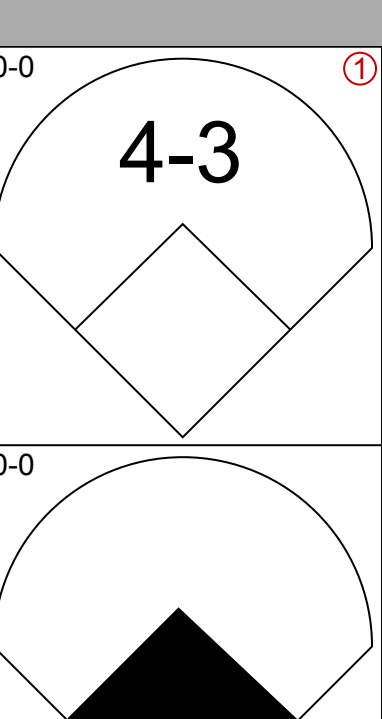
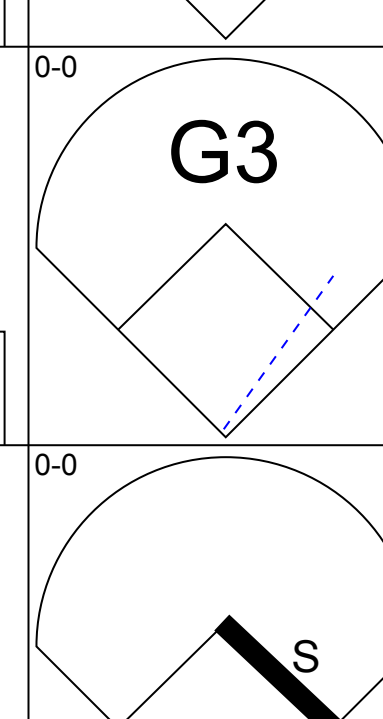
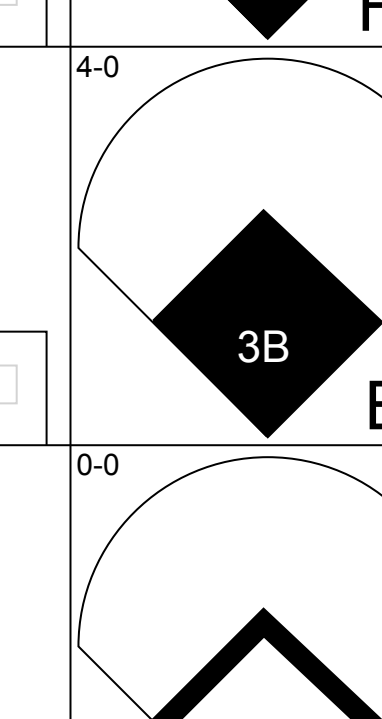
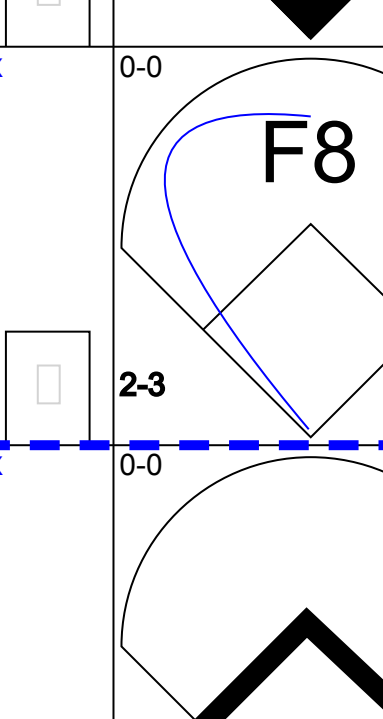
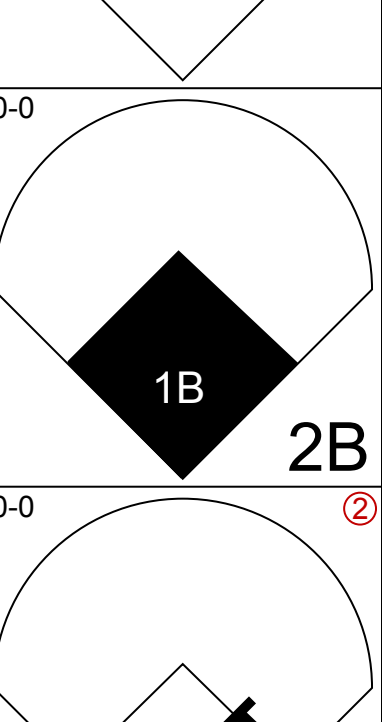
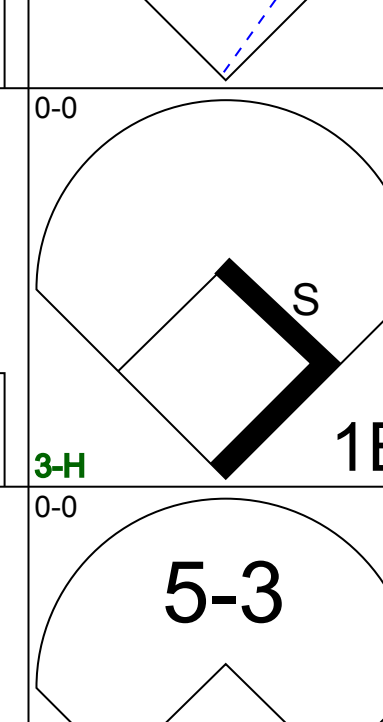
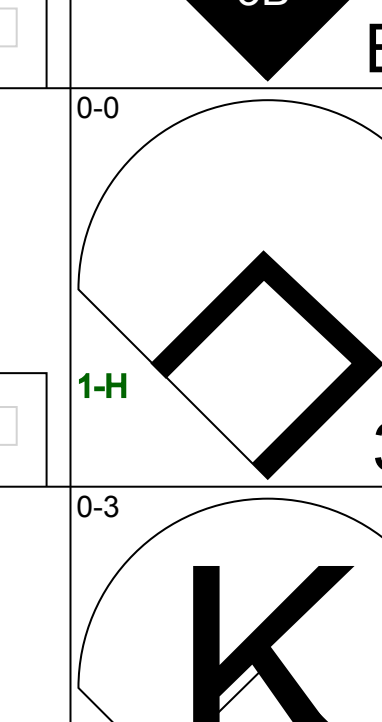
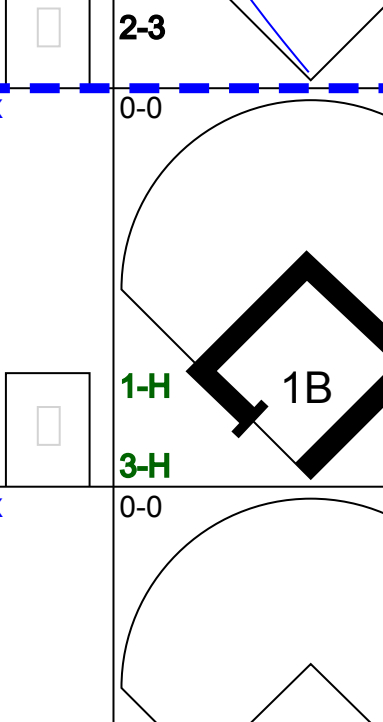
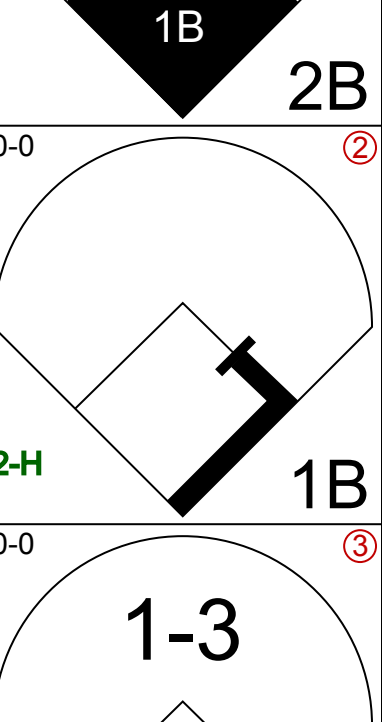
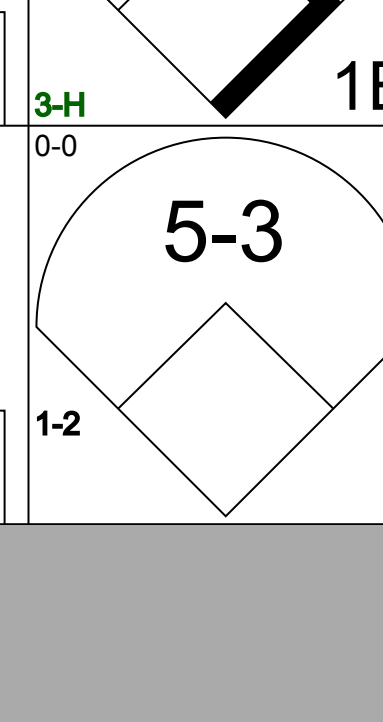
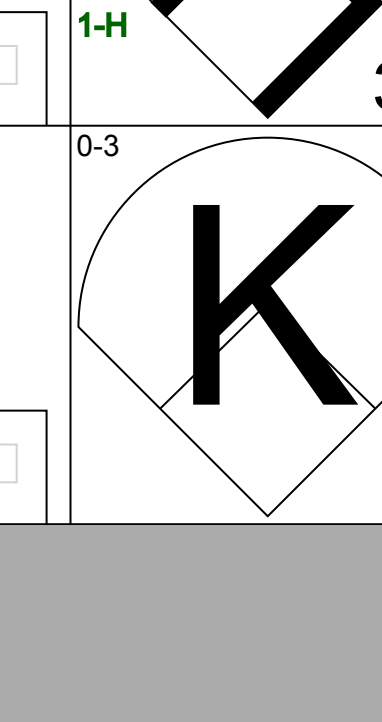
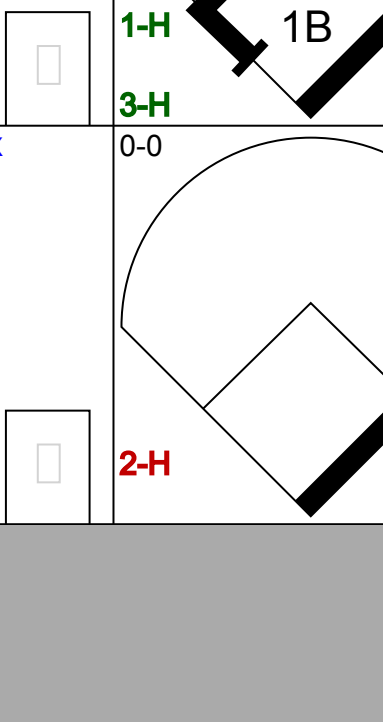
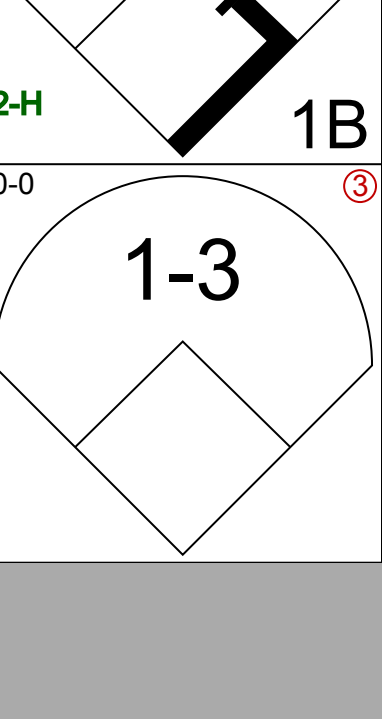
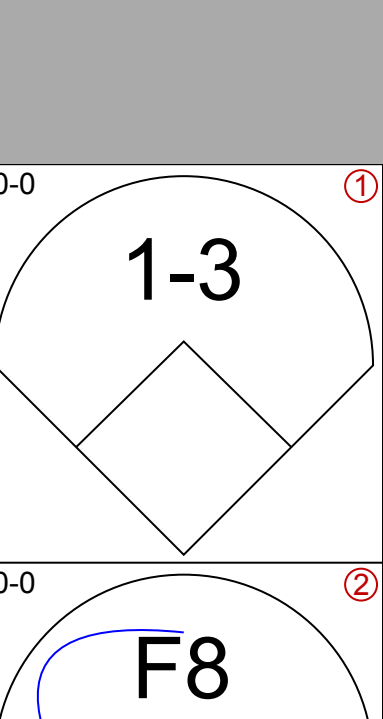
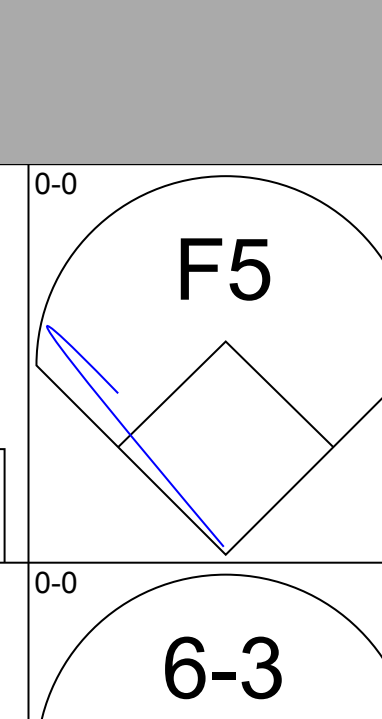
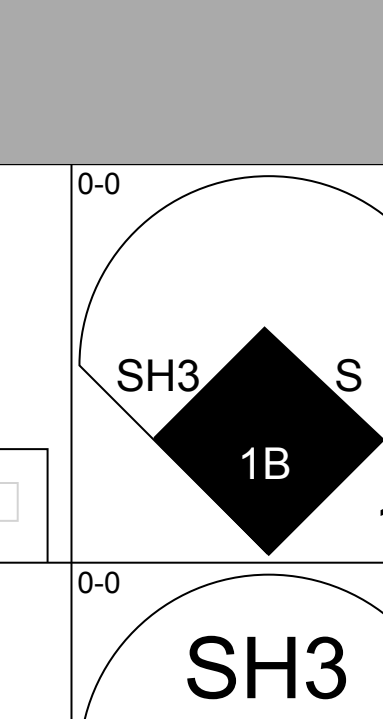
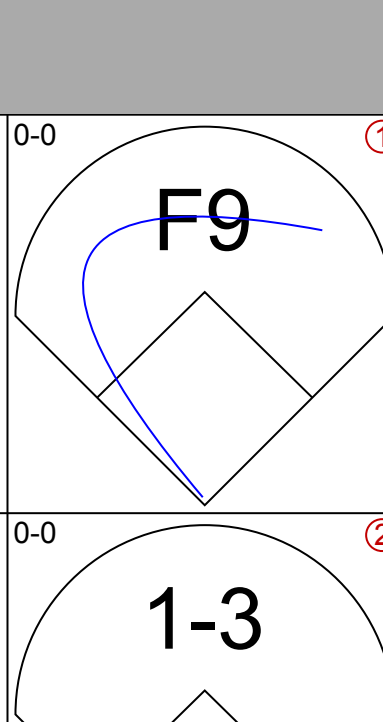
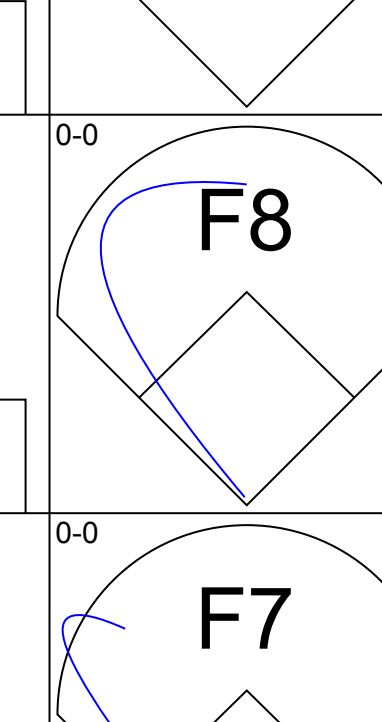
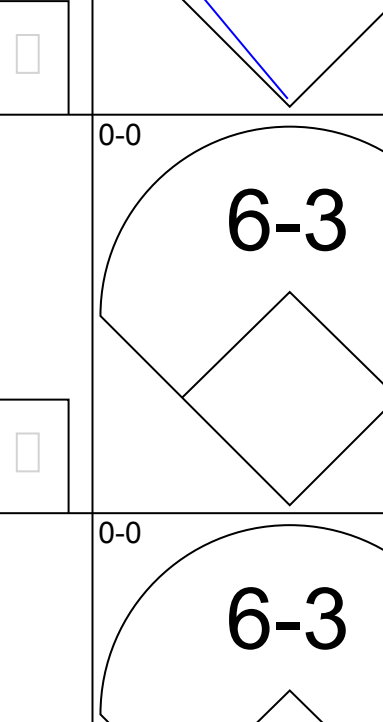
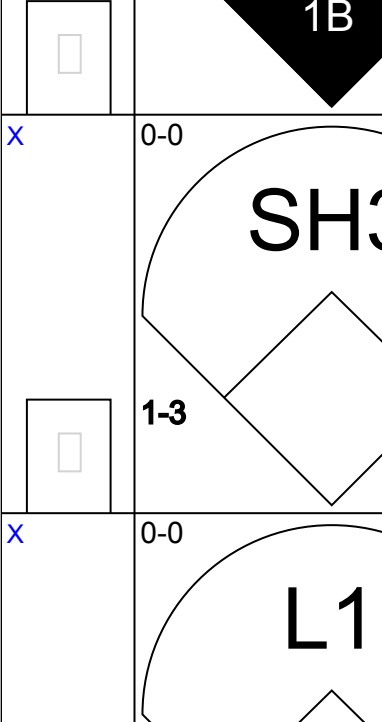
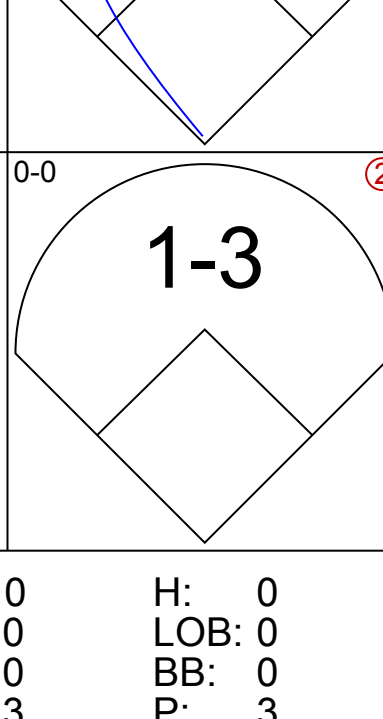
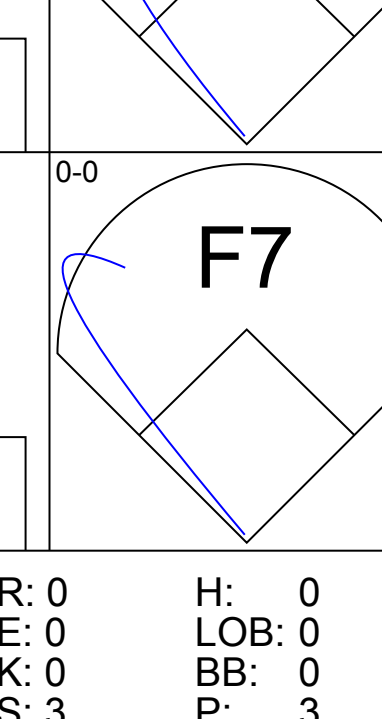
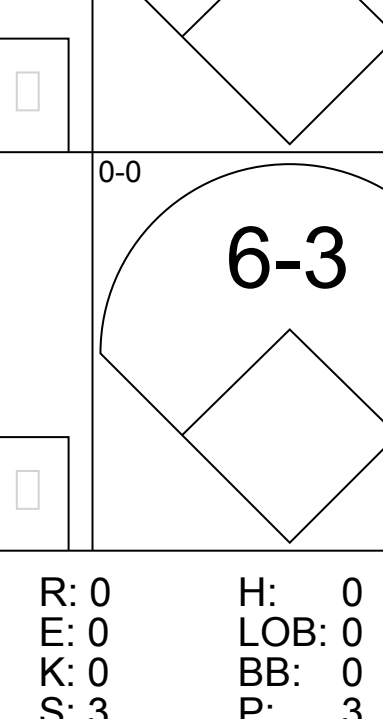
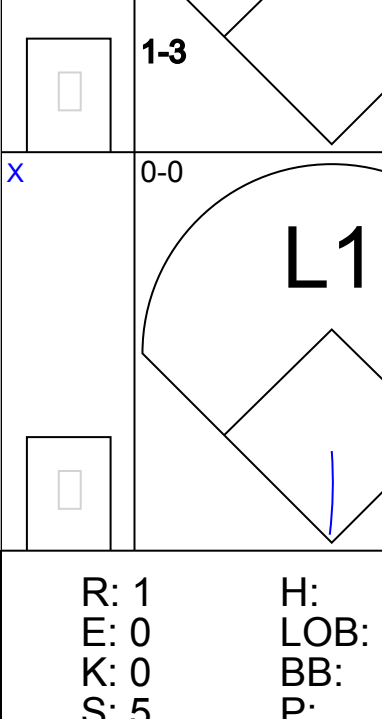


Batter	1	2	3	4	5	6	7	8	9	AB	R	H	RBI	BB	SO	LOB	BOTTOM			
Tony Bernazard, S OBP: 0.329, SLG: 0.390 (1, 4)			4-3							4	0	0	0	0	1	2				
Mike Squires, L OBP: 0.360, SLG: 0.342 (1, 3)										4	0	3	0	0	0	1				
Carlton Fisk, R OBP: 0.396, SLG: 0.437 (1, 2)										4	0	1	0	0	0	2				
Greg Luzinski, R OBP: 0.384, SLG: 0.436 (1, 10)										4	0	0	0	0	0	3				
Harold Baines, L OBP: 0.282, SLG: 0.367 (1, 9)										4	0	0	0	0	1	2				
Chet Lemon, R OBP: 0.388, SLG: 0.481 (1, 8)										4	2	1	0	0	0	0				
Wayne Nordhagen, R OBP: 0.340, SLG: 0.468 Rusty Kuntz, R OBP: 0.350, SLG: 0.314 (1, 7) (7, 7)										3	1	2	2	0	0	0	AB 31 R 3 H 9 RBI 3 BB 0 SO 3 LOB 11			
Jim Morrison, R OBP: 0.270, SLG: 0.387 (1, 5)										2	0	1	1	0	0	0				
Bill Almon, R OBP: 0.369, SLG: 0.365 (1, 6)										2	0	1	0	0	1	1				
Inning Stats	R: 0 E: 0 K: 1 S: 6	H: 1 LOB: 1 BB: 0 P: 6	R: 1 E: 0 K: 1 S: 7	H: 2 LOB: 1 BB: 0 P: 7	R: 0 E: 0 K: 0 S: 5	H: 2 LOB: 2 BB: 0 P: 5	R: 2 E: 1 K: 0 S: 6	H: 2 LOB: 1 BB: 0 P: 6	R: 0 E: 0 K: 1 S: 5	H: 0 LOB: 0 BB: 0 P: 5	R: 0 E: 0 K: 0 S: 3	H: 0 LOB: 0 BB: 0 P: 3	R: 0 E: 0 K: 0 S: 4	H: 2 LOB: 1 BB: 0 P: 4	R: 0 E: 0 K: 0 S: 3	H: 0 LOB: 0 BB: 0 P: 3	1B: 8 2B: 1 3B: 0 HR: 1	SF: 1 SAC: 1 DP: 1 HBP: 0	WP: 0 PB: 0 SB: 0 CS: 0	PA: 33
PITCHER Luis Leal, R ERA: 3.03 (1, 1)	IP: 8.0 WLS: L BF: 33 H: 9 R: 3 ER: 2 SO: 3 BB: 0 IBB: 0 HBP: 0 BLK: 0 WP: 0 HR: 0 S: 39 P: 39 ERA: 2.25 WHIP: 1.125															PITCHER				

Toronto Blue Jays @ Chicago White Sox
Comiskey Park, Chicago, IL
Tue Jun 09 1981, 8:05 PM EDT
Att. 8,534 - Overcast - 58 F


AB	31
R	3
H	9
RBI	3
BB	0
SO	3
LOB	11

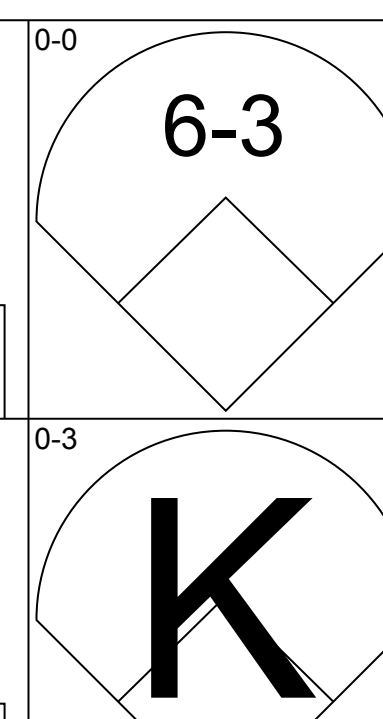
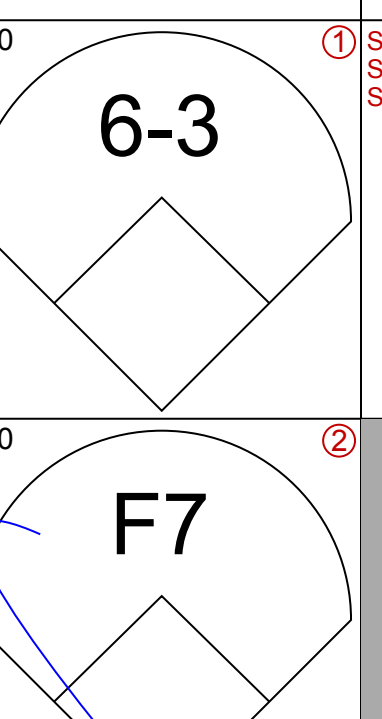
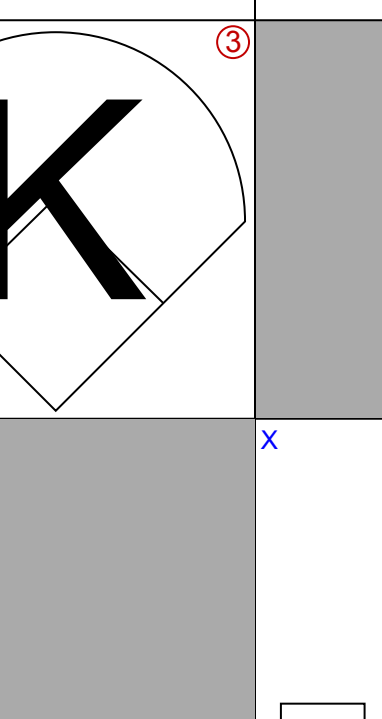

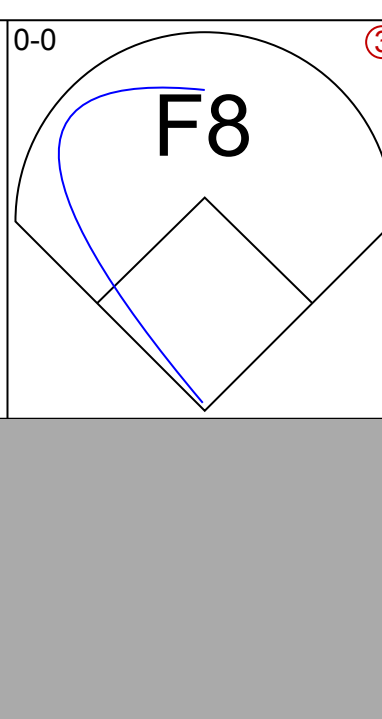
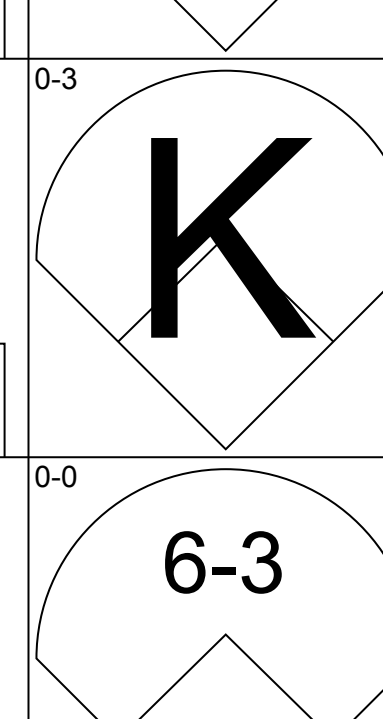
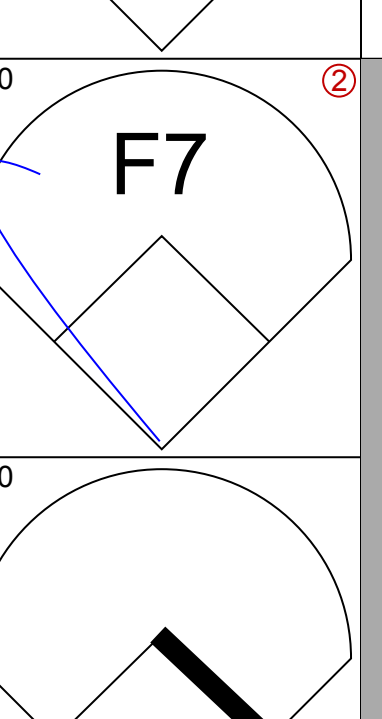
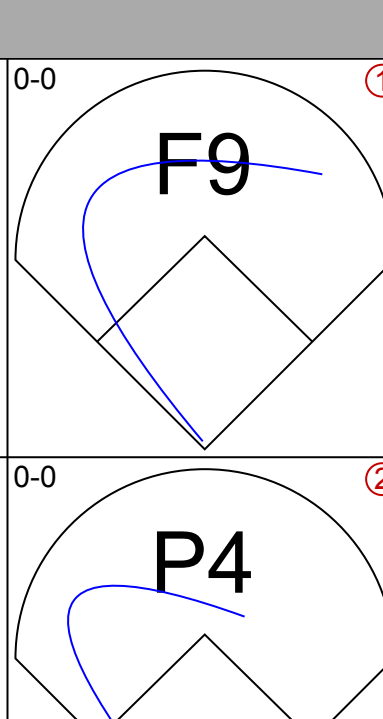

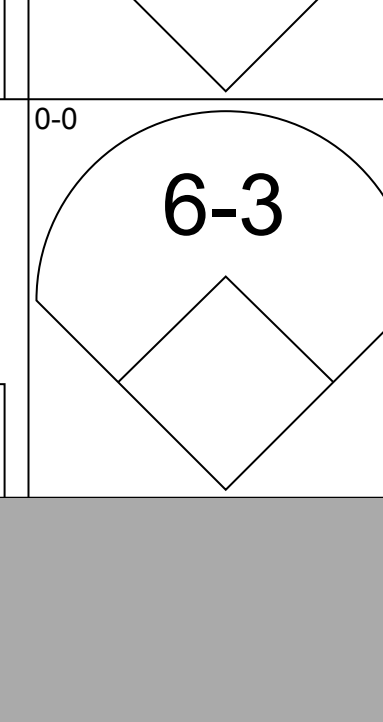
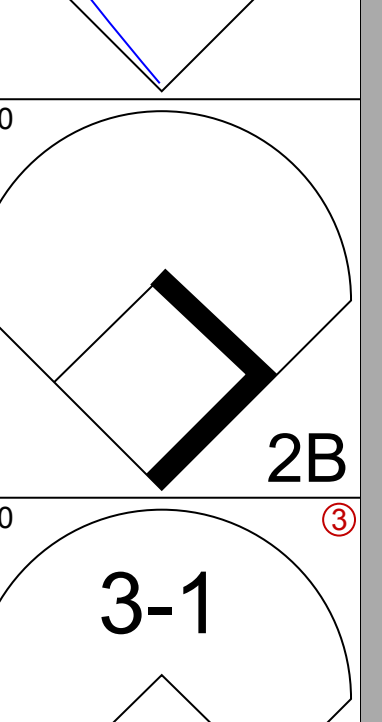
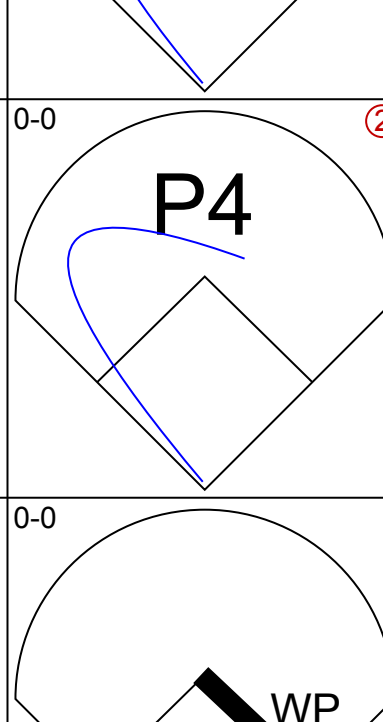
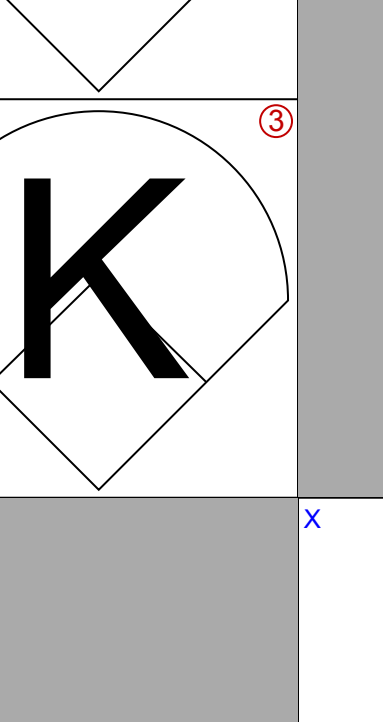
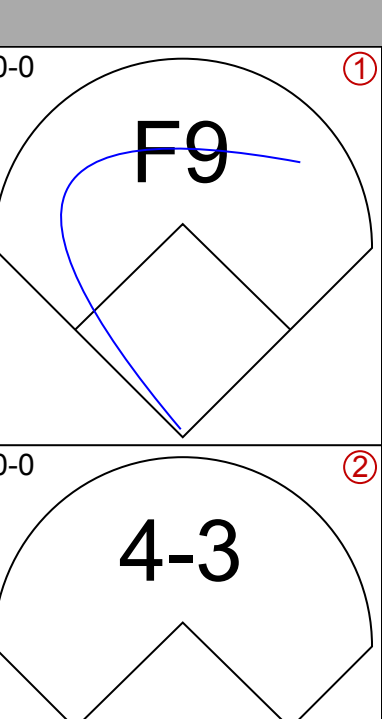
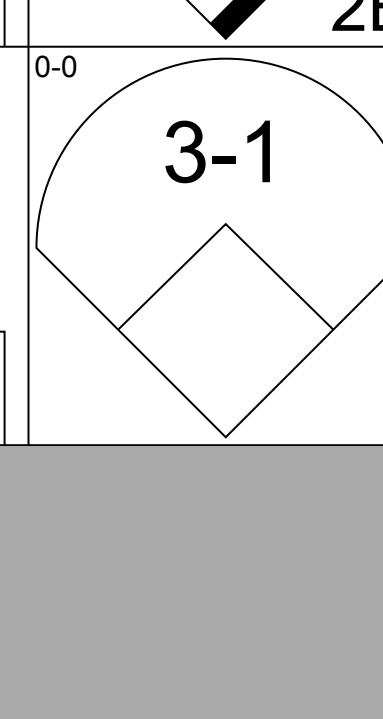
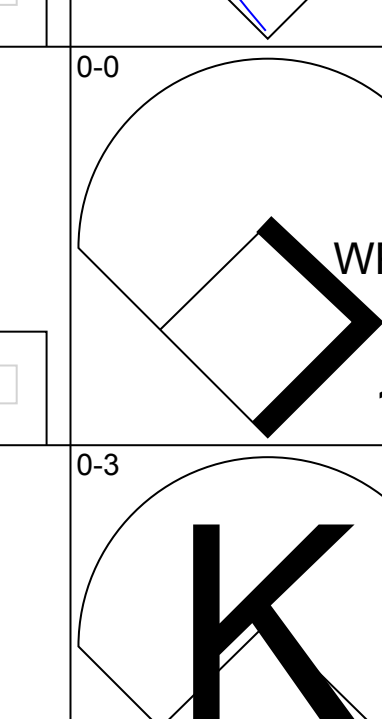
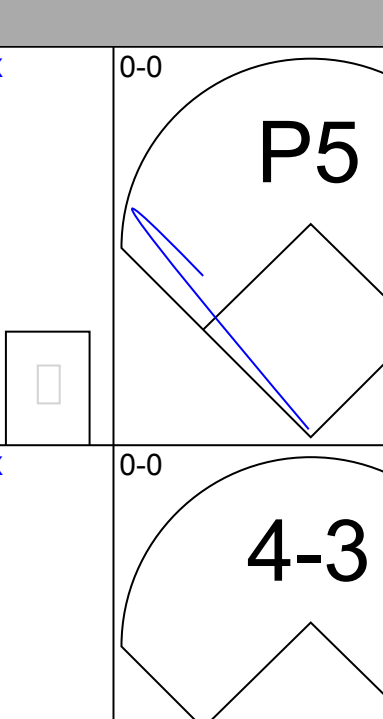
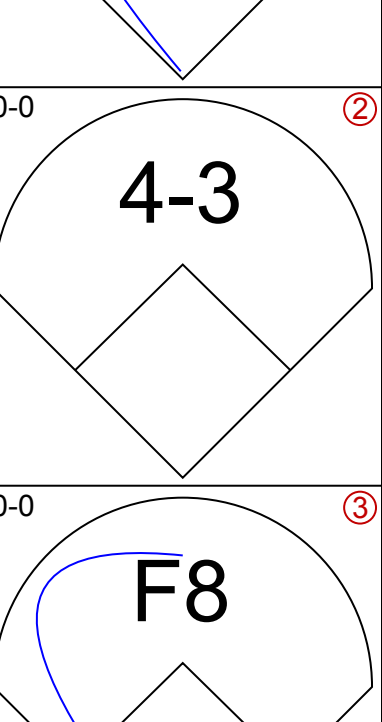
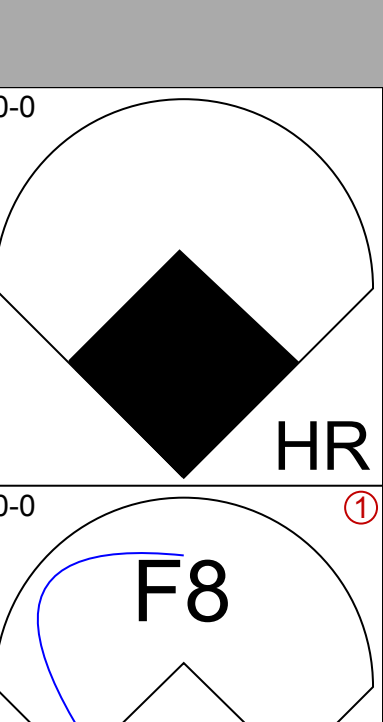
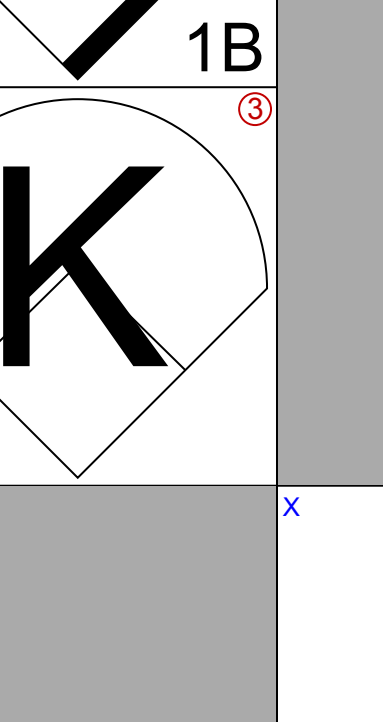
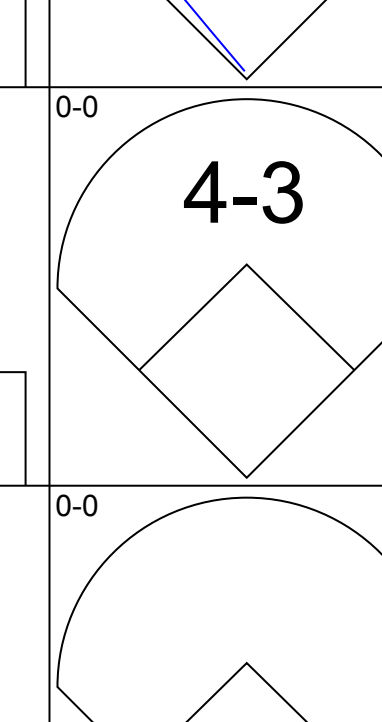
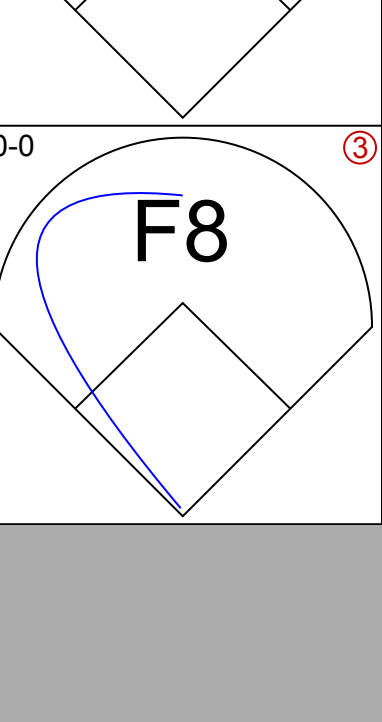
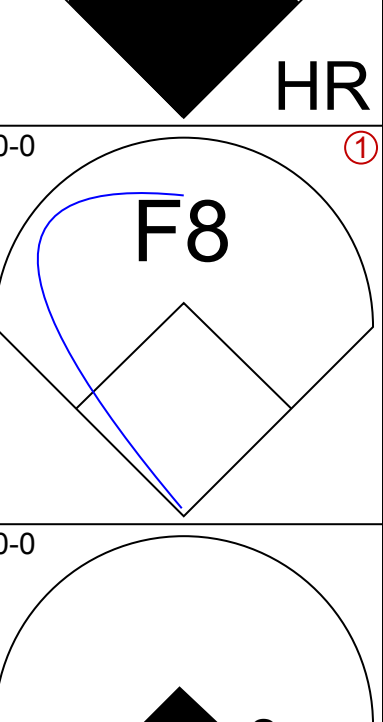
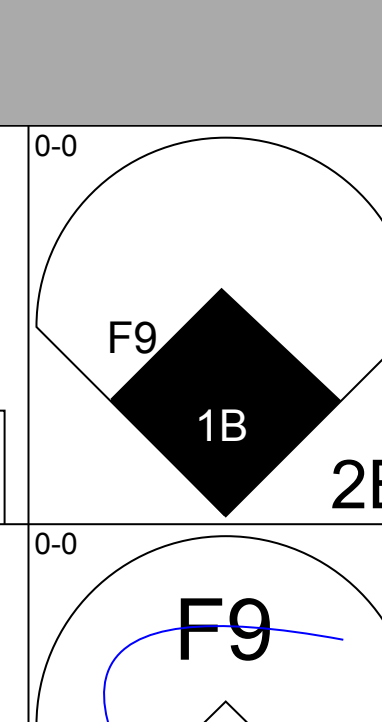

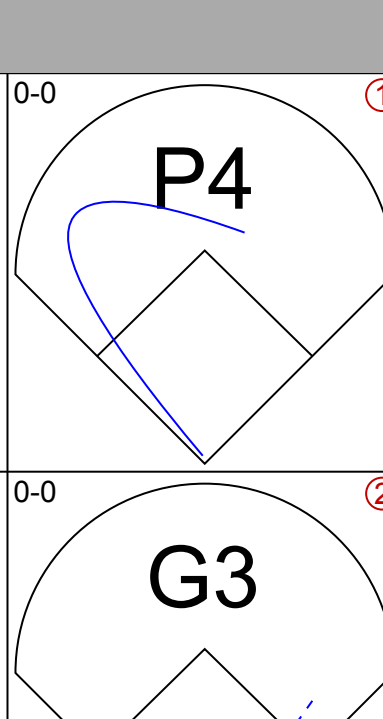
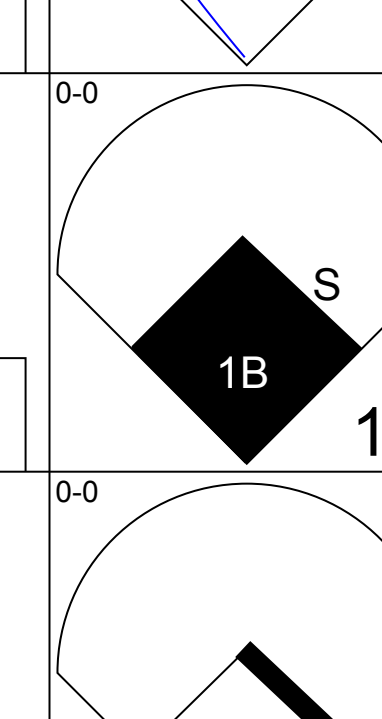
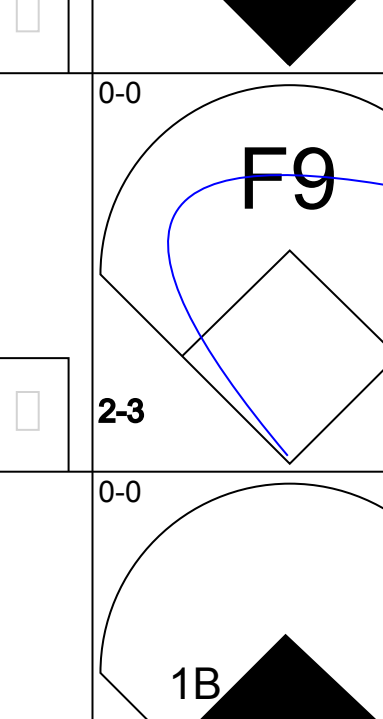
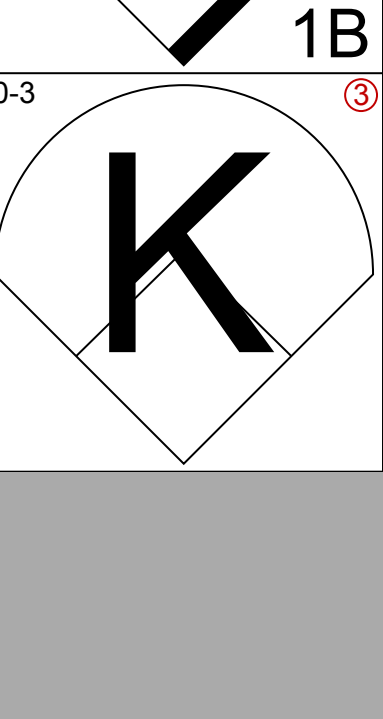
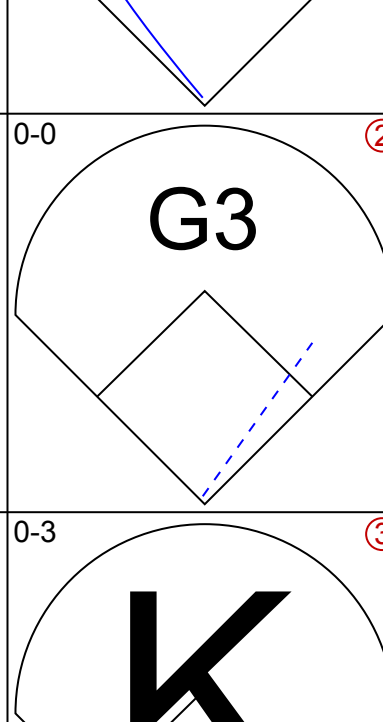
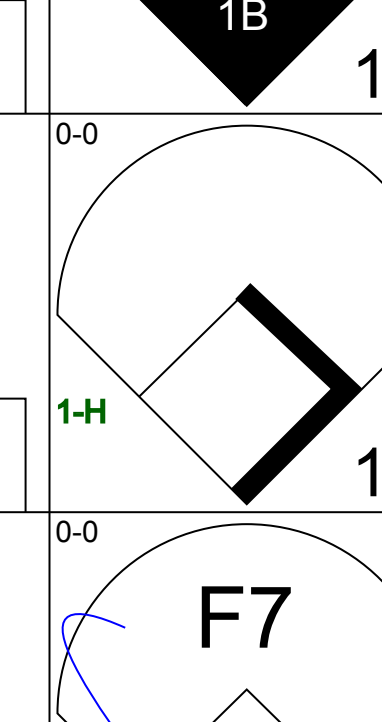
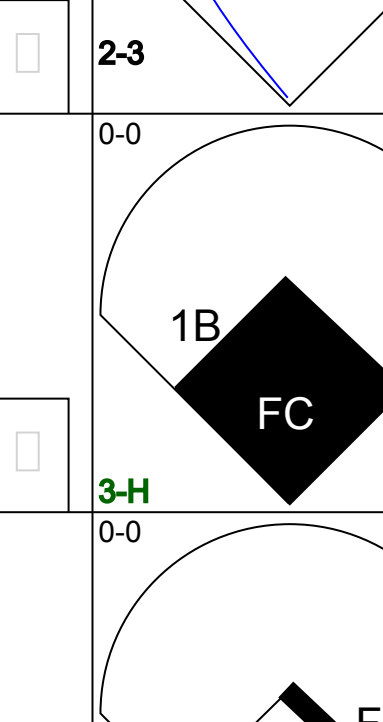
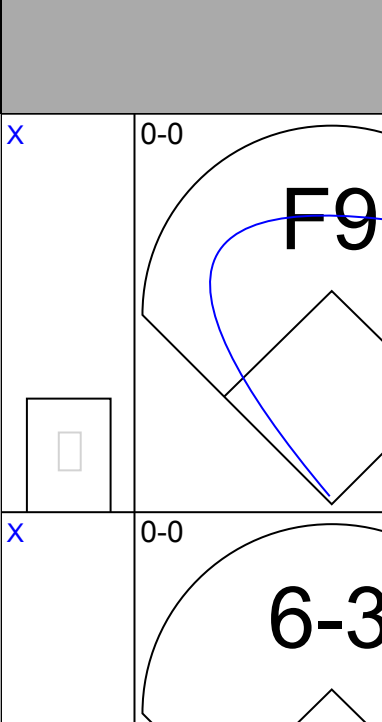
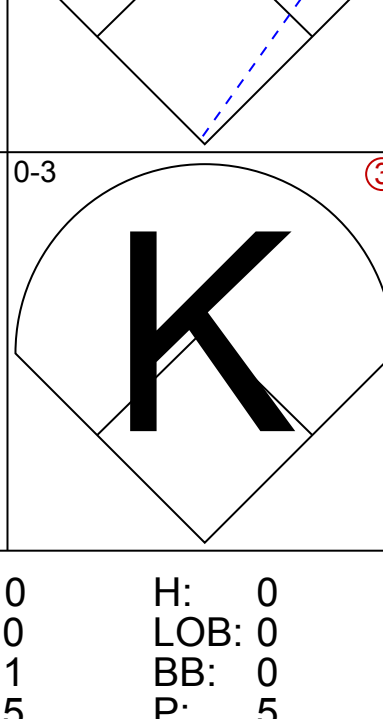
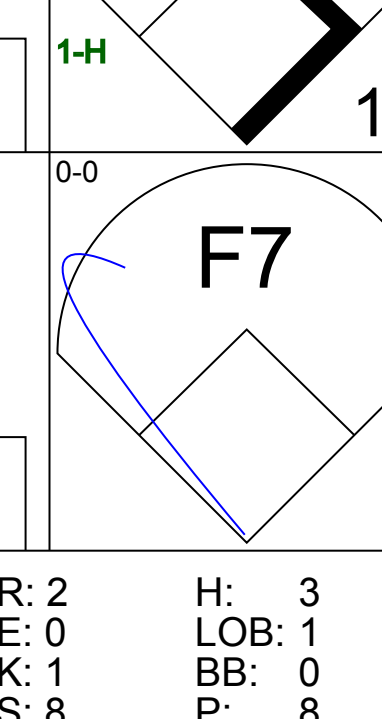
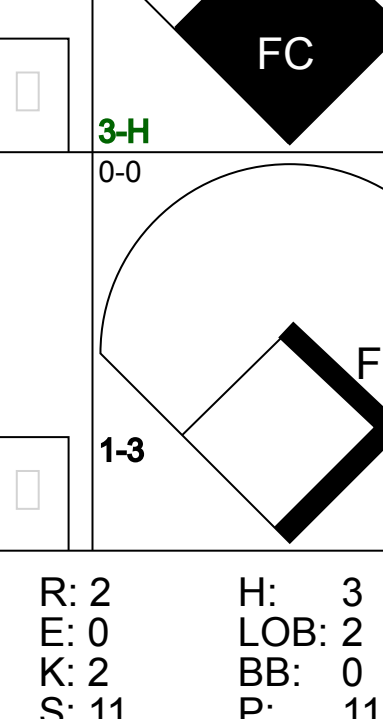
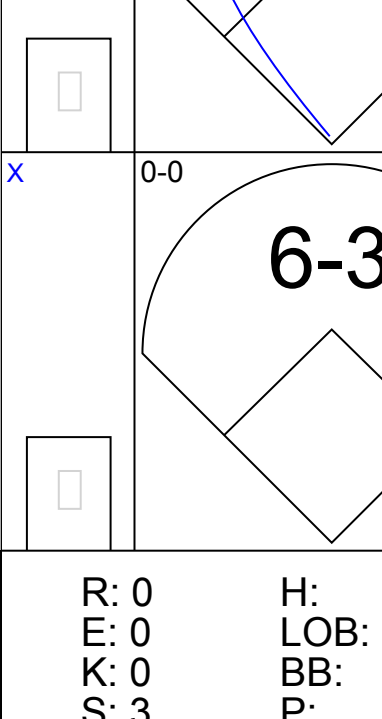


Batter	1	2	3	4	5	6	7	8	9	AB	R	H	RBI	BB	SO	LOB	TOP				
Willie Wilson, S OBP: 0.296, SLG: 0.322 (1, 7)										5	0	1	1	0	1	0					
U L Washington, S OBP: 0.324, SLG: 0.296 (1, 6)										3	2	0	0	2	0	1					
George Brett, L OBP: 0.358, SLG: 0.424 (1, 5)										4	2	2	1	0	0	1					
Willie Aikens, L OBP: 0.392, SLG: 0.472 (1, 3)										3	1	0	0	1	0	3					
Amos Otis, R OBP: 0.316, SLG: 0.419 (1, 8)										4	1	4	4	0	0	0					
Hal McRae, R OBP: 0.283, SLG: 0.325 (1, 10)										4	0	2	0	0	1	2					
Cesar Geronimo, L OBP: 0.273, SLG: 0.313 (1, 9)										4	1	1	0	0	0	0					
Dave Chalk, R OBP: 0.308, SLG: 0.306 (1, 4)										3	0	0	0	0	0	0					
Jerry Grote, R OBP: 0.352, SLG: 0.480 (1, 2)										4	0	0	0	0	0	1					
Inning Stats	R: 0 E: 0 K: 1 S: 5	H: 0 LOB: 0 BB: 0 P: 5	R: 1 E: 0 K: 0 S: 4	H: 2 LOB: 0 BB: 0 P: 4	R: 0 E: 0 K: 0 S: 3	H: 0 LOB: 0 BB: 0 P: 3	R: 1 E: 0 K: 0 S: 4	H: 1 LOB: 1 BB: 1 P: 8	R: 0 E: 0 K: 0 S: 3	H: 0 LOB: 0 BB: 0 P: 3	R: 2 E: 0 K: 1 S: 7	H: 2 LOB: 1 BB: 1 P: 11	R: 0 E: 0 K: 0 S: 3	H: 0 LOB: 0 BB: 0 P: 3	R: 2 E: 0 K: 0 S: 5	H: 3 LOB: 2 BB: 1 P: 9	R: 1 E: 0 K: 0 S: 5	H: 2 LOB: 1 BB: 0 P: 5	1B: 6 2B: 2 3B: 1 HR: 1	SF: 0 SAC: 1 DP: 0 HBP: 0	WP: 0 PA: 38 PB: 0 SB: 4 CS: 0
PITCHER	IP WLS BF H R ER SO BB IBB HBP BLK WP HR S P ERA WHIP																				
Mark Bomback, R ERA: 4.11 (1, 1)	7.1 L 29 5 5 5 2 3 0 0 0 0 0 1 30 42 6.14 1.091																				
Jerry Garvin, L ERA: 3.57 (8, 1)	0.1 2 1 0 0 0 0 0 0 0 0 0 0 2 2 0.00 3.000																				
Joey McLaughlin, R ERA: 3.47 (8, 1)	1.1 7 4 2 2 0 0 0 0 0 0 0 0 7 7 13.50 3.000																				

Kansas City Royals @ Toronto Blue Jays
Exhibition Stadium, Toronto, ON
Wed Jun 10 1981, 7:05 PM EDT
Att: 19,098 - Unknown - 62 F


AB 34
R 7
H 10
RBI 6
BB 3
SO 2
LOB 8



Batter	1	2	3	4	5	6	7	8	9	AB	R	H	RBI	BB	SO	LOB	BOTTOM				
Damaso Garcia, R OBP: 0.254, SLG: 0.268 (1, 4)										5	0	0	0	0	1	2					
Lloyd Moseby, L OBP: 0.281, SLG: 0.378 (1, 8)										4	0	0	0	0	2	2					
Otto Velez, R OBP: 0.375, SLG: 0.436 (1, 10)										4	0	1	0	0	1	2					
John Mayberry, L OBP: 0.352, SLG: 0.434 (1, 3)										4	0	1	0	0	0	1					
Al Woods, L OBP: 0.247, SLG: 0.268 (1, 7)										4	1	1	1	0	1	1					
Garth Iorg, R OBP: 0.289, SLG: 0.303 (1, 5)										4	1	2	0	0	0	0					
Barry Bonnell, R OBP: 0.277, SLG: 0.363 (1, 9)										4	1	1	0	0	1	2					
Ernie Whitt, L OBP: 0.284, SLG: 0.268 (1, 2)										4	1	2	2	0	0	0					
Danny Ainge, R OBP: 0.224, SLG: 0.218 (1, 6)										4	0	1	0	0	1	1					
Inning Stats	R: 0 E: 0 K: 1 S: 5	H: 0 LOB: 0 BB: 0 P: 5	R: 0 E: 0 K: 0 S: 3	H: 0 LOB: 0 BB: 0 P: 3	R: 0 E: 0 K: 1 S: 5	H: 0 LOB: 0 BB: 0 P: 5	R: 0 E: 0 K: 0 S: 4	H: 1 LOB: 1 BB: 0 P: 4	R: 2 E: 0 K: 1 S: 8	H: 3 LOB: 1 BB: 0 P: 8	R: 0 E: 0 K: 1 S: 6	H: 1 LOB: 1 BB: 0 P: 6	R: 2 E: 0 K: 2 S: 11	H: 3 LOB: 2 BB: 0 P: 11	R: 0 E: 0 K: 1 S: 6	H: 1 LOB: 1 BB: 0 P: 6	R: 0 E: 0 K: 0 S: 3	H: 0 LOB: 0 BB: 0 P: 3	1B: 6 2B: 2 3B: 0 HR: 1	SF: 0 SAC: 0 DP: 0 HBP: 0	WP: 1 PA: 37 PB: 0 SB: 1 CS: 0
PITCHER	IP WLS BF H R ER SO BB IBB HBP BLK WP HR S P ERA WHIP																				
Dennis Leonard, R ERA: 3.71 (1, 1)	9.0 W 37 9 4 4 7 0 0 0 0 0 1 1 51 51 4.00 1.000																				

Kansas City Royals @ Toronto Blue Jays
Exhibition Stadium, Toronto, ON
Wed Jun 10 1981, 7:05 PM EDT
Att: 19,098 - Unknown - 62 F

AB 37
R 4
H 9
RBI 3
BB 0
SO 7
LOB 11



Batter	1	2	3	4	5	6	7	8	9	AB	R	H	RBI	BB	SO	LOB	TOP								
Alfredo Griffin, S OBP: 0.243, SLG: 0.297 (1, 6)										4	0	0	0	0	0	1									
Lloyd Moseby, L OBP: 0.289, SLG: 0.390 (1, 8)										4	0	1	1	0	1	0									
Otto Velez, R OBP: 0.375, SLG: 0.449 (1, 10)										4	1	2	1	0	1	1									
Dave Stieb, R OBP: 0.284, SLG: 0.378 (9, PR)										0	0	0	0	0	0	0									
John Mayberry, L OBP: 0.351, SLG: 0.427 (1, 3)										4	0	1	0	0	0	1									
Mark Bomback, R OBP: 0.264, SLG: 0.393 (9, PR)										0	0	0	0	0	0	0									
George Bell, R OBP: 0.264, SLG: 0.393 (9, PR)										0	1	0	0	0	0	0									
Al Woods, L OBP: 0.255, SLG: 0.272 (1, 7)										3	0	1	0	0	1	1									
Greg Wells, R OBP: 1.000, SLG: 1.000 (9, PH)										1	0	1	1	0	0	0									
Barry Bonnell, R OBP: 0.284, SLG: 0.378 (1, 9)										4	0	1	0	0	1	3									
Ernie Whitt, L OBP: 0.278, SLG: 0.262 (1, 2)										3	0	0	0	0	0	3									
Damaso Garcia, R OBP: 0.258, SLG: 0.272 (1, 4)										3	1	1	0	0	0	0									
Danny Ainge, R OBP: 0.219, SLG: 0.213 (1, 5)										1	0	0	0	0	0	0									
Willie Upshaw, L OBP: 0.239, SLG: 0.325 (8, PH)										1	0	0	0	0	0	0									
Garth Iorg, R OBP: 0.265, SLG: 0.296 (8, 5)										0	0	0	0	0	0	0									
Inning Stats	R: 0 E: 0 K: 2 S: 7	H: 0 LOB: 0 BB: 0 P: 7	R: 0 E: 0 K: 1 S: 6	H: 2 LOB: 1 BB: 0 P: 6	R: 1 E: 0 K: 0 S: 5	H: 2 LOB: 1 BB: 0 P: 5	R: 0 E: 0 K: 0 S: 4	H: 1 LOB: 1 BB: 0 P: 4	R: 0 E: 0 K: 0 S: 3	H: 0 LOB: 0 BB: 0 P: 3	R: 1 E: 0 K: 0 S: 4	H: 1 LOB: 0 BB: 0 P: 4	R: 0 E: 0 K: 1 S: 5	H: 0 LOB: 0 BB: 0 P: 5	R: 0 E: 0 K: 0 S: 3	H: 0 LOB: 0 BB: 0 P: 3	R: 1 E: 1 K: 0 S: 4	H: 2 LOB: 2 BB: 0 P: 4	1B: 6 2B: 1 3B: 0 HR: 1	SF: 0 SAC: 1 DP: 0 HBP: 0	WP: 0 PB: 0 SB: 0 CS: 1	PA: 34			
PITCHER	IP	WLS	BF	H	R	ER	SO	BB	IBB	HBP	BLK	WP	HR	S	P	ERA	WHIP								
Milt Wilcox, R ERA: 3.53 (1, 1)	6.0		23	6	2	2	3	0	0	0	0	0	1	29	29	3.00	1.000								
Dave Tobik, R ERA: 2.21 (7, 1)	2.0		7	1	1	0	1	0	0	0	0	0	0	9	9	0.00	0.500								
Kevin Saucier, L ERA: 1.23 (9, 1)	1.0	W	3	1	0	0	0	0	0	0	0	0	0	3	3	0.00	1.000								

Toronto Blue Jays @ Detroit Tigers
Tiger Stadium, Detroit, MI
Mon Aug 10 1981, 7:05 PM EDT
Att: 15,187 - Unknown

AB 32
R 3
H 8
RBI 3
BB 0
SO 4
LOB 10



Batter	1	2	3	4	5	6	7	8	9	AB	R	H	RBI	BB	SO	LOB	BOTTOM								
Rick Peters, S OBP: 0.351, SLG: 0.345 (1, 10)										5	0	0	0	0	1	5									
Alan Trammell, R OBP: 0.359, SLG: 0.365 (1, 6)										3	1	3	1	2	0	0									
Steve Kemp, L OBP: 0.376, SLG: 0.455 (1, 7)										4	0	0	0	0	0	4									
Richie Hebner, L OBP: 0.289, SLG: 0.319 (1, 3)										4	0	1	0	0	1	1									
Rick Leach, L OBP: 0.333, SLG: 0.257 (9, 3)										0	0	0	0	0	0	0									
Champ Summers, L OBP: 0.388, SLG: 0.406 (1, 9)										2	0	0	0	1	1	0									
Lynn Jones, R OBP: 0.345, SLG: 0.376 (8, PH)										0	0	0	1	0	0	0									
Lance Parrish, R OBP: 0.291, SLG: 0.376 (1, 2)										4	0	0	0	0	4	2									
Kirk Gibson, L OBP: 0.284, SLG: 0.347 (1, 8)										3	1	1	0	1	1	1									
Tom Brookens, R OBP: 0.315, SLG: 0.385 (1, 5)										3	1	2	0	1	0	1									
Lou Whitaker, L OBP: 0.351, SLG: 0.397 (1, 4)										4	1	3	2	0	0	0									
Inning Stats	R: 0 E: 0 K: 0 S: 3	H: 0 LOB: 1 BB: 1 P: 7	R: 0 E: 0 K: 2 S: 8	H: 1 LOB: 1 BB: 0 P: 8	R: 0 E: 0 K: 0 S: 3	H: 0 LOB: 1 BB: 1 P: 7	R: 0 E: 0 K: 2 S: 7	H: 0 LOB: 1 BB: 1 P: 11	R: 2 E: 0 K: 0 S: 5	H: 3 LOB: 0 BB: 0 P: 5	R: 0 E: 0 K: 1 S: 5	H: 0 LOB: 0 BB: 0 P: 5	R: 0 E: 0 K: 1 S: 6	H: 2 LOB: 1 BB: 0 P: 6	R: 0 E: 0 K: 1 S: 7	H: 2 LOB: 1 BB: 0 P: 7	R: 1 E: 0 K: 1 S: 5	H: 2 LOB: 3 BB: 2 P: 13	1B: 9 2B: 0 3B: 0 HR: 1	SF: 1 SAC: 0 DP: 2 HBP: 0	WP: 1 PB: 0 SB: 1 CS: 0	PA: 38			
PITCHER	IP	WLS	BF	H	R	ER	SO	BB	IBB	HBP	BLK	WP	HR	S	P	ERA	WHIP								
Jim Clancy, R ERA: 5.64 (1, 1)	4.0		16	1	0	0	4	3	0	0	0	0	0	21	33	0.00	1.000								
Jackson Todd, R ERA: 3.93 (5, 1)	2.0		8	3	2	2	1	0	0	0	0	0	1	10	10	9.00	1.500								
Jerry Garvin, L ERA: 3.89 (7, 1)	1.1		7	4	1	1	1	0	0	0	0	0	0	9	9	6.75	3.000								
Joey McLaughlin, R ERA: 3.55 (8, 1)	1.0	L	7	2	1	1	2	2	0	0	0	1	0	9	17	9.00	4.000								

Toronto Blue Jays @ Detroit Tigers
Tiger Stadium, Detroit, MI
Mon Aug 10 1981, 7:05 PM EDT
Att: 15,187 - Unknown

AB 32
R 4
H 10
RBI 4
BB 5
SO 8
LOB 14



Batter	1	2	3	4	5	6	7	8	9	AB	R	H	RBI	BB	SO	LOB	TOP										
Alfredo Griffin, S OBP: 0.243, SLG: 0.296										4	0	1	0	0	0	1											
Lloyd Moseby, L OBP: 0.291, SLG: 0.390										5	1	2	0	0	0	2											
Barry Bonnell, R George Bell, R OBP: 0.264, SLG: 0.393										5	1	1	0	0	2	2											
Otto Velez, R OBP: 0.372, SLG: 0.464										4	1	1	3	0	1	1											
Greg Wells, R OBP: 0.400, SLG: 0.600										4	0	1	0	0	2	1											
Al Woods, L OBP: 0.261, SLG: 0.273										3	1	1	0	1	0	0											
Damaso Garcia, R OBP: 0.258, SLG: 0.272										4	1	1	0	0	1	3											
Buck Martinez, R OBP: 0.231, SLG: 0.413										4	1	1	3	0	1	0											
Danny Ainge, R OBP: 0.225, SLG: 0.210										2	0	0	0	2	0	0											
Inning Stats	R: 6 E: 0 K: 1 S: 11	H: 6 LOB: 1 BB: 1 P: 15	R: 0 E: 1 K: 0 S: 5	H: 1 LOB: 3 BB: 1 P: 9	R: 0 E: 0 K: 0 S: 3	H: 0 LOB: 0 BB: 0 P: 3	R: 0 E: 1 K: 2 S: 8	H: 1 LOB: 1 BB: 0 P: 8	R: 0 E: 0 K: 0 S: 7	H: 0 LOB: 0 BB: 0 P: 7	R: 0 E: 0 K: 0 S: 3	H: 0 LOB: 0 BB: 0 P: 3	R: 0 E: 0 K: 0 S: 3	H: 0 LOB: 0 BB: 0 P: 3	R: 0 E: 0 K: 0 S: 3	H: 0 LOB: 1 BB: 1 P: 7	1B: 6 2B: 1 3B: 0 HR: 2	SF: 0 SAC: 1 DP: 0 HBP: 0	WP: 0 PB: 0 SB: 0 CS: 1	PA: 39							
PITCHER	IP	WLS	BF	H	R	ER	SO	BB	IBB	HBP	BLK	WP	HR	S	P	ERA	WHIP										
Dan Schatzeder, L ERA: 6.87	(1, 1)	0.2	L	8	6	6	1	0	0	0	0	0	2	10	10	81.00	9.000										
Dave Rozema, R ERA: 3.87	(1, 1)	5.1		21	3	0	4	1	1	0	0	0	0	27	35	0.00	0.750										
Aurelio Lopez, R ERA: 2.79	(7, 1)	3.0		10	0	0	2	1	0	0	0	0	0	13	17	0.00	0.333										

Toronto Blue Jays @ Detroit Tigers
Tiger Stadium, Detroit, MI
Tue Aug 11 1981, 7:05 PM EDT
Att: 10,526 - Unknown

AB 35
R 6
H 9
RBI 6
BB 3
SO 7
LOB 10

Batter	1	2	3	4	5	6	7	8	9	AB	R	H	RBI	BB	SO	LOB	BOTTOM										
Al Cowens, R OBP: 0.333, SLG: 0.376										3	1	2	1	1	0	1											
Alan Trammell, R OBP: 0.355, SLG: 0.361										5	1	1	0	0	1	3											
Steve Kemp, L OBP: 0.384, SLG: 0.465										4	0	3	0	1	0	2											
Lance Parrish, R OBP: 0.289, SLG: 0.387										5	1	1	3	0	0	5											
Tom Brookens, R OBP: 0.303, SLG: 0.369										5	0	0	0	0	1	4											
John Wockenfuss, R OBP: 0.297, SLG: 0.339										3	0	0	0	0	0	1											
Champ Summers, L (8, PH) OBP: 0.393, SLG: 0.412										1	0	1	0	0	0	0											
Richie Hebner, L OBP: 0.288, SLG: 0.317										4	0	1	0	0	0	0											
Rick Peters, S (6, PR) OBP: 0.351, SLG: 0.345										0	0	0	0	0	0	0											
Rick Leach, L OBP: 0.333, SLG: 0.257										0	0	0	0	0	0	0											
Lynn Jones, R OBP: 0.354, SLG: 0.394										3	0	2	0	0	0	0											
Kirk Gibson, L (8, PH) OBP: 0.282, SLG: 0.343										1	0	0	0	0	1	2											
Lou Whitaker, L OBP: 0.350, SLG: 0.404										4	1	1	0	0	0	5											
Inning Stats	R: 3 E: 0 K: 0 S: 6	H: 3 LOB: 0 BB: 0 P: 6	R: 0 E: 0 K: 1 S: 6	H: 1 LOB: 2 BB: 1 P: 10	R: 0 E: 0 K: 0 S: 4	H: 1 LOB: 1 BB: 0 P: 4	R: 0 E: 0 K: 0 S: 4	H: 1 LOB: 1 BB: 0 P: 4	R: 0 E: 0 K: 0 S: 3	H: 0 LOB: 1 BB: 1 P: 7	R: 0 E: 0 K: 0 S: 3	H: 0 LOB: 0 BB: 0 P: 3	R: 1 E: 0 K: 0 S: 5	H: 2 LOB: 1 BB: 0 P: 5	R: 0 E: 0 K: 1 S: 7	H: 2 LOB: 3 BB: 0 P: 7	R: 0 E: 0 K: 1 S: 7	H: 2 LOB: 2 BB: 0 P: 7	1B: 7 2B: 3 3B: 1 HR: 1	SF: 1 SAC: 0 DP: 0 HBP: 0	WP: 1 PB: 0 SB: 0 CS: 0	PA: 41					
PITCHER	IP	WLS	BF	H	R	ER	SO	BB	IBB	HBP	BLK	WP	HR	S	P	ERA	WHIP										
Paul Mirabella, L ERA: 16.2	(1, 1)	1.2		4	3	3	0	1	0	0	0	0	0	9	13	16.20	3.000										
Juan Berenguer, R ERA: 7.3	(2, 1)	5.0	W	20	4	1	1	1	0	0	0	0	0	21	25	1.80	1.000										
Roy Lee Jackson, R ERA: 2.89	(7, 1)	2.1	S	11	4	0	2	0	0	0	0	1	0	15	15	0.00	1.714										

Toronto Blue Jays @ Detroit Tigers
Tiger Stadium, Detroit, MI
Tue Aug 11 1981, 7:05 PM EDT
Att: 10,526 - Unknown

AB 38
R 4
H 12
RBI 4
BB 2
SO 3
LOB 23

Batter	1	2	3	4	5	6	7	8	9	AB	R	H	RBI	BB	SO	LOB	TOP
Alfredo Griffin, S OBP: 0.238, SLG: 0.289 (1, 6)										5	0	0	0	0	1	1	
Lloyd Moseby, L OBP: 0.291, SLG: 0.388 (1, 8)										4	0	1	0	0	0	1	
Otto Velez, R OBP: 0.380, SLG: 0.464 (1, 10)										2	1	1	0	2	0	0	
John Mayberry, L OBP: 0.354, SLG: 0.425 Greg Wells, R OBP: 0.400, SLG: 0.600 (1, 3) (7, 3)										3	2	1	0	1	0	3	
Al Woods, L OBP: 0.267, SLG: 0.279 (1, 7)										4	1	2	1	0	0	0	
Barry Bonnell, R OBP: 0.277, SLG: 0.366 (1, 9)										4	0	0	0	0	0	4	
Ernie Whitt, L OBP: 0.284, SLG: 0.259 (1, 2)										2	0	0	0	2	0	0	
Damaso Garcia, R OBP: 0.254, SLG: 0.269 (1, 4)										2	0	0	2	0	0	0	
Danny Ainge, R OBP: 0.232, SLG: 0.212 (1, 5)										3	0	1	1	1	0	2	
Inning Stats	R: 0 E: 0 K: 0 S: 4	H: 2 LOB: 1 BB: 0 P: 4	R: 0 E: 0 K: 0 S: 3	H: 0 LOB: 0 BB: 0 P: 3	R: 0 E: 0 K: 0 S: 3	H: 0 LOB: 1 BB: 1 P: 7	R: 2 E: 0 K: 0 S: 5	H: 2 LOB: 2 BB: 2 P: 13	R: 0 E: 0 K: 0 S: 3	H: 0 LOB: 1 BB: 1 P: 7	R: 0 E: 0 K: 0 S: 3	H: 0 LOB: 0 BB: 0 P: 3	R: 0 E: 0 K: 1 S: 5	H: 0 LOB: 0 BB: 0 P: 5	1B: 6 2B: 0 3B: 0 HR: 0	SF: 1 SAC: 1 DP: 1 HBP: 0	WP: 1 PA: 37
PITCHER	IP WLS BF H R ER SO BB IBB HBP BLK WP HR S P ERA WHIP																
Jack Morris, R ERA: 2.74 (1, 1)	6.0 L 27 6 4 4 0 0 3 2 0 0 0 0 0 22 42 6.00 1.500																
George Capuzzello, L ERA: 5.68 (7, 1)	2.0 7 0 0 0 0 1 0 0 0 0 1 0 6 10 0.00 0.500																
Dave Tobik, R ERA: 2.15 (9, 1)	1.0 3 0 0 0 0 1 0 0 0 0 0 0 0 5 5 0.00 0.000																

Toronto Blue Jays @ Detroit Tigers
Tiger Stadium, Detroit, MI
Wed Aug 12 1981, 7:05 PM EDT
Att: 8,775 - Unknown

AB	29
R	4
H	6
RBI	4
BB	6
SO	1
LOB	11



Batter	1	2	3	4	5	6	7	8	9	AB	R	H	RBI	BB	SO	LOB	BOTTOM		
Rick Peters, S OBP: 0.348, SLG: 0.336 (1, 10)										3	0	0	0	1	0	1			
Alan Trammell, R OBP: 0.358, SLG: 0.369 (1, 6)										4	1	2	0	0	0	1			
Steve Kemp, L OBP: 0.386, SLG: 0.470 (1, 7)										4	1	2	0	0	0	2			
Richie Hebner, L OBP: 0.281, SLG: 0.308 (1, 3)										4	0	0	1	0	0	4			
Champ Summers, L OBP: 0.388, SLG: 0.406 Lynn Jones, R OBP: 0.354, SLG: 0.394 (1, 9) (9, PR)										4	0	1	1	0	0	1			
Lance Parrish, R OBP: 0.293, SLG: 0.386 (1, 2)										3	1	1	0	1	2	1			
Kirk Gibson, L OBP: 0.281, SLG: 0.340 (1, 8)										4	0	1	0	0	1	2			
Tom Brookens, R OBP: 0.294, SLG: 0.357 (1, 5)										4	0	0	0	0	0	3			
Lou Whitaker, L OBP: 0.344, SLG: 0.400 (1, 4)										2	0	0	1	0	0	0			
Inning Stats	R: 0 E: 0 K: 0 S: 4	H: 1 LOB: 1 BB: 0 P: 4	R: 0 E: 0 K: 0 S: 2	H: 0 LOB: 0 BB: 1 P: 6	R: 0 E: 0 K: 0 S: 3	H: 0 LOB: 0 BB: 0 P: 3	R: 0 E: 0 K: 0 S: 4	H: 1 LOB: 1 BB: 0 P: 4	R: 1 E: 0 K: 0 S: 5	H: 2 LOB: 1 BB: 0 P: 5	R: 2 E: 0 K: 1 S: 7	H: 2 LOB: 0 BB: 0 P: 7	R: 0 E: 0 K: 0 S: 3	H: 0 LOB: 1 BB: 1 P: 7	R: 0 E: 0 K: 2 S: 8	H: 1 LOB: 1 BB: 0 P: 8	1B: 5 2B: 2 3B: 0 HR: 0	SF: 1 SAC: 0 DP: 1 HBP: 0	WP: 1 PA: 35
PITCHER	IP WLS BF H R ER SO BB IBB HBP BLK WP HR S P ERA WHIP																		
Dave Stieb, R ERA: 3.38 (7, 1)	6.0 W 24 6 3 3 1 1 0 0 0 0 1 0 7 11 4.50 1.167																		
Mark Bombardieri, R ERA: 4.0 (9, 1)	2.0 8 1 0 0 0 1 0 0 0 0 1 0 7 11 0.00 1.000																		
Roy Lee Jackson, R ERA: 2.83 (9, 1)	1.0 S 3 0 0 0 0 2 0 0 0 0 0 0 7 7 0.00 0.000																		

Toronto Blue Jays @ Detroit Tigers
Tiger Stadium, Detroit, MI
Wed Aug 12 1981, 7:05 PM EDT
Att: 8,775 - Unknown

AB	32
R	3
H	7
RBI	3
BB	2
SO	3
LOB	15



Batter	1	2	3	4	5	6	7	8	9	AB	R	H	RBI	BB	SO	LOB	TOP										
Thad Bosley, L OBP: 0.313, SLG: 0.256 Charlie Moore, R OBP: 0.366, SLG: 0.410	0-0 G3-6-3 1B	0-0 5-3	0-0	0-0 4-3	0-0	0-0 F9		0-0 L5-3		4	0	1	0	0	0	4	Milwaukee Brewers @ Toronto Blue Jays Exhibition Stadium, Toronto, ON Fri Aug 14 1981, 7:05 PM EDT Att: 15,114 - Cloudy - 72 F										
Roy Howell, L OBP: 0.333, SLG: 0.461	0-0 G3-6-3 1-2		0-0 F8 2B	0-0 F7		0-0 F9		0-0 F9		5	0	1	0	0	0	2											
Cecil Cooper, L OBP: 0.350, SLG: 0.455	1-0 HBP		0-0 F8 2-3		0-0 G3		0-3 K		0-0 F8		4	0	0	0	0	1											
Ben Oglivie, L OBP: 0.313, SLG: 0.353 Ned Yost, R OBP: 0.333, SLG: 0.625	0-0 F2		0-0 1-4-3		0-0 P7		0-0 FC5 BB 1B		4-0 BB		4	0	1	0	1	0											
Gorman Thomas, R OBP: 0.364, SLG: 0.577		0-0 HR	0-0 5-3		0-0 HR		4-0 BB 1-2		0-0 F8		4	2	2	2	1	0											
Ted Simmons, S OBP: 0.289, SLG: 0.384		0-0 F8		4-0 1B BB	0-0 F9		0-0 FC5 2-3				3	1	0	0	1	0											
Robin Yount, R OBP: 0.306, SLG: 0.425		0-0 1B		0-0 1B SF8 1B		0-0 6-3		0-0 SH5-3 1B		4	1	3	0	0	0	0											
Paul Molitor, R OBP: 0.340, SLG: 0.349		0-0 F9		0-0 4-3 S 1B		4-0 BB		0-0 SH5-3		2	0	1	1	1	0	1											
Jim Gantner, L OBP: 0.336, SLG: 0.349 Sal Bando, R OBP: 0.355, SLG: 0.593 Ed Romero, R OBP: 0.221, SLG: 0.263	0-0 1-3 1B		0-0 SF8		0-0 F8		0-0 F8		0-0 E5 L5-3		2	0	1	1	0	0		1									
Inning Stats	R: 0 E: 0 K: 0 S: 3	H: 1 LOB: 1 BB: 0 P: 4	R: 1 E: 0 K: 0 S: 6	H: 3 LOB: 2 BB: 0 P: 6	R: 0 E: 0 K: 0 S: 4	H: 1 LOB: 1 BB: 0 P: 4	R: 2 E: 0 K: 0 S: 5	H: 2 LOB: 1 BB: 1 P: 9	R: 1 E: 0 K: 0 S: 4	H: 1 LOB: 0 BB: 0 P: 4	R: 0 E: 0 K: 0 S: 3	H: 0 LOB: 1 BB: 1 P: 7	R: 0 E: 0 K: 1 S: 6	H: 1 LOB: 2 BB: 1 P: 10	R: 0 E: 1 K: 0 S: 4	H: 1 LOB: 2 BB: 0 P: 4		R: 0 E: 0 K: 0 S: 3	H: 0 LOB: 1 BB: 1 P: 7	1B: 7 2B: 2 3B: 0 HR: 2	SF: 1 SAC: 1 DP: 2 HBP: 1	WP: 0 PB: 0 CS: 1	PA: 41				
PITCHER	IP	WLS	BF	H	R	ER	SO	BB	IBB	HBP	BLK	WP	HR	S	P	ERA	WHIP										
Jim Clancy, R ERA: 5.6	(1, 1)	2.0	10	4	1	1	0	0	0	1	0	0	1	9	10	4.50	2.000										
Luis Leal, R ERA: 3.24	(3, 1)	3.1	16	4	3	3	0	2	0	0	0	0	1	14	22	8.10	1.800										
Jerry Garvin, L ERA: 3.71	(6, 1)	2.0	W	10	2	0	0	1	0	0	0	0	0	11	15	0.00	1.500										
Roy Lee Jackson, R ERA: 2.74	(8, 1)	1.2	S	5	0	0	0	1	0	0	0	0	0	4	8	0.00	0.600										

Batter	1	2	3	4	5	6	7	8	9	AB	R	H	RBI	BB	SO	LOB	BOTTOM										
Alfredo Griffin, S OBP: 0.233, SLG: 0.283	0-0 F9	0-0 P4		0-0 G4-6-3 1-2		0-0 L4		0-0 G3		5	0	0	0	0	0	4	Milwaukee Brewers @ Toronto Blue Jays Exhibition Stadium, Toronto, ON Fri Aug 14 1981, 7:05 PM EDT Att: 15,114 - Cloudy - 72 F										
Lloyd Moseby, L OBP: 0.293, SLG: 0.397	0-0 F8		0-0 BB SH1-3 1B	0-0 4-3		0-0 1B 3B		0-0 4-3		5	1	2	0	0	0	0											
Otto Velez, R OBP: 0.379, SLG: 0.458	4-0 BB		0-0 SH1-3		0-0 6-3		0-0 1-3			2	0	0	0	1	0	1											
John Mayberry, L OBP: 0.358, SLG: 0.423 Greg Wells, R OBP: 0.500, SLG: 0.667	0-0 G3		4-0 BB		4-0 BB		0-0 CS 1B		0-0 BB		1	0	0	0	2	0											
Al Woods, L OBP: 0.272, SLG: 0.276		0-0 3-1	4-0 G4-6-3 BB		0-0 F9		4-0 BB 2B		0-0 BB		2	1	0	0	2	0											
Barry Bonnell, R OBP: 0.276, SLG: 0.360		0-3 K	0-0 G4-6-3 1-2		0-3 K		4-0 BB 2B		0-0 BB		3	0	0	0	1	2											
Ernie Whitt, L OBP: 0.302, SLG: 0.276		4-0 BB 2B		0-0 1B 1B		4-0 CS BB		0-0 BB		2	2	2	1	2	0	0											
Damaso Garcia, R OBP: 0.259, SLG: 0.278		0-0 1B 2B		0-0 1B G4-6-3 1B		0-0 F9 1-2		0-3 K		4	1	2	1	0	1	3											
Danny Ainge, R OBP: 0.243, SLG: 0.220		0-0 1B		0-0 G4-6-3 1-3 2H 1B		4-0 BB		0-3 K		3	0	2	1	1	1	0											
Inning Stats	R: 0 E: 0 K: 0 S: 3	H: 0 LOB: 1 BB: 1 P: 7	R: 1 E: 0 K: 1 S: 7	H: 2 LOB: 1 BB: 1 P: 11	R: 0 E: 0 K: 0 S: 3	H: 1 LOB: 2 BB: 2 P: 11	R: 2 E: 0 K: 0 S: 5	H: 3 LOB: 0 BB: 0 P: 5	R: 0 E: 0 K: 1 S: 5	H: 0 LOB: 1 BB: 1 P: 9	R: 0 E: 0 K: 0 S: 2	H: 0 LOB: 2 BB: 2 P: 10	R: 2 E: 0 K: 1 S: 7	H: 3 LOB: 2 BB: 2 P: 15	R: 0 E: 0 K: 1 S: 5	H: 0 LOB: 0 BB: 0 P: 5		1B: 6 2B: 2 3B: 1 HR: 0	SF: 0 SAC: 1 DP: 2 HBP: 0	WP: 0 PB: 0 CS: 2	PA: 38						
PITCHER	IP	WLS	BF	H	R	ER	SO	BB	IBB	HBP	BLK	WP	HR	S	P	ERA	WHIP										
Pete Vuckovich, R ERA: 3.42	(1, 1)	5.2	27	6	3	3	2	7	0	0	0	0	0	4	8	4.76	2.294										
Jamie Easterly, L ERA: 4.03	(6, 1)	1.0	L	5	2	2	0	1	0	0	0	0	0	4	8	18.00	3.000										
Rickey Keeton, R ERA: 4.45	(7, 1)	1.1	6	1	0	0	2	1	0	0	0	0	0	9	13	0.00	1.500										



Batter	1	2	3	4	5	6	7	8	9	AB	R	H	RBI	BB	SO	LOB	TOP								
Thad Bosley, L OBP: 0.321, SLG: 0.292 (1, 7)	5-3		4-3		F9		2B		1B	5	0	2	1	0	0	0	Milwaukee Brewers @ Toronto Blue Jays Exhibition Stadium, Toronto, ON Sat Aug 15 1981, 3:33 AM EDT Att: 12,467 - Unknown - 68 F								
Roy Howell, L OBP: 0.329, SLG: 0.452 (1, 5)	F5		6-3		1B		1-3		F7	5	0	1	0	0	0	4									
Cecil Cooper, L OBP: 0.349, SLG: 0.464 (1, 3)	6-3			HR	G3				4-3	4	1	1	1	0	0	1									
Ben Oglivie, L OBP: 0.309, SLG: 0.347 (1, 10)		L9		P5		F7		4-3		4	0	0	0	0	0	0									
Gorman Thomas, R OBP: 0.366, SLG: 0.571 (1, 8)		1B FC6-4 BB		1B BB		F9		6-3		2	1	0	0	2	0	0									
Ted Simmons, S OBP: 0.273, SLG: 0.386 (1, 2)		1B FC6-4		1B		F9			4-3	4	0	2	0	0	0	0									
Robin Yount, R OBP: 0.309, SLG: 0.424 (1, 6)		1B FC6-4 1-2 3-H		F7			1B FC1-6		1B BB	3	0	1	1	1	0	3									
Jim Gantner, L OBP: 0.335, SLG: 0.347 (1, 4)		P6		F7		1-2 2B FC1-6			1B	4	1	1	0	0	0	4									
Charlie Moore, R OBP: 0.357, SLG: 0.398 (1, 9)			K		6-3		6-3		K	3	0	0	0	0	1	1									
Paul Molitor, R OBP: 0.337, SLG: 0.345 (9, PH)							6-3		K	1	0	0	0	0	1	2									
Inning Stats	R: 0 E: 0 K: 0 S: 3	H: 0 LOB: 0 BB: 0 P: 3	R: 1 E: 0 K: 0 S: 4	H: 1 LOB: 1 BB: 1 P: 8	R: 0 E: 0 K: 1 S: 5	H: 0 LOB: 0 BB: 0 P: 5	R: 1 E: 0 K: 0 S: 5	H: 2 LOB: 2 BB: 0 P: 9	R: 0 E: 0 K: 0 S: 4	H: 1 LOB: 1 BB: 0 P: 4	R: 0 E: 0 K: 0 S: 3	H: 0 LOB: 0 BB: 0 P: 3	R: 1 E: 0 K: 0 S: 5	H: 2 LOB: 1 BB: 0 P: 5	R: 0 E: 0 K: 0 S: 3	H: 0 LOB: 0 BB: 0 P: 3	R: 0 E: 0 K: 1 S: 7	H: 2 LOB: 3 BB: 1 P: 11	1B: 6 2B: 1 3B: 0 HR: 1	SF: 0 SAC: 0 DP: 0 HBP: 0	WP: 0 PB: 0 CS: 0	PA: 38			
PITCHER	IP	WLS	BF	H	R	ER	SO	BB	IBB	HBP	BLK	WP	HR	S	P	ERA	WHIP								
Juan Berenguer, R ERA: 6.46 (1, 1)	6.0		24	4	2	2	1	2	0	0	0	0	1	24	32	3.00	1.000								
Mark Bomback, R ERA: 4.0 (7, 1)	2.1	W	11	3	1	1	0	1	0	0	0	0	0	10	14	3.86	1.714								
Joey McLaughlin, R ERA: 3.49 (9, 1)	0.2	S	3	1	0	0	1	0	0	0	0	0	0	5	5	0.00	1.500								

Batter	1	2	3	4	5	6	7	8	9	AB	R	H	RBI	BB	SO	LOB	BOTTOM								
Alfredo Griffin, S OBP: 0.237, SLG: 0.291 (1, 6)	1B 2B	P4			CS 1B		F9			4	1	2	0	0	0	1	Milwaukee Brewers @ Toronto Blue Jays Exhibition Stadium, Toronto, ON Sat Aug 15 1981, 3:33 AM EDT Att: 12,467 - Unknown - 68 F								
Lloyd Moseby, L OBP: 0.297, SLG: 0.394 (1, 8)	1B BB		K		S BB		4-3			2	0	0	0	2	1	0									
Otto Velez, R OBP: 0.382, SLG: 0.452 (1, 10)	K		G3-6-1 HBP		1-2 BB		K			2	0	0	0	1	2	2									
John Mayberry, L OBP: 0.360, SLG: 0.424 (1, 3)			G3-6-1		4-3					2	0	1	1	0	0	1									
Greg Wells, R OBP: 0.500, SLG: 0.625 (6, PH)	1-3 2-H 1B		1-2						SH1-3 1B	2	1	1	0	0	0	2									
Al Woods, L OBP: 0.273, SLG: 0.277 (1, 7)	G4-6-3				F9		FC1-6 1B		SH1-3	3	0	1	0	0	0	2									
Barry Bonnell, R OBP: 0.271, SLG: 0.353 (1, 9)		5-3		F9		FC1-6 1B		F8		4	1	0	0	0	0	2									
Damaso Garcia, R OBP: 0.271, SLG: 0.295 (1, 4)		1B 2B				L4-6 1B		S 1B		4	1	4	1	0	0	0									
Buck Martinez, R OBP: 0.222, SLG: 0.396 (1, 2)		F8			5-3		1-2 1B		G3	2	0	0	0	0	0	2									
George Bell, R OBP: 0.273, SLG: 0.400 (6, PH)							1-2 2-H 1B			1	0	1	1	0	0	0									
Ernie Whitt, L OBP: 0.300, SLG: 0.274 (7, 2)							1-2 2-H 1B			1	0	0	0	0	0	1									
Danny Ainge, R OBP: 0.245, SLG: 0.222 (1, 5)		2-H 1B			F9		L4-6			3	0	1	1	0	0	2									
Inning Stats	R: 1 E: 0 K: 1 S: 6	H: 2 LOB: 1 BB: 1 P: 10	R: 1 E: 0 K: 0 S: 5	H: 2 LOB: 1 BB: 0 P: 5	R: 0 E: 0 K: 1 S: 4	H: 0 LOB: 0 BB: 0 P: 5	R: 0 E: 0 K: 0 S: 4	H: 1 LOB: 1 BB: 0 P: 4	R: 0 E: 0 K: 0 S: 3	H: 1 LOB: 2 BB: 2 P: 11	R: 1 E: 0 K: 0 S: 5	H: 3 LOB: 1 BB: 0 P: 5	R: 0 E: 0 K: 1 S: 5	H: 0 LOB: 0 BB: 0 P: 5	R: 1 E: 0 K: 0 S: 5	H: 2 LOB: 1 BB: 0 P: 5	1B: 9 2B: 3 3B: 0 HR: 0	SF: 0 SAC: 1 DP: 3 HBP: 1	WP: 0 PB: 0 CS: 1	PA: 35					
PITCHER	IP	WLS	BF	H	R	ER	SO	BB	IBB	HBP	BLK	WP	HR	S	P	ERA	WHIP								
Jim Slaton, R ERA: 3.69 (1, 1)	4.2		21	6	2	2	2	3	0	1	0	0	0	21	34	3.86	1.929								
Jerry Augustine, L ERA: 3.59 (5, 1)	0.2		5	3	1	1	0	0	0	0	0	0	0	5	5	13.50	4.500								
Reggie Cleveland, R ERA: 4.66 (6, 1)	2.2	L	9	2	1	1	1	0	0	0	0	0	0	11	11	3.38	0.750								



Batter	1	2	3	4	5	6	7	8	9	AB	R	H	RBI	BB	SO	LOB	TOP				
Thad Bosley, L OBP: 0.328, SLG: 0.302 (1, 7)										5	1	2	0	0	1	1	Milwaukee Brewers @ Toronto Blue Jays Exhibition Stadium, Toronto, ON Sun Aug 16 1981, 3:33 AM EDT Unknown - 65 F				
Roy Howell, L OBP: 0.331, SLG: 0.453 Sal Bando, R OBP: 0.355, SLG: 0.593 (9, FR) (9, 5)										4	0	1	2	0	0	1					
Cecil Cooper, L OBP: 0.342, SLG: 0.454 (1, 3)										5	0	0	0	0	0	4					
Ben Oglivie, L OBP: 0.308, SLG: 0.346 (1, 10)										4	1	1	0	0	0	1					
Gorman Thomas, R OBP: 0.360, SLG: 0.559 (1, 9)										4	0	0	0	0	0	1					
Ted Simmons, S OBP: 0.273, SLG: 0.383 (1, 2)										4	1	1	0	0	0	0					
Robin Yount, R OBP: 0.313, SLG: 0.430 (1, 6)										4	1	2	1	0	0	0					
Paul Molitor, R OBP: 0.343, SLG: 0.344 (1, 8)										3	1	1	0	1	0	0					
Jim Gantner, L OBP: 0.338, SLG: 0.347 (1, 4)										3	1	1	2	1	0	2					
Inning Stats	R: 0 E: 0 K: 0 S: 3	H: 1 LOB: 0 BB: 0 P: 3	R: 0 E: 0 K: 0 S: 3	H: 0 LOB: 0 BB: 0 P: 3	R: 0 E: 0 K: 0 S: 3	H: 0 LOB: 0 BB: 0 P: 3	R: 0 E: 0 K: 0 S: 3	H: 0 LOB: 0 BB: 0 P: 3	R: 0 E: 0 K: 0 S: 5	H: 2 LOB: 2 BB: 0 P: 5	R: 0 E: 0 K: 0 S: 5	H: 0 LOB: 0 BB: 0 P: 5	R: 0 E: 0 K: 0 S: 3	H: 0 LOB: 0 BB: 0 P: 3	R: 0 E: 0 K: 0 S: 4	H: 1 LOB: 3 BB: 1 P: 9		1B: 7 2B: 2 3B: 0 HR: 0	SF: 0 SAC: 0 DP: 1 HBP: 1	WP: 0 PB: 0 CS: 0	PA: 39
PITCHER	IP	WLS	BF	H	R	ER	SO	BB	IBB	HBP	BLK	WP	HR	S	P	ERA	WHIP				
Dave Stieb, R ERA: 3.66 Paul Mirabella, L ERA: 4.26	(1, 1) (5, 1)	4.1 4.2	L 19	20 3	6 0	6 0	5 0	0 1	0 0	0 1	0 0	0 0	0 0	19 19	23 24	10.38 0.00	1.615 0.857				

Batter	1	2	3	4	5	6	7	8	9	AB	R	H	RBI	BB	SO	LOB	BOTTOM				
Alfredo Griffin, S OBP: 0.241, SLG: 0.299 (1, 6)										4	0	2	1	0	0	0	Milwaukee Brewers @ Toronto Blue Jays Exhibition Stadium, Toronto, ON Sun Aug 16 1981, 3:33 AM EDT Unknown - 65 F				
Lloyd Moseby, L OBP: 0.292, SLG: 0.386 (1, 8)										4	0	0	0	0	1	2					
Damaso Garcia, R OBP: 0.279, SLG: 0.304 (1, 4)										3	0	2	0	1	0	0					
Greg Wells, R OBP: 0.333, SLG: 0.417 (1, 3)										4	0	0	0	0	1	5					
George Bell, R OBP: 0.264, SLG: 0.386 Willie Upshaw, L OBP: 0.236, SLG: 0.321 (8, PH)										3	1	0	0	0	0	0					
Al Woods, L OBP: 0.267, SLG: 0.270 (1, 7)										4	0	0	0	0	0	1					
Barry Bonnell, R OBP: 0.266, SLG: 0.346 (1, 9)										4	0	0	0	0	0	1					
Buck Martinez, R OBP: 0.246, SLG: 0.431 Garth Iorg, R OBP: 0.274, SLG: 0.305 (7, FR) (8, 5)										3	0	2	1	0	0	0					
Danny Ainge, R OBP: 0.242, SLG: 0.220 John Mayberry, L OBP: 0.358, SLG: 0.421 Ernie Whitt, L OBP: 0.298, SLG: 0.272 (8, 2)										2	1	0	0	0	0	1					
Inning Stats	R: 0 E: 0 K: 0 S: 3	H: 0 LOB: 0 BB: 0 P: 3	R: 0 E: 0 K: 0 S: 3	H: 0 LOB: 0 BB: 0 P: 3	R: 0 E: 0 K: 1 S: 6	H: 1 LOB: 1 BB: 0 P: 6	R: 0 E: 0 K: 0 S: 3	H: 0 LOB: 0 BB: 0 P: 3	R: 1 E: 0 K: 0 S: 5	H: 2 LOB: 2 BB: 1 P: 9	R: 1 E: 1 K: 0 S: 5	H: 1 LOB: 1 BB: 0 P: 5	R: 0 E: 0 K: 1 S: 7	H: 2 LOB: 2 BB: 0 P: 7	R: 0 E: 0 K: 0 S: 4	H: 1 LOB: 1 BB: 0 P: 4		1B: 4 2B: 3 3B: 0 HR: 0	SF: 0 SAC: 0 DP: 0 HBP: 0	WP: 0 PB: 0 CS: 0	PA: 36
PITCHER	IP	WLS	BF	H	R	ER	SO	BB	IBB	HBP	BLK	WP	HR	S	P	ERA	WHIP				
Mike Caldwell, L ERA: 3.0 Rickey Keeton, R ERA: 4.34 Rollie Fingers, R ERA: 1.43	(1, 1) (7, 1) (8, 1)	6.2 0.2 1.2	W S	26 4 6	4 2 1	0 0 0	1 0 0	0 0 1	0 0 0	0 0 0	0 0 0	0 0 0	0 0 0	4 4 8	4 4 8	0.00 0.00 0.00	3.000 3.000 0.600				

Batter	1	2	3	4	5	6	7	8	9	AB	R	H	RBI	BB	SO	LOB	TOP				
Thad Bosley, L (1, 9) OBP: 0.306, SLG: 0.281	G3			F4	FC4			F7		4	0	0	0	0	0	2	Milwaukee Brewers @ Toronto Blue Jays Exhibition Stadium, Toronto, ON Sun Aug 16 1981, 3:38 AM EDT Att: 24,472 - Unknown				
Robin Yount, R (1, 6) OBP: 0.311, SLG: 0.424	G4-6-3 BB			F8				5-3		3	0	0	0	1	0						
Cecil Cooper, L (1, 3) OBP: 0.345, SLG: 0.459	G4-6-3			HR	1B					4	1	2	0	0	1						
Ben Oglivie, L (1, 7) OBP: 0.311, SLG: 0.364		3-1		HR				4-3		4	1	2	2	0	1						
Gorman Thomas, R (1, 8) OBP: 0.354, SLG: 0.549		1-6-3		6-3						4	0	0	0	0	1						
Paul Molitor, R (1, 10) OBP: 0.350, SLG: 0.351		6-3								4	0	2	0	0	0						
Don Money, R (1, 5) OBP: 0.295, SLG: 0.316				5-3						3	0	1	0	0	1						
Jim Gantner, L (1, 4) OBP: 0.340, SLG: 0.344				F8	G3			5-3		2	0	0	0	2	0						
Charlie Moore, R (1, 2) OBP: 0.353, SLG: 0.387				5-3				G6-3		3	0	0	0	1	0	4					
Inning Stats	R: 0 E: 0 K: 0 S: 2	H: 0 LOB: 0 BB: 1 P: 6	R: 0 E: 0 K: 0 S: 3	H: 0 LOB: 0 BB: 0 P: 3	R: 0 E: 0 K: 0 S: 3	H: 0 LOB: 0 BB: 0 P: 3	R: 2 E: 0 K: 0 S: 5	H: 2 LOB: 0 BB: 0 P: 5	R: 0 E: 0 K: 0 S: 4	H: 1 LOB: 2 BB: 1 P: 8	R: 0 E: 0 K: 0 S: 3	H: 1 LOB: 1 BB: 1 P: 7	R: 0 E: 0 K: 0 S: 4	H: 1 LOB: 1 BB: 0 P: 4	R: 0 E: 0 K: 0 S: 4	H: 1 LOB: 2 BB: 1 P: 8	1B: 3 2B: 3 3B: 0 HR: 1	SF: 0 SAC: 1 DP: 2 HBP: 0	WP: 0 PB: 0 CS: 0	PA: 36	
PITCHER	IP	WLS	BF	H	R	ER	SO	BB	IBB	HBP	BLK	WP	HR	S	P	ERA	WHIP				
Jackson Todd, R (1, 1) ERA: 3.77	7.2	L	30	6	2	2	0	2	1	0	0	0	1	27	39	2.35	1.043				
Jerry Garvin, L (8, 1) ERA: 3.88	0.1		1	0	0	0	0	0	0	0	0	0	0	1	1	0.00	0.000				
Roy Lee Jackson, R (9, 1) ERA: 2.68	1.0		5	1	0	0	0	0	1	0	0	0	0	4	8	0.00	1.000				

Batter	1	2	3	4	5	6	7	8	9	AB	R	H	RBI	BB	SO	LOB	BOTTOM					
Alfredo Griffin, S (1, 6) OBP: 0.238, SLG: 0.294	6-3		4-3		G4-6-3			5-3		4	0	0	0	0	1		Milwaukee Brewers @ Toronto Blue Jays Exhibition Stadium, Toronto, ON Sun Aug 16 1981, 3:38 AM EDT Att: 24,472 - Unknown					
Lloyd Moseby, L (1, 8) OBP: 0.291, SLG: 0.384	6-3		F7							4	0	1	0	0	0							
Damaso Garcia, R (1, 4) OBP: 0.279, SLG: 0.303			4-3					F2		4	0	1	0	0	1							
Greg Wells, R (1, 3) OBP: 0.375, SLG: 0.500				4-3				F8		4	0	2	0	0	1							
George Bell, R (1, 9) OBP: 0.266, SLG: 0.385										3	0	1	0	0	3							
Willie Upshaw, L (9, PH) OBP: 0.233, SLG: 0.317	F9									1	0	0	0	1	0							
Ken Macha, R (1, 10) OBP: 0.307, SLG: 0.254										2	0	1	0	1	1							
John Mayberry, L (9, PH) OBP: 0.356, SLG: 0.419										1	0	0	0	0	0							
Al Woods, L (1, 7) OBP: 0.267, SLG: 0.275			G6-4-3 BB		F9			G4-6-3		4	0	1	0	0	3							
Buck Martinez, R (1, 2) OBP: 0.262, SLG: 0.436										4	0	2	0	0	1							
Danny Ainge, R (1, 5) OBP: 0.243, SLG: 0.222										3	0	1	0	0	2							
Inning Stats	R: 0 E: 0 K: 0 S: 5	H: 2 LOB: 2 BB: 0 P: 5	R: 0 E: 0 K: 0 S: 3	H: 1 LOB: 1 BB: 1 P: 7	R: 0 E: 0 K: 0 S: 3	H: 0 LOB: 0 BB: 0 P: 3	R: 0 E: 0 K: 0 S: 4	H: 1 LOB: 0 BB: 0 P: 4	R: 0 E: 0 K: 0 S: 3	H: 1 LOB: 0 BB: 0 P: 3	R: 0 E: 0 K: 0 S: 4	H: 1 LOB: 1 BB: 0 P: 4	R: 0 E: 0 K: 0 S: 4	H: 2 LOB: 1 BB: 0 P: 4	R: 0 E: 0 K: 0 S: 4	H: 1 LOB: 1 BB: 0 P: 4	R: 0 E: 0 K: 1 S: 6	H: 1 LOB: 1 BB: 0 P: 6	1B: 8 2B: 2 3B: 0 HR: 0	SF: 0 SAC: 0 DP: 3 HBP: 0	WP: 0 PB: 0 CS: 0	PA: 35
PITCHER	IP	WLS	BF	H	R	ER	SO	BB	IBB	HBP	BLK	WP	HR	S	P	ERA	WHIP					
Randy Lerch, L (1, 1) ERA: 4.43	7.1	W	29	9	0	0	0	1	0	0	0	0	0	28	32	0.00	1.364					
Rollie Fingers, R (8, 1) ERA: 1.35	1.2	S	6	1	0	0	1	0	0	0	0	0	0	8	8	0.00	0.600					

Batter	1	2	3	4	5	6	7	8	9	AB	R	H	RBI	BB	SO	LOB	TOP											
Alfredo Griffin, S OBP: 0.238, SLG: 0.293 (1, 6)	5-3		F4		K			1B		4	0	1	0	0	1	1	<p>Toronto Blue Jays @ Kansas City Royals</p> <p>Royals Stadium, Kansas City, MO</p> <p>Mon Aug 17 1981, 8:05 PM EDT</p> <p>Att: 31,958 - Unknown - 75 F</p>											
Damaso Garcia, R OBP: 0.274, SLG: 0.298 (1, 4)	4-3		F8			F2		L8		4	0	0	0	0	0	1												
Lloyd Moseby, L OBP: 0.294, SLG: 0.386 (1, 8)	HR			1B	G4-6-3	L7		E4	3-4-3	4	2	2	0	0	0	0												
John Mayberry, L OBP: 0.359, SLG: 0.437 (1, 10)	HR			G4-6-3	1B	4-3		F8		4	1	2	2	0	0	1												
Greg Wells, R OBP: 0.316, SLG: 0.421 Willie Upshaw, L OBP: 0.231, SLG: 0.313 (9, PH)	6-3			G4-6-3	1B		4-3	3-4-3		3	0	0	0	0	0	1												
Al Woods, L OBP: 0.261, SLG: 0.269 (1, 7)		2-3		1-2	3-H	F7		L4		1	0	0	0	0	0	1												
Barry Bonnell, R OBP: 0.262, SLG: 0.341 (1, 9)		L3				F8		6-3		3	0	0	0	0	0	0												
Ernie Whitt, L OBP: 0.299, SLG: 0.280 (1, 2)		F7						F7		3	0	1	0	0	0	0												
Danny Ainge, R OBP: 0.241, SLG: 0.219 Garth Iorg, R OBP: 0.271, SLG: 0.301 (8, PH)				K		F7		K		2	0	0	0	0	1	1												
										1	0	0	0	0	1	0												
Inning Stats	R: 2 E: 0 K: 0 S: 5	H: 2 LOB: 0 BB: 0 P: 5	R: 0 E: 0 K: 0 S: 3	H: 0 LOB: 0 BB: 0 P: 3	R: 0 E: 0 K: 1 S: 5	H: 0 LOB: 0 BB: 0 P: 5	R: 1 E: 0 K: 0 S: 4	H: 2 LOB: 0 BB: 0 P: 4	R: 0 E: 0 K: 1 S: 6	H: 1 LOB: 1 BB: 0 P: 6	R: 0 E: 0 K: 0 S: 3	H: 0 LOB: 0 BB: 0 P: 3	R: 0 E: 0 K: 0 S: 3	H: 0 LOB: 1 BB: 0 P: 3	R: 0 E: 0 K: 1 S: 6	H: 1 LOB: 1 BB: 0 P: 6	R: 0 E: 1 K: 0 S: 4	H: 0 LOB: 1 BB: 0 P: 4	1B: 4 2B: 1 3B: 0 HR: 1	SF: 0 SAC: 0 DP: 1 HBP: 0	WP: 0 PB: 0 SB: 0 CS: 0	PA: 33						
PITCHER	IP	WLS	BF	H	R	ER	SO	BB	IBB	HBP	BLK	WP	HR	S	P	ERA	WHIP											
Rich Gale, R ERA: 5.09 Dan Quisenberry, R ERA: 2.36	(1, 1)	7.2	W	28	6	3	3	3	0	0	0	0	0	1	34	34	3.52	0.783										
	(8, 1)	1.1	S	5	0	0	0	0	0	0	0	0	0	0	5	5	0.00	0.000										

Batter	1	2	3	4	5	6	7	8	9	AB	R	H	RBI	BB	SO	LOB	BOTTOM											
Willie Wilson, S OBP: 0.308, SLG: 0.345 (1, 7)	K		F7	F7			E4			4	0	0	0	0	1	1	<p>Toronto Blue Jays @ Kansas City Royals</p> <p>Royals Stadium, Kansas City, MO</p> <p>Mon Aug 17 1981, 8:05 PM EDT</p> <p>Att: 31,958 - Unknown - 75 F</p>											
Hal McRae, R OBP: 0.311, SLG: 0.399 (1, 10)	F8			HR	BB	5-3	5-3			3	1	0	0	1	0	1												
George Brett, L OBP: 0.342, SLG: 0.451 (1, 5)				HR		4-3	6-3			4	1	2	2	0	0	1												
Willie Aikens, L OBP: 0.385, SLG: 0.450 (1, 3)	K			1B	BB	4-3	4-3			3	1	1	0	1	1	2												
Amos Otis, R OBP: 0.309, SLG: 0.426 (1, 8)				F2	F9		5-3			4	0	1	0	0	0	2												
Frank White, R OBP: 0.290, SLG: 0.406 (1, 4)				E5	BB	FC5-4	1-3			3	1	0	0	1	0	2												
Jamie Quirk, L OBP: 0.329, SLG: 0.373 (1, 2)				E	1B	F9	4-3			4	1	1	1	0	0	2												
Darryl Motley, R OBP: 0.194, SLG: 0.222 Cesar Geronimo, L OBP: 0.271, SLG: 0.307 (9, 9)				F9	E4	FC5-4	FC5-4			3	0	0	1	0	0	2												
U.L. Washington, S OBP: 0.329, SLG: 0.294 (1, 6)				K	FC6-4		G3			3	0	0	1	0	1	2												
Inning Stats	R: 0 E: 0 K: 2 S: 8	H: 1 LOB: 1 BB: 0 P: 8	R: 0 E: 0 K: 0 S: 3	H: 1 LOB: 0 BB: 0 P: 3	R: 0 E: 0 K: 1 S: 5	H: 0 LOB: 0 BB: 0 P: 5	R: 5 E: 2 K: 0 S: 8	H: 3 LOB: 1 BB: 1 P: 12	R: 0 E: 0 K: 0 S: 3	H: 0 LOB: 1 BB: 1 P: 7	R: 0 E: 0 K: 0 S: 3	H: 0 LOB: 1 BB: 1 P: 7	R: 0 E: 1 K: 0 S: 4	H: 0 LOB: 1 BB: 0 P: 4	R: 0 E: 0 K: 0 S: 3	H: 0 LOB: 0 BB: 0 P: 3	1B: 3 2B: 0 3B: 1 HR: 1	SF: 0 SAC: 0 DP: 1 HBP: 0	WP: 0 PB: 0 SB: 1 CS: 0	PA: 34								
PITCHER	IP	WLS	BF	H	R	ER	SO	BB	IBB	HBP	BLK	WP	HR	S	P	ERA	WHIP											
Jim Clancy, R ERA: 5.34 Mark Bomback, R ERA: 3.89	(1, 1)	6.0	L	27	5	5	2	3	3	0	0	0	0	1	30	42	3.00	1.333										
	(7, 1)	2.0		7	0	0	0	0	0	0	0	0	0	7	7	0.00	0.000											

Batter	1	2	3	4	5	6	7	8	9	AB	R	H	RBI	BB	SO	LOB	TOP					
Alfredo Griffin, S OBP: 0.233, SLG: 0.287	0-0 6-3		0-0 6-3		0-0 F8		0-0 F7		0-0 1-3	5	0	0	0	0	0	0	Toronto Blue Jays @ Kansas City Royals Royals Stadium, Kansas City, MO Tue Aug 18 1981, 8:05 PM EDT Att: 26,952 - Unknown - 75 F					
Danny Ainge, R OBP: 0.255, SLG: 0.231	0-0 CS 1B		0-0 1B		4-0 S BB		0-0 1B SH1-4 1B		0-0 5-3	4	1	3	0	1	0	0						
Lloyd Moseby, L OBP: 0.291, SLG: 0.381	0-3 K 1-2		0-3 K		0-3 K 1-2		0-0 SH1-4 1-2			3	0	0	0	0	3	3						
Greg Wells, R OBP: 0.261, SLG: 0.348		0-0 1B FC5-4		0-0 E5 1B 3-1		0-0 1-3		0-0 F8		4	2	0	0	0	0	1						
John Mayberry, L OBP: 0.366, SLG: 0.446		0-0 FC5-4 1-3 1B		0-0 3-1 1-2		0-0 1B 2B		1-0 1B HBP		3	2	2	0	0	0	1						
Damaso Garcia, R OBP: 0.278, SLG: 0.302		0-0 FC5-4 1-2 3-H 1B		0-0 6-3		0-0 CS 1B		0-0 1B 1-2 2-3 1B		4	0	2	2	0	0	2						
Barry Bonnell, R OBP: 0.278, SLG: 0.344		0-0 F9		0-0 1B 2-H		0-0 L7 1-2		0-0 1B 1-3 2-H 3-H 1B		4	0	2	3	0	0	2						
George Bell, R OBP: 0.255, SLG: 0.368		0-0 F8 1-2		0-0 F4		0-0 F9		0-0 L8		4	0	0	0	0	0	4						
Buck Martinez, R OBP: 0.246, SLG: 0.407			0-0 F8		0-0 F9		0-0 F9		0-0 L7	4	0	0	0	0	0	0						
Inning Stats	R: 0 E: 0 K: 1 S: 5	H: 1 LOB: 0 BB: 0 P: 5	R: 1 E: 1 K: 0 S: 5	H: 1 LOB: 1 BB: 0 P: 5	R: 0 E: 0 K: 1 S: 6	H: 1 LOB: 1 BB: 0 P: 6	R: 1 E: 1 K: 0 S: 5	H: 1 LOB: 1 BB: 1 P: 9	R: 0 E: 0 K: 0 S: 4	H: 2 LOB: 0 BB: 0 P: 4	R: 0 E: 0 K: 0 S: 3	H: 0 LOB: 0 BB: 0 P: 3	R: 2 E: 0 K: 0 S: 6	H: 3 LOB: 2 BB: 0 P: 7	R: 0 E: 0 K: 0 S: 3	H: 0 LOB: 0 BB: 0 P: 3	1B: 8 2B: 1 3B: 0 HR: 0	SF: 0 SAC: 1 DP: 0 HBP: 1	WP: 0 PB: 0 SB: 2 CS: 2	PA: 38		
PITCHER	IP WLS BF H R ER SO BB IBB HBP BLK WP HR S P ERA WHIP	7.2 L 33 8 5 3 3 1 0 1 0 0 0 0 37 42 3.52 1.174	8.1 S 5 1 0 0 0 0 0 0 0 0 0 0 5 5 0.00 0.750																			



Batter	1	2	3	4	5	6	7	8	9	AB	R	H	RBI	BB	SO	LOB	BOTTOM					
Willie Wilson, S OBP: 0.303, SLG: 0.340	0-0 F5		0-0 1-3		0-0 1-3		0-0 F7		0-0 1-3	4	0	0	0	0	0	2	Toronto Blue Jays @ Kansas City Royals Royals Stadium, Kansas City, MO Tue Aug 18 1981, 8:05 PM EDT Att: 26,952 - Unknown - 75 F					
Hal McRae, R OBP: 0.310, SLG: 0.394	4-0 WP 1B BB		0-0 F6		0-0 F8		0-0 4-3		0-0 1-3	3	1	0	0	1	0	0						
George Brett, L OBP: 0.345, SLG: 0.452	0-0 CS 1-H 1B		0-0 FC6-4 1B		0-0 F5		0-0 F9		0-0 L7	4	0	2	1	0	0	0						
Willie Aikens, L OBP: 0.382, SLG: 0.443	1-0 1-2 HBP		0-0 F8		0-0 F8		0-0 L7		0-0 L7	3	0	0	0	0	0	1						
Amos Otis, R OBP: 0.308, SLG: 0.436	0-3 K		0-0 FC6-4 1-2		0-0 5-3		0-0 HR		0-0 6-3	4	1	1	1	0	1	2						
Frank White, R OBP: 0.289, SLG: 0.408		0-0 F3		0-0 F7		0-0 1B 2B		0-0 6-3		4	1	1	0	0	0	0						
Jamie Quirk, L OBP: 0.336, SLG: 0.380		0-0 G3		0-0 1B		0-0 FC6-4 1B		0-0 L5		4	0	2	1	0	0	0						
Darryl Motley, R OBP: 0.175, SLG: 0.200		0-0 E6 1B		0-0 F3		0-0 FC6-4 1-2		0-0 6-3		4	0	0	0	0	0	2						
U.L. Washington, S OBP: 0.328, SLG: 0.294		0-0 1-2 1B		0-0 L8		0-0 6-3		0-0 4-3		4	0	1	0	0	0	1						
Inning Stats	R: 1 E: 0 K: 1 S: 5	H: 1 LOB: 1 BB: 1 P: 10	R: 0 E: 1 K: 0 S: 5	H: 1 LOB: 2 BB: 0 P: 5	R: 0 E: 0 K: 0 S: 4	H: 1 LOB: 1 BB: 0 P: 4	R: 0 E: 0 K: 0 S: 4	H: 1 LOB: 1 BB: 0 P: 4	R: 0 E: 0 K: 0 S: 3	H: 2 LOB: 0 BB: 0 P: 5	R: 0 E: 0 K: 0 S: 3	H: 0 LOB: 0 BB: 0 P: 3	R: 1 E: 0 K: 0 S: 4	H: 1 LOB: 0 BB: 0 P: 4	R: 0 E: 0 K: 0 S: 3	H: 0 LOB: 0 BB: 0 P: 3	1B: 5 2B: 1 3B: 0 HR: 1	SF: 0 SAC: 0 DP: 0 HBP: 1	WP: 1 PB: 0 SB: 0 CS: 1	PA: 36		
PITCHER	IP WLS BF H R ER SO BB IBB HBP BLK WP HR S P ERA WHIP	7.2 W 32 7 3 3 3 1 0 1 0 0 0 4 4 0.00 0.000	8.1 S 4 0 0 0 0 0 0 0 0 0 0 4 4 0.00 0.000																			



Batter	1	2	3	4	5	6	7	8	9	AB	R	H	RBI	BB	SO	LOB	TOP					
Alfredo Griffin, S OBP: 0.239, SLG: 0.292 (1, 6)	K		FC1-5 FC4-6 1B	F9		2B 1B	1B	4-3		6	3	3	0	0	1	3						
Danny Ainge, R OBP: 0.257, SLG: 0.235 (1, 5)	K		FC1-5 FC4-6 1B	5-3		1B	1B		L6	5	1	1	0	1	1	3						
Lloyd Moseby, L OBP: 0.300, SLG: 0.386 (1, 8)	E5		FC4-6 E 1B	S 1B		FC5 1B	1B		1B HBP	5	2	3	6	0	0	1						
John Mayberry, L OBP: 0.370, SLG: 0.445 (1, 10)	K		E3 1B	1B		L6	F4		1B	5	1	2	0	1	1	4						
Al Woods, L OBP: 0.274, SLG: 0.278 (1, 7)							4-3		F2	5	0	3	3	1	0	4						
Greg Wells, R OBP: 0.241, SLG: 0.310 (1, 3)	F7		FC5 E 1B	K		FC5 1B		E6	K	6	0	1	0	0	2	7						
Damaso Garcia, R OBP: 0.276, SLG: 0.304 (1, 4)	F9		E5			L7	L7		2B	5	0	1	0	0	0	5						
Barry Bonnell, R OBP: 0.265, SLG: 0.341 (1, 9)	K		FC5 1B			F4	1B SH1-3 1B		F7	5	1	1	0	0	1	6						
Buck Martinez, R OBP: 0.261, SLG: 0.429 (1, 2)			FC1-5 1B	F9 1B		F9	SH1-3 1B		FC6-2-5	4	1	2	0	0	0	2						
Inning Stats	R: 0 E: 1 K: 3 S: 10	H: 0 LOB: 1 BB: 0 P: 10	R: 0 E: 0 K: 1 S: 6	H: 1 LOB: 1 BB: 0 P: 6	R: 3 E: 2 K: 0 S: 9	H: 5 LOB: 3 BB: 0 P: 9	R: 2 E: 0 K: 1 S: 8	H: 3 LOB: 2 BB: 1 P: 12	R: 0 E: 0 K: 0 S: 3	H: 0 LOB: 0 BB: 0 P: 3	R: 2 E: 0 K: 0 S: 6	H: 3 LOB: 2 BB: 1 P: 10	R: 2 E: 0 K: 0 S: 6	H: 3 LOB: 2 BB: 1 P: 10	R: 0 E: 1 K: 0 S: 5	H: 1 LOB: 2 BB: 0 P: 5	R: 0 E: 0 K: 1 S: 6	H: 1 LOB: 2 BB: 0 P: 7	1B: 14 2B: 3 3B: 0 HR: 0	SF: 0 SAC: 1 DP: 0 HBP: 1	WP: 0 PB: 0 SB: 1 CS: 0	PA: 51
PITCHER	IP	WLS	BF	H	R	ER	SO	BB	IBB	HBP	BLK	WP	HR	S	P	ERA	WHIP					
Dennis Leonard, R ERA: 3.79 (1, 1)	4.0	L	24	9	5	3	5	0	1	0	0	0	0	33	37	6.75	2.250					
Jim Wright, R ERA: 3.23 (5, 1)	2.0		10	3	2	2	0	0	1	0	0	0	0	9	13	9.00	1.500					
Ken Brett, L ERA: 4.7 (7, 1)	3.0		17	5	2	2	1	0	1	1	0	0	0	17	22	6.00	1.667					

Toronto Blue Jays @ Kansas City Royals
 Royals Stadium, Kansas City, MO
 Wed Aug 19 1981, 8:05 PM EDT
 Att: 28,174 - Unknown - 77 F

AB	46
R	9
H	17
RBI	9
BB	3
SO	6
LOB	35



Batter	1	2	3	4	5	6	7	8	9	AB	R	H	RBI	BB	SO	LOB	BOTTOM					
Willie Wilson, S OBP: 0.301, SLG: 0.337 (1, 7)	BB E BB 1B	FC1-5		F8			G3	4-3		5	1	1	0	0	0	4						
Hal McRae, R OBP: 0.312, SLG: 0.407 (1, 10)	F9	L9				HR	1B		6-3	5	1	2	1	0	0	2						
George Brett, L OBP: 0.341, SLG: 0.443 (1, 5)	E6 BB SF8 BB		S BB		F9		F7		F2	4	1	0	0	1	0	2						
Willie Aikens, L OBP: 0.383, SLG: 0.439 (1, 3)	BB BB		F7		K		F5		1B	4	0	1	0	1	1	2						
Amos Otis, R OBP: 0.310, SLG: 0.430 (1, 8)	BB BB		F8		F6			FC4-6 BB 3-1 BB	F9	3	1	0	1	2	0	2						
Frank White, R OBP: 0.294, SLG: 0.406 (1, 4)	SF8		F7			BB		FC4-6 BB		1	0	0	1	2	0	1						
Jamie Quirk, L OBP: 0.333, SLG: 0.373 (1, 2)	F8				1B		F6		FC4-6 1B 3-1	4	0	1	0	0	0	5						
Darryl Motley, R OBP: 0.182, SLG: 0.227 (1, 9)		FC1-5 2B		K			F8		3-1	4	0	1	1	0	1	3						
U L Washington, S OBP: 0.326, SLG: 0.293 (1, 6)		F2		F7			4-3		1B	4	0	1	0	0	0	3						
Inning Stats	R: 2 E: 1 K: 0 S: 5	H: 1 LOB: 2 BB: 2 P: 13	R: 0 E: 0 K: 0 S: 4	H: 1 LOB: 1 BB: 0 P: 4	R: 0 E: 0 K: 0 S: 3	H: 0 LOB: 1 BB: 1 P: 7	R: 0 E: 0 K: 1 S: 6	H: 1 LOB: 1 BB: 0 P: 6	R: 1 E: 0 K: 1 S: 6	H: 1 LOB: 0 BB: 0 P: 6	R: 0 E: 0 K: 0 S: 3	H: 0 LOB: 1 BB: 1 P: 7	R: 0 E: 0 K: 0 S: 4	H: 1 LOB: 1 BB: 0 P: 4	R: 1 E: 0 K: 0 S: 4	H: 1 LOB: 2 BB: 2 P: 12	R: 0 E: 0 K: 0 S: 4	H: 1 LOB: 1 BB: 0 P: 4	1B: 5 2B: 1 3B: 0 HR: 1	SF: 1 SAC: 0 DP: 0 HBP: 0	WP: 0 PB: 0 SB: 1 CS: 0	PA: 41
PITCHER	IP	WLS	BF	H	R	ER	SO	BB	IBB	HBP	BLK	WP	HR	S	P	ERA	WHIP					
Juan Berenguer, R ERA: 5.73 (1, 1)	7.0	W	33	5	4	2	2	6	0	0	0	0	0	31	55	2.57	1.571					
Joey McLaughlin, R ERA: 3.32 (8, 1)	2.0		8	2	0	0	0	0	0	0	0	0	0	8	8	0.00	1.000					

Toronto Blue Jays @ Kansas City Royals
 Royals Stadium, Kansas City, MO
 Wed Aug 19 1981, 8:05 PM EDT
 Att: 28,174 - Unknown - 77 F

AB	34
R	4
H	7
RBI	4
BB	6
SO	2
LOB	24



Batter	1	2	3	4	5	6	7	8	9	AB	R	H	RBI	BB	SO	LOB	TOP			
Ron LeFlore, R OBP: 0.297, SLG: 0.315 (1, 7)	6-3		K		6-3		K2-3			4	0	0	0	0	2	0				
Mike Squires, L OBP: 0.343, SLG: 0.330 (1, 3)	F8			HBP 1B	F8			G3		4	1	1	0	0	0	0				
Carlton Fisk, R OBP: 0.389, SLG: 0.413 (1, 2)				1B 3B HBP	F8			F7		3	1	1	0	0	0	0				
Greg Luzinski, R OBP: 0.362, SLG: 0.443 (1, 10)	K				K		K	F8		4	0	0	0	0	3	3				
Harold Baines, L OBP: 0.305, SLG: 0.417 (1, 9)		5-3						G3		4	1	2	1	0	0	0				
Chet Lemon, R OBP: 0.376, SLG: 0.471 (1, 8)	F7			3B 1B				5-3		4	1	1	2	0	1	1				
Tony Bernazard, S OBP: 0.326, SLG: 0.367 (1, 4)	F8							4-3		4	0	1	1	0	0	1				
Jim Morrison, R OBP: 0.249, SLG: 0.353 (1, 5)			F8					5-3		2	0	0	0	1	0	0				
Greg Pryor, R OBP: 0.296, SLG: 0.260 (1, 6)			F8					5-3		3	0	0	0	0	1	2				
Inning Stats	R: 0 E: 0 K: 1 S: 6	H: 1 LOB: 1 BB: 0 P: 6	R: 0 E: 0 K: 0 S: 3	H: 0 LOB: 0 BB: 0 P: 3	R: 0 E: 0 K: 1 S: 5	H: 0 LOB: 0 BB: 0 P: 5	R: 4 E: 0 K: 2 S: 10	H: 4 LOB: 2 BB: 1 P: 15	R: 0 E: 0 K: 0 S: 3	H: 0 LOB: 0 BB: 0 P: 3	R: 0 E: 0 K: 1 S: 5	H: 0 LOB: 0 BB: 0 P: 5	R: 0 E: 0 K: 0 S: 3	H: 0 LOB: 0 BB: 0 P: 3	R: 0 E: 0 K: 0 S: 3	H: 0 LOB: 0 BB: 0 P: 3	1B: 4 2B: 2 3B: 1 HR: 0	SF: 0 SAC: 0 DP: 1 HBP: 1	WP: 0 PB: 0 SB: 0 CS: 1	PA: 34
PITCHER Dave Stieb, R ERA: 3.88 (1, 1)	IP: 9.0 WLS: W BF: 34 H: 6 R: 4 ER: 4 SO: 7 BB: 1 IBB: 0 HBP: 1 BLK: 0 WP: 0 HR: 0 S: 46 P: 51 ERA: 4.00 WHIP: 0.778																			

Chicago White Sox @ Toronto Blue Jays
Exhibition Stadium, Toronto, ON
Fri Aug 21 1981, 3:33 AM EDT
Att: 14,161 - Unknown - 77 F

AB 32
R 4
H 6
RBI 4
BB 1
SO 7
LOB 7



Batter	1	2	3	4	5	6	7	8	9	AB	R	H	RBI	BB	SO	LOB	BOTTOM					
Alfredo Griffin, S OBP: 0.235, SLG: 0.287 (1, 6)	5-3		F9		6-3		4-3		G3	5	0	0	0	0	0	0						
Danny Ainge, R OBP: 0.281, SLG: 0.236 (1, 5) (9, 8)	4-3			FC1-6 1B		1B BB	F9		F9	4	1	1	0	1	0	0						
Lloyd Moseby, L OBP: 0.309, SLG: 0.404 (1, 8) (9, 9)				F9		E 1B FC5-2 1B		6-3 SH5-4 BB 1B	HR	4	2	3	1	1	0	1						
Greg Wells, R OBP: 0.226, SLG: 0.290 (1, 10)	K2-3			FC1-6		FC5-2 E 1B		SH5-4		2	0	0	0	0	1	2						
Al Woods, L OBP: 0.277, SLG: 0.282 (6, PH)				1-2		1-2 3-H 1B				1	0	1	1	0	0	0						
John Mayberry, L OBP: 0.368, SLG: 0.441 (1, 3)			G6-4-3 1B		5-3		P6		6-3	4	0	1	0	0	0	4						
Damaso Garcia, R OBP: 0.277, SLG: 0.304 (8, PH) Garth Iorg, R OBP: 0.279, SLG: 0.301 (9, 4)	G6-4-3						E5 FC5-2		BB BB BB	3	0	1	0	0	0	3						
Barry Bonnell, R OBP: 0.257, SLG: 0.336 (8, PH) Willie Upshaw, L OBP: 0.239, SLG: 0.313 (9, 7)			F9		G6-4-3		FC5-2		BB BB	3	0	0	0	0	0	4						
George Bell, R OBP: 0.257, SLG: 0.367 (8, PH) Otto Velez, R OBP: 0.385, SLG: 0.452 (9, 5) Ken Macha, R OBP: 0.307, SLG: 0.254					L4		K		BB BB	0	0	0	1	1	0	0						
Buck Martinez, R OBP: 0.260, SLG: 0.463 (1, 2)			P4				HR 1B		BB BB	4	1	1	2	0	1	3						
Inning Stats	R: 0 E: 0 K: 1 S: 5	H: 0 LOB: 1 BB: 1 P: 9	R: 0 E: 0 K: 0 S: 3	H: 1 LOB: 0 BB: 0 P: 3	R: 0 E: 0 K: 0 S: 3	H: 0 LOB: 0 BB: 0 P: 3	R: 0 E: 0 K: 0 S: 4	H: 1 LOB: 1 BB: 0 P: 4	R: 2 E: 0 K: 0 S: 5	H: 3 LOB: 0 BB: 0 P: 5	R: 1 E: 0 K: 1 S: 8	H: 2 LOB: 3 BB: 1 P: 12	R: 0 E: 0 K: 1 S: 5	H: 0 LOB: 0 BB: 0 P: 5	R: 1 E: 0 K: 0 S: 4	H: 1 LOB: 3 BB: 3 P: 16	R: 1 E: 0 K: 0 S: 4	H: 1 LOB: 0 BB: 0 P: 4	1B: 7 2B: 0 3B: 0 HR: 2	SF: 0 SAC: 1 DP: 2 HBP: 0	WP: 0 PB: 0 SB: 0 CS: 0	PA: 39
PITCHER Ross Baumgarten, L ERA: 4.06 Dennis Lamp, R ERA: 2.08 Kevin Hickey, L ERA: 3.67 Ed Farmer, R ERA: 4.14	IP: 5.0 WLS: 8 BF: 21 H: 6 R: 3 ER: 3 SO: 3 BB: 2 IBB: 0 HBP: 0 BLK: 0 WP: 0 HR: 1 S: 21 P: 29 ERA: 5.40 WHIP: 1.600																					

Chicago White Sox @ Toronto Blue Jays
Exhibition Stadium, Toronto, ON
Fri Aug 21 1981, 3:33 AM EDT
Att: 14,161 - Unknown - 77 F

AB 33
R 5
H 9
RBI 5
BB 5
SO 3
LOB 20



Batter	1	2	3	4	5	6	7	8	9	AB	R	H	RBI	BB	SO	LOB	TOP										
Ron LeFlore, R OBP: 0.300, SLG: 0.330	F9		K			2-3 2B	5-3	3B		5	0	2	0	0	1	1	Chicago White Sox @ Toronto Blue Jays Exhibition Stadium, Toronto, ON Sat Aug 22 1981, 3:33 AM EDT Att: 19,080 - Sunny - 77 F										
Mike Squires, L OBP: 0.338, SLG: 0.323	4-3			G3		BB		F9	K	4	0	0	0	1	2												
Carlton Fisk, R OBP: 0.387, SLG: 0.407 Jim Essian, R OBP: 0.324, SLG: 0.333	6-3			F8		F5		1B BB BB	L4	3	1	0	0	1	0	3											
Greg Luzinski, R OBP: 0.367, SLG: 0.459 Jim Morrison, R OBP: 0.248, SLG: 0.351		HR			BB	F2		BB 1B 2B 1B	E6	3	1	2	1	1	0	3											
Harold Baines, L OBP: 0.300, SLG: 0.411 Wayne Nordhagen, R OBP: 0.350, SLG: 0.460 Rusty Kuntz, R OBP: 0.333, SLG: 0.297		P5		4-3		4-3		BB 1B 2B 1B	P3	3	0	0	0	0	4												
Chet Lemon, R OBP: 0.381, SLG: 0.486	F9							BB 1B 2B 1B	E6	4	2	2	2	1	0	1											
Tony Bernazard, S OBP: 0.325, SLG: 0.369	F8			4-3		4-3		BB 1B 2B 3B		4	1	1	3	0	0	1											
Greg Pryor, R OBP: 0.293, SLG: 0.245			F3		P4			BB K		3	0	0	0	1	2												
Bill Almon, R OBP: 0.365, SLG: 0.422	L6					2B	F8	BB K WP 3B		4	1	2	1	0	0	1											
Inning Stats	R: 0 E: 0 K: 0 S: 3	H: 0 LOB: 0 BB: 0 P: 3	R: 1 E: 0 K: 0 S: 5	H: 1 LOB: 0 BB: 0 P: 5	R: 0 E: 0 K: 1 S: 5	H: 0 LOB: 0 BB: 0 P: 5	R: 0 E: 0 K: 0 S: 3	H: 0 LOB: 1 BB: 1 P: 7	R: 0 E: 0 K: 0 S: 3	H: 1 LOB: 0 BB: 0 P: 3	R: 0 E: 0 K: 0 S: 5	H: 2 LOB: 3 BB: 1 P: 9	R: 1 E: 0 K: 0 S: 4	H: 1 LOB: 1 BB: 1 P: 8	R: 6 E: 0 K: 2 S: 12	H: 5 LOB: 2 BB: 2 P: 20		R: 0 E: 2 K: 0 S: 4	H: 0 LOB: 1 BB: 0 P: 4	1B: 3 2B: 3 3B: 2 HR: 2	SF: 0 SAC: 0 DP: 0 HBP: 0	WP: 1 PB: 0 SB: 0 CS: 1	PA: 42				
PITCHER	IP	WLS	BF	H	R	ER	SO	BB	IBB	HBP	BLK	WP	HR	S	P	ERA	WHIP										
Jim Clancy, R ERA: 5.29	7.1	L	31	6	4	4	1	4	0	0	0	0	2	30	46	4.91	1.364										
Paul Mirabella, L ERA: 5.89	0.0		1	1	0	0	0	0	0	0	0	0	0	1	1	∞	∞										
Mark Bomback, R ERA: 4.23	0.1		5	3	4	4	1	1	0	0	0	1	0	6	10	108.00	12.000										
Jerry Garvin, L ERA: 3.57	1.1		5	0	0	0	1	0	0	0	0	0	0	7	7	0.00	0.000										

Batter	1	2	3	4	5	6	7	8	9	AB	R	H	RBI	BB	SO	LOB	BOTTOM										
Alfredo Griffin, S OBP: 0.232, SLG: 0.283	F7		F9			4-3			F8	4	0	0	0	0	0	2	Chicago White Sox @ Toronto Blue Jays Exhibition Stadium, Toronto, ON Sat Aug 22 1981, 3:33 AM EDT Att: 19,080 - Sunny - 77 F										
Danny Ainge, R OBP: 0.256, SLG: 0.231	6-3		FC5-4			5-3			K	4	0	0	0	0	1	2											
Lloyd Moseby, L OBP: 0.305, SLG: 0.398	K			6-3					F7	4	0	0	0	0	2	0											
Greg Wells, R OBP: 0.235, SLG: 0.294		F9		6-3						3	0	1	0	0	0	0											
John Mayberry, L OBP: 0.363, SLG: 0.434		K			F3					3	0	0	0	0	1	1											
Garth Iorg, R OBP: 0.270, SLG: 0.291		6-3			5-3					3	0	0	0	0	0	0											
Barry Bonnell, R OBP: 0.283, SLG: 0.336			5-3		5-3					3	0	1	0	0	0	0											
George Bell, R OBP: 0.269, SLG: 0.376					1-3					3	0	2	0	0	0	0											
Buck Martinez, R OBP: 0.263, SLG: 0.449						K			G6-4-3	2	0	0	0	1	1	2											
Inning Stats	R: 0 E: 0 K: 1 S: 5	H: 0 LOB: 0 BB: 0 P: 5	R: 0 E: 0 K: 1 S: 5	H: 0 LOB: 0 BB: 0 P: 5	R: 0 E: 0 K: 0 S: 4	H: 1 LOB: 2 BB: 1 P: 8	R: 0 E: 0 K: 0 S: 3	H: 0 LOB: 0 BB: 0 P: 3	R: 0 E: 0 K: 1 S: 5	H: 0 LOB: 0 BB: 0 P: 5	R: 0 E: 0 K: 1 S: 5	H: 1 LOB: 0 BB: 0 P: 5	R: 0 E: 0 K: 0 S: 4	H: 2 LOB: 1 BB: 0 P: 4	R: 0 E: 0 K: 1 S: 5	H: 0 LOB: 0 BB: 0 P: 5		1B: 4 2B: 0 3B: 0 HR: 0	SF: 0 SAC: 0 DP: 2 HBP: 0	WP: 0 PB: 0 SB: 1 CS: 0	PA: 30						
PITCHER	IP	WLS	BF	H	R	ER	SO	BB	IBB	HBP	BLK	WP	HR	S	P	ERA	WHIP										
Britt Burns, L ERA: 2.57	9.0	W	30	4	0	0	5	1	0	0	0	0	0	39	43	0.00	0.556										

Batter	1	2	3	4	5	6	7	8	9	AB	R	H	RBI	BB	SO	LOB	TOP										
Ron LeFlore, R (1, 7) OBP: 0.302, SLG: 0.333 Rusty Kuntz, R (8, 7) OBP: 0.326, SLG: 0.289	0-3 K	0-0 SF9	0-0 FC5-2	0-0 FC5-2	0-0 1B		0-0 E8		0-0 6-3	4	1	2	1	0	1	0											
Mike Squires, L (1, 3) OBP: 0.344, SLG: 0.328	0-0 F7	0-0 F9	0-0 FC5-2	0-0 HR	0-0 1B		0-0 1-3		0-0 FC6-4	6	1	3	1	0	0	3											
Carlton Fisk, R (1, 2) OBP: 0.387, SLG: 0.407 Jim Essian, R (8, PR) OBP: 0.316, SLG: 0.324	0-0 6-3		0-0 F7	0-0 FC5-2	0-0 1B			0-0 2B	0-0 FC6-4	5	1	2	1	0	0	2											
Greg Luzinski, R (1, 10) OBP: 0.371, SLG: 0.473 Bob Molinaro, L (9, PH) OBP: 0.300, SLG: 0.667		1-0 2B	0-0 2B	0-0 HR	0-0 F9			0-0 F7	0-0 HR	4	2	2	3	0	0	3											
Harold Baines, L (1, 9) OBP: 0.311, SLG: 0.438	0-0 HBP	0-0 HBP	0-0 F9	0-0 3B		0-0 G3		0-0 E4	0-0 PB	6	2	4	0	0	0	1											
Chet Lemon, R (1, 8) OBP: 0.388, SLG: 0.498	0-0 F7	0-0 2B	0-0 2B	0-0 F2		1-0 9-6		0-0 1B	0-0 PB	5	1	3	1	0	0	3											
Tony Bernazard, S (1, 4) OBP: 0.325, SLG: 0.363	4-0 1B	4-0 HBP	4-0 IBB		0-0 G3	0-0 9-6		0-0 F7	0-0 P6	4	1	0	0	2	0	5											
Greg Pryor, R (1, 5) OBP: 0.302, SLG: 0.246	1-0 SF9	0-0 IBB	0-0 F8		0-0 5-3		0-0 F8			4	0	1	2	0	0	3											
Bill Almon, R (1, 6) OBP: 0.370, SLG: 0.426	0-0 SF9			0-0 1B	0-0 1B		0-0 K	0-3 K		5	1	3	1	0	2	1											
Inning Stats	R: 0 E: 0 K: 1 S: 5	H: 0 LOB: 0 BB: 0 P: 5	R: 3 E: 0 K: 0 S: 5	H: 2 LOB: 2 BB: 1 P: 11	R: 0 E: 0 K: 0 S: 5	H: 2 LOB: 3 BB: 1 P: 9	R: 3 E: 0 K: 0 S: 8	H: 5 LOB: 1 BB: 0 P: 8	R: 2 E: 0 K: 0 S: 7	H: 4 LOB: 2 BB: 0 P: 7	R: 0 E: 0 K: 0 S: 2	H: 0 LOB: 0 BB: 0 P: 3	R: 0 E: 1 K: 1 S: 6	H: 0 LOB: 1 BB: 0 P: 6	R: 3 E: 1 K: 1 S: 9	H: 4 LOB: 1 BB: 0 P: 9	R: 2 E: 0 K: 0 S: 7	H: 4 LOB: 2 BB: 0 P: 7	1B: 14 2B: 5 3B: 1 HR: 2	SF: 1 SAC: 0 DP: 1 HBP: 3	WP: 0 PB: 1 CS: 1	PA: 52					
PITCHER	IP	WLS	BF	H	R	ER	SO	BB	IBB	HBP	BLK	WP	HR	S	P	ERA	WHIP										
Luis Leal, R (1, 1) ERA: 3.48	2.2	L	16	4	3	3	1	0	2	2	0	0	0	14	24	10.12	1.500										
Joey McLaughlin, R (3, 1) ERA: 3.86	1.1		8	5	3	3	0	0	0	0	0	0	1	9	9	20.25	3.750										
Jackson Todd, R (5, 1) ERA: 4.15	4.0		21	8	5	5	2	0	0	1	0	0	0	24	25	11.25	2.000										
Roy Lee Jackson, R (9, 1) ERA: 2.91	1.0		7	4	2	2	0	0	0	0	0	0	1	7	7	18.00	4.000										
Batter	1	2	3	4	5	6	7	8	9	AB	R	H	RBI	BB	SO	LOB	BOTTOM										
Alfredo Griffin, S (1, 6) OBP: 0.230, SLG: 0.280 Fred Manrique, R (6, 6)	0-0 6-3			0-0 F9		0-0 6-3			0-0 P6	2	0	0	0	0	0	0											
Danny Ainge, R (1, 5) OBP: 0.251, SLG: 0.226	0-0 5-3			0-0 2-3		0-0 5-3			0-3 K	4	0	0	0	0	1	0											
Lloyd Moseby, L (1, 8) OBP: 0.300, SLG: 0.391	0-3 K			0-0 4-3		0-0 L3			0-0 F8	4	0	0	0	0	1	0											
Otto Velez, R (1, 10) OBP: 0.379, SLG: 0.444		0-0 F8			0-0 L6		0-3 K			3	0	0	0	0	1	0											
Greg Wells, R (1, 3) OBP: 0.243, SLG: 0.297		0-0 6-3			0-0 2B		0-0 5-3			3	1	1	0	0	0	0											
Garth Iorg, R (1, 4) OBP: 0.272, SLG: 0.303		0-3 K			0-0 WP		0-0 5-3			3	1	1	1	0	1	0											
George Bell, R (1, 9) OBP: 0.271, SLG: 0.375			0-0 F7		0-0 6-3			0-0 G1-6-3		3	0	1	0	0	0	1											
Barry Bonnell, R (1, 7) OBP: 0.264, SLG: 0.341			0-0 F8		0-0 2B			0-0 G1-6-3		3	0	1	0	0	0	1											
Ernie Whitt, L (1, 2) OBP: 0.293, SLG: 0.275			0-0 4-3		0-0 4-3			0-0 P5		3	0	0	0	0	0	1											
Inning Stats	R: 0 E: 0 K: 1 S: 5	H: 0 LOB: 0 BB: 0 P: 5	R: 0 E: 0 K: 1 S: 3	H: 0 LOB: 0 BB: 0 P: 3	R: 0 E: 0 K: 0 S: 3	H: 0 LOB: 0 BB: 0 P: 3	R: 2 E: 0 K: 0 S: 6	H: 3 LOB: 1 BB: 0 P: 6	R: 0 E: 0 K: 0 S: 3	H: 0 LOB: 0 BB: 0 P: 3	R: 0 E: 0 K: 1 S: 5	H: 0 LOB: 0 BB: 0 P: 5	R: 0 E: 0 K: 0 S: 3	H: 1 LOB: 0 BB: 0 P: 3	R: 0 E: 0 K: 1 S: 5	H: 0 LOB: 0 BB: 0 P: 5	1B: 2 2B: 2 3B: 0 HR: 0	SF: 0 SAC: 0 DP: 1 HBP: 0	WP: 1 PB: 0 CS: 0	PA: 30							
PITCHER	IP	WLS	BF	H	R	ER	SO	BB	IBB	HBP	BLK	WP	HR	S	P	ERA	WHIP										
Steve Trout, L (1, 1) ERA: 2.73	8.0	W	27	4	2	2	3	0	0	0	0	0	0	5	33	0.00	0.500										
LaMarr Hoyt, R (9, 1) ERA: 3.65	1.0		3	0	0	0	1	0	0	0	0	0	0	5	3	0.00	0.000										

Chicago White Sox @ Toronto Blue Jays
Exhibition Stadium, Toronto, ON
Sun Aug 23 1981, 3:33 AM EDT
Att: 16,486 - Unknown - 79 F

AB 46
R 13
H 21
RBI 12
BB 2
SO 3
LOB 22



Chicago White Sox @ Toronto Blue Jays
Exhibition Stadium, Toronto, ON
Sun Aug 23 1981, 3:33 AM EDT
Att: 16,486 - Unknown - 79 F

AB 30
R 2
H 4
RBI 1
BB 0
SO 4
LOB 3



Batter	1	2	3	4	5	6	7	8	9	AB	R	H	RBI	BB	SO	LOB	TOP														
Mickey Rivers, L OBP: 0.301, SLG: 0.325	P4		F8			4-3 1B		G3 1B		4	2	2	0	0	0	1															
Bump Wills, S OBP: 0.303, SLG: 0.309	F7			4-3		4-3		G3		4	0	0	0	0	0	2															
Al Oliver, L OBP: 0.362, SLG: 0.449	K			E7 1B		FC6-4 1B		2B IBB		3	1	2	1	1	1	0															
Buddy Bell, R OBP: 0.361, SLG: 0.471		K			2B 1B	FC6-4		2B		4	0	2	2	0	1	1															
Pat Putnam, L OBP: 0.312, SLG: 0.415	F7			5-3				K		4	0	0	0	0	1	1															
Bill Sample, R OBP: 0.333, SLG: 0.417	6-3					G5-4-3 1B		1B		4	0	2	0	0	0	0															
Leon Roberts, R OBP: 0.365, SLG: 0.463			6-3			G5-4-3 1-2		F8		4	0	0	0	0	1	2															
Jim Sundberg, R OBP: 0.365, SLG: 0.370				4-3		4-3		FC5-4 1B		4	0	3	0	0	0	0															
Mario Mendoza, R OBP: 0.263, SLG: 0.277				5-3		6-3		FC5-4		4	0	0	0	0	0	4															
Inning Stats	R: 0 E: 0 K: 1 S: 5	H: 0 LOB: 0 BB: 0 P: 5	R: 0 E: 0 K: 1 S: 5	H: 0 LOB: 0 BB: 0 P: 5	R: 0 E: 0 K: 0 S: 4	H: 1 LOB: 1 BB: 0 P: 4	R: 1 E: 1 K: 0 S: 4	H: 2 LOB: 0 BB: 0 P: 4	R: 0 E: 0 K: 0 S: 3	H: 1 LOB: 0 BB: 0 P: 3	R: 1 E: 0 K: 0 S: 5	H: 2 LOB: 1 BB: 0 P: 5	R: 0 E: 0 K: 0 S: 5	H: 2 LOB: 2 BB: 0 P: 5	R: 1 E: 0 K: 1 S: 6	H: 2 LOB: 1 BB: 0 P: 10	R: 0 E: 0 K: 1 S: 6	H: 1 LOB: 1 BB: 0 P: 6	1B: 10 2B: 1 3B: 0 HR: 0	SF: 0 SAC: 0 DP: 1 HBP: 0	WP: 0 PB: 0 SB: 0 CS: 0	PA: 36									
PITCHER Juan Berenguer, R ERA: 5.01	IP: 9.0 WLS: L BF: 36	H: 11 R: 3 ER: 2 SO: 4	BB: 0 IBB: 1 HBP: 0 BLK: 0	WP: 0 HR: 0 S: 43 P: 47	ERA: 2.00 WHIP: 1.222											PITCHER	IP: 9.0 WLS: W BF: 32	H: 6 R: 0 ER: 0 SO: 6	BB: 1 IBB: 0 HBP: 0 BLK: 0	WP: 0 HR: 0 S: 43 P: 47	ERA: 0.00 WHIP: 0.778										

Texas Rangers @ Toronto Blue Jays
Exhibition Stadium, Toronto, ON
Mon Aug 24 1981, 3:33 AM EDT
Att: 12,735 - Unknown - 68 F

AB 35
R 3
H 11
RBI 3
BB 1
SO 4
LOB 11



Batter	1	2	3	4	5	6	7	8	9	AB	R	H	RBI	BB	SO	LOB	BOTTOM														
Alfredo Griffin, S OBP: 0.237, SLG: 0.287	6-3									4	0	3	0	0	0	0															
Danny Ainge, R OBP: 0.246, SLG: 0.223										3	0	0	0	0	2	1															
Willie Upshaw, L OBP: 0.237, SLG: 0.310	K									1	0	0	0	0	1	1															
Ken Macha, R OBP: 0.307, SLG: 0.254										0	0	0	0	0	0	0															
Lloyd Moseby, L OBP: 0.296, SLG: 0.385	K									4	0	0	0	0	2	0															
John Mayberry, L OBP: 0.357, SLG: 0.426										4	0	0	0	0	0	0															
Otto Velez, R OBP: 0.382, SLG: 0.442										3	0	1	0	1	0	0															
Al Woods, L OBP: 0.276, SLG: 0.283										3	0	1	0	0	0	1															
Garth Iorg, R OBP: 0.283, SLG: 0.293										3	0	0	0	0	0	3															
Barry Bonnell, R OBP: 0.263, SLG: 0.339										1	0	0	0	0	0	0															
George Bell, R OBP: 0.275, SLG: 0.377										2	0	1	0	0	1	0															
Buck Martinez, R OBP: 0.256, SLG: 0.437										2	0	0	0	0	0	0															
Ernie Whitt, L OBP: 0.292, SLG: 0.273										1	0	0	0	0	0	1															
Inning Stats	R: 0 E: 0 K: 2 S: 7	H: 0 LOB: 0 BB: 0 P: 7	R: 0 E: 0 K: 0 S: 3	H: 0 LOB: 1 BB: 1 P: 7	R: 0 E: 0 K: 0 S: 3	H: 1 LOB: 0 BB: 0 P: 3	R: 0 E: 0 K: 0 S: 3	H: 0 LOB: 0 BB: 0 P: 3	R: 0 E: 0 K: 2 S: 8	H: 1 LOB: 1 BB: 0 P: 8	R: 0 E: 0 K: 0 S: 5	H: 2 LOB: 2 BB: 0 P: 5	R: 0 E: 0 K: 1 S: 6	H: 2 LOB: 1 BB: 0 P: 6	R: 0 E: 0 K: 1 S: 5	H: 0 LOB: 0 BB: 0 P: 5	1B: 6 2B: 0 3B: 0 HR: 0	SF: 0 SAC: 0 DP: 1 HBP: 0	WP: 0 PB: 0 SB: 0 CS: 1	PA: 33											
PITCHER Doc Medich, R ERA: 2.9	IP: 9.0 WLS: W BF: 32	H: 6 R: 0 ER: 0 SO: 6	BB: 1 IBB: 0 HBP: 0 BLK: 0	WP: 0 HR: 0 S: 43 P: 47	ERA: 0.00 WHIP: 0.778											PITCHER	IP: 9.0 WLS: L BF: 36	H: 11 R: 3 ER: 2 SO: 4	BB: 0 IBB: 1 HBP: 0 BLK: 0	WP: 0 HR: 0 S: 43 P: 47	ERA: 2.00 WHIP: 1.222										

Texas Rangers @ Toronto Blue Jays
Exhibition Stadium, Toronto, ON
Mon Aug 24 1981, 3:33 AM EDT
Att: 12,735 - Unknown - 68 F

AB 31
R 0
H 6
RBI 0
BB 1
SO 6
LOB 7



Batter	1	2	3	4	5	6	7	8	9	AB	R	H	RBI	BB	SO	LOB	TOP											
Mickey Rivers, L OBP: 0.296, SLG: 0.319	1-4-3		G1-6-3		4-3	P6			F8	5	0	1	0	0	4													
Bump Willis, S OBP: 0.301, SLG: 0.311	4-3		6-3		FC5				F8	5	0	1	0	0	2													
Al Oliver, L OBP: 0.363, SLG: 0.448	1-3			FC4-6 HBP 1B		4-3			F7	5	1	2	0	0	1													
Buddy Bell, R OBP: 0.373, SLG: 0.490		G6-4-3 BB 1B		FC4-6 HBP						3	1	3	1	1	0	0												
Pat Putnam, L OBP: 0.314, SLG: 0.411		G6-4-3 BB		FC4-6		1B WP SF7 1B			K	4	1	1	0	1	2	6												
Bill Sample, R OBP: 0.331, SLG: 0.410		G6-4-3		SF3-2-6		1B BB			1-3	2	1	0	1	1	0	4												
Jim Sundberg, R OBP: 0.367, SLG: 0.373		K			L5				FC5-4 1B	4	1	2	0	0	1	1												
Leon Roberts, R OBP: 0.368, SLG: 0.463			G1-6-3 HBP 1B		E 4-3 BB	SF7			FC5-4 G4-6-3	2	1	1	1	1	0	1												
Mario Mendoza, R OBP: 0.274, SLG: 0.289			G1-6-3 HBP		E6 FC5 4-3 1B				G4-6-3	3	0	2	2	0	0	1												
Inning Stats	R: 0 E: 0 K: 0 S: 3	H: 0 LOB: 0 BB: 0 P: 3	R: 0 E: 0 K: 1 S: 5	H: 1 LOB: 1 BB: 1 P: 9	R: 0 E: 0 K: 0 S: 3	H: 1 LOB: 1 BB: 0 P: 4	R: 1 E: 0 K: 0 S: 3	H: 1 LOB: 0 BB: 0 P: 4	R: 1 E: 1 K: 0 S: 4	H: 1 LOB: 1 BB: 1 P: 8	R: 4 E: 0 K: 0 S: 7	H: 4 LOB: 1 BB: 1 P: 11	R: 0 E: 0 K: 1 S: 6	H: 1 LOB: 2 BB: 1 P: 10	R: 0 E: 0 K: 0 S: 3	H: 1 LOB: 0 BB: 0 P: 3	R: 0 E: 0 K: 1 S: 7	H: 2 LOB: 2 BB: 0 P: 7	1B: 9 2B: 3 3B: 0 HR: 1	SF: 2 SAC: 0 DP: 4 HBP: 2	WP: 1 PA: 41 PB: 0 SB: 0 CS: 0							
PITCHER	IP	WLS	BF	H	R	ER	SO	BB	IBB	HBP	BLK	WP	HR	S	P	ERA	WHIP											
Dave Stieb, R ERA: 3.88	(1, 1)	5.2	L	27	8	6	5	1	3	0	2	0	1	1	24	38	7.94	1.941										
Jerry Garvin, L ERA: 3.5	(6, 1)	1.0		5	1	0	0	1	0	1	0	0	0	0	6	10	0.00	1.000										
Roy Lee Jackson, R ERA: 2.83	(7, 1)	1.1		4	1	0	0	0	0	0	0	0	0	4	4	0.00	0.750											
Joey McLaughlin, R ERA: 3.77	(9, 1)	1.0		5	2	0	0	1	0	0	0	0	0	7	7	0.00	2.000											

Texas Rangers @ Toronto Blue Jays
Exhibition Stadium, Toronto, ON
Tue Aug 25 1981, 3:33 AM EDT
Att: 13,729 - Unknown - 72 F

AB	33
R	6
H	12
RBI	6
BB	4
SO	3
LOB	20



Batter	1	2	3	4	5	6	7	8	9	AB	R	H	RBI	BB	SO	LOB	BOTTOM										
Alfredo Griffin, S OBP: 0.237, SLG: 0.287	SH2-3 1B		3-4-1			FC4-6 2B			3-1	4	1	1	0	0	0	1											
Danny Ainge, R OBP: 0.245, SLG: 0.221	SH2-3					F8			K	2	0	0	0	0	1	1											
Greg Wells, R OBP: 0.237, SLG: 0.289	SH2-3					F8			K	1	0	0	0	0	1	0											
Lloyd Moseby, L OBP: 0.295, SLG: 0.387	P4				4-3				6-3	4	0	1	1	0	0	1											
John Mayberry, L OBP: 0.351, SLG: 0.417	F8				F8				4-3	4	0	0	0	0	0	2											
Otto Velez, R OBP: 0.386, SLG: 0.442		G1-6-3 BB			1B				6-3	2	0	1	0	1	0	0											
Al Woods, L OBP: 0.274, SLG: 0.279		F8			P5				F8	3	0	0	0	0	2												
Willie Upshaw, L OBP: 0.240, SLG: 0.310		G1-6-3			7-4 1B				G3	3	0	1	0	0	0	1											
Garth Iorg, R OBP: 0.255, SLG: 0.284					4-3				F8	3	0	0	0	0	2												
Ernie Whitt, L OBP: 0.292, SLG: 0.274					F8				P4	3	0	1	0	0	0	0											
Inning Stats	R: 0 E: 0 K: 0 S: 4	H: 1 LOB: 1 BB: 0 P: 4	R: 0 E: 0 K: 0 S: 2	H: 0 LOB: 0 BB: 1 P: 6	R: 0 E: 0 K: 0 S: 3	H: 0 LOB: 0 BB: 0 P: 3	R: 0 E: 0 K: 1 S: 5	H: 0 LOB: 0 BB: 0 P: 5	R: 0 E: 0 K: 0 S: 4	H: 2 LOB: 1 BB: 0 P: 4	R: 1 E: 0 K: 0 S: 5	H: 2 LOB: 1 BB: 0 P: 5	R: 0 E: 0 K: 0 S: 3	H: 0 LOB: 0 BB: 0 P: 3	R: 0 E: 0 K: 0 S: 3	H: 0 LOB: 0 BB: 0 P: 3	R: 0 E: 0 K: 1 S: 5	H: 0 LOB: 0 BB: 0 P: 5	1B: 4 2B: 2 3B: 0 HR: 0	SF: 0 SAC: 1 DP: 2 HBP: 0	WP: 0 PA: 31 PB: 0 SB: 0 CS: 0						
PITCHER	IP	WLS	BF	H	R	ER	SO	BB	IBB	HBP	BLK	WP	HR	S	P	ERA	WHIP										
Fergie Jenkins, R ERA: 4.7	(1, 1)	9.0	W	31	5	1	1	2	1	0	0	0	0	34	38	1.00	0.667										

Texas Rangers @ Toronto Blue Jays
Exhibition Stadium, Toronto, ON
Tue Aug 25 1981, 3:33 AM EDT
Att: 13,729 - Unknown - 72 F

AB	29
R	1
H	5
RBI	1
BB	1
SO	2
LOB	10



Batter	1	2	3	4	5	6	7	8	9	AB	R	H	RBI	BB	SO	LOB	TOP										
Cesar Geronimo, L (1,8) OBP: 0.274, SLG: 0.320	F9			1-3	4-3			G3		4	0	0	0	0	0	0											
Frank White, R (1,4) OBP: 0.308, SLG: 0.394	F3			2B	1B			BB		3	1	1	0	1	1	0											
George Brett, L (1,5) OBP: 0.343, SLG: 0.427	F8			F7				L9		4	0	0	0	0	0	2											
Willie Aikens, L (1,3) OBP: 0.382, SLG: 0.472		F7			2B				1-3	3	1	1	0	1	0	0											
Willie Wilson, S (9,8) OBP: 0.306, SLG: 0.332				2B						0	0	0	0	0	0	0											
Hal McRae, R (1,10) OBP: 0.312, SLG: 0.382	F9			2B				BB		4	0	1	2	0	1	1											
John Wathan, R (1,7) OBP: 0.302, SLG: 0.317				2B						3	0	2	0	1	0	0											
Darryl Motley, R (1,9) OBP: 0.236, SLG: 0.290	CS		F9	1-4-3				1B		3	0	0	0	0	0	2											
Jerry Grote, R (1,2) OBP: 0.344, SLG: 0.446			6-3		6-3			F9		3	0	0	0	0	0	0											
Rance Mulliniks, L (1,6) OBP: 0.256, SLG: 0.310			L6		3-1			K		3	0	0	0	0	1	0											
Inning Stats	R: 0 E: 0 K: 0 S: 3	H: 0 LOB: 0 BB: 0 P: 3	R: 0 E: 0 K: 0 S: 3	H: 1 LOB: 0 BB: 0 P: 3	R: 0 E: 0 K: 0 S: 3	H: 0 LOB: 0 BB: 0 P: 3	R: 2 E: 0 K: 0 S: 6	H: 3 LOB: 2 BB: 1 P: 10	R: 0 E: 0 K: 1 S: 5	H: 0 LOB: 1 BB: 1 P: 9	R: 0 E: 0 K: 0 S: 3	H: 1 LOB: 0 BB: 0 P: 3	R: 0 E: 0 K: 1 S: 5	H: 0 LOB: 1 BB: 1 P: 9	R: 0 E: 0 K: 1 S: 5	H: 0 LOB: 0 BB: 0 P: 5	R: 0 E: 0 K: 1 S: 5	H: 0 LOB: 0 BB: 0 P: 5	1B: 3 2B: 2 3B: 0 HR: 0	SF: 0 SAC: 0 DP: 0 HBP: 0	WP: 0 PB: 0 SB: 0 CS: 1	PA: 34					
PITCHER	IP	WLS	BF	H	R	ER	SO	BB	IBB	HBP	BLK	WP	HR	S	P	ERA	WHIP										
Juan Berenguer, R (1,1) ERA: 4.61	8.0	L	30	5	2	2	2	3	0	0	0	0	0	31	43	2.25	1.000										
Roy Lee Jackson, R (9,1) ERA: 2.79	1.0		3	0	0	0	1	0	0	0	0	0	0	5	5	0.00	0.000										

Kansas City Royals @ Toronto Blue Jays
Exhibition Stadium, Toronto, ON
Sat Aug 29 1981, 3:33 AM EDT
Att: 19,055 - Unknown - 73 F

livebaseballscores.com

AB 30
R 2
H 5
RBI 2
BB 3
SO 3
LOB 5



Batter	1	2	3	4	5	6	7	8	9	AB	R	H	RBI	BB	SO	LOB	BOTTOM										
Alfredo Griffin, S (1,6) OBP: 0.240, SLG: 0.291	G3			P2				1-3		4	0	1	0	0	0	1											
Danny Ainge, R (1,4) OBP: 0.250, SLG: 0.237	2B			F9				F9		4	0	1	0	0	0	2											
Al Woods, L (1,7) OBP: 0.273, SLG: 0.282	P4			1B	1B					4	0	2	0	0	0	0											
Otto Velez, R (1,10) OBP: 0.392, SLG: 0.466		5-3		1B	1B			K		4	0	1	0	0	1	2											
Greg Wells, R (1,3) OBP: 0.227, SLG: 0.256									1-3	2	0	0	0	1	0	2											
Willie Upshaw, L (9,PH) OBP: 0.238, SLG: 0.304				F8						1	0	1	0	0	0	0											
George Bell, R (1,9) OBP: 0.270, SLG: 0.366		G5-4-3						1B		4	0	0	0	0	0	2											
Lloyd Moseby, L (1,8) OBP: 0.295, SLG: 0.383				6-3				F8		3	0	0	0	0	0	0											
Ken Macha, R (1,5) OBP: 0.298, SLG: 0.250										2	0	0	0	0	1	0											
Garth Iorg, R (9,PH) OBP: 0.252, SLG: 0.310				K				4-3		1	0	1	0	0	0	0											
Buck Martinez, R (1,2) OBP: 0.253, SLG: 0.413										2	0	0	0	0	0	0											
John Mayberry, L (8,PH) OBP: 0.345, SLG: 0.410										1	0	0	0	0	0	1											
Ernie Whitt, L (9,2) OBP: 0.289, SLG: 0.270										0	0	0	0	0	0	0											
Inning Stats	R: 0 E: 0 K: 0 S: 3	H: 1 LOB: 0 BB: 0 P: 3	R: 0 E: 0 K: 0 S: 2	H: 0 LOB: 1 BB: 1 P: 6	R: 0 E: 0 K: 1 S: 5	H: 0 LOB: 0 BB: 0 P: 5	R: 0 E: 0 K: 0 S: 5	H: 2 LOB: 2 BB: 0 P: 5	R: 0 E: 0 K: 1 S: 7	H: 2 LOB: 2 BB: 0 P: 7	R: 0 E: 0 K: 0 S: 3	H: 0 LOB: 0 BB: 0 P: 3	R: 0 E: 0 K: 0 S: 4	H: 1 LOB: 1 BB: 0 P: 4	R: 0 E: 0 K: 0 S: 4	H: 1 LOB: 1 BB: 0 P: 4	R: 0 E: 0 K: 0 S: 4	H: 1 LOB: 1 BB: 0 P: 4	1B: 5 2B: 2 3B: 0 HR: 0	SF: 0 SAC: 0 DP: 1 HBP: 0	WP: 0 PB: 0 SB: 0 CS: 0	PA: 33					
PITCHER	IP	WLS	BF	H	R	ER	SO	BB	IBB	HBP	BLK	WP	HR	S	P	ERA	WHIP										
Mike Jones, L (1,1) ERA: 1.8	7.0	W	26	6	0	0	2	1	0	0	0	0	0	29	33	0.00	1.000										
Dan Quisenberry, R (8,1) ERA: 2.23	2.0	S	7	1	0	0	0	0	0	0	0	0	0	7	7	0.00	0.500										

Kansas City Royals @ Toronto Blue Jays
Exhibition Stadium, Toronto, ON
Sat Aug 29 1981, 3:33 AM EDT
Att: 19,055 - Unknown - 73 F

livebaseballscores.com

AB 32
R 0
H 7
RBI 0
BB 1
SO 2
LOB 10



Batter	1	2	3	4	5	6	7	8	9	AB	R	H	RBI	BB	SO	LOB	TOP										
Alfredo Griffin, S OBP: 0.240, SLG: 0.290 (1, 6)	0-3 K ①		0-3 K ②		0-0 BB 1B		0-0 F7	0-0 P3		5	0	1	0	0	2	2											
Willie Upshaw, L OBP: 0.255, SLG: 0.313 (1, 9) (6, 3)	0-0 5-3 ②		0-3 K ③		4-0 BB 1B		0-0 1B		0-0 SH1-4 1B	4	0	2	0	1	1	2											
Lloyd Moseby, L OBP: 0.295, SLG: 0.381 (1, 8)	0-0 1-3 ③			0-0 L4-6 E 1B	0-3 K ③		0-0 F7		0-0 SH1-4 1-2	4	0	1	0	0	1	4											
Otto Velez, R OBP: 0.388, SLG: 0.456 (1, 10)		4-0 G1-6-3 BB		0-0 E5 1-2		0-3 K ①		0-0 1-3	0-0 F9	4	0	0	0	1	1	3											
John Mayberry, L OBP: 0.345, SLG: 0.406 George Bell, R OBP: 0.282, SLG: 0.381 (6, PR) (6, 9)		0-0 G1-6-3 1-2		0-0 F7		4-0 1B BB		0-0 1B 2B	4-0 E BB	2	0	0	0	1	0	3											
Al Woods, L OBP: 0.276, SLG: 0.285 (1, 7)		0-0 G3		0-0 L4-6 2-3		0-0 1B		0-0 PB SF9 1B	0-0 E4 FC4 1-2 2-3	5	1	2	0	0	0	4											
Garth Iorg, R OBP: 0.269, SLG: 0.314 (1, 4)			0-0 BB 1B		0-0 G3	0-3 K ②		0-0 SF9 PB SH1-3 1B 3-H	0-0 FC4 1-2	5	1	2	1	0	1	6											
Danny Ainge, R OBP: 0.250, SLG: 0.235 (1, 5)			0-0 P6		0-0 6-3	4-0 BB		0-0 SF9 1-3 2-H		2	0	0	1	1	0	1											
Ernie Whitt, L OBP: 0.295, SLG: 0.269 (1, 2)			4-0 BB 1-2		4-0 BB 1B	0-3 K ③		0-0 SH1-3 3-H		1	0	0	1	2	1	3											
Inning Stats	R: 0 E: 0 K: 1 S: 5	H: 0 LOB: 0 BB: 0 P: 5	R: 0 E: 0 K: 0 S: 2	H: 0 LOB: 0 BB: 1 P: 6	R: 0 E: 0 K: 2 S: 8	H: 1 LOB: 2 BB: 1 P: 12	R: 0 E: 1 K: 0 S: 4	H: 1 LOB: 1 BB: 0 P: 4	R: 0 E: 0 K: 1 S: 6	H: 1 LOB: 3 BB: 2 P: 14	R: 0 E: 0 K: 3 S: 10	H: 1 LOB: 1 BB: 0 P: 4	R: 3 E: 0 K: 0 S: 6	H: 3 LOB: 0 BB: 0 P: 6	R: 0 E: 1 K: 0 S: 5	H: 1 LOB: 3 BB: 1 P: 9	1B: 8 2B: 2 3B: 0 HR: 0	SF: 1 SAC: 2 DP: 2 HBP: 0	WP: 0 PB: 1 SB: 0 CS: 0	PA: 43							
PITCHER	IP	WLS	BF	H	R	ER	SO	BB	IBB	HBP	BLK	WP	HR	S	P	ERA	WHIP										
Fergie Jenkins, R ERA: 4.53 John Henry Johnson, L ERA: 2.66 Steve Comer, R ERA: 3.09	(1, 1) (8, 1) (9, 1)	7.0 1.1 0.2	L 5 4	34 1 0	8 0 0	3 0 0	2 0 0	7 0 0	6 0 1	0 0 0	0 0 0	0 0 0	0 0 0	0 5 3	42 5 7	66 0.00 0.00	2.57 0.750 1.500										

Toronto Blue Jays @ Texas Rangers
Arlington Stadium, Arlington, TX
Mon Aug 31 1981, 8:05 PM EDT
Att: 8,034 - Unknown

livebaseballscores.com

AB 33
R 3
H 9
RBI 3
BB 7
SO 7
LOB 28



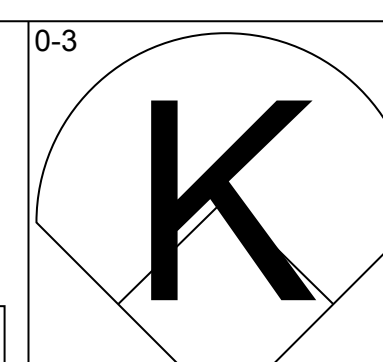
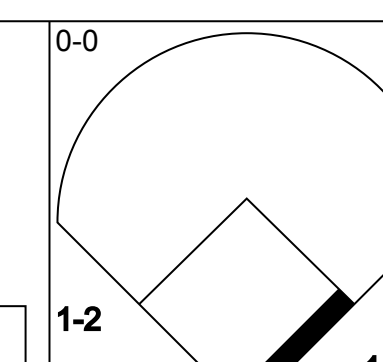
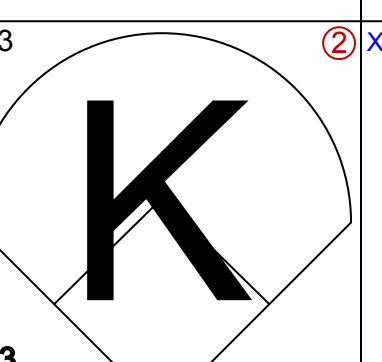
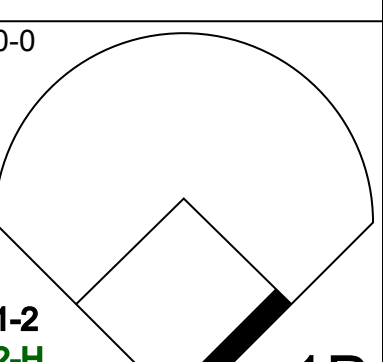
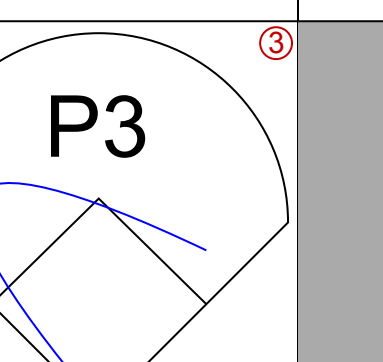
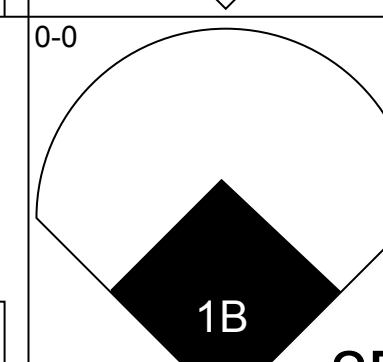
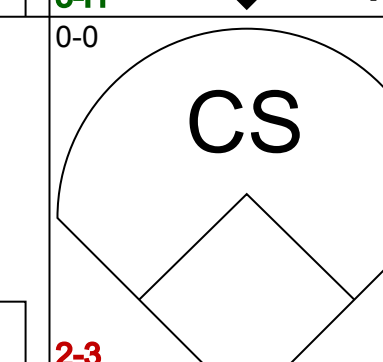
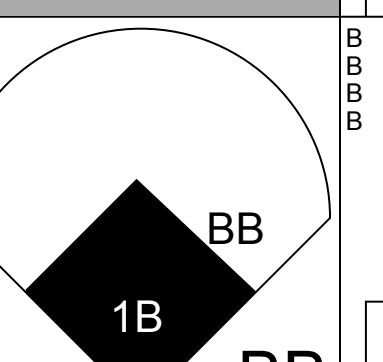
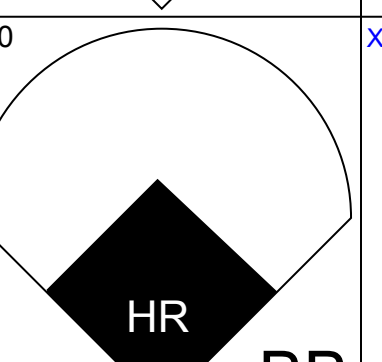
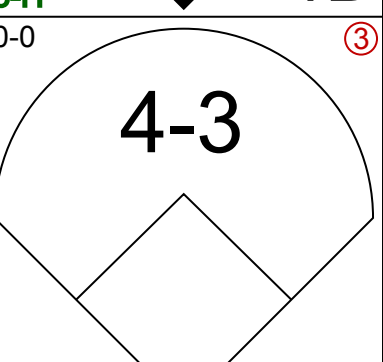
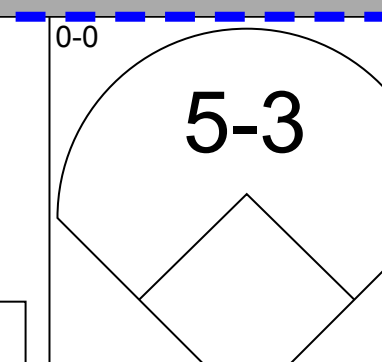
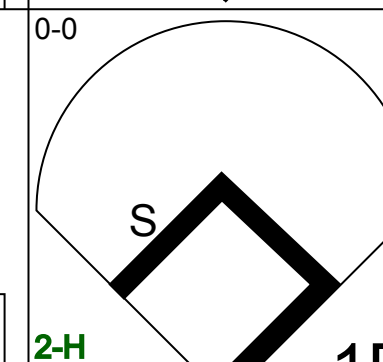
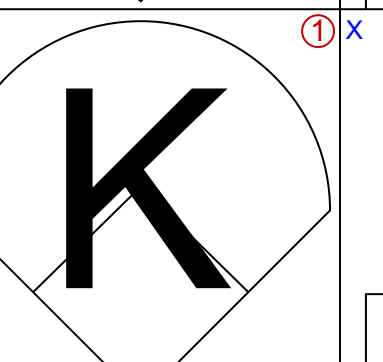
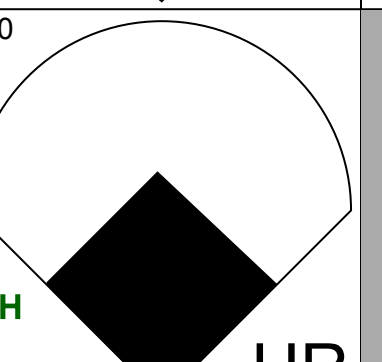
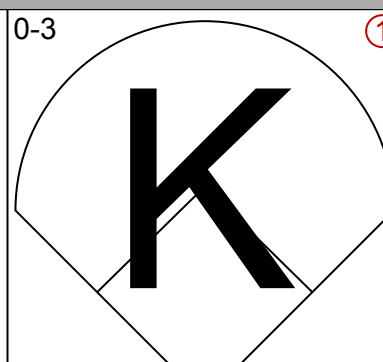
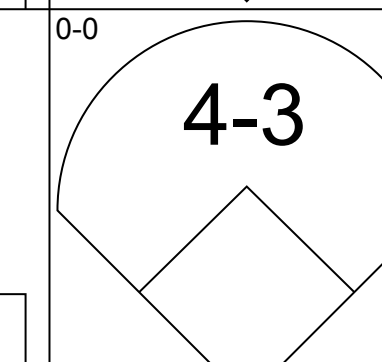
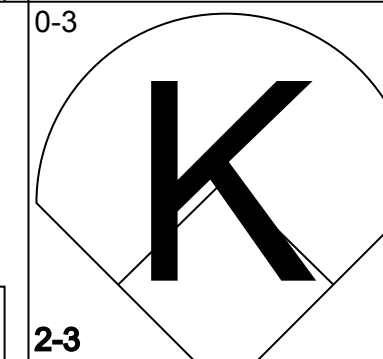
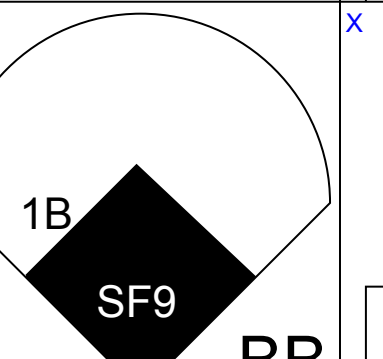
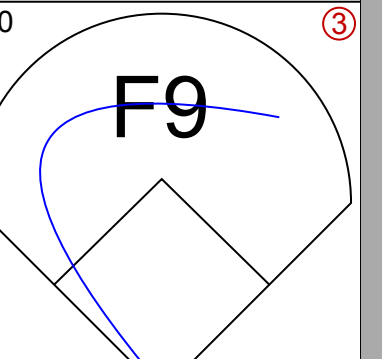
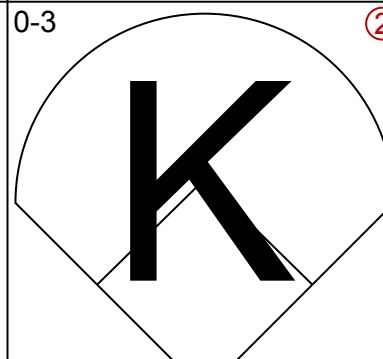
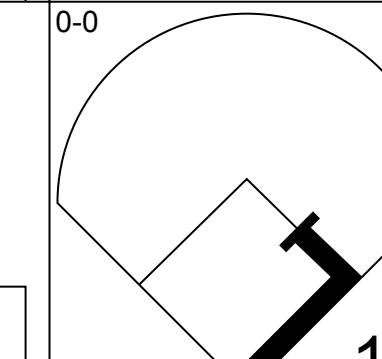
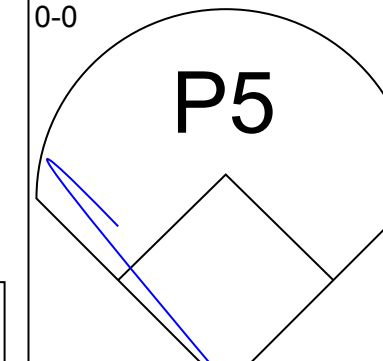
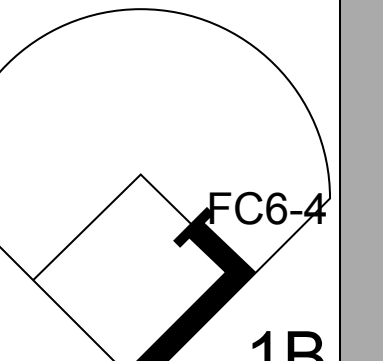

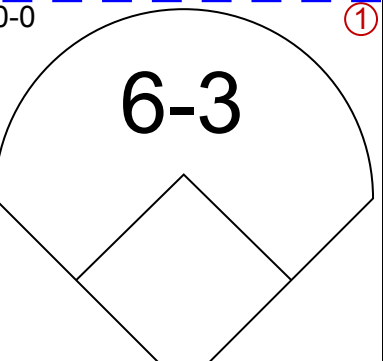
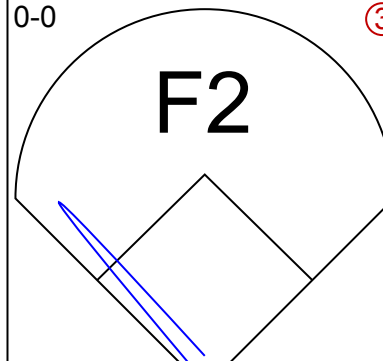
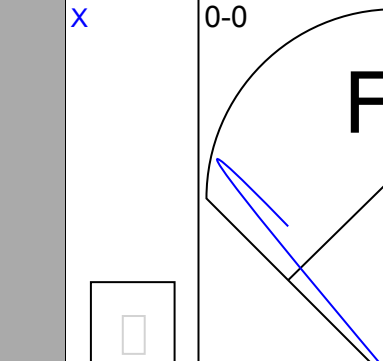
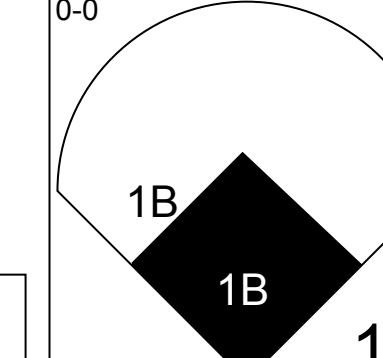

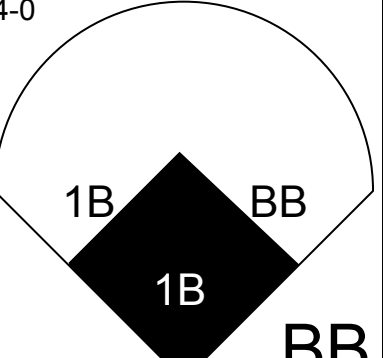

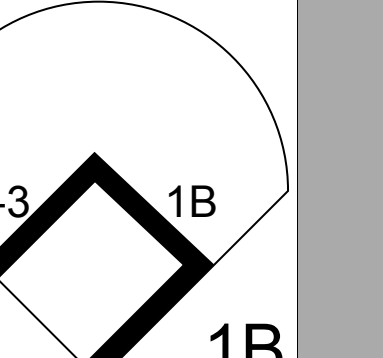
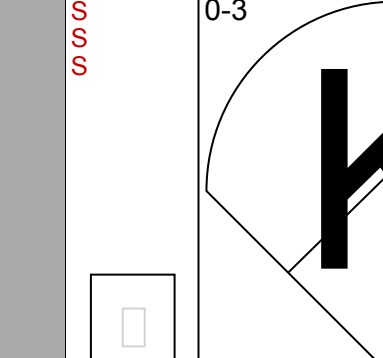
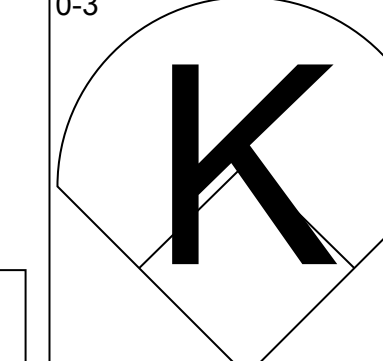
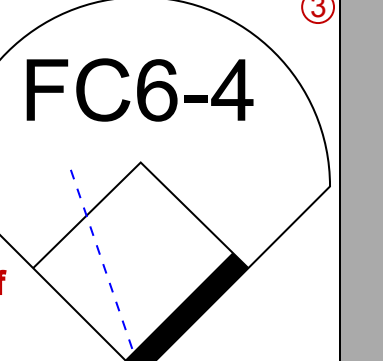
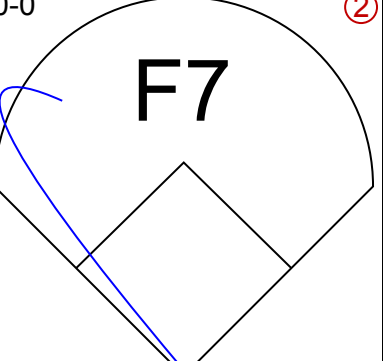
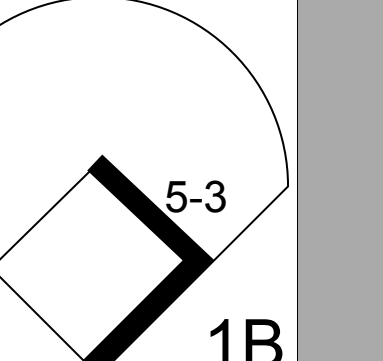
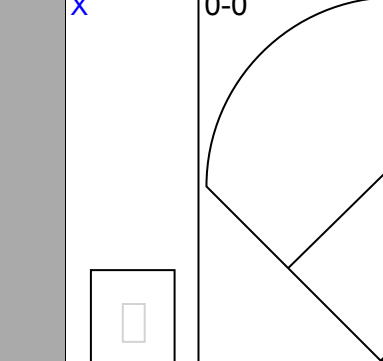
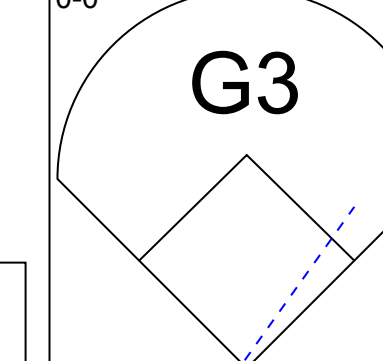
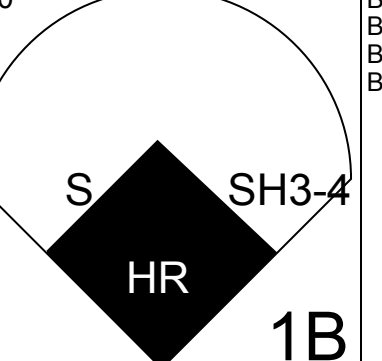
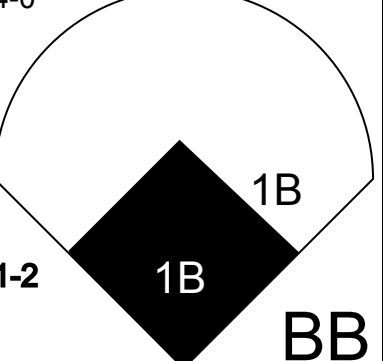

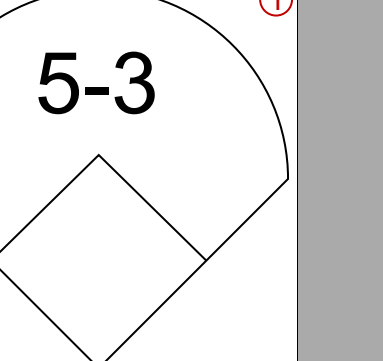
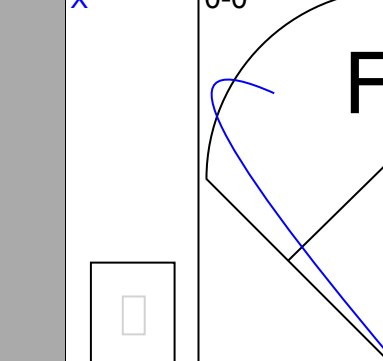
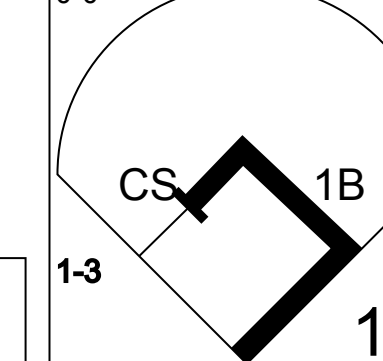
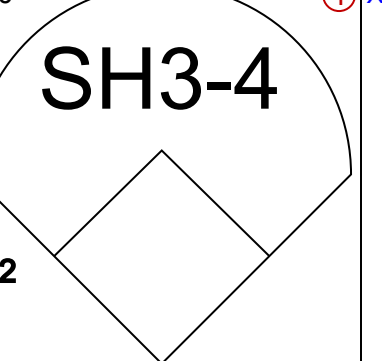
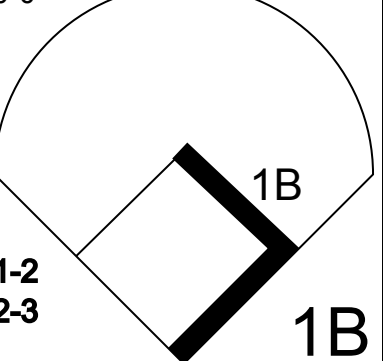


Batter	1	2	3	4	5	6	7	8	9	AB	R	H	RBI	BB	SO	LOB	BOTTOM										
Mickey Rivers, L OBP: 0.303, SLG: 0.331 (1, 8)	0-0 4-3 ①		0-0 4-3 ③			0-3 K ①		0-0 G3		4	0	0	0	0	1	0											
Bill Sample, R OBP: 0.331, SLG: 0.395 (1, 7)	0-0 E5 G6-4-3			0-0 F8		0-0 F8			0-0 6-3 ①	4	0	0	0	0	0	0											
Al Oliver, L OBP: 0.366, SLG: 0.445 (1, 10)	0-0 G6-4-3 1-2			0-0 1B		0-0 1B			0-0 F8 ②	4	0	2	0	0	0	1											
Buddy Bell, R OBP: 0.382, SLG: 0.490 (1, 5)		0-0 5-3 ①		0-0 1B		0-0 F7 ③			4-0 BB	3	0	1	0	1	0	1											
Pat Putnam, L OBP: 0.301, SLG: 0.392 (1, 3)		0-0 1B		0-3 K ②			0-0 6-3 ①		0-0 4-3 ③	4	0	1	0	0	1	3											
Jim Sundberg, R OBP: 0.373, SLG: 0.371 (1, 2)			0-0 G1-6-3 1-3		0-0 4-3 ③		0-3 K ②			3	0	1	0	0	1	2											
Johnny Grubb, L OBP: 0.327, SLG: 0.344 (1, 9)			0-0 G1-6-3 1-2		0-0 4-3 ①		0-0 6-3 ③			3	0	0	0	0	0	2											
Bump Wills, S OBP: 0.293, SLG: 0.304 (1, 4)				0-0 F9		0-0 4-3 ②			0-0 G1-6-3 1B	3	0	1	0	0	0	0											
Mario Mendoza, R OBP: 0.277, SLG: 0.292 Tom Poquette, L OBP: 0.111, SLG: 0.111 Mark Wagner, R OBP: 0.412, SLG: 0.433 (8, PH) (9, 6)				0-0 5-3 ②		0-0 1B		0-0 G1-6-3 1-2		2	0	1	0	0	0	0											
Inning Stats	R: 0 E: 1 K: 0 S: 3	H: 0 LOB: 0 BB: 0 P: 3	R: 0 E: 0 K: 0 S: 4	H: 2 LOB: 1 BB: 0 P: 4	R: 0 E: 0 K: 0 S: 3	H: 0 LOB: 0 BB: 0 P: 3	R: 0 E: 0 K: 1 S: 7	H: 2 LOB: 2 BB: 0 P: 7	R: 0 E: 0 K: 1 S: 3	H: 1 LOB: 1 BB: 0 P: 3	R: 0 E: 0 K: 1 S: 6	H: 1 LOB: 1 BB: 0 P: 6	R: 0 E: 0 K: 1 S: 5	H: 0 LOB: 0 BB: 0 P: 5	R: 0 E: 0 K: 0 S: 3	H: 1 LOB: 0 BB: 0 P: 3	R: 0 E: 0 K: 0 S: 3	H: 0 LOB: 1 BB: 1 P: 7	1B: 7 2B: 0 3B: 0 HR: 0	SF: 0 SAC: 0 DP: 3 HBP: 0	WP: 0 PB: 0 SB: 0 CS: 0	PA: 32					
PITCHER	IP	WLS	BF	H	R	ER	SO	BB	IBB	HBP	BLK	WP	HR	S	P	ERA	WHIP										
Dave Stieb, R ERA: 3.61	(1, 1)	9.0	W	32	7	0	0	3	1	0	0	0	0	37	41	0.00	0.889										

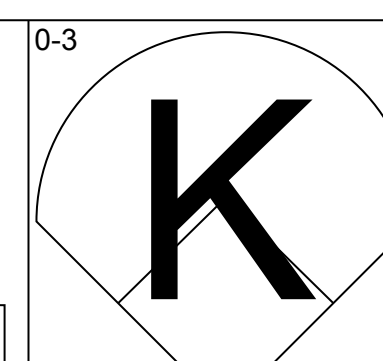
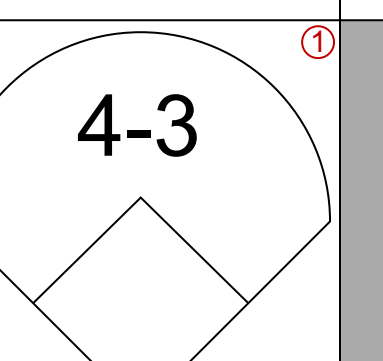
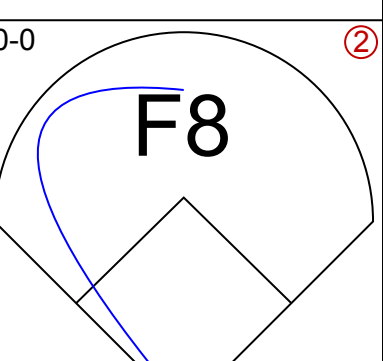
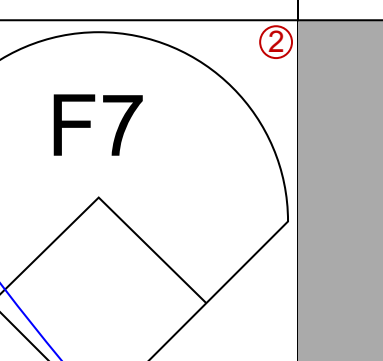
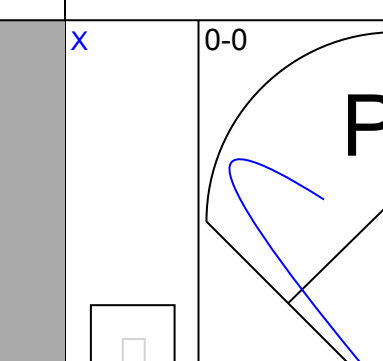
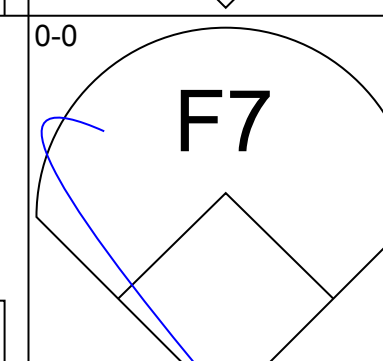
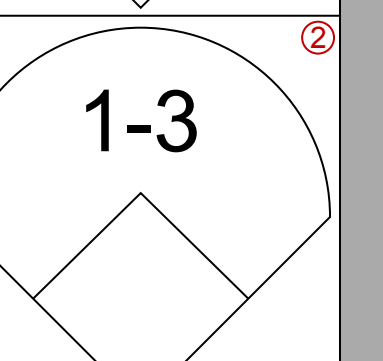
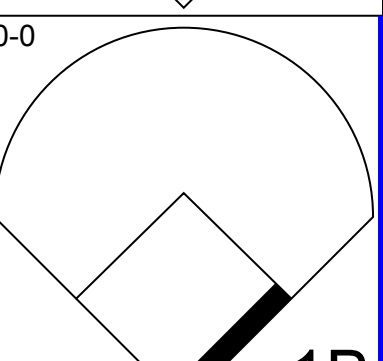
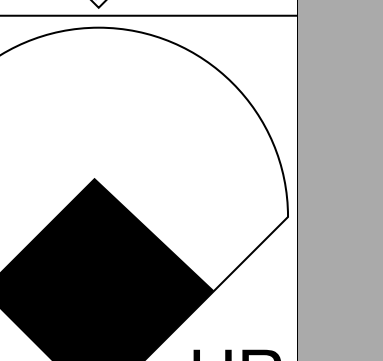
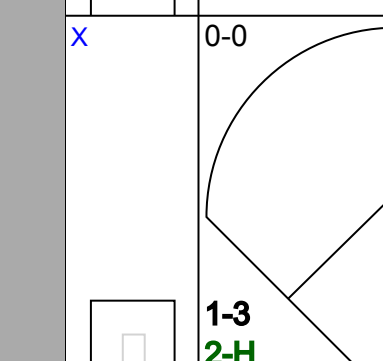

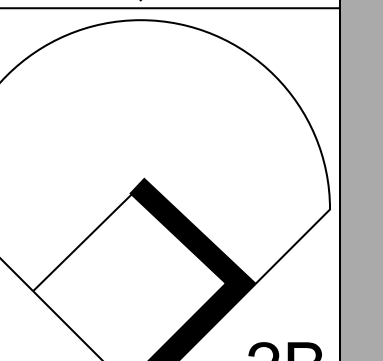
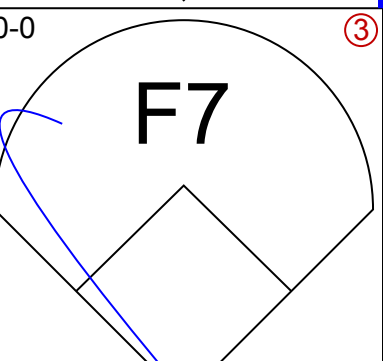
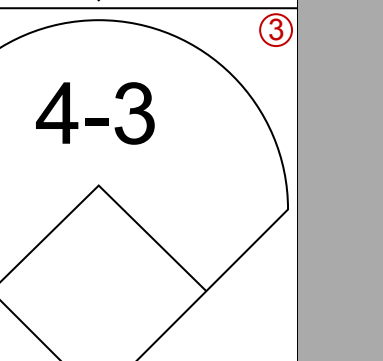
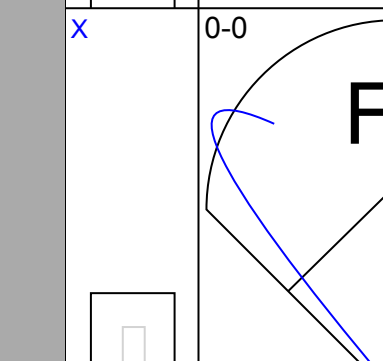
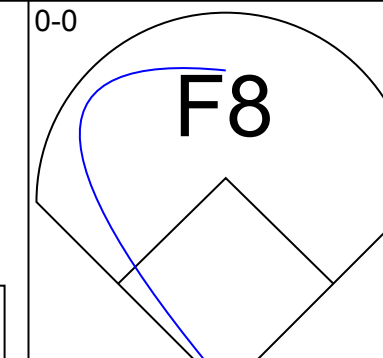
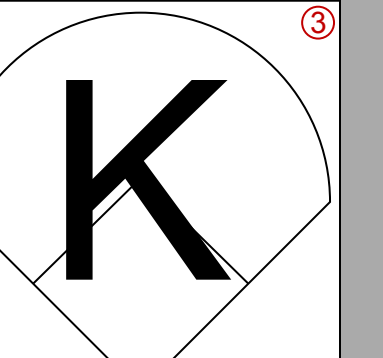
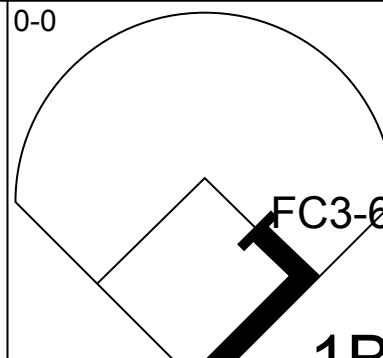

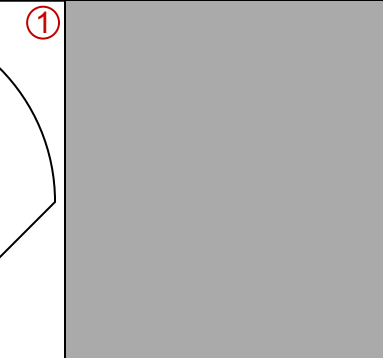
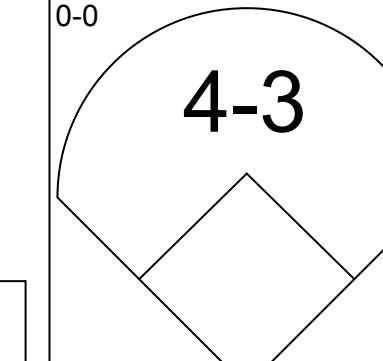
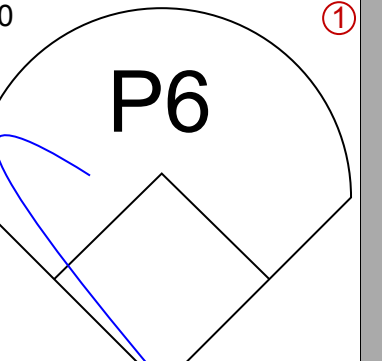
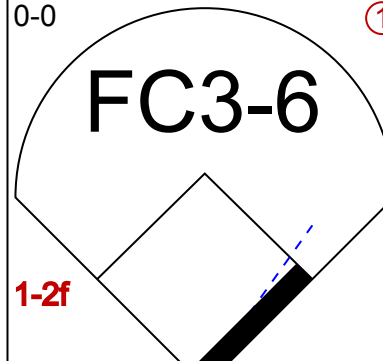
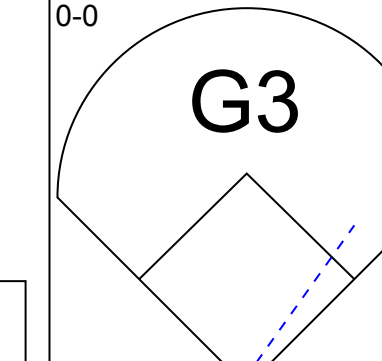
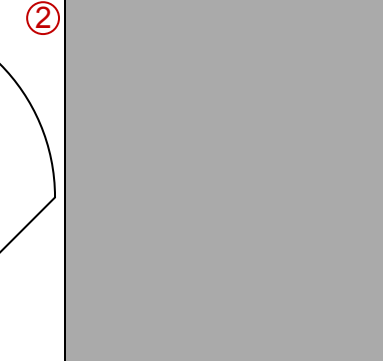
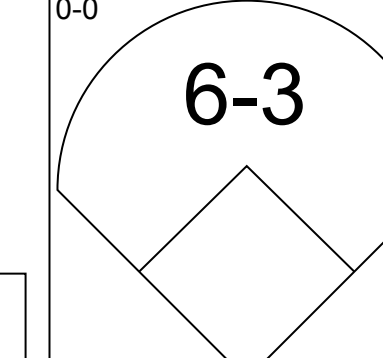
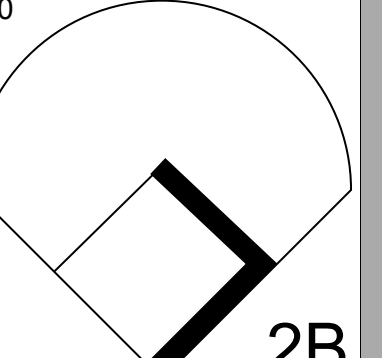
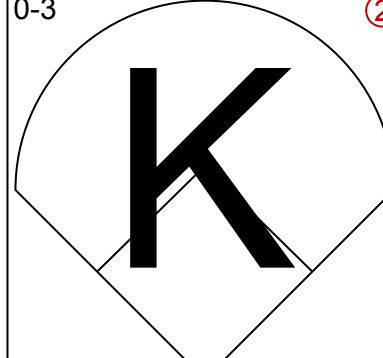
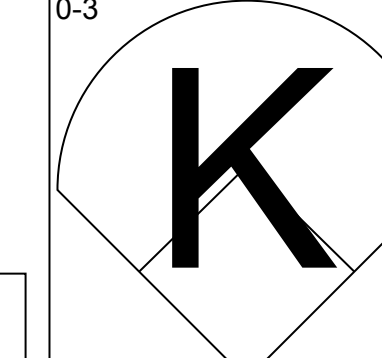
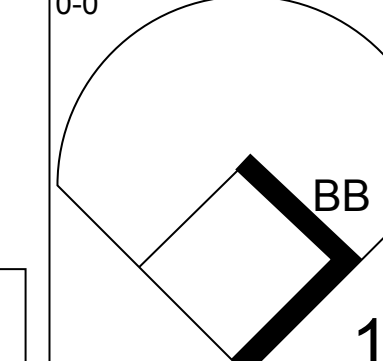
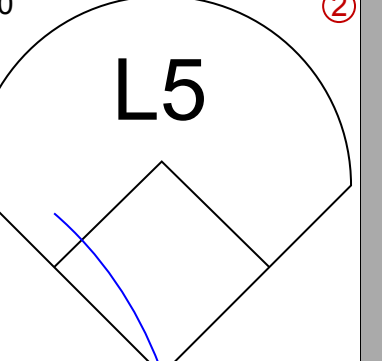
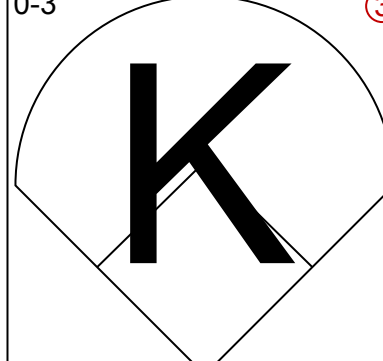
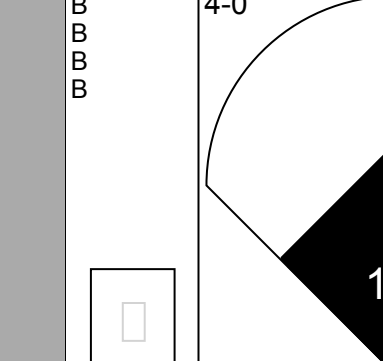
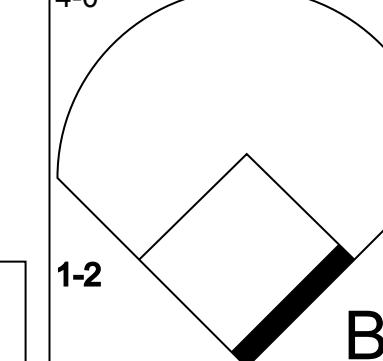
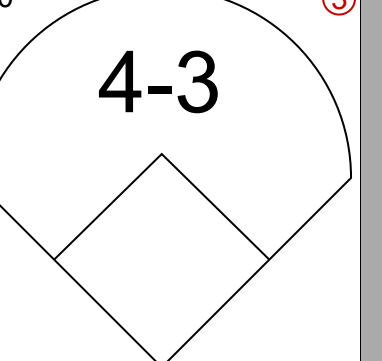
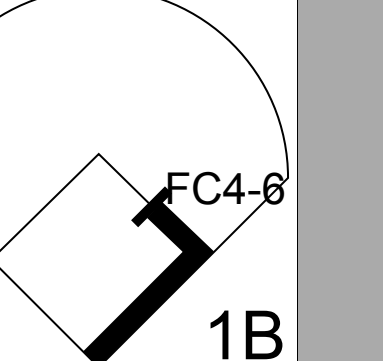
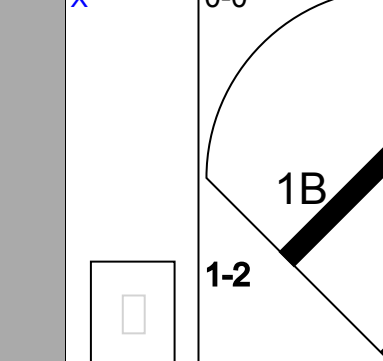

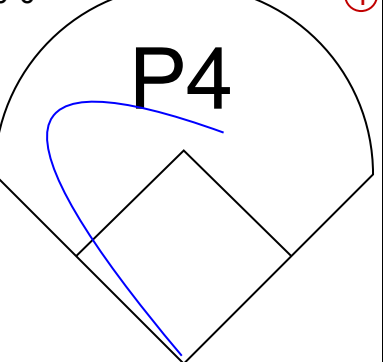
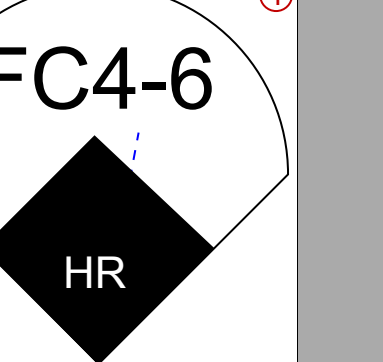
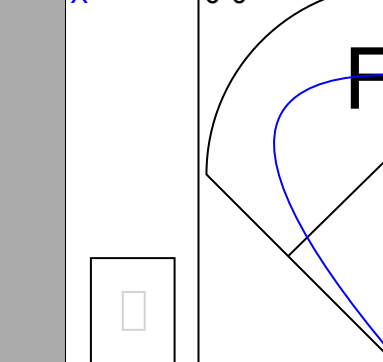
Toronto Blue Jays @ Texas Rangers
Arlington Stadium, Arlington, TX
Mon Aug 31 1981, 8:05 PM EDT
Att: 8,034 - Unknown

livebaseballscores.com

AB 31
R 0
H 7
RBI 0
BB 1
SO 3
LOB 10



Batter	1	2	3	4	5	6	7	8	9	AB	R	H	RBI	BB	SO	LOB	TOP								
Alfredo Griffin, S (1, 6) OBP: 0.242, SLG: 0.291										5	0	2	3	0	2	3	<p>Toronto Blue Jays @ Texas Rangers Arlington Stadium, Arlington, TX Tue Sep 01 1981, 8:05 PM EDT Att: 8,358 - Unknown</p>								
Willie Upshaw, L (1, 9) OBP: 0.270, SLG: 0.323										3	3	1	0	2	0	2									
Lloyd Moseby, L (1, 8) OBP: 0.296, SLG: 0.392										5	1	2	4	0	2	1									
Otto Velez, R (1, 10) Fred Manrique, R (8, PH) OBP: 0.385, SLG: 0.448 OBP: 0.333, SLG: 0.333										3	1	0	0	1	2	1									
John Mayberry, L (1, 3) OBP: 0.342, SLG: 0.401										5	0	1	1	0	0	1									
Al Woods, L (1, 7) OBP: 0.283, SLG: 0.291										3	2	2	1	1	1	0									
Garth Iorg, R (1, 4) OBP: 0.274, SLG: 0.318										5	0	2	0	0	1	3									
Danny Ainge, R (1, 5) OBP: 0.253, SLG: 0.235										4	2	1	0	1	0	4									
Ernie Whitt, L (1, 2) OBP: 0.302, SLG: 0.276										3	0	2	0	0	1	2									
Inning Stats	R: 1 E: 0 K: 2 S: 9	H: 2 LOB: 1 BB: 0 P: 9	R: 1 E: 0 K: 1 S: 7	H: 3 LOB: 1 BB: 0 P: 7	R: 2 E: 0 K: 1 S: 6	H: 1 LOB: 1 BB: 2 P: 14	R: 3 E: 0 K: 1 S: 7	H: 2 LOB: 0 BB: 1 P: 11	R: 2 E: 0 K: 0 S: 5	H: 2 LOB: 0 BB: 2 P: 13	R: 0 E: 0 K: 2 S: 7	H: 0 LOB: 0 BB: 0 P: 7	R: 0 E: 0 K: 1 S: 7	H: 2 LOB: 2 BB: 0 P: 7	R: 0 E: 0 K: 0 S: 3	H: 1 LOB: 1 BB: 0 P: 3	R: 0 E: 0 K: 1 S: 6	H: 1 LOB: 1 BB: 0 P: 6	1B: 12 2B: 1 3B: 0 HR: 1	SF: 1 SAC: 1 DP: 0 HBP: 0	WP: 0 PB: 0 SB: 2 CS: 1	PA: 45			
PITCHER	IP	WLS	BF	H	R	ER	SO	BB	IBB	HBP	BLK	WP	HR	S	P	ERA	WHIP								
Danny Darwin, R (1, 1) ERA: 3.86	2.1	L	14	6	4	4	4	2	0	0	0	0	0	20	28	15.43	3.429								
Len Whitehouse, L (3, 1) ERA: 16.2	1.2		8	2	3	3	1	1	0	0	0	0	1	9	13	16.20	1.800								
Mark Mercer, L (5, 1) ERA: 6.0	3.0		15	4	2	2	3	2	0	0	0	0	0	19	27	6.00	2.000								
John Butcher, R (8, 1) ERA:	2.0		7	2	0	0	1	0	0	0	0	0	0	9	9	0.00	1.000								

Batter	1	2	3	4	5	6	7	8	9	AB	R	H	RBI	BB	SO	LOB	BOTTOM								
Mickey Rivers, L (1, 8) OBP: 0.298, SLG: 0.326										5	0	0	0	0	1	3	<p>Toronto Blue Jays @ Texas Rangers Arlington Stadium, Arlington, TX Tue Sep 01 1981, 8:05 PM EDT Att: 8,358 - Unknown</p>								
Bill Sample, R (1, 7) Bob Jones, L (6, 7) OBP: 0.331, SLG: 0.394 OBP: 1.000, SLG: 2.500										3	0	1	0	0	0	0									
Al Oliver, L (1, 10) OBP: 0.366, SLG: 0.446										4	0	1	0	1	0	3									
Buddy Bell, R (1, 5) OBP: 0.380, SLG: 0.487										4	0	1	0	0	1	2									
Pat Putnam, L (1, 3) OBP: 0.296, SLG: 0.385										4	0	0	0	0	0	1									
Jim Sundberg, R (1, 2) Bob Johnson, R (7, 2) OBP: 0.373, SLG: 0.375										3	0	1	0	0	1	1									
Johnny Grubb, L (1, 9) OBP: 0.330, SLG: 0.344										3	1	1	0	1	1	2									
Bump Wills, S (1, 4) OBP: 0.298, SLG: 0.308										3	0	2	0	1	0	1									
Mario Mendoza, R (1, 6) Wayne Tolleson, S (7, PH) OBP: 0.275, SLG: 0.289										2	0	0	0	0	0	2									
Inning Stats	R: 0 E: 0 K: 1 S: 5	H: 0 LOB: 1 BB: 1 P: 9	R: 0 E: 0 K: 0 S: 4	H: 1 LOB: 2 BB: 1 P: 8	R: 0 E: 0 K: 0 S: 4	H: 1 LOB: 1 BB: 0 P: 6	R: 0 E: 0 K: 0 S: 4	H: 1 LOB: 1 BB: 0 P: 4	R: 0 E: 0 K: 2 S: 8	H: 1 LOB: 0 BB: 0 P: 8	R: 2 E: 1 K: 0 S: 5	H: 2 LOB: 0 BB: 0 P: 5	R: 0 E: 0 K: 1 S: 5	H: 0 LOB: 0 BB: 0 P: 5	R: 0 E: 0 K: 0 S: 5	H: 2 LOB: 2 BB: 1 P: 9	1B: 6 2B: 2 3B: 0 HR: 1	SF: 0 SAC: 0 DP: 0 HBP: 0	WP: 0 PB: 0 SB: 0 CS: 0	PA: 39					
PITCHER	IP	WLS	BF	H	R	ER	SO	BB	IBB	HBP	BLK	WP	HR	S	P	ERA	WHIP								
Jim Clancy, R (1, 1) ERA: 5.47	9.0	W	39	9	3	3	5	3	0	0	0	0	1	46	58	3.00	1.333								


Batter	1	2	3	4	5	6	7	8	9	AB	R	H	RBI	BB	SO	LOB	TOP					
Alfredo Griffin, S OBP: 0.242, SLG: 0.294 (1, 6)										4	0	1	0	0	0	1	Toronto Blue Jays @ Texas Rangers Arlington Stadium, Arlington, TX Wed Sep 02 1981, 8:05 PM EDT Att: 6,851 - Unknown					
Garth Iorg, R OBP: 0.274, SLG: 0.316 (1, 4)										4	0	1	0	0	0	1						
Lloyd Moseby, L OBP: 0.296, SLG: 0.401 (1, 8)										4	1	1	1	0	3	2						
Otto Velez, R OBP: 0.379, SLG: 0.439 (1, 10)										4	0	0	0	0	0	2						
George Bell, R OBP: 0.281, SLG: 0.393 (1, 9)										4	0	1	0	0	0	1						
John Mayberry, L OBP: 0.342, SLG: 0.400 (7, PR)										3	0	1	0	0	1	1						
Willie Upshaw, L OBP: 0.268, SLG: 0.320 (7, 3)										1	0	0	0	0	1	1						
Al Woods, L OBP: 0.278, SLG: 0.285 (1, 7)										4	0	0	0	0	0	2						
Danny Ainge, R OBP: 0.254, SLG: 0.233 (1, 5)										2	0	0	0	1	0	1						
Buck Martinez, R OBP: 0.256, SLG: 0.423 (1, 2)										3	0	1	0	0	0	2						
Inning Stats	R: 0 E: 0 K: 1 S: 6	H: 1 LOB: 1 BB: 0 P: 6	R: 0 E: 0 K: 0 S: 3	H: 0 LOB: 0 BB: 0 P: 3	R: 0 E: 0 K: 0 S: 2	H: 0 LOB: 0 BB: 1 P: 6	R: 1 E: 1 K: 1 S: 7	H: 1 LOB: 1 BB: 0 P: 7	R: 0 E: 0 K: 0 S: 4	H: 1 LOB: 1 BB: 0 P: 4	R: 0 E: 0 K: 1 S: 6	H: 1 LOB: 1 BB: 0 P: 6	R: 0 E: 0 K: 0 S: 4	H: 1 LOB: 0 BB: 0 P: 4	R: 0 E: 0 K: 1 S: 5	H: 0 LOB: 0 BB: 0 P: 5	R: 0 E: 0 K: 1 S: 6	H: 1 LOB: 1 BB: 0 P: 6	1B: 2 2B: 2 3B: 1 HR: 1	SF: 0 SAC: 0 DP: 1 HBP: 0	WP: 0 PB: 0 SB: 0 CS: 0	PA: 34
PITCHER Rick Honeycutt, L ERA: 2.92 (1, 1)	IP: 9.0 WLS: W BF: 34 H: 6 R: 1 ER: 1 SO: 5 BB: 1 IBB: 0 HBP: 0 BLK: 0 WP: 0 HR: 1 S: 43 P: 47 ERA: 1.00 WHIP: 0.778															PITCHER						

AB	33
R	1
H	6
RBI	1
BB	1
SO	5
LOB	14



Batter	1	2	3	4	5	6	7	8	9	AB	R	H	RBI	BB	SO	LOB	BOTTOM			
Mickey Rivers, L OBP: 0.300, SLG: 0.326 (1, 8)										3	2	1	0	1	0	0	Toronto Blue Jays @ Texas Rangers Arlington Stadium, Arlington, TX Wed Sep 02 1981, 8:05 PM EDT Att: 6,851 - Unknown			
Bill Sample, R OBP: 0.335, SLG: 0.403 (1, 7)										4	0	2	3	0	0	1				
Al Oliver, L OBP: 0.365, SLG: 0.443 (1, 10)										4	0	1	1	0	1	3				
Buddy Bell, R OBP: 0.379, SLG: 0.483 (1, 5)										4	0	1	0	0	0	2				
Bob Jones, L OBP: 0.333, SLG: 0.833 (1, 9)										4	0	0	0	0	0	2				
Jim Sundberg, R OBP: 0.371, SLG: 0.373 (1, 2)										4	0	1	0	0	2	1				
John Ellis, R OBP: 0.214, SLG: 0.325 (8, 3)										3	0	0	0	0	0	1				
Pat Putnam, L OBP: 0.296, SLG: 0.385 (8, 3)										0	0	0	0	0	0	0				
Bump Wills, S OBP: 0.296, SLG: 0.305 (1, 4)										3	0	0	0	0	2	2				
Mario Mendoza, R OBP: 0.280, SLG: 0.299 (1, 6)										3	2	2	0	0	0	2				
Inning Stats	R: 1 E: 1 K: 0 S: 5	H: 1 LOB: 1 BB: 0 P: 5	R: 0 E: 0 K: 2 S: 7	H: 0 LOB: 0 BB: 0 P: 7	R: 1 E: 0 K: 0 S: 4	H: 2 LOB: 1 BB: 1 P: 8	R: 0 E: 1 K: 1 S: 7	H: 1 LOB: 2 BB: 0 P: 7	R: 0 E: 0 K: 0 S: 3	H: 0 LOB: 0 BB: 0 P: 3	R: 0 E: 0 K: 1 S: 8	H: 3 LOB: 1 BB: 0 P: 8	R: 0 E: 0 K: 1 S: 5	H: 1 LOB: 1 BB: 0 P: 5	R: 0 E: 0 K: 1 S: 5	H: 1 LOB: 1 BB: 0 P: 5	1B: 6 2B: 4 3B: 0 HR: 0	SF: 0 SAC: 0 DP: 2 HBP: 0	WP: 0 PB: 0 SB: 1 CS: 1	PA: 33
PITCHER Luis Leal, R ERA: 3.49 Jerry Garvin, L ERA: 3.49 Roy Lee Jackson, R ERA: 2.73	IP: 6.2 WLS: L BF: 27 H: 3 R: 2 ER: 2 SO: 3 BB: 1 IBB: 0 HBP: 0 BLK: 0 WP: 0 HR: 0 S: 32 P: 36 ERA: 2.70 WHIP: 0.900															PITCHER				

AB	32
R	4
H	8
RBI	4
BB	1
SO	5
LOB	14



Batter	1	2	3	4	5	6	7	8	9	AB	R	H	RBI	BB	SO	LOB	TOP																				
Alfredo Griffin, S OBP: 0.242, SLG: 0.294 (1, 6)	6-3			P6	5-3			FC1-5 1B		4	1	1	0	0	0	1																					
Garth Iorg, R OBP: 0.273, SLG: 0.314 (1, 4)	F7			1B			F8	FC1-5 1B FC6-2		4	0	1	0	0	0	2																					
Lloyd Moseby, L OBP: 0.295, SLG: 0.399 (1, 8)	5-3			K			F7	FC6-2 1B		4	0	1	1	0	1	1																					
Otto Velez, R OBP: 0.372, SLG: 0.429 Al Woods, L OBP: 0.276, SLG: 0.285 (8, PR)		5-3		F9			K	FC6-2 FC4-6		4	0	0	0	0	1	3																					
George Bell, R OBP: 0.288, SLG: 0.397 (1, 7)		5-3						FC4-6		4	1	2	0	0	0	2																					
John Mayberry, L OBP: 0.344, SLG: 0.398 Danny Ainge, R OBP: 0.253, SLG: 0.232 (5, PR)								FC3-6 1B		1	0	0	0	0	0	0																					
Greg Wells, R OBP: 0.222, SLG: 0.250 (5, 3)	F3							FC3-6 FC1-6		1	1	0	0	0	0	1																					
Jesse Barfield, R OBP: 0.250, SLG: 0.250 (1, 9)								FC1-6		4	0	1	1	0	0	1																					
Ken Macha, R OBP: 0.284, SLG: 0.241 (5, 3) (8, 5)				K				1B		3	0	0	1	0	1	1																					
Buck Martinez, R OBP: 0.258, SLG: 0.413 Willie Upshaw, L OBP: 0.268, SLG: 0.320 Ernie Whitt, L OBP: 0.302, SLG: 0.276 (8, 2)								SF9		2	0	0	0	1	0	1																					
	F9							F5		0	0	0	0	0	0	0																					
								FC1-5 1B BB		0	0	0	0	0	0	0																					
Inning Stats	R: 0 E: 0 K: 0 S: 3	H: 0 LOB: 0 BB: 0 P: 3	R: 0 E: 0 K: 0 S: 3	H: 0 LOB: 0 BB: 0 P: 3	R: 0 E: 0 K: 1 S: 5	H: 0 LOB: 1 BB: 0 P: 5	R: 0 E: 0 K: 1 S: 6	H: 1 LOB: 1 BB: 0 P: 6	R: 2 E: 0 K: 0 S: 5	H: 2 LOB: 1 BB: 0 P: 6	R: 0 E: 0 K: 0 S: 4	H: 1 LOB: 1 BB: 0 P: 4	R: 1 E: 0 K: 0 S: 5	H: 2 LOB: 2 BB: 1 P: 9	R: 0 E: 0 K: 0 S: 3	H: 0 LOB: 0 BB: 0 P: 3	1B: 6 2B: 0 3B: 0 HR: 0	SF: 1 SAC: 0 DP: 0 HBP: 1	WP: 0 PA: 35 CS: 1																		
PITCHER	IP	WLS	BF	H	R	ER	SO	BB	IBB	HBP	BLK	WP	HR	S	P	ERA	WHIP	PITCHER			IP	WLS	BF	H	R	ER	SO	BB	IBB	HBP	BLK	WP	HR	S	P	ERA	WHIP
Steve Trout, L ERA: 2.89 LaMarr Hoyt, R ERA: 4.16	(1, 1)	7.1	30	6	3	3	3	1	0	1	0	0	0	34	39	3.68	0.955				(8, 1)	1.2	5	0	0	0	0	0	0	0	0	0	5	5	0.00	0.000	

Toronto Blue Jays @ Chicago White Sox
Comiskey Park, Chicago, IL
Thu Sep.03 1981, 8:05 PM EDT
Alt. 6,669 - Unknown - 65 F

AB	32
R	3
H	6
RBI	3
BB	1
SO	3
LOB	13



Batter	1	2	3	4	5	6	7	8	9	AB	R	H	RBI	BB	SO	LOB	BOTTOM																				
Tony Bernazard, S OBP: 0.324, SLG: 0.361 (1, 4)	L5			SH1-4 BB						2	1	0	0	2	0	1																					
Mike Squires, L OBP: 0.318, SLG: 0.302 (1, 3)	1-3			SH1-4 1-2						2	0	0	1	1	0	1																					
Carlton Fisk, R OBP: 0.372, SLG: 0.382 (1, 2)	F8			P6						5	0	0	0	0	0	4																					
Greg Luzinski, R OBP: 0.371, SLG: 0.495 (1, 10)		5-3		P4						5	1	2	1	0	0	1																					
Harold Baines, L OBP: 0.310, SLG: 0.457 (1, 9)										4	0	1	0	0	0	1																					
Chet Lemon, R OBP: 0.387, SLG: 0.500 Rusty Kuntz, R OBP: 0.340, SLG: 0.283 (6, PR) (7, 8)				FC5 1B						2	1	1	0	1	1	0																					
Wayne Nordhagen, R OBP: 0.348, SLG: 0.440 (1, 7)				K						0	0	0	0	1	0	0																					
Jim Morrison, R OBP: 0.241, SLG: 0.337 Bob Molinaro, L OBP: 0.438, SLG: 0.542 Greg Pryor, R OBP: 0.295, SLG: 0.239 (8, PH) (9, 5)										3	0	1	1	1	0	2																					
Bill Almon, R OBP: 0.354, SLG: 0.398 (1, 6)										3	1	1	0	0	0	2																					
Inning Stats	R: 0 E: 0 K: 0 S: 3	H: 3 LOB: 2 BB: 0 P: 6	R: 1 E: 0 K: 0 S: 6	H: 3 LOB: 1 BB: 1 P: 7	R: 0 E: 0 K: 1 S: 5	H: 0 LOB: 0 BB: 1 P: 5	R: 0 E: 0 K: 0 S: 3	H: 0 LOB: 1 BB: 0 P: 4	R: 1 E: 0 K: 0 S: 5	H: 2 LOB: 2 BB: 1 P: 9	R: 1 E: 0 K: 0 S: 4	H: 1 LOB: 0 BB: 0 P: 4	R: 0 E: 0 K: 0 S: 3	H: 0 LOB: 2 BB: 2 P: 11	R: 1 E: 0 K: 0 S: 3	H: 1 LOB: 2 BB: 2 P: 11	1B: 4 2B: 3 3B: 0 HR: 0	SF: 1 SAC: 2 DP: 1 HBP: 1	WP: 1 PA: 40 CS: 0																		
PITCHER	IP	WLS	BF	H	R	ER	SO	BB	IBB	HBP	BLK	WP	HR	S	P	ERA	WHIP	PITCHER			IP	WLS	BF	H	R	ER	SO	BB	IBB	HBP	BLK	WP	HR	S	P	ERA	WHIP
Juan Berenguer, R ERA: 4.43 Roy Lee Jackson, R ERA: 2.72	(1, 1)	8.1	37	6	4	3	1	5	0	1	0	0	0	33	54	3.24	1.320				(9, 1)	0.1	3	1	0	0	0	1	0	0	2	6	0.00	6.000			

Toronto Blue Jays @ Chicago White Sox
Comiskey Park, Chicago, IL
Thu Sep.03 1981, 8:05 PM EDT
Alt. 6,669 - Unknown - 65 F


AB	30
R	4
H	7
RBI	4
BB	6
SO	1
LOB	16



Batter	1	2	3	4	5	6	7	8	9	AB	R	H	RBI	BB	SO	LOB	TOP					
Alfredo Griffin, S OBP: 0.245, SLG: 0.295 (1, 6)										5	1	2	0	0	0	3						
Ernie Whitt, L OBP: 0.293, SLG: 0.268 (1, 2)										5	0	0	0	0	0	2						
Lloyd Moseby, L OBP: 0.297, SLG: 0.396 (1, 8)										4	2	1	1	1	1	0						
Al Woods, L OBP: 0.278, SLG: 0.284 (1, 7)										4	1	1	1	0	0	2						
Garth Iorg, R OBP: 0.274, SLG: 0.314 (1, 4)										3	1	1	1	0	1	0						
George Bell, R OBP: 0.295, SLG: 0.400 (1, 10)										4	0	2	1	0	0	1						
Greg Wells, R OBP: 0.265, SLG: 0.283 (1, 3)										2	1	1	0	2	0	0						
Jesse Barfield, R OBP: 0.375, SLG: 0.429 (1, 9)										3	0	1	2	1	1	1						
Ken Macha, R OBP: 0.272, SLG: 0.229 (1, 5)										4	0	0	0	0	1	4						
Inning Stats	R: 3 E: 0 K: 0 S: 6	H: 4 LOB: 0 BB: 0 P: 6	R: 0 E: 0 K: 0 S: 3	H: 0 LOB: 0 BB: 0 P: 3	R: 0 E: 0 K: 2 S: 9	H: 1 LOB: 1 BB: 1 P: 7	R: 0 E: 0 K: 2 S: 9	H: 2 LOB: 3 BB: 1 P: 13	R: 0 E: 0 K: 1 S: 5	H: 0 LOB: 1 BB: 1 P: 9	R: 0 E: 0 K: 0 S: 3	H: 0 LOB: 0 BB: 0 P: 3	R: 0 E: 0 K: 0 S: 3	H: 0 LOB: 0 BB: 0 P: 3	R: 3 E: 1 K: 0 S: 6	H: 2 LOB: 1 BB: 1 P: 10	R: 0 E: 0 K: 1 S: 5	H: 0 LOB: 0 BB: 0 P: 5	1B: 7 2B: 2 3B: 0 HR: 0	SF: 0 SAC: 1 DP: 0 HBP: 0	WP: 1 PB: 0 SB: 3 CS: 2	PA: 40
PITCHER	IP WLS BF H R ER SO BB IBB HBP BLK WP HR S P ERA WHIP																					
Dennis Lamp, R ERA: 2.23 (1, 1)	7.1 L 32 8 5 4 3 3 0 0 0 1 0 35 47 4.91 1.500																					
Ed Farmer, R ERA: 4.14 (8, 1)	1.2 7 1 1 0 1 1 0 0 0 0 0 8 12 0.00 1.200																					

Toronto Blue Jays @ Chicago White Sox
Comiskey Park, Chicago, IL
Fri Sep 04 1981, 8:05 PM EDT
Att: 18,317 - Cloudy - 68 F


AB 34
R 6
H 9
RBI 6
BB 4
SO 4
LOB 13



Batter	1	2	3	4	5	6	7	8	9	AB	R	H	RBI	BB	SO	LOB	BOTTOM					
Tony Bernazard, S OBP: 0.325, SLG: 0.362 (1, 4)										5	0	2	0	0	1	2						
Mike Squires, L OBP: 0.324, SLG: 0.307 (1, 3)										3	0	2	0	1	0	0						
Carlton Fisk, R OBP: 0.366, SLG: 0.374 (1, 2)										5	0	0	0	0	2	5						
Bob Molinaro, L OBP: 0.444, SLG: 0.519 (1, 10)										3	1	1	0	0	0	1						
Harold Baines, L OBP: 0.309, SLG: 0.455 (1, 9)										1	0	0	0	0	0	0						
Leo Sutherland, L OBP: 0.333, SLG: 0.333 (3, 7)										3	1	1	0	0	0	2						
Chet Lemon, R OBP: 0.388, SLG: 0.502 (1, 8)										3	0	1	2	0	0	2						
Wayne Nordhagen, R OBP: 0.345, SLG: 0.431 (1, 7) (3, 9)										3	0	0	0	1	0	2						
Jim Morrison, R OBP: 0.241, SLG: 0.335 (1, 5)										4	0	1	0	0	0	1						
Bill Almon, R OBP: 0.349, SLG: 0.392 (1, 6)										4	0	0	0	0	1	2						
Inning Stats	R: 0 E: 0 K: 1 S: 5	H: 0 LOB: 0 BB: 0 P: 5	R: 0 E: 0 K: 0 S: 3	H: 0 LOB: 1 BB: 0 P: 4	R: 0 E: 0 K: 1 S: 6	H: 1 LOB: 2 BB: 1 P: 10	R: 2 E: 0 K: 2 S: 11	H: 4 LOB: 2 BB: 0 P: 11	R: 0 E: 0 K: 0 S: 4	H: 1 LOB: 0 BB: 0 P: 5	R: 0 E: 0 K: 0 S: 3	H: 0 LOB: 0 BB: 0 P: 3	R: 0 E: 1 K: 0 S: 4	H: 1 LOB: 1 BB: 0 P: 4	R: 0 E: 0 K: 0 S: 3	H: 0 LOB: 1 BB: 1 P: 7	R: 0 E: 0 K: 0 S: 4	H: 1 LOB: 1 BB: 0 P: 4	1B: 7 2B: 1 3B: 0 HR: 0	SF: 0 SAC: 1 DP: 0 HBP: 2	WP: 0 PB: 0 SB: 0 CS: 0	PA: 39
PITCHER	IP WLS BF H R ER SO BB IBB HBP BLK WP HR S P ERA WHIP																					
Dave Stieb, R ERA: 3.51 (1, 1)	9.0 W 39 8 2 2 4 2 0 2 0 0 0 43 53 2.00 1.111																					

Toronto Blue Jays @ Chicago White Sox
Comiskey Park, Chicago, IL
Fri Sep 04 1981, 8:05 PM EDT
Att: 18,317 - Cloudy - 68 F

AB 34
R 2
H 8
RBI 2
BB 2
SO 4
LOB 17



Batter	1	2	3	4	5	6	7	8	9	AB	R	H	RBI	BB	SO	LOB	TOP								
Fred Manrique, R OBP: 0.286, SLG: 0.286 (1, 6)	 1B		 3			 1	 3			4	0	1	0	0	2	2									
Danny Ainge, R OBP: 0.261, SLG: 0.235 (1, 5)	 1			 1B BB		 BB		 1B G3		2	1	1	0	2	1	1									
Lloyd Moseby, L OBP: 0.296, SLG: 0.394 (1, 8)	 2			 E9 1B 1-H		 2		 1		4	0	1	0	0	1	3									
George Bell, R OBP: 0.286, SLG: 0.388 (1, 10)	 3			 6-3 1B		 3		 2		4	0	0	0	0	0	4									
Greg Wells, R OBP: 0.245, SLG: 0.260 (1, 3)		 1		 2			 1	 3		4	0	0	0	0	1	2									
Garth Iorg, R OBP: 0.281, SLG: 0.328 (1, 4)	 2			 3			 1B 1B		 1B 2B	4	2	2	0	0	1	1									
Al Woods, L OBP: 0.277, SLG: 0.284 (1, 7)	 3			 1			 1B 1B		 1B 2B	4	0	1	0	0	2	1									
Jesse Barfield, R OBP: 0.333, SLG: 0.364 (1, 9)			 P6 1		 6-3 2		 E6 1B 1B		 CS 1B	4	0	1	1	0	0	2									
Buck Martinez, R OBP: 0.253, SLG: 0.402 (1, 2)			 5-3 2		 3		 1B 1B		 1B 2B	2	0	0	0	0	0	0									
John Mayberry, L OBP: 0.346, SLG: 0.401 (7, PH)										1	0	1	1	0	0	0									
Ernie Whitt, L OBP: 0.292, SLG: 0.266 (7, PR)										1	0	0	0	0	0	1									
Inning Stats	R: 0 E: 0 K: 2 S: 8	H: 1 LOB: 1 BB: 0 P: 8	R: 0 E: 0 K: 3 S: 9	H: 0 LOB: 0 BB: 0 P: 9	R: 0 E: 0 K: 1 S: 5	H: 0 LOB: 0 BB: 0 P: 5	R: 1 E: 1 K: 0 S: 4	H: 1 LOB: 1 BB: 1 P: 8	R: 0 E: 0 K: 1 S: 5	H: 0 LOB: 0 BB: 0 P: 5	R: 0 E: 0 K: 0 S: 3	H: 0 LOB: 1 BB: 1 P: 7	R: 1 E: 1 K: 1 S: 8	H: 3 LOB: 2 BB: 0 P: 8	R: 0 E: 0 K: 0 S: 4	H: 1 LOB: 1 BB: 0 P: 4	R: 1 E: 0 K: 0 S: 4	H: 2 LOB: 0 BB: 0 P: 4	1B: 7 2B: 1 3B: 0 HR: 0	SF: 0 SAC: 0 DP: 0 HBP: 0	WP: 0 PB: 0 SB: 0 CS: 1	PA: 36			
PITCHER	IP	WLS	BF	H	R	ER	SO	BB	IBB	HBP	BLK	WP	HR	S	P	ERA	WHIP								
Ross Baumgarten, L ERA: 3.65 (1, 1)	6.1	L	25	4	2	1	7	2	0	0	0	0	0	37	45	1.42	0.947								
LaMar Hoyt, R ERA: 4.18 (7, 1)	2.0		10	4	1	1	1	0	0	0	0	0	0	12	12	4.50	2.000								
Kevin Hickey, L ERA: 3.0 (9, 1)	0.2		1	0	0	0	0	0	0	0	0	0	0	1	1	0.00	0.000								

Toronto Blue Jays @ Chicago White Sox
Comiskey Park, Chicago, IL
Sat Sep 05 1981, 8:05 PM EDT
Att: 14,628 - Unknown - 65 F

livebaseballscorecards.com

AB 34
R 3
H 8
RBI 2
BB 2
SO 8
LOB 17

Batter	1	2	3	4	5	6	7	8	9	AB	R	H	RBI	BB	SO	LOB	BOTTOM								
Ron LeFlore, R OBP: 0.306, SLG: 0.323 (1, 7)	 1		 FC5-4 1B WP 1-2			 6-3 1		 1B 1-2		4	1	1	0	0	1	1									
Mike Squires, L OBP: 0.323, SLG: 0.306 (1, 3)	 2		 S 1B 1-H			 2		 P5 3		4	0	1	1	0	0	2									
Carlton Fisk, R OBP: 0.361, SLG: 0.368 (1, 2)	 3		 P6 1-2			 3			 1	4	0	0	0	0	0	1									
Lamar Johnson, R OBP: 0.325, SLG: 0.367 (1, 10)	 3			 5-3 1			 5-3 1		 6-3 1B WP	4	0	1	0	0	0	1									
Wayne Nordhagen, R OBP: 0.342, SLG: 0.421 (1, 9)		 5-3 1		 6-3 2			 2		 6-3 1B BB	3	0	0	0	1	1	0									
Rusty Kuntz, R OBP: 0.340, SLG: 0.283 (9, PR)				 6-3 3			 3		 BB 1-2 2-3	0	0	0	0	0	0	0									
Chet Lemon, R OBP: 0.383, SLG: 0.494 (1, 8)		 5-3 2		 6-3 3			 6-3 3		 6-3 2	4	0	0	0	0	0	2									
Tony Bernazard, S OBP: 0.324, SLG: 0.360 (1, 4)		 3			 1B G6-3			 3-1 1	 3	4	0	1	0	0	1	3									
Jim Morrison, R OBP: 0.239, SLG: 0.332 (8, PH)			 1		 G6-3 2			 2		2	0	0	0	0	1	1									
Bob Molinaro, L OBP: 0.432, SLG: 0.500 (8, PH)										1	0	0	0	0	0	0									
Greg Pryor, R OBP: 0.295, SLG: 0.239 (9, 6)										0	0	0	0	0	0	0									
Bill Almon, R OBP: 0.350, SLG: 0.393 (1, 6)					 6-3 3					2	0	1	0	0	0	0									
Greg Luzinski, R OBP: 0.373, SLG: 0.495 (8, PH)										0	0	0	0	1	0	0									
Jay Loviglio, R (9, 5)			 FC5-4 1B					 1B BB		0	0	0	0	0	0	0									
Inning Stats	R: 0 E: 1 K: 1 S: 6	H: 0 LOB: 1 BB: 0 P: 6	R: 0 E: 0 K: 0 S: 3	H: 0 LOB: 0 BB: 0 P: 3	R: 1 E: 0 K: 1 S: 7	H: 2 LOB: 1 BB: 0 P: 7	R: 0 E: 0 K: 0 S: 3	H: 0 LOB: 0 BB: 0 P: 3	R: 0 E: 0 K: 0 S: 3	H: 0 LOB: 0 BB: 0 P: 3	R: 0 E: 0 K: 1 S: 5	H: 0 LOB: 0 BB: 0 P: 5	R: 0 E: 0 K: 0 S: 4	H: 1 LOB: 2 BB: 1 P: 8	R: 0 E: 0 K: 1 S: 6	H: 1 LOB: 3 BB: 1 P: 10	1B: 5 2B: 0 3B: 0 HR: 0	SF: 0 SAC: 0 DP: 1 HBP: 0	WP: 2 PB: 0 SB: 1 CS: 0	PA: 34					
PITCHER	IP	WLS	BF	H	R	ER	SO	BB	IBB	HBP	BLK	WP	HR	S	P	ERA	WHIP								
Jim Clancy, R ERA: 5.06 (1, 1)	8.1	W	31	5	1	1	3	1	0	0	0	1	0	36	40	1.08	0.720								
Joey McLaughlin, R ERA: 3.5 (9, 1)	0.2	S	3	0	0	0	1	1	0	0	0	1	0	4	8	0.00	1.500								

Toronto Blue Jays @ Chicago White Sox
Comiskey Park, Chicago, IL
Sat Sep 05 1981, 8:05 PM EDT
Att: 14,628 - Unknown - 65 F

livebaseballscorecards.com

AB 32
R 1
H 5
RBI 1
BB 2
SO 4
LOB 11

Batter	1	2	3	4	5	6	7	8	9	AB	R	H	RBI	BB	SO	LOB	TOP								
Fred Manrique, R OBP: 0.364, SLG: 0.300 (1, 6)	0-0 1-3		0-0 1B		0-3 K2-3		1-0 CS HBP			3	0	1	0	0	1	1									
Danny Ainge, R OBP: 0.261, SLG: 0.231 (1, 5)	4-0 CS BB		0-0 F9		0-3 K		0-0 F7			3	0	0	0	1	1	3									
Lloyd Moseby, L OBP: 0.296, SLG: 0.390 (1, 8)	0-3 K			0-3 K	4-0 FC6-4 IBB			0-3 K		3	0	0	0	1	3	1									
George Bell, R OBP: 0.285, SLG: 0.406 (1, 7)		0-0 P6		0-0 HR	0-0 FC6-4			0-0 4-3		4	1	1	1	0	0	2									
Garth Iorg, R OBP: 0.288, SLG: 0.333 (1, 4)		0-0 1B		0-3 K		0-0 F8		0-0 FC4-6 1B		4	0	2	0	0	1	0									
John Mayberry, L OBP: 0.341, SLG: 0.394 (1, 10)		0-3 K		0-0 P6		0-3 K		0-0 FC4-6		4	0	0	0	0	2	2									
Greg Wells, R OBP: 0.263, SLG: 0.283 (1, 3)		0-0 F8			0-0 HR	4-0 BB		0-0 F3		3	1	1	0	1	0	1									
Jesse Barfield, R OBP: 0.313, SLG: 0.533 (1, 9)			0-3 K		0-0 HR	0-0 4-3		0-0 F3		4	1	1	2	0	1	1									
Buck Martinez, R OBP: 0.253, SLG: 0.395 (1, 2)		0-0 F8		0-0 F8		0-0 S 1B		0-3 K		4	0	1	0	0	1	0									
Inning Stats	R: 0 E: 0 K: 1 S: 4	H: 0 LOB: 0 BB: 1 P: 8	R: 0 E: 0 K: 1 S: 6	H: 1 LOB: 1 BB: 0 P: 6	R: 0 E: 0 K: 1 S: 6	H: 1 LOB: 0 BB: 0 P: 6	R: 1 E: 0 K: 2 S: 8	H: 1 LOB: 0 BB: 0 P: 8	R: 2 E: 0 K: 2 S: 10	H: 3 LOB: 2 BB: 1 P: 14	R: 0 E: 0 K: 1 S: 5	H: 0 LOB: 1 BB: 1 P: 9	R: 0 E: 0 K: 1 S: 4	H: 0 LOB: 0 BB: 0 P: 5	R: 0 E: 0 K: 1 S: 6	H: 1 LOB: 1 BB: 0 P: 6	R: 0 E: 0 K: 0 S: 3	H: 0 LOB: 0 BB: 3 P: 3	1B: 4 2B: 1 3B: 0 HR: 2	SF: 0 SAC: 0 DP: 0 HBP: 1	WP: 0 PB: 0 SB: 1 CS: 2	PA: 36			
PITCHER	IP	WLS	BF	H	R	ER	SO	BB	IBB	HBP	BLK	WP	HR	S	P	ERA	WHIP								
Britt Burns, L ERA: 2.46 (1, 1)	4.0	L	18	6	3	3	5	1	0	0	0	0	2	27	31	6.75	1.750								
Lynn McGlothen, R ERA: 4.51 (5, 1)	3.0		11	0	0	0	4	1	1	1	0	0	0	16	25	0.00	0.333								
Jerry Koosman, L ERA: 4.2 (8, 1)	2.0		7	1	0	0	1	0	0	0	0	0	0	9	9	0.00	0.500								

Toronto Blue Jays @ Chicago White Sox
Comiskey Park, Chicago, IL
Sun Sep 06 1981, 4:33 AM EDT
Att: 11,250 - Sunny - 68 F

AB	32
R	3
H	7
RBI	3
BB	3
SO	10
LOB	11



Batter	1	2	3	4	5	6	7	8	9	AB	R	H	RBI	BB	SO	LOB	BOTTOM								
Ron LeFlore, R OBP: 0.308, SLG: 0.322 (1, 7)	4-0 S BB		0-0 5-3		0-0 4-3		0-0 5-3		4-0 SH1-4 BB	1	0	0	0	1	0	0									
Leo Sutherland, L OBP: 0.333, SLG: 0.200 (5, FH) (6, 7)			0-0 F8		4-0 1B BB		0-0 1B 1B		0-0 SH1-4	3	1	1	0	1	0	1									
Tony Bemazzard, S OBP: 0.326, SLG: 0.360 (1, 4)	0-0 F8		0-0 F8		0-0 1B BB		0-0 1B 1B		0-0 SH1-4	5	1	2	0	0	0	2									
Carlton Fisk, R OBP: 0.361, SLG: 0.369 (1, 2)	0-0 5-3		0-0 F7		0-0 1-3 1B		0-0 1-2 1B 1B		0-0 6-3	5	1	2	0	0	0	2									
Greg Luzinski, R OBP: 0.370, SLG: 0.489 (1, 10)	0-0 F9		0-0 F7		0-0 F8		0-0 1-3 2-H 1B 1B		0-0 F8	5	0	1	1	0	0	4									
Lamar Johnson, R OBP: 0.333, SLG: 0.366 (1, 3)		0-3 K		4-0 1B BB		0-0 F7	0-0 FC6-4 1B			3	0	1	1	1	1	0									
Chet Lemon, R OBP: 0.377, SLG: 0.486 (1, 8)		0-0 F9		0-0 F3		0-0 F8	0-0 FC6-4			4	0	0	0	0	0	3									
Wayne Nordhagen, R OBP: 0.359, SLG: 0.438 (1, 9)		0-0 FC5 1B		0-0 1-2 1B		0-0 FC5-4 1B		0-0 G6-4-3 1B		4	0	4	0	0	0	0									
Jay Loviglio, R (8, PR)		0-0 FC5 1B		0-0 1-2 1B		0-0 FC5-4 1B		0-0 F5		0	0	0	0	0	0	0									
Rusty Kuntz, R OBP: 0.340, SLG: 0.283 (9, 9)		0-0 FC5 1B		0-0 F7		0-0 FC5-4		0-0 F5		4	0	1	0	0	0	4									
Jim Morrison, R OBP: 0.239, SLG: 0.330 (1, 5)		0-0 1-2 1B		0-0 F7		0-0 FC5-4		0-0 F5		3	0	0	0	0	0	2									
Bill Almon, R OBP: 0.346, SLG: 0.389 (1, 6)		0-0 FC5		0-0 P4		0-0 6-3		0-0 G6-4-3		1	0	0	0	0	0	1									
Bob Molinaro, L OBP: 0.421, SLG: 0.483 (8, PH)		0-0 FC5								0	0	0	0	0	0	0									
Greg Pryor, R OBP: 0.295, SLG: 0.239 (9, 6)		0-0 2-3f								0	0	0	0	0	0	0									
Inning Stats	R: 0 E: 0 K: 0 S: 3	H: 0 LOB: 1 BB: 1 P: 7	R: 0 E: 0 K: 1 S: 7	H: 2 LOB: 2 BB: 0 P: 7	R: 0 E: 0 K: 0 S: 3	H: 0 LOB: 0 BB: 0 P: 3	R: 0 E: 0 K: 0 S: 4	H: 1 LOB: 2 BB: 1 P: 8	R: 0 E: 0 K: 0 S: 4	H: 1 LOB: 2 BB: 1 P: 8	R: 0 E: 0 K: 0 S: 4	H: 1 LOB: 1 BB: 0 P: 4	R: 2 E: 0 K: 0 S: 7	H: 4 LOB: 2 BB: 0 P: 7	R: 0 E: 0 K: 0 S: 3	H: 1 LOB: 1 BB: 0 P: 3	R: 0 E: 0 K: 0 S: 3	H: 0 LOB: 1 BB: 1 P: 7	1B: 10 2B: 0 3B: 0 HR: 0	SF: 0 SAC: 1 DP: 1 HBP: 0	WP: 0 PB: 0 SB: 1 CS: 0	PA: 40			
PITCHER	IP	WLS	BF	H	R	ER	SO	BB	IBB	HBP	BLK	WP	HR	S	P	ERA	WHIP								
Luis Leal, R ERA: 3.44 (1, 1)	6.2	W	31	8	2	2	1	3	0	0	0	0	0	30	42	2.70	1.650								
Roy Lee Jackson, R ERA: 2.61 (7, 1)	2.1	S	9	2	0	0	0	1	0	0	0	0	0	8	12	0.00	1.286								

Toronto Blue Jays @ Chicago White Sox
Comiskey Park, Chicago, IL
Sun Sep 06 1981, 4:33 AM EDT
Att: 11,250 - Sunny - 68 F

AB	35
R	2
H	10
RBI	2
BB	4
SO	1
LOB	17



Batter	1	2	3	4	5	6	7	8	9	AB	R	H	RBI	BB	SO	LOB	TOP										
Fred Manrique, R (1, 6) OBP: 0.286, SLG: 0.231										3	0	0	0	0	3	2	Toronto Blue Jays @ Minnesota Twins Metropolitan Stadium, Bloomington, MI Mon Sep 07 1981, 8:05 PM EDT Att: 5,024 - Unknown - 79 F										
Alfredo Griffin, S (8, PH) OBP: 0.244, SLG: 0.294										1	0	0	0	0	0												
Danny Ainge, R (1, 5) OBP: 0.261, SLG: 0.232										4	0	1	0	0	0												
Lloyd Moseby, L (1, 8) OBP: 0.295, SLG: 0.389										4	0	1	0	0	2	1											
George Bell, R (1, 7) OBP: 0.284, SLG: 0.401										4	0	1	0	0	1	2											
Garth Iorg, R (1, 4) OBP: 0.294, SLG: 0.338										4	0	2	0	0	0	1											
John Mayberry, L (1, 10) OBP: 0.336, SLG: 0.387										4	0	0	0	0	2	3											
Greg Wells, R (1, 3) OBP: 0.262, SLG: 0.281										4	0	1	0	0	1	0											
Jesse Barfield, R (1, 9) OBP: 0.350, SLG: 0.526										4	0	2	0	0	2	2											
Buck Martinez, R (1, 2) OBP: 0.268, SLG: 0.395										0	0	0	0	2	0	0											
Al Woods, L (7, PH) OBP: 0.276, SLG: 0.282										1	0	0	0	0	0	1											
Ernie Whitt, L (7, 2) OBP: 0.290, SLG: 0.265										1	0	0	0	0	0	2											
Inning Stats	R: 0 E: 0 K: 2 S: 7	H: 0 LOB: 0 BB: 0 P: 7	R: 0 E: 0 K: 0 S: 3	H: 0 LOB: 0 BB: 0 P: 3	R: 0 E: 0 K: 2 S: 7	H: 1 LOB: 1 BB: 1 P: 11	R: 0 E: 0 K: 1 S: 7	H: 2 LOB: 2 BB: 0 P: 7	R: 0 E: 0 K: 2 S: 7	H: 0 LOB: 1 BB: 1 P: 11	R: 0 E: 0 K: 1 S: 6	H: 1 LOB: 1 BB: 0 P: 6	R: 0 E: 0 K: 1 S: 6	H: 1 LOB: 1 BB: 0 P: 6	R: 0 E: 0 K: 0 S: 4	H: 1 LOB: 1 BB: 0 P: 4	R: 0 E: 0 K: 2 S: 9	H: 2 LOB: 2 BB: 0 P: 9	1B: 8 2B: 0 3B: 0 HR: 0	SF: 0 SAC: 0 DP: 0 HBP: 0	WP: 0 PB: 0 SB: 0 CS: 1	PA: 36					
PITCHER	IP	WLS	BF	H	R	ER	SO	BB	IBB	HBP	BLK	WP	HR	S	P	ERA	WHIP										
Darrell Jackson, L (1, 1) ERA: 2.87	6.2	W	26	5	0	0	9	2	0	0	0	0	0	42	50	0.00	1.050										
Doug Corbett, R (7, 1) ERA: 2.85	2.1	S	10	3	0	0	2	0	0	0	0	0	0	14	14	0.00	1.286										

Batter	1	2	3	4	5	6	7	8	9	AB	R	H	RBI	BB	SO	LOB	BOTTOM										
Hosken Powell, L (1, 9) OBP: 0.283, SLG: 0.322										4	0	0	0	0	2	1	Toronto Blue Jays @ Minnesota Twins Metropolitan Stadium, Bloomington, MI Mon Sep 07 1981, 8:05 PM EDT Att: 5,024 - Unknown - 79 F										
Rob Wilfong, L (1, 4) OBP: 0.295, SLG: 0.329										4	1	0	0	0	0												
Mickey Hatcher, R (1, 8) OBP: 0.296, SLG: 0.380										3	2	1	0	0	0												
Tim Corcoran, L (1, 3) OBP: 0.300, SLG: 0.333										3	1	2	2	1	0	0											
Danny Goodwin, L (1, 10) OBP: 0.298, SLG: 0.318										3	0	0	0	0	0	3											
Mark Funderburk, R (8, PH)										1	0	0	0	0	0	1											
John Castino, R (1, 5) OBP: 0.292, SLG: 0.384										3	0	1	2	1	0	1											
Rick Sofield, L (1, 7) OBP: 0.184										2	0	0	0	1	0	2											
Gary Ward, R (8, PH) OBP: 0.310, SLG: 0.330										1	0	0	0	0	1	2											
Sal Butera, R (1, 2) OBP: 0.343, SLG: 0.319										2	0	0	0	1	0	0											
Ron Washington, R (1, 6) OBP: 0.200, SLG: 0.200										3	0	1	0	0	0	2											
Inning Stats	R: 0 E: 0 K: 0 S: 3	H: 0 LOB: 0 BB: 0 P: 3	R: 0 E: 0 K: 0 S: 4	H: 1 LOB: 1 BB: 0 P: 4	R: 0 E: 0 K: 0 S: 3	H: 1 LOB: 0 BB: 0 P: 3	R: 2 E: 0 K: 0 S: 5	H: 2 LOB: 1 BB: 1 P: 9	R: 0 E: 0 K: 1 S: 5	H: 0 LOB: 0 BB: 0 P: 5	R: 0 E: 0 K: 0 S: 3	H: 0 LOB: 0 BB: 0 P: 3	R: 0 E: 0 K: 0 S: 3	H: 0 LOB: 2 BB: 2 P: 11	R: 0 E: 2 K: 2 S: 9	H: 1 LOB: 2 BB: 1 P: 14	R: 2 E: 2 K: 2 S: 9	H: 1 LOB: 2 BB: 1 P: 14	1B: 2 2B: 3 3B: 0 HR: 0	SF: 0 SAC: 0 DP: 0 HBP: 1	WP: 0 PB: 0 SB: 1 CS: 1	PA: 34					
PITCHER	IP	WLS	BF	H	R	ER	SO	BB	IBB	HBP	BLK	WP	HR	S	P	ERA	WHIP										
Juan Berenguer, R (1, 1) ERA: 4.35	7.1	L	31	5	4	3	2	3	0	1	0	0	0	31	44	3.68	1.091										
Jerry Garvin, L (8, 1) ERA: 3.57	0.1		2	0	0	0	0	0	1	0	0	0	0	1	5	0.00	0.000										
Dale Murray, R (8, 1) ERA:	0.1		1	0	0	0	1	0	0	0	0	0	0	3	3	0.00	0.000										

livebaseballscorecards.com

AB 34
R 0
H 8
RBI 0
BB 2
SO 11
LOB 14

livebaseballscorecards.com

AB 29
R 4
H 5
RBI 4
BB 4
SO 3
LOB 12

Batter	1	2	3	4	5	6	7	8	9	AB	R	H	RBI	BB	SO	LOB	TOP					
Alfredo Griffin, S OBP: 0.241, SLG: 0.291 (1, 6)	0-0 1-3		0-3 K			0-3 K		0-0 F1		4	0	0	0	0	2	1	<p>Toronto Blue Jays @ Minnesota Twins Metropolitan Stadium, Bloomington, MI Tue Sep 08 1981, 8:05 PM EDT Att. 2,839 - Unknown - 71 F</p> <p>livebaseballscores.com</p>					
Danny Aings, R OBP: 0.295, SLG: 0.229 (1, 5)	0-3 K			0-0 6-3		0-0 F2		4-0 IBB		3	0	0	0	0	1	0						
Otto Velez, R OBP: 0.375, SLG: 0.429 (8, PH)										0	0	0	0	1	0	0						
Ernie Whitt, L OBP: 0.290, SLG: 0.265 (8, PR)										0	0	0	0	0	0	0						
Lloyd Moseby, L OBP: 0.298, SLG: 0.388 (1, 8)	4-0 BB			0-0 1B		0-0 F8		0-0 G3		3	0	1	0	1	0	2						
George Bell, R OBP: 0.276, SLG: 0.390 (1, 10)	0-0 L8			0-0 L8				0-0 F7		4	0	0	0	0	0	2						
Garth Iorg, R OBP: 0.286, SLG: 0.328 (1, 4)			0-0 L8		0-3 K			0-0 F8		4	0	0	0	0	2	1						
Greg Wells, R OBP: 0.277, SLG: 0.283 (1, 3)			0-3 K			0-0 G4-6-3 1B		4-0 BB		3	0	1	0	1	1	0						
Al Woods, L OBP: 0.272, SLG: 0.279 (1, 7)			0-0 F8			0-0 G4-6-3 1-2		0-0 F5		3	0	0	0	0	0	2						
Jesse Barfield, R OBP: 0.348, SLG: 0.500 (1, 9)				0-0 F7				0-0 F6		3	0	1	0	0	0	0						
Buck Martinez, R OBP: 0.270, SLG: 0.393 (1, 2)				0-0 F6				0-0 WP 1B		3	0	1	0	0	0	1						
Willie Upshaw, L OBP: 0.268, SLG: 0.320 (8, PR)						4-3				0	0	0	0	0	0	0						
Ken Macha, R OBP: 0.272, SLG: 0.229 (8, 5)										0	0	0	0	0	0	0						
Inning Stats	R: 0 E: 0 K: 1 S: 5	H: 0 LOB: 1 BB: 1 P: 9	R: 0 E: 0 K: 1 S: 5	H: 0 LOB: 0 BB: 0 P: 5	R: 0 E: 0 K: 1 S: 5	H: 0 LOB: 0 BB: 0 P: 5	R: 0 E: 0 K: 1 S: 6	H: 1 LOB: 1 BB: 0 P: 6	R: 0 E: 0 K: 0 S: 4	H: 2 LOB: 1 BB: 0 P: 4	R: 0 E: 0 K: 1 S: 5	H: 0 LOB: 0 BB: 0 P: 5	R: 0 E: 0 K: 0 S: 3	H: 0 LOB: 1 BB: 1 P: 7	R: 0 E: 0 K: 0 S: 4	H: 1 LOB: 2 BB: 1 P: 8	R: 0 E: 0 K: 1 S: 5	H: 0 LOB: 0 BB: 0 P: 5	1B: 4 2B: 0 3B: 0 HR: 0	SF: 0 SAC: 0 DP: 1 HBP: 0	WP: 1 PB: 0 SB: 1 CS: 0	PA: 33
PITCHER Brad Havens, L ERA: 2.91 (1, 1)	IP: 9.0 WLS: W BF: 33 H: 4 R: 0 ER: 0 SO: 6 BB: 2 IBB: 1 HBP: 0 BLK: 0 WP: 1 HR: 0 S: 42 P: 54 ERA: 0.00 WHIP: 0.667																					

Batter	1	2	3	4	5	6	7	8	9	AB	R	H	RBI	BB	SO	LOB	BOTTOM					
Hosken Powell, L OBP: 0.283, SLG: 0.317 (1, 9)	0-0 6-3		0-0 4-3			0-3 K			4-0 2B BB	3	0	0	0	1	1	1	<p>Toronto Blue Jays @ Minnesota Twins Metropolitan Stadium, Bloomington, MI Tue Sep 08 1981, 8:05 PM EDT Att. 2,839 - Unknown - 71 F</p> <p>livebaseballscores.com</p>					
Rob Wilfong, L OBP: 0.295, SLG: 0.332 (1, 4)	0-0 L8			0-0 F7		0-0 L9			0-0 2B	4	0	1	1	0	0	0						
Mickey Hatcher, R OBP: 0.275, SLG: 0.377 (8, PR)										2	0	0	0	0	1	0						
Gary Ward, R OBP: 0.308, SLG: 0.329 (5, 8)	0-3 K			0-0 F3				0-0 F9		1	0	0	0	0	0	0						
Tim Corcoran, L OBP: 0.308, SLG: 0.417 (1, 3)		0-0 F9		0-0 2B		0-0 3-1				3	0	1	0	0	0	0						
Kent Hrbek, L OBP: 0.222, SLG: 0.353 (1, 10)		0-3 K		0-0 F7				0-0 F8		3	0	0	0	0	1	1						
John Castino, R OBP: 0.292, SLG: 0.384 (1, 5)		0-3 K			0-0 G4-6-3 1B			0-3 K		3	0	1	0	0	2	0						
Rick Sofield, L OBP: 0.214, SLG: 0.177 (1, 7)			0-0 6-3		0-0 G4-6-3 1-2			0-3 K		3	0	0	0	0	1	1						
Sal Butera, R OBP: 0.343, SLG: 0.320 (1, 2)			0-0 E6 FC1-6-5 1B		0-0 F8			0-0 6-3		3	0	1	0	0	0	0						
Ron Washington, R OBP: 0.176, SLG: 0.176 (1, 6)			0-0 FC1-6-5 2-3			0-0 F9			0-0 BB 2B 1B	2	0	0	0	0	0	1						
Glenn Adams, L OBP: 0.275, SLG: 0.289 (8, PH)										1	0	1	0	0	0	0						
Chuck Baker, R OBP: 0.150, SLG: 0.183 (8, PR)										0	1	0	0	0	0	0						
Inning Stats	R: 0 E: 0 K: 1 S: 5	H: 0 LOB: 0 BB: 0 P: 5	R: 0 E: 0 K: 2 S: 7	H: 0 LOB: 0 BB: 0 P: 7	R: 0 E: 1 K: 0 S: 4	H: 1 LOB: 1 BB: 0 P: 4	R: 0 E: 0 K: 0 S: 4	H: 1 LOB: 1 BB: 0 P: 4	R: 0 E: 0 K: 0 S: 3	H: 1 LOB: 0 BB: 0 P: 3	R: 0 E: 0 K: 1 S: 5	H: 0 LOB: 0 BB: 0 P: 5	R: 0 E: 0 K: 0 S: 3	H: 0 LOB: 0 BB: 0 P: 3	R: 0 E: 0 K: 2 S: 7	H: 0 LOB: 3 BB: 1 P: 7	R: 1 E: 0 K: 0 S: 2	H: 2 LOB: 2 BB: 1 P: 6	1B: 3 2B: 2 3B: 0 HR: 0	SF: 0 SAC: 0 DP: 1 HBP: 0	WP: 0 PB: 0 SB: 0 CS: 0	PA: 29
PITCHER Dave Stieb, R ERA: 3.38 (1, 1)	IP: 8.0 WLS: L BF: 29 H: 5 R: 1 ER: 1 SO: 6 BB: 1 IBB: 0 HBP: 0 BLK: 0 WP: 0 HR: 0 S: 40 P: 44 ERA: 1.12 WHIP: 0.750																					

Batter	1	2	3	4	5	6	7	8	9	AB	R	H	RBI	BB	SO	LOB	TOP										
Alfredo Griffin, S (1, 6) Greg Wells, R (9, PH) OBP: 0.241, SLG: 0.288 OBP: 0.273, SLG: 0.279	L8		F8		F6			1B BB	FC5-4	3	0	0	0	1	0	1											
Ernie Whitt, L (1, 2) Al Woods, L (8, PH) Buck Martinez, R (8, 2) OBP: 0.286, SLG: 0.260 OBP: 0.275, SLG: 0.282 OBP: 0.267, SLG: 0.389	3-1		6-3		F2			1-2 1B	5-3	3	0	0	0	0	0	1											
Lloyd Moseby, L (1, 8) OBP: 0.294, SLG: 0.383	4-3			K		K		L9		4	0	0	0	0	2	2											
John Mayberry, L (1, 3) OBP: 0.338, SLG: 0.386		4-3		1B 1B		FC6-4 BB		F7		3	0	1	0	1	0	2											
George Bell, R (1, 7) OBP: 0.268, SLG: 0.379		K		F1		FC6-4 1-2		4-3		4	0	0	0	0	1	4											
Charlie Beamon, L (1, 10) Ted Cox, R (9, PH)							G3		2B 1B BB	3	0	2	0	0	0	0											
Garth Iorg, R (1, 4) OBP: 0.285, SLG: 0.333		2B					F2		1B 1-3 2B	4	0	1	0	0	0	3											
Jesse Barfield, R (1, 9) OBP: 0.370, SLG: 0.500									F6	4	0	2	0	0	1	2											
Danny Ainge, R (1, 5) Otto Velez, R (9, PH) Willie Upshaw, L (9, PR) OBP: 0.256, SLG: 0.227 OBP: 0.373, SLG: 0.432 OBP: 0.268, SLG: 0.320									1B FC5-4 1-2 2-3 3-H	2	0	0	0	0	1	1											
Inning Stats	R: 0 E: 0 K: 0 S: 3	H: 0 LOB: 0 BB: 0 P: 3	R: 0 E: 0 K: 1 S: 6	H: 1 LOB: 1 BB: 0 P: 6	R: 0 E: 0 K: 1 S: 4	H: 1 LOB: 1 BB: 0 P: 4	R: 0 E: 0 K: 1 S: 7	H: 2 LOB: 2 BB: 0 P: 7	R: 0 E: 0 K: 1 S: 5	H: 0 LOB: 0 BB: 0 P: 5	R: 0 E: 0 K: 1 S: 5	H: 0 LOB: 1 BB: 1 P: 9	R: 0 E: 0 K: 1 S: 6	H: 1 LOB: 1 BB: 0 P: 6	R: 0 E: 0 K: 0 S: 4	H: 1 LOB: 2 BB: 1 P: 8	R: 1 E: 0 K: 0 S: 5	H: 2 LOB: 2 BB: 1 P: 9	1B: 6 2B: 2 3B: 0 HR: 0	SF: 0 SAC: 1 DP: 0 HBP: 0	WP: 0 PB: 0 SB: 0 CS: 0	PA: 38					
PITCHER	IP	WLS	BF	H	R	ER	SO	BB	IBB	HBP	BLK	WP	HR	S	P	ERA	WHIP										
Fernando Arroyo, R (1, 1) ERA: 3.69	7.0	W	29	6	0	0	5	2	0	0	0	0	0	37	45	0.00	1.143										
Jack O'Connor, L (8, 1) ERA: 6.61	1.0		4	0	1	1	0	1	0	0	0	0	0	3	7	9.00	1.000										
Doug Corbett, R (9, 1) ERA: 2.81	1.0	S	5	2	0	0	0	0	0	0	0	0	0	5	5	0.00	2.000										

Toronto Blue Jays @ Minnesota Twins
Metropolitan Stadium, Bloomington, MI
Wed Sep 09 1981, 8:05 PM EDT
Att: 3,381 - Unknown - 81 F

AB 34
R 1
H 8
RBI 1
BB 3
SO 5
LOB 20



Batter	1	2	3	4	5	6	7	8	9	AB	R	H	RBI	BB	SO	LOB	BOTTOM										
Hosken Powell, L (1, 9) OBP: 0.282, SLG: 0.316	6-3				F7			L8		4	1	1	0	0	0	1											
Rob Wilfong, L (1, 4) OBP: 0.298, SLG: 0.335	L8				WP 6-3 1B			L9		4	1	2	0	0	0	1											
Gary Ward, R (1, 8) OBP: 0.307, SLG: 0.328	L9				6-3 1-2			4-3 1B		4	0	1	0	0	0	2											
Tim Corcoran, L (1, 3) OBP: 0.235, SLG: 0.333		4-3			F8 2-3			L9		3	0	0	1	0	0	3											
Kent Hrbek, L (1, 10) OBP: 0.286, SLG: 0.368								F9		2	1	1	0	1	0	0											
Pete Mackanin, R (1, 5) OBP: 0.248, SLG: 0.313								L9		3	0	1	0	0	1	1											
Sal Butera, R (1, 2) OBP: 0.337, SLG: 0.313								F6		3	0	0	1	0	1	1											
Rick Sofield, L (1, 7) OBP: 0.218, SLG: 0.183								K		3	0	1	0	0	1	0											
Ron Washington, R (1, 6) OBP: 0.200, SLG: 0.158								K		2	0	0	0	1	0	2											
Inning Stats	R: 0 E: 0 K: 0 S: 3	H: 0 LOB: 0 BB: 0 P: 3	R: 0 E: 0 K: 0 S: 3	H: 1 LOB: 0 BB: 0 P: 3	R: 0 E: 0 K: 1 S: 5	H: 0 LOB: 0 BB: 0 P: 5	R: 0 E: 0 K: 0 S: 4	H: 1 LOB: 1 BB: 0 P: 4	R: 1 E: 1 K: 0 S: 4	H: 2 LOB: 1 BB: 1 P: 8	R: 2 E: 1 K: 0 S: 5	H: 2 LOB: 0 BB: 0 P: 5	R: 0 E: 0 K: 2 S: 7	H: 0 LOB: 0 BB: 0 P: 7	R: 0 E: 0 K: 0 S: 4	H: 1 LOB: 2 BB: 1 P: 8	R: 0 E: 0 K: 0 S: 4	H: 1 LOB: 2 BB: 1 P: 8	1B: 7 2B: 0 3B: 0 HR: 0	SF: 1 SAC: 0 DP: 2 HBP: 0	WP: 1 PB: 0 SB: 0 CS: 0	PA: 31					
PITCHER	IP	WLS	BF	H	R	ER	SO	BB	IBB	HBP	BLK	WP	HR	S	P	ERA	WHIP										
Jim Clancy, R (1, 1) ERA: 4.88	7.0	L	26	6	3	2	3	1	0	0	0	0	0	31	35	2.57	1.000										
Roy Lee Jackson, R (8, 1) ERA: 2.96	1.0		5	1	0	0	0	1	0	0	0	0	0	4	8	0.00	2.000										

Toronto Blue Jays @ Minnesota Twins
Metropolitan Stadium, Bloomington, MI
Wed Sep 09 1981, 8:05 PM EDT
Att: 3,381 - Unknown - 81 F


AB 28
R 3
H 7
RBI 2
BB 2
SO 3
LOB 11



Batter	1	2	3	4	5	6	7	8	9	AB	R	H	RBI	BB	SO	LOB	TOP					
Julio Cruz, S OBP: 0.346, SLG: 0.340 (1, 4)	SH4-3 2B		5-3					F7		3	0	1	0	1	0	0						
Joe Simpson, L OBP: 0.273, SLG: 0.329 (1, 8)	SH4-3 2-3		F8				CS BB	F8		3	0	0	0	0	0	0						
Tom Paciorek, R OBP: 0.377, SLG: 0.503 (1, 7)	K				F8		CS BB			3	0	1	0	1	1	1						
Richie Zisk, R OBP: 0.390, SLG: 0.534 (1, 10)	K				5-3			F8		4	0	0	0	0	1	3						
Bruce Bochte, L OBP: 0.364, SLG: 0.374 (1, 3)								CS		3	0	2	0	0	1	0						
Jeff Burroughs, R OBP: 0.347, SLG: 0.411 (1, 9)										3	0	1	0	0	0	1						
Dan Meyer, L OBP: 0.289, SLG: 0.314 (1, 5)										3	0	0	0	0	1	3						
Paul Serna, R OBP: 0.310, SLG: 0.429 (1, 6)										3	0	1	0	0	0	1						
Jerry Narron, L OBP: 0.289, SLG: 0.280 (1, 2)										3	0	0	0	0	1	1						
Inning Stats	R: 0 E: 0 K: 2 S: 8	H: 1 LOB: 1 BB: 0 P: 8	R: 0 E: 1 K: 0 S: 4	H: 1 LOB: 1 BB: 0 P: 4	R: 0 E: 0 K: 1 S: 5	H: 0 LOB: 0 BB: 0 P: 5	R: 0 E: 0 K: 0 S: 5	H: 2 LOB: 2 BB: 0 P: 5	R: 0 E: 0 K: 0 S: 2	H: 1 LOB: 0 BB: 1 P: 6	R: 0 E: 0 K: 0 S: 2	H: 0 LOB: 0 BB: 1 P: 6	R: 0 E: 0 K: 2 S: 7	H: 0 LOB: 0 BB: 0 P: 7	R: 0 E: 0 K: 0 S: 3	H: 0 LOB: 0 BB: 0 P: 3	R: 0 E: 0 K: 0 S: 3	H: 1 LOB: 0 BB: 0 P: 3	1B: 5 2B: 1 3B: 0 HR: 0	SF: 0 SAC: 1 DP: 1 HBP: 0	WP: 0 PB: 0 SB: 0 CS: 3	PA: 33
PITCHER	IP	WLS	BF	H	R	ER	SO	BB	IBB	HBP	BLK	WP	HR	S	P	ERA	WHIP					
Luis Leal, R ERA: 3.23 (1, 1)	7.0	W	25	5	0	0	5	2	0	0	0	0	0	33	41	0.00	1.000					
Joey McLaughlin, R ERA: 3.35 (8, 1)	2.0	S	6	1	0	0	0	0	0	0	0	0	0	6	6	0.00	0.500					

Seattle Mariners @ Toronto Blue Jays
Exhibition Stadium, Toronto, ON
Thu Sep 10 1981, 7:05 PM EDT
Att: 11,685 - Unknown

AB 28
R 0
H 6
RBI 0
BB 2
SO 5
LOB 10



Batter	1	2	3	4	5	6	7	8	9	AB	R	H	RBI	BB	SO	LOB	BOTTOM					
Garth Iorg, R OBP: 0.277, SLG: 0.324 (1, 4)	5-3		4-3					F7		4	0	0	0	0	0	1						
Al Woods, L OBP: 0.279, SLG: 0.295 (1, 7)	4-3									4	0	2	0	0	0	0						
Lloyd Moseby, L OBP: 0.294, SLG: 0.382 (1, 8)	G3									3	0	1	0	0	0	1						
John Mayberry, L OBP: 0.335, SLG: 0.381 (1, 3)										3	0	0	0	0	1	2						
Charlie Beamon, L OBP: 0.500, SLG: 0.667 (1, 10)										3	0	1	0	0	0	1						
Jesse Barfield, R OBP: 0.367, SLG: 0.586 (1, 9)										3	1	1	1	0	0	1						
Ted Cox, R OBP: 0.750, SLG: 1.333 (1, 5)										3	1	2	0	0	0	0						
Danny Ainge, R OBP: 0.256, SLG: 0.227 (7, PR) (8, 5)										0	0	0	0	0	0	0						
Ernie Whitt, L OBP: 0.292, SLG: 0.273 (1, 2)										3	0	2	1	0	0	1						
Alfredo Griffin, S OBP: 0.239, SLG: 0.285 (1, 6)										3	0	0	0	0	0	1						
Inning Stats	R: 0 E: 0 K: 0 S: 3	H: 0 LOB: 0 BB: 0 P: 3	R: 0 E: 0 K: 1 S: 5	H: 1 LOB: 0 BB: 0 P: 5	R: 0 E: 0 K: 0 S: 4	H: 1 LOB: 1 BB: 0 P: 4	R: 0 E: 0 K: 0 S: 4	H: 2 LOB: 1 BB: 0 P: 4	R: 1 E: 0 K: 0 S: 4	H: 2 LOB: 0 BB: 0 P: 4	R: 0 E: 0 K: 0 S: 4	H: 1 LOB: 0 BB: 0 P: 4	R: 1 E: 0 K: 0 S: 4	H: 2 LOB: 1 BB: 0 P: 4	R: 0 E: 0 K: 0 S: 3	H: 0 LOB: 0 BB: 0 P: 3	R: 0 E: 0 K: 0 S: 3	H: 0 LOB: 0 BB: 0 P: 3	1B: 3 2B: 5 3B: 0 HR: 1	SF: 0 SAC: 0 DP: 1 HBP: 0	WP: 0 PB: 0 SB: 0 CS: 0	PA: 29
PITCHER	IP	WLS	BF	H	R	ER	SO	BB	IBB	HBP	BLK	WP	HR	S	P	ERA	WHIP					
Ken Clay, R ERA: 5.0 (1, 1)	6.1	L	25	9	2	2	1	0	0	0	0	0	0	4	4	0.00	0.000					
Shane Rawley, L ERA: 4.91 (7, 1)	1.2		4	0	0	0	0	0	0	0	0	0	0	4	4	0.00	0.000					

Seattle Mariners @ Toronto Blue Jays
Exhibition Stadium, Toronto, ON
Thu Sep 10 1981, 7:05 PM EDT
Att: 11,685 - Unknown

AB 29
R 2
H 9
RBI 2
BB 0
SO 1
LOB 8



Batter	1	2	3	4	5	6	7	8	9	AB	R	H	RBI	BB	SO	LOB	TOP					
Julio Cruz, S OBP: 0.343, SLG: 0.338 (1,4)										5	1	1	0	0	1	2						
Joe Simpson, L OBP: 0.272, SLG: 0.326 (1,8)										5	1	1	0	0	1	3						
Tom Paciorek, R OBP: 0.380, SLG: 0.505 (1,7)										5	1	3	1	0	1	0						
Richie Zisk, R OBP: 0.387, SLG: 0.528 (1,10)										5	1	1	0	0	2	4						
Bruce Bochte, L OBP: 0.362, SLG: 0.371 (1,3)										5	1	1	1	0	0	3						
Jeff Burroughs, R OBP: 0.352, SLG: 0.434 (1,9)										5	2	3	3	0	0	1						
Dave Henderson, R OBP: 0.259, SLG: 0.345 (9,9)										0	0	0	0	0	0	0						
Dan Meyer, L OBP: 0.294, SLG: 0.317 (1,5)										4	0	2	1	0	0	1						
Paul Serna, R OBP: 0.333, SLG: 0.419 (1,6)										3	0	1	1	1	0	1						
Jerry Narron, L OBP: 0.288, SLG: 0.295 (1,2)										4	1	1	1	0	2	4						
Inning Stats	R: 4 E: 0 K: 1 S: 10	H: 5 LOB: 2 BB: 1 P: 14	R: 1 E: 0 K: 2 S: 9	H: 2 LOB: 1 BB: 0 P: 9	R: 1 E: 0 K: 1 S: 8	H: 3 LOB: 2 BB: 0 P: 8	R: 0 E: 0 K: 0 S: 3	H: 0 LOB: 0 BB: 0 P: 3	R: 0 E: 0 K: 0 S: 3	H: 0 LOB: 0 BB: 0 P: 3	R: 1 E: 0 K: 1 S: 6	H: 1 LOB: 0 BB: 0 P: 6	R: 1 E: 0 K: 0 S: 5	H: 2 LOB: 1 BB: 0 P: 5	R: 0 E: 0 K: 2 S: 7	H: 0 LOB: 0 BB: 0 P: 7	R: 0 E: 0 K: 0 S: 4	H: 1 LOB: 1 BB: 0 P: 4	1B: 10 2B: 2 3B: 0 HR: 2	SF: 0 SAC: 0 DP: 0 HBP: 0	WP: 0 PB: 0 SB: 1 CS: 0	PA: 42
PITCHER	IP WLS BF H R ER SO BB IBB HBP BLK WP HR S P ERA WHIP																					
Juan Berenguer, R (1,1)	0.2 L 8 5 4 4 1 1 0 0 0 0 0 1 9 13 54.00 9.000																					
Paul Mirabella, L (1,1)	4.1 18 5 2 2 3 0 0 0 0 0 0 0 24 24 4.15 1.154																					
Jackson Todd, R (6,1)	2.0 9 3 2 2 1 0 0 0 0 0 0 1 11 11 9.00 1.500																					
Jerry Garvin, L (8,1)	1.0 3 0 0 0 2 0 0 0 0 0 0 0 7 7 0.00 0.000																					
Dale Murray, R (9,1)	1.0 4 1 0 0 0 0 0 0 0 0 0 0 4 4 0.00 1.000																					
Batter	1	2	3	4	5	6	7	8	9	AB	R	H	RBI	BB	SO	LOB	BOTTOM					
Garth Iorg, R OBP: 0.283, SLG: 0.336 (1,4)										4	0	2	0	0	0	0						
Al Woods, L OBP: 0.283, SLG: 0.298 (1,7)										4	0	2	0	0	0	1						
Lloyd Moseby, L OBP: 0.291, SLG: 0.377 (1,8)										4	0	0	0	0	0	4						
John Mayberry, L OBP: 0.337, SLG: 0.381 (1,3)										3	0	1	0	1	1	1						
Charlie Beamon, L (1,10)										2	0	0	0	1	0	1						
Otto Velez, R (9,PH)										1	0	0	0	0	0	1						
Jesse Barfield, R OBP: 0.324, SLG: 0.515 (1,9)										4	0	0	0	0	0	1						
Ted Cox, R OBP: 0.429, SLG: 0.667 (1,5)										3	0	0	0	0	0	1						
Buck Martinez, R OBP: 0.269, SLG: 0.419 (1,2)										3	1	1	1	0	0	1						
Alfredo Griffin, S OBP: 0.237, SLG: 0.283 (1,6)										3	0	0	0	0	0	0						
Inning Stats	R: 0 E: 0 K: 0 S: 4	H: 1 LOB: 1 BB: 0 P: 4	R: 0 E: 0 K: 0 S: 3	H: 0 LOB: 1 BB: 1 P: 7	R: 0 E: 0 K: 0 S: 4	H: 2 LOB: 1 BB: 0 P: 4	R: 0 E: 0 K: 1 S: 5	H: 0 LOB: 0 BB: 0 P: 5	R: 1 E: 0 K: 0 S: 4	H: 1 LOB: 0 BB: 0 P: 4	R: 0 E: 0 K: 0 S: 3	H: 0 LOB: 0 BB: 1 P: 7	R: 0 E: 0 K: 0 S: 3	H: 0 LOB: 0 BB: 0 P: 3	R: 0 E: 0 K: 0 S: 4	H: 1 LOB: 1 BB: 0 P: 4	R: 0 E: 0 K: 0 S: 3	H: 1 LOB: 0 BB: 0 P: 3	1B: 4 2B: 1 3B: 0 HR: 1	SF: 0 SAC: 0 DP: 2 HBP: 0	WP: 0 PB: 0 SB: 0 CS: 0	PA: 33
PITCHER	IP WLS BF H R ER SO BB IBB HBP BLK WP HR S P ERA WHIP																					
Glenn Abbott, R (1,1)	8.0 W 30 5 1 1 1 2 0 0 0 0 0 1 30 38 1.12 0.875																					
Jerry Don Gleaton, L (9,1)	1.0 3 1 0 0 0 0 0 0 0 0 0 0 3 3 0.00 1.000																					

Seattle Mariners @ Toronto Blue Jays
Exhibition Stadium, Toronto, ON
Fri Sep 11 1981, 7:05 PM EDT
Att: 12,023 - Unknown

AB 41
R 8
H 14
RBI 8
BB 1
SO 7
LOB 19



Seattle Mariners @ Toronto Blue Jays
Exhibition Stadium, Toronto, ON
Fri Sep 11 1981, 7:05 PM EDT
Att: 12,023 - Unknown

AB 31
R 1
H 6
RBI 1
BB 2
SO 1
LOB 11



Batter	1	2	3	4	5	6	7	8	9	AB	R	H	RBI	BB	SO	LOB	TOP			
Julio Cruz, S OBP: 0.342, SLG: 0.337 (1, 4)	0-0 6-3		0-0 G3 1-2 1B		0-0 5-3			0-3 K		4	0	1	0	0	1	0				
Joe Simpson, L OBP: 0.288, SLG: 0.321 (1, 8)	0-0 F9		0-0 G3 1-2 2-3			0-3 K		0-0 G3		4	0	0	0	0	1	2				
Tom Paciorek, R OBP: 0.381, SLG: 0.506 (1, 7)	0-0 5-3		4-0 FC6 BB			0-0 2B			0-0 F8	3	0	1	0	1	0	0				
Richie Zisk, R OBP: 0.382, SLG: 0.521 (1, 10)		0-0 F9	0-0 FC6 1-2			0-3 K			0-3 K	4	0	0	0	0	2	4				
Bruce Bochte, L OBP: 0.360, SLG: 0.367 (1, 3)		4-0 BB		0-0 F8		0-0 F8			0-3 K	3	0	0	0	1	1	1				
Jeff Burroughs, R OBP: 0.348, SLG: 0.429 (1, 9)		0-0 F2		0-0 F7			0-0 F7			3	0	0	0	0	0	1				
Dan Meyer, L OBP: 0.289, SLG: 0.313 (1, 5)		0-0 F9		0-0 4-3			0-0 F7			3	0	0	0	0	0	1				
Paul Serna, R OBP: 0.306, SLG: 0.382 (1, 6)			0-0 6-3		0-0 F3		0-0 F7			3	0	0	0	0	0	0				
Jerry Narron, L OBP: 0.289, SLG: 0.295 (1, 2)			0-0 G3 1B 1B		0-0 F7			0-0 F9		3	0	1	0	0	0	0				
Inning Stats	R: 0 E: 0 K: 0 S: 3	H: 0 LOB: 0 BB: 0 P: 3	R: 0 E: 0 K: 0 S: 3	H: 0 LOB: 1 BB: 1 P: 7	R: 0 E: 0 K: 0 S: 5	H: 2 LOB: 3 BB: 1 P: 9	R: 0 E: 0 K: 0 S: 3	H: 0 LOB: 0 BB: 0 P: 3	R: 0 E: 0 K: 2 S: 8	H: 1 LOB: 1 BB: 0 P: 8	R: 0 E: 0 K: 0 S: 3	H: 0 LOB: 0 BB: 0 P: 3	R: 0 E: 0 K: 1 S: 5	H: 0 LOB: 0 BB: 0 P: 5	R: 0 E: 0 K: 2 S: 7	H: 0 LOB: 0 BB: 0 P: 7	1B: 2 2B: 1 3B: 0 HR: 0	SF: 0 SAC: 0 DP: 0 HBP: 0	WP: 0 PB: 0 SB: 0 CS: 0	PA: 32
PITCHER Dave Stieb, R ERA: 3.19 (1, 1)	IP: 9.0 WLS: W BF: 32 H: 3 R: 0 ER: 0 SO: 5 BB: 2 IBB: 0 HBP: 0 BLK: 0 WP: 0 HR: 0 S: 40 P: 48 ERA: 0.00 WHIP: 0.556																			

Seattle Mariners @ Toronto Blue Jays
Exhibition Stadium, Toronto, ON
Sat Sep 12 1981, 3:33 AM EDT
Att: 14,048 - Unknown - 73 F

AB 30
R 0
H 3
RBI 0
BB 2
SO 5
LOB 9



Batter	1	2	3	4	5	6	7	8	9	AB	R	H	RBI	BB	SO	LOB	BOTTOM			
Garth Iorg, R OBP: 0.282, SLG: 0.333 (1, 4)	0-3 K		0-0 1B		0-0 3-1		0-0 F8			4	0	1	0	0	1	2				
Al Woods, L OBP: 0.282, SLG: 0.297 (1, 7)	0-0 4-3		0-0 F8			0-0 HR 1B		0-3 K		4	1	1	0	0	1	1				
Lloyd Moseby, L OBP: 0.287, SLG: 0.373 (1, 8)	0-0 G3		0-3 K			0-0 P2		0-3 K		4	0	0	0	0	2	2				
John Mayberry, L OBP: 0.339, SLG: 0.393 (8, PR)		0-0 3-1		0-0 P4			0-0 HR 1B	4-0 BB 1B BB		3	1	1	2	1	0	0				
George Bell, R OBP: 0.268, SLG: 0.379 (9, 3)										0	0	0	0	0	0	0				
Greg Wells, R OBP: 0.273, SLG: 0.279 (1, 10)		0-3 K		0-0 G3		0-3 K		0-0 BB 1B		2	0	0	0	0	1	0				
Charlie Beamon, L OBP: 0.364, SLG: 0.400 (6, PH)								1-2 BB 1B		2	0	1	0	0	1	0				
Otto Velez, R OBP: 0.377, SLG: 0.431 (1, 9)		0-0 S 1B 1B		0-0 1-3		0-0 E6 CS		4-0 BB 1B		3	1	1	0	1	0	0				
Ted Cox, R OBP: 0.254, SLG: 0.625 (7, 5)		0-0 FC6-4 1B		0-3 K		0-0 CS		0-0 6-3	0-0 F8	2	0	1	1	0	1	0				
Danny Ainge, R OBP: 0.254, SLG: 0.225 (1, 2)		0-0 FC6-4		0-0 F8			0-0 F8			3	0	0	0	0	0	1				
Buck Martinez, R OBP: 0.262, SLG: 0.406 (1, 6)		0-0 1-2		0-0 6-3		0-0 E1 1B		4-0 BB		2	0	1	0	1	0	0				
Inning Stats	R: 0 E: 0 K: 1 S: 5	H: 0 LOB: 0 BB: 0 P: 5	R: 1 E: 0 K: 1 S: 7	H: 2 LOB: 1 BB: 0 P: 7	R: 0 E: 0 K: 1 S: 6	H: 1 LOB: 1 BB: 0 P: 6	R: 0 E: 0 K: 0 S: 3	H: 0 LOB: 0 BB: 0 P: 3	R: 0 E: 1 K: 1 S: 6	H: 1 LOB: 1 BB: 0 P: 6	R: 2 E: 1 K: 1 S: 7	H: 2 LOB: 0 BB: 0 P: 7	R: 0 E: 0 K: 0 S: 3	H: 0 LOB: 1 BB: 1 P: 7	R: 0 E: 0 K: 2 S: 8	H: 1 LOB: 3 BB: 2 P: 16	1B: 6 2B: 0 3B: 0 HR: 1	SF: 0 SAC: 0 DP: 0 HBP: 0	WP: 0 PB: 0 SB: 1 CS: 1	PA: 35
PITCHER Jim Beattie, R ERA: 3.44 (6, 1)	IP: 2.1 WLS: L BF: 11 H: 1 R: 0 ER: 0 SO: 3 BB: 3 IBB: 0 HBP: 0 BLK: 0 WP: 0 HR: 0 S: 14 P: 26 ERA: 0.00 WHIP: 1.714																			
Shane Rawley, L ERA: 4.7 (8, 1)	IP: 0.1 WLS: L BF: 1 H: 0 R: 0 ER: 0 SO: 0 BB: 0 IBB: 0 HBP: 0 BLK: 0 WP: 0 HR: 0 S: 1 P: 1 ERA: 0.00 WHIP: 0.000																			

Seattle Mariners @ Toronto Blue Jays
Exhibition Stadium, Toronto, ON
Sat Sep 12 1981, 3:33 AM EDT
Att: 14,048 - Unknown - 73 F

AB 31
R 3
H 7
RBI 3
BB 3
SO 7
LOB 9



Batter	1	2	3	4	5	6	7	8	9	AB	R	H	RBI	BB	SO	LOB	TOP				
Hosken Powell, L (1, 9) OBP: 0.295, SLG: 0.341	5-3		FC5-4 1B		L6		4-3			4	0	1	1	0	0	1	Minnesota Twins @ Toronto Blue Jays Exhibition Stadium, Toronto, ON Tue Sep 15 1981, 7:05 PM EDT Att: 12,037 - Unknown - 62 F livebaseballscores.com				
Rob Wilfong, L (1, 4) OBP: 0.305, SLG: 0.337	1B		K		1B		L6			4	0	2	0	0	1	3					
Mickey Hatcher, R (1, 8) OBP: 0.294, SLG: 0.368	K		FC5-4 1-2		F2				1B	4	0	1	0	0	1	4					
Tim Corcoran, L (1, 3) OBP: 0.290, SLG: 0.269	P4				FC6-4 1B		G6-3 1B		F7	4	0	2	0	0	0	2					
John Castino, R (1, 5) OBP: 0.294, SLG: 0.382		F8		FC6-4 E 1B SF8 1-2		G6-3 1-2		F8	4	1	0	0	0	0	3						
Kent Hrbek, L (1, 10) OBP: 0.313, SLG: 0.414	K		E6 FC6-4 1B 1-3		4-3		F9		4	0	1	0	0	1	1						
Rick Sofield, L (1, 7) OBP: 0.208, SLG: 0.178	K		SF8				SH1-4 1B 4-3 1B		4-3	3	1	1	1	0	1	0					
Sal Butera, R (1, 2) OBP: 0.330, SLG: 0.298					FC6-4				4-3	2	0	1	0	1	0	1					
Butch Wynegar, S (9, PH) OBP: 0.357, SLG: 0.310			1B BB		FC6-4 1-2		4-3 SH1-4 1B 1-2		4-3	1	0	0	0	0	0	0					
Ron Washington, R (1, 6) OBP: 0.265, SLG: 0.333			K		L5		SH1-4		F8	2	0	0	0	0	1	1					
Glenn Adams, L (9, PH) OBP: 0.275, SLG: 0.286							1-2 2-3			1	0	0	0	0	0	0					
Inning Stats	R: 0 E: 0 K: 1 S: 6	H: 1 LOB: 1 BB: 0 P: 6	R: 0 E: 0 K: 2 S: 7	H: 0 LOB: 0 BB: 0 P: 7	R: 0 E: 0 K: 2 S: 8	H: 1 LOB: 2 BB: 1 P: 12	R: 1 E: 1 K: 0 S: 5	H: 2 LOB: 1 BB: 0 P: 5	R: 0 E: 0 K: 0 S: 4	H: 1 LOB: 1 BB: 0 P: 4	R: 1 E: 0 K: 0 S: 5	H: 2 LOB: 1 BB: 0 P: 5	R: 0 E: 0 K: 0 S: 4	H: 1 LOB: 1 BB: 0 P: 4	R: 0 E: 0 K: 0 S: 3	H: 0 LOB: 0 BB: 0 P: 3	1B: 9 2B: 3 3B: 0 HR: 0	SF: 1 SAC: 1 DP: 1 HBP: 0	WP: 0 PB: 0 SB: 0 CS: 0	PA: 36	
PITCHER	IP	WLS	BF	H	R	ER	SO	BB	IBB	HBP	BLK	WP	HR	S	P	ERA	WHIP				
Luis Leal, R (1, 1) ERA: 3.12	7.0	W	29	8	2	1	5	1	0	0	0	0	0	38	42	1.29	1.286				
Joey McLaughlin, R (8, 1) ERA: 3.22	2.0	S	7	1	0	0	0	0	0	0	0	0	0	7	7	0.00	0.500				

Batter	1	2	3	4	5	6	7	8	9	AB	R	H	RBI	BB	SO	LOB	BOTTOM				
Garth Iorg, R (1, 4) OBP: 0.270, SLG: 0.319	F9	6-3		F7			SH3-4			3	0	0	0	0	0	2	Minnesota Twins @ Toronto Blue Jays Exhibition Stadium, Toronto, ON Tue Sep 15 1981, 7:05 PM EDT Att: 12,037 - Unknown - 62 F livebaseballscores.com				
Al Woods, L (1, 7) OBP: 0.285, SLG: 0.304	PB 2B	4-3		CS 1B			4-3			4	0	2	1	0	0	2					
Lloyd Moseby, L (1, 8) OBP: 0.281, SLG: 0.363	P5		K	CS 1-2	5-3		K			4	0	0	0	0	2	2					
John Mayberry, L (1, 3) OBP: 0.340, SLG: 0.390	FC5 PB BB		F9		G3		4-3			3	0	0	0	1	0	0					
Otto Velez, R (1, 10) OBP: 0.373, SLG: 0.421	FC5 1-3 2-3				6-3		K			4	0	1	0	0	1	2					
Jesse Barfield, R (1, 9) OBP: 0.348, SLG: 0.452		S 2B HBP	F5		K		F8			3	1	0	0	0	1	1					
Buck Martinez, R (1, 2) OBP: 0.265, SLG: 0.422		E 2B		K			F8			3	1	1	1	0	1	0					
Alfredo Griffin, S (1, 6) OBP: 0.245, SLG: 0.289		E4 1B		S E 2B			F8			3	1	1	0	0	0	0					
Danny Ainge, R (1, 5) OBP: 0.258, SLG: 0.227		6-3 1-3 1B		E6 WP 1B			SH3-4 BB			2	1	1	0	1	0	0					
Inning Stats	R: 0 E: 0 K: 0 S: 4	H: 1 LOB: 2 BB: 1 P: 8	R: 2 E: 1 K: 0 S: 5	H: 2 LOB: 1 BB: 0 P: 6	R: 0 E: 0 K: 1 S: 6	H: 1 LOB: 1 BB: 0 P: 6	R: 2 E: 1 K: 1 S: 7	H: 2 LOB: 0 BB: 0 P: 7	R: 0 E: 0 K: 0 S: 3	H: 0 LOB: 0 BB: 0 P: 3	R: 0 E: 0 K: 1 S: 5	H: 0 LOB: 1 BB: 1 P: 9	R: 0 E: 0 K: 1 S: 5	H: 0 LOB: 0 BB: 0 P: 5	R: 0 E: 0 K: 1 S: 5	H: 0 LOB: 0 BB: 0 P: 5	1B: 3 2B: 3 3B: 0 HR: 0	SF: 0 SAC: 1 DP: 0 HBP: 1	WP: 1 PB: 1 SB: 2 CS: 1	PA: 34	
PITCHER	IP	WLS	BF	H	R	ER	SO	BB	IBB	HBP	BLK	WP	HR	S	P	ERA	WHIP				
Fernando Arroyo, R (1, 1) ERA: 3.73	6.1	L	28	6	4	3	3	2	0	1	0	0	0	31	40	4.26	1.263				
Jack O'Connor, L (7, 1) ERA: 6.29	1.2		5	0	0	0	2	0	0	0	0	0	0	9	9	0.00	0.000				

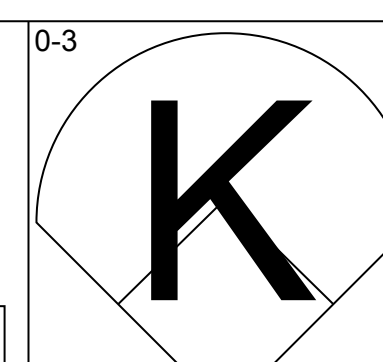
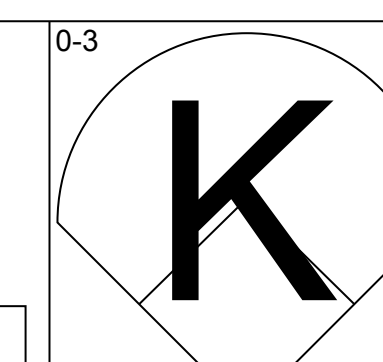
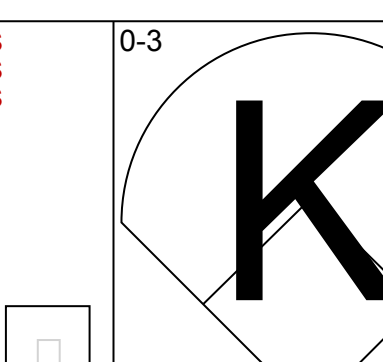
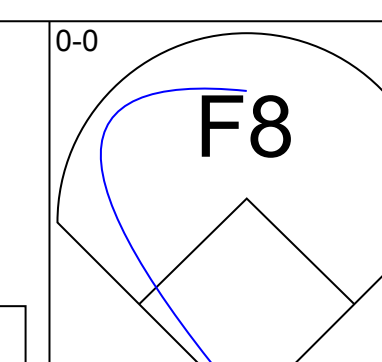
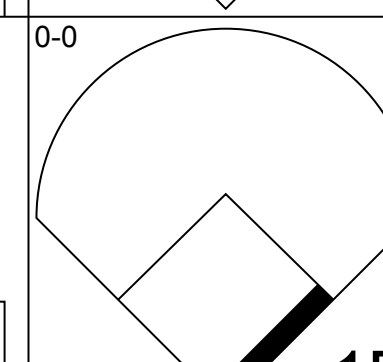
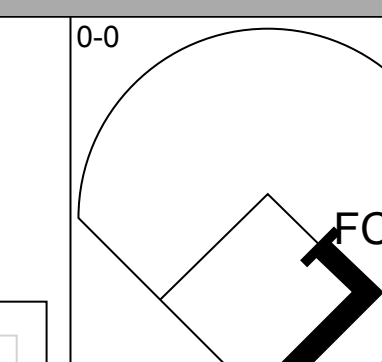
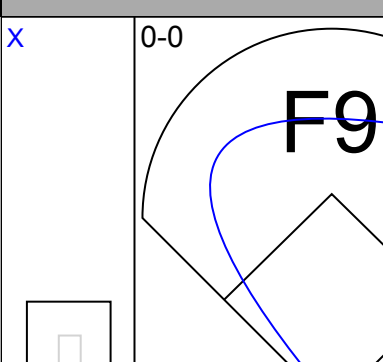
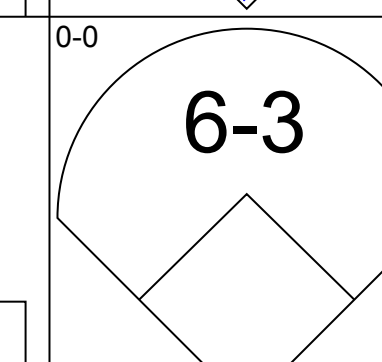
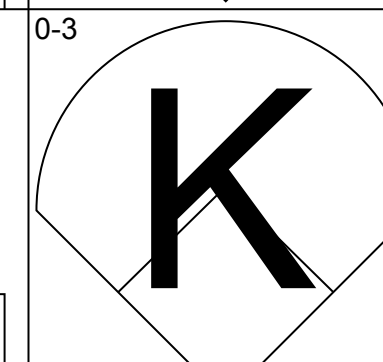
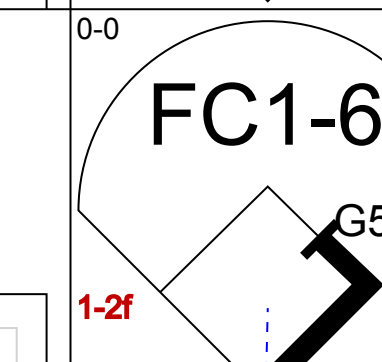
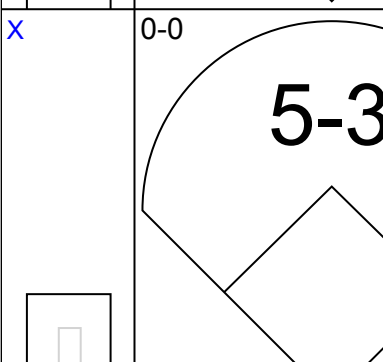
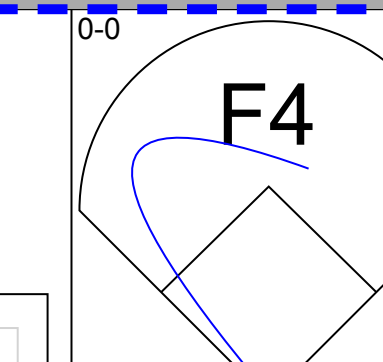
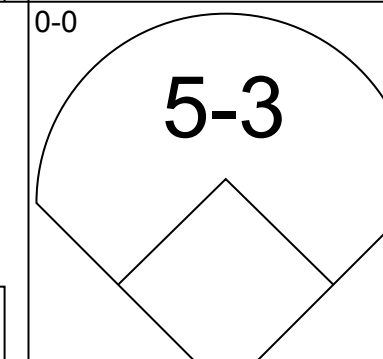
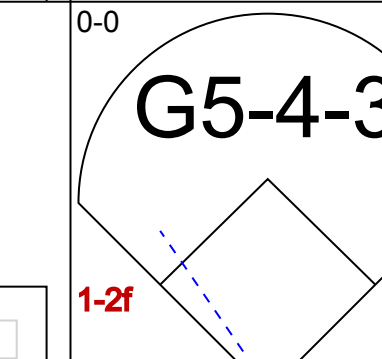
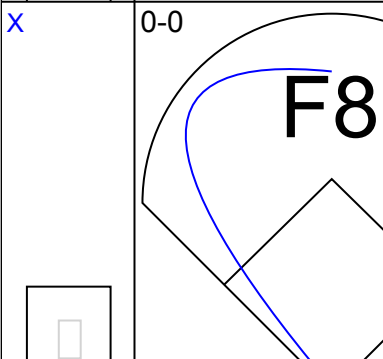
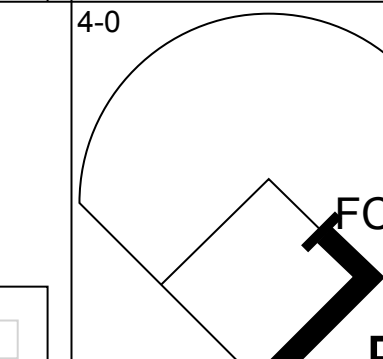
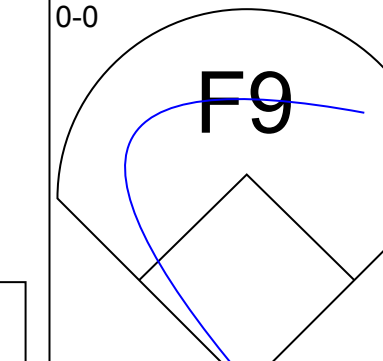
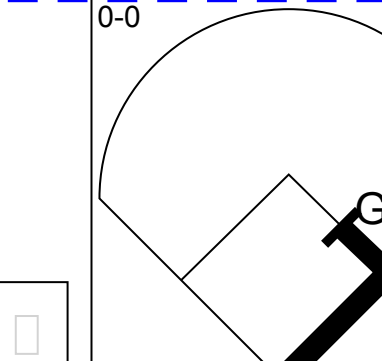
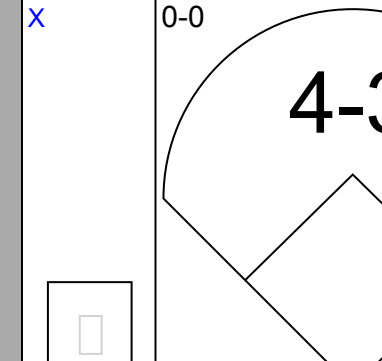
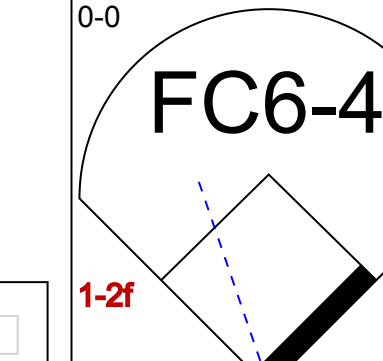
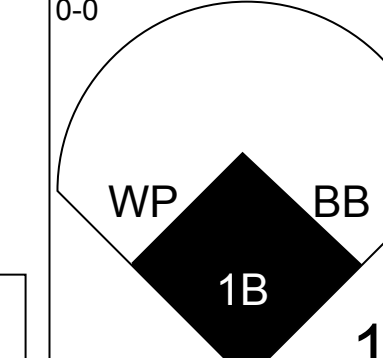
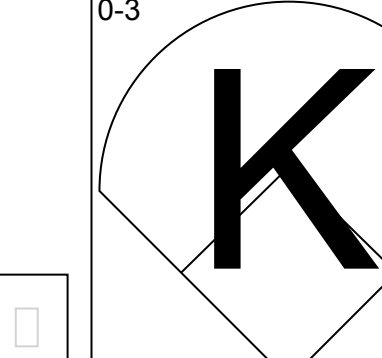
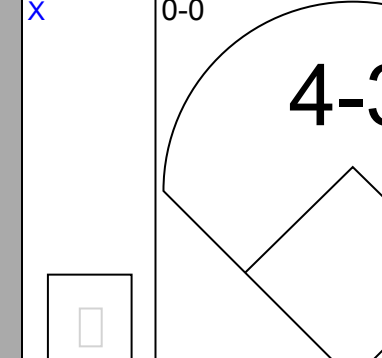
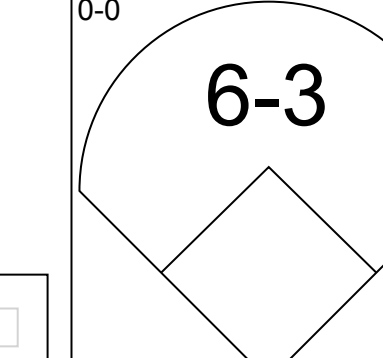
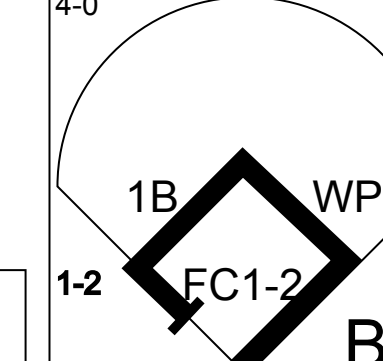
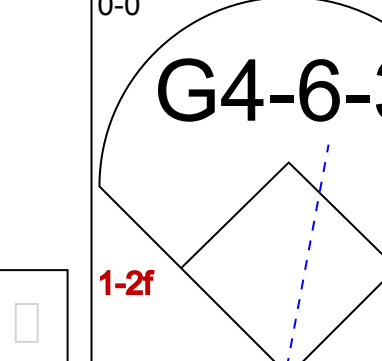
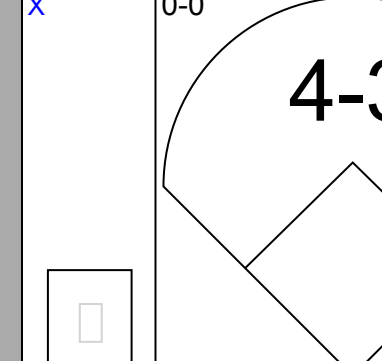
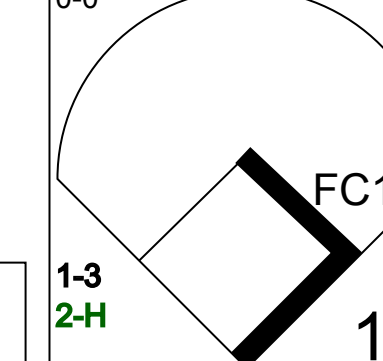
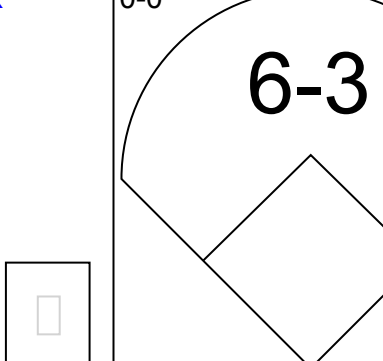
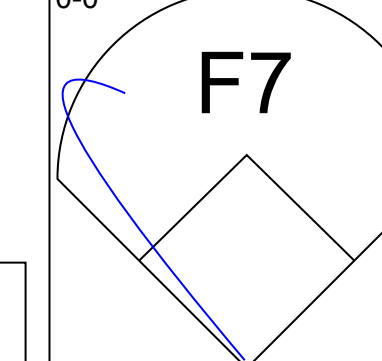

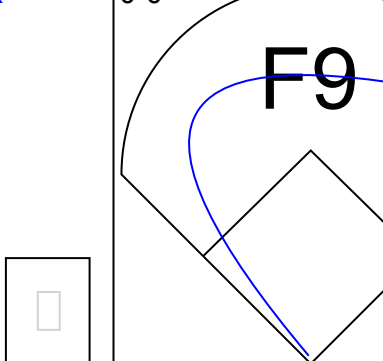
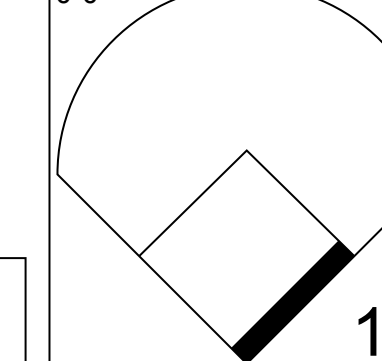
Batter	1	2	3	4	5	6	7	8	9	AB	R	H	RBI	BB	SO	LOB	TOP								
Hosken Powell, L (1, 9) OBP: 0.294, SLG: 0.344	4-3			F8			4-3			4	0	1	3	0	0	0	Minnesota Twins @ Toronto Blue Jays Exhibition Stadium, Toronto, ON Wed Sep 16 1981, 7:05 PM EDT Att: 11,733 - Cloudy - 60 F								
Rob Wilfong, L (1, 4) OBP: 0.308, SLG: 0.337	4-0			1B			5-3			3	0	1	0	1	0	1									
Mickey Hatcher, R (1, 8) OBP: 0.293, SLG: 0.367	G5-4-3			1B						4	1	1	0	0	0	1									
Butch Wynegar, S (1, 2) OBP: 0.353, SLG: 0.302				6-3						3	0	0	0	1	0	1									
Tim Corcoran, L (1, 3) OBP: 0.286, SLG: 0.267										4	1	1	0	0	1	2									
John Castino, R (1, 5) OBP: 0.294, SLG: 0.389										4	1	1	2	0	1	1									
Kent Hrbek, L (1, 10) OBP: 0.278, SLG: 0.364				1-3						4	0	0	0	0	0	1									
Rick Sofield, L (1, 7) OBP: 0.210, SLG: 0.172				K						3	1	0	0	1	1	1									
Ron Washington, R (1, 6) OBP: 0.270, SLG: 0.314				K						2	1	0	0	0	1	0									
Inning Stats	R: 0 E: 0 K: 0 S: 2	H: 0 LOB: 0 BB: 1 P: 6	R: 0 E: 0 K: 1 S: 5	H: 0 LOB: 0 BB: 0 P: 5	R: 0 E: 0 K: 2 S: 7	H: 0 LOB: 0 BB: 0 P: 7	R: 0 E: 0 K: 0 S: 4	H: 2 LOB: 1 BB: 0 P: 4	R: 3 E: 0 K: 1 S: 7	H: 2 LOB: 1 BB: 1 P: 12	R: 2 E: 2 K: 0 S: 5	H: 1 LOB: 1 BB: 0 P: 9	R: 0 E: 0 K: 0 S: 3	H: 0 LOB: 0 BB: 0 P: 3	R: 0 E: 0 K: 0 S: 3	H: 0 LOB: 0 BB: 0 P: 3	R: 0 E: 0 K: 0 S: 3	H: 0 LOB: 0 BB: 0 P: 3	1B: 3 2B: 1 3B: 0 HR: 1	SF: 0 SAC: 0 DP: 2 HBP: 1	WP: 0 PB: 0 SB: 0 CS: 0	PA: 35			
PITCHER	IP	WLS	BF	H	R	ER	SO	BB	IBB	HBP	BLK	WP	HR	S	P	ERA	WHIP								
Juan Berenguer, R (1, 1) ERA: 4.81	5.2	L	24	5	5	3	4	3	0	1	0	0	1	28	41	4.76	1.412								
Dale Murray, R (6, 1) ERA:	1.1		5	0	0	0	0	0	0	0	0	0	0	5	5	0.00	0.000								
Jackson Todd, R (8, 1) ERA: 4.31	1.0		3	0	0	0	0	0	0	0	0	0	0	3	3	0.00	0.000								
Mark Bomback, R (9, 1) ERA: 4.17	1.0		3	0	0	0	0	0	0	0	0	0	0	3	3	0.00	0.000								

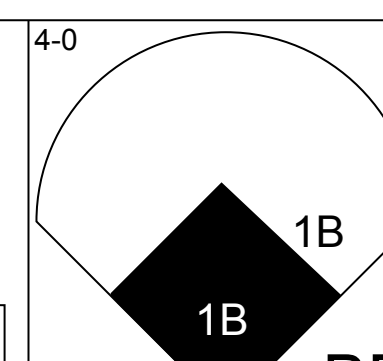
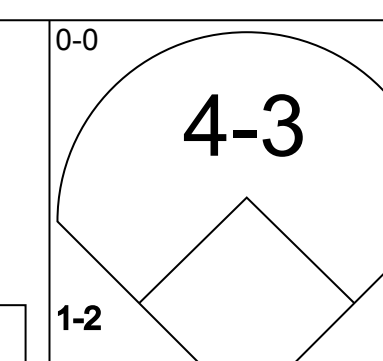
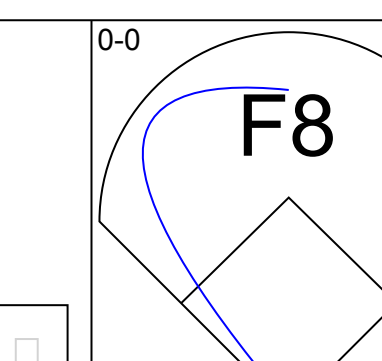
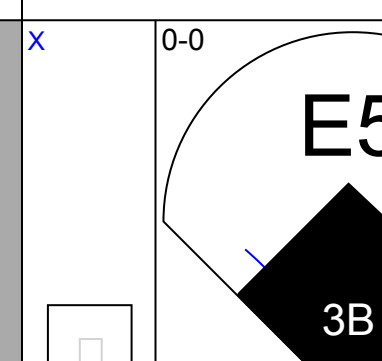
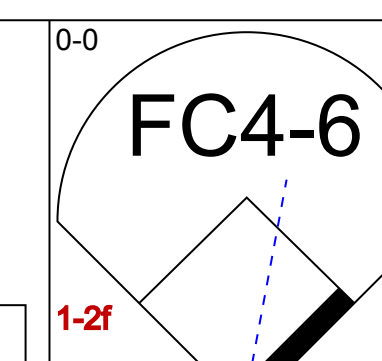
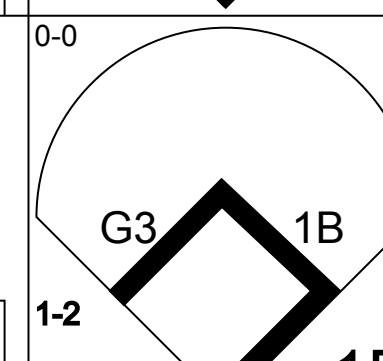
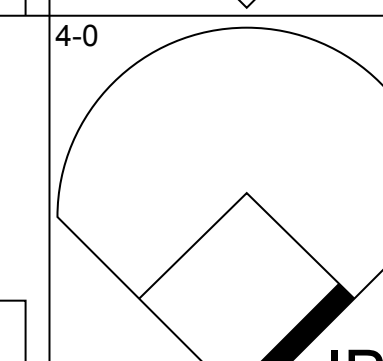
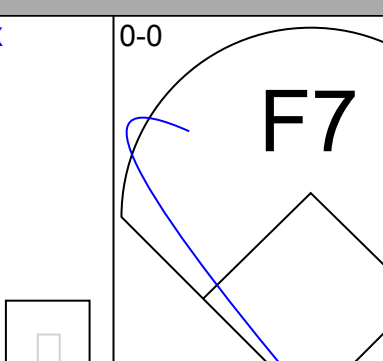
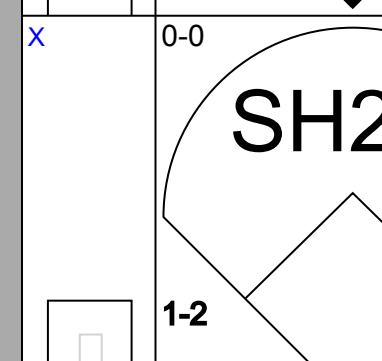
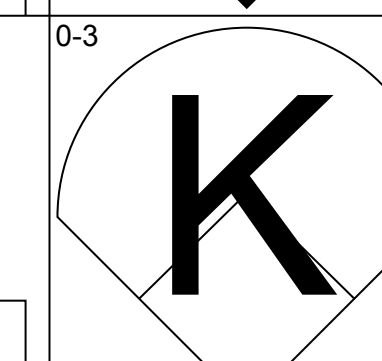
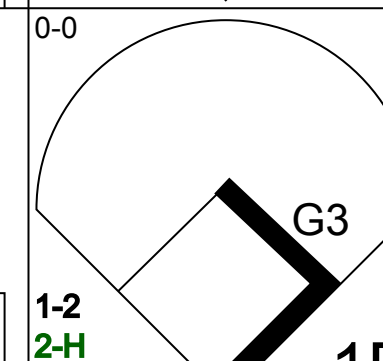
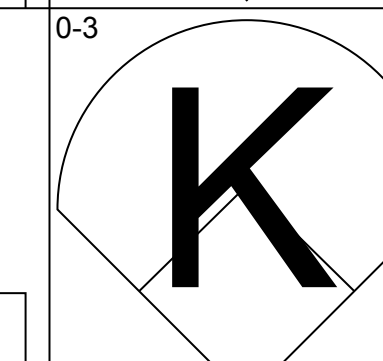
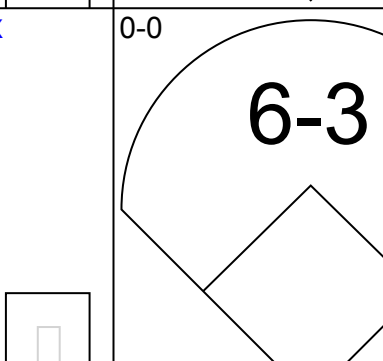
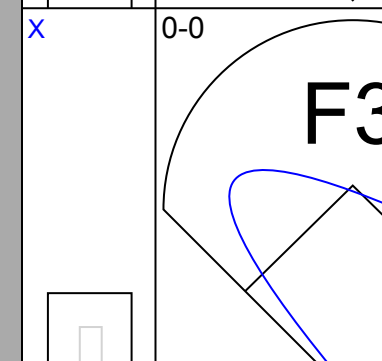
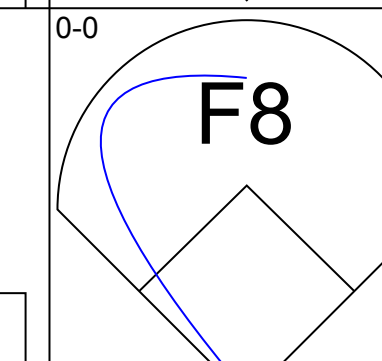
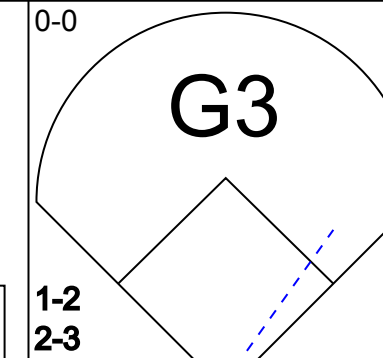
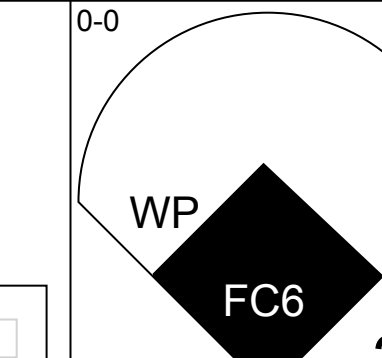
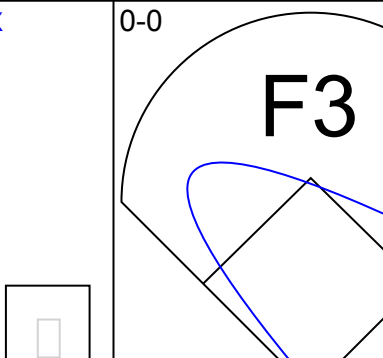
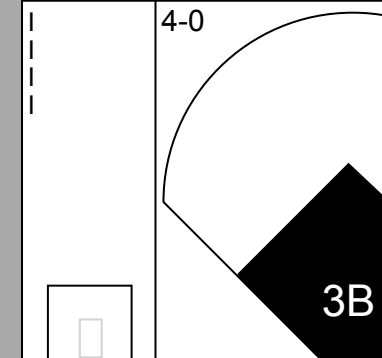

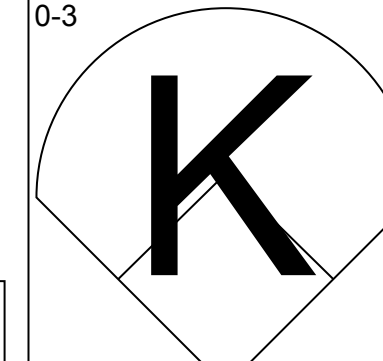
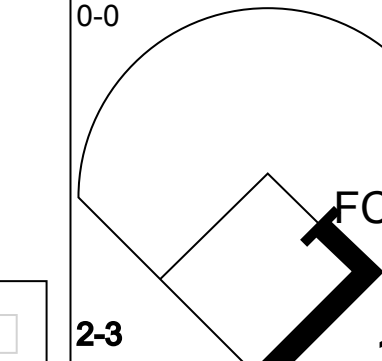
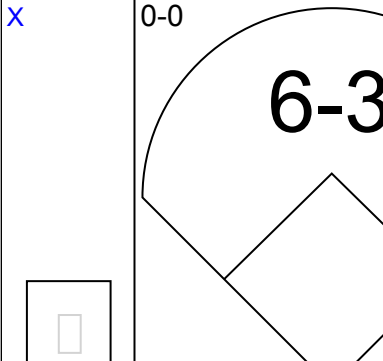


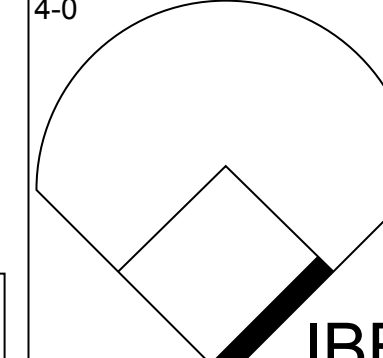
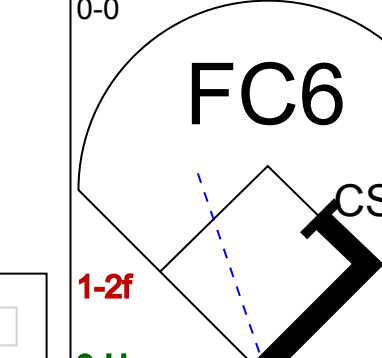
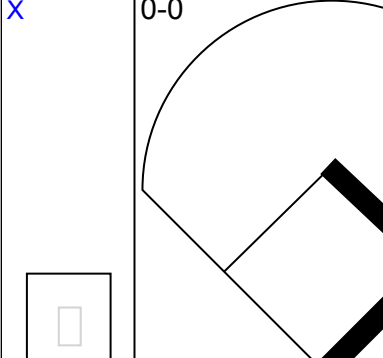


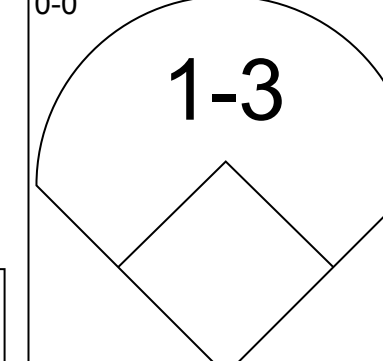
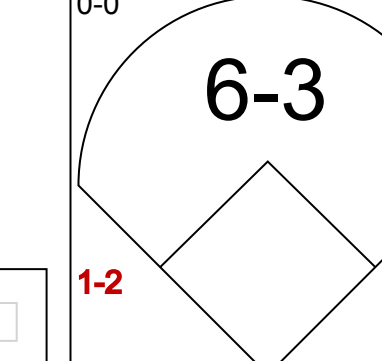
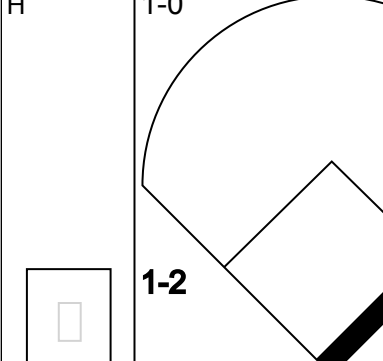


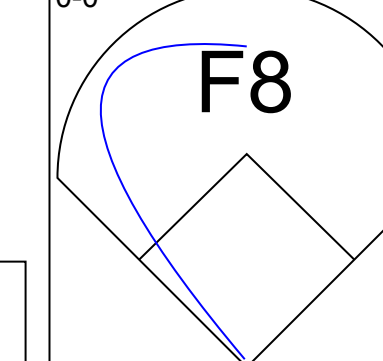
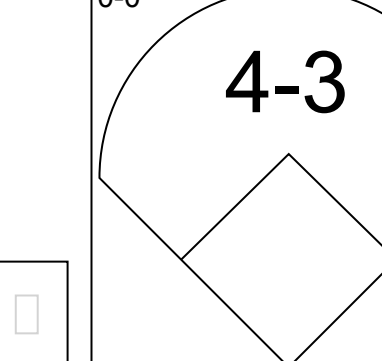
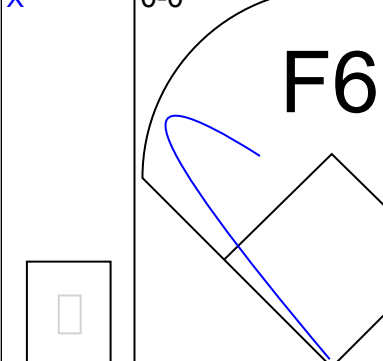
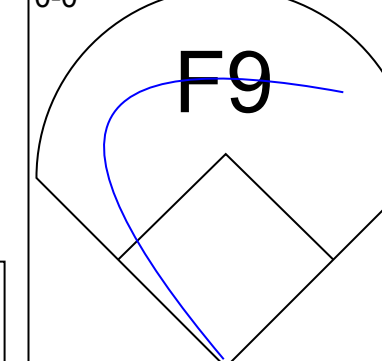
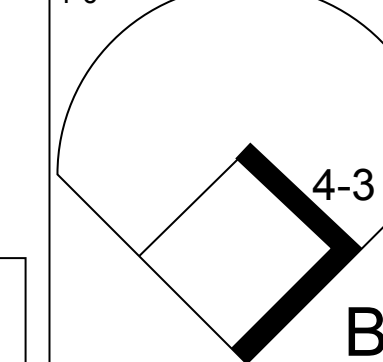
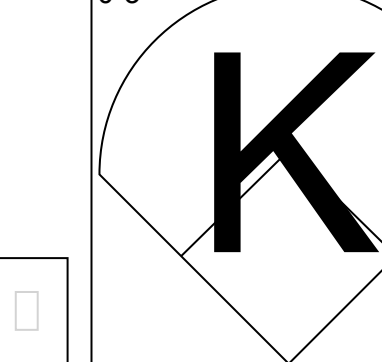
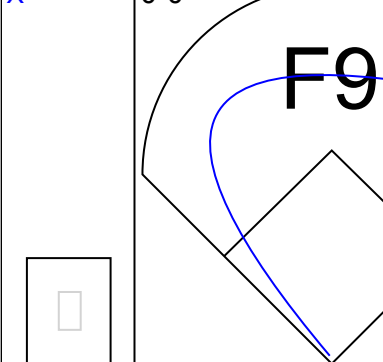
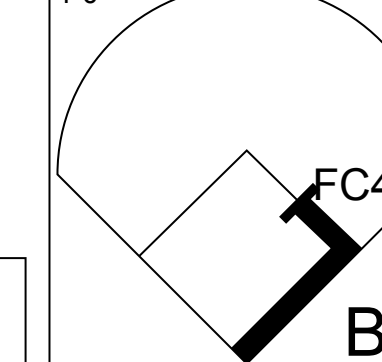
AB	31
R	5
H	5
RBI	5
BB	3
SO	4
LOB	8



Batter	1	2	3	4	5	6	7	8	9	AB	R	H	RBI	BB	SO	LOB	BOTTOM								
Garth Iorg, R (1, 4) OBP: 0.275, SLG: 0.323	4-3		G6-4-3							4	0	2	0	0	0	1	Minnesota Twins @ Toronto Blue Jays Exhibition Stadium, Toronto, ON Wed Sep 16 1981, 7:05 PM EDT Att: 11,733 - Cloudy - 60 F								
Al Woods, L (1, 7) OBP: 0.288, SLG: 0.311	4-3			5-3						4	0	2	0	0	0	2									
Jesse Barfield, R (1, 9) OBP: 0.360, SLG: 0.478	4-3									4	1	2	0	0	0	3									
John Mayberry, L (1, 3) OBP: 0.339, SLG: 0.388	4-3									4	0	1	0	0	0	2									
Willie Upshaw, L (9, PR) OBP: 0.298, SLG: 0.320	4-3			G4-6-3						0	1	0	0	0	0	0									
Otto Velez, R (1, 10) OBP: 0.367, SLG: 0.415										3	0	0	1	0	0	0									
Lloyd Moseby, L (1, 8) OBP: 0.280, SLG: 0.362										4	0	1	0	0	0	1									
Buck Martinez, R (1, 2) OBP: 0.274, SLG: 0.434										4	0	2	0	0	0	1									
Alfredo Griffin, S (1, 6) OBP: 0.243, SLG: 0.286										3	0	0	0	0	1	1									
Greg Welts, R (9, PH) OBP: 0.286, SLG: 0.292										1	0	1	1	0	0	0									
Danny Ainge, R (1, 5) OBP: 0.260, SLG: 0.230										2	0	1	0	0	1	0									
Fred Manrique, R (8, PH) OBP: 0.267, SLG: 0.214										1	0	0	0	0	0	1									
Charlie Beamon, L (9, PH) OBP: 0.308, SLG: 0.333										1	0	0	0	0	0	2									
Inning Stats	R: 0 E: 0 K: 0 S: 4	H: 1 LOB: 1 BB: 0 P: 4	R: 0 E: 0 K: 0 S: 3	H: 1 LOB: 0 BB: 0 P: 3	R: 0 E: 0 K: 1 S: 5	H: 1 LOB: 0 BB: 0 P: 5	R: 0 E: 0 K: 0 S: 3	H: 1 LOB: 0 BB: 0 P: 3	R: 0 E: 0 K: 0 S: 3	H: 2 LOB: 2 BB: 0 P: 7	R: 0 E: 0 K: 0 S: 3	H: 0 LOB: 0 BB: 0 P: 3	R: 0 E: 0 K: 0 S: 5	H: 2 LOB: 2 BB: 0 P: 5	R: 2 E: 0 K: 0 S: 7	H: 4 LOB: 2 BB: 0 P: 7	1B: 9 2B: 3 3B: 0 HR: 0	SF: 1 SAC: 0 DP: 3 HBP: 0	WP: 0 PB: 0 SB: 0 CS: 0	PA: 36					
PITCHER	IP	WLS	BF	H	R	ER	SO	BB	IBB	HBP	BLK	WP	HR	S	P	ERA	WHIP								
Albert Williams, R (1, 1) ERA: 3.91	8.0	W	31	10	2	2	2	2	0	0	0	0	0	35	35	2.25	1.250								
Doug Corbett, R (9, 1) ERA: 2.53	1.0		5	2	0	0	0	0	0	0	0	0	0	5	5	0.00	2.000								



Batter	1	2	3	4	5	6	7	8	9	AB	R	H	RBI	BB	SO	LOB	TOP		
Bobby Grich, R OBP: 0.372, SLG: 0.525 (1, 4)										4	0	0	0	0	3	3	California Angels @ Toronto Blue Jays Exhibition Stadium, Toronto, ON Fri Sep 18, 1981, 7:05 PM EDT Att: 13,478 - Unknown - 58 F		
Rick Burleson, R OBP: 0.377, SLG: 0.395 (1, 6)										4	0	2	0	0	0	1			
Dan Ford, R OBP: 0.326, SLG: 0.446 (1, 9)										4	0	0	0	0	1	2			
Don Baylor, R OBP: 0.310, SLG: 0.409 (1, 10)										3	0	0	0	1	0	2			
Ed Ott, L OBP: 0.274, SLG: 0.274 (1, 2)										4	0	1	0	0	0	1			
Daryl Sconiers, L OBP: 0.125, SLG: 0.125 (1, 3)										4	1	1	0	0	1	2			
Larry Harlow, L OBP: 0.346, SLG: 0.235 (1, 7)										2	0	0	0	1	0	1			
Juan Beniquez, R OBP: 0.260, SLG: 0.281 (1, 8)										3	0	1	1	0	0	0			
Bert Campaneris, R OBP: 0.299, SLG: 0.338 (1, 5)										3	0	1	0	0	0	2			
Inning Stats	R: 0 E: 0 K: 2 S: 8	H: 1 LOB: 1 BB: 0 P: 8	R: 1 E: 0 K: 1 S: 7	H: 2 LOB: 2 BB: 1 P: 11	R: 0 E: 0 K: 0 S: 3	H: 1 LOB: 0 BB: 0 P: 3	R: 0 E: 0 K: 1 S: 5	H: 0 LOB: 0 BB: 0 P: 5	R: 0 E: 0 K: 0 S: 3	H: 0 LOB: 0 BB: 0 P: 3	R: 0 E: 0 K: 0 S: 4	H: 1 LOB: 1 BB: 0 P: 4	R: 0 E: 0 K: 0 S: 3	H: 0 LOB: 1 BB: 1 P: 7	1B: 6 2B: 0 3B: 0 HR: 0	SF: 0 SAC: 0 DP: 2 HBP: 0	WP: 1 PB: 0 SB: 0 CS: 0	PA: 33	
PITCHER	IP	WLS	BF	H	R	ER	SO	BB	IBB	HBP	BLK	WP	HR	S	P	ERA	WHIP		
Dave Stieb, R ERA: 3.22 (1, 1)	1.1		6	2	1	1	2	0	0	0	0	0	0	10	10	6.75	1.500		
Dale Murray, R ERA: (2, 1)	1.2	W	7	2	0	0	1	1	0	0	0	1	0	8	12	0.00	1.800		
Jackson Todd, R ERA: 4.07 (4, 1)	5.0		16	2	0	0	2	0	0	0	0	0	0	20	20	0.00	0.400		
Joey McLaughlin, R ERA: 3.16 (9, 1)	1.0		4	0	0	0	0	1	0	0	0	0	0	3	7	0.00	1.000		

Batter	1	2	3	4	5	6	7	8	9	AB	R	H	RBI	BB	SO	LOB	BOTTOM		
Garth Iorg, R OBP: 0.273, SLG: 0.315 (1, 4)										4	2	0	0	1	0	2	California Angels @ Toronto Blue Jays Exhibition Stadium, Toronto, ON Fri Sep 18, 1981, 7:05 PM EDT Att: 13,478 - Unknown - 58 F		
Al Woods, L OBP: 0.291, SLG: 0.311 (1, 7)										3	0	1	0	1	1	1			
Jesse Barfield, R OBP: 0.345, SLG: 0.451 (1, 9)										5	0	1	1	0	1	4			
John Mayberry, L OBP: 0.341, SLG: 0.391 (1, 3)										3	2	1	0	1	0	2			
Otto Velez, R OBP: 0.369, SLG: 0.426 (1, 10)										4	1	2	2	0	1	2			
Lloyd Moseby, L OBP: 0.286, SLG: 0.365 (1, 8)										3	0	2	2	1	0	1			
Buck Martinez, R OBP: 0.281, SLG: 0.431 (1, 2)										3	0	1	0	0	0	4			
Alfredo Griffin, S OBP: 0.240, SLG: 0.283 (1, 6)										4	0	0	0	0	0	4			
Ted Cox, R OBP: 0.375, SLG: 0.385 (1, 5)										2	0	0	0	2	1	2			
Inning Stats	R: 1 E: 0 K: 1 S: 7	H: 2 LOB: 3 BB: 2 P: 15	R: 0 E: 0 K: 1 S: 5	H: 0 LOB: 2 BB: 2 P: 13	R: 1 E: 0 K: 0 S: 4	H: 2 LOB: 0 BB: 0 P: 4	R: 0 E: 0 K: 1 S: 5	H: 0 LOB: 0 BB: 0 P: 5	R: 0 E: 0 K: 0 S: 4	H: 1 LOB: 2 BB: 0 P: 5	R: 3 E: 1 K: 0 S: 7	H: 3 LOB: 2 BB: 1 P: 11	R: 0 E: 0 K: 1 S: 5	H: 0 LOB: 1 BB: 1 P: 9	1B: 6 2B: 1 3B: 1 HR: 0	SF: 0 SAC: 1 DP: 0 HBP: 1	WP: 1 PB: 0 SB: 0 CS: 1	PA: 39	
PITCHER	IP	WLS	BF	H	R	ER	SO	BB	IBB	HBP	BLK	WP	HR	S	P	ERA	WHIP		
Mike Witt, R ERA: 3.79 (1, 1)	6.2	L	32	6	5	2	3	2	3	1	0	0	0	32	53	2.70	1.200		
Andy Hassler, L ERA: 3.0 (7, 1)	0.1		3	2	0	0	0	0	0	0	0	0	0	3	3	0.00	6.000		
Jesse Jefferson, R ERA: 3.59 (8, 1)	1.0		4	0	0	0	1	1	0	0	0	0	0	5	9	0.00	1.000		

Batter	1	2	3	4	5	6	7	8	9	AB	R	H	RBI	BB	SO	LOB	TOP			
Brian Downing, R OBP: 0.349, SLG: 0.368 (1, 7)										4	1	1	2	0	1	1	California Angels @ Toronto Blue Jays Exhibition Stadium, Toronto, ON Sat Sep 19 1981, 3:33 AM EDT Att: 16,418 - Unknown - 55 F			
Rick Burleson, R OBP: 0.376, SLG: 0.392 (1, 6)										3	0	0	0	1	0	0				
Bobby Grich, R OBP: 0.371, SLG: 0.525 (1, 4)										4	0	1	0	0	2	2				
Don Baylor, R OBP: 0.309, SLG: 0.407 (1, 10)										4	0	1	0	0	0	1				
Dan Ford, R OBP: 0.325, SLG: 0.444 (1, 9)										4	0	1	0	0	2	2				
Ed Ott, L OBP: 0.278, SLG: 0.295 (1, 2)										4	2	2	1	0	0	1				
Daryl Sconiers, L OBP: 0.167, SLG: 0.167 (1, 3)										4	1	1	0	0	1	2				
Butch Hobson, R OBP: 0.326, SLG: 0.355 (1, 5)										3	0	1	1	0	0	0				
Juan Beniquez, R OBP: 0.254, SLG: 0.274 (1, 8)										3	0	0	0	0	1	2				
Fred Lynn, L OBP: 0.322, SLG: 0.316 (9, PH)										1	0	0	0	0	0	0				
Inning Stats	R: 1 E: 0 K: 0 S: 5	H: 2 LOB: 1 BB: 0 P: 5	R: 2 E: 0 K: 1 S: 8	H: 3 LOB: 2 BB: 1 P: 12	R: 0 E: 0 K: 1 S: 6	H: 1 LOB: 1 BB: 0 P: 6	R: 0 E: 0 K: 1 S: 5	H: 0 LOB: 0 BB: 0 P: 5	R: 0 E: 0 K: 0 S: 3	H: 0 LOB: 0 BB: 0 P: 3	R: 0 E: 0 K: 1 S: 5	H: 0 LOB: 0 BB: 0 P: 5	R: 0 E: 0 K: 1 S: 5	H: 0 LOB: 0 BB: 0 P: 5	R: 1 E: 0 K: 0 S: 4	H: 1 LOB: 0 BB: 0 P: 4	1B: 4 2B: 2 3B: 0 HR: 2	SF: 1 SAC: 0 DP: 0 HBP: 0	WP: 1 PB: 0 SB: 0 CS: 0	PA: 36
PITCHER Jim Clancy, R ERA: 4.79 (1, 1)	IP: 9.0 WLS: W BF: 36 H: 8 R: 4 ER: 4 SO: 7 BB: 1 IBB: 0 HBP: 0 BLK: 0 WP: 1 HR: 2 S: 49 P: 53 ERA: 4.00 WHIP: 1.000															PITCHER				

Batter	1	2	3	4	5	6	7	8	9	AB	R	H	RBI	BB	SO	LOB	BOTTOM			
Garth Iorg, R OBP: 0.266, SLG: 0.306 (1, 4)										5	0	0	0	0	2	3	California Angels @ Toronto Blue Jays Exhibition Stadium, Toronto, ON Sat Sep 19 1981, 3:33 AM EDT Att: 16,418 - Unknown - 55 F			
Al Woods, L OBP: 0.291, SLG: 0.310 (1, 7)										4	1	1	0	0	1	2				
Jesse Barfield, R OBP: 0.356, SLG: 0.491 (1, 9)										4	1	2	0	0	1	1				
John Mayberry, L OBP: 0.347, SLG: 0.406 (1, 3)										3	1	2	3	1	0	0				
Otto Velez, R OBP: 0.371, SLG: 0.422 (1, 10)										2	1	0	0	2	1	3				
Lloyd Moseby, L OBP: 0.285, SLG: 0.363 (1, 8)										4	1	1	0	0	0	4				
Ernie Whitt, L OBP: 0.296, SLG: 0.283 (1, 2)										4	0	2	2	0	1	1				
Alfredo Griffin, S OBP: 0.243, SLG: 0.285 (1, 6)										4	0	2	0	0	0	1				
Ted Cox, R OBP: 0.368, SLG: 0.563 (1, 5)										3	1	1	1	0	0	2				
Danny Ainge, R OBP: 0.259, SLG: 0.229 (7, 5)										1	0	0	0	0	1	1				
Inning Stats	R: 2 E: 1 K: 0 S: 5	H: 2 LOB: 1 BB: 1 P: 9	R: 1 E: 0 K: 1 S: 6	H: 1 LOB: 0 BB: 0 P: 6	R: 0 E: 0 K: 1 S: 6	H: 1 LOB: 2 BB: 1 P: 10	R: 0 E: 0 K: 1 S: 7	H: 2 LOB: 2 BB: 0 P: 7	R: 2 E: 0 K: 1 S: 7	H: 2 LOB: 1 BB: 1 P: 11	R: 0 E: 0 K: 0 S: 3	H: 0 LOB: 0 BB: 0 P: 3	R: 1 E: 0 K: 1 S: 7	H: 2 LOB: 1 BB: 0 P: 7	R: 0 E: 0 K: 2 S: 7	H: 1 LOB: 0 BB: 0 P: 7	1B: 7 2B: 1 3B: 1 HR: 2	SF: 0 SAC: 0 DP: 0 HBP: 0	WP: 1 PB: 0 SB: 1 CS: 2	PA: 37
PITCHER Bruce Kison, R ERA: 4.15 (1, 1)	IP: 3.0 WLS: L BF: 17 H: 6 R: 3 ER: 3 SO: 2 BB: 2 IBB: 0 HBP: 0 BLK: 0 WP: 0 HR: 2 S: 19 P: 27 ERA: 9.00 WHIP: 2.667															PITCHER				
Dave Frost, R ERA: 5.11 (4, 1)	IP: 3.1 WLS: L BF: 15 H: 4 R: 3 ER: 3 SO: 3 BB: 1 IBB: 0 HBP: 0 BLK: 0 WP: 0 HR: 0 S: 20 P: 24 ERA: 8.10 WHIP: 1.500															PITCHER				
Mickey Mahler, L ERA: (7, 1)	IP: 1.2 WLS: BF: 5 H: 1 R: 0 ER: 0 SO: 2 BB: 0 IBB: 0 HBP: 0 BLK: 0 WP: 0 HR: 0 S: 9 P: 9 ERA: 0.00 WHIP: 0.600															PITCHER				

Batter	1	2	3	4	5	6	7	8	9	AB	R	H	RBI	BB	SO	LOB	TOP										
Brian Downing, R OBP: 0.350, SLG: 0.370 (1, 7)	0-0 WP 1B 2B	0-0 5-3		0-3 K		0-0 5-3		1-0 FC1-6 HBP		4	1	1	0	0	1	2											
Rick Burleson, R OBP: 0.374, SLG: 0.388 (1, 6)	4-0 1B 2B BB	0-0 1-3		0-0 F9		0-0 4-3		0-0 FC1-6 G6-4-3		4	1	0	0	1	0	4											
Bobby Grich, R OBP: 0.371, SLG: 0.523 (1, 4)	0-0 2B 1B	0-0 F9			0-0 E5 1B		0-0 1B 1B	0-0 G6-4-3		5	1	2	1	0	0	3											
Don Baylor, R OBP: 0.310, SLG: 0.409 (1, 10)	0-0 1-3 2H 2B		0-3 K		0-0 F9		0-0 BB 1B		0-3 K	5	0	2	1	0	2	1											
Ed Ott, L OBP: 0.276, SLG: 0.290 (1, 2)	1-3		0-0 1B BB		0-0 F8		0-0 P5		0-3 K	4	0	0	0	1	1	4											
Dan Ford, R OBP: 0.326, SLG: 0.442 (1, 9)	4-0 1B BB		0-0 F8		0-0 1-2 1B		0-0 F9		0-0 F9	4	0	1	0	1	0	3											
Daryl Sconiers, L OBP: 0.313, SLG: 0.267 (1, 3)	0-0 FC6-4 1B		0-0 FC6-4 1B		0-0 F9		4-0 BB			3	0	2	1	1	0	2											
Butch Hobson, R OBP: 0.325, SLG: 0.350 (1, 5)	0-0 FC6-4		0-0 FC6-4		4-0 SH3-4 BB		0-3 K			3	0	0	0	1	1	7											
Juan Beniquez, R OBP: 0.257, SLG: 0.286 (8, PH)		0-0 E 2B		0-0 F9		0-0 SH3-4		4-0 FC1-6 HBP BB		2	0	1	0	0	0	0											
John Harris, L OBP: 0.257, SLG: 0.313 (8, PR)										0	0	0	0	1	0	0											
Larry Hartow, L OBP: 0.346, SLG: 0.235 (8, 8)										0	0	0	0	0	0	0											
Inning Stats	R: 3 E: 0 K: 0 S: 6	H: 4 LOB: 2 BB: 2 P: 14	R: 0 E: 1 K: 0 S: 4	H: 1 LOB: 1 BB: 0 P: 4	R: 0 E: 0 K: 1 S: 6	H: 1 LOB: 2 BB: 1 P: 10	R: 0 E: 0 K: 1 S: 5	H: 0 LOB: 0 BB: 0 P: 5	R: 0 E: 1 K: 0 S: 5	H: 1 LOB: 2 BB: 0 P: 5	R: 0 E: 0 K: 1 S: 7	H: 2 LOB: 3 BB: 1 P: 11	R: 0 E: 0 K: 2 S: 2	H: 0 LOB: 2 BB: 1 P: 7	R: 0 E: 0 K: 2 S: 7	H: 0 LOB: 0 BB: 0 P: 7	1B: 6 2B: 3 3B: 0 HR: 0	SF: 0 SAC: 1 DP: 1 HBP: 1	WP: 1 PB: 0 SB: 0 CS: 0	PA: 42							
PITCHER	IP	WLS	BF	H	R	ER	SO	BB	IBB	HBP	BLK	WP	HR	S	P	ERA	WHIP										
Luis Leal, R ERA: 3.32	(1, 1)	0.2	7	4	3	3	0	2	0	0	0	1	0	5	13	40.50	9.000										
Dale Murray, R ERA:	(1, 1)	1.1	5	1	0	0	0	0	0	0	0	0	0	5	5	0.00	0.750										
Mark Bomback, R ERA: 3.97	(3, 1)	4.0	W	17	2	0	0	2	2	0	0	0	0	19	27	0.00	1.000										
Roy Lee Jackson, R ERA: 2.66	(7, 1)	1.1	9	2	0	0	1	2	0	1	0	0	0	8	17	0.00	3.000										
Joey McLaughlin, R ERA: 3.66	(8, 1)	1.2	S	4	0	0	0	2	0	0	0	0	0	8	8	0.00	0.000										

California Angels @ Toronto Blue Jays
Exhibition Stadium, Toronto, ON
Sun Sep 20 1981, 3:33 AM EDT
Att: 20,575 - Unknown - 55 F

AB 34
R 3
H 9
RBI 3
BB 6
SO 5
LOB 26





Batter	1	2	3	4	5	6	7	8	9	AB	R	H	RBI	BB	SO	LOB	BOTTOM										
Garth Iorg, R OBP: 0.265, SLG: 0.305 (1, 4)	0-0 F7		0-0 6-3		0-0 G1-6-3 1B		0-0 1-3			4	0	1	0	0	0	1											
Al Woods, L OBP: 0.286, SLG: 0.306 (1, 7)	0-0 6-3		0-3 K		0-0 G1-6-3 1-2		0-0 4-3			4	0	0	0	0	1	1											
Jesse Barfield, R OBP: 0.349, SLG: 0.466 (1, 9)	0-0 P6		0-0 6-3		4-0 BB		0-0 F9			3	0	0	0	1	0	0											
John Mayberry, L OBP: 0.349, SLG: 0.417 (1, 3)		0-0 HR		0-0 G3		0-0 5-3		4-0 BB		3	1	1	1	1	0	1											
Otto Velez, R OBP: 0.377, SLG: 0.437 (1, 10)		0-0 HR		4-0 1B BB		4-0 4-3 1B BB		0-0 P4		2	3	1	1	2	0	1											
Lloyd Moseby, L OBP: 0.288, SLG: 0.365 (1, 8)	0-0 4-3		0-0 1B		0-0 1-3 1B		0-0 F7		0-0 1B CS 1B	4	0	2	0	0	0	1											
Buck Martinez, R OBP: 0.288, SLG: 0.434 (1, 2)	0-0 6-3		0-0 FC6-4 1B		0-0 1-2 3H 1B		0-0 4-3 1B		0-3 K	4	1	2	1	0	1	1											
Alfredo Griffin, S OBP: 0.246, SLG: 0.288 (1, 6)	0-0 CS 1B		0-0 L7		0-0 4-3		0-0 4-3		0-0 CS 1B	4	0	2	0	0	0	4											
Ted Cox, R OBP: 0.409, SLG: 0.737 (6, PR)	0-0 CS		0-0 HR		0-0 FC6-4		0-0 4-3		0-0 G3	3	1	2	3	0	0	2											
Danny Ainge, R OBP: 0.258, SLG: 0.228 (7, 5)										1	0	0	0	0	0	2											
Inning Stats	R: 0 E: 0 K: 0 S: 3	H: 0 LOB: 0 BB: 0 P: 3	R: 2 E: 0 K: 0 S: 5	H: 3 LOB: 0 BB: 0 P: 5	R: 1 E: 0 K: 1 S: 6	H: 1 LOB: 0 BB: 0 P: 6	R: 1 E: 0 K: 0 S: 5	H: 2 LOB: 2 BB: 1 P: 9	R: 0 E: 0 K: 0 S: 3	H: 1 LOB: 1 BB: 1 P: 7	R: 2 E: 0 K: 0 S: 5	H: 2 LOB: 1 BB: 1 P: 9	R: 0 E: 0 K: 0 S: 3	H: 0 LOB: 1 BB: 1 P: 7	R: 0 E: 0 K: 1 S: 6	H: 2 LOB: 1 BB: 0 P: 6	1B: 8 2B: 0 3B: 0 HR: 3	SF: 0 SAC: 0 DP: 1 HBP: 0	WP: 0 PB: 0 SB: 0 CS: 3	PA: 37							
PITCHER	IP	WLS	BF	H	R	ER	SO	BB	IBB	HBP	BLK	WP	HR	S	P	ERA	WHIP										
Geoff Zahn, L ERA: 4.22	(1, 1)	3.2	L	17	4	4	4	1	0	0	0	0	3	18	22	9.82	1.909										
Jesse Jefferson, R ERA: 3.75	(4, 1)	2.0	9	2	2	2	0	2	0	0	0	0	0	7	15	9.00	2.000										
Don Aase, R ERA: 2.44	(6, 1)	2.1	10	3	0	0	1	1	0	0	0	0	0	11	15	0.00	1.714										

California Angels @ Toronto Blue Jays
Exhibition Stadium, Toronto, ON
Sun Sep 20 1981, 3:33 AM EDT
Att: 20,575 - Unknown - 55 F

AB 32
R 6
H 11
RBI 6
BB 4
SO 2
LOB 14



Batter	1	2	3	4	5	6	7	8	9	10	11	12	13	AB R H RBI BB SO LOB	TOP				
Rickey Henderson, R OBP: 0.412, SLG: 0.488	4-3	BB			G3		FC5		F9		E4		BB	4 1 0 1 3 0 0	<p>Oakland Athletics @ Toronto Blue Jays Exhibition Stadium, Toronto, ON Tue Sep 22 1981, 7:05 PM EDT Unknown - 54 F</p> <p>livebaseballscores.com</p> <p>AB 49 R 3 H 11 RBI 2 BB 9 SO 9 LOB 19</p> 				
Dwayne Murphy, L OBP: 0.360, SLG: 0.436	K	F7			F9								BB	4 0 1 0 3 1 3					
Keith Drumright, L OBP: 0.324, SLG: 0.304	3-1		6-3		4-3		FC5		4-3				1B	7 0 2 1 0 0 3					
Tony Armas, R OBP: 0.299, SLG: 0.490		K		1B			SH1-3		P6				BB	6 0 2 0 1 2 0					
Wayne Gross, L OBP: 0.301, SLG: 0.348 Cliff Johnson, R OBP: 0.326, SLG: 0.466 Mickey Kluttz, R OBP: 0.357, SLG: 0.667			P6		SH1-3				F8		G3		P3	5 1 1 0 0 1 1 1 0 0 0 0 0 3 0 0 0 0 0 0 0					
Jim Spencer, L OBP: 0.266, SLG: 0.278		E4	4-3		F7									5 1 3 0 1 0 2					
Dave McKay, S OBP: 0.304, SLG: 0.356		BB			F9						K		G3	6 0 2 0 0 2 3					
Jeff Newman, R OBP: 0.264, SLG: 0.338		F9			5-3								K	6 0 0 0 0 2 4					
Fred Stanley, R OBP: 0.276, SLG: 0.227 Mitchell Page, L OBP: 0.283, SLG: 0.283 Rob Picciolo, R OBP: 0.287, SLG: 0.378			6-3		6-3				4-3		K		F7	4 0 0 0 1 1 0 1 0 0 0 0 0 0 0 0 0 0 0 0 0					
Inning Stats	R: 0 E: 0 K: 1 S: 5	H: 0 LOB: 0 BB: 0 P: 5	R: 2 E: 1 K: 1 S: 8	H: 3 LOB: 3 BB: 2 P: 16	R: 0 E: 0 K: 0 S: 4	H: 1 LOB: 1 BB: 0 P: 4	R: 0 E: 0 K: 0 S: 5	H: 0 LOB: 0 BB: 0 P: 5	R: 0 E: 0 K: 0 S: 4	H: 1 LOB: 1 BB: 1 P: 8	R: 0 E: 0 K: 0 S: 6	H: 1 LOB: 2 BB: 1 P: 12	R: 0 E: 0 K: 2 S: 8	H: 1 LOB: 3 BB: 3 P: 18		1B: 8 2B: 3 3B: 0 HR: 0	SF: 0 SAC: 1 DP: 0 HBP: 0	WIP: 0 PB: 0 SB: 3 CS: 0	PA: 59
PITCHER	IP WLS BF H R ER SO BB IBB HBP BLK WP HR S P ERA WHIP																		
Dave Stieb, R ERA: 3.15	9.0	39	7	2	2	3	4	1	0	0	0	0	0	0		22	26	0.00	1.000
Joey McLaughlin, R ERA: 2.89	3.0	13	3	0	1	5	0	1	0	0	0	0	0	0		5	17	13.50	3.000
Luis Leal, R ERA: 3.38	0.2	L	6	1	1	1	1	2	0	0	0	0	0	0	0	1	1	0.00	0.000
Jerry Garvin, L ERA: 3.55	0.1		0	0	0	0	0	0	0	0	0	0	0	0	0	1	1	0.00	0.000

Batter	1	2	3	4	5	6	7	8	9	10	11	12	13	AB R H RBI BB SO LOB	BOTTOM										
Garth Iorg, R OBP: 0.267, SLG: 0.306	F9		F9										4-3	6 0 2 0 0 1 0	<p>Oakland Athletics @ Toronto Blue Jays Exhibition Stadium, Toronto, ON Tue Sep 22 1981, 7:05 PM EDT Unknown - 54 F</p> <p>livebaseballscores.com</p> <p>AB 45 R 2 H 9 RBI 2 BB 8 SO 12 LOB 28</p> 										
Al Woods, L OBP: 0.291, SLG: 0.305		1B	K				5-3					2B		4 1 1 1 2 2 1											
Jesse Barfield, R OBP: 0.362, SLG: 0.484		1B	6-3				K							6 0 3 0 0 1 3											
John Mayberry, L OBP: 0.293, SLG: 0.293 Willie Upshaw, R OBP: 0.293, SLG: 0.293 Fred McGriff, R OBP: 0.293, SLG: 0.293 Ernie Linares, R OBP: 0.293, SLG: 0.293 Danny Gandy, L OBP: 0.293, SLG: 0.293		1B												3 0 2 1 1 1 1 0 0 0 0 0 0 0 1 0 0 0 0 1 1 0 0 0 0 0 1 0 0 0 0 0 0 0 0											
Otto Velez, R OBP: 0.379, SLG: 0.433 George Bell, R OBP: 0.260, SLG: 0.367		K												2 0 0 0 2 1 2 2 0 0 0 0 1 4											
Buck Martinez, R OBP: 0.292, SLG: 0.427			G1-4-3											4 0 1 0 1 0 5											
Lloyd Moseby, L OBP: 0.263, SLG: 0.359		K												6 0 0 0 0 2 6											
Alfredo Griffin, S OBP: 0.244, SLG: 0.285 Greg Wells, R OBP: 0.298, SLG: 0.292 Charlie Beamon, L OBP: 0.290, SLG: 0.267		P4												3 0 0 0 0 1 3 0 0 0 0 0 0 0 3 0 0 0 0 0 2											
Ted Cox, R OBP: 0.357, SLG: 0.583		FC4-6												5 1 0 0 1 1 1											
Inning Stats	R: 1 E: 0 K: 1 S: 6	H: 2 LOB: 1 BB: 1 P: 10	R: 0 E: 0 K: 1 S: 6	H: 1 LOB: 1 BB: 0 P: 6	R: 0 E: 0 K: 1 S: 5	H: 0 LOB: 0 BB: 0 P: 5	R: 0 E: 0 K: 1 S: 4	H: 2 LOB: 2 BB: 1 P: 11	R: 0 E: 0 K: 0 S: 7	H: 1 LOB: 1 BB: 0 P: 6	R: 0 E: 0 K: 2 S: 7	H: 0 LOB: 0 BB: 0 P: 7	R: 0 E: 0 K: 1 S: 6	H: 1 LOB: 1 BB: 2 P: 6		R: 0 E: 0 K: 2 S: 7	H: 0 LOB: 0 BB: 0 P: 3	R: 0 E: 0 K: 1 S: 6	H: 1 LOB: 3 BB: 2 P: 14	R: 0 E: 0 K: 2 S: 7	H: 0 LOB: 0 BB: 0 P: 7	1B: 8 2B: 1 3B: 0 HR: 0	SF: 0 SAC: 1 DP: 1 HBP: 0	WIP: 0 PB: 0 SB: 1 CS: 0	PA: 54
PITCHER	IP WLS BF H R ER SO BB IBB HBP BLK WP HR S P ERA WHIP																								
Tom Underwood, L ERA: 4.0	6.0	26	6	2	2	5	4	0	0	0	0	0	0	7		15	0.00	2.250							
Jeff Jones, R ERA: 3.19	1.1	7	1	0	0	1	2	0	0	0	0	0	0	1		1	0.00	0.000							
Bob Ovwchinko, L ERA: 2.99	0.1		0	0	0	0	0	0	0	0	0	0	0	0	1	1	0.00	0.000							
Dave Beard, R ERA: 3.09	5.1	W	20	2	0	6	1	1	0	0	0	0	0	30	38	0.00	0.562								

Batter	1	2	3	4	5	6	7	8	9	AB	R	H	RBI	BB	SO	LOB	TOP								
Rickey Henderson, R OBP: 0.413, SLG: 0.452 Mike Davis, L OBP: 0.111, SLG: 0.118	0-3 K			0-3 K		0-0 SF8 3B		4-0 PB 2B BB	0-0 2B	3	2	1	0	1	2	0									
Dwayne Murphy, L OBP: 0.283, SLG: 0.433	0-0 P6			4-0 BB		4-0 BB		4-0 PB 2B BB	0-0 6-3	2	1	0	0	3	0	2									
Wayne Gross, L OBP: 0.300, SLG: 0.353	0-3 K			0-0 F5		0-0 SF8		0-0 1-H 2-H 2B		3	0	1	3	0	1	1									
Tony Armas, R OBP: 0.296, SLG: 0.485		0-3 K		0-3 K		0-0 F9		0-3 K		4	0	0	0	0	3	3									
Jim Spencer, L OBP: 0.266, SLG: 0.291		0-3 K			0-0 HR	0-0 F8		0-0 L5		4	1	1	1	0	1	2									
Mike Heath, R OBP: 0.273, SLG: 0.355		0-0 F9			0-0 F9			0-0 6-3		4	0	0	0	0	0	1									
Dave McKay, S OBP: 0.299, SLG: 0.349			0-0 G3		0-0 4-3		0-0 F8		0-0 4-3	4	0	0	0	0	0	0									
Rick Bosetti, R OBP: 0.254, SLG: 0.227			0-3 K		0-0 E6		4-0 BB		0-0 6-3	3	0	0	0	1	1	0									
Rob Picciolo, R OBP: 0.286, SLG: 0.375			0-0 F8		0-0 5-3		0-0 5-3		0-0 2B 1B	4	0	1	0	0	0	2									
Inning Stats	R: 0 E: 0 K: 2 S: 7	H: 0 LOB: 0 BB: 0 P: 7	R: 0 E: 0 K: 2 S: 7	H: 0 LOB: 0 BB: 0 P: 7	R: 0 E: 0 K: 1 S: 5	H: 0 LOB: 0 BB: 1 P: 5	R: 0 E: 0 K: 2 S: 7	H: 0 LOB: 1 BB: 1 P: 11	R: 1 E: 1 K: 0 S: 5	H: 1 LOB: 1 BB: 0 P: 5	R: 1 E: 0 K: 0 S: 4	H: 1 LOB: 1 BB: 1 P: 8	R: 0 E: 0 K: 0 S: 3	H: 0 LOB: 1 BB: 1 P: 7	R: 2 E: 0 K: 1 S: 6	H: 1 LOB: 1 BB: 2 P: 14	R: 0 E: 0 K: 0 S: 5	H: 2 LOB: 2 BB: 0 P: 5	1B: 1 2B: 2 3B: 1 HR: 1	SF: 1 SAC: 0 DP: 0 HBP: 0	WP: 0 PB: 1 SB: 1 CS: 0	PA: 38			
PITCHER	IP	WLS	BF	H	R	ER	SO	BB	IBB	HBP	BLK	WP	HR	S	P	ERA	WHIP								
Juan Berenguer, R ERA: 4.63	7.0	L	27	2	2	2	7	3	0	0	0	0	1	38	50	2.57	0.714								
Dale Murray, R ERA: 2.05	2.0		11	3	2	2	1	2	0	0	0	0	0	11	19	9.00	2.500								

Oakland Athletics @ Toronto Blue Jays
Exhibition Stadium, Toronto, ON
Tue Sep 22 1981, 7:05 PM EDT
Att: 15,542 - Unknown - 44 F

livebaseballscorecards.com

AB 32
R 4
H 5
RBI 4
BB 5
SO 8
LOB 11



Batter	1	2	3	4	5	6	7	8	9	AB	R	H	RBI	BB	SO	LOB	BOTTOM								
Alfredo Griffin, S OBP: 0.242, SLG: 0.283 Charlie Beamon, L OBP: 0.294, SLG: 0.267	0-0 F7		0-0 F3			0-0 F8			4-0 3B BB	3	0	0	0	0	0	1									
Al Woods, L OBP: 0.290, SLG: 0.301	0-0 P5			4-0 G4-3 BB			0-0 4-3		0-0 P6	3	0	0	0	1	0	1									
Jesse Barfield, R OBP: 0.356, SLG: 0.500	0-0 4-3			0-0 G4-3 1-2			0-0 6-3		0-0 1-H 3B	4	0	1	1	0	0	1									
John Mayberry, L OBP: 0.356, SLG: 0.430 Willie Upshaw, L OBP: 0.298, SLG: 0.320		0-0 P3		0-0 P4			0-0 HR		4-0 BB	3	1	1	1	1	0	0									
Otto Velez, R OBP: 0.377, SLG: 0.429		0-0 1B			0-3 K		0-3 K		0-3 K	4	0	1	0	0	3	2									
Lloyd Moseby, L OBP: 0.281, SLG: 0.355		0-0 3-1			0-3 K			0-0 F8		3	0	0	0	0	1	0									
Ernie Whitt, L OBP: 0.295, SLG: 0.279			0-3 K		0-0 F8			0-0 4-3		3	0	0	0	0	1	0									
Garth Iorg, R OBP: 0.263, SLG: 0.301			0-0 1-4-3			0-0 6-3		0-0 1-3		3	0	0	0	0	0	0									
Ted Cox, R OBP: 0.355, SLG: 0.538			4-0 BB			0-0 F9			0-0 F9	2	0	0	0	1	0	0									
Inning Stats	R: 0 E: 0 K: 0 S: 3	H: 0 LOB: 0 BB: 0 P: 3	R: 0 E: 0 K: 0 S: 3	H: 1 LOB: 0 BB: 0 P: 3	R: 0 E: 0 K: 1 S: 5	H: 0 LOB: 1 BB: 1 P: 9	R: 0 E: 0 K: 0 S: 2	H: 0 LOB: 0 BB: 1 P: 6	R: 0 E: 0 K: 2 S: 7	H: 0 LOB: 0 BB: 0 P: 7	R: 0 E: 0 K: 0 S: 3	H: 0 LOB: 0 BB: 0 P: 3	R: 1 E: 0 K: 1 S: 6	H: 1 LOB: 0 BB: 0 P: 6	R: 0 E: 0 K: 0 S: 3	H: 0 LOB: 0 BB: 0 P: 3	R: 1 E: 0 K: 1 S: 6	H: 1 LOB: 2 BB: 2 P: 14	1B: 1 2B: 0 3B: 1 HR: 1	SF: 0 SAC: 0 DP: 1 HBP: 0	WP: 0 PB: 0 SB: 0 CS: 0	PA: 32			
PITCHER	IP	WLS	BF	H	R	ER	SO	BB	IBB	HBP	BLK	WP	HR	S	P	ERA	WHIP								
Steve McCatty, R ERA: 2.4	9.0	W	32	3	2	2	5	4	0	0	0	0	1	38	54	2.00	0.778								

Oakland Athletics @ Toronto Blue Jays
Exhibition Stadium, Toronto, ON
Tue Sep 22 1981, 7:05 PM EDT
Att: 15,542 - Unknown - 44 F

livebaseballscorecards.com

AB 28
R 2
H 3
RBI 2
BB 4
SO 5
LOB 5



Batter	1	2	3	4	5	6	7	8	9	AB	R	H	RBI	BB	SO	LOB	TOP								
Rickey Henderson, R OBP: 0.411, SLG: 0.449 (1, 7)	0-3 K		0-3 K		0-3 K		0-3 K		0-0 1B	5	0	1	1	0	4	1	Oakland Athletics @ Toronto Blue Jays Exhibition Stadium, Toronto, ON Wed Sep 23 1981, 7:05 PM EDT Att: 14,114 - Unknown - 50 F								
Dwayne Murphy, L OBP: 0.391, SLG: 0.430 (1, 8)	0-3 K		0-3 K		0-0 P6		0-3 K		0-0 1B	5	0	1	0	0	3	1									
Jim Spencer, L OBP: 0.261, SLG: 0.284 (1, 3)	0-0 F8		0-0 F7		0-0 G3		0-0 G3		0-0 F7	5	0	0	0	0	0	3									
Tony Armas, R OBP: 0.296, SLG: 0.483 (1, 9)		0-0 1B 3B 1B		0-0 E6 1B 4-3		0-0 6-3		0-3 K		4	2	1	0	0	1	0									
Wayne Gross, L OBP: 0.307, SLG: 0.373 (1, 5)		0-0 1B 3B 1B		0-0 4-3 1B 1B		0-0 HR		0-3 K		4	3	3	1	0	1	0									
Keith Drumright, L OBP: 0.321, SLG: 0.329 (1, 10)		0-0 1B 3B		0-0 4-3		0-0 6-3		0-0 6-3		4	0	1	3	0	0	1									
Dave McKay, S OBP: 0.307, SLG: 0.354 (1, 4)		0-0 F7		0-0 1B		4-0 BB		0-0 G6-4-3 1B		3	0	2	1	1	0	1									
Jeff Newman, R OBP: 0.259, SLG: 0.332 (1, 2)	0-3 K		0-3 P4		0-0 F8		0-0 G6-4-3 1B		0-0 1B	4	0	0	0	0	1	4									
Fred Stanley, R OBP: 0.274, SLG: 0.227 (1, 6)	0-0 L4		0-0 F7		0-0 E5		0-0 S 1B		0-0 1B	4	1	1	0	0	0	2									
Inning Stats	R: 0 E: 0 K: 2 S: 7	H: 0 LOB: 0 BB: 0 P: 7	R: 2 E: 0 K: 1 S: 8	H: 3 LOB: 1 BB: 0 P: 8	R: 0 E: 0 K: 2 S: 7	H: 0 LOB: 0 BB: 0 P: 7	R: 2 E: 1 K: 0 S: 6	H: 2 LOB: 1 BB: 0 P: 6	R: 0 E: 0 K: 1 S: 5	H: 0 LOB: 0 BB: 0 P: 5	R: 1 E: 0 K: 0 S: 4	H: 1 LOB: 1 BB: 0 P: 8	R: 0 E: 1 K: 2 S: 8	H: 0 LOB: 1 BB: 0 P: 8	R: 0 E: 0 K: 2 S: 7	H: 0 LOB: 0 BB: 0 P: 7	R: 1 E: 0 K: 0 S: 6	H: 4 LOB: 2 BB: 0 P: 6	1B: 8 2B: 0 3B: 1 HR: 1	SF: 0 SAC: 0 DP: 1 HBP: 0	WP: 0 PB: 0 SB: 1 CS: 0	PA: 39			
PITCHER	IP	WLS	BF	H	R	ER	SO	BB	IBB	HBP	BLK	WP	HR	S	P	ERA	WHIP								
Jim Clancy, R ERA: 4.85 (1, 1)	6.0	L	26	6	5	4	6	1	0	0	0	0	1	37	41	6.00	1.167								
Jackson Todd, R ERA: 4.03 (7, 1)	1.0		4	0	0	0	2	0	0	0	0	0	0	8	8	0.00	0.000								
Paul Mirabella, L ERA: 6.23 (8, 1)	1.0		3	0	0	0	2	0	0	0	0	0	0	7	7	0.00	0.000								
Nino Espinosa, R ERA: 6.15 (9, 1)	1.0		6	4	1	1	0	0	0	0	0	0	0	6	6	9.00	4.000								

AB 38
R 6
H 10
RBI 6
BB 1
SO 10
LOB 13



Batter	1	2	3	4	5	6	7	8	9	AB	R	H	RBI	BB	SO	LOB	BOTTOM								
Alfredo Griffin, S OBP: 0.245, SLG: 0.291 (1, 6)	0-0 F9		0-0 1B		0-0 3B		0-0 F8			4	0	2	0	0	0	2	Oakland Athletics @ Toronto Blue Jays Exhibition Stadium, Toronto, ON Wed Sep 23 1981, 7:05 PM EDT Att: 14,114 - Unknown - 50 F								
Lloyd Moseby, L OBP: 0.283, SLG: 0.357 (1, 8)	0-0 3-1		0-0 1B		0-3 K		0-0 G1-4-3 1B			4	0	2	0	0	1	1									
Jesse Barfield, R OBP: 0.338, SLG: 0.472 (1, 9)	0-3 K		0-3 K		0-0 F9		0-0 G1-4-3 1B		0-0 F7	4	0	0	0	0	2	4									
John Mayberry, L OBP: 0.351, SLG: 0.424 (1, 3)		0-0 5-3		0-0 F7		0-0 P5		0-0 F7		4	0	0	0	0	0	0									
Otto Velez, R OBP: 0.371, SLG: 0.422 (1, 10)	0-3 K		0-0 P4		0-0 F2		0-0 F8			4	0	0	0	0	1	0									
George Bell, R OBP: 0.295, SLG: 0.364 (1, 7)	0-0 5-3		0-0 1B		0-3 K		0-0 5-3			4	0	1	0	0	1	0									
Ernie Whitt, L OBP: 0.299, SLG: 0.276 (1, 2)			4-0 FC5-4 BB		0-0 5-3		4-0 HBP BB		0-0 F7	2	0	0	0	2	0	1									
Garth Iorg, R OBP: 0.264, SLG: 0.298 (1, 4)			0-0 F9		0-0 4-3		1-0 HBP			2	0	0	0	0	0	1									
Ken Macha, R OBP: 0.272, SLG: 0.229 (7, PR) (8, 5)			0-0 FC5-4 1B 1B		0-3 K		1-2 HBP			0	0	0	0	0	0	0									
Fred Manrique, R OBP: 0.211, SLG: 0.167 (8, 6)			0-0 FC5-4 1B 1B		0-3 K		0-0 F8			3	0	0	0	0	1	3									
Inning Stats	R: 0 E: 0 K: 1 S: 5	H: 0 LOB: 0 BB: 0 P: 5	R: 0 E: 0 K: 1 S: 5	H: 0 LOB: 0 BB: 0 P: 5	R: 0 E: 0 K: 0 S: 4	H: 1 LOB: 0 BB: 0 P: 4	R: 0 E: 0 K: 2 S: 8	H: 1 LOB: 1 BB: 0 P: 8	R: 0 E: 0 K: 0 S: 3	H: 0 LOB: 0 BB: 0 P: 3	R: 0 E: 0 K: 1 S: 5	H: 0 LOB: 2 BB: 1 P: 10	R: 0 E: 0 K: 0 S: 3	H: 1 LOB: 0 BB: 0 P: 3	R: 0 E: 0 K: 0 S: 3	H: 0 LOB: 0 BB: 0 P: 3	1B: 4 2B: 0 3B: 1 HR: 0	SF: 0 SAC: 0 DP: 1 HBP: 1	WP: 0 PB: 0 SB: 0 CS: 0	PA: 34					
PITCHER	IP	WLS	BF	H	R	ER	SO	BB	IBB	HBP	BLK	WP	HR	S	P	ERA	WHIP								
Rick Langford, R ERA: 2.71 (1, 1)	9.0	W	34	5	0	0	6	2	0	1	0	0	0	43	52	0.00	0.778								

AB 31
R 0
H 5
RBI 0
BB 2
SO 6
LOB 12



Batter	1	2	3	4	5	6	7	8	9	AB	R	H	RBI	BB	SO	LOB	TOP	
Alfredo Griffin, S Fred Manrique, R OBP: 0.244, SLG: 0.290 OBP: 0.217, SLG: 0.182	(1, 6) K		(2, 3) K	(3, 3) 5-3			(1, 1) FC4-6 2H 6-3 1B		(1, 1) K	1	0	0	0	1	0	4	1 0 0 0 1 0 4 1 1 1 0 2 5	
Al Woods, L OBP: 0.289, SLG: 0.299	(1, 7) F9		(3, 3) 6-3		(1, 1) P4		(1, 2) FC4-6 1B		(2, 2) F8	5	0	1	0	0	0	3	5 0 1 0 0 0 3	
Jesse Barfield, R OBP: 0.329, SLG: 0.455	(1, 9) F8			(1, 1) F8	(2, 2) G6-4-3 1B		(1, 1) FC4-6 6-3 1B		(3, 3) FC5-4	5	0	1	0	0	0	3	5 0 1 0 0 0 3	
John Mayberry, L Greg Wells, R OBP: 0.355, SLG: 0.426 OBP: 0.276, SLG: 0.284	(1, 3) G6-4-3 BB		(2, 2) BB 1B	(2, 2) BB 1B	(2, 2) G6-4-3		(2, 2) 6-3			1	0	1	0	1	0	0	1 0 1 0 1 0 0 2 1 0 1 0 0 2	
Otto Velez, R OBP: 0.370, SLG: 0.416	(1, 10) F9		(1, 2) 4-3 1B BB	(1, 2) 4-3 1B BB		(1, 1) 6-3	(3, 3) F2			3	1	0	0	1	0	2	3 1 0 0 1 0 2	
Garth Iorg, R OBP: 0.284, SLG: 0.297	(1, 4) G6-4-3		(1, 2) 4-3 1B	(1, 2) 4-3 1B		(2, 2) F8		(1, 1) L8		4	1	1	1	0	0	1	4 1 1 1 0 0 1	
Lloyd Moseby, L OBP: 0.285, SLG: 0.362	(1, 8) WP 1B		(2, 2) 4-3 1B	(2, 2) 4-3 1B		(2, 2) F8		(2, 2) F8		4	0	2	0	0	0	2	4 0 2 0 0 0 2	
Buck Martinez, R OBP: 0.291, SLG: 0.417	(1, 2) K		(1, 1) K	(1, 1) K		(3, 3) 5-3		(3, 3) 6-3		3	0	0	0	1	1	2	3 0 0 0 1 1 2	
Ted Cox, R OBP: 0.429, SLG: 0.600	(1, 5) WP 1B		(1, 2) WP 1B	(1, 2) WP 1B		(1, 1) E8 1B		(1, 1) FC5-4 1B		4	1	4	2	0	0	0	4 1 4 2 0 0 0	
Inning Stats	R: 0 H: 0 E: 0 K: 1 S: 5	H: 0 R: 0 ER: 0 LOB: 0 BB: 0 P: 5	R: 0 H: 0 E: 0 K: 0 S: 2	H: 0 R: 0 ER: 0 LOB: 0 BB: 1 P: 6	R: 0 H: 2 E: 0 K: 2 S: 9	H: 2 R: 0 ER: 0 LOB: 2 BB: 0 P: 9	R: 3 H: 3 E: 0 K: 0 S: 6	H: 3 R: 0 ER: 0 LOB: 1 BB: 0 P: 4	R: 2 H: 3 E: 1 K: 0 S: 6	H: 3 R: 0 ER: 0 LOB: 1 BB: 0 P: 6	R: 0 H: 0 E: 0 K: 1 S: 3	H: 0 R: 0 ER: 0 LOB: 0 BB: 0 P: 3	R: 0 H: 1 E: 0 K: 1 S: 6	H: 1 R: 0 ER: 0 LOB: 1 BB: 0 P: 6	1B: 10 2B: 1 3B: 0 HR: 0	SF: 0 SAC: 0 DP: 2 HBP: 0	WP: 1 PA: 39 PB: 0 SB: 0 CS: 0	
PITCHER	IP WLS BF H R ER SO BB IBB HBP BLK WP HR S P ERA WHIP	7.0 W 32 10 5 5 3 3 0 0 0 1 0 35 47 6.43 1.857	2.0 7 1 0 0 1 0 0 0 0 0 0 0 9 9 0.00 0.500															

Toronto Blue Jays @ California Angels
Anaheim Stadium, Anaheim, CA
Fri Sep 25 1981, 10:05 PM EDT
Att: 19,890 - Unknown

AB 36
R 5
H 11
RBI 5
BB 3
SO 4
LOB 20

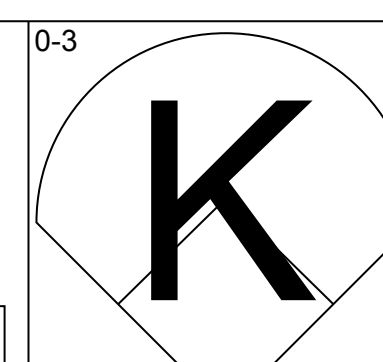
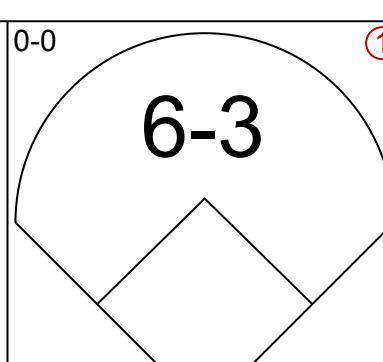
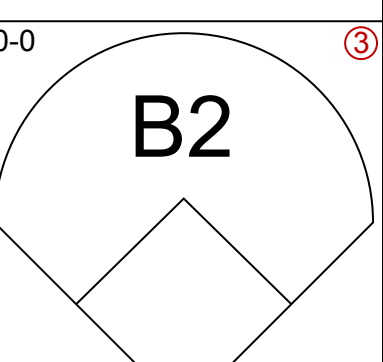
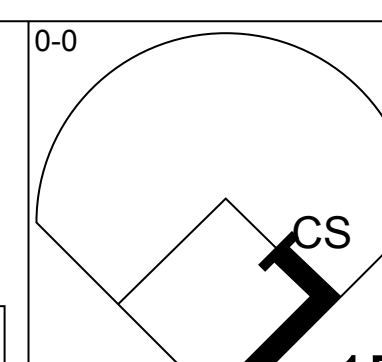
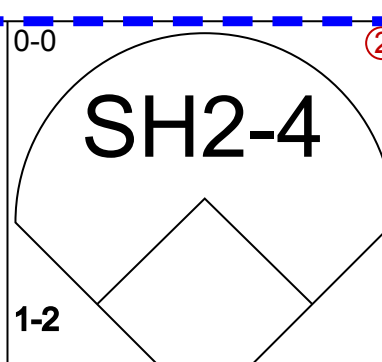
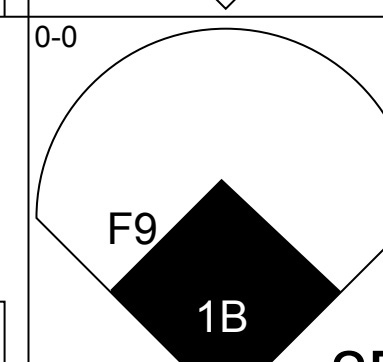
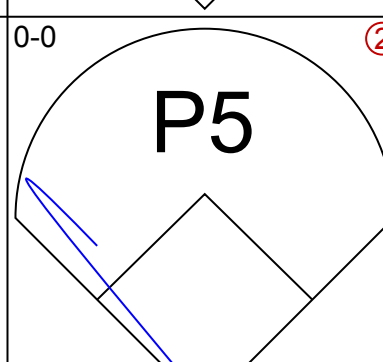
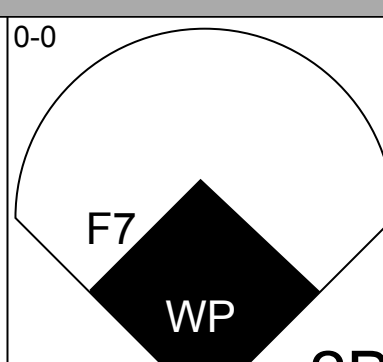
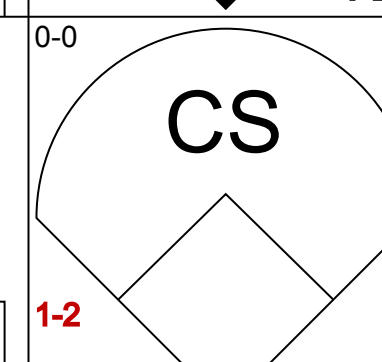
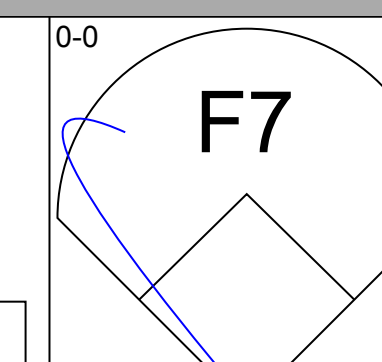
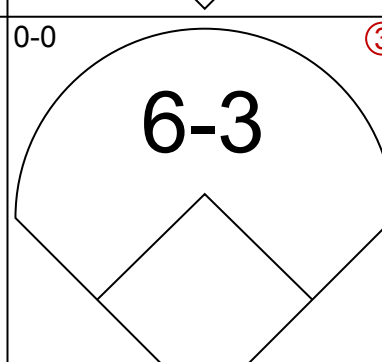
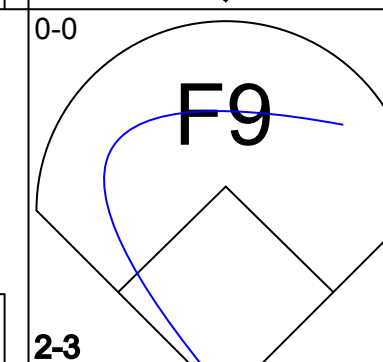
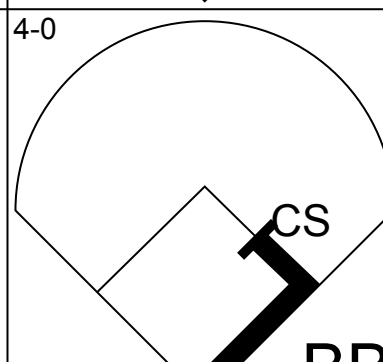
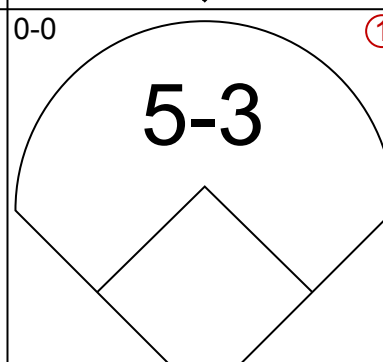
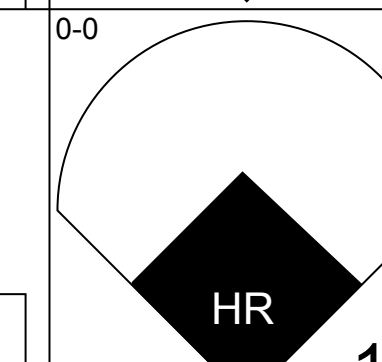
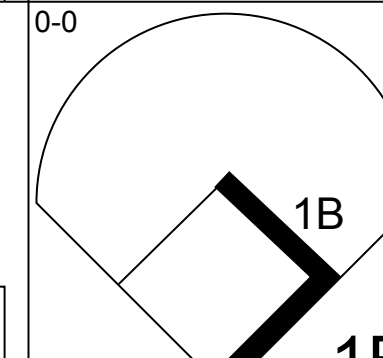
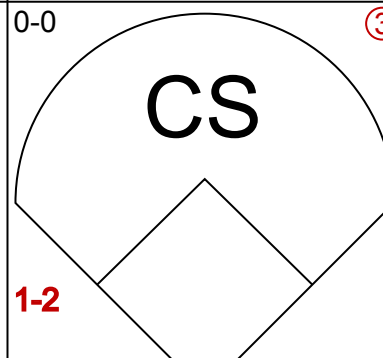
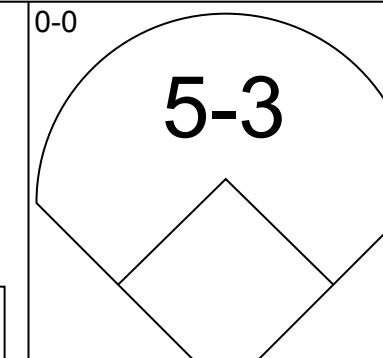
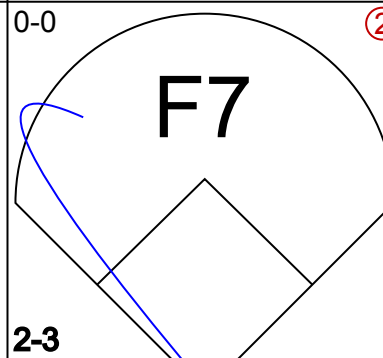
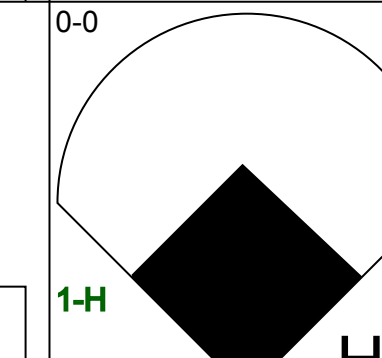
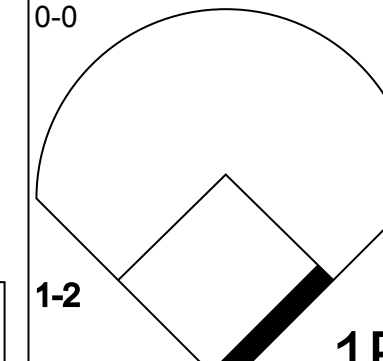
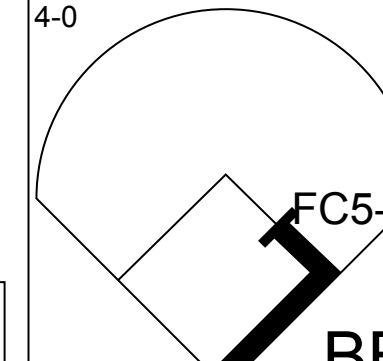
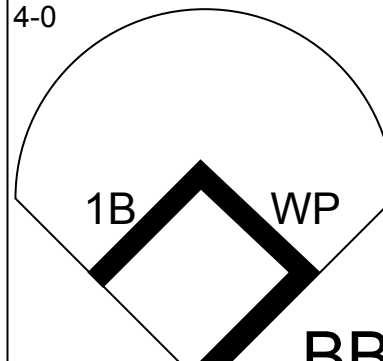
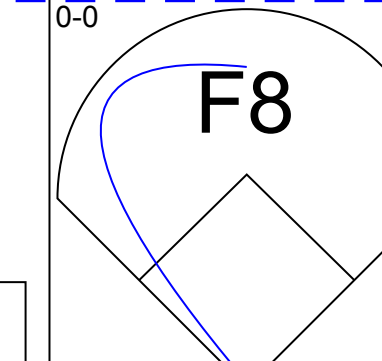
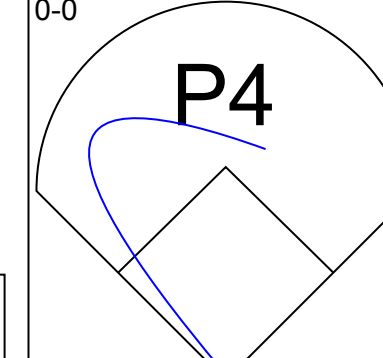
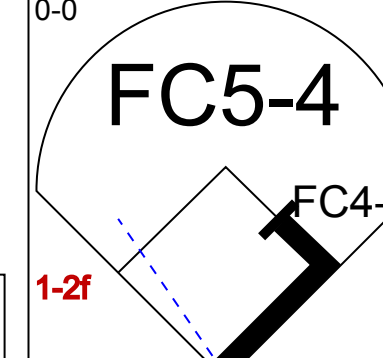
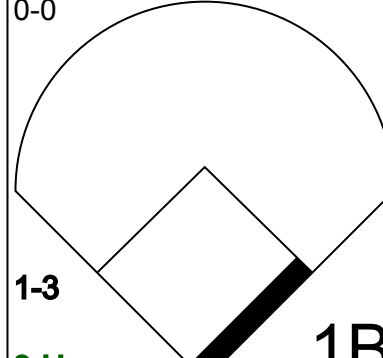
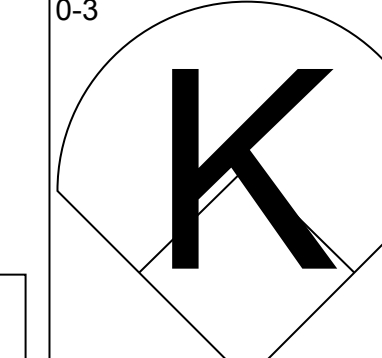

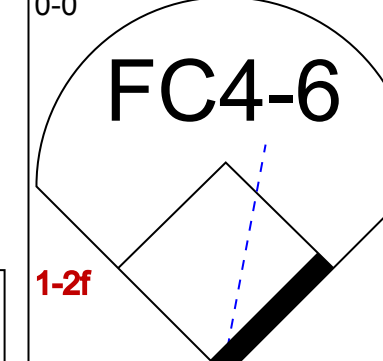
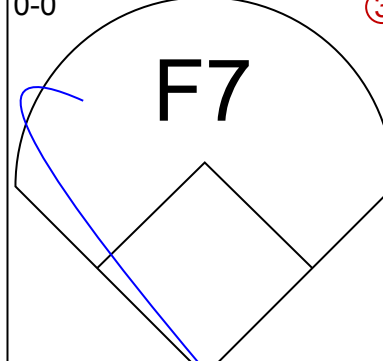
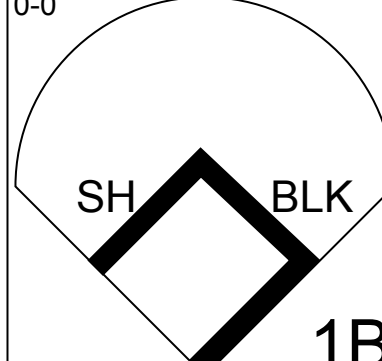


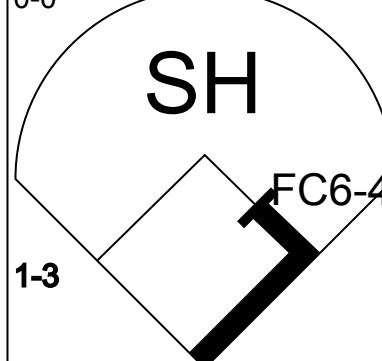


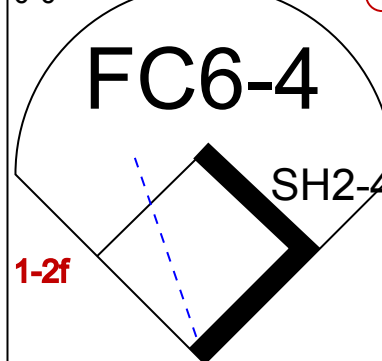


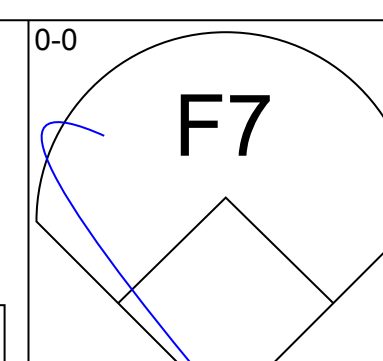
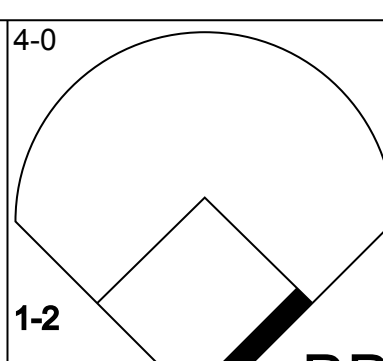
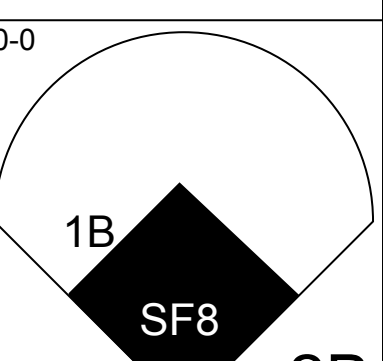
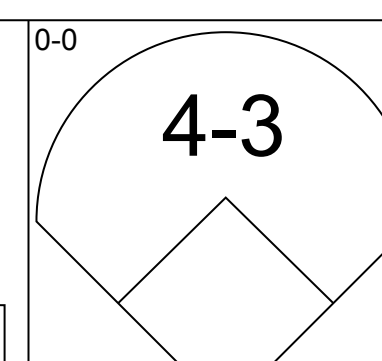
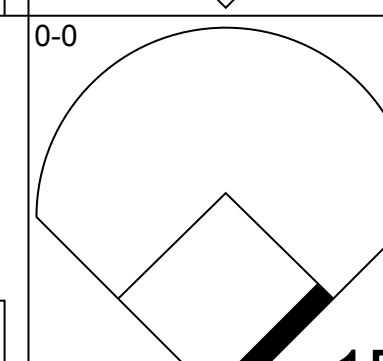
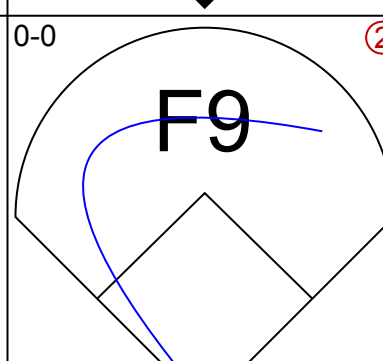
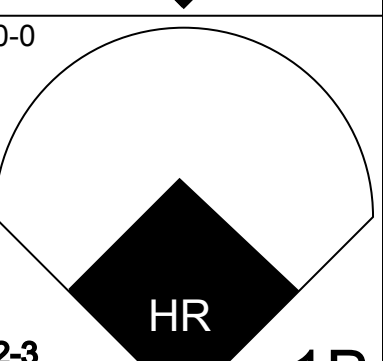
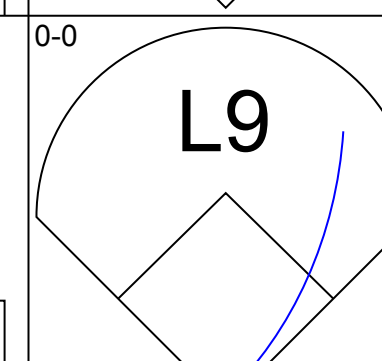
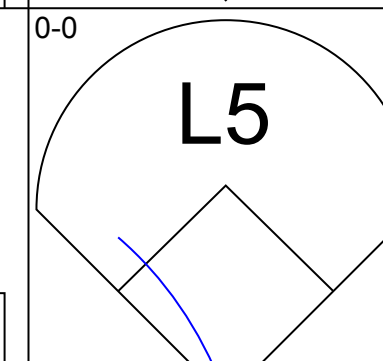
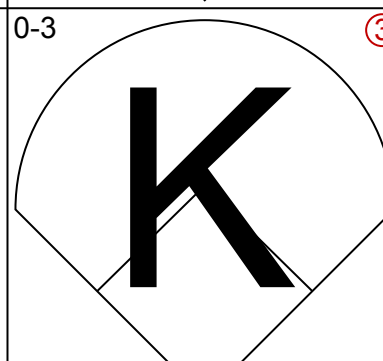
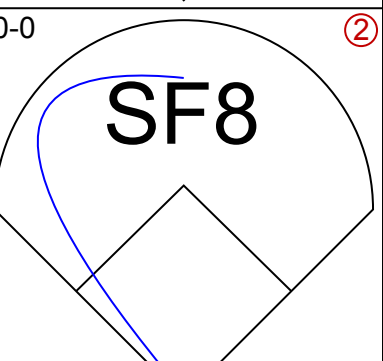
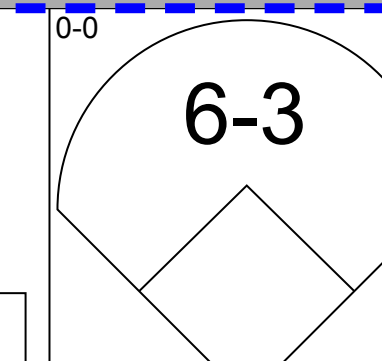
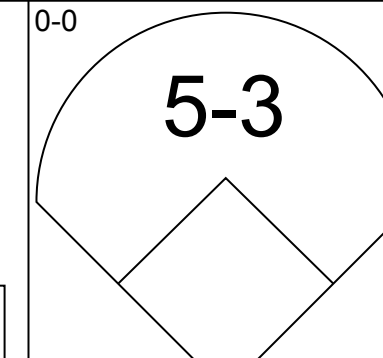
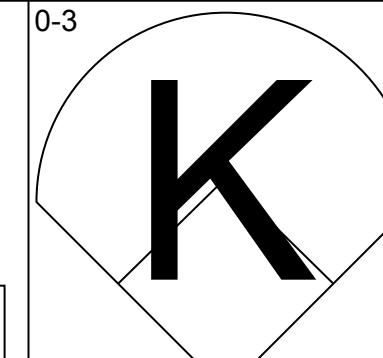
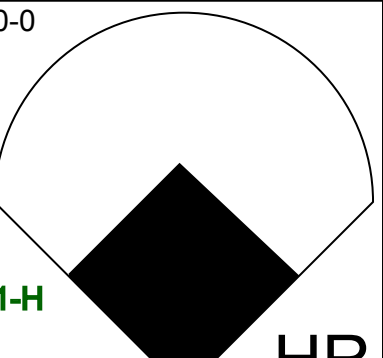
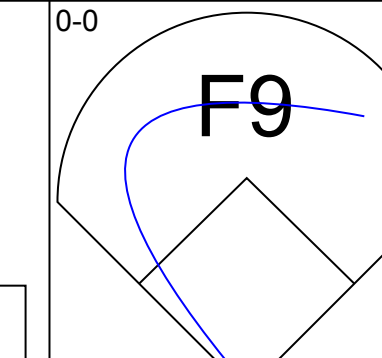

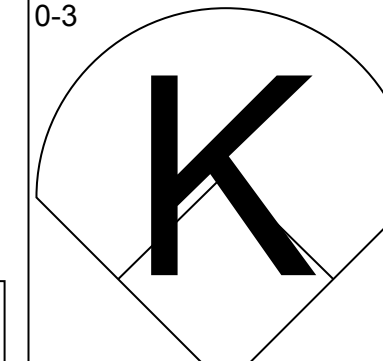
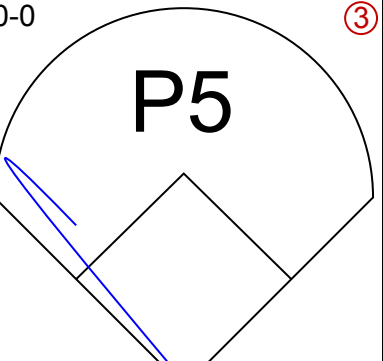
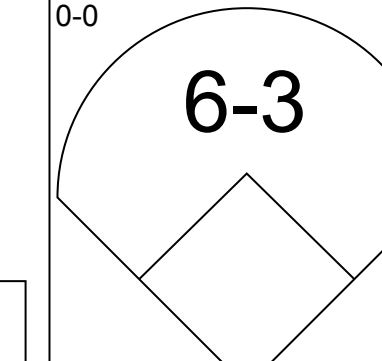

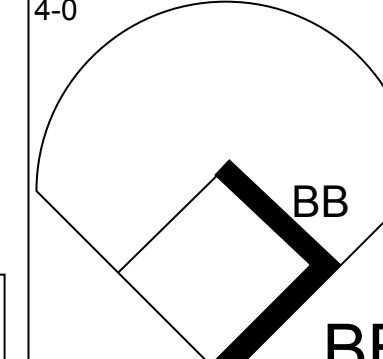
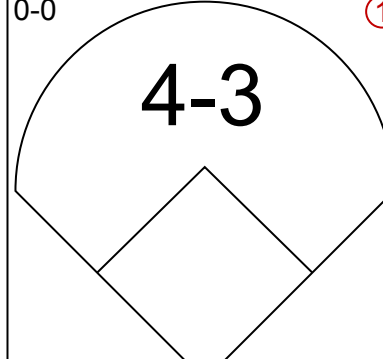
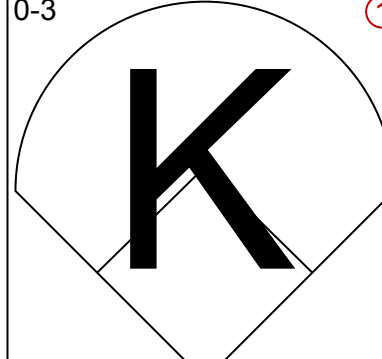

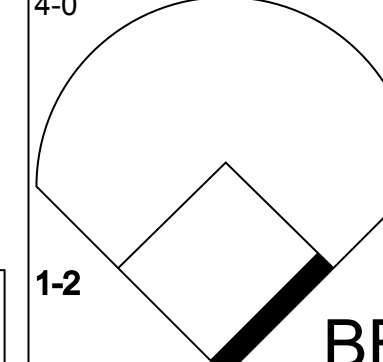
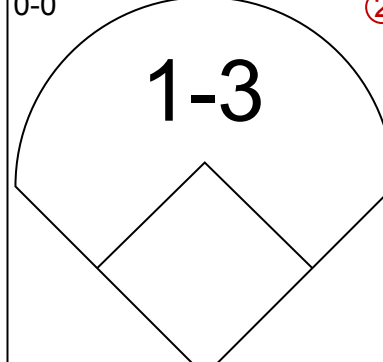
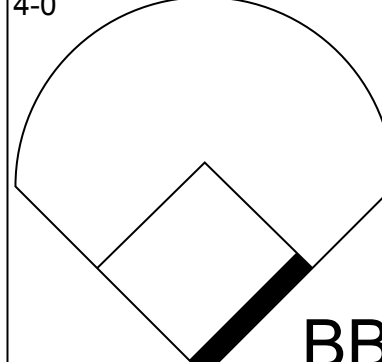
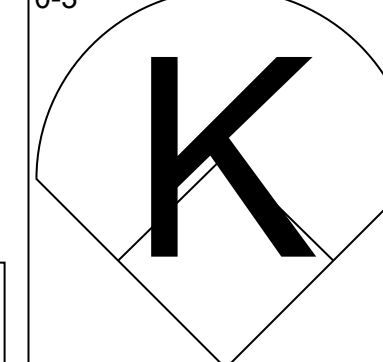
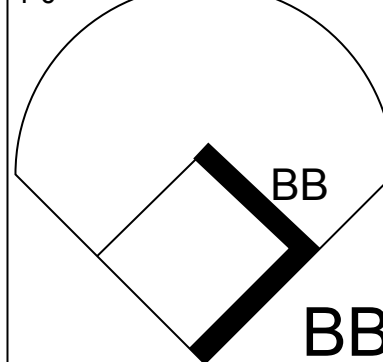


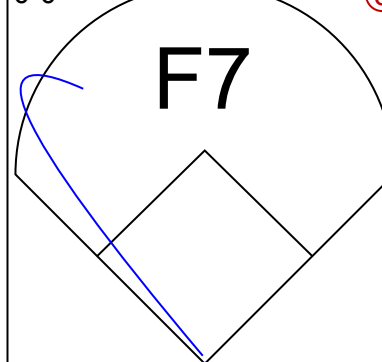
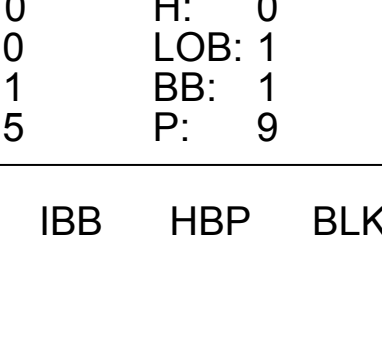




Batter	1	2	3	4	5	6	7	8	9	AB	R	H	RBI	BB	SO	LOB	BOTTOM
Brian Downing, R Larry Harlow, L OBP: 0.353, SLG: 0.383 OBP: 0.346, SLG: 0.235	(1, 7) BB FC6-4				(2, 2) F8			(2, 2) F7		4	1	1	0	1	0	2	4 1 1 0 1 0 2 0 0 0 0 0 0 0
Rick Burleson, R OBP: 0.363, SLG: 0.378	(1, 6) 2B E4 BB	(1, 1) P2		(1, 1) F8			(1, 1) F8		(1, 1) 1B	5	2	2	0	0	0	1	5 2 2 0 0 0 1
Bobby Grich, R OBP: 0.375, SLG: 0.519	(1, 4) 1B 2B	(1, 1) E 1B BB		(1, 1) G6-4-3 1B		(1, 1) 6-3		(3, 3) K		4	2	2	2	1	1	1	4 2 2 2 1 1 1
Don Baylor, R OBP: 0.315, SLG: 0.418	(1, 10) 1B HR 1B	(1, 1) F8		(2, 2) G6-4-3		(2, 2) 5-3				4	1	1	1	0	0	2	4 1 1 1 0 0 2
Daryl Sconiers, L OBP: 0.229, SLG: 0.206	(1, 3) HR 1B	(1, 1) 1B SF8 1B		(1, 1) F8		(3, 3) 3-1				4	2	2	1	0	0	0	4 2 2 1 0 0 0
Dan Ford, R OBP: 0.326, SLG: 0.447	(1, 9) HR 1B	(1, 1) 2B 1B		(2, 2) 6-3		(1, 1) L9-3 BB				3	2	2	3	1	0	0	3 2 2 3 1 0 0
Ed Ott, L OBP: 0.272, SLG: 0.286	(1, 2) K	(2, 2) SF8		(3, 3) 4-3		(1, 1) P7				3	0	0	1	0	1	1	3 0 0 1 0 1 1
Juan Beniquez, R OBP: 0.271, SLG: 0.284	(1, 8) FC6-4 BB	(1, 1) 2B BB		(1, 1) 4-3		(2, 2) L9-3				2	1	0	0	2	0	1	2 1 0 0 2 0 1
Bert Campaneris, R Freddie Patek, R OBP: 0.295, SLG: 0.341 OBP: 0.250, SLG: 0.302	(1, 5) F9	(1, 1) 1B 2B		(1, 1) 1B				(1, 1) G3		2	0	1	2	0	0	1	2 0 1 2 0 0 1 2 0 1 0 0 0 0
Inning Stats	R: 6 H: 5 E: 0 K: 1 S: 10	H: 5 R: 4 ER: 4 LOB: 1 BB: 2 P: 18	R: 5 H: 4 E: 2 K: 0 S: 7	H: 4 R: 0 ER: 0 LOB: 2 BB: 2 P: 15	R: 0 H: 1 E: 0 K: 0 S: 3	H: 1 R: 0 ER: 0 LOB: 0 BB: 0 P: 3	R: 0 H: 0 E: 0 K: 0 S: 3	H: 0 R: 0 ER: 0 LOB: 0 BB: 1 P: 3	R: 0 H: 0 E: 0 K: 0 S: 2	H: 0 R: 0 ER: 0 LOB: 0 BB: 1 P: 6	R: 0 H: 1 E: 0 K: 1 S: 6	H: 1 R: 0 ER: 0 LOB: 1 BB: 0 P: 6	1B: 8 2B: 4 3B: 0 HR: 1	SF: 1 SAC: 0 DP: 2 HBP: 0	WP: 0 PA: 39 PB: 0 SB: 0 CS: 0		
PITCHER	IP WLS BF H R ER SO BB IBB HBP BLK WP HR S P ERA WHIP	0.0 L 13 4 7 3 1 3 0 0 0 0 1 12 24 16.20 4.200	4.1 15 4 0 0 0 0 0 0 0 0 0 0 15 15 0.00 0.923	1.0 3 0 0 0 0 1 0 0 0 0 0 2 6 0.00 1.000	1.0 4 1 0 0 1 0 0 0 0 0 0 6 6 0.00 1.000												

Toronto Blue Jays @ California Angels
Anaheim Stadium, Anaheim, CA
Fri Sep 25 1981, 10:05 PM EDT
Att: 19,890 - Unknown

AB 33
R 11
H 12
RBI 10
BB 5
SO 2
LOB 9



Batter	1	2	3	4	5	6	7	8	9	AB	R	H	RBI	BB	SO	LOB	TOP			
Alfredo Griffin, S OBP: 0.245, SLG: 0.293										4	0	1	0	0	1	0	Toronto Blue Jays @ California Angels Anaheim Stadium, Anaheim, CA Sun Sep 27 1981, 6:33 AM EDT Att: 24,903 - Unknown			
Al Woods, L OBP: 0.287, SLG: 0.304										5	2	2	0	0	0	2				
Garth Iorg, R OBP: 0.273, SLG: 0.302										3	1	1	0	1	0	2				
John Mayberry, L OBP: 0.362, SLG: 0.438										4	1	2	3	0	0	1				
Otto Velez, R OBP: 0.370, SLG: 0.409										2	0	1	0	2	0	0				
Ted Cox, R OBP: 0.419, SLG: 0.579										4	0	1	0	0	1	3				
Lloyd Moseby, L OBP: 0.290, SLG: 0.373										4	0	1	0	0	1	3				
Buck Martinez, R OBP: 0.285, SLG: 0.407										3	0	0	0	0	0	0				
George Bell, R OBP: 0.258, SLG: 0.354										4	0	0	0	0	0	2				
Inning Stats	R: 1 E: 0 K: 1 S: 8	H: 3 LOB: 2 BB: 0 P: 8	R: 0 E: 0 K: 1 S: 5	H: 0 LOB: 0 BB: 0 P: 5	R: 0 E: 0 K: 0 S: 2	H: 0 LOB: 1 BB: 1 P: 6	R: 0 E: 0 K: 0 S: 3	H: 0 LOB: 0 BB: 0 P: 7	R: 0 E: 0 K: 0 S: 3	H: 2 LOB: 2 BB: 1 P: 9	R: 0 E: 0 K: 0 S: 3	H: 1 LOB: 0 BB: 0 P: 3	R: 2 E: 0 K: 1 S: 7	H: 2 LOB: 0 BB: 0 P: 7	R: 0 E: 0 K: 0 S: 5	H: 1 LOB: 2 BB: 0 P: 5	1B: 6 2B: 2 3B: 0 HR: 1	SF: 0 SAC: 0 DP: 0 HBP: 0	WP: 1 PB: 0 SB: 0 CS: 2	PA: 40
PITCHER	IP WLS BF H R ER SO BB IBB HBP BLK WP HR S P ERA WHIP																			
Angel Moreno, L ERA: 3.57	(1, 1) 7.1 L 31 8 4 4 2 3 0 0 0 0 1 1 32 44 4.91 1.500																			
Jesse Jefferson, R ERA: 3.51	(8, 1) 1.0 5 1 0 0 1 0 0 0 1 0 0 7 7 0.00 1.000																			
Andy Hassler, L ERA: 2.95	(9, 1) 0.2 2 0 0 0 0 0 0 0 0 0 0 2 2 0.00 0.000																			

Batter	1	2	3	4	5	6	7	8	9	AB	R	H	RBI	BB	SO	LOB	BOTTOM			
Rod Carew, L OBP: 0.380, SLG: 0.378										3	1	1	0	1	0	0	Toronto Blue Jays @ California Angels Anaheim Stadium, Anaheim, CA Sun Sep 27 1981, 6:33 AM EDT Att: 24,903 - Unknown			
Rick Burleson, R OBP: 0.383, SLG: 0.380										4	1	2	0	0	0	2				
Bobby Grich, R OBP: 0.375, SLG: 0.523										3	0	0	1	0	1	3				
Daryl Sconiers, L OBP: 0.256, SLG: 0.357										4	1	1	2	0	1	1				
Don Baylor, R OBP: 0.312, SLG: 0.413										4	0	0	0	0	1	0				
Larry Harlow, L OBP: 0.337, SLG: 0.216										3	0	0	0	1	2	0				
Joe Ferguson, R OBP: 0.366, SLG: 0.375										2	0	0	0	2	0	0				
Steve Lubratic, R (9, PR)										0	0	0	0	0	0	0				
Juan Beniquez, R OBP: 0.269, SLG: 0.276										1	0	0	0	0	1	0				
Dan Ford, R OBP: 0.323, SLG: 0.444										3	0	0	0	0	1	3				
Butch Hobson, R OBP: 0.321, SLG: 0.341										2	0	0	0	1	1	0				
Freddie Patek, R OBP: 0.287, SLG: 0.318										0	0	0	0	0	0	0				
John Harris, L OBP: 0.250, SLG: 0.342										1	0	0	0	0	0	1				
Inning Stats	R: 0 E: 0 K: 0 S: 4	H: 1 LOB: 1 BB: 0 P: 4	R: 0 E: 0 K: 1 S: 5	H: 0 LOB: 0 BB: 0 P: 5	R: 0 E: 0 K: 2 S: 7	H: 0 LOB: 2 BB: 2 P: 15	R: 0 E: 0 K: 3 S: 9	H: 0 LOB: 2 BB: 2 P: 17	R: 3 E: 0 K: 1 S: 8	H: 3 LOB: 0 BB: 0 P: 8	R: 0 E: 0 K: 0 S: 3	H: 0 LOB: 0 BB: 0 P: 3	R: 0 E: 0 K: 0 S: 3	H: 0 LOB: 0 BB: 0 P: 3	R: 0 E: 0 K: 1 S: 5	H: 0 LOB: 1 BB: 1 P: 9	1B: 2 2B: 1 3B: 0 HR: 1	SF: 1 SAC: 0 DP: 0 HBP: 0	WP: 0 PB: 0 SB: 0 CS: 0	PA: 36
PITCHER	IP WLS BF H R ER SO BB IBB HBP BLK WP HR S P ERA WHIP																			
Dave Stieb, R ERA: 3.18	(1, 1) 7.0 W 29 4 3 3 7 4 0 0 0 0 0 0 39 55 3.86 1.143																			
Joey McLaughlin, R ERA: 2.79	(8, 1) 2.0 S 7 0 0 0 1 1 0 0 0 0 0 0 8 12 0.00 0.500																			

AB	33
R	4
H	9
RBI	3
BB	3
SO	3
LOB	13



AB	30
R	3
H	4
RBI	3
BB	5
SO	8
LOB	10



Batter	1	2	3	4	5	6	7	8	9	AB	R	H	RBI	BB	SO	LOB	TOP				
Alfredo Griffin, S (1,6) OBP: 0.242, SLG: 0.290	0-0 4-3			0-0 4-3		0-0 F3		0-0 F8		4	0	0	0	0	0	2	<p>Toronto Blue Jays @ Oakland Athletics Oakland-Alameda County Coliseum, Oakland, CA</p> <p>Tue Sep 29 1981, 3:33 AM PDT Att: 10,998 - Sunny</p> <p>livebaseballscores.com</p>				
Al Woods, L (1,7) OBP: 0.286, SLG: 0.303	0-0 5-3			0-0 F9		0-0 F7		0-0 1B		4	0	1	0	0	0	1					
Jesse Barfield, R (1,9) OBP: 0.300, SLG: 0.412	0-3 K			0-3 K		0-0 4-3		0-3 K		4	0	0	0	0	3	3					
John Mayberry, L (1,3) OBP: 0.364, SLG: 0.450 Willie Upshaw, L (7, PR) OBP: 0.298, SLG: 0.320 Greg Wells, R (9, PH) OBP: 0.274, SLG: 0.279		0-0 F9			0-0 HR		4-0 BB		0-3 K	2	1	1	1	1	0	0					
Otto Velez, R (1,10) OBP: 0.368, SLG: 0.411		0-3 K			0-0 5-3 2B		0-0 F7		0-3 K	4	0	1	0	0	2	1					
Ted Cox, R (1,5) OBP: 0.383, SLG: 0.524		0-3 K			0-0 5-3		0-0 F9		0-3 K	4	0	0	0	0	2	2					
Lloyd Moseby, L (1,8) OBP: 0.288, SLG: 0.370			0-0 6-3		0-0 F6		0-3 K			3	0	0	0	0	1	2					
Garth Iorg, R (1,4) OBP: 0.269, SLG: 0.297			0-3 K		0-0 5-3			0-0 6-3		3	0	0	0	0	1	1					
Buck Martinez, R (1,2) OBP: 0.293, SLG: 0.408			0-0 F7			4-0 BB		0-0 1B 1B		2	0	1	0	1	0	0					
Inning Stats	R: 0 E: 0 K: 1 S: 5	H: 0 LOB: 0 BB: 0 P: 5	R: 0 E: 0 K: 2 S: 7	H: 0 LOB: 0 BB: 0 P: 7	R: 0 E: 0 K: 1 S: 5	H: 0 LOB: 0 BB: 0 P: 5	R: 0 E: 0 K: 1 S: 5	H: 0 LOB: 1 BB: 1 P: 5	R: 0 E: 0 K: 1 S: 3	H: 0 LOB: 1 BB: 1 P: 7	R: 0 E: 0 K: 1 S: 5	H: 0 LOB: 1 BB: 1 P: 9	R: 0 E: 0 K: 1 S: 7	H: 2 LOB: 2 BB: 0 P: 7	R: 0 E: 0 K: 3 S: 9	H: 0 LOB: 0 BB: 0 P: 9		1B: 2 2B: 1 3B: 0 HR: 1	SF: 0 SAC: 0 DP: 0 HBP: 0	WP: 0 PB: 0 SB: 0 CS: 0	PA: 33
PITCHER Tom Underwood, L (1,1) ERA: 3.67	IP: 9.0 WLS: W BF: 33 H: 4 R: 1 ER: 1 SO: 10 BB: 2 IBB: 0 HBP: 0 BLK: 0 WP: 0 HR: 1 S: 51 P: 59 ERA: 1.00 WHIP: 0.667															PITCHER					


Batter	1	2	3	4	5	6	7	8	9	AB	R	H	RBI	BB	SO	LOB	BOTTOM		
Rickey Henderson, R (1,7) OBP: 0.413, SLG: 0.442	0-0 F4			0-0 5-3		4-0 2B 4-3 BB		0-0 1B 1-2 2-H		3	1	1	1	1	0	0	<p>Toronto Blue Jays @ Oakland Athletics Oakland-Alameda County Coliseum, Oakland, CA</p> <p>Tue Sep 29 1981, 3:33 AM PDT Att: 10,998 - Sunny</p> <p>livebaseballscores.com</p>		
Dwayne Murphy, L (1,8) OBP: 0.370, SLG: 0.412	0-3 K			0-0 4-3		0-0 4-3		4-0 1B 1-2 2-3 BB		3	0	0	0	1	1	1			
Jim Spencer, L (1,3) OBP: 0.254, SLG: 0.282	0-0 6-3			0-0 F8		0-0 2B 2-H		0-3 K		4	0	1	1	0	1	3			
Tony Armas, R (1,9) OBP: 0.291, SLG: 0.472		0-0 G3-6-3 1B			0-0 FC4 E 1B	0-3 K		0-0 F9		4	1	2	0	0	1	4			
Wayne Gross, L (1,5) OBP: 0.308, SLG: 0.369		0-0 G3-6-3 1-2			4-0 FC4 1-2 BB	0-0 F2		0-3 K		3	0	0	0	1	1	2			
Keith Drumright, L (1,10) OBP: 0.325, SLG: 0.333 Jimmy Sexton, R (7, PR)		0-0 1-3			0-0 FC4 E SH5-3		0-0 1B 1B		0-0 5-3	3	1	1	0	0	0	2			
Mike Heath, R (1,2) OBP: 0.275, SLG: 0.354			0-0 6-3		0-0 E6 SH5-3		0-0 F6		0-0 1B 1B	4	0	1	1	0	2				
Dave McKay, S (1,4) OBP: 0.313, SLG: 0.354			0-0 4-3		0-0 SH5-3		0-0 1B 1B		0-0 1B 1B	3	1	2	2	0	0	0			
Fred Stanley, R (1,6) OBP: 0.271, SLG: 0.227			0-0 F9		0-0 F4		0-0 BB 1B 1B			3	0	1	0	0	0	1			
Inning Stats	R: 0 E: 0 K: 1 S: 5	H: 1 LOB: 0 BB: 0 P: 3	R: 0 E: 0 K: 0 S: 3	H: 0 LOB: 0 BB: 0 P: 3	R: 0 E: 0 K: 0 S: 3	H: 0 LOB: 0 BB: 0 P: 3	R: 2 E: 1 K: 0 S: 5	H: 1 LOB: 1 BB: 1 P: 9	R: 1 E: 0 K: 1 S: 6	H: 1 LOB: 1 BB: 1 P: 10	R: 2 E: 0 K: 1 S: 9	H: 4 LOB: 3 BB: 1 P: 13	R: 0 E: 0 K: 1 S: 6	H: 2 LOB: 2 BB: 0 P: 6	1B: 8 2B: 1 3B: 0 HR: 0	SF: 0 SAC: 1 DP: 1 HBP: 0		WP: 0 PB: 0 SB: 1 CS: 0	PA: 35
PITCHER Jim Clancy, R (1,1) ERA: 4.9 Dale Murray, R (7,1) ERA: 1.5	IP: 6.1 WLS: L BF: 27 H: 6 R: 5 ER: 4 SO: 2 BB: 2 IBB: 0 HBP: 0 BLK: 0 WP: 0 HR: 0 S: 29 P: 37 ERA: 5.68 WHIP: 1.263															PITCHER			



Batter	1	2	3	4	5	6	7	8	9	AB	R	H	RBI	BB	SO	LOB	TOP					
Alfredo Griffin, S OBP: 0.245, SLG: 0.290 (1, 6)										3	0	1	0	1	0	1						
Al Woods, L OBP: 0.286, SLG: 0.302 (1, 7)										4	0	1	0	0	0	2						
Willie Upshaw, L OBP: 0.259, SLG: 0.308 (1, 9)										4	0	0	0	0	1	2						
John Mayberry, L OBP: 0.360, SLG: 0.443 (1, 3)										4	0	0	0	0	0	2						
Otto Velez, R OBP: 0.365, SLG: 0.406 (1, 10)										3	0	0	0	0	0	1						
Lloyd Moseby, L OBP: 0.285, SLG: 0.367 (1, 8)										3	0	0	0	0	1	0						
Garth Iorg, R OBP: 0.265, SLG: 0.293 (1, 4)										3	0	0	0	0	0	0						
Ernie Whitt, L OBP: 0.297, SLG: 0.274 (1, 2)										3	0	1	0	0	0	0						
Ken Macha, R OBP: 0.266, SLG: 0.224 (8, PH)										2	0	0	0	0	2	1						
Greg Wells, R OBP: 0.270, SLG: 0.275 (8, 6)										1	0	0	0	0	0	0						
Fred Manrique, R OBP: 0.217, SLG: 0.182 (8, 6)										0	0	0	0	0	0	0						
Inning Stats	R: 0 E: 0 K: 1 S: 5	H: 1 LOB: 0 BB: 0 P: 5	R: 0 E: 0 K: 0 S: 3	H: 0 LOB: 0 BB: 0 P: 3	R: 0 E: 0 K: 1 S: 6	H: 1 LOB: 1 BB: 0 P: 6	R: 0 E: 2 K: 0 S: 4	H: 0 LOB: 1 BB: 0 P: 4	R: 0 E: 0 K: 0 S: 3	H: 0 LOB: 0 BB: 0 P: 3	R: 0 E: 0 K: 1 S: 6	H: 1 LOB: 1 BB: 0 P: 6	R: 0 E: 0 K: 1 S: 5	H: 0 LOB: 0 BB: 0 P: 5	R: 0 E: 0 K: 0 S: 3	H: 0 LOB: 0 BB: 0 P: 3	R: 0 E: 0 K: 0 S: 3	H: 0 LOB: 1 BB: 1 P: 7	1B: 3 2B: 0 3B: 0 HR: 0	SF: 0 SAC: 0 DP: 0 HBP: 0	WP: 1 PB: 0 SB: 0 CS: 1	PA: 31
PITCHER Mike Norris, R ERA: 3.75 (1, 1)	IP: 9.0 WLS: W BF: 31 H: 3 R: 0 ER: 0 SO: 4 BB: 1 IBB: 0 HBP: 0 BLK: 0 WP: 1 HR: 0 S: 38 P: 42 ERA: 0.00 WHIP: 0.444															PITCHER	IP: 9.0 WLS: W BF: 31 H: 3 R: 0 ER: 0 SO: 4 BB: 1 IBB: 0 HBP: 0 BLK: 0 WP: 1 HR: 0 S: 38 P: 42 ERA: 0.00 WHIP: 0.444					

Toronto Blue Jays @ Oakland Athletics
Oakland-Alameda County Coliseum, Oakland, CA
Wed Sep 30 1981, 3:33 AM PDT
Att: 11,144 - Sunny


AB	30
R	0
H	3
RBI	0
BB	1
SO	4
LOB	9



Batter	1	2	3	4	5	6	7	8	9	AB	R	H	RBI	BB	SO	LOB	BOTTOM					
Rickey Henderson, R OBP: 0.409, SLG: 0.438 (1, 7)										4	0	0	0	0	0	0						
Dwayne Murphy, L OBP: 0.397, SLG: 0.407 (1, 8)										4	0	0	0	0	0	0						
Wayne Gross, L OBP: 0.305, SLG: 0.364 (1, 5)										3	0	0	0	0	0	0						
Tony Armas, R OBP: 0.292, SLG: 0.471 (1, 9)										3	0	1	0	0	0	0						
Jim Spencer, L OBP: 0.251, SLG: 0.278 (1, 3)										3	0	0	0	0	0	1						
Keith Drumright, L OBP: 0.337, SLG: 0.346 (1, 10)										3	1	2	0	0	1	0						
Dave McKay, S OBP: 0.314, SLG: 0.358 (1, 4)										3	1	1	0	0	1	2						
Jeff Newman, R OBP: 0.257, SLG: 0.327 (1, 2)										3	0	1	1	0	0	2						
Rob Piccolo, R OBP: 0.286, SLG: 0.394 (1, 6)										3	1	1	1	0	0	0						
Inning Stats	R: 0 E: 0 K: 0 S: 3	H: 0 LOB: 0 BB: 0 P: 3	R: 0 E: 0 K: 1 S: 7	H: 2 LOB: 2 BB: 0 P: 7	R: 1 E: 0 K: 0 S: 4	H: 1 LOB: 0 BB: 0 P: 4	R: 2 E: 0 K: 0 S: 5	H: 3 LOB: 0 BB: 0 P: 5	R: 0 E: 0 K: 0 S: 3	H: 0 LOB: 0 BB: 0 P: 3	R: 0 E: 0 K: 1 S: 5	H: 0 LOB: 0 BB: 0 P: 5	R: 0 E: 0 K: 0 S: 3	H: 0 LOB: 0 BB: 0 P: 3	R: 0 E: 0 K: 0 S: 3	H: 0 LOB: 0 BB: 0 P: 3	R: 0 E: 0 K: 0 S: 3	H: 0 LOB: 0 BB: 0 P: 3	1B: 4 2B: 1 3B: 0 HR: 1	SF: 0 SAC: 0 DP: 0 HBP: 0	WP: 0 PB: 0 SB: 1 CS: 1	PA: 30
PITCHER Luis Leal, R ERA: 3.88 Joey McLaughlin, R ERA: 2.75 (8, 1)	IP: 7.0 WLS: L BF: 26 H: 6 R: 3 ER: 3 SO: 2 BB: 0 IBB: 0 HBP: 0 BLK: 0 WP: 0 HR: 1 S: 30 P: 30 ERA: 3.86 WHIP: 0.857															PITCHER	IP: 1.0 WLS: L BF: 3 H: 0 R: 0 ER: 0 SO: 0 BB: 0 IBB: 0 HBP: 0 BLK: 0 WP: 0 HR: 0 S: 3 P: 3 ERA: 0.00 WHIP: 0.000					

Toronto Blue Jays @ Oakland Athletics
Oakland-Alameda County Coliseum, Oakland, CA
Wed Sep 30 1981, 3:33 AM PDT
Att: 11,144 - Sunny

AB	29
R	3
H	6
RBI	2
BB	0
SO	2
LOB	5



Batter	1	2	3	4	5	6	7	8	9	AB	R	H	RBI	BB	SO	LOB	TOP		
Alfredo Griffin, S OBP: 0.245, SLG: 0.292 Greg Wells, R OBP: 0.267, SLG: 0.271	0-0 4-3		0-0 2B		0-0 G4-6-3		0-0 G3		0-0 G3	4	0	1	1	0	0	2			
Lloyd Moseby, L OBP: 0.263, SLG: 0.364	0-0 5-3		0-0 SF8		0-0 4-3			0-0 F4		3	0	0	1	0	0	0			
Jesse Barfield, R OBP: 0.287, SLG: 0.393	0-0 F5		0-0 F8			0-3 K		0-0 4-3		4	0	0	0	0	0	1			
John Mayberry, L OBP: 0.362, SLG: 0.444		0-0 1B	0-0 F9			0-0 F6		0-0 1B		4	0	2	0	0	0	1			
Al Woods, L OBP: 0.285, SLG: 0.299		0-0 F8		4-0 BB		0-0 F7		0-0 F8		3	0	0	0	1	0	2			
Ted Cox, R OBP: 0.373, SLG: 0.522 Fred Manrique, R OBP: 0.217, SLG: 0.182	0-3 K		0-3 K		0-0 F9			0-0 2B		4	0	1	0	0	2	2			
Willie Upshaw, L OBP: 0.261, SLG: 0.338 George Bell, R OBP: 0.256, SLG: 0.352	0-3 K		0-0 F8			0-0 HR		0-0 6-3		3	1	1	1	0	1	2	AB 32		
Garth Iorg, R OBP: 0.274, SLG: 0.300			4-0 2B BB		0-0 F8		0-0 4-3 2B		4-0 BB	2	1	1	0	2	0	1	R 3		
Ernie Whitt, L OBP: 0.302, SLG: 0.276 Otto Velez, R OBP: 0.363, SLG: 0.404			4-0 2B SF8 BB		0-0 G4-6-3 1B		0-0 4-3		0-3 K	2	1	1	0	1	0	1	H 7		
	R: 0 H: 0 E: 0 LOB: 0 K: 0 BB: 0 S: 3 P: 3	R: 0 H: 1 E: 0 LOB: 1 K: 2 BB: 0 S: 8 P: 8	R: 2 H: 1 E: 0 LOB: 1 K: 0 BB: 2 S: 4 P: 12	R: 0 H: 0 E: 0 LOB: 1 K: 1 BB: 1 S: 5 P: 9	R: 0 H: 1 E: 0 LOB: 0 K: 0 BB: 0 S: 3 P: 3	R: 0 H: 0 E: 0 LOB: 0 K: 1 BB: 0 S: 5 P: 5	R: 1 H: 2 E: 0 LOB: 1 K: 0 BB: 0 S: 5 P: 5	R: 0 H: 1 E: 0 LOB: 2 K: 1 BB: 1 S: 4 P: 4	R: 0 H: 1 E: 0 LOB: 2 K: 1 BB: 1 S: 6 P: 10	1B: 3 SF: 1 2B: 3 SAC: 0 3B: 0 DP: 1 HR: 1 HBP: 0	WP: 0 PA: 37 PB: 0 SB: 0 CS: 0								
PITCHER	IP	WLS	BF	H	R	ER	SO	BB	IBB	HBP	BLK	WP	HR	S	P	ERA	WHIP		
Ken Clay, R ERA: 4.63	7.0	W	28	5	3	3	4	3	0	0	0	0	1	33	45	3.86	1.143		
Shane Rawley, L ERA: 4.13	2.0		9	2	0	0	1	1	0	0	0	0	0	10	14	0.00	1.500		

Toronto Blue Jays @ Seattle Mariners
The Kingdome, Seattle, WA
Fri Oct 02 1981, 10:05 PM EDT
Att: 5,148 - Dome



Batter	1	2	3	4	5	6	7	8	9	AB	R	H	RBI	BB	SO	LOB	BOTTOM		
Julio Cruz, S OBP: 0.332, SLG: 0.324 Jim Anderson, R OBP: 0.286, SLG: 0.268	4-0 1B 2B BB	0-0 6-3		0-0 4-3			0-0 F7	0-0 4-3		3	1	0	0	1	0	0			
Dan Meyer, L OBP: 0.298, SLG: 0.355	0-0 2B E	0-3 K		0-0 FC6-4 1B			0-0 2B	0-0 1B		5	2	4	0	0	1	0			
Tom Paciorek, R OBP: 0.381, SLG: 0.506	0-0 E6 1B 2B		0-0 F8	0-0 FC6-4			0-0 1B 2B	0-0 F9		5	2	2	2	0	0	2			
Richie Zisk, R OBP: 0.370, SLG: 0.483	0-0 F3		0-0 4-3		0-0 6-3		0-3 K			4	0	0	0	0	1	2			
Bruce Bochte, L OBP: 0.354, SLG: 0.366 Dave Henderson, R OBP: 0.264, SLG: 0.333	0-0 F8		4-0 BB 1B BB		0-0 F7		4-0 1B 1B IBB			2	1	0	0	2	0	1			
Jim Mauer, R OBP: 0.474, SLG: 0.471	0-0 3B 1B		4-0 1B BB		0-0 F9		0-0 1B 1B			3	1	2	2	1	0	0			
Joe Simpson, L OBP: 0.262, SLG: 0.309	0-0 1B		0-0 S 1B		0-0 F7		0-0 1B			4	0	3	3	0	0	0	AB 35		
Paul Serna, R OBP: 0.301, SLG: 0.409	0-0 6-3		0-3 K		0-0 F7		0-0 L5			4	0	1	0	0	1	5	R 8		
Bud Bulling, R OBP: 0.339, SLG: 0.287		0-3 K		0-0 F8		0-3 K		0-0 F8		4	0	0	0	0	2	1	H 12		
	R: 4 H: 4 E: 1 LOB: 1 K: 0 BB: 1 S: 7 P: 11	R: 0 H: 0 E: 0 LOB: 0 K: 2 BB: 0 S: 7 P: 7	R: 1 H: 1 E: 0 LOB: 2 K: 1 BB: 2 S: 6 P: 14	R: 0 H: 1 E: 0 LOB: 1 K: 0 BB: 0 S: 4 P: 4	R: 0 H: 0 E: 0 LOB: 0 K: 0 BB: 0 S: 3 P: 3	R: 0 H: 1 E: 0 LOB: 0 K: 1 BB: 0 S: 5 P: 5	R: 3 H: 4 E: 0 LOB: 2 K: 1 BB: 1 S: 9 P: 13	R: 0 H: 1 E: 0 LOB: 1 K: 0 BB: 0 S: 4 P: 4		1B: 8 SF: 0 2B: 3 SAC: 0 3B: 1 DP: 0 HR: 0 HBP: 0	WP: 0 PA: 39 PB: 0 SB: 1 CS: 1								
PITCHER	IP	WLS	BF	H	R	ER	SO	BB	IBB	HBP	BLK	WP	HR	S	P	ERA	WHIP		
Juan Berenguer, R ERA: 5.26	0.2	L	7	4	4	4	0	1	0	0	0	0	0	8	8	0.00	0.000		
Dale Murray, R ERA: 1.35	1.1		4	0	0	0	2	0	0	0	0	0	0	8	8	0.00	0.000		
Mark Bomback, R ERA: 3.89	4.1		19	5	3	3	2	2	0	0	0	0	0	21	29	6.23	1.615		
Joey McLaughlin, R ERA: 2.87	0.2		5	2	1	1	1	0	1	0	0	0	0	6	10	13.50	3.000		
Jerry Garvin, L ERA: 3.42	1.0		4	1	0	0	0	0	0	0	0	0	0	4	4	0.00	1.000		

Toronto Blue Jays @ Seattle Mariners
The Kingdome, Seattle, WA
Fri Oct 02 1981, 10:05 PM EDT
Att: 5,148 - Dome



Batter	1	2	3	4	5	6	7	8	9	AB	R	H	RBI	BB	SO	LOB	TOP								
Alfredo Griffin, S OBP: 0.243, SLG: 0.289 (1, 5)										4	0	0	0	0	0	1									
Lloyd Moseby, L OBP: 0.260, SLG: 0.360 (1, 8)										4	0	0	0	0	0	0									
Willie Upshaw, L OBP: 0.252, SLG: 0.324 (1, 10)										4	1	0	0	0	1	1									
John Mayberry, L OBP: 0.360, SLG: 0.452 (1, 3)										4	1	1	1	0	0	1									
Al Woods, L OBP: 0.291, SLG: 0.309 (1, 7)										4	1	3	1	0	0	0									
Garth Iorg, R OBP: 0.274, SLG: 0.299 (1, 4)										4	0	1	1	0	2	2									
Jesse Barfield, R OBP: 0.278, SLG: 0.380 (1, 9)										3	0	0	0	0	2	0									
Ernie Whitt, L OBP: 0.307, SLG: 0.297 (1, 2)										3	1	2	1	0	0	0									
Fred Manrique, R OBP: 0.192, SLG: 0.160 (1, 6)										3	0	0	0	0	1	1									
Inning Stats	R: 0 E: 0 K: 1 S: 5	H: 0 LOB: 0 BB: 0 P: 5	R: 0 E: 0 K: 0 S: 3	H: 0 LOB: 0 BB: 0 P: 3	R: 0 E: 0 K: 1 S: 5	H: 0 LOB: 0 BB: 0 P: 5	R: 0 E: 0 K: 0 S: 3	H: 0 LOB: 0 BB: 0 P: 3	R: 0 E: 0 K: 1 S: 5	H: 1 LOB: 0 BB: 0 P: 5	R: 1 E: 0 K: 0 S: 6	H: 1 LOB: 0 BB: 0 P: 6	R: 2 E: 0 K: 0 S: 5	H: 3 LOB: 1 BB: 0 P: 5	R: 0 E: 0 K: 1 S: 6	H: 1 LOB: 1 BB: 0 P: 6	R: 1 E: 0 K: 1 S: 7	H: 1 LOB: 1 BB: 0 P: 7	1B: 4 2B: 1 3B: 0 HR: 2	SF: 0 SAC: 0 DP: 0 HBP: 0	WP: 0 PB: 0 SB: 1 CS: 1	PA: 33			
PITCHER	IP	WLS	BF	H	R	ER	SO	BB	IBB	HBP	BLK	WP	HR	S	P	ERA	WHIP								
Glenn Abbott, R ERA: 3.94 (1, 1)	8.0	L	29	6	4	3	5	0	0	0	0	0	2	39	39	3.38	0.750								
Shane Rawley, L ERA: 4.07 (9, 1)	1.0		4	1	0	0	1	0	0	0	0	0	0	6	6	0.00	1.000								

Toronto Blue Jays @ Seattle Mariners
The Kingdome, Seattle, WA
Sat Oct 03 1981, 10:05 PM EDT
Att: 8,653 - Dome



AB	33
R	4
H	7
RBI	4
BB	0
SO	6
LOB	6

Batter	1	2	3	4	5	6	7	8	9	AB	R	H	RBI	BB	SO	LOB	BOTTOM								
Joe Simpson, L OBP: 0.265, SLG: 0.306 (1, 8)										2	0	0	0	2	0	1									
Vance McHenry, R OBP: 0.263, SLG: 0.222 (9, 6)										0	0	0	0	0	0	0									
Dan Meyer, L OBP: 0.294, SLG: 0.349 (1, 5)										4	0	0	0	0	1	2									
Tom Paciorek, R OBP: 0.379, SLG: 0.502 (1, 9)										3	1	0	0	1	0	0									
Richie Zisk, R OBP: 0.369, SLG: 0.489 (1, 10)										4	1	1	2	0	0	0									
Bruce Bochte, L OBP: 0.354, SLG: 0.363 (1, 7)										2	0	0	0	1	1	1									
Jeff Burroughs, R OBP: 0.339, SLG: 0.395 (9, PH)										1	0	0	0	0	1	0									
Jim Maler, R OBP: 0.435, SLG: 0.400 (1, 3)										3	0	0	0	0	0	1									
Paul Serna, R OBP: 0.292, SLG: 0.396 (1, 4)										3	0	0	0	0	0	1									
Jim Anderson, R OBP: 0.288, SLG: 0.289 (1, 6)										2	1	1	1	0	0	0									
Casey Parsons, L OBP: 0.309, SLG: 0.409 (9, 8)										0	0	0	0	1	0	0									
Bud Bulling, R OBP: 0.335, SLG: 0.283 (1, 2)										2	0	0	0	0	1	0									
Jerry Narron, L OBP: 0.285, SLG: 0.291 (9, 2)										1	0	0	0	0	0	1									
Inning Stats	R: 0 E: 0 K: 1 S: 4	H: 0 LOB: 1 BB: 1 P: 8	R: 0 E: 1 K: 0 S: 3	H: 0 LOB: 1 BB: 0 P: 4	R: 1 E: 0 K: 0 S: 4	H: 1 LOB: 0 BB: 0 P: 4	R: 0 E: 0 K: 0 S: 3	H: 0 LOB: 1 BB: 1 P: 7	R: 0 E: 0 K: 1 S: 5	H: 0 LOB: 0 BB: 1 P: 5	R: 0 E: 0 K: 0 S: 2	H: 0 LOB: 0 BB: 1 P: 6	R: 0 E: 0 K: 1 S: 5	H: 0 LOB: 0 BB: 0 P: 5	R: 0 E: 0 K: 0 S: 3	H: 0 LOB: 1 BB: 1 P: 7	R: 2 E: 0 K: 1 S: 6	H: 1 LOB: 0 BB: 1 P: 10	1B: 0 2B: 0 3B: 0 HR: 2	SF: 0 SAC: 0 DP: 1 HBP: 1	WP: 0 PB: 0 SB: 0 CS: 1	PA: 33			
PITCHER	IP	WLS	BF	H	R	ER	SO	BB	IBB	HBP	BLK	WP	HR	S	P	ERA	WHIP								
Dave Stieb, R ERA: 3.19 (1, 1)	8.1	W	31	2	3	3	3	5	0	1	0	0	2	31	52	3.24	0.840								
Jerry Garvin, L ERA: 3.5 (9, 1)	0.1		1	0	0	0	1	0	0	0	0	0	0	3	3	0.00	0.000								
Joey McLaughlin, R ERA: 2.85 (9, 1)	0.1	S	1	0	0	0	0	0	0	0	0	0	0	1	1	0.00	0.000								

Toronto Blue Jays @ Seattle Mariners
The Kingdome, Seattle, WA
Sat Oct 03 1981, 10:05 PM EDT
Att: 8,653 - Dome



AB	27
R	3
H	2
RBI	3
BB	5
SO	4
LOB	7

Batter	1	2	3	4	5	6	7	8	9	AB	R	H	RBI	BB	SO	LOB	TOP										
Alfredo Griffin, S OBP: 0.243, SLG: 0.289 (1, 5)	F3		F4			G4-6-3 1B			F7	4	0	1	0	0	0	0	Toronto Blue Jays @ Seattle Mariners The Kingdome, Seattle, WA Sun Oct 04 1981, 6:33 AM EDT Att: 4,885 - Dome										
Garth Iorg, R OBP: 0.269, SLG: 0.293 (1, 4)	F8			4-3		G4-6-3 1-2			K	4	0	0	0	0	1	1											
George Bell, R OBP: 0.256, SLG: 0.350 (1, 7)	K			K					F8	4	0	1	0	0	2	0											
Ted Cox, R OBP: 0.364, SLG: 0.500 (1, 3)		6-3		K					FC6-4 1B	4	0	1	0	0	1	1											
Greg Wells, R OBP: 0.295, SLG: 0.315 (1, 10)										3	0	3	0	0	0	0											
Jesse Barfield, R OBP: 0.270, SLG: 0.368 (1, 9)										3	0	0	0	0	2	4											
Lloyd Moseby, L OBP: 0.278, SLG: 0.357 (1, 8)										3	0	0	0	0	3	2											
Buck Martinez, R OBP: 0.287, SLG: 0.398 (1, 2)			F7						6-3	3	0	0	0	0	0	1											
Fred Manrique, R OBP: 0.172, SLG: 0.143 (1, 6)			K						4-3	3	0	0	0	0	1	0											
Inning Stats	R: 0 E: 0 K: 1 S: 5	H: 0 LOB: 0 BB: 0 P: 5	R: 0 E: 0 K: 2 S: 8	H: 1 LOB: 1 BB: 0 P: 8	R: 0 E: 0 K: 1 S: 5	H: 0 LOB: 0 BB: 0 P: 5	R: 0 E: 0 K: 2 S: 7	H: 0 LOB: 0 BB: 0 P: 7	R: 0 E: 0 K: 2 S: 8	H: 1 LOB: 1 BB: 0 P: 8	R: 0 E: 0 K: 0 S: 3	H: 1 LOB: 1 BB: 0 P: 3	R: 0 E: 0 K: 0 S: 4	H: 2 LOB: 1 BB: 0 P: 4	R: 0 E: 0 K: 1 S: 5	H: 0 LOB: 0 BB: 0 P: 5	R: 0 E: 0 K: 1 S: 6	H: 1 LOB: 1 BB: 0 P: 6	1B: 5 2B: 1 3B: 0 HR: 0	SF: 0 SAC: 0 DP: 2 HBP: 0	WP: 0 PB: 0 SB: 0 CS: 0	PA: 31					
PITCHER	IP	WLS	BF	H	R	ER	SO	BB	IBB	HBP	BLK	WP	HR	S	P	ERA	WHIP										
Floyd Bannister, L ERA: 4.45 (1, 1)	7.0	W	24	5	0	0	8	0	0	0	0	0	0	40	40	0.00	0.714										
Shane Rawley, L ERA: 3.95 (8, 1)	2.0	S	7	1	0	0	2	0	0	0	0	0	0	11	11	0.00	0.500										

AB	31
R	0
H	6
RBI	0
BB	0
SO	10
LOB	9



Batter	1	2	3	4	5	6	7	8	9	AB	R	H	RBI	BB	SO	LOB	BOTTOM										
Joe Simpson, L OBP: 0.261, SLG: 0.302 (1, 8)	4-3		G4-6-3 1-2			G3			G1	4	0	0	0	0	0	1	Toronto Blue Jays @ Seattle Mariners The Kingdome, Seattle, WA Sun Oct 04 1981, 6:33 AM EDT Att: 4,885 - Dome										
Dan Meyer, L OBP: 0.291, SLG: 0.345 (1, 5)	F9			4-3		F9				3	0	0	0	0	0	0											
Tom Paciorek, R OBP: 0.379, SLG: 0.509 (1, 9)	F7			F5		HR				3	1	1	1	0	0	0											
Richie Zisk, R OBP: 0.366, SLG: 0.485 (1, 10)		1-3		6-3		6-3				3	0	0	0	0	0	0											
Bruce Bochte, L OBP: 0.354, SLG: 0.361 (1, 7)		2B 2 BB				4-3			K	2	0	0	0	1	1	0											
Jim Malar, R OBP: 0.423, SLG: 0.391 (1, 3)		F7							F7	3	0	1	0	0	0	1											
Paul Serna, R OBP: 0.293, SLG: 0.404 (1, 4)						F7			G3	3	0	1	0	0	0	1											
Jim Anderson, R OBP: 0.283, SLG: 0.284 (1, 6)		2		E6 CS					E6 CS	3	0	0	0	0	1	1											
Bud Bulling, R OBP: 0.341, SLG: 0.305 (1, 2)						HR			K	2	1	1	1	1	1	1											
Inning Stats	R: 0 E: 0 K: 0 S: 3	H: 0 LOB: 0 BB: 0 P: 3	R: 0 E: 0 K: 0 S: 3	H: 1 LOB: 2 BB: 1 P: 7	R: 0 E: 1 K: 0 S: 2	H: 0 LOB: 0 BB: 1 P: 6	R: 0 E: 0 K: 0 S: 3	H: 0 LOB: 0 BB: 0 P: 3	R: 0 E: 0 K: 1 S: 6	H: 1 LOB: 1 BB: 0 P: 6	R: 2 E: 0 K: 0 S: 5	H: 2 LOB: 0 BB: 0 P: 5	R: 0 E: 0 K: 1 S: 5	H: 0 LOB: 0 BB: 0 P: 5	R: 0 E: 1 K: 1 S: 5	H: 0 LOB: 0 BB: 0 P: 5	R: 0 E: 1 K: 1 S: 5	H: 0 LOB: 0 BB: 0 P: 5	1B: 1 2B: 1 3B: 0 HR: 2	SF: 0 SAC: 0 DP: 1 HBP: 0	WP: 0 PB: 0 SB: 0 CS: 2	PA: 28					
PITCHER	IP	WLS	BF	H	R	ER	SO	BB	IBB	HBP	BLK	WP	HR	S	P	ERA	WHIP										
Jackson Todd, R ERA: 3.96 (1, 1)	6.0	L	23	4	2	2	1	2	0	0	0	0	0	22	30	3.00	1.000										
Dale Murray, R ERA: 1.17 (7, 1)	2.0		6	0	0	0	2	0	0	0	0	0	0	10	10	0.00	0.000										

AB	26
R	2
H	4
RBI	2
BB	2
SO	3
LOB	5

