

# Toronto Blue Jays - 1982





Scorecard for Milwaukee Brewers @ Toronto Blue Jays, Exhibition Stadium, Toronto, ON. Top half of the game. Includes batter statistics for Paul Moltzer, Charlie Moore, Cecil Cooper, Ben Oglivie, Gorman Thomas, Larry Hisle, Robin Yount, Ed Romero, Jim Gantner, Ned Yost, and Inning Stats.

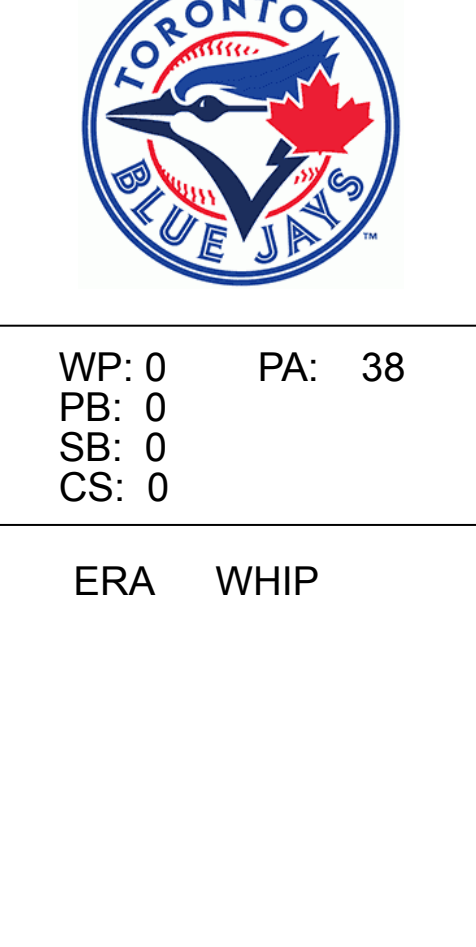
Milwaukee Brewers @ Toronto Blue Jays  
Exhibition Stadium, Toronto, ON  
Sun Apr 11 1982, 3:33 AM EST  
Att: 10,128 - Unknown - 40 F

AB 44  
R 14  
H 17  
RBI 13  
BB 6  
SO 4  
LOB 20

Scorecard for Milwaukee Brewers @ Toronto Blue Jays, Exhibition Stadium, Toronto, ON. Bottom half of the game. Includes batter statistics for Alfredo Griffin, Al Woods, Jesse Barfield, Lloyd Moseby, Willie Upshaw, Hosken Powell, Barry Bonnell, John Mayberry, Wayne Nordhagen, Ernie Whitt, Damaso Garcia, Rance Mulliniks, and Garth Iorg, and Inning Stats.

Milwaukee Brewers @ Toronto Blue Jays  
Exhibition Stadium, Toronto, ON  
Sun Apr 11 1982, 3:33 AM EST  
Att: 10,128 - Unknown - 40 F

AB 36  
R 5  
H 13  
RBI 4  
BB 2  
SO 1  
LOB 15













Batter	1	2	3	4	5	6	7	8	9	AB	R	H	RBI	BB	SO	LOB	TOP
Damaso Garcia, R (1,4) OBP: 0.412, SLG: 0.367	F8		K		S 1B		F9			4	0	1	0	0	1	0	<b>Toronto Blue Jays @ Boston Red Sox</b> Fenway Park, Boston, MA Fri Apr 16 1982, 3:33 AM EST Att. 7,542 - Unknown - 59 F
Rance Mulliniks, L (1,5) OBP: 0.316, SLG: 0.632	FC6 1B		4-3		K 1-2		F8			4	0	1	0	0	1	1	
Lloyd Moseby, L (1,8) OBP: 0.152, SLG: 0.161	L7		F9		K					4	0	1	0	0	1	2	
Willie Upshaw, L (1,3) OBP: 0.313, SLG: 0.533	FC6 1-2				F3		F8			4	0	0	0	0	0	3	
Wayne Nordhagen, R (1,10) OBP: 0.556, SLG: 0.467					5-3					4	0	1	0	0	0	0	
Hosken Powell, L (1,7) OBP: 0.417, SLG: 0.417	E6 1-2				1B 3B 1B		3-1			4	1	1	0	0	0	1	
Barry Bonnell, R (9,7) OBP: 0.500, SLG: 0.667										0	0	0	0	0	0	0	
Ernie Whitt, L (1,2) OBP: 0.357, SLG: 0.600			K		1-3 3B 1B		F9			4	1	1	0	0	1	2	
Jesse Barfield, R (1,9) OBP: 0.286, SLG: 0.217			K		1-H 3-H 3B					3	0	1	2	0	1	2	
Alfredo Griffin, S (1,6) OBP: 0.194, SLG: 0.200	L9				F9		1-3			3	0	0	0	0	0	3	

Inning Stats	R: 0	H: 1	R: 0	H: 1	R: 0	H: 0	R: 2	H: 3	R: 0	H: 1	R: 0	H: 0	R: 0	H: 1	R: 0	H: 0	R: 0	H: 1	R: 0	H: 0	R: 0	H: 0	R: 0	H: 0	R: 0	H: 0	R: 0	H: 0	R: 0	H: 0	R: 0	H: 0	1B: 6	SF: 0	WP: 0	PA: 34
	E: 0	LOB: 1	E: 1	LOB: 2	E: 0	LOB: 0	E: 0	LOB: 1	E: 0	LOB: 1	E: 0	LOB: 0	E: 0	LOB: 0	E: 0	LOB: 0	E: 0	LOB: 0	E: 0	LOB: 0	E: 0	LOB: 0	E: 0	LOB: 0	E: 0	LOB: 0	E: 0	LOB: 0	E: 0	LOB: 0	E: 0	LOB: 0	2B: 0	SAC: 0	FB: 0	
	K: 0	BB: 0	K: 2	BB: 0	K: 1	BB: 0	K: 0	BB: 0	K: 0	BB: 0	K: 0	BB: 0	K: 0	BB: 0	K: 0	BB: 0	K: 0	BB: 0	K: 0	BB: 0	K: 0	BB: 0	K: 0	BB: 0	K: 0	BB: 0	K: 0	BB: 0	K: 0	BB: 0	K: 0	BB: 0	3B: 1	DP: 0	SB: 1	
	S: 4	P: 4	S: 9	P: 9	S: 5	P: 5	S: 6	P: 6	S: 8	P: 8	S: 3	P: 3	S: 3	P: 3	S: 3	P: 3	S: 3	P: 3	S: 3	P: 3	S: 3	P: 3	S: 3	P: 3	S: 3	P: 3	S: 3	P: 3	S: 3	P: 3	S: 3	P: 3	HR: 0	HBP: 0	CS: 1	

Batter	1	2	3	4	5	6	7	8	9	AB	R	H	RBI	BB	SO	LOB	BOTTOM
Jerry Remy, L (1,4) OBP: 0.313, SLG: 0.313	6-3		4-3		G4-6-3 1-2			FC6-4 1B		4	0	1	0	0	0	2	<b>Toronto Blue Jays @ Boston Red Sox</b> Fenway Park, Boston, MA Fri Apr 16 1982, 3:33 AM EST Att. 7,542 - Unknown - 59 F
Dwight Evans, R (1,9) OBP: 0.433, SLG: 0.348	BB BB		5-3				1-3	F4		3	0	0	0	1	0	1	
Jim Rice, R (1,7) OBP: 0.345, SLG: 0.240	K				F9		FC5 1B 1B	FC6-4 1-2		4	0	1	0	0	1	2	
Carl Yastrzemski, L (1,10) OBP: 0.462, SLG: 0.600	1-2 BB		K				F8	F6		3	0	0	0	1	1	2	
Carney Lansford, R (1,5) OBP: 0.345, SLG: 0.250	F6				E5 1B		1-2 1B			4	0	3	0	0	0	2	
Dave Stapleton, R (1,3) OBP: 0.241, SLG: 0.357			F8		F8		FC5 2-3F	F8		4	0	0	0	0	0	4	
Rich Gedman, L (1,2) OBP: 0.333, SLG: 0.429			F7		3-1			4-3		4	0	0	0	0	1	1	
Glenn Hoffman, R (1,6) OBP: 0.276, SLG: 0.286			6-3				1B 1B	F9		4	0	1	0	0	0	1	
Rick Miller, L (1,8) OBP: 0.375, SLG: 0.211			5-3				G4-6-3 1-2 1B	4-3		3	0	1	0	0	0	0	

Inning Stats	R: 0	H: 0	R: 0	H: 0	R: 0	H: 0	R: 0	H: 1	R: 0	H: 2	R: 0	H: 0	R: 0	H: 1	R: 0	H: 1	R: 0	H: 1	R: 0	H: 1	R: 0	H: 0	R: 0	H: 0	R: 0	H: 0	R: 0	H: 0	R: 0	H: 0	R: 0	H: 0	1B: 7	SF: 0	WP: 0	PA: 35
	E: 0	LOB: 2	E: 0	LOB: 0	E: 0	LOB: 0	E: 1	LOB: 1	E: 0	LOB: 1	E: 0	LOB: 0	E: 0	LOB: 0	E: 0	LOB: 1	E: 0	LOB: 1	E: 0	LOB: 1	E: 0	LOB: 0	E: 0	LOB: 0	E: 0	LOB: 0	E: 0	LOB: 0	E: 0	LOB: 0	E: 0	LOB: 0	2B: 0	SAC: 0	FB: 0	
	K: 1	BB: 2	K: 0	BB: 0	K: 1	BB: 0	K: 0	BB: 0	K: 1	BB: 0	K: 0	BB: 0	K: 0	BB: 0	K: 0	BB: 0	K: 1	BB: 0	K: 0	BB: 0	K: 0	BB: 0	K: 0	BB: 0	K: 0	BB: 0	K: 0	BB: 0	K: 0	BB: 0	K: 0	BB: 0	3B: 0	DP: 1	SB: 0	
	S: 5	P: 13	S: 3	P: 3	S: 3	P: 3	S: 6	P: 6	S: 4	P: 4	S: 5	P: 5	S: 3	P: 3	S: 4	P: 4	S: 6	P: 6	S: 6	P: 6	S: 6	P: 6	S: 6	P: 6	S: 6	P: 6	S: 6	P: 6	S: 6	P: 6	S: 6	P: 6	HR: 0	HBP: 0	CS: 0	

PITCHER	IP	WLS	BF	H	R	ER	SO	BB	IBB	HBP	BLK	WP	HR	S	P	ERA	WHIP	PITCHER	IP	WLS	BF	H	R	ER	SO	BB	IBB	HBP	BLK	WP	HR	S	P	ERA	WHIP
Dennis Eckersley, R (1,1) ERA: 1.0	9.0	L	34	7	2	2	5	0	0	0	0	0	0	44	44	2.00	0.778	Dennis Eckersley, R (1,1) ERA: 1.0	1.0	S	3	0	0	0	1	0	0	0	0	0	5	5	0.00	0.000	
Luis Leal, R (1,1) ERA: 1.72	8.0	W	32	7	0	0	2	2	0	0	0	0	0	34	42	0.00	1.125	Roy Lee Jackson, R (9,1) ERA: 7.2	9.1	S	3	0	0	0	1	0	0	0	0	5	5	0.00	0.000		

Batter	1	2	3	4	5	6	7	8	9	AB	R	H	RBI	BB	SO	LOB	TOP					
Damaso Garcia, R OBP: 0.436, SLG: 0.400 (1, 4)	0-0 1B 3B 1B	0-0 1-3					0-0 1-2 1B		0-0 F3	5	1	3	0	0	0	0						
Garth Iorg, R OBP: 0.333, SLG: 0.867 Rance Mulliniks, L OBP: 0.286, SLG: 0.571 (7, PH) (7, 5)	0-0 1-3 3B 1B		0-0 F8			0-0 F7		0-0 FC 1B	0-3 K	3	1	1	0	0	0	2						
Jesse Barfield, R OBP: 0.313, SLG: 0.333 (1, 9)	0-0 1-H 3-H SF7 3B		0-0 G6-4-3 1B			0-3 K		0-3 3-H 0-3 K		4	1	2	2	0	2	4						
Wayne Nordhagen, R OBP: 0.455, SLG: 0.389 (1, 7)	0-0 3-H SF7		0-0 G6-4-3 1-2			0-0 F7		0-0 F6		3	0	0	1	0	0	5						
Barry Bonnell, R OBP: 0.600, SLG: 0.714 Lloyd Moseby, L OBP: 0.176, SLG: 0.188 (8, PH) (8, 8)	4-0 BB 1B					0-0 G6-3 1B			0-0 BB 1B	2	0	2	0	1	0	0						
Otto Velez, R OBP: 0.500, SLG: 0.333 John Mayberry, L OBP: 0.313, SLG: 0.214 Tony Johnson, R (8, FR)	0-3 K					0-0 L4 1B		0-3 K	4-0 G4-6-3 BB	3	0	1	0	0	2	2						
Buck Martinez, R OBP: 0.375, SLG: 0.500 (1, 2)	0-0 F6					0-0 L4 1-2		0-0 G6-3 1-2	0-0 F7	4	0	0	0	0	0	6						
Willie Upshaw, L OBP: 0.306, SLG: 0.500 (1, 3)		0-3 K				0-0 4-3			0-0 FC3-6 1B 1-2	4	0	1	0	0	1	3						
Alfredo Griffin, S OBP: 0.206, SLG: 0.212 Hosken Powell, L OBP: 0.385, SLG: 0.385 (9, PH)		0-0 F8						0-0 F7 1B 1B	0-0 FC3-6 1B FC	3	1	1	0	0	0	1						
<b>Inning Stats</b>	R: 3 E: 0 K: 1 S: 8	H: 3 LOB: 1 BB: 1 P: 12	R: 0 E: 0 K: 1 S: 5	H: 0 LOB: 0 BB: 0 P: 5	R: 0 E: 0 K: 0 S: 3	H: 1 LOB: 0 BB: 0 P: 3	R: 0 E: 0 K: 0 S: 4	H: 2 LOB: 1 BB: 0 P: 4	R: 0 E: 0 K: 1 S: 7	H: 2 LOB: 2 BB: 0 P: 7	R: 0 E: 0 K: 1 S: 5	H: 1 LOB: 0 BB: 0 P: 5	R: 1 E: 0 K: 1 S: 8	H: 2 LOB: 2 BB: 0 P: 8	R: 0 E: 0 K: 0 S: 3	H: 1 LOB: 2 BB: 1 P: 7	R: 0 E: 0 K: 1 S: 5	H: 0 LOB: 0 BB: 0 P: 5	1B: 11 2B: 1 3B: 1 HR: 0	SF: 1 SAC: 0 DP: 4 HBP: 0	WP: 0 PB: 0 SB: 0 CS: 0	PA: 38
<b>PITCHER</b>	IP WLS BF H R ER SO BB IBB HBP BLK WP HR S P ERA WHIP																	<b>PITCHER</b>	IP WLS BF H R ER SO BB IBB HBP BLK WP HR S P ERA WHIP			
John Tudor, L ERA: 1.8 Mark Clear, R ERA: 1.99 (1, 1) (7, 1)	6.0 W 25 9 3 3 4 1 0 0 0 0 0 32 36 4.50 1.667																		3.0 S 13 3 1 1 2 1 0 0 0 0 0 16 20 3.00 1.333			

Toronto Blue Jays @ Boston Red Sox  
Fenway Park, Boston, MA  
Sat Apr 17 1982, 3:33 AM EST  
Att: 18,617 - Unknown - 72 F



AB	35
R	4
H	12
RBI	4
BB	2
SO	6
LOB	24

Batter	1	2	3	4	5	6	7	8	9	AB	R	H	RBI	BB	SO	LOB	BOTTOM			
Jerry Remy, L OBP: 0.266, SLG: 0.286 (1, 4)	0-0 6-3	0-0 4-3				0-0 FC6-4 1B		0-0 G1-6-3		5	0	1	0	0	1	3				
Dwight Evans, R OBP: 0.412, SLG: 0.308 (1, 9)	4-0 1B 1B BB	0-0 4-3				0-0 FC6-4 1-2				3	1	0	0	1	0	4				
Jim Rice, R OBP: 0.364, SLG: 0.250 (1, 7)	0-0 1-2 1B 1B	0-0 4-3				0-0 4-3		0-0 2B HBP		3	1	1	0	0	0	1				
Carl Yastrzemski, L OBP: 0.433, SLG: 0.625 (1, 10)	0-3 K		0-0 1-3			0-0 3B		0-0 F7		4	0	1	0	0	1	3				
Carney Lansford, R OBP: 0.394, SLG: 0.393 (1, 5)	0-0 1-2 2-H HR 1B		0-0 4-3 2B			0-3 K		0-0 2B		4	1	3	1	0	1	1				
Dave Stapleton, R OBP: 0.273, SLG: 0.355 (1, 3)	0-0 1-3 2-H HR 1B		0-0 4-3			0-0 5-3		4-0 G5-4-3 IBB		3	1	1	1	1	0	2				
Glenn Hoffman, R OBP: 0.273, SLG: 0.375 (1, 6)	0-0 2-H 3-H HR		0-0 5-3			0-0 6-3		0-0 G5-4-3 1-2		4	1	1	3	0	0	4				
Rick Miller, L OBP: 0.357, SLG: 0.217 (1, 8)	0-0 G3					0-0 4-3		0-0 1B 1B		4	0	1	0	0	0	0				
Gary Allenson, R OBP: 0.250, SLG: 0.333 (1, 2)		0-0 4-3 2B				0-0 4-0 BB		0-0 F4	0-0 G1-6-3 1B	3	0	2	0	1	0	1				
<b>Inning Stats</b>	R: 5 E: 0 K: 1 S: 9	H: 4 LOB: 0 BB: 1 P: 13	R: 0 E: 0 K: 0 S: 4	H: 1 LOB: 1 BB: 0 P: 4	R: 0 E: 0 K: 0 S: 4	H: 1 LOB: 1 BB: 0 P: 4	R: 0 E: 0 K: 1 S: 5	H: 0 LOB: 1 BB: 1 P: 9	R: 0 E: 0 K: 0 S: 6	H: 1 LOB: 1 BB: 0 P: 6	R: 0 E: 0 K: 0 S: 5	H: 2 LOB: 2 BB: 0 P: 5	R: 0 E: 0 K: 0 S: 3	H: 1 LOB: 2 BB: 1 P: 8	R: 0 E: 0 K: 0 S: 3	H: 1 LOB: 0 BB: 0 P: 3	1B: 6 2B: 3 3B: 1 HR: 1	SF: 0 SAC: 0 DP: 2 HBP: 1	WP: 0 PB: 0 SB: 0 CS: 0	PA: 37
<b>PITCHER</b>	IP WLS BF H R ER SO BB IBB HBP BLK WP HR S P ERA WHIP																	<b>PITCHER</b>	IP WLS BF H R ER SO BB IBB HBP BLK WP HR S P ERA WHIP	
Mark Bomback, R ERA: 9.26 Dale Murray, R ERA: 2.25 (1, 1) (7, 1)	6.0 L 29 9 5 5 3 0 1 1 0 0 0 6 11 0.00 1.000																		2.0 8 2 0 0 0 0 0 1 1 0 0 0 6 11 0.00 1.000	

Toronto Blue Jays @ Boston Red Sox  
Fenway Park, Boston, MA  
Sat Apr 17 1982, 3:33 AM EST  
Att: 18,617 - Unknown - 72 F



AB	33
R	5
H	11
RBI	5
BB	3
SO	3
LOB	19

Batter	1	2	3	4	5	6	7	8	9	AB	R	H	RBI	BB	SO	LOB	TOP										
Damaso Garcia, R OBP: 0.419, SLG: 0.385	G3		CS 1B		FC4-6		F2			4	0	1	0	0	0	2											
Rance Mulliniks, L OBP: 0.240, SLG: 0.480	4-3		G3		K		F8			4	0	0	0	0	1	3											
Lloyd Moseby, L OBP: 0.184, SLG: 0.194	CS 1B		4-3		F8			1-3		4	0	1	0	0	0	1											
Willie Upshaw, L OBP: 0.325, SLG: 0.486	CS	1-4-3 WP SF7 1B		4-3		K		CS BB		3	1	1	0	1	1	0											
Wayne Nordhagen, R OBP: 0.385, SLG: 0.318		1-4-3		5-3		6-3		K		4	0	0	0	0	1	2											
Hosken Powell, L OBP: 0.353, SLG: 0.375		SF7		S 1B		6-3			4-3	3	1	1	1	0	0	0											
Ernie Whitt, L OBP: 0.375, SLG: 0.571		1B BB		1B		F9		F4		3	0	1	1	1	0	0											
Jesse Barfield, R OBP: 0.333, SLG: 0.387		1B		F7		2B		1-3		4	1	2	0	0	0	1											
Alfredo Griffin, S OBP: 0.243, SLG: 0.257	1-3				FC4-6 BB		2B			2	0	1	1	1	0	2											
<b>Inning Stats</b>	R: 0 E: 0 K: 0 S: 3	H: 1 LOB: 0 BB: 0 P: 3	R: 1 E: 0 K: 0 S: 5	H: 2 LOB: 2 BB: 1 P: 9	R: 0 E: 0 K: 0 S: 3	H: 1 LOB: 0 BB: 0 P: 3	R: 1 E: 0 K: 0 S: 5	H: 2 LOB: 1 BB: 0 P: 5	R: 0 E: 0 K: 1 S: 5	H: 0 LOB: 0 BB: 0 P: 5	R: 1 E: 0 K: 0 S: 5	H: 2 LOB: 1 BB: 0 P: 5	R: 0 E: 0 K: 1 S: 4	H: 0 LOB: 0 BB: 1 P: 8	R: 0 E: 0 K: 0 S: 3	H: 0 LOB: 0 BB: 0 P: 3	1B: 6 2B: 2 3B: 0 HR: 0	SF: 1 SAC: 0 DP: 0 HBP: 0	WP: 1 PB: 0 SB: 1 CS: 3	PA: 36							
<b>PITCHER</b>	IP	WLS	BF	H	R	ER	SO	BB	IBB	HBP	BLK	WP	HR	S	P	ERA	WHIP										
Mike Torrez, R ERA: 4.26	6.1		27	8	3	3	2	2	0	0	0	1	0	29	37	4.26	1.579										
Luis Aponte, R ERA:	7.1	W	8	0	0	0	1	1	0	0	0	0	0	9	13	0.00	0.375										

Toronto Blue Jays @ Boston Red Sox  
Fenway Park, Boston, MA  
Sun Apr 18 1982, 3:33 AM EST  
Att: 18,017 - Unknown - 70 F

AB	31
R	3
H	8
RBI	3
BB	3
SO	3
LOB	11



Batter	1	2	3	4	5	6	7	8	9	AB	R	H	RBI	BB	SO	LOB	BOTTOM										
Jerry Remy, L OBP: 0.240, SLG: 0.240	6-3		F8			G3		5-3		4	0	0	0	0	0	0											
Dwight Evans, R OBP: 0.421, SLG: 0.286			6-3			F8		1B BB		2	1	0	0	2	0	0											
Jim Rice, R OBP: 0.351, SLG: 0.250	F9				F9		BB 1B	K		4	1	1	0	0	1	2											
Carl Yastrzemski, L OBP: 0.471, SLG: 0.741	F9					1B BB		1B		3	1	2	1	1	0	1											
Reid Nichols, R OBP: 0.333, SLG: 0.333				HR		1B BB		1B		0	0	0	0	0	0	0											
Carney Lansford, R OBP: 0.405, SLG: 0.406			F9		K			1B		4	0	2	2	0	1	0											
Dave Stapleton, R OBP: 0.243, SLG: 0.314		1-3		F3			4-3	1-3	1B	4	0	0	0	0	0	2											
Glenn Hoffman, R OBP: 0.297, SLG: 0.444			FC5-4 1B			F8		F8		4	1	2	0	0	0	0											
Rich Gedman, L OBP: 0.333, SLG: 0.412									3B	3	0	1	0	0	0	1											
Tony Perez, R OBP: 0.200, SLG: 0.077		FC5-4				F6				0	0	0	0	1	0	0											
Julio Valdez, S ERA: 8.44										0	0	0	0	0	0	0											
Rick Miller, L OBP: 0.323, SLG: 0.192				3-1		F7		1B		4	0	0	0	0	0	2											
<b>Inning Stats</b>	R: 0 E: 0 K: 0 S: 3	H: 0 LOB: 1 BB: 1 P: 7	R: 0 E: 0 K: 0 S: 4	H: 1 LOB: 0 BB: 0 P: 4	R: 0 E: 0 K: 0 S: 3	H: 0 LOB: 0 BB: 0 P: 3	R: 1 E: 0 K: 0 S: 6	H: 1 LOB: 0 BB: 0 P: 6	R: 0 E: 0 K: 0 S: 4	H: 2 LOB: 2 BB: 1 P: 8	R: 0 E: 0 K: 0 S: 4	H: 1 LOB: 1 BB: 0 P: 4	R: 1 E: 0 K: 1 S: 7	H: 2 LOB: 2 BB: 1 P: 11	R: 0 E: 0 K: 0 S: 1	H: 1 LOB: 1 BB: 1 P: 5	1B: 6 2B: 0 3B: 1 HR: 1	SF: 0 SAC: 0 DP: 0 HBP: 0	WP: 1 PB: 0 SB: 0 CS: 0	PA: 36							
<b>PITCHER</b>	IP	WLS	BF	H	R	ER	SO	BB	IBB	HBP	BLK	WP	HR	S	P	ERA	WHIP										
Jim Clancy, R ERA: 6.06	7.2		31	6	3	3	2	3	0	0	0	0	0	32	44	3.52	1.174										
Roy Lee Jackson, R ERA: 8.44	0.1	L	3	2	1	1	0	0	0	0	0	0	0	3	3	27.00	6.000										
Jerry Garvin, L ERA: 11.81	0.0		2	0	0	0	0	0	1	0	0	1	0	0	4	∞	∞										

Toronto Blue Jays @ Boston Red Sox  
Fenway Park, Boston, MA  
Sun Apr 18 1982, 3:33 AM EST  
Att: 18,017 - Unknown - 70 F

AB	32
R	4
H	8
RBI	3
BB	4
SO	2
LOB	8



Batter	1	2	3	4	5	6	7	8	9	AB R H RBI BB SO LOB	TOP																								
Damaso Garcia, R (1, 4) OBP: 0.396, SLG: 0.364	0-0 4-3		0-0 F8		0-0 2B 1B		0-0 6-3		0-0 6-3	5 1 1 0 0 0 1	<b>Toronto Blue Jays @ Boston Red Sox</b> Fenway Park, Boston, MA Mon Apr 19 1982, 3:33 AM EST Att: 27,265 - Unknown - 68 F																								
Rance Mulliniks, L (1, 5) OBP: 0.286, SLG: 0.519	0-0		4-0		0-0 F8		0-0 F9		0-0	2 0 1 0 1 0 1																									
Garth Iorg, R (7, PH) OBP: 0.529, SLG: 0.882	2B		1-2 BB						2B	2 0 1 0 0 0 0																									
Lloyd Moseby, L (1, 8) OBP: 0.256, SLG: 0.333	4-0		0-0 4-3		0-0 3-1 1-H		0-0 HR		0-0 BB	3 1 2 2 2 0 2																									
Willie Upshaw, L (1, 3) OBP: 0.311, SLG: 0.452	0-0 G4-6-3		0-0		0-0 E9 1B G4-6-3		0-0 3-1		0-3 K	5 1 1 0 0 1 5																									
Wayne Nordhagen, R (1, 10) OBP: 0.355, SLG: 0.296		0-0 6-3		0-0 G4-6-3 1B		0-3 K		0-3 K	0-0 F7	5 0 1 0 0 2 3																									
Hosken Powell, L (1, 7) OBP: 0.316, SLG: 0.333	0-0 3-1		0-0 G4-6-3		0-0 BB					2 0 0 0 0 0 1																									
Barry Bonnell, R (6, PH) OBP: 0.647, SLG: 0.933			1-2 3-H						HR	1 1 1 1 1 0 0																									
Ernie Whitt, L (1, 2) OBP: 0.361, SLG: 0.625	0-0 4-3		0-0		0-0 F5				0-3 K	4 1 1 1 0 1 1																									
Jesse Barfield, R (1, 9) OBP: 0.350, SLG: 0.400			0-0 6-3		0-0 F5				0-0 F5	4 0 2 0 0 0 1																									
Alfredo Griffin, S (1, 6) OBP: 0.244, SLG: 0.256			0-0 BB 1B		0-0 1-3				0-0 F8	4 0 1 0 0 0 3																									
<b>Inning Stats</b>	R: 0 E: 0 K: 0 S: 3	H: 1 LOB: 1 BB: 1 P: 7	R: 0 E: 0 K: 0 S: 3	H: 0 LOB: 0 BB: 0 P: 3	R: 0 E: 0 K: 0 S: 4	H: 1 LOB: 2 BB: 1 P: 8	R: 2 E: 1 K: 0 S: 6	H: 4 LOB: 1 BB: 0 P: 6	R: 1 E: 0 K: 1 S: 7	H: 2 LOB: 1 BB: 0 P: 7	R: 0 E: 0 K: 0 S: 3	H: 0 LOB: 1 BB: 1 P: 7	R: 1 E: 0 K: 0 S: 4	H: 1 LOB: 0 BB: 0 P: 4	R: 1 E: 0 K: 2 S: 9	H: 2 LOB: 1 BB: 0 P: 9	R: 0 E: 0 K: 1 S: 6	H: 1 LOB: 2 BB: 1 P: 10	1B: 6 2B: 3 3B: 0 HR: 3	SF: 0 SAC: 0 DP: 2 HBP: 0	WP: 0 PB: 0 SB: 1 CS: 0	PA: 41													
<b>PITCHER</b>	IP WLS BF H R ER SO BB IBB HBP BLK WP HR S P ERA WHIP																																		
Chuck Rainey, R (1, 1) ERA: 3.48	4.1	21	8	3	3	0	2	0	0	0	0	1	19	27	6.23	2.308																			
Bruce Hurst, L (5, 1) ERA: 5.4	2.2	10	1	1	1	1	1	0	0	0	0	1	11	15	3.38	0.750																			
Mark Clear, R (8, 1) ERA: 2.35	2.0	L	10	3	1	1	3	1	0	0	0	0	1	15	4.50	2.000																			

AB	37
R	5
H	12
RBI	4
BB	4
SO	4
LOB	18



Batter	1	2	3	4	5	6	7	8	9	AB R H RBI BB SO LOB	BOTTOM																								
Jerry Remy, L (1, 4) OBP: 0.300, SLG: 0.300	0-0 1-3		0-0		0-0 E9		0-0 F7		0-0 FC6-4	5 0 3 1 0 0 0	<b>Toronto Blue Jays @ Boston Red Sox</b> Fenway Park, Boston, MA Mon Apr 19 1982, 3:33 AM EST Att: 27,265 - Unknown - 68 F																								
Dwight Evans, R (1, 9) OBP: 0.395, SLG: 0.250	0-0 1-3		0-0 F4		0-0 1B		0-0 F8		0-0 FC6-4	4 0 0 0 1 0 2																									
Jim Rice, R (1, 7) OBP: 0.341, SLG: 0.250	0-3 K		0-0		0-0 5-3		0-0 6-3			4 0 1 0 0 1 2																									
Carl Yastrzemski, L (1, 10) OBP: 0.500, SLG: 0.742		0-0			0-0 G4-6-3		0-0		0-0	4 2 3 0 0 0 1																									
Reid Nichols, R (8, PR) OBP: 0.333, SLG: 0.333		2B E 1B		1-2	0-0 BB 1B		0-0 5-3		0-0 5-3	0 0 0 0 0 0 0																									
Carney Lansford, R (1, 5) OBP: 0.390, SLG: 0.371		0-0 F9		0-0 5-3		0-0 2B BB		0-0 5-3		3 0 0 0 1 0 2																									
Dave Stapleton, R (1, 3) OBP: 0.268, SLG: 0.359		0-0 E9 L4 1-H		0-0 FC3-6 1B		0-0 F9		0-3 K		4 0 2 0 0 1 4																									
Glenn Hoffman, R (1, 6) OBP: 0.293, SLG: 0.450		0-0 L4		0-0 F6		0-0 2B		0-0 5-3		4 0 1 1 0 0 4																									
Rich Gedman, L (1, 2) OBP: 0.318, SLG: 0.350			0-0 F8		0-0 FC3-6 1B		0-0 G6-4-3 IBB		0-0 F6	3 1 0 0 1 0 1																									
Rick Miller, L (1, 8) OBP: 0.314, SLG: 0.172			0-0 F7		0-0 1B E BB		0-0 G6-4-3		0-0 4-3	3 1 0 0 1 0 3																									
<b>Inning Stats</b>	R: 0 E: 0 K: 1 S: 5	H: 0 LOB: 0 BB: 0 P: 5	R: 1 E: 1 K: 0 S: 4	H: 2 LOB: 0 BB: 0 P: 4	R: 0 E: 0 K: 0 S: 4	H: 1 LOB: 1 BB: 0 P: 4	R: 0 E: 0 K: 0 S: 3	H: 1 LOB: 0 BB: 0 P: 3	R: 2 E: 1 K: 0 S: 5	H: 2 LOB: 2 BB: 2 P: 13	R: 1 E: 0 K: 0 S: 4	H: 2 LOB: 2 BB: 2 P: 12	R: 0 E: 0 K: 0 S: 3	H: 0 LOB: 0 BB: 0 P: 3	R: 0 E: 0 K: 1 S: 6	H: 1 LOB: 2 BB: 0 P: 6	R: 0 E: 0 K: 0 S: 4	H: 1 LOB: 1 BB: 0 P: 4	1B: 8 2B: 3 3B: 0 HR: 0	SF: 0 SAC: 0 DP: 3 HBP: 0	WP: 0 PB: 0 SB: 1 CS: 0	PA: 38													
<b>PITCHER</b>	IP WLS BF H R ER SO BB IBB HBP BLK WP HR S P ERA WHIP																																		
Dave Stieb, R (1, 1) ERA: 3.72	5.0	23	7	4	2	1	3	0	0	0	0	0	22	34	3.60	2.000																			
Dale Murray, R (6, 1) ERA: 1.5	4.0	W	15	3	0	0	1	0	1	0	0	0	16	20	0.00	0.750																			



Batter	1	2	3	4	5	6	7	8	9	AB	R	H	RBI	BB	SO	LOB	TOP										
Damaso Garcia, R (1, 4) OBP: 0.365, SLG: 0.333	0-0 4-3		0-0 F3			0-0 3-6		0-0 5-3	0-0 5-3	4	0	0	0	0	0	1											
Garth Iorg, R (1, 5) OBP: 0.376, SLG: 0.762	0-0 5-3			0-0 G5-4-3 1B			0-0 5-3	0-3 K	0-3 K	4	0	1	0	0	1	0											
Lloyd Moseby, L (1, 8) OBP: 0.295, SLG: 0.326	0-0 F8			0-0 G5-4-3 1-2			0-0 F7	0-0 1B	0-0 1B	4	0	1	0	0	0	1											
Wayne Nordhagen, R (1, 10) OBP: 0.324, SLG: 0.267 John Mayberry, L (9, PH) OBP: 0.294, SLG: 0.200		0-0 6-3		0-0 F8			0-0 4-3	0-0 4-3	0-0 4-3	3	0	0	0	0	0	0											
Barry Bonnell, R (1, 7) OBP: 0.650, SLG: 0.882		4-0 FC6-4 BB			0-0 L7			0-0 WP 4-3 1B		2	1	1	0	1	0	0											
Jesse Barfield, R (1, 9) OBP: 0.372, SLG: 0.421		0-0 F9			0-0 G5-4-3 1B			0-0 4-3 WP 1-2 1B		3	0	2	0	0	0	1											
Buck Martinez, R (1, 2) Ernie Whitt, L (8, PH) OBP: 0.351, SLG: 0.606		0-0 FC6-4 1-2			0-0 G5-4-3 1-2			0-0 F5 1-2 2-3		2	0	0	0	0	0	2											
Willie Upshaw, L (1, 3) OBP: 0.313, SLG: 0.432			0-0 2-3			4-0 3-6 BB		0-0 4-3		2	0	0	1	1	0	1											
Alfredo Griffin, S (1, 6) Hosken Powell, L (8, PH) OBP: 0.300, SLG: 0.316 Rance Mulliniks, L (8, 6) OBP: 0.286, SLG: 0.519			0-0 G3			0-0 F9		0-0 K		2	0	0	0	0	0	1											
										1	0	0	0	0	0	1											
										0	0	0	0	0	0	0											
<b>Inning Stats</b>	R: 0 E: 0 K: 0 S: 3	H: 0 LOB: 0 BB: 0 P: 3	R: 0 E: 0 K: 0 S: 3	H: 0 LOB: 1 BB: 1 P: 7	R: 0 E: 0 K: 0 S: 3	H: 0 LOB: 0 BB: 0 P: 3	R: 0 E: 0 K: 0 S: 3	H: 1 LOB: 0 BB: 0 P: 3	R: 0 E: 0 K: 0 S: 3	H: 1 LOB: 0 BB: 0 P: 3	R: 0 E: 0 K: 0 S: 2	H: 0 LOB: 0 BB: 1 P: 6	R: 0 E: 0 K: 0 S: 3	H: 0 LOB: 0 BB: 0 P: 3	R: 1 E: 0 K: 1 S: 7	H: 2 LOB: 1 BB: 0 P: 7	R: 0 E: 0 K: 1 S: 6	H: 1 LOB: 1 BB: 0 P: 6	1B: 5 2B: 1 3B: 0 HR: 0	SF: 0 SAC: 0 DP: 3 HBP: 0	WP: 1 PB: 0 SB: 0 CS: 0	PA: 31					
<b>PITCHER</b>	IP	WLS	BF	H	R	ER	SO	BB	IBB	HBP	BLK	WP	HR	S	P	ERA	WHIP										
Randy Lerch, L (1, 1) ERA: 4.5	7.0	W	24	4	1	1	0	2	0	0	0	0	0	22	30	1.29	0.857										
Rollie Fingers, R (8, 1) ERA: 4.0	2.0	S	7	1	0	0	2	0	0	0	0	1	0	11	11	0.00	0.500										

Toronto Blue Jays @ Milwaukee Brewers  
Milwaukee County Stadium, Milwaukee, WI

AB 29  
R 1  
H 5  
RBI 1  
BB 2  
SO 2  
LOB 11



Wed Apr 21 1982, 7:05 PM EST  
Att: 5,298 - Unknown - 52 F

Batter	1	2	3	4	5	6	7	8	9	AB	R	H	RBI	BB	SO	LOB	BOTTOM										
Paul Molitor, R (1, 5) OBP: 0.449, SLG: 0.447	0-0 F8		0-0 HR		0-0 S 1B		4-0 BB 4-3 BB			3	1	2	2	1	0	0											
Charlie Moore, R (1, 9) OBP: 0.333, SLG: 0.395	0-0 P4		0-0 P6		0-0 5-3 1-2		0-0 4-3	1-2 2-3		4	0	0	0	0	0	3											
Cecil Cooper, L (1, 3) OBP: 0.438, SLG: 0.444	0-0 F8		0-0 6-3			0-0 1-4-3	4-0 BB IBB			3	0	0	0	1	0	0											
Ben Oglivie, L (1, 7) OBP: 0.383, SLG: 0.619		0-0 P6		0-0 F8		0-0 6-3	4-0 1-2 2-3 3-H BB			3	0	0	1	1	0	0											
Ted Simmons, S (1, 2) OBP: 0.333, SLG: 0.333		0-0 1B		0-0 1B		0-0 2B	0-0 F3			4	0	3	0	0	0	3											
Gorman Thomas, R (1, 8) OBP: 0.444, SLG: 0.343		0-3 K		0-0 P6		4-0 BB		0-0 1-3		3	0	0	0	1	1	2											
Roy Howell, L (1, 10) OBP: 0.377, SLG: 0.154 Don Money, R (8, PH) OBP: 0.286, SLG: 0.500		0-0 G3		0-0 4-3		0-0 L3		0-0 1-3		3	0	0	0	0	0	4											
										1	0	0	0	0	0	0											
Jim Gantner, L (1, 4) OBP: 0.229, SLG: 0.133			4-0 HR BB		0-0 F8		0-0 F7	0-3 K		3	1	0	0	1	1	0											
Ed Romero, R (1, 6) OBP: 0.313, SLG: 0.333			0-0 F5		0-0 5-3		0-0 4-3 BB 2B			3	1	1	0	0	0	1											
<b>Inning Stats</b>	R: 0 E: 0 K: 0 S: 3	H: 0 LOB: 0 BB: 0 P: 3	R: 0 E: 0 K: 1 S: 6	H: 1 LOB: 0 BB: 0 P: 6	R: 2 E: 0 K: 0 S: 4	H: 1 LOB: 0 BB: 1 P: 8	R: 0 E: 0 K: 0 S: 4	H: 1 LOB: 1 BB: 0 P: 4	R: 0 E: 0 K: 0 S: 4	H: 1 LOB: 1 BB: 0 P: 4	R: 0 E: 0 K: 0 S: 4	H: 1 LOB: 2 BB: 1 P: 8	R: 1 E: 0 K: 0 S: 4	H: 1 LOB: 3 BB: 3 P: 16	R: 0 E: 0 K: 1 S: 5	H: 0 LOB: 0 BB: 0 P: 5	1B: 3 2B: 2 3B: 0 HR: 1	SF: 0 SAC: 0 DP: 0 HBP: 0	WP: 0 PB: 0 SB: 1 CS: 0	PA: 35							
<b>PITCHER</b>	IP	WLS	BF	H	R	ER	SO	BB	IBB	HBP	BLK	WP	HR	S	P	ERA	WHIP										
Luis Leal, R (1, 1) ERA: 2.08	6.0	L	25	5	2	2	1	2	0	0	0	0	0	25	33	3.00	1.167										
Joey McCloughlin, R (7, 1) ERA: 8.23	0.2		5	1	1	1	0	1	1	0	0	0	0	3	11	13.50	3.000										
Jerry Garvin, L (7, 1) ERA: 9.45	1.1		5	0	0	0	1	1	0	0	0	0	0	6	10	0.00	0.750										

Toronto Blue Jays @ Milwaukee Brewers  
Milwaukee County Stadium, Milwaukee, WI

AB 30  
R 3  
H 6  
RBI 3  
BB 5  
SO 2  
LOB 13



Wed Apr 21 1982, 7:05 PM EST  
Att: 5,298 - Unknown - 52 F

Batter	1	2	3	4	5	6	7	8	9	AB	R	H	RBI	BB	SO	LOB	TOP			
Damaso Garcia, R OBP: 0.397, SLG: 0.327	P4		FC5-2 1B		F8			F2		4	0	1	0	0	0	1				
Garth Iorg, R OBP: 0.300, SLG: 0.640	F9		FC5-2 1-2			F9			5-3	4	0	0	0	0	0	2				
Lloyd Moseby, L OBP: 0.240, SLG: 0.304 Tony Johnson, R (9, PH)	6-3		G3				6-3		4-3	3	0	0	0	0	0	2				
Wayne Nordhagen, R OBP: 0.289, SLG: 0.235		5-3		5-3				5-3		4	0	0	0	0	0	0				
Otto Velez, R OBP: 0.571, SLG: 0.400		BB			F9			G6-4-3 1B		2	0	1	0	1	0	0				
Jesse Barfield, R OBP: 0.348, SLG: 0.390	P4				F8			G6-4-3 1-2		3	0	0	0	0	0	2				
Buck Martinez, R OBP: 0.231, SLG: 0.308	L5				F7			5-3		3	0	0	0	0	0	1				
Willie Upshaw, L OBP: 0.314, SLG: 0.426			1B FC5-2 1B		1-3			3-1		3	0	1	0	0	0	0				
Alfredo Griffin, S OBP: 0.239, SLG: 0.250			F8					F7		3	0	1	0	0	0	1				
<b>Inning Stats</b>	R: 0 E: 0 K: 0 S: 3	H: 0 LOB: 0 BB: 0 P: 3	R: 0 E: 0 K: 0 S: 3	H: 0 LOB: 1 BB: 1 P: 7	R: 0 E: 0 K: 0 S: 5	H: 2 LOB: 2 BB: 0 P: 5	R: 0 E: 0 K: 0 S: 3	H: 0 LOB: 0 BB: 0 P: 3	R: 0 E: 0 K: 0 S: 4	H: 1 LOB: 1 BB: 0 P: 4	R: 0 E: 0 K: 0 S: 3	H: 0 LOB: 0 BB: 0 P: 3	R: 0 E: 0 K: 0 S: 3	H: 0 LOB: 0 BB: 0 P: 3	R: 0 E: 0 K: 0 S: 3	H: 0 LOB: 0 BB: 0 P: 3	1B: 4 2B: 0 3B: 0 HR: 0	SF: 0 SAC: 0 DP: 1 HBP: 0	WP: 0 PB: 0 SB: 0 CS: 0	PA: 31
<b>PITCHER</b> Mike Caldwell, L ERA: 3.72	IP: 9.0 WLS: W BF: 31 H: 4 R: 0 ER: 0 SO: 0 BB: 1 IBB: 0 HBP: 0 BLK: 0 WP: 0 HR: 0 S: 30 P: 34 ERA: 0.00 WHIP: 0.556															<b>PITCHER</b>				

Toronto Blue Jays @ Milwaukee Brewers  
Milwaukee County Stadium, Milwaukee, WI  
Thu Apr 22 1982, 7:05 PM EST  
Att. 6,199 - Unknown - 50 F

AB 30  
R 0  
H 4  
RBI 0  
BB 1  
SO 0  
LOB 9



Batter	1	2	3	4	5	6	7	8	9	AB	R	H	RBI	BB	SO	LOB	BOTTOM			
Paul Molitor, R OBP: 0.463, SLG: 0.476	G6-4-3 1B		1B E 2B	5-3		WP 1B IBB		K		4	2	2	0	1	1	2				
Charlie Moore, R OBP: 0.394, SLG: 0.405	G6-4-3 1-2		FC3-6 E HBP		E6 SH3 HR 1B	1B 1-H 2-H 3-H		FC6-4 1-2		4	1	2	2	0	0	2				
Cecil Cooper, L OBP: 0.451, SLG: 0.521	HR		E2 FC3-6 1B		SH3	4-3				3	1	2	1	0	0	0				
Ben Oglivie, L OBP: 0.392, SLG: 0.667	WP BB		F7		HR		F8			3	1	1	2	1	0	2				
Ted Simmons, S OBP: 0.294, SLG: 0.290	1-3		FC3-6		F8		4-3			4	0	0	0	0	0	3				
Gorman Thomas, R OBP: 0.426, SLG: 0.333 Kevin Bass, S (7, PR) (8, 8)		3-1	L4		P3		FC6-4 1B			4	0	1	0	0	0	2				
Roy Howell, L OBP: 0.116, SLG: 0.125		K		3-1		SH3-4 1B WP BB	FC6-4 1-2			3	1	0	0	1	1	1				
Jim Gantner, L OBP: 0.308, SLG: 0.212		BB	E4 1B		WP SH3-4 1B 1B		FC6-4 1B			3	1	3	0	1	0	0				
Ed Romero, R OBP: 0.263, SLG: 0.278	F5		P5		SH3-4		F7			3	0	0	0	0	0	3				
<b>Inning Stats</b>	R: 1 E: 0 K: 0 S: 4	H: 2 LOB: 1 BB: 1 P: 8	R: 0 E: 0 K: 1 S: 5	H: 0 LOB: 1 BB: 1 P: 9	R: 1 E: 1 K: 0 S: 5	H: 2 LOB: 2 BB: 0 P: 6	R: 0 E: 1 K: 0 S: 4	H: 1 LOB: 1 BB: 0 P: 4	R: 2 E: 1 K: 0 S: 5	H: 2 LOB: 0 BB: 0 P: 5	R: 3 E: 0 K: 0 S: 4	H: 2 LOB: 2 BB: 2 P: 12	R: 0 E: 0 K: 0 S: 4	H: 1 LOB: 1 BB: 0 P: 4	R: 0 E: 0 K: 1 S: 6	H: 1 LOB: 1 BB: 0 P: 6	1B: 8 2B: 1 3B: 0 HR: 2	SF: 0 SAC: 2 DP: 1 HBP: 1	WP: 2 PB: 0 SB: 0 CS: 0	PA: 38
<b>PITCHER</b> Mark Bomback, R ERA: 8.1 Dale Murray, R ERA: 3.49 Roy Lee Jackson, R ERA: 7.11 Jim Gott, R ERA: 3.12	IP: 5.0 WLS: L BF: 24 H: 7 R: 4 ER: 3 SO: 1 BB: 2 IBB: 0 HBP: 1 BLK: 0 WP: 1 HR: 2 S: 23 P: 32 ERA: 5.40 WHIP: 1.800															<b>PITCHER</b>				

Toronto Blue Jays @ Milwaukee Brewers  
Milwaukee County Stadium, Milwaukee, WI  
Thu Apr 22 1982, 7:05 PM EST  
Att. 6,199 - Unknown - 50 F

AB 31  
R 7  
H 11  
RBI 5  
BB 4  
SO 2  
LOB 15



Batter	1	2	3	4	5	6	7	8	9	AB	R	H	RBI	BB	SO	LOB	TOP										
Jerry Remy, L (1.4) OBP: 0.316, SLG: 0.286										4	1	0	0	1	0	3	<b>Boston Red Sox @ Toronto Blue Jays</b> Exhibition Stadium, Toronto, ON Fri Apr 23 1982, 6:05 PM EST Att: 10,428 - Unknown - 61 F										
Dwight Evans, R (1.9) OBP: 0.375, SLG: 0.356										4	2	2	0	0	0	2											
Jim Rice, R (1.7) OBP: 0.389, SLG: 0.391										3	1	2	3	1	0	1											
Carl Yastrzemski, L (1.10) OBP: 0.468, SLG: 0.650										4	0	2	1	0	2	1											
Carney Lansford, R (1.5) OBP: 0.396, SLG: 0.435										3	1	2	1	1	0	2											
Dave Stapleton, R (1.3) OBP: 0.245, SLG: 0.314										4	0	0	0	0	0	4											
Rich Gedman, L (1.2) OBP: 0.310, SLG: 0.370										4	0	0	0	0	1	3											
Glenn Hoffman, R (1.6) OBP: 0.340, SLG: 0.500										4	0	0	0	0	1	0											
Rick Miller, L (1.8) OBP: 0.349, SLG: 0.222										4	0	3	0	0	0	0											
<b>Inning Stats</b>	R: 1 E: 0 K: 0 S: 3	H: 1 LOB: 1 BB: 2 P: 11	R: 0 E: 0 K: 0 S: 3	H: 0 LOB: 0 BB: 0 P: 3	R: 0 E: 0 K: 0 S: 4	H: 1 LOB: 1 BB: 0 P: 4	R: 1 E: 0 K: 2 S: 8	H: 1 LOB: 0 BB: 0 P: 8	R: 0 E: 0 K: 1 S: 5	H: 1 LOB: 0 BB: 0 P: 5	R: 1 E: 0 K: 1 S: 7	H: 2 LOB: 2 BB: 1 P: 11	R: 0 E: 0 K: 0 S: 3	H: 0 LOB: 0 BB: 0 P: 3	R: 2 E: 0 K: 0 S: 6	H: 4 LOB: 1 BB: 0 P: 6		R: 0 E: 0 K: 0 S: 3	H: 1 LOB: 0 BB: 0 P: 3	1B: 8 2B: 0 3B: 1 HR: 2	SF: 0 SAC: 0 DP: 4 HBP: 0	WP: 0 PB: 0 SB: 0 CS: 0	PA: 37				
<b>PITCHER</b>	IP	WLS	BF	H	R	ER	SO	BB	IBB	HBP	BLK	WP	HR	S	P	ERA	WHIP										
Jim Clancy, R (1.1) ERA: 6.17	7.0	L	30	8	5	5	4	3	0	0	0	0	2	35	47	6.43	1.571										
Joey McLaughlin, R (8.1) ERA: 4.26	2.0		7	3	0	0	0	0	0	0	0	0	0	7	7	0.00	1.500										

Batter	1	2	3	4	5	6	7	8	9	AB	R	H	RBI	BB	SO	LOB	BOTTOM										
Damaso Garcia, R (1.4) OBP: 0.361, SLG: 0.333										5	0	2	0	0	1	2	<b>Boston Red Sox @ Toronto Blue Jays</b> Exhibition Stadium, Toronto, ON Fri Apr 23 1982, 6:05 PM EST Att: 10,428 - Unknown - 61 F										
Garth Iorg, R (1.5) OBP: 0.393, SLG: 0.607										3	0	1	0	0	1	1											
Rance Mulliniks, L (8. PH) OBP: 0.267, SLG: 0.483										2	1	0	0	0	1	5											
Barry Bonnell, R (1.8) OBP: 0.565, SLG: 0.750										3	0	0	0	0	0	1											
Al Woods, L (8. PH) OBP: 0.188, SLG: 0.133										2	1	2	2	0	0	0											
Wayne Nordhagen, R (1.7) OBP: 0.293, SLG: 0.243										3	0	1	0	0	1	1											
Hosken Powell, L (8. PH) OBP: 0.333, SLG: 0.400										1	0	1	2	0	0	0											
Otto Velez, R (1.10) OBP: 0.400, SLG: 0.250										3	0	0	0	0	0	2											
John Mayberry, L (8. PH) OBP: 0.278, SLG: 0.188										1	0	0	0	0	0	1											
Jesse Barfield, R (1.9) OBP: 0.320, SLG: 0.356										4	0	0	0	0	1	3											
Buck Martinez, R (1.2) OBP: 0.294, SLG: 0.412										4	0	2	0	0	0	2											
Tony Johnson, R (9. PR)										0	1	0	0	0	0	0											
<b>Inning Stats</b>	R: 0 E: 0 K: 0 S: 4	H: 1 LOB: 1 BB: 0 P: 4	R: 0 E: 0 K: 1 S: 5	H: 0 LOB: 0 BB: 0 P: 5	R: 0 E: 0 K: 2 S: 7	H: 0 LOB: 1 BB: 1 P: 11	R: 0 E: 1 K: 0 S: 5	H: 1 LOB: 2 BB: 0 P: 5	R: 0 E: 0 K: 1 S: 5	H: 1 LOB: 0 BB: 0 P: 5	R: 3 E: 0 K: 0 S: 7	H: 4 LOB: 1 BB: 0 P: 7	R: 1 E: 0 K: 2 S: 10	H: 4 LOB: 2 BB: 0 P: 10	1B: 9 2B: 3 3B: 0 HR: 0	SF: 0 SAC: 1 DP: 1 HBP: 0		WP: 0 PB: 0 SB: 0 CS: 0	PA: 39								
<b>PITCHER</b>	IP	WLS	BF	H	R	ER	SO	BB	IBB	HBP	BLK	WP	HR	S	P	ERA	WHIP										
John Tudor, L (1.1) ERA: 2.05	7.0		28	6	2	2	5	1	0	0	0	0	0	37	41	2.57	1.000										
Luis Aponte, R (8.1) ERA: 1.52	0.1		3	2	1	1	0	0	0	0	0	0	0	3	3	27.00	6.000										
Tom Burgmeier, L (8.1) ERA: 2.25	1.0		5	2	1	1	1	0	0	0	0	0	0	7	7	9.00	2.000										
Mark Clear, R (9.1) ERA: 1.64	0.2	S	3	2	0	0	1	0	0	0	0	0	0	5	5	0.00	3.000										

Batter	1	2	3	4	5	6	7	8	9	AB	R	H	RBI	BB	SO	LOB	TOP					
Jerry Remy, L (1,4) OBP: 0.327, SLG: 0.319	G3		F7		FC5-2 HR 2B		G3		CS 1B	5	1	2	1	0	0	0	<b>Boston Red Sox @ Toronto Blue Jays</b> Exhibition Stadium, Toronto, ON Sat Apr 24 1982, 3:33 AM EST Att: 13,135 - Unknown - 68 F					
Dwight Evans, R (1,9) OBP: 0.377, SLG: 0.347	BB		K		6-3		1B		6-3	4	0	1	0	1	1	3						
Jim Rice, R (1,7) OBP: 0.362, SLG: 0.360	K		1-3		FC5-2 HR		L6			4	1	0	0	0	1	4						
Carl Yastrzemski, L (1,10) OBP: 0.471, SLG: 0.705	4-3			K					SH1-4 HBP 1B	4	2	2	3	0	1	1						
Carney Lansford, R (1,5) OBP: 0.404, SLG: 0.417		S 1B BB		K					SH1-4 HBP 1B	2	2	0	0	1	1	0						
Dave Stapleton, R (1,3) OBP: 0.232, SLG: 0.296		K		P6					SH1-4	3	0	0	0	0	1	1						
Glenn Hoffman, R (1,6) OBP: 0.351, SLG: 0.500		K							CS-66 1B	4	1	2	2	0	1	1						
Rick Miller, L (1,8) OBP: 0.362, SLG: 0.250		1B							FC1-5-6 CS	4	1	2	1	0	0	1						
Gary Allenson, R (1,2) OBP: 0.292, SLG: 0.364		5-3							CS K	4	0	1	1	0	1	1						
<b>Inning Stats</b>	R: 0 E: 0 K: 1 S: 5	H: 0 LOB: 1 BB: 1 P: 9	R: 1 E: 0 K: 2 S: 8	H: 1 LOB: 1 BB: 1 P: 12	R: 0 E: 0 K: 1 S: 5	H: 0 LOB: 0 BB: 0 P: 5	R: 0 E: 0 K: 2 S: 7	H: 0 LOB: 0 BB: 0 P: 7	R: 5 E: 0 K: 0 S: 8	H: 5 LOB: 0 BB: 0 P: 8	R: 0 E: 0 K: 0 S: 3	H: 0 LOB: 2 BB: 0 P: 3	R: 0 E: 0 K: 0 S: 4	H: 1 LOB: 1 BB: 0 P: 4	R: 2 E: 0 K: 0 S: 4	H: 2 LOB: 0 BB: 0 P: 5	R: 0 E: 0 K: 1 S: 5	H: 1 LOB: 0 BB: 0 P: 5	1B: 7 2B: 2 3B: 0 HR: 1	SF: 0 SAC: 1 DP: 0 HBP: 1	WP: 0 PB: 0 SB: 1 CS: 2	PA: 39
<b>PITCHER</b>	IP	WLS	BF	H	R	ER	SO	BB	IBB	HBP	BLK	WP	HR	S	P	ERA	WHIP					
Dave Stieb, R (1,1) ERA: 5.25	4.2	L	22	6	6	6	6	2	0	0	0	0	1	32	40	11.57	1.714					
Dale Murray, R (5,1) ERA: 3.95	3.1		13	3	2	2	0	0	0	1	0	0	0	12	13	5.40	0.900					
Roy Lee Jackson, R (9,1) ERA: 6.14	1.0		3	1	0	0	1	0	0	0	0	0	0	5	5	0.00	1.000					

Batter	1	2	3	4	5	6	7	8	9	AB	R	H	RBI	BB	SO	LOB	BOTTOM					
Damaso Garcia, R (1,4) OBP: 0.379, SLG: 0.361	4-3			L3 1B		1-1 2H 1B 2B		HR BB BB	K	4	2	2	2	1	1	1	<b>Boston Red Sox @ Toronto Blue Jays</b> Exhibition Stadium, Toronto, ON Sat Apr 24 1982, 3:33 AM EST Att: 13,135 - Unknown - 68 F					
Rance Mulliniks, L (1,5) OBP: 0.294, SLG: 0.469	4-3			L3		2H 1B		HR BB		3	1	1	1	1	0	1						
Lloyd Moseby, L (1,8) OBP: 0.226, SLG: 0.286										3	0	0	0	0	1	1						
Jesse Barfield, R (6,PH) OBP: 0.333, SLG: 0.435	K			4-3		L4		HR		1	1	1	4	0	0	0						
Al Woods, L (1,7) OBP: 0.250, SLG: 0.211					F7			K		4	0	2	0	0	1	0						
Hosken Powell, L (1,9) OBP: 0.292, SLG: 0.348				G4-6-3 1B		1-2 1B				3	0	0	0	0	1	3						
Barry Bonnell, R (8,PH) OBP: 0.542, SLG: 0.714		G4-6-3			6-3			P1		1	0	0	0	0	0	0						
John Mayberry, L (1,3) OBP: 0.227, SLG: 0.150		K			G3			P6		4	0	0	0	0	1	0						
Ernie Whitt, L (1,2) OBP: 0.325, SLG: 0.556				F8						3	0	0	0	0	0	0						
Garth Iorg, R (9,PH) OBP: 0.379, SLG: 0.586					G3				K	1	0	0	0	0	1	0						
Wayne Nordhagen, R (1,10) OBP: 0.311, SLG: 0.250					6-3					3	1	1	0	1	1	0						
Tony Johnson, R (9,PR)						BB 2B BB			1B	0	0	0	0	0	0	0						
Alfredo Griffin, S (1,6) OBP: 0.308, SLG: 0.327					P5					2	2	1	0	1	0	0						
Otto Velez, R (9,PH) OBP: 0.364, SLG: 0.222						2B BB		BB HR 1B	K	1	0	0	0	0	1	1						
<b>Inning Stats</b>	R: 0 E: 0 K: 1 S: 5	H: 0 LOB: 0 BB: 0 P: 5	R: 0 E: 0 K: 1 S: 5	H: 1 LOB: 0 BB: 0 P: 5	R: 0 E: 0 K: 0 S: 3	H: 0 LOB: 0 BB: 0 P: 3	R: 0 E: 0 K: 0 S: 3	H: 1 LOB: 0 BB: 0 P: 3	R: 0 E: 0 K: 1 S: 5	H: 0 LOB: 0 BB: 0 P: 5	R: 3 E: 0 K: 1 S: 8	H: 3 LOB: 2 BB: 2 P: 16	R: 0 E: 0 K: 1 S: 5	H: 0 LOB: 0 BB: 0 P: 5	R: 4 E: 1 K: 1 S: 7	H: 2 LOB: 1 BB: 2 P: 15	R: 0 E: 0 K: 3 S: 10	H: 1 LOB: 1 BB: 0 P: 10	1B: 6 2B: 2 3B: 0 HR: 1	SF: 0 SAC: 0 DP: 2 HBP: 0	WP: 0 PB: 0 SB: 0 CS: 0	PA: 37
<b>PITCHER</b>	IP	WLS	BF	H	R	ER	SO	BB	IBB	HBP	BLK	WP	HR	S	P	ERA	WHIP					
Mike Torrez, R (1,1) ERA: 4.5	5.1	W	20	4	3	3	2	2	0	0	0	0	0	11	19	5.06	1.125					
Bob Stanley, R (6,1) ERA: 12.15	1.2		9	2	3	3	2	2	0	0	0	0	0	11	19	16.20	2.400					
Tom Burgmeier, L (8,1) ERA: 3.6	1.0		4	1	1	1	1	0	0	0	0	0	1	6	6	9.00	1.000					
Luis Aponte, R (9,1) ERA: 1.23	1.0	S	4	1	0	0	3	0	0	0	0	0	0	10	10	0.00	1.000					





Batter	1	2	3	4	5	6	7	8	9	10	11	12	AB	R	H	RBI	BB	SO	LOB	TOP							
Jerry Remy, L OBP: 0.353, SLG: 0.346 (1.4)	FC6-5 2B		SH5-3		E6		3-1			K		1B	5	0	2	1	0	1	1								
Dwight Evans, R OBP: 0.343, SLG: 0.309 (1.9)	K		4-3		F8			6-3		FC1-5		F9	6	0	0	0	0	1	5								
Jim Rice, R OBP: 0.344, SLG: 0.327 (1.7)	FC6-5		P3		K			F8		FC6-4			5	0	0	0	0	1	4								
Carl Yastrzemski, L OBP: 0.496, SLG: 0.120 (1.10)		1B		HR	F7			F9				F9	6	2	2	1	0	0	3								
Carney Lansford, R OBP: 0.371, SLG: 0.377 (1.5)	K		F8			P1			5-3		K		5	0	0	0	0	2	1								
Dave Stapleton, R OBP: 0.250, SLG: 0.276 (1.3)	P4		4-3			P2			BB		F8		4	0	0	0	1	0	1								
Glenn Hoffman, R OBP: 0.371, SLG: 0.525 (1.6)	E4		1B	2B		F9			P4			SH1-4	5	2	3	1	0	0	1								
Rich Gedman, L OBP: 0.303, SLG: 0.355 (1.2)	F7			1B			4-3		4-3			SH1-4	4	0	1	0	0	0	1								
Rick Miller, L OBP: 0.356, SLG: 0.333 (1.8)			1B		F9		K			FC1-5		1B	5	1	3	1	0	1	2								
Inning Stats	R: 0 E: 0 K: 1 S: 5	H: 1 LOB: 0 BB: 0 P: 5	R: 2 E: 1 K: 1 S: 7	H: 2 LOB: 0 BB: 0 P: 7	R: 0 E: 0 K: 0 S: 4	H: 1 LOB: 1 BB: 0 P: 4	R: 1 E: 0 K: 0 S: 6	H: 3 LOB: 2 BB: 0 P: 6	R: 0 E: 1 K: 1 S: 6	H: 0 LOB: 1 BB: 0 P: 6	R: 0 E: 0 K: 0 S: 3	H: 0 LOB: 0 BB: 0 P: 3	R: 0 E: 0 K: 1 S: 5	H: 0 LOB: 0 BB: 0 P: 5	R: 0 E: 0 K: 0 S: 3	H: 0 LOB: 1 BB: 0 P: 7	R: 0 E: 0 K: 1 S: 6	H: 1 LOB: 1 BB: 0 P: 6	R: 0 E: 0 K: 1 S: 5	H: 0 LOB: 0 BB: 0 P: 5	R: 2 E: 0 K: 0 S: 6	H: 3 LOB: 2 BB: 0 P: 7	1B: 6 2B: 5 3B: 0 HR: 1	SF: 0 SAC: 2 DP: 1 HBP: 1	WP: 0 PB: 0 SB: 1 CS: 0	PA: 49	
PITCHER	IP	WLS	BF	H	R	ER	SO	BB	IBB	HBP	BLK	WP	HR	S	P	ERA	WHIP										
Luis Leal, R ERA: 2.12 (1.1)	8.0		31	7	3	2	4	0	0	0	0	0	1	39	39	2.25	0.875										
Joey McLaughlin, R ERA: 3.72 (9.1)	3.1	L	13	2	1	1	2	1	0	0	0	0	0	16	20	2.70	0.900										
Jerry Garvin, L ERA: 10.8 (12.1)	0.0		2	2	1	1	0	0	0	0	0	0	0	2	2	∞	∞										
Roy Lee Jackson, R ERA: 5.63 (12.1)	0.2		3	0	0	0	0	0	0	1	0	0	0	2	3	0.00	0.000										

Boston Red Sox @ Toronto Blue Jays  
Exhibition Stadium, Toronto, ON  
Sun Apr 25 1982, 3:33 AM EDT  
Att: 21,043 - Unknown - 70 F

AB 45  
R 5  
H 11  
RBI 4  
BB 1  
SO 6  
LOB 19



Batter	1	2	3	4	5	6	7	8	9	10	11	12	AB	R	H	RBI	BB	SO	LOB	BOTTOM							
Damaso Garcia, R OBP: 0.375, SLG: 0.358 (1.4)	K	1B		4-3		1B		F9		F9			6	0	2	0	0	1	4								
Garth Iorg, R OBP: 0.424, SLG: 0.594 ERA: 2.12 (1.5)							F9					F8	3	0	2	1	1	0	1								
Rance Mullins, L OBP: 0.278, SLG: 0.441 (9. PH)	FC6-4	1B						4-3				F8	2	0	0	0	0	0	2								
Barry Bonnell, R OBP: 0.467, SLG: 0.593 (1.8)	FC6-4	F8		K		1-3			5-3			1B	6	1	1	0	0	1	5								
Wayne Nordhagen, R OBP: 0.294, SLG: 0.222 (1.7)	BB			F9		F8		4-3		F7		F9	5	0	0	0	1	0	1								
Otto Velez, R OBP: 0.467, SLG: 0.273 (1.10)	1B							F8				P3	2	0	1	0	2	0	0								
Hosken Powell, L OBP: 0.289, SLG: 0.320 (9. PH)	1B			1B		BB		F8		K		P3	2	0	0	0	0	1	1								
Jesse Barfield, R OBP: 0.333, SLG: 0.423 (1.9)	1B			K		K		5-3		2B	1B	K	6	0	2	1	0	3	2								
Buck Martinez, R OBP: 0.333, SLG: 0.400 (1.2)							F2					K	3	0	1	0	1	0	1								
Tony Johnson, R (8. PR)		L6						CS	BB			K	0	0	0	0	0	0	0								
Ernie Whitt, L OBP: 0.333, SLG: 0.579 (9.2)				1B						2B		K	2	0	1	0	0	1	0								
John Mayberry, L OBP: 0.321, SLG: 0.480 (1.3)	1B			K		HR		P3		IBB		HR	5	3	3	2	1	1	3								
Alfredo Griffin, S ERA: 5.14 (1.6)	F9											4-3	3	0	0	0	0	0	1								
Al Woods, L OBP: 0.261, SLG: 0.190 (8. PH)				1-3		F7		IBB		P6			2	0	0	0	1	0	2								
Inning Stats	R: 1 E: 0 K: 1 S: 6	H: 2 LOB: 2 BB: 2 P: 14	R: 1 E: 0 K: 0 S: 6	H: 3 LOB: 2 BB: 0 P: 6	R: 0 E: 0 K: 0 S: 8	H: 1 LOB: 1 BB: 1 P: 12	R: 0 E: 0 K: 1 S: 5	H: 0 LOB: 1 BB: 1 P: 9	R: 0 E: 0 K: 1 S: 6	H: 1 LOB: 1 BB: 0 P: 6	R: 1 E: 0 K: 0 S: 5	H: 2 LOB: 1 BB: 0 P: 5	R: 0 E: 0 K: 0 S: 3	H: 0 LOB: 2 BB: 2 P: 11	R: 0 E: 0 K: 1 S: 5	H: 0 LOB: 0 BB: 0 P: 5	R: 0 E: 0 K: 0 S: 4	H: 2 LOB: 2 BB: 1 P: 8	R: 0 E: 0 K: 0 S: 4	H: 1 LOB: 1 BB: 0 P: 4	R: 1 E: 0 K: 2 S: 8	H: 1 LOB: 0 BB: 0 P: 8	1B: 10 2B: 1 3B: 0 HR: 2	SF: 0 SAC: 0 DP: 0 HBP: 0	WP: 0 PB: 0 SB: 1 CS: 1	PA: 54	
PITCHER	IP	WLS	BF	H	R	ER	SO	BB	IBB	HBP	BLK	WP	HR	S	P	ERA	WHIP										
Bob Ojeda, L ERA: 5.14 (1.1)	7.1		35	9	3	3	5	5	0	0	0	0	1	40	60	3.68	1.909										
Mark Clear, R ERA: 1.72 (8.1)	4.2	W	19	4	1	1	3	0	2	0	0	0	1	23	31	1.93	0.857										

Boston Red Sox @ Toronto Blue Jays  
Exhibition Stadium, Toronto, ON  
Sun Apr 25 1982, 3:33 AM EDT  
Att: 21,043 - Unknown - 70 F

AB 47  
R 4  
H 13  
RBI 4  
BB 7  
SO 8  
LOB 23



Batter	1	2	3	4	5	6	7	8	9	AB	R	H	RBI	BB	SO	LOB	TOP			
George Wright, S OBP: 0.357, SLG: 0.460										5	1	2	0	0	0	1				
Lee Mazzilli, S OBP: 0.392, SLG: 0.386										5	0	1	0	0	0	2				
Buddy Bell, R OBP: 0.426, SLG: 0.500										3	0	0	0	1	1	0				
Larry Parrish, R OBP: 0.259, SLG: 0.208										2	1	0	1	1	0	0				
Pat Putnam, L OBP: 0.370, SLG: 0.297										4	1	1	0	0	0	3				
Jim Sundberg, R OBP: 0.446, SLG: 0.469										4	0	3	1	0	0	2				
Mike Richardt, R OBP: 0.246, SLG: 0.304										4	1	2	2	0	0	2				
Mario Mendoza, R OBP: 0.250, SLG: 0.375										3	0	0	0	0	0	2				
Doug Flynn, R OBP: 0.149, SLG: 0.174										3	0	1	0	0	0	0				
Johnny Grubb, L (9, PH)										1	0	0	0	0	0	0				
<b>Inning Stats</b>	R: 1 E: 0 K: 0 S: 5	H: 2 LOB: 2 BB: 1 P: 9	R: 1 E: 0 K: 0 S: 5	H: 2 LOB: 1 BB: 0 P: 5	R: 1 E: 0 K: 0 S: 4	H: 1 LOB: 1 BB: 1 P: 8	R: 0 E: 1 K: 0 S: 4	H: 1 LOB: 1 BB: 0 P: 4	R: 1 E: 0 K: 0 S: 6	H: 3 LOB: 2 BB: 0 P: 6	R: 0 E: 0 K: 1 S: 5	H: 0 LOB: 0 BB: 0 P: 5	R: 0 E: 0 K: 0 S: 3	H: 1 LOB: 0 BB: 0 P: 3	R: 0 E: 0 K: 0 S: 3	H: 0 LOB: 0 BB: 0 P: 3	1B: 8 2B: 1 3B: 0 HR: 1	SF: 1 SAC: 0 DP: 1 HBP: 0	WP: 0 PB: 0 SB: 0 CS: 0	PA: 38
<b>PITCHER</b>	IP WLS BF H R ER SO BB IBB HBP BLK WP HR S P ERA WHIP																			
Mark Bomback, R ERA: 8.02	(1, 1) 4.2 25 9 4 4 0 2 0 0 0 0 1 23 31 7.71 2.357																			
Dale Murray, R ERA: 3.05	(5, 1) 4.1 W 13 1 0 0 1 0 0 0 0 0 0 15 15 0.00 0.231																			

Texas Rangers @ Toronto Blue Jays  
Exhibition Stadium, Toronto, ON  
Tue Apr 27 1982, 7:05 PM EDT  
Att: 10,101 - Unknown

AB 35  
R 4  
H 10  
RBI 4  
BB 2  
SO 1  
LOB 13

Batter	1	2	3	4	5	6	7	8	9	AB	R	H	RBI	BB	SO	LOB	BOTTOM			
Damaso Garcia, R OBP: 0.390, SLG: 0.366										4	2	2	0	1	0	4				
Rance Mulliniks, L OBP: 0.308, SLG: 0.444										2	1	1	0	1	0	1				
Garth Iorg, R OBP: 0.357, SLG: 0.618										2	0	2	2	0	0	0				
Lloyd Moseby, L OBP: 0.259, SLG: 0.302										4	0	2	1	1	1	5				
Al Woods, L OBP: 0.280, SLG: 0.182										1	1	0	0	1	0	1				
Barry Bonnell, R OBP: 0.424, SLG: 0.533										3	0	0	0	0	1	5				
Willie Upshaw, L OBP: 0.316, SLG: 0.442										2	1	1	3	0	0	1				
Wayne Nordhagen, R OBP: 0.296, SLG: 0.229										2	0	0	0	0	0	1				
Hosken Powell, L OBP: 0.296										2	1	1	0	0	0	1				
Jesse Barfield, R OBP: 0.339, SLG: 0.426										3	0	1	0	2	0	1				
Ernie Whitt, L OBP: 0.362, SLG: 0.561										5	1	2	1	0	0	5				
Alfredo Griffin, S OBP: 0.300, SLG: 0.333										5	1	2	1	0	0	5				
<b>Inning Stats</b>	R: 1 E: 0 K: 0 S: 4	H: 1 LOB: 1 BB: 1 P: 8	R: 0 E: 0 K: 0 S: 3	H: 1 LOB: 1 BB: 1 P: 7	R: 4 E: 0 K: 1 S: 8	H: 3 LOB: 0 BB: 1 P: 12	R: 0 E: 0 K: 1 S: 6	H: 1 LOB: 2 BB: 2 P: 14	R: 0 E: 0 K: 0 S: 3	H: 0 LOB: 3 BB: 1 P: 7	R: 1 E: 0 K: 0 S: 6	H: 3 LOB: 2 BB: 0 P: 6	R: 2 E: 1 K: 0 S: 5	H: 2 LOB: 2 BB: 1 P: 10	R: 0 E: 0 K: 0 S: 6	H: 3 LOB: 3 BB: 0 P: 6	1B: 12 2B: 2 3B: 1 HR: 0	SF: 1 SAC: 1 DP: 2 HBP: 1	WP: 1 PB: 0 SB: 2 CS: 0	PA: 45
<b>PITCHER</b>	IP WLS BF H R ER SO BB IBB HBP BLK WP HR S P ERA WHIP																			
Doc Medich, R ERA: 9.49	(1, 1) 3.2 L 21 6 5 5 1 1 0 0 0 0 0 0 8 12 12.27 3.000																			
Paul Mirabella, L ERA: 6.35	(4, 1) 1.2 7 1 1 1 1 1 0 0 0 0 0 0 8 12 5.40 1.200																			
Steve Comer, R ERA: 1.54	(6, 1) 2.2 17 7 2 1 0 0 1 1 0 0 0 0 15 20 3.38 2.625																			

Texas Rangers @ Toronto Blue Jays  
Exhibition Stadium, Toronto, ON  
Tue Apr 27 1982, 7:05 PM EDT  
Att: 10,101 - Unknown

AB 35  
R 8  
H 14  
RBI 8  
BB 7  
SO 2  
LOB 28

Batter	1	2	3	4	5	6	7	8	9	AB	R	H	RBI	BB	SO	LOB	TOP										
<b>George Wright, S</b> (1, 8) OBP: 0.373, SLG: 0.493	G3		L4		2B 3B		HR 1B		BB	4	2	2	0	1	0	0	<b>Texas Rangers @ Toronto Blue Jays</b> Exhibition Stadium, Toronto, ON Wed Apr 28 1982, 7:05 PM EDT Att: 10,109 - Unknown										
<b>Lee Mazzilli, S</b> (1, 10) OBP: 0.393, SLG: 0.469	F7		L7		5-3 2B		HR		1-3	5	1	2	3	0	0	1											
<b>Buddy Bell, R</b> (1, 5) OBP: 0.431, SLG: 0.547	1B		HR		5-3		6-3			4	1	2	1	0	0	1											
<b>Larry Parrish, R</b> (1, 9) OBP: 0.241, SLG: 0.192	L7		F7		F7				F8	4	0	0	0	0	0	2											
<b>Pat Putnam, L</b> (1, 3) OBP: 0.360, SLG: 0.293		3-1		E 1B			F9		F2	4	0	1	0	0	0	0											
<b>Jim Sundberg, R</b> (1, 2) OBP: 0.433, SLG: 0.442		6-3		F8			G5-4-3 BB		E6	3	0	0	0	1	0	1											
<b>Mike Richardt, R</b> (1, 7) OBP: 0.246, SLG: 0.300		1B 1B		E5 G6-4-3			G5-4-3		F9	4	0	1	0	0	0	3											
<b>Mario Mendoza, R</b> (1, 6) OBP: 0.167, SLG: 0.167				G6-4-3					F9	3	0	1	0	0	0	2											
<b>Lamar Johnson, R</b> (9, PH) OBP: 0.500, SLG: 0.700		1-2 1B		1-2					G4-3 1B	1	0	1	0	0	0	0											
<b>Doug Flynn, R</b> (1, 4) OBP: 0.140, SLG: 0.163							F8			3	0	0	0	0	0	2											
<b>Johnny Grubb, L</b> (9, PH)									G4-3 1B	1	0	0	0	0	0	1											
<b>Inning Stats</b>	R: 0 E: 0 K: 0 S: 4	H: 1 LOB: 1 BB: 0 P: 4	R: 0 E: 0 K: 0 S: 5	H: 2 LOB: 2 BB: 0 P: 5	R: 1 E: 0 K: 0 S: 4	H: 1 LOB: 0 BB: 0 P: 4	R: 0 E: 1 K: 0 S: 4	H: 1 LOB: 1 BB: 0 P: 4	R: 1 E: 0 K: 0 S: 5	H: 2 LOB: 1 BB: 0 P: 5	R: 0 E: 0 K: 0 S: 2	H: 0 LOB: 0 BB: 1 P: 6	R: 2 E: 0 K: 0 S: 5	H: 2 LOB: 0 BB: 0 P: 5	R: 0 E: 1 K: 0 S: 4	H: 0 LOB: 1 BB: 0 P: 4	R: 0 E: 0 K: 0 S: 3	H: 1 LOB: 1 BB: 1 P: 7	1B: 6 2B: 1 3B: 1 HR: 2	SF: 0 SAC: 0 DP: 3 HBP: 0	WP: 0 PB: 0 SB: 0 CS: 0	PA: 38					
<b>PITCHER</b>	IP	WLS	BF	H	R	ER	SO	BB	IBB	HBP	BLK	WP	HR	S	P	ERA	WHIP										
<b>Jim Clancy, R</b> (1, 1) ERA: 5.93	7.0	W	30	9	4	4	0	1	0	0	0	0	2	29	33	5.14	1.429										
<b>Joey McLaughlin, R</b> (8, 1) ERA: 3.09	2.0	S	8	1	0	0	0	1	0	0	0	0	0	7	11	0.00	1.000										

Batter	1	2	3	4	5	6	7	8	9	AB	R	H	RBI	BB	SO	LOB	BOTTOM										
<b>Damaso Garcia, R</b> (1, 4) OBP: 0.393, SLG: 0.360	K		F9		E5		1-2 2-3 1B			4	0	1	0	0	1	1	<b>Texas Rangers @ Toronto Blue Jays</b> Exhibition Stadium, Toronto, ON Wed Apr 28 1982, 7:05 PM EDT Att: 10,109 - Unknown										
<b>Garth Iorg, R</b> (1, 5) OBP: 0.321, SLG: 0.568	E8				6-3					3	0	0	0	0	0	1											
<b>Rance Mulliniks, L</b> (7, PH) OBP: 0.325, SLG: 0.459	G2									1	0	1	2	0	0	0											
<b>Lloyd Moseby, L</b> (1, 8) OBP: 0.242, SLG: 0.281	G2				5-3		2-3 3-H 1B		K	4	0	0	0	0	1	2											
<b>Otto Velez, R</b> (1, 10) OBP: 0.389, SLG: 0.214	F5				5-3				F4	3	0	0	0	0	0	1											
<b>Al Woods, L</b> (8, PH) OBP: 0.266, SLG: 0.174										1	0	0	0	0	0	0											
<b>Barry Bonnell, R</b> (1, 7) OBP: 0.405, SLG: 0.500							SH5-3 1B		F4-3	4	1	1	0	0	0	0											
<b>Jesse Barfield, R</b> (1, 9) OBP: 0.333, SLG: 0.414							1-2 1B		K	4	1	1	0	0	1	0											
<b>Buck Martinez, R</b> (1, 2) OBP: 0.348, SLG: 0.409							SH5-3			2	0	1	0	0	1	0											
<b>Hosken Powell, L</b> (7, PR) OBP: 0.250, SLG: 0.296							1-2 2-3			0	1	0	0	0	0	0											
<b>Ernie Whitt, L</b> (8, 2) OBP: 0.362, SLG: 0.561										0	0	0	0	0	0	0											
<b>Willie Upshaw, L</b> (1, 3) OBP: 0.310, SLG: 0.434										1	0	0	0	0	1	0											
<b>Wayne Nordhagen, R</b> (5, PH) OBP: 0.309, SLG: 0.245										1	0	1	2	0	0	0											
<b>Tony Johnson, R</b> (5, PR)										0	1	0	0	0	0	0											
<b>John Mayberry, L</b> (6, 3) OBP: 0.382, SLG: 0.500							2-H 3-H 1B			1	1	1	0	0	0	0											
<b>Alfredo Griffin, S</b> (1, 6) OBP: 0.302, SLG: 0.333										3	1	1	1	0	0	1											
<b>Inning Stats</b>	R: 0 E: 1 K: 1 S: 6	H: 0 LOB: 1 BB: 0 P: 6	R: 0 E: 0 K: 1 S: 5	H: 0 LOB: 0 BB: 0 P: 5	R: 0 E: 0 K: 0 S: 3	H: 0 LOB: 0 BB: 0 P: 3	R: 0 E: 0 K: 0 S: 3	H: 0 LOB: 0 BB: 0 P: 3	R: 3 E: 0 K: 1 S: 9	H: 5 LOB: 1 BB: 0 P: 9	R: 0 E: 0 K: 1 S: 5	H: 0 LOB: 0 BB: 0 P: 5	R: 0 E: 0 K: 1 S: 5	H: 0 LOB: 0 BB: 0 P: 5	R: 0 E: 0 K: 1 S: 5	H: 0 LOB: 0 BB: 0 P: 5	1B: 8 2B: 0 3B: 0 HR: 0	SF: 0 SAC: 1 DP: 0 HBP: 0	WP: 0 PB: 0 SB: 1 CS: 0	PA: 33							
<b>PITCHER</b>	IP	WLS	BF	H	R	ER	SO	BB	IBB	HBP	BLK	WP	HR	S	P	ERA	WHIP										
<b>Frank Tanana, L</b> (1, 1) ERA: 5.96	6.1	L	27	6	6	5	3	0	0	0	0	0	0	10	10	0.00	1.200										
<b>Danny Darwin, R</b> (7, 1) ERA: 2.4	1.2		6	2	0	0	2	0	0	0	0	0	0	10	10	0.00	1.200										

AB	36
R	4
H	10
RBI	4
BB	2
SO	0
LOB	13



AB	32
R	6
H	8
RBI	5
BB	0
SO	5
LOB	6



Batter	1	2	3	4	5	6	7	8	9	AB	R	H	RBI	BB	SO	LOB	TOP				
Damaso Garcia, R (1.4) OBP: 0.395, SLG: 0.367	4-0 SF7 BB		0-0 FC4 1B		0-0 F9		0-0 BLK 1B		0-0 F9	4	1	2	0	1	0	1					
Garth Iorg, R (1.5) OBP: 0.372, SLG: 0.512	0-0 SF7 1-H		0-0 FC4 1-2		0-0 F6		0-0 F7		0-0 6-3	4	0	0	1	0	0	3					
Lloyd Moseby, L (1.8) OBP: 0.239, SLG: 0.274	0-0 G3			0-0 FC6-4 1B		0-0 F7		0-0 F9		0-0 F7	5	0	1	0	0	2					
Wayne Nordhagen, R (1.10) OBP: 0.305, SLG: 0.245	0-0 5-3			0-0 FC6-4 1B HR		0-0 1B		0-0 6-3			4	1	1	0	0	1					
Barry Bonnell, R (1.7) OBP: 0.415, SLG: 0.500		0-0 F8		0-0 HR 1B		0-0 1B		0-0 5-3			4	2	2	0	0	0					
Jesse Barfield, R (1.9) OBP: 0.328, SLG: 0.419	0-0 6-3			0-0 F8		0-0 1B		0-0 E5			4	1	1	1	0	2					
Buck Martinez, R (1.2) OBP: 0.370, SLG: 0.538	0-3 K			0-0 HR		0-0 1B		0-0 F8			4	1	2	4	0	1					
Willie Upshaw, L (1.3) OBP: 0.306, SLG: 0.439			0-0 F7		0-3 K		0-0 FC6 1B		0-0 1B BLK 2B	4	1	1	0	0	1	1					
Alfredo Griffin, S (1.6) OBP: 0.299, SLG: 0.328	0-0 6-3				0-0 5-3		0-0 F7		0-0 BLK 1B	4	0	1	0	0	0	0					
<b>Inning Stats</b>	R: 1 E: 0 K: 0 S: 3	H: 0 LOB: 0 BB: 1 P: 7	R: 0 E: 0 K: 1 S: 5	H: 0 LOB: 0 BB: 0 P: 5	R: 0 E: 0 K: 0 S: 4	H: 1 LOB: 1 BB: 0 P: 4	R: 3 E: 0 K: 1 S: 8	H: 3 LOB: 0 BB: 0 P: 8	R: 0 E: 0 K: 0 S: 3	H: 0 LOB: 0 BB: 0 P: 3	R: 2 E: 0 K: 0 S: 6	H: 4 LOB: 1 BB: 0 P: 6	R: 0 E: 0 K: 0 S: 4	H: 1 LOB: 1 BB: 0 P: 4	R: 0 E: 1 K: 0 S: 4	H: 0 LOB: 1 BB: 0 P: 4	R: 1 E: 0 K: 0 S: 5	H: 2 LOB: 1 BB: 0 P: 5	1B: 8 2B: 2 3B: 0 HR: 1	SF: 1 SAC: 0 DP: 0 HBP: 0	WP: 0 PA: 39 SB: 0 CS: 1
<b>PITCHER</b>	IP WLS BF H R ER SO BB IBB HBP BLK WP HR S P ERA WHIP	IP WLS BF H R ER SO BB IBB HBP BLK WP HR S P ERA WHIP															IP WLS BF H R ER SO BB IBB HBP BLK WP HR S P ERA WHIP				
Paul Spittorff, L (1.1) ERA: 3.38	5.2 L 25 8 6 5 2 1 0 0 0 0 0 1 28 32 7.94 1.588	3.1 14 3 1 1 0 0 0 0 0 2 0 0 14 14 2.70 0.900																			
Bud Black, L (6.1) ERA: 6.3																					

Toronto Blue Jays @ Kansas City Royals  
 Royals Stadium, Kansas City, MO  
 Thu Apr 29 1982, 8:05 PM EDT  
 Att: 15,707 - Unknown - 59 F

AB	37
R	7
H	11
RBI	6
BB	1
SO	2
LOB	11



Batter	1	2	3	4	5	6	7	8	9	AB	R	H	RBI	BB	SO	LOB	BOTTOM		
Cesar Geronimo, L (1.7) OBP: 0.500, SLG: 0.333	0-0 3-1			0-0 1B 1B		4-0 FC5-4 BB		0-0 4-3		3	0	1	0	1	0	0			
John Wathan, R (1.2) OBP: 0.308, SLG: 0.288	4-0 G4-3 BB			0-0 F9		0-0 FC5-4 1B		0-0 4-3		3	0	0	0	1	0	2			
Dennis Werth, R (9.2) OBP: 0.273, SLG: 0.111						1-2				0	0	0	0	0	0	0			
George Brett, L (1.5) OBP: 0.342, SLG: 0.557	0-0 G4-3 1-2			0-0 F8		0-0 1B		4-0 BB		3	0	1	0	1	0	2			
Amos Otis, R (1.8) OBP: 0.355, SLG: 0.529		0-0 CS 1B		0-0 1B		0-0 F8		0-3 K		4	0	2	0	0	1	3			
Hal McRae, R (1.10) OBP: 0.356, SLG: 0.563	0-3 K			0-0 F9				0-0 F9		3	0	0	0	1	1	3			
Jerry Martin, R (1.9) OBP: 0.443, SLG: 0.607					0-0 6-3		0-0 BB		0-0 F7	4	0	1	0	0	0	1			
Jamie Quirk, L (1.3) OBP: 0.306, SLG: 0.441	0-0 CS		0-0 4-3		0-3 K		0-0 F7		0-0 F7	4	0	0	0	0	1	2			
Frank White, R (1.4) OBP: 0.306, SLG: 0.441				0-0 F9		0-3 K		0-0 P4		3	0	0	0	0	1	2			
U L Washington, S (1.6) OBP: 0.258, SLG: 0.233						0-0 1-3		0-0 P6		1	0	0	0	0	0	0			
Onix Concepcion, R (6.6) OBP: 0.258, SLG: 0.233										2	0	0	0	0	0	2			
<b>Inning Stats</b>	R: 0 E: 0 K: 0 S: 2	H: 0 LOB: 0 BB: 1 P: 6	R: 0 E: 0 K: 1 S: 5	H: 1 LOB: 0 BB: 0 P: 5	R: 0 E: 0 K: 0 S: 3	H: 0 LOB: 0 BB: 0 P: 3	R: 0 E: 0 K: 2 S: 7	H: 2 LOB: 2 BB: 0 P: 5	R: 0 E: 0 K: 0 S: 4	H: 0 LOB: 0 BB: 0 P: 7	R: 0 E: 0 K: 0 S: 4	H: 1 LOB: 2 BB: 1 P: 8	R: 0 E: 0 K: 1 S: 5	H: 0 LOB: 1 BB: 1 P: 9	R: 0 E: 0 K: 0 S: 3	H: 0 LOB: 0 BB: 0 P: 3	1B: 5 2B: 0 3B: 0 HR: 0	SF: 0 SAC: 0 DP: 1 HBP: 0	WP: 0 PA: 35 SB: 0 CS: 1
<b>PITCHER</b>	IP WLS BF H R ER SO BB IBB HBP BLK WP HR S P ERA WHIP	IP WLS BF H R ER SO BB IBB HBP BLK WP HR S P ERA WHIP															IP WLS BF H R ER SO BB IBB HBP BLK WP HR S P ERA WHIP		
Dave Stieb, R (1.1) ERA: 3.82	9.0 W 34 5 0 0 4 4 0 0 0 0 0 38 54 0.00 1.000																		

Toronto Blue Jays @ Kansas City Royals  
 Royals Stadium, Kansas City, MO  
 Thu Apr 29 1982, 8:05 PM EDT  
 Att: 15,707 - Unknown - 59 F

AB	30
R	0
H	5
RBI	0
BB	4
SO	4
LOB	17



Batter	1	2	3	4	5	6	7	8	9	AB	R	H	RBI	BB	SO	LOB	TOP						
Damaso Garcia, R (1,4) OBP: 0.385, SLG: 0.349	F9		B1-3		F9		5-3	IBB		4	0	0	0	1	0	1							
Garth Iorg, R (1,5) OBP: 0.356, SLG: 0.488	6-3		E6		F9		1B	1B		2	1	0	0	0	0	0							
Rance Mulliniks, L (5,PH) OBP: 0.326, SLG: 0.450			2B				PB	1B		3	1	1	0	0	0	2							
Lloyd Moseby, L (1,8) OBP: 0.250, SLG: 0.288	K						F9			4	0	1	1	1	1	1							
Wayne Nordhagen, R (1,10) OBP: 0.311, SLG: 0.255										2	0	1	0	0	0	1							
John Mayberry, L (5,PH) OBP: 0.371, SLG: 0.483			6-3		F8		1B	PB		1	0	0	0	0	0	1							
Otto Velez, R (7,PH) OBP: 0.421, SLG: 0.214		FC1-4					1B	PB		0	0	0	0	1	0	0							
Al Woods, L (6,PH) OBP: 0.259, SLG: 0.167		1B					1-2	BB		1	0	0	0	0	0	0							
Barry Bonnell, R (1,7) OBP: 0.413, SLG: 0.488	FC1-4				F9					5	2	2	1	0	0	1							
	2B						SH1-3	1B															
	1-2						1-3	2-H															
Jesse Barfield, R (1,9) OBP: 0.328, SLG: 0.431					P4		SH1-3			3	1	1	0	0	1	2							
	1-3																						
Buck Martinez, R (1,2) OBP: 0.419, SLG: 0.600							5-3			4	1	3	2	0	0	1							
Tony Johnson, R (8,PR)										0	0	0	0	0	0	0							
Ernie Whitt, L (8,2) OBP: 0.362, SLG: 0.561		G4-6-3			HR			SH1-3		0	0	0	0	0	0	0							
	2-H							1B															
Willie Upshaw, L (1,3) OBP: 0.323, SLG: 0.500		G4-6-3						SH1-3		3	1	2	3	0	0	1							
							2-H																
		1-2																					
Alfredo Griffin, S (1,6) OBP: 0.296, SLG: 0.324								5-3		4	0	1	0	0	0	3							
Inning Stats	R: 0 E: 0 K: 1 S: 5	H: 0 LOB: 0 BB: 0 P: 5	R: 2 E: 0 K: 0 S: 5	H: 3 LOB: 0 BB: 0 P: 5	R: 1 E: 1 K: 0 S: 5	H: 2 LOB: 1 BB: 0 P: 5	R: 2 E: 0 K: 0 S: 5	H: 2 LOB: 0 BB: 0 P: 5	R: 0 E: 0 K: 0 S: 3	H: 0 LOB: 1 BB: 1 P: 7	R: 1 E: 0 K: 0 S: 5	H: 2 LOB: 1 BB: 0 P: 5	R: 1 E: 0 K: 1 S: 7	H: 2 LOB: 2 BB: 1 P: 11	R: 0 E: 0 K: 0 S: 4	H: 1 LOB: 2 BB: 1 P: 8	R: 0 E: 0 K: 0 S: 3	H: 0 LOB: 0 BB: 0 P: 3	1B: 8 2B: 4 3B: 0 HR: 1	SF: 0 SAC: 2 DP: 2 HBP: 0	WP: 0 PB: 1 SB: 0 CS: 0	PA: 41	
PITCHER	IP	WLS	BF	H	R	ER	SO	BB	IBB	HBP	BLK	WP	HR	S	P	ERA	WHIP					ERA	WHIP
Larry Gura, L (1,1) ERA: 5.54	4.0		18	7	5	4	1	0	0	0	0	0	1	20	20	9.00	1.750						
Jim Wright, R (5,1) ERA: 3.19	2.2		12	3	2	1	0	1	0	0	0	0	0	11	15	3.38	1.500						
Grant Jackson, L (7,1) ERA: 4.35	1.1	W	8	2	0	0	1	1	1	0	0	0	0	8	16	0.00	2.250						
Dan Quisenberry, R (9,1) ERA: 1.29	1.0	S	3	0	0	0	0	0	0	0	0	0	0	3	3	0.00	0.000						

Toronto Blue Jays @ Kansas City Royals  
Royals Stadium, Kansas City, MO  
Fri Apr 30 1982, 8:05 PM EDT  
Att: 19,030 - Unknown - 64 F

AB 36  
R 7  
H 12  
RBI 7  
BB 3  
SO 2  
LOB 14



Batter	1	2	3	4	5	6	7	8	9	AB	R	H	RBI	BB	SO	LOB	BOTTOM						
Cesar Geronimo, L (1,7) OBP: 0.444, SLG: 0.375	P6		L3		K			4-3		5	1	2	1	0	1	1							
John Wathan, R (1,2) OBP: 0.301, SLG: 0.282	4-3						1-3			5	1	1	0	0	0	2							
George Brett, L (1,5) OBP: 0.349, SLG: 0.554	G3									4	2	2	0	0	0	2							
Amos Otis, R (1,8) OBP: 0.363, SLG: 0.541										4	1	2	3	0	1	1							
Hal McRae, R (1,10) OBP: 0.364, SLG: 0.559	K									4	1	2	0	0	1	1							
Jerry Martin, R (1,9) OBP: 0.432, SLG: 0.609	5-3									3	1	1	2	0	1	0							
Lee May, R (1,3) OBP: 0.516, SLG: 0.778										3	0	2	2	0	0	1							
Jamie Quirk, L (7,3) OBP: 0.273, SLG: 0.111										1	0	0	0	0	0	0							
Dennis Werth, R (9,3) OBP: 0.273, SLG: 0.111										0	0	0	0	0	0	0							
Frank White, R (1,4) OBP: 0.288, SLG: 0.413										4	1	0	0	0	1	2							
Onix Concepcion, R (1,6) OBP: 0.167, SLG: 0.167										4	0	1	0	0	0	1							
Inning Stats	R: 0 E: 0 K: 0 S: 3	H: 0 LOB: 0 BB: 0 P: 3	R: 0 E: 0 K: 1 S: 5	H: 0 LOB: 0 BB: 0 P: 5	R: 0 E: 0 K: 1 S: 6	H: 1 LOB: 1 BB: 0 P: 6	R: 2 E: 0 K: 0 S: 6	H: 3 LOB: 1 BB: 0 P: 6	R: 0 E: 0 K: 1 S: 5	H: 0 LOB: 0 BB: 0 P: 5	R: 3 E: 0 K: 1 S: 9	H: 4 LOB: 1 BB: 0 P: 9	R: 2 E: 0 K: 0 S: 6	H: 3 LOB: 1 BB: 0 P: 6	R: 1 E: 1 K: 1 S: 8	H: 2 LOB: 2 BB: 0 P: 8	1B: 9 2B: 3 3B: 1 HR: 0	SF: 1 SAC: 0 DP: 0 HBP: 0	WP: 0 PB: 0 SB: 0 CS: 0	PA: 38			
PITCHER	IP	WLS	BF	H	R	ER	SO	BB	IBB	HBP	BLK	WP	HR	S	P	ERA	WHIP					ERA	WHIP
Luis Leal, R (1,1) ERA: 3.06	5.2		24	7	5	5	4	0	0	0	0	0	0	5	5	27.00	4.500						
Dale Murray, R (6,1) ERA: 3.8	0.2		5	3	2	2	0	0	0	0	0	0	0	5	5	27.00	4.500						
Jerry Garvin, L (7,1) ERA: 10.29	0.1		1	0	0	0	0	0	0	0	0	0	0	1	1	0.00	0.000						
Roy Lee Jackson, R (7,1) ERA: 4.82	1.1	L	8	3	1	0	1	0	0	0	0	0	0	10	10	0.00	2.250						

Toronto Blue Jays @ Kansas City Royals  
Royals Stadium, Kansas City, MO  
Fri Apr 30 1982, 8:05 PM EDT  
Att: 19,030 - Unknown - 64 F

AB 37  
R 8  
H 13  
RBI 8  
BB 0  
SO 5  
LOB 11



Batter	1	2	3	4	5	6	7	8	9	AB	R	H	RBI	BB	SO	LOB	TOP			
Damaso Garcia, R OBP: 0.395, SLG: 0.364 (1, 4)										5	1	2	0	0	0	2				
Rance Mulliniks, L OBP: 0.340, SLG: 0.465 Garth Iorg, R OBP: 0.370, SLG: 0.500 (9, PH)										3	1	1	1	0	0	2				
Lloyd Moseby, L OBP: 0.286, SLG: 0.324 (1, 8)										5	1	4	0	0	0	1				
Willie Upshaw, L OBP: 0.329, SLG: 0.492 (1, 3)										5	1	2	1	0	0	4				
Al Woods, L OBP: 0.233, SLG: 0.148 Barry Bonnell, R OBP: 0.417, SLG: 0.489 (7, PH) (7, 7)										3	0	0	0	0	0	5				
John Mayberry, L OBP: 0.395, SLG: 0.484 Wayne Nordhagen, R OBP: 0.317, SLG: 0.263 Tony Johnson, R (9, PR)										2	0	1	0	1	0	2				
Hosken Powell, L OBP: 0.333, SLG: 0.300 Jesse Barfield, R OBP: 0.319, SLG: 0.418 (8, PH) (8, 9)										3	1	1	0	0	0	2				
Ernie Whitt, L OBP: 0.360, SLG: 0.545 Buck Martinez, R OBP: 0.394, SLG: 0.581 (8, PH) (8, 2)										3	0	1	0	0	0	2				
Alfredo Griffin, S OBP: 0.293, SLG: 0.324 Otto Velez, R OBP: 0.400, SLG: 0.200 (9, PH)										3	0	1	1	0	0	2				
<b>Inning Stats</b>	R: 0 E: 0 K: 0 S: 5	H: 2 LOB: 2 BB: 0 P: 5	R: 0 E: 0 K: 0 S: 3	H: 0 LOB: 1 BB: 1 P: 7	R: 1 E: 0 K: 0 S: 5	H: 2 LOB: 1 BB: 0 P: 5	R: 0 E: 0 K: 0 S: 4	H: 1 LOB: 1 BB: 0 P: 4	R: 1 E: 0 K: 0 S: 5	H: 2 LOB: 2 BB: 0 P: 6	R: 0 E: 0 K: 0 S: 4	H: 1 LOB: 1 BB: 0 P: 4	R: 0 E: 0 K: 0 S: 4	H: 1 LOB: 1 BB: 0 P: 4	R: 4 E: 0 K: 1 S: 10	H: 5 LOB: 1 BB: 0 P: 10	1B: 14 2B: 2 3B: 0 HR: 0	SF: 2 SAC: 0 DP: 0 HBP: 1	WP: 0 PB: 0 SB: 1 CS: 0	PA: 45
<b>PITCHER</b>	IP WLS BF H R ER SO BB IBB HBP BLK WP HR S P ERA WHIP																			
Dave Frost, R ERA: 5.4 (1, 1)	5.0	26	9	3	3	0	1	0	0	0	0	0	0	0	24	29	5.40	2.000		
Grant Jackson, L ERA: 3.39 (6, 1)	3.0	W 11	2	0	0	0	0	0	0	0	0	0	0	11	11	0.00	0.667			
Bud Black, L ERA: 9.0 (9, 1)	0.0	3	3	3	3	0	0	0	0	0	0	0	0	3	3	∞	∞			
Dan Quisenberry, R ERA: 1.8 (9, 1)	1.0	S 5	2	1	1	1	0	0	0	0	0	0	0	7	7	9.00	2.000			
<b>Batter</b>	<b>1</b>	<b>2</b>	<b>3</b>	<b>4</b>	<b>5</b>	<b>6</b>	<b>7</b>	<b>8</b>	<b>9</b>	<b>AB</b>	<b>R</b>	<b>H</b>	<b>RBI</b>	<b>BB</b>	<b>SO</b>	<b>LOB</b>	<b>BOTTOM</b>			
Cesar Geronimo, L OBP: 0.500, SLG: 0.692 (1, 7)										5	2	3	1	0	0	5				
John Wathan, R OBP: 0.341, SLG: 0.309 (1, 2)										3	1	3	0	2	0	0				
George Brett, L OBP: 0.341, SLG: 0.526 (1, 5)										4	2	0	0	1	0	6				
Amos Otis, R OBP: 0.376, SLG: 0.538 (1, 8)										4	2	2	2	1	0	2				
Hal McRae, R OBP: 0.366, SLG: 0.575 (1, 10)										5	1	2	4	0	1	5				
Jerry Martin, R OBP: 0.423, SLG: 0.588 (1, 9)										4	0	1	0	0	2	0				
Lee May, R OBP: 0.457, SLG: 0.677 Dennis Werth, R OBP: 0.273, SLG: 0.111 (7, PR) (8, 3)										4	0	0	0	0	1	2				
Frank White, R OBP: 0.271, SLG: 0.388 (1, 4)										4	0	0	0	0	3	3				
Onix Concepcion, R OBP: 0.400, SLG: 0.500 (1, 6)										4	0	3	1	0	0	0				
<b>Inning Stats</b>	R: 1 E: 0 K: 0 S: 4	H: 1 LOB: 1 BB: 1 P: 8	R: 0 E: 0 K: 3 S: 9	H: 0 LOB: 0 BB: 0 P: 9	R: 0 E: 0 K: 0 S: 5	H: 3 LOB: 3 BB: 1 P: 9	R: 0 E: 1 K: 1 S: 7	H: 1 LOB: 2 BB: 0 P: 7	R: 2 E: 0 K: 0 S: 4	H: 2 LOB: 0 BB: 1 P: 8	R: 0 E: 0 K: 1 S: 5	H: 0 LOB: 0 BB: 0 P: 5	R: 5 E: 1 K: 1 S: 11	H: 6 LOB: 3 BB: 1 P: 15	R: 0 E: 0 K: 1 S: 6	H: 1 LOB: 1 BB: 0 P: 6	1B: 10 2B: 4 3B: 0 HR: 1	SF: 0 SAC: 0 DP: 1 HBP: 0	WP: 1 PB: 0 SB: 0 CS: 0	PA: 41
<b>PITCHER</b>	IP WLS BF H R ER SO BB IBB HBP BLK WP HR S P ERA WHIP																			
Mark Bomback, R ERA: 8.23 (1, 1)	6.0	L 30	4	0	0	0	4	0	0	0	0	0	0	0	9	9	18.00	4.000		
Dale Murray, R ERA: 4.43 (7, 1)	1.0	7	4	2	2	1	0	0	0	0	0	0	0	6	6	0.00	1.000			
Jim Gott, R ERA: 2.79 (8, 1)	1.0	4	1	0	0	1	0	0	0	0	0	0	0	6	6	0.00	1.000			

Toronto Blue Jays @ Kansas City Royals  
 Royals Stadium, Kansas City, MO  
 Sat May 01 1982, 8:05 PM EDT  
 Att: 23,561 - Unknown - 56 F

AB 41  
 R 7  
 H 16  
 RBI 7  
 BB 1  
 SO 1  
 LOB 27



Toronto Blue Jays @ Kansas City Royals  
 Royals Stadium, Kansas City, MO  
 Sat May 01 1982, 8:05 PM EDT  
 Att: 23,561 - Unknown - 56 F

AB 37  
 R 8  
 H 14  
 RBI 8  
 BB 4  
 SO 7  
 LOB 23



Batter	1	2	3	4	5	6	7	8	9	AB	R	H	RBI	BB	SO	LOB	TOP	
Damaso Garcia, R OBP: 0.380, SLG: 0.359 (1, 4)										4	2	1	0	0	0	2	<b>Toronto Blue Jays @ Kansas City Royals</b> Royals Stadium, Kansas City, MO Sun May 02 1982, 4:33 AM EDT Att: 27,044 - Unknown - 71 F	
Rance Mulliniks, L OBP: 0.353, SLG: 0.444 Garth Iorg, R OBP: 0.383, SLG: 0.511 (1, 5) (8, PH) (8, 5)										2	1	0	0	2	0	1		
Lloyd Moseby, L OBP: 0.293, SLG: 0.355 (1, 8)										5	1	2	2	0	1	3		
Willie Upshaw, L OBP: 0.333, SLG: 0.486 (1, 3)										5	1	2	2	0	0	2		
Al Woods, L OBP: 0.273, SLG: 0.207 Barry Bonnell, R OBP: 0.440, SLG: 0.532 (1, 7) (7, PH) (7, 7)										2	0	1	1	1	0	1		
John Mayberry, L OBP: 0.390, SLG: 0.455 Wayne Nordhagen, R OBP: 0.323, SLG: 0.259 (1, 10) (7, PH)										2	0	0	0	1	0	0		
Hosken Powell, L OBP: 0.294, SLG: 0.344 Jesse Barfield, R OBP: 0.311, SLG: 0.406 (1, 9) (7, PH) (7, 9)										2	0	1	0	1	0	2		
Ernie Whitt, L OBP: 0.358, SLG: 0.522 Buck Martinez, R OBP: 0.371, SLG: 0.545 (1, 2) (7, PH) (7, 2)										2	0	0	0	1	0	3		
Alfredo Griffin, S OBP: 0.288, SLG: 0.316 (1, 6)										5	1	1	0	0	1	3		
<b>Inning Stats</b>	R: 2 E: 1 K: 0 S: 5	H: 2 LOB: 1 BB: 0 P: 5	R: 0 E: 0 K: 0 S: 2	H: 0 LOB: 0 BB: 1 P: 6	R: 0 E: 0 K: 0 S: 3	H: 0 LOB: 2 BB: 2 P: 11	R: 2 E: 0 K: 1 S: 7	H: 1 LOB: 2 BB: 1 P: 8	R: 1 E: 0 K: 1 S: 8	H: 3 LOB: 3 BB: 1 P: 12	R: 1 E: 0 K: 1 S: 7	H: 2 LOB: 1 BB: 0 P: 7	R: 1 E: 1 K: 0 S: 5	H: 1 LOB: 1 BB: 0 P: 5	1B: 6 2B: 5 3B: 0 HR: 0	SF: 0 SAC: 1 DP: 0 HBP: 0		WP: 0 PB: 1 SB: 2 CS: 1
<b>PITCHER</b>	IP WLS BF H R ER SO BB IBB HBP BLK WP HR S P ERA WHIP																	
Dennis Leonard, R ERA: 6.49 (1, 1)	6.1 L 31 7 5 3 1 6 0 0 0 0 0 0 27 51 4.26 2.053																	
Bud Black, L ERA: 8.49 (7, 1)	1.2 9 3 1 1 2 0 1 0 0 0 0 0 12 16 5.40 1.800																	
Jim Wright, R ERA: 2.92 (9, 1)	1.0 5 1 1 0 0 0 0 0 0 0 0 0 5 5 0.00 1.000																	

Batter	1	2	3	4	5	6	7	8	9	AB	R	H	RBI	BB	SO	LOB	BOTTOM			
Cesar Geronimo, L OBP: 0.474, SLG: 0.722 (1, 7) (9, 8)										5	0	2	2	0	1	0	<b>Toronto Blue Jays @ Kansas City Royals</b> Royals Stadium, Kansas City, MO Sun May 02 1982, 4:33 AM EDT Att: 27,044 - Unknown - 71 F			
Frank White, R OBP: 0.253, SLG: 0.361 (1, 4)										5	0	0	0	0	2	3				
George Brett, L OBP: 0.359, SLG: 0.531 (1, 5) B B B										3	0	2	0	1	0	2				
Amos Otis, R OBP: 0.364, SLG: 0.519 Tom Poquette, L OBP: 0.220, SLG: 0.170 (1, 8) (8, PH) (9, 7)										3	0	0	0	0	1	2				
Hal McRae, R OBP: 0.349, SLG: 0.545 (1, 10)										4	0	0	0	0	0	0				
Jerry Martin, R OBP: 0.439, SLG: 0.634 (1, 9) B B B										3	2	1	1	0	0	0				
Lee May, R OBP: 0.459, SLG: 0.727 John Wathan, R OBP: 0.344, SLG: 0.313 (1, 3) (6, 3)										2	1	1	0	0	0	1				
Jamie Quirk, L OBP: 0.091, SLG: 0.091 (1, 2)										4	1	1	1	0	0	2				
Onix Concepcion, R OBP: 0.357, SLG: 0.429 (1, 6)										4	0	1	1	0	0	2				
<b>Inning Stats</b>	R: 0 E: 0 K: 0 S: 3	H: 0 LOB: 1 BB: 1 P: 7	R: 0 E: 0 K: 2 S: 7	H: 0 LOB: 0 BB: 0 P: 7	R: 0 E: 0 K: 0 S: 3	H: 1 LOB: 0 BB: 0 P: 3	R: 2 E: 0 K: 0 S: 7	H: 4 LOB: 2 BB: 0 P: 7	R: 0 E: 0 K: 1 S: 5	H: 0 LOB: 0 BB: 0 P: 5	R: 0 E: 0 K: 0 S: 3	H: 0 LOB: 0 BB: 0 P: 3	R: 0 E: 0 K: 0 S: 4	H: 1 LOB: 1 BB: 0 P: 4	R: 3 E: 0 K: 1 S: 9	H: 4 LOB: 1 BB: 0 P: 9		1B: 7 2B: 0 3B: 2 HR: 1	SF: 0 SAC: 0 DP: 1 HBP: 0	WP: 0 PB: 0 SB: 0 CS: 0
<b>PITCHER</b>	IP WLS BF H R ER SO BB IBB HBP BLK WP HR S P ERA WHIP																			
Jim Clancy, R ERA: 5.82 (1, 1)	8.1 W 35 9 5 5 3 2 0 0 0 0 0 0 39 47 5.40 1.320																			
Roy Lee Jackson, R ERA: 4.5 (9, 1)	0.2 S 3 1 0 0 1 0 0 0 0 0 0 0 5 5 0.00 1.500																			

Batter	1	2	3	4	5	6	7	8	9	AB	R	H	RBI	BB	SO	LOB	TOP							
<b>Damaso Garcia, R</b> (1, 4) OBP: 0.375, SLG: 0.354	0-0 4-3		0-0 CS 1B		0-0 F8			0-0 6-3		4	0	1	0	0	0	0								
<b>Garth Iorg, R</b> (1, 5) OBP: 0.380, SLG: 0.479	0-0 L4		0-0 CS	0-0 F9		0-0 F9		0-0 1B		3	0	0	0	0	0	0								
<b>Rance Mulliniks, L</b> (8, PH) OBP: 0.365, SLG: 0.457			1-2					0-0 1B		1	0	1	0	0	0	0								
<b>Lloyd Moseby, L</b> (1, 8) OBP: 0.291, SLG: 0.363	0-0 2B			0-3 K		0-0 6-3		0-3 K		4	0	1	0	0	2	1								
<b>Wayne Nordhagen, R</b> (1, 10) OBP: 0.338, SLG: 0.279	0-0 5-3			0-0 1B HR		0-0 1B		0-0 FC3-6 BB		3	1	2	0	0	0	1								
<b>John Mayberry, L</b> (9, PH) OBP: 0.405, SLG: 0.455				1-2 HR		0-0 1B		0-0 FC3-6 E S		0	0	0	0	1	0	0								
<b>Tony Johnson, R</b> (9, PR)						0-0 1B		0-0 FC3-6 1-2		0	0	0	0	0	0	0								
<b>Barry Bonnell, R</b> (1, 7) OBP: 0.434, SLG: 0.520		0-0 F3		0-0 1B		0-0 1B		0-0 FC6-4 1-2		3	1	1	0	0	0	1								
<b>Hosken Powell, L</b> (9, PH) OBP: 0.286, SLG: 0.333				1-2 HR		0-0 1B		0-0 FC6-4 1-2		1	0	0	0	0	0	1								
<b>Jesse Barfield, R</b> (1, 9) OBP: 0.321, SLG: 0.452		0-3 K		0-0 K		0-0 K		0-0 CS 1B		4	1	2	3	0	2	1								
<b>Buck Martinez, R</b> (1, 2) OBP: 0.351, SLG: 0.514				1-1 2-H HR		0-0 F9		0-0 F8		2	0	0	0	0	0	0								
<b>Ernie Whitt, L</b> (7, PH) OBP: 0.345, SLG: 0.500						0-0 F9		0-0 F9		2	0	0	0	0	0	3								
<b>Willie Upshaw, L</b> (1, 3) OBP: 0.321, SLG: 0.466			0-3 K		0-0 F2		0-0 F9			3	0	0	0	0	1	1								
<b>Alfredo Griffin, S</b> (1, 6) OBP: 0.277, SLG: 0.304			0-3 K2-3		0-0 4-3			0-0 1-3		3	0	0	0	0	1	0								
<b>Inning Stats</b>	R: 0 E: 0 K: 0 S: 4	H: 1 LOB: 1 BB: 0 P: 4	R: 0 E: 0 K: 1 S: 5	H: 0 LOB: 0 BB: 0 P: 5	R: 0 E: 0 K: 2 S: 7	H: 1 LOB: 0 BB: 0 P: 7	R: 3 E: 0 K: 1 S: 8	H: 3 LOB: 0 BB: 0 P: 8	R: 0 E: 0 K: 0 S: 3	H: 0 LOB: 0 BB: 0 P: 3	R: 0 E: 0 K: 0 S: 4	H: 1 LOB: 1 BB: 0 P: 4	R: 0 E: 0 K: 0 S: 3	H: 1 LOB: 0 BB: 0 P: 3	R: 0 E: 0 K: 1 S: 6	H: 1 LOB: 1 BB: 0 P: 6	R: 0 E: 0 K: 1 S: 5	H: 0 LOB: 2 BB: 1 P: 9	1B: 6 2B: 1 3B: 0 HR: 1	SF: 0 SAC: 0 DP: 0 HBP: 0	WP: 0 PB: 0 SB: 1 CS: 2	PA: 35		
<b>PITCHER</b>	IP	WLS	BF	H	R	ER	SO	BB	IBB	HBP	BLK	WP	HR	S	P	ERA	WHIP							
<b>Britt Burns, L</b> (1, 1) ERA: 1.82	6.0	W	24	7	3	3	4	0	0	0	0	0	1	32	32	4.50	1.167							
<b>Salome Barojas, R</b> (7, 1) ERA: 0.51	3.0	S	10	1	0	0	2	1	0	0	0	0	0	13	17	0.00	0.667							

Toronto Blue Jays @ Chicago White Sox  
Comiskey Park, Chicago, IL  
Tue May 04 1982, 8:05 PM EDT  
Att: 9,543 - Cloudy - 81 F

AB	33
R	3
H	8
RBI	3
BB	1
SO	6
LOB	9



Batter	1	2	3	4	5	6	7	8	9	AB	R	H	RBI	BB	SO	LOB	BOTTOM							
<b>Ron LeFlore, R</b> (1, 8) OBP: 0.376, SLG: 0.506	0-3 K		0-3 K			0-0 1B HR				4	1	2	1	0	2	0								
<b>Tony Bemazzard, S</b> (1, 4) OBP: 0.284, SLG: 0.318	0-0 6-3		0-0 F9			0-0 1B 1-3 HR		0-0 F9		4	1	1	0	0	1									
<b>Steve Kemp, L</b> (1, 7) OBP: 0.380, SLG: 0.405	0-0 F6			0-0 F7		0-0 1-3		0-0 1B		4	0	1	0	0	2									
<b>Greg Luzinski, R</b> (1, 10) OBP: 0.306, SLG: 0.360		0-0 L3		0-0 F8		0-0 2-H 3-H HR		0-3 K		4	1	1	3	0	1	1								
<b>Tom Paciorek, R</b> (1, 3) OBP: 0.391, SLG: 0.476		0-0 HBP 1B		0-0 5-3		0-0 F3		0-0 3-1		4	0	1	0	0	1									
<b>Mike Squires, L</b> (9, 3) OBP: 0.444, SLG: 0.375								0-0 1-2		0	0	0	0	0	0	0								
<b>Harold Baines, L</b> (1, 9) OBP: 0.322, SLG: 0.363		0-3 K		0-0 4-3		0-0 2B		0-0 K		3	0	1	0	0	1	1								
<b>Carlton Fisk, R</b> (1, 2) OBP: 0.412, SLG: 0.375		1-0 HBP		0-3 K		0-0 F6				2	0	0	0	0	1	1								
<b>Jim Morrison, R</b> (1, 5) OBP: 0.238, SLG: 0.421		0-0 F2		0-0 L5				0-0 G3		2	0	0	0	0	2									
<b>Rudy Law, L</b> (7, PH) OBP: 0.211, SLG: 0.211										1	0	0	0	0	0	0								
<b>Aurelio Rodriguez, R</b> (8, 5) OBP: 0.230, SLG: 0.077										0	0	0	0	0	0	0								
<b>Bill Almon, R</b> (1, 6) OBP: 0.420, SLG: 0.407			0-0 4-3			0-0 1B E		0-3 K		3	1	1	0	0	1	0								
<b>Inning Stats</b>	R: 0 E: 0 K: 1 S: 5	H: 0 LOB: 0 BB: 0 P: 5	R: 0 E: 0 K: 1 S: 6	H: 1 LOB: 2 BB: 0 P: 7	R: 0 E: 0 K: 1 S: 5	H: 0 LOB: 0 BB: 0 P: 5	R: 0 E: 0 K: 0 S: 3	H: 0 LOB: 0 BB: 0 P: 3	R: 0 E: 0 K: 0 S: 5	H: 0 LOB: 0 BB: 0 P: 5	R: 4 E: 1 K: 0 S: 8	H: 5 LOB: 1 BB: 0 P: 8	R: 0 E: 0 K: 1 S: 6	H: 1 LOB: 1 BB: 0 P: 6	R: 0 E: 0 K: 1 S: 5	H: 1 LOB: 0 BB: 0 P: 5	1B: 6 2B: 1 3B: 0 HR: 1	SF: 0 SAC: 0 DP: 0 HBP: 1	WP: 0 PB: 0 SB: 0 CS: 1	PA: 32				
<b>PITCHER</b>	IP	WLS	BF	H	R	ER	SO	BB	IBB	HBP	BLK	WP	HR	S	P	ERA	WHIP							
<b>Dave Stieb, R</b> (1, 1) ERA: 3.95	8.0	L	32	8	4	4	6	0	0	1	0	0	1	43	44	4.50	1.000							

Toronto Blue Jays @ Chicago White Sox  
Comiskey Park, Chicago, IL  
Tue May 04 1982, 8:05 PM EDT  
Att: 9,543 - Cloudy - 81 F

AB	31
R	4
H	8
RBI	4
BB	0
SO	6
LOB	9





Batter	1	2	3	4	5	6	7	8	9	AB	R	H	RBI	BB	SO	LOB	TOP									
Damaso Garcia, R (1,4) OBP: 0.361, SLG: 0.340	K		6-3		6-3		F4			4	0	1	0	1	0	1	3									
Garth Iorg, R (1,5) OBP: 0.352, SLG: 0.462	F8		F7			F2		L6-3 1B		4	0	1	0	0	0	0	1									
Lloyd Moseby, L (1,8) OBP: 0.278, SLG: 0.345	K			3-1		4-3		L4		4	0	0	0	0	0	1	1									
Wayne Nordhagen, R (1,10) OBP: 0.347, SLG: 0.281		CS BB		4-3		1B 1B		L6-3 1-2		3	0	1	0	1	0	1										
Barry Bonnell, R (1,7) OBP: 0.446, SLG: 0.528	K					FC6-4 1B			F7	3	0	2	0	0	0	1	1									
Al Woods, L (9,PH) OBP: 0.265, SLG: 0.200						1B				1	0	0	0	0	0	0	0									
Jesse Barfield, R (1,9) OBP: 0.305, SLG: 0.434	K					FC6-4 1B			F7	3	0	0	0	0	0	2	4									
Ernie Whitt, L (9,PH) OBP: 0.339, SLG: 0.490						1-2				1	0	0	0	0	0	0	0									
Buck Martinez, R (1,2) OBP: 0.375, SLG: 0.514			2B 6-3		FC3-6 BB		F7		L6	2	1	1	0	1	0	0	0									
Hosken Powell, L (9,PH) OBP: 0.278, SLG: 0.324										1	0	0	0	0	0	0	0									
Willie Upshaw, L (1,3) OBP: 0.321, SLG: 0.474			6-3 1-3		FC3-6 6-3 E		G3			3	0	1	0	0	0	0	1									
Alfredo Griffin, S (1,6) OBP: 0.279, SLG: 0.305			K2-3		6-3		E5			3	0	1	0	0	1	3										
<b>Inning Stats</b>	R: 0 E: 0 K: 2 S: 7	H: 0 LOB: 0 BB: 0 P: 7	R: 0 E: 0 K: 2 S: 6	H: 0 LOB: 1 BB: 1 P: 10	R: 1 E: 0 K: 1 S: 7	H: 2 LOB: 1 BB: 0 P: 7	R: 0 E: 0 K: 1 S: 6	H: 1 LOB: 1 BB: 0 P: 6	R: 0 E: 1 K: 0 S: 3	H: 0 LOB: 1 BB: 1 P: 7	R: 0 E: 0 K: 0 S: 5	H: 2 LOB: 2 BB: 0 P: 5	R: 0 E: 1 K: 0 S: 4	H: 1 LOB: 0 BB: 0 P: 4	R: 0 E: 0 K: 0 S: 3	H: 1 LOB: 0 BB: 0 P: 3	R: 0 E: 0 K: 0 S: 3	H: 0 LOB: 0 BB: 0 P: 3	1B: 6 2B: 3 3B: 0 HR: 0	SF: 0 SAC: 0 DP: 2 HBP: 0	WP: 0 PB: 0 SB: 0 CS: 1	PA: 34				
<b>PITCHER</b>	IP	WLS	BF	H	R	ER	SO	BB	IBB	HBP	BLK	WP	HR	S	P	ERA	WHIP									
Steve Trout, L (1,1) ERA: 3.18	8.0	W	31	7	1	1	6	2	0	0	0	0	0	41	49	1.12	1.125									
Dennis Lamp, R (9,1) ERA: 4.95	1.0	S	3	0	0	0	0	0	0	0	0	0	0	3	3	0.00	0.000									

Toronto Blue Jays @ Chicago White Sox  
Comiskey Park, Chicago, IL  
Wed May 05 1982, 8:05 PM EDT  
Att: 20,673 - Cloudy - 86 F

AB	32
R	1
H	7
RBI	1
BB	2
SO	6
LOB	15



Batter	1	2	3	4	5	6	7	8	9	AB	R	H	RBI	BB	SO	LOB	BOTTOM									
Ron LeFlore, R (1,8) OBP: 0.371, SLG: 0.495	K		F9		PO 1B		K			4	0	1	0	0	2	1										
Tony Bemazard, S (1,4) OBP: 0.293, SLG: 0.326	1B				PO 1-2		F7		3-1	4	0	2	0	0	0	0										
Steve Kemp, L (1,7) OBP: 0.395, SLG: 0.398	1B		F6			K		F7		4	0	1	0	0	1	2										
Greg Luzinski, R (1,10) OBP: 0.294, SLG: 0.344	F7		F9			F2		F4		4	0	0	0	0	0	4										
Tom Paciorek, R (1,3) OBP: 0.389, SLG: 0.482	K				5-3		HR 2B		FC6-4 BB	3	1	1	0	0	1	2										
Mike Squires, L (8,3) OBP: 0.500, SLG: 0.375										0	0	0	0	1	0	0										
Harold Baines, L (1,9) OBP: 0.319, SLG: 0.393	K				G3		HR		FC6-4	4	1	1	2	0	1	1										
Carlton Fisk, R (1,2) OBP: 0.394, SLG: 0.356			F4		5-3		F3			3	0	0	0	0	0	0										
Jim Morrison, R (1,5) OBP: 0.242, SLG: 0.467			1-3				K			3	1	1	1	0	1	0										
Aurelio Rodriguez, R (8,5) OBP: 0.200, SLG: 0.077										0	0	0	0	0	0	0										
Bill Almon, R (1,6) OBP: 0.444, SLG: 0.484							HR			3	1	3	1	0	0	0										
<b>Inning Stats</b>	R: 0 E: 0 K: 2 S: 9	H: 2 LOB: 2 BB: 0 P: 9	R: 0 E: 0 K: 1 S: 5	H: 0 LOB: 0 BB: 0 P: 5	R: 0 E: 0 K: 0 S: 5	H: 2 LOB: 2 BB: 0 P: 5	R: 0 E: 0 K: 0 S: 3	H: 0 LOB: 0 BB: 0 P: 3	R: 0 E: 0 K: 1 S: 5	H: 2 LOB: 0 BB: 0 P: 5	R: 0 E: 0 K: 1 S: 5	H: 0 LOB: 0 BB: 0 P: 5	R: 4 E: 0 K: 1 S: 9	H: 4 LOB: 0 BB: 0 P: 9	R: 0 E: 0 K: 0 S: 3	H: 0 LOB: 1 BB: 1 P: 7	R: 0 E: 0 K: 0 S: 3	H: 0 LOB: 0 BB: 0 P: 7	1B: 6 2B: 1 3B: 0 HR: 3	SF: 0 SAC: 0 DP: 0 HBP: 0	WP: 0 PB: 0 SB: 0 CS: 0	PA: 34				
<b>PITCHER</b>	IP	WLS	BF	H	R	ER	SO	BB	IBB	HBP	BLK	WP	HR	S	P	ERA	WHIP									
Luis Leal, R (1,1) ERA: 3.24	6.1	L	26	9	3	3	5	0	0	0	0	0	2	36	36	4.26	1.421									
Roy Lee Jackson, R (7,1) ERA: 5.09	0.2		3	1	1	1	1	0	0	0	0	0	1	5	5	13.50	1.500									
Joey McLaughlin, R (8,1) ERA: 2.84	1.0		4	0	0	0	0	1	0	0	0	0	0	3	7	0.00	1.000									

Toronto Blue Jays @ Chicago White Sox  
Comiskey Park, Chicago, IL  
Wed May 05 1982, 8:05 PM EDT  
Att: 20,673 - Cloudy - 86 F

AB	32
R	4
H	10
RBI	4
BB	1
SO	6
LOB	10






Batter	1	2	3	4	5	6	7	8	9	AB	R	H	RBI	BB	SO	LOB	TOP					
Cesar Geronimo, L OBP: 0.342, SLG: 0.528 (1, 7)	F9		F3			F9	4-3		3B	5	0	1	0	0	0	1						
John Wathan, R OBP: 0.322, SLG: 0.318 (1, 2)	3B		5-3			1-3		1-3	6-3	5	0	1	0	0	0	1						
Hal McRae, R OBP: 0.364, SLG: 0.558 (1, 10)	K			F8		1B 2B 1B		F8		4	1	1	0	0	1	1						
Willie Aikens, L OBP: 0.366, SLG: 0.314 Dennis Werth, R OBP: 0.333, SLG: 0.143 (8, PR) (8, 3)	HBP			G6-3 1B		2B 1-2 1B		BB 1B 1B		3	0	3	0	0	0	0						
Amos Otis, R OBP: 0.354, SLG: 0.506 (1, 8)	F9			G6-3 1-2		1-3 2-H 2B		BB 1B		4	0	2	1	0	0	3						
Jerry Martin, R OBP: 0.417, SLG: 0.589 (1, 9)		FC5-4 1B			K	F6		1-2 2-3 BB		3	0	1	0	1	1	2						
Frank White, R OBP: 0.281, SLG: 0.387 (1, 4)		FC5-4 1-2						K		4	0	1	0	0	1	4		AB 36				
Greg Pryor, R OBP: 0.333, SLG: 0.565 Jamie Quirk, L OBP: 0.291, SLG: 0.273 (7, PH) (7, 5)		G6-4-3 1-2			F4			F9	F6	2	0	0	0	0	0	2		R 1				
Onix Concepcion, R OBP: 0.333, SLG: 0.382 (1, 6)			F2			6-3			K	2	0	0	0	0	0	0		H 11				
<b>Inning Stats</b>	R: 0 E: 0 K: 1 S: 6	H: 1 LOB: 2 BB: 0 P: 7	R: 0 E: 0 K: 0 S: 3	H: 1 LOB: 0 BB: 0 P: 3	R: 0 E: 0 K: 0 S: 3	H: 0 LOB: 0 BB: 0 P: 3	R: 0 E: 0 K: 0 S: 3	H: 1 LOB: 0 BB: 0 P: 3	R: 0 E: 0 K: 1 S: 6	H: 1 LOB: 1 BB: 0 P: 6	R: 1 E: 0 K: 0 S: 6	H: 3 LOB: 2 BB: 0 P: 6	R: 0 E: 0 K: 0 S: 4	H: 1 LOB: 1 BB: 0 P: 4	R: 0 E: 0 K: 1 S: 7	H: 2 LOB: 3 BB: 1 P: 11	R: 0 E: 0 K: 1 S: 6	H: 1 LOB: 1 BB: 0 P: 6	1B: 7 2B: 2 3B: 2 HR: 0	SF: 0 SAC: 0 DP: 2 HBP: 1	WP: 0 PB: 0 SB: 0 CS: 0	PA: 38
<b>PITCHER</b>	IP WLS BF H R ER SO BB IBB HBP BLK WP HR S P ERA WHIP																	<b>PITCHER</b>	IP WLS BF H R ER SO BB IBB HBP BLK WP HR S P ERA WHIP			
Mark Bomback, R ERA: 7.02 (1, 1)	6.0	W	24	7	1	1	2	0	0	1	0	0	0	0	0	27	28	1.50	1.167			
Roy Lee Jackson, R ERA: 3.95 (7, 1)	3.0	S	14	4	0	0	2	1	0	0	0	0	0	0	17	21	0.00	1.667				

**Kansas City Royals @ Toronto Blue Jays**  
 Exhibition Stadium, Toronto, ON  
 Sat May 08 1982, 3:33 AM EDT  
 Att: 15,102 - Unknown - 54 F


**AB 36**  
**R 1**  
**H 11**  
**RBI 1**  
**BB 1**  
**SO 4**  
**LOB 15**

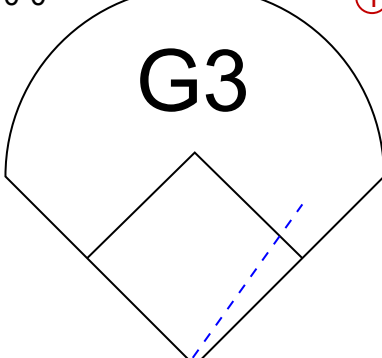
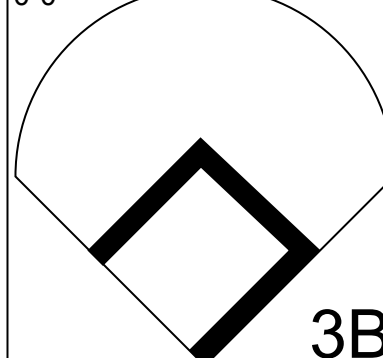
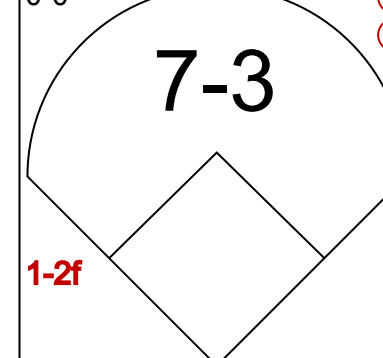
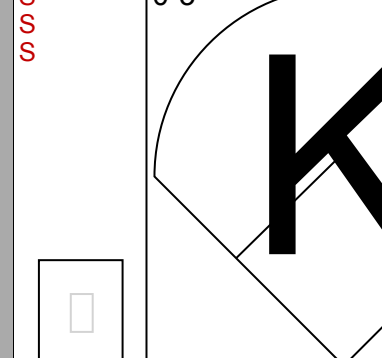
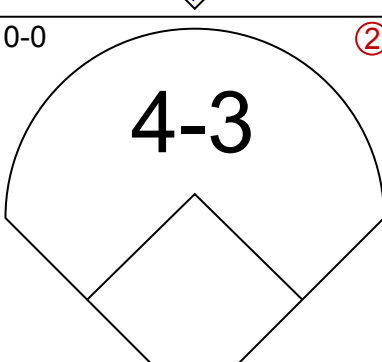
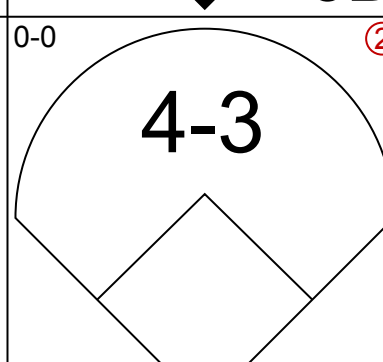
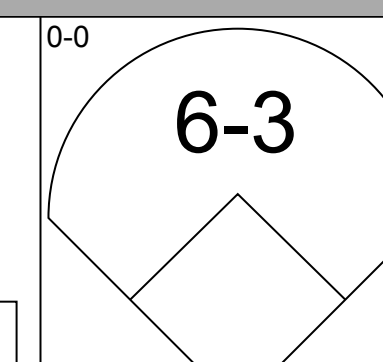
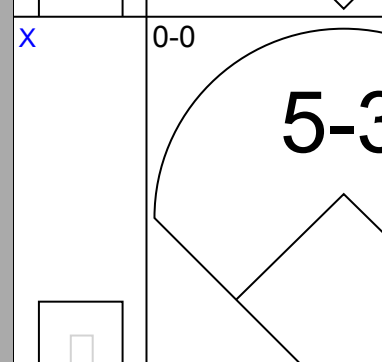
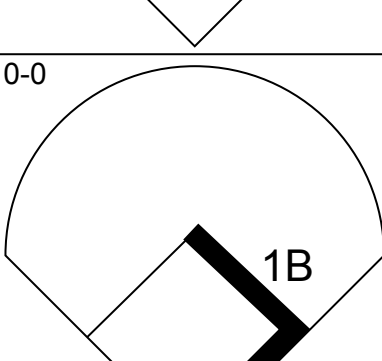
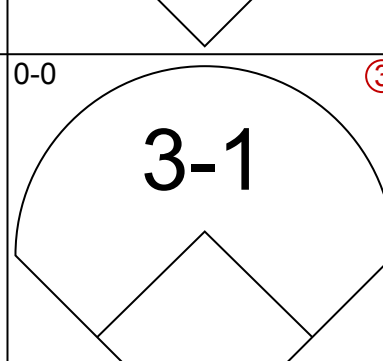
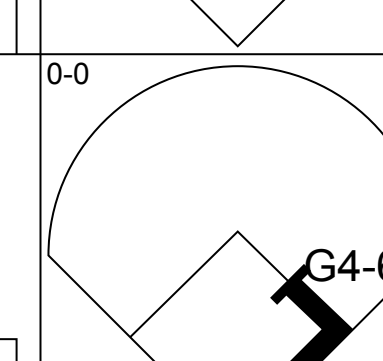
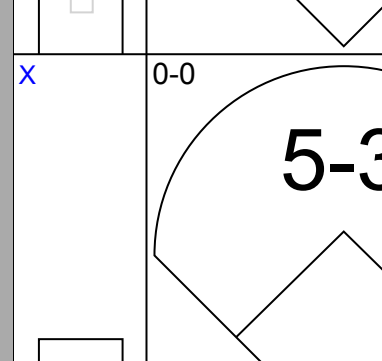
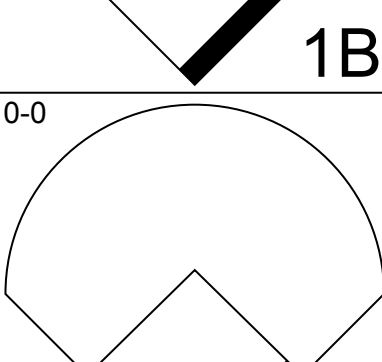
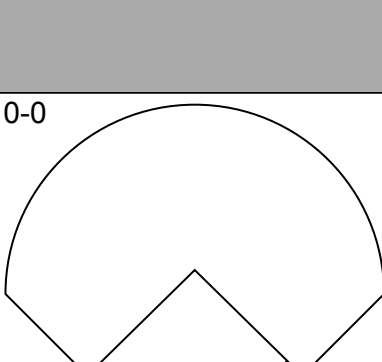
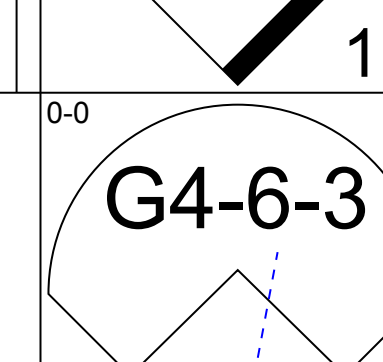
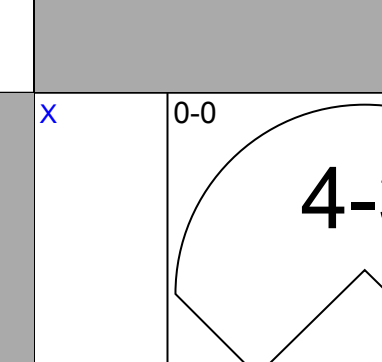
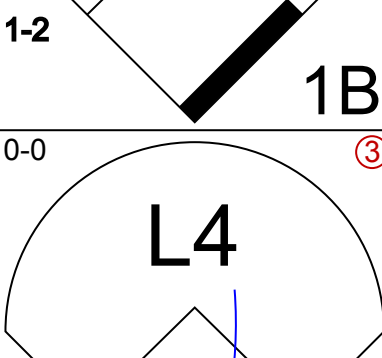
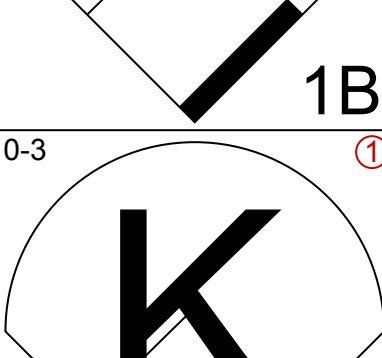
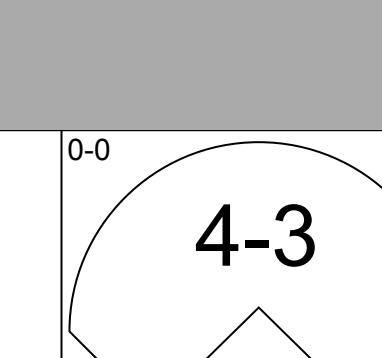
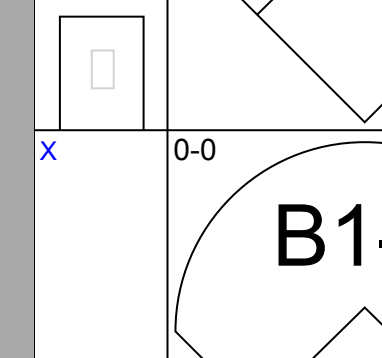
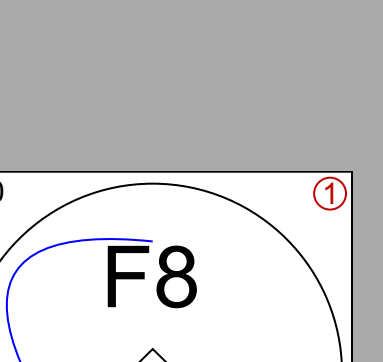
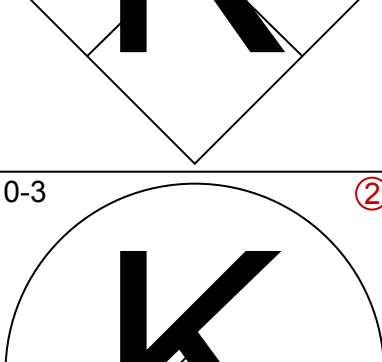
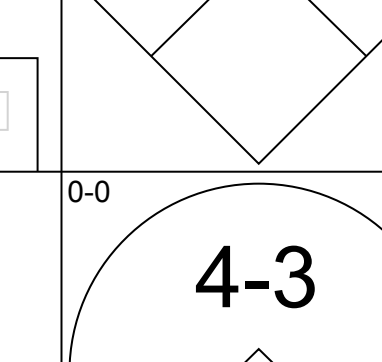
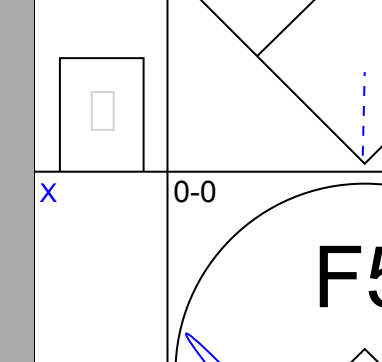
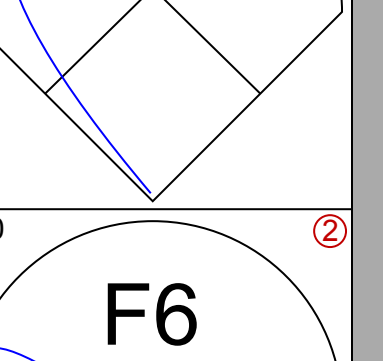
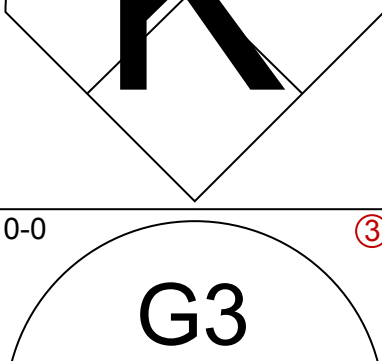
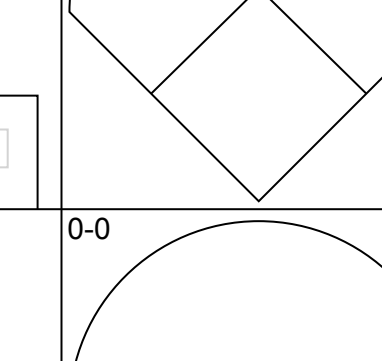
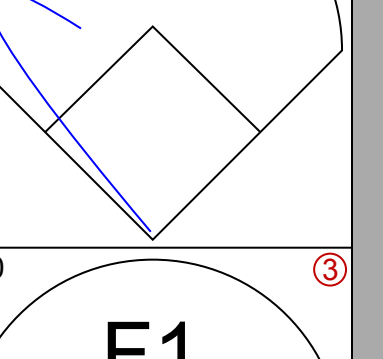
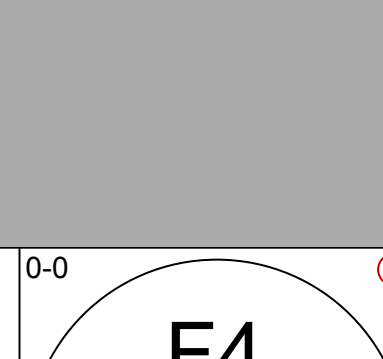
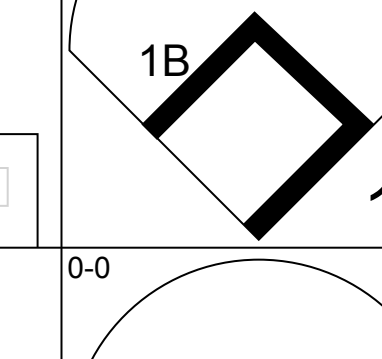
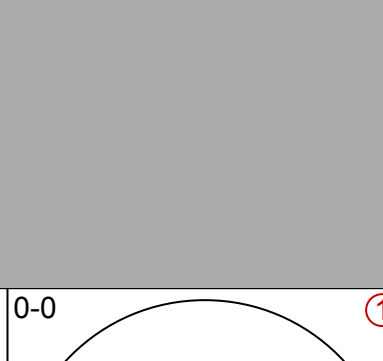
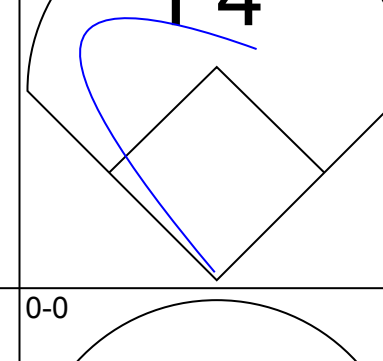
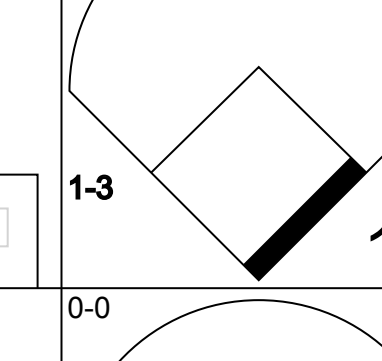



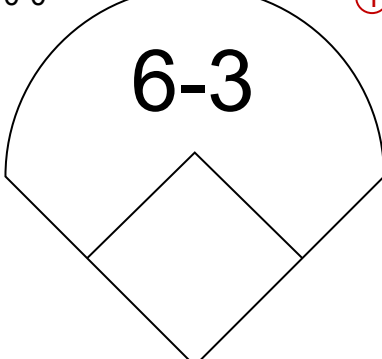
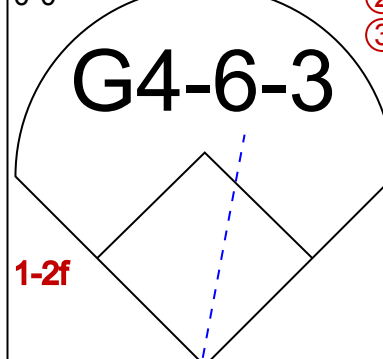
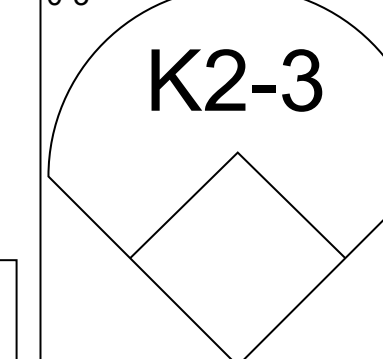
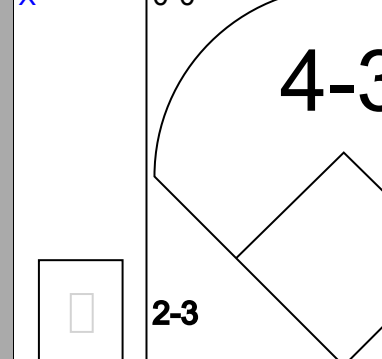
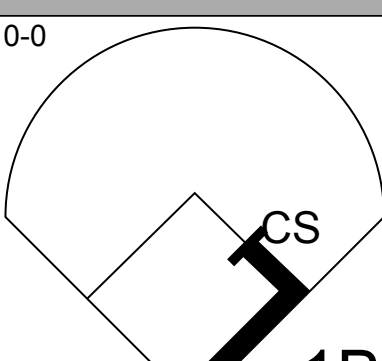
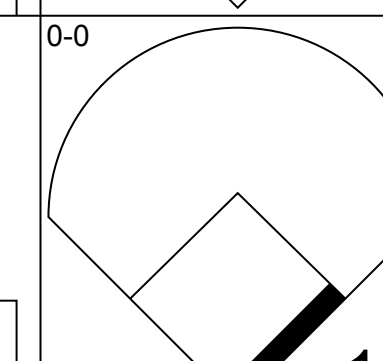
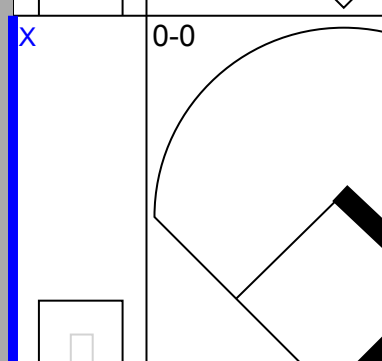
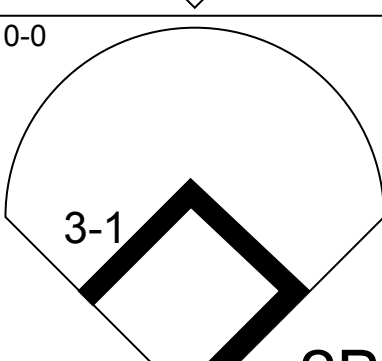
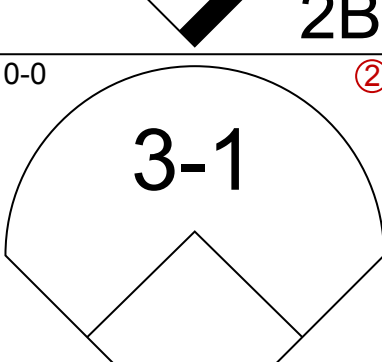
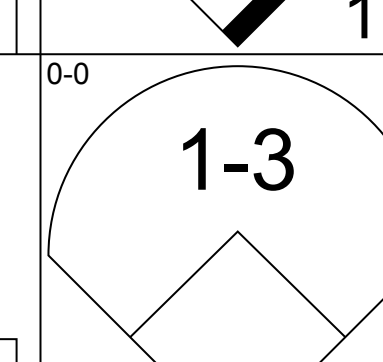
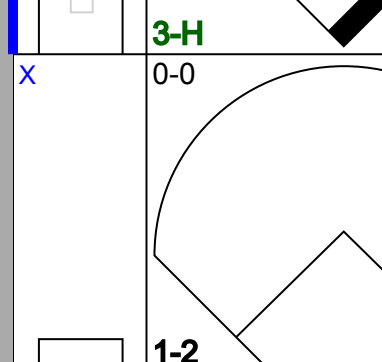
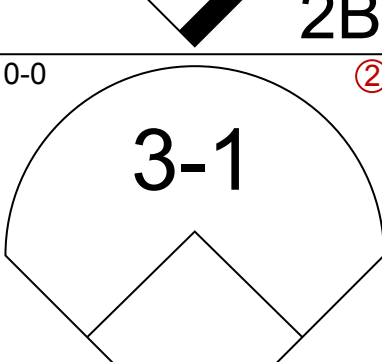
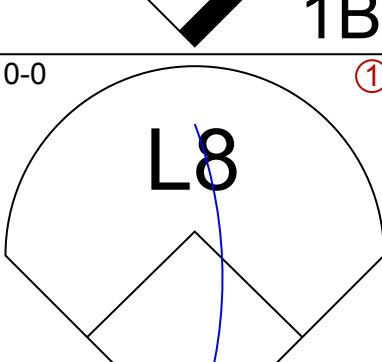
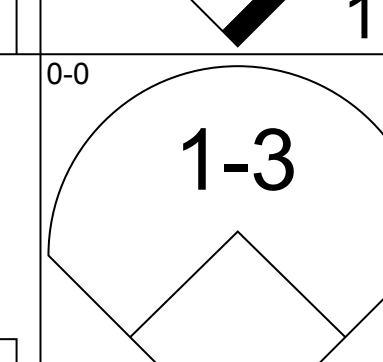
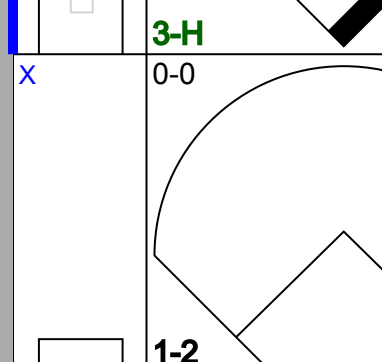
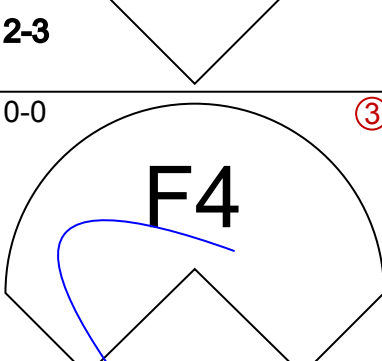
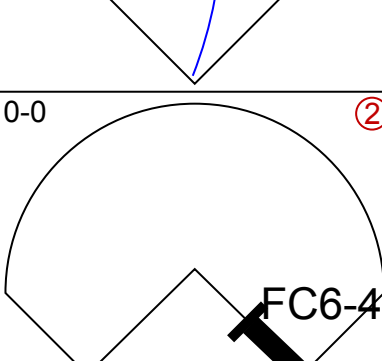
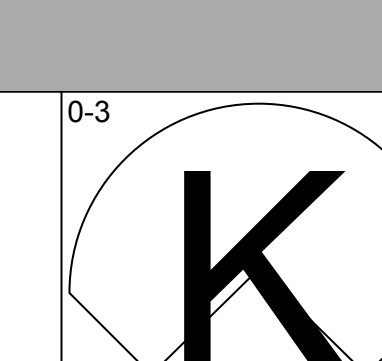
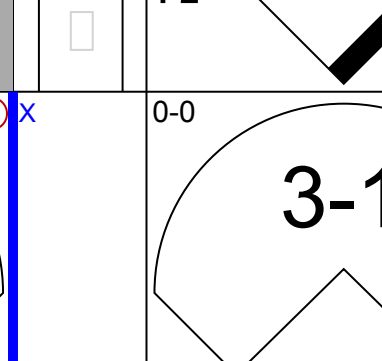
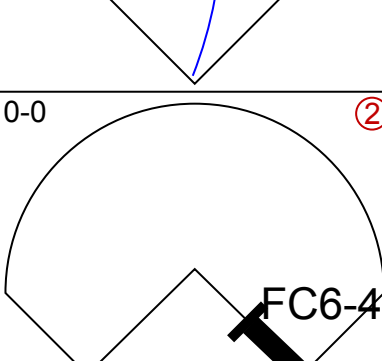
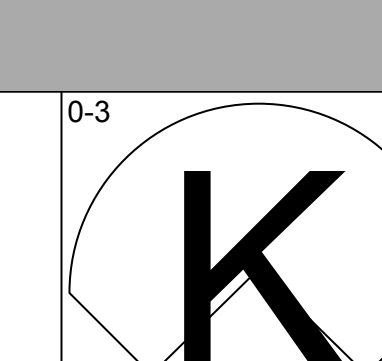

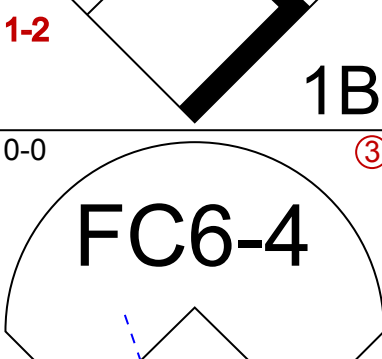
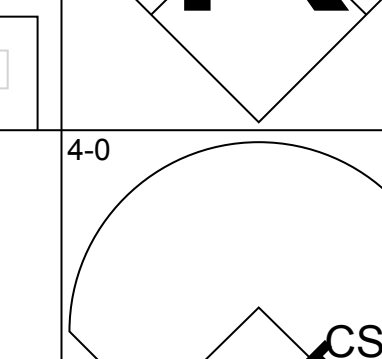

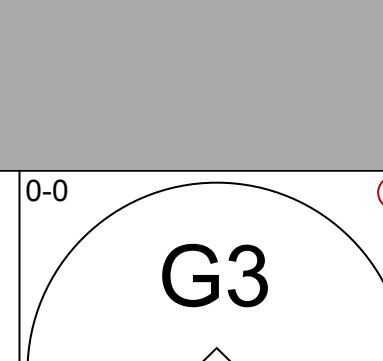
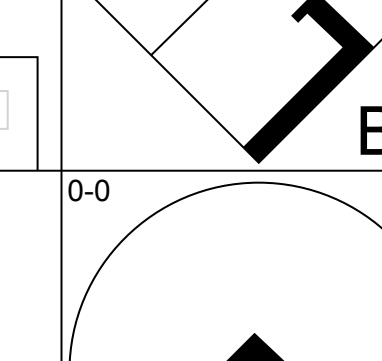
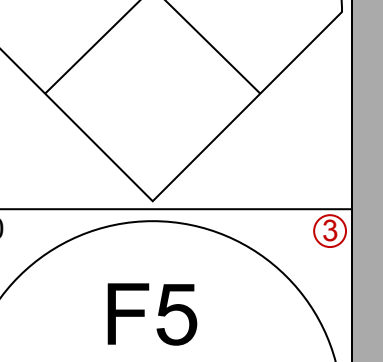
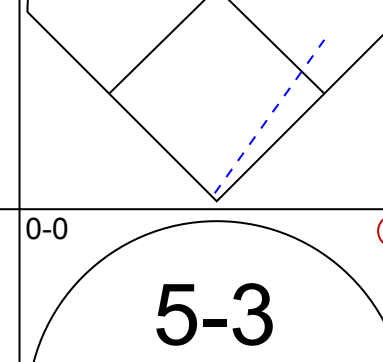
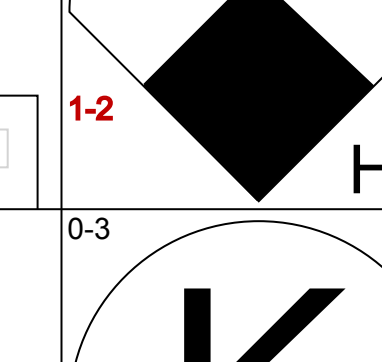
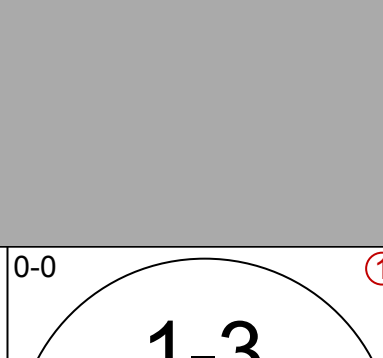
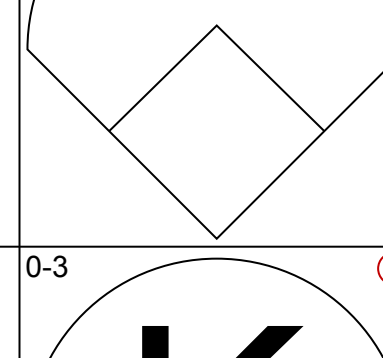
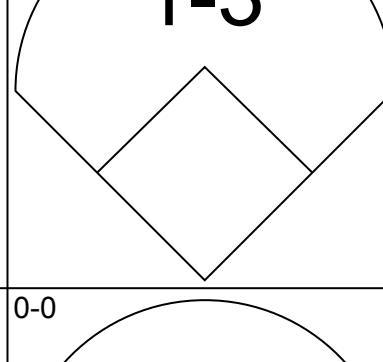
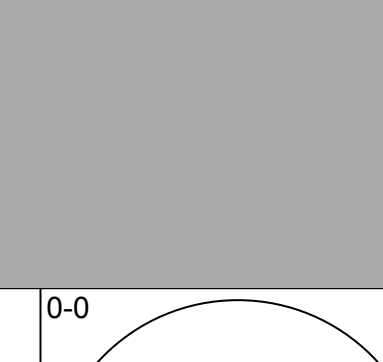
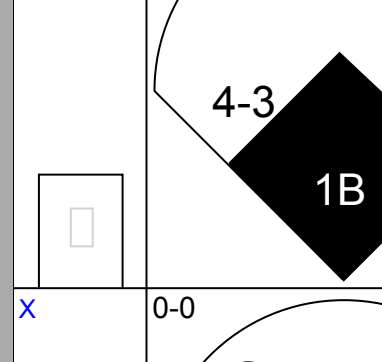
Batter	1	2	3	4	5	6	7	8	9	AB	R	H	RBI	BB	SO	LOB	BOTTOM				
Damaso Garcia, R OBP: 0.368, SLG: 0.394 (1, 4)	4-3 3B 2B		F7					G3		4	1	2	0	0	0	0					
Rance Mulliniks, L OBP: 0.361, SLG: 0.426 (1, 5)	4-3 2-3		G3					6-3		4	0	1	0	0	0	1					
Lloyd Moseby, L OBP: 0.276, SLG: 0.337 (1, 8)	K			CS 1B				3-1		4	0	1	0	0	1	3					
Willie Upshaw, L OBP: 0.341, SLG: 0.506 (1, 3)	3B		CS					G3		3	0	2	1	0	0	0					
Dave Revering, L OBP: 0.188, SLG: 0.182 (1, 10)	5-3							F5		3	0	0	0	0	0	2					
Hosken Powell, L OBP: 0.286, SLG: 0.350 Jesse Barfield, R OBP: 0.318, SLG: 0.430 (1, 9) (7, 9)		1-3						F9		3	0	0	0	0	0	1					
Al Woods, L OBP: 0.275, SLG: 0.200 Barry Bonnell, R OBP: 0.456, SLG: 0.528 (7, PR) (8, 7)								CS		2	0	1	0	1	1	0					
Ernie Whitt, L OBP: 0.365, SLG: 0.582 (1, 2)								CS		0	0	0	0	0	0	0					
Alfredo Griffin, S OBP: 0.278, SLG: 0.294 (1, 6)								CS		1	0	0	1	1	0	1					
<b>Inning Stats</b>	R: 1 E: 0 K: 1 S: 7	H: 2 LOB: 1 BB: 0 P: 7	R: 0 E: 0 K: 0 S: 4	H: 1 LOB: 1 BB: 0 P: 4	R: 0 E: 0 K: 0 S: 3	H: 1 LOB: 0 BB: 0 P: 3	R: 0 E: 0 K: 0 S: 3	H: 1 LOB: 0 BB: 0 P: 3	R: 1 E: 0 K: 1 S: 8	H: 3 LOB: 2 BB: 0 P: 8	R: 0 E: 0 K: 0 S: 3	H: 0 LOB: 0 BB: 0 P: 3	R: 0 E: 0 K: 0 S: 1	H: 0 LOB: 1 BB: 2 P: 9	R: 0 E: 0 K: 0 S: 3	H: 0 LOB: 0 BB: 0 P: 3	1B: 5 2B: 1 3B: 2 HR: 0	SF: 0 SAC: 1 DP: 1 HBP: 0	WP: 0 PB: 0 SB: 0 CS: 3	PA: 33	
<b>PITCHER</b>	IP WLS BF H R ER SO BB IBB HBP BLK WP HR S P ERA WHIP																	<b>PITCHER</b>	IP WLS BF H R ER SO BB IBB HBP BLK WP HR S P ERA WHIP		
Dave Frost, R ERA: 4.62 (1, 1)	7.0	L	27	8	2	2	2	2	0	0	0	0	0	0	0	29	37	2.57	1.429		
Dan Quisenberry, R ERA: 1.19 (8, 1)	1.0		3	0	0	0	0	0	0	0	0	0	3	3	0.00	0.000					

**Kansas City Royals @ Toronto Blue Jays**  
 Exhibition Stadium, Toronto, ON  
 Sat May 08 1982, 3:33 AM EDT  
 Att: 15,102 - Unknown - 54 F

**AB 27**  
**R 2**  
**H 8**  
**RBI 2**  
**BB 2**  
**SO 2**  
**LOB 10**



Batter	1	2	3	4	5	6	7	8	9	AB	R	H	RBI	BB	SO	LOB	TOP						
Willie Wilson, S OBP: 0.222, SLG: 0.444 (1,7)										4	0	1	0	0	1	1	<b>Kansas City Royals @ Toronto Blue Jays</b> Exhibition Stadium, Toronto, ON Sun May 09 1982, 3:33 AM EDT Att: 17,044 - Unknown - 61 F <a href="http://livebaseballscorecards.com">livebaseballscorecards.com</a>						
John Wathan, R OBP: 0.311, SLG: 0.306 (1,2)										4	0	0	0	0	1								
Hal McRae, R OBP: 0.369, SLG: 0.556 (1,10)										4	0	2	0	0	0	1							
Willie Aikens, L OBP: 0.378, SLG: 0.333 (1,3)										4	0	2	0	0	0	1							
Amos Otis, R OBP: 0.340, SLG: 0.484 (1,8)										4	0	0	0	0	1	3							
Jerry Martin, R OBP: 0.402, SLG: 0.564 (1,9)										4	0	0	0	0	1	1							
Frank White, R OBP: 0.283, SLG: 0.385 (1,4)										3	0	1	0	0	0	1							
Greg Pryor, R OBP: 0.333, SLG: 0.538 (1,5)										3	0	1	0	0	0	0							
Onix Concepcion, R OBP: 0.333, SLG: 0.378 (1,6)										3	0	1	0	0	0	2							
<b>Inning Stats</b>	R: 0 E: 0 K: 0 S: 5	H: 2 LOB: 2 BB: 0 P: 5	R: 0 E: 0 K: 0 S: 3	H: 0 LOB: 0 BB: 0 P: 3	R: 0 E: 0 K: 0 S: 4	H: 1 LOB: 1 BB: 0 P: 4	R: 0 E: 0 K: 2 S: 8	H: 1 LOB: 1 BB: 0 P: 8	R: 0 E: 0 K: 0 S: 3	H: 1 LOB: 0 BB: 0 P: 3	R: 0 E: 0 K: 0 S: 5	H: 2 LOB: 2 BB: 0 P: 5	R: 0 E: 0 K: 1 S: 5	H: 0 LOB: 0 BB: 0 P: 5	R: 0 E: 0 K: 0 S: 3	H: 0 LOB: 0 BB: 0 P: 3		1B: 7 2B: 1 3B: 1 HR: 0	SF: 0 SAC: 0 DP: 2 HBP: 0	WP: 0 PB: 0 SB: 0 CS: 0	PA: 33		
<b>PITCHER</b> Dave Stieb, R ERA: 3.24 (1,1)	IP: 9.0 WLS: W BF: 33 H: 8 R: 0 ER: 0 SO: 3 BB: 0 IBB: 0 HBP: 0 BLK: 0 WP: 0 HR: 0 S: 39 P: 39 ERA: 0.00 WHIP: 0.889																						

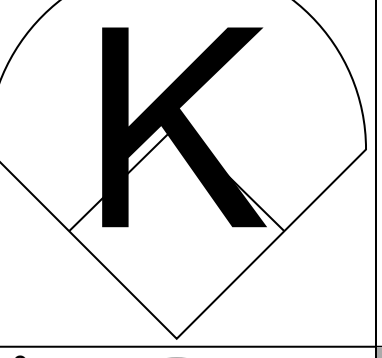

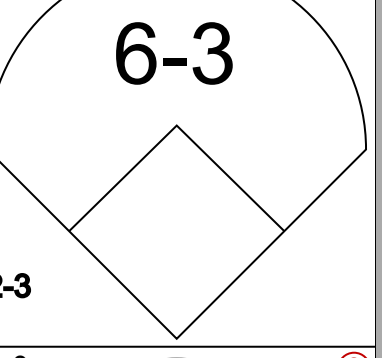
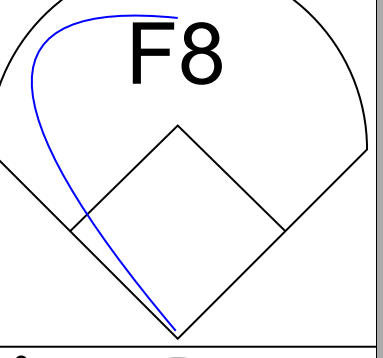
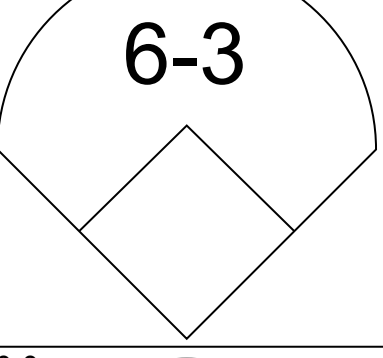
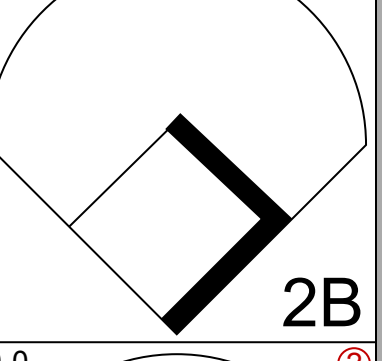
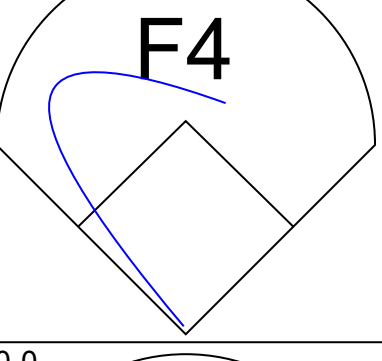
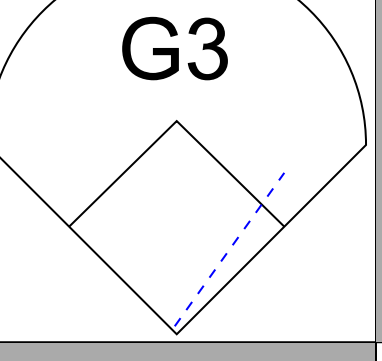
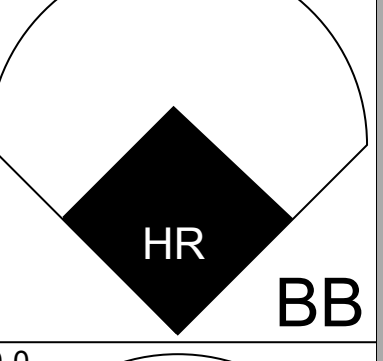
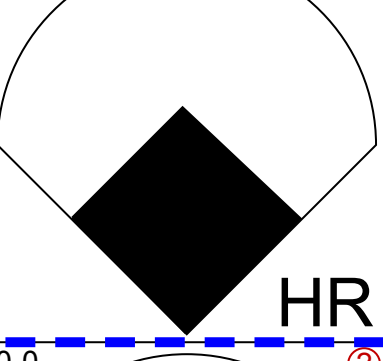
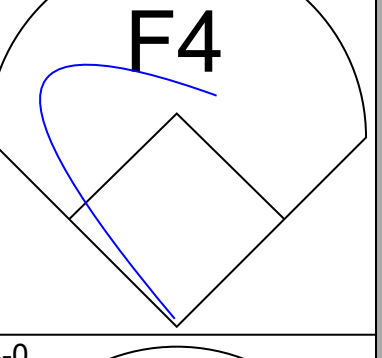
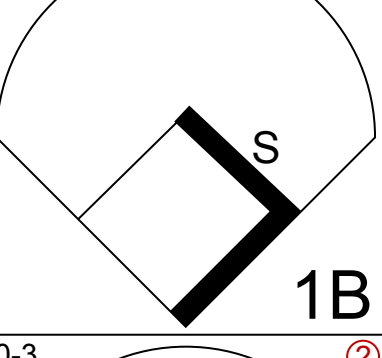
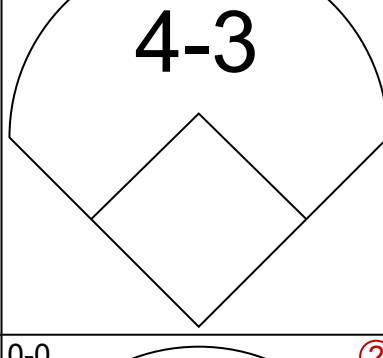
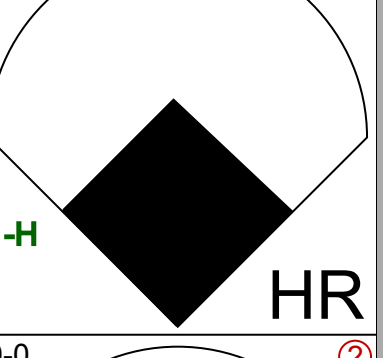
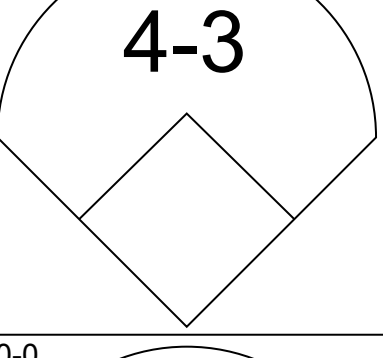
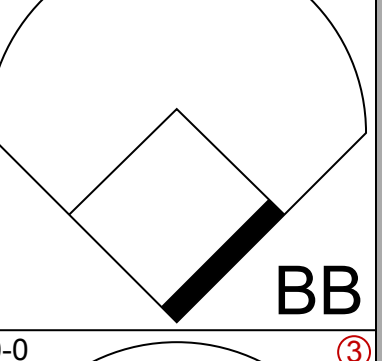
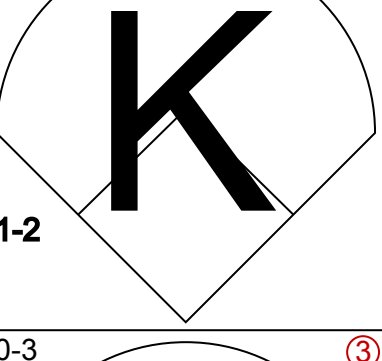
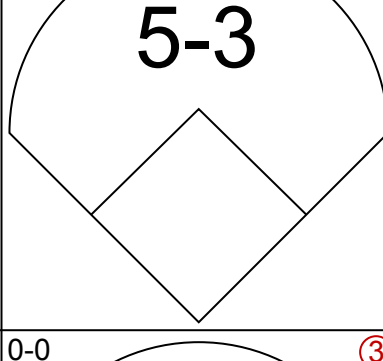
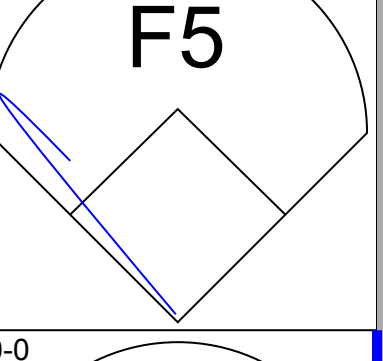
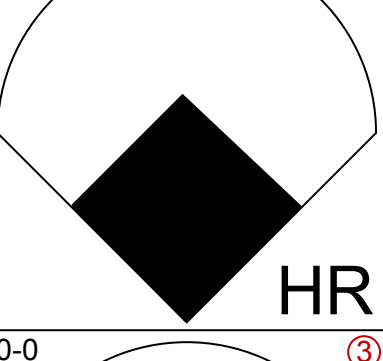
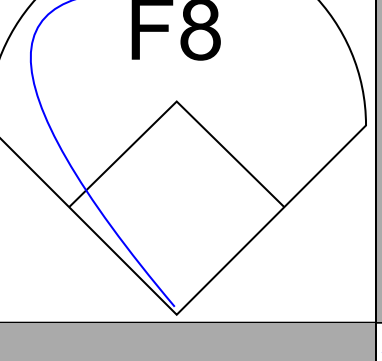
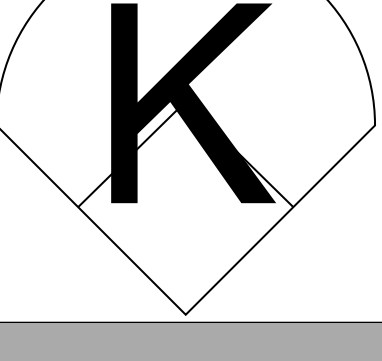
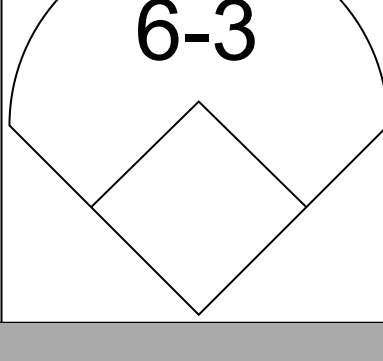
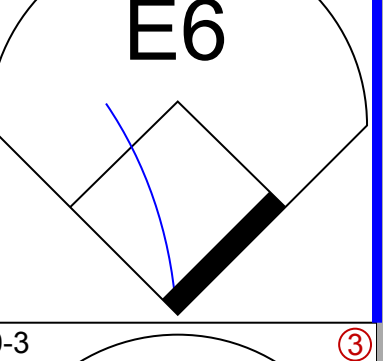
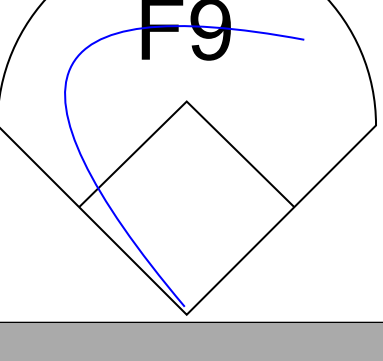
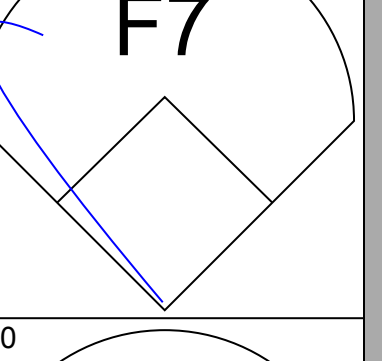
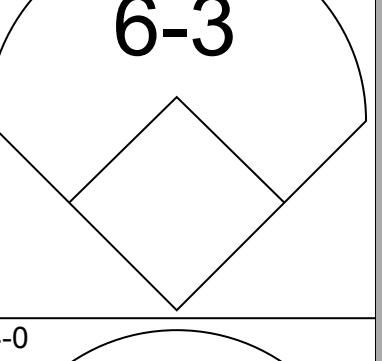
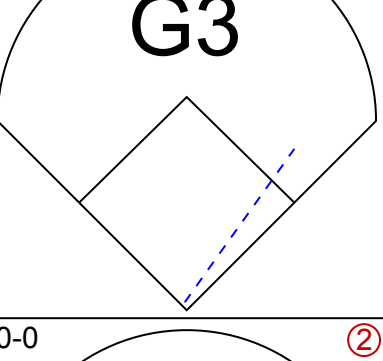
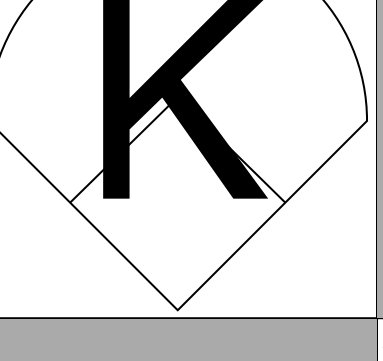
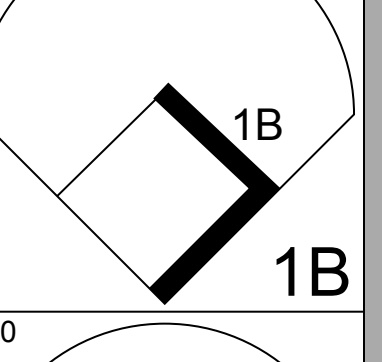
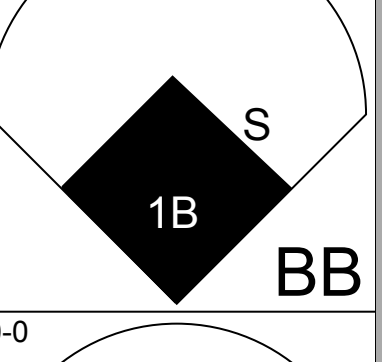
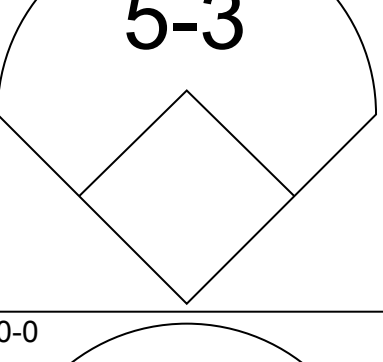
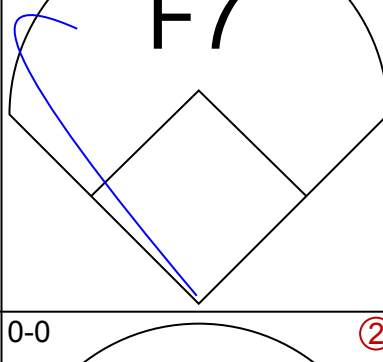
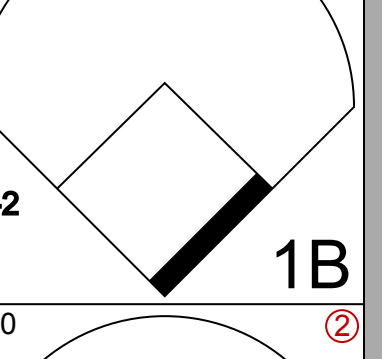
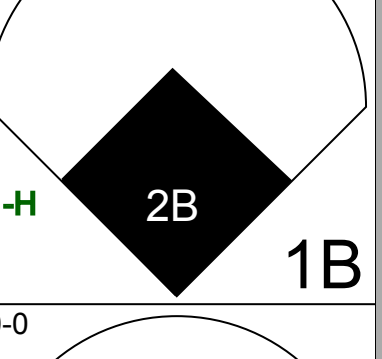
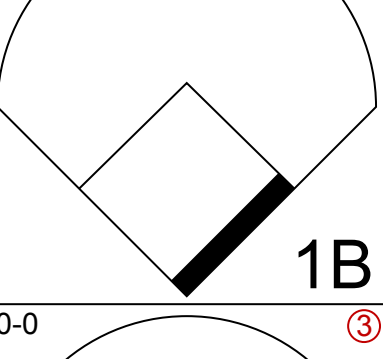
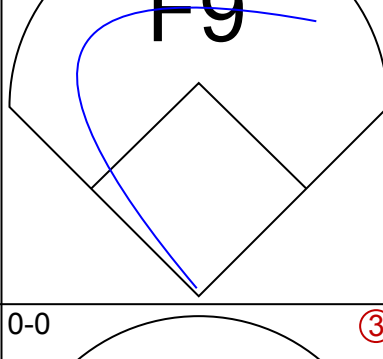


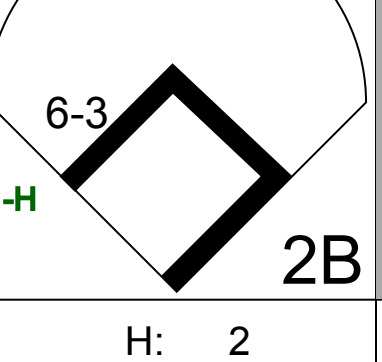
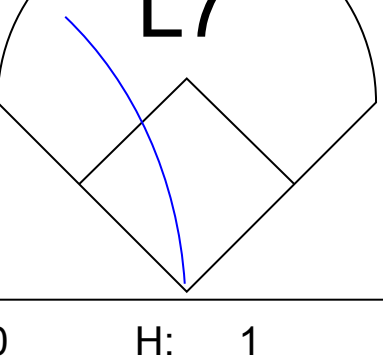
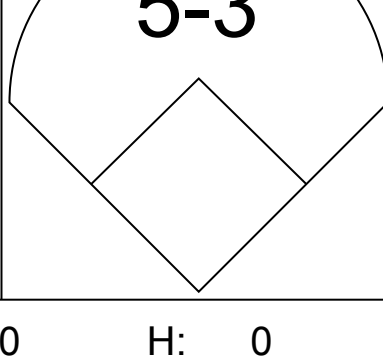
Batter	1	2	3	4	5	6	7	8	9	AB	R	H	RBI	BB	SO	LOB	BOTTOM						
Damaso Garcia, R OBP: 0.355, SLG: 0.381 (1,4)										4	0	0	0	0	1	2	<b>Kansas City Royals @ Toronto Blue Jays</b> Exhibition Stadium, Toronto, ON Sun May 09 1982, 3:33 AM EDT Att: 17,044 - Unknown - 61 F <a href="http://livebaseballscorecards.com">livebaseballscorecards.com</a>						
Garth Iorg, R OBP: 0.379, SLG: 0.500 (1,5)										3	0	3	0	0	0	0							
Rance Mulliniks, L OBP: 0.371, SLG: 0.436 (8, PH) (9,5)										1	0	1	1	0	0	0							
Barry Bonnell, R OBP: 0.443, SLG: 0.509 (1,8) (9,7)										4	0	1	0	0	0	3							
Wayne Nordhagen, R OBP: 0.342, SLG: 0.279 (8, PH) (9,8)										3	0	1	0	0	1	1							
Lloyd Moseby, L OBP: 0.273, SLG: 0.333 (9,8)										1	0	0	0	0	0	2							
Otto Velez, R OBP: 0.391, SLG: 0.176 Tony Johnson, R (7, PR) (1,10)										2	0	0	0	1	1	1							
Jesse Barfield, R OBP: 0.318, SLG: 0.463 (1,9)										0	0	0	0	0	0	0							
Buck Martinez, R OBP: 0.349, SLG: 0.475 (1,2)										3	0	0	0	0	1	1							
Willie Upshaw, L OBP: 0.341, SLG: 0.500 (1,3)										3	1	1	0	0	1	0							
Alfredo Griffin, S OBP: 0.272, SLG: 0.287 (1,6)										2	0	0	0	0	0	0							
<b>Inning Stats</b>	R: 0 E: 0 K: 0 S: 4	H: 1 LOB: 1 BB: 0 P: 4	R: 0 E: 0 K: 1 S: 5	H: 0 LOB: 0 BB: 0 P: 5	R: 0 E: 1 K: 0 S: 3	H: 0 LOB: 0 BB: 0 P: 3	R: 0 E: 0 K: 0 S: 4	H: 2 LOB: 1 BB: 0 P: 4	R: 0 E: 0 K: 1 S: 5	H: 0 LOB: 0 BB: 0 P: 5	R: 0 E: 0 K: 1 S: 6	H: 1 LOB: 1 BB: 0 P: 6	R: 1 E: 0 K: 2 S: 7	H: 1 LOB: 1 BB: 1 P: 11	R: 1 E: 0 K: 0 S: 6	H: 3 LOB: 2 BB: 0 P: 6		1B: 6 2B: 1 3B: 0 HR: 1	SF: 0 SAC: 1 DP: 1 HBP: 0	WP: 0 PB: 0 SB: 0 CS: 2	PA: 31		
<b>PITCHER</b> Paul Splittorf, L ERA: 3.09 Dan Quisenberry, R ERA: 1.16 (8,1)	IP: 7.1 WLS: L BF: 27 H: 6 R: 2 ER: 2 SO: 5 BB: 1 IBB: 0 HBP: 0 BLK: 0 WP: 0 HR: 1 S: 36 P: 40 ERA: 2.46 WHIP: 0.955																						

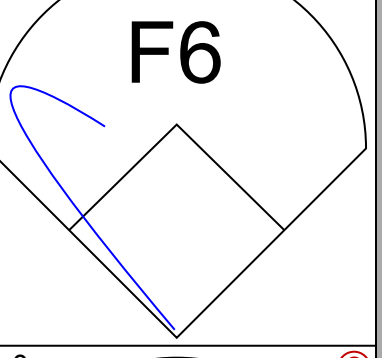
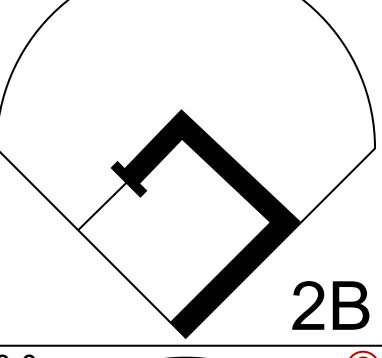
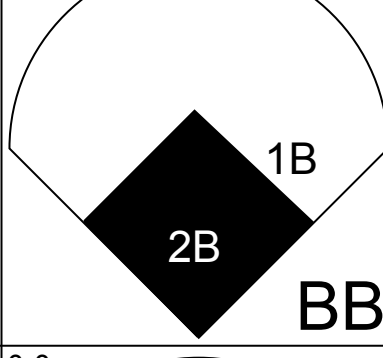
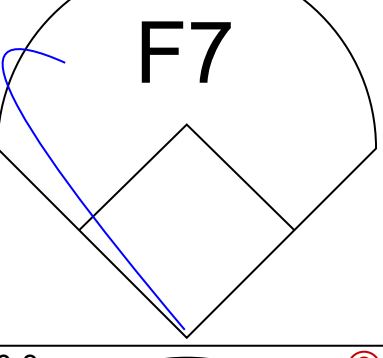
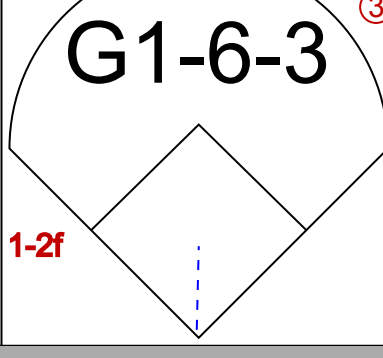
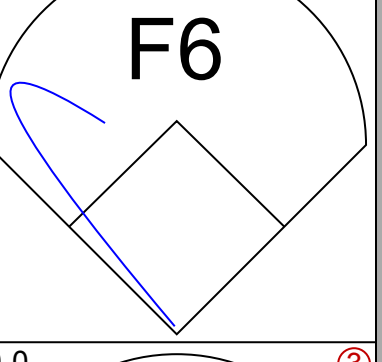
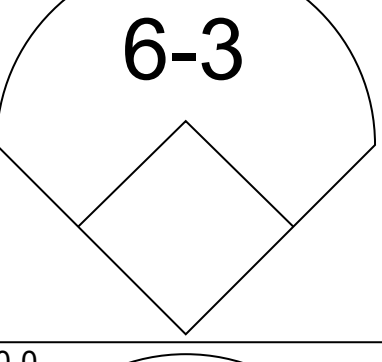
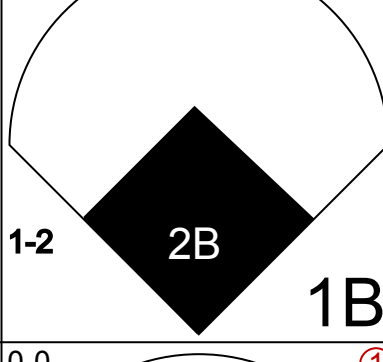
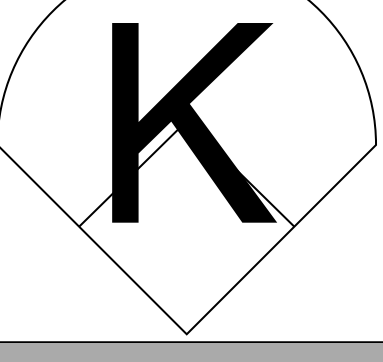
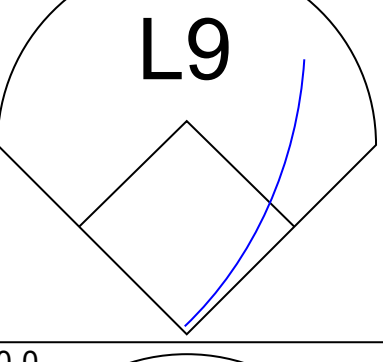
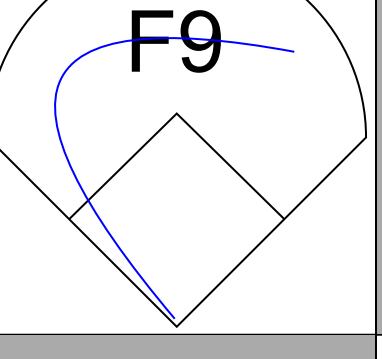
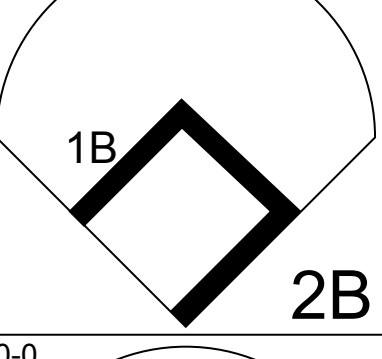
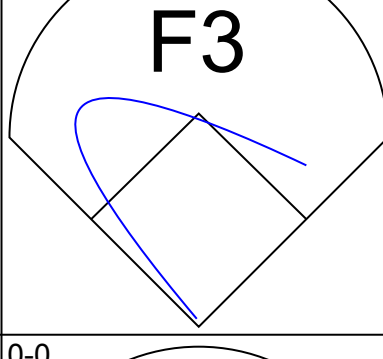
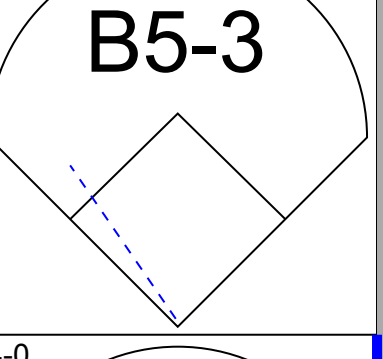
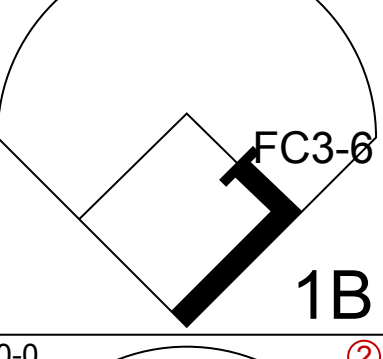

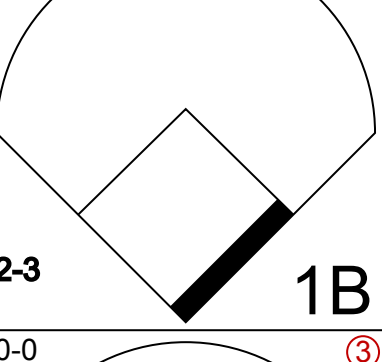
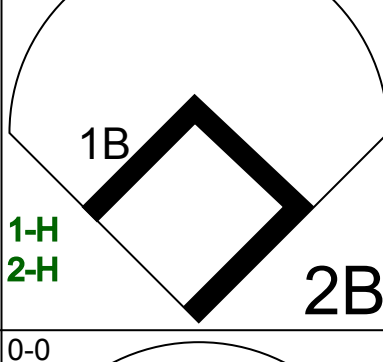
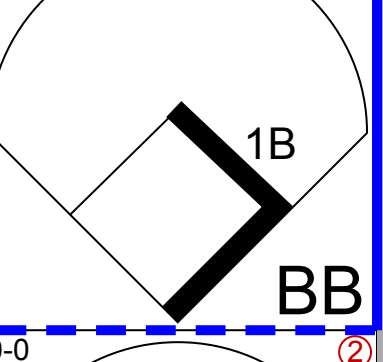
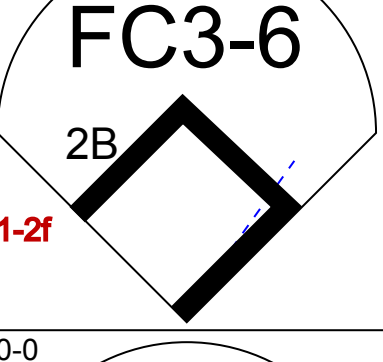

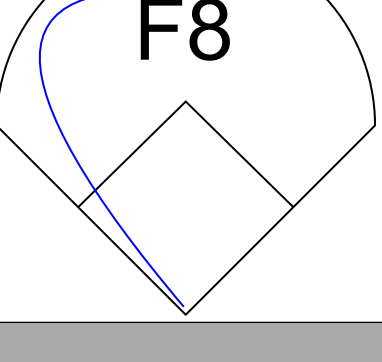
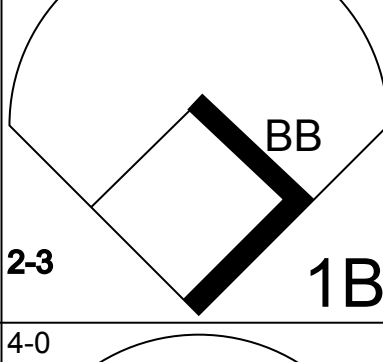
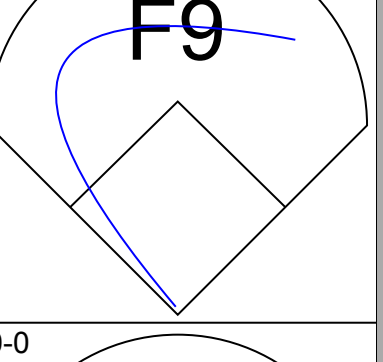
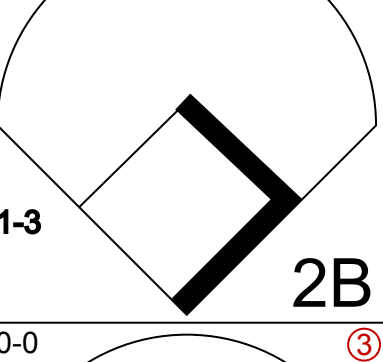


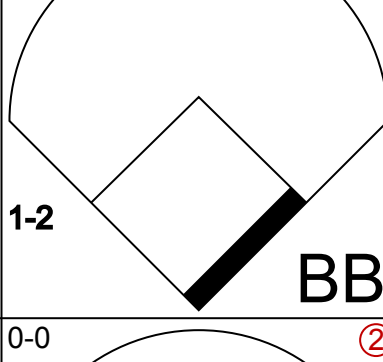
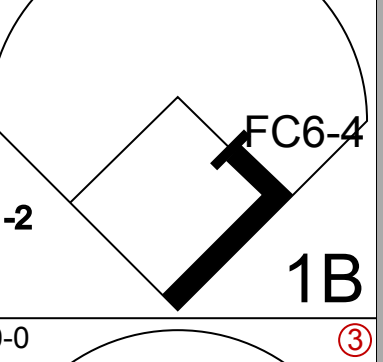
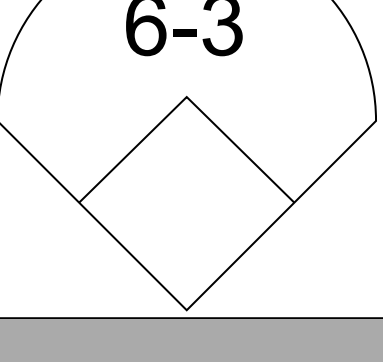


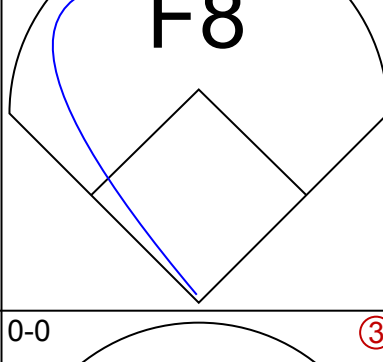
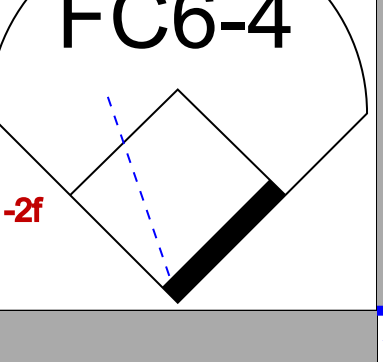
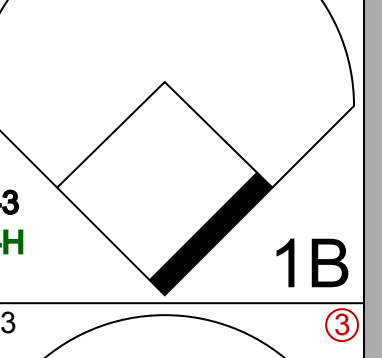
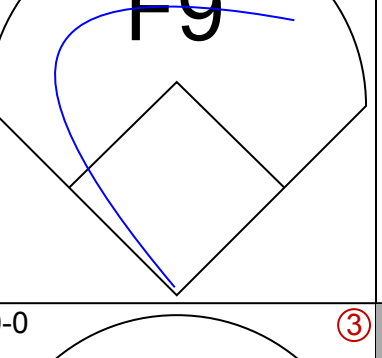
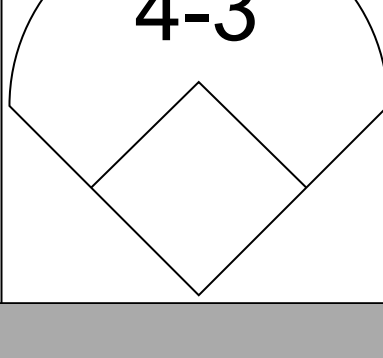
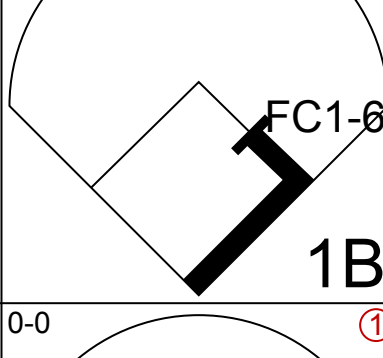
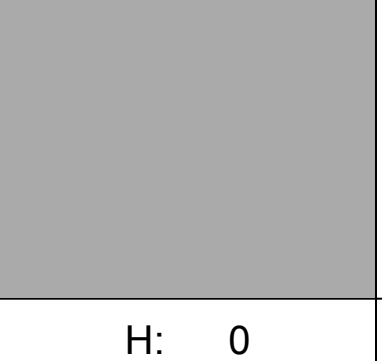


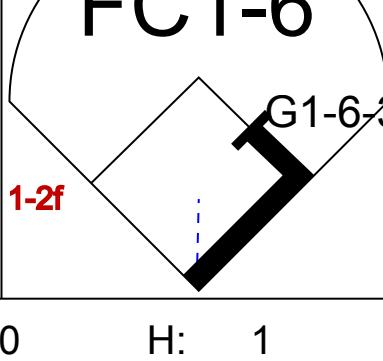
**Kansas City Royals @ Toronto Blue Jays**  
 Exhibition Stadium, Toronto, ON  
 Sun May 09 1982, 3:33 AM EDT  
 Att: 17,044 - Unknown - 61 F



**Kansas City Royals @ Toronto Blue Jays**  
 Exhibition Stadium, Toronto, ON  
 Sun May 09 1982, 3:33 AM EDT  
 Att: 17,044 - Unknown - 61 F



Batter	1	2	3	4	5	6	7	8	9	AB R H RBI BB SO LOB	TOP											
<b>Ron LeFlore, R</b> OBP: 0.348, SLG: 0.453 (1, 8)										5 0 0 0 0 2 3	<b>Chicago White Sox @ Toronto Blue Jays</b> Exhibition Stadium, Toronto, ON Mon May 10 1982, 7:05 PM EDT Att: 11,520 - Cloudy - 64 F <a href="http://livebaseballscorecards.com">livebaseballscorecards.com</a>											
<b>Tony Bernazard, S</b> OBP: 0.311, SLG: 0.373 (1, 4)										4 2 2 1 1 0 1												
<b>Steve Kemp, L</b> OBP: 0.369, SLG: 0.418 (1, 7)										5 1 2 2 0 0 1												
<b>Greg Luzinski, R</b> OBP: 0.322, SLG: 0.425 (1, 10)										4 1 1 1 1 1 1												
<b>Tom Paciorek, R</b> OBP: 0.358, SLG: 0.465 <b>Mike Squires, L</b> OBP: 0.500, SLG: 0.400 (1, 3) (7, 3)										4 0 0 0 0 1 3 1 0 0 0 0 0 0												
<b>Harold Baines, L</b> OBP: 0.296, SLG: 0.386 (1, 9)										4 0 0 0 0 1 1												
<b>Carlton Fisk, R</b> OBP: 0.393, SLG: 0.324 (1, 2)										3 1 1 0 1 0 0												
<b>Jim Morrison, R</b> OBP: 0.309, SLG: 0.575 <b>Aurelio Rodriguez, R</b> OBP: 0.200, SLG: 0.077 (1, 5) (8, 5)										4 1 3 1 0 0 0 0 0 0 0 0 0 0												
<b>Bill Almon, R</b> OBP: 0.393, SLG: 0.432 (1, 6)										4 0 1 1 0 0 3												
<b>Inning Stats</b>	R: 0 E: 0 K: 1 S: 6	H: 1 LOB: 2 BB: 1 P: 10	R: 0 E: 0 K: 1 S: 7	H: 2 LOB: 2 BB: 0 P: 7	R: 0 E: 0 K: 2 S: 8	H: 1 LOB: 1 BB: 0 P: 8	R: 2 E: 0 K: 0 S: 5	H: 2 LOB: 1 BB: 1 P: 9	R: 0 E: 0 K: 0 S: 3	H: 0 LOB: 0 BB: 0 P: 3		R: 0 E: 0 K: 1 S: 4	H: 1 LOB: 1 BB: 0 P: 4	R: 2 E: 1 K: 1 S: 7	H: 1 LOB: 1 BB: 1 P: 11	R: 0 E: 0 K: 0 S: 3	H: 0 LOB: 0 BB: 0 P: 3	R: 2 E: 0 K: 0 S: 5	H: 2 LOB: 2 BB: 0 P: 5	1B: 5 2B: 2 3B: 0 HR: 3	SF: 0 SAC: 0 DP: 0 HBP: 0	WP: 0 PB: 0 SB: 2 CS: 0
<b>PITCHER</b>	IP WLS BF H R ER SO BB IBB HBP BLK WP HR S P ERA WHIP											<b>PITCHER</b>	IP WLS BF H R ER SO BB IBB HBP BLK WP HR S P ERA WHIP									
<b>Luis Leal, R</b> ERA: 3.21 <b>Joey McLaughlin, R</b> ERA: 3.5 <b>Jerry Garvin, L</b> ERA: 10.57 (1, 1) (7, 1) (9, 1)	6.0 L 27 7 2 2 4 2 0 0 0 0 0 2 1 3 41 3.00 1.500																					

Batter	1	2	3	4	5	6	7	8	9	AB R H RBI BB SO LOB	BOTTOM											
<b>Damaso Garcia, R</b> OBP: 0.358, SLG: 0.391 <b>Rance Mulliniks, L</b> OBP: 0.369, SLG: 0.421 (1, 4) (5, 5)										2 0 1 0 0 0 0 2 1 0 0 1 0 1	<b>Chicago White Sox @ Toronto Blue Jays</b> Exhibition Stadium, Toronto, ON Mon May 10 1982, 7:05 PM EDT Att: 11,520 - Cloudy - 64 F <a href="http://livebaseballscorecards.com">livebaseballscorecards.com</a>											
<b>Garth Iorg, R</b> OBP: 0.385, SLG: 0.475 (1, 5) (5, 4)										5 1 1 0 0 1 0												
<b>Barry Bonnell, R</b> OBP: 0.439, SLG: 0.516 (1, 8) (8, 7)										5 0 2 0 0 0 2												
<b>Wayne Nordhagen, R</b> OBP: 0.363, SLG: 0.310 <b>Lloyd Moseby, L</b> OBP: 0.270, SLG: 0.330 (1, 7) (7, PR) (8, 8)										3 0 2 2 1 0 0 1 0 0 0 0 0 1												
<b>Otto Velez, R</b> OBP: 0.423, SLG: 0.250 <b>Dave Revering, L</b> OBP: 0.200, SLG: 0.217 (1, 10) (7, PH)										3 1 2 0 0 0 2 2 0 1 0 0 0 1												
<b>Jesse Barfield, R</b> OBP: 0.323, SLG: 0.453 (1, 9)										4 0 1 0 1 0 3												
<b>Buck Martinez, R</b> OBP: 0.362, SLG: 0.452 (1, 2)										2 0 0 0 2 0 5												
<b>Willie Upshaw, L</b> OBP: 0.347, SLG: 0.500 (1, 3)										4 0 2 1 0 0 4												
<b>Alfredo Griffin, S</b> OBP: 0.260, SLG: 0.275 (1, 6)										4 0 0 0 0 1 4												
<b>Inning Stats</b>	R: 0 E: 0 K: 0 S: 3	H: 0 LOB: 0 BB: 0 P: 3	R: 1 E: 0 K: 1 S: 7	H: 2 LOB: 2 BB: 1 P: 11	R: 0 E: 0 K: 0 S: 5	H: 3 LOB: 0 BB: 0 P: 5	R: 0 E: 0 K: 0 S: 3	H: 0 LOB: 1 BB: 1 P: 7	R: 2 E: 0 K: 0 S: 6	H: 3 LOB: 3 BB: 2 P: 14		R: 0 E: 0 K: 1 S: 5	H: 0 LOB: 0 BB: 0 P: 5	R: 0 E: 0 K: 0 S: 4	H: 1 LOB: 2 BB: 1 P: 8	R: 0 E: 0 K: 0 S: 3	H: 1 LOB: 2 BB: 0 P: 3	R: 0 E: 0 K: 0 S: 5	H: 2 LOB: 2 BB: 0 P: 5	1B: 8 2B: 4 3B: 0 HR: 0	SF: 0 SAC: 0 DP: 1 HBP: 0	WP: 0 PB: 0 SB: 0 CS: 0
<b>PITCHER</b>	IP WLS BF H R ER SO BB IBB HBP BLK WP HR S P ERA WHIP											<b>PITCHER</b>	IP WLS BF H R ER SO BB IBB HBP BLK WP HR S P ERA WHIP									
<b>Britt Burns, L</b> ERA: 2.2 <b>Chico Escarrega, R</b> ERA: 2.45 <b>Kevin Hickey, L</b> ERA: 3.0 (1, 1) (7, 1) (8, 1)	6.1 W 31 8 3 3 3 2 5 0 0 0 0 0 0 3 50 4.26 2.053																					



Batter	1	2	3	4	5	6	7	8	9	AB	R	H	RBI	BB	SO	LOB	TOP
Ron LeFlore, R (1,8) OBP: 0.361, SLG: 0.452 Rudy Law, L (7,8) OBP: 0.292, SLG: 0.500										4	2	1	0	1	3	4	<b>Chicago White Sox @ Toronto Blue Jays</b> Exhibition Stadium, Toronto, ON Wed May 12 1982, 7:05 PM EDT Att: 11,473 - Unknown - 65 F
Tony Bernazard, S (1,4) OBP: 0.326, SLG: 0.378										5	1	2	0	0	0	3	
Steve Kemp, L (1,7) OBP: 0.397, SLG: 0.412 Marc Hill, R (8,2) OBP: 0.273, SLG: 0.500										2	2	0	0	2	1	2	
Greg Luzinski, R (1,10) OBP: 0.321, SLG: 0.422										5	1	2	3	0	0	2	
Harold Baines, L (1,9) OBP: 0.305, SLG: 0.385										3	1	1	1	2	1	1	
Carlton Fisk, R (1,2) OBP: 0.376, SLG: 0.307 Jerry Hairston, S (8,7) OBP: 0.125, SLG: 0.313										3	0	1	1	0	0	4	
Mike Squires, L (1,3) OBP: 0.438, SLG: 0.357										4	1	1	0	0	0		
Jim Morrison, R (1,5) OBP: 0.319, SLG: 0.561										5	0	2	1	0	1	1	
Bill Almon, R (1,6) OBP: 0.402, SLG: 0.519 Vance Law, R (8,6) OBP: 0.368, SLG: 0.250										3	1	2	3	1	1	0	
<b>Inning Stats</b>	R: 2 H: 2 E: 0 LOB: 1 K: 0 BB: 2 S: 4 P: 12	R: 0 H: 0 E: 0 LOB: 0 K: 1 BB: 0 S: 5 P: 5	R: 1 H: 2 E: 0 LOB: 2 K: 0 BB: 1 S: 5 P: 9	R: 1 H: 1 E: 0 LOB: 0 K: 2 BB: 0 S: 8 P: 8	R: 0 H: 0 E: 0 LOB: 1 K: 0 BB: 1 S: 3 P: 7	R: 0 H: 1 E: 0 LOB: 2 K: 1 BB: 1 S: 6 P: 10	R: 5 H: 5 E: 0 LOB: 2 K: 1 BB: 1 S: 10 P: 15	R: 0 H: 0 E: 0 LOB: 0 K: 2 BB: 0 S: 7 P: 7	R: 0 H: 1 E: 0 LOB: 1 K: 1 BB: 0 S: 6 P: 6	1B: 8 SF: 1 2B: 3 SAC: 1 3B: 0 DP: 1 HR: 1 HBP: 1	WP: 1 PA: 45 FB: 0 SB: 1 CS: 0						
<b>PITCHER</b>	IP WLS BF H R ER SO BB IBB HBP BLK WP HR S P ERA WHIP																
Mark Bomback, R (1,1) ERA: 6.86	6.0 L 28 6 4 4 4 4 5 0 0 0 0 1 31 51 6.00 1.833																
Jerry Garvin, L (7,1) ERA: 15.75	0.1 8 5 5 5 0 1 0 1 0 0 0 6 11 135.00 18.000																
Jim Gott, R (7,1) ERA: 2.19	2.2 9 1 0 0 4 0 0 0 0 1 0 17 17 0.00 0.375																
Batter	1	2	3	4	5	6	7	8	9	AB	R	H	RBI	BB	SO	LOB	BOTTOM
Garth Iorg, R (1,4) OBP: 0.333, SLG: 0.429										4	0	1	0	0	0	1	<b>Chicago White Sox @ Toronto Blue Jays</b> Exhibition Stadium, Toronto, ON Wed May 12 1982, 7:05 PM EDT Att: 11,473 - Unknown - 65 F
Rance Mulliniks, L (1,5) OBP: 0.356, SLG: 0.400										4	0	1	0	0	1		
Lloyd Moseby, L (1,8) OBP: 0.269, SLG: 0.337										4	0	1	0	0	1		
Willie Upshaw, L (1,3) OBP: 0.350, SLG: 0.485										4	1	1	0	0	1		
Dave Revering, L (1,10) OBP: 0.214, SLG: 0.275										3	1	1	2	1	0	1	
Al Woods, L (1,7) OBP: 0.250, SLG: 0.179										4	0	0	0	0	1		
Hosken Powell, L (1,9) OBP: 0.267, SLG: 0.326										3	0	0	0	0	2	1	
Ernie Whitt, L (1,2) OBP: 0.379, SLG: 0.579										2	0	1	0	1	0	0	
Alfredo Griffin, S (1,6) OBP: 0.250, SLG: 0.283										3	0	0	0	0	2		
<b>Inning Stats</b>	R: 0 H: 1 E: 0 LOB: 0 K: 0 BB: 0 S: 3 P: 3	R: 0 H: 0 E: 0 LOB: 1 K: 1 BB: 1 S: 5 P: 9	R: 0 H: 0 E: 0 LOB: 0 K: 0 BB: 0 S: 3 P: 3	R: 0 H: 1 E: 0 LOB: 1 K: 0 BB: 0 S: 4 P: 4	R: 0 H: 0 E: 0 LOB: 1 K: 0 BB: 1 S: 3 P: 7	R: 0 H: 1 E: 0 LOB: 0 K: 0 BB: 0 S: 3 P: 3	R: 0 H: 0 E: 0 LOB: 0 K: 0 BB: 0 S: 3 P: 3	R: 0 H: 1 E: 0 LOB: 1 K: 1 BB: 0 S: 6 P: 6	R: 2 H: 2 E: 0 LOB: 0 K: 0 BB: 0 S: 5 P: 5	1B: 4 SF: 0 2B: 1 SAC: 0 3B: 0 DP: 2 HR: 1 HBP: 0	WP: 0 PA: 33 FB: 0 SB: 0 CS: 0						
<b>PITCHER</b>	IP WLS BF H R ER SO BB IBB HBP BLK WP HR S P ERA WHIP																
Dennis Lamp, R (1,1) ERA: 4.21	9.0 W 33 6 2 2 2 2 2 0 0 0 0 1 35 43 2.00 0.889																

**AB** 36  
**R** 9  
**H** 12  
**RBI** 9  
**BB** 6  
**SO** 8  
**LOB** 18



**AB** 31  
**R** 2  
**H** 6  
**RBI** 2  
**BB** 2  
**SO** 2  
**LOB** 9



Batter	1	2	3	4	5	6	7	8	9	AB	R	H	RBI	BB	SO	LOB	TOP
Garth Iorg, R OBP: 0.329, SLG: 0.425 (1,4)	5-3		1-3		SF7			2B FC5-4 1B		3	1	1	1	0	0	1	Toronto Blue Jays @ Texas Rangers Arlington Stadium, Arlington, TX Thu May 13 1982, 8:05 PM EDT Att: 6,819 - Unknown
Rance Mulliniks, L OBP: 0.351, SLG: 0.406 (1,5)	4-3		4-3		K			FC5-4 2B		4	0	1	0	0	1	2	
Lloyd Moseby, L OBP: 0.289, SLG: 0.327 (1,8)	4-3		P5					FC5-4 IBB		3	0	0	0	1	0	1	
Willie Upshaw, L OBP: 0.355, SLG: 0.510 (1,3)		HR						FC5-4		3	1	1	2	1	1	2	
Dave Revering, L OBP: 0.237, SLG: 0.269 Wayne Nordhagen, R (8, PH) OBP: 0.353, SLG: 0.342 (1,10)		L3 BB						FC5-4		1	0	0	0	2	0	0	
Hosken Powell, L OBP: 0.245, SLG: 0.298 (1,9)		L3 BB			G4-6-3 BB			K		1	0	0	0	0	1	2	
Al Woods, L OBP: 0.250, SLG: 0.209 (1,7)								K		4	0	0	0	0	0	2	
Ernie Whitt, L OBP: 0.371, SLG: 0.557 (1,2)								1-3		4	0	0	0	0	0	2	
Alfredo Griffin, S OBP: 0.262, SLG: 0.294 (1,6)								F8		4	0	1	0	0	0	0	
Inning Stats	R: 0 H: 0 E: 0 LOB: 0 K: 0 S: 3	R: 1 H: 2 E: 0 LOB: 1 K: 0 S: 4	R: 0 H: 1 E: 0 LOB: 0 K: 0 S: 4	R: 0 H: 0 E: 0 LOB: 0 K: 0 S: 1	R: 1 H: 2 E: 0 LOB: 1 K: 1 S: 7	R: 0 H: 0 E: 0 LOB: 0 K: 1 S: 5	R: 0 H: 0 E: 0 LOB: 0 K: 0 S: 3	R: 1 H: 2 E: 0 LOB: 2 K: 1 S: 7	R: 0 H: 0 E: 0 LOB: 0 K: 0 S: 3	R: 0 H: 0 E: 0 LOB: 0 K: 0 S: 3	1B: 4 SF: 1 2B: 3 SAC: 0 3B: 0 DP: 2 HR: 1 HBP: 0	WP: 0 PA: 35					
PITCHER	IP WLS BF H R ER SO BB IBB HBP BLK WP HR S P ERA WHIP																
Doc Medich, R ERA: 6.83 (1,1)	7.1 28 6 3 3 2 3 0 0 0 0 1 29 41 3.68 1.227																
Steve Comer, R ERA: 2.45 (8,1)	0.0 2 1 0 0 0 0 1 0 0 0 0 1 5 ∞ ∞																
Rick Honeycutt, L ERA: 4.91 (8,1)	0.1 1 0 0 0 0 0 0 0 0 0 0 1 1 0.00 0.000																
Danny Darwin, R ERA: 1.71 (8,1)	1.1 W 4 0 0 0 1 0 0 0 0 0 0 0 6 6 0.00 0.000																

Batter	1	2	3	4	5	6	7	8	9	AB	R	H	RBI	BB	SO	LOB	BOTTOM
Bill Sample, R OBP: 0.357, SLG: 0.306 (1,7)	4-3		FC5-4 1B		F9				E6	5	0	0	0	0	0	4	Toronto Blue Jays @ Texas Rangers Arlington Stadium, Arlington, TX Thu May 13 1982, 8:05 PM EDT Att: 6,819 - Unknown
Lee Mazzilli, S OBP: 0.319, SLG: 0.337 (1,10)	P4							4-3		3	1	1	1	1	0	0	
Buddy Bell, R OBP: 0.419, SLG: 0.510 (1,5)	6-3		F8					F7		4	0	1	0	0	0	2	
Johnny Grubb, L OBP: 0.387, SLG: 0.448 (1,9)		6-3			1-3			L9		4	0	1	0	0	0	2	
Jim Sundberg, R OBP: 0.430, SLG: 0.461 (1,2)		F8			6-3			FC3-6		4	0	0	1	0	0	2	
Lamar Johnson, R OBP: 0.357, SLG: 0.451 (1,3)		1-3			L1			CS		4	0	0	0	0	1	2	
Bill Stein, R OBP: 0.256, SLG: 0.250 (1,4)			FC2-5 1B BB					E7 1B		3	1	2	0	1	0	0	
George Wright, S OBP: 0.317, SLG: 0.427 (1,8)			FC5-4 1B FC2-5 1B					6-3		4	2	2	1	0	0	2	
Mark Wagner, R OBP: 0.250, SLG: 0.280 Pat Putnam, L (8, PH) OBP: 0.312, SLG: 0.338 (1,6)			FC2-5 1B FC5-4					F9		3	0	0	0	0	0	4	
Inning Stats	R: 0 H: 0 E: 0 LOB: 0 K: 0 S: 3	R: 0 H: 0 E: 0 LOB: 0 K: 0 S: 3	R: 1 H: 2 E: 0 LOB: 2 K: 0 S: 5	R: 0 H: 0 E: 0 LOB: 0 K: 0 S: 3	R: 0 H: 1 E: 1 LOB: 1 K: 0 S: 4	R: 1 H: 1 E: 0 LOB: 0 K: 0 S: 3	R: 1 H: 2 E: 1 LOB: 2 K: 1 S: 7	R: 0 H: 1 E: 2 LOB: 1 K: 1 S: 6	R: 1 H: 0 E: 0 LOB: 1 K: 1 S: 6	1B: 6 SF: 0 2B: 1 SAC: 0 3B: 0 DP: 0 HR: 0 HBP: 0	WP: 0 PA: 38						
PITCHER	IP WLS BF H R ER SO BB IBB HBP BLK WP HR S P ERA WHIP																
Dave Stieb, R ERA: 3.22 (1,1)	8.2 L 37 7 4 3 2 2 0 0 0 0 0 39 47 3.12 1.038																



Batter	1	2	3	4	5	6	7	8	9	10	11	AB	R	H	RBI	BB	SO	LOB		
Damaso Garcia, R OBP: 0.362, SLG: 0.390 (1, 4)			SH1-4 (1)		3-1 (3)			F9 (1)				3	0	1	0	1	0	1		
Garth Iorg, R OBP: 0.523, SLG: 0.429 Rance Mulliniks, L OBP: 0.346, SLG: 0.400 (10, PH) (10, 5)	G5-4-3 (1)		5-3 (2)			1B 2B		F9 (2)		F4-3 (1)		4	0	1	0	0	0	2		
Barry Bonnell, R OBP: 0.480, SLG: 0.586 (8, 7) (10, 9)			5-3 (3)			2B 1B				F7 (2)		5	1	3	0	0	0	1		
Wayne Nordhagen, R OBP: 0.348, SLG: 0.350 Lloyd Moseby, L OBP: 0.275, SLG: 0.333 (1, 7) (8, 8)	F8 (3)			6-3 (1)				5-3 (3)				4	0	1	1	0	0	2		
Otto Velez, R OBP: 0.419, SLG: 0.375 Dave Revering, L OBP: 0.246, SLG: 0.278 (1, 10) (9, PH)				K (2)		K (2)			F8 (1)			3	1	1	1	0	2	1		
Jesse Barfield, R OBP: 0.329, SLG: 0.441 Hosken Powell, L OBP: 0.260, SLG: 0.333 (9, 9) (9, 9) Tony Johnson, R (10, PH) (10, 7)	F4 (1)		5-3 (3)			F6 (3)				K (3)		3	0	0	0	0	0	1		
Buck Martinez, R OBP: 0.352, SLG: 0.429 Ernie Whitt, L OBP: 0.375, SLG: 0.556 (1, 2) (9, PH) (9, 2)	6-3 (2)					G3-6-3 1B		F7 (1)				3	0	1	0	0	0	0		
Willie Upshaw, L OBP: 0.357, SLG: 0.500 (1, 3)	F9 (3)					G3-6-3 1B			K (2)			4	0	1	0	1	1	1		
Alfredo Griffin, S OBP: 0.290, SLG: 0.280 (1, 6)			E4 SH1-4		E6 S		1-3 (3)		F8 (2)			5	0	0	0	0	1	3		
<b>Inning Stats</b>	R: 0 E: 0 K: 0 S: 3	H: 1 LOB: 1 BB: 1 P: 7	R: 1 E: 0 K: 0 S: 4	H: 1 LOB: 0 BB: 0 P: 4	R: 0 E: 1 K: 0 S: 4	H: 0 LOB: 1 BB: 0 P: 4	R: 0 E: 0 K: 1 S: 5	H: 3 LOB: 0 BB: 0 P: 7	R: 0 E: 0 K: 1 S: 5	H: 0 LOB: 0 BB: 0 P: 5	R: 0 E: 0 K: 0 S: 4	H: 1 LOB: 1 BB: 1 P: 9	R: 0 E: 0 K: 1 S: 7	H: 2 LOB: 2 BB: 0 P: 7	R: 0 E: 0 K: 1 S: 5	H: 1 LOB: 0 BB: 0 P: 5	1B: 9 2B: 3 3B: 0 HR: 1	SF: 0 SAC: 1 DP: 2 HBP: 0	WP: 0 PB: 0 SB: 2 CS: 1	PA: 45

PITCHER	IP	WLS	BF	H	R	ER	SO	BB	IBB	HBP	BLK	WP	HR	S	P	ERA	WHIP
Jon Matlack, L ERA: 2.15 (1, 1)	8.0	31	7	5	1	1	0	0	1	0	0	0	0	9	13	5.40	3.000
Steve Comer, R ERA: 2.7 (9, 1)	1.2	10	5	1	1	0	0	0	0	0	0	0	0	8	8	0.00	0.750
Paul Mirabella, L ERA: 4.82 (10, 1)	1.1	W	4	1	0	0	2	0	0	0	0	0	0	8	8	0.00	0.750

Toronto Blue Jays @ Texas Rangers  
Arlington Stadium, Arlington, TX  
Fri May 14 1982, 8:05 PM EDT  
Att: 10,972 - Unknown

livebaseballscorecards.com

AB 42  
R 3  
H 13  
RBI 3  
BB 2  
SO 5  
LOB 14

Batter	1	2	3	4	5	6	7	8	9	10	11	AB	R	H	RBI	BB	SO	LOB				
George Wright, S OBP: 0.310, SLG: 0.417 Lamar Johnson, R OBP: 0.351, SLG: 0.442 Doug Flynn, R OBP: 0.203, SLG: 0.213 (1, 8) (8, PH) (9, 4)	B3 (1)			G3 (1)		F8 (2)		K (2)			SF9 (2)	3	0	0	0	0	0	0				
Lee Mazzilli, S OBP: 0.323, SLG: 0.333 (1, 10)	3-1 (2)			K (2)					F7 (3)			4	0	1	1	1	1	2				
Buddy Bell, R OBP: 0.410, SLG: 0.495 (1, 5) (10, 6)	L8 (3)			1-3 (3)		5-3 (3)				F4 (1)		5	0	1	0	0	0	1				
Johnny Grubb, L OBP: 0.389, SLG: 0.424 (1, 7) (10, 9)		L3 (3)			L7 (1)			SH2-4 1B			3-1 (2)	4	0	1	0	0	0	0				
Jim Sundberg, R OBP: 0.423, SLG: 0.452 (1, 2)		6-3 (2)				1B FC4-6		SH2-4 1B	F6 (3)		K (3)	4	1	1	0	0	1	3				
Larry Parrish, R OBP: 0.238, SLG: 0.205 (1, 9) (10, 5)	F4 (3)					1B FC4-6		6-3 (2)				4	2	2	0	1	0	1				
Pat Putnam, L OBP: 0.305, SLG: 0.342 (1, 3) (10, 7)			F7 (1)			FC4-6 1B		F9 (3)		F6 (1)		5	0	1	1	0	0	3				
Bill Stein, R OBP: 0.282, SLG: 0.237 Bill Sample, R OBP: 0.357, SLG: 0.306 Leon Roberts, R OBP: 0.241, SLG: 0.269 (1, 4) (8, PH) (9, 8)			L4 (2)			F6 (3)						2	0	0	0	1	0	1				
Mark Wagner, R OBP: 0.244, SLG: 0.273 Bob Johnson, R OBP: 0.192, SLG: 0.400 (1, 6) (9, PH) (10, 3)			F9 (3)					L6 (1)		SH3-4 1B		2	0	0	0	0	0	0				
<b>Inning Stats</b>	R: 0 E: 0 K: 0 S: 3	H: 0 LOB: 0 BB: 0 P: 3	R: 0 E: 0 K: 0 S: 3	H: 0 LOB: 0 BB: 0 P: 3	R: 0 E: 0 K: 0 S: 3	H: 0 LOB: 0 BB: 0 P: 3	R: 1 E: 0 K: 1 S: 5	H: 2 LOB: 1 BB: 0 P: 5	R: 0 E: 0 K: 0 S: 3	H: 1 LOB: 1 BB: 1 P: 7	R: 0 E: 0 K: 0 S: 4	H: 1 LOB: 3 BB: 1 P: 12	R: 1 E: 0 K: 0 S: 6	H: 3 LOB: 2 BB: 0 P: 6	R: 0 E: 0 K: 1 S: 5	H: 0 LOB: 0 BB: 0 P: 5	R: 1 E: 0 K: 0 S: 3	H: 1 LOB: 2 BB: 2 P: 11	1B: 8 2B: 1 3B: 0 HR: 0	SF: 1 SAC: 2 DP: 0 HBP: 1	WP: 0 PB: 0 SB: 0 CS: 0	PA: 46

PITCHER	IP	WLS	BF	H	R	ER	SO	BB	IBB	HBP	BLK	WP	HR	S	P	ERA	WHIP
Luis Leal, L ERA: 3.13 (1, 1)	7.0	26	31	3	3	2	1	0	0	0	0	0	0	10	11	6.75	3.000
Joey McLaughlin, R ERA: 3.72 (8, 1)	1.1	9	4	1	1	1	1	0	0	0	0	0	0	11	19	3.86	1.286
Roy Lee Jackson, R ERA: 3.71 (9, 1)	2.1	L	11	2	1	1	1	1	0	0	0	0	0	11	19	3.86	1.286

Toronto Blue Jays @ Texas Rangers  
Arlington Stadium, Arlington, TX  
Fri May 14 1982, 8:05 PM EDT  
Att: 10,972 - Unknown

livebaseballscorecards.com

AB 38  
R 4  
H 9  
RBI 4  
BB 4  
SO 3  
LOB 18

Batter	1	2	3	4	5	6	7	8	9	AB	R	H	RBI	BB	SO	LOB	TOP			
<b>Damaso Garcia, R</b> (1, 4) OBP: 0.364, SLG: 0.398	K	3-1					5-3			5	1	2	1	0	1	3				
<b>Garth Iorg, R</b> (1, 5) OBP: 0.325, SLG: 0.425										3	1	1	0	0	0	1				
<b>Rance Mulliniks, L</b> (7, PH) OBP: 0.338, SLG: 0.389	3B	1B					K			2	0	0	0	0	1	2				
<b>Barry Bonnell, R</b> (1, 8) OBP: 0.481, SLG: 0.649										4	2	2	3	0	0	0				
<b>Wayne Nordhagen, R</b> (1, 7) OBP: 0.337, SLG: 0.337										3	0	0	1	0	0	0				
<b>Lloyd Moseby, L</b> (8, PH) OBP: 0.292, SLG: 0.340	E6									1	0	1	0	0	0	0				
<b>Otto Velez, R</b> (1, 10) OBP: 0.382, SLG: 0.333	F4-6-3									3	0	0	0	0	2	1				
<b>Dave Revering, L</b> (8, PH) OBP: 0.242, SLG: 0.273	F4-6-3									1	0	0	0	0	0	1				
<b>Jesse Barfield, R</b> (1, 9) OBP: 0.337, SLG: 0.448										3	0	2	0	0	0	0				
<b>Buck Martinez, R</b> (1, 2) OBP: 0.333, SLG: 0.404										3	0	0	0	0	0	2				
<b>Ernie Whitt, L</b> (8, PH) OBP: 0.370, SLG: 0.547	FC6-4									1	0	0	0	0	0	2				
<b>Willie Upshaw, L</b> (1, 3) OBP: 0.362, SLG: 0.509										4	1	2	0	0	0	1				
<b>Alfredo Griffin, S</b> (1, 6) OBP: 0.250, SLG: 0.297										4	0	1	0	0	1	3				
<b>Inning Stats</b>	R: 2 E: 1 K: 1 S: 7	H: 2 LOB: 0 BB: 0 P: 7	R: 0 E: 0 K: 0 S: 5	H: 2 LOB: 2 BB: 0 P: 5	R: 0 E: 0 K: 0 S: 3	H: 0 LOB: 1 BB: 0 P: 3	R: 0 E: 0 K: 1 S: 5	H: 0 LOB: 0 BB: 0 P: 6	R: 2 E: 0 K: 0 S: 5	H: 2 LOB: 0 BB: 0 P: 5	R: 0 E: 0 K: 1 S: 6	H: 1 LOB: 1 BB: 0 P: 6	R: 0 E: 0 K: 0 S: 5	H: 2 LOB: 2 BB: 0 P: 5	R: 1 E: 1 K: 1 S: 6	H: 2 LOB: 0 BB: 0 P: 6	1B: 6 2B: 2 3B: 2 HR: 1	SF: 0 SAC: 0 DP: 1 HBP: 1	WP: 0 PB: 0 SB: 0 CS: 1	PA: 38
<b>PITCHER</b>	IP WLS BF H R ER SO BB IBB HBP BLK WP HR S P ERA WHIP	6.1 L 27 7 4 4 3 0 0 0 1 0 0 1 32 33 5.68 1.105	2.2 11 4 1 0 2 0 0 0 0 0 0 0 15 15 0.00 1.500																	

Toronto Blue Jays @ Texas Rangers  
Arlington Stadium, Arlington, TX  
Sat May 15 1982, 8:05 PM EDT  
Att: 14,405 - Unknown



AB	37
R	5
H	11
RBI	5
BB	0
SO	5
LOB	16

livebaseballscores.com

Batter	1	2	3	4	5	6	7	8	9	AB	R	H	RBI	BB	SO	LOB	BOTTOM					
<b>George Wright, S</b> (1, 8) OBP: 0.308, SLG: 0.407	K									3	1	0	0	1	2	1						
<b>Lee Mazzilli, S</b> (1, 10) OBP: 0.340, SLG: 0.344	G3									3	1	2	0	1	0	0						
<b>Buddy Bell, R</b> (1, 5) OBP: 0.405, SLG: 0.482	6-3									3	0	0	0	1	1	2						
<b>Johnny Grubb, L</b> (1, 7) OBP: 0.350, SLG: 0.389										3	0	0	1	0	1	1						
<b>Larry Parrish, R</b> (1, 9) OBP: 0.229, SLG: 0.197										3	0	0	1	0	1	2						
<b>Leon Roberts, R</b> (8, 9) OBP: 0.233, SLG: 0.259	K									1	0	0	0	0	0	1						
<b>Pat Putnam, L</b> (1, 3) OBP: 0.302, SLG: 0.338										4	0	1	0	0	0	1						
<b>Bob Johnson, R</b> (1, 2) OBP: 0.133, SLG: 0.286										4	0	0	0	0	2	2						
<b>Doug Flynn, R</b> (1, 4) OBP: 0.206, SLG: 0.215										4	0	1	0	0	0	2						
<b>Mario Mendoza, R</b> (1, 6) OBP: 0.111, SLG: 0.111										2	0	0	0	0	1	0						
<b>Lamar Johnson, R</b> (7, PH) OBP: 0.345, SLG: 0.434										1	0	0	0	0	1	1						
<b>Mark Wagner, R</b> (8, 6) OBP: 0.244, SLG: 0.273	K									0	0	0	0	0	0	0						
<b>Inning Stats</b>	R: 0 E: 0 K: 1 S: 5	H: 0 LOB: 0 BB: 0 P: 5	R: 0 E: 1 K: 1 S: 7	H: 1 LOB: 2 BB: 0 P: 7	R: 0 E: 0 K: 2 S: 7	H: 0 LOB: 1 BB: 1 P: 11	R: 0 E: 0 K: 1 S: 5	H: 0 LOB: 0 BB: 0 P: 5	R: 0 E: 0 K: 0 S: 3	H: 0 LOB: 0 BB: 0 P: 3	R: 2 E: 0 K: 0 S: 4	H: 1 LOB: 1 BB: 2 P: 12	R: 0 E: 0 K: 2 S: 8	H: 1 LOB: 1 BB: 0 P: 8	R: 0 E: 1 K: 1 S: 6	H: 1 LOB: 1 BB: 0 P: 6	R: 0 E: 0 K: 1 S: 5	H: 0 LOB: 0 BB: 0 P: 5	1B: 4 2B: 0 3B: 0 HR: 0	SF: 1 SAC: 0 DP: 0 HBP: 0	WP: 0 PB: 0 SB: 0 CS: 0	PA: 35
<b>PITCHER</b>	IP WLS BF H R ER SO BB IBB HBP BLK WP HR S P ERA WHIP	9.0 W 35 4 2 2 9 3 0 0 0 0 0 0 50 62 2.00 0.778																				

Toronto Blue Jays @ Texas Rangers  
Arlington Stadium, Arlington, TX  
Sat May 15 1982, 8:05 PM EDT  
Att: 14,405 - Unknown



AB	31
R	2
H	4
RBI	2
BB	3
SO	9
LOB	13

livebaseballscores.com

Batter	1	2	3	4	5	6	7	8	9	10	AB	R	H	RBI	BB	SO	LOB	TOP	
<b>Damaso Garcia, R</b> OBP: 0.365, SLG: 0.394 (1.4)	F8		1B			6-3		F6				4	0	1	0	1	0	1	
<b>Rance Mulliniks, L</b> OBP: 0.329, SLG: 0.368 (1.5)	F8		F9			F2			FC4-6 BB	K		4	0	0	0	1	1	2	
<b>Lloyd Moseby, L</b> OBP: 0.272, SLG: 0.327 (1.8)	F8					F5			FC4-6 WP BB SF8			4	1	0	0	0	1	1	
<b>Willie Upshaw, L</b> OBP: 0.375, SLG: 0.514 (1.3)																			
<b>Dave Revering, L</b> OBP: 0.227, SLG: 0.259 (1.10)																			
<b>Hosken Powell, L</b> OBP: 0.259, SLG: 0.327 (1.9)																			
<b>Jesse Barfield, R</b> OBP: 0.337, SLG: 0.448 (9.9)																			
<b>Al Woods, L</b> OBP: 0.235, SLG: 0.196 (1.7)																			
<b>Barry Bonnell, R</b> OBP: 0.475, SLG: 0.640 (9.7)																			
<b>Ernie Whitt, L</b> OBP: 0.351, SLG: 0.515 (1.2)																			
<b>Alfredo Griffin, S</b> OBP: 0.250, SLG: 0.296 (1.6)																			
<b>Inning Stats</b>	R: 0 E: 0 K: 0 S: 3	H: 0 LOB: 0 BB: 0 P: 3	R: 0 E: 0 K: 0 S: 4	H: 1 LOB: 1 BB: 0 P: 4	R: 0 E: 0 K: 1 S: 6	H: 1 LOB: 1 BB: 0 P: 6	R: 0 E: 0 K: 2 S: 7	H: 0 LOB: 0 BB: 0 P: 7	R: 0 E: 0 K: 0 S: 3	H: 0 LOB: 0 BB: 0 P: 3	R: 0 E: 0 K: 1 S: 6	H: 1 LOB: 1 BB: 0 P: 6	R: 1 E: 0 K: 1 S: 6	H: 1 LOB: 2 BB: 2 P: 14	R: 0 E: 0 K: 1 S: 5	H: 0 LOB: 1 BB: 1 P: 9	1B: 5 2B: 0 3B: 0 HR: 0	SF: 1 SAC: 0 DP: 0 HBP: 0	WP: 1 PA: 38 PB: 1 SB: 1 CS: 0
<b>PITCHER</b>	IP	WLS	BF	H	R	ER	SO	BB	IBB	HBP	BLK	WP	HR	S	P	ERA	WHIP		
<b>Charlie Hough, R</b> ERA: 3.93 (1.1)	8.0		28	4	0	0	4	0	0	0	0	1	0	36	36	0.00	0.500		
<b>Danny Darwin, R</b> ERA: 1.96 (9.1)	2.0	W	10	1	1	1	2	3	0	0	0	1	0	11	23	4.50	2.000		

Toronto Blue Jays @ Texas Rangers  
Arlington Stadium, Arlington, TX  
Sun May 16 1982, 4:33 AM EDT  
Att: 29,303 - Unknown


AB	34
R	1
H	5
RBI	1
BB	3
SO	6
LOB	11



Batter	1	2	3	4	5	6	7	8	9	10	AB	R	H	RBI	BB	SO	LOB	BOTTOM	
<b>George Wright, S</b> OBP: 0.312, SLG: 0.422 (1.8)	F2			K		L4						5	0	2	2	0	1	0	
<b>Lee Mazzilli, S</b> OBP: 0.346, SLG: 0.344 (1.10)	K											3	0	1	0	1	2	1	
<b>Buddy Bell, R</b> OBP: 0.352, SLG: 0.466 (1.5)	6-3											4	0	0	0	0	2	3	
<b>Johnny Grubb, L</b> OBP: 0.341, SLG: 0.375 (1.7)												4	0	1	0	0	1	1	
<b>Jim Sundberg, R</b> OBP: 0.417, SLG: 0.436 (1.2)												3	0	0	0	1	0	0	
<b>Lamar Johnson, R</b> OBP: 0.328, SLG: 0.411 (1.3)												3	0	0	0	0	1	2	
<b>Pat Putnam, L</b> OBP: 0.299, SLG: 0.333 (9.3)												1	0	0	0	0	0	0	
<b>Leon Roberts, R</b> OBP: 0.294, SLG: 0.300 (1.9)												3	0	2	0	1	0	1	
<b>Doug Flynn, R</b> OBP: 0.197, SLG: 0.206 (1.4)												3	0	0	0	0	0	2	
<b>Mark Wagner, R</b> OBP: 0.247, SLG: 0.266 (1.6)												2	1	0	0	1	0	1	
<b>Bill Stein, R</b> OBP: 0.256, SLG: 0.231 (10.7)												1	0	0	0	0	0	1	
<b>Inning Stats</b>	R: 0 E: 0 K: 1 S: 5	H: 0 LOB: 0 BB: 0 P: 5	R: 0 E: 0 K: 1 S: 5	H: 0 LOB: 0 BB: 0 P: 5	R: 0 E: 0 K: 3 S: 9	H: 0 LOB: 1 BB: 1 P: 13	R: 0 E: 0 K: 0 S: 4	H: 1 LOB: 1 BB: 0 P: 4	R: 0 E: 0 K: 1 S: 6	H: 1 LOB: 1 BB: 0 P: 6	R: 0 E: 0 K: 0 S: 3	H: 1 LOB: 1 BB: 1 P: 10	R: 0 E: 0 K: 0 S: 3	H: 0 LOB: 0 BB: 0 P: 3	R: 1 E: 0 K: 0 S: 3	H: 1 LOB: 1 BB: 1 P: 7	1B: 5 2B: 0 3B: 1 HR: 0	SF: 0 SAC: 1 DP: 1 HBP: 0	WP: 0 PA: 37 PB: 0 SB: 2 CS: 1
<b>PITCHER</b>	IP	WLS	BF	H	R	ER	SO	BB	IBB	HBP	BLK	WP	HR	S	P	ERA	WHIP		
<b>Jim Gott, R</b> ERA: 1.47 (1.1)	6.0		23	4	0	0	6	2	0	0	0	0	0	33	41	0.00	1.000		
<b>Joey McLaughlin, R</b> ERA: 3.63 (7.1)	3.0		10	1	1	1	1	1	0	0	0	0	0	11	15	3.00	0.667		
<b>Roy Lee Jackson, R</b> ERA: 4.08 (10.1)	0.2	L	4	1	1	1	0	1	0	0	0	0	0	3	7	13.50	3.000		

Toronto Blue Jays @ Texas Rangers  
Arlington Stadium, Arlington, TX  
Sun May 16 1982, 4:33 AM EDT  
Att: 29,303 - Unknown

AB	32
R	1
H	6
RBI	2
BB	4
SO	7
LOB	12



Batter	1	2	3	4	5	6	7	8	9	AB	R	H	RBI	BB	SO	LOB	TOP																	
Damaso Garcia, R OBP: 0.396, SLG: 0.394 (1, 4)	SH1-3 SF8 1B		FC4-6 1-2		PO 2-3	4-3 1B	FC6-4 1B		K 0-3	5	1	2	1	0	1	1	<b>Toronto Blue Jays @ Cleveland Indians</b> Cleveland Municipal Stadium, Cleveland, OH Tue May 18 1982, 7:05 PM EDT Att: 5,865 - Unknown <a href="http://livebaseballscorecards.com">livebaseballscorecards.com</a>																	
Rance Mulliniks, L OBP: 0.330, SLG: 0.367 (1, 5) (7, 6)	SH1-3 1-3		F7				K 1B			3	0	1	0	0	1	3																		
Barry Bonnell, R OBP: 0.452, SLG: 0.615 (1, 7)	SF8 3-H			F9 1		F9 2	FC6-4 1-2 2-H			3	0	0	1	0	0	3																		
Willie Upshaw, L OBP: 0.363, SLG: 0.496 (1, 3)	K 0-3			F9 2		F9 3		4-3 1		4	0	0	0	0	1	1																		
Dave Revering, L OBP: 0.243, SLG: 0.250 Tony Johnson, R (8, PR) (1, 10)		F9 1		F9 3			BB SF7 1B	FC4-6 BB		2	1	0	0	2	0	0																		
Hosken Powell, L OBP: 0.299, SLG: 0.321 (1, 9)	1-3				5-3 1		BB 1B	FC4-6 CS		4	1	1	0	0	0	1																		
Lloyd Moseby, L OBP: 0.288, SLG: 0.349 (1, 8)	K			PO 1B HBP		BB 1B	BB 1B	CS		2	2	1	0	1	1	0																		
Ernie Whitt, L OBP: 0.346, SLG: 0.507 (1, 2)			FC4-6 1B		F4 2		SF7 1	4-3 1		3	0	1	1	0	0	2																		
Alfredo Griffin, S OBP: 0.254, SLG: 0.299 Al Woods, L OBP: 0.250, SLG: 0.213 Garth Iorg, R OBP: 0.321, SLG: 0.425 (1, 6) (7, PH) (7, 5)			K			1-2 1B	3-H 1B	SF9 2		2	0	1	0	0	1	1																		
<b>Inning Stats</b>	R: 1 E: 0 K: 1 S: 6	H: 1 LOB: 0 BB: 0 P: 6	R: 0 E: 0 K: 1 S: 5	H: 0 LOB: 0 BB: 0 P: 5	R: 0 E: 0 K: 1 S: 6	H: 1 LOB: 1 BB: 0 P: 6	R: 0 E: 0 K: 0 S: 3	H: 0 LOB: 0 BB: 0 P: 3	R: 0 E: 0 K: 0 S: 3	H: 1 LOB: 1 BB: 0 P: 4	R: 0 E: 0 K: 0 S: 4	H: 1 LOB: 1 BB: 0 P: 4	R: 3 E: 0 K: 1 S: 8	H: 3 LOB: 2 BB: 2 P: 16	R: 0 E: 0 K: 0 S: 2	H: 0 LOB: 1 BB: 1 P: 6	R: 1 E: 0 K: 1 S: 6	H: 1 LOB: 0 BB: 0 P: 6	1B: 7 2B: 0 3B: 1 HR: 0	SF: 3 SAC: 1 DP: 0 HBP: 1	WP: 0 PB: 0 SB: 1 CS: 1	PA: 39												
<b>PITCHER</b>	IP WLS BF H R ER SO BB IBB HBP BLK WP HR S P ERA WHIP	IP WLS BF H R ER SO BB IBB HBP BLK WP HR S P ERA WHIP																																
Rick Sutcliffe, R ERA: 3.88 (1, 1)	6.0	22	4	1	1	3	0	0	1	0	0	0	0	0	27	28	1.50	0.667																
Ed Whitson, R ERA: 3.99 (7, 1)	0.1	5	2	3	3	0	2	0	0	0	0	0	0	0	3	11	81.00	12.000																
Dan Spillner, R ERA: 2.16 (7, 1)	2.2	W	10	2	1	1	2	1	0	0	0	0	0	0	13	17	3.38	1.125																

Batter	1	2	3	4	5	6	7	8	9	AB	R	H	RBI	BB	SO	LOB	BOTTOM																	
Jack Perconte, L OBP: 0.297, SLG: 0.326 (1, 4)	SH1-3 1B	SH1-3 1-2		F7 2		F7 2			4-3 1	4	1	1	0	0	0	1	<b>Toronto Blue Jays @ Cleveland Indians</b> Cleveland Municipal Stadium, Cleveland, OH Tue May 18 1982, 7:05 PM EDT Att: 5,865 - Unknown <a href="http://livebaseballscorecards.com">livebaseballscorecards.com</a>																	
Toby Harrah, R OBP: 0.482, SLG: 0.597 (1, 5)	F9 1-2	E8 2-H 1B		F4 3					HR	5	1	3	2	0	0	2																		
Mike Hargrove, L OBP: 0.309, SLG: 0.392 (1, 3)	E 1B HR	4-3 2			F7 1	F9 3				3	1	0	0	1	0	2																		
Andre Thornton, R OBP: 0.434, SLG: 0.602 (1, 10)	E9 1-3 2-H 1B	K 3			F7 2		F7 1			4	1	1	1	0	1	1																		
Bake McBride, L OBP: 0.410, SLG: 0.520 (1, 9)	F7 2		4-3 1			BB 1B		CS 1B		4	0	2	0	0	0	2																		
Von Hayes, L OBP: 0.284, SLG: 0.361 (1, 7)	HR 1-H 3-H		3-1 2			BB 1B		F7 1-2		4	1	2	3	0	0	1																		
Rick Manning, L OBP: 0.346, SLG: 0.362 (1, 8)	1B		3-1 3			BB 1B			K 0-3	3	0	1	0	1	1	0																		
Ron Hassey, L OBP: 0.215, SLG: 0.209 (1, 2)	1-3 3				F7 1	4-3 3			6-3 2	4	0	0	0	0	0	4																		
Jerry Dybzinski, R OBP: 0.360, SLG: 0.312 (1, 6)		SH1-3 E 1B					4-3 1		5-3 3	3	1	1	0	1	0	0																		
<b>Inning Stats</b>	R: 4 E: 1 K: 0 S: 7	H: 4 LOB: 1 BB: 1 P: 11	R: 1 E: 1 K: 1 S: 7	H: 2 LOB: 1 BB: 0 P: 7	R: 0 E: 0 K: 0 S: 3	H: 0 LOB: 0 BB: 0 P: 3	R: 0 E: 0 K: 0 S: 3	H: 0 LOB: 1 BB: 1 P: 7	R: 0 E: 0 K: 0 S: 5	H: 2 LOB: 3 BB: 1 P: 9	R: 0 E: 0 K: 0 S: 4	H: 1 LOB: 1 BB: 0 P: 4	R: 0 E: 0 K: 0 S: 3	H: 1 LOB: 0 BB: 0 P: 3	R: 0 E: 0 K: 1 S: 5	H: 0 LOB: 0 BB: 0 P: 5	R: 1 E: 0 K: 0 S: 2	H: 1 LOB: 0 BB: 0 P: 2	1B: 9 2B: 0 3B: 0 HR: 2	SF: 0 SAC: 1 DP: 0 HBP: 0	WP: 0 PB: 0 SB: 1 CS: 1	PA: 38												
<b>PITCHER</b>	IP WLS BF H R ER SO BB IBB HBP BLK WP HR S P ERA WHIP	IP WLS BF H R ER SO BB IBB HBP BLK WP HR S P ERA WHIP																																
Dave Stieb, R ERA: 3.69 (1, 1)	4.2	L	25	8	5	5	1	0	0	0	0	0	0	0	24	36	9.64	2.357																
Dale Murray, R ERA: 3.81 (5, 1)	3.2	L	13	3	1	1	1	0	0	0	0	0	0	1	15	15	2.46	0.818																

Batter	1	2	3	4	5	6	7	8	9	AB	R	H	RBI	BB	SO	LOB	TOP					
Damaso Garcia, R (1,4) OBP: 0.370, SLG: 0.412										4	2	2	0	0	0	1	Toronto Blue Jays @ Cleveland Indians Cleveland Municipal Stadium, Cleveland, OH Wed May 19, 1982, 7:05 PM EDT Att: 5,724 - Unknown					
Rance Mulliniks, L (1,5) OBP: 0.344, SLG: 0.398										4	2	2	2	1	0	2						
Hosken Powell, L (1,9) OBP: 0.274, SLG: 0.356 Barry Bonnell, R (8,7) OBP: 0.459, SLG: 0.620										3	2	1	1	1	0	2						
Willie Upshaw, L (1,10) OBP: 0.359, SLG: 0.492 Wayne Nordhagen, R (9,PH) OBP: 0.333, SLG: 0.333										3	0	1	2	0	1	1						
Dave Revering, L (1,3) OBP: 0.240, SLG: 0.262										5	0	1	1	0	1	1						
Al Woods, L (1,7) OBP: 0.268, SLG: 0.260 Jesse Barfield, R (8,9) OBP: 0.337, SLG: 0.448										3	1	1	0	1	0	0						
Lloyd Moseby, L (1,8) OBP: 0.295, SLG: 0.372										4	0	2	1	0	1	3						
Ernie Whitt, L (1,2) OBP: 0.329, SLG: 0.480										4	0	0	0	0	0	4						
Alfredo Griffin, S (1,6) OBP: 0.262, SLG: 0.294										2	1	0	0	2	0	0						
<b>Inning Stats</b>	R: 1 E: 0 K: 1 S: 5	H: 1 LOB: 0 BB: 1 P: 9	R: 0 E: 0 K: 0 S: 4	H: 1 LOB: 1 BB: 0 P: 4	R: 0 E: 1 K: 0 S: 3	H: 0 LOB: 1 BB: 1 P: 7	R: 1 E: 0 K: 0 S: 4	H: 2 LOB: 0 BB: 0 P: 4	R: 0 E: 0 K: 0 S: 3	H: 0 LOB: 0 BB: 0 P: 3	R: 1 E: 0 K: 0 S: 4	H: 1 LOB: 0 BB: 0 P: 4	R: 0 E: 0 K: 1 S: 5	H: 0 LOB: 0 BB: 0 P: 5	R: 3 E: 0 K: 0 S: 7	H: 4 LOB: 3 BB: 2 P: 15		R: 2 E: 0 K: 2 S: 9	H: 2 LOB: 1 BB: 1 P: 13	1B: 4 2B: 3 HR: 0	SF: 1 SAC: 1 DP: 0 HBP: 0	WP: 0 PB: 0 SB: 1 CS: 2
<b>PITCHER</b>	IP WLS BF H R ER SO BB IBB HBP BLK WP HR S P ERA WHIP																					
Len Barker, R (1,1) ERA: 2.88	7.1 L 31 8 6 6 2 3 0 0 0 0 0 0 32 44 7.36 1.500																					
Ed Whitson, R (8,1) ERA: 4.5	1.0 8 3 2 2 0 1 1 0 0 0 0 0 6 14 18.00 4.000																					
Ed Glynn, L (9,1) ERA: 5.4	0.2 2 0 0 0 2 0 0 0 0 0 0 0 6 6 0.00 0.000																					

Batter	1	2	3	4	5	6	7	8	9	AB	R	H	RBI	BB	SO	LOB	BOTTOM			
Jack Perconte, L (1,4) OBP: 0.287, SLG: 0.315 Joe Charboneau, R (8,PH) OBP: 0.310, SLG: 0.432										3	0	0	0	0	0	2	Toronto Blue Jays @ Cleveland Indians Cleveland Municipal Stadium, Cleveland, OH Wed May 19, 1982, 7:05 PM EDT Att: 5,724 - Unknown			
Toby Harrah, R (1,5) OBP: 0.472, SLG: 0.628										3	2	2	1	2	0	2				
Mike Hargrove, L (1,3) OBP: 0.421, SLG: 0.410 Mike Fischlin, R (9,PR) OBP: 0.412, SLG: 0.400										4	1	3	1	1	0	2				
Andre Thornton, R (1,10) OBP: 0.427, SLG: 0.609										5	1	1	2	0	0	4				
Bake McBride, L (1,9) OBP: 0.402, SLG: 0.506 Alan Bannister, R (8,7) OBP: 0.322, SLG: 0.311										4	0	1	0	0	1	3				
Von Hayes, L (1,7) OBP: 0.280, SLG: 0.352										5	1	1	0	0	1	2				
Rick Manning, L (1,8) OBP: 0.336, SLG: 0.350										4	0	0	0	0	2	2				
Ron Hassey, L (1,2) OBP: 0.229, SLG: 0.225 Bill Nahorodny, R (8,PH) OBP: 0.394, SLG: 0.800										3	0	2	1	0	0	0				
Jerry Dybzinski, R (1,6) OBP: 0.374, SLG: 0.330										4	0	3	0	0	0	1				
<b>Inning Stats</b>	R: 0 E: 0 K: 0 S: 3	H: 0 LOB: 2 BB: 2 P: 11	R: 0 E: 0 K: 1 S: 6	H: 1 LOB: 0 BB: 0 P: 6	R: 1 E: 0 K: 1 S: 7	H: 2 LOB: 1 BB: 0 P: 7	R: 1 E: 0 K: 0 S: 6	H: 3 LOB: 2 BB: 0 P: 6	R: 2 E: 0 K: 0 S: 5	H: 3 LOB: 0 BB: 0 P: 5	R: 0 E: 0 K: 0 S: 4	H: 1 LOB: 2 BB: 1 P: 8	R: 0 E: 0 K: 1 S: 5	H: 1 LOB: 1 BB: 1 P: 9	R: 1 E: 0 K: 2 S: 9	H: 2 LOB: 1 BB: 0 P: 9		1B: 9 2B: 2 HR: 2	SF: 0 SAC: 1 DP: 2 HBP: 0	WP: 1 PB: 0 SB: 1 CS: 0
<b>PITCHER</b>	IP WLS BF H R ER SO BB IBB HBP BLK WP HR S P ERA WHIP																			
Luis Leal, R (1,1) ERA: 3.53	4.0 W 23 9 4 4 2 2 0 0 0 0 0 0 25 33 9.00 2.750																			
Jerry Garcia, L (5,1) ERA: 11.12	3.1 W 13 2 0 0 1 1 1 0 0 0 0 0 13 21 0.00 0.900																			
Joey McLaughlin, R (8,1) ERA: 3.75	1.2 S 6 2 1 1 2 0 0 0 0 0 0 1 10 10 5.40 1.200																			

Batter	1	2	3	4	5	6	7	8	9	AB	R	H	RBI	BB	SO	LOB	TOP										
<b>Damaso Garcia, R</b> (1, 4) OBP: 0.371, SLG: 0.411	0-3 <b>K</b>		0-0 4-3		0-0 1-2 1B		0-0 2H 1B		0-0 F8	5	0	2	1	0	1	1	<b>Toronto Blue Jays @ Cleveland Indians</b> <b>Cleveland Municipal Stadium, Cleveland, OH</b> Thu May 20 1982, 7:05 PM EDT Att: 6,226 - Unknown										
<b>Rance Mulliniks, L</b> (1, 5) OBP: 0.340, SLG: 0.391	0-0		0-0 4-3		0-3 <b>K</b>		0-0 F8			4	0	1	0	0	1	3											
<b>Garth Iorg, R</b> (8, 5) OBP: 0.321, SLG: 0.425	FC4-6 1B									0	0	0	0	0	0	0											
<b>Hosken Powell, L</b> (1, 9) OBP: 0.259, SLG: 0.333	0-0		0-0 6-3		0-0 4-3		0-0 F9			4	0	0	0	0	0	1											
<b>Jesse Barfield, R</b> (8, 9) OBP: 0.337, SLG: 0.448	FC4-6 1B									0	0	0	0	0	0	0											
<b>Willie Upshaw, L</b> (1, 3) OBP: 0.371, SLG: 0.500	0-0 1-2 1B				0-0 L3		0-0 G3-6 1B		0-0 FC5-4 1B	4	0	3	0	0	0	0											
<b>Dave Revering, L</b> (1, 10) OBP: 0.271, SLG: 0.250	0-0				0-0 F8		0-0 G3-6		0-0 FC5-4	3	0	0	0	0	0	3											
<b>Wayne Nordhagen, R</b> (8, PH) OBP: 0.330, SLG: 0.329	4-3				1-2		1-2		FC5-4	1	0	0	0	0	0	1											
<b>Al Woods, L</b> (1, 7) OBP: 0.271, SLG: 0.264			0-0 4-3						0-0 FC5-4	3	1	1	0	0	0	0											
<b>Barry Bonnell, R</b> (7, 7) OBP: 0.453, SLG: 0.613					4-3				FC5-4	1	0	0	0	0	0	1											
<b>Lloyd Moseby, L</b> (1, 8) OBP: 0.286, SLG: 0.359			0-0 3-1				0-0 5-3		0-0 F9	4	0	0	0	0	0	1											
<b>Ernie Whitt, L</b> (1, 2) OBP: 0.348, SLG: 0.487			0-0				0-0 3-1		4-0	3	1	2	1	1	0	0											
<b>Alfredo Griffin, S</b> (1, 6) OBP: 0.262, SLG: 0.293			0-0 F7				0-0		0-3 <b>K</b>	4	0	1	0	0	1	3											
<b>Inning Stats</b>	R: 0 E: 0 K: 1 S: 7	H: 2 LOB: 2 BB: 0 P: 7	R: 0 E: 0 K: 0 S: 4	H: 1 LOB: 1 BB: 0 P: 4	R: 0 E: 0 K: 0 S: 3	H: 0 LOB: 0 BB: 0 P: 3	R: 0 E: 0 K: 0 S: 3	H: 0 LOB: 0 BB: 0 P: 3	R: 0 E: 0 K: 1 S: 7	H: 2 LOB: 2 BB: 0 P: 7	R: 0 E: 0 K: 0 S: 3	H: 1 LOB: 1 BB: 0 P: 3	R: 2 E: 0 K: 0 S: 6	H: 3 LOB: 1 BB: 0 P: 6	R: 0 E: 0 K: 0 S: 4	H: 1 LOB: 1 BB: 0 P: 4	R: 0 E: 0 K: 1 S: 5	H: 0 LOB: 1 BB: 1 P: 9	1B: 10 2B: 0 3B: 0 HR: 0	SF: 0 SAC: 0 DP: 1 HBP: 0	WP: 0 PB: 0 SB: 0 CS: 0	PA: 37					
<b>PITCHER</b>	IP	WLS	BF	H	R	ER	SO	BB	IBB	HBP	BLK	WP	HR	S	P	ERA	WHIP										
<b>Lary Sorensen, R</b> (1, 1) ERA: 4.59	7.1	L	31	10	2	2	2	0	0	0	0	0	0	35	35	2.46	1.364										
<b>Ed Glynn, L</b> (8, 1) ERA: 2.7	1.2		6	0	0	0	1	1	0	0	0	0	0	7	11	0.00	0.600										

AB	R	H	RBI	BB	SO	LOB
36	2	10	2	1	3	14



Batter	1	2	3	4	5	6	7	8	9	AB	R	H	RBI	BB	SO	LOB	BOTTOM										
<b>Alan Bannister, R</b> (1, 4) OBP: 0.319, SLG: 0.299	4-0 G3 BB		0-0 F9		0-3 <b>K</b>		0-0 1-3			3	0	0	0	1	1	2	<b>Toronto Blue Jays @ Cleveland Indians</b> <b>Cleveland Municipal Stadium, Cleveland, OH</b> Thu May 20 1982, 7:05 PM EDT Att: 6,226 - Unknown										
<b>Toby Harrah, R</b> (1, 5) OBP: 0.473, SLG: 0.624	0-0 F9		0-0		1-2 1B		0-0 F7		0-0	4	0	2	0	0	0	1											
<b>Mike Hargrove, L</b> (1, 3) OBP: 0.317, SLG: 0.401	0-0 G3		0-0 F8				4-0 E 1B BB		0-3 <b>K</b>	3	0	0	0	1	1	4											
<b>Andre Thornton, R</b> (1, 10) OBP: 0.429, SLG: 0.606	0-0 4-3		0-0 F8				0-0 E 1B		0-0 G4 1B	4	0	2	0	0	0	3											
<b>Bake McBride, L</b> (1, 9) OBP: 0.384, SLG: 0.482			0-0 4-3				0-0 E4		0-0 G4	4	0	0	0	0	0	4											
<b>Von Hayes, L</b> (1, 7) OBP: 0.289, SLG: 0.370			0-0 6-3 2B		0-3 <b>K</b>		0-0 G4-6-3		0-0 G1-6-3 1B	4	0	2	0	0	1	3											
<b>Rick Manning, L</b> (1, 8) OBP: 0.326, SLG: 0.339			0-0 6-3		0-0 F8				0-0 F9	4	0	0	0	0	0	2											
<b>Ron Hassey, L</b> (1, 2) OBP: 0.240, SLG: 0.239			0-0 F7				0-0 G3		0-0 2B	3	0	1	0	1	0	1											
<b>Rod Craig, S</b> (9, PR) OBP: 0.091, SLG: 0.091									4-0 BB	0	0	0	0	0	0	0											
<b>Jerry Dybzinski, R</b> (1, 6) OBP: 0.373, SLG: 0.330					0-0 F4				0-0 BB	3	0	1	0	0	1	1											
<b>Joe Charboneau, R</b> (8, PH) OBP: 0.302, SLG: 0.421									0-0 6-3	1	0	0	0	0	0	1											
<b>Inning Stats</b>	R: 0 E: 0 K: 0 S: 3	H: 0 LOB: 1 BB: 1 P: 7	R: 0 E: 0 K: 0 S: 4	H: 1 LOB: 1 BB: 0 P: 4	R: 0 E: 0 K: 0 S: 5	H: 2 LOB: 2 BB: 0 P: 5	R: 0 E: 0 K: 1 S: 5	H: 0 LOB: 0 BB: 0 P: 5	R: 0 E: 1 K: 0 S: 4	H: 1 LOB: 2 BB: 1 P: 8	R: 0 E: 0 K: 1 S: 6	H: 1 LOB: 1 BB: 0 P: 6	R: 0 E: 0 K: 1 S: 6	H: 2 LOB: 1 BB: 0 P: 6	R: 0 E: 0 K: 0 S: 3	H: 1 LOB: 1 BB: 1 P: 7	1B: 6 2B: 2 3B: 0 HR: 0	SF: 0 SAC: 0 DP: 3 HBP: 0	WP: 0 PB: 0 SB: 0 CS: 0	PA: 36							
<b>PITCHER</b>	IP	WLS	BF	H	R	ER	SO	BB	IBB	HBP	BLK	WP	HR	S	P	ERA	WHIP										
<b>Jim Clancy, R</b> (1, 1) ERA: 4.21	9.0	W	36	8	0	0	4	3	0	0	0	0	0	41	53	0.00	1.222										

AB	R	H	RBI	BB	SO	LOB
33	0	8	0	3	4	22

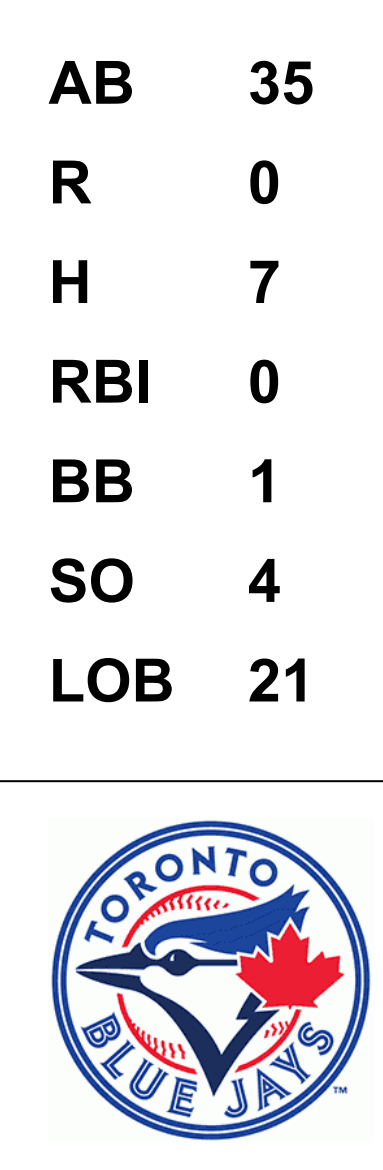


Batter	1	2	3	4	5	6	7	8	9	AB	R	H	RBI	BB	SO	LOB	TOP										
<b>Al Bumbry, L</b> OBP: 0.320, SLG: 0.317 (1, 8)										4	0	2	0	1	1	3	<b>Baltimore Orioles @ Toronto Blue Jays</b> Exhibition Stadium, Toronto, ON Fri May 21 1982, 7:05 PM EDT Att: 12,387 - Unknown										
<b>Rich Dauer, R</b> OBP: 0.359, SLG: 0.434 (1, 4)										5	0	2	1	0	0	4											
<b>Dan Ford, R</b> OBP: 0.252, SLG: 0.373 (1, 9)										3	1	0	0	2	0	2											
<b>Ken Singleton, S</b> OBP: 0.377, SLG: 0.344 (1, 10)										4	0	1	0	1	1	3											
<b>John Lowenstein, L</b> OBP: 0.432, SLG: 0.743 (1, 7)										5	1	2	2	0	1	4											
<b>Joe Nolan, L</b> OBP: 0.245, SLG: 0.222 (1, 2)										4	0	0	0	0	1	6											
<b>Gary Roenicke, R</b> OBP: 0.381, SLG: 0.538 (1, 3)										4	0	0	0	0	0	1											
<b>Cal Ripken Jr., R</b> OBP: 0.270, SLG: 0.392 (1, 5)										4	0	1	0	0	1	0											
<b>Lenn Sakata, R</b> OBP: 0.310, SLG: 0.326 (1, 6)										3	1	2	0	1	1	0											
<b>Inning Stats</b>	R: 0 E: 0 K: 1 S: 6	H: 1 LOB: 3 BB: 2 P: 14	R: 1 E: 0 K: 0 S: 5	H: 2 LOB: 2 BB: 1 P: 9	R: 1 E: 0 K: 0 S: 4	H: 1 LOB: 0 BB: 0 P: 4	R: 0 E: 0 K: 2 S: 8	H: 1 LOB: 1 BB: 0 P: 8	R: 1 E: 1 K: 0 S: 4	H: 2 LOB: 1 BB: 1 P: 8	R: 0 E: 0 K: 0 S: 4	H: 0 LOB: 1 BB: 1 P: 11	R: 0 E: 0 K: 1 S: 7	H: 2 LOB: 2 BB: 0 P: 7	R: 0 E: 0 K: 0 S: 3	H: 0 LOB: 0 BB: 0 P: 3	1B: 9 2B: 0 3B: 0 HR: 1	SF: 0 SAC: 0 DP: 1 HBP: 0	WP: 0 PB: 0 SB: 1 CS: 0	PA: 41							
<b>PITCHER</b>	IP	WLS	BF	H	R	ER	SO	BB	IBB	HBP	BLK	WP	HR	S	P	ERA	WHIP										
<b>Jim Gott, R</b> ERA: 2.22 (1, 1)	6.0	L	29	8	3	3	3	4	0	0	0	0	1	31	47	4.50	2.000										
<b>Roy Lee Jackson, R</b> ERA: 3.45 (7, 1)	3.0		12	2	0	0	3	1	0	0	0	0	0	17	21	0.00	1.000										

AB	36
R	3
H	10
RBI	3
BB	5
SO	6
LOB	23



Batter	1	2	3	4	5	6	7	8	9	AB	R	H	RBI	BB	SO	LOB	BOTTOM										
<b>Damaso Garcia, R</b> OBP: 0.368, SLG: 0.407 (1, 4)										4	0	1	0	0	1	0	<b>Baltimore Orioles @ Toronto Blue Jays</b> Exhibition Stadium, Toronto, ON Fri May 21 1982, 7:05 PM EDT Att: 12,387 - Unknown										
<b>Garth Iorg, R</b> OBP: 0.322, SLG: 0.434 (1, 5)										3	0	1	0	0	0	1											
<b>Rance Mulliniks, L</b> OBP: 0.337, SLG: 0.386 (8, PH)										1	0	0	0	0	0	0											
<b>Barry Bonnell, R</b> OBP: 0.444, SLG: 0.607 (1, 8)										4	0	1	0	0	0	3											
<b>Wayne Nordhagen, R</b> OBP: 0.330, SLG: 0.330 (1, 7)										3	0	1	0	0	0	3											
<b>Al Woods, L</b> OBP: 0.297, SLG: 0.259 (8, PH)										1	0	0	0	0	1	1											
<b>Otto Velez, R</b> OBP: 0.351, SLG: 0.300 (1, 10)										3	0	0	0	0	1	4											
<b>Hosken Powell, L</b> OBP: 0.254, SLG: 0.328 (9, PH)										1	0	0	0	0	0	0											
<b>Jesse Barfield, R</b> OBP: 0.327, SLG: 0.434 (1, 9)										3	0	0	0	0	0	1											
<b>Lloyd Moseby, L</b> OBP: 0.291, SLG: 0.359 (9, PH)										0	0	0	0	0	1	0											
<b>Buck Martinez, R</b> OBP: 0.333, SLG: 0.490 (1, 2)										3	0	1	0	0	0	1											
<b>Ernie Whitt, L</b> OBP: 0.356, SLG: 0.494 (9, PH)										1	0	1	0	0	0	0											
<b>Willie Upshaw, L</b> OBP: 0.368, SLG: 0.492 (1, 3)										4	0	1	0	0	1	3											
<b>Alfredo Griffin, S</b> OBP: 0.256, SLG: 0.286 (1, 6)										3	0	0	0	0	0	2											
<b>Tony Johnson, R</b> (9, PH)										1	0	0	0	0	0	2											
<b>Inning Stats</b>	R: 0 E: 1 K: 1 S: 7	H: 1 LOB: 2 BB: 0 P: 7	R: 0 E: 0 K: 0 S: 4	H: 1 LOB: 1 BB: 0 P: 4	R: 0 E: 0 K: 0 S: 3	H: 0 LOB: 0 BB: 0 P: 3	R: 0 E: 0 K: 0 S: 4	H: 1 LOB: 1 BB: 0 P: 4	R: 0 E: 0 K: 1 S: 6	H: 1 LOB: 1 BB: 0 P: 6	R: 0 E: 0 K: 2 S: 8	H: 1 LOB: 2 BB: 1 P: 8	R: 0 E: 0 K: 0 S: 4	H: 1 LOB: 2 BB: 1 P: 8	1B: 5 2B: 2 3B: 0 HR: 0	SF: 0 SAC: 0 DP: 0 HBP: 0	WP: 1 PB: 0 SB: 0 CS: 0	PA: 36									
<b>PITCHER</b>	IP	WLS	BF	H	R	ER	SO	BB	IBB	HBP	BLK	WP	HR	S	P	ERA	WHIP										
<b>Mike Flanagan, L</b> ERA: 4.03 (1, 1)	7.0	W	27	7	0	0	2	0	0	0	0	0	0	31	31	0.00	0.714										
<b>Tim Stoddard, R</b> ERA: 3.5 (8, 1)	1.1		7	2	0	0	2	1	0	0	0	0	0	10	14	0.00	2.250										
<b>Tippy Martinez, L</b> ERA: 5.95 (9, 1)	0.2	S	2	0	0	0	0	0	0	0	0	0	0	2	2	0.00	0.000										



Batter	1	2	3	4	5	6	7	8	9	AB	R	H	RBI	BB	SO	LOB	TOP								
<b>Al Bumby, L</b> OBP: 0.329, SLG: 0.326 (1, 8)										5	1	3	0	0	1	0									
<b>Rich Dauer, R</b> OBP: 0.352, SLG: 0.425 <b>Bobby Bonner, R</b> OBP: 0.250, SLG: 0.237 (1, 4) (5, 6)										3	0	0	0	0	0	3									
<b>Jim Dwyer, L</b> OBP: 0.357, SLG: 0.520 (1, 9)										3	2	2	0	1	1	1									
<b>Ken Singleton, S</b> OBP: 0.380, SLG: 0.356 (1, 10)										4	1	2	1	0	0	2									
<b>John Lowenstein, L</b> OBP: 0.424, SLG: 0.767 (1, 7)										3	1	1	3	0	0	1									
<b>Terry Crowley, L</b> OBP: 0.425, SLG: 0.406 (1, 3)										3	0	1	1	1	1	1									
<b>Cal Ripken Jr., R</b> OBP: 0.289, SLG: 0.395 (1, 5)										4	0	1	0	0	0	3									
<b>Rick Dempsey, R</b> OBP: 0.344, SLG: 0.325 (1, 2)										4	1	1	1	0	0	1									
<b>Lenn Sakata, R</b> OBP: 0.298, SLG: 0.312 (1, 6) (5, 4)										4	0	0	0	0	1	0									
<b>Inning Stats</b>	R: 3 E: 0 K: 1 S: 8	H: 3 LOB: 1 BB: 1 P: 12	R: 0 E: 0 K: 1 S: 6	H: 1 LOB: 1 BB: 0 P: 6	R: 1 E: 0 K: 1 S: 7	H: 2 LOB: 0 BB: 0 P: 7	R: 1 E: 0 K: 0 S: 4	H: 2 LOB: 0 BB: 0 P: 4	R: 1 E: 0 K: 0 S: 5	H: 2 LOB: 1 BB: 0 P: 5	R: 0 E: 0 K: 0 S: 3	H: 0 LOB: 0 BB: 0 P: 3	R: 0 E: 0 K: 0 S: 2	H: 0 LOB: 0 BB: 1 P: 6	R: 0 E: 0 K: 0 S: 4	H: 1 LOB: 1 BB: 0 P: 4	R: 0 E: 0 K: 1 S: 5	H: 0 LOB: 0 BB: 0 P: 5	1B: 7 2B: 2 3B: 0 HR: 2	SF: 1 SAC: 0 DP: 1 HBP: 0	WP: 0 PB: 0 SB: 0 CS: 1	PA: 38			
<b>PITCHER</b>	IP	WLS	BF	H	R	ER	SO	BB	IBB	HBP	BLK	WP	HR	S	P	ERA	WHIP								
<b>Dave Stieb, R</b> ERA: 4.21 (1, 1)	5.0	L	25	10	6	6	3	1	0	0	0	0	2	30	34	10.80	2.200								
<b>Mark Bomback, R</b> ERA: 5.53 (6, 1)	2.0		6	0	0	0	0	1	0	0	0	0	0	5	9	0.00	0.500								
<b>Dale Murray, R</b> ERA: 3.68 (8, 1)	1.0		4	1	0	0	0	0	0	0	0	0	0	4	4	0.00	1.000								
<b>Jerry Garvin, L</b> ERA: 10.22 (9, 1)	1.0		3	0	0	0	1	0	0	0	0	0	0	5	5	0.00	0.000								

**Baltimore Orioles @ Toronto Blue Jays**  
Exhibition Stadium, Toronto, ON  
Sat May 22 1982, 3:33 AM EDT  
Att: 17,457 - Unknown

AB	35
R	6
H	11
RBI	6
BB	2
SO	4
LOB	12



Batter	1	2	3	4	5	6	7	8	9	AB	R	H	RBI	BB	SO	LOB	BOTTOM								
<b>Damaso Garcia, R</b> OBP: 0.367, SLG: 0.405 <b>Garth Iorg, R</b> OBP: 0.318, SLG: 0.429 (1, 4) (7, 4)										3	0	1	0	0	0	0									
<b>Rance Mulliniks, L</b> OBP: 0.333, SLG: 0.374 (1, 5)										3	0	0	0	1	1	2									
<b>Hosken Powell, L</b> OBP: 0.288, SLG: 0.353 (1, 9)										4	0	2	0	0	1	1									
<b>Willie Upshaw, L</b> OBP: 0.364, SLG: 0.485 (1, 3)										4	0	1	0	0	1	2									
<b>Dave Revering, L</b> OBP: 0.220, SLG: 0.236 (1, 10)										4	0	0	0	0	3	2									
<b>Al Woods, L</b> OBP: 0.250, SLG: 0.241 (1, 7)										4	0	0	0	0	0	2									
<b>Barry Bonnell, R</b> OBP: 0.441, SLG: 0.593 (1, 8)										2	0	0	0	1	0	0									
<b>Ernie Whitt, L</b> OBP: 0.366, SLG: 0.500 (1, 2)										3	0	2	0	0	0	2									
<b>Alfredo Griffin, S</b> OBP: 0.250, SLG: 0.279 (1, 6)										3	0	0	0	0	0	2									
<b>Inning Stats</b>	R: 0 E: 0 K: 1 S: 5	H: 1 LOB: 0 BB: 0 P: 5	R: 0 E: 0 K: 1 S: 6	H: 1 LOB: 2 BB: 1 P: 10	R: 0 E: 0 K: 0 S: 3	H: 0 LOB: 1 BB: 1 P: 7	R: 0 E: 0 K: 1 S: 5	H: 0 LOB: 0 BB: 0 P: 5	R: 0 E: 0 K: 0 S: 3	H: 1 LOB: 0 BB: 0 P: 3	R: 0 E: 0 K: 0 S: 4	H: 1 LOB: 1 BB: 0 P: 4	R: 0 E: 0 K: 1 S: 5	H: 0 LOB: 0 BB: 0 P: 5	R: 0 E: 0 K: 1 S: 6	H: 1 LOB: 1 BB: 0 P: 6	R: 0 E: 0 K: 1 S: 6	H: 1 LOB: 1 BB: 0 P: 6	1B: 5 2B: 1 3B: 0 HR: 0	SF: 0 SAC: 0 DP: 2 HBP: 0	WP: 0 PB: 0 SB: 0 CS: 0	PA: 33			
<b>PITCHER</b>	IP	WLS	BF	H	R	ER	SO	BB	IBB	HBP	BLK	WP	HR	S	P	ERA	WHIP								
<b>Dennis Martinez, R</b> ERA: 4.16 (1, 1)	9.0	W	33	6	0	0	6	2	0	0	0	0	0	43	51	0.00	0.889								

**Baltimore Orioles @ Toronto Blue Jays**  
Exhibition Stadium, Toronto, ON  
Sat May 22 1982, 3:33 AM EDT  
Att: 17,457 - Unknown

AB	31
R	0
H	6
RBI	0
BB	2
SO	6
LOB	14





Batter	1	2	3	4	5	6	7	8	9	AB	R	H	RBI	BB	SO	LOB	TOP	
<b>Al Bumby, L</b> OBP: 0.327, SLG: 0.320 (1, 8)	0-0 1-3		4-0 BB BB	0-0 F7			0-0 G1-6-3			3	0	0	0	1	0	3		
<b>Rich Dauer, R</b> OBP: 0.350, SLG: 0.416 (1, 4)	0-0 F8		4-0 1-2 BB		0-0 6-3			0-0 6-3		3	0	0	0	1	0	0		
<b>Dan Ford, R</b> OBP: 0.245, SLG: 0.362 (1, 9)	0-0 F7		0-0 F3		0-0 5-3			0-3 K		4	0	0	0	0	1	2		
<b>Ken Singleton, S</b> OBP: 0.371, SLG: 0.345 (1, 10)		0-0 4-3	0-0 F8		0-0 F8			0-0 F7		4	0	0	0	0	0	2		
<b>John Lowenstein, L</b> OBP: 0.416, SLG: 0.740 (1, 7)		0-0 BB 2B 1B	0-0 P6		0-0 F6			0-0 L3		4	1	1	0	0	0	2		
<b>Gary Roenicke, R</b> OBP: 0.392, SLG: 0.538 (1, 3)		4-0 2B 1-2 BB		4-0 1B BB		0-3 K		0-0 E5 1B		2	0	1	0	2	1	0		
<b>Cal Ripken Jr., R</b> OBP: 0.269, SLG: 0.398 (1, 5)		0-0 1-3 2-H 2B	0-0 P4		0-0 F7			0-0 F8		4	0	1	1	0	0	2		
<b>Rick Dempsey, R</b> OBP: 0.333, SLG: 0.313 (9, PH)		0-3 K	0-0 P6		0-0 5-3			0-3 K		3	0	0	0	0	1	3		
<b>Jim Dwyer, L</b> OBP: 0.345, SLG: 0.500 (9, PH)		0-0 K	0-0 P6		0-0 5-3			0-3 K		1	0	0	0	0	1	1		
<b>Lenn Sakata, R</b> OBP: 0.308, SLG: 0.323 (1, 6)		0-0 F7	0-0 F7		0-0 1B			0-0 G1-6-3 1B		3	0	2	0	0	0	2		
<b>Inning Stats</b>	R: 0 E: 0 K: 0 S: 3	H: 0 LOB: 0 BB: 0 P: 3	R: 1 E: 0 K: 1 S: 7	H: 2 LOB: 2 BB: 1 P: 11	R: 0 E: 0 K: 0 S: 3	H: 0 LOB: 2 BB: 1 P: 8	R: 0 E: 0 K: 0 S: 5	H: 0 LOB: 0 BB: 0 P: 5	R: 0 E: 0 K: 1 S: 5	H: 1 LOB: 0 BB: 0 P: 3	R: 0 E: 0 K: 1 S: 6	H: 0 LOB: 1 BB: 0 P: 6	R: 0 E: 1 K: 1 S: 6	H: 1 LOB: 1 BB: 0 P: 6	1B: 4 2B: 1 3B: 0 HR: 0	SF: 0 SAC: 0 DP: 1 HBP: 0	WP: 0 PB: 0 SB: 0 CS: 0	PA: 35
<b>PITCHER</b> <b>Luis Leal, R</b> ERA: 3.19 (1, 1)	IP: 9.0 WLS: W BF: 35 H: 5 R: 1 ER: 1 SO: 4 BB: 4 IBB: 0 HBP: 0 BLK: 0 WP: 0 HR: 0 S: 39 P: 55 ERA: 1.00 WHIP: 1.000															<b>PITCHER</b>		

**Baltimore Orioles @ Toronto Blue Jays**  
Exhibition Stadium, Toronto, ON  
Sun May 23 1982, 3:33 AM EDT  
Att: 14,229 - Unknown

AB 31  
R 1  
H 5  
RBI 1  
BB 4  
SO 4  
LOB 17



Batter	1	2	3	4	5	6	7	8	9	AB	R	H	RBI	BB	SO	LOB	BOTTOM	
<b>Damaso Garcia, R</b> OBP: 0.368, SLG: 0.401 (1, 4)	0-0 P5		0-0 5-3		0-0 4-3	0-0 1B 2-H 3-H 1B		1-0 1B HBP		4	0	1	2	0	0	1		
<b>Rance Mulliniks, L</b> OBP: 0.274, SLG: 0.366 (1, 5)	0-0 F7		0-0 1-3		0-0 6-3	0-0 1-3 1B		0-0 1B 2-H		2	0	0	0	0	0	1		
<b>Garth Iorg, R</b> OBP: 0.330, SLG: 0.437 (5, PH)	0-0 F7		0-0 1-3		0-0 6-3	0-0 1-3 1B		0-0 1B 2-H		3	0	2	1	0	0	0		
<b>Barry Bonnell, R</b> OBP: 0.439, SLG: 0.615 (1, 7)	0-0 F9		0-0 F9		0-0 4-3	0-0 4-3		0-0 F9		5	2	2	1	0	0	4		
<b>Willie Upshaw, L</b> OBP: 0.382, SLG: 0.496 (1, 3)		0-0 1B	0-0 1B		4-0 2B 3-1 BB	0-0 1B		0-0 G3-6 1B		3	1	3	0	1	0	0		
<b>Lloyd Moseby, L</b> OBP: 0.290, SLG: 0.364 (1, 8)		0-0 F2	0-0 F2		0-0 F7	0-0 F7		0-0 G3-6		4	1	1	1	0	0	3		
<b>Ernie Whitt, L</b> OBP: 0.351, SLG: 0.477 (1, 2)		0-0 F8	0-0 F8		0-0 3-1	0-0 4-3		0-0 4-3		4	0	0	1	0	0	2		
<b>Hosken Powell, L</b> OBP: 0.274, SLG: 0.357 (1, 10)		0-0 4-3	0-0 4-3		0-0 1B	0-0 1B		0-3 K		2	0	1	1	0	0	1		
<b>Wayne Nordhagen, R</b> OBP: 0.333, SLG: 0.333 (6, PH)		0-0 4-3	0-0 4-3		0-0 1B	0-0 1B		0-0 K		2	1	1	0	0	1	0		
<b>Jesse Barfield, R</b> OBP: 0.342, SLG: 0.441 (1, 9)			4-0 5-3 BB		0-0 G1-4-3 1B	0-0 6-3 1B		0-3 K		3	1	2	0	1	1	0		
<b>Alfredo Griffin, S</b> OBP: 0.250, SLG: 0.278 (1, 6)			0-0 B3		0-0 G1-4-3	0-0 6-3		0-0 HBP 1B		4	1	1	0	0	0	5		
<b>Inning Stats</b>	R: 0 E: 0 K: 0 S: 3	H: 0 LOB: 0 BB: 0 P: 3	R: 0 E: 0 K: 0 S: 4	H: 1 LOB: 1 BB: 0 P: 4	R: 0 E: 0 K: 0 S: 3	H: 0 LOB: 1 BB: 1 P: 7	R: 3 E: 0 K: 0 S: 6	H: 4 LOB: 1 BB: 1 P: 10	R: 1 E: 0 K: 0 S: 5	H: 2 LOB: 1 BB: 0 P: 5	R: 2 E: 0 K: 0 S: 7	H: 4 LOB: 2 BB: 0 P: 7	R: 0 E: 0 K: 2 S: 9	H: 1 LOB: 2 BB: 0 P: 10	1B: 12 2B: 1 3B: 0 HR: 1	SF: 0 SAC: 0 DP: 2 HBP: 1	WP: 0 PB: 0 SB: 0 CS: 0	PA: 39
<b>PITCHER</b> <b>Sammy Stewart, R</b> ERA: 4.07 (1, 1)	IP: 3.1 WLS: L BF: 17 H: 5 R: 3 ER: 3 SO: 3 BB: 2 IBB: 0 HBP: 0 BLK: 0 WP: 0 HR: 0 S: 15 P: 23 ERA: 8.10 WHIP: 2.100															<b>PITCHER</b>		
<b>Ross Grimsley, L</b> ERA: 2.59 (4, 1)	2.1 WLS: L BF: 12 H: 6 R: 3 ER: 3 SO: 3 BB: 0 IBB: 0 HBP: 0 BLK: 0 WP: 0 HR: 1 S: 12 P: 12 ERA: 11.57 WHIP: 2.571															<b>PITCHER</b>		
<b>Tippy Martinez, L</b> ERA: 5.57 (6, 1)	1.1 WLS: L BF: 4 H: 1 R: 0 ER: 0 SO: 0 BB: 0 IBB: 0 HBP: 0 BLK: 0 WP: 0 HR: 0 S: 4 P: 4 ERA: 0.00 WHIP: 0.750															<b>PITCHER</b>		
<b>Tim Stoddard, R</b> ERA: 4.09 (8, 1)	1.0 WLS: L BF: 6 H: 2 R: 1 ER: 1 SO: 2 BB: 0 IBB: 0 HBP: 1 BLK: 0 WP: 0 HR: 0 S: 9 P: 10 ERA: 9.00 WHIP: 2.000															<b>PITCHER</b>		

**Baltimore Orioles @ Toronto Blue Jays**  
Exhibition Stadium, Toronto, ON  
Sun May 23 1982, 3:33 AM EDT  
Att: 14,229 - Unknown

AB 36  
R 7  
H 14  
RBI 7  
BB 2  
SO 2  
LOB 17




Batter	1	2	3	4	5	6	7	8	9	AB	R	H	RBI	BB	SO	LOB	TOP										
<b>Al Bumbry, L</b> OBP: 0.323, SLG: 0.316 (1, 8)	F8	1B	F7		F9			F8		5	1	1	1	0	0	4	<b>Baltimore Orioles @ Toronto Blue Jays</b> Exhibition Stadium, Toronto, ON Mon May 24 1982, 3:33 AM EDT Att: 12,088 - Unknown										
<b>Jim Dwyer, L</b> OBP: 0.324, SLG: 0.452 (1, 9) (6, 7)	F8	1B		G3	P6			F8		5	0	1	0	0	0	2											
<b>Gary Roenicke, R</b> OBP: 0.407, SLG: 0.573 (1, 3)	HR	1B		4-3				6-3		4	1	3	2	1	0	0											
<b>Ken Singleton, S</b> OBP: 0.366, SLG: 0.336 (1, 10)	4-3	F9		4-3						4	0	0	0	1	1	4											
<b>John Lowenstein, L</b> OBP: 0.413, SLG: 0.725 (6, PH) (6, 9)		3B	3-4-1	K				FC5-4		3	1	1	0	0	1	1											
<b>Cal Ripken Jr., R</b> OBP: 0.273, SLG: 0.414 (1, 5)		3B		E				L5-3		2	0	0	0	0	0	2											
<b>Rick Dempsey, R</b> OBP: 0.359, SLG: 0.329 (1, 2)		SH5-3		E						2	2	2	0	2	0	0											
<b>Lenn Sakata, R</b> OBP: 0.306, SLG: 0.320 (1, 4)		F9	E4					FC5-4		4	0	1	0	0	0	4											
<b>Bobby Bonner, R</b> OBP: 0.256, SLG: 0.244 (1, 6)	SH5-3		K					G5-4-3		3	0	1	2	0	1	3											
<b>Inning Stats</b>	R: 1 E: 0 K: 0 S: 4	H: 1 LOB: 0 BB: 0 P: 4	R: 4 E: 0 K: 0 S: 8	H: 5 LOB: 2 BB: 1 P: 12	R: 1 E: 1 K: 1 S: 7	H: 1 LOB: 2 BB: 1 P: 11	R: 0 E: 0 K: 1 S: 6	H: 1 LOB: 1 BB: 0 P: 6	R: 1 E: 0 K: 0 S: 6	H: 3 LOB: 2 BB: 0 P: 6	R: 0 E: 0 K: 1 S: 5	H: 0 LOB: 1 BB: 1 P: 9	R: 0 E: 0 K: 0 S: 3	H: 1 LOB: 0 BB: 0 P: 3	R: 0 E: 0 K: 0 S: 3	H: 0 LOB: 0 BB: 1 P: 6		1B: 10 2B: 1 3B: 1 HR: 1	SF: 0 SAC: 1 DP: 2 HBP: 0	WP: 0 PB: 0 SB: 0 CS: 0	PA: 42						
<b>PITCHER</b>	IP	WLS	BF	H	R	ER	SO	BB	IBB	HBP	BLK	WP	HR	S	P	ERA	WHIP										
<b>Jim Clancy, R</b> ERA: 4.76 (1, 1)	1.2	L	11	5	5	5	0	1	0	0	0	0	1	10	14	27.00	3.600										
<b>Mark Bomback, R</b> ERA: 5.25 (2, 1)	3.1		18	6	2	1	2	1	0	0	0	0	0	21	25	2.70	2.100										
<b>Jerry Garvin, L</b> ERA: 8.79 (6, 1)	2.0		7	1	0	0	1	1	0	0	0	0	0	8	12	0.00	1.000										
<b>Dale Murray, R</b> ERA: 3.56 (8, 1)	1.0		3	0	0	0	0	0	0	0	0	0	0	3	3	0.00	0.000										
<b>Joey McLaughlin, R</b> ERA: 3.6 (9, 1)	1.0		3	0	0	0	0	1	0	0	0	0	0	2	6	0.00	1.000										
<b>Damaso Garcia, R</b> OBP: 0.371, SLG: 0.410 (1, 4)																		4	1	2	0	0	0	1	<b>Baltimore Orioles @ Toronto Blue Jays</b> Exhibition Stadium, Toronto, ON Mon May 24 1982, 3:33 AM EDT Att: 12,088 - Unknown		
<b>Garth Iorg, R</b> OBP: 0.316, SLG: 0.418 (1, 5)	G4-6-3			F5														4	0	0	0	0	1	2			
<b>Barry Bonnell, R</b> OBP: 0.422, SLG: 0.589 (1, 8) (9, 9)	5-3			F8														4	0	0	0	0	0	1			
<b>Wayne Nordhagen, R</b> OBP: 0.340, SLG: 0.340 (1, 10)		HR		F9														4	1	2	1	0	1	0			
<b>Jesse Barfield, R</b> OBP: 0.342, SLG: 0.448 (8, PH) (9, 8)				K														3	1	1	0	0	1	1			
<b>Lloyd Moseby, L</b> OBP: 0.288, SLG: 0.361 (9, 8)				6-3														1	0	0	0	0	1	1			
<b>Tony Johnson, R</b> OBP: 0.125, SLG: 0.500 (1, 7) (9, PH)				HR														3	1	1	2	0	2	1			
<b>Hosken Powell, L</b> OBP: 0.270, SLG: 0.352 (9, PH)				K														1	0	0	0	0	0	0			
<b>Buck Martinez, R</b> OBP: 0.317, SLG: 0.379 (1, 2) (9, PH)				P3														3	0	0	0	0	0	1			
<b>Al Woods, L</b> OBP: 0.246, SLG: 0.237 (9, PH)				P4														1	0	0	0	0	0	0			
<b>Willie Upshaw, L</b> OBP: 0.385, SLG: 0.504 (1, 3)				3-1														4	1	2	1	0	1	0			
<b>Alfredo Griffin, S</b> OBP: 0.252, SLG: 0.279 (1, 6)				6-3														3	0	1	1	0	0	1			
<b>Inning Stats</b>	R: 0 E: 0 K: 0 S: 3	H: 1 LOB: 0 BB: 0 P: 3	R: 2 E: 0 K: 1 S: 7	H: 2 LOB: 0 BB: 0 P: 7	R: 0 E: 0 K: 0 S: 3	H: 0 LOB: 0 BB: 0 P: 3	R: 0 E: 0 K: 0 S: 3	H: 0 LOB: 0 BB: 0 P: 3	R: 1 E: 0 K: 1 S: 7	H: 2 LOB: 1 BB: 0 P: 7	R: 0 E: 0 K: 2 S: 7	H: 0 LOB: 0 BB: 0 P: 7	R: 1 E: 0 K: 1 S: 7	H: 2 LOB: 1 BB: 0 P: 7	R: 1 E: 0 K: 1 S: 7	H: 2 LOB: 1 BB: 0 P: 7	R: 0 E: 0 K: 1 S: 5	H: 0 LOB: 0 BB: 0 P: 5	1B: 5 2B: 3 3B: 0 HR: 1	SF: 0 SAC: 0 DP: 1 HBP: 0	WP: 0 PB: 0 SB: 0 CS: 0	PA: 35					
<b>PITCHER</b>	IP	WLS	BF	H	R	ER	SO	BB	IBB	HBP	BLK	WP	HR	S	P	ERA	WHIP										
<b>Scott McGregor, L</b> ERA: 3.13 (1, 1)	7.2	W	31	9	5	5	5	0	0	0	0	0	0	41	41	5.87	1.174										
<b>Tim Stoddard, R</b> ERA: 3.65 (8, 1)	1.1	S	4	0	0	0	2	0	0	0	0	0	0	8	8	0.00	0.000										


AB	37
R	7
H	12
RBI	6
BB	4
SO	3
LOB	22



AB	35
R	5
H	9
RBI	5
BB	0
SO	7
LOB	9



Batter	1	2	3	4	5	6	7	8	9	AB	R	H	RBI	BB	SO	LOB	TOP
Damaso Garcia, R (1,4) OBP: 0.368, SLG: 0.406	0-0 6-3		0-0 6-3			0-0 1-3		0-0 1B		4	0	1	0	0	0	0	Toronto Blue Jays @ New York Yankees Yankee Stadium, Bronx, NY Tue May 25 1982, 7:05 PM EDT Att: 20,127 - Unknown - 70 F 
Garth Iorg, R (1,5) OBP: 0.303, SLG: 0.400	0-0 6-3		0-0 6-3			0-0 L6		0-0 G3		4	0	0	0	0	0	1	
Barry Bonnell, R (1,7) OBP: 0.425, SLG: 0.586	0-0 FC6 1B			0-0 G6-3 1B		0-0 F8			0-0 4-3	4	0	2	0	0	0	0	
Wayne Nordhagen, R (1,10) OBP: 0.327, SLG: 0.327	0-0 FC6 1-2			0-0 G6-3 1-2			0-0 F9		0-0 5-3	4	0	0	0	0	0	2	
Jesse Barfield, R (1,9) OBP: 0.331, SLG: 0.431		0-0 4-3		0-0 6-3			0-0 K		0-0 5-3	4	0	0	0	0	1	0	
Willie Upshaw, L (1,3) OBP: 0.384, SLG: 0.500		0-0 4-3			0-0 1-3		0-0 FC6-4 1B			3	0	1	0	0	0	0	
Buck Martinez, R (1,2) OBP: 0.318, SLG: 0.377		0-0 1B			0-0 5-3		0-0 FC6-4 1-2			3	0	1	0	0	0	1	
Lloyd Moseby, L (1,8) OBP: 0.289, SLG: 0.355		0-0 6-3			4-0 BB			0-0 4-3		2	0	0	0	1	0	1	
Alfredo Griffin, S (1,6) OBP: 0.247, SLG: 0.273			0-0 L3		0-0 4-3			0-0 F9		3	0	0	0	0	0	1	
<b>Inning Stats</b>	R: 0 E: 0 K: 0 S: 4	H: 1 LOB: 1 BB: 0 P: 4	R: 0 E: 0 K: 0 S: 4	H: 1 LOB: 1 BB: 0 P: 4	R: 0 E: 0 K: 0 S: 3	H: 0 LOB: 0 BB: 0 P: 3	R: 0 E: 0 K: 0 S: 3	H: 1 LOB: 0 BB: 0 P: 3	R: 0 E: 0 K: 1 S: 6	H: 1 LOB: 1 BB: 0 P: 6	R: 0 E: 0 K: 0 S: 4	H: 1 LOB: 1 BB: 0 P: 4	R: 0 E: 0 K: 0 S: 3	H: 0 LOB: 0 BB: 0 P: 3	1B: 5 2B: 0 3B: 0 HR: 0	SF: 0 SAC: 0 DP: 1 HBP: 0	WP: 0 PA: 32 CS: 0
<b>PITCHER</b> Tommy John, L (1,1) ERA: 2.23	IP: 9.0 WLS: W BF: 32 H: 5 R: 0 ER: 0 SO: 1 BB: 1 IBB: 0 HBP: 0 BLK: 0 WP: 0 HR: 0 S: 33 P: 37 ERA: 0.00 WHIP: 0.667															<b>PITCHER</b>	

Batter	1	2	3	4	5	6	7	8	9	AB	R	H	RBI	BB	SO	LOB	BOTTOM		
Willie Randolph, R (1,4) OBP: 0.428, SLG: 0.453	0-0 G5-4-3 1B	0-0 G6-4-3 1-2 2-3 3-H			0-0 4-3		0-0 F9			4	0	1	0	0	0	5	Toronto Blue Jays @ New York Yankees Yankee Stadium, Bronx, NY Tue May 25 1982, 7:05 PM EDT Att: 20,127 - Unknown - 70 F 		
Lou Piniella, R (1,7) OBP: 0.418, SLG: 0.522	0-0 G5-4-3 1-2	0-0 1-3			0-0 5-3		0-0 HR 1B			4	1	1	1	0	0	3			
Oscar Gamble, L (1,9) OBP: 0.349, SLG: 0.414	0-0 2B		0-0 4-3		0-0 F4		0-0 HR 1B			4	1	2	3	0	0	1			
John Mayberry, L (1,3) OBP: 0.354, SLG: 0.366	0-0 F5		0-0 3-1		0-0 6-3		0-3 K		0-3 3-1	4	0	0	0	0	1	1			
Bobby Murcer, L (1,10) OBP: 0.302, SLG: 0.393		0-0 1B BB 1B	0-0 F9		0-0 F7		0-0 3-1			4	1	1	0	0	0	0			
Graig Nettles, L (1,5) OBP: 0.324, SLG: 0.333		4-0 1B BB 1B		0-0 F3		0-3 K		0-0 F7		3	1	0	0	1	1	0			
Roy Smalley, S (1,6) OBP: 0.342, SLG: 0.344		0-0 1B BB G6-4-3 1B		0-0 3-1		0-0 HR		0-0 F5		4	2	2	1	0	0	0			
Dave Collins, S (1,8) OBP: 0.284, SLG: 0.298		0-0 G6-4-3 1B 1-2 2-H 3-H 1B		0-3 K		0-0 1B 1B		0-0 F8		4	1	2	2	0	1	0			
Butch Wynegar, S (1,2) OBP: 0.370, SLG: 0.376		0-0 G6-4-3 1-2 2-3 1B			0-0 E9 2B		0-0 1B HR 1B			3	1	3	0	0	0	0			
<b>Inning Stats</b>	R: 0 E: 0 K: 0 S: 4	H: 2 LOB: 1 BB: 0 P: 4	R: 3 E: 0 K: 0 S: 6	H: 4 LOB: 1 BB: 1 P: 10	R: 0 E: 0 K: 1 S: 5	H: 0 LOB: 0 BB: 0 P: 3	R: 0 E: 0 K: 1 S: 5	H: 0 LOB: 0 BB: 0 P: 5	R: 0 E: 0 K: 1 S: 4	H: 1 LOB: 1 BB: 0 P: 4	R: 0 E: 0 K: 1 S: 5	H: 0 LOB: 0 BB: 0 P: 5	R: 5 E: 0 K: 1 S: 10	H: 5 LOB: 0 BB: 0 P: 10	R: 0 E: 0 K: 0 S: 3	H: 0 LOB: 0 BB: 0 P: 3	1B: 8 2B: 2 3B: 0 HR: 2	SF: 0 SAC: 0 DP: 2 HBP: 0	WP: 0 PA: 35 CS: 0
<b>PITCHER</b> Jim Gott, R (1,1) ERA: 3.82 Jerry Garvin, L (7,1) ERA: 8.44	IP: 6.1 WLS: L BF: 29 H: 11 R: 7 ER: 7 SO: 2 BB: 1 IBB: 0 HBP: 0 BLK: 0 WP: 0 HR: 1 S: 32 P: 36 ERA: 9.95 WHIP: 1.895															<b>PITCHER</b>			

Batter	1	2	3	4	5	6	7	8	9	AB	R	H	RBI	BB	SO	LOB	TOP										
Damaso Garcia, R OBP: 0.364, SLG: 0.400	0-0 E6 1B SF8		0-3 K	0-0 1-3		0-0 1B 1B		0-0 F7		5	2	1	0	0	1	1	<b>Toronto Blue Jays @ New York Yankees</b> Yankee Stadium, Bronx, NY Wed May 26 1982, 7:05 PM EDT Att: 15,090 - Unknown - 73 F										
Garth Iorg, R OBP: 0.317, SLG: 0.410	0-0 5-3 1B		0-0 2B 1B	0-0 5-3		0-0 1B 1B		0-0 4-3		5	1	3	0	0	0	0											
Barry Bonnell, R OBP: 0.432, SLG: 0.598	0-0 SF8		0-0 2B 2B		4-0 BB BLK BB	0-0 1B		0-0 F7		3	2	2	4	1	0	0											
Wayne Nordhagen, R OBP: 0.330, SLG: 0.333	0-0 5-3 1-2		0-0 1B SF7 2B		4-0 BLK BB BB	0-0 F2		0-3 K		4	1	1	1	1	1	3											
Jesse Barfield, R OBP: 0.325, SLG: 0.416	0-3 K		4-0 SF7 1B IBB		0-3 K	0-3 K		0-3 K		4	0	0	0	1	4	5											
Willie Upshaw, L OBP: 0.381, SLG: 0.493		0-0 F8	0-0 1-2 2-3 1B		0-0 F5		0-0 F5			4	0	1	0	0	0	2											
Buck Martinez, R OBP: 0.314, SLG: 0.365		0-0 F3	0-0 SF7		4-0 BLK BB	0-3 K				2	0	0	1	1	1	0											
Lloyd Moseby, L OBP: 0.281, SLG: 0.344		0-3 K	0-3 K		0-0 F8	0-0 4-3				4	0	0	0	0	2	4											
Alfredo Griffin, S OBP: 0.247, SLG: 0.273			0-0 1B 2B 1B		0-0 F9	0-0 F9		0-0 4-1		4	1	1	0	0	0	0											
<b>Inning Stats</b>	R: 1 E: 1 K: 1 S: 7	H: 1 LOB: 1 BB: 0 P: 7	R: 0 E: 0 K: 1 S: 5	H: 0 LOB: 0 BB: 0 P: 5	R: 4 E: 0 K: 2 S: 12	H: 5 LOB: 2 BB: 1 P: 16	R: 0 E: 0 K: 0 S: 3	H: 0 LOB: 0 BB: 0 P: 3	R: 1 E: 0 K: 1 S: 5	H: 3 LOB: 2 BB: 3 P: 17	R: 0 E: 0 K: 1 S: 5	H: 0 LOB: 0 BB: 0 P: 5	R: 0 E: 0 K: 2 S: 7	H: 0 LOB: 0 BB: 0 P: 7	1B: 7 2B: 2 3B: 0 HR: 0	SF: 2 SAC: 0 DP: 0 HBP: 0	WP: 0 PA: 41 CS: 0										
<b>PITCHER</b>	IP	WLS	BF	H	R	ER	SO	BB	IBB	HBP	BLK	WP	HR	S	P	ERA	WHIP	<b>PITCHER</b>									
Rudy May, L ERA: 4.17	2.1	L	15	6	5	4	3	0	1	0	0	0	0	20	24	15.43	2.571										
George Frazier, R ERA: 2.45	0.1		1	0	0	0	0	0	0	0	0	0	0	1	1	0.00	0.000										
Dave Righetti, L ERA: 4.35	4.1		19	3	2	4	4	3	0	0	1	0	0	24	36	4.15	1.385										
Shane Rawley, L ERA: 2.63	1.0		3	0	0	0	0	0	0	0	0	0	0	3	3	0.00	0.000										
Rich Gossage, R ERA: 2.79	1.0		3	0	0	0	2	0	0	0	0	0	0	7	7	0.00	0.000										

Batter	1	2	3	4	5	6	7	8	9	AB	R	H	RBI	BB	SO	LOB	BOTTOM										
Willie Randolph, R OBP: 0.423, SLG: 0.455	0-0 F9		0-0 1-3			0-0 2B		0-0 1-3		4	0	1	0	0	0	1	<b>Toronto Blue Jays @ New York Yankees</b> Yankee Stadium, Bronx, NY Wed May 26 1982, 7:05 PM EDT Att: 15,090 - Unknown - 73 F										
Ken Griffey, L OBP: 0.304, SLG: 0.330	0-0 4-3		0-0 3-1			0-3 K		0-0 F7		3	0	0	0	0	1	1											
Mike Patterson, L OBP: 0.167, SLG: 0.667								0-0 F7		1	0	0	0	0	0	0											
Oscar Gamble, L OBP: 0.356, SLG: 0.432	0-0 2B			0-0 F5		0-0 F9		0-0 1B		4	0	2	0	0	0	1											
John Mayberry, L OBP: 0.350, SLG: 0.353	4-0 BB			0-0 F8		0-0 L3		0-0 F9		3	0	0	0	1	0	1											
Bobby Murcer, L OBP: 0.284, SLG: 0.367	0-3 K			0-0 F4		0-0 3-1		0-3 K		4	0	0	0	0	2	3											
Graig Nettles, L OBP: 0.311, SLG: 0.318		0-0 F7			0-0 4-3		0-0 G3			3	0	0	0	0	0	0											
Roy Smalley, S OBP: 0.336, SLG: 0.336		0-3 K			0-0 F9			0-3 K		3	0	0	0	0	2	0											
Dave Collins, S OBP: 0.286, SLG: 0.299		0-0 G1			0-0 F7			0-0 FC4-8 1B		3	0	1	0	0	0	0											
Butch Wynegar, S OBP: 0.362, SLG: 0.366			0-0 F6			0-0 F8		0-0 FC4-6		3	0	0	0	0	0	1											
<b>Inning Stats</b>	R: 0 E: 0 K: 1 S: 6	H: 1 LOB: 2 BB: 1 P: 10	R: 0 E: 0 K: 1 S: 5	H: 0 LOB: 0 BB: 0 P: 5	R: 0 E: 0 K: 0 S: 3	H: 0 LOB: 0 BB: 0 P: 3	R: 0 E: 0 K: 0 S: 3	H: 0 LOB: 0 BB: 0 P: 3	R: 0 E: 0 K: 1 S: 6	H: 1 LOB: 1 BB: 0 P: 6	R: 0 E: 0 K: 0 S: 3	H: 0 LOB: 0 BB: 0 P: 3	R: 0 E: 0 K: 1 S: 6	H: 1 LOB: 1 BB: 0 P: 6	R: 0 E: 0 K: 1 S: 6	1B: 2 2B: 2 3B: 0 HR: 0	SF: 0 SAC: 0 DP: 0 HBP: 0	WP: 0 PA: 32 CS: 0									
<b>PITCHER</b>	IP	WLS	BF	H	R	ER	SO	BB	IBB	HBP	BLK	WP	HR	S	P	ERA	WHIP	<b>PITCHER</b>									
Dave Stieb, R ERA: 3.72	9.0	W	32	4	0	0	5	1	0	0	0	0	0	41	45	0.00	0.556										

Batter	1	2	3	4	5	6	7	8	9	AB	R	H	RBI	BB	SO	LOB	TOP			
Damaso Garcia, R (1, 4) OBP: 0.391, SLG: 0.396	F3		1B			6-3		F4		4	0	1	0	0	0	1				
Garth Iorg, R (1, 5) OBP: 0.315, SLG: 0.404	F8		1-3			F7			1B	4	1	1	0	0	0	1				
Barry Bonnell, R (1, 7) OBP: 0.426, SLG: 0.585	F8				F8				5-3	4	0	1	0	0	0	1				
Wayne Nordhagen, R (1, 10) OBP: 0.327, SLG: 0.330 Otto Velez, R (4, PH) OBP: 0.350, SLG: 0.281	1-5-3				BB	F4			6-3	1	0	0	0	0	0	0				
Jesse Barfield, R (1, 9) OBP: 0.331, SLG: 0.409	BB				F6				BB	2	0	0	0	2	0	1				
Willie Upshaw, L (1, 3) OBP: 0.373, SLG: 0.483 Tony Johnson, R (9, PH) OBP: 0.222, SLG: 0.556	F8				K				BB	3	0	0	0	0	2	2				
Buck Martinez, R (1, 2) OBP: 0.297, SLG: 0.343	5-3					F5			1B	4	0	0	0	0	1	3				
Lloyd Moseby, L (1, 8) OBP: 0.275, SLG: 0.336			4-3			F3			1-3	3	0	0	0	0	0	0				
Alfredo Griffin, S (1, 6) OBP: 0.248, SLG: 0.274	F8					F7			CS	3	0	1	0	0	0	0				
<b>Inning Stats</b>	R: 0 E: 0 K: 0 S: 3	H: 0 LOB: 0 BB: 0 P: 3	R: 0 E: 0 K: 0 S: 3	H: 0 LOB: 1 BB: 1 P: 7	R: 0 E: 0 K: 0 S: 4	H: 1 LOB: 1 BB: 0 P: 4	R: 0 E: 0 K: 1 S: 5	H: 0 LOB: 1 BB: 1 P: 9	R: 0 E: 0 K: 0 S: 3	H: 0 LOB: 0 BB: 0 P: 3	R: 0 E: 0 K: 2 S: 7	H: 0 LOB: 0 BB: 0 P: 7	R: 0 E: 0 K: 0 S: 3	H: 1 LOB: 0 BB: 0 P: 3	R: 1 E: 0 K: 0 S: 5	H: 2 LOB: 2 BB: 1 P: 9	1B: 5 2B: 0 3B: 0 HR: 0	SF: 0 SAC: 0 DP: 0 HBP: 0	WP: 1 PB: 0 SB: 0 CS: 1	PA: 34
<b>PITCHER</b> Mike Flanagan, L (1, 1) ERA: 3.58	IP: 9.0 WLS: W BF: 34 H: 5 R: 1 ER: 1 SO: 3 BB: 3 IBB: 0 HBP: 0 BLK: 0 WP: 1 HR: 0 S: 37 P: 49 ERA: 1.00 WHIP: 0.889															<b>PITCHER</b>				

Toronto Blue Jays @ Baltimore Orioles  
Memorial Stadium, Baltimore, MD  
Sat May 29 1982, 7:05 PM EDT  
Unknown - 84 F

AB	31
R	1
H	5
RBI	1
BB	3
SO	3
LOB	11



Batter	1	2	3	4	5	6	7	8	9	AB	R	H	RBI	BB	SO	LOB	BOTTOM			
Al Bumbry, L (1, 8) OBP: 0.319, SLG: 0.317	BB	F8		6-3				SH5-3		3	1	1	0	0	0	2				
Rich Dauer, R (1, 4) OBP: 0.347, SLG: 0.404	FC	6-3				6-3		F3		4	1	0	0	0	0	2				
John Lowenstein, L (1, 7) OBP: 0.433, SLG: 0.736	2B			F8		4-1		IBB		2	0	0	0	2	0	0				
Ken Singleton, S (1, 10) OBP: 0.368, SLG: 0.338	SF9			F7		F6		F8		3	0	0	1	0	0	2				
Terry Crowley, L (1, 3) OBP: 0.455, SLG: 0.457 Eddie Murray, S (9, 3) OBP: 0.453, SLG: 0.633	2B			BB				F5		3	0	2	1	1	0	0				
Jim Dwyer, L (1, 9) OBP: 0.351, SLG: 0.545	IBB			F6		SH5-3		HR		2	1	1	1	1	0	1				
Joe Nolan, L (1, 2) OBP: 0.228, SLG: 0.204	F8			K		K		K		4	0	0	0	0	3	4				
Cal Ripken Jr., R (1, 5) OBP: 0.261, SLG: 0.384	4-3					F5		F4		4	0	1	0	0	0	4				
Lenn Sakata, R (1, 6) OBP: 0.323, SLG: 0.348				F7				SH5-3		3	0	2	0	0	0	1				
<b>Inning Stats</b>	R: 2 E: 0 K: 0 S: 6	H: 2 LOB: 3 BB: 2 P: 14	R: 0 E: 0 K: 0 S: 3	H: 1 LOB: 0 BB: 0 P: 3	R: 0 E: 0 K: 0 S: 3	H: 0 LOB: 1 BB: 1 P: 7	R: 0 E: 0 K: 1 S: 6	H: 1 LOB: 1 BB: 0 P: 6	R: 0 E: 0 K: 0 S: 3	H: 0 LOB: 0 BB: 0 P: 3	R: 0 E: 0 K: 1 S: 6	H: 1 LOB: 1 BB: 0 P: 6	R: 0 E: 0 K: 0 S: 4	H: 1 LOB: 2 BB: 1 P: 8	R: 1 E: 0 K: 1 S: 6	H: 1 LOB: 0 BB: 0 P: 6	1B: 5 2B: 1 3B: 0 HR: 1	SF: 1 SAC: 2 DP: 0 HBP: 0	WP: 0 PB: 0 SB: 1 CS: 1	PA: 35
<b>PITCHER</b> Luis Leal, R (1, 1) ERA: 3.21	IP: 8.0 WLS: L BF: 35 H: 7 R: 3 ER: 3 SO: 3 BB: 2 IBB: 2 HBP: 0 BLK: 0 WP: 0 HR: 1 S: 37 P: 53 ERA: 3.38 WHIP: 1.125															<b>PITCHER</b>				

Toronto Blue Jays @ Baltimore Orioles  
Memorial Stadium, Baltimore, MD  
Sat May 29 1982, 7:05 PM EDT  
Unknown - 84 F

AB	28
R	3
H	7
RBI	3
BB	4
SO	3
LOB	16



Batter	1	2	3	4	5	6	7	8	9	AB	R	H	RBI	BB	SO	LOB	TOP										
<b>Damaso Garcia, R</b> OBP: 0.391, SLG: 0.385 (1, 4)	F8	5-3	F8			K		6-3		5	0	0	0	0	1	3											
<b>Garth Iorg, R</b> OBP: 0.304, SLG: 0.389 (1, 5)	F9	F9			F6	F9		3-1		4	0	0	0	0	0	0											
<b>Rance Mulliniks, L</b> OBP: 0.324, SLG: 0.362 (8, PH) (8, 5)	F9	F9			F6	F9		3-1		1	0	0	0	0	0	2											
<b>Otto Velez, R</b> OBP: 0.306, SLG: 0.306 (1, 10)			5-3						F8	4	1	2	0	0	0	0											
<b>Willie Upshaw, L</b> OBP: 0.371, SLG: 0.480 (9, PH)	BB 1B			FC5-4 1B						1	0	0	0	0	0	0											
<b>Barry Bonnell, R</b> OBP: 0.433, SLG: 0.582 (8, 7)	BB 1B			FC5-4 1B						4	3	2	0	1	1	1											
<b>Jesse Barfield, R</b> OBP: 0.336, SLG: 0.415 (1, 9)	BB 1B									3	2	1	0	1	1	1											
<b>Hosken Powell, L</b> OBP: 0.280, SLG: 0.361 (9, PH) (9, 9)	1B HR			5-3						1	0	1	0	0	0	0											
<b>Tony Johnson, R</b> OBP: 0.333, SLG: 0.545 (1, 7)										2	2	1	2	1	0	0											
<b>Lloyd Moseby, L</b> OBP: 0.278, SLG: 0.333 (8, PH) (8, 8)	HR			1-3 BB		5-3			K	1	1	0	0	1	1	2											
<b>Dave Revering, L</b> OBP: 0.241, SLG: 0.289 (1, 3)	HR			1-3 BB						4	2	2	5	1	2	1											
<b>Ernie Whitt, L</b> OBP: 0.350, SLG: 0.472 (1, 2)	1-3			1-3 BB						3	0	1	1	0	0	2											
<b>Buck Martinez, R</b> OBP: 0.316, SLG: 0.353 (8, PH) (8, 2)	1-3			1-3						1	0	1	0	1	0	0											
<b>Alfredo Griffin, S</b> OBP: 0.253, SLG: 0.285 (1, 6)										5	0	2	3	0	0	3											
<b>Inning Stats</b>	R: 5 E: 0 K: 0 S: 7	H: 4 LOB: 0 BB: 1 P: 11	R: 0 E: 0 K: 0 S: 3	H: 0 LOB: 0 BB: 0 P: 3	R: 4 E: 0 K: 0 S: 6	H: 3 LOB: 1 BB: 2 P: 14	R: 0 E: 0 K: 0 S: 4	H: 1 LOB: 0 BB: 0 P: 4	R: 0 E: 0 K: 1 S: 5	H: 0 LOB: 0 BB: 0 P: 5	R: 0 E: 0 K: 2 S: 7	H: 0 LOB: 0 BB: 0 P: 7	R: 1 E: 0 K: 1 S: 7	H: 2 LOB: 2 BB: 2 P: 11	R: 1 E: 0 K: 1 S: 7	H: 2 LOB: 3 BB: 2 P: 15	1B: 10 2B: 2 3B: 0 HR: 1	SF: 0 SAC: 0 DP: 0 HBP: 0	WP: 0 PB: 0 SB: 0 CS: 1	PA: 46							
<b>PITCHER</b>	IP	WLS	BF	H	R	ER	SO	BB	IBB	HBP	BLK	WP	HR	S	P	ERA	WHIP										
<b>Scott McGregor, L</b> ERA: 3.62 (1, 1)	0.2		7	4	5	5	0	1	0	0	0	0	1	6	10	67.50	7.500										
<b>Ross Grimsley, L</b> ERA: 3.75 (1, 1)	2.0		10	2	4	4	0	1	1	0	0	0	0	8	16	18.00	1.500										
<b>Storm Davis, R</b> ERA: 0.9 (3, 1)	4.1		15	3	0	0	4	0	0	0	0	0	0	23	23	0.00	0.692										
<b>Tippy Martinez, L</b> ERA: 5.73 (8, 1)	0.1		4	2	1	1	1	1	0	0	0	0	0	5	9	27.00	9.000										
<b>Tim Stoddard, R</b> ERA: 3.89 (8, 1)	1.2	L	9	2	1	1	1	2	0	0	0	0	0	9	17	5.40	2.400										

Toronto Blue Jays @ Baltimore Orioles  
Memorial Stadium, Baltimore, MD  
Sat May 29 1982, 7:05 PM EDT  
Att: 21,241 - Unknown - 80 F

AB 39  
R 11  
H 13  
RBI 11  
BB 6  
SO 6  
LOB 15



Batter	1	2	3	4	5	6	7	8	9	AB	R	H	RBI	BB	SO	LOB	BOTTOM										
<b>Al Bumbry, L</b> OBP: 0.321, SLG: 0.326 (1, 8)	5-3	F8					1B 1B	K		5	1	2	0	0	1	1											
<b>Rich Dauer, R</b> OBP: 0.354, SLG: 0.416 (1, 4)	1B 2B			6-3			1B HR	F8		5	2	3	0	0	0	2											
<b>Jim Dwyer, L</b> OBP: 0.357, SLG: 0.526 (1, 3) (8, 7)	1B 2B						HR BB	F6		5	2	2	1	0	1	2											
<b>Ken Singleton, S</b> OBP: 0.369, SLG: 0.335 (1, 10)	2B 1B						HR BB	F8		4	2	1	1	1	0	0											
<b>John Lowenstein, L</b> OBP: 0.439, SLG: 0.742 (1, 7)	2B 1B						HR BB	F6		2	1	1	2	1	0	0											
<b>Benny Ayala, R</b> OBP: 0.455, SLG: 0.850 (7, PH)	E						HR			1	1	1	4	0	0	0											
<b>Eddie Murray, S</b> OBP: 0.450, SLG: 0.627 (8, 3)	E						HR			1	0	0	0	0	0	0											
<b>Dan Ford, R</b> OBP: 0.283, SLG: 0.387 (1, 9)	E8 1B						5-3	F9		5	0	1	1	0	1	1											
<b>Rick Dempsey, R</b> OBP: 0.350, SLG: 0.363 (1, 2)	K						HR	K		4	1	1	1	0	2	2											
<b>Floyd Rayford, R</b> OBP: 0.222, SLG: 0.125 (1, 5)	5-3						K	L5		4	0	0	0	0	1	1											
<b>Bobby Bonner, R</b> OBP: 0.216, SLG: 0.204 (1, 6)										3	0	0	0	0	0	0											
<b>Lenn Sakata, R</b> OBP: 0.328, SLG: 0.362 (8, PH) (8, 6)	F4									1	0	1	0	0	0	0											
<b>Inning Stats</b>	R: 4 E: 1 K: 1 S: 10	H: 5 LOB: 1 BB: 0 P: 10	R: 0 E: 0 K: 1 S: 6	H: 1 LOB: 0 BB: 0 P: 6	R: 0 E: 0 K: 1 S: 5	H: 0 LOB: 1 BB: 1 P: 9	R: 0 E: 0 K: 0 S: 4	H: 1 LOB: 0 BB: 0 P: 4	R: 0 E: 0 K: 0 S: 3	H: 0 LOB: 0 BB: 0 P: 3	R: 1 E: 0 K: 1 S: 6	H: 1 LOB: 0 BB: 0 P: 6	R: 5 E: 0 K: 1 S: 9	H: 4 LOB: 0 BB: 1 P: 13	R: 0 E: 0 K: 1 S: 6	H: 1 LOB: 0 BB: 0 P: 6	R: 0 E: 0 K: 0 S: 3	H: 0 LOB: 0 BB: 0 P: 3	1B: 7 2B: 4 3B: 0 HR: 2	SF: 0 SAC: 0 DP: 0 HBP: 0	WP: 0 PB: 0 SB: 0 CS: 0	PA: 42					
<b>PITCHER</b>	IP	WLS	BF	H	R	ER	SO	BB	IBB	HBP	BLK	WP	HR	S	P	ERA	WHIP										
<b>Jim Clancy, R</b> ERA: 4.97 (1, 1)	6.0		27	8	5	5	4	1	0	0	0	0	0	3	7	*	*										
<b>Dale Murray, R</b> ERA: 4.75 (7, 1)	0.0		4	3	4	4	0	1	0	0	0	0	0	3	7	*	*										
<b>Jerry Garvin, L</b> ERA: 9.0 (7, 1)	0.0		1	1	1	1	0	0	0	0	0	0	1	1	1	*	*										
<b>Joey McLaughlin, R</b> ERA: 3.21 (7, 1)	3.0	W	10	1	0	0	2	0	0	0	0	0	0	14	14	0.00	0.333										

Toronto Blue Jays @ Baltimore Orioles  
Memorial Stadium, Baltimore, MD  
Sat May 29 1982, 7:05 PM EDT  
Att: 21,241 - Unknown - 80 F

AB 40  
R 10  
H 13  
RBI 10  
BB 2  
SO 6  
LOB 9



Batter	1	2	3	4	5	6	7	8	9	AB	R	H	RBI	BB	SO	LOB	TOP																			
Damaso Garcia, R (1,4) OBP: 0.393, SLG: 0.385	5-3		6-3				F8		FC6-4	5	0	2	2	0	0	1	Toronto Blue Jays @ Baltimore Orioles Memorial Stadium, Baltimore, MD Sun May 30 1982, 3:33 AM EDT Att: 21,632 - Unknown - 82 F																			
Rance Mulliniks, L (1,5) Garth Iorg, R (9, PH) OBP: 0.301, SLG: 0.385	1B		1B	BB			K		FC6-4	3	1	1	0	1	1	1																				
Willie Upshaw, L (1,3) OBP: 0.372, SLG: 0.477	1B		1B	G4-6-3			K		F9	5	1	2	0	0	1	1																				
Dave Revering, L (1,10) Tony Johnson, R (8, PR) OBP: 0.253, SLG: 0.291 OBP: 0.333, SLG: 0.545	FC6-4		G4-6-3				F9		CS	3	0	1	1	1	0	2																				
Barry Bonnell, R (1,7) OBP: 0.427, SLG: 0.566	FC6-4						F8		CS	3	0	0	1	1	0	1																				
Hosken Powell, L (1,9) Jesse Barfield, R (8,9) OBP: 0.289, SLG: 0.347 OBP: 0.341, SLG: 0.415	F5						6-3		F4	3	0	0	0	0	0	2																				
Ernie Whitt, L (1,2) OBP: 0.365, SLG: 0.495			K						F5	4	1	3	0	0	1	0																				
Lloyd Moseby, L (1,8) OBP: 0.277, SLG: 0.326			K2-3						F5	3	1	0	0	1	1	2																				
Alfredo Griffin, S (1,6) OBP: 0.247, SLG: 0.277			4-3						G3	4	1	0	0	0	0	3																				
<b>Inning Stats</b>	R: 2 E: 0 K: 0 S: 6	H: 3 LOB: 1 BB: 0 P: 6	R: 0 E: 0 K: 2 S: 7	H: 0 LOB: 0 BB: 0 P: 7	R: 0 E: 0 K: 0 S: 3	H: 1 LOB: 1 BB: 1 P: 7	R: 0 E: 0 K: 0 S: 4	H: 1 LOB: 1 BB: 0 P: 4	R: 0 E: 0 K: 1 S: 5	H: 0 LOB: 0 BB: 0 P: 9	R: 0 E: 0 K: 0 S: 4	H: 1 LOB: 1 BB: 0 P: 4	R: 0 E: 0 K: 0 S: 2	H: 0 LOB: 0 BB: 1 P: 6	R: 4 E: 1 K: 0 S: 6	H: 2 LOB: 1 BB: 2 P: 14	1B: 8 2B: 1 3B: 0 HR: 0	SF: 0 SAC: 0 DP: 1 HBP: 0	WP: 0 PB: 0 SB: 1 CS: 2	PA: 40																
<b>PITCHER</b>	IP	WLS	BF	H	R	ER	SO	BB	IBB	HBP	BLK	WP	HR	S	P	ERA	WHIP	<b>PITCHER</b>		IP	WLS	BF	H	R	ER	SO	BB	IBB	HBP	BLK	WP	HR	S	P	ERA	WHIP
Jim Palmer, R (1,1) ERA: 6.02	8.1	L	37	9	6	4	4	4	1	0	0	0	0	0	40	60	4.32	1.560																		
Tippy Martinez, L (9,1) ERA: 5.96	0.2		2	0	0	0	0	0	0	0	0	0	0	2	2	0.00	0.000																			

AB	34
R	6
H	9
RBI	5
BB	5
SO	4
LOB	14



Batter	1	2	3	4	5	6	7	8	9	AB	R	H	RBI	BB	SO	LOB	BOTTOM																			
Al Bumbry, L (1,8) OBP: 0.314, SLG: 0.318	K		4-3				F9		F8	4	0	0	0	0	1	3	Toronto Blue Jays @ Baltimore Orioles Memorial Stadium, Baltimore, MD Sun May 30 1982, 3:33 AM EDT Att: 21,632 - Unknown - 82 F																			
Rich Dauer, R (1,4) OBP: 0.346, SLG: 0.406	5-3						F6		F7	4	0	0	0	0	0	0																				
John Lowenstein, L (1,7) OBP: 0.423, SLG: 0.710	F8						F9		K	4	0	0	0	0	2	0																				
Ken Singleton, S (1,10) OBP: 0.366, SLG: 0.329			K				F6		BB	3	0	0	0	1	1	0																				
Terry Crowley, L (1,3) OBP: 0.438, SLG: 0.421	K						F8		FC6-4	3	0	0	0	1	1	1																				
Dan Ford, R (1,9) OBP: 0.288, SLG: 0.379	K						F9		FC6-4	3	0	0	0	0	1	1																				
Rick Dempsey, R (1,2) OBP: 0.350, SLG: 0.362			5-3						F8	3	0	1	0	0	0	1																				
Cal Ripken Jr., R (1,5) OBP: 0.263, SLG: 0.379			K						6-3	2	0	0	0	1	1	1																				
Lenn Sakata, R (1,6) OBP: 0.328, SLG: 0.356									F7	2	0	0	0	1	0	2																				
<b>Inning Stats</b>	R: 0 E: 0 K: 1 S: 5	H: 0 LOB: 0 BB: 0 P: 5	R: 0 E: 0 K: 3 S: 9	H: 0 LOB: 0 BB: 0 P: 9	R: 0 E: 0 K: 1 S: 5	H: 0 LOB: 1 BB: 1 P: 9	R: 0 E: 0 K: 0 S: 3	H: 0 LOB: 1 BB: 1 P: 7	R: 0 E: 0 K: 0 S: 4	H: 1 LOB: 2 BB: 1 P: 8	R: 0 E: 0 K: 1 S: 5	H: 0 LOB: 0 BB: 0 P: 5	R: 0 E: 0 K: 0 S: 3	H: 0 LOB: 0 BB: 1 P: 7	R: 0 E: 0 K: 0 S: 3	H: 0 LOB: 0 BB: 0 P: 3	R: 0 E: 0 K: 1 S: 5	H: 0 LOB: 0 BB: 0 P: 5	1B: 1 2B: 0 3B: 0 HR: 0	SF: 0 SAC: 0 DP: 0 HBP: 0	WP: 0 PB: 0 SB: 0 CS: 0	PA: 32														
<b>PITCHER</b>	IP	WLS	BF	H	R	ER	SO	BB	IBB	HBP	BLK	WP	HR	S	P	ERA	WHIP	<b>PITCHER</b>		IP	WLS	BF	H	R	ER	SO	BB	IBB	HBP	BLK	WP	HR	S	P	ERA	WHIP
Jim Gott, R (1,1) ERA: 3.19	6.0	W	23	1	0	0	6	4	0	0	0	0	0	31	47	0.00	0.833																			
Roy Lee Jackson, R (7,1) ERA: 3.04	3.0	S	9	0	0	0	1	0	0	0	0	0	0	11	11	0.00	0.000																			



Batter	1	2	3	4	5	6	7	8	9	AB	R	H	RBI	BB	SO	LOB	TOP				
Willie Randolph, R (1,4) OBP: 0.409, SLG: 0.430										4	1	0	0	0	1	2					
Ken Griffey, L (1,8) OBP: 0.310, SLG: 0.336										4	0	0	0	0	0	2					
Oscar Gamble, L (1,9) OBP: 0.391, SLG: 0.534										2	0	0	1	1	1	0					
John Mayberry, L (1,3) OBP: 0.341, SLG: 0.353										4	0	0	0	0	1	2					
Bobby Murcer, L (1,10) OBP: 0.298, SLG: 0.368										4	0	1	0	0	0	1					
Graig Nettles, L (1,5) OBP: 0.383, SLG: 0.403										2	1	1	1	1	0	1					
Bucky Dent, R (7, PR) OBP: 0.202, SLG: 0.193										1	1	0	0	0	0	1					
Roy Smalley, S (1,6) OBP: 0.337, SLG: 0.384										4	1	2	2	0	0	1					
Dave Collins, S (1,7) OBP: 0.285, SLG: 0.277										4	0	0	0	0	2	3					
Butch Wynegar, S (1,2) OBP: 0.366, SLG: 0.368										3	0	2	0	0	0	0					
<b>Inning Stats</b>	R: 0 E: 0 K: 1 S: 5	H: 0 LOB: 0 BB: 0 P: 5	R: 1 E: 0 K: 0 S: 5	H: 2 LOB: 1 BB: 0 P: 5	R: 0 E: 0 K: 1 S: 5	H: 1 LOB: 0 BB: 0 P: 5	R: 0 E: 1 K: 1 S: 5	H: 0 LOB: 1 BB: 1 P: 9	R: 0 E: 0 K: 1 S: 3	H: 0 LOB: 0 BB: 0 P: 3	R: 2 E: 0 K: 1 S: 6	H: 1 LOB: 1 BB: 1 P: 10	R: 1 E: 1 K: 0 S: 5	H: 1 LOB: 1 BB: 0 P: 5	R: 0 E: 0 K: 0 S: 4	H: 1 LOB: 1 BB: 0 P: 4	1B: 2 2B: 2 3B: 0 HR: 2	SF: 1 SAC: 0 DP: 1 HBP: 0	WP: 0 PB: 0 SB: 0 CS: 0	PA: 35	
<b>PITCHER</b>	IP	WLS	BF	H	R	ER	SO	BB	IBB	HBP	BLK	WP	HR	S	P	ERA	WHIP				
Dave Stieb, R (1,1) ERA: 3.64	6.2	W	24	3	2	2	4	2	0	0	0	0	1	30	38	2.70	0.750				
Joey McLaughlin, R (7,1) ERA: 3.26	2.1		11	3	2	1	1	0	0	0	0	0	1	13	13	3.86	1.286				

**New York Yankees @ Toronto Blue Jays**  
Exhibition Stadium, Toronto, ON  
Mon May 31 1982, 7:05 PM EDT  
Att: 20,136 - Unknown - 75 F

AB	32
R	4
H	6
RBI	4
BB	2
SO	5
LOB	13



Batter	1	2	3	4	5	6	7	8	9	AB	R	H	RBI	BB	SO	LOB	BOTTOM				
Damaso Garcia, R (1,4) OBP: 0.361, SLG: 0.390										3	2	2	0	1	0	0					
Rance Mulliniks, L (1,5) OBP: 0.338, SLG: 0.390										3	1	2	3	0	0	0					
Garth Iorg, R (6, PH) OBP: 0.298, SLG: 0.382										1	0	0	0	0	0	2					
Willie Upshaw, L (1,3) OBP: 0.375, SLG: 0.484										4	0	2	1	0	0	1					
Dave Revering, L (1,10) OBP: 0.258, SLG: 0.296										2	0	1	0	0	1	0					
Otto Velez, R (6, PH) OBP: 0.348, SLG: 0.289										2	0	0	0	0	0	2					
Tony Johnson, R (7, PR) OBP: 0.333, SLG: 0.545										0	0	0	0	0	0	0					
Ernie Whitt, L (1,2) OBP: 0.361, SLG: 0.485										4	1	1	0	0	1	2					
Lloyd Moseby, L (1,8) OBP: 0.283, SLG: 0.331										4	0	2	0	0	0	3					
Al Woods, L (1,7) OBP: 0.254, SLG: 0.246										2	0	1	0	0	0	1					
Barry Bonnell, R (6, PH) OBP: 0.421, SLG: 0.557										2	0	0	0	0	0	1					
Hosken Powell, L (1,9) OBP: 0.263, SLG: 0.342										1	0	0	1	0	0	0					
Jesse Barfield, R (6, PH) OBP: 0.343, SLG: 0.417										2	0	1	0	0	0	1					
Alfredo Griffin, S (1,6) OBP: 0.247, SLG: 0.277										4	1	1	0	0	0	4					
<b>Inning Stats</b>	R: 0 E: 0 K: 0 S: 3	H: 0 LOB: 0 BB: 0 P: 3	R: 0 E: 0 K: 2 S: 8	H: 1 LOB: 1 BB: 0 P: 8	R: 2 E: 0 K: 0 S: 5	H: 3 LOB: 0 BB: 0 P: 5	R: 1 E: 0 K: 0 S: 6	H: 3 LOB: 2 BB: 0 P: 6	R: 2 E: 1 K: 0 S: 6	H: 3 LOB: 1 BB: 0 P: 6	R: 0 E: 0 K: 0 S: 4	H: 1 LOB: 2 BB: 1 P: 8	R: 0 E: 0 K: 0 S: 3	H: 1 LOB: 1 BB: 0 P: 3	R: 0 E: 0 K: 0 S: 4	H: 1 LOB: 1 BB: 0 P: 4	1B: 10 2B: 4 3B: 0 HR: 0	SF: 1 SAC: 0 DP: 1 HBP: 0	WP: 0 PB: 1 SB: 0 CS: 1	PA: 36	
<b>PITCHER</b>	IP	WLS	BF	H	R	ER	SO	BB	IBB	HBP	BLK	WP	HR	S	P	ERA	WHIP				
Roger Erickson, R (1,1) ERA: 5.43	4.0	L	21	10	5	5	2	1	0	0	0	0	0	8	12	0.00	1.500				
Tommy John, L (5,1) ERA: 2.49	2.0		9	2	0	0	0	0	0	0	0	0	0	6	6	0.00	0.500				
George Frazier, R (7,1) ERA: 2.3	2.0		6	1	0	0	0	0	0	0	0	0	0	6	6	0.00	0.500				

**New York Yankees @ Toronto Blue Jays**  
Exhibition Stadium, Toronto, ON  
Mon May 31 1982, 7:05 PM EDT  
Att: 20,136 - Unknown - 75 F

AB	34
R	5
H	13
RBI	5
BB	1
SO	2
LOB	17







Batter	1	2	3	4	5	6	7	8	9	AB	R	H	RBI	BB	SO	LOB	TOP								
<b>Willie Randolph, R</b> OBP: 0.403, SLG: 0.419 (1, 4)										4	1	0	0	1	1	3	<b>New York Yankees @ Toronto Blue Jays</b> Exhibition Stadium, Toronto, ON Tue Jun 01 1982, 7:05 PM EDT Att: 17,460 - Unknown - 59 F								
<b>Dave Collins, S</b> OBP: 0.297, SLG: 0.291 (1, 8) (7, 7)										5	1	3	0	0	1	3									
<b>Lou Piniella, R</b> OBP: 0.425, SLG: 0.560 <b>Ken Griffey, L</b> OBP: 0.308, SLG: 0.333 (7, PH) (7, 8)										2	0	1	2	1	0	1									
<b>Steve Balboni, R</b> OBP: 0.258, SLG: 0.357 <b>John Mayberry, L</b> OBP: 0.339, SLG: 0.350 (1, 3) (7, 3)										2	0	0	0	1	2	2									
<b>Butch Hobson, R</b> OBP: 0.222, SLG: 0.308 <b>Bobby Murcer, L</b> OBP: 0.294, SLG: 0.364 (1, 10) (8, PH)										3	0	0	0	0	0	3									
<b>Roy Smalley, S</b> OBP: 0.335, SLG: 0.376 (1, 5) (7, 6)										3	0	0	0	1	2	2									
<b>Oscar Gamble, L</b> OBP: 0.306, SLG: 0.533 (1, 9)										4	0	1	0	0	2	1									
<b>Barry Foote, R</b> OBP: 0.200, SLG: 0.294 <b>Butch Wynegar, S</b> OBP: 0.370, SLG: 0.368 (1, 2) (9, PH)										3	0	2	0	0	1	1									
<b>Bucky Dent, R</b> OBP: 0.198, SLG: 0.188 <b>Graig Nettles, L</b> OBP: 0.306, SLG: 0.397 (1, 6) (7, PH) (7, 5)										2	0	0	0	0	0	2									
<b>Inning Stats</b>	R: 1 E: 0 K: 1 S: 6	H: 1 LOB: 2 BB: 2 P: 14	R: 0 E: 0 K: 1 S: 5	H: 1 LOB: 0 BB: 0 P: 5	R: 1 E: 0 K: 1 S: 7	H: 2 LOB: 1 BB: 0 P: 7	R: 0 E: 1 K: 1 S: 6	H: 1 LOB: 2 BB: 0 P: 6	R: 0 E: 0 K: 2 S: 5	H: 0 LOB: 0 BB: 0 P: 7	R: 0 E: 0 K: 1 S: 6	H: 1 LOB: 2 BB: 1 P: 10	R: 0 E: 0 K: 0 S: 3	H: 0 LOB: 1 BB: 1 P: 7	R: 0 E: 0 K: 1 S: 5	H: 0 LOB: 1 BB: 1 P: 9		1B: 4 2B: 3 3B: 0 HR: 0	SF: 0 SAC: 0 DP: 1 HBP: 0	WP: 0 PB: 0 SB: 0 CS: 1	PA: 38				
<b>PITCHER</b>	IP	WLS	BF	H	R	ER	SO	BB	IBB	HBP	BLK	WP	HR	S	P	ERA	WHIP								
<b>Jerry Garvin, L</b> ERA: 7.36 (1, 1)	6.0		25	6	2	2	7	3	0	0	0	0	0	36	48	3.00	1.500								
<b>Dale Murray, R</b> ERA: 4.32 (7, 1)	3.0	W	13	1	0	0	2	3	0	0	0	0	0	14	26	0.00	1.333								

Batter	1	2	3	4	5	6	7	8	9	AB	R	H	RBI	BB	SO	LOB	BOTTOM								
<b>Damaso Garcia, R</b> OBP: 0.359, SLG: 0.387 (1, 4)										4	0	1	0	0	1	1	<b>New York Yankees @ Toronto Blue Jays</b> Exhibition Stadium, Toronto, ON Tue Jun 01 1982, 7:05 PM EDT Att: 17,460 - Unknown - 59 F								
<b>Rance Mulliniks, L</b> OBP: 0.330, SLG: 0.379 <b>Garth Iorg, R</b> OBP: 0.304, SLG: 0.382 (1, 5) (8, PH) (9, 5)										3	0	0	0	0	2	1									
<b>Willie Upshaw, L</b> OBP: 0.374, SLG: 0.481 (1, 3)										3	1	1	0	0	1	1									
<b>Dave Revering, L</b> OBP: 0.258, SLG: 0.306 (1, 10)										4	1	1	0	0	2	4									
<b>Ernie Whitt, L</b> OBP: 0.369, SLG: 0.490 <b>Buck Martinez, R</b> OBP: 0.325, SLG: 0.353 (1, 2) (8, PH) (9, 2)										0	0	0	0	1	0	0									
<b>Lloyd Moseby, L</b> OBP: 0.279, SLG: 0.326 <b>Barry Bonnell, R</b> OBP: 0.422, SLG: 0.556 (1, 8) (6, PH) (7, 8)										2	1	1	2	0	1	1									
<b>Al Woods, L</b> OBP: 0.254 <b>Tony Johnson, R</b> OBP: 0.286, SLG: 0.462 (1, 7) (7, PH) (8, 7)										2	1	0	0	0	0	0									
<b>Hosken Powell, L</b> OBP: 0.268, SLG: 0.346 <b>Jesse Barfield, R</b> OBP: 0.346, SLG: 0.426 (1, 9) (7, PH) (8, 9)										2	0	1	2	0	0	0									
<b>Alfredo Griffin, S</b> OBP: 0.247, SLG: 0.272 (1, 6)										3	0	0	0	1	0	3									
<b>Inning Stats</b>	R: 0 E: 0 K: 2 S: 8	H: 1 LOB: 1 BB: 0 P: 8	R: 0 E: 0 K: 1 S: 7	H: 2 LOB: 2 BB: 0 P: 7	R: 0 E: 0 K: 0 S: 3	H: 1 LOB: 0 BB: 0 P: 3	R: 0 E: 0 K: 1 S: 5	H: 0 LOB: 0 BB: 0 P: 5	R: 1 E: 0 K: 1 S: 7	H: 2 LOB: 1 BB: 0 P: 7	R: 0 E: 0 K: 2 S: 7	H: 0 LOB: 1 BB: 1 P: 11	R: 4 E: 0 K: 1 S: 8	H: 2 LOB: 1 BB: 2 P: 16	R: 0 E: 0 K: 1 S: 5	H: 2 LOB: 1 BB: 2 P: 9		1B: 7 2B: 2 3B: 0 HR: 0	SF: 0 SAC: 1 DP: 1 HBP: 0	WP: 1 PB: 1 SB: 1 CS: 0	PA: 36				
<b>PITCHER</b>	IP	WLS	BF	H	R	ER	SO	BB	IBB	HBP	BLK	WP	HR	S	P	ERA	WHIP								
<b>Mike Morgan, R</b> ERA: 2.61 (1, 1)	5.2		23	7	1	1	6	0	0	0	0	0	0	35	35	1.59	1.235								
<b>Shane Rawley, L</b> ERA: 2.99 (6, 1)	1.2	L	8	0	2	2	4	2	0	0	0	1	0	14	22	10.80	1.200								
<b>Rich Gossage, R</b> ERA: 3.24 (8, 1)	0.2		5	2	2	2	0	1	0	0	0	0	0	4	8	27.00	4.500								



Batter	1	2	3	4	5	6	7	8	9	10	11	12	13	AB R H RBI BB SO LOB	TOP											
Dave Collins, S OBP: 0.311, SLG: 0.315 (1.8)	G3		E9 1B 1H 2H		1B 1B				F8		FC1-2		HR 1B	7 2 4 2 0 0 3	<p><b>New York Yankees @ Toronto Blue Jays</b> Exhibition Stadium, Toronto, ON</p> <p>Wed Jun 02 1982, 7:05 PM EDT Att. 20,161 - Unknown - 61 F</p> <p>livebaseballscorecards.com</p> <p><b>AB 52</b> <b>R 12</b> <b>H 15</b> <b>RBI 10</b> <b>BB 6</b> <b>SO 8</b> <b>LOB 14</b></p> 											
Bobby Murcer, L OBP: 0.304, SLG: 0.405 (1.10)	G3		BB 1B		1B 2B 1B		4-3			K	3-1		HR	7 1 3 5 0 1 4												
Oscar Gamble, L OBP: 0.385, SLG: 0.531 (1.9)	6-3				1B 2B					F6		3-1	1-3 HR	6 0 2 0 1 0 0												
John Mayberry, L OBP: 0.321, SLG: 0.327 (1.3)										G4-6-3 1B			F9	7 0 0 0 0 2 3												
Graig Nettles, L OBP: 0.340, SLG: 0.365 (1.5)	1-3									K			4-3	7 0 0 0 0 2 2												
Roy Smalley, S OBP: 0.335, SLG: 0.370 (1.6)	6-3									K				5 2 1 0 1 1 0												
Lou Piniella, R OBP: 0.419, SLG: 0.538 (1.7)													1B E BB 1B	5 2 1 0 0 1 1												
Butch Wynegar, S OBP: 0.382, SLG: 0.385 (1.2)													BB BB FC1-2 HBP	5 3 3 1 1 0 0												
Andre Robertson, R OBP: 0.409, SLG: 0.529 (1.4)													1B BB HR 1B	3 2 1 2 3 1 1												
<b>Inning Stats</b>	R: 0 E: 0 K: 0 S: 3	H: 0 LOB: 0 BB: 0 P: 3	R: 0 E: 0 K: 1 S: 5	H: 0 LOB: 0 BB: 0 P: 5	R: 3 E: 1 K: 1 S: 8	H: 3 LOB: 2 BB: 2 P: 16	R: 0 E: 0 K: 0 S: 3	H: 0 LOB: 0 BB: 0 P: 3	R: 0 E: 0 K: 2 S: 7	H: 0 LOB: 0 BB: 0 P: 7	R: 0 E: 0 K: 1 S: 7	H: 2 LOB: 2 BB: 0 P: 7	R: 1 E: 0 K: 1 S: 7	H: 2 LOB: 1 BB: 0 P: 7		R: 0 E: 0 K: 1 S: 5	H: 0 LOB: 0 BB: 0 P: 5	R: 2 E: 1 K: 0 S: 3	H: 0 LOB: 2 BB: 3 P: 16	R: 0 E: 0 K: 0 S: 3	H: 0 LOB: 0 BB: 0 P: 3	R: 0 E: 0 K: 0 S: 8	H: 4 LOB: 0 BB: 1 P: 12	1B: 10 2B: 4 3B: 0 HR: 1	SF: 0 SAC: 0 DP: 1 HBP: 1	W/P: 0 PB: 0 SB: 0 CS: 0
<b>PITCHER</b>	IP WLS BF H R ER SO BB IBB HBP BLK WP HR S P ERA WHIP																									
Jim Clancy, R ERA: 4.8 (1.1)	8.1 35 11 4 3 6 2 0 0 0 0 0 45 53 3.24 1.560																									
Roy Lee Jackson, R ERA: 3.16 (0.9)	2.0 9 0 2 1 2 2 0 1 0 0 0 10 19 4.50 1.000																									
Joey McLaughlin, R ERA: 4.22 (1.1)	1.2 L 11 3 5 4 0 2 0 0 0 0 0 9 17 21.60 3.000																									
Mark Bombardier, R ERA: 6.31 (13.1)	1.0 4 1 1 1 0 0 0 0 0 0 0 1 4 4 9.00 1.000																									

Batter	1	2	3	4	5	6	7	8	9	10	11	12	13	AB R H RBI BB SO LOB	BOTTOM															
Damaso Garcia, R OBP: 0.350, SLG: 0.383 (1.4)	4-3		F4		K						6-3		1B	7 0 2 0 0 2 3	<p><b>New York Yankees @ Toronto Blue Jays</b> Exhibition Stadium, Toronto, ON</p> <p>Wed Jun 02 1982, 7:05 PM EDT Att. 20,161 - Unknown - 61 F</p> <p>livebaseballscorecards.com</p> <p><b>AB 50</b> <b>R 6</b> <b>H 14</b> <b>RBI 5</b> <b>BB 5</b> <b>SO 12</b> <b>LOB 28</b></p> 															
Garth Iorg, R OBP: 0.314, SLG: 0.397 (1.5)	FC5-4 1B				BB SF9 2B		SH1-4 1B				F4		F3	6 2 3 0 0 1 2																
Otto Velez, R OBP: 0.357, SLG: 0.325 (1.10)													L4	2 0 1 2 1 0 1																
Dave Revere, L OBP: 0.293, SLG: 0.302 (7, PH)	FC5-4 1B				BB BB		1B 2B				K		E 1B	1 0 0 0 1 1 0																
Wayne Northen, R OBP: 0.333, SLG: 0.337 (11, PH)					1B 2B									1 0 1 1 0 0 0																
Hosken Powell, L OBP: 0.295, SLG: 0.342 (11, PR)	1-2				1H 3H									1 1 0 0 0 0 1																
Barry Bonnell, R OBP: 0.415, SLG: 0.540 (8.9)	F9				BB BB		F8		F7		F9		E1 1B	7 0 2 0 0 1 6																
Jesse Barfield, R OBP: 0.353, SLG: 0.427 (1.9)													1B	2 0 1 0 1 0 0																
Al Woods, L OBP: 0.247, SLG: 0.239 (7, PH)					1-2 2-3		BB						1-3	4 0 0 0 0 1 6																
Tony Johnson, R OBP: 0.235, SLG: 0.400 (8.9)	G3				SF9		1-3							2 0 0 1 0 0 2																
Lloyd Moseby, L OBP: 0.287, SLG: 0.336 (8.9)					1-3									2 0 1 0 0 1 0																
Buck Martinez, R OBP: 0.325, SLG: 0.343 (1.2)													SH3-4 HBP	2 0 0 0 1 0 0																
Ernie Whitt, L OBP: 0.353, SLG: 0.480 (8, PH)	5-3				1-2 2-3		BB						SH3-4	2 0 0 0 0 1 1																
Willie Upshaw, L OBP: 0.367, SLG: 0.467 (1.3)					4-3		K						K	5 1 0 0 1 2 5																
Alfredo Griffin, S OBP: 0.256, SLG: 0.292 (1.6)					4-3		K						1-3	6 2 3 1 0 2 1																
<b>Inning Stats</b>	R: 0 E: 0 K: 0 S: 4	H: 1 LOB: 1 BB: 0 P: 4	R: 0 E: 0 K: 0 S: 3	H: 0 LOB: 0 BB: 0 P: 3	R: 0 E: 0 K: 1 S: 5	H: 0 LOB: 0 BB: 0 P: 5	R: 1 E: 0 K: 1 S: 6	H: 1 LOB: 3 BB: 3 P: 18	R: 2 E: 0 K: 1 S: 9	H: 4 LOB: 2 BB: 2 P: 9	R: 0 E: 0 K: 1 S: 5	H: 0 LOB: 0 BB: 0 P: 5	R: 0 E: 0 K: 2 S: 8	H: 1 LOB: 1 BB: 1 P: 12	R: 1 E: 0 K: 2 S: 8	H: 1 LOB: 1 BB: 1 P: 12	R: 0 E: 0 K: 1 S: 5	H: 0 LOB: 0 BB: 0 P: 5	R: 0 E: 0 K: 1 S: 6	H: 1 LOB: 1 BB: 0 P: 6	R: 2 E: 1 K: 0 S: 8	H: 3 LOB: 2 BB: 3 P: 8	R: 0 E: 0 K: 1 S: 5	H: 0 LOB: 1 BB: 0 P: 6	R: 0 E: 0 K: 0 S: 5	H: 0 LOB: 1 BB: 0 P: 6	1B: 10 2B: 3 3B: 1 HR: 0	SF: 1 SAC: 2 DP: 0 HBP: 1	W/P: 0 PB: 0 SB: 0 CS: 0	PA: 59
<b>PITCHER</b>	IP WLS BF H R ER SO BB IBB HBP BLK WP HR S P ERA WHIP																													
Ron Guidry, L ERA: 3.16 (1.1)	6.0 28 7 3 3 4 3 0 0 0 0 0 33 45 4.50 1.667																													
George Frazier, R ERA: 2.37 (7.1)	3.0 12 1 1 1 5 2 0 0 0 0 0 20 28 3.00 1.000																													
Shane Rawley, L ERA: 2.78 (10.1)	4.0 W 19 6 2 1 3 0 0 1 0 0 0 24 25 2.25 1.500																													

Batter	1	2	3	4	5	6	7	8	9	AB	R	H	RBI	BB	SO	LOB	TOP			
Dave Collins, S (1,7) OBP: 0.302, SLG: 0.305	G3		F9		G3			4-3		4	0	0	0	0	0	0				
Mike Patterson, L (1,8) OBP: 0.200, SLG: 0.500	1B		F6			K		G3		4	0	1	0	0	1	0				
Oscar Gamble, L (1,9) OBP: 0.384, SLG: 0.520	K			2B	4-3	1B		F7		4	1	1	0	0	1	1				
John Mayberry, L (1,3) OBP: 0.326, SLG: 0.336	BB			1-3	2B			K		3	0	1	0	1	1	0				
Graig Nettles, L (1,5) OBP: 0.327, SLG: 0.348	F8			4-3				F4		4	0	0	1	0	0	3				
Bobby Murcer, L (1,10) OBP: 0.295, SLG: 0.391		G3		F8				F8		3	0	0	0	0	0	1				
Roy Smalley, S (1,6) OBP: 0.335, SLG: 0.369		4-3			G3					3	0	1	0	0	0	1				
Butch Wynegar, S (1,2) OBP: 0.374, SLG: 0.376		F8				L4		G3		3	0	0	0	0	0	1				
Andre Robertson, R (1,4) OBP: 0.360, SLG: 0.450			F9			F9		F9		3	0	0	0	0	0	0				
<b>Inning Stats</b>	R: 0 E: 0 K: 1 S: 6	H: 1 LOB: 2 BB: 1 P: 10	R: 0 E: 0 K: 0 S: 3	H: 0 LOB: 0 BB: 0 P: 3	R: 0 E: 0 K: 0 S: 3	H: 0 LOB: 0 BB: 0 P: 3	R: 1 E: 0 K: 0 S: 5	H: 2 LOB: 1 BB: 0 P: 5	R: 0 E: 0 K: 2 S: 7	H: 0 LOB: 0 BB: 0 P: 7	R: 0 E: 0 K: 0 S: 4	H: 1 LOB: 1 BB: 0 P: 4	R: 0 E: 0 K: 0 S: 3	H: 0 LOB: 0 BB: 0 P: 3	R: 0 E: 0 K: 0 S: 3	H: 0 LOB: 0 BB: 0 P: 3	1B: 3 2B: 1 3B: 0 HR: 0	SF: 0 SAC: 0 DP: 0 HBP: 0	WP: 0 PB: 0 SB: 1 CS: 0	PA: 32
<b>PITCHER</b> Luis Leal, R (1,1) ERA: 2.98	IP: 9.0 WLS: W BF: 32 H: 4 R: 1 ER: 1 SO: 3 BB: 1 IBB: 0 HBP: 0 BLK: 0 WP: 0 HR: 0 S: 37 P: 41 ERA: 1.00 WHIP: 0.556															<b>PITCHER</b>				

**New York Yankees @ Toronto Blue Jays**  
 Exhibition Stadium, Toronto, ON  
 Thu Jun 03 1982, 7:05 PM EDT  
 Att: 20,147 - Unknown - 52 F

AB	31
R	1
H	4
RBI	1
BB	1
SO	3
LOB	7



Batter	1	2	3	4	5	6	7	8	9	AB	R	H	RBI	BB	SO	LOB	BOTTOM			
Damaso Garcia, R (1,4) OBP: 0.359, SLG: 0.386	5-3	5-3			1B	1B				4	1	2	0	0	0	1				
Garth Iorg, R (1,5) OBP: 0.328, SLG: 0.403	1B		5-3		1B					3	0	2	0	1	0	0				
Otto Velez, R (1,10) OBP: 0.373, SLG: 0.317	FC5-4				1B					1	0	0	0	1	0	1				
Wayne Nordhagen, R (5, PH) OBP: 0.338, SLG: 0.343	1B				1B					1	0	1	1	0	0	0				
Dave Revering, L (5, PR) OBP: 0.260, SLG: 0.299	1-2		FC6-4		1B					1	0	0	0	0	0	2				
Barry Bonnell, R (1,8) OBP: 0.410, SLG: 0.531	6-3		FC6-4		G6-4-3					4	0	1	0	0	0	4				
Jesse Barfield, R (1,9) OBP: 0.345, SLG: 0.417		6-3	FC5-4			5-3		SH1-4		3	0	0	0	0	0	1				
Tony Johnson, R (1,7) OBP: 0.286, SLG: 0.444					F7					3	1	1	0	1	0	0				
Lloyd Moseby, L (9,8) OBP: 0.287, SLG: 0.336		2B				1-3				0	0	0	0	0	0	0				
Buck Martinez, R (1,2) OBP: 0.321, SLG: 0.351		2B				6-3				4	1	1	1	0	0	2				
Willie Upshaw, L (1,3) OBP: 0.361, SLG: 0.458		3-1								3	0	0	0	0	1	1				
Alfredo Griffin, S (1,6) OBP: 0.257, SLG: 0.292		3-1								3	0	1	1	0	1	0				
<b>Inning Stats</b>	R: 0 E: 1 K: 0 S: 4	H: 3 LOB: 1 BB: 0 P: 4	R: 2 E: 0 K: 0 S: 6	H: 3 LOB: 1 BB: 0 P: 6	R: 0 E: 0 K: 0 S: 3	H: 0 LOB: 1 BB: 1 P: 7	R: 0 E: 0 K: 1 S: 5	H: 0 LOB: 0 BB: 0 P: 5	R: 1 E: 0 K: 0 S: 5	H: 3 LOB: 2 BB: 0 P: 5	R: 0 E: 0 K: 0 S: 3	H: 0 LOB: 0 BB: 0 P: 3	R: 0 E: 0 K: 1 S: 6	H: 1 LOB: 2 BB: 1 P: 10	R: 0 E: 0 K: 0 S: 3	H: 1 LOB: 1 BB: 1 P: 7	1B: 7 2B: 2 3B: 0 HR: 0	SF: 0 SAC: 1 DP: 2 HBP: 0	WP: 0 PB: 0 SB: 1 CS: 0	PA: 34
<b>PITCHER</b> Tommy John, L (1,1) ERA: 2.57	IP: 8.0 WLS: L BF: 34 H: 9 R: 3 ER: 3 SO: 2 BB: 2 IBB: 1 HBP: 0 BLK: 0 WP: 0 HR: 0 S: 35 P: 47 ERA: 3.38 WHIP: 1.375															<b>PITCHER</b>				

**New York Yankees @ Toronto Blue Jays**  
 Exhibition Stadium, Toronto, ON  
 Thu Jun 03 1982, 7:05 PM EDT  
 Att: 20,147 - Unknown - 52 F


AB	30
R	3
H	9
RBI	3
BB	3
SO	2
LOB	12



Batter	1	2	3	4	5	6	7	8	9	AB	R	H	RBI	BB	SO	LOB	TOP			
Miguel Dilone, S (1, 7) OBP: 0.303, SLG: 0.336	4-0 3B BB		4-0 1B G3 BB	0-0 5-3			0-0 6-3	0-0 3B		3	2	1	2	2	0	1				
Toby Harrah, R (1, 5) OBP: 0.497, SLG: 0.616	0-0 3B		0-0 S G3 1B		4-0 BB		0-0 2-3	0-0 6-3		4	0	2	1	1	0	1				
Mike Hargrove, L (1, 3) OBP: 0.398, SLG: 0.368	0-3 K		0-0 G3		0-3 K		0-0 2B		4-0 1B BB	4	0	1	1	1	2	3				
Andre Thornton, R (1, 10) OBP: 0.427, SLG: 0.624	0-3 K		0-0 F4		0-3 K		0-0 F6		0-3 K	5	0	0	0	0	3	5				
Von Hayes, L (1, 9) OBP: 0.325, SLG: 0.435	0-3 K		0-0 1-3		0-0 3-1			0-0 1-3	0-0 1-2 1B	5	0	1	0	0	1	3				
Ron Hassey, L (1, 2) OBP: 0.295, SLG: 0.308		4-0 1B BB		0-0 4-3		0-3 K2-3		0-0 1B 2B	0-3 K	4	1	1	0	1	2	2				
Rick Manning, L (1, 8) OBP: 0.345, SLG: 0.371		0-3 K		4-0 1B SF7 BB		0-0 G3		0-0 G3 1B 3B 1B	0-0 F7	4	2	1	0	1	1	3	AB 35 R 6 H 10 RBI 6 BB 7 SO 9 LOB 23			
Jack Perconte, L (1, 4) OBP: 0.300, SLG: 0.300		0-0 G4-6-3 1B		0-0 S 1B		4-0 FC6-4 BB		0-0 G3 3B 1B		3	1	3	1	1	0	0				
Jerry Dybzinski, R (1, 6) OBP: 0.307, SLG: 0.273		0-0 G4-6-3		0-0 SF7		0-0 FC6-4		0-0 G3		2	0	0	1	0	0	3				
Rod Craig, S (8, PH) OBP: 0.111, SLG: 0.111										1	0	0	0	0	0	2				
Mike Fischlin, R (8, 6) OBP: 0.421, SLG: 0.412										0	0	0	0	0	0	0				
<b>Inning Stats</b>	R: 1 E: 0 K: 3 S: 10	H: 1 LOB: 1 BB: 1 P: 14	R: 0 E: 0 K: 1 S: 5	H: 1 LOB: 1 BB: 1 P: 9	R: 1 E: 0 K: 0 S: 4	H: 1 LOB: 1 BB: 1 P: 8	R: 0 E: 0 K: 0 S: 4	H: 0 LOB: 1 BB: 1 P: 11	R: 0 E: 0 K: 1 S: 5	H: 0 LOB: 1 BB: 1 P: 9	R: 0 E: 0 K: 0 S: 4	H: 1 LOB: 1 BB: 0 P: 4	R: 3 E: 0 K: 0 S: 7	H: 4 LOB: 1 BB: 0 P: 7	R: 0 E: 0 K: 2 S: 8	H: 1 LOB: 2 BB: 1 P: 12	1B: 6 2B: 2 3B: 2 HR: 0	SF: 1 SAC: 0 DP: 1 HBP: 0	WP: 0 PB: 0 SB: 4 CS: 0	PA: 43
<b>PITCHER</b>	IP WLS BF H R ER SO BB IBB HBP BLK WP HR S P ERA WHIP																			
Jim Gott, R (1, 1) ERA: 3.46	5.0	23	4	3	3	6	5	0	0	0	0	0	0	30	50	5.40	1.800			
Dale Murray, R (8, 1) ERA: 4.75	2.2	L	14	5	3	3	1	1	0	0	0	0	0	15	19	10.12	2.250			
Joey McLaughlin, R (8, 1) ERA: 4.05	1.1		6	1	0	0	2	1	0	0	0	0	0	9	13	0.00	1.500			

Cleveland Indians @ Toronto Blue Jays  
Exhibition Stadium, Toronto, ON  
Fri Jun 04 1982, 7:05 PM EDT  
Att: 12,371 - Unknown - 59 F


AB 35  
R 6  
H 10  
RBI 6  
BB 7  
SO 9  
LOB 23



Batter	1	2	3	4	5	6	7	8	9	AB	R	H	RBI	BB	SO	LOB	BOTTOM			
Damaso Garcia, R (1, 4) OBP: 0.355, SLG: 0.386	0-0 F8		0-0 1B 2B		0-0 4-3		0-0 4-3		0-0 F8	5	1	1	0	0	0	1				
Rance Mulliniks, L (1, 5) OBP: 0.336, SLG: 0.377	0-3 K		0-0 2H 1B		4-0 3B BB		0-0 5-3			3	1	1	1	1	1	0				
Willie Upshaw, L (1, 3) OBP: 0.364, SLG: 0.468	0-0 F7		0-0 1-3		0-0 1H SF8 3B			4-0 FC4-6 BB		3	1	1	1	1	0	1				
Dave Revering, L (1, 10) OBP: 0.269, SLG: 0.295		4-0 FC3-6 BB		4-0 1B WP BB		0-0 SF8		0-0 FC4-6	0-0 1-2	1	0	0	1	2	0	1				
Ernie Whitt, L (1, 2) OBP: 0.350, SLG: 0.462		0-0 FC3-6		0-0 F6		0-0 F7		0-3 K		4	0	0	0	0	1	3				
Hosken Powell, L (1, 9) OBP: 0.284, SLG: 0.337		0-0 4-3		0-0 1B		0-0 6-3		0-0 F2		4	0	1	0	0	0	2				
Al Woods, L (1, 7) OBP: 0.234, SLG: 0.225		0-0 G3		0-0 F5		0-0 F3			0-0 F7	4	0	0	0	0	0	3	AB 31 R 3 H 5 RBI 3 BB 4 SO 5 LOB 14			
Lloyd Moseby, L (1, 8) OBP: 0.286, SLG: 0.329			0-3 K		1-0 HBP		0-0 F5		0-3 K	3	0	0	0	0	2	0				
Alfredo Griffin, S (1, 6) OBP: 0.253, SLG: 0.287			0-0 F4		0-0 F5				0-0 1B	3	0	0	0	0	1	3				
Barry Bonnell, R (8, PH) OBP: 0.414, SLG: 0.535							0-3 K			1	0	1	0	0	0	0				
<b>Inning Stats</b>	R: 0 E: 0 K: 1 S: 5	H: 0 LOB: 0 BB: 0 P: 5	R: 0 E: 1 K: 0 S: 3	H: 0 LOB: 1 BB: 1 P: 7	R: 1 E: 0 K: 1 S: 7	H: 2 LOB: 1 BB: 0 P: 7	R: 0 E: 0 K: 0 S: 4	H: 1 LOB: 3 BB: 1 P: 9	R: 2 E: 0 K: 0 S: 4	H: 1 LOB: 0 BB: 1 P: 8	R: 0 E: 0 K: 0 S: 3	H: 0 LOB: 0 BB: 0 P: 3	R: 0 E: 0 K: 1 S: 5	H: 0 LOB: 1 BB: 1 P: 9	R: 0 E: 0 K: 1 S: 6	H: 1 LOB: 1 BB: 0 P: 6	1B: 3 2B: 1 3B: 1 HR: 0	SF: 1 SAC: 0 DP: 0 HBP: 1	WP: 1 PB: 0 SB: 0 CS: 0	PA: 37
<b>PITCHER</b>	IP WLS BF H R ER SO BB IBB HBP BLK WP HR S P ERA WHIP																			
Len Barker, R (1, 1) ERA: 2.77	7.0	W	30	4	3	3	3	4	0	0	0	0	0	31	48	3.86	1.143			
Dan Spillner, R (8, 1) ERA: 1.87	2.0	S	7	1	0	0	2	0	0	0	0	0	0	11	11	0.00	0.500			

Cleveland Indians @ Toronto Blue Jays  
Exhibition Stadium, Toronto, ON  
Fri Jun 04 1982, 7:05 PM EDT  
Att: 12,371 - Unknown - 59 F

AB 31  
R 3  
H 5  
RBI 3  
BB 4  
SO 5  
LOB 14

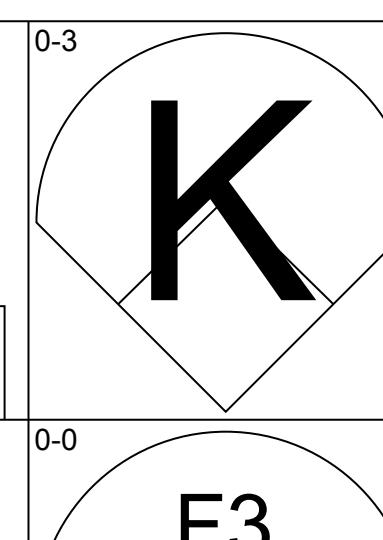
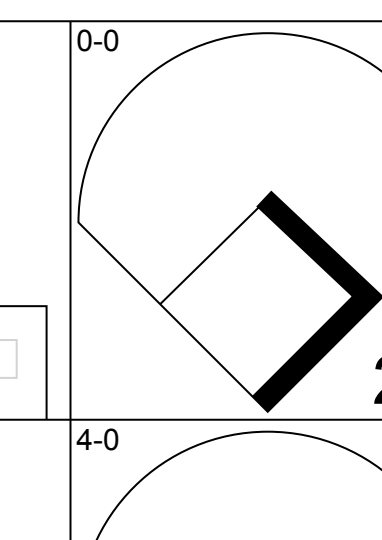
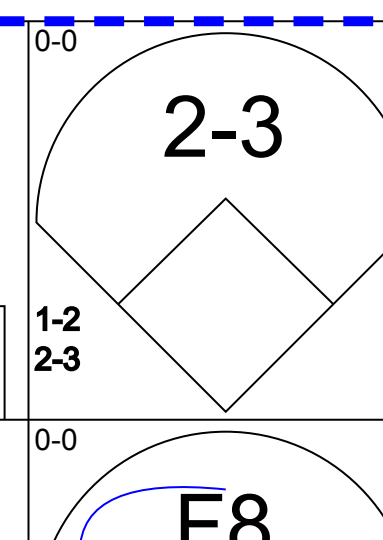
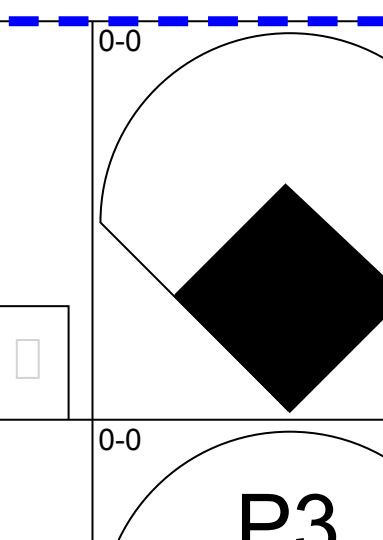
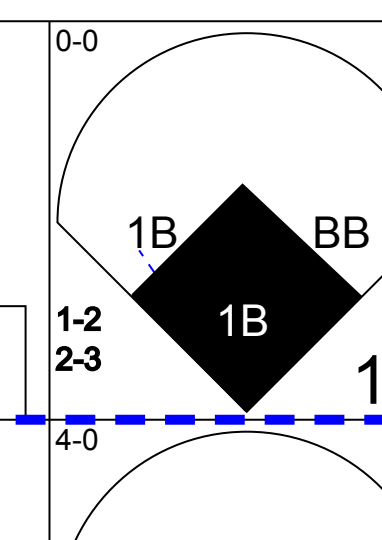
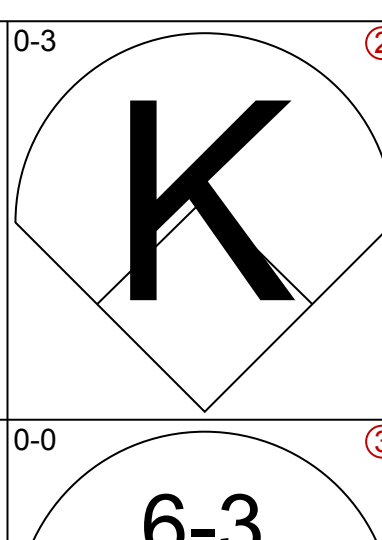

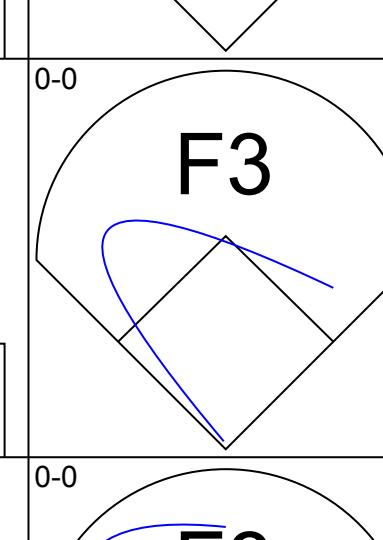
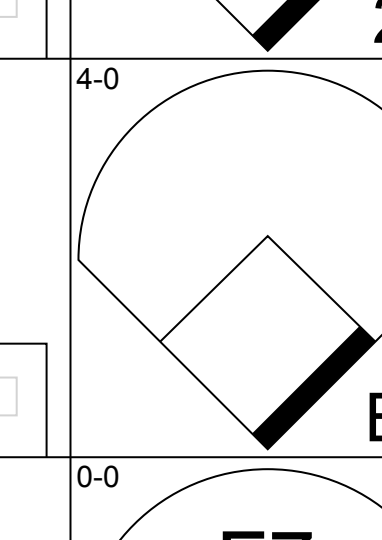
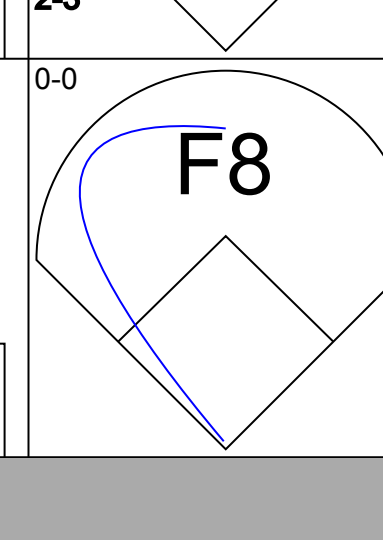
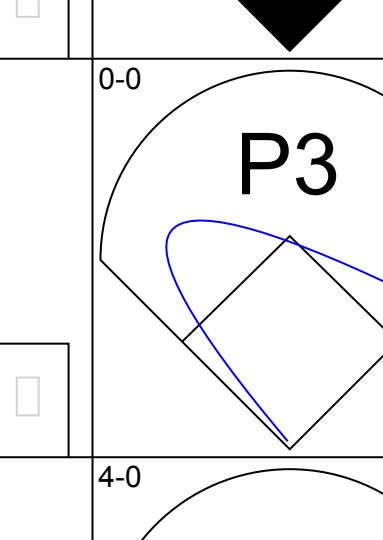
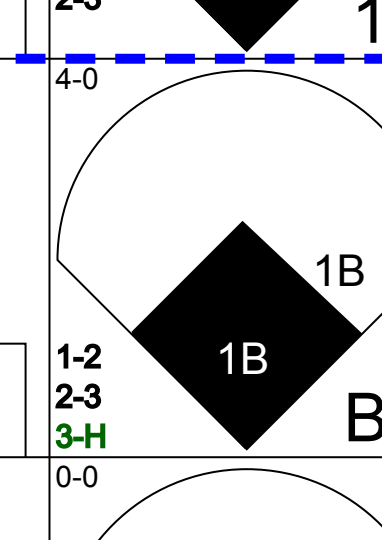
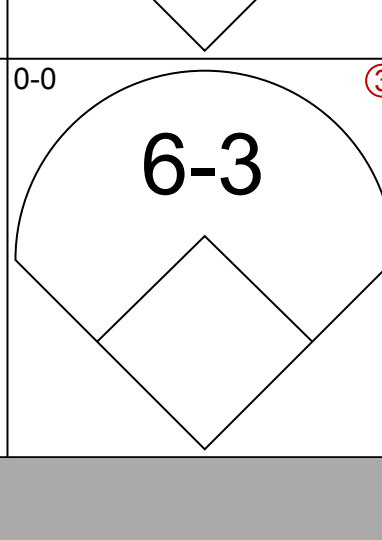
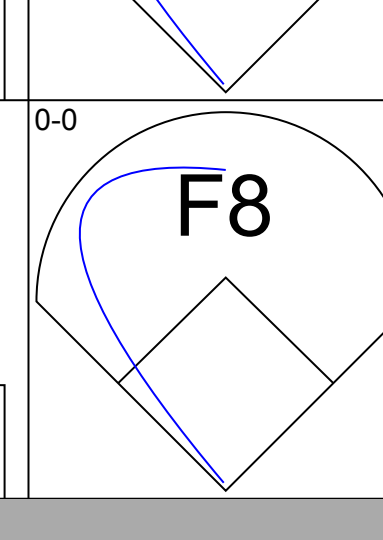
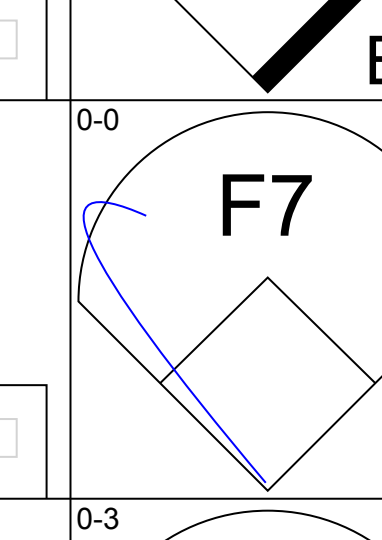
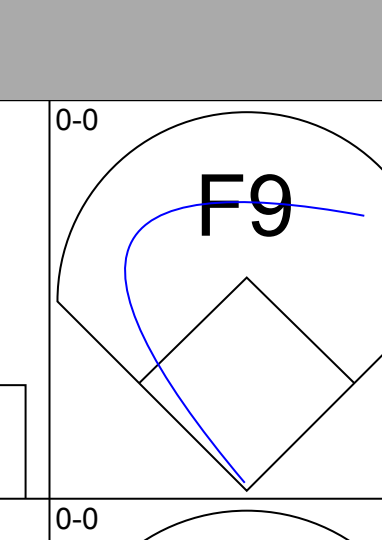
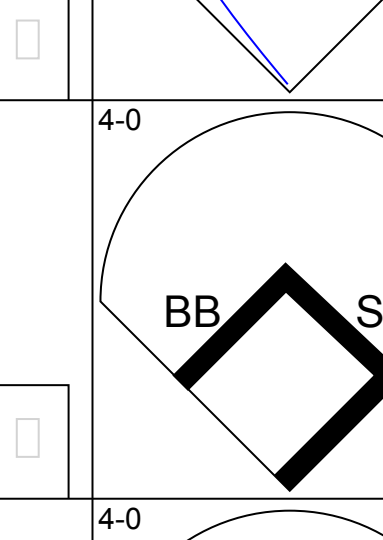
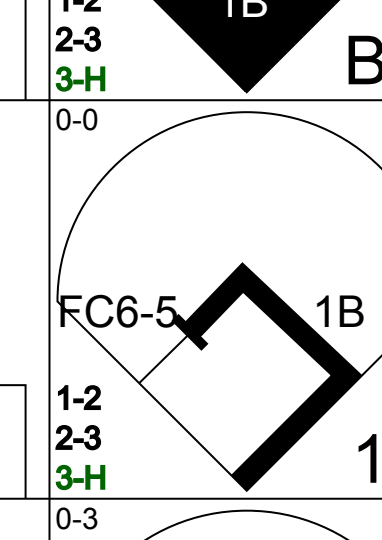
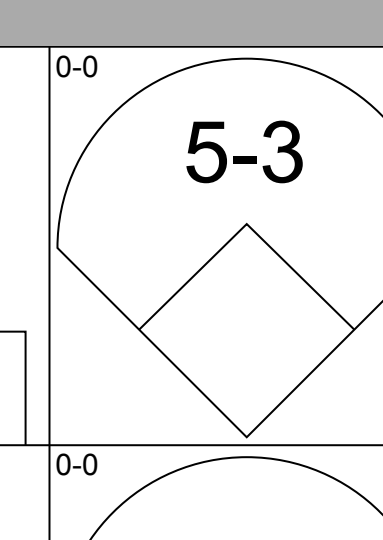
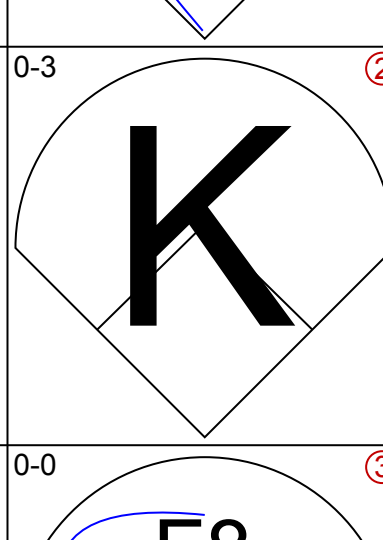
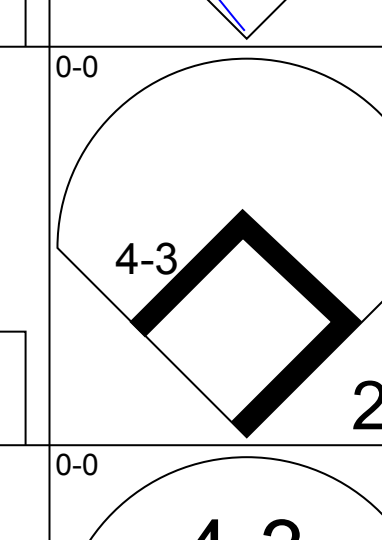
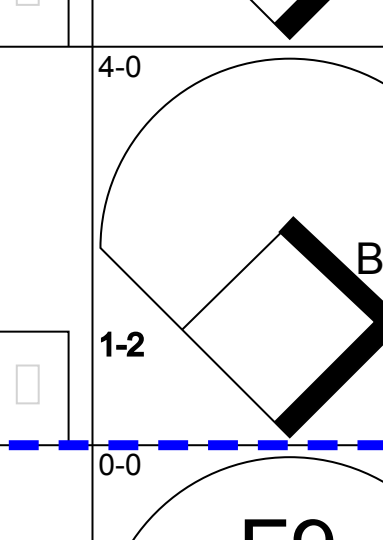
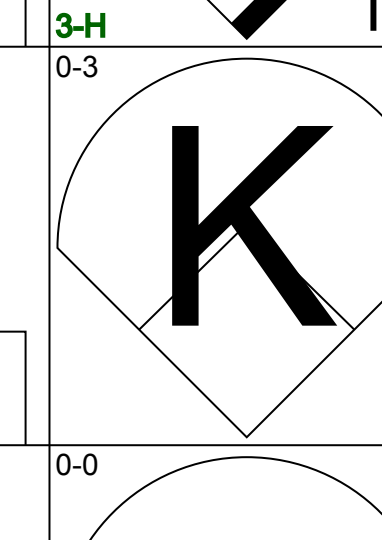
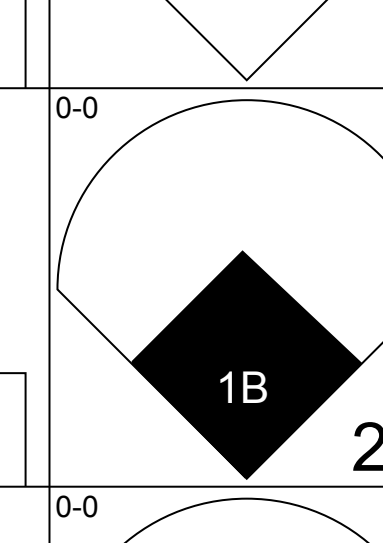
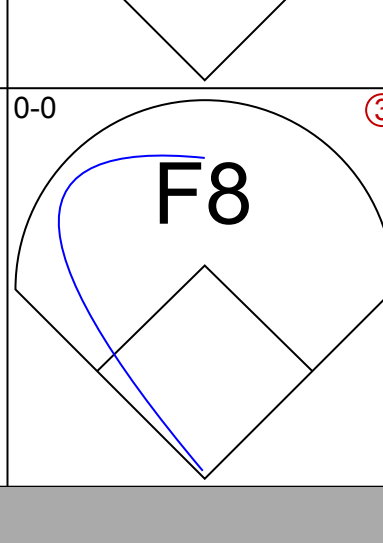
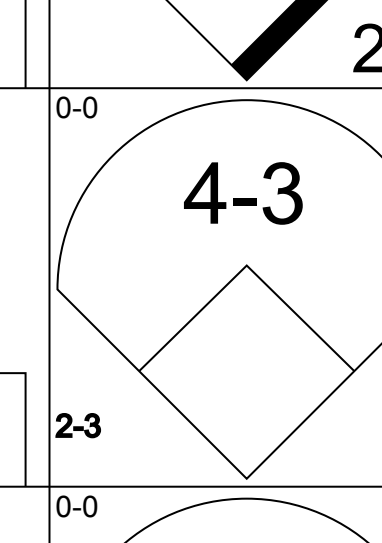
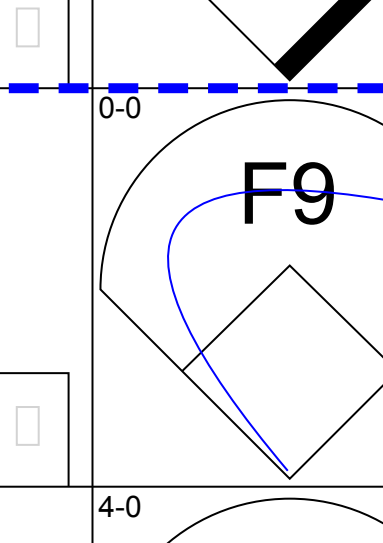
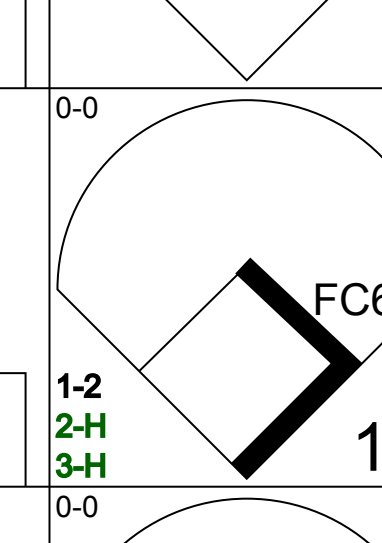
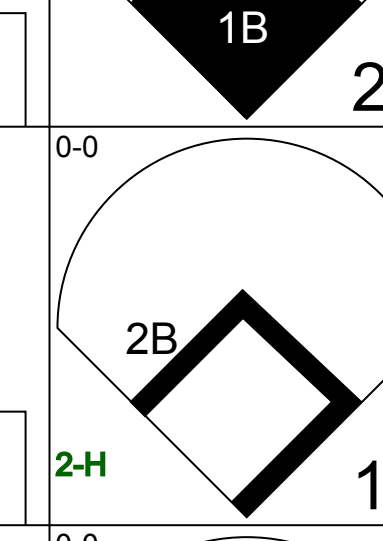
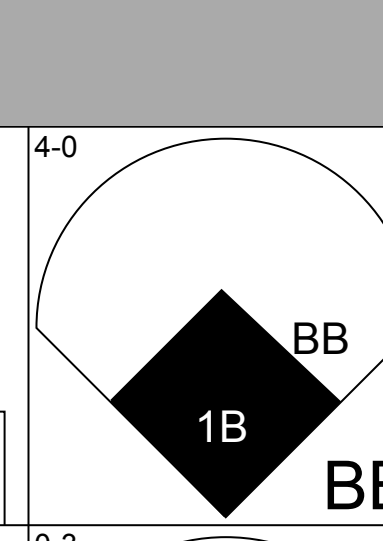
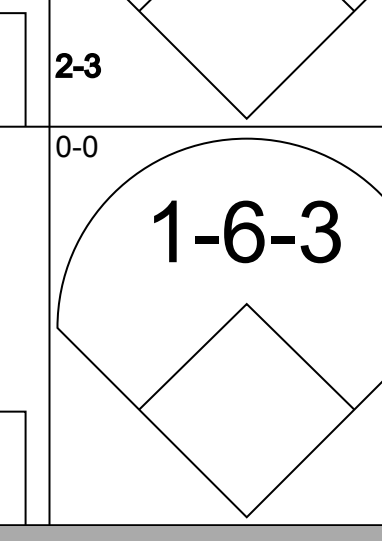
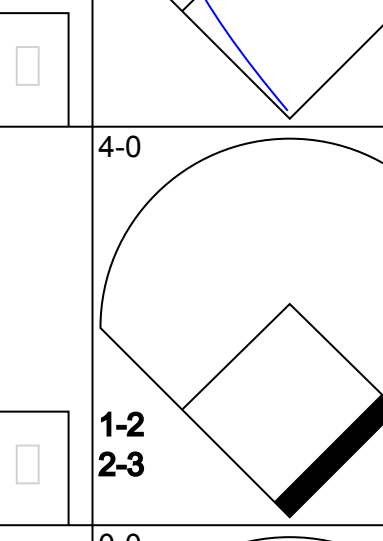
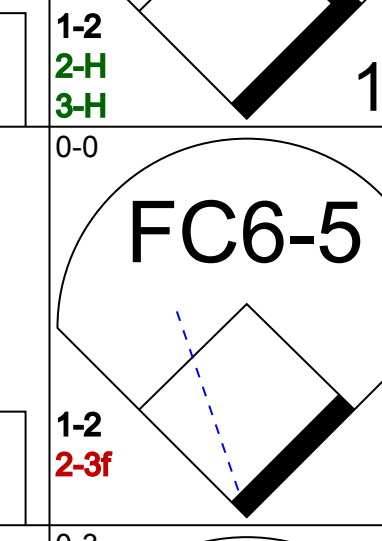
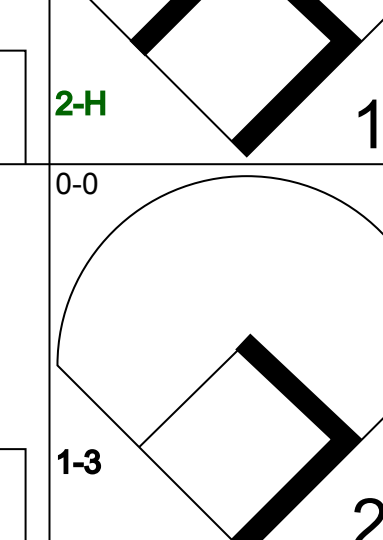
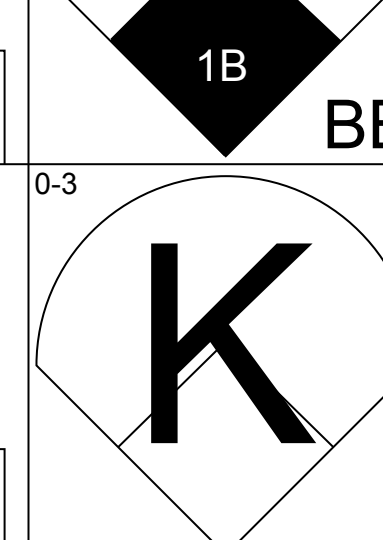
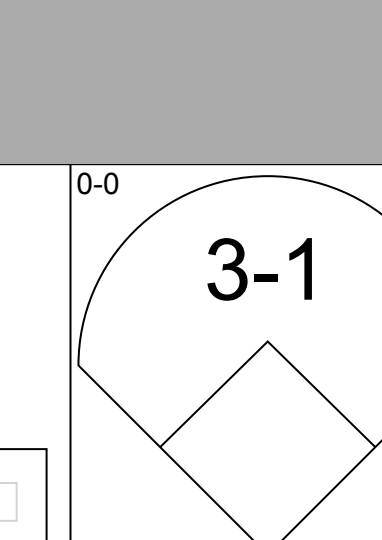
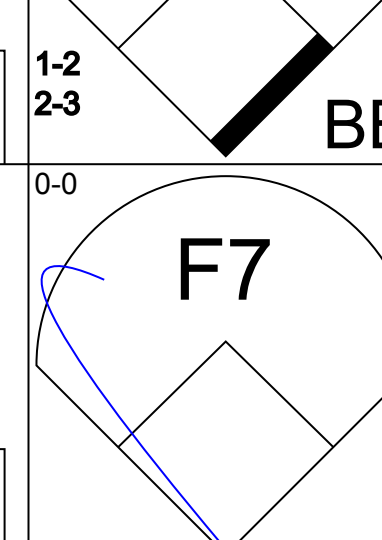
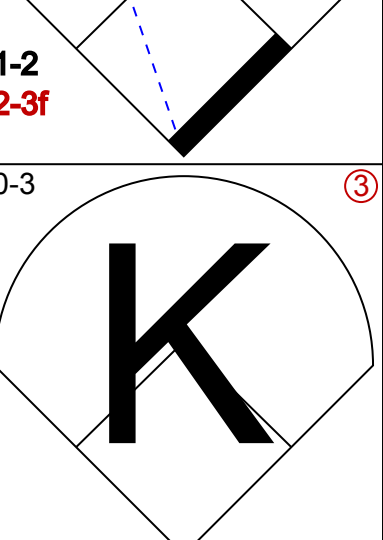
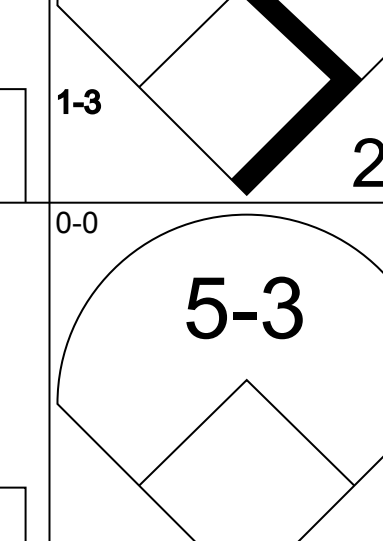
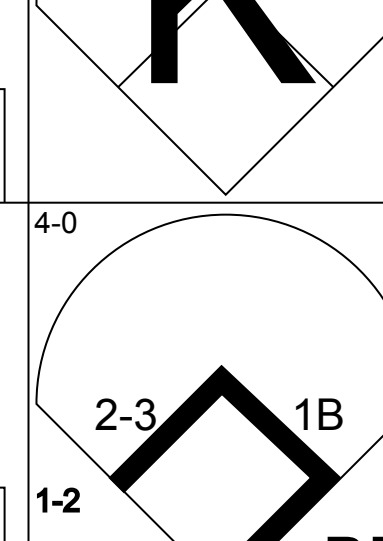
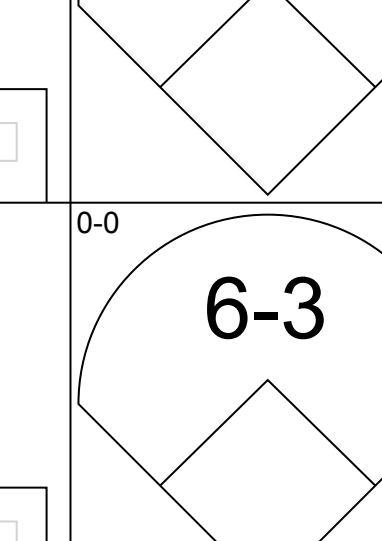
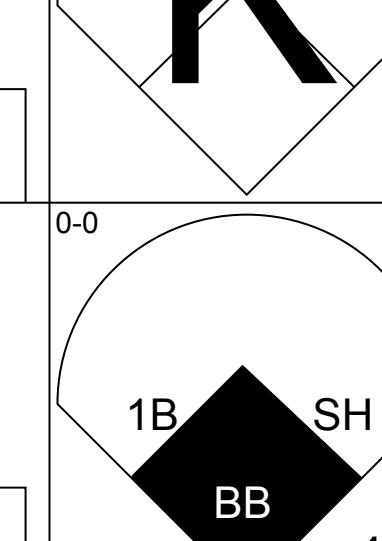
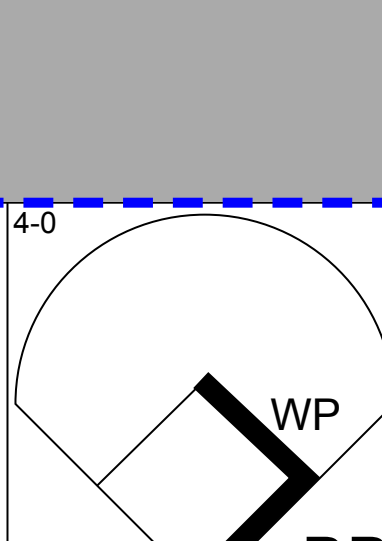
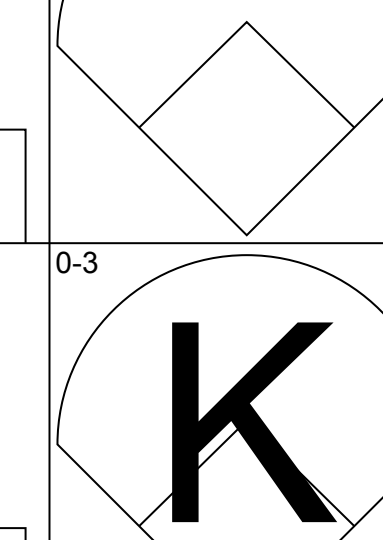
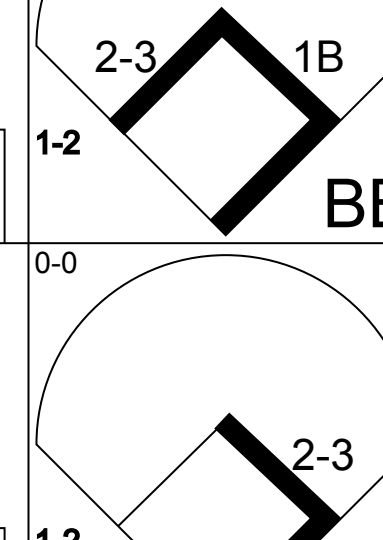
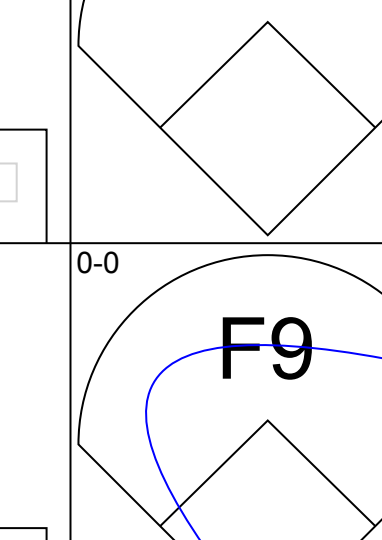
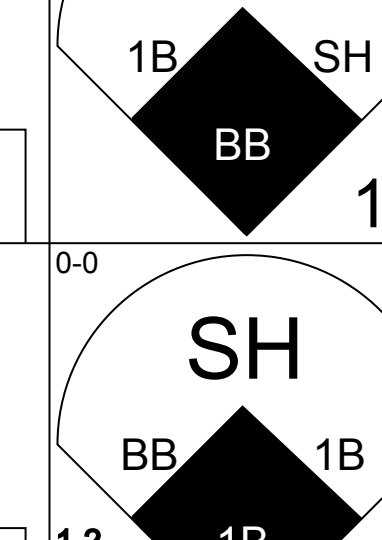
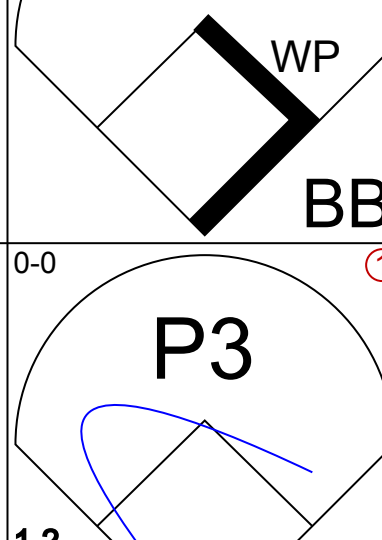
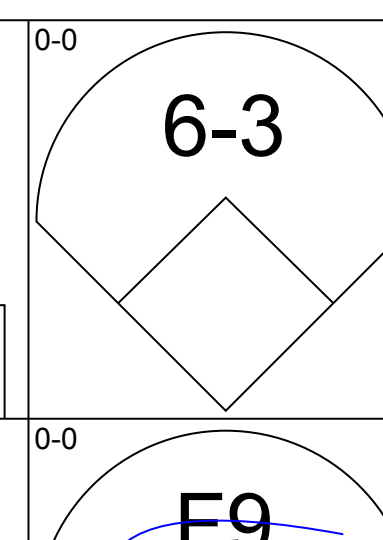
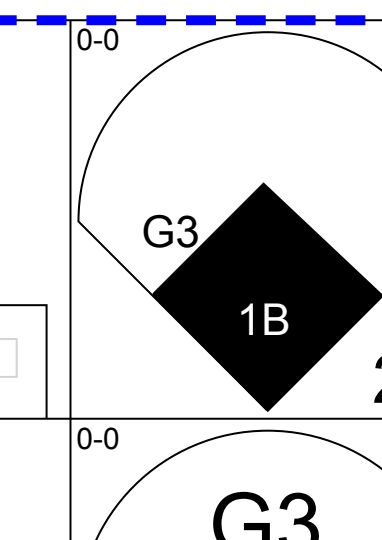
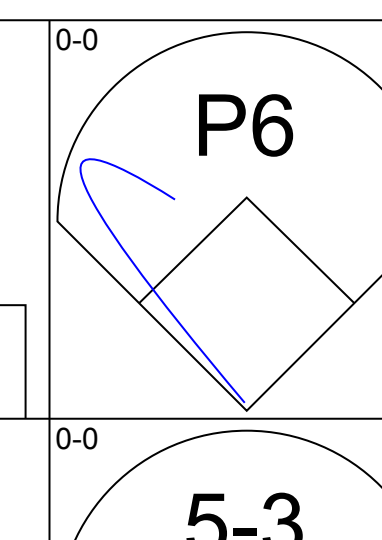
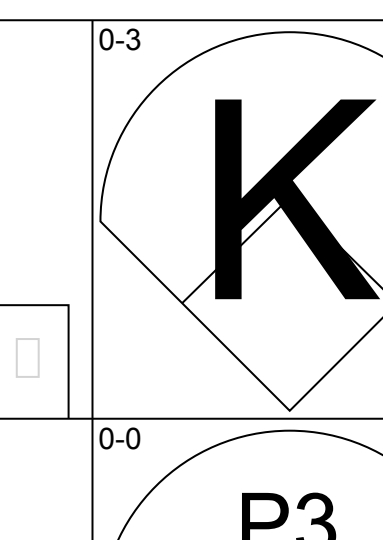
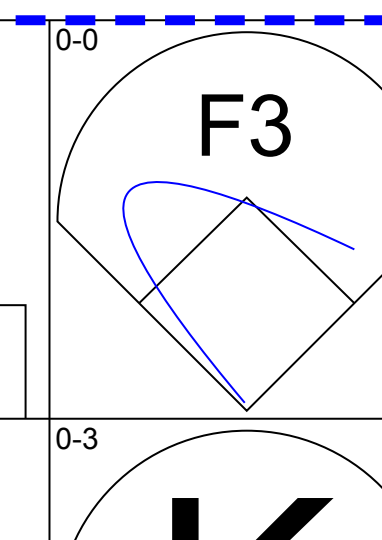
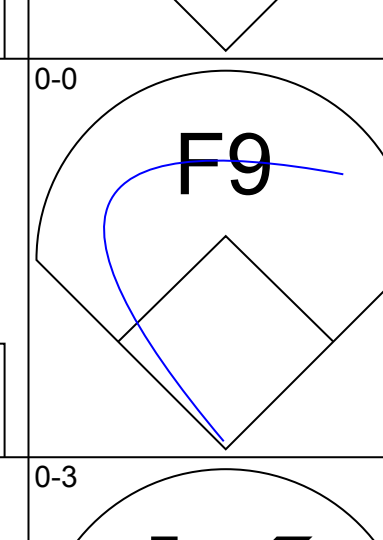
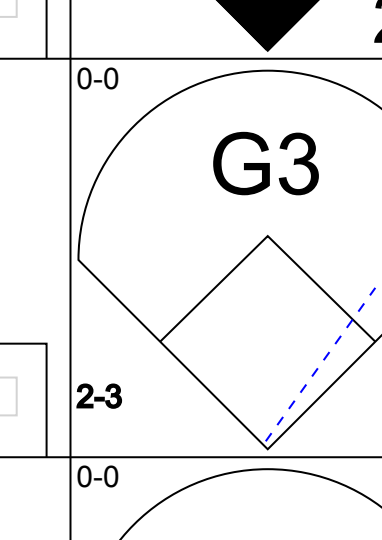
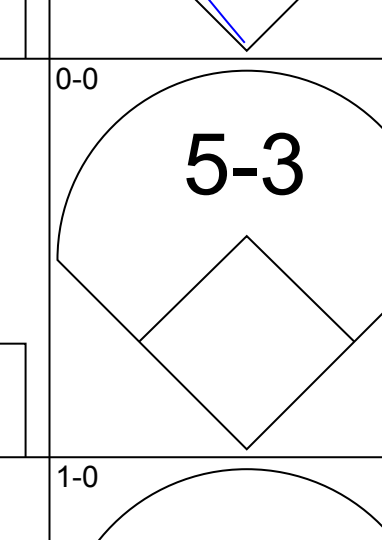
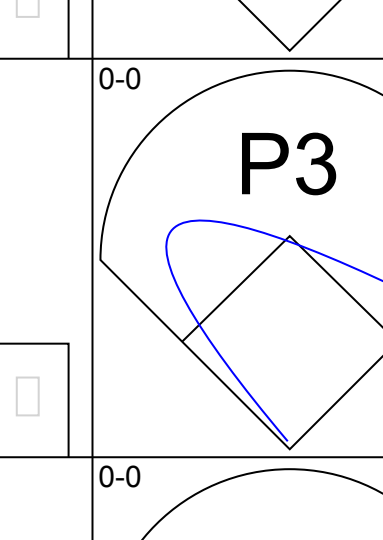
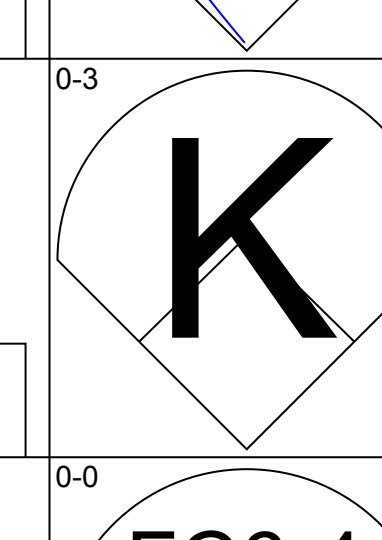
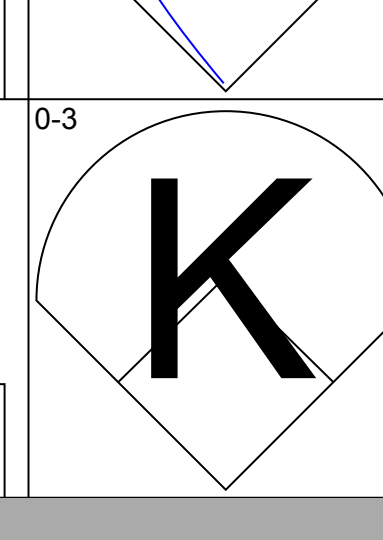
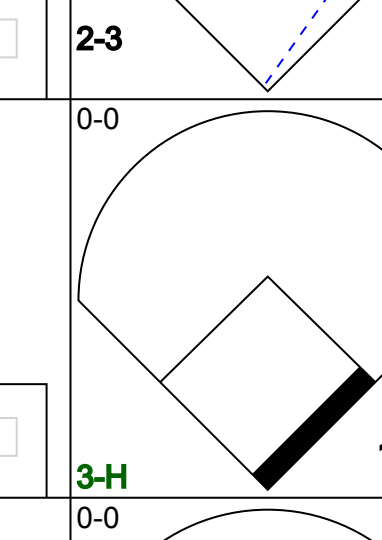
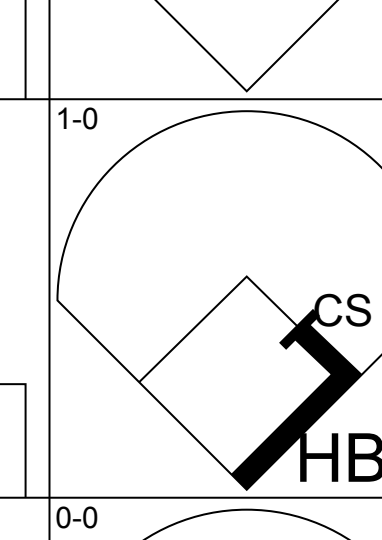
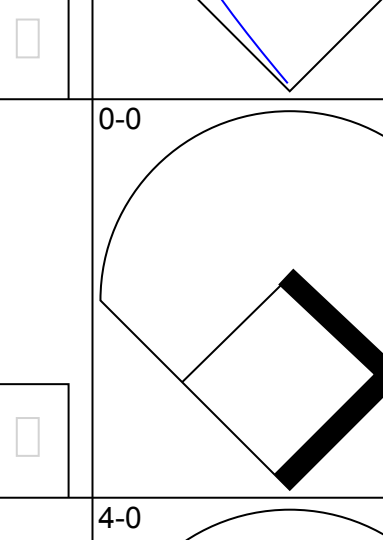
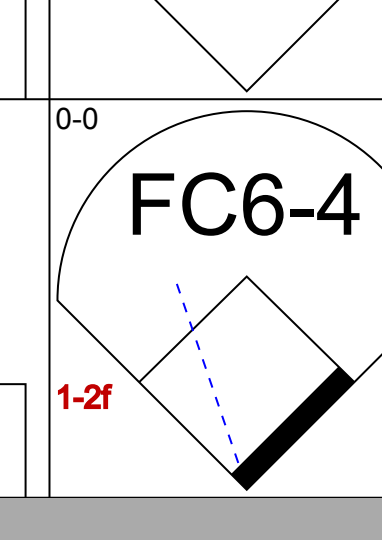
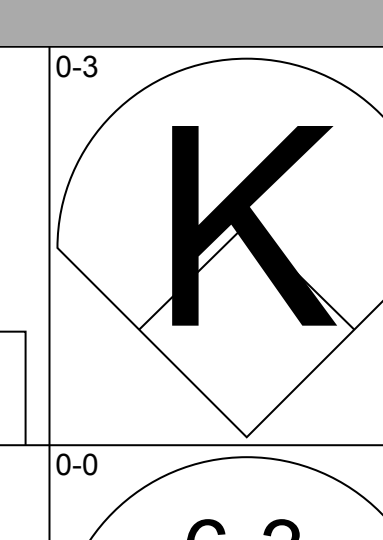
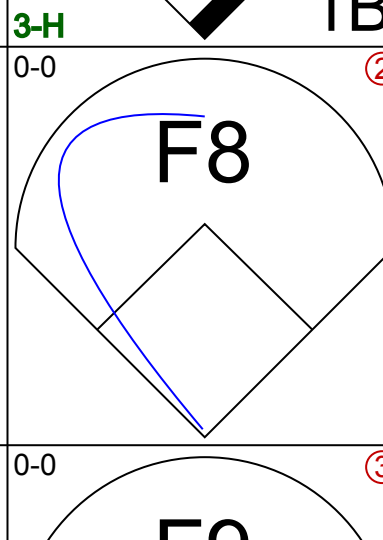
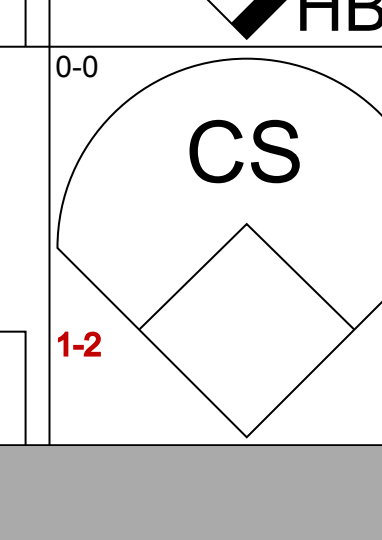
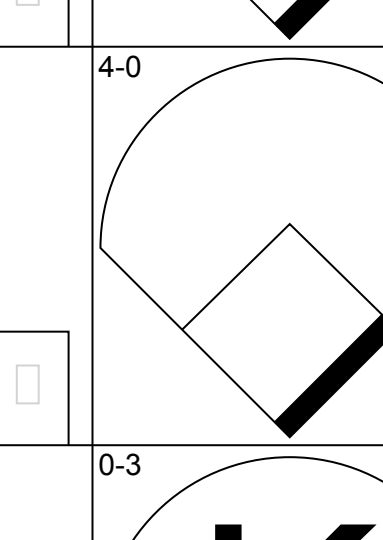
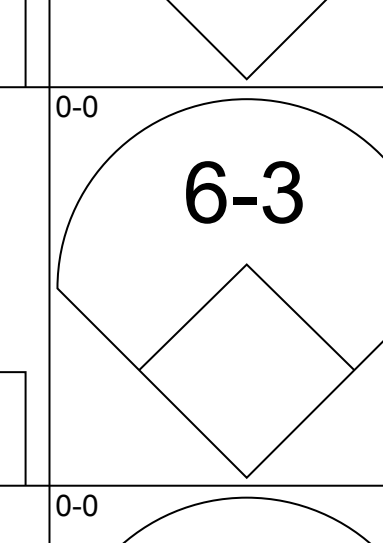
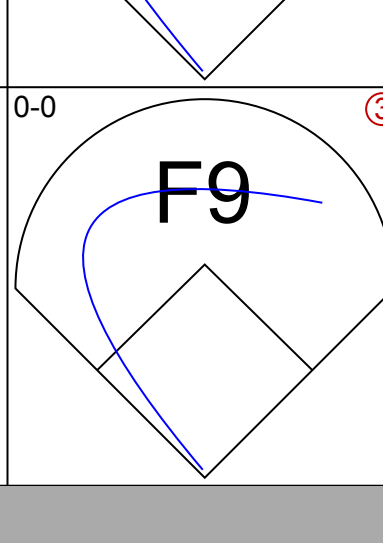

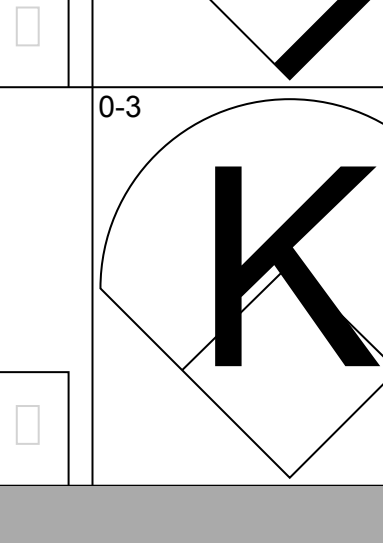

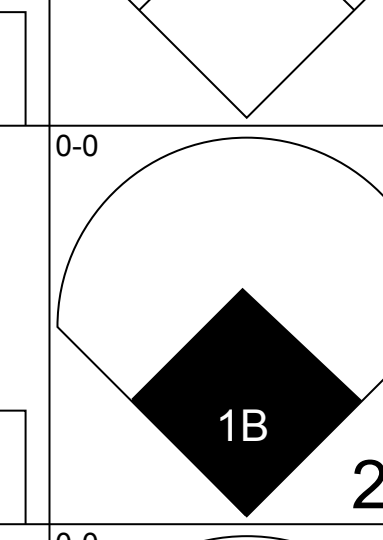
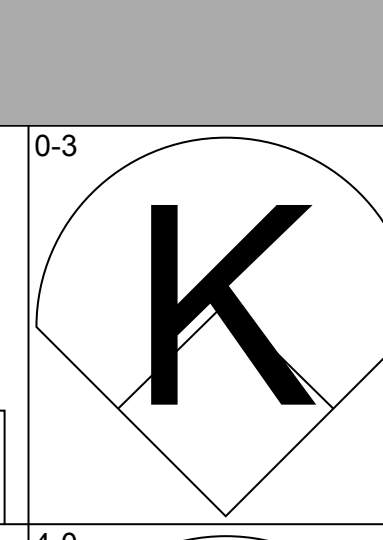
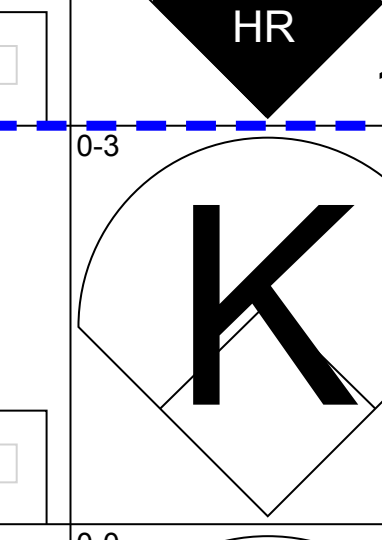
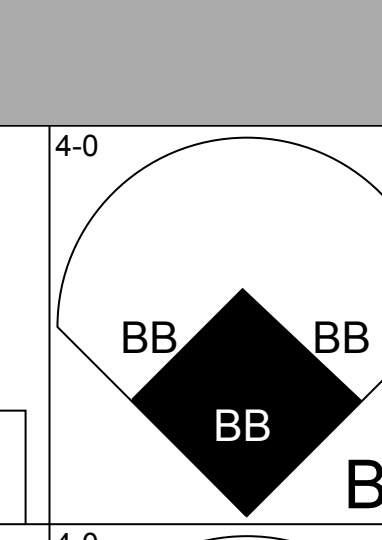
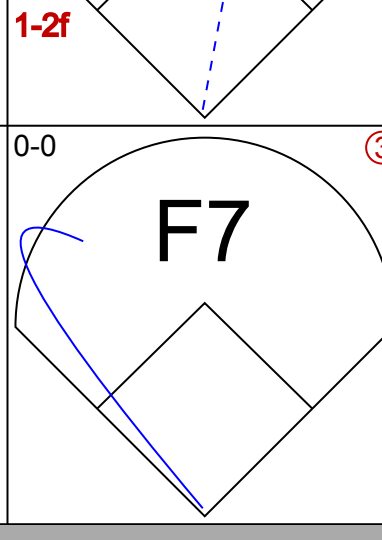
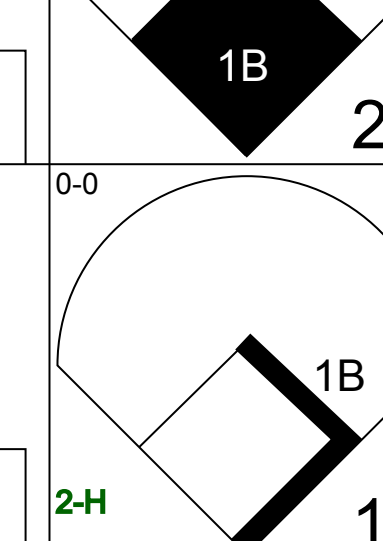
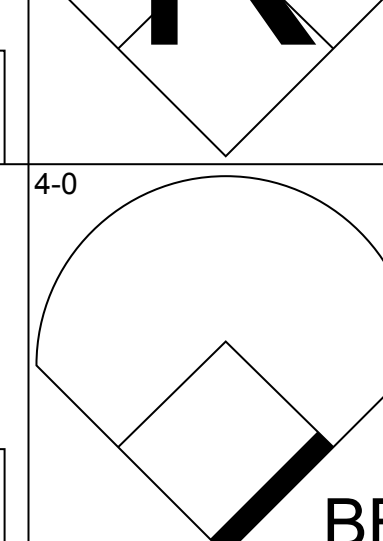
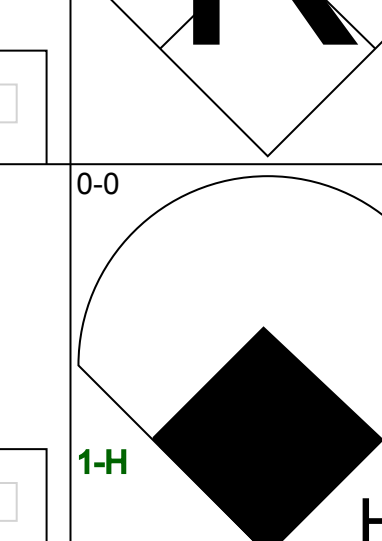
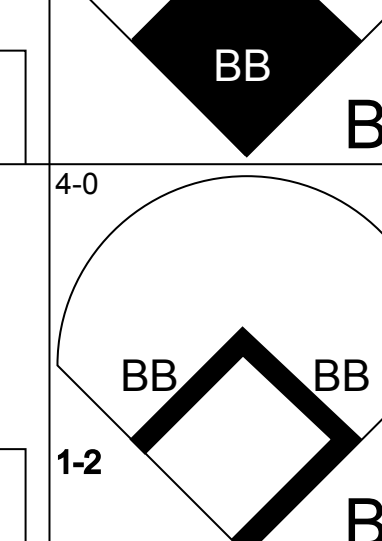
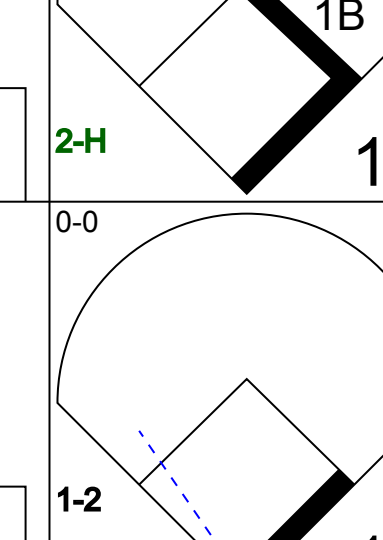
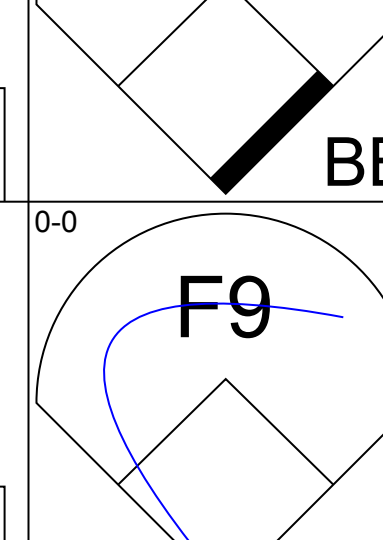
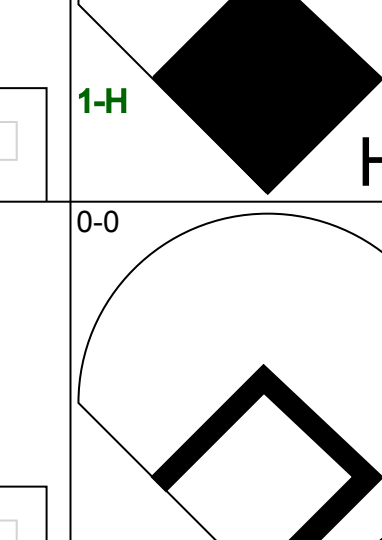
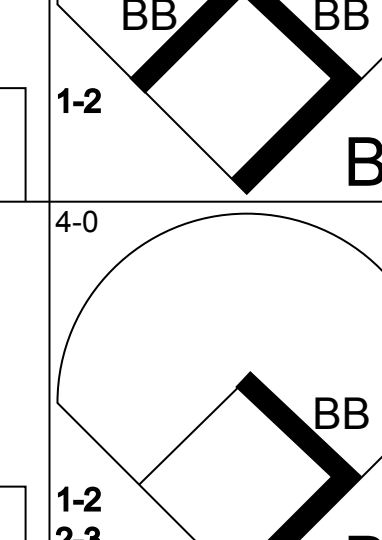
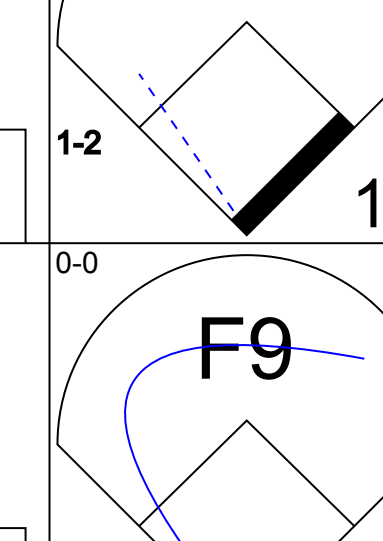
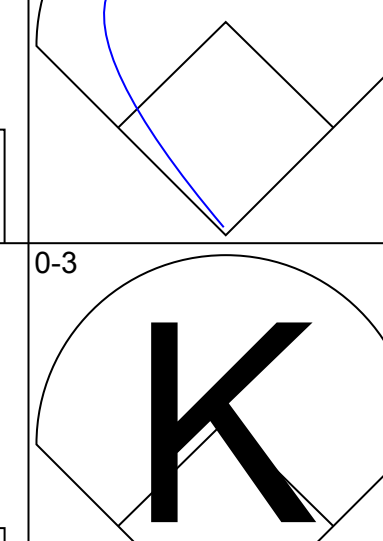
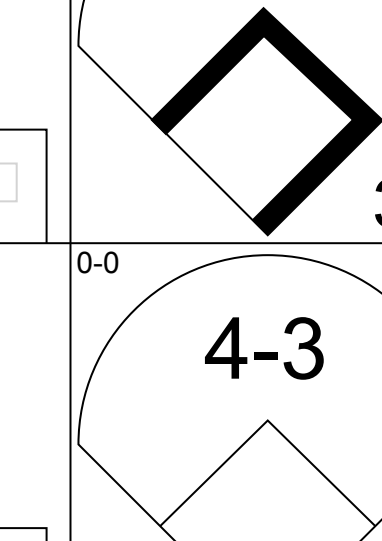
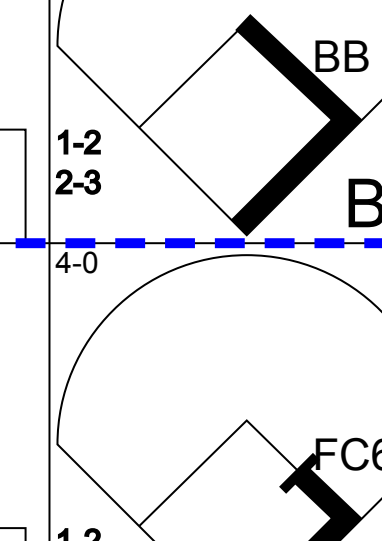


Batter	1	2	3	4	5	6	7	8	9	AB	R	H	RBI	BB	SO	LOB	TOP
Miguel Dilone, S OBP: 0.301, SLG: 0.347	0-0 1B 3B		0-0 1-3		0-0 4-3			0-0 4-3		4	1	1	0	0	0	0	<b>Cleveland Indians @ Toronto Blue Jays</b> Exhibition Stadium, Toronto, ON Sun Jun 06 1982, 3:33 AM EDT Unknown - 59 F
Toby Harrah, R OBP: 0.497, SLG: 0.611	0-0 G4-6-3 1B		4-0 BB BB		0-0 F3			0-0 F7		3	0	1	1	1	0	0	
Mike Hargrove, L OBP: 0.396, SLG: 0.362	0-0 G4-6-3 1-2		4-0 BB 1-2		0-0 F7			0-0 F9		3	0	0	0	1	0	1	
Andre Thornton, R OBP: 0.423, SLG: 0.616	0-0 1B		0-0 4-3		0-0 6-3			0-0 5-3		4	0	1	0	0	0	2	
Von Hayes, L OBP: 0.316, SLG: 0.423	0-0 G3		0-0 4-3		0-0 F8			0-0 F7		4	0	0	0	0	0	1	
Ron Hassey, L OBP: 0.294, SLG: 0.306		0-0 P6		0-0 FC4-6 1B		0-0 G3		0-0 4-3		4	0	1	0	0	0	0	
Rick Manning, L OBP: 0.339, SLG: 0.364		0-0 6-3		0-0 FC4-6 BB 1-2			0-0 F9		3	0	0	0	0	0	1		
Jack Perconte, L OBP: 0.301, SLG: 0.295		0-0 F7		4-0 BB 1-2			0-0 4-3		2	0	0	0	1	0	0		
Jerry Dybzinski, R OBP: 0.302, SLG: 0.267			0-0 F8	0-3 K			0-0 4-3		3	0	0	0	0	1	2		
<b>Inning Stats</b>	R: 1 E: 0 K: 0 S: 5	H: 3 LOB: 1 BB: 0 P: 5	R: 0 E: 0 K: 0 S: 3	H: 0 LOB: 0 BB: 0 P: 3	R: 0 E: 0 K: 0 S: 3	H: 1 LOB: 2 BB: 1 P: 10	R: 0 E: 0 K: 0 S: 3	H: 0 LOB: 0 BB: 0 P: 3	R: 0 E: 0 K: 0 S: 3	H: 0 LOB: 0 BB: 0 P: 3	R: 0 E: 0 K: 0 S: 3	H: 0 LOB: 0 BB: 0 P: 3	R: 0 E: 0 K: 0 S: 3	H: 0 LOB: 0 BB: 0 P: 3	1B: 3 2B: 0 3B: 1 HR: 0	SF: 0 SAC: 0 DP: 1 HBP: 0	WP: 0 PA: 33 CS: 0
<b>PITCHER</b> Dave Stieb, R ERA: 3.39	IP: 9.0 WLS: W BF: 33 H: 4 R: 1 ER: 1 SO: 1 BB: 3 IBB: 0 HBP: 0 BLK: 0 WP: 0 HR: 0 S: 32 P: 44 ERA: 1.00 WHIP: 0.778																

Batter	1	2	3	4	5	6	7	8	9	AB	R	H	RBI	BB	SO	LOB	BOTTOM
Damaso Garcia, R OBP: 0.353, SLG: 0.383	0-0 5-3			0-0 L7		0-0 P3		0-0 S 3-4-1 1B		4	0	1	0	0	0	0	<b>Cleveland Indians @ Toronto Blue Jays</b> Exhibition Stadium, Toronto, ON Sun Jun 06 1982, 3:33 AM EDT Unknown - 59 F
Rance Mulliniks, L OBP: 0.325, SLG: 0.364	0-0 6-3			0-0 G3			0-0 P6	0-0 3-4-1		4	0	0	1	0	0	1	
Willie Upshaw, L OBP: 0.367, SLG: 0.486	0-0 4-3			0-0 1B			0-0 HR	0-0 P5		4	1	2	1	0	0	1	
Dave Revering, L OBP: 0.278, SLG: 0.337		0-0 CS 1B		0-0 4-3			0-0 HR	0-3 K		4	1	2	1	0	1	2	
Barry Bonnell, R OBP: 0.406, SLG: 0.523		0-0 F8 1-2		0-3 K			0-0 5-3		3	0	0	0	0	1	1		
Ernie Whitt, L OBP: 0.342, SLG: 0.450		0-3 K		0-0 4-3			0-0 1-3		3	0	0	0	0	1	0		
Hosken Powell, L OBP: 0.267, SLG: 0.337			0-0 4-3		0-0 5-3			0-0 HR 1B		3	1	1	0	0	0	0	
Lloyd Moseby, L OBP: 0.287, SLG: 0.349			0-3 K		0-3 K			0-0 1-H HR		3	1	1	2	0	2	0	
Alfredo Griffin, S OBP: 0.249, SLG: 0.282			0-0 6-3		0-0 F8			0-0 1B 3-4-1 E6		3	1	0	0	0	0	0	
<b>Inning Stats</b>	R: 0 E: 0 K: 0 S: 3	H: 0 LOB: 0 BB: 0 P: 3	R: 0 E: 0 K: 1 S: 5	H: 1 LOB: 0 BB: 0 P: 5	R: 0 E: 0 K: 0 S: 4	H: 1 LOB: 1 BB: 0 P: 4	R: 0 E: 0 K: 1 S: 5	H: 0 LOB: 0 BB: 0 P: 5	R: 2 E: 0 K: 0 S: 5	H: 2 LOB: 0 BB: 0 P: 5	R: 3 E: 1 K: 1 S: 9	H: 3 LOB: 1 BB: 0 P: 9	R: 0 E: 0 K: 0 S: 3	H: 0 LOB: 0 BB: 0 P: 3	1B: 4 2B: 0 3B: 0 HR: 3	SF: 0 SAC: 0 DP: 0 HBP: 0	WP: 0 PA: 31 CS: 1
<b>PITCHER</b> Lary Sorensen, R ERA: 4.01 Ed Whitson, R ERA: 3.76	IP: 7.0 WLS: L BF: 27 H: 6 R: 5 ER: 4 SO: 4 BB: 0 IBB: 0 HBP: 0 BLK: 0 WP: 0 HR: 3 S: 35 P: 35 ERA: 5.14 WHIP: 0.857																

AB	30
R	1
H	4
RBI	1
BB	3
SO	1
LOB	7



Batter	1	2	3	4	5	6	7	8	9	AB	R	H	RBI	BB	SO	LOB	TOP																					
<b>Miguel Dilone, S</b> OBP: 0.309, SLG: 0.380 (1, 7)										6	2	3	1	0	2	3	<b>Cleveland Indians @ Toronto Blue Jays</b> Exhibition Stadium, Toronto, ON Sun Jun 06 1982, 7:05 PM EDT Att: 17,131 - Unknown - 59 F  <b>AB 38</b> <b>R 7</b> <b>H 11</b> <b>RBI 7</b> <b>BB 8</b> <b>SO 7</b> <b>LOB 32</b>  																					
<b>Toby Harrah, R</b> OBP: 0.483, SLG: 0.599 (1, 5)										4	1	0	1	2	0	3																						
<b>Mike Hargrove, L</b> OBP: 0.396, SLG: 0.359 (1, 3)										4	0	1	1	1	0	2																						
<b>Andre Thornton, R</b> OBP: 0.423, SLG: 0.614 (1, 10)										4	0	1	0	1	2	5																						
<b>Von Hayes, L</b> OBP: 0.319, SLG: 0.429 (1, 9)										5	1	2	2	0	0	5																						
<b>Alan Bannister, R</b> OBP: 0.373, SLG: 0.368 <b>Jack Perconte, L</b> OBP: 0.298, SLG: 0.292 <b>Rod Craig, S</b> OBP: 0.156, SLG: 0.111 <b>Jerry Dybzinski, R</b> OBP: 0.300, SLG: 0.265 (1, 4) (4, 4) (7, PH) (7, 6)										1	1	1	1	1	0	0																						
<b>Rick Manning, L</b> OBP: 0.335, SLG: 0.365 (1, 8)										5	0	1	0	0	2	6																						
<b>Bill Nahorodny, R</b> OBP: 0.286, SLG: 0.424 <b>Ron Hassey, L</b> OBP: 0.209, SLG: 0.306 (1, 2) (8, 2)										3	1	1	0	1	0	2																						
<b>Mike Fischlin, R</b> OBP: 0.391, SLG: 0.381 (7, 4)										4	1	1	1	0	1	3																						
<b>Inning Stats</b>	R: 0 E: 0 K: 1 S: 5	H: 0 LOB: 0 BB: 0 P: 5	R: 1 E: 0 K: 1 S: 8	H: 3 LOB: 2 BB: 0 P: 8	R: 0 E: 0 K: 1 S: 6	H: 1 LOB: 2 BB: 1 P: 10	R: 1 E: 0 K: 1 S: 6	H: 1 LOB: 2 BB: 2 P: 14	R: 0 E: 0 K: 0 S: 4	H: 0 LOB: 0 BB: 0 P: 3	R: 1 E: 0 K: 0 S: 4	H: 1 LOB: 3 BB: 3 P: 16	R: 4 E: 1 K: 2 S: 12	H: 4 LOB: 2 BB: 1 P: 16	R: 0 E: 0 K: 1 S: 5	H: 0 LOB: 1 BB: 1 P: 9		1B: 6 2B: 4 3B: 0 HR: 1	SF: 0 SAC: 1 DP: 0 HBP: 0	WP: 1 PB: 0 SB: 1 CS: 0	PA: 47																	
<b>PITCHER</b>	IP	WLS	BF	H	R	ER	SO	BB	IBB	HBP	BLK	WP	HR	S	P	ERA	WHIP	<b>PITCHER</b>		IP	WLS	BF	H	R	ER	SO	BB	IBB	HBP	BLK	WP	HR	S	P	ERA	WHIP		
<b>Jim Clancy, R</b> ERA: 4.83 <b>Dale Murray, R</b> ERA: 4.42 <b>Roy Lee Jackson, R</b> ERA: 3.46 <b>Jerry Garvin, L</b> ERA: 7.94 <b>Joey McLaughlin, R</b> ERA: 4.19 (1, 1) (4, 1) (7, 1) (7, 1) (8, 1)	3.1		18	5	2	2	4	3	0	0	0	0	0	23	35	5.40	2.400	<b>Steve Senteney, R</b> ERA:		(9, 1)	1.0		4	0	0	0	1	1	0	0	0	0	1	9	0.00	1.000		
<b>Damaso Garcia, R</b> OBP: 0.350, SLG: 0.384 (1, 4)																																						
<b>Garth Iorg, R</b> OBP: 0.318, SLG: 0.390 <b>Al Woods, L</b> OBP: 0.231, SLG: 0.222 (1, 5) (8, PH) (9, 7)																																						
<b>Barry Bonnell, R</b> OBP: 0.412, SLG: 0.529 (1, 9) (7, 7) (9, 5)																																						
<b>Wayne Nordhagen, R</b> OBP: 0.333, SLG: 0.336 <b>Dave Reversing, L</b> OBP: 0.298, SLG: 0.333 (1, 10) (6, PH)																																						
<b>Tony Johnson, R</b> OBP: 0.261, SLG: 0.400 <b>Hosken Powell, L</b> OBP: 0.269, SLG: 0.337 (1, 7) (6, PH) (7, 9)																																						
<b>Buck Martinez, R</b> OBP: 0.326, SLG: 0.368 <b>Ernie Whitt, L</b> OBP: 0.341, SLG: 0.441 (1, 2) (6, PH) (7, 2)																																						
<b>Willie Upshaw, L</b> OBP: 0.380, SLG: 0.508 (1, 3)																																						
<b>Lloyd Moseby, L</b> OBP: 0.298, SLG: 0.368 (1, 8)																																						
<b>Alfredo Griffin, S</b> OBP: 0.245, SLG: 0.278 <b>Rance Mulliniks, L</b> OBP: 0.331, SLG: 0.364 (1, 6) (8, PH) (9, 6)																																						
<b>Inning Stats</b>	R: 0 E: 0 K: 1 S: 5	H: 0 LOB: 0 BB: 0 P: 5	R: 1 E: 0 K: 1 S: 8	H: 3 LOB: 0 BB: 0 P: 8	R: 1 E: 0 K: 0 S: 5	H: 2 LOB: 1 BB: 0 P: 5	R: 0 E: 0 K: 2 S: 7	H: 0 LOB: 1 BB: 1 P: 11	R: 0 E: 0 K: 0 S: 2	H: 0 LOB: 0 BB: 0 P: 3	R: 2 E: 0 K: 1 S: 8	H: 3 LOB: 1 BB: 0 P: 8	R: 0 E: 0 K: 2 S: 8	H: 1 LOB: 2 BB: 1 P: 12	R: 0 E: 0 K: 1 S: 5	H: 0 LOB: 3 BB: 4 P: 21	R: 0 E: 0 K: 0 S: 2	H: 0 LOB: 0 BB: 1 P: 6	1B: 4 2B: 3 3B: 1 HR: 1	SF: 0 SAC: 0 DP: 1 HBP: 1	WP: 0 PB: 0 SB: 0 CS: 1	PA: 43																
<b>PITCHER</b>	IP	WLS	BF	H	R	ER	SO	BB	IBB	HBP	BLK	WP	HR	S	P	ERA	WHIP	<b>PITCHER</b>		IP	WLS	BF	H	R	ER	SO	BB	IBB	HBP	BLK	WP	HR	S	P	ERA	WHIP		
<b>Rick Waits, L</b> ERA: 6.2 <b>Tom Brennan, R</b> ERA: 4.39 <b>Ed Glynn, L</b> ERA: 3.86 <b>Ed Whitson, R</b> ERA: 3.76 <b>Dan Spillner, R</b> ERA: 1.79 (1, 1) (3, 1) (6, 1) (8, 1) (8, 1)	2.0		14	3	2	2	2	1	0	1	0	0	0	16	21	5.40	1.200	<b>Steve Senteney, R</b> ERA:		(9, 1)	1.0		4	0	0	0	1	1	0	0	0	1	9	0.00	1.000			

Batter	1	2	3	4	5	6	7	8	9	AB	R	H	RBI	BB	SO	LOB	TOP					
Miguel Dilone, S OBP: 0.307, SLG: 0.377	0-3 K			0-0 FC3-6 1B	0-0 4-3		0-0 4-3			4	1	1	0	0	1	2						
Jack Perconte, L OBP: 0.297, SLG: 0.291	0-0 F9			0-0 FC3-6 1B	0-0 F2			0-0 G3		4	0	1	0	0	0	1						
Mike Hargrove, L OBP: 0.393, SLG: 0.354	0-0 4-3			0-0 FC3-6 1B			0-0 F9	4-0 BB		3	0	0	0	1	0	2						
Andre Thornton, R OBP: 0.420, SLG: 0.606		0-0 F6		0-0 FC3-6 1B			0-0 F3	0-0 F8		4	0	1	1	0	0	1						
Von Hayes, L OBP: 0.317, SLG: 0.420		4-0 G4-6-3 BB		0-0 FC3-6			0-0 P4	0-0 F9		3	0	0	0	1	0	3						
Ron Hassey, L OBP: 0.291, SLG: 0.296		0-0 G4-6-3		0-0 G3			0-0 6-3		0-0 P6	4	0	0	0	0	0	3						
Rick Manning, L OBP: 0.339, SLG: 0.392			0-0 4-3		0-0 2B		0-0 HR		0-0 6-3	4	2	2	1	0	0	0						
Rod Craig, S OBP: 0.182, SLG: 0.100			0-3 K		0-0 P4			0-0 P3		2	0	0	0	1	1	1						
Toby Harrah, R OBP: 0.451, SLG: 0.596					0-0 P4		4-0 BB			1	0	0	0	0	0	0						
Jerry Dybzinski, R OBP: 0.301, SLG: 0.273			0-3 K		0-3 4-3 2B					3	0	1	1	0	2	1						
<b>Inning Stats</b>	R: 0 E: 0 K: 1 S: 5	H: 0 LOB: 0 BB: 0 P: 5	R: 0 E: 0 K: 0 S: 2	H: 0 LOB: 0 BB: 1 P: 6	R: 0 E: 0 K: 2 S: 7	H: 0 LOB: 0 BB: 0 P: 7	R: 1 E: 0 K: 0 S: 6	H: 3 LOB: 2 BB: 0 P: 6	R: 1 E: 0 K: 0 S: 5	H: 2 LOB: 1 BB: 0 P: 5	R: 0 E: 0 K: 0 S: 3	H: 0 LOB: 0 BB: 0 P: 3	R: 1 E: 0 K: 1 S: 6	H: 1 LOB: 1 BB: 1 P: 10	R: 0 E: 0 K: 0 S: 3	H: 0 LOB: 1 BB: 1 P: 7	R: 0 E: 0 K: 0 S: 3	H: 0 LOB: 0 BB: 0 P: 3	1B: 3 2B: 2 3B: 0 HR: 1	SF: 0 SAC: 0 DP: 1 HBP: 0	WP: 0 PB: 0 SB: 0 CS: 0	PA: 35
<b>PITCHER</b> Luis Leal, R ERA: 2.98	IP: 9.0 WLS: W BF: 35 H: 6 R: 3 ER: 3 SO: 4 BB: 3 IBB: 0 HBP: 0 BLK: 0 WP: 0 HR: 1 S: 40 P: 52 ERA: 3.00 WHIP: 1.000															<b>PITCHER</b>	IP: 9.0 WLS: W BF: 35 H: 6 R: 3 ER: 3 SO: 4 BB: 3 IBB: 0 HBP: 0 BLK: 0 WP: 0 HR: 1 S: 40 P: 52 ERA: 3.00 WHIP: 1.000					

**Cleveland Indians @ Toronto Blue Jays**  
Exhibition Stadium, Toronto, ON  
Mon Jun 07 1982, 7:05 PM EDT  
Att: 11,150 - Unknown - 54 F

AB	32
R	3
H	6
RBI	3
BB	3
SO	4
LOB	14



Batter	1	2	3	4	5	6	7	8	9	AB	R	H	RBI	BB	SO	LOB	BOTTOM			
Damaso Garcia, R OBP: 0.348, SLG: 0.381	0-0 6-3		0-0 6-3	0-0 1B			0-0 P4			4	0	1	2	0	0	1				
Rance Mulliniks, L OBP: 0.320, SLG: 0.351	0-0 4-3		0-0 4-3	0-3 K			0-3 K			4	0	0	0	0	2	2				
Willie Upshaw, L OBP: 0.383, SLG: 0.541	0-0 HR		0-0 IHR		0-0 4-1			0-0 P4		4	2	2	3	0	0	0				
Dave Revering, L OBP: 0.278, SLG: 0.320	0-0 P4		0-3 K		0-3 K			0-0 6-3		4	0	0	0	0	2	0				
Barry Bonnell, R OBP: 0.408, SLG: 0.518		0-0 5-3		1-0 1B 3B HBP	0-3 K			0-0 F7		3	1	0	0	0	1	0				
Ernie Whitt, L OBP: 0.333, SLG: 0.430		0-0 G3		0-3 K			0-0 P4			3	0	0	0	0	1	1				
Hosken Powell, L OBP: 0.281, SLG: 0.348		0-0 4-3		0-0 3B 1B			0-0 G4-6-3 1B			3	1	2	0	0	0	0				
Lloyd Moseby, L OBP: 0.298, SLG: 0.364			4-0 2B 6-3 BB	0-0 L4			0-0 G4-6-3			2	1	0	0	1	0	3				
Alfredo Griffin, S OBP: 0.251, SLG: 0.301			0-0 4-3 IHR	0-0 2B			0-0 F8			3	2	2	2	0	0	0				
<b>Inning Stats</b>	R: 1 E: 0 K: 0 S: 4	H: 1 LOB: 0 BB: 0 P: 4	R: 0 E: 0 K: 0 S: 3	H: 0 LOB: 0 BB: 0 P: 3	R: 3 E: 0 K: 1 S: 7	H: 2 LOB: 0 BB: 1 P: 11	R: 3 E: 0 K: 2 S: 10	H: 3 LOB: 1 BB: 0 P: 11	R: 0 E: 0 K: 0 S: 7	H: 0 LOB: 0 BB: 0 P: 7	R: 0 E: 0 K: 0 S: 3	H: 1 LOB: 0 BB: 0 P: 3	R: 0 E: 0 K: 1 S: 5	H: 0 LOB: 0 BB: 0 P: 5	R: 0 E: 0 K: 0 S: 3	H: 0 LOB: 0 BB: 0 P: 3	1B: 3 2B: 1 3B: 1 HR: 2	SF: 0 SAC: 0 DP: 1 HBP: 1	WP: 0 PB: 0 SB: 1 CS: 0	PA: 32
<b>PITCHER</b> John Denny, R ERA: 4.96 Ed Whitson, R ERA: 3.38	IP: 5.0 WLS: L BF: 23 H: 6 R: 7 ER: 7 SO: 5 BB: 1 IBB: 0 HBP: 1 BLK: 0 WP: 0 HR: 1 S: 31 P: 36 ERA: 12.60 WHIP: 1.400															<b>PITCHER</b>	IP: 6.1 WLS: L BF: 9 H: 1 R: 0 ER: 0 SO: 1 BB: 0 IBB: 0 HBP: 0 BLK: 0 WP: 0 HR: 0 S: 11 P: 11 ERA: 0.00 WHIP: 0.333			

**Cleveland Indians @ Toronto Blue Jays**  
Exhibition Stadium, Toronto, ON  
Mon Jun 07 1982, 7:05 PM EDT  
Att: 11,150 - Unknown - 54 F

AB	30
R	7
H	7
RBI	7
BB	1
SO	6
LOB	7



Batter	1	2	3	4	5	6	7	8	9	AB	R	H	RBI	BB	SO	LOB	TOP					
Brian Downing, R (1,7) OBP: 0.338, SLG: 0.493 Bobby Clark, R (7,7) OBP: 0.194, SLG: 0.278	F7		L3	K		E5	1B		4-3	5	0	1	0	0	1	2	<b>California Angels @ Toronto Blue Jays</b> Exhibition Stadium, Toronto, ON Tue Jun 08 1982, 7:05 PM EDT Att: 16,154 - Unknown - 65 F					
Rod Carew, L (1,3) OBP: 0.437, SLG: 0.381	CS		G3			G3	1B		CS	2	0	1	1	4	0	1						
Reggie Jackson, L (1,9) OBP: 0.345, SLG: 0.384 Juan Beniquez, R (6,PR) OBP: 0.362, SLG: 0.350	F7		K			FC6-4	1B		FC6-4	4	1	1	2	0	1	4						
Fred Lynn, L (1,8) OBP: 0.369, SLG: 0.418	CS			E3		P6			G5-4-3	4	4	2	0	1	0	2						
Bobby Grich, R (1,4) OBP: 0.397, SLG: 0.491 Rob Wilong, L (9,4) OBP: 0.237, SLG: 0.170				1B		L9			G5-4-3	3	1	2	0	2	0	2						
Don Baylor, R (1,10) OBP: 0.270, SLG: 0.375				1B		F2			BB	0	0	0	0	0	0	0						
Doug DeCinces, R (1,5) Mick Kelleher, R (9,5)	SF7			2B		K			G5-4-3	5	0	1	0	0	1	6						
Tim Foli, R (1,6) OBP: 0.298, SLG: 0.360	G5-4-3			2B		F7			1B	4	1	2	3	0	1	1						
Bob Boone, R (1,2) OBP: 0.359, SLG: 0.364			6-3			E6			4-3	0	0	0	0	0	0	0						
<b>Inning Stats</b>	R: 0 E: 0 K: 0 S: 2	H: 0 LOB: 0 BB: 1 P: 6	R: 1 E: 0 K: 0 S: 3	H: 1 LOB: 1 BB: 2 P: 11	R: 0 E: 0 K: 1 S: 5	H: 0 LOB: 1 BB: 1 P: 9	R: 4 E: 1 K: 1 S: 10	H: 4 LOB: 1 BB: 0 P: 10	R: 2 E: 0 K: 1 S: 8	H: 3 LOB: 1 BB: 0 P: 8	R: 1 E: 1 K: 0 S: 5	H: 1 LOB: 2 BB: 1 P: 9	R: 2 E: 1 K: 1 S: 9	H: 3 LOB: 2 BB: 0 P: 9	R: 1 E: 0 K: 0 S: 4	H: 2 LOB: 1 BB: 1 P: 8		R: 0 E: 0 K: 0 S: 3	H: 0 LOB: 1 BB: 1 P: 7	1B: 9 2B: 3 3B: 1 HR: 1	SF: 1 SAC: 0 DP: 2 HBP: 0	WP: 0 PB: 1 SB: 0 CS: 1
<b>PITCHER</b>	IP	WLS	BF	H	R	ER	SO	BB	IBB	HBP	BLK	WP	HR	S	P	ERA	WHIP					
Jim Gott, R (1,1) ERA: 4.0	3.1	L	17	4	5	4	1	4	0	0	0	0	0	15	31	10.80	2.400					
Dale Murray, R (4,1) ERA: 4.59	0.2		6	4	2	1	1	0	0	0	0	0	1	8	8	13.50	6.000					
Steve Senteney, R (5,1) ERA:	2.2		15	4	3	0	2	1	0	0	0	0	0	18	22	0.00	1.875					
Mark Bomback, R (7,1) ERA: 6.19	2.1		10	2	1	1	0	2	0	0	0	0	0	8	16	3.86	1.714					

AB	40
R	11
H	14
RBI	9
BB	7
SO	4
LOB	25



Batter	1	2	3	4	5	6	7	8	9	AB	R	H	RBI	BB	SO	LOB	BOTTOM					
Damaso Garcia, R (1,4) OBP: 0.349, SLG: 0.391	HR			P5			K		5-3	5	1	2	0	0	1	2	<b>California Angels @ Toronto Blue Jays</b> Exhibition Stadium, Toronto, ON Tue Jun 08 1982, 7:05 PM EDT Att: 16,154 - Unknown - 65 F					
Garth Iorg, R (1,5) OBP: 0.306, SLG: 0.375	4-3						F7		P6	5	0	0	0	0	0	3						
Tony Johnson, R (1,7) OBP: 0.333, SLG: 0.435	HR			G6-4-3			4-3		F8	3	1	2	0	1	0	0						
Barry Bonnell, R (1,9) OBP: 0.417, SLG: 0.552	HR			G6-4-3			4-3		2B	4	1	3	3	0	0	1						
Wayne Nordhagen, R (1,10) OBP: 0.331, SLG: 0.333				G6-4-3			6-3		5-3	4	0	1	0	0	0	4						
Buck Martinez, R (1,2) OBP: 0.322, SLG: 0.354	F9			F7			G1-6-3		G3	3	0	0	0	1	0	3						
Willie Upshaw, L (1,3) OBP: 0.376, SLG: 0.530	K			6-3			G1-6-3		1-3	4	0	0	0	0	1	2						
Lloyd Moseby, L (1,8) OBP: 0.297, SLG: 0.380				K			F8		HR	4	1	1	1	0	1	0						
Alfredo Griffin, S (1,6) OBP: 0.253, SLG: 0.301 Rance Mulliniks, L (8,6) OBP: 0.326, SLG: 0.357	F9						F9		5-3	3	0	1	0	0	0	0						
<b>Inning Stats</b>	R: 3 E: 0 K: 1 S: 8	H: 3 LOB: 1 BB: 1 P: 12	R: 0 E: 0 K: 1 S: 6	H: 1 LOB: 0 BB: 0 P: 6	R: 0 E: 0 K: 0 S: 4	H: 2 LOB: 1 BB: 0 P: 4	R: 0 E: 0 K: 0 S: 4	H: 1 LOB: 0 BB: 0 P: 4	R: 0 E: 0 K: 0 S: 2	H: 0 LOB: 0 BB: 1 P: 6	R: 0 E: 0 K: 1 S: 5	H: 0 LOB: 0 BB: 0 P: 5	R: 0 E: 0 K: 0 S: 4	H: 1 LOB: 1 BB: 0 P: 4	R: 0 E: 0 K: 0 S: 5	H: 2 LOB: 1 BB: 0 P: 5		R: 1 E: 0 K: 0 S: 5	H: 2 LOB: 1 BB: 0 P: 5	1B: 6 2B: 3 3B: 0 HR: 2	SF: 0 SAC: 0 DP: 2 HBP: 0	WP: 0 PB: 0 SB: 0 CS: 0
<b>PITCHER</b>	IP	WLS	BF	H	R	ER	SO	BB	IBB	HBP	BLK	WP	HR	S	P	ERA	WHIP					
Geoff Zahn, L (1,1) ERA: 2.99	9.0	W	38	11	4	4	3	2	0	0	0	0	2	42	50	4.00	1.444					





Batter	1	2	3	4	5	6	7	8	9	AB	R	H	RBI	BB	SO	LOB	TOP				
Brian Downing, R (1, 7) OBP: 0.339, SLG: 0.489 Bobby Clark, R (9, 7) OBP: 0.194, SLG: 0.278	F7					F5		5-3		4	0	1	0	1	0	2					
Bobby Grich, R (1, 4) OBP: 0.388, SLG: 0.477	P4		K			F9		K	K	5	0	0	0	0	0	3	2				
Don Baylor, R (1, 10) OBP: 0.277, SLG: 0.395	K				HR			5-3	5-3	4	1	2	1	1	1	0					
Doug DeCinces, R (1, 5) OBP: 0.309, SLG: 0.401		K			HR			1-3	K	3	1	0	0	2	2	1					
Reggie Jackson, L (1, 9) OBP: 0.348, SLG: 0.405 Juan Beniquez, R (9, 9) OBP: 0.362, SLG: 0.350	G3 1B				HR			P6		4	1	2	2	0	1	4					
Fred Lynn, L (1, 8) OBP: 0.362, SLG: 0.409	G3				HR			3-1		4	0	0	0	0	0	4					
Rod Carew, L (1, 3) OBP: 0.438, SLG: 0.395	6-3							1B 2B	E 2B	4	1	2	0	0	0	1					
Bob Boone, R (1, 2) OBP: 0.368, SLG: 0.373			F7			E6		E2		4	0	3	0	0	0	0					
Mick Kelleher, R (1, 6) Rob Wilfong, L (8, PH) OBP: 0.235, SLG: 0.169 Tim Foli, P (8, 6) OBP: 0.298, SLG: 0.360	6-3		6-3		F7	K		K		3	0	0	0	0	1	2					
<b>Inning Stats</b>	R: 0 E: 0 K: 1 S: 5	H: 0 LOB: 0 BB: 0 P: 5	R: 0 E: 0 K: 1 S: 6	H: 1 LOB: 1 BB: 0 P: 6	R: 0 E: 0 K: 1 S: 5	H: 0 LOB: 1 BB: 1 P: 9	R: 3 E: 0 K: 0 S: 6	H: 3 LOB: 1 BB: 1 P: 10	R: 0 E: 1 K: 1 S: 6	H: 2 LOB: 1 BB: 0 P: 6	R: 0 E: 0 K: 1 S: 6	H: 1 LOB: 1 BB: 0 P: 6	R: 1 E: 1 K: 1 S: 7	H: 2 LOB: 1 BB: 0 P: 7	R: 0 E: 0 K: 2 S: 7	H: 0 LOB: 0 BB: 0 P: 7	1B: 5 2B: 3 3B: 0 HR: 2	SF: 0 SAC: 0 DP: 0 HBP: 0	WP: 0 PB: 0 SB: 0 CS: 0	PA: 40	
<b>PITCHER</b>	IP	WLS	BF	H	R	ER	SO	BB	IBB	HBP	BLK	WP	HR	S	P	ERA	WHIP				
Jerry Garvin, L (1, 1) ERA: 7.67	4.1		21	5	3	3	3	3	0	0	0	0	2	24	36	6.23	1.846				
Roy Lee Jackson, R (5, 1) ERA: 3.93	3.2		16	5	1	0	4	1	0	0	0	0	0	23	27	0.00	1.636				
Joey McLaughlin, R (9, 1) ERA: 4.08	1.0	W	3	0	0	0	2	0	0	0	0	0	0	7	7	0.00	0.000				

California Angels @ Toronto Blue Jays  
Exhibition Stadium, Toronto, ON  
Wed Jun 09 1982, 7:05 PM EDT  
Att: 16,193 - Unknown - 74 F

AB	36
R	4
H	10
RBI	3
BB	4
SO	9
LOB	17



Batter	1	2	3	4	5	6	7	8	9	AB	R	H	RBI	BB	SO	LOB	BOTTOM				
Damaso Garcia, R (1, 4) OBP: 0.347, SLG: 0.402	5-3		G3					1-3		4	1	1	1	0	0	2					
Rance Mulliniks, L (1, 5) OBP: 0.323, SLG: 0.347	K		FC4-5 BB			G3		4-3		3	0	0	0	1	1	0					
Willie Upshaw, L (1, 3) OBP: 0.368, SLG: 0.519	F7		FC4-5 1-2 3-H			K		K		4	0	0	1	0	2	1					
Dave Revering, L (1, 10) OBP: 0.269, SLG: 0.307		G3	G3			4-3		P6		4	0	0	0	0	0	1					
Barry Bonnell, R (1, 7) OBP: 0.413, SLG: 0.544		K			6-3			5-3		4	1	1	0	0	1	0					
Lloyd Moseby, L (1, 8) OBP: 0.302, SLG: 0.395		1B			K			F7		4	1	2	1	0	1	0					
Hosken Powell, L (1, 9) OBP: 0.290, SLG: 0.347		1B			5-3			K		3	0	1	0	1	1	0					
Ernie Whitt, L (1, 2) OBP: 0.338, SLG: 0.453		FC4-6 1-2						4-3		3	1	1	1	1	0	2					
Alfredo Griffin, S (1, 6) OBP: 0.259, SLG: 0.312 Al Woods, L (9, PH) OBP: 0.228, SLG: 0.219			G3 FC4-5			K			G1	3	1	2	0	0	1	0					
<b>Inning Stats</b>	R: 0 E: 0 K: 1 S: 5	H: 2 LOB: 2 BB: 0 P: 7	R: 1 E: 0 K: 0 S: 4	H: 1 LOB: 1 BB: 1 P: 8	R: 0 E: 0 K: 1 S: 5	H: 0 LOB: 0 BB: 0 P: 5	R: 2 E: 0 K: 2 S: 9	H: 2 LOB: 0 BB: 0 P: 9	R: 0 E: 0 K: 0 S: 3	H: 0 LOB: 0 BB: 0 P: 3	R: 0 E: 0 K: 1 S: 6	H: 1 LOB: 1 BB: 0 P: 6	R: 0 E: 0 K: 1 S: 5	H: 0 LOB: 0 BB: 0 P: 5	R: 2 E: 0 K: 0 S: 3	H: 2 LOB: 2 BB: 2 P: 11	1B: 4 2B: 1 3B: 1 HR: 2	SF: 0 SAC: 0 DP: 0 HBP: 0	WP: 0 PB: 0 SB: 0 CS: 0	PA: 36	
<b>PITCHER</b>	IP	WLS	BF	H	R	ER	SO	BB	IBB	HBP	BLK	WP	HR	S	P	ERA	WHIP				
Mike Witt, R (1, 1) ERA: 3.16	8.0		32	7	4	4	7	1	0	0	0	0	2	45	49	4.50	1.000				
Doug Corbett, R (9, 1) ERA: 6.0	0.1	L	4	1	1	1	0	0	2	0	0	0	0	2	10	27.00	3.000				

California Angels @ Toronto Blue Jays  
Exhibition Stadium, Toronto, ON  
Wed Jun 09 1982, 7:05 PM EDT  
Att: 16,193 - Unknown - 74 F

AB	33
R	5
H	8
RBI	5
BB	3
SO	7
LOB	8



Batter	1	2	3	4	5	6	7	8	9	AB	R	H	RBI	BB	SO	LOB	TOP			
Rickey Henderson, R OBP: 0.432, SLG: 0.384 (1, 7)	0-0 4-3		0-3 K			0-3 K		0-0 6-3		4	0	0	0	0	2	0				
Dwayne Murphy, L OBP: 0.333, SLG: 0.406 (1, 8)	0-0 G3		0-3 K			0-0 P5		0-0 F8		4	0	0	0	0	1	0				
Dan Meyer, L OBP: 0.290, SLG: 0.418 (1, 10)	4-0 BB			0-0 1B		0-0 F7		0-0 4-3		3	1	1	0	1	0	0				
Tony Armas, R OBP: 0.274, SLG: 0.381 (1, 9)	0-3 K			0-0 1-3		0-0 F8		0-0 1-3		4	0	1	0	0	1	1				
Wayne Gross, L OBP: 0.341, SLG: 0.319 (1, 5)		0-3 K		0-0 1-3		4-0 BB				2	0	0	1	1	1	1				
Davey Lopes, R OBP: 0.317, SLG: 0.350 (1, 4)		0-0 G3		2-3 3-H K		0-0 F2				3	0	1	0	0	1	2				
Jim Spencer, L OBP: 0.196, SLG: 0.290 (1, 3)		0-0 G3		0-0 P6		0-0 4-3				3	0	0	0	0	0	2				
Mike Heath, R OBP: 0.308, SLG: 0.352 (1, 2)		0-0 6-3		0-0 F8		0-0 F8		0-0 F8		3	0	0	0	0	0	1				
Tony Phillips, S OBP: 0.338, SLG: 0.238 (1, 6)			0-3 K		0-3 K			0-0 6-3		3	0	0	0	0	2	0				
<b>Inning Stats</b>	R: 0 E: 0 X: 1 S: 5	H: 0 LOB: 1 BB: 1 P: 9	R: 0 E: 0 X: 1 S: 6	H: 1 LOB: 1 BB: 0 P: 6	R: 0 E: 0 X: 3 S: 9	H: 0 LOB: 0 BB: 0 P: 9	R: 1 E: 0 X: 1 S: 6	H: 2 LOB: 0 BB: 0 P: 6	R: 0 E: 0 X: 1 S: 5	H: 0 LOB: 0 BB: 0 P: 5	R: 0 E: 0 X: 3 S: 3	H: 0 LOB: 1 BB: 1 P: 7	R: 0 E: 0 X: 0 S: 3	H: 0 LOB: 0 BB: 0 P: 3	R: 0 E: 0 X: 0 S: 3	H: 0 LOB: 0 BB: 0 P: 3	1B: 2 2B: 1 3B: 0 HR: 0	SF: 0 SAC: 0 DP: 0 HBP: 0	WP: 0 PB: 0 SB: 0 CS: 1	PA: 31
<b>PITCHER</b> Jim Clancy, R ERA: 4.47 (1, 1)	IP: 9.0 WLS: W BF: 31 H: 3 R: 1 ER: 1 SO: 8 BB: 2 IBB: 0 HBP: 0 BLK: 0 WP: 0 HR: 0 S: 45 P: 53 ERA: 1.00 WHIP: 0.556															<b>PITCHER</b>				

Oakland Athletics @ Toronto Blue Jays  
Exhibition Stadium, Toronto, ON  
Fri Jun 11 1982, 7:05 PM EDT  
Att: 17,461 - Unknown - 68 F

AB 29  
R 1  
H 3  
RBI 1  
BB 2  
SO 8  
LOB 7



Batter	1	2	3	4	5	6	7	8	9	AB	R	H	RBI	BB	SO	LOB	BOTTOM			
Damaso Garcia, R OBP: 0.346, SLG: 0.404 (1, 4)	0-0 F9		0-0 F8		0-0 2B		0-0 1-3			4	0	1	1	0	0	0				
Rance Mulliniks, L OBP: 0.314, SLG: 0.336 (1, 5)	0-3 K		0-0 4-3		0-0 P5		0-0 F7			4	0	0	0	0	1	1				
Willie Upshaw, L OBP: 0.361, SLG: 0.508 (1, 3)	0-0 F8		0-0 4-3		0-0 G3		0-0 F8			4	0	0	0	0	0	1				
Dave Revering, L OBP: 0.268, SLG: 0.305 (1, 10)		0-0 1B		0-0 F3		0-3 K		0-0 4-3		4	1	1	0	0	1	0				
Barry Bonnell, R OBP: 0.411, SLG: 0.537 (1, 7)		0-0 L5		0-3 K		4-0 BB				2	0	0	0	1	1	1				
Lloyd Moseby, L OBP: 0.308, SLG: 0.396 (1, 8)		0-0 E8		4-0 1B		0-0 F5		0-0 F5		2	0	1	0	1	0	1				
Hosken Powell, L OBP: 0.282, SLG: 0.337 (1, 9)		0-0 F8		0-0 P5		0-0 G3				3	0	0	0	0	0	3				
Ernie Whitt, L OBP: 0.338, SLG: 0.445 (1, 2)		4-0 BB		0-0 6-3		0-0 F2				2	0	0	0	1	0	0				
Alfredo Griffin, S OBP: 0.260, SLG: 0.313 (1, 6)		0-0 F8		0-0 2B		0-0 F9				3	1	1	0	0	0	2				
<b>Inning Stats</b>	R: 0 E: 0 X: 1 S: 5	H: 0 LOB: 0 BB: 0 P: 5	R: 1 E: 1 X: 0 S: 5	H: 2 LOB: 2 BB: 1 P: 9	R: 0 E: 0 X: 1 S: 3	H: 0 LOB: 0 BB: 0 P: 3	R: 0 E: 0 X: 1 S: 5	H: 0 LOB: 1 BB: 1 P: 9	R: 0 E: 0 X: 0 S: 3	H: 0 LOB: 0 BB: 0 P: 3	R: 0 E: 0 X: 0 S: 3	H: 0 LOB: 0 BB: 0 P: 3	R: 0 E: 0 X: 0 S: 3	H: 0 LOB: 0 BB: 0 P: 3	R: 0 E: 0 X: 0 S: 3	H: 0 LOB: 0 BB: 0 P: 3	1B: 3 2B: 1 3B: 0 HR: 0	SF: 0 SAC: 0 DP: 0 HBP: 0	WP: 0 PB: 0 SB: 0 CS: 0	PA: 31
<b>PITCHER</b> Brian Kingman, R ERA: 1.13 (1, 1)	IP: 8.0 WLS: L BF: 31 H: 4 R: 2 ER: 1 SO: 3 BB: 3 IBB: 0 HBP: 0 BLK: 0 WP: 0 HR: 0 S: 34 P: 46 ERA: 1.12 WHIP: 0.875															<b>PITCHER</b>				

Oakland Athletics @ Toronto Blue Jays  
Exhibition Stadium, Toronto, ON  
Fri Jun 11 1982, 7:05 PM EDT  
Att: 17,461 - Unknown - 68 F

AB 28  
R 2  
H 4  
RBI 1  
BB 3  
SO 3  
LOB 9



Batter	1	2	3	4	5	6	7	8	9	AB	R	H	RBI	BB	SO	LOB	TOP				
Rickey Henderson, R OBP: 0.430, SLG: 0.396 (1, 7) (8, 8)	0-3 K	0-0 F9	0-0 HR		0-0 1B			0-0 F9	0-0 P4	6	1	2	2	0	1	4					
Dwayne Murphy, L OBP: 0.336, SLG: 0.405 (1, 8) Jeff Burroughs, R OBP: 0.344, SLG: 0.412 (8, 7) (8, 7)	0-0 1B	0-0 1B	1-3 2-H 1B	1-0 HBP		0-0 G3		0-0 6-3		3	1	1	1	0	0	1					
Dan Meyer, L OBP: 0.293, SLG: 0.424 (1, 10)	0-0 1B	0-0 L5	0-0 4-3			0-0 4-3		0-0 3B	0-0 2B	5	2	2	0	0	0	3					
Tony Armas, R OBP: 0.282, SLG: 0.394 (1, 9)	0-0 1B	0-0 1-3		4-0 G5-4-3 E BB		0-0 5-3		0-0 3B	0-0 4-3	4	0	2	2	1	0	2					
Wayne Gross, L OBP: 0.343, SLG: 0.322 (1, 3)	0-0 1B		0-0 P6	0-0 E6		0-0 1B		0-0 4-3		5	0	2	1	0	0	2					
Jeff Newman, R OBP: 0.311, SLG: 0.434 (1, 2)	0-0 F7		0-0 HR	0-0 G5-4-3		0-0 F8			0-0 E9	5	1	2	1	0	0	5					
Dave McKay, S OBP: 0.239, SLG: 0.280 (1, 5) (7, 4)	0-3 K		4-0 FC4 BB	0-0 F8		0-0 4-3		0-0 F5	0-0 F5	4	0	0	0	1	1	4					
Davey Lopes, R OBP: 0.317, SLG: 0.349 (1, 4) Mickey Klutts, R OBP: 0.250, SLG: 0.225 (7, 5) (7, 5)		0-0 SH 1B	0-0 FC4 2B	0-0 6-3		0-0 6-3		0-0 F8	0-0 F8	3	2	1	0	0	0	1					
Tony Phillips, S OBP: 0.338, SLG: 0.258 (1, 6) Cliff Johnson, R OBP: 0.315, SLG: 0.387 (9, PH) Fred Stanley, R OBP: 0.303, SLG: 0.203 (9, 6)		0-0 SH 1B	0-0 HR 2B	0-3 K		0-3 K		4-0 BB		3	1	1	1	0	2	0					
<b>Inning Stats</b>	R: 2 E: 1 K: 2 S: 11	H: 3 LOB: 2 BB: 0 P: 11	R: 1 E: 1 K: 0 S: 6	H: 2 LOB: 2 BB: 0 P: 6	R: 4 E: 0 K: 0 S: 6	H: 3 LOB: 1 BB: 1 P: 11	R: 0 E: 1 K: 0 S: 3	H: 0 LOB: 1 BB: 0 P: 7	R: 0 E: 0 K: 1 S: 6	H: 1 LOB: 1 BB: 0 P: 6	R: 0 E: 0 K: 0 S: 4	H: 0 LOB: 0 BB: 0 P: 5	R: 1 E: 0 K: 0 S: 5	H: 2 LOB: 1 BB: 0 P: 5	R: 0 E: 1 K: 0 S: 4	H: 1 LOB: 2 BB: 1 P: 8	1B: 8 2B: 2 3B: 1 HR: 2	SF: 0 SAC: 1 DP: 1 HBP: 1	WP: 0 PB: 0 SB: 0 CS: 0	PA: 46	
<b>PITCHER</b>	IP WLS BF H R ER SO BB IBB HBP BLK WP HR S P ERA WHIP	IP WLS BF H R ER SO BB IBB HBP BLK WP HR S P ERA WHIP	IP WLS BF H R ER SO BB IBB HBP BLK WP HR S P ERA WHIP	IP WLS BF H R ER SO BB IBB HBP BLK WP HR S P ERA WHIP	IP WLS BF H R ER SO BB IBB HBP BLK WP HR S P ERA WHIP	IP WLS BF H R ER SO BB IBB HBP BLK WP HR S P ERA WHIP	IP WLS BF H R ER SO BB IBB HBP BLK WP HR S P ERA WHIP	IP WLS BF H R ER SO BB IBB HBP BLK WP HR S P ERA WHIP	IP WLS BF H R ER SO BB IBB HBP BLK WP HR S P ERA WHIP	IP WLS BF H R ER SO BB IBB HBP BLK WP HR S P ERA WHIP	IP WLS BF H R ER SO BB IBB HBP BLK WP HR S P ERA WHIP	IP WLS BF H R ER SO BB IBB HBP BLK WP HR S P ERA WHIP	IP WLS BF H R ER SO BB IBB HBP BLK WP HR S P ERA WHIP	IP WLS BF H R ER SO BB IBB HBP BLK WP HR S P ERA WHIP	IP WLS BF H R ER SO BB IBB HBP BLK WP HR S P ERA WHIP	IP WLS BF H R ER SO BB IBB HBP BLK WP HR S P ERA WHIP	IP WLS BF H R ER SO BB IBB HBP BLK WP HR S P ERA WHIP	IP WLS BF H R ER SO BB IBB HBP BLK WP HR S P ERA WHIP	IP WLS BF H R ER SO BB IBB HBP BLK WP HR S P ERA WHIP	IP WLS BF H R ER SO BB IBB HBP BLK WP HR S P ERA WHIP	IP WLS BF H R ER SO BB IBB HBP BLK WP HR S P ERA WHIP

Oakland Athletics @ Toronto Blue Jays  
Exhibition Stadium, Toronto, ON  
Sat Jun 12 1982, 3:33 AM EDT  
Att: 24,338 - Unknown - 58 F

AB	41
R	8
H	13
RBI	8
BB	3
SO	4
LOB	23



Batter	1	2	3	4	5	6	7	8	9	AB	R	H	RBI	BB	SO	LOB	BOTTOM				
Damaso Garcia, R OBP: 0.340, SLG: 0.397 (1, 4)	0-0 4-3		0-0 4-3			0-0 FC6-4		0-0 F9		4	0	0	0	0	0	2					
Rance Mulliniks, L OBP: 0.319, SLG: 0.331 (1, 5) (7, 6)	4-0 BB		0-0 F9		0-0 FC6-4			4-0 1B BB		2	0	0	0	2	0	1					
Willie Upshaw, L OBP: 0.358, SLG: 0.503 (1, 3)	0-0 F9		0-0 F8		0-0 F8		0-0 F8	0-0 1B		4	0	1	0	0	0	1					
Dave Revering, L OBP: 0.260, SLG: 0.294 (1, 10)	0-0 6-3		0-0 F8		0-0 F9		0-0 F9	0-0 F9		4	0	0	0	0	0	3					
Barry Bonnell, R OBP: 0.401, SLG: 0.523 (1, 7)		0-0 6-3		0-0 F9		0-3 K		0-0 F9		4	0	0	0	0	1	2					
Lloyd Moseby, L OBP: 0.301, SLG: 0.387 (1, 8)		0-0 F9		0-0 F9		0-0 F9		0-0 F9	0-0 4-3	4	0	0	0	0	0	2					
Hosken Powell, L OBP: 0.274, SLG: 0.327 (1, 9)		0-0 4-3		0-0 F8		0-0 F9		0-0 F9		3	0	0	0	0	0	0					
Ernie Whitt, L OBP: 0.346, SLG: 0.459 (1, 2)			0-0 G3		0-0 FC9-6 1B		0-0 2B	0-0 2B		3	1	2	0	0	0	0					
Alfredo Griffin, S OBP: 0.257, SLG: 0.309 (1, 6) Garth Iorg, R OBP: 0.311, SLG: 0.388 (7, 5)			0-0 F8		0-0 FC9-6 FC6-4		0-0 2B	0-0 2B		2	0	0	0	0	0	1					
<b>Inning Stats</b>	R: 0 E: 0 K: 0 S: 3	H: 0 LOB: 1 BB: 1 P: 7	R: 0 E: 0 K: 0 S: 3	H: 0 LOB: 0 BB: 0 P: 3	R: 0 E: 0 K: 0 S: 3	H: 0 LOB: 0 BB: 0 P: 3	R: 0 E: 0 K: 0 S: 3	H: 0 LOB: 0 BB: 0 P: 3	R: 0 E: 0 K: 0 S: 4	H: 1 LOB: 1 BB: 0 P: 4	R: 0 E: 0 K: 1 S: 5	H: 0 LOB: 0 BB: 0 P: 5	R: 1 E: 0 K: 0 S: 5	H: 2 LOB: 1 BB: 0 P: 5	R: 0 E: 0 K: 0 S: 4	H: 1 LOB: 2 BB: 1 P: 8	1B: 2 2B: 2 3B: 0 HR: 0	SF: 0 SAC: 0 DP: 0 HBP: 0	WP: 0 PB: 0 SB: 0 CS: 0	PA: 33	
<b>PITCHER</b>	IP WLS BF H R ER SO BB IBB HBP BLK WP HR S P ERA WHIP	IP WLS BF H R ER SO BB IBB HBP BLK WP HR S P ERA WHIP	IP WLS BF H R ER SO BB IBB HBP BLK WP HR S P ERA WHIP	IP WLS BF H R ER SO BB IBB HBP BLK WP HR S P ERA WHIP	IP WLS BF H R ER SO BB IBB HBP BLK WP HR S P ERA WHIP	IP WLS BF H R ER SO BB IBB HBP BLK WP HR S P ERA WHIP	IP WLS BF H R ER SO BB IBB HBP BLK WP HR S P ERA WHIP	IP WLS BF H R ER SO BB IBB HBP BLK WP HR S P ERA WHIP	IP WLS BF H R ER SO BB IBB HBP BLK WP HR S P ERA WHIP	IP WLS BF H R ER SO BB IBB HBP BLK WP HR S P ERA WHIP	IP WLS BF H R ER SO BB IBB HBP BLK WP HR S P ERA WHIP	IP WLS BF H R ER SO BB IBB HBP BLK WP HR S P ERA WHIP	IP WLS BF H R ER SO BB IBB HBP BLK WP HR S P ERA WHIP	IP WLS BF H R ER SO BB IBB HBP BLK WP HR S P ERA WHIP	IP WLS BF H R ER SO BB IBB HBP BLK WP HR S P ERA WHIP	IP WLS BF H R ER SO BB IBB HBP BLK WP HR S P ERA WHIP	IP WLS BF H R ER SO BB IBB HBP BLK WP HR S P ERA WHIP	IP WLS BF H R ER SO BB IBB HBP BLK WP HR S P ERA WHIP	IP WLS BF H R ER SO BB IBB HBP BLK WP HR S P ERA WHIP	IP WLS BF H R ER SO BB IBB HBP BLK WP HR S P ERA WHIP	IP WLS BF H R ER SO BB IBB HBP BLK WP HR S P ERA WHIP

Oakland Athletics @ Toronto Blue Jays  
Exhibition Stadium, Toronto, ON  
Sat Jun 12 1982, 3:33 AM EDT  
Att: 24,338 - Unknown - 58 F

AB	31
R	1
H	4
RBI	1
BB	2
SO	1
LOB	12



Batter	1	2	3	4	5	6	7	8	9	AB	R	H	RBI	BB	SO	LOB	TOP			
Rickey Henderson, R OBP: 0.430, SLG: 0.394 (1, 7)	F9	S BB			K		S SF9 1B	FC6-4		4	1	1	1	1	1	2				
Dwayne Murphy, L OBP: 0.333, SLG: 0.397 (1, 8)	F7	4-3			1-3		HR BB	6-3		4	1	0	0	1	0	4				
Dan Meyer, L OBP: 0.285, SLG: 0.414 (1, 10)	1-3				K		SF9		4-3	4	0	0	1	0	1	0				
Tony Armas, R OBP: 0.290, SLG: 0.416 (1, 9)		BB HBP SF9 1B			K		SH5-4 BB 1B	HR	K	5	2	3	2	0	2	0				
Wayne Gross, L OBP: 0.351, SLG: 0.322 (1, 3)		SF9 BB 2B HBP			G3		SH5-4 BB	G3	1B	3	1	1	0	1	0	0				
Mickey Klutts, R OBP: 0.271, SLG: 0.233 (1, 5)		2B SH4-3 BB			K		SH5-4		5-3	3	1	1	0	1	1	0				
Dave McKay, S OBP: 0.237, SLG: 0.279 (1, 4)		SF9			4-3		1-3		S BB FC6-4 1B	4	1	1	1	0	0	4				
Mike Heath, R OBP: 0.324, SLG: 0.366 (1, 2)		SH4-3 2B					F8		FC6-4 S BB	2	0	1	1	2	0	2				
Tony Phillips, S OBP: 0.338, SLG: 0.250 (1, 6)		SH4-3			L4				K FC6-4 BB	2	0	0	1	1	1	1				
<b>Inning Stats</b>	R: 0 E: 0 K: 0 S: 3	H: 0 LOB: 0 BB: 0 P: 3	R: 3 E: 0 K: 0 S: 5	H: 2 LOB: 2 BB: 2 P: 14	R: 0 E: 0 K: 2 S: 7	H: 0 LOB: 1 BB: 1 P: 9	R: 0 E: 0 K: 1 S: 5	H: 0 LOB: 0 BB: 0 P: 5	R: 0 E: 0 K: 0 S: 4	H: 1 LOB: 2 BB: 1 P: 8	R: 3 E: 0 K: 1 S: 7	H: 2 LOB: 0 BB: 1 P: 11	R: 1 E: 0 K: 0 S: 4	H: 1 LOB: 2 BB: 2 P: 12	R: 0 E: 0 K: 1 S: 7	H: 2 LOB: 2 BB: 0 P: 7	1B: 6 2B: 1 3B: 0 HR: 1	SF: 2 SAC: 2 DP: 0 HBP: 1	WP: 0 PB: 0 SB: 6 CS: 0	PA: 43
<b>PITCHER</b>	IP	WLS	BF	H	R	ER	SO	BB	IBB	HBP	BLK	WP	HR	S	P	ERA	WHIP			
Luis Leal, R ERA: 3.07 (1, 1)	6.0		26	3	3	3	4	4	0	1	0	0	0	29	46	4.50	1.167			
Roy Lee Jackson, R ERA: 4.09 (7, 1)	1.1	L	9	3	4	4	1	2	0	0	0	0	1	9	17	27.00	3.750			
Dale Murray, R ERA: 4.39 (8, 1)	1.2		8	2	0	0	1	1	0	0	0	0	0	9	13	0.00	1.800			

**Oakland Athletics @ Toronto Blue Jays**  
 Exhibition Stadium, Toronto, ON  
 Sun Jun 13 1982, 3:33 AM EDT  
 Att: 20,113 - Unknown - 67 F

AB 31  
 R 7  
 H 8  
 RBI 7  
 BB 7  
 SO 6  
 LOB 13



Batter	1	2	3	4	5	6	7	8	9	AB	R	H	RBI	BB	SO	LOB	BOTTOM			
Damaso Garcia, R OBP: 0.345, SLG: 0.403 (1, 4)	4-3 2B		BLK 1B	6-3			G1-6-3 BB		F2	4	1	2	0	1	0	0				
Rance Mulliniks, L OBP: 0.315, SLG: 0.325 (1, 5)	4-3		F7		F7		F7		F8	2	0	0	0	0	0	2				
Garth Iorg, R OBP: 0.304, SLG: 0.379 (5, FH) (6, 5)	2-3		1-2							3	0	0	0	0	0	1				
Lloyd Moseby, L OBP: 0.300, SLG: 0.384 (1, 8)	1-3		2-H 3B 1B		K		G1-6-3 1-2			4	1	1	1	0	1	2				
Willie Upshaw, L OBP: 0.356, SLG: 0.507 (1, 3)	4-3		1-H 1B 3B		K				F7	4	1	1	1	0	1	1				
Barry Bonnell, R OBP: 0.404, SLG: 0.519 (1, 7)		BB E BB	FC5-4 1B		5-3				K	3	1	1	1	1	1	0				
Dave Revering, L OBP: 0.286, SLG: 0.294 (1, 10)		BB E BB	3-H 1B		F7					0	0	0	0	1	0	0				
Wayne Nordhagen, R OBP: 0.331, SLG: 0.333 (3, FH)		CS E BB	FC5-4		F7				WP 1B	3	0	1	0	0	0	1				
Tony Johnson, R OBP: 0.333, SLG: 0.435 (8, FR)		1-2	1-2						1B	0	1	0	0	0	0	0				
Hosken Powell, L OBP: 0.271, SLG: 0.324 (1, 9)		E4	G3							1	0	0	0	0	0	1				
Jesse Barfield, R OBP: 0.352, SLG: 0.423 (3, FH) (4, 9)		1-2 2-H								3	0	2	1	0	0	1				
Ernie Whitt, L OBP: 0.343, SLG: 0.448 (1, 2)		K			3-1				4-3	3	0	0	0	1	1	3				
Alfredo Griffin, S OBP: 0.252, SLG: 0.303 (1, 6)		F8			K		FC6-4 BB		K	4	0	0	0	0	2	3				
<b>Inning Stats</b>	R: 0 E: 0 K: 0 S: 4	H: 1 LOB: 1 BB: 0 P: 4	R: 1 E: 1 K: 1 S: 5	H: 0 LOB: 1 BB: 2 P: 13	R: 3 E: 0 K: 0 S: 7	H: 4 LOB: 1 BB: 0 P: 7	R: 0 E: 0 K: 1 S: 5	H: 0 LOB: 0 BB: 0 P: 5	R: 0 E: 0 K: 2 S: 7	H: 0 LOB: 0 BB: 0 P: 7	R: 0 E: 0 K: 0 S: 2	H: 0 LOB: 0 BB: 1 P: 6	R: 1 E: 0 K: 1 S: 7	H: 2 LOB: 1 BB: 0 P: 7	R: 0 E: 0 K: 1 S: 5	H: 0 LOB: 0 BB: 0 P: 5	1B: 6 2B: 2 3B: 1 HR: 0	SF: 0 SAC: 0 DP: 2 HBP: 0	WP: 1 PB: 0 SB: 0 CS: 1	PA: 38
<b>PITCHER</b>	IP	WLS	BF	H	R	ER	SO	BB	IBB	HBP	BLK	WP	HR	S	P	ERA	WHIP			
Mike Norris, R ERA: 4.71 (1, 1)	2.1		14	5	4	3	1	2	0	0	1	0	0	14	22	11.57	3.000			
Tom Underwood, L ERA: 4.14 (3, 1)	3.2	W	13	1	0	0	3	1	0	0	0	0	0	18	22	0.00	0.545			
Dave Beard, R ERA: 3.83 (7, 1)	3.0	S	11	2	1	1	2	1	0	0	0	1	0	14	18	3.00	1.000			

**Oakland Athletics @ Toronto Blue Jays**  
 Exhibition Stadium, Toronto, ON  
 Sun Jun 13 1982, 3:33 AM EDT  
 Att: 20,113 - Unknown - 67 F

AB 34  
 R 5  
 H 8  
 RBI 4  
 BB 4  
 SO 6  
 LOB 15



Batter	1	2	3	4	5	6	7	8	9	AB	R	H	RBI	BB	SO	LOB	TOP										
Rickey Henderson, R OBP: 0.427, SLG: 0.396	5-3		1B	6-3			E6			4	1	1	0	0	0	1											
Dwayne Murphy, L OBP: 0.332, SLG: 0.394	K		1B	G3			K			4	1	1	1	0	2	2											
Dan Meyer, L OBP: 0.284, SLG: 0.410	4-3		1B		5-3		3-1			4	0	1	0	0	0	1											
Tony Armas, R OBP: 0.289, SLG: 0.415		F8	SF8		6-3			K		3	1	1	1	0	1	0											
Wayne Gross, L OBP: 0.348, SLG: 0.320	2B	1B	K		G3			F7		4	0	1	0	0	1	1											
Jeff Newman, R OBP: 0.302, SLG: 0.419	F8		5-3			K		6-3		4	0	0	0	0	1	3											
Mickey Klutts, R OBP: 0.298, SLG: 0.298		2B		SH4-3		K			F8	4	1	2	1	0	1	0											
Davey Lopes, R OBP: 0.317, SLG: 0.355	1-3		SH4-3						L5	3	0	1	0	0	0	2											
Tony Phillips, S OBP: 0.333, SLG: 0.278	K			2-3		F9			K	4	0	1	1	0	2	3											
<b>Inning Stats</b>	R: 0 E: 0 K: 1 S: 5	H: 0 LOB: 0 BB: 0 P: 5	R: 1 E: 0 K: 1 S: 8	H: 3 LOB: 2 BB: 0 P: 8	R: 2 E: 0 K: 1 S: 8	H: 3 LOB: 1 BB: 0 P: 8	R: 1 E: 0 K: 0 S: 5	H: 2 LOB: 1 BB: 0 P: 5	R: 0 E: 0 K: 2 S: 3	H: 1 LOB: 1 BB: 0 P: 8	R: 0 E: 1 K: 1 S: 5	H: 0 LOB: 0 BB: 0 P: 5	R: 0 E: 0 K: 1 S: 5	H: 0 LOB: 0 BB: 0 P: 5	R: 0 E: 0 K: 1 S: 5	H: 0 LOB: 0 BB: 0 P: 5	1B: 4 2B: 4 3B: 1 HR: 0	SF: 1 SAC: 1 DP: 0 HBP: 0	WP: 1 PB: 0 SB: 1 CS: 0	PA: 36							
<b>PITCHER</b>	IP	WLS	BF	H	R	ER	SO	BB	IBB	HBP	BLK	WP	HR	S	P	ERA	WHIP										
Jim Gott, R ERA: 4.4	2.0	L	11	5	3	3	2	0	0	0	0	0	0	15	15	13.50	2.500										
Mark Bomback, R ERA: 5.94	3.1		8	3	1	1	1	0	0	0	0	1	0	10	10	5.40	1.800										
Jerry Garvin, L ERA: 6.61	4.1		11	1	0	0	3	0	0	0	0	0	0	17	17	0.00	0.300										
Roy Lee Jackson, R ERA: 3.94	8.1		3	0	0	0	1	0	0	0	0	0	0	5	5	0.00	0.000										
Joey McLaughlin, R ERA: 3.99	9.1		3	0	0	0	1	0	0	0	0	0	0	5	5	0.00	0.000										

Oakland Athletics @ Toronto Blue Jays  
Exhibition Stadium, Toronto, ON  
Mon Jun 14 1982, 3:33 AM EDT  
Att: 14,136 - Unknown - 70 F

AB	34
R	4
H	9
RBI	4
BB	0
SO	8
LOB	13



Batter	1	2	3	4	5	6	7	8	9	AB	R	H	RBI	BB	SO	LOB	BOTTOM										
Damaso Garcia, R OBP: 0.344, SLG: 0.400	F8	6-3			1B		F7			4	0	1	0	0	0	3											
Rance Mulliniks, L OBP: 0.306, SLG: 0.315	4-3		G3		F8		F2			4	0	0	0	0	0	3											
Lloyd Moseby, L OBP: 0.304, SLG: 0.379	HR		4-3		P6			BB		2	1	0	0	2	0	2											
Willie Upshaw, L OBP: 0.359, SLG: 0.520	HR				P6		F5			3	1	1	2	1	0	3											
Barry Bonnell, R OBP: 0.394, SLG: 0.506	F5		F5			P6		P4		4	0	0	0	0	0	2											
Dave Revering, L OBP: 0.287, SLG: 0.295					5-3					3	0	1	0	0	0	0											
Wayne Nordhagen, R (8, PH) OBP: 0.328, SLG: 0.330								K		1	0	0	0	0	1	1											
Jesse Barfield, R OBP: 0.345, SLG: 0.414		E5			P4		F7			3	0	0	0	0	0	1											
Hosken Powell, L (9, PH) OBP: 0.269, SLG: 0.320									6-3	1	0	0	0	0	0	0											
Ernie Whitt, L OBP: 0.333, SLG: 0.434		F2			K				4-3	4	0	0	0	0	1	2											
Alfredo Griffin, S OBP: 0.257, SLG: 0.303		F5			F8	1B			F9	3	0	1	0	1	0	2											
<b>Inning Stats</b>	R: 2 E: 0 K: 0 S: 4	H: 1 LOB: 1 BB: 1 P: 8	R: 0 E: 0 K: 0 S: 5	H: 1 LOB: 0 BB: 0 P: 5	R: 0 E: 0 K: 1 S: 5	H: 0 LOB: 0 BB: 1 P: 7	R: 0 E: 0 K: 1 S: 5	H: 0 LOB: 0 BB: 0 P: 5	R: 0 E: 0 K: 0 S: 3	H: 1 LOB: 2 BB: 1 P: 8	R: 0 E: 0 K: 0 S: 3	H: 0 LOB: 0 BB: 0 P: 3	R: 0 E: 0 K: 0 S: 4	H: 1 LOB: 1 BB: 0 P: 4	R: 0 E: 0 K: 1 S: 5	H: 0 LOB: 1 BB: 1 P: 9	R: 0 E: 0 K: 0 S: 3	H: 0 LOB: 0 BB: 0 P: 3	1B: 3 2B: 0 3B: 0 HR: 1	SF: 0 SAC: 0 DP: 0 HBP: 0	WP: 0 PB: 0 SB: 0 CS: 0	PA: 36					
<b>PITCHER</b>	IP	WLS	BF	H	R	ER	SO	BB	IBB	HBP	BLK	WP	HR	S	P	ERA	WHIP										
Matt Keough, R ERA: 5.52	7.0	W	30	4	2	2	1	4	0	0	0	0	0	28	44	2.57	1.143										
Tom Underwood, L ERA: 4.1	0.2		2	0	0	0	0	0	0	0	0	0	0	2	2	0.00	0.000										
Dave Beard, R ERA: 3.7	1.1	S	4	0	0	0	1	0	0	0	0	0	0	6	6	0.00	0.000										

Oakland Athletics @ Toronto Blue Jays  
Exhibition Stadium, Toronto, ON  
Mon Jun 14 1982, 3:33 AM EDT  
Att: 14,136 - Unknown - 70 F

AB	32
R	2
H	4
RBI	2
BB	4
SO	2
LOB	19





Batter	1	2	3	4	5	6	7	8	9	AB	R	H	RBI	BB	SO	LOB	TOP			
<b>Damaso Garcia, R</b> (1,4) OBP: 0.340, SLG: 0.395	0-0 1B 2B	0-0 4-3			0-0 6-3		4-0 BB	0-0 1-3		4	1	1	0	1	0	1				
<b>Rance Mulliniks, L</b> (1,5) OBP: 0.303, SLG: 0.311	0-0 SH5-3 2-3 1B		0-0 4-3		0-3 K		0-0 L4			4	0	1	0	0	1	1				
<b>Lloyd Moseby, L</b> (1,8) OBP: 0.297, SLG: 0.368	0-0 SH5-3 1-2 3-H 1B		0-0 6-3		0-0 4-3			0-0 F9		4	0	1	1	0	0	0				
<b>Willie Upshaw, L</b> (1,3) OBP: 0.357, SLG: 0.507	0-0 SH5-3 1-2 2-3 1B		0-3 K		0-3 K			0-0 G3		3	0	0	0	0	2	0				
<b>Dave Revering, L</b> (1,10) OBP: 0.295, SLG: 0.333	4-0 BB			4-0 1B BB		0-0 P4		4-0 BB		1	0	0	0	3	0	0				
<b>Al Woods, L</b> (1,7) OBP: 0.244, SLG: 0.238	0-0 F5			0-0 P5		0-0		0-0 F7		4	0	1	0	0	0	5				
<b>Jesse Barfield, R</b> (1,9) OBP: 0.336, SLG: 0.401	0-0 F9			0-0 F9		0-3 K			0-0 5-3	4	0	0	0	0	1	5				
<b>Buck Martinez, R</b> (1,2) OBP: 0.319, SLG: 0.349		0-0 F8		0-0 1-2 1B		0-0 P4		0-0 6-3		4	0	1	0	0	0	0				
<b>Alfredo Griffin, S</b> (1,6) OBP: 0.249, SLG: 0.293		0-0 5-3		0-3 K		0-0 F2			0-0 1B	3	0	0	0	0	1	2				
<b>Hosken Powell, L</b> (9, PH) OBP: 0.265, SLG: 0.315										1	0	1	0	0	0	0				
<b>Inning Stats</b>	R: 1 E: 0 K: 0 S: 6	H: 3 LOB: 3 BB: 1 P: 10	R: 0 E: 0 K: 0 S: 3	H: 0 LOB: 0 BB: 0 P: 3	R: 0 E: 0 K: 1 S: 5	H: 0 LOB: 0 BB: 0 P: 5	R: 0 E: 0 K: 1 S: 6	H: 1 LOB: 2 BB: 1 P: 10	R: 0 E: 0 K: 2 S: 8	H: 1 LOB: 1 BB: 0 P: 8	R: 0 E: 0 K: 0 S: 3	H: 0 LOB: 1 BB: 1 P: 7	R: 0 E: 0 K: 0 S: 3	H: 0 LOB: 1 BB: 1 P: 7	R: 0 E: 0 K: 0 S: 4	H: 1 LOB: 1 BB: 0 P: 4	1B: 5 2B: 1 3B: 0 HR: 0	SF: 0 SAC: 1 DP: 0 HBP: 0	WP: 0 PB: 0 SB: 0 CS: 0	PA: 37
<b>PITCHER</b> <b>Steve Renko, R</b> (1,1) ERA: 2.74	IP: 9.0 WLS: W BF: 37 H: 6 R: 1 ER: 1 SO: 5 BB: 4 IBB: 0 HBP: 0 BLK: 0 WP: 0 HR: 0 S: 43 P: 59 ERA: 1.00 WHIP: 1.111															<b>PITCHER</b>				

Toronto Blue Jays @ California Angels  
Anaheim Stadium, Anaheim, CA  
Wed Jun 16 1982, 10:05 PM EDT  
Att: 20,970 - Unknown

AB 32  
R 1  
H 6  
RBI 1  
BB 4  
SO 5  
LOB 14





Batter	1	2	3	4	5	6	7	8	9	AB	R	H	RBI	BB	SO	LOB	BOTTOM			
<b>Brian Downing, R</b> (1,7) OBP: 0.325, SLG: 0.461	0-0 L5	0-0 FC6-4 1-2		0-0 1-3 2-H 1B		0-0 5-3		0-0 F3		5	0	1	1	0	0	4				
<b>Rod Carew, L</b> (1,3) OBP: 0.420, SLG: 0.380	0-0 6-3		0-0 G3	0-0 F7			0-0 HR 1B	0-0 4-3		5	1	1	0	0	0	3				
<b>Don Baylor, R</b> (1,10) OBP: 0.295, SLG: 0.416	0-0 F8		0-0 F8		0-0 E 1B		0-0 HR 1B			4	1	2	2	0	0	0				
<b>Reggie Jackson, L</b> (1,9) OBP: 0.342, SLG: 0.401		0-0	0-0 3-1		0-0 F2		0-3 K			4	0	1	0	0	1	1				
<b>Bobby Clark, R</b> (8,9) OBP: 0.225, SLG: 0.300					0-0 F2					0	0	0	0	0	0	0				
<b>Bobby Grich, R</b> (1,4) OBP: 0.380, SLG: 0.462		0-3 K		0-0 6-3	0-0 1-3		0-0 6-3			4	0	0	0	0	1	2				
<b>Fred Lynn, L</b> (1,8) OBP: 0.367, SLG: 0.429		0-0 E BB 1B 1B		0-0 1B 2B		0-0 F9		0-0 4-3		4	2	2	0	0	0	1				
<b>Doug DeCinces, R</b> (1,5) OBP: 0.316, SLG: 0.427		4-0 E 1B BB		0-0 CS 1B		0-0 F8		0-0 HR		3	2	2	2	1	0	0				
<b>Tim Foli, R</b> (1,6) OBP: 0.295, SLG: 0.355		0-0 E6 1B		0-0 1B 1B		0-0 FC6-4 1B		0-0 2B		4	1	3	0	0	0	2				
<b>Bob Boone, R</b> (1,2) OBP: 0.353, SLG: 0.362		0-0 FC6-4 1B		0-0 1B 1B		0-0 FC6-4 1B		0-0 P4		4	0	2	2	0	0	2				
<b>Inning Stats</b>	R: 0 E: 0 K: 0 S: 3	H: 0 LOB: 0 BB: 0 P: 3	R: 2 E: 1 K: 1 S: 8	H: 3 LOB: 2 BB: 1 P: 12	R: 0 E: 0 K: 0 S: 3	H: 0 LOB: 0 BB: 0 P: 3	R: 2 E: 0 K: 0 S: 7	H: 5 LOB: 2 BB: 0 P: 7	R: 0 E: 1 K: 0 S: 4	H: 1 LOB: 1 BB: 0 P: 4	R: 0 E: 0 K: 0 S: 4	H: 1 LOB: 0 BB: 0 P: 4	R: 2 E: 0 K: 1 S: 7	H: 2 LOB: 0 BB: 0 P: 7	R: 1 E: 0 K: 0 S: 5	H: 2 LOB: 1 BB: 0 P: 5	1B: 10 2B: 2 3B: 0 HR: 2	SF: 0 SAC: 0 DP: 0 HBP: 0	WP: 0 PB: 0 SB: 0 CS: 2	PA: 38
<b>PITCHER</b> <b>Dave Stieb, R</b> (1,1) ERA: 3.9	IP: 6.0 WLS: L BF: 30 H: 12 R: 6 ER: 4 SO: 6 BB: 1 IBB: 0 HBP: 0 BLK: 0 WP: 0 HR: 1 S: 31 P: 35 ERA: 6.00 WHIP: 2.167															<b>PITCHER</b>				
<b>Roy Lee Jackson, R</b> (7,1) ERA: 3.97	IP: 2.0 WLS: L BF: 8 H: 2 R: 1 ER: 1 SO: 1 BB: 0 IBB: 0 HBP: 0 BLK: 0 WP: 0 HR: 1 S: 10 P: 10 ERA: 4.50 WHIP: 1.000															<b>PITCHER</b>				

Toronto Blue Jays @ California Angels  
Anaheim Stadium, Anaheim, CA  
Wed Jun 16 1982, 10:05 PM EDT  
Att: 20,970 - Unknown

AB 37  
R 7  
H 14  
RBI 7  
BB 1  
SO 2  
LOB 15



Batter	1	2	3	4	5	6	7	8	9	AB	R	H	RBI	BB	SO	LOB	TOP								
<b>Damaso Garcia, R</b> (1,4) OBP: 0.345, SLG: 0.415	F7			1-3		4-3 1B	FC5-4 1B		HR	5	2	3	2	0	0	0	<b>Toronto Blue Jays @ California Angels</b> Anaheim Stadium, Anaheim, CA Thu Jun 17 1982, 10:05 PM EDT Att: 21,195 - Unknown  livebaseballscorecards.com  <b>AB 38</b> <b>R 8</b> <b>H 12</b> <b>RBI 8</b> <b>BB 2</b> <b>SO 8</b> <b>LOB 14</b> 								
<b>Rance Mulliniks, L</b> (1,5) OBP: 0.299, SLG: 0.307 (7,6)	K			F7		4-3	FC5-4		1B	5	0	1	0	0	1	4									
<b>Lloyd Moseby, L</b> (1,8) OBP: 0.295, SLG: 0.364	K			4-3					P5	5	0	1	1	0	2	1									
<b>Willie Upshaw, L</b> (1,3) OBP: 0.353, SLG: 0.505		G3			HR	F9			K	5	1	1	0	0	2	2									
<b>Dave Revering, L</b> (1,10) OBP: 0.301, SLG: 0.333		CS BB			K		FC4-6 1B		K	3	1	1	0	1	2	1									
<b>Barry Bonnell, R</b> (1,7) OBP: 0.400, SLG: 0.506 (7,5)		K			1-3		FC4-6 1B		BB 2B 1B	4	1	2	0	0	1	2									
<b>Jesse Barfield, R</b> (1,9) OBP: 0.340, SLG: 0.421				4-3		HR	FC4-6 1B		2B BB	3	2	1	2	1	0	2									
<b>Ernie Whitt, L</b> (1,2) OBP: 0.318, SLG: 0.412				G3		4-3	FC4-6 1B		HR 2B	3	0	0	1	0	0	1									
<b>Buck Martinez, R</b> (9,PH) OBP: 0.326, SLG: 0.369				G3		4-3	FC4-6 1B		HR 2B	1	1	1	2	0	0	0									
<b>Alfredo Griffin, S</b> (1,6) OBP: 0.247, SLG: 0.290				3-1		4-3	1B		L1	2	0	0	0	0	0	0									
<b>Hosken Powell, L</b> (7,PH) OBP: 0.265, SLG: 0.315							1B			0	0	0	0	0	0	0									
<b>Tony Johnson, R</b> (7,7) OBP: 0.345, SLG: 0.440 (7,7)							1B			2	0	1	0	0	0	1									
<b>Inning Stats</b>	R: 0 E: 0 K: 2 S: 7	H: 0 LOB: 0 BB: 0 P: 7	R: 0 E: 0 K: 1 S: 4	H: 0 LOB: 1 BB: 1 P: 8	R: 0 E: 0 K: 0 S: 3	H: 0 LOB: 0 BB: 0 P: 3	R: 0 E: 0 K: 0 S: 3	H: 0 LOB: 0 BB: 0 P: 3	R: 2 E: 0 K: 1 S: 7	H: 2 LOB: 0 BB: 0 P: 7	R: 1 E: 0 K: 0 S: 5	H: 2 LOB: 1 BB: 0 P: 5	R: 1 E: 0 K: 0 S: 7	H: 4 LOB: 3 BB: 0 P: 7	R: 0 E: 0 K: 3 S: 9	H: 0 LOB: 0 BB: 0 P: 9	R: 4 E: 0 K: 1 S: 9	H: 4 LOB: 1 BB: 1 P: 13	1B: 7 2B: 4 3B: 0 HR: 2	SF: 0 SAC: 0 DP: 1 HBP: 0	WP: 0 PB: 0 SB: 0 CS: 1	PA: 40			
<b>PITCHER</b>	IP	WLS	BF	H	R	ER	SO	BB	IBB	HBP	BLK	WP	HR	S	P	ERA	WHIP								
<b>Bruce Kison, R</b> (1,1) ERA: 3.59	6.2	W	26	6	4	4	4	1	0	0	0	0	1	33	37	5.40	1.050								
<b>Andy Hassler, L</b> (7,1) ERA: 1.95	1.1		9	4	3	3	3	1	0	0	0	0	0	14	18	20.25	3.750								
<b>Doug Corbett, R</b> (9,1) ERA: 6.08	0.1		3	2	1	1	0	0	0	0	0	0	1	3	3	27.00	6.000								
<b>Angel Moreno, L</b> (9,1) ERA: 4.97	0.2	S	2	0	0	0	1	0	0	0	0	0	0	4	4	0.00	0.000								

Batter	1	2	3	4	5	6	7	8	9	AB	R	H	RBI	BB	SO	LOB	BOTTOM								
<b>Brian Downing, R</b> (1,7) OBP: 0.330, SLG: 0.462	F9		1B 1B 1B	1B		2B 1B			F9	4	3	2	0	1	0	0	<b>Toronto Blue Jays @ California Angels</b> Anaheim Stadium, Anaheim, CA Thu Jun 17 1982, 10:05 PM EDT Att: 21,195 - Unknown  livebaseballscorecards.com  <b>AB 40</b> <b>R 10</b> <b>H 14</b> <b>RBI 8</b> <b>BB 1</b> <b>SO 5</b> <b>LOB 12</b> 								
<b>Rod Carew, L</b> (1,3) OBP: 0.428, SLG: 0.395	1-3		1B 1B	1B		1B		E	E	5	2	4	0	0	0	0									
<b>Don Baylor, R</b> (1,10) OBP: 0.301, SLG: 0.419	F2		1B HR	1B		1B		E4	E	5	1	3	3	0	0	1									
<b>Reggie Jackson, L</b> (1,9) OBP: 0.344, SLG: 0.401			1B HR	1B		1B		E4	E	5	2	2	2	0	2	5									
<b>Bobby Clark, R</b> (9,9) OBP: 0.225, SLG: 0.300		E 5-4-3 1B	HR 1B	K		K		E4		0	0	0	0	0	0	0									
<b>Bobby Grich, R</b> (1,4) OBP: 0.377, SLG: 0.471		5-4-3	HR			F9		K		5	1	1	3	0	1	5									
<b>Fred Lynn, L</b> (1,8) OBP: 0.361, SLG: 0.421	F7		HR			3-1		K		4	0	0	0	0	1	0									
<b>Doug DeCinces, R</b> (1,5) OBP: 0.315, SLG: 0.424	1-3		5-3			1B		F9		4	0	1	0	0	0	0									
<b>Tim Foli, R</b> (1,6) OBP: 0.290, SLG: 0.348			6-3			F8		F3		4	0	0	0	0	0	1									
<b>Bob Boone, R</b> (1,2) OBP: 0.351, SLG: 0.360			1B WP 1B			F8		K		4	1	1	0	0	1	0									
<b>Inning Stats</b>	R: 0 E: 0 K: 0 S: 3	H: 1 LOB: 0 BB: 0 P: 4	R: 6 E: 0 K: 0 S: 8	H: 5 LOB: 0 BB: 1 P: 12	R: 1 E: 0 K: 1 S: 8	H: 3 LOB: 2 BB: 0 P: 8	R: 0 E: 0 K: 0 S: 4	H: 1 LOB: 1 BB: 0 P: 4	R: 1 E: 0 K: 1 S: 8	H: 3 LOB: 0 BB: 0 P: 8	R: 0 E: 0 K: 1 S: 5	H: 0 LOB: 0 BB: 0 P: 5	R: 1 E: 2 K: 2 S: 10	H: 1 LOB: 2 BB: 0 P: 10	1B: 12 2B: 1 3B: 0 HR: 1	SF: 0 SAC: 0 DP: 0 HBP: 0	WP: 1 PB: 0 SB: 0 CS: 0	PA: 41							
<b>PITCHER</b>	IP	WLS	BF	H	R	ER	SO	BB	IBB	HBP	BLK	WP	HR	S	P	ERA	WHIP								
<b>Luis Leal, R</b> (1,1) ERA: 3.51	3.0	L	16	6	7	6	0	1	0	0	0	0	1	15	19	18.00	2.333								
<b>Dale Murray, R</b> (4,1) ERA: 4.5	3.0		16	7	2	2	2	0	0	0	0	0	0	20	20	6.00	2.333								
<b>Steve Senteney, R</b> (7,1) ERA: 1.17	2.0		9	1	1	0	3	0	0	0	0	0	0	15	15	0.00	0.500								



Batter	1	2	3	4	5	6	7	8	9	AB	R	H	RBI	BB	SO	LOB	TOP										
<b>Damaso Garcia, R</b> OBP: 0.344, SLG: 0.411 (1, 4)										5	2	1	0	1	1	7											
<b>Rance Mulliniks, L</b> OBP: 0.301, SLG: 0.303 (1, 5)										5	1	1	0	1	2	4											
<b>Lloyd Moseby, L</b> OBP: 0.302, SLG: 0.366 (1, 8)										4	0	2	2	1	1	1											
<b>Willie Upshaw, L</b> OBP: 0.359, SLG: 0.500 (1, 3)										2	1	0	0	2	1	3											
<b>Dave Revering, L</b> OBP: 0.303, SLG: 0.331 <b>Dick Davis, R</b> OBP: 0.284, SLG: 0.423 (4, PH)										1	0	0	0	1	1	2											
<b>Barry Bonnell, R</b> OBP: 0.405, SLG: 0.506 (1, 7)										4	2	2	0	0	0	3											
<b>Jesse Barfield, R</b> OBP: 0.335, SLG: 0.414 (1, 9)										5	0	1	0	0	0	4											
<b>Ernie Whitt, L</b> OBP: 0.321, SLG: 0.411 (1, 2)										5	0	2	0	0	1	2											
<b>Alfredo Griffin, S</b> OBP: 0.259, SLG: 0.302 (1, 6)										5	0	4	2	0	0	0											
<b>Inning Stats</b>	R: 1 E: 0 K: 0 S: 4	H: 1 LOB: 3 BB: 2 P: 13	R: 2 E: 0 K: 2 S: 10	H: 3 LOB: 2 BB: 0 P: 11	R: 1 E: 0 K: 0 S: 5	H: 3 LOB: 1 BB: 0 P: 5	R: 0 E: 0 K: 1 S: 5	H: 0 LOB: 2 BB: 2 P: 13	R: 0 E: 0 K: 2 S: 8	H: 2 LOB: 1 BB: 1 P: 12	R: 0 E: 0 K: 0 S: 3	H: 0 LOB: 0 BB: 0 P: 3	R: 0 E: 0 K: 1 S: 6	H: 1 LOB: 2 BB: 1 P: 10	R: 0 E: 0 K: 2 S: 10	H: 3 LOB: 2 BB: 0 P: 10	1B: 13 2B: 0 3B: 0 HR: 0	SF: 0 SAC: 0 DP: 2 HBP: 2	WP: 1 PB: 0 SB: 4 CS: 0	PA: 47							
<b>PITCHER</b>	IP	WLS	BF	H	R	ER	SO	BB	IBB	HBP	BLK	WP	HR	S	P	ERA	WHIP										
<b>Matt Keough, R</b> ERA: 5.77 (1, 1)	2.1	L	18	7	4	4	2	2	0	2	0	1	0	18	28	15.43	3.857										
<b>Tom Underwood, L</b> ERA: 3.89 (3, 1)	3.2		15	2	1	0	3	3	0	0	0	0	0	18	30	0.00	1.364										
<b>Fernando Arroyo, R</b> ERA: 4.24 (7, 1)	1.1		5	1	0	0	0	0	0	0	0	0	0	5	5	0.00	0.750										
<b>Dave Beard, R</b> ERA: 4.14 (8, 1)	1.2		9	3	1	1	3	0	1	0	0	0	0	14	18	5.40	1.800										

Toronto Blue Jays @ Oakland Athletics  
Oakland-Alameda County Coliseum, Oakland, CA

AB 39  
R 6  
H 13  
RBI 4  
BB 6  
SO 8  
LOB 30



livebaseballscores.com

Toronto Blue Jays @ Oakland Athletics  
Oakland-Alameda County Coliseum, Oakland, CA


AB 37  
R 4  
H 10  
RBI 4  
BB 3  
SO 11  
LOB 20



Batter	1	2	3	4	5	6	7	8	9	AB	R	H	RBI	BB	SO	LOB	BOTTOM										
<b>Rickey Henderson, R</b> OBP: 0.433, SLG: 0.406 (1, 7)										4	2	3	1	1	1	2											
<b>Dwayne Murphy, L</b> OBP: 0.323, SLG: 0.375 (1, 8)										4	1	0	0	1	2	5											
<b>Cliff Johnson, R</b> OBP: 0.308, SLG: 0.390 <b>Dan Meyer, L</b> OBP: 0.277, SLG: 0.397 (7, PH)										3	0	0	0	0	2	1											
<b>Tony Armas, R</b> OBP: 0.275, SLG: 0.398 (1, 9)										5	0	2	3	0	1	0											
<b>Mickey Klutts, R</b> OBP: 0.262, SLG: 0.271 <b>Wayne Gross, L</b> OBP: 0.357, SLG: 0.323 (1, 5)										2	0	1	0	0	0	1											
<b>Jeff Newman, R</b> OBP: 0.302, SLG: 0.442 (1, 2)										4	0	0	0	0	0	2											
<b>Joe Rudi, R</b> OBP: 0.337, SLG: 0.337 <b>Tony Phillips, S</b> OBP: 0.333, SLG: 0.270 (8, PR)										4	0	3	0	0	0	0											
<b>Dave McKay, S</b> OBP: 0.234, SLG: 0.274 (1, 4)										4	0	1	0	0	1	2											
<b>Fred Stanley, R</b> OBP: 0.318, SLG: 0.200 <b>Jim Spencer, L</b> OBP: 0.194, SLG: 0.287 (8, PH)										2	1	0	0	1	1	3											
<b>Inning Stats</b>	R: 1 E: 0 K: 2 S: 9	H: 2 LOB: 1 BB: 0 P: 9	R: 0 E: 0 K: 0 S: 5	H: 2 LOB: 3 BB: 1 P: 9	R: 0 E: 0 K: 1 S: 6	H: 1 LOB: 1 BB: 0 P: 6	R: 1 E: 0 K: 1 S: 6	H: 1 LOB: 1 BB: 1 P: 10	R: 0 E: 0 K: 2 S: 7	H: 0 LOB: 0 BB: 0 P: 7	R: 0 E: 0 K: 1 S: 6	H: 1 LOB: 1 BB: 0 P: 6	R: 2 E: 0 K: 0 S: 5	H: 2 LOB: 1 BB: 1 P: 9	R: 0 E: 0 K: 2 S: 8	H: 1 LOB: 2 BB: 0 P: 8	R: 0 E: 0 K: 2 S: 7	H: 0 LOB: 0 BB: 0 P: 7	1B: 7 2B: 2 3B: 1 HR: 0	SF: 0 SAC: 0 DP: 0 HBP: 0	WP: 0 PB: 0 SB: 3 CS: 0	PA: 40					
<b>PITCHER</b>	IP	WLS	BF	H	R	ER	SO	BB	IBB	HBP	BLK	WP	HR	S	P	ERA	WHIP										
<b>Jerry Garvin, L</b> ERA: 6.37 (1, 1)	4.0		20	6	2	2	4	2	0	0	0	0	0	26	34	4.50	2.000										
<b>Roy Lee Jackson, R</b> ERA: 4.21 (5, 1)	2.1		11	3	2	2	3	1	0	0	0	0	0	16	20	7.71	1.714										
<b>Joey McLaughlin, R</b> ERA: 3.69 (7, 1)	2.2	W	9	1	0	0	4	0	0	0	0	0	0	17	17	0.00	0.375										

Toronto Blue Jays @ Oakland Athletics  
Oakland-Alameda County Coliseum, Oakland, CA

AB 37  
R 4  
H 10  
RBI 4  
BB 3  
SO 11  
LOB 20



livebaseballscores.com

Fri Jun 18 1982, 7:05 PM PDT  
Att: 12,061 - Unknown

Batter	1	2	3	4	5	6	7	8	9	10	11	12	AB	R	H	RBI	BB	SO	LOB	TOP									
<b>Damaso Garcia, R</b> OBP: 0.326, SLG: 0.422													5	1	5	1	0	0	0										
<b>Rance Mulliniks, L</b> OBP: 0.299, SLG: 0.297													3	0	0	0	1	0	5										
<b>Garth Long, R</b> OBP: 0.317, SLG: 0.393													6	0	2	1	0	1	6										
<b>Lloyd Moseby, L</b> OBP: 0.303, SLG: 0.376													6	0	0	0	0	1	4										
<b>Wille Upshaw, L</b> OBP: 0.350, SLG: 0.486													6	0	0	0	0	1	4										
<b>Dave Revering, L</b> OBP: 0.291, SLG: 0.315													6	0	0	0	0	1	2										
<b>Barry Bonnell, R</b> OBP: 0.460, SLG: 0.494														4	0	0	0	1	0	1									
<b>Jesse Barfield, R</b> OBP: 0.331, SLG: 0.407													5	0	1	0	0	4	0										
<b>Ernie Whitt, L</b> OBP: 0.319, SLG: 0.407													4	1	1	0	0	0	0										
<b>Dick Davis, R</b> OBP: 0.290, SLG: 0.417													1	0	0	0	0	0	2										
<b>Buck Martinez, R</b> OBP: 0.326, SLG: 0.369													0	0	0	0	0	0	0										
<b>Alfredo Griffin, S</b> OBP: 0.292, SLG: 0.305													5	0	2	0	0	0	1										
<b>Inning Stats</b>	R: 0 E: 0 K: 1 S: 6	H: 1 LOB: 1 BB: 0 P: 6	R: 0 E: 0 K: 2 S: 7	H: 0 LOB: 0 BB: 0 P: 7	R: 0 E: 0 K: 0 S: 5	H: 2 LOB: 2 BB: 0 P: 5	R: 0 E: 0 K: 0 S: 3	H: 0 LOB: 0 BB: 0 P: 3	R: 0 E: 0 K: 1 S: 7	H: 2 LOB: 2 BB: 0 P: 7	R: 0 E: 0 K: 0 S: 4	H: 1 LOB: 1 BB: 0 P: 4	R: 1 E: 0 K: 2 S: 9	H: 2 LOB: 2 BB: 1 P: 13	R: 0 E: 0 K: 0 S: 3	H: 0 LOB: 0 BB: 0 P: 3	R: 0 E: 0 K: 1 S: 5	H: 0 LOB: 1 BB: 0 P: 4	R: 0 E: 0 K: 0 S: 3	R: 0 E: 0 K: 0 S: 3	R: 0 E: 0 K: 0 S: 3	R: 0 E: 0 K: 0 S: 6	H: 1 LOB: 1 BB: 0 P: 7	R: 2 E: 1 K: 0 S: 6	H: 3 LOB: 1 BB: 0 P: 6	1B: 9 2B: 3 3B: 0 HR: 0	SF: 0 SAC: 1 DP: 1 HBP: 1	WP: 1 PB: 0 SB: 0 CS: 0	PA: 50
<b>PITCHER</b>	IP	WLS	BF	H	R	ER	SO	BB	IBB	HBP	BLK	WP	HR	S	P	ERA	WHIP												
<b>Brian Kingman, R</b> ERA: 2.75	(1, 1)	10.1	43	9	1	1	7	0	0	0	0	0	0	54	63	0.87	1.065												
<b>Bob Owcinko, L</b> ERA: 5.65	(11, 1)	1.0	5	3	2	2	0	0	0	0	0	0	0	5	5	18.00	3.000												
<b>Dave Beard, R</b> ERA: 4.08	(12, 1)	0.2	2	0	0	0	0	0	0	0	0	0	0	2	2	0.00	0.000												

Toronto Blue Jays @ Oakland Athletics  
Oakland-Alameda County Coliseum, Oakland, CA

Sat Jun 19 1982, 3:33 AM PDT  
Alt. 19,214 - Unknown

AB 46  
R 3  
H 12  
RBI 3  
BB 2  
SO 7  
LOB 21



Batter	1	2	3	4	5	6	7	8	9	10	11	12	AB	R	H	RBI	BB	SO	LOB	BOTTOM								
<b>Rickey Henderson, R</b> OBP: 0.426, SLG: 0.398													5	0	0	0	0	2	0									
<b>Dwayne Murphy, L</b> OBP: 0.325, SLG: 0.370													3	1	0	0	2	2	1									
<b>Dan Meyer, L</b> OBP: 0.275, SLG: 0.391													5	0	1	0	0	1	3									
<b>Tony Armas, R</b> OBP: 0.269, SLG: 0.389													5	0	0	0	0	2	4									
<b>Wayne Gross, L</b> OBP: 0.363, SLG: 0.333													4	0	2	1	1	1	0									
<b>Mike Heath, R</b> OBP: 0.302, SLG: 0.337													5	0	0	0	0	2	3									
<b>Jim Spencer, L</b> OBP: 0.196, SLG: 0.286													4	0	1	0	0	0	1									
<b>Davey Lopes, R</b> OBP: 0.318, SLG: 0.350													0	0	0	0	0	0	0									
<b>Joe Rudi, R</b> OBP: 0.306, SLG: 0.333													1	0	0	0	0	0	1									
<b>Dave McKay, S</b> OBP: 0.225, SLG: 0.262													5	0	0	0	0	1	3									
<b>Tony Phillips, S</b> OBP: 0.319, SLG: 0.256													4	0	0	0	0	2	1									
<b>Inning Stats</b>	R: 0 E: 1 K: 2 S: 8	H: 0 LOB: 1 BB: 0 P: 6	R: 0 E: 0 K: 1 S: 5	H: 0 LOB: 0 BB: 0 P: 5	R: 0 E: 0 K: 1 S: 5	H: 0 LOB: 0 BB: 0 P: 5	R: 1 E: 1 K: 1 S: 6	H: 1 LOB: 1 BB: 1 P: 10	R: 0 E: 0 K: 1 S: 5	H: 0 LOB: 0 BB: 0 P: 5	R: 0 E: 0 K: 2 S: 7	H: 1 LOB: 1 BB: 0 P: 11	R: 0 E: 0 K: 0 S: 4	H: 1 LOB: 1 BB: 0 P: 4	R: 0 E: 0 K: 1 S: 5	H: 0 LOB: 0 BB: 0 P: 5	R: 0 E: 0 K: 0 S: 3	H: 0 LOB: 0 BB: 0 P: 3	R: 0 E: 0 K: 1 S: 6	H: 1 LOB: 1 BB: 0 P: 6	R: 0 E: 0 K: 0 S: 8	H: 1 LOB: 1 BB: 0 P: 8	R: 0 E: 0 K: 1 S: 5	H: 0 LOB: 1 BB: 1 P: 9	1B: 3 2B: 1 3B: 0 HR: 0	SF: 0 SAC: 0 DP: 0 HBP: 0	WP: 1 PB: 0 SB: 0 CS: 0	PA: 44
<b>PITCHER</b>	IP	WLS	BF	H	R	ER	SO	BB	IBB	HBP	BLK	WP	HR	S	P	ERA	WHIP											
<b>Jim Clancy, R</b> ERA: 3.73	(1, 1)	10.0	36	3	1	0	10	2	0	0	0	1	0	54	62	0.00	0.500											
<b>Joey McCloughlin, R</b> ERA: 3.51	(11, 1)	2.0	8	1	0	0	3	1	0	0	0	0	0	13	17	0.00	1.000											

Toronto Blue Jays @ Oakland Athletics  
Oakland-Alameda County Coliseum, Oakland, CA

Sat Jun 19 1982, 3:33 AM PDT  
Alt. 19,214 - Unknown


AB 41  
R 1  
H 4  
RBI 1  
BB 3  
SO 13  
LOB 17




Batter	1	2	3	4	5	6	7	8	9	AB	R	H	RBI	BB	SO	LOB	TOP					
Damaso Garcia, R (1,4) OBP: 0.356, SLG: 0.418	5-3		6-3			FC4-6 1B	6-3		1-3	5	0	1	0	0	0	5	<b>Toronto Blue Jays @ Oakland Athletics</b> Oakland-Alameda County Coliseum, Oakland, CA Sun Jun 20 1982, 3:33 AM PDT Att: 26,096 - Unknown <a href="http://livebaseballscorecards.com">livebaseballscorecards.com</a>					
Garth Iorg, R (1,5) OBP: 0.315, SLG: 0.396	F7			F8		FC4-6 1-2		FC5 2B		4	0	1	0	0	0	1						
Lloyd Moseby, L (1,8) OBP: 0.297, SLG: 0.368	K			F8		F3		F3		4	0	0	0	0	1	2						
Willie Upshaw, L (1,3) OBP: 0.348, SLG: 0.482		F9		K			1B 1B	F7		4	1	1	0	0	1	1						
Barry Bonnell, R (1,7) OBP: 0.402, SLG: 0.494					1-3		SH 1-3 FC1 1B	FC5		4	1	2	0	0	0	1						
Dave Revering, L (1,10) OBP: 0.299, SLG: 0.346										3	1	2	2	0	0	1						
Tony Johnson, R (7, PR) OBP: 0.345, SLG: 0.440		FC4-6								0	0	0	0	0	0	0						
Hosken Powell, L (8, PH) OBP: 0.272, SLG: 0.321		1-2					FC1 SH G1-2-3 1B			1	0	1	0	0	0	0						
Jesse Barfield, R (1,9) OBP: 0.325, SLG: 0.399					5-3		SH G1-2-3 FC1	FC1-6 1B		3	0	0	0	0	0	2						
Ernie Whitt, L (1,2) OBP: 0.317, SLG: 0.403			4-3				FC1 G1-2-3			4	0	1	1	0	1	2						
Alfredo Griffin, S (1,6) OBP: 0.258, SLG: 0.299			F6				1-2 2-3 3-H 1-2 2-3 3-H	G1-2-3		4	0	0	0	0	0	5						
<b>Inning Stats</b>	R: 0 E: 0 K: 1 S: 5	H: 0 LOB: 0 BB: 0 P: 5	R: 0 E: 0 K: 0 S: 4	H: 1 LOB: 1 BB: 0 P: 4	R: 0 E: 0 K: 0 S: 3	H: 0 LOB: 0 BB: 0 P: 3	R: 0 E: 0 K: 1 S: 5	H: 0 LOB: 0 BB: 0 P: 5	R: 1 E: 0 K: 1 S: 6	H: 1 LOB: 0 BB: 0 P: 6	R: 0 E: 0 K: 0 S: 4	H: 1 LOB: 1 BB: 0 P: 4	R: 2 E: 0 K: 0 S: 7	H: 3 LOB: 3 BB: 0 P: 7	R: 0 E: 0 K: 0 S: 4	H: 1 LOB: 1 BB: 0 P: 4	R: 0 E: 0 K: 0 S: 5	H: 2 LOB: 2 BB: 0 P: 5	1B: 7 2B: 1 3B: 0 HR: 1	SF: 0 SAC: 1 DP: 1 HBP: 0	WP: 0 PB: 0 SB: 0 CS: 0	PA: 37
<b>PITCHER</b> Rick Langford, R (1,1) ERA: 4.29	IP: 9.0 WLS: L BF: 37 H: 9 R: 3 ER: 3 SO: 3 BB: 0 IBB: 0 HBP: 0 BLK: 0 WP: 0 HR: 1 S: 43 P: 43 ERA: 3.00 WHIP: 1.000															<b>PITCHER</b>						

Batter	1	2	3	4	5	6	7	8	9	AB	R	H	RBI	BB	SO	LOB	BOTTOM					
Rickey Henderson, R (1,7) OBP: 0.424, SLG: 0.399	F9			1B 1B 2B		F9		1-3		4	1	1	0	0	0	1	<b>Toronto Blue Jays @ Oakland Athletics</b> Oakland-Alameda County Coliseum, Oakland, CA Sun Jun 20 1982, 3:33 AM PDT Att: 26,096 - Unknown <a href="http://livebaseballscorecards.com">livebaseballscorecards.com</a>					
Dwayne Murphy, L (1,8) OBP: 0.327, SLG: 0.372	F9			1B SF9 1B		G4-6-3 1B		2-3		4	1	2	0	0	0	0						
Dan Meyer, L (1,10) OBP: 0.280, SLG: 0.393	G3			1-3 3-H 1B		G4-6-3 1-2		1B		4	0	2	1	0	0	1						
Tony Armas, R (1,9) OBP: 0.273, SLG: 0.397		1-3 2B		SF9			G6-4-3 SH 1B		K	3	0	2	1	0	1	1						
Wayne Gross, L (1,5) OBP: 0.358, SLG: 0.327		1-3		3-H K			SH G6-4-3		F8	3	0	0	0	0	1	3						
Jeff Newman, R (1,2) OBP: 0.296, SLG: 0.432		1-3		F7		G6-4-3 1-2 2-3				3	0	0	0	0	0	3						
Davey Lopes, R (1,4) OBP: 0.313, SLG: 0.344			K		F8		F7			3	0	0	0	0	1	1						
Jim Spencer, L (1,3) OBP: 0.190, SLG: 0.277			G3		K			F7		3	0	0	0	0	1	0						
Fred Stanley, R (1,6) OBP: 0.310, SLG: 0.194										2	0	0	0	0	0	0						
Jeff Burroughs, R (8, PH) OBP: 0.349, SLG: 0.404			4-3		F8					0	0	0	0	1	0	0						
Tony Phillips, S (8, PR) OBP: 0.319, SLG: 0.256								CS BB		0	0	0	0	0	0	0						
<b>Inning Stats</b>	R: 0 E: 0 K: 0 S: 3	H: 0 LOB: 0 BB: 0 P: 3	R: 0 E: 0 K: 0 S: 3	H: 1 LOB: 0 BB: 0 P: 3	R: 0 E: 0 K: 1 S: 5	H: 0 LOB: 0 BB: 0 P: 5	R: 2 E: 0 K: 1 S: 8	H: 3 LOB: 1 BB: 0 P: 8	R: 0 E: 0 K: 1 S: 5	H: 0 LOB: 0 BB: 0 P: 5	R: 0 E: 0 K: 0 S: 3	H: 1 LOB: 1 BB: 0 P: 3	R: 0 E: 1 K: 0 S: 4	H: 1 LOB: 1 BB: 0 P: 4	R: 0 E: 0 K: 0 S: 2	H: 0 LOB: 1 BB: 1 P: 6	R: 0 E: 0 K: 1 S: 6	H: 1 LOB: 1 BB: 0 P: 6	1B: 5 2B: 2 3B: 0 HR: 0	SF: 1 SAC: 1 DP: 2 HBP: 0	WP: 0 PB: 0 SB: 0 CS: 1	PA: 32
<b>PITCHER</b> Dave Stieb, R (1,1) ERA: 3.74	IP: 9.0 WLS: W BF: 32 H: 7 R: 2 ER: 2 SO: 4 BB: 1 IBB: 0 HBP: 0 BLK: 0 WP: 0 HR: 0 S: 39 P: 43 ERA: 2.00 WHIP: 0.889															<b>PITCHER</b>						



Batter	1	2	3	4	5	6	7	8	9	AB	R	H	RBI	BB	SO	LOB	TOP							
Damaso Garcia, R (1, 4) OBP: 0.391, SLG: 0.412	0-0 4-3			0-0 4-3		0-0 5-3		0-0 5-3		4	0	0	0	0	0	0	<p><b>Toronto Blue Jays @ Seattle Mariners</b> The Kingdome, Seattle, WA</p> <p>Mon Jun 21 1982, 10:05 PM EDT Att: 7,486 - Unknown</p> <p>livebaseballscorecards.com</p> <p>AB 32 R 4 H 9 RBI 4 BB 3 SO 3 LOB 11</p> 							
Garth Iorg, R (1, 5) OBP: 0.313, SLG: 0.392	0-0 F9			0-0 F8		0-0 FC5 1B		0-0 F9		4	0	1	0	0	0	0								
Lloyd Moseby, L (1, 8) OBP: 0.292, SLG: 0.361	0-0 1-3			0-0 6-3		0-0 F3			0-0 F5	4	0	0	0	0	1									
Willie Upshaw, L (1, 3) OBP: 0.359, SLG: 0.487		0-0 CS 1B			4-0 1B BB SF9 BB		4-0 1-2 BB		0-0 E6 2B 1B	2	2	2	0	2	0	0								
Barry Bonnell, R (1, 9) OBP: 0.404, SLG: 0.497		0-3 K			4-0 SF9 1B BB		0-0 FC5		0-0 PB 1B 2B	3	2	1	1	1	1	3								
Dave Revering, L (1, 10) OBP: 0.299, SLG: 0.346 Jesse Barfield, R (9, PH) OBP: 0.324, SLG: 0.396		0-0 3-1			0-0 G3 1B				0-0 F5 2B	3	0	1	0	0	0	0								
Dick Davis, R (1, 7) OBP: 0.291, SLG: 0.427			0-0 E6 PB		0-0 SF9		0-0 G6-3 1B		0-0 1B	3	0	2	2	0	0	0								
Ernie Whitt, L (1, 2) OBP: 0.315, SLG: 0.399 Tony Johnson, R (9, PR) OBP: 0.345, SLG: 0.440			0-0 8-5		0-0 G3		0-0 G6-3		0-0 1B	4	0	1	0	0	0	4								
Alfredo Griffin, S (1, 6) OBP: 0.258, SLG: 0.300 Hosken Powell, L (9, PH) OBP: 0.270, SLG: 0.318			0-0 G3		0-0 G3 1B				0-3 K	3	0	1	1	0	1	0								
<b>Inning Stats</b>	R: 0 E: 0 K: 0 S: 3	H: 0 LOB: 0 BB: 0 P: 3	R: 0 E: 0 K: 1 S: 5	H: 1 LOB: 0 BB: 0 P: 5	R: 0 E: 1 K: 0 S: 3	H: 0 LOB: 0 BB: 0 P: 3	R: 0 E: 0 K: 0 S: 3	H: 0 LOB: 0 BB: 0 P: 3	R: 2 E: 0 K: 0 S: 4	H: 2 LOB: 2 BB: 2 P: 12	R: 0 E: 0 K: 0 S: 4	H: 1 LOB: 2 BB: 1 P: 8	R: 0 E: 0 K: 0 S: 3	H: 1 LOB: 0 BB: 0 P: 3	R: 0 E: 0 K: 1 S: 5	H: 0 LOB: 0 BB: 0 P: 5		R: 2 E: 1 K: 1 S: 9	H: 4 LOB: 2 BB: 0 P: 9	1B: 8 2B: 2 3B: 0 HR: 0	SF: 1 SAC: 0 DP: 2 HBP: 0	WP: 0 PB: 2 SB: 0 CS: 1	PA: 36	
<b>PITCHER</b>	IP	WLS	BF	H	R	ER	SO	BB	IBB	HBP	BLK	WP	HR	S	P	ERA	WHIP							
Mike Moore, R (1, 1) ERA: 6.51	8.1	W	32	7	4	4	2	3	0	0	0	0	0	33	45	4.32	1.200							
Ed Vander Berg, L (9, 1) ERA: 1.78	0.1		1	0	0	0	0	0	0	0	0	0	0	1	1	0.00	0.000							
Bill Caudill, R (9, 1) ERA: 2.38	0.1	S	3	2	0	0	1	0	0	0	0	0	0	5	5	0.00	6.000							

Batter	1	2	3	4	5	6	7	8	9	AB	R	H	RBI	BB	SO	LOB	BOTTOM							
Bobby Brown, S (1, 7) OBP: 0.267, SLG: 0.272	0-0 F8		0-0 E3 G1	0-3 K			0-0 F9			4	0	0	0	0	1	1	<p><b>Toronto Blue Jays @ Seattle Mariners</b> The Kingdome, Seattle, WA</p> <p>Mon Jun 21 1982, 10:05 PM EDT Att: 7,486 - Unknown</p> <p>livebaseballscorecards.com</p> <p>AB 32 R 5 H 7 RBI 5 BB 1 SO 8 LOB 9</p> 							
Manny Castillo, S (1, 5) OBP: 0.293, SLG: 0.320	0-0 F7		0-0 G1		0-0 4-3		0-3 K			4	0	0	0	0	1	2								
Bruce Bochte, L (1, 3) OBP: 0.392, SLG: 0.395	0-0 HR		0-0 F5		0-0 4-3		0-0 6-3			4	1	1	1	0	0	2								
Al Cowens, R (1, 9) OBP: 0.343, SLG: 0.509	0-0 4-3			0-0 HR		0-0 F8		0-3 K		4	1	1	1	0	1	0								
Gary Gray, R (1, 10) OBP: 0.366, SLG: 0.440		0-3 K		0-0 1B HR 1B		0-0 1B 4-3 1B		0-3 K		4	1	2	0	0	2	0								
Rick Sweet, S (1, 2) OBP: 0.468, SLG: 0.520		0-3 K		0-0 1B HR 1B		0-0 4-3		0-3 K		4	1	1	0	0	2	1								
Dave Henderson, R (1, 8) OBP: 0.361, SLG: 0.537		0-0 F7		0-0 1B HR		0-0 5-3				3	1	1	3	0	0	1								
Paul Serna, R (1, 6) OBP: 0.245, SLG: 0.308			0-0 6-3		0-0 1-3		0-0 PB 1B			3	0	1	0	0	0	0								
Julio Cruz, S (1, 4) OBP: 0.322, SLG: 0.315			4-0 G1 E BB		0-0 5-3		0-3 K			2	0	0	0	1	1	2								
<b>Inning Stats</b>	R: 1 E: 0 K: 0 S: 4	H: 1 LOB: 0 BB: 0 P: 4	R: 0 E: 0 K: 2 S: 7	H: 0 LOB: 0 BB: 0 P: 7	R: 0 E: 1 K: 0 S: 4	H: 0 LOB: 2 BB: 1 P: 8	R: 4 E: 0 K: 1 S: 9	H: 4 LOB: 0 BB: 0 P: 9	R: 0 E: 0 K: 0 S: 3	H: 0 LOB: 0 BB: 0 P: 3	R: 0 E: 0 K: 1 S: 7	H: 2 LOB: 2 BB: 0 P: 7	R: 0 E: 0 K: 1 S: 5	H: 0 LOB: 0 BB: 0 P: 5	R: 0 E: 0 K: 3 S: 9	H: 0 LOB: 0 BB: 0 P: 9		1B: 4 2B: 0 3B: 0 HR: 3	SF: 0 SAC: 0 DP: 0 HBP: 0	WP: 0 PB: 1 SB: 0 CS: 0	PA: 33			
<b>PITCHER</b>	IP	WLS	BF	H	R	ER	SO	BB	IBB	HBP	BLK	WP	HR	S	P	ERA	WHIP							
Luis Leal, R (1, 1) ERA: 3.83	3.0	L	16	5	5	5	2	1	0	0	0	0	0	19	23	15.00	2.000							
Dale Murray, R (4, 1) ERA: 4.04	5.0		17	2	0	0	6	0	0	0	0	0	0	29	29	0.00	0.400							

Batter	1	2	3	4	5	6	7	8	9	AB	R	H	RBI	BB	SO	LOB	TOP					
Damaso Garcia, R OBP: 0.352, SLG: 0.409 (1,4)										4	0	1	0	1	0	1	<b>Toronto Blue Jays @ Seattle Mariners</b> The Kingdome, Seattle, WA Tue Jun 22 1982, 10:05 PM EDT Att: 7,933 - Unknown					
Rance Mulliniks, L OBP: 0.312, SLG: 0.325 (1,5)										3	1	3	0	0	0	0						
Garth Iorg, R OBP: 0.309, SLG: 0.386 (6,PH) (6,5)										2	0	0	0	0	0	4						
Lloyd Moseby, L OBP: 0.290, SLG: 0.354 (1,8)										4	0	0	0	1	1	7						
Willie Upshaw, L OBP: 0.359, SLG: 0.502 (1,3)										5	1	2	2	0	0	4						
Dave Revering, L OBP: 0.300, SLG: 0.341 (1,10)										2	1	0	0	1	1	3						
Otto Velez, R OBP: 0.365, SLG: 0.310 (7,PH)										1	0	0	0	0	0	1						
Tony Johnson, R OBP: 0.333, SLG: 0.423 (7,PR)										1	0	0	0	0	1	1						
Hosken Powell, L OBP: 0.280, SLG: 0.345 (1,9)										3	1	2	0	0	0	0						
Jesse Barfield, R OBP: 0.320, SLG: 0.391 (7,PH) (7,9)										2	0	0	0	0	0	2						
Al Woods, L OBP: 0.290, SLG: 0.232 (1,7)										2	0	0	0	0	0	1						
Barry Bonnell, R OBP: 0.403, SLG: 0.495 (5,PH) (5,7)										3	0	1	1	0	0	1						
Ernie Whitt, L OBP: 0.324, SLG: 0.403 (1,2)										1	1	1	0	1	0	0						
Buck Martinez, R OBP: 0.330, SLG: 0.372 (5,PH) (5,2)										2	0	1	0	0	1	2						
Alfredo Griffin, S OBP: 0.263, SLG: 0.304 (1,6)										3	0	1	1	1	0	2						
<b>Inning Stats</b>	R: 0 E: 0 K: 1 S: 7	H: 2 LOB: 2 BB: 0 P: 7	R: 2 E: 0 K: 0 S: 5	H: 3 LOB: 0 BB: 0 P: 5	R: 0 E: 0 K: 0 S: 4	H: 1 LOB: 1 BB: 0 P: 4	R: 0 E: 0 K: 0 S: 3	H: 0 LOB: 1 BB: 1 P: 7	R: 3 E: 0 K: 2 S: 11	H: 4 LOB: 2 BB: 1 P: 15	R: 0 E: 0 K: 0 S: 2	H: 0 LOB: 0 BB: 1 P: 6	R: 0 E: 0 K: 0 S: 3	H: 0 LOB: 1 BB: 1 P: 7	R: 0 E: 1 K: 0 S: 5	H: 1 LOB: 3 BB: 1 P: 9	R: 0 E: 0 K: 1 S: 6	H: 1 LOB: 1 BB: 0 P: 6	1B: 6 2B: 4 3B: 1 HR: 1	SF: 0 SAC: 0 DP: 1 HBP: 0	WP: 1 PB: 0 SB: 0 CS: 0	PA: 43
<b>PITCHER</b>	IP WLS BF H R ER SO BB IBB HBP BLK WP HR S P ERA WHIP																					
Gene Nelson, R ERA: 3.83 (1,1)	4.2 2 24 9 5 5 2 2 0 0 0 0 1 1 26 34 9.64 2.357																					
Bryan Clark, L ERA: 1.35 (5,1)	2.2 W 11 2 0 0 1 2 0 0 0 0 0 0 11 19 0.00 1.500																					
Mike Stanton, R ERA: 2.21 (8,1)	0.1 3 0 0 0 0 1 0 0 0 0 0 0 2 6 0.00 3.000																					
Ed Vande Berg, L ERA: 1.76 (8,1)	0.1 2 1 0 0 0 0 0 0 0 0 0 0 2 2 0.00 3.000																					
Bill Caudill, R ERA: 2.33 (9,1)	1.0 S 3 0 0 0 1 0 0 0 0 0 0 0 5 5 0.00 0.000																					


Batter	1	2	3	4	5	6	7	8	9	AB	R	H	RBI	BB	SO	LOB	BOTTOM			
Julio Cruz, S OBP: 0.325, SLG: 0.320 (1,4)										3	1	1	0	1	0	0	<b>Toronto Blue Jays @ Seattle Mariners</b> The Kingdome, Seattle, WA Tue Jun 22 1982, 10:05 PM EDT Att: 7,933 - Unknown			
Manny Castillo, S OBP: 0.288, SLG: 0.314 (1,5)										4	0	0	0	0	1	2				
Bruce Bochte, L OBP: 0.390, SLG: 0.390 (1,7)										3	0	0	0	1	2	1				
Joe Simpson, L OBP: 0.280, SLG: 0.289 (9,7)										0	0	0	0	0	0	0				
Al Cowens, R OBP: 0.341, SLG: 0.504 (1,9)										3	1	0	0	1	0	2				
Richie Zisk, R OBP: 0.339, SLG: 0.374 (1,10)										4	1	1	1	0	2	1				
Gary Gray, R OBP: 0.381, SLG: 0.435 (1,3)										1	1	0	0	3	0	0				
Dave Henderson, R OBP: 0.366, SLG: 0.566 (1,8)										4	1	2	3	0	1	1				
Bud Bulling, R OBP: 0.292, SLG: 0.294 (1,2)										3	1	1	1	0	2	2				
Paul Serna, R OBP: 0.239, SLG: 0.299 (1,6)										3	0	0	0	0	0	2				
<b>Inning Stats</b>	R: 0 E: 0 K: 1 S: 5	H: 0 LOB: 0 BB: 0 P: 5	R: 1 E: 0 K: 2 S: 8	H: 1 LOB: 2 BB: 2 P: 16	R: 0 E: 0 K: 1 S: 6	H: 1 LOB: 1 BB: 0 P: 6	R: 4 E: 0 K: 1 S: 8	H: 3 LOB: 0 BB: 1 P: 12	R: 0 E: 0 K: 0 S: 3	H: 0 LOB: 0 BB: 0 P: 3	R: 0 E: 0 K: 2 S: 6	H: 0 LOB: 1 BB: 1 P: 10	R: 1 E: 0 K: 0 S: 3	H: 0 LOB: 1 BB: 2 P: 11	R: 0 E: 0 K: 1 S: 5	H: 0 LOB: 0 BB: 0 P: 5	1B: 1 2B: 2 3B: 0 HR: 3	SF: 0 SAC: 0 DP: 1 HBP: 0	WP: 1 PB: 0 SB: 2 CS: 1	PA: 34
<b>PITCHER</b>	IP WLS BF H R ER SO BB IBB HBP BLK WP HR S P ERA WHIP																			
Jerry Garvin, L ERA: 6.57 (1,1)	3.0 3 15 3 3 3 4 3 0 0 0 0 0 2 10 10 9.00 2.000																			
Steve Semkeney, R ERA: 2.73 (4,1)	2.0 8 2 2 2 1 0 0 0 0 0 0 2 10 10 9.00 1.000																			
Roy Lee Jackson, R ERA: 3.99 (6,1)	2.0 L 8 0 1 0 2 3 0 0 0 0 0 0 9 21 0.00 1.500																			
Joey McLaughlin, R ERA: 3.43 (8,1)	1.0 3 0 0 0 0 0 0 0 0 0 0 0 5 5 0.00 0.000																			

Batter	1	2	3	4	5	6	7	8	9	10	11	AB	R	H	RBI	BB	SO	LOB
Damaso Garcia, R OBP: 0.346, SLG: 0.402	4-3		F9		F9			F8		K		5	0	0	0	0	1	2
Garth Iorg, R OBP: 0.306, SLG: 0.387	F7			4-3 2B		F8		6-3		F6		5	0	1	0	0	0	0
Barry Bonnell, R OBP: 0.403, SLG: 0.497					F9				L6		SH1-4 BB FC6 1B	5	1	2	0	0	0	1
Jesse Barfield, R OBP: 0.322, SLG: 0.406	5-3			4-3		6-3				HR		4	2	1	1	1	0	2
Tony Johnson, R OBP: 0.294, SLG: 0.367					K					K		4	0	0	0	0	3	1
Willie Upshaw, L OBP: 0.306, SLG: 0.523												4	1	3	1	1	1	0
Buck Martinez, R OBP: 0.330, SLG: 0.364												2	0	0	0	1	0	1
Ernie Whitt, L OBP: 0.326, SLG: 0.423												2	1	1	2	0	0	1
Lloyd Moseby, L OBP: 0.284, SLG: 0.346												5	0	0	0	0	2	4
Alfredo Griffin, S OBP: 0.299, SLG: 0.299												4	0	0	0	0	0	2

**Toronto Blue Jays @ Seattle Mariners**  
The Kingdom, Seattle, WA  
Wed Jun 23 1982, 6:33 AM EDT  
Att: 9,007 - Unknown

livebaseballscorecards.com

AB 40  
R 5  
H 8  
RBI 4  
BB 3  
SO 7  
LOB 14




Inning Stats	R: 0	H: 1	E: 0	K: 0	S: 4	P: 4	R: 0	H: 0	E: 0	K: 2	S: 7	P: 7	R: 0	H: 0	E: 0	K: 1	S: 5	P: 5	R: 0	H: 1	E: 0	K: 1	S: 6	P: 6	R: 0	H: 1	E: 0	K: 0	S: 4	P: 8	R: 0	H: 0	E: 0	K: 0	S: 3	P: 3	R: 0	H: 1	E: 0	K: 0	S: 4	P: 4	R: 0	H: 0	E: 0	K: 0	S: 3	P: 3	R: 3	H: 3	E: 0	K: 2	S: 10	P: 10	R: 0	H: 0	E: 0	K: 1	S: 5	P: 5	R: 2	H: 1	E: 0	K: 0	S: 4	P: 12	1B: 2	SF: 0	2B: 3	SAC: 1	3B: 0	DP: 0	HR: 3	HBP: 0	WP: 0	PA: 44
--------------	------	------	------	------	------	------	------	------	------	------	------	------	------	------	------	------	------	------	------	------	------	------	------	------	------	------	------	------	------	------	------	------	------	------	------	------	------	------	------	------	------	------	------	------	------	------	------	------	------	------	------	------	-------	-------	------	------	------	------	------	------	------	------	------	------	------	-------	-------	-------	-------	--------	-------	-------	-------	--------	-------	--------

Batter	1	2	3	4	5	6	7	8	9	10	11	AB	R	H	RBI	BB	SO	LOB
Julio Cruz, S OBP: 0.325, SLG: 0.320	4-3		1B		G3				F7		F8	6	0	2	0	0	0	2
Manny Castillo, S OBP: 0.293, SLG: 0.319					4-3				F9		5-3	6	2	3	0	0	0	3
Bruce Bochte, L OBP: 0.390, SLG: 0.390											1-3	5	0	2	0	0	1	2
Bobby Brown, S OBP: 0.267, SLG: 0.272												0	0	0	0	0	0	0
Jim Mauer, R OBP: 0.288, SLG: 0.359												1	0	0	0	0	0	0
Al Cowens, R OBP: 0.339, SLG: 0.498												5	1	1	1	0	0	3
Richie Zisk, R OBP: 0.340, SLG: 0.374												5	0	2	1	0	0	1
Rick Sweet, S OBP: 0.448, SLG: 0.491												5	0	1	0	0	0	4
Dave Henderson, R OBP: 0.368, SLG: 0.567												5	0	2	1	0	0	0
Joe Simpson, L OBP: 0.292, SLG: 0.299												3	0	1	0	2	0	2
Paul Serna, R OBP: 0.230, SLG: 0.297												4	0	1	0	0	0	3
Gary Gray, R OBP: 0.377, SLG: 0.430												1	0	0	0	0	1	1
Vance McHenry, R OBP: 0.377, SLG: 0.430												0	0	0	0	0	0	0

**Toronto Blue Jays @ Seattle Mariners**  
The Kingdom, Seattle, WA  
Wed Jun 23 1982, 6:33 AM EDT  
Att: 9,007 - Unknown

livebaseballscorecards.com

AB 46  
R 3  
H 15  
RBI 3  
BB 2  
SO 2  
LOB 21



Inning Stats	R: 1	H: 3	E: 0	K: 0	S: 6	P: 6	R: 0	H: 0	E: 0	K: 0	S: 3	P: 3	R: 0	H: 2	E: 0	K: 1	S: 5	P: 5	R: 0	H: 0	E: 0	K: 0	S: 3	P: 3	R: 0	H: 0	E: 0	K: 0	S: 5	P: 5	R: 1	H: 2	E: 0	K: 0	S: 5	P: 5	R: 0	H: 1	E: 0	K: 0	S: 4	P: 4	R: 0	H: 2	E: 0	K: 0	S: 5	P: 9	R: 0	H: 0	E: 0	K: 1	S: 5	P: 9	1B: 13	SF: 0	2B: 3	SAC: 0	3B: 0	DP: 1	HR: 0	HBP: 0	WP: 0	PA: 48
--------------	------	------	------	------	------	------	------	------	------	------	------	------	------	------	------	------	------	------	------	------	------	------	------	------	------	------	------	------	------	------	------	------	------	------	------	------	------	------	------	------	------	------	------	------	------	------	------	------	------	------	------	------	------	------	--------	-------	-------	--------	-------	-------	-------	--------	-------	--------

PITCHER	IP	WLS	BF	H	R	ER	SO	BB	IBB	HBP	BLK	WP	HR	S	P	ERA	WHIP
Floyd Bannister, L ERA: 2.98	(1, 1)	8.2	33	6	2	2	5	1	1	0	0	0	1	42	46	2.08	0.808
Mike Stanton, R ERA: 2.58	(9, 1)	1.2	9	2	3	2	2	1	1	0	0	0	1	11	19	10.80	1.800
Ed Vande Berg, L ERA: 1.72	(11, 1)	0.2	2	0	0	0	0	0	0	0	0	0	0	2	2	0.00	0.000

Batter	1	2	3	4	5	6	7	8	9	AB	R	H	RBI	BB	SO	LOB	TOP					
<b>Bobby Mitchell, L</b> OBP: 0.295, SLG: 0.289 (1, 8)	0-0 6-3		0-0 6-3		0-0 3B		0-0 4-3		0-0 L7	5	0	1	2	0	0	1						
<b>Ron Washington, R</b> OBP: 0.303, SLG: 0.388 (1, 6)	0-0 5-3			0-0 6-3	0-0 L8			0-0 6-3		4	0	0	0	0	0	1						
<b>Tom Brunansky, R</b> OBP: 0.393, SLG: 0.551 (1, 9)	0-0 6-3			4-0 BB		1-0 1B HBP		0-0 FC4-6 1B		2	0	1	0	1	0	0						
<b>Kent Hrbek, L</b> OBP: 0.388, SLG: 0.609 (1, 3)		0-0 L4		0-0 F8		0-0 F7		0-0 FC4-6 1-2		4	0	0	0	0	0	3						
<b>Randy Johnson, L</b> OBP: 0.349, SLG: 0.490 (1, 10)		0-0 F1		0-0 F9		1-2 1B		0-0 F7		4	0	1	0	0	0	2						
<b>Gary Ward, R</b> OBP: 0.280, SLG: 0.379 (1, 7)		0-0 F8			0-0 6-3 1B		0-0 F5		0-0 SH1-4 1B	4	2	2	0	0	0	2						
<b>Gary Gaetti, R</b> OBP: 0.272, SLG: 0.415 (1, 5)			0-0 F5		0-0 6-3 1B		0-3 K		0-0 SH1-4	3	1	1	0	0	1	2						
<b>Tim Laudner, R</b> OBP: 0.337, SLG: 0.413 (1, 2)			0-0 HR		0-0 F7		0-0 G3		0-0 F5	4	1	1	1	0	0	3						
<b>John Castino, R</b> OBP: 0.257, SLG: 0.268 (1, 4)			0-0 5-3		0-0 6-3		0-0 6-3		0-0 1B	4	0	1	1	0	0	2						
<b>Inning Stats</b>	R: 0 E: 0 K: 0 S: 3	H: 0 LOB: 0 BB: 0 P: 3	R: 0 E: 0 K: 0 S: 3	H: 0 LOB: 0 BB: 0 P: 3	R: 1 E: 0 K: 0 S: 4	H: 1 LOB: 0 BB: 0 P: 4	R: 0 E: 0 K: 0 S: 3	H: 0 LOB: 1 BB: 1 P: 7	R: 2 E: 0 K: 0 S: 6	H: 3 LOB: 1 BB: 0 P: 6	R: 0 E: 0 K: 1 S: 6	H: 1 LOB: 2 BB: 0 P: 7	R: 0 E: 0 K: 0 S: 3	H: 0 LOB: 0 BB: 0 P: 3	R: 0 E: 0 K: 0 S: 4	H: 1 LOB: 1 BB: 0 P: 4	R: 1 E: 0 K: 0 S: 5	H: 2 LOB: 1 BB: 0 P: 5	1B: 6 2B: 0 3B: 1 HR: 1	SF: 0 SAC: 1 DP: 0 HBP: 1	WP: 0 PB: 0 SB: 0 CS: 0	PA: 37
<b>PITCHER</b> <b>Dave Stieb, R</b> ERA: 3.76 (1, 1)	IP: 9.0 WLS: L BF: 37 H: 8 R: 4 ER: 4 SO: 1 BB: 1 IBB: 0 HBP: 1 BLK: 0 WP: 0 HR: 1 S: 37 P: 42 ERA: 4.00 WHIP: 1.000															<b>PITCHER</b>						

Minnesota Twins @ Toronto Blue Jays  
Exhibition Stadium, Toronto, ON  
Sat Jun 26 1982, 3:33 AM EDT  
Att: 14,052 - Dome - 62 F

AB 34  
R 4  
H 8  
RBI 4  
BB 1  
SO 1  
LOB 16



Batter	1	2	3	4	5	6	7	8	9	AB	R	H	RBI	BB	SO	LOB	BOTTOM			
<b>Damaso Garcia, R</b> OBP: 0.347, SLG: 0.402 (1, 4)	0-0 1B 4-3 1B		0-0 S 1B		0-0 F8		0-3 K		0-0 F9	5	1	2	0	0	1	3				
<b>Rance Mulliniks, L</b> OBP: 0.314, SLG: 0.327 (1, 5)			0-0 F9		0-0 1B			0-0 BB 1B		2	0	1	0	0	0	1				
<b>Garth Iorg, R</b> OBP: 0.313, SLG: 0.392 (5, PH)	1-3 1B				1-2 2-3 1B					3	1	2	0	0	1	0				
<b>Lloyd Moseby, L</b> OBP: 0.280, SLG: 0.341 (1, 8)	0-0 F1		0-3 K		0-0 F9			4-0 1-2 3B BB		3	0	0	0	0	0	1				
<b>Tony Johnson, R</b> OBP: 0.294, SLG: 0.367 (6, PH)										0	0	0	0	0	0	0				
<b>Hosken Powell, L</b> OBP: 0.286, SLG: 0.345 (8, PH)			1-2 K							0	1	0	0	1	0	0				
<b>Willie Upshaw, L</b> OBP: 0.366, SLG: 0.527 (1, 3)	0-0 4-3			0-0 F7		0-3 K		0-0 3B		4	0	1	3	0	1	1				
<b>Barry Bonnell, R</b> OBP: 0.395, SLG: 0.487 (1, 7)	0-0 F6			0-0 F8		0-0 6-3		0-0 6-3		4	0	0	0	0	0	2				
<b>Dave Revering, L</b> OBP: 0.298, SLG: 0.338 (1, 10)			0-0 1-3		0-0 4-3		0-3 K		4-0 IBB	1	0	0	0	0	0	0				
<b>Pedro Hernandez, R</b> (4, PH)										2	0	0	0	0	1	0				
<b>Al Woods, L</b> OBP: 0.247, SLG: 0.232 (8, PH)										0	0	0	0	1	0	0				
<b>Jesse Barfield, R</b> OBP: 0.315, SLG: 0.396 (1, 9)		0-0 6-3			0-0 F3		0-3 K		0-0 F2	4	0	0	0	0	1	2				
<b>Ernie Whitt, L</b> OBP: 0.328, SLG: 0.424 (1, 2)		0-0 4-3			0-0 1B 1B 1B				0-0 L7	2	0	1	0	0	0	0				
<b>Buck Martinez, R</b> OBP: 0.333, SLG: 0.378 (7, PH)										2	0	1	0	0	0	2				
<b>Alfredo Griffin, S</b> OBP: 0.258, SLG: 0.298 (1, 6)			0-0 F8		0-0 1B 1B		0-0 F8		0-0 5-3	4	0	1	0	0	0	1				
<b>Inning Stats</b>	R: 1 E: 0 K: 0 S: 5	H: 2 LOB: 1 BB: 0 P: 5	R: 0 E: 0 K: 0 S: 3	H: 0 LOB: 0 BB: 0 P: 3	R: 0 E: 0 K: 1 S: 6	H: 1 LOB: 1 BB: 0 P: 6	R: 0 E: 0 K: 0 S: 3	H: 0 LOB: 0 BB: 0 P: 3	R: 0 E: 0 K: 2 S: 7	H: 0 LOB: 0 BB: 0 P: 7	R: 0 E: 0 K: 2 S: 8	H: 1 LOB: 1 BB: 0 P: 8	R: 0 E: 0 K: 0 S: 5	H: 2 LOB: 2 BB: 2 P: 13	R: 2 E: 0 K: 0 S: 5	H: 0 LOB: 0 BB: 0 P: 5	1B: 7 2B: 1 3B: 1 HR: 0	SF: 0 SAC: 0 DP: 0 HBP: 0	WP: 0 PB: 0 SB: 1 CS: 0	PA: 38
<b>PITCHER</b> <b>Pete Redfern, R</b> ERA: 6.75 (1, 1)	IP: 7.0 WLS: W BF: 27 H: 6 R: 1 ER: 1 SO: 5 BB: 0 IBB: 0 HBP: 0 BLK: 0 WP: 0 HR: 0 S: 37 P: 37 ERA: 1.29 WHIP: 0.857															<b>PITCHER</b>				
<b>Jack O'Connor, L</b> ERA: 7.2 (1, 1)	IP: 2.0 WLS: W BF: 9 H: 1 R: 1 ER: 1 SO: 1 BB: 1 IBB: 0 HBP: 0 BLK: 0 WP: 0 HR: 0 S: 9 P: 17 ERA: 4.50 WHIP: 1.000															<b>PITCHER</b>				
<b>Ron Davis, R</b> ERA: 4.53 (8, 1)																				

Minnesota Twins @ Toronto Blue Jays  
Exhibition Stadium, Toronto, ON  
Sat Jun 26 1982, 3:33 AM EDT  
Att: 14,052 - Dome - 62 F

AB 36  
R 3  
H 9  
RBI 3  
BB 2  
SO 6  
LOB 18



Batter	1	2	3	4	5	6	7	8	9	AB	R	H	RBI	BB	SO	LOB	TOP					
<b>Bobby Mitchell, L</b> OBP: 0.293, SLG: 0.288 (1, 8)	F7		F9		F7			S 1B		4	0	1	0	0	0	3	<b>Minnesota Twins @ Toronto Blue Jays</b> Exhibition Stadium, Toronto, ON Sun Jun 27 1982, 3:33 AM EDT Att: 20,074 - Dome - 68 F					
<b>Ron Washington, R</b> OBP: 0.296, SLG: 0.383 (1, 4) (9, 6)	K		SF7		F8			5-3 1-2		3	0	0	1	0	1	1						
<b>Tom Brunansky, R</b> OBP: 0.389, SLG: 0.550 (1, 9)	6-3		L8		2B			F8		4	1	1	0	0	0	3						
<b>Kent Hrbek, L</b> OBP: 0.390, SLG: 0.609 (1, 3)		F7		G3		2B		4-0 IBB		3	0	1	1	1	0	0						
<b>Randy Johnson, L</b> OBP: 0.353, SLG: 0.486 (1, 10)		G6-4-3 1B		FC6-4 BB		F9		K		3	0	1	0	1	1	3						
<b>Gary Ward, R</b> OBP: 0.276, SLG: 0.373 (1, 7)		G6-4-3 1-2		L5		6-3				4	0	0	0	0	0	3						
<b>Tim Laudner, R</b> OBP: 0.333, SLG: 0.418 (1, 2)			BB SF7 2B	FC6-4 1-2		F6		6-3		4	1	1	0	0	0	1						
<b>John Castino, R</b> OBP: 0.263, SLG: 0.269 (1, 5)			BB BB	F9		1-3				3	0	1	0	1	0	0						
<b>Lenny Faedo, R</b> OBP: 0.231, SLG: 0.174 <b>Larry Milbourne, S</b> OBP: 0.259, SLG: 0.246 (9, PH) (9, 4)			1-2 2-3 BB	K		6-3		K		2	0	0	0	1	1	0						
<b>Inning Stats</b>	R: 0 E: 0 K: 1 S: 5	H: 0 LOB: 0 BB: 0 P: 5	R: 0 E: 0 K: 0 S: 3	H: 1 LOB: 0 BB: 0 P: 3	R: 1 E: 0 K: 0 S: 4	H: 1 LOB: 2 BB: 2 P: 12	R: 0 E: 0 K: 0 S: 3	H: 0 LOB: 1 BB: 1 P: 7	R: 0 E: 0 K: 1 S: 5	H: 0 LOB: 0 BB: 0 P: 5	R: 1 E: 0 K: 0 S: 5	H: 2 LOB: 1 BB: 0 P: 5	R: 0 E: 0 K: 0 S: 3	H: 0 LOB: 0 BB: 0 P: 3	R: 0 E: 0 K: 1 S: 6	H: 1 LOB: 2 BB: 1 P: 10	R: 0 E: 0 K: 1 S: 6	H: 1 LOB: 1 BB: 0 P: 6	1B: 3 2B: 3 3B: 0 HR: 0	SF: 1 SAC: 0 DP: 1 HBP: 0	WP: 0 PB: 0 SB: 1 CS: 0	PA: 36
<b>PITCHER</b>	IP	WLS	BF	H	R	ER	SO	BB	IBB	HBP	BLK	WP	HR	S	P	ERA	WHIP					
<b>Luis Leal, R</b> ERA: 3.74 <b>Joey McLaughlin, R</b> ERA: 3.28	(1, 1) (8, 1)	7.1 1.2	29 7	5 1	2 0	2 0	2 2	3 0	0 1	0 0	0 0	0 0	0 0	30 10	42 14	2.46 0.00	1.091 0.600					

Batter	1	2	3	4	5	6	7	8	9	AB	R	H	RBI	BB	SO	LOB	BOTTOM				
<b>Damaso Garcia, R</b> OBP: 0.354, SLG: 0.419 (1, 4)	1B 1B		1B SF9 1B		S 1B					5	3	4	1	0	0	1	<b>Minnesota Twins @ Toronto Blue Jays</b> Exhibition Stadium, Toronto, ON Sun Jun 27 1982, 3:33 AM EDT Att: 20,074 - Dome - 68 F				
<b>Garth Iorg, R</b> OBP: 0.319, SLG: 0.397 <b>Rance Mulliniks, L</b> OBP: 0.312, SLG: 0.325 (7, PH) (8, 5)	1B 1-3 1B		SF9 1B		F2 1-2					3	0	2	0	0	0	1					
<b>Barry Bonnell, R</b> OBP: 0.393, SLG: 0.485 (1, 8) (7, 7)	F4		SF9 1-2 3-H K		6-3					3	0	1	1	0	0	3					
<b>Jesse Barfield, R</b> OBP: 0.315, SLG: 0.395 <b>Hosken Powell, L</b> OBP: 0.293, SLG: 0.342 (7, PH) (8, 9)	G5-4-3 1-3 3-H 1B		K		5-3					3	0	1	1	0	1	1					
<b>Buck Martinez, R</b> OBP: 0.333, SLG: 0.387 <b>Lloyd Moseby, L</b> OBP: 0.279, SLG: 0.339 (6, PR) (7, 8)	G5-4-3 1-2				5-3					3	0	1	0	0	0	2					
<b>Willie Upshaw, L</b> OBP: 0.364, SLG: 0.527 (1, 3)		G3		F8 2B		F7		F5		4	0	1	0	0	0	1					
<b>Tony Johnson, R</b> OBP: 0.306, SLG: 0.355 <b>Ernie Whitt, L</b> OBP: 0.335, SLG: 0.424 (6, PH) (7, 2)		4-0 CS BB		F8 2-3		4-0 IBB		E S BB		1	0	0	0	1	0	1					
<b>Pedro Hernandez, R</b> (1, 10) <b>Dave Revering, L</b> OBP: 0.301, SLG: 0.336 (6, PH)		0-3 K		1-2-3		F9		1-3 IBB		2	0	0	0	0	1	2					
<b>Alfredo Griffin, S</b> OBP: 0.258, SLG: 0.298 (1, 6)			K		5-3			F7		4	0	1	0	0	1	2					
<b>Inning Stats</b>	R: 1 E: 0 K: 0 S: 5	H: 3 LOB: 1 BB: 0 P: 5	R: 0 E: 0 K: 1 S: 4	H: 0 LOB: 0 BB: 1 P: 8	R: 1 E: 0 K: 2 S: 9	H: 2 LOB: 1 BB: 0 P: 9	R: 0 E: 0 K: 0 S: 4	H: 1 LOB: 1 BB: 0 P: 4	R: 0 E: 0 K: 0 S: 4	H: 1 LOB: 2 BB: 1 P: 8	R: 0 E: 0 K: 1 S: 7	H: 2 LOB: 2 BB: 0 P: 7	R: 0 E: 0 K: 0 S: 3	H: 0 LOB: 2 BB: 2 P: 11	R: 1 E: 0 K: 0 S: 1	H: 1 LOB: 0 BB: 0 P: 1	1B: 8 2B: 2 3B: 0 HR: 1	SF: 1 SAC: 0 DP: 1 HBP: 0	WP: 0 PB: 0 SB: 2 CS: 1	PA: 37	
<b>PITCHER</b>	IP	WLS	BF	H	R	ER	SO	BB	IBB	HBP	BLK	WP	HR	S	P	ERA	WHIP				
<b>Brad Havens, L</b> ERA: 4.63 <b>Terry Felton, R</b> ERA: 4.31	(1, 1) (6, 1)	5.2 2.1	24 13	8 3	2 1	2 1	3 1	1 1	2 0	0 0	0 0	0 0	1 1	29 12	33 24	3.18 3.86	1.588 1.714				

AB	31
R	2
H	6
RBI	2
BB	4
SO	4
LOB	15



AB	32
R	3
H	11
RBI	3
BB	4
SO	4
LOB	19





Batter	1	2	3	4	5	6	7	8	9	AB	R	H	RBI	BB	SO	LOB	TOP			
<b>Julio Cruz, S</b> OBP: 0.322, SLG: 0.326 (1, 4)	0-0 4-3		0-0 E 2B 1B		0-0 CS 1B		0-0 G3			4	1	2	0	0	0	0				
<b>Manny Castillo, S</b> OBP: 0.296, SLG: 0.322 (1, 5)	4-0 BB		0-0 E4 2B 1-3 2B		0-0 F7 1-2		0-0 F5			3	1	0	0	1	0	2				
<b>Al Cowens, R</b> OBP: 0.343, SLG: 0.503 (1, 9)	0-0 F9		0-3 K		0-0 FC6-4 1B		0-0 6-3			4	0	1	0	0	1	3				
<b>Richie Zisk, R</b> OBP: 0.341, SLG: 0.379 (1, 10)	0-0 F8		0-0 2B 1-3 2B		0-0 FC6-4 1-2			0-0 F9		4	1	1	1	0	0	2				
<b>Gary Gray, R</b> OBP: 0.372, SLG: 0.426 (1, 3)		0-0 1B	0-0 2B 2-H 3-H		0-0 F9			0-0 L5		4	0	2	2	0	0	0				
<b>Rick Sweet, S</b> OBP: 0.418, SLG: 0.452 (1, 2)	0-0 F6		0-0 G3		0-0 1-3			0-0 4-3		4	0	0	0	0	0	2				
<b>Dave Henderson, R</b> OBP: 0.348, SLG: 0.551 (1, 8)		0-3 K		0-3 K		0-0 E 2B			0-3 K	4	1	1	0	0	3	1	AB 35			
<b>Domingo Ramos, R</b> OBP: 0.167, SLG: 0.182 (1, 6)	0-0 F7		0-0 F7		0-0 E9 2-H			0-0 F9		4	0	0	0	0	0	1	R 4			
<b>Bobby Brown, S</b> OBP: 0.268, SLG: 0.275 (1, 7)			0-0 4-3		0-0 F9			0-3 K		4	0	0	0	0	1	1	H 7			
<b>Inning Stats</b>	R: 0 E: 0 K: 0 S: 3	H: 0 LOB: 1 BB: 1 P: 7	R: 0 E: 0 K: 1 S: 6	H: 1 LOB: 1 BB: 0 P: 6	R: 3 E: 1 K: 1 S: 9	H: 3 LOB: 1 BB: 0 P: 9	R: 0 E: 0 K: 1 S: 5	H: 0 LOB: 0 BB: 0 P: 5	R: 0 E: 0 K: 0 S: 4	H: 2 LOB: 1 BB: 0 P: 4	R: 1 E: 1 K: 0 S: 5	H: 1 LOB: 1 BB: 0 P: 5	R: 0 E: 0 K: 0 S: 3	H: 0 LOB: 0 BB: 0 P: 3	R: 0 E: 0 K: 0 S: 7	H: 0 LOB: 0 BB: 0 P: 7	1B: 4 2B: 3 3B: 0 HR: 0	SF: 0 SAC: 0 DP: 0 HBP: 0	WP: 0 PB: 0 SB: 0 CS: 1	PA: 36
<b>PITCHER</b> <b>Jim Clancy, R</b> ERA: 3.39 (1, 1)	IP: 9.0 WLS: L BF: 36 H: 7 R: 4 ER: 0 SO: 5 BB: 1 IBB: 0 HBP: 0 BLK: 0 WP: 0 HR: 0 S: 45 P: 49 ERA: 0.00 WHIP: 0.889															<b>PITCHER</b>				

Seattle Mariners @ Toronto Blue Jays  
Exhibition Stadium, Toronto, ON  
Tue Jun 29 1982, 7:05 PM EDT  
Att: 13,097 - Unknown

AB 35  
R 4  
H 7  
RBI 3  
BB 1  
SO 5  
LOB 12



Batter	1	2	3	4	5	6	7	8	9	AB	R	H	RBI	BB	SO	LOB	BOTTOM					
<b>Damaso Garcia, R</b> OBP: 0.353, SLG: 0.420 (1, 4)	0-0 G3 2B		0-0 4-3		0-0 F9		0-3 K			4	0	1	0	0	1	0						
<b>Garth Iorg, R</b> OBP: 0.319, SLG: 0.396 (1, 5)	0-0 G3		0-0 F6		0-0 1B			0-3 K		3	0	1	0	0	0	1						
<b>Rance Mulliniks, L</b> OBP: 0.310, SLG: 0.323 (8, PH) (9, 5)	2-3		0-0 F5		0-0 F8			0-0 F9		1	0	0	0	0	1	0						
<b>Barry Bonnell, R</b> OBP: 0.385, SLG: 0.475 (1, 7)	0-0 F5		0-0 4-1		0-0 F8			0-0 F9		4	0	0	0	0	0	2						
<b>Buck Martinez, R</b> OBP: 0.333, SLG: 0.396 (8, PH) (9, 2)	0-3 K			0-0 6-3		0-0 4-3 FC1-5 2B		0-0 G3		3	0	1	0	0	1	1						
<b>Jesse Barfield, R</b> OBP: 0.319, SLG: 0.415 (1, 9)		0-0 F8 1B 1B		0-0 HR		0-0 4-3		0-3 K		4	1	2	1	0	1	1	AB 34					
<b>Willie Upshaw, L</b> OBP: 0.363, SLG: 0.522 (1, 3)		0-0 FC6-4 1B		0-0 5-3		0-0 FC1-5		0-0 3-1		4	0	1	0	0	0	1	R 1					
<b>Tony Johnson, R</b> OBP: 0.308, SLG: 0.353 (1, 10)		0-3 K		0-0 1B		0-0 F8		0-0 F2		3	0	1	0	0	1	3	H 7					
<b>Dave Revering, L</b> OBP: 0.299, SLG: 0.333 (9, PH)		0-0 K		0-0 1B		0-0 F8			0-0 F2	1	0	0	0	0	0	0	RBI 1					
<b>Lloyd Moseby, L</b> OBP: 0.276, SLG: 0.335 (1, 8)	0-0 F8		0-0 G3		0-0 G3		0-3 K			3	0	0	0	0	1	3	BB 0					
<b>Alfredo Griffin, S</b> OBP: 0.255, SLG: 0.294 (1, 6)	0-0 FC6-4		0-0 K		0-3 K		0-3 K			3	0	0	0	0	2	2	SO 8					
<b>Inning Stats</b>	R: 0 E: 0 K: 1 S: 6	H: 1 LOB: 2 BB: 0 P: 6	R: 0 E: 0 K: 1 S: 7	H: 2 LOB: 2 BB: 0 P: 7	R: 0 E: 0 K: 0 S: 3	H: 0 LOB: 0 BB: 0 P: 3	R: 1 E: 0 K: 0 S: 5	H: 2 LOB: 1 BB: 0 P: 5	R: 0 E: 0 K: 1 S: 6	H: 1 LOB: 1 BB: 0 P: 6	R: 0 E: 0 K: 0 S: 4	H: 1 LOB: 1 BB: 0 P: 4	R: 0 E: 0 K: 3 S: 9	H: 0 LOB: 0 BB: 0 P: 9	R: 0 E: 0 K: 1 S: 5	H: 0 LOB: 0 BB: 0 P: 5	R: 0 E: 0 K: 1 S: 5	H: 0 LOB: 0 BB: 0 P: 5	1B: 4 2B: 2 3B: 0 HR: 1	SF: 0 SAC: 0 DP: 0 HBP: 0	WP: 0 PB: 0 SB: 0 CS: 0	PA: 34
<b>PITCHER</b> <b>Floyd Bannister, L</b> ERA: 2.91 (1, 1)	IP: 6.0 WLS: W BF: 25 H: 7 R: 1 ER: 1 SO: 3 BB: 0 IBB: 0 HBP: 0 BLK: 0 WP: 0 HR: 1 S: 31 P: 31 ERA: 1.50 WHIP: 1.167															<b>PITCHER</b>						
<b>Mike Stanton, R</b> ERA: 2.4 (7, 1)	IP: 3.0 WLS: S BF: 9 H: 0 R: 0 ER: 0 SO: 5 BB: 0 IBB: 0 HBP: 0 BLK: 0 WP: 0 HR: 0 S: 19 P: 19 ERA: 0.00 WHIP: 0.000															<b>PITCHER</b>						

Seattle Mariners @ Toronto Blue Jays  
Exhibition Stadium, Toronto, ON  
Tue Jun 29 1982, 7:05 PM EDT  
Att: 13,097 - Unknown

AB 34  
R 1  
H 7  
RBI 1  
BB 0  
SO 8  
LOB 14



Batter	1	2	3	4	5	6	7	8	9	AB	R	H	RBI	BB	SO	LOB	TOP								
<b>Julio Cruz, S</b> OBP: 0.320, SLG: 0.323 (1, 4)	F7	K		1B		F7		1-3		5	1	1	0	0	1	1	<b>Seattle Mariners @ Toronto Blue Jays</b> Exhibition Stadium, Toronto, ON Wed Jun 30 1982, 7:05 PM EDT Att: 12,339 - Unknown								
<b>Manny Castillo, S</b> OBP: 0.294, SLG: 0.319 (1, 5)	4-3	1-3		1B		3-1		F8		5	0	1	1	0	0	1									
<b>Al Cowens, R</b> OBP: 0.350, SLG: 0.515 (1, 9)	HR		1-6-3	1B			HR			5	2	4	1	0	0	0									
<b>Richie Zisk, R</b> OBP: 0.346, SLG: 0.408 <b>Steve Strouhler, L</b> OBP: 0.273, SLG: 0.300 (8, PR)	HR		F8	1-3			HR			4	2	2	4	1	0	2									
<b>Gary Gray, R</b> OBP: 0.373, SLG: 0.425 (1, 3)	5-3						F7	F7		5	0	2	0	0	0	2									
<b>Rick Sweet, S</b> OBP: 0.405, SLG: 0.433 (1, 2)		G3	F8				HR		L5	5	1	1	0	0	0	2									
<b>Dave Henderson, R</b> OBP: 0.365, SLG: 0.582 (1, 8)		1B		1B			HR			4	3	3	2	1	1	1									
<b>Domingo Ramos, R</b> OBP: 0.176, SLG: 0.188 (1, 6)		1B		1B			HR		BB	5	1	1	0	0	0	3									
<b>Joe Simpson, L</b> OBP: 0.287, SLG: 0.309 (1, 7)		1B								5	0	1	2	0	1	2									
<b>Inning Stats</b>	R: 2 E: 0 K: 0 S: 5	H: 2 LOB: 0 BB: 0 P: 5	R: 2 E: 0 K: 1 S: 8	H: 3 LOB: 1 BB: 0 P: 8	R: 0 E: 0 K: 0 S: 4	H: 1 LOB: 1 BB: 0 P: 4	R: 2 E: 0 K: 0 S: 7	H: 4 LOB: 2 BB: 0 P: 7	R: 0 E: 0 K: 1 S: 6	H: 1 LOB: 1 BB: 0 P: 6	R: 0 E: 0 K: 0 S: 3	H: 0 LOB: 0 BB: 0 P: 3	R: 4 E: 0 K: 1 S: 9	H: 4 LOB: 0 BB: 0 P: 9	R: 0 E: 0 K: 0 S: 4	H: 1 LOB: 2 BB: 1 P: 8		R: 0 E: 0 K: 0 S: 3	H: 0 LOB: 1 BB: 1 P: 7	1B: 10 2B: 2 3B: 1 HR: 3	SF: 0 SAC: 0 DP: 0 HBP: 0	WP: 0 PB: 0 SB: 0 CS: 0	PA: 45		
<b>PITCHER</b>	IP	WLS	BF	H	R	ER	SO	BB	IBB	HBP	BLK	WP	HR	S	P	ERA	WHIP								
<b>Dave Stieb, R</b> ERA: 4.09 (1, 1)	3.2	L	21	10	6	6	1	0	0	0	0	0	1	23	23	14.73	2.727								
<b>Steve Senteney, R</b> ERA: 5.11 (4, 1)	2.2		13	5	4	4	1	0	0	0	0	0	2	15	15	13.50	1.875								
<b>Roy Lee Jackson, R</b> ERA: 3.83 (7, 1)	1.2		7	1	0	0	1	0	1	0	0	0	0	8	12	0.00	0.600								
<b>Jerry Garvin, L</b> ERA: 6.41 (9, 1)	1.0		4	0	0	0	0	1	0	0	0	0	0	3	7	0.00	1.000								
Batter	1	2	3	4	5	6	7	8	9	AB	R	H	RBI	BB	SO	LOB	BOTTOM								
<b>Damaso Garcia, R</b> OBP: 0.351, SLG: 0.418 (1, 4)	1-3		F9		6-3		E5			4	1	1	0	0	0	2	<b>Seattle Mariners @ Toronto Blue Jays</b> Exhibition Stadium, Toronto, ON Wed Jun 30 1982, 7:05 PM EDT Att: 12,339 - Unknown								
<b>Rance Mulliniks, L</b> OBP: 0.305, SLG: 0.327 (1, 5)	K			4-3		F7				4	0	1	2	0	1	0									
<b>Barry Bonnell, R</b> OBP: 0.383, SLG: 0.475 (1, 7)	F8			5-3						4	0	1	0	0	0	1									
<b>Willie Upshaw, L</b> OBP: 0.357, SLG: 0.514 (1, 3)		G3		F2		4-3				4	0	0	0	0	0	1									
<b>Dave Revering, L</b> OBP: 0.298, SLG: 0.331 (1, 10)		K			1B	K				4	1	1	0	0	2	1									
<b>Lloyd Moseby, L</b> OBP: 0.283, SLG: 0.342 (1, 8)					WP					4	1	3	0	0	0	0									
<b>Ernie Whitt, L</b> OBP: 0.326, SLG: 0.411 (1, 2)		K			F5					4	0	0	0	0	1	4									
<b>Hosken Powell, L</b> OBP: 0.290, SLG: 0.347 (1, 9)			F6							4	1	2	0	0	0	0									
<b>Alfredo Griffin, S</b> OBP: 0.252, SLG: 0.290 <b>Al Woods, L</b> OBP: 0.244, SLG: 0.229 (9, PH)			K							3	0	0	0	0	1	3									
<b>Inning Stats</b>	R: 0 E: 0 K: 1 S: 5	H: 0 LOB: 0 BB: 0 P: 5	R: 0 E: 0 K: 2 S: 8	H: 1 LOB: 1 BB: 0 P: 8	R: 0 E: 0 K: 1 S: 5	H: 0 LOB: 0 BB: 0 P: 5	R: 0 E: 0 K: 0 S: 3	H: 0 LOB: 0 BB: 0 P: 3	R: 1 E: 0 K: 0 S: 6	H: 3 LOB: 2 BB: 0 P: 6	R: 0 E: 0 K: 1 S: 6	H: 1 LOB: 1 BB: 0 P: 6	R: 3 E: 2 K: 0 S: 7	H: 4 LOB: 1 BB: 0 P: 7	R: 0 E: 0 K: 0 S: 3	H: 0 LOB: 0 BB: 0 P: 3		R: 0 E: 0 K: 0 S: 3	H: 0 LOB: 0 BB: 0 P: 3	1B: 7 2B: 2 3B: 0 HR: 0	SF: 0 SAC: 0 DP: 0 HBP: 0	WP: 1 PB: 0 SB: 0 CS: 0	PA: 36		
<b>PITCHER</b>	IP	WLS	BF	H	R	ER	SO	BB	IBB	HBP	BLK	WP	HR	S	P	ERA	WHIP								
<b>Jim Beattie, R</b> ERA: 2.61 (1, 1)	9.0	W	36	9	4	4	5	0	0	0	0	1	0	46	46	4.00	1.000								

Batter	1	2	3	4	5	6	7	8	9	AB	R	H	RBI	BB	SO	LOB	TOP					
Julio Cruz, S OBP: 0.325, SLG: 0.326 (1, 4)	E3	1B		G4-6-3			SH3 2B BB		G3-6-1 1B	4	2	2	1	1	0	2	<b>Seattle Mariners @ Toronto Blue Jays</b> Exhibition Stadium, Toronto, ON Thu Jul 01 1982, 3:33 AM EDT Att: 21,004 - Unknown					
Manny Castillo, S OBP: 0.293, SLG: 0.318 (1, 5)	F9	1B			L5		SH3		G3-6-1 1B	4	0	1	1	0	0	2						
Bruce Bochte, L OBP: 0.391, SLG: 0.390 (1, 7)	BB	K				FC6-4 BB				2	0	1	1	2	1	1						
Al Cowens, R OBP: 0.349, SLG: 0.512 (1, 9)	K					K				4	0	1	0	0	3	4						
Richie Zisk, R OBP: 0.341, SLG: 0.401 (1, 10)	F9					FC6-4				4	0	0	0	0	0	4						
Gary Gray, R OBP: 0.382, SLG: 0.410 (1, 3)					F7					4	0	0	0	0	0	0						
Rick Sweet, S OBP: 0.410, SLG: 0.479 (1, 2)		HR			F9		1B			4	1	2	1	0	0	0						
Dave Henderson, R OBP: 0.376, SLG: 0.581 (1, 8)		4-3 1B BB			1B	BB				2	1	1	0	2	1	0						
Domingo Ramos, R OBP: 0.190, SLG: 0.200 (1, 6)		4-3				G4-6-3 1B				4	0	1	0	0	0	2						
<b>Inning Stats</b>	R: 0 E: 1 K: 1 S: 6	H: 0 LOB: 2 BB: 1 P: 10	R: 3 E: 0 K: 1 S: 8	H: 3 LOB: 1 BB: 1 P: 12	R: 0 E: 0 K: 0 S: 3	H: 1 LOB: 0 BB: 0 P: 3	R: 0 E: 0 K: 0 S: 3	H: 1 LOB: 1 BB: 1 P: 7	R: 0 E: 0 K: 0 S: 5	H: 0 LOB: 1 BB: 1 P: 9	R: 0 E: 0 K: 0 S: 4	H: 2 LOB: 1 BB: 0 P: 4	R: 1 E: 0 K: 1 S: 6	H: 1 LOB: 1 BB: 1 P: 10	R: 0 E: 0 K: 1 S: 5	H: 0 LOB: 0 BB: 0 P: 5	R: 0 E: 0 K: 0 S: 3	H: 1 LOB: 0 BB: 0 P: 3	1B: 7 2B: 1 3B: 0 HR: 1	SF: 0 SAC: 1 DP: 2 HBP: 0	WP: 0 PB: 0 SB: 1 CS: 0	PA: 38
<b>PITCHER</b>	IP	WLS	BF	H	R	ER	SO	BB	IBB	HBP	BLK	WP	HR	S	P	ERA	WHIP					
Luis Leal, R ERA: 3.85 (1, 1)	6.1	L	30	8	4	4	3	5	0	0	0	0	1	31	51	5.68	2.053					
Dale Murray, R ERA: 3.91 (7, 1)	1.2		5	0	0	0	2	0	0	0	0	0	0	9	9	0.00	0.000					
Joey McLaughlin, R ERA: 3.21 (9, 1)	1.0		3	1	0	0	0	0	0	0	0	0	0	3	3	0.00	1.000					

Batter	1	2	3	4	5	6	7	8	9	AB	R	H	RBI	BB	SO	LOB	BOTTOM					
Damaso Garcia, R OBP: 0.349, SLG: 0.414 (1, 4)	K						F8	F8		5	1	1	0	0	1	1	<b>Seattle Mariners @ Toronto Blue Jays</b> Exhibition Stadium, Toronto, ON Thu Jul 01 1982, 3:33 AM EDT Att: 21,004 - Unknown					
Rance Mulliniks, L OBP: 0.317, SLG: 0.331 (1, 5) (9, 6)	1B BB						HBP 1B		F6	4	1	2	0	1	0	0						
Barry Bonnell, R OBP: 0.392, SLG: 0.488 (1, 7) (8, 8) (9, 5)	1B						HBP 1B		K	5	1	4	1	0	1	0						
Willie Upshaw, L OBP: 0.358, SLG: 0.512 (1, 3)	K						K		BB	3	0	1	1	1	2	4						
Lloyd Moseby, L OBP: 0.280, SLG: 0.338 (1, 8) (7, PH) (8, 9) (9, 8)	K						FC6 HBP		K	3	0	0	0	0	1	3						
Dave Revering, L OBP: 0.298, SLG: 0.338 (1, 10) (7, PH)	F9						FC6			3	0	1	0	0	0	0						
Garth Iorg, R OBP: 0.317, SLG: 0.394 (7, PH)							G3 2B			1	0	0	0	0	0	3						
Hosken Powell, L OBP: 0.283, SLG: 0.339 (1, 9) (8, 7)									K2-3	3	0	0	0	0	0	1						
Tony Johnson, R OBP: 0.300, SLG: 0.343 (8, PH) (9, 9)										1	0	0	0	0	1	0						
Ernie Whitt, L OBP: 0.332, SLG: 0.428 (1, 2) (8, PH) (9, 2)							G3			3	0	2	0	0	0	1						
Buck Martinez, R OBP: 0.339, SLG: 0.396 (8, PH) (9, 2)									BB	0	0	0	0	1	0	0						
Alfredo Griffin, S OBP: 0.249, SLG: 0.287 (1, 6) (8, PH)										3	0	0	0	0	0	3						
Pedro Hernandez, R ERA: 1.91 (8, PH)										0	0	0	0	0	0	0						
Al Woods, L OBP: 0.242, SLG: 0.226 (8, PH) (9, 7)									K	1	0	0	0	0	1	1						
<b>Inning Stats</b>	R: 0 E: 0 K: 3 S: 10	H: 1 LOB: 2 BB: 1 P: 14	R: 0 E: 0 K: 0 S: 4	H: 1 LOB: 0 BB: 0 P: 4	R: 1 E: 1 K: 0 S: 5	H: 2 LOB: 1 BB: 0 P: 5	R: 0 E: 0 K: 0 S: 4	H: 1 LOB: 1 BB: 0 P: 4	R: 2 E: 0 K: 0 S: 5	H: 3 LOB: 0 BB: 0 P: 5	R: 0 E: 0 K: 0 S: 4	H: 1 LOB: 1 BB: 0 P: 4	R: 0 E: 0 K: 1 S: 7	H: 2 LOB: 3 BB: 0 P: 8	R: 0 E: 0 K: 2 S: 7	H: 0 LOB: 1 BB: 1 P: 11	R: 0 E: 0 K: 2 S: 7	H: 0 LOB: 1 BB: 1 P: 11	1B: 7 2B: 5 3B: 0 HR: 0	SF: 1 SAC: 0 DP: 1 HBP: 1	WP: 0 PB: 0 SB: 0 CS: 0	PA: 41
<b>PITCHER</b>	IP	WLS	BF	H	R	ER	SO	BB	IBB	HBP	BLK	WP	HR	S	P	ERA	WHIP					
Gaylord Perry, R ERA: 4.33 (1, 1)	0.1		2	0	0	0	1	0	0	1	0	0	0	3	4	0.00	0.000					
Ed Yarde Berg, L ERA: 1.91 (7, 1)	0.1		1	0	0	0	0	0	0	0	0	0	0	1	1	0.00	0.000					
Mike Stanton, R ERA: 2.38 (7, 1)	0.1		1	0	0	0	0	0	0	0	0	0	0	1	1	0.00	0.000					
Bryan Clark, L ERA: 1.67 (8, 1)	0.1	S	2	0	0	0	1	1	0	0	0	0	0	3	7	0.00	3.000					
Bill Caudill, R ERA: 2.16 (8, 1)	1.2	S	6	0	0	0	3	1	0	0	0	0	0	11	15	0.00	0.600					

Batter	1	2	3	4	5	6	7	8	9	AB	R	H	RBI	BB	SO	LOB	TOP								
Damaso Garcia, R (1, 4) OBP: 0.350, SLG: 0.414										5	1	2	1	0	0	0									
Garth Iorg, R (1, 5) OBP: 0.320, SLG: 0.400										5	1	2	0	0	2	1									
Barry Bonnell, R (1, 7) OBP: 0.397, SLG: 0.495										5	1	3	1	0	2	1									
Jesse Barfield, R (1, 9) OBP: 0.318, SLG: 0.407										5	0	1	0	0	0	2									
Buck Martinez, R (1, 2) OBP: 0.339, SLG: 0.404										3	0	1	1	0	1	0									
Hosken Powell, L (8, PH) OBP: 0.281, SLG: 0.336										1	0	0	0	0	0	1									
Ernie Whitt, L (8, 2) OBP: 0.332, SLG: 0.428										0	0	0	0	0	0	0									
Willie Upshaw, L (1, 3) OBP: 0.360, SLG: 0.521										3	1	1	1	1	0	1									
Tony Johnson, R (1, 10) OBP: 0.302, SLG: 0.342										3	1	1	0	0	1	0									
Dave Revering, L (9, PH) OBP: 0.297, SLG: 0.336										1	0	0	0	0	0	1									
Pedro Hernandez, R (9, FR)										0	1	0	0	0	0	0									
Lloyd Moseby, L (1, 8) OBP: 0.283, SLG: 0.351										3	2	1	1	0	1	1									
Alfredo Griffin, S (1, 6) OBP: 0.249, SLG: 0.286										4	1	1	1	0	0	1									
<b>Inning Stats</b>	R: 1 E: 0 K: 0 S: 4	H: 2 LOB: 0 BB: 0 P: 4	R: 0 E: 0 K: 1 S: 5	H: 0 LOB: 0 BB: 0 P: 5	R: 0 E: 0 K: 1 S: 5	H: 0 LOB: 0 BB: 0 P: 5	R: 1 E: 0 K: 1 S: 7	H: 2 LOB: 1 BB: 0 P: 7	R: 1 E: 0 K: 0 S: 4	H: 1 LOB: 0 BB: 0 P: 4	R: 0 E: 0 K: 1 S: 5	H: 0 LOB: 0 BB: 0 P: 5	R: 2 E: 0 K: 1 S: 8	H: 4 LOB: 2 BB: 0 P: 8	R: 0 E: 0 K: 1 S: 6	H: 2 LOB: 1 BB: 0 P: 6	R: 4 E: 1 K: 1 S: 8	H: 2 LOB: 1 BB: 1 P: 13	1B: 8 2B: 4 3B: 0 HR: 2	SF: 0 SAC: 0 DP: 1 HBP: 1	WP: 0 PB: 0 SB: 5 CS: 1	PA: 40			
<b>PITCHER</b>	IP	WLS	BF	H	R	ER	SO	BB	IBB	HBP	BLK	WP	HR	S	P	ERA	WHIP								
Brad Havens, L (1, 1) ERA: 4.81	6.1	L	25	7	5	5	5	0	0	0	0	0	2	35	35	7.11	1.105								
Ron Davis, R (7, 1) ERA: 4.88	2.0		13	5	4	3	1	1	0	1	0	0	0	12	17	13.50	3.000								
Jeff Little, L (9, 1) ERA:	0.2		3	1	0	0	1	0	0	0	0	0	0	5	5	0.00	1.500								

Toronto Blue Jays @ Minnesota Twins  
Hubert H. Humphrey Metrodome, Minneapolis, MN

AB 38  
R 9  
H 13  
RBI 6  
BB 1  
SO 7  
LOB 9



Fri Jul 02 1982, 8:05 PM EDT  
Att: 7,503 - Dome - 75 F

Batter	1	2	3	4	5	6	7	8	9	AB	R	H	RBI	BB	SO	LOB	BOTTOM								
Bobby Mitchell, L (1, 8) OBP: 0.306, SLG: 0.294										5	0	2	0	0	0	3									
Ron Washington, R (1, 6) OBP: 0.309, SLG: 0.404										5	0	0	0	0	1	2									
Tom Brunansky, R (1, 9) OBP: 0.402, SLG: 0.535										3	0	0	0	2	2	1									
Kent Hrbek, L (1, 3) OBP: 0.389, SLG: 0.593										4	1	1	0	1	0	1									
Randy Johnson, L (1, 10) OBP: 0.361, SLG: 0.491										3	2	1	1	2	1	2									
Tim Laudner, R (1, 2) OBP: 0.330, SLG: 0.404										5	0	1	1	0	1	3									
Gary Ward, R (1, 7) OBP: 0.291, SLG: 0.433										4	1	2	1	0	0	2									
Gary Gaetti, R (1, 5) OBP: 0.269, SLG: 0.401										3	0	0	0	1	1	3									
John Castino, R (1, 4) OBP: 0.254, SLG: 0.260										2	0	0	1	1	0	0									
Jesus Vega, R (8, PH) OBP: 0.294, SLG: 0.385										1	0	0	0	0	0	2									
Lenny Faedo, R (9, 6) OBP: 0.231, SLG: 0.174										0	0	0	0	0	0	0									
<b>Inning Stats</b>	R: 0 E: 0 K: 1 S: 7	H: 2 LOB: 2 BB: 0 P: 7	R: 0 E: 0 K: 1 S: 5	H: 0 LOB: 0 BB: 0 P: 5	R: 0 E: 0 K: 0 S: 3	H: 0 LOB: 0 BB: 0 P: 3	R: 1 E: 0 K: 0 S: 4	H: 1 LOB: 0 BB: 0 P: 4	R: 1 E: 0 K: 0 S: 5	H: 2 LOB: 1 BB: 0 P: 5	R: 2 E: 1 K: 0 S: 5	H: 1 LOB: 3 BB: 3 P: 17	R: 0 E: 0 K: 1 S: 5	H: 0 LOB: 0 BB: 0 P: 5	R: 0 E: 0 K: 1 S: 6	H: 1 LOB: 2 BB: 1 P: 10	R: 0 E: 0 K: 2 S: 7	H: 0 LOB: 3 BB: 3 P: 19	1B: 4 2B: 1 3B: 0 HR: 2	SF: 0 SAC: 0 DP: 0 HBP: 0	WP: 0 PB: 0 SB: 1 CS: 0	PA: 42			
<b>PITCHER</b>	IP	WLS	BF	H	R	ER	SO	BB	IBB	HBP	BLK	WP	HR	S	P	ERA	WHIP								
Jim Gott, R (1, 1) ERA: 4.47	5.1		23	5	4	3	2	2	0	0	0	0	2	25	33	5.06	1.312								
Dale Murray, R (6, 1) ERA: 3.79	1.2	W	8	1	0	0	1	1	0	0	0	0	0	9	13	0.00	1.200								
Joey McLaughlin, R (8, 1) ERA: 3.08	2.0	S	11	1	0	0	3	4	0	0	0	0	0	13	29	0.00	2.500								

Toronto Blue Jays @ Minnesota Twins  
Hubert H. Humphrey Metrodome, Minneapolis, MN

AB 35  
R 4  
H 7  
RBI 4  
BB 7  
SO 6  
LOB 19



Fri Jul 02 1982, 8:05 PM EDT  
Att: 7,503 - Dome - 75 F

Batter	1	2	3	4	5	6	7	8	9	AB	R	H	RBI	BB	SO	LOB	TOP			
<b>Damaso Garcia, R</b> OBP: 0.348, SLG: 0.412 (1,4)	F3	1B			F9		L7			4	0	1	0	0	0	1	<b>Toronto Blue Jays @ Minnesota Twins</b> Hubert H. Humphrey Metrodome, Minneapolis, MN Sat Jul 03 1982, 8:05 PM EDT Alt. 9:591 - Dome - 86 F <a href="http://livebaseballscorecards.com">livebaseballscorecards.com</a>			
<b>Garth Iorg, R</b> OBP: 0.324, SLG: 0.402 (1,5)	2B	1B	F3		L4			5-3 SH1-3 1B		4	0	2	0	0	0	1				
<b>Barry Bonnell, R</b> OBP: 0.400, SLG: 0.502 (1,7)	1-3 2B		6-3			1B		SH1-3 1-2		3	0	2	0	0	0	0				
<b>Jesse Barfield, R</b> OBP: 0.317, SLG: 0.400 (1,9)	K		F9		F4			5-3 IBB		3	0	0	0	1	1	3				
<b>Buck Martinez, R</b> OBP: 0.336, SLG: 0.392 (1,2)	IBB		F9		F8			5-3 1-2 2-3		3	0	0	0	1	0	3				
<b>Willie Upshaw, L</b> OBP: 0.355, SLG: 0.513 (1,3)	K			F7	G3			F9		4	0	0	0	0	1	6				
<b>Tony Johnson, R</b> OBP: 0.277, SLG: 0.310 (1,10)		G3		F9			1-3		F4	4	0	0	0	0	0	0				
<b>Lloyd Moseby, L</b> OBP: 0.283, SLG: 0.362 (1,8)		HR		K			K		3-1	4	1	1	1	0	2	0				
<b>Alfredo Griffin, S</b> OBP: 0.249, SLG: 0.283 (1,6)		6-3			6-3				F4	3	0	0	0	1	0	0				
<b>Inning Stats</b>	R: 0 E: 0 K: 2 S: 9	H: 2 LOB: 3 BB: 1 P: 13	R: 1 E: 0 K: 0 S: 5	H: 2 LOB: 1 BB: 0 P: 5	R: 0 E: 0 K: 0 S: 3	H: 0 LOB: 0 BB: 0 P: 3	R: 0 E: 0 K: 1 S: 5	H: 0 LOB: 0 BB: 0 P: 5	R: 0 E: 0 K: 0 S: 4	H: 1 LOB: 1 BB: 0 P: 4	R: 0 E: 0 K: 1 S: 5	H: 0 LOB: 1 BB: 1 P: 9	R: 0 E: 0 K: 0 S: 4	H: 1 LOB: 2 BB: 0 P: 8	R: 0 E: 0 K: 0 S: 3	H: 0 LOB: 0 BB: 0 P: 3	1B: 4 2B: 1 3B: 0 HR: 1	SF: 0 SAC: 1 DP: 0 HBP: 0	WP: 0 PB: 0 SB: 1 CS: 0	PA: 36
<b>PITCHER</b> <b>Jack O'Connor, L</b> ERA: 4.88 (1,1)	IP: 9.0 WLS: W BF: 36 H: 6 R: 1 ER: 1 SO: 4 BB: 1 IBB: 2 HBP: 0 BLK: 0 WP: 0 HR: 1 S: 41 P: 53 ERA: 1.00 WHIP: 0.778															<b>PITCHER</b>				

Batter	1	2	3	4	5	6	7	8	9	AB	R	H	RBI	BB	SO	LOB	BOTTOM			
<b>Bobby Mitchell, L</b> OBP: 0.311, SLG: 0.299 (1,8)	4-3	CS	G4-3 1B		F5			1B		4	0	2	0	0	0	1	<b>Toronto Blue Jays @ Minnesota Twins</b> Hubert H. Humphrey Metrodome, Minneapolis, MN Sat Jul 03 1982, 8:05 PM EDT Alt. 9:591 - Dome - 86 F <a href="http://livebaseballscorecards.com">livebaseballscorecards.com</a>			
<b>Ron Washington, R</b> OBP: 0.312, SLG: 0.406 (1,6)	E S 1B		G4-3 1-2		F8			G4-6-3 1B		4	1	2	1	0	0	2				
<b>Tom Brunansky, R</b> OBP: 0.394, SLG: 0.522 (1,9)	5-3		K			K		F8		4	0	0	0	0	2	3				
<b>Kent Hrbek, L</b> OBP: 0.387, SLG: 0.588 (1,3)	1B			4-3		F8		G4-6-3 1-2		4	0	1	1	0	0	2				
<b>Randy Johnson, L</b> OBP: 0.361, SLG: 0.488 (1,10)	3-H 1B			4-3		K				3	0	1	0	0	1	0				
<b>Tim Laudner, R</b> OBP: 0.330, SLG: 0.396 (1,2)	K			4-0 BB			F7			2	0	0	0	1	1	2				
<b>Gary Ward, R</b> OBP: 0.288, SLG: 0.428 (1,7)			6-3		K		F9			3	0	0	0	0	1	1				
<b>Gary Gaetti, R</b> OBP: 0.266, SLG: 0.395 (1,5)			F6				5-3		F3	3	0	0	0	0	0	0				
<b>John Castino, R</b> OBP: 0.266, SLG: 0.274 (1,4)			CS BB						1B 1B 2B	2	1	2	0	1	0	0				
<b>Inning Stats</b>	R: 1 E: 0 K: 1 S: 8	H: 3 LOB: 2 BB: 0 P: 8	R: 0 E: 0 K: 0 S: 2	H: 0 LOB: 0 BB: 1 P: 6	R: 0 E: 0 K: 1 S: 5	H: 1 LOB: 0 BB: 0 P: 5	R: 0 E: 0 K: 1 S: 5	H: 0 LOB: 1 BB: 1 P: 9	R: 0 E: 0 K: 0 S: 4	H: 1 LOB: 1 BB: 0 P: 4	R: 0 E: 0 K: 2 S: 7	H: 0 LOB: 0 BB: 0 P: 7	R: 0 E: 0 K: 0 S: 3	H: 0 LOB: 0 BB: 0 P: 3	R: 1 E: 0 K: 0 S: 5	H: 3 LOB: 1 BB: 0 P: 5	1B: 7 2B: 1 3B: 0 HR: 0	SF: 0 SAC: 0 DP: 2 HBP: 0	WP: 0 PB: 0 SB: 1 CS: 1	PA: 32
<b>PITCHER</b> <b>Jim Clancy, R</b> ERA: 3.33 (1,1)	IP: 8.0 WLS: L BF: 31 H: 8 R: 2 ER: 2 SO: 5 BB: 2 IBB: 0 HBP: 0 BLK: 0 WP: 0 HR: 0 S: 39 P: 47 ERA: 2.25 WHIP: 1.250															<b>PITCHER</b>				

Batter	1	2	3	4	5	6	7	8	9	AB	R	H	RBI	BB	SO	LOB	TOP										
Damaso Garcia, R OBP: 0.344, SLG: 0.407 (1, 4)	F3		1-3			F4		6-3									4 0 0 0 0 0 1										
Garth Iorg, R OBP: 0.318, SLG: 0.395 Rance Mulliniks, L OBP: 0.321, SLG: 0.331 (1, 5) (9, PH) (9, 5)	L9		6-3			F6			FC1-6 BB								3 0 0 0 0 0 0 0 0 0 0 0 1 0 0										
Barry Bonnell, R OBP: 0.393, SLG: 0.493 (1, 7)	K				K				FC1-6 1B 1-2								4 0 0 0 0 2 1										
Jesse Barfield, R OBP: 0.312, SLG: 0.393 Hosken Powell, L OBP: 0.297, SLG: 0.341 (1, 9) (9, PH) (9, 9)	L8				5-3				G6-3 1B								3 0 0 0 0 0 0 1 0 1 0 0 0 0										
Buck Martinez, R OBP: 0.336, SLG: 0.419 Dave Revering, L OBP: 0.297, SLG: 0.336 Pedro Hernandez, R OBP: 0.332, SLG: 0.428 (1, 2) (9, PH) (9, PH) (9, 2)	K				L7				G6-3 1B								3 1 1 1 0 1 0 0 0 0 0 0 0 0 1 0 0 0 0 0 2 0 0 0 0 0 0 0										
Willie Upshaw, L OBP: 0.352, SLG: 0.508 (1, 3)	L8					F8			F3								3 0 0 0 0 0 0										
Tony Johnson, R OBP: 0.300, SLG: 0.333 (1, 10)						5-3											3 1 2 0 0 0 0										
Lloyd Moseby, L OBP: 0.285, SLG: 0.376 (1, 8)						4-3			SH1-3 1B								2 1 1 2 0 0 0										
Alfredo Griffin, S OBP: 0.246, SLG: 0.280 (1, 6)						1-3			L5								3 0 0 0 0 0 1										
<b>Inning Stats</b>	R: 0 E: 0 K: 1 S: 5	H: 0 LOB: 0 BB: 0 P: 5	R: 0 E: 0 K: 1 S: 5	H: 0 LOB: 0 BB: 0 P: 5	R: 2 E: 0 K: 0 S: 5	H: 2 LOB: 0 BB: 0 P: 5	R: 0 E: 0 K: 1 S: 5	H: 0 LOB: 0 BB: 0 P: 5	R: 0 E: 0 K: 0 S: 3	H: 0 LOB: 0 BB: 0 P: 3	R: 1 E: 0 K: 0 S: 4	H: 1 LOB: 0 BB: 0 P: 4	R: 0 E: 0 K: 0 S: 4	H: 1 LOB: 1 BB: 0 P: 4	R: 0 E: 0 K: 0 S: 3	H: 1 LOB: 1 BB: 1 P: 7	1B: 3 2B: 0 3B: 0 HR: 2	SF: 0 SAC: 1 DP: 1 HBP: 0	WP: 0 PB: 0 SB: 0 CS: 0	PA: 32							
<b>PITCHER</b>	IP	WLS	BF	H	R	ER	SO	BB	IBB	HBP	BLK	WP	HR	S	P	ERA	WHIP										
Frank Viola, L ERA: 4.65 (1, 1)	7.2		27	4	3	3	3	0	0	0	0	0	2	33	33	3.52	0.522										
Ron Davis, R ERA: 4.82 (8, 1)	0.2		4	1	0	0	0	1	0	0	0	0	0	3	7	0.00	3.000										
Jeff Little, L ERA: (9, 1)	0.2	W	1	0	0	0	0	0	0	0	0	0	0	1	1	0.00	0.000										

Toronto Blue Jays @ Minnesota Twins  
Hubert H. Humphrey Metrodome, Minneapolis, MN

AB 30  
R 3  
H 5  
RBI 3  
BB 1  
SO 3  
LOB 5



Sun Jul 04 1982, 4:33 AM EDT  
Att: 6,532 - Dome - 85 F

Batter	1	2	3	4	5	6	7	8	9	AB	R	H	RBI	BB	SO	LOB	BOTTOM										
Bobby Mitchell, L OBP: 0.304, SLG: 0.292 (1, 8)	4-1		G3			3-1	4-3										4 0 0 0 0 0 2										
Ron Washington, R OBP: 0.315, SLG: 0.405 (1, 6)	F8		4-3			F8 BB		SH3-4 1B									3 0 1 0 1 0 0										
Tom Brunansky, R OBP: 0.393, SLG: 0.515 (1, 9)	BB		K			F8		SH3-4									2 0 0 0 1 1 1										
Kent Hrbek, L OBP: 0.385, SLG: 0.581 (1, 3)	1-3					4-3		IBB									3 0 0 0 1 0 2										
Randy Johnson, L OBP: 0.359, SLG: 0.479 (1, 10)						L9		F5									3 1 0 0 1 0 2										
Gary Ward, R OBP: 0.291, SLG: 0.441 (1, 7)						6-3		F8									4 1 2 2 0 0 2										
Gary Gaetti, R OBP: 0.265, SLG: 0.406 (1, 5)			F3			F8		FC5-4 1B									4 2 1 1 0 0 1										
John Castino, R OBP: 0.262, SLG: 0.270 (1, 4)			5-3			K		E4 1B									3 0 0 0 0 1 1										
Sal Butera, R OBP: 0.369, SLG: 0.282 (1, 2)			K			5-3		1-2 1B									3 0 1 1 0 1 0										
<b>Inning Stats</b>	R: 0 E: 0 K: 0 S: 3	H: 0 LOB: 1 BB: 1 P: 7	R: 2 E: 0 K: 1 S: 6	H: 1 LOB: 0 BB: 1 P: 10	R: 0 E: 0 K: 1 S: 5	H: 0 LOB: 0 BB: 0 P: 5	R: 0 E: 0 K: 0 S: 3	H: 0 LOB: 0 BB: 0 P: 3	R: 0 E: 0 K: 1 S: 5	H: 0 LOB: 0 BB: 0 P: 5	R: 1 E: 1 K: 0 S: 6	H: 2 LOB: 2 BB: 0 P: 6	R: 0 E: 0 K: 0 S: 4	H: 1 LOB: 2 BB: 1 P: 8	R: 1 E: 0 K: 0 S: 1	H: 1 LOB: 0 BB: 0 P: 1	1B: 3 2B: 0 3B: 0 HR: 2	SF: 0 SAC: 1 DP: 0 HBP: 0	WP: 0 PB: 0 SB: 0 CS: 0	PA: 34							
<b>PITCHER</b>	IP	WLS	BF	H	R	ER	SO	BB	IBB	HBP	BLK	WP	HR	S	P	ERA	WHIP										
Dave Stieb, R ERA: 4.04 (1, 1)	8.0	L	34	5	4	3	3	3	1	0	0	0	2	36	52	3.38	1.000										

Toronto Blue Jays @ Minnesota Twins  
Hubert H. Humphrey Metrodome, Minneapolis, MN

AB 29  
R 4  
H 5  
RBI 4  
BB 4  
SO 3  
LOB 11



Sun Jul 04 1982, 4:33 AM EDT  
Att: 6,532 - Dome - 85 F

Batter	1	2	3	4	5	6	7	8	9	AB	R	H	RBI	BB	SO	LOB	TOP										
Damaso Garcia, R (1,4) OBP: 0.346, SLG: 0.408	0-0 6-3			0-0 F6-4-3 1B		0-0 3B 1B	0-0 FC5-2			4	1	2	0	0	0	3											
Garth Iorg, R (1,5) OBP: 0.317, SLG: 0.403	0-3 K			0-3 K		0-0 1B 3B	0-0 F8			4	1	1	1	0	2	4											
Barry Bonnell, R (1,7) OBP: 0.387, SLG: 0.484	0-3 K			0-0 F6-4-3		0-0 F4		0-0 F5		4	0	0	0	0	1	2											
Jesse Barfield, R (1,9) OBP: 0.320, SLG: 0.398		4-0 F5-4-3 BB			0-0 2B 1B	0-0 1B		0-0 F3		3	0	2	1	1	0	0											
Buck Martinez, R (1,2) OBP: 0.331, SLG: 0.411		0-0 F5-4-3			0-0 F4	0-0 F7				2	0	0	0	0	0	2											
Ernie Whitt, L (6,PH) OBP: 0.333, SLG: 0.429		1-2								2	0	1	0	0	0	1											
Willie Upshaw, L (1,3) OBP: 0.350, SLG: 0.502		0-0 F8			0-0 F8		4-0 SH1-4 FC5-2 BB	0-0 F5		3	0	0	0	1	0	2											
Tony Johnson, R (1,10) OBP: 0.308, SLG: 0.362			0-0 6-3		0-0 FC5-2 SH1-4 BB			0-0 F4-3		2	0	1	0	0	0	0											
Dave Revere, L (7,PH) OBP: 0.299, SLG: 0.333				1-3 2B						1	0	0	0	1	0	0											
Lloyd Moseby, L (1,8) OBP: 0.281, SLG: 0.371			0-0 F4-3		0-0 1-3		0-0 SH1-4		0-3 K	3	0	0	0	0	1	2											
Alfredo Griffin, S (1,6) OBP: 0.245, SLG: 0.278			0-0 5-3			0-0 5-3		4-0 FC5-2 IBB		2	0	0	0	0	0	0											
Rance Mulliniks, L (7,PH) OBP: 0.323, SLG: 0.329									0-0 6-3	1	0	0	0	1	0	0											
Inning Stats	R: 0 E: 0 K: 2 S: 7	H: 0 LOB: 0 BB: 0 P: 7	R: 0 E: 0 K: 0 S: 2	H: 0 LOB: 0 BB: 1 P: 6	R: 0 E: 0 K: 0 S: 3	H: 0 LOB: 0 BB: 0 P: 3	R: 0 E: 0 K: 1 S: 5	H: 1 LOB: 0 BB: 0 P: 5	R: 0 E: 0 K: 0 S: 6	H: 2 LOB: 2 BB: 0 P: 5	R: 2 E: 0 K: 0 S: 6	H: 3 LOB: 1 BB: 0 P: 6	R: 0 E: 0 K: 0 S: 3	H: 0 LOB: 3 BB: 3 P: 15	R: 0 E: 0 K: 0 S: 4	H: 1 LOB: 1 BB: 0 P: 4	R: 0 E: 0 K: 1 S: 5	H: 0 LOB: 0 BB: 0 P: 5	1B: 5 2B: 1 3B: 1 HR: 0	SF: 0 SAC: 1 DP: 2 HBP: 0	WP: 0 PB: 0 SB: 0 CS: 0	PA: 36					
PITCHER	IP	WLS	BF	H	R	ER	SO	BB	IBB	HBP	BLK	WP	HR	S	P	ERA	WHIP										
Jon Matlack, L (1,1) ERA: 3.24	5.2	W	22	6	2	2	3	1	0	0	0	0	0	27	31	3.18	1.235										
Danny Darwin, R (6,1) ERA: 2.81	3.1	S	14	1	0	0	1	2	1	0	1	0	0	13	25	0.00	0.900										

Toronto Blue Jays @ Texas Rangers  
Arlington Stadium, Arlington, TX  
Mon Jul 05 1982, 8:05 PM EDT  
Att: 29,126 - Unknown


AB 31  
R 2  
H 7  
RBI 2  
BB 4  
SO 4  
LOB 16



Batter	1	2	3	4	5	6	7	8	9	AB	R	H	RBI	BB	SO	LOB	BOTTOM										
Bill Sample, R (1,8) OBP: 0.384, SLG: 0.522	0-0 F8		0-0 1B FC6-4 1B		0-0 E5			0-0 F9		4	1	1	1	0	0	0											
Doug Flynn, R (1,4) OBP: 0.236, SLG: 0.252	0-0 F6-3		0-0 FC6-4 1B		0-0 F9			0-0 S 1B		4	0	2	1	0	0	1											
Buddy Bell, R (1,5) OBP: 0.362, SLG: 0.447	0-0 F8		0-0 FC6-4			0-0 S 1B		0-0 6-3		4	0	1	1	0	0	2											
Dave Hostetter, R (1,3) OBP: 0.366, SLG: 0.644		0-3 K	0-0 F8			0-3 K		0-3 K		4	0	0	0	0	3	3											
Johnny Grubb, L (1,7) OBP: 0.403, SLG: 0.416		0-0 G3		0-0 L9-3 1B		0-0 3-1				3	0	1	0	0	0	1											
George Wright, S (7,7) OBP: 0.273, SLG: 0.368										0	0	0	0	0	0	0											
Lamar Johnson, R (1,10) OBP: 0.325, SLG: 0.370		0-0 6-3		0-0 L7		0-0 4-3				3	0	0	0	0	0	2											
Larry Parrish, R (1,9) OBP: 0.255, SLG: 0.310			1-0 FC2-6 HBP		0-0 L9-3					2	0	0	0	0	0	1											
Don Werner, R (1,2) OBP: 0.350, SLG: 0.278			0-0 FC2-6 1B		0-0 4-3			0-0 F9		3	1	0	0	0	0	1											
Mark Wagner, R (1,6) OBP: 0.274, SLG: 0.271			0-0 1B		0-3 K			0-0 L8		3	1	1	0	0	1	0											
Inning Stats	R: 0 E: 0 K: 0 S: 3	H: 0 LOB: 0 BB: 0 P: 3	R: 0 E: 0 K: 1 S: 5	H: 0 LOB: 0 BB: 0 P: 5	R: 3 E: 0 K: 0 S: 6	H: 3 LOB: 1 BB: 0 P: 7	R: 0 E: 0 K: 0 S: 3	H: 1 LOB: 0 BB: 0 P: 3	R: 0 E: 0 K: 1 S: 6	H: 0 LOB: 1 BB: 0 P: 6	R: 0 E: 0 K: 1 S: 6	H: 1 LOB: 1 BB: 0 P: 6	R: 0 E: 0 K: 1 S: 3	H: 0 LOB: 0 BB: 0 P: 3	R: 0 E: 0 K: 1 S: 6	H: 1 LOB: 1 BB: 0 P: 6	1B: 6 2B: 1 3B: 0 HR: 0	SF: 0 SAC: 0 DP: 1 HBP: 1	WP: 0 PB: 0 SB: 2 CS: 0	PA: 31							
PITCHER	IP	WLS	BF	H	R	ER	SO	BB	IBB	HBP	BLK	WP	HR	S	P	ERA	WHIP										
Luis Leal, R (1,1) ERA: 3.82	8.0	L	31	6	3	3	4	0	0	1	0	0	0	38	39	3.38	0.750										

Toronto Blue Jays @ Texas Rangers  
Arlington Stadium, Arlington, TX  
Mon Jul 05 1982, 8:05 PM EDT  
Att: 29,126 - Unknown

AB 30  
R 3  
H 6  
RBI 3  
BB 0  
SO 4  
LOB 11



Batter	1	2	3	4	5	6	7	8	9	AB	R	H	RBI	BB	SO	LOB	TOP								
Damaso Garcia, R (1,4) OBP: 0.344, SLG: 0.411	F2		FC3 FC1		F7		9-2 3B		1-3	5	0	1	2	0	0	1									
Garth Iorg, R (1,5) OBP: 0.310, SLG: 0.394	G3		FC1		6-3		9-2			4	0	0	0	0	0	3									
Barry Bonnell, R (1,7) OBP: 0.385, SLG: 0.480	6-3		L5		5-3					4	0	1	0	0	0	2									
Jesse Barfield, R (1,9) OBP: 0.321, SLG: 0.402		F8		5-3		F4-3 1B		SH3-4 1B		3	1	1	0	0	0	0									
Buck Martinez, R (1,2) OBP: 0.328, SLG: 0.400	F4			S 1B BB		6-3		K		3	1	0	0	1	1	2									
Willie Upshaw, L (1,3) OBP: 0.352, SLG: 0.500	F5			1B		F4-3				3	0	1	1	1	0	1									
Tony Johnson, R (1,10) Dave Revering, L (8,PH) OBP: 0.297, SLG: 0.331			F5	FC6-4 1B			CS 1B		K	3	0	2	1	0	0	0									
Lloyd Moseby, L (1,8) OBP: 0.285, SLG: 0.373			1B FC3	1B	F8		CS	SH5-4 3B 1B		4	2	2	0	0	1	2									
Alfredo Griffin, S (1,6) OBP: 0.245, SLG: 0.278			FC3 FC1	1B	FC6-4			SH5-4		3	0	1	0	0	0	2									
<b>Inning Stats</b>	R: 0 E: 0 K: 0 S: 3	H: 0 LOB: 0 BB: 0 P: 3	R: 0 E: 0 K: 0 S: 3	H: 0 LOB: 0 BB: 0 P: 3	R: 1 E: 0 K: 0 S: 6	H: 2 LOB: 2 BB: 0 P: 6	R: 1 E: 0 K: 0 S: 5	H: 2 LOB: 2 BB: 1 P: 9	R: 0 E: 0 K: 0 S: 3	H: 0 LOB: 0 BB: 0 P: 3	R: 1 E: 0 K: 0 S: 4	H: 2 LOB: 0 BB: 0 P: 4	R: 1 E: 0 K: 0 S: 4	H: 2 LOB: 0 BB: 0 P: 4	R: 0 E: 0 K: 2 S: 8	H: 1 LOB: 2 BB: 1 P: 12	R: 0 E: 0 K: 1 S: 5	H: 0 LOB: 0 BB: 0 P: 5	1B: 7 2B: 2 3B: 1 HR: 0	SF: 0 SAC: 2 DP: 1 HBP: 0	WP: 0 PB: 0 SB: 1 CS: 1	PA: 38			
<b>PITCHER</b>	IP	WLS	BF	H	R	ER	SO	BB	IBB	HBP	BLK	WP	HR	S	P	ERA	WHIP								
Frank Tanana, L (1,1) ERA: 3.84	6.1	L	28	8	4	4	0	1	0	0	0	0	0	27	31	5.68	1.421								
Dave Schmidt, R (7,1) ERA: 2.95	2.2	9	1	0	0	0	3	0	1	0	0	0	0	14	18	0.00	0.375								

Toronto Blue Jays @ Texas Rangers  
Arlington Stadium, Arlington, TX  
Tue Jul 06 1982, 8:05 PM EDT  
Att: 9,657 - Unknown

AB 33  
R 4  
H 9  
RBI 4  
BB 2  
SO 3  
LOB 15



Batter	1	2	3	4	5	6	7	8	9	AB	R	H	RBI	BB	SO	LOB	BOTTOM								
Bill Sample, R (1,8) OBP: 0.387, SLG: 0.521	WP 5-3 1B		4-3			F8		6-3 1B		4	0	2	0	0	0	0									
Jim Sundberg, R (1,2) OBP: 0.331, SLG: 0.367	5-3		5-3			4-3		6-3		4	0	0	0	0	0	2									
Buddy Bell, R (1,5) OBP: 0.361, SLG: 0.448	F2		F9			HR 2B		L9		4	1	1	0	0	0	2									
Dave Hostetter, R (1,3) OBP: 0.362, SLG: 0.656	5-3			L7		HR		6-3		4	1	1	2	0	0	2									
Johnny Grubb, L (1,7) OBP: 0.400, SLG: 0.408		F7		1-3					K	3	0	0	0	1	1	0									
Lamar Johnson, R (1,10) OBP: 0.323, SLG: 0.373				K			BB		K	4	1	1	0	0	3	1									
Larry Parrish, R (1,9) OBP: 0.255, SLG: 0.308					5-3				K	4	0	1	1	0	1	0									
Doug Flynn, R (1,4) OBP: 0.233, SLG: 0.249		F8			F1-3					3	0	0	0	0	1	1									
Mark Wagner, R (1,6) OBP: 0.269, SLG: 0.266					6-3					3	0	0	0	0	2	1									
<b>Inning Stats</b>	R: 0 E: 0 K: 0 S: 4	H: 1 LOB: 1 BB: 0 P: 4	R: 1 E: 0 K: 1 S: 7	H: 2 LOB: 1 BB: 0 P: 7	R: 0 E: 0 K: 0 S: 3	H: 0 LOB: 0 BB: 0 P: 3	R: 0 E: 0 K: 1 S: 5	H: 0 LOB: 0 BB: 0 P: 5	R: 0 E: 0 K: 1 S: 7	H: 2 LOB: 1 BB: 1 P: 11	R: 0 E: 0 K: 2 S: 7	H: 0 LOB: 0 BB: 0 P: 7	R: 0 E: 0 K: 0 S: 4	H: 1 LOB: 1 BB: 0 P: 4	R: 0 E: 0 K: 3 S: 9	H: 0 LOB: 0 BB: 0 P: 9	1B: 3 2B: 2 3B: 0 HR: 1	SF: 0 SAC: 0 DP: 0 HBP: 0	WP: 1 PB: 0 SB: 0 CS: 0	PA: 34					
<b>PITCHER</b>	IP	WLS	BF	H	R	ER	SO	BB	IBB	HBP	BLK	WP	HR	S	P	ERA	WHIP								
Jim Gott, R (1,1) ERA: 4.5	5.2	23	5	3	3	2	1	0	0	0	0	0	0	26	30	4.76	1.059								
Dale Murray, R (6,1) ERA: 3.95	3.1	W	11	1	0	0	6	0	0	0	0	0	0	23	23	0.00	0.300								

Toronto Blue Jays @ Texas Rangers  
Arlington Stadium, Arlington, TX  
Tue Jul 06 1982, 8:05 PM EDT  
Att: 9,657 - Unknown

AB 33  
R 3  
H 6  
RBI 3  
BB 1  
SO 8  
LOB 9

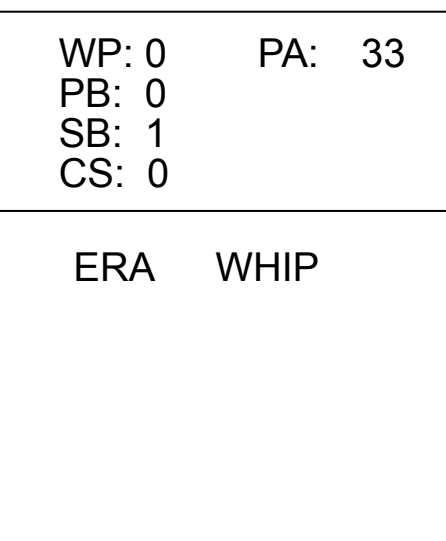




Batter	1	2	3	4	5	6	7	8	9	AB	R	H	RBI	BB	SO	LOB	TOP			
Damaso Garcia, R (1.4) OBP: 0.343, SLG: 0.409	0-0 6-3		0-0 E S 1B		0-0 F8			0-0 5-3		4	0	1	0	0	0	1	<p>Toronto Blue Jays @ Kansas City Royals</p> <p>Royals Stadium, Kansas City, MO</p> <p>Wed Jul 07 1982, 8:05 PM EDT</p> <p>Att: 22,217 - Unknown - 85 F</p> <p>livebaseballscores.com</p>			
Garth Iorg, R (1.5) OBP: 0.309, SLG: 0.388	0-0 5-3		0-0 F4			1-0 FC6-4 HBP		0-0 F9		3	0	0	0	0	0	1				
Barry Bonnell, R (1.7) OBP: 0.378, SLG: 0.472	0-0 F9			0-0 5-3				0-0 F9		4	0	0	0	0	0	1				
Jesse Barfield, R (1.9) OBP: 0.324, SLG: 0.420		0-0 HR		0-0 1B				0-0 F8		4	1	2	1	0	0	1				
Buck Martinez, R (1.2) OBP: 0.318, SLG: 0.386		0-0 F8		0-0 F7				0-0 FC6-4		4	0	0	0	0	0	2				
Willie Upshaw, L (1.3) OBP: 0.348, SLG: 0.493		0-0 1-3		0-3 K				0-0 F6		4	0	0	0	0	2	1				
Tony Johnson, R (1.10) OBP: 0.328, SLG: 0.365		0-0 6-3			0-0 G3			4-0 FC6-4 BB		2	0	0	0	1	0	0				
Lloyd Moseby, L (1.8) OBP: 0.281, SLG: 0.368			0-0 F9		0-0 F8			0-0 F9		3	0	0	0	0	0	1				
Alfredo Griffin, S (1.6) OBP: 0.246, SLG: 0.279			0-0 F9					0-0 FC6-4		3	0	1	0	0	0	1				
<b>Inning Stats</b>	R: 0 E: 0 K: 0 S: 3	H: 0 LOB: 0 BB: 0 P: 3	R: 1 E: 0 K: 0 S: 4	H: 1 LOB: 0 BB: 0 P: 4	R: 0 E: 0 K: 0 S: 4	H: 1 LOB: 1 BB: 0 P: 4	R: 0 E: 0 K: 1 S: 6	H: 1 LOB: 1 BB: 0 P: 6	R: 0 E: 0 K: 0 S: 3	H: 0 LOB: 1 BB: 0 P: 4	R: 0 E: 0 K: 0 S: 3	H: 0 LOB: 1 BB: 1 P: 7	R: 0 E: 0 K: 0 S: 3	H: 0 LOB: 0 BB: 0 P: 3	R: 0 E: 0 K: 1 S: 5	H: 0 LOB: 0 BB: 0 P: 5	1B: 3 2B: 0 3B: 0 HR: 1	SF: 0 SAC: 0 DP: 0 HBP: 1	WP: 0 PB: 0 SB: 1 CS: 0	PA: 33
<b>PITCHER</b> Larry Gura, L (1.1) ERA: 3.92	IP: 9.0 WLS: W BF: 33 H: 4 R: 1 ER: 1 SO: 2 BB: 1 IBB: 0 HBP: 1 BLK: 0 WP: 0 HR: 1 S: 35 P: 40 ERA: 1.00 WHIP: 0.556																			

Batter	1	2	3	4	5	6	7	8	9	AB	R	H	RBI	BB	SO	LOB	BOTTOM			
Willie Wilson, S (1.7) OBP: 0.374, SLG: 0.450	0-0 2-3		0-0 F8		0-3 K			0-0 1-3		4	0	0	0	0	1	2	<p>Toronto Blue Jays @ Kansas City Royals</p> <p>Royals Stadium, Kansas City, MO</p> <p>Wed Jul 07 1982, 8:05 PM EDT</p> <p>Att: 22,217 - Unknown - 85 F</p> <p>livebaseballscores.com</p>			
Don Slaught, R (1.2) OBP: 0.333, SLG: 0.333	0-0 BB 1B		0-0 G3			0-0 6-3		0-0 F8		4	0	1	0	0	0	0				
George Brett, L (1.5) OBP: 0.387, SLG: 0.497	4-0 1-2 BB		0-0 F8			0-0 G3		0-0 F7		3	0	0	0	1	0	0				
Amos Otis, R (1.8) OBP: 0.367, SLG: 0.486	0-3 K			0-0 4-3		0-0 6-3		0-0 FC6-4 1B		4	0	1	0	0	1	2				
Hal McRae, R (1.10) OBP: 0.395, SLG: 0.552	0-0 1-3			0-0 6-3			4-0 BB FC5-2 1B BB	0-0 FC6-4		3	0	0	0	1	0	3				
Willie Aikens, L (1.3) OBP: 0.324, SLG: 0.378		0-0 HR		0-3 K			0-0 FC5-2 BB 1-2 FC4-6 1B			3	2	2	1	0	1	0				
Jerry Martin, R (1.9) OBP: 0.330, SLG: 0.391		0-0 5-3			0-0 HR		4-0 FC4-6 FC5-2 1-2 2-3 BB			2	1	1	1	1	0	0				
Frank White, R (1.4) OBP: 0.326, SLG: 0.467		0-0 F9			0-0 F7		0-0 FC5-2 FC4-6			3	0	0	0	0	0	3				
U.L. Washington, S (1.6) OBP: 0.314, SLG: 0.300		0-3 K			0-0 L8		1-2 2-3 3-H FC4-6			3	0	0	1	0	1	2				
<b>Inning Stats</b>	R: 0 E: 0 K: 1 S: 6	H: 1 LOB: 2 BB: 1 P: 10	R: 1 E: 0 K: 1 S: 6	H: 1 LOB: 0 BB: 0 P: 6	R: 0 E: 0 K: 0 S: 3	H: 0 LOB: 0 BB: 0 P: 3	R: 0 E: 0 K: 1 S: 5	H: 0 LOB: 0 BB: 0 P: 5	R: 1 E: 0 K: 1 S: 6	H: 1 LOB: 0 BB: 0 P: 6	R: 0 E: 0 K: 0 S: 3	H: 0 LOB: 0 BB: 2 P: 12	R: 0 E: 0 K: 0 S: 4	H: 1 LOB: 1 BB: 0 P: 4	R: 0 E: 0 K: 0 S: 4	H: 1 LOB: 0 BB: 0 P: 4	1B: 3 2B: 0 3B: 0 HR: 2	SF: 0 SAC: 0 DP: 0 HBP: 0	WP: 0 PB: 0 SB: 0 CS: 0	PA: 32
<b>PITCHER</b> Jim Clancy, R (1.1) ERA: 3.33	IP: 8.0 WLS: L BF: 32 H: 5 R: 3 ER: 3 SO: 4 BB: 3 IBB: 0 HBP: 0 BLK: 0 WP: 0 HR: 2 S: 37 P: 49 ERA: 3.38 WHIP: 1.000																			

AB	31
R	1
H	4
RBI	1
BB	1
SO	2
LOB	9



AB	29
R	3
H	5
RBI	3
BB	3
SO	4
LOB	12



Batter	1	2	3	4	5	6	7	8	9	AB	R	H	RBI	BB	SO	LOB	TOP			
Lloyd Moseby, L (1, 8) OBP: 0.284, SLG: 0.367	0-0 HBP 1B		1-0 BLK SH3-4 E HBP	0-0 CS	0-0 F8		0-0 F7		0-0 4-3	4	1	1	0	0	0	1	<p><b>Toronto Blue Jays @ Kansas City Royals</b> Royals Stadium, Kansas City, MO Thu Jul 08 1982, 8:05 PM EDT Att: 24,409 - Unknown - 86 F</p> <p>livebaseballscores.com</p>			
Garth Iorg, R (1, 5) Hosken Powell, L (8, PH) Pedro Hernandez, R (8, 5) OBP: 0.316, SLG: 0.391 OBP: 0.292, SLG: 0.347	1-0		0-0 SH3-4		0-0		0-0	0-0 2B 6-3 1B		1	0	1	0	0	0	0				
Damaso Garcia, R (1, 4) OBP: 0.342, SLG: 0.410	0-0 F4		0-3 K		0-0 5-3		0-0	0-0 6-3 1B 2B		4	1	1	0	0	1	5				
Barry Bonnell, R (1, 7) OBP: 0.376, SLG: 0.468	0-3 K		0-0 E9 1B		0-0 L9		0-0	0-0 6-3		4	0	1	2	0	1	4				
Willie Upshaw, L (1, 3) OBP: 0.346, SLG: 0.489	0-0 3-1		0-0 G3		0-0		0-0 F8	0-0 CS 1B		4	0	1	1	0	0	3				
Jesse Barfield, R (1, 9) OBP: 0.323, SLG: 0.421		0-0 5-3		0-0 WP 1B 2B		0-0	0-0 6-3	0-0 F7		4	1	1	0	0	0	1				
Tony Johnson, R (1, 10) Dave Revering, L (8, PH) Otto Velez, R (8, PH) OBP: 0.311, SLG: 0.345 OBP: 0.297, SLG: 0.331 OBP: 0.358, SLG: 0.302		0-3 K		0-0 5-3		0-0	0-0 6-3	0-0 CS	0-0 6-3	3	0	0	0	0	1	1				
Buck Martinez, R (1, 2) Ernie Whitt, L (7, PH) OBP: 0.313, SLG: 0.379 OBP: 0.330, SLG: 0.424		0-0 F7		0-0 L7		0-0	0-0 F5	0-3 K		2	0	0	0	0	0	1				
Alfredo Griffin, S (1, 6) OBP: 0.254, SLG: 0.289			0-0 SH3-4 BLK HBP 1B		0-0 CS 1B		0-0 F7	0-0 2B		4	1	3	1	0	0	0				
<b>Inning Stats</b>	R: 0 E: 0 K: 1 S: 6	H: 1 LOB: 2 BB: 0 P: 7	R: 0 E: 0 K: 1 S: 5	H: 0 LOB: 0 BB: 0 P: 5	R: 2 E: 1 K: 1 S: 7	H: 2 LOB: 1 BB: 0 P: 8	R: 1 E: 0 K: 0 S: 4	H: 2 LOB: 0 BB: 0 P: 4	R: 0 E: 0 K: 0 S: 3	H: 0 LOB: 0 BB: 0 P: 3	R: 0 E: 0 K: 0 S: 3	H: 0 LOB: 0 BB: 0 P: 3	R: 2 E: 0 K: 0 S: 5	H: 3 LOB: 0 BB: 0 P: 5	R: 0 E: 0 K: 1 S: 6	H: 1 LOB: 1 BB: 0 P: 6		1B: 7 2B: 3 3B: 0 HR: 0	SF: 0 SAC: 1 DP: 0 HBP: 2	WP: 1 PA: 39
<b>PITCHER</b>	IP WLS BF H R ER SO BB IBB HBP BLK WP HR S P ERA WHIP																			
Bud Black, L (1, 1) ERA: 4.6	6.0	25	6	3	3	3	0	0	0	2	1	0	29	31	4.50	1.000				
Mike Armstrong, R (7, 1) ERA: 2.43	1.2	L 8	3	2	2	0	0	0	0	0	0	0	8	8	10.80	1.800				
Don Hood, L (8, 1) ERA: 3.13	1.1	4	1	0	0	1	0	0	0	0	0	0	6	6	0.00	0.750				

Batter	1	2	3	4	5	6	7	8	9	AB	R	H	RBI	BB	SO	LOB	BOTTOM			
Willie Wilson, S (1, 7) OBP: 0.370, SLG: 0.445	0-0 2-3 2B 1B	0-0 FC6-5 S		0-0 G3		0-0	0-0 3-1		0-0 F4	5	1	1	0	0	0	3	<p><b>Toronto Blue Jays @ Kansas City Royals</b> Royals Stadium, Kansas City, MO Thu Jul 08 1982, 8:05 PM EDT Att: 24,409 - Unknown - 86 F</p> <p>livebaseballscores.com</p>			
Don Slaught, R (1, 2) OBP: 0.308, SLG: 0.308	0-0 2-3 1-2	0-3 K		0-0	0-0 1B SF9 1B		0-0 F8		0-0	4	1	1	0	0	1	2				
George Brett, L (1, 5) OBP: 0.389, SLG: 0.500	0-0 2H E 2B		0-0 F2		0-0 FC4-6 1B		0-0 F7		0-0	4	1	2	1	0	0	0				
Amos Otis, R (1, 8) OBP: 0.365, SLG: 0.482	0-3 K		4-0 BB		0-0 SF9		0-0 F9		0-0	2	0	0	1	1	1	1				
Hal McRae, R (1, 10) OBP: 0.390, SLG: 0.545	0-0 2H E5 1B		0-3 K		0-0 FC4-6		0-0 F8		0-0	4	1	0	0	0	1	2				
Willie Aikens, L (1, 3) OBP: 0.323, SLG: 0.376	0-0 3H FC6-4 1B		0-0 F8		0-0 L9		0-0 4-3		0-0	4	0	1	1	0	0	2				
Jerry Martin, R (1, 9) OBP: 0.326, SLG: 0.386	0-0 FC6-4		0-0 5-3		0-3 K		0-0 6-3		0-0	4	0	0	0	0	1	1				
Frank White, R (1, 4) OBP: 0.328, SLG: 0.469		0-0 FC6-5 2B		0-0 6-3		0-0 L8		4-0 4-3 BB		3	0	1	0	1	0	0				
U.L. Washington, S (1, 6) Steve Hammond, L (8, PH) OBP: 0.315, SLG: 0.301 OBP: 0.455, SLG: 0.500		0-3 K		0-0 1B		0-0 1-3		0-0 4-3		3	0	1	0	0	1	1				
<b>Inning Stats</b>	R: 3 E: 1 K: 1 S: 9	H: 3 LOB: 1 BB: 0 P: 9	R: 0 E: 0 K: 2 S: 8	H: 1 LOB: 0 BB: 0 P: 8	R: 0 E: 0 K: 1 S: 5	H: 0 LOB: 1 BB: 1 P: 9	R: 0 E: 0 K: 0 S: 4	H: 1 LOB: 1 BB: 0 P: 4	R: 1 E: 0 K: 0 S: 5	H: 2 LOB: 1 BB: 0 P: 5	R: 0 E: 0 K: 1 S: 5	H: 0 LOB: 0 BB: 0 P: 5	R: 0 E: 0 K: 0 S: 3	H: 0 LOB: 0 BB: 0 P: 3	R: 0 E: 0 K: 0 S: 3	H: 0 LOB: 1 BB: 1 P: 7		1B: 5 2B: 2 3B: 0 HR: 0	SF: 1 SAC: 0 DP: 0 HBP: 0	WP: 0 PA: 37
<b>PITCHER</b>	IP WLS BF H R ER SO BB IBB HBP BLK WP HR S P ERA WHIP																			
Dave Stieb, R (1, 1) ERA: 3.96	7.1	W 31	7	4	2	5	1	0	0	0	0	0	40	44	2.46	1.091				
Joey McLaughlin, R (8, 1) ERA: 2.96	1.2	S 6	0	0	0	0	1	0	0	0	0	0	5	9	0.00	0.600				

**Toronto Blue Jays @ Kansas City Royals**  
Royals Stadium, Kansas City, MO  
Thu Jul 08 1982, 8:05 PM EDT  
Att: 24,409 - Unknown - 86 F

livebaseballscores.com



**Toronto Blue Jays @ Kansas City Royals**  
Royals Stadium, Kansas City, MO  
Thu Jul 08 1982, 8:05 PM EDT  
Att: 24,409 - Unknown - 86 F



Batter	1	2	3	4	5	6	7	8	9	AB	R	H	RBI	BB	SO	LOB	TOP					
<b>Rudy Law, L</b> OBP: 0.341, SLG: 0.381 (1, 8)	F8	4-3			FC4-6 BB 1-2		6-3	K		4	0	0	0	1	1	2						
<b>Tony Bernazard, S</b> OBP: 0.334, SLG: 0.383 (1, 4)	4-3		K		FC4-6 BB 1-2 2-3		4-3		K	4	0	0	0	1	2	0						
<b>Steve Kemp, L</b> OBP: 0.389, SLG: 0.415 (1, 7)	2B BB		K		FC4-6 BB 1-2 2-3 3-H		1B		4-3	4	1	1	1	1	1	2						
<b>Greg Luzinski, R</b> OBP: 0.367, SLG: 0.471 (1, 10)	1B 2B				G6-4-3		K		DI 1B	5	1	3	1	0	1	3						
<b>Ron LeFlore, R</b> OBP: 0.336, SLG: 0.405 (9, PR)	1B 2B				G6-4-3		K		1B	0	1	0	0	0	0	0						
<b>Harold Baines, L</b> OBP: 0.318, SLG: 0.440 (1, 9)	1B		4-3					K	1B	5	0	3	2	0	1	1						
<b>Carlton Fisk, R</b> OBP: 0.344, SLG: 0.387 (1, 2)	F9							K	1B	4	1	1	0	1	0	2						
<b>Mike Squires, L</b> OBP: 0.302, SLG: 0.246 (1, 3)					F8			K	1B	3	1	1	0	2	1	2						
<b>Vance Law, R</b> OBP: 0.386, SLG: 0.392 (8, PH)					F8			K		3	0	0	0	0	1	3						
<b>Jerry Hairston, S</b> OBP: 0.298, SLG: 0.565 (8, PH)					L6			K		1	0	1	2	0	0	0						
<b>Bill Almon, R</b> OBP: 0.336, SLG: 0.387 (8, 6)								K		0	0	0	0	0	0	0						
<b>Lorenzo Gray, R</b> OBP: 0.333, SLG: 0.333 (1, 5)								K		3	1	1	0	0	0	3						
<b>Mary Foley, L</b> OBP: 0.346, SLG: 0.167 (8, PH)								K		1	0	0	0	0	0	1						
<b>Aurelio Rodriguez, R</b> OBP: 0.233, SLG: 0.151 (8, 5)								K		0	0	0	0	0	0	0						
<b>Inning Stats</b>	R: 2 E: 0 K: 0 S: 5	H: 2 LOB: 1 BB: 1 P: 9	R: 0 E: 0 K: 0 S: 3	H: 0 LOB: 1 BB: 1 P: 7	R: 0 E: 0 K: 2 S: 8	H: 1 LOB: 1 BB: 0 P: 8	R: 0 E: 0 K: 0 S: 3	H: 0 LOB: 2 BB: 0 P: 3	R: 1 E: 0 K: 1 S: 7	H: 1 LOB: 1 BB: 2 P: 11	R: 0 E: 0 K: 1 S: 6	H: 2 LOB: 1 BB: 0 P: 6	R: 0 E: 0 K: 1 S: 6	H: 1 LOB: 1 BB: 0 P: 6	R: 2 E: 1 K: 2 S: 8	H: 1 LOB: 1 BB: 2 P: 16	R: 1 E: 0 K: 2 S: 10	H: 3 LOB: 2 BB: 0 P: 10	1B: 9 2B: 2 3B: 0 HR: 0	SF: 0 SAC: 0 DP: 1 HBP: 0	WP: 0 PB: 0 CS: 0	PA: 43
<b>PITCHER</b>	IP	WLS	BF	H	R	ER	SO	BB	IBB	HBP	BLK	WP	HR	S	P	ERA	WHIP					
<b>Luis Leal, R</b> ERA: 3.91 (1, 1)	4.0		20	4	3	3	2	4	0	0	0	0	0	20	36	6.75	2.000					
<b>Dale Murray, R</b> ERA: 3.51 (5, 1)	3.1	W	15	4	2	1	3	2	0	0	0	0	0	19	27	2.70	1.800					
<b>Joey McLaughlin, R</b> ERA: 3.06 (8, 1)	1.2	S	8	3	1	1	3	0	0	0	0	0	0	14	14	5.40	1.800					

Chicago White Sox @ Toronto Blue Jays  
Exhibition Stadium, Toronto, ON

Fri Jul 09 1982, 7:05 PM EDT  
Att: 15,131 - Cloudy - 80 F

AB 37  
R 6  
H 11  
RBI 6  
BB 6  
SO 8  
LOB 19



Batter	1	2	3	4	5	6	7	8	9	AB	R	H	RBI	BB	SO	LOB	BOTTOM					
<b>Damaso Garcia, R</b> OBP: 0.342, SLG: 0.409 (1, 4)	F2	F8				G3		K		3	0	1	0	0	0	1						
<b>Pedro Hernandez, R</b> (6, PH) (7, 5)										2	0	0	0	0	1	2						
<b>Dave Revering, L</b> OBP: 0.296, SLG: 0.336 (1, 3)	4-3		K		4-3					4	0	1	1	0	1	2						
<b>Barry Bonnell, R</b> OBP: 0.371, SLG: 0.460 (1, 8)	1-3				F9					4	0	0	0	0	0	1						
<b>Willie Upshaw, L</b> OBP: 0.345, SLG: 0.486 (1, 10)		4-3	K			WP S 1B		K		4	0	1	0	0	2	0						
<b>Hosken Powell, L</b> OBP: 0.303, SLG: 0.365 (1, 9)										2	2	2	0	0	0	0						
<b>Jesse Barfield, R</b> OBP: 0.320, SLG: 0.417 (5, PH) (6, 9)		2B 2B			HR 1B			F2		2	0	0	0	0	1	1						
<b>Ernie Whitt, L</b> OBP: 0.328, SLG: 0.437 (1, 2)		K			HR			F8		4	1	1	2	0	2	2						
<b>Al Woods, L</b> OBP: 0.253, SLG: 0.284 (1, 7)		1B 2B			4-3					4	2	2	2	0	0	0						
<b>Garth Iorg, R</b> OBP: 0.325, SLG: 0.404 (1, 5) (7, 4)		WP E 1B				SH3-4 2B		5-3		4	2	3	1	0	0	0						
<b>Alfredo Griffin, S</b> OBP: 0.258, SLG: 0.288 (1, 6)					K					1	0	0	0	2	1	1						
<b>Inning Stats</b>	R: 0 E: 0 K: 0 S: 3	H: 0 LOB: 0 BB: 0 P: 3	R: 3 E: 1 K: 1 S: 8	H: 3 LOB: 1 BB: 1 P: 12	R: 0 E: 0 K: 2 S: 7	H: 0 LOB: 0 BB: 0 P: 7	R: 2 E: 0 K: 1 S: 9	H: 4 LOB: 2 BB: 0 P: 9	R: 0 E: 0 K: 2 S: 8	H: 1 LOB: 1 BB: 0 P: 8	R: 2 E: 0 K: 0 S: 6	H: 3 LOB: 1 BB: 0 P: 6	R: 0 E: 0 K: 1 S: 5	H: 0 LOB: 0 BB: 0 P: 5	R: 0 E: 0 K: 1 S: 5	H: 0 LOB: 1 BB: 1 P: 9	R: 0 E: 0 K: 1 S: 5	H: 0 LOB: 1 BB: 1 P: 9	1B: 5 2B: 4 3B: 0 HR: 2	SF: 0 SAC: 1 DP: 0 HBP: 0	WP: 2 PB: 0 CS: 0	PA: 37
<b>PITCHER</b>	IP	WLS	BF	H	R	ER	SO	BB	IBB	HBP	BLK	WP	HR	S	P	ERA	WHIP					
<b>Richard Dotson, R</b> ERA: 4.94 (1, 1)	3.2	L	19	7	5	4	4	1	0	0	0	0	0	26	30	9.82	2.182					
<b>Steve Trout, L</b> ERA: 4.52 (4, 1)	2.0		10	4	2	2	2	0	0	0	0	1	1	14	14	9.00	2.000					
<b>Chico Escarrega, R</b> ERA: 3.09 (6, 1)	2.1		8	0	0	0	2	1	0	0	0	0	0	11	15	0.00	0.429					

Chicago White Sox @ Toronto Blue Jays  
Exhibition Stadium, Toronto, ON

Fri Jul 09 1982, 7:05 PM EDT  
Att: 15,131 - Cloudy - 80 F

AB 34  
R 7  
H 11  
RBI 6  
BB 2  
SO 8  
LOB 10



Batter	1	2	3	4	5	6	7	8	9	AB	R	H	RBI	BB	SO	LOB	TOP								
<b>Rudy Law, L</b> OBP: 0.344, SLG: 0.375 (1, 8)	4-0 E S 2B BB	0-0 FC		0-0 1-2 1B		0-0 4-3		0-0 4-3		4	1	1	0	1	0	0									
<b>Tony Bernazard, S</b> OBP: 0.335, SLG: 0.379 (1, 4)	4-0 2B 1B BB	0-3 K		0-0 F7		4-0 BB		0-3 K		3	1	0	0	2	2	3									
<b>Steve Kemp, L</b> OBP: 0.387, SLG: 0.415 (1, 7)	0-0 E 2B	0-0 F7		0-3 K		0-3 K			0-0 1-3	5	1	1	1	0	2	4									
<b>Greg Luzinski, R</b> OBP: 0.365, SLG: 0.465 (1, 10)	0-0 L3		0-0 F8		1-0 HR HBP		0-0 F9		0-0 F8	4	1	0	0	0	0	3									
<b>Tom Paciorek, R</b> OBP: 0.355, SLG: 0.453 <b>Mike Squires, L</b> OBP: 0.297, SLG: 0.241 (7, PR) (7, 3)	0-0 E8 2H 3H 1B		0-0 5-3		0-0 HR				0-0 1-6-3	4	1	3	3	0	0	0									
<b>Harold Baines, L</b> OBP: 0.323, SLG: 0.441 (1, 9)	0-0 F6		0-0 BB		0-0 S 1B		4-0 G4-6-3 BB			2	0	1	0	2	0	1									
<b>Carlton Fisk, R</b> OBP: 0.338, SLG: 0.380 (1, 2)	0-3 K		0-0 F7		0-3 K		0-3 K			4	0	0	0	0	3	5									
<b>Vance Law, R</b> OBP: 0.370, SLG: 0.373 (1, 6)		0-0 F8		0-0 5-3		0-3 K		0-0 G4-6-3		4	0	0	0	0	1	3									
<b>Aurelio Rodriguez, R</b> OBP: 0.234, SLG: 0.143 (1, 5)		0-0 E5 FC E		4-0 1B BB		0-0 6-3		0-0 6-3		3	1	0	0	1	0	1									
<b>Inning Stats</b>	R: 3 E: 1 K: 1 S: 7	H: 2 LOB: 1 BB: 2 P: 15	R: 1 E: 2 K: 1 S: 7	H: 0 LOB: 1 BB: 0 P: 7	R: 0 E: 0 K: 0 S: 3	H: 0 LOB: 1 BB: 1 P: 7	R: 0 E: 0 K: 1 S: 6	H: 1 LOB: 2 BB: 1 P: 10	R: 2 E: 0 K: 2 S: 9	H: 2 LOB: 1 BB: 0 P: 10	R: 0 E: 0 K: 1 S: 5	H: 0 LOB: 1 BB: 1 P: 9	R: 0 E: 0 K: 1 S: 5	H: 1 LOB: 1 BB: 1 P: 9	R: 0 E: 0 K: 1 S: 5	H: 0 LOB: 0 BB: 0 P: 5	R: 0 E: 0 K: 0 S: 3	H: 0 LOB: 0 BB: 0 P: 3	1B: 3 2B: 2 3B: 0 HR: 1	SF: 0 SAC: 0 DP: 1 HBP: 1	WP: 0 PB: 0 SB: 2 CS: 0	PA: 41			
<b>PITCHER</b>	IP	WLS	BF	H	R	ER	SO	BB	IBB	HBP	BLK	WP	HR	S	P	ERA	WHIP								
<b>Jim Gott, R</b> ERA: 4.79 (1, 1)	4.0	L	24	5	6	4	3	4	0	1	0	0	1	25	42	9.00	2.250								
<b>Roy Lee Jackson, R</b> ERA: 3.49 (5, 1)	4.0		14	1	0	0	5	2	0	0	0	0	0	22	30	0.00	0.750								
<b>Jerry Garvin, L</b> ERA: 6.25 (9, 1)	1.0		3	0	0	0	0	0	0	0	0	0	0	3	3	0.00	0.000								
Batter	1	2	3	4	5	6	7	8	9	AB	R	H	RBI	BB	SO	LOB	BOTTOM								
<b>Damaso Garcia, R</b> OBP: 0.340, SLG: 0.406 (1, 4)	0-0 5-3	0-0 5-3			0-0 4-3 1-3 2H 1B		0-0 6-3		0-0 5-3	5	1	1	1	0	0	1									
<b>Garth Iorg, R</b> OBP: 0.318, SLG: 0.396 (1, 5)	0-0 4-3		0-0 1-3		0-0 4-3		0-0 5-3			4	0	0	1	0	0	1									
<b>Tony Johnson, R</b> OBP: 0.328, SLG: 0.351 <b>Al Woods, L</b> OBP: 0.250, SLG: 0.281 (7, PH) (8, 7)	4-0 BB		0-0 4-3		2-3 3H 0-0 1B		0-0 F2			2	0	1	1	1	0	0									
<b>Barry Bonnell, R</b> OBP: 0.369, SLG: 0.457 (1, 8)	0-0 6-3		0-0 F8		0-0 1-2 1B			0-0 F9		4	0	1	0	0	0	1									
<b>Jesse Barfield, R</b> OBP: 0.321, SLG: 0.418 <b>Hosken Powell, L</b> OBP: 0.299, SLG: 0.359 (5, PH) (6, 9)		0-0 BB 2B 1B		0-0 F8		0-0 F2		0-3 K		2	1	1	0	0	0	0									
<b>Otto Velez, R</b> OBP: 0.394, SLG: 0.295 <b>Willie Upshaw, L</b> OBP: 0.346, SLG: 0.486 (1, 10) (5, PH)		4-0 2B 1-2 6-3 BB		0-3 K		0-3 K		0-0 1B		1	1	0	0	1	1	0									
<b>Buck Martinez, R</b> OBP: 0.316, SLG: 0.390 <b>Ernie Whitt, L</b> OBP: 0.325, SLG: 0.432 (6, PH) (7, 2)		0-0 1-3 2H 2B		0-0 5-3		0-0 F9		0-0 4-3		2	0	1	1	0	0	0									
<b>Dave Revering, L</b> OBP: 0.295, SLG: 0.333 (1, 3)		0-0 F8		0-0 1B 1B		0-0 F7		0-3 K		4	1	1	0	0	1	2									
<b>Alfredo Griffin, S</b> OBP: 0.258, SLG: 0.288 (1, 6)		0-0 6-3		0-0 1B 4-3 1B		0-0 6-3		0-0 1-3		4	1	1	1	0	0	1									
<b>Inning Stats</b>	R: 0 E: 0 K: 0 S: 3	H: 0 LOB: 1 BB: 1 P: 7	R: 2 E: 0 K: 0 S: 5	H: 2 LOB: 1 BB: 1 P: 9	R: 0 E: 0 K: 0 S: 3	H: 0 LOB: 0 BB: 0 P: 3	R: 0 E: 0 K: 1 S: 5	H: 0 LOB: 0 BB: 0 P: 5	R: 3 E: 0 K: 1 S: 10	H: 5 LOB: 2 BB: 0 P: 10	R: 0 E: 0 K: 0 S: 3	H: 0 LOB: 0 BB: 0 P: 3	R: 0 E: 0 K: 1 S: 6	H: 1 LOB: 1 BB: 0 P: 6	R: 0 E: 0 K: 1 S: 5	H: 0 LOB: 0 BB: 0 P: 5	1B: 7 2B: 1 3B: 0 HR: 0	SF: 0 SAC: 0 DP: 0 HBP: 0	WP: 0 PB: 0 SB: 0 CS: 0	PA: 37					
<b>PITCHER</b>	IP	WLS	BF	H	R	ER	SO	BB	IBB	HBP	BLK	WP	HR	S	P	ERA	WHIP								
<b>Jerry Koosman, L</b> ERA: 4.52 (1, 1)	4.1		22	7	5	5	1	2	0	0	0	0	0	22	30	10.38	2.077								
<b>Chico Escarrega, R</b> ERA: 2.93 (5, 1)	3.0	W	9	0	0	0	1	0	0	0	0	0	0	11	11	0.00	0.000								
<b>Kevin Hickey, L</b> ERA: 3.08 (8, 1)	1.2	S	6	1	0	0	2	0	0	0	0	0	0	10	10	0.00	0.600								

Chicago White Sox @ Toronto Blue Jays  
Exhibition Stadium, Toronto, ON  
Sat Jul 10 1982, 7:05 PM EDT  
Att: 17,035 - Cloudy - 80 F

AB	34
R	6
H	6
RBI	4
BB	6
SO	8
LOB	20



Chicago White Sox @ Toronto Blue Jays  
Exhibition Stadium, Toronto, ON  
Sat Jul 10 1982, 7:05 PM EDT  
Att: 17,035 - Cloudy - 80 F

AB	35
R	5
H	8
RBI	5
BB	2
SO	4
LOB	11



Batter	1	2	3	4	5	6	7	8	9	AB	R	H	RBI	BB	SO	LOB	TOP										
Rudy Law, L OBP: 0.356, SLG: 0.391 Jerry Hairston, S OBP: 0.283, SLG: 0.553 (1, 8)										4	2	2	0	1	0	1											
Tony Bernazard, S OBP: 0.335, SLG: 0.388 (1, 4)										6	2	2	3	0	1	3											
Steve Kemp, L OBP: 0.393, SLG: 0.418 Mike Squires, L OBP: 0.292, SLG: 0.237 (1, 7)										3	2	2	0	2	1	0											
Greg Luzinski, R OBP: 0.368, SLG: 0.469 (1, 10)										4	1	3	3	0	0	0											
Tom Paciorek, R OBP: 0.355, SLG: 0.462 (1, 3)										4	2	1	3	1	1	4											
Harold Baines, L OBP: 0.327, SLG: 0.463 (1, 9)										5	2	3	5	0	0	2											
Mary Foley, L OBP: 0.357, SLG: 0.182 Marc Hill, R OBP: 0.273, SLG: 0.359 (1, 2)										4	1	1	0	1	0	1											
Vance Law, R OBP: 0.371, SLG: 0.398 (1, 6)										5	2	2	0	0	0	2											
Aurelio Rodriguez, R OBP: 0.235, SLG: 0.167 Bill Almon, R OBP: 0.338, SLG: 0.387 Lorenzo Gray, R OBP: 0.333, SLG: 0.333 (1, 5)										4	1	1	2	0	1	1											
<b>Inning Stats</b>	R: 5 E: 0 K: 0 S: 7	H: 5 LOB: 0 BB: 1 P: 11	R: 5 E: 0 K: 0 S: 7	H: 4 LOB: 0 BB: 1 P: 11	R: 0 E: 0 K: 1 S: 5	H: 0 LOB: 0 BB: 0 P: 5	R: 0 E: 0 K: 1 S: 7	H: 2 LOB: 2 BB: 0 P: 7	R: 3 E: 0 K: 0 S: 6	H: 3 LOB: 2 BB: 2 P: 14	R: 0 E: 0 K: 0 S: 4	H: 1 LOB: 1 BB: 0 P: 4	R: 0 E: 0 K: 1 S: 4	H: 0 LOB: 0 BB: 1 P: 8	R: 0 E: 0 K: 1 S: 5	H: 0 LOB: 0 BB: 0 P: 5	R: 3 E: 0 K: 0 S: 5	H: 2 LOB: 0 BB: 1 P: 9	1B: 9 2B: 4 3B: 0 HR: 4	SF: 1 SAC: 0 DP: 2 HBP: 0	WP: 0 PB: 0 SB: 0 CS: 0	PA: 48					
<b>PITCHER</b>	IP	WLS	BF	H	R	ER	SO	BB	IBB	HBP	BLK	WP	HR	S	P	ERA	WHIP										
Jim Clancy, R ERA: 3.56 (1, 1)	0.1	L	5	3	4	4	0	1	0	0	0	0	1	4	8	108.00	12.000										
Jerry Ganvin, L ERA: 7.35 (1, 1)	3.2		21	9	8	8	2	2	0	0	0	0	2	23	31	19.64	3.000										
Mark Bomback, R ERA: 6.05 (5, 1)	5.0		22	5	4	4	2	3	0	0	0	0	1	23	35	7.20	1.600										

Chicago White Sox @ Toronto Blue Jays  
Exhibition Stadium, Toronto, ON  
Sun Jul 11 1982, 3:33 AM EDT  
Att: 16,169 - Overcast - 79 F

livebaseballscores.com

AB 41  
R 16  
H 17  
RBI 16  
BB 6  
SO 4  
LOB 16

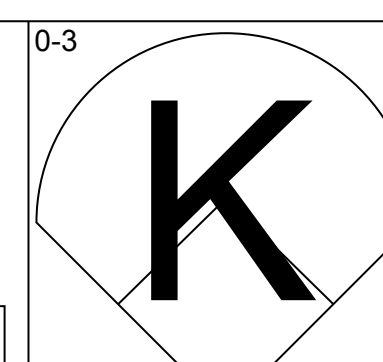
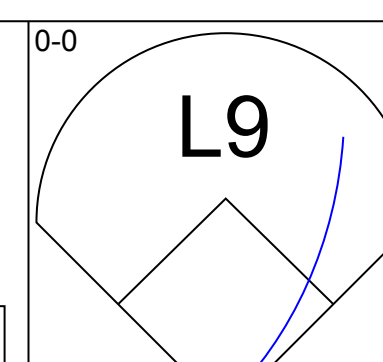
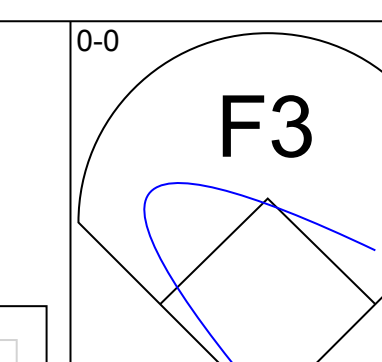
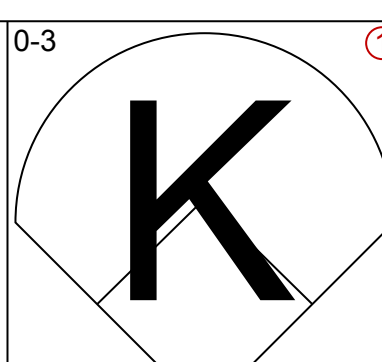
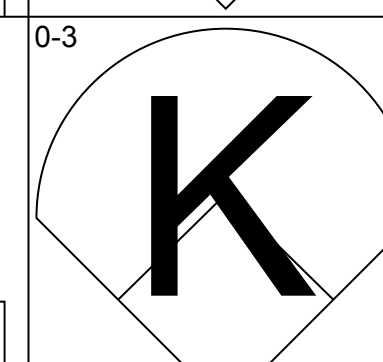
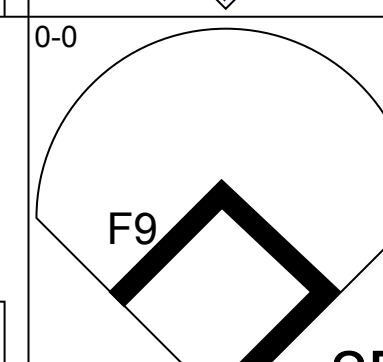
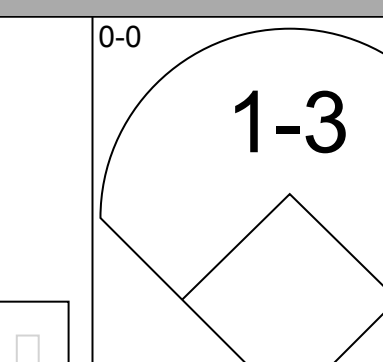
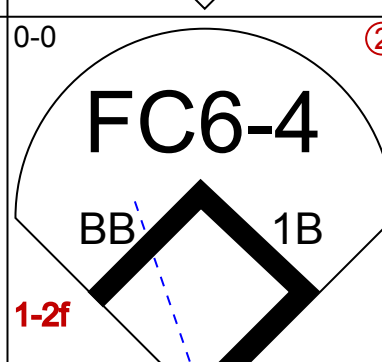
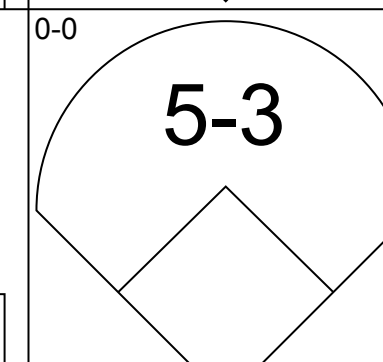
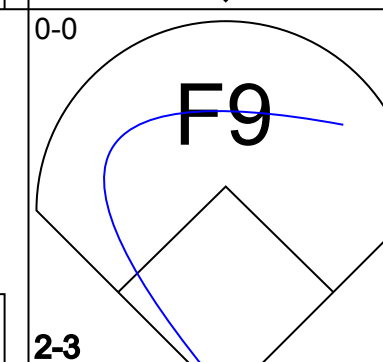
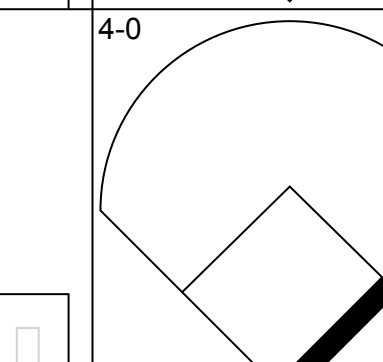
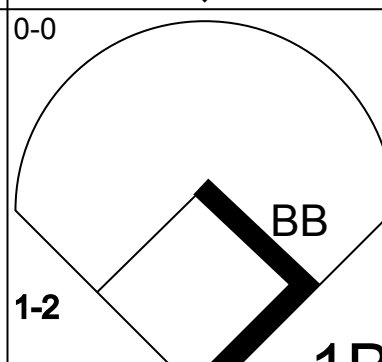
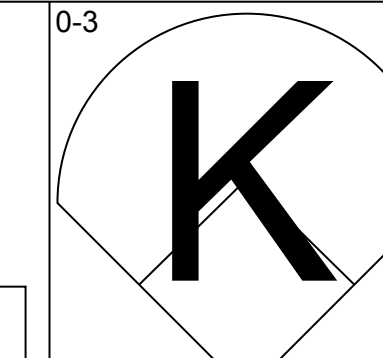
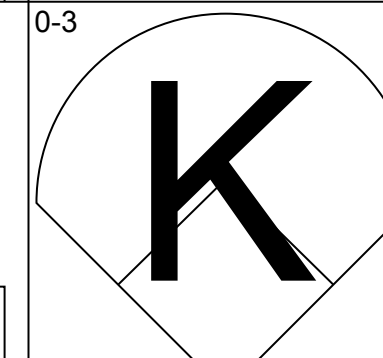
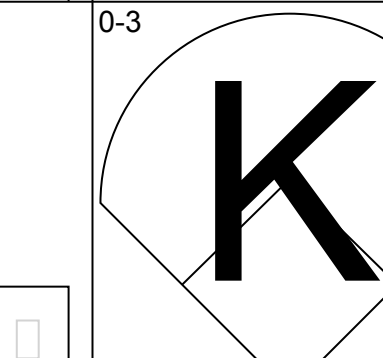
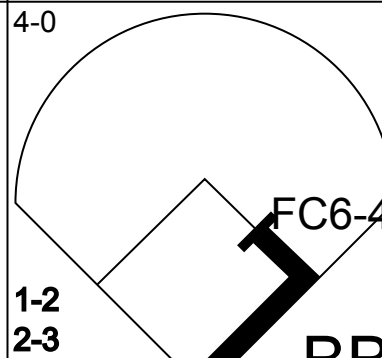
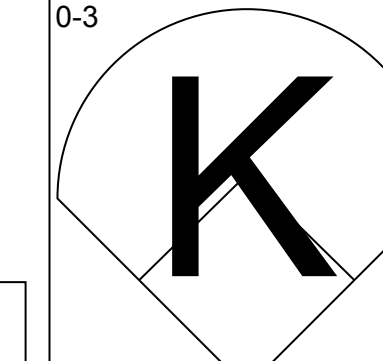
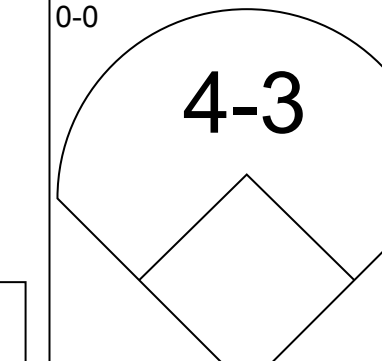
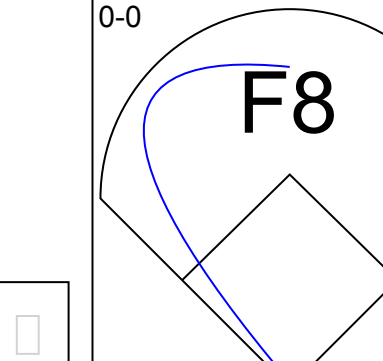
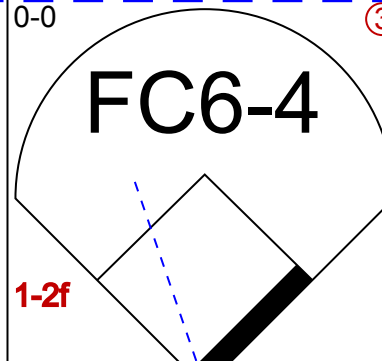
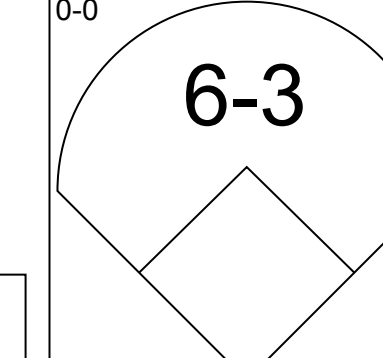
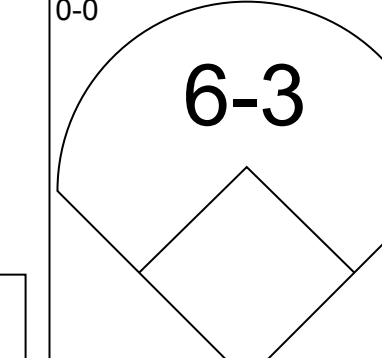
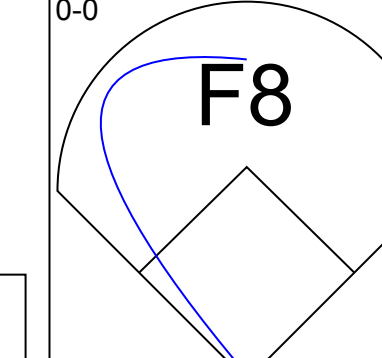
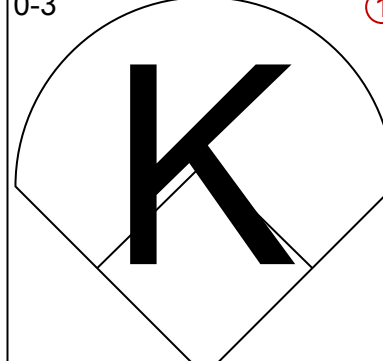
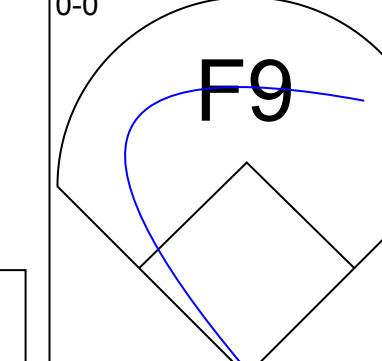
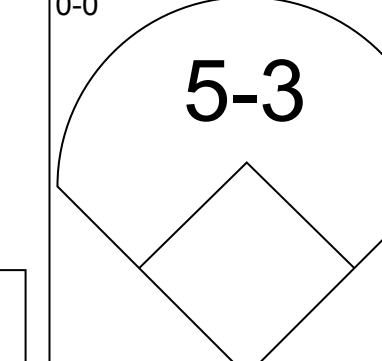
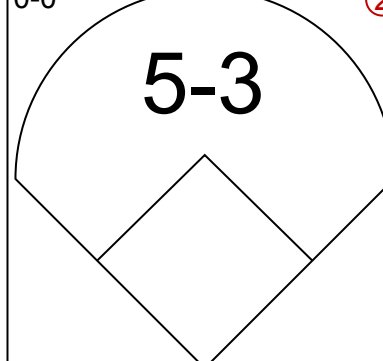
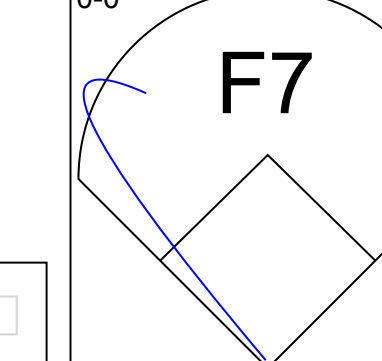
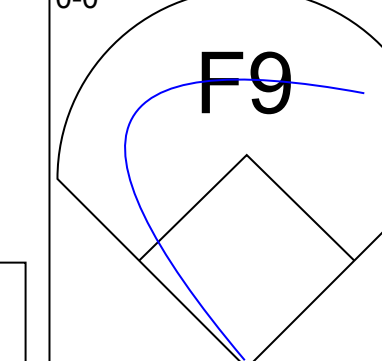
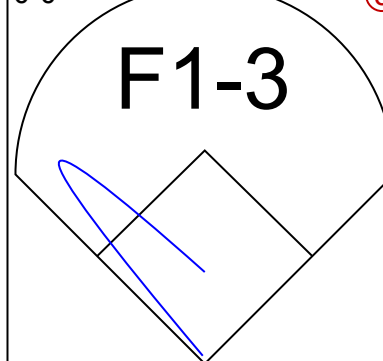
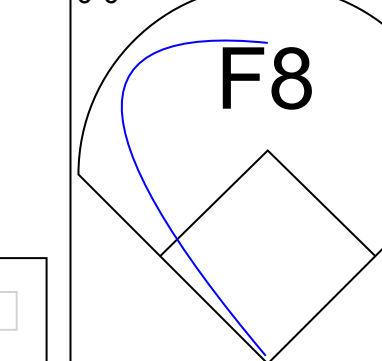
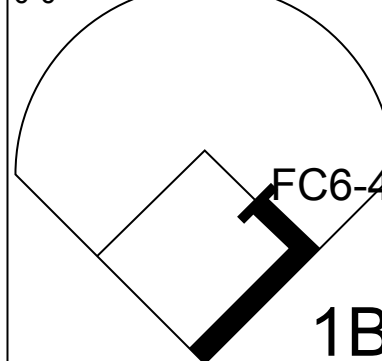
Batter	1	2	3	4	5	6	7	8	9	AB	R	H	RBI	BB	SO	LOB	BOTTOM										
Damaso Garcia, R OBP: 0.338, SLG: 0.403 (1, 4)										5	1	1	0	0	1	4											
Garth Iorg, R OBP: 0.325, SLG: 0.403 (1, 5)										4	2	2	2	1	0	1											
Jesse Barfield, R OBP: 0.332, SLG: 0.439 (1, 9)										4	1	3	4	1	0	1											
Barry Bonnell, R OBP: 0.365, SLG: 0.451 Pedro Hernandez, R (6, 7)										3	0	0	0	0	0	2											
Otto Velez, R OBP: 0.333, SLG: 0.265 (1, 10)										5	0	0	0	0	2	4											
Willie Upshaw, L OBP: 0.347, SLG: 0.495 (1, 3)										5	1	2	1	0	0	3											
Tony Johnson, R OBP: 0.324, SLG: 0.344 (1, 7)										4	0	1	0	0	1	1											
Buck Martinez, R OBP: 0.311, SLG: 0.383 Ernie White, L OBP: 0.321, SLG: 0.427 (6, PH)										2	0	0	0	0	0	0											
Alfredo Griffin, S OBP: 0.268, SLG: 0.305 (1, 6)										4	2	4	0	0	0	0											
<b>Inning Stats</b>	R: 3 E: 0 K: 1 S: 8	H: 3 LOB: 1 BB: 1 P: 12	R: 0 E: 0 K: 0 S: 4	H: 1 LOB: 1 BB: 0 P: 4	R: 0 E: 0 K: 0 S: 4	H: 1 LOB: 1 BB: 0 P: 4	R: 0 E: 0 K: 0 S: 4	H: 0 LOB: 0 BB: 1 P: 9	R: 0 E: 0 K: 0 S: 3	H: 0 LOB: 0 BB: 0 P: 3	R: 1 E: 1 K: 1 S: 6	H: 2 LOB: 0 BB: 0 P: 6	R: 1 E: 0 K: 2 S: 9	H: 2 LOB: 1 BB: 0 P: 9	R: 2 E: 1 K: 0 S: 7	H: 3 LOB: 2 BB: 0 P: 7	1B: 8 2B: 3 3B: 0 HR: 2	SF: 0 SAC: 0 DP: 1 HBP: 0	WP: 0 PB: 0 SB: 0 CS: 0	PA: 42							
<b>PITCHER</b>	IP	WLS	BF	H	R	ER	SO	BB	IBB	HBP	BLK	WP	HR	S	P	ERA	WHIP										
Britt Burns, L ERA: 3.86 (1, 1)	5.0	W	23	6	3	3	2	2	0	0	0	0	0	3	3	0.00	0.000										
Dennis Lamp, R ERA: 4.14 (6, 1)	1.0		3	0	0	0	0	0	0	0	0	0	0	3	3	0.00	0.000										
Salome Barojas, R ERA: 3.64 (7, 1)	3.0		16	7	4	4	3	0	0	0	0	0	1	22	22	12.00	2.333										

Chicago White Sox @ Toronto Blue Jays  
Exhibition Stadium, Toronto, ON  
Sun Jul 11 1982, 3:33 AM EDT  
Att: 16,169 - Overcast - 79 F

livebaseballscores.com

AB 40  
R 7  
H 13  
RBI 7  
BB 2  
SO 5  
LOB 18

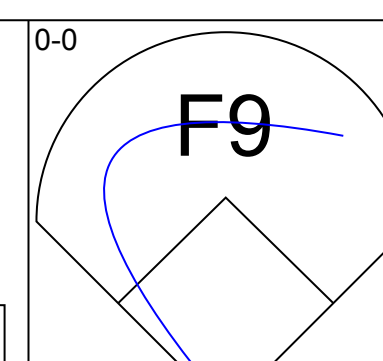
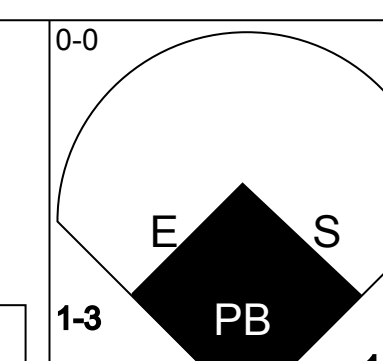
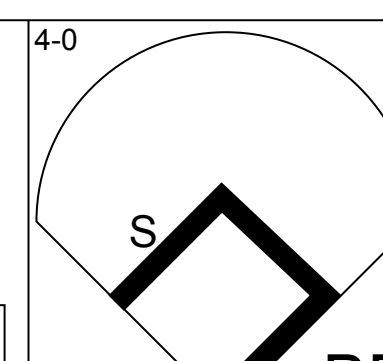
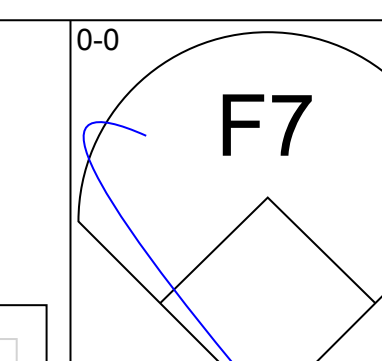
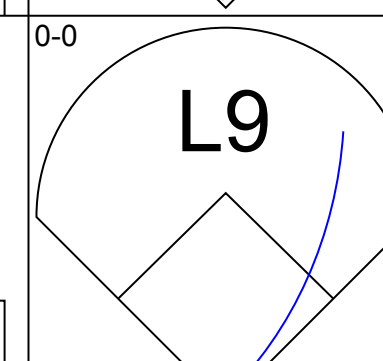
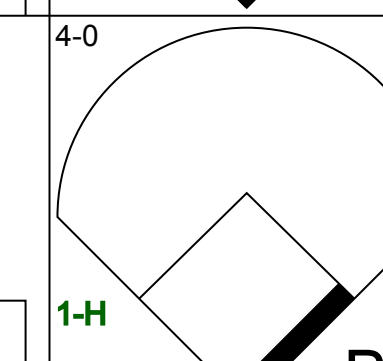
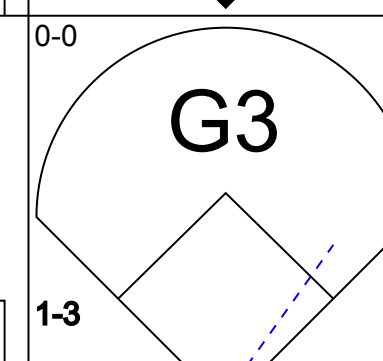
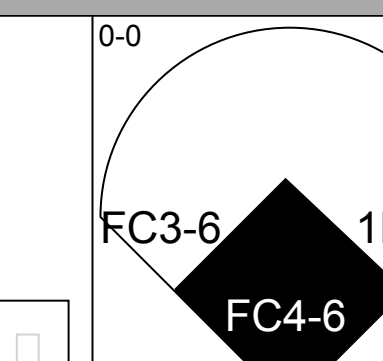
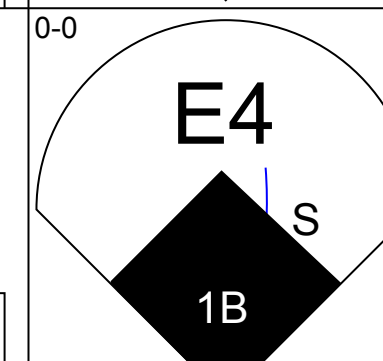
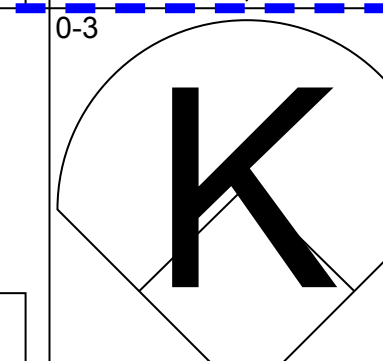
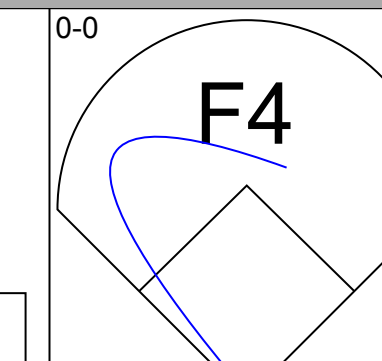
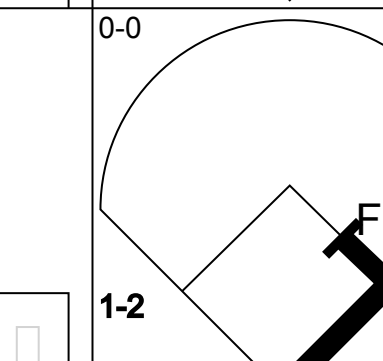
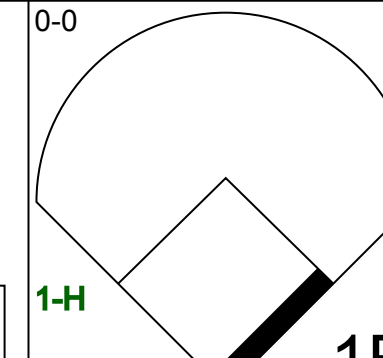
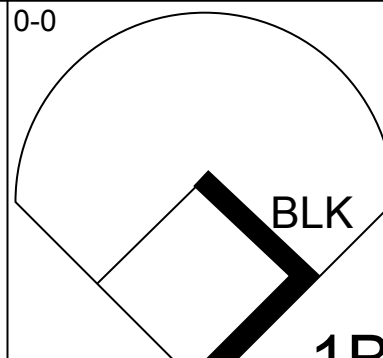
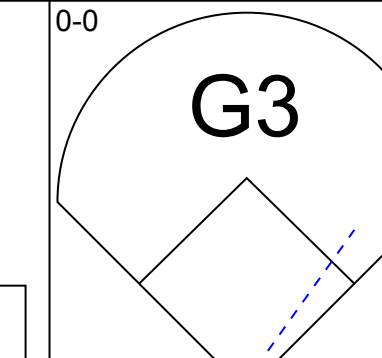
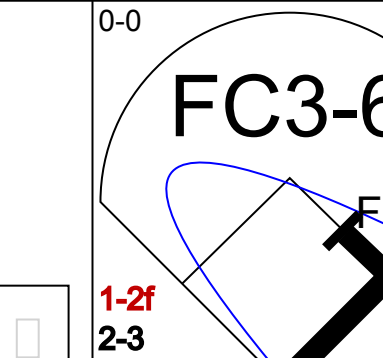
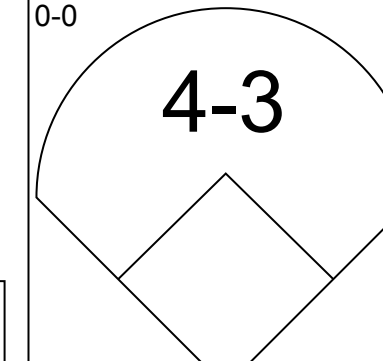
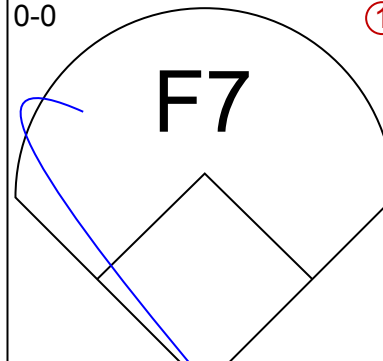
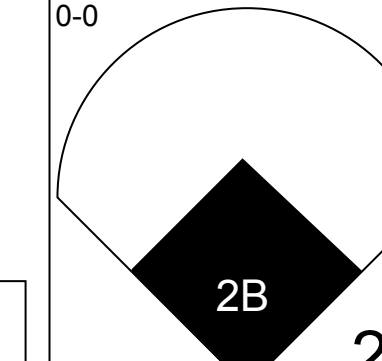
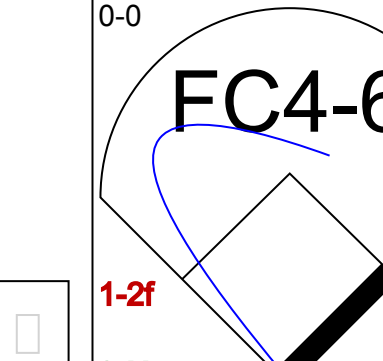
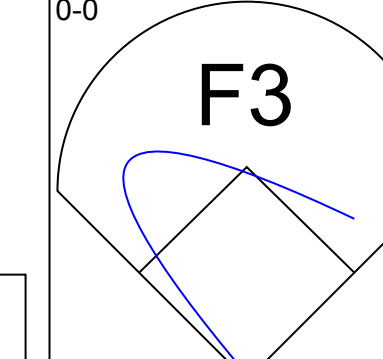
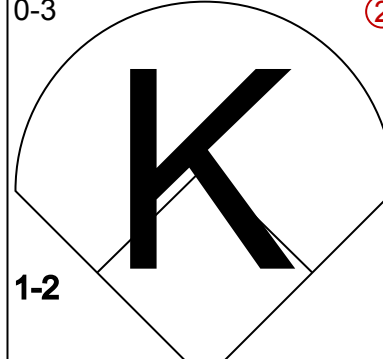
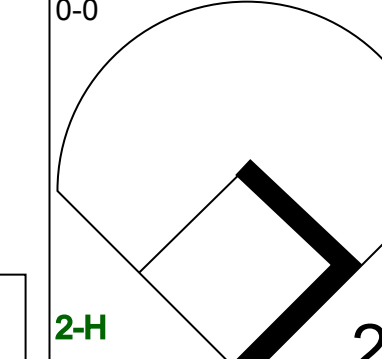
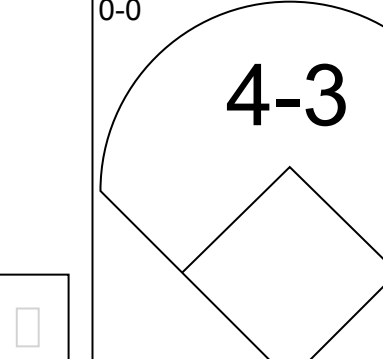
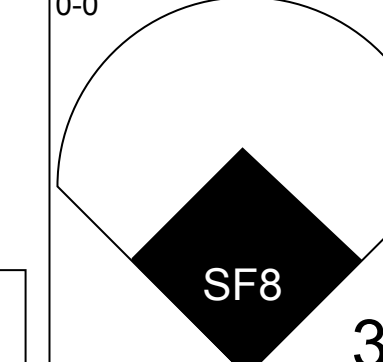
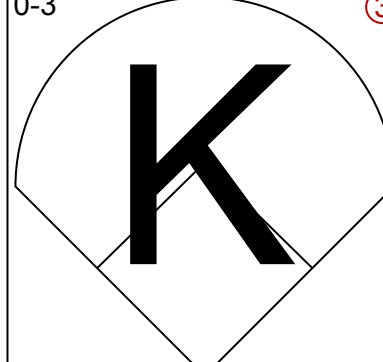
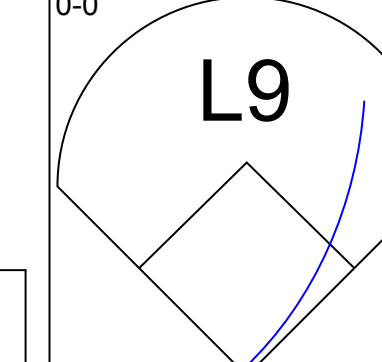
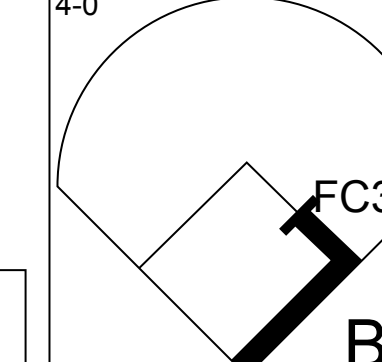
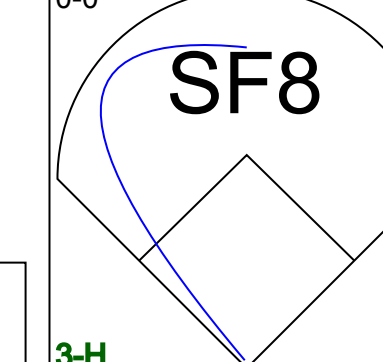
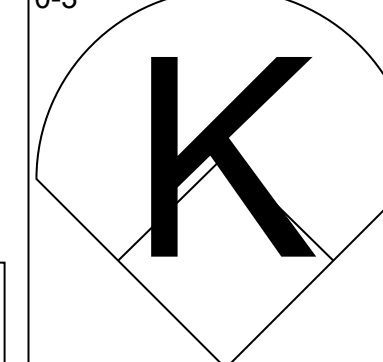
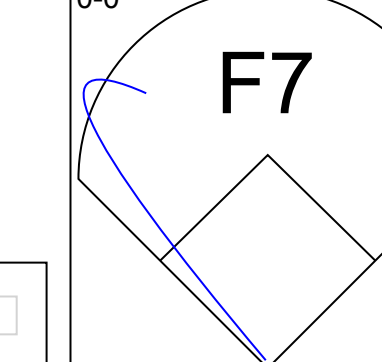
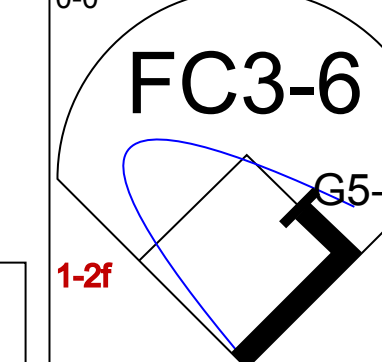
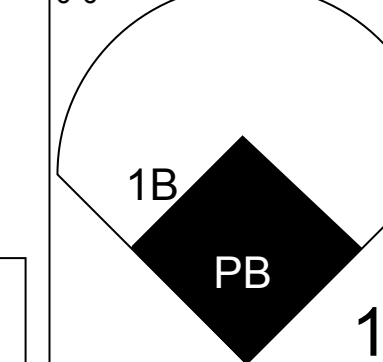
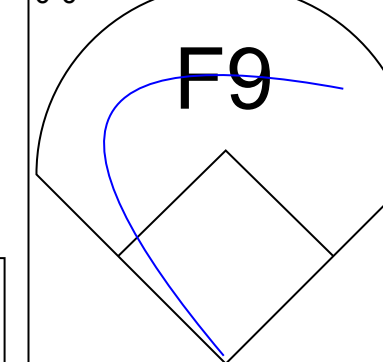
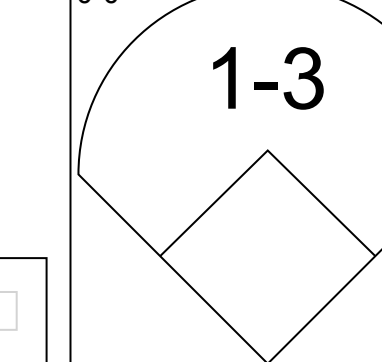
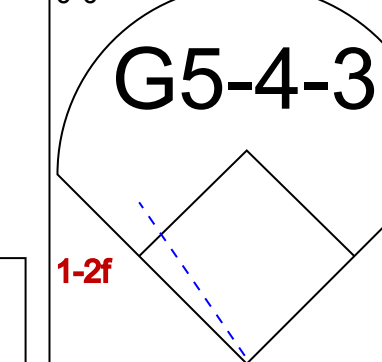
Batter	1	2	3	4	5	6	7	8	9	AB	R	H	RBI	BB	SO	LOB	TOP					
Bill Sample, R OBP: 0.381, SLG: 0.509 (1, 7)										4	0	2	0	0	0	1	<b>Texas Rangers @ Toronto Blue Jays</b> Exhibition Stadium, Toronto, ON Thu Jul 15 1982, 7:05 PM EDT Att: 14,123 - Unknown					
Lee Mazzilli, S OBP: 0.325, SLG: 0.333 (1, 8)										3	0	0	0	1	1	2						
Buddy Bell, R OBP: 0.352, SLG: 0.440 (1, 5)										3	0	0	0	1	0	3						
Dave Hostetter, R OBP: 0.361, SLG: 0.588 (1, 3)										4	1	1	0	0	1	1						
Mickey Rivers, L OBP: 0.200, SLG: 0.200 (1, 10)										4	0	1	0	0	0	1						
Larry Parrish, R OBP: 0.282, SLG: 0.343 (1, 9)										4	0	2	0	0	0	1						
Jim Sundberg, R OBP: 0.329, SLG: 0.357 (1, 2)										4	0	1	1	0	0	2						
Mike Richardt, R OBP: 0.250, SLG: 0.265 (9, PH)										3	0	0	0	0	0	1						
Lamar Johnson, R OBP: 0.313, SLG: 0.356 (8, PH)										1	0	0	0	0	1	2						
Doug Flynn, R OBP: 0.218, SLG: 0.232 Bill Stein, R OBP: 0.286, SLG: 0.297 (8, PH)										2	0	0	0	0	0	0		2				
<b>Inning Stats</b>	R: 0 E: 0 K: 1 S: 5	H: 0 LOB: 0 BB: 0 P: 5	R: 0 E: 0 K: 0 S: 4	H: 1 LOB: 1 BB: 0 P: 4	R: 0 E: 0 K: 0 S: 4	H: 1 LOB: 2 BB: 1 P: 8	R: 0 E: 0 K: 0 S: 3	H: 0 LOB: 0 BB: 0 P: 3	R: 0 E: 0 K: 0 S: 3	H: 0 LOB: 0 BB: 0 P: 3	R: 0 E: 0 K: 1 S: 5	H: 1 LOB: 1 BB: 1 P: 9	R: 0 E: 0 K: 0 S: 4	H: 1 LOB: 1 BB: 0 P: 4	R: 0 E: 0 K: 0 S: 4	H: 1 LOB: 1 BB: 0 P: 4	R: 1 E: 0 K: 1 S: 8	H: 3 LOB: 2 BB: 0 P: 8	1B: 6 2B: 2 3B: 0 HR: 0	SF: 0 SAC: 0 DP: 1 HBP: 0	WP: 0 PB: 0 SB: 1 CS: 0	PA: 36
<b>PITCHER</b> Dave Stieb, R ERA: 3.78 (1, 1)	IP: 9.0 WLS: W BF: 36 H: 8 R: 1 ER: 1 SO: 3 BB: 2 IBB: 0 HBP: 0 BLK: 0 WP: 0 HR: 0 S: 40 P: 48 ERA: 1.00 WHIP: 1.111															<b>PITCHER</b>						
Batter	1	2	3	4	5	6	7	8	9	AB	R	H	RBI	BB	SO	LOB	BOTTOM					
Damaso Garcia, R OBP: 0.337, SLG: 0.405 (1, 4)										4	1	1	1	0	0	2	<b>Texas Rangers @ Toronto Blue Jays</b> Exhibition Stadium, Toronto, ON Thu Jul 15 1982, 7:05 PM EDT Att: 14,123 - Unknown					
Garth Iorg, R OBP: 0.324, SLG: 0.405 (1, 5)										4	0	1	0	0	0	2						
Barry Bonnell, R OBP: 0.363, SLG: 0.460 (1, 10)										4	1	1	2	0	0	1						
Jesse Barfield, R OBP: 0.335, SLG: 0.455 (1, 9)										4	1	2	1	0	1	1						
Leon Roberts, R OBP: 0.277, SLG: 0.312 (1, 7)										4	0	1	0	0	2	1						
Willie Upshaw, L OBP: 0.348, SLG: 0.498 (1, 3)										4	0	2	0	0	0	0						
Buck Martinez, R OBP: 0.309, SLG: 0.403 (1, 2)										4	1	1	1	0	1	2						
Lloyd Moseby, L OBP: 0.287, SLG: 0.366 (1, 8)										3	0	1	0	0	1	1						
Alfredo Griffin, S OBP: 0.271, SLG: 0.318 (1, 6)										4	1	2	0	0	1	2						
<b>Inning Stats</b>	R: 0 E: 0 K: 0 S: 4	H: 1 LOB: 1 BB: 0 P: 4	R: 0 E: 0 K: 2 S: 8	H: 1 LOB: 1 BB: 0 P: 8	R: 4 E: 0 K: 0 S: 8	H: 6 LOB: 1 BB: 0 P: 8	R: 0 E: 0 K: 0 S: 4	H: 1 LOB: 1 BB: 0 P: 4	R: 0 E: 0 K: 2 S: 7	H: 0 LOB: 0 BB: 0 P: 7	R: 1 E: 0 K: 0 S: 4	H: 1 LOB: 1 BB: 0 P: 5	R: 0 E: 0 K: 0 S: 4	H: 1 LOB: 1 BB: 0 P: 4	R: 0 E: 0 K: 2 S: 8	H: 1 LOB: 1 BB: 0 P: 8		R: 0 E: 0 K: 2 S: 8	H: 1 LOB: 1 BB: 0 P: 8	1B: 4 2B: 4 3B: 1 HR: 3	SF: 0 SAC: 0 DP: 0 HBP: 1	WP: 0 PB: 0 SB: 0 CS: 1
<b>PITCHER</b> Rick Honeycutt, L ERA: 4.51 Dan Britano, R ERA: 1.74 Dave Schmidt, R ERA: 2.82 Danny Darwin, R ERA: 2.32	IP: 2.2 WLS: L BF: 15 H: 8 R: 4 ER: 4 SO: 2 BB: 0 IBB: 0 HBP: 0 BLK: 0 WP: 0 HR: 2 S: 19 P: 19 ERA: 13.50 WHIP: 3.000															<b>PITCHER</b>						
<b>PITCHER</b> IP: 3.1 WLS: L BF: 13 H: 2 R: 1 ER: 1 SO: 2 BB: 0 IBB: 0 HBP: 1 BLK: 0 WP: 0 HR: 1 S: 16 P: 17 ERA: 2.70 WHIP: 0.600															<b>PITCHER</b>							
<b>PITCHER</b> IP: 7.1 WLS: L BF: 4 H: 1 R: 0 ER: 0 SO: 0 BB: 0 IBB: 0 HBP: 0 BLK: 0 WP: 0 HR: 4 S: 4 P: 4 ERA: 0.00 WHIP: 1.000															<b>PITCHER</b>							
<b>PITCHER</b> IP: 8.1 WLS: L BF: 4 H: 1 R: 0 ER: 0 SO: 2 BB: 0 IBB: 0 HBP: 0 BLK: 0 WP: 0 HR: 8 S: 8 P: 8 ERA: 0.00 WHIP: 1.000															<b>PITCHER</b>							

Batter	1	2	3	4	5	6	7	8	9	AB	R	H	RBI	BB	SO	LOB	TOP		
Bill Sample, R (1, 7) OBP: 0.373, SLG: 0.497										4	0	0	0	0	2	1			
Lee Mazzilli, S (1, 8) OBP: 0.323, SLG: 0.338										4	0	1	0	0	1	1			
Buddy Bell, R (1, 5) OBP: 0.354, SLG: 0.439										3	0	1	0	1	0	1			
Dave Hostetter, R (1, 3) OBP: 0.358, SLG: 0.576										3	0	0	0	1	3	2			
Mickey Rivers, L (1, 10) OBP: 0.111, SLG: 0.111										4	0	0	0	0	1	4			
Larry Parrish, R (1, 9) OBP: 0.238, SLG: 0.337										3	0	0	0	0	0	0			
Jim Sundberg, R (1, 2) OBP: 0.325, SLG: 0.353										3	0	0	0	0	1	0			
Mike Richardt, R (1, 4) OBP: 0.247, SLG: 0.261										2	0	0	0	0	0	0			
Bill Stein, R (8, PH) OBP: 0.292, SLG: 0.292										1	0	0	0	0	0	0			
Doug Flynn, R (1, 6) OBP: 0.216, SLG: 0.230										2	0	0	0	0	0	0			
Lamar Johnson, R (9, PH) OBP: 0.316, SLG: 0.359										1	0	1	0	0	0	0			
<b>Inning Stats</b>	R: 0 E: 0 K: 2 S: 7	H: 0 LOB: 0 BB: 0 P: 7	R: 0 E: 0 K: 2 S: 7	H: 0 LOB: 0 BB: 0 P: 7	R: 0 E: 0 K: 1 S: 5	H: 0 LOB: 0 BB: 0 P: 5	R: 0 E: 0 K: 1 S: 6	H: 1 LOB: 1 BB: 0 P: 6	R: 0 E: 0 K: 0 S: 3	H: 0 LOB: 0 BB: 0 P: 3	R: 0 E: 0 K: 1 S: 5	H: 0 LOB: 1 BB: 1 P: 9	R: 0 E: 0 K: 0 S: 3	H: 0 LOB: 0 BB: 0 P: 3	R: 0 E: 0 K: 1 S: 7	H: 2 LOB: 3 BB: 1 P: 11	1B: 2 2B: 1 3B: 0 HR: 0	SF: 0 SAC: 0 DP: 0 HBP: 0	WP: 0 PA: 32 PB: 0 SB: 0 CS: 0
<b>PITCHER</b>	IP	WLS	BF	H	R	ER	SO	BB	IBB	HBP	BLK	WP	HR	S	P	ERA	WHIP		
Jim Clancy, R (1, 1) ERA: 3.37	8.2	W	31	3	0	0	8	2	0	0	0	0	0	45	53	0.00	0.577		
Joey McLaughlin, R (9, 1) ERA: 3.04	0.1		1	0	0	0	0	0	0	0	0	0	0	1	1	0.00	0.000		

Texas Rangers @ Toronto Blue Jays  
Exhibition Stadium, Toronto, ON  
Fri Jul 16 1982, 7:05 PM EDT  
Att: 13,359 - Unknown

AB 30  
R 0  
H 3  
RBI 0  
BB 2  
SO 8  
LOB 9



Batter	1	2	3	4	5	6	7	8	9	AB	R	H	RBI	BB	SO	LOB	BOTTOM		
Damaso Garcia, R (1, 4) OBP: 0.339, SLG: 0.404										3	1	1	0	1	0	0			
Dave Revering, L (1, 10) OBP: 0.299, SLG: 0.333										3	1	1	0	1	0	1			
Lloyd Moseby, L (1, 8) OBP: 0.286, SLG: 0.364										4	1	1	0	0	1	1			
Willie Upshaw, L (1, 3) OBP: 0.351, SLG: 0.498										4	0	2	1	0	0	2			
Hosken Powell, L (1, 9) OBP: 0.297, SLG: 0.364										4	1	1	1	0	0	3			
Al Woods, L (1, 7) OBP: 0.250, SLG: 0.290										4	0	1	1	0	1	2			
Ernie Whitt, L (1, 2) OBP: 0.325, SLG: 0.436										3	1	1	0	1	1	2			
Rance Mulliniks, L (1, 5) OBP: 0.316, SLG: 0.323										3	0	0	1	0	1	1			
Alfredo Griffin, S (1, 6) OBP: 0.271, SLG: 0.317										4	1	1	0	0	0	1			
<b>Inning Stats</b>	R: 1 E: 1 K: 0 S: 5	H: 1 LOB: 1 BB: 0 P: 5	R: 3 E: 1 K: 1 S: 8	H: 3 LOB: 1 BB: 1 P: 12	R: 0 E: 0 K: 2 S: 8	H: 1 LOB: 1 BB: 0 P: 8	R: 0 E: 0 K: 1 S: 5	H: 0 LOB: 1 BB: 1 P: 9	R: 1 E: 0 K: 0 S: 5	H: 2 LOB: 1 BB: 0 P: 5	R: 0 E: 0 K: 0 S: 3	H: 0 LOB: 0 BB: 0 P: 3	R: 1 E: 0 K: 0 S: 5	H: 2 LOB: 1 BB: 0 P: 5	R: 0 E: 0 K: 0 S: 2	H: 0 LOB: 0 BB: 1 P: 6	1B: 6 2B: 2 3B: 1 HR: 0	SF: 1 SAC: 0 DP: 1 HBP: 0	WP: 0 PA: 36 PB: 2 SB: 4 CS: 0
<b>PITCHER</b>	IP	WLS	BF	H	R	ER	SO	BB	IBB	HBP	BLK	WP	HR	S	P	ERA	WHIP		
Charlie Hough, R (1, 1) ERA: 3.4	1.2	L	11	4	4	1	0	1	0	0	0	0	0	10	14	5.40	3.000		
Jon Matlack, L (2, 1) ERA: 3.46	3.1		14	3	1	1	4	1	0	0	1	0	0	21	25	2.70	1.200		
Paul Mirabella, L (6, 1) ERA: 5.59	3.0		11	2	1	1	0	1	0	0	0	0	0	10	14	3.00	1.000		

Texas Rangers @ Toronto Blue Jays  
Exhibition Stadium, Toronto, ON  
Fri Jul 16 1982, 7:05 PM EDT  
Att: 13,359 - Unknown

AB 32  
R 6  
H 9  
RBI 4  
BB 3  
SO 4  
LOB 13



Batter	1	2	3	4	5	6	7	8	9	AB	R	H	RBI	BB	SO	LOB	TOP										
Bill Sample, R OBP: 0.369, SLG: 0.486 (1, 7)	L7	BB		F7			K		K	4	0	0	0	1	2	2											
Lee Mazzilli, S OBP: 0.321, SLG: 0.331 (1, 8)	1B	F7		4-3			F7			3	0	0	0	1	0	2											
Buddy Bell, R OBP: 0.351, SLG: 0.435 Bill Stein, R OBP: 0.292, SLG: 0.292 (1, 5) (5, 5)	F9	F8		4-3				G4-6-3 BB		3	0	0	0	0	0	3											
Dave Hostetter, R OBP: 0.356, SLG: 0.568 (1, 3)	1-3 1B	F2		6-3				G4-6-3 BB		4	0	1	0	0	0	3											
Mickey Rivers, L OBP: 0.077, SLG: 0.077 (1, 10)	G3		F8					4-3		4	0	0	0	0	2												
Larry Parrish, R OBP: 0.238, SLG: 0.335 (1, 9)		1B HR	K				F9		6-3	4	1	1	0	0	1	0											
Don Werner, R OBP: 0.355, SLG: 0.379 (1, 2)		1-3 HR	1B	2B			F8		PB 2B	4	1	3	0	0	0	0											
Mike Richardt, R OBP: 0.253, SLG: 0.281 (1, 4)	1-3 HR		K				K			3	1	1	3	1	2	1											
Doug Flynn, R OBP: 0.216, SLG: 0.234 (1, 6)		1-3 HR			F6-3			F6-3		4	0	1	0	0	0	2											
<b>Inning Stats</b>	R: 0 E: 0 K: 0 S: 4	H: 1 LOB: 2 BB: 1 P: 8	R: 3 E: 0 K: 0 S: 7	H: 4 LOB: 2 BB: 1 P: 11	R: 0 E: 0 K: 2 S: 8	H: 1 LOB: 0 BB: 0 P: 8	R: 0 E: 0 K: 0 S: 3	H: 0 LOB: 0 BB: 0 P: 3	R: 0 E: 0 K: 1 S: 5	H: 0 LOB: 0 BB: 0 P: 5	R: 0 E: 0 K: 1 S: 5	H: 0 LOB: 0 BB: 0 P: 5	R: 0 E: 0 K: 0 S: 2	H: 0 LOB: 0 BB: 1 P: 6	R: 0 E: 0 K: 1 S: 6	H: 1 LOB: 2 BB: 1 P: 10	1B: 3 2B: 3 3B: 0 HR: 1	SF: 0 SAC: 0 DP: 1 HBP: 0	WP: 0 PB: 1 SB: 0 CS: 0	PA: 37							
<b>PITCHER</b>	IP	WLS	BF	H	R	ER	SO	BB	IBB	HBP	BLK	WP	HR	S	P	ERA	WHIP										
Luis Leal, R ERA: 4.08 (1, 1)	1.0		9	5	3	3	0	1	0	0	0	0	1	8	12	27.00	6.000										
Roy Lee Jackson, R ERA: 3.95 (2, 1)	6.0	W	20	1	0	0	4	1	0	0	0	0	0	27	31	0.00	0.333										
Dale Murray, R ERA: 3.45 (8, 1)	1.0		3	0	0	0	0	1	0	0	0	0	0	2	6	0.00	1.000										
Joey McLaughlin, R ERA: 2.98 (9, 1)	1.0		5	1	0	0	1	1	0	0	0	0	0	6	10	0.00	2.000										

Texas Rangers @ Toronto Blue Jays  
Exhibition Stadium, Toronto, ON  
Sat Jul 17 1982, 3:33 AM EDT  
Att: 17,080 - Unknown

AB 33  
R 3  
H 7  
RBI 3  
BB 4  
SO 5  
LOB 15



Batter	1	2	3	4	5	6	7	8	9	AB	R	H	RBI	BB	SO	LOB	BOTTOM										
Damaso Garcia, R OBP: 0.337, SLG: 0.404 (1, 4)	1B 2B	F6-3	F6-3		5-3			5-3		5	1	1	0	0	0	1											
Rance Mulliniks, L OBP: 0.321, SLG: 0.329 Garth Iorg, R OBP: 0.322, SLG: 0.403 (1, 5) (6, 5)	1B	K	F1-6-3 1B			F7				3	1	2	1	0	1	1											
Lloyd Moseby, L OBP: 0.286, SLG: 0.374 (1, 8)	2H 1B	K	F1-6-3			L7				4	1	1	2	0	1	2											
Willie Upshaw, L OBP: 0.352, SLG: 0.498 (1, 3)	1-2 1B	1B	HR		1-3		F9			4	2	2	0	0	0	0											
Barry Bonnell, R OBP: 0.368, SLG: 0.464 Otto Velez, R OBP: 0.339, SLG: 0.260 (1, 10) (4, PH)	1-2 2H	1B	BB 1B		FC3-6 BB		K			2	2	2	1	0	0	0											
Hosken Powell, L OBP: 0.305, SLG: 0.370 Jesse Barfield, R OBP: 0.333, SLG: 0.452 (1, 9) (7, PH)	1-3 2H	1B	BB 1B		FC3-6		5-3			3	1	2	2	0	0	1											
Al Woods, L OBP: 0.248, SLG: 0.290 Leon Roberts, R OBP: 0.279, SLG: 0.304 (1, 7) (2, PH)	1-3 2H	1B	BB 1B		1-3		5-3			0	0	0	1	0	0	0											
Ernie Whitt, L OBP: 0.328, SLG: 0.440 (1, 2)		BB			1-3			4-3		3	1	1	3	1	1	0											
Alfredo Griffin, S OBP: 0.270, SLG: 0.323 (1, 6)		HR			4-3			4-3		4	1	1	1	0	1	1											
<b>Inning Stats</b>	R: 4 E: 0 K: 1 S: 9	H: 5 LOB: 0 BB: 0 P: 9	R: 7 E: 0 K: 2 S: 13	H: 6 LOB: 1 BB: 2 P: 21	R: 0 E: 0 K: 0 S: 3	H: 1 LOB: 0 BB: 0 P: 3	R: 0 E: 0 K: 0 S: 3	H: 0 LOB: 1 BB: 1 P: 7	R: 0 E: 0 K: 1 S: 5	H: 0 LOB: 0 BB: 0 P: 5	R: 0 E: 0 K: 0 S: 3	H: 0 LOB: 0 BB: 0 P: 3	R: 0 E: 0 K: 1 S: 5	H: 0 LOB: 0 BB: 0 P: 5	R: 0 E: 0 K: 0 S: 3	H: 0 LOB: 0 BB: 0 P: 3	1B: 8 2B: 3 3B: 1 HR: 1	SF: 1 SAC: 0 DP: 2 HBP: 0	WP: 0 PB: 0 SB: 0 CS: 0	PA: 37							
<b>PITCHER</b>	IP	WLS	BF	H	R	ER	SO	BB	IBB	HBP	BLK	WP	HR	S	P	ERA	WHIP										
John Butcher, R ERA: 7.94 (1, 1)	1.2	L	12	7	7	7	2	1	0	0	0	0	0	15	19	37.80	4.800										
Dan Britano, R ERA: 5.23 (2, 1)	0.0		4	3	1	1	0	1	0	0	0	0	0	3	7	∞	∞										
Paul Mirabella, L ERA: 4.58 (2, 1)	6.1		21	2	3	3	3	1	0	0	0	0	0	26	30	4.26	0.474										

Texas Rangers @ Toronto Blue Jays  
Exhibition Stadium, Toronto, ON  
Sat Jul 17 1982, 3:33 AM EDT  
Att: 17,080 - Unknown

AB 33  
R 10  
H 12  
RBI 11  
BB 3  
SO 5  
LOB 7





Batter	1	2	3	4	5	6	7	8	9	10	AB	R	H	RBI	BB	SO	LOB	TOP				
<b>Bill Sample, R</b> OBP: 0.360, SLG: 0.473 (1, 7)	K	F8			5-3		5-3		L1		5	0	0	0	0	1	3					
<b>Lee Mazzilli, S</b> OBP: 0.324, SLG: 0.336 (1, 8) (10, 9)	HR 2B		K		6-3			L9		1B BB	4	1	1	0	1	1	0					
<b>Buddy Bell, R</b> OBP: 0.352, SLG: 0.438 (1, 5) (9, 6)	K		K	1B 2B	K			K		1B	5	1	2	0	0	3	1					
<b>Dave Hostetter, R</b> OBP: 0.363, SLG: 0.594 (1, 3)	HR					4-3 2B		K		F3	5	1	3	3	0	1	2					
<b>Mickey Rivers, L</b> OBP: 0.167, SLG: 0.167 (1, 10)	1B		F7		4-3				FC1-5 1B	P2	5	0	2	0	0	0	4					
<b>Larry Parrish, R</b> OBP: 0.256, SLG: 0.332 (1, 9) (9, 5)	K		5-3		6-3				FC1-5 2B 1B	F8	5	1	1	0	0	1	5					
<b>Jim Sundberg, R</b> OBP: 0.324, SLG: 0.349 (1, 2)		6-3				5-3			FC1-5 2B 1B		3	0	0	0	1	0	3					
<b>Mike Richardt, R</b> OBP: 0.249, SLG: 0.276 (1, 4)		6-3			G5-4-3 BB		5-3		F9		3	0	0	0	0	0	1					
<b>Lamar Johnson, R</b> OBP: 0.315, SLG: 0.357 (9, PH)					G5-4-3						1	0	0	0	0	0	2					
<b>George Wright, S</b> OBP: 0.274, SLG: 0.358 (9, 9) (10, 8)					1-2						0	0	0	0	0	0	0					
<b>Doug Flynn, R</b> OBP: 0.218, SLG: 0.236 (1, 6)					F4-3		F7				3	0	1	0	0	0	0					
<b>Bill Stein, R</b> OBP: 0.301, SLG: 0.318 (9, 4)										1-3 2H	1	0	1	1	0	0	0					
<b>Inning Stats</b>	R: 2 E: 0 K: 3 S: 12	H: 3 LOB: 1 BB: 0 P: 12	R: 0 E: 0 K: 0 S: 4	H: 1 LOB: 1 BB: 0 P: 4	R: 1 E: 0 K: 1 S: 7	H: 2 LOB: 1 BB: 0 P: 7	R: 0 E: 0 K: 0 S: 2	H: 0 LOB: 0 BB: 1 P: 6	R: 0 E: 0 K: 1 S: 5	H: 0 LOB: 0 BB: 0 P: 5	R: 0 E: 0 K: 0 S: 4	H: 1 LOB: 1 BB: 0 P: 4	R: 0 E: 0 K: 2 S: 7	H: 0 LOB: 0 BB: 0 P: 7	R: 1 E: 0 K: 0 S: 6	H: 3 LOB: 2 BB: 0 P: 6	R: 0 E: 0 K: 0 S: 4	H: 1 LOB: 2 BB: 1 P: 8	1B: 6 2B: 4 3B: 0 HR: 1	SF: 0 SAC: 0 DP: 1 HBP: 0	WP: 0 PA: 42	
<b>PITCHER</b>	IP WLS BF H R ER SO	IP WLS BF H R ER SO	IP WLS BF H R ER SO	IP WLS BF H R ER SO	IP WLS BF H R ER SO	IP WLS BF H R ER SO	IP WLS BF H R ER SO	IP WLS BF H R ER SO	IP WLS BF H R ER SO	IP WLS BF H R ER SO	IP WLS BF H R ER SO	IP WLS BF H R ER SO	IP WLS BF H R ER SO	IP WLS BF H R ER SO	IP WLS BF H R ER SO	IP WLS BF H R ER SO	IP WLS BF H R ER SO	IP WLS BF H R ER SO	IP WLS BF H R ER SO	IP WLS BF H R ER SO	ERA WHIP	ERA WHIP
<b>Jim Gott, R</b> ERA: 4.76 (1, 1)	6.0	3.0	1.0	6.0	3.0	1.0	6.0	3.0	1.0	6.0	4.50	1.333										
<b>Dale Murray, R</b> ERA: 3.43 (7, 1)	3.0	12	3	1	1	2	0	0	0	0	3.00	1.000										
<b>Joey McLaughlin, R</b> ERA: 2.93 (10, 1)	1.0	5	1	0	0	0	1	0	0	0	0.00	2.000										

Texas Rangers @ Toronto Blue Jays  
Exhibition Stadium, Toronto, ON  
Sun Jul 18 1982, 3:33 AM EDT  
Att: 15,512 - Unknown

AB	40
R	4
H	11
RBI	4
BB	2
SO	7
LOB	21



Batter	1	2	3	4	5	6	7	8	9	10	AB	R	H	RBI	BB	SO	LOB	BOTTOM				
<b>Damaso Garcia, R</b> OBP: 0.338, SLG: 0.404 (1, 4)	F6-3 1B SF8 1B				5-3	FC4-6			K		5	1	2	0	0	1	2					
<b>Garth Iorg, R</b> OBP: 0.330, SLG: 0.415 (1, 5)					F9				1-3 BB		4	1	3	0	0	0	1					
<b>Rance Mulliniks, L</b> OBP: 0.325, SLG: 0.329 (10, 5)	SF8 F6-3 1B				3B 2B				1-3 BB		0	0	0	0	1	0	0					
<b>Barry Bonnell, R</b> OBP: 0.365, SLG: 0.467 (1, 10)	F6-3				HR 3B			F2-3-6-3	1-3		5	1	1	1	0	0	5					
<b>Jesse Barfield, R</b> OBP: 0.339, SLG: 0.469 (1, 9)	SF8				E BB			1B	4-3		3	1	2	3	1	0	1					
<b>Leon Roberts, R</b> OBP: 0.278, SLG: 0.301 (1, 7)	4-3				E3						4	0	1	0	0	0	2					
<b>Al Woods, L</b> OBP: 0.255, SLG: 0.298 (10, PH)					F8						1	0	1	0	0	0	0					
<b>Tony Johnson, R</b> OBP: 0.324, SLG: 0.344 (10, PR)					1-3				SH1-4 1B		0	1	0	0	0	0	0					
<b>Willie Upshaw, L</b> OBP: 0.348, SLG: 0.492 (1, 3)		1-3			K			F7	4-3		4	0	0	0	0	1	4					
<b>Buck Martinez, R</b> OBP: 0.308, SLG: 0.394 (1, 2)		F8			L9			1B BB			3	0	0	0	1	0	2					
<b>Hosken Powell, L</b> OBP: 0.303, SLG: 0.368 (10, PH)										L7	1	0	0	0	0	0	2					
<b>Lloyd Moseby, L</b> OBP: 0.291, SLG: 0.374 (1, 8)					F6			FC4-6 1B			3	0	1	0	1	0	2					
<b>Alfredo Griffin, S</b> OBP: 0.269, SLG: 0.321 (1, 6)	K				F7			K	4-3		5	0	1	1	0	2	3					
<b>Inning Stats</b>	R: 1 E: 0 K: 0 S: 5	H: 2 LOB: 1 BB: 0 P: 5	R: 0 E: 0 K: 1 S: 5	H: 0 LOB: 1 BB: 0 P: 6	R: 0 E: 0 K: 0 S: 3	H: 1 LOB: 0 BB: 0 P: 3	R: 0 E: 1 K: 1 S: 6	H: 0 LOB: 2 BB: 1 P: 10	R: 3 E: 0 K: 0 S: 6	H: 3 LOB: 0 BB: 0 P: 6	R: 0 E: 0 K: 1 S: 6	H: 1 LOB: 2 BB: 1 P: 10	R: 0 E: 0 K: 0 S: 3	H: 0 LOB: 0 BB: 0 P: 3	R: 0 E: 0 K: 1 S: 5	H: 0 LOB: 1 BB: 1 P: 9	R: 1 E: 0 K: 0 S: 4	H: 2 LOB: 2 BB: 1 P: 8	1B: 9 2B: 2 3B: 1 HR: 1	SF: 1 SAC: 1 DP: 1 HBP: 1	WP: 0 PA: 45	
<b>PITCHER</b>	IP WLS BF H R ER SO	IP WLS BF H R ER SO	IP WLS BF H R ER SO	IP WLS BF H R ER SO	IP WLS BF H R ER SO	IP WLS BF H R ER SO	IP WLS BF H R ER SO	IP WLS BF H R ER SO	IP WLS BF H R ER SO	IP WLS BF H R ER SO	IP WLS BF H R ER SO	IP WLS BF H R ER SO	IP WLS BF H R ER SO	IP WLS BF H R ER SO	IP WLS BF H R ER SO	IP WLS BF H R ER SO	IP WLS BF H R ER SO	IP WLS BF H R ER SO	IP WLS BF H R ER SO	IP WLS BF H R ER SO	ERA WHIP	ERA WHIP
<b>Frank Tanana, L</b> ERA: 3.83 (1, 1)	5.0	4.0	0.2	5.0	4.0	0.2	5.0	4.0	0.2	5.0	7.20	1.400										
<b>Dave Schmidt, R</b> ERA: 2.84 (6, 1)	4.0	17	4	0	0	2	2	0	0	0	0.00	1.500										
<b>Danny Darwin, R</b> ERA: 2.47 (10, 1)	0.2	5	2	1	1	0	0	1	0	0	13.50	3.000										

Texas Rangers @ Toronto Blue Jays  
Exhibition Stadium, Toronto, ON  
Sun Jul 18 1982, 3:33 AM EDT  
Att: 15,512 - Unknown

AB	38
R	5
H	12
RBI	5
BB	4
SO	4
LOB	24



Batter	1	2	3	4	5	6	7	8	9	AB	R	H	RBI	BB	SO	LOB	TOP			
Willie Wilson, S OBP: 0.372, SLG: 0.452 (1, 7)	G3		G4-6-3 1B			6-3		SF9 3B		4	1	2	1	0	0	0	<b>Kansas City Royals @ Toronto Blue Jays</b> Exhibition Stadium, Toronto, ON Mon Jul 19 1982, 3:33 AM EDT Att: 16,466 - Unknown - 77 F <a href="http://livebaseballscores.com">livebaseballscores.com</a>			
U L Washington, S OBP: 0.330, SLG: 0.358 (1, 6)	4-3		F5			P6		SF9		3	0	0	1	0	0	2				
George Brett, L OBP: 0.392, SLG: 0.509 (1, 5)			G4-6-3 1-2			G3		P6		4	0	1	0	0	0	2				
Amos Otis, R OBP: 0.354, SLG: 0.460 (1, 8)	1-3				F3					4	0	1	0	0	0	1				
Hal McRae, R OBP: 0.383, SLG: 0.547 (1, 10)		5-3			F7					3	0	0	0	1	0	0				
Willie Aikens, L OBP: 0.311, SLG: 0.359 (1, 3)		K			K					4	0	0	0	0	2	2				
Jerry Martin, R OBP: 0.324, SLG: 0.400 (1, 9)					5-3					3	0	1	0	0	1	1				
Frank White, R OBP: 0.324, SLG: 0.476 (1, 4)					K					3	1	1	0	0	1	1				
Don Slaught, R OBP: 0.318, SLG: 0.439 (1, 2)					F8					2	0	0	0	1	0	1				
<b>Inning Stats</b>	R: 0 E: 0 K: 0 S: 4	H: 1 LOB: 1 BB: 0 P: 4	R: 0 E: 0 K: 1 S: 6	H: 1 LOB: 1 BB: 0 P: 6	R: 0 E: 0 K: 0 S: 3	H: 1 LOB: 1 BB: 1 P: 7	R: 0 E: 0 K: 1 S: 5	H: 0 LOB: 0 BB: 0 P: 5	R: 0 E: 0 K: 1 S: 5	H: 0 LOB: 0 BB: 0 P: 3	R: 0 E: 0 K: 1 S: 5	H: 1 LOB: 1 BB: 1 P: 9	R: 2 E: 0 K: 0 S: 5	H: 2 LOB: 0 BB: 0 P: 5	R: 0 E: 0 K: 0 S: 3	H: 0 LOB: 0 BB: 0 P: 3	1B: 3 2B: 2 3B: 1 HR: 0	SF: 1 SAC: 0 DP: 2 HBP: 0	WP: 0 PB: 0 SB: 0 CS: 0	PA: 33
<b>PITCHER</b> Luis Leal, R ERA: 3.95 (1, 1)	IP: 9.0 WLS: W BF: 33	H: 6 R: 2 ER: 2 SO: 4	BB: 2 IBB: 0 HBP: 0 BLK: 0	WP: 0 HR: 0 S: 39 P: 47	ERA: 2.00 WHIP: 0.889															

Batter	1	2	3	4	5	6	7	8	9	AB	R	H	RBI	BB	SO	LOB	BOTTOM			
Damaso Garcia, R OBP: 0.339, SLG: 0.405 (1, 4)	E 4-3 1B	1-3			F9 CS 1B			4-3		4	1	2	0	0	0	1	<b>Kansas City Royals @ Toronto Blue Jays</b> Exhibition Stadium, Toronto, ON Mon Jul 19 1982, 3:33 AM EDT Att: 16,466 - Unknown - 77 F <a href="http://livebaseballscores.com">livebaseballscores.com</a>			
Garth Iorg, R OBP: 0.329, SLG: 0.411 (1, 5)	4-3 1-H		F7		F9					4	0	1	1	0	0	1				
Barry Bonnell, R OBP: 0.363, SLG: 0.475 (1, 10)			F8		K					4	1	1	1	0	1	2				
Jesse Barfield, R OBP: 0.333, SLG: 0.461 (1, 9)	L8		1-3							4	0	0	0	0	1	1				
Leon Roberts, R OBP: 0.280, SLG: 0.337 (1, 7)	F7				HR					3	1	1	1	0	0	0				
Willie Upshaw, L OBP: 0.345, SLG: 0.487 (1, 3)		4-3			K					3	0	0	0	0	1	0				
Buck Martinez, R OBP: 0.308, SLG: 0.400 (1, 2)					F5					3	1	1	0	0	1	0				
Lloyd Moseby, L OBP: 0.295, SLG: 0.384 (1, 8)										3	0	2	1	0	1	0				
Alfredo Griffin, S OBP: 0.267, SLG: 0.318 (1, 6)					F9					3	0	0	0	0	0	2				
<b>Inning Stats</b>	R: 2 E: 1 K: 0 S: 5	H: 2 LOB: 0 BB: 0 P: 5	R: 1 E: 0 K: 0 S: 5	H: 2 LOB: 1 BB: 0 P: 5	R: 0 E: 0 K: 0 S: 3	H: 0 LOB: 0 BB: 0 P: 3	R: 1 E: 0 K: 1 S: 7	H: 2 LOB: 1 BB: 0 P: 7	R: 0 E: 0 K: 1 S: 5	H: 1 LOB: 0 BB: 0 P: 5	R: 0 E: 0 K: 2 S: 7	H: 0 LOB: 0 BB: 0 P: 7	R: 0 E: 0 K: 0 S: 4	H: 1 LOB: 1 BB: 0 P: 4	R: 0 E: 0 K: 0 S: 3	H: 0 LOB: 0 BB: 0 P: 3	1B: 4 2B: 1 3B: 1 HR: 2	SF: 0 SAC: 0 DP: 0 HBP: 0	WP: 0 PB: 0 SB: 1 CS: 1	PA: 31
<b>PITCHER</b> Bud Black, L ERA: 4.98 Bill Castro, R ERA: 1.65 (1, 1) (5, 1)	IP: 4.0 WLS: L BF: 18	H: 6 R: 4 ER: 4 SO: 1	BB: 0 IBB: 0 HBP: 0 BLK: 0	WP: 0 HR: 2 S: 20 P: 20	ERA: 9.00 WHIP: 1.500															

Batter	1	2	3	4	5	6	7	8	9	AB	R	H	RBI	BB	SO	LOB	TOP			
Willie Wilson, S OBP: 0.371, SLG: 0.449	F8		4-3		K			1B		4	0	1	0	0	1	1	<b>Kansas City Royals @ Toronto Blue Jays</b> Exhibition Stadium, Toronto, ON Tue Jul 20 1982, 7:05 PM EDT Att: 18,552 - Unknown - 74 F			
U L Washington, S OBP: 0.326, SLG: 0.355	3-1		4-3		K			1B		4	0	1	0	0	1	0				
George Brett, L OBP: 0.394, SLG: 0.508	G3			FC6-4	1B		G1-6-3	BB		3	0	1	0	1	0	2				
Amos Otis, R OBP: 0.352, SLG: 0.460		6-3		F8		G1-6-3	1-2	2B		4	0	1	0	0	0	2				
Hal McRae, R OBP: 0.379, SLG: 0.541		5-3		FC6-4	1-2			P4		4	0	0	0	0	1	2				
Willie Aikens, L OBP: 0.310, SLG: 0.362		F2			HR			P6		4	1	1	0	0	0	1				
Steve Hammond, L OBP: 0.391, SLG: 0.636			6-3		HR			K		4	1	1	2	0	1	1				
Frank White, R OBP: 0.320, SLG: 0.469			P4		F7			F9		4	0	0	0	0	0	2				
Jamie Quirk, L OBP: 0.273, SLG: 0.286					K			K		3	0	1	0	0	2	0				
<b>Inning Stats</b>	R: 0 E: 0 K: 0 S: 3	H: 0 LOB: 0 BB: 0 P: 3	R: 0 E: 0 K: 0 S: 3	H: 0 LOB: 0 BB: 0 P: 3	R: 0 E: 0 K: 0 S: 4	H: 1 LOB: 1 BB: 0 P: 4	R: 0 E: 0 K: 0 S: 4	H: 1 LOB: 1 BB: 0 P: 4	R: 2 E: 0 K: 1 S: 9	H: 2 LOB: 0 BB: 1 P: 8	R: 0 E: 0 K: 1 S: 5	H: 0 LOB: 0 BB: 0 P: 5	R: 0 E: 0 K: 1 S: 7	H: 2 LOB: 2 BB: 0 P: 7	R: 0 E: 1 K: 1 S: 7	H: 1 LOB: 2 BB: 0 P: 7	1B: 4 2B: 2 3B: 0 HR: 1	SF: 0 SAC: 0 DP: 1 HBP: 0	WP: 0 PB: 0 SB: 0 CS: 0	PA: 35
<b>PITCHER</b> Dave Stieb, R ERA: 3.68	IP: 9.0 WLS: W BF: 35 H: 7 R: 2 ER: 2 SO: 6 BB: 1 IBB: 0 HBP: 0 BLK: 0 WP: 0 HR: 1 S: 46 P: 50 ERA: 2.00 WHIP: 0.889																			

Batter	1	2	3	4	5	6	7	8	9	AB	R	H	RBI	BB	SO	LOB	BOTTOM			
Damaso Garcia, R OBP: 0.343, SLG: 0.408	CS		FC5-4	S		6-3		E5		5	1	3	1	0	0	3	<b>Kansas City Royals @ Toronto Blue Jays</b> Exhibition Stadium, Toronto, ON Tue Jul 20 1982, 7:05 PM EDT Att: 18,552 - Unknown - 74 F			
Garth Iorg, R OBP: 0.326, SLG: 0.408	1B		FC5-4	1-3 2-H	1B			1B		2	0	0	0	0	1	2				
Rance Mulliniks, L OBP: 0.330, SLG: 0.331	K		FC5-4	K			S	1B		2	2	1	1	1	1	2				
Barry Bonnell, R OBP: 0.349, SLG: 0.275	F6			1B	S		BB	1B		2	1	1	0	0	0	0				
Jesse Barfield, R OBP: 0.335, SLG: 0.459		1-3		BB	1B			1B		2	0	0	0	0	2	1				
Hosken Powell, L OBP: 0.306, SLG: 0.370				BB	1B			1B		1	0	0	0	0	0	0				
Tony Johnson, R OBP: 0.319, SLG: 0.339				1-2	BB			1B		1	0	0	0	0	0	0				
Leon Roberts, R OBP: 0.274, SLG: 0.330				K				1B		2	0	0	0	0	2	2				
Al Woods, L OBP: 0.250, SLG: 0.292				K				1B		2	0	0	0	0	0	1				
Willie Upshaw, L OBP: 0.347, SLG: 0.487					BB			F5		4	1	2	0	0	0	0				
Buck Martinez, R OBP: 0.313, SLG: 0.398				1-2 2-3	1B			E4		3	1	1	1	1	0	2				
Lloyd Moseby, L OBP: 0.291, SLG: 0.379				1-2 2-3 3-H	1B			F8		4	0	0	0	0	0	4				
Alfredo Griffin, S OBP: 0.266, SLG: 0.317				G3	F2			L9		4	1	1	2	0	0	2				
<b>Inning Stats</b>	R: 0 E: 0 K: 1 S: 5	H: 1 LOB: 0 BB: 0 P: 5	R: 0 E: 0 K: 1 S: 6	H: 1 LOB: 1 BB: 0 P: 6	R: 0 E: 0 K: 0 S: 4	H: 1 LOB: 1 BB: 0 P: 4	R: 4 E: 0 K: 2 S: 11	H: 4 LOB: 2 BB: 2 P: 19	R: 0 E: 0 K: 1 S: 5	H: 0 LOB: 0 BB: 0 P: 5	R: 0 E: 0 K: 0 S: 5	H: 1 LOB: 2 BB: 0 P: 5	R: 2 E: 1 K: 1 S: 7	H: 1 LOB: 1 BB: 1 P: 11	R: 3 E: 2 K: 0 S: 6	H: 2 LOB: 0 BB: 0 P: 6	1B: 11 2B: 0 3B: 0 HR: 0	SF: 0 SAC: 0 DP: 0 HBP: 0	WP: 0 PB: 0 SB: 3 CS: 1	PA: 40
<b>PITCHER</b> Larry Gura, L ERA: 4.32 Mike Armstrong, R ERA: 2.34 Don Hood, L ERA: 2.83	IP: 3.2 WLS: L BF: 19 H: 7 R: 4 ER: 4 SO: 3 BB: 2 IBB: 0 HBP: 0 BLK: 0 WP: 0 HR: 0 S: 23 P: 31 ERA: 9.82 WHIP: 2.455																			




Batter	1	2	3	4	5	6	7	8	9	AB	R	H	RBI	BB	SO	LOB	TOP										
Willie Wilson, S OBP: 0.378, SLG: 0.466 (1, 8)	G3	1B	1B					IHR		5	2	4	4	0	0	0	<b>Kansas City Royals @ Toronto Blue Jays</b> Exhibition Stadium, Toronto, ON Wed Jul 21 1982, 7:05 PM EDT Att: 19,152 - Unknown - 77 F										
U L Washington, S OBP: 0.330, SLG: 0.356 (1, 6)	1B	1B	1-3			6-3		K		5	1	2	1	0	1	2											
George Brett, L OBP: 0.391, SLG: 0.503 (1, 5)	K	L9				6-3		K		5	0	1	0	0	2	2											
Hal McRae, R OBP: 0.381, SLG: 0.542 (1, 10)	2B	F7						4-3		5	1	3	1	0	0	1											
Willie Aikens, L OBP: 0.315, SLG: 0.377 (1, 3)	1B					4-3				5	2	3	0	0	0	3											
Steve Hammond, L OBP: 0.400, SLG: 0.625 Amos Otis, R OBP: 0.349, SLG: 0.456 (1, 9) (4, 8)	1B									2	1	1	2	0	0	0											
Jerry Martin, R OBP: 0.319, SLG: 0.394 (1, 7) (4, 9)	K									3	0	0	0	0	0	2											
Frank White, R OBP: 0.325, SLG: 0.471 (1, 4)										5	1	3	0	0	0	1											
Don Slaught, R OBP: 0.313, SLG: 0.409 (1, 2)										3	1	0	0	1	0	4											
<b>Inning Stats</b>	R: 3 E: 0 K: 2 S: 11	H: 4 LOB: 1 BB: 0 P: 11	R: 2 E: 0 K: 0 S: 6	H: 3 LOB: 1 BB: 0 P: 6	R: 2 E: 1 K: 0 S: 7	H: 3 LOB: 2 BB: 0 P: 7	R: 0 E: 0 K: 0 S: 4	H: 2 LOB: 1 BB: 0 P: 4	R: 0 E: 0 K: 0 S: 4	H: 1 LOB: 1 BB: 0 P: 4	R: 0 E: 0 K: 0 S: 3	H: 0 LOB: 0 BB: 0 P: 3	R: 2 E: 0 K: 2 S: 8	H: 1 LOB: 0 BB: 1 P: 12	R: 0 E: 0 K: 0 S: 4	H: 1 LOB: 1 BB: 0 P: 4		1B: 13 2B: 3 3B: 0 HR: 1	SF: 0 SAC: 0 DP: 1 HBP: 0	WP: 0 PA: 44 PB: 0 CS: 3 SB: 0							
<b>PITCHER</b>	IP	WLS	BF	H	R	ER	SO	BB	IBB	HBP	BLK	WP	HR	S	P	ERA	WHIP										
Jim Clancy, R ERA: 3.62 (1, 1)	1.1	L	11	7	5	5	2	0	0	0	0	0	0	15	15	33.75	5.250										
Mark Bomback, R ERA: 6.03 (2, 1)	1.2		11	5	2	1	0	0	0	0	0	0	0	11	11	5.40	3.000										
Jerry Garvin, L ERA: 6.75 (4, 1)	4.0		13	3	0	0	0	0	0	0	0	0	0	13	13	0.00	0.750										
Dale Murray, R ERA: 3.6 (8, 1)	2.0		9	2	2	2	2	1	0	0	0	0	0	12	16	9.00	1.500										

Batter	1	2	3	4	5	6	7	8	9	AB	R	H	RBI	BB	SO	LOB	BOTTOM										
Damaso Garcia, R OBP: 0.342, SLG: 0.406 (1, 4)	5-3								4-3	4	1	1	0	0	0	1	<b>Kansas City Royals @ Toronto Blue Jays</b> Exhibition Stadium, Toronto, ON Wed Jul 21 1982, 7:05 PM EDT Att: 19,152 - Unknown - 77 F										
Garth Iorg, R OBP: 0.326, SLG: 0.407 Rance Mulliniks, L OBP: 0.332, SLG: 0.333 (1, 5) (7, PH) (8, 5)	5-3									3	0	1	0	0	0	0											
Barry Bonnell, R OBP: 0.360, SLG: 0.470 Dave Revering, L OBP: 0.293, SLG: 0.325 (1, 10) (7, PH)	P4									3	0	0	1	0	1	1											
Jesse Barfield, R OBP: 0.339, SLG: 0.462 Hosken Powell, L OBP: 0.303, SLG: 0.367 (1, 9) (8, PH) (9, 9)	2B	1B								3	1	2	0	0	0	1											
Leon Roberts, R OBP: 0.265, SLG: 0.319 Al Woods, L OBP: 0.248, SLG: 0.289 (1, 7) (8, PH) (9, 7)	F8									3	0	0	0	0	1	3											
Willie Upshaw, L OBP: 0.348, SLG: 0.491 (1, 3)	G3									4	2	2	0	0	1	0											
Buck Martinez, R OBP: 0.314, SLG: 0.419 Ernie Whitt, L OBP: 0.332, SLG: 0.459 (1, 2) (9, PH)	K									3	1	1	2	0	2	2											
Lloyd Moseby, L OBP: 0.297, SLG: 0.384 (1, 8)										1	1	1	1	0	0	0											
Alfredo Griffin, S OBP: 0.266, SLG: 0.316 (1, 6)	4-3									4	1	1	0	0	0	2											
<b>Inning Stats</b>	R: 0 E: 0 K: 0 S: 3	H: 0 LOB: 0 BB: 0 P: 3	R: 2 E: 0 K: 1 S: 8	H: 3 LOB: 1 BB: 0 P: 8	R: 1 E: 0 K: 1 S: 7	H: 2 LOB: 1 BB: 0 P: 7	R: 0 E: 0 K: 2 S: 7	H: 0 LOB: 0 BB: 0 P: 7	R: 0 E: 0 K: 1 S: 5	H: 1 LOB: 0 BB: 0 P: 5	R: 2 E: 0 K: 0 S: 7	H: 4 LOB: 2 BB: 0 P: 7	R: 0 E: 0 K: 2 S: 7	H: 0 LOB: 0 BB: 0 P: 7	R: 2 E: 0 K: 0 S: 6	H: 3 LOB: 1 BB: 0 P: 6		1B: 10 2B: 1 3B: 0 HR: 2	SF: 0 SAC: 1 DP: 1 HBP: 0	WP: 0 PA: 39 PB: 1 SB: 0 CS: 0							
<b>PITCHER</b>	IP	WLS	BF	H	R	ER	SO	BB	IBB	HBP	BLK	WP	HR	S	P	ERA	WHIP										
Vida Blue, L ERA: 4.35 (1, 1)	6.0	W	26	9	5	5	5	0	0	0	0	0	1	36	36	7.50	1.500										
Dan Quisenberry, R ERA: 3.16 (7, 1)	3.0	S	13	4	2	2	2	0	0	0	0	0	1	17	17	6.00	1.333										

Batter	1	2	3	4	5	6	7	8	9	AB	R	H	RBI	BB	SO	LOB	TOP			
Damaso Garcia, R (1, 4) OBP: 0.343, SLG: 0.407	0-0 4-3		0-0 S E 1B		0-0 1-3		0-0 1B 1B			4	1	2	0	0	0	0				
Garth Iorg, R (1, 5) OBP: 0.325, SLG: 0.404	0-0 F8		0-0 E6		0-3 K		0-0 1B 1B			4	0	1	1	0	1	0				
Barry Bonnell, R (1, 7) OBP: 0.359, SLG: 0.470	0-3 K		0-0 F9			0-0 2B	0-0 1-3			4	0	1	0	0	1	3				
Jesse Barfield, R (1, 9) OBP: 0.341, SLG: 0.462		0-0 FC3-6 1B		0-0 SH5-3 1B		0-0 5-3		0-0 F6		4	0	2	0	0	0	1				
Leon Roberts, R (1, 10) OBP: 0.275, SLG: 0.326 Tony Johnson, R (8, PR) OBP: 0.319, SLG: 0.339		0-0 F4		0-0 SH5-3 1B		0-0 F7		0-0 CS 1B		4	0	2	0	0	0	2				
Willie Upshaw, L (1, 3) OBP: 0.346, SLG: 0.486		0-0 FC3-6 1-2		0-0 SH5-3 1-2 2-3		0-3 K		0-0 F4 1-2		3	0	0	0	0	1	3				
Buck Martinez, R (1, 2) OBP: 0.306, SLG: 0.407		0-3 K		0-3 K			0-0 F8		0-0 F7	4	0	0	0	0	2	3	AB 35			
Lloyd Moseby, L (1, 8) OBP: 0.293, SLG: 0.379			0-0 F8	0-0 G3			0-3 K		0-3 K	4	0	0	0	0	2	2	R 2			
Alfredo Griffin, S (1, 6) OBP: 0.267, SLG: 0.316 Otto Velez, R (9, PH) OBP: 0.344, SLG: 0.269			0-0 4-3		0-0 F6		0-0 1B 1B		0-3 K	3	1	1	0	0	0	0	H 9			
										1	0	0	0	0	1	0	RBI 1			
<b>Inning Stats</b>	R: 0 E: 0 K: 1 S: 5	H: 0 LOB: 0 BB: 0 P: 5	R: 0 E: 0 K: 1 S: 6	H: 1 LOB: 1 BB: 0 P: 6	R: 1 E: 1 K: 0 S: 5	H: 1 LOB: 1 BB: 0 P: 5	R: 0 E: 0 K: 1 S: 7	H: 2 LOB: 2 BB: 0 P: 7	R: 0 E: 0 K: 1 S: 5	H: 0 LOB: 0 BB: 0 P: 5	R: 1 E: 0 K: 1 S: 8	H: 3 LOB: 2 BB: 0 P: 8	R: 0 E: 0 K: 2 S: 3	H: 1 LOB: 1 BB: 0 P: 3	R: 0 E: 0 K: 2 S: 7	H: 0 LOB: 0 BB: 0 P: 7	1B: 8 2B: 1 3B: 0 HR: 0	SF: 0 SAC: 1 DP: 0 HBP: 0	WP: 0 PB: 0 SB: 2 CS: 1	PA: 36
<b>PITCHER</b> Britt Burns, L (1, 1) ERA: 3.51	IP 9.0 WLS W BF 36 H 9 R 2 ER 1 SO 8 BB 0 IBB 0 HBP 0 BLK 0 WP 0 HR 0 S 52 P 52 ERA 1.00 WHIP 1.000															<b>PITCHER</b>				

Toronto Blue Jays @ Chicago White Sox  
Comiskey Park, Chicago, IL  
Thu Jul 22 1982, 8:05 PM EDT  
Att: 21,875 - Unknown - 68 F


AB 35  
R 2  
H 9  
RBI 1  
BB 0  
SO 8  
LOB 14



Batter	1	2	3	4	5	6	7	8	9	AB	R	H	RBI	BB	SO	LOB	BOTTOM	
Rudy Law, L (1, 8) OBP: 0.360, SLG: 0.411	0-0 E S 4-3 1B		0-0 G4-6-3 1-2			0-0 G3		0-0 BB 1B		4	2	2	0	0	0	1		
Tony Bemazzard, S (1, 4) OBP: 0.335, SLG: 0.377	0-0 4-3 1-H		0-3 K			0-0 F8		4-0 F8 1B BB		3	0	0	1	1	1	0		
Jerry Hairston, S (1, 7) OBP: 0.290, SLG: 0.527	0-0 1-3			0-0 1-3			4-0 2B BB	0-0 1-2 2-H 3-H 1B		3	0	1	2	1	0	0		
Greg Luzinski, R (1, 10) OBP: 0.367, SLG: 0.462	0-0 6-3			0-0 F9		0-0 2B	0-0 1-3 2B	0-0 F8 2-3		4	0	1	0	0	0	2		
Harold Baines, L (1, 9) OBP: 0.318, SLG: 0.449		0-0 1-3		0-3 K		0-3 K	0-3 K	0-0 1-3		4	0	0	0	0	2	4		
Mary Foley, L (1, 2) OBP: 0.313, SLG: 0.154		0-0 4-3			0-0 F6		0-3 K			3	0	0	0	0	1	2		
Mike Squires, L (1, 3) OBP: 0.301, SLG: 0.269		0-0 1B			0-0 4-3		0-0 F6			3	0	1	0	0	0	2	AB 29	
Vance Law, R (1, 5) OBP: 0.325, SLG: 0.371		0-3 K			0-0 5-3			0-0 6-3		3	0	0	0	0	1	1	R 3	
Bill Almon, R (1, 6) OBP: 0.333, SLG: 0.379 Steve Kemp, L (8, PH) OBP: 0.352, SLG: 0.404 Ron LeFlore, R (8, PR) OBP: 0.333, SLG: 0.404 Aurelio Rodriguez, R (9, 5) OBP: 0.211, SLG: 0.220			0-0 E5 G4-6-3			0-3 K		4-0 1B 1B BB		2	0	0	0	0	1	0	H 5	
										0	0	0	0	1	0	0	RBI 3	
										0	1	0	0	0	0	0	BB 3	
										0	0	0	0	0	0	0	SO 6	
										0	0	0	0	0	0	0	LOB 12	
<b>Inning Stats</b>	R: 1 E: 0 K: 0 S: 4	H: 1 LOB: 0 BB: 0 P: 4	R: 0 E: 0 K: 1 S: 6	H: 1 LOB: 1 BB: 0 P: 6	R: 0 E: 1 K: 1 S: 5	H: 0 LOB: 0 BB: 0 P: 5	R: 0 E: 0 K: 1 S: 5	H: 0 LOB: 0 BB: 0 P: 5	R: 0 E: 0 K: 1 S: 5	H: 0 LOB: 0 BB: 0 P: 5	R: 0 E: 0 K: 2 S: 8	H: 1 LOB: 2 BB: 1 P: 12	R: 2 E: 0 K: 0 S: 5	H: 2 LOB: 2 BB: 2 P: 13	1B: 4 2B: 1 3B: 0 HR: 0	SF: 0 SAC: 0 DP: 1 HBP: 0	WP: 0 PB: 0 SB: 1 CS: 0	PA: 32
<b>PITCHER</b> Jim Gott, R (1, 1) ERA: 4.5 Joey McLaughlin, R (7, 1) ERA: 3.16 Dale Murray, R (8, 1) ERA: 3.58	IP 6.0 WLS L BF 10 H 3 R 2 ER 2 SO 2 BB 2 IBB 0 HBP 0 BLK 0 WP 0 HR 0 S 12 P 20 ERA 10.80 WHIP 3.000															<b>PITCHER</b>		

Toronto Blue Jays @ Chicago White Sox  
Comiskey Park, Chicago, IL  
Thu Jul 22 1982, 8:05 PM EDT  
Att: 21,875 - Unknown - 68 F

AB 29  
R 3  
H 5  
RBI 3  
BB 3  
SO 6  
LOB 12



Batter	1	2	3	4	5	6	7	8	9	AB	R	H	RBI	BB	SO	LOB	TOP								
<b>Damaso Garcia, R</b> OBP: 0.344, SLG: 0.409 (1, 4)	F4		CS	F9		F9		E		5	1	2	1	0	0	0	<b>Toronto Blue Jays @ Chicago White Sox</b> Comiskey Park, Chicago, IL Fri Jul 23 1982, 8:05 PM EDT Att: 27,770 - Unknown - 71 F <a href="http://livebaseballscorecards.com">livebaseballscorecards.com</a>								
<b>Garth Iorg, R</b> OBP: 0.322, SLG: 0.399 (1, 5)	L6			F8		F7		E3	K	5	1	1	1	0	1										
<b>Barry Bonnell, R</b> OBP: 0.354, SLG: 0.464 (1, 7)	5-3			F9				6-3		4	1	0	0	0	0										
<b>Jesse Barfield, R</b> OBP: 0.344, SLG: 0.461 (1, 9)		6-3			CS			E6		3	1	1	1	1	0										
<b>Leon Roberts, R</b> OBP: 0.264, SLG: 0.313 (1, 10)		F7		F4		6-3		G3		4	0	0	1	0	0										
<b>Willie Upshaw, L</b> OBP: 0.347, SLG: 0.485 (1, 3)		5-3			1B			F4		3	1	1	0	1	0										
<b>Buck Martinez, R</b> OBP: 0.311, SLG: 0.417 (1, 2)			F4		1B			E8		4	2	2	1	0	0										
<b>Lloyd Moseby, L</b> OBP: 0.293, SLG: 0.382 (1, 8)			L4		G3			SF8		3	0	1	2	0	0										
<b>Alfredo Griffin, S</b> OBP: 0.267, SLG: 0.315 (1, 6)				CS		6-3		F5		4	0	1	0	0	0										
<b>Inning Stats</b>	R: 0 E: 0 K: 0 S: 3	H: 0 LOB: 0 BB: 0 P: 3	R: 0 E: 0 K: 0 S: 3	H: 0 LOB: 0 BB: 0 P: 3	R: 0 E: 0 K: 0 S: 3	H: 1 LOB: 0 BB: 0 P: 3	R: 0 E: 0 K: 0 S: 3	H: 0 LOB: 0 BB: 0 P: 3	R: 0 E: 0 K: 0 S: 3	H: 1 LOB: 2 BB: 2 P: 11	R: 0 E: 0 K: 0 S: 3	H: 0 LOB: 0 BB: 0 P: 3	R: 3 E: 2 K: 0 S: 7	H: 2 LOB: 1 BB: 0 P: 7	R: 2 E: 1 K: 0 S: 5	H: 3 LOB: 0 BB: 0 P: 5	R: 2 E: 1 K: 1 S: 8	H: 2 LOB: 1 BB: 0 P: 8	1B: 6 2B: 3 3B: 0 HR: 0	SF: 1 SAC: 0 DP: 1 HBP: 0	WP: 0 PB: 0 SB: 0 CS: 2	PA: 39			
<b>PITCHER</b>	IP	WLS	BF	H	R	ER	SO	BB	IBB	HBP	BLK	WP	HR	S	P	ERA	WHIP								
<b>Rich Barnes, L</b> ERA: 6.48 (1, 1)	6.2	L	26	4	3	0	0	2	0	0	0	0	0	24	32	0.00	0.900								
<b>Chico Escarrega, R</b> ERA: 3.0 (7, 1)	1.1		6	3	2	2	0	0	0	0	0	0	0	6	6	13.50	2.250								
<b>Steve Trout, L</b> ERA: 4.47 (9, 1)	1.0		6	2	2	0	1	0	0	0	0	0	0	8	8	0.00	2.000								

Batter	1	2	3	4	5	6	7	8	9	AB	R	H	RBI	BB	SO	LOB	BOTTOM								
<b>Rudy Law, L</b> OBP: 0.369, SLG: 0.417 (1, 8)	SH1-3 FC1		S		G3		1B		K	3	0	1	0	2	1	1	<b>Toronto Blue Jays @ Chicago White Sox</b> Comiskey Park, Chicago, IL Fri Jul 23 1982, 8:05 PM EDT Att: 27,770 - Unknown - 71 F <a href="http://livebaseballscorecards.com">livebaseballscorecards.com</a>								
<b>Tony Bemazzard, S</b> OBP: 0.337, SLG: 0.379 (1, 4)	SH1-3		F7		4-3		1B			3	0	2	0	0	0										
<b>Jerry Hairston, S</b> OBP: 0.288, SLG: 0.500 (1, 7)	FC1				4-3		4-3			3	1	0	0	1	0										
<b>Greg Luzinski, R</b> OBP: 0.366, SLG: 0.462 (1, 10)			K		K					4	0	1	1	0	2										
<b>Harold Baines, L</b> OBP: 0.315, SLG: 0.443 (1, 9)	6-3		G3				F9		1-3	4	0	0	0	0	0										
<b>Mary Foley, L</b> OBP: 0.276, SLG: 0.133 (1, 2)		L4			L6		K		4-3	4	0	0	0	0	1										
<b>Mike Squires, L</b> OBP: 0.299, SLG: 0.268 (1, 3)		4-3			E4		F7			4	0	1	0	0	0										
<b>Vance Law, R</b> OBP: 0.338, SLG: 0.383 (8, 5)					CS				K	4	0	3	0	0	1										
<b>Aurelio Rodriguez, R</b> OBP: 0.207, SLG: 0.214 <b>Bill Almon, R</b> OBP: 0.331, SLG: 0.376 (7, Ph) (8, 6)			K		K		G4-6-3		K	2	0	0	0	0	2	3									
<b>Inning Stats</b>	R: 1 E: 0 K: 0 S: 5	H: 2 LOB: 1 BB: 0 P: 5	R: 0 E: 0 K: 1 S: 6	H: 1 LOB: 1 BB: 0 P: 6	R: 0 E: 0 K: 1 S: 5	H: 0 LOB: 2 BB: 2 P: 13	R: 0 E: 1 K: 1 S: 6	H: 1 LOB: 1 BB: 0 P: 6	R: 0 E: 0 K: 1 S: 5	H: 0 LOB: 0 BB: 0 P: 5	R: 0 E: 0 K: 0 S: 4	H: 2 LOB: 2 BB: 1 P: 8	R: 0 E: 0 K: 0 S: 3	H: 0 LOB: 0 BB: 0 P: 3	R: 0 E: 0 K: 3 S: 10	H: 1 LOB: 1 BB: 0 P: 10	1B: 6 2B: 2 3B: 0 HR: 0	SF: 0 SAC: 1 DP: 1 HBP: 0	WP: 1 PB: 0 SB: 1 CS: 2	PA: 37					
<b>PITCHER</b>	IP	WLS	BF	H	R	ER	SO	BB	IBB	HBP	BLK	WP	HR	S	P	ERA	WHIP								
<b>Luis Leal, R</b> ERA: 3.83 (1, 1)	6.2	W	29	7	1	1	5	3	0	0	0	0	0	36	48	1.35	1.500								
<b>Roy Lee Jackson, R</b> ERA: 2.92 (7, 1)	2.1	S	8	1	0	0	3	0	0	0	0	0	0	14	14	0.00	0.429								

Batter	1	2	3	4	5	6	7	8	9	AB	R	H	RBI	BB	SO	LOB	TOP								
Damaso Garcia, R (1.4) OBP: 0.342, SLG: 0.408	K		SF8			1-3			L6	4	0	1	1	0	1	0	Toronto Blue Jays @ Chicago White Sox Comiskey Park, Chicago, IL Sat Jul 24 1982, 4:33 AM EDT Att: 21,821 - Unknown - 75 F								
Rance Mulliniks, L (1.5) Garth Iorg, R (7. PH) OBP: 0.319, SLG: 0.396	K		1-3			1B WP 1B			K	3	1	1	0	0	1	0									
Lloyd Moseby, L (1.8) OBP: 0.298, SLG: 0.387					F5					4	2	3	0	0	0										
Willie Upshaw, L (1.3) OBP: 0.349, SLG: 0.483					F8					3	2	1	0	1	0										
Hosken Powell, L (1.9) Jesse Barfield, R (8. PH) OBP: 0.346, SLG: 0.476					1-3					3	1	1	2	0	0										
Dave Revere, L (1.10) Otto Velez, R (8. PH) OBP: 0.354, SLG: 0.269					1-3					1	1	1	3	0	0										
Ernie Whitt, L (1.2) OBP: 0.325, SLG: 0.450					F9					3	0	1	1	0	1										
Al Woods, L (1.7) OBP: 0.248, SLG: 0.297					K					0	0	0	0	1	0										
Alfredo Griffin, S (1.6) OBP: 0.263, SLG: 0.312										4	0	0	0	0	0										
<b>Inning Stats</b>	R: 0 E: 0 K: 2 S: 8	H: 1 LOB: 1 BB: 0 P: 8	R: 0 E: 0 K: 1 S: 5	H: 0 LOB: 0 BB: 0 P: 5	R: 1 E: 0 K: 0 S: 4	H: 1 LOB: 0 BB: 0 P: 4	R: 0 E: 0 K: 0 S: 3	H: 0 LOB: 0 BB: 0 P: 3	R: 0 E: 0 K: 1 S: 5	H: 0 LOB: 3 BB: 0 P: 5	R: 4 E: 0 K: 0 S: 7	H: 4 LOB: 1 BB: 1 P: 11	R: 0 E: 0 K: 0 S: 4	H: 1 LOB: 0 BB: 0 P: 4	R: 3 E: 0 K: 0 S: 5	H: 3 LOB: 0 BB: 1 P: 9		R: 0 E: 0 K: 1 S: 5	H: 0 LOB: 0 BB: 0 P: 5	1B: 8 2B: 1 3B: 0 HR: 1	SF: 1 SAC: 0 DP: 1 HBP: 0	WP: 1 PB: 0 SB: 3 CS: 0	PA: 38		
<b>PITCHER</b>	IP	WLS	BF	H	R	ER	SO	BB	IBB	HBP	BLK	WP	HR	S	P	ERA	WHIP	<b>PITCHER</b>							
Dennis Lamp, R (1.1) ERA: 4.17	5.2	L	24	6	5	5	4	1	0	0	0	1	0	31	35	7.94	1.235								
Kevin Hickey, L (6.1) ERA: 3.45	2.0		10	4	3	3	0	1	0	0	0	0	1	9	13	13.50	2.500								
Richard Dotson, R (8.1) ERA: 5.26	1.1		4	0	0	0	1	0	0	0	0	0	0	6	6	0.00	0.000								

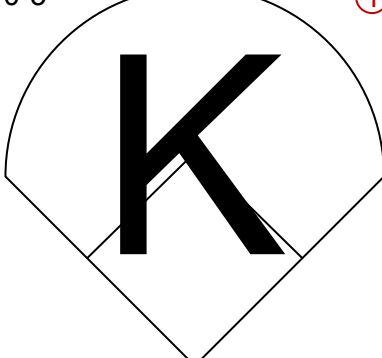
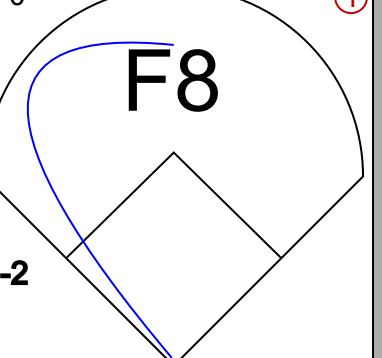
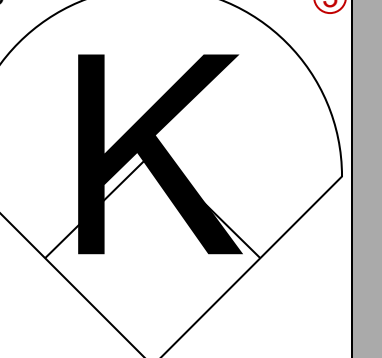
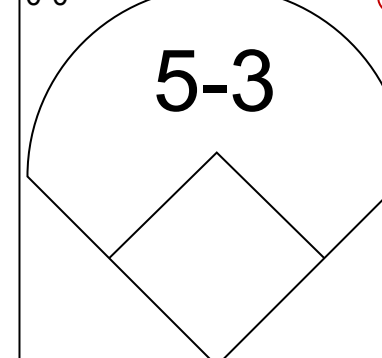
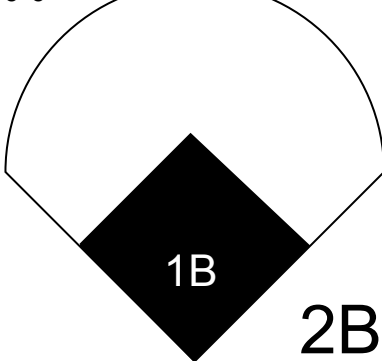
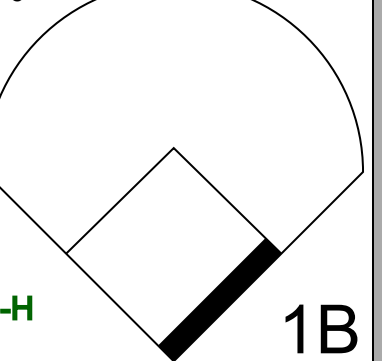
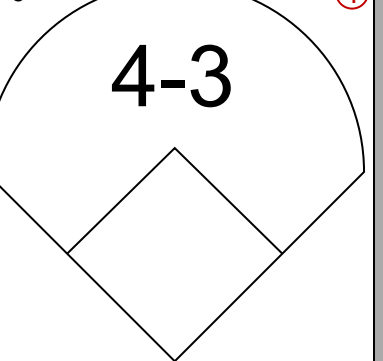
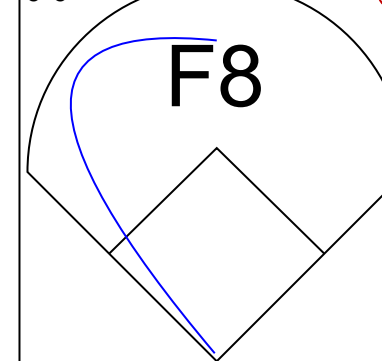

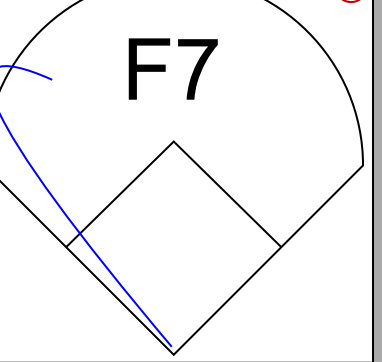
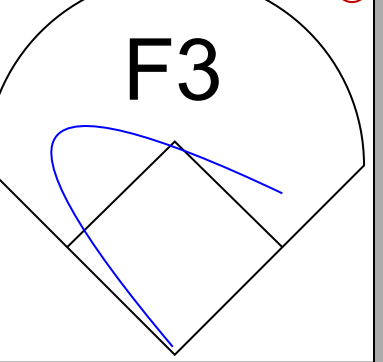

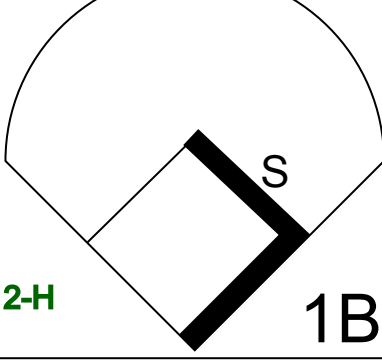
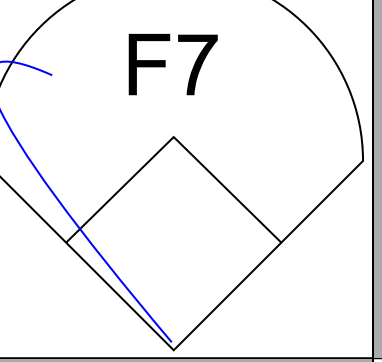
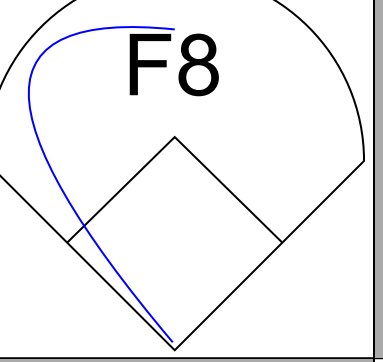

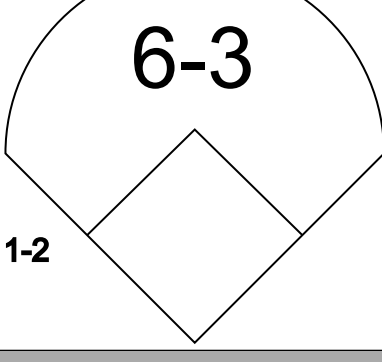
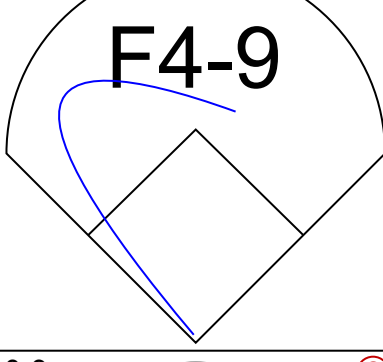
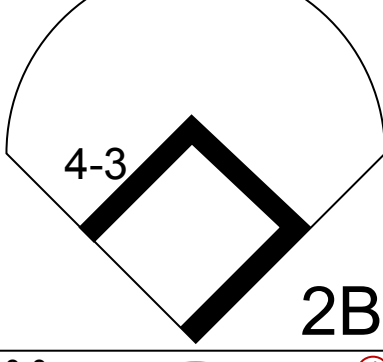
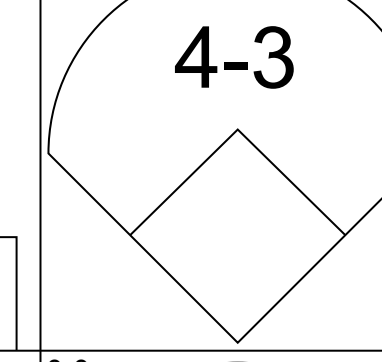
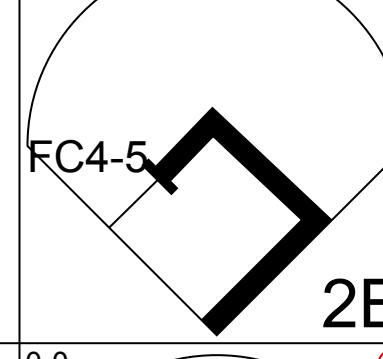
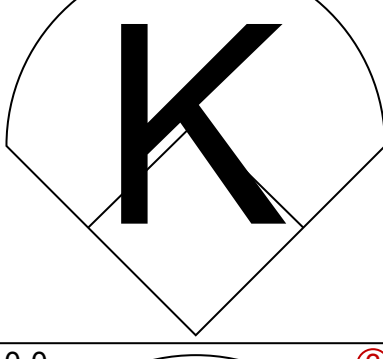
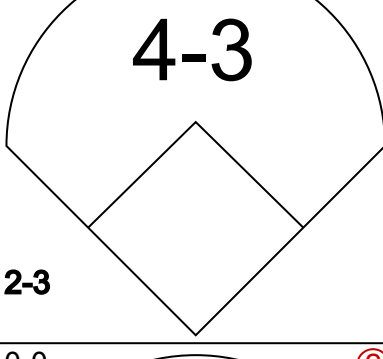
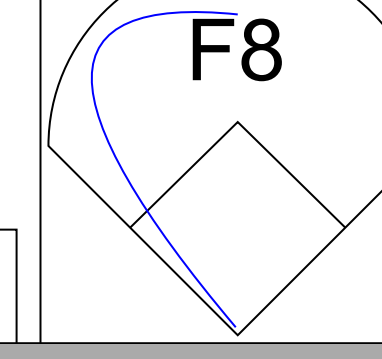
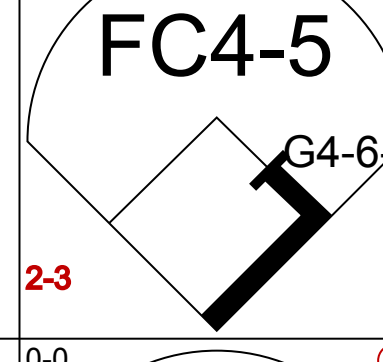
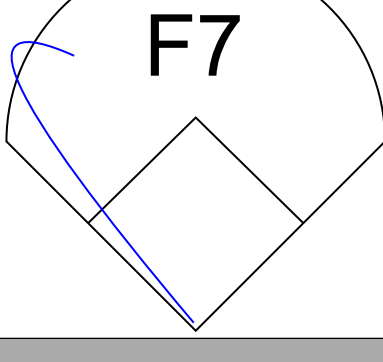
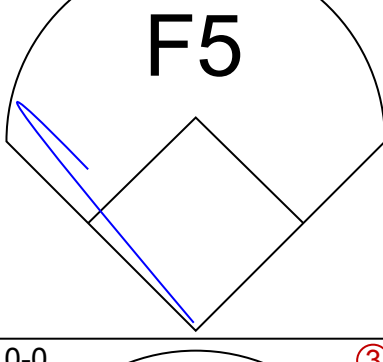
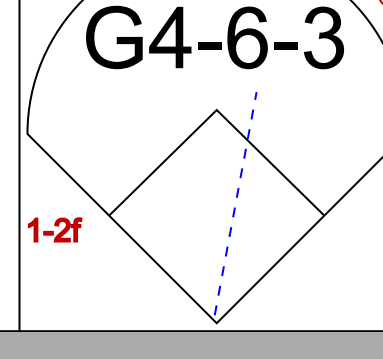
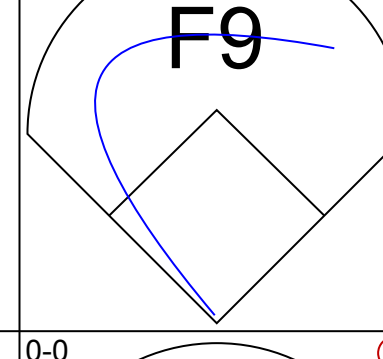
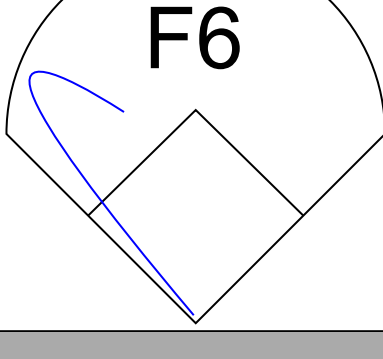
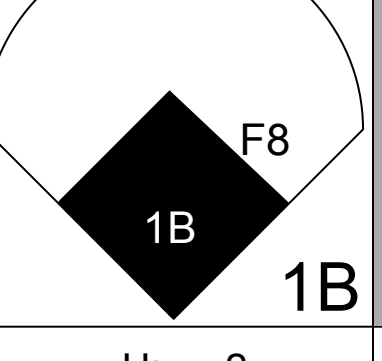
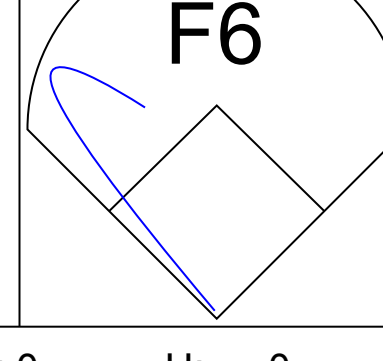
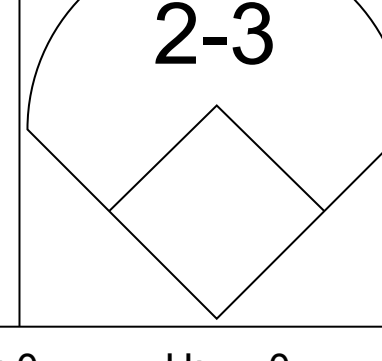
AB	35
R	8
H	10
RBI	7
BB	2
SO	5
LOB	5

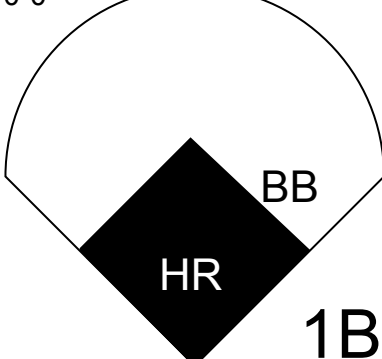
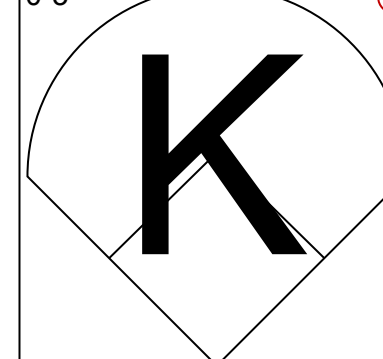
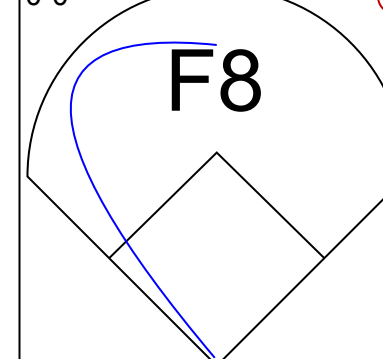
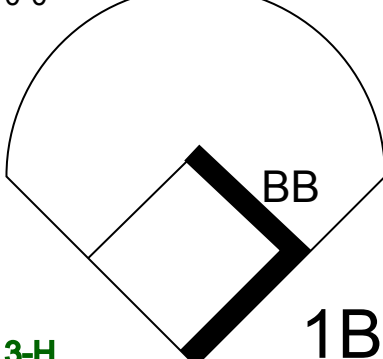
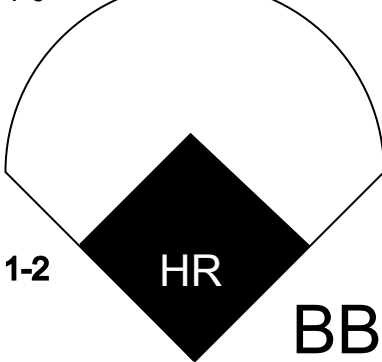
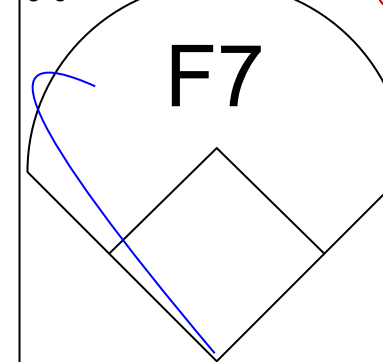
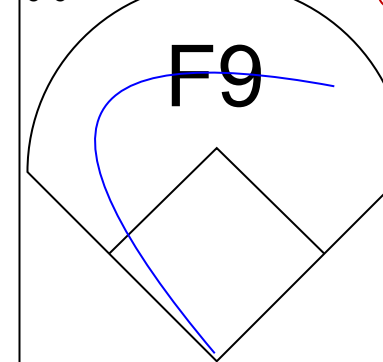
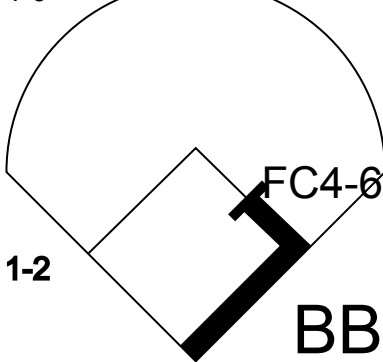
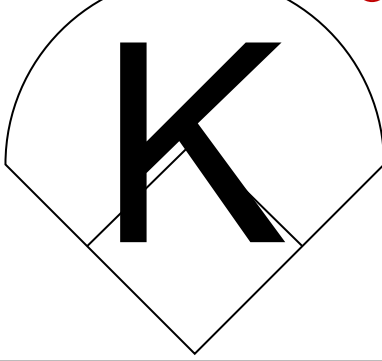
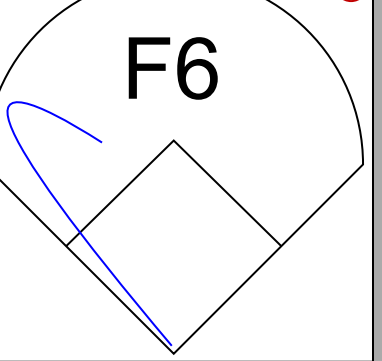
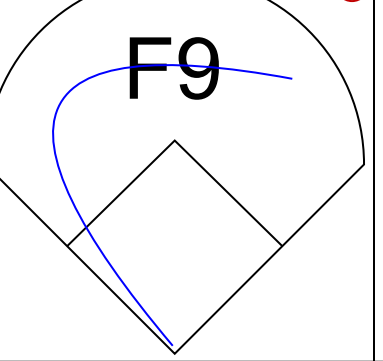
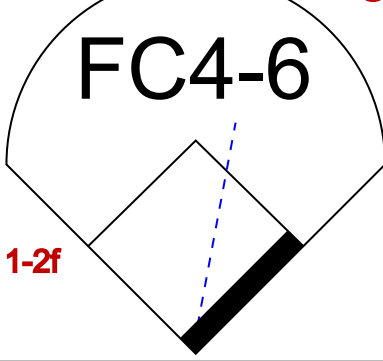
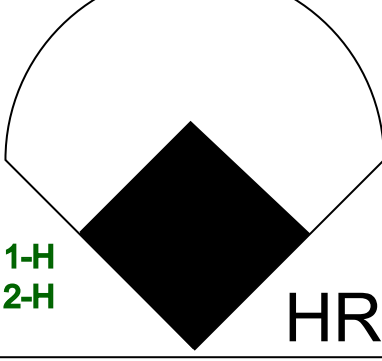
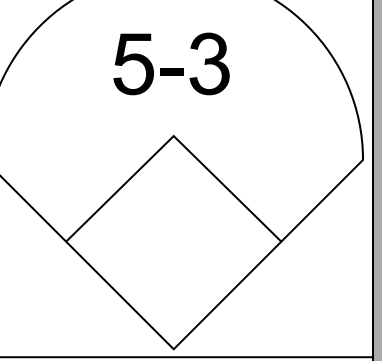
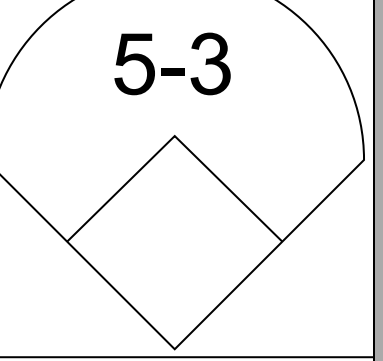

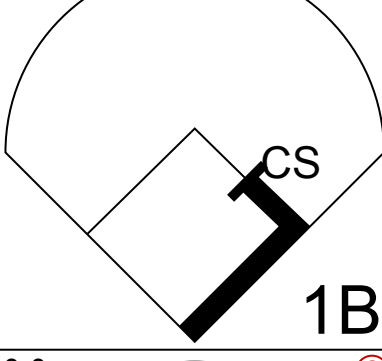
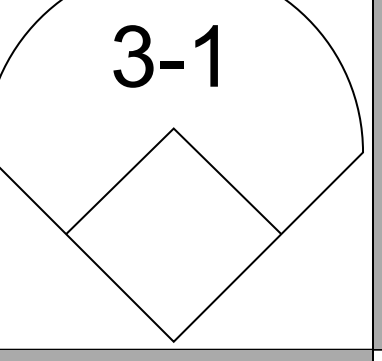
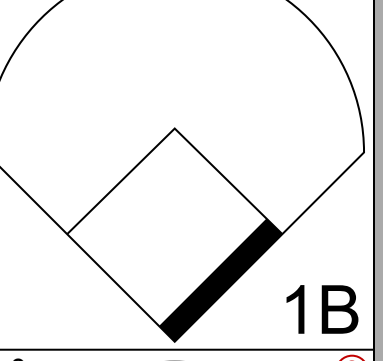

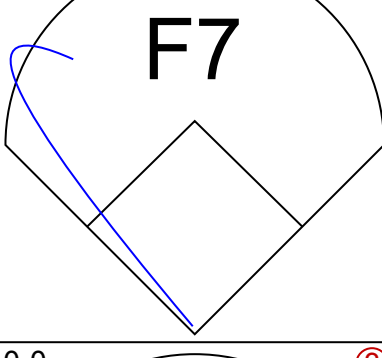
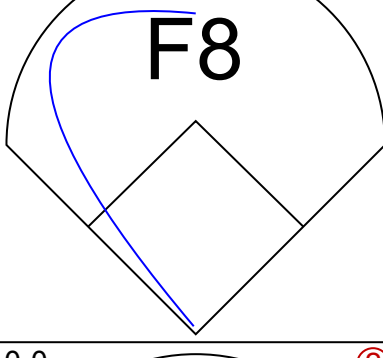
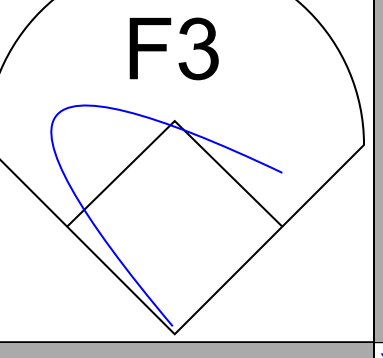

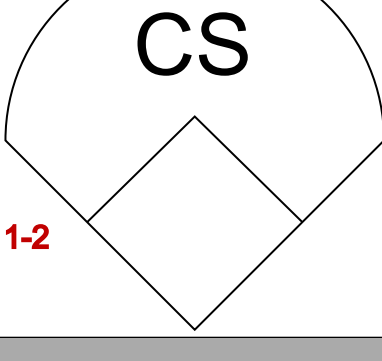
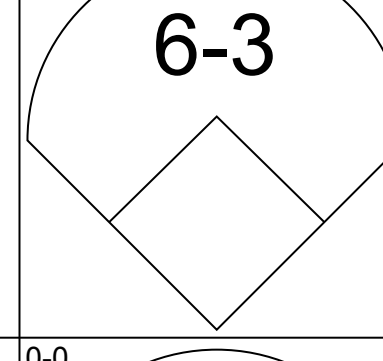
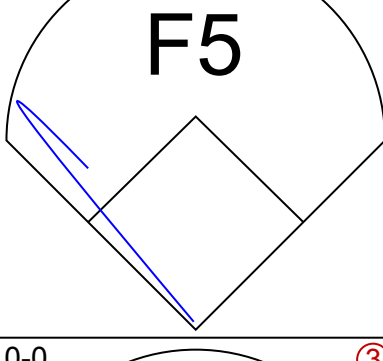
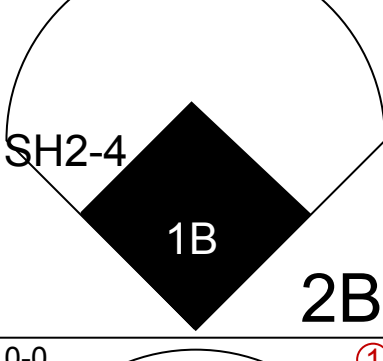
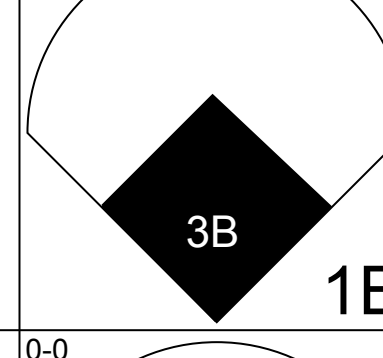
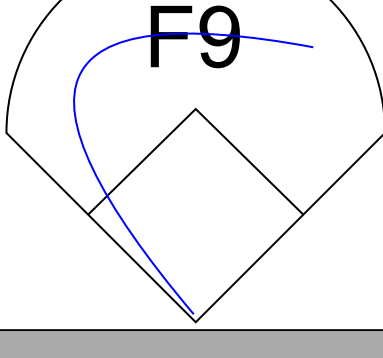
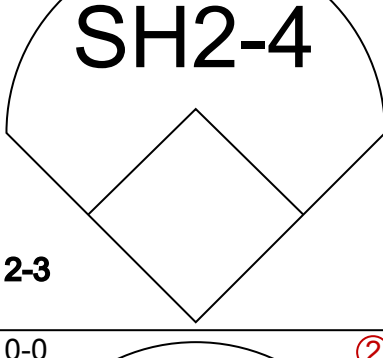
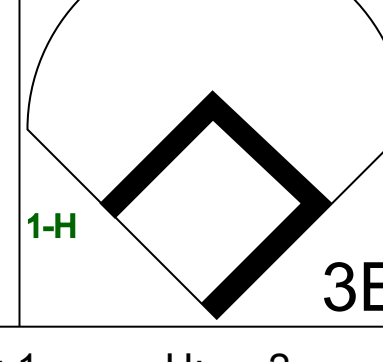
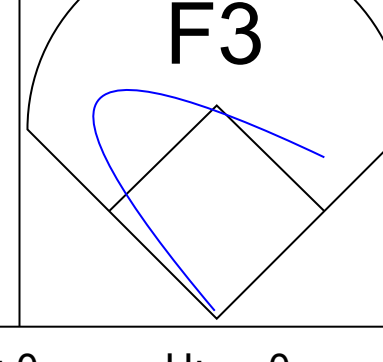
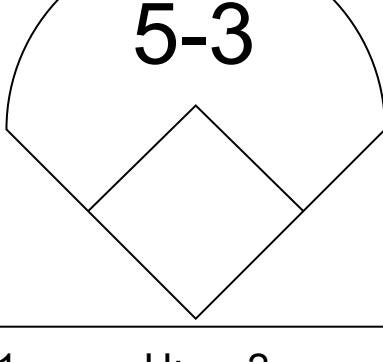


Batter	1	2	3	4	5	6	7	8	9	AB	R	H	RBI	BB	SO	LOB	BOTTOM								
Rudy Law, L (1.8) OBP: 0.370, SLG: 0.412			K						F7	4	0	1	0	1	1	1	Toronto Blue Jays @ Chicago White Sox Comiskey Park, Chicago, IL Sat Jul 24 1982, 4:33 AM EDT Att: 21,821 - Unknown - 75 F								
Tony Bemazzard, S (1.4) OBP: 0.338, SLG: 0.378			L4						FC6-4	4	0	1	0	1	0	1									
Steve Kemp, L (1.7) OBP: 0.394, SLG: 0.407									F8	5	0	3	1	0	1	3									
Greg Luzinski, R (1.10) OBP: 0.365, SLG: 0.460			F8							4	0	1	0	0	0	6									
Harold Baines, L (1.9) OBP: 0.314, SLG: 0.441			F9							4	0	1	0	0	0	5									
Carlton Fisk, R (1.2) OBP: 0.328, SLG: 0.362										4	0	1	0	0	0	2									
Mike Squires, L (1.3) OBP: 0.296, SLG: 0.267										4	0	1	0	0	0	1									
Vance Law, R (1.6) OBP: 0.343, SLG: 0.382										3	1	1	0	1	0	1									
Aurelio Rodriguez, R (1.5) Jerry Hairston, S (6. PH) Bill Almon, R (7.6) OBP: 0.333, SLG: 0.378										2	0	0	0	0	0	1									
<b>Inning Stats</b>	R: 0 E: 0 K: 1 S: 6	H: 1 LOB: 2 BB: 1 P: 10	R: 0 E: 0 K: 0 S: 3	H: 1 LOB: 0 BB: 0 P: 3	R: 0 E: 0 K: 1 S: 5	H: 0 LOB: 0 BB: 0 P: 5	R: 0 E: 0 K: 0 S: 4	H: 1 LOB: 1 BB: 0 P: 4	R: 1 E: 0 K: 0 S: 6	H: 3 LOB: 3 BB: 1 P: 10	R: 0 E: 0 K: 0 S: 4	H: 2 LOB: 2 BB: 1 P: 8	R: 0 E: 0 K: 0 S: 3	H: 0 LOB: 0 BB: 0 P: 3	R: 0 E: 0 K: 0 S: 4	H: 1 LOB: 1 BB: 0 P: 4		1B: 11 2B: 0 3B: 0 HR: 0	SF: 0 SAC: 0 DP: 2 HBP: 0	WP: 0 PB: 0 SB: 1 CS: 0	PA: 39				
<b>PITCHER</b>	IP	WLS	BF	H	R	ER	SO	BB	IBB	HBP	BLK	WP	HR	S	P	ERA	WHIP	<b>PITCHER</b>							
Dave Stieb, R (1.1) ERA: 3.61	5.1	W	25	8	1	1	2	2	0	0	0	0	0	27	35	1.69	1.875								
Dale Murray, R (6.1) ERA: 3.39	3.2	S	14	3	0	0	0	1	0	0	0	0	0	13	17	0.00	1.091								

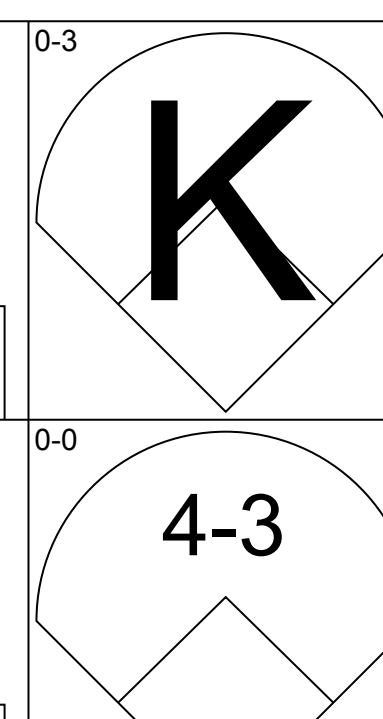
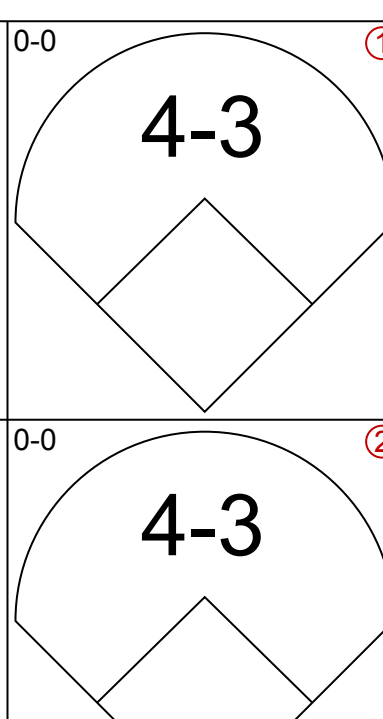
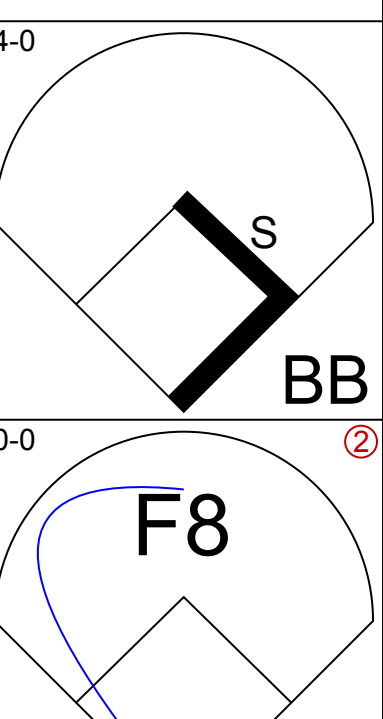
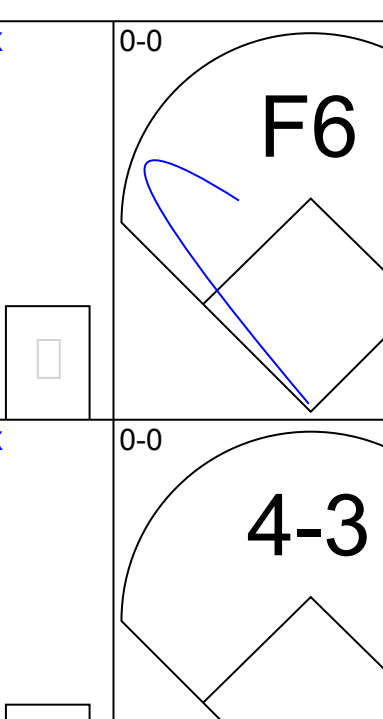
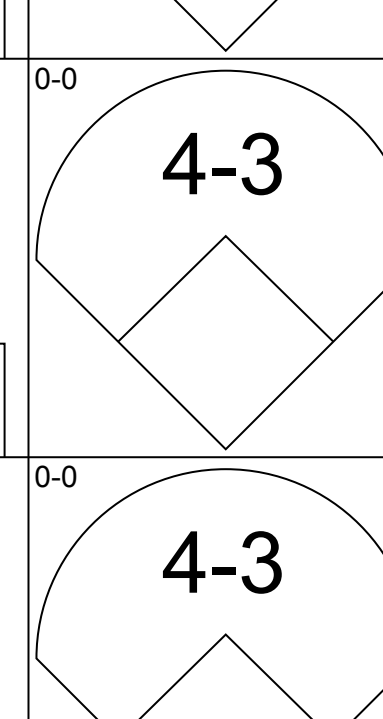
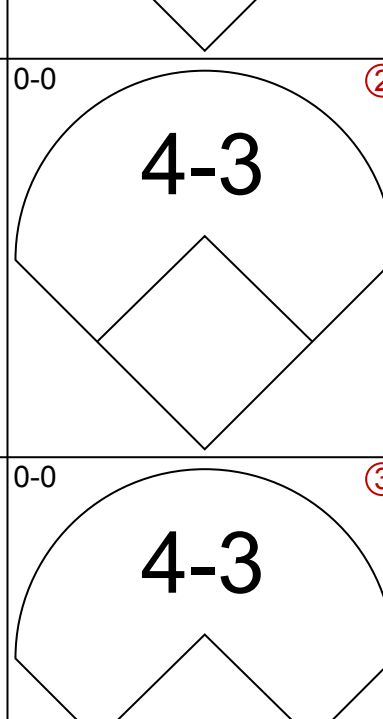
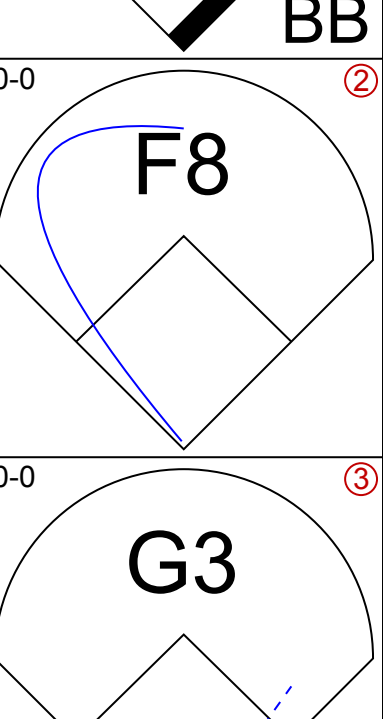
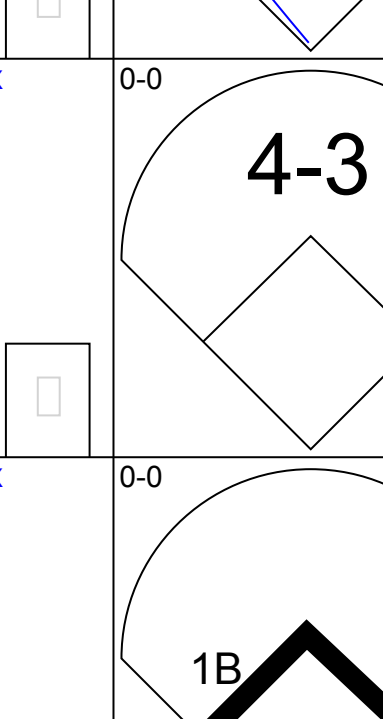
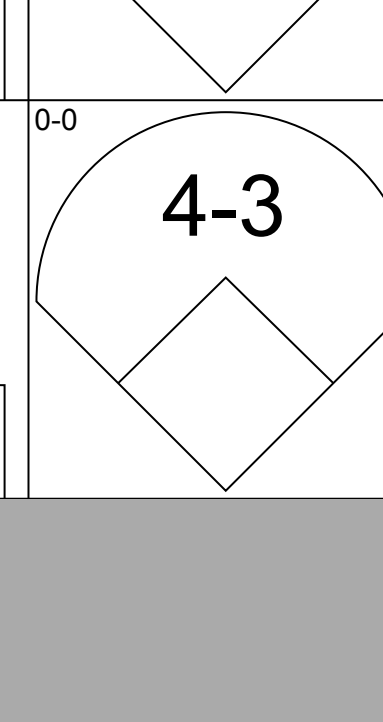
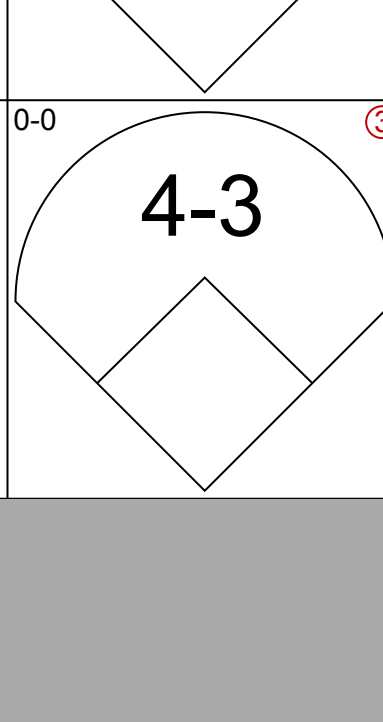
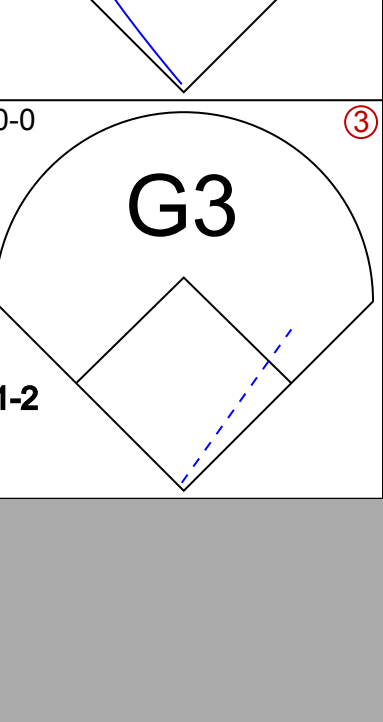
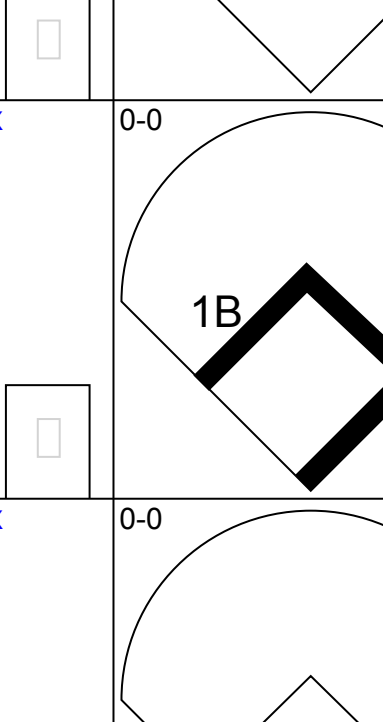
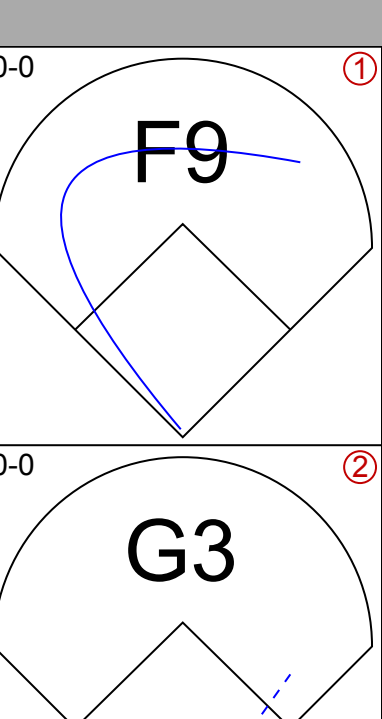
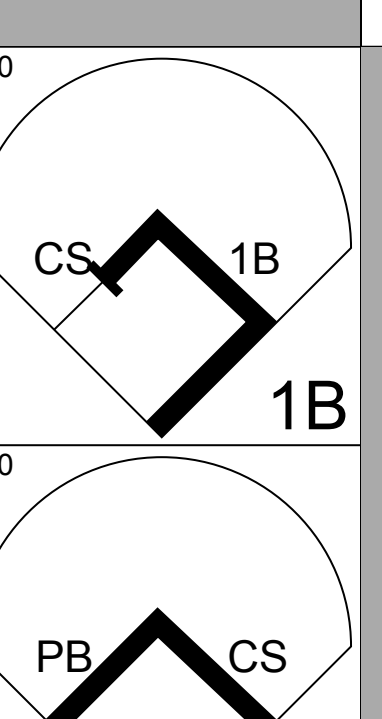
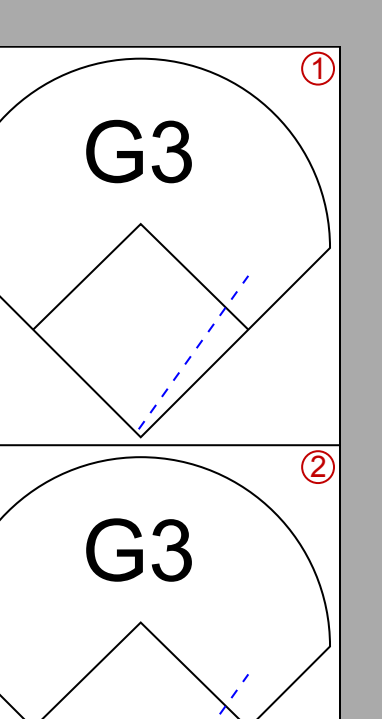
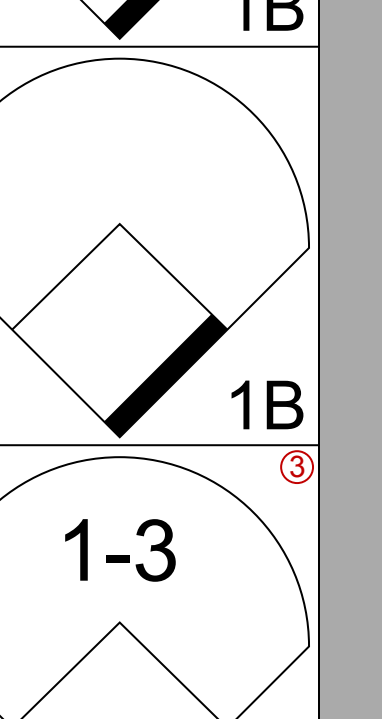
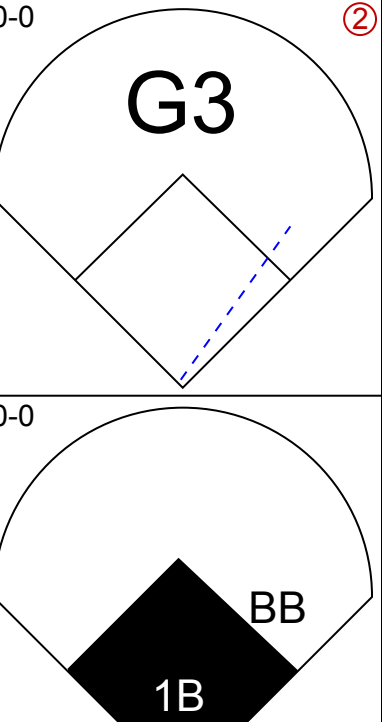

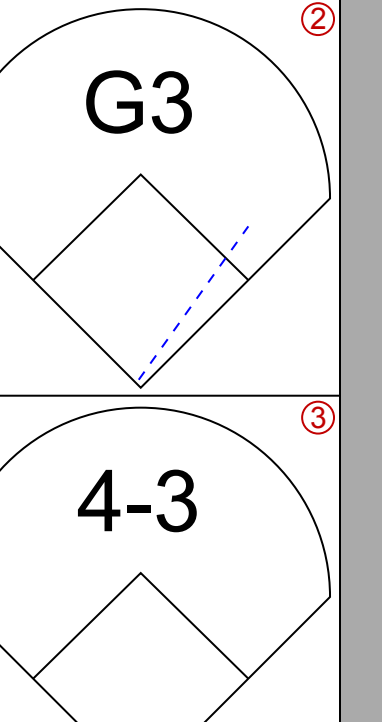
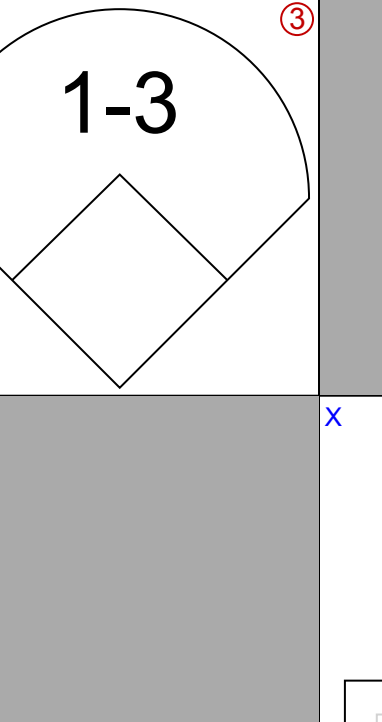
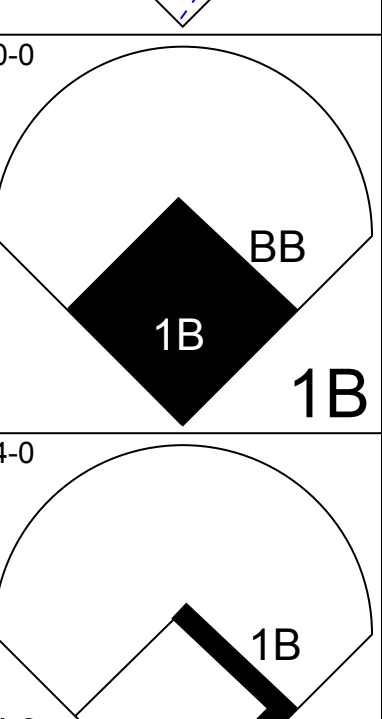
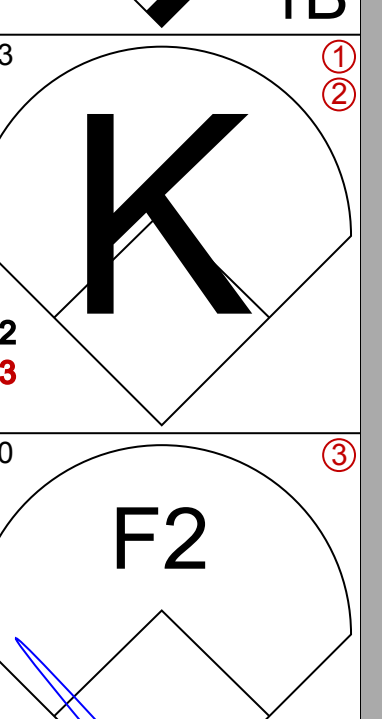
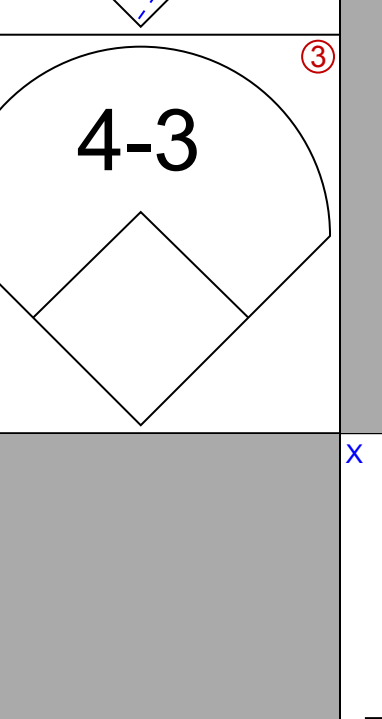
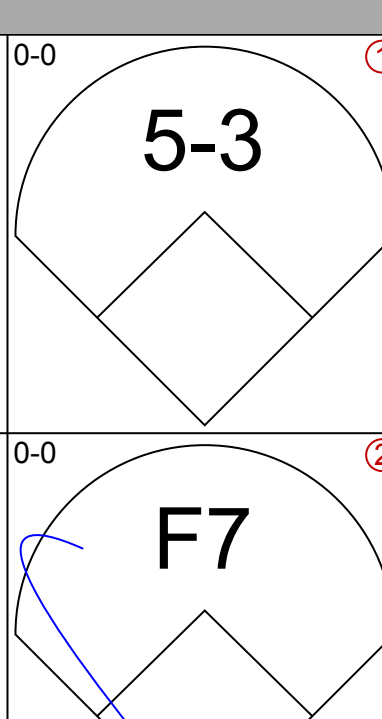
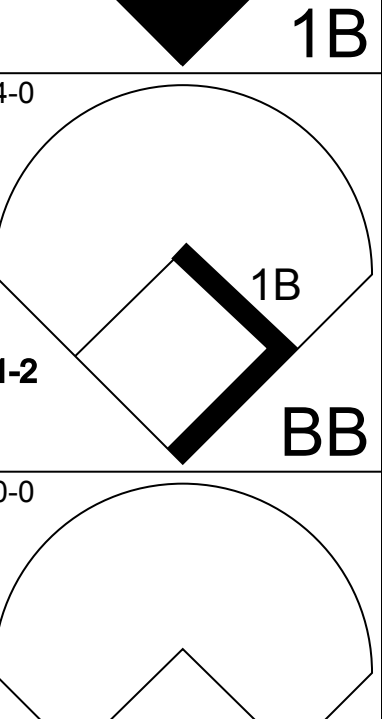
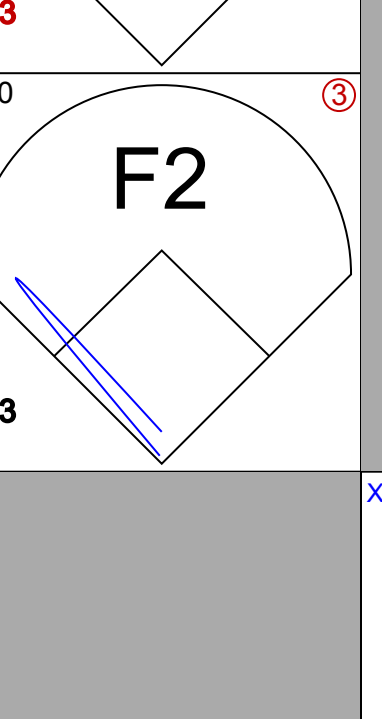
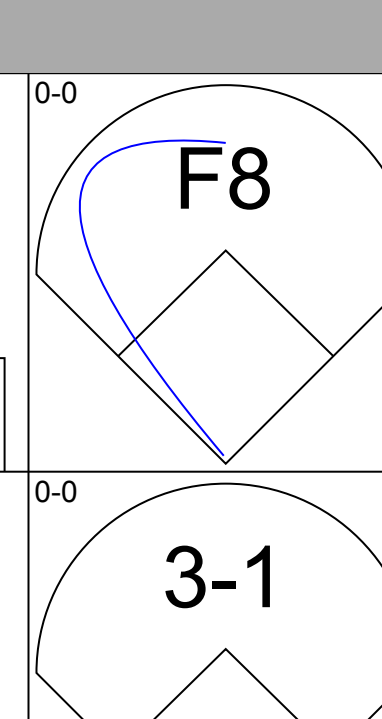
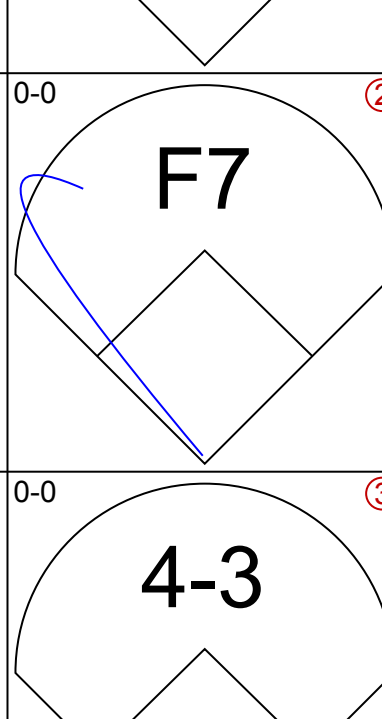
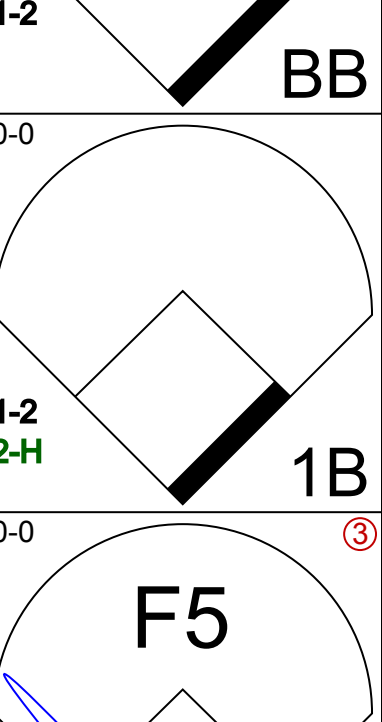
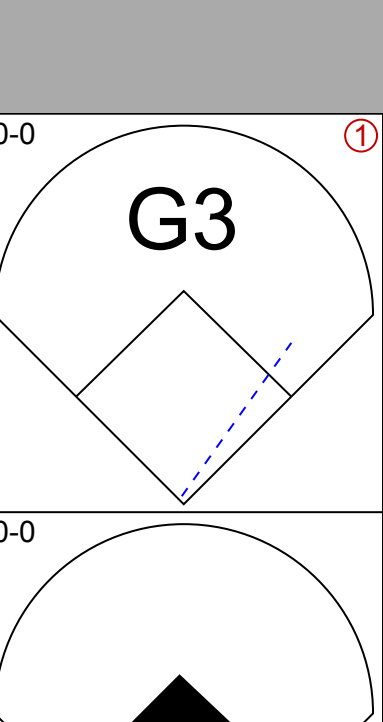
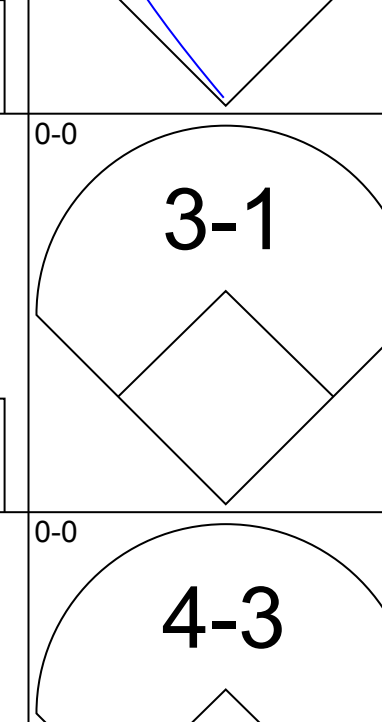
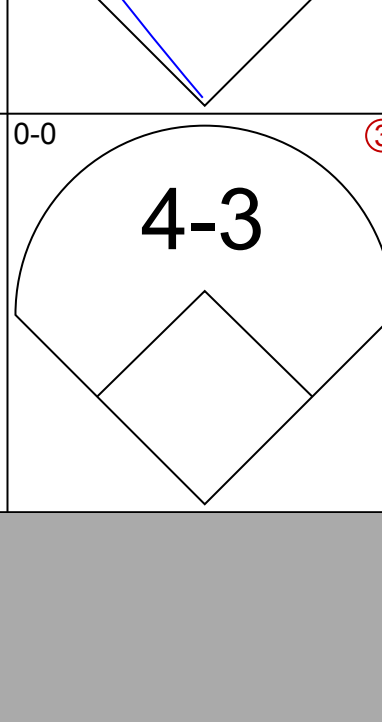
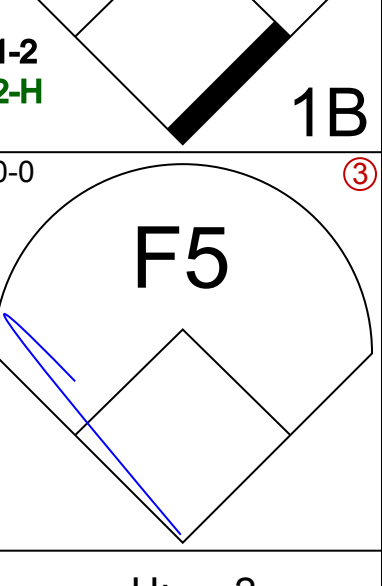
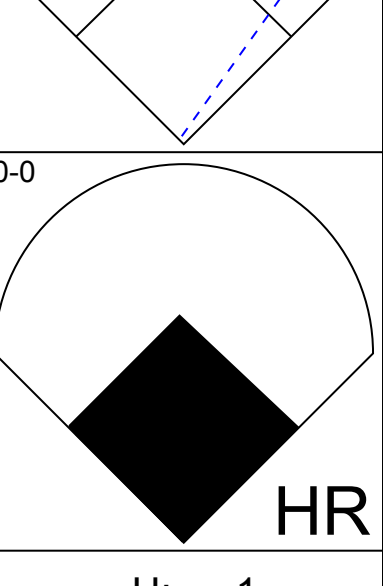
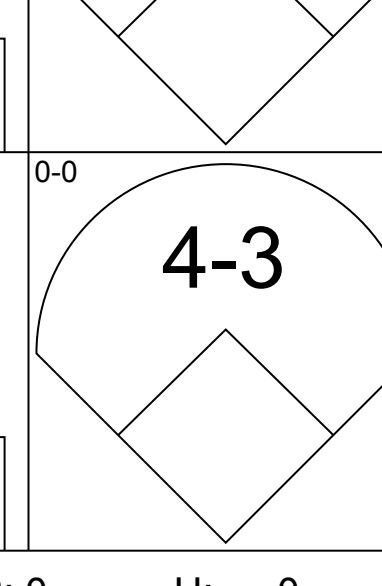
AB	36
R	1
H	11
RBI	1
BB	3
SO	2
LOB	24



Batter	1	2	3	4	5	6	7	8	9	AB	R	H	RBI	BB	SO	LOB	TOP			
<b>Damaso Garcia, R</b> (1, 4) OBP: 0.339, SLG: 0.404										4	0	0	0	0	2	1	<b>Toronto Blue Jays @ Chicago White Sox</b> Comiskey Park, Chicago, IL Sun Jul 25 1982, 4:33 AM EDT Att: 17,452 - Sunny - 84 F			
<b>Rance Mulliniks, L</b> (1, 5) OBP: 0.335, SLG: 0.343										4	1	2	1	0	0	0				
<b>Lloyd Moseby, L</b> (1, 8) OBP: 0.295, SLG: 0.381										4	0	0	0	0	1	2				
<b>Willie Upshaw, L</b> (1, 3) OBP: 0.351, SLG: 0.492										4	1	2	2	0	0	1				
<b>Hosken Powell, L</b> (1, 9) OBP: 0.303, SLG: 0.370										4	0	1	0	0	0	1				
<b>Dave Revere, L</b> (1, 10) OBP: 0.293, SLG: 0.329										4	0	1	0	0	1	1				
<b>Ernie Whitt, L</b> (1, 2) OBP: 0.321, SLG: 0.443										3	0	0	0	0	0	2				
<b>Al Woods, L</b> (1, 7) OBP: 0.241, SLG: 0.288										3	0	0	0	0	0	2				
<b>Alfredo Griffin, S</b> (1, 6) OBP: 0.264, SLG: 0.312										3	1	1	0	0	0	0				
<b>Inning Stats</b>	R: 1 E: 0 K: 2 S: 9	H: 2 LOB: 1 BB: 0 P: 9	R: 0 E: 0 K: 0 S: 3	H: 1 LOB: 0 BB: 0 P: 3	R: 1 E: 0 K: 0 S: 5	H: 2 LOB: 1 BB: 0 P: 5	R: 0 E: 0 K: 1 S: 5	H: 0 LOB: 0 BB: 0 P: 5	R: 0 E: 0 K: 0 S: 5	H: 0 LOB: 0 BB: 0 P: 3	R: 0 E: 0 K: 0 S: 4	H: 1 LOB: 1 BB: 0 P: 4	R: 0 E: 0 K: 0 S: 3	H: 0 LOB: 0 BB: 0 P: 3	R: 1 E: 0 K: 0 S: 4	H: 1 LOB: 0 BB: 0 P: 4	1B: 3 2B: 3 3B: 0 HR: 1	SF: 0 SAC: 0 DP: 1 HBP: 0	WP: 0 PB: 0 SB: 1 CS: 0	PA: 33
<b>PITCHER</b> <b>LaMarr Hoyt, R</b> (1, 1) ERA: 2.69	IP: 9.0 WLS: W BF: 33 H: 7 R: 3 ER: 3 SO: 4 BB: 0 IBB: 0 HBP: 0 BLK: 0 WP: 0 HR: 1 S: 41 P: 41 ERA: 3.00 WHIP: 0.778															<b>PITCHER</b>				

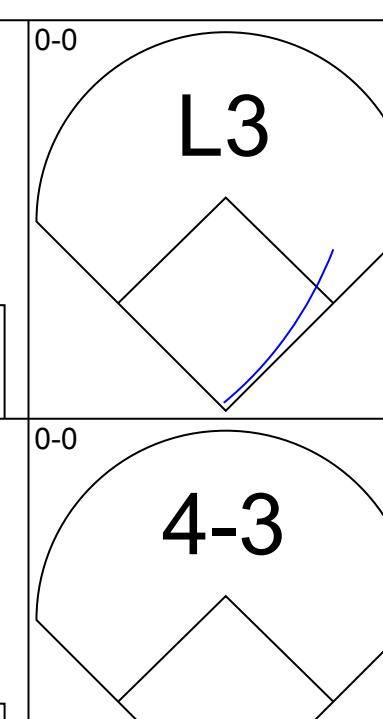
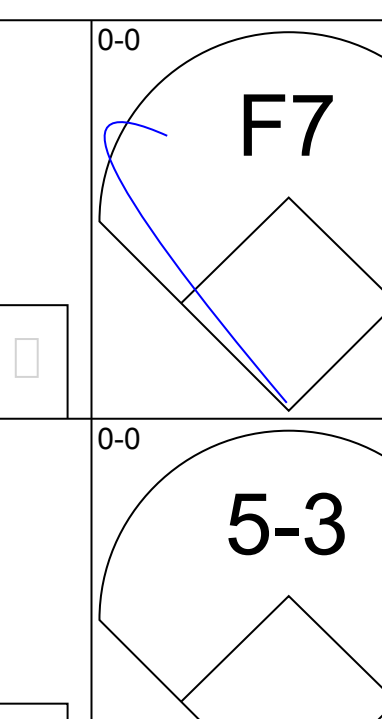
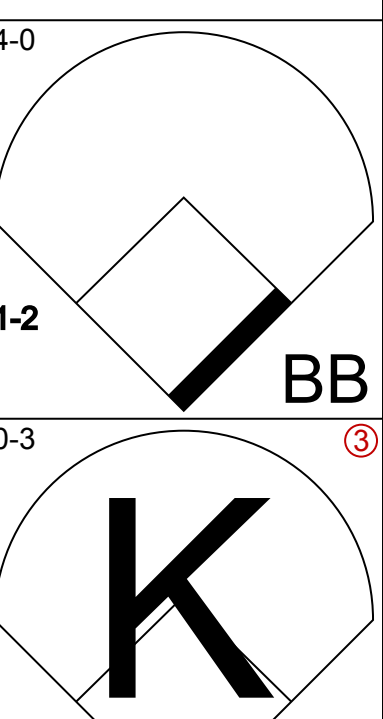
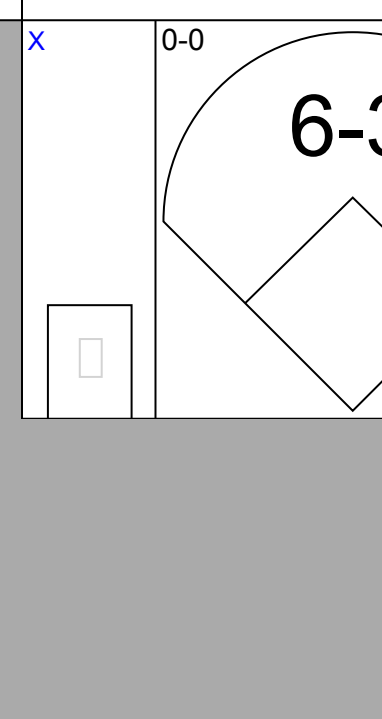
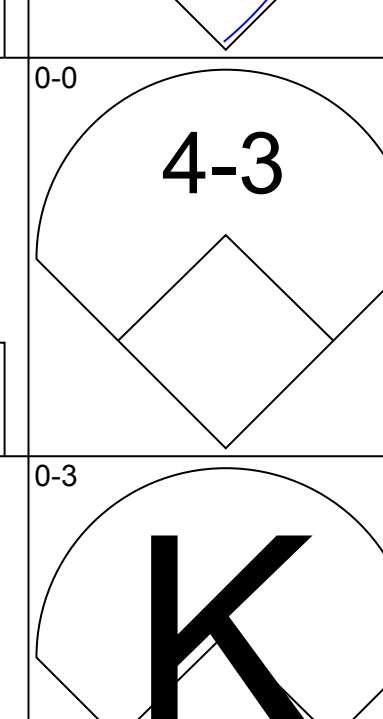
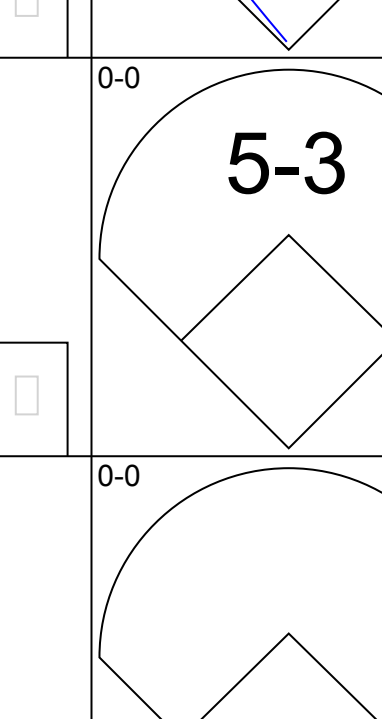
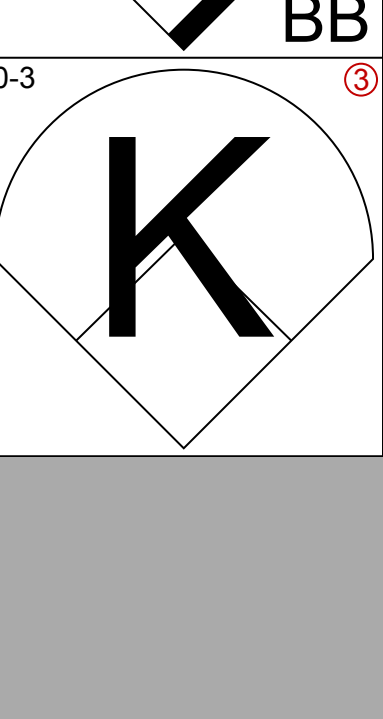
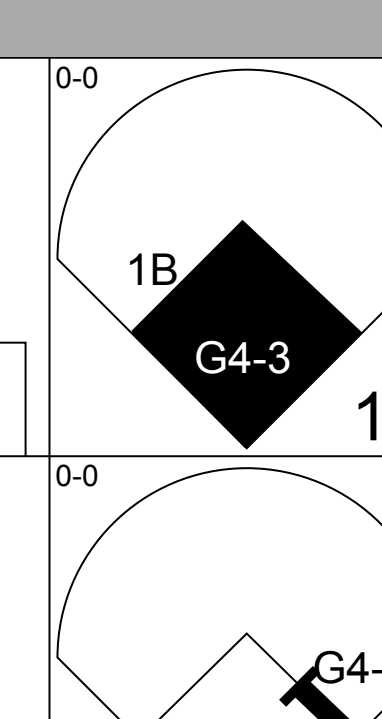
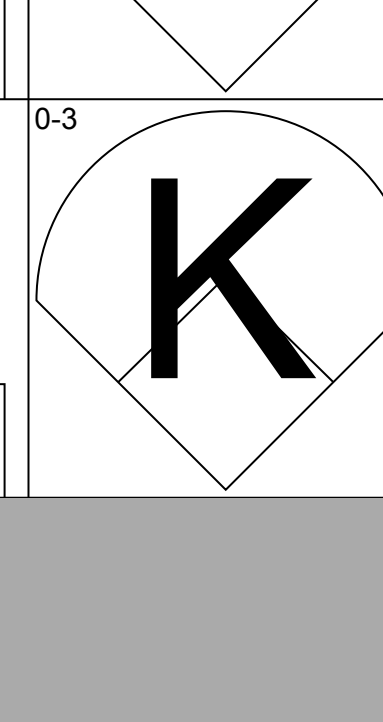
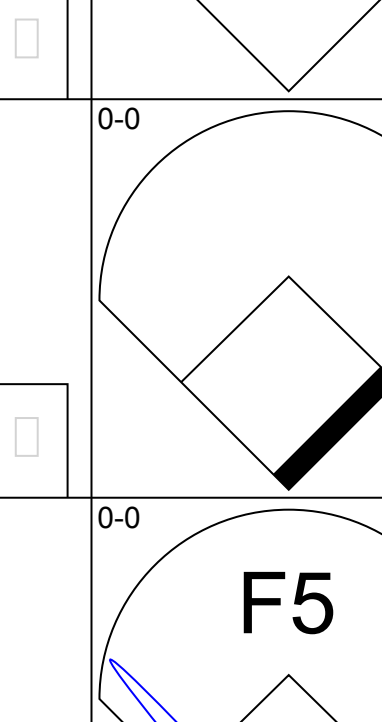
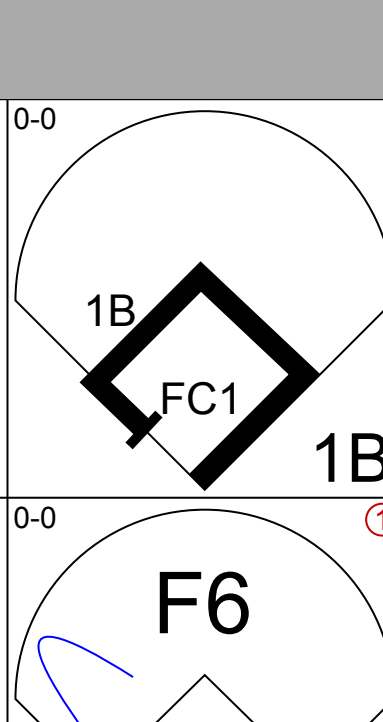
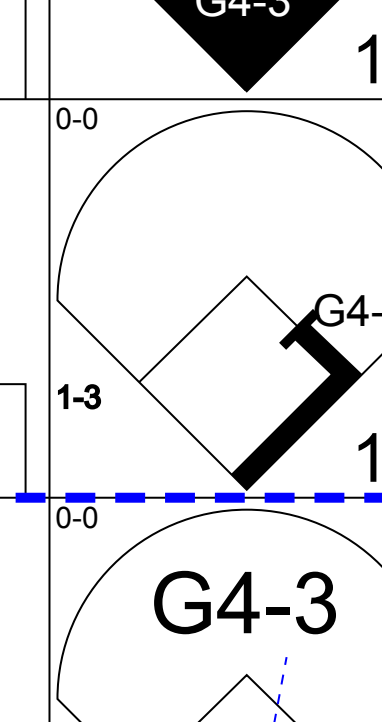
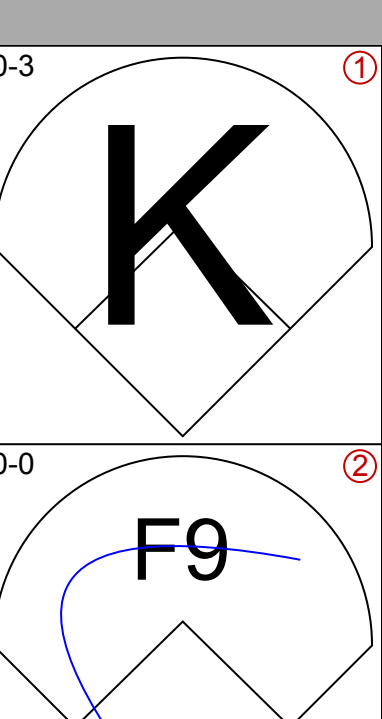
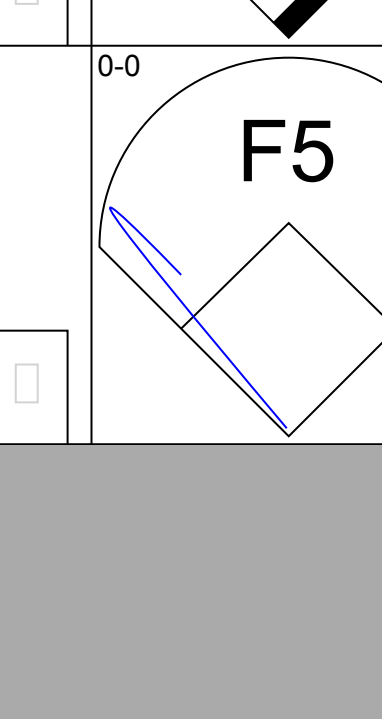
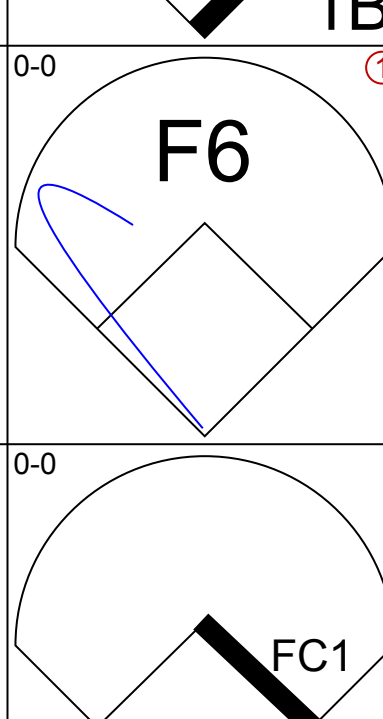
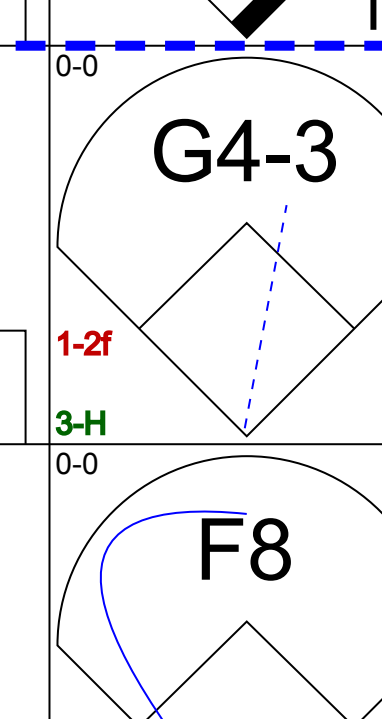
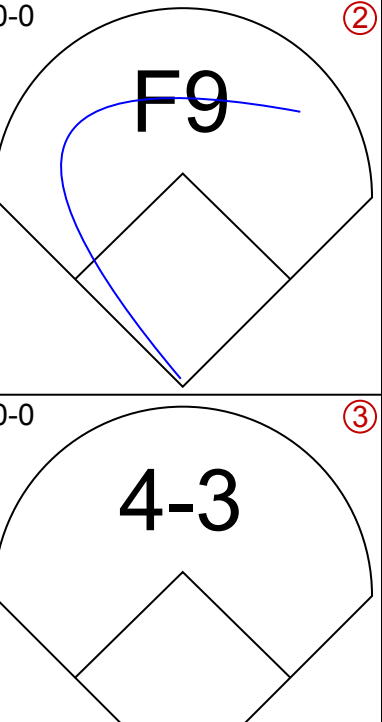
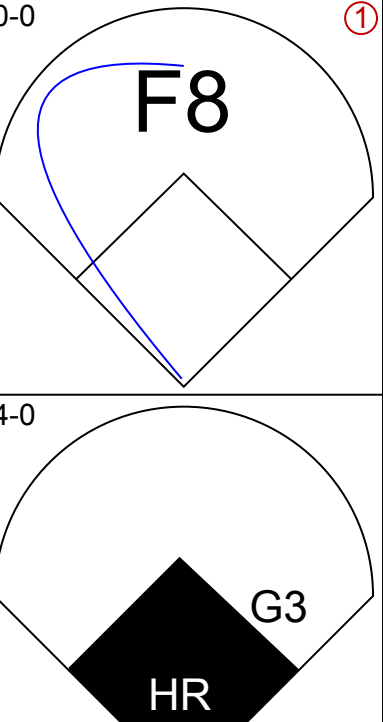
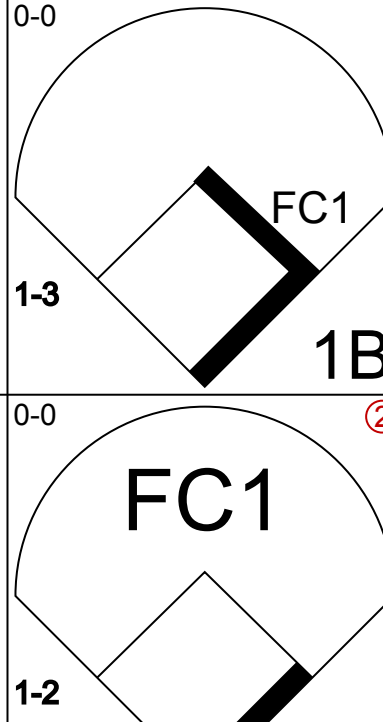
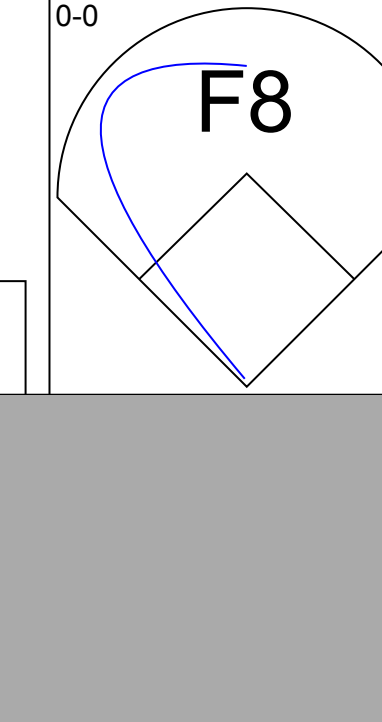

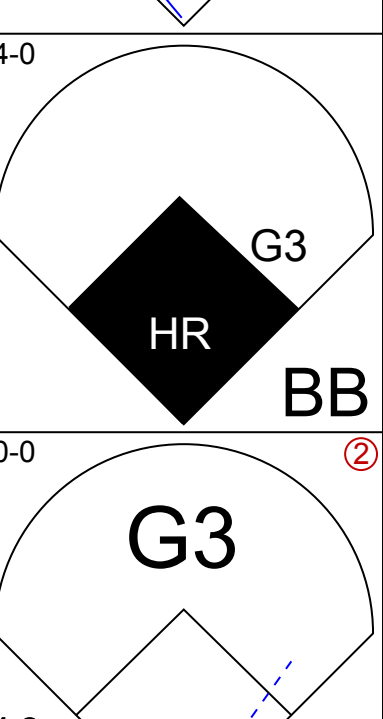
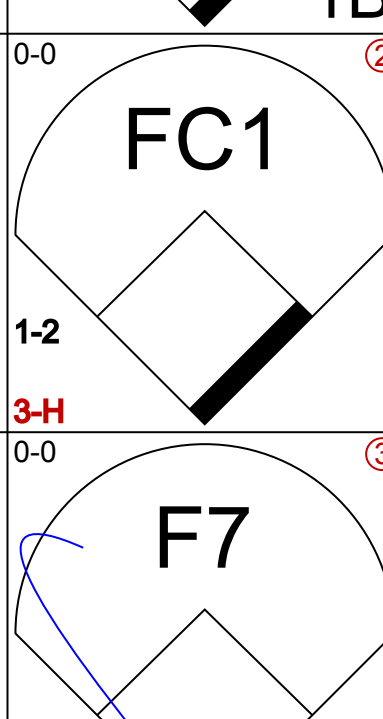
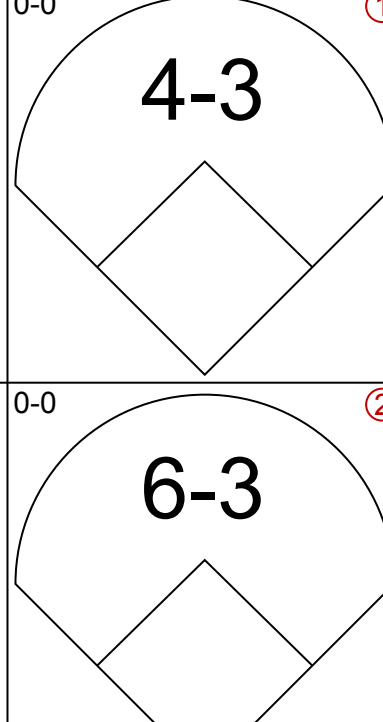
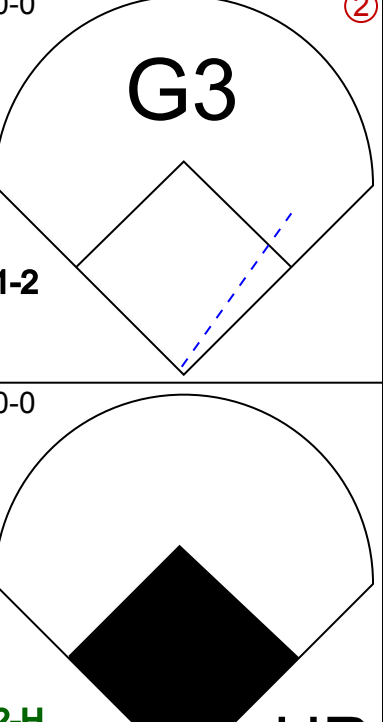
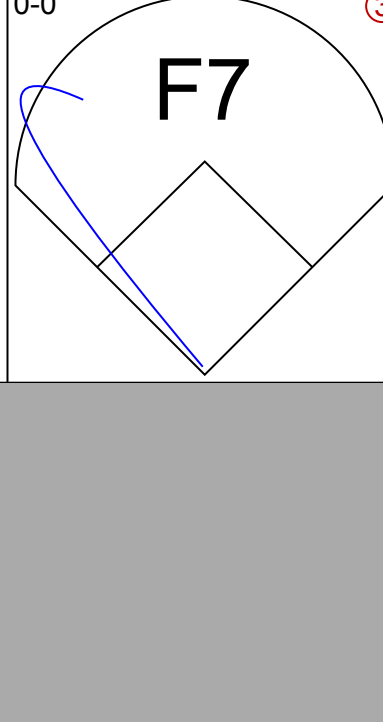
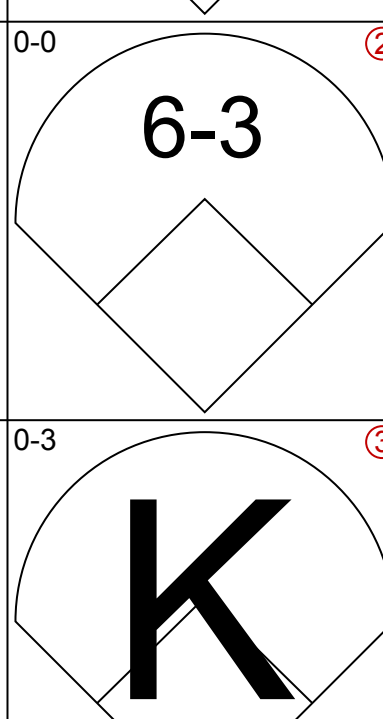
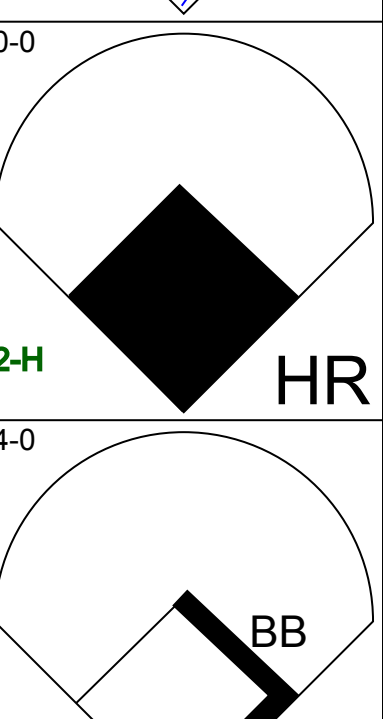
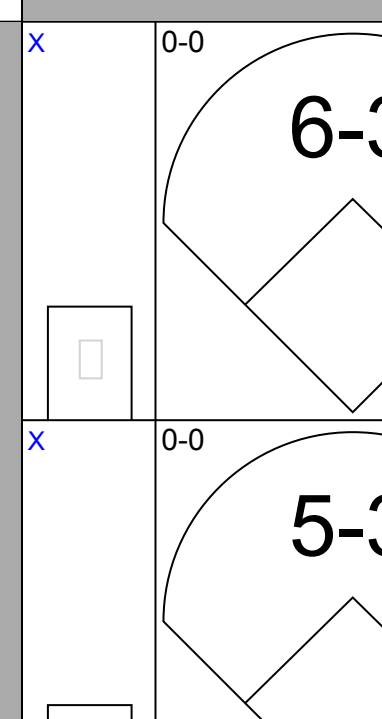
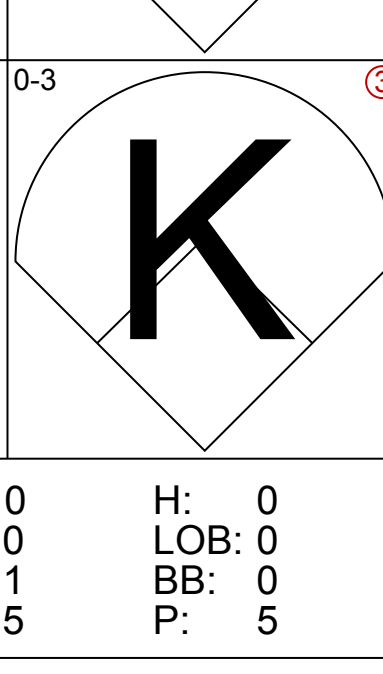
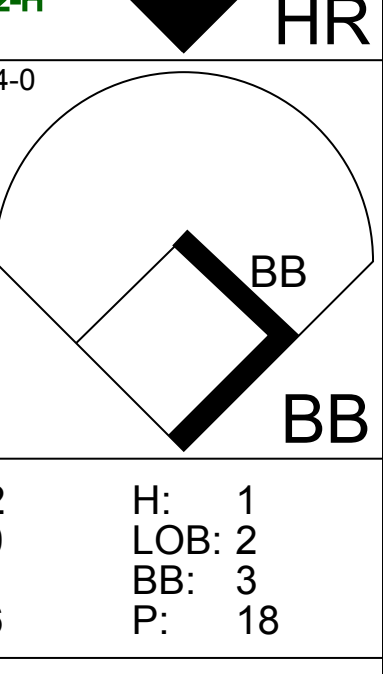
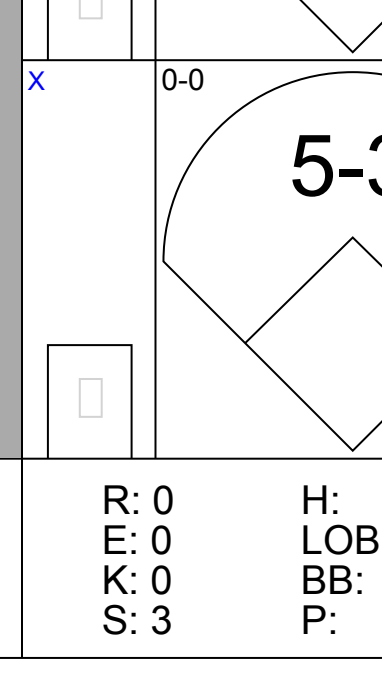
Batter	1	2	3	4	5	6	7	8	9	AB	R	H	RBI	BB	SO	LOB	BOTTOM			
<b>Rudy Law, L</b> (1, 8) OBP: 0.373, SLG: 0.415										4	1	2	1	0	1	1	<b>Toronto Blue Jays @ Chicago White Sox</b> Comiskey Park, Chicago, IL Sun Jul 25 1982, 4:33 AM EDT Att: 17,452 - Sunny - 84 F			
<b>Tony Bemazzard, S</b> (1, 4) OBP: 0.340, SLG: 0.376										2	1	0	0	2	0	1				
<b>Steve Kemp, L</b> (1, 7) <b>Jerry Hairston, S</b> (9, 7) OBP: 0.284, SLG: 0.492										4	0	0	0	0	1	4				
<b>Greg Luzinski, R</b> (1, 10) OBP: 0.364, SLG: 0.466										0	0	0	0	0	0	0				
<b>Harold Baines, L</b> (1, 9) OBP: 0.316, SLG: 0.442										4	1	1	3	0	0	0				
<b>Carlton Fisk, R</b> (1, 2) OBP: 0.323, SLG: 0.356										4	0	0	0	0	1	2				
<b>Mike Squires, L</b> (1, 3) OBP: 0.298, SLG: 0.282										3	1	1	0	0	0	0				
<b>Vance Law, R</b> (1, 5) OBP: 0.346, SLG: 0.384										2	1	1	0	0	0	0				
<b>Bill Almon, R</b> (1, 6) OBP: 0.333, SLG: 0.386										3	0	1	1	0	0	1				
<b>Inning Stats</b>	R: 3 E: 0 K: 1 S: 7	H: 3 LOB: 0 BB: 1 P: 11	R: 1 E: 0 K: 1 S: 7	H: 2 LOB: 1 BB: 0 P: 7	R: 0 E: 0 K: 0 S: 3	H: 0 LOB: 0 BB: 0 P: 3	R: 0 E: 0 K: 0 S: 3	H: 0 LOB: 0 BB: 0 P: 3	R: 0 E: 0 K: 0 S: 4	H: 1 LOB: 1 BB: 0 P: 4	R: 1 E: 0 K: 0 S: 5	H: 2 LOB: 2 BB: 1 P: 9	R: 0 E: 0 K: 1 S: 5	H: 0 LOB: 0 BB: 0 P: 5	R: 0 E: 0 K: 0 S: 5	H: 0 LOB: 0 BB: 0 P: 5	1B: 5 2B: 1 3B: 1 HR: 1	SF: 0 SAC: 1 DP: 0 HBP: 0	WP: 0 PB: 0 SB: 0 CS: 1	PA: 34
<b>PITCHER</b> <b>Jim Clancy, R</b> (1, 1) ERA: 3.75 <b>Dave Geisel, L</b> (7, 1) ERA:	IP: 6.2 WLS: L BF: 28 H: 8 R: 5 ER: 5 SO: 2 BB: 1 IBB: 0 HBP: 0 BLK: 0 WP: 0 HR: 1 S: 31 P: 35 ERA: 6.75 WHIP: 1.350															<b>PITCHER</b>				



Batter	1	2	3	4	5	6	7	8	9	AB	R	H	RBI	BB	SO	LOB	TOP					
Damaso Garcia, R (1, 4) OBP: 0.338, SLG: 0.401										3	0	0	0	1	1	0	<b>Toronto Blue Jays @ Boston Red Sox</b> Fenway Park, Boston, MA Mon Jul 26 1982, 7:05 PM EDT Att: 22,261 - Unknown - 78 F					
Rance Mulliniks, L (1, 5) OBP: 0.329, SLG: 0.335										4	0	0	0	0	0	1						
Lloyd Moseby, L (1, 8) OBP: 0.294, SLG: 0.380										4	0	1	0	0	0	1						
Willie Upshaw, L (1, 3)										4	0	2	0	0	0	0						
Hosken Powell, L (1, 9)										4	0	1	0	0	0	2						
Dave Revering, L (1, 10)										4	1	1	0	0	1	2						
Ernie Whitt, L (1, 2)										3	0	0	0	1	0	1						
Al Woods, L (1, 7)										4	0	1	1	0	0	0						
Alfredo Griffin, S (1, 6)										3	1	1	1	0	0	2						
<b>Inning Stats</b>	R: 0 E: 0 K: 1 S: 5	H: 0 LOB: 0 BB: 0 P: 5	R: 1 E: 0 K: 0 S: 5	H: 2 LOB: 2 BB: 1 P: 9	R: 0 E: 0 K: 1 S: 3	H: 0 LOB: 0 BB: 0 P: 3	R: 0 E: 0 K: 1 S: 6	H: 2 LOB: 1 BB: 0 P: 6	R: 1 E: 0 K: 0 S: 4	H: 1 LOB: 1 BB: 1 P: 8	R: 0 E: 0 K: 0 S: 3	H: 0 LOB: 0 BB: 0 P: 3	R: 0 E: 0 K: 0 S: 3	H: 0 LOB: 0 BB: 0 P: 3	R: 0 E: 0 K: 0 S: 5	H: 2 LOB: 2 BB: 0 P: 5	R: 0 E: 0 K: 0 S: 3	H: 0 LOB: 0 BB: 0 P: 3	1B: 6 2B: 0 3B: 0 HR: 1	SF: 0 SAC: 0 DP: 0 HBP: 0	WP: 0 PB: 1 SB: 1 CS: 2	PA: 35
<b>PITCHER</b> Dennis Eckersley, R (1, 1) ERA: 3.29	IP: 9.0 WLS: W BF: 35 H: 7 R: 2 ER: 2 SO: 2 BB: 2 IBB: 0 HBP: 0 BLK: 0 WP: 0 HR: 1 S: 37 P: 45 ERA: 2.00 WHIP: 1.000																					

AB	33
R	2
H	7
RBI	2
BB	2
SO	2
LOB	9



Batter	1	2	3	4	5	6	7	8	9	AB	R	H	RBI	BB	SO	LOB	BOTTOM			
Jerry Remy, L (1, 4) OBP: 0.346, SLG: 0.308										3	0	0	0	1	0	0	<b>Toronto Blue Jays @ Boston Red Sox</b> Fenway Park, Boston, MA Mon Jul 26 1982, 7:05 PM EDT Att: 22,261 - Unknown - 78 F			
Dwight Evans, R (1, 9) OBP: 0.398, SLG: 0.468										4	1	1	0	0	1	2				
Jim Rice, R (1, 7) OBP: 0.381, SLG: 0.481										4	0	3	0	0	1	0				
Carl Yastrzemski, L (1, 10) OBP: 0.376, SLG: 0.492										4	0	0	0	0	1	3				
Carney Lansford, R (1, 5) OBP: 0.339, SLG: 0.391										4	0	1	0	0	0	0				
Wade Boggs, L (1, 3) OBP: 0.413, SLG: 0.436										2	1	0	0	1	0	2				
Rich Gedman, L (1, 2) OBP: 0.309, SLG: 0.401										3	0	0	0	0	0	3				
Glenn Hoffman, R (1, 6) OBP: 0.283, SLG: 0.347										3	1	1	2	0	0	0				
Rick Miller, L (1, 8) OBP: 0.331, SLG: 0.333										2	0	0	0	1	1	0				
<b>Inning Stats</b>	R: 0 E: 0 K: 1 S: 5	H: 0 LOB: 0 BB: 0 P: 5	R: 0 E: 0 K: 1 S: 5	H: 0 LOB: 0 BB: 0 P: 5	R: 0 E: 0 K: 0 S: 4	H: 1 LOB: 1 BB: 0 P: 4	R: 2 E: 0 K: 1 S: 6	H: 1 LOB: 2 BB: 3 P: 18	R: 0 E: 0 K: 0 S: 5	H: 2 LOB: 2 BB: 0 P: 5	R: 0 E: 0 K: 0 S: 3	H: 0 LOB: 0 BB: 0 P: 3	R: 0 E: 0 K: 0 S: 4	H: 2 LOB: 2 BB: 0 P: 4	R: 1 E: 0 K: 0 S: 5	H: 2 LOB: 0 BB: 0 P: 4	1B: 5 2B: 0 3B: 0 HR: 1	SF: 0 SAC: 0 DP: 1 HBP: 0	WP: 0 PB: 0 SB: 0 CS: 0	PA: 32
<b>PITCHER</b> Jim Gott, R (1, 1) ERA: 4.44	IP: 7.0 WLS: L BF: 30 H: 6 R: 3 ER: 3 SO: 4 BB: 3 IBB: 0 HBP: 0 BLK: 0 WP: 0 HR: 1 S: 35 P: 47 ERA: 3.86 WHIP: 1.286																			
<b>PITCHER</b> Roy Lee Jackson, R (8, 1) ERA: 2.87	IP: 1.0 WLS: L BF: 2 H: 0 R: 0 ER: 0 SO: 0 BB: 0 IBB: 0 HBP: 0 BLK: 0 WP: 0 HR: 0 S: 2 P: 2 ERA: 0.00 WHIP: 0.000																			



Batter	1	2	3	4	5	6	7	8	9	AB	R	H	RBI	BB	SO	LOB	TOP					
<b>Damaso Garcia, R</b> (1,4) OBP: 0.341, SLG: 0.408	F8	F4															5 0 3 1 0 0 1					
<b>Garth Iorg, R</b> (1,5) OBP: 0.313, SLG: 0.387	F8		5-3														5 0 0 0 0 0 3					
<b>Barry Bonnell, R</b> (1,7) OBP: 0.351, SLG: 0.459	BB 1B		5-3														5 0 1 0 0 1 3					
<b>Jesse Barfield, R</b> (1,9) OBP: 0.349, SLG: 0.474	1-2 BB																3 0 1 0 1 0 0					
<b>Leon Roberts, R</b> (1,10) OBP: 0.264, SLG: 0.311	K		F3														4 0 1 0 0 2 3					
<b>Willie Upshaw, L</b> (1,3) OBP: 0.351, SLG: 0.490																	4 1 1 0 0 0 1					
<b>Buck Martinez, R</b> (1,2) OBP: 0.315, SLG: 0.419																	4 1 2 1 0 0 1					
<b>Lloyd Moseby, L</b> (1,8) OBP: 0.297, SLG: 0.385																	4 0 2 0 0 2 0					
<b>Alfredo Griffin, S</b> (1,6) OBP: 0.265, SLG: 0.323																	4 1 1 1 0 0 1					
<b>Inning Stats</b>	R: 0 E: 0 K: 1 S: 6	H: 1 LOB: 2 BB: 1 P: 10	R: 1 E: 0 K: 0 S: 5	H: 2 LOB: 1 BB: 0 P: 5	R: 0 E: 0 K: 0 S: 4	H: 1 LOB: 1 BB: 0 P: 4	R: 0 E: 0 K: 1 S: 5	H: 0 LOB: 0 BB: 0 P: 5	R: 0 E: 0 K: 0 S: 4	H: 1 LOB: 1 BB: 0 P: 4	R: 0 E: 0 K: 0 S: 4	H: 1 LOB: 1 BB: 0 P: 4	R: 1 E: 0 K: 1 S: 7	H: 2 LOB: 1 BB: 0 P: 7	R: 1 E: 0 K: 1 S: 7	H: 3 LOB: 2 BB: 0 P: 7	R: 0 E: 0 K: 1 S: 6	H: 1 LOB: 1 BB: 0 P: 6	1B: 8 2B: 4 3B: 0 HR: 0	SF: 0 SAC: 0 DP: 0 HBP: 0	WP: 0 PB: 0 SB: 2 CS: 0	PA: 39
<b>PITCHER</b>	IP	WLS	BF	H	R	ER	SO	BB	IBB	HBP	BLK	WP	HR	S	P	ERA	WHIP					
<b>John Tudor, L</b> (1,1) ERA: 4.17	7.2	L	34	10	3	3	4	1	0	0	1	0	0	41	45	3.52	1.435					
<b>Mark Clear, R</b> (8,1) ERA: 2.87	1.1		5	2	0	0	1	0	0	0	0	0	0	7	7	0.00	1.500					

Toronto Blue Jays @ Boston Red Sox  
Fenway Park, Boston, MA  
Tue Jul 27 1982, 7:05 PM EDT  
Att: 27,077 - Unknown - 74 F

AB 38  
R 3  
H 12  
RBI 3  
BB 1  
SO 5  
LOB 13



Batter	1	2	3	4	5	6	7	8	9	AB	R	H	RBI	BB	SO	LOB	BOTTOM					
<b>Jerry Remy, L</b> (1,4) OBP: 0.343, SLG: 0.305	4-3		6-3														4 0 0 0 0 0 0					
<b>Dwight Evans, R</b> (1,9) OBP: 0.396, SLG: 0.466	K																4 0 1 0 0 1 0					
<b>Jim Rice, R</b> (1,7) OBP: 0.380, SLG: 0.487	6-3																4 1 1 1 0 0 1					
<b>Carl Yastrzemski, L</b> (1,10) OBP: 0.379, SLG: 0.494																	3 0 2 0 0 0 0					
<b>Carney Lansford, R</b> (1,5) OBP: 0.336, SLG: 0.387																	3 0 0 0 0 0 2					
<b>Wade Boggs, L</b> (1,3) OBP: 0.412, SLG: 0.430																	2 0 0 0 1 0 1					
<b>Rich Gedman, L</b> (1,2) OBP: 0.306, SLG: 0.396																	3 0 0 0 0 0 2					
<b>Glenn Hoffman, R</b> (1,6) OBP: 0.280, SLG: 0.343																	3 0 0 0 0 0 1					
<b>Rick Miller, L</b> (1,8) OBP: 0.328, SLG: 0.330																	3 0 0 0 0 0 0					
<b>Inning Stats</b>	R: 0 E: 0 K: 1 S: 5	H: 1 LOB: 0 BB: 0 P: 5	R: 0 E: 0 K: 0 S: 4	H: 1 LOB: 0 BB: 0 P: 4	R: 0 E: 0 K: 0 S: 3	H: 0 LOB: 0 BB: 0 P: 3	R: 0 E: 0 K: 0 S: 4	H: 2 LOB: 1 BB: 0 P: 4	R: 0 E: 0 K: 0 S: 2	H: 0 LOB: 0 BB: 1 P: 6	R: 0 E: 0 K: 0 S: 3	H: 0 LOB: 0 BB: 0 P: 3	R: 1 E: 0 K: 0 S: 4	H: 1 LOB: 0 BB: 0 P: 4	R: 0 E: 0 K: 0 S: 3	H: 0 LOB: 0 BB: 0 P: 3	R: 0 E: 0 K: 0 S: 3	H: 0 LOB: 0 BB: 0 P: 3	1B: 3 2B: 0 3B: 0 HR: 1	SF: 0 SAC: 0 DP: 2 HBP: 0	WP: 0 PB: 0 SB: 0 CS: 0	PA: 30
<b>PITCHER</b>	IP	WLS	BF	H	R	ER	SO	BB	IBB	HBP	BLK	WP	HR	S	P	ERA	WHIP					
<b>Luis Leal, R</b> (1,1) ERA: 3.67	9.0	W	30	4	1	1	1	1	0	0	0	0	1	31	35	1.00	0.556					

Toronto Blue Jays @ Boston Red Sox  
Fenway Park, Boston, MA  
Tue Jul 27 1982, 7:05 PM EDT  
Att: 27,077 - Unknown - 74 F

AB 29  
R 1  
H 4  
RBI 1  
BB 1  
SO 1  
LOB 7



Batter	1	2	3	4	5	6	7	8	9	AB R H RBI BB SO LOB	TOP											
Damaso Garcia, R OBP: 0.344, SLG: 0.411										4 2 2 0 1 0 2	<b>Toronto Blue Jays @ Boston Red Sox</b> Fenway Park, Boston, MA Wed Jul 28 1982, 7:05 PM EDT Att: 18,627 - Unknown - 71 F											
Garth Iorg, R OBP: 0.317, SLG: 0.391										3 1 2 1 0 0 0 2 0 0 0 0 1 1												
Rance Mulliniks, L OBP: 0.325, SLG: 0.332																						
Barry Bonnell, R OBP: 0.349, SLG: 0.454										5 1 1 1 0 1 1												
Jesse Barfield, R OBP: 0.345, SLG: 0.468										3 0 0 0 0 1 3 2 0 0 0 0 0 0												
Hosken Powell, L OBP: 0.297, SLG: 0.362																						
Leon Roberts, R OBP: 0.274, SLG: 0.314										2 0 1 0 1 0 0 1 0 1 0 0 0 0												
Dave Revering, L OBP: 0.296, SLG: 0.331																						
Willie Upshaw, L OBP: 0.353, SLG: 0.490										4 1 2 1 0 0 2												
Buck Martinez, R OBP: 0.315, SLG: 0.420										2 1 1 1 0 0 1 1 0 1 0 0 0 0												
Ernie Whitt, L OBP: 0.323, SLG: 0.439																						
Lloyd Moseby, L OBP: 0.296, SLG: 0.386										4 1 1 1 0 1 4												
Alfredo Griffin, S OBP: 0.264, SLG: 0.322										4 0 1 2 0 0 1												
<b>Inning Stats</b>	R: 3 E: 0 K: 1 S: 9	H: 4 LOB: 2 BB: 1 P: 13	R: 1 E: 0 K: 0 S: 5	H: 2 LOB: 1 BB: 0 P: 5	R: 3 E: 0 K: 0 S: 6	H: 4 LOB: 0 BB: 0 P: 6	R: 0 E: 0 K: 1 S: 5	H: 0 LOB: 0 BB: 0 P: 5	R: 0 E: 0 K: 0 S: 4	H: 1 LOB: 1 BB: 0 P: 4	R: 0 E: 0 K: 0 S: 2	H: 0 LOB: 0 BB: 1 P: 6	R: 0 E: 0 K: 1 S: 6	H: 1 LOB: 1 BB: 0 P: 6	R: 0 E: 0 K: 0 S: 4	H: 1 LOB: 0 BB: 0 P: 4	R: 0 E: 0 K: 1 S: 5	H: 0 LOB: 0 BB: 0 P: 5	1B: 11 2B: 2 3B: 0 HR: 0	SF: 1 SAC: 0 DP: 1 HBP: 0	WP: 0 PB: 0 SB: 1 CS: 1	PA: 41
<b>PITCHER</b>	IP WLS BF H R ER SO BB IBB HBP BLK WP HR S P ERA WHIP																					
Bruce Hurst, L ERA: 5.14	(1, 1) 0.1 6 4 3 3 0 1 0 0 0 0 0 0 5 19 81.00 15.000																					
Luis Aponte, R ERA: 4.2	(1, 1) 2.2 13 6 4 4 1 0 0 0 0 0 0 0 15 15 13.50 2.250																					
Bob Ojeda, L ERA: 5.45	(4, 1) 2.0 W 7 1 0 0 1 0 0 0 0 0 0 0 9 9 0.00 0.500																					
Bob Stanley, R ERA: 2.9	(6, 1) 4.0 S 14 2 0 0 2 1 0 0 0 0 0 0 17 21 0.00 0.750																					

Batter	1	2	3	4	5	6	7	8	9	AB R H RBI BB SO LOB	BOTTOM									
Jerry Remy, L OBP: 0.341, SLG: 0.303										5 0 1 1 0 1 3	<b>Toronto Blue Jays @ Boston Red Sox</b> Fenway Park, Boston, MA Wed Jul 28 1982, 7:05 PM EDT Att: 18,627 - Unknown - 71 F									
Dwight Evans, R OBP: 0.396, SLG: 0.481										5 2 2 4 0 1 1										
Jim Rice, R OBP: 0.381, SLG: 0.487										4 1 2 0 0 1 1										
Carl Yastrzemski, L OBP: 0.377, SLG: 0.491										4 1 1 0 0 0 1										
Carney Lansford, R OBP: 0.339, SLG: 0.399										2 2 1 3 1 1 0 1 0 1 0 0 0 0										
Dave Stapleton, R OBP: 0.284, SLG: 0.365																				
Wade Boggs, L OBP: 0.414, SLG: 0.428										3 0 1 0 1 0 0										
Rich Gedman, L OBP: 0.306, SLG: 0.393										4 0 1 0 0 1 2										
Glenn Hoffman, R OBP: 0.285, SLG: 0.346										3 2 2 1 1 0 2										
Rick Miller, L OBP: 0.331, SLG: 0.333										3 1 2 0 0 0 1										
<b>Inning Stats</b>	R: 0 E: 0 K: 1 S: 6	H: 1 LOB: 1 BB: 0 P: 6	R: 1 E: 0 K: 0 S: 4	H: 2 LOB: 1 BB: 1 P: 8	R: 1 E: 0 K: 0 S: 4	H: 1 LOB: 0 BB: 0 P: 4	R: 0 E: 0 K: 1 S: 5	H: 0 LOB: 0 BB: 0 P: 5	R: 6 E: 0 K: 1 S: 11	H: 6 LOB: 0 BB: 0 P: 11	R: 1 E: 0 K: 1 S: 6	H: 1 LOB: 1 BB: 1 P: 10	R: 0 E: 0 K: 0 S: 4	H: 2 LOB: 2 BB: 1 P: 8	R: 0 E: 0 K: 1 S: 5	H: 1 LOB: 0 BB: 0 P: 5	1B: 11 2B: 0 3B: 0 HR: 3	SF: 0 SAC: 1 DP: 2 HBP: 0	WP: 0 PB: 0 SB: 0 CS: 1	PA: 38
<b>PITCHER</b>	IP WLS BF H R ER SO BB IBB HBP BLK WP HR S P ERA WHIP																			
Dave Stieb, R ERA: 3.9	(1, 1) 4.1 22 9 7 7 2 1 0 0 0 0 0 1 6 10 14.54 2.308																			
Roy Lee Jackson, R ERA: 3.15	(5, 1) 1.0 L 5 1 2 2 1 1 0 0 0 0 0 1 6 10 18.00 2.000																			
Dale Murray, R ERA: 3.27	(6, 1) 2.2 11 4 0 0 2 1 0 0 0 0 0 0 14 18 0.00 1.875																			

Batter	1	2	3	4	5	6	7	8	9	10	11	12	AB	R	H	RBI	BB	SO	LOB	TOP						
<b>Lou Whitaker, L</b> (1.4) OBP: 0.332, SLG: 0.395													6	0	0	0	0	2	1							
<b>Tom Brookens, R</b> (1.5) OBP: 0.322, SLG: 0.377	 1B												4	0	2	0	2	1	0							
<b>Larry Hemdon, R</b> (1.7) OBP: 0.329, SLG: 0.504	 1-2				 1B								5	0	1	0	0	0	3							
<b>Lance Parrish, R</b> (1.2) OBP: 0.372, SLG: 0.553				 									5	1	1	0	0	1	3							
<b>Jerry Turner, L</b> (1.10) OBP: 0.291, SLG: 0.380		 			 1-2								4	0	0	0	1	2	3							
<b>Rick Leach, L</b> (1.3) OBP: 0.295, SLG: 0.347				 									3	1	0	0	2	1	1							
<b>Enos Cabell, R</b> (11, PR) OBP: 0.290, SLG: 0.344				 						 			0	0	0	0	0	0	0							
<b>Chet Lemon, R</b> (1.9) OBP: 0.351, SLG: 0.347		 		 									4	1	1	1	1	2	1							
<b>Glenn Wilson, R</b> (1.8) OBP: 0.323, SLG: 0.372		 1-2		 									5	1	1	0	0	0	4							
<b>Alan Trammell, R</b> (1.6) OBP: 0.298, SLG: 0.347													5	1	2	4	0	2	0							
<b>Inning Stats</b>	R: 0 E: 0 K: 1 S: 5	H: 1 LOB: 0 BB: 5	R: 0 E: 0 K: 2 S: 7	H: 0 LOB: 2 BB: 15	R: 0 E: 0 K: 0 S: 3	H: 0 LOB: 0 BB: 0 P: 3	R: 5 E: 0 K: 1 S: 9	H: 4 LOB: 0 BB: 13	R: 0 E: 0 K: 0 S: 3	H: 1 LOB: 0 BB: 0 P: 7	R: 0 E: 0 K: 1 S: 5	H: 0 LOB: 0 BB: 0 P: 5	R: 0 E: 0 K: 2 S: 6	H: 1 LOB: 1 BB: 8	R: 0 E: 0 K: 1 S: 5	H: 0 LOB: 0 BB: 0 P: 5	R: 0 E: 0 K: 2 S: 7	H: 0 LOB: 1 BB: 1 P: 7	R: 0 E: 0 K: 0 S: 3	H: 0 LOB: 2 BB: 1 P: 7	R: 0 E: 0 K: 1 S: 5	H: 1 LOB: 0 BB: 6	1B: 7 2B: 0 3B: 0 HR: 1	SF: 0 SAC: 0 DP: 2 HBP: 0	WP: 1 PB: 0 SB: 0 CS: 1	PA: 47

**Detroit Tigers @ Toronto Blue Jays**  
Exhibition Stadium, Toronto, ON  
Fri Jul 30 1982, 7:05 PM EDT  
Att: 18,262 - Unknown - 77 F

AB 41  
R 5  
H 8  
RBI 5  
BB 6  
SO 11  
LOB 16

Batter	1	2	3	4	5	6	7	8	9	10	11	12	AB	R	H	RBI	BB	SO	LOB	BOTTOM						
<b>Damaso Garcia, R</b> (1.4) OBP: 0.344, SLG: 0.410				 								 	6	3	2	0	0	0	1							
<b>Rance Mulliniks, L</b> (1.5) OBP: 0.321, SLG: 0.326													6	0	1	1	0	1	2							
<b>Lloyd Moseby, L</b> (1.8) OBP: 0.295, SLG: 0.381								 					4	0	0	0	1	2	1							
<b>Willie Upshaw, L</b> (1.3) OBP: 0.356, SLG: 0.491				 			 						5	2	3	1	0	1	0							
<b>Hosken Powell, L</b> (1.9) OBP: 0.288, SLG: 0.361				 			 						3	1	1	0	0	0	1							
<b>Bary Bonnell, R</b> (7, PH) OBP: 0.348, SLG: 0.453				 									1	0	0	0	0	0	2							
<b>Jesse Barfield, R</b> (8, 9) OBP: 0.344, SLG: 0.466				  									1	0	0	0	0	0	0							
<b>Glenn Adams, L</b> (1.10) OBP: 0.600, SLG: 0.600				 			 					 	5	0	3	2	0	1	0							
<b>Tony Johnson, R</b> (11, PR) OBP: 0.319, SLG: 0.339				  									0	0	0	0	0	0	0							
<b>Al Woods, L</b> (1.7) OBP: 0.250, SLG: 0.304							 						4	0	2	2	0	1	0							
<b>Leon Roberts, R</b> (11, PH) OBP: 0.272, SLG: 0.311				 									1	0	0	0	0	0	1							
<b>Ernie Whitt, L</b> (1.2) OBP: 0.317, SLG: 0.430													4	0	0	0	0	0	4							
<b>Garth Iorg, R</b> (11, PH) OBP: 0.316, SLG: 0.380													1	0	0	0	0	0	1							
<b>Buck Martinez, R</b> (12, 2) OBP: 0.315, SLG: 0.420													0	0	0	0	0	0	0							
<b>Alfredo Griffin, S</b> (1.6) OBP: 0.263, SLG: 0.321												 	5	0	1	0	0	1	0							
<b>Inning Stats</b>	R: 0 E: 0 K: 1 S: 5	H: 0 LOB: 0 BB: 0	R: 0 E: 0 K: 0 S: 3	H: 0 LOB: 0 BB: 0 P: 3	R: 0 E: 0 K: 1 S: 12	H: 0 LOB: 0 BB: 0 P: 5	R: 3 E: 0 K: 2 S: 12	H: 5 LOB: 2 BB: 12	R: 0 E: 0 K: 0 S: 3	H: 3 LOB: 2 BB: 0 P: 6	R: 1 E: 0 K: 0 S: 5	H: 2 LOB: 2 BB: 1 P: 9	R: 0 E: 0 K: 2 S: 7	H: 0 LOB: 0 BB: 0 P: 7	R: 0 E: 0 K: 0 S: 3	H: 0 LOB: 0 BB: 0 P: 3	R: 0 E: 0 K: 1 S: 5	H: 0 LOB: 0 BB: 0 P: 5	R: 0 E: 0 K: 0 S: 3	H: 1 LOB: 1 BB: 0 P: 3	R: 1 E: 0 K: 0 S: 3	H: 2 LOB: 1 BB: 0 P: 3	1B: 12 2B: 1 3B: 0 HR: 0	SF: 0 SAC: 0 DP: 0 HBP: 0	WP: 0 PB: 0 SB: 2 CS: 1	PA: 47


**Detroit Tigers @ Toronto Blue Jays**  
Exhibition Stadium, Toronto, ON  
Fri Jul 30 1982, 7:05 PM EDT  
Att: 18,262 - Unknown - 77 F

AB 46  
R 6  
H 13  
RBI 6  
BB 1  
SO 7  
LOB 13

Batter	1	2	3	4	5	6	7	8	9	10	AB	R	H	RBI	BB	SO	LOB	TOP
Lou Whitaker, L OBP: 0.333, SLG: 0.393 (1, 4)	P6		FC6-4 1B		FC5-4 BB			5-3		L5	4	0	1	0	1	0	1	
Tom Brookens, R OBP: 0.319, SLG: 0.373 (1, 5)	K		FC6-4 1-2f		FC5-4 1-2f			F7		1B 1B	5	0	1	0	0	1	3	
Larry Hemdon, R OBP: 0.330, SLG: 0.503 (1, 7)	K			6-3				1B		FC5-4 1B	5	0	2	0	0	2	0	
Lance Parrish, R OBP: 0.366, SLG: 0.543 (1, 2)		F3		6-3				L5		FC5-4 1B	5	0	0	0	0	0	4	
Richie Hebner, L OBP: 0.333, SLG: 0.411 (1, 10)	K						G3				4	0	1	0	0	1	0	
Rick Leach, L OBP: 0.304, SLG: 0.356 (7, PR)				1B							3	0	2	0	0	0	1	
Enos Cabell, R OBP: 0.289, SLG: 0.343 (7, 3)				4-3				SH5-4 1B		6-3	1	0	0	0	0	0	0	
Chet Lemon, R OBP: 0.348, SLG: 0.343 (1, 9)	K							F9		F8	3	0	0	0	0	1	1	
Glenn Wilson, R OBP: 0.320, SLG: 0.367 (1, 8)			K					L3		F9	4	0	1	0	0	1	2	
Alan Trammell, R OBP: 0.297, SLG: 0.353 (1, 6)			K							P4	4	0	1	0	0	2	3	
<b>Inning Stats</b>	R: 0 E: 0 K: 2 S: 7	H: 0 LOB: 0 BB: 0 P: 7	R: 0 E: 0 K: 2 S: 8	H: 1 LOB: 1 BB: 0 P: 8	R: 0 E: 0 K: 2 S: 8	H: 1 LOB: 1 BB: 0 P: 8	R: 0 E: 0 K: 0 S: 4	H: 0 LOB: 0 BB: 0 P: 5	R: 0 E: 0 K: 0 S: 4	H: 1 LOB: 2 BB: 0 P: 4	R: 0 E: 0 K: 0 S: 3	H: 0 LOB: 0 BB: 0 P: 3	R: 0 E: 0 K: 1 S: 8	H: 3 LOB: 3 BB: 0 P: 8	1B: 8 2B: 0 3B: 1 HR: 0	SF: 0 SAC: 1 DP: 0 HBP: 0	WP: 0 PB: 0 SB: 0 CS: 0	PA: 40
<b>PITCHER</b> Jim Gott, R ERA: 3.96 (1, 1)	IP: 10.0 W: 10 L: 0 S: 7	WLS: 0 BF: 40 H: 9 R: 0 ER: 0 SO: 8	H: 9 R: 0 ER: 0 SO: 8	BB: 1 IBB: 0 HBP: 0 BLK: 0	WP: 0 HR: 0 S: 55 P: 59	P: 59 ERA: 0.00 WHIP: 1.000	<b>PITCHER</b>	IP: 10.0 W: 10 L: 0 S: 7	WLS: 0 BF: 40 H: 9 R: 0 ER: 0 SO: 8	H: 9 R: 0 ER: 0 SO: 8	BB: 1 IBB: 0 HBP: 0 BLK: 0	WP: 0 HR: 0 S: 55 P: 59	P: 59 ERA: 0.00 WHIP: 1.000					

Detroit Tigers @ Toronto Blue Jays  
Exhibition Stadium, Toronto, ON  
Sat Jul 31 1982, 3:33 AM EDT  
Att: 21,007 - Unknown - 73 F


AB	38
R	0
H	9
RBI	0
BB	1
SO	8
LOB	15



Batter	1	2	3	4	5	6	7	8	9	10	AB	R	H	RBI	BB	SO	LOB	BOTTOM
Damaso Garcia, R OBP: 0.347, SLG: 0.416 (1, 4)	G1-6-3 BB		6-3		1-3					1B 2B	4	1	2	0	1	0	0	
Rance Mulliniks, L OBP: 0.324, SLG: 0.335 (1, 5)	G1-6-3							F5		1B IBB	4	0	2	0	0	0	2	
Garth Iorg, R OBP: 0.318, SLG: 0.389 (10, PH)	1-2f		2B								3	0	0	0	1	1	3	
Lloyd Moseby, L OBP: 0.294, SLG: 0.377 (1, 8)	WP BB		F7					F9		1-2 2-H	1	0	1	1	0	0	0	
Willie Upshaw, L OBP: 0.358, SLG: 0.490 (1, 3)	1-2 BB		4-3					G4-6-3		1B 1B	3	0	1	0	1	0	2	
Hosken Powell, L OBP: 0.291, SLG: 0.352 (1, 9)	F7							5-3		F7	4	0	0	0	0	0	3	
Glenn Adams, L OBP: 0.444, SLG: 0.444 (1, 10)		K						G3		G4-6-3 1B	4	0	1	0	0	1	0	
Al Woods, L OBP: 0.258, SLG: 0.310 (1, 7)				3-1						G4-6-3	4	0	2	0	0	0	2	
Ernie Whitt, L OBP: 0.317, SLG: 0.426 (1, 2)		P4						P4		P5	2	0	0	0	1	0	2	
Barry Bonnell, R OBP: 0.346, SLG: 0.451 (10, PH)								L3 BB			1	0	0	0	0	0	0	
Alfredo Griffin, S OBP: 0.261, SLG: 0.317 (1, 6)			F9					L3		F7	4	0	0	0	0	0	2	
<b>Inning Stats</b>	R: 0 E: 0 K: 0 S: 2	H: 0 LOB: 2 BB: 3 P: 14	R: 0 E: 0 K: 1 S: 6	H: 1 LOB: 1 BB: 0 P: 6	R: 0 E: 0 K: 0 S: 4	H: 0 LOB: 0 BB: 0 P: 3	R: 0 E: 0 K: 0 S: 5	H: 1 LOB: 1 BB: 0 P: 5	R: 0 E: 0 K: 0 S: 4	H: 1 LOB: 1 BB: 0 P: 4	R: 0 E: 0 K: 0 S: 4	H: 2 LOB: 1 BB: 0 P: 4	R: 1 E: 0 K: 0 S: 4	H: 2 LOB: 2 BB: 1 P: 8	1B: 6 2B: 4 3B: 0 HR: 0	SF: 0 SAC: 0 DP: 4 HBP: 0	WP: 1 PB: 0 SB: 0 CS: 0	PA: 39
<b>PITCHER</b> Jerry Ujdur, R ERA: 3.45 (1, 1)	IP: 9.0 W: 0 L: 5 S: 2	WLS: 34 BF: 7 H: 7 R: 0 ER: 0 SO: 2	H: 7 R: 0 ER: 0 SO: 2	BB: 4 IBB: 0 HBP: 0 BLK: 0	WP: 1 HR: 0 S: 34 P: 50	P: 50 ERA: 0.00 WHIP: 1.222	<b>PITCHER</b>	IP: 9.0 W: 0 L: 5 S: 2	WLS: 34 BF: 7 H: 7 R: 0 ER: 0 SO: 2	H: 7 R: 0 ER: 0 SO: 2	BB: 4 IBB: 0 HBP: 0 BLK: 0	WP: 1 HR: 0 S: 34 P: 50	P: 50 ERA: 0.00 WHIP: 1.222					

Detroit Tigers @ Toronto Blue Jays  
Exhibition Stadium, Toronto, ON  
Sat Jul 31 1982, 3:33 AM EDT  
Att: 21,007 - Unknown - 73 F

AB	34
R	1
H	9
RBI	1
BB	5
SO	2
LOB	16



Batter	1	2	3	4	5	6	7	8	9	AB	R	H	RBI	BB	SO	LOB	TOP								
Lou Whitaker, L (1,4) OBP: 0.334, SLG: 0.402	F8	HR		F7		P5				5	1	2	3	0	0	3									
Tom Brookens, R (1,5) OBP: 0.321, SLG: 0.373	1-3 1B	L4		4-3		F2		1-3 1B		5	1	2	0	0	0	2									
Larry Hemdon, R (1,7) OBP: 0.329, SLG: 0.499	1-3 1B		5-3		6-3	4-3		1-3		5	0	1	0	0	0	2									
Lance Parrish, R (1,2) OBP: 0.367, SLG: 0.551	1-3		1B 1B		HR		5-3	F8		5	1	2	1	0	0	3									
Richie Hebner, L (1,10) OBP: 0.358, SLG: 0.412 Mike Ivie, R (7,PH) OBP: 0.294, SLG: 0.453	F8		1B		1B SF8		3B 1B	2H 1B		2	1	1	0	1	0	2									
Rick Leach, L (1,3) OBP: 0.314, SLG: 0.364 Enos Cabell, R (7,PH) OBP: 0.287, SLG: 0.341		F5	G5-4-3 1B		1-3 1B		F7	F9		3	0	2	0	0	0	0									
Chet Lemon, R (1,9) OBP: 0.349, SLG: 0.356		HR	G5-4-3 1B		SF8		1B 3B		4-3	4	2	2	2	0	0	3									
Glenn Wilson, R (1,8) OBP: 0.324, SLG: 0.368	P4				F8		2B 1B		F9	5	0	2	1	0	0	2									
Alan Trammell, R (1,6) OBP: 0.299, SLG: 0.355	HR			P6		F8		L4		4	1	1	0	1	0	1									
<b>Inning Stats</b>	R: 0 E: 0 K: 0 S: 5	H: 2 LOB: 2 BB: 0 P: 5	R: 3 E: 0 K: 0 S: 5	H: 2 LOB: 0 BB: 1 P: 9	R: 0 E: 0 K: 0 S: 5	H: 3 LOB: 2 BB: 0 P: 5	R: 0 E: 0 K: 0 S: 4	H: 1 LOB: 1 BB: 0 P: 4	R: 2 E: 0 K: 0 S: 5	H: 2 LOB: 1 BB: 1 P: 9	R: 0 E: 0 K: 0 S: 4	H: 1 LOB: 1 BB: 0 P: 4	R: 2 E: 0 K: 0 S: 7	H: 4 LOB: 2 BB: 0 P: 7	R: 1 E: 0 K: 0 S: 5	H: 2 LOB: 1 BB: 0 P: 5	R: 0 E: 0 K: 0 S: 3	H: 0 LOB: 0 BB: 0 P: 3	1B: 12 2B: 2 3B: 1 HR: 2	SF: 1 SAC: 0 DP: 1 HBP: 0	WP: 0 PB: 0 SB: 1 CS: 0	PA: 45			
<b>PITCHER</b>	IP	WLS	BF	H	R	ER	SO	BB	IBB	HBP	BLK	WP	HR	S	P	ERA	WHIP								
Luis Leal, R (1,1) ERA: 3.83	5.0	L	26	10	5	5	0	2	0	0	0	0	2	24	32	9.00	2.400								
Roy Lee Jackson, R (6,1) ERA: 2.99	1.0		4	1	0	0	0	0	0	0	0	0	0	4	4	0.00	1.000								
Jerry Garvin, L (7,1) ERA: 7.02	2.0		12	6	3	3	0	0	0	0	0	0	0	12	12	13.50	3.000								
Dave Geisel, L (9,1) ERA:	1.0		3	0	0	0	0	0	0	0	0	0	0	3	3	0.00	0.000								

Detroit Tigers @ Toronto Blue Jays  
Exhibition Stadium, Toronto, ON  
Sun Aug 01 1982, 3:33 AM EDT  
Att: 23,033 - Unknown - 79 F

AB 42  
R 8  
H 17  
RBI 8  
BB 2  
SO 0  
LOB 20



Batter	1	2	3	4	5	6	7	8	9	AB	R	H	RBI	BB	SO	LOB	BOTTOM								
Garth Iorg, R (1,4) OBP: 0.320, SLG: 0.387	F7		P6		BB		K		FC6 1B	4	0	1	1	1	1	1									
Rance Mulliniks, L (1,5) OBP: 0.317, SLG: 0.327	4-3		F8		4-3			4-3	FC6 1B	5	0	0	0	0	0	4									
Lloyd Moseby, L (1,8) OBP: 0.294, SLG: 0.376	S 1B		F9			4-3		K		4	0	1	0	0	1	0									
Willie Upshaw, L (1,3) OBP: 0.357, SLG: 0.496	F8			1-3		P5		HR		4	1	1	1	0	0	1									
Hosken Powell, L (1,9) OBP: 0.290, SLG: 0.368		HR		F9		3-1		P4		4	1	1	1	0	0	0									
Glenn Adams, L (1,10) OBP: 0.308, SLG: 0.308		4-3		6-3			4-3		G3	4	0	0	0	0	0	0									
Al Woods, L (1,7) OBP: 0.266, SLG: 0.325		F9			P4		4-3 1B	2B	1B 4-3 1B	4	2	2	0	0	0	0									
Ernie Whitt, L (1,2) OBP: 0.316, SLG: 0.437		HR			4-3		4-3		4-3	4	1	1	1	0	0	2									
Alfredo Griffin, S (1,6) OBP: 0.266, SLG: 0.322		4-3			BB		3H 1B		1B	4	0	3	1	0	0	0									
<b>Inning Stats</b>	R: 0 E: 0 K: 0 S: 4	H: 1 LOB: 1 BB: 0 P: 4	R: 2 E: 0 K: 0 S: 5	H: 2 LOB: 0 BB: 0 P: 5	R: 0 E: 0 K: 0 S: 3	H: 0 LOB: 0 BB: 0 P: 3	R: 0 E: 0 K: 0 S: 3	H: 0 LOB: 0 BB: 0 P: 3	R: 0 E: 0 K: 0 S: 4	H: 1 LOB: 2 BB: 1 P: 8	R: 0 E: 0 K: 0 S: 3	H: 0 LOB: 0 BB: 0 P: 3	R: 1 E: 0 K: 1 S: 7	H: 2 LOB: 1 BB: 0 P: 7	R: 1 E: 0 K: 1 S: 6	H: 1 LOB: 0 BB: 0 P: 6	R: 1 E: 0 K: 0 S: 6	H: 3 LOB: 2 BB: 0 P: 6	1B: 6 2B: 1 3B: 0 HR: 3	SF: 0 SAC: 0 DP: 0 HBP: 0	WP: 0 PB: 0 SB: 1 CS: 0	PA: 38			
<b>PITCHER</b>	IP	WLS	BF	H	R	ER	SO	BB	IBB	HBP	BLK	WP	HR	S	P	ERA	WHIP								
Jack Morris, R (1,1) ERA: 4.45	8.2	W	37	10	5	5	2	1	0	0	0	0	3	40	44	5.19	1.269								
Dave Tobik, R (9,1) ERA: 2.65	0.1	S	1	0	0	0	0	0	0	0	0	0	0	1	1	0.00	0.000								

Detroit Tigers @ Toronto Blue Jays  
Exhibition Stadium, Toronto, ON  
Sun Aug 01 1982, 3:33 AM EDT  
Att: 23,033 - Unknown - 79 F

AB 37  
R 5  
H 10  
RBI 5  
BB 1  
SO 2  
LOB 8



Batter	1	2	3	4	5	6	7	8	9	AB	R	H	RBI	BB	SO	LOB	TOP			
Paul Moltor, R OBP: 0.358, SLG: 0.420										5	1	2	1	0	1	1	<b>Milwaukee Brewers @ Toronto Blue Jays</b> Exhibition Stadium, Toronto, ON Mon Aug 02 1982, 3:33 AM EDT Att: 20,141 - Unknown - 67 F			
Jim Gantner, L OBP: 0.360, SLG: 0.402										5	1	2	1	0	0	1				
Cecil Cooper, L OBP: 0.297, SLG: 0.539 Don Money, R OBP: 0.374, SLG: 0.574										2	0	1	0	0	0	1				
Ted Simmons, S OBP: 0.297, SLG: 0.452 Ned Yost, R OBP: 0.319, SLG: 0.375										3	0	1	1	0	0	2				
Ben Oglivie, L OBP: 0.323, SLG: 0.458 Charlie Moore, R OBP: 0.294, SLG: 0.358										3	0	0	0	0	1	3				
Gorman Thomas, R OBP: 0.341, SLG: 0.517 Mark Brouhard, R OBP: 0.343, SLG: 0.392										3	0	0	0	0	2	2				
Roy Howell, L OBP: 0.302, SLG: 0.359										4	0	1	0	0	1	0				
Marshall Edwards, L OBP: 0.268, SLG: 0.355										4	0	1	0	0	0	1				
Rob Picciolo, R OBP: 0.246, SLG: 0.238										4	1	1	0	0	1	2				
<b>Inning Stats</b>	R: 1 E: 1 K: 2 S: 10	H: 2 LOB: 2 BB: 0 P: 10	R: 0 E: 0 K: 2 S: 8	H: 1 LOB: 1 BB: 0 P: 8	R: 0 E: 0 K: 0 S: 4	H: 1 LOB: 1 BB: 0 P: 4	R: 0 E: 1 K: 1 S: 6	H: 0 LOB: 0 BB: 0 P: 4	R: 0 E: 0 K: 1 S: 5	H: 1 LOB: 1 BB: 0 P: 5	R: 0 E: 0 K: 0 S: 4	H: 1 LOB: 1 BB: 0 P: 4	R: 1 E: 0 K: 1 S: 6	H: 1 LOB: 0 BB: 0 P: 6	R: 2 E: 0 K: 0 S: 6	H: 3 LOB: 1 BB: 0 P: 6		1B: 8 2B: 2 3B: 0 HR: 1	SF: 0 SAC: 0 DP: 0 HBP: 0	WP: 0 PB: 0 CS: 0
<b>PITCHER</b>	IP WLS BF H R ER SO BB IBB HBP BLK WP HR S P ERA WHIP																			
Dave Stieb, R ERA: 3.86	(1, 1)	8.2	W	38	11	4	3	7	0	0	0	0	0	0	0	1	52	52	3.12	1.269
Joey McLaughlin, R ERA: 2.96	(9, 1)	0.1		1	0	0	0	0	0	0	0	0	0	0	0	0	1	1	0.00	0.000

Batter	1	2	3	4	5	6	7	8	9	AB	R	H	RBI	BB	SO	LOB	BOTTOM			
Damaso Garcia, R OBP: 0.350, SLG: 0.418										5	1	3	2	0	0	2	<b>Milwaukee Brewers @ Toronto Blue Jays</b> Exhibition Stadium, Toronto, ON Mon Aug 02 1982, 3:33 AM EDT Att: 20,141 - Unknown - 67 F			
Garth Iorg, R OBP: 0.316, SLG: 0.391										5	1	1	1	0	1	3				
Barry Bonnell, R OBP: 0.350, SLG: 0.460										5	1	3	1	0	0	1				
Jesse Barfield, R OBP: 0.347, SLG: 0.463										3	0	0	0	2	0	2				
Leon Roberts, R OBP: 0.261, SLG: 0.297										5	0	0	0	0	0	5				
Willie Upshaw, L OBP: 0.353, SLG: 0.490										4	0	0	0	0	1	3				
Buck Martinez, R OBP: 0.326, SLG: 0.444										3	3	2	2	1	0	0				
Lloyd Moseby, L OBP: 0.299, SLG: 0.380										2	1	1	0	2	1	2				
Alfredo Griffin, S OBP: 0.268, SLG: 0.330										3	2	2	3	0	0	1				
<b>Inning Stats</b>	R: 3 E: 0 K: 2 S: 11	H: 4 LOB: 2 BB: 1 P: 15	R: 1 E: 1 K: 0 S: 5	H: 2 LOB: 1 BB: 0 P: 5	R: 3 E: 0 K: 0 S: 5	H: 2 LOB: 1 BB: 2 P: 13	R: 0 E: 0 K: 0 S: 3	H: 1 LOB: 1 BB: 1 P: 7	R: 1 E: 0 K: 1 S: 6	H: 1 LOB: 1 BB: 1 P: 10	R: 0 E: 0 K: 0 S: 3	H: 0 LOB: 0 BB: 0 P: 3	R: 1 E: 1 K: 0 S: 5	H: 1 LOB: 1 BB: 0 P: 5	R: 0 E: 0 K: 0 S: 4	H: 1 LOB: 1 BB: 0 P: 4		1B: 5 2B: 6 3B: 1 HR: 1	SF: 1 SAC: 0 DP: 1 HBP: 0	WP: 0 PB: 0 CS: 0
<b>PITCHER</b>	IP WLS BF H R ER SO BB IBB HBP BLK WP HR S P ERA WHIP																			
Bob McClure, L ERA: 4.75	(1, 1)	1.0	L	10	6	4	4	2	1	0	0	0	0	0	0	0	13	17	36.00	7.000
Jerry Augustine, L ERA: 4.34	(2, 1)	3.0		14	3	3	3	0	3	0	0	0	0	0	0	11	23	9.00	2.000	
Randy Lerch, L ERA: 5.08	(5, 1)	3.0		13	2	2	1	1	1	0	0	0	0	0	1	14	18	3.00	1.000	
Pete Ladd, R ERA: 1.5	(8, 1)	1.0		4	1	0	0	0	0	0	0	0	0	0	4	4	0.00	1.000		

Batter	1	2	3	4	5	6	7	8	9	AB	R	H	RBI	BB	SO	LOB	TOP		
Paul Moltitor, R OBP: 0.359, SLG: 0.428 (1, 5)	E6 1B	5-3							SH5-3 1-2	4	2	2	2	0	0	1	<b>Milwaukee Brewers @ Toronto Blue Jays</b> Exhibition Stadium, Toronto, ON Tue Aug 03 1982, 7:05 PM EDT Att: 16,575 - Cloudy - 68 F		
Robin Yount, R OBP: 0.371, SLG: 0.595 (1, 6)	HR 1B		F8	F6			F2		F8	5	1	1	1	0	0	2			
Cecil Cooper, L OBP: 0.347, SLG: 0.542 (1, 3)	HR		6-3				G3		F7	5	1	1	2	0	0	1			
Ted Simmons, S OBP: 0.299, SLG: 0.460 (1, 2)	G3			HR			F3			3	1	1	1	1	0	0			
Ben Oglivie, L OBP: 0.323, SLG: 0.456 (1, 7)	F8		F8						F4	4	0	1	0	0	0	0			
Gorman Thomas, R OBP: 0.342, SLG: 0.520 (1, 8)	CS 1B			K			F8			4	0	2	0	0	1	1			
Don Money, R OBP: 0.372, SLG: 0.565 (1, 10)	CS 1-2	F7		L5			K		G5-4-3 IBB	3	0	0	0	1	1	0			
Marshall Edwards, L OBP: 0.277, SLG: 0.370 (8, 9)							5-3		G5-4-3 1-2	3	1	2	0	0	0	0			
Charlie Moore, R OBP: 0.293, SLG: 0.357 (8, 9)				1B						1	0	0	0	0	0	2			
Jim Gantner, L OBP: 0.362, SLG: 0.404 (1, 4)		F7					5-3			4	1	2	1	0	0	1			
<b>Inning Stats</b>	R: 3 E: 1 K: 0 S: 6	H: 3 LOB: 0 BB: 0 P: 6	R: 0 E: 0 K: 0 S: 4	H: 1 LOB: 1 BB: 0 P: 4	R: 1 E: 0 K: 0 S: 4	H: 1 LOB: 0 BB: 0 P: 4	R: 2 E: 1 K: 1 S: 8	H: 3 LOB: 1 BB: 0 P: 8	R: 0 E: 0 K: 0 S: 3	H: 0 LOB: 0 BB: 0 P: 5	R: 1 E: 0 K: 0 S: 4	H: 1 LOB: 0 BB: 0 P: 4	R: 0 E: 0 K: 0 S: 3	H: 1 LOB: 1 BB: 1 P: 7	R: 0 E: 0 K: 0 S: 4	H: 1 LOB: 1 BB: 0 P: 4	1B: 7 2B: 2 3B: 0 HR: 3	SF: 0 SAC: 1 DP: 1 HBP: 0	WP: 0 PA: 40 CS: 1
<b>PITCHER</b>	IP WLS BF H R ER SO BB IBB HBP BLK WP HR S P ERA WHIP	IP WLS BF H R ER SO BB IBB HBP BLK WP HR S P ERA WHIP																	
Jim Clancy, R ERA: 4.05 (1, 1)	3.2 L 19 8 6 4 1 0 0 0 0 0 2 21 21 9.82 2.182																		
Dave Geisel, L ERA: 1.5 (4, 1)	3.2 15 3 1 1 1 1 1 0 0 0 1 15 23 2.46 1.091																		
Dale Murray, R ERA: 3.15 (8, 1)	1.2 5 1 0 0 0 0 0 0 0 0 0 5 5 0.00 0.600																		

AB	36
R	7
H	12
RBI	7
BB	2
SO	2
LOB	8



Batter	1	2	3	4	5	6	7	8	9	AB	R	H	RBI	BB	SO	LOB	BOTTOM		
Damaso Garcia, R OBP: 0.348, SLG: 0.414 (1, 4)	G3		FC5-4 1-2	F7					F4	4	0	0	0	0	0	4	<b>Milwaukee Brewers @ Toronto Blue Jays</b> Exhibition Stadium, Toronto, ON Tue Aug 03 1982, 7:05 PM EDT Att: 16,575 - Cloudy - 68 F		
Rance Mulliniks, L OBP: 0.315, SLG: 0.320 (1, 5)	FC6-4 BB		5-3 1-2				F6		K	4	0	0	0	1	2	4			
Lloyd Moseby, L OBP: 0.295, SLG: 0.375 (1, 8)	FC6-4 1-2			4-3			G3		F5	4	0	0	0	0	0	3			
Willie Upshaw, L OBP: 0.352, SLG: 0.488 (1, 3)	G3 1-2						F2		4-3	4	1	1	0	0	0	3			
Barry Bonnell, R OBP: 0.349, SLG: 0.458 (1, 7)			K	1B 1-2			K2-3		5-3	4	1	1	0	0	2	0			
Hosken Powell, L OBP: 0.289, SLG: 0.365 (1, 9)			3-1	1B 1-3 2-H			6-3		F7	4	1	1	1	0	0	0			
Glenn Adams, L OBP: 0.294, SLG: 0.294 (1, 10)			F7	FC3-6 1-3 3-H			K		F8	4	0	1	1	0	1	0			
Ernie Whitt, L OBP: 0.328, SLG: 0.462 (1, 2)				FC4-6 1-2					HR	4	1	4	2	0	0	0			
Alfredo Griffin, S OBP: 0.268, SLG: 0.330 (1, 6)			FC4-6 1-2	FC3-6 1-2 2-3					F3	4	0	1	0	0	0	4			
<b>Inning Stats</b>	R: 0 E: 0 K: 0 S: 3	H: 0 LOB: 1 BB: 1 P: 7	R: 0 E: 0 K: 1 S: 5	H: 0 LOB: 0 BB: 0 P: 5	R: 0 E: 0 K: 0 S: 4	H: 1 LOB: 1 BB: 0 P: 4	R: 3 E: 0 K: 0 S: 8	H: 5 LOB: 2 BB: 0 P: 8	R: 0 E: 0 K: 2 S: 7	H: 0 LOB: 0 BB: 0 P: 7	R: 1 E: 0 K: 1 S: 7	H: 2 LOB: 2 BB: 0 P: 8	R: 0 E: 0 K: 0 S: 3	H: 0 LOB: 0 BB: 0 P: 3	R: 0 E: 0 K: 1 S: 6	H: 1 LOB: 1 BB: 0 P: 6		1B: 8 2B: 0 3B: 0 HR: 1	SF: 0 SAC: 0 DP: 0 HBP: 1
<b>PITCHER</b>	IP WLS BF H R ER SO BB IBB HBP BLK WP HR S P ERA WHIP	IP WLS BF H R ER SO BB IBB HBP BLK WP HR S P ERA WHIP																	
Pete Vuckovich, R ERA: 3.06 (1, 1)	6.0 W 27 8 4 4 3 1 0 0 0 0 1 32 36 6.00 1.500																		
Rollie Fingers, R ERA: 2.71 (7, 1)	3.0 S 11 1 0 0 2 0 0 1 0 0 0 14 15 0.00 0.333																		





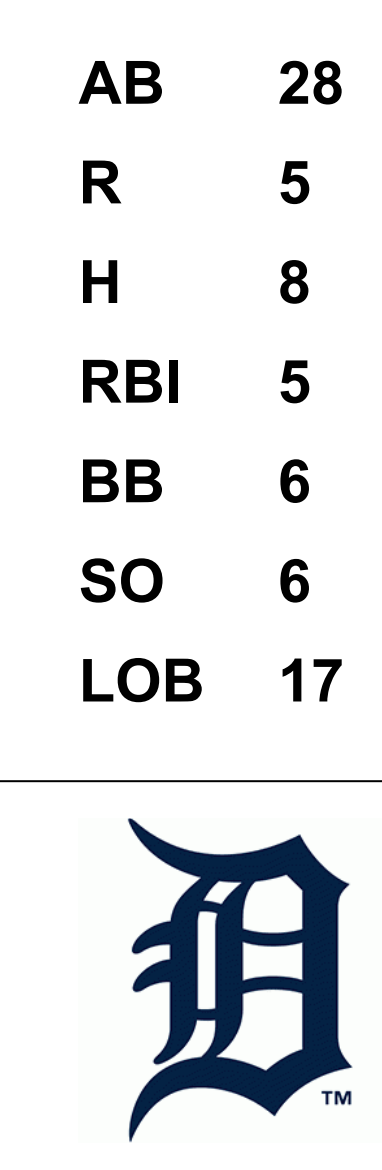
Batter	1	2	3	4	5	6	7	8	9	AB	R	H	RBI	BB	SO	LOB	TOP										
<b>Paul Moltzer, R</b> OBP: 0.357, SLG: 0.433 (1, 5)										5	1	1	1	0	0	3	<b>Milwaukee Brewers @ Toronto Blue Jays</b> Exhibition Stadium, Toronto, ON Wed Aug 04 1982, 7:05 PM EDT Att: 17,521 - Unknown - 75 F										
<b>Robin Yount, R</b> OBP: 0.369, SLG: 0.591 (1, 6)										5	2	1	0	0	0	1											
<b>Cecil Cooper, L</b> OBP: 0.352, SLG: 0.555 (1, 3)										5	2	4	3	0	0	0											
<b>Ted Simmons, S</b> OBP: 0.301, SLG: 0.468 (1, 2)										5	1	2	3	0	0	2											
<b>Ben Oglivie, L</b> OBP: 0.319, SLG: 0.450 (1, 7)											5	0	0	0	0	1											
<b>Gorman Thomas, R</b> OBP: 0.345, SLG: 0.528 (1, 8)										4	1	2	1	1	0	0											
<b>Don Money, R</b> OBP: 0.373, SLG: 0.559 (1, 10)										4	0	1	0	1	1	2											
<b>Marshall Edwards, L</b> OBP: 0.269, SLG: 0.359 (1, 9)										4	0	0	0	0	1	3											
<b>Jim Gantner, L</b> OBP: 0.364, SLG: 0.403 (1, 4)										3	1	1	0	1	0	2											
<b>Inning Stats</b>	R: 0 E: 0 K: 0 S: 4	H: 1 LOB: 1 BB: 0 P: 4	R: 0 E: 0 K: 1 S: 5	H: 0 LOB: 0 BB: 0 P: 5	R: 2 E: 1 K: 0 S: 6	H: 2 LOB: 1 BB: 0 P: 6	R: 0 E: 0 K: 0 S: 3	H: 0 LOB: 2 BB: 2 P: 11	R: 2 E: 0 K: 1 S: 9	H: 4 LOB: 2 BB: 0 P: 9	R: 0 E: 0 K: 0 S: 3	H: 0 LOB: 0 BB: 0 P: 3	R: 0 E: 0 K: 0 S: 3	H: 0 LOB: 0 BB: 0 P: 3	R: 1 E: 0 K: 0 S: 7	H: 2 LOB: 2 BB: 1 P: 11		R: 3 E: 0 K: 0 S: 6	H: 3 LOB: 0 BB: 0 P: 6	1B: 7 2B: 1 3B: 0 HR: 4	SF: 0 SAC: 0 DP: 0 HBP: 0	WP: 0 PB: 0 CS: 0	PA: 43				
<b>PITCHER</b>	IP	WLS	BF	H	R	ER	SO	BB	IBB	HBP	BLK	WP	HR	S	P	ERA	WHIP										
<b>Jim Gott, R</b> ERA: 3.92 (1, 1)	7.2	L	36	9	5	3	3	3	0	0	0	0	3	39	51	3.52	1.565										
<b>Jerry Garvin, L</b> ERA: 7.36 (8, 1)	1.1		7	3	3	3	0	0	0	0	0	0	1	7	7	20.25	2.250										

Batter	1	2	3	4	5	6	7	8	9	AB	R	H	RBI	BB	SO	LOB	BOTTOM										
<b>Damaso Garcia, R</b> OBP: 0.350, SLG: 0.415 (1, 4)										4	0	2	0	0	0	0	<b>Milwaukee Brewers @ Toronto Blue Jays</b> Exhibition Stadium, Toronto, ON Wed Aug 04 1982, 7:05 PM EDT Att: 17,521 - Unknown - 75 F										
<b>Garth Iorg, R</b> OBP: 0.320, SLG: 0.393 (1, 5)										4	0	2	0	0	0	2											
<b>Barry Bonnell, R</b> OBP: 0.348, SLG: 0.455 (1, 7)										4	0	1	0	0	0	3											
<b>Jesse Barfield, R</b> OBP: 0.342, SLG: 0.455 (1, 9)										4	0	0	0	0	0	3											
<b>Leon Roberts, R</b> OBP: 0.262, SLG: 0.298 (1, 10)										3	0	1	0	0	0	0											
<b>Willie Upshaw, L</b> OBP: 0.352, SLG: 0.486 (1, 3)										3	0	1	0	0	1	1											
<b>Buck Martinez, R</b> OBP: 0.320, SLG: 0.436 (1, 2)										3	0	0	0	0	0	1											
<b>Lloyd Moseby, L</b> OBP: 0.293, SLG: 0.372 (1, 8)										3	0	0	0	0	0	0											
<b>Alfredo Griffin, S</b> OBP: 0.266, SLG: 0.327 (1, 6)										3	0	0	0	0	0	0											
<b>Inning Stats</b>	R: 0 E: 0 K: 0 S: 4	H: 1 LOB: 1 BB: 0 P: 4	R: 0 E: 0 K: 1 S: 5	H: 0 LOB: 0 BB: 0 P: 5	R: 0 E: 0 K: 0 S: 4	H: 1 LOB: 1 BB: 0 P: 4	R: 0 E: 0 K: 0 S: 4	H: 2 LOB: 1 BB: 0 P: 4	R: 0 E: 0 K: 0 S: 3	H: 0 LOB: 0 BB: 0 P: 3	R: 0 E: 0 K: 0 S: 4	H: 1 LOB: 1 BB: 0 P: 4	R: 0 E: 0 K: 0 S: 3	H: 1 LOB: 0 BB: 0 P: 3	R: 0 E: 0 K: 0 S: 3	H: 0 LOB: 0 BB: 0 P: 3		R: 0 E: 0 K: 0 S: 3	H: 1 LOB: 0 BB: 0 P: 3	1B: 7 2B: 0 3B: 0 HR: 0	SF: 0 SAC: 0 DP: 3 HBP: 0	WP: 0 PB: 0 CS: 0	PA: 31				
<b>PITCHER</b>	IP	WLS	BF	H	R	ER	SO	BB	IBB	HBP	BLK	WP	HR	S	P	ERA	WHIP										
<b>Mike Caldwell, L</b> ERA: 4.34 (1, 1)	9.0	W	31	7	0	0	1	0	0	0	0	0	0	33	33	0.00	0.778										

Batter	1	2	3	4	5	6	7	8	9	AB	R	H	RBI	BB	SO	LOB	TOP					
Damaso Garcia, R (1,4) OBP: 0.349, SLG: 0.413	F2		S 1B		F6			F7		4	0	1	0	0	0	2	Toronto Blue Jays @ Detroit Tigers Tiger Stadium, Detroit, MI Thu Aug 05 1982, 7:05 PM EDT Unknown - 76 F					
Rance Mulliniks, L (1,5) OBP: 0.309, SLG: 0.314	4-3		4-3		4-3			4-3		4	0	0	0	0	0	3						
Lloyd Moseby, L (1,8) OBP: 0.292, SLG: 0.368	F7			CS BB		4-3		K		3	0	0	0	1	1	0						
Willie Upshaw, L (1,3) OBP: 0.353, SLG: 0.493		K		1-2 BB		4-3			HR	3	1	1	1	1	1	0						
Barry Bonnell, R (1,7) OBP: 0.347, SLG: 0.452		1-3 1B		K		5-3			F7	4	0	1	0	0	1	1						
Glenn Adams, L (1,10) OBP: 0.238, SLG: 0.238		1-3		F9				G3		4	0	0	0	0	0	2						
Hosken Powell, L (1,9) OBP: 0.294, SLG: 0.386		K			1B				HR	4	1	2	1	0	1	1						
Ernie Whitt, L (1,2) OBP: 0.328, SLG: 0.465			L1-6 2B		F5			F6		3	0	1	0	0	0	1						
Alfredo Griffin, S (1,6) OBP: 0.267, SLG: 0.327			L1-6					1-3		3	0	1	0	0	0	1						
<b>Inning Stats</b>	R: 0 E: 0 K: 0 S: 3	H: 0 LOB: 0 BB: 0 P: 3	R: 0 E: 0 K: 2 S: 8	H: 1 LOB: 1 BB: 0 P: 8	R: 0 E: 0 K: 1 S: 4	H: 2 LOB: 1 BB: 0 P: 4	R: 0 E: 0 K: 1 S: 4	H: 0 LOB: 1 BB: 2 P: 12	R: 0 E: 0 K: 0 S: 5	H: 2 LOB: 2 BB: 0 P: 5	R: 0 E: 0 K: 0 S: 3	H: 0 LOB: 0 BB: 0 P: 3	R: 1 E: 0 K: 0 S: 4	H: 1 LOB: 0 BB: 0 P: 4	R: 0 E: 0 K: 1 S: 5	H: 0 LOB: 0 BB: 0 P: 5	R: 1 E: 0 K: 0 S: 4	H: 1 LOB: 0 BB: 0 P: 4	1B: 4 2B: 2 3B: 0 HR: 2	SF: 0 SAC: 0 DP: 1 HBP: 0	WP: 0 PB: 0 SB: 1 CS: 1	PA: 34
<b>PITCHER</b> Jerry Ujdur, R (1,1) ERA: 3.32	IP: 9.0 WLS: W BF: 34 H: 7 R: 2 ER: 2 SO: 4 BB: 2 IBB: 0 HBP: 0 BLK: 0 WP: 0 HR: 2 S: 40 P: 48 ERA: 2.00 WHIP: 1.000															<b>PITCHER</b>						

Batter	1	2	3	4	5	6	7	8	9	AB	R	H	RBI	BB	SO	LOB	BOTTOM			
Lou Whitaker, L (1,4) OBP: 0.343, SLG: 0.416	1-3		F9		SF7		F5			3	0	0	1	0	0	2	Toronto Blue Jays @ Detroit Tigers Tiger Stadium, Detroit, MI Thu Aug 05 1982, 7:05 PM EDT Unknown - 76 F			
Tom Brookens, R (1,5) OBP: 0.313, SLG: 0.364	K		K		K		L4			4	0	0	0	0	3	2				
Larry Hemdon, R (1,7) OBP: 0.336, SLG: 0.504		BB		FC3-6 1B		1B 2B		F8 1B BB		2	2	2	0	2	0	0				
Lance Parrish, R (1,2) OBP: 0.356, SLG: 0.528	F6			F4		K		F2		4	0	0	0	0	1	4				
Jerry Turner, L (1,10) OBP: 0.295, SLG: 0.376		F6		FC3-6		2B 1B		F8		4	1	1	0	0	0	2				
Rick Leach, L (1,3) OBP: 0.310, SLG: 0.360 Enos Cabell, R (8, FH) OBP: 0.295, SLG: 0.345		BB		4-3		1B 2B		BB 1B		2	0	1	2	1	0	1				
Chet Lemon, R (1,9) OBP: 0.360, SLG: 0.385		BB			K		BB 1B			1	0	1	1	0	0	0				
Glenn Wilson, R (1,8) OBP: 0.339, SLG: 0.396		1-3			3B 1B		1-3			4	1	1	0	0	0	5				
Alan Trammell, R (1,6) OBP: 0.297, SLG: 0.355			CS S 1B		1-H SF7 3B		L4 BB			2	1	2	1	1	0	0				
<b>Inning Stats</b>	R: 0 E: 0 K: 1 S: 5	H: 0 LOB: 1 BB: 1 P: 9	R: 0 E: 0 K: 1 S: 5	H: 0 LOB: 1 BB: 1 P: 9	R: 0 E: 0 K: 1 S: 5	H: 1 LOB: 0 BB: 0 P: 5	R: 0 E: 0 K: 0 S: 4	H: 1 LOB: 1 BB: 0 P: 4	R: 2 E: 0 K: 2 S: 9	H: 2 LOB: 0 BB: 0 P: 9	R: 2 E: 0 K: 1 S: 7	H: 3 LOB: 1 BB: 1 P: 11	R: 0 E: 0 K: 0 S: 2	H: 0 LOB: 0 BB: 1 P: 6	R: 1 E: 0 K: 0 S: 4	H: 1 LOB: 2 BB: 2 P: 12	1B: 6 2B: 2 3B: 1 HR: 0	SF: 1 SAC: 0 DP: 2 HBP: 0	WP: 0 PB: 0 SB: 2 CS: 1	PA: 35
<b>PITCHER</b> Luis Leal, R (1,1) ERA: 3.93 Ken Schrom, R (6,1) ERA: 3.86 Dave Geisel, L (8,1) ERA: 1.42	IP: 5.1 WLS: L BF: 24 H: 7 R: 4 ER: 4 SO: 6 BB: 2 IBB: 0 HBP: 0 BLK: 0 WP: 0 HR: 0 S: 34 P: 42 ERA: 6.75 WHIP: 1.688															<b>PITCHER</b>				

AB	32
R	2
H	7
RBI	2
BB	2
SO	4
LOB	11



Batter	1	2	3	4	5	6	7	8	9	AB	R	H	RBI	BB	SO	LOB	TOP										
Damaso Garcia, R OBP: 0.347, SLG: 0.413 (1, 4)	F6	K		6-3			2B		F7	5	1	1	0	0	1	2											
Garth Iorg, R OBP: 0.326, SLG: 0.401 (1, 5)	1-3		4-3				F7		1B	5	1	3	0	0	0	1											
Ernie Whitt, L OBP: 0.333, SLG: 0.472 (1, 2)	WP	BB	4-3	4-3			PB		1B	5	0	3	3	0	0	1											
Willie Upshaw, L OBP: 0.354, SLG: 0.489 (1, 3)	WP	BB	2B				9-2		1B	3	0	0	0	2	2	3											
Hosken Powell, L OBP: 0.292, SLG: 0.384 Jesse Barfield, R OBP: 0.342, SLG: 0.457 (3, 9)	K								K	1	0	0	0	0	1	2											
Barry Bonnell, R OBP: 0.346, SLG: 0.451 (1, 7)										3	1	1	0	1	0	0											
Glenn Adams, L OBP: 0.227, SLG: 0.227 Leon Roberts, R OBP: 0.256, SLG: 0.291 (3, PH)	F3		F4				6-3		F8	1	0	0	0	0	0	1											
Lloyd Moseby, L OBP: 0.289, SLG: 0.364 (1, 8)	K		K				4-3		F9	4	0	0	0	0	2	4											
Alfredo Griffin, S OBP: 0.269, SLG: 0.329 (1, 6)							5-3		1B	4	1	2	1	0	1	0											
<b>Inning Stats</b>	R: 0 E: 0 K: 1 S: 6	H: 1 LOB: 2 BB: 1 P: 10	R: 1 E: 0 K: 2 S: 9	H: 2 LOB: 1 BB: 0 P: 9	R: 1 E: 1 K: 1 S: 7	H: 2 LOB: 3 BB: 2 P: 15	R: 0 E: 0 K: 1 S: 6	H: 1 LOB: 1 BB: 0 P: 6	R: 0 E: 0 K: 1 S: 5	H: 0 LOB: 0 BB: 0 P: 5	R: 0 E: 0 K: 0 S: 3	H: 0 LOB: 0 BB: 0 P: 3	R: 1 E: 0 K: 0 S: 4	H: 2 LOB: 0 BB: 0 P: 4	R: 0 E: 0 K: 0 S: 3	H: 0 LOB: 0 BB: 0 P: 3	R: 1 E: 0 K: 1 S: 8	H: 3 LOB: 2 BB: 0 P: 8	1B: 7 2B: 5 3B: 0 HR: 0	SF: 0 SAC: 0 DP: 1 HBP: 0	WP: 1 PB: 1 SB: 2 CS: 0	PA: 40					
<b>PITCHER</b>	IP	WLS	BF	H	R	ER	SO	BB	IBB	HBP	BLK	WP	HR	S	P	ERA	WHIP										
Bob James, R ERA: 7.07 (1, 1)	2.1		13	4	2	2	3	2	0	0	0	1	0	17	25	7.71	2.571										
Dave Rucker, L ERA: 4.11 (3, 1)	3.2	W	14	2	0	0	3	0	1	0	0	0	0	19	23	0.00	0.545										
Dave Tobik, R ERA: 2.87 (7, 1)	3.0	S	13	5	2	2	1	0	0	0	0	0	0	15	15	6.00	1.667										

Toronto Blue Jays @ Detroit Tigers  
Tiger Stadium, Detroit, MI  
Thu Aug 05 1982, 7:05 PM EDT  
Att: 26,010 - Unknown - 73 F

AB	37
R	4
H	11
RBI	4
BB	3
SO	7
LOB	17



Batter	1	2	3	4	5	6	7	8	9	AB	R	H	RBI	BB	SO	LOB	BOTTOM										
Lou Whitaker, L OBP: 0.352, SLG: 0.422 (1, 4)	4-3									4	2	4	0	1	0	0											
Tom Brookens, R OBP: 0.311, SLG: 0.361 (1, 5)	4-3		F9							5	0	1	2	0	0	6											
Larry Hemdon, R OBP: 0.337, SLG: 0.504 (1, 7)										4	1	2	1	0	0	2											
Jerry Turner, L OBP: 0.301, SLG: 0.403 (1, 10)	F7									4	1	2	3	0	0	1											
Rick Leach, L OBP: 0.300, SLG: 0.347 (1, 3)			F3							4	0	0	0	0	0	2											
Chet Lemon, R OBP: 0.359, SLG: 0.383 (1, 9)			K							4	0	1	0	0	3	2											
Glenn Wilson, R OBP: 0.336, SLG: 0.490 (1, 8)			F9							4	0	1	0	0	0	1											
Bill Fahey, L OBP: 0.147, SLG: 0.182 (1, 2)										4	2	1	0	0	0	1											
Alan Trammell, R OBP: 0.300, SLG: 0.356 (1, 6)										4	1	2	0	0	0	1											
<b>Inning Stats</b>	R: 1 E: 0 K: 0 S: 4	H: 2 LOB: 0 BB: 0 P: 4	R: 0 E: 0 K: 1 S: 5	H: 0 LOB: 0 BB: 0 P: 5	R: 0 E: 0 K: 0 S: 3	H: 0 LOB: 1 BB: 1 P: 7	R: 2 E: 0 K: 1 S: 7	H: 2 LOB: 0 BB: 0 P: 7	R: 3 E: 0 K: 1 S: 10	H: 5 LOB: 2 BB: 0 P: 10	R: 1 E: 1 K: 0 S: 5	H: 2 LOB: 1 BB: 0 P: 5	R: 0 E: 0 K: 0 S: 3	H: 0 LOB: 0 BB: 0 P: 3	R: 0 E: 1 K: 0 S: 6	H: 3 LOB: 3 BB: 0 P: 6	1B: 12 2B: 1 3B: 0 HR: 1	SF: 0 SAC: 0 DP: 1 HBP: 0	WP: 0 PB: 0 SB: 0 CS: 0	PA: 38							
<b>PITCHER</b>	IP	WLS	BF	H	R	ER	SO	BB	IBB	HBP	BLK	WP	HR	S	P	ERA	WHIP										
Roy Lee Jackson, R ERA: 3.41 (1, 1)	4.0	L	18	6	5	5	2	1	0	0	0	0	0	16	16	3.00	1.667										
Dale Murray, R ERA: 3.14 (5, 1)	3.0		14	5	2	1	1	0	0	0	0	0	0	16	16	3.00	1.667										
Joey McLaughlin, R ERA: 2.93 (8, 1)	1.0		6	3	0	0	0	0	0	0	0	0	0	6	6	0.00	3.000										

Toronto Blue Jays @ Detroit Tigers  
Tiger Stadium, Detroit, MI  
Thu Aug 05 1982, 7:05 PM EDT  
Att: 26,010 - Unknown - 73 F

AB	37
R	7
H	14
RBI	6
BB	1
SO	3
LOB	16



Batter	1	2	3	4	5	6	7	8	9	AB	R	H	RBI	BB	SO	LOB	TOP			
Damaso Garcia, R (1,4) OBP: 0.348, SLG: 0.414	F8			FC4-6 1B		5-3		1-2 1B		4	0	2	0	0	0	0				
Garth Iorg, R (1,5) OBP: 0.322, SLG: 0.396 Glenn Adams, L (8,PH) OBP: 0.227, SLG: 0.227 Rance Mulliniks, L (8,5) OBP: 0.308, SLG: 0.313	F2			FC4-6 1-2		G3		PO 2-3	4-3	3	0	0	0	0	0	0	1			
Ernie Whitt, L (1,2) OBP: 0.328, SLG: 0.464	4-3			F7			5-3		4-3	4	0	0	0	0	0	1				
Willie Upshaw, L (1,3) OBP: 0.353, SLG: 0.487		F6		4-1			1B		F8	4	0	1	0	0	0	1				
Barry Bonnell, R (1,7) OBP: 0.345, SLG: 0.447		4-3			5-3		F7			3	0	0	0	0	0	1				
Hosken Powell, L (1,10) OBP: 0.287, SLG: 0.377		3-1			K		K			3	0	0	0	0	2	1				
Lloyd Moseby, L (1,8) OBP: 0.290, SLG: 0.363			K		E5			FC5-4 1B		3	0	1	0	0	1	0				
Jesse Barfield, R (1,9) OBP: 0.338, SLG: 0.452			F8		K			FC5-4 PO 1-2 1B		3	0	0	0	0	1	2				
Alfredo Griffin, S (1,6) OBP: 0.267, SLG: 0.326			F7		F1			F5		3	0	0	0	0	0	1				
<b>Inning Stats</b>	R: 0 E: 0 K: 0 S: 3	H: 0 LOB: 0 BB: 0 P: 3	R: 0 E: 0 K: 0 S: 3	H: 0 LOB: 0 BB: 0 P: 3	R: 0 E: 0 K: 1 S: 5	H: 0 LOB: 0 BB: 0 P: 5	R: 0 E: 0 K: 0 S: 4	H: 1 LOB: 1 BB: 0 P: 4	R: 0 E: 0 K: 2 S: 8	H: 0 LOB: 1 BB: 0 P: 8	R: 0 E: 0 K: 1 S: 6	H: 1 LOB: 1 BB: 0 P: 6	R: 0 E: 0 K: 0 S: 4	H: 2 LOB: 1 BB: 0 P: 4	R: 0 E: 0 K: 0 S: 3	H: 0 LOB: 0 BB: 0 P: 3	1B: 4 2B: 0 3B: 0 HR: 0	SF: 0 SAC: 0 DP: 0 HBP: 0	WP: 0 PB: 0 SB: 0 CS: 0	PA: 32
<b>PITCHER</b> Jack Morris, R (1,1) ERA: 4.22	IP: 9.0 WLS: W BF: 31 H: 4 R: 0 ER: 0 SO: 4 BB: 0 IBB: 0 HBP: 0 BLK: 0 WP: 0 HR: 0 S: 39 P: 39 ERA: 0.00 WHIP: 0.444															<b>PITCHER</b>				

Toronto Blue Jays @ Detroit Tigers  
Tiger Stadium, Detroit, MI  
Fri Aug 06 1982, 7:05 PM EDT  
Att: 21,602 - Unknown - 81 F

AB	31
R	0
H	4
RBI	0
BB	0
SO	4
LOB	8



Batter	1	2	3	4	5	6	7	8	9	AB	R	H	RBI	BB	SO	LOB	BOTTOM			
Lou Whitaker, L (1,4) OBP: 0.391, SLG: 0.426	4-3		1B 3B		4-3		F7			4	1	1	0	0	0	0				
Tom Brookens, R (1,5) OBP: 0.310, SLG: 0.359	3-1		CS 1B		F6			K		4	0	1	1	0	1	0				
Larry Hemdon, R (1,7) OBP: 0.341, SLG: 0.506	E5 1B		3-H 1-2 HR 1B		6-3			HR 1B		4	2	3	0	0	0	0				
Lance Parrish, R (1,2) OBP: 0.357, SLG: 0.547	5-3		1-H HR			F8		HR 1B		4	2	2	4	0	0	1				
Jerry Turner, L (1,10) OBP: 0.301, SLG: 0.402 Mike Ivie, R (8,PH) OBP: 0.290, SLG: 0.442		F1				K		F7		3	0	1	0	0	1	0				
Rick Leach, L (1,3) OBP: 0.293, SLG: 0.339 Enos Cabell, R (8,PH) OBP: 0.294, SLG: 0.344		F8				F5		F6		3	0	0	0	0	0	1				
Chet Lemon, R (1,9) OBP: 0.365, SLG: 0.397		BB BB BB			G4-6-3 1B			HR		2	1	2	1	1	0	0				
Glenn Wilson, R (1,8) OBP: 0.328, SLG: 0.390		5-3			G4-6-3 1-2		G3			3	0	0	0	0	2					
Alan Trammell, R (1,6) OBP: 0.297, SLG: 0.353					F7		5-3		F8	3	0	0	0	0	0					
<b>Inning Stats</b>	R: 0 E: 1 K: 0 S: 4	H: 1 LOB: 1 BB: 0 P: 4	R: 0 E: 0 K: 0 S: 3	H: 0 LOB: 1 BB: 1 P: 7	R: 3 E: 0 K: 0 S: 7	H: 5 LOB: 1 BB: 0 P: 7	R: 0 E: 0 K: 0 S: 3	H: 1 LOB: 0 BB: 0 P: 3	R: 0 E: 0 K: 1 S: 5	H: 0 LOB: 0 BB: 0 P: 5	R: 1 E: 0 K: 0 S: 4	H: 1 LOB: 0 BB: 0 P: 4	R: 2 E: 0 K: 1 S: 7	H: 2 LOB: 0 BB: 0 P: 7	R: 0 E: 0 K: 0 S: 3	H: 0 LOB: 0 BB: 0 P: 3	1B: 6 2B: 0 3B: 1 HR: 3	SF: 0 SAC: 0 DP: 1 HBP: 0	WP: 0 PB: 0 SB: 0 CS: 1	PA: 33
<b>PITCHER</b> Dave Stieb, R (1,1) ERA: 4.0 Dave Geisel, L (8,1) ERA: 1.29	IP: 7.1 WLS: L BF: 31 H: 10 R: 6 ER: 6 SO: 2 BB: 1 IBB: 0 HBP: 0 BLK: 0 WP: 0 HR: 3 S: 34 P: 38 ERA: 7.36 WHIP: 1.500															<b>PITCHER</b>				

Toronto Blue Jays @ Detroit Tigers  
Tiger Stadium, Detroit, MI  
Fri Aug 06 1982, 7:05 PM EDT  
Att: 21,602 - Unknown - 81 F

AB	32
R	6
H	10
RBI	6
BB	1
SO	2
LOB	4



Batter	1	2	3	4	5	6	7	8	9	AB	R	H	RBI	BB	SO	LOB	TOP				
Damaso Garcia, R (1,4) OBP: 0.348, SLG: 0.414										5	0	2	0	0	0	2					
Rance Mulliniks, L (1,5) OBP: 0.307, SLG: 0.326										4	1	1	2	0	1	1					
Ernie Whitt, L (1,2) OBP: 0.327, SLG: 0.460										4	0	1	0	0	0	0					
Willie Upshaw, L (1,3) OBP: 0.352, SLG: 0.492										4	2	1	1	0	0	1					
Barry Bonnell, R (1,7) OBP: 0.344, SLG: 0.444										4	1	1	0	0	1	0					
Glenn Adams, L (1,10) OBP: 0.269, SLG: 0.400										3	1	2	2	0	0	0					
Lloyd Moseby, L (1,8) OBP: 0.286, SLG: 0.359										4	0	0	0	0	0	2					
Jesse Barfield, R (1,9) OBP: 0.337, SLG: 0.449										4	1	1	0	0	1	1					
Alfredo Griffin, S (1,6) OBP: 0.269, SLG: 0.328										4	1	2	2	0	0	0					
<b>Inning Stats</b>	R: 0 E: 0 K: 0 S: 4	H: 2 LOB: 1 BB: 0 P: 4	R: 0 E: 0 K: 0 S: 3	H: 0 LOB: 0 BB: 0 P: 3	R: 2 E: 0 K: 1 S: 7	H: 2 LOB: 0 BB: 0 P: 7	R: 3 E: 1 K: 0 S: 7	H: 3 LOB: 1 BB: 0 P: 7	R: 0 E: 0 K: 1 S: 5	H: 1 LOB: 0 BB: 0 P: 6	R: 0 E: 0 K: 0 S: 3	H: 0 LOB: 0 BB: 0 P: 3	R: 2 E: 0 K: 0 S: 5	H: 2 LOB: 2 BB: 0 P: 5	R: 0 E: 0 K: 0 S: 3	H: 1 LOB: 0 BB: 0 P: 3	1B: 8 2B: 0 3B: 0 HR: 3	SF: 1 SAC: 0 DP: 0 HBP: 0	WP: 0 PB: 0 SB: 0 CS: 2	PA: 38	
<b>PITCHER</b>	IP	WLS	BF	H	R	ER	SO	BB	IBB	HBP	BLK	WP	HR	S	P	ERA	WHIP				
Larry Pashnick, R (1,1) ERA: 3.94	3.2	L	18	7	5	2	1	0	0	0	0	0	1	20	20	4.91	1.909				
Elias Sosa, R (4,1) ERA: 3.9	4.0		15	3	2	2	2	0	0	0	0	0	2	19	19	4.50	0.750				
Bob James, R (8,1) ERA: 6.46	1.1		4	1	0	0	0	0	0	0	0	0	0	4	4	0.00	0.750				

Toronto Blue Jays @ Detroit Tigers  
Tiger Stadium, Detroit, MI  
Sat Aug 07 1982, 3:33 AM EDT  
Att: 20,608 - Unknown - 81 F

AB 36  
R 7  
H 11  
RBI 7  
BB 0  
SO 3  
LOB 7

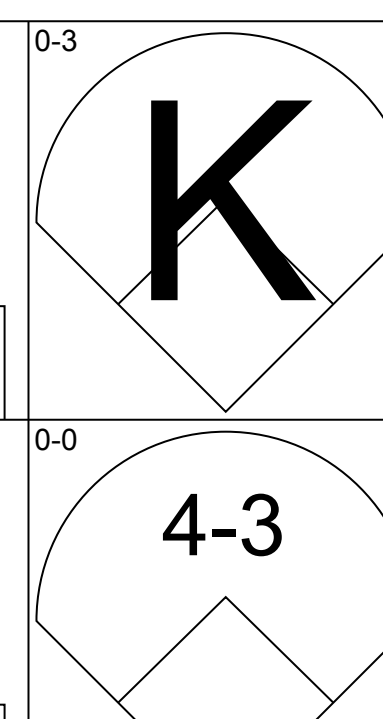
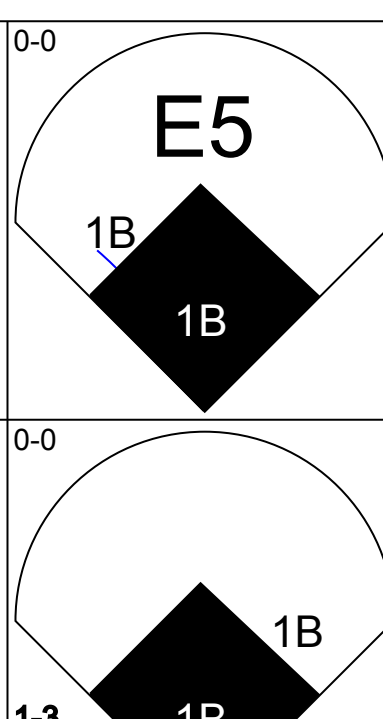
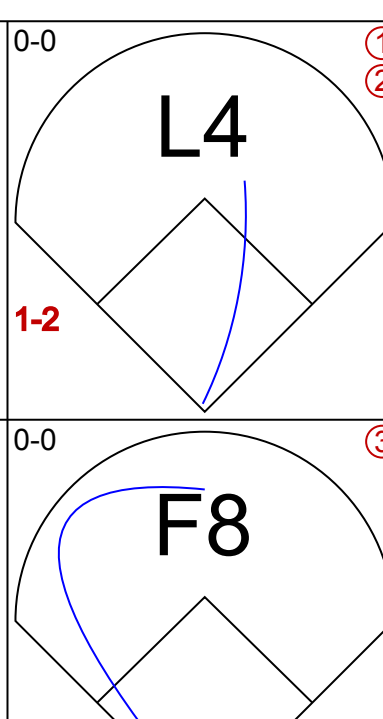
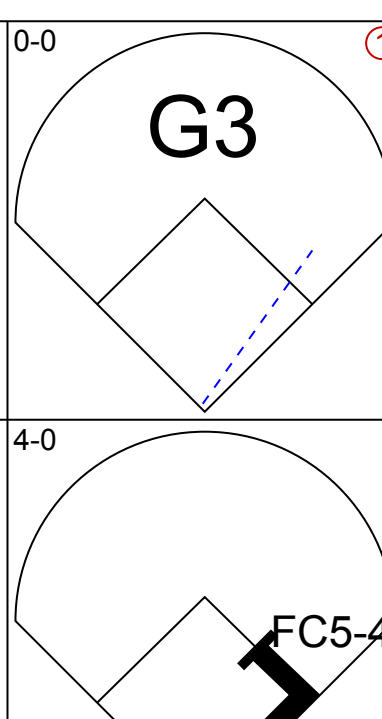
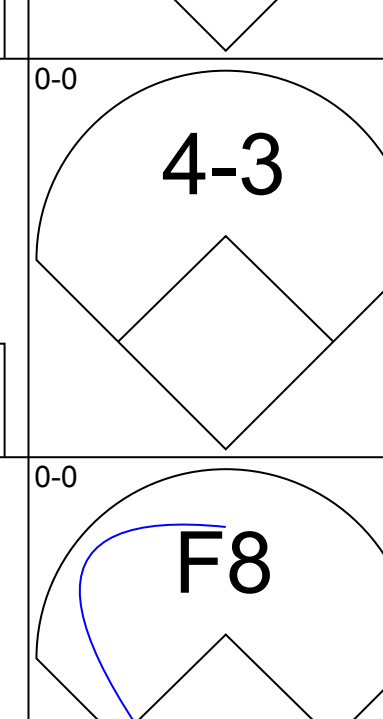
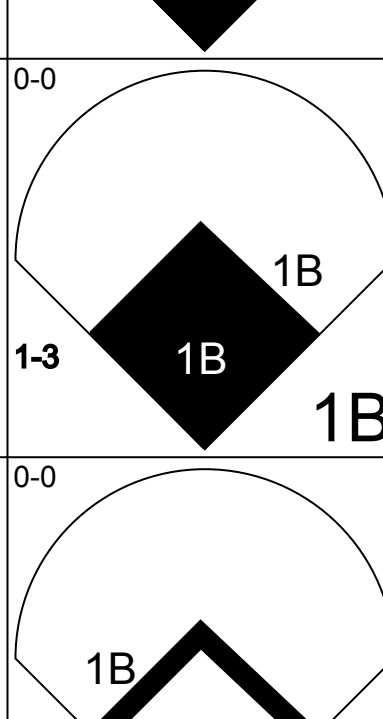
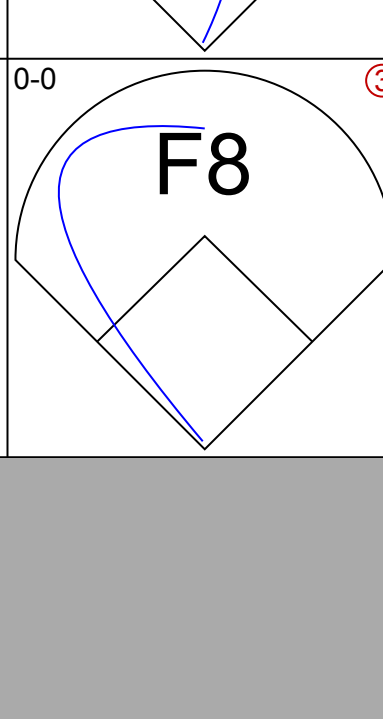
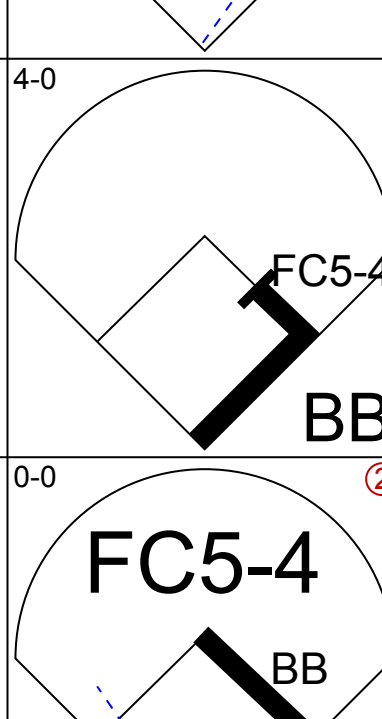
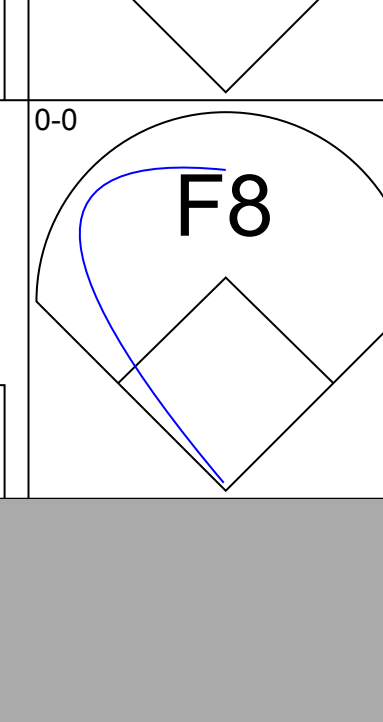
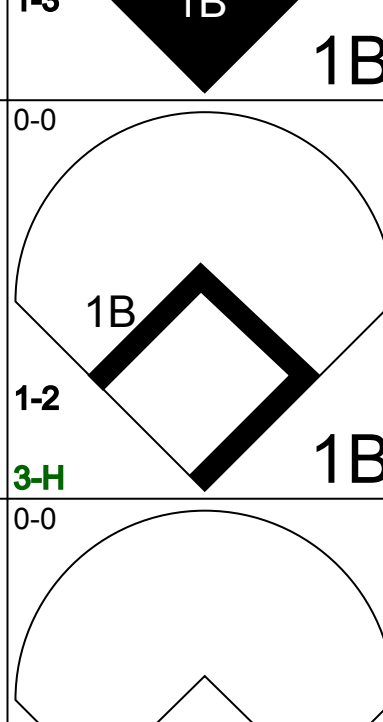

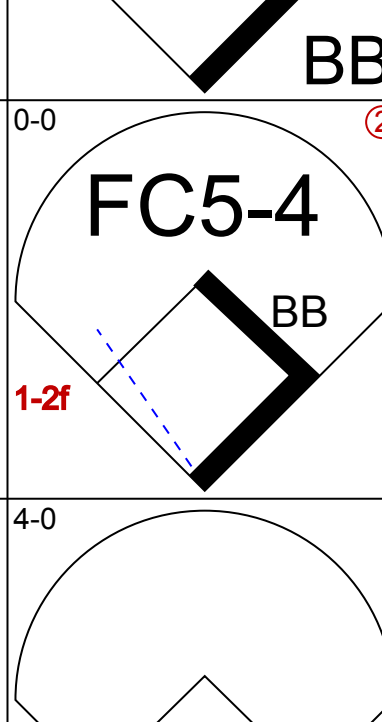
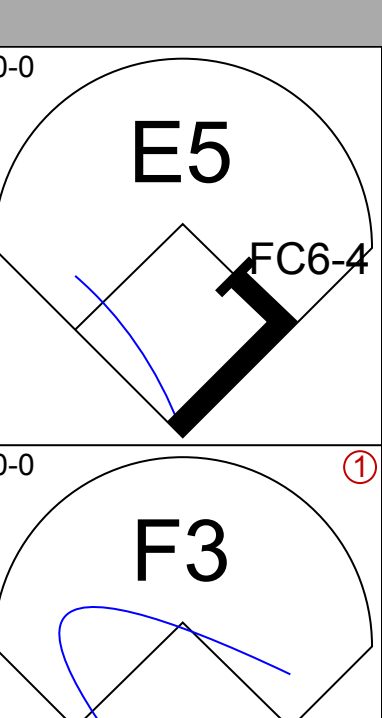
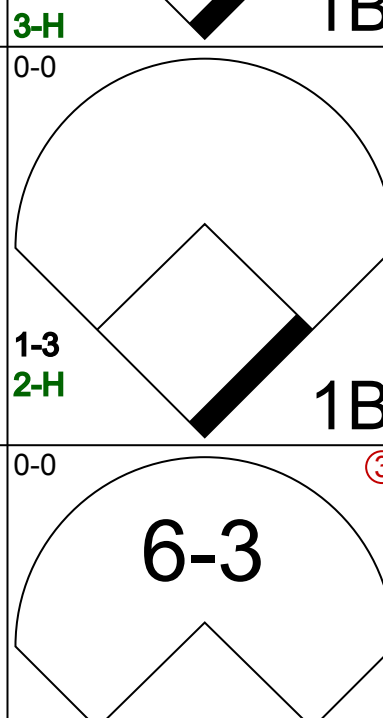

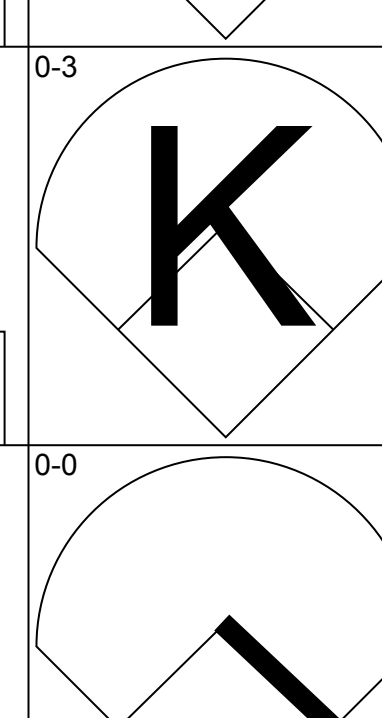
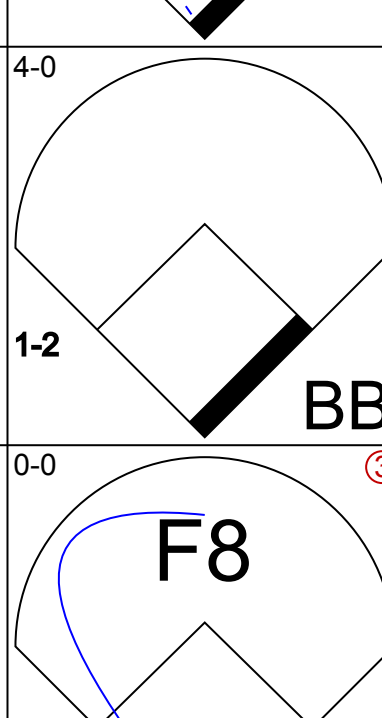

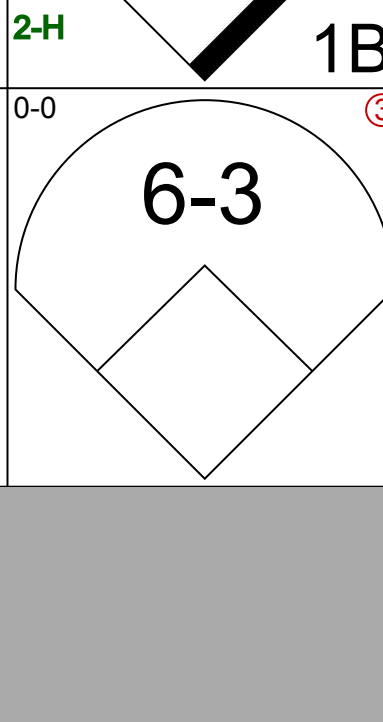

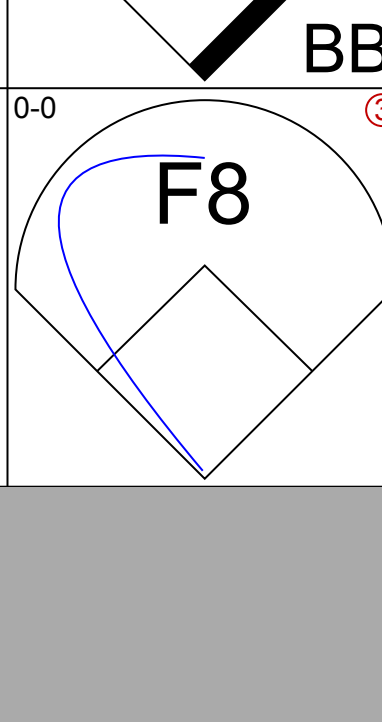

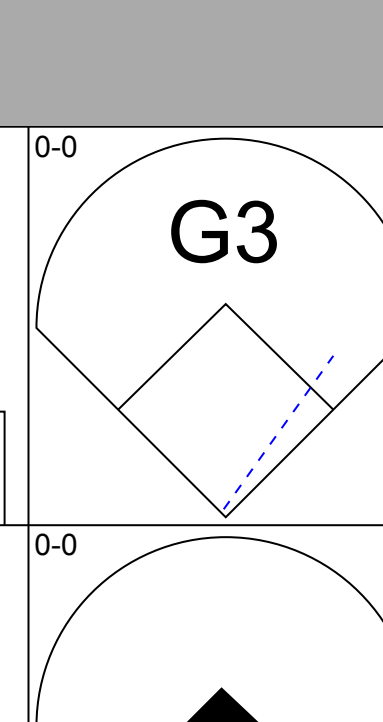
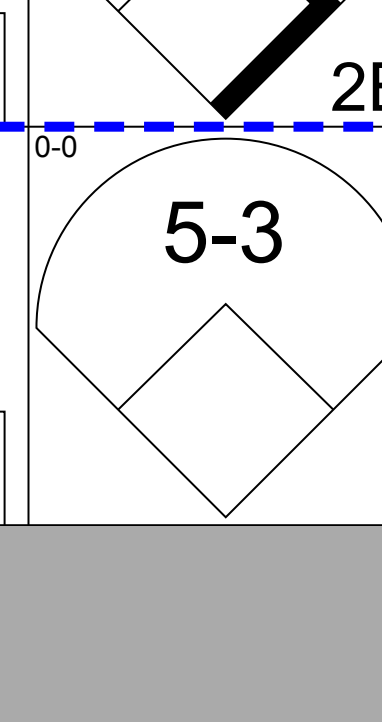

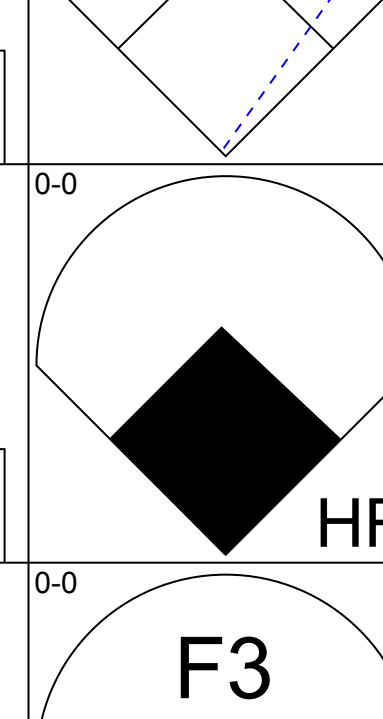

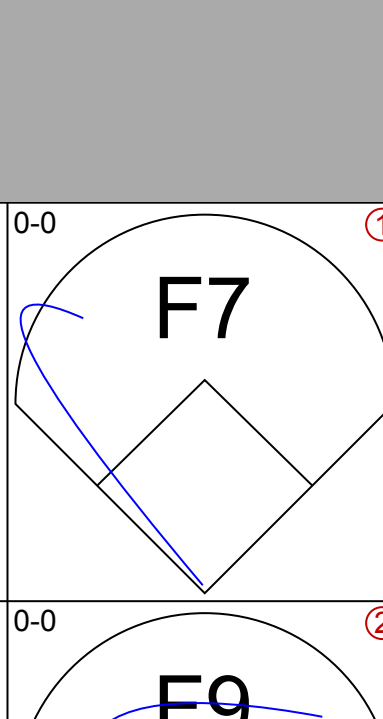
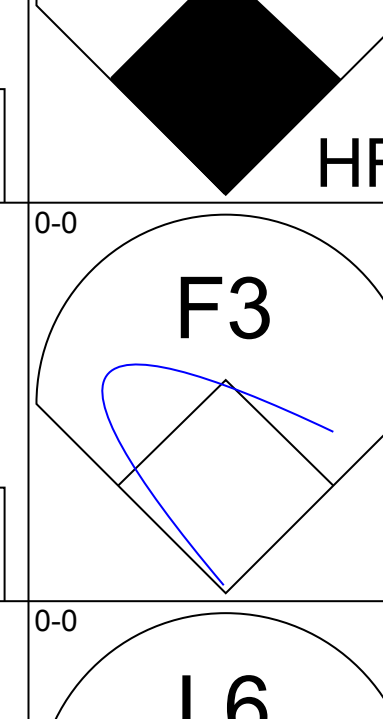
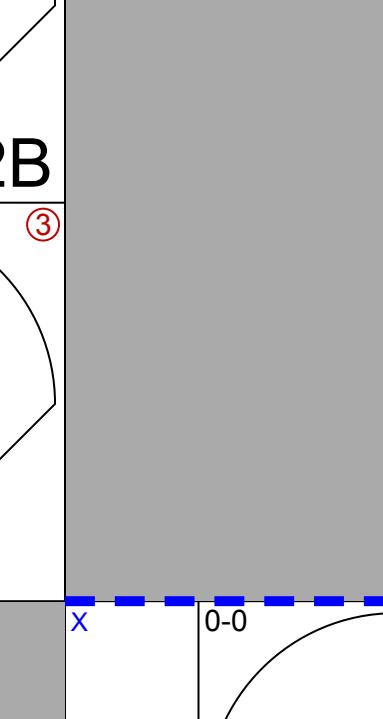
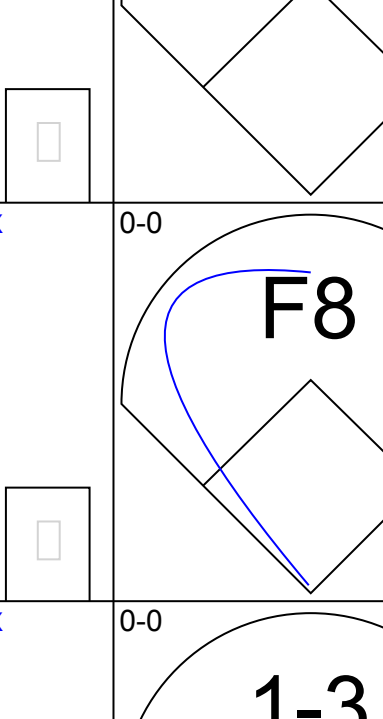
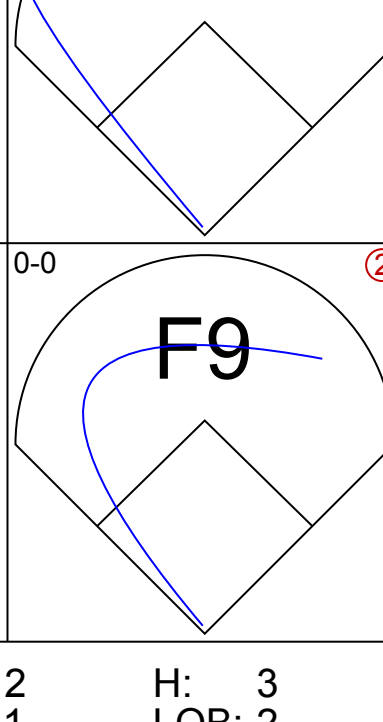
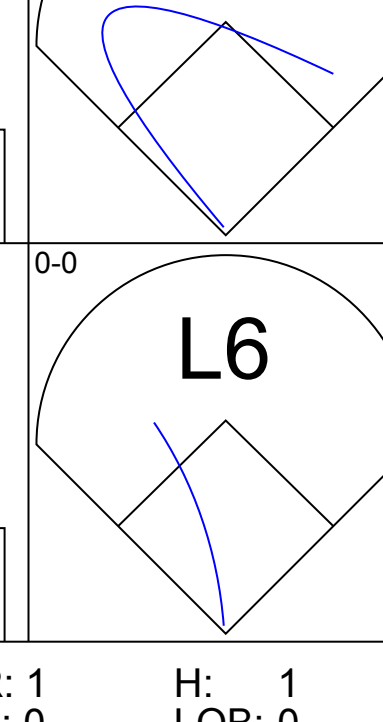
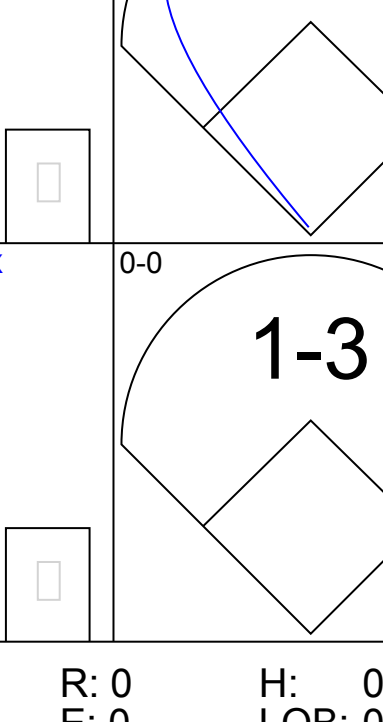


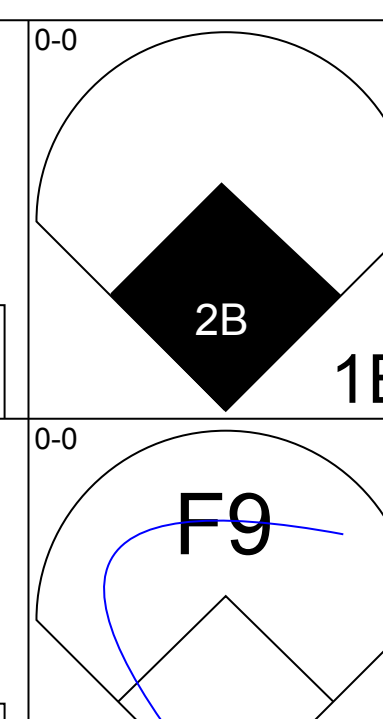
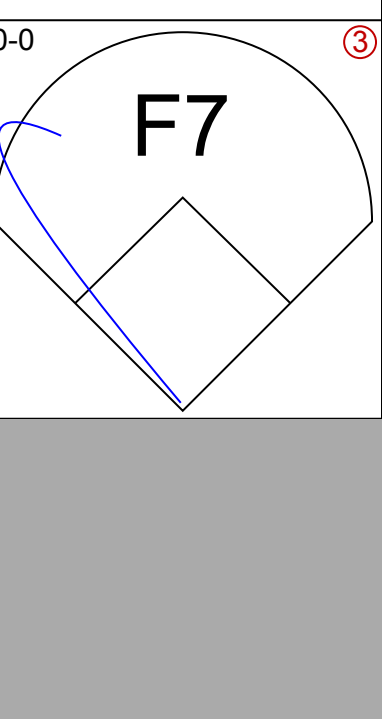
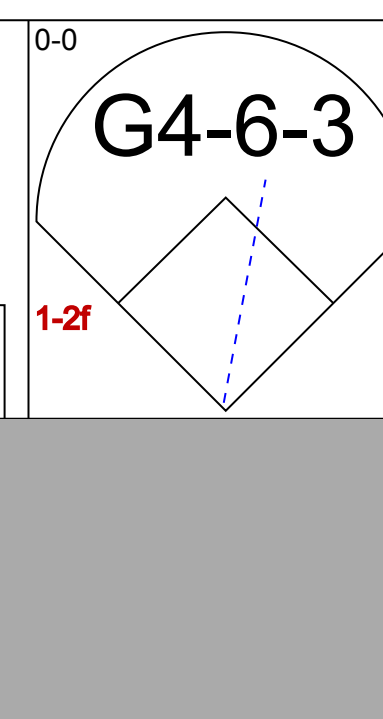
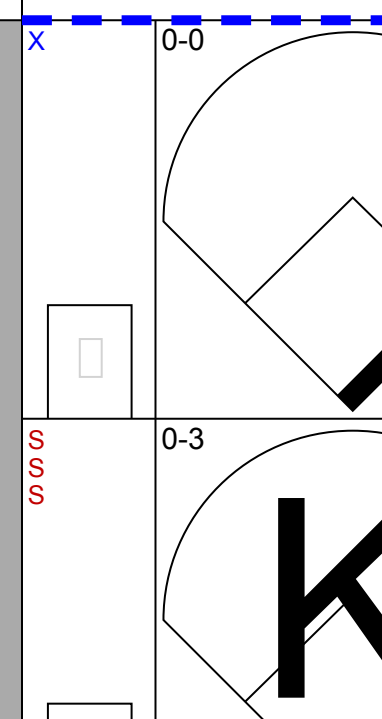
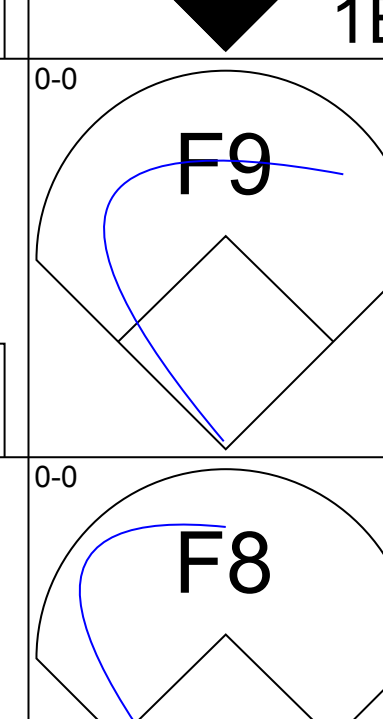
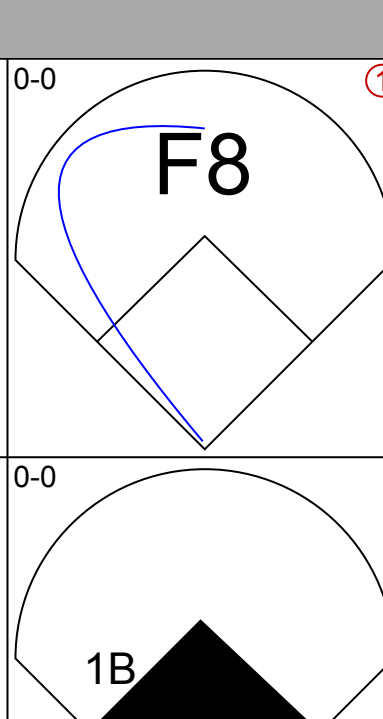
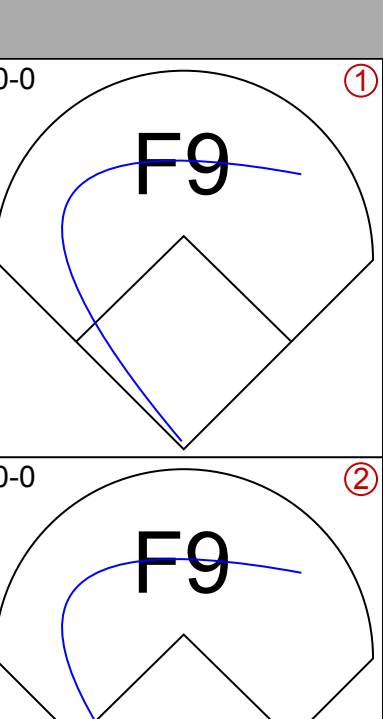
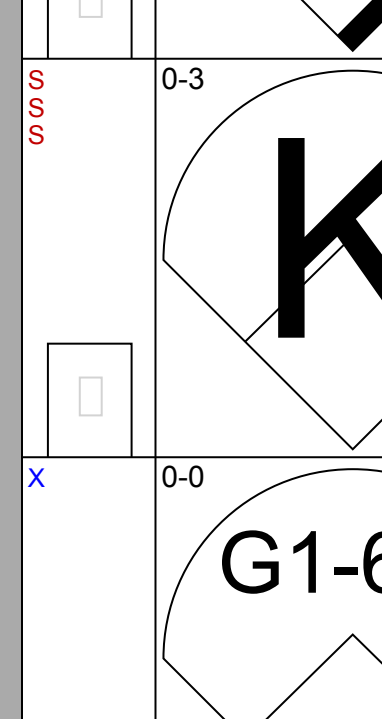
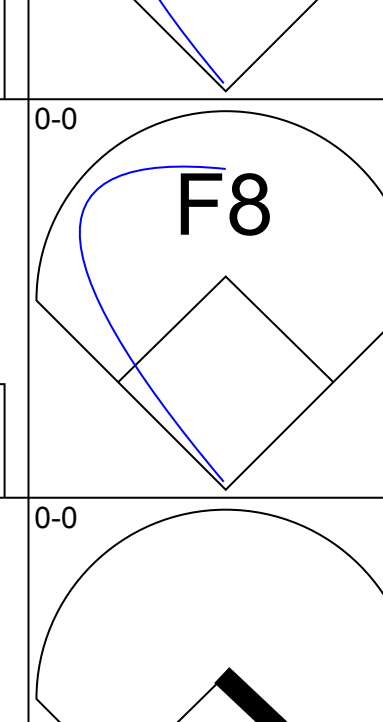
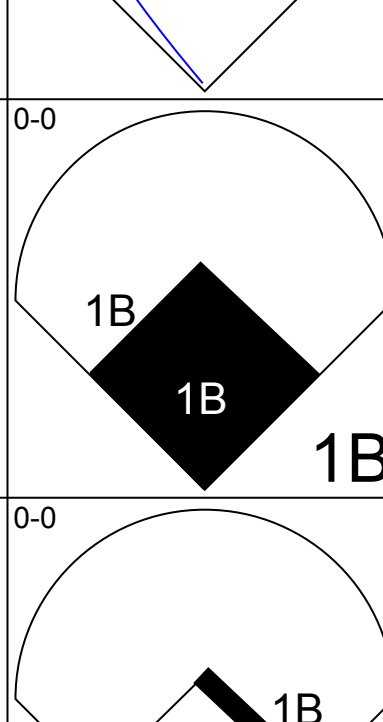
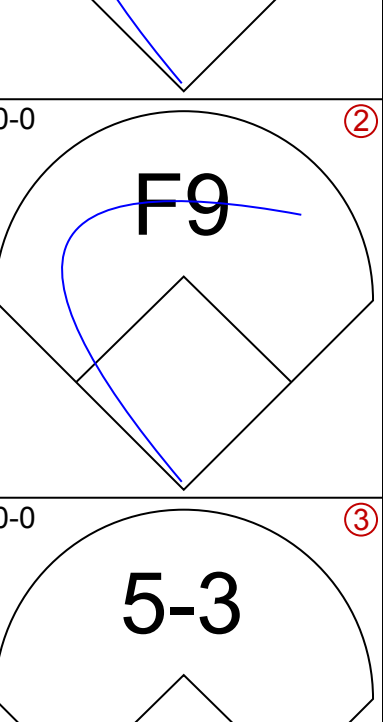
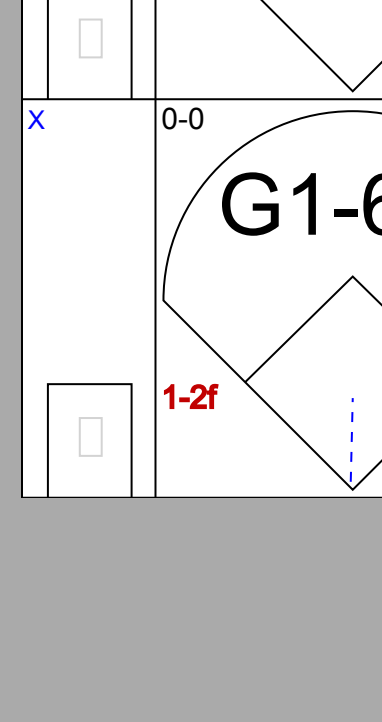
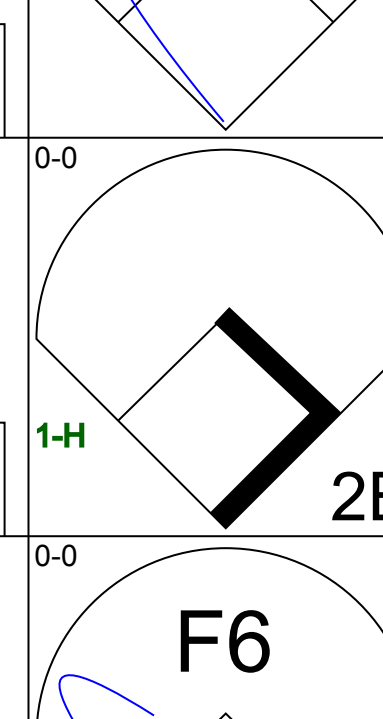
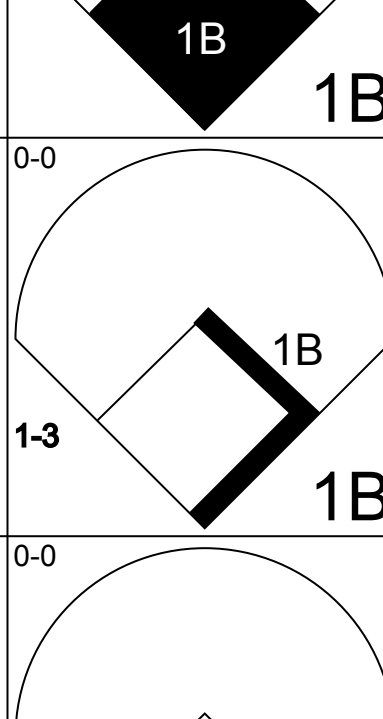
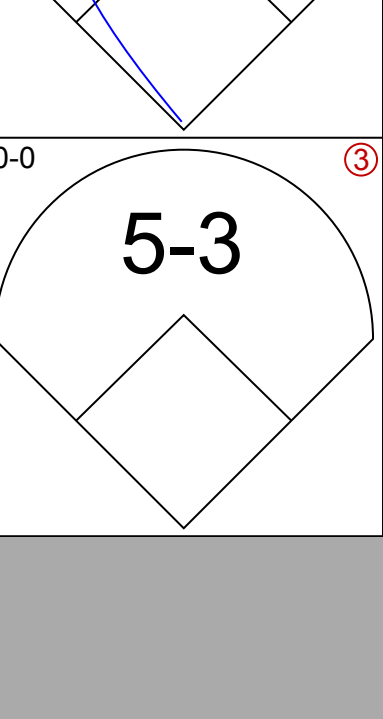
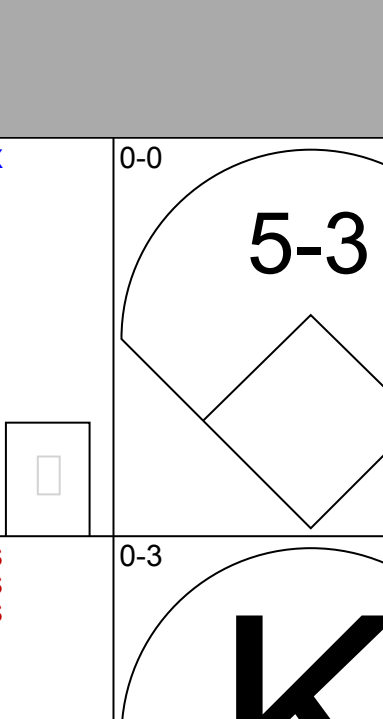
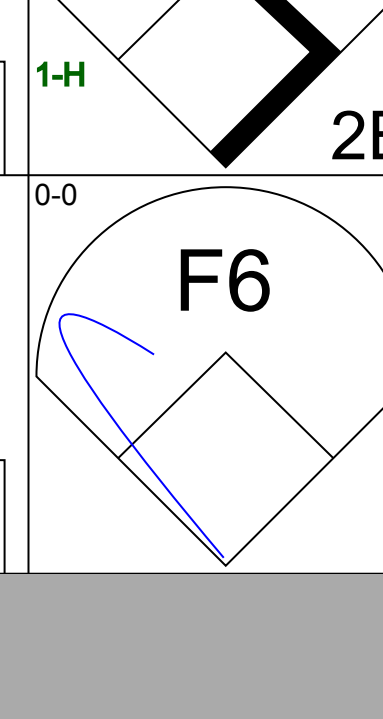
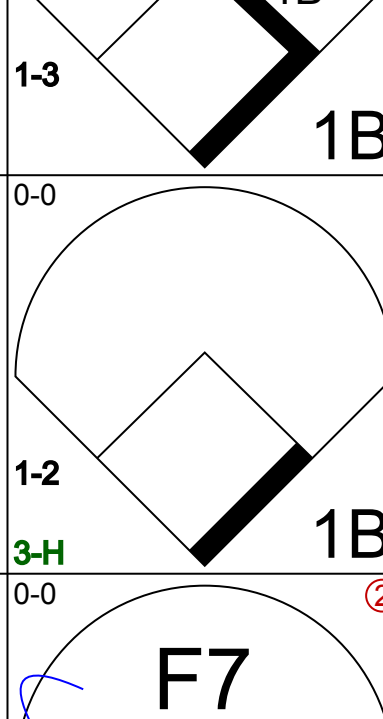
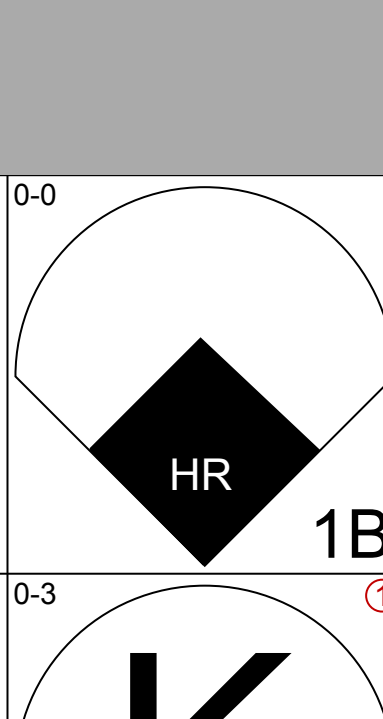
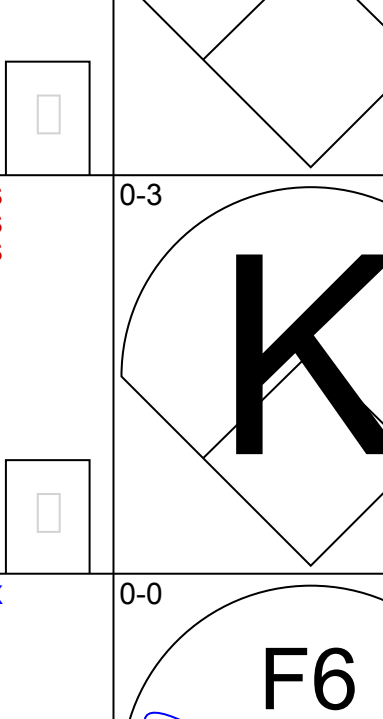
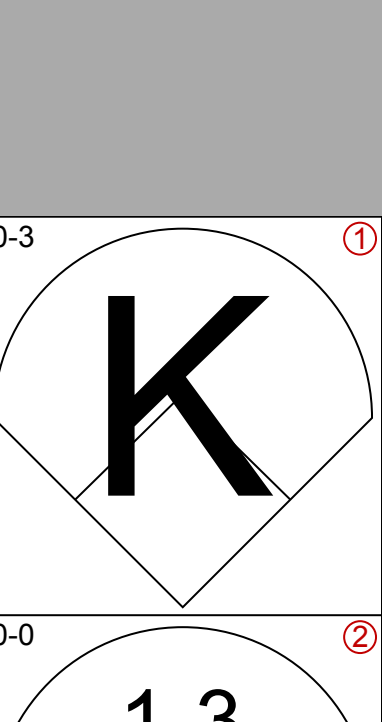
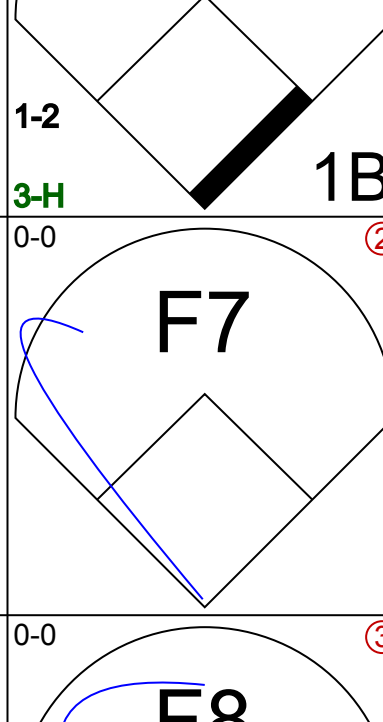
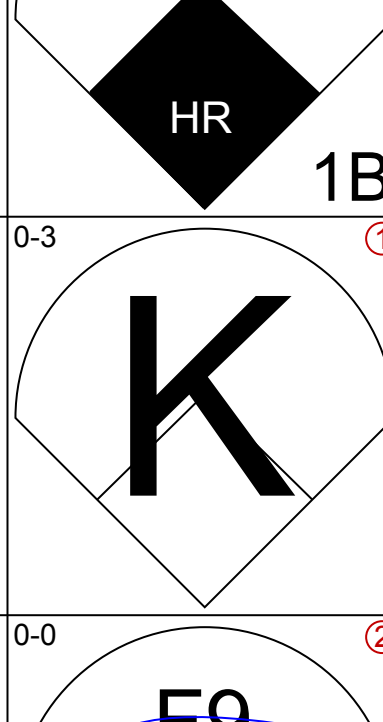
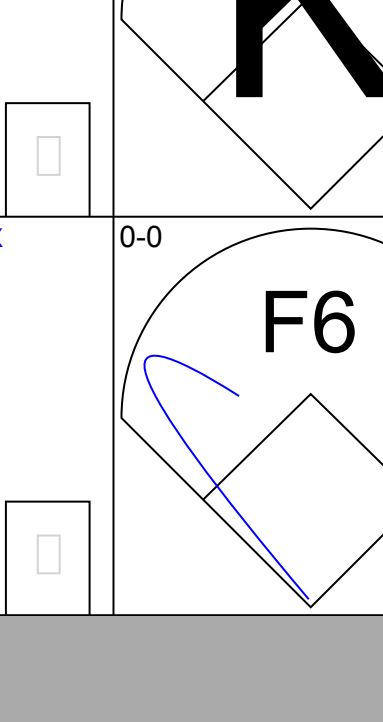
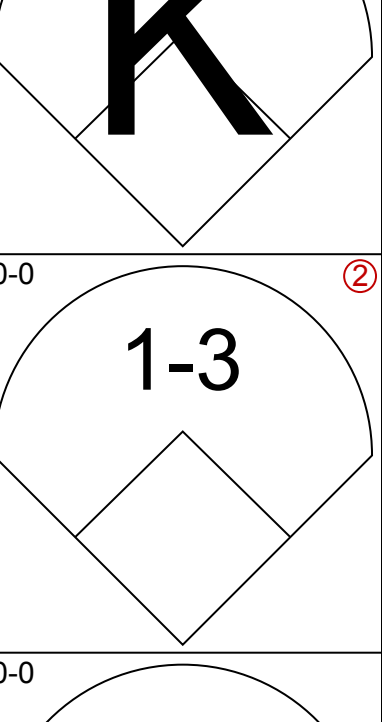
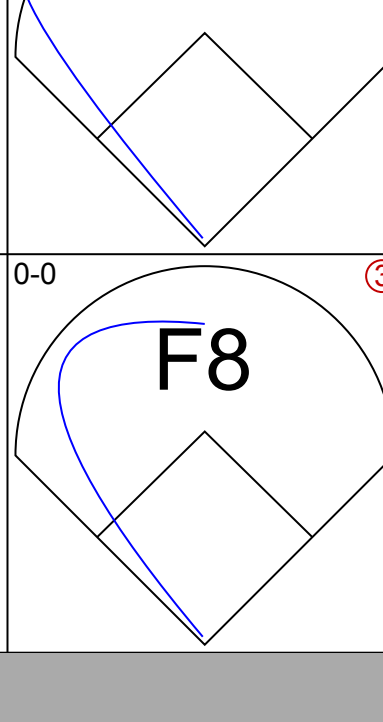
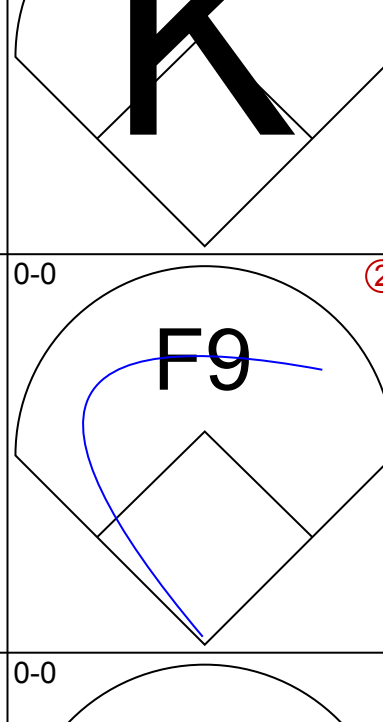
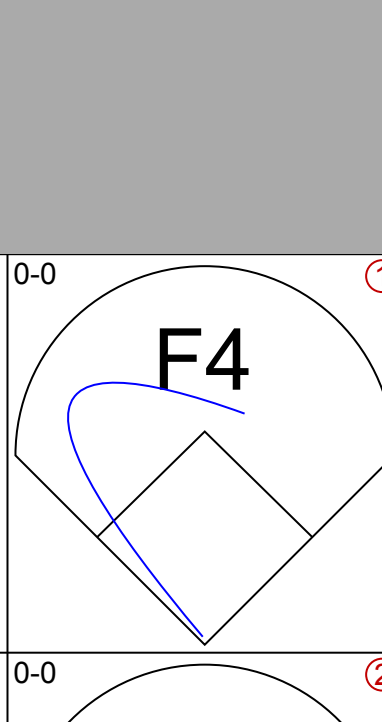
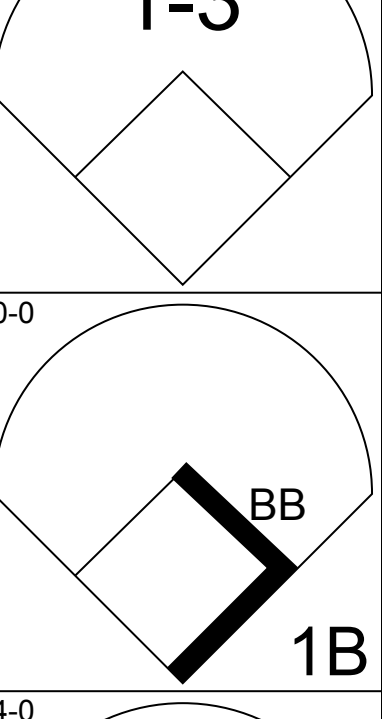
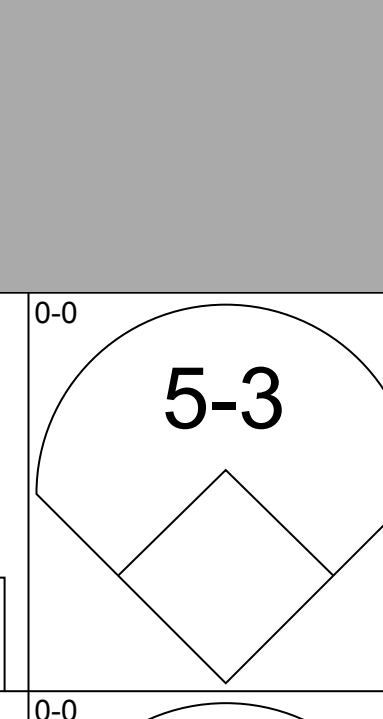
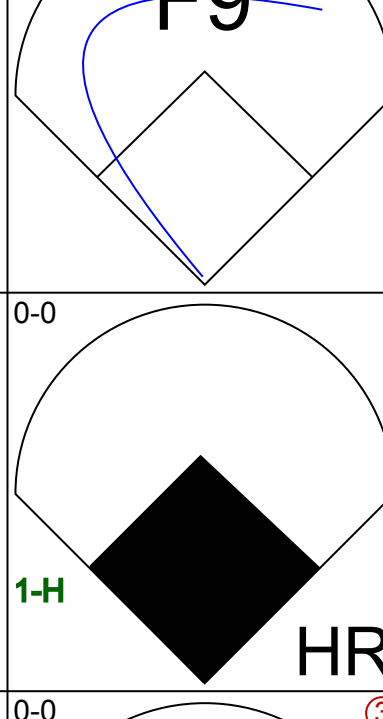
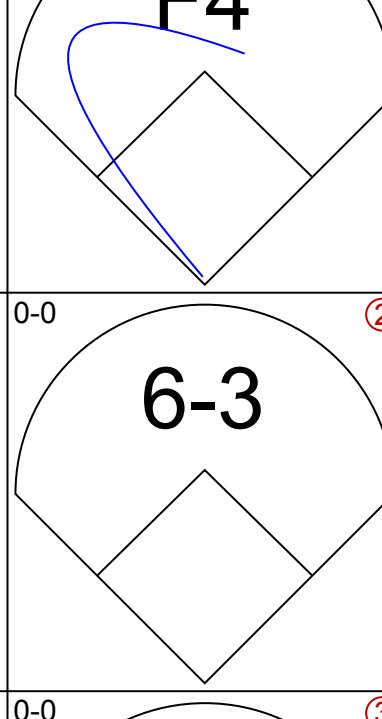
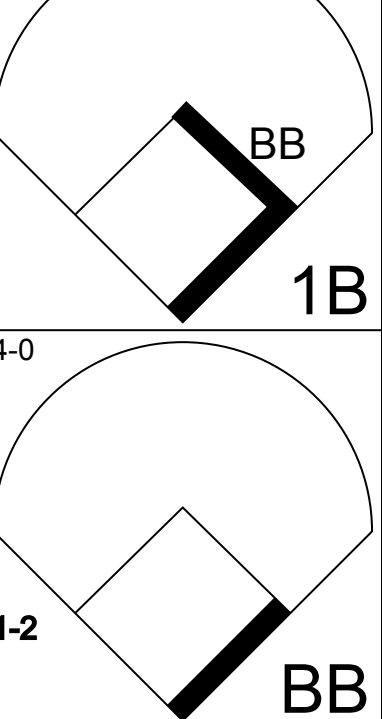
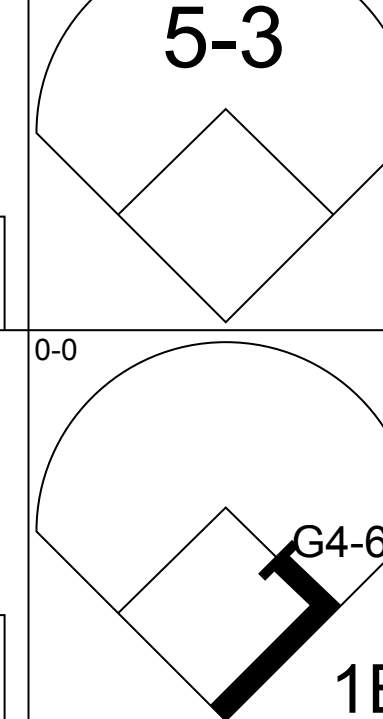
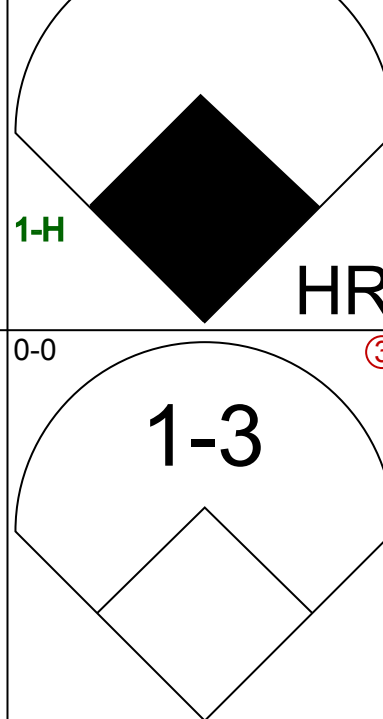
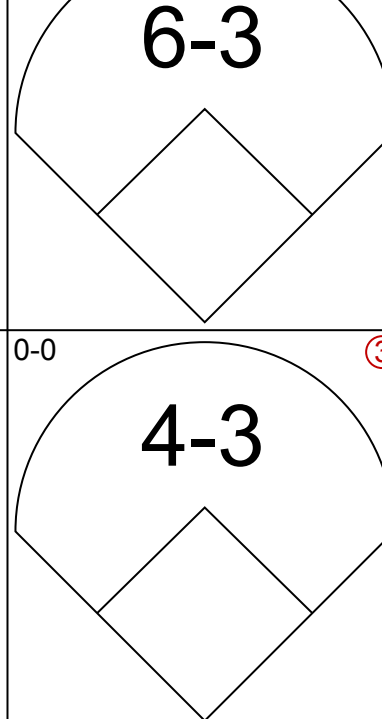
Batter	1	2	3	4	5	6	7	8	9	AB	R	H	RBI	BB	SO	LOB	BOTTOM					
Lou Whitaker, L (1,4) OBP: 0.350, SLG: 0.424										4	0	1	1	0	1	1						
Tom Brookens, R (1,5) OBP: 0.309, SLG: 0.357										4	0	1	0	0	1	2						
Larry Hemdon, R (1,7) OBP: 0.342, SLG: 0.505										3	0	1	0	1	1	1						
Lance Parrish, R (1,2) OBP: 0.353, SLG: 0.540										4	0	0	0	0	1	2						
Jerry Turner, L (1,10) OBP: 0.293, SLG: 0.390										4	0	0	0	0	0	2						
Rick Leach, L (1,3) OBP: 0.296, SLG: 0.347										3	1	1	0	1	0	0						
Chet Lemon, R (1,9) OBP: 0.363, SLG: 0.395										4	1	1	0	0	0	2						
Glenn Wilson, R (1,8) OBP: 0.341, SLG: 0.426										4	2	3	2	0	0	1						
Alan Trammell, R (1,6) OBP: 0.299, SLG: 0.355										4	0	2	1	0	0	1						
<b>Inning Stats</b>	R: 0 E: 0 K: 1 S: 5	H: 1 LOB: 0 BB: 0 P: 5	R: 0 E: 0 K: 1 S: 5	H: 0 LOB: 0 BB: 0 P: 5	R: 1 E: 0 K: 0 S: 5	H: 3 LOB: 1 BB: 0 P: 5	R: 0 E: 0 K: 1 S: 5	H: 0 LOB: 0 BB: 0 P: 5	R: 2 E: 0 K: 0 S: 5	H: 2 LOB: 0 BB: 0 P: 5	R: 0 E: 0 K: 0 S: 3	H: 0 LOB: 1 BB: 1 P: 7	R: 1 E: 0 K: 0 S: 5	H: 2 LOB: 1 BB: 0 P: 5	R: 0 E: 0 K: 1 S: 6	H: 1 LOB: 0 BB: 0 P: 6	R: 0 E: 0 K: 0 S: 3	H: 1 LOB: 1 BB: 1 P: 7	1B: 8 2B: 1 3B: 0 HR: 1	SF: 0 SAC: 0 DP: 3 HBP: 0	WP: 1 PB: 0 SB: 0 CS: 0	PA: 36
<b>PITCHER</b>	IP	WLS	BF	H	R	ER	SO	BB	IBB	HBP	BLK	WP	HR	S	P	ERA	WHIP					
Jim Clancy, R (1,1) ERA: 4.1	6.2	W	27	8	4	4	3	1	0	0	0	0	1	32	36	5.40	1.350					
Dale Murray, R (7,1) ERA: 3.05	2.1	S	9	2	0	0	1	1	0	0	0	0	0	10	14	0.00	1.286					

Toronto Blue Jays @ Detroit Tigers  
Tiger Stadium, Detroit, MI  
Sat Aug 07 1982, 3:33 AM EDT  
Att: 20,608 - Unknown - 81 F

AB 34  
R 4  
H 10  
RBI 4  
BB 2  
SO 4  
LOB 12



Batter	1	2	3	4	5	6	7	8	9	AB	R	H	RBI	BB	SO	LOB	TOP			
<b>Damaso Garcia, R</b> OBP: 0.347, SLG: 0.412 (1, 4)			 1B			 1B				5	2	1	0	0	1	1	<b>Toronto Blue Jays @ Detroit Tigers</b> Tiger Stadium, Detroit, MI Sun Aug 08 1982, 3:33 AM EDT Unknown - 78 F			
<b>Garth Iorg, R</b> OBP: 0.327, SLG: 0.398 (1, 5)			 1B			 1B			 BB	4	2	2	0	1	0	0				
<b>Barry Bonnell, R</b> OBP: 0.342, SLG: 0.442 (1, 8) (5, 7)			 1B			 1B			 BB	4	0	1	2	0	1	1				
<b>Jesse Barfield, R</b> OBP: 0.341, SLG: 0.450 (1, 9)		 FC6-4	 1B			 2B			 BB	4	1	2	1	1	1	0				
<b>Leon Roberts, R</b> OBP: 0.252, SLG: 0.286 (5, PH) <b>Glenn Adams, L</b> OBP: 0.276, SLG: 0.429 (5, PH)						 1B				2	0	0	0	0	0	3				
<b>Willie Upshaw, L</b> OBP: 0.351, SLG: 0.488 (1, 3)					 2B			 IBB		3	1	0	0	1	0	2				
<b>Tony Johnson, R</b> OBP: 0.324, SLG: 0.391 (5, PH) <b>Lloyd Moseby, L</b> OBP: 0.288, SLG: 0.363 (5, 8)	 1-2				 2B					2	1	1	1	0	0	1				
<b>Buck Martinez, R</b> OBP: 0.313, SLG: 0.425 (1, 2)										4	0	0	0	0	0	1				
<b>Alfredo Griffin, S</b> OBP: 0.269, SLG: 0.327 (1, 6)								 CS		4	0	1	0	0	0	0				
<b>Inning Stats</b>	R: 0 E: 0 K: 1 S: 5	H: 0 LOB: 0 BB: 0 P: 5	R: 0 E: 1 K: 0 S: 4	H: 0 LOB: 1 BB: 0 P: 4	R: 2 E: 1 K: 0 S: 7	H: 3 LOB: 2 BB: 0 P: 7	R: 1 E: 0 K: 0 S: 4	H: 1 LOB: 0 BB: 0 P: 4	R: 4 E: 1 K: 0 S: 7	H: 4 LOB: 1 BB: 1 P: 11	R: 0 E: 0 K: 2 S: 8	H: 1 LOB: 1 BB: 0 P: 8	R: 0 E: 0 K: 0 S: 3	H: 0 LOB: 0 BB: 0 P: 3	R: 0 E: 0 K: 0 S: 3	H: 0 LOB: 2 BB: 2 P: 11		1B: 7 2B: 2 3B: 0 HR: 1	SF: 1 SAC: 0 DP: 0 HBP: 0	WP: 0 PB: 0 SB: 0 CS: 1
<b>PITCHER</b>	IP	WLS	BF	H	R	ER	SO	BB	IBB	HBP	BLK	WP	HR	S	P	ERA	WHIP			
<b>Pat Underwood, L</b> ERA: 5.0 (1, 1)	4.0	L	20	6	5	3	1	0	0	0	0	0	1	22	22	6.75	1.500			
<b>Dave Tobik, R</b> ERA: 2.55 (5, 1)	1.0		6	2	2	1	0	0	1	0	0	0	0	5	9	9.00	2.000			
<b>Bob James, R</b> ERA: 5.82 (6, 1)	1.2		6	2	0	0	2	0	0	0	0	0	0	10	10	0.00	1.200			
<b>Dave Rucker, L</b> ERA: 3.57 (7, 1)	2.1		9	0	0	0	0	2	0	0	0	0	0	7	15	0.00	0.857			

Batter	1	2	3	4	5	6	7	8	9	AB	R	H	RBI	BB	SO	LOB	BOTTOM			
<b>Lou Whitaker, L</b> OBP: 0.391, SLG: 0.425 (1, 4)	 1B			 1-2			 1B			4	1	2	0	0	0	3	<b>Toronto Blue Jays @ Detroit Tigers</b> Tiger Stadium, Detroit, MI Sun Aug 08 1982, 3:33 AM EDT Unknown - 78 F			
<b>Tom Brookens, R</b> OBP: 0.305, SLG: 0.352 (1, 5)										4	0	0	0	0	1	2				
<b>Larry Hemdon, R</b> OBP: 0.341, SLG: 0.502 (1, 7)			 1B				 1-2			4	1	1	0	0	0	2				
<b>Lance Parrish, R</b> OBP: 0.355, SLG: 0.543 (1, 2)	 1H		 1B							4	0	2	1	0	0	0				
<b>Jerry Turner, L</b> OBP: 0.299, SLG: 0.393 (1, 10)			 1-2			 1B				4	1	2	1	0	1	1				
<b>Rick Leach, L</b> OBP: 0.291, SLG: 0.336 (1, 3)										4	0	0	0	0	2	3				
<b>Chet Lemon, R</b> OBP: 0.359, SLG: 0.390 (1, 9)										4	0	0	0	0	0	3				
<b>Glenn Wilson, R</b> OBP: 0.346, SLG: 0.452 (1, 8)		 1B					 HR			4	1	2	2	0	0	0				
<b>Alan Trammell, R</b> OBP: 0.302, SLG: 0.355 (1, 6)		 1-2			 1B					3	0	1	0	1	0	0				
<b>Inning Stats</b>	R: 1 E: 0 K: 0 S: 5	H: 2 LOB: 1 BB: 0 P: 5	R: 0 E: 0 K: 1 S: 6	H: 1 LOB: 2 BB: 1 P: 10	R: 1 E: 0 K: 0 S: 6	H: 3 LOB: 2 BB: 0 P: 6	R: 0 E: 0 K: 0 S: 3	H: 1 LOB: 0 BB: 0 P: 3	R: 0 E: 0 K: 1 S: 7	H: 2 LOB: 0 BB: 0 P: 7	R: 0 E: 0 K: 1 S: 5	H: 1 LOB: 0 BB: 0 P: 5	R: 0 E: 0 K: 1 S: 5	H: 0 LOB: 0 BB: 0 P: 5	R: 0 E: 0 K: 0 S: 3	H: 0 LOB: 0 BB: 0 P: 3		1B: 8 2B: 1 3B: 0 HR: 1	SF: 0 SAC: 0 DP: 2 HBP: 0	WP: 0 PB: 0 SB: 0 CS: 0
<b>PITCHER</b>	IP	WLS	BF	H	R	ER	SO	BB	IBB	HBP	BLK	WP	HR	S	P	ERA	WHIP			
<b>Jim Gott, R</b> ERA: 4.04 (1, 1)	6.0	W	27	9	4	4	2	0	0	0	0	0	1	30	34	6.00	1.667			
<b>Joey McLaughlin, R</b> ERA: 2.8 (7, 1)	3.0	S	9	1	0	0	2	0	0	0	0	0	0	13	13	0.00	0.333			

Batter	1	2	3	4	5	6	7	8	9	AB	R	H	RBI	BB	SO	LOB	TOP														
Damaso Garcia, R OBP: 0.348, SLG: 0.411 (1, 4)										5	2	2	0	0	0	1	Toronto Blue Jays @ Detroit Tigers Tiger Stadium, Detroit, MI Sun Aug 08 1982, 3:38 AM EDT Att: 23,550 - Unknown - 82 F														
Rance Mulliniks, L OBP: 0.311, SLG: 0.339 Garth Iorg, R OBP: 0.325, SLG: 0.395 (7, PH) (7, 5)										3	1	2	1	0	0	0															
Ernie Whitt, L OBP: 0.331, SLG: 0.474 Buck Martinez, R OBP: 0.315, SLG: 0.422 (7, PH) (7, 2)										2	2	1	2	1	0	1															
Willie Upshaw, L OBP: 0.349, SLG: 0.485 (1, 3)										5	1	1	1	0	0	2															
Glenn Adams, L OBP: 0.344, SLG: 0.500 Leon Roberts, R OBP: 0.256, SLG: 0.289 (7, PH) (1, 10)										2	0	2	0	1	0	0															
Hosken Powell, L OBP: 0.288, SLG: 0.376 Jesse Barfield, R OBP: 0.340, SLG: 0.448 (7, PH) (7, 9)										3	0	1	1	0	0	3															
Lloyd Moseby, L OBP: 0.287, SLG: 0.362 (1, 8)										4	0	1	2	0	0	1															
Al Woods, L OBP: 0.269, SLG: 0.328 Barry Bonnell, R OBP: 0.340, SLG: 0.439 (6, PH) (6, 7)										2	0	1	0	0	1	0															
Alfredo Griffin, S OBP: 0.269, SLG: 0.325 (1, 6)										3	0	0	0	1	0	0															
<b>Inning Stats</b>	R: 3 E: 0 K: 0 S: 7	H: 4 LOB: 1 BB: 0 P: 7	R: 0 E: 0 K: 1 S: 5	H: 0 LOB: 0 BB: 0 P: 5	R: 0 E: 0 K: 0 S: 4	H: 1 LOB: 2 BB: 1 P: 8	R: 0 E: 0 K: 0 S: 3	H: 1 LOB: 1 BB: 1 P: 7	R: 1 E: 0 K: 0 S: 4	H: 2 LOB: 1 BB: 1 P: 8	R: 0 E: 0 K: 0 S: 3	H: 0 LOB: 0 BB: 0 P: 3	R: 3 E: 1 K: 1 S: 9	H: 4 LOB: 2 BB: 1 P: 13	R: 0 E: 0 K: 0 S: 3	H: 0 LOB: 0 BB: 0 P: 3		R: 0 E: 0 K: 0 S: 3	H: 0 LOB: 0 BB: 0 P: 3	1B: 8 2B: 3 3B: 0 HR: 1	SF: 0 SAC: 0 DP: 0 HBP: 0	WP: 0 PB: 0 SB: 0 CS: 1	PA: 41								
<b>PITCHER</b>	IP WLS BF H R ER SO BB IBB HBP BLK WP HR S P ERA WHIP																														
Dave Gumpert, R ERA: 27.0 (1, 1)	0.1	5	4	3	0	0	0	0	0	0	1	5	5	81.00	12.000																
Dave Tobik, R ERA: 2.59 (1, 1)	4.2	19	4	1	1	3	0	0	0	0	0	18	30	1.93	1.500																
Dave Rucker, L ERA: 4.74 (6, 1)	1.1	L	8	3	3	1	0	0	0	0	0	7	11	20.25	3.000																
Larry Pashnick, R ERA: 3.81 (7, 1)	2.2	9	1	0	0	0	0	0	0	0	0	11	11	0.00	0.375																

Batter	1	2	3	4	5	6	7	8	9	AB	R	H	RBI	BB	SO	LOB	BOTTOM															
Lou Whitaker, L OBP: 0.354, SLG: 0.427 (1, 4)										5	1	3	1	0	0	0	Toronto Blue Jays @ Detroit Tigers Tiger Stadium, Detroit, MI Sun Aug 08 1982, 3:38 AM EDT Att: 23,550 - Unknown - 82 F															
Glenn Wilson, R OBP: 0.350, SLG: 0.469 (1, 8)										4	0	2	2	0	0	1																
Larry Hemdon, R OBP: 0.341, SLG: 0.500 (1, 7)										4	0	1	0	0	0	4																
Jerry Turner, L OBP: 0.295, SLG: 0.387 Mike Ivie, R OBP: 0.292, SLG: 0.447 (6, PH) (1, 10)										2	0	0	0	0	0	3																
Richie Hebner, L OBP: 0.352, SLG: 0.420 John Wockenfuss, R OBP: 0.374, SLG: 0.387 (8, PH) (9, 9)										3	1	2	1	0	0	0																
Enos Cabell, R OBP: 0.291, SLG: 0.340 (1, 5)										4	0	0	0	0	0	2																
Lynn Jones, R OBP: 0.248, SLG: 0.252 Rick Leach, L OBP: 0.289, SLG: 0.333 (6, PH) (9, 3)										3	0	0	0	0	1	1																
Bill Fahey, L OBP: 0.139, SLG: 0.171 Lance Parrish, R OBP: 0.353, SLG: 0.539 (6, PH) (7, 2)										2	0	0	0	0	0	0																
Alan Trammell, R OBP: 0.304, SLG: 0.358 (1, 6)										3	2	1	0	1	0	0																
<b>Inning Stats</b>	R: 0 E: 0 K: 0 S: 4	H: 1 LOB: 1 BB: 0 P: 4	R: 0 E: 0 K: 0 S: 3	H: 1 LOB: 0 BB: 0 P: 3	R: 1 E: 0 K: 0 S: 6	H: 3 LOB: 2 BB: 0 P: 6	R: 0 E: 1 K: 0 S: 3	H: 0 LOB: 1 BB: 0 P: 3	R: 2 E: 0 K: 1 S: 7	H: 2 LOB: 1 BB: 1 P: 11	R: 1 E: 0 K: 1 S: 6	H: 1 LOB: 1 BB: 0 P: 6	R: 0 E: 0 K: 0 S: 4	H: 1 LOB: 1 BB: 0 P: 4	R: 0 E: 0 K: 1 S: 6	H: 1 LOB: 0 BB: 0 P: 6		R: 0 E: 0 K: 0 S: 3	H: 0 LOB: 0 BB: 0 P: 3	1B: 5 2B: 4 3B: 0 HR: 1	SF: 0 SAC: 0 DP: 1 HBP: 0	WP: 0 PB: 1 SB: 0 CS: 0	PA: 37									
<b>PITCHER</b>	IP WLS BF H R ER SO BB IBB HBP BLK WP HR S P ERA WHIP																															
Roy Lee Jackson, R ERA: 3.57 (5, 1)	2.1	W	10	3	1	1	2	0	0	0	0	1	14	14	3.86	1.286																
Dale Murray, R ERA: 2.98 (8, 1)	2.0	S	6	0	0	0	1	0	0	0	0	0	8	8	0.00	0.000																

Batter	1	2	3	4	5	6	7	8	9	AB	R	H	RBI	BB	SO	LOB	TOP										
Jerry Remy, L (1,4) OBP: 0.346, SLG: 0.315										5	0	3	0	0	0	1											
Dwight Evans, R (1,9) OBP: 0.401, SLG: 0.502										5	0	2	1	0	0	3											
Jim Rice, R (1,7) OBP: 0.381, SLG: 0.495										5	0	2	0	0	0	3											
Reid Nichols, R (9, PR) OBP: 0.365, SLG: 0.481										0	0	0	0	0	0	0											
Carl Yastrzemski, L (1,3) OBP: 0.357, SLG: 0.464										5	1	1	0	0	1	4											
Carney Lansford, R (1,10) OBP: 0.343, SLG: 0.412										4	0	2	1	0	1	0											
Wade Boggs, L (1,5) OBP: 0.418, SLG: 0.425										4	0	2	0	0	0	0											
Rick Miller, L (1,8) OBP: 0.325, SLG: 0.321										3	0	1	0	1	0	2											
Glenn Hoffman, R (1,6) OBP: 0.272, SLG: 0.330										4	1	1	0	0	1	5											
Gary Allenson, R (1,2) OBP: 0.280, SLG: 0.319										3	0	1	0	0	0	1											
Dave Stapleton, R (9, PH) OBP: 0.285, SLG: 0.375										1	0	0	0	0	0	0											
<b>Inning Stats</b>	R: 0 E: 0 K: 0 S: 3	H: 1 LOB: 0 BB: 0 P: 3	R: 0 E: 0 K: 2 S: 7	H: 0 LOB: 0 BB: 0 P: 7	R: 1 E: 0 K: 0 S: 6	H: 4 LOB: 2 BB: 0 P: 6	R: 0 E: 0 K: 0 S: 5	H: 2 LOB: 2 BB: 0 P: 5	R: 0 E: 0 K: 0 S: 3	H: 0 LOB: 0 BB: 0 P: 3	R: 0 E: 0 K: 0 S: 3	H: 0 LOB: 0 BB: 0 P: 3	R: 1 E: 0 K: 1 S: 8	H: 4 LOB: 3 BB: 1 P: 12	R: 0 E: 0 K: 0 S: 5	H: 2 LOB: 2 BB: 0 P: 5	1B: 13 2B: 2 3B: 0 HR: 0	SF: 0 SAC: 0 DP: 2 HBP: 0	WP: 0 PB: 0 SB: 0 CS: 1	PA: 40							
<b>PITCHER</b>	IP	WLS	BF	H	R	ER	SO	BB	IBB	HBP	BLK	WP	HR	S	P	ERA	WHIP										
Luis Leal, R (1,1) ERA: 3.86	7.2		32	12	2	2	2	0	0	0	0	0	0	36	36	2.35	1.565										
Ken Schrom, R (8,1) ERA: 3.0	0.2	W	5	2	0	0	1	1	0	0	0	0	0	6	10	0.00	4.500										
Joey McLaughlin, R (9,1) ERA: 2.77	0.2	S	3	1	0	0	0	0	0	0	0	0	0	3	3	0.00	1.500										

**Boston Red Sox @ Toronto Blue Jays**  
Exhibition Stadium, Toronto, ON  
Mon Aug 09 1982, 7:05 PM EDT  
Att: 20,105 - Unknown - 75 F

AB 39  
R 2  
H 15  
RBI 2  
BB 1  
SO 3  
LOB 19




Batter	1	2	3	4	5	6	7	8	9	AB	R	H	RBI	BB	SO	LOB	BOTTOM										
Damaso Garcia, R (1,4) OBP: 0.347, SLG: 0.410										4	0	1	0	0	0	3											
Rance Mulliniks, L (1,5) OBP: 0.315, SLG: 0.353										3	1	1	1	1	0	0											
Ernie Whitt, L (1,2) OBP: 0.329, SLG: 0.470										4	0	1	0	0	0	1											
Willie Upshaw, L (1,3) OBP: 0.350, SLG: 0.482										2	1	0	0	2	0	1											
Hosken Powell, L (1,9) OBP: 0.287, SLG: 0.370										3	1	0	0	1	0	2											
Jesse Barfield, R (9,9) OBP: 0.340, SLG: 0.448										0	0	0	0	0	0	0											
Barry Bonnell, R (1,7) OBP: 0.336, SLG: 0.437										4	0	1	1	0	0	2											
Lloyd Moseby, L (1,8) OBP: 0.289, SLG: 0.363										4	1	2	1	0	0	0											
Al Woods, L (1,10) OBP: 0.269, SLG: 0.320										3	0	0	0	1	0	2											
Alfredo Griffin, S (1,6) OBP: 0.272, SLG: 0.327										3	0	2	1	0	0	0											
<b>Inning Stats</b>	R: 0 E: 0 K: 0 S: 3	H: 0 LOB: 0 BB: 0 P: 3	R: 0 E: 0 K: 0 S: 3	H: 0 LOB: 0 BB: 0 P: 3	R: 0 E: 0 K: 0 S: 3	H: 1 LOB: 1 BB: 1 P: 7	R: 1 E: 0 K: 0 S: 5	H: 2 LOB: 2 BB: 1 P: 9	R: 0 E: 0 K: 0 S: 4	H: 1 LOB: 2 BB: 1 P: 8	R: 0 E: 1 K: 0 S: 4	H: 1 LOB: 1 BB: 0 P: 4	R: 3 E: 1 K: 0 S: 5	H: 3 LOB: 1 BB: 2 P: 13	R: 0 E: 0 K: 0 S: 5	H: 0 LOB: 0 BB: 0 P: 5	1B: 7 2B: 1 3B: 0 HR: 1	SF: 0 SAC: 0 DP: 1 HBP: 0	WP: 0 PB: 0 SB: 0 CS: 1	PA: 35							
<b>PITCHER</b>	IP	WLS	BF	H	R	ER	SO	BB	IBB	HBP	BLK	WP	HR	S	P	ERA	WHIP										
Dennis Eckerlesley, R (1,1) ERA: 3.43	7.1	L	32	6	4	3	0	5	0	0	0	0	0	27	47	3.68	1.500										
Bob Stanley, R (8,1) ERA: 3.01	0.2		3	2	0	0	0	0	0	0	0	0	0	3	3	0.00	3.000										


**Boston Red Sox @ Toronto Blue Jays**  
Exhibition Stadium, Toronto, ON  
Mon Aug 09 1982, 7:05 PM EDT  
Att: 20,105 - Unknown - 75 F


AB 30  
R 4  
H 8  
RBI 4  
BB 5  
SO 0  
LOB 11






Batter	1	2	3	4	5	6	7	8	9	AB	R	H	RBI	BB	SO	LOB	TOP			
Jerry Remy, L OBP: 0.344, SLG: 0.313 (1, 4)	0-0 4-3		0-0 4-3			4-0 BB		0-3 K	3 0 0 0 1 1 1								<b>Boston Red Sox @ Toronto Blue Jays</b> Exhibition Stadium, Toronto, ON Tue Aug 10 1982, 7:05 PM EDT Att: 21,324 - Unknown - 65 F  <b>AB 28</b> <b>R 0</b> <b>H 2</b> <b>RBI 0</b> <b>BB 2</b> <b>SO 2</b> <b>LOB 8</b> 			
Dwight Evans, R OBP: 0.398, SLG: 0.498 (1, 9)	0-0 5-3		0-0 4-3			0-0 P5		0-0 6-3	4 0 0 0 0 0 3											
Jim Rice, R OBP: 0.378, SLG: 0.491 Reid Nichols, R OBP: 0.362, SLG: 0.477 (1, 7) (7, 7)	0-0 6-3			0-0 5-3		0-0 G4-6-3		0-0 F9	3 0 0 0 0 0 2 1 0 0 0 0 0 0											
Carl Yastrzemski, L OBP: 0.354, SLG: 0.460 (1, 3)		0-0 F9		0-0 F9				0-0 F5	3 0 0 0 0 0 0											
Carney Lansford, R OBP: 0.343, SLG: 0.412 (1, 10)		0-0 1B		0-0 5-3				0-0 F9	3 0 1 0 0 0 0											
Wade Boggs, L OBP: 0.412, SLG: 0.418 (1, 5)		0-0 F7			0-0 F8			0-0 F7	3 0 0 0 0 0 1											
Rick Miller, L OBP: 0.322, SLG: 0.318 (1, 8)		0-0 P4			0-3 K			0-0 6-3	3 0 0 0 0 1 1											
Glenn Hoffman, R OBP: 0.271, SLG: 0.328 Rich Gedman, L OBP: 0.302, SLG: 0.395 Julio Valdez, S OBP: 0.429, SLG: 0.429 (1, 6) (8, PH) (8, 6)			0-0 5-3		0-0 6-3			0-0 6-3	2 0 0 0 0 0 0 1 0 0 0 0 0 0 0 0 0 0 0 0 0											
Gary Allenson, R OBP: 0.288, SLG: 0.322 (1, 2)			0-0 E6			4-0 BB		0-0 1-3	2 0 1 0 1 0 0											
<b>Inning Stats</b>	R: 0 E: 0 K: 0 S: 3	H: 0 LOB: 0 BB: 0 P: 3	R: 0 E: 0 K: 0 S: 4	H: 1 LOB: 1 BB: 0 P: 4	R: 0 E: 1 K: 0 S: 4	H: 1 LOB: 1 BB: 0 P: 4	R: 0 E: 0 K: 0 S: 3	H: 0 LOB: 0 BB: 0 P: 3	R: 0 E: 0 K: 0 S: 5	H: 0 LOB: 1 BB: 2 P: 10	R: 0 E: 0 K: 0 S: 3	H: 0 LOB: 0 BB: 0 P: 3	R: 0 E: 0 K: 1 S: 5	H: 0 LOB: 0 BB: 0 P: 5	R: 0 E: 0 K: 1 S: 5	H: 0 LOB: 0 BB: 0 P: 5		1B: 2 2B: 0 3B: 0 HR: 0	SF: 0 SAC: 0 DP: 1 HBP: 0	WP: 0 PB: 0 SB: 0 CS: 0
<b>PITCHER</b> Dave Stieb, R ERA: 3.81 (1, 1)	IP: 9.0 WLS: W BF: 30	H: 2 R: 0 ER: 0 SO: 2	BB: 2 IBB: 0 HBP: 0 BLK: 0	WP: 0 HR: 0 S: 32 P: 40	ERA: 0.00 WHIP: 0.444	<b>PITCHER</b>										IP: 9.0 WLS: W BF: 30	H: 2 R: 0 ER: 0 SO: 2	BB: 2 IBB: 0 HBP: 0 BLK: 0	WP: 0 HR: 0 S: 32 P: 40	ERA: 0.00 WHIP: 0.444

Batter	1	2	3	4	5	6	7	8	9	AB	R	H	RBI	BB	SO	LOB	BOTTOM			
Damaso Garcia, R OBP: 0.348, SLG: 0.411 (1, 4)	0-0 6-3		0-0 S 2B 1B			0-0 2B SF7 1B		0-0 F8	4 2 2 0 0 0 1								<b>Boston Red Sox @ Toronto Blue Jays</b> Exhibition Stadium, Toronto, ON Tue Aug 10 1982, 7:05 PM EDT Att: 21,324 - Unknown - 65 F  <b>AB 32</b> <b>R 4</b> <b>H 9</b> <b>RBI 3</b> <b>BB 3</b> <b>SO 6</b> <b>LOB 18</b> 			
Rance Mulliniks, L OBP: 0.317, SLG: 0.364 (1, 5)	0-3 K		0-0 1H 3H 2B		0-0 1-3 2B		0-0 4-3		4 0 2 2 0 1 1											
Ernie Whitt, L OBP: 0.332, SLG: 0.474 (1, 2)	0-0 2B		0-0 F8		0-0 SF7		4-0 2-3 BB		2 0 1 1 1 0 1											
Willie Upshaw, L OBP: 0.347, SLG: 0.477 (1, 3)	0-0 F9		0-0 F7		0-0 K		0-0 4-3		4 0 0 0 0 1 4											
Lloyd Moseby, L OBP: 0.286, SLG: 0.359 (1, 8)		0-0 E7 FC1	0-3 K		0-3 K			0-0 3-1	4 0 0 0 0 2 2											
Barry Bonnell, R OBP: 0.341, SLG: 0.436 (1, 7)		4-0 FC1 BB		0-0 P5		0-3 K		0-0 1-3 1B	3 0 1 0 1 1 0											
Hosken Powell, L OBP: 0.283, SLG: 0.364 Jesse Barfield, R OBP: 0.343, SLG: 0.450 (1, 9) (7, 9)		0-0 4-3		0-0 F8		0-0 G3		0-0 1-3 1B	3 0 0 0 0 0 2 1 0 1 0 0 0 0											
Al Woods, L OBP: 0.268, SLG: 0.313 (1, 10)		0-0 FC1 CS		0-0 BB		0-0 6-3		0-0 1-3	3 0 0 0 1 0 4											
Alfredo Griffin, S OBP: 0.274, SLG: 0.332 (1, 6)		0-0 CS	0-0 1B 2B 1B		0-0 F7		0-0 4-3 WP 2B	0-3 K	4 2 2 0 0 1 3											
<b>Inning Stats</b>	R: 0 E: 0 K: 1 S: 6	H: 1 LOB: 1 BB: 0 P: 6	R: 0 E: 1 K: 0 S: 3	H: 0 LOB: 1 BB: 1 P: 7	R: 2 E: 0 K: 1 S: 8	H: 3 LOB: 1 BB: 0 P: 8	R: 0 E: 0 K: 0 S: 3	H: 0 LOB: 1 BB: 1 P: 7	R: 1 E: 0 K: 2 S: 9	H: 2 LOB: 1 BB: 0 P: 9	R: 0 E: 0 K: 1 S: 5	H: 0 LOB: 0 BB: 0 P: 5	R: 1 E: 0 K: 0 S: 4	H: 1 LOB: 1 BB: 1 P: 8	R: 0 E: 0 K: 1 S: 7	H: 2 LOB: 2 BB: 0 P: 7		1B: 5 2B: 4 3B: 0 HR: 0	SF: 1 SAC: 0 DP: 0 HBP: 0	WP: 1 PB: 0 SB: 1 CS: 1
<b>PITCHER</b> Mike Torrez, R ERA: 5.97 Mark Clear, R ERA: 2.6 (1, 1) (8, 1)	IP: 7.0 WLS: L BF: 31	H: 7 R: 4 ER: 4 SO: 5	BB: 3 IBB: 0 HBP: 0 BLK: 0	WP: 1 HR: 0 S: 38 P: 50	ERA: 5.14 WHIP: 1.429	<b>PITCHER</b>										IP: 1.0 WLS: L BF: 5	H: 2 R: 0 ER: 0 SO: 1	BB: 0 IBB: 0 HBP: 0 BLK: 0	WP: 0 HR: 0 S: 7 P: 7	ERA: 0.00 WHIP: 2.000


Batter	1	2	3	4	5	6	7	8	9	AB	R	H	RBI	BB	SO	LOB	TOP				
Jerry Remy, L (1,4) OBP: 0.347, SLG: 0.320	0-0 5-3 1B		0-0 3B		0-0 4-3		0-0 FC6-4 BB 1-2 BB 1B		0-0 F7	5	1	3	0	0	0	0	<b>Boston Red Sox @ Toronto Blue Jays</b> Exhibition Stadium, Toronto, ON Wed Aug 11 1982, 7:05 PM EDT Att: 22,012 - Unknown - 68 F  <b>AB 34</b> <b>R 3</b> <b>H 8</b> <b>RBI 3</b> <b>BB 5</b> <b>SO 5</b> <b>LOB 17</b> 				
Wade Boggs, L (1,5) OBP: 0.417, SLG: 0.417	0-0 5-3 1-2		4-0 BB		0-0 1B		4-0 FC6-4 1-2 BB 2-3 BB		0-0 F8	3	0	1	0	2	0	1					
Dwight Evans, R (1,9) OBP: 0.394, SLG: 0.492	0-0 6-3		0-3 K		0-0 F7		0-0 FC6-4 BB BB 1-2 BB 2-3 BB 3-H		0-3 K	5	0	0	1	0	2	6					
Carl Yastrzemski, L (1,3) OBP: 0.356, SLG: 0.459	0-0 G3				0-0 4-3		0-0 G4-6-3 BB 1B			3	0	1	0	1	0	1					
Carney Lansford, R (1,10) OBP: 0.348, SLG: 0.415		0-3 K			0-0 4-3 2B		4-0 G4-6-3 1-2 BB			2	1	1	1	2	1	0					
Rich Gedman, L (1,2) OBP: 0.298, SLG: 0.388		0-3 K			0-0 4-3		0-0 G4-6-3 1-2 BB			4	0	0	0	0	1	6					
Rick Miller, L (1,8) OBP: 0.322, SLG: 0.320		0-0 G3			0-0 2B		0-0 5-3		0-0 1-3	4	0	1	1	0	0	1					
Glenn Hoffman, R (1,6) OBP: 0.270, SLG: 0.327			0-0 1-3		0-0 F8		0-0 BB BB FC6-4 1B		0-0 F4	4	1	1	0	0	0	1					
Reid Nichols, R (1,7) OBP: 0.350, SLG: 0.459			0-3 K		0-0 6-3		0-0 P1		0-0 5-3	4	0	0	0	0	1	1					
<b>Inning Stats</b>	R: 0 E: 0 K: 0 S: 4	H: 1 LOB: 1 BB: 0 P: 4	R: 0 E: 0 K: 2 S: 7	H: 0 LOB: 0 BB: 0 P: 7	R: 0 E: 0 K: 2 S: 8	H: 1 LOB: 2 BB: 1 P: 12	R: 1 E: 0 K: 0 S: 5	H: 2 LOB: 1 BB: 0 P: 5	R: 0 E: 0 K: 0 S: 3	H: 1 LOB: 1 BB: 1 P: 7	R: 2 E: 0 K: 0 S: 5	H: 2 LOB: 3 BB: 3 P: 17	R: 0 E: 0 K: 0 S: 3	H: 0 LOB: 0 BB: 0 P: 3	R: 0 E: 0 K: 1 S: 5	H: 0 LOB: 0 BB: 0 P: 5	1B: 5 2B: 2 3B: 1 HR: 0	SF: 0 SAC: 0 DP: 1 HBP: 0	WP: 0 PB: 0 SB: 0 CS: 0	PA: 39	
<b>PITCHER</b>	IP WLS BF H R ER SO	IP WLS BF H R ER SO	IP WLS BF H R ER SO	IP WLS BF H R ER SO	IP WLS BF H R ER SO	IP WLS BF H R ER SO	IP WLS BF H R ER SO	IP WLS BF H R ER SO	IP WLS BF H R ER SO	IP WLS BF H R ER SO	IP WLS BF H R ER SO	IP WLS BF H R ER SO	IP WLS BF H R ER SO	IP WLS BF H R ER SO	IP WLS BF H R ER SO	IP WLS BF H R ER SO	ERA WHIP	ERA WHIP			
Jim Clancy, R (1,1) ERA: 4.11	6.1	28	8	3	3	4	2	0	0	0	0	0	0	0	0	0	0	4.26	1.579		
Dale Murray, R (7,1) ERA: 2.95	0.1	4	0	0	0	0	3	0	0	0	0	0	0	0	1	13	0.00	9.000			
Roy Lee Jackson, R (7,1) ERA: 3.45	2.1	W 7	0	0	0	1	0	0	0	0	0	0	0	0	9	9	0.00	0.000			

Batter	1	2	3	4	5	6	7	8	9	AB	R	H	RBI	BB	SO	LOB	BOTTOM			
Damaso Garcia, R (1,4) OBP: 0.350, SLG: 0.412	0-0 S 1B		0-3 K		0-0 L6		0-0 BB 1B			4	1	2	1	0	1	0	<b>Boston Red Sox @ Toronto Blue Jays</b> Exhibition Stadium, Toronto, ON Wed Aug 11 1982, 7:05 PM EDT Att: 22,012 - Unknown - 68 F  <b>AB 30</b> <b>R 4</b> <b>H 8</b> <b>RBI 4</b> <b>BB 4</b> <b>SO 6</b> <b>LOB 17</b> 			
Garth Iorg, R (1,5) OBP: 0.324, SLG: 0.396	0-3 K		0-3 K		0-0 2B		0-3 K			4	0	1	0	0	3	4				
Barry Bonnell, R (1,8) OBP: 0.340, SLG: 0.432	4-0 1B		0-0 6-3		0-0 5-3		0-0 P6			3	0	0	0	1	0	4				
Jesse Barfield, R (1,9) OBP: 0.342, SLG: 0.447	0-0 F9				4-0 1B BB SF8		4-0 BB			2	1	0	0	1	0	2				
Hosken Powell, L (7, PH) OBP: 0.296, SLG: 0.364							0-0 1B			0	0	0	1	1	0	0				
Willie Upshaw, L (1,3) OBP: 0.349, SLG: 0.477	0-0 1-2 3-H 1B				0-0 1B		0-0 4-3		0-0 4-1	4	0	2	1	0	0	3				
Buck Martinez, R (1,2) OBP: 0.314, SLG: 0.418	0-0 F7				0-0 G6-4-3 1B		0-3 K		0-0 F7	4	0	1	0	0	1	2				
Leon Roberts, R (1,10) OBP: 0.254, SLG: 0.287		0-0 P3			0-0 SF8		4-0 1B BB 1B		0-0 G3	1	0	0	0	0	0	0				
Glenn Adams, L (4, PH) OBP: 0.353, SLG: 0.500										0	0	0	1	1	0	0				
Al Woods, L (7, PR) OBP: 0.266, SLG: 0.310										1	1	0	0	0	0	0				
Tony Johnson, R (1,7) OBP: 0.319, SLG: 0.385		0-3 K			0-0 G6-4-3		0-0 1B BB 1B		0-0 G3	1	0	0	0	0	1	0				
Lloyd Moseby, L (4, PH) OBP: 0.287, SLG: 0.359					0-0 1-2 2-3		0-0 1B			3	1	1	0	0	0	2				
Alfredo Griffin, S (1,6) OBP: 0.275, SLG: 0.332		0-0 F9					0-0 BB 1B			3	0	1	0	0	0	0				
<b>Inning Stats</b>	R: 1 E: 0 K: 1 S: 7	H: 2 LOB: 2 BB: 1 P: 11	R: 0 E: 0 K: 1 S: 5	H: 0 LOB: 0 BB: 0 P: 5	R: 0 E: 0 K: 2 S: 7	H: 0 LOB: 0 BB: 0 P: 7	R: 1 E: 0 K: 0 S: 4	H: 2 LOB: 1 BB: 1 P: 8	R: 0 E: 0 K: 0 S: 4	H: 1 LOB: 1 BB: 0 P: 4	R: 0 E: 0 K: 1 S: 5	H: 0 LOB: 0 BB: 0 P: 5	R: 2 E: 0 K: 1 S: 8	H: 3 LOB: 3 BB: 2 P: 16	R: 0 E: 0 K: 0 S: 3	H: 0 LOB: 0 BB: 0 P: 3	1B: 7 2B: 1 3B: 0 HR: 0	SF: 1 SAC: 0 DP: 1 HBP: 0	WP: 0 PB: 0 SB: 2 CS: 0	PA: 35
<b>PITCHER</b>	IP WLS BF H R ER SO	IP WLS BF H R ER SO	IP WLS BF H R ER SO	IP WLS BF H R ER SO	IP WLS BF H R ER SO	IP WLS BF H R ER SO	IP WLS BF H R ER SO	IP WLS BF H R ER SO	IP WLS BF H R ER SO	IP WLS BF H R ER SO	IP WLS BF H R ER SO	IP WLS BF H R ER SO	IP WLS BF H R ER SO	IP WLS BF H R ER SO	IP WLS BF H R ER SO	IP WLS BF H R ER SO	ERA WHIP	ERA WHIP		
Bruce Hurst, L (1,1) ERA: 5.32	1.0	L 21	5	3	3	4	2	0	0	0	0	0	0	0	0	0	5.40	1.400		
Bob Stanley, R (2,1) ERA: 3.11	5.0		5	3	3	4	2	0	0	0	0	0	0	0	0	0	5.40	1.400		
Mark Clear, R (7,1) ERA: 2.57	1.0		5	1	0	0	1	0	0	0	0	0	0	0	6	10	0.00	2.000		
Tom Burgmeier, L (8,1) ERA: 2.6	1.0		3	0	0	0	0	0	0	0	0	0	0	0	3	3	0.00	0.000		

Batter	1	2	3	4	5	6	7	8	9	AB	R	H	RBI	BB	SO	LOB	TOP			
Damaso Garcia, R OBP: 0.349, SLG: 0.410										4	0	1	0	0	0	0				
Garth Iorg, R OBP: 0.319, SLG: 0.390										4	0	0	0	0	0	1				
Barry Bonnell, R OBP: 0.339, SLG: 0.432										4	0	1	0	0	0	0				
Jesse Barfield, R OBP: 0.342, SLG: 0.449										3	1	1	0	0	0	1				
Willie Upshaw, L OBP: 0.346, SLG: 0.474										3	0	0	0	0	0	1				
Buck Martinez, R OBP: 0.314, SLG: 0.417										3	0	1	1	0	1	0				
Leon Roberts, R OBP: 0.256, SLG: 0.288										3	0	1	0	0	1	0				
Tony Johnson, R OBP: 0.307, SLG: 0.368										3	0	0	0	0	1	1				
Alfredo Griffin, S OBP: 0.273, SLG: 0.329										3	0	0	0	0	1	0				
<b>Inning Stats</b>	R: 0 E: 0 K: 0 S: 4	H: 2 LOB: 1 BB: 0 P: 4	R: 0 E: 0 K: 1 S: 6	H: 1 LOB: 1 BB: 0 P: 6	R: 0 E: 0 K: 0 S: 3	H: 0 LOB: 0 BB: 0 P: 3	R: 1 E: 0 K: 0 S: 4	H: 2 LOB: 1 BB: 0 P: 4	R: 0 E: 0 K: 1 S: 5	H: 0 LOB: 0 BB: 0 P: 5	R: 0 E: 0 K: 0 S: 3	H: 0 LOB: 0 BB: 0 P: 3	R: 0 E: 0 K: 2 S: 7	H: 0 LOB: 0 BB: 0 P: 7	R: 0 E: 0 K: 0 S: 3	H: 0 LOB: 0 BB: 0 P: 3	1B: 3 2B: 2 3B: 0 HR: 0	SF: 0 SAC: 0 DP: 0 HBP: 0	WP: 0 PB: 0 SB: 0 CS: 0	PA: 30
<b>PITCHER</b> Bob McClure, L ERA: 4.43	IP: 9.0 WLS: W BF: 30 H: 5 R: 1 ER: 1 SO: 4 BB: 0 IBB: 0 HBP: 0 BLK: 0 WP: 0 HR: 0 S: 38 P: 38 ERA: 1.00 WHIP: 0.556															<b>PITCHER</b>				

Toronto Blue Jays @ Milwaukee Brewers  
Milwaukee County Stadium, Milwaukee, WI  
Thu Aug 12 1982, 8:05 PM EDT  
Unknown - 70 F


AB	30
R	1
H	5
RBI	1
BB	0
SO	4
LOB	4



Batter	1	2	3	4	5	6	7	8	9	AB	R	H	RBI	BB	SO	LOB	BOTTOM			
Paul Molitor, R OBP: 0.366, SLG: 0.445										4	1	1	1	0	0	0				
Robin Yount, R OBP: 0.358, SLG: 0.567										4	0	1	1	0	2	0				
Cecil Cooper, L OBP: 0.351, SLG: 0.550										4	0	0	0	0	1	1				
Ted Simmons, S OBP: 0.301, SLG: 0.456										4	0	0	0	0	1	1				
Ben Oglivie, L OBP: 0.324, SLG: 0.451										2	2	1	0	2	0	0				
Gorman Thomas, R OBP: 0.353, SLG: 0.541										4	1	1	2	0	2	2				
Roy Howell, L OBP: 0.303, SLG: 0.357										4	1	3	1	0	0	0				
Marshall Edwards, L OBP: 0.256, SLG: 0.329										3	1	0	0	1	1	3				
Jim Gantner, L OBP: 0.355, SLG: 0.403										3	1	1	2	0	0	2				
<b>Inning Stats</b>	R: 0 E: 0 K: 1 S: 5	H: 0 LOB: 0 BB: 0 P: 5	R: 2 E: 0 K: 0 S: 4	H: 1 LOB: 0 BB: 1 P: 8	R: 0 E: 0 K: 1 S: 5	H: 0 LOB: 0 BB: 0 P: 5	R: 0 E: 0 K: 0 S: 3	H: 0 LOB: 0 BB: 0 P: 3	R: 4 E: 0 K: 1 S: 9	H: 4 LOB: 1 BB: 1 P: 13	R: 0 E: 0 K: 1 S: 6	H: 1 LOB: 2 BB: 1 P: 10	R: 0 E: 0 K: 1 S: 5	H: 0 LOB: 0 BB: 0 P: 5	R: 1 E: 0 K: 2 S: 9	H: 2 LOB: 1 BB: 0 P: 9	1B: 5 2B: 2 3B: 0 HR: 1	SF: 0 SAC: 0 DP: 0 HBP: 0	WP: 1 PB: 0 SB: 1 CS: 0	PA: 35
<b>PITCHER</b> Jim Gott, R ERA: 4.38 Ken Schrom, R ERA: 1.99 Jerry Garvin, L ERA: 7.39	IP: 4.1 WLS: L BF: 19 H: 4 R: 6 ER: 6 SO: 3 BB: 2 IBB: 0 HBP: 0 BLK: 0 WP: 1 HR: 1 S: 23 P: 31 ERA: 12.46 WHIP: 1.385															<b>PITCHER</b>				

Toronto Blue Jays @ Milwaukee Brewers  
Milwaukee County Stadium, Milwaukee, WI  
Thu Aug 12 1982, 8:05 PM EDT  
Unknown - 70 F

AB	32
R	7
H	8
RBI	7
BB	3
SO	7
LOB	9



Batter	1	2	3	4	5	6	7	8	9	AB	R	H	RBI	BB	SO	LOB	TOP								
Damaso Garcia, R (1,4) OBP: 0.349, SLG: 0.412	F9																								
Lloyd Moseby, L (1,8) OBP: 0.296, SLG: 0.357	F9		F5																						
Garth Iorg, R (1,5) OBP: 0.316, SLG: 0.387	6-3		SF8																						
Rance Mulliniks, L (7,PH) OBP: 0.315, SLG: 0.361	6-3																								
Barry Bonnell, R (1,7) OBP: 0.343, SLG: 0.436			F9																						
Jesse Barfield, R (1,9) OBP: 0.346, SLG: 0.451																									
Hosken Powell, L (8,PH) OBP: 0.285, SLG: 0.362																									
Willie Upshaw, L (1,3) OBP: 0.346, SLG: 0.471																									
Leon Roberts, R (1,10) OBP: 0.250, SLG: 0.281																									
Glenn Adams, L (8,PH) OBP: 0.343, SLG: 0.484																									
Ernie Whitt, L (1,2) OBP: 0.331, SLG: 0.475																									
Alfredo Griffin, S (1,6) OBP: 0.273, SLG: 0.328																									
<b>Inning Stats</b>	R: 0 E: 0 K: 0 S: 3	H: 0 LOB: 0 BB: 0 P: 3	R: 0 E: 0 K: 0 S: 4	H: 2 LOB: 1 BB: 0 P: 4	R: 2 E: 0 K: 0 S: 6	H: 3 LOB: 1 BB: 0 P: 6	R: 0 E: 1 K: 0 S: 4	H: 0 LOB: 1 BB: 0 P: 4	R: 0 E: 1 K: 0 S: 4	H: 0 LOB: 1 BB: 0 P: 4	R: 1 E: 1 K: 0 S: 5	H: 2 LOB: 1 BB: 0 P: 5	R: 0 E: 0 K: 0 S: 4	H: 1 LOB: 1 BB: 0 P: 4	R: 0 E: 0 K: 0 S: 4	H: 1 LOB: 2 BB: 1 P: 8	R: 0 E: 0 K: 0 S: 4	H: 1 LOB: 1 BB: 0 P: 4	1B: 8 2B: 2 HR: 0	SF: 1 SAC: 1 DP: 1 HBP: 0	WP: 0 PB: 0 SB: 2 CS: 0	PA: 39			
<b>PITCHER</b>	IP	WLS	BF	H	R	ER	SO	BB	IBB	HBP	BLK	WP	HR	S	P	ERA	WHIP								
Randy Lerch, L (1,1) ERA: 4.97	6.0	W	26	7	3	2	0	0	0	0	0	0	0	26	26	3.00	1.167								
Pete Ladd, R (7,1) ERA: 1.09	1.1		7	2	0	0	0	1	0	0	0	0	0	6	10	0.00	2.250								
Rollie Fingers, R (8,1) ERA: 2.54	1.2	S	6	1	0	0	0	0	0	0	0	0	0	6	6	0.00	0.600								

Toronto Blue Jays @ Milwaukee Brewers  
Milwaukee County Stadium, Milwaukee, WI

AB 36  
R 3  
H 10  
RBI 3  
BB 1  
SO 0  
LOB 20



Thu Aug 12 1982, 8:05 PM EDT  
Att: 28,305 - Unknown - 62 F

Batter	1	2	3	4	5	6	7	8	9	AB	R	H	RBI	BB	SO	LOB	BOTTOM								
Paul Molitor, R (1,5) OBP: 0.364, SLG: 0.441		L6		F5-6		F4		K																	
Robin Yount, R (1,6) OBP: 0.355, SLG: 0.562	K	1-3				F8	E7																		
Cecil Cooper, L (1,3) OBP: 0.355, SLG: 0.551																									
Gorman Thomas, R (1,8) OBP: 0.354, SLG: 0.548																									
Ben Oglivie, L (1,7) OBP: 0.323, SLG: 0.448	K																								
Don Money, R (1,10) OBP: 0.371, SLG: 0.535	F3																								
Charlie Moore, R (1,9) OBP: 0.293, SLG: 0.353																									
Jim Gantner, L (1,4) OBP: 0.351, SLG: 0.398																									
Ned Yost, R (1,2) OBP: 0.351, SLG: 0.431																									
<b>Inning Stats</b>	R: 0 E: 0 K: 2 S: 8	H: 1 LOB: 3 BB: 1 P: 13	R: 1 E: 1 K: 0 S: 4	H: 1 LOB: 1 BB: 1 P: 8	R: 2 E: 0 K: 2 S: 8	H: 1 LOB: 0 BB: 1 P: 12	R: 0 E: 0 K: 0 S: 3	H: 0 LOB: 0 BB: 0 P: 3	R: 0 E: 1 K: 0 S: 4	H: 1 LOB: 2 BB: 1 P: 8	R: 1 E: 1 K: 0 S: 6	H: 2 LOB: 2 BB: 0 P: 6	R: 0 E: 0 K: 0 S: 3	H: 0 LOB: 0 BB: 0 P: 3	R: 0 E: 0 K: 1 S: 6	H: 1 LOB: 1 BB: 0 P: 6	R: 0 E: 0 K: 1 S: 6	H: 1 LOB: 1 BB: 0 P: 6	1B: 4 2B: 2 3B: 0 HR: 1	SF: 0 SAC: 0 DP: 0 HBP: 1	WP: 0 PB: 0 SB: 0 CS: 1	PA: 37			
<b>PITCHER</b>	IP	WLS	BF	H	R	ER	SO	BB	IBB	HBP	BLK	WP	HR	S	P	ERA	WHIP								
Dave Geisel, L (1,1) ERA: 2.57	4.2		23	4	3	2	4	4	0	1	0	0	0	16	43	3.86	1.714								
Dale Murray, R (5,1) ERA: 2.85	3.1	L	14	3	1	0	1	0	0	0	0	0	0	16	16	0.00	0.900								

Toronto Blue Jays @ Milwaukee Brewers  
Milwaukee County Stadium, Milwaukee, WI

AB 32  
R 4  
H 7  
RBI 3  
BB 4  
SO 5  
LOB 20




Thu Aug 12 1982, 8:05 PM EDT  
Att: 28,305 - Unknown - 62 F

Batter	1	2	3	4	5	6	7	8	9	AB	R	H	RBI	BB	SO	LOB	TOP			
Damaso Garcia, R (1.4) OBP: 0.350, SLG: 0.412	0-0 WP 1-3 4-3 1B	0-0 F4			0-0 F8 BB 1B		0-0 5-3		0-0 F3	5	1	2	0	0	0	1				
Rance Mulliniks, L (1.5) OBP: 0.317, SLG: 0.359	0-0 1-3 1-2		0-0 4-3		4-0 S BB		0-0 FC6-4 1B		0-0 G3	4	0	1	0	1	0	1				
Ernie Whitt, L (1.2) OBP: 0.328, SLG: 0.469	0-0 4-3 2-H		0-0 F7		0-0 F8 1-2 2-3		0-0 FC6-4 BB PB 1-2		0-0 1B	5	0	1	1	0	0	3				
Willie Upshaw, L (1.3) OBP: 0.349, SLG: 0.469	4-0 BB S BB		4-0 BB		0-3 K		4-0 BB 1-2		0-0 F5	2	0	0	0	3	1	2				
Lloyd Moseby, L (1.8) OBP: 0.288, SLG: 0.355	4-0 BB 1-2		0-0 4-3		0-3 K		4-0 BB 1-2 2-3			2	0	0	0	2	1	1				
Barry Bonnell, R (1.7) OBP: 0.345, SLG: 0.438	4-0 BB 1-2 2-3			0-3 K		0-0 2B		0-3 K		3	0	1	0	1	2	3				
Hosken Powell, L (1.9) OBP: 0.279, SLG: 0.354	0-0 4-3		0-0 4-3		0-0 F7		0-3 K			4	0	0	0	0	1	4				
Al Woods, L (1.10) OBP: 0.273, SLG: 0.311		0-0 4-3		0-0 1B		4-0 BB		0-0 F9		3	0	1	0	1	0	0				
Alfredo Griffin, S (1.6) OBP: 0.272, SLG: 0.328		0-0 CS 1B		0-0 4-3		0-0 F8		0-0 5-3		4	0	1	0	0	0	3				
<b>Inning Stats</b>	R: 1 E: 0 K: 0 S: 4	H: 1 LOB: 3 BB: 3 P: 16	R: 0 E: 0 K: 0 S: 3	H: 1 LOB: 0 BB: 0 P: 3	R: 0 E: 0 K: 0 S: 3	H: 0 LOB: 1 BB: 1 P: 7	R: 0 E: 0 K: 1 S: 6	H: 1 LOB: 1 BB: 1 P: 9	R: 0 E: 0 K: 1 S: 5	H: 1 LOB: 2 BB: 1 P: 10	R: 0 E: 0 K: 1 S: 6	H: 1 LOB: 3 BB: 2 P: 14	R: 0 E: 0 K: 1 S: 5	H: 0 LOB: 0 BB: 0 P: 5	R: 0 E: 0 K: 0 S: 4	H: 1 LOB: 1 BB: 0 P: 4	1B: 6 2B: 1 3B: 0 HR: 0	SF: 0 SAC: 0 DP: 0 HBP: 0	WP: 1 PB: 1 SB: 2 CS: 1	PA: 40
<b>PITCHER</b> Pete Vuckovich, R (1.1) ERA: 3.11	IP: 9.0 WLS: W BF: 40 H: 7 R: 1 ER: 1 SO: 5 BB: 8 IBB: 0 HBP: 0 BLK: 0 WP: 1 HR: 0 S: 42 P: 74 ERA: 1.00 WHIP: 1.667															<b>PITCHER</b>	IP: WLS: BF: H: R: ER: SO: BB: IBB: HBP: BLK: WP: HR: S: P: ERA: WHIP:			

Toronto Blue Jays @ Milwaukee Brewers  
Milwaukee County Stadium, Milwaukee, WI  
Fri Aug 13 1982, 8:05 PM EDT  
Att: 49,064 - Unknown - 70 F

livebaseballscores.com

AB 32  
R 1  
H 7  
RBI 1  
BB 8  
SO 5  
LOB 18




Batter	1	2	3	4	5	6	7	8	9	AB	R	H	RBI	BB	SO	LOB	BOTTOM			
Paul Molitor, R (1.5) OBP: 0.363, SLG: 0.438	0-0 B5-3		0-0 F8	4-0 BB		0-3 K				3	0	0	0	1	1	2				
Robin Yount, R (1.6) OBP: 0.356, SLG: 0.561	0-0 1B		0-0 F9	0-0 F8		0-0 2-H 1B				4	0	2	1	0	0	4				
Cecil Cooper, L (1.3) OBP: 0.352, SLG: 0.546	0-0 F8		0-0 F7		0-3 K		0-0 F6			4	0	0	0	0	1	2				
Ted Simmons, S (1.2) OBP: 0.303, SLG: 0.457	0-0 F8			0-0 1B BB FC3-6 1B	0-0 1B		0-0 F6			4	1	2	0	0	0	1				
Ben Oglivie, L (1.7) OBP: 0.324, SLG: 0.447		0-0 G3		4-0 FC3-6 1B BB 1-2	0-0 1B		0-0 5-3			3	1	1	0	1	0	0				
Gorman Thomas, R (1.8) OBP: 0.395, SLG: 0.546		4-0 BB		0-3 K	0-0 F8		0-0 F7 1B			3	0	1	0	1	1	4				
Roy Howell, L (1.10) OBP: 0.302, SLG: 0.354		0-3 K		0-0 FC3-6 1B 1-2 2-3	0-0 F8		0-0 F7 1-2			4	0	1	0	0	1	4				
Marshall Edwards, L (1.9) OBP: 0.256, SLG: 0.323		0-0 F3		0-0 FC3-6 1B 1-2 2-3 3-H		4-0 S 1B BB		0-0 6-3		3	1	0	1	1	0	3				
Jim Gantner, L (1.4) OBP: 0.354, SLG: 0.401			0-0 1B	0-0 BB 1-3 1B		0-0 F7 1-2				3	0	2	1	0	0	1				
<b>Inning Stats</b>	R: 0 E: 0 K: 0 S: 4	H: 1 LOB: 1 BB: 0 P: 4	R: 0 E: 0 K: 1 S: 5	H: 0 LOB: 1 BB: 1 P: 9	R: 0 E: 0 K: 0 S: 4	H: 1 LOB: 1 BB: 0 P: 4	R: 2 E: 0 K: 1 S: 8	H: 3 LOB: 3 BB: 2 P: 16	R: 0 E: 0 K: 1 S: 7	H: 2 LOB: 2 BB: 0 P: 7	R: 1 E: 0 K: 1 S: 5	H: 1 LOB: 1 BB: 1 P: 9	R: 0 E: 0 K: 0 S: 3	H: 0 LOB: 0 BB: 0 P: 3	R: 0 E: 0 K: 0 S: 3	H: 1 LOB: 0 BB: 0 P: 3	1B: 9 2B: 0 3B: 0 HR: 0	SF: 0 SAC: 0 DP: 0 HBP: 0	WP: 0 PB: 0 SB: 1 CS: 0	PA: 35
<b>PITCHER</b> Luis Leal, R (1.1) ERA: 3.88	IP: 6.0 WLS: L BF: 29 H: 8 R: 3 ER: 3 SO: 4 BB: 4 IBB: 0 HBP: 0 BLK: 0 WP: 0 HR: 0 S: 33 P: 49 ERA: 4.50 WHIP: 2.000															<b>PITCHER</b>	IP: WLS: BF: H: R: ER: SO: BB: IBB: HBP: BLK: WP: HR: S: P: ERA: WHIP:			
Roy Lee Jackson, R (7.1) ERA: 3.41	1.0 3 0 0 0 0 0 0 0 0 0 0 3 3 0.00 0.000																			
Joey McLaughlin, R (8.1) ERA: 2.73	1.0 3 1 0 0 0 0 0 0 0 0 0 3 3 0.00 1.000																			

Toronto Blue Jays @ Milwaukee Brewers  
Milwaukee County Stadium, Milwaukee, WI  
Fri Aug 13 1982, 8:05 PM EDT  
Att: 49,064 - Unknown - 70 F

livebaseballscores.com

AB 31  
R 3  
H 9  
RBI 3  
BB 4  
SO 4  
LOB 21



Batter	1	2	3	4	5	6	7	8	9	AB	R	H	RBI	BB	SO	LOB	TOP								
<b>Damaso Garcia, R</b> OBP: 0.350, SLG: 0.412 (1, 4)	F8		S BB 1B		4-3			2B 1B	F8	5	1	2	0	0	0	1									
<b>Garth Iorg, R</b> OBP: 0.315, SLG: 0.383 (1, 5)	F9		S BB 1-2			F7		F9		3	0	0	0	1	0	1									
<b>Barry Bonnell, R</b> OBP: 0.347, SLG: 0.440 (1, 8)			6-3				F8			3	0	1	1	1	0	2									
<b>Lloyd Moseby, L</b> OBP: 0.288, SLG: 0.355 (9, 8)			1-2 2-3					1-H 2B		0	0	0	0	0	0	0									
<b>Leon Roberts, R</b> OBP: 0.250, SLG: 0.275 (1, 10)	K			6-3			FC6-4 BB	4-3		3	0	0	0	1	1	2									
<b>Jesse Barfield, R</b> OBP: 0.344, SLG: 0.449 (1, 9)		K		K			FC6-4 BB		SH 3B 1B	4	1	1	0	0	2	1									
<b>Willie Upshaw, L</b> OBP: 0.347, SLG: 0.466 (1, 3)	G3			5-3					SH 3B	3	1	0	0	0	0	0									
<b>Tony Johnson, R</b> OBP: 0.316, SLG: 0.403 (1, 7)	6-3					CS 1B		B1-3	SH SF9 3B	4	1	2	2	0	0	0									
<b>Buck Martinez, R</b> OBP: 0.307, SLG: 0.409 (1, 2)			1-3			K		K	SF9	3	0	0	1	0	2	1									
<b>Alfredo Griffin, S</b> OBP: 0.270, SLG: 0.324 (1, 6)			B5			E6		L5	6-3	4	0	0	0	0	0	1									
<b>Inning Stats</b>	R: 0 E: 0 K: 1 S: 5	H: 0 LOB: 1 BB: 1 P: 9	R: 0 E: 0 K: 1 S: 5	H: 0 LOB: 0 BB: 0 P: 5	R: 0 E: 0 K: 0 S: 4	H: 1 LOB: 2 BB: 1 P: 8	R: 0 E: 0 K: 1 S: 5	H: 0 LOB: 0 BB: 0 P: 5	R: 0 E: 1 K: 1 S: 6	H: 1 LOB: 1 BB: 0 P: 6	R: 0 E: 0 K: 1 S: 3	H: 0 LOB: 1 BB: 1 P: 7	R: 0 E: 0 K: 1 S: 5	H: 0 LOB: 0 BB: 0 P: 5	R: 1 E: 0 K: 0 S: 5	H: 2 LOB: 1 BB: 0 P: 5	R: 3 E: 1 K: 0 S: 6	H: 2 LOB: 0 BB: 0 P: 6	1B: 4 2B: 1 3B: 1 HR: 0	SF: 1 SAC: 1 DP: 0 HBP: 0	WP: 0 PB: 0 SB: 2 CS: 1	PA: 37			
<b>PITCHER</b> <b>Mike Caldwell, L</b> ERA: 4.11 (1, 1)	IP: 9.0 WLS: L BF: 37	H: 6 R: 4 ER: 3 SO: 5	BB: 3 IBB: 0 HBP: 0 BLK: 0	WP: 0 HR: 0 S: 44 P: 56	ERA: 3.00 WHIP: 1.000																				

Toronto Blue Jays @ Milwaukee Brewers  
Milwaukee County Stadium, Milwaukee, WI  
Sat Aug 14 1982, 8:05 PM EDT  
Att: 28,940 - Unknown - 74 F

AB	32
R	4
H	6
RBI	4
BB	3
SO	5
LOB	9



Batter	1	2	3	4	5	6	7	8	9	AB	R	H	RBI	BB	SO	LOB	BOTTOM								
<b>Paul Molitor, R</b> OBP: 0.364, SLG: 0.438 (1, 5)	4-3 1B		S 2B 1B		1-3			P6		4	1	2	0	0	0	0									
<b>Robin Yount, R</b> OBP: 0.355, SLG: 0.561 (1, 6)	F7		1-H 2B		6-3			F8		4	0	1	1	0	0	1									
<b>Cecil Cooper, L</b> OBP: 0.351, SLG: 0.543 (1, 3)	4-3 1-2		4-1			L3 1B		4-3		4	0	1	0	0	0	2									
<b>Ted Simmons, S</b> OBP: 0.302, SLG: 0.455 (1, 2)	G3			FC3-6 1B		L3 1-2			1-3	4	0	1	0	0	0	2									
<b>Ben Oglivie, L</b> OBP: 0.322, SLG: 0.443 (1, 7)			P6		L9		6-3		1-3	4	0	0	0	0	0	1									
<b>Gorman Thomas, R</b> OBP: 0.356, SLG: 0.556 (1, 8)		K		FC3-6 1B			HR		1B	4	1	3	1	0	1	0									
<b>Roy Howell, L</b> OBP: 0.296, SLG: 0.346 (1, 10)	F7			FC3-6 1-2 2-3					F7	4	0	0	0	0	1	3									
<b>Marshall Edwards, L</b> OBP: 0.252, SLG: 0.316 (1, 9)			F9		F8			F6		3	0	0	0	0	0	2									
<b>Jim Gantner, L</b> OBP: 0.351, SLG: 0.397 (1, 4)			4-3			G3		F7		3	0	0	0	0	0	0									
<b>Inning Stats</b>	R: 0 E: 0 K: 0 S: 4	H: 1 LOB: 1 BB: 0 P: 4	R: 0 E: 0 K: 1 S: 5	H: 0 LOB: 0 BB: 0 P: 5	R: 1 E: 0 K: 0 S: 5	H: 2 LOB: 1 BB: 0 P: 5	R: 0 E: 0 K: 0 S: 5	H: 2 LOB: 2 BB: 0 P: 5	R: 0 E: 0 K: 0 S: 3	H: 0 LOB: 0 BB: 0 P: 3	R: 0 E: 0 K: 1 S: 6	H: 1 LOB: 0 BB: 0 P: 3	R: 1 E: 0 K: 1 S: 6	H: 1 LOB: 0 BB: 0 P: 6	R: 0 E: 0 K: 0 S: 3	H: 0 LOB: 0 BB: 0 P: 3	R: 0 E: 0 K: 0 S: 4	H: 1 LOB: 1 BB: 0 P: 4	1B: 6 2B: 2 3B: 0 HR: 1	SF: 0 SAC: 0 DP: 1 HBP: 0	WP: 0 PB: 0 SB: 1 CS: 0	PA: 34			
<b>PITCHER</b> <b>Dave Stieb, R</b> ERA: 3.73 (1, 1)	IP: 9.0 WLS: W BF: 34	H: 8 R: 2 ER: 2 SO: 2	BB: 0 IBB: 0 HBP: 0 BLK: 0	WP: 0 HR: 1 S: 38 P: 38	ERA: 2.00 WHIP: 0.889																				

Toronto Blue Jays @ Milwaukee Brewers  
Milwaukee County Stadium, Milwaukee, WI  
Sat Aug 14 1982, 8:05 PM EDT  
Att: 28,940 - Unknown - 74 F

AB	34
R	2
H	8
RBI	2
BB	0
SO	2
LOB	11



Batter	1	2	3	4	5	6	7	8	9	AB	R	H	RBI	BB	SO	LOB	TOP							
Damaso Garcia, R OBP: 0.350, SLG: 0.411 (1, 4)	6-3		FC6-4			FC3-6			SH1-4	4	1	1	0	0	0	4	<b>Toronto Blue Jays @ Milwaukee Brewers</b> <b>Milwaukee County Stadium, Milwaukee, WI</b> Sun Aug 15 1982, 4:33 AM EDT Att: 26,180 - Unknown - 75 F <a href="http://livebaseballscores.com">livebaseballscores.com</a>							
Rance Mulliniks, L OBP: 0.322, SLG: 0.356 (1, 5)					4-3	PO			F7	2	0	0	0	3	0	2								
Ernie Whitt, L OBP: 0.326, SLG: 0.466 (1, 2)			F9			SF8			F9	4	0	1	2	0	1	5								
Willie Upshaw, L OBP: 0.345, SLG: 0.461 (1, 3)			F9						F9	4	0	0	0	1	0	5								
Barry Bonnell, R OBP: 0.351, SLG: 0.441 (1, 7)										2	1	1	0	2	0	1								
Lloyd Moseby, L OBP: 0.288, SLG: 0.353 (1, 8)										4	0	1	0	0	0	3								
Hosken Powell, L OBP: 0.274, SLG: 0.347 (1, 9)										4	0	0	1	0	0	2								
Jesse Barfield, R OBP: 0.344, SLG: 0.449 (8, 9)										0	0	0	0	0	0	0								
Al Woods, L OBP: 0.279, SLG: 0.311 (1, 10)										3	0	1	0	1	0	1								
Alfredo Griffin, S OBP: 0.274, SLG: 0.327 (1, 6)										3	1	2	0	1	0	1								
<b>Inning Stats</b>	R: 0 E: 0 K: 1 S: 4	H: 0 LOB: 1 BB: 1 P: 8	R: 0 E: 0 K: 0 S: 4	H: 1 LOB: 1 BB: 0 P: 4	R: 0 E: 0 K: 0 S: 5	H: 2 LOB: 3 BB: 1 P: 9	R: 1 E: 0 K: 0 S: 4	H: 1 LOB: 1 BB: 1 P: 8	R: 1 E: 0 K: 0 S: 4	H: 1 LOB: 2 BB: 2 P: 12	R: 0 E: 0 K: 0 S: 3	H: 1 LOB: 1 BB: 1 P: 7	R: 0 E: 0 K: 0 S: 3	H: 0 LOB: 1 BB: 1 P: 7	R: 0 E: 0 K: 0 S: 3	H: 0 LOB: 0 BB: 0 P: 3	R: 1 E: 1 K: 0 S: 4	H: 1 LOB: 1 BB: 1 P: 8	1B: 7 2B: 1 3B: 0 HR: 0	SF: 1 SAC: 1 DP: 1 HBP: 0	WP: 0 PB: 0 SB: 4 CS: 1	PA: 41		
<b>PITCHER</b>	IP	WLS	BF	H	R	ER	SO	BB	IBB	HBP	BLK	WP	HR	S	P	ERA	WHIP							
Doc Medich, R ERA: 4.99 (1, 1)	5.1		27	6	2	2	1	6	0	0	0	0	0	23	47	3.38	2.250							
Jim Slaton, R ERA: 3.34 (6, 1)	3.2	L	13	1	1	1	0	2	0	0	0	0	0	11	19	2.46	0.818							

Batter	1	2	3	4	5	6	7	8	9	AB	R	H	RBI	BB	SO	LOB	BOTTOM							
Paul Molitor, R OBP: 0.363, SLG: 0.437 (1, 5)	F8		F9			G5-4-3				4	0	1	0	0	0	1	<b>Toronto Blue Jays @ Milwaukee Brewers</b> <b>Milwaukee County Stadium, Milwaukee, WI</b> Sun Aug 15 1982, 4:33 AM EDT Att: 26,180 - Unknown - 75 F <a href="http://livebaseballscores.com">livebaseballscores.com</a>							
Robin Yount, R OBP: 0.355, SLG: 0.564 (1, 6)										4	1	1	1	0	0	1								
Cecil Cooper, L OBP: 0.350, SLG: 0.540 (1, 3)										4	0	1	0	0	0	0								
Gorman Thomas, R OBP: 0.358, SLG: 0.560 (1, 8)										4	1	1	1	0	1	1								
Ben Oglivie, L OBP: 0.319, SLG: 0.439 (1, 7)										4	0	0	0	0	0	0								
Roy Howell, L OBP: 0.296, SLG: 0.346 (1, 10)										3	0	1	0	0	0	0								
Marshall Edwards, L OBP: 0.247, SLG: 0.311 (1, 9)										3	0	0	0	0	1	1								
Jim Gantner, L OBP: 0.347, SLG: 0.393 (1, 4)										3	0	0	0	0	1	1								
Ned Yost, R OBP: 0.350, SLG: 0.427 (1, 2)										3	0	1	0	0	0	0								
<b>Inning Stats</b>	R: 0 E: 0 K: 0 S: 3	H: 0 LOB: 0 BB: 0 P: 3	R: 1 E: 0 K: 0 S: 5	H: 2 LOB: 1 BB: 0 P: 5	R: 0 E: 0 K: 0 S: 3	H: 0 LOB: 0 BB: 0 P: 3	R: 0 E: 0 K: 0 S: 3	H: 0 LOB: 0 BB: 0 P: 3	R: 0 E: 0 K: 2 S: 7	H: 0 LOB: 0 BB: 0 P: 7	R: 1 E: 0 K: 1 S: 7	H: 3 LOB: 1 BB: 0 P: 7	R: 0 E: 0 K: 0 S: 3	H: 0 LOB: 0 BB: 0 P: 3	R: 0 E: 0 K: 0 S: 4	H: 1 LOB: 1 BB: 0 P: 4		R: 0 E: 0 K: 0 S: 3	H: 0 LOB: 0 BB: 0 P: 3	1B: 4 2B: 0 3B: 0 HR: 2	SF: 0 SAC: 0 DP: 1 HBP: 0	WP: 0 PB: 0 SB: 1 CS: 0	PA: 32	
<b>PITCHER</b>	IP	WLS	BF	H	R	ER	SO	BB	IBB	HBP	BLK	WP	HR	S	P	ERA	WHIP							
Jim Clancy, R ERA: 4.03 (1, 1)	8.0	W	29	6	2	2	3	0	0	0	0	0	0	35	35	2.25	0.750							
Dale Murray, R ERA: 2.81 (9, 1)	1.0	S	3	0	0	0	0	0	0	0	0	0	0	3	3	0.00	0.000							

Batter	1	2	3	4	5	6	7	8	9	AB	R	H	RBI	BB	SO	LOB	TOP	
Miguel Dilone, S (1, 7) OBP: 0.288, SLG: 0.316	4-0 CS S BB		0-0 4-3			0-0 6-3		0-0 P5		3	0	0	0	1	0	0		
Mike Hargrove, L (1, 3) OBP: 0.376, SLG: 0.320	0-0 L6		0-0 4-3			4-0 BB		0-0 2B		3	0	1	0	1	0	1		
Toby Harrah, R (1, 5) OBP: 0.418, SLG: 0.552	1-0 HBP			0-0 5-3		0-0 F8		0-0 5-3		3	0	0	0	0	0	2		
Andre Thornton, R (1, 10) OBP: 0.410, SLG: 0.529	0-0 F8			4-0 CS BB			0-0 1B SH1-4 FC6-4 1B	0-0 F8		3	1	1	0	1	0	2		
Von Hayes, L (1, 9) OBP: 0.300, SLG: 0.395		0-0 4-3		0-0 6-3			0-0 SH1-4		0-0 4-3	3	0	0	0	0	0	1		
Ron Hassey, L (1, 2) OBP: 0.332, SLG: 0.313		0-0 1B			0-0 4-3		4-0 FC6-4 1B BB		0-0 F8	3	0	1	0	1	0	0		
Rick Manning, L (1, 8) OBP: 0.331, SLG: 0.355		0-0 1B			0-0 F8		0-0 FC6-4 1B		0-0 1-3	4	0	2	0	0	0	0		
Alan Bannister, R (1, 4) OBP: 0.360, SLG: 0.370		0-0 F8			0-0 1-3		0-0 FC6-4			3	0	0	1	0	0	3		
Mike Fischlin, R (1, 6) OBP: 0.351, SLG: 0.306			0-0 F8			0-0 6-3		0-0 4-3		2	0	0	0	0	0	0		
Larry Milbourne, S (7, PH) OBP: 0.283, SLG: 0.322										1	0	0	0	0	0	2		
<b>Inning Stats</b>	R: 0 E: 0 K: 0 S: 2	H: 0 LOB: 1 BB: 1 P: 7	R: 0 E: 0 K: 0 S: 4	H: 2 LOB: 1 BB: 0 P: 4	R: 0 E: 0 K: 0 S: 3	H: 0 LOB: 0 BB: 0 P: 3	R: 0 E: 0 K: 0 S: 2	H: 0 LOB: 0 BB: 1 P: 6	R: 0 E: 0 K: 0 S: 3	H: 0 LOB: 0 BB: 0 P: 3	R: 1 E: 0 K: 0 S: 5	H: 2 LOB: 2 BB: 1 P: 9	R: 0 E: 0 K: 0 S: 4	H: 0 LOB: 0 BB: 0 P: 3	1B: 4 2B: 1 3B: 0 HR: 0	SF: 0 SAC: 1 DP: 0 HBP: 1	WP: 0 PB: 0 SB: 1 CS: 2	PA: 34
<b>PITCHER</b>	IP WLS BF H R ER SO BB IBB HBP BLK WP HR S P ERA WHIP															<b>PITCHER</b>	IP WLS BF H R ER SO BB IBB HBP BLK WP HR S P ERA WHIP	
Jim Gott, R (1, 1) ERA: 4.15	8.0 W 31 5 1 1 0 4 0 0 0 0 0 26 43 1.12 1.125															Joey McLaughlin, R (9, 1) ERA: 2.69	1.0 S 3 0 0 0 0 0 0 0 0 0 0 3 3 0.00 0.000	

**Cleveland Indians @ Toronto Blue Jays**  
Exhibition Stadium, Toronto, ON  
Mon Aug 16 1982, 7:05 PM EDT  
Att: 17,704 - Unknown - 82 F


AB 28  
R 1  
H 5  
RBI 1  
BB 4  
SO 0  
LOB 11



Batter	1	2	3	4	5	6	7	8	9	AB	R	H	RBI	BB	SO	LOB	BOTTOM			
Damaso Garcia, R (1, 4) OBP: 0.351, SLG: 0.410	0-0 P3		4-0 1B BB		0-0 F8		0-0 CS 1B			3	0	1	0	1	0	0				
Garth Iorg, R (1, 5) OBP: 0.311, SLG: 0.378	0-0 5-3		0-3 K		0-3 K		0-0 F9			4	0	0	0	0	2	2				
Barry Bonnell, R (1, 8) OBP: 0.355, SLG: 0.445	4-0 WP BB		0-0 1-2 1B		0-0 F9 SF8 2B		0-0 F9		0-0 F9	3	1	2	0	1	0	0				
Jesse Barfield, R (1, 9) OBP: 0.343, SLG: 0.444	4-0 FC6-4 BB		0-0 4-3		0-0 F9		0-0 E5 FC6-4			3	0	0	0	1	0	3				
Leon Roberts, R (1, 10) OBP: 0.250, SLG: 0.276	0-0 FC6-4			0-0 1B		0-0 SF8		0-0 FC6-4 WP		3	0	1	1	0	0	3				
Willie Upshaw, L (1, 3) OBP: 0.344, SLG: 0.462		0-0 4-3		0-0 F5		0-0 2B		0-0 F8		4	0	1	0	0	0	2				
Tony Johnson, R (1, 7) OBP: 0.305, SLG: 0.387		0-3 K		0-3 K		0-0 3-1				3	0	0	0	0	2	2				
Lloyd Moseby, L (8, 8) OBP: 0.288, SLG: 0.353		0-0 K		0-0 K						0	0	0	0	0	0	0				
Buck Martinez, R (1, 2) OBP: 0.308, SLG: 0.405		0-3 K		0-0 F9						2	0	0	0	1	1	1				
Al Woods, L (7, PR) OBP: 0.279, SLG: 0.311										0	1	0	0	0	0	0				
Ernie Whitt, L (8, 2) OBP: 0.326, SLG: 0.466										0	0	0	0	0	0	0				
Alfredo Griffin, S (1, 6) OBP: 0.273, SLG: 0.325			0-0 5-3		0-3 K		0-0 SH5-4 CS BB			2	0	0	0	0	1	0				
<b>Inning Stats</b>	R: 0 E: 0 K: 0 S: 3	H: 0 LOB: 2 BB: 2 P: 11	R: 0 E: 0 K: 2 S: 7	H: 0 LOB: 0 BB: 0 P: 7	R: 0 E: 0 K: 1 S: 6	H: 1 LOB: 2 BB: 1 P: 10	R: 0 E: 0 K: 1 S: 6	H: 1 LOB: 0 BB: 0 P: 6	R: 0 E: 0 K: 2 S: 7	H: 0 LOB: 0 BB: 0 P: 7	R: 1 E: 0 K: 0 S: 5	H: 2 LOB: 1 BB: 0 P: 5	R: 1 E: 0 K: 0 S: 3	H: 1 LOB: 1 BB: 1 P: 7	R: 0 E: 1 K: 0 S: 4	H: 0 LOB: 1 BB: 0 P: 4	1B: 3 2B: 2 3B: 0 HR: 0	SF: 1 SAC: 1 DP: 0 HBP: 0	WP: 2 PB: 0 SB: 0 CS: 2	PA: 33
<b>PITCHER</b>	IP WLS BF H R ER SO BB IBB HBP BLK WP HR S P ERA WHIP															<b>PITCHER</b>	IP WLS BF H R ER SO BB IBB HBP BLK WP HR S P ERA WHIP			
Rick Waits, L (1, 1) ERA: 5.26	8.0 L 33 5 2 2 6 4 0 0 0 2 0 41 57 2.25 1.125																			

**Cleveland Indians @ Toronto Blue Jays**  
Exhibition Stadium, Toronto, ON  
Mon Aug 16 1982, 7:05 PM EDT  
Att: 17,704 - Unknown - 82 F

AB 27  
R 2  
H 5  
RBI 1  
BB 4  
SO 6  
LOB 13





Batter	1	2	3	4	5	6	7	8	9	AB	R	H	RBI	BB	SO	LOB	TOP					
Miguel Dilone, S OBP: 0.290, SLG: 0.318 (1, 7)										5	0	2	1	0	0	1	Cleveland Indians @ Toronto Blue Jays Exhibition Stadium, Toronto, ON Tue Aug 17 1982, 7:05 PM EDT Unknown - 73 F					
Mike Hargrove, L OBP: 0.380, SLG: 0.326 (1, 3)										5	0	3	1	0	1	2						
Toby Harrah, R OBP: 0.418, SLG: 0.552 (1, 5)										4	1	1	0	1	1	4						
Andre Thornton, R OBP: 0.410, SLG: 0.533 (1, 10)										4	1	1	1	1	1	3						
Ron Hassey, L OBP: 0.326, SLG: 0.307 (1, 2)										5	0	0	0	0	0	4						
Von Hayes, L OBP: 0.301, SLG: 0.395 (1, 9)										5	1	2	1	0	0	3						
Rick Manning, L OBP: 0.334, SLG: 0.363 (1, 8)										4	2	2	2	1	0	0						
Alan Bannister, R OBP: 0.362, SLG: 0.369 Larry Milbourne, S OBP: 0.293, SLG: 0.322 (1, 4) (9, 4)										3	0	1	0	1	0	1						
Mike Fischlin, R OBP: 0.347, SLG: 0.301 (1, 6)										0	0	0	0	0	0	0						
										3	1	0	0	0	1	4						
<b>Inning Stats</b>	R: 0 E: 0 K: 0 S: 4	H: 1 LOB: 1 BB: 0 P: 4	R: 2 E: 0 K: 0 S: 4	H: 2 LOB: 0 BB: 1 P: 8	R: 0 E: 1 K: 0 S: 4	H: 1 LOB: 1 BB: 0 P: 4	R: 0 E: 0 K: 1 S: 6	H: 1 LOB: 2 BB: 1 P: 10	R: 0 E: 0 K: 0 S: 5	H: 2 LOB: 3 BB: 1 P: 9	R: 1 E: 1 K: 1 S: 7	H: 1 LOB: 1 BB: 0 P: 7	R: 1 E: 0 K: 1 S: 5	H: 1 LOB: 1 BB: 1 P: 9	R: 1 E: 0 K: 1 S: 8	H: 2 LOB: 2 BB: 0 P: 8	R: 1 E: 0 K: 0 S: 4	H: 1 LOB: 0 BB: 0 P: 4	1B: 8 2B: 3 3B: 0 HR: 2	SF: 0 SAC: 1 DP: 1 HBP: 0	WP: 0 PB: 0 SB: 0 CS: 0	PA: 43
<b>PITCHER</b>	IP WLS BF H R ER SO BB IBB HBP BLK WP HR S P ERA WHIP																					
Luis Leal, R ERA: 3.87 Dale Murray, R ERA: 2.53 Joey McLaughlin, R ERA: 2.77 (1, 1) (6, 1) (8, 1)	5.0 2.2 1.1	25 13 5	8 3 1	3 2 1	2 2 1	2 1 0	0 0 0	0 0 0	0 0 0	0 0 1	1 16 7	24 20 7	36 20 7	3.60 3.38 6.75	2.000 1.500 0.750							

Batter	1	2	3	4	5	6	7	8	9	AB	R	H	RBI	BB	SO	LOB	BOTTOM					
Damaso Garcia, R OBP: 0.349, SLG: 0.410 (1, 4)										5	1	1	0	0	0	6	Cleveland Indians @ Toronto Blue Jays Exhibition Stadium, Toronto, ON Tue Aug 17 1982, 7:05 PM EDT Unknown - 73 F					
Rance Mulliniks, L OBP: 0.320, SLG: 0.350 (1, 5)										4	1	0	1	1	0	2						
Ernie Whitt, L OBP: 0.324, SLG: 0.466 (1, 2)										4	0	1	2	0	1	1						
Willie Upshaw, L OBP: 0.345, SLG: 0.475 (1, 3)										5	2	2	2	0	2	2						
Al Woods, L OBP: 0.273, SLG: 0.304 Leon Roberts, R OBP: 0.248, SLG: 0.274 (1, 10) (7, PH)										3	0	0	0	0	0	0						
Barry Bonnell, R OBP: 0.354, SLG: 0.443 (1, 7)										4	0	1	0	0	1	0						
Lloyd Moseby, L OBP: 0.287, SLG: 0.351 (1, 8)										3	0	0	0	1	2	1						
Hosken Powell, L OBP: 0.284, SLG: 0.362 Jesse Barfield, R OBP: 0.342, SLG: 0.442 (1, 9) (7, 9)										3	1	3	0	0	0	0						
Alfredo Griffin, S OBP: 0.275, SLG: 0.325 (1, 6)										3	0	1	0	1	0	2						
<b>Inning Stats</b>	R: 0 E: 1 K: 2 S: 8	H: 0 LOB: 0 BB: 0 P: 8	R: 0 E: 0 K: 1 S: 5	H: 0 LOB: 0 BB: 0 P: 5	R: 2 E: 0 K: 1 S: 8	H: 3 LOB: 1 BB: 0 P: 8	R: 0 E: 0 K: 1 S: 7	H: 2 LOB: 3 BB: 1 P: 11	R: 2 E: 0 K: 0 S: 4	H: 1 LOB: 0 BB: 1 P: 8	R: 0 E: 0 K: 1 S: 6	H: 1 LOB: 1 BB: 0 P: 6	R: 1 E: 0 K: 1 S: 6	H: 1 LOB: 0 BB: 0 P: 6	R: 0 E: 0 K: 1 S: 6	H: 1 LOB: 2 BB: 1 P: 10		R: 0 E: 0 K: 0 S: 3	H: 0 LOB: 0 BB: 0 P: 3	1B: 4 2B: 3 3B: 0 HR: 2	SF: 1 SAC: 0 DP: 0 HBP: 0	WP: 2 PB: 0 SB: 2 CS: 0
<b>PITCHER</b>	IP WLS BF H R ER SO BB IBB HBP BLK WP HR S P ERA WHIP																					
Ed Whittson, R ERA: 4.32 Ed Glynn, L ERA: 3.14 Dan Spillner, R ERA: 2.57 (1, 1) (7, 1) (8, 1)	6.2 0.2 1.2	31 3 6	8 5 1	5 5 0	6 1 0	0 0 0	0 0 0	0 0 0	0 0 0	0 0 0	0 0 8	2 4 8	41 8 8	6.75 0.00 0.600	1.500 1.500 0.600							

Batter	1	2	3	4	5	6	7	8	9	AB	R	H	RBI	BB	SO	LOB	TOP							
Larry Milbourne, S OBP: 0.277, SLG: 0.315	0-0 4-3		0-0 F7	0-0 F9	0-0 G3		0-0 G6-4-3		0-0 F9	6	0	0	0	0	0	7								
Mike Hargrove, L OBP: 0.380, SLG: 0.328	0-0 F9		0-0 1B	0-0 1B	0-0 G3			0-0 1-3	0-0 4-3	6	2	2	0	0	0	4								
Toby Harrah, R OBP: 0.421, SLG: 0.551	0-0 F8		0-0 1B	4-0 FC6-4 IBB		4-0 BB		4-0 BB		2	1	1	0	3	0	0								
Andre Thornton, R OBP: 0.408, SLG: 0.528		0-0 P6	4-0 4-3 1B IBB	0-0 FC6-4		0-0 P6		0-3 K		4	0	0	1	1	1	3								
Carmen Castillo, R OBP: 0.364, SLG: 0.397		1-0 4-3 HR HBP	0-0 4-3 1B	0-0 P4		0-0 P4		0-0 1-3		4	1	1	2	0	0	3								
Rod Craig, S OBP: 0.246, SLG: 0.241	0-0 4-3		0-0 4-3		0-0 4-3		0-0 F9		0-0 6-3	5	0	0	0	0	0	4								
Rick Manning, L OBP: 0.341, SLG: 0.367	4-0 HR BB		4-0 IBB		0-0 E BB WP		4-0 1B BB		0-0 E4 1B 1B	2	3	2	0	3	0	0	AB 37							
Chris Bando, S OBP: 0.301, SLG: 0.310	0-0 1-2 2-3 3-H HR		0-3 K		4-0 WP E BB		0-0 G6-4-3 1B		0-0 1B	4	1	3	3	1	1	3	R 9							
Mike Fischlin, R OBP: 0.348, SLG: 0.300	0-0 6-3		4-0 2B FC6-4 BB		0-0 E5 WP		0-3 K		0-0 1-2 3-H 1B	4	1	1	1	1	1	4	H 10							
<b>Inning Stats</b>	R: 0 E: 0 K: 0 S: 3	H: 0 LOB: 0 BB: 0 P: 3	R: 3 E: 0 K: 0 S: 4	H: 1 LOB: 0 BB: 1 P: 9	R: 2 E: 0 K: 1 S: 8	H: 3 LOB: 3 BB: 2 P: 16	R: 2 E: 1 K: 0 S: 4	H: 1 LOB: 1 BB: 2 P: 12	R: 1 E: 0 K: 0 S: 5	H: 1 LOB: 2 BB: 1 P: 9	R: 0 E: 0 K: 0 S: 3	H: 0 LOB: 1 BB: 1 P: 7	R: 0 E: 0 K: 1 S: 5	H: 1 LOB: 1 BB: 1 P: 9	R: 0 E: 0 K: 1 S: 5	H: 0 LOB: 1 BB: 1 P: 9	R: 1 E: 1 K: 0 S: 6	H: 3 LOB: 2 BB: 0 P: 6	1B: 8 2B: 1 3B: 0 HR: 1	SF: 0 SAC: 0 DP: 1 HBP: 1	WP: 1 PB: 0 SB: 0 CS: 0	PA: 47		
<b>PITCHER</b>	IP WLS BF H R ER SO BB IBB HBP BLK WP HR S P ERA WHIP		IP WLS BF H R ER SO BB IBB HBP BLK WP HR S P ERA WHIP		IP WLS BF H R ER SO BB IBB HBP BLK WP HR S P ERA WHIP		IP WLS BF H R ER SO BB IBB HBP BLK WP HR S P ERA WHIP		IP WLS BF H R ER SO BB IBB HBP BLK WP HR S P ERA WHIP		IP WLS BF H R ER SO BB IBB HBP BLK WP HR S P ERA WHIP		IP WLS BF H R ER SO BB IBB HBP BLK WP HR S P ERA WHIP		IP WLS BF H R ER SO BB IBB HBP BLK WP HR S P ERA WHIP		IP WLS BF H R ER SO BB IBB HBP BLK WP HR S P ERA WHIP		IP WLS BF H R ER SO BB IBB HBP BLK WP HR S P ERA WHIP					
Dave Geisel, L ERA: 4.96	2.1 L	14 4 5 5 0	1 1 1 0	0 1 0 0	0 1 11 20	19.29 2.143																		
Ken Schrom, R ERA: 2.89	3.2	19 2 3 2 1	3 2 0 0	1 0 16 36	4.91 1.364																			
Jerry Garvin, L ERA: 7.16	7.1	14 4 1 1 2	2 0 0 0	0 0 16 24	3.00 2.000																			

Cleveland Indians @ Toronto Blue Jays  
Exhibition Stadium, Toronto, ON  
Tue Aug 17 1982, 7:05 PM EDT  
Att: 26,636 - Unknown - 68 F

livebaseballscorecards.com

AB 37  
R 9  
H 10  
RBI 7  
BB 9  
SO 3  
LOB 28



Batter	1	2	3	4	5	6	7	8	9	AB	R	H	RBI	BB	SO	LOB	BOTTOM			
Damaso Garcia, R OBP: 0.348, SLG: 0.408	0-0 6-3		0-3 K		0-0 P6		0-0 1B		0-0 F9	5	0	1	1	0	1	4				
Rance Mulliniks, L OBP: 0.321, SLG: 0.351	0-3 K			0-3 K	0-0 1B		0-0 F7		0-0 1B	5	0	2	1	0	2	1				
Ernie Whitt, L OBP: 0.318, SLG: 0.457	0-0 P4			0-0 F9	0-0 G3			0-0 P6	0-0 F8	5	0	0	0	0	0	4				
Willie Upshaw, L OBP: 0.342, SLG: 0.471		0-0 F5		0-0 F9		0-0 F8		0-3 K		4	0	0	0	0	1	0				
Al Woods, L OBP: 0.286, SLG: 0.319		4-0 G6-4-3 BB			0-0 4-3 BB 2B		0-0 P5		0-0 1B	3	1	2	0	1	0	0				
Barry Bonnell, R OBP: 0.351, SLG: 0.438	0-0 G6-4-3			0-0 4-3	0-0 P4			0-0 3-1		4	0	0	0	0	0	3				
Lloyd Moseby, L OBP: 0.292, SLG: 0.354			0-3 K		4-0 BB 1B BB		0-0 4-3 1B 2B		4-0 HR BB	2	3	1	0	2	1	0	AB 34			
Hosken Powell, L OBP: 0.288, SLG: 0.377			0-0 F8		4-0 1B BB BB		0-0 4-3		0-0 1-2 3-H HR	3	1	1	2	1	0	1	R 5			
Alfredo Griffin, S OBP: 0.277, SLG: 0.325					4-0 1-2 2-3 3-H 1B BB		0-0 4-3		0-0 1-3	3	0	1	1	1	0	1	H 8			
<b>Inning Stats</b>	R: 0 E: 0 K: 1 S: 5	H: 0 LOB: 0 BB: 0 P: 5	R: 0 E: 0 K: 2 S: 8	H: 1 LOB: 1 BB: 0 P: 8	R: 0 E: 0 K: 1 S: 5	H: 0 LOB: 0 BB: 0 P: 5	R: 2 E: 0 K: 0 S: 5	H: 2 LOB: 3 BB: 3 P: 17	R: 0 E: 0 K: 0 S: 3	H: 0 LOB: 0 BB: 0 P: 3	R: 1 E: 0 K: 0 S: 5	H: 2 LOB: 1 BB: 0 P: 5	R: 0 E: 0 K: 1 S: 6	H: 1 LOB: 0 BB: 0 P: 6	R: 2 E: 0 K: 0 S: 5	H: 2 LOB: 1 BB: 1 P: 9	1B: 5 2B: 2 3B: 0 HR: 1	SF: 0 SAC: 0 DP: 1 HBP: 0	WP: 0 PB: 0 SB: 0 CS: 0	PA: 39
<b>PITCHER</b>	IP WLS BF H R ER SO BB IBB HBP BLK WP HR S P ERA WHIP		IP WLS BF H R ER SO BB IBB HBP BLK WP HR S P ERA WHIP		IP WLS BF H R ER SO BB IBB HBP BLK WP HR S P ERA WHIP		IP WLS BF H R ER SO BB IBB HBP BLK WP HR S P ERA WHIP		IP WLS BF H R ER SO BB IBB HBP BLK WP HR S P ERA WHIP		IP WLS BF H R ER SO BB IBB HBP BLK WP HR S P ERA WHIP		IP WLS BF H R ER SO BB IBB HBP BLK WP HR S P ERA WHIP		IP WLS BF H R ER SO BB IBB HBP BLK WP HR S P ERA WHIP		IP WLS BF H R ER SO BB IBB HBP BLK WP HR S P ERA WHIP		IP WLS BF H R ER SO BB IBB HBP BLK WP HR S P ERA WHIP	
Rick Sutcliffe, R ERA: 3.0	8.0 W	34 6 4 4 5	5 0 0 0	0 0 0 0	0 1 5 5	4.50 1.375														
Dan Spillner, R ERA: 2.63	9.1	5 2 1 1 0	0 0 0 0	0 1 5 5	9.00 2.000															

Cleveland Indians @ Toronto Blue Jays  
Exhibition Stadium, Toronto, ON  
Tue Aug 17 1982, 7:05 PM EDT  
Att: 26,636 - Unknown - 68 F

livebaseballscorecards.com

AB 34  
R 5  
H 8  
RBI 5  
BB 5  
SO 5  
LOB 14



Batter	1	2	3	4	5	6	7	8	9	AB	R	H	RBI	BB	SO	LOB	TOP								
Damaso Garcia, R OBP: 0.348, SLG: 0.409	F3		1B		S		5-3			4	0	2	0	0	0	0	<b>Toronto Blue Jays @ New York Yankees</b> Yankee Stadium, Bronx, NY Fri Aug 20 1982, 7:05 PM EDT Att: 20,172 - Unknown - 75 F								
Garth Iorg, R OBP: 0.311, SLG: 0.377	F9		1B		F8			K	3	0	1	1	0	0	1										
Rance Mulliniks, L OBP: 0.320, SLG: 0.350			1B						1	0	0	0	0	1	0										
Barry Bonnell, R OBP: 0.352, SLG: 0.439	S		F4		1B			4-3	4	1	2	0	0	0	2										
Jesse Barfield, R OBP: 0.294, SLG: 0.441	F6		K		1B			F6	3	0	1	0	0	1	3										
Hosken Powell, L OBP: 0.297, SLG: 0.375					1B				1	0	0	0	0	0	0										
Willie Upshaw, L OBP: 0.341, SLG: 0.469		K		G4-6-3	K			F6	4	0	1	0	0	2	2										
Wayne Nordhagen, R OBP: 0.333, SLG: 0.336		K		G4-6-3	K				3	0	1	1	0	1	1										
Glenn Adams, L OBP: 0.361, SLG: 0.500				1-2	G4-3			BB	1	0	1	0	0	0	0										
Leon Roberts, R OBP: 0.246, SLG: 0.274					1B			1B	0	0	0	0	0	0	0										
Tony Johnson, R OBP: 0.294, SLG: 0.372	1-3			K	G4-3			BB	3	0	0	0	0	1	2										
Al Woods, L OBP: 0.290, SLG: 0.319									0	0	0	0	1	0	0										
Buck Martinez, R OBP: 0.308, SLG: 0.400			FC6-4		5-3			K	2	0	0	0	1	0	0										
Ernie Whitt, L OBP: 0.317, SLG: 0.455			BB						1	0	0	0	0	1	2										
Alfredo Griffin, S OBP: 0.275, SLG: 0.323			FC6-4		F8			K	3	1	0	0	0	0	1										
Lloyd Moseby, L OBP: 0.291, SLG: 0.353			1B						1	0	0	0	0	1	2										
<b>Inning Stats</b>	R: 0 E: 0 K: 0 S: 4	H: 1 LOB: 1 BB: 0 P: 4	R: 0 E: 0 K: 2 S: 7	H: 0 LOB: 0 BB: 0 P: 7	R: 1 E: 0 K: 1 S: 7	H: 2 LOB: 2 BB: 1 P: 11	R: 0 E: 0 K: 1 S: 5	H: 1 LOB: 0 BB: 0 P: 5	R: 0 E: 0 K: 0 S: 4	H: 1 LOB: 1 BB: 0 P: 4	R: 1 E: 0 K: 1 S: 7	H: 3 LOB: 1 BB: 0 P: 7	R: 0 E: 0 K: 0 S: 3	H: 0 LOB: 0 BB: 0 P: 3	R: 0 E: 0 K: 1 S: 5	H: 1 LOB: 0 BB: 0 P: 5	R: 0 E: 0 K: 2 S: 8	H: 1 LOB: 2 BB: 1 P: 12	1B: 9 2B: 0 3B: 0 HR: 0	SF: 0 SAC: 0 DP: 2 HBP: 0	WP: 0 PB: 0 CS: 0	PA: 36			
<b>PITCHER</b>	IP	WLS	BF	H	R	ER	SO	BB	IBB	HBP	BLK	WP	HR	S	P	ERA	WHIP								
Shane Rawley, L ERA: 4.18	(1, 1)	7.0	W	28	8	2	2	5	1	0	0	0	0	37	41	2.57	1.286								
Rich Gossage, R ERA: 2.4	(8, 1)	2.0	S	8	1	0	0	3	1	0	0	0	0	13	17	0.00	1.000								

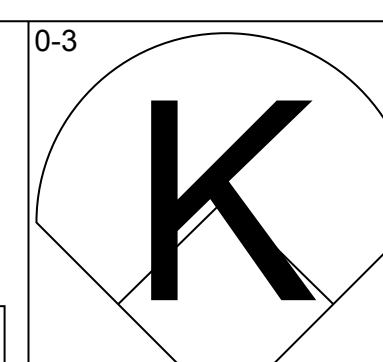
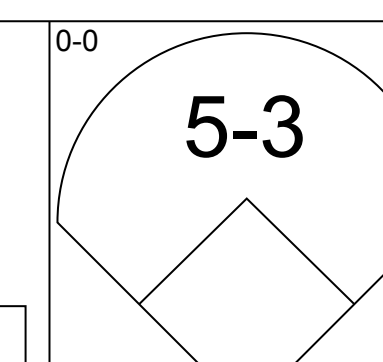
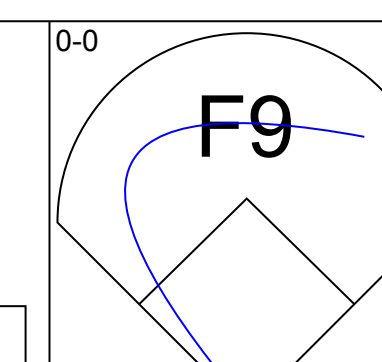
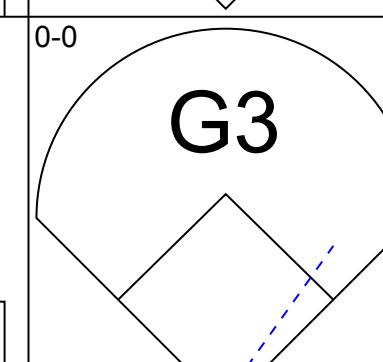
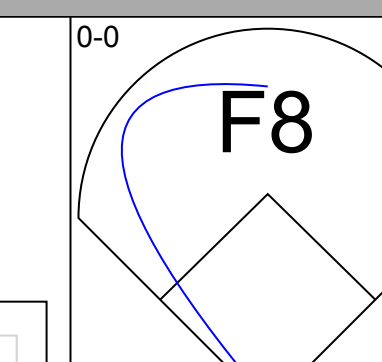
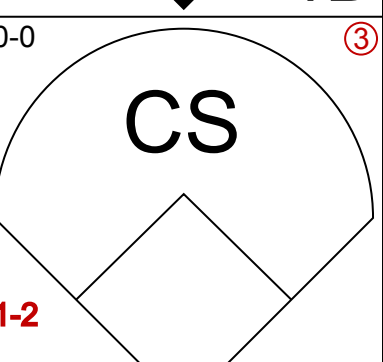
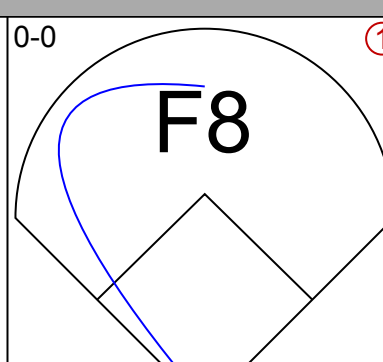
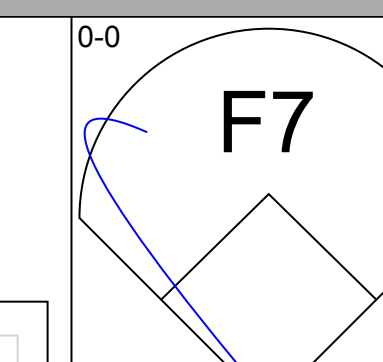
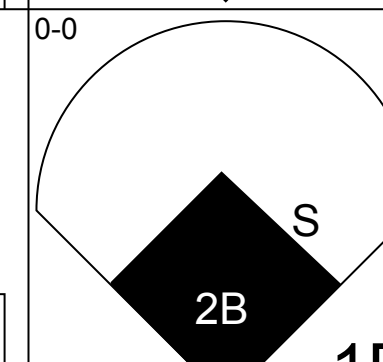
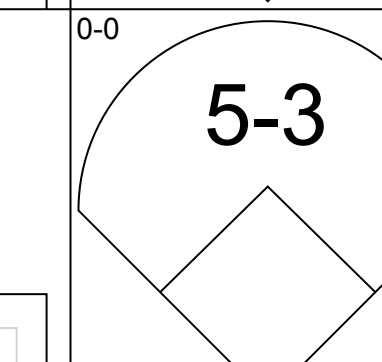
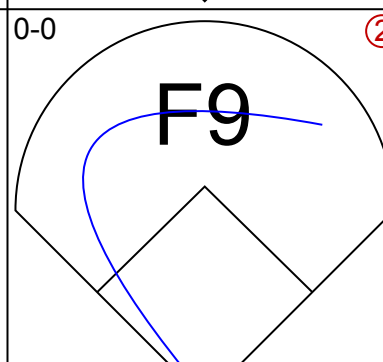
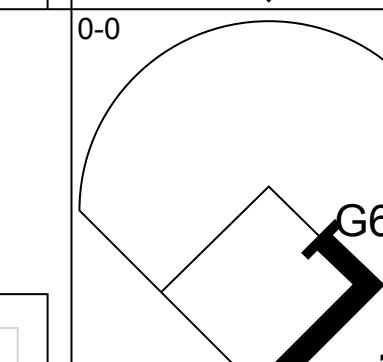
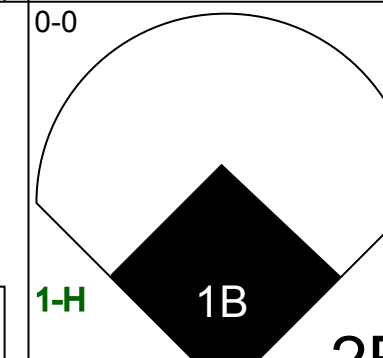
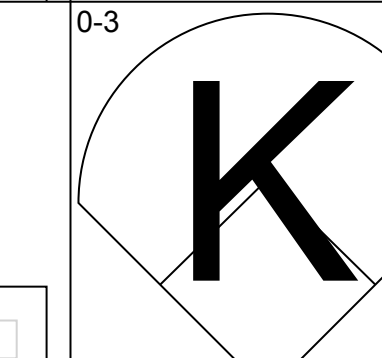
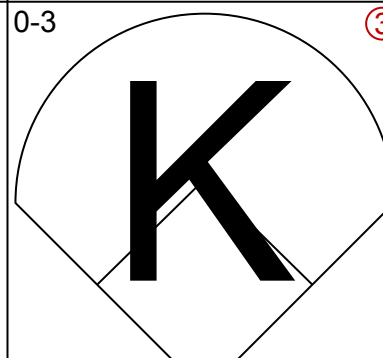
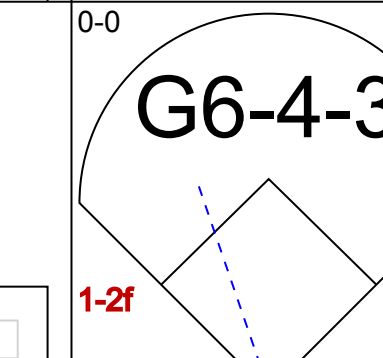
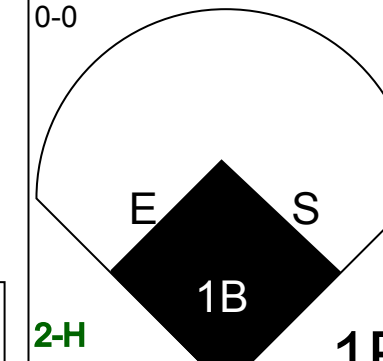
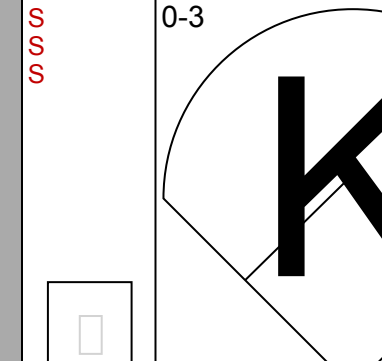
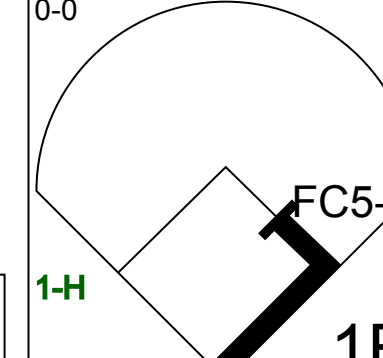
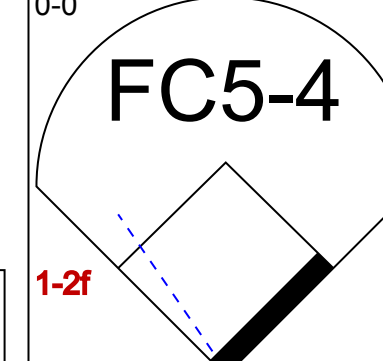


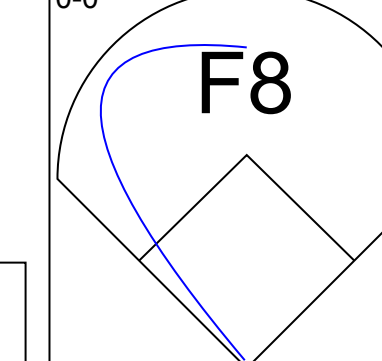
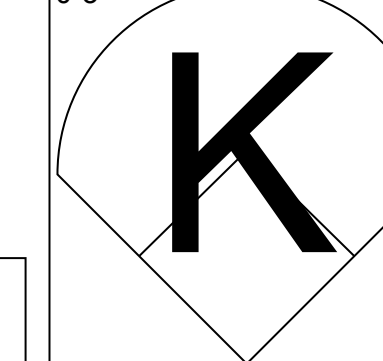
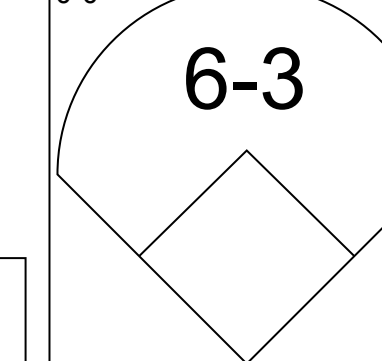
AB	34
R	2
H	9
RBI	2
BB	2
SO	8
LOB	16



Batter	1	2	3	4	5	6	7	8	9	AB	R	H	RBI	BB	SO	LOB	BOTTOM								
Willie Randolph, R OBP: 0.360, SLG: 0.336	G3-6-1		F9		4-1		CS			3	0	2	0	1	0	0	<b>Toronto Blue Jays @ New York Yankees</b> Yankee Stadium, Bronx, NY Fri Aug 20 1982, 7:05 PM EDT Att: 20,172 - Unknown - 75 F								
Lee Mazzilli, S OBP: 0.351, SLG: 0.373	G3-6-1		K		4-1		1B		4	0	0	0	0	1	3										
Jerry Mumphrey, S OBP: 0.372, SLG: 0.419	L6		FC6-4		BB			F8	2	0	0	0	2	0	0										
Dave Winfield, R OBP: 0.347, SLG: 0.549	E9		FC6-4		F2			HR	4	2	2	1	0	0	3										
Oscar Gamble, L OBP: 0.386, SLG: 0.533	F6				F5		F6	F5	4	0	0	0	0	0	1										
Roy Smalley, S OBP: 0.355, SLG: 0.396	FC5-4		BB		HR		K		3	1	2	1	1	1	0										
Ken Griffey, L OBP: 0.312, SLG: 0.363	FC5-4		BB		HR		F8		3	1	2	2	1	0	0										
Rick Cerone, R OBP: 0.265, SLG: 0.280	FC5-4		1B		K		HR	FC6-4	4	0	0	0	0	1	4										
Rodney Scott, S OBP: 0.298, SLG: 0.200	FC5-4		1B				HR	IBB	2	0	0	0	0	1	2										
Graig Nettles, L OBP: 0.316, SLG: 0.382	K				G3			F8	1	0	0	0	0	0	0										
Andre Robertson, R OBP: 0.265, SLG: 0.318									0	0	0	0	0	0	0										
<b>Inning Stats</b>	R: 0 E: 0 K: 0 S: 2	H: 0 LOB: 0 BB: 1 P: 6	R: 1 E: 1 K: 1 S: 7	H: 2 LOB: 2 BB: 1 P: 11	R: 0 E: 0 K: 1 S: 5	H: 0 LOB: 1 BB: 1 P: 9	R: 1 E: 0 K: 1 S: 6	H: 1 LOB: 0 BB: 0 P: 6	R: 0 E: 0 K: 0 S: 3	H: 1 LOB: 0 BB: 0 P: 3	R: 1 E: 0 K: 0 S: 5	H: 2 LOB: 2 BB: 1 P: 9	1B: 4 2B: 1 3B: 0 HR: 3	SF: 0 SAC: 0 DP: 1 HBP: 0	WP: 0 PB: 0 CS: 1	PA: 35									
<b>PITCHER</b>	IP	WLS	BF	H	R	ER	SO	BB	IBB	HBP	BLK	WP	HR	S	P	ERA	WHIP								
Dave Stieb, R ERA: 3.76	(1, 1)	8.0	L	35	8	4	4	4	4	1	0	0	0	3	38	4.50	1.500								

AB	30
R	4
H	8
RBI	4
BB	5
SO	4
LOB	13




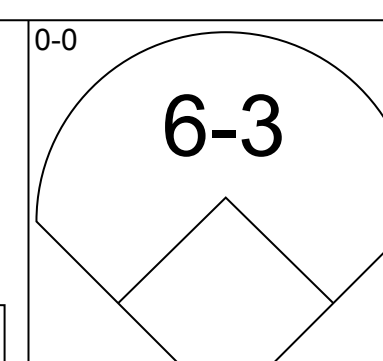
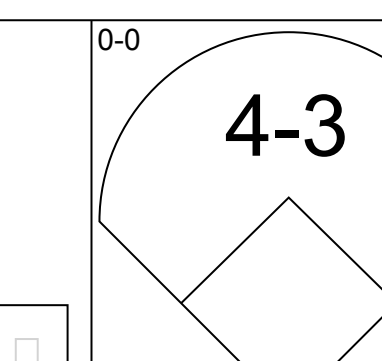
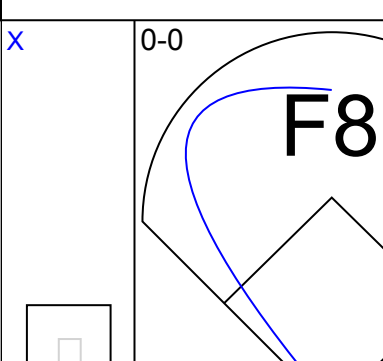
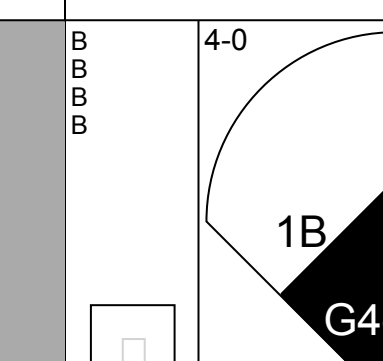
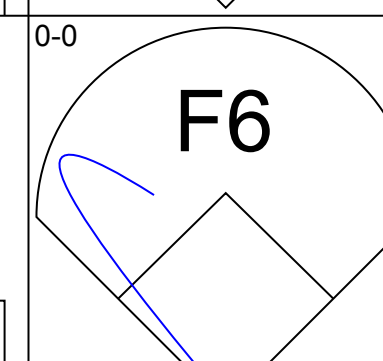
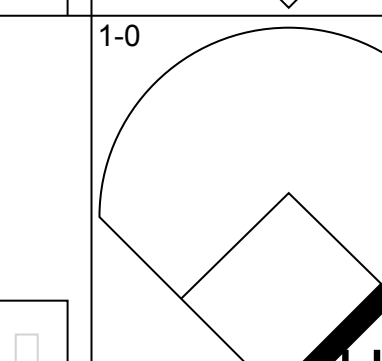
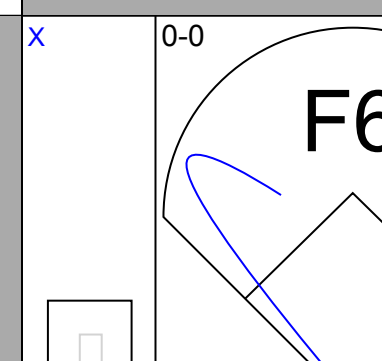
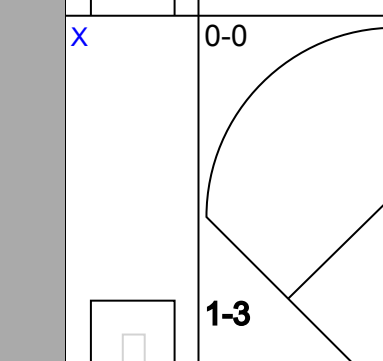
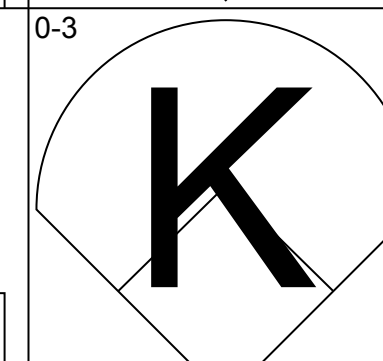
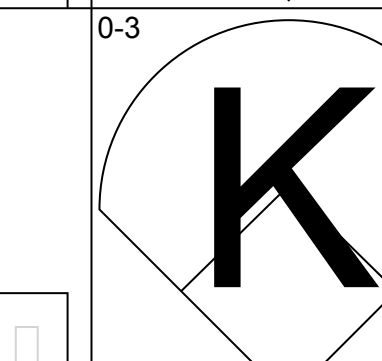
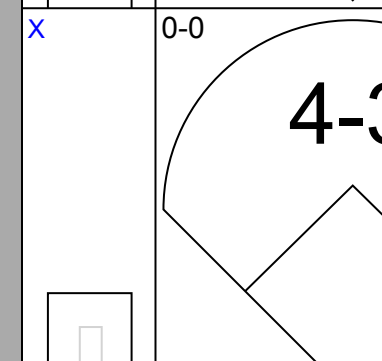
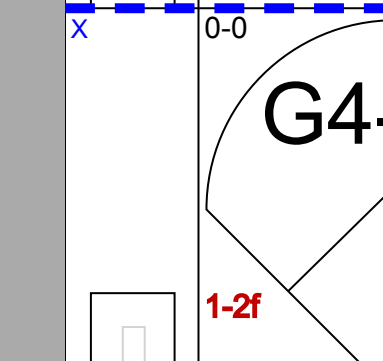
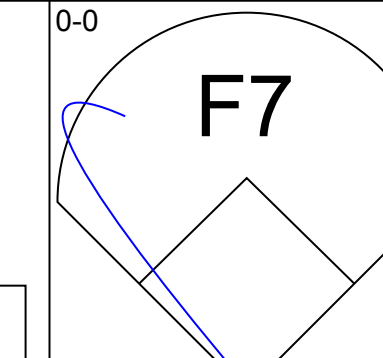
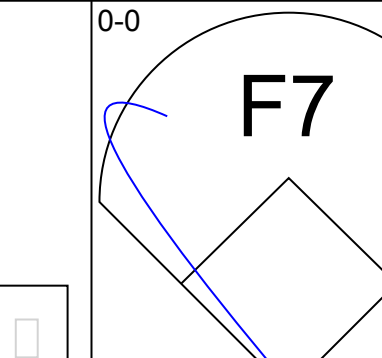
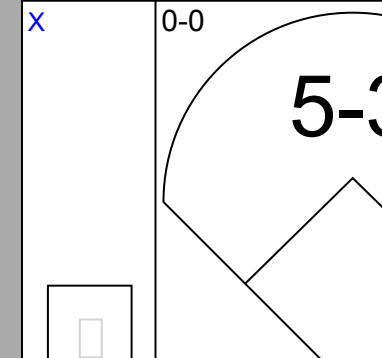
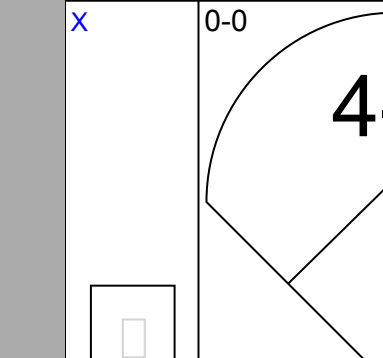
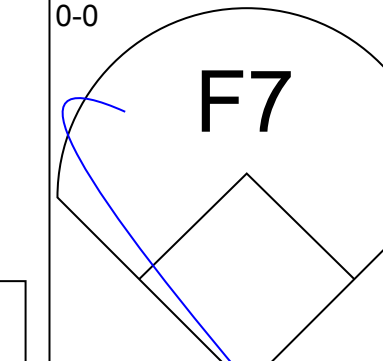
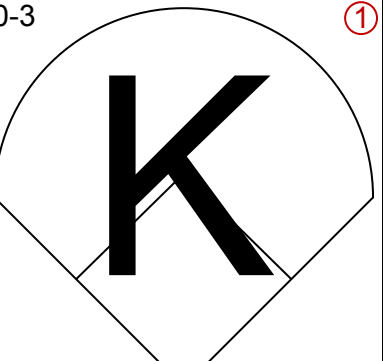
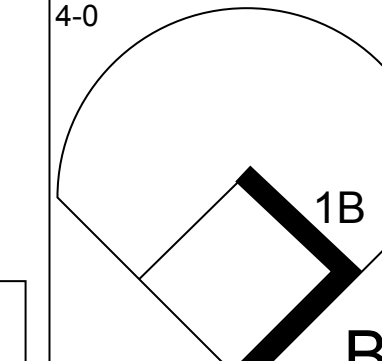
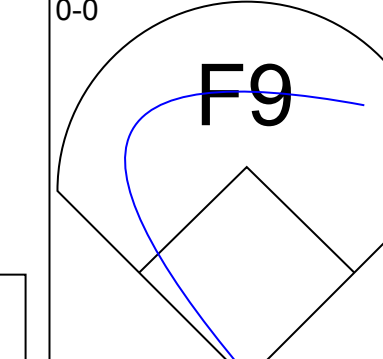
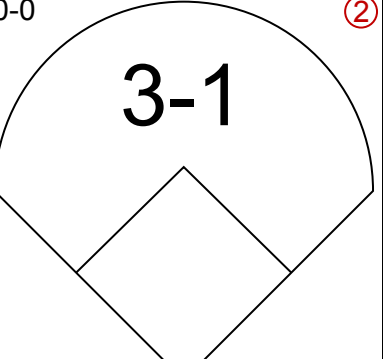
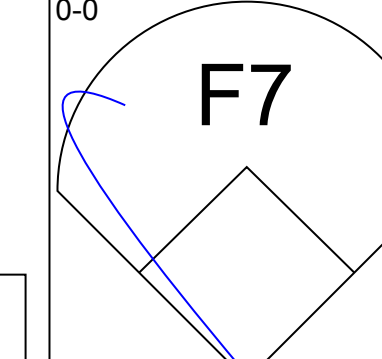
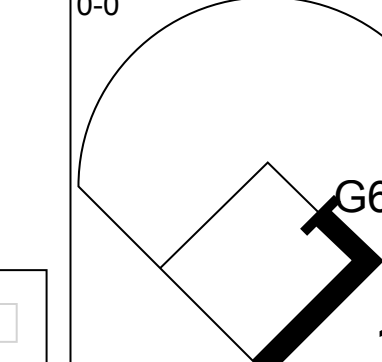
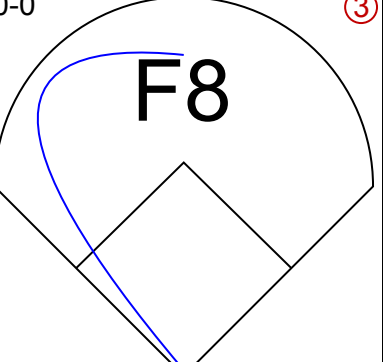
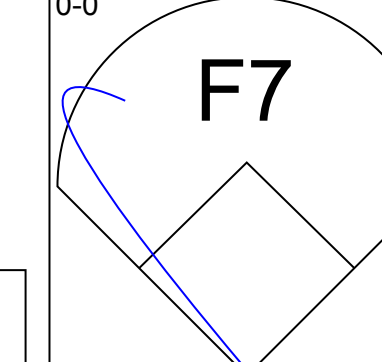
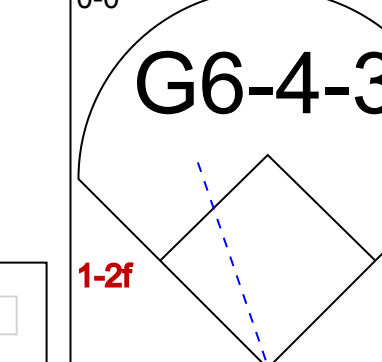
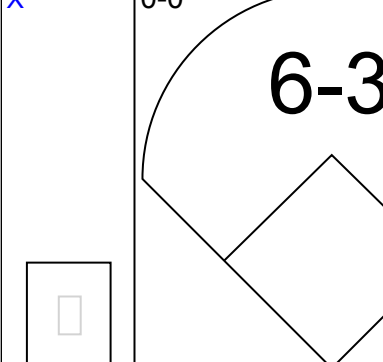
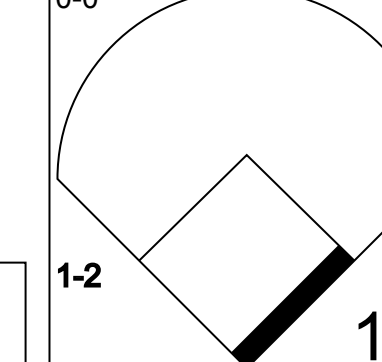
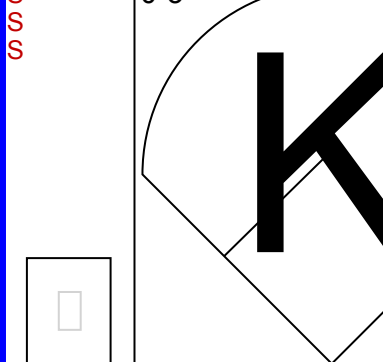
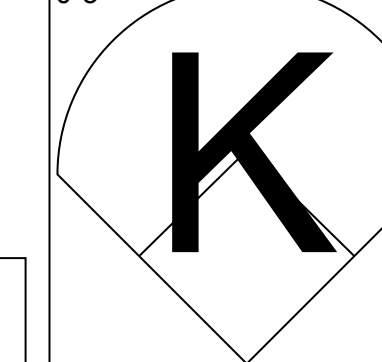
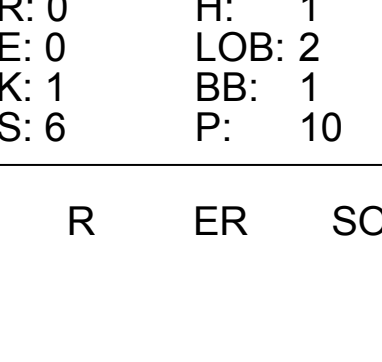

Batter	1	2	3	4	5	6	7	8	9	AB	R	H	RBI	BB	SO	LOB	TOP
<b>Damaso Garcia, R</b> OBP: 0.348, SLG: 0.407 (1,4)										4	0	1	0	0	1	0	
<b>Garth Iorg, R</b> OBP: 0.307, SLG: 0.372 (1,5)										4	0	0	0	0	0	0	
<b>Barry Bonnell, R</b> OBP: 0.354, SLG: 0.440 (1,7)										4	1	2	0	0	0	0	
<b>Jesse Barfield, R</b> OBP: 0.341, SLG: 0.442 (1,9)										4	1	1	1	1	0	2	1
<b>Willie Upshaw, L</b> OBP: 0.341, SLG: 0.468 (1,3)										3	1	1	1	0	2	0	
<b>Wayne Nordhagen, R</b> OBP: 0.338, SLG: 0.341 (1,10)										1	0	1	1	0	0	0	
<b>Leon Roberts, R</b> OBP: 0.245, SLG: 0.270 (4,PH)										2	0	0	0	0	0	0	
<b>Buck Martinez, R</b> OBP: 0.303, SLG: 0.393 (1,2)										3	0	0	0	0	2	1	
<b>Lloyd Moseby, L</b> OBP: 0.289, SLG: 0.350 (1,8)										3	0	0	0	0	1	0	
<b>Alfredo Griffin, S</b> OBP: 0.273, SLG: 0.321 (1,6)										3	0	0	0	0	2	0	
<b>Inning Stats</b>	R: 3 E: 0 K: 1 S: 9	H: 4 LOB: 1 BB: 0 P: 9	R: 0 E: 0 K: 1 S: 5	H: 0 LOB: 0 BB: 0 P: 5	R: 0 E: 0 K: 1 S: 5	H: 0 LOB: 0 BB: 0 P: 5	R: 0 E: 0 K: 2 S: 7	H: 0 LOB: 0 BB: 0 P: 7	R: 0 E: 0 K: 1 S: 5	H: 0 LOB: 0 BB: 0 P: 5	R: 0 E: 0 K: 1 S: 3	H: 0 LOB: 0 BB: 0 P: 3	R: 0 E: 0 K: 0 S: 3	H: 1 LOB: 0 BB: 0 P: 3	1B: 5 2B: 1 3B: 0 HR: 0	SF: 0 SAC: 0 DP: 1 HBP: 0	WP: 0 PA: 32
<b>PITCHER</b> <b>Ron Guidry, L</b> ERA: 3.78 (1,1)	IP: 9.0 WLS: L BF: 31	H: 6 R: 3 ER: 3 SO: 10	BB: 0 IBB: 0 HBP: 0 BLK: 0	WP: 0 HR: 0 S: 51 P: 51	ERA: 3.00 WHIP: 0.667												

Toronto Blue Jays @ New York Yankees  
Yankee Stadium, Bronx, NY  
Sat Aug 21 1982, 7:05 PM EDT  
Att: 24,029 - Unknown - 67 F

livebaseballscorecards.com

AB 31  
R 3  
H 6  
RBI 3  
BB 0  
SO 10  
LOB 2




Batter	1	2	3	4	5	6	7	8	9	AB	R	H	RBI	BB	SO	LOB	BOTTOM		
<b>Willie Randolph, R</b> OBP: 0.359, SLG: 0.333 (1,4)											3	1	0	0	1	0	0		
<b>Lee Mazzilli, S</b> OBP: 0.353, SLG: 0.372 (1,3)											3	0	1	0	0	0	0		
<b>Jerry Mumphrey, S</b> OBP: 0.368, SLG: 0.414 (1,8)											4	0	0	0	0	2	2		
<b>Dave Winfield, R</b> OBP: 0.343, SLG: 0.543 (1,7)											4	0	0	0	0	0	1		
<b>Oscar Gamble, L</b> OBP: 0.386, SLG: 0.528 (1,10)											2	0	0	0	1	1	0		
<b>Roy Smalley, S</b> OBP: 0.356, SLG: 0.393 (1,5)											3	0	0	0	0	0	1		
<b>Ken Griffey, L</b> OBP: 0.313, SLG: 0.362 (1,9)											3	0	1	0	0	0	1		
<b>Rick Cerone, R</b> OBP: 0.266, SLG: 0.280 (1,2)											3	0	1	0	0	0	1		
<b>Rodney Scott, S</b> OBP: 0.293, SLG: 0.196 (1,6)											1	0	0	0	0	0	0		
<b>Graig Nettles, L</b> OBP: 0.315, SLG: 0.381 (6,PH)											1	0	0	0	0	1	0		
<b>Andre Robertson, R</b> OBP: 0.260, SLG: 0.311 (7,6)											1	0	0	0	0	1	2		
<b>Inning Stats</b>	R: 0 E: 0 K: 1 S: 5	H: 0 LOB: 0 BB: 0 P: 5	R: 0 E: 0 K: 0 S: 3	H: 0 LOB: 0 BB: 0 P: 3	R: 0 E: 0 K: 0 S: 3	H: 1 LOB: 0 BB: 0 P: 3	R: 0 E: 0 K: 1 S: 5	H: 0 LOB: 1 BB: 0 P: 6	R: 0 E: 0 K: 1 S: 5	H: 0 LOB: 0 BB: 0 P: 5	R: 0 E: 0 K: 1 S: 3	H: 0 LOB: 0 BB: 0 P: 3	R: 0 E: 0 K: 1 S: 6	H: 1 LOB: 2 BB: 1 P: 10	R: 1 E: 0 K: 0 S: 3	H: 1 LOB: 0 BB: 1 P: 7	1B: 3 2B: 0 3B: 0 HR: 0	SF: 0 SAC: 0 DP: 2 HBP: 1	WP: 0 PA: 31
<b>PITCHER</b> <b>Jim Clancy, R</b> ERA: 3.91 (1,1)	IP: 8.0 WLS: W BF: 29	H: 3 R: 1 ER: 1 SO: 5	BB: 2 IBB: 0 HBP: 1 BLK: 0	WP: 0 HR: 0 S: 36 P: 45	ERA: 1.12 WHIP: 0.625														
<b>Dale Murray, R</b> ERA: 2.6 (9,1)	IP: 1.0 WLS: S BF: 2	H: 0 R: 0 ER: 0 SO: 0	BB: 0 IBB: 0 HBP: 0 BLK: 0	WP: 0 HR: 0 S: 2 P: 2	ERA: 0.00 WHIP: 0.000														

Toronto Blue Jays @ New York Yankees  
Yankee Stadium, Bronx, NY  
Sat Aug 21 1982, 7:05 PM EDT  
Att: 24,029 - Unknown - 67 F

livebaseballscorecards.com

AB 28  
R 1  
H 3  
RBI 0  
BB 2  
SO 5  
LOB 8



Batter	1	2	3	4	5	6	7	8	9	AB	R	H	RBI	BB	SO	LOB	TOP			
<b>Damaso Garcia, R</b> OBP: 0.346, SLG: 0.404 (1, 4)	0-0 6-3		0-0 L4		0-3 K			0-0 FC5-4 6-3 1-2		4	0	0	0	0	1	1	<b>Toronto Blue Jays @ New York Yankees</b> Yankee Stadium, Bronx, NY Sun Aug 22 1982, 3:33 AM EDT Att: 33,692 - Unknown - 65 F <a href="http://livebaseballscorecards.com">livebaseballscorecards.com</a>			
<b>Garth Iorg, R</b> OBP: 0.307, SLG: 0.372 (1, 5)	0-0		0-0 F2			0-0 F6		0-0 6-3 1-3		3	0	1	0	0	0	0				
<b>Rance Mulliniks, L</b> OBP: 0.319, SLG: 0.348 (8, PH) (8, 5)	BB 1B									1	0	0	0	0	0	1				
<b>Barry Bonnell, R</b> OBP: 0.354, SLG: 0.437 (1, 7)	4-0									2	0	0	0	1	0	0				
<b>Al Woods, L</b> OBP: 0.288, SLG: 0.317 (8, PH) (8, 7)	1-2 BB		0-0 4-3					0-3 K		1	0	0	0	0	1	1				
<b>Jesse Barfield, R</b> OBP: 0.338, SLG: 0.437 (1, 9)					0-3 K					3	0	0	0	0	2	2				
<b>Hosken Powell, L</b> OBP: 0.290, SLG: 0.378 (9, PH)								0-0 F5		1	0	1	0	0	0	0				
<b>Willie Upshaw, L</b> OBP: 0.340, SLG: 0.466 (1, 3)					0-0 K					4	0	1	0	0	2	3				
<b>Leon Roberts, R</b> OBP: 0.299, SLG: 0.437 (1, 10)					0-0 K					3	0	0	0	0	1	1				
<b>Glenn Adams, L</b> OBP: 0.351, SLG: 0.485 (9, PH)					0-0 F7					1	0	0	0	0	0	1				
<b>Buck Martinez, R</b> OBP: 0.240, SLG: 0.387 (1, 2)					0-0 F9					3	0	0	0	0	1	1				
<b>Ernie Whitt, L</b> OBP: 0.317, SLG: 0.455 (8, 2)					0-3 K			0-0 F9		0	0	0	0	0	0	0				
<b>Lloyd Moseby, L</b> OBP: 0.292, SLG: 0.361 (1, 8)								0-0 K		3	1	2	1	0	1	0				
<b>Alfredo Griffin, S</b> OBP: 0.274, SLG: 0.321 (1, 6)					0-0 K					3	0	1	0	0	1	1				
<b>Inning Stats</b>	R: 0 E: 0 K: 2 S: 8	H: 1 LOB: 2 BB: 1 P: 12	R: 0 E: 1 K: 2 S: 8	H: 1 LOB: 1 BB: 0 P: 8	R: 0 E: 0 K: 0 S: 3	H: 0 LOB: 0 BB: 0 P: 3	R: 0 E: 0 K: 2 S: 8	H: 1 LOB: 1 BB: 0 P: 8	R: 0 E: 0 K: 0 S: 7	H: 0 LOB: 0 BB: 0 P: 7	R: 0 E: 0 K: 1 S: 5	H: 0 LOB: 0 BB: 0 P: 5	R: 1 E: 0 K: 1 S: 7	H: 2 LOB: 1 BB: 0 P: 7	R: 0 E: 0 K: 0 S: 3	H: 1 LOB: 0 BB: 0 P: 3	1B: 5 2B: 0 3B: 0 HR: 1	SF: 0 SAC: 0 DP: 1 HBP: 0	WP: 1 PB: 0 CS: 1	PA: 33
<b>PITCHER</b>	IP WLS BF H R ER SO BB IBB HBP BLK WP HR S P ERA WHIP	7.0 W 27 5 1 1 9 1 0 0 0 1 1 44 48 1.29 0.857	2.0 S 6 1 0 0 1 0 0 0 0 0 0 8 8 0.00 0.500																	

Batter	1	2	3	4	5	6	7	8	9	AB	R	H	RBI	BB	SO	LOB	BOTTOM			
<b>Willie Randolph, R</b> OBP: 0.358, SLG: 0.333 (1, 4)	0-0 F8		0-0 1-2 1B		0-0 F8		0-0 6-3			4	0	1	0	0	0	1	<b>Toronto Blue Jays @ New York Yankees</b> Yankee Stadium, Bronx, NY Sun Aug 22 1982, 3:33 AM EDT Att: 33,692 - Unknown - 65 F <a href="http://livebaseballscorecards.com">livebaseballscorecards.com</a>			
<b>Lee Mazzilli, S</b> OBP: 0.356, SLG: 0.374 (1, 3)	0-0		0-0 F8		0-0 E 1-2 1B		0-0 F2			4	0	2	0	0	0	2				
<b>Jerry Mumphrey, S</b> OBP: 0.364, SLG: 0.409 (1, 8)	0-0 F7		0-0 1-3		0-0 FC3 1-2 2-H			0-0 F7		4	0	0	0	0	0	4				
<b>Dave Winfield, R</b> OBP: 0.340, SLG: 0.538 (1, 7)	0-0 CS 1-2		0-0 1-3		0-0 F7		0-0 F3		0-0 5-3	4	0	0	0	0	0	2				
<b>Oscar Gamble, L</b> OBP: 0.387, SLG: 0.532 (1, 10)			0-0		0-0 F4		0-3 K			4	0	2	0	0	1	2				
<b>Roy Smalley, S</b> OBP: 0.356, SLG: 0.392 (1, 5)			0-0 F8		0-0 HR 1B		0-0 F7			3	1	1	0	0	0	1				
<b>Ken Griffey, L</b> OBP: 0.313, SLG: 0.370 (1, 9)			0-0 6-3		0-0 1-H HR		0-0 F7			3	1	1	2	0	0	1				
<b>Rick Cerone, R</b> OBP: 0.262, SLG: 0.276 (1, 2)			0-3 K		0-0 4-3		0-0 1-3			3	0	0	0	0	1	0				
<b>Andre Robertson, R</b> OBP: 0.283, SLG: 0.319 (1, 6)			4-0 F8 1B BB		0-0 FC3 1B		0-0 F8			2	1	1	0	1	0	0				
<b>Inning Stats</b>	R: 0 E: 0 K: 0 S: 3	H: 1 LOB: 0 BB: 0 P: 3	R: 0 E: 0 K: 0 S: 4	H: 1 LOB: 1 BB: 0 P: 4	R: 0 E: 0 K: 1 S: 6	H: 1 LOB: 2 BB: 1 P: 10	R: 2 E: 0 K: 0 S: 5	H: 3 LOB: 0 BB: 0 P: 5	R: 1 E: 1 K: 0 S: 6	H: 2 LOB: 2 BB: 0 P: 6	R: 0 E: 0 K: 0 S: 3	H: 0 LOB: 0 BB: 0 P: 3	R: 0 E: 0 K: 1 S: 5	H: 0 LOB: 0 BB: 0 P: 5	R: 0 E: 0 K: 1 S: 5	H: 0 LOB: 0 BB: 0 P: 5		1B: 6 2B: 1 3B: 0 HR: 1	SF: 0 SAC: 0 DP: 0 HBP: 0	WP: 0 PB: 0 CS: 1
<b>PITCHER</b>	IP WLS BF H R ER SO BB IBB HBP BLK WP HR S P ERA WHIP	4.1 L 20 8 3 2 1 1 0 0 0 0 9 9 0.00 2.077	2.2 9 0 0 0 0 0 0 0 0 0 0 9 9 0.00 0.000	1.0 3 0 0 0 1 0 0 0 0 0 0 5 5 0.00 0.000																

Batter	1	2	3	4	5	6	7	8	9	AB	R	H	RBI	BB	SO	LOB	TOP					
Damaso Garcia, R OBP: 0.346, SLG: 0.404 (1, 4)										5	1	2	1	0	1	2	<b>Toronto Blue Jays @ New York Yankees</b> Yankee Stadium, Bronx, NY Mon Aug 23 1982, 7:05 PM EDT Att: 16,565 - Unknown - 72 F <a href="http://livebaseballscorecards.com">livebaseballscorecards.com</a>					
Rance Mulliniks, L OBP: 0.323, SLG: 0.350 Garth Iorg, R OBP: 0.308, SLG: 0.372 (1, 5) (6, PH) (6, 5)										2	0	1	0	1	0	0						
Ernie Whitt, L OBP: 0.318, SLG: 0.456 Buck Martinez, R OBP: 0.295, SLG: 0.380 (1, 2) (3, PR) (3, 2)										2	0	1	1	0	0	1						
Willie Upshaw, L OBP: 0.341, SLG: 0.465 (1, 3)										5	0	2	0	0	0	3						
Al Woods, L OBP: 0.283, SLG: 0.310 Barry Bonnell, R OBP: 0.353, SLG: 0.436 (1, 7) (7, PH) (7, 7)										3	0	0	0	0	0	3						
Lloyd Moseby, L OBP: 0.291, SLG: 0.360 (1, 8)										4	1	1	0	0	2	1						
Glenn Adams, L OBP: 0.275, SLG: 0.488 Leon Roberts, R OBP: 0.238, SLG: 0.262 (1, 10) (8, PH)										2	1	1	0	1	1	0						
Hosken Powell, L OBP: 0.296, SLG: 0.389 Jesse Barfield, R OBP: 0.336, SLG: 0.436 (1, 9) (8, PH) (8, 9)										2	0	2	1	0	0	0						
Alfredo Griffin, S OBP: 0.274, SLG: 0.320 (1, 6)										1	0	0	0	0	0	3						
<b>Inning Stats</b>	R: 1 E: 0 K: 0 S: 5	H: 2 LOB: 1 BB: 0 P: 5	R: 0 E: 0 K: 0 S: 4	H: 1 LOB: 2 BB: 1 P: 8	R: 0 E: 0 K: 2 S: 4	H: 2 LOB: 2 BB: 0 P: 4	R: 0 E: 0 K: 2 S: 8	H: 1 LOB: 1 BB: 0 P: 8	R: 0 E: 1 K: 0 S: 3	H: 0 LOB: 1 BB: 1 P: 7	R: 2 E: 0 K: 1 S: 9	H: 4 LOB: 2 BB: 0 P: 9	R: 0 E: 0 K: 2 S: 8	H: 1 LOB: 1 BB: 0 P: 8	R: 0 E: 0 K: 0 S: 3	H: 0 LOB: 0 BB: 0 P: 3		R: 0 E: 0 K: 1 S: 6	H: 1 LOB: 1 BB: 0 P: 6	1B: 11 2B: 1 3B: 0 HR: 0	SF: 1 SAC: 0 DP: 2 HBP: 0	WP: 0 SB: 0 CS: 0
<b>PITCHER</b>	IP WLS BF H R ER SO BB IBB HBP BLK WP HR S P ERA WHIP	5.2 L 27 9 3 3 2 2 0 0 0 0 0 0 29 37 4.76 1.941	2.2 W 11 3 0 0 4 0 0 0 0 0 0 19 19 0.00 1.125	0.2 S 2 0 0 0 0 0 0 0 0 0 0 2 2 0.00 0.000	<b>PITCHER</b>										IP WLS BF H R ER SO BB IBB HBP BLK WP HR S P ERA WHIP							

Batter	1	2	3	4	5	6	7	8	9	AB	R	H	RBI	BB	SO	LOB	BOTTOM			
Willie Randolph, R OBP: 0.397, SLG: 0.330 (1, 4)										3	0	0	0	1	1	2	<b>Toronto Blue Jays @ New York Yankees</b> Yankee Stadium, Bronx, NY Mon Aug 23 1982, 7:05 PM EDT Att: 16,565 - Unknown - 72 F <a href="http://livebaseballscorecards.com">livebaseballscorecards.com</a>			
Lee Mazzilli, S OBP: 0.356, SLG: 0.377 (1, 3)										4	0	2	1	0	0	1				
Jerry Mumphrey, S OBP: 0.363, SLG: 0.410 (1, 8)										4	1	1	0	0	2	4				
Dave Winfield, R OBP: 0.339, SLG: 0.538 (1, 7)										4	0	1	1	0	1	4				
Oscar Gamble, L OBP: 0.385, SLG: 0.540 (1, 10)										4	1	1	1	0	0	1				
Graig Nettles, L OBP: 0.315, SLG: 0.390 (1, 5)										3	1	1	1	0	0	0				
Roy Smalley, S OBP: 0.354, SLG: 0.389 (1, 6)										3	0	0	0	0	0	0				
Ken Griffey, L OBP: 0.313, SLG: 0.373 (1, 9)										3	1	1	0	0	0	0				
Rick Cerone, R OBP: 0.263, SLG: 0.277 (1, 2)										3	0	1	0	0	0	0				
<b>Inning Stats</b>	R: 0 E: 0 K: 2 S: 7	H: 0 LOB: 1 BB: 1 P: 11	R: 0 E: 0 K: 0 S: 3	H: 0 LOB: 0 BB: 0 P: 3	R: 1 E: 0 K: 2 S: 10	H: 3 LOB: 2 BB: 0 P: 10	R: 0 E: 0 K: 0 S: 3	H: 0 LOB: 0 BB: 0 P: 3	R: 0 E: 0 K: 0 S: 3	H: 0 LOB: 0 BB: 0 P: 3	R: 3 E: 0 K: 0 S: 6	H: 4 LOB: 0 BB: 0 P: 6	R: 0 E: 0 K: 0 S: 3	H: 0 LOB: 0 BB: 0 P: 3	R: 0 E: 0 K: 0 S: 4	H: 1 LOB: 1 BB: 0 P: 4		1B: 3 2B: 3 3B: 0 HR: 2	SF: 0 SAC: 0 DP: 0 HBP: 0	WP: 0 SB: 0 CS: 0
<b>PITCHER</b>	IP WLS BF H R ER SO BB IBB HBP BLK WP HR S P ERA WHIP	5.2 L 24 7 4 4 4 1 0 0 0 0 0 8 8 0.00 0.429	<b>PITCHER</b>										IP WLS BF H R ER SO BB IBB HBP BLK WP HR S P ERA WHIP							

Batter	1	2	3	4	5	6	7	8	9	10	AB	R	H	RBI	BB	SO	LOB	TOP				
Damaso Garcia, R OBP: 0.345, SLG: 0.402 (1,4)	F8			1B	K			6-3		F8	5	1	1	0	0	1	2					
Rance Mulliniks, L OBP: 0.322, SLG: 0.345 (1,5)	6-3			F7				4-3			3	0	0	0	1	0	1					
Hosken Powell, L OBP: 0.296, SLG: 0.388 (8, PH)	F8				FC5			6-3			3	1	1	0	0	0	2					
Jesse Barfield, R OBP: 0.335, SLG: 0.434 (8, 9)	F8			1B	G3						1	0	0	0	0	0	0					
Willie Upshaw, L OBP: 0.340, SLG: 0.463 (1,3)		F4						G3		F6	4	0	1	1	0	0	0					
Lloyd Moseby, L OBP: 0.298, SLG: 0.356 (1,8)		F6			G3			K		K	4	0	0	1	0	2	1					
Glenn Adams, L OBP: 0.341, SLG: 0.436 (1,10)				4-3				5-3		F5	4	0	0	0	0	0	1					
Al Woods, L OBP: 0.276, SLG: 0.302 (1,7)				F7				F6			4	1	0	0	0	1	0					
Buck Martinez, R OBP: 0.294, SLG: 0.378 (1,2)				3-1				F5			4	0	1	0	0	0	0					
Alfredo Griffin, S OBP: 0.271, SLG: 0.317 (1,6)				4-3				F6		K	4	0	0	0	0	1	2					
<b>Inning Stats</b>	R: 0 E: 0 K: 0 S: 3	H: 0 LOB: 0 BB: 0 P: 3	R: 0 E: 0 K: 0 S: 3	H: 0 LOB: 0 BB: 0 P: 3	R: 0 E: 0 K: 0 S: 3	H: 0 LOB: 0 BB: 0 P: 3	R: 2 E: 0 K: 0 S: 6	H: 3 LOB: 1 BB: 0 P: 6	R: 1 E: 2 K: 1 S: 7	H: 0 LOB: 2 BB: 1 P: 11	R: 0 E: 0 K: 0 S: 5	H: 0 LOB: 0 BB: 0 P: 5	R: 0 E: 0 K: 0 S: 3	H: 0 LOB: 0 BB: 0 P: 3	R: 0 E: 0 K: 1 S: 5	H: 0 LOB: 0 BB: 0 P: 5	R: 0 E: 0 K: 2 S: 8	H: 1 LOB: 1 BB: 0 P: 8	1B: 4 2B: 0 3B: 0 HR: 0	SF: 0 SAC: 0 DP: 0 HBP: 0	WP: 1 PB: 0 SB: 0 CS: 0	PA: 37
<b>PITCHER</b> Dennis Martinez, R ERA: 4.1 (1,1)	IP: 10.0 WLS: W BF: 37 H: 4 R: 3 ER: 2 SO: 5 BB: 1 IBB: 0 HBP: 0 BLK: 0 WP: 1 HR: 0 S: 46 P: 50 ERA: 1.80 WHIP: 0.500											<b>PITCHER</b>										

Toronto Blue Jays @ Baltimore Orioles  
Memorial Stadium, Baltimore, MD  
Tue Aug 24 1982, 7:05 PM EDT  
Att. 12,139 - Unknown

AB 36  
R 3  
H 4  
RBI 2  
BB 1  
SO 5  
LOB 9

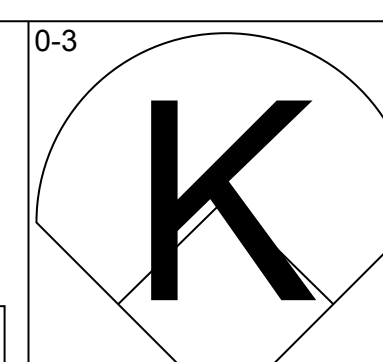
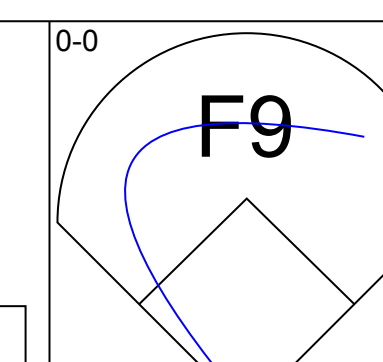
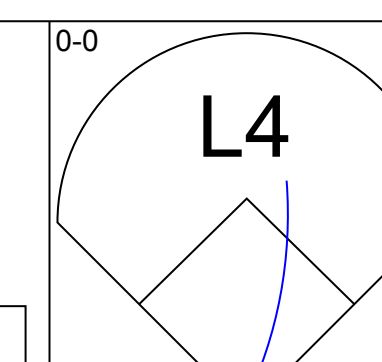
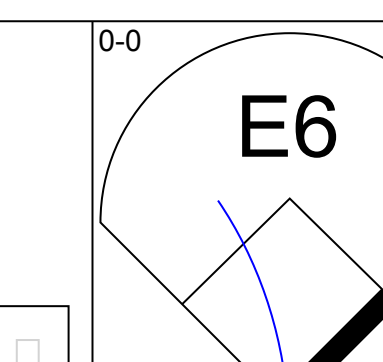
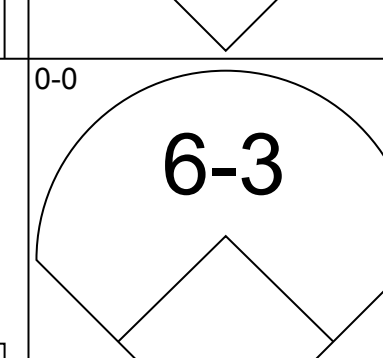
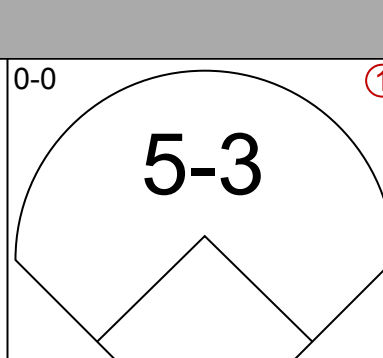
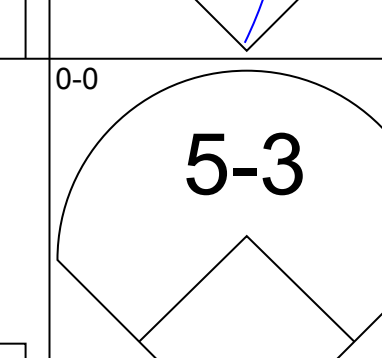
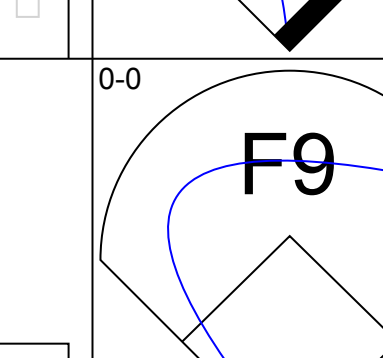
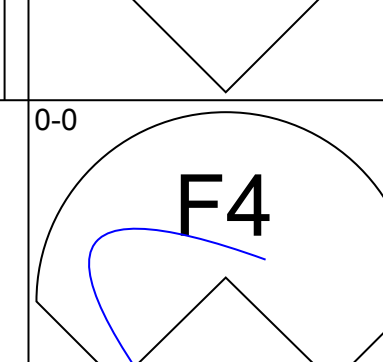
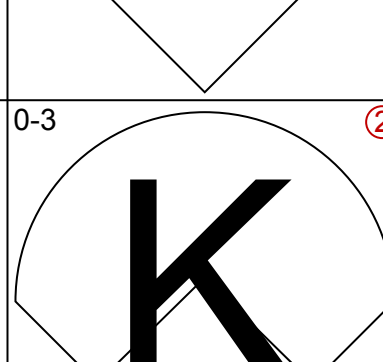
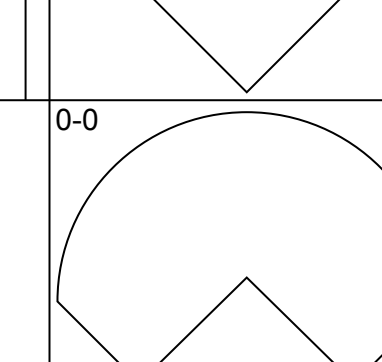
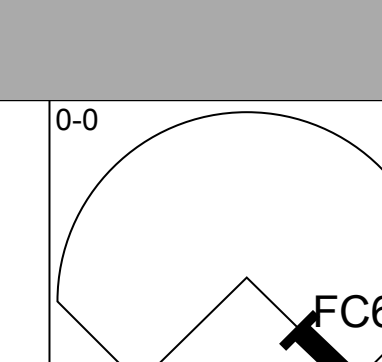

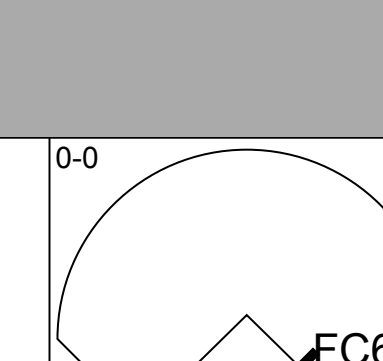
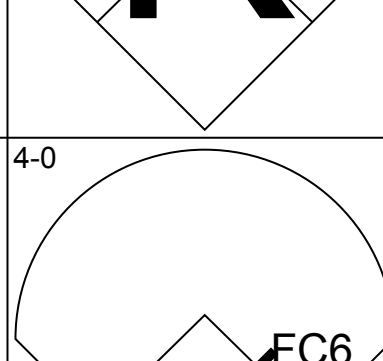
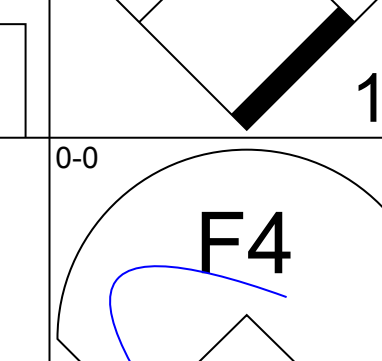
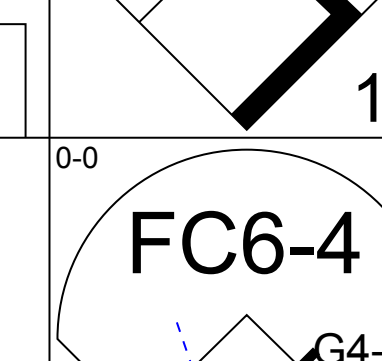

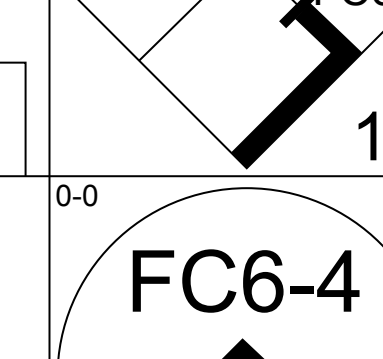
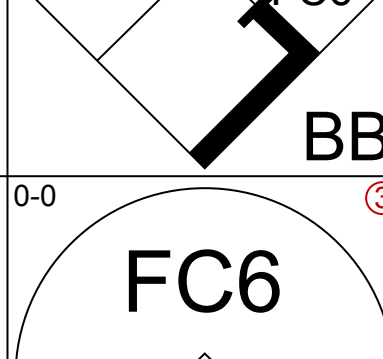
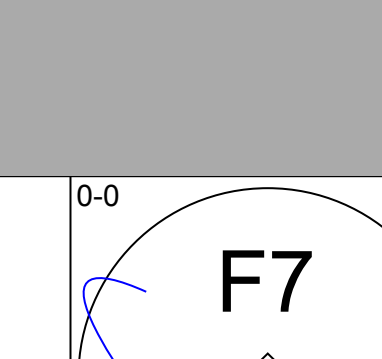
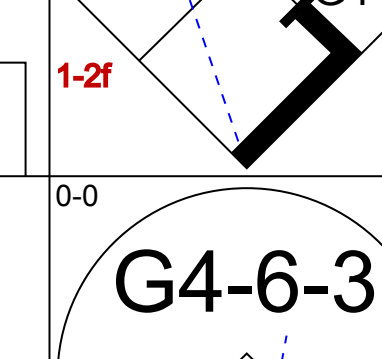
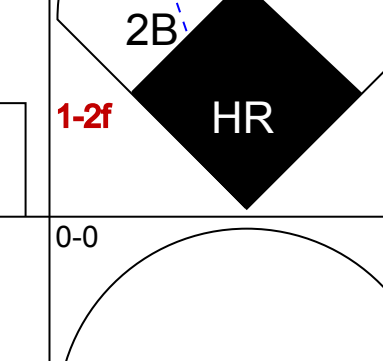
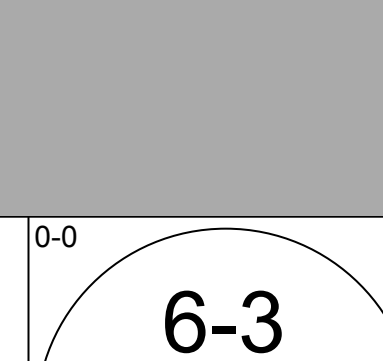
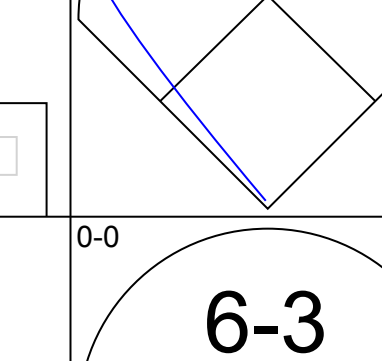
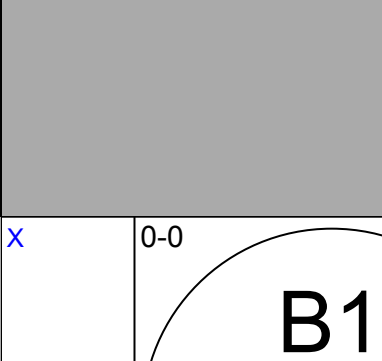
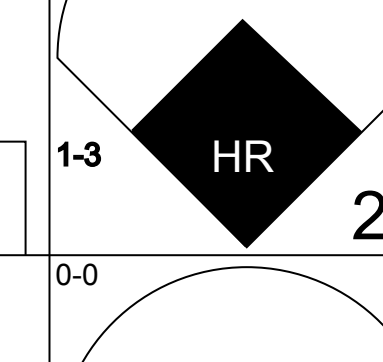
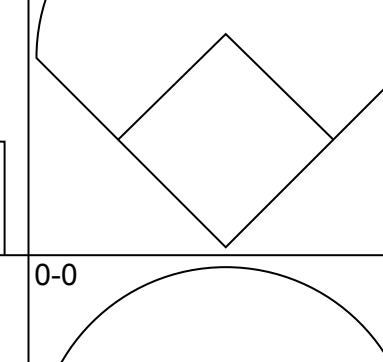
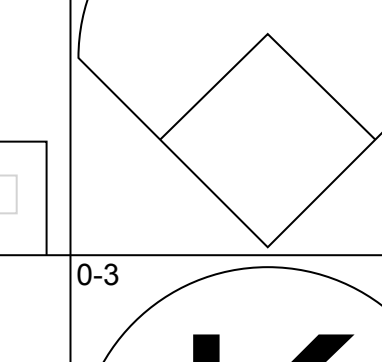
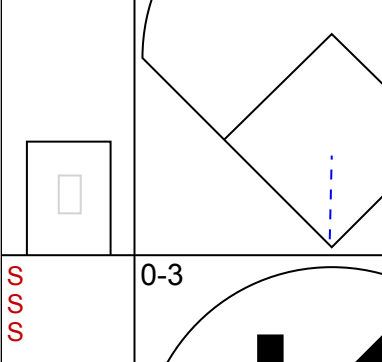
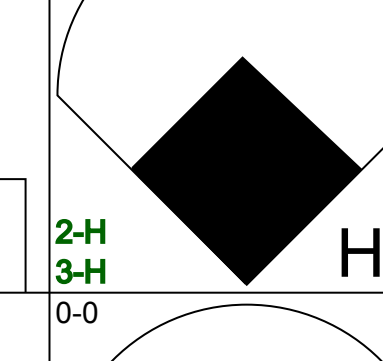
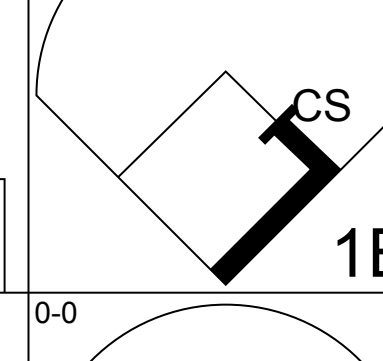
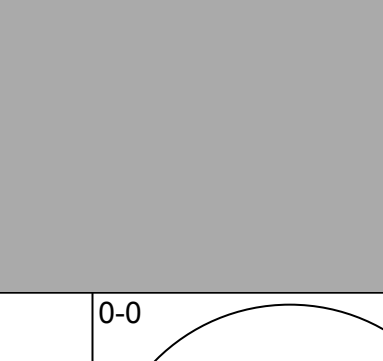
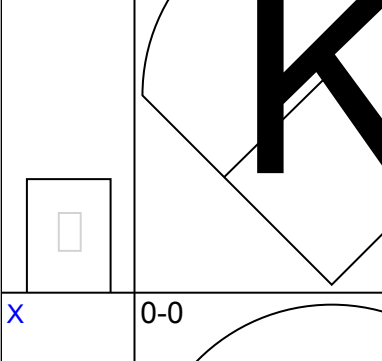
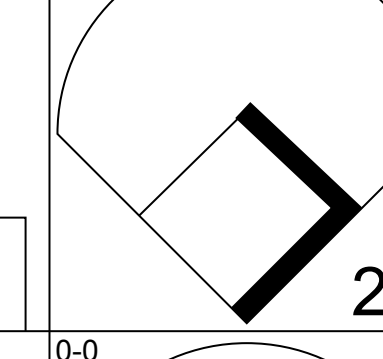
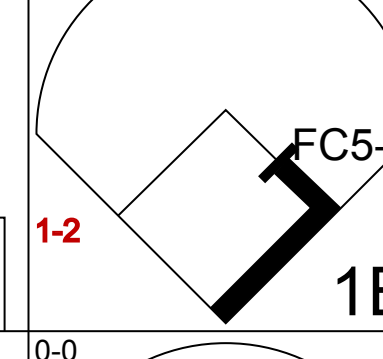
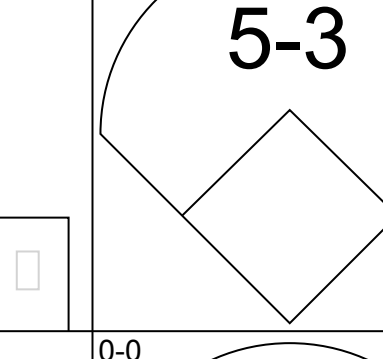


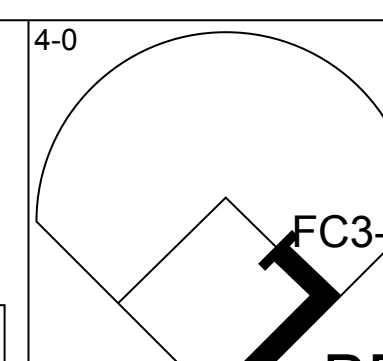
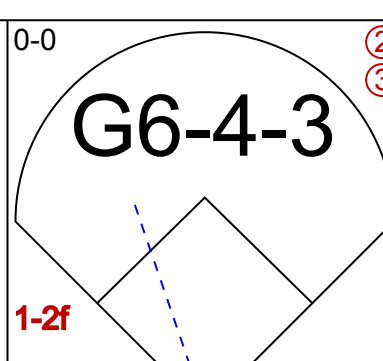
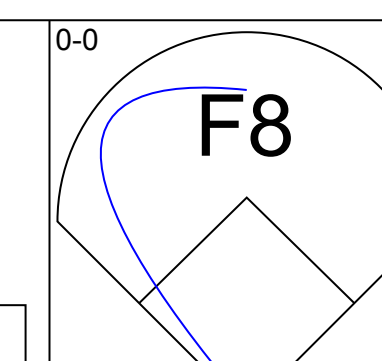
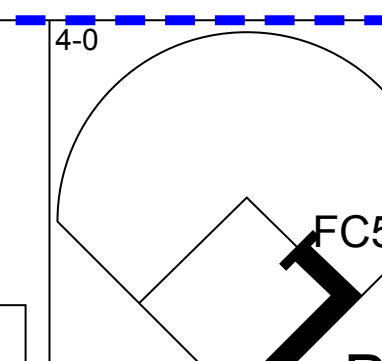
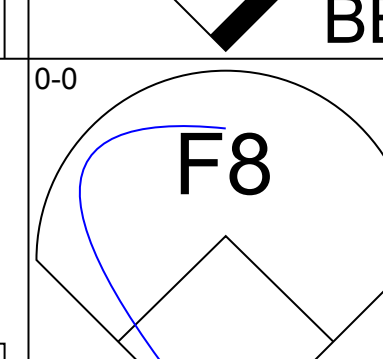
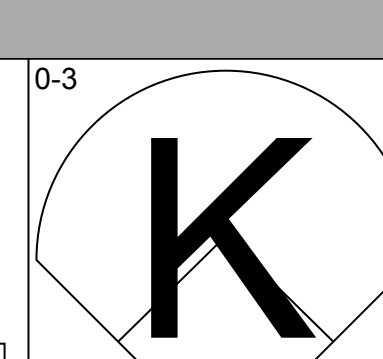
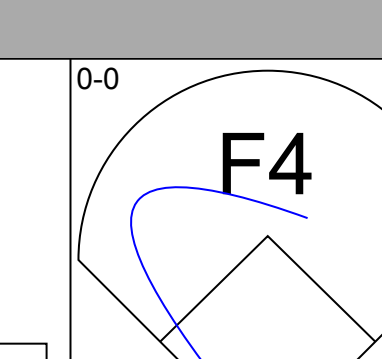
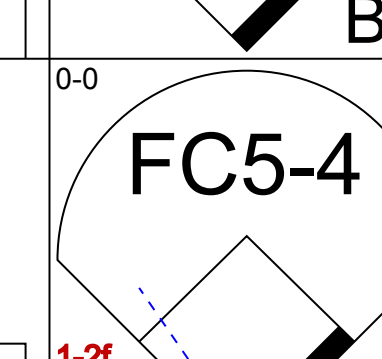
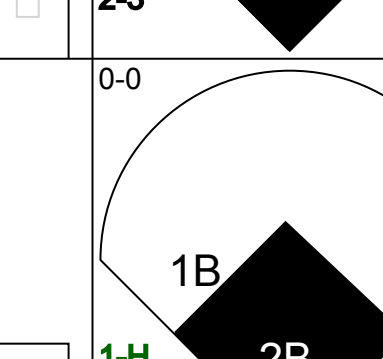

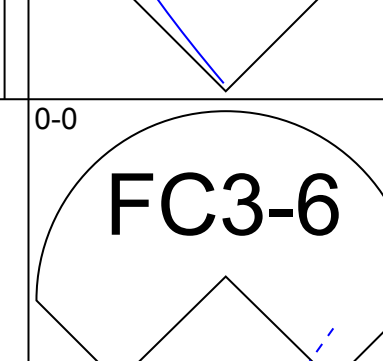
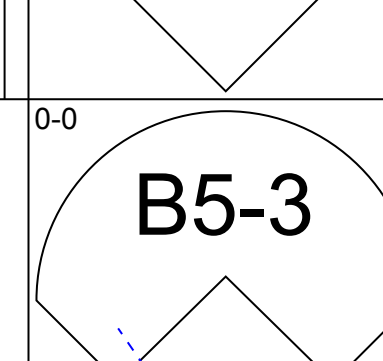
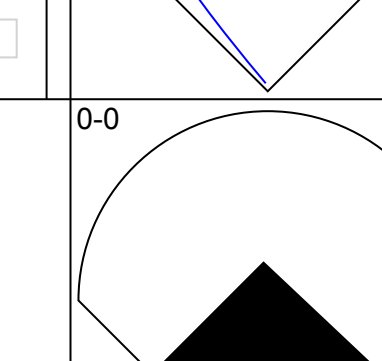
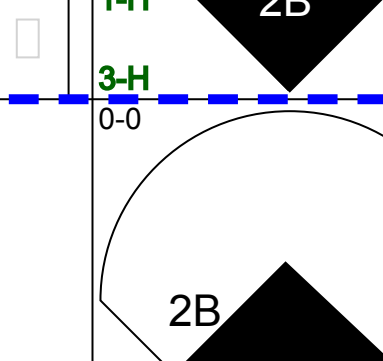
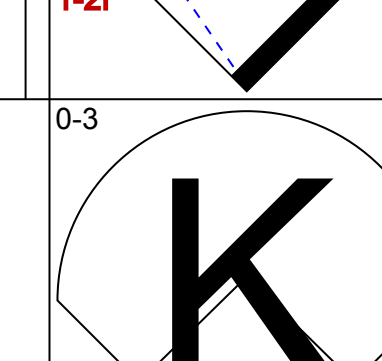
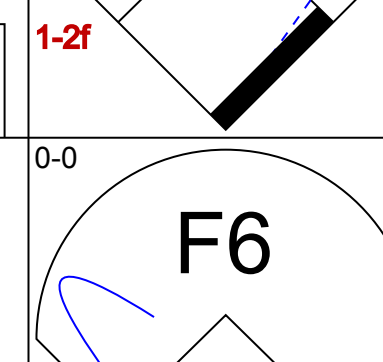
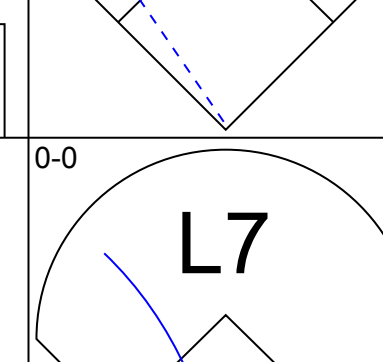
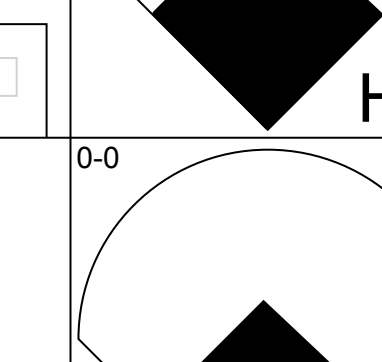
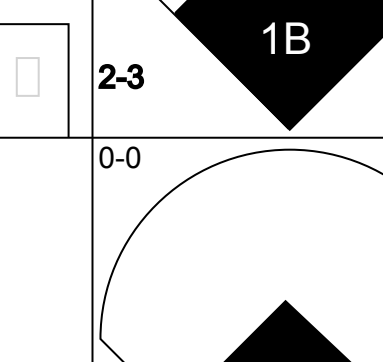
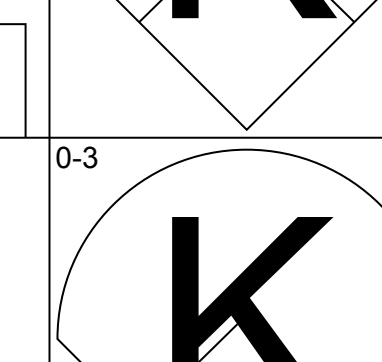
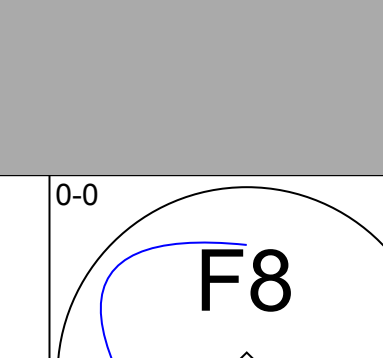
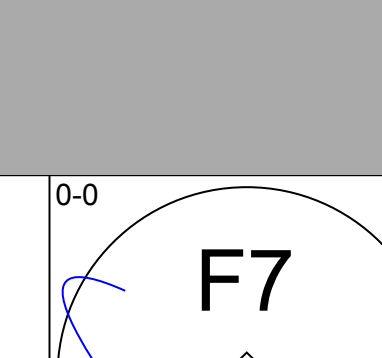
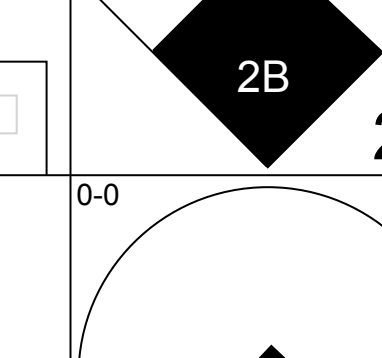
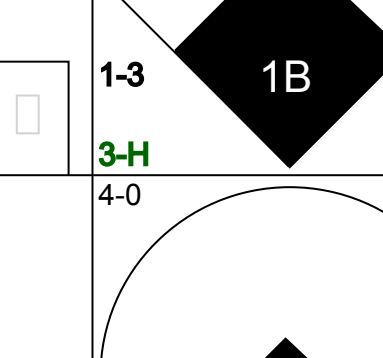
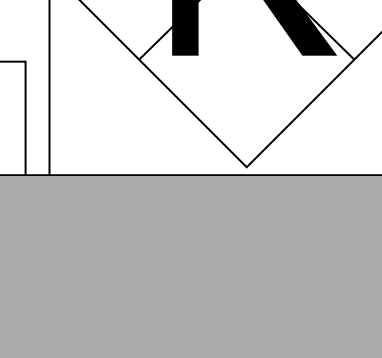
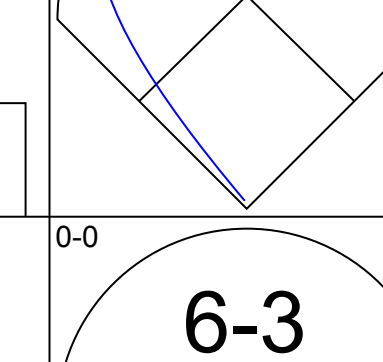
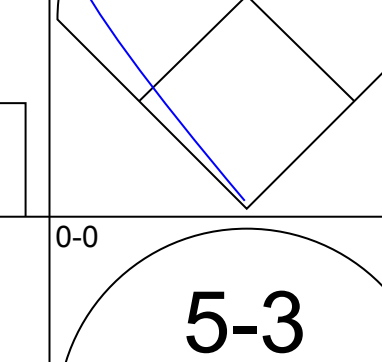
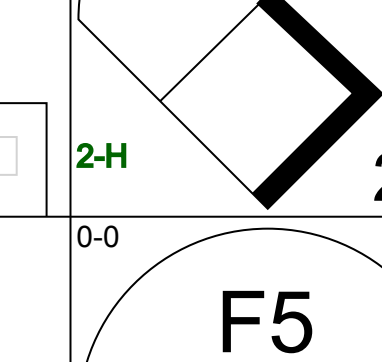
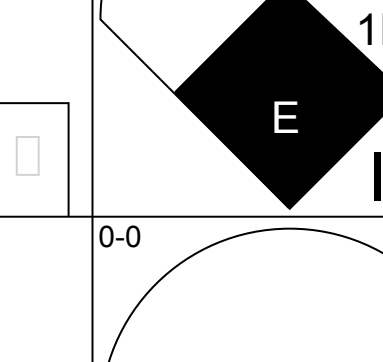

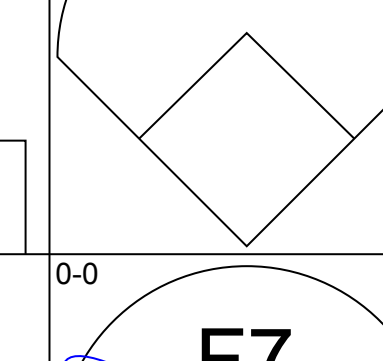
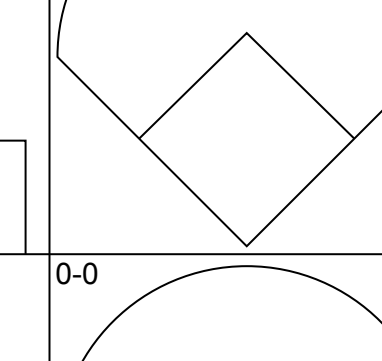
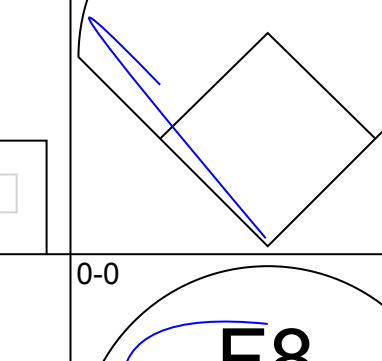
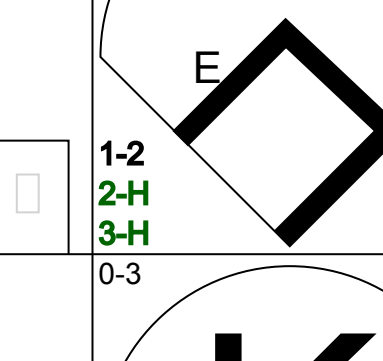
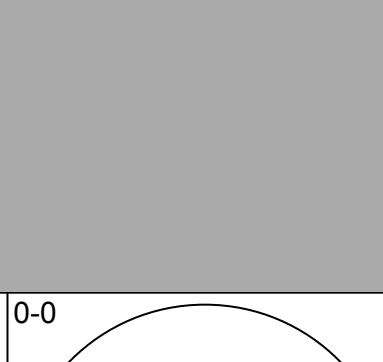
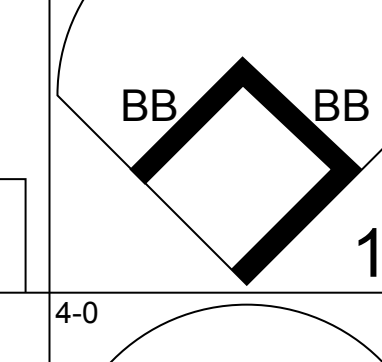
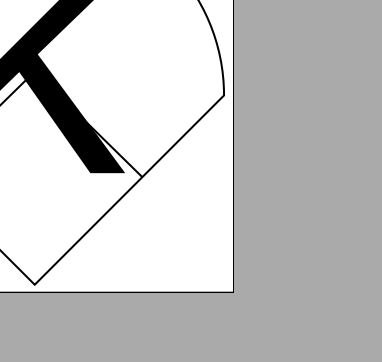
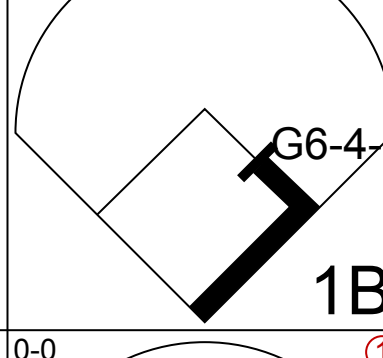
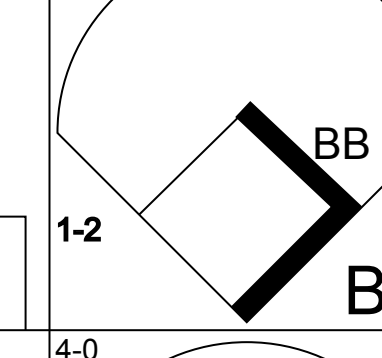
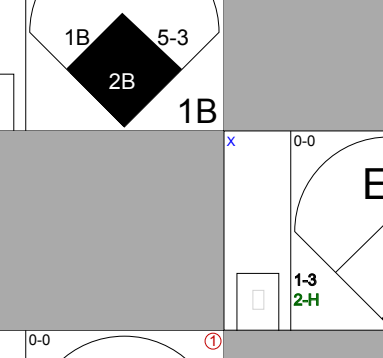
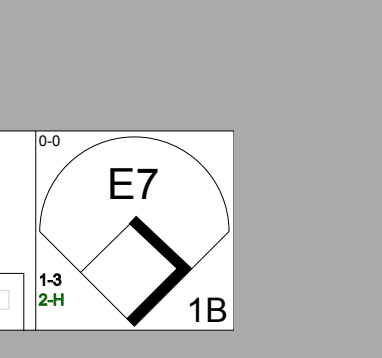
Batter	1	2	3	4	5	6	7	8	9	10	AB	R	H	RBI	BB	SO	LOB	BOTTOM				
Al Bumbry, L OBP: 0.309, SLG: 0.341 (1,8)	4-3	K			4-3					4-3	5	0	0	0	0	1	0					
Glenn Gulliver, L OBP: 0.410, SLG: 0.267 (1,5)					F8			L4		F5	4	1	1	0	1	0	0					
Ken Singleton, S OBP: 0.350, SLG: 0.374 (1,10)					F7			4-3			4	1	1	0	1	0	1					
Floyd Rayford, R OBP: 0.196, SLG: 0.308 (10, PR)					F8					SH1-3	0	1	0	0	0	0	0					
Eddie Murray, S OBP: 0.388, SLG: 0.528 (1,3)					L9					SH1-3	4	2	3	3	1	0	0					
John Lowenstein, L OBP: 0.404, SLG: 0.626 (1,7)								SH1-3		SH1-3	2	0	1	0	1	0	2					
Cal Ripken Jr., R OBP: 0.311, SLG: 0.466 (1,6)								5-3		K	4	1	1	0	1	1	2					
Jim Dwyer, L OBP: 0.366, SLG: 0.448 (1,9)					F6					K	4	0	1	0	1	1	6					
Rick Dempsey, R OBP: 0.320, SLG: 0.337 (8, PH)					F4			F8			3	0	1	0	0	0	3					
Joe Nolan, L OBP: 0.279, SLG: 0.382 (9, 2)								F6			2	1	1	4	0	0	2					
Rich Dauer, R OBP: 0.323, SLG: 0.363 (1,4)											3	0	0	0	0	0	4					
Terry Crowley, L OBP: 0.357, SLG: 0.358 (9, PH)					L9			5-3			1	0	0	0	0	0	0					
Lenn Sakata, R OBP: 0.321, SLG: 0.378 (10, 4)										6-3	0	0	0	0	0	0	0					
<b>Inning Stats</b>	R: 3 E: 0 K: 0 S: 6	H: 3 LOB: 1 BB: 1 P: 10	R: 0 E: 0 K: 1 S: 5	H: 1 LOB: 0 BB: 0 P: 5	R: 0 E: 0 K: 0 S: 3	H: 0 LOB: 0 BB: 0 P: 3	R: 0 E: 0 K: 0 S: 5	H: 2 LOB: 2 BB: 0 P: 5	R: 0 E: 0 K: 0 S: 4	H: 1 LOB: 2 BB: 0 P: 4	R: 0 E: 0 K: 0 S: 3	H: 0 LOB: 0 BB: 0 P: 3	R: 0 E: 0 K: 1 S: 6	H: 1 LOB: 2 BB: 1 P: 10	R: 0 E: 0 K: 0 S: 3	H: 0 LOB: 0 BB: 0 P: 3	R: 4 E: 0 K: 1 S: 5	H: 1 LOB: 1 BB: 3 P: 17	1B: 8 2B: 0 3B: 0 HR: 2	SF: 0 SAC: 2 DP: 0 HBP: 0	WP: 1 PB: 0 SB: 0 CS: 1	PA: 44
<b>PITCHER</b> Dave Stieb, R ERA: 3.73 (1,1)	IP: 9.0 WLS: L BF: 38 H: 9 R: 3 ER: 3 SO: 2 BB: 2 IBB: 1 HBP: 0 BLK: 0 WP: 1 HR: 1 S: 39 P: 51 ERA: 3.00 WHIP: 1.222											<b>PITCHER</b>										
Joey McLaughlin, R ERA: 3.21 (10,1)	IP: 0.2 WLS: L BF: 6 H: 1 R: 4 ER: 4 SO: 1 BB: 2 IBB: 1 HBP: 0 BLK: 0 WP: 0 HR: 1 S: 5 P: 17 ERA: 54.00 WHIP: 4.500																					

Toronto Blue Jays @ Baltimore Orioles  
Memorial Stadium, Baltimore, MD  
Tue Aug 24 1982, 7:05 PM EDT  
Att. 12,139 - Unknown

AB 36  
R 7  
H 10  
RBI 7  
BB 6  
SO 3  
LOB 20



Batter	1	2	3	4	5	6	7	8	9	AB	R	H	RBI	BB	SO	LOB	TOP
<b>Damaso Garcia, R</b> (1,4) OBP: 0.342, SLG: 0.399										4	0	0	0	0	1	1	<b>Toronto Blue Jays @ Baltimore Orioles</b> Memorial Stadium, Baltimore, MD Wed Aug 25 1982, 7:05 PM EDT Att: 11,712 - Unknown
<b>Garth Iorg, R</b> (1,5) OBP: 0.304, SLG: 0.367										4	0	0	0	0	0	1	
<b>Barry Bonnell, R</b> (1,8) OBP: 0.354, SLG: 0.437										4	0	2	0	0	1	0	
<b>Jesse Barfield, R</b> (1,9) OBP: 0.337, SLG: 0.433										3	0	1	0	1	0	2	
<b>Willie Upshaw, L</b> (1,3) OBP: 0.337, SLG: 0.459										4	1	0	0	0	0	3	
<b>Leon Roberts, R</b> (1,10) OBP: 0.239, SLG: 0.269										4	1	1	0	0	0	0	
<b>Tony Johnson, R</b> (1,7) OBP: 0.303, SLG: 0.415										4	1	2	3	0	2	0	
<b>Buck Martinez, R</b> (1,2) OBP: 0.298, SLG: 0.385										4	0	2	0	0	0	0	
<b>Alfredo Griffin, S</b> (1,6) OBP: 0.269, SLG: 0.315										3	0	0	0	0	0	2	
<b>Inning Stats</b>	R: 0 E: 0 K: 1 S: 5	H: 0 LOB: 0 BB: 0 P: 5	R: 3 E: 0 K: 0 S: 7	H: 4 LOB: 1 BB: 0 P: 7	R: 0 E: 0 K: 1 S: 5	H: 0 LOB: 1 BB: 1 P: 9	R: 0 E: 0 K: 0 S: 4	H: 2 LOB: 1 BB: 0 P: 4	R: 0 E: 0 K: 1 S: 5	H: 0 LOB: 0 BB: 0 P: 5	R: 0 E: 0 K: 0 S: 3	H: 1 LOB: 0 BB: 0 P: 3	R: 0 E: 0 K: 1 S: 5	H: 0 LOB: 0 BB: 0 P: 5	1B: 5 2B: 2 3B: 0 HR: 1	SF: 0 SAC: 0 DP: 1 HBP: 0	WP: 0 PA: 35 PB: 0 SB: 0 CS: 1
<b>PITCHER</b> <b>Mike Flanagan, L</b> (1,1) ERA: 3.94	IP: 9.0 WLS: W BF: 35 H: 8 R: 3 ER: 3 SO: 4 BB: 1 IBB: 0 HBP: 0 BLK: 0 WP: 0 HR: 1 S: 42 P: 46 ERA: 3.00 WHIP: 1.000															<b>PITCHER</b>	

Batter	1	2	3	4	5	6	7	8	9	AB	R	H	RBI	BB	SO	LOB	BOTTOM		
<b>Al Bumbry, L</b> (1,8) OBP: 0.312, SLG: 0.341										3	1	1	0	2	0	4	<b>Toronto Blue Jays @ Baltimore Orioles</b> Memorial Stadium, Baltimore, MD Wed Aug 25 1982, 7:05 PM EDT Att: 11,712 - Unknown		
<b>Glenn Culliver, L</b> (1,5) OBP: 0.402, SLG: 0.281									4	1	1	2	0	1	1				
<b>Lenn Sakata, R</b> (8,PH) OBP: 0.320, SLG: 0.377									1	0	0	0	0	0	1				
<b>Ken Singleton, S</b> (1,10) OBP: 0.356, SLG: 0.382									5	2	2	1	0	1	2				
<b>Eddie Murray, S</b> (1,3) OBP: 0.389, SLG: 0.531									5	2	2	1	0	1	2				
<b>John Lowenstein, L</b> (1,7) OBP: 0.406, SLG: 0.626									3	1	1	1	1	0	0				
<b>Cal Ripken Jr., R</b> (1,6) OBP: 0.311, SLG: 0.464									4	0	1	2	0	0	1				
<b>Gary Roenicke, R</b> (1,9) OBP: 0.389, SLG: 0.544									4	0	1	0	0	1	3				
<b>Rick Dempsey, R</b> (1,2) OBP: 0.329, SLG: 0.344									3	1	3	1	1	0	0				
<b>Rich Dauer, R</b> (1,4) OBP: 0.322, SLG: 0.361									3	0	0	0	1	0	4				
<b>Inning Stats</b>	R: 0 E: 0 K: 0 S: 3	H: 0 LOB: 1 BB: 1 P: 7	R: 0 E: 0 K: 0 S: 3	H: 0 LOB: 0 BB: 0 P: 3	R: 0 E: 0 K: 0 S: 3	H: 1 LOB: 0 BB: 0 P: 3	R: 0 E: 0 K: 1 S: 5	H: 0 LOB: 0 BB: 0 P: 5	R: 0 E: 0 K: 0 S: 4	H: 1 LOB: 3 BB: 2 P: 12	R: 2 E: 0 K: 0 S: 6	H: 3 LOB: 1 BB: 0 P: 6	R: 6 E: 1 K: 1 S: 12	H: 7 LOB: 2 BB: 1 P: 16	R: 0 E: 0 K: 2 S: 7	H: 0 LOB: 1 BB: 1 P: 11	1B: 7 2B: 4 3B: 0 HR: 1	SF: 0 SAC: 0 DP: 1 HBP: 0	WP: 0 PA: 40 PB: 0 SB: 0 CS: 0
<b>PITCHER</b> <b>Jim Clancy, R</b> (1,1) ERA: 4.01	IP: 6.1 WLS: L BF: 29 H: 8 R: 5 ER: 5 SO: 1 BB: 3 IBB: 0 HBP: 0 BLK: 0 WP: 0 HR: 1 S: 28 P: 40 ERA: 7.11 WHIP: 1.737															<b>PITCHER</b>			
<b>Roy Lee Jackson, R</b> (7,1) ERA: 3.62	IP: 0.2 WLS: L BF: 7 H: 4 R: 3 ER: 3 SO: 1 BB: 0 IBB: 0 HBP: 0 BLK: 0 WP: 0 HR: 0 S: 8 P: 12 ERA: 40.50 WHIP: 6.000																		
<b>Dave Geisel, L</b> (8,1) ERA: 4.67	IP: 1.0 WLS: L BF: 4 H: 0 R: 0 ER: 0 SO: 2 BB: 1 IBB: 0 HBP: 0 BLK: 0 WP: 0 HR: 0 S: 7 P: 11 ERA: 0.00 WHIP: 1.000																		



Batter	1	2	3	4	5	6	7	8	9	AB	R	H	RBI	BB	SO	LOB	TOP															
Damaso Garcia, R (1,4) OBP: 0.343, SLG: 0.400 Rance Mulliniks, L (5,PH) OBP: 0.322, SLG: 0.345	0-0 E 1B	0-0 4-3			0-3 K		0-3 K		0-0 G5-4-3 1B	2	1	1	0	0	0	1	Toronto Blue Jays @ Baltimore Orioles															
Garth Iorg, R (1,5) OBP: 0.309, SLG: 0.371	0-0 F SF7 1B		0-0 F6			0-0 1B 1B		0-0 BB FC4-6 1B	5	3	3	0	0	0	2	Memorial Stadium, Baltimore, MD																
Barry Bonnell, R (1,8) OBP: 0.358, SLG: 0.439	4-0 SF7 E BB 1B		0-3 K			0-0 1B 1B		0-0 FC4-6 BB SF7 1B	3	1	2	0	1	1	0	Thu Aug 26 1982, 7:05 PM EDT																
Jesse Barfield, R (1,9) OBP: 0.336, SLG: 0.429	0-0 E4 CS 1B		0-3 K			0-3 K		4-0 FC4-6 BB 1B	3	0	0	1	1	2	4	Att: 21,471 - Unknown																
Willie Upshaw, L (1,3) OBP: 0.335, SLG: 0.455	0-3 K			0-0 F2		0-3 K		0-0 FC4-6 BB 1B	4	0	0	1	0	2	7	livebaseballscorecards.com																
Leon Roberts, R (1,10) OBP: 0.239, SLG: 0.269 Glenn Adams, L (1,PH) OBP: 0.340, SLG: 0.439 Wayne Nordhagen, R (8,PH) OBP: 0.336, SLG: 0.341	0-0 SF7		0-0 F9			0-0 1B		0-0 SF7	0	0	0	0	0	0	0	WP: 0 PA: 39																
Tony Johnson, R (1,7) OBP: 0.303, SLG: 0.415 Al Woods, L (1,PH) OBP: 0.269, SLG: 0.294	0-0 CS 1B	0-0 3-1		0-0 3-1		0-0 F7		0-3 K	0	0	0	0	0	0	0	AB 34																
Buck Martinez, R (1,2) OBP: 0.297, SLG: 0.383		0-0 1B			0-3 K		0-0 6-3		0-0 F8	4	0	1	0	0	1	R 5																
Alfredo Griffin, S (1,6) OBP: 0.268, SLG: 0.314 Lloyd Moseby, L (5,8) OBP: 0.289, SLG: 0.357		0-0 F8			0-3 K		0-0 F7		0-0 1B 1B	2	0	0	0	0	1	H 10																
Inning Stats											R: 2 E: 1 K: 1 S: 7	H: 2 LOB: 1 BB: 1 P: 11	R: 0 E: 0 K: 0 S: 4	H: 1 LOB: 1 BB: 0 P: 4	R: 0 E: 0 K: 2 S: 7	H: 0 LOB: 0 BB: 0 P: 7	R: 0 E: 0 K: 0 S: 3	H: 0 LOB: 0 BB: 0 P: 3	R: 0 E: 0 K: 3 S: 9	H: 0 LOB: 0 BB: 0 P: 9	R: 1 E: 0 K: 2 S: 10	H: 3 LOB: 2 BB: 0 P: 10	R: 0 E: 0 K: 1 S: 5	H: 0 LOB: 0 BB: 0 P: 5	R: 2 E: 0 K: 1 S: 7	H: 2 LOB: 1 BB: 1 P: 11	R: 0 E: 0 K: 0 S: 4	H: 2 LOB: 1 BB: 0 P: 4	1B: 10 2B: 0 3B: 0 HR: 0	SF: 2 SAC: 0 DP: 1 HBP: 0	WP: 0 PB: 0 SB: 0 CS: 1	ERA: ∞ WHIP: ∞
PITCHER											IP	WLS	BF	H	R	ER	SO	BB	IBB	HBP	BLK	WP	HR	S	P	ERA	WHIP					
Scott McGregor, L (1,1) ERA: 4.59											0.0	W	29	6	3	3	9	2	0	0	0	0	0	45	53	3.86	1.143					
Storm Davis, R (1,1) ERA: 3.27											7.0																					
Tippy Martinez, L (8,1) ERA: 3.64											2.0		7	2	0	0	1	0	0	0	0	0	0	9	9	0.00	1.000					

Batter	1	2	3	4	5	6	7	8	9	AB	R	H	RBI	BB	SO	LOB	BOTTOM													
Al Bumbry, L (1,8) OBP: 0.314, SLG: 0.340	0-0 WP 1B		0-0 K		0-0 F9		4-0 BB BB	0-0 FC5		4	1	1	0	2	1	4	Toronto Blue Jays @ Baltimore Orioles													
Glenn Culliver, L (1,5) OBP: 0.388, SLG: 0.269 Floyd Rayford, R (7,PH) OBP: 0.211, SLG: 0.308	0-0 1-3 1B		0-0 SH HR 1B	0-0 F9	0-0 F7		4-0 BB BB	2-3	3	1	0	0	0	0	2	Memorial Stadium, Baltimore, MD														
Ken Singleton, S (1,10) OBP: 0.356, SLG: 0.381 Benny Ayala, R (6,PH) OBP: 0.316, SLG: 0.468	0-3 K		0-0 HR 1B	0-3 K		0-0 F8 1B 1B	0-0 9-2		3	1	1	1	0	2	1	Thu Aug 26 1982, 7:05 PM EDT														
Eddie Murray, S (1,3) OBP: 0.393, SLG: 0.548	4-0 BB		0-0 HR 1B	0-0 BB HR 1B		0-0 F8		0-0 HR	2	0	1	0	0	0	3	Att: 21,471 - Unknown														
John Lowenstein, L (1,7) OBP: 0.405, SLG: 0.621 Gary Roenicke, R (6,PH) OBP: 0.390, SLG: 0.544	0-0 4-3		0-3 K	4-0 HR BB		0-0 1B		0-0 F6	2	1	0	0	1	1	2	livebaseballscorecards.com														
Cal Ripken Jr., R (1,6) OBP: 0.314, SLG: 0.472		0-0 F9	0-0 HR 1B	0-0 HR 1B	0-0 F7	0-0 F8		0-0 BB 1B 1B	5	2	3	3	0	0	2	AB 36														
Joe Nolan, L (1,2) OBP: 0.272, SLG: 0.371		0-0 4-3	0-0 F8	0-0 F7		0-3 K		0-3 K	5	0	0	0	0	2	4	R 12														
Dan Ford, R (1,9) OBP: 0.278, SLG: 0.373		0-3 K	4-0 HR BB		0-0 4-3		0-0 6-3	0-0 FC5 BB 1B	4	1	1	0	1	1	0	H 13														
Rich Dauer, R (1,4) OBP: 0.329, SLG: 0.371			0-0 SH BB 1B		4-0 BB BB		0-0 BB BB 9-2 1B	4-0 1B BB	2	2	2	3	3	0	0	RBI 12														
Inning Stats											R: 0 E: 0 K: 1 S: 6	H: 1 LOB: 2 BB: 1 P: 10	R: 0 E: 0 K: 1 S: 5	H: 0 LOB: 0 BB: 0 P: 5	R: 8 E: 0 K: 2 S: 12	H: 4 LOB: 0 BB: 3 P: 24	R: 3 E: 0 K: 1 S: 7	H: 2 LOB: 0 BB: 1 P: 11	R: 0 E: 0 K: 0 S: 3	H: 0 LOB: 1 BB: 1 P: 7	R: 0 E: 0 K: 1 S: 7	H: 2 LOB: 2 BB: 0 P: 7	R: 0 E: 0 K: 0 S: 3	H: 1 LOB: 2 BB: 2 P: 11	R: 1 E: 0 K: 1 S: 8	H: 3 LOB: 3 BB: 1 P: 12	1B: 9 2B: 1 3B: 0 HR: 4	SF: 0 SAC: 1 DP: 1 HBP: 0	WP: 1 PB: 0 SB: 0 CS: 0	ERA: 18.00 WHIP: 2.500
PITCHER											IP	WLS	BF	H	R	ER	SO	BB	IBB	HBP	BLK	WP	HR	S	P	ERA	WHIP			
Jim Gott, R (1,1) ERA: 4.38											2.0	L	12	2	4	4	2	3	0	0	0	0	3	20	32	21.00	2.667			
Ken Schrom, R (3,1) ERA: 7.3											3.0		17	5	7	7	3	3	0	0	0	0	1	18	30	3.00	3.000			
Dave Geisel, L (6,1) ERA: 4.43											3.0		17	6	1	1	2	3	0	0	0	0	1	18	30	3.00	3.000			



Batter	1	2	3	4	5	6	7	8	9	AB	R	H	RBI	BB	SO	LOB	TOP			
<b>Willie Randolph, R</b> OBP: 0.356, SLG: 0.330 (1, 4)										5	1	2	0	0	0	2				
<b>Lee Mazzilli, S</b> OBP: 0.361, SLG: 0.383 (1, 3)										4	1	2	0	0	0	3				
<b>Ken Griffey, L</b> OBP: 0.323, SLG: 0.395 (1, 9)										3	1	1	1	1	0	1				
<b>Dave Winfield, R</b> OBP: 0.333, SLG: 0.523 (1, 7)										4	0	0	1	0	0	2				
<b>Oscar Gamble, L</b> OBP: 0.385, SLG: 0.533 (6, PR)										3	0	2	1	0	0	0				
<b>Dave Collins, S</b> OBP: 0.321, SLG: 0.331 (6, PR)										1	0	1	0	0	0	0				
<b>Jerry Mumphrey, S</b> OBP: 0.362, SLG: 0.410 (1, 8)										4	0	1	0	0	0	2				
<b>Graig Nettles, L</b> OBP: 0.310, SLG: 0.398 (1, 5)										4	0	0	0	0	2	2				
<b>Roy Smalley, S</b> OBP: 0.354, SLG: 0.383 (1, 6)										3	0	0	0	1	1	0				
<b>Rick Cerone, R</b> OBP: 0.264, SLG: 0.284 (1, 2)										4	0	2	0	0	0	1				
<b>Inning Stats</b>	R: 3 E: 1 K: 1 S: 9	H: 5 LOB: 1 BB: 0 P: 9	R: 0 E: 0 K: 0 S: 4	H: 1 LOB: 1 BB: 0 P: 4	R: 0 E: 0 K: 0 S: 2	H: 0 LOB: 0 BB: 1 P: 6	R: 0 E: 0 K: 2 S: 7	H: 0 LOB: 0 BB: 0 P: 7	R: 0 E: 0 K: 0 S: 4	H: 1 LOB: 1 BB: 0 P: 4	R: 0 E: 0 K: 0 S: 4	H: 2 LOB: 1 BB: 0 P: 4	R: 0 E: 0 K: 0 S: 4	H: 1 LOB: 1 BB: 0 P: 4	R: 0 E: 0 K: 0 S: 3	H: 0 LOB: 1 BB: 1 P: 7	1B: 9 2B: 3 3B: 0 HR: 0	SF: 0 SAC: 0 DP: 2 HBP: 0	WP: 0 PB: 0 SB: 0 CS: 1	PA: 37
<b>PITCHER</b> <b>Luis Leal, R</b> ERA: 3.9 (1, 1)	IP: 9.0 WLS: W BF: 37 H: 11 R: 3 ER: 3 SO: 3 BB: 2 IBB: 0 HBP: 0 BLK: 0 WP: 0 HR: 0 S: 41 P: 49 ERA: 3.00 WHIP: 1.444															<b>PITCHER</b>				

**New York Yankees @ Toronto Blue Jays**  
Exhibition Stadium, Toronto, ON  
Fri Aug 27 1982, 7:05 PM EDT  
Att: 28,438 - Unknown - 65 F

AB	35
R	3
H	11
RBI	3
BB	2
SO	3
LOB	13



Batter	1	2	3	4	5	6	7	8	9	AB	R	H	RBI	BB	SO	LOB	BOTTOM			
<b>Damaso Garcia, R</b> OBP: 0.347, SLG: 0.402 (7, PR)										4	3	3	0	0	0	1				
<b>Rance Mulliniks, L</b> OBP: 0.322, SLG: 0.345 (8, 5)										0	0	0	0	0	0	0				
<b>Garth Iorg, R</b> OBP: 0.313, SLG: 0.374 (8, 4)										3	1	2	1	1	0	0				
<b>Barry Bonnell, R</b> OBP: 0.359, SLG: 0.439 (6, 7)										4	1	1	1	1	1	5				
<b>Jesse Barfield, R</b> OBP: 0.339, SLG: 0.439 (6, PH)										2	2	1	2	1	1	2				
<b>Hosken Powell, L</b> OBP: 0.296, SLG: 0.386 (7, 9)										1	1	0	0	1	0	0				
<b>Wayne Nordhagen, R</b> OBP: 0.328, SLG: 0.333 (6, PH)										3	0	0	0	0	1	5				
<b>Glenn Adams, L</b> OBP: 0.367, SLG: 0.488 (6, PH)										2	0	2	2	0	0	0				
<b>Willie Upshaw, L</b> OBP: 0.333, SLG: 0.452 (1, 3)										5	0	1	2	0	2	4				
<b>Buck Martinez, R</b> OBP: 0.300, SLG: 0.400 (1, 2)										4	1	2	1	0	1	1				
<b>Tony Johnson, R</b> OBP: 0.293, SLG: 0.400 (6, 8)										3	0	0	0	0	2	3				
<b>Lloyd Moseby, L</b> OBP: 0.289, SLG: 0.356 (6, 8)										1	0	0	0	0	0	0				
<b>Alfredo Griffin, S</b> OBP: 0.270, SLG: 0.316 (1, 6)										3	1	1	0	1	1	0				
<b>Inning Stats</b>	R: 1 E: 0 K: 2 S: 10	H: 3 LOB: 2 BB: 0 P: 10	R: 0 E: 0 K: 1 S: 6	H: 1 LOB: 1 BB: 0 P: 6	R: 2 E: 0 K: 1 S: 6	H: 1 LOB: 0 BB: 1 P: 10	R: 0 E: 0 K: 1 S: 5	H: 1 LOB: 0 BB: 0 P: 5	R: 3 E: 1 K: 3 S: 12	H: 2 LOB: 2 BB: 2 P: 20	R: 3 E: 0 K: 0 S: 5	H: 2 LOB: 1 BB: 2 P: 13	R: 1 E: 0 K: 1 S: 7	H: 2 LOB: 2 BB: 0 P: 8	R: 0 E: 0 K: 0 S: 3	H: 1 LOB: 0 BB: 0 P: 3	1B: 8 2B: 4 3B: 0 HR: 2	SF: 1 SAC: 0 DP: 2 HBP: 1	WP: 1 PB: 0 SB: 3 CS: 1	PA: 42
<b>PITCHER</b> <b>Dave Righetti, L</b> ERA: 3.81 (1, 1)	IP: 5.0 WLS: L BF: 28 H: 9 R: 8 ER: 7 SO: 8 BB: 3 IBB: 1 HBP: 0 BLK: 0 WP: 1 HR: 1 S: 40 P: 56 ERA: 12.60 WHIP: 2.400															<b>PITCHER</b>				
<b>George Frazier, R</b> ERA: 3.56 (6, 1)	IP: 3.0 WLS: L BF: 14 H: 4 R: 2 ER: 2 SO: 1 BB: 1 IBB: 1 HBP: 0 BLK: 0 WP: 0 HR: 1 S: 14 P: 19 ERA: 6.00 WHIP: 1.667															<b>PITCHER</b>				

**New York Yankees @ Toronto Blue Jays**  
Exhibition Stadium, Toronto, ON  
Fri Aug 27 1982, 7:05 PM EDT  
Att: 28,438 - Unknown - 65 F

AB	35
R	10
H	13
RBI	9
BB	5
SO	9
LOB	21



Batter	1	2	3	4	5	6	7	8	9	10	11	AB	R	H	RBI	BB	SO	LOB	TOP					
Lee Mazzilli, S OBP: 0.361, SLG: 0.379 (1, 3)	4-3		3-1			2B 1B BB		CS BB		4-3		3	1	0	0	2	0	0						
Jerry Mumphrey, S OBP: 0.362, SLG: 0.411 (1, 8)	G3		6-3			1B 2B		FC6-4 BB		K		4	1	1	0	1	1	0						
Ken Griffey, L OBP: 0.326, SLG: 0.396 (1, 9)	BB					FC1-6 1B		FC6-4 BB				4	0	2	2	1	0	1						
Dave Winfield, R OBP: 0.329, SLG: 0.517 (1, 7)	K					FC1-6 CS 1-2f		E4 1-2		P4		5	0	0	0	0	1	4						
Oscar Gamble, L OBP: 0.379, SLG: 0.522 (1, 10)			P3			F9 1-2		K		6-3		5	0	0	0	0	1	3						
Roy Smalley, S OBP: 0.351, SLG: 0.379 Willie Randolph, R OBP: 0.356, SLG: 0.330 (1, 5) (9, 4)	F7					K		F8		K		4	0	0	0	0	2	2						
Barry Evans, R OBP: 0.500, SLG: 0.500 (1, 4) (9, 5)	1B					P4		6-3		1B 1B		4	0	2	0	0	0	0						
Bobby Ramos, R OBP: 0.288, SLG: 0.424 Rick Cerone, R OBP: 0.284, SLG: 0.284 (1, 2) (9, PH) (9, 2)	K					4-3		4-3		1B 1H		3	0	0	0	0	1	1						
Andre Robertson, R OBP: 0.263, SLG: 0.294 (1, 6)			F9			6-3		1-3		F9		4	0	0	0	0	0	0						
<b>Inning Stats</b>	R: 0 E: 0 K: 1 S: 5	H: 0 LOB: 1 BB: 1 P: 9	R: 0 E: 0 K: 1 S: 6	H: 1 LOB: 0 BB: 0 P: 6	R: 0 E: 0 K: 0 S: 3	H: 0 LOB: 0 BB: 0 P: 3	R: 0 E: 0 K: 0 S: 3	H: 1 LOB: 0 BB: 0 P: 3	R: 0 E: 0 K: 1 S: 5	H: 0 LOB: 0 BB: 0 P: 5	R: 2 E: 1 K: 1 S: 8	H: 2 LOB: 2 BB: 1 P: 12	R: 0 E: 0 K: 0 S: 3	H: 0 LOB: 0 BB: 0 P: 3	R: 0 E: 0 K: 0 S: 2	H: 0 LOB: 1 BB: 2 P: 10	R: 0 E: 0 K: 1 S: 5	H: 0 LOB: 0 BB: 0 P: 5	R: 0 E: 0 K: 0 S: 3	H: 0 LOB: 0 BB: 0 P: 3	1B: 5 2B: 1 3B: 0 HR: 0	SF: 0 SAC: 0 DP: 0 HBP: 0	WP: 0 PB: 0 SB: 0 CS: 2	PA: 41
<b>PITCHER</b>	IP 9.0	WLS 35	BF 35	H 6	R 2	ER 2	SO 5	BB 4	IBB 0	HBP 0	BLK 0	WP 0	HR 0	S 41	P 57	ERA 2.00	WHIP 1.111							
Dave Stieb, R ERA: 3.66 Dale Murray, R ERA: 2.67 (1, 1) (10, 1)	2.0	W	6	0	0	0	1	0	0	0	0	0	0	8	8	0.00	0.000							

New York Yankees @ Toronto Blue Jays  
Exhibition Stadium, Toronto, ON  
Sat Aug 28 1982, 3:33 AM EDT  
Att: 35,065 - Cloudy - 58 F

AB 37  
R 2  
H 6  
RBI 2  
BB 4  
SO 6  
LOB 11



Batter	1	2	3	4	5	6	7	8	9	10	11	AB	R	H	RBI	BB	SO	LOB	BOTTOM					
Garth Iorg, R OBP: 0.308, SLG: 0.367 (1, 4)	E5 BB	K			F7		6-3		F7		5-3	6	0	0	0	1	3							
Rance Mulliniks, L OBP: 0.325, SLG: 0.354 (1, 5)	L6-4 BB		F7		F8		BB 2B		4-3		1B 2B	5	1	2	0	1	0	1						
Lloyd Moseby, L OBP: 0.288, SLG: 0.352 Leon Roberts, R OBP: 0.244, SLG: 0.274 (1, 8) (11, PH)	K		K		F8		BB BB		F8		1B 2B	4	0	0	0	1	2	3						
Willie Upshaw, L OBP: 0.337, SLG: 0.456 (1, 3)	L6-4		F5		4-3 1B		1-2 2-3 BB				1B 1B	5	0	3	1	1	0	2						
Hosken Powell, L OBP: 0.333, SLG: 0.392 Jesse Barfield, R OBP: 0.337, SLG: 0.436 (1, 9) (7, PH) (8, 9)	2B SF7 BB		G3 WP 2B		4-3 1B		1-2 K		P5			2	2	1	0	1	0	1						
Glenn Adams, L OBP: 0.365, SLG: 0.500 Wayne Nordhagen, R OBP: 0.324, SLG: 0.328 (1, 10) (8, PH)	2B		G3		1-3				P4		F9	3	0	1	0	0	2							
Al Woods, L OBP: 0.282, SLG: 0.294 Barry Bonnell, R OBP: 0.359, SLG: 0.438 (1, 7) (8, PH) (9, 7)	BB		CS BB		4-3 IBB				4-3		IBB	1	0	0	0	1	0	0						
Buck Martinez, R OBP: 0.298, SLG: 0.402 (1, 2)	SF7		K		F7				2B		F2	4	0	1	1	0	1	5						
Alfredo Griffin, S OBP: 0.269, SLG: 0.313 (1, 6)	F5				1-3		1-3		F9		K	4	0	0	0	1	1	3						
<b>Inning Stats</b>	R: 0 E: 1 K: 1 S: 5	H: 0 LOB: 1 BB: 1 P: 9	R: 1 E: 0 K: 1 S: 6	H: 1 LOB: 2 BB: 2 P: 14	R: 0 E: 0 K: 1 S: 5	H: 0 LOB: 0 BB: 0 P: 5	R: 1 E: 0 K: 1 S: 5	H: 1 LOB: 0 BB: 1 P: 9	R: 0 E: 0 K: 0 S: 4	H: 1 LOB: 3 BB: 2 P: 14	R: 0 E: 0 K: 0 S: 4	H: 1 LOB: 1 BB: 0 P: 4	R: 0 E: 0 K: 0 S: 3	H: 0 LOB: 0 BB: 0 P: 3	R: 0 E: 0 K: 0 S: 4	H: 1 LOB: 2 BB: 1 P: 8	R: 1 E: 0 K: 1 S: 7	H: 3 LOB: 2 BB: 0 P: 7	1B: 3 2B: 7 3B: 0 HR: 0	SF: 1 SAC: 0 DP: 1 HBP: 0	WP: 1 PB: 0 SB: 0 CS: 1	PA: 49		
<b>PITCHER</b>	IP 6.2	WLS L	BF 19	H 5	R 1	ER 1	SO 2	BB 1	IBB 0	HBP 0	BLK 0	WP 0	HR 0	S 31	P 59	ERA 2.70	WHIP 1.500							
Mike Morgan, R ERA: 4.07 Dave LaRoche, L ERA: 2.21 (1, 1) (7, 1)	4.0	L	19	5	1	1	2	1	1	0	0	0	0	21	29	2.25	1.500							

New York Yankees @ Toronto Blue Jays  
Exhibition Stadium, Toronto, ON  
Sat Aug 28 1982, 3:33 AM EDT  
Att: 35,065 - Cloudy - 58 F

AB 39  
R 3  
H 9  
RBI 2  
BB 9  
SO 6  
LOB 25



Batter	1	2	3	4	5	6	7	8	9	AB	R	H	RBI	BB	SO	LOB	TOP					
Lee Mazzilli, S OBP: 0.365, SLG: 0.395										5	2	3	1	0	0	1						
Jerry Mumphrey, S OBP: 0.363, SLG: 0.414										5	1	2	0	0	1	2						
Dave Collins, S OBP: 0.321, SLG: 0.331										0	0	0	0	0	0	0						
Ken Griffey, L OBP: 0.325, SLG: 0.393										5	0	1	0	0	1	2						
Oscar Gamble, L OBP: 0.386, SLG: 0.526										2	1	2	1	2	0	0						
Graig Nettles, L OBP: 0.311, SLG: 0.396										4	1	1	0	1	1	5						
Dave Winfield, R OBP: 0.330, SLG: 0.530										5	3	2	4	0	0	3						
Barry Evans, R OBP: 0.556, SLG: 0.571										3	0	1	1	2	0	2						
Rick Cerone, R OBP: 0.264, SLG: 0.288										4	0	1	0	0	0	3						
Andre Robertson, R OBP: 0.246, SLG: 0.273										4	0	0	0	0	1	2						
<b>Inning Stats</b>	R: 1 E: 1 K: 0 S: 5	H: 1 LOB: 1 BB: 0 P: 5	R: 1 E: 0 K: 0 S: 4	H: 1 LOB: 1 BB: 1 P: 8	R: 4 E: 0 K: 1 S: 9	H: 4 LOB: 1 BB: 1 P: 13	R: 0 E: 0 K: 1 S: 5	H: 0 LOB: 0 BB: 0 P: 5	R: 1 E: 0 K: 0 S: 7	H: 2 LOB: 1 BB: 1 P: 7	R: 1 E: 0 K: 0 S: 5	H: 3 LOB: 2 BB: 1 P: 9	R: 0 E: 0 K: 0 S: 2	H: 0 LOB: 0 BB: 1 P: 6	R: 0 E: 0 K: 0 S: 3	H: 1 LOB: 0 BB: 0 P: 3	R: 0 E: 0 K: 1 S: 6	H: 1 LOB: 2 BB: 1 P: 10	1B: 7 2B: 4 3B: 0 HR: 3	SF: 1 SAC: 0 DP: 3 HBP: 0	WP: 1 PB: 0 SB: 0 CS: 0	PA: 43
<b>PITCHER</b>	IP WLS BF H R ER SO BB IBB HBP BLK WP HR S P ERA WHIP																					
Jim Clancy, R ERA: 4.18	(1, 1) 2.1 L 15 5 6 5 0 2 0 0 0 0 1 2 13 21 19.29 3.000																					
Dave Geisel, L ERA: 4.5	(3, 1) 3.2 17 6 2 2 3 1 0 0 0 0 1 22 26 4.91 1.909																					
Ken Schrom, R ERA: 5.87	(7, 1) 3.0 11 2 0 0 1 2 0 0 0 0 0 0 11 19 0.00 1.333																					
Batter	1	2	3	4	5	6	7	8	9	AB	R	H	RBI	BB	SO	LOB	BOTTOM					
Garth Iorg, R OBP: 0.307, SLG: 0.365										4	0	1	1	0	0	1						
Rance Mulliniks, L OBP: 0.321, SLG: 0.349										4	0	0	0	0	2	1						
Barry Bonnell, R OBP: 0.356, SLG: 0.433										4	0	0	0	0	0	0						
Jesse Barfield, R OBP: 0.333, SLG: 0.430										4	0	0	0	0	2	0						
Willie Upshaw, L OBP: 0.335, SLG: 0.453										3	0	0	0	0	0	0						
Wayne Nordhagen, R OBP: 0.317, SLG: 0.321										3	0	0	0	0	0	0						
Buck Martinez, R OBP: 0.294, SLG: 0.396										3	0	0	0	0	0	0						
Lloyd Moseby, L OBP: 0.288, SLG: 0.350										2	1	0	0	0	0	0						
Alfredo Griffin, S OBP: 0.272, SLG: 0.322										3	1	2	1	0	0	0						
<b>Inning Stats</b>	R: 0 E: 0 K: 1 S: 5	H: 0 LOB: 0 BB: 0 P: 5	R: 0 E: 0 K: 1 S: 5	H: 0 LOB: 0 BB: 0 P: 5	R: 1 E: 0 K: 0 S: 5	H: 2 LOB: 1 BB: 0 P: 5	R: 0 E: 0 K: 0 S: 3	H: 0 LOB: 0 BB: 0 P: 3	R: 1 E: 0 K: 0 S: 4	H: 1 LOB: 1 BB: 0 P: 5	R: 0 E: 0 K: 0 S: 3	H: 0 LOB: 0 BB: 0 P: 3	R: 0 E: 0 K: 0 S: 3	H: 0 LOB: 0 BB: 0 P: 3	R: 0 E: 0 K: 2 S: 7	H: 0 LOB: 0 BB: 0 P: 7	1B: 1 2B: 1 3B: 1 HR: 0	SF: 0 SAC: 0 DP: 0 HBP: 1	WP: 0 PB: 0 SB: 0 CS: 0	PA: 31		
<b>PITCHER</b>	IP WLS BF H R ER SO BB IBB HBP BLK WP HR S P ERA WHIP																					
Tommy John, L ERA: 3.66	(1, 1) 9.0 W 31 3 2 2 4 0 0 1 0 0 0 38 39 2.00 0.333																					

New York Yankees @ Toronto Blue Jays  
Exhibition Stadium, Toronto, ON  
Sun Aug 29 1982, 3:33 AM EDT  
Att. 34,313 - Cloudy

AB	37
R	8
H	13
RBI	7
BB	5
SO	4
LOB	20



New York Yankees @ Toronto Blue Jays  
Exhibition Stadium, Toronto, ON  
Sun Aug 29 1982, 3:33 AM EDT  
Att. 34,313 - Cloudy

AB	30
R	2
H	3
RBI	2
BB	0
SO	4
LOB	2



Batter	1	2	3	4	5	6	7	8	9	AB	R	H	RBI	BB	SO	LOB	TOP										
<b>Al Bumby, L</b> OBP: 0.316, SLG: 0.351 (1, 8)										4	1	2	0	1	1	1											
<b>Glenn Gulliver, L</b> OBP: 0.373, SLG: 0.268 <b>Lenn Sakata, R</b> OBP: 0.321, SLG: 0.373 (1, 5) (9, 4)										4	0	0	1	1	1	4											
<b>Ken Singleton, S</b> OBP: 0.351, SLG: 0.385 (1, 10)										4	0	1	0	1	0	3											
<b>Eddie Murray, S</b> OBP: 0.390, SLG: 0.545 (1, 3)										5	0	1	0	0	1	3											
<b>John Lowenstein, L</b> OBP: 0.412, SLG: 0.620 (1, 7)										4	1	1	1	1	1	2											
<b>Cal Ripken Jr., R</b> OBP: 0.311, SLG: 0.468 (1, 6)										4	1	1	0	0	0	4											
<b>Jim Dwyer, L</b> OBP: 0.370, SLG: 0.459 <b>Gary Roenicke, R</b> OBP: 0.390, SLG: 0.541 (1, 9) (8, 9)										4	2	2	0	0	1	1											
<b>Joe Nolan, L</b> OBP: 0.271, SLG: 0.367 (1, 2)										3	1	0	1	1	1	1											
<b>Rich Dauer, R</b> OBP: 0.333, SLG: 0.374 (1, 4) (9, 5)										3	0	1	2	0	0	0											
<b>Inning Stats</b>	R: 1 E: 0 K: 0 S: 3	H: 1 LOB: 0 BB: 1 P: 7	R: 3 E: 0 K: 2 S: 11	H: 3 LOB: 1 BB: 0 P: 11	R: 1 E: 0 K: 0 S: 4	H: 1 LOB: 0 BB: 0 P: 4	R: 0 E: 0 K: 2 S: 7	H: 0 LOB: 0 BB: 0 P: 7	R: 0 E: 0 K: 1 S: 6	H: 1 LOB: 3 BB: 2 P: 14	R: 0 E: 0 K: 0 S: 4	H: 1 LOB: 1 BB: 0 P: 4	R: 0 E: 0 K: 0 S: 3	H: 0 LOB: 0 BB: 0 P: 3	R: 0 E: 0 K: 1 S: 6	H: 1 LOB: 1 BB: 0 P: 6	1B: 3 2B: 4 3B: 1 HR: 1	SF: 0 SAC: 1 DP: 1 HBP: 0	WP: 0 PB: 0 SB: 1 CS: 0	PA: 41							
<b>PITCHER</b>	IP	WLS	BF	H	R	ER	SO	BB	IBB	HBP	BLK	WP	HR	S	P	ERA	WHIP										
<b>Mark Eichhorn, R</b> ERA: 9.64 (1, 1)	4.2	L	23	6	5	5	5	3	0	0	0	0	1	30	42	9.64	1.929										
<b>Roy Lee Jackson, R</b> ERA: 3.53 (5, 1)	4.1		18	3	1	1	1	1	1	0	0	0	0	18	26	2.08	0.923										

Baltimore Orioles @ Toronto Blue Jays  
Exhibition Stadium, Toronto, ON  
Mon Aug 30 1982, 7:05 PM EDT  
Att: 14,091 - Unknown

AB 35  
R 6  
H 9  
RBI 5  
BB 5  
SO 6  
LOB 19



Batter	1	2	3	4	5	6	7	8	9	AB	R	H	RBI	BB	SO	LOB	BOTTOM										
<b>Garth Iorg, R</b> OBP: 0.303, SLG: 0.361 (1, 4)										4	0	0	0	0	1	0											
<b>Rance Mulliniks, L</b> OBP: 0.323, SLG: 0.351 (1, 5)										4	0	2	0	0	1	0											
<b>Hosken Powell, L</b> OBP: 0.394, SLG: 0.392 <b>Jesse Barfield, R</b> OBP: 0.335, SLG: 0.432 (1, 9) (8, PH) (9, 9)										3	0	1	0	0	2	1											
<b>Willie Upshaw, L</b> OBP: 0.333, SLG: 0.449 (1, 3)										4	0	0	0	0	2	4											
<b>Glenn Adams, L</b> OBP: 0.345, SLG: 0.469 <b>Wayne Nordhagen, R</b> OBP: 0.322, SLG: 0.326 <b>Damaso Garcia, R</b> OBP: 0.347, SLG: 0.402 (1, 10) (9, PH) (9, PR)										3	0	0	0	0	0	2											
<b>Al Woods, L</b> OBP: 0.283, SLG: 0.295 <b>Leon Roberts, R</b> OBP: 0.242, SLG: 0.272 (1, 7) (9, PH)										3	1	1	0	0	0	0											
<b>Lloyd Moseby, L</b> OBP: 0.291, SLG: 0.360 <b>Barry Bonnell, R</b> OBP: 0.355, SLG: 0.432 (1, 8) (9, PH)										3	2	2	1	0	1	0											
<b>Buck Martinez, R</b> OBP: 0.295, SLG: 0.395 (1, 2)										3	0	1	1	0	1	0											
<b>Alfredo Griffin, S</b> OBP: 0.270, SLG: 0.320 (1, 6)										3	0	0	0	0	1	1											
<b>Inning Stats</b>	R: 0 E: 0 K: 2 S: 7	H: 0 LOB: 0 BB: 0 P: 7	R: 0 E: 0 K: 1 S: 5	H: 0 LOB: 0 BB: 0 P: 5	R: 1 E: 0 K: 1 S: 6	H: 1 LOB: 0 BB: 0 P: 6	R: 0 E: 0 K: 1 S: 6	H: 1 LOB: 1 BB: 0 P: 6	R: 0 E: 0 K: 0 S: 4	H: 1 LOB: 1 BB: 0 P: 4	R: 0 E: 0 K: 1 S: 5	H: 0 LOB: 0 BB: 0 P: 5	R: 0 E: 0 K: 3 S: 11	H: 2 LOB: 2 BB: 0 P: 11	R: 0 E: 0 K: 2 S: 7	H: 1 LOB: 1 BB: 0 P: 7	1B: 8 2B: 1 3B: 0 HR: 1	SF: 0 SAC: 0 DP: 2 HBP: 0	WP: 0 PB: 0 SB: 0 CS: 1	PA: 34							
<b>PITCHER</b>	IP	WLS	BF	H	R	ER	SO	BB	IBB	HBP	BLK	WP	HR	S	P	ERA	WHIP										
<b>Storm Davis, R</b> ERA: 3.3 (1, 1)	7.2	W	29	7	3	3	8	0	0	0	0	0	1	45	45	3.52	0.913										
<b>Tippy Martinez, L</b> ERA: 3.5 (8, 1)	1.1	S	5	2	0	0	3	0	0	0	0	0	0	11	11	0.00	1.500										

Baltimore Orioles @ Toronto Blue Jays  
Exhibition Stadium, Toronto, ON  
Mon Aug 30 1982, 7:05 PM EDT  
Att: 14,091 - Unknown

AB 34  
R 3  
H 9  
RBI 2  
BB 0  
SO 11  
LOB 10



Batter	1	2	3	4	5	6	7	8	9	AB	R	H	RBI	BB	SO	LOB	TOP	
<b>Al Bumbry, L</b> OBP: 0.313, SLG: 0.348 (1, 8)	0-0 6-3	0-0 F7			0-0 6-3		0-0 G3			4	0	0	0	0	0	2		
<b>Glenn Gulliver, L</b> OBP: 0.377, SLG: 0.282 <b>Rich Dauer, R</b> OBP: 0.333, SLG: 0.374 (1, 5) (8, 5)	0-0 1B SF9 2B		4-0 BB BB	0-0 1B BB	0-0 F7		0-0 G3			3	1	1	0	1	0	1		
<b>Terry Crowley, L</b> OBP: 0.353, SLG: 0.353 (1, 10)	0-0 1B 2-3 1B		0-0 F8		0-3 K			0-0 E9 FC4-6		4	0	1	0	0	1	1		
<b>Eddie Murray, S</b> OBP: 0.389, SLG: 0.544 (1, 3)	0-0 SF9		0-0 1-2 1B		0-0 P6			0-0 FC4-6 G4-6-3		3	0	1	1	0	0	1		
<b>John Lowenstein, L</b> OBP: 0.410, SLG: 0.614 (1, 7)	0-0 1-2 1B		0-0 F7		0-0 4-3			0-0 G4-6-3		4	0	1	0	0	0	3		
<b>Cal Ripken Jr., R</b> OBP: 0.313, SLG: 0.468 (1, 6)	0-0 F9		0-0 P6		0-0 1B				0-0 S 1B	4	0	2	0	0	0	4		
<b>Gary Roenicke, R</b> OBP: 0.386, SLG: 0.534 (1, 9)		0-0 F7		0-0 F7		0-0 F7		0-0 P3		4	0	0	0	0	0	2		
<b>Joe Nolan, L</b> OBP: 0.270, SLG: 0.361 (1, 2)		4-0 BB 4-3 BB	0-3 K	0-0 G3		0-0 G3		0-0 P6		3	0	0	0	1	1	1		
<b>Lenn Sakata, R</b> OBP: 0.320, SLG: 0.375 (1, 4)		0-0 4-3 1-2	0-0 F9		0-0 G3 2B			0-3 K		4	0	1	0	0	1	2		
<b>Inning Stats</b>	R: 1 E: 0 K: 0 S: 6	H: 3 LOB: 2 BB: 0 P: 6	R: 0 E: 0 K: 0 S: 3	H: 0 LOB: 1 BB: 1 P: 7	R: 0 E: 0 K: 0 S: 4	H: 1 LOB: 2 BB: 1 P: 8	R: 0 E: 0 K: 1 S: 5	H: 0 LOB: 0 BB: 0 P: 5	R: 0 E: 0 K: 0 S: 4	H: 1 LOB: 1 BB: 0 P: 4	R: 0 E: 1 K: 0 S: 3	H: 0 LOB: 0 BB: 0 P: 3	R: 0 E: 0 K: 1 S: 6	H: 1 LOB: 1 BB: 0 P: 6	1B: 5 2B: 2 3B: 0 HR: 0	SF: 1 SAC: 0 DP: 1 HBP: 0	WP: 0 PB: 0 SB: 1 CS: 0	PA: 36
<b>PITCHER</b> <b>Luis Leal, R</b> ERA: 3.78 (1, 1)	IP: 9.0 WLS: L BF: 36	H: 7 R: 1 ER: 1 SO: 3	BB: 2 IBB: 0 HBP: 0 BLK: 0	WP: 0 HR: 0 S: 40 P: 48	ERA: 1.00 WHIP: 1.000													

**Baltimore Orioles @ Toronto Blue Jays**  
Exhibition Stadium, Toronto, ON  
Tue Aug 31 1982, 3:33 AM EDT  
Att: 14,690 - Unknown

AB 33  
R 1  
H 7  
RBI 1  
BB 2  
SO 3  
LOB 17



Batter	1	2	3	4	5	6	7	8	9	AB	R	H	RBI	BB	SO	LOB	BOTTOM			
<b>Garth Iorg, R</b> OBP: 0.303, SLG: 0.359 (1, 4)	0-0 G4-6-3 1B			0-3 K		0-3 K			0-0 4-3	4	0	1	0	0	2	1				
<b>Rance Mulliniks, L</b> OBP: 0.319, SLG: 0.346 (1, 5) (9, 6)	0-0 G4-6-3 1-2			0-0 F8		0-0 4-3			0-0 F8	4	0	0	0	0	0	2				
<b>Ernie Whitt, L</b> OBP: 0.317, SLG: 0.452 (1, 2)	0-3 K			0-0 1B		0-0 P5			0-0 F8	4	0	1	0	0	1	0				
<b>Willie Upshaw, L</b> OBP: 0.331, SLG: 0.446 (1, 3)		0-0 F2		0-0 G3		0-0 F8				3	0	0	0	0	0	1				
<b>Hosken Powell, L</b> OBP: 0.300, SLG: 0.386 (1, 9)		0-0 F2			0-0 P5		0-0 6-3			3	0	0	0	0	0	0				
<b>Glenn Adams, L</b> OBP: 0.328, SLG: 0.442 (1, 10)		0-0 4-3			0-0 L3			0-0 1-3		3	0	0	0	0	0	0				
<b>Al Woods, L</b> OBP: 0.278, SLG: 0.289 (1, 7)				0-0 G3		0-0 F2		0-0 F9		3	0	0	0	0	0	0				
<b>Lloyd Moseby, L</b> OBP: 0.295, SLG: 0.366 (1, 8)				0-0 F8 1B		4-0 BB 4-3 BB		0-0 2B		2	0	2	0	1	0	0				
<b>Alfredo Griffin, S</b> OBP: 0.269, SLG: 0.319 <b>Barry Bonnell, R</b> OBP: 0.354, SLG: 0.431 (1, 6) (8, PH) (9, 5)				0-0 F8 1-2		0-0 4-3		0-0 F7		2	0	0	0	0	0	2				
<b>Inning Stats</b>	R: 0 E: 0 K: 1 S: 5	H: 1 LOB: 0 BB: 0 P: 5	R: 0 E: 0 K: 0 S: 3	H: 0 LOB: 0 BB: 0 P: 3	R: 0 E: 0 K: 1 S: 6	H: 1 LOB: 1 BB: 0 P: 6	R: 0 E: 0 K: 0 S: 3	H: 0 LOB: 0 BB: 0 P: 3	R: 0 E: 0 K: 1 S: 5	H: 0 LOB: 1 BB: 1 P: 9	R: 0 E: 0 K: 0 S: 3	H: 0 LOB: 0 BB: 0 P: 3	R: 0 E: 0 K: 0 S: 4	H: 1 LOB: 1 BB: 0 P: 4	R: 0 E: 0 K: 0 S: 3	H: 0 LOB: 0 BB: 0 P: 3	1B: 3 2B: 1 3B: 0 HR: 0	SF: 0 SAC: 0 DP: 1 HBP: 0	WP: 0 PB: 0 SB: 0 CS: 0	PA: 30
<b>PITCHER</b> <b>Jim Palmer, R</b> ERA: 3.41 (1, 1)	IP: 9.0 WLS: W BF: 30	H: 4 R: 0 ER: 0 SO: 3	BB: 1 IBB: 0 HBP: 0 BLK: 0	WP: 0 HR: 0 S: 35 P: 39	ERA: 0.00 WHIP: 0.556															

**Baltimore Orioles @ Toronto Blue Jays**  
Exhibition Stadium, Toronto, ON  
Tue Aug 31 1982, 3:33 AM EDT  
Att: 14,690 - Unknown

AB 29  
R 0  
H 4  
RBI 0  
BB 1  
SO 3  
LOB 7



Batter	1	2	3	4	5	6	7	8	9	AB	R	H	RBI	BB	SO	LOB	TOP					
<b>Al Bumby, L</b> OBP: 0.314, SLG: 0.350 <b>John Shelby, S</b> (9, FR) (9, 8)	F7	WP 2B		4-3		6-3			G4-6-3 1B	5	1	2	2	0	0	1	<b>Baltimore Orioles @ Toronto Blue Jays</b> Exhibition Stadium, Toronto, ON Wed Sep 01 1982, 3:33 AM EDT Att: 12,473 - Unknown					
<b>Glenn Culliver, L</b> OBP: 0.378, SLG: 0.273 <b>Lenn Sakata, R</b> OBP: 0.320, SLG: 0.375	F8 1B BB	2H BB		G3		G3			G4-6-3 1-2	3	0	0	0	2	0	2						
<b>Ken Singleton, S</b> OBP: 0.351, SLG: 0.384	1-2 1B	K			F9		F7			4	0	1	0	0	1	1						
<b>Eddie Murray, S</b> OBP: 0.386, SLG: 0.538	F8 2-3	P4			G3		4-3			4	0	0	0	0	0	3						
<b>John Lowenstein, L</b> OBP: 0.408, SLG: 0.609	4-3		1-3		BB 1B		K			4	0	1	0	0	1	2						
<b>Cal Ripken Jr., R</b> OBP: 0.314, SLG: 0.469		L5 2B		1B 2B	1-2 BB			4-3		3	1	1	0	1	0	0						
<b>Jim Dwyer, L</b> OBP: 0.374, SLG: 0.487 <b>Gary Roenicke, R</b> OBP: 0.386, SLG: 0.534		HR		G6-4-3 1B	4-3			F7		4	1	2	2	0	0	2						
<b>Rick Dempsey, R</b> OBP: 0.328, SLG: 0.350		1B 2B 2B		G6-4-3 1-2		SH2-3 1B		4-3		4	1	2	0	0	0	1						
<b>Rich Dauer, R</b> OBP: 0.333, SLG: 0.374 (9, 5)	2-3 2B 1B			F9		SH2-3			F2	3	1	1	0	0	0	0						
<b>Inning Stats</b>	R: 0 E: 0 K: 0 S: 4	H: 1 LOB: 2 BB: 1 P: 8	R: 4 E: 0 K: 1 S: 9	H: 4 LOB: 1 BB: 1 P: 13	R: 1 E: 0 K: 0 S: 4	H: 2 LOB: 0 BB: 0 P: 4	R: 0 E: 0 K: 0 S: 3	H: 0 LOB: 0 BB: 0 P: 3	R: 0 E: 0 K: 0 S: 4	H: 1 LOB: 1 BB: 0 P: 4	R: 0 E: 0 K: 1 S: 5	H: 0 LOB: 0 BB: 0 P: 5	R: 0 E: 0 K: 0 S: 3	H: 0 LOB: 0 BB: 0 P: 3	R: 0 E: 0 K: 0 S: 3	H: 1 LOB: 1 BB: 0 P: 3		1B: 6 2B: 3 3B: 0 HR: 1	SF: 0 SAC: 1 DP: 2 HBP: 0	WP: 2 PB: 0 CS: 0	PA: 38	
<b>PITCHER</b>	IP	WLS	BF	H	R	ER	SO	BB	IBB	HBP	BLK	WP	HR	S	P	ERA	WHIP					
<b>Dave Stieb, R</b> ERA: 3.74	(1, 1)	7.0	L	32	9	5	5	2	3	0	0	0	1	1	33	45	6.43	1.714				
<b>Dale Murray, R</b> ERA: 2.62	(8, 1)	2.0		6	1	0	0	0	0	0	0	0	0	0	6	6	0.00	0.500				

AB	34
R	5
H	10
RBI	4
BB	3
SO	2
LOB	12



Batter	1	2	3	4	5	6	7	8	9	AB	R	H	RBI	BB	SO	LOB	BOTTOM					
<b>Rance Mulliniks, L</b> OBP: 0.318, SLG: 0.348 (8, 6)	4-3		G5-4-3 1-2		L5-4 2B			K		4	0	1	0	0	1	1	<b>Baltimore Orioles @ Toronto Blue Jays</b> Exhibition Stadium, Toronto, ON Wed Sep 01 1982, 3:33 AM EDT Att: 12,473 - Unknown					
<b>Garth Iorg, R</b> OBP: 0.302, SLG: 0.358	6-3				L5-4 2-3			P4		4	0	1	0	0	0	1						
<b>Willie Upshaw, L</b> OBP: 0.328, SLG: 0.442	4-3		F7			4-3		P6		4	0	0	0	0	0	1						
<b>Barry Bonnell, R</b> OBP: 0.351, SLG: 0.427 (8, 5)		K		K 1B BB		5-3		B5-3		4	0	0	0	0	2	0						
<b>Lloyd Moseby, L</b> OBP: 0.295, SLG: 0.365		3B 1B		F7		1-3		4-3		4	1	1	0	0	0	1						
<b>Hosken Powell, L</b> OBP: 0.303, SLG: 0.394		1H SF8 3B		G5-3 1B BB			F7		F9	3	1	1	1	1	0	0						
<b>Ernie Whitt, L</b> OBP: 0.321, SLG: 0.457		SF8		1-2 2-3 1B			1B 1B			2	0	2	1	0	0	0						
<b>Jesse Barfield, R</b> OBP: 0.335, SLG: 0.431		3H 6-3		G5-3 2-3			G4-6-3 1B			3	0	1	0	0	0	3						
<b>Alfredo Griffin, S</b> OBP: 0.270, SLG: 0.318 <b>Glenn Adams, L</b> OBP: 0.322, SLG: 0.434 <b>Al Woods, L</b> OBP: 0.278, SLG: 0.289			G5-4-3 BB		F8		G4-6-3 1-2			1	0	0	0	1	0	0						
										1	0	0	0	0	0	2						
										0	0	0	0	0	0	0						
<b>Inning Stats</b>	R: 0 E: 0 K: 0 S: 3	H: 0 LOB: 0 BB: 0 P: 3	R: 2 E: 0 K: 1 S: 7	H: 2 LOB: 0 BB: 0 P: 7	R: 0 E: 0 K: 0 S: 3	H: 1 LOB: 1 BB: 1 P: 7	R: 0 E: 0 K: 1 S: 6	H: 1 LOB: 2 BB: 1 P: 10	R: 0 E: 0 K: 0 S: 3	H: 0 LOB: 0 BB: 0 P: 3	R: 0 E: 0 K: 0 S: 4	H: 2 LOB: 1 BB: 0 P: 4	R: 0 E: 0 K: 1 S: 5	H: 0 LOB: 0 BB: 0 P: 5	R: 0 E: 0 K: 0 S: 3	H: 0 LOB: 0 BB: 0 P: 3	1B: 5 2B: 2 3B: 1 HR: 0	SF: 1 SAC: 0 DP: 4 HBP: 0	WP: 1 PB: 0 SB: 0 CS: 0	PA: 33		
<b>PITCHER</b>	IP	WLS	BF	H	R	ER	SO	BB	IBB	HBP	BLK	WP	HR	S	P	ERA	WHIP					
<b>Dennis Martinez, R</b> ERA: 3.97	(1, 1)	9.0	W	33	7	2	2	3	2	0	0	0	1	0	37	45	2.00	1.000				



Batter	1	2	3	4	5	6	7	8	9	AB	R	H	RBI	BB	SO	LOB	TOP								
Rance Mulliniks, L (1, 5) OBP: 0.321, SLG: 0.348 Tony Johnson, R (9, PH) OBP: 0.301, SLG: 0.407	3-1		K					FC5 BB 1B	FC6-4 1B	3	0	1	0	1	1	0									
Garth Iorg, R (1, 4) OBP: 0.301, SLG: 0.356	BB 1B		F7				F4	F4	FC6-4 1-2f	5	0	1	0	0	0	4									
Ernie Whitt, L (1, 2) OBP: 0.319, SLG: 0.453 Buck Martinez, R (6, PH) OBP: 0.297, SLG: 0.393	K			K		F7		BB 1-2		2	0	0	0	0	2	1									
Willie Upshaw, L (1, 3) OBP: 0.330, SLG: 0.444	1-2 BB				4-3			BB 2		3	0	1	0	1	1	2									
Barry Bonnell, R (1, 7) OBP: 0.347, SLG: 0.422	K			5-3		F8		FC5 2-3f		4	0	0	0	0	1	5									
Lloyd Moseby, L (1, 8) OBP: 0.292, SLG: 0.361		K			6-3					4	0	0	0	0	2	1									
Hosken Powell, L (1, 10) OBP: 0.305, SLG: 0.395 Wayne Nordhagen, R (7, PH) OBP: 0.324, SLG: 0.336	F8					2B 1B		2B	F8	2	1	1	0	0	0	0									
Jesse Barfield, R (1, 9) OBP: 0.337, SLG: 0.435	5-3					1B		F3	E7 1B	4	1	2	1	0	0	1									
Alfredo Griffin, S (1, 6) OBP: 0.268, SLG: 0.316 Leon Roberts, R (9, PH) OBP: 0.247, SLG: 0.277 Damaso Garcia, R (9, PR) OBP: 0.347, SLG: 0.402	F7					2B		F7	1B 2H	3	0	0	0	0	0	1									
<b>Inning Stats</b>	R: 0 E: 0 K: 2 S: 8	H: 1 LOB: 2 BB: 1 P: 12	R: 0 E: 0 K: 1 S: 5	H: 0 LOB: 0 BB: 0 P: 5	R: 0 E: 0 K: 1 S: 5	H: 0 LOB: 0 BB: 0 P: 5	R: 0 E: 0 K: 1 S: 6	H: 1 LOB: 1 BB: 0 P: 6	R: 1 E: 0 K: 0 S: 4	H: 2 LOB: 1 BB: 1 P: 8	R: 0 E: 0 K: 0 S: 3	H: 0 LOB: 0 BB: 0 P: 3	R: 0 E: 0 K: 0 S: 4	H: 1 LOB: 1 BB: 0 P: 4	R: 0 E: 0 K: 1 S: 6	H: 1 LOB: 2 BB: 1 P: 10	R: 1 E: 1 K: 1 S: 8	H: 3 LOB: 2 BB: 0 P: 8	1B: 6 2B: 3 3B: 0 HR: 0	SF: 0 SAC: 0 DP: 0 HBP: 0	WP: 0 PB: 0 SB: 0 CS: 0	PA: 38			
<b>PITCHER</b>	IP	WLS	BF	H	R	ER	SO	BB	IBB	HBP	BLK	WP	HR	S	P	ERA	WHIP								
Bud Anderson, R (1, 1) ERA: 3.26	5.0	W	20	4	1	1	5	2	0	0	0	0	0	28	36	1.80	1.200								
Neal Heaton, L (6, 1) ERA: 2.45	3.2		17	5	1	1	2	1	0	0	0	0	0	20	24	2.46	1.636								
Tom Brennan, R (9, 1) ERA: 4.85	0.1	S	1	0	0	0	0	0	0	0	0	0	0	1	1	0.00	0.000								

Toronto Blue Jays @ Cleveland Indians  
Cleveland Municipal Stadium, Cleveland, OH

AB 35  
R 2  
H 9  
RBI 2  
BB 3  
SO 7  
LOB 15



WP: 0 PA: 38  
PB: 0  
SB: 0  
CS: 0

Fri Sep 03 1982, 7:05 PM EDT  
Att: 12,131 - Unknown - 69 F

Batter	1	2	3	4	5	6	7	8	9	AB	R	H	RBI	BB	SO	LOB	BOTTOM								
Miguel Dilone, S (1, 7) OBP: 0.289, SLG: 0.309	4-3		4-3	L4				F9		4	0	0	0	0	0	3									
Mike Hargrove, L (1, 3) OBP: 0.382, SLG: 0.337	L3		PB 1B		K			4-3		4	0	1	0	0	1	1									
Toby Harrah, R (1, 5) OBP: 0.418, SLG: 0.537	HR		1B BB		6-3			F6		3	1	1	1	1	0	0									
Andre Thornton, R (1, 10) OBP: 0.398, SLG: 0.510 Kevin Rhomberg, R (8, PR)	HR		F8		F3			DI BB		3	1	1	1	1	0	2									
Ron Hassey, L (1, 2) OBP: 0.333, SLG: 0.316	S BB					K		G3		3	0	1	0	1	1	1									
Von Hayes, L (1, 9) OBP: 0.297, SLG: 0.389	3-1							F5		3	1	0	0	1	0	3									
Rick Manning, L (1, 8) OBP: 0.339, SLG: 0.360		1-3								3	0	0	0	0	1	1									
Larry Milbourne, S (1, 4) OBP: 0.297, SLG: 0.351	F6									3	0	1	1	0	0	0									
Jerry Dybzinski, R (1, 6) OBP: 0.302, SLG: 0.270	K									2	0	1	0	1	1	0									
<b>Inning Stats</b>	R: 2 E: 0 K: 0 S: 5	H: 2 LOB: 1 BB: 1 P: 9	R: 0 E: 0 K: 1 S: 5	H: 0 LOB: 0 BB: 0 P: 5	R: 0 E: 0 K: 0 S: 4	H: 2 LOB: 3 BB: 1 P: 8	R: 1 E: 0 K: 0 S: 3	H: 1 LOB: 1 BB: 2 P: 11	R: 0 E: 0 K: 1 S: 5	H: 0 LOB: 0 BB: 0 P: 5	R: 0 E: 0 K: 2 S: 7	H: 0 LOB: 0 BB: 0 P: 7	R: 0 E: 0 K: 0 S: 4	H: 1 LOB: 1 BB: 0 P: 4	R: 0 E: 0 K: 0 S: 3	H: 0 LOB: 2 BB: 1 P: 7	1B: 4 2B: 1 3B: 0 HR: 2	SF: 0 SAC: 0 DP: 1 HBP: 0	WP: 0 PB: 1 SB: 1 CS: 0	PA: 33					
<b>PITCHER</b>	IP	WLS	BF	H	R	ER	SO	BB	IBB	HBP	BLK	WP	HR	S	P	ERA	WHIP								
Jim Clancy, R (1, 1) ERA: 4.24	3.1	L	18	5	3	3	1	4	0	0	0	0	2	16	32	8.10	2.700								
Dave Geisel, L (4, 1) ERA: 3.9	3.2		11	1	0	0	3	0	0	0	0	0	0	17	17	0.00	0.273								
Roy Lee Jackson, R (8, 1) ERA: 3.49	1.0		4	0	0	0	0	1	0	0	0	0	0	3	7	0.00	1.000								

Toronto Blue Jays @ Cleveland Indians  
Cleveland Municipal Stadium, Cleveland, OH


AB 28  
R 3  
H 6  
RBI 3  
BB 5  
SO 4  
LOB 11




WP: 0 PA: 33  
PB: 1  
SB: 1  
CS: 0

Fri Sep 03 1982, 7:05 PM EDT  
Att: 12,131 - Unknown - 69 F



Batter	1	2	3	4	5	6	7	8	9	AB	R	H	RBI	BB	SO	LOB	TOP										
Rance Mulliniks, L (1,5) OBP: 0.320, SLG: 0.346	0-0 BB 1B		0-0 3-1			0-0 1-3	0-0 CS	0-0 L7		4	0	1	0	0	0	0	<b>Toronto Blue Jays @ Cleveland Indians</b> Cleveland Municipal Stadium, Cleveland, OH Sat Sep 04 1982, 3:33 AM EDT Att. 6,110 - Unknown - 65 F  <b>AB 31</b> <b>R 3</b> <b>H 6</b> <b>RBI 3</b> <b>BB 1</b> <b>SO 5</b> <b>LOB 10</b> 										
Al Woods, L (1,7) OBP: 0.281, SLG: 0.288 Barry Bonnell, R (6,PH) OBP: 0.346, SLG: 0.420	4-0 BB 1-2 BB		0-0 3-1			0-0 6-3		0-0 1-3		1	0	0	0	1	0	0											
Willie Upshaw, L (1,3) OBP: 0.327, SLG: 0.440	0-3 K			0-0 F6		0-0 L6		0-0 F9		4	0	0	0	0	1	2											
Lloyd Moseby, L (1,8) OBP: 0.292, SLG: 0.360	0-3 K			0-0 F9			0-0 2B 1B		0-0 4-3	4	1	1	0	0	1	2											
Hosken Powell, L (1,10) OBP: 0.302, SLG: 0.392 Wayne Nordhagen, R (7,PH) OBP: 0.327, SLG: 0.346	0-0 6-3			0-0 3-1			0-0 1B SF9 2B		0-0 4-3	2	0	0	0	0	0	2											
Jesse Barfield, R (1,9) OBP: 0.338, SLG: 0.436		0-3 K			0-0 FC6-5 6-3 1B		0-0 SF9 1B 1B		0-3 K	4	1	2	0	0	2	0											
Garth Iorg, R (1,4) OBP: 0.298, SLG: 0.353		0-0 5-3			0-0 6-3 1-2		0-0 SF9 2-3 3-H			2	0	0	1	0	0	1											
Buck Martinez, R (1,2) OBP: 0.294, SLG: 0.390 Geno Petralli, L (7,PH) (7,2)		0-0 5-3			0-0 FC6-5 2-3		0-0 K			2	0	0	0	0	0	1											
Alfredo Griffin, S (1,6) OBP: 0.269, SLG: 0.316			0-0 1-3		0-0 F2		0-0 CS 1B 3-H			3	0	1	1	0	0	1											
<b>Inning Stats</b>	R: 0 E: 0 K: 2 S: 8	H: 1 LOB: 2 BB: 1 P: 12	R: 0 E: 0 K: 1 S: 5	H: 0 LOB: 0 BB: 0 P: 5	R: 0 E: 0 K: 0 S: 3	H: 0 LOB: 0 BB: 0 P: 3	R: 0 E: 0 K: 0 S: 3	H: 0 LOB: 0 BB: 0 P: 3	R: 0 E: 0 K: 0 S: 3	H: 1 LOB: 1 BB: 0 P: 4	R: 0 E: 0 K: 0 S: 3	H: 0 LOB: 0 BB: 0 P: 3	R: 3 E: 0 K: 1 S: 8	H: 4 LOB: 0 BB: 0 P: 8	R: 0 E: 0 K: 0 S: 3	H: 0 LOB: 0 BB: 0 P: 5		1B: 5 2B: 1 3B: 0 HR: 0	SF: 1 SAC: 0 DP: 0 HBP: 0	WP: 0 PA: 34 PB: 0 SB: 0 CS: 1							
<b>PITCHER</b>	IP	WLS	BF	H	R	ER	SO	BB	IBB	HBP	BLK	WP	HR	S	P	ERA	WHIP										
John Denny, R (1,1) ERA: 5.2	5.0		18	2	0	0	3	1	0	0	0	0	0	23	27	0.00	0.600										
Rick Waits, L (6,1) ERA: 5.4	1.0		6	3	3	3	0	0	0	0	0	0	0	6	6	27.00	3.000										
Tom Brennan, R (7,1) ERA: 4.74	1.2	W	5	1	0	0	1	0	0	0	0	0	0	7	7	0.00	0.600										
Ed Glynn, L (8,1) ERA: 4.09	0.2		2	0	0	0	0	0	0	0	0	0	0	2	2	0.00	0.000										
Dan Spillner, R (9,1) ERA: 2.69	0.2	S	2	0	0	0	1	0	0	0	0	0	0	4	4	0.00	0.000										

Batter	1	2	3	4	5	6	7	8	9	AB	R	H	RBI	BB	SO	LOB	BOTTOM										
Miguel Dilone, S (1,7) OBP: 0.286, SLG: 0.306	0-0 6-3		0-3 K		0-0 6-3		0-3 K			4	0	0	0	0	2	3	<b>Toronto Blue Jays @ Cleveland Indians</b> Cleveland Municipal Stadium, Cleveland, OH Sat Sep 04 1982, 3:33 AM EDT Att. 6,110 - Unknown - 65 F  <b>AB 29</b> <b>R 4</b> <b>H 5</b> <b>RBI 4</b> <b>BB 2</b> <b>SO 5</b> <b>LOB 8</b> 										
Mike Hargrove, L (1,3) OBP: 0.415, SLG: 0.533	0-0 4-3		0-0 F8		0-0 F8		0-3 K			4	0	0	0	0	1	0											
Toby Harrah, R (1,5) OBP: 0.415, SLG: 0.533	0-0 1-3		0-0 F6		0-0 5-3		0-3 K		0-3 K	4	0	0	0	0	1	0											
Andre Thornton, R (1,10) OBP: 0.397, SLG: 0.507		4-0 BB 1B BB	0-0 5-3		0-3 K		0-0 4-3			3	1	0	0	1	1	0											
Ron Hassey, L (1,2) OBP: 0.333, SLG: 0.314		4-0 BB 1B BB		0-0 G3		0-0 F8				2	1	0	0	1	0	0											
Von Hayes, L (1,9) OBP: 0.300, SLG: 0.391		0-0 BB 1B 1B	0-0 4-3		0-0 F8		0-0 S 1B			3	2	2	1	0	0	0											
Rick Manning, L (1,8) OBP: 0.339, SLG: 0.360		0-0 4-3		0-0 F8		0-0 F8		0-0 1B 1B		3	0	1	1	0	0	2											
Jack Perconte, L (1,4) OBP: 0.289, SLG: 0.274		0-0 F5		0-0 F8		0-0 F8		0-0 F8		3	0	0	0	0	0	3											
Jerry Dybzinski, R (1,6) OBP: 0.307, SLG: 0.277		0-0 2-H 3-H	0-0 1B		0-0 F3		0-0 1-2 1B			3	0	2	2	0	0	0											
<b>Inning Stats</b>	R: 0 E: 0 K: 0 S: 3	H: 0 LOB: 0 BB: 0 P: 3	R: 3 E: 0 K: 1 S: 7	H: 2 LOB: 1 BB: 2 P: 15	R: 0 E: 0 K: 0 S: 3	H: 0 LOB: 0 BB: 0 P: 3	R: 0 E: 0 K: 0 S: 3	H: 0 LOB: 0 BB: 0 P: 3	R: 0 E: 0 K: 1 S: 5	H: 0 LOB: 0 BB: 0 P: 5	R: 1 E: 0 K: 1 S: 8	H: 3 LOB: 2 BB: 0 P: 8	R: 0 E: 0 K: 2 S: 7	H: 0 LOB: 0 BB: 0 P: 7	1B: 5 2B: 0 3B: 0 HR: 0	SF: 0 SAC: 0 DP: 0 HBP: 0		WP: 0 PA: 31 PB: 0 SB: 1 CS: 0									
<b>PITCHER</b>	IP	WLS	BF	H	R	ER	SO	BB	IBB	HBP	BLK	WP	HR	S	P	ERA	WHIP										
Mark Eichhorn, R (1,1) ERA: 6.75	6.0		22	3	3	3	2	2	0	0	0	0	0	24	32	4.50	0.667										
Dale Murray, R (7,1) ERA: 2.65	2.0	L	9	3	1	1	3	0	0	0	0	0	0	15	15	4.50	1.500										



Batter	1	2	3	4	5	6	7	8	9	AB	R	H	RBI	BB	SO	LOB	TOP								
Rance Mulliniks, L (1, 5) OBP: 0.320, SLG: 0.356										4	0	1	0	0	0	1	<b>Toronto Blue Jays @ Oakland Athletics</b> Oakland-Alameda County Coliseum, Oakland, CA Mon Sep 06 1982, 3:33 AM PDT Att. 20,172 - Cloudy								
Geno Petralli, L (1, 2) OBP: 0.444, SLG: 0.556										4	0	2	0	0	0	3									
Lloyd Moseby, L (1, 8) OBP: 0.293, SLG: 0.360										4	0	2	1	0	0	1									
Willie Upshaw, L (1, 3) OBP: 0.325, SLG: 0.434										4	0	0	0	0	0	5									
Hosken Powell, L (1, 9) OBP: 0.311, SLG: 0.412										3	1	2	0	0	0	0									
Barry Bonnell, R (7, 7) OBP: 0.345, SLG: 0.419										1	0	0	0	0	0	2									
Al Woods, L (1, 7) OBP: 0.292, SLG: 0.313											2	1	1	1	0	0									
Jesse Barfield, R (7, 9) OBP: 0.337, SLG: 0.434										1	0	0	0	0	0										
Glenn Adams, L (1, 10) OBP: 0.317, SLG: 0.421											2	0	1	1	0	0									
Damaso Garcia, R (6, PR) OBP: 0.347, SLG: 0.402										0	0	0	0	0	0	0									
Wayne Nordhagen, R (7, PH) OBP: 0.333, SLG: 0.348										1	0	1	0	0	0	0									
Tony Johnson, R (7, PR) OBP: 0.298, SLG: 0.402										1	0	0	0	0	0	0									
Garth Iorg, R (1, 4) OBP: 0.297, SLG: 0.351											4	0	1	0	0	2	2								
Alfredo Griffin, S (1, 6) OBP: 0.267, SLG: 0.314										2	1	0	0	0	0	1									
<b>Inning Stats</b>	R: 0 E: 0 K: 0 S: 4	H: 1 LOB: 1 BB: 0 P: 4	R: 0 E: 0 K: 0 S: 3	H: 0 LOB: 0 BB: 0 P: 3	R: 0 E: 0 K: 0 S: 4	H: 1 LOB: 1 BB: 0 P: 4	R: 0 E: 0 K: 0 S: 3	H: 1 LOB: 0 BB: 0 P: 3	R: 1 E: 0 K: 1 S: 6	H: 2 LOB: 1 BB: 0 P: 6	R: 0 E: 0 K: 0 S: 4	H: 2 LOB: 1 BB: 0 P: 4	R: 1 E: 0 K: 1 S: 6	H: 2 LOB: 1 BB: 0 P: 6	R: 1 E: 1 K: 0 S: 6	H: 2 LOB: 2 BB: 0 P: 6	R: 0 E: 0 K: 0 S: 3	H: 0 LOB: 0 BB: 0 P: 3	1B: 9 2B: 3 3B: 1 HR: 0	SF: 1 SAC: 1 DP: 3 HBP: 0	WP: 0 PB: 0 SB: 1 CS: 3	PA: 36			
<b>PITCHER</b>	IP	WLS	BF	H	R	ER	SO	BB	IBB	HBP	BLK	WP	HR	S	P	ERA	WHIP								
Brian Kingman, R (1, 1) ERA: 4.37	7.0	L	28	10	3	2	2	0	0	0	0	0	0	32	32	2.57	1.429								
Bob Ovcchinko, L (8, 1) ERA: 5.42	0.2		3	1	0	0	0	0	0	0	0	0	0	3	3	0.00	1.500								
Dave Beard, R (8, 1) ERA: 3.79	0.1		1	0	0	0	0	0	0	0	0	0	0	1	1	0.00	0.000								
John D'Acquisto, R (9, 1) ERA: 2.08	1.0		3	0	0	0	0	0	0	0	0	0	0	3	3	0.00	0.000								

AB	33
R	3
H	11
RBI	3
BB	0
SO	2
LOB	15



Batter	1	2	3	4	5	6	7	8	9	AB	R	H	RBI	BB	SO	LOB	BOTTOM								
Rickey Henderson, R (1, 7) OBP: 0.404, SLG: 0.375										4	0	0	0	0	0	1	<b>Toronto Blue Jays @ Oakland Athletics</b> Oakland-Alameda County Coliseum, Oakland, CA Mon Sep 06 1982, 3:33 AM PDT Att. 20,172 - Cloudy								
Dwayne Murphy, L (1, 8) OBP: 0.360, SLG: 0.423											3	0	0	0	1	1									
Wayne Gross, L (1, 5) OBP: 0.336, SLG: 0.347											4	0	0	0	0	1									
Tony Armas, R (1, 9) OBP: 0.269, SLG: 0.436											4	1	1	1	0	1									
Dan Meyer, L (1, 3) OBP: 0.270, SLG: 0.377											3	0	0	0	0	2									
Davey Lopes, R (1, 4) OBP: 0.307, SLG: 0.385											2	0	0	0	1	1									
Jeff Burroughs, R (1, 10) OBP: 0.360, SLG: 0.486											2	0	1	0	1	0									
Mike Heath, R (1, 2) OBP: 0.302, SLG: 0.345											3	0	0	0	0	1									
Jimmy Sexton, R (1, 6) OBP: 0.250, SLG: 0.271											2	0	0	0	0	1									
Mike Davis, L (8, PH) OBP: 0.285, SLG: 0.226											1	0	0	0	0	1									
Fred Stanley, R (9, 6) OBP: 0.285, SLG: 0.226											0	0	0	0	0	0									
<b>Inning Stats</b>	R: 0 E: 0 K: 0 S: 2	H: 0 LOB: 0 BB: 1 P: 6	R: 0 E: 0 K: 0 S: 3	H: 0 LOB: 2 BB: 2 P: 11	R: 0 E: 0 K: 0 S: 3	H: 0 LOB: 0 BB: 0 P: 3	R: 0 E: 0 K: 1 S: 5	H: 0 LOB: 0 BB: 0 P: 5	R: 0 E: 0 K: 1 S: 5	H: 0 LOB: 0 BB: 0 P: 5	R: 0 E: 0 K: 2 S: 7	H: 0 LOB: 0 BB: 0 P: 7	R: 1 E: 0 K: 1 S: 6	H: 1 LOB: 0 BB: 0 P: 6	R: 0 E: 0 K: 2 S: 8	H: 1 LOB: 1 BB: 0 P: 8	R: 0 E: 0 K: 2 S: 7	H: 0 LOB: 0 BB: 0 P: 7	1B: 1 2B: 0 3B: 0 HR: 1	SF: 0 SAC: 0 DP: 0 HBP: 0	WP: 0 PB: 0 SB: 2 CS: 0	PA: 31			
<b>PITCHER</b>	IP	WLS	BF	H	R	ER	SO	BB	IBB	HBP	BLK	WP	HR	S	P	ERA	WHIP								
Dave Stieb, R (1, 1) ERA: 3.64	9.0	W	31	2	1	1	9	3	0	0	0	0	1	46	58	1.00	0.556								

AB	28
R	1
H	2
RBI	1
BB	3
SO	9
LOB	6



Batter	1	2	3	4	5	6	7	8	9	AB	R	H	RBI	BB	SO	LOB	TOP										
Rance Mulliniks, L (1, 5) OBP: 0.318, SLG: 0.352	3-1		1B BB		3-1			5-3	G3	4	0	0	0	1	0	2											
Geno Petralli, L (1, 2) OBP: 0.482, SLG: 0.538	F8				F9					4	0	2	0	0	0	0											
Damaso Garcia, R (8, FR) OBP: 0.347, SLG: 0.402								WP 1B		0	1	0	0	0	0	0											
Buck Martinez, R (8, 2) OBP: 0.294, SLG: 0.390			1-2 2-3					1B		0	0	0	0	0	0	0											
Lloyd Moseby, L (1, 8) OBP: 0.295, SLG: 0.361	6-3		P3					F9 1-H	1B	4	0	2	1	0	0	3											
Willie Upshaw, L (1, 3) OBP: 0.323, SLG: 0.430		F9	K		CS			F9		4	0	0	0	0	1	5											
Hosken Powell, L (1, 10) OBP: 0.310, SLG: 0.409	3-1				2B WP 1B			K		4	1	1	0	0	1	2											
Al Woods, L (1, 7) OBP: 0.296, SLG: 0.324					WP 1-3 2B			F7		4	0	2	0	0	0	0											
Jesse Barfield, R (1, 9) OBP: 0.336, SLG: 0.431	F8				F9			K		4	0	1	0	0	1	2											
Garth Iorg, R (1, 4) OBP: 0.296, SLG: 0.350			6-3		P4			F9		4	0	1	0	0	0	1											
Alfredo Griffin, S (1, 6) OBP: 0.267, SLG: 0.313			1B S 1B		4-3			F7		4	0	1	0	0	0	3											
<b>Inning Stats</b>	R: 0 E: 0 K: 0 S: 3	H: 0 LOB: 0 BB: 0 P: 3	R: 0 E: 0 K: 0 S: 4	H: 1 LOB: 1 BB: 0 P: 4	R: 0 E: 0 K: 1 S: 7	H: 2 LOB: 3 BB: 1 P: 11	R: 1 E: 0 K: 0 S: 5	H: 2 LOB: 1 BB: 0 P: 5	R: 0 E: 0 K: 1 S: 5	H: 0 LOB: 0 BB: 0 P: 5	R: 0 E: 0 K: 1 S: 5	H: 0 LOB: 0 BB: 0 P: 5	R: 1 E: 0 K: 0 S: 5	H: 2 LOB: 2 BB: 0 P: 5	R: 0 E: 1 K: 0 S: 5	H: 2 LOB: 2 BB: 0 P: 5	1B: 9 2B: 1 3B: 0 HR: 0	SF: 0 SAC: 0 DP: 0 HBP: 0	WP: 2 PB: 0 SB: 1 CS: 1	PA: 38							
<b>PITCHER</b>	IP	WLS	BF	H	R	ER	SO	BB	IBB	HBP	BLK	WP	HR	S	P	ERA	WHIP										
Steve McCatty, R (1, 1) ERA: 3.94	6.0		24	6	1	1	2	1	0	0	0	1	0	27	31	1.50	1.167										
John D'Acquisto, R (7, 1) ERA: 2.7	2.1	L	11	4	1	1	1	0	0	0	0	1	0	13	13	3.86	1.714										
Dave Beard, R (9, 1) ERA: 3.76	0.2		2	0	0	0	0	0	0	0	0	0	0	2	2	0.00	0.000										

Toronto Blue Jays @ Oakland Athletics  
Oakland-Alameda County Coliseum, Oakland, CA

AB 36  
R 2  
H 10  
RBI 1  
BB 1  
SO 3  
LOB 18



WP: 2 PA: 38  
PB: 0 SB: 1 CS: 1

Batter	1	2	3	4	5	6	7	8	9	AB	R	H	RBI	BB	SO	LOB	BOTTOM										
Rickey Henderson, R (1, 7) OBP: 0.405, SLG: 0.377	F7 1B		FC5-4 1B		K			FC1-6 1B		1	0	1	0	0	0	0											
Kelvin Moore, R (3, 3) OBP: 0.294, SLG: 0.294			1-2 2-3							3	0	1	0	0	1	2											
Mike Davis, L (1, 3) OBP: 0.200, SLG: 0.200	F7							3-1		4	0	1	1	0	0	2											
Dwayne Murphy, L (1, 8) OBP: 0.358, SLG: 0.420			1-2 3-H		1B			1-2		4	0	1	1	0	0	2											
Dan Meyer, L (1, 10) OBP: 0.272, SLG: 0.379	4-3		P3					P6		4	0	0	0	0	1	3											
Wayne Gross, L (1, 5) OBP: 0.335, SLG: 0.345			6-3		P4			K		3	0	1	0	1	1	3											
Jimmy Sexton, R (9, FR) OBP: 0.250, SLG: 0.271			2B					BB																			
Darrell Brown, S (1, 9) OBP: 0.250, SLG: 0.271			P5		F7			F8		4	0	1	0	0	0	2											
Davey Lopes, R (1, 4) OBP: 0.306, SLG: 0.382			SH3-4 1B							0	0	0	0	0	0	0											
Bob Kearney, R (1, 2) OBP: 0.258, SLG: 0.250			6-3		K			4-3		3	0	0	0	0	1	1											
Jeff Burroughs, R (9, PH) OBP: 0.355, SLG: 0.483			2-3																								
Fred Stanley, R (1, 6) OBP: 0.281, SLG: 0.223			K		F9			6-3		3	0	0	0	1	1												
Tony Armas, R (9, PH) OBP: 0.269, SLG: 0.435			FC5-4 1B BB							3	0	0	0	0	1	2											
Bob Kearney, R (1, 2) OBP: 0.258, SLG: 0.250			P2							2	1	1	0	1	0	0											
Jeff Burroughs, R (9, PH) OBP: 0.355, SLG: 0.483			FC5-4 1B BB							1	0	0	0	0	0	2											
Fred Stanley, R (1, 6) OBP: 0.281, SLG: 0.223			E4 FC5-4							3	0	0	0	0	1	2											
Tony Armas, R (9, PH) OBP: 0.269, SLG: 0.435			1-2		P3					1	0	0	0	0	0	2											
<b>Inning Stats</b>	R: 0 E: 0 K: 0 S: 3	H: 1 LOB: 0 BB: 0 P: 3	R: 0 E: 0 K: 1 S: 6	H: 1 LOB: 0 BB: 0 P: 6	R: 1 E: 1 K: 0 S: 5	H: 1 LOB: 2 BB: 1 P: 9	R: 0 E: 0 K: 1 S: 5	H: 0 LOB: 0 BB: 0 P: 5	R: 0 E: 0 K: 1 S: 5	H: 0 LOB: 1 BB: 1 P: 9	R: 0 E: 0 K: 1 S: 6	H: 1 LOB: 1 BB: 0 P: 6	R: 0 E: 0 K: 1 S: 6	H: 1 LOB: 2 BB: 1 P: 8	R: 0 E: 0 K: 0 S: 4	H: 1 LOB: 2 BB: 1 P: 8	1B: 5 2B: 1 3B: 0 HR: 0	SF: 0 SAC: 1 DP: 0 HBP: 0	WP: 0 PB: 0 SB: 0 CS: 0	PA: 36							
<b>PITCHER</b>	IP	WLS	BF	H	R	ER	SO	BB	IBB	HBP	BLK	WP	HR	S	P	ERA	WHIP										
Jim Clancy, R (1, 1) ERA: 4.12	8.1	W	34	6	1	1	6	3	0	0	0	0	0	43	55	1.08	1.080										
Dale Murray, R (9, 1) ERA: 2.66	0.2	S	2	0	0	0	0	0	0	0	0	0	0	2	2	0.00	0.000										

Toronto Blue Jays @ Oakland Athletics  
Oakland-Alameda County Coliseum, Oakland, CA

AB 32  
R 1  
H 6  
RBI 1  
BB 3  
SO 6  
LOB 20



WP: 0 PA: 36  
PB: 0 SB: 0 CS: 0

Batter	1	2	3	4	5	6	7	8	9	AB	R	H	RBI	BB	SO	LOB	TOP										
<b>Tony Johnson, R</b> OBP: 0.302, SLG: 0.398 <b>Al Woods, L</b> OBP: 0.292, SLG: 0.318	4-0 1B BB	0-0 6-3	0-0 5-3			0-0 F7		0-0 P4		1	0	0	0	1	0	1											
<b>Garth Iorg, R</b> OBP: 0.296, SLG: 0.349	0-0 3B 1B	4-0 1B BB			0-0 F9				0-3 K	4	1	1	0	1	1	0											
<b>Barry Bonnell, R</b> OBP: 0.348, SLG: 0.426	0-0 2B 3B	0-0 1B			0-0 5-3 1B				0-3 K	5	1	3	2	0	1	0											
<b>Jesse Barfield, R</b> OBP: 0.337, SLG: 0.443	0-0 FC1-4 2B	0-3 K			0-0 5-3				0-0 1-3	5	1	2	2	0	1	3											
<b>Wayne Nordhagen, R</b> OBP: 0.331, SLG: 0.345	0-0 FC1-4-5 BB				0-0 5-3				0-3 K	4	1	1	0	0	0	2											
<b>Willie Upshaw, L</b> OBP: 0.324, SLG: 0.429	4-0 1-2 BB				4-0 1B WP SF9 BB				0-0 P6	2	1	0	0	2	0	0											
<b>Buck Martinez, R</b> OBP: 0.289, SLG: 0.382	0-3 K				0-0 P5				0-0 P5	4	0	0	0	0	1	4											
<b>Lloyd Moseby, L</b> OBP: 0.296, SLG: 0.367					0-3 K				0-0 K	4	0	2	1	0	2	0											
<b>Alfredo Griffin, S</b> OBP: 0.267, SLG: 0.312					0-0 6-3 E 1B BB				0-0 SF9	2	1	0	1	1	0	1											
<b>Inning Stats</b>	R: 2 E: 0 K: 1 S: 7	H: 3 LOB: 2 BB: 2 P: 15	R: 1 E: 1 K: 2 S: 8	H: 1 LOB: 2 BB: 2 P: 16	R: 2 E: 0 K: 0 S: 5	H: 2 LOB: 1 BB: 1 P: 9	R: 0 E: 0 K: 0 S: 4	H: 1 LOB: 1 BB: 0 P: 4	R: 0 E: 0 K: 1 S: 5	H: 0 LOB: 0 BB: 0 P: 5	R: 0 E: 0 K: 0 S: 3	H: 0 LOB: 0 BB: 0 P: 3	R: 1 E: 0 K: 0 S: 4	H: 1 LOB: 0 BB: 0 P: 4	R: 0 E: 0 K: 0 S: 4	H: 1 LOB: 1 BB: 0 P: 4	R: 0 E: 0 K: 2 S: 7	H: 0 LOB: 0 BB: 7 P: 7	1B: 5 2B: 1 3B: 2 HR: 1	SF: 1 SAC: 0 DP: 0 HBP: 0	WP: 1 PB: 0 SB: 0 CS: 0	PA: 40					
<b>PITCHER</b>	IP	WLS	BF	H	R	ER	SO	BB	IBB	HBP	BLK	WP	HR	S	P	ERA	WHIP										
<b>Tim Conroy, L</b> ERA: 18.0	(1, 1)	2.0	L	15	5	5	4	3	5	0	0	0	0	16	36	18.00	5.000										
<b>Steve Baker, R</b> ERA: 1.29	(3, 1)	7.0		25	4	1	1	3	0	0	0	0	1	31	31	1.29	0.571										

Toronto Blue Jays @ Oakland Athletics  
Oakland-Alameda County Coliseum, Oakland, CA  
Wed Sep 08 1982, 3:33 AM PDT  
Att: 10,786 - Sunny

AB	34
R	6
H	9
RBI	6
BB	5
SO	6
LOB	13



Batter	1	2	3	4	5	6	7	8	9	AB	R	H	RBI	BB	SO	LOB	BOTTOM											
<b>Davey Lopes, R</b> OBP: 0.303, SLG: 0.377	0-0 6-3	0-0 P6			0-3 K				0-0 4-3	5	0	0	0	0	1	1												
<b>Mike Davis, L</b> OBP: 0.400, SLG: 0.400	0-0 BB 1B				0-0 HR 1B				0-0 4-3	5	1	3	0	0	0	0												
<b>Dwayne Murphy, L</b> OBP: 0.357, SLG: 0.425	0-0 F9				0-0 1-2 HR				0-0 F7	4	1	1	2	0	1	2												
<b>Tony Armas, R</b> OBP: 0.271, SLG: 0.433 <b>Rickey Henderson, R</b> OBP: 0.405, SLG: 0.377 <b>Mike Heath, R</b> OBP: 0.302, SLG: 0.345	4-0 1-2 BB				0-0 6-3				4-0 1B BB	2	0	0	0	2	1	1												
<b>Dan Meyer, L</b> OBP: 0.272, SLG: 0.377 <b>Cliff Johnson, R</b> OBP: 0.315, SLG: 0.365 <b>Darrell Brown, S</b> OBP: 0.357, SLG: 0.481	0-0 F8				0-0 P6				0-0 1B FC9-2 1B	2	0	0	0	1	0	2												
<b>Wayne Gross, L</b> OBP: 0.337, SLG: 0.347					0-0 1B SF8 1B				0-0 F9	4	1	2	1	0	0	2												
<b>Kelvin Moore, R</b> OBP: 0.333, SLG: 0.476					0-0 1-3 1B				0-0 5-3	4	1	2	1	0	0	2												
<b>Bob Kearney, R</b> OBP: 0.229, SLG: 0.226					0-0 SF8				0-0 6-3	3	0	0	1	0	1	1												
<b>Jimmy Sexton, R</b> OBP: 0.252, SLG: 0.265 <b>Jeff Burroughs, R</b> OBP: 0.357, SLG: 0.481	4-0 S BB				0-3 K				0-0 F9	2	0	0	0	1	1	0												
<b>Inning Stats</b>	R: 0 E: 0 K: 0 S: 4	H: 1 LOB: 2 BB: 1 P: 8	R: 1 E: 0 K: 0 S: 4	H: 2 LOB: 1 BB: 1 P: 8	R: 2 E: 0 K: 0 S: 5	H: 2 LOB: 0 BB: 0 P: 5	R: 1 E: 0 K: 3 S: 10	H: 1 LOB: 0 BB: 0 P: 10	R: 0 E: 0 K: 2 S: 8	H: 1 LOB: 2 BB: 1 P: 12	R: 0 E: 0 K: 0 S: 3	H: 0 LOB: 0 BB: 0 P: 3	R: 0 E: 0 K: 0 S: 3	H: 0 LOB: 0 BB: 0 P: 3	R: 1 E: 0 K: 0 S: 4	H: 2 LOB: 1 BB: 1 P: 8	R: 0 E: 0 K: 0 S: 3	H: 0 LOB: 0 BB: 0 P: 3	1B: 7 2B: 1 3B: 0 HR: 2	SF: 1 SAC: 0 DP: 1 HBP: 0	WP: 1 PB: 0 SB: 1 CS: 0	PA: 38						
<b>PITCHER</b>	IP	WLS	BF	H	R	ER	SO	BB	IBB	HBP	BLK	WP	HR	S	P	ERA	WHIP											
<b>Mark Eichhorn, R</b> ERA: 7.82	(1, 1)	2.0		12	2	0	0	0	2	0	0	0	0	10	18	13.50	3.500											
<b>Roy Lee Jackson, R</b> ERA: 3.43	(3, 1)	3.2	W	14	2	1	1	5	1	0	0	0	1	1	23	27	2.46	0.818										
<b>Jim Gott, R</b> ERA: 4.4	(6, 1)	1.1		5	0	1	1	0	1	0	0	0	0	0	4	8	6.75	0.750										
<b>Dave Geisel, L</b> ERA: 3.9	(8, 1)	0.0		2	2	0	0	0	0	0	0	0	0	2	2	∞	∞											
<b>Dale Murray, R</b> ERA: 2.6	(8, 1)	2.0	S	5	0	0	0	0	0	0	0	0	0	5	5	0.00	0.000											

Toronto Blue Jays @ Oakland Athletics  
Oakland-Alameda County Coliseum, Oakland, CA  
Wed Sep 08 1982, 3:33 AM PDT  
Att: 10,786 - Sunny

AB	33
R	5
H	9
RBI	5
BB	4
SO	5
LOB	11



Batter	1	2	3	4	5	6	7	8	9	AB	R	H	RBI	BB	SO	LOB	TOP		
Tony Johnson, R OBP: 0.310, SLG: 0.389	5-3	FC6-4			1B		F9			2	0	0	0	2	0	0			
Garth Iorg, R OBP: 0.297, SLG: 0.348	4-6-3	FC6-4			K		F8			4	0	1	0	0	1	4			
Barry Bonnell, R OBP: 0.347, SLG: 0.425	4-6-3		F7		K			5-3		1	0	0	0	0	0	1			
Geno Petralli, L OBP: 0.375, SLG: 0.438	4-6-3				K					3	0	0	0	0	1	1			
Jesse Barfield, R OBP: 0.336, SLG: 0.441	5-3		L3		1B			P5		4	0	1	0	0	0	1			
Wayne Nordhagen, R OBP: 0.342, SLG: 0.356		K			1B					4	1	3	0	0	1	0			
Damaso Garcia, R OBP: 0.347, SLG: 0.402						3B		1B		0	0	0	0	0	0	0			
Willie Upshaw, L OBP: 0.324, SLG: 0.429		E	K		K			4-3		4	1	1	0	0	2	3			
Buck Martinez, R OBP: 0.289, SLG: 0.385		F8		FC4-5	2B		F8		F7	4	0	1	0	0	0	2			
Lloyd Moseby, L OBP: 0.296, SLG: 0.370		E4		FC4-5	CS		PO	3B	P6	4	0	1	1	0	0	1			
Alfredo Griffin, S OBP: 0.265, SLG: 0.309		E5		F8	1-2		PO	F7	P6	4	0	0	0	0	0	2			
<b>Inning Stats</b>	R: 0 E: 0 K: 0 S: 4	H: 1 LOB: 1 BB: 0 P: 4	R: 1 E: 2 K: 1 S: 8	H: 1 LOB: 3 BB: 1 P: 12	R: 0 E: 0 K: 1 S: 6	H: 1 LOB: 0 BB: 0 P: 6	R: 0 E: 0 K: 0 S: 3	H: 1 LOB: 0 BB: 0 P: 3	R: 0 E: 0 K: 1 S: 6	H: 2 LOB: 2 BB: 0 P: 6	R: 0 E: 0 K: 0 S: 3	H: 0 LOB: 0 BB: 0 P: 3	R: 0 E: 0 K: 0 S: 4	H: 1 LOB: 1 BB: 0 P: 4	R: 0 E: 0 K: 0 S: 3	H: 0 LOB: 0 BB: 0 P: 3	1B: 5 2B: 2 3B: 1 HR: 0	SF: 0 SAC: 0 DP: 0 HBP: 0	WP: 0 PA: 37 CS: 1
<b>PITCHER</b> Geoff Zahn, L ERA: 3.62	IP: 9.0 W: 3 L: 1 BF: 36	H: 8 R: 2 ER: 1 SO: 5	BB: 2 IBB: 0 HBP: 0 BLK: 0	WP: 0 HR: 0 S: 44 P: 52	ERA: 1.00 WHIP: 1.111														

Toronto Blue Jays @ California Angels  
Anaheim Stadium, Anaheim, CA  
Fri Sep 10, 1982, 10:05 PM EDT  
Att: 25,012 - Unknown

AB 34  
R 2  
H 8  
RBI 1  
BB 2  
SO 5  
LOB 15



Batter	1	2	3	4	5	6	7	8	9	AB	R	H	RBI	BB	SO	LOB	BOTTOM		
Brian Downing, R OBP: 0.368, SLG: 0.489	F9		5-3		P4			6-3		4	0	0	0	0	0	2			
Rod Carew, L OBP: 0.393, SLG: 0.390	G5-4-3		F7			F7		1B	2B	3	1	1	0	1	0	1			
Bobby Grich, R OBP: 0.374, SLG: 0.453	G5-4-3		F8			K		F7		4	0	0	0	0	1	3			
Reggie Jackson, L OBP: 0.378, SLG: 0.532		F8		P4		BB	BB	2B	2B	3	1	1	0	1	0	0			
Don Baylor, R OBP: 0.328, SLG: 0.433		1B	2B		F8		BB	2B	2B	3	2	2	1	1	0	0			
Doug DeCinces, R OBP: 0.366, SLG: 0.542		1-3		K		K		2B	IBB	3	1	0	0	1	2	3			
Juan Beniquez, R OBP: 0.315, SLG: 0.336					F9			4-3		3	0	1	1	0	0	0			
Fred Lynn, L OBP: 0.371, SLG: 0.507								1B	2B	1	0	1	3	0	0	0			
Bobby Clark, R OBP: 0.213, SLG: 0.288								1B	2B	0	1	0	0	0	0	0			
Tim Foli, R OBP: 0.276, SLG: 0.309		F7			F7			F7		4	0	1	1	0	0	1			
Bob Boone, R OBP: 0.315, SLG: 0.355				5-3	1B			F7	6-3	4	0	2	0	0	0	2			
<b>Inning Stats</b>	R: 0 E: 0 K: 0 S: 3	H: 1 LOB: 0 BB: 0 P: 3	R: 1 E: 0 K: 0 S: 5	H: 2 LOB: 1 BB: 0 P: 5	R: 0 E: 0 K: 1 S: 5	H: 0 LOB: 0 BB: 0 P: 5	R: 0 E: 0 K: 2 S: 7	H: 0 LOB: 2 BB: 2 P: 15	R: 0 E: 0 K: 0 S: 3	H: 0 LOB: 0 BB: 0 P: 3	R: 5 E: 0 K: 0 S: 7	H: 4 LOB: 2 BB: 2 P: 15	R: 0 E: 0 K: 0 S: 4	H: 0 LOB: 0 BB: 0 P: 3	R: 0 E: 0 K: 0 S: 3	H: 0 LOB: 0 BB: 0 P: 3	1B: 6 2B: 3 3B: 0 HR: 0	SF: 0 SAC: 0 DP: 1 HBP: 0	WP: 0 PA: 36 CS: 0
<b>PITCHER</b> Luis Leal, R ERA: 3.79	IP: 7.2 W: 3 L: 1 BF: 31	H: 6 R: 3 ER: 3 SO: 3	BB: 3 IBB: 0 HBP: 0 BLK: 0	WP: 0 HR: 0 S: 34 P: 46	ERA: 3.52 WHIP: 1.174														
<b>PITCHER</b> Dale Murray, R ERA: 2.95	IP: 0.1 W: 0 L: 0 BF: 5	H: 3 R: 3 ER: 3 SO: 0	BB: 0 IBB: 1 HBP: 0 BLK: 0	WP: 0 HR: 0 S: 4 P: 8	ERA: 81.00 WHIP: 9.000														

Toronto Blue Jays @ California Angels  
Anaheim Stadium, Anaheim, CA  
Fri Sep 10, 1982, 10:05 PM EDT  
Att: 25,012 - Unknown

AB 32  
R 6  
H 9  
RBI 6  
BB 4  
SO 3  
LOB 12



Batter	1	2	3	4	5	6	7	8	9	AB	R	H	RBI	BB	SO	LOB	TOP
Alfredo Griffin, S OBP: 0.263, SLG: 0.307	F9			F9		1-4-3		1-3		4	0	0	0	0	0	1	<b>Toronto Blue Jays @ California Angels</b> Anaheim Stadium, Anaheim, CA Sat Sep 11 1982, 10:05 PM EDT Att: 43,819 - Unknown
Geno Petralli, L OBP: 0.400, SLG: 0.421	F7			1-3			E 1B 1B		G3 BB	3	1	1	0	1	0	0	
Lloyd Moseby, L OBP: 0.294, SLG: 0.367	P4			6-3			F3		G3 1-2	4	0	0	0	0	2		
Willie Upshaw, L OBP: 0.321, SLG: 0.426		F9			4-3		E3 1B 1-3		F3	4	0	0	0	0	2		
Al Woods, L OBP: 0.291, SLG: 0.316	P4			F5					F9	4	0	1	1	0	0	1	
Hosken Powell, L OBP: 0.306, SLG: 0.404	G3			4-3			2-3 3-H 0-0		F3	3	0	0	0	0	2		
Jesse Barfield, R OBP: 0.333, SLG: 0.437			G3			5-3			K	3	0	0	0	0	1	2	
Garth Iorg, R OBP: 0.300, SLG: 0.353			P3						G5-4-3 1B	3	0	2	0	0	0	0	
Buck Martinez, R OBP: 0.285, SLG: 0.379			P4			5-3			G5-4-3 1-2	3	0	0	0	0	2		
<b>Inning Stats</b>	R: 0 E: 0 K: 0 S: 3	H: 0 LOB: 0 BB: 0 P: 3	R: 0 E: 0 K: 0 S: 3	H: 0 LOB: 0 BB: 0 P: 3	R: 0 E: 0 K: 0 S: 3	H: 0 LOB: 0 BB: 0 P: 3	R: 0 E: 0 K: 0 S: 3	H: 1 LOB: 1 BB: 0 P: 4	R: 1 E: 1 K: 1 S: 8	H: 2 LOB: 2 BB: 0 P: 8	R: 0 E: 0 K: 0 S: 3	H: 1 LOB: 0 BB: 1 P: 7	R: 0 E: 0 K: 0 S: 3	H: 0 LOB: 1 BB: 1 P: 7	1B: 3 2B: 1 3B: 0 HR: 0	SF: 0 SAC: 0 DP: 1 HBP: 0	WP: 0 PA: 32 PB: 0 SB: 0 CS: 0
<b>PITCHER</b> Ken Forsch, R ERA: 3.86	IP: 9.0 WLS: W BF: 32 H: 4 R: 1 ER: 0 SO: 1 BB: 1 IBB: 0 HBP: 0 BLK: 0 WP: 0 HR: 0 S: 33 P: 37 ERA: 0.00 WHIP: 0.556															<b>PITCHER</b>	

Batter	1	2	3	4	5	6	7	8	9	AB	R	H	RBI	BB	SO	LOB	BOTTOM		
Brian Downing, R OBP: 0.367, SLG: 0.487	6-3	E9 1B 1-3				6-3				4	0	1	0	0	0	1	<b>Toronto Blue Jays @ California Angels</b> Anaheim Stadium, Anaheim, CA Sat Sep 11 1982, 10:05 PM EDT Att: 43,819 - Unknown		
Rod Carew, L OBP: 0.394, SLG: 0.389	BB 1B 1B	G3		F7			1B BB			3	1	1	0	1	0	3			
Don Baylor, R OBP: 0.329, SLG: 0.433	1-2 BB 1B	K		P5			1-3 1B			4	1	2	0	0	1	3			
Reggie Jackson, L OBP: 0.377, SLG: 0.528	F7			F9			L3			3	0	0	0	1	0	5			
Bobby Clark, R OBP: 0.213, SLG: 0.288		1B IBB					1-2 1B			0	0	0	0	0	0	0			
Doug DeCinces, R OBP: 0.367, SLG: 0.540	1-2 2-3 3-H BB 1B	1-2 2-3 3-H 1B			K					3	1	1	1	1	2	1			
Rob Wilong, L OBP: 0.250, SLG: 0.256	E9 1B 1-3 2-H 3-H 1B	F9		P4					G3	4	0	1	2	0	0	3			
Juan Beniquez, R OBP: 0.319, SLG: 0.346				F8					1B 7-2 2B	4	0	2	1	0	1	0			
Tim Foli, R OBP: 0.276, SLG: 0.308	F7			K		6-3				4	0	1	0	0	1	2			
Bob Boone, R OBP: 0.315, SLG: 0.352		E 1B BB		P6		K			7-2 3-H 1B	3	1	0	0	1	1	2			
<b>Inning Stats</b>	R: 3 E: 1 K: 0 S: 7	H: 4 LOB: 2 BB: 1 P: 11	R: 1 E: 1 K: 1 S: 7	H: 1 LOB: 3 BB: 2 P: 15	R: 0 E: 0 K: 1 S: 5	H: 0 LOB: 0 BB: 0 P: 5	R: 0 E: 0 K: 0 S: 4	H: 1 LOB: 1 BB: 0 P: 4	R: 0 E: 0 K: 2 S: 7	H: 0 LOB: 0 BB: 0 P: 7	R: 0 E: 0 K: 1 S: 5	H: 0 LOB: 0 BB: 0 P: 5	R: 0 E: 0 K: 1 S: 5	H: 1 LOB: 1 BB: 1 P: 9	R: 0 E: 0 K: 0 S: 4	H: 2 LOB: 1 BB: 0 P: 4	1B: 8 2B: 3 3B: 0 HR: 0	SF: 0 SAC: 0 DP: 2 HBP: 0	WP: 0 PA: 36 PB: 0 SB: 0 CS: 0
<b>PITCHER</b> Dave Stieb, R ERA: 3.63	IP: 8.0 WLS: L BF: 36 H: 9 R: 4 ER: 3 SO: 6 BB: 3 IBB: 1 HBP: 0 BLK: 0 WP: 0 HR: 0 S: 44 P: 60 ERA: 3.38 WHIP: 1.500															<b>PITCHER</b>			

Batter	1	2	3	4	5	6	7	8	9	AB	R	H	RBI	BB	SO	LOB	TOP				
Garth Iorg, R OBP: 0.305, SLG: 0.358 (1, 4)	4-3			FC6-4 1B		G5-4-3 1B		G3 1B		4	0	3	1	0	0	0	<b>Toronto Blue Jays @ California Angels</b> Anaheim Stadium, Anaheim, CA Sun Sep 12 1982, 6:33 AM EDT Att: 25,394 - Unknown				
Geno Petralli, L OBP: 0.348, SLG: 0.364 (1, 5) Tony Johnson, R OBP: 0.310, SLG: 0.389 (8, PH) Hosken Powell, L OBP: 0.305, SLG: 0.403 (8, PH) Dave Baker, L OBP: 0.305, SLG: 0.403 (8, 5)	6-3			F9		G5-4-3		G3		3	0	0	0	0	0	3					
Jesse Barfield, R OBP: 0.332, SLG: 0.433 (1, 9)	F9			FC6-4 1-2		K		G5-4-3 BB		3	0	0	0	1	1	2					
Wayne Nordhagen, R OBP: 0.333, SLG: 0.347 (1, 10)		5-3		F9				G5-4-3 1-2		4	0	0	0	0	0	4					
Leon Roberts, R OBP: 0.248, SLG: 0.273 (1, 7) Al Woods, L OBP: 0.294, SLG: 0.316 (9, PH)	F9				F7			WP BB		2	0	0	0	1	0	0					
Willie Upshaw, L OBP: 0.321, SLG: 0.426 (1, 3)	G3				2B			K		4	0	1	0	0	1	2					
Buck Martinez, R OBP: 0.285, SLG: 0.377 (1, 2)			F7		5-3			2B 1B		4	1	1	0	0	0	2					
Lloyd Moseby, L OBP: 0.293, SLG: 0.368 (1, 8)			4-3		G3			1B 1B 2B		4	1	1	0	0	1	2					
Alfredo Griffin, S OBP: 0.265, SLG: 0.309 (1, 6)			6-3			G5-4-3 1B		1B 2-3 3-H 1B		3	0	2	1	0	0	0					
<b>Inning Stats</b>	R: 0 E: 0 K: 0 S: 3	H: 0 LOB: 0 BB: 0 P: 3	R: 0 E: 0 K: 0 S: 3	H: 0 LOB: 0 BB: 0 P: 3	R: 0 E: 0 K: 0 S: 3	H: 0 LOB: 0 BB: 0 P: 3	R: 0 E: 0 K: 0 S: 4	H: 1 LOB: 1 BB: 0 P: 4	R: 0 E: 0 K: 1 S: 6	H: 2 LOB: 1 BB: 0 P: 6	R: 0 E: 0 K: 0 S: 2	H: 0 LOB: 0 BB: 1 P: 6	R: 2 E: 0 K: 0 S: 6	H: 4 LOB: 2 BB: 1 P: 10	R: 0 E: 0 K: 2 S: 7	H: 0 LOB: 1 BB: 1 P: 11		1B: 6 2B: 2 3B: 0 HR: 0	SF: 0 SAC: 0 DP: 3 HBP: 0	WP: 1 PB: 0 SB: 0 CS: 0	PA: 35
<b>PITCHER</b>	IP	WLS	BF	H	R	ER	SO	BB	IBB	HBP	BLK	WP	HR	S	P	ERA	WHIP				
Tommy John, L ERA: 3.6 (1, 1)	7.0	W	28	8	2	2	1	1	0	0	0	0	0	29	33	2.57	1.286				
Luis Sanchez, R ERA: 3.52 (8, 1)	1.0		4	0	0	0	0	2	0	0	0	0	0	2	10	0.00	2.000				
John Curtis, L ERA: 4.22 (9, 1)	1.0	S	3	0	0	0	2	0	0	0	0	1	0	7	7	0.00	0.000				

Batter	1	2	3	4	5	6	7	8	9	AB	R	H	RBI	BB	SO	LOB	BOTTOM				
Brian Downing, R OBP: 0.365, SLG: 0.484 (1, 7)	4-3		F8	F7			P4			4	0	0	0	0	0	1	<b>Toronto Blue Jays @ California Angels</b> Anaheim Stadium, Anaheim, CA Sun Sep 12 1982, 6:33 AM EDT Att: 25,394 - Unknown				
Rod Carew, L OBP: 0.393, SLG: 0.388 (1, 3)	K		1B 2B			G3		4-3		4	1	1	0	0	1	0					
Don Baylor, R OBP: 0.328, SLG: 0.431 (1, 10)	F8		F7			P6		G3 BB		3	0	0	0	1	0	1					
Reggie Jackson, L OBP: 0.378, SLG: 0.530 (1, 9) Bobby Clark, R OBP: 0.213, SLG: 0.288 (9, 9)		2B 2B	2B 1B			4-3		G3		4	1	2	0	0	0	1					
Doug DeCinces, R OBP: 0.368, SLG: 0.544 (1, 5)		G3 2B 2B	1-3 2B			6-3		F5		4	1	2	2	0	0	1					
Rob Wilfong, L OBP: 0.248, SLG: 0.251 (1, 4)		G3	K			F9				3	0	0	0	0	1	3					
Juan Beniquez, R OBP: 0.325, SLG: 0.355 (1, 8)		1B 2B		F7 SH2-4 BB		4-3				2	0	1	1	1	0	0					
Tim Foli, R OBP: 0.277, SLG: 0.309 (1, 6)		3-H 2B		SH2-4			F2			2	0	1	0	0	0	0					
Bob Boone, R OBP: 0.313, SLG: 0.349 (1, 2)		FC6-4		F7			P4			3	0	0	0	0	0	2					
<b>Inning Stats</b>	R: 0 E: 0 K: 1 S: 5	H: 4 LOB: 1 BB: 0 P: 6	R: 2 E: 0 K: 0 S: 6	H: 4 LOB: 1 BB: 0 P: 6	R: 1 E: 0 K: 1 S: 8	H: 3 LOB: 2 BB: 0 P: 8	R: 0 E: 0 K: 0 S: 3	H: 0 LOB: 1 BB: 1 P: 7	R: 0 E: 0 K: 0 S: 3	H: 0 LOB: 0 BB: 0 P: 3	R: 0 E: 0 K: 0 S: 3	H: 0 LOB: 0 BB: 0 P: 3	R: 0 E: 0 K: 0 S: 3	H: 0 LOB: 1 BB: 1 P: 7	R: 0 E: 0 K: 0 S: 3	H: 0 LOB: 1 BB: 1 P: 7		1B: 3 2B: 4 3B: 0 HR: 0	SF: 0 SAC: 1 DP: 0 HBP: 0	WP: 0 PB: 0 SB: 0 CS: 0	PA: 32
<b>PITCHER</b>	IP	WLS	BF	H	R	ER	SO	BB	IBB	HBP	BLK	WP	HR	S	P	ERA	WHIP				
Jim Clancy, R ERA: 4.1 (1, 1)	8.0	L	32	7	3	3	2	2	0	0	0	0	0	34	42	3.38	1.125				



Batter	1	2	3	4	5	6	7	8	9	AB	R	H	RBI	BB	SO	LOB	TOP		
Dwayne Murphy, L (1, 8) OBP: 0.391, SLG: 0.421	G3		K			G6-4-3 BB		F9		3	0	0	0	1	1	2			
Davey Lopes, R (1, 4) OBP: 0.304, SLG: 0.376	P4			P5		G6-4-3 1-2			5-3	4	0	0	0	0	0	1			
Mike Davis, L (1, 7) OBP: 0.318, SLG: 0.455	1-3			G3			G3		WP 1B	4	1	1	0	0	0	0			
Tony Armas, R (1, 9) OBP: 0.272, SLG: 0.437		K					HR		1B	4	1	3	2	0	1	0			
Dan Meyer, L (1, 10) OBP: 0.265, SLG: 0.367	G3			K				F9		4	0	0	0	0	2	2			
Wayne Gross, L (1, 5) OBP: 0.338, SLG: 0.349	G3				F9		F8		P5	4	0	0	0	0	0	1			
Kelvin Moore, R (1, 3) OBP: 0.286, SLG: 0.382			K		K			FC6-4 1B		3	0	1	0	0	2	0			
Mike Heath, R (1, 2) OBP: 0.296, SLG: 0.338			P3		F9			FC6-4 1-2		3	0	0	0	0	0	1			
Jimmy Sexton, R (1, 6) OBP: 0.261, SLG: 0.283 (8, PH)								F9		2	0	1	0	0	1	0			
Jeff Burroughs, R (8, PH) OBP: 0.357, SLG: 0.472										1	0	0	0	0	0	1			
Fred Stanley, R (8, 6) OBP: 0.280, SLG: 0.222										0	0	0	0	0	0	0			
<b>Inning Stats</b>	R: 0 E: 0 K: 0 S: 3	H: 0 LOB: 0 BB: 0 P: 3	R: 0 E: 0 K: 1 S: 5	H: 0 LOB: 0 BB: 0 P: 5	R: 0 E: 0 K: 2 S: 8	H: 1 LOB: 1 BB: 0 P: 8	R: 0 E: 0 K: 1 S: 6	H: 1 LOB: 1 BB: 0 P: 6	R: 0 E: 0 K: 1 S: 5	H: 0 LOB: 0 BB: 1 P: 5	R: 1 E: 0 K: 0 S: 6	H: 1 LOB: 0 BB: 0 P: 6	R: 0 E: 0 K: 0 S: 4	H: 1 LOB: 1 BB: 0 P: 4	R: 1 E: 0 K: 0 S: 5	H: 2 LOB: 1 BB: 0 P: 5	1B: 5 2B: 0 3B: 0 HR: 1	SF: 0 SAC: 0 DP: 1 HBP: 0	WP: 1 PA: 33 PB: 0 SB: 0 CS: 0
<b>PITCHER</b>	IP WLS BF H R ER SO BB IBB HBP BLK WP HR S P ERA WHIP																		
Luis Leal, R (1, 1) ERA: 3.7	7.2 W 27 4 1 1 7 1 0 0 0 0 1 40 44 1.17 0.652																		
Dale Murray, R (8, 1) ERA: 2.91	1.1 S 6 2 1 1 0 0 0 0 0 1 0 6 6 6.75 1.500																		

Oakland Athletics @ Toronto Blue Jays  
Exhibition Stadium, Toronto, ON  
Wed Sep 15 1982, 7:05 PM EDT  
Unknown - 58 F

AB 32  
R 2  
H 6  
RBI 2  
BB 1  
SO 7  
LOB 8



Batter	1	2	3	4	5	6	7	8	9	AB	R	H	RBI	BB	SO	LOB	BOTTOM		
Lloyd Moseby, L (1, 8) OBP: 0.295, SLG: 0.372	4-3 E 6-3 BB				K			E3 1-2		3	1	1	0	1	1	3			
Garth Iorg, R (1, 4) OBP: 0.302, SLG: 0.354	4-3 1-3		4-3 3B			P4	K			4	0	0	0	0	1	4			
Jesse Barfield, R (1, 9) OBP: 0.332, SLG: 0.431	6-3 3-H			6-3		F9		FC4-6 1B		4	0	1	1	0	0	0			
Wayne Nordhagen, R (1, 10) OBP: 0.327, SLG: 0.340					F8			FC4-6 1-2		3	0	0	0	0	1	0			
Hosken Powell, L (8, PH) OBP: 0.304, SLG: 0.401	K					P5				1	0	0	0	0	0	1			
Leon Roberts, R (1, 7) OBP: 0.250, SLG: 0.270		P6						P5		2	0	0	0	1	0	0			
Damaso Garcia, R (7, PR) OBP: 0.347, SLG: 0.402				4-3			S E SH2-4 BB			0	1	0	0	0	0	0			
Geno Petralli, L (8, 2) OBP: 0.333, SLG: 0.348										1	0	0	0	0	0	1			
Willie Upshaw, L (1, 3) OBP: 0.319, SLG: 0.424		5-3					SH2-4 1-2	K		3	0	0	0	0	1	1			
Buck Martinez, R (1, 2) OBP: 0.286, SLG: 0.376										1	0	0	0	1	0	0			
Al Woods, L (7, PH) OBP: 0.298, SLG: 0.316 (8, 7)					F9		2B BB	S E BB		0	1	0	0	1	0	0			
Dave Baker, L (1, 5) OBP: 0.333, SLG: 0.667					P5			K		3	0	1	0	0	1	0			
Alfredo Griffin, S (1, 6) OBP: 0.266, SLG: 0.308										2	0	0	0	1	0	2			
<b>Inning Stats</b>	R: 1 E: 1 K: 1 S: 5	H: 0 LOB: 0 BB: 1 P: 9	R: 0 E: 0 K: 0 S: 3	H: 0 LOB: 0 BB: 0 P: 3	R: 0 E: 0 K: 0 S: 4	H: 1 LOB: 1 BB: 0 P: 4	R: 0 E: 0 K: 0 S: 3	H: 0 LOB: 0 BB: 0 P: 3	R: 0 E: 0 K: 0 S: 3	H: 0 LOB: 0 BB: 0 P: 3	R: 2 E: 0 K: 2 S: 8	H: 0 LOB: 2 BB: 3 P: 20	R: 0 E: 0 K: 1 S: 6	H: 1 LOB: 1 BB: 0 P: 6	R: 0 E: 0 K: 1 S: 6	H: 1 LOB: 1 BB: 0 P: 6	1B: 1 2B: 1 3B: 1 HR: 0	SF: 0 SAC: 1 DP: 0 HBP: 0	WP: 0 PA: 33 PB: 0 SB: 3 CS: 0
<b>PITCHER</b>	IP WLS BF H R ER SO BB IBB HBP BLK WP HR S P ERA WHIP																		
Tim Conroy, L (1, 1) ERA: 4.32	6.1 L 24 2 3 0 2 2 0 0 0 0 0 0 25 37 0.00 0.789																		
Dave Beard, R (7, 1) ERA: 3.68	0.2 5 0 0 0 2 2 0 0 0 0 0 0 7 15 0.00 3.000																		
John D'Acquisto, R (8, 1) ERA: 2.79	1.0 4 1 0 0 1 0 0 0 0 0 0 0 6 6 0.00 1.000																		

Oakland Athletics @ Toronto Blue Jays  
Exhibition Stadium, Toronto, ON  
Wed Sep 15 1982, 7:05 PM EDT  
Unknown - 58 F

AB 27  
R 3  
H 3  
RBI 1  
BB 5  
SO 5  
LOB 12



Batter	1	2	3	4	5	6	7	8	9	AB	R	H	RBI	BB	SO	LOB	TOP					
Dwayne Murphy, L (1, 8) OBP: 0.351, SLG: 0.419 Mike Heath, R (5, 7) OBP: 0.300, SLG: 0.341	F8		G5-4-3		1-3		E7 1B	K		2	0	0	0	1	0	1						
Mike Davis, L (1, 7) OBP: 0.357, SLG: 0.464	E5 5-3 2B		F8		1B		F 1B SF9	F7	1B	6	3	3	1	0	0	4						
Jeff Burroughs, R (1, 10) OBP: 0.369, SLG: 0.486 Rickey Henderson, R (9, PR) OBP: 0.401, SLG: 0.371	5-3		G5-4-3		SF7		E 1B	HR	1B	4	1	2	6	1	0	3						
Tony Armas, R (1, 9) OBP: 0.274, SLG: 0.440 Darrell Brown, S (5, PR) OBP: 0.333, SLG: 0.667					F8		E5			3	0	2	1	0	0	0						
Kelvin Moore, R (1, 3) OBP: 0.244, SLG: 0.333	5-3				E5 2B		SF9	F9	P4	5	0	0	1	0	0	6						
Kevin Bell, R (1, 5) OBP: 0.250, SLG: 0.500 Dan Meyer, L (9, PH) OBP: 0.267, SLG: 0.369					F9		5-3			4	0	1	0	0	1	2						
Dave McKay, S (1, 4) OBP: 0.234, SLG: 0.265					F7		F7		F9	5	0	0	0	0	1	5						
Bob Kearney, R (1, 2) OBP: 0.222, SLG: 0.205 Wayne Gross, L (9, PH) OBP: 0.339, SLG: 0.351					5-3		F7		K	3	0	0	0	1	1	2						
Jimmy Sexton, R (1, 6) OBP: 0.277, SLG: 0.294 Cliff Johnson, R (9, PH) OBP: 0.317, SLG: 0.367 Fred Stanley, R (9, PR) OBP: 0.289, SLG: 0.222					F7		FC5-4 BB		K	1	1	1	0	0	0	0						
Inning Stats	R: 1 E: 1 K: 0 S: 5	H: 1 LOB: 1 BB: 0 P: 5	R: 0 E: 0 K: 0 S: 3	H: 0 LOB: 0 BB: 0 P: 3	R: 0 E: 0 K: 0 S: 3	H: 1 LOB: 1 BB: 1 P: 7	R: 0 E: 1 K: 1 S: 7	H: 1 LOB: 2 BB: 0 P: 7	R: 1 E: 0 K: 0 S: 6	H: 3 LOB: 2 BB: 0 P: 6	R: 0 E: 0 K: 0 S: 3	H: 0 LOB: 1 BB: 1 P: 7	R: 2 E: 2 K: 1 S: 9	H: 3 LOB: 2 BB: 0 P: 9	R: 3 E: 0 K: 1 S: 8	H: 3 LOB: 1 BB: 1 P: 12	R: 4 E: 0 K: 1 S: 10	H: 5 LOB: 2 BB: 1 P: 14	1B: 13 2B: 2 3B: 1 HR: 1	SF: 2 SAC: 0 DP: 1 HBP: 0	WP: 0 PB: 0 SB: 1 CS: 0	PA: 50
PITCHER	IP	WLS	BF	H	R	ER	SO	BB	IBB	HBP	BLK	WP	HR	S	P	ERA	WHIP					
Mark Eichhorn, R (1, 1) ERA: 6.75	6.0		30	9	4	3	1	2	0	0	0	0	0	30	38	4.50	1.833					
Steve Sennekey, R (7, 1) ERA: 7.39	2.1		14	5	5	5	2	1	0	0	0	0	1	17	21	19.29	2.571					
Dale Murray, R (9, 1) ERA: 3.07	0.1	W	5	3	2	2	1	1	0	0	0	0	0	6	10	54.00	12.000					
Roy Lee Jackson, R (9, 1) ERA: 3.42	0.1		1	0	0	0	0	0	0	0	0	0	0	1	1	0.00	0.000					

Oakland Athletics @ Toronto Blue Jays  
Exhibition Stadium, Toronto, ON  
Wed Sep 15 1982, 7:05 PM EDT  
Att: 12,090 - Unknown

AB 44  
R 11  
H 17  
RBI 11  
BB 4  
SO 4  
LOB 29



Batter	1	2	3	4	5	6	7	8	9	AB	R	H	RBI	BB	SO	LOB	BOTTOM					
Dave Baker, L (1, 5) OBP: 0.444, SLG: 0.429	K		F8	E 2B HBP	3B BB		1-3			4	2	1	1	1	1	1						
Lloyd Moseby, L (1, 8) OBP: 0.296, SLG: 0.377	P4		P5	E5 2B	1B		K		1B	5	1	2	4	0	1	1						
Willie Upshaw, L (1, 3) OBP: 0.322, SLG: 0.426	P4			HR	2B				1B	4	1	2	2	1	0	1						
Al Woods, L (1, 7) OBP: 0.305, SLG: 0.341			P5	HR			FC6-4 1B		1B	5	1	3	2	0	1	1						
Hosken Powell, L (1, 10) OBP: 0.304, SLG: 0.400 Wayne Nordhagen, R (6, PH) OBP: 0.325, SLG: 0.338 Glenn Adams, L (6, PH) OBP: 0.313, SLG: 0.414			F9		P6		FC6-4 2B		P2	3	1	1	0	0	0	0						
Jesse Barfield, R (1, 9) OBP: 0.332, SLG: 0.427			1B BB	G3 1B BB	K		K		K	3	1	0	0	2	3	3						
Geno Petralli, L (1, 2) OBP: 0.379, SLG: 0.429				1B G3	K				K	5	1	3	0	0	2	2						
Garth Iorg, R (1, 4) OBP: 0.303, SLG: 0.354			F7	F9	BB 3B 1B		F8		SH3-4 1B	5	2	2	0	0	0	7						
Alfredo Griffin, S (1, 6) OBP: 0.268, SLG: 0.311			F8 WP	G3	BB 3B 1B		6-3		SH3-4	4	2	2	1	0	0	2						
Inning Stats	R: 0 E: 0 K: 1 S: 5	H: 0 LOB: 0 BB: 0 P: 5	R: 0 E: 0 K: 1 S: 6	H: 1 LOB: 2 BB: 1 P: 10	R: 1 E: 0 K: 0 S: 4	H: 1 LOB: 1 BB: 1 P: 8	R: 7 E: 1 K: 0 S: 8	H: 5 LOB: 0 BB: 1 P: 13	R: 3 E: 0 K: 2 S: 10	H: 3 LOB: 1 BB: 1 P: 14	R: 0 E: 0 K: 1 S: 7	H: 2 LOB: 2 BB: 0 P: 7	R: 0 E: 0 K: 1 S: 5	H: 0 LOB: 0 BB: 0 P: 5	R: 0 E: 0 K: 2 S: 9	H: 2 LOB: 2 BB: 0 P: 9	R: 1 E: 0 K: 0 S: 3	H: 2 LOB: 1 BB: 0 P: 3	1B: 11 2B: 3 3B: 1 HR: 1	SF: 0 SAC: 1 DP: 0 HBP: 1	WP: 1 PB: 0 SB: 0 CS: 0	PA: 46
PITCHER	IP	WLS	BF	H	R	ER	SO	BB	IBB	HBP	BLK	WP	HR	S	P	ERA	WHIP					
Matt Keough, R (1, 1) ERA: 5.54	4.0		23	7	8	8	2	3	0	1	0	0	0	23	36	18.00	2.500					
Bob Ojehinko, L (5, 1) ERA: 5.48	2.0		12	5	3	3	3	1	0	0	0	0	0	17	21	13.50	3.000					
Preston Hanna, R (7, 1) ERA: 4.43	2.1	L	11	4	1	1	3	0	0	0	0	0	0	17	17	3.86	1.714					

Oakland Athletics @ Toronto Blue Jays  
Exhibition Stadium, Toronto, ON  
Wed Sep 15 1982, 7:05 PM EDT  
Att: 12,090 - Unknown

AB 40  
R 12  
H 16  
RBI 10  
BB 4  
SO 8  
LOB 21



Batter	1	2	3	4	5	6	7	8	9	10	11	12	AB	R	H	RBI	BB	SO	LOB	TOP						
Brian Downing, R (1.7) OBP: 0.363, SLG: 0.480	4-0 BB 1B		0-0 1-3			0-0 5-3		0-0 F8			0-0 F7		4	0	0	0	1	0	0							
Rod Carew, L (1.3) OBP: 0.396, SLG: 0.392	0-0 BB		0-0 F7			1-0 BB HBP		0-0 BB			0-0 5-3		4	0	2	0	0	0	0							
Don Baylor, R (1.10) OBP: 0.325, SLG: 0.427	0-3 K		0-3 K2-3			0-0 F7		0-0 P6			0-0 P6		5	0	0	0	0	2	4							
Reggie Jackson, L (1.9) OBP: 0.380, SLG: 0.524	0-3 K			0-0 F7		4-0 FC6-4 BB			0-3 K			0-0 6-3	4	0	0	0	1	2	2							
Doug DeCinces, R (1.5) OBP: 0.368, SLG: 0.541	0-0 P3			0-3 K		0-0 FC6-4 BB 1-2r			0-0 F9			0-3 K	5	0	0	0	0	2	4							
Bobby Grich, R (1.4) OBP: 0.374, SLG: 0.458		0-0 HR		0-0 4-3			0-0 3-1					0-0 6-3	5	1	1	1	0	0	0							
Juan Beniquez, R (1.8) OBP: 0.317, SLG: 0.361		0-0 6-3					0-0 3-1				0-0 F9		4	0	0	0	0	1	0							
Tim Lincecum, R (1.6) OBP: 0.269, SLG: 0.300		0-0 4-3					0-0 F7				0-0 6-3		4	0	0	0	0	0	0							
Bob Boone, R (1.2) OBP: 0.305, SLG: 0.340		0-0 L6					0-3 K				0-0 P5		4	0	0	0	0	1	0							
Inning Stats	R: 0 E: 0 K: 2 S: 8	H: 1 LOB: 2 BB: 1 P: 12	R: 1 E: 0 K: 4 S: 4	H: 1 LOB: 0 BB: 4 P: 4	R: 0 E: 0 K: 1 S: 5	H: 0 LOB: 0 BB: 0 P: 5	R: 0 E: 0 K: 1 S: 5	H: 0 LOB: 0 BB: 0 P: 5	R: 0 E: 0 K: 1 S: 5	H: 0 LOB: 2 BB: 1 P: 8	R: 0 E: 0 K: 4 S: 4	H: 1 LOB: 1 BB: 0 P: 4	R: 0 E: 0 K: 1 S: 5	H: 0 LOB: 0 BB: 0 P: 5	R: 0 E: 0 K: 3 S: 3	H: 0 LOB: 0 BB: 0 P: 3	R: 0 E: 0 K: 0 S: 3	H: 0 LOB: 0 BB: 0 P: 3	R: 0 E: 0 K: 1 S: 5	H: 0 LOB: 0 BB: 0 P: 6	1B: 2 2B: 0 3B: 0 HR: 1	SF: 0 SAC: 0 DP: 0 HBP: 1	WP: 0 PB: 0 SB: 0 CS: 0	PA: 42		
PITCHER	IP WLS BF	H R ER SO	BB IBB HBP BLK	WP HR S P	ERA WHIP	PITCHER	IP WLS BF	H R ER SO	BB IBB HBP BLK	WP HR S P	ERA WHIP															
Dave Stieb, R (1.1) ERA: 3.51	9.1 11.0 39	1 1 1 7	2 0 1 0	0 0 0 0	0 1 50 59	0.82 0.455																				
Dave Stieb, R (10.1) ERA: 3.51	11.0 39	3 1 1 7	2 0 1 0	0 0 0 0	0 1 50 59	0.82 0.455																				
Roy Lee Jackson, R (12.1) ERA: 3.38	1.0 W 3	0 0 0 1	0 0 0 0	0 0 0 0	0 0 5 5	0.00 0.000																				

California Angels @ Toronto Blue Jays  
Exhibition Stadium, Toronto, ON

AB 39  
R 1  
H 3  
RBI 1  
BB 2  
SO 8  
LOB 10



livebaseballscorecards.com

Thu Sep 16 1982, 7:05 PM EDT  
Att: 15,693 - Unknown - 54 F

Batter	1	2	3	4	5	6	7	8	9	10	11	12	AB	R	H	RBI	BB	SO	LOB	BOTTOM					
Dave Baker, L (1.5) OBP: 0.357, SLG: 0.333	0-0 L9		0-0 F9		0-0 1B			0-0 F8		0-0 P5		4-0 1B F9 IBB	5	0	1	1	0	0	1						
Barry Bonnell, R (12. PH) OBP: 0.349, SLG: 0.425					3-H 1B							0-0 F9	6	0	2	0	0	1	3						
Lloyd Moseby, L (1.8) OBP: 0.296, SLG: 0.377	0-0 4-3		0-3 K		0-0 6-3			0-0 1B		0-0 1B		1-2 2-3	6	0	1	1	0	1	3						
Willie Upshaw, L (1.3) OBP: 0.320, SLG: 0.423	0-3 K		0-0 F7			0-0 4-3		0-0 F5		0-0 P5		0-0 1B	6	0	1	1	0	1	3						
Al Woods, L (1.7) OBP: 0.300, SLG: 0.333		0-0 4-3			0-0 1-3		0-0 F7		0-0 F8		0-3 K		4	0	0	0	0	0	1						
Wayne Nordhagen, R (10. PH) OBP: 0.325, SLG: 0.338													0	0	0	0	0	0	0						
Rance Mulliniks, L (10. PH) OBP: 0.317, SLG: 0.350													1	0	0	0	0	1	2						
Tony Johnson, R (11.7) OBP: 0.310, SLG: 0.389													0	0	0	0	0	0	0						
Hosken Powell, L (1.10) OBP: 0.307, SLG: 0.402		0-0 BB 1B			0-0 1-5-3		0-0 G3		0-0 CS 1B			0-0 6-3	4	0	2	0	0	0	0						
Damaso Garcia, R (9. PR) OBP: 0.346, SLG: 0.401													1	0	0	0	0	0	0						
Jesse Barfield, R (1.9) OBP: 0.331, SLG: 0.422		0-0 F8			0-0 F8			0-0 5-3		4-0 BB 1-2		0-0 P6	4	0	0	0	1	0	1						
Geno Petralli, L (1.2) OBP: 0.412, SLG: 0.438		0-0 BB 1B			0-0 F8			0-0 4-3		4-0 BB 1-2		0-0 1B	4	0	2	0	1	0	0						
Garth Iorg, R (1.4) OBP: 0.308, SLG: 0.359		4-0 BB 1B						0-0 4-3		0-0 G4-6-3 BB		0-0 1B	1	1	1	0	1	0	0						
Glenn Adams, L (9. PH) OBP: 0.308, SLG: 0.407					4-3 1B					0-0 G4-6-3 BB 1-2		0-0 4-3	0	0	0	0	0	0	2						
Dave Stieb, R (10.1) ERA: 3.51													1	0	0	0	0	0	0						
Ernie Whitt, L (11. PH) OBP: 0.318, SLG: 0.451		1-2 2-3			4-3 1B					0-0 1-2r			1	0	0	0	0	0	1						
Roy Lee Jackson, R (12.1) ERA: 3.38					2B								0	0	0	0	0	0	0						
Alfredo Griffin, S (1.6) OBP: 0.289, SLG: 0.312		0-0 F9			0-0 4-3			0-0 1B				0-0 E9 F9 1B	5	1	2	0	0	0	4						
Inning Stats	R: 0 E: 0 K: 1 S: 5	H: 0 LOB: 0 BB: 0 P: 9	R: 0 E: 0 K: 5 S: 5	H: 2 LOB: 3 BB: 9 P: 9	R: 0 E: 0 K: 1 S: 5	H: 0 LOB: 0 BB: 0 P: 5	R: 0 E: 0 K: 0 S: 3	H: 0 LOB: 0 BB: 0 P: 3	R: 0 E: 0 K: 0 S: 3	H: 1 LOB: 2 BB: 0 P: 4	R: 0 E: 0 K: 0 S: 4	H: 1 LOB: 1 BB: 0 P: 4	R: 0 E: 0 K: 0 S: 7	H: 2 LOB: 2 BB: 0 P: 7	R: 0 E: 0 K: 0 S: 4	H: 1 LOB: 1 BB: 0 P: 4	R: 1 E: 1 K: 0 S: 3	H: 1 LOB: 2 BB: 1 P: 7	1B: 10 2B: 1 3B: 0 HR: 0	SF: 0 SAC: 0 DP: 1 HBP: 1	WP: 0 PB: 0 SB: 1 CS: 1	PA: 48			
PITCHER	IP WLS BF	H R ER SO	BB IBB HBP BLK	WP HR S P	ERA WHIP	PITCHER	IP WLS BF	H R ER SO	BB IBB HBP BLK	WP HR S P	ERA WHIP														
Ken Forsch, R (1.1) ERA: 3.73	9.1 9.1	9 38	1 1 2	3 3	0 0 0	0 0 0	0 0 0	0 38 51	0.96 1.286																
John Curtis, L (10.1) ERA: 4.21	0.1 L	0 6	0 1	0 0	0 0	0 0	0 0	0 8	0.00 0.750																
Luis Sanchez, R (10.1) ERA: 3.48	1.1 L	6 1	1 0	1 0	0 0	0 0	0 0	8 6	0.00 3.000																
Andy Hassler, L (12.1) ERA: 2.45	0.1 W	3 0	0 0	0 0	0 0	1 0	0 0	2 6	0.00 3.000																

California Angels @ Toronto Blue Jays  
Exhibition Stadium, Toronto, ON

AB 43  
R 2  
H 11  
RBI 2  
BB 4  
SO 3  
LOB 18





livebaseballscorecards.com

Thu Sep 16 1982, 7:05 PM EDT  
Att: 15,693 - Unknown - 54 F

Batter	1	2	3	4	5	6	7	8	9	AB	R	H	RBI	BB	SO	LOB	TOP				
Brian Downing, R OBP: 0.360, SLG: 0.477 (1, 7)										4	0	0	0	0	1	1	<b>California Angels @ Toronto Blue Jays</b> Exhibition Stadium, Toronto, ON Fri Sep 17 1982, 7:05 PM EDT Att: 15,605 - Unknown - 57 F				
Rod Carew, L OBP: 0.394, SLG: 0.391 (1, 3)										4	1	1	0	0	1	0					
Doug DeCinces, R OBP: 0.367, SLG: 0.538 (1, 5)										4	0	1	0	0	2	1					
Reggie Jackson, L OBP: 0.382, SLG: 0.527 (1, 9)										3	1	2	1	1	0	1					
Don Baylor, R OBP: 0.324, SLG: 0.425 (1, 10)										3	0	0	0	1	0	3					
Bobby Grich, R OBP: 0.373, SLG: 0.457 (1, 4)										4	0	1	0	0	1	2					
Juan Beniquez, R OBP: 0.323, SLG: 0.372 (9, PH)										3	0	2	0	0	0	1					
Tim Foli, R OBP: 0.269, SLG: 0.300 (9, PH)										3	0	1	0	0	0	1					
Bob Boone, R OBP: 0.303, SLG: 0.338 (9, PH)										3	0	0	0	0	0	3					
Rob Wilfong, L OBP: 0.257, SLG: 0.254 (9, PH)										1	0	0	0	0	0	2					
<b>Inning Stats</b>	R: 0 E: 0 K: 3 S: 9	H: 0 LOB: 0 BB: 0 P: 9	R: 0 E: 0 K: 1 S: 5	H: 0 LOB: 1 BB: 1 P: 9	R: 0 E: 0 K: 0 S: 3	H: 0 LOB: 0 BB: 0 P: 3	R: 1 E: 0 K: 0 S: 5	H: 2 LOB: 1 BB: 0 P: 5	R: 0 E: 0 K: 0 S: 4	H: 1 LOB: 1 BB: 0 P: 4	R: 0 E: 0 K: 0 S: 4	H: 1 LOB: 1 BB: 0 P: 4	R: 0 E: 0 K: 1 S: 5	H: 0 LOB: 0 BB: 0 P: 5	R: 1 E: 0 K: 1 S: 7	H: 2 LOB: 2 BB: 1 P: 11	1B: 6 2B: 2 3B: 0 HR: 0	SF: 0 SAC: 0 DP: 1 HBP: 0	WP: 0 PB: 0 SB: 0 CS: 0	PA: 36	
<b>PITCHER</b>	IP WLS BF H R ER SO BB IBB HBP BLK WP HR S P ERA WHIP																				
Jim Clancy, R ERA: 4.03 (1, 1)	8.0 W 33	H 8 R 2 ER 2 SO 5	BB 2 IBB 0 HBP 0 BLK 0	WP 0 HR 0 S 41 P 49	ERA 2.25 WHIP 1.250																
Dale Murray, R ERA: 3.04 (9, 1)	1.0 S 3	H 0 R 0 ER 0 SO 1	BB 0 IBB 0 HBP 0 BLK 0	WP 0 HR 0 S 5 P 5	ERA 0.00 WHIP 0.000																

Batter	1	2	3	4	5	6	7	8	9	AB	R	H	RBI	BB	SO	LOB	BOTTOM				
Damaso Garcia, R OBP: 0.346, SLG: 0.405 (1, 4)										3	1	1	0	0	0	1	<b>California Angels @ Toronto Blue Jays</b> Exhibition Stadium, Toronto, ON Fri Sep 17 1982, 7:05 PM EDT Att: 15,605 - Unknown - 57 F				
Dave Baker, L OBP: 0.375, SLG: 0.308 (7, 5)										1	0	0	0	1	0	1					
Garth Iorg, R OBP: 0.308, SLG: 0.358 (7, 4)										4	1	1	1	0	0	1					
Barry Bonnell, R OBP: 0.352, SLG: 0.427 (1, 7)										3	0	2	0	1	0	0					
Jesse Barfield, R OBP: 0.330, SLG: 0.429 (1, 9)										4	1	1	2	0	0	3					
Wayne Nordhagen, R OBP: 0.324, SLG: 0.335 (1, 10)										4	0	1	0	0	0	2					
Willie Upshaw, L OBP: 0.321, SLG: 0.423 (1, 3)										3	1	1	0	1	0	0					
Buck Martinez, R OBP: 0.290, SLG: 0.395 (1, 2)										4	1	2	1	0	0	3					
Lloyd Moseby, L OBP: 0.298, SLG: 0.378 (1, 8)										4	1	2	0	0	2	2					
Alfredo Griffin, S OBP: 0.269, SLG: 0.312 (1, 6)										4	0	1	2	0	1	2					
<b>Inning Stats</b>	R: 0 E: 0 K: 0 S: 3	H: 0 LOB: 0 BB: 0 P: 3	R: 1 E: 0 K: 1 S: 7	H: 3 LOB: 1 BB: 0 P: 7	R: 2 E: 0 K: 0 S: 6	H: 3 LOB: 1 BB: 0 P: 6	R: 1 E: 0 K: 1 S: 7	H: 2 LOB: 1 BB: 0 P: 7	R: 0 E: 0 K: 0 S: 4	H: 1 LOB: 1 BB: 0 P: 4	R: 0 E: 0 K: 1 S: 6	H: 1 LOB: 1 BB: 0 P: 6	R: 0 E: 0 K: 0 S: 2	H: 0 LOB: 2 BB: 2 P: 10	R: 2 E: 0 K: 0 S: 5	H: 2 LOB: 1 BB: 1 P: 9	1B: 8 2B: 1 3B: 1 HR: 2	SF: 0 SAC: 0 DP: 2 HBP: 0	WP: 1 PB: 0 SB: 3 CS: 0	PA: 37	
<b>PITCHER</b>	IP WLS BF H R ER SO BB IBB HBP BLK WP HR S P ERA WHIP																				
Tommy John, L ERA: 3.69 (3, 1)	5.2 L 25	H 6 R 3 ER 3 SO 2	BB 3 IBB 0 HBP 0 BLK 0	WP 0 HR 1 S 26 P 38	ERA 4.76 WHIP 1.588																

Batter	1	2	3	4	5	6	7	8	9	AB	R	H	RBI	BB	SO	LOB	TOP											
Rod Carew, L OBP: 0.394, SLG: 0.388	E6 G6-4-3	4-3		1B BB		1B BB	K		F8	4	1	0	0	2	1	4	<b>California Angels @ Toronto Blue Jays</b> Exhibition Stadium, Toronto, ON Sat Sep 18 1982, 3:33 AM EDT Att: 20,533 - Unknown - 61 F  <b>AB 41</b> <b>R 8</b> <b>H 15</b> <b>RBI 8</b> <b>BB 10</b> <b>SO 9</b> <b>LOB 31</b> 											
Doug DeCinces, R OBP: 0.369, SLG: 0.540	G6-4-3		4-3 G3	1B		K		F7	1B	6	2	3	1	0	1	3												
Reggie Jackson, L OBP: 0.384, SLG: 0.532	HR		4-3	P6		1B BB		K	1B	5	2	2	1	1	1	3												
Brian Downing, R OBP: 0.364, SLG: 0.481 Gary Pettis, S	4-3								1B 1B	4	0	3	2	1	0	0												
Don Baylor, R OBP: 0.325, SLG: 0.425 Bobby Clark, R OBP: 0.213, SLG: 0.288						1B		1B	BB	0	0	0	0	1	0	0												
Fred Lynn, L OBP: 0.373, SLG: 0.507									1B	6	0	3	3	0	1	4												
Bobby Grich, R OBP: 0.372, SLG: 0.454 Mick Kelleher, R OBP: 0.264, SLG: 0.191 Daryl Sconiers, L OBP: 0.271, SLG: 0.302									1B	3	0	0	0	1	2	4												
Juan Beniquez, R OBP: 0.323, SLG: 0.367									1B	3	0	0	0	0	0	0												
Bob Boone, R OBP: 0.304, SLG: 0.336									1B	0	0	0	0	1	0	0												
Ricky Adams, R OBP: 0.301, SLG: 0.409 Rob Wilfong, L OBP: 0.259, SLG: 0.257									1B	1	0	1	0	0	0	0												
Inning Stats	R: 1 E: 1 K: 0 S: 4	H: 1 LOB: 0 BB: 0 P: 4	R: 0 E: 0 K: 2 S: 8	H: 1 LOB: 3 BB: 1 P: 13	R: 1 E: 0 K: 1 S: 6	H: 1 LOB: 1 BB: 1 P: 10	R: 1 E: 0 K: 0 S: 4	H: 2 LOB: 2 BB: 2 P: 12	R: 0 E: 0 K: 1 S: 6	H: 1 LOB: 2 BB: 1 P: 10	R: 2 E: 0 K: 1 S: 7	H: 2 LOB: 2 BB: 2 P: 15	R: 0 E: 0 K: 3 S: 10	H: 1 LOB: 1 BB: 0 P: 10	R: 1 E: 0 K: 1 S: 7	H: 2 LOB: 2 BB: 2 P: 15		R: 2 E: 0 K: 0 S: 7	H: 4 LOB: 3 BB: 1 P: 11	1B: 12 2B: 2 3B: 0 HR: 1	SF: 0 SAC: 0 DP: 2 HBP: 1	WP: 1 PB: 0 SB: 1 CS: 0	PA: 52					
PITCHER	IP	WLS	BF	H	R	ER	SO	BB	IBB	HBP	BLK	WP	HR	S	P	ERA		WHIP										
Jim Gott, R ERA: 4.49	(1, 1)	3.2	20	5	3	3	3	4	0	1	0	1	1	21	38	7.36		2.455										
Dave Geisel, L ERA: 4.34	(4, 1)	1.1	8	2	2	2	1	2	0	0	1	0	0	8	16	13.50		3.000										
Roy Lee Jackson, R ERA: 3.38	(6, 1)	2.2	12	3	1	1	5	1	0	0	0	0	0	21	25	3.38		1.500										
Dale Murray, R ERA: 3.17	(8, 1)	1.1	L	12	5	2	2	0	3	0	0	0	0	9	21	13.50		6.000										
Batter	1	2	3	4	5	6	7	8	9	AB	R	H	RBI	BB	SO	LOB		BOTTOM										
Dave Baker, L OBP: 0.400, SLG: 0.313	2B HBP	SH5-4		F8		F7			G5-3 1B	3	1	1	0	0	0	2	<b>California Angels @ Toronto Blue Jays</b> Exhibition Stadium, Toronto, ON Sat Sep 18 1982, 3:33 AM EDT Att: 20,533 - Unknown - 61 F  <b>AB 36</b> <b>R 6</b> <b>H 12</b> <b>RBI 6</b> <b>BB 2</b> <b>SO 3</b> <b>LOB 19</b> 											
Lloyd Moseby, L OBP: 0.299, SLG: 0.380	HR	4-3		K					1B	5	1	2	2	0	2	1												
Willie Upshaw, L OBP: 0.322, SLG: 0.426	P3								F2	5	0	2	1	0	0	3												
Al Woods, L OBP: 0.301, SLG: 0.351 Barry Bonnell, R OBP: 0.350, SLG: 0.424	HR	F9							G5-3	2	1	1	2	0	0	1												
Hosken Powell, L OBP: 0.309, SLG: 0.400 Jesse Barfield, R OBP: 0.331, SLG: 0.427	WP			K2-3		P3			BB	1	0	0	0	1	1	0												
Geno Petralli, L OBP: 0.421, SLG: 0.444	F8			WP					1B	4	1	2	0	0	0	3												
Glenn Adams, L OBP: 0.308, SLG: 0.407 Wayne Nordhagen, R OBP: 0.326, SLG: 0.338 Ernie Whitt, L OBP: 0.319, SLG: 0.452	P4			1B					1B	0	0	0	0	0	0	0												
Garth Iorg, R OBP: 0.307, SLG: 0.356				L4-3					F8	4	1	1	0	0	0	3												
Alfredo Griffin, S OBP: 0.269, SLG: 0.311									F8	4	1	1	0	0	0	2												
Inning Stats	R: 3 E: 0 K: 0 S: 5	H: 2 LOB: 1 BB: 1 P: 10	R: 2 E: 0 K: 0 S: 6	H: 3 LOB: 1 BB: 0 P: 6	R: 1 E: 0 K: 1 S: 6	H: 2 LOB: 0 BB: 0 P: 6	R: 0 E: 0 K: 1 S: 5	H: 0 LOB: 0 BB: 0 P: 5	R: 0 E: 0 K: 0 S: 3	H: 0 LOB: 0 BB: 0 P: 3	R: 0 E: 0 K: 1 S: 6	H: 1 LOB: 2 BB: 1 P: 10	R: 0 E: 0 K: 0 S: 3	H: 0 LOB: 0 BB: 0 P: 3	R: 0 E: 0 K: 0 S: 4	H: 2 LOB: 1 BB: 0 P: 4		1B: 8 2B: 4 3B: 0 HR: 1	SF: 0 SAC: 1 DP: 2 HBP: 1	WP: 2 PB: 0 SB: 0 CS: 0	PA: 40							
PITCHER	IP	WLS	BF	H	R	ER	SO	BB	IBB	HBP	BLK	WP	HR	S	P	ERA		WHIP										
Mike Witt, R ERA: 3.85	(1, 1)	0.2	6	3	3	3	2	0	0	0	0	1	0	22	22	6.23		1.385										
John Curtis, L ERA: 4.28	(1, 1)	4.1	18	6	3	3	2	0	0	0	0	0	0	17	21	0.00		1.250										
Luis Sanchez, R ERA: 3.32	(6, 1)	4.0	W	16	4	0	0	1	1	0	0	0	0	17	21	0.00		1.250										

Batter	1	2	3	4	5	6	7	8	9	AB	R	H	RBI	BB	SO	LOB	TOP										
Rod Carew, L OBP: 0.392, SLG: 0.390 (1, 3)										5	1	1	0	0	0	2											
Doug DeCinces, R OBP: 0.397, SLG: 0.539 (1, 5)										5	1	1	1	0	1	0											
Reggie Jackson, L OBP: 0.382, SLG: 0.528 (1, 10)										4	1	0	0	1	0	1											
Brian Downing, R OBP: 0.365, SLG: 0.483 (1, 7)										4	0	2	0	1	1	3											
Fred Lynn, L OBP: 0.373, SLG: 0.505 Gary Pettis, S (1, 8) (9, 8)										4	1	1	0	1	1	4											
Rob Wilfong, L OBP: 0.288, SLG: 0.268 (1, 4)										4	1	2	0	1	0	4											
Juan Beniquez, R OBP: 0.315, SLG: 0.357 (1, 9)										5	0	0	0	0	0	6											
Bob Boone, R OBP: 0.306, SLG: 0.336 (1, 2)										3	0	1	0	1	0	1											
Ricky Adams, R (1, 6)										4	0	0	0	0	0	2											
<b>Inning Stats</b>	R: 1 E: 0 K: 0 S: 6	H: 3 LOB: 2 BB: 0 P: 6	R: 0 E: 0 K: 0 S: 4	H: 1 LOB: 1 BB: 0 P: 4	R: 0 E: 0 K: 1 S: 6	H: 1 LOB: 1 BB: 0 P: 6	R: 1 E: 0 K: 0 S: 4	H: 1 LOB: 3 BB: 2 P: 12	R: 0 E: 0 K: 0 S: 3	H: 0 LOB: 0 BB: 0 P: 3	R: 3 E: 1 K: 1 S: 8	H: 1 LOB: 1 BB: 1 P: 12	R: 0 E: 0 K: 1 S: 5	H: 0 LOB: 0 BB: 1 P: 5	R: 0 E: 0 K: 0 S: 4	H: 1 LOB: 2 BB: 1 P: 8	1B: 4 2B: 3 3B: 1 HR: 0	SF: 0 SAC: 0 DP: 0 HBP: 0	WP: 2 PB: 0 SB: 1 CS: 0	PA: 43							
<b>PITCHER</b>	IP	WLS	BF	H	R	ER	SO	BB	IBB	HBP	BLK	WP	HR	S	P	ERA	WHIP										
Mark Eichhorn, R ERA: 5.96 (1, 1)	7.0	L	35	7	5	3	2	3	1	0	0	2	0	35	51	3.86	1.429										
Steve Senteney, R ERA: 6.48 (8, 1)	2.0		8	1	0	0	1	1	0	0	0	0	0	9	13	0.00	1.000										

California Angels @ Toronto Blue Jays  
Exhibition Stadium, Toronto, ON  
Sun Sep 19 1982, 3:33 AM EDT  
Att: 22,025 - Unknown - 59 F

Batter	1	2	3	4	5	6	7	8	9	AB	R	H	RBI	BB	SO	LOB	BOTTOM										
Damaso Garcia, R OBP: 0.344, SLG: 0.402 (1, 4)										4	0	0	0	0	0	0											
Lloyd Moseby, L OBP: 0.295, SLG: 0.379 (1, 8)										4	1	1	0	0	1	0											
Willie Upshaw, L OBP: 0.323, SLG: 0.427 (1, 3)										4	0	2	0	0	0	0											
Al Woods, L OBP: 0.300, SLG: 0.349 (1, 7)										4	0	1	1	0	0	1											
Hosken Powell, L OBP: 0.304, SLG: 0.394 (1, 9)										4	0	0	0	0	0	3											
Geno Petralli, L OBP: 0.405, SLG: 0.410 (1, 2)										3	0	0	0	1	0	1											
Glenn Adams, L OBP: 0.309, SLG: 0.393 (1, 10)										2	0	0	0	1	0	0											
Dave Baker, L OBP: 0.348, SLG: 0.263 (1, 5)										3	0	0	0	0	1	2											
Alfredo Griffin, S OBP: 0.267, SLG: 0.310 (1, 6)										3	0	0	0	0	0	0											
<b>Inning Stats</b>	R: 0 E: 0 K: 0 S: 3	H: 0 LOB: 0 BB: 0 P: 3	R: 0 E: 0 K: 0 S: 3	H: 0 LOB: 0 BB: 0 P: 3	R: 0 E: 0 K: 1 S: 5	H: 0 LOB: 0 BB: 0 P: 5	R: 0 E: 0 K: 1 S: 5	H: 0 LOB: 2 BB: 2 P: 13	R: 1 E: 0 K: 0 S: 6	H: 3 LOB: 2 BB: 0 P: 6	R: 0 E: 0 K: 0 S: 3	H: 0 LOB: 0 BB: 0 P: 3	R: 0 E: 0 K: 0 S: 3	H: 0 LOB: 0 BB: 0 P: 3	R: 0 E: 0 K: 0 S: 4	H: 1 LOB: 1 BB: 0 P: 4	1B: 4 2B: 0 3B: 0 HR: 0	SF: 0 SAC: 0 DP: 0 HBP: 0	WP: 0 PB: 0 SB: 0 CS: 0	PA: 33							
<b>PITCHER</b>	IP	WLS	BF	H	R	ER	SO	BB	IBB	HBP	BLK	WP	HR	S	P	ERA	WHIP										
Bruce Kison, R ERA: 3.17 (1, 1)	9.0	W	33	4	1	1	2	2	0	0	0	0	0	35	43	1.00	0.667										

California Angels @ Toronto Blue Jays  
Exhibition Stadium, Toronto, ON  
Sun Sep 19 1982, 3:33 AM EDT  
Att: 22,025 - Unknown - 59 F

Batter	1	2	3	4	5	6	7	8	9	AB	R	H	RBI	BB	SO	LOB	TOP										
<b>Damaso Garcia, R</b> (1, 4) OBP: 0.343, SLG: 0.402	F9		5-3		E1		2B		FC4	5	0	1	0	0	0	3	<b>Toronto Blue Jays @ Minnesota Twins</b> Hubert H. Humphrey Metrodome, Minneapolis, MN Mon Sep 20 1982, 8:05 PM EDT Att. 2,830 - Dome - 66 F										
<b>Lloyd Moseby, L</b> (1, 8) OBP: 0.296, SLG: 0.375	G3		K		K		F8		K	5	0	0	0	0	3	5											
<b>Willie Upshaw, L</b> (1, 3) OBP: 0.321, SLG: 0.424	K			K		F8		F8		4	0	0	0	0	2	0											
<b>Al Woods, L</b> (1, 7) OBP: 0.300, SLG: 0.347		F9			G3		L8			4	0	1	0	0	0	0											
<b>Jesse Barfield, R</b> (1, 9) OBP: 0.332, SLG: 0.435		6-3		F4		HR				3	1	1	1	1	0	1											
<b>Geno Petralli, L</b> (1, 2) OBP: 0.413, SLG: 0.405		1B		1B		4-3		4-3		3	0	1	0	1	0	1											
<b>Hosken Powell, L</b> (1, 10) OBP: 0.307, SLG: 0.399		1B		F8				L7		4	0	2	0	0	0	2											
<b>Garth Iorg, R</b> (1, 5) OBP: 0.307, SLG: 0.355		6-3			F8		FC3-5		L7	4	0	1	0	0	0	3											
<b>Alfredo Griffin, S</b> (1, 6) OBP: 0.267, SLG: 0.310			6-3				FC3-5		FC4	3	0	1	0	0	0	1											
<b>Ernie Whitt, L</b> (9, PH) OBP: 0.321, SLG: 0.454					E1		F9		FC4	1	0	1	0	0	0	0											
<b>Dave Baker, L</b> (9, PR) OBP: 0.348, SLG: 0.263					1B				1B	0	0	0	0	0	0	0											
<b>Inning Stats</b>	R: 0 E: 0 K: 1 S: 5	H: 0 LOB: 0 BB: 0 P: 5	R: 0 E: 0 K: 0 S: 5	H: 2 LOB: 2 BB: 0 P: 5	R: 0 E: 0 K: 1 S: 5	H: 0 LOB: 0 BB: 0 P: 5	R: 0 E: 0 K: 1 S: 6	H: 1 LOB: 2 BB: 1 P: 10	R: 0 E: 0 K: 1 S: 6	H: 1 LOB: 1 BB: 0 P: 6	R: 1 E: 0 K: 0 S: 4	H: 1 LOB: 0 BB: 0 P: 4	R: 0 E: 0 K: 0 S: 5	H: 2 LOB: 2 BB: 0 P: 5	R: 0 E: 0 K: 0 S: 3	H: 0 LOB: 1 BB: 1 P: 7	R: 0 E: 0 K: 1 S: 7	H: 2 LOB: 3 BB: 0 P: 7	1B: 6 2B: 2 3B: 0 HR: 1	SF: 0 SAC: 0 DP: 0 HBP: 0	WP: 0 PB: 0 SB: 2 CS: 0	PA: 38					
<b>PITCHER</b>	IP	WLS	BF	H	R	ER	SO	BB	IBB	HBP	BLK	WP	HR	S	P	ERA	WHIP										
<b>Bobby Castillo, R</b> (1, 1) ERA: 3.83	8.1	W	36	9	1	1	4	2	0	0	0	0	1	42	50	1.08	1.320										
<b>Ron Davis, R</b> (9, 1) ERA: 4.67	0.2	S	2	0	0	0	1	0	0	0	0	0	0	4	4	0.00	0.000										




Batter	1	2	3	4	5	6	7	8	9	AB	R	H	RBI	BB	SO	LOB	BOTTOM										
<b>Bobby Mitchell, L</b> (1, 8) OBP: 0.341, SLG: 0.326	G3		FC1-2 1B 2B		F8		F8			4	1	1	0	0	0	1	<b>Toronto Blue Jays @ Minnesota Twins</b> Hubert H. Humphrey Metrodome, Minneapolis, MN Mon Sep 20 1982, 8:05 PM EDT Att. 2,830 - Dome - 66 F										
<b>John Castino, R</b> (1, 4) OBP: 0.316, SLG: 0.350	CS BB		FC1-2 1B		F3		F7			3	0	0	0	1	0	3											
<b>Tom Brunansky, R</b> (1, 9) OBP: 0.387, SLG: 0.484	K		F4		1B		1B		BB	3	0	1	0	1	1	3											
<b>Kent Hrbek, L</b> (1, 3) OBP: 0.368, SLG: 0.494	F6		1B		FC6-4 1B		G3			4	0	2	1	0	0	3											
<b>Gary Ward, R</b> (1, 7) OBP: 0.338, SLG: 0.536		5-3	F9		FC6-4		F9 HR 1B			4	1	1	0	0	0	4											
<b>Gary Gaetti, R</b> (1, 5) OBP: 0.282, SLG: 0.451		F8		F3		6-3		F9		4	0	0	0	0	0	1											
<b>Randy Bush, L</b> (1, 10) OBP: 0.319, SLG: 0.458		BB		HR		F3		HR		3	2	2	3	1	0	0											
<b>Tim Laudner, R</b> (1, 2) OBP: 0.332, SLG: 0.397		K		F7		5-3		6-3		4	0	0	0	0	1	1											
<b>Lenny Faedo, R</b> (1, 6) OBP: 0.279, SLG: 0.308			2B FC1-2 1B		F6		BB 1B		6-3	4	0	2	0	0	0	0											
<b>Inning Stats</b>	R: 0 E: 0 K: 1 S: 5	H: 0 LOB: 1 BB: 1 P: 9	R: 0 E: 0 K: 1 S: 5	H: 0 LOB: 1 BB: 1 P: 9	R: 1 E: 0 K: 0 S: 6	H: 3 LOB: 2 BB: 0 P: 6	R: 1 E: 0 K: 0 S: 4	H: 1 LOB: 0 BB: 0 P: 4	R: 0 E: 0 K: 0 S: 5	H: 2 LOB: 2 BB: 0 P: 5	R: 0 E: 0 K: 0 S: 3	H: 0 LOB: 0 BB: 0 P: 3	R: 0 E: 0 K: 0 S: 4	H: 1 LOB: 2 BB: 1 P: 8	R: 2 E: 0 K: 0 S: 5	H: 2 LOB: 0 BB: 0 P: 5	R: 2 E: 0 K: 0 S: 5	H: 2 LOB: 2 BB: 0 P: 5	1B: 6 2B: 1 3B: 0 HR: 2	SF: 0 SAC: 0 DP: 0 HBP: 0	WP: 0 PB: 0 SB: 1 CS: 1	PA: 36					
<b>PITCHER</b>	IP	WLS	BF	H	R	ER	SO	BB	IBB	HBP	BLK	WP	HR	S	P	ERA	WHIP										
<b>Luis Leal, R</b> (1, 1) ERA: 3.73	8.0	L	36	9	4	4	2	3	0	0	0	0	2	37	49	4.50	1.500										



Batter	1	2	3	4	5	6	7	8	9	AB	R	H	RBI	BB	SO	LOB	TOP								
<b>Damaso Garcia, R</b> (1, 4) OBP: 0.341, SLG: 0.402	G3	K			K		1B	K		5	1	1	0	0	3	6	<b>Toronto Blue Jays @ Minnesota Twins</b> Hubert H. Humphrey Metrodome, Minneapolis, MN Tue Sep 21 1982, 8:05 PM EDT Att. 3,282 - Dome - 66 F <a href="http://livebaseballscorecards.com">livebaseballscorecards.com</a>								
<b>Garth Iorg, R</b> (1, 5) OBP: 0.310, SLG: 0.364	F9		G6-4-3		1B	3B	1B	4-3		5	1	3	2	0	0	2									
<b>Barry Bonnell, R</b> (1, 8) OBP: 0.348, SLG: 0.421	K		F7				F5		6-3	5	0	1	1	0	1	2									
<b>Jesse Barfield, R</b> (1, 9) OBP: 0.333, SLG: 0.431		1B	G6-4-3		F8		K		2B	3	1	0	0	2	1	3									
<b>Wayne Nordhagen, R</b> (1, 10) OBP: 0.328, SLG: 0.339	F9			4-3	4-3		FC6-4		F8	5	0	2	0	0	0	3									
<b>Leon Roberts, R</b> (1, 7) OBP: 0.254, SLG: 0.280	2B	1B		F7		L9	FC6-4			5	0	2	0	0	0	3									
<b>Willie Upshaw, L</b> (1, 3) OBP: 0.323, SLG: 0.432		2B		4-3		HR		5-3	FC6-4	4	1	2	2	1	0	1									
<b>Buck Martinez, R</b> (1, 2) OBP: 0.295, SLG: 0.394					1B		5-3	1B	FC6-4	3	0	1	0	2	0	3									
<b>Alfredo Griffin, S</b> (1, 6) OBP: 0.269, SLG: 0.311	K				E	S	5-3			4	1	2	0	0	1	3									
<b>Inning Stats</b>	R: 0 E: 0 K: 1 S: 5	H: 0 LOB: 0 BB: 0 P: 5	R: 1 E: 0 K: 2 S: 9	H: 2 LOB: 3 BB: 2 P: 17	R: 0 E: 0 K: 0 S: 3	H: 1 LOB: 0 BB: 0 P: 3	R: 0 E: 0 K: 0 S: 4	H: 2 LOB: 2 BB: 0 P: 4	R: 2 E: 0 K: 1 S: 8	H: 3 LOB: 1 BB: 0 P: 8	R: 1 E: 0 K: 0 S: 4	H: 1 LOB: 0 BB: 0 P: 4	R: 1 E: 0 K: 1 S: 8	H: 3 LOB: 2 BB: 0 P: 8	R: 0 E: 0 K: 1 S: 6	H: 1 LOB: 2 BB: 1 P: 10	R: 0 E: 0 K: 0 S: 4	H: 1 LOB: 3 BB: 2 P: 12	1B: 9 2B: 3 3B: 1 HR: 1	SF: 0 SAC: 0 DP: 1 HBP: 0	WP: 0 PB: 0 SB: 2 CS: 0	PA: 44			
<b>PITCHER</b>	IP	WLS	BF	H	R	ER	SO	BB	IBB	HBP	BLK	WP	HR	S	P	ERA	WHIP								
<b>Frank Viola, L</b> (1, 1) ERA: 5.38	6.0	L	27	9	4	4	4	2	0	0	0	0	1	33	41	6.00	1.833								
<b>Paul Boris, R</b> (7, 1) ERA: 4.59	1.0		6	3	1	1	1	0	0	0	0	0	0	8	8	9.00	3.000								
<b>Jeff Little, L</b> (8, 1) ERA: 4.28	1.0		5	1	0	0	1	1	0	0	0	0	0	6	10	0.00	2.000								
<b>Don Cooper, R</b> (9, 1) ERA: 10.5	1.0		6	1	0	0	0	1	1	0	0	0	0	4	12	0.00	2.000								

Batter	1	2	3	4	5	6	7	8	9	AB	R	H	RBI	BB	SO	LOB	BOTTOM								
<b>Bobby Mitchell, L</b> (1, 8) OBP: 0.340, SLG: 0.324	G3		K		F4		BB			3	0	0	1	1	1	2	<b>Toronto Blue Jays @ Minnesota Twins</b> Hubert H. Humphrey Metrodome, Minneapolis, MN Tue Sep 21 1982, 8:05 PM EDT Att. 3,282 - Dome - 66 F <a href="http://livebaseballscorecards.com">livebaseballscorecards.com</a>								
<b>John Castino, R</b> (1, 5) OBP: 0.313, SLG: 0.346	6-3		K			L7	F9			4	0	0	0	0	1	4									
<b>Tom Brunansky, R</b> (1, 9) OBP: 0.386, SLG: 0.482	1B		FC6-4			F4		F9		4	0	1	0	0	0	1									
<b>Kent Hrbek, L</b> (1, 3) OBP: 0.369, SLG: 0.494				F8		5-3				4	0	2	0	0	0	0									
<b>Gary Ward, R</b> (1, 7) OBP: 0.336, SLG: 0.532	K				K		F9	F9		4	0	0	0	0	2	3									
<b>Randy Bush, L</b> (1, 10) OBP: 0.316, SLG: 0.442		K			1-3		1B	G3		3	1	0	0	0	1	1									
<b>Ron Washington, R</b> (1, 4) OBP: 0.287, SLG: 0.364		K				5-3	BB	G6-4-3		4	0	2	0	0	1	0									
<b>Tim Laudner, R</b> (1, 2) OBP: 0.331, SLG: 0.395		K					BB	F2		4	0	1	0	0	2	1									
<b>Lenny Faedo, R</b> (1, 6) OBP: 0.285, SLG: 0.311							1B	G6-4-3		1	0	1	0	1	0	0									
<b>Randy Johnson, L</b> (7, PH) OBP: 0.323, SLG: 0.416										1	0	0	0	0	1	3									
<b>Mickey Hatcher, R</b> (8, 5) OBP: 0.274, SLG: 0.349										1	0	0	0	0	0	1									
<b>Inning Stats</b>	R: 0 E: 0 K: 1 S: 7	H: 2 LOB: 2 BB: 0 P: 7	R: 0 E: 0 K: 3 S: 9	H: 0 LOB: 0 BB: 0 P: 9	R: 0 E: 0 K: 2 S: 8	H: 1 LOB: 1 BB: 0 P: 8	R: 0 E: 0 K: 1 S: 5	H: 0 LOB: 0 BB: 0 P: 5	R: 0 E: 0 K: 1 S: 5	H: 0 LOB: 1 BB: 1 P: 9	R: 0 E: 0 K: 0 S: 3	H: 0 LOB: 0 BB: 0 P: 3	R: 1 E: 0 K: 1 S: 7	H: 2 LOB: 3 BB: 1 P: 12	R: 0 E: 0 K: 0 S: 4	H: 1 LOB: 1 BB: 0 P: 4	R: 0 E: 0 K: 0 S: 3	H: 1 LOB: 0 BB: 0 P: 3	1B: 7 2B: 0 3B: 0 HR: 0	SF: 0 SAC: 0 DP: 1 HBP: 1	WP: 0 PB: 0 SB: 0 CS: 0	PA: 36			
<b>PITCHER</b>	IP	WLS	BF	H	R	ER	SO	BB	IBB	HBP	BLK	WP	HR	S	P	ERA	WHIP								
<b>Dave Stieb, R</b> (1, 1) ERA: 3.43	9.0	W	36	7	1	1	9	2	0	1	0	0	0	51	60	1.00	1.000								





Batter	1	2	3	4	5	6	7	8	9	10	AB	R	H	RBI	BB	SO	LOB	TOP						
Damaso Garcia, R (1.4) OBP: 0.342, SLG: 0.401	5-3			L5-4 1B		F4		F9				4	0	1	1	1	0	0						
Garth Iorg, R (1.5) OBP: 0.311, SLG: 0.364	K			1B					G3	K	5	1	2	0	0	2	3							
Barry Bonnell, R (1.8) (10.7)	5-3			F7				FC6 1B	6-3		4	0	1	0	0	0	2							
Jesse Barfield, R (1.9) OBP: 0.333, SLG: 0.429				L5-4				FC6 1B	F6		4	0	1	0	0	0	3							
Wayne Nordhagen, R (1.10) OBP: 0.320, SLG: 0.331						F4		K	4-3		4	0	0	0	0	2	2							
Leon Roberts, R (1.7) OBP: 0.254, SLG: 0.275								K			3	0	0	0	1	2	2							
Lloyd Moseby, L (10. PR) (10.8) OBP: 0.296, SLG: 0.375	G5-4-3					K		K		4-3 S BB	0	1	0	0	0	0	0							
Willie Upshaw, L (1.3) OBP: 0.323, SLG: 0.429						G3		5-3		L7	3	0	0	0	1	0	0							
Buck Martinez, R (1.2) OBP: 0.268, SLG: 0.406						F4		K		4-3	3	1	1	1	0	1	0							
Ernie Whitt, L (10. PH) (10.2) OBP: 0.320, SLG: 0.452								1-3		4-3	1	0	0	0	0	0	2							
Alfredo Griffin, S (1.6) OBP: 0.268, SLG: 0.309						K				HR														
Hosken Powell, L (10. PH) OBP: 0.310, SLG: 0.399																								
Rance Mulliniks, L (10.6) OBP: 0.317, SLG: 0.350										K	0	0	0	0	0	0	0							
										BB	0	0	0	0	0	0	0							
										IBB	0	0	0	0	0	0	0							
<b>Inning Stats</b>	R: 0 E: 0 K: 1 S: 5	H: 0 LOB: 0 BB: 0 P: 5	R: 0 E: 0 K: 1 S: 5	H: 1 LOB: 0 BB: 0 P: 5	R: 0 E: 0 K: 1 S: 5	H: 0 LOB: 0 BB: 0 P: 5	R: 0 E: 0 K: 1 S: 5	H: 2 LOB: 1 BB: 0 P: 4	R: 0 E: 0 K: 1 S: 5	H: 0 LOB: 0 BB: 0 P: 5	R: 1 E: 1 K: 2 S: 9	H: 2 LOB: 1 BB: 0 P: 9	R: 1 E: 0 K: 1 S: 6	H: 1 LOB: 0 BB: 0 P: 6	R: 0 E: 0 K: 0 S: 3	H: 0 LOB: 0 BB: 0 P: 3	R: 1 E: 0 K: 1 S: 5	H: 0 LOB: 3 BB: 4 P: 21	1B: 5 2B: 1 3B: 0 HR: 1	SF: 0 SAC: 0 DP: 2 HBP: 0	WP: 0 PB: 0 SB: 1 CS: 0	PA: 38		
<b>PITCHER</b>	IP 9.1	WLS L	BF 33	H 6	R 3	ER 2	SO 8	BB 1	IBB 0	HBP 0	BLK 0	WP 0	HR 1	S 48	P 52	ERA 1.93	WHIP 0.750							
Brad Havens, L (1.1) ERA: 4.4																								
Ron Davis, R (10.1) ERA: 4.64	0.2	5	0	0	0	1	1	2	0	0	0	0	0	4	16	0.00	1.500							

Toronto Blue Jays @ Minnesota Twins  
Hubert H. Humphrey Metrodome, Minneapolis, MN  
Wed Sep 22 1982, 8:05 PM EDT  
Att. 3,676 - Dome - 67 F

AB	34
R	3
H	6
RBI	2
BB	4
SO	9
LOB	14



Batter	1	2	3	4	5	6	7	8	9	10	AB	R	H	RBI	BB	SO	LOB	BOTTOM						
Bobby Mitchell, L (1.8) OBP: 0.341, SLG: 0.324	FC4-6 BB		4-3		G1-6-3			1B			3	0	1	0	1	0	2							
John Castino, R (1.5) OBP: 0.310, SLG: 0.342	FC4-6 2B E		K			4-3		4-3			4	1	0	0	0	1	2							
Tom Brunansky, R (1.9) OBP: 0.365, SLG: 0.482	E 2B		K			F9			F2		4	1	1	0	0	1	0							
Kent Hrbek, L (1.3) OBP: 0.367, SLG: 0.490	E6			G3		4-3			4-3		4	0	0	1	0	0	0							
Gary Ward, R (1.7) OBP: 0.333, SLG: 0.526	F4			K				6-3		F8	4	0	0	0	0	1	1							
Randy Bush, L (1.10) OBP: 0.303, SLG: 0.422	K			K				F7		4-3	4	0	0	0	0	2	1							
Ron Washington, R (1.4) OBP: 0.286, SLG: 0.363			3-1		F9			5-3			4	0	1	0	0	0	0							
Sal Butera, R (1.2) OBP: 0.365, SLG: 0.286								L3		G5-4-3 1B	2	0	1	0	0	0	0							
Randy Johnson, L (8. PH) OBP: 0.322, SLG: 0.414			L5							G5-4-3	1	0	0	0	0	0	0							
Tim Laudner, R (9.2) OBP: 0.330, SLG: 0.394					1B					1-2	1	0	0	0	0	0	1							
Lenny Faedo, R (1.6) OBP: 0.285, SLG: 0.312			5-3					4-3			3	0	1	0	0	0	0							
<b>Inning Stats</b>	R: 2 E: 1 K: 1 S: 7	H: 1 LOB: 1 BB: 1 P: 11	R: 0 E: 0 K: 0 S: 3	H: 0 LOB: 0 BB: 0 P: 3	R: 0 E: 0 K: 2 S: 7	H: 0 LOB: 0 BB: 0 P: 7	R: 0 E: 0 K: 2 S: 7	H: 0 LOB: 0 BB: 0 P: 7	R: 0 E: 0 K: 0 S: 3	H: 0 LOB: 0 BB: 0 P: 3	R: 0 E: 0 K: 0 S: 3	H: 0 LOB: 0 BB: 0 P: 3	R: 0 E: 0 K: 0 S: 3	H: 1 LOB: 1 BB: 0 P: 4	R: 0 E: 0 K: 0 S: 3	H: 0 LOB: 0 BB: 0 P: 3	R: 0 E: 0 K: 0 S: 3	H: 1 LOB: 3 BB: 4 P: 3	1B: 4 2B: 1 3B: 0 HR: 0	SF: 0 SAC: 0 DP: 2 HBP: 0	WP: 0 PB: 0 SB: 0 CS: 0	PA: 35		
<b>PITCHER</b>	IP 10.0	WLS W	BF 35	H 5	R 2	ER 1	SO 5	BB 1	IBB 0	HBP 0	BLK 0	WP 0	HR 0	S 44	P 48	ERA 0.90	WHIP 0.600							
Jim Clancy, R (1.1) ERA: 3.91																								

Toronto Blue Jays @ Minnesota Twins  
Hubert H. Humphrey Metrodome, Minneapolis, MN  
Wed Sep 22 1982, 8:05 PM EDT  
Att. 3,676 - Dome - 67 F

AB	34
R	2
H	5
RBI	1
BB	1
SO	5
LOB	7



Batter	1	2	3	4	5	6	7	8	9	AB	R	H	RBI	BB	SO	LOB	TOP										
Damaso Garcia, R (1,4) OBP: 0.343, SLG: 0.407										4	1	2	1	0	0	3	<b>Toronto Blue Jays @ Seattle Mariners</b> The Kingdome, Seattle, WA Fri Sep 24, 1982, 10:05 PM EDT Att: 14,071 - Unknown										
Lloyd Moseby, L (1,8) OBP: 0.293, SLG: 0.372										4	0	0	0	0	1	2											
Al Woods, L (1,7) OBP: 0.299, SLG: 0.345										4	0	1	0	0	0	1											
Willie Upshaw, L (1,3) OBP: 0.322, SLG: 0.434										4	1	1	1	0	1	2											
Jesse Barfield, R (1,9) OBP: 0.332, SLG: 0.426										3	0	0	0	1	1	1											
Ernie Whitt, L (1,2) OBP: 0.317, SLG: 0.447										3	0	0	0	0	1	1											
Buck Martinez, R (9, PH) OBP: 0.295, SLG: 0.404										1	0	0	0	0	0	1											
Tony Johnson, R (9, PR) OBP: 0.310, SLG: 0.389										0	0	0	0	0	0	0											
Geno Petralli, L (9, 2) OBP: 0.413, SLG: 0.405										0	0	0	0	0	0	0											
Hosken Powell, L (1, 10) OBP: 0.306, SLG: 0.395										3	0	0	0	0	0	0											
Wayne Nordhagen, R (9, PH) OBP: 0.319, SLG: 0.329										1	0	0	0	0	1	1											
Rance Mulliniks, L (1,5) OBP: 0.320, SLG: 0.354										3	0	2	0	0	0	0											
Alfredo Griffin, S (1,6) OBP: 0.269, SLG: 0.310										2	0	1	0	0	0	1											
<b>Inning Stats</b>	R: 2 E: 0 K: 1 S: 7	H: 2 LOB: 0 BB: 0 P: 7	R: 0 E: 1 K: 0 S: 4	H: 0 LOB: 1 BB: 0 P: 4	R: 0 E: 0 K: 0 S: 4	H: 1 LOB: 1 BB: 0 P: 4	R: 0 E: 0 K: 0 S: 3	H: 0 LOB: 0 BB: 0 P: 3	R: 0 E: 0 K: 1 S: 4	H: 1 LOB: 1 BB: 0 P: 4	R: 0 E: 0 K: 0 S: 6	H: 2 LOB: 1 BB: 0 P: 6	R: 0 E: 0 K: 2 S: 4	H: 0 LOB: 0 BB: 0 P: 7	R: 0 E: 0 K: 1 S: 4	H: 0 LOB: 1 BB: 1 P: 8	1B: 5 2B: 1 3B: 0 HR: 2	SF: 0 SAC: 1 DP: 2 HBP: 0	WP: 0 PB: 0 SB: 1 CS: 1	PA: 34							
<b>PITCHER</b>	IP	WLS	BF	H	R	ER	SO	BB	IBB	HBP	BLK	WP	HR	S	P	ERA	WHIP										
Ed Nunez, R (1, 1) ERA: 3.48	8.0		32	7	2	2	4	1	0	0	0	0	2	39	43	2.25	1.000										
Ed Vande Berg, L (9, 1) ERA: 2.45	1.0	W	2	0	0	0	1	0	0	0	0	0	0	4	4	0.00	0.000										

Batter	1	2	3	4	5	6	7	8	9	AB	R	H	RBI	BB	SO	LOB	BOTTOM										
Joe Simpson, L (1,8) OBP: 0.320, SLG: 0.366										4	0	0	0	0	2	3	<b>Toronto Blue Jays @ Seattle Mariners</b> The Kingdome, Seattle, WA Fri Sep 24, 1982, 10:05 PM EDT Att: 14,071 - Unknown										
Manny Castillo, S (1,5) OBP: 0.292, SLG: 0.347										4	1	1	1	0	0	0											
Bruce Bochte, L (1,7) OBP: 0.382, SLG: 0.410										4	0	0	0	0	0	0											
Richie Zisk, R (1, 10) OBP: 0.355, SLG: 0.473										4	0	1	0	0	0	1											
Al Cowens, R (9, PR) OBP: 0.326, SLG: 0.481										0	1	0	0	0	0	0											
Dave Revering, L (1, 3) OBP: 0.293, SLG: 0.348										3	0	1	0	0	0	0											
John Moses, S (8, PR) OBP: 0.400, SLG: 0.786										1	1	1	1	0	0	0											
Bobby Brown, S (1, 9) OBP: 0.294, SLG: 0.326										2	0	0	0	0	0	0											
Orlando Mercado, R (1, 2) OBP: 0.125, SLG: 0.500										2	0	0	0	0	0	0											
Rick Sweet, S (8, PH) OBP: 0.305, SLG: 0.325										1	0	0	0	0	0	2											
Todd Cruz, R (1, 6) OBP: 0.240, SLG: 0.368										2	0	0	0	1	1	0											
Julio Cruz, S (1, 4) OBP: 0.321, SLG: 0.343										3	0	1	0	0	0	0											
<b>Inning Stats</b>	R: 0 E: 0 K: 1 S: 5	H: 0 LOB: 0 BB: 0 P: 5	R: 0 E: 0 K: 0 S: 3	H: 0 LOB: 0 BB: 0 P: 3	R: 0 E: 0 K: 1 S: 5	H: 0 LOB: 0 BB: 0 P: 5	R: 0 E: 0 K: 0 S: 3	H: 0 LOB: 0 BB: 0 P: 3	R: 1 E: 1 K: 0 S: 4	H: 1 LOB: 0 BB: 0 P: 4	R: 1 E: 0 K: 1 S: 7	H: 2 LOB: 3 BB: 1 P: 11	R: 1 E: 0 K: 0 S: 4	H: 2 LOB: 1 BB: 0 P: 4	1B: 1 2B: 3 3B: 0 HR: 1	SF: 0 SAC: 1 DP: 1 HBP: 0	WP: 0 PB: 1 SB: 0 CS: 0	PA: 32									
<b>PITCHER</b>	IP	WLS	BF	H	R	ER	SO	BB	IBB	HBP	BLK	WP	HR	S	P	ERA	WHIP										
Mark Eichhorn, R (1, 1) ERA: 5.13	7.2		27	3	2	2	2	1	0	0	0	0	1	30	34	2.35	0.522										
Dale Murray, R (8, 1) ERA: 3.22	1.0	L	5	2	1	1	1	0	0	0	0	0	0	7	7	9.00	2.000										



Batter	1	2	3	4	5	6	7	8	9	AB	R	H	RBI	BB	SO	LOB	TOP					
Damaso Garcia, R OBP: 0.341, SLG: 0.404	6-3		F9		F7			5-3		4	0	0	0	0	0	1	Toronto Blue Jays @ Seattle Mariners The Kingdome, Seattle, WA Sat Sep 25 1982, 10:05 PM EDT Att: 18,818 - Unknown					
Garth Iorg, R OBP: 0.311, SLG: 0.363	F9		K				F9	WP 1B		4	0	1	0	0	1	1						
Barry Bonnell, R OBP: 0.346, SLG: 0.417	6-3			4-3			E BB	K		3	0	0	0	1	1	1						
Jesse Barfield, R OBP: 0.328, SLG: 0.421		F9		F4			L4	6-3		4	0	0	0	0	2							
Wayne Nordhagen, R OBP: 0.317, SLG: 0.328		F8		1B 1B			6-3		F8	4	0	1	0	0	0	1						
Leon Roberts, R OBP: 0.286, SLG: 0.293		2B 1B		1-2 1B			F9	4-3 2B		4	0	3	0	0	0	0						
Willie Upshaw, L OBP: 0.322, SLG: 0.434		1-1 2B		4-3			E6	4-3		4	0	1	0	0	0	3						
Buck Martinez, R OBP: 0.290, SLG: 0.398			E5 WP		F7		F7	F3		4	0	0	0	0	2							
Alfredo Griffin, S OBP: 0.267, SLG: 0.308			1-3		F3		F8			3	0	0	0	0	2							
<b>Inning Stats</b>	R: 0 E: 0 K: 0 S: 3	H: 0 LOB: 0 BB: 0 P: 3	R: 0 E: 0 K: 0 S: 4	H: 2 LOB: 2 BB: 0 P: 4	R: 0 E: 1 K: 1 S: 6	H: 0 LOB: 1 BB: 0 P: 6	R: 0 E: 0 K: 0 S: 5	H: 2 LOB: 2 BB: 0 P: 5	R: 0 E: 0 K: 0 S: 3	H: 0 LOB: 0 BB: 0 P: 3	R: 0 E: 1 K: 0 S: 3	H: 0 LOB: 1 BB: 1 P: 7	R: 0 E: 1 K: 0 S: 4	H: 0 LOB: 1 BB: 0 P: 4	R: 0 E: 0 K: 1 S: 6	H: 1 LOB: 1 BB: 0 P: 6	R: 0 E: 0 K: 0 S: 4	H: 1 LOB: 1 BB: 0 P: 4	1B: 4 2B: 2 3B: 0 HR: 0	SF: 0 SAC: 0 DP: 0 HBP: 0	WP: 2 PB: 0 SB: 0 CS: 0	PA: 35
<b>PITCHER</b> Bryan Clark, L ERA: 2.76	IP: 9.0 WLS: W BF: 35 H: 6 R: 0 ER: 0 SO: 2 BB: 1 IBB: 0 HBP: 0 BLK: 0 WP: 2 HR: 0 S: 38 P: 42 ERA: 0.00 WHIP: 0.778															<b>PITCHER</b>						

AB	34
R	0
H	6
RBI	0
BB	1
SO	2
LOB	13



Batter	1	2	3	4	5	6	7	8	9	AB	R	H	RBI	BB	SO	LOB	BOTTOM			
Joe Simpson, L OBP: 0.319, SLG: 0.362	1-3		1B SF9 BB		F5		F7			3	1	0	0	1	0	0	Toronto Blue Jays @ Seattle Mariners The Kingdome, Seattle, WA Sat Sep 25 1982, 10:05 PM EDT Att: 18,818 - Unknown			
Manny Castillo, S OBP: 0.292, SLG: 0.346	F8		S HR 1B		F8		F9			4	1	1	0	0	0	0				
Bobby Brown, S OBP: 0.294, SLG: 0.330	G3		SF9		F8			2B		3	0	1	1	0	0	0				
Bruce Bochte, L OBP: 0.382, SLG: 0.416		F9	3-H 1-H HR			4-0 3B BB	1-3			3	2	1	2	1	0	1				
Jim Maler, R OBP: 0.276, SLG: 0.340		F9	K2-3-2 1B				F8	5-3		4	0	1	0	0	0	1				
Todd Cruz, R OBP: 0.240, SLG: 0.367		2B 1B	K2-3-2 1-1		F2			K		4	1	1	0	0	2	2				
John Moses, S OBP: 0.421, SLG: 0.889		1-3 1B 2B		L6			1-H 3B	F7		4	1	2	1	0	0	0				
Orlando Mercado, R OBP: 0.182, SLG: 0.455		2-H 3-H 1B		K				K		3	0	1	2	0	2	1				
Julio Cruz, S OBP: 0.321, SLG: 0.348		L5		F7				HR		3	1	1	1	0	0	1				
<b>Inning Stats</b>	R: 0 E: 0 K: 0 S: 3	H: 0 LOB: 0 BB: 0 P: 3	R: 2 E: 0 K: 0 S: 6	H: 3 LOB: 1 BB: 0 P: 6	R: 3 E: 0 K: 1 S: 7	H: 3 LOB: 1 BB: 1 P: 11	R: 0 E: 0 K: 1 S: 5	H: 0 LOB: 0 BB: 0 P: 5	R: 0 E: 0 K: 0 S: 3	H: 0 LOB: 0 BB: 0 P: 3	R: 1 E: 0 K: 0 S: 6	H: 1 LOB: 1 BB: 1 P: 10	R: 1 E: 0 K: 0 S: 5	H: 2 LOB: 1 BB: 0 P: 5	R: 0 E: 0 K: 1 S: 5	H: 0 LOB: 0 BB: 0 P: 5	1B: 4 2B: 3 3B: 1 HR: 2	SF: 1 SAC: 0 DP: 1 HBP: 0	WP: 0 PB: 0 SB: 1 CS: 0	PA: 34
<b>PITCHER</b> Luis Leal, R ERA: 3.86 Steve Seniteney, R ERA: 6.35 Jerry Garvin, L ERA: 7.19 Jim Gott, R ERA: 4.45	IP: 5.2 WLS: L BF: 25 H: 7 R: 6 ER: 6 SO: 2 BB: 2 IBB: 0 HBP: 0 BLK: 0 WP: 0 HR: 1 S: 27 P: 35 ERA: 9.53 WHIP: 1.588															<b>PITCHER</b>				

AB	31
R	7
H	9
RBI	7
BB	2
SO	4
LOB	6



Batter	1	2	3	4	5	6	7	8	9	AB	R	H	RBI	BB	SO	LOB	TOP									
Damaso Garcia, R OBP: 0.341, SLG: 0.404										5	1	2	0	0	0	2										
Garth Iorg, R OBP: 0.314, SLG: 0.365										3	1	2	1	1	1	0										
Barry Bonnell, R OBP: 0.347, SLG: 0.417										4	0	1	0	1	0	3										
Jesse Barfield, R OBP: 0.325, SLG: 0.417										4	0	0	0	0	3	6										
Wayne Nordhagen, R OBP: 0.311, SLG: 0.320										4	0	0	0	0	2	5										
Leon Roberts, R OBP: 0.285, SLG: 0.287										3	2	0	0	1	1	2										
Willie Upshaw, L OBP: 0.321, SLG: 0.433										4	0	1	0	0	0	1										
Buck Martinez, R OBP: 0.295, SLG: 0.413										3	1	2	2	0	0	0										
Alfredo Griffin, S OBP: 0.267, SLG: 0.312										3	1	1	1	0	1	0										
<b>Inning Stats</b>	R: 2 E: 1 K: 1 S: 7	H: 2 LOB: 0 BB: 0 P: 7	R: 1 E: 1 K: 1 S: 6	H: 1 LOB: 0 BB: 0 P: 6	R: 0 E: 0 K: 1 S: 6	H: 1 LOB: 2 BB: 1 P: 10	R: 0 E: 0 K: 0 S: 4	H: 1 LOB: 1 BB: 1 P: 8	R: 0 E: 0 K: 3 S: 10	H: 1 LOB: 2 BB: 1 P: 14	R: 1 E: 0 K: 0 S: 4	H: 1 LOB: 0 BB: 0 P: 4	R: 0 E: 0 K: 2 S: 8	H: 1 LOB: 1 BB: 0 P: 8	R: 0 E: 0 K: 0 S: 3	H: 0 LOB: 0 BB: 0 P: 3	R: 1 E: 0 K: 0 S: 4	H: 1 LOB: 0 BB: 0 P: 4	1B: 6 2B: 1 3B: 1 HR: 1	SF: 2 SAC: 1 DP: 1 HBP: 0	WP: 1 PB: 0 SB: 1 CS: 0	PA: 39				
<b>PITCHER</b>	IP	WLS	BF	H	R	ER	SO	BB	IBB	HBP	BLK	WP	HR	S	P	ERA	WHIP									
Floyd Bannister, L ERA: 3.46	(1, 1)	8.0	L	35	8	5	2	8	3	0	0	0	1	1	48	60	2.25	1.375								
Ron Musselman, R ERA: 3.77	(9, 1)	1.0		4	1	1	1	0	0	0	0	0	0	0	4	4	9.00	1.000								

Toronto Blue Jays @ Seattle Mariners  
The Kingdome, Seattle, WA  
Sun Sep 26 1982, 6:33 AM EDT  
Att: 6,742 - Unknown

AB 33  
R 6  
H 9  
RBI 4  
BB 3  
SO 8  
LOB 19



Batter	1	2	3	4	5	6	7	8	9	AB	R	H	RBI	BB	SO	LOB	BOTTOM								
Joe Simpson, L OBP: 0.317, SLG: 0.359										5	1	1	0	0	2	1									
Manny Castillo, S OBP: 0.290, SLG: 0.343										4	1	0	0	0	1	1									
Bobby Brown, S OBP: 0.293, SLG: 0.329										4	0	1	0	0	1	1									
Bruce Bochte, L OBP: 0.382, SLG: 0.415										3	0	1	0	0	0	0									
Rick Sweet, S OBP: 0.308, SLG: 0.328										4	0	2	2	0	0	0									
Jim Malar, R OBP: 0.275, SLG: 0.338										4	0	1	0	0	0	4									
John Moses, S OBP: 0.391, SLG: 0.773										4	0	1	0	0	1	3									
Todd Cruz, R OBP: 0.242, SLG: 0.371										4	0	2	0	0	1	0									
Julio Cruz, S OBP: 0.319, SLG: 0.346										4	0	0	0	0	0	3									
<b>Inning Stats</b>	R: 1 E: 0 K: 0 S: 6	H: 3 LOB: 2 BB: 0 P: 6	R: 0 E: 0 K: 1 S: 6	H: 1 LOB: 1 BB: 0 P: 6	R: 1 E: 0 K: 2 S: 10	H: 2 LOB: 2 BB: 0 P: 10	R: 0 E: 0 K: 1 S: 5	H: 0 LOB: 0 BB: 0 P: 5	R: 0 E: 0 K: 0 S: 5	H: 2 LOB: 2 BB: 0 P: 5	R: 0 E: 0 K: 1 S: 5	H: 0 LOB: 0 BB: 0 P: 5	R: 0 E: 0 K: 0 S: 4	H: 1 LOB: 1 BB: 0 P: 4	R: 0 E: 0 K: 0 S: 3	H: 0 LOB: 0 BB: 0 P: 3	1B: 8 2B: 1 3B: 0 HR: 0	SF: 0 SAC: 1 DP: 0 HBP: 0	WP: 0 PB: 1 SB: 1 CS: 0	PA: 37					
<b>PITCHER</b>	IP	WLS	BF	H	R	ER	SO	BB	IBB	HBP	BLK	WP	HR	S	P	ERA	WHIP								
Dave Stieb, R ERA: 3.35	(1, 1)	9.0	W	37	9	2	1	6	0	0	0	0	0	49	49	1.00	1.000								

Toronto Blue Jays @ Seattle Mariners  
The Kingdome, Seattle, WA  
Sun Sep 26 1982, 6:33 AM EDT  
Att: 6,742 - Unknown

AB 36  
R 2  
H 9  
RBI 2  
BB 0  
SO 6  
LOB 13



Batter	1	2	3	4	5	6	7	8	9	AB	R	H	RBI	BB	SO	LOB	TOP		
<b>Bobby Mitchell, L</b> (1, 8) OBP: 0.337, SLG: 0.319	G3			4-3			1-6-3		FC4-6	4	0	0	0	0	0	1			
<b>John Castino, R</b> (1, 4) OBP: 0.305, SLG: 0.340	F9			F8			6-3			3	0	0	0	0	0	0			
<b>Tom Brunansky, R</b> (1, 9) OBP: 0.380, SLG: 0.470	F7			K			5-3			3	0	0	0	0	1	0			
<b>Kent Hrbek, L</b> (1, 3) OBP: 0.363, SLG: 0.484		F8			4-3			L9		3	0	0	0	0	0	0			
<b>Gary Ward, R</b> (1, 7) OBP: 0.327, SLG: 0.517		F8			F7			F9		3	0	0	0	0	0	0			
<b>Gary Gaetti, R</b> (1, 5) OBP: 0.281, SLG: 0.451					6-3			F5		3	0	0	0	0	1	0			
<b>Randy Bush, L</b> (1, 10) OBP: 0.301, SLG: 0.423					F6					3	0	1	0	0	0	0			
<b>Ron Washington, R</b> (1, 6) OBP: 0.289, SLG: 0.369					5-3					3	0	0	0	0	0	1			
<b>Ray Smith, R</b> (1, 2) OBP: 0.190, SLG: 0.250					G3					2	0	0	0	0	0	0			
<b>Randy Johnson, L</b> (9, PH) OBP: 0.327, SLG: 0.430								F4		0	0	0	0	0	1	0			
<b>Inning Stats</b>	R: 0 E: 0 K: 0 S: 3	H: 0 LOB: 0 BB: 0 P: 3	R: 0 E: 0 K: 1 S: 5	H: 0 LOB: 0 BB: 0 P: 5	R: 0 E: 0 K: 0 S: 3	H: 0 LOB: 0 BB: 0 P: 3	R: 0 E: 0 K: 1 S: 5	H: 0 LOB: 0 BB: 0 P: 5	R: 0 E: 0 K: 0 S: 3	H: 0 LOB: 0 BB: 0 P: 3	R: 0 E: 0 K: 0 S: 3	H: 0 LOB: 0 BB: 0 P: 3	R: 0 E: 0 K: 0 S: 3	H: 0 LOB: 0 BB: 0 P: 3	R: 0 E: 0 K: 0 S: 3	H: 1 LOB: 1 BB: 1 P: 7	1B: 1 2B: 0 3B: 0 HR: 0	SF: 0 SAC: 0 DP: 1 HBP: 0	WP: 0 PA: 28 CS: 0
<b>PITCHER</b> <b>Jim Clancy, R</b> (1, 1) ERA: 3.77	IP: 9.0 WLS: W BF: 28 H: 1 R: 0 ER: 0 SO: 2 BB: 1 IBB: 0 HBP: 0 BLK: 0 WP: 0 HR: 0 S: 31 P: 35 ERA: 0.00 WHIP: 0.222															<b>PITCHER</b> IP: WLS: BF: H: R: ER: SO: BB: IBB: HBP: BLK: WP: HR: S: P: ERA: WHIP:			

Minnesota Twins @ Toronto Blue Jays  
Exhibition Stadium, Toronto, ON  
Tue Sep 28 1982, 7:05 PM EDT  
Cloudy - 65 F

AB	27
R	0
H	1
RBI	0
BB	1
SO	2
LOB	2



Batter	1	2	3	4	5	6	7	8	9	AB	R	H	RBI	BB	SO	LOB	BOTTOM		
<b>Damaso Garcia, R</b> (1, 4) OBP: 0.341, SLG: 0.403				5-3						4	0	1	0	0	0	1			
<b>Garth Iorg, R</b> (1, 5) OBP: 0.314, SLG: 0.372	F6									4	1	1	1	0	1	1			
<b>Barry Bonnell, R</b> (1, 8) OBP: 0.345, SLG: 0.415	F8									3	0	0	0	0	1	1			
<b>Jesse Barfield, R</b> (1, 9) OBP: 0.325, SLG: 0.424	1-3									3	1	1	1	0	0	1			
<b>Wayne Nordhagen, R</b> (1, 10) OBP: 0.306, SLG: 0.315		L9								3	0	0	0	0	0	0			
<b>Leon Roberts, R</b> (1, 7) OBP: 0.281, SLG: 0.282										3	0	0	0	0	1	0			
<b>Willie Upshaw, L</b> (1, 3) OBP: 0.323, SLG: 0.439										3	1	2	1	0	1	0			
<b>Buck Martinez, R</b> (1, 2) OBP: 0.295, SLG: 0.412										3	0	1	0	0	0	1			
<b>Alfredo Griffin, S</b> (1, 6) OBP: 0.267, SLG: 0.314										3	0	1	0	0	0	1			
<b>Inning Stats</b>	R: 0 E: 0 K: 0 S: 4	H: 1 LOB: 1 BB: 0 P: 4	R: 0 E: 0 K: 2 S: 7	H: 0 LOB: 0 BB: 0 P: 7	R: 0 E: 0 K: 0 S: 3	H: 1 LOB: 0 BB: 0 P: 3	R: 2 E: 0 K: 1 S: 7	H: 2 LOB: 0 BB: 0 P: 7	R: 0 E: 0 K: 0 S: 4	H: 2 LOB: 1 BB: 0 P: 4	R: 0 E: 0 K: 0 S: 3	H: 0 LOB: 0 BB: 0 P: 3	R: 1 E: 0 K: 0 S: 4	H: 1 LOB: 0 BB: 0 P: 4	R: 0 E: 0 K: 1 S: 5	H: 0 LOB: 0 BB: 0 P: 5	1B: 3 2B: 1 3B: 0 HR: 3	SF: 0 SAC: 0 DP: 2 HBP: 0	WP: 0 PA: 29 CS: 0
<b>PITCHER</b> <b>Frank Viola, L</b> (1, 1) ERA: 5.25	IP: 8.0 WLS: L BF: 29 H: 7 R: 3 ER: 3 SO: 4 BB: 0 IBB: 0 HBP: 0 BLK: 0 WP: 0 HR: 3 S: 37 P: 37 ERA: 3.38 WHIP: 0.875															<b>PITCHER</b> IP: WLS: BF: H: R: ER: SO: BB: IBB: HBP: BLK: WP: HR: S: P: ERA: WHIP:			

Minnesota Twins @ Toronto Blue Jays  
Exhibition Stadium, Toronto, ON  
Tue Sep 28 1982, 7:05 PM EDT  
Cloudy - 65 F


AB	29
R	3
H	7
RBI	3
BB	0
SO	4
LOB	6



Batter	1	2	3	4	5	6	7	8	9	10	AB	R	H	RBI	BB	SO	LOB					
<b>Bobby Mitchell, L</b> OBP: 0.336, SLG: 0.316 (1, 8)	F7	1B BB		F9		4-3			K		4	0	0	0	1	1	0					
<b>Ron Washington, R</b> OBP: 0.293, SLG: 0.372 (1, 4) (9, 6)	FC4-6 1B	1-3 2-H 3-H 1B		1B			K		G1		5	0	3	2	0	1	0					
<b>Tom Brunansky, R</b> OBP: 0.376, SLG: 0.465 (1, 9)	K	F4		K			K		F6		5	0	0	0	0	3	4					
<b>Kent Hrbek, L</b> OBP: 0.362, SLG: 0.480 (1, 3)	FC4-6 1-2			F6		2B BB			4-3		4	0	0	0	1	0	2					
<b>Gary Ward, R</b> OBP: 0.327, SLG: 0.515 (1, 7)		BB BB 1B FC5-5-6		K			F9		F9		4	1	1	0	0	1	1					
<b>Gary Gaetti, R</b> OBP: 0.282, SLG: 0.452 (1, 5)		BB BB 1-2 FC5-4-5-6		2B			K		F8		3	0	1	0	1	1	0					
<b>Randy Johnson, L</b> OBP: 0.330, SLG: 0.426 (1, 10)		BB BB 1-2 2-3 FC5-4-5-6		IBB			F9		4-3		2	0	0	0	2	0	0					
<b>Tim Laudner, R</b> OBP: 0.327, SLG: 0.386 (1, 2)		FC6-4-5-6 1B 1-2 2-3 3-H		K			F6		K		4	1	0	0	0	2	5					
<b>Lenny Faedo, R</b> OBP: 0.291, SLG: 0.317 <b>Randy Bush, L</b> OBP: 0.298, SLG: 0.419 <b>John Castino, R</b> OBP: 0.306, SLG: 0.340 (9, PH) (9, 4)		BB BB 1-3 1B 1B		F8			F8		K		3	1	1	0	0	0	3					
									K		1	0	0	0	0	1	0					
											0	0	0	0	0	0	0					
<b>Inning Stats</b>	R: 0 E: 0 K: 1 S: 6	H: 1 LOB: 1 BB: 0 P: 6	R: 3 E: 0 K: 0 S: 5	H: 3 LOB: 2 BB: 3 P: 17	R: 0 E: 0 K: 2 S: 8	H: 1 LOB: 3 BB: 2 P: 16	R: 0 E: 0 K: 1 S: 5	H: 0 LOB: 0 BB: 0 P: 5	R: 0 E: 0 K: 0 S: 3	H: 0 LOB: 0 BB: 0 P: 3	R: 0 E: 0 K: 2 S: 7	H: 0 LOB: 0 BB: 0 P: 7	R: 0 E: 0 K: 0 S: 3	H: 0 LOB: 0 BB: 0 P: 3	R: 0 E: 0 K: 3 S: 9	H: 0 LOB: 0 BB: 0 P: 9	R: 0 E: 0 K: 0 S: 3	H: 0 LOB: 0 BB: 0 P: 3	1B: 5 2B: 2 3B: 0 HR: 0	SF: 0 SAC: 0 DP: 1 HBP: 0	WP: 0 PB: 0 SB: 0 CS: 0	PA: 40
<b>PITCHER</b>	IP	WLS	BF	H	R	ER	SO	BB	IBB	HBP	BLK	WP	HR	S	P	ERA	WHIP					
<b>Jim Gott, R</b> ERA: 4.6 (1, 1)	1.2		11	4	3	3	1	3	0	0	0	0	0	10	22	16.20	4.200					
<b>Steve Senteney, R</b> ERA: 5.31 (2, 1)	3.1		14	2	0	0	4	1	1	0	0	0	0	20	28	0.00	0.900					
<b>Roy Lee Jackson, R</b> ERA: 3.19 (6, 1)	5.0	W	15	0	0	0	5	0	0	0	0	0	0	25	25	0.00	0.000					

**Minnesota Twins @ Toronto Blue Jays**  
Exhibition Stadium, Toronto, ON  
Tue Sep 28 1982, 7:05 PM EDT  
Att. 11,124 - Unknown


AB 35  
R 3  
H 6  
RBI 2  
BB 5  
SO 10  
LOB 15



Batter	1	2	3	4	5	6	7	8	9	10	AB	R	H	RBI	BB	SO	LOB					
<b>Damaso Garcia, R</b> OBP: 0.340, SLG: 0.402 <b>Garth Iorg, R</b> OBP: 0.312, SLG: 0.370 (1, 4) (5, 4)	K		F8	CS 1B 1-H			F8		CS	F9	3	0	1	1	0	1	1					
<b>Rance Mulliniks, L</b> OBP: 0.322, SLG: 0.392 (1, 5)	6-3		E BB	CS	4-3			SH1-3 1B		F6	4	1	1	0	1	0	0					
<b>Willie Upshaw, L</b> OBP: 0.324, SLG: 0.439 (1, 3)	S 1B		E4 FC3-6 1-2 2-3		5-3			SH1-3		S BB	3	1	1	0	1	0	2					
<b>Ernie Whitt, L</b> OBP: 0.318, SLG: 0.442 (1, 2)	F9		FC3-6		5-3			IBB		1B BB	3	0	0	1	2	0	2					
<b>Barry Bonnell, R</b> OBP: 0.349, SLG: 0.415 <b>Tony Johnson, R</b> OBP: 0.320, SLG: 0.391 (1, 8) (3, PH) (4, 8)		BB BB		CS 1B				K			0	0	0	0	1	0	0					
<b>Geno Petralli, L</b> OBP: 0.426, SLG: 0.419 (10, PH)		BB		CS 1B				K			2	0	1	0	1	1	2					
<b>Hosken Powell, L</b> OBP: 0.302, SLG: 0.388 (1, 7)	F9		G3				F7		F2		1	0	1	1	0	0	0					
<b>Jesse Barfield, R</b> OBP: 0.322, SLG: 0.420 (1, 9)	K			F7			5-3		F8		4	0	0	0	0	1	1					
<b>Glenn Adams, L</b> OBP: 0.292, SLG: 0.369 (1, 10)	L8			4-3				4-3	K		4	0	0	0	0	1	1					
<b>Alfredo Griffin, S</b> OBP: 0.271, SLG: 0.316 (1, 6)			E BB FC3-6	S 1B 1B			F8		CS 1B		3	2	2	0	1	0	0					
<b>Inning Stats</b>	R: 0 E: 0 K: 1 S: 6	H: 1 LOB: 1 BB: 0 P: 6	R: 0 E: 0 K: 1 S: 5	H: 0 LOB: 1 BB: 3 P: 9	R: 2 E: 2 K: 0 S: 4	H: 0 LOB: 2 BB: 3 P: 16	R: 1 E: 0 K: 0 S: 4	H: 2 LOB: 0 BB: 0 P: 4	R: 0 E: 0 K: 0 S: 3	H: 1 LOB: 0 BB: 0 P: 3	R: 0 E: 0 K: 0 S: 3	H: 0 LOB: 0 BB: 0 P: 3	R: 0 E: 0 K: 1 S: 6	H: 1 LOB: 2 BB: 1 P: 10	R: 0 E: 0 K: 1 S: 5	H: 1 LOB: 0 BB: 0 P: 5	R: 1 E: 0 K: 0 S: 3	H: 1 LOB: 2 BB: 2 P: 11	1B: 7 2B: 0 3B: 0 HR: 0	SF: 0 SAC: 1 DP: 0 HBP: 0	WP: 0 PB: 0 SB: 3 CS: 3	PA: 43
<b>PITCHER</b>	IP	WLS	BF	H	R	ER	SO	BB	IBB	HBP	BLK	WP	HR	S	P	ERA	WHIP					
<b>Terry Felton, R</b> ERA: 4.99 (1, 1)	4.0		19	3	3	1	2	4	0	0	0	0	0	19	35	2.25	1.750					
<b>Paul Boris, R</b> ERA: 4.88 (5, 1)	3.1		12	2	0	0	0	0	1	0	0	0	0	11	15	0.00	0.600					
<b>Ron Davis, R</b> ERA: 4.49 (8, 1)	2.1	L	10	2	1	1	2	1	1	0	0	0	0	12	20	3.86	1.286					

**Minnesota Twins @ Toronto Blue Jays**  
Exhibition Stadium, Toronto, ON  
Tue Sep 28 1982, 7:05 PM EDT  
Att. 11,124 - Unknown

AB 33  
R 4  
H 7  
RBI 3  
BB 7  
SO 4  
LOB 15



Batter	1	2	3	4	5	6	7	8	9	AB	R	H	RBI	BB	SO	LOB	TOP								
<b>Bobby Mitchell, L</b> OBP: 0.337, SLG: 0.317 (1, 8)	0-0 WP 1B		0-0 4-3		0-0 E3 3B		0-0 F6		0-0 G5-4-3 1B	5	1	2	0	0	0	1									
<b>John Castino, R</b> OBP: 0.308, SLG: 0.346 (1, 4)	0-0 F4			0-0 2B 1B	0-0 1B 3B		0-3 K		0-0 G5-4-3 1B	5	1	2	2	0	1	3									
<b>Tom Brunansky, R</b> OBP: 0.377, SLG: 0.468 (1, 9)	0-3 K			0-0 HR 2B	0-0 F3			0-0 1B 1B		4	2	2	0	0	1	2									
<b>Kent Hrbek, L</b> OBP: 0.361, SLG: 0.479 (1, 3)	0-3 K			0-0 FC3-2-5 HR	0-0 FC6-4 1B			0-0 1B 1B		3	1	1	1	0	1	3									
<b>Greg Wells, R</b> OBP: 0.194, SLG: 0.239 (8, PH)	0-3 K			2-3 3-H	0-0 FC6-4 1B			1-2 G6-4-3 1B		1	1	1	0	0	0	0									
<b>Gary Ward, R</b> OBP: 0.328, SLG: 0.521 (1, 7)		0-0 6-3		0-0 HR	0-0 FC6-4			0-0 G6-4-3 1B		4	1	2	4	0	0	1									
<b>Gary Gaetti, R</b> OBP: 0.280, SLG: 0.448 (1, 5)	0-3 K			0-0 F2		0-3 K		0-0 G6-4-3 1B		4	0	0	0	0	2	1									
<b>Randy Bush, L</b> OBP: 0.293, SLG: 0.411 (1, 10)	0-3 K			0-0 G3		0-0 5-3		0-0 6-3		2	0	0	0	0	1	0									
<b>Mickey Hatcher, R</b> OBP: 0.269, SLG: 0.343 (6, PH)	0-3 K									2	0	0	0	0	0	0									
<b>Lenny Faedo, R</b> OBP: 0.294, SLG: 0.320 (1, 6)			0-0 G5-4-3 1B		0-0 FC3-6 1B		0-3 K		0-0 E6 1B	4	0	2	0	0	1	0									
<b>Sal Butera, R</b> OBP: 0.355, SLG: 0.276 (1, 2)			0-0 G5-4-3		0-0 FC3-6 3B		0-0 4-3		0-3 K	4	1	0	0	0	1	3									
<b>Inning Stats</b>	R: 0 E: 0 K: 2 S: 8	H: 1 LOB: 1 BB: 0 P: 8	R: 0 E: 0 K: 2 S: 7	H: 0 LOB: 0 BB: 0 P: 7	R: 0 E: 0 K: 0 S: 3	H: 1 LOB: 0 BB: 0 P: 3	R: 3 E: 0 K: 0 S: 6	H: 3 LOB: 0 BB: 0 P: 6	R: 3 E: 1 K: 0 S: 7	H: 3 LOB: 1 BB: 0 P: 7	R: 0 E: 0 K: 1 S: 5	H: 0 LOB: 0 BB: 0 P: 5	R: 0 E: 0 K: 1 S: 5	H: 0 LOB: 0 BB: 0 P: 5	R: 2 E: 0 K: 0 S: 5	H: 3 LOB: 0 BB: 0 P: 5	R: 0 E: 1 K: 1 S: 6	H: 1 LOB: 1 BB: 0 P: 6	1B: 9 2B: 1 3B: 1 HR: 1	SF: 0 SAC: 0 DP: 3 HBP: 0	WP: 1 PB: 0 SB: 0 CS: 0	PA: 38			
<b>PITCHER</b>	IP	WLS	BF	H	R	ER	SO	BB	IBB	HBP	BLK	WP	HR	S	P	ERA	WHIP								
<b>Mark Eichhorn, R</b> ERA: 5.45 (1, 1)	4.2	L	22	8	6	4	4	0	0	0	0	1	1	30	30	7.71	1.714								
<b>Dave Geisel, L</b> ERA: 4.02 (5, 1)	2.1		7	0	0	0	3	0	0	0	0	0	0	13	13	0.00	0.000								
<b>Jerry Garvin, L</b> ERA: 7.25 (8, 1)	2.0		9	4	2	2	1	0	0	0	0	0	0	11	11	9.00	2.000								

Minnesota Twins @ Toronto Blue Jays  
Exhibition Stadium, Toronto, ON  
Wed Sep 29 1982, 7:05 PM EDT  
Att: 10,364 - Unknown - 57 F

AB 38  
R 8  
H 12  
RBI 7  
BB 0  
SO 8  
LOB 14



Batter	1	2	3	4	5	6	7	8	9	AB	R	H	RBI	BB	SO	LOB	BOTTOM								
<b>Damaso Garcia, R</b> OBP: 0.339, SLG: 0.400 (1, 4)	0-0 F9		0-0 F9		0-0 3-1		0-0 1B FC5 1B		4-0 BB	3	0	0	0	0	0	0									
<b>Dave Baker, L</b> OBP: 0.400, SLG: 0.300 (6, 5)	0-0 F9		0-0 F9				0-0 1B FC5 1B		0-0 BB	1	0	1	0	1	0	0									
<b>Garth Iorg, R</b> OBP: 0.309, SLG: 0.365 (1, 5)	0-0 F9		0-0 4-3			0-0 4-3	0-0 FC5 1B		0-0 F9	5	0	0	0	0	0	3									
<b>Barry Bonnell, R</b> OBP: 0.348, SLG: 0.414 (1, 8)	4-0 BB		0-0 F8			0-0 F8	0-0 1B FC5 1B		0-0 F9	3	0	1	0	1	0	0									
<b>Jesse Barfield, R</b> OBP: 0.322, SLG: 0.418 (1, 9)	0-0 5-3			0-3 K		0-0 1B 1B	0-0 F3			4	0	1	0	0	1	4									
<b>Buck Martinez, R</b> OBP: 0.295, SLG: 0.411 (1, 2)		0-0 L9		0-0 F7		0-0 1B 1B		0-3 K		3	0	1	0	0	0	0									
<b>Geno Petralli, L</b> OBP: 0.417, SLG: 0.409 (7, 2)				0-0 F7		0-0 1B 1B		0-0 K		1	0	0	0	0	1	0									
<b>Leon Roberts, R</b> OBP: 0.271, SLG: 0.299 (1, 7)		0-0 1B 2B		0-0 1B		0-0 1B 1B		0-0 6-3		4	0	3	0	0	0	0									
<b>Willie Upshaw, L</b> OBP: 0.324, SLG: 0.437 (1, 3)		0-0 2-3 1B		0-0 F8		0-3 K		0-0 F6		4	0	1	0	0	1	4									
<b>Tony Johnson, R</b> OBP: 0.308, SLG: 0.375 (1, 10)		0-0 F9			0-0 F9		0-0 5-3		0-3 K	4	0	0	0	0	1	2									
<b>Alfredo Griffin, S</b> OBP: 0.270, SLG: 0.315 (1, 6)		0-0 F9			0-0 4-3		0-0 FC5 1B		0-0 4-3	2	0	0	0	0	0	2									
<b>Rance Mulliniks, L</b> OBP: 0.323, SLG: 0.353 (6, 6)		0-0 F9					0-0 FC5 1B			2	0	1	0	0	0	0									
<b>Inning Stats</b>	R: 0 E: 0 K: 0 S: 3	H: 0 LOB: 1 BB: 1 P: 7	R: 0 E: 0 K: 0 S: 5	H: 2 LOB: 2 BB: 0 P: 5	R: 0 E: 0 K: 0 S: 3	H: 0 LOB: 0 BB: 0 P: 3	R: 0 E: 0 K: 1 S: 6	H: 1 LOB: 1 BB: 0 P: 6	R: 0 E: 0 K: 0 S: 3	H: 0 LOB: 0 BB: 0 P: 3	R: 0 E: 0 K: 1 S: 8	H: 3 LOB: 3 BB: 0 P: 8	R: 0 E: 0 K: 0 S: 6	H: 3 LOB: 3 BB: 0 P: 6	R: 0 E: 0 K: 1 S: 5	H: 0 LOB: 0 BB: 0 P: 5	R: 0 E: 0 K: 1 S: 5	H: 0 LOB: 1 BB: 1 P: 9	1B: 8 2B: 1 3B: 0 HR: 0	SF: 0 SAC: 0 DP: 0 HBP: 0	WP: 0 PB: 0 SB: 0 CS: 0	PA: 38			
<b>PITCHER</b>	IP	WLS	BF	H	R	ER	SO	BB	IBB	HBP	BLK	WP	HR	S	P	ERA	WHIP								
<b>Brad Havens, L</b> ERA: 4.2 (1, 1)	9.0	W	38	9	0	0	4	2	0	0	0	0	0	44	52	0.00	1.222								

Minnesota Twins @ Toronto Blue Jays  
Exhibition Stadium, Toronto, ON  
Wed Sep 29 1982, 7:05 PM EDT  
Att: 10,364 - Unknown - 57 F

AB 36  
R 0  
H 9  
RBI 0  
BB 2  
SO 4  
LOB 15



Batter	1	2	3	4	5	6	7	8	9	AB	R	H	RBI	BB	SO	LOB	TOP										
<b>Bobby Mitchell, L</b> OBP: 0.335, SLG: 0.315	3-1				L6		F8	4-3		5	0	1	1	0	0	3	<b>Minnesota Twins @ Toronto Blue Jays</b> Exhibition Stadium, Toronto, ON Thu Sep 30 1982, 7:05 PM EDT Att: 11,076 - Unknown - 62 F										
<b>John Castino, R</b> OBP: 0.305, SLG: 0.347	HR	K			F9		F8	5-3	5	1	1	0	0	0	1												
<b>Tom Brunansky, R</b> OBP: 0.377, SLG: 0.466	K			6-3	WP 2B		FC4-6 1B	6-3	4	1	1	0	1	1	1												
<b>Kent Hrbek, L</b> OBP: 0.362, SLG: 0.486	2H HR			F2			FC4-6 1-2	6-3	5	1	2	3	0	0	1												
<b>Gary Ward, R</b> OBP: 0.331, SLG: 0.522	S 1B			F9				1B 1B 1B	3	0	2	0	1	0	0												
<b>Gary Gaetti, R</b> OBP: 0.280, SLG: 0.447	K 1-2			6-3	4-3			1B 1-2 1B	4	0	1	0	0	1	3												
<b>Randy Bush, L</b> OBP: 0.300, SLG: 0.409		4-3			HBP		K	1-2 2-3 1B	3	0	1	0	0	1	0												
<b>Tim Laudner, R</b> OBP: 0.326, SLG: 0.387		1B 2B			K		K	F6	4	1	1	0	0	2	4												
<b>Lenny Faedo, R</b> OBP: 0.291, SLG: 0.316					F2			K	3	0	0	0	0	1	2												
<b>Randy Johnson, L</b> OBP: 0.328, SLG: 0.424		F8							1	0	0	0	0	1	3												
<b>Ron Washington, R</b> OBP: 0.293, SLG: 0.372									0	0	0	0	0	0	0												
<b>Inning Stats</b>	R: 2 E: 0 K: 2 S: 10	H: 3 LOB: 1 BB: 0 P: 10	R: 1 E: 0 K: 1 S: 7	H: 2 LOB: 1 BB: 0 P: 7	R: 0 E: 0 K: 0 S: 3	H: 0 LOB: 0 BB: 0 P: 3	R: 0 E: 0 K: 1 S: 5	H: 0 LOB: 1 BB: 0 P: 6	R: 1 E: 0 K: 0 S: 4	H: 1 LOB: 2 BB: 2 P: 12	R: 0 E: 0 K: 0 S: 9	H: 0 LOB: 0 BB: 0 P: 9	R: 0 E: 0 K: 0 S: 4	H: 1 LOB: 1 BB: 0 P: 4	R: 0 E: 0 K: 1 S: 8	H: 3 LOB: 3 BB: 0 P: 8	R: 0 E: 0 K: 0 S: 3	H: 0 LOB: 0 BB: 0 P: 3	1B: 6 2B: 3 3B: 0 HR: 1	SF: 0 SAC: 0 DP: 0 HBP: 1	WP: 1 PB: 0 SB: 1 CS: 0	PA: 40					
<b>PITCHER</b>	IP	WLS	BF	H	R	ER	SO	BB	IBB	HBP	BLK	WP	HR	S	P	ERA	WHIP										
<b>Luis Leal, R</b> ERA: 3.93	5.0	W	24	6	4	4	4	2	0	1	0	1	1	29	38	7.20	1.600										
<b>Steve Senteney, R</b> ERA: 4.91	1.2		6	1	0	0	3	0	0	0	0	0	0	12	12	0.00	0.600										
<b>Dave Geisel, L</b> ERA: 3.98	0.1		1	0	0	0	0	0	0	0	0	0	0	1	1	0.00	0.000										
<b>Dale Murray, R</b> ERA: 3.16	2.0	S	9	3	0	0	1	0	0	0	0	0	0	11	11	0.00	1.500										
Batter	1	2	3	4	5	6	7	8	9	AB	R	H	RBI	BB	SO	LOB	BOTTOM										
<b>Damaso Garcia, R</b> OBP: 0.338, SLG: 0.401	4-3 1B 2B	L8		6-3		F6				4	1	1	0	0	0	3	<b>Minnesota Twins @ Toronto Blue Jays</b> Exhibition Stadium, Toronto, ON Thu Sep 30 1982, 7:05 PM EDT Att: 11,076 - Unknown - 62 F										
<b>Garth Iorg, R</b> OBP: 0.306, SLG: 0.362	4-3 2-3	5-3		F8		G6-4-3 1-2				4	0	0	0	0	4												
<b>Leon Roberts, R</b> OBP: 0.276, SLG: 0.303	1B 1B	FC6-4 1B			5-3		5-3			4	1	2	1	0	0												
<b>Jesse Barfield, R</b> OBP: 0.321, SLG: 0.424	F8	FC6-4 1-2			HR		L7			4	1	1	1	0	0	2											
<b>Wayne Nordhagen, R</b> OBP: 0.305, SLG: 0.314	BB 1-2 1B 1B			F7		F2		F8		4	1	1	0	0	0												
<b>Willie Upshaw, L</b> OBP: 0.323, SLG: 0.436	1-2 2H 1B 1B			F5		4-3		G3		4	1	1	1	0	0												
<b>Buck Martinez, R</b> OBP: 0.305, SLG: 0.430	1-2 2-3 1B BB					SH 1B 1B		HR		3	1	3	1	1	0												
<b>Lloyd Moseby, L</b> OBP: 0.295, SLG: 0.373	1-2 2H 3H 1B			G2		SH 1B		K		4	0	2	2	0	1												
<b>Alfredo Griffin, S</b> OBP: 0.269, SLG: 0.315	4-3				4-3		SH G6-4-3 1-2 2-3			1	0	0	0	0	0	2											
<b>Rance Mulliniks, L</b> OBP: 0.321, SLG: 0.351								K		2	0	0	0	0	1	0											
<b>Inning Stats</b>	R: 4 E: 0 K: 0 S: 8	H: 5 LOB: 2 BB: 1 P: 12	R: 0 E: 0 K: 0 S: 4	H: 1 LOB: 1 BB: 0 P: 4	R: 0 E: 0 K: 0 S: 4	H: 1 LOB: 1 BB: 0 P: 4	R: 0 E: 0 K: 0 S: 3	H: 0 LOB: 0 BB: 0 P: 3	R: 1 E: 0 K: 0 S: 4	H: 1 LOB: 2 BB: 0 P: 4	R: 0 E: 0 K: 0 S: 5	H: 2 LOB: 2 BB: 0 P: 5	R: 0 E: 0 K: 0 S: 3	H: 0 LOB: 0 BB: 0 P: 3	R: 1 E: 0 K: 2 S: 8	H: 1 LOB: 0 BB: 0 P: 8	R: 0 E: 0 K: 0 S: 3	H: 0 LOB: 0 BB: 0 P: 3	1B: 8 2B: 1 3B: 0 HR: 2	SF: 0 SAC: 1 DP: 1 HBP: 0	WP: 0 PB: 0 SB: 0 CS: 0	PA: 36					
<b>PITCHER</b>	IP	WLS	BF	H	R	ER	SO	BB	IBB	HBP	BLK	WP	HR	S	P	ERA	WHIP										
<b>Jack O'Connor, L</b> ERA: 4.29	8.0	L	36	11	6	6	2	1	0	0	0	0	2	39	43	6.75	1.500										



Batter	1	2	3	4	5	6	7	8	9	AB	R	H	RBI	BB	SO	LOB	TOP			
<b>John Moses, S</b> OBP: 0.400, SLG: 0.622 (1, 8)	4-0 CS BB			0-0 F5		0-0 F7		0-0 G3		3	0	0	0	1	0	0	<b>Seattle Mariners @ Toronto Blue Jays</b> Exhibition Stadium, Toronto, ON Fri Oct 01 1982, 7:05 PM EDT Att: 11,171 - Unknown			
<b>Manny Castillo, S</b> OBP: 0.286, SLG: 0.337 (1, 5)	0-3 K			0-0 4-3		0-0 4-3		0-0 F7		4	0	0	0	0	1	1				
<b>Bobby Brown, S</b> OBP: 0.288, SLG: 0.331 (1, 7)	0-0 F7			0-0 FC6 1B		0-0 F9			0-3 K	4	0	1	0	0	1	0				
<b>Bruce Bochte, L</b> OBP: 0.382, SLG: 0.412 (1, 10)		0-0 4-3		0-0 FC6			0-0 FC1-5 1B		0-3 K	4	0	1	0	0	1	1				
<b>Rick Sweet, S</b> OBP: 0.312, SLG: 0.327 (1, 2)		0-0 4-3			4-0 1B 5-3 BB		0-0 FC1-5 1B		0-0 F8	3	0	1	0	1	0	0				
<b>Jim Maler, R</b> OBP: 0.270, SLG: 0.339 (1, 3)		0-3 K			0-0 5-3		0-0 FC1-5			3	0	0	0	0	1	3				
<b>Dave Edler, R</b> OBP: 0.348, SLG: 0.406 <b>Dave Revering, L</b> OBP: 0.292, SLG: 0.346 <b>Joe Simpson, L</b> OBP: 0.314, SLG: 0.355 (7, PH)			0-0 5-3		0-0 2-3 1B		0-0 F6			2	0	1	0	0	0	0				
<b>Todd Cruz, R</b> OBP: 0.246, SLG: 0.376 (1, 6)			0-3 K		0-3 K		0-3 K			3	0	0	0	0	3	4				
<b>Julio Cruz, S</b> OBP: 0.317, SLG: 0.346 (1, 4)			0-0 4-3		0-0 1-3			0-0 4-3		3	0	0	0	0	0	2				
<b>Inning Stats</b>	R: 0 E: 0 K: 1 S: 4	H: 0 LOB: 0 BB: 1 P: 8	R: 0 E: 0 K: 1 S: 5	H: 0 LOB: 0 BB: 0 P: 5	R: 0 E: 0 K: 1 S: 5	H: 0 LOB: 1 BB: 0 P: 4	R: 0 E: 0 K: 0 S: 4	H: 1 LOB: 1 BB: 0 P: 10	R: 0 E: 0 K: 1 S: 3	H: 0 LOB: 2 BB: 0 P: 3	R: 0 E: 0 K: 1 S: 7	H: 2 LOB: 2 BB: 0 P: 7	R: 0 E: 0 K: 2 S: 3	H: 0 LOB: 0 BB: 0 P: 3	R: 0 E: 0 K: 2 S: 7	H: 0 LOB: 0 BB: 0 P: 7		1B: 4 2B: 1 3B: 0 HR: 0	SF: 0 SAC: 0 DP: 1 HBP: 0	WP: 0 PB: 0 SB: 0 CS: 1
<b>PITCHER</b> <b>Dave Stieb, R</b> ERA: 3.25 (1, 1)	IP: 9.0 WLS: W BF: 32 H: 4 R: 0 ER: 0 SO: 7 BB: 2 IBB: 0 HBP: 0 BLK: 0 WP: 0 HR: 0 S: 44 P: 52 ERA: 0.00 WHIP: 0.667																			

AB	30
R	0
H	4
RBI	0
BB	2
SO	7
LOB	13



Batter	1	2	3	4	5	6	7	8	9	AB	R	H	RBI	BB	SO	LOB	BOTTOM			
<b>Damaso Garcia, R</b> OBP: 0.339, SLG: 0.401 (1, 4)	1-0 CS HBP		0-0 CS 1B		0-0 L6			0-0 5-3		3	0	1	1	0	0	1	<b>Seattle Mariners @ Toronto Blue Jays</b> Exhibition Stadium, Toronto, ON Fri Oct 01 1982, 7:05 PM EDT Att: 11,171 - Unknown			
<b>Garth Iorg, R</b> OBP: 0.305, SLG: 0.361 (1, 5)	0-0 F9		0-0 F9			0-0 SH1 1B		0-0 5-3		4	0	1	0	0	0	2				
<b>Barry Bonnell, R</b> OBP: 0.345, SLG: 0.411 (1, 8)	0-3 K			0-0 L5		0-0 SH1 1B		0-3 K		3	0	0	0	0	2	0				
<b>Jesse Barfield, R</b> OBP: 0.321, SLG: 0.431 (1, 9)		0-0 F3		0-0 HR		0-3 K		0-3 K		3	1	1	1	0	1	1				
<b>Buck Martinez, R</b> OBP: 0.302, SLG: 0.425 (1, 2)		0-0 F7		0-0 6-3		0-3 K				3	0	0	0	0	1	1				
<b>Willie Upshaw, L</b> OBP: 0.325, SLG: 0.436 (1, 3)		0-0 1B		0-3 K		4-0 FC6-4 BB				2	0	1	0	1	1	0				
<b>Wayne Nordhagen, R</b> OBP: 0.305, SLG: 0.314 (1, 10)		0-0 F8			0-0 FC3-6 1B		0-0 F8			3	0	1	0	0	0	2				
<b>Tony Johnson, R</b> OBP: 0.309, SLG: 0.367 (1, 7)			4-0 SH5-3 1B BB		0-3 K		0-3 K			2	1	0	0	1	2	2				
<b>Alfredo Griffin, S</b> OBP: 0.268, SLG: 0.313 (1, 6)			0-0 SH5-3		0-0 FC3-6		0-0 FC6-4			2	0	0	0	0	0	2				
<b>Inning Stats</b>	R: 0 E: 0 K: 1 S: 4	H: 0 LOB: 0 BB: 0 P: 5	R: 0 E: 0 K: 0 S: 4	H: 1 LOB: 1 BB: 0 P: 4	R: 1 E: 0 K: 0 S: 3	H: 1 LOB: 0 BB: 1 P: 7	R: 1 E: 0 K: 1 S: 6	H: 1 LOB: 0 BB: 0 P: 6	R: 0 E: 0 K: 2 S: 8	H: 1 LOB: 1 BB: 0 P: 8	R: 0 E: 0 K: 1 S: 5	H: 0 LOB: 1 BB: 1 P: 9	R: 0 E: 0 K: 1 S: 5	H: 0 LOB: 0 BB: 0 P: 5	R: 0 E: 0 K: 1 S: 5	H: 0 LOB: 0 BB: 0 P: 5		1B: 4 2B: 0 3B: 0 HR: 1	SF: 0 SAC: 2 DP: 0 HBP: 1	WP: 0 PB: 0 SB: 1 CS: 2
<b>PITCHER</b> <b>Floyd Bannister, L</b> ERA: 3.43 <b>Ed Vande Berg, L</b> ERA: 2.4 (8, 1)	IP: 7.2 WLS: L BF: 29 H: 5 R: 2 ER: 2 SO: 6 BB: 2 IBB: 0 HBP: 1 BLK: 0 WP: 0 HR: 1 S: 38 P: 47 ERA: 2.35 WHIP: 0.913																			

AB	25
R	2
H	5
RBI	2
BB	2
SO	7
LOB	11



Batter	1	2	3	4	5	6	7	8	9	AB	R	H	RBI	BB	SO	LOB	TOP				
John Moses, S OBP: 0.364, SLG: 0.561 (1, 8)	K		F7		F8		4-3			4	0	0	0	0	1	1					
Manny Castillo, S OBP: 0.288, SLG: 0.339 (1, 4)	BB 1B		BB 1B		6-3		F8			4	0	2	0	0	0	1					
Bobby Brown, S OBP: 0.327, SLG: 0.327 Joe Simpson, L OBP: 0.314, SLG: 0.355 (1, 7) (8, 7)	F9		BB BB BB 1-3 BB		F9			K		3	0	0	0	1	1	1					
Bruce Bochte, L OBP: 0.382, SLG: 0.412 (1, 10)	BB 1-2 BB		BB BB BB 1-2 BB		L1-3		G6-4-3 BB 1B		5-3	3	0	1	0	1	0	2					
Al Cowens, R OBP: 0.327, SLG: 0.478 (1, 9)	K				F7		G6-4-3 BB 1B		6-3	3	0	0	0	1	1	2					
Jim Essian, R OBP: 0.327, SLG: 0.386 (1, 2)		5-3			BB 1B		G6-4-3 BB 1B		5-3	4	0	1	0	0	0	2					
Jim Maler, R OBP: 0.274, SLG: 0.344 (1, 3)		WP 2B			BB 1-2 BB		1-2 2-3 K		F5	3	0	1	0	1	1	1					
Dave Edler, R OBP: 0.345, SLG: 0.394 (1, 5)		BB BB BB 2-3 BB			F6				6-3	3	0	0	0	1	1	2					
Paul Serna, R OBP: 0.238, SLG: 0.289 (1, 6)		G5-4-3 BB			F4				4-3 1B	3	0	1	0	0	0	4					
<b>Inning Stats</b>	R: 0 E: 0 K: 2 S: 8	H: 1 LOB: 2 BB: 1 P: 12	R: 0 E: 0 K: 0 S: 3	H: 1 LOB: 1 BB: 1 P: 7	R: 0 E: 0 K: 0 S: 3	H: 1 LOB: 1 BB: 1 P: 7	R: 0 E: 0 K: 0 S: 4	H: 0 LOB: 0 BB: 0 P: 3	R: 0 E: 0 K: 1 S: 5	H: 1 LOB: 1 BB: 1 P: 9	R: 0 E: 0 K: 1 S: 6	H: 1 LOB: 0 BB: 0 P: 6	R: 0 E: 0 K: 1 S: 5	H: 0 LOB: 0 BB: 0 P: 5	R: 0 E: 0 K: 0 S: 3	H: 0 LOB: 0 BB: 0 P: 3	1B: 5 2B: 2 3B: 0 HR: 0	SF: 0 SAC: 0 DP: 3 HBP: 0	WP: 1 PB: 0 SB: 0 CS: 0	PA: 35	
<b>PITCHER</b>	IP	WLS	BF	H	R	ER	SO	BB	IBB	HBP	BLK	WP	HR	S	P	ERA	WHIP				
Jim Gott, R ERA: 4.43 Roy Lee Jackson, R ERA: 3.06 (1, 1) (6, 1)	5.0	W	21	4	0	0	2	4	0	0	0	1	0	21	37	0.00	1.600				
4.0	S	14	2	0	0	3	1	0	0	0	0	0	0	19	23	0.00	0.750				

Seattle Mariners @ Toronto Blue Jays  
Exhibition Stadium, Toronto, ON  
Sat Oct 02 1982, 3:33 AM EDT  
Att: 12,472 - Unknown

AB 30  
R 0  
H 6  
RBI 0  
BB 5  
SO 5  
LOB 16

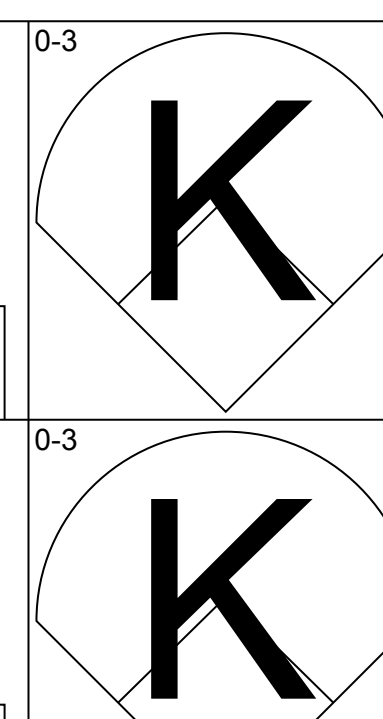
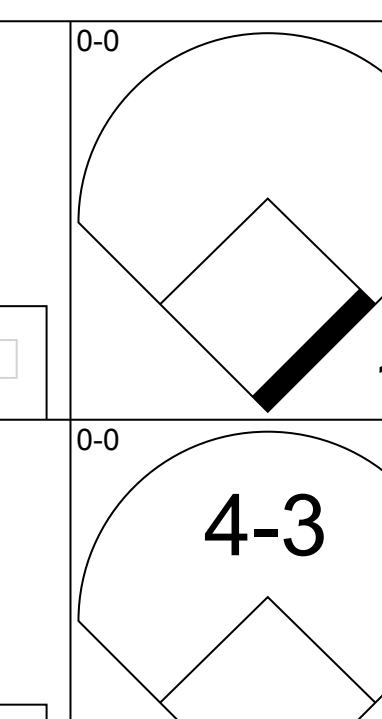
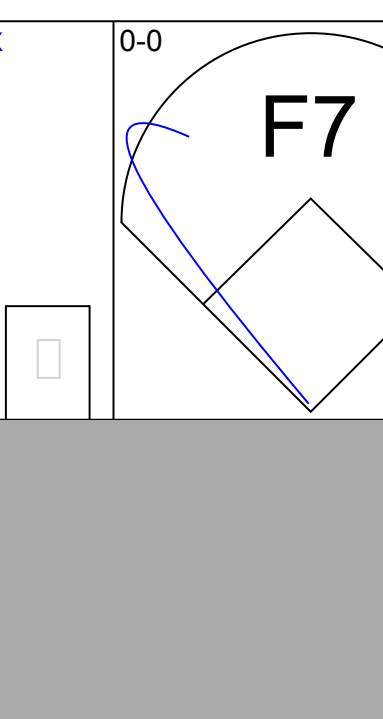
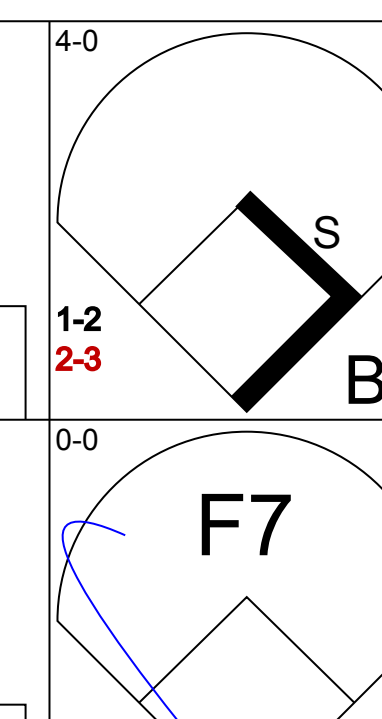
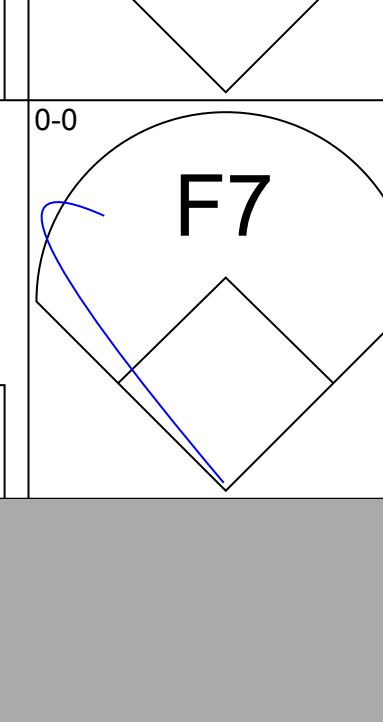

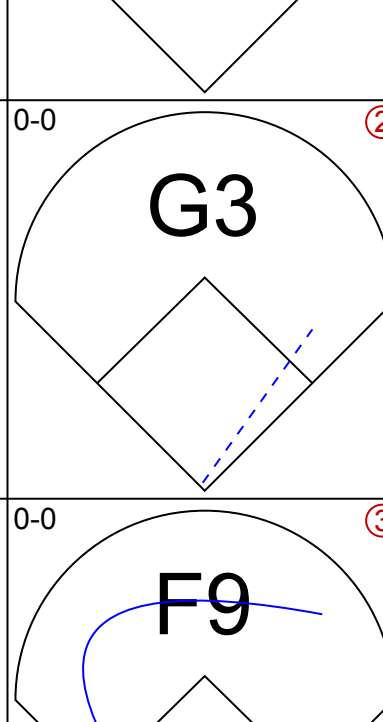
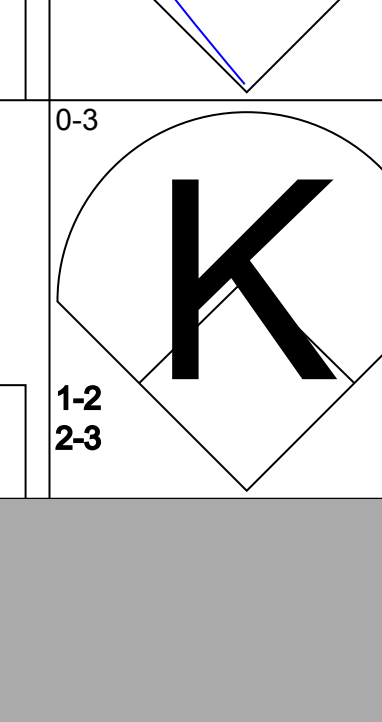

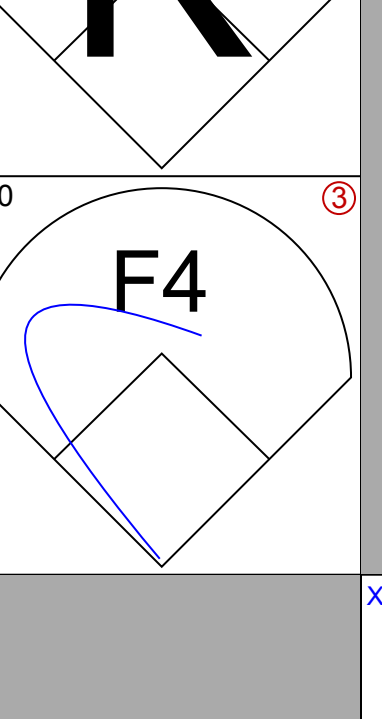


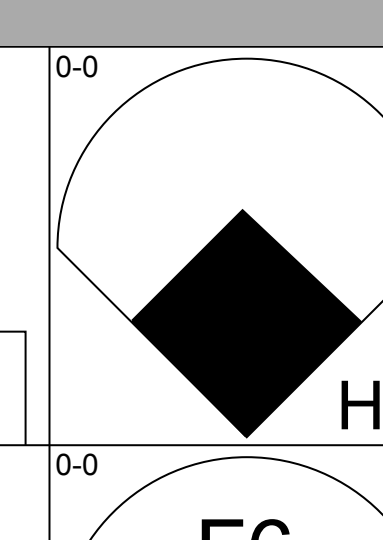
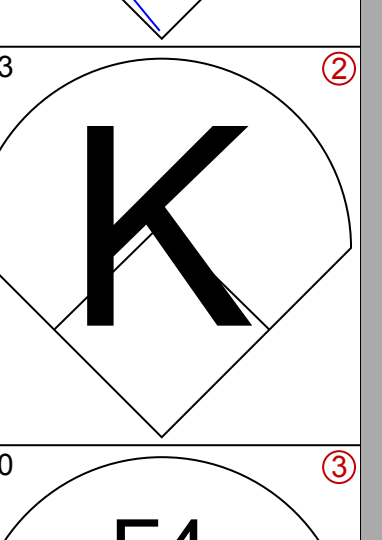
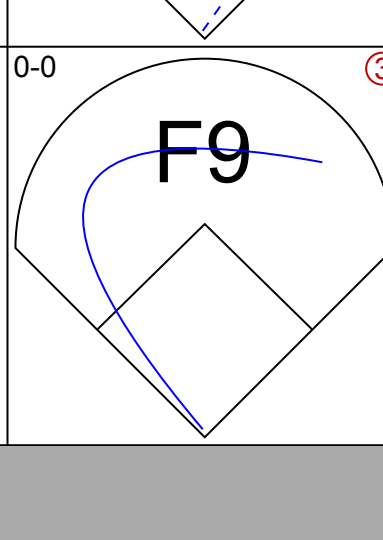
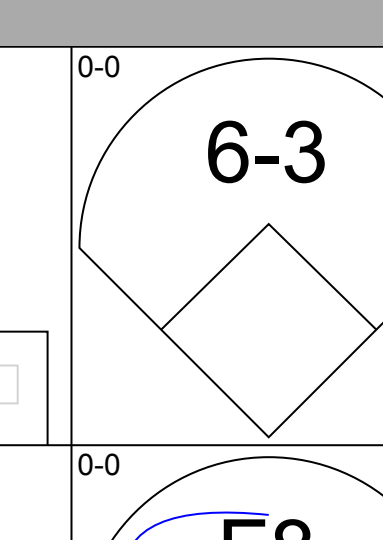
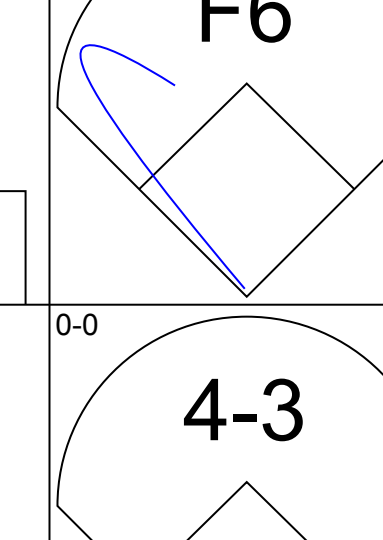
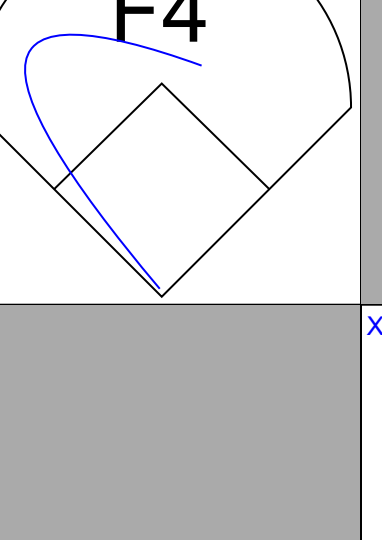
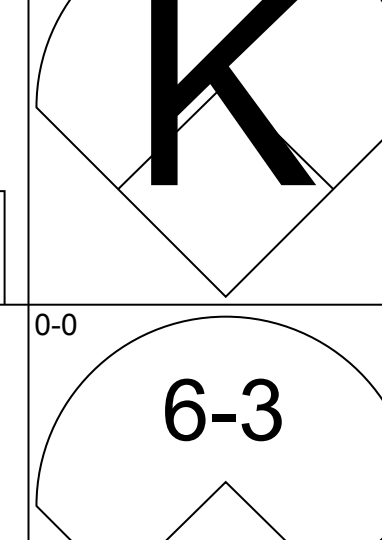
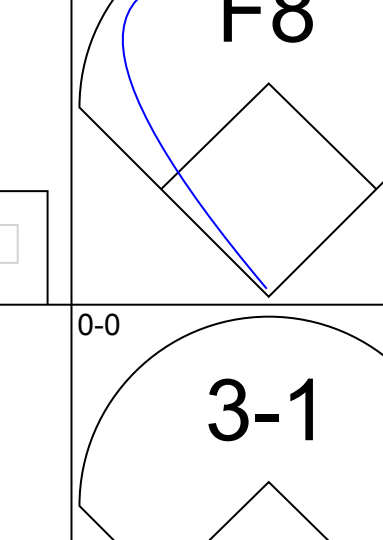
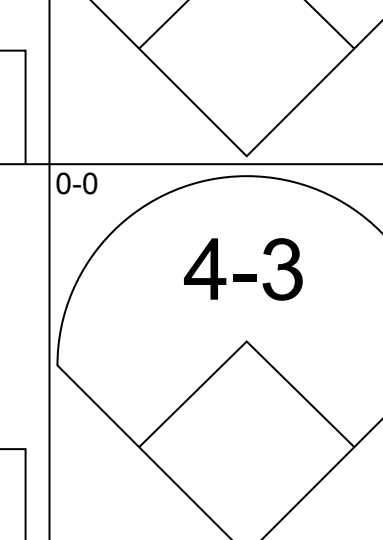
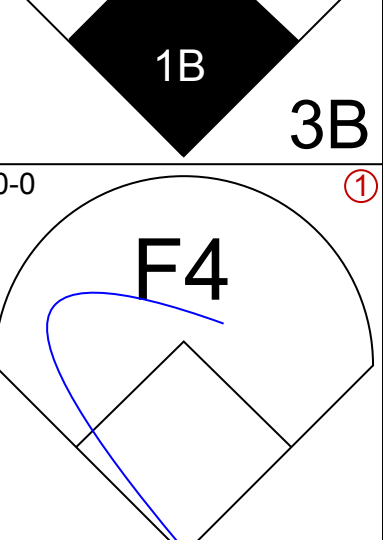
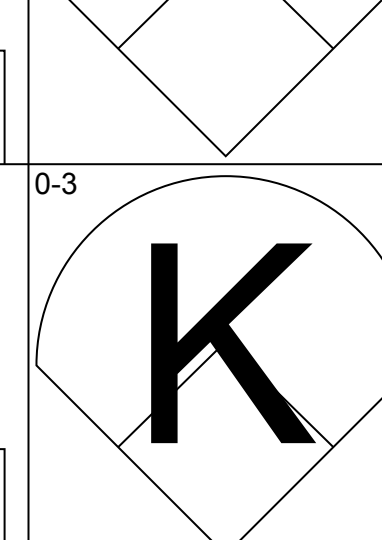
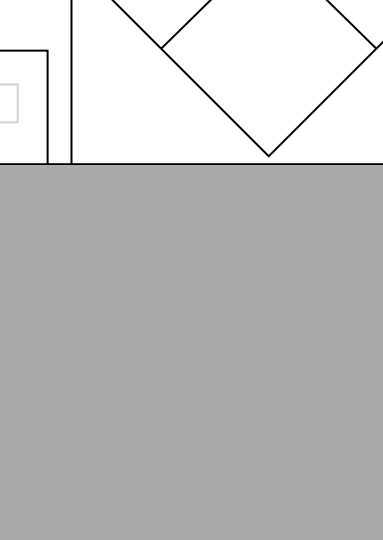

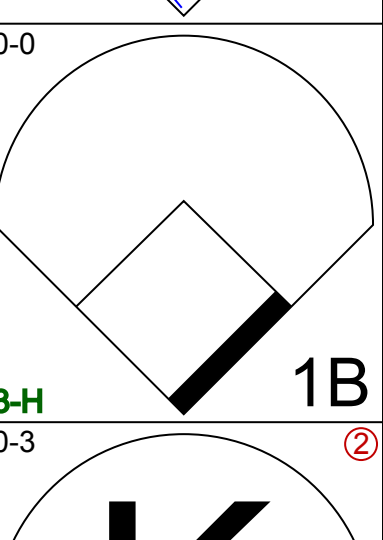

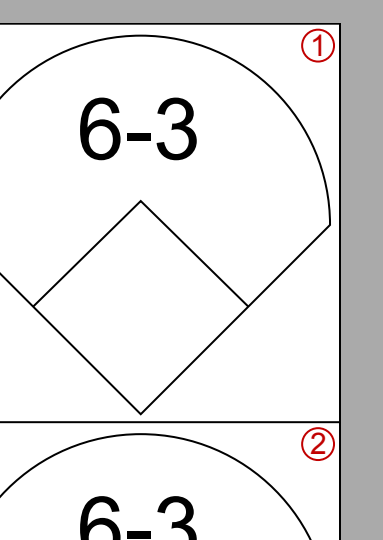
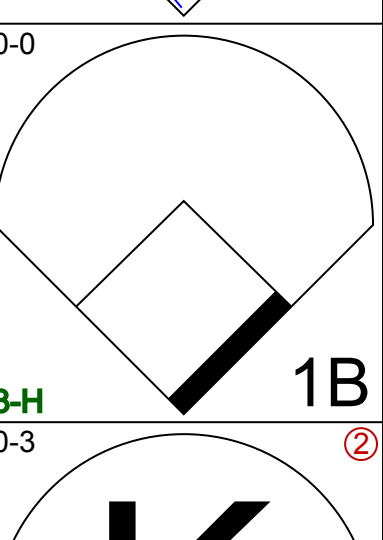
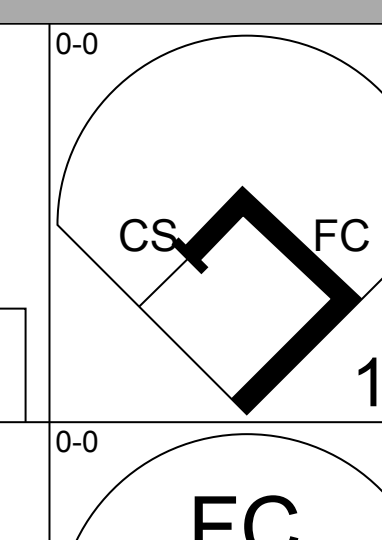
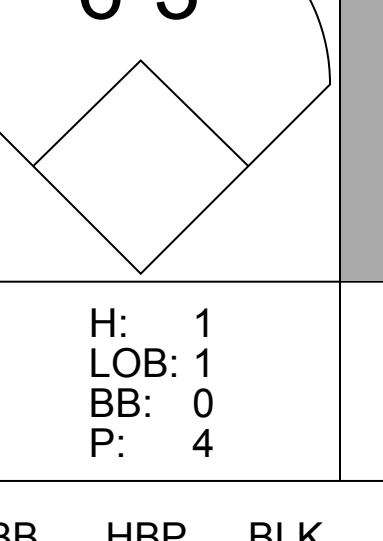
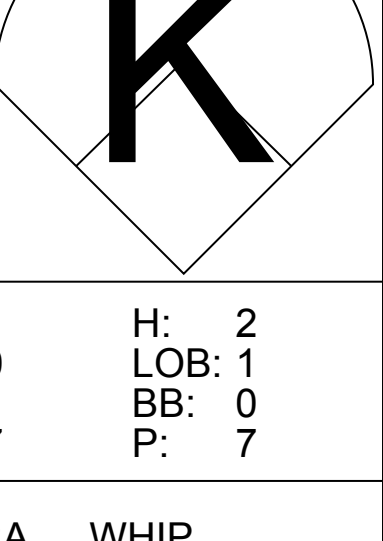
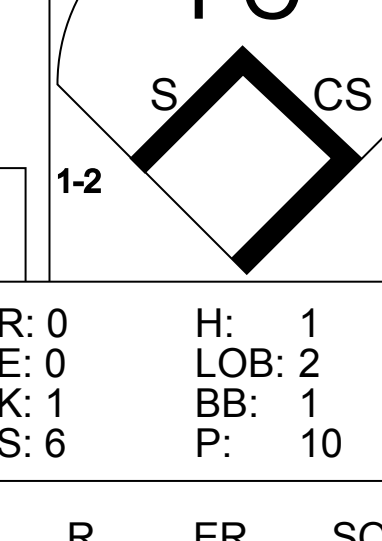


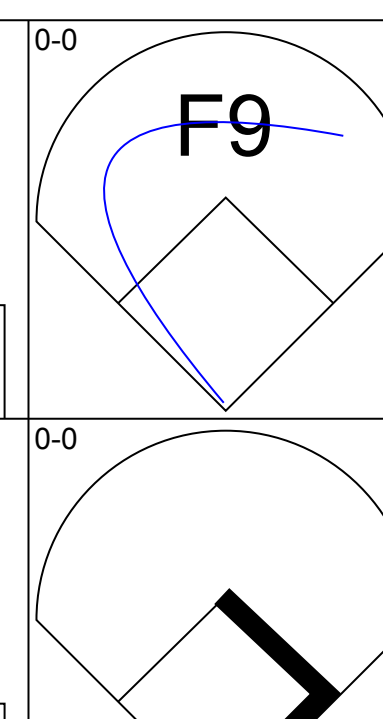
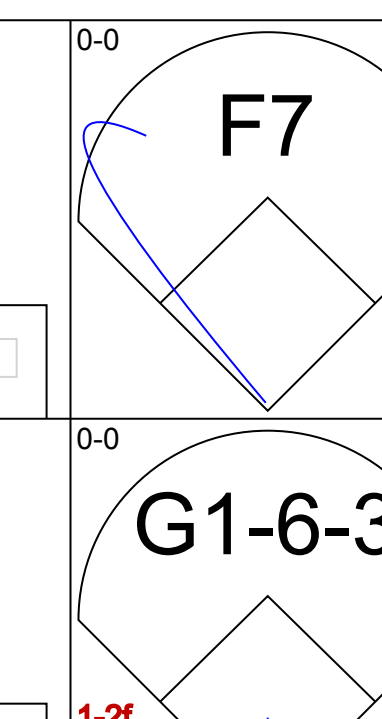
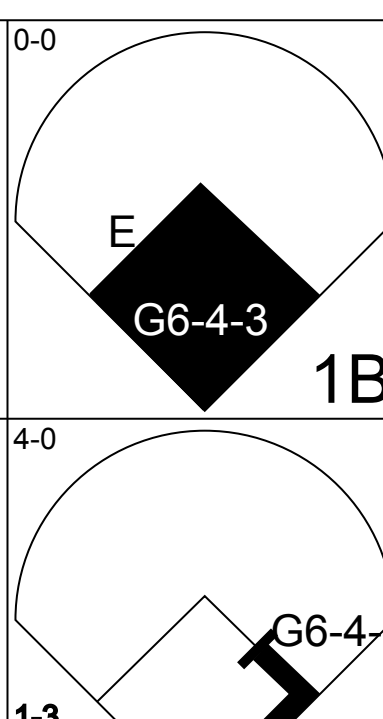
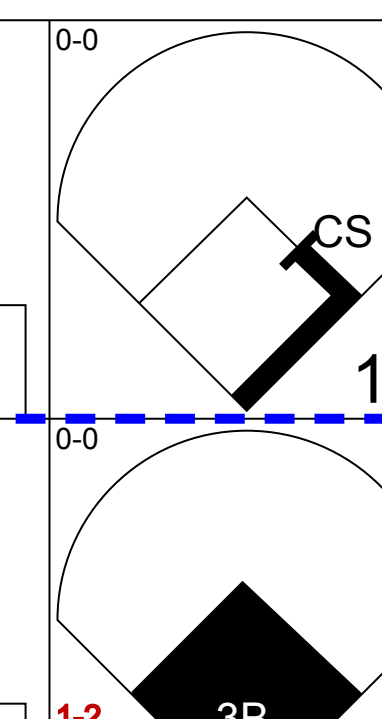
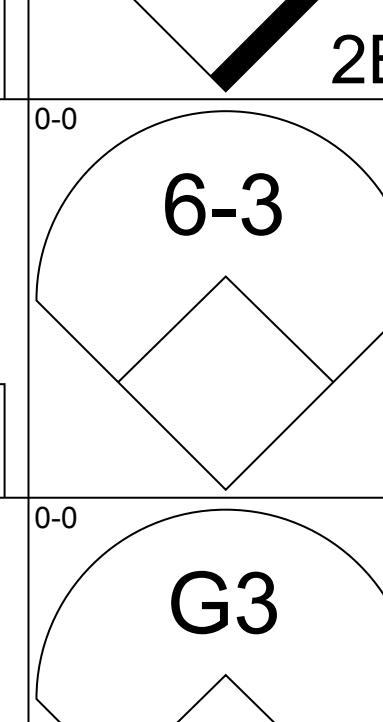

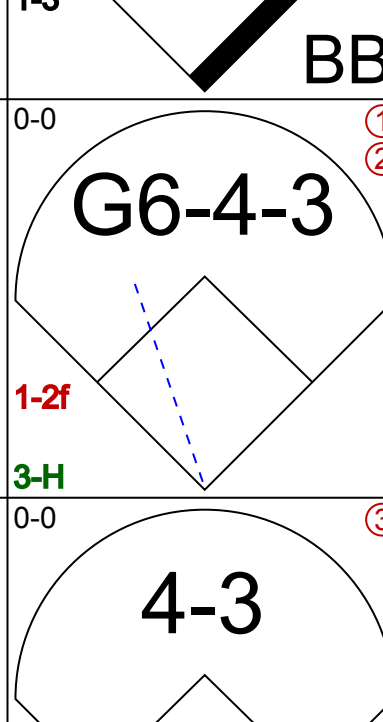
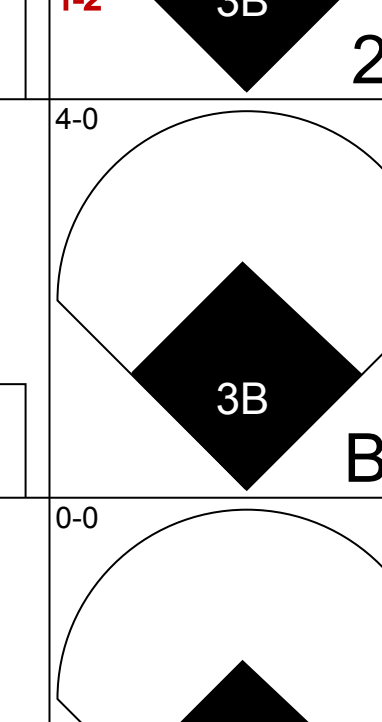


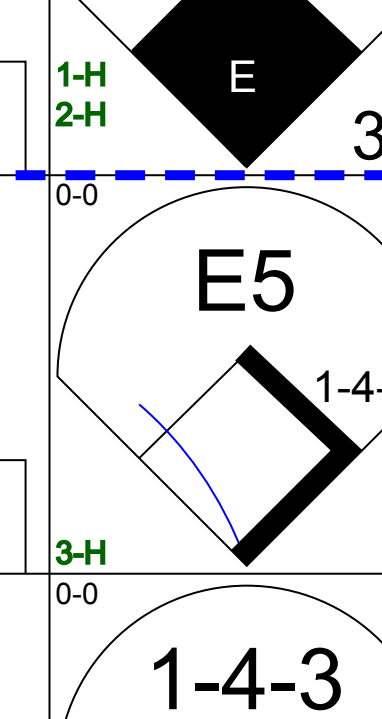

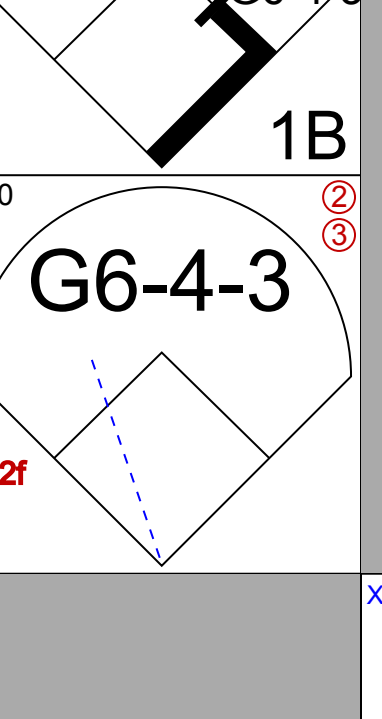

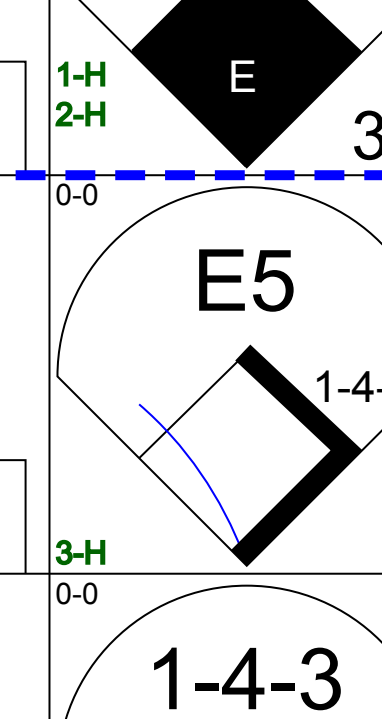


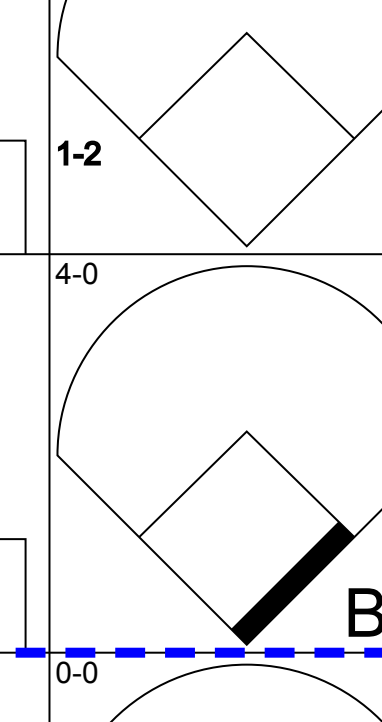



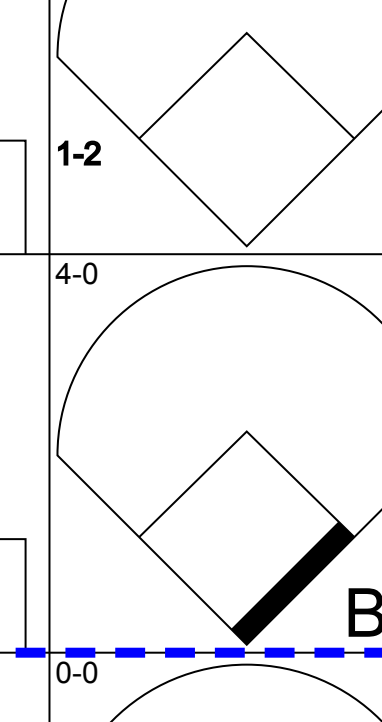
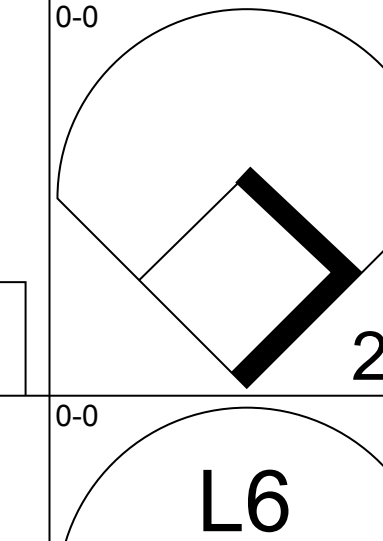
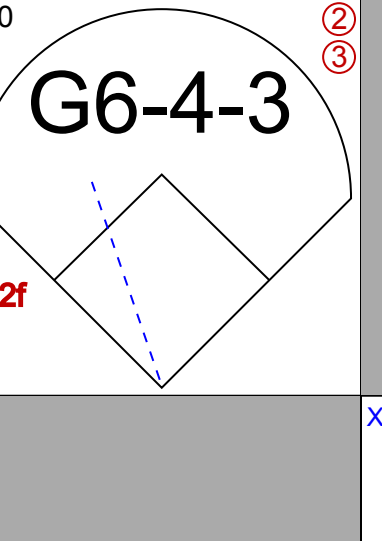
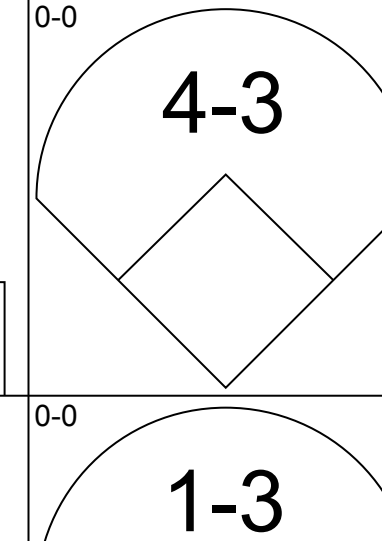
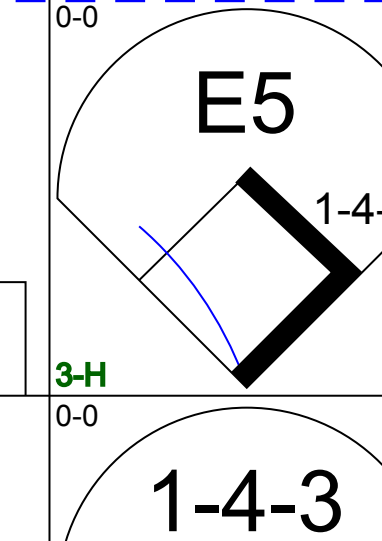

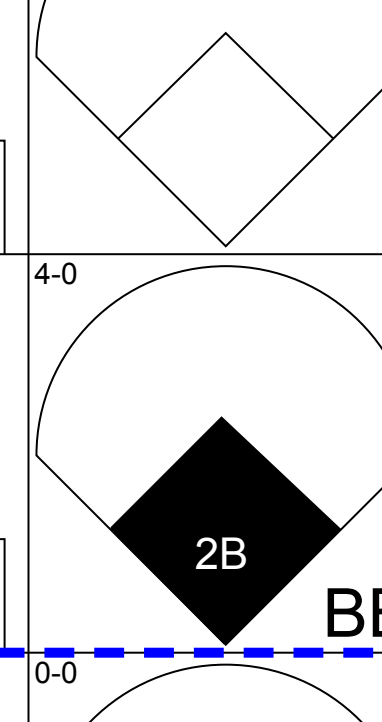
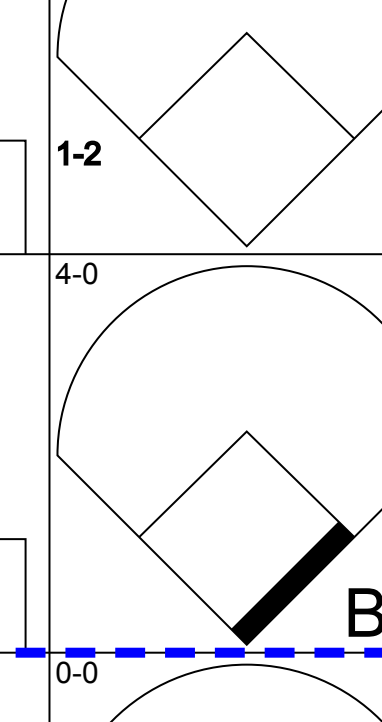
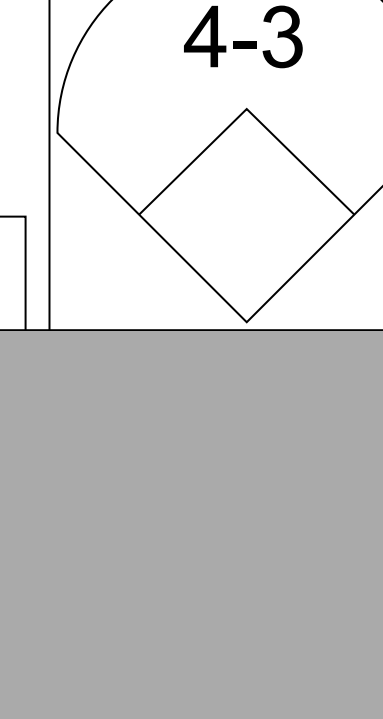
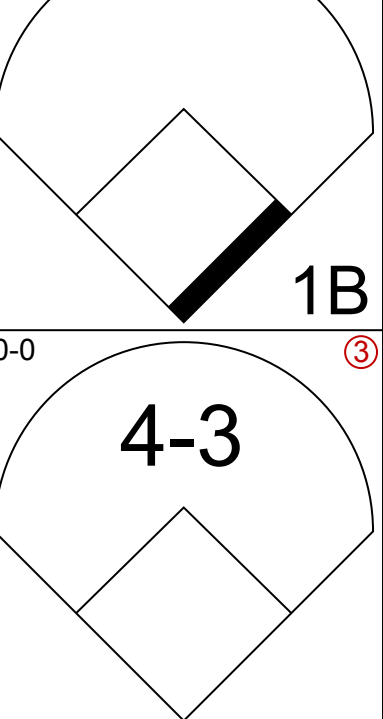
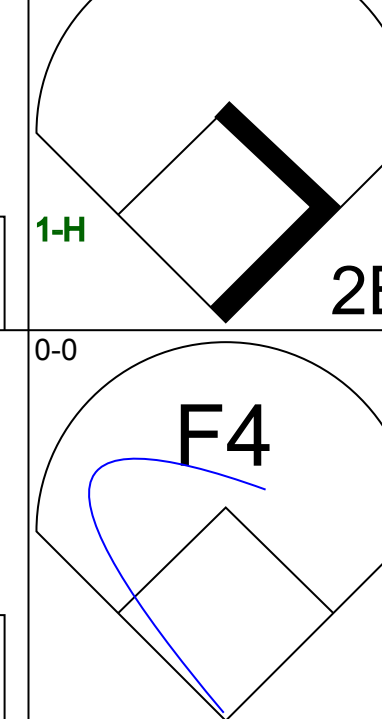
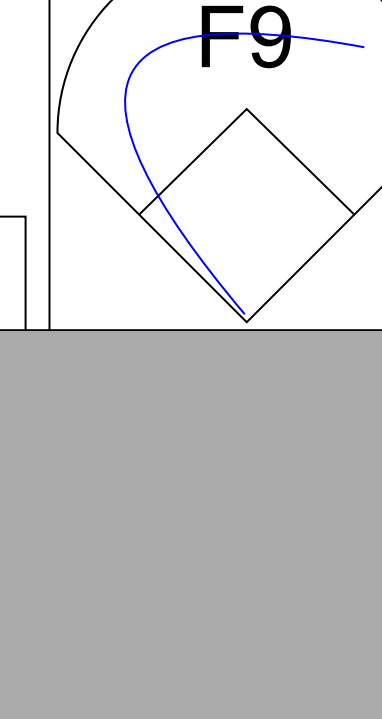
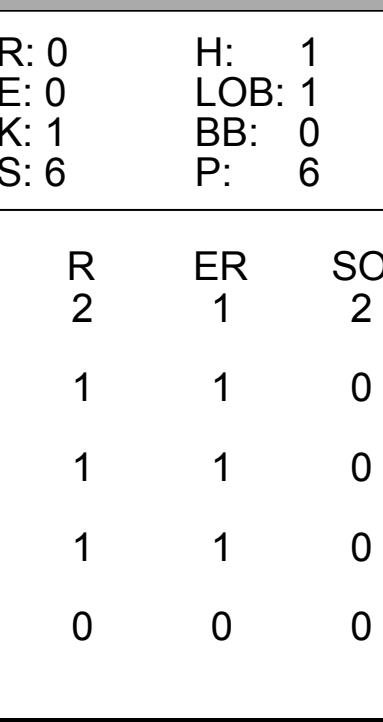
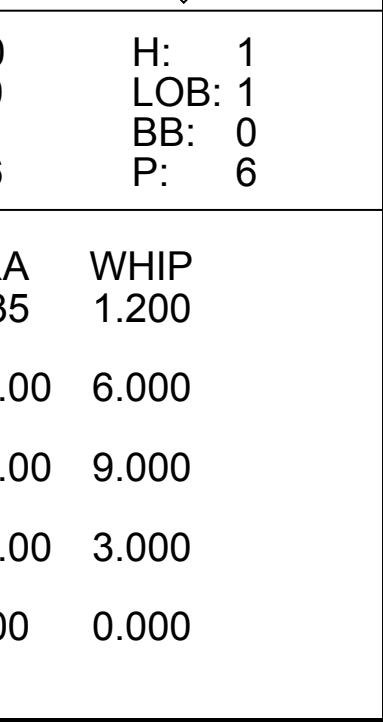
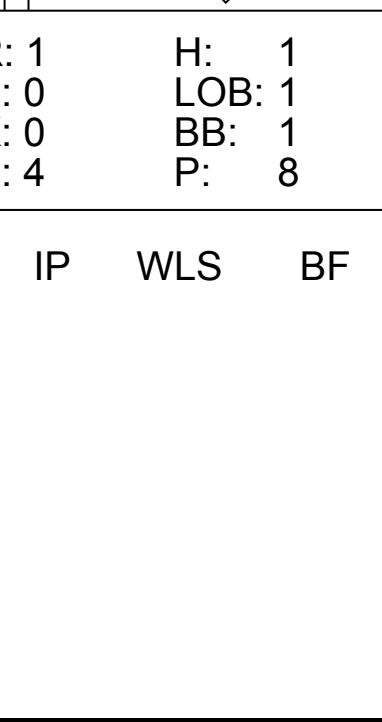
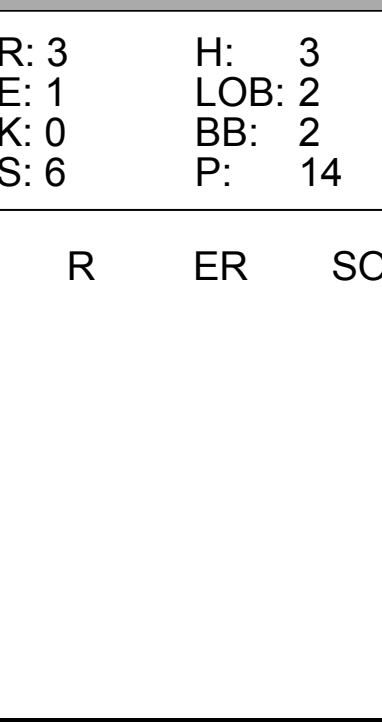
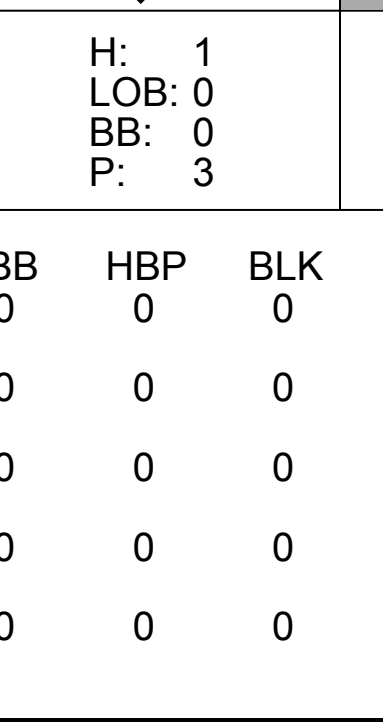
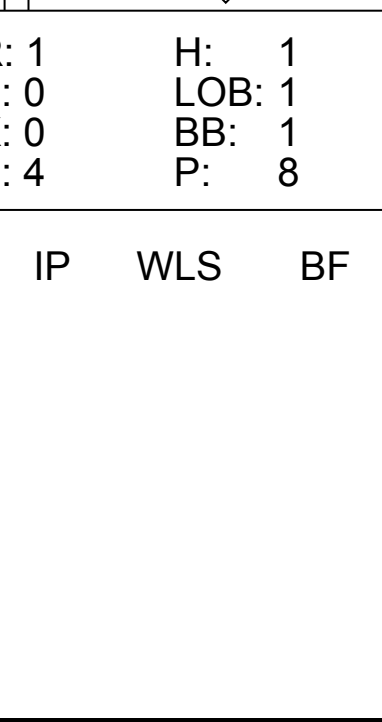
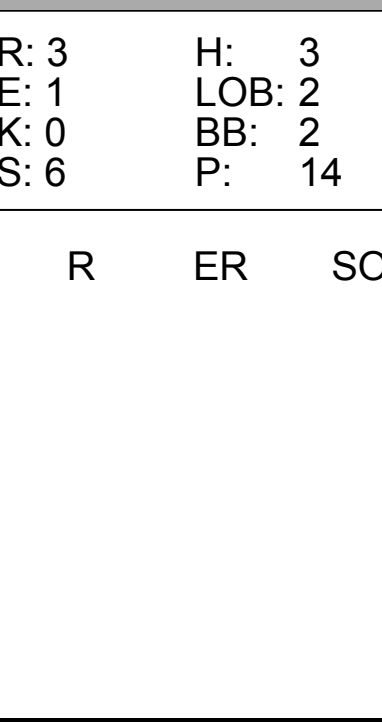
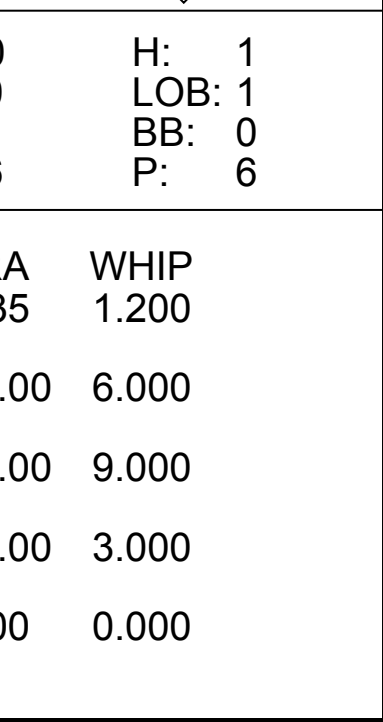
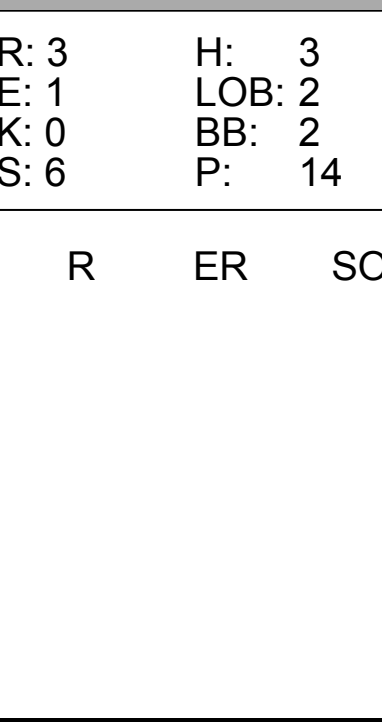
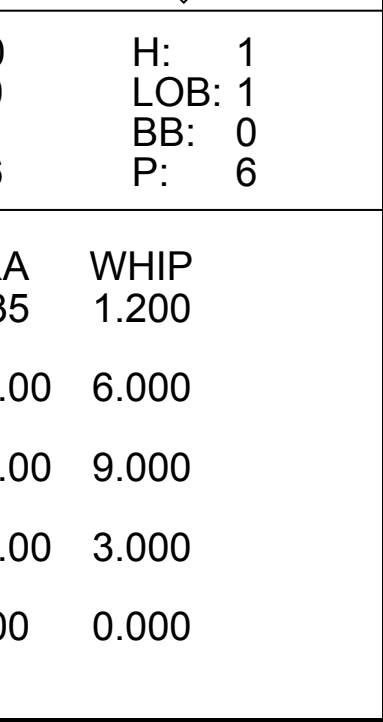
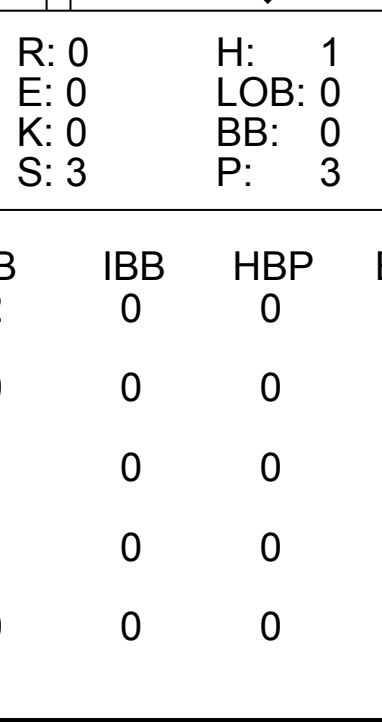
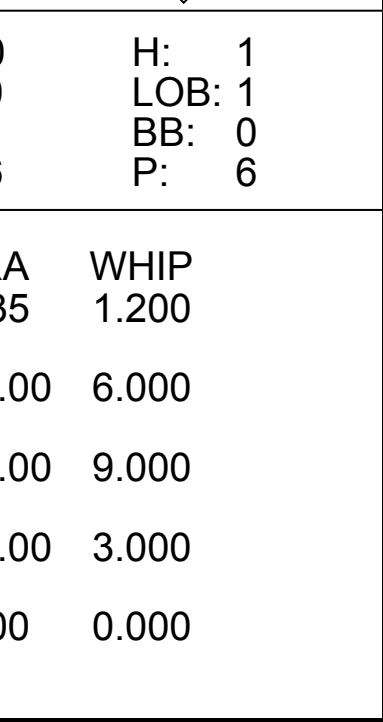
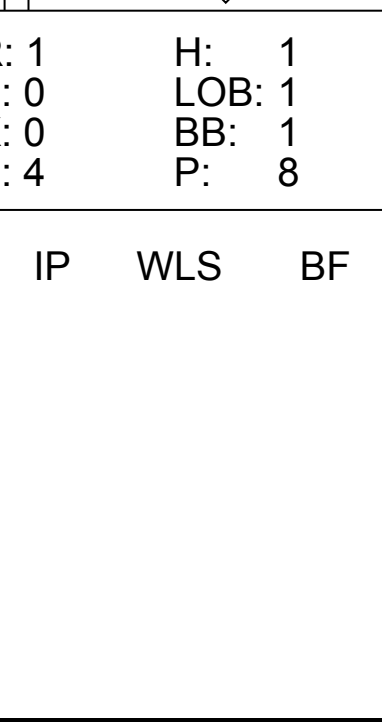
Batter	1	2	3	4	5	6	7	8	9	AB	R	H	RBI	BB	SO	LOB	BOTTOM				
Damaso Garcia, R OBP: 0.337, SLG: 0.398 (1, 4)	K	FC5-4		F7			F7			4	0	0	0	0	1	4					
Rance Mulliniks, L OBP: 0.323, SLG: 0.359 (1, 5)	F7		K		FC6-5 2B		BB 1B 2B			4	0	2	0	0	1	0					
Lloyd Moseby, L OBP: 0.297, SLG: 0.373 (1, 8)	G3		E SF8 BB		FC6-5 1B		2-3 1B			3	1	1	0	1	0	1					
Willie Upshaw, L OBP: 0.326, SLG: 0.439 (1, 3)		5-3 SF 2B		SF8			1-2 1B		1-3	3	1	2	1	0	0	0					
Ernie Whitt, L OBP: 0.317, SLG: 0.438 (1, 2)		5-3		6-3			F8		G5-4-3 BB	3	0	0	0	1	0	2					
Al Woods, L OBP: 0.299, SLG: 0.343 Barry Bonnell, R OBP: 0.345, SLG: 0.410 (1, 7) (8, FH) (9, 7)		SF 1B		HBP BB			K		G5-4-3 BB	1	1	0	1	1	1	0					
Jesse Barfield, R OBP: 0.321, SLG: 0.429 (1, 9)		3-H K		1-2 HBP			K		G5-4-3 BB	2	0	0	0	0	2	1					
Hosken Powell, L OBP: 0.302, SLG: 0.388 (1, 10)		BB 1B		F6			F8			3	0	1	1	0	0	2					
Alfredo Griffin, S OBP: 0.269, SLG: 0.313 (1, 6)		3-H BB 1B		FC5-4 1B			K		4-3	3	0	1	0	0	1	2					
<b>Inning Stats</b>	R: 0 E: 0 K: 1 S: 5	H: 0 LOB: 0 BB: 0 P: 5	R: 2 E: 1 K: 1 S: 9	H: 3 LOB: 2 BB: 0 P: 9	R: 1 E: 1 K: 1 S: 5	H: 0 LOB: 0 BB: 1 P: 9	R: 0 E: 0 K: 1 S: 5	H: 0 LOB: 2 BB: 1 P: 10	R: 0 E: 0 K: 0 S: 4	H: 2 LOB: 1 BB: 0 P: 4	R: 0 E: 0 K: 2 S: 7	H: 0 LOB: 0 BB: 0 P: 7	R: 0 E: 0 K: 0 S: 4	H: 2 LOB: 2 BB: 0 P: 4	R: 0 E: 0 K: 0 S: 2	H: 0 LOB: 0 BB: 1 P: 6	1B: 4 2B: 3 3B: 0 HR: 0	SF: 2 SAC: 0 DP: 1 HBP: 1	WP: 0 PB: 0 SB: 0 CS: 0	PA: 33	
<b>PITCHER</b>	IP	WLS	BF	H	R	ER	SO	BB	IBB	HBP	BLK	WP	HR	S	P	ERA	WHIP				
Bob Stoddard, R ERA: 2.41 Ed Yarde Berg, L ERA: 2.38 Larry Andersen, R ERA: 5.99 (1, 1) (7, 1) (8, 1)	6.2	L	29	6	3	1	6	2	0	1	0	0	0	2	6	0.00	3.000				
0.2		3	1	0	0	0	1	0	0	0	0	0	0	1	1	0.00	0.000				

Seattle Mariners @ Toronto Blue Jays  
Exhibition Stadium, Toronto, ON  
Sat Oct 02 1982, 3:33 AM EDT  
Att: 12,472 - Unknown

AB 27  
R 3  
H 7  
RBI 3  
BB 3  
SO 6  
LOB 13



Batter	1	2	3	4	5	6	7	8	9	AB	R	H	RBI	BB	SO	LOB	TOP					
<b>John Moses, S</b> OBP: 0.375, SLG: 0.545										3	0	1	0	1	1	1	<b>Seattle Mariners @ Toronto Blue Jays</b> Exhibition Stadium, Toronto, ON Sun Oct 03 1982, 3:33 AM EDT Att: 19,064 - Unknown					
<b>Manny Castillo, S</b> OBP: 0.296, SLG: 0.336										4	0	0	0	0	1	3						
<b>Bruce Bochte, L</b> OBP: 0.380, SLG: 0.409										4	0	0	0	0	1	2						
<b>Richie Zisk, R</b> OBP: 0.354, SLG: 0.477										4	1	1	1	0	1	0						
<b>Al Cowens, R</b> OBP: 0.325, SLG: 0.475										4	0	0	0	0	1	0						
<b>Rick Sweet, S</b> OBP: 0.311, SLG: 0.333										4	1	1	0	0	0	0						
<b>Joe Simpson, L</b> OBP: 0.312, SLG: 0.351										3	0	0	0	0	1	1						
<b>Paul Serna, R</b> OBP: 0.246, SLG: 0.296										3	0	2	1	0	0	0						
<b>Julio Cruz, S</b> OBP: 0.316, SLG: 0.344										3	0	0	0	0	1	2						
<b>Inning Stats</b>	R: 0 E: 0 K: 2 S: 7	H: 0 LOB: 0 BB: 0 P: 7	R: 1 E: 0 K: 0 S: 4	H: 1 LOB: 0 BB: 0 P: 4	R: 0 E: 0 K: 0 S: 4	H: 1 LOB: 1 BB: 0 P: 4	R: 0 E: 0 K: 1 S: 5	H: 0 LOB: 0 BB: 0 P: 5	R: 1 E: 0 K: 1 S: 7	H: 2 LOB: 1 BB: 0 P: 7	R: 0 E: 0 K: 0 S: 3	H: 0 LOB: 0 BB: 0 P: 3	R: 0 E: 0 K: 2 S: 7	H: 0 LOB: 0 BB: 0 P: 7	R: 0 E: 0 K: 1 S: 6	H: 1 LOB: 2 BB: 1 P: 10	R: 0 E: 0 K: 0 S: 3	H: 0 LOB: 0 BB: 0 P: 3	1B: 3 2B: 0 3B: 1 HR: 1	SF: 0 SAC: 0 DP: 0 HBP: 0	WP: 0 PB: 0 SB: 2 CS: 2	PA: 33
<b>PITCHER</b> <b>Jim Clancy, R</b> ERA: 3.71	IP: 9.0 WLS: W BF: 33	H: 5 R: 2 ER: 2 SO: 7	BB: 1 IBB: 0 HBP: 0 BLK: 0	WP: 0 HR: 1 S: 46 P: 50	ERA: 2.00 WHIP: 0.667	<b>PITCHER</b>										IP: 9.0 WLS: W BF: 33	H: 5 R: 2 ER: 2 SO: 7	BB: 1 IBB: 0 HBP: 0 BLK: 0	WP: 0 HR: 1 S: 46 P: 50	ERA: 2.00 WHIP: 0.667		

Batter	1	2	3	4	5	6	7	8	9	AB	R	H	RBI	BB	SO	LOB	BOTTOM							
<b>Damaso Garcia, R</b> OBP: 0.338, SLG: 0.399										4	1	2	0	0	0	1	<b>Seattle Mariners @ Toronto Blue Jays</b> Exhibition Stadium, Toronto, ON Sun Oct 03 1982, 3:33 AM EDT Att: 19,064 - Unknown							
<b>Rance Mulliniks, L</b> OBP: 0.326, SLG: 0.363										2	0	1	0	1	0	1								
<b>Garth Iorg, R</b> OBP: 0.307, SLG: 0.365										1	1	1	0	0	0	0								
<b>Barry Bonnell, R</b> OBP: 0.342, SLG: 0.407										3	0	0	0	0	0	2								
<b>Al Woods, L</b> OBP: 0.302, SLG: 0.343										0	1	0	0	1	0	0								
<b>Willie Upshaw, L</b> OBP: 0.327, SLG: 0.443										4	1	2	2	0	0	1								
<b>Ernie Whitt, L</b> OBP: 0.317, SLG: 0.440										3	0	1	0	0	0	1								
<b>Buck Martinez, R</b> OBP: 0.301, SLG: 0.423										1	0	0	1	0	0	0								
<b>Lloyd Moseby, L</b> OBP: 0.294, SLG: 0.370										4	0	0	0	0	0	2								
<b>Jesse Barfield, R</b> OBP: 0.323, SLG: 0.426										2	1	0	0	2	2	1								
<b>Hosken Powell, L</b> OBP: 0.304, SLG: 0.389										2	0	1	0	0	0	1								
<b>Wayne Nordhagen, R</b> OBP: 0.308, SLG: 0.323										1	0	1	1	0	0	0								
<b>Tony Johnson, R</b> OBP: 0.309, SLG: 0.367										0	0	0	0	0	0	0								
<b>Glenn Adams, L</b> OBP: 0.288, SLG: 0.364										1	0	0	0	0	0	2								
<b>Alfredo Griffin, S</b> OBP: 0.269, SLG: 0.314										3	0	1	0	0	0	2								
<b>Inning Stats</b>	R: 0 E: 0 K: 0 S: 4	H: 1 LOB: 1 BB: 0 P: 4	R: 0 E: 0 K: 1 S: 6	H: 1 LOB: 1 BB: 0 P: 6	R: 0 E: 0 K: 0 S: 3	H: 1 LOB: 0 BB: 0 P: 3	R: 0 E: 0 K: 0 S: 3	H: 1 LOB: 0 BB: 0 P: 3	R: 1 E: 0 K: 0 S: 3	H: 1 LOB: 1 BB: 1 P: 7	R: 1 E: 0 K: 0 S: 4	H: 1 LOB: 1 BB: 1 P: 8	R: 3 E: 1 K: 0 S: 6	H: 3 LOB: 2 BB: 2 P: 14	R: 0 E: 0 K: 0 S: 3	H: 0 LOB: 0 BB: 0 P: 3	1B: 5 2B: 4 3B: 1 HR: 0	SF: 0 SAC: 0 DP: 3 HBP: 0	WP: 0 PB: 0 SB: 0 CS: 1	PA: 35				
<b>PITCHER</b> <b>Mike Moore, R</b> ERA: 5.36	IP: 6.2 WLS: 3	H: 6 R: 2 ER: 1 SO: 2	BB: 2 IBB: 0 HBP: 0 BLK: 0	WP: 0 HR: 0 S: 27 P: 35	ERA: 1.35 WHIP: 1.200	<b>PITCHER</b>										IP: 6.2 WLS: 3	H: 6 R: 2 ER: 1 SO: 2	BB: 2 IBB: 0 HBP: 0 BLK: 0	WP: 0 HR: 0 S: 27 P: 35	ERA: 1.35 WHIP: 1.200				
<b>Ed Yande Berg, L</b> ERA: 2.37	0.1	3	2	1	1	0	0	0	0	0	3	3	27.00	6.000										
<b>Bill Caudill, R</b> ERA: 2.35	0.1	L	3	2	1	1	0	1	0	0	2	6	27.00	9.000										
<b>Bryan Clark, L</b> ERA: 2.75	0.1	3	0	1	1	0	1	0	0	0	2	6	27.00	3.000										
<b>Ron Musselman, R</b> ERA: 3.45	0.1	1	0	0	0	0	0	0	0	1	1	1	0.00	0.000										

AB	32
R	2
H	5
RBI	2
BB	1
SO	7
LOB	9



AB	31
R	5
H	10
RBI	4
BB	4
SO	2
LOB	14

