



# Toronto Blue Jays - 1983

Batter	1	2	3	4	5	6	7	8	9	AB	R	H	RBI	BB	SO	LOB	TOP			
Damaso Garcia, R (1,4) OBP: 0.250, SLG: 0.250	F8	F5			1B S		1-3			4	1	1	0	0	0	0	<b>Toronto Blue Jays @ Boston Red Sox</b> Fenway Park, Boston, MA Tue Apr 05 1983, 3:33 AM EST Att: 33,852 - Unknown - 55 F 			
Dave Collins, S (1,7) OBP: 0.250, SLG: 0.250	K		L8		1B		K			4	1	1	0	0	2	0				
Willie Upshaw, L (1,3) OBP: 0.500, SLG: 1.250	F9		HR		5-3		4-3			4	1	2	3	0	0	0				
Cliff Johnson, R (1,10) OBP: 0.250, SLG: 0.250		2B 1B	F9		5-3			F8		4	1	1	0	0	0	1				
Jesse Barfield, R (1,9) OBP: 0.250, SLG: 0.500		1B 2B	K		5-3			6-3		4	1	1	0	0	1	1				
Ernie Whitt, L (1,2) OBP: 0.250, SLG: 0.250		HR 1B		1-3	6-3			K		4	1	1	2	0	1	1				
Lloyd Moseby, L (1,8) OBP: 0.250, SLG: 0.250		K		K		G6-4-3 1B		6-3		4	0	1	0	0	2	1				
Rance Mulliniks, L (1,5) OBP: 0.500, SLG: 1.333		HR		HBP		G6-4-3 1-2		4-3		3	1	1	2	0	0	1				
Alfredo Griffin, S (1,6) OBP: 0.250, SLG: 0.250	F9		F5		6-3			4-3		4	0	0	0	0	0	1				
<b>Inning Stats</b>	R: 0 E: 0 K: 1 S: 5	H: 0 LOB: 0 BB: 0 P: 5	R: 4 E: 0 K: 1 S: 9	H: 4 LOB: 0 BB: 0 P: 9	R: 1 E: 0 K: 1 S: 6	H: 1 LOB: 0 BB: 0 P: 6	R: 0 E: 0 K: 1 S: 5	H: 0 LOB: 1 BB: 0 P: 6	R: 2 E: 0 K: 0 S: 6	H: 3 LOB: 1 BB: 0 P: 6	R: 0 E: 0 K: 1 S: 5	H: 0 LOB: 0 BB: 0 P: 5	R: 0 E: 0 K: 1 S: 5	H: 0 LOB: 0 BB: 0 P: 5	R: 0 E: 0 K: 0 S: 3	H: 0 LOB: 0 BB: 0 P: 3	1B: 6 2B: 1 3B: 0 HR: 2	SF: 0 SAC: 0 DP: 1 HBP: 1	WP: 0 PB: 0 SB: 1 CS: 0	PA: 36
<b>PITCHER</b>	IP WLS BF H R ER SO BB IBB HBP BLK WP HR S P ERA WHIP																			
Dennis Eckersley, R (1,1) ERA: 15.75	4.0 L 20 7 7 7 4 0 0 1 0 0 2 27 28 15.75 1.750																			
Bruce Hurst, L (5,1) ERA:	4.0 13 2 0 0 2 0 0 0 0 0 0 17 17 0.00 0.500																			
John Henry Johnson, L (9,1) ERA:	1.0 3 0 0 0 0 0 0 0 0 0 0 3 3 0.00 0.000																			

Batter	1	2	3	4	5	6	7	8	9	AB	R	H	RBI	BB	SO	LOB	BOTTOM					
Wade Boggs, L (1,5) OBP: 0.250, SLG: 0.250	4-3	4-3			FC HBP BB		F7			3	0	0	0	1	0	3	<b>Toronto Blue Jays @ Boston Red Sox</b> Fenway Park, Boston, MA Tue Apr 05 1983, 3:33 AM EST Att: 33,852 - Unknown - 55 F 					
Dwight Evans, R (1,9) OBP: 0.500, SLG: 0.333			1-5-3 BB		K		F6			3	0	1	0	1	1	1						
Jim Rice, R (1,7) OBP: 0.250, SLG: 0.250	K		1-5-3 1-2		FC HBP		K			3	0	0	0	0	2	2						
Tony Armas, R (1,8) OBP: 0.250, SLG: 0.250	K		F5		FC			1-3		4	0	0	0	0	1	4						
Carl Yastrzemski, L (1,10) OBP: 0.250, SLG: 0.250		1B BB BB	G3		P6			F8		3	0	0	0	1	0	4						
Dave Stapleton, R (1,3) OBP: 0.500, SLG: 1.333		1B BB		F8		HR		F7		3	1	1	1	1	0	0						
Rich Gedman, L (1,2) OBP: 0.250, SLG: 0.250		K		4-3		K			F9	4	0	0	0	0	2	2						
Glenn Hoffman, R (1,6) OBP: 0.250, SLG: 0.250				K		G3		K		4	0	1	0	0	2	0						
Julio Valdez, S (1,4) OBP: 0.250, SLG: 0.250					P1				K	3	0	0	0	0	1	3						
Reid Nichols, R (9,PH) OBP: 0.250, SLG: 0.250						4-3			K	1	0	0	0	0	1	0						
<b>Inning Stats</b>	R: 0 E: 0 K: 2 S: 8	H: 1 LOB: 1 BB: 0 P: 8	R: 0 E: 0 K: 2 S: 8	H: 1 LOB: 3 BB: 2 P: 16	R: 0 E: 0 K: 0 S: 3	H: 0 LOB: 1 BB: 1 P: 7	R: 0 E: 0 K: 1 S: 5	H: 0 LOB: 0 BB: 0 P: 5	R: 0 E: 0 K: 1 S: 6	H: 1 LOB: 3 BB: 1 P: 11	R: 1 E: 0 K: 1 S: 6	H: 1 LOB: 0 BB: 0 P: 6	R: 0 E: 0 K: 1 S: 5	H: 0 LOB: 0 BB: 0 P: 5	R: 0 E: 0 K: 0 S: 3	H: 0 LOB: 0 BB: 0 P: 3	R: 0 E: 0 K: 2 S: 7	H: 0 LOB: 0 BB: 0 P: 7	1B: 2 2B: 0 3B: 0 HR: 1	SF: 0 SAC: 0 DP: 0 HBP: 1	WP: 0 PB: 0 SB: 0 CS: 0	PA: 36
<b>PITCHER</b>	IP WLS BF H R ER SO BB IBB HBP BLK WP HR S P ERA WHIP																					
Dave Stieb, R (1,1) ERA: 1.5	6.0 W 27 3 1 1 7 4 0 1 0 0 1 36 53 1.50 1.167																					
Roy Lee Jackson, R (7,1) ERA:	3.0 S 9 0 0 0 3 0 0 0 0 0 0 15 15 0.00 0.000																					

Batter	1	2	3	4	5	6	7	8	9	AB	R	H	RBI	BB	SO	LOB	TOP										
<b>Damaso Garcia, R</b> OBP: 0.222, SLG: 0.125 (1, 4)	0-0 6-3	4-0 BB		0-0 F8		0-0 G1-2-3			0-0 FC5-4	4	0	0	0	1	0	5											
<b>Dave Collins, S</b> OBP: 0.222, SLG: 0.222 (1, 7)	0-0 CS 1B	0-0 F6			0-3 K		0-0 F9		0-0 G3	5	0	1	0	0	1	4											
<b>Barry Bonnell, R</b> <b>Hosken Powell, L</b> (7, PH) (7, 9)	4-0 1-2 HR BB		0-0 4-3		0-0 5-3		0-0 G3			2	1	0	0	1	0	0											
<b>Cliff Johnson, R</b> OBP: 0.250, SLG: 0.625 (1, 10)	0-0 1-H HR		0-0 F9		0-0 L5		0-3 K			4	1	1	2	0	1	0											
<b>Jesse Barfield, R</b> OBP: 0.375, SLG: 0.875 (1, 9) (7, 8)	0-3 K		0-0 HR		0-0 1B 1B 1B		0-0 F8			4	2	2	1	0	1	0											
<b>Garth Iorg, R</b> OBP: 0.500, SLG: 0.500 <b>Rance Mulliniks, L</b> OBP: 0.500, SLG: 1.000 (6, PH) (6, 6)		0-0 FC3-6 1B	0-0 6-3		0-0 1B 1B 1B		0-0 6-3			2	0	1	0	0	0	0											
<b>Willie Upshaw, L</b> OBP: 0.375, SLG: 0.750 (1, 3)	0-0 1B 1-2	0-0 FC3-6 1B		0-0 4-3		0-0 1B 1-2 2-3		0-3 K		4	0	1	0	0	1	1											
<b>Buck Martinez, R</b> OBP: 0.500, SLG: 0.500 <b>Ernie Whitt, L</b> OBP: 0.333, SLG: 0.333 (6, PH) (6, 2)	0-0 1-3 1B	0-0 1B		0-0 5-3		0-0 1B 1-2 2-3 3-H		0-3 K		2	0	1	0	0	0	0											
<b>Alfredo Griffin, S</b> OBP: 0.333, SLG: 0.500 <b>Lloyd Moseby, L</b> OBP: 0.200, SLG: 0.200 <b>Mickey Klutts, R</b> OBP: 1.000, SLG: 1.000 (6, PH) (6, 5)	0-0 S 1B	0-0 1B		0-0 2B		0-0 F8		0-0 FC5-4 1B		2	0	2	0	0	0	0											
<b>Inning Stats</b>	R: 2 E: 0 K: 1 S: 6	H: 2 LOB: 0 BB: 1 P: 10	R: 0 E: 0 K: 0 S: 5	H: 3 LOB: 3 BB: 1 P: 9	R: 1 E: 0 K: 0 S: 4	H: 1 LOB: 0 BB: 0 P: 4	R: 0 E: 0 K: 0 S: 5	H: 1 LOB: 0 BB: 0 P: 4	R: 0 E: 0 K: 1 S: 5	H: 0 LOB: 0 BB: 0 P: 5	R: 0 E: 0 K: 1 S: 5	H: 0 LOB: 0 BB: 0 P: 5	R: 0 E: 0 K: 1 S: 5	H: 0 LOB: 0 BB: 0 P: 5	R: 0 E: 0 K: 1 S: 6	H: 1 LOB: 1 BB: 0 P: 6	1B: 9 2B: 1 3B: 0 HR: 2	SF: 0 SAC: 0 DP: 1 HBP: 0	WP: 0 PB: 0 SB: 1 CS: 1	PA: 38							
<b>PITCHER</b>	IP	WLS	BF	H	R	ER	SO	BB	IBB	HBP	BLK	WP	HR	S	P	ERA	WHIP										
<b>John Tudor, L</b> ERA: 6.75 <b>Bob Stanley, R</b> ERA: 1.6	(1, 1) 4.0		19	7	3	3	1	2	0	0	0	0	2	19	27	6.75	2.250										
	(5, 1) 5.0	W	19	5	1	1	4	0	0	0	0	0	0	27	27	1.80	1.000										

**Toronto Blue Jays @ Boston Red Sox**  
Fenway Park, Boston, MA  
Thu Apr 07 1983, 3:33 AM EST  
Att. 9,603 - Unknown - 48 F

AB	36
R	4
H	12
RBI	4
BB	2
SO	5
LOB	13



Batter	1	2	3	4	5	6	7	8	9	AB	R	H	RBI	BB	SO	LOB	BOTTOM										
<b>Wade Boggs, L</b> OBP: 0.825, SLG: 0.667 (1, 5)	0-0 BB 1B	0-0 1-3 1B		0-0 HR 2B		4-0 G6-4-3 BB				3	2	3	0	1	0	0											
<b>Dwight Evans, R</b> OBP: 0.500, SLG: 0.857 (1, 9)	0-0 1-2 1B	0-3 K		0-0 2-H HR		0-0 F9				4	2	2	2	0	1	2											
<b>Jim Rice, R</b> (1, 7)	4-0 1-2 2-3 HR BB	0-0 1-3		0-0 5-3		0-0 G6-4-3				3	1	0	0	1	0	2											
<b>Tony Armas, R</b> (1, 8)	0-3 K	0-0 F2		0-0 F9		0-0 6-3				4	0	0	0	0	1	4											
<b>Carl Yastrzemski, L</b> OBP: 0.375, SLG: 0.167 (1, 10)	0-0 1-2 2-H 3-H HR 1B		0-0 F7	4-0 FC6-4 BB		0-0 G1				3	1	1	2	1	0	0											
<b>Dave Stapleton, R</b> OBP: 0.375, SLG: 1.143 (1, 3)	0-0 1-H 2-H HR		0-0 6-3	0-0 FC6-4		0-0 5-3				4	1	1	3	0	0	1											
<b>Rich Gedman, L</b> OBP: 0.125, SLG: 0.125 (1, 2)	0-0 L8		0-0 1B		0-0 4-3		0-0 F9			4	0	1	0	0	0	0											
<b>Glenn Hoffman, R</b> OBP: 0.375, SLG: 0.500 (1, 6)	0-0 2B		0-0 1-2 1B		0-0 F9		0-0 6-3			4	0	2	0	0	0	0											
<b>Julio Valdez, S</b> (1, 4)	0-0 1-3		0-0 FC6-4		0-0 F8		0-0 F9			4	0	0	0	0	0	3											
<b>Inning Stats</b>	R: 5 E: 0 K: 1 S: 10	H: 5 LOB: 1 BB: 1 P: 14	R: 0 E: 0 K: 1 S: 6	H: 1 LOB: 1 BB: 0 P: 6	R: 0 E: 0 K: 0 S: 5	H: 2 LOB: 2 BB: 0 P: 5	R: 2 E: 0 K: 0 S: 5	H: 2 LOB: 1 BB: 1 P: 9	R: 0 E: 0 K: 0 S: 3	H: 0 LOB: 0 BB: 0 P: 3	R: 0 E: 0 K: 0 S: 2	H: 0 LOB: 0 BB: 1 P: 6	R: 0 E: 0 K: 0 S: 3	H: 0 LOB: 0 BB: 0 P: 3	R: 0 E: 0 K: 0 S: 3	H: 0 LOB: 0 BB: 0 P: 3	1B: 6 2B: 2 3B: 0 HR: 2	SF: 0 SAC: 0 DP: 1 HBP: 0	WP: 0 PB: 0 SB: 0 CS: 0	PA: 36							
<b>PITCHER</b>	IP	WLS	BF	H	R	ER	SO	BB	IBB	HBP	BLK	WP	HR	S	P	ERA	WHIP										
<b>Luis Leal, R</b> ERA: 18.0 <b>Mike Morgan, R</b> ERA: 4.5 <b>Jim Acker, R</b> ERA: <b>Joey McLaughlin, R</b> ERA:	(1, 1) 3.0	L	19	9	6	6	2	1	0	0	0	0	1	22	26	18.00	3.333										
	(4, 1) 2.0		9	1	1	1	0	2	0	0	0	0	0	7	15	4.50	1.500										
	(6, 1) 2.0		5	0	0	0	0	0	0	0	0	0	0	5	5	0.00	0.000										
	(8, 1) 1.0		3	0	0	0	0	0	0	0	0	0	0	3	3	0.00	0.000										

**Toronto Blue Jays @ Boston Red Sox**  
Fenway Park, Boston, MA  
Thu Apr 07 1983, 3:33 AM EST  
Att. 9,603 - Unknown - 48 F

AB	33
R	7
H	10
RBI	7
BB	3
SO	2
LOB	12



Batter	1	2	3	4	5	6	7	8	9	AB	R	H	RBI	BB	SO	LOB	TOP			
Willie Randolph, R OBP: 0.250, SLG: 0.211 (1,4)	6-3		6-3		K		G6-4-3 BB	E 1B		4	2	1	0	1	1	0	<b>New York Yankees @ Toronto Blue Jays</b> Exhibition Stadium, Toronto, ON Sat Apr 09 1983, 3:33 AM EST Att: 36,459 - Unknown - 48 F			
Jerry Mumphy, S OBP: 0.222, SLG: 0.294 (1,8)	6-3		3-1		1B		G6-4-3 BB	E9		4	1	1	0	1	0	0				
Dave Winfield, R OBP: 0.526, SLG: 1.000 (1,7)			2B BB		1B		G6-4-3 BB	5-3		2	0	1	0	3	0	1				
Steve Kemp, L OBP: 0.368, SLG: 0.833 (1,9)	3-4-1		2B		F7		G6-4-3			5	0	1	0	0	0	5				
Don Baylor, R OBP: 0.389, SLG: 0.286 (1,10)		5-3	5-3				F7			5	0	2	1	0	0	2				
Roy Smalley, S OBP: 0.333, SLG: 0.389 (1,6)		1B			K		L5			5	0	1	0	0	2	3				
Ken Griffey, L OBP: 0.436, SLG: 0.467 (1,3)		1B			K		BB			5	0	2	0	0	1	2				
Graig Nettles, L OBP: 0.294, SLG: 0.290 (1,5)		1B			F6		BB			4	0	0	0	1	0	4				
Rick Cerone, R OBP: 0.429, SLG: 0.429 (1,2)		G3			K		5-3			4	1	1	0	0	1	4				
<b>Inning Stats</b>	R: 0 E: 0 K: 0 S: 3	H: 0 LOB: 1 BB: 1 P: 7	R: 0 E: 0 K: 0 S: 5	H: 2 LOB: 2 BB: 0 P: 5	R: 0 E: 0 K: 0 S: 4	H: 1 LOB: 2 BB: 1 P: 8	R: 0 E: 0 K: 2 S: 7	H: 0 LOB: 0 BB: 0 P: 7	R: 0 E: 0 K: 0 S: 4	H: 1 LOB: 2 BB: 1 P: 8	R: 2 E: 0 K: 0 S: 3	H: 1 LOB: 1 BB: 3 P: 15	R: 2 E: 1 K: 0 S: 6	H: 2 LOB: 2 BB: 0 P: 6	R: 0 E: 1 K: 1 S: 7	H: 1 LOB: 2 BB: 0 P: 7	1B: 8 2B: 2 3B: 0 HR: 0	SF: 0 SAC: 0 DP: 1 HBP: 0	WP: 0 PB: 0 SB: 0 CS: 0	PA: 44
<b>PITCHER</b>	IP WLS BF H R ER SO BB IBB HBP BLK WP HR S P ERA WHIP																			
Jim Gott, R ERA: 3.0 (1,1)	6.0		29	6	2	2	4	5	0	0	0	0	0	0	0	0	32	52	3.00	1.833
Joey McLaughlin, R ERA: (7,1)	0.0		1	0	0	0	0	1	0	0	0	0	0	0	0	0	0	4	∞	∞
Dave Geisel, L ERA: (7,1)	0.2		1	0	0	0	0	0	0	0	0	0	0	0	0	0	1	1	0.00	0.000
Roy Lee Jackson, R ERA: (7,1)	2.1	W	13	4	2	0	1	0	0	0	0	0	0	0	0	0	15	15	0.00	1.714
Batter	1	2	3	4	5	6	7	8	9	AB	R	H	RBI	BB	SO	LOB	BOTTOM			
Damaso Garcia, R OBP: 0.308, SLG: 0.250 (1,4)	G6-4-3 1B	F8			F8			E5		4	1	2	0	0	0	3	<b>New York Yankees @ Toronto Blue Jays</b> Exhibition Stadium, Toronto, ON Sat Apr 09 1983, 3:33 AM EST Att: 36,459 - Unknown - 48 F			
Dave Collins, S OBP: 0.231, SLG: 0.167 (1,7)	G6-4-3		F6		4-3			SH5-3 1B		3	1	0	0	1	0	1				
Barry Bonnell, R (9,7)	1-2							SH5-3 1B		0	0	0	0	0	0	0				
Willie Upshaw, L OBP: 0.333, SLG: 0.583 (1,3)	G3		F8				1-3	E SH5-3		4	1	1	1	0	0	0				
Cliff Johnson, R OBP: 0.364, SLG: 0.600 (1,10)		1B BB					5-3	SH5-3		2	1	1	0	1	0	0				
Ernie Whitt, L OBP: 0.400, SLG: 0.400 (1,2)		1B			4-3			E9		4	2	2	0	0	0	2				
Hosken Powell, L (1,9)			K		F8		1-3			3	0	0	0	0	1	3				
Jesse Barfield, R OBP: 0.444, SLG: 1.222 (7,9)							1-3	HR		1	1	1	3	0	0	0				
Rance Mulliniks, L OBP: 0.400, SLG: 0.667 (1,5)		1B			6-3			5-3		4	0	1	1	0	0	0				
Lloyd Moseby, L OBP: 0.333, SLG: 0.250 (1,8)		1B			F6			4-3		3	0	1	1	1	0	0				
Alfredo Griffin, S OBP: 0.300, SLG: 0.333 (1,6)		F8					K2-3	K		3	0	0	0	1	2	3				
<b>Inning Stats</b>	R: 0 E: 0 K: 0 S: 3	H: 1 LOB: 0 BB: 0 P: 3	R: 2 E: 0 K: 1 S: 8	H: 3 LOB: 1 BB: 1 P: 12	R: 0 E: 0 K: 0 S: 4	H: 1 LOB: 0 BB: 0 P: 4	R: 0 E: 0 K: 0 S: 3	H: 0 LOB: 0 BB: 0 P: 3	R: 0 E: 0 K: 0 S: 2	H: 0 LOB: 1 BB: 1 P: 6	R: 0 E: 0 K: 0 S: 4	H: 1 LOB: 0 BB: 0 P: 4	R: 0 E: 0 K: 1 S: 5	H: 0 LOB: 0 BB: 0 P: 5	R: 5 E: 2 K: 1 S: 9	H: 3 LOB: 1 BB: 2 P: 17	1B: 8 2B: 0 3B: 0 HR: 1	SF: 0 SAC: 1 DP: 1 HBP: 0	WP: 0 PB: 0 SB: 1 CS: 0	PA: 36
<b>PITCHER</b>	IP WLS BF H R ER SO BB IBB HBP BLK WP HR S P ERA WHIP																			
Doyle Alexander, R ERA: 3.86 (1,1)	7.0		28	7	3	3	2	2	0	0	0	0	0	0	0	0	30	38	3.86	1.286
Rich Gossage, R ERA: 16.2 (8,1)	1.0	L	8	2	4	3	1	2	0	0	0	0	0	0	0	0	1	8	27.00	4.000

Batter	1	2	3	4	5	6	7	8	9	AB	R	H	RBI	BB	SO	LOB	TOP			
Willie Randolph, R (1,4) OBP: 0.250, SLG: 0.182	F9		BB	BB	BB	BB	BB	BB	BB	3	0	0	0	1	0	1				
Roy Smalley, S (1,5) OBP: 0.273, SLG: 0.318	F7		F8							4	0	0	0	0	2	2				
Dave Winfield, R (1,8) OBP: 0.478, SLG: 0.833	5-3									4	1	1	0	0	0	0				
Oscar Gamble, L (1,7) OBP: 0.167, SLG: 0.167		E3								4	0	0	0	0	0	1				
Ken Griffey, L (1,3) OBP: 0.450, SLG: 0.474		F8								4	1	2	0	0	1	1				
Bobby Murcer, L (1,10) OBP: 0.333, SLG: 0.667 (9, PH) Don Baylor, R (9, PH) OBP: 0.421, SLG: 0.286		G5-4-3								3	1	1	0	0	0	3				
Butch Wynegar, S (1,2) OBP: 0.545, SLG: 0.900										4	0	2	1	0	0	3				
Don Mattingly, L (1,9) OBP: 0.400, SLG: 0.500										4	0	1	2	0	0	2				
Andre Robertson, R (1,6)										3	0	0	0	0	0	2				
<b>Inning Stats</b>	R: 0 E: 0 K: 0 S: 3	H: 0 LOB: 0 BB: 0 P: 3	R: 0 E: 1 K: 0 S: 3	H: 0 LOB: 0 BB: 0 P: 3	R: 0 E: 0 K: 0 S: 4	H: 1 LOB: 2 BB: 1 P: 8	R: 1 E: 0 K: 0 S: 5	H: 3 LOB: 2 BB: 0 P: 5	R: 0 E: 0 K: 1 S: 5	H: 0 LOB: 0 BB: 0 P: 5	R: 2 E: 0 K: 0 S: 6	H: 3 LOB: 1 BB: 0 P: 6	R: 0 E: 0 K: 1 S: 5	H: 0 LOB: 0 BB: 0 P: 5	R: 0 E: 0 K: 1 S: 5	H: 0 LOB: 1 BB: 0 P: 6	1B: 5 2B: 2 3B: 0 HR: 0	SF: 0 SAC: 0 DP: 1 HBP: 1	WP: 0 PB: 0 SB: 1 CS: 0	PA: 35
<b>PITCHER</b>	IP	WLS	BF	H	R	ER	SO	BB	IBB	HBP	BLK	WP	HR	S	P	ERA	WHIP			
Dave Stieb, R (1,1) ERA: 2.57	8.0	L	31	7	3	3	2	1	0	0	0	0	0	34	38	3.38	1.000			
Dave Geisel, L (9,1) ERA:	1.0		4	0	0	0	1	0	0	1	0	0	0	5	6	0.00	0.000			

**New York Yankees @ Toronto Blue Jays**  
 Exhibition Stadium, Toronto, ON  
 Sun Apr 10 1983, 3:33 AM EST  
 Att: 23,093 - Unknown - 48 F

AB	33
R	3
H	7
RBI	3
BB	1
SO	3
LOB	15



Batter	1	2	3	4	5	6	7	8	9	AB	R	H	RBI	BB	SO	LOB	BOTTOM			
Damaso Garcia, R (1,4) OBP: 0.235, SLG: 0.188	4-3		CS	3-1						4	0	0	0	0	0	4				
Dave Collins, S (1,7) OBP: 0.176, SLG: 0.125	F4			6-3						4	0	0	0	0	0	3				
Barry Bonnell, R (1,8)	6-3			6-3						4	0	0	0	0	2	0				
Cliff Johnson, R (1,10) OBP: 0.467, SLG: 0.583										2	0	1	0	2	0	0				
Jesse Barfield, R (1,9) OBP: 0.308, SLG: 0.846										4	0	0	0	0	2	3				
Garth Iorg, R (1,5) OBP: 0.500, SLG: 0.500										4	0	2	0	0	0	0				
Willie Upshaw, L (1,3) OBP: 0.287, SLG: 0.467										3	0	0	0	0	2	2				
Mickey Klutts, R (9, PH) OBP: 0.500, SLG: 0.500										1	0	0	0	0	0	2				
Buck Martinez, R (1,2) OBP: 0.500, SLG: 0.750 (6, PR)										2	0	1	0	0	1	0				
Lloyd Moseby, L (6, PR) OBP: 0.333, SLG: 0.250										0	0	0	0	0	0	0				
Ernie Whitt, L (7,2) OBP: 0.455, SLG: 0.455										1	0	1	0	0	0	0				
Alfredo Griffin, S (1,6) OBP: 0.385, SLG: 0.417										3	0	2	0	0	0	1				
<b>Inning Stats</b>	R: 0 E: 0 K: 0 S: 3	H: 0 LOB: 0 BB: 0 P: 3	R: 0 E: 0 K: 0 S: 2	H: 0 LOB: 0 BB: 1 P: 6	R: 0 E: 0 K: 2 S: 7	H: 1 LOB: 0 BB: 0 P: 7	R: 0 E: 0 K: 0 S: 3	H: 0 LOB: 0 BB: 0 P: 3	R: 0 E: 0 K: 1 S: 5	H: 0 LOB: 0 BB: 0 P: 5	R: 0 E: 0 K: 3 S: 10	H: 1 LOB: 2 BB: 1 P: 14	R: 0 E: 0 K: 0 S: 4	H: 1 LOB: 1 BB: 0 P: 4	R: 0 E: 0 K: 1 S: 7	H: 2 LOB: 2 BB: 0 P: 7	1B: 6 2B: 1 3B: 0 HR: 0	SF: 0 SAC: 0 DP: 1 HBP: 0	WP: 0 PB: 0 SB: 0 CS: 1	PA: 35
<b>PITCHER</b>	IP	WLS	BF	H	R	ER	SO	BB	IBB	HBP	BLK	WP	HR	S	P	ERA	WHIP			
Shane Rawley, L (1,1) ERA:	9.0	W	34	7	0	0	7	2	0	0	0	0	0	46	54	0.00	1.000			

**New York Yankees @ Toronto Blue Jays**  
 Exhibition Stadium, Toronto, ON  
 Sun Apr 10 1983, 3:33 AM EST  
 Att: 23,093 - Unknown - 48 F

AB	32
R	0
H	7
RBI	0
BB	2
SO	7
LOB	15



Batter	1	2	3	4	5	6	7	8	9	AB	R	H	RBI	BB	SO	LOB	TOP			
Paul Molitor, R OBP: 0.464, SLG: 0.538 (1, 5)										4	2	3	1	0	0	1	<b>Milwaukee Brewers @ Toronto Blue Jays</b> Exhibition Stadium, Toronto, ON Tue Apr 12 1983, 3:33 AM EST Att: 11,413 - Unknown - 46 F			
Robin Yount, R OBP: 0.444, SLG: 0.870 (1, 6)										4	1	2	2	0	0	2				
Cecil Cooper, L OBP: 0.222, SLG: 0.423 (1, 3)										4	1	1	2	0	0	1				
Ted Simmons, S OBP: 0.240, SLG: 0.333 (1, 2)										4	0	1	1	0	0	1				
Ben Oglivie, L OBP: 0.375, SLG: 0.188 (1, 7)										3	0	0	0	1	0	0				
Gorman Thomas, R OBP: 0.280, SLG: 0.429 (1, 8)										4	0	0	0	0	4	1				
Roy Howell, L (1, 10)										4	0	0	0	0	0	1				
Charlie Moore, R OBP: 0.130, SLG: 0.091 (1, 9)										4	0	0	0	0	1	1				
Jim Gantner, L OBP: 0.364, SLG: 0.500 (1, 4)										3	2	3	0	0	0	0				
<b>Inning Stats</b>	R: 2 E: 0 K: 0 S: 5	H: 2 LOB: 0 BB: 0 P: 5	R: 0 E: 0 K: 2 S: 7	H: 0 LOB: 0 BB: 0 P: 7	R: 3 E: 0 K: 0 S: 6	H: 4 LOB: 0 BB: 0 P: 6	R: 0 E: 0 K: 1 S: 5	H: 0 LOB: 0 BB: 0 P: 5	R: 0 E: 0 K: 1 S: 5	H: 0 LOB: 0 BB: 0 P: 5	R: 0 E: 0 K: 1 S: 5	H: 0 LOB: 0 BB: 0 P: 5	R: 1 E: 0 K: 0 S: 5	H: 3 LOB: 1 BB: 1 P: 5	R: 0 E: 0 K: 1 S: 5	H: 0 LOB: 1 BB: 1 P: 9	1B: 6 2B: 3 3B: 0 HR: 1	SF: 0 SAC: 0 DP: 1 HBP: 0	WP: 0 PB: 0 CS: 0	PA: 35
<b>PITCHER</b>	IP WLS BF H R ER SO BB IBB HBP BLK WP HR S P ERA WHIP																			
Luis Leal, R ERA: 16.5 (1, 1)	3.0	L 14	6	5	5	2	0	0	0	0	0	0	0	0	1	18	18	15.00	2.000	
Mike Morgan, R ERA: 2.54 (4, 1)	4.1	L 15	4	1	1	2	0	0	0	0	0	0	0	0	19	19	2.08	0.923		
Dave Geisel, L ERA: (8, 1)	0.2	3	0	0	0	0	1	0	0	0	0	0	0	2	6	0.00	1.500			
Roy Lee Jackson, R ERA: (9, 1)	1.0	3	0	0	0	1	0	0	0	0	0	0	0	5	5	0.00	0.000			

Batter	1	2	3	4	5	6	7	8	9	AB	R	H	RBI	BB	SO	LOB	BOTTOM			
Damaso Garcia, R OBP: 0.190, SLG: 0.167 (1, 4)										2	0	0	2	0	0	1	<b>Milwaukee Brewers @ Toronto Blue Jays</b> Exhibition Stadium, Toronto, ON Tue Apr 12 1983, 3:33 AM EST Att: 11,413 - Unknown - 46 F			
Dave Collins, S OBP: 0.143, SLG: 0.100 (1, 7)										4	0	0	0	0	0	1				
Willie Upshaw, L OBP: 0.211, SLG: 0.368 (1, 3)										4	0	0	0	0	0	1				
Cliff Johnson, R OBP: 0.368, SLG: 0.438 (1, 10)										4	0	0	0	0	1	0				
Ernie Whitt, L OBP: 0.429, SLG: 0.385 Garth Iorg, R OBP: 0.571, SLG: 0.571 (9, PH)										2	1	0	0	1	0	0				
Hosken Powell, L OBP: 0.143, SLG: 0.571 Barry Bonnell, R (9, PH)										3	1	1	2	0	0	1				
Rance Mulliniks, L OBP: 0.385, SLG: 0.583 Jesse Barfield, R OBP: 0.286, SLG: 0.786 (9, PH)										1	0	0	0	0	0	0				
Lloyd Moseby, L OBP: 0.417, SLG: 0.364 (1, 8)										3	1	2	0	0	1	0				
Alfredo Griffin, S OBP: 0.400, SLG: 0.571 (1, 6)										2	1	1	0	0	0	1				
<b>Inning Stats</b>	R: 0 E: 0 K: 0 S: 3	H: 0 LOB: 0 BB: 0 P: 3	R: 0 E: 0 K: 0 S: 3	H: 0 LOB: 0 BB: 0 P: 3	R: 2 E: 1 K: 0 S: 6	H: 2 LOB: 1 BB: 0 P: 6	R: 0 E: 1 K: 2 S: 8	H: 0 LOB: 1 BB: 0 P: 8	R: 1 E: 0 K: 1 S: 6	H: 1 LOB: 0 BB: 0 P: 6	R: 2 E: 0 K: 1 S: 6	H: 1 LOB: 0 BB: 1 P: 10	R: 0 E: 0 K: 0 S: 3	H: 1 LOB: 0 BB: 0 P: 3	R: 0 E: 0 K: 0 S: 3	H: 1 LOB: 0 BB: 0 P: 3	1B: 4 2B: 2 3B: 1 HR: 1	SF: 2 SAC: 1 DP: 2 HBP: 0	WP: 0 PB: 0 CS: 0	PA: 34
<b>PITCHER</b>	IP WLS BF H R ER SO BB IBB HBP BLK WP HR S P ERA WHIP																			
Don Sutton, R ERA: 3.38 (1, 1)	8.0	W 31	5	5	4	4	1	0	0	0	0	0	0	0	38	42	4.50	0.750		
Jamie Easterly, L ERA: (9, 1)	1.0	S 3	1	0	0	0	0	0	0	0	0	0	0	3	3	0.00	1.000			

Batter	1	2	3	4	5	6	7	8	9	AB	R	H	RBI	BB	SO	LOB	TOP	
Paul Moltzer, R OBP: 0.406, SLG: 0.467 (1, 5)										4	0	0	0	0	0	1	<b>Milwaukee Brewers @ Toronto Blue Jays</b> Exhibition Stadium, Toronto, ON Wed Apr 13 1983, 3:33 AM EST Att: 10,809 - Unknown - 44 F	
Robin Yount, R OBP: 0.452, SLG: 0.808 (1, 6)										3	0	1	1	1	0	0		
Cecil Cooper, L OBP: 0.226, SLG: 0.433 (1, 3)										4	1	1	0	0	1	2		
Ted Simmons, S OBP: 0.241, SLG: 0.357 (1, 2)										4	0	1	1	0	1	1		
Ben Oglivie, L OBP: 0.393, SLG: 0.211 (1, 7)										3	0	1	0	1	0	0		
Gorman Thomas, R OBP: 0.276, SLG: 0.375 (1, 8)										3	0	0	0	1	1	2		
Roy Howell, L (1, 10)										4	0	0	0	0	2	2		
Charlie Moore, R OBP: 0.111, SLG: 0.077 (1, 9)										4	0	0	0	0	2	2		
Jim Gantner, L OBP: 0.360, SLG: 0.520 (1, 4)										3	1	1	0	0	0	0		
<b>Inning Stats</b>	R: 1 E: 0 K: 0 S: 5	H: 2 LOB: 2 BB: 1 P: 9	R: 0 E: 0 K: 0 S: 3	H: 0 LOB: 0 BB: 0 P: 3	R: 0 E: 0 K: 1 S: 5	H: 0 LOB: 0 BB: 0 P: 5	R: 0 E: 0 K: 0 S: 5	H: 0 LOB: 1 BB: 1 P: 7	R: 0 E: 0 K: 0 S: 3	H: 0 LOB: 0 BB: 0 P: 3	R: 1 E: 0 K: 2 S: 9	H: 2 LOB: 1 BB: 0 P: 9	R: 0 E: 0 K: 3 S: 10	H: 1 LOB: 2 BB: 1 P: 14	1B: 2 2B: 3 3B: 0 HR: 0	SF: 0 SAC: 0 DP: 0 HBP: 0	WP: 0 PB: 0 CS: 0	PA: 35
<b>PITCHER</b>	IP WLS BF H R ER SO BB IBB HBP BLK WP HR S P ERA WHIP																	
Jim Clancy, R ERA: 2.25 (1, 1)	8.0 W 30 4 2 2 4 2 0 0 0 0 0 36 44 2.25 0.750																	
Joey McLaughlin, R ERA: (9, 1)	1.0 5 1 0 0 3 1 0 0 0 0 0 10 14 0.00 2.000																	

Batter	1	2	3	4	5	6	7	8	9	AB	R	H	RBI	BB	SO	LOB	BOTTOM	
Dave Collins, S OBP: 0.231, SLG: 0.167 (1, 7)										4	0	2	0	1	0	0	<b>Milwaukee Brewers @ Toronto Blue Jays</b> Exhibition Stadium, Toronto, ON Wed Apr 13 1983, 3:33 AM EST Att: 10,809 - Unknown - 44 F	
Damaso Garcia, R OBP: 0.269, SLG: 0.190 (1, 4)										3	2	1	0	2	1	2		
Barry Bonnell, R OBP: 0.333, SLG: 0.200 (1, 8)										3	2	2	1	1	0	1		
Lloyd Moseby, L OBP: 0.385, SLG: 0.333 (8, PH)										1	0	0	0	0	0	2		
Cliff Johnson, R OBP: 0.348, SLG: 0.500 (1, 10)										4	1	1	1	0	2	4		
Jorge Orta, L (8, PH)										1	0	0	0	0	1	2		
Jesse Barfield, R OBP: 0.333, SLG: 0.882 (1, 9)										3	2	1	2	1	0	0		
Garth Iorg, R OBP: 0.345, SLG: 0.636 (1, 5)										4	0	2	2	0	0	0		
Willie Upshaw, L OBP: 0.304, SLG: 0.381 (1, 3)										2	0	1	0	2	1	0		
Buck Martinez, R OBP: 0.375, SLG: 0.500 (1, 2)										4	0	1	0	0	1	5		
Alfredo Griffin, S OBP: 0.316, SLG: 0.444 (1, 6)										4	0	0	0	0	0	1		
<b>Inning Stats</b>	R: 3 E: 0 K: 1 S: 7	H: 2 LOB: 3 BB: 3 P: 19	R: 1 E: 0 K: 0 S: 5	H: 2 LOB: 1 BB: 0 P: 5	R: 0 E: 0 K: 1 S: 6	H: 1 LOB: 0 BB: 0 P: 6	R: 0 E: 0 K: 1 S: 5	H: 1 LOB: 1 BB: 1 P: 9	R: 0 E: 0 K: 1 S: 5	H: 0 LOB: 1 BB: 1 P: 9	R: 0 E: 0 K: 0 S: 3	H: 1 LOB: 1 BB: 1 P: 7	R: 0 E: 0 K: 1 S: 5	H: 0 LOB: 2 BB: 2 P: 13	1B: 8 2B: 1 3B: 1 HR: 1	SF: 0 SAC: 0 DP: 1 HBP: 0	WP: 1 PB: 0 CS: 1	PA: 40
<b>PITCHER</b>	IP WLS BF H R ER SO BB IBB HBP BLK WP HR S P ERA WHIP																	
Mike Caldwell, L ERA: 7.62 (1, 1)	5.0 L 27 10 7 7 4 3 0 0 0 0 0 0 8 16 12.60 2.600																	
Bob Gibson, R ERA: (6, 1)	2.0 8 1 0 0 1 2 0 0 0 0 0 0 8 16 0.00 1.500																	
Pete Ladd, R ERA: (8, 1)	1.0 5 0 0 0 1 2 0 0 0 0 0 0 5 13 0.00 2.000																	

Batter	1	2	3	4	5	6	7	8	9	AB	R	H	RBI	BB	SO	LOB	TOP																					
Paul Moltzer, R OBP: 0.405, SLG: 0.441 (1, 5)	K2-3		F9			G6-4-3 1B BB	F9		CS 1B	4	0	1	0	1	1	2	<b>Milwaukee Brewers @ Toronto Blue Jays</b> Exhibition Stadium, Toronto, ON Thu Apr 14 1983, 3:33 AM EST Att: 10,127 - Unknown - 48 F																					
Robin Yount, R OBP: 0.457, SLG: 0.767 (1, 6)	F9		6-3			G6-4-3 1B		3B 1B	CS	4	1	2	0	0	0	1																						
Cecil Cooper, L OBP: 0.229, SLG: 0.471 (1, 3)	1-3			5-3		G6-4-3 1-2 2-3		1B 3B		4	1	1	1	1	0	2																						
Ted Simmons, S OBP: 0.273, SLG: 0.375 (1, 10)		G6-4-3 BB 1B		L4		6-3		1B 1B		4	0	2	1	0	0	1																						
Ben Oglivie, L OBP: 0.469, SLG: 0.333 (1, 7)		G6-4-3 BB					4-0 BB 1B	G5-4-3 1B		2	1	2	0	2	0	0																						
Gorman Thomas, R OBP: 0.273, SLG: 0.333 (1, 8)		G6-4-3 1-2 2-3		F8		SH1-4 1-2 4-3 BB		G5-4-3 1-2		3	1	0	0	1	0	4																						
Bob Skube, L OBP: 0.333, SLG: 0.200 (1, 9)	K			4-3		4-3 SH1-4 1-2 2-H 1B		F9		4	0	1	1	0	1	1																						
Ned Yost, R OBP: 0.143, SLG: 0.143 (1, 2)			K	6-3		SH1-4 1-2 2-3		F9		3	0	0	0	0	1	0																						
Jim Gantner, L OBP: 0.379, SLG: 0.621 (1, 4)			E S 1B	F9		4-3 2-3 3-H		HR		4	1	2	2	0	0	1																						
<b>Inning Stats</b>	R: 0 E: 0 K: 1 S: 5	H: 0 LOB: 0 BB: 0 P: 5	R: 0 E: 0 K: 1 S: 5	H: 1 LOB: 1 BB: 1 P: 9	R: 0 E: 0 K: 1 S: 6	H: 1 LOB: 1 BB: 0 P: 6	R: 0 E: 0 K: 0 S: 4	H: 1 LOB: 1 BB: 0 P: 4	R: 0 E: 0 K: 0 S: 3	H: 0 LOB: 0 BB: 0 P: 3	R: 0 E: 0 K: 0 S: 3	H: 1 LOB: 1 BB: 1 P: 7	R: 2 E: 0 K: 0 S: 4	H: 1 LOB: 1 BB: 2 P: 12	R: 2 E: 0 K: 0 S: 5	H: 4 LOB: 0 BB: 0 P: 5	R: 1 E: 0 K: 0 S: 4	H: 2 LOB: 0 BB: 0 P: 4	1B: 8 2B: 1 3B: 1 HR: 1	SF: 0 SAC: 1 DP: 3 HBP: 0	WP: 0 PA: 38 PB: 0 CS: 1																	
<b>PITCHER</b>	IP	WLS	BF	H	R	ER	SO	BB	IBB	HBP	BLK	WP	HR	S	P	ERA	WHIP	<b>PITCHER</b>				IP	WLS	BF	H	R	ER	SO	BB	IBB	HBP	BLK	WP	HR	S	P	ERA	WHIP
Jim Gott, R ERA: 3.0 (1, 1)	6.0		23	4	1	1	3	3	0	0	0	0	0	26	38	1.50	1.167																					
Roy Lee Jackson, R ERA: 2.45 (7, 1)	1.0		7	3	3	3	0	1	0	0	0	0	0	6	10	27.00	4.000																					
Dave Geisel, L ERA: (8, 1)	0.1		2	2	0	0	0	0	0	0	0	0	0	2	2	0.00	6.000																					
Joey McLaughlin, R ERA: 2.45 (8, 1)	1.2	L	5	2	1	1	0	0	0	0	0	0	1	5	5	5.40	1.200																					

Batter	1	2	3	4	5	6	7	8	9	AB	R	H	RBI	BB	SO	LOB	BOTTOM																					
Dave Collins, S OBP: 0.233, SLG: 0.148 (1, 7)	S HBP		G3		F9		4-3			3	0	0	0	0	0	1	<b>Milwaukee Brewers @ Toronto Blue Jays</b> Exhibition Stadium, Toronto, ON Thu Apr 14 1983, 3:33 AM EST Att: 10,127 - Unknown - 48 F																					
Lloyd Moseby, L OBP: 0.429, SLG: 0.333 (8, 8)					2-3			BB		0	0	0	0	1	0	0																						
Damaso Garcia, R OBP: 0.323, SLG: 0.308 (1, 4)	F4 1-2		S 2B		S 1B		F5	CS	SH3-4 1B	5	0	3	1	0	0	1																						
Barry Bonnell, R OBP: 0.313, SLG: 0.214 (1, 8) (8, 7)	1-3		5-3		F9		WP S 1B		SH3-4 1-2	4	1	1	0	0	0	3																						
Cliff Johnson, R OBP: 0.393, SLG: 0.522 (1, 10)	6-3			2B 2B		1B BB		L5		3	1	1	0	2	0	2																						
Jesse Barfield, R OBP: 0.304, SLG: 0.727 (1, 9)		F9		K	F4		1B BB	F6		5	0	1	1	0	1	4																						
Garth Iorg, R OBP: 0.571, SLG: 0.714 (1, 5)		G3				SH1-3 1B				3	0	2	1	0	0	0																						
Rance Mulliniks, L OBP: 0.357, SLG: 0.538 (7, PH) (8, 5)				2B			4-3			1	0	0	0	0	0	2																						
Willie Upshaw, L OBP: 0.308, SLG: 0.500 (1, 3)		IHR		K		SH1-3 1-2		F8		3	1	1	1	0	1	1																						
Buck Martinez, R OBP: 0.273, SLG: 0.364 (1, 2)		F8		F2		F2		4-3		3	0	0	0	0	0	2																						
Ernie Whitt, L OBP: 0.400, SLG: 0.357 (8, PH) (9, 2)										1	0	0	0	0	0	0																						
Alfredo Griffin, S OBP: 0.348, SLG: 0.476 (1, 6)			F9		F9 1B 2B		G3	CS S BB		3	1	1	0	1	0	1																						
<b>Inning Stats</b>	R: 0 E: 0 K: 0 S: 3	H: 0 LOB: 1 BB: 0 P: 4	R: 1 E: 0 K: 0 S: 4	H: 1 LOB: 0 BB: 0 P: 4	R: 0 E: 0 K: 0 S: 4	H: 1 LOB: 1 BB: 0 P: 4	R: 1 E: 0 K: 2 S: 9	H: 2 LOB: 1 BB: 0 P: 9	R: 1 E: 0 K: 0 S: 5	H: 2 LOB: 2 BB: 1 P: 9	R: 0 E: 0 K: 0 S: 4	H: 1 LOB: 1 BB: 0 P: 4	R: 1 E: 0 K: 0 S: 5	H: 2 LOB: 2 BB: 1 P: 9	R: 0 E: 0 K: 0 S: 2	H: 0 LOB: 1 BB: 2 P: 10	R: 0 E: 0 K: 0 S: 4	H: 1 LOB: 1 BB: 0 P: 4	1B: 5 2B: 4 3B: 0 HR: 1	SF: 0 SAC: 2 DP: 0 HBP: 1	WP: 1 PA: 42 PB: 0 CS: 1																	
<b>PITCHER</b>	IP	WLS	BF	H	R	ER	SO	BB	IBB	HBP	BLK	WP	HR	S	P	ERA	WHIP	<b>PITCHER</b>				IP	WLS	BF	H	R	ER	SO	BB	IBB	HBP	BLK	WP	HR	S	P	ERA	WHIP
Jerry Augustine, L ERA: 3.77 (1, 1)	5.1		25	7	3	3	2	1	0	1	0	0	0	27	32	5.06	1.500																					
Jim Slaton, R ERA: 3.18 (6, 1)	3.2	W	16	3	1	1	0	3	0	0	0	1	0	13	25	2.46	1.636																					





Batter	1	2	3	4	5	6	7	8	9	AB	R	H	RBI	BB	SO	LOB	TOP		
Dave Collins, S OBP: 0.257, SLG: 0.188 Barry Bonnell, R OBP: 0.313, SLG: 0.214	0-0 2B 1B	0-3 K	0-0 K	0-3 K	0-0 K	0-0 F7	0-0 CS	0-0 SH3-4 1B 1B	5 2 2 0 0 0 2 1	5	2	2	0	0	2	1			
Damaso Garcia, R OBP: 0.343, SLG: 0.367	0-0 G3 SF8 2B		0-0 HR 1B	0-0 1-3		0-0 F7		0-0 SH3-4	4 2 2 1 0 0 0	4	2	2	1	0	0	0			
Willie Upshaw, L OBP: 0.355, SLG: 0.607	0-0 G3		0-0 HR 1B	0-0 1B 1B		0-3 K		4-0 1B IBB	4 1 2 2 1 1 1	4	1	2	2	1	1	1			
Cliff Johnson, R OBP: 0.424, SLG: 0.519	4-0 BB		0-0 1B 4-3 1B	0-0 1-3 1B		0-0 F2		0-0 F6	4 1 2 0 1 0 2	4	1	2	0	1	0	2			
Ernie Whitt, L OBP: 0.450, SLG: 0.412	0-0 SF8		0-0 4-3 1B 1-2 1B	0-0 1-2 BB		0-0 6-3		0-0 1-3 2-H 1B	3 0 2 2 1 0 0	3	0	2	2	1	0	0			
Hosken Powell, L OBP: 0.125, SLG: 0.500 Jesse Barfield, R OBP: 0.296, SLG: 0.654	0-0 4-3		0-0 4-3 1B	0-3 K		0-3 K		0-0 F9	1 0 0 0 0 0 1	4 0 1 0 0 2 5	1	0	0	0	0	1			
Rance Mulliniks, L OBP: 0.333, SLG: 0.500 Garth Iorg, R OBP: 0.371, SLG: 0.588			0-0 F8	0-0 4-3		0-0 F2		0-0 6-3	1 0 0 0 0 0 0	3 0 0 1 0 0 2	1	0	0	0	0	0			
Lloyd Moseby, L OBP: 0.389, SLG: 0.313			0-0 6-3	0-0 6-3		0-3 K		0-0 6-3	4 0 1 0 0 1 2	4	0	1	0	0	1	2			
Alfredo Griffin, S OBP: 0.333, SLG: 0.440			0-0 F6	0-0 F2		0-0 F8		0-0 CS 1B	4 0 1 0 0 0 3	4	0	1	0	0	0	3			
<b>Inning Stats</b>	R: 2 E: 0 K: 0 S: 5	H: 2 LOB: 1 BB: 1 P: 9	R: 0 E: 0 K: 1 S: 6	H: 1 LOB: 1 BB: 0 P: 6	R: 3 E: 0 K: 2 S: 8	H: 5 LOB: 2 BB: 0 P: 8	R: 0 E: 0 K: 1 S: 9	H: 2 LOB: 3 BB: 1 P: 13	R: 0 E: 0 K: 1 S: 5	H: 0 LOB: 0 BB: 0 P: 5	R: 0 E: 0 K: 1 S: 5	H: 0 LOB: 0 BB: 0 P: 5	R: 0 E: 0 K: 1 S: 3	H: 1 LOB: 0 BB: 0 P: 3	R: 1 E: 0 K: 0 S: 5	H: 2 LOB: 2 BB: 1 P: 9	1B: 11 2B: 1 3B: 0 HR: 1	SF: 1 SAC: 1 DP: 0 HBP: 0	WP: 0 PA: 43 CS: 1
<b>PITCHER</b>	IP WLS BF H R ER SO BB IBB HBP BLK WP HR S P ERA WHIP	IP WLS BF H R ER SO BB IBB HBP BLK WP HR S P ERA WHIP																	
Doyle Alexander, R ERA: 8.0	(1, 1) 2.0	(3, 1) 6.0	(9, 1) 1.0																
Rudy May, L ERA: 1.5	(3, 1) 6.0	(9, 1) 1.0																	
Rich Gossage, R ERA: 10.38	(9, 1) 1.0																		

Toronto Blue Jays @ New York Yankees  
Yankee Stadium, Bronx, NY  
Fri Apr 15 1983, 6:05 PM EST  
Att: 15,092 - Unknown

AB	37
R	6
H	13
RBI	6
BB	3
SO	6
LOB	17



Batter	1	2	3	4	5	6	7	8	9	AB	R	H	RBI	BB	SO	LOB	BOTTOM				
Willie Randolph, R OBP: 0.238, SLG: 0.205	0-3 K	0-0 2-H 1B			0-0 G6-4-3 BB 1B		0-0 6-3		0-0 F8	5 0 2 1 0 1 0	5	0	2	1	0	1					
Ken Griffey, L OBP: 0.395, SLG: 0.583	0-0 L5	0-0 F8			4-0 G6-4-3 BB		0-0 F6		0-0 3-1	4 0 0 0 1 0 1	4	0	0	0	1	1					
Dave Winfield, R OBP: 0.395, SLG: 0.563	0-0 6-3		0-0 5-3		0-0 G6-4-3 1-2 2-3		0-0 F8		0-0 1B	5 0 1 0 0 0 2	5	0	1	0	0	2					
Steve Kemp, L OBP: 0.333, SLG: 0.594		0-0 4-3	0-0 4-3		0-0 4-3			4-0 1B BB	0-3 K	4 0 0 0 1 1 2	4	0	0	0	1	2					
Don Baylor, R OBP: 0.429, SLG: 0.407		0-0 F7	4-0 BB		0-0 S 1B 1B			0-3 K		3 1 1 0 1 1 1	3	1	1	0	1	1					
Roy Smalley, S OBP: 0.316, SLG: 0.472		4-0 1B E BB	0-0 F7		0-3 K			0-0 6-3 1B		3 1 1 0 1 1 2	3	1	1	0	1	2					
Jerry Mumphrey, S OBP: 0.227, SLG: 0.286		0-0 1-2 E 1B		0-0 1-3		0-3 K		0-0 6-3		4 1 1 0 0 1 3	4	1	1	0	0	3					
Graig Nettles, L OBP: 0.333, SLG: 0.345		0-0 E8 2B		0-3 K		0-0 2-H 1B				3 1 1 1 1 1 0	3	1	1	1	1	0					
Butch Wynegar, S OBP: 0.421, SLG: 0.647		0-0 2-H 1B 2B		0-0 G3		0-0 3-1		0-3 K		4 1 1 1 0 1 4	4	1	1	1	0	4					
<b>Inning Stats</b>	R: 0 E: 0 K: 1 S: 5	H: 0 LOB: 0 BB: 0 P: 5	R: 4 E: 1 K: 0 S: 7	H: 3 LOB: 1 BB: 1 P: 11	R: 0 E: 0 K: 0 S: 3	H: 0 LOB: 0 BB: 1 P: 7	R: 0 E: 0 K: 1 S: 5	H: 0 LOB: 0 BB: 0 P: 5	R: 0 E: 0 K: 2 S: 9	H: 1 LOB: 1 BB: 1 P: 7	R: 1 E: 0 K: 2 S: 9	H: 2 LOB: 1 BB: 0 P: 9	R: 0 E: 0 K: 0 S: 3	H: 0 LOB: 0 BB: 0 P: 3	R: 0 E: 0 K: 2 S: 8	H: 1 LOB: 3 BB: 2 P: 16	R: 0 E: 0 K: 1 S: 6	H: 1 LOB: 1 BB: 0 P: 6	1B: 7 2B: 1 3B: 0 HR: 0	SF: 0 SAC: 0 DP: 1 HBP: 0	WP: 0 PA: 40 CS: 0
<b>PITCHER</b>	IP WLS BF H R ER SO BB IBB HBP BLK WP HR S P ERA WHIP	IP WLS BF H R ER SO BB IBB HBP BLK WP HR S P ERA WHIP																			
Dave Stieb, R ERA: 1.96	(1, 1) 9.0																				

Toronto Blue Jays @ New York Yankees  
Yankee Stadium, Bronx, NY  
Fri Apr 15 1983, 6:05 PM EST  
Att: 15,092 - Unknown

AB	35
R	5
H	8
RBI	3
BB	5
SO	7
LOB	15



Batter	1	2	3	4	5	6	7	8	9	AB	R	H	RBI	BB	SO	LOB	TOP					
<b>Dave Collins, S</b> OBP: 0.282, SLG: 0.200 (1, 7)										3	0	1	0	1	1	1	<b>Toronto Blue Jays @ New York Yankees</b> Yankee Stadium, Bronx, NY Sun Apr 17 1983, 3:33 AM EST Att: 50,200 - Unknown - 58 F					
<b>Damaso Garcia, R</b> OBP: 0.333, SLG: 0.353 (1, 4)										4	1	1	1	0	1	1						
<b>Barry Bonnell, R</b> OBP: 0.350, SLG: 0.235 (1, 8)										3	1	1	0	1	0	1						
<b>Cliff Johnson, R</b> OBP: 0.432, SLG: 0.645 (1, 10)										4	1	2	3	0	0	2						
<b>Jesse Barfield, R</b> OBP: 0.290, SLG: 0.633 (1, 9)										4	1	1	0	0	0	1						
<b>Garth Iorg, R</b> OBP: 0.381, SLG: 0.476 (1, 5)										4	0	0	0	0	1	1						
<b>Willie Upshaw, L</b> OBP: 0.324, SLG: 0.548 <b>Mickey Klutts, R</b> OBP: 0.333, SLG: 0.333 (9, PH)										3	0	0	0	0	1	1						
<b>Buck Martinez, R</b> OBP: 0.333, SLG: 0.467 (1, 2)										4	1	2	1	0	0	0						
<b>Alfredo Griffin, S</b> OBP: 0.323, SLG: 0.393 (1, 6)										3	0	0	0	1	0	1						
<b>Inning Stats</b>	R: 0 E: 0 K: 0 S: 3	H: 0 LOB: 1 BB: 1 P: 7	R: 1 E: 0 K: 1 S: 7	H: 3 LOB: 2 BB: 1 P: 11	R: 0 E: 0 K: 1 S: 4	H: 0 LOB: 0 BB: 1 P: 8	R: 0 E: 0 K: 0 S: 3	H: 0 LOB: 0 BB: 0 P: 3	R: 3 E: 0 K: 1 S: 9	H: 4 LOB: 1 BB: 0 P: 9	R: 0 E: 0 K: 0 S: 5	H: 0 LOB: 0 BB: 0 P: 5	R: 0 E: 0 K: 0 S: 3	H: 0 LOB: 0 BB: 0 P: 3	R: 1 E: 0 K: 0 S: 4	H: 1 LOB: 0 BB: 0 P: 4		R: 0 E: 0 K: 1 S: 5	H: 0 LOB: 0 BB: 0 P: 5	1B: 4 2B: 3 3B: 0 HR: 1	SF: 0 SAC: 0 DP: 1 HBP: 0	WP: 0 PB: 0 SB: 1 CS: 0
<b>PITCHER</b> <b>Shane Rawley, L</b> ERA: 2.5 (1, 1)	IP: 9.0 WLS: W BF: 36 H: 8 R: 5 ER: 5 SO: 5 BB: 3 IBB: 0 HBP: 0 BLK: 0 WP: 0 HR: 1 S: 43 P: 55 ERA: 5.00 WHIP: 1.222															<b>PITCHER</b>						

Batter	1	2	3	4	5	6	7	8	9	AB	R	H	RBI	BB	SO	LOB	BOTTOM			
<b>Willie Randolph, R</b> OBP: 0.239, SLG: 0.209 (1, 4)										4	0	1	1	0	0	3	<b>Toronto Blue Jays @ New York Yankees</b> Yankee Stadium, Bronx, NY Sun Apr 17 1983, 3:33 AM EST Att: 50,200 - Unknown - 58 F			
<b>Ken Griffey, L</b> OBP: 0.381, SLG: 0.550 <b>Andre Robertson, R</b> OBP: 0.182, SLG: 0.273 (7, 6)										4	1	1	0	0	0	3				
<b>Dave Winfield, R</b> OBP: 0.381, SLG: 0.611 (1, 7)										4	1	1	2	0	1	1				
<b>Steve Kemp, L</b> OBP: 0.350, SLG: 0.583 (1, 9)										4	2	2	0	0	0	0				
<b>Don Baylor, R</b> OBP: 0.410, SLG: 0.419 (1, 10)										4	1	1	1	0	0	1				
<b>Roy Smalley, S</b> OBP: 0.310, SLG: 0.436 (7, 3)										3	1	0	0	1	0	1				
<b>Graig Nettles, L</b> OBP: 0.297, SLG: 0.313 (1, 5)										3	0	0	1	0	1	0				
<b>Jerry Mumphrey, S</b> OBP: 0.308, SLG: 0.400 (1, 8)										4	1	3	1	0	0	1				
<b>Rick Cerone, R</b> OBP: 0.368, SLG: 0.421 (1, 2)										4	0	3	0	0	1	1				
<b>Inning Stats</b>	R: 0 E: 0 K: 1 S: 5	H: 0 LOB: 0 BB: 0 P: 5	R: 3 E: 0 K: 0 S: 8	H: 4 LOB: 2 BB: 0 P: 8	R: 0 E: 0 K: 0 S: 3	H: 0 LOB: 0 BB: 0 P: 3	R: 0 E: 0 K: 1 S: 7	H: 2 LOB: 2 BB: 0 P: 7	R: 4 E: 0 K: 0 S: 6	H: 4 LOB: 0 BB: 1 P: 10	R: 0 E: 0 K: 0 S: 4	H: 1 LOB: 1 BB: 0 P: 4	R: 0 E: 0 K: 0 S: 3	H: 0 LOB: 0 BB: 0 P: 3	R: 0 E: 0 K: 1 S: 5	H: 1 LOB: 1 BB: 0 P: 5		1B: 8 2B: 4 3B: 0 HR: 1	SF: 1 SAC: 0 DP: 1 HBP: 0	WP: 0 PB: 0 SB: 0 CS: 2
<b>PITCHER</b> <b>Jim Clancy, R</b> ERA: 4.5 (1, 1)	IP: 4.0 WLS: L BF: 22 H: 9 R: 6 ER: 4 SO: 2 BB: 1 IBB: 0 HBP: 0 BLK: 0 WP: 0 HR: 1 S: 26 P: 26 ERA: 9.00 WHIP: 2.250															<b>PITCHER</b>				
<b>Roy Lee Jackson, R</b> ERA: 2.51 (5, 1)	IP: 3.0 WLS: L BF: 11 H: 2 R: 1 ER: 1 SO: 0 BB: 0 IBB: 0 HBP: 0 BLK: 0 WP: 0 HR: 0 S: 10 P: 14 ERA: 3.00 WHIP: 1.000															<b>PITCHER</b>				
<b>Randy Moffitt, R</b> ERA: (8, 1)	IP: 1.0 WLS: L BF: 3 H: 1 R: 0 ER: 0 SO: 1 BB: 0 IBB: 0 HBP: 0 BLK: 0 WP: 0 HR: 0 S: 5 P: 5 ERA: 0.00 WHIP: 1.000															<b>PITCHER</b>				

Batter	1	2	3	4	5	6	7	8	9	AB	R	H	RBI	BB	SO	LOB	TOP			
Dave Collins, S (1, 7) OBP: 0.279, SLG: 0.205										4	0	1	0	0	0	1	<b>Toronto Blue Jays @ New York Yankees</b> Yankee Stadium, Bronx, NY Mon Apr 18 1983, 6:05 PM EST Att: 11,148 - Unknown - 51 F			
Damaso Garcia, R (1, 4) OBP: 0.302, SLG: 0.316										4	0	0	0	0	0	2				
Barry Bonnell, R (1, 8) OBP: 0.304, SLG: 0.200										3	0	0	0	0	1	1				
Cliff Johnson, R (1, 10) OBP: 0.400, SLG: 0.588										3	0	0	0	0	0	1				
Jesse Barfield, R (1, 9) OBP: 0.265, SLG: 0.576										3	0	0	0	0	1	0				
Garth Iorg, R (1, 5) OBP: 0.333, SLG: 0.417									3	0	0	0	0	0	0	0				
Willie Upshaw, L (1, 3) OBP: 0.500									3	0	0	0	0	1	0					
Buck Martinez, R (1, 2) OBP: 0.333, SLG: 0.444									3	0	1	0	0	0	0					
Alfredo Griffin, S (1, 6) OBP: 0.294, SLG: 0.355									3	0	0	0	0	1	1					
<b>Inning Stats</b>	R: 0 E: 0 K: 0 S: 4	H: 1 LOB: 1 BB: 0 P: 4	R: 0 E: 0 K: 2 S: 7	H: 0 LOB: 0 BB: 0 P: 7	R: 0 E: 0 K: 1 S: 5	H: 0 LOB: 0 BB: 0 P: 5	R: 0 E: 0 K: 1 S: 5	H: 0 LOB: 0 BB: 0 P: 3	R: 0 E: 0 K: 0 S: 4	H: 1 LOB: 1 BB: 0 P: 4	R: 0 E: 0 K: 0 S: 3	H: 0 LOB: 0 BB: 0 P: 3	R: 0 E: 0 K: 0 S: 3	H: 0 LOB: 0 BB: 0 P: 3	R: 0 E: 0 K: 0 S: 3	H: 0 LOB: 0 BB: 0 P: 3	1B: 2 2B: 0 3B: 0 HR: 0	SF: 0 SAC: 0 DP: 0 HBP: 0	WP: 0 PB: 0 SB: 1 CS: 0	PA: 29
<b>PITCHER</b> Ron Guidry, L (1, 1) ERA: 5.29	IP: 9.0 WLS: W BF: 29	H: 2 R: 0 ER: 0 SO: 4	BB: 0 IBB: 0 HBP: 0 BLK: 0	WP: 0 HR: 0 S: 37 P: 37	ERA: 0.00 WHIP: 0.222	<b>PITCHER</b>														

Batter	1	2	3	4	5	6	7	8	9	AB	R	H	RBI	BB	SO	LOB	BOTTOM		
Willie Randolph, R (1, 4) OBP: 0.260, SLG: 0.234										4	0	2	0	0	0	2	<b>Toronto Blue Jays @ New York Yankees</b> Yankee Stadium, Bronx, NY Mon Apr 18 1983, 6:05 PM EST Att: 11,148 - Unknown - 51 F		
Ken Griffey, L (1, 3) OBP: 0.391, SLG: 0.535										3	0	1	0	1	1	3			
Dave Winfield, R (1, 7) OBP: 0.348, SLG: 0.550										4	0	0	0	0	1	4			
Steve Kemp, L (1, 9) OBP: 0.318, SLG: 0.525										4	0	0	0	0	0	0			
Don Baylor, R (1, 10) OBP: 0.419, SLG: 0.429										4	0	2	0	0	0	0			
Roy Smalley, S (1, 6) OBP: 0.283, SLG: 0.395										4	1	0	0	0	1	2			
Graig Nettles, L (1, 5) OBP: 0.341, SLG: 0.343										3	1	2	0	1	0	0			
Jerry Mumphrey, S (1, 8) OBP: 0.300, SLG: 0.448										4	1	1	2	0	1	1			
Butch Wynegar, S (1, 2) OBP: 0.455, SLG: 0.700										3	0	2	1	0	1	0			
<b>Inning Stats</b>	R: 0 E: 0 K: 0 S: 3	H: 3 LOB: 2 BB: 1 P: 13	R: 0 E: 0 K: 2 S: 8	H: 1 LOB: 1 BB: 0 P: 8	R: 0 E: 0 K: 0 S: 5	H: 2 LOB: 2 BB: 1 P: 9	R: 0 E: 0 K: 0 S: 4	H: 2 LOB: 2 BB: 0 P: 4	R: 0 E: 0 K: 1 S: 6	H: 1 LOB: 1 BB: 0 P: 6	R: 0 E: 0 K: 0 S: 3	H: 0 LOB: 0 BB: 0 P: 3	R: 0 E: 0 K: 1 S: 5	H: 0 LOB: 0 BB: 0 P: 5	1B: 8 2B: 1 3B: 1 HR: 0	SF: 0 SAC: 0 DP: 1 HBP: 0	WP: 0 PB: 0 SB: 2 CS: 0	PA: 35	
<b>PITCHER</b> Luis Leal, R (1, 1) ERA: 7.62 Joey McLaughlin, R (8, 1) ERA: 1.93	IP: 7.0 WLS: L BF: 32	H: 10 R: 3 ER: 0 SO: 4	BB: 1 IBB: 0 HBP: 0 BLK: 0	WP: 0 HR: 0 S: 38 P: 46	ERA: 0.00 WHIP: 1.571	<b>PITCHER</b>													

AB	29
R	0
H	2
RBI	0
BB	0
SO	4
LOB	6



AB	33
R	3
H	10
RBI	3
BB	2
SO	5
LOB	12



Batter	1	2	3	4	5	6	7	8	9	AB	R	H	RBI	BB	SO	LOB	TOP			
Mike Hargrove, L (1, 3) OBP: 0.386, SLG: 0.303	F7	4-3		1B SF7 BB		K		5-3 1B BB		3	2	0	0	2	1	1	<b>Cleveland Indians @ Toronto Blue Jays</b> Exhibition Stadium, Toronto, ON Tue Apr 19 1983, 6:05 PM EST Att: 10,358 - Unknown - 34 F			
Manny Trillo, R (1, 4) OBP: 0.423, SLG: 0.341	1B BB		K	1B		BB 1B		5-3 1-2 2-3		4	1	2	0	1	1	2				
Bake McBride, L (1, 9) OBP: 0.313, SLG: 0.250	1B FC6-4 1B		K	SF7		FC6-4 BB		S 1B		3	1	2	3	1	1	0				
Andre Thornton, R (1, 10) OBP: 0.519, SLG: 0.600	FC6-4 1B		3B 1B	3-H 4-0		FC6-4 BB		BB 1B		3	1	2	1	2	0	2				
George Vukovich, L (1, 7) OBP: 0.171, SLG: 0.325	FC6-4 1-2 2-H 3-H		1B 3B	1B		K		G3		5	1	1	2	0	1	5				
Pat Tabler, R (1, 5) OBP: 0.556, SLG: 0.625	K		WP 1B			K		F4		5	0	2	1	0	2	1				
Rick Manning, L (1, 8)		F9	1-2 BB			K		L6		4	0	0	0	1	2	1				
Ron Hassey, L (1, 2) OBP: 0.480, SLG: 0.435			F7			1-3		K		4	0	2	0	0	0	2				
Chris Bando, S (9, PH) OBP: 0.313, SLG: 0.267	1B							FC5-4 1B		1	0	0	0	0	1	0				
Julio Franco, R (1, 6) OBP: 0.234, SLG: 0.311	K			4-3		K		FC5-4 5-3 1-2 1B		4	1	0	0	0	2	2				
<b>Inning Stats</b>	R: 2 E: 0 K: 1 S: 7	H: 2 LOB: 1 BB: 1 P: 11	R: 0 E: 0 K: 1 S: 6	H: 1 LOB: 1 BB: 0 P: 6	R: 2 E: 0 K: 2 S: 10	H: 3 LOB: 2 BB: 1 P: 14	R: 1 E: 0 K: 1 S: 6	H: 1 LOB: 2 BB: 2 P: 14	R: 0 E: 0 K: 2 S: 8	H: 1 LOB: 0 BB: 1 P: 12	R: 0 E: 0 K: 1 S: 5	H: 1 LOB: 0 BB: 0 P: 5	R: 2 E: 1 K: 0 S: 5	H: 2 LOB: 2 BB: 2 P: 13	R: 0 E: 0 K: 1 S: 5	H: 0 LOB: 0 BB: 0 P: 5	1B: 10 2B: 0 3B: 1 HR: 0	SF: 1 SAC: 0 DP: 0 HBP: 0	WP: 1 PB: 0 SB: 1 CS: 1	PA: 44
<b>PITCHER</b>	IP WLS BF H R ER SO BB IBB HBP BLK WP HR S P ERA WHIP																			
Jim Gott, R (1, 1) ERA: 5.17	3.2	22	7	5	5	4	4	0	0	0	0	1	0	26	42	12.27	3.000			
Mike Morgan, R (4, 1) ERA: 2.0	2.2	11	2	0	0	5	1	0	0	0	0	0	0	20	24	0.00	1.125			
Dave Geisel, L (7, 1) ERA: 4.91	1.0	4	1	2	2	1	1	0	0	0	0	0	0	5	9	18.00	2.000			
Joey McLaughlin, R (8, 1) ERA: 1.89	0.2	4	1	0	0	0	1	0	0	0	0	0	0	3	7	0.00	3.000			
Randy Moffitt, R (9, 1) ERA:	1.0	W	3	0	0	0	0	0	0	0	0	0	0	5	5	0.00	0.000			

Batter	1	2	3	4	5	6	7	8	9	AB	R	H	RBI	BB	SO	LOB	BOTTOM					
Dave Collins, S (1, 7) OBP: 0.250, SLG: 0.182	F6			3-1	F4		F4		3-1	5	0	0	0	0	0	2	<b>Cleveland Indians @ Toronto Blue Jays</b> Exhibition Stadium, Toronto, ON Tue Apr 19 1983, 6:05 PM EST Att: 10,358 - Unknown - 34 F					
Damaso Garcia, R (1, 4) OBP: 0.333, SLG: 0.349	E4			1B		6-3	WP FC5-2 1B		S HR 1B	5	1	3	0	0	0	0						
Willie Upshaw, L (1, 3) OBP: 0.300, SLG: 0.472	G1-6-3			F6		2B BB	FC5-2		K	2	1	0	0	1	0	2						
Jesse Barfield, R (7, PH) OBP: 0.250, SLG: 0.543	G1-6-3 1-2			F6		2B BB	FC5-2		K	2	0	0	0	0	1	2						
Cliff Johnson, R (1, 10) OBP: 0.378, SLG: 0.615			K	6-3		F6	F7		HR	5	1	1	2	0	1	3						
Ernie Whitt, L (1, 2) OBP: 0.435, SLG: 0.450			K		L8	HR 2B			K	3	1	1	1	0	1	0						
Buck Martinez, R (8, PH) OBP: 0.350, SLG: 0.450			K		HR	2B			HR 1B	2	1	1	0	0	1	0						
Lloyd Moseby, L (1, 8) OBP: 0.478, SLG: 0.714			K		1B	HR			HR	5	4	4	4	0	1	0						
Hosken Powell, L (1, 9) OBP: 0.182, SLG: 0.455				6-3		F7			K	3	0	1	0	0	0	1						
Barry Bonnell, R (8, PH) OBP: 0.292, SLG: 0.190					F7	1B			K	1	0	0	0	0	1	1						
Rance Mulliniks, L (1, 5) OBP: 0.353, SLG: 0.500				3-1		1B			K	2	0	1	0	0	0	0						
Garth Iorg, R (6, PH) OBP: 0.385, SLG: 0.500					1B	1B			K	2	0	2	1	0	0	0						
Alfredo Griffin, S (1, 6) OBP: 0.297, SLG: 0.353					1B	HR			HR	3	0	1	1	0	1	2						
Jorge Orta, L (8, PH)				K		FC6-4			4-3	1	0	0	0	0	0	1						
Mickey Klutts, R (9, 5) OBP: 0.333, SLG: 0.333					1-2 2-H 1B	1-2			4-3	0	0	0	0	0	0	0						
<b>Inning Stats</b>	R: 0 E: 1 K: 0 S: 3	H: 0 LOB: 0 BB: 0 P: 3	R: 0 E: 0 K: 3 S: 9	H: 0 LOB: 0 BB: 0 P: 9	R: 0 E: 0 K: 1 S: 5	H: 0 LOB: 0 BB: 0 P: 5	R: 0 E: 0 K: 0 S: 4	H: 1 LOB: 1 BB: 0 P: 4	R: 1 E: 0 K: 0 S: 6	H: 3 LOB: 2 BB: 0 P: 6	R: 3 E: 0 K: 0 S: 7	H: 4 LOB: 1 BB: 1 P: 11	R: 0 E: 0 K: 0 S: 4	H: 1 LOB: 0 BB: 0 P: 4	R: 1 E: 0 K: 2 S: 9	H: 2 LOB: 1 BB: 0 P: 9	R: 4 E: 0 K: 1 S: 8	H: 4 LOB: 0 BB: 0 P: 8	1B: 10 2B: 2 3B: 0 HR: 3	SF: 0 SAC: 0 DP: 1 HBP: 0	WP: 2 PB: 0 SB: 2 CS: 0	PA: 42
<b>PITCHER</b>	IP WLS BF H R ER SO BB IBB HBP BLK WP HR S P ERA WHIP																					
Rick Sutcliffe, R (1, 1) ERA: 4.5	5.2	25	7	4	4	4	1	0	0	0	0	2	0	14	14	4.50	2.000					
Ed Glynn, L (6, 1) ERA: 8.31	2.0	10	4	1	1	2	0	0	0	0	2	0	14	14	4.50	2.000						
Dan Spillner, R (8, 1) ERA: 3.6	1.0	L	7	4	4	4	1	0	0	0	0	2	9	9	36.00	4.000						

Batter	1	2	3	4	5	6	7	8	9	AB	R	H	RBI	BB	SO	LOB	TOP			
Mike Hargrove, L (1,3) OBP: 0.388, SLG: 0.297										4	0	1	0	1	1	1	<b>Cleveland Indians @ Toronto Blue Jays</b> Exhibition Stadium, Toronto, ON Wed Apr 20 1983, 6:05 PM EST Att: 10,173 - Unknown - 40 F			
Manny Trillo, R (1,4) OBP: 0.404, SLG: 0.327										5	0	1	0	0	1	1				
Bake McBride, L (1,9) OBP: 0.361, SLG: 0.313										4	0	3	0	0	0	0				
Andre Thornton, R (1,10) OBP: 0.518, SLG: 0.605									3	1	1	0	1	1	4					
George Vukovich, L (1,7) OBP: 0.156, SLG: 0.295									4	0	0	0	0	1	7					
Pat Tabler, R (1,5) OBP: 0.538, SLG: 0.818									3	0	2	1	0	1	3					
Rick Manning, L (1,8) OBP: 0.224, SLG: 0.196									3	0	0	0	1	0	1					
Ron Hassey, L (1,2) OBP: 0.483, SLG: 0.462									3	0	1	0	0	0	2					
Julio Franco, R (1,6) OBP: 0.216, SLG: 0.286									4	0	0	0	0	1	4					
<b>Inning Stats</b>	R: 0 E: 0 K: 2 S: 9	H: 2 LOB: 3 BB: 1 P: 13	R: 0 E: 0 K: 0 S: 4	H: 1 LOB: 1 BB: 0 P: 4	R: 0 E: 0 K: 2 S: 8	H: 1 LOB: 1 BB: 0 P: 8	R: 0 E: 0 K: 1 S: 5	H: 1 LOB: 1 BB: 0 P: 6	R: 0 E: 0 K: 0 S: 3	H: 1 LOB: 1 BB: 1 P: 7	R: 0 E: 0 K: 1 S: 5	H: 0 LOB: 0 BB: 0 P: 5	R: 1 E: 0 K: 0 S: 3	H: 0 LOB: 0 BB: 1 P: 7	R: 0 E: 0 K: 0 S: 4	H: 1 LOB: 1 BB: 0 P: 4	1B: 6 2B: 2 3B: 1 HR: 0	SF: 1 SAC: 0 DP: 2 HBP: 1	WP: 0 PB: 1 SB: 0 CS: 0	PA: 38
<b>PITCHER</b> Dave Stieb, R (1,1) ERA: 1.41	IP: 9.0 WLS: W BF: 38 H: 9 R: 1 ER: 0 SO: 6 BB: 3 IBB: 0 HBP: 1 BLK: 0 WP: 0 HR: 0 S: 46 P: 59 ERA: 0.00 WHIP: 1.333															<b>PITCHER</b>				

Batter	1	2	3	4	5	6	7	8	9	AB	R	H	RBI	BB	SO	LOB	BOTTOM			
Dave Collins, S (1,7) OBP: 0.269, SLG: 0.208										4	1	2	0	0	1	1	<b>Cleveland Indians @ Toronto Blue Jays</b> Exhibition Stadium, Toronto, ON Wed Apr 20 1983, 6:05 PM EST Att: 10,173 - Unknown - 40 F			
Barry Bonnell, R (9,7) OBP: 0.292, SLG: 0.190										0	0	0	0	0	0	0				
Damaso Garcia, R (1,4) OBP: 0.308, SLG: 0.319										4	0	0	0	0	0	3				
Willie Upshaw, L (1,3) OBP: 0.296, SLG: 0.500										4	0	1	1	0	1	1				
Cliff Johnson, R (1,10) OBP: 0.367, SLG: 0.571										3	0	0	0	1	0	1				
Ernie Whitt, L (1,2) OBP: 0.407, SLG: 0.500										4	1	1	0	0	0	2				
Lloyd Moseby, L (1,8) OBP: 0.482, SLG: 0.667										3	0	1	0	0	0	1				
Jesse Barfield, R (1,9) OBP: 0.256, SLG: 0.526										3	1	1	1	0	0	1				
Rance Mulliniks, L (1,5) OBP: 0.400, SLG: 0.579										3	1	2	1	0	0	1				
Alfredo Griffin, S (1,6) OBP: 0.300, SLG: 0.351										3	0	1	1	0	1	1				
<b>Inning Stats</b>	R: 1 E: 0 K: 0 S: 4	H: 2 LOB: 0 BB: 0 P: 4	R: 3 E: 0 K: 0 S: 7	H: 4 LOB: 1 BB: 0 P: 7	R: 0 E: 0 K: 0 S: 3	H: 0 LOB: 0 BB: 0 P: 3	R: 0 E: 0 K: 0 S: 3	H: 1 LOB: 1 BB: 0 P: 3	R: 0 E: 0 K: 2 S: 7	H: 0 LOB: 0 BB: 0 P: 7	R: 0 E: 0 K: 0 S: 3	H: 0 LOB: 0 BB: 0 P: 3	R: 0 E: 0 K: 1 S: 6	H: 1 LOB: 2 BB: 1 P: 10	R: 0 E: 0 K: 0 S: 4	H: 1 LOB: 1 BB: 0 P: 4	1B: 6 2B: 1 3B: 2 HR: 0	SF: 0 SAC: 0 DP: 0 HBP: 0	WP: 0 PB: 0 SB: 3 CS: 1	PA: 33
<b>PITCHER</b> Lary Sorensen, R (1,1) ERA: 6.75 Neal Heaton, L (8,1) ERA: 2.79	IP: 7.1 WLS: L BF: 29 H: 9 R: 4 ER: 4 SO: 2 BB: 0 IBB: 0 HBP: 0 BLK: 1 WP: 0 HR: 0 S: 33 P: 33 ERA: 4.91 WHIP: 1.227															<b>PITCHER</b>				

Batter	1	2	3	4	5	6	7	8	9	AB	R	H	RBI	BB	SO	LOB	TOP										
Dave Collins, S OBP: 0.291, SLG: 0.235 Barry Bonnell, R OBP: 0.280, SLG: 0.182										3	2	2	0	0	0	0											
Damaso Garcia, R OBP: 0.321, SLG: 0.353										4	2	2	0	0	1	1											
Willie Upshaw, L OBP: 0.333, SLG: 0.512										3	1	2	1	1	0	0											
Cliff Johnson, R OBP: 0.358, SLG: 0.543										4	0	1	3	0	2	1											
Ernie Whitt, L OBP: 0.355, SLG: 0.429										4	0	0	0	0	0	2											
Lloyd Moseby, L OBP: 0.467, SLG: 0.630										3	0	1	0	1	0	0											
Rance Mulliniks, L OBP: 0.375, SLG: 0.522										4	0	1	0	0	0	3											
Hosken Powell, L OBP: 0.133, SLG: 0.333										4	0	0	0	0	2	2											
Alfredo Griffin, S OBP: 0.279, SLG: 0.325 Jorge Orta, L OBP: 0.279, SLG: 0.325										3	0	0	0	0	0	2											
<b>Inning Stats</b>	R: 0 E: 0 K: 0 S: 3	H: 1 LOB: 0 BB: 0 P: 3	R: 0 E: 0 K: 1 S: 5	H: 0 LOB: 0 BB: 0 P: 5	R: 0 E: 0 K: 0 S: 3	H: 1 LOB: 0 BB: 0 P: 3	R: 2 E: 1 K: 0 S: 6	H: 2 LOB: 2 BB: 1 P: 10	R: 3 E: 1 K: 1 S: 8	H: 3 LOB: 1 BB: 1 P: 12	R: 0 E: 0 K: 0 S: 4	H: 0 LOB: 1 BB: 0 P: 4	R: 0 E: 0 K: 1 S: 5	H: 1 LOB: 0 BB: 0 P: 5	R: 0 E: 0 K: 1 S: 5	H: 1 LOB: 0 BB: 0 P: 5	1B: 8 2B: 1 3B: 0 HR: 0	SF: 0 SAC: 0 DP: 1 HBP: 0	WP: 0 PB: 0 SB: 1 CS: 2	PA: 38							
<b>PITCHER</b>	IP	WLS	BF	H	R	ER	SO	BB	IBB	HBP	BLK	WP	HR	S	P	ERA	WHIP										
Dennis Leonard, R ERA: 4.58	8.0	W	33	9	5	3	4	2	0	0	0	0	0	39	47	3.38	1.375										
Dan Quisenberry, R ERA: 0.75	1.0	S	3	0	0	0	1	0	0	0	0	0	0	5	5	0.00	0.000										

Toronto Blue Jays @ Kansas City Royals  
 Royals Stadium, Kansas City, MO  
 Fri Apr 22 1983, 7:05 PM EST  
 Att: 16,172 - Unknown - 59 F

AB	34
R	5
H	9
RBI	4
BB	2
SO	5
LOB	11



Batter	1	2	3	4	5	6	7	8	9	AB	R	H	RBI	BB	SO	LOB	BOTTOM										
Willie Wilson, S OBP: 0.370, SLG: 0.400										5	1	1	0	0	1	1											
U L Washington, S OBP: 0.345, SLG: 0.311										4	1	1	0	1	1	3											
George Brett, L OBP: 0.510, SLG: 0.932										4	0	1	1	0	0	1											
Amos Otis, R OBP: 0.217, SLG: 0.227										4	0	0	0	0	0	2											
Hal McRae, R OBP: 0.439, SLG: 0.528										4	1	3	0	0	0	0											
Willie Aikens, L OBP: 0.316, SLG: 0.457 Joe Simpson, L OBP: 1.000, SLG: 1.000										3	1	2	1	1	0	1											
Frank White, R OBP: 0.364, SLG: 0.475										2	1	1	0	1	1	0											
Jerry Martin, R OBP: 0.349, SLG: 0.550										4	0	2	2	0	1	5											
John Wathan, R OBP: 0.297, SLG: 0.278										4	0	1	1	0	1	2											
<b>Inning Stats</b>	R: 0 E: 0 K: 1 S: 6	H: 1 LOB: 1 BB: 0 P: 6	R: 5 E: 1 K: 0 S: 8	H: 5 LOB: 1 BB: 1 P: 12	R: 0 E: 0 K: 1 S: 5	H: 1 LOB: 0 BB: 0 P: 5	R: 0 E: 0 K: 1 S: 6	H: 1 LOB: 1 BB: 0 P: 6	R: 0 E: 0 K: 0 S: 4	H: 0 LOB: 0 BB: 2 P: 12	R: 0 E: 0 K: 0 S: 3	H: 0 LOB: 0 BB: 0 P: 3	R: 0 E: 0 K: 0 S: 3	H: 0 LOB: 0 BB: 0 P: 3	R: 1 E: 0 K: 2 S: 10	H: 3 LOB: 2 BB: 0 P: 10	1B: 9 2B: 3 3B: 0 HR: 0	SF: 0 SAC: 1 DP: 1 HBP: 0	WP: 0 PB: 0 SB: 2 CS: 0	PA: 38							
<b>PITCHER</b>	IP	WLS	BF	H	R	ER	SO	BB	IBB	HBP	BLK	WP	HR	S	P	ERA	WHIP										
Mike Morgan, R ERA: 5.91	1.2		12	6	5	5	1	1	0	0	0	0	0	13	17	27.00	4.200										
Jim Acker, R ERA:	3.0	L	13	3	0	0	2	2	0	0	0	0	0	15	23	0.00	1.667										
Roy Lee Jackson, R ERA: 2.63	3.1	L	13	3	1	1	2	0	0	0	0	0	0	17	17	2.70	0.900										

Toronto Blue Jays @ Kansas City Royals  
 Royals Stadium, Kansas City, MO  
 Fri Apr 22 1983, 7:05 PM EST  
 Att: 16,172 - Unknown - 59 F

AB	34
R	6
H	12
RBI	5
BB	3
SO	5
LOB	15



Batter	1	2	3	4	5	6	7	8	9	AB	R	H	RBI	BB	SO	LOB	TOP											
Damaso Garcia, R (1,4) OBP: 0.311, SLG: 0.339										5	0	1	0	0	1	3	<b>Toronto Blue Jays @ Kansas City Royals</b> Royals Stadium, Kansas City, MO Sat Apr 23 1983, 7:05 PM EST Att: 19,906 - Unknown - 63 F											
Garth Iorg, R (1,5) OBP: 0.355, SLG: 0.452										5	1	1	1	0	0	1												
Barry Bonnell, R (1,7) OBP: 0.286, SLG: 0.200										3	0	1	0	0	0	0												
Rance Mulliniks, L (8, PH) OBP: 0.360, SLG: 0.500										1	0	0	0	0	1	2												
Jorge Orta, L (8,7)										0	0	0	0	0	0	0												
Cliff Johnson, R (1,10) OBP: 0.368, SLG: 0.540										4	1	2	1	0	0	1												
Jesse Barfield, R (1,9) OBP: 0.238, SLG: 0.488										3	0	0	0	0	2	2												
Ernie Whitt, L (8, PH) OBP: 0.375, SLG: 0.429										0	1	0	0	1	0	0												
Buck Martinez, R (1,2) OBP: 0.348, SLG: 0.409										2	0	0	0	1	0	1												
Hosken Powell, L (8, PH) OBP: 0.188, SLG: 0.375										1	0	1	1	0	0	0												
Willie Upshaw, L (1,3) OBP: 0.346, SLG: 0.532										4	0	2	1	0	0	1												
Lloyd Moseby, L (1,8) OBP: 0.412, SLG: 0.548										4	1	0	0	0	0	4												
Alfredo Griffin, S (1,6) OBP: 0.255, SLG: 0.295										4	1	0	0	0	0	3												
<b>Inning Stats</b>	R: 0 E: 0 K: 0 S: 3	H: 1 LOB: 0 BB: 0 P: 3	R: 0 E: 1 K: 1 S: 5	H: 0 LOB: 0 BB: 0 P: 5	R: 0 E: 0 K: 1 S: 6	H: 1 LOB: 1 BB: 0 P: 6	R: 0 E: 0 K: 1 S: 6	H: 1 LOB: 1 BB: 0 P: 6	R: 0 E: 0 K: 0 S: 4	H: 1 LOB: 1 BB: 0 P: 4	R: 0 E: 0 K: 0 S: 3	H: 0 LOB: 0 BB: 0 P: 3	R: 5 E: 3 K: 1 S: 11	H: 4 LOB: 2 BB: 1 P: 15	R: 0 E: 0 K: 0 S: 3	H: 0 LOB: 0 BB: 0 P: 3	1B: 7 2B: 1 3B: 0 HR: 0	SF: 0 SAC: 0 DP: 2 HBP: 0	WP: 2 PB: 0 SB: 0 CS: 1	PA: 39								
<b>PITCHER</b>	IP WLS BF H R ER SO BB IBB HBP BLK WP HR S P ERA WHIP																											
Vida Blue, L (1,1) ERA: 1.59	7.1		29	5	3	2	3	1	0	0	0	0	2	0	34	38	2.46	0.818										
Dan Quisenberry, R (8,1) ERA: 1.98	1.2	L	9	3	2	0	1	1	0	0	0	0	0	0	10	14	0.00	2.400										

Batter	1	2	3	4	5	6	7	8	9	AB	R	H	RBI	BB	SO	LOB	BOTTOM											
Willie Wilson, S (1,7) OBP: 0.345, SLG: 0.370										4	0	0	0	0	1	0	<b>Toronto Blue Jays @ Kansas City Royals</b> Royals Stadium, Kansas City, MO Sat Apr 23 1983, 7:05 PM EST Att: 19,906 - Unknown - 63 F											
U L Washington, S (1,6) OBP: 0.357, SLG: 0.313										3	1	1	0	1	1	0												
George Brett, L (1,5) OBP: 0.509, SLG: 0.958										4	1	2	1	0	1	1												
Amos Otis, R (1,8) OBP: 0.220, SLG: 0.250										4	0	1	0	0	1	2												
Hal McRae, R (1,10) OBP: 0.400, SLG: 0.487										3	0	0	1	0	0	1												
Willie Aikens, L (1,3) OBP: 0.310, SLG: 0.421										3	1	0	0	1	1	1												
Frank White, R (1,4) OBP: 0.340, SLG: 0.442										3	1	0	0	0	0	2												
Jerry Martin, R (1,9) OBP: 0.326, SLG: 0.524										2	0	0	1	0	0	0												
John Wathan, R (1,2) OBP: 0.275, SLG: 0.256										3	0	0	0	0	1	0												
<b>Inning Stats</b>	R: 0 E: 0 K: 1 S: 6	H: 1 LOB: 1 BB: 0 P: 6	R: 2 E: 1 K: 1 S: 6	H: 0 LOB: 0 BB: 1 P: 10	R: 0 E: 0 K: 0 S: 3	H: 1 LOB: 0 BB: 0 P: 3	R: 0 E: 0 K: 1 S: 6	H: 1 LOB: 1 BB: 0 P: 6	R: 0 E: 0 K: 0 S: 5	H: 0 LOB: 0 BB: 0 P: 5	R: 2 E: 0 K: 0 S: 4	H: 1 LOB: 0 BB: 1 P: 8	R: 0 E: 0 K: 0 S: 3	H: 0 LOB: 0 BB: 0 P: 3	R: 0 E: 0 K: 2 S: 7	H: 0 LOB: 0 BB: 0 P: 7		R: 0 E: 0 K: 0 S: 3	H: 0 LOB: 0 BB: 0 P: 3	1B: 1 2B: 2 3B: 1 HR: 0	SF: 2 SAC: 0 DP: 1 HBP: 0	WP: 0 PB: 0 SB: 0 CS: 0	PA: 33					
<b>PITCHER</b>	IP WLS BF H R ER SO BB IBB HBP BLK WP HR S P ERA WHIP																											
Luis Leal, R (1,1) ERA: 6.16	6.0		24	4	4	2	4	2	0	0	0	0	0	0	30	38	3.00	1.000										
Randy Moffitt, R (7,1) ERA:	1.0	W	3	0	0	0	0	0	0	0	0	0	0	0	3	3	0.00	0.000										
Dave Geisel, L (8,1) ERA: 3.86	1.0		3	0	0	0	2	0	0	0	0	0	0	0	7	7	0.00	0.000										
Joey McLaughlin, R (9,1) ERA: 1.42	1.0	S	3	0	0	0	0	0	0	0	0	0	0	0	3	3	0.00	0.000										



Batter	1	2	3	4	5	6	7	8	9	AB	R	H	RBI	BB	SO	LOB	TOP										
Damaso Garcia, R OBP: 0.323, SLG: 0.350 (1, 4)										4	0	2	0	0	0	1	<b>Toronto Blue Jays @ Kansas City Royals</b> Royals Stadium, Kansas City, MO Sun Apr 24 1983, 4:33 AM EDT Att: 18,522 - Unknown - 61 F										
Rance Mulliniks, L OBP: 0.345, SLG: 0.464 (1, 5) (7, 6)										4	0	1	0	0	0	2											
Willie Upshaw, L OBP: 0.339, SLG: 0.510 (1, 3)										4	0	1	0	0	0	3											
Cliff Johnson, R OBP: 0.361, SLG: 0.519 (1, 10)										4	0	1	0	0	1	0											
Ernie Whitt, L OBP: 0.333, SLG: 0.375 (1, 2)										4	0	0	0	0	0	2											
Lloyd Moseby, L OBP: 0.395, SLG: 0.514 (1, 8)										4	0	1	0	0	1	2											
Hosken Powell, L OBP: 0.200, SLG: 0.350 (1, 7)										4	0	1	0	0	0	1											
Jesse Barfield, R OBP: 0.239, SLG: 0.533 (1, 9)										4	1	1	1	0	1	1											
Alfredo Griffin, S OBP: 0.265, SLG: 0.289 Mickey Klutts, R OBP: 0.400, SLG: 0.400 (7, PH) (7, 5)										1	0	0	0	1	0	1											
<b>Inning Stats</b>	R: 0 E: 0 K: 0 S: 3	H: 0 LOB: 0 BB: 0 P: 3	R: 0 E: 0 K: 0 S: 4	H: 1 LOB: 1 BB: 0 P: 4	R: 0 E: 0 K: 0 S: 2	H: 0 LOB: 0 BB: 1 P: 6	R: 0 E: 0 K: 0 S: 5	H: 2 LOB: 2 BB: 0 P: 5	R: 0 E: 0 K: 1 S: 7	H: 2 LOB: 2 BB: 0 P: 7	R: 0 E: 0 K: 0 S: 3	H: 0 LOB: 0 BB: 0 P: 3	R: 1 E: 0 K: 1 S: 9	H: 4 LOB: 3 BB: 0 P: 9	R: 0 E: 0 K: 1 S: 5	H: 0 LOB: 0 BB: 0 P: 5	R: 0 E: 0 K: 0 S: 3	H: 0 LOB: 0 BB: 0 P: 3	1B: 8 2B: 0 3B: 0 HR: 1	SF: 0 SAC: 0 DP: 1 HBP: 0	WP: 0 PB: 0 SB: 2 CS: 0	PA: 36					
<b>PITCHER</b>	IP	WLS	BF	H	R	ER	SO	BB	IBB	HBP	BLK	WP	HR	S	P	ERA	WHIP										
Steve Renko, R ERA: 3.5 Mike Armstrong, R ERA: 1.17	7.0	W	30	9	1	1	2	1	0	0	0	0	1	33	37	1.29	1.429										

Batter	1	2	3	4	5	6	7	8	9	AB	R	H	RBI	BB	SO	LOB	BOTTOM										
Willie Wilson, S OBP: 0.365, SLG: 0.379 (1, 7)										4	2	2	0	1	1	3	<b>Toronto Blue Jays @ Kansas City Royals</b> Royals Stadium, Kansas City, MO Sun Apr 24 1983, 4:33 AM EDT Att: 18,522 - Unknown - 61 F										
U L Washington, S OBP: 0.361, SLG: 0.294 (1, 6)										3	1	0	0	2	1	3											
George Brett, L OBP: 0.534, SLG: 0.961 (1, 5)										3	1	2	1	2	0	0											
Hal McRae, R OBP: 0.420, SLG: 0.488 (1, 10)										4	2	2	2	1	1	3											
Willie Aikens, L OBP: 0.298, SLG: 0.381 Greg Pryor, R (9, 3)										4	1	0	0	1	3	6											
Frank White, R OBP: 0.353, SLG: 0.478 (1, 4)										3	0	1	2	1	0	0											
Jerry Martin, R OBP: 0.313, SLG: 0.500 Cesar Geronimo, L OBP: 0.500, SLG: 0.500 (6, PH) (6, 9)										2	0	0	0	0	1	0											
Joe Simpson, L OBP: 0.600, SLG: 0.500 (1, 8)										3	0	1	1	1	0	0											
John Wathan, R OBP: 0.250, SLG: 0.233 (1, 2)										4	0	0	0	0	0	4											
<b>Inning Stats</b>	R: 0 E: 0 K: 2 S: 8	H: 1 LOB: 2 BB: 1 P: 12	R: 0 E: 0 K: 1 S: 5	H: 0 LOB: 0 BB: 0 P: 5	R: 1 E: 0 K: 1 S: 6	H: 1 LOB: 2 BB: 2 P: 14	R: 0 E: 0 K: 0 S: 4	H: 1 LOB: 1 BB: 0 P: 4	R: 5 E: 0 K: 1 S: 8	H: 3 LOB: 3 BB: 5 P: 28	R: 1 E: 0 K: 1 S: 7	H: 2 LOB: 1 BB: 0 P: 7	R: 0 E: 0 K: 0 S: 3	H: 1 LOB: 0 BB: 0 P: 3	R: 0 E: 0 K: 1 S: 5	H: 0 LOB: 1 BB: 1 P: 9	1B: 7 2B: 1 3B: 1 HR: 0	SF: 0 SAC: 0 DP: 0 HBP: 0	WP: 0 PB: 0 SB: 2 CS: 1	PA: 42							
<b>PITCHER</b>	IP	WLS	BF	H	R	ER	SO	BB	IBB	HBP	BLK	WP	HR	S	P	ERA	WHIP										
Jim Gott, R ERA: 6.86 Jim Acker, R ERA: Mike Morgan, R ERA: 5.27 Randy Moffitt, R ERA:	4.0	L	23	5	6	6	4	5	0	0	0	0	0	25	49	13.50	2.500										
	0.0		3	1	0	0	0	2	0	0	0	0	0	1	9	∞	∞										
	3.0		11	3	1	1	2	0	0	0	0	0	0	15	15	3.00	1.000										
	1.0		4	0	0	0	1	1	0	0	0	0	0	5	9	0.00	1.000										



Batter	1	2	3	4	5	6	7	8	9	AB	R	H	RBI	BB	SO	LOB	TOP					
Dave Collins, S OBP: 0.271, SLG: 0.218 (1, 7)										4	0	0	0	0	0	3						
Damaso Garcia, R OBP: 0.304, SLG: 0.328 (1, 4)										4	0	0	1	0	0	1						
Willie Upshaw, L OBP: 0.333, SLG: 0.491 (1, 3)										4	0	1	0	0	1	1						
Cliff Johnson, R OBP: 0.369, SLG: 0.500 (1, 10)										2	0	0	0	2	0	0						
Ernie Whitt, L OBP: 0.325, SLG: 0.343 (1, 2)										3	0	0	0	1	0	2						
Lloyd Moseby, L OBP: 0.405, SLG: 0.564 (1, 8)										4	0	2	0	0	1	3						
Rance Mulliniks, L OBP: 0.303, SLG: 0.406 (1, 5)										4	0	0	0	0	2	2						
Jesse Barfield, R OBP: 0.245, SLG: 0.511 (9, PH)										2	0	0	0	1	1	1						
Hosken Powell, L OBP: 0.100, SLG: 0.333 (9, PH)										1	0	0	0	0	1	1						
Alfredo Griffin, S OBP: 0.288, SLG: 0.313 (9, PH)										3	1	2	0	0	0	1						
Jorge Orta, L (9, PH)										1	0	0	0	0	1	1						
<b>Inning Stats</b>	R: 0 E: 0 K: 0 S: 4	H: 1 LOB: 3 BB: 2 P: 12	R: 0 E: 0 K: 0 S: 3	H: 0 LOB: 1 BB: 1 P: 7	R: 0 E: 0 K: 0 S: 3	H: 0 LOB: 0 BB: 0 P: 3	R: 0 E: 0 K: 0 S: 4	H: 1 LOB: 1 BB: 0 P: 4	R: 1 E: 1 K: 0 S: 5	H: 1 LOB: 2 BB: 1 P: 9	R: 0 E: 0 K: 3 S: 9	H: 0 LOB: 0 BB: 0 P: 9	R: 0 E: 0 K: 0 S: 3	H: 1 LOB: 0 BB: 0 P: 3	R: 0 E: 0 K: 3 S: 5	H: 0 LOB: 0 BB: 0 P: 5	R: 0 E: 0 K: 3 S: 10	H: 1 LOB: 1 BB: 0 P: 10	1B: 4 2B: 1 3B: 1 HR: 0	SF: 0 SAC: 0 DP: 1 HBP: 0	WP: 0 PB: 0 SB: 3 CS: 0	PA: 36
<b>PITCHER</b> Mike Smithson, R ERA: 1.74 (1, 1)	IP: 9.0 WLS: W BF: 36 H: 5 R: 1 ER: 0 SO: 7 BB: 4 IBB: 0 HBP: 0 BLK: 0 WP: 0 HR: 0 S: 46 P: 62 ERA: 0.00 WHIP: 1.000															<b>PITCHER</b>						

Toronto Blue Jays @ Texas Rangers  
Arlington Stadium, Arlington, TX  
Tue Apr 26 1983, 8:05 PM EDT  
Att: 17,380 - Unknown

AB 32  
R 1  
H 5  
RBI 1  
BB 4  
SO 7  
LOB 16



Batter	1	2	3	4	5	6	7	8	9	AB	R	H	RBI	BB	SO	LOB	BOTTOM			
Mickey Rivers, L OBP: 0.393, SLG: 0.429 (1, 10)										4	0	2	1	0	1	1				
Pete O'Brien, L OBP: 0.246, SLG: 0.232 (1, 3)										4	0	0	0	0	0	2				
Bill Sample, R OBP: 0.296, SLG: 0.405 (1, 7)										3	1	0	0	1	1	0				
Larry Parrish, R OBP: 0.262, SLG: 0.297 (1, 9)										4	0	2	0	0	1	0				
Buddy Bell, R OBP: 0.244, SLG: 0.303 (1, 5)										3	0	2	1	1	0	0				
George Wright, S OBP: 0.300, SLG: 0.313 (1, 8)										4	0	0	0	0	0	5				
Jim Sundberg, R OBP: 0.274, SLG: 0.281 (1, 2)										3	0	1	0	0	1	0				
Bucky Dent, R OBP: 0.277, SLG: 0.311 (1, 6)										2	0	0	0	0	1	1				
Wayne Tolleson, S OBP: 0.208, SLG: 0.136 (1, 4)										3	1	1	0	0	2	2				
<b>Inning Stats</b>	R: 1 E: 0 K: 0 S: 5	H: 3 LOB: 2 BB: 1 P: 9	R: 0 E: 1 K: 1 S: 6	H: 0 LOB: 1 BB: 0 P: 6	R: 0 E: 0 K: 0 S: 5	H: 2 LOB: 2 BB: 0 P: 5	R: 1 E: 0 K: 2 S: 9	H: 2 LOB: 1 BB: 0 P: 9	R: 0 E: 0 K: 0 S: 3	H: 0 LOB: 0 BB: 0 P: 3	R: 0 E: 0 K: 1 S: 6	H: 1 LOB: 1 BB: 0 P: 6	R: 0 E: 0 K: 2 S: 7	H: 0 LOB: 0 BB: 0 P: 7	R: 0 E: 0 K: 1 S: 4	H: 0 LOB: 0 BB: 1 P: 8	1B: 5 2B: 4 3B: 0 HR: 0	SF: 0 SAC: 1 DP: 2 HBP: 0	WP: 0 PB: 0 SB: 1 CS: 0	PA: 33
<b>PITCHER</b> Dave Stieb, R ERA: 1.88 (1, 1)	IP: 8.0 WLS: L BF: 33 H: 8 R: 2 ER: 2 SO: 7 BB: 2 IBB: 0 HBP: 0 BLK: 0 WP: 0 HR: 0 S: 45 P: 53 ERA: 2.25 WHIP: 1.250															<b>PITCHER</b>				

Toronto Blue Jays @ Texas Rangers  
Arlington Stadium, Arlington, TX  
Tue Apr 26 1983, 8:05 PM EDT  
Att: 17,380 - Unknown

AB 30  
R 2  
H 8  
RBI 2  
BB 2  
SO 7  
LOB 11



Batter	1	2	3	4	5	6	7	8	9	AB	R	H	RBI	BB	SO	LOB	TOP								
Dave Collins, S OBP: 0.254, SLG: 0.203 Barry Bonnell, R OBP: 0.286, SLG: 0.200	F7			F5		F8		F8		4	0	0	0	0	0	0	Toronto Blue Jays @ Texas Rangers Arlington Stadium, Arlington, TX Wed Apr 27 1983, 8:05 PM EDT Att: 7,518 - Unknown								
Damaso Garcia, R OBP: 0.301, SLG: 0.324	F5			4-3		1B		F9		4	1	1	0	0	0										
Willie Upshaw, L OBP: 0.328, SLG: 0.466	P3			3-1		1B		G3		3	0	0	0	1	0										
Ernie Whitt, L OBP: 0.364, SLG: 0.368 Garth Iorg, R OBP: 0.355, SLG: 0.452		CS BB			5-3				SH1-3 2B	3	0	2	1	1	0										
Lloyd Moseby, L OBP: 0.378, SLG: 0.524					3-1				SH1-3 1B	3	0	0	0	0	1										
Jorge Orta, L OBP: 0.286, SLG: 0.333 Cliff Johnson, R OBP: 0.379, SLG: 0.500										2	1	1	0	1	0										
Rance Mulliniks, L OBP: 0.351, SLG: 0.500 Buck Martinez, R OBP: 0.348, SLG: 0.409										0	0	0	0	1	0										
Hosken Powell, L OBP: 0.167, SLG: 0.292 Jesse Barfield, R OBP: 0.240, SLG: 0.500										2	1	1	0	1	0										
Alfredo Griffin, S OBP: 0.268, SLG: 0.288										4	0	3	2	0	0										
<b>Inning Stats</b>	R: 0 E: 0 K: 0 S: 3	H: 0 LOB: 0 BB: 0 P: 3	R: 0 E: 0 K: 0 S: 2	H: 0 LOB: 0 BB: 1 P: 6	R: 0 E: 0 K: 0 S: 3	H: 0 LOB: 0 BB: 0 P: 3	R: 0 E: 0 K: 0 S: 3	H: 0 LOB: 0 BB: 0 P: 3	R: 0 E: 0 K: 0 S: 4	H: 1 LOB: 2 BB: 1 P: 8	R: 1 E: 0 K: 0 S: 4	H: 2 LOB: 2 BB: 1 P: 8	R: 1 E: 0 K: 0 S: 5	H: 2 LOB: 1 BB: 0 P: 5	R: 0 E: 0 K: 0 S: 3	H: 0 LOB: 0 BB: 0 P: 3		R: 1 E: 0 K: 1 S: 7	H: 2 LOB: 3 BB: 1 P: 11	1B: 4 2B: 3 3B: 0 HR: 0	SF: 0 SAC: 1 DP: 0 HBP: 0	WP: 0 PB: 0 SB: 1 CS: 1	PA: 36		
<b>PITCHER</b>	IP	WLS	BF	H	R	ER	SO	BB	IBB	HBP	BLK	WP	HR	S	P	ERA	WHIP								
Danny Darwin, R ERA: 2.45	8.0	L	31	6	3	3	0	2	1	0	0	0	0	28	40	3.38	1.000								
Jon Matlack, L ERA: 3.47	0.1		1	0	0	0	0	0	0	0	0	0	0	1	1	0.00	0.000								
Dave Tobik, R ERA: 2.0	0.2		4	1	0	0	1	1	0	0	0	0	0	5	9	0.00	3.000								

AB 31  
R 3  
H 7  
RBI 3  
BB 4  
SO 1  
LOB 11



Batter	1	2	3	4	5	6	7	8	9	AB	R	H	RBI	BB	SO	LOB	BOTTOM								
Mickey Rivers, L OBP: 0.364, SLG: 0.394	6-3			F7					K	5	0	1	0	0	2	2	Toronto Blue Jays @ Texas Rangers Arlington Stadium, Arlington, TX Wed Apr 27 1983, 8:05 PM EDT Att: 7,518 - Unknown								
Pete O'Brien, L OBP: 0.242, SLG: 0.230	F9			E3 1B					4-3	5	1	1	0	0	1										
Bill Sample, R OBP: 0.291, SLG: 0.392	F6			F7					K	5	0	1	0	0	1										
Larry Parrish, R OBP: 0.283, SLG: 0.390										4	1	2	1	0	0										
Buddy Bell, R OBP: 0.256, SLG: 0.304										3	0	1	1	1	0										
George Wright, S OBP: 0.297, SLG: 0.310										4	0	1	0	0	0										
Jim Sundberg, R OBP: 0.277, SLG: 0.271 Larry Bittner, L OBP: 0.357, SLG: 0.423 Bob Johnson, R OBP: 0.292, SLG: 0.238										2	0	0	0	1	0										
Bucky Dent, R OBP: 0.275, SLG: 0.327										4	0	1	0	0	0										
Wayne Tolleson, S OBP: 0.214, SLG: 0.154										4	0	1	0	0	2										
<b>Inning Stats</b>	R: 0 E: 0 K: 0 S: 3	H: 0 LOB: 0 BB: 0 P: 3	R: 0 E: 0 K: 0 S: 3	H: 0 LOB: 0 BB: 0 P: 3	R: 0 E: 1 K: 0 S: 5	H: 1 LOB: 2 BB: 0 P: 5	R: 0 E: 0 K: 2 S: 8	H: 1 LOB: 2 BB: 1 P: 12	R: 1 E: 0 K: 0 S: 6	H: 3 LOB: 2 BB: 0 P: 6	R: 0 E: 0 K: 0 S: 4	H: 2 LOB: 1 BB: 0 P: 4	R: 1 E: 1 K: 0 S: 6	H: 2 LOB: 3 BB: 1 P: 10	R: 0 E: 0 K: 2 S: 7	H: 0 LOB: 0 BB: 0 P: 7		1B: 7 2B: 1 3B: 0 HR: 1	SF: 0 SAC: 0 DP: 0 HBP: 0	WP: 0 PB: 0 SB: 0 CS: 0	PA: 39				
<b>PITCHER</b>	IP	WLS	BF	H	R	ER	SO	BB	IBB	HBP	BLK	WP	HR	S	P	ERA	WHIP								
Jim Clancy, R ERA: 3.32	7.0		29	7	1	1	3	1	0	0	0	0	0	34	38	1.29	1.143								
Joey McLaughlin, R ERA: 2.7	0.1		4	2	1	1	0	1	0	0	0	0	1	3	7	27.00	9.000								
Randy Moffitt, R ERA:	1.2	W	6	0	0	0	2	0	0	0	0	0	0	10	10	0.00	0.000								

AB 37  
R 2  
H 9  
RBI 2  
BB 2  
SO 5  
LOB 21



Batter	1	2	3	4	5	6	7	8	9	AB	R	H	RBI	BB	SO	LOB	TOP											
Rudy Law, L OBP: 0.250, SLG: 0.218 Rusty Kuntz, R OBP: 0.471, SLG: 0.357	(1, 8) X F9		(2) X F8				(1) X F4	(4) X BB 1B BB		4	0	1	2	1	0	0	4 0 1 2 1 0 0											
Tony Bernazard, S OBP: 0.338, SLG: 0.446	(1, 4) X 1B 2B		(3) X F6			(1) X G3		(2) X F9		5	2	2	1	0	0	2	5 2 2 1 0 0 2											
Harold Baines, L OBP: 0.338, SLG: 0.377	(1, 9) X 2H 1B			(1) X F9	(2) X FC6-2					5	1	3	2	0	0	1	5 1 3 2 0 0 1											
Greg Luzinski, R OBP: 0.411, SLG: 0.474	(1, 10) X F9				(3) X FC4-6 BB					2	1	0	0	3	1	2	2 1 0 0 3 1 2											
Ron Kittle, R OBP: 0.279, SLG: 0.523	(1, 7) X F8				(2) X F8					4	2	1	3	1	1	5	4 2 1 3 1 1 5											
Mike Squires, L OBP: 0.219, SLG: 0.074		(1) X G3			(3) X FC4-6					4	0	1	0	1	1	1	4 0 1 0 1 1 1											
Carlton Fisk, R OBP: 0.241, SLG: 0.250 Marc Hill, R OBP: 0.250, SLG: 0.182	(1, 2) X (7, 2) X 6-3									4	1	1	1	0	0	2	4 1 1 1 0 0 2											
Vance Law, R OBP: 0.236, SLG: 0.250	(1, 5) X K									4	1	1	0	1	2	2	4 1 1 0 1 2 2											
Scott Fletcher, R OBP: 0.362, SLG: 0.359 Greg Walker, L OBP: 0.348, SLG: 0.591 Jerry Dybzinski, R (6, 6)	(1, 6) X (6, PH) X (6, 6) X F4									1	1	0	0	1	0	0	1 1 0 0 1 0 0											
Inning Stats	R: 1 E: 0 K: 0 S: 5	H: 2 LOB: 1 BB: 0 P: 5	R: 0 E: 0 K: 1 S: 5	H: 0 LOB: 0 BB: 0 P: 5	R: 0 E: 0 K: 0 S: 3	H: 0 LOB: 0 BB: 0 P: 3	R: 0 E: 0 K: 0 S: 3	H: 0 LOB: 1 BB: 1 P: 7	R: 3 E: 0 K: 1 S: 8	H: 3 LOB: 1 BB: 1 P: 12	R: 1 E: 0 K: 1 S: 6	H: 1 LOB: 1 BB: 1 P: 10	R: 4 E: 0 K: 1 S: 8	H: 3 LOB: 2 BB: 2 P: 16	R: 0 E: 0 K: 2 S: 8	H: 1 LOB: 3 BB: 2 P: 16	R: 0 E: 0 K: 2 S: 7	H: 0 LOB: 1 BB: 1 P: 11	1B: 5 2B: 4 3B: 0 HR: 1	SF: 0 SAC: 0 DP: 0 HBP: 0	WP: 0 PB: 0 CS: 1	PA: 45						
PITCHER	IP	WLS	BF	H	R	ER	SO	BB	IBB	HBP	BLK	WP	HR	S	P	ERA	WHIP											
Luis Leal, R ERA: 6.38	(1, 1)	5.0	L	22	5	4	4	2	2	0	0	0	0	24	32	7.20	1.400											
Roy Lee Jackson, R ERA: 5.4	(6, 1)	1.1		10	4	5	5	1	1	1	0	0	0	1	10	18	33.75	3.750										
Dave Geisel, L ERA: 3.38	(7, 1)	0.2		3	0	0	0	1	1	0	0	0	0	4	8	0.00	1.500											
Joey McLaughlin, R ERA: 2.35	(8, 1)	1.0		6	1	0	0	2	2	0	0	0	0	8	16	0.00	3.000											
Jim Acker, R ERA:	(9, 1)	1.0		4	0	0	0	2	1	0	0	0	0	7	11	0.00	1.000											

Chicago White Sox @ Toronto Blue Jays  
Exhibition Stadium, Toronto, ON  
Fri Apr 29 1983, 7:05 PM EDT  
Att: 13,212 - Unknown - 57 F

AB 37  
R 9  
H 10  
RBI 9  
BB 8  
SO 8  
LOB 17



Batter	1	2	3	4	5	6	7	8	9	AB	R	H	RBI	BB	SO	LOB	BOTTOM										
Dave Collins, S OBP: 0.258, SLG: 0.210 Hosken Powell, L OBP: 0.160, SLG: 0.280	(1, 7) X (7, PH) X F8		(1) X G4-6-3							3	0	1	0	0	0	1	3 0 1 0 0 0 1										
Damaso Garcia, R OBP: 0.288, SLG: 0.310 Garth Iorg, R OBP: 0.344, SLG: 0.438	(1, 4) X (7, PH) X 6-3		(3) X F9							3	0	0	0	0	2	0	3 0 0 0 0 0 2										
Willie Upshaw, L OBP: 0.324, SLG: 0.500	(1, 3) X HR									4	1	1	1	0	0	0	4 1 1 1 0 0 0										
Cliff Johnson, R OBP: 0.406, SLG: 0.526 Jorge Orta, L OBP: 0.250, SLG: 0.286	(1, 10) X (8, PH) X 1B BB									1	0	1	0	2	0	0	1 0 1 0 2 0 0										
Ernie Whitt, L OBP: 0.404, SLG: 0.385 Buck Martinez, R OBP: 0.333, SLG: 0.391	(1, 2) X (8, 2) X 1B									1	0	1	0	2	0	0	1 0 1 0 2 0 0										
Lloyd Moseby, L OBP: 0.347, SLG: 0.478	(1, 8) X K									4	0	0	0	0	2	4	4 0 0 0 0 2 4										
Rance Mulliniks, L OBP: 0.317, SLG: 0.450	(1, 5) X (8, 6) X 1-4-3									4	0	0	0	0	4	0	4 0 0 0 0 0 4										
Jesse Barfield, R OBP: 0.259, SLG: 0.558	(1, 9) X 1-3									4	1	2	1	0	1	0	4 1 2 1 0 1 0										
Alfredo Griffin, S OBP: 0.276, SLG: 0.296 Mickey Klutts, R OBP: 0.429, SLG: 0.857	(1, 6) X (7, PH) X G4-6-3 1B									2	0	1	0	0	0	1	2 0 1 0 0 0 1										
Inning Stats	R: 1 E: 0 K: 0 S: 4	H: 2 LOB: 2 BB: 1 P: 8	R: 0 E: 0 K: 1 S: 5	H: 0 LOB: 0 BB: 0 P: 5	R: 0 E: 0 K: 0 S: 3	H: 1 LOB: 0 BB: 0 P: 3	R: 0 E: 0 K: 1 S: 6	H: 1 LOB: 2 BB: 1 P: 10	R: 0 E: 0 K: 0 S: 4	H: 2 LOB: 1 BB: 0 P: 4	R: 0 E: 0 K: 0 S: 3	H: 0 LOB: 2 BB: 2 P: 11	R: 2 E: 0 K: 0 S: 5	H: 2 LOB: 0 BB: 0 P: 5	R: 0 E: 0 K: 1 S: 5	H: 0 LOB: 0 BB: 0 P: 5	R: 0 E: 0 K: 2 S: 7	H: 0 LOB: 0 BB: 0 P: 7	1B: 4 2B: 1 3B: 0 HR: 3	SF: 0 SAC: 0 DP: 2 HBP: 0	WP: 0 PB: 0 CS: 0	PA: 36					
PITCHER	IP	WLS	BF	H	R	ER	SO	BB	IBB	HBP	BLK	WP	HR	S	P	ERA	WHIP										
Richard Dotson, R ERA: 4.22	(1, 1)	6.0	W	25	6	1	1	2	4	0	0	0	0	25	41	1.50	1.667										
Dick Tidrow, R ERA: 4.09	(7, 1)	3.0	S	11	2	2	2	3	0	0	0	0	2	17	17	6.00	0.667										


Chicago White Sox @ Toronto Blue Jays  
Exhibition Stadium, Toronto, ON  
Fri Apr 29 1983, 7:05 PM EDT  
Att: 13,212 - Unknown - 57 F

AB 32  
R 3  
H 8  
RBI 3  
BB 4  
SO 5  
LOB 12




Batter	1	2	3	4	5	6	7	8	9	AB	R	H	RBI	BB	SO	LOB	TOP	
Rudy Law, L OBP: 0.250, SLG: 0.220 (1, 8)	3-1		4-3			1B		G3		4	0	1	0	0	0	2	<b>Chicago White Sox @ Toronto Blue Jays</b> Exhibition Stadium, Toronto, ON Sun May 01 1983, 3:33 AM EDT Att: 18,769 - Overcast - 58 F	
Tony Bernazard, S OBP: 0.321, SLG: 0.423 (1, 4)	F8			K		F7			K	4	0	0	0	0	2	1		
Harold Baines, L OBP: 0.333, SLG: 0.361 (1, 9)	L7			G4-6-3 BB		F8		L1		3	0	0	0	1	0	0		
Greg Walker, L OBP: 0.296, SLG: 0.500 (1, 10)		F7		G4-6-3 1-2		4-3		K		4	0	0	0	0	1	1		
Ron Kittle, R OBP: 0.268, SLG: 0.500 (1, 7)	F6				F7		5-3			3	0	0	0	0	0	0		
Mike Squires, L OBP: 0.257, SLG: 0.167 (1, 3)					4-3					3	0	2	0	0	0	0		
Carlton Fisk, R OBP: 0.230, SLG: 0.236 (1, 2)	F6				6-3			F9		3	0	0	0	0	0	2		
Vance Law, R OBP: 0.228, SLG: 0.241 (8, PH)			1-3			F4				2	0	0	0	0	0	0		
Jerry Hairston, S OBP: 0.313, SLG: 0.154 (8, 5)								BB		0	0	0	0	1	0	0		
Lorenzo Gray, R OBP: 0.429, SLG: 0.200 (8, 5)										0	0	0	0	0	0	0		
Jerry Dybzinski, R (1, 6)			F8			L6		K		2	0	0	0	0	0	0		
Greg Luzinski, R (8, PH)										1	0	0	0	0	1	2		
Scott Fletcher, R (8, 6)										0	0	0	0	0	0	0		
<b>Inning Stats</b>	R: 0 E: 0 K: 0 S: 3	H: 0 LOB: 0 BB: 0 P: 3	R: 0 E: 0 K: 0 S: 4	H: 1 LOB: 1 BB: 0 P: 4	R: 0 E: 0 K: 0 S: 3	H: 0 LOB: 0 BB: 1 P: 3	R: 0 E: 0 K: 1 S: 4	H: 0 LOB: 0 BB: 1 P: 8	R: 0 E: 0 K: 0 S: 3	H: 0 LOB: 0 BB: 0 P: 3	R: 0 E: 0 K: 0 S: 6	H: 1 LOB: 2 BB: 1 P: 10	R: 0 E: 0 K: 2 S: 7	H: 0 LOB: 0 BB: 0 P: 7	1B: 2 2B: 1 3B: 0 HR: 0	SF: 0 SAC: 0 DP: 1 HBP: 0	WP: 0 PB: 0 CS: 0	PA: 31
<b>PITCHER</b> Dave Stieb, R ERA: 1.29 (1, 1)	IP: 9.0 WLS: W BF: 31 H: 3 R: 0 ER: 0 SO: 4 BB: 2 IBB: 0 HBP: 0 BLK: 0 WP: 0 HR: 0 S: 37 P: 45 ERA: 0.00 WHIP: 0.556											<b>PITCHER</b>	IP: 9.0 WLS: W BF: 31 H: 3 R: 0 ER: 0 SO: 4 BB: 2 IBB: 0 HBP: 0 BLK: 0 WP: 0 HR: 0 S: 37 P: 45 ERA: 0.00 WHIP: 0.556					

AB	29
R	0
H	3
RBI	0
BB	2
SO	4
LOB	8



Batter	1	2	3	4	5	6	7	8	9	AB	R	H	RBI	BB	SO	LOB	BOTTOM
Dave Collins, S OBP: 0.257, SLG: 0.212 (1, 7)	G6-3 1B		FC5-4 1-2			5-3	E1 HR IBB			4	1	1	0	0	0	2	<b>Chicago White Sox @ Toronto Blue Jays</b> Exhibition Stadium, Toronto, ON Sun May 01 1983, 3:33 AM EDT Att: 18,769 - Overcast - 58 F
Willie Upshaw, L OBP: 0.324, SLG: 0.500 (8, 3)							1-3 2-H			0	0	0	0	0	0	0	
Damaso Garcia, R OBP: 0.300, SLG: 0.311 (1, 4)	G6-3 1-2			G3			CS 1B HR IBB			3	1	1	0	1	0	1	
Barry Bonnell, R OBP: 0.281, SLG: 0.310 (8, 7)	K			6-3		F8	HR			4	1	1	4	0	1	1	
Cliff Johnson, R OBP: 0.403, SLG: 0.508 (7, PR)		F4		F3			HR BB G3			2	0	0	0	1	0	0	
Lloyd Moseby, G OBP: 0.340, SLG: 0.468 (8, 8)										1	1	0	0	0	0	1	
Jesse Barfield, R OBP: 0.259, SLG: 0.536 (1, 9)		K			5-3		HR 1B F8			4	1	1	0	0	1	1	
Garth Iorg, R OBP: 0.333, SLG: 0.417 (1, 5)		1-3			1B		4-3 1B 1B			4	0	1	1	0	0	1	
Mickey Klutts, R OBP: 0.400, SLG: 0.667 (1, 10)			F7		F8		1B 1B IBB			2	0	0	0	1	0	1	
Jorge Orta, L OBP: 0.222, SLG: 0.250 (7, PR)								6-3		1	1	0	0	0	0	0	
Buck Martinez, R OBP: 0.429, SLG: 0.462 (1, 2)			FC5-4 BB		FC5-4 1B		1B E 1B 1B			3	1	3	1	1	0	0	
Alfredo Griffin, S OBP: 0.274, SLG: 0.293 (1, 6)			F4		FC5-4 1-2		E HR 1B		FC6-4	4	1	1	1	0	0	4	
<b>Inning Stats</b>	R: 0 E: 0 K: 1 S: 5	H: 1 LOB: 0 BB: 0 P: 5	R: 0 E: 0 K: 1 S: 5	H: 0 LOB: 0 BB: 0 P: 5	R: 0 E: 0 K: 0 S: 3	H: 0 LOB: 1 BB: 1 P: 7	R: 0 E: 0 K: 0 S: 3	H: 0 LOB: 0 BB: 0 P: 3	R: 0 E: 0 K: 0 S: 8	H: 4 LOB: 1 BB: 3 P: 20	R: 0 E: 0 K: 0 S: 4	H: 1 LOB: 1 BB: 0 P: 4	1B: 8 2B: 0 3B: 0 HR: 1	SF: 0 SAC: 0 DP: 1 HBP: 0	WP: 0 PB: 0 CS: 1	PA: 36	
<b>PITCHER</b> Floyd Bannister, L ERA: 5.65 (1, 1)	IP: 6.1 WLS: L BF: 26 H: 6 R: 4 ER: 4 SO: 2 BB: 2 IBB: 1 HBP: 0 BLK: 0 WP: 0 HR: 0 S: 27 P: 39 ERA: 5.68 WHIP: 1.263											<b>PITCHER</b>	IP: 6.1 WLS: L BF: 26 H: 6 R: 4 ER: 4 SO: 2 BB: 2 IBB: 1 HBP: 0 BLK: 0 WP: 0 HR: 0 S: 27 P: 39 ERA: 5.68 WHIP: 1.263				
Dick Tidrow, R ERA: 6.17 (7, 1)	0.2	6	2	4	3	0	0	1	0	0	0	1	5	9	40.50	3.000	
Kevin Hickey, L ERA: 1.69 (8, 1)	1.0	4	1	0	0	0	0	0	0	0	0	0	4	4	0.00	1.000	

AB	32
R	8
H	9
RBI	7
BB	4
SO	2
LOB	12



Batter	1	2	3	4	5	6	7	8	9	AB	R	H	RBI	BB	SO	LOB	TOP										
Bill Sample, R OBP: 0.295, SLG: 0.396 (1, 7)	1-3	5-3			6-3				F8	4	0	0	0	1	0	2	<b>Texas Rangers @ Toronto Blue Jays</b> Exhibition Stadium, Toronto, ON Mon May 02 1983, 7:05 PM EDT Att: 10,525 - Unknown										
Buddy Bell, R OBP: 0.293, SLG: 0.372 (1, 5)	HR		6-3		SF8 BB					3	1	1	1	1	1	2											
Larry Parrish, R OBP: 0.302, SLG: 0.518 (1, 9)	F8		HR		SF8					3	1	1	2	0	0	2											
Dave Hostetter, R OBP: 0.371, SLG: 0.414 (1, 10)	HR		K		F8					4	1	1	1	0	1	3											
Pete O'Brien, L OBP: 0.244, SLG: 0.260 (1, 3)	F9		F7							4	0	0	0	0	0	0											
Jim Sundberg, R OBP: 0.275, SLG: 0.270 (1, 2)		CS 1B			K					4	1	1	0	0	1	0											
George Wright, S OBP: 0.264, SLG: 0.273 (1, 8)	F8		K		K					4	0	1	0	0	2	1											
Bucky Dent, R OBP: 0.277, SLG: 0.333 (1, 6)			F8		F8					4	0	1	1	0	0	1											
Wayne Tolleson, S OBP: 0.302, SLG: 0.350 (1, 4)	F7				S SF8 2B					4	1	2	0	0	0	1											
<b>Inning Stats</b>	R: 2 E: 0 K: 0 S: 5	H: 2 LOB: 1 BB: 0 P: 5	R: 1 E: 0 K: 0 S: 5	H: 2 LOB: 1 BB: 0 P: 5	R: 1 E: 0 K: 1 S: 6	H: 1 LOB: 0 BB: 0 P: 6	R: 0 E: 0 K: 2 S: 7	H: 0 LOB: 1 BB: 0 P: 7	R: 1 E: 0 K: 0 S: 4	H: 1 LOB: 1 BB: 1 P: 8	R: 0 E: 0 K: 0 S: 4	H: 1 LOB: 2 BB: 1 P: 4	R: 0 E: 0 K: 1 S: 6	H: 0 LOB: 0 BB: 0 P: 10	R: 0 E: 0 K: 0 S: 5	H: 0 LOB: 0 BB: 0 P: 3	1B: 4 2B: 1 3B: 0 HR: 3	SF: 1 SAC: 0 DP: 0 HBP: 0	WP: 0 PB: 0 SB: 2 CS: 1	PA: 37							
<b>PITCHER</b>	IP	WLS	BF	H	R	ER	SO	BB	IBB	HBP	BLK	WP	HR	S	P	ERA	WHIP										
Jim Clancy, R ERA: 4.13 (1, 1)	5.0	W	22	6	5	4	3	1	0	0	0	0	3	27	31	7.20	1.400										
Roy Lee Jackson, R ERA: 5.09 (6, 1)	1.0		6	2	0	0	0	1	0	0	0	0	0	5	9	0.00	3.000										
Randy Moffitt, R ERA: (7, 1)	3.0	S	9	0	0	0	2	0	0	0	0	0	0	13	13	0.00	0.000										
Batter	1	2	3	4	5	6	7	8	9	AB	R	H	RBI	BB	SO	LOB	BOTTOM										
Dave Collins, S OBP: 0.270, SLG: 0.217 (1, 7)	HR									3	1	1	0	1	1	2	<b>Texas Rangers @ Toronto Blue Jays</b> Exhibition Stadium, Toronto, ON Mon May 02 1983, 7:05 PM EDT Att: 10,525 - Unknown										
Barry Bonnell, R OBP: 0.281, SLG: 0.310 (7, 7)	1B	F8			K					0	0	0	0	0	0	0											
Damaso Garcia, R OBP: 0.296, SLG: 0.295 (1, 4)	P3		P3		1-3					4	0	0	0	0	0	5											
Willie Upshaw, L OBP: 0.333, SLG: 0.576 (1, 3)	1-H HR		1B 3B		K					4	2	2	2	0	2	0											
Ernie Whitt, L OBP: 0.392, SLG: 0.372 (1, 2)	F8		HR 1B		K					4	1	1	1	0	2	0											
Lloyd Moseby, L OBP: 0.333, SLG: 0.510 (1, 8)	F7		1-H HR		K					4	1	1	2	0	2	0											
Jorge Orta, L OBP: 0.182, SLG: 0.200 (1, 10)		F7			F9					2	0	0	0	0	0	0											
Cliff Johnson, R OBP: 0.405, SLG: 0.500 (6, PH)			F9			BB 1B BB				1	0	0	0	1	0	0											
Rance Mulliniks, L OBP: 0.192, SLG: 0.429 (1, 5)		K			6-3					2	0	0	0	0	1	0											
Garth Iorg, R OBP: 0.316, SLG: 0.395 (7, 5)						F9				2	0	0	0	0	0	1											
Hosken Powell, L OBP: 0.192, SLG: 0.308 (1, 9)										1	1	1	0	0	0	0											
Jesse Barfield, R OBP: 0.292, SLG: 0.517 (4, PH) (5, 9)		3B 1B				K				2	0	0	0	1	1	1											
Alfredo Griffin, S OBP: 0.292, SLG: 0.344 (1, 6)		1-H 3B				BB 1B				3	0	2	1	0	0	1											
<b>Inning Stats</b>	R: 2 E: 0 K: 0 S: 5	H: 2 LOB: 1 BB: 0 P: 5	R: 1 E: 0 K: 1 S: 7	H: 2 LOB: 0 BB: 0 P: 7	R: 3 E: 0 K: 0 S: 6	H: 3 LOB: 0 BB: 0 P: 6	R: 0 E: 0 K: 1 S: 5	H: 0 LOB: 1 BB: 1 P: 9	R: 0 E: 0 K: 3 S: 9	H: 0 LOB: 0 BB: 0 P: 9	R: 0 E: 0 K: 1 S: 6	H: 1 LOB: 3 BB: 2 P: 14	R: 0 E: 0 K: 3 S: 9	H: 0 LOB: 0 BB: 0 P: 9	R: 0 E: 0 K: 0 S: 3	H: 0 LOB: 0 BB: 0 P: 3	1B: 4 2B: 0 3B: 2 HR: 2	SF: 0 SAC: 0 DP: 0 HBP: 0	WP: 0 PB: 0 SB: 0 CS: 0	PA: 35							
<b>PITCHER</b>	IP	WLS	BF	H	R	ER	SO	BB	IBB	HBP	BLK	WP	HR	S	P	ERA	WHIP										
Danny Darwin, R ERA: 4.08 (1, 1)	3.0	L	16	7	6	6	1	0	0	0	0	0	2	18	18	18.00	2.333										
Frank Tanana, L ERA: (4, 1)	4.0		16	1	0	0	8	3	0	0	0	0	0	29	41	0.00	1.000										
Odell Jones, R ERA: 3.09 (8, 1)	1.0		3	0	0	0	0	0	0	0	0	0	0	3	3	0.00	0.000										

Batter	1	2	3	4	5	6	7	8	9	AB	R	H	RBI	BB	SO	LOB	TOP										
Bill Sample, R OBP: 0.300, SLG: 0.390 (1, 7)										4	1	1	0	1	1	0	Texas Rangers @ Toronto Blue Jays Exhibition Stadium, Toronto, ON Tue May 03 1983, 7:05 PM EDT Att: 10,125 - Unknown										
Pete O'Brien, L OBP: 0.241, SLG: 0.293 (1, 3)										5	1	1	1	0	1	2											
Buddy Bell, R OBP: 0.288, SLG: 0.384 (1, 5)										5	1	1	0	0	1	2											
Larry Parrish, R OBP: 0.313, SLG: 0.583 (1, 9)										4	1	2	3	0	0	0											
Dave Hostetler, R OBP: 0.378, SLG: 0.410 (1, 10)										3	1	1	0	1	1	1											
George Wright, S OBP: 0.274, SLG: 0.283 (1, 8)										4	1	2	0	0	0	1											
Jim Sundberg, R OBP: 0.288, SLG: 0.328 (1, 2)										4	1	2	2	0	2	1											
Bucky Dent, R OBP: 0.275, SLG: 0.318 (1, 6)										3	0	0	0	1	2	1											
Wayne Tolleson, S OBP: 0.277, SLG: 0.318 (1, 4)										4	0	0	0	0	0	3											
<b>Inning Stats</b>	R: 1 E: 0 K: 0 S: 4	H: 1 LOB: 1 BB: 1 P: 8	R: 0 E: 0 K: 1 S: 5	H: 0 LOB: 0 BB: 0 P: 5	R: 0 E: 0 K: 2 S: 8	H: 1 LOB: 1 BB: 0 P: 8	R: 2 E: 0 K: 2 S: 9	H: 2 LOB: 0 BB: 0 P: 9	R: 0 E: 0 K: 0 S: 3	H: 0 LOB: 0 BB: 0 P: 3	R: 2 E: 1 K: 0 S: 6	H: 4 LOB: 2 BB: 1 P: 10	R: 0 E: 0 K: 1 S: 5	H: 0 LOB: 0 BB: 0 P: 5	R: 1 E: 1 K: 2 S: 8	H: 1 LOB: 1 BB: 1 P: 12	R: 1 E: 0 K: 0 S: 4	H: 1 LOB: 0 BB: 0 P: 4	1B: 5 2B: 1 3B: 1 HR: 3	SF: 0 SAC: 0 DP: 1 HBP: 0	WP: 1 PB: 0 SB: 2 CS: 0	PA: 39					
<b>PITCHER</b>	IP	WLS	BF	H	R	ER	SO	BB	IBB	HBP	BLK	WP	HR	S	P	ERA	WHIP										
Jim Gott, R ERA: 7.3 (1, 1)	5.0	L	23	7	5	5	5	1	0	0	0	0	2	32	36	9.00	1.600										
Mike Morgan, R ERA: 4.8 (6, 1)	2.0		7	1	0	0	1	1	0	0	0	1	0	8	12	0.00	1.000										
Dave Geisel, L ERA: 2.84 (8, 1)	1.0		5	1	1	0	2	1	0	0	0	0	0	8	12	0.00	2.000										
Joey McLaughlin, R ERA: 3.12 (9, 1)	1.0		4	1	1	1	0	0	0	0	0	0	1	4	4	9.00	1.000										

Batter	1	2	3	4	5	6	7	8	9	AB	R	H	RBI	BB	SO	LOB	BOTTOM										
Dave Collins, S OBP: 0.269, SLG: 0.208 (1, 7)										3	0	0	0	1	1	3	Texas Rangers @ Toronto Blue Jays Exhibition Stadium, Toronto, ON Tue May 03 1983, 7:05 PM EDT Att: 10,125 - Unknown										
Rance Mulliniks, L OBP: 0.318, SLG: 0.465 (8, 6)										1	0	1	0	0	0	0											
Damaso Garcia, R OBP: 0.291, SLG: 0.289 (1, 4)										5	1	1	0	0	0	4											
Barry Bonnell, R OBP: 0.278, SLG: 0.303 (1, 8)										4	0	1	0	0	1	2											
Cliff Johnson, R OBP: 0.385, SLG: 0.469 (1, 10)										4	0	0	0	0	1	2											
Jesse Barfield, R OBP: 0.262, SLG: 0.548 (1, 9)										4	1	1	2	0	1	0											
Garth Iorg, R OBP: 0.333, SLG: 0.429 (1, 5)										4	0	2	0	0	0	0											
Buck Martinez, R OBP: 0.452, SLG: 0.500 (1, 2)										2	0	1	0	1	0	1											
Ernie Whitt, L OBP: 0.385, SLG: 0.364 (9, PH)										1	0	0	0	0	0	0											
Willie Upshaw, L OBP: 0.329, SLG: 0.551 (1, 3)										3	0	0	0	1	0	1											
Alfredo Griffin, S OBP: 0.299, SLG: 0.349 (1, 6)										2	0	1	0	0	0	0											
Lloyd Moseby, L OBP: 0.339, SLG: 0.500 (7, PH)										1	0	0	0	1	1	3											
<b>Inning Stats</b>	R: 0 E: 0 K: 0 S: 4	H: 1 LOB: 1 BB: 0 P: 4	R: 0 E: 0 K: 1 S: 5	H: 0 LOB: 1 BB: 1 P: 9	R: 0 E: 0 K: 1 S: 5	H: 1 LOB: 1 BB: 1 P: 9	R: 0 E: 0 K: 0 S: 4	H: 1 LOB: 1 BB: 0 P: 4	R: 0 E: 0 K: 1 S: 5	H: 0 LOB: 0 BB: 0 P: 3	R: 0 E: 0 K: 1 S: 9	H: 0 LOB: 0 BB: 0 P: 5	R: 0 E: 0 K: 2 S: 5	H: 2 LOB: 3 BB: 1 P: 13	R: 2 E: 0 K: 0 S: 5	H: 2 LOB: 0 BB: 0 P: 5	R: 0 E: 0 K: 0 S: 4	H: 1 LOB: 2 BB: 1 P: 8	1B: 4 2B: 3 3B: 0 HR: 1	SF: 0 SAC: 0 DP: 1 HBP: 0	WP: 0 PB: 0 SB: 0 CS: 0	PA: 38					
<b>PITCHER</b>	IP	WLS	BF	H	R	ER	SO	BB	IBB	HBP	BLK	WP	HR	S	P	ERA	WHIP										
Jon Matlack, L ERA: 3.13 (1, 1)	6.1	W	26	5	0	0	3	3	0	0	0	0	0	29	41	0.00	1.263										
Dave Tobik, R ERA: 3.09 (7, 1)	2.2	S	12	3	2	2	2	1	0	0	0	0	1	15	19	6.75	1.500										


AB	36
R	7
H	10
RBI	6
BB	3
SO	8
LOB	11



Batter	1	2	3	4	5	6	7	8	9	AB	R	H	RBI	BB	SO	LOB	TOP		
Bill Sample, R OBP: 0.288, SLG: 0.375 (1, 7)	6-3			F8		P3		FC5-4		4	0	0	0	0	0	1			
Pete O'Brien, L OBP: 0.231, SLG: 0.279 (1, 3)	1-3			F8			F7		F7	4	0	0	0	0	0	0			
Buddy Bell, R OBP: 0.287, SLG: 0.388 (1, 5)	5-3			F7					2-3	4	0	1	0	0	0	0			
Larry Parrish, R OBP: 0.310, SLG: 0.578 (1, 9)		P4			P4		P3		1B 2B	4	1	1	0	0	0	1			
Dave Hostetler, R OBP: 0.397, SLG: 0.422 (1, 10)		CS 1B			4-3				1B 2B	3	0	2	1	0	0	0			
George Wright, S OBP: 0.273, SLG: 0.274 (1, 8)			F7				4-3		3-1	3	0	0	0	1	0	4			
Jim Sundberg, R OBP: 0.276, SLG: 0.314 (1, 2)			F2		F8				5-3	3	0	0	0	0	0	1			
Bucky Dent, R OBP: 0.278, SLG: 0.319 (1, 6)			F9			F8			FC5-4 1B	3	0	1	0	0	0	0			
Wayne Tolleson, S OBP: 0.260, SLG: 0.298 (1, 4)			F5			6-3			F7	3	0	0	0	0	0	1			
<b>Inning Stats</b>	R: 0 E: 0 K: 0 S: 3	H: 0 LOB: 0 BB: 0 P: 3	R: 0 E: 0 K: 0 S: 3	H: 1 LOB: 0 BB: 0 P: 3	R: 0 E: 0 K: 0 S: 3	H: 0 LOB: 0 BB: 0 P: 3	R: 0 E: 0 K: 0 S: 3	H: 0 LOB: 0 BB: 0 P: 3	R: 0 E: 0 K: 0 S: 3	H: 0 LOB: 1 BB: 0 P: 3	R: 0 E: 0 K: 0 S: 4	H: 1 LOB: 2 BB: 0 P: 5	R: 0 E: 0 K: 0 S: 4	H: 1 LOB: 1 BB: 0 P: 4	R: 1 E: 0 K: 0 S: 5	H: 2 LOB: 1 BB: 0 P: 5	1B: 3 2B: 2 3B: 0 HR: 0	SF: 0 SAC: 0 DP: 0 HBP: 1	WP: 0 PA: 33 PB: 0 SB: 0 CS: 1
<b>PITCHER</b> Luis Leal, R ERA: 4.91 (1, 1)	IP: 9.0 WLS: W BF: 33 H: 5 R: 1 ER: 1 SO: 0 BB: 1 IBB: 0 HBP: 1 BLK: 0 WP: 0 HR: 0 S: 31 P: 36 ERA: 1.00 WHIP: 0.667																		

Texas Rangers @ Toronto Blue Jays  
Exhibition Stadium, Toronto, ON  
Wed May 04 1983, 7:05 PM EDT  
Att: 11,280 - Unknown


AB	31
R	1
H	5
RBI	1
BB	1
SO	0
LOB	8




Batter	1	2	3	4	5	6	7	8	9	AB	R	H	RBI	BB	SO	LOB	BOTTOM		
Damaso Garcia, R OBP: 0.277, SLG: 0.284 (1, 4)	K		6-3	E5 CS			1B F8	6-3		5	0	1	2	0	1	2			
Lloyd Moseby, L OBP: 0.350, SLG: 0.518 (1, 8)	6-3		6-3 2B	CS			F8			4	0	2	1	0	0	2			
Barry Bonnell, R OBP: 0.300, SLG: 0.324 (1, 7)	P4		6-3				G5-4-3 1B			4	0	2	1	0	0	1			
Cliff Johnson, R OBP: 0.378, SLG: 0.448 (1, 10)		F9					L4			3	0	0	0	1	0	3			
Jesse Barfield, R OBP: 0.246, SLG: 0.515 (1, 9)	K		K				F7			4	0	0	0	0	3	4			
Garth Iorg, R OBP: 0.348, SLG: 0.435 (1, 5)				F8			F9			4	1	2	0	0	0	0			
Buck Martinez, R OBP: 0.400, SLG: 0.438 (1, 2)		FC5-4 1B					1-3			4	0	0	0	0	0	2			
Willie Upshaw, L OBP: 0.363, SLG: 0.597 (1, 3)				2B 6-3 1B			1B 1B 2B			3	3	3	1	1	0	0			
Alfredo Griffin, S OBP: 0.324, SLG: 0.403 (1, 6)				2B 1-3 2B			F8 1B 1B			4	3	3	1	0	0	1			
<b>Inning Stats</b>	R: 0 E: 0 K: 1 S: 5	H: 0 LOB: 0 BB: 0 P: 5	R: 0 E: 0 K: 1 S: 6	H: 1 LOB: 1 BB: 0 P: 6	R: 2 E: 0 K: 1 S: 8	H: 3 LOB: 2 BB: 1 P: 12	R: 2 E: 1 K: 0 S: 4	H: 1 LOB: 0 BB: 1 P: 8	R: 0 E: 0 K: 0 S: 3	H: 2 LOB: 0 BB: 0 P: 3	R: 0 E: 0 K: 1 S: 5	H: 0 LOB: 0 BB: 0 P: 5	R: 2 E: 0 K: 0 S: 7	H: 4 LOB: 2 BB: 0 P: 7	R: 1 E: 0 K: 0 S: 5	H: 2 LOB: 1 BB: 0 P: 5	1B: 8 2B: 5 3B: 0 HR: 0	SF: 0 SAC: 0 DP: 1 HBP: 0	WP: 0 PA: 38 PB: 0 SB: 0 CS: 2
<b>PITCHER</b> Rick Honeycutt, L ERA: 1.64 John Butcher, R ERA: 3.24 (1, 1) (7, 1)	IP: 6.1 WLS: L BF: 29 H: 10 R: 6 ER: 5 SO: 4 BB: 2 IBB: 0 HBP: 0 BLK: 0 WP: 0 HR: 0 S: 35 P: 43 ERA: 7.11 WHIP: 1.895																		

Texas Rangers @ Toronto Blue Jays  
Exhibition Stadium, Toronto, ON  
Wed May 04 1983, 7:05 PM EDT  
Att: 11,280 - Unknown

AB	35
R	7
H	13
RBI	6
BB	2
SO	4
LOB	15



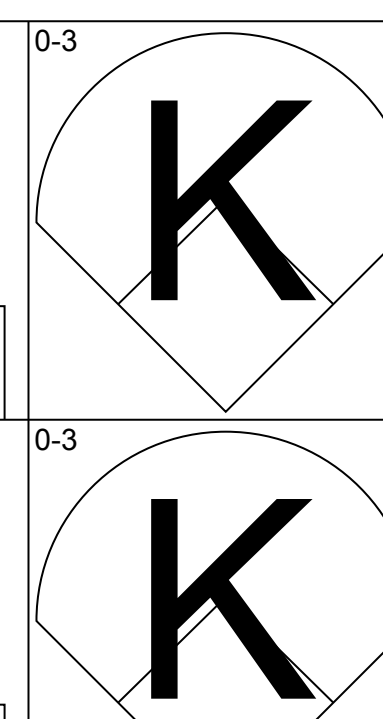
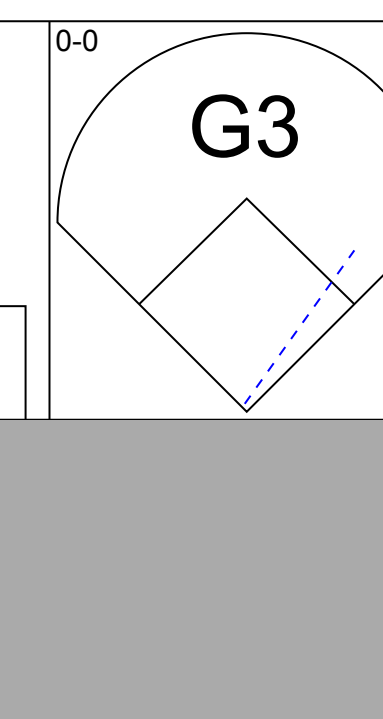
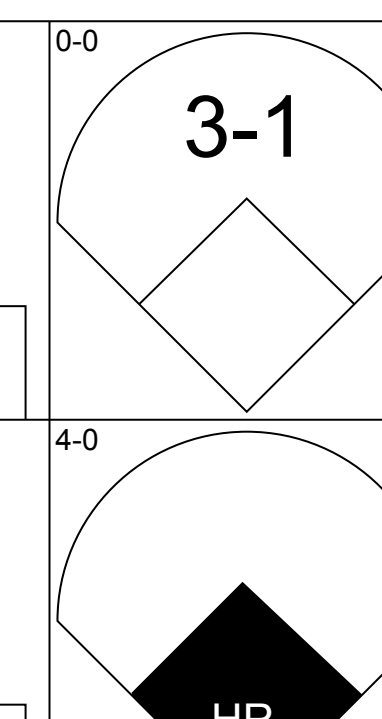
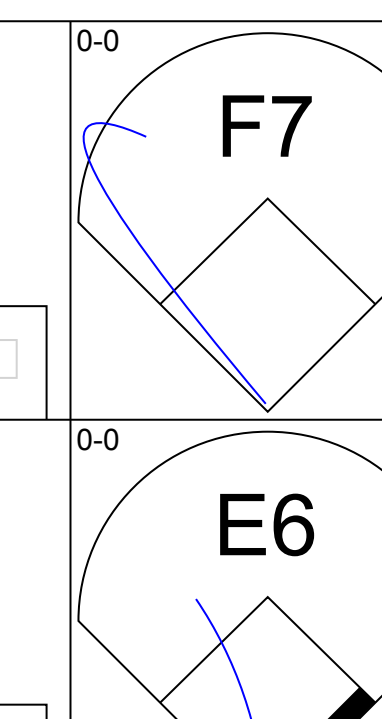
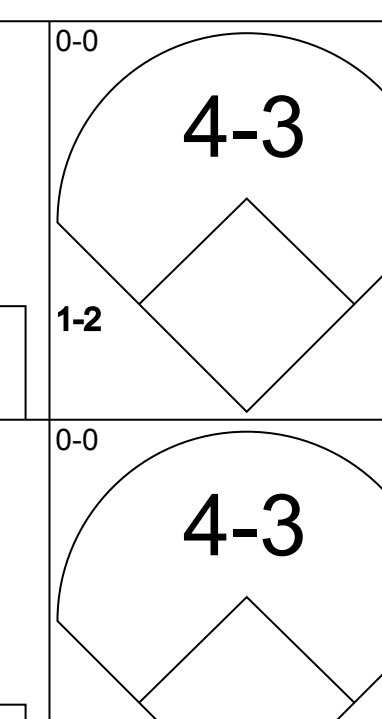
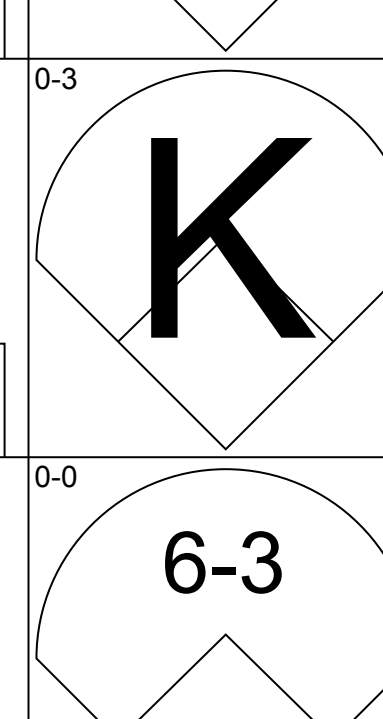
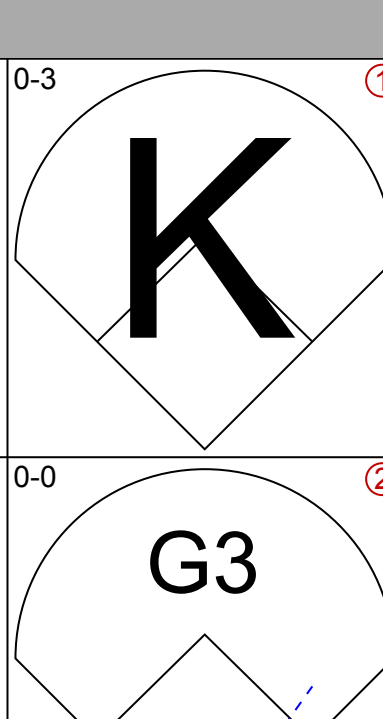
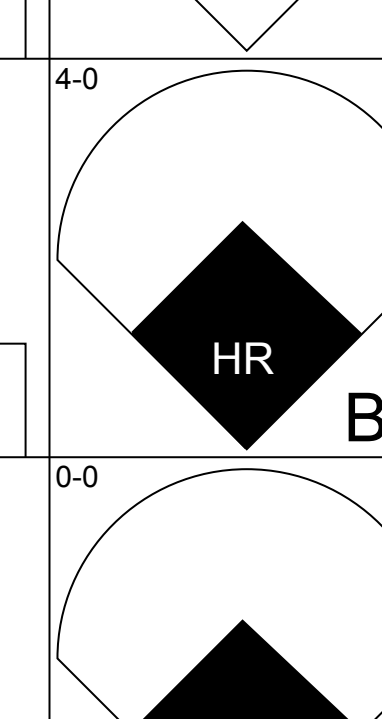
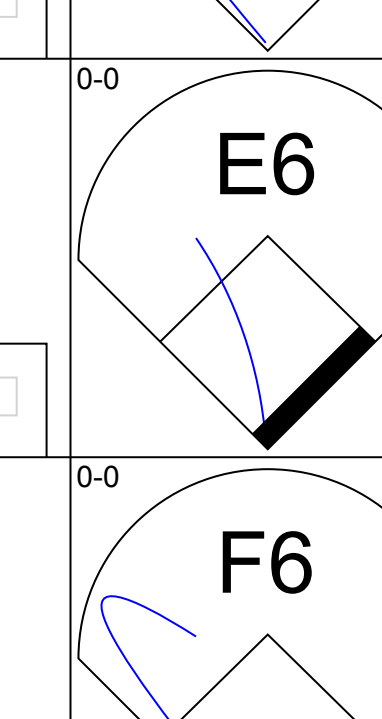
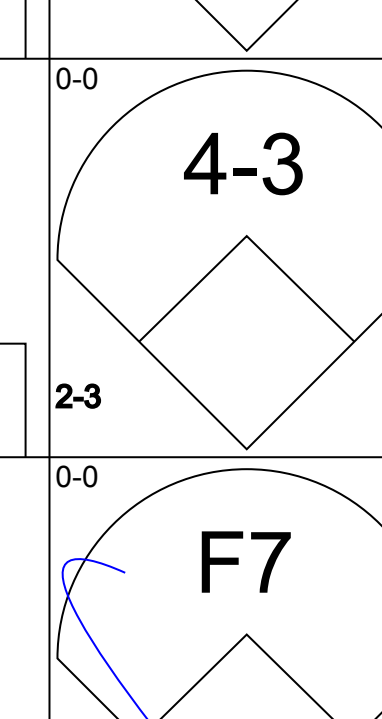
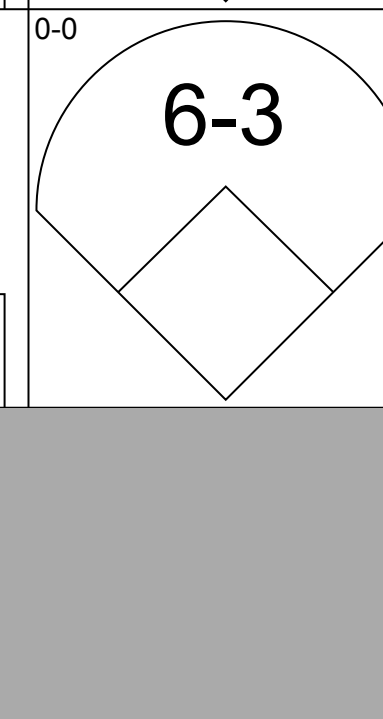
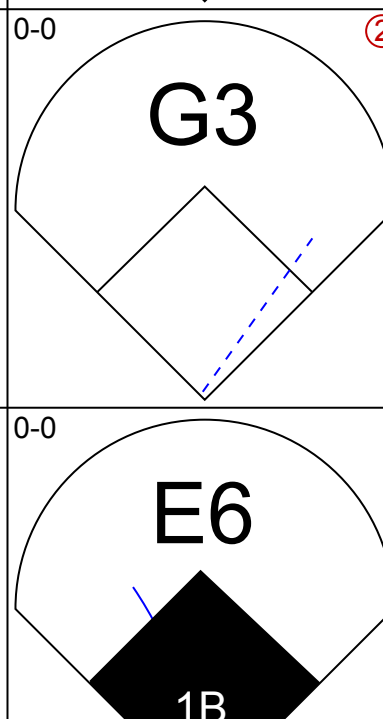
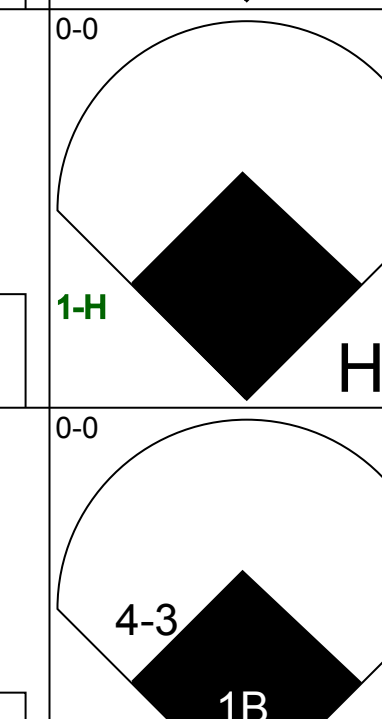
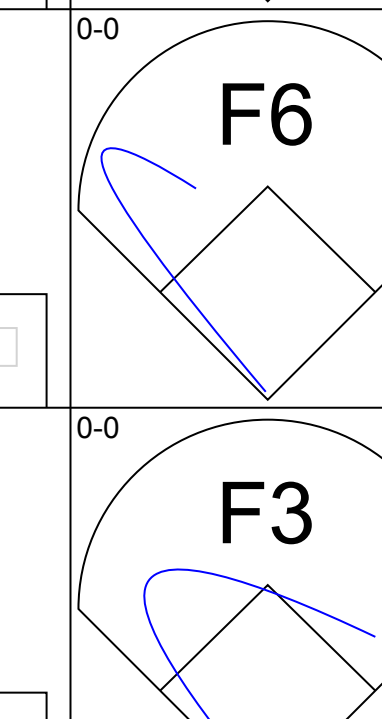
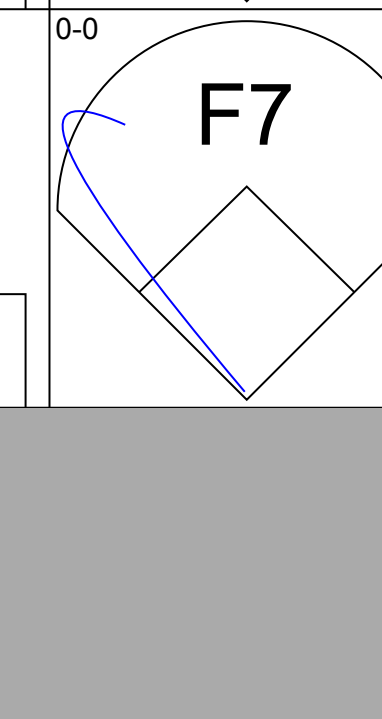
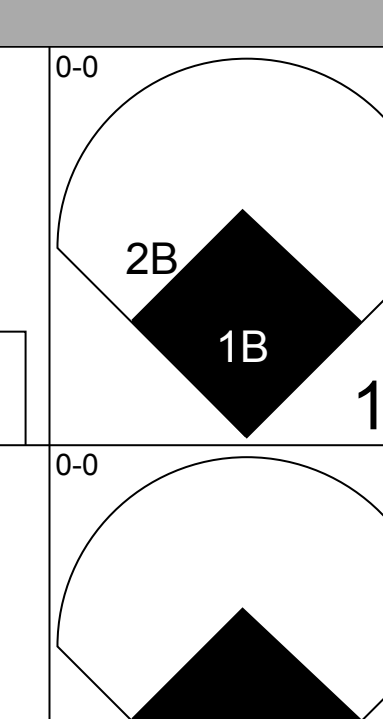
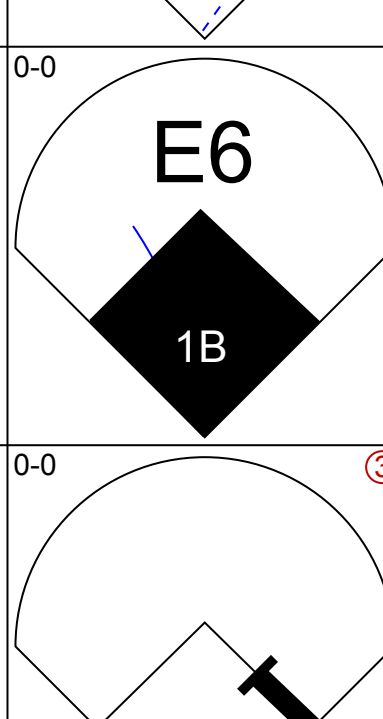
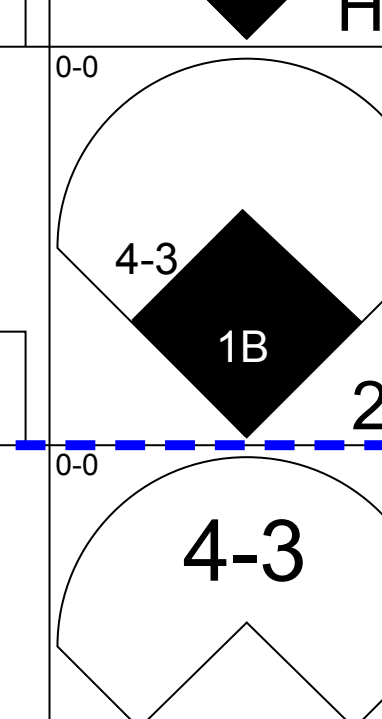
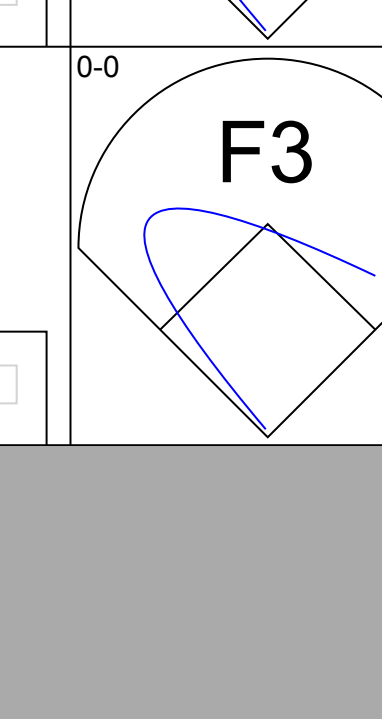

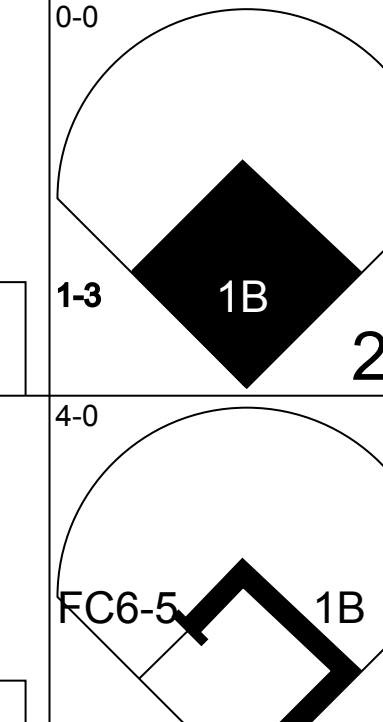
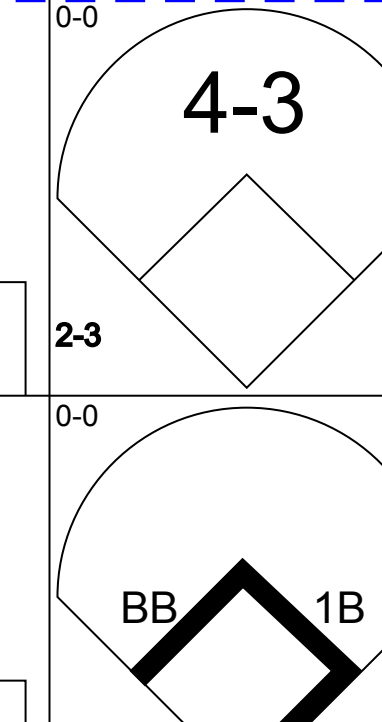

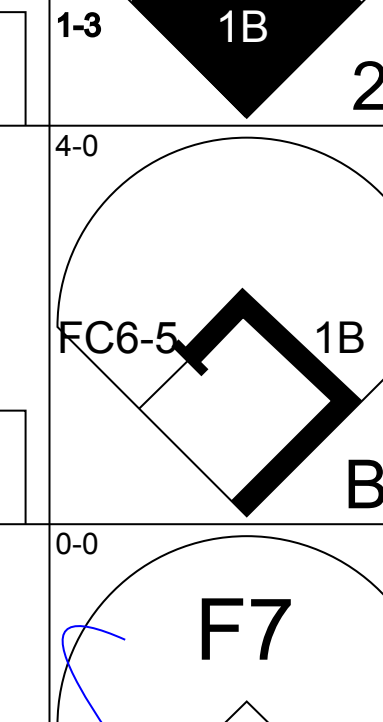
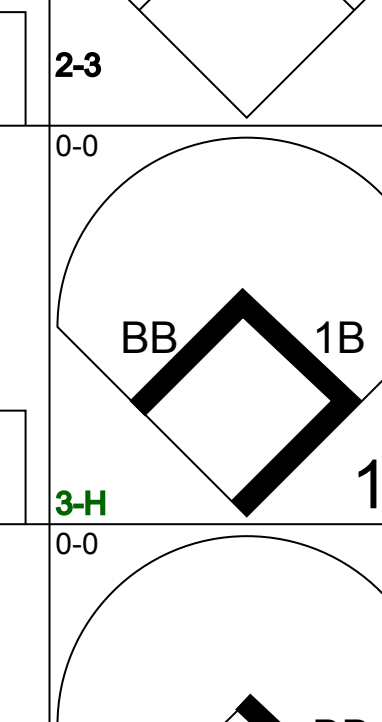

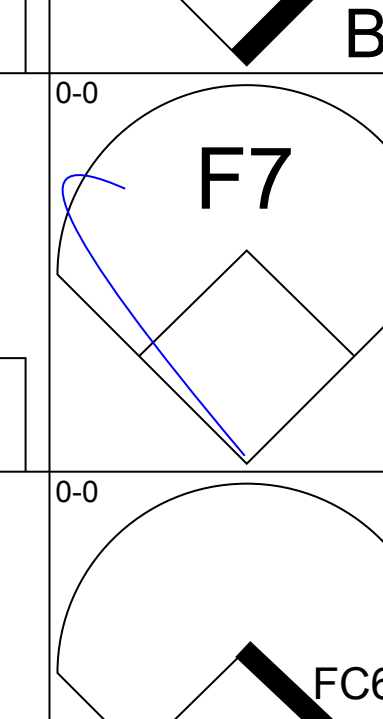
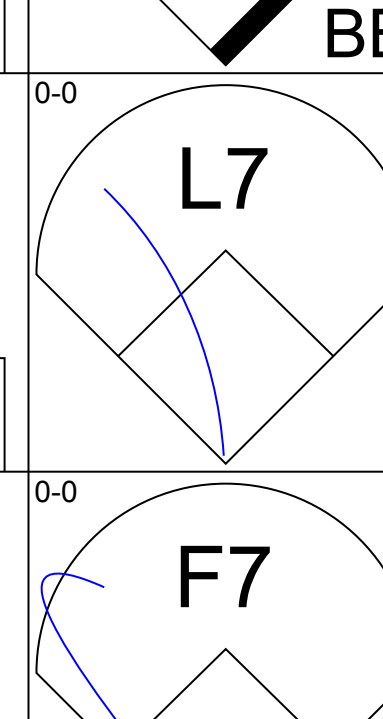
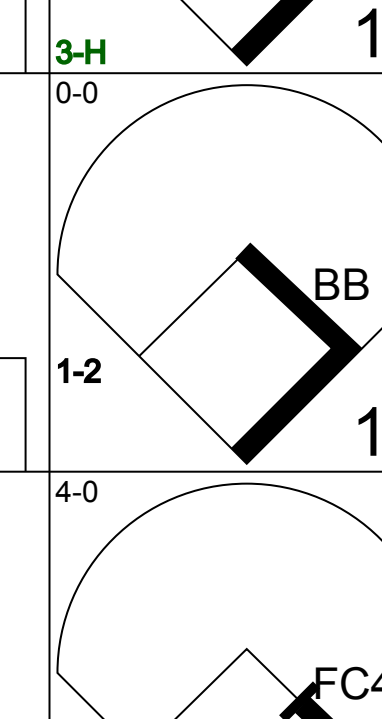

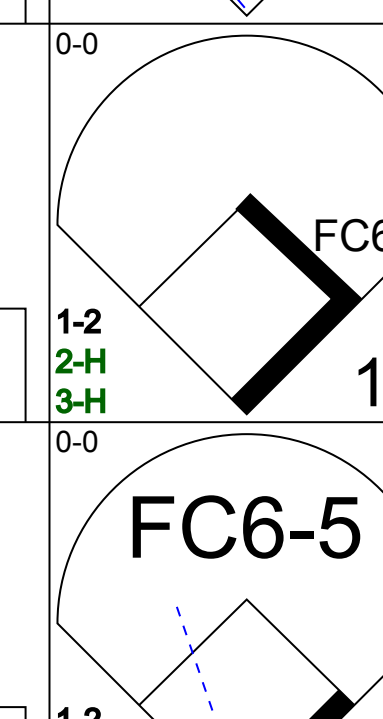
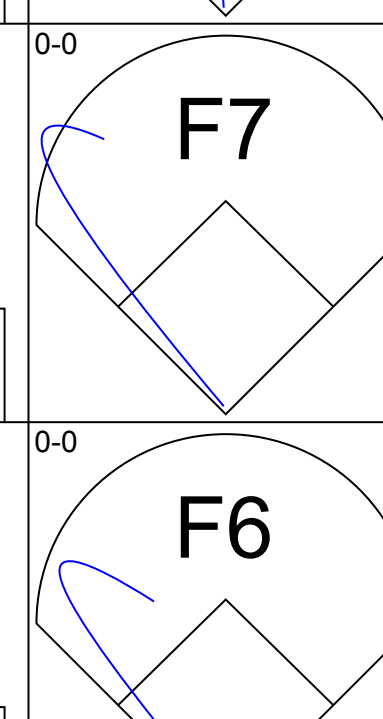
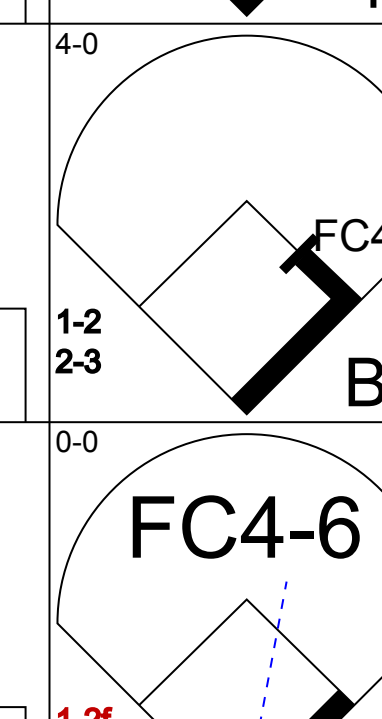
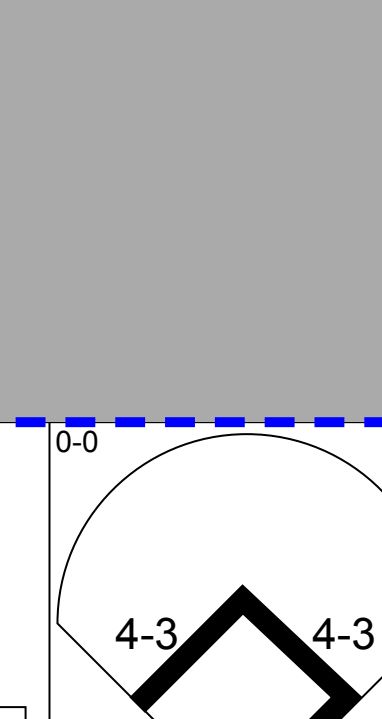
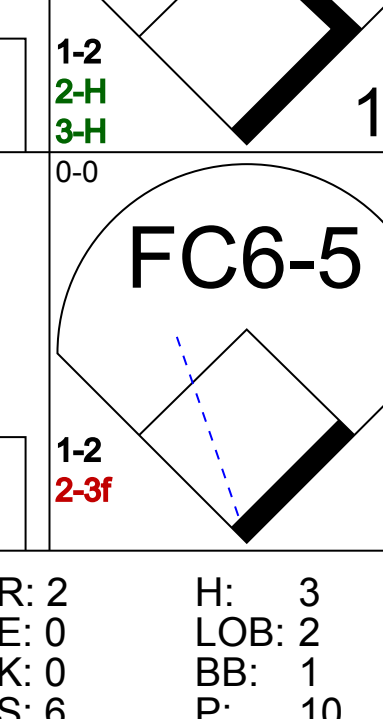
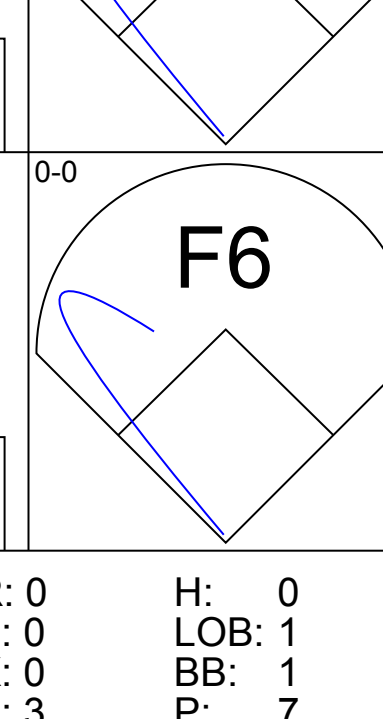
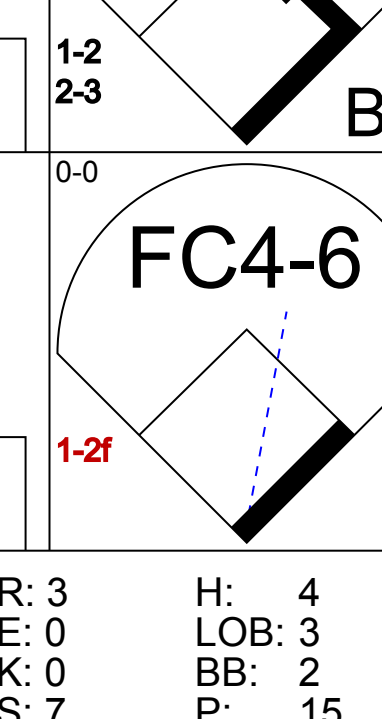
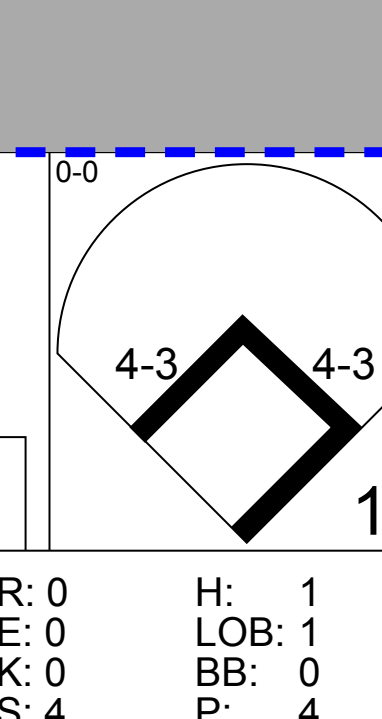
Batter	1	2	3	4	5	6	7	8	9	AB	R	H	RBI	BB	SO	LOB	TOP										
Willie Wilson, S (1, 7) OBP: 0.358, SLG: 0.378	E3	L8		F8			K		1B	5	0	1	0	0	1	3	<b>Kansas City Royals @ Toronto Blue Jays</b> Exhibition Stadium, Toronto, ON Fri May 06 1983, 7:05 PM EDT Att: 12,699 - Unknown - 46 F <a href="http://livebaseballscorecards.com">livebaseballscorecards.com</a>										
U L Washington, S (1, 6) OBP: 0.304, SLG: 0.267	K		K		F7		G3		F7	5	0	0	0	0	2	3											
George Brett, L (1, 5) OBP: 0.519, SLG: 0.882	K		1B	1B	1-3		F7		1B	5	1	2	0	0	1	1											
Hal McRae, R (1, 10) OBP: 0.398, SLG: 0.456	4-3		K						5-3	4	0	1	0	0	1	2											
Willie Aikens, L (1, 3)		BB	1B	1B						2	0	2	0	2	0	0											
Amos Otis, R (1, 8) OBP: 0.282, SLG: 0.323	K				1-3				K	4	0	1	1	0	2	4											
Frank White, R (1, 4) OBP: 0.352, SLG: 0.481									K	4	0	0	0	0	2	4											
Joe Simpson, L (1, 9) OBP: 0.400, SLG: 0.250					F7				K	3	0	1	0	0	1	0											
John Wathan, R (1, 2) OBP: 0.313, SLG: 0.321					1-3		L4-3		1B	3	0	1	0	1	0	1											
<b>Inning Stats</b>	R: 0 E: 2 K: 2 S: 8	H: 0 LOB: 1 BB: 0 P: 8	R: 0 E: 0 K: 1 S: 7	H: 2 LOB: 3 BB: 1 P: 11	R: 1 E: 0 K: 3 S: 12	H: 3 LOB: 2 BB: 0 P: 12	R: 0 E: 0 K: 0 S: 3	H: 0 LOB: 0 BB: 0 P: 3	R: 0 E: 0 K: 0 S: 4	H: 1 LOB: 2 BB: 1 P: 8	R: 0 E: 0 K: 0 S: 2	H: 0 LOB: 0 BB: 0 P: 3	R: 0 E: 0 K: 1 S: 5	H: 0 LOB: 1 BB: 0 P: 11	R: 0 E: 0 K: 1 S: 7	H: 3 LOB: 2 BB: 0 P: 7		1B: 8 2B: 2 3B: 0 HR: 0	SF: 0 SAC: 0 DP: 1 HBP: 1	WP: 0 PB: 0 SB: 1 CS: 0	PA: 39						
<b>PITCHER</b>	IP	WLS	BF	H	R	ER	SO	BB	IBB	HBP	BLK	WP	HR	S	P	ERA	WHIP										
Dave Stieb, R (1, 1) ERA: 1.26	8.1	W	37	8	1	1	10	3	0	1	0	0	0	53	66	1.08	1.320										
Dave Geisel, L (9, 1) ERA: 2.57	0.2		2	1	0	0	0	0	0	0	0	0	0	2	2	0.00	1.500										

Batter	1	2	3	4	5	6	7	8	9	AB	R	H	RBI	BB	SO	LOB	BOTTOM										
Dave Collins, S (1, 7) OBP: 0.277, SLG: 0.200	6-3		6-3		F4		1B	2B	BB	3	1	0	0	2	0	2	<b>Kansas City Royals @ Toronto Blue Jays</b> Exhibition Stadium, Toronto, ON Fri May 06 1983, 7:05 PM EDT Att: 12,699 - Unknown - 46 F <a href="http://livebaseballscorecards.com">livebaseballscorecards.com</a>										
Damaso Garcia, R (1, 4) OBP: 0.293, SLG: 0.301	F8				FC6-4		1B	2B	1B	5	2	3	1	0	0	2											
Barry Bonnell, R (1, 8) OBP: 0.333, SLG: 0.381					F4				G6-4-3	5	2	3	2	0	0	3											
Cliff Johnson, R (1, 10) OBP: 0.368, SLG: 0.423	F7				1B	4-3-2	BB		K	4	0	0	0	1	2	4											
Jesse Barfield, R (1, 9) OBP: 0.288, SLG: 0.557									BB	4	0	4	3	0	0	0											
Garth Iorg, R (1, 5) OBP: 0.380, SLG: 0.417		L3			4-3-2				BB	2	0	0	0	2	0	3											
Buck Martinez, R (1, 2) OBP: 0.378, SLG: 0.412									BB	2	0	0	0	0	1	0											
Lloyd Moseby, L (5, PR) OBP: 0.350, SLG: 0.518									BB	0	0	0	0	0	0	0											
Ernie Whitt, L (6, 2) OBP: 0.389, SLG: 0.356	K								BB	1	0	0	0	1	0	2											
Willie Upshaw, L (1, 3) OBP: 0.357, SLG: 0.579					F9				F4	4	0	1	0	0	0	5											
Alfredo Griffin, S (1, 6) OBP: 0.320, SLG: 0.408					F7		K		1-3	4	1	1	0	0	1	2											
<b>Inning Stats</b>	R: 0 E: 0 K: 0 S: 4	H: 1 LOB: 1 BB: 0 P: 4	R: 0 E: 0 K: 1 S: 5	H: 1 LOB: 0 BB: 0 P: 5	R: 0 E: 0 K: 0 S: 3	H: 0 LOB: 0 BB: 0 P: 3	R: 1 E: 0 K: 0 S: 4	H: 2 LOB: 1 BB: 1 P: 8	R: 0 E: 1 K: 1 S: 7	H: 1 LOB: 2 BB: 0 P: 7	R: 1 E: 0 K: 1 S: 7	H: 2 LOB: 2 BB: 1 P: 11	R: 3 E: 0 K: 0 S: 6	H: 3 LOB: 3 BB: 3 P: 18	R: 1 E: 0 K: 1 S: 6	H: 2 LOB: 1 BB: 1 P: 10	1B: 9 2B: 5 3B: 0 HR: 0	SF: 0 SAC: 0 DP: 3 HBP: 0	WP: 1 PB: 0 SB: 4 CS: 0	PA: 40							
<b>PITCHER</b>	IP	WLS	BF	H	R	ER	SO	BB	IBB	HBP	BLK	WP	HR	S	P	ERA	WHIP										
Larry Gura, L (1, 1) ERA: 3.27	6.1	L	29	8	4	4	3	2	1	0	0	0	0	32	44	5.68	1.579										
Mike Armstrong, R (7, 1) ERA: 1.59	0.1		4	2	1	1	0	1	0	0	0	1	0	3	7	27.00	9.000										
Bob Tufts, L (7, 1) ERA: 8.1	1.1		7	2	1	1	1	2	0	0	0	0	0	7	15	6.75	3.000										



Batter	1	2	3	4	5	6	7	8	9	AB	R	H	RBI	BB	SO	LOB	TOP								
Willie Wilson, S (1, 7) OBP: 0.369, SLG: 0.408	0-0 6-3		0-0 FC6-4 1B		0-0 1B 3B	0-0 F8		0-0 1B		5	1	3	0	0	0	1	<b>Kansas City Royals @ Toronto Blue Jays</b> Exhibition Stadium, Toronto, ON Sat May 07 1983, 3:33 AM EDT Att: 15,527 - Unknown - 71 F								
U L Washington, S (1, 6) OBP: 0.302, SLG: 0.258 Cesar Geronimo, L (8, PH) OBP: 0.333, SLG: 0.231 Onix Concepcion, R (8, 6) OBP: 0.500, SLG: 0.500	0-0 F8		0-0 FC6-4 HR		0-3 K		4-0 G6-4-3 BB	0-0 F8		3	1	0	0	1	1	2									
George Brett, L (1, 5) OBP: 0.524, SLG: 0.945	0-0 HR		0-0 HR		0-0 BB 1B		0-0 G6-4-3	0-0 3-1		5	2	3	4	0	0	3									
Hal McRae, R (1, 10) OBP: 0.398, SLG: 0.464	0-0 F8		0-0 2B		0-0 F8		0-0 BB E 1B	0-0 6-3		5	0	2	0	0	0	1									
Willie Aikens, L (1, 3) OBP: 0.371, SLG: 0.426 Leon Roberts, R (7, PR) OBP: 0.300, SLG: 0.444		0-0 2B	0-0 L9		4-0 BB		0-0 E5 BB	4-0 FC6-4 BB		3	0	1	0	1	0	2									
Amos Otis, R (1, 8) OBP: 0.257, SLG: 0.303		0-0 6-3		0-0 6-3	0-0 F9		4-0 BB	0-0 FC6-4		4	0	0	0	1	0	4									
Frank White, R (1, 4) OBP: 0.333, SLG: 0.453		0-0 L7		0-3 K		0-3 K	0-0 F2	0-0 L5		5	0	0	0	0	2	5									
Joe Simpson, L (1, 9) OBP: 0.379, SLG: 0.250		0-3 K		0-0 FC6-4 1B		0-0 3-1		0-0 F7		4	0	1	0	0	1	1									
John Wathan, R (1, 2) OBP: 0.321, SLG: 0.329			0-0 6-3	0-0 FC6-4		0-0 S 1B		0-0 1B		4	0	2	0	0	0	1									
<b>Inning Stats</b>	R: 1 E: 0 K: 0 S: 4	H: 1 LOB: 0 BB: 0 P: 4	R: 0 E: 0 K: 1 S: 6	H: 1 LOB: 1 BB: 0 P: 6	R: 2 E: 0 K: 0 S: 6	H: 3 LOB: 1 BB: 0 P: 6	R: 0 E: 0 K: 1 S: 6	H: 1 LOB: 1 BB: 0 P: 6	R: 1 E: 0 K: 1 S: 7	H: 2 LOB: 2 BB: 1 P: 11	R: 0 E: 0 K: 0 S: 4	H: 1 LOB: 3 BB: 2 P: 12	R: 0 E: 0 K: 0 S: 5	H: 2 LOB: 2 BB: 0 P: 5	R: 0 E: 0 K: 0 S: 3	H: 0 LOB: 1 BB: 1 P: 7		1B: 7 2B: 2 3B: 1 HR: 2	SF: 0 SAC: 0 DP: 1 HBP: 0	WP: 0 PB: 0 SB: 1 CS: 0	PA: 43				
<b>PITCHER</b>	IP	WLS	BF	H	R	ER	SO	BB	IBB	HBP	BLK	WP	HR	S	P	ERA	WHIP								
Jim Clancy, R (1, 1) ERA: 4.82	4.0		19	7	4	4	2	0	0	0	0	0	2	23	23	9.00	1.750								
Dave Geisel, L (5, 1) ERA: 2.45	0.1	W	2	1	0	0	1	0	0	0	0	0	0	4	4	0.00	3.000								
Roy Lee Jackson, R (5, 1) ERA: 4.42	2.1	S	11	2	0	0	1	2	0	0	0	0	0	11	19	0.00	1.714								
Randy Moffitt, R (7, 1) ERA:	2.1		11	2	0	0	0	2	0	0	0	0	0	9	17	0.00	1.714								

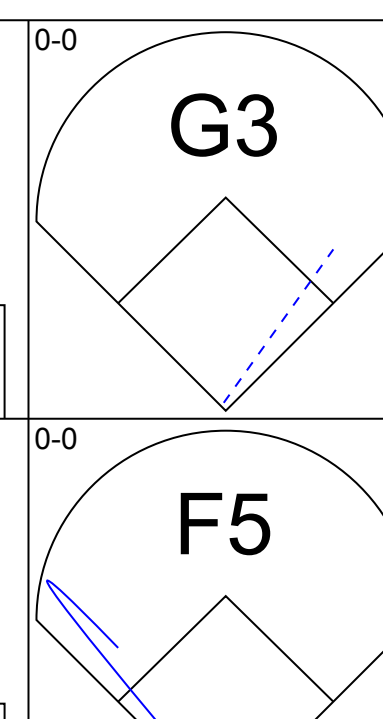
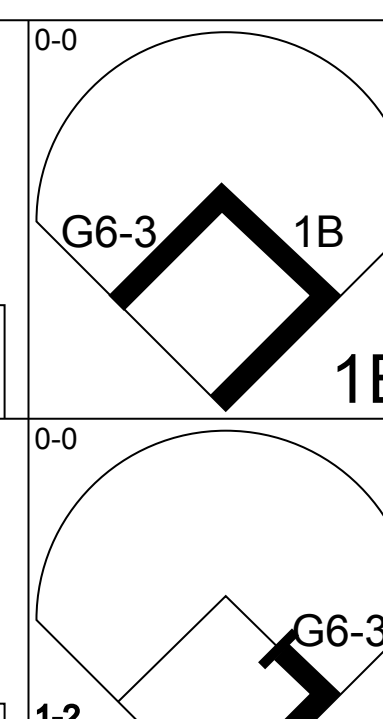
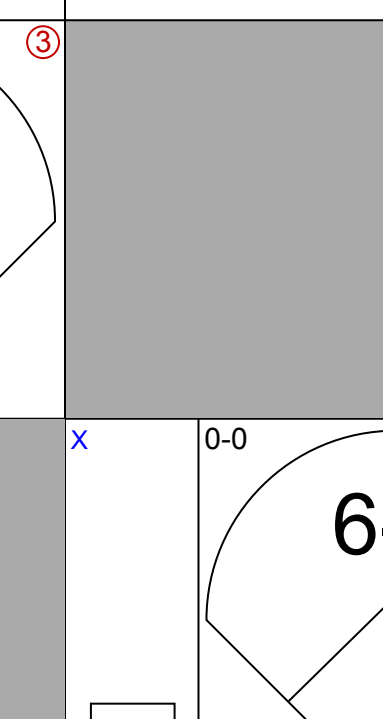
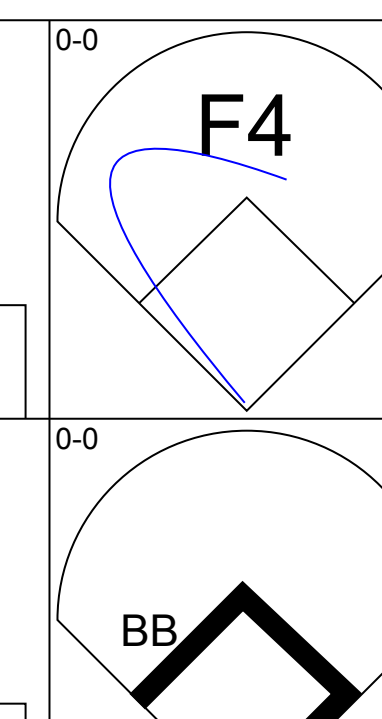
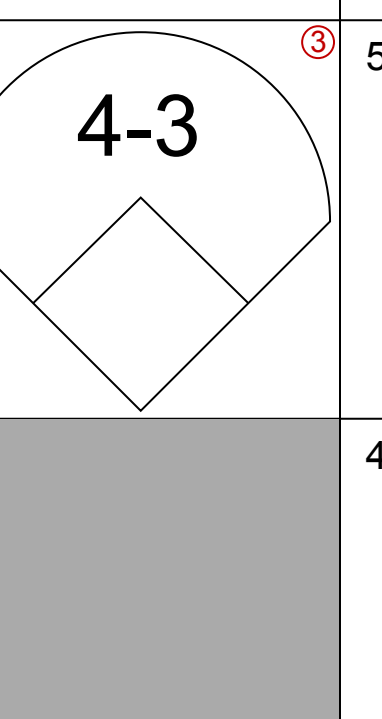
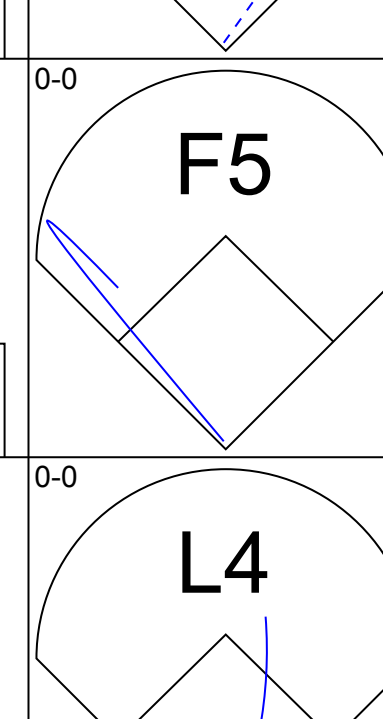
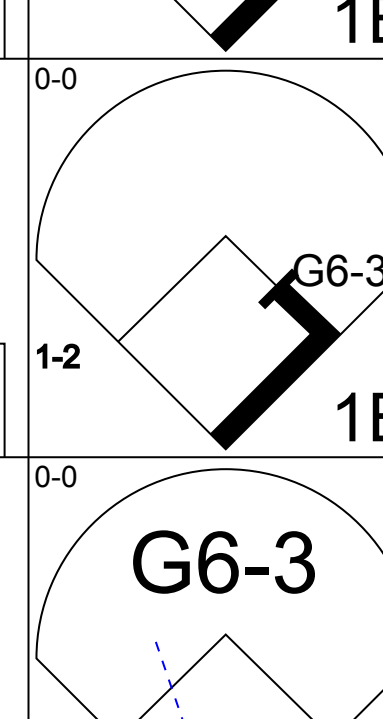
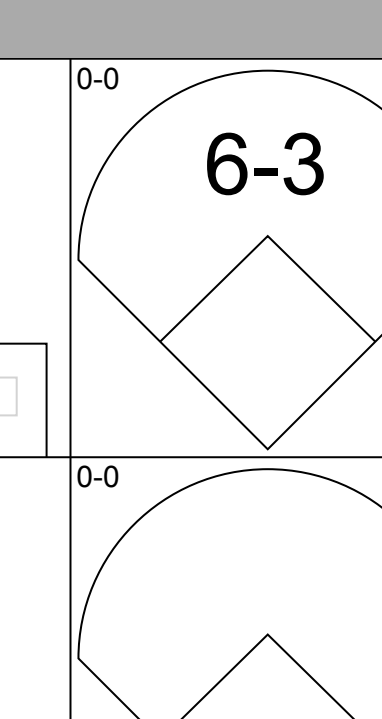
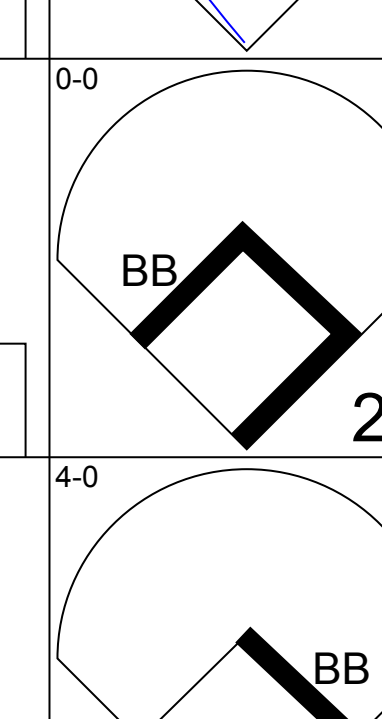
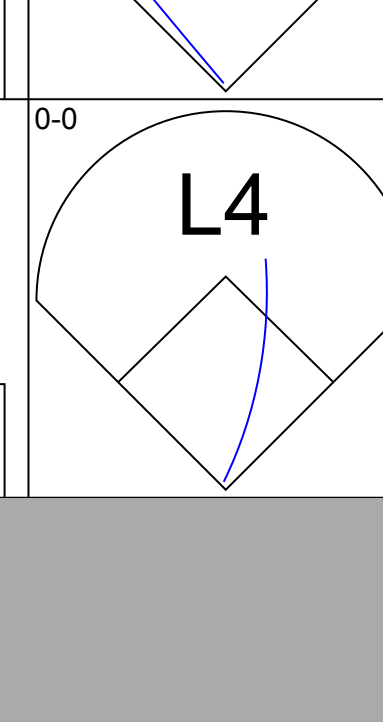
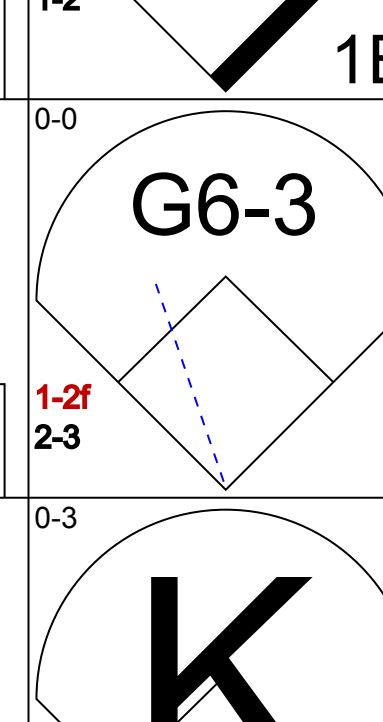
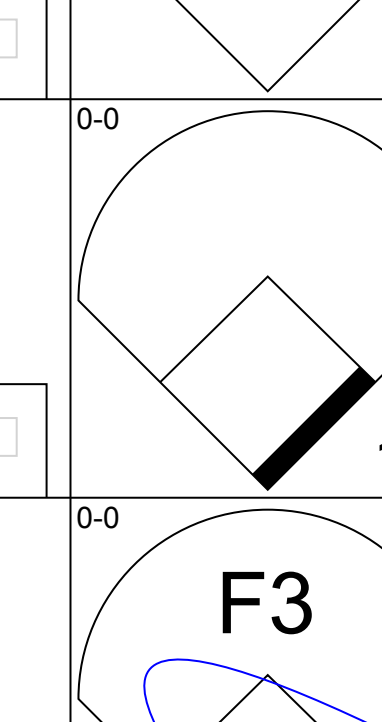
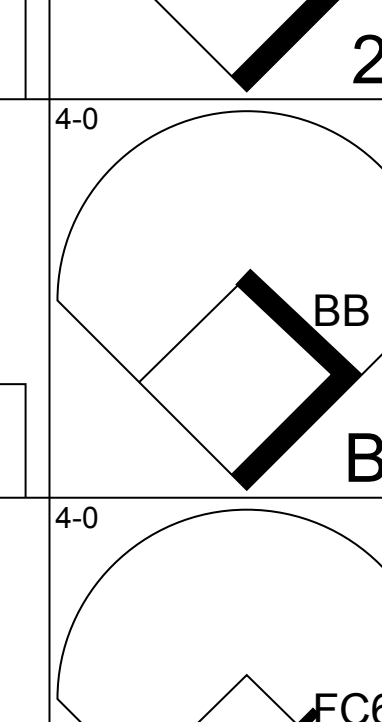
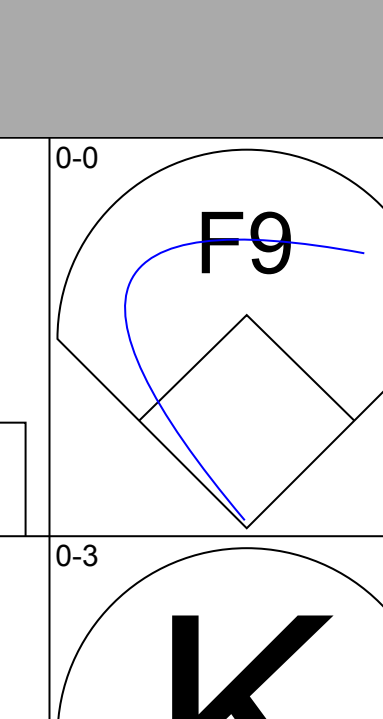
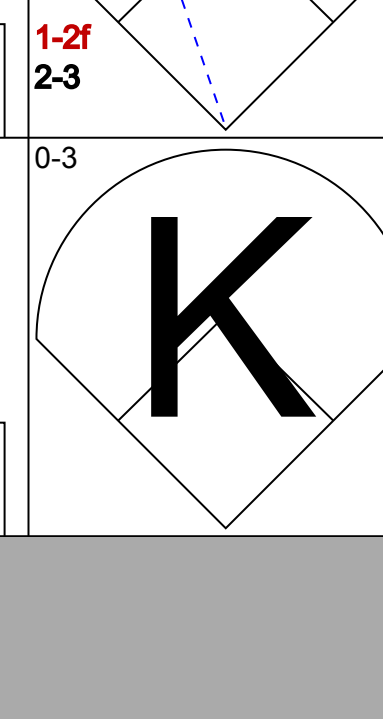
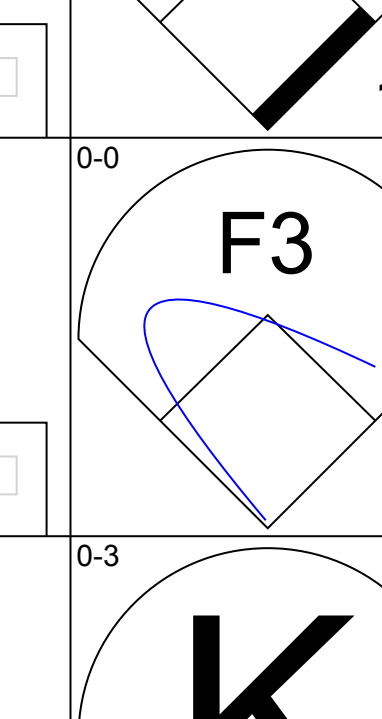
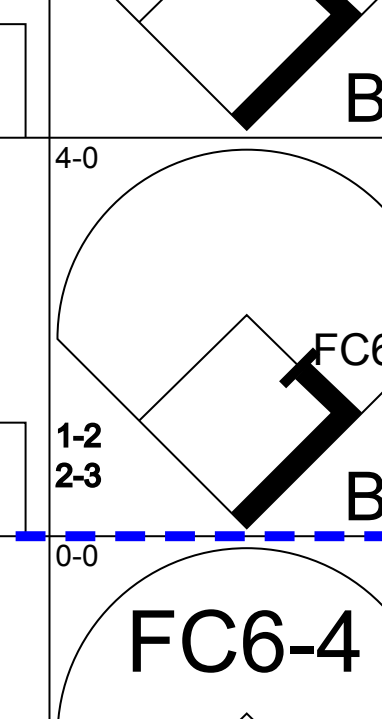
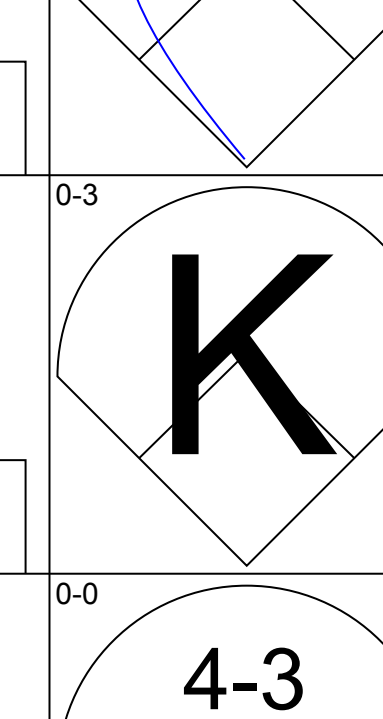
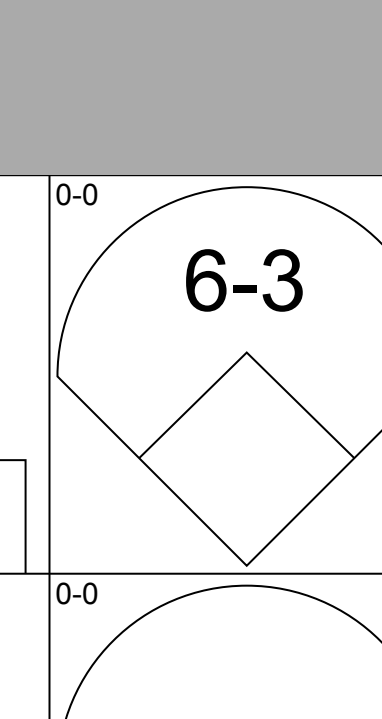
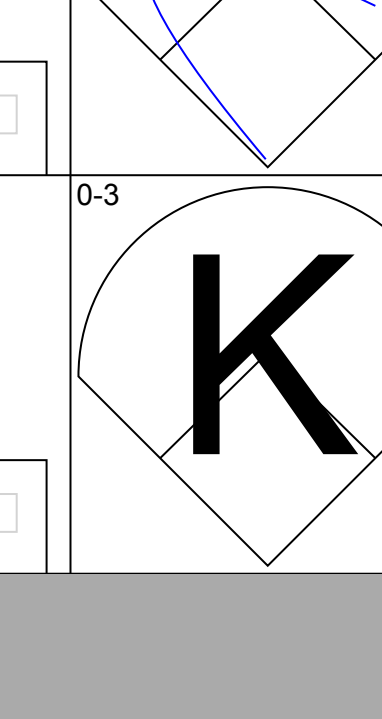
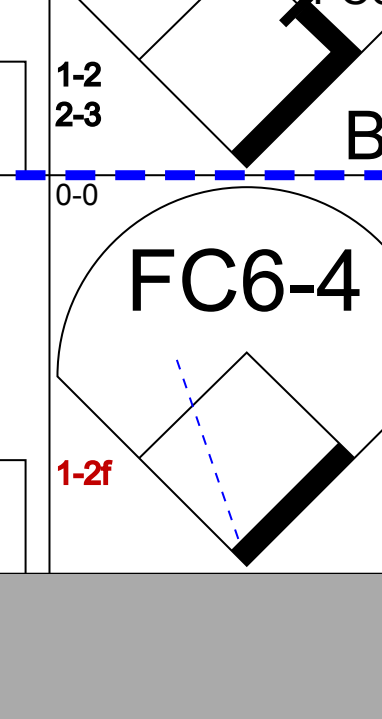
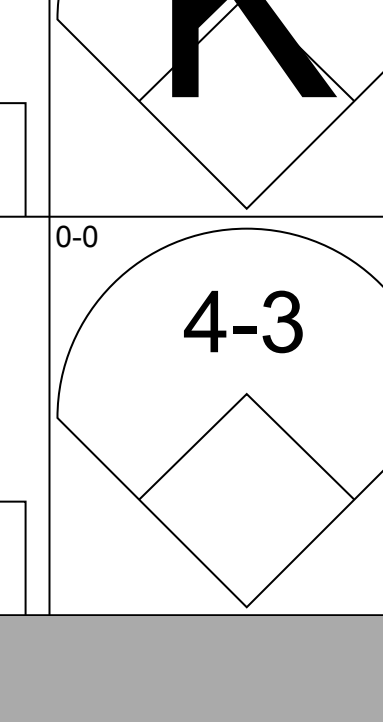
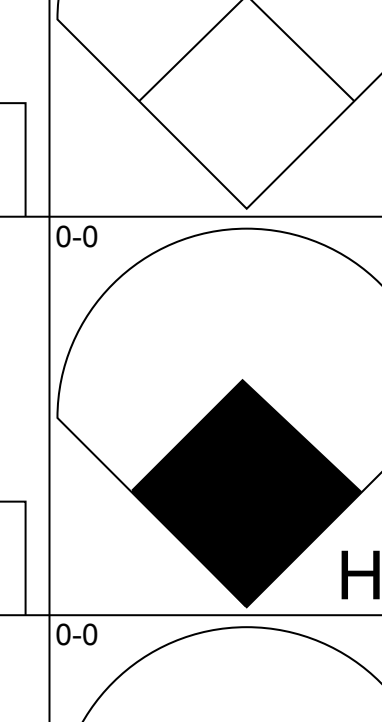

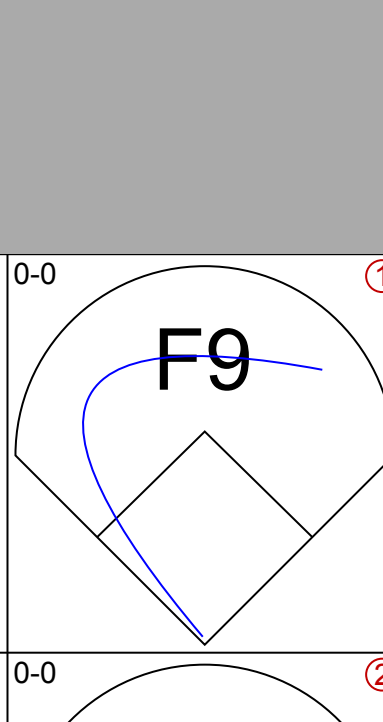
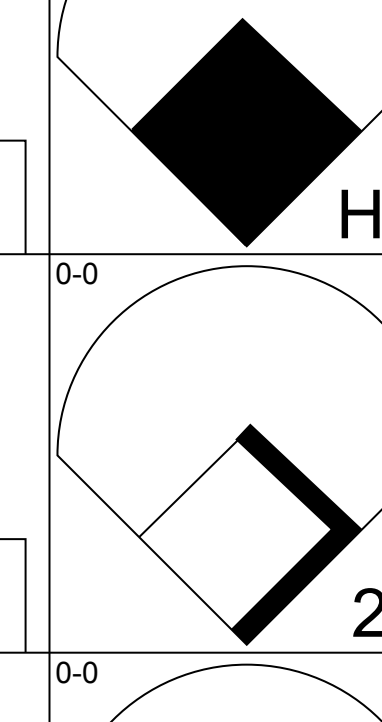

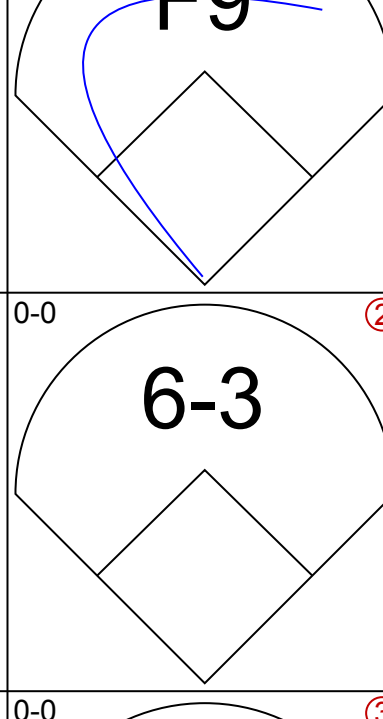
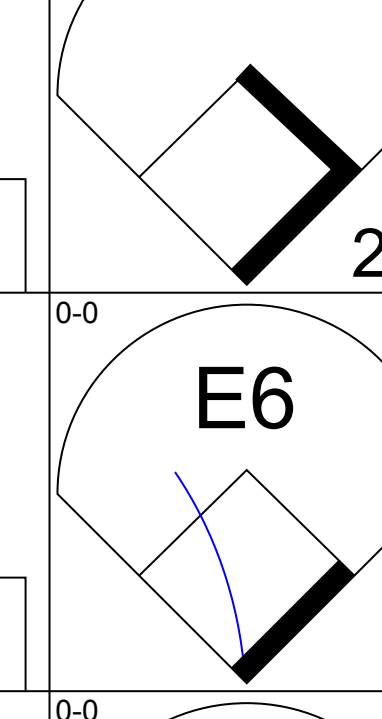

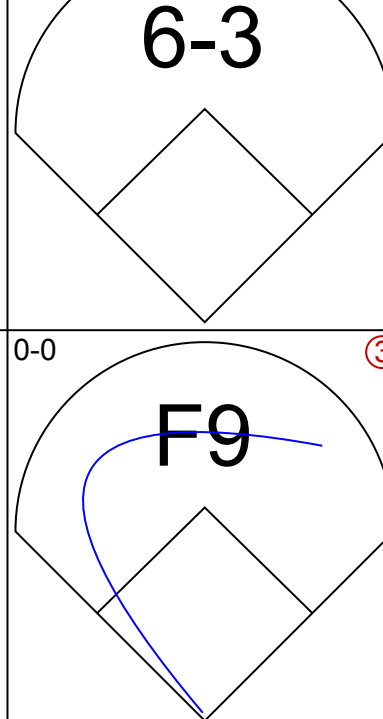
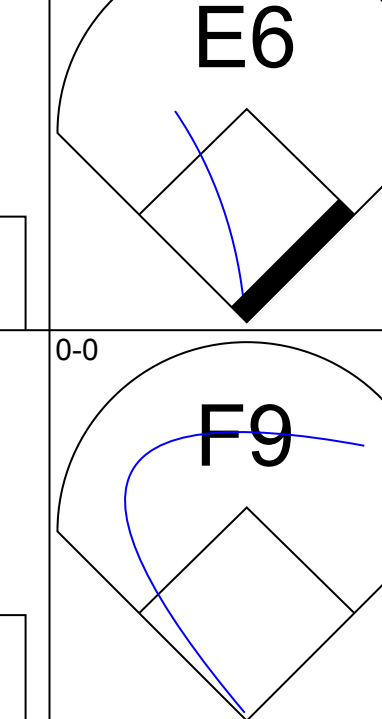
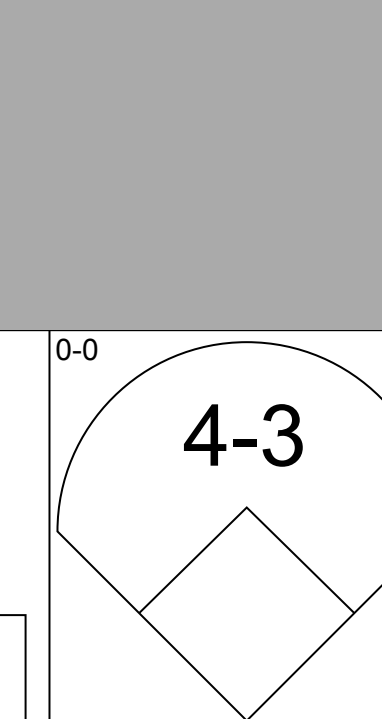
Batter	1	2	3	4	5	6	7	8	9	AB	R	H	RBI	BB	SO	LOB	BOTTOM								
Dave Collins, S (1, 7) OBP: 0.287, SLG: 0.215 Barry Bonnell, R (8, 7) OBP: 0.333, SLG: 0.381	0-0 1-3	0-0 HR 1B		0-0 5-3			0-0 E SF7 1B			4	2	2	1	0	0	0	<b>Kansas City Royals @ Toronto Blue Jays</b> Exhibition Stadium, Toronto, ON Sat May 07 1983, 3:33 AM EDT Att: 15,527 - Unknown - 71 F								
Damaso Garcia, R (1, 4) OBP: 0.291, SLG: 0.299	0-0 1B	0-0 L8		0-0 6-3		0-0 E1 CS				4	0	1	0	0	0	3									
Willie Upshaw, L (1, 3) OBP: 0.364, SLG: 0.620	0-0 G6-4-3 1B	0-0 HR		0-0 5-3		0-0 SF7				3	1	2	4	0	0	0									
Jorge Orta, L (1, 10) OBP: 0.154, SLG: 0.167 Cliff Johnson, R (6, PH) OBP: 0.360, SLG: 0.411	0-0 G6-4-3	0-0 F7			0-0 F9		0-3 K			2	0	0	0	0	0	2									
Lloyd Moseby, L (1, 8) OBP: 0.328, SLG: 0.483		0-0 4-3	0-0 5-3		0-0 6-3		0-0 F9			4	0	0	0	0	0	0									
Ernie Whitt, L (1, 2) OBP: 0.379, SLG: 0.347		0-0 1B 2B 1B	0-0 F9		0-3 K		0-0 4-3			4	1	1	0	0	1	0									
Rance Mulliniks, L (1, 5) OBP: 0.349, SLG: 0.477 Garth Iorg, R (6, PH) OBP: 0.365, SLG: 0.420		0-0 2B 1B	4-0 HBP BB		0-0 4-3		0-0 FC5-4 1B			1	1	1	0	1	0	0									
Jesse Barfield, R (1, 9) OBP: 0.299, SLG: 0.562		0-0 1B 2B	1-0 HBP		0-3 K		0-0 FC5-4			3	1	1	1	0	1	1									
Alfredo Griffin, S (1, 6) OBP: 0.321, SLG: 0.405		0-0 HR 1B	0-0 G3		0-0 1-3					3	1	1	1	0	0	2									
<b>Inning Stats</b>	R: 0 E: 0 K: 0 S: 4	H: 2 LOB: 1 BB: 0 P: 4	R: 6 E: 0 K: 0 S: 9	H: 6 LOB: 0 BB: 0 P: 9	R: 0 E: 0 K: 0 S: 3	H: 0 LOB: 0 BB: 0 P: 3	R: 0 E: 0 K: 1 S: 5	H: 0 LOB: 0 BB: 0 P: 5	R: 0 E: 0 K: 1 S: 5	H: 0 LOB: 0 BB: 0 P: 5	R: 1 E: 1 K: 1 S: 6	H: 1 LOB: 0 BB: 0 P: 6	R: 0 E: 0 K: 0 S: 4	H: 1 LOB: 1 BB: 0 P: 4	R: 0 E: 0 K: 0 S: 3	H: 1 LOB: 1 BB: 0 P: 4		1B: 8 2B: 1 3B: 0 HR: 1	SF: 1 SAC: 0 DP: 1 HBP: 1	WP: 0 PB: 0 SB: 0 CS: 1	PA: 35				
<b>PITCHER</b>	IP	WLS	BF	H	R	ER	SO	BB	IBB	HBP	BLK	WP	HR	S	P	ERA	WHIP								
Dennis Leonard, R (1, 1) ERA: 5.55	1.2	L	12	2	1	0	3	1	0	1	0	0	0	27	32	0.00	0.474								
Don Hood, L (2, 1) ERA: 2.25	6.1		23	2	1	0	3	1	0	1	0	0	0	27	32	0.00	0.474								

Batter	1	2	3	4	5	6	7	8	9	AB	R	H	RBI	BB	SO	LOB	TOP					
Willie Wilson, S OBP: 0.353, SLG: 0.389 (1, 7)																	5 0 0 0 0 1 3					
Joe Simpson, L OBP: 0.353, SLG: 0.214 (1, 9) (7, 8)																	4 1 0 0 1 2 1					
George Brett, L OBP: 0.506, SLG: 0.936 (1, 5)																	5 1 1 2 0 0 2					
Hal McRae, R OBP: 0.398, SLG: 0.472 (1, 10)																	5 3 2 0 0 0 1					
Willie Aikens, L OBP: 0.387, SLG: 0.446 Greg Pryor, R OBP: 0.200, SLG: 0.240 (9, PR) (9, 3)																	4 1 2 1 0 0 1 0 0 0 0 0 0 0					
Amos Otis, R OBP: 0.284, SLG: 0.309 Cesar Geronimo, L OBP: 0.313, SLG: 0.214 (7, 9)																	2 0 1 1 2 0 0 1 0 0 0 0 0 1					
Frank White, R OBP: 0.340, SLG: 0.467 (1, 4)																	4 0 2 0 0 0 4					
John Wathan, R OBP: 0.330, SLG: 0.329 (1, 2)																	3 0 1 2 1 0 2					
U L Washington, S OBP: 0.300, SLG: 0.258 (1, 6)																	4 0 1 0 0 0 6					
<b>Inning Stats</b>	R: 0 E: 0 K: 2 S: 7	H: 0 LOB: 0 BB: 0 P: 7	R: 2 E: 0 K: 0 S: 6	H: 3 LOB: 2 BB: 1 P: 10	R: 1 E: 1 K: 1 S: 6	H: 1 LOB: 1 BB: 0 P: 6	R: 0 E: 0 K: 0 S: 3	H: 0 LOB: 1 BB: 1 P: 7	R: 3 E: 0 K: 0 S: 7	H: 4 LOB: 3 BB: 2 P: 15	R: 0 E: 1 K: 0 S: 4	H: 0 LOB: 1 BB: 0 P: 4	R: 0 E: 0 K: 0 S: 4	H: 1 LOB: 1 BB: 0 P: 4	R: 0 E: 0 K: 0 S: 4	H: 1 LOB: 1 BB: 0 P: 4	R: 0 E: 0 K: 0 S: 2	H: 0 LOB: 1 BB: 0 P: 3	1B: 6 2B: 4 3B: 0 HR: 1	SF: 0 SAC: 0 DP: 1 HBP: 1	WP: 0 PB: 0 SB: 0 CS: 0	PA: 42
<b>PITCHER</b>	IP	WLS	BF	H	R	ER	SO	BB	IBB	HBP	BLK	WP	HR	S	P	ERA	WHIP					
Jim Gott, R ERA: 7.76 (1, 1)	4.1	L	22	6	6	5	3	3	0	0	0	0	1	25	37	10.38	2.077					
Mike Morgan, R ERA: 3.53 (5, 1)	2.2		13	3	0	0	0	1	0	0	0	0	0	12	16	0.00	1.500					
Jim Acker, R ERA: (8, 1)	2.0		7	1	0	0	0	0	0	1	0	0	0	6	7	0.00	0.500					

**Kansas City Royals @ Toronto Blue Jays**  
Exhibition Stadium, Toronto, ON  
Sun May 08 1983, 3:33 AM EDT  
Att: 25,753 - Unknown - 39 F

AB 37  
R 6  
H 10  
RBI 6  
BB 4  
SO 3  
LOB 21



Batter	1	2	3	4	5	6	7	8	9	AB	R	H	RBI	BB	SO	LOB	BOTTOM					
Dave Collins, S OBP: 0.283, SLG: 0.214 (1, 7)																	5 0 1 0 0 0 4					
Damaso Garcia, R OBP: 0.299, SLG: 0.317 (1, 4)																		4 0 2 0 0 0 0				
Willie Upshaw, L OBP: 0.370, SLG: 0.610 (1, 3)																		3 0 1 0 1 0 2				
Jorge Orta, L OBP: 0.176, SLG: 0.133 (1, 10)																		3 0 0 0 1 1 2				
Lloyd Moseby, L OBP: 0.309, SLG: 0.453 (1, 8)																		4 0 0 0 0 2 4				
Ernie Whitt, L OBP: 0.371, SLG: 0.396 (1, 2)																		4 1 1 1 0 0 0				
Rance Mulliniks, L OBP: 0.360, SLG: 0.500 (1, 5)																		4 0 2 0 0 0 0				
Jesse Barfield, R OBP: 0.284, SLG: 0.532 (1, 9)																		4 0 0 0 0 2 3				
Alfredo Griffin, S OBP: 0.305, SLG: 0.385 (1, 6)																		4 0 0 0 0 0 4				
<b>Inning Stats</b>	R: 0 E: 0 K: 0 S: 3	H: 0 LOB: 0 BB: 0 P: 3	R: 0 E: 0 K: 1 S: 5	H: 0 LOB: 0 BB: 0 P: 5	R: 0 E: 0 K: 0 S: 3	H: 2 LOB: 1 BB: 0 P: 6	R: 1 E: 1 K: 0 S: 6	H: 2 LOB: 2 BB: 0 P: 6	R: 0 E: 0 K: 1 S: 6	H: 1 LOB: 1 BB: 0 P: 6	R: 0 E: 0 K: 1 S: 5	H: 0 LOB: 0 BB: 0 P: 5	R: 0 E: 0 K: 0 S: 4	H: 1 LOB: 3 BB: 2 P: 12	R: 0 E: 1 K: 1 S: 7	H: 1 LOB: 2 BB: 0 P: 7	1B: 4 2B: 2 3B: 0 HR: 1	SF: 0 SAC: 0 DP: 1 HBP: 0	WP: 0 PB: 0 SB: 0 CS: 0	PA: 37		
<b>PITCHER</b>	IP	WLS	BF	H	R	ER	SO	BB	IBB	HBP	BLK	WP	HR	S	P	ERA	WHIP					
Steve Renko, R ERA: 3.34 (1, 1)	7.2		31	6	1	1	4	2	0	0	0	0	0	8	8	0.00	0.750					
Dan Quisenberry, R ERA: 1.64 (8, 1)	1.1	S	6	1	0	0	1	0	0	0	0	0	0	8	8	0.00	0.750					

**Kansas City Royals @ Toronto Blue Jays**  
Exhibition Stadium, Toronto, ON  
Sun May 08 1983, 3:33 AM EDT  
Att: 25,753 - Unknown - 39 F

AB 35  
R 1  
H 7  
RBI 1  
BB 2  
SO 5  
LOB 19



Batter	1	2	3	4	5	6	7	8	9	AB R H RBI BB SO LOB	TOP											
<b>Dave Collins, S</b> (1, 7) OBP: 0.268, SLG: 0.202	0-0 5-3		0-0 6-3		0-0 E1	0-0 4-3		0-0 4-3		5 0 0 1 0 0 1	<b>Toronto Blue Jays @ Chicago White Sox</b> Comiskey Park, Chicago, IL Mon May 09 1983, 8:05 PM EDT Att: 9,848 - Unknown - 43 F											
<b>Damaso Garcia, R</b> (1, 4) OBP: 0.296, SLG: 0.302	0-0 5-3		0-3 K		0-3 K	0-0 1-4-3			0-0 F9	5 0 0 0 0 2 1												
<b>Barry Bonnell, R</b> (1, 8) OBP: 0.360, SLG: 0.404	0-0 1B		0-0 1B		0-0 F8	0-0 PB 1B			0-3 K2-3	5 0 3 0 0 1 0												
<b>Cliff Johnson, R</b> (1, 10) OBP: 0.351, SLG: 0.436	0-3 K		0-0 F9		0-0 HR	0-0 F8			0-3 K	5 1 1 1 0 2 3												
<b>Jesse Barfield, R</b> (1, 9) OBP: 0.271, SLG: 0.506		0-0 F9		0-0 F9		0-0 E6 1B			0-3 K	4 1 0 0 0 1 1												
<b>Garth Iorg, R</b> (1, 5) OBP: 0.357, SLG: 0.426		0-0 2B		0-0 4-3		0-0 E6 1B BB			0-3 K	4 1 1 0 0 1 2												
<b>Buck Martinez, R</b> (1, 2) OBP: 0.390, SLG: 0.405		0-0 F2		0-3 K		4-0 1B 1-2 BB			0-0 4-3 PB 1B	3 1 1 0 1 1 1												
<b>Willie Upshaw, L</b> (1, 3) OBP: 0.375, SLG: 0.600		4-0 BB			0-0 F8	0-0 3B 1-2 2H 3H 2H			0-0 4-3	3 1 1 2 1 0 1												
<b>Alfredo Griffin, S</b> (1, 6) OBP: 0.302, SLG: 0.402		0-0 F3			0-0 6-3	0-0 4-3 3B			0-0 1-3	4 1 1 2 0 0 3												
<b>Inning Stats</b>	R: 0 E: 0 K: 1 S: 6	H: 1 LOB: 1 BB: 0 P: 6	R: 0 E: 0 K: 0 S: 4	H: 1 LOB: 2 BB: 1 P: 8	R: 0 E: 0 K: 1 S: 6	H: 1 LOB: 1 BB: 0 P: 6	R: 0 E: 1 K: 1 S: 5	H: 0 LOB: 1 BB: 0 P: 5	R: 0 E: 1 K: 1 S: 6	H: 0 LOB: 1 BB: 0 P: 6	R: 6 E: 2 K: 0 S: 8	H: 3 LOB: 0 BB: 1 P: 12	R: 0 E: 0 K: 2 S: 8	H: 1 LOB: 1 BB: 0 P: 8	R: 0 E: 0 K: 0 S: 4	H: 1 LOB: 1 BB: 0 P: 4	R: 0 E: 0 K: 2 S: 7	H: 0 LOB: 0 BB: 0 P: 7	1B: 5 2B: 1 3B: 1 HR: 1	SF: 0 SAC: 0 DP: 0 HBP: 0	WP: 0 PB: 2 SB: 1 CS: 1	PA: 40
<b>PITCHER</b>	IP WLS BF H R ER SO BB IBB HBP BLK WP HR S P ERA WHIP											<b>PITCHER</b>	IP WLS BF H R ER SO BB IBB HBP BLK WP HR S P ERA WHIP									
<b>Britt Burns, L</b> (1, 1) ERA: 1.69	5.1 L 26 5 5 2 4 2 0 0 0 0 0 1 32 40 3.38 1.312																					
<b>Dennis Lamp, R</b> (6, 1) ERA: 3.03	1.2 7 2 1 0 2 0 0 0 0 0 0 0 11 11 0.00 1.200																					
<b>Dick Tidrow, R</b> (8, 1) ERA: 5.29	2.0 7 1 0 0 2 0 0 0 0 0 0 0 11 11 0.00 0.500																					

AB	38
R	6
H	8
RBI	6
BB	2
SO	8
LOB	13



Batter	1	2	3	4	5	6	7	8	9	AB R H RBI BB SO LOB	BOTTOM											
<b>Rudy Law, L</b> (1, 8) OBP: 0.302, SLG: 0.291	0-0 5-3			0-0 1B		4-0 BB			0-0 4-3	3 0 1 0 1 0 0	<b>Toronto Blue Jays @ Chicago White Sox</b> Comiskey Park, Chicago, IL Mon May 09 1983, 8:05 PM EDT Att: 9,848 - Unknown - 43 F											
<b>Tony Bemazzard, S</b> (1, 4) OBP: 0.321, SLG: 0.438	0-0 6-3		0-3 K		0-0 5-3				0-0 F4	4 0 0 0 0 1 2												
<b>Harold Baines, L</b> (1, 9) OBP: 0.339, SLG: 0.357	0-0 3-1			0-0 F5		0-0 G5-4-3 1B			0-0 F4	4 0 1 0 0 0 1												
<b>Greg Luzinski, R</b> (1, 10) OBP: 0.347, SLG: 0.359		0-3 K		0-0 1-3		0-3 K			0-3 K	3 0 0 0 0 2 2												
<b>Tom Paciorek, R</b> (1, 7) OBP: 0.340, SLG: 0.512		0-0 F7		4-0 CS BB		0-0 G5-4-3			0-0 G3	2 0 0 0 1 0 1												
<b>Mike Squires, L</b> (1, 3) OBP: 0.290, SLG: 0.204		0-0 G3		0-0 F5		0-0 G3			0-0 G3	3 0 0 0 0 0 1												
<b>Carlton Fisk, R</b> (1, 2) OBP: 0.247, SLG: 0.300			0-3 K		0-3 K				0-0 HR	3 1 1 1 0 2 0												
<b>Lorenzo Gray, R</b> (1, 5) OBP: 0.235, SLG: 0.250			0-0 F8		0-0 L4				0-0 F1	3 0 0 0 0 0 0												
<b>Jerry Dybzinski, R</b> (1, 6) OBP: 0.259, SLG: 0.320 <b>Jerry Hairston, S</b> (8, PH) <b>Scott Fletcher, R</b> (9, 6) OBP: 0.373, SLG: 0.357			0-3 K		0-0 L1				0-0 3-1	2 0 0 0 0 1 0 1 0 0 0 0 0 0 0 0 0 0 0 0 0												
<b>Inning Stats</b>	R: 0 E: 0 K: 0 S: 3	H: 0 LOB: 0 BB: 0 P: 3	R: 0 E: 0 K: 1 S: 5	H: 0 LOB: 0 BB: 0 P: 5	R: 0 E: 0 K: 2 S: 7	H: 0 LOB: 0 BB: 0 P: 7	R: 0 E: 0 K: 1 S: 6	H: 1 LOB: 1 BB: 0 P: 6	R: 0 E: 0 K: 1 S: 4	H: 0 LOB: 0 BB: 1 P: 8	R: 0 E: 0 K: 0 S: 3	H: 0 LOB: 1 BB: 1 P: 7	R: 0 E: 0 K: 1 S: 5	H: 1 LOB: 0 BB: 0 P: 5	R: 1 E: 0 K: 0 S: 4	H: 1 LOB: 0 BB: 0 P: 4	R: 0 E: 0 K: 0 S: 3	H: 0 LOB: 0 BB: 0 P: 3	1B: 2 2B: 0 3B: 0 HR: 1	SF: 0 SAC: 0 DP: 1 HBP: 0	WP: 0 PB: 0 SB: 0 CS: 1	PA: 30
<b>PITCHER</b>	IP WLS BF H R ER SO BB IBB HBP BLK WP HR S P ERA WHIP											<b>PITCHER</b>	IP WLS BF H R ER SO BB IBB HBP BLK WP HR S P ERA WHIP									
<b>Luis Leal, R</b> (1, 1) ERA: 4.07	9.0 W 30 3 1 1 6 2 0 0 0 0 0 1 40 48 1.00 0.556																					



Batter	1	2	3	4	5	6	7	8	9	10	AB	R	H	RBI	BB	SO	LOB	TOP	
Damaso Garcia, R OBP: 0.282, SLG: 0.297 (1.4)	E6 FC3-6		G3			4-3		4-3		1-2 1B	5	0	1	0	0	0	0	<b>Toronto Blue Jays @ Chicago White Sox</b> Comiskey Park, Chicago, IL Wed May 11 1983, 8:05 PM EDT Att. 18,844 - Cloudy - 67 F	
Dave Collins, S OBP: 0.255, SLG: 0.191 (1.7)	F7		G3			G3		1-3		L1-5	5	0	0	0	0	0	3		
Willie Upshaw, L OBP: 0.360, SLG: 0.573 (1.3)	FC3-6 1B		6-3			F7				K	4	1	0	0	0	1	1		
Jorge Orta, L OBP: 0.286, SLG: 0.263 (1.10)	1B					K		1-6-3 1B		FC5-4 1B	4	0	3	1	0	1	0		
Lloyd Moseby, L OBP: 0.292, SLG: 0.426 (1.8)	K					F8		F9		FC5-4 CS	4	0	0	0	0	1	3		
Ernie Whitt, L OBP: 0.364, SLG: 0.386 Barry Bonnell, R OBP: 0.360, SLG: 0.404 (10, PR) (10, 9)		F5				K		1-6-3 1-2		CS	4	0	1	0	0	1	1		
Rance Mulliniks, L OBP: 0.389, SLG: 0.510 (1.5)										1B SF9	0	1	0	0	0	0	0		
Jesse Barfield, R OBP: 0.284, SLG: 0.494 Hosken Powell, L OBP: 0.179, SLG: 0.296 (7, PH) (7, 9)										1B	3	1	2	0	1	0	0		
Buck Martinez, R OBP: 0.390, SLG: 0.405 (10, 2)										1B	2	0	0	0	0	2	1		
Alfredo Griffin, S OBP: 0.300, SLG: 0.395 (1.6)										SF9	1	0	0	1	0	0	2		
										1-2 3-H L1-5 1B	0	0	0	0	0	0	0		
										1B	4	0	1	1	0	0	1		
<b>Inning Stats</b>	R: 1 E: 2 K: 1 S: 7	H: 1 LOB: 1 BB: 0 P: 7	R: 0 E: 0 K: 1 S: 6	H: 1 LOB: 1 BB: 0 P: 6	R: 0 E: 0 K: 2 S: 7	H: 0 LOB: 0 BB: 0 P: 7	R: 0 E: 0 K: 1 S: 5	H: 0 LOB: 0 BB: 0 P: 5	R: 0 E: 0 K: 0 S: 3	H: 1 LOB: 2 BB: 1 P: 8	R: 0 E: 0 K: 0 S: 5	H: 0 LOB: 0 BB: 0 P: 3	R: 0 E: 0 K: 1 S: 5	H: 1 LOB: 0 BB: 0 P: 5	R: 2 E: 0 K: 0 S: 6	H: 4 LOB: 1 BB: 0 P: 6	1B: 8 2B: 1 3B: 0 HR: 0	SF: 1 SAC: 0 DP: 1 HBP: 0	WP: 1 PA: 39
<b>PITCHER</b>	IP 9.1	WLS L	BF 36	H 7	R 3	ER 2	SO 6	BB 0	IBB 1	HBP 0	BLK 0	WP 1	HR 0	S 47	P 51	ERA 1.93	WHIP 0.750		
LaMarr Hoyt, R ERA: 4.67 Jerry Koosman, L ERA: 4.95 (10, 1)	0.2	2	1	0	0	0	0	0	0	0	0	0	0	2	2	0.00	1.500		

AB	36
R	3
H	8
RBI	3
BB	1
SO	6
LOB	12



Batter	1	2	3	4	5	6	7	8	9	10	AB	R	H	RBI	BB	SO	LOB	BOTTOM	
Rudy Law, L OBP: 0.300, SLG: 0.280 (1.8)	SH1-3 SF9 HBP		F3			K		4-3			3	1	0	0	0	1	1	<b>Toronto Blue Jays @ Chicago White Sox</b> Comiskey Park, Chicago, IL Wed May 11 1983, 8:05 PM EDT Att. 18,844 - Cloudy - 67 F	
Tony Bernazard, S OBP: 0.322, SLG: 0.430 (1.4)	SH1-3		K					BB		K	2	0	0	0	1	2	0		
Harold Baines, L OBP: 0.336, SLG: 0.350 (1.9)	SF9					4-3		F8			2	0	0	1	1	0	1		
Greg Luzinski, R OBP: 0.333, SLG: 0.341 (1.10)	K					6-3				BB	4	0	0	0	0	3	1		
Ron Kittle, R OBP: 0.296, SLG: 0.489 (1.7)		L4				F9				1-3-1	4	0	1	0	0	0	1		
Mike Squires, L OBP: 0.288, SLG: 0.207 (1.3)		F9				F4		G4-6-3		G6-4-3 1B	4	0	1	0	0	0	1		
Marc Hill, R OBP: 0.364, SLG: 0.333 Jerry Hairston, S OBP: 0.364, SLG: 0.389 Carlton Fisk, R OBP: 0.244, SLG: 0.296 (8, PH) (9, 2)						K				F7	2	0	1	0	0	1	0		
Lorenzo Gray, R OBP: 0.237, SLG: 0.229 (1.5)						F3				G6-4-3	3	0	0	0	1	0	2		
Jerry Dybzinski, R OBP: 0.241, SLG: 0.296 Greg Walker, L OBP: 0.294, SLG: 0.485 Scott Fletcher, R OBP: 0.373, SLG: 0.357 (8, PH) (9, 6)						K				F4	1	0	0	0	0	0	0		
										G6-4-3	0	0	0	0	0	0	0		
										F6	2	0	0	0	0	1	0		
<b>Inning Stats</b>	R: 1 E: 0 K: 1 S: 5	H: 0 LOB: 0 BB: 0 P: 6	R: 0 E: 0 K: 0 S: 4	H: 1 LOB: 1 BB: 0 P: 4	R: 0 E: 0 K: 2 S: 7	H: 0 LOB: 0 BB: 0 P: 7	R: 0 E: 0 K: 1 S: 5	H: 0 LOB: 0 BB: 1 P: 9	R: 0 E: 0 K: 0 S: 3	H: 1 LOB: 0 BB: 1 P: 5	R: 0 E: 0 K: 0 S: 3	H: 0 LOB: 1 BB: 1 P: 7	R: 0 E: 0 K: 2 S: 7	H: 0 LOB: 1 BB: 1 P: 11	R: 0 E: 0 K: 0 S: 3	H: 1 LOB: 0 BB: 0 P: 3	1B: 3 2B: 0 3B: 0 HR: 0	SF: 1 SAC: 1 DP: 2 HBP: 1	WP: 0 PA: 35
<b>PITCHER</b>	IP 10.0	WLS W	BF 35	H 3	R 1	ER 1	SO 8	BB 3	IBB 0	HBP 1	BLK 0	WP 0	HR 0	S 47	P 60	ERA 0.90	WHIP 0.600		
Dave Stieb, R ERA: 1.2 (1.1)	10.0	W	35	3	1	1	8	3	0	1	0	0	0	47	60	0.90	0.600		

AB	29
R	1
H	3
RBI	1
BB	3
SO	8
LOB	9



Batter	1	2	3	4	5	6	7	8	9	AB	R	H	RBI	BB	SO	LOB	TOP			
Damaso Garcia, R (1.4) OBP: 0.279, SLG: 0.293	F9		4-3		K			BB SF9 1B	5-3	5	1	1	1	0	1	0				
Dave Collins, S (1.7) OBP: 0.257, SLG: 0.196	F7				1-3			SF9 BB	6-3	3	0	1	0	0	0	0				
Barry Bonnell, R (5.7) OBP: 0.365, SLG: 0.408			4-3 1B					SF8 1B		2	1	1	0	0	0	0				
Willie Upshaw, L (1.3) OBP: 0.356, SLG: 0.554	4-3		4-3		L8			BB		3	0	0	0	1	0	1				
Jorge Orta, L (1.10) OBP: 0.292, SLG: 0.409			4-3		6-3			SF9		3	1	1	1	0	0	1				
Cliff Johnson, R (8. PH) OBP: 0.347, SLG: 0.436		HR						2-3 3-H		0	0	0	1	0	0	0				
Lloyd Moseby, L (1.8) OBP: 0.289, SLG: 0.423		G3 S FC 1B			F7			SF8		3	1	1	1	0	1	0				
Ernie Whitt, L (1.2) OBP: 0.357, SLG: 0.377		G3			F8			6-3		4	0	1	0	0	0	2				
Rance Mulliniks, L (1.5) OBP: 0.393, SLG: 0.500		FC						G3 SH1-4 1B		1	0	0	1	1	0	0				
Garth Iorg, R (9. PH) OBP: 0.351, SLG: 0.418		FC 6-4						SH1-4		1	1	0	0	0	0	0				
Hosken Powell, L (1.9) OBP: 0.161, SLG: 0.267		3-H FC6-4			F9			G3		3	0	0	0	0	0	3				
Jesse Barfield, R (7.9) OBP: 0.291, SLG: 0.488		1-2						2-3		1	0	0	0	0	1	1				
Alfredo Griffin, S (1.6) OBP: 0.287, SLG: 0.378		4-3			F7			F8		4	1	0	0	0	0	2				
<b>Inning Stats</b>	R: 0 E: 0 K: 0 S: 3	H: 0 LOB: 0 BB: 0 P: 3	R: 2 E: 0 K: 0 S: 6	H: 2 LOB: 1 BB: 0 P: 6	R: 0 E: 1 K: 0 S: 4	H: 1 LOB: 1 BB: 0 P: 4	R: 0 E: 0 K: 0 S: 3	H: 0 LOB: 0 BB: 0 P: 7	R: 0 E: 0 K: 1 S: 5	H: 0 LOB: 0 BB: 0 P: 5	R: 0 E: 0 K: 0 S: 4	H: 1 LOB: 1 BB: 0 P: 4	R: 2 E: 0 K: 0 S: 5	H: 2 LOB: 1 BB: 0 P: 9	R: 2 E: 2 K: 1 S: 7	H: 0 LOB: 0 BB: 0 P: 7	1B: 5 2B: 0 3B: 0 HR: 1	SF: 2 SAC: 1 DP: 0 HBP: 0	WP: 0 PB: 0 SB: 2 CS: 0	PA: 38
<b>PITCHER</b>	IP WLS BF H R ER SO BB IBB HBP BLK WP HR S P ERA WHIP																			
Lary Sorensen, R (1.1) ERA: 4.23	7.0 L 30 6 4 4 2 2 0 0 0 0 0 1 32 40 5.14 1.143																			
Rick Waits, L (8.1) ERA: 6.75	2.0 8 0 2 0 1 0 0 0 0 0 0 0 10 10 0.00 0.000																			

Toronto Blue Jays @ Cleveland Indians  
Cleveland Municipal Stadium, Cleveland, OH

AB 33  
R 6  
H 6  
RBI 5  
BB 2  
SO 3  
LOB 10



WP: 0 PA: 38  
PB: 0  
SB: 2  
CS: 0

Thu May 12 1983, 7:05 PM EDT  
Att. 6,361 - Unknown - 65 F

Batter	1	2	3	4	5	6	7	8	9	AB	R	H	RBI	BB	SO	LOB	BOTTOM			
Mike Hargrove, L (1.3) OBP: 0.376, SLG: 0.320	G3		F9			1B BB		F9 1B	4-3	5	1	2	1	0	0	0				
Rick Manning, L (1.8) OBP: 0.317, SLG: 0.294					CS BB			F9 1B		2	1	2	0	2	0	0				
Bake McBride, L (1.9) OBP: 0.371, SLG: 0.354					K			F9		4	0	1	0	0	1	4				
Andre Thornton, R (1.10) OBP: 0.488, SLG: 0.570					F7			F4		4	0	1	2	0	0	5				
Pat Tabler, R (1.5) OBP: 0.430, SLG: 0.542		6-3			CS			K		4	0	1	0	0	1	3				
George Vukovich, L (1.7) OBP: 0.190, SLG: 0.239		F8			1-2			1-3		4	0	1	0	0	0	5				
Manny Trillo, R (1.4) OBP: 0.419, SLG: 0.490		F7						F7		4	0	0	0	0	0	3				
Ron Hassey, L (1.2) OBP: 0.403, SLG: 0.352					4-3			F4		4	0	0	0	0	1	1				
Julio Franco, R (1.6) OBP: 0.283, SLG: 0.400					6-3			1B 3B		4	1	1	0	0	1	0				
<b>Inning Stats</b>	R: 0 E: 0 K: 0 S: 4	H: 1 LOB: 1 BB: 0 P: 4	R: 0 E: 0 K: 0 S: 3	H: 0 LOB: 0 BB: 0 P: 3	R: 0 E: 0 K: 1 S: 4	H: 0 LOB: 0 BB: 1 P: 8	R: 0 E: 0 K: 0 S: 4	H: 1 LOB: 1 BB: 0 P: 4	R: 1 E: 0 K: 1 S: 8	H: 3 LOB: 3 BB: 1 P: 12	R: 0 E: 0 K: 1 S: 5	H: 0 LOB: 0 BB: 0 P: 5	R: 2 E: 0 K: 0 S: 7	H: 4 LOB: 2 BB: 0 P: 7	R: 0 E: 0 K: 1 S: 5	H: 0 LOB: 0 BB: 0 P: 5	1B: 6 2B: 2 3B: 1 HR: 0	SF: 0 SAC: 0 DP: 0 HBP: 0	WP: 0 PB: 0 SB: 0 CS: 1	PA: 38
<b>PITCHER</b>	IP WLS BF H R ER SO BB IBB HBP BLK WP HR S P ERA WHIP																			
Jim Clancy, R (1.1) ERA: 4.36	5.0 W 19 4 1 1 1 1 0 0 0 0 0 0 1 20 24 1.80 1.000																			
Dave Geisel, L (6.1) ERA: 2.45	0.0 2 1 0 0 0 1 0 0 0 0 0 0 1 5 5 0.00 0.000																			
Roy Lee Jackson, R (6.1) ERA: 4.79	2.1 9 2 2 2 2 0 0 0 0 0 0 0 13 13 7.71 0.857																			
Randy Moffitt, R (8.1) ERA:	1.2 S 7 2 0 0 1 0 0 0 0 0 0 0 9 9 0.00 1.200																			

Toronto Blue Jays @ Cleveland Indians  
Cleveland Municipal Stadium, Cleveland, OH

AB 35  
R 3  
H 9  
RBI 3  
BB 2  
SO 4  
LOB 21



WP: 0 PA: 38  
PB: 0  
SB: 0  
CS: 1

Thu May 12 1983, 7:05 PM EDT  
Att. 6,361 - Unknown - 65 F

Batter	1	2	3	4	5	6	7	8	9	AB	R	H	RBI	BB	SO	LOB	TOP			
Damaso Garcia, R (1,4) OBP: 0.290, SLG: 0.305 Garth Iorg, R (6,PH) OBP: 0.356, SLG: 0.421	FC4-6 1B		CS 1B			K			FC6-4 1B	2	0	2	0	0	0	0	Toronto Blue Jays @ Cleveland Indians Cleveland Municipal Stadium, Cleveland, OH Fri May 13 1983, 7:05 PM EDT Att: 10,900 - Unknown			
Rance Mulliniks, L (1,5) OBP: 0.397, SLG: 0.464	FC4-6 1B 1-2		CS 1-2	F8		6-3		FC6-4 1B 1-2	4	1	0	0	0	0	2					
Willie Upshaw, L (1,3) OBP: 0.352, SLG: 0.542	G6-4-3 1B			4-3		F7		L9	4	0	1	0	0	0	1					
Jorge Orta, L (1,10) OBP: 0.286, SLG: 0.385	G6-4-3 1-2			F4			F2			4	0	1	1	0	2					
Lloyd Moseby, L (1,8) OBP: 0.300, SLG: 0.419		F7																		
Ernie Whitt, L (1,2) OBP: 0.356, SLG: 0.375		G3																		
Barry Bonnell, R (1,7) OBP: 0.364, SLG: 0.404																				
Jesse Barfield, R (1,9) OBP: 0.253, SLG: 0.471																				
Alfredo Griffin, S (1,6) OBP: 0.278, SLG: 0.366																				
<b>Inning Stats</b>	R: 0 E: 0 K: 0 S: 4	H: 2 LOB: 1 BB: 0 P: 4	R: 0 E: 0 K: 0 S: 3	H: 1 LOB: 0 BB: 0 P: 3	R: 0 E: 0 K: 0 S: 3	H: 0 LOB: 0 BB: 0 P: 3	R: 0 E: 1 K: 0 S: 4	H: 1 LOB: 2 BB: 1 P: 8	R: 0 E: 0 K: 0 S: 5	H: 0 LOB: 0 BB: 0 P: 5	R: 0 E: 0 K: 0 S: 3	H: 1 LOB: 0 BB: 0 P: 3	R: 0 E: 0 K: 0 S: 3	H: 0 LOB: 0 BB: 0 P: 3	R: 1 E: 0 K: 0 S: 5	H: 2 LOB: 1 BB: 0 P: 5	1B: 8 2B: 0 3B: 0 HR: 0	SF: 0 SAC: 0 DP: 2 HBP: 0	WP: 0 PB: 1 SB: 0 CS: 2	PA: 34
<b>PITCHER</b> Juan Eichelberger, R (1,1) ERA: 2.68	IP: 9.0 WLS: W BF: 32	H: 8 R: 1 ER: 0 SO: 1	BB: 1 IBB: 0 HBP: 0 BLK: 0	WP: 0 HR: 0 S: 33 P: 37	ERA: 0.00 WHIP: 1.000	<b>PITCHER</b>	IP: 9.0 WLS: W BF: 32	H: 8 R: 1 ER: 0 SO: 1	BB: 1 IBB: 0 HBP: 0 BLK: 0	WP: 0 HR: 0 S: 33 P: 37	ERA: 0.00 WHIP: 1.000									


Batter	1	2	3	4	5	6	7	8	9	AB	R	H	RBI	BB	SO	LOB	BOTTOM			
Mike Hargrove, L (1,3) OBP: 0.372, SLG: 0.317	E6 G4-6-3		CS 1B			K			4-3	4	0	1	0	0	1	2	Toronto Blue Jays @ Cleveland Indians Cleveland Municipal Stadium, Cleveland, OH Fri May 13 1983, 7:05 PM EDT Att: 10,900 - Unknown			
Rick Manning, L (1,8) OBP: 0.315, SLG: 0.292	G4-6-3 1-2		CS 1-2	1B G6-4-3		3-1		FC BB	4	1	1	0	0	0	2					
Bake McBride, L (1,9) OBP: 0.365, SLG: 0.348 Alan Bannister, R (8,7) OBP: 0.321, SLG: 0.373	F7					6-3		F2	4	0	1	0	0	0	2					
Andre Thornton, R (1,10) OBP: 0.489, SLG: 0.563																				
Pat Tabler, R (1,5) OBP: 0.444, SLG: 0.541																				
George Vukovich, L (1,7) OBP: 0.193, SLG: 0.230																				
Manny Trillo, R (1,4) OBP: 0.423, SLG: 0.398																				
Ron Hassey, L (1,2) OBP: 0.379, SLG: 0.328																				
Julio Franco, R (1,6) OBP: 0.298, SLG: 0.420																				
<b>Inning Stats</b>	R: 0 E: 1 K: 0 S: 3	H: 0 LOB: 0 BB: 0 P: 3	R: 0 E: 1 K: 0 S: 3	H: 0 LOB: 1 BB: 1 P: 7	R: 0 E: 0 K: 0 S: 3	H: 2 LOB: 0 BB: 0 P: 3	R: 1 E: 0 K: 0 S: 4	H: 2 LOB: 0 BB: 0 P: 4	R: 1 E: 1 K: 1 S: 6	H: 1 LOB: 1 BB: 1 P: 10	R: 2 E: 0 K: 0 S: 6	H: 3 LOB: 2 BB: 1 P: 10	R: 1 E: 0 K: 0 S: 5	H: 1 LOB: 3 BB: 2 P: 13	R: 0 E: 0 K: 0 S: 3	H: 0 LOB: 0 BB: 0 P: 3	1B: 8 2B: 1 3B: 0 HR: 0	SF: 0 SAC: 0 DP: 3 HBP: 0	WP: 0 PB: 0 SB: 0 CS: 1	PA: 37
<b>PITCHER</b> Mike Morgan, R (1,1) ERA: 3.8 Jim Acker, R (4,1) ERA: 2.45 Dave Geisel, L (7,1) ERA: 3.38 Joey McLaughlin, R (7,1) ERA: 2.7	IP: 3.0 WLS: L BF: 12	H: 4 R: 3 ER: 3 SO: 1	BB: 2 IBB: 0 HBP: 0 BLK: 0	WP: 0 HR: 0 S: 14 P: 22	ERA: 9.00 WHIP: 2.000	<b>PITCHER</b>	IP: 3.0 WLS: L BF: 14	H: 4 R: 3 ER: 3 SO: 1	BB: 2 IBB: 0 HBP: 0 BLK: 0	WP: 0 HR: 0 S: 14 P: 22	ERA: 13.50 WHIP: 1.500									



Batter	1	2	3	4	5	6	7	8	9	10	11	AB	R	H	RBI	BB	SO	LOB						
Lloyd Moseby, L OBP: 0.303, SLG: 0.402 Damaso Garcia, R OBP: 0.288, SLG: 0.303 Hosken Powell, L OBP: 0.212, SLG: 0.313	FC4-6 1B		F6		K			BB		L6		3	0	1	0	1	1	1						
Garth Iorg, R OBP: 0.333, SLG: 0.388	FC4-6 6-3 1-2		F7			6-3		F9			F8	5	0	0	0	0	0	3						
Barry Bonnell, R OBP: 0.385, SLG: 0.443	6-3			FC5 E 1B		F8			5-3		BB E 2B	5	1	2	0	0	0	1						
Cliff Johnson, R OBP: 0.359, SLG: 0.429 Jorge Orta, L OBP: 0.297, SLG: 0.357	K			F4		F9			F7		E BB IBB	4	0	0	0	1	1	2						
Jesse Barfield, R OBP: 0.242, SLG: 0.436		6-3		E1 E			F9		F3		E BB 1-2 2-3	4	1	0	0	1	0	1						
Mickey Klutts, R OBP: 0.234, SLG: 0.438		L8		FC5 1-2 2-3			CS 1B			F2	FC6 G6-3 1-2 2-3 3-H	5	0	1	0	0	0	3						
Buck Martinez, R OBP: 0.348, SLG: 0.357		F2		6-3		4-3				6-3	G6-3 1-2	5	0	0	0	0	0	5						
Willie Upshaw, L OBP: 0.368, SLG: 0.553			BLK 1B		F8			4-3		1B BB		3	0	1	0	1	0	0						
Alfredo Griffin, S OBP: 0.276, SLG: 0.366			K		F8			K		1-3 1B		4	0	1	0	0	2	1						
<b>Inning Stats</b>	R: 0 E: 0 K: 1 S: 6	H: 1 LOB: 1 BB: 0 P: 6	R: 0 E: 0 K: 0 S: 3	H: 0 LOB: 0 BB: 0 P: 3	R: 0 E: 0 K: 1 S: 6	H: 1 LOB: 1 BB: 0 P: 6	R: 1 E: 2 K: 0 S: 5	H: 1 LOB: 1 BB: 0 P: 5	R: 0 E: 0 K: 1 S: 5	H: 0 LOB: 0 BB: 0 P: 5	R: 0 E: 0 K: 0 S: 3	H: 0 LOB: 0 BB: 0 P: 3	R: 0 E: 0 K: 1 S: 5	H: 0 LOB: 0 BB: 1 P: 9	R: 0 E: 0 K: 0 S: 3	H: 0 LOB: 0 BB: 0 P: 3	R: 0 E: 0 K: 0 S: 4	H: 1 LOB: 2 BB: 1 P: 8	R: 1 E: 1 K: 0 S: 4	H: 1 LOB: 2 BB: 2 P: 12	1B: 5 2B: 1 3B: 0 HR: 0	SF: 0 SAC: 0 DP: 1 HBP: 0	WP: 0 PB: 0 SB: 0 CS: 1	PA: 43
<b>PITCHER</b> Bob McClure, L ERA: 3.55	IP: 11.0 WLS: 4 BF: 43 H: 6 R: 2 ER: 0 SO: 4 BB: 3 IBB: 1 HBP: 0 BLK: 1 WP: 0 HR: 0 S: 47 P: 63 ERA: 3.55 WHIP: 0.818																							

**Toronto Blue Jays @ Milwaukee Brewers**  
 Milwaukee County Stadium, Milwaukee, WI  
 Mon May 16 1993, 8:05 PM EDT  
 Att: 8,298 - Unknown - 44 F


AB 39  
 R 2  
 H 6  
 RBI 0  
 BB 4  
 SO 4  
 LOB 19




Batter	1	2	3	4	5	6	7	8	9	10	11	AB	R	H	RBI	BB	SO	LOB						
Paul Molitor, R OBP: 0.329, SLG: 0.354	L5-3 BB		K		1-3		5-3		F9		F9	5	0	0	0	1	1	6						
Robin Yount, R OBP: 0.411, SLG: 0.597	L5-3 1-2		K		K		K			4-3 1B		5	0	1	0	0	3	2						
Cecil Cooper, L OBP: 0.272, SLG: 0.386	F6			F9		2B 1B		1-3		F2		5	0	1	0	0	0	1						
Ted Simmons, S OBP: 0.312, SLG: 0.405		6-3		BB 1B 2B		1-3 2B		K		4-3		5	1	2	0	0	1	1						
Ben Oglivie, L OBP: 0.450, SLG: 0.600				CS BB 1B BB		FC4-6 IBB					IBB	1	0	1	0	4	0	0						
Gorman Thomas, R OBP: 0.291, SLG: 0.327		K		1-2 BB		K		1B		F4		4	0	0	0	1	3	7						
Roy Howell, L OBP: 0.333, SLG: 0.375 Marshall Edwards, L (11, PR)			CS 2B		1-2 2-H 3-H 1B		FC4-6		F7		SH3-4 1B	5	0	3	1	0	0	3						
Charlie Moore, R OBP: 0.368, SLG: 0.446			K		1-3 1B				FC4-6 BB		SH3-4	3	0	2	0	1	1	1						
Jim Gantner, L OBP: 0.328, SLG: 0.414			BB		F8		F2		FC4-6 1-2		4-3	4	0	0	0	1	0	5						
<b>Inning Stats</b>	R: 0 E: 0 K: 0 S: 2	H: 0 LOB: 0 BB: 1 P: 6	R: 0 E: 0 K: 1 S: 4	H: 0 LOB: 0 BB: 1 P: 8	R: 0 E: 0 K: 2 S: 7	H: 1 LOB: 1 BB: 11 P: 11	R: 1 E: 0 K: 1 S: 6	H: 2 LOB: 2 BB: 2 P: 14	R: 0 E: 0 K: 0 S: 3	H: 2 LOB: 3 BB: 1 P: 13	R: 0 E: 0 K: 1 S: 6	H: 1 LOB: 1 BB: 2 P: 6	R: 0 E: 0 K: 1 S: 6	H: 1 LOB: 1 BB: 0 P: 6	R: 0 E: 0 K: 0 S: 3	H: 0 LOB: 1 BB: 1 P: 7	R: 0 E: 0 K: 1 S: 6	H: 1 LOB: 2 BB: 1 P: 10	R: 0 E: 0 K: 0 S: 4	H: 1 LOB: 2 BB: 0 P: 4	1B: 6 2B: 5 3B: 1 HR: 0	SF: 0 SAC: 1 DP: 2 HBP: 0	WP: 0 PB: 0 SB: 0 CS: 2	PA: 46
<b>PITCHER</b> Dave Stieb, R ERA: 1.16 Randy Moffitt, R ERA:	IP: 10.0 WLS: 4 BF: 42 H: 9 R: 1 ER: 1 SO: 9 BB: 6 IBB: 2 HBP: 0 BLK: 0 WP: 0 HR: 0 S: 52 P: 84 ERA: 1.16 WHIP: 1.500																							


**Toronto Blue Jays @ Milwaukee Brewers**  
 Milwaukee County Stadium, Milwaukee, WI  
 Mon May 16 1993, 8:05 PM EDT  
 Att: 8,298 - Unknown - 44 F

AB 37  
 R 1  
 H 10  
 RBI 1  
 BB 8  
 SO 9  
 LOB 26





Batter	1	2	3	4	5	6	7	8	9	AB	R	H	RBI	BB	SO	LOB	TOP			
Lloyd Moseby, L OBP: 0.298, SLG: 0.384 (1, 8)	4-3		6-3		4-3			FC6-4 1B BB	1-3	4	1	0	0	1	0	0	<b>Toronto Blue Jays @ Milwaukee Brewers</b> Milwaukee County Stadium, Milwaukee, WI Tue May 17 1983, 8:05 PM EDT Att: 9,304 - Unknown - 50 F 			
Garth Iorg, R OBP: 0.365, SLG: 0.408 (1, 4)	1B BB		S 2B 1B		FC5-4 1B			FC6-4 1B	1-3	4	1	3	0	1	0	0				
Barry Bonnell, R OBP: 0.357, SLG: 0.409 (1, 7)	F9		K 1-2		FC5-4 FC5-4 1-2			FC6-4 1B HR	F6	5	1	0	0	0	1	5				
Cliff Johnson, R OBP: 0.374, SLG: 0.455 (1, 10)	1-2 1B		2H 2B		F9			HR 1B		4	1	3	2	0	0	1				
Jesse Barfield, R OBP: 0.243, SLG: 0.459 (1, 9)	F8			6-3		FC5-4 1-2		HR		4	1	1	3	0	0	3				
Mickey Klutts, R OBP: 0.238, SLG: 0.350 (1, 5)		F8		5-3			5-3	F7		4	0	0	0	0	0	0				
Buck Martinez, R OBP: 0.380, SLG: 0.457 Ernie Whitt, L OBP: 0.333, SLG: 0.348 (8, PR) (8, 2)		HR		4-3			FC4-6 1B	BB 1B		4	1	3	1	0	0	0				
Willie Upshaw, L OBP: 0.372, SLG: 0.547 (1, 3)		CS 1B		6-3			FC4-6 1-2	1-2 BB		3	0	1	0	1	0	1				
Alfredo Griffin, S OBP: 0.269, SLG: 0.356 Rance Mulliniks, L OBP: 0.359, SLG: 0.450 (8, PH) (8, 6)		6-3		F3			5-3	F7		3	0	0	0	0	0	2				
<b>Inning Stats</b>	R: 0 E: 0 K: 0 S: 4	H: 1 LOB: 2 BB: 1 P: 8	R: 1 E: 0 K: 0 S: 4	H: 2 LOB: 0 BB: 0 P: 4	R: 1 E: 0 K: 1 S: 6	H: 2 LOB: 1 BB: 0 P: 6	R: 0 E: 0 K: 0 S: 3	H: 0 LOB: 0 BB: 0 P: 3	R: 0 E: 0 K: 0 S: 4	H: 1 LOB: 1 BB: 0 P: 4	R: 0 E: 0 K: 0 S: 4	H: 1 LOB: 1 BB: 0 P: 4	R: 0 E: 0 K: 0 S: 7	H: 4 LOB: 2 BB: 2 P: 15	R: 0 E: 0 K: 0 S: 3	H: 0 LOB: 0 BB: 0 P: 3	1B: 8 2B: 1 3B: 0 HR: 2	SF: 0 SAC: 0 DP: 0 HBP: 0	WP: 0 PB: 0 SB: 1 CS: 1	PA: 39
<b>PITCHER</b>	IP WLS BF H R ER SO BB IBB HBP BLK WP HR S P ERA WHIP	7.2 W 35 11 6 6 1 3 0 0 0 0 2 34 46 7.04 1.826	1.1 S 4 0 0 0 0 0 0 0 0 0 0 4 4 0.00 0.000	<b>PITCHER</b>										IP WLS BF H R ER SO BB IBB HBP BLK WP HR S P ERA WHIP						

Batter	1	2	3	4	5	6	7	8	9	AB	R	H	RBI	BB	SO	LOB	BOTTOM			
Jim Gantner, L OBP: 0.339, SLG: 0.440 (1, 4)	G3		1B 2B	4-3		1-3 1B 1B	2B			5	2	3	1	0	0	2	<b>Toronto Blue Jays @ Milwaukee Brewers</b> Milwaukee County Stadium, Milwaukee, WI Tue May 17 1983, 8:05 PM EDT Att: 9,304 - Unknown - 50 F 			
Cecil Cooper, L OBP: 0.284, SLG: 0.412 (1, 3)	F8		F8 SF7 1B		HR	1-3 BB BB	BB			4	2	2	2	1	0	1				
Robin Yount, R OBP: 0.411, SLG: 0.589 (1, 6)	1B		F8 2-3	6-3		FC3-6 1B 2H	4-3			5	1	2	1	0	0	3				
Ted Simmons, S OBP: 0.315, SLG: 0.411 (1, 2)	F4		SF7		1B 2B 2B	FC3-6 BB		3-1		3	1	1	1	1	0	1				
Ben Oglivie, L OBP: 0.449, SLG: 0.600 (1, 7)		6-3 2B	F4		2B FC5 1B	FC3-6 1B 1-2 2-3		K		5	1	2	0	0	1	2				
Don Money, R OBP: 0.333, SLG: 0.381 (1, 5)	6-3			SH1-3 BB	FC5 2B	1-2 1B		HR		4	1	3	3	1	0	1				
Roy Howell, L OBP: 0.340, SLG: 0.364 (1, 10)	K		K	SH1-3 1B	FC5 BB	3H F8		K		4	0	1	0	1	2	3				
Gorman Thomas, R OBP: 0.283, SLG: 0.317 (1, 8)	K			SH1-3	FC5		F6			3	0	0	1	0	1	3				
Charlie Moore, R OBP: 0.364, SLG: 0.457 (1, 9)			2B 3B	F4	5-3		4-3			4	1	1	0	0	0	4				
<b>Inning Stats</b>	R: 0 E: 0 K: 0 S: 4	H: 1 LOB: 0 BB: 0 P: 4	R: 0 E: 0 K: 2 S: 8	H: 1 LOB: 0 BB: 0 P: 8	R: 3 E: 0 K: 0 S: 6	H: 3 LOB: 0 BB: 0 P: 6	R: 0 E: 0 K: 0 S: 4	H: 1 LOB: 2 BB: 1 P: 8	R: 3 E: 0 K: 0 S: 7	H: 4 LOB: 2 BB: 1 P: 11	R: 2 E: 0 K: 0 S: 6	H: 3 LOB: 1 BB: 1 P: 10	R: 0 E: 0 K: 0 S: 4	H: 1 LOB: 2 BB: 1 P: 8	R: 1 E: 0 K: 2 S: 8	H: 1 LOB: 0 BB: 0 P: 8	1B: 7 2B: 5 3B: 1 HR: 2	SF: 1 SAC: 1 DP: 0 HBP: 0	WP: 0 PB: 0 SB: 0 CS: 0	PA: 43
<b>PITCHER</b>	IP WLS BF H R ER SO BB IBB HBP BLK WP HR S P ERA WHIP	4.1 L 24 10 3 2 2 0 2 0 0 0 0 8 16 10.80 3.000	1.0 5 1 0 0 0 1 0 0 0 0 0 0 4 8 0.00 2.000	1.0 4 1 1 1 2 0 0 0 0 0 0 1 8 8 9.00 1.000	<b>PITCHER</b>										IP WLS BF H R ER SO BB IBB HBP BLK WP HR S P ERA WHIP					

Batter	1	2	3	4	5	6	7	8	9	AB	R	H	RBI	BB	SO	LOB	TOP								
Rance Mulliniks, L OBP: 0.377, SLG: 0.469 (1, 5)	F7						F6		CS	4	1	2	0	1	0	0	<b>Toronto Blue Jays @ Milwaukee Brewers</b> Milwaukee County Stadium, Milwaukee, WI Wed May 18 1983, 4:33 AM EDT Att: 16,485 - Unknown - 55 F								
Garth Iorg, R OBP: 0.346, SLG: 0.387 (1, 4)	F9			6-3		E4 BB FC6-2	K		CS	4	0	0	0	0	1	2									
Willie Upshaw, L OBP: 0.376, SLG: 0.537 (1, 3)	K			F7		FC6-2 1B BB				2	1	0	0	2	1	1									
Jorge Orta, L OBP: 0.265, SLG: 0.323 (1, 10)		F8		F6		FC6-2 1B BB	F8			3	1	0	0	1	0	2									
Lloyd Moseby, L OBP: 0.296, SLG: 0.378 (1, 8)		K			4-3 S 1B	FC6-2 1B SF7		4-3		4	2	1	0	0	1	3									
Ernie Whitt, L OBP: 0.329, SLG: 0.342 (1, 2)	G3			4-3		SF7 1B	G3			4	0	1	2	0	0	1									
Barry Bonnell, R OBP: 0.338, SLG: 0.391 (1, 7)			6-3	6-3		SF7	F2			3	0	0	2	0	0	0									
Hosken Powell, L OBP: 0.216, SLG: 0.286 (1, 9)			F7	F9		BB	F7			3	0	0	0	1	0	0									
Alfredo Griffin, S OBP: 0.277, SLG: 0.383 (1, 6)			5-3			HR		CS		3	1	1	1	1	0	2									
<b>Inning Stats</b>	R: 0 E: 0 K: 1 S: 5	H: 0 LOB: 0 BB: 0 P: 5	R: 0 E: 0 K: 1 S: 5	H: 0 LOB: 0 BB: 0 P: 5	R: 0 E: 0 K: 0 S: 3	H: 0 LOB: 0 BB: 0 P: 3	R: 0 E: 0 K: 0 S: 4	H: 1 LOB: 1 BB: 0 P: 4	R: 1 E: 0 K: 0 S: 4	H: 1 LOB: 0 BB: 0 P: 4	R: 5 E: 1 K: 0 S: 7	H: 3 LOB: 2 BB: 3 P: 19	R: 0 E: 0 K: 1 S: 5	H: 0 LOB: 0 BB: 1 P: 9	R: 0 E: 0 K: 0 S: 3	H: 0 LOB: 0 BB: 0 P: 3	R: 0 E: 0 K: 0 S: 1	H: 0 LOB: 0 BB: 2 P: 9	1B: 3 2B: 1 3B: 0 HR: 1	SF: 1 SAC: 0 DP: 0 HBP: 0	WP: 0 PB: 0 SB: 2 CS: 2	PA: 38			
<b>PITCHER</b>	IP	WLS	BF	H	R	ER	SO	BB	IBB	HBP	BLK	WP	HR	S	P	ERA	WHIP								
Don Sutton, R ERA: 2.92 (1, 1)	5.1		24	5	6	4	2	2	0	0	0	0	1	26	34	6.75	1.312								
Jim Slaton, R ERA: 2.13 (6, 1)	3.2	W	13	0	0	0	1	4	0	0	0	0	0	11	27	0.00	1.091								



Batter	1	2	3	4	5	6	7	8	9	AB	R	H	RBI	BB	SO	LOB	BOTTOM								
Jim Gantner, L OBP: 0.333, SLG: 0.425 (1, 4)	L4		3-1	6-3			F9		BB	4	1	0	0	1	0	0	<b>Toronto Blue Jays @ Milwaukee Brewers</b> Milwaukee County Stadium, Milwaukee, WI Wed May 18 1983, 4:33 AM EDT Att: 16,485 - Unknown - 55 F								
Cecil Cooper, L OBP: 0.288, SLG: 0.407 (1, 3)	L9		1B			F9	L8		BB	4	1	1	0	1	0	0									
Robin Yount, R OBP: 0.417, SLG: 0.597 (1, 6)	1B		1B			F9	S		F3	5	3	3	0	0	0	3									
Ted Simmons, S OBP: 0.341, SLG: 0.453 (1, 2)	1B		1B			BB	HR		1B	4	1	4	6	1	0	0									
Ben Oglivie, L OBP: 0.450, SLG: 0.593 (1, 7)	1B		1B			BB	HR		1B	3	0	1	0	1	1	1									
Don Money, R OBP: 0.306, SLG: 0.356 (1, 5)	6-3		SF7			F8			K	3	0	0	1	0	1	2									
Roy Howell, L OBP: 0.333, SLG: 0.396 (1, 10)		F7	K						4-3	4	0	1	0	0	1	2									
Gorman Thomas, R OBP: 0.282, SLG: 0.308 (1, 8)		5-3		K			G6-4-3 HBP		F6	3	0	0	0	0	1	0									
Charlie Moore, R OBP: 0.361, SLG: 0.444 (1, 9)		F9		F8		G6-4-3			BB	3	1	0	0	0	0	2									
<b>Inning Stats</b>	R: 1 E: 0 K: 0 S: 6	H: 3 LOB: 2 BB: 0 P: 6	R: 0 E: 0 K: 0 S: 3	H: 0 LOB: 0 BB: 0 P: 3	R: 2 E: 0 K: 1 S: 8	H: 3 LOB: 2 BB: 1 P: 12	R: 0 E: 0 K: 1 S: 5	H: 0 LOB: 0 BB: 0 P: 5	R: 0 E: 0 K: 1 S: 5	H: 0 LOB: 1 BB: 1 P: 9	R: 0 E: 0 K: 0 S: 3	H: 1 LOB: 1 BB: 0 P: 4	R: 2 E: 0 K: 0 S: 5	H: 2 LOB: 0 BB: 0 P: 5	R: 0 E: 0 K: 1 S: 5	H: 0 LOB: 0 BB: 0 P: 5	R: 2 E: 0 K: 0 S: 2	H: 1 LOB: 2 BB: 2 P: 11	1B: 7 2B: 1 3B: 1 HR: 1	SF: 1 SAC: 0 DP: 1 HBP: 2	WP: 0 PB: 0 SB: 1 CS: 0	PA: 40			
<b>PITCHER</b>	IP	WLS	BF	H	R	ER	SO	BB	IBB	HBP	BLK	WP	HR	S	P	ERA	WHIP								
Luis Leal, R ERA: 3.78 (1, 1)	5.1		25	7	3	3	3	1	1	0	0	0	1	11	13	10.12	0.750								
Roy Lee Jackson, R ERA: 4.54 (6, 1)	2.2	L	11	2	3	3	1	0	0	2	0	0	0	0	8	∞	∞								
Dave Geisel, L ERA: 4.5 (9, 1)	0.0		2	0	0	0	0	2	0	0	0	0	0	0	2	27.00	3.000								
Randy Moffitt, R ERA: (9, 1)	0.1		2	1	1	1	0	0	0	0	0	0	0	2	2										



Batter	1	2	3	4	5	6	7	8	9	AB	R	H	RBI	BB	SO	LOB	TOP								
<b>John Shelby, S</b> OBP: 0.365, SLG: 0.500 (1, 8)	0-0 4-3		0-3 K		0-0 5-3			0-0 HR 2B		4	1	1	0	0	1	0									
<b>Dan Ford, R</b> OBP: 0.401, SLG: 0.543 (1, 9)	0-0 2B		0-0 P4			0-0 F9		0-0 2H HR		4	1	2	2	0	0	0									
<b>Cal Ripken Jr., R</b> OBP: 0.355, SLG: 0.463 (1, 6)	4-0 BB		0-3 K			0-0 1-3		0-3 K		3	0	0	0	1	2	0									
<b>Eddie Murray, S</b> OBP: 0.404, SLG: 0.407 (1, 3)	0-0 F5			0-3 K		0-3 K			0-0 BB 1B	4	0	1	0	0	2	1									
<b>John Lowenstein, L</b> OBP: 0.417, SLG: 0.582 (1, 7)		0-3 K		0-0 E3 1B WP			0-0 F9		0-0 F7	4	0	0	0	0	1	1									
<b>Ken Singleton, S</b> OBP: 0.387, SLG: 0.514 (1, 10)		0-0 1B 2B		0-0 1-3 1B			0-3 K		4-0 1-2 BB	3	0	2	0	1	1	0									
<b>Al Bumbry, L</b> OBP: 0.305, SLG: 0.330 (9, PR)										0	0	0	0	0	0	0									
<b>Rich Dauer, R</b> OBP: 0.295, SLG: 0.308 (1, 4)				0-0 9-2-4-6 1-2			0-0 F8		0-0 F9	4	0	1	0	0	0	4									
<b>Leo Hernandez, R</b> OBP: 0.294, SLG: 0.381 (1, 5)						0-0 P6			0-0 F5	4	0	0	0	0	1	4									
<b>Aurelio Rodriguez, R</b> (9, 5)									0-3 K	0	0	0	0	0	0	0									
<b>Rick Dempsey, R</b> OBP: 0.323, SLG: 0.346 (1, 2)						0-0 F9			0-3 K	3	0	0	0	0	1	2									
<b>Inning Stats</b>	R: 0 E: 0 K: 0 S: 3	H: 1 LOB: 1 BB: 1 P: 7	R: 0 E: 0 K: 1 S: 7	H: 2 LOB: 2 BB: 0 P: 7	R: 0 E: 0 K: 2 S: 6	H: 0 LOB: 0 BB: 0 P: 7	R: 0 E: 1 K: 1 S: 6	H: 1 LOB: 1 BB: 0 P: 6	R: 0 E: 0 K: 0 S: 3	H: 0 LOB: 0 BB: 0 P: 3	R: 0 E: 0 K: 1 S: 5	H: 0 LOB: 0 BB: 0 P: 5	R: 0 E: 0 K: 1 S: 5	H: 0 LOB: 0 BB: 0 P: 5	R: 2 E: 0 K: 2 S: 9	H: 2 LOB: 2 BB: 0 P: 9	R: 0 E: 0 K: 1 S: 6	H: 1 LOB: 2 BB: 1 P: 10	1B: 3 2B: 4 3B: 0 HR: 1	SF: 0 SAC: 0 DP: 1 HBP: 0	WP: 1 PB: 0 SB: 0 CS: 0	PA: 35			
<b>PITCHER</b>	IP	WLS	BF	H	R	ER	SO	BB	IBB	HBP	BLK	WP	HR	S	P	ERA	WHIP								
<b>Mike Morgan, R</b> ERA: 3.41 (1, 1)	7.2	L	29	6	2	2	7	1	0	0	0	1	1	42	46	2.35	0.913								
<b>Joey McLaughlin, R</b> ERA: 2.92 (8, 1)	1.1		6	1	0	0	2	1	0	0	0	0	0	9	13	0.00	1.500								

**Baltimore Orioles @ Toronto Blue Jays**  
Exhibition Stadium, Toronto, ON  
Thu May 19 1983, 7:05 PM EDT  
Att: 11,569 - Unknown

AB 33  
R 2  
H 7  
RBI 2  
BB 2  
SO 9  
LOB 12



Batter	1	2	3	4	5	6	7	8	9	AB	R	H	RBI	BB	SO	LOB	BOTTOM								
<b>Damaso Garcia, R</b> OBP: 0.279, SLG: 0.293 (1, 4)	0-0 P6		0-0 P4			0-0 P6		0-0 3-1		4	0	0	0	0	0	1									
<b>Garth Iorg, R</b> OBP: 0.325, SLG: 0.367 (1, 5)	0-0 P4		0-0 FC6 1-2			0-0 6-3		0-0 F7		4	0	0	0	0	0	1									
<b>Barry Bonnell, R</b> OBP: 0.333, SLG: 0.384 (1, 7)	0-0 F9			0-0 F9		0-0 2B 1B			0-3 K	4	0	1	0	0	1	0									
<b>Cliff Johnson, R</b> OBP: 0.378, SLG: 0.500 (1, 10)		0-0 F9		0-0 P4		0-0 1H 2B			0-0 HR	4	1	2	1	0	0	0									
<b>Jesse Barfield, R</b> OBP: 0.245, SLG: 0.455 (1, 9)									0-0 F7	3	0	1	0	0	0	0									
<b>Jorge Orta, L</b> OBP: 0.257, SLG: 0.313 (9, PH)									0-0 F7	1	0	0	0	0	0	0									
<b>Willie Upshaw, L</b> OBP: 0.364, SLG: 0.518 (1, 3)									0-0 F8	4	0	0	0	0	0	2									
<b>Buck Martinez, R</b> OBP: 0.377, SLG: 0.469 (1, 2)										3	0	1	0	0	0	2									
<b>Lloyd Moseby, L</b> OBP: 0.297, SLG: 0.376 (1, 8)										3	0	1	0	0	1	2									
<b>Alfredo Griffin, S</b> OBP: 0.270, SLG: 0.373 (1, 6)										3	0	0	0	0	2	2									
<b>Inning Stats</b>	R: 0 E: 0 K: 0 S: 3	H: 0 LOB: 0 BB: 0 P: 3	R: 0 E: 1 K: 0 S: 4	H: 0 LOB: 1 BB: 0 P: 4	R: 0 E: 0 K: 1 S: 6	H: 1 LOB: 1 BB: 0 P: 6	R: 0 E: 0 K: 0 S: 3	H: 0 LOB: 0 BB: 0 P: 3	R: 0 E: 0 K: 2 S: 8	H: 1 LOB: 1 BB: 0 P: 8	R: 0 E: 0 K: 0 S: 4	H: 2 LOB: 2 BB: 0 P: 4	R: 0 E: 0 K: 0 S: 4	H: 1 LOB: 1 BB: 0 P: 4	R: 0 E: 0 K: 0 S: 3	H: 0 LOB: 0 BB: 0 P: 3	R: 1 E: 0 K: 1 S: 6	H: 1 LOB: 0 BB: 0 P: 6	1B: 3 2B: 2 3B: 0 HR: 1	SF: 0 SAC: 0 DP: 0 HBP: 0	WP: 0 PB: 0 SB: 0 CS: 0	PA: 33			
<b>PITCHER</b>	IP	WLS	BF	H	R	ER	SO	BB	IBB	HBP	BLK	WP	HR	S	P	ERA	WHIP								
<b>Scott McGregor, L</b> ERA: 4.71 (1, 1)	8.1	W	31	6	1	1	4	0	0	0	0	0	1	39	39	1.08	0.720								
<b>Tim Stoddard, R</b> ERA: 1.65 (9, 1)	0.1		1	0	0	0	0	0	0	0	0	0	0	1	1	0.00	0.000								
<b>Tippy Martinez, L</b> ERA: 4.64 (9, 1)	0.1	S	1	0	0	0	0	0	0	0	0	0	0	1	1	0.00	0.000								

**Baltimore Orioles @ Toronto Blue Jays**  
Exhibition Stadium, Toronto, ON  
Thu May 19 1983, 7:05 PM EDT  
Att: 11,569 - Unknown

AB 33  
R 1  
H 6  
RBI 1  
BB 0  
SO 4  
LOB 10



Batter	1	2	3	4	5	6	7	8	9	AB	R	H	RBI	BB	SO	LOB	TOP					
<b>Al Bumby, L</b> OBP: 0.309, SLG: 0.327 (1, 8)										4	1	1	0	1	0	0	<b>Baltimore Orioles @ Toronto Blue Jays</b> Exhibition Stadium, Toronto, ON Fri May 20 1983, 7:05 PM EDT Att: 16,034 - Unknown					
<b>Dan Ford, R</b> OBP: 0.395, SLG: 0.552 (1, 9)										5	1	1	1	0	1	3						
<b>Cal Ripken Jr., R</b> OBP: 0.368, SLG: 0.464 (1, 6)										2	0	1	0	3	1	0						
<b>Eddie Murray, S</b> OBP: 0.410, SLG: 0.410 (1, 3)										4	0	2	1	1	1	1						
<b>John Lowenstein, L</b> OBP: 0.396, SLG: 0.548 (1, 7)										5	0	0	1	0	2	8						
<b>Ken Singleton, S</b> OBP: 0.383, SLG: 0.532 (1, 10)										4	1	1	1	0	1	2						
<b>Rich Dauer, R</b> OBP: 0.293, SLG: 0.306 (1, 4)										4	0	1	0	0	1	0						
<b>Leo Hernandez, R</b> OBP: 0.295, SLG: 0.380 (9, PH)										3	0	1	0	0	1	1						
<b>Jim Dwyer, L</b> OBP: 0.395, SLG: 0.486 (9, PH)										1	1	1	1	0	0	0						
<b>Rick Dempsey, R</b> OBP: 0.313, SLG: 0.333 (9, PH)										3	0	0	0	0	1	2						
<b>Joe Nolan, L</b> OBP: 0.368, SLG: 0.471 (9, PH)										0	1	0	0	1	0	0						
<b>Inning Stats</b>	R: 0 E: 0 K: 0 S: 5	H: 2 LOB: 2 BB: 0 P: 5	R: 1 E: 0 K: 0 S: 4	H: 2 LOB: 0 BB: 0 P: 4	R: 0 E: 0 K: 1 S: 5	H: 0 LOB: 0 BB: 0 P: 5	R: 0 E: 0 K: 0 S: 3	H: 0 LOB: 0 BB: 0 P: 3	R: 0 E: 0 K: 2 S: 7	H: 0 LOB: 0 BB: 0 P: 7	R: 1 E: 0 K: 2 S: 8	H: 1 LOB: 1 BB: 1 P: 12	R: 0 E: 0 K: 0 S: 4	H: 1 LOB: 1 BB: 0 P: 4	R: 1 E: 0 K: 1 S: 6	H: 1 LOB: 2 BB: 2 P: 14	R: 2 E: 0 K: 3 S: 11	H: 2 LOB: 3 BB: 3 P: 23	1B: 6 2B: 0 3B: 0 HR: 3	SF: 0 SAC: 0 DP: 1 HBP: 0	WP: 0 PB: 0 SB: 0 CS: 0	PA: 41
<b>PITCHER</b>	IP WLS BF H R ER SO BB IBB HBP BLK WP HR S P ERA WHIP																					
<b>Jim Gott, R</b> ERA: 6.69 (1, 1)	5.0 W 18 4 1 1 3 0 0 0 0 0 0 1 24 24 1.80 0.800																					
<b>Roy Lee Jackson, R</b> ERA: 5.16 (6, 1)	2.1 12 2 2 2 2 3 0 0 0 0 0 1 13 25 7.71 2.143																					
<b>Randy Moffitt, R</b> ERA: 1.17 (8, 1)	1.1 10 3 2 2 3 3 0 0 0 0 0 1 13 25 13.50 4.500																					
<b>Joey McLaughlin, R</b> ERA: 2.84 (9, 1)	0.1 S 1 0 0 0 1 0 0 0 0 0 0 0 3 3 0.00 0.000																					

Batter	1	2	3	4	5	6	7	8	9	AB	R	H	RBI	BB	SO	LOB	BOTTOM			
<b>Rance Mulliniks, L</b> OBP: 0.365, SLG: 0.449 (1, 5)										5	1	1	0	0	1	0	<b>Baltimore Orioles @ Toronto Blue Jays</b> Exhibition Stadium, Toronto, ON Fri May 20 1983, 7:05 PM EDT Att: 16,034 - Unknown			
<b>Hosken Powell, L</b> OBP: 0.225, SLG: 0.289 (1, 9)										3	0	1	1	0	0	0				
<b>Jesse Barfield, R</b> OBP: 0.259, SLG: 0.466 (6, PH) (7, 9)										2	1	2	0	0	0	0				
<b>Willie Upshaw, L</b> OBP: 0.366, SLG: 0.517 (1, 3)										4	1	2	1	0	0	2				
<b>Jorge Orta, L</b> OBP: 0.270, SLG: 0.303 (1, 10)										1	1	0	0	1	0	1				
<b>Cliff Johnson, R</b> OBP: 0.377, SLG: 0.489 (4, PH)										2	1	0	0	1	0	2				
<b>Ernie Whitt, L</b> OBP: 0.333, SLG: 0.351 (1, 2)										4	1	1	2	1	1	1				
<b>Lloyd Moseby, L</b> OBP: 0.305, SLG: 0.381 (1, 8)										4	0	2	3	0	1	0				
<b>Barry Bonnell, R</b> OBP: 0.341, SLG: 0.390 (1, 7)										4	0	2	0	0	0	3				
<b>Garth Iorg, R</b> OBP: 0.337, SLG: 0.366 (1, 4)										3	0	1	0	1	0	0				
<b>Alfredo Griffin, S</b> OBP: 0.269, SLG: 0.368 (1, 6)										4	1	1	0	0	0	4				
<b>Inning Stats</b>	R: 0 E: 0 K: 0 S: 4	H: 1 LOB: 1 BB: 0 P: 4	R: 0 E: 0 K: 0 S: 4	H: 1 LOB: 2 BB: 1 P: 8	R: 3 E: 0 K: 0 S: 6	H: 3 LOB: 1 BB: 1 P: 10	R: 2 E: 1 K: 0 S: 6	H: 3 LOB: 1 BB: 0 P: 6	R: 0 E: 0 K: 2 S: 9	H: 2 LOB: 2 BB: 0 P: 9	R: 2 E: 0 K: 0 S: 5	H: 2 LOB: 2 BB: 2 P: 13	R: 0 E: 0 K: 1 S: 5	H: 0 LOB: 0 BB: 0 P: 5	R: 0 E: 0 K: 0 S: 4	H: 1 LOB: 1 BB: 0 P: 4	1B: 12 2B: 1 3B: 0 HR: 0	SF: 1 SAC: 0 DP: 0 HBP: 0	WP: 0 PB: 0 SB: 2 CS: 0	PA: 41
<b>PITCHER</b>	IP WLS BF H R ER SO BB IBB HBP BLK WP HR S P ERA WHIP																			
<b>Dennis Martinez, R</b> ERA: 4.37 (1, 1)	3.1 L 20 8 5 4 0 2 0 0 0 0 0 0 14 14 3.86 1.286																			
<b>Dan Morigiello, L</b> ERA: 3.66 (4, 1)	2.1 10 3 1 1 2 0 0 0 0 0 0 0 14 14 3.86 1.286																			
<b>Don Welch, R</b> ERA: 4.74 (6, 1)	2.1 11 2 1 1 1 2 0 0 0 0 0 0 11 19 3.86 1.714																			

AB	35
R	5
H	9
RBI	5
BB	6
SO	9
LOB	17



Batter	1	2	3	4	5	6	7	8	9	AB	R	H	RBI	BB	SO	LOB	TOP			
<b>John Shelby, S</b> OBP: 0.346, SLG: 0.474 (1, 8)	G1		F7			4-3		4-3		4	0	0	0	0	0	1	<b>Baltimore Orioles @ Toronto Blue Jays</b> Exhibition Stadium, Toronto, ON Sat May 21 1983, 3:33 AM EDT Att: 20,165 - Unknown			
<b>Dan Ford, R</b> OBP: 0.391, SLG: 0.544 (1, 9)	F9		G6-3			G3 1B		1-3		4	0	1	0	0	0	1				
<b>Cal Ripken Jr., R</b> OBP: 0.366, SLG: 0.458 (1, 6)	K			P6		G3 1B				4	0	1	0	0	1	0				
<b>Eddie Murray, S</b> OBP: 0.400, SLG: 0.399 (1, 3)		P6		F8		G3 1B				4	0	0	0	0	2					
<b>John Lowenstein, L</b> OBP: 0.390, SLG: 0.529 (1, 7)		P6			BB	K				3	0	0	0	1	1	2				
<b>Ken Singleton, S</b> OBP: 0.382, SLG: 0.523 (1, 10)		1B HBP			K					2	0	0	0	0	1	1				
<b>Rich Dauer, R</b> OBP: 0.294, SLG: 0.306 (1, 4)						F9		F7		3	0	1	0	0	0	0				
<b>Leo Hernandez, R</b> OBP: 0.289, SLG: 0.371 (1, 5)		P6				6-3		F6		3	0	0	0	0	2					
<b>Joe Nolan, L</b> OBP: 0.366, SLG: 0.459 (1, 2)						K		F8		3	0	1	0	0	1	0				
<b>Inning Stats</b>	R: 0 E: 0 K: 1 S: 5	H: 0 LOB: 0 BB: 0 P: 5	R: 0 E: 0 K: 0 S: 4	H: 1 LOB: 2 BB: 0 P: 5	R: 0 E: 0 K: 0 S: 3	H: 1 LOB: 0 BB: 0 P: 3	R: 0 E: 0 K: 1 S: 5	H: 0 LOB: 0 BB: 0 P: 9	R: 0 E: 0 K: 1 S: 7	H: 2 LOB: 2 BB: 0 P: 7	R: 0 E: 0 K: 0 S: 3	H: 0 LOB: 0 BB: 0 P: 3	R: 0 E: 0 K: 0 S: 3	H: 0 LOB: 0 BB: 0 P: 3	R: 0 E: 0 K: 0 S: 3	H: 0 LOB: 0 BB: 0 P: 3	1B: 4 2B: 0 3B: 0 HR: 0	SF: 0 SAC: 0 DP: 1 HBP: 1	WP: 0 PB: 0 SB: 0 CS: 0	PA: 32
<b>PITCHER</b> <b>Dave Stieb, R</b> ERA: 1.04 (1, 1)	IP: 9.0 WLS: W BF: 32 H: 4 R: 0 ER: 0 SO: 4 BB: 1 IBB: 0 HBP: 1 BLK: 0 WP: 0 HR: 0 S: 38 P: 43 ERA: 0.00 WHIP: 0.556																			

Batter	1	2	3	4	5	6	7	8	9	AB	R	H	RBI	BB	SO	LOB	BOTTOM		
<b>Rance Mulliniks, L</b> OBP: 0.367, SLG: 0.459 (1, 5)	4-3	K		E7 2B		4-3				5	0	2	1	0	1	1	<b>Baltimore Orioles @ Toronto Blue Jays</b> Exhibition Stadium, Toronto, ON Sat May 21 1983, 3:33 AM EDT Att: 20,165 - Unknown		
<b>Hosken Powell, L</b> OBP: 0.256, SLG: 0.300 (1, 9)				F5						2	0	1	0	1	0	1			
<b>Jesse Barfield, R</b> OBP: 0.273, SLG: 0.481 (6, PH) (7, 9)	BB 1B			4-3 BB		E 2B				1	1	1	0	1	0	0			
<b>Willie Upshaw, L</b> OBP: 0.367, SLG: 0.508 (1, 3)	4-0 BB			F9		E6 BB 1B				4	1	1	1	1	1	4			
<b>Jorge Orta, L</b> OBP: 0.275, SLG: 0.286 (1, 10)				4-3		E 1B BB				2	0	0	0	1	0	3			
<b>Cliff Johnson, R</b> OBP: 0.379, SLG: 0.484 (6, PH)	F7			4-3		BB BB				1	0	0	0	1	0	0			
<b>Ernie Whitt, L</b> OBP: 0.337, SLG: 0.346 (1, 2)	K			3-1		E BB				4	0	1	0	1	2	3			
<b>Lloyd Moseby, L</b> OBP: 0.309, SLG: 0.386 (1, 8)				4-3		K 2B				4	1	1	1	1	1	2			
<b>Barry Bonnell, R</b> OBP: 0.349, SLG: 0.388 (1, 7)				K 1B		K				3	1	1	0	1	1	4			
<b>Garth Iorg, R</b> OBP: 0.333, SLG: 0.372 (1, 4)				K		G4-6-3 IBB				4	1	1	1	0	1	4			
<b>Alfredo Griffin, S</b> OBP: 0.276, SLG: 0.390 (1, 6)				K 1B		E 3B				4	1	2	2	0	0	0			
<b>Inning Stats</b>	R: 0 E: 0 K: 1 S: 6	H: 1 LOB: 2 BB: 1 P: 10	R: 1 E: 0 K: 2 S: 9	H: 2 LOB: 1 BB: 0 P: 9	R: 0 E: 0 K: 0 S: 3	H: 0 LOB: 1 BB: 1 P: 7	R: 3 E: 1 K: 1 S: 9	H: 4 LOB: 1 BB: 0 P: 9	R: 0 E: 1 K: 0 S: 5	H: 1 LOB: 2 BB: 3 P: 17	R: 0 E: 0 K: 1 S: 6	H: 1 LOB: 2 BB: 1 P: 10	R: 0 E: 0 K: 1 S: 5	H: 0 LOB: 0 BB: 0 P: 5	1B: 6 2B: 4 3B: 1 HR: 0	SF: 0 SAC: 0 DP: 1 HBP: 0		WP: 1 PB: 0 SB: 1 CS: 0	PA: 42
<b>PITCHER</b> <b>Sammy Stewart, R</b> ERA: 4.54 (1, 1)	IP: 4.0 WLS: L BF: 23 H: 8 R: 4 ER: 4 SO: 4 BB: 3 IBB: 0 HBP: 0 BLK: 1 WP: 1 HR: 0 S: 28 P: 40 ERA: 9.00 WHIP: 2.750																		
<b>Don Welch, R</b> ERA: 4.22 (6, 1)	IP: 2.1 WLS: 9 BF: 10 H: 2 R: 2 ER: 2 SO: 1 BB: 2 IBB: 0 HBP: 0 BLK: 0 WP: 0 HR: 0 S: 12 P: 16 ERA: 0.00 WHIP: 0.857																		

Batter	1	2	3	4	5	6	7	8	9	AB	R	H	RBI	BB	SO	LOB	TOP			
<b>John Shelby, S</b> OBP: 0.354, SLG: 0.468 (1, 8)	0-0 BB 1B		4-0 BB			0-0 F9		0-0 G3	3 0 1 0 1 0 0								<b>Baltimore Orioles @ Toronto Blue Jays</b> Exhibition Stadium, Toronto, ON Sun May 22 1983, 3:33 AM EDT Att: 15,222 - Unknown  livebaseballscorecards.com			
<b>Jim Dwyer, L</b> OBP: 0.362, SLG: 0.439 (1, 9)	0-0 F7		0-0 L3			0-0 F9		0-0 F8	4 0 0 0 0 0 2											
<b>Cal Ripken Jr., R</b> OBP: 0.374, SLG: 0.462 (1, 6)	4-0 G4-6-3 BB			0-3 K			0-0 4-3 1B	0-0 1B	3 0 2 0 1 1 0											
<b>Eddie Murray, S</b> OBP: 0.391, SLG: 0.388 (1, 3)	0-0 G4-6-3			0-0 3-1			0-0 P6	0-0 F8	4 0 0 0 0 0 4											
<b>John Lowenstein, L</b> OBP: 0.380, SLG: 0.511 (1, 7)		0-0 F7		0-3 K			0-0 4-3	0-0 4-3	3 0 0 0 0 1 1											
<b>Ken Singleton, S</b> OBP: 0.373, SLG: 0.509 (1, 10)		0-0 F7			0-0 4-3		0-0 F7		3 0 0 0 0 0 1											
<b>Rich Dauer, R</b> OBP: 0.288, SLG: 0.299 (1, 4)		0-0 6-3			0-0 5-3			0-0 E3 G4-6-3	3 0 0 0 0 0 0											
<b>Leo Hernandez, R</b> OBP: 0.285, SLG: 0.366 (8, PH)			0-3 K		0-3 K			0-0 G4-6-3	2 0 0 0 0 2 0											
<b>Al Bumby, L</b> OBP: 0.506, SLG: 0.324 (8, 5)								0-0 1-2	1 0 0 0 0 0 1											
<b>Aurelio Rodriguez, R</b> (8, 5)								0-0 1-2	0 0 0 0 0 0 0											
<b>Rick Dempsey, R</b> OBP: 0.304, SLG: 0.322 (1, 2)			0-0 P3			0-0 F9		0-0 1-3	3 0 0 0 0 0 0											
<b>Inning Stats</b>	R: 0 E: 0 K: 0 S: 3	H: 1 LOB: 1 BB: 1 P: 7	R: 0 E: 0 K: 0 S: 3	H: 0 LOB: 0 BB: 0 P: 3	R: 0 E: 0 K: 1 S: 5	H: 0 LOB: 1 BB: 1 P: 9	R: 0 E: 0 K: 2 S: 7	H: 0 LOB: 0 BB: 0 P: 7	R: 0 E: 0 K: 1 S: 5	H: 0 LOB: 0 BB: 0 P: 5	R: 0 E: 0 K: 0 S: 4	H: 1 LOB: 1 BB: 0 P: 4	R: 0 E: 1 K: 0 S: 3	H: 0 LOB: 0 BB: 0 P: 3	R: 0 E: 0 K: 0 S: 4	H: 1 LOB: 1 BB: 0 P: 4	1B: 3 2B: 0 3B: 0 HR: 0	SF: 0 SAC: 0 DP: 2 HBP: 0	WP: 0 PB: 0 SB: 0 CS: 0	PA: 31
<b>PITCHER</b> <b>Jim Clancy, R</b> ERA: 4.27 (1, 1)	IP: 9.0 WLS: W BF: 31 H: 3 R: 0 ER: 0 SO: 4 BB: 2 IBB: 0 HBP: 0 BLK: 0 WP: 0 HR: 0 S: 37 P: 45 ERA: 0.00 WHIP: 0.556																			

Batter	1	2	3	4	5	6	7	8	9	AB	R	H	RBI	BB	SO	LOB	BOTTOM			
<b>Rance Mulliniks, L</b> OBP: 0.373, SLG: 0.500 (1, 5)	0-0 4-3		0-0 SF7 3B					0-3 K	4 1 2 2 0 1 0								<b>Baltimore Orioles @ Toronto Blue Jays</b> Exhibition Stadium, Toronto, ON Sun May 22 1983, 3:33 AM EDT Att: 15,222 - Unknown  livebaseballscorecards.com			
<b>Lloyd Moseby, L</b> OBP: 0.316, SLG: 0.408 (1, 8)	4-0 S BB		0-0 SF7		0-3 2H K			0-0 SH5-3 3B	2 1 1 1 1 1 1											
<b>Willie Upshaw, L</b> OBP: 0.359, SLG: 0.496 (1, 3)	0-3 K		0-0 G3		0-0 4-3			0-0 SH5-3	3 0 0 1 0 1 2											
<b>Jorge Orta, L</b> OBP: 0.256, SLG: 0.263 (1, 10)	0-0 F8		0-0 3-1			0-0 F7		0-0 HR	3 0 0 0 0 0 1											
<b>Cliff Johnson, R</b> OBP: 0.365, SLG: 0.521 (8, PH)									1 1 1 1 1 0 0 0											
<b>Ernie Whitt, L</b> OBP: 0.333, SLG: 0.341 (1, 2)		0-0 G5-4-3 1B		0-0 G3		0-3 K		0-0 F9	4 0 1 0 0 1 0											
<b>Jesse Barfield, R</b> OBP: 0.274, SLG: 0.477 (1, 9)		0-0 G5-4-3		0-0 5-3		0-0 CS 1B			3 0 1 0 0 0 1											
<b>Barry Bonnell, R</b> OBP: 0.348, SLG: 0.378 (1, 7)		4-0 BB		0-0 6-3		0-0 CS 1-2	0-3 K		2 0 0 0 1 1 0											
<b>Garth Iorg, R</b> OBP: 0.333, SLG: 0.371 (1, 4)		0-0 P6			0-0 SH2-4 2B 1B		0-0 1-3		3 1 1 0 0 0 1											
<b>Alfredo Griffin, S</b> OBP: 0.280, SLG: 0.392 (1, 6)			0-0 3B 1B		0-0 SH2-4		0-0 F8		2 1 1 0 0 0 0											
<b>Inning Stats</b>	R: 0 E: 0 K: 1 S: 5	H: 0 LOB: 1 BB: 1 P: 9	R: 0 E: 0 K: 0 S: 3	H: 1 LOB: 1 BB: 1 P: 7	R: 2 E: 0 K: 0 S: 5	H: 2 LOB: 0 BB: 0 P: 5	R: 0 E: 0 K: 0 S: 3	H: 0 LOB: 0 BB: 0 P: 3	R: 1 E: 0 K: 1 S: 7	H: 2 LOB: 1 BB: 0 P: 7	R: 0 E: 0 K: 1 S: 5	H: 1 LOB: 0 BB: 0 P: 5	R: 0 E: 0 K: 1 S: 5	H: 0 LOB: 0 BB: 0 P: 5	R: 2 E: 0 K: 1 S: 7	H: 2 LOB: 0 BB: 0 P: 7	1B: 4 2B: 1 3B: 2 HR: 1	SF: 1 SAC: 2 DP: 1 HBP: 0	WP: 0 PB: 0 SB: 1 CS: 1	PA: 33
<b>PITCHER</b> <b>Mike Boddicker, R</b> ERA: 1.53 (1, 1)	IP: 7.0 WLS: L BF: 27 H: 6 R: 3 ER: 3 SO: 4 BB: 3 IBB: 0 HBP: 0 BLK: 0 WP: 0 HR: 0 S: 33 P: 41 ERA: 3.86 WHIP: 1.143																			
<b>Tippy Martinez, L</b> ERA: 5.24 (8, 1)	IP: 1.0 WLS: 5 BF: 2 H: 2 R: 2 ER: 2 SO: 1 BB: 0 IBB: 0 HBP: 0 BLK: 0 WP: 0 HR: 1 S: 7 P: 7 ERA: 18.00 WHIP: 2.000																			

Batter	1	2	3	4	5	6	7	8	9	AB	R	H	RBI	BB	SO	LOB	TOP				
Lou Whitaker, L (1,4) OBP: 0.318, SLG: 0.361	4-3		FC7-4			BB		K		3	0	0	0	1	1	1					
Kirk Gibson, L (1,7) OBP: 0.267, SLG: 0.231	6-3			P5		P5		BB	BB	3	0	0	0	1	0	1					
Johnny Grubb, L (1,10) OBP: 0.370, SLG: 0.368				G1-4-3		3-1			BB	2	0	1	0	2	0	1					
Lance Parrish, R (1,2) OBP: 0.310, SLG: 0.404	P4			G1-4-3			F9		G5-4-3	4	0	0	0	0	0	4					
Glenn Wilson, R (1,9) OBP: 0.331, SLG: 0.552		1-3				F9		K		4	0	0	0	0	2	1					
Rick Leach, L (1,3) OBP: 0.353, SLG: 0.348		K				F9			FC6-4	3	0	1	0	0	1	0					
Chet Lemon, R (1,8) OBP: 0.365, SLG: 0.342									1B	2	0	0	0	1	0	1					
Tom Brookens, R (1,5) OBP: 0.330, SLG: 0.434						F8				3	0	0	0	0	0	1					
Alan Trammell, R (1,6) OBP: 0.346, SLG: 0.361										2	0	1	0	0	0	0					
Howard Johnson, S (8,PH) OBP: 0.286, SLG: 0.290				FC7-4						1	0	0	0	0	1	0					
<b>Inning Stats</b>	R: 0 E: 0 K: 0 S: 4	H: 1 LOB: 1 BB: 0 P: 4	R: 0 E: 0 K: 1 S: 5	H: 0 LOB: 0 BB: 0 P: 5	R: 0 E: 0 K: 0 S: 3	H: 1 LOB: 0 BB: 0 P: 3	R: 0 E: 0 K: 0 S: 2	H: 0 LOB: 0 BB: 1 P: 6	R: 0 E: 0 K: 0 S: 3	H: 0 LOB: 1 BB: 1 P: 7	R: 0 E: 0 K: 1 S: 6	H: 1 LOB: 1 BB: 0 P: 6	R: 0 E: 0 K: 2 S: 7	H: 0 LOB: 0 BB: 2 P: 7	R: 0 E: 0 K: 1 S: 4	H: 0 LOB: 1 BB: 2 P: 12	1B: 2 2B: 2 3B: 0 HR: 0	SF: 0 SAC: 0 DP: 3 HBP: 0	WP: 0 PB: 0 SB: 0 CS: 0	PA: 32	
<b>PITCHER</b>	IP	WLS	BF	H	R	ER	SO	BB	IBB	HBP	BLK	WP	HR	S	P	ERA	WHIP				
Luis Leal, R (1,1) ERA: 3.28	8.0	W	30	3	0	0	4	5	0	0	0	0	0	33	53	0.00	1.000				
Randy Moffitt, R (9,1) ERA: 1.1	1.0	S	2	0	0	0	1	0	0	0	0	0	0	4	4	0.00	0.000				

Detroit Tigers @ Toronto Blue Jays  
Exhibition Stadium, Toronto, ON  
Mon May 23 1983, 3:33 AM EDT  
Att: 35,011 - Unknown - 64 F

AB	27
R	0
H	3
RBI	0
BB	5
SO	5
LOB	10



Batter	1	2	3	4	5	6	7	8	9	AB	R	H	RBI	BB	SO	LOB	BOTTOM				
Damaso Garcia, R (1,4) OBP: 0.286, SLG: 0.299	F7		6-3				1B			4	0	2	0	0	0	0					
Dave Collins, S (1,7) OBP: 0.248, SLG: 0.188	3-1		G3				F7			4	0	0	0	0	0	2					
Willie Upshaw, L (1,3) OBP: 0.363, SLG: 0.520	E4						G3			4	1	2	1	0	0	1					
Jorge Orta, L (1,10) OBP: 0.234, SLG: 0.238	F8						F7			4	0	0	0	0	0	3					
Ernie Whitt, L (1,2) OBP: 0.340, SLG: 0.416										4	2	2	2	0	1	0					
Lloyd Moseby, L (1,8) OBP: 0.331, SLG: 0.438										2	1	1	1	2	0	0					
Rance Mulliniks, L (1,5) OBP: 0.394, SLG: 0.494										1	0	0	0	2	1	0					
Garth Iorg, R (8,PH) OBP: 0.330, SLG: 0.367										1	0	0	0	0	0	1					
Hosken Powell, L (1,9) OBP: 0.239, SLG: 0.279										3	0	0	0	0	1	2					
Jesse Barfield, R (8,PH) OBP: 0.272, SLG: 0.472										1	0	0	0	0	0	1					
Alfredo Griffin, S (1,6) OBP: 0.273, SLG: 0.382										3	0	0	0	0	0	0					
<b>Inning Stats</b>	R: 0 E: 1 K: 0 S: 4	H: 0 LOB: 1 BB: 0 P: 4	R: 0 E: 0 K: 0 S: 3	H: 0 LOB: 1 BB: 1 P: 7	R: 0 E: 0 K: 0 S: 3	H: 0 LOB: 0 BB: 0 P: 3	R: 3 E: 0 K: 2 S: 10	H: 3 LOB: 0 BB: 0 P: 10	R: 0 E: 0 K: 0 S: 4	H: 1 LOB: 1 BB: 0 P: 4	R: 1 E: 0 K: 0 S: 3	H: 1 LOB: 1 BB: 2 P: 11	R: 0 E: 0 K: 0 S: 5	H: 2 LOB: 2 BB: 0 P: 5	R: 0 E: 0 K: 1 S: 5	H: 0 LOB: 1 BB: 1 P: 9	1B: 3 2B: 0 3B: 0 HR: 4	SF: 0 SAC: 0 DP: 0 HBP: 0	WP: 0 PB: 0 SB: 0 CS: 0	PA: 35	
<b>PITCHER</b>	IP	WLS	BF	H	R	ER	SO	BB	IBB	HBP	BLK	WP	HR	S	P	ERA	WHIP				
Milt Wilcox, R (1,1) ERA: 3.08	7.0	L	31	7	4	4	2	3	0	0	0	0	4	32	44	5.14	1.429				
Howard Bailey, L (8,1) ERA: 3.68	1.0		4	0	0	0	1	1	0	0	0	0	0	5	9	0.00	1.000				

Detroit Tigers @ Toronto Blue Jays  
Exhibition Stadium, Toronto, ON  
Mon May 23 1983, 3:33 AM EDT  
Att: 35,011 - Unknown - 64 F

AB	31
R	4
H	7
RBI	4
BB	4
SO	3
LOB	10



Batter	1	2	3	4	5	6	7	8	9	AB	R	H	RBI	BB	SO	LOB	TOP					
Lou Whitaker, L (1,4) OBP: 0.315, SLG: 0.362	6-3	L7				G3-6-3			F7	5	0	1	0	0	0	3						
Kirk Gibson, L (1,10) OBP: 0.284, SLG: 0.235		E3							K	3	1	1	0	2	1	2						
Larry Hemdon, R (1,7) OBP: 0.325, SLG: 0.454		SF8							G6-3	3	1	1	2	0	1	3						
Lance Parrish, R (1,2) OBP: 0.308, SLG: 0.400									K	4	1	1	1	0	3	4						
Glenn Wilson, R (1,9) OBP: 0.362, SLG: 0.565									F9	4	1	1	2	0	0	0						
Rick Leach, L (1,3) OBP: 0.327, SLG: 0.320		HR							F7	4	0	0	0	0	0	0						
Chet Lemon, R (1,8) OBP: 0.362, SLG: 0.333									P3	3	0	0	0	1	0	0						
Howard Johnson, S (1,5) OBP: 0.297, SLG: 0.348									4-3	4	2	2	1	0	2	1						
Alan Trammell, R (1,6) OBP: 0.353, SLG: 0.364									F8	2	0	1	0	1	1	0						
Johnny Grubb, L (9,PH) OBP: 0.362, SLG: 0.359									5-3	1	0	0	0	0	0	0						
<b>Inning Stats</b>	R: 4 E: 0 K: 0 S: 7	H: 4 LOB: 0 BB: 0 P: 7	R: 1 E: 1 K: 1 S: 7	H: 1 LOB: 2 BB: 1 P: 11	R: 0 E: 0 K: 0 S: 3	H: 0 LOB: 0 BB: 0 P: 3	R: 1 E: 0 K: 3 S: 11	H: 2 LOB: 2 BB: 1 P: 15	R: 0 E: 0 K: 0 S: 3	H: 0 LOB: 0 BB: 0 P: 3	R: 0 E: 0 K: 1 S: 5	H: 1 LOB: 0 BB: 0 P: 5	R: 0 E: 0 K: 1 S: 4	H: 0 LOB: 0 BB: 1 P: 8	R: 0 E: 0 K: 1 S: 5	H: 0 LOB: 1 BB: 0 P: 9	R: 0 E: 0 K: 1 S: 5	H: 0 LOB: 0 BB: 0 P: 5	1B: 4 2B: 1 3B: 1 HR: 2	SF: 1 SAC: 0 DP: 2 HBP: 0	WP: 0 PB: 0 SB: 0 CS: 0	PA: 38
<b>PITCHER</b>	IP	WLS	BF	H	R	ER	SO	BB	IBB	HBP	BLK	WP	HR	S	P	ERA	WHIP					
Mike Morgan, R (1,1) ERA: 4.6	0.1		5	4	4	4	0	0	0	0	0	0	1	5	5	108.00	12.000					
Jim Acker, R (1,1) ERA: 3.45	3.0		15	3	2	1	2	2	0	0	0	0	1	17	25	3.00	1.667					
Roy Lee Jackson, R (4,1) ERA: 4.59	3.2	W	11	1	0	0	4	1	0	0	0	0	0	18	22	0.00	0.545					
Joey McLaughlin, R (8,1) ERA: 2.45	2.0	S	7	0	0	0	2	1	0	0	0	0	0	10	14	0.00	0.500					

Detroit Tigers @ Toronto Blue Jays  
Exhibition Stadium, Toronto, ON  
Tue May 24 1983, 7:05 PM EDT  
Att: 19,105 - Unknown - 66 F

AB	33
R	6
H	8
RBI	6
BB	4
SO	8
LOB	13



Batter	1	2	3	4	5	6	7	8	9	AB	R	H	RBI	BB	SO	LOB	BOTTOM					
Damaso Garcia, R (1,4) OBP: 0.285, SLG: 0.298	F9					4-3				4	1	1	0	0	0	1						
Dave Collins, S (1,7) OBP: 0.257, SLG: 0.210										4	2	2	2	0	0	0						
Barry Bonnell, R (9,7) OBP: 0.348, SLG: 0.378										0	0	0	0	0	0	0						
Willie Upshaw, L (1,3) OBP: 0.360, SLG: 0.519										4	1	1	0	0	2	1						
Jorge Orta, L (1,10) OBP: 0.245, SLG: 0.295										2	1	1	1	0	0	0						
Cliff Johnson, R (6,PH) OBP: 0.379, SLG: 0.515										1	1	0	0	1	0	0						
Ernie Whitt, L (1,2) OBP: 0.337, SLG: 0.411										1	0	0	0	0	0	0						
Buck Martinez, R (3,PH) OBP: 0.393, SLG: 0.519										3	0	2	4	0	1	0						
Lloyd Moseby, L (1,8) OBP: 0.336, SLG: 0.440										4	0	2	0	0	1	1						
Rance Mulliniks, L (1,5) OBP: 0.379, SLG: 0.488										1	0	0	0	0	0	1						
Garth Iorg, R (4,PH) OBP: 0.320, SLG: 0.355										3	0	0	0	0	2	2						
Jesse Barfield, R (1,9) OBP: 0.271, SLG: 0.464										4	1	1	0	0	2	2						
Alfredo Griffin, S (1,6) OBP: 0.273, SLG: 0.378										4	0	1	0	0	1	3						
<b>Inning Stats</b>	R: 0 E: 0 K: 1 S: 5	H: 0 LOB: 0 BB: 0 P: 5	R: 0 E: 0 K: 0 S: 4	H: 1 LOB: 1 BB: 0 P: 4	R: 4 E: 0 K: 0 S: 8	H: 5 LOB: 1 BB: 0 P: 8	R: 0 E: 0 K: 1 S: 6	H: 1 LOB: 1 BB: 0 P: 6	R: 3 E: 0 K: 3 S: 13	H: 4 LOB: 2 BB: 1 P: 17	R: 0 E: 0 K: 1 S: 5	H: 0 LOB: 0 BB: 0 P: 5	R: 0 E: 0 K: 2 S: 7	H: 0 LOB: 0 BB: 0 P: 7	R: 0 E: 0 K: 1 S: 5	H: 0 LOB: 0 BB: 0 P: 5	1B: 6 2B: 4 3B: 1 HR: 0	SF: 0 SAC: 0 DP: 0 HBP: 0	WP: 0 PB: 1 SB: 0 CS: 0	PA: 36		
<b>PITCHER</b>	IP	WLS	BF	H	R	ER	SO	BB	IBB	HBP	BLK	WP	HR	S	P	ERA	WHIP					
Jerry Ujdur, R (1,1) ERA: 7.8	2.2		13	5	4	4	1	0	0	0	0	0	0	15	15	13.50	1.875					
Dave Rucker, L (3,1) ERA: 17.0	1.1	L	11	6	3	3	1	1	0	0	0	0	0	12	16	20.25	5.250					
Juan Berenguer, R (5,1) ERA: 3.38	4.0		12	0	0	0	7	0	0	0	0	0	0	26	26	0.00	0.000					

Detroit Tigers @ Toronto Blue Jays  
Exhibition Stadium, Toronto, ON  
Tue May 24 1983, 7:05 PM EDT  
Att: 19,105 - Unknown - 66 F

AB	35
R	7
H	11
RBI	7
BB	1
SO	9
LOB	11








Batter	1	2	3	4	5	6	7	8	9	AB	R	H	RBI	BB	SO	LOB	TOP										
Jerry Remy, L (1.4) OBP: 0.287, SLG: 0.311	0-0 4-3	0-0 3-1		0-0 6-3		0-3 K		0-3 K		5	0	0	0	0	2	4											
Dwight Evans, R (1.9) OBP: 0.326, SLG: 0.414	HR		0-0 F8	4-0 BB		4-0 HR BB		0-0 P6		3	2	1	1	2	0	0											
Jim Rice, R (1.7) OBP: 0.333, SLG: 0.503	0-3 K		0-0 F9	0-0 F9		0-0 HR		0-3 K		5	1	1	2	0	2	3											
Tony Armas, R (1.8) OBP: 0.264, SLG: 0.410	0-0 6-3		0-0 F7		0-0 4-3	0-0 1-3		0-0 F7		5	0	0	0	0	0	0											
Wade Boggs, L (1.5) OBP: 0.456, SLG: 0.429		4-0 HR BB		4-0 1B BB	4-0 BB		0-0 F9			1	2	0	0	3	0	0											
Carl Yastrzemski, L (1.10) OBP: 0.364, SLG: 0.353 Reid Nichols, R (7, PH) OBP: 0.352, SLG: 0.425	0-0 HR		0-0 1B WP	1-3 1B	4-0 BB		0-0 F7			2	2	2	2	1	0	0											
Dave Stapleton, R (1.3) OBP: 0.302, SLG: 0.371		0-0 F7		0-0 WP 1B	0-0 F8		0-3 K			4	0	1	1	0	1	2											
Jeff Newman, R (1.2) OBP: 0.273, SLG: 0.357		0-0 F7		0-0 WP 1B	0-0 F7			4-0 CS BB		3	0	1	0	1	0	2											
Glenn Hoffman, R (1.6) OBP: 0.305, SLG: 0.294		0-0 3B		0-0 P4	0-0 4-3		0-0 P4			4	0	1	0	0	0	3											
<b>Inning Stats</b>	R: 1 E: 0 K: 1 S: 6	H: 1 LOB: 0 BB: 0 P: 6	R: 2 E: 0 K: 0 S: 5	H: 2 LOB: 1 BB: 1 P: 9	R: 0 E: 0 K: 0 S: 3	H: 0 LOB: 0 BB: 0 P: 3	R: 2 E: 0 K: 0 S: 6	H: 3 LOB: 3 BB: 2 P: 14	R: 0 E: 0 K: 1 S: 5	H: 0 LOB: 0 BB: 0 P: 11	R: 2 E: 0 K: 1 S: 6	H: 1 LOB: 0 BB: 1 P: 10	R: 0 E: 0 K: 1 S: 5	H: 0 LOB: 0 BB: 0 P: 5	R: 0 E: 0 K: 1 S: 4	H: 0 LOB: 0 BB: 1 P: 8	R: 0 E: 0 K: 1 S: 5	H: 0 LOB: 0 BB: 0 P: 5	1B: 3 2B: 0 3B: 1 HR: 3	SF: 0 SAC: 0 DP: 0 HBP: 0	WP: 1 PB: 0 SB: 0 CS: 1	PA: 40					
<b>PITCHER</b>	IP	WLS	BF	H	R	ER	SO	BB	IBB	HBP	BLK	WP	HR	S	P	ERA	WHIP										
Dave Stieb, R (1.1) ERA: 1.51	3.0	L	16	5	5	5	1	2	0	0	0	0	2	16	24	15.00	2.3333										
Mike Morgan, R (4.1) ERA: 4.73	3.0		15	2	2	2	1	4	0	0	0	1	1	13	29	6.00	2.000										
Dave Geisel, L (7.1) ERA: 3.27	3.0		9	0	0	0	3	1	0	0	0	0	0	14	18	0.00	0.333										

**Boston Red Sox @ Toronto Blue Jays**  
Exhibition Stadium, Toronto, ON  
Thu May 26 1983, 7:05 PM EDT  
Att: 16,589 - Unknown - 44 F


AB 33  
R 7  
H 7  
RBI 6  
BB 7  
SO 5  
LOB 14



Batter	1	2	3	4	5	6	7	8	9	AB	R	H	RBI	BB	SO	LOB	BOTTOM										
Damaso Garcia, R (1.4) OBP: 0.288, SLG: 0.309	4-0 CS BB		0-0 6-3		0-0 5-3		0-0 6-3			3	0	0	0	1	0	1											
Dave Collins, S (1.7) OBP: 0.282, SLG: 0.230	0-3 K			0-3 K	0-3 K			0-0 E4 FC4-6 1B		4	0	0	0	0	3	1											
Barry Bonnell, R (1.8) OBP: 0.352, SLG: 0.381 Lloyd Moseby, L (6, PH) OBP: 0.344, SLG: 0.452	0-0 F9			0-0 HR 1B	0-0 1-3			0-0 FC4-6 1B		2	1	1	0	0	0	1											
Cliff Johnson, R (1.10) OBP: 0.390, SLG: 0.540 Jorge Orta, L (8, PH) OBP: 0.295, SLG: 0.347	0-0 CS	0-0 L6		0-0 HR		0-0 4-3		0-0 F8		3	1	1	2	0	0	0											
Jesse Barfield, R (1.9) OBP: 0.262, SLG: 0.448 Hosken Powell, L (6, PH) OBP: 0.240, SLG: 0.277		0-3 K		0-3 K		0-0 G3		0-0 FC4-6		2	0	0	0	0	2	0											
Garth Iorg, R (1.5) OBP: 0.323, SLG: 0.351 Rance Mulliniks, L (6, PH) OBP: 0.398, SLG: 0.482		0-0 F7		4-0 BB BB		0-0 1B		0-3 K		1	0	0	0	1	0	0											
Buck Martinez, R (1.2) OBP: 0.397, SLG: 0.509 Ernie Whitt, L (6, PH) OBP: 0.327, SLG: 0.396			0-0 6-3	4-0 BB BB	4-0 BB BB		0-0 3-4-3		0-0 4-3	1	0	0	0	1	0	0											
Willie Upshaw, L (1.3) OBP: 0.358, SLG: 0.522			4-0 BB	4-0 BB	1-2 BB		0-0 4-3		0-0 4-3	2	0	0	0	2	0	0											
Alfredo Griffin, S (1.6) OBP: 0.259, SLG: 0.358			0-3 K	0-0 6-3		0-0 6-3		0-3 K		4	0	0	0	0	2	4											
<b>Inning Stats</b>	R: 0 E: 0 K: 1 S: 4	H: 0 LOB: 0 BB: 1 P: 8	R: 0 E: 0 K: 1 S: 5	H: 0 LOB: 0 BB: 0 P: 5	R: 0 E: 0 K: 1 S: 5	H: 0 LOB: 1 BB: 1 P: 9	R: 2 E: 0 K: 2 S: 9	H: 2 LOB: 3 BB: 3 P: 21	R: 0 E: 0 K: 1 S: 5	H: 0 LOB: 0 BB: 0 P: 5	R: 0 E: 0 K: 0 S: 4	H: 1 LOB: 1 BB: 0 P: 4	R: 0 E: 0 K: 0 S: 3	H: 0 LOB: 0 BB: 0 P: 3	R: 0 E: 1 K: 1 S: 7	H: 1 LOB: 2 BB: 0 P: 7	R: 0 E: 0 K: 1 S: 5	H: 0 LOB: 0 BB: 0 P: 5	1B: 3 2B: 0 3B: 0 HR: 1	SF: 0 SAC: 0 DP: 0 HBP: 0	WP: 0 PB: 0 SB: 0 CS: 1	PA: 37					
<b>PITCHER</b>	IP	WLS	BF	H	R	ER	SO	BB	IBB	HBP	BLK	WP	HR	S	P	ERA	WHIP										
Bob Ojeda, L (1.1) ERA: 5.53	3.2		17	2	2	2	5	5	0	0	0	0	1	22	42	4.91	1.909										
Bob Stanley, R (4.1) ERA: 1.16	5.1	W	19	2	0	0	3	0	0	0	0	0	0	25	25	0.00	0.375										

**Boston Red Sox @ Toronto Blue Jays**  
Exhibition Stadium, Toronto, ON  
Thu May 26 1983, 7:05 PM EDT  
Att: 16,589 - Unknown - 44 F


AB 31  
R 2  
H 4  
RBI 2  
BB 5  
SO 8  
LOB 14



Batter	1	2	3	4	5	6	7	8	9	AB	R	H	RBI	BB	SO	LOB	TOP			
Jerry Remy, L OBP: 0.286, SLG: 0.310 (1,4)										4	0	1	0	0	0	2				
Dwight Evans, R OBP: 0.325, SLG: 0.406 (1,9)										3	0	0	0	1	1	1				
Jim Rice, R OBP: 0.332, SLG: 0.515 (1,7)										4	1	1	1	0	0	2				
Tony Armas, R OBP: 0.258, SLG: 0.399 (1,8)										4	0	0	0	0	1	0				
Carl Yastrzemski, L OBP: 0.346, SLG: 0.333 (1,10)										4	0	0	0	0	0	0				
Dave Stapleton, R OBP: 0.296, SLG: 0.363 (1,3)										3	0	0	0	0	0	0				
Ed Jurak, R OBP: 0.313, SLG: 0.345 (1,5)										3	0	1	0	0	1	0				
Gary Allenson, R OBP: 0.345, SLG: 0.417 (1,2)										3	1	1	0	0	0	1				
Glenn Hoffman, R OBP: 0.312, SLG: 0.302 (1,6)										3	0	2	1	0	0	0				
<b>Inning Stats</b>	R: 0 E: 0 K: 0 S: 3	H: 1 LOB: 0 BB: 0 P: 3	R: 0 E: 0 K: 0 S: 3	H: 0 LOB: 0 BB: 0 P: 3	R: 1 E: 0 K: 0 S: 5	H: 2 LOB: 2 BB: 1 P: 9	R: 0 E: 0 K: 1 S: 5	H: 0 LOB: 0 BB: 0 P: 5	R: 0 E: 0 K: 0 S: 3	H: 1 LOB: 0 BB: 0 P: 3	R: 0 E: 0 K: 0 S: 3	H: 0 LOB: 0 BB: 0 P: 3	R: 0 E: 0 K: 1 S: 6	H: 1 LOB: 1 BB: 0 P: 6	R: 1 E: 0 K: 1 S: 6	H: 1 LOB: 0 BB: 0 P: 6	1B: 4 2B: 1 3B: 0 HR: 1	SF: 0 SAC: 0 DP: 2 HBP: 0	WP: 0 PB: 0 SB: 0 CS: 0	PA: 32
<b>PITCHER</b> Jim Clancy, R ERA: 3.9 (1,1)	IP: 9.0 WLS: L BF: 32	H: 6 R: 2 ER: 2 SO: 3	BB: 1 IBB: 0 HBP: 0 BLK: 0	WP: 0 HR: 1 S: 37 P: 41	ERA: 2.00 WHIP: 0.778															

**Boston Red Sox @ Toronto Blue Jays**  
Exhibition Stadium, Toronto, ON  
Fri May 27 1983, 7:05 PM EDT  
Att: 17,161 - Unknown - 55 F


AB 31  
R 2  
H 6  
RBI 2  
BB 1  
SO 3  
LOB 6



Batter	1	2	3	4	5	6	7	8	9	AB	R	H	RBI	BB	SO	LOB	BOTTOM					
Damaso Garcia, R OBP: 0.280, SLG: 0.301 (1,4)										4	0	0	0	0	0	0						
Dave Collins, S OBP: 0.270, SLG: 0.233 (1,7)										3	0	1	0	1	1	0						
Barry Bonnell, R OBP: 0.347, SLG: 0.368 (1,8)										3	0	0	0	1	0	1						
Cliff Johnson, R OBP: 0.381, SLG: 0.524 (1,10)										3	0	0	0	0	2	2						
Jesse Barfield, R OBP: 0.256, SLG: 0.437 (1,9)										3	0	0	0	0	1	2						
Garth Iorg, R OBP: 0.314, SLG: 0.340 (1,5)										3	0	0	0	0	1	0						
Buck Martinez, R OBP: 0.377, SLG: 0.482 (1,2)										3	0	0	0	0	2	0						
Willie Upshaw, L OBP: 0.352, SLG: 0.511 (1,3)										3	0	0	0	0	0	0						
Alfredo Griffin, S OBP: 0.255, SLG: 0.353 (1,6)										2	0	0	0	0	0	0						
Mickey Klutts, R OBP: 0.227, SLG: 0.333 (9, PH)										1	0	0	0	0	1	0						
<b>Inning Stats</b>	R: 0 E: 0 K: 1 S: 5	H: 0 LOB: 0 BB: 0 P: 5	R: 0 E: 0 K: 2 S: 7	H: 0 LOB: 0 BB: 0 P: 7	R: 0 E: 0 K: 1 S: 5	H: 0 LOB: 0 BB: 0 P: 5	R: 0 E: 0 K: 1 S: 6	H: 1 LOB: 2 BB: 1 P: 10	R: 0 E: 0 K: 1 S: 5	H: 0 LOB: 0 BB: 0 P: 5	R: 0 E: 0 K: 0 S: 3	H: 0 LOB: 0 BB: 0 P: 3	R: 0 E: 0 K: 1 S: 5	H: 0 LOB: 0 BB: 0 P: 5	R: 0 E: 0 K: 0 S: 3	H: 0 LOB: 1 BB: 1 P: 9	R: 0 E: 0 K: 1 S: 5	H: 0 LOB: 1 BB: 1 P: 9	1B: 1 2B: 0 3B: 0 HR: 0	SF: 0 SAC: 0 DP: 0 HBP: 0	WP: 0 PB: 0 SB: 2 CS: 0	PA: 30
<b>PITCHER</b> John Tudor, L ERA: 2.7 (1,1)	IP: 9.0 WLS: W BF: 30	H: 1 R: 0 ER: 0 SO: 8	BB: 2 IBB: 0 HBP: 0 BLK: 0	WP: 0 HR: 0 S: 44 P: 52	ERA: 0.00 WHIP: 0.333																	

**Boston Red Sox @ Toronto Blue Jays**  
Exhibition Stadium, Toronto, ON  
Fri May 27 1983, 7:05 PM EDT  
Att: 17,161 - Unknown - 55 F

AB 28  
R 0  
H 1  
RBI 0  
BB 2  
SO 8  
LOB 5



Batter	1	2	3	4	5	6	7	8	9	AB	R	H	RBI	BB	SO	LOB	TOP			
Jerry Remy, L OBP: 0.290, SLG: 0.313		4-3								5	1	2	0	0	0	1				
Dwight Evans, R OBP: 0.322, SLG: 0.406										5	0	1	0	0	1	3				
Jim Rice, R OBP: 0.333, SLG: 0.509										4	1	1	0	1	1	0				
Tony Armas, R OBP: 0.256, SLG: 0.399										5	0	1	0	0	1	4				
Wade Boggs, L OBP: 0.465, SLG: 0.456										4	2	3	2	1	0	0				
Carl Yastrzemski, L OBP: 0.353, SLG: 0.333										3	0	1	1	1	1	3				
Dave Stapleton, R OBP: 0.295, SLG: 0.360										4	0	1	1	0	0	4				
Jeff Newman, R OBP: 0.271, SLG: 0.413										4	1	1	1	0	0	3				
Glenn Hoffman, R OBP: 0.306, SLG: 0.296		4-3			5-3					3	0	0	0	0	0	0				
Rick Miller, L OBP: 0.409, SLG: 0.439										1	0	1	0	0	0	0				
Ed Jurak, R OBP: 0.313, SLG: 0.345										0	0	0	0	0	0	0				
<b>Inning Stats</b>	R: 3 E: 0 K: 0 S: 7	H: 4 LOB: 1 BB: 0 P: 7	R: 1 E: 0 K: 0 S: 5	H: 2 LOB: 2 BB: 1 P: 9	R: 0 E: 0 K: 0 S: 4	H: 1 LOB: 1 BB: 0 P: 4	R: 0 E: 0 K: 0 S: 3	H: 1 LOB: 0 BB: 0 P: 3	R: 1 E: 0 K: 1 S: 7	H: 2 LOB: 2 BB: 1 P: 11	R: 0 E: 0 K: 0 S: 6	H: 1 LOB: 1 BB: 1 P: 10	R: 0 E: 0 K: 1 S: 6	H: 1 LOB: 1 BB: 0 P: 6	R: 0 E: 0 K: 1 S: 5	H: 0 LOB: 0 BB: 0 P: 5	1B: 7 2B: 4 3B: 1 HR: 1	SF: 0 SAC: 0 DP: 1 HBP: 0	WP: 0 PB: 0 SB: 0 CS: 0	PA: 41
<b>PITCHER</b>	IP WLS BF H R ER SO BB IBB HBP BLK WP HR S P ERA WHIP																			
Luis Leal, R ERA: 3.77	(1, 1) 1.2 11 6 4 4 0 0 0 0 0 0 1 11 11 21.60 3.600																			
Jim Acker, R ERA: 3.79	(2, 1) 2.1 9 2 0 0 0 1 0 0 0 0 0 8 12 0.00 1.286																			
Roy Lee Jackson, R ERA: 4.54	(5, 1) 2.1 W 11 3 1 1 1 1 0 0 0 0 0 12 16 3.86 1.714																			
Joey McLaughlin, R ERA: 2.41	(7, 1) 2.2 S 10 1 0 0 3 1 0 0 0 0 0 15 19 0.00 0.750																			

**Boston Red Sox @ Toronto Blue Jays**  
Exhibition Stadium, Toronto, ON  
Sat May 28 1983, 3:33 AM EDT  
Att: 30,171 - Unknown - 57 F

AB	38
R	5
H	12
RBI	5
BB	3
SO	4
LOB	18



Batter	1	2	3	4	5	6	7	8	9	AB	R	H	RBI	BB	SO	LOB	BOTTOM			
Damaso Garcia, R OBP: 0.273, SLG: 0.293										4	0	0	0	0	0	3				
Dave Collins, S OBP: 0.277, SLG: 0.250										4	1	2	0	0	0	1				
Willie Upshaw, L OBP: 0.356, SLG: 0.538										4	1	2	2	0	0	1				
Jorge Orta, L OBP: 0.237, SLG: 0.321										4	0	0	0	0	1	0				
Ernie Whitt, L OBP: 0.333, SLG: 0.404										3	2	1	0	1	1	0				
Lloyd Moseby, L OBP: 0.356, SLG: 0.466										3	3	2	1	1	0	0				
Rance Mulliniks, L OBP: 0.417, SLG: 0.535										3	2	3	3	0	0	0				
Barry Bonnell, R OBP: 0.343, SLG: 0.378										3	0	1	2	0	0	1				
Alfredo Griffin, S OBP: 0.262, SLG: 0.364										4	0	2	1	0	1	1				
<b>Inning Stats</b>	R: 0 E: 0 K: 0 S: 3	H: 1 LOB: 0 BB: 0 P: 3	R: 0 E: 0 K: 0 S: 3	H: 0 LOB: 0 BB: 0 P: 3	R: 1 E: 0 K: 0 S: 5	H: 2 LOB: 1 BB: 0 P: 5	R: 4 E: 0 K: 1 S: 8	H: 3 LOB: 1 BB: 2 P: 16	R: 0 E: 0 K: 0 S: 3	H: 0 LOB: 0 BB: 0 P: 3	R: 2 E: 0 K: 0 S: 6	H: 3 LOB: 1 BB: 0 P: 6	R: 1 E: 0 K: 1 S: 6	H: 2 LOB: 0 BB: 0 P: 6	R: 1 E: 0 K: 1 S: 6	H: 2 LOB: 0 BB: 0 P: 6	1B: 5 2B: 7 3B: 0 HR: 2	SF: 1 SAC: 1 DP: 2 HBP: 0	WP: 0 PB: 0 SB: 1 CS: 0	PA: 36
<b>PITCHER</b>	IP WLS BF H R ER SO BB IBB HBP BLK WP HR S P ERA WHIP																			
Mike Brown, R ERA: 3.88	(1, 1) 2.1 9 3 1 1 0 2 0 0 0 0 0 1 8 16 36.00 5.000																			
Mark Clear, R ERA: 6.35	(3, 1) 1.0 8 3 4 4 1 0 0 0 0 0 1 8 16 36.00 5.000																			
Luis Aponte, R ERA: 2.36	(4, 1) 4.2 L 19 7 4 4 2 0 0 0 0 0 0 0 23 23 7.71 1.500																			

**Boston Red Sox @ Toronto Blue Jays**  
Exhibition Stadium, Toronto, ON  
Sat May 28 1983, 3:33 AM EDT  
Att: 30,171 - Unknown - 57 F

AB	32
R	9
H	13
RBI	9
BB	2
SO	3
LOB	7



Batter	1	2	3	4	5	6	7	8	9	AB	R	H	RBI	BB	SO	LOB	TOP			
<b>Jerry Remy, L</b> OBP: 0.296, SLG: 0.316 (1, 4)										2	0	1	0	1	0	0	<b>Boston Red Sox @ Toronto Blue Jays</b> Exhibition Stadium, Toronto, ON Sun May 29 1983, 3:33 AM EDT Att: 33,352 - Unknown - 59 F			
<b>Dwight Evans, R</b> OBP: 0.317, SLG: 0.399 (1, 9)										3	0	0	0	0	2	2				
<b>Jim Rice, R</b> OBP: 0.333, SLG: 0.506 (1, 7)										3	0	1	0	0	0	1				
<b>Tony Armas, R</b> OBP: 0.257, SLG: 0.397 (1, 8)										3	0	1	0	0	2	1				
<b>Wade Boggs, L</b> OBP: 0.466, SLG: 0.453 (1, 5)										1	0	0	0	1	1	2				
<b>Carl Yastrzemski, L</b> OBP: 0.345, SLG: 0.325 (1, 10)										2	0	0	0	0	1	1				
<b>Dave Stapleton, R</b> OBP: 0.292, SLG: 0.355 (1, 3)										2	0	0	0	0	0	1				
<b>Jeff Newman, R</b> OBP: 0.260, SLG: 0.396 (1, 2)										2	0	0	0	0	1	0				
<b>Glenn Hoffman, R</b> OBP: 0.302, SLG: 0.292 (1, 6)										2	1	0	0	0	0	0				
<b>Inning Stats</b>	R: 0 K: 2 S: 8	H: 2 LOB: 2 BB: 1 P: 12	R: 0 K: 2 S: 7	H: 0 LOB: 0 BB: 0 P: 7	R: 1 K: 1 S: 7	H: 1 LOB: 1 BB: 0 P: 7	R: 0 K: 0 S: 2	H: 0 LOB: 0 BB: 1 P: 6	R: 0 K: 0 S: 3	H: 0 LOB: 0 BB: 0 P: 3	R: 0 K: 2 S: 7	H: 0 LOB: 0 BB: 0 P: 7					1B: 3 2B: 1 3B: 0 HR: 0	SF: 0 SAC: 0 DP: 2 HBP: 0	WP: 0 PB: 0 CS: 1	PA: 22
<b>PITCHER</b> <b>Jim Gott, R</b> ERA: 5.48 (1, 1)	IP: 6.0 WLS: W BF: 22 H: 3 R: 1 ER: 0 SO: 7 BB: 2 IBB: 0 HBP: 0 BLK: 0 WP: 0 HR: 0 S: 34 P: 42 ERA: 0.00 WHIP: 0.833															<b>PITCHER</b> IP: WLS: BF: H: R: ER: SO: BB: IBB: HBP: BLK: WP: HR: S: P: ERA: WHIP:				

Batter	1	2	3	4	5	6	7	8	9	AB	R	H	RBI	BB	SO	LOB	BOTTOM			
<b>Damaso Garcia, R</b> OBP: 0.285, SLG: 0.305 (1, 4)										4	1	3	1	0	0	0	<b>Boston Red Sox @ Toronto Blue Jays</b> Exhibition Stadium, Toronto, ON Sun May 29 1983, 3:33 AM EDT Att: 33,352 - Unknown - 59 F			
<b>Dave Collins, S</b> OBP: 0.276, SLG: 0.258 (1, 7)										4	1	1	0	0	1	3				
<b>Willie Upshaw, L</b> OBP: 0.347, SLG: 0.527 (1, 3)										3	0	0	1	0	1	3				
<b>Cliff Johnson, R</b> OBP: 0.377, SLG: 0.514 (1, 10)										4	0	1	1	0	1	1				
<b>Ernie Whitt, L</b> OBP: 0.333, SLG: 0.412 (1, 2)										3	1	1	0	0	2	1				
<b>Lloyd Moseby, L</b> OBP: 0.363, SLG: 0.521 (1, 8)										3	2	2	3	0	0	1				
<b>Rance Mulliniks, L</b> OBP: 0.424, SLG: 0.545 (1, 5)										2	0	1	0	1	0	0				
<b>Barry Bonnell, R</b> OBP: 0.353, SLG: 0.380 (1, 9)										2	1	1	0	1	0	1				
<b>Alfredo Griffin, S</b> OBP: 0.264, SLG: 0.364 (1, 6)										3	0	1	0	0	0	3				
<b>Inning Stats</b>	R: 0 K: 0 S: 3	H: 0 LOB: 0 BB: 0 P: 3	R: 1 K: 1 S: 7	H: 2 LOB: 1 BB: 1 P: 11	R: 2 K: 1 S: 8	H: 3 LOB: 1 BB: 0 P: 8	R: 1 K: 1 S: 7	H: 2 LOB: 2 BB: 1 P: 11	R: 2 K: 0 S: 6	H: 3 LOB: 1 BB: 0 P: 6	R: 0 K: 2 S: 8	H: 1 LOB: 1 BB: 0 P: 8					1B: 6 2B: 3 3B: 0 HR: 2	SF: 1 SAC: 0 DP: 0 HBP: 0	WP: 0 PB: 0 CS: 0	PA: 31
<b>PITCHER</b> <b>Dennis Eckerley, R</b> ERA: 4.11 (1, 1)	IP: 5.0 WLS: L BF: 27 H: 10 R: 6 ER: 6 SO: 3 BB: 2 IBB: 0 HBP: 0 BLK: 0 WP: 0 HR: 2 S: 31 P: 39 ERA: 10.80 WHIP: 2.400															<b>PITCHER</b> IP: WLS: BF: H: R: ER: SO: BB: IBB: HBP: BLK: WP: HR: S: P: ERA: WHIP:				
<b>John Henry Johnson, L</b> ERA: 4.05 (6, 1)	IP: 1.0 WLS: L BF: 4 H: 1 R: 0 ER: 0 SO: 2 BB: 0 IBB: 0 HBP: 0 BLK: 0 WP: 0 HR: 0 S: 8 P: 8 ERA: 0.00 WHIP: 1.000															<b>PITCHER</b> IP: WLS: BF: H: R: ER: SO: BB: IBB: HBP: BLK: WP: HR: S: P: ERA: WHIP:				





Batter	1	2	3	4	5	6	7	8	9	AB	R	H	RBI	BB	SO	LOB	TOP				
<b>Damaso Garcia, R</b> (1,4) OBP: 0.293, SLG: 0.327										3	1	1	1	1	0	0	<b>Toronto Blue Jays @ Detroit Tigers</b> Tiger Stadium, Detroit, MI Wed Jun 01 1983, 7:05 PM EDT Att: 9,586 - Unknown				
<b>Dave Collins, S</b> (1,7) OBP: 0.286, SLG: 0.250										4	0	1	0	0	2	0					
<b>Willie Upshaw, L</b> (1,3) OBP: 0.352, SLG: 0.519										3	0	0	0	1	0	2					
<b>Jorge Orta, L</b> (1,10) OBP: 0.224, SLG: 0.328										4	0	0	0	0	0	1					
<b>Ernie Whitt, L</b> (1,2) OBP: 0.311, SLG: 0.382										4	0	0	0	0	1	0					
<b>Lloyd Moseby, L</b> (1,8) OBP: 0.354, SLG: 0.519										4	0	0	0	0	1	0					
<b>Rance Mulliniks, L</b> (1,5) OBP: 0.411, SLG: 0.516										3	0	0	0	0	0	0					
<b>Barry Bonnell, R</b> (1,9) OBP: 0.349, SLG: 0.367										2	0	1	0	1	0	1					
<b>Alfredo Griffin, S</b> (1,6) OBP: 0.265, SLG: 0.367										3	0	0	0	0	0	2					
<b>Inning Stats</b>	R: 1 E: 0 K: 0 S: 4	H: 1 LOB: 0 BB: 0 P: 4	R: 0 E: 1 K: 0 S: 4	H: 0 LOB: 1 BB: 0 P: 4	R: 0 E: 0 K: 1 S: 5	H: 0 LOB: 0 BB: 0 P: 5	R: 0 E: 0 K: 0 S: 3	H: 0 LOB: 0 BB: 0 P: 3	R: 0 E: 0 K: 0 S: 3	H: 0 LOB: 1 BB: 1 P: 7	R: 0 E: 0 K: 0 S: 3	H: 0 LOB: 0 BB: 0 P: 3	R: 0 E: 0 K: 0 S: 4	H: 2 LOB: 2 BB: 1 P: 8	R: 0 E: 0 K: 2 S: 7	H: 0 LOB: 0 BB: 0 P: 7	1B: 2 2B: 0 3B: 0 HR: 1	SF: 0 SAC: 0 DP: 0 HBP: 0	WP: 0 PB: 0 SB: 0 CS: 1	PA: 33	
<b>PITCHER</b>	IP	WLS	BF	H	R	ER	SO	BB	IBB	HBP	BLK	WP	HR	S	P	ERA	WHIP				
<b>Dave Rozema, R</b> (1,1) ERA: 1.75	8.0	W	30	3	1	1	2	3	0	0	0	0	1	31	43	1.12	0.750				
<b>Aurelio Lopez, R</b> (9,1) ERA: 1.36	1.0	S	3	0	0	0	2	0	0	0	0	0	0	7	7	0.00	0.000				

AB	30
R	1
H	3
RBI	1
BB	3
SO	4
LOB	6



Batter	1	2	3	4	5	6	7	8	9	AB	R	H	RBI	BB	SO	LOB	BOTTOM				
<b>Lou Whitaker, L</b> (1,4) OBP: 0.332, SLG: 0.369										3	1	1	0	1	0	0	<b>Toronto Blue Jays @ Detroit Tigers</b> Tiger Stadium, Detroit, MI Wed Jun 01 1983, 7:05 PM EDT Att: 9,586 - Unknown				
<b>Kirk Gibson, L</b> (1,10) OBP: 0.296, SLG: 0.310										4	1	2	1	0	1	1					
<b>Larry Hemdon, R</b> (1,7) OBP: 0.327, SLG: 0.439										3	0	0	0	1	2	1					
<b>Lance Parrish, R</b> (1,2) OBP: 0.316, SLG: 0.420										4	1	2	1	0	0	0					
<b>Glenn Wilson, R</b> (1,9) OBP: 0.330, SLG: 0.533										4	0	1	1	0	1	2					
<b>Rick Leach, L</b> (1,3) OBP: 0.338, SLG: 0.350										3	0	1	0	0	1	1					
<b>Chet Lemon, R</b> (1,8) OBP: 0.386, SLG: 0.370										3	0	0	0	0	0	1					
<b>Tom Brookens, R</b> (1,5) OBP: 0.322, SLG: 0.417										3	0	0	0	0	0	0					
<b>Alan Trammell, R</b> (1,6) OBP: 0.338, SLG: 0.362										3	0	1	0	0	1	0					
<b>Inning Stats</b>	R: 0 E: 0 K: 2 S: 7	H: 0 LOB: 0 BB: 0 P: 7	R: 0 E: 0 K: 1 S: 6	H: 1 LOB: 1 BB: 0 P: 6	R: 0 E: 0 K: 0 S: 3	H: 1 LOB: 1 BB: 1 P: 7	R: 0 E: 0 K: 1 S: 5	H: 0 LOB: 0 BB: 0 P: 5	R: 0 E: 0 K: 0 S: 3	H: 0 LOB: 0 BB: 0 P: 3	R: 0 E: 0 K: 0 S: 4	H: 1 LOB: 1 BB: 0 P: 4	R: 1 E: 0 K: 1 S: 6	H: 2 LOB: 0 BB: 0 P: 6	R: 2 E: 0 K: 1 S: 8	H: 3 LOB: 2 BB: 1 P: 12	1B: 4 2B: 4 3B: 0 HR: 0	SF: 0 SAC: 0 DP: 0 HBP: 0	WP: 0 PB: 0 SB: 0 CS: 2	PA: 32	
<b>PITCHER</b>	IP	WLS	BF	H	R	ER	SO	BB	IBB	HBP	BLK	WP	HR	S	P	ERA	WHIP				
<b>Jim Clancy, R</b> (1,1) ERA: 3.84	8.0	L	32	8	3	3	6	2	0	0	0	0	0	42	50	3.38	1.250				

AB	30
R	3
H	8
RBI	3
BB	2
SO	6
LOB	6











Batter	1	2	3	4	5	6	7	8	9	AB	R	H	RBI	BB	SO	LOB	TOP										
Damaso Garcia, R (1, 4) OBP: 0.292, SLG: 0.339										5	0	2	0	0	1	1											
Rance Mulliniks, L (1, 5) OBP: 0.395, SLG: 0.491										3	1	0	0	1	2	1											
Garth Iorg, R (9, PH) OBP: 0.318, SLG: 0.343										1	0	0	0	0	0	1											
Willie Upshaw, L (1, 3) OBP: 0.360, SLG: 0.503										5	0	1	0	0	2	2											
Cliff Johnson, R (1, 10) OBP: 0.399, SLG: 0.578										2	0	0	0	2	0	1											
Jorge Orta, L (1, 7) OBP: 0.240, SLG: 0.324										3	1	1	1	0	0	2											
Barry Bonnell, R (6, 7) OBP: 0.345, SLG: 0.362										1	0	0	0	0	1	1											
Lloyd Moseby, L (1, 8) OBP: 0.352, SLG: 0.507										3	1	1	0	1	1	0											
Hosken Powell, L (1, 9) OBP: 0.224, SLG: 0.241										3	1	0	0	1	0	2											
Buck Martinez, R (1, 2) OBP: 0.388, SLG: 0.525										3	1	1	4	1	0	1											
Alfredo Griffin, S (1, 6) OBP: 0.254, SLG: 0.344										4	0	1	0	0	0	2											
<b>Inning Stats</b>	R: 0 E: 0 K: 1 S: 6	H: 1 LOB: 2 BB: 1 P: 10	R: 0 E: 0 K: 0 S: 4	H: 1 LOB: 1 BB: 0 P: 4	R: 0 E: 0 K: 2 S: 7	H: 0 LOB: 0 BB: 0 P: 7	R: 0 E: 0 K: 1 S: 6	H: 0 LOB: 1 BB: 0 P: 6	R: 0 E: 0 K: 1 S: 5	H: 0 LOB: 0 BB: 0 P: 5	R: 0 E: 0 K: 1 S: 6	H: 1 LOB: 1 BB: 0 P: 6	R: 0 E: 0 K: 0 S: 3	H: 0 LOB: 1 BB: 1 P: 7	R: 0 E: 0 K: 0 S: 3	H: 1 LOB: 0 BB: 0 P: 3	1B: 5 2B: 1 3B: 0 HR: 1	SF: 0 SAC: 0 DP: 1 HBP: 0	WP: 1 PB: 0 SB: 2 CS: 0	PA: 39							
<b>PITCHER</b>	IP	WLS	BF	H	R	ER	SO	BB	IBB	HBP	BLK	WP	HR	S	P	ERA	WHIP										
Storm Davis, R (1, 1) ERA: 3.36	5.2	L	24	3	3	3	6	4	0	0	0	1	0	32	48	4.76	1.235										
Tim Stoddard, R (6, 1) ERA: 4.15	2.1		12	3	2	2	1	2	0	0	0	0	1	12	20	7.71	2.143										
Dan Morigiello, L (9, 1) ERA: 4.97	1.0		3	1	0	0	0	0	0	0	0	0	0	3	3	0.00	1.000										

Toronto Blue Jays @ Baltimore Orioles  
Memorial Stadium, Baltimore, MD  
Sun Jun 05 1983, 3:33 AM EDT  
Att: 20,953 - Unknown - 81 F

AB	33
R	5
H	7
RBI	5
BB	6
SO	7
LOB	14



Batter	1	2	3	4	5	6	7	8	9	AB	R	H	RBI	BB	SO	LOB	BOTTOM										
Al Bumbry, L (1, 8) OBP: 0.324, SLG: 0.346										4	0	1	0	1	1	1											
Rich Dauer, R (1, 4) OBP: 0.270, SLG: 0.250										4	0	0	0	1	1	4											
Cal Ripken Jr., R (1, 6) OBP: 0.368, SLG: 0.458										4	1	1	0	0	2	4											
Eddie Murray, S (1, 3) OBP: 0.386, SLG: 0.456										2	0	0	0	2	0	2											
John Lowenstein, L (1, 7) OBP: 0.378, SLG: 0.521										3	1	1	2	0	0	1											
Ken Singleton, S (1, 10) OBP: 0.393, SLG: 0.479										4	0	1	0	0	0	1											
Gary Roenicke, R (1, 9) OBP: 0.380, SLG: 0.532										4	0	1	0	0	1	2											
Rick Dempsey, R (1, 2) OBP: 0.301, SLG: 0.302										3	0	1	0	0	0	2											
Joe Nolan, L (8, PH) OBP: 0.345, SLG: 0.453										1	0	0	0	0	0	2											
Aurelio Rodriguez, R (1, 5) OBP: 0.152, SLG: 0.156										2	0	1	0	0	0	0											
Jim Dwyer, L (7, PH) OBP: 0.333, SLG: 0.396										1	0	0	0	0	0	1											
Leo Hernandez, R (8, 5) OBP: 0.280, SLG: 0.357										1	0	0	0	0	0	0											
<b>Inning Stats</b>	R: 0 E: 0 K: 1 S: 5	H: 0 LOB: 0 BB: 0 P: 5	R: 0 E: 0 K: 0 S: 4	H: 1 LOB: 2 BB: 1 P: 8	R: 0 E: 0 K: 1 S: 6	H: 1 LOB: 0 BB: 0 P: 10	R: 1 E: 0 K: 1 S: 6	H: 1 LOB: 0 BB: 0 P: 6	R: 0 E: 0 K: 0 S: 3	H: 0 LOB: 0 BB: 0 P: 3	R: 0 E: 1 K: 0 S: 5	H: 1 LOB: 2 BB: 0 P: 5	R: 0 E: 0 K: 0 S: 5	H: 2 LOB: 2 BB: 1 P: 9	R: 0 E: 0 K: 2 S: 7	H: 0 LOB: 0 BB: 0 P: 7	1B: 5 2B: 0 3B: 1 HR: 1	SF: 1 SAC: 0 DP: 1 HBP: 0	WP: 0 PB: 0 SB: 1 CS: 0	PA: 38							
<b>PITCHER</b>	IP	WLS	BF	H	R	ER	SO	BB	IBB	HBP	BLK	WP	HR	S	P	ERA	WHIP										
Jim Clancy, R (1, 1) ERA: 3.58	7.0	W	29	5	1	1	3	3	0	0	0	0	1	32	44	1.29	1.143										
Roy Lee Jackson, R (8, 1) ERA: 4.71	0.2		5	2	1	1	0	1	0	0	0	0	0	4	8	13.50	4.500										
Joey McLaughlin, R (8, 1) ERA: 2.28	1.1	S	4	0	0	0	2	0	0	0	0	0	0	8	8	0.00	0.000										

Toronto Blue Jays @ Baltimore Orioles  
Memorial Stadium, Baltimore, MD  
Sun Jun 05 1983, 3:33 AM EDT  
Att: 20,953 - Unknown - 81 F

AB	33
R	2
H	7
RBI	2
BB	4
SO	5
LOB	20



Batter	1	2	3	4	5	6	7	8	9	AB	R	H	RBI	BB	SO	LOB	TOP		
Damaso Garcia, R OBP: 0.287, SLG: 0.333 (1, 4)	F6		4-3		F8					3	0	0	0	0	0	2			
Garth Iorg, R OBP: 0.309, SLG: 0.333 (1, 5)	F8		K		F7					3	0	0	0	0	1	2			
Barry Bonnell, R OBP: 0.353, SLG: 0.364 (1, 7)	1B			L8				BB		2	0	1	0	1	0	0			
Cliff Johnson, R OBP: 0.400, SLG: 0.602 (1, 10)	F8			HR						2	1	1	1	0	0	1			
Jesse Barfield, R OBP: 0.254, SLG: 0.422 (1, 9)		1B		5-3						2	0	1	0	0	0	0			
Willie Upshaw, L OBP: 0.357, SLG: 0.497 (1, 3)	F7			F3						2	0	0	0	0	0	1			
Buck Martinez, R OBP: 0.377, SLG: 0.508 (1, 2)	F6				F7					2	0	0	0	0	0	1			
Lloyd Moseby, L OBP: 0.354, SLG: 0.507 (1, 8)	K				F8	1B				2	0	1	0	0	1	1			
Alfredo Griffin, S OBP: 0.257, SLG: 0.345 (1, 6)			G3		F8	1B				2	0	1	0	0	0	0			
<b>Inning Stats</b>	R: 0 E: 0 K: 0 S: 4	H: 1 LOB: 1 BB: 0 P: 4	R: 0 E: 0 K: 1 S: 6	H: 1 LOB: 1 BB: 0 P: 6	R: 0 E: 0 K: 1 S: 5	H: 0 LOB: 0 BB: 0 P: 5	R: 1 E: 0 K: 0 S: 4	H: 1 LOB: 0 BB: 0 P: 4	R: 0 E: 0 K: 0 S: 5	H: 2 LOB: 2 BB: 0 P: 5	R: 0 E: 0 K: 0 S: 0	H: 0 LOB: 1 BB: 1 P: 4					1B: 4 2B: 0 3B: 0 HR: 1	SF: 0 SAC: 0 DP: 0 HBP: 0	WP: 0 PA: 21 PB: 0 SB: 0 CS: 0
<b>PITCHER</b> Scott McGregor, L ERA: 4.09 (1, 1)	IP: 5.0 WLS: W BF: 21 H: 5 R: 1 ER: 1 SO: 2 BB: 1 IBB: 0 HBP: 0 BLK: 0 WP: 0 HR: 1 S: 24 P: 28 ERA: 1.80 WHIP: 1.200															<b>PITCHER</b>	IP: WLS: BF: H: R: ER: SO: BB: IBB: HBP: BLK: WP: HR: S: P: ERA: WHIP:		

Toronto Blue Jays @ Baltimore Orioles  
Memorial Stadium, Baltimore, MD  
Mon Jun 06 1983, 7:05 PM EDT  
Att: 16,649 - Unknown - 77 F

AB	20
R	1
H	5
RBI	1
BB	1
SO	2
LOB	8





Batter	1	2	3	4	5	6	7	8	9	AB	R	H	RBI	BB	SO	LOB	BOTTOM		
Al Bumbry, L OBP: 0.318, SLG: 0.338 (1, 8)	E4 2B	4-3		L6						3	1	0	0	0	0	1			
Jim Dwyer, L OBP: 0.351, SLG: 0.431 (1, 9)	HR 2B		K	1B						3	1	2	1	0	1	0			
Cal Ripken Jr., R OBP: 0.367, SLG: 0.471 (1, 6)	HR		K	F8						3	1	1	2	0	1	1			
Eddie Murray, S OBP: 0.385, SLG: 0.452 (1, 3)	F7		2B E BB		K					2	1	0	0	1	1	0			
John Lowenstein, L OBP: 0.379, SLG: 0.528 Gary Roenicke, R OBP: 0.387, SLG: 0.550 (5, PH) (6, 7)	F8		E 2B		HR 2B					2	1	1	0	0	0	0			
Ken Singleton, S OBP: 0.396, SLG: 0.476 (1, 10)	3-1		E IBB		HR BB					1	1	0	0	2	0	0			
Joe Nolan, L OBP: 0.328, SLG: 0.429 (1, 2)		G3	E3		K					3	0	0	0	0	1	3			
Leo Hernandez, R OBP: 0.281, SLG: 0.376 (1, 5)		5-3	5-3		HR					3	1	1	3	0	0	2			
Lenn Sakata, R OBP: 0.250, SLG: 0.267 (1, 4)				K	F7					2	0	0	0	1	1	0			
<b>Inning Stats</b>	R: 3 E: 1 K: 0 S: 6	H: 2 LOB: 0 BB: 0 P: 6	R: 0 E: 0 K: 0 S: 3	H: 0 LOB: 1 BB: 1 P: 7	R: 2 E: 1 K: 2 S: 9	H: 1 LOB: 2 BB: 2 P: 17	R: 0 E: 0 K: 1 S: 6	H: 1 LOB: 1 BB: 0 P: 6	R: 3 E: 0 K: 2 S: 9	H: 2 LOB: 0 BB: 1 P: 13	R: 0 E: 0 K: 0 S: 0	H: 0 LOB: 1 BB: 1 P: 4					1B: 1 2B: 3 3B: 0 HR: 2	SF: 0 SAC: 0 DP: 0 HBP: 0	WP: 0 PA: 27 PB: 0 SB: 0 CS: 0
<b>PITCHER</b> Luis Leal, R ERA: 3.63 Dave Gessel, L ERA: 4.85 (4, 1)	IP: 3.0 WLS: L BF: 17 H: 3 R: 3 ER: 2 SO: 2 BB: 2 IBB: 1 HBP: 0 BLK: 0 WP: 0 HR: 1 S: 18 P: 30 ERA: 6.00 WHIP: 1.667															<b>PITCHER</b>	IP: WLS: BF: H: R: ER: SO: BB: IBB: HBP: BLK: WP: HR: S: P: ERA: WHIP:		

Toronto Blue Jays @ Baltimore Orioles  
Memorial Stadium, Baltimore, MD  
Mon Jun 06 1983, 7:05 PM EDT  
Att: 16,649 - Unknown - 77 F

AB	23
R	8
H	6
RBI	6
BB	4
SO	5
LOB	7




Batter	1	2	3	4	5	6	7	8	9	AB	R	H	RBI	BB	SO	LOB	TOP			
Damaso Garcia, R OBP: 0.280, SLG: 0.324 (1, 4)	K		K2-3		F9		K		4-3	5	0	0	0	0	3	0	<b>Toronto Blue Jays @ Oakland Athletics</b> Oakland-Alameda County Coliseum, Oakland, CA Tue Jun 07 1983, 7:05 PM PDT Att: 8,353 - Unknown  <b>AB 30</b> <b>R 3</b> <b>H 4</b> <b>RBI 3</b> <b>BB 6</b> <b>SO 7</b> <b>LOB 14</b> 			
Rance Mulliniks, L OBP: 0.392, SLG: 0.486 Garth Iorg, R OBP: 0.310, SLG: 0.327 (3, PH) (3, 5)	6-3		K		BB 1B BB		1-3			1	0	0	0	0	0	0				
Willie Upshaw, L OBP: 0.369, SLG: 0.523 (1, 3)	HR		BB		BB 1-2 1B			HR 1B		3	2	3	1	1	0	0				
Cliff Johnson, R OBP: 0.396, SLG: 0.587 (1, 10)	6-3		K		BB 1-2 2-3 BB			F9		3	0	0	0	1	1	2				
Lloyd Moseby, L OBP: 0.358, SLG: 0.524 (1, 8)		5-3 HBP		6-3	3-1			HR		3	1	1	2	0	0	3				
Barry Bonnell, R OBP: 0.350, SLG: 0.355 (1, 7)		5-3 BB		5-3		K		E6 G6-4-3		3	0	0	0	1	1	0				
Ernie Whitt, L OBP: 0.314, SLG: 0.380 (1, 2)		F3		BB		G4-3 BB		G6-4-3		2	0	0	0	2	0	3				
Jesse Barfield, R OBP: 0.246, SLG: 0.409 (1, 9)		5-3		K		G4-3		4-3		4	0	0	0	0	1	4				
Alfredo Griffin, S OBP: 0.253, SLG: 0.339 Jorge Orta, L OBP: 0.237, SLG: 0.319 (9, PH)		F8			F8		F8	F7		3	0	0	0	0	0	2				
										1	0	0	0	0	0	0				
<b>Inning Stats</b>	R: 1 E: 0 K: 1 S: 6	H: 1 LOB: 0 BB: 0 P: 6	R: 0 E: 0 K: 0 S: 3	H: 0 LOB: 2 BB: 1 P: 8	R: 0 E: 0 K: 3 S: 9	H: 0 LOB: 1 BB: 1 P: 13	R: 0 E: 0 K: 1 S: 5	H: 1 LOB: 3 BB: 2 P: 12	R: 0 E: 0 K: 1 S: 4	H: 0 LOB: 0 BB: 1 P: 8	R: 0 E: 0 K: 1 S: 5	H: 0 LOB: 0 BB: 0 P: 5	R: 2 E: 1 K: 0 S: 5	H: 2 LOB: 0 BB: 0 P: 5	R: 0 E: 0 K: 0 S: 3	H: 0 LOB: 0 BB: 0 P: 3	1B: 2 2B: 0 3B: 0 HR: 2	SF: 0 SAC: 0 DP: 2 HBP: 1	WP: 0 PB: 0 SB: 1 CS: 0	PA: 37
<b>PITCHER</b>	IP WLS BF H R ER SO BB IBB HBP BLK WP HR S P ERA WHIP	2.0 L 9 1 1 1 1 1 0 0 0 0 1 9 14 4.50 1.000	5.1 W 23 3 2 2 6 5 0 0 0 0 1 30 50 3.38 1.500	1.2 S 5 0 0 0 0 0 0 0 0 0 0 5 5 0.00 0.000											IP WLS BF H R ER SO BB IBB HBP BLK WP HR S P ERA WHIP					
Mike Norris, R ERA: 3.72 (1, 1)																				
Tim Conroy, L ERA: 3.75 (3, 1)																				
Steve Baker, R ERA: 1.85 (8, 1)																				

Batter	1	2	3	4	5	6	7	8	9	AB	R	H	RBI	BB	SO	LOB	BOTTOM			
Rickey Henderson, R OBP: 0.424, SLG: 0.435 (1, 7)	L3		G3		BLK SH1-3 S BB		K			3	1	0	0	1	1	2	<b>Toronto Blue Jays @ Oakland Athletics</b> Oakland-Alameda County Coliseum, Oakland, CA Tue Jun 07 1983, 7:05 PM PDT Att: 8,353 - Unknown  <b>AB 28</b> <b>R 5</b> <b>H 7</b> <b>RBI 5</b> <b>BB 5</b> <b>SO 5</b> <b>LOB 9</b> 			
Mike Davis, L OBP: 0.325, SLG: 0.365 (1, 9)	K		4-3 1B		SH1-3 1-H		CS 1B			3	1	2	3	0	1	0				
Dwayne Murphy, L OBP: 0.323, SLG: 0.323 (1, 8)	6-3		4-3		BB 1B BB		BB			2	0	0	0	2	0	1				
Jeff Burroughs, R OBP: 0.333, SLG: 0.402 (1, 10)		F3			FC5 BB 1B		1-3			4	0	2	1	0	0	1				
Wayne Gross, L OBP: 0.370, SLG: 0.443 (1, 5)		6-3			BB 1B BB		BB		G3	3	0	0	0	1	0	1				
Davey Lopes, R OBP: 0.332, SLG: 0.419 (1, 4)		HR			G4-3 BB		FC5		6-3	3	1	1	1	1	0	3				
Dan Meyer, L OBP: 0.237, SLG: 0.191 (1, 3)		3-1			G4-3		4-3		F9	4	0	0	0	0	0	1				
Mike Heath, R OBP: 0.387, SLG: 0.533 (1, 2)			G3 1B 1B		K		4-3			3	1	1	0	0	1	0				
Tony Phillips, S OBP: 0.309, SLG: 0.265 (1, 6)			G3 1B 1B		K		K			3	1	1	0	0	2	0				
<b>Inning Stats</b>	R: 0 E: 0 K: 1 S: 5	H: 0 LOB: 0 BB: 0 P: 5	R: 1 E: 0 K: 0 S: 4	H: 1 LOB: 0 BB: 0 P: 4	R: 3 E: 0 K: 0 S: 7	H: 4 LOB: 1 BB: 0 P: 7	R: 0 E: 0 K: 1 S: 4	H: 0 LOB: 0 BB: 1 P: 8	R: 1 E: 0 K: 1 S: 6	H: 1 LOB: 3 BB: 3 P: 18	R: 0 E: 0 K: 1 S: 5	H: 0 LOB: 0 BB: 0 P: 5	R: 0 E: 0 K: 1 S: 5	H: 1 LOB: 1 BB: 1 P: 9	R: 0 E: 0 K: 0 S: 3	H: 0 LOB: 0 BB: 0 P: 3	1B: 6 2B: 0 3B: 0 HR: 1	SF: 0 SAC: 1 DP: 1 HBP: 0	WP: 0 PB: 0 SB: 1 CS: 1	PA: 34
<b>PITCHER</b>	IP WLS BF H R ER SO BB IBB HBP BLK WP HR S P ERA WHIP	4.1 L 19 5 5 5 3 2 0 0 0 0 0 2 10 0.00 9.000	1.1 L 4 0 0 0 1 0 0 0 0 0 0 6 6 0.00 0.000	1.0 L 4 1 0 0 1 1 0 0 0 0 0 5 9 0.00 2.000	1.0 L 3 0 0 0 0 0 0 0 0 0 0 3 3 0.00 0.000											IP WLS BF H R ER SO BB IBB HBP BLK WP HR S P ERA WHIP				
Jim Gott, R ERA: 5.34 (5, 1)																				
Stan Clarke, L ERA: 3.57 (7, 1)																				
Roy Lee Jackson, R ERA: 4.58 (8, 1)																				
Randy Moffitt, R ERA: 1.89 (8, 1)																				

Batter	1	2	3	4	5	6	7	8	9	AB	R	H	RBI	BB	SO	LOB	TOP										
Rance Mulliniks, L (1, 5) OBP: 0.395, SLG: 0.482 Mickey Klutts, R (8, PH) OBP: 0.261, SLG: 0.364 (8, 5)	0-0 G3	0-0 1B		0-0 4-3			4-0 FC5-4 IBB	0-0 1B		3	0	1	1	1	0	1											
Garth Iorg, R (1, 4) OBP: 0.297, SLG: 0.313	0-0 F9	0-3 K			0-0 G3		0-0 FC5-4 S	0-0 5-3		5	0	0	0	0	1	7											
Willie Upshaw, L (1, 3) OBP: 0.370, SLG: 0.519	0-0 2B 1B		0-0 3-1		0-0 4-3		0-3 K		0-0 2B 1B	5	2	2	0	0	1	2											
Cliff Johnson, R (1, 10) OBP: 0.396, SLG: 0.595 Jorge Orta, L (9, PR) OBP: 0.237, SLG: 0.319	0-0 1H 2B		0-3 F5		0-3 K			0-3 K	0-0 1H 2B	5	0	2	2	0	2	0											
Lloyd Moseby, L (1, 8) OBP: 0.359, SLG: 0.533	0-0 3-1		0-0 2B		0-0 G3			0-0 1B 1B 2B	0-0 F7	5	1	2	0	0	0	2											
Ernie Whitt, L (1, 2) OBP: 0.314, SLG: 0.374 Buck Martinez, R (8, PH) OBP: 0.366, SLG: 0.492 (8, 2)		4-0 1B BB	0-0 F7		0-0 F9			0-0 5-3	0-0 F7	2	0	0	0	1	0	1											
Hosken Powell, L (1, 9) OBP: 0.230, SLG: 0.246 Jesse Barfield, R (8, PH) OBP: 0.250, SLG: 0.410 (8, 9)		0-0 1B 1B	0-0 F3		0-0 F7			0-0 1B 1B 1B	0-0 F9	3	1	1	0	0	0	0											
Barry Bonnell, R (1, 7) OBP: 0.354, SLG: 0.368		0-0 F7	0-0 F8				0-0 FC5-4 2B	0-0 1B 1B 1B		4	0	2	1	0	0	1											
Alfredo Griffin, S (1, 6) OBP: 0.264, SLG: 0.345		4-0 1B BB	0-0 1B		0-0 F3		0-0 F3	0-0 1B 1B		3	0	2	0	1	0	1											
<b>Inning Stats</b>	R: 1 E: 0 K: 0 S: 5	H: 2 LOB: 1 BB: 0 P: 5	R: 1 E: 0 K: 1 S: 6	H: 2 LOB: 2 BB: 2 P: 14	R: 0 E: 0 K: 0 S: 4	H: 1 LOB: 1 BB: 0 P: 4	R: 0 E: 0 K: 0 S: 4	H: 1 LOB: 0 BB: 0 P: 4	R: 0 E: 0 K: 1 S: 5	H: 0 LOB: 0 BB: 0 P: 5	R: 0 E: 0 K: 0 S: 3	H: 0 LOB: 0 BB: 0 P: 3	R: 0 E: 0 K: 1 S: 6	H: 1 LOB: 2 BB: 1 P: 10	R: 2 E: 0 K: 1 S: 10	H: 5 LOB: 3 BB: 0 P: 10	R: 1 E: 0 K: 0 S: 5	H: 2 LOB: 1 BB: 0 P: 5	1B: 9 2B: 5 3B: 0 HR: 0	SF: 0 SAC: 0 DP: 0 HBP: 0	WP: 0 PB: 0 SB: 1 CS: 0	PA: 43					
<b>PITCHER</b>	IP	WLS	BF	H	R	ER	SO	BB	IBB	HBP	BLK	WP	HR	S	P	ERA	WHIP										
Chris Codiroli, R (1, 1) ERA: 4.33	6.2	L	29	7	2	2	2	2	1	0	0	0	0	30	42	2.70	1.350										
Tom Burgmeier, L (7, 1) ERA: 2.72	1.1		10	6	3	3	2	0	0	0	0	0	0	14	14	20.25	4.500										
Matt Keough, R (9, 1) ERA: 5.82	1.0		4	1	0	0	0	0	0	0	0	0	0	4	4	0.00	1.000										

Toronto Blue Jays @ Oakland Athletics  
Oakland-Alameda County Coliseum, Oakland, CA  
Wed Jun 08 1983, 3:33 AM PDT  
Att: 11,229 - Sunny


AB	40
R	5
H	14
RBI	5
BB	3
SO	4
LOB	18



Batter	1	2	3	4	5	6	7	8	9	AB	R	H	RBI	BB	SO	LOB	BOTTOM										
Rickey Henderson, R (1, 7) OBP: 0.421, SLG: 0.427	0-0 F6		0-0 L4-3			1-0 CS HBP		0-3 K		3	0	0	0	0	1	1											
Mike Davis, L (1, 9) OBP: 0.324, SLG: 0.360	0-0 G3			0-3 K		0-0 6-3		4-0 BB		3	0	0	0	1	1	1											
Dwayne Murphy, L (1, 8) OBP: 0.322, SLG: 0.318	0-0 F9			0-0 G3			4-0 BLK G3 1B BB	0-3 K		3	1	0	0	1	1	1											
Jeff Burroughs, R (1, 10) OBP: 0.326, SLG: 0.393		0-3 K		0-0 6-3			0-3 K		0-0 5-3	4	0	0	0	0	2	1											
Wayne Gross, L (1, 5) OBP: 0.374, SLG: 0.436		4-0 BB			0-0 F9		0-0 G3		4-0 BB	2	0	0	0	2	0	1											
Bill Almon, R (1, 6) OBP: 0.327, SLG: 0.360		0-0 F7			0-0 1B		0-0 S 1B		0-0 E8 BB	4	0	2	1	0	0	2											
Dan Meyer, L (1, 3) OBP: 0.225, SLG: 0.181		0-0 1-3			0-0 F8		0-0 3-1		0-0 F8	4	0	0	0	0	0	5											
Bob Kearney, R (1, 2) OBP: 0.329, SLG: 0.437			0-3 K		0-0 F9			0-0 HR	0-0 F5	4	1	1	1	0	1	3											
Tony Phillips, S (1, 4) OBP: 0.309, SLG: 0.266			0-0 L4-3 1B			0-0 F1		0-3 K		3	0	1	0	0	1	0											
<b>Inning Stats</b>	R: 0 E: 0 K: 0 S: 3	H: 0 LOB: 0 BB: 0 P: 3	R: 0 E: 0 K: 1 S: 5	H: 0 LOB: 1 BB: 1 P: 9	R: 0 E: 0 K: 1 S: 5	H: 1 LOB: 0 BB: 0 P: 5	R: 0 E: 0 K: 1 S: 5	H: 0 LOB: 0 BB: 0 P: 5	R: 0 E: 0 K: 0 S: 2	H: 0 LOB: 0 BB: 0 P: 3	R: 1 E: 0 K: 1 S: 6	H: 1 LOB: 1 BB: 1 P: 10	R: 1 E: 0 K: 3 S: 10	H: 1 LOB: 1 BB: 1 P: 14	R: 0 E: 1 K: 0 S: 4	H: 0 LOB: 2 BB: 1 P: 8	1B: 3 2B: 1 3B: 0 HR: 1	SF: 0 SAC: 0 DP: 1 HBP: 1	WP: 0 PB: 0 SB: 1 CS: 1	PA: 35							
<b>PITCHER</b>	IP	WLS	BF	H	R	ER	SO	BB	IBB	HBP	BLK	WP	HR	S	P	ERA	WHIP										
Dave Stieb, R (1, 1) ERA: 2.1	7.0	W	26	4	2	2	4	2	0	1	1	0	0	31	40	2.57	0.857										
Joey McCloughlin, R (8, 1) ERA: 2.1	2.0	S	9	0	0	0	3	2	0	0	0	0	0	13	21	0.00	1.000										

Toronto Blue Jays @ Oakland Athletics  
Oakland-Alameda County Coliseum, Oakland, CA  
Wed Jun 08 1983, 3:33 AM PDT  
Att: 11,229 - Sunny

AB	30
R	2
H	4
RBI	2
BB	4
SO	7
LOB	15



Batter	1	2	3	4	5	6	7	8	9	AB	R	H	RBI	BB	SO	LOB	TOP			
Lloyd Moseby, L (1, 8) OBP: 0.356, SLG: 0.523	F8		K			2B SF8 BB		4-3		3	1	0	0	1	1	1	<b>Toronto Blue Jays @ Oakland Athletics</b> Oakland-Alameda County Coliseum, Oakland, CA Thu Jun 09 1983, 7:05 PM PDT Att: 6,846 - Unknown			
Garth Iorg, R (1, 4) OBP: 0.298, SLG: 0.322	6-3		6-3			SF8 1-3 2B		F8		3	0	1	0	0	0	1				
Rance Mulliniks, L (8, PH) OBP: 0.392, SLG: 0.477										1	0	0	0	0	0	0				
Jesse Barfield, R (1, 9) OBP: 0.245, SLG: 0.401	5-3				5-3					3	0	0	0	0	0	2				
Jorge Orta, L (8, PH) OBP: 0.247, SLG: 0.329										1	0	1	0	0	0	0				
Cliff Johnson, R (1, 10) OBP: 0.392, SLG: 0.581		5-3			6-3					3	0	0	0	0	1	1				
Barry Bonnell, R (1, 7) OBP: 0.351, SLG: 0.368		6-3			F9					3	0	1	1	0	0	0				
Willie Upshaw, L (1, 3) OBP: 0.373, SLG: 0.524										4	0	2	0	0	0	3				
Buck Martinez, R (1, 2) OBP: 0.347, SLG: 0.464										4	0	0	0	0	0	3				
Mickey Klutts, R (1, 5) OBP: 0.259, SLG: 0.346										4	0	1	0	0	1	2				
Alfredo Griffin, S (1, 6) OBP: 0.260, SLG: 0.339										3	0	0	0	0	0	2				
<b>Inning Stats</b>	R: 0 E: 0 K: 0 S: 3	H: 0 LOB: 0 BB: 0 P: 3	R: 0 E: 0 K: 0 S: 4	H: 1 LOB: 1 BB: 0 P: 4	R: 0 E: 0 K: 1 S: 6	H: 1 LOB: 1 BB: 0 P: 6	R: 0 E: 0 K: 0 S: 3	H: 0 LOB: 0 BB: 0 P: 3	R: 0 E: 0 K: 1 S: 6	H: 1 LOB: 1 BB: 0 P: 6	R: 0 E: 0 K: 0 S: 3	H: 0 LOB: 0 BB: 0 P: 3	R: 0 E: 0 K: 1 S: 6	H: 1 LOB: 1 BB: 0 P: 6	R: 0 E: 0 K: 0 S: 4	H: 1 LOB: 1 BB: 0 P: 4	1B: 4 2B: 2 3B: 0 HR: 0	SF: 1 SAC: 0 DP: 0 HBP: 1	WP: 0 PB: 0 SB: 0 CS: 0	PA: 35
<b>PITCHER</b>	IP WLS BF H R ER SO BB IBB HBP BLK WP HR S P ERA WHIP																			
Tom Underwood, L (1, 1) ERA: 4.23	7.1 W 28 4 1 1 2 1 0 0 0 0 0 30 35 1.23 0.682																			
Steve Baker, R (8, 1) ERA: 1.77	1.2 S 7 2 0 0 1 0 0 0 0 0 0 9 9 0.00 1.200																			

Batter	1	2	3	4	5	6	7	8	9	AB	R	H	RBI	BB	SO	LOB	BOTTOM			
Rickey Henderson, R (1, 7) OBP: 0.417, SLG: 0.422	F8		K		4-3					2	0	0	0	0	1	0	<b>Toronto Blue Jays @ Oakland Athletics</b> Oakland-Alameda County Coliseum, Oakland, CA Thu Jun 09 1983, 7:05 PM PDT Att: 6,846 - Unknown			
Gary Hancock, L (4, 7) OBP: 0.310, SLG: 0.325										2	0	0	0	0	0	2				
Mike Davis, L (1, 9) OBP: 0.323, SLG: 0.363										4	0	1	0	0	0	0				
Dwayne Murphy, L (1, 8) OBP: 0.325, SLG: 0.318										3	0	1	0	1	1	1				
Jeff Burroughs, R (1, 10) OBP: 0.330, SLG: 0.389										2	1	0	0	2	0	2				
Wayne Gross, L (1, 3) OBP: 0.378, SLG: 0.458										3	2	1	1	1	0	2				
Bill Almon, R (1, 5) OBP: 0.331, SLG: 0.364										4	0	2	1	0	0	0				
Davey Lopes, R (1, 4) OBP: 0.340, SLG: 0.420										2	0	1	0	2	0	2				
Bob Kearney, R (1, 2) OBP: 0.321, SLG: 0.425										4	0	0	0	0	1	6				
Tony Phillips, S (1, 6) OBP: 0.308, SLG: 0.265										4	0	1	1	0	1	4				
<b>Inning Stats</b>	R: 0 E: 0 K: 1 S: 6	H: 1 LOB: 2 BB: 1 P: 10	R: 0 E: 0 K: 1 S: 6	H: 1 LOB: 1 BB: 0 P: 6	R: 0 E: 0 K: 1 S: 5	H: 0 LOB: 0 BB: 0 P: 5	R: 2 E: 0 K: 0 S: 5	H: 2 LOB: 2 BB: 2 P: 13	R: 0 E: 0 K: 0 S: 2	H: 0 LOB: 0 BB: 1 P: 6	R: 0 E: 0 K: 0 S: 4	H: 1 LOB: 2 BB: 1 P: 8	R: 0 E: 0 K: 0 S: 4	H: 1 LOB: 1 BB: 0 P: 4	R: 1 E: 0 K: 1 S: 6	H: 1 LOB: 1 BB: 1 P: 10	1B: 5 2B: 2 3B: 0 HR: 1	SF: 0 SAC: 0 DP: 1 HBP: 0	WP: 0 PB: 0 SB: 0 CS: 0	PA: 36
<b>PITCHER</b>	IP WLS BF H R ER SO BB IBB HBP BLK WP HR S P ERA WHIP																			
Jim Clancy, R (1, 1) ERA: 3.57	5.1 L 25 5 2 2 3 1 0 0 0 0 0 1 26 46 3.38 1.875																			
Roy Lee Jackson, R (6, 1) ERA: 4.5	2.2 11 2 1 1 1 1 0 0 0 0 0 1 12 16 3.38 1.125																			



Batter	1	2	3	4	5	6	7	8	9	AB	R	H	RBI	BB	SO	LOB	TOP								
Damaso Garcia, R OBP: 0.279, SLG: 0.323 (1, 4)	F3		1-3				FC6-4			4	1	1	0	0	0	1									
Lloyd Moseby, L OBP: 0.360, SLG: 0.519 (1, 8)	F9					E7		6-3		3	0	1	0	1	0	0									
Barry Bonnell, R OBP: 0.341, SLG: 0.355 (1, 7)	K					F4		F5		4	0	0	0	0	2	2									
Cliff Johnson, R OBP: 0.389, SLG: 0.568 (1, 10)						F4		5-3		3	0	0	0	1	0	0									
Jesse Barfield, R OBP: 0.247, SLG: 0.400 Hosken Powell, L OBP: 0.226, SLG: 0.241 (9, PH)	F5					FC1-6		4-3		3	0	1	0	0	1	1									
Willie Upshaw, L OBP: 0.370, SLG: 0.524 (1, 3)	K					FC1-6		1-3		4	1	1	0	0	1	2									
Garth Iorg, R OBP: 0.306, SLG: 0.339 Rance Mulliniks, L OBP: 0.397, SLG: 0.491 (9, PH)	F8							2B		3	1	2	1	0	0	1									
Buck Martinez, R OBP: 0.346, SLG: 0.458 Jorge Orta, L OBP: 0.244, SLG: 0.324 (9, PH)	F8					K		F9		3	0	1	1	0	1	2									
Alfredo Griffin, S OBP: 0.255, SLG: 0.333 (1, 6)	1-3					F3		F9		3	0	0	0	0	0	3									
<b>Inning Stats</b>	R: 0 E: 0 K: 1 S: 5	H: 0 LOB: 0 BB: 0 P: 5	R: 0 E: 0 K: 1 S: 5	H: 0 LOB: 1 BB: 1 P: 9	R: 0 E: 0 K: 0 S: 3	H: 0 LOB: 0 BB: 0 P: 3	R: 0 E: 0 K: 1 S: 4	H: 0 LOB: 0 BB: 1 P: 8	R: 0 E: 0 K: 1 S: 7	H: 2 LOB: 2 BB: 0 P: 7	R: 1 E: 1 K: 0 S: 4	H: 2 LOB: 0 BB: 0 P: 4	R: 2 E: 0 K: 1 S: 8	H: 3 LOB: 1 BB: 0 P: 8	R: 0 E: 0 K: 0 S: 3	H: 0 LOB: 0 BB: 0 P: 3	R: 0 E: 0 K: 0 S: 4	H: 1 LOB: 1 BB: 0 P: 4	1B: 5 2B: 3 3B: 0 HR: 0	SF: 0 SAC: 0 DP: 0 HBP: 0	WP: 0 PB: 1 SB: 0 CS: 2	PA: 35			
<b>PITCHER</b>	IP	WLS	BF	H	R	ER	SO	BB	IBB	HBP	BLK	WP	HR	S	P	ERA	WHIP								
Bill Travers, L ERA: 4.45 (1, 1)	6.1		26	7	3	2	5	2	0	0	0	0	0	34	42	2.84	1.421								
Curt Brown, R ERA: (7, 1)	2.2	W	9	1	0	0	0	0	0	0	0	0	0	9	9	0.00	0.375								

Toronto Blue Jays @ California Angels  
Anaheim Stadium, Anaheim, CA  
Fri Jun 10 1983, 10:05 PM EDT  
Att: 32,751 - Unknown

AB 33  
R 3  
H 8  
RBI 2  
BB 2  
SO 5  
LOB 13



Batter	1	2	3	4	5	6	7	8	9	AB	R	H	RBI	BB	SO	LOB	BOTTOM									
Rod Carew, L OBP: 0.462, SLG: 0.521 (1, 3)	6-3			1-4-3		L6		HR		4	1	1	0	0	0	0										
Ricky Adams, R OBP: 0.227, SLG: 0.258 Reggie Jackson, L OBP: 0.337, SLG: 0.437 (8, PH)	6-3			F8				HR		3	0	0	0	0	0	0										
Daryl Sconiers, L OBP: 0.300, SLG: 0.538 Rob Wilfong, L OBP: 0.190, SLG: 0.429 (9, 6)	6-3			6-3				HR		4	0	1	0	0	0	0										
Doug DeCinces, R OBP: 0.360, SLG: 0.598 (1, 5)						K		HR		3	1	2	2	1	1	0										
Fred Lynn, L OBP: 0.400, SLG: 0.585 (1, 8)	L9-3							K		2	0	0	0	2	1	2										
Ron Jackson, R OBP: 0.351, SLG: 0.424 (1, 10)	6-3									3	0	0	0	0	0	3										
Bobby Grich, R OBP: 0.404, SLG: 0.389 (1, 4)						6-3		K		3	0	0	0	0	2	1										
Bobby Clark, R OBP: 0.257, SLG: 0.324 (9, 7)								F8		3	0	0	0	0	0	0										
Bob Boone, R OBP: 0.278, SLG: 0.309 (1, 2)								F8		3	1	1	0	0	0	0										
<b>Inning Stats</b>	R: 0 E: 0 K: 0 S: 3	H: 0 LOB: 0 BB: 0 P: 3	R: 0 E: 0 K: 0 S: 2	H: 0 LOB: 0 BB: 1 P: 6	R: 0 E: 0 K: 1 S: 5	H: 0 LOB: 0 BB: 0 P: 5	R: 0 E: 0 K: 0 S: 3	H: 0 LOB: 0 BB: 0 P: 3	R: 0 E: 0 K: 0 S: 5	H: 0 LOB: 1 BB: 1 P: 9	R: 0 E: 0 K: 0 S: 3	H: 0 LOB: 0 BB: 0 P: 3	R: 0 E: 0 K: 2 S: 12	H: 5 LOB: 1 BB: 0 P: 12	R: 5 E: 0 K: 2 S: 12	H: 5 LOB: 1 BB: 0 P: 12	1B: 3 2B: 2 3B: 0 HR: 2	SF: 0 SAC: 0 DP: 1 HBP: 0	WP: 0 PB: 0 SB: 0 CS: 0	PA: 32						
<b>PITCHER</b>	IP	WLS	BF	H	R	ER	SO	BB	IBB	HBP	BLK	WP	HR	S	P	ERA	WHIP									
Luis Leal, R ERA: 3.73 Joey McLaughlin, R ERA: 2.42 (8, 1)	0.1		2	1	1	1	1	0	0	0	0	0	0	1	4	4	27.00	3.000								

Toronto Blue Jays @ California Angels  
Anaheim Stadium, Anaheim, CA  
Fri Jun 10 1983, 10:05 PM EDT  
Att: 32,751 - Unknown

AB 29  
R 5  
H 6  
RBI 5  
BB 3  
SO 4  
LOB 6





Batter	1	2	3	4	5	6	7	8	9	AB	R	H	RBI	BB	SO	LOB	TOP										
<b>Damaso Garcia, R</b> (1, 4) OBP: 0.282, SLG: 0.321	0-0 4-3		4-0 2B SF9 BB		0-0 BB 1B		0-0 6-3		0-0 F4	4	2	1	0	1	0	0	<b>Toronto Blue Jays @ California Angels</b> Anaheim Stadium, Anaheim, CA Sat Jun 11 1983, 10:05 PM EDT Att: 45,393 - Unknown <a href="http://livebaseballscorecards.com">livebaseballscorecards.com</a>										
<b>Rance Mulliniks, L</b> (1, 5) OBP: 0.406, SLG: 0.500	0-3 K		0-0		4-0 1B BB		4-0 FC4-6 BB			2	0	1	1	2	1	0											
<b>Willie Upshaw, L</b> (1, 3) OBP: 0.308, SLG: 0.521	0-0 4-3		0-0 SF9		0-0 1-2 2-H 1B		0-0 FC4-6			3	0	1	2	0	0	1											
<b>Cliff Johnson, R</b> (1, 10) OBP: 0.386, SLG: 0.559		0-0 F7	0-3 K		0-3 K				0-0 BB 1B	4	0	1	0	0	2	3											
<b>Lloyd Moseby, L</b> (1, 8) OBP: 0.357, SLG: 0.512		0-0 FC4-6 1B		0-0 6-3		0-3 K		0-0 F8		4	0	1	0	0	1	1											
<b>Jorge Orta, L</b> (1, 7) OBP: 0.247, SLG: 0.324		0-0 FC4-6		0-0 F6		0-0 1B		4-0 G3-6-3 BB		3	0	1	0	0	0	1											
<b>Barry Bonnell, R</b> (6, 7) OBP: 0.346, SLG: 0.355		1-2								0	0	0	0	1	0	0											
<b>Ernie Whitt, L</b> (1, 2) OBP: 0.306, SLG: 0.362		0-0 F8		0-0 1-3		0-0 F8		0-0 G3-6-3		4	0	0	0	0	0	4											
<b>Hosken Powell, L</b> (1, 9) OBP: 0.215, SLG: 0.230			0-0 4-3		0-0 F9		0-0 1-3		0-3 K	3	0	0	0	0	0	1											
<b>Jesse Barfield, R</b> (9, PH) OBP: 0.245, SLG: 0.397										1	0	0	0	0	1	0											
<b>Alfredo Griffin, S</b> (1, 6) OBP: 0.255, SLG: 0.331			0-0 BB 2B 1B		0-0 F7		0-0 6-3		0-0 F8	4	1	1	0	0	0	0											
<b>Inning Stats</b>	R: 0 E: 0 K: 1 S: 5	H: 0 LOB: 0 BB: 0 P: 5	R: 0 E: 0 K: 0 S: 4	H: 1 LOB: 1 BB: 0 P: 4	R: 2 E: 0 K: 1 S: 7	H: 2 LOB: 1 BB: 1 P: 11	R: 0 E: 0 K: 0 S: 3	H: 0 LOB: 0 BB: 0 P: 3	R: 1 E: 0 K: 1 S: 7	H: 2 LOB: 2 BB: 1 P: 11	R: 0 E: 0 K: 1 S: 6	H: 1 LOB: 1 BB: 0 P: 6	R: 0 E: 0 K: 0 S: 3	H: 0 LOB: 1 BB: 1 P: 7	R: 0 E: 0 K: 0 S: 3	H: 1 LOB: 1 BB: 1 P: 7	R: 0 E: 0 K: 1 S: 5	H: 0 LOB: 0 BB: 0 P: 5	1B: 6 2B: 1 3B: 0 HR: 0	SF: 1 SAC: 0 DP: 1 HBP: 0	WP: 0 PB: 0 SB: 0 CS: 0	PA: 37					
<b>PITCHER</b>	IP	WLS	BF	H	R	ER	SO	BB	IBB	HBP	BLK	WP	HR	S	P	ERA	WHIP										
<b>Dave Goltz, R</b> (1, 1) ERA: 6.37	7.1	L	33	7	3	3	4	4	0	0	0	0	0	37	53	3.68	1.500										
<b>Andy Hassler, L</b> (8, 1) ERA: 5.29	0.2		1	0	0	0	0	0	0	0	0	0	0	1	1	0.00	0.000										
<b>Luis Sanchez, R</b> (9, 1) ERA: 3.28	1.0	S	3	0	0	0	1	0	0	0	0	0	0	5	5	0.00	0.000										

Batter	1	2	3	4	5	6	7	8	9	AB	R	H	RBI	BB	SO	LOB	BOTTOM										
<b>Rod Carew, L</b> (1, 3) OBP: 0.458, SLG: 0.515	0-0 FC6-4 1B		0-3 K		0-0 5-3		0-0 4-3			4	0	1	0	0	1	1	<b>Toronto Blue Jays @ California Angels</b> Anaheim Stadium, Anaheim, CA Sat Jun 11 1983, 10:05 PM EDT Att: 45,393 - Unknown <a href="http://livebaseballscorecards.com">livebaseballscorecards.com</a>										
<b>Tim Lincecum, R</b> (1, 6) OBP: 0.303, SLG: 0.352	0-0 FC6-4 1-2		0-0 F9		0-0 F6			0-0 F3		4	0	0	0	0	0	1											
<b>Reggie Jackson, L</b> (1, 9) OBP: 0.340, SLG: 0.435	0-3 K		4-0 1B BB		0-0 F7		0-0 G5-4-3 1B			3	0	1	0	1	1	1											
<b>Doug DeCinces, R</b> (1, 5) OBP: 0.358, SLG: 0.591	0-0 FC6-4 1-2		0-0 1-2 1B		0-3 K		0-0 G5-4-3		0-0 G5-4-3	4	0	1	0	0	1	2											
<b>Fred Lynn, L</b> (1, 8) OBP: 0.397, SLG: 0.577		0-0 4-3	0-3 K		0-0 E6			0-0 CS 1B 1B		4	0	1	0	0	1	2											
<b>Daryl Sconiers, L</b> (1, 10) OBP: 0.296, SLG: 0.528		0-0 L6		0-0 F7		0-0 F7		0-0 1B G3 1B		4	1	1	0	0	0	1											
<b>Bobby Grich, R</b> (1, 4) OBP: 0.406, SLG: 0.392		0-0 PB 1B 1B		0-0 5-3			0-0 5-3		0-0 G3 1-3 2-3 1B	4	1	2	0	0	0	0											
<b>Bobby Clark, R</b> (1, 7) OBP: 0.259, SLG: 0.324		0-0 1B		0-0 5-3			0-0 F3		0-0 G3	3	0	1	1	0	0	0											
<b>Rob Wilford, L</b> (9, PH) OBP: 0.162, SLG: 0.409		1-H						1-2		1	0	0	1	0	0	1											
<b>Bob Boone, R</b> (1, 2) OBP: 0.278, SLG: 0.308		0-0 F6		0-0 F9			0-0 1B		0-0 F7	4	0	1	0	0	0	2											
<b>Inning Stats</b>	R: 0 E: 0 K: 1 S: 6	H: 1 LOB: 1 BB: 0 P: 6	R: 1 E: 0 K: 0 S: 5	H: 2 LOB: 1 BB: 0 P: 5	R: 0 E: 0 K: 2 S: 8	H: 1 LOB: 2 BB: 1 P: 12	R: 0 E: 0 K: 0 S: 3	H: 0 LOB: 0 BB: 0 P: 3	R: 0 E: 1 K: 1 S: 6	H: 0 LOB: 1 BB: 0 P: 6	R: 0 E: 0 K: 0 S: 4	H: 1 LOB: 1 BB: 0 P: 4	R: 0 E: 0 K: 0 S: 3	H: 1 LOB: 0 BB: 0 P: 3	R: 0 E: 0 K: 0 S: 5	H: 3 LOB: 1 BB: 0 P: 5	1B: 9 2B: 0 3B: 0 HR: 0	SF: 0 SAC: 0 DP: 1 HBP: 0	WP: 0 PB: 1 SB: 0 CS: 1	PA: 36							
<b>PITCHER</b>	IP	WLS	BF	H	R	ER	SO	BB	IBB	HBP	BLK	WP	HR	S	P	ERA	WHIP										
<b>Jim Gott, R</b> (1, 1) ERA: 4.84	8.0	W	33	8	2	1	4	1	0	0	0	0	0	40	44	1.12	1.125										
<b>Randy Moffitt, R</b> (9, 1) ERA: 1.6	1.0	S	3	1	0	0	0	0	0	0	0	0	0	3	3	0.00	1.000										

Batter	1	2	3	4	5	6	7	8	9	10	11	12	13	14	15	AB	R	H	RBI	BB	SO	LOB	TOP											
Damaso Garcia, R OBP: 0.284, SLG: 0.322 (1, 4)																6	0	2	0	0	2	2												
Rance Mulliniks, L Garth Long, R OBP: 0.403, SLG: 0.487 OBP: 0.323, SLG: 0.350 (10, PH) (10, 5)																3	0	0	0	1	0	1												
Willie Upshaw, L OBP: 0.366, SLG: 0.520 (1, 3)																6	1	1	1	1	2	6												
Cliff Johnson, R OBP: 0.376, SLG: 0.535 (1, 10)																6	1	0	0	1	3	7												
Lloyd Moseby, L OBP: 0.354, SLG: 0.500 (1, 8)																	6	1	1	0	1	1	2											
Ernie Whitt, L OBP: 0.318, SLG: 0.403 (1, 2)																	7	2	4	3	0	1	0											
Hosken Powell, L Jesse Barfield, R OBP: 0.203, SLG: 0.215 OBP: 0.240, SLG: 0.389 (9, 9)																	4	0	0	0	0	2	2											
Barry Bonnell, R OBP: 0.350, SLG: 0.359 (1, 7)																		7	0	3	2	0	2	1										
Alfredo Griffin, S OBP: 0.256, SLG: 0.335 (1, 6)																		7	0	2	0	0	0	4										
<b>Inning Stats</b>	R: 0 E: 0 K: 2 S: 7	H: 1 LOB: 1 BB: 1 P: 11	R: 0 E: 1 K: 0 S: 5	H: 1 LOB: 2 BB: 0 P: 5	R: 0 E: 0 K: 1 S: 5	H: 0 LOB: 1 BB: 1 P: 9	R: 0 E: 0 K: 2 S: 7	H: 1 LOB: 0 BB: 0 P: 7	R: 0 E: 0 K: 1 S: 5	H: 0 LOB: 0 BB: 0 P: 5	R: 0 E: 0 K: 0 S: 3	H: 0 LOB: 0 BB: 0 P: 3	R: 1 E: 0 K: 1 S: 6	H: 2 LOB: 0 BB: 0 P: 6	R: 0 E: 0 K: 0 S: 4	H: 1 LOB: 1 BB: 0 P: 4	R: 2 E: 0 K: 2 S: 8	H: 1 LOB: 1 BB: 1 P: 12	R: 0 E: 0 K: 1 S: 6	H: 1 LOB: 2 BB: 1 P: 10	R: 0 E: 0 K: 0 S: 3	H: 0 LOB: 0 BB: 0 P: 3	R: 0 E: 0 K: 0 S: 3	H: 0 LOB: 0 BB: 0 P: 3	R: 0 E: 0 K: 1 S: 6	H: 1 LOB: 1 BB: 0 P: 6	R: 0 E: 0 K: 1 S: 7	H: 2 LOB: 2 BB: 0 P: 7	R: 3 E: 0 K: 2 S: 11	H: 4 LOB: 2 BB: 1 P: 15	1B: 11 2B: 2 3B: 1 HR: 1	SF: 0 SAC: 1 DP: 0 HBP: 0	WP: 0 PB: 0 CS: 2	PA: 64
<b>PITCHER</b>	IP 8.0	WLS 8.0	BF 30	H 6	R 2	ER 1	SO 7	BB 2	IBB 0	HBP 0	BLK 0	WP 0	HR 0	S 42	P 50	ERA 1.12	WHIP 1.000																	
Byron McLaughlin, R ERA: 1.59	(1, 1)	1.1	7	2	2	2	2	1	0	0	0	0	0	1	10	14	13.50	2.250																
Mike Witt, R ERA: 5.44	(9, 1)	0.1	2	0	0	0	1	0	0	0	0	0	0	0	3	7	0.00	0.000																
Andy Hassler, L ERA: 5.19	(10, 1)	4.1	16	3	0	0	2	0	0	0	0	0	0	0	20	20	0.00	0.692																
Luis Sanchez, R ERA: 3.3	(10, 1)	1.0	L	8	4	3	3	2	0	1	0	0	0	0	11	15	27.00	4.000																
Curt Brown, R ERA: 7.38	(15, 1)																																	

Toronto Blue Jays @ California Angels  
Anaheim Stadium, Anaheim, CA  
Sun Jun 12 1983, 6:33 AM EDT  
Att. 32,587 - Unknown

AB 57  
R 6  
H 15  
RBI 6  
BB 5  
SO 14  
LOB 27



Batter	1	2	3	4	5	6	7	8	9	10	11	12	13	14	15	AB	R	H	RBI	BB	SO	LOB	BOTTOM									
Rod Carew, L OBP: 0.460, SLG: 0.510 (1, 10)																6	0	2	1	2	1	1										
Tim Foli, R OBP: 0.301, SLG: 0.349 (1, 6)																7	0	1	0	1	1	6										
Daryl Scotters, L OBP: 0.292, SLG: 0.509 (1, 3)																6	0	1	0	0	2	3										
Reggie Jackson, L OBP: 0.342, SLG: 0.425 (1, 9)																4	0	0	0	3	2	2										
Fred Lynn, L OBP: 0.393, SLG: 0.560 (1, 8)																5	0	0	0	2	1	3										
Ron Jackson, R OBP: 0.366, SLG: 0.427 (1, 7)																4	2	1	0	3	0	3										
Rob Wilton, L OBP: 0.207, SLG: 0.414 (1, 4)																7	2	2	1	0	0	7										
Bob Boone, R OBP: 0.284, SLG: 0.319 (1, 2)																	6	1	3	2	0	0	0									
Ricky Adams, R OBP: 0.221, SLG: 0.250 Doug DeCinces, R OBP: 0.355, SLG: 0.582 (8, 5)																	2	0	0	0	0	0	0									
<b>Inning Stats</b>	R: 0 E: 0 K: 2 S: 8	H: 1 LOB: 1 BB: 0 P: 8	R: 0 E: 0 K: 0 S: 3	H: 0 LOB: 0 BB: 0 P: 3	R: 0 E: 0 K: 0 S: 2	H: 0 LOB: 0 BB: 1 P: 6	R: 0 E: 0 K: 0 S: 3	H: 3 LOB: 3 BB: 1 P: 15	R: 0 E: 0 K: 0 S: 3	H: 0 LOB: 0 BB: 0 P: 3	R: 2 E: 1 K: 2 S: 10	H: 3 LOB: 2 BB: 1 P: 14	R: 0 E: 0 K: 0 S: 5	H: 0 LOB: 1 BB: 1 P: 9	R: 1 E: 0 K: 0 S: 5	H: 2 LOB: 1 BB: 0 P: 5	R: 0 E: 0 K: 0 S: 4	H: 1 LOB: 2 BB: 1 P: 8	R: 0 E: 0 K: 0 S: 5	H: 2 LOB: 2 BB: 0 P: 5	R: 0 E: 0 K: 0 S: 5	H: 0 LOB: 1 BB: 0 P: 9	R: 0 E: 0 K: 0 S: 3	H: 0 LOB: 0 BB: 0 P: 3	R: 0 E: 0 K: 0 S: 2	H: 0 LOB: 1 BB: 2 P: 10	R: 2 E: 0 K: 0 S: 5	H: 2 LOB: 1 BB: 1 P: 9	1B: 7 2B: 4 3B: 0 HR: 0	SF: 0 SAC: 2 DP: 1 HBP: 0	WP: 0 PB: 0 CS: 1	PA: 66
<b>PITCHER</b>	IP 8.0	WLS 8.0	BF 33	H 4	R 2	ER 2	SO 7	BB 5	IBB 1	HBP 0	BLK 0	WP 0	HR 0	S 41	P 65	ERA 2.25	WHIP 1.125															
Dave Steib, R ERA: 2.11	(1, 1)	1.1	8	3	1	1	0	1	0	0	0	0	0	7	11	6.75	3.000															
Joey McLaughlin, R ERA: 2.63	(9, 1)	2.2	11	2	0	0	1	1	0	0	0	0	0	12	16	0.00	1.125															
Randy Moffitt, R ERA: 1.59	(10, 1)	1.1	6	0	0	0	0	1	1	0	0	0	0	4	12	0.00	0.750															
Roy Lee Jackson, R ERA: 4.39	(13, 1)	0.2	W	2	0	1	1	0	0	0	0	0	0	1	5	13.50	1.500															
Stan Clarke, L ERA: 9.0	(14, 1)																															

Toronto Blue Jays @ California Angels  
Anaheim Stadium, Anaheim, CA  
Sun Jun 12 1983, 6:33 AM EDT  
Att. 32,587 - Unknown

AB 52  
R 5  
H 11  
RBI 5  
BB 11  
SO 8  
LOB 28





Batter	1	2	3	4	5	6	7	8	9	AB	R	H	RBI	BB	SO	LOB	TOP										
Rickey Henderson, R OBP: 0.394, SLG: 0.392 (1.7)	6-3	1B		BB	FC4-6			K		4	0	1	0	1	1	1											
Mike Davis, L OBP: 0.307, SLG: 0.344 (1.9)	F7	F7			4-3				F7	5	0	0	0	0	0	2											
Dwayne Murphy, L OBP: 0.319, SLG: 0.323 Garry Hancock, L OBP: 0.358, SLG: 0.451 Dan Meyer, L OBP: 0.209, SLG: 0.167 (1.8)	1B				4-3				1B	4	0	1	0	0	0	0											
Jeff Burroughs, R OBP: 0.329, SLG: 0.384 (1.10)	2B				F8				2B	1	1	1	0	0	0	0											
Carney Lansford, R OBP: 0.345, SLG: 0.347 (1.5)					F8				1B	5	1	3	0	0	0	0											
Bill Almon, R OBP: 0.361, SLG: 0.417 (1.6)					FC4-6				2B	3	1	1	1	1	0	0											
Wayne Gross, L OBP: 0.380, SLG: 0.490 (1.3)					5-3				SF9-3-6	4	3	3	0	0	0	2											
Davey Lopes, R OBP: 0.348, SLG: 0.447 Tony Phillips, S OBP: 0.303, SLG: 0.262 (1.4)					4-3				1B	3	1	0	0	0	0	4											
Bob Kearney, R OBP: 0.315, SLG: 0.406 (1.2)					SH1-3				HR	4	3	7	0	1	0												
					SH1-3				K	0	0	0	0	0	0	0											
					SH1-3				K	3	0	2	2	0	1	0											
<b>Inning Stats</b>	R: 0 E: 0 K: 0 S: 4	H: 2 LOB: 2 BB: 0 P: 4	R: 3 E: 0 K: 0 S: 7	H: 5 LOB: 1 BB: 0 P: 7	R: 0 E: 0 K: 0 S: 3	H: 0 LOB: 0 BB: 0 P: 3	R: 2 E: 0 K: 0 S: 5	H: 2 LOB: 1 BB: 1 P: 9	R: 4 E: 0 K: 0 S: 6	H: 3 LOB: 1 BB: 1 P: 11	R: 0 E: 0 K: 0 S: 3	H: 0 LOB: 0 BB: 0 P: 3	R: 0 E: 0 K: 0 S: 3	H: 1 LOB: 0 BB: 0 P: 3	R: 0 E: 0 K: 3 S: 9	H: 0 LOB: 0 BB: 0 P: 9	R: 1 E: 0 K: 0 S: 4	H: 2 LOB: 0 BB: 0 P: 4	1B: 9 2B: 5 3B: 1 HR: 1	SF: 1 SAC: 1 DP: 2 HBP: 1	WP: 0 PB: 0 SB: 1 CS: 1	PA: 41					
<b>PITCHER</b>	IP	WLS	BF	H	R	ER	SO	BB	IBB	HBP	BLK	WP	HR	S	P	ERA	WHIP										
Luis Leal, R ERA: 4.1 (1.1)	3.2	L	19	9	5	5	0	1	0	0	0	0	0	18	22	12.27	2.727										
Dave Geisel, L ERA: 8.75 (4.1)	1.0		8	3	4	4	0	1	0	1	0	0	1	6	11	36.00	4.000										
Jim Acker, R ERA: 3.42 (5.1)	3.1		10	1	0	0	3	0	0	0	0	0	0	16	16	0.00	0.300										
Stan Clarke, L ERA: 7.71 (9.1)	1.0		4	2	1	1	0	0	0	0	0	0	0	4	4	9.00	2.000										

Oakland Athletics @ Toronto Blue Jays  
Exhibition Stadium, Toronto, ON  
Wed Jun 15 1983, 7:05 PM EDT  
Att: 20,039 - Unknown - 85 F

livebaseballscores.com

AB 36  
R 10  
H 15  
RBI 10  
BB 2  
SO 3  
LOB 9



Batter	1	2	3	4	5	6	7	8	9	AB	R	H	RBI	BB	SO	LOB	BOTTOM										
Damaso Garcia, R OBP: 0.288, SLG: 0.325 Mickey Klutts, R OBP: 0.233, SLG: 0.310 (1.4)	6-3	1B			F9				K	3	0	1	0	0	0	0											
Lloyd Moseby, L OBP: 0.352, SLG: 0.494 (1.8)	4-3	F3			K				K	5	0	2	0	0	2	4											
Garth Iorg, R OBP: 0.324, SLG: 0.352 (6.4)	4-3				F8				F7	4	0	1	0	0	0	2											
Cliff Johnson, R OBP: 0.374, SLG: 0.523 (1.10)					K				F9	3	0	0	0	1	1	2											
Jesse Barfield, R OBP: 0.245, SLG: 0.425 (1.9)	K				K2-3				1B	4	0	1	0	0	3	3											
Barry Bonnell, R OBP: 0.346, SLG: 0.387 (1.7)					1-3				FC5-4	4	0	0	0	0	0	3											
Willie Upshaw, L OBP: 0.376, SLG: 0.527 Hosken Powell, L OBP: 0.200, SLG: 0.212 (1.3)					G5-4-3				F5	1	1	1	0	1	0	0											
Buck Martinez, R OBP: 0.376, SLG: 0.544 Ernie Whitl, L OBP: 0.322, SLG: 0.407 (1.2)					G5-4-3				2B	1	0	0	0	0	0	0											
Alfredo Griffin, S OBP: 0.257, SLG: 0.333 Rance Mulliniks, L OBP: 0.407, SLG: 0.492 (1.6)					6-3				1B	3	0	0	0	0	0	2											
					6-3				1B	1	0	1	0	0	0	0											
<b>Inning Stats</b>	R: 0 E: 0 K: 1 S: 6	H: 1 LOB: 2 BB: 1 P: 10	R: 1 E: 0 K: 0 S: 5	H: 2 LOB: 2 BB: 0 P: 6	R: 0 E: 0 K: 2 S: 7	H: 0 LOB: 0 BB: 0 P: 7	R: 0 E: 0 K: 0 S: 2	H: 0 LOB: 0 BB: 1 P: 6	R: 0 E: 0 K: 1 S: 5	H: 0 LOB: 0 BB: 0 P: 5	R: 0 E: 0 K: 1 S: 6	H: 1 LOB: 1 BB: 0 P: 6	R: 0 E: 0 K: 1 S: 6	H: 1 LOB: 0 BB: 0 P: 6	R: 0 E: 0 K: 0 S: 5	H: 2 LOB: 2 BB: 0 P: 5	R: 0 E: 0 K: 2 S: 9	H: 2 LOB: 2 BB: 0 P: 9	1B: 5 2B: 4 3B: 0 HR: 0	SF: 0 SAC: 0 DP: 1 HBP: 1	WP: 0 PB: 1 SB: 0 CS: 0	PA: 38					
<b>PITCHER</b>	IP	WLS	BF	H	R	ER	SO	BB	IBB	HBP	BLK	WP	HR	S	P	ERA	WHIP										
Bill Krueger, L ERA: 3.16 (1.1)	9.0	W	38	9	1	1	8	2	0	1	0	0	0	51	60	1.00	1.222										

Oakland Athletics @ Toronto Blue Jays  
Exhibition Stadium, Toronto, ON  
Wed Jun 15 1983, 7:05 PM EDT  
Att: 20,039 - Unknown - 85 F

livebaseballscores.com

AB 35  
R 1  
H 9  
RBI 1  
BB 2  
SO 8  
LOB 21



Batter	1	2	3	4	5	6	7	8	9	AB	R	H	RBI	BB	SO	LOB	TOP										
Bill Almon, R OBP: 0.353, SLG: 0.407 (1, 6)	F3		6-3		K			F7		4	0	0	0	0	1	1	<b>Oakland Athletics @ Toronto Blue Jays</b> Exhibition Stadium, Toronto, ON Thu Jun 16 1983, 7:05 PM EDT Att: 18,186 - Unknown - 84 F <a href="http://livebaseballscorecards.com">livebaseballscorecards.com</a>										
Mike Davis, L OBP: 0.311, SLG: 0.347 (1, 9) (7, 8)	1B		1B		K			F7		4	0	2	0	0	1	0											
Dwayne Murphy, L OBP: 0.339, SLG: 0.325 Dan Meyer, L OBP: 0.218, SLG: 0.190 (1, 8) (7, 9)	FC5-4		4-3		1B			1B	2B	2	0	1	0	1	0	1											
Jeff Burroughs, R OBP: 0.332, SLG: 0.386 (1, 10)	K				1B			1B	2B	4	0	2	0	0	2	2											
Carney Lansford, R OBP: 0.322, SLG: 0.321 (1, 5)	FC5-4				F8			G6-4-3		4	0	0	0	0	0	4											
Wayne Gross, L OBP: 0.383, SLG: 0.510 (1, 3)		1-3			G3					4	1	2	1	0	0	0											
Garry Hancock, L OBP: 0.322, SLG: 0.426 Mitchell Page, L OBP: 0.302, SLG: 0.222 (1, 7) (7, 7)	F9				F7			F7		3	0	0	0	0	0	1											
Mike Heath, R OBP: 0.317, SLG: 0.425 Darryl Cas, R OBP: 0.368, SLG: 0.353 (1, 2) (7, 2)	K				K			K		3	0	0	0	0	3	1											
Tony Phillips, S OBP: 0.303, SLG: 0.263 (1, 4)			3-1					F7		3	0	1	0	0	0	1											
<b>Inning Stats</b>	R: 0 E: 0 K: 1 S: 7	H: 2 LOB: 2 BB: 0 P: 7	R: 0 E: 0 K: 1 S: 5	H: 0 LOB: 0 BB: 0 P: 5	R: 0 E: 0 K: 0 S: 4	H: 1 LOB: 1 BB: 0 P: 4	R: 0 E: 0 K: 1 S: 5	H: 0 LOB: 0 BB: 0 P: 5	R: 0 E: 0 K: 2 S: 8	H: 1 LOB: 1 BB: 0 P: 8	R: 0 E: 0 K: 1 S: 5	H: 1 LOB: 1 BB: 1 P: 9	R: 0 E: 0 K: 1 S: 6	H: 1 LOB: 1 BB: 0 P: 6	R: 0 E: 0 K: 0 S: 4	H: 2 LOB: 2 BB: 0 P: 4		R: 1 E: 0 K: 1 S: 6	H: 1 LOB: 0 BB: 0 P: 6	1B: 7 2B: 1 3B: 0 HR: 1	SF: 0 SAC: 0 DP: 1 HBP: 0	WP: 0 PB: 0 SB: 0 CS: 0	PA: 35				
<b>PITCHER</b>	IP	WLS	BF	H	R	ER	SO	BB	IBB	HBP	BLK	WP	HR	S	P	ERA	WHIP										
Jim Gott, R ERA: 4.42 Joey McLaughlin, R ERA: 2.97 (1, 1) (9, 1)	8.1	W	33	9	1	1	7	1	0	0	0	0	1	46	50	1.08	1.200										

Batter	1	2	3	4	5	6	7	8	9	AB	R	H	RBI	BB	SO	LOB	BOTTOM										
Rance Mulliniks, L OBP: 0.407, SLG: 0.479 (1, 5)	F7		1B		F2			F7		3	0	0	0	2	0	0	<b>Oakland Athletics @ Toronto Blue Jays</b> Exhibition Stadium, Toronto, ON Thu Jun 16 1983, 7:05 PM EDT Att: 18,186 - Unknown - 84 F <a href="http://livebaseballscorecards.com">livebaseballscorecards.com</a>										
Garth Iorg, R OBP: 0.326, SLG: 0.348 (1, 4)	6-3		1-3		4-3			F4		4	0	1	0	0	0	0											
Willie Upshaw, L OBP: 0.374, SLG: 0.536 (1, 3)	F8		1-3							4	1	1	1	0	1	5											
Jorge Orta, L OBP: 0.253, SLG: 0.329 Cliff Johnson, R OBP: 0.375, SLG: 0.520 (1, 10) (6, PH)	F8		F5							2	1	1	0	0	0	2											
Lloyd Moseby, L OBP: 0.350, SLG: 0.495 (1, 8)	F8				F8					4	1	1	0	0	0	1											
Ernie Whitt, L OBP: 0.327, SLG: 0.428 (1, 2)					G3			F8		3	2	1	2	1	0	0											
Barry Bonnell, R OBP: 0.353, SLG: 0.418 (1, 7)										4	1	2	3	0	1	0											
Hosken Powell, L OBP: 0.205, SLG: 0.217 Jesse Barfield, R OBP: 0.244, SLG: 0.422 (1, 9) (7, PH) (8, 9)	F7				F8					3	1	1	1	0	0	0											
Alfredo Griffin, S OBP: 0.262, SLG: 0.362 (1, 6)			F5							4	1	2	2	0	0	0											
<b>Inning Stats</b>	R: 0 E: 0 K: 0 S: 3	H: 0 LOB: 0 BB: 0 P: 3	R: 2 E: 0 K: 1 S: 7	H: 2 LOB: 0 BB: 0 P: 7	R: 0 E: 0 K: 0 S: 4	H: 1 LOB: 2 BB: 1 P: 8	R: 0 E: 0 K: 0 S: 3	H: 0 LOB: 0 BB: 0 P: 3	R: 1 E: 0 K: 0 S: 4	H: 1 LOB: 0 BB: 0 P: 4	R: 6 E: 0 K: 1 S: 9	H: 5 LOB: 2 BB: 3 P: 22	R: 0 E: 0 K: 1 S: 6	H: 1 LOB: 1 BB: 0 P: 6	R: 0 E: 0 K: 0 S: 3	H: 0 LOB: 0 BB: 0 P: 3		1B: 3 2B: 1 3B: 3 HR: 3	SF: 0 SAC: 0 DP: 1 HBP: 1	WP: 1 PB: 0 SB: 0 CS: 0	PA: 38						
<b>PITCHER</b>	IP	WLS	BF	H	R	ER	SO	BB	IBB	HBP	BLK	WP	HR	S	P	ERA	WHIP										
Steve McCatty, R ERA: 3.44 Tom Underwood, L ERA: 5.53 Jeff Jones, R ERA: 27.0 Tom Burgmeier, L ERA: 2.54 Steve Baker, R ERA: 2.4 (1, 1) (6, 1) (6, 1) (7, 1) (8, 1)	5.0	L	20	4	3	3	3	1	0	0	0	0	1	2	25	5.40	1.000										

Batter	1	2	3	4	5	6	7	8	9	AB	R	H	RBI	BB	SO	LOB	TOP			
Rod Carew, L OBP: 0.461, SLG: 0.510 (1, 3)										3	0	1	0	1	0	1				
Daryl Sconiers, L OBP: 0.289, SLG: 0.508 (1, 10)										4	0	0	0	0	2	2				
Reggie Jackson, L OBP: 0.341, SLG: 0.417 Juan Beniquez, R OBP: 0.321, SLG: 0.364 (1, 9) (6, 9)										3	0	0	0	0	2	1				
Doug DeCinces, R OBP: 0.348, SLG: 0.573 (1, 5)										3	1	1	1	1	0	1				
Fred Lynn, L OBP: 0.379, SLG: 0.533 (1, 8)										4	0	0	0	0	2	1				
Ron Jackson, R OBP: 0.375, SLG: 0.450 (1, 7)										4	1	1	0	0	1	0				
Bobby Grich, R OBP: 0.408, SLG: 0.385 (1, 4)										3	1	2	0	1	0	0				
Tim Foli, R OBP: 0.293, SLG: 0.338 (1, 6)										4	0	0	0	0	0	4				
Joe Ferguson, R OBP: 0.219, SLG: 0.074 Bob Boone, R OBP: 0.282, SLG: 0.321 (1, 2) (5, 2)										2	0	0	0	0	0	1				
2	2	2	2	2	2	2	2	2	2	2	2	2	2	2	2	2				
<b>Inning Stats</b>	R: 0 E: 0 K: 0 S: 4	H: 1 LOB: 1 BB: 0 P: 4	R: 0 E: 0 K: 1 S: 5	H: 0 LOB: 0 BB: 0 P: 5	R: 0 E: 0 K: 0 S: 3	H: 0 LOB: 1 BB: 1 P: 7	R: 0 E: 0 K: 2 S: 7	H: 0 LOB: 0 BB: 0 P: 7	R: 0 E: 0 K: 0 S: 3	H: 1 LOB: 1 BB: 1 P: 7	R: 3 E: 0 K: 0 S: 7	H: 4 LOB: 1 BB: 0 P: 7	R: 0 E: 0 K: 2 S: 7	H: 0 LOB: 1 BB: 0 P: 11	R: 0 E: 0 K: 0 S: 4	H: 1 LOB: 1 BB: 0 P: 4	1B: 3 2B: 2 3B: 0 HR: 1	SF: 0 SAC: 0 DP: 0 HBP: 0	WP: 0 PB: 0 SB: 0 CS: 0	PA: 36
<b>PITCHER</b> Dave Stieb, R ERA: 2.18 (1, 1)	IP: 9.0 WLS: W BF: 36 H: 6 R: 3 ER: 3 SO: 7 BB: 3 IBB: 0 HBP: 0 BLK: 0 WP: 0 HR: 1 S: 47 P: 59 ERA: 3.00 WHIP: 1.000															<b>PITCHER</b>				

California Angels @ Toronto Blue Jays  
Exhibition Stadium, Toronto, ON  
Fri Jun 17 1983, 7:05 PM EDT  
Att: 31,586 - Unknown

AB	33
R	3
H	6
RBI	3
BB	3
SO	7
LOB	12




Batter	1	2	3	4	5	6	7	8	9	AB	R	H	RBI	BB	SO	LOB	BOTTOM			
Mickey Klutts, R OBP: 0.294, SLG: 0.344 Rance Mulliniks, L OBP: 0.404, SLG: 0.475 (1, 5) (8, FH) (9, 5)										3	0	2	1	0	0	0				
Lloyd Moseby, L OBP: 0.343, SLG: 0.484 (1, 8)										4	0	0	0	0	2	6				
Garth Iorg, R OBP: 0.317, SLG: 0.338 (1, 4)										4	0	0	0	0	0	0				
Cliff Johnson, R OBP: 0.383, SLG: 0.542 (1, 10)										3	2	2	1	1	0	0				
Jesse Barfield, R OBP: 0.244, SLG: 0.424 (1, 9)										4	1	1	0	0	3	2				
Barry Bonnell, R OBP: 0.363, SLG: 0.448 (1, 7)										4	1	3	2	0	0	1				
Willie Upshaw, L OBP: 0.376, SLG: 0.536 (1, 3)										4	1	2	1	0	0	1				
Buck Martinez, R OBP: 0.371, SLG: 0.524 (1, 2)										3	1	0	0	1	0	3				
Alfredo Griffin, S OBP: 0.267, SLG: 0.365 (1, 6)										4	0	2	1	0	2	3				
<b>Inning Stats</b>	R: 0 E: 0 K: 0 S: 2	H: 0 LOB: 0 BB: 0 P: 3	R: 2 E: 0 K: 1 S: 10	H: 5 LOB: 3 BB: 0 P: 10	R: 4 E: 0 K: 2 S: 12	H: 5 LOB: 2 BB: 1 P: 16	R: 0 E: 0 K: 1 S: 5	H: 0 LOB: 0 BB: 0 P: 5	R: 0 E: 0 K: 1 S: 6	H: 1 LOB: 1 BB: 0 P: 6	R: 0 E: 0 K: 1 S: 5	H: 0 LOB: 0 BB: 0 P: 5	R: 0 E: 0 K: 1 S: 4	H: 0 LOB: 0 BB: 1 P: 8	R: 0 E: 0 K: 0 S: 4	H: 1 LOB: 1 BB: 0 P: 4	1B: 9 2B: 1 3B: 0 HR: 2	SF: 0 SAC: 0 DP: 2 HBP: 1	WP: 0 PB: 0 SB: 0 CS: 0	PA: 37
<b>PITCHER</b> Bill Travers, L ERA: 5.62 Byron McLaughlin, R ERA: 1.84 Curt Brown, R ERA: 4.76 (1, 1) (3, 1) (7, 1)	IP: 2.2 WLS: L BF: 16 H: 8 R: 5 ER: 5 SO: 2 BB: 8 IBB: 0 HBP: 1 BLK: 0 WP: 0 HR: 2 S: 19 P: 20 ERA: 16.88 WHIP: 3.000															<b>PITCHER</b>				


California Angels @ Toronto Blue Jays  
Exhibition Stadium, Toronto, ON  
Fri Jun 17 1983, 7:05 PM EDT  
Att: 31,586 - Unknown

AB	34
R	6
H	12
RBI	6
BB	2
SO	7
LOB	17



Batter	1	2	3	4	5	6	7	8	9	AB	R	H	RBI	BB	SO	LOB	TOP					
Rod Carew, L OBP: 0.460, SLG: 0.512 (1, 10)	3-1		K			F8		WP 2H 2B	1B HR	5	1	2	1	0	1	0	<b>California Angels @ Toronto Blue Jays</b> Exhibition Stadium, Toronto, ON Sat Jun 18 1983, 3:33 AM EDT Att: 40,150 - Unknown					
Juan Beniquez, R OBP: 0.316, SLG: 0.359 (1, 7) (9, 9)	K			F4		F5		K	1B HR	5	1	1	0	0	2	1						
Reggie Jackson, L OBP: 0.346, SLG: 0.445 Bobby Clark, R OBP: 0.258, SLG: 0.330 (1, 9) (9, 7)	3-1				2B	4-3		IBB 2-3	1B HR	4	2	2	3	1	0	0						
Doug DeCinces, R OBP: 0.345, SLG: 0.569 (1, 5)		F9					K	K	F3	5	0	1	1	0	2	2						
Fred Lynn, L OBP: 0.376, SLG: 0.525 (1, 8)		4-1			2B		F9			3	0	0	0	1	1	1						
Daryl Sconiers, L OBP: 0.295, SLG: 0.512 (1, 3)								IBB		3	1	1	0	1	0	4						
Bobby Grich, R OBP: 0.414, SLG: 0.407 (1, 4)						F7		BB 1-2	HR	3	1	2	2	1	0	0						
Tim Foli, R OBP: 0.288, SLG: 0.333 Rob Wilfong, L OBP: 0.200, SLG: 0.400 Ricky Adams, R OBP: 0.221, SLG: 0.250 (1, 6) (9, PH) (9, 6)			F9			F8		F8	F9	3	0	0	0	0	0	2						
Bob Boone, R OBP: 0.282, SLG: 0.325 (1, 2)			F9			6-3			K	4	1	1	0	0	1	0						
<b>Inning Stats</b>	R: 0 E: 0 K: 1 S: 5	H: 0 LOB: 0 BB: 0 P: 5	R: 1 E: 0 K: 0 S: 4	H: 2 LOB: 1 BB: 0 P: 4	R: 0 E: 0 K: 1 S: 5	H: 0 LOB: 0 BB: 0 P: 5	R: 1 E: 0 K: 1 S: 7	H: 2 LOB: 1 BB: 0 P: 7	R: 0 E: 0 K: 0 S: 3	H: 0 LOB: 0 BB: 0 P: 3	R: 0 E: 0 K: 1 S: 5	H: 0 LOB: 2 BB: 2 P: 13	R: 1 E: 0 K: 2 S: 9	H: 2 LOB: 3 BB: 2 P: 17	R: 4 E: 0 K: 1 S: 9	H: 4 LOB: 0 BB: 0 P: 9		1B: 3 2B: 4 3B: 1 HR: 2	SF: 0 SAC: 0 DP: 0 HBP: 0	WP: 1 PB: 0 SB: 0 CS: 0	PA: 40	
<b>PITCHER</b>	IP	WLS	BF	H	R	ER	SO	BB	IBB	HBP	BLK	WP	HR	S	P	ERA	WHIP					
Jim Clancy, R ERA: 3.78 Joey McLaughlin, R ERA: 3.34 Stan Clarke, L ERA: 10.13 (1, 1) (8, 1) (9, 1)	7.0		28	6	3	3	4	2	0	0	0	0	0	34	42	3.86	1.143					
<b>Batter</b>	<b>1</b>	<b>2</b>	<b>3</b>	<b>4</b>	<b>5</b>	<b>6</b>	<b>7</b>	<b>8</b>	<b>9</b>	<b>AB</b>	<b>R</b>	<b>H</b>	<b>RBI</b>	<b>BB</b>	<b>SO</b>	<b>LOB</b>	<b>BOTTOM</b>					
Rance Mulliniks, L OBP: 0.404, SLG: 0.496 (1, 5)	3-1		5-3					F9 SF8 2B	K	5	1	2	0	0	1	0	<b>California Angels @ Toronto Blue Jays</b> Exhibition Stadium, Toronto, ON Sat Jun 18 1983, 3:33 AM EDT Att: 40,150 - Unknown					
Garth Iorg, R OBP: 0.309, SLG: 0.329 (1, 4)	F9		5-3			F9		F9		4	0	0	0	0	0	2						
Willie Upshaw, L OBP: 0.382, SLG: 0.537 (1, 3)	4-3							2-3		3	2	2	0	1	0	0						
Jorge Orta, L OBP: 0.267, SLG: 0.380 Cliff Johnson, R OBP: 0.391, SLG: 0.542 (1, 10) (9, PH)		HR				1B 1B		HR BB		3	1	2	1	0	0	1						
Lloyd Moseby, L OBP: 0.346, SLG: 0.511 (1, 8)						1B		SF8		0	0	0	1	0	0	0						
Ernie Whitt, L OBP: 0.331, SLG: 0.426 (1, 2)						F7		3-H		4	2	2	2	0	0	3						
Ernie Whitt, L OBP: 0.331, SLG: 0.426 (1, 2)						F7		1-H		3	0	1	2	1	0	1						
Barry Bonnell, R OBP: 0.354, SLG: 0.436 (1, 7)						1B		HR		4	0	0	0	0	1	3						
Hosken Powell, L OBP: 0.197, SLG: 0.208 Jesse Barfield, R OBP: 0.242, SLG: 0.421 (1, 9) (9, PH)						1B		FC4-6 BB		4	0	0	0	0	1	3						
Alfredo Griffin, S OBP: 0.262, SLG: 0.357 (1, 6)						L5		FC4-6		4	0	0	0	0	0	0						
<b>Inning Stats</b>	R: 0 E: 0 K: 0 S: 3	H: 0 LOB: 0 BB: 0 P: 3	R: 2 E: 0 K: 0 S: 5	H: 2 LOB: 0 BB: 0 P: 5	R: 0 E: 0 K: 0 S: 3	H: 0 LOB: 0 BB: 0 P: 3	R: 1 E: 0 K: 0 S: 5	H: 3 LOB: 1 BB: 0 P: 5	R: 0 E: 0 K: 1 S: 6	H: 1 LOB: 1 BB: 0 P: 6	R: 0 E: 0 K: 0 S: 4	H: 1 LOB: 1 BB: 0 P: 4	R: 0 E: 0 K: 1 S: 5	H: 0 LOB: 0 BB: 0 P: 5	R: 3 E: 0 K: 0 S: 5	H: 2 LOB: 1 BB: 2 P: 13	R: 0 E: 0 K: 1 S: 5	H: 0 LOB: 0 BB: 0 P: 5	1B: 4 2B: 1 3B: 2 HR: 2	SF: 1 SAC: 0 DP: 1 HBP: 0	WP: 0 PB: 0 SB: 0 CS: 0	PA: 37
<b>PITCHER</b>	IP	WLS	BF	H	R	ER	SO	BB	IBB	HBP	BLK	WP	HR	S	P	ERA	WHIP					
Ken Forsch, R ERA: 3.46 Andy Hassler, L ERA: 5.71 Luis Sanchez, R ERA: 3.08 (1, 1) (8, 1) (8, 1)	7.1		29	8	4	4	2	0	0	0	0	0	0	33	33	4.91	1.091					
<b>PITCHER</b>	IP	WLS	BF	H	R	ER	SO	BB	IBB	HBP	BLK	WP	HR	S	P	ERA	WHIP					
Luis Sanchez, R ERA: 3.08 (8, 1)	1.2	W	7	1	2	2	1	1	0	0	0	0	1	8	12	10.80	1.200					

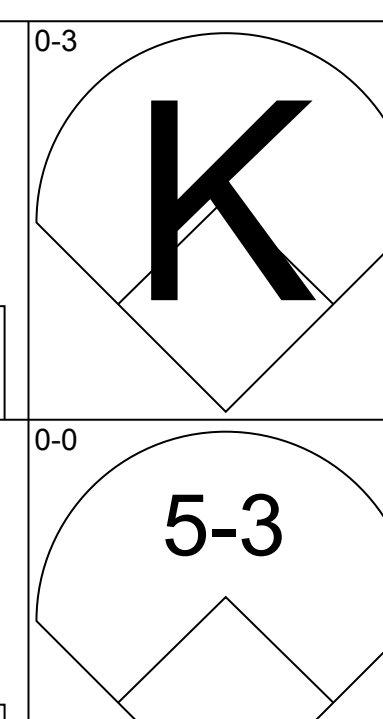
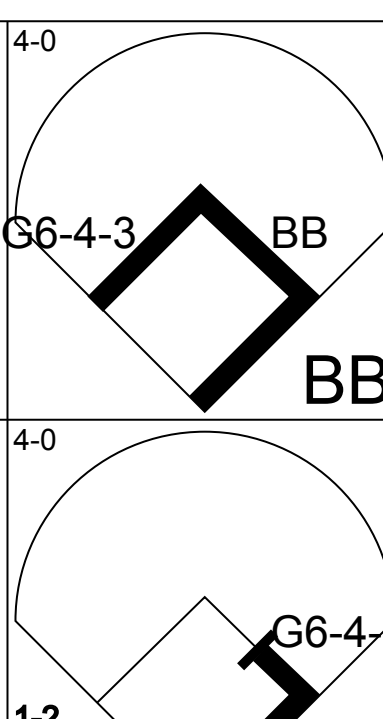
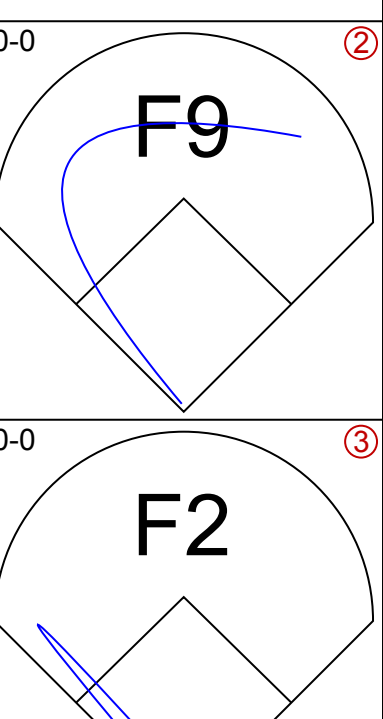
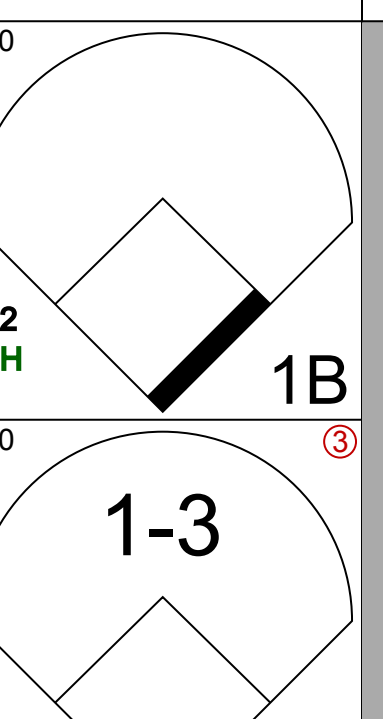
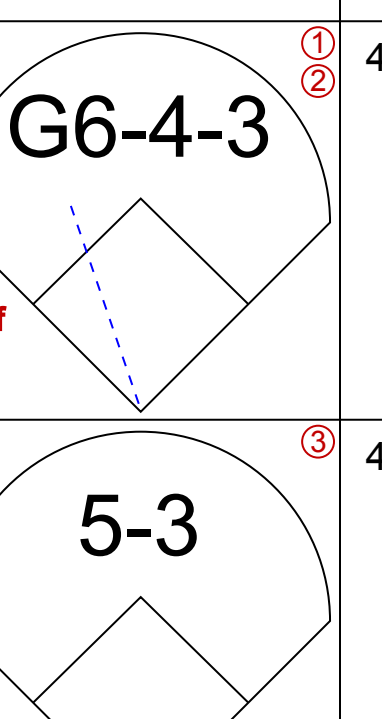
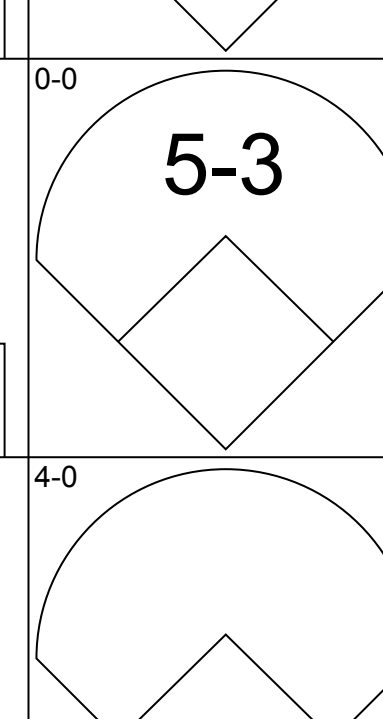
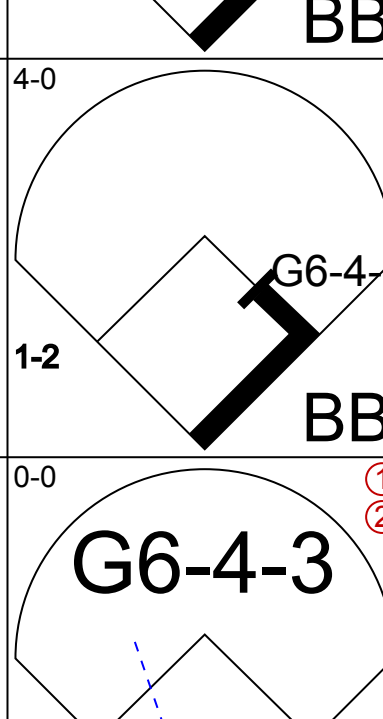
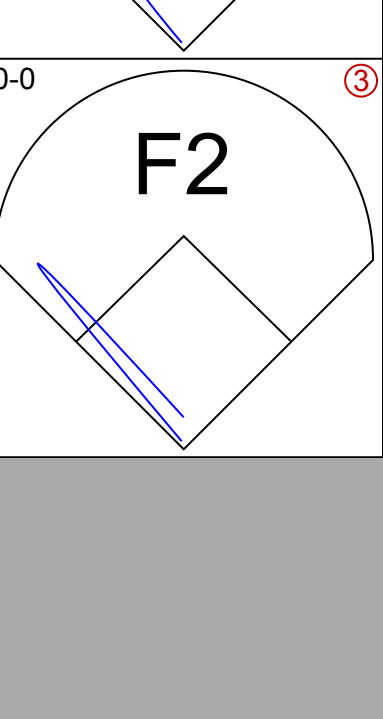
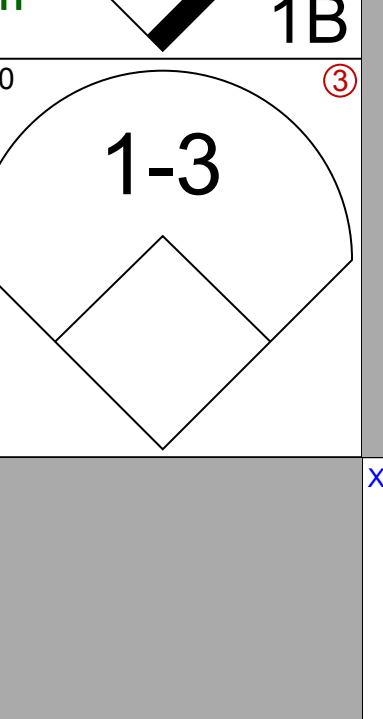
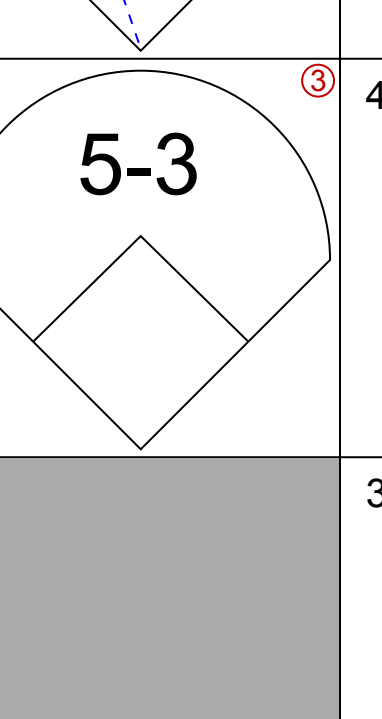
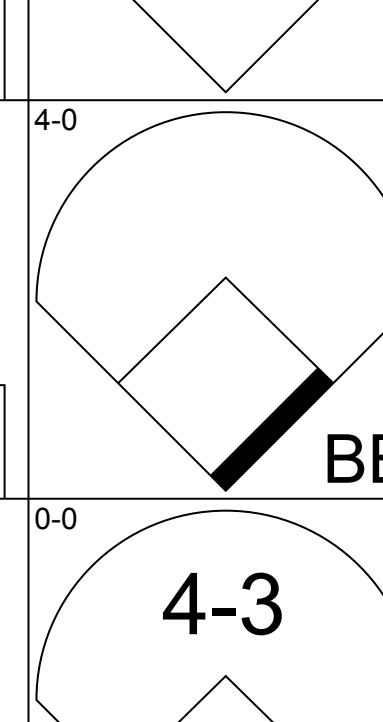
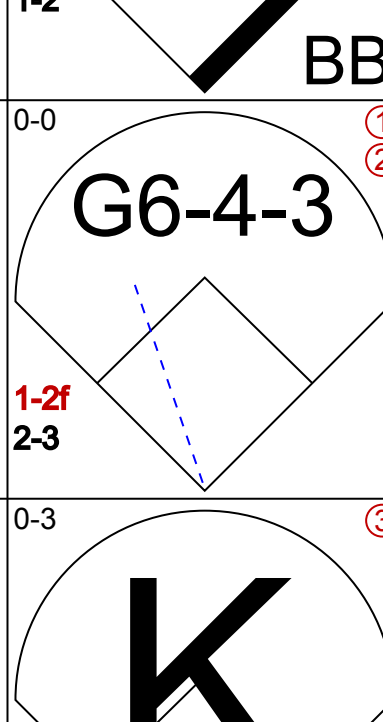
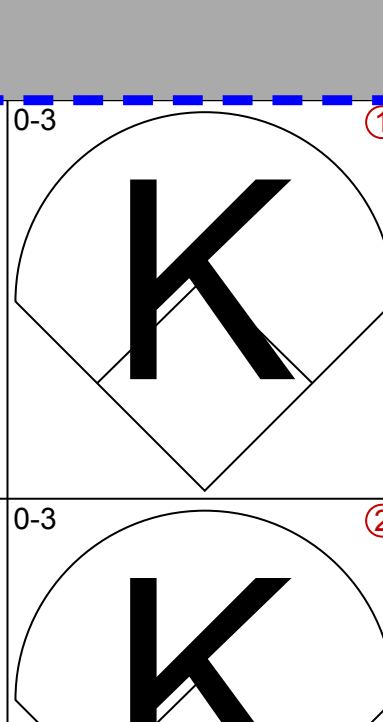
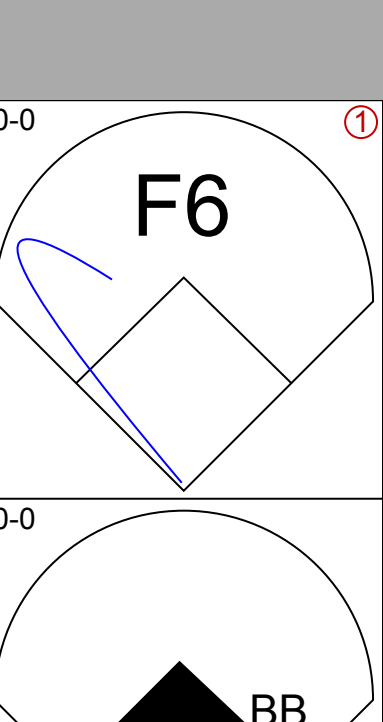
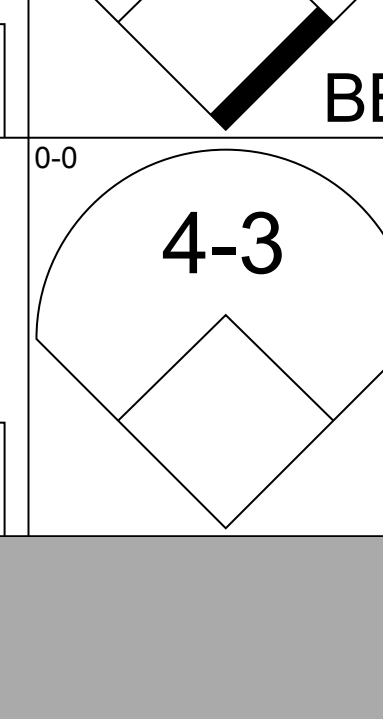

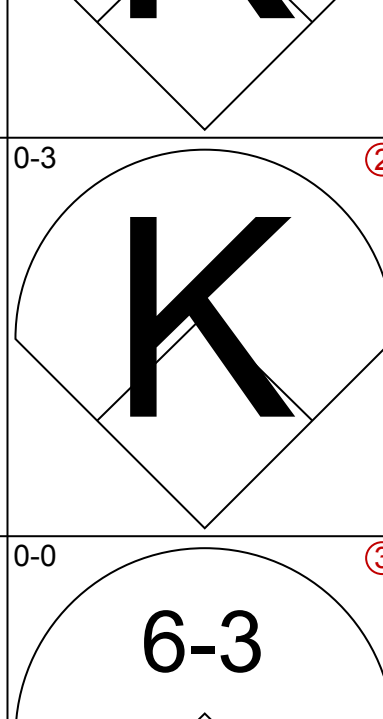
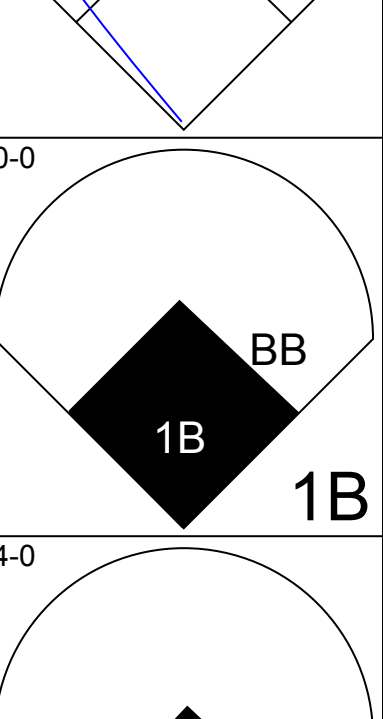
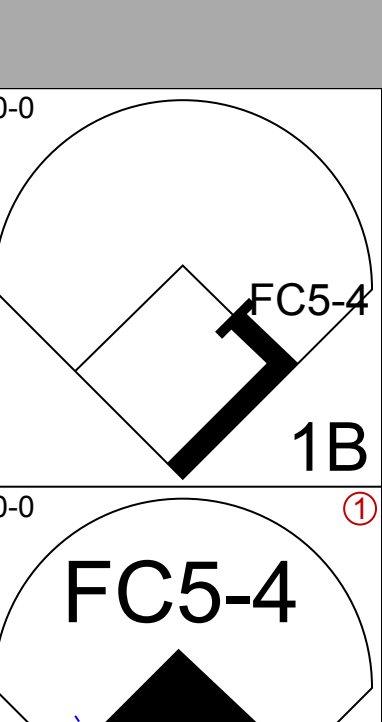
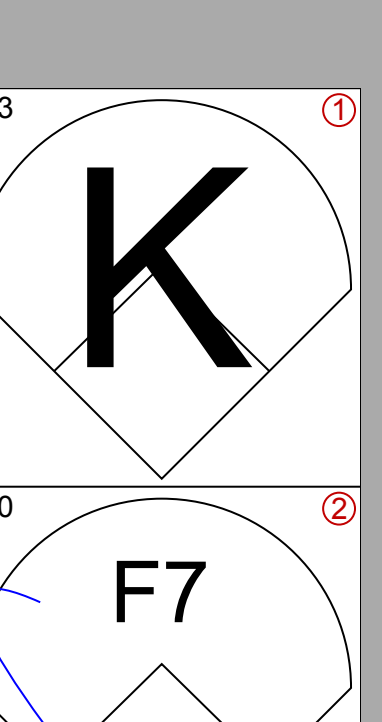
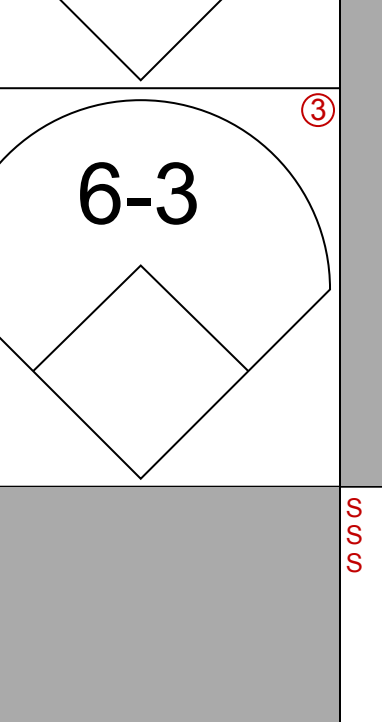
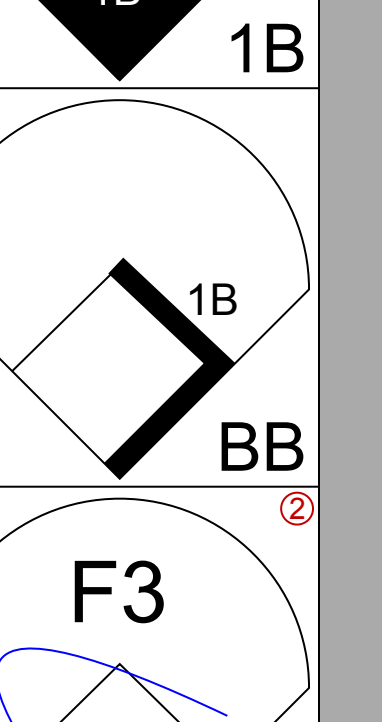
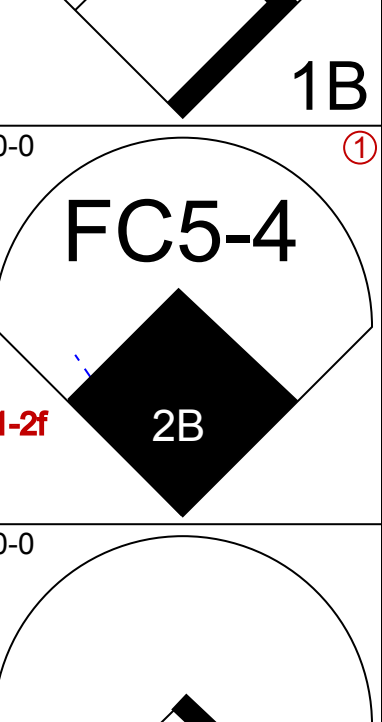
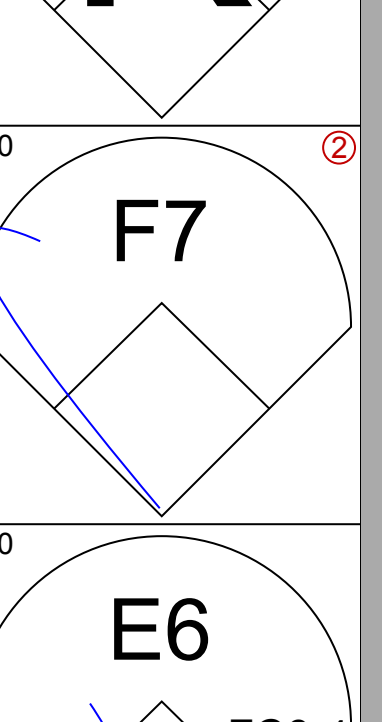
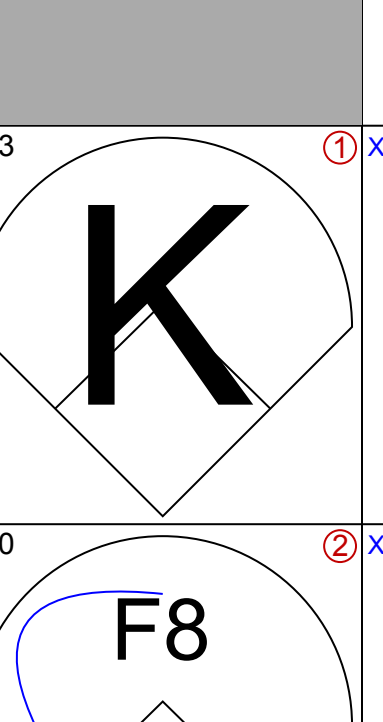
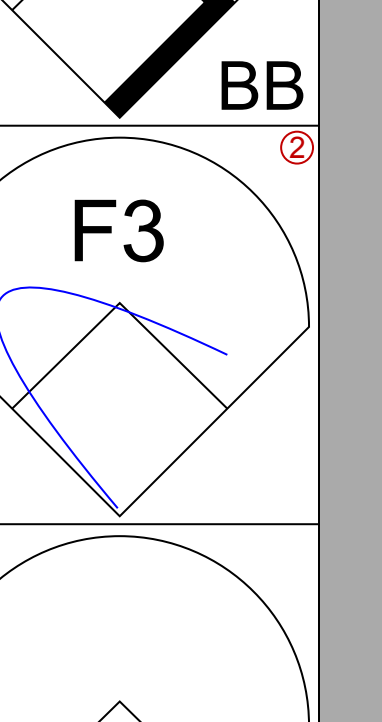
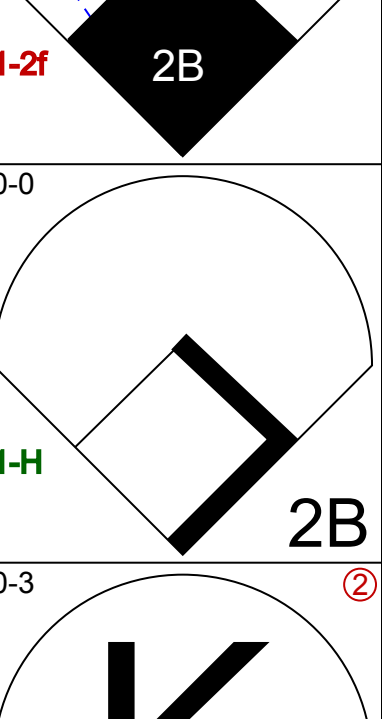
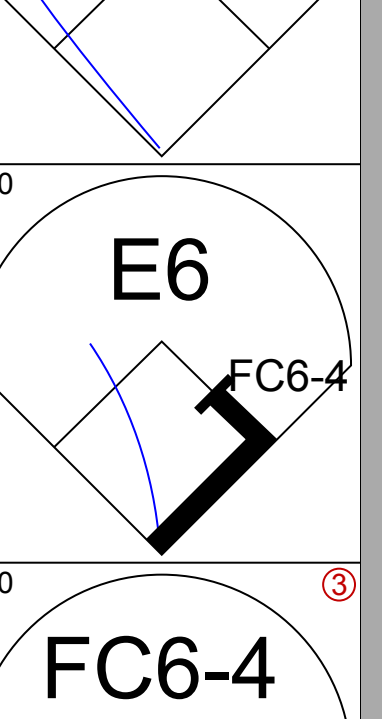
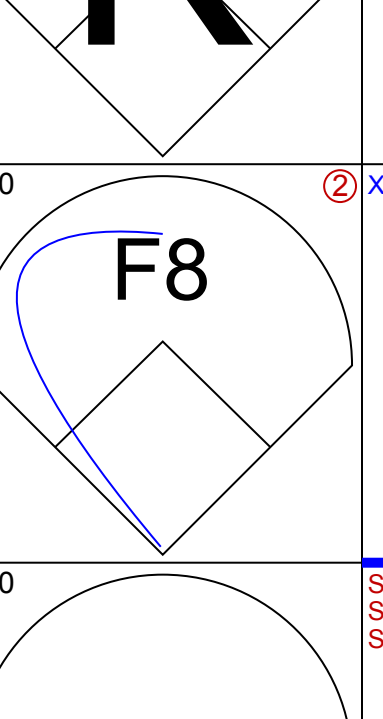
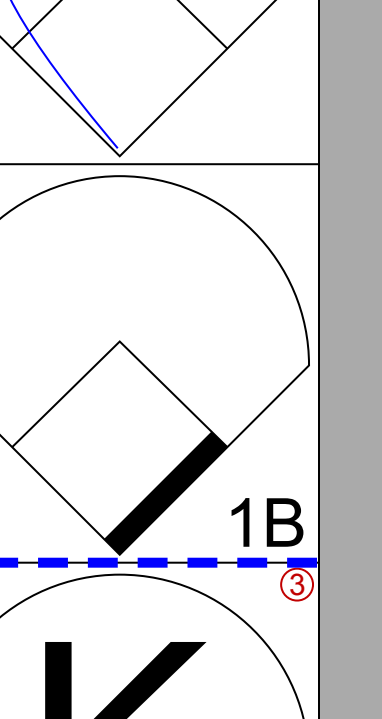
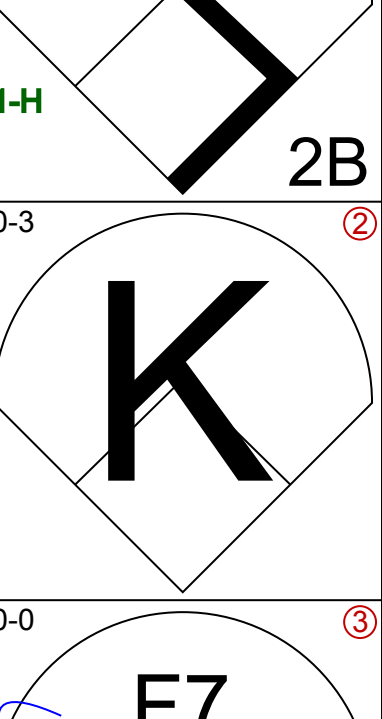
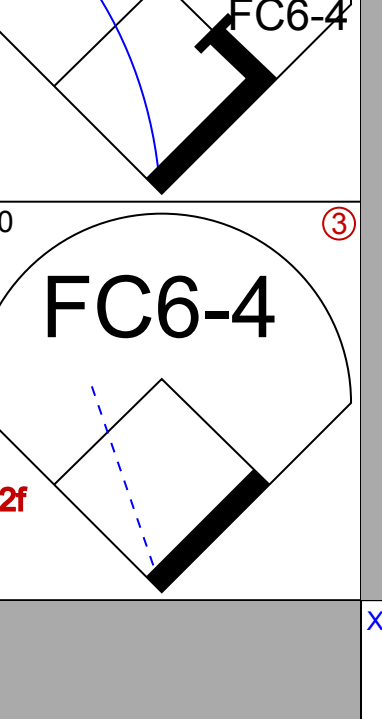
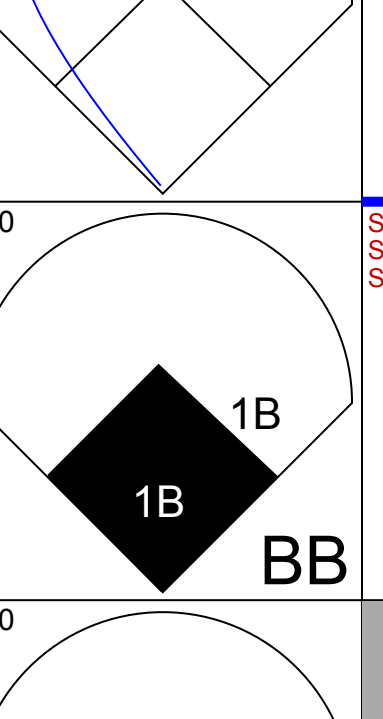
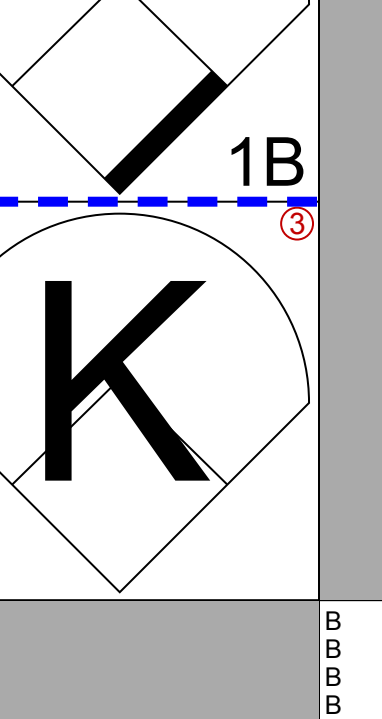
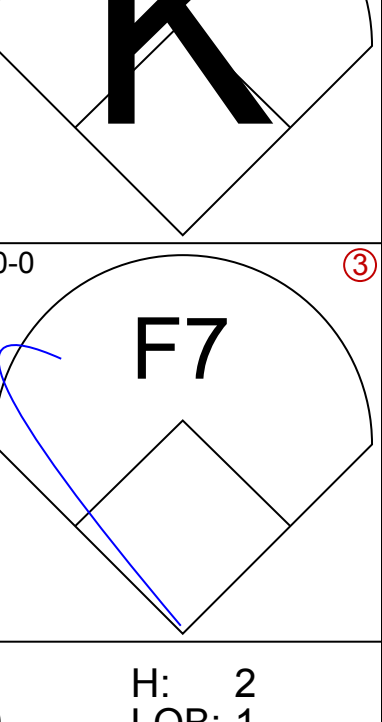
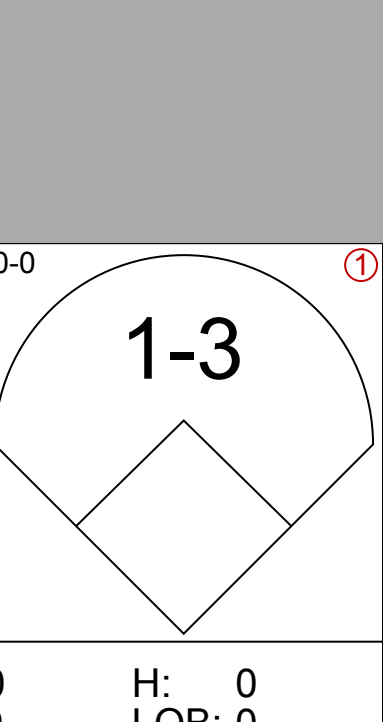
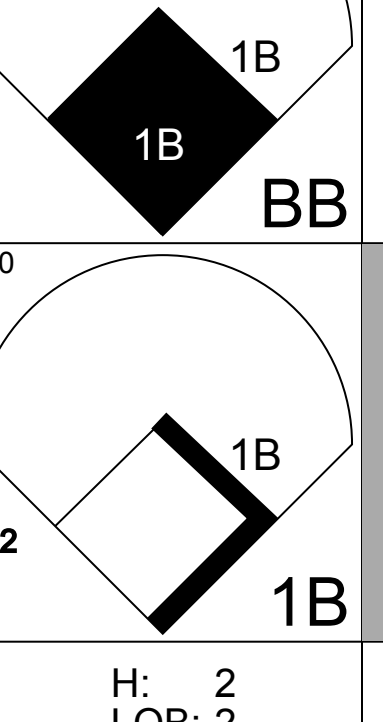
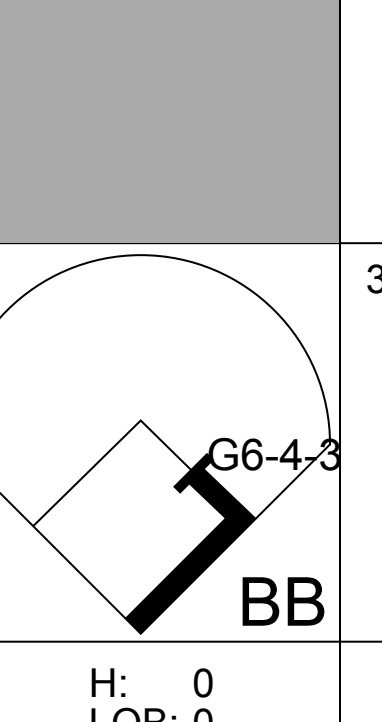
Batter	1	2	3	4	5	6	7	8	9	AB	R	H	RBI	BB	SO	LOB	TOP			
Juan Beniquez, R OBP: 0.316, SLG: 0.353 Bobby Clark, R OBP: 0.258, SLG: 0.330	4-3	K			F9		HBP			3	0	0	0	0	1	1	<b>California Angels @ Toronto Blue Jays</b> Exhibition Stadium, Toronto, ON Sun Jun 19 1983, 3:33 AM EDT Att: 36,098 - Unknown			
Daryl Scanlens, L OBP: 0.297, SLG: 0.496	G3	F9			3-1		K			4	0	0	0	0	1	3				
Reggie Jackson, L OBP: 0.345, SLG: 0.438	2B BB		K		K		F8			3	1	0	0	1	2	2				
Doug DeCinces, R OBP: 0.348, SLG: 0.570	BB 1-3 2B		F8		F8 FC6-4 BB			4-3		3	0	1	0	1	0	0				
Fred Lynn, L OBP: 0.374, SLG: 0.516	BB IBB		F4		F8		F3			3	0	0	0	1	0	1				
Ron Jackson, R OBP: 0.371, SLG: 0.437	1-2 2-3 3-H BB		F6		F7		F9			3	0	0	1	1	0	1				
Bobby Grich, R OBP: 0.412, SLG: 0.403	F8		F7 1B		FC6-4 1-2		F9			4	0	1	0	0	0	4				
Bob Boone, R OBP: 0.276, SLG: 0.319	6-3		F7 1-2		K		F8			4	0	0	0	0	1	1				
Ricky Adams, R OBP: 0.239, SLG: 0.258 Rob Wilfong, L OBP: 0.194, SLG: 0.387	1B		6-3		HBP HBP		4-3			2	0	1	0	0	0	1				
<b>Inning Stats</b>	R: 1 E: 0 K: 0 S: 4	H: 1 LOB: 3 BB: 3 P: 16	R: 0 E: 0 K: 1 S: 6	H: 1 LOB: 1 BB: 0 P: 6	R: 0 E: 0 K: 1 S: 5	H: 0 LOB: 0 BB: 0 P: 5	R: 0 E: 0 K: 0 S: 4	H: 1 LOB: 1 BB: 0 P: 4	R: 0 E: 0 K: 1 S: 5	H: 0 LOB: 0 BB: 0 P: 5	R: 0 E: 0 K: 2 S: 7	H: 0 LOB: 2 BB: 0 P: 9	R: 0 E: 0 K: 0 S: 3	H: 0 LOB: 0 BB: 0 P: 3	R: 0 E: 0 K: 0 S: 3	H: 0 LOB: 0 BB: 0 P: 3	1B: 2 2B: 1 3B: 0 HR: 0	SF: 0 SAC: 0 DP: 0 HBP: 2	WP: 0 PB: 0 SB: 0 CS: 0	PA: 36
<b>PITCHER</b> Luis Leal, R ERA: 3.8	IP: 9.0 WLS: W BF: 36 H: 3 R: 1 ER: 1 SO: 5 BB: 3 IBB: 1 HBP: 2 BLK: 0 WP: 0 HR: 0 S: 40 P: 58 ERA: 1.00 WHIP: 0.667															<b>PITCHER</b>				

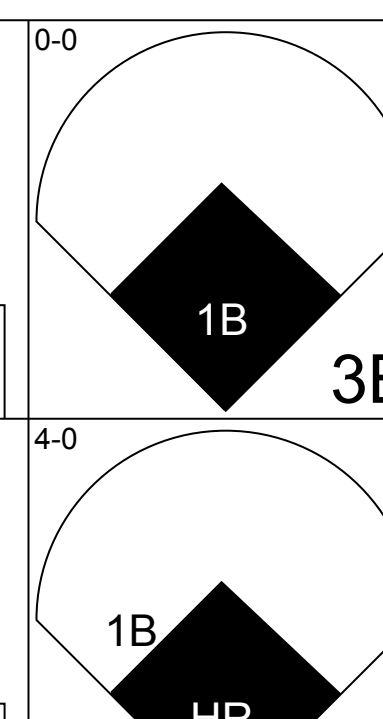
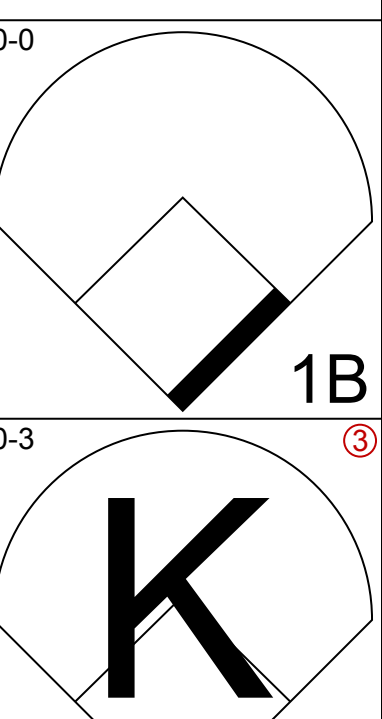
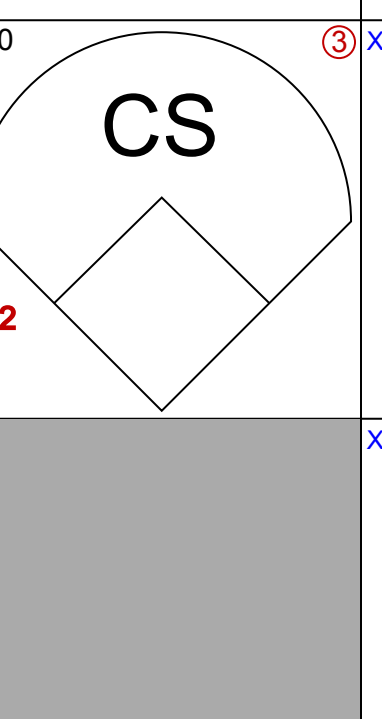
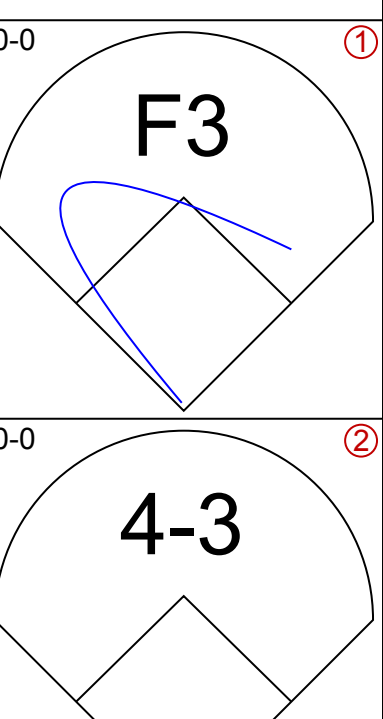
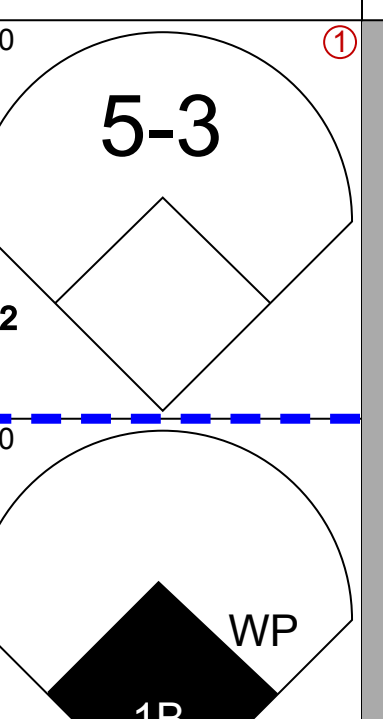
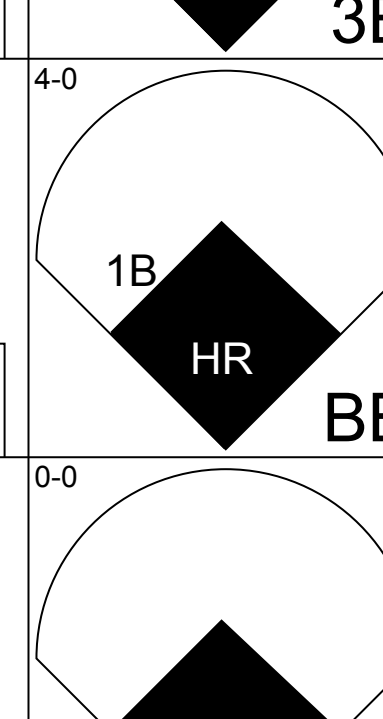
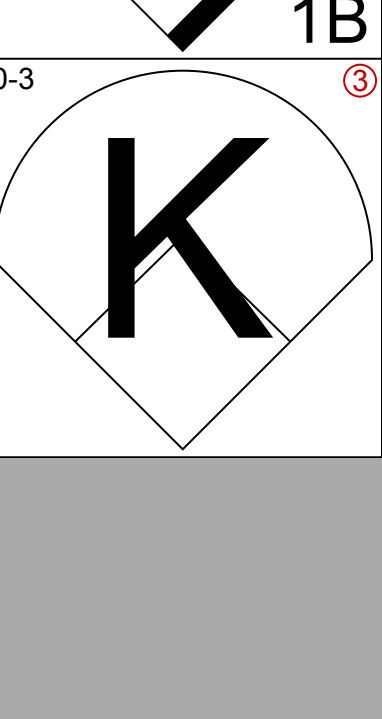
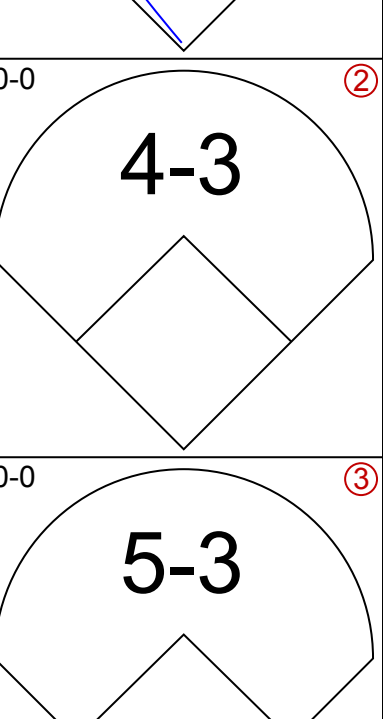
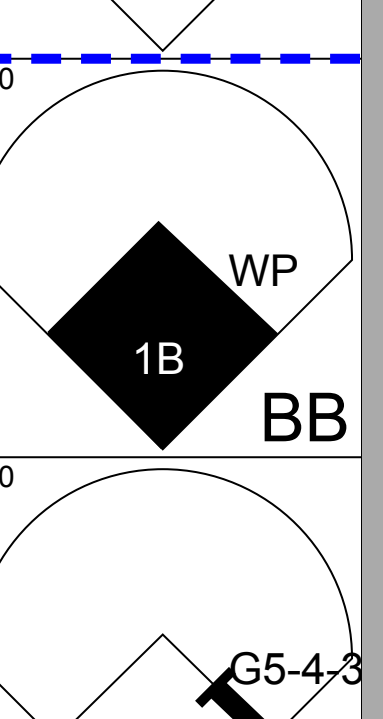
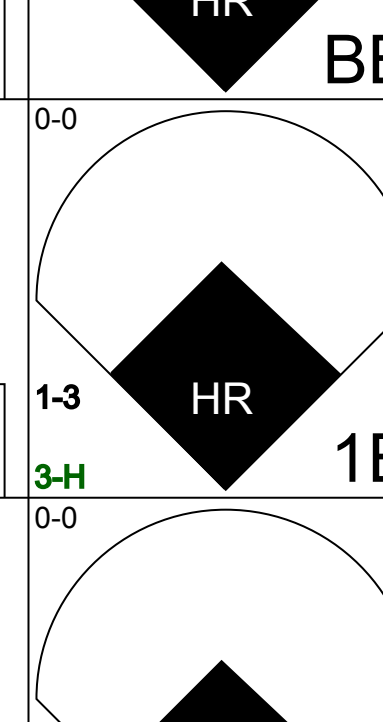
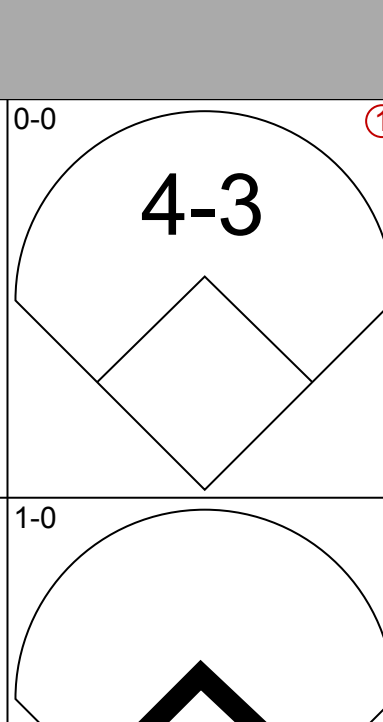
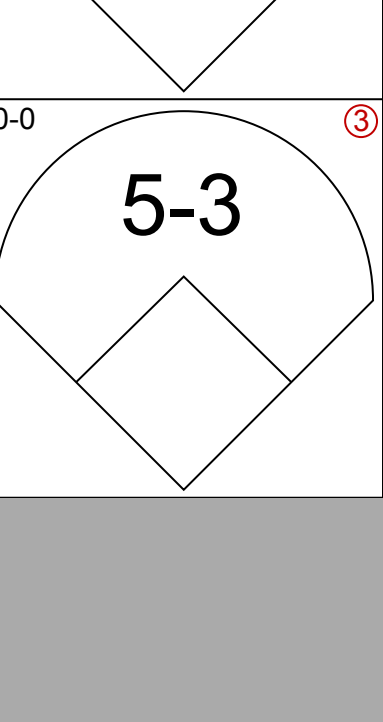
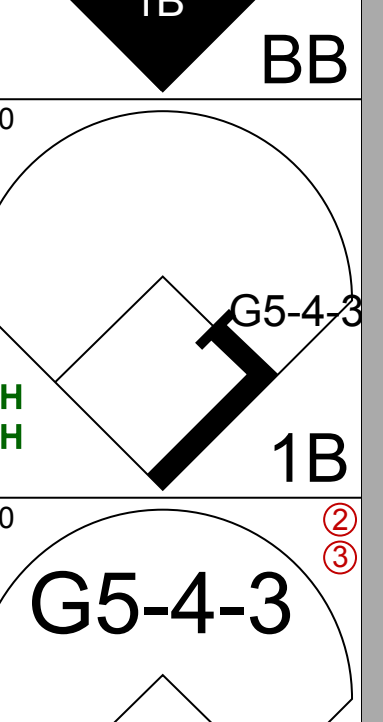
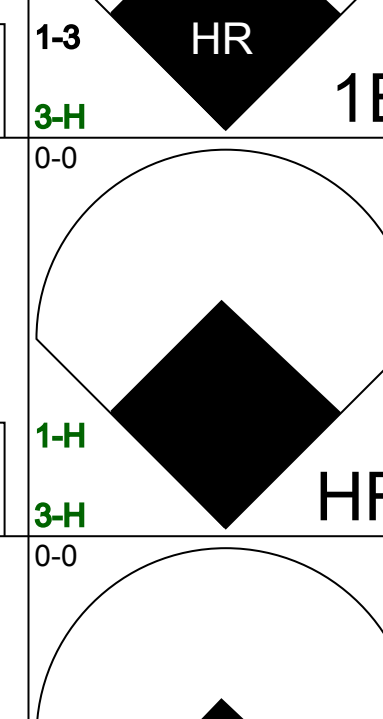
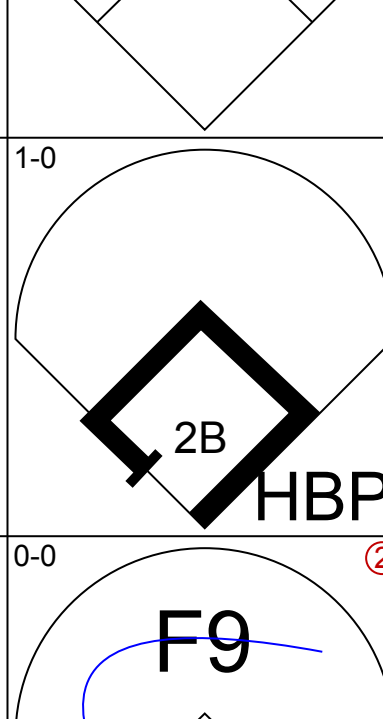
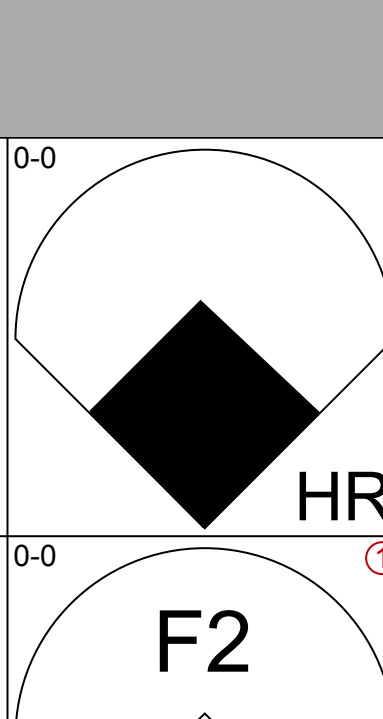
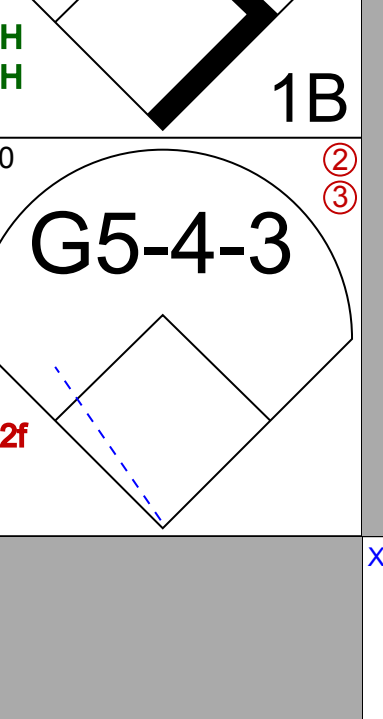
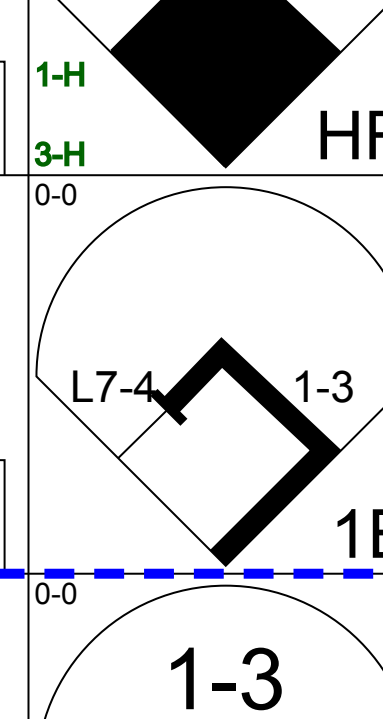
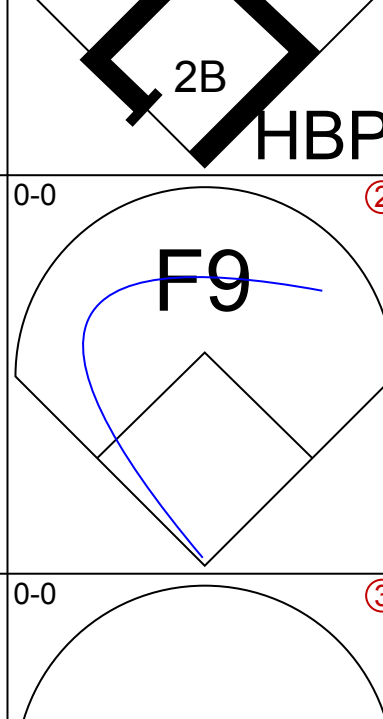
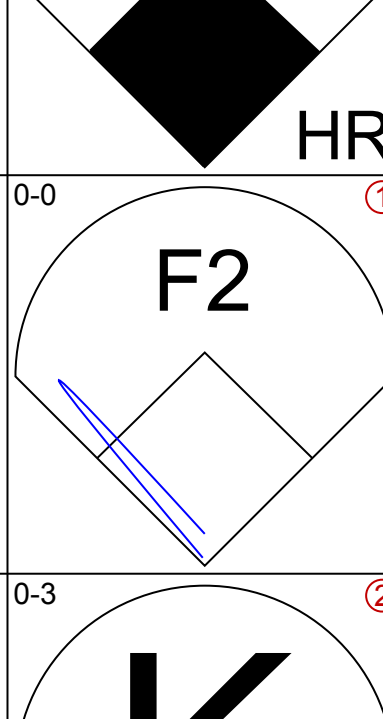
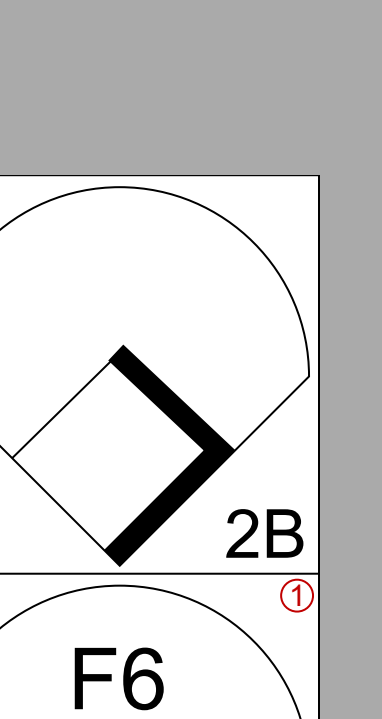
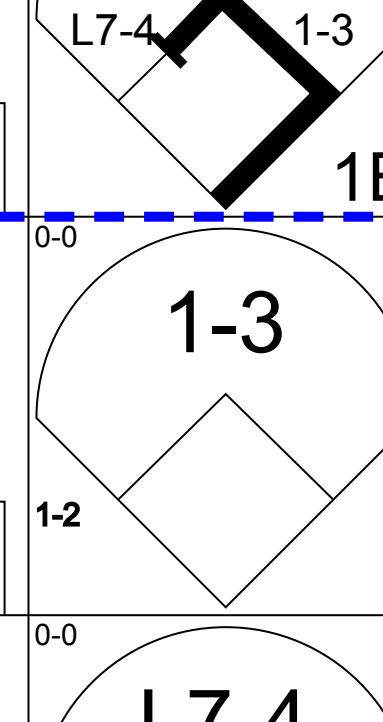
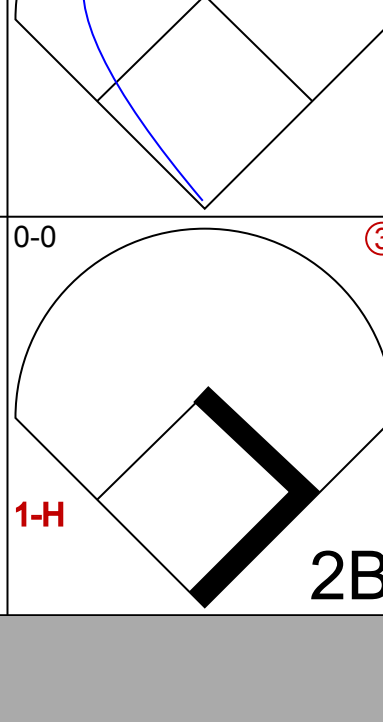
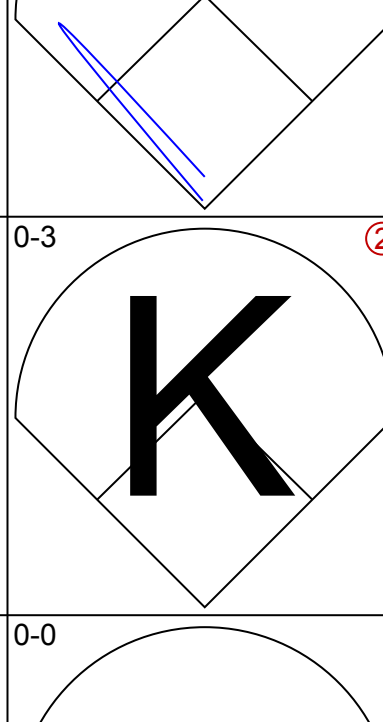
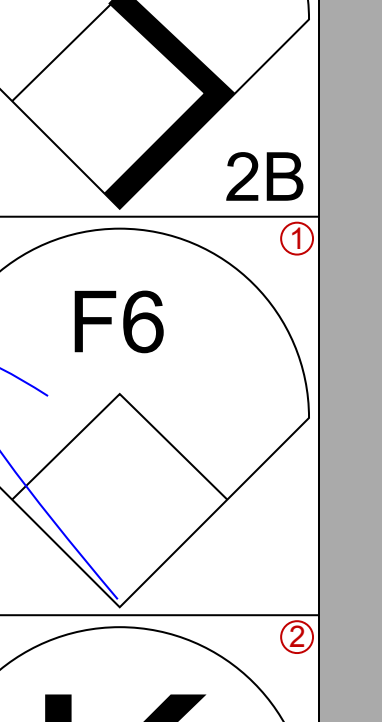
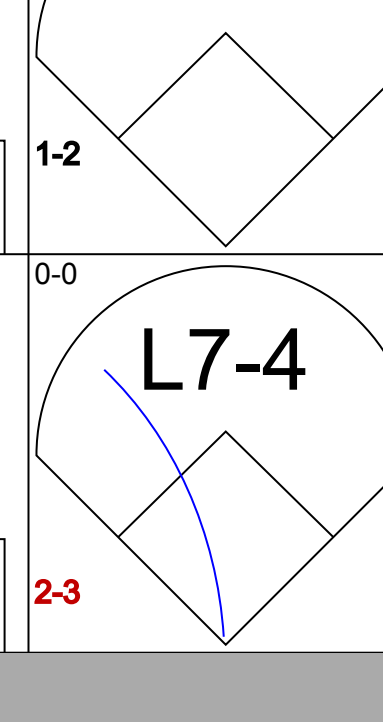
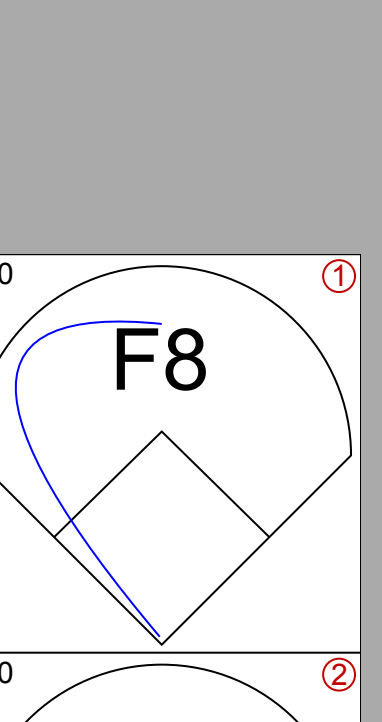
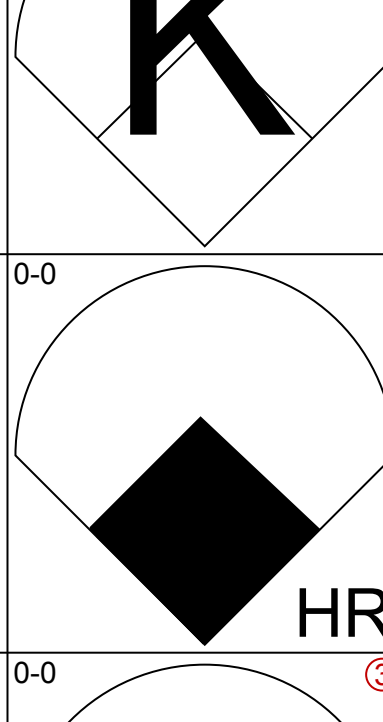
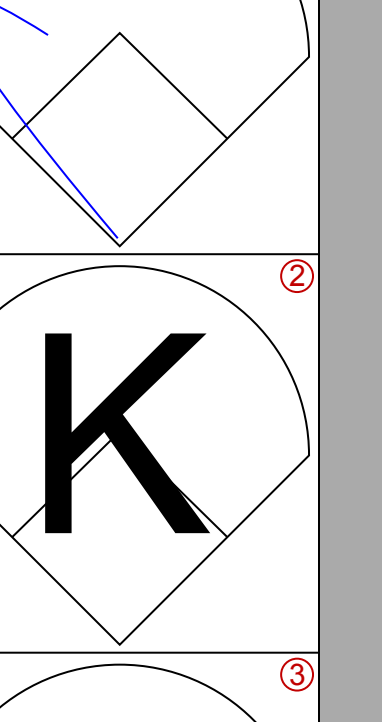
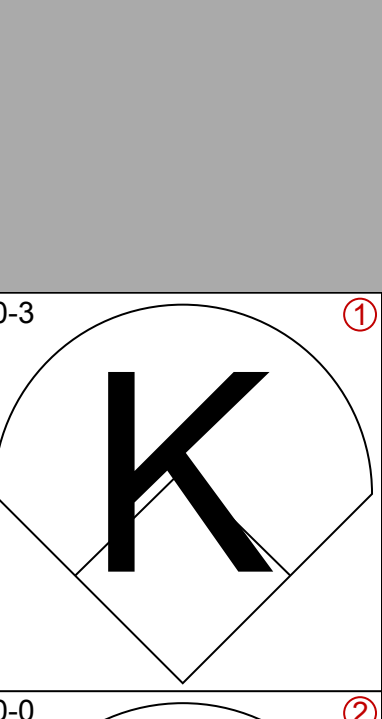
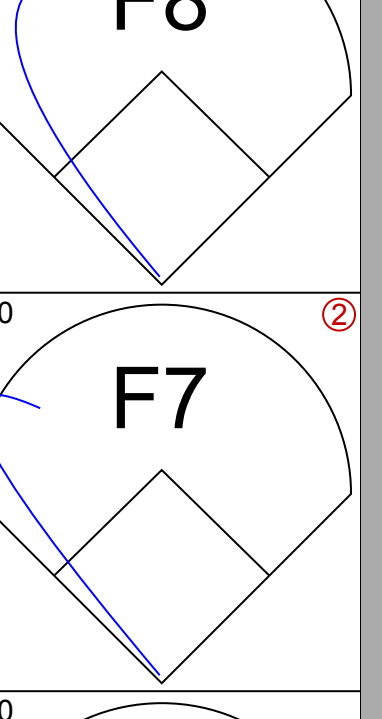
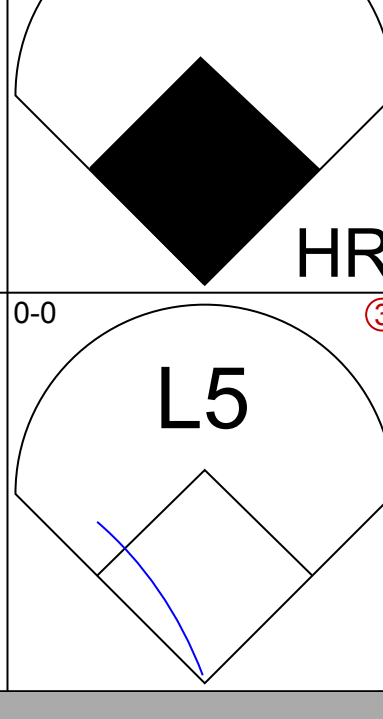
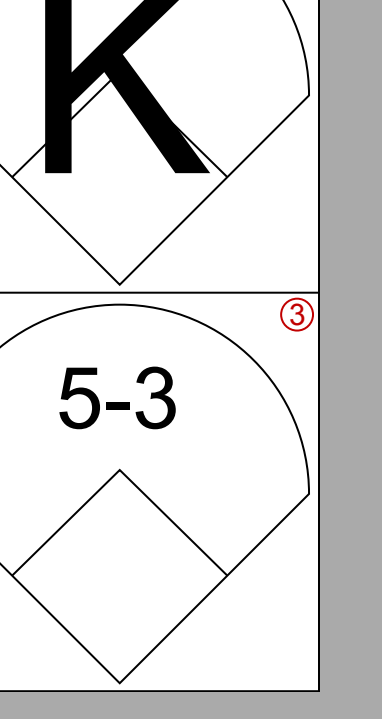
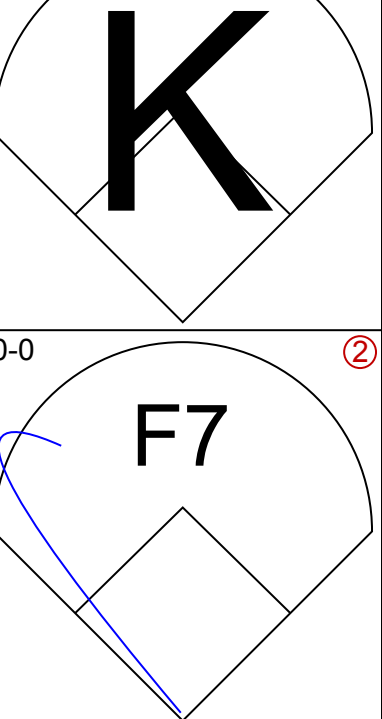
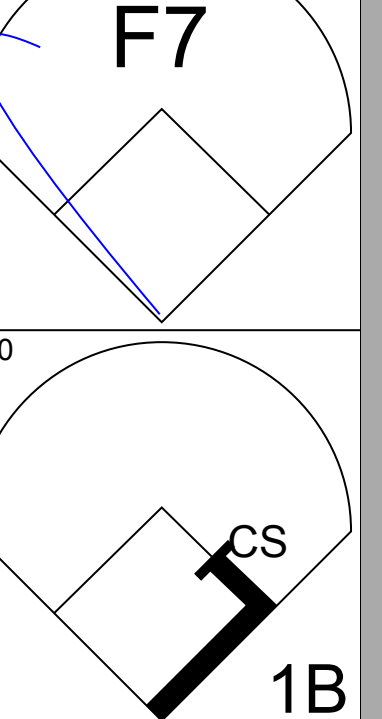
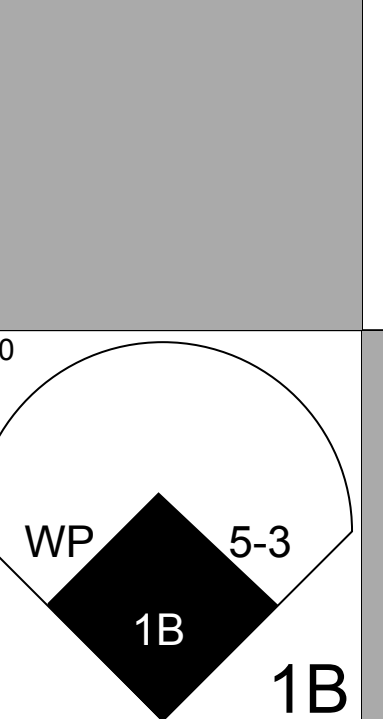
Batter	1	2	3	4	5	6	7	8	9	AB	R	H	RBI	BB	SO	LOB	BOTTOM	
Rance Mulliniks, L OBP: 0.397, SLG: 0.492	5-3	6-3		F9			4-3 1B 2B	4-3		5	1	1	0	0	0	2	<b>California Angels @ Toronto Blue Jays</b> Exhibition Stadium, Toronto, ON Sun Jun 19 1983, 3:33 AM EDT Att: 36,098 - Unknown	
Garth Iorg, R OBP: 0.303, SLG: 0.322 Damaso Garcia, R OBP: 0.287, SLG: 0.324	4-3		K		K		6-3			3	0	0	0	0	2	0		
Willie Upshaw, L OBP: 0.384, SLG: 0.537	1B		E7 FC5 1B		4-3		4-3			4	0	2	0	0	0	1		
Jorge Orta, L OBP: 0.270, SLG: 0.370 Cliff Johnson, R OBP: 0.394, SLG: 0.542	F7		FC5 1B BB		G3		1B IBB			2	1	0	0	1	0	1		
Lloyd Moseby, L OBP: 0.344, SLG: 0.505	4-3		FC5 1B 1-2 2-3F		6-3		1B 3-H			4	0	1	1	0	0	2		
Ernie Whitt, L OBP: 0.341, SLG: 0.451	HR		1-2 2-H 1B		HR BB		K			3	2	2	1	1	2			
Barry Bonnell, R OBP: 0.351, SLG: 0.451	K		F7		HR		6-3			4	1	1	2	0	1	2		
Hosken Powell, L OBP: 0.203, SLG: 0.203 Jesse Barfield, R OBP: 0.247, SLG: 0.444	1B BB		4-3		G3		HR			2	0	0	0	1	0	0		
Alfredo Griffin, S OBP: 0.261, SLG: 0.355	1-2 1B		F7		G3		F8			4	0	1	0	0	0	0		
<b>Inning Stats</b>	R: 0 E: 0 K: 0 S: 4	H: 1 LOB: 1 BB: 0 P: 4	R: 1 E: 0 K: 1 S: 7	H: 2 LOB: 2 BB: 1 P: 11	R: 0 E: 0 K: 1 S: 3	H: 0 LOB: 0 BB: 0 P: 3	R: 2 E: 0 K: 0 S: 4	H: 1 LOB: 1 BB: 1 P: 8	R: 1 E: 0 K: 1 S: 7	H: 2 LOB: 2 BB: 1 P: 11	R: 1 E: 0 K: 0 S: 4	H: 1 LOB: 0 BB: 0 P: 4	R: 0 E: 0 K: 0 S: 3	H: 0 LOB: 0 BB: 0 P: 3	1B: 5 2B: 1 3B: 0 HR: 3	SF: 0 SAC: 0 DP: 0 HBP: 0	WP: 0 PB: 0 SB: 0 CS: 0	PA: 37
<b>PITCHER</b> Dave Goltz, R ERA: 6.45 John Curtis, L ERA: 3.75 Curt Brown, R ERA: 5.4	IP: 6.1 WLS: L BF: 29 H: 7 R: 5 ER: 5 SO: 3 BB: 3 IBB: 0 HBP: 0 BLK: 0 WP: 0 HR: 2 S: 32 P: 44 ERA: 7.11 WHIP: 1.579															<b>PITCHER</b>		



Batter	1	2	3	4	5	6	7	8	9	AB	R	H	RBI	BB	SO	LOB	TOP					
Ron Washington, R (1, 6) OBP: 0.290, SLG: 0.327										3	0	0	0	1	1	0	<b>Minnesota Twins @ Toronto Blue Jays</b> Exhibition Stadium, Toronto, ON Mon Jun 20 1983, 7:05 PM EDT Att: 19,267 - Unknown - 79 F					
Dave Engle, R (1, 9) OBP: 0.341, SLG: 0.470										3	0	0	0	1	0	2						
Gary Ward, R (1, 7) OBP: 0.313, SLG: 0.469										4	0	1	0	0	0	1						
Randy Bush, L (1, 10) OBP: 0.372, SLG: 0.491										2	1	1	1	1	0	1						
Mickey Hatcher, R (1, 3) OBP: 0.365, SLG: 0.455 Scott Uliger, R (8, 3) OBP: 0.216, SLG: 0.229										4	0	0	0	0	0	3						
Gary Gaetti, R (1, 5) OBP: 0.306, SLG: 0.383										3	0	0	0	1	0	1						
Tom Brunansky, R (1, 8) OBP: 0.278, SLG: 0.344										4	0	0	0	0	2	1						
John Castino, R (1, 4) OBP: 0.358, SLG: 0.466										4	0	0	0	0	0	1						
Ray Smith, R (1, 2) OBP: 0.350, SLG: 0.315										3	0	1	0	0	0	0						
<b>Inning Stats</b>	R: 0 E: 0 K: 1 S: 5	H: 0 LOB: 1 BB: 1 P: 9	R: 0 E: 0 K: 0 S: 3	H: 0 LOB: 1 BB: 1 P: 7	R: 0 E: 0 K: 0 S: 3	H: 0 LOB: 0 BB: 0 P: 3	R: 0 E: 0 K: 0 S: 3	H: 0 LOB: 1 BB: 0 P: 4	R: 0 E: 0 K: 1 S: 6	H: 1 LOB: 2 BB: 1 P: 10	R: 1 E: 0 K: 0 S: 4	H: 1 LOB: 0 BB: 0 P: 4	R: 0 E: 0 K: 0 S: 3	H: 0 LOB: 0 BB: 0 P: 3	R: 0 E: 0 K: 0 S: 4	H: 1 LOB: 2 BB: 1 P: 8		R: 0 E: 0 K: 1 S: 5	H: 0 LOB: 0 BB: 0 P: 5	1B: 1 2B: 1 3B: 0 HR: 1	SF: 0 SAC: 0 DP: 0 HBP: 1	WP: 0 PB: 0 SB: 0 CS: 0
<b>PITCHER</b> Jim Gott, R (1, 1) ERA: 4.06	IP: 9.0 WLS: W BF: 35	H: 3 R: 1 ER: 1 SO: 3	BB: 3 IBB: 1 HBP: 1 BLK: 0	WP: 0 HR: 1 S: 36 P: 53	ERA: 1.00 WHIP: 0.667																	

Batter	1	2	3	4	5	6	7	8	9	AB	R	H	RBI	BB	SO	LOB	BOTTOM					
Damaso Garcia, R (1, 4) OBP: 0.281, SLG: 0.316										5	0	0	0	0	0	2	<b>Minnesota Twins @ Toronto Blue Jays</b> Exhibition Stadium, Toronto, ON Mon Jun 20 1983, 7:05 PM EDT Att: 19,267 - Unknown - 79 F					
Lloyd Moseby, L (1, 8) OBP: 0.345, SLG: 0.503										5	0	2	1	0	0	1						
Garth Iorg, R (1, 5) OBP: 0.308, SLG: 0.327										4	0	2	0	0	1	1						
Cliff Johnson, R (1, 10) OBP: 0.392, SLG: 0.571 Mickey Klutts, R (8, PR) OBP: 0.294, SLG: 0.344										3	1	2	1	1	0	0						
Jesse Barfield, R (1, 9) OBP: 0.249, SLG: 0.442 Jorge Orta, L (8, PH) OBP: 0.278, SLG: 0.378 Hosken Powell, L (9, 9) OBP: 0.203, SLG: 0.203										3	0	1	0	0	2	2						
Barry Bonnell, R (1, 7) OBP: 0.360, SLG: 0.459										4	0	3	0	0	1	3						
Willie Upshaw, L (1, 3) OBP: 0.378, SLG: 0.527										4	0	0	0	0	0	7						
Buck Martinez, R (1, 2) OBP: 0.359, SLG: 0.506 Ernie White, L (9, PH) OBP: 0.345, SLG: 0.462										3	0	0	0	0	0	3						
Alfredo Griffin, S (1, 6) OBP: 0.262, SLG: 0.360										3	0	1	0	0	0	1						
<b>Inning Stats</b>	R: 0 E: 0 K: 1 S: 7	H: 3 LOB: 2 BB: 0 P: 7	R: 0 E: 0 K: 0 S: 4	H: 1 LOB: 0 BB: 0 P: 4	R: 0 E: 0 K: 0 S: 3	H: 0 LOB: 0 BB: 0 P: 3	R: 0 E: 0 K: 0 S: 5	H: 2 LOB: 2 BB: 0 P: 5	R: 0 E: 0 K: 1 S: 6	H: 1 LOB: 1 BB: 0 P: 6	R: 1 E: 0 K: 1 S: 6	H: 2 LOB: 0 BB: 0 P: 6	R: 0 E: 0 K: 0 S: 3	H: 0 LOB: 0 BB: 0 P: 3	R: 0 E: 0 K: 1 S: 7	H: 2 LOB: 3 BB: 1 P: 11		R: 1 E: 0 K: 0 S: 4	H: 2 LOB: 1 BB: 0 P: 4	1B: 9 2B: 3 3B: 0 HR: 1	SF: 0 SAC: 1 DP: 0 HBP: 0	WP: 0 PB: 0 SB: 0 CS: 2
<b>PITCHER</b> Frank Viola, L (1, 1) ERA: 4.87 Rick Lysander, R (8, 1) ERA: 3.13 Ron Davis, R (8, 1) ERA: 3.08	IP: 7.1 WLS: 1 BF: 31	H: 10 R: 1 ER: 0 SO: 3	BB: 1 IBB: 0 HBP: 0 BLK: 0	WP: 0 HR: 1 S: 36 P: 40	ERA: 1.23 WHIP: 1.500																	

Batter	1	2	3	4	5	6	7	8	9	AB	R	H	RBI	BB	SO	LOB	TOP					
Ron Washington, R OBP: 0.295, SLG: 0.324 (1, 6)										4	0	1	1	1	1	1	<b>Minnesota Twins @ Toronto Blue Jays</b> Exhibition Stadium, Toronto, ON Tue Jun 21 1983, 7:05 PM EDT Att: 23,473 - Unknown - 83 F					
John Castino, R OBP: 0.356, SLG: 0.459 (1, 4)										4	0	0	0	1	0	2						
Dave Engle, R OBP: 0.339, SLG: 0.461 (1, 9)										3	0	0	0	1	1	2						
Randy Bush, L OBP: 0.370, SLG: 0.485 (1, 10)										4	1	1	0	0	2	2						
Gary Ward, R OBP: 0.315, SLG: 0.467 (1, 7)										3	0	1	0	1	1	0						
Gary Gaetti, R OBP: 0.304, SLG: 0.377 (1, 5)										4	1	0	0	0	1	3						
Tom Brunansky, R OBP: 0.282, SLG: 0.351 (1, 8)										4	0	2	2	0	0	0						
Scott Ullger, R OBP: 0.220, SLG: 0.211 (1, 3)										3	1	0	0	1	2	4						
Ray Smith, R OBP: 0.359, SLG: 0.316 (1, 2)										3	0	1	0	1	0	1						
<b>Inning Stats</b>	R: 0 E: 0 K: 1 S: 5	H: 0 LOB: 1 BB: 1 P: 9	R: 1 E: 0 K: 1 S: 7	H: 2 LOB: 1 BB: 0 P: 7	R: 0 E: 0 K: 1 S: 4	H: 0 LOB: 1 BB: 2 P: 12	R: 0 E: 1 K: 1 S: 6	H: 0 LOB: 1 BB: 0 P: 6	R: 0 E: 0 K: 0 S: 3	H: 0 LOB: 0 BB: 0 P: 3	R: 0 E: 0 K: 2 S: 7	H: 0 LOB: 0 BB: 0 P: 7	R: 1 E: 0 K: 1 S: 7	H: 2 LOB: 2 BB: 1 P: 11	R: 1 E: 0 K: 1 S: 7	H: 2 LOB: 2 BB: 1 P: 11	R: 0 E: 0 K: 0 S: 2	H: 0 LOB: 0 BB: 1 P: 6	1B: 5 2B: 1 3B: 0 HR: 0	SF: 0 SAC: 0 DP: 2 HBP: 0	WP: 0 PB: 0 SB: 0 CS: 0	PA: 38
<b>PITCHER</b>	IP	WLS	BF	H	R	ER	SO	BB	IBB	HBP	BLK	WP	HR	S	P	ERA	WHIP					
Jim Acker, R ERA: 3.16 (1, 1)	5.0	W	20	2	1	1	4	3	0	0	0	0	0	25	37	1.80	1.000					
Roy Lee Jackson, R ERA: 4.37 (6, 1)	2.2		14	4	2	2	3	2	0	0	0	0	0	18	26	6.75	2.250					
Randy Moffitt, R ERA: 1.37 (8, 1)	1.1		4	0	0	0	1	1	0	0	0	0	0	5	9	0.00	0.750					

Batter	1	2	3	4	5	6	7	8	9	AB	R	H	RBI	BB	SO	LOB	BOTTOM				
Damaso Garcia, R OBP: 0.284, SLG: 0.329 (1, 4)										4	1	2	0	0	0	1	<b>Minnesota Twins @ Toronto Blue Jays</b> Exhibition Stadium, Toronto, ON Tue Jun 21 1983, 7:05 PM EDT Att: 23,473 - Unknown - 83 F				
Lloyd Moseby, L OBP: 0.348, SLG: 0.498 (1, 8)										2	2	0	0	2	1	1					
Garth Iorg, R OBP: 0.313, SLG: 0.331 (1, 5)										4	1	2	3	0	0	0					
Cliff Johnson, R OBP: 0.399, SLG: 0.610 (1, 10)										3	2	2	4	0	0	1					
Barry Bonnell, R OBP: 0.364, SLG: 0.466 (1, 7)										4	0	2	0	0	0	1					
Jesse Barfield, R OBP: 0.248, SLG: 0.443 (1, 9)										4	0	1	0	0	1	2					
Willie Upshaw, L OBP: 0.376, SLG: 0.535 (1, 3)										4	1	1	1	0	1	2					
Buck Martinez, R OBP: 0.344, SLG: 0.483 (1, 2)										4	0	0	0	0	1	1					
Alfredo Griffin, S OBP: 0.268, SLG: 0.364 (1, 6)										3	1	2	0	0	0	0					
<b>Inning Stats</b>	R: 4 E: 0 K: 0 S: 6	H: 4 LOB: 0 BB: 1 P: 10	R: 0 E: 0 K: 2 S: 8	H: 1 LOB: 0 BB: 0 P: 8	R: 0 E: 0 K: 0 S: 3	H: 1 LOB: 2 BB: 0 P: 4	R: 0 E: 0 K: 0 S: 3	H: 1 LOB: 0 BB: 0 P: 3	R: 2 E: 0 K: 1 S: 7	H: 2 LOB: 0 BB: 0 P: 7	R: 2 E: 0 K: 0 S: 4	H: 2 LOB: 1 BB: 1 P: 8	R: 0 E: 0 K: 1 S: 6	H: 1 LOB: 1 BB: 0 P: 6	1B: 6 2B: 3 3B: 1 HR: 3	SF: 0 SAC: 0 DP: 2 HBP: 1	WP: 1 PB: 0 SB: 0 CS: 1	PA: 36			
<b>PITCHER</b>	IP	WLS	BF	H	R	ER	SO	BB	IBB	HBP	BLK	WP	HR	S	P	ERA	WHIP				
Bryan Oelkers, L ERA: 6.9 (1, 1)	0.0	L	5	4	4	4	0	1	0	0	0	0	2	28	29	4.26	0.947				
Jim Lewis, R ERA: 5.79 (1, 1)	6.1		23	6	3	3	3	0	0	1	0	0	0	8	12	5.40	1.800				
Len Whitehouse, L ERA: 2.83 (7, 1)	1.2		7	2	1	1	1	1	0	0	0	1	0	8	12	5.40	1.800				

AB	32
R	3
H	6
RBI	3
BB	6
SO	8
LOB	15



Batter	1	2	3	4	5	6	7	8	9	AB	R	H	RBI	BB	SO	LOB	TOP					
<b>Rusty Kuntz, R</b> OBP: 0.358, SLG: 0.298 (1, 8)										5	1	2	0	0	2	0	<b>Minnesota Twins @ Toronto Blue Jays</b> Exhibition Stadium, Toronto, ON Wed Jun 22 1983, 3:33 AM EDT Att: 26,452 - Unknown - 82 F					
<b>John Castino, R</b> OBP: 0.358, SLG: 0.458 (1, 4)										3	0	1	2	1	0	0						
<b>Dave Engle, R</b> OBP: 0.337, SLG: 0.456 <b>Ray Smith, R</b> OBP: 0.359, SLG: 0.316 (9, 2)										4	0	1	0	0	2	3						
<b>Randy Bush, L</b> OBP: 0.367, SLG: 0.479 (1, 10)										4	0	1	0	0	0	2						
<b>Gary Ward, R</b> OBP: 0.311, SLG: 0.461 (1, 7)										4	0	0	0	0	1	4						
<b>Gary Gaetti, R</b> OBP: 0.307, SLG: 0.386 (1, 5)										4	1	2	0	0	2	0						
<b>Tom Brunansky, R</b> OBP: 0.285, SLG: 0.365 (1, 9)										4	1	2	1	0	1	2						
<b>Ron Washington, R</b> OBP: 0.302, SLG: 0.324 (1, 6)										3	0	1	1	1	1	0						
<b>Scott Ullger, R</b> OBP: 0.222, SLG: 0.214 (1, 3)										4	1	1	0	0	0	2						
<b>Inning Stats</b>	R: 0 E: 0 K: 2 S: 8	H: 1 LOB: 2 BB: 1 P: 12	R: 0 E: 0 K: 1 S: 5	H: 1 LOB: 1 BB: 1 P: 9	R: 0 E: 0 K: 2 S: 7	H: 0 LOB: 0 BB: 0 P: 7	R: 0 E: 0 K: 1 S: 5	H: 0 LOB: 0 BB: 0 P: 5	R: 1 E: 0 K: 0 S: 4	H: 1 LOB: 1 BB: 0 P: 4	R: 0 E: 0 K: 0 S: 4	H: 2 LOB: 1 BB: 0 P: 4	R: 3 E: 0 K: 1 S: 9	H: 5 LOB: 1 BB: 0 P: 9	R: 0 E: 0 K: 0 S: 4	H: 1 LOB: 1 BB: 0 P: 4		R: 0 E: 0 K: 2 S: 7	H: 0 LOB: 0 BB: 0 P: 7	1B: 8 2B: 2 3B: 0 HR: 1	SF: 0 SAC: 0 DP: 2 HBP: 0	WP: 1 PB: 0 SB: 0 CS: 1
<b>PITCHER</b> <b>Dave Stieb, R</b> ERA: 2.3 (1, 1)	IP: 9.0 WLS: L BF: 37	H: 11 R: 4 ER: 4 SO: 9	BB: 2 IBB: 0 HBP: 0 BLK: 0	WP: 1 HR: 1 S: 53 P: 61	ERA: 4.00 WHIP: 1.444	<b>PITCHER</b>										IP: 9.0 WLS: L BF: 37	H: 11 R: 4 ER: 4 SO: 9	BB: 2 IBB: 0 HBP: 0 BLK: 0	WP: 1 HR: 1 S: 53 P: 61	ERA: 4.00 WHIP: 1.444		

Batter	1	2	3	4	5	6	7	8	9	AB	R	H	RBI	BB	SO	LOB	BOTTOM			
<b>Dave Collins, S</b> OBP: 0.269, SLG: 0.238 (1, 7)										4	0	0	0	1	1	2	<b>Minnesota Twins @ Toronto Blue Jays</b> Exhibition Stadium, Toronto, ON Wed Jun 22 1983, 3:33 AM EDT Att: 26,452 - Unknown - 82 F			
<b>Rance Mulliniks, L</b> OBP: 0.397, SLG: 0.493 (9, 6)										4	0	1	0	1	0	3				
<b>Willie Upshaw, L</b> OBP: 0.373, SLG: 0.541 (1, 3)										5	1	1	1	0	1	2				
<b>Jorge Orta, L</b> OBP: 0.295, SLG: 0.437 (1, 10)										5	1	3	1	0	0	2				
<b>Lloyd Moseby, L</b> OBP: 0.354, SLG: 0.493 (1, 8)										2	1	0	0	2	1	2				
<b>Ernie Whitt, L</b> OBP: 0.357, SLG: 0.466 <b>Buck Martinez, R</b> OBP: 0.357, SLG: 0.483 (8, PH)										1	0	1	0	2	0	0				
<b>Barry Bonnell, R</b> OBP: 0.365, SLG: 0.461 (1, 9)										4	0	1	0	1	0	6				
<b>Damaso Garcia, R</b> OBP: 0.284, SLG: 0.327 (1, 4)										4	0	1	1	0	0	6				
<b>Alfredo Griffin, S</b> OBP: 0.264, SLG: 0.359 <b>Cliff Johnson, R</b> OBP: 0.397, SLG: 0.606 <b>Garth Iorg, R</b> OBP: 0.313, SLG: 0.331 (8, PH)										3	0	0	0	0	0	5				
<b>Inning Stats</b>	R: 0 E: 0 K: 1 S: 6	H: 1 LOB: 1 BB: 0 P: 6	R: 0 E: 0 K: 0 S: 3	H: 0 LOB: 2 BB: 2 P: 11	R: 1 E: 0 K: 1 S: 7	H: 2 LOB: 1 BB: 0 P: 7	R: 0 E: 0 K: 0 S: 3	H: 1 LOB: 1 BB: 1 P: 7	R: 0 E: 0 K: 0 S: 3	H: 0 LOB: 3 BB: 2 P: 13	R: 0 E: 0 K: 0 S: 3	H: 1 LOB: 0 BB: 0 P: 3	R: 0 E: 0 K: 0 S: 3	H: 0 LOB: 2 BB: 2 P: 11	R: 1 E: 0 K: 1 S: 6	H: 1 LOB: 2 BB: 1 P: 11		1B: 4 2B: 3 3B: 0 HR: 2	SF: 0 SAC: 0 DP: 2 HBP: 1	WP: 0 PB: 0 SB: 0 CS: 0
<b>PITCHER</b> <b>Ken Schrom, R</b> ERA: 4.84 <b>Len Whitehouse, L</b> ERA: 2.79 <b>Ron Davis, R</b> ERA: 3.15 (7, 1)	IP: 6.1 WLS: W BF: 31	H: 7 R: 2 ER: 2 SO: 2	BB: 6 IBB: 0 HBP: 0 BLK: 0	WP: 0 HR: 1 S: 29 P: 53	ERA: 2.84 WHIP: 2.053	<b>PITCHER</b>										IP: 2.0 WLS: S BF: 10	H: 1 R: 1 ER: 1 SO: 1	BB: 1 IBB: 0 HBP: 0 BLK: 0	WP: 0 HR: 0 S: 9 P: 18	ERA: 4.50 WHIP: 1.500

Batter	1	2	3	4	5	6	7	8	9	AB	R	H	RBI	BB	SO	LOB	TOP							
Damaso Garcia, R OBP: 0.286, SLG: 0.338 (1, 4)										5	2	2	0	0	0	2								
Rance Mulliniks, L OBP: 0.391, SLG: 0.489 (1, 5) (7, 6)										5	1	1	0	0	2	3								
Willie Upshaw, L OBP: 0.369, SLG: 0.532 (1, 3)										4	1	0	0	1	2	2								
Cliff Johnson, R OBP: 0.399, SLG: 0.604 (1, 10)										4	0	2	2	0	1	0								
Lloyd Moseby, L OBP: 0.356, SLG: 0.493 (1, 8)										4	1	2	1	0	0	1								
Jorge Orta, L OBP: 0.306, SLG: 0.444 (1, 7)										3	0	2	0	0	0	0								
Jesse Barfield, R OBP: 0.247, SLG: 0.440 (7, 9)										1	0	0	0	0	0	2								
Ernie Whitt, L OBP: 0.306, SLG: 0.466 (7, PH)										2	0	1	0	0	0	0								
Buck Martinez, R OBP: 0.350, SLG: 0.473 (7, 2)										2	0	0	0	0	2	4								
Barry Bonnell, R OBP: 0.362, SLG: 0.452 (1, 9) (7, 7)										3	0	0	0	1	1	4								
Alfredo Griffin, S OBP: 0.262, SLG: 0.356 (7, PH)										2	0	0	0	0	0	1								
Garth Iorg, R OBP: 0.309, SLG: 0.329 (7, 5)										1	0	0	1	0	0	0								
<b>Inning Stats</b>	R: 1 E: 0 K: 1 S: 7	H: 2 LOB: 1 BB: 0 P: 7	R: 0 E: 0 K: 0 S: 4	H: 2 LOB: 1 BB: 0 P: 4	R: 1 E: 1 K: 0 S: 4	H: 0 LOB: 0 BB: 0 P: 4	R: 0 E: 0 K: 0 S: 3	H: 0 LOB: 0 BB: 0 P: 3	R: 0 E: 0 K: 1 S: 5	H: 0 LOB: 0 BB: 0 P: 5	R: 0 E: 0 K: 2 S: 7	H: 0 LOB: 0 BB: 0 P: 7	R: 0 E: 0 K: 1 S: 7	H: 2 LOB: 2 BB: 1 P: 11	R: 2 E: 0 K: 1 S: 8	H: 3 LOB: 2 BB: 1 P: 12	R: 0 E: 0 K: 2 S: 8	H: 1 LOB: 1 BB: 0 P: 8	1B: 7 2B: 3 3B: 0 HR: 0	SF: 1 SAC: 0 DP: 1 HBP: 0	WP: 0 PB: 0 SB: 2 CS: 0	PA: 39		
<b>PITCHER</b>	IP	WLS	BF	H	R	ER	SO	BB	IBB	HBP	BLK	WP	HR	S	P	ERA	WHIP							
Glenn Abbott, R ERA: 3.0 (1, 1)	6.0		24	6	3	2	4	0	0	0	1	0	0	32	32	3.00	1.000							
Ed Vander Berg, L ERA: 3.25 (7, 1)	0.1		2	0	0	0	1	0	1	0	0	0	0	3	7	0.00	0.000							
Mike Stanton, R ERA: 3.97 (7, 1)	0.2	L	4	1	2	2	0	0	1	0	0	0	0	3	7	27.00	1.500							
Bill Caudill, R ERA: 4.08 (8, 1)	2.0		9	3	0	0	3	0	0	0	1	0	0	15	15	0.00	1.500							

Toronto Blue Jays @ Seattle Mariners  
The Kingdome, Seattle, WA  
Thu Jun 23 1983, 10:05 PM EDT  
Att: 6,303 - Dome

AB	36
R	5
H	10
RBI	4
BB	2
SO	8
LOB	19



Batter	1	2	3	4	5	6	7	8	9	AB	R	H	RBI	BB	SO	LOB	BOTTOM							
Steve Henderson, R OBP: 0.367, SLG: 0.415 (1, 7)										5	0	0	0	0	2	0								
Tony Bernazard, S OBP: 0.310, SLG: 0.375 (1, 4)										3	1	1	1	1	2	0								
Ricky Nelson, L OBP: 0.301, SLG: 0.416 (1, 9)										4	1	2	0	0	0	0								
Richie Zisk, R OBP: 0.290, SLG: 0.363 (1, 10)										4	0	1	0	0	0	2								
Pat Putnam, L OBP: 0.290, SLG: 0.383 (1, 3)										3	0	0	1	0	1	0								
Dave Henderson, R OBP: 0.308, SLG: 0.396 (1, 8)										4	1	1	1	0	0	1								
Jamie Allen, R OBP: 0.338, SLG: 0.361 (1, 5)										3	1	2	0	1	1	0								
Orlando Mercado, R OBP: 0.246, SLG: 0.333 (9, PH)										2	0	0	0	1	0	2								
Manny Castillo, S OBP: 0.235, SLG: 0.287 (9, PH)										1	0	0	0	0	0	1								
Todd Cruz, R OBP: 0.224, SLG: 0.329 (1, 6)										3	0	0	0	0	1	2								
Rick Sweet, S OBP: 0.256, SLG: 0.258 (9, PH)										1	0	0	1	0	0	0								
<b>Inning Stats</b>	R: 0 E: 0 K: 2 S: 7	H: 0 LOB: 0 BB: 0 P: 7	R: 1 E: 0 K: 1 S: 6	H: 1 LOB: 0 BB: 0 P: 6	R: 0 E: 0 K: 1 S: 5	H: 0 LOB: 0 BB: 0 P: 5	R: 2 E: 0 K: 0 S: 6	H: 3 LOB: 2 BB: 1 P: 10	R: 0 E: 0 K: 0 S: 4	H: 1 LOB: 2 BB: 1 P: 8	R: 0 E: 0 K: 1 S: 6	H: 1 LOB: 2 BB: 1 P: 10	R: 0 E: 0 K: 1 S: 5	H: 0 LOB: 0 BB: 0 P: 5	R: 0 E: 0 K: 1 S: 5	H: 0 LOB: 0 BB: 0 P: 5	R: 1 E: 1 K: 0 S: 4	H: 1 LOB: 0 BB: 0 P: 4	1B: 5 2B: 0 3B: 0 HR: 2	SF: 1 SAC: 0 DP: 0 HBP: 0	WP: 0 PB: 0 SB: 0 CS: 0	PA: 37		
<b>PITCHER</b>	IP	WLS	BF	H	R	ER	SO	BB	IBB	HBP	BLK	WP	HR	S	P	ERA	WHIP							
Jim Clancy, R ERA: 3.79 (1, 1)	7.0		30	6	3	3	6	3	0	0	0	0	0	39	51	3.86	1.286							
Joey McLaughlin, R ERA: 3.13 (8, 1)	2.0	S	7	1	1	0	1	0	0	0	0	0	0	9	9	0.00	0.500							

Toronto Blue Jays @ Seattle Mariners  
The Kingdome, Seattle, WA  
Thu Jun 23 1983, 10:05 PM EDT  
Att: 6,303 - Dome

AB	33
R	4
H	7
RBI	4
BB	3
SO	7
LOB	8



Batter	1	2	3	4	5	6	7	8	9	AB	R	H	RBI	BB	SO	LOB	TOP								
<b>Damaso Garcia, R</b> (1, 4) OBP: 0.289, SLG: 0.343	0-3 K2-3		0-0 1B 2B		0-0 1-2 1B		0-0 F3		0-0 6-3	5	1	2	1	0	1	1	<b>Toronto Blue Jays @ Seattle Mariners</b> The Kingdome, Seattle, WA Fri Jun 24 1983, 10:05 PM EDT Att: 6,389 - Dome								
<b>Dave Collins, S</b> (1, 7) OBP: 0.269, SLG: 0.233	0-0 6-3		4-0 1B 2B BB		0-0 G4-6-3 1-2 2-3		0-0 F8			3	1	0	0	1	0	2									
<b>Garth Iorg, R</b> (1, 5) OBP: 0.301, SLG: 0.321	0-3 K		0-3 K		0-3 K2-5-3		0-0 F7			4	0	0	0	0	3	4									
<b>Cliff Johnson, R</b> (1, 10) OBP: 0.401, SLG: 0.601		0-0 5-3	0-0 2B 1B		0-0 FC6-4 1B		0-3 K			4	0	2	2	0	1	0									
<b>Barry Bonnell, R</b> (1, 8) OBP: 0.360, SLG: 0.453		0-0 5-3	0-0 2B		0-0 FC6-4 BB S		0-0 5-3			4	0	1	1	0	0	1									
<b>Jesse Barfield, R</b> (1, 9) OBP: 0.242, SLG: 0.430	0-3 K				0-0 F8		0-3 K		0-3 K	4	0	0	0	0	3	1									
<b>Willie Upshaw, L</b> (1, 3) OBP: 0.371, SLG: 0.529			0-0 1B 2B		0-3 K		4-0 BB IBB		0-0 F8	3	1	1	0	1	1	0									
<b>Buck Martinez, R</b> (1, 2) OBP: 0.356, SLG: 0.462			0-0 L4		0-0 5-3		4-0 1-2 2-3 BB		4-0 6-3 BB	2	0	0	0	2	0	1									
<b>Alfredo Griffin, S</b> (1, 6) OBP: 0.266, SLG: 0.358			0-0 2B 1B		0-0 G4-6-3 1B		0-0 3-1		0-0 6-3	4	1	2	0	0	0	4									
<b>Inning Stats</b>	R: 0 E: 0 K: 2 S: 7	H: 0 LOB: 0 BB: 0 P: 7	R: 0 E: 0 K: 1 S: 5	H: 0 LOB: 0 BB: 0 P: 5	R: 4 E: 0 K: 1 S: 9	H: 5 LOB: 2 BB: 1 P: 13	R: 0 E: 0 K: 1 S: 5	H: 0 LOB: 0 BB: 0 P: 5	R: 0 E: 0 K: 1 S: 6	H: 2 LOB: 1 BB: 2 P: 6	R: 0 E: 0 K: 1 S: 6	H: 1 LOB: 3 BB: 2 P: 14	R: 0 E: 0 K: 0 S: 3	H: 0 LOB: 0 BB: 0 P: 3	R: 0 E: 0 K: 2 S: 7	H: 0 LOB: 0 BB: 0 P: 7	R: 0 E: 0 K: 0 S: 3	H: 0 LOB: 1 BB: 1 P: 7	1B: 6 2B: 2 3B: 0 HR: 0	SF: 0 SAC: 0 DP: 1 HBP: 0	WP: 0 PB: 0 SB: 1 CS: 0	PA: 37			
<b>PITCHER</b>	IP	WLS	BF	H	R	ER	SO	BB	IBB	HBP	BLK	WP	HR	S	P	ERA	WHIP								
<b>Matt Young, L</b> (1, 1) ERA: 2.77	4.0	L	19	7	4	4	5	1	0	0	0	0	0	28	32	9.00	2.000								
<b>Roy Thomas, R</b> (5, 1) ERA: 3.46	5.0		18	1	0	0	4	2	1	0	0	0	0	23	35	0.00	0.600								

AB	33
R	4
H	8
RBI	4
BB	4
SO	9
LOB	14



Batter	1	2	3	4	5	6	7	8	9	AB	R	H	RBI	BB	SO	LOB	BOTTOM								
<b>Steve Henderson, R</b> (1, 7) OBP: 0.366, SLG: 0.412	0-0 BB 1B	0-0 6-3			0-0 6-3		0-0 F9			4	1	1	0	0	0	0	<b>Toronto Blue Jays @ Seattle Mariners</b> The Kingdome, Seattle, WA Fri Jun 24 1983, 10:05 PM EDT Att: 6,389 - Dome								
<b>Tony Bemazzard, S</b> (1, 4) OBP: 0.313, SLG: 0.378	4-0 G3 1B BB		0-0 2B		0-0 F8		0-0 4-3			3	0	1	0	1	0	0									
<b>Ricky Nelson, L</b> (1, 9) OBP: 0.308, SLG: 0.419	0-0 G3 1B		0-0 F6		0-0 1B		0-0 F8			4	0	2	1	0	0	1									
<b>Richie Zisk, R</b> (1, 10) OBP: 0.284, SLG: 0.355	0-0 G3		0-0 L4		0-3 K		0-3 K			4	0	0	0	0	2	4									
<b>Pat Putnam, L</b> (1, 3) OBP: 0.289, SLG: 0.377	4-0 IBB		0-0 4-3		0-0 G3		0-0 4-3			3	0	0	0	1	0	1									
<b>Dave Henderson, R</b> (1, 8) OBP: 0.307, SLG: 0.393	0-3 K		0-0 F9		0-0 2B 1B		0-0 L5			4	1	1	0	0	1	3									
<b>Jamie Allen, R</b> (1, 5) OBP: 0.329, SLG: 0.350	0-0 L6		0-0 6-3		0-3 K		0-0 4-1			4	0	0	0	0	1	4									
<b>Orlando Mercado, R</b> (1, 2) OBP: 0.256, SLG: 0.345 <b>Manny Castillo, S</b> (9, PH) OBP: 0.233, SLG: 0.284		0-0 6-3	4-0 FC6-4 BB		0-0 2B		0-0 F6			2	0	1	1	1	0	0									
<b>Todd Cruz, R</b> (1, 6) OBP: 0.221, SLG: 0.324 <b>Rick Sweet, S</b> (9, PH) OBP: 0.254, SLG: 0.256		0-3 K	0-0 FC6-4		0-0 F7		0-3 K			3	0	0	0	0	1	2									
<b>Inning Stats</b>	R: 1 E: 0 K: 1 S: 7	H: 2 LOB: 3 BB: 2 P: 15	R: 0 E: 0 K: 1 S: 5	H: 0 LOB: 0 BB: 0 P: 5	R: 0 E: 0 K: 0 S: 4	H: 1 LOB: 1 BB: 0 P: 4	R: 0 E: 0 K: 0 S: 3	H: 0 LOB: 1 BB: 1 P: 7	R: 0 E: 0 K: 1 S: 6	H: 1 LOB: 1 BB: 0 P: 6	R: 1 E: 0 K: 1 S: 7	H: 2 LOB: 2 BB: 0 P: 7	R: 0 E: 0 K: 0 S: 3	H: 0 LOB: 0 BB: 0 P: 3	R: 0 E: 0 K: 1 S: 5	H: 0 LOB: 0 BB: 0 P: 5	R: 0 E: 0 K: 1 S: 5	H: 0 LOB: 0 BB: 0 P: 5	1B: 4 2B: 2 3B: 0 HR: 0	SF: 0 SAC: 0 DP: 0 HBP: 0	WP: 0 PB: 0 SB: 0 CS: 0	PA: 36			
<b>PITCHER</b>	IP	WLS	BF	H	R	ER	SO	BB	IBB	HBP	BLK	WP	HR	S	P	ERA	WHIP								
<b>Luis Leal, R</b> (1, 1) ERA: 3.84	9.0	W	36	6	2	2	6	2	1	0	0	0	0	45	57	2.00	0.889								

AB	33
R	2
H	6
RBI	2
BB	3
SO	6
LOB	15



Batter	1	2	3	4	5	6	7	8	9	AB	R	H	RBI	BB	SO	LOB	TOP								
<b>Damaso Garcia, R</b> (1,4) OBP: 0.291, SLG: 0.345	0-0 4-3		0-0 WP S 1B		0-0 F9		0-0 F4		0-0 FC1-6 1-2 1B	5	0	2	0	0	0	2	<b>Toronto Blue Jays @ Seattle Mariners</b> The Kingdome, Seattle, WA Sat Jun 25 1983, 10:05 PM EDT Att: 15,048 - Dome								
<b>Rance Mulliniks, L</b> (1,5) OBP: 0.394, SLG: 0.493	0-0 F3		0-3 K		0-0 2B		4-0 BB		0-0 FC1-6 1-2 2-3 BB	3	0	1	1	1	1	1									
<b>Garth Iorg, R</b> (9, PH) OBP: 0.301, SLG: 0.321			1-2 K							0	0	0	0	0	0	0									
<b>Hosken Powell, L</b> (9, PH) OBP: 0.200, SLG: 0.200			2-3 K							1	0	0	0	0	0	2									
<b>Willie Upshaw, L</b> (1,3) OBP: 0.365, SLG: 0.519	0-0 F7		0-3 K		0-0 6-3		0-3 K		0-0 4-3	5	0	0	0	0	2	6									
<b>Cliff Johnson, R</b> (1,10) OBP: 0.403, SLG: 0.599		0-0 1B 1B		0-0 FC4-6 1B		0-0 1-3		0-3 K		4	0	2	0	0	1	0									
<b>Lloyd Moseby, L</b> (1,8) OBP: 0.350, SLG: 0.483		0-3 K		0-0 FC4-6 FC4-6 1-2f		0-3 K		0-3 K		4	0	0	0	0	3	2									
<b>Jorge Orta, L</b> (1,9) OBP: 0.317, SLG: 0.452		0-0 1B		0-0 FC4-6 1-2f		0-0 1B		0-0 F7		3	0	2	0	0	0	1									
<b>Barry Bonnell, R</b> (8, PH) OBP: 0.358, SLG: 0.451		1-2 1B		0-0 F2		0-3 K				1	0	0	0	0	0	0									
<b>Ernie Whitt, L</b> (1,2) OBP: 0.457		0-3 K		0-0 F2		0-3 K			0-0 HR	3	0	0	0	0	2	4									
<b>Buck Martinez, R</b> (9, PH) OBP: 0.362, SLG: 0.500										1	1	1	1	0	0	0									
<b>Dave Collins, S</b> (1,7) OBP: 0.274, SLG: 0.240		0-0 F9				0-0 FC3-6 1B		0-0 4-3		4	0	2	0	0	0	2									
<b>Alfredo Griffin, S</b> (1,6) OBP: 0.266, SLG: 0.354			0-0 3-1		0-0 FC3-6 2B		1-0 S HBP		0-0 F5	3	1	0	0	0	0	2									
<b>Inning Stats</b>	R: 0 E: 0 K: 0 S: 3	H: 0 LOB: 0 BB: 0 P: 3	R: 0 E: 0 K: 2 S: 9	H: 2 LOB: 2 BB: 0 P: 9	R: 0 E: 0 K: 2 S: 8	H: 1 LOB: 1 BB: 0 P: 8	R: 0 E: 0 K: 0 S: 4	H: 1 LOB: 1 BB: 0 P: 4	R: 1 E: 0 K: 0 S: 5	H: 2 LOB: 1 BB: 0 P: 5	R: 0 E: 0 K: 2 S: 8	H: 1 LOB: 1 BB: 0 P: 8	R: 0 E: 0 K: 1 S: 5	H: 0 LOB: 2 BB: 1 P: 10	R: 0 E: 0 K: 2 S: 7	H: 0 LOB: 0 BB: 0 P: 7	R: 1 E: 0 K: 0 S: 6	H: 3 LOB: 2 BB: 0 P: 6	1B: 8 2B: 1 3B: 0 HR: 1	SF: 0 SAC: 0 DP: 0 HBP: 1	WP: 1 PB: 0 SB: 2 CS: 0	PA: 39			
<b>PITCHER</b>	IP	WLS	BF	H	R	ER	SO	BB	IBB	HBP	BLK	WP	HR	S	P	ERA	WHIP								
<b>Jim Beattie, R</b> (1,1) ERA: 4.38	6.2	W	29	7	1	1	6	1	0	1	0	1	0	39	44	1.35	1.200								
<b>Ed Vande Berg, L</b> (7,1) ERA: 3.38	1.2		8	3	1	1	3	0	0	0	0	0	1	14	14	5.40	1.800								
<b>Bill Caudill, R</b> (9,1) ERA: 4.02	0.2	S	2	0	0	0	0	0	0	0	0	0	0	2	2	0.00	0.000								

AB	37
R	2
H	10
RBI	2
BB	1
SO	9
LOB	22



Batter	1	2	3	4	5	6	7	8	9	AB	R	H	RBI	BB	SO	LOB	BOTTOM								
<b>Spike Owen, S</b> (1,6) OBP: 0.400, SLG: 0.250	0-0 1B 1B	4-0 CS BB			0-0 F7		0-0 F8	0-3 K		4	1	1	0	1	1	4	<b>Toronto Blue Jays @ Seattle Mariners</b> The Kingdome, Seattle, WA Sat Jun 25 1983, 10:05 PM EDT Att: 15,048 - Dome								
<b>Tony Bemazzard, S</b> (1,4) OBP: 0.315, SLG: 0.377	0-0 S 1B 1B	0-0 4-3			0-3 K			4-0 FC2-5 1B BB		3	1	1	0	1	1	2									
<b>Ricky Nelson, L</b> (1,9) OBP: 0.315, SLG: 0.422	0-0 1B S FC6-2 1-2 2-H		0-3 K		0-0 5-3			0-0 FC2-5 1B		4	1	2	1	0	1	0									
<b>Richie Zisk, R</b> (1,10) OBP: 0.285, SLG: 0.354	0-3 K		0-0 1B				0-0 F9	0-0 FC2-5 E		3	0	1	0	0	1	2									
<b>Manny Castillo, S</b> (8, PH) OBP: 0.231, SLG: 0.282	1-2 2-3 K		0-0 1B				0-0 F8	0-0 E6		1	1	0	0	0	0	2									
<b>Pat Putnam, L</b> (1,3) OBP: 0.293, SLG: 0.385	0-0 FC6-2 1B		0-0 F4				0-0 F8	0-0 E6 1B 2B		4	1	2	3	0	0	1									
<b>Steve Henderson, R</b> (1,7) OBP: 0.382, SLG: 0.408	0-0 FC6-2		0-0 F3				0-0 6-3	0-0 BB 1B		3	0	0	0	0	0	3									
<b>John Moses, S</b> (8,7) OBP: 0.250, SLG: 0.111	1-2 3-H K							0-0 BB 1B		1	0	1	1	0	0	0									
<b>Dave Henderson, R</b> (1,8) OBP: 0.306, SLG: 0.391	0-3 K			0-3 K				0-0 F4 1B		4	0	1	0	0	2	2									
<b>Jamie Allen, R</b> (1,5) OBP: 0.346, SLG: 0.371		0-0 CS S 1B		0-0 CS 1B				0-0 2B 1B		3	0	3	0	1	0	0									
<b>Orlando Mercado, R</b> (1,2) OBP: 0.248, SLG: 0.333		0-3 K		0-0 5-3			0-3 K	0-0 F6		4	0	0	0	0	2	6									
<b>Inning Stats</b>	R: 2 E: 0 K: 2 S: 11	H: 4 LOB: 2 BB: 0 P: 11	R: 0 E: 0 K: 1 S: 5	H: 1 LOB: 1 BB: 1 P: 9	R: 0 E: 0 K: 1 S: 6	H: 1 LOB: 0 BB: 0 P: 6	R: 0 E: 0 K: 1 S: 5	H: 1 LOB: 0 BB: 0 P: 5	R: 0 E: 0 K: 0 S: 3	H: 0 LOB: 0 BB: 0 P: 3	R: 0 E: 0 K: 1 S: 6	H: 1 LOB: 1 BB: 0 P: 6	R: 3 E: 1 K: 1 S: 9	H: 4 LOB: 3 BB: 2 P: 17	1B: 10 2B: 2 3B: 0 HR: 0	SF: 0 SAC: 0 DP: 0 HBP: 0	WP: 0 PB: 0 SB: 3 CS: 3	PA: 37							
<b>PITCHER</b>	IP	WLS	BF	H	R	ER	SO	BB	IBB	HBP	BLK	WP	HR	S	P	ERA	WHIP								
<b>Jim Gott, R</b> (1,1) ERA: 4.14	7.0	L	30	9	4	4	7	2	0	0	0	0	0	42	50	5.14	1.571								
<b>Randy Moffitt, R</b> (8,1) ERA: 1.65	1.0		7	3	1	1	1	1	0	0	0	0	0	8	12	9.00	4.000								

AB	34
R	5
H	12
RBI	5
BB	3
SO	8
LOB	22



Batter	1	2	3	4	5	6	7	8	9	AB	R	H	RBI	BB	SO	LOB	TOP										
Damaso Garcia, R (1,4) OBP: 0.298, SLG: 0.356 Mickey Klutts, R (5,5) OBP: 0.324, SLG: 0.543	0-0 FC5-4 2B	0-0 BLK 1B	0-0 BB BB 1B 1B		0-0 FC6-4 1B	0-0 HR		0-0 HR	0-3 K	4	3	0	0	0	1												
Rance Mulliniks, L (1,5) OBP: 0.407, SLG: 0.510	0-0 E7 FC5-4 2-3	4-0 BB 1B	4-0 BB 1B BB		4-0 1B BB	0-0 HR		4-0 1B BB	0-0 F8	3	4	1	1	4	0	1											
Willie Upshaw, L (1,3) OBP: 0.367, SLG: 0.516 Barry Bonnell, R (5,7) OBP: 0.363, SLG: 0.451	0-0 F3	0-0 F7	4-0 1B BB		0-0 1B 1B	4-0 BB		0-0 WP 1B 1B	0-0 6-3	3	1	1	2	1	0	4											
Cliff Johnson, R (1,10) OBP: 0.402, SLG: 0.594 Hosken Powell, L (5,PH) OBP: 0.205, SLG: 0.205	0-0 FC5-4 FC4-6 1-2 3-H		K		0-0 1B 1B	0-0 F7		0-0 F5		3	0	1	3	0	1	1											
Lloyd Moseby, L (1,8) OBP: 0.350, SLG: 0.484	0-0 FC4-6 1-2		K		0-0 F7			0-0 WP 1B 1B		6	2	2	1	0	2	5											
Jorge Orta, L (1,9) OBP: 0.333, SLG: 0.458 Jesse Barfield, R (5,9) OBP: 0.244, SLG: 0.428		0-3 K	4-0 BB 2B BB		0-0 G4-6-3 1B	0-0 1-2 2-H 1B		0-0 1B HBP	0-3 K	3	1	2	1	1	1	0											
Ernie Whitt, L (1,2) OBP: 0.363, SLG: 0.477		0-0 HR	4-0 2B SF8 BB		0-0 F9	0-0 4-3		0-0 1B BB	4-0 1B BB	4	2	2	1	2	0	3											
Dave Collins, S (1,7) OBP: 0.282, SLG: 0.256		0-0 G3	0-0 1B BB 2B		0-0 G4-6-3 1-2			0-0 F8	0-0 1-3 2-H 1B	6	1	3	5	0	0	1											
Alfredo Griffin, S (1,6) OBP: 0.271, SLG: 0.359 Garth Iorg, R (5,4) OBP: 0.296, SLG: 0.314		0-0 1B BLK 1B	0-0 SF8		0-0 FC6-4 1B	0-0 F7		0-0 6-3	0-0 4-3	2	1	2	1	0	0	0											
<b>Inning Stats</b>	R: 1 E: 1 K: 0 S: 5	H: 1 LOB: 1 BB: 0 P: 5	R: 2 E: 0 K: 1 S: 8	H: 3 LOB: 2 BB: 1 P: 12	R: 6 E: 0 K: 2 S: 11	H: 4 LOB: 2 BB: 4 P: 27	R: 0 E: 0 K: 0 S: 3	H: 1 LOB: 0 BB: 0 P: 3	R: 3 E: 0 K: 0 S: 7	H: 4 LOB: 2 BB: 1 P: 11	R: 2 E: 0 K: 0 S: 5	H: 2 LOB: 1 BB: 1 P: 9	R: 1 E: 0 K: 1 S: 6	H: 2 LOB: 1 BB: 0 P: 7	R: 4 E: 0 K: 1 S: 9	H: 4 LOB: 2 BB: 2 P: 17	R: 0 E: 0 K: 1 S: 5	H: 0 LOB: 0 BB: 0 P: 5	1B: 14 2B: 3 3B: 0 HR: 4	SF: 1 SAC: 0 DP: 1 HBP: 1	WP: 1 PB: 0 SB: 0 CS: 0	PA: 57					
<b>PITCHER</b>	IP	WLS	BF	H	R	ER	SO	BB	IBB	HBP	BLK	WP	HR	S	P	ERA	WHIP										
Bob Stoddard, R (1,1) ERA: 5.18	2.1	L	15	5	5	4	2	2	0	0	1	0	1	17	25	15.43	3.000										
Roy Thomas, R (3,1) ERA: 4.35	0.1		7	3	4	4	0	3	0	0	0	0	0	4	16	108.00	18.000										
Mike Stanton, R (3,1) ERA: 4.68	2.1		12	5	3	3	1	1	0	0	0	0	0	13	17	11.57	2.571										
Manny Castillo, R (6,1) ERA: 23.63	2.2		19	8	7	7	2	3	0	1	0	1	3	19	32	23.62	4.125										
Bill Caudill, R (8,1) ERA: 3.89	1.1		4	0	0	0	1	0	0	0	0	0	0	6	6	0.00	0.000										

Toronto Blue Jays @ Seattle Mariners  
The Kingdome, Seattle, WA  
Sun Jun 26 1983, 6:33 AM EDT  
Att: 6,593 - Dome

AB	46
R	19
H	21
RBI	18
BB	9
SO	6
LOB	24



Batter	1	2	3	4	5	6	7	8	9	AB	R	H	RBI	BB	SO	LOB	BOTTOM										
Spike Owen, S (1,6) OBP: 0.500, SLG: 0.286	0-0 6-3		0-0 4-3		4-0 1B 1B BB		4-0 1B BB	0-0 1B		3	2	1	0	2	0	0											
Tony Bernazard, S (1,4) OBP: 0.319, SLG: 0.378 Domingo Ramos, R (6,4) OBP: 0.333, SLG: 0.404	4-0 FC5-4 BB		0-0 F9		0-0 1B 1B		0-0 F7	0-0 F1		2	0	1	1	1	0	0											
Ricky Nelson, L (1,9) OBP: 0.328, SLG: 0.430	0-0 FC5-4 1B		0-0 F7		0-0 FC5-4 1B		0-0 1B 1B		0-0 4-3 1B	5	1	3	2	0	0	1											
Pat Putnam, L (1,3) OBP: 0.300, SLG: 0.390	0-0 FC6-4 1B				0-0 G6-4-3 1B		0-0 K	0-0 G1-6-3 1B		5	0	3	1	0	1	3											
Jim Maier, R (1,10) OBP: 0.262, SLG: 0.189	0-0 FC6-4				0-0 G6-4-3 1-2		0-0 FC5-4 1-2	0-0 G1-6-3 1-2		5	0	0	0	0	0	8											
Jamie Allen, R (1,5) OBP: 0.348, SLG: 0.379		0-0 4-3			0-3 K		0-0 G3	0-0 FC4-6 SF7 1B	0-0 1B 2B	5	2	2	1	0	1	0											
Steve Henderson, R (1,7) OBP: 0.366, SLG: 0.409		0-0 5-3			0-0 FC4 1B		0-0 F9	0-0 FC4-6 1B	4-0 1B BB	4	0	2	0	1	0	0											
Dave Henderson, R (1,8) OBP: 0.311, SLG: 0.397		0-0 2B			0-0 FC4 2B 1B		4-0 BB	0-0 FC4-6 1B	0-0 1B	4	1	2	1	1	0	3											
Orlando Mercado, R (1,2) OBP: 0.246, SLG: 0.339		0-0 G3			0-0 1B 2B		0-0 F7	0-0 SF7 3-H	0-0 F8	4	1	1	1	0	0	4											
<b>Inning Stats</b>	R: 0 E: 0 K: 0 S: 4	H: 1 LOB: 2 BB: 1 P: 8	R: 0 E: 0 K: 0 S: 4	H: 1 LOB: 0 BB: 0 P: 4	R: 0 E: 0 K: 1 S: 5	H: 1 LOB: 0 BB: 0 P: 5	R: 3 E: 0 K: 1 S: 9	H: 4 LOB: 2 BB: 1 P: 13	R: 0 E: 0 K: 0 S: 3	H: 0 LOB: 1 BB: 1 P: 7	R: 1 E: 0 K: 0 S: 4	H: 2 LOB: 1 BB: 1 P: 8	R: 1 E: 0 K: 0 S: 6	H: 3 LOB: 2 BB: 0 P: 6	R: 2 E: 0 K: 0 S: 6	H: 3 LOB: 2 BB: 1 P: 10	1B: 12 2B: 3 3B: 0 HR: 0	SF: 1 SAC: 0 DP: 2 HBP: 0	WP: 0 PB: 0 SB: 0 CS: 0	PA: 45							
<b>PITCHER</b>	IP	WLS	BF	H	R	ER	SO	BB	IBB	HBP	BLK	WP	HR	S	P	ERA	WHIP										
Jim Acker, R (1,1) ERA: 3.38	6.0	W	27	7	3	3	2	3	0	0	0	0	0	10	14	4.50	1.667										
Roy Lee Jackson, R (7,1) ERA: 4.59	2.0		11	5	2	2	0	1	0	0	0	0	0	10	14	9.00	3.000										
Mike Morgan, R (9,1) ERA: 4.71	1.0		7	3	2	2	0	1	0	0	0	0	0	6	10	18.00	4.000										

Toronto Blue Jays @ Seattle Mariners  
The Kingdome, Seattle, WA  
Sun Jun 26 1983, 6:33 AM EDT  
Att: 6,593 - Dome

AB	39
R	7
H	15
RBI	7
BB	5
SO	2
LOB	22



Batter	1	2	3	4	5	6	7	8	9	AB	R	H	RBI	BB	SO	LOB	TOP								
Damaso Garcia, R (1, 4) OBP: 0.302, SLG: 0.355	0-0 CS 1B			4-0 G4-6-3 BB		0-0 FC6-4 1-2		0-0 F6		3	0	1	0	1	0	2	<b>Toronto Blue Jays @ Minnesota Twins</b> Hubert H. Humphrey Metrodome, Minneapolis, MN Tue Jun 28 1983, 8:05 PM EDT Att: 12,844 - Unknown - 68 F <a href="http://livebaseballscorecards.com">livebaseballscorecards.com</a>								
Rance Mulliniks, L (1, 5) OBP: 0.398, SLG: 0.497	0-3 K		0-0 G4-6-3		0-3 K		0-0 4-3		4	0	0	0	0	2	3										
Willie Upshaw, L (1, 3) OBP: 0.365, SLG: 0.524	0-0 4-3		0-0 F3		0-0 4-3		0-0 HR		4	1	1	1	0	0	1										
Cliff Johnson, R (1, 10) OBP: 0.404, SLG: 0.590		0-3 K			4-0 L9 1B BB		0-0 L7	0-0 1B	3	0	1	0	1	1	0										
Lloyd Moseby, L (1, 8) OBP: 0.352, SLG: 0.484		0-0 4-3			0-0 1-2 1B		0-0 E 1B	0-0 F5	4	0	2	0	0	0	1										
Ernie Whitt, L (1, 2) OBP: 0.355, SLG: 0.465		0-0 F8			0-0 L9 2-3		0-0 F9		4	0	0	0	0	1	3										
Barry Bonnell, R (1, 9) Hosken Powell, L (9, PH) OBP: 0.357, SLG: 0.444 OBP: 0.202, SLG: 0.203			0-0 F8		0-0 F7		0-0 E6 1-2	0-0 F6	3	0	0	0	0	0	3										
Dave Collins, S (1, 7) OBP: 0.282, SLG: 0.252			0-0 L6		0-0 L3		0-3 K	4-0 BB	3	0	0	0	1	1	4										
Alfredo Griffin, S (1, 6) Jorge Orta, L (9, PH) OBP: 0.276, SLG: 0.368 OBP: 0.330, SLG: 0.454			0-0 F7			0-0 FC6-4 1B		0-0 E 2B	3	1	2	0	0	0	0										
<b>Inning Stats</b>	R: 0 E: 0 K: 1 S: 5	H: 1 LOB: 0 BB: 0 P: 5	R: 0 E: 0 K: 1 S: 5	H: 0 LOB: 0 BB: 0 P: 5	R: 0 E: 0 K: 0 S: 3	H: 0 LOB: 0 BB: 0 P: 3	R: 0 E: 0 K: 0 S: 2	H: 0 LOB: 0 BB: 1 P: 6	R: 0 E: 0 K: 0 S: 4	H: 1 LOB: 2 BB: 1 P: 8	R: 0 E: 0 K: 1 S: 6	H: 1 LOB: 1 BB: 0 P: 6	R: 0 E: 1 K: 1 S: 7	H: 1 LOB: 2 BB: 0 P: 7	R: 2 E: 1 K: 0 S: 6	H: 3 LOB: 1 BB: 0 P: 6	R: 0 E: 0 K: 1 S: 5	H: 0 LOB: 1 BB: 1 P: 9	1B: 5 2B: 1 3B: 0 HR: 1	SF: 0 SAC: 0 DP: 1 HBP: 0	WP: 0 PB: 0 SB: 1 CS: 1	PA: 36			
<b>PITCHER</b>	IP	WLS	BF	H	R	ER	SO	BB	IBB	HBP	BLK	WP	HR	S	P	ERA	WHIP	<b>PITCHER</b>							
Ken Schrom, R (1, 1) ERA: 4.35	7.2	W	30	6	2	2	4	2	0	0	0	0	1	36	44	2.35	1.043								
Ron Davis, R (8, 1) ERA: 2.98	1.1	S	6	1	0	0	1	1	0	0	0	0	0	7	11	0.00	1.500								

Batter	1	2	3	4	5	6	7	8	9	AB	R	H	RBI	BB	SO	LOB	BOTTOM								
Rusty Kuntz, R (1, 8) OBP: 0.342, SLG: 0.303	0-0 1B	0-3 K			0-0 F9		0-0 FC2-5-6 BB 1B	4-0 BB		4	1	1	0	1	1	2	<b>Toronto Blue Jays @ Minnesota Twins</b> Hubert H. Humphrey Metrodome, Minneapolis, MN Tue Jun 28 1983, 8:05 PM EDT Att: 12,844 - Unknown - 68 F <a href="http://livebaseballscorecards.com">livebaseballscorecards.com</a>								
Ron Washington, R (1, 4) OBP: 0.287, SLG: 0.323	0-0 F7		0-0 F8 1B		0-0 5-3		0-0 F8	0-0 F7	5	0	1	0	0	0	4										
Gary Ward, R (1, 7) OBP: 0.324, SLG: 0.486	0-0 L4		0-3 K		0-0 1B		4-0 1B 2B BB		3	1	1	0	1	1	2										
Kent Hrbek, L (1, 3) OBP: 0.391, SLG: 0.528	0-0 F8		0-0 1B		0-0 1B		0-0 2B 1B		4	1	3	1	0	0	1										
Randy Bush, L (1, 10) OBP: 0.370, SLG: 0.508		0-0 F8	0-0 F8		0-0 4-3		0-0 2B	0-0 2B	4	0	1	2	0	0	4										
Tom Brunansky, R (1, 9) OBP: 0.289, SLG: 0.380		4-0 BB 2B BB	0-0 F9		0-0 4-3		0-0 F6	0-0 F7	3	1	0	0	1	0	3										
Gary Gaetti, R (1, 5) OBP: 0.306, SLG: 0.374		0-0 F9		0-3 K		0-0 F3		0-0 SH1-4 1B	4	0	1	0	0	1	1										
Ray Smith, R (1, 2) OBP: 0.357, SLG: 0.295		4-0 2B BB		0-0 4-3		0-0 1-3		0-0 SH1-4	2	1	0	0	1	0	0										
Houston Jimenez, R (1, 6) OBP: 0.214, SLG: 0.280		0-0 1-1 2H 2B		0-3 K		0-0 FC2-5-6 2B		0-0 F4	4	0	2	2	0	1	1										
<b>Inning Stats</b>	R: 0 E: 0 K: 0 S: 4	H: 1 LOB: 1 BB: 0 P: 4	R: 2 E: 0 K: 1 S: 6	H: 1 LOB: 2 BB: 2 P: 14	R: 0 E: 0 K: 1 S: 7	H: 2 LOB: 0 BB: 0 P: 7	R: 0 E: 0 K: 2 S: 7	H: 0 LOB: 0 BB: 0 P: 7	R: 0 E: 0 K: 0 S: 5	H: 2 LOB: 2 BB: 0 P: 5	R: 0 E: 0 K: 0 S: 3	H: 0 LOB: 0 BB: 0 P: 3	R: 3 E: 0 K: 0 S: 6	H: 3 LOB: 1 BB: 1 P: 10	R: 0 E: 0 K: 0 S: 4	H: 1 LOB: 2 BB: 1 P: 8	1B: 7 2B: 3 3B: 0 HR: 0	SF: 0 SAC: 1 DP: 0 HBP: 0	WP: 0 PB: 0 SB: 0 CS: 0	PA: 38					
<b>PITCHER</b>	IP	WLS	BF	H	R	ER	SO	BB	IBB	HBP	BLK	WP	HR	S	P	ERA	WHIP	<b>PITCHER</b>							
Dave Stieb, R (1, 1) ERA: 2.51	6.2	L	31	8	5	5	4	3	0	0	0	0	0	36	48	6.75	1.650								
Roy Lee Jackson, R (7, 1) ERA: 4.44	1.1		7	2	0	0	0	1	0	0	0	0	0	6	10	0.00	2.250								



Batter	1	2	3	4	5	6	7	8	9	AB	R	H	RBI	BB	SO	LOB	TOP			
Damaso Garcia, R (1,4) OBP: 0.305, SLG: 0.362										4	1	2	0	0	1	0	<b>Toronto Blue Jays @ Minnesota Twins</b> Hubert H. Humphrey Metrodome, Minneapolis, MN Wed Jun 29 1983, 8:05 PM EDT Att: 8,242 - Unknown - 69 F			
Rance Mulliniks, L (1,5) OBP: 0.389, SLG: 0.484										4	0	0	0	0	0	2				
Willie Upshaw, L (1,3) OBP: 0.363, SLG: 0.520										4	1	1	0	0	1	1				
Cliff Johnson, R (1,10) OBP: 0.410, SLG: 0.597										3	2	2	1	1	0	0				
Lloyd Moseby, L (1,8) OBP: 0.359, SLG: 0.498										4	0	3	2	0	1	1				
Ernie Whitt, L (1,2) OBP: 0.353, SLG: 0.460										4	0	1	1	0	1	3				
Jesse Barfield, R (1,9) OBP: 0.239, SLG: 0.418											4	0	0	0	0	3				
Dave Collins, S (1,7) OBP: 0.281, SLG: 0.252											4	0	1	0	0	2		2		
Alfredo Griffin, S (1,6) OBP: 0.271, SLG: 0.361										4	0	0	0	0	1	1				
<b>Inning Stats</b>	R: 0 E: 0 K: 1 S: 5	H: 1 LOB: 0 BB: 0 P: 5	R: 0 E: 0 K: 0 S: 4	H: 1 LOB: 1 BB: 0 P: 4	R: 0 E: 0 K: 3 S: 9	H: 0 LOB: 0 BB: 0 P: 9	R: 2 E: 0 K: 1 S: 9	H: 4 LOB: 2 BB: 0 P: 9	R: 0 E: 0 K: 2 S: 3	H: 0 LOB: 1 BB: 1 P: 11	R: 0 E: 0 K: 0 S: 3	H: 1 LOB: 0 BB: 0 P: 3	R: 2 E: 0 K: 0 S: 6	H: 3 LOB: 1 BB: 0 P: 6	R: 0 E: 0 K: 0 S: 3	H: 0 LOB: 0 BB: 0 P: 3	1B: 6 2B: 4 3B: 0 HR: 0	SF: 0 SAC: 0 DP: 0 HBP: 0	WP: 0 PB: 0 SB: 0 CS: 2	PA: 37
<b>PITCHER</b>	IP WLS BF H R ER SO BB IBB HBP BLK WP HR S P ERA WHIP	7.2 L 31 9 4 4 7 1 0 0 0 0 0 44 48 4.70 1.304	8.1 1.1 5 1 0 0 0 0 0 0 0 0 0 5 5 0.00 0.750	<b>PITCHER</b>																

AB	35
R	4
H	10
RBI	4
BB	1
SO	7
LOB	13



Batter	1	2	3	4	5	6	7	8	9	AB	R	H	RBI	BB	SO	LOB	BOTTOM					
Rusty Kuntz, R (1,8) OBP: 0.338, SLG: 0.300										4	0	1	0	0	1	0	<b>Toronto Blue Jays @ Minnesota Twins</b> Hubert H. Humphrey Metrodome, Minneapolis, MN Wed Jun 29 1983, 8:05 PM EDT Att: 8,242 - Unknown - 69 F					
Ron Washington, R (1,4) OBP: 0.286, SLG: 0.320										4	0	1	0	0	0	1						
Gary Ward, R (1,7) OBP: 0.329, SLG: 0.492										4	1	3	0	0	0	1						
Kent Hrbek, L (1,3) OBP: 0.389, SLG: 0.523										4	1	1	0	0	1	3						
Randy Bush, L (1,10) OBP: 0.373, SLG: 0.519										4	0	2	2	0	0	1						
Tom Brunansky, R (1,9) OBP: 0.285, SLG: 0.374										4	0	0	0	0	1	1						
Gary Gaetti, R (1,5) OBP: 0.309, SLG: 0.375										4	0	2	0	0	0	0						
Ray Smith, R (1,2) OBP: 0.342, SLG: 0.281											3	0	0	0	0	1		3				
Bobby Mitchell, L (9,PH) OBP: 0.357, SLG: 0.322											1	0	0	0	0	0						
Houston Jimenez, R (1,6) OBP: 0.194, SLG: 0.250										3	0	0	0	0	0	0						
<b>Inning Stats</b>	R: 2 E: 0 K: 0 S: 5	H: 3 LOB: 1 BB: 0 P: 5	R: 0 E: 0 K: 1 S: 5	H: 1 LOB: 0 BB: 0 P: 5	R: 0 E: 0 K: 0 S: 4	H: 1 LOB: 1 BB: 0 P: 4	R: 0 E: 0 K: 1 S: 7	H: 2 LOB: 2 BB: 0 P: 7	R: 0 E: 0 K: 2 S: 9	H: 2 LOB: 2 BB: 0 P: 9	R: 0 E: 0 K: 0 S: 3	H: 0 LOB: 0 BB: 0 P: 3	R: 0 E: 0 K: 0 S: 3	H: 0 LOB: 0 BB: 0 P: 3	R: 0 E: 0 K: 0 S: 4	H: 1 LOB: 1 BB: 0 P: 4	R: 0 E: 0 K: 0 S: 3	H: 0 LOB: 0 BB: 0 P: 3	1B: 8 2B: 2 3B: 1 HR: 0	SF: 0 SAC: 0 DP: 1 HBP: 0	WP: 1 PB: 0 SB: 0 CS: 0	PA: 35
<b>PITCHER</b>	IP WLS BF H R ER SO BB IBB HBP BLK WP HR S P ERA WHIP	9.0 W 35 10 2 2 4 0 0 0 0 1 0 43 43 2.00 1.111	<b>PITCHER</b>																			

AB	35
R	2
H	10
RBI	2
BB	0
SO	4
LOB	10



Batter	1	2	3	4	5	6	7	8	9	AB	R	H	RBI	BB	SO	LOB	TOP								
Damaso Garcia, R OBP: 0.308, SLG: 0.364 Mickey Klutts, R OBP: 0.308, SLG: 0.514	5-3		2B 1B	1-2 2-3 HR 1B	5-3		F4		F9	4	2	2	0	0	0	0									
Rance Mulliniks, L OBP: 0.390, SLG: 0.490 Garth Iorg, R OBP: 0.301, SLG: 0.319	K		1B 2B	1-2 2-3 HR 1B	5-3		1B 1B		G3	2	1	1	1	0	1	0									
Willie Upshaw, L OBP: 0.371, SLG: 0.535	E4		S 1B 2H	4-3 1B 2H	HR		1B 1-3			4	2	3	4	1	0	0									
Cliff Johnson, R OBP: 0.405, SLG: 0.586	1-3		4-3	5-3	FC5-4		G6-3 1B			5	0	1	1	0	0	3									
Lloyd Moseby, L OBP: 0.359, SLG: 0.498	5-3		S 1B BB	4-3			G6-3 1B 2B			4	2	1	0	1	0	2									
Hosken Powell, L OBP: 0.212, SLG: 0.203 Jesse Barfield, R OBP: 0.245, SLG: 0.417	S BB		1-2 2-3 K	BB BB	BB BB		2H 1B		5-3	0	0	0	0	1	0	0									
Dave Collins, S OBP: 0.284, SLG: 0.251	K		1-2 K	1B BB	BB BB		K		K	4	0	1	2	1	3	2									
Buck Martinez, R OBP: 0.373, SLG: 0.505	BB		2H 3H 1B	BB	BB		F7		K	3	1	1	0	2	1	1									
Alfredo Griffin, S OBP: 0.270, SLG: 0.355	4-3		BB G3	BB	BB		4-3		4-3	4	1	0	0	1	0	6									
<b>Inning Stats</b>	R: 0 E: 1 K: 1 S: 6	H: 0 LOB: 1 BB: 0 P: 6	R: 0 E: 0 K: 1 S: 5	H: 0 LOB: 2 BB: 2 P: 13	R: 4 E: 0 K: 1 S: 8	H: 4 LOB: 1 BB: 1 P: 12	R: 5 E: 0 K: 0 S: 7	H: 4 LOB: 3 BB: 4 P: 23	R: 0 E: 0 K: 0 S: 3	H: 0 LOB: 1 BB: 1 P: 7	R: 1 E: 0 K: 1 S: 7	H: 2 LOB: 1 BB: 0 P: 7	R: 1 E: 0 K: 0 S: 5	H: 3 LOB: 0 BB: 0 P: 5	R: 0 E: 0 K: 2 S: 7	H: 0 LOB: 0 BB: 0 P: 7	R: 0 E: 0 K: 0 S: 3	H: 0 LOB: 0 BB: 0 P: 3	1B: 9 2B: 3 3B: 0 HR: 1	SF: 0 SAC: 0 DP: 1 HBP: 0	WP: 0 PB: 0 SB: 3 CS: 0	PA: 47			
<b>PITCHER</b>	IP	WLS	BF	H	R	ER	SO	BB	IBB	HBP	BLK	WP	HR	S	P	ERA	WHIP								
Albert Williams, R ERA: 5.14	2.1	L	14	3	4	4	2	3	0	0	0	0	0	15	27	15.43	2.571								
Bryan Oelkers, L ERA: 8.37	0.2		5	3	3	3	1	1	0	0	0	0	0	6	10	40.50	6.000								
Jim Lewis, R ERA: 6.5	3.0		17	4	3	3	1	4	0	0	0	0	1	15	31	9.00	2.667								
Rick Lysander, R ERA: 3.16	2.0		8	3	1	1	2	0	0	0	0	0	0	12	12	4.50	1.500								
Len Whitehouse, L ERA: 2.69	1.0		3	0	0	0	0	0	0	0	0	0	0	3	3	0.00	0.000								

Toronto Blue Jays @ Minnesota Twins  
Hubert H. Humphrey Metrodome, Minneapolis, MN  
Thu Jun 30 1983, 4:33 AM EDT  
Att: 20,498 - Unknown - 69 F

AB 39  
R 11  
H 13  
RBI 11  
BB 8  
SO 6  
LOB 16



Batter	1	2	3	4	5	6	7	8	9	AB	R	H	RBI	BB	SO	LOB	BOTTOM								
Rusty Kuntz, R OBP: 0.333, SLG: 0.297	BB 2B 1B		K		6-3		L8			4	1	1	0	0	1	1									
Ron Washington, R OBP: 0.285, SLG: 0.318	F8		F9				1-3			4	0	1	0	0	0	2									
Gary Ward, R OBP: 0.329, SLG: 0.489 Darrell Brown, S OBP: 0.302, SLG: 0.304	2B BB		5-3				FC4-6 1B		F8	2	0	0	0	1	0	1									
Kent Hrbek, L OBP: 0.388, SLG: 0.524 Scott Uliger, R OBP: 0.206, SLG: 0.200	BB		5-3				4-3		K	3	0	1	1	0	0	1									
Randy Bush, L OBP: 0.365, SLG: 0.508	F2		3-1				4-3		K	4	0	0	0	0	1	3									
Tom Brunansky, R OBP: 0.288, SLG: 0.383	K		2B				HR 2B		6-3	4	1	2	0	0	1	2									
Gary Gaetti, R OBP: 0.308, SLG: 0.384	5-3		F7				HR		F8	4	1	1	2	0	0	1									
Ray Smith, R OBP: 0.338, SLG: 0.279	4-3		6-3				F9		FC6-4 1B	4	0	1	0	0	0	0									
Houston Jimenez, R OBP: 0.200, SLG: 0.281	4-3		1-3				2B		FC6-4	4	0	1	0	0	0	1									
<b>Inning Stats</b>	R: 1 E: 0 K: 1 S: 7	H: 2 LOB: 2 BB: 1 P: 11	R: 0 E: 0 K: 0 S: 3	H: 0 LOB: 0 BB: 0 P: 3	R: 0 E: 0 K: 1 S: 5	H: 0 LOB: 0 BB: 0 P: 5	R: 0 E: 0 K: 0 S: 4	H: 1 LOB: 1 BB: 0 P: 4	R: 0 E: 0 K: 0 S: 3	H: 0 LOB: 0 BB: 0 P: 3	R: 0 E: 0 K: 0 S: 4	H: 1 LOB: 1 BB: 0 P: 4	R: 2 E: 0 K: 0 S: 6	H: 3 LOB: 1 BB: 0 P: 6	R: 0 E: 0 K: 2 S: 7	H: 0 LOB: 0 BB: 0 P: 7	R: 0 E: 0 K: 0 S: 4	H: 1 LOB: 1 BB: 0 P: 4	1B: 3 2B: 4 3B: 0 HR: 1	SF: 0 SAC: 0 DP: 0 HBP: 0	WP: 0 PB: 0 SB: 0 CS: 0	PA: 36			
<b>PITCHER</b>	IP	WLS	BF	H	R	ER	SO	BB	IBB	HBP	BLK	WP	HR	S	P	ERA	WHIP								
Luis Leal, R ERA: 3.86	7.0	W	29	7	3	3	2	1	0	0	0	0	0	32	36	3.86	1.143								
Randy Moffitt, R ERA: 1.53	2.0		7	1	0	0	2	0	0	0	0	0	0	11	11	0.00	0.500								

Toronto Blue Jays @ Minnesota Twins  
Hubert H. Humphrey Metrodome, Minneapolis, MN  
Thu Jun 30 1983, 4:33 AM EDT  
Att: 20,498 - Unknown - 69 F

AB 35  
R 3  
H 8  
RBI 3  
BB 1  
SO 4  
LOB 12



Batter	1	2	3	4	5	6	7	8	9	AB	R	H	RBI	BB	SO	LOB	TOP										
<b>Spike Owen, S</b> OBP: 0.414, SLG: 0.560 (1, 6)	0-0 SH2 2B	0-0 F8		4-0 F9 1B BB	0-0 6-3		0-0 F7			4	2	1	0	1	0	3											
<b>Tony Bernazard, S</b> OBP: 0.326, SLG: 0.371 (1, 4)	0-0 SH2		0-0 F7	4-0 1B 2B BB	0-3 K		0-0 6-3			3	1	0	0	1	1	0											
<b>Ricky Nelson, L</b> OBP: 0.339, SLG: 0.463 (1, 9)	0-0 2B		0-0 1B	0-0 F9		0-0 1-3		0-0 4-3		5	1	2	1	0	0	2											
<b>Richie Zisk, R</b> OBP: 0.301, SLG: 0.402 <b>Jim Mauer, R</b> OBP: 0.287, SLG: 0.275 (6, PH)	0-0 5-3		0-0 1B 1B	0-0 2B 1B		0-0 5-3		0-0 5-3		3	2	2	2	0	0	1											
<b>Pat Putnam, L</b> OBP: 0.290, SLG: 0.380 (1, 3)	0-0 4-3		0-0 4-3	0-0 1B 2B		0-0 F9			0-0 4-3	5	1	1	1	0	0	2											
<b>Steve Henderson, R</b> OBP: 0.369, SLG: 0.409 <b>John Moses, S</b> OBP: 0.229, SLG: 0.100 (4, 7)		4-0 1B SF8 BB	0-0 1B	0-0 1-3			0-0 5-3		0-0 5-3	2	2	1	1	1	0	2											
<b>Jamie Allen, R</b> OBP: 0.354, SLG: 0.375 (1, 5)		0-0 1B	0-0 HR	0-0 1B			0-0 E6 BB		0-3 K	5	1	3	3	0	1	0											
<b>Dave Henderson, R</b> OBP: 0.306, SLG: 0.396 (1, 8)		0-0 SF8	0-0 HR	0-3 K			0-0 F9			3	1	1	3	0	1	2											
<b>Orlando Mercado, R</b> OBP: 0.259, SLG: 0.333 (1, 2)		0-3 K	0-0 4-3			0-0 F7		4-0 BB		3	0	0	0	1	1	1											
<b>Inning Stats</b>	R: 1 E: 0 K: 0 S: 5	H: 2 LOB: 1 BB: 0 P: 5	R: 1 E: 0 K: 1 S: 6	H: 1 LOB: 1 BB: 1 P: 10	R: 5 E: 0 K: 0 S: 8	H: 5 LOB: 0 BB: 0 P: 8	R: 4 E: 0 K: 1 S: 8	H: 3 LOB: 1 BB: 2 P: 16	R: 0 E: 0 K: 1 S: 5	H: 0 LOB: 0 BB: 0 P: 5	R: 0 E: 0 K: 0 S: 3	H: 0 LOB: 0 BB: 0 P: 3	R: 0 E: 1 K: 0 S: 4	H: 0 LOB: 2 BB: 1 P: 8	R: 0 E: 0 K: 0 S: 3	H: 0 LOB: 0 BB: 0 P: 3	R: 0 E: 0 K: 1 S: 5	H: 0 LOB: 0 BB: 0 P: 5	1B: 6 2B: 3 3B: 1 HR: 1	SF: 1 SAC: 1 DP: 0 HBP: 0	WP: 0 PB: 0 SB: 1 CS: 0	PA: 43					
<b>PITCHER</b>	IP	WLS	BF	H	R	ER	SO	BB	IBB	HBP	BLK	WP	HR	S	P	ERA	WHIP										
<b>Jim Gott, R</b> ERA: 4.6 (1, 1)	2.2	L	16	7	6	6	1	1	0	0	0	0	0	17	21	20.25	3.000										
<b>Mike Morgan, R</b> ERA: 5.4 (3, 1)	0.1		4	1	3	3	0	2	0	0	0	0	1	2	10	81.00	9.000										
<b>Dave Geisel, L</b> ERA: 5.66 (4, 1)	6.0		23	3	2	2	3	1	0	0	0	0	0	28	32	3.00	0.667										
Batter	1	2	3	4	5	6	7	8	9	AB	R	H	RBI	BB	SO	LOB	BOTTOM										
<b>Damaso Garcia, R</b> OBP: 0.306, SLG: 0.361 (1, 4)	0-0 6-3	0-0 L1			0-0 1B 1B	0-0 F7			0-0 6-3	5	1	1	0	0	0	4											
<b>Rance Mulliniks, L</b> OBP: 0.385, SLG: 0.488 (1, 5)	0-0 FC1-6 2B		0-0 G3		0-0 F4		0-3 K		0-0 4-3	5	0	1	0	0	1	1											
<b>Willie Upshaw, L</b> OBP: 0.371, SLG: 0.536 (1, 3)	0-0 FC1-6		0-0 F7		0-0 1B 1B		0-0 G3		0-0 2B	5	0	2	0	0	0	1											
<b>Jorge Orta, L</b> OBP: 0.333, SLG: 0.451 (1, 10)	0-0 1-3		0-0 F7		0-0 1B		0-0 1B		0-0 1-3	5	0	2	1	0	0	2											
<b>Lloyd Moseby, L</b> OBP: 0.354, SLG: 0.489 (1, 8)		0-0 4-3		0-0 F8	0-3 K		0-0 4-3			4	0	0	0	0	1	3											
<b>Ernie Whitt, L</b> OBP: 0.353, SLG: 0.464 <b>Buck Martinez, R</b> OBP: 0.369, SLG: 0.500 (7, 2)		0-0 3-1 1B 2B		0-0 E4 FC4-6		0-0 F9		0-0 F2		3	1	1	0	0	0	0											
<b>Hosken Powell, L</b> OBP: 0.213, SLG: 0.205 (1, 9)		0-0 3-1		0-0 FC4-6	1-2		0-0 BB 1B		0-0 3-1	4	0	1	0	0	0	2											
<b>Dave Collins, S</b> OBP: 0.294, SLG: 0.254 (1, 7)		4-0 1B BB		0-3 K		4-0 BB		0-0 1B		2	0	1	0	2	1	1											
<b>Alfredo Griffin, S</b> OBP: 0.270, SLG: 0.354 (1, 6)		0-0 1-3 3H 1B			0-0 F7		0-0 F6		0-0 F6	4	0	1	1	0	0	3											
<b>Inning Stats</b>	R: 0 E: 0 K: 0 S: 4	H: 1 LOB: 1 BB: 0 P: 4	R: 1 E: 0 K: 0 S: 5	H: 2 LOB: 2 BB: 1 P: 9	R: 0 E: 0 K: 0 S: 3	H: 0 LOB: 0 BB: 0 P: 3	R: 0 E: 1 K: 1 S: 6	H: 0 LOB: 1 BB: 0 P: 6	R: 1 E: 0 K: 1 S: 8	H: 3 LOB: 2 BB: 0 P: 8	R: 0 E: 0 K: 0 S: 4	H: 1 LOB: 2 BB: 1 P: 8	R: 0 E: 0 K: 1 S: 6	H: 1 LOB: 1 BB: 0 P: 6	R: 0 E: 0 K: 0 S: 4	H: 1 LOB: 1 BB: 0 P: 4	R: 0 E: 0 K: 0 S: 4	H: 1 LOB: 1 BB: 0 P: 4	1B: 7 2B: 3 3B: 0 HR: 0	SF: 0 SAC: 0 DP: 0 HBP: 0	WP: 0 PB: 0 SB: 0 CS: 0	PA: 40					
<b>PITCHER</b>	IP	WLS	BF	H	R	ER	SO	BB	IBB	HBP	BLK	WP	HR	S	P	ERA	WHIP										
<b>Jim Beattie, R</b> ERA: 4.12 (1, 1)	9.0	W	40	10	2	2	3	2	0	0	0	0	0	44	52	2.00	1.333										

Seattle Mariners @ Toronto Blue Jays  
Exhibition Stadium, Toronto, ON  
Fri Jul 01 1983, 3:33 AM EDT  
Att: 36,572 - Unknown

AB 37  
R 11  
H 11  
RBI 11  
BB 4  
SO 4  
LOB 13



Seattle Mariners @ Toronto Blue Jays  
Exhibition Stadium, Toronto, ON  
Fri Jul 01 1983, 3:33 AM EDT  
Att: 36,572 - Unknown

AB 38  
R 2  
H 10  
RBI 2  
BB 2  
SO 3  
LOB 17



Batter	1	2	3	4	5	6	7	8	9	AB	R	H	RBI	BB	SO	LOB	TOP								
<b>Spike Owen, S</b> OBP: 0.412, SLG: 0.500 (1, 6)	0-0 4-3	4-0 2B BB		4-0 2B BB		0-0 1-3		0-0 F7		3	1	0	0	2	0	0									
<b>Tony Bernazard, S</b> OBP: 0.330, SLG: 0.386 (1, 4)	0-0 PB SF9	0-0 F8		0-0 E8 2B		0-0		0-0 F7		5	1	3	0	0	0	2									
<b>Ricky Nelson, L</b> OBP: 0.341, SLG: 0.464 (1, 9)	4-0 PB 2B BB	0-0 1-H 2-H 2B		0-0 F8		0-0 F3			0-3 K	4	2	1	2	1	1	2									
<b>Richie Zisk, R</b> OBP: 0.305, SLG: 0.417 <b>Manny Castillo, S</b> OBP: 0.235, SLG: 0.279 (7, PR)	0-0 SF9	0-0		0-0 F9				0-0 G4-3 BB		3	0	2	2	0	0	0									
<b>Pat Putnam, L</b> OBP: 0.292, SLG: 0.385 (1, 3)	0-0 2-H 2B	0-0 1-3		0-0 1B		0-0 1B		0-0 F6		5	0	2	1	0	0	3									
<b>Jamie Allen, R</b> OBP: 0.357, SLG: 0.374 (1, 5)	0-0 5-3			0-0 F8		0-0 1-2 1B		4-0 BB		3	0	1	0	1	0	1									
<b>Dave Henderson, R</b> OBP: 0.305, SLG: 0.405 (1, 8)		0-0 HR		0-0 4-3		0-0 F3		0-3 K		4	1	1	1	0	1	4									
<b>John Moses, S</b> OBP: 0.231, SLG: 0.118 (1, 7)		0-0 S 2B 1B		0-0 F7		0-0 F4		0-3 K		4	1	1	0	0	1	4									
<b>Orlando Mercado, R</b> OBP: 0.252, SLG: 0.323 (1, 2)		0-3 K		0-0 F8		0-0 F2		0-0 5-3		4	0	0	0	0	1	1									
<b>Inning Stats</b>	R: 2 E: 0 K: 0 S: 5	H: 2 LOB: 1 BB: 1 P: 9	R: 4 E: 0 K: 1 S: 9	H: 4 LOB: 1 BB: 1 P: 13	R: 0 E: 0 K: 0 S: 3	H: 0 LOB: 0 BB: 0 P: 3	R: 0 E: 1 K: 0 S: 3	H: 1 LOB: 1 BB: 1 P: 7	R: 0 E: 0 K: 0 S: 5	H: 2 LOB: 0 BB: 0 P: 5	R: 0 E: 0 K: 0 S: 4	H: 1 LOB: 2 BB: 0 P: 4	R: 0 E: 0 K: 2 S: 8	H: 1 LOB: 1 BB: 1 P: 12	R: 0 E: 0 K: 0 S: 3	H: 0 LOB: 0 BB: 0 P: 3	R: 0 E: 0 K: 1 S: 4	H: 0 LOB: 0 BB: 1 P: 8	1B: 3 2B: 7 3B: 0 HR: 1	SF: 1 SAC: 0 DP: 1 HBP: 0	WP: 0 PB: 1 SB: 1 CS: 0	PA: 41			
<b>PITCHER</b>	IP	WLS	BF	H	R	ER	SO	BB	IBB	HBP	BLK	WP	HR	S	P	ERA	WHIP								
<b>Jim Acker, R</b> ERA: 4.42 (1, 1)	1.1		10	4	5	5	1	2	0	0	0	0	1	10	18	33.75	4.500								
<b>Doyle Alexander, R</b> ERA: 5.73 (2, 1)	4.2		20	6	1	1	0	1	0	0	0	0	0	19	23	1.93	1.500								
<b>Roy Lee Jackson, R</b> ERA: 4.19 (7, 1)	3.0	W	11	1	0	0	3	2	0	0	0	0	0	15	23	0.00	1.000								

Seattle Mariners @ Toronto Blue Jays  
Exhibition Stadium, Toronto, ON  
Sat Jul 02 1983, 3:33 AM EDT  
Att: 21,783 - Unknown

AB 35  
R 6  
H 11  
RBI 6  
BB 5  
SO 4  
LOB 17



Batter	1	2	3	4	5	6	7	8	9	AB	R	H	RBI	BB	SO	LOB	BOTTOM								
<b>Damaso Garcia, R</b> OBP: 0.307, SLG: 0.363 (1, 4)	4-0 1B BB		0-0 2B 2B	0-0 FC6-4		0-0 6-3		0-0 F9		4	1	1	1	1	0	3									
<b>Rance Mulliniks, L</b> OBP: 0.386, SLG: 0.488 <b>Garth Iorg, R</b> OBP: 0.301, SLG: 0.319 (5, PH)	0-0 L3 1B		0-0 F6		0-0 BB 1B 7-5 1B		0-0 F9		0-0 F4		2	0	1	0	0	1									
<b>Willie Upshaw, L</b> OBP: 0.372, SLG: 0.537 (1, 3)	0-0 L3		0-0	0-0	0-0 2B 1B		0-3 K		0-0 F8		5	1	2	1	0	2									
<b>Cliff Johnson, R</b> OBP: 0.405, SLG: 0.579 (1, 10)	0-0 5-3		0-0 F7		4-0 2B BB		0-0 4-3 SH1-3 1B		0-0 6-3		4	1	1	0	1	2									
<b>Lloyd Moseby, L</b> OBP: 0.352, SLG: 0.485 (1, 8)		0-0 4-3	0-0 4-3		0-0 7-5		0-0 SH1-3		0-0 S 1B		4	1	1	0	0	4									
<b>Jorge Orta, L</b> OBP: 0.345, SLG: 0.462 <b>Barry Bonnell, R</b> OBP: 0.362, SLG: 0.453 (5, PH)	0-0 4-3 WP 1B		0-0	0-0 FC5-4 BB 1B	0-0 1-H 2-H 2B 2B		0-0 4-3		0-0 1B		2	0	2	0	0	0									
<b>Ernie Whitt, L</b> OBP: 0.354, SLG: 0.461 <b>Buck Martinez, R</b> OBP: 0.372, SLG: 0.510 (5, PH)	0-0 4-3		0-0 4-3	0-0 FC5-4 BB	0-0 E 1B 2B		0-0 L6				1	0	0	0	1	0									
<b>Dave Collins, S</b> OBP: 0.293, SLG: 0.254 (1, 7)	0-0 6-3		0-0	0-3 K	0-0 E1 1B		0-0 1B				4	0	1	0	0	1									
<b>Alfredo Griffin, S</b> OBP: 0.273, SLG: 0.364 (1, 6)			0-0 2B 3B	0-0 FC5-4 FC6-4	0-0 1-3 1B		0-0 F1				4	1	2	1	0	3									
<b>Inning Stats</b>	R: 0 E: 0 K: 0 S: 3	H: 1 LOB: 1 BB: 1 P: 7	R: 0 E: 0 K: 0 S: 4	H: 1 LOB: 1 BB: 0 P: 4	R: 2 E: 0 K: 0 S: 6	H: 3 LOB: 1 BB: 0 P: 6	R: 0 E: 0 K: 1 S: 6	H: 1 LOB: 2 BB: 1 P: 10	R: 4 E: 1 K: 0 S: 7	H: 5 LOB: 2 BB: 1 P: 11	R: 0 E: 0 K: 1 S: 5	H: 0 LOB: 0 BB: 0 P: 5	R: 0 E: 0 K: 0 S: 4	H: 1 LOB: 1 BB: 0 P: 4	R: 0 E: 0 K: 0 S: 4	H: 1 LOB: 1 BB: 0 P: 4	R: 1 E: 0 K: 0 S: 4	H: 2 LOB: 1 BB: 0 P: 4	1B: 10 2B: 6 3B: 1 HR: 0	SF: 0 SAC: 1 DP: 2 HBP: 0	WP: 1 PB: 0 SB: 1 CS: 0	PA: 42			
<b>PITCHER</b>	IP	WLS	BF	H	R	ER	SO	BB	IBB	HBP	BLK	WP	HR	S	P	ERA	WHIP								
<b>Mike Moore, R</b> ERA: 7.11 (1, 1)	3.0		16	6	2	2	0	2	0	0	0	0	0	14	22	6.00	2.667								
<b>Bryan Clark, L</b> ERA: 3.44 (4, 1)	5.1		23	7	4	3	2	1	0	0	0	0	0	26	30	5.06	1.500								
<b>Bill Caudill, R</b> ERA: 3.74 (9, 1)	0.1	L	3	2	1	1	0	0	0	0	0	0	0	3	3	27.00	6.000								

Seattle Mariners @ Toronto Blue Jays  
Exhibition Stadium, Toronto, ON  
Sat Jul 02 1983, 3:33 AM EDT  
Att: 21,783 - Unknown

AB 38  
R 7  
H 15  
RBI 7  
BB 3  
SO 2  
LOB 23



Batter	1	2	3	4	5	6	7	8	9	AB	R	H	RBI	BB	SO	LOB	TOP					
<b>Spike Owen, S</b> (1, 6) OBP: 0.398, SLG: 0.438	F9			4-3		4-3		K		4	0	0	0	0	1	0						
<b>Tony Bernazard, S</b> (1, 4) OBP: 0.329, SLG: 0.388	L4			G3				F9		4	0	1	0	0	0	0						
<b>Ricky Nelson, L</b> (1, 9) OBP: 0.338, SLG: 0.481	5-3			F6		F6			HR	4	1	1	1	0	0	1						
<b>Richie Zisk, R</b> (1, 10) OBP: 0.304, SLG: 0.410		K			HR			4-3		3	1	0	0	1	1	0						
<b>Pat Putnam, L</b> (1, 3) OBP: 0.295, SLG: 0.403		4-3			HR			K		4	2	2	2	0	1	0						
<b>Jamie Allen, R</b> (1, 5) OBP: 0.354, SLG: 0.367		K			F5			5-3		3	0	0	0	1	1	1						
<b>Dave Henderson, R</b> (1, 8) OBP: 0.301, SLG: 0.399			K		K			E6		4	0	0	0	0	2	1						
<b>John Moses, S</b> (1, 7) OBP: 0.214, SLG: 0.108			4-3		K			4-3		3	0	0	0	0	1	1						
<b>Rick Sweet, S</b> (1, 2) OBP: 0.246, SLG: 0.248			6-3					4-3		3	0	0	0	0	0	0						
<b>Inning Stats</b>	R: 0 E: 0 K: 0 S: 3	H: 0 LOB: 0 BB: 0 P: 3	R: 0 E: 0 K: 2 S: 7	H: 0 LOB: 0 BB: 0 P: 7	R: 0 E: 0 K: 1 S: 5	H: 0 LOB: 0 BB: 0 P: 5	R: 0 E: 0 K: 0 S: 3	H: 0 LOB: 0 BB: 0 P: 3	R: 2 E: 0 K: 2 S: 8	H: 1 LOB: 0 BB: 1 P: 12	R: 0 E: 0 K: 0 S: 4	H: 1 LOB: 1 BB: 0 P: 4	R: 1 E: 1 K: 0 S: 5	H: 1 LOB: 1 BB: 0 P: 5	R: 0 E: 0 K: 1 S: 5	H: 0 LOB: 0 BB: 1 P: 5	R: 1 E: 0 K: 1 S: 6	H: 1 LOB: 1 BB: 1 P: 10	1B: 0 2B: 2 3B: 0 HR: 2	SF: 0 SAC: 0 DP: 0 HBP: 0	WP: 0 PB: 0 SB: 0 CS: 0	PA: 34
<b>PITCHER</b> <b>Dave Stieb, R</b> (1, 1) ERA: 2.54	IP: 9.0 WLS: L BF: 34 H: 4 R: 4 ER: 3 SO: 7	BB: 2 IBB: 0 HBP: 0 BLK: 0	WP: 0 HR: 2 S: 46 P: 54	ERA: 3.00 WHIP: 0.667																		

Seattle Mariners @ Toronto Blue Jays  
Exhibition Stadium, Toronto, ON  
Sun Jul 03 1983, 3:33 AM EDT  
Att: 32,161 - Unknown

AB 32  
R 4  
H 4  
RBI 3  
BB 2  
SO 7  
LOB 4



Batter	1	2	3	4	5	6	7	8	9	AB	R	H	RBI	BB	SO	LOB	BOTTOM					
<b>Damaso Garcia, R</b> (1, 4) OBP: 0.310, SLG: 0.365	6-3					4-3		F9		4	0	2	0	0	0	1						
<b>Rance Mulliniks, L</b> (1, 5) OBP: 0.383, SLG: 0.482				1B		3-1		G3-6-3		4	0	1	0	0	0	4						
<b>Willie Upshaw, L</b> (1, 3) OBP: 0.367, SLG: 0.529					G3			4-3		4	0	0	1	0	1	2						
<b>Cliff Johnson, R</b> (1, 10) OBP: 0.398, SLG: 0.567					1-3			K		4	0	0	0	0	1	2						
<b>Lloyd Moseby, L</b> (1, 8) OBP: 0.347, SLG: 0.477					1-3			G3		4	0	0	0	0	0	0						
<b>Ernie Whitt, L</b> (1, 2) OBP: 0.348, SLG: 0.453						F8		3-1		3	0	0	0	0	1	0						
<b>Barry Bonnell, R</b> (1, 9) OBP: 0.361, SLG: 0.451						K				3	0	1	0	0	1	0						
<b>Dave Collins, S</b> (1, 7) OBP: 0.289, SLG: 0.250						K				3	0	0	0	0	2	1						
<b>Alfredo Griffin, S</b> (1, 6) OBP: 0.278, SLG: 0.365					G3					2	1	1	0	0	0	0						
<b>Inning Stats</b>	R: 0 E: 0 K: 1 S: 6	H: 1 LOB: 1 BB: 0 P: 6	R: 0 E: 0 K: 1 S: 5	H: 0 LOB: 0 BB: 0 P: 5	R: 0 E: 0 K: 1 S: 6	H: 1 LOB: 1 BB: 0 P: 6	R: 0 E: 0 K: 0 S: 3	H: 0 LOB: 0 BB: 0 P: 3	R: 0 E: 0 K: 2 S: 7	H: 0 LOB: 0 BB: 0 P: 7	R: 1 E: 0 K: 1 S: 7	H: 2 LOB: 1 BB: 0 P: 7	R: 0 E: 0 K: 0 S: 4	H: 1 LOB: 1 BB: 0 P: 4	R: 0 E: 0 K: 0 S: 2	H: 0 LOB: 0 BB: 0 P: 3	R: 0 E: 0 K: 1 S: 3	H: 0 LOB: 0 BB: 0 P: 3	1B: 5 2B: 0 3B: 0 HR: 0	SF: 0 SAC: 0 DP: 1 HBP: 1	WP: 0 PB: 0 SB: 0 CS: 0	PA: 32
<b>PITCHER</b> <b>Glenn Abbott, R</b> (1, 1) ERA: 2.48	IP: 9.0 WLS: W BF: 32 H: 5 R: 1 ER: 1 SO: 6	BB: 0 IBB: 0 HBP: 1 BLK: 0	WP: 0 HR: 0 S: 43 P: 44	ERA: 1.00 WHIP: 0.556																		

Seattle Mariners @ Toronto Blue Jays  
Exhibition Stadium, Toronto, ON  
Sun Jul 03 1983, 3:33 AM EDT  
Att: 32,161 - Unknown

AB 31  
R 1  
H 5  
RBI 1  
BB 0  
SO 6  
LOB 10





Batter	1	2	3	4	5	6	7	8	9	AB	R	H	RBI	BB	SO	LOB	TOP																					
Mickey Rivers, L OBP: 0.279, SLG: 0.317	3-1		F4		2B		K		5-3	5	0	1	0	0	1	2																						
Wayne Tolleson, S OBP: 0.339, SLG: 0.378	3-1 1B		1B		F6		F7			4	0	2	0	0	0	2																						
Buddy Bell, R OBP: 0.341, SLG: 0.446	3-1 1-2		5-3		5-3				F8	4	0	0	0	0	0	3																						
Larry Parrish, R OBP: 0.352, SLG: 0.510	K				K		F8		2B	4	0	1	0	0	2	1																						
George Wright, S OBP: 0.334, SLG: 0.438		F6		HR			3B		F7	4	1	2	1	0	0	1																						
Pete O'Brien, L OBP: 0.319, SLG: 0.341		FC5-4 BB		1B			L4		K	3	0	1	0	1	1	2																						
Bill Sample, R OBP: 0.342, SLG: 0.421		FC5-4 BLK 1-2		F7			G3		2B	4	0	1	0	0	0	3																						
Jim Sundberg, R OBP: 0.259, SLG: 0.257		F5		K			F7		F9	3	0	0	0	0	1	2																						
Larry Blittner, L OBP: 0.329, SLG: 0.338		1-2								1	0	0	0	0	0	1																						
Bucky Dent, R OBP: 0.304, SLG: 0.320				F9						3	0	1	0	0	1	0																						
Bob Jones, L OBP: 0.500, SLG: 0.688					K				4-3	1	0	0	0	0	0	1																						
<b>Inning Stats</b>	R: 0 E: 0 K: 1 S: 6	H: 1 LOB: 1 BB: 0 P: 6	R: 0 E: 0 K: 0 S: 3	H: 0 LOB: 1 BB: 1 P: 7	R: 0 E: 0 K: 0 S: 4	H: 1 LOB: 1 BB: 0 P: 4	R: 1 E: 0 K: 2 S: 9	H: 2 LOB: 1 BB: 0 P: 9	R: 0 E: 0 K: 1 S: 6	H: 1 LOB: 1 BB: 0 P: 6	R: 0 E: 0 K: 1 S: 6	H: 1 LOB: 1 BB: 0 P: 6	R: 0 E: 0 K: 1 S: 6	H: 1 LOB: 1 BB: 0 P: 6	R: 0 E: 0 K: 0 S: 4	H: 1 LOB: 1 BB: 0 P: 4	1B: 4 2B: 3 3B: 1 HR: 1	SF: 0 SAC: 0 DP: 0 HBP: 0	WP: 0 PB: 0 SB: 0 CS: 0	PA: 37																		
<b>PITCHER</b>	IP	WLS	BF	H	R	ER	SO	BB	IBB	HBP	BLK	WP	HR	S	P	ERA	WHIP	<b>PITCHER</b>				IP	WLS	BF	H	R	ER	SO	BB	IBB	HBP	BLK	WP	HR	S	P	ERA	WHIP
Luis Leal, R ERA: 3.5	(1, 1)	7.1	W	31	8	1	1	5	1	0	0	1	0	1	40	44	1.23	1.227																				
Roy Lee Jackson, R ERA: 4.07	(8, 1)	1.2		6	1	0	0	1	0	0	0	0	0	0	8	8	0.00	0.600																				

Texas Rangers @ Toronto Blue Jays  
Exhibition Stadium, Toronto, ON  
Sat Jul 09 1983, 3:33 AM EDT  
Att: 26,234 - Unknown

AB	36
R	1
H	9
RBI	1
BB	1
SO	6
LOB	18



Batter	1	2	3	4	5	6	7	8	9	AB	R	H	RBI	BB	SO	LOB	BOTTOM																					
Damaso Garcia, R OBP: 0.318, SLG: 0.367	BB FC1-2 1B BB		F5		4-3 1B		1B			3	0	2	1	1	0	0																						
Rance Mulliniks, L OBP: 0.387, SLG: 0.500	F8		4-3		4-3		3H 1B		FC4-6 1B	4	0	1	0	0	0	2																						
Willie Upshaw, L OBP: 0.369, SLG: 0.536	FC1-2 1-2 1B		6-3		F9		FC4-6 1-2			4	0	1	0	0	0	1																						
Cliff Johnson, R OBP: 0.396, SLG: 0.557	FC1-2 1-2 2-3 BB				K		5-3		1-3	3	0	0	0	1	1	0																						
Lloyd Moseby, L OBP: 0.344, SLG: 0.474	FC1-2 1-2 2-3 3H				S E BB		5-3		K	3	1	0	0	1	1	3																						
Ernie Whitt, L OBP: 0.345, SLG: 0.438	F9				FC4-6 1-2 BB		G3		F8	3	0	0	0	1	0	3																						
Dave Collins, S OBP: 0.299, SLG: 0.262			F8		FC4-6 S HR				2B SF9 1B	3	2	1	0	0	0	1																						
Barry Bonnell, R OBP: 0.367, SLG: 0.476			F8		HR				SF9 1B 2B	3	2	2	2	0	0	0																						
Alfredo Griffin, S OBP: 0.274, SLG: 0.364			4-3		3-1				SF9	2	0	0	1	0	0	0																						
<b>Inning Stats</b>	R: 0 E: 0 K: 0 S: 4	H: 1 LOB: 3 BB: 2 P: 12	R: 0 E: 0 K: 0 S: 3	H: 0 LOB: 0 BB: 0 P: 3	R: 0 E: 0 K: 0 S: 3	H: 0 LOB: 0 BB: 0 P: 3	R: 3 E: 1 K: 1 S: 6	H: 1 LOB: 0 BB: 2 P: 14	R: 0 E: 0 K: 0 S: 3	H: 0 LOB: 0 BB: 0 P: 3	R: 0 E: 0 K: 0 S: 3	H: 0 LOB: 0 BB: 0 P: 3	R: 2 E: 0 K: 0 S: 6	H: 4 LOB: 1 BB: 0 P: 6	R: 0 E: 0 K: 1 S: 5	H: 0 LOB: 0 BB: 0 P: 5	1B: 5 2B: 1 3B: 0 HR: 1	SF: 1 SAC: 0 DP: 0 HBP: 0	WP: 0 PB: 0 SB: 2 CS: 0	PA: 33																		
<b>PITCHER</b>	IP	WLS	BF	H	R	ER	SO	BB	IBB	HBP	BLK	WP	HR	S	P	ERA	WHIP	<b>PITCHER</b>				IP	WLS	BF	H	R	ER	SO	BB	IBB	HBP	BLK	WP	HR	S	P	ERA	WHIP
Charlie Hough, R ERA: 3.35	(1, 1)	7.0	L	30	7	5	5	1	4	0	0	0	0	1	28	44	6.43	1.571																				
Dave Schmidt, R ERA: 3.06	(8, 1)	1.0		3	0	0	0	1	0	0	0	0	0	5	5	0.00	0.000																					

Texas Rangers @ Toronto Blue Jays  
Exhibition Stadium, Toronto, ON  
Sat Jul 09 1983, 3:33 AM EDT  
Att: 26,234 - Unknown

AB	28
R	5
H	7
RBI	4
BB	4
SO	2
LOB	10



Batter	1	2	3	4	5	6	7	8	9	AB	R	H	RBI	BB	SO	LOB	TOP										
Wayne Tolleson, S (1, 4) OBP: 0.332, SLG: 0.370	F9		4-3		F8		F6		FC4-6	5	0	0	0	0	0	2											
Bill Sample, R (1, 7) OBP: 0.343, SLG: 0.424	6-3		1B SF7 1B		1B		FC6-4 1B		K	5	3	2	0	0	1	2											
Buddy Bell, R (1, 5) OBP: 0.348, SLG: 0.456		3B 2B			FC4-6 1B		FC4 1B			4	1	4	2	0	0	0											
Larry Parrish, R (1, 9) OBP: 0.350, SLG: 0.515		2B 3B			SF7		FC4		K	3	0	1	2	0	1	2											
George Wright, S (1, 8) OBP: 0.330, SLG: 0.432	4-3		FC4-6						F8	4	0	0	0	0	0	2											
Pete O'Brien, L (1, 3) OBP: 0.315, SLG: 0.336		4-1			1-3		L6		F8	4	0	0	0	0	0	0											
Bob Jones, L (1, 10) OBP: 0.300, SLG: 0.611		5-3 HBP			4-3				F7	2	0	0	0	1	0	0											
Jim Sundberg, R (1, 2) OBP: 0.256, SLG: 0.253		5-3					F7			3	0	0	0	0	1	2											
Larry Blittner, L (9, PH) OBP: 0.337, SLG: 0.346		1-2			K				FC4-6 1B	1	0	1	0	0	0	0											
Jim Anderson, R (1, 6) OBP: 0.255, SLG: 0.229		4-3					F8		L4	2	0	0	0	0	0	1											
Mickey Rivers, L (7, PH) OBP: 0.284, SLG: 0.321										1	0	1	0	0	0	0											
Bucky Dent, R (7, 6) OBP: 0.304, SLG: 0.320										0	0	0	0	0	0	0											
Bill Stein, R (9, PH) OBP: 0.348, SLG: 0.447							FC6-4 1B			1	0	0	0	0	0	1											
<b>Inning Stats</b>	R: 1 E: 0 K: 0 S: 5	H: 2 LOB: 1 BB: 0 P: 5	R: 0 E: 0 K: 0 S: 3	H: 0 LOB: 1 BB: 0 P: 4	R: 1 E: 0 K: 0 S: 5	H: 2 LOB: 1 BB: 0 P: 5	R: 0 E: 0 K: 1 S: 5	H: 0 LOB: 0 BB: 0 P: 5	R: 1 E: 0 K: 0 S: 5	H: 2 LOB: 1 BB: 0 P: 7	R: 0 E: 0 K: 0 S: 3	H: 0 LOB: 0 BB: 0 P: 3	R: 0 E: 0 K: 1 S: 6	H: 1 LOB: 1 BB: 0 P: 6	1B: 6 2B: 2 3B: 1 HR: 0	SF: 1 SAC: 0 DP: 0 HBP: 1	WP: 0 PB: 0 SB: 1 CS: 0	PA: 38									
<b>PITCHER</b>	IP	WLS	BF	H	R	ER	SO	BB	IBB	HBP	BLK	WP	HR	S	P	ERA	WHIP										
Dave Stieb, R (1, 1) ERA: 2.62	6.0	W	26	6	3	3	1	1	0	1	0	0	0	26	31	4.50	1.167										
Roy Lee Jackson, R (7, 1) ERA: 4.09	2.0		9	3	1	1	1	0	0	0	0	0	0	11	11	4.50	1.500										
Randy Moffitt, R (9, 1) ERA: 1.38	1.0	S	3	0	0	0	1	0	0	0	0	0	0	5	5	0.00	0.000										

Texas Rangers @ Toronto Blue Jays  
Exhibition Stadium, Toronto, ON  
Sun Jul 10 1983, 3:33 AM EDT  
Att: 32,071 - Unknown

AB 35  
R 4  
H 9  
RBI 4  
BB 1  
SO 3  
LOB 12



Batter	1	2	3	4	5	6	7	8	9	AB	R	H	RBI	BB	SO	LOB	BOTTOM										
Damaso Garcia, R (1, 4) OBP: 0.323, SLG: 0.369	CS 1B				F9		F8			4	0	2	0	1	0	2											
Lloyd Moseby, L (1, 8) OBP: 0.342, SLG: 0.470	K				1-3					4	0	1	2	0	1	2											
Garth Iorg, R (1, 5) OBP: 0.302, SLG: 0.322							F8			3	0	1	0	0	0	1											
Rance Mulliniks, L (6, PH) OBP: 0.390, SLG: 0.500		L6					4-0 IBB			0	0	0	0	1	0	0											
Cliff Johnson, R (1, 10) OBP: 0.398, SLG: 0.554	FC6-4 HBP				K		1B		K	3	0	1	0	0	2	2											
Barry Bonnell, R (1, 7) OBP: 0.365, SLG: 0.472	FC6-4				F8					4	0	1	0	0	0	2											
Jesse Barfield, R (1, 9) OBP: 0.250, SLG: 0.440		5-3					2B 1B			4	1	2	1	0	0	0											
Willie Upshaw, L (1, 3) OBP: 0.371, SLG: 0.549							1-3 2B			4	2	2	1	0	0	2											
Buck Martinez, R (1, 2) OBP: 0.379, SLG: 0.544							4-3			3	1	2	2	0	0	0											
Dave Collins, S (6, PR) OBP: 0.299, SLG: 0.262					5-3					0	1	0	0	0	0	0											
Ernie Whitt, L (7, 2) OBP: 0.343, SLG: 0.435		2H HR					SH5-3 1B			1	0	0	0	0	0	0											
Alfredo Griffin, S (1, 6) OBP: 0.275, SLG: 0.364		1B SF7 1B			6-3		SH5-3 1B			3	1	1	0	0	1	0											
<b>Inning Stats</b>	R: 0 E: 0 K: 1 S: 6	H: 2 LOB: 2 BB: 0 P: 7	R: 3 E: 0 K: 0 S: 7	H: 4 LOB: 1 BB: 0 P: 7	R: 2 E: 0 K: 1 S: 7	H: 2 LOB: 0 BB: 0 P: 7	R: 0 E: 0 K: 0 S: 3	H: 0 LOB: 0 BB: 0 P: 3	R: 0 E: 0 K: 0 S: 5	H: 3 LOB: 2 BB: 0 P: 5	R: 1 E: 0 K: 1 S: 7	H: 2 LOB: 1 BB: 1 P: 11	R: 0 E: 0 K: 0 S: 3	H: 0 LOB: 0 BB: 0 P: 3	R: 0 E: 0 K: 1 S: 5	H: 0 LOB: 1 BB: 1 P: 9	1B: 7 2B: 3 3B: 0 HR: 3	SF: 1 SAC: 1 DP: 0 HBP: 1	WP: 0 PB: 0 SB: 0 CS: 1	PA: 38							
<b>PITCHER</b>	IP	WLS	BF	H	R	ER	SO	BB	IBB	HBP	BLK	WP	HR	S	P	ERA	WHIP										
Rick Honeycutt, L (1, 1) ERA: 1.85	5.1	L	27	12	6	6	2	0	0	1	0	0	0	30	31	10.12	2.250										
John Butcher, R (6, 1) ERA: 3.39	2.2		11	1	0	0	2	1	1	0	0	0	0	13	21	0.00	0.750										

Texas Rangers @ Toronto Blue Jays  
Exhibition Stadium, Toronto, ON  
Sun Jul 10 1983, 3:33 AM EDT  
Att: 32,071 - Unknown

AB 33  
R 6  
H 13  
RBI 6  
BB 2  
SO 4  
LOB 11





Batter	1	2	3	4	5	6	7	8	9	10	11	AB	R	H	RBI	BB	SO	LOB	TOP			
Damaso Garcia, R OBP: 0.329, SLG: 0.371	(1,4) X 0-0 G4-6-3 1B		(1,4) X 0-0 4-3		(1,4) X 0-0 FC4-6 1B BB	(1,4) X 0-0 1-3 1B		(1,4) X 0-0 L3-6 S 1B		(1,4) X 0-0 5-3	(1,4) X 0-0 F7	6	1	3	0	1	0	4				
Rance Mulliniks, L OBP: 0.369, SLG: 0.492	(1,5) X 0-0 G4-6-3 1-2 1B		(1,5) X 0-0 WP BB BB		(1,5) X 0-0 FC4-6 1B	(1,5) X 0-0 G3		(1,5) X 0-0 L3-6		(1,5) X 0-3 K		5	0	1	0	1	1	5				
Willie Upshaw, L OBP: 0.370, SLG: 0.550	(1,3) S 0-3 K		(1,3) X 0-0 F9		(1,3) X 0-0 FC4-6 FC 1B		(1,3) X 0-0 1B BB		(1,3) X 0-3 K		(1,3) X 0-0 1B	5	2	1	0	1	2	3				
Jorge Orta, L OBP: 0.364, SLG: 0.454	(1,10) X 0-0 4-3		(1,10) X 0-0 WP BB		(1,10) X 0-0 FC 1B		(1,10) X 0-0 F2		(1,10) X 0-0 2B BB		(1,10) X 0-0 FC1-5 1B BB	3	0	1	1	3	0	1				
Lloyd Moseby, L OBP: 0.349, SLG: 0.477	(1,8) X 0-0 1B BB		(1,8) X 0-0 4-3		(1,8) X 0-0 FC G4-6-3 1B		(1,8) X 0-0 1B BB SF7 1B		(1,8) X 0-0 2B BB		(1,8) X 0-0 FC1-5 1B 1B	5	2	3	1	1	0	4				
Ernie Whitt, L OBP: 0.343, SLG: 0.429	(1,2) X 0-0 1B 1B		(1,2) X 0-0 4-3		(1,2) X 0-0 G4-6-3 1-2 1B		(1,2) X 0-0 1B BB		(1,2) X 0-3 K		(1,2) X 0-0 FC1-5 F8 1B 1B	5	1	1	0	1	1	6				
Dave Collins, S OBP: 0.309, SLG: 0.275	(1,7) X 0-0 1B		(1,7) X 0-0 FC6-4 1B		(1,7) X 0-0 G3		(1,7) X 0-0 1B BB		(1,7) X 0-0 F8		(1,7) X 0-0 1B	6	0	4	2	0	0	1				
Barry Bonnell, R OBP: 0.359, SLG: 0.462	(1,9) X 0-0 L3		(1,9) X 0-0 FC6-4 S 1B		(1,9) X 0-0 F7		(1,9) X 0-0 SF7		(1,9) X 0-0 PB BB		(1,9) X 0-0 F8	4	0	0	1	1	0	5				
Alfredo Griffin, S OBP: 0.276, SLG: 0.363	(1,6) X 0-0 E3 WP		(1,6) X 0-0 3-1		(1,6) X 0-0 1B		(1,6) X 0-0 4-3		(1,6) X 0-0 FC1-5-6-2 1-3 1B		(1,6) X 0-0 1B	6	1	2	1	0	0	4				
<b>Inning Stats</b>	R: 0 E: 0 K: 1 S: 5	H: 1 LOB: 0 BB: 0 P: 5	R: 0 E: 0 K: 0 S: 4	H: 2 LOB: 2 BB: 1 P: 8	R: 1 E: 1 K: 0 S: 4	H: 0 LOB: 2 BB: 2 P: 12	R: 0 E: 0 K: 0 S: 4	H: 1 LOB: 1 BB: 0 P: 4	R: 1 E: 0 K: 0 S: 5	H: 2 LOB: 2 BB: 1 P: 9	R: 0 E: 0 K: 1 S: 5	H: 1 LOB: 0 BB: 1 P: 9	R: 0 E: 0 K: 1 S: 5	H: 0 LOB: 1 BB: 1 P: 9	R: 0 E: 0 K: 1 S: 5	H: 0 LOB: 1 BB: 1 P: 9	R: 3 E: 0 K: 0 S: 7	H: 4 LOB: 2 BB: 1 P: 11	1B: 14 2B: 2 3B: 1 HR: 0	SF: 1 SAC: 0 DP: 3 HBP: 0	WP: 2 PB: 1 SB: 2 CS: 0	PA: 55
<b>PITCHER</b>	IP ERA WLS BF H R ER SO BB IBB HBP BLK WP HR S P ERA WHIP	IP ERA WLS BF H R ER SO BB IBB HBP BLK WP HR S P ERA WHIP																				
Gaylord Perry, R ERA: 4.75	(1,1)	6.0	29	8	2	1	1	2	0	0	0	0	0	0	10	18	9.00	2.500				
Mike Armstrong, R ERA: 3.42	(7,1)	2.0	10	3	2	2	1	2	0	0	0	0	0	0	10	18	9.00	2.500				
Steve Renko, R ERA: 4.79	(9,1)	2.0	8	1	0	0	2	2	0	0	0	0	0	0	10	18	0.00	1.500				
Keith Creel, R ERA: 7.13	(11,1)	1.0	L	8	4	3	3	0	1	0	0	0	0	0	7	11	27.00	5.000				

Toronto Blue Jays @ Kansas City Royals  
 Royals Stadium, Kansas City, MO  
 Mon Jul 11 1983, 8:05 PM EDT  
 Att: 32,415 - Unknown - 95 F

livebaseballscorecards.com

AB 45  
 R 7  
 H 16  
 RBI 6  
 BB 9  
 SO 4  
 LOB 33



Batter	1	2	3	4	5	6	7	8	9	10	11	AB	R	H	RBI	BB	SO	LOB	BOTTOM							
Willie Wilson, S OBP: 0.328, SLG: 0.365	(1,8) X 0-0 CS 1B		(1,8) X 0-3 K		(1,8) X 0-3 K		(1,8) X 0-0 F5		(1,8) X 0-0 FC4-6 IBB		(1,8) X 0-0 4-3	5	0	1	0	1	2	2								
U L Washington, S OBP: 0.294, SLG: 0.322	(1,6) X 0-0 F7 1-2 1B		(1,6) X 0-0 4-3		(1,6) X 0-0 2B 1B		(1,6) X 0-3 K		(1,6) X 0-0 FC4-6 IBB		(1,6) X 0-0 F8	6	1	1	2	0	1	4								
George Brett, L OBP: 0.438, SLG: 0.682	(1,5) X 0-0 1B 1B		(1,5) X 0-0 1B 1B		(1,5) X 0-0 1H 2B		(1,5) X 0-0 L5		(1,5) X 0-0 1B IBB		(1,5) X 0-0 1B IBB	4	0	3	1	1	0	0								
Hal McRae, R OBP: 0.383, SLG: 0.473	(1,10) X 0-0 1B		(1,10) X 0-0 1B		(1,10) X 0-0 F8		(1,10) X 0-0 F8		(1,10) X 0-0 F9		(1,10) X 0-0 1B IBB	5	0	2	0	0	0	4								
Willie Aikens, L OBP: 0.390, SLG: 0.541	(1,3) X 0-0 G3		(1,3) X 0-0 F7		(1,3) X 0-3 K		(1,3) X 0-3 K		(1,3) X 0-3 K		(1,3) X 0-3 K	5	0	0	0	0	3	5								
Frank White, R OBP: 0.291, SLG: 0.416	(1,4) X 0-0 G3 4-3 1B		(1,4) X 0-0 F7		(1,4) X 0-0 CS 1B		(1,4) X 0-0 L7		(1,4) X 0-3 K		(1,4) X 0-0 K	5	0	2	0	0	1	0								
Pat Sheridan, L OBP: 0.253, SLG: 0.326	(1,9) X 0-0 4-3		(1,9) X 0-0 6-3		(1,9) X 0-3 K		(1,9) X 0-0 1B 2B		(1,9) X 0-0 G3		(1,9) X 0-0 K	5	1	1	0	0	1	2								
Cesar Geronimo, L OBP: 0.278, SLG: 0.304	(1,7) X 0-0 G3		(1,7) X 0-0 K		(1,7) X 0-0 F8		(1,7) X 0-0 2B FC4-6 1B		(1,7) X 0-0 2B FC4-6 1B		(1,7) X 0-0 2B	5	1	2	0	0	1	2								
John Wathan, R OBP: 0.326, SLG: 0.347	(1,2) X 0-0 6-3		(1,2) X 0-0 1B 2B		(1,2) X 0-0 F8		(1,2) X 0-0 FC4-6 1B 2B		(1,2) X 0-0 L3		(1,2) X 0-0 L3	5	1	2	1	0	0	2								
<b>Inning Stats</b>	R: 0 E: 0 K: 0 S: 5	H: 3 LOB: 2 BB: 0 P: 5	R: 0 E: 0 K: 0 S: 4	H: 1 LOB: 1 BB: 0 P: 4	R: 0 E: 0 K: 1 S: 7	H: 2 LOB: 7 BB: 0 P: 7	R: 0 E: 0 K: 1 S: 5	H: 0 LOB: 0 BB: 0 P: 5	R: 2 E: 0 K: 1 S: 5	H: 3 LOB: 1 BB: 0 P: 10	R: 0 E: 0 K: 1 S: 5	H: 1 LOB: 0 BB: 0 P: 5	R: 0 E: 0 K: 1 S: 5	H: 0 LOB: 0 BB: 0 P: 5	R: 0 E: 0 K: 1 S: 5	H: 0 LOB: 0 BB: 0 P: 5	R: 2 E: 0 K: 0 S: 6	H: 3 LOB: 3 BB: 2 P: 14	R: 0 E: 0 K: 2 S: 7	H: 0 LOB: 0 BB: 0 P: 7	R: 0 E: 0 K: 0 S: 4	H: 1 LOB: 1 BB: 0 P: 4	1B: 9 2B: 5 3B: 0 HR: 0	SF: 0 SAC: 0 DP: 0 HBP: 0	WP: 0 PB: 0 SB: 0 CS: 2	PA: 47
<b>PITCHER</b>	IP ERA WLS BF H R ER SO BB IBB HBP BLK WP HR S P ERA WHIP	IP ERA WLS BF H R ER SO BB IBB HBP BLK WP HR S P ERA WHIP																								
Jim Gott, R ERA: 4.56	(1,1)	4.2	22	9	2	2	3	0	0	0	0	0	0	0	18	18	0.00	0.300								
Joey McLaughlin, R ERA: 2.83	(5,1)	3.1	10	1	0	0	4	0	0	0	0	0	0	0	17	25	6.00	1.333								
Randy Moffitt, R ERA: 1.77	(9,1)	3.0	W	15	4	2	2	2	0	2	0	0	0	0	17	25	6.00	1.333								

Toronto Blue Jays @ Kansas City Royals  
 Royals Stadium, Kansas City, MO  
 Mon Jul 11 1983, 8:05 PM EDT  
 Att: 32,415 - Unknown - 95 F

livebaseballscorecards.com

AB 45  
 R 4  
 H 14  
 RBI 4  
 BB 2  
 SO 9  
 LOB 21






Batter	1	2	3	4	5	6	7	8	9	AB	R	H	RBI	BB	SO	LOB	TOP										
<b>Damaso Garcia, R</b> (1, 4) OBP: 0.331, SLG: 0.376	0-0 FC6-4 1B	0-0 5-3		0-0 FC 1B		0-0 2H 2B		0-0 L9		5	1	3	2	0	0	2											
<b>Lloyd Moseby, L</b> (1, 8) OBP: 0.346, SLG: 0.473	0-0 FC6-4 1B		0-0 4-3	0-0 FC 1B		0-0 F8			0-0 1B SF7 1B	5	1	1	0	0	0	3											
<b>Garth Iorg, R</b> (1, 5) OBP: 0.311, SLG: 0.341	0-0 FC6-4 1B									3	0	3	1	0	0	0											
<b>Rance Mulliniks, L</b> (7, PH) OBP: 0.385, SLG: 0.486	1-2 FC6-4 1B									2	0	0	0	0	0	1											
<b>Cliff Johnson, R</b> (1, 10) OBP: 0.399, SLG: 0.545	0-3 K		4-0 BB		0-0 F7				0-0 1B	4	0	1	0	1	2	2											
<b>George Bell, R</b> (1, 9) OBP: 0.333, SLG: 1.000	0-0 FC6-4				0-0 F8				0-0 SF7	3	0	0	0	0	0	4											
<b>Dave Collins, S</b> (7, PH) OBP: 0.310, SLG: 0.294	1-2 FC6-4								0-0 1B	1	0	1	1	0	0	0											
<b>Barry Bonnell, R</b> (1, 7) OBP: 0.357, SLG: 0.466		4-0 E 1B BB			0-0 F7				0-0 4-3	4	0	1	0	1	0	3											
<b>Willie Upshaw, L</b> (1, 3) OBP: 0.370, SLG: 0.551					0-0 F5				0-0 F8	4	1	1	0	0	0	3											
<b>Buck Martinez, R</b> (1, 2) OBP: 0.377, SLG: 0.560					0-0 F8				0-0 4-3																		
<b>Ernie Whitt, L</b> (8, PH) OBP: 0.344, SLG: 0.429	1-2 E 1B								0-0 F3	3	0	1	0	0	0	1											
<b>Alfredo Griffin, S</b> (1, 6) OBP: 0.279, SLG: 0.367					0-0 F3				0-0 P4	1	0	0	0	0	0	0											
<b>Inning Stats</b>	R: 0 E: 0 K: 1 S: 7	H: 2 LOB: 2 BB: 0 P: 7	R: 0 E: 1 K: 0 S: 4	H: 1 LOB: 2 BB: 1 P: 8	R: 0 E: 0 K: 0 S: 4	H: 1 LOB: 2 BB: 1 P: 8	R: 2 E: 0 K: 0 S: 6	H: 4 LOB: 2 BB: 0 P: 6	R: 0 E: 0 K: 0 S: 3	H: 0 LOB: 0 BB: 0 P: 3	R: 1 E: 0 K: 0 S: 5	H: 2 LOB: 1 BB: 0 P: 5	R: 0 E: 0 K: 1 S: 7	H: 2 LOB: 2 BB: 0 P: 7	R: 0 E: 0 K: 0 S: 3	H: 0 LOB: 0 BB: 0 P: 3	R: 1 E: 0 K: 0 S: 5	H: 2 LOB: 1 BB: 0 P: 5	1B: 10 2B: 4 3B: 0 HR: 0	SF: 1 SAC: 0 DP: 0 HBP: 0	WP: 0 PB: 0 SB: 0 CS: 0	PA: 42					
<b>PITCHER</b>	IP	WLS	BF	H	R	ER	SO	BB	IBB	HBP	BLK	WP	HR	S	P	ERA	WHIP										
<b>Larry Gura, L</b> (1, 1) ERA: 4.66	6.0	W	29	10	3	3	1	2	0	0	0	0	0	29	37	4.50	2.000										
<b>Dan Quisenberry, R</b> (7, 1) ERA: 1.94	3.0	S	13	4	1	1	1	0	0	0	0	0	0	15	15	3.00	1.333										

Toronto Blue Jays @ Kansas City Royals  
 Royals Stadium, Kansas City, MO  
 Wed Jul 13 1983, 8:05 PM EDT  
 Att: 32,352 - Unknown


AB	39
R	4
H	14
RBI	4
BB	2
SO	2
LOB	21



Batter	1	2	3	4	5	6	7	8	9	AB	R	H	RBI	BB	SO	LOB	BOTTOM										
<b>Willie Wilson, S</b> (1, 8) OBP: 0.325, SLG: 0.361	0-0 4-3		0-0 G3		0-0 2H 3H 1B	0-0 F8				4	0	1	1	0	0	2											
<b>John Wathan, R</b> (1, 2) OBP: 0.324, SLG: 0.346	0-0 5-3		0-0 F3		0-0 F8				0-0 1B	4	0	1	0	0	0	1											
<b>George Brett, L</b> (1, 5) OBP: 0.440, SLG: 0.703	0-0 3B				0-0 F8 3-1 2B	0-0 BB E 1B			0-0 3-1	4	2	3	0	0	0	0											
<b>Hal McRae, R</b> (1, 10) OBP: 0.380, SLG: 0.465	4-0 FC6-4 BB				0-0 F8	0-0 FC6 1B BB E			0-3 K	3	1	0	0	1	1	2											
<b>Willie Aikens, L</b> (1, 3) OBP: 0.396, SLG: 0.554	0-0 FC6-4				0-0 3-1	4-0 E 1B			0-0 3-1	2	0	0	1	1	0	2											
<b>Joe Simpson, L</b> (6, PR) OBP: 0.250, SLG: 0.225	1-2 FC6-4				0-0 3-1	1-2 2-3 3H BB			0-0 3-1	1	1	0	0	0	0	0											
<b>Frank White, R</b> (1, 4) OBP: 0.287, SLG: 0.409			0-0 F2		0-3 K	0-0 F7			0-0 1-3	4	0	0	0	0	1	3											
<b>Pat Sheridan, L</b> (1, 9) OBP: 0.272, SLG: 0.361			0-0 3-1			0-0 1B			0-0 FC5-4 E 1B	4	1	3	1	0	0	0											
<b>Cesar Geronimo, L</b> (1, 7) OBP: 0.259, SLG: 0.282			0-3 K			0-0 1B			0-0 E6 FC5-4	4	0	1	1	0	1	3											
<b>Onix Concepcion, R</b> (1, 6) OBP: 0.203, SLG: 0.232			0-0 1-3			0-0 1-3			0-0 FC5-4	3	0	0	1	0	0	4											
<b>Inning Stats</b>	R: 0 E: 0 K: 0 S: 4	H: 1 LOB: 2 BB: 1 P: 8	R: 0 E: 0 K: 1 S: 5	H: 0 LOB: 0 BB: 0 P: 5	R: 0 E: 0 K: 0 S: 3	H: 0 LOB: 0 BB: 0 P: 3	R: 1 E: 0 K: 1 S: 6	H: 1 LOB: 0 BB: 0 P: 6	R: 1 E: 0 K: 0 S: 5	H: 3 LOB: 1 BB: 0 P: 5	R: 3 E: 2 K: 0 S: 7	H: 2 LOB: 2 BB: 1 P: 11	R: 0 E: 0 K: 1 S: 5	H: 1 LOB: 0 BB: 0 P: 5	R: 0 E: 0 K: 0 S: 4	H: 1 LOB: 1 BB: 0 P: 4	1B: 6 2B: 1 3B: 2 HR: 0	SF: 0 SAC: 0 DP: 0 HBP: 0	WP: 0 PB: 0 SB: 0 CS: 0	PA: 35							
<b>PITCHER</b>	IP	WLS	BF	H	R	ER	SO	BB	IBB	HBP	BLK	WP	HR	S	P	ERA	WHIP										
<b>Jim Clancy, R</b> (1, 1) ERA: 3.71	8.0	L	35	9	5	2	3	2	0	0	0	0	0	39	47	2.25	1.375										

Toronto Blue Jays @ Kansas City Royals  
 Royals Stadium, Kansas City, MO  
 Wed Jul 13 1983, 8:05 PM EDT  
 Att: 32,352 - Unknown

AB	33
R	5
H	9
RBI	5
BB	2
SO	3
LOB	17



Batter	1	2	3	4	5	6	7	8	9	AB	R	H	RBI	BB	SO	LOB	TOP										
Damaso Garcia, R OBP: 0.332, SLG: 0.374 (1, 4)	0-0 1-3		0-0 F2		0-0 1B		4-0 HR BB		0-0 F7	4	1	1	0	1	0	1											
Garth Iorg, R OBP: 0.306, SLG: 0.335 Rance Mulliniks, L OBP: 0.386, SLG: 0.503 (7, PH) (7, 5)	0-0 F8		0-0 F6		0-0 F9		0-0 1B		0-0 F7	3	0	0	0	0	0	1											
Barry Bonnell, R OBP: 0.351, SLG: 0.457 (7, 7)	0-0 L6		0-0 F8		0-0 F9		0-0 5-3			4	0	0	0	0	0	0											
Cliff Johnson, R OBP: 0.401, SLG: 0.544 (1, 10)		0-0 FC6-4 BB FC3-6 1B		0-0 G6-3 1B		0-0 5-3		0-0 4-3		4	1	2	0	0	0	0											
George Bell, R OBP: 0.444, SLG: 0.875 Lloyd Moseby, L OBP: 0.347, SLG: 0.471 (7, 8)		4-0 FC6-4 BB 1-2		0-0 G6-3 1-2		0-0 1B		0-0 6-3		2	0	1	0	1	0	1											
Jesse Barfield, R OBP: 0.246, SLG: 0.426 (1, 9)		0-0 FC6-4 FC3-6 1-2 2-3		0-3 K		0-0 F9		0-0 6-3		4	0	0	0	0	1	3											
Willie Upshaw, L OBP: 0.369, SLG: 0.547 (1, 3)		0-0 FC3-6 HR 1-2 3-H		0-0 E9 WP FC4 1B		0-3 K		0-0 4-3		4	2	1	1	0	1	1											
Buck Martinez, R OBP: 0.389, SLG: 0.598 (1, 2)		0-0 HR 1-H		4-0 FC4 BB 2-3		0-0 5-3		0-0 2B 2B		3	2	2	2	1	0	0											
Alfredo Griffin, S OBP: 0.278, SLG: 0.369 (1, 6)		0-0 4-3		0-0 FC4 CS 1-2 3-H		0-0 E5 HR		0-0 2B 2-H		4	1	1	2	0	0	1											
<b>Inning Stats</b>	R: 0 E: 0 K: 0 S: 3	H: 0 LOB: 0 BB: 0 P: 3	R: 3 E: 0 K: 0 S: 5	H: 2 LOB: 0 BB: 1 P: 9	R: 0 E: 0 K: 0 S: 3	H: 0 LOB: 0 BB: 0 P: 3	R: 0 E: 0 K: 1 S: 5	H: 1 LOB: 0 BB: 0 P: 5	R: 1 E: 1 K: 0 S: 4	H: 2 LOB: 1 BB: 1 P: 8	R: 0 E: 0 K: 0 S: 4	H: 1 LOB: 1 BB: 0 P: 4	R: 3 E: 1 K: 1 S: 7	H: 1 LOB: 0 BB: 1 P: 11	R: 0 E: 0 K: 0 S: 3	H: 0 LOB: 0 BB: 0 P: 3	R: 1 E: 0 K: 0 S: 5	H: 2 LOB: 1 BB: 0 P: 5	1B: 5 2B: 2 3B: 0 HR: 2	SF: 0 SAC: 0 DP: 1 HBP: 0	WP: 1 PB: 0 SB: 0 CS: 1	PA: 38					
<b>PITCHER</b>	IP	WLS	BF	H	R	ER	SO	BB	IBB	HBP	BLK	WP	HR	S	P	ERA	WHIP	<b>PITCHER</b>									
Jerry Koosman, L ERA: 4.05 (1, 1)	6.2	L	28	6	6	5	2	3	0	0	0	1	1	29	41	6.75	1.350										
Dennis Lamp, R ERA: 3.54 (7, 1)	1.1		5	1	1	0	0	0	0	0	0	0	1	5	5	0.00	0.750										
Salome Barojas, R ERA: 3.41 (9, 1)	1.0		5	2	1	1	0	0	0	0	0	0	0	5	5	9.00	2.000										

Toronto Blue Jays @ Chicago White Sox  
Comiskey Park, Chicago, IL  
Thu Jul 14 1983, 8:05 PM EDT  
Att: 17,883 - Unknown - 89 F



Batter	1	2	3	4	5	6	7	8	9	AB	R	H	RBI	BB	SO	LOB	BOTTOM										
Rudy Law, L OBP: 0.333, SLG: 0.330 (1, 8)	0-0 4-3		0-0 F7		0-0 F3			0-0 F8		4	0	0	0	0	0	0											
Carlton Fisk, R OBP: 0.323, SLG: 0.502 Marc Hill, R OBP: 0.268, SLG: 0.295 (9, 2)	4-0 4-3 BB		0-0 F8		0-3 K		0-3 K		0-3 K	3	0	0	0	1	2	0											
Greg Walker, L OBP: 0.335, SLG: 0.490 (1, 3)	0-0 4-3 1-2		0-0 G3		0-0 F9		0-0 F5		0-0 F5	4	0	0	0	0	0	1											
Greg Luzinski, R OBP: 0.346, SLG: 0.462 (1, 10)	0-0 F9			0-0 1B 1B		0-3 K		0-0 F3		4	0	1	0	0	1	1											
Harold Baines, L OBP: 0.349, SLG: 0.408 (1, 9)		0-0 E1 BB		0-0 1B 1-2		0-3 K		0-0 F7		4	0	1	0	0	1	0											
Ron Kittle, R OBP: 0.315, SLG: 0.529 (1, 7)		0-0 F8		0-0 F9			0-0 F8			3	0	0	0	0	0	3											
Vance Law, R OBP: 0.303, SLG: 0.355 (1, 5)		4-0 1-2 BB		0-0 F8		0-3 K				2	0	0	0	1	1	2											
Jerry Dybzinski, R OBP: 0.294, SLG: 0.286 (1, 6)		0-0 F9		0-0 4-3			0-0 L4			3	0	0	0	0	0	4											
Julio Cruz, S OBP: 0.318, SLG: 0.327 (1, 4)		0-0 F9			0-0 F8			0-0 4-3		3	0	0	0	0	0	2											
<b>Inning Stats</b>	R: 0 E: 0 K: 0 S: 3	H: 0 LOB: 1 BB: 1 P: 7	R: 0 E: 1 K: 0 S: 4	H: 0 LOB: 2 BB: 1 P: 8	R: 0 E: 0 K: 0 S: 3	H: 0 LOB: 0 BB: 0 P: 3	R: 0 E: 0 K: 1 S: 5	H: 2 LOB: 2 BB: 0 P: 5	R: 0 E: 0 K: 2 S: 7	H: 0 LOB: 0 BB: 0 P: 7	R: 0 E: 0 K: 1 S: 5	H: 0 LOB: 0 BB: 0 P: 5	R: 0 E: 0 K: 1 S: 5	H: 0 LOB: 0 BB: 0 P: 5	R: 0 E: 0 K: 0 S: 3	H: 0 LOB: 0 BB: 0 P: 3	1B: 2 2B: 0 3B: 0 HR: 0	SF: 0 SAC: 0 DP: 0 HBP: 0	WP: 0 PB: 0 SB: 0 CS: 0	PA: 32							
<b>PITCHER</b>	IP	WLS	BF	H	R	ER	SO	BB	IBB	HBP	BLK	WP	HR	S	P	ERA	WHIP	<b>PITCHER</b>									
Luis Leal, R ERA: 3.25 (1, 1)	9.0	W	32	2	0	0	5	2	0	0	0	0	0	40	48	0.00	0.444										

Toronto Blue Jays @ Chicago White Sox  
Comiskey Park, Chicago, IL  
Thu Jul 14 1983, 8:05 PM EDT  
Att: 17,883 - Unknown - 89 F



Batter	1	2	3	4	5	6	7	8	9	AB	R	H	RBI	BB	SO	LOB	TOP					
Damaso Garcia, R OBP: 0.334, SLG: 0.376			4-3					F4		4	0	2	0	0	0	1	<p>Toronto Blue Jays @ Chicago White Sox Comiskey Park, Chicago, IL Fri Jul 15 1983, 8:05 PM EDT Att: 28,288 - Unknown - 86 F</p> <p>livebaseballscores.com</p> <p>AB 33 R 3 H 10 RBI 3 BB 3 SO 3 LOB 15</p>					
Rance Mulliniks, L OBP: 0.383, SLG: 0.495								4-3		3	0	0	0	1	0	3						
Willie Upshaw, L OBP: 0.368, SLG: 0.543										4	0	1	0	0	0	2						
Jorge Orta, L OBP: 0.362, SLG: 0.447	4-3									4	1	1	0	0	0	2						
Lloyd Moseby, L OBP: 0.349, SLG: 0.487										4	2	2	1	0	0	0						
Ernie Whitt, L OBP: 0.356, SLG: 0.441										2	0	2	0	2	0	0						
Dave Collins, S OBP: 0.309, SLG: 0.293										4	0	1	2	0	1	3						
Jesse Barfield, R OBP: 0.243, SLG: 0.420										3	0	0	0	0	2	0						
Cliff Johnson, R OBP: 0.399, SLG: 0.542										1	0	0	0	0	0	2						
Barry Bonnell, R OBP: 0.351, SLG: 0.457										0	0	0	0	0	0	0						
Alfredo Griffin, S OBP: 0.278, SLG: 0.367										4	0	1	0	0	0	2						
<b>Inning Stats</b>	R: 0 E: 0 K: 0 S: 4	H: 2 LOB: 1 BB: 0 P: 4	R: 0 E: 0 K: 0 S: 3	H: 1 LOB: 0 BB: 0 P: 3	R: 0 E: 0 K: 0 S: 3	H: 0 LOB: 0 BB: 0 P: 3	R: 0 E: 0 K: 0 S: 2	H: 0 LOB: 0 BB: 1 P: 6	R: 1 E: 0 K: 1 S: 6	H: 2 LOB: 0 BB: 0 P: 6	R: 0 E: 0 K: 0 S: 4	H: 1 LOB: 1 BB: 0 P: 4	R: 0 E: 0 K: 1 S: 5	H: 0 LOB: 1 BB: 1 P: 9	R: 0 E: 0 K: 1 S: 6	H: 1 LOB: 1 BB: 0 P: 6	R: 2 E: 0 K: 0 S: 6	H: 3 LOB: 2 BB: 1 P: 10	1B: 7 2B: 4 3B: 0 HR: 1	SF: 0 SAC: 0 DP: 3 HBP: 0	WP: 0 PB: 0 SB: 1 CS: 1	PA: 36
<b>PITCHER</b>	IP WLS BF H R ER SO BB IBB HBP BLK WP HR S P ERA WHIP																					
Richard Dotson, R ERA: 4.5	(1, 1)	8.1 L 34 10 3 3 3 2 1 0 0 0 1 37 49 3.24 1.440																				
Salome Barojas, R ERA: 3.35	(9, 1)	0.2 2 0 0 0 0 0 0 0 0 0 0 2 2 0.00 0.000																				

Batter	1	2	3	4	5	6	7	8	9	AB	R	H	RBI	BB	SO	LOB	BOTTOM					
Rudy Law, L OBP: 0.336, SLG: 0.333			F8					6-3		4	1	2	0	0	0	1	<p>Toronto Blue Jays @ Chicago White Sox Comiskey Park, Chicago, IL Fri Jul 15 1983, 8:05 PM EDT Att: 28,288 - Unknown - 86 F</p> <p>livebaseballscores.com</p> <p>AB 30 R 2 H 4 RBI 2 BB 2 SO 8 LOB 8</p>					
Carlton Fisk, R OBP: 0.326, SLG: 0.506										4	0	2	2	0	0	1						
Harold Baines, L OBP: 0.345, SLG: 0.403	4-3									4	0	0	0	0	0	2						
Greg Luzinski, R OBP: 0.342, SLG: 0.455										4	0	0	0	0	2	2						
Ron Kittle, R OBP: 0.311, SLG: 0.522										4	0	0	0	0	3	1						
Mike Squires, L OBP: 0.331, SLG: 0.276										3	0	0	0	0	1	0						
Vance Law, R OBP: 0.299, SLG: 0.349										3	0	0	0	0	1	0						
Jerry Dybzinski, R OBP: 0.295, SLG: 0.283										2	0	0	0	1	0	0						
Julio Cruz, S OBP: 0.318, SLG: 0.325										2	1	0	0	1	1	1						
<b>Inning Stats</b>	R: 0 E: 0 K: 0 S: 3	H: 1 LOB: 0 BB: 0 P: 3	R: 0 E: 0 K: 3 S: 9	H: 0 LOB: 0 BB: 0 P: 9	R: 0 E: 1 K: 1 S: 5	H: 0 LOB: 1 BB: 1 P: 9	R: 0 E: 0 K: 0 S: 3	H: 0 LOB: 0 BB: 0 P: 3	R: 0 E: 0 K: 1 S: 5	H: 0 LOB: 0 BB: 0 P: 5	R: 2 E: 0 K: 1 S: 7	H: 2 LOB: 1 BB: 1 P: 11	R: 0 E: 0 K: 1 S: 5	H: 0 LOB: 0 BB: 0 P: 5	R: 0 E: 0 K: 1 S: 5	H: 0 LOB: 0 BB: 0 P: 5		R: 0 E: 0 K: 0 S: 4	H: 1 LOB: 1 BB: 0 P: 4	1B: 3 2B: 1 3B: 0 HR: 0	SF: 0 SAC: 0 DP: 0 HBP: 0	WP: 0 PB: 0 SB: 0 CS: 1
<b>PITCHER</b>	IP WLS BF H R ER SO BB IBB HBP BLK WP HR S P ERA WHIP																					
Dave Stieb, R ERA: 2.62	(1, 1)	7.0 W 25 3 2 2 7 2 0 0 0 0 0 0 37 45 2.57 0.714																				
Joey McLaughlin, R ERA: 2.66	(8, 1)	2.0 W 7 1 0 0 1 0 0 0 0 0 0 0 9 9 0.00 0.500																				

Batter	1	2	3	4	5	6	7	8	9	AB	R	H	RBI	BB	SO	LOB	TOP		
Damaso Garcia, R OBP: 0.332, SLG: 0.373 (1, 4)	F7	K2-3		FC6-4			4-3			5	0	1	1	0	1	2	<b>Toronto Blue Jays @ Chicago White Sox</b> Comiskey Park, Chicago, IL Sat Jul 16 1983, 8:05 PM EDT Att: 34,243 - Cloudy - 80 F		
Garth Iorg, R OBP: 0.308, SLG: 0.337 (1, 5)			F6	K				6-3		2	1	1	0	0	0	0			
Rance Mulliniks, L OBP: 0.382, SLG: 0.489 (4, 5)	1B						2B			2	0	0	0	1	1	3			
Mickey Klutts, R OBP: 0.308, SLG: 0.514 (8, 5)	1B						BB			0	0	0	0	0	0	0			
Barry Bonnell, R OBP: 0.360, SLG: 0.467 (1, 8)	1B		WP	HR	1B	5-3	HBP		4-3	4	2	3	0	1	0	0			
Cliff Johnson, R OBP: 0.399, SLG: 0.550 (1, 10)	F5		HR				2B		F5	4	1	1	2	1	0	3			
George Bell, R OBP: 0.417, SLG: 0.727 (1, 7)			K				HBP			3	0	1	1	0	2	0			
Dave Collins, S OBP: 0.311, SLG: 0.291 (7, 7)	1-2		K						4-3	1	0	0	0	0	0	1			
Jesse Barfield, R OBP: 0.282, SLG: 0.414 (1, 9)	K		K			F6	F6			5	1	1	1	0	2	5			
Willie Upshaw, L OBP: 0.371, SLG: 0.552 (1, 3)		F3		1B	FC6-4	1B		F9		4	2	2	2	1	0	0			
Buck Martinez, R OBP: 0.389, SLG: 0.590 (1, 2)				F2			F3		F5	5	0	2	0	0	0	2			
Alfredo Griffin, S OBP: 0.280, SLG: 0.366 (1, 6)	K			FC6-4	1B		F3		FC6	4	0	1	0	1	1	3			
<b>Inning Stats</b>	R: 1 E: 0 K: 1 S: 8	H: 3 LOB: 2 BB: 0 P: 8	R: 0 E: 0 K: 2 S: 8	H: 1 LOB: 1 BB: 0 P: 8	R: 2 E: 0 K: 2 S: 9	H: 2 LOB: 1 BB: 0 P: 9	R: 1 E: 0 K: 1 S: 7	H: 2 LOB: 1 BB: 0 P: 7	R: 0 E: 0 K: 0 S: 3	H: 0 LOB: 0 BB: 1 P: 7	R: 0 E: 0 K: 0 S: 3	H: 1 LOB: 3 BB: 2 P: 12	R: 0 E: 0 K: 0 S: 4	H: 1 LOB: 2 BB: 1 P: 8	R: 3 E: 0 K: 0 S: 6	H: 3 LOB: 1 BB: 1 P: 10	1B: 10 2B: 1 3B: 0 HR: 2	SF: 0 SAC: 0 DP: 0 HBP: 1	WP: 1 PA: 45 CS: 0
<b>PITCHER</b>	IP WLS BF H R ER SO BB IBB HBP BLK WP HR S P ERA WHIP	IP WLS BF H R ER SO BB IBB HBP BLK WP HR S P ERA WHIP	IP WLS BF H R ER SO BB IBB HBP BLK WP HR S P ERA WHIP	IP WLS BF H R ER SO BB IBB HBP BLK WP HR S P ERA WHIP	IP WLS BF H R ER SO BB IBB HBP BLK WP HR S P ERA WHIP	IP WLS BF H R ER SO BB IBB HBP BLK WP HR S P ERA WHIP	IP WLS BF H R ER SO BB IBB HBP BLK WP HR S P ERA WHIP	IP WLS BF H R ER SO BB IBB HBP BLK WP HR S P ERA WHIP	IP WLS BF H R ER SO BB IBB HBP BLK WP HR S P ERA WHIP	IP WLS BF H R ER SO BB IBB HBP BLK WP HR S P ERA WHIP	IP WLS BF H R ER SO BB IBB HBP BLK WP HR S P ERA WHIP	IP WLS BF H R ER SO BB IBB HBP BLK WP HR S P ERA WHIP	IP WLS BF H R ER SO BB IBB HBP BLK WP HR S P ERA WHIP	IP WLS BF H R ER SO BB IBB HBP BLK WP HR S P ERA WHIP	IP WLS BF H R ER SO BB IBB HBP BLK WP HR S P ERA WHIP	IP WLS BF H R ER SO BB IBB HBP BLK WP HR S P ERA WHIP	IP WLS BF H R ER SO BB IBB HBP BLK WP HR S P ERA WHIP		
Britt Burns, L ERA: 3.86 (1, 1)	3.1	18	8	4	4	5	0	0	0	0	0	1	1	28	28	10.80	2.400		
Dick Tidrow, R ERA: 3.43 (4, 1)	4.1	19	2	0	0	2	3	1	1	0	0	0	0	18	35	0.00	1.154		
Juan Agosto, L ERA: 3.6 (8, 1)	1.0	L	6	2	3	3	0	1	0	0	0	0	1	5	9	27.00	3.000		
Salome Barojas, R ERA: 3.32 (9, 1)	0.1	2	1	0	0	0	0	0	0	0	0	0	0	2	2	0.00	3.000		

AB	39
R	7
H	13
RBI	7
BB	5
SO	7
LOB	19




Batter	1	2	3	4	5	6	7	8	9	AB	R	H	RBI	BB	SO	LOB	BOTTOM				
Rudy Law, L OBP: 0.345, SLG: 0.340 (1, 8)	4-3		FC3-6			E		1B		4	2	3	0	1	0	1	<b>Toronto Blue Jays @ Chicago White Sox</b> Comiskey Park, Chicago, IL Sat Jul 16 1983, 8:05 PM EDT Att: 34,243 - Cloudy - 80 F				
Julio Cruz, S OBP: 0.316, SLG: 0.323 (1, 4)	K		1-3			E1		1B		4	1	1	1	0	1	3					
Greg Walker, L OBP: 0.333, SLG: 0.487 (1, 3)	4-3					SF9				3	0	1	2	0	0	1					
Mike Squires, L OBP: 0.331, SLG: 0.276 (6, PR) (9, 3)	4-3					SF9				0	0	0	0	0	0	0					
Carlton Fisk, R OBP: 0.325, SLG: 0.504 (9, PH)	2-3					1-3				1	0	0	0	0	1	1					
Greg Luzinski, R OBP: 0.341, SLG: 0.463 (1, 10)	K					K				4	1	1	1	0	2	4					
Harold Baines, L OBP: 0.341, SLG: 0.399 (1, 9)			K			K				3	0	0	1	0	2	1					
Ron Kittle, R OBP: 0.310, SLG: 0.517 (1, 7)			F9			K				3	0	0	0	1	1	0					
Marc Hill, R OBP: 0.279, SLG: 0.305 (1, 2)			5-3			G6-4-3				4	0	2	0	0	0	2					
Vance Law, R OBP: 0.300, SLG: 0.349 (1, 5)						G6-4-3				3	0	1	0	0	1	2					
Jerry Hairston, S OBP: 0.336, SLG: 0.500 (9, PH)			FC6-4			1-2				1	0	0	0	0	0	0					
Jerry Dybzinski, R OBP: 0.291, SLG: 0.278 (1, 6)			FC6-4							3	0	0	0	0	0	2					
Tom Paciorek, R OBP: 0.307, SLG: 0.408 (9, PH)			FC6-4			4-3				1	1	1	0	0	0	0					
<b>Inning Stats</b>	R: 0 E: 0 K: 2 S: 8	H: 1 LOB: 1 BB: 0 P: 8	R: 0 E: 0 K: 1 S: 5	H: 0 LOB: 0 BB: 0 P: 5	R: 0 E: 0 K: 0 S: 4	H: 1 LOB: 1 BB: 0 P: 4	R: 1 E: 0 K: 2 S: 8	H: 1 LOB: 0 BB: 0 P: 8	R: 0 E: 0 K: 0 S: 3	H: 1 LOB: 0 BB: 0 P: 3	R: 1 E: 1 K: 1 S: 7	H: 1 LOB: 1 BB: 0 P: 7	R: 0 E: 0 K: 1 S: 6	H: 1 LOB: 1 BB: 0 P: 6	R: 2 E: 0 K: 0 S: 5	H: 2 LOB: 2 BB: 2 P: 13	R: 1 E: 0 K: 1 S: 7	H: 2 LOB: 1 BB: 0 P: 7	1B: 8 2B: 1 3B: 0 HR: 1	SF: 3 SAC: 0 DP: 1 HBP: 0	WP: 0 PA: 39 CS: 0
<b>PITCHER</b>	IP WLS BF H R ER SO BB IBB HBP BLK WP HR S P ERA WHIP	IP WLS BF H R ER SO BB IBB HBP BLK WP HR S P ERA WHIP	IP WLS BF H R ER SO BB IBB HBP BLK WP HR S P ERA WHIP	IP WLS BF H R ER SO BB IBB HBP BLK WP HR S P ERA WHIP	IP WLS BF H R ER SO BB IBB HBP BLK WP HR S P ERA WHIP	IP WLS BF H R ER SO BB IBB HBP BLK WP HR S P ERA WHIP	IP WLS BF H R ER SO BB IBB HBP BLK WP HR S P ERA WHIP	IP WLS BF H R ER SO BB IBB HBP BLK WP HR S P ERA WHIP	IP WLS BF H R ER SO BB IBB HBP BLK WP HR S P ERA WHIP	IP WLS BF H R ER SO BB IBB HBP BLK WP HR S P ERA WHIP	IP WLS BF H R ER SO BB IBB HBP BLK WP HR S P ERA WHIP	IP WLS BF H R ER SO BB IBB HBP BLK WP HR S P ERA WHIP	IP WLS BF H R ER SO BB IBB HBP BLK WP HR S P ERA WHIP	IP WLS BF H R ER SO BB IBB HBP BLK WP HR S P ERA WHIP	IP WLS BF H R ER SO BB IBB HBP BLK WP HR S P ERA WHIP	IP WLS BF H R ER SO BB IBB HBP BLK WP HR S P ERA WHIP					
Jim Gott, R ERA: 4.43 (1, 1)	5.0	20	5	2	1	5	0	0	0	0	0	1	30	16	9.00	1.000					
Roy Lee Jackson, R ERA: 4.35 (6, 1)	2.0	9	2	2	2	2	1	0	0	0	0	0	12	16	9.00	1.500					
Joey McLaughlin, R ERA: 2.61 (8, 1)	1.0	W	5	1	0	0	0	1	0	0	0	0	4	8	0.00	1.000					
Randy Moffitt, R ERA: 1.96 (9, 1)	1.0	S	5	2	1	1	0	0	0	0	0	0	7	7	9.00	2.000					


AB	34
R	5
H	10
RBI	5
BB	2
SO	8
LOB	17



Batter	1	2	3	4	5	6	7	8	9	AB	R	H	RBI	BB	SO	LOB	TOP			
Damaso Garcia, R (1, 4) OBP: 0.328, SLG: 0.368	F8			F9		4-3		L4-3		4	0	0	0	0	0	1	Toronto Blue Jays @ Chicago White Sox Comiskey Park, Chicago, IL Sun Jul 17 1983, 4:33 AM EDT Att: 30,140 - Cloudy - 89 F			
Garth Iorg, R (1, 5) OBP: 0.308, SLG: 0.348 Lloyd Moseby, L (9, PH) OBP: 0.351, SLG: 0.489	F8			K			4-3	3B	FC6-4 1-3	3	1	1	0	0	1	0				
Barry Bonnell, R (1, 8) OBP: 0.356, SLG: 0.461 Jorge Orta, L (9, PH) OBP: 0.359, SLG: 0.443	F8			4-3			4-3		1-3	3	0	0	1	0	0	0				
Cliff Johnson, R (1, 10) OBP: 0.401, SLG: 0.561		F7			6-3		HR		FC6-4 BB	3	1	1	1	1	0	0				
George Bell, R (1, 7) OBP: 0.375, SLG: 0.571		K			HBP		K		FC6-4 FC6-4	3	0	0	0	0	2	2				
Jesse Barfield, R (1, 9) OBP: 0.242, SLG: 0.408		F7			K				FC6-4	3	0	0	0	1	1	3				
Willie Upshaw, L (1, 3) OBP: 0.368, SLG: 0.547			1-3		K					3	0	0	0	0	2	2				
Buck Martinez, R (1, 2) OBP: 0.383, SLG: 0.580 Dave Collins, S (8, PH) OBP: 0.314, SLG: 0.295 Rance Mulliniks, L (8, 6) OBP: 0.382, SLG: 0.489			K			K		L4-3	1B	2	0	0	0	0	2	0				
Alfredo Griffin, S (1, 6) OBP: 0.278, SLG: 0.363 Ernie Whitt, L (8, PH) OBP: 0.355, SLG: 0.439			K			6-3		F7		2	0	0	0	0	1	0				
<b>Inning Stats</b>	R: 0 E: 0 K: 0 S: 3	H: 0 LOB: 0 BB: 0 P: 3	R: 0 E: 0 K: 1 S: 5	H: 0 LOB: 0 BB: 0 P: 5	R: 0 E: 0 K: 2 S: 7	H: 0 LOB: 0 BB: 0 P: 7	R: 0 E: 0 K: 1 S: 5	H: 0 LOB: 0 BB: 0 P: 5	R: 0 E: 0 K: 2 S: 7	H: 1 LOB: 1 BB: 0 P: 8	R: 2 E: 0 K: 2 S: 9	H: 2 LOB: 1 BB: 1 P: 13	R: 0 E: 0 K: 0 S: 3	H: 1 LOB: 0 BB: 0 P: 3	R: 0 E: 0 K: 0 S: 4	H: 1 LOB: 2 BB: 1 P: 8		1B: 2 2B: 1 3B: 1 HR: 1	SF: 0 SAC: 0 DP: 1 HBP: 1	WP: 0 PB: 0 SB: 0 CS: 0
<b>PITCHER</b>	IP WLS BF H R ER SO BB IBB HBP BLK WP HR S P ERA WHIP																			
Floyd Bannister, L (1, 1) ERA: 4.25	7.0 W 25 2 2 2 9 1 0 1 0 0 1 41 46 2.57 0.429																			
Dennis Lamp, R (8, 1) ERA: 3.46	2.0 S 8 2 0 0 0 1 0 0 0 0 0 7 11 0.00 1.500																			

Batter	1	2	3	4	5	6	7	8	9	AB	R	H	RBI	BB	SO	LOB	BOTTOM			
Rudy Law, L (1, 8) OBP: 0.338, SLG: 0.333	K	F9			1-3	G3		G4-6-1		5	0	0	0	0	1	6	Toronto Blue Jays @ Chicago White Sox Comiskey Park, Chicago, IL Sun Jul 17 1983, 4:33 AM EDT Att: 30,140 - Cloudy - 89 F			
Carlton Fisk, R (1, 2) OBP: 0.327, SLG: 0.516	F8			HR	1B PB		L5			4	2	2	1	0	0	0				
Greg Walker, L (1, 3) OBP: 0.343, SLG: 0.494 Mike Squires, L (7, PR) OBP: 0.331, SLG: 0.276	1B		F8		1B PB		6-3			4	0	3	0	0	0	0				
Greg Luzinski, R (1, 10) OBP: 0.340, SLG: 0.464	F8				G3		6-3			4	0	1	0	0	0	3				
Harold Baines, L (1, 9) OBP: 0.343, SLG: 0.408		HR		K	1-3					3	1	1	1	1	1	2				
Ron Kittle, R (1, 7) OBP: 0.313, SLG: 0.520	1B		K							4	0	2	0	0	2	3				
Vance Law, R (1, 5) OBP: 0.294, SLG: 0.342	K				F8		2-3		6-3	4	0	0	0	0	1	2				
Scott Fletcher, R (1, 6) OBP: 0.368, SLG: 0.437					L6				1B	3	0	2	0	1	0	0				
Julio Cruz, S (1, 4) OBP: 0.315, SLG: 0.322	F7				6-3		L6		G4-6-1	4	0	1	0	0	0	4				
<b>Inning Stats</b>	R: 0 E: 0 K: 1 S: 6	H: 1 LOB: 1 BB: 0 P: 6	R: 1 E: 0 K: 1 S: 8	H: 3 LOB: 2 BB: 0 P: 8	R: 1 E: 0 K: 2 S: 9	H: 2 LOB: 1 BB: 0 P: 9	R: 0 E: 0 K: 0 S: 3	H: 0 LOB: 0 BB: 0 P: 3	R: 1 E: 0 K: 0 S: 5	H: 2 LOB: 1 BB: 0 P: 5	R: 0 E: 0 K: 0 S: 4	H: 1 LOB: 2 BB: 1 P: 8	R: 0 E: 0 K: 1 S: 6	H: 1 LOB: 2 BB: 1 P: 10	R: 0 E: 0 K: 0 S: 4	H: 2 LOB: 1 BB: 0 P: 4		1B: 8 2B: 2 3B: 0 HR: 2	SF: 0 SAC: 0 DP: 1 HBP: 0	WP: 0 PB: 1 SB: 0 CS: 0
<b>PITCHER</b>	IP WLS BF H R ER SO BB IBB HBP BLK WP HR S P ERA WHIP																			
Doyle Alexander, R (1, 1) ERA: 5.56	4.1 L 21 8 3 2 4 0 0 0 0 0 2 29 29 4.15 1.846																			
Jim Acker, R (5, 1) ERA: 4.04	3.2 16 4 0 0 1 1 1 0 0 0 0 16 24 0.00 1.364																			

Batter	1	2	3	4	5	6	7	8	9	AB	R	H	RBI	BB	SO	LOB	TOP			
Willie Wilson, S (1, 8) OBP: 0.324, SLG: 0.359	0-0 4-3		0-0 4-3		0-0 6-3			0-0 L9		4	0	0	0	0	0	0	<b>Kansas City Royals @ Toronto Blue Jays</b> Exhibition Stadium, Toronto, ON Mon Jul 18 1983, 7:05 PM EDT Att: 26,178 - Unknown - 82 F <a href="http://livebaseballscorecards.com">livebaseballscorecards.com</a>			
U L Washington, S (1, 6) OBP: 0.295, SLG: 0.325	0-0 L7		4-0 2B BB		0-0 L6			4-0 BB		2	1	0	0	2	0	0				
George Brett, L (1, 5) OBP: 0.441, SLG: 0.725	0-0 L9		0-0 1-H 2B			0-0 HR		0-0 L8		4	1	2	2	0	0	1				
Hal McRae, R (1, 10) OBP: 0.375, SLG: 0.466		0-0 1B 1B	0-0 L4			0-0 5-3		0-0 L8		4	0	1	0	0	0	2				
Willie Aikens, L (1, 3) OBP: 0.398, SLG: 0.534		0-0 1-2 1B		0-0 6-3		0-0 6-3			0-0 F8	4	0	1	0	0	0	0				
Amos Otis, R (1, 9) OBP: 0.315, SLG: 0.359		0-3 K		0-0 1B		0-3 K			0-0 5-3	4	0	1	0	0	2	2				
Frank White, R (1, 4) OBP: 0.276, SLG: 0.393		0-0 F8		0-0 F8			0-0 6-3		0-0 5-3	4	0	0	0	0	0	3				
Pat Sheridan, L (1, 7) OBP: 0.286, SLG: 0.378		0-0 F7		0-0 G3			0-0 F7			3	0	0	0	0	0	3				
John Wathan, R (1, 2) OBP: 0.324, SLG: 0.341			0-0 F8		0-0 6-3			0-0 F8		3	0	0	0	0	0	0				
<b>Inning Stats</b>	R: 0 E: 0 K: 0 S: 3	H: 0 LOB: 0 BB: 0 P: 3	R: 0 E: 0 K: 1 S: 7	H: 2 LOB: 2 BB: 0 P: 7	R: 1 E: 0 K: 0 S: 4	H: 1 LOB: 1 BB: 1 P: 8	R: 0 E: 0 K: 0 S: 4	H: 1 LOB: 0 BB: 0 P: 4	R: 0 E: 0 K: 1 S: 6	H: 0 LOB: 0 BB: 0 P: 3	R: 0 E: 0 K: 0 S: 3	H: 0 LOB: 1 BB: 1 P: 7	R: 0 E: 0 K: 0 S: 3	H: 0 LOB: 0 BB: 0 P: 3	R: 0 E: 0 K: 0 S: 3	H: 0 LOB: 0 BB: 0 P: 3		1B: 3 2B: 1 3B: 0 HR: 1	SF: 0 SAC: 0 DP: 0 HBP: 0	WP: 0 PB: 0 SB: 1 CS: 0
<b>PITCHER</b> Jim Clancy, R (1, 1) ERA: 3.59	IP: 9.0 WLS: W BF: 34 H: 5 R: 2 ER: 2 SO: 2 BB: 2 IBB: 0 HBP: 0 BLK: 0 WP: 0 HR: 1 S: 36 P: 44 ERA: 2.00 WHIP: 0.778															<b>PITCHER</b>				

Batter	1	2	3	4	5	6	7	8	9	AB	R	H	RBI	BB	SO	LOB	BOTTOM			
Damaso Garcia, R (1, 4) OBP: 0.330, SLG: 0.370	0-0 4-3		0-0 3B 1B	0-0 2B 1B		0-0 6-3				4	2	2	0	0	0	0	<b>Kansas City Royals @ Toronto Blue Jays</b> Exhibition Stadium, Toronto, ON Mon Jul 18 1983, 7:05 PM EDT Att: 26,178 - Unknown - 82 F <a href="http://livebaseballscorecards.com">livebaseballscorecards.com</a>			
Lloyd Moseby, L (1, 8) OBP: 0.356, SLG: 0.502	0-0 1B 2B		0-0 1-H SF9 3B	4-0 2B BB		0-0 F6				3	3	2	1	1	0	0				
Garth Iorg, R (1, 5) OBP: 0.310, SLG: 0.349	0-0 G6-4-3 1B		0-0 5-3	0-0 F9		0-3 K				2	0	1	1	0	0	1				
Rance Mulliniks, L (4, PH) OBP: 0.379, SLG: 0.484	2-H G6-4-3 1B									2	0	0	0	0	1	2				
Cliff Johnson, R (1, 10) OBP: 0.404, SLG: 0.564	0-0 G6-4-3		4-0 BB	0-0 1B 2B		0-0 6-3				2	1	1	2	1	0	1				
Jorge Orta, L (7, PH) OBP: 0.357, SLG: 0.440	1-2			1-H 2-H 1B 2B		0-0 5-3				1	0	0	0	0	0	0				
Barry Bonnell, R (5, 9) (6, 7) OBP: 0.358, SLG: 0.468		0-0 E 2B	0-0 SF9	0-0 2-H 1B		0-0 6-3				3	0	2	2	0	0	0				
George Bell, R (1, 9) OBP: 0.333, SLG: 0.500		0-0 E5	0-0 L6	0-3 K		0-3 K				2	0	0	0	0	0	2				
Dave Collins, S (4, PH) OBP: 0.311, SLG: 0.292	2-3									2	0	0	0	0	2	1				
Willie Upshaw, L (1, 3) OBP: 0.368, SLG: 0.543	0-0 F5			1-0 HR HBP	0-0 L9			0-0 F9		2	1	0	0	0	0	2				
Jesse Barfield, R (6, 9) OBP: 0.241, SLG: 0.406										1	0	0	0	0	0	0				
Buck Martinez, R (1, 2) OBP: 0.380, SLG: 0.593	0-0 F6			1-H HR	0-0 F4			0-0 6-3		4	1	1	2	0	0	2				
Alfredo Griffin, S (1, 6) OBP: 0.275, SLG: 0.358	0-0 F7			0-0 F5	0-0 F9			0-0 6-3		4	0	0	0	0	0	2				
<b>Inning Stats</b>	R: 1 E: 0 K: 0 S: 4	H: 2 LOB: 0 BB: 0 P: 4	R: 0 E: 1 K: 0 S: 5	H: 1 LOB: 2 BB: 0 P: 5	R: 2 E: 0 K: 0 S: 5	H: 2 LOB: 1 BB: 1 P: 9	R: 5 E: 0 K: 1 S: 9	H: 4 LOB: 1 BB: 1 P: 14	R: 0 E: 0 K: 1 S: 3	H: 0 LOB: 0 BB: 0 P: 3	R: 0 E: 0 K: 1 S: 5	H: 0 LOB: 0 BB: 0 P: 5	R: 0 E: 0 K: 1 S: 5	H: 0 LOB: 0 BB: 0 P: 5	R: 0 E: 0 K: 0 S: 3	H: 0 LOB: 0 BB: 0 P: 3	1B: 4 2B: 3 3B: 1 HR: 1	SF: 1 SAC: 0 DP: 1 HBP: 1	WP: 0 PB: 0 SB: 1 CS: 0	PA: 36
<b>PITCHER</b> Larry Gura, L (1, 1) ERA: 4.95	IP: 3.1 WLS: L BF: 19 H: 7 R: 6 ER: 6 SO: 1 BB: 1 IBB: 0 HBP: 1 BLK: 0 WP: 1 HR: 1 S: 17 P: 22 ERA: 16.20 WHIP: 2.400															<b>PITCHER</b>				
Mike Armstrong, R (4, 1) ERA: 3.56	3.2 BF: 14 H: 2 R: 2 ER: 2 SO: 3 BB: 1 IBB: 0 HBP: 0 BLK: 0 WP: 0 HR: 0 S: 19 P: 23 ERA: 4.91 WHIP: 0.818															<b>PITCHER</b>				
Keith Creel, R (8, 1) ERA: 6.98	1.0 BF: 3 H: 0 R: 0 ER: 0 SO: 0 BB: 0 IBB: 0 HBP: 0 BLK: 0 WP: 0 HR: 0 S: 3 P: 3 ERA: 0.00 WHIP: 0.000															<b>PITCHER</b>				









Batter	1	2	3	4	5	6	7	8	9	AB	R	H	RBI	BB	SO	LOB	TOP					
Damaso Garcia, R (1,4) OBP: 0.330, SLG: 0.375										3	0	1	0	0	1	0	<p>Toronto Blue Jays @ Texas Rangers Arlington Stadium, Arlington, TX Thu Jul 21 1983, 8:05 PM EDT Att: 18,323 - Unknown</p> <p>livebaseballscores.com</p>					
Lloyd Moseby, L (1,8) OBP: 0.367, SLG: 0.518										4	0	2	1	0	0	1						
Garth Iorg, R (1,5) OBP: 0.303, SLG: 0.340										4	0	0	0	0	0	5						
Cliff Johnson, R (1,3) OBP: 0.399, SLG: 0.549										4	0	1	1	0	1	1						
Barry Bonnell, R (1,7) OBP: 0.353, SLG: 0.466										4	0	0	0	0	0	3						
George Bell, R (1,9) OBP: 0.250, SLG: 0.320										3	0	0	0	0	1	0						
Jesse Barfield, R (1,10) OBP: 0.234, SLG: 0.394										3	0	0	0	0	0	1						
Buck Martinez, R (1,2) OBP: 0.384, SLG: 0.581										2	1	0	0	1	1	0						
Alfredo Griffin, S (1,6) OBP: 0.274, SLG: 0.355										3	1	1	0	0	1	0						
<b>Inning Stats</b>	R: 0 E: 0 K: 0 S: 4	H: 1 LOB: 1 BB: 0 P: 4	R: 0 E: 0 K: 0 S: 2	H: 0 LOB: 0 BB: 0 P: 3	R: 0 E: 0 K: 1 S: 5	H: 0 LOB: 0 BB: 0 P: 5	R: 0 E: 0 K: 1 S: 5	H: 0 LOB: 0 BB: 0 P: 5	R: 0 E: 0 K: 0 S: 3	H: 0 LOB: 0 BB: 0 P: 3	R: 2 E: 1 K: 0 S: 6	H: 3 LOB: 2 BB: 1 P: 10	R: 0 E: 0 K: 2 S: 7	H: 0 LOB: 0 BB: 0 P: 7	R: 0 E: 0 K: 1 S: 6	H: 1 LOB: 1 BB: 0 P: 6	R: 0 E: 0 K: 0 S: 3	H: 0 LOB: 0 BB: 0 P: 3	1B: 4 2B: 1 3B: 0 HR: 0	SF: 0 SAC: 1 DP: 1 HBP: 1	WP: 0 PB: 0 SB: 1 CS: 1	PA: 33
<b>PITCHER</b> Frank Tanana, L (1,1) ERA: 2.42	IP: 9.0 WLS: W BF: 33	H: 5 R: 2 ER: 2 SO: 5	BB: 1 IBB: 0 HBP: 1 BLK: 0	WP: 0 HR: 0 S: 41 P: 46	ERA: 2.00 WHIP: 0.667	<b>PITCHER</b>										IP: 9.0 WLS: W BF: 33	H: 5 R: 2 ER: 2 SO: 5	BB: 1 IBB: 0 HBP: 1 BLK: 0	WP: 0 HR: 0 S: 41 P: 46	ERA: 2.00 WHIP: 0.667		

Batter	1	2	3	4	5	6	7	8	9	AB	R	H	RBI	BB	SO	LOB	BOTTOM					
Wayne Tolleson, S (1,4) OBP: 0.331, SLG: 0.353 (8,6)										3	1	0	0	0	0	0	<p>Toronto Blue Jays @ Texas Rangers Arlington Stadium, Arlington, TX Thu Jul 21 1983, 8:05 PM EDT Att: 18,323 - Unknown</p> <p>livebaseballscores.com</p>					
Pete O'Brien, L (1,3) OBP: 0.321, SLG: 0.340										3	1	2	1	1	0	1						
Buddy Bell, R (1,5) OBP: 0.326, SLG: 0.424										4	0	0	0	0	0	4						
Larry Parrish, R (1,9) OBP: 0.358, SLG: 0.551										4	1	4	1	0	0	0						
George Wright, S (1,8) OBP: 0.325, SLG: 0.437										4	0	1	0	0	0	4						
Dave Hostetler, R (1,10) OBP: 0.299, SLG: 0.332										4	0	0	0	0	3	1						
Bill Sample, R (1,7) OBP: 0.345, SLG: 0.421										4	0	1	0	0	1	0						
Bob Johnson, R (1,2) OBP: 0.278, SLG: 0.357										3	0	1	0	0	0	1						
Bucky Dent, R (1,6) OBP: 0.306, SLG: 0.326										2	0	1	0	0	0	1						
Bob Jones, L (7, PH) OBP: 0.371, SLG: 0.452										1	0	0	0	0	1	0						
Bill Stein, R (8,4) OBP: 0.308, SLG: 0.393										0	0	0	0	0	0	0						
<b>Inning Stats</b>	R: 0 E: 0 K: 0 S: 4	H: 1 LOB: 2 BB: 1 P: 8	R: 0 E: 0 K: 2 S: 8	H: 1 LOB: 1 BB: 0 P: 8	R: 0 E: 0 K: 1 S: 5	H: 2 LOB: 2 BB: 0 P: 5	R: 0 E: 0 K: 1 S: 5	H: 0 LOB: 0 BB: 0 P: 5	R: 0 E: 0 K: 0 S: 4	H: 1 LOB: 1 BB: 0 P: 4	R: 1 E: 0 K: 0 S: 5	H: 3 LOB: 1 BB: 0 P: 5	R: 2 E: 1 K: 1 S: 7	H: 2 LOB: 1 BB: 0 P: 7	R: 0 E: 0 K: 1 S: 5	H: 0 LOB: 0 BB: 0 P: 5	R: 0 E: 0 K: 0 S: 3	H: 0 LOB: 0 BB: 0 P: 3	1B: 6 2B: 4 3B: 0 HR: 0	SF: 0 SAC: 1 DP: 1 HBP: 0	WP: 0 PB: 0 SB: 0 CS: 0	PA: 34
<b>PITCHER</b> Jim Gott, R (1,1) ERA: 4.19	IP: 8.0 WLS: L BF: 34	H: 10 R: 3 ER: 1 SO: 5	BB: 1 IBB: 0 HBP: 0 BLK: 0	WP: 0 HR: 0 S: 43 P: 47	ERA: 1.12 WHIP: 1.375	<b>PITCHER</b>										IP: 8.0 WLS: L BF: 34	H: 10 R: 3 ER: 1 SO: 5	BB: 1 IBB: 0 HBP: 0 BLK: 0	WP: 0 HR: 0 S: 43 P: 47	ERA: 1.12 WHIP: 1.375		



Batter	1	2	3	4	5	6	7	8	9	AB	R	H	RBI	BB	SO	LOB	TOP			
Dave Collins, S (1, 7) OBP: 0.319, SLG: 0.308	0-3 K		0-3 K		0-0 1B		0-0 G1			4	0	1	0	0	2	1	<p>Toronto Blue Jays @ Texas Rangers Arlington Stadium, Arlington, TX Sat Jul 23 1983, 8:05 PM EDT Att: 43,705 - Unknown</p> <p>livebaseballscorecards.com</p> <p>AB 35 R 3 H 8 RBI 3 BB 1 SO 3 LOB 11</p> 			
Rance Mulliniks, L (1, 5) OBP: 0.381, SLG: 0.480	0-0 6-3			0-0 2B	0-0 1B		0-0 F9			4	1	2	0	0	0					
Lloyd Moseby, L (1, 8) OBP: 0.362, SLG: 0.507	0-0 F7			0-0 L9	0-0 L6			0-0 F8		4	0	0	0	0	0	3				
Willie Upshaw, L (1, 3) OBP: 0.369, SLG: 0.538		0-0 F7		4-0 2B	0-0 4-3			0-0 P6		3	1	0	0	1	0	2				
Jorge Orta, L (1, 10) OBP: 0.350, SLG: 0.427		0-0 4-3		0-0 2B	0-0 4-3		0-0 4-3	0-3 K		4	1	1	1	0	1	0				
Ernie Whitt, L (1, 2) OBP: 0.354, SLG: 0.452		0-0 G3		0-0 2B	0-0 G3				0-0 L6	4	0	1	2	0	0	0				
Barry Bonnell, R (1, 9) OBP: 0.355, SLG: 0.461			0-0 4-3	0-0 FC6-5-4					0-0 3-1	4	0	2	0	0	0	1				
Garth Iorg, R (1, 4) OBP: 0.300, SLG: 0.335			0-0 4-3	0-0 F9			0-0 G3		0-0 3-1	4	0	0	0	0	0	3				
Alfredo Griffin, S (1, 6) OBP: 0.279, SLG: 0.362					0-0 4-3			0-0 4-3	0-0 F8	4	0	1	0	0	0	1				
<b>Inning Stats</b>	R: 0 E: 0 K: 1 S: 5	H: 0 LOB: 0 BB: 0 P: 5	R: 0 E: 0 K: 0 S: 3	H: 0 LOB: 0 BB: 0 P: 3	R: 0 E: 0 K: 1 S: 6	H: 1 LOB: 1 BB: 0 P: 6	R: 3 E: 0 K: 0 S: 6	H: 3 LOB: 1 BB: 1 P: 10	R: 0 E: 0 K: 0 S: 5	H: 2 LOB: 2 BB: 0 P: 5	R: 0 E: 0 K: 0 S: 4	H: 1 LOB: 1 BB: 0 P: 4	R: 0 E: 0 K: 0 S: 3	H: 0 LOB: 0 BB: 0 P: 3	R: 0 E: 0 K: 1 S: 5	H: 1 LOB: 1 BB: 0 P: 4	1B: 4 2B: 3 3B: 1 HR: 0	SF: 0 SAC: 0 DP: 0 HBP: 0	WP: 0 PB: 0 SB: 1 CS: 0	PA: 36
<b>PITCHER</b> Danny Darwin, R (1, 1) ERA: 3.07	IP: 9.0 WLS: L BF: 36 H: 8 R: 3 ER: 3 SO: 3 BB: 1 IBB: 0 HBP: 0 BLK: 0 WP: 0 HR: 0 S: 41 P: 45 ERA: 3.00 WHIP: 1.000															<b>PITCHER</b>				

Batter	1	2	3	4	5	6	7	8	9	AB	R	H	RBI	BB	SO	LOB	BOTTOM			
Bill Sample, R (1, 7) OBP: 0.343, SLG: 0.419	0-0 1B		0-0 F7	0-0 F8			0-0 5-3			4	1	1	0	0	0	1	<p>Toronto Blue Jays @ Texas Rangers Arlington Stadium, Arlington, TX Sat Jul 23 1983, 8:05 PM EDT Att: 43,705 - Unknown</p> <p>livebaseballscorecards.com</p> <p>AB 33 R 2 H 9 RBI 2 BB 2 SO 7 LOB 16</p> 			
Pete O'Brien, L (1, 3) OBP: 0.328, SLG: 0.356	0-0 1B		4-0 1B		4-0 1B		0-0 F8			2	1	1	0	2	0	0				
Buddy Bell, R (1, 5) OBP: 0.333, SLG: 0.432	0-0 SF9		0-0 1B	0-0 1B	0-0 1B			0-3 K		3	0	2	1	0	1	0				
Larry Parrish, R (1, 9) OBP: 0.352, SLG: 0.539	0-0 G6-4-3		0-0 1B	0-0 1B	0-3 K			0-0 6-3		4	0	0	0	0	1	5				
George Wright, S (1, 8) OBP: 0.325, SLG: 0.438		0-0 1B	0-0 1B	0-0 1B	0-0 F9			0-3 K		4	0	2	1	0	1	1				
Dave Hostetler, R (1, 10) OBP: 0.298, SLG: 0.327		0-3 K	0-0 F9			0-3 K			0-3 K	3	0	0	0	0	2	3				
Bob Jones, L (9, PH) OBP: 0.351, SLG: 0.424										1	0	0	0	0	1	0				
Mike Richardt, R (1, 4) OBP: 0.192, SLG: 0.267		0-0 F8		0-0 F9		0-0 P4			0-0 F8	3	0	0	0	0	0	1				
Mickey Rivers, L (9, PH) OBP: 0.279, SLG: 0.314									0-0 F8	1	0	1	0	0	0	0				
Jim Sundberg, R (1, 2) OBP: 0.269, SLG: 0.270		0-0 1B			0-0 2B		0-0 F8		0-0 F8	4	0	2	0	0	0	1				
Bucky Dent, R (1, 6) OBP: 0.303, SLG: 0.322		0-0 F7		0-0 F9			0-0 5-3		0-3 K2-3	3	0	0	0	0	0	3				
Larry Bittnner, L (9, PH) OBP: 0.376, SLG: 0.396										1	0	0	0	0	1	1				
<b>Inning Stats</b>	R: 1 E: 0 K: 0 S: 4	H: 2 LOB: 0 BB: 0 P: 4	R: 0 E: 0 K: 1 S: 7	H: 2 LOB: 2 BB: 0 P: 7	R: 1 E: 0 K: 0 S: 5	H: 2 LOB: 1 BB: 1 P: 9	R: 0 E: 0 K: 0 S: 4	H: 1 LOB: 1 BB: 0 P: 4	R: 0 E: 0 K: 1 S: 5	H: 1 LOB: 1 BB: 1 P: 9	R: 0 E: 0 K: 1 S: 5	H: 0 LOB: 0 BB: 0 P: 5	R: 0 E: 0 K: 2 S: 7	H: 0 LOB: 0 BB: 0 P: 7	R: 0 E: 0 K: 2 S: 8	H: 1 LOB: 1 BB: 0 P: 8	1B: 8 2B: 2 3B: 0 HR: 0	SF: 1 SAC: 0 DP: 2 HBP: 0	WP: 0 PB: 0 SB: 1 CS: 1	PA: 36
<b>PITCHER</b> Jim Clancy, R (1, 1) ERA: 3.48	IP: 9.0 WLS: W BF: 36 H: 9 R: 2 ER: 2 SO: 7 BB: 2 IBB: 0 HBP: 0 BLK: 0 WP: 0 HR: 0 S: 48 P: 56 ERA: 2.00 WHIP: 1.222															<b>PITCHER</b>				

Batter	1	2	3	4	5	6	7	8	9	AB	R	H	RBI	BB	SO	LOB	TOP			
Damaso Garcia, R OBP: 0.327, SLG: 0.370 (1, 4)	0-0 4-3		0-0 6-3			0-0 6-3		0-0 G5-4-3		4	0	0	0	0	0	1				
Lloyd Moseby, L OBP: 0.356, SLG: 0.500 (1, 8)	0-0 F9		0-0 F8			0-0 F8		0-0 F7		4	0	0	0	0	0	0				
Barry Bonnell, R OBP: 0.361, SLG: 0.469 (1, 7)	0-0 1B S 1B		0-0 L5			0-0 1B		0-0 2B		4	0	3	0	0	0	0				
Cliff Johnson, R OBP: 0.399, SLG: 0.542 (1, 10)	4-0 1B BB		0-0 F8			0-0 6-3		0-0 5-3		3	0	0	0	1	0	2				
George Bell, R OBP: 0.250, SLG: 0.310 (1, 9)	0-0 1B 1-2 2-3		0-0 6-3			0-0 F9		0-0 5-3		4	0	1	0	0	0	1				
Buck Martinez, R OBP: 0.373, SLG: 0.564 (1, 2)	0-3 K		0-0 F8			0-0 6-3		0-0 1-3		4	0	0	0	0	1	4				
Willie Upshaw, L OBP: 0.369, SLG: 0.535 (1, 3)		0-0 F5				0-0 F7		1-0 WP HBP		2	0	0	0	0	0	0				
Mickey Klutts, R OBP: 0.286, SLG: 0.475 (1, 5)		0-0 F8				0-0 F8		0-0 6-3		3	0	0	0	0	0	1				
Alfredo Griffin, S OBP: 0.283, SLG: 0.363 (1, 6)		0-0 4-3				0-0 1B		4-0 G5-4-3 BB		2	0	1	0	1	0	0				
<b>Inning Stats</b>	R: 0 E: 0 K: 1 S: 7	H: 2 LOB: 3 BB: 1 P: 11	R: 0 E: 0 K: 0 S: 3	H: 0 LOB: 0 BB: 0 P: 3	R: 0 E: 0 K: 0 S: 3	H: 0 LOB: 0 BB: 0 P: 3	R: 0 E: 0 K: 0 S: 3	H: 1 LOB: 1 BB: 0 P: 3	R: 0 E: 0 K: 0 S: 4	H: 1 LOB: 1 BB: 0 P: 4	R: 0 E: 0 K: 0 S: 3	H: 0 LOB: 1 BB: 0 P: 4	R: 0 E: 0 K: 0 S: 2	H: 0 LOB: 0 BB: 1 P: 6	R: 0 E: 0 K: 0 S: 4	H: 1 LOB: 1 BB: 0 P: 4	1B: 4 2B: 1 3B: 0 HR: 0	SF: 0 SAC: 0 DP: 1 HBP: 1	WP: 1 PB: 0 SB: 1 CS: 0	PA: 33
<b>PITCHER</b> Rick Honeycutt, L ERA: 2.06 (1, 1)	IP: 9.0 WLS: W BF: 33 H: 5 R: 0 ER: 0 SO: 1 BB: 2 IBB: 0 HBP: 1 BLK: 0 WP: 1 HR: 0 S: 32 P: 41 ERA: 0.00 WHIP: 0.778															<b>PITCHER</b>				

Toronto Blue Jays @ Texas Rangers  
Arlington Stadium, Arlington, TX  
Sun Jul 24 1983, 8:05 PM EDT  
Att: 30,123 - Unknown

AB	30
R	0
H	5
RBI	0
BB	2
SO	1
LOB	9



Batter	1	2	3	4	5	6	7	8	9	AB	R	H	RBI	BB	SO	LOB	BOTTOM	
Bill Sample, R OBP: 0.343, SLG: 0.419 (1, 7)	0-0 FC4-6 1B 1B	0-0 F8		0-0 FC3-6 1B 1-2		0-0 FC6-4 HBP CS	0-0 G6-4-3			5	0	2	0	0	0	7		
Wayne Tolleson, S OBP: 0.333, SLG: 0.355 (1, 4)	0-0 FC4-6 1B 1-2	0-0 1B 1-2 2-3 3-H		0-0 FC3-6 1B 1-2 2-3		0-0 F8		0-3 K		5	0	3	1	0	1	1		
Pete O'Brien, L OBP: 0.326, SLG: 0.351 (1, 3)	0-0 FC4-6 FC5-4 1-2 2-3	0-0 4-3		0-0 FC3-6 1B 1-2 2-3 3-H		4-0 HBP BB		0-3 K		4	0	0	1	1	1	7		
Buddy Bell, R OBP: 0.334, SLG: 0.432 (1, 5)	0-0 P3		0-0 4-3	0-0 1-3		1-0 HBP		0-0 2B		4	0	1	0	0	0	4		
Larry Parrish, R OBP: 0.350, SLG: 0.532 (1, 9)	0-0 FC5-4 1-2		0-0 F8		0-0 4-3	0-0 F7		4-0 IBB		4	0	0	0	1	0	5		
George Wright, S OBP: 0.330, SLG: 0.445 (1, 8)		0-0 1B 1B	0-0 HR	0-0 4-3		0-0 4-3		0-3 K		5	2	2	1	0	1	2		
Bob Jones, L OBP: 0.390, SLG: 0.444 (1, 10)		0-0 1B 1-3	0-0 4-3		0-0 1B		1-0 BB HBP			3	0	2	0	0	0	0		
Bob Johnson, R OBP: 0.277, SLG: 0.353 (1, 2)		0-0 FC1 1B 1-2		0-3 K	0-3 K		0-0 BB 1B			4	0	1	0	0	2	3		
Bucky Dent, R OBP: 0.310, SLG: 0.326 (1, 6)		0-0 F9		0-0 1B FC3-6 1B		0-0 FC6-4 1B	4-0 G6-4-3			3	1	2	0	1	0	3		
<b>Inning Stats</b>	R: 0 E: 0 K: 0 S: 5	H: 2 LOB: 2 BB: 0 P: 5	R: 1 E: 0 K: 0 S: 7	H: 3 LOB: 3 BB: 0 P: 7	R: 1 E: 0 K: 1 S: 8	H: 3 LOB: 2 BB: 0 P: 8	R: 0 E: 0 K: 0 S: 6	H: 1 LOB: 1 BB: 0 P: 6	R: 0 E: 0 K: 0 S: 4	H: 1 LOB: 3 BB: 1 P: 9	R: 0 E: 0 K: 0 S: 3	H: 1 LOB: 2 BB: 1 P: 8	R: 0 E: 0 K: 3 S: 10	H: 1 LOB: 2 BB: 1 P: 14	1B: 11 2B: 1 3B: 0 HR: 1	SF: 0 SAC: 0 DP: 1 HBP: 2	WP: 0 PB: 0 SB: 0 CS: 1	PA: 42
<b>PITCHER</b> Luis Leal, R ERA: 3.54 Jim Acker, R ERA: 3.83 Dave Geisel, L ERA: 5.11	IP: 3.1 WLS: L BF: 20 H: 9 R: 3 ER: 0 SO: 3 BB: 0 IBB: 0 HBP: 2 BLK: 0 WP: 0 HR: 1 S: 22 P: 22 ERA: 8.10 WHIP: 2.700															<b>PITCHER</b>		

Toronto Blue Jays @ Texas Rangers  
Arlington Stadium, Arlington, TX  
Sun Jul 24 1983, 8:05 PM EDT  
Att: 30,123 - Unknown

AB	37
R	3
H	13
RBI	3
BB	3
SO	5
LOB	32






Batter	1	2	3	4	5	6	7	8	9	AB	R	H	RBI	BB	SO	LOB	TOP										
Rudy Law, L OBP: 0.358, SLG: 0.347 (1, 8)	G3				G3			3-1		4	0	1	0	0	0	0	Chicago White Sox @ Toronto Blue Jays Exhibition Stadium, Toronto, ON Tue Jul 26 1983, 7:05 PM EDT Sunny - 82 F										
Scott Fletcher, R OBP: 0.379, SLG: 0.440 (1, 4) (8, 6)	5-3			5-3			E5 HR	1B 1B 1B		4	2	1	0	0	0	1											
Harold Baines, L OBP: 0.347, SLG: 0.421 (1, 9)	6-3			F2			HR	1B 1B		4	1	2	2	0	0	0											
Greg Luzinski, R OBP: 0.342, SLG: 0.467 (1, 10)		K			F9		K	1B 1B		4	0	1	1	0	2	0											
Greg Walker, L OBP: 0.320, SLG: 0.438 Julio Cruz, S OBP: 0.308, SLG: 0.311 (1, 3) (8, 4)	K				S 1B		4-3	4-1		4	0	1	0	0	1	2											
Tom Paciorek, R OBP: 0.306, SLG: 0.422 (1, 7)	4-3				K				G3	4	0	1	0	0	1	1											
Marc Hill, R OBP: 0.272, SLG: 0.295 Jerry Hairston, S OBP: 0.373, SLG: 0.479 Vance Law, R OBP: 0.288, SLG: 0.327 Ron Kittle, R OBP: 0.306, SLG: 0.514 (1, 2) (7, PH) (7, 5) (8, PH)			5-3		6-3		G3		5-3	2	0	0	0	0	0	1											
Lorenzo Gray, R OBP: 0.256, SLG: 0.256 Carlton Fisk, R OBP: 0.349, SLG: 0.551 (1, 5) (7, 2)			5-3			K		HR	K	2	0	0	0	0	1	0											
Jerry Dybzinski, R OBP: 0.283, SLG: 0.275 Mike Squires, L OBP: 0.348, SLG: 0.291 (1, 6) (8, PH) (8, 3)			5-3			6-3		F8		2	0	0	0	0	0	0											
<b>Inning Stats</b>	R: 0 E: 0 K: 0 S: 3	H: 0 LOB: 0 BB: 0 P: 3	R: 0 E: 0 K: 2 S: 7	H: 0 LOB: 0 BB: 0 P: 7	R: 0 E: 0 K: 0 S: 3	H: 0 LOB: 0 BB: 0 P: 3	R: 0 E: 0 K: 0 S: 3	H: 1 LOB: 1 BB: 0 P: 3	R: 0 E: 0 K: 1 S: 6	H: 0 LOB: 0 BB: 0 P: 5	R: 2 E: 1 K: 1 S: 8	H: 2 LOB: 1 BB: 0 P: 8	R: 2 E: 0 K: 0 S: 7	H: 4 LOB: 2 BB: 0 P: 7	R: 0 E: 0 K: 1 S: 5	H: 0 LOB: 0 BB: 0 P: 5		1B: 6 2B: 0 3B: 0 HR: 2	SF: 0 SAC: 0 DP: 0 HBP: 0	WP: 0 PB: 0 SB: 1 CS: 1	PA: 35						
<b>PITCHER</b>	IP	WLS	BF	H	R	ER	SO	BB	IBB	HBP	BLK	WP	HR	S	P	ERA	WHIP										
Jim Gott, R ERA: 4.02 (1, 1)	7.0	W	25	4	2	1	5	0	0	0	0	0	1	35	35	1.29	0.571										
Randy Moffitt, R ERA: 2.9 (8, 1)	0.2		4	2	2	2	0	0	0	0	0	0	1	4	4	27.00	3.000										
Dave Geisel, L ERA: 4.97 (8, 1)	0.0		1	1	0	0	0	0	0	0	0	0	0	1	1	∞	∞										
Joey McLaughlin, R ERA: 3.46 (8, 1)	1.1	S	5	1	0	0	1	0	0	0	0	0	0	7	7	0.00	0.750										

Batter	1	2	3	4	5	6	7	8	9	AB	R	H	RBI	BB	SO	LOB	BOTTOM										
Damaso Garcia, R OBP: 0.329, SLG: 0.380 (1, 4)	K	F9		G4-3 1B		1B 3B		1B 2B		5	2	3	0	0	1	1	Chicago White Sox @ Toronto Blue Jays Exhibition Stadium, Toronto, ON Tue Jul 26 1983, 7:05 PM EDT Sunny - 82 F										
Garth Iorg, R OBP: 0.299, SLG: 0.333 Rance Mulliniks, L OBP: 0.384, SLG: 0.485 (1, 5) (8, PH) (9, 5)	4-3		F3	G4-3 1B		1B		G6-4-3 1B		4	0	1	1	0	0	2											
Barry Bonnell, R OBP: 0.363, SLG: 0.466 (1, 8) (8, 9)	BB 1B		F9		BB 1B	F4		K		5	0	2	0	0	1	2											
Cliff Johnson, R OBP: 0.401, SLG: 0.551 (1, 10)	FC6-4 BB		2B 1B		F9	HR		G6-4-3		4	2	2	1	1	0	2											
George Bell, R OBP: 0.257, SLG: 0.344 Dave Collins, S OBP: 0.317, SLG: 0.303 (1, 7) (7, PH) (8, 7)	FC6-4		2B		F9	F7				3	0	1	1	0	0	3											
Buck Martinez, R OBP: 0.377, SLG: 0.556 (1, 2)		1B SF9 BB	F9		BB	K				2	1	0	0	2	1	1											
Willie Upshaw, L OBP: 0.369, SLG: 0.533 (1, 3)				F5	K					4	0	2	0	0	1	2											
Jesse Barfield, R OBP: 0.235, SLG: 0.410 Lloyd Moseby, L OBP: 0.361, SLG: 0.500 (1, 9) (7, PH) (8, 8)		SF9		HR		K				2	1	1	2	0	1	0											
Alfredo Griffin, S OBP: 0.288, SLG: 0.364 (1, 6)						5-3		3-1		4	0	2	0	0	0	2											
<b>Inning Stats</b>	R: 0 E: 0 K: 1 S: 6	H: 1 LOB: 2 BB: 1 P: 10	R: 1 E: 0 K: 0 S: 4	H: 2 LOB: 1 BB: 1 P: 8	R: 1 E: 0 K: 0 S: 5	H: 2 LOB: 1 BB: 0 P: 5	R: 1 E: 0 K: 0 S: 5	H: 3 LOB: 1 BB: 0 P: 5	R: 0 E: 0 K: 1 S: 6	H: 1 LOB: 2 BB: 1 P: 10	R: 1 E: 0 K: 1 S: 7	H: 2 LOB: 2 BB: 0 P: 7	R: 1 E: 0 K: 1 S: 7	H: 2 LOB: 2 BB: 1 P: 11	R: 1 E: 0 K: 1 S: 6	H: 2 LOB: 0 BB: 0 P: 6		1B: 9 2B: 3 3B: 1 HR: 2	SF: 1 SAC: 0 DP: 2 HBP: 0	WP: 0 PB: 0 SB: 0 CS: 1	PA: 40						
<b>PITCHER</b>	IP	WLS	BF	H	R	ER	SO	BB	IBB	HBP	BLK	WP	HR	S	P	ERA	WHIP										
Britt Burns, L ERA: 3.98 (1, 1)	5.2	L	29	11	4	4	3	3	0	0	0	0	1	32	44	6.35	2.471										
Dick Tidrow, R ERA: 3.74 (6, 1)	1.1		9	4	2	2	1	0	1	0	0	0	1	10	14	13.50	3.000										
Salome Barojas, R ERA: 3.59 (8, 1)	1.0		2	0	0	0	1	0	0	0	0	0	0	4	4	0.00	0.000										

AB	35
R	4
H	8
RBI	4
BB	0
SO	6
LOB	6

AB	35
R	6
H	15
RBI	6
BB	4
SO	5
LOB	15





Batter	1	2	3	4	5	6	7	8	9	AB	R	H	RBI	BB	SO	LOB	TOP			
<b>Rudy Law, L</b> OBP: 0.356, SLG: 0.345 (1, 8)										4	0	1	0	0	1	2	<b>Chicago White Sox @ Toronto Blue Jays</b> Exhibition Stadium, Toronto, ON Tue Jul 26 1983, 7:05 PM EDT Att: 33,554 - Unknown - 79 F			
<b>Carlton Fisk, R</b> OBP: 0.347, SLG: 0.546 (1, 2)										4	0	1	2	0	0	1				
<b>Harold Baines, L</b> OBP: 0.343, SLG: 0.417 (1, 9)										4	0	0	0	0	2					
<b>Greg Luzinski, R</b> OBP: 0.341, SLG: 0.463 (9, PR)										3	0	0	0	1	1					
<b>Lorenzo Gray, R</b> OBP: 0.256, SLG: 0.256 (9, PR)										0	0	0	0	0	0					
<b>Greg Walker, L</b> OBP: 0.316, SLG: 0.431 (1, 3)										3	0	0	0	0	0					
<b>Mike Squires, L</b> OBP: 0.345, SLG: 0.288 (8, 3)										1	0	0	0	0	1					
<b>Ron Kittle, R</b> OBP: 0.302, SLG: 0.508 (1, 7)										4	0	0	0	0	1					
<b>Vance Law, R</b> OBP: 0.289, SLG: 0.327 (1, 5)										3	1	1	0	0	0					
<b>Scott Fletcher, R</b> OBP: 0.356, SLG: 0.471 (1, 6)										3	2	3	0	0	0					
<b>Julio Cruz, S</b> OBP: 0.311, SLG: 0.318 (1, 4)										3	1	2	2	0	1					
<b>Inning Stats</b>	R: 0 E: 0 K: 0 S: 3	H: 0 LOB: 0 BB: 0 P: 3	R: 0 E: 0 K: 1 S: 5	H: 0 LOB: 0 BB: 0 P: 5	R: 3 E: 0 K: 0 S: 7	H: 4 LOB: 1 BB: 0 P: 7	R: 0 E: 0 K: 0 S: 3	H: 0 LOB: 0 BB: 0 P: 3	R: 1 E: 0 K: 1 S: 7	H: 3 LOB: 1 BB: 0 P: 7	R: 0 E: 0 K: 1 S: 5	H: 0 LOB: 0 BB: 0 P: 5	R: 0 E: 0 K: 0 S: 3	H: 1 LOB: 0 BB: 0 P: 3	R: 0 E: 0 K: 0 S: 3	H: 0 LOB: 1 BB: 1 P: 6	1B: 6 2B: 2 3B: 0 HR: 0	SF: 0 SAC: 0 DP: 2 HBP: 0	WP: 0 PB: 0 SB: 1 CS: 1	PA: 33
<b>PITCHER</b> <b>Doyle Alexander, R</b> ERA: 5.49 (1, 1)	IP: 9.0 WLS: L BF: 33	H: 8 R: 4 ER: 4 SO: 3	BB: 1 IBB: 0 HBP: 0 BLK: 0	WP: 0 HR: 0 S: 38 P: 42	ERA: 4.00 WHIP: 1.000											ERA: 4.00 WHIP: 1.000				

Batter	1	2	3	4	5	6	7	8	9	AB	R	H	RBI	BB	SO	LOB	BOTTOM			
<b>Damaso Garcia, R</b> OBP: 0.331, SLG: 0.387 (1, 4)										4	1	2	0	0	0	0	<b>Chicago White Sox @ Toronto Blue Jays</b> Exhibition Stadium, Toronto, ON Tue Jul 26 1983, 7:05 PM EDT Att: 33,554 - Unknown - 79 F			
<b>Lloyd Moseby, L</b> OBP: 0.357, SLG: 0.493 (1, 8)										4	0	0	0	0	1	2				
<b>Barry Bonnell, R</b> OBP: 0.358, SLG: 0.459 (1, 9)										4	0	0	0	0	1	2				
<b>Cliff Johnson, R</b> OBP: 0.399, SLG: 0.550 (1, 3)										4	1	1	0	0	0	2				
<b>Jesse Barfield, R</b> OBP: 0.237, SLG: 0.423 (1, 10)										3	1	1	1	0	0	0				
<b>Willie Upshaw, L</b> OBP: 0.368, SLG: 0.531 (9, PH)										1	0	0	0	0	0	1				
<b>Buck Martinez, R</b> OBP: 0.376, SLG: 0.547 (1, 2)										2	0	0	0	1	1	0				
<b>Ernie Whitt, L</b> OBP: 0.346, SLG: 0.441 (9, PH)										1	0	0	1	0	0	0				
<b>Mickey Klutts, R</b> OBP: 0.289, SLG: 0.465 (1, 5)										3	0	1	0	0	2	1				
<b>Jorge Orta, L</b> OBP: 0.347, SLG: 0.422 (9, PH)										1	0	1	0	0	0	0				
<b>Dave Collins, S</b> OBP: 0.311, SLG: 0.297 (1, 7)										4	0	0	0	0	0	3				
<b>Alfredo Griffin, S</b> OBP: 0.289, SLG: 0.365 (1, 6)										2	0	1	0	0	0	0				
<b>George Bell, R</b> OBP: 0.250, SLG: 0.333 (7, PH)										1	0	0	0	0	1	1				
<b>Rance Mulliniks, L</b> OBP: 0.384, SLG: 0.485 (8, 6)										0	0	0	0	0	0	0				
<b>Inning Stats</b>	R: 1 E: 1 K: 1 S: 6	H: 1 LOB: 0 BB: 0 P: 6	R: 0 E: 1 K: 1 S: 6	H: 1 LOB: 1 BB: 0 P: 6	R: 0 E: 0 K: 1 S: 5	H: 0 LOB: 0 BB: 0 P: 5	R: 0 E: 0 K: 0 S: 3	H: 0 LOB: 0 BB: 0 P: 3	R: 0 E: 0 K: 1 S: 5	H: 2 LOB: 2 BB: 0 P: 5	R: 1 E: 0 K: 2 S: 8	H: 1 LOB: 1 BB: 1 P: 12	R: 0 E: 0 K: 0 S: 3	H: 0 LOB: 0 BB: 0 P: 3	R: 1 E: 0 K: 0 S: 5	H: 2 LOB: 1 BB: 0 P: 5	1B: 4 2B: 1 3B: 1 HR: 1	SF: 0 SAC: 0 DP: 0 HBP: 0	WP: 0 PB: 0 SB: 0 CS: 0	PA: 35
<b>PITCHER</b> <b>Floyd Bannister, L</b> ERA: 3.95 (1, 1)	IP: 8.0 WLS: W BF: 31	H: 6 R: 3 ER: 2 SO: 6	BB: 1 IBB: 0 HBP: 0 BLK: 0	WP: 0 HR: 1 S: 42 P: 46	ERA: 2.25 WHIP: 0.875											ERA: 2.25 WHIP: 0.875				
<b>Dennis Lamp, R</b> ERA: 3.35 (9, 1)	IP: 1.0 WLS: S BF: 4	H: 1 R: 0 ER: 0 SO: 0	BB: 0 IBB: 0 HBP: 0 BLK: 0	WP: 0 HR: 0 S: 4 P: 4	ERA: 0.00 WHIP: 1.000											ERA: 0.00 WHIP: 1.000				

Batter	1	2	3	4	5	6	7	8	9	AB	R	H	RBI	BB	SO	LOB	TOP								
Rudy Law, L OBP: 0.359, SLG: 0.350 (1, 8)	0-0 4-3 S 1B		4-0 BB HBP 1B BB	0-0 2B	0-0 FC6 S 1B 1-2	0-0 4-3	0-0 F7		5 2 2 0 1 0 4																
Carlton Fisk, R OBP: 0.351, SLG: 0.558 (1, 2)	0-3 K		0-0 HBP BB 1B	0-0 F7		0-0 2B 1B 1-H		5 2 3 2 0 1 2 1 0 0 0 0 0 1																	
Marc Hill, R OBP: 0.269, SLG: 0.292 (8, PH) (8, 2)	1-2 K		1-2 HBP BB 1B																						
Harold Baines, L OBP: 0.346, SLG: 0.429 (1, 9)	0-0 4-3		0-0 F5		0-0 HR	0-0 F9 2B 1-H		6 2 3 2 0 0 3																	
Greg Luzinski, R OBP: 0.341, SLG: 0.457 (1, 10)	0-3 K		4-0 HBP BB		0-0 F8	0-0 F9		4 1 0 0 2 2 2																	
Greg Walker, L OBP: 0.319, SLG: 0.429 (1, 3)		0-0 FC4-6 1B	1-0 HBP		0-0 G3	0-0 F9		3 0 1 1 0 0 1																	
Mike Squires, L OBP: 0.343, SLG: 0.286 (6, 3)			1-2 2-3 3-H					1 0 0 0 0 0 0																	
Ron Kittle, R OBP: 0.304, SLG: 0.513 (1, 7)	0-3 K		0-3 HBP		0-0 HR			4 2 1 1 1 2 4																	
Vance Law, R OBP: 0.328, SLG: 0.479 (8, PH)		0-0 FC4-6 1B	0-0 1-3		0-0 HR			3 0 1 0 1 0 4																	
Jerry Hairston, S OBP: 0.381, SLG: 0.479 (8, PH)								0 0 0 1 1 0 0																	
Jerry Dybzinski, R OBP: 0.283, SLG: 0.275 (8, FR) (8, 6)	1-2 K							0 1 0 0 0 0 0																	
Scott Fletcher, R OBP: 0.405, SLG: 0.500 (1, 6) (8, 5)	0-0 1B			0-0 5-3	0-0 4-3			5 1 3 3 0 0 1																	
Julio Cruz, S OBP: 0.312, SLG: 0.319 (1, 4)	0-0 L6			0-0 G3		0-0 FC6 1B	0-0 3-1	5 0 2 1 0 0 4																	
Inning Stats	R: 0 E: 0 K: 2 S: 8	H: 1 LOB: 1 BB: 0 P: 8	R: 0 E: 0 K: 1 S: 7	H: 2 LOB: 2 BB: 0 P: 7	R: 1 E: 0 K: 1 S: 6	H: 1 LOB: 3 BB: 2 P: 15	R: 0 E: 0 K: 0 S: 4	H: 1 LOB: 1 BB: 0 P: 4	R: 2 E: 0 K: 0 S: 6	H: 3 LOB: 1 BB: 0 P: 6	R: 2 E: 0 K: 0 S: 6	H: 3 LOB: 2 BB: 1 P: 6	R: 0 E: 0 K: 0 S: 4	H: 1 LOB: 2 BB: 1 P: 8	R: 6 E: 0 K: 0 S: 7	H: 4 LOB: 1 BB: 3 P: 19	R: 0 E: 0 K: 1 S: 5	H: 0 LOB: 0 BB: 0 P: 5	1B: 10 2B: 2 3B: 1 HR: 3	SF: 0 SAC: 1 DP: 0 HBP: 1	WP: 0 PB: 0 SB: 2 CS: 0	PA: 50			
PITCHER	IP	WLS	BF	H	R	ER	SO	BB	IBB	HBP	BLK	WP	HR	S	P	ERA	WHIP								
Luis Leal, R ERA: 3.6 (1, 1)	5.0	L	26	8	3	3	4	2	0	1	0	0	2	31	40	5.40	2.000								
Jim Acker, R ERA: 4.11 (6, 1)	1.0		6	3	2	2	0	0	0	0	0	0	0	6	6	18.00	3.000								
Joey McLaughlin, R ERA: 4.01 (7, 1)	1.0		8	3	3	3	0	2	0	0	0	0	1	6	14	27.00	5.000								
Dave Geisel, L ERA: 5.26 (8, 1)	0.1		2	0	0	0	0	0	1	0	0	0	0	1	5	0.00	0.000								
Randy Moffitt, R ERA: 3.21 (8, 1)	1.2		8	2	3	3	1	1	0	0	0	0	0	9	13	16.20	1.800								

Chicago White Sox @ Toronto Blue Jays  
Exhibition Stadium, Toronto, ON  
Wed Jul 27 1983, 7:05 PM EDT  
Att: 36,012 - Cloudy - 87 F

AB 42  
R 11  
H 16  
RBI 11  
BB 6  
SO 5  
LOB 26




Batter	1	2	3	4	5	6	7	8	9	AB	R	H	RBI	BB	SO	LOB	BOTTOM								
Damaso Garcia, R OBP: 0.331, SLG: 0.386 (1, 4)	0-0 6-3		0-0 5-3		0-0 F4		0-0 FC4-6 1B		4 0 1 0 1 0 0																
Rance Mulliniks, L OBP: 0.376, SLG: 0.476 (1, 5)	0-0 F8			0-0 4-3		0-0 1-3	0-0 FC4-6		4 0 0 1 0 0 2																
Lloyd Moseby, L OBP: 0.358, SLG: 0.495 (1, 8)	0-0 F2			0-0 2B		0-0 1B		5 0 2 0 0 0 2																	
Willie Upshaw, L OBP: 0.366, SLG: 0.528 (1, 3)		0-0 F4		0-3 K		0-0 1B		4 0 1 0 0 1 1																	
Jorge Orta, L OBP: 0.340, SLG: 0.412 (1, 10)		0-0 1-3		0-3 K		0-3 K		3 0 0 0 0 2 3																	
Cliff Johnson, R OBP: 0.401, SLG: 0.550 (8, PH)						1-2 K		0 0 0 0 1 0 0																	
Ernie Whitt, L OBP: 0.350, SLG: 0.449 (1, 2)		0-0 2B			0-0 HR			3 1 2 0 0 0 2																	
Buck Martinez, R OBP: 0.373, SLG: 0.543 (8, PH) (9, 2)					0-0 1B			1 0 0 0 0 0 1																	
Dave Collins, S OBP: 0.310, SLG: 0.296 (1, 7)		0-0 3-1			0-0 F8		0-0 FC4-6 1B		4 0 1 0 0 0 2																
Barry Bonnell, R OBP: 0.357, SLG: 0.454 (1, 9)			0-0 F9		0-0 F8		0-0 F6		3 1 0 0 1 0 2																
Alfredo Griffin, S OBP: 0.292, SLG: 0.379 (1, 6)			0-3 K		0-0 HR		0-0 FC4-6 1B		4 1 2 2 0 1 1																
Inning Stats	R: 0 E: 0 K: 0 S: 3	H: 0 LOB: 0 BB: 0 P: 3	R: 0 E: 0 K: 0 S: 4	H: 1 LOB: 1 BB: 0 P: 4	R: 0 E: 0 K: 1 S: 5	H: 0 LOB: 0 BB: 0 P: 5	R: 0 E: 0 K: 2 S: 8	H: 1 LOB: 0 BB: 0 P: 8	R: 2 E: 0 K: 0 S: 5	H: 2 LOB: 0 BB: 0 P: 5	R: 0 E: 0 K: 1 S: 7	H: 2 LOB: 2 BB: 0 P: 7	R: 0 E: 0 K: 0 S: 5	H: 2 LOB: 2 BB: 0 P: 5	R: 0 E: 0 K: 0 S: 3	H: 0 LOB: 1 BB: 1 P: 7	R: 1 E: 0 K: 0 S: 4	H: 1 LOB: 2 BB: 2 P: 12	1B: 5 2B: 3 3B: 0 HR: 1	SF: 1 SAC: 0 DP: 0 HBP: 0	WP: 0 PB: 0 SB: 1 CS: 0	PA: 39			
PITCHER	IP	WLS	BF	H	R	ER	SO	BB	IBB	HBP	BLK	WP	HR	S	P	ERA	WHIP								
LaMarr Hoyt, R ERA: 4.3 (1, 1)	7.0	W	29	8	2	2	4	0	0	0	0	0	1	37	37	2.57	1.143								
Juan Agosto, L ERA: 4.74 (8, 1)	1.0		4	0	0	0	0	1	0	0	0	0	0	3	7	0.00	1.000								
Dick Tidrow, R ERA: 3.82 (9, 1)	1.0		6	1	1	1	0	2	0	0	0	0	0	4	12	9.00	3.000								

Chicago White Sox @ Toronto Blue Jays  
Exhibition Stadium, Toronto, ON  
Wed Jul 27 1983, 7:05 PM EDT  
Att: 36,012 - Cloudy - 87 F

AB 35  
R 3  
H 9  
RBI 3  
BB 3  
SO 4  
LOB 16



Batter	1	2	3	4	5	6	7	8	9	AB	R	H	RBI	BB	SO	LOB	TOP					
Mike Hargrove, L (1, 3) OBP: 0.376, SLG: 0.377	F9		F8		2B			G3		4	1	1	0	0	0	1	Cleveland Indians @ Toronto Blue Jays Exhibition Stadium, Toronto, ON Fri Jul 29 1983, 7:05 PM EDT Att: 18,020 - Unknown <a href="http://livebaseballscorecards.com">livebaseballscorecards.com</a>					
Toby Harrah, R (1, 5) OBP: 0.377, SLG: 0.388	WP		4-3		1B			1-3		4	0	2	1	0	0	1						
Bake McBride, L (1, 9) OBP: 0.331, SLG: 0.355	K							4-3		4	0	1	0	0	1	2						
Andre Thornton, R (1, 10) OBP: 0.401, SLG: 0.469									5-3	2	0	0	0	2	1	0						
Pat Tabler, R (1, 7) OBP: 0.368, SLG: 0.416	K								5-3	4	0	0	0	0	1	3						
Gorman Thomas, R (1, 8) OBP: 0.297, SLG: 0.389										4	1	1	1	0	0	1						
Julio Franco, R (1, 6) OBP: 0.314, SLG: 0.414	F9								HR	3	0	0	0	1	2	1						
Ron Hassey, L (1, 2) OBP: 0.329, SLG: 0.333	F7									2	0	0	0	1	0	1						
Mike Fischlin, R (1, 4) OBP: 0.271, SLG: 0.226										3	0	1	0	0	0	1						
<b>Inning Stats</b>	R: 0 E: 0 K: 2 S: 8	H: 1 LOB: 2 BB: 1 P: 12	R: 0 E: 0 K: 0 S: 3	H: 0 LOB: 0 BB: 0 P: 3	R: 0 E: 0 K: 0 S: 4	H: 2 LOB: 2 BB: 0 P: 4	R: 0 E: 1 K: 2 S: 8	H: 0 LOB: 1 BB: 0 P: 8	R: 1 E: 0 K: 0 S: 4	H: 2 LOB: 1 BB: 1 P: 8	R: 0 E: 0 K: 0 S: 2	H: 0 LOB: 0 BB: 1 P: 6	R: 0 E: 0 K: 0 S: 2	H: 0 LOB: 0 BB: 1 P: 6	R: 0 E: 0 K: 0 S: 3	H: 0 LOB: 0 BB: 0 P: 3		R: 1 E: 0 K: 1 S: 6	H: 1 LOB: 0 BB: 0 P: 6	1B: 4 2B: 2 3B: 0 HR: 1	SF: 0 SAC: 0 DP: 3 HBP: 0	WP: 1 PB: 0 SB: 0 CS: 0
<b>PITCHER</b> Jim Clancy, R (1, 1) ERA: 3.39	IP: 9.0 WLS: W BF: 34 H: 6 R: 2 ER: 2 SO: 5 BB: 4 IBB: 0 HBP: 0 BLK: 0 WP: 1 HR: 1 S: 40 P: 56 ERA: 2.00 WHIP: 1.111															<b>PITCHER</b>	IP: 9.0 WLS: W BF: 34 H: 6 R: 2 ER: 2 SO: 5 BB: 4 IBB: 0 HBP: 0 BLK: 0 WP: 1 HR: 1 S: 40 P: 56 ERA: 2.00 WHIP: 1.111					

Batter	1	2	3	4	5	6	7	8	9	AB	R	H	RBI	BB	SO	LOB	BOTTOM				
Damaso Garcia, R (1, 4) OBP: 0.333, SLG: 0.393		5-3						5-3		4	0	2	0	0	0	0	Cleveland Indians @ Toronto Blue Jays Exhibition Stadium, Toronto, ON Fri Jul 29 1983, 7:05 PM EDT Att: 18,020 - Unknown <a href="http://livebaseballscorecards.com">livebaseballscorecards.com</a>				
Rance Mulliniks, L (1, 5) OBP: 0.376, SLG: 0.472										2	0	0	0	1	1	1					
Garth Iorg, R (7, PH) OBP: 0.302, SLG: 0.336	K									1	0	1	0	0	0	0					
Lloyd Moseby, L (1, 8) OBP: 0.356, SLG: 0.498	K									4	1	1	0	0	2	4					
Willie Upshaw, L (1, 3) OBP: 0.365, SLG: 0.525										2	0	0	1	1	1	2					
Cliff Johnson, R (1, 10) OBP: 0.400, SLG: 0.548										1	0	0	0	0	1	2					
Barry Bonnell, R (3, PH) OBP: 0.353, SLG: 0.449	K									3	0	0	0	0	2	0					
Jorge Orta, L (1, 9) OBP: 0.340, SLG: 0.425										3	1	1	0	0	0	0					
Jesse Barfield, R (8, 9) OBP: 0.240, SLG: 0.423										0	0	0	0	1	0	0					
Ernie Whitt, L (1, 2) OBP: 0.349, SLG: 0.447										3	1	1	1	0	0	1					
Dave Collins, S (1, 7) OBP: 0.315, SLG: 0.310										3	1	2	1	0	0	0					
Alfredo Griffin, S (1, 6) OBP: 0.289, SLG: 0.376										3	0	0	0	0	0	0					
<b>Inning Stats</b>	R: 0 E: 0 K: 3 S: 10	H: 1 LOB: 2 BB: 1 P: 14	R: 2 E: 1 K: 0 S: 5	H: 2 LOB: 0 BB: 0 P: 5	R: 1 E: 0 K: 1 S: 6	H: 1 LOB: 0 BB: 0 P: 6	R: 0 E: 0 K: 0 S: 3	H: 1 LOB: 0 BB: 0 P: 3	R: 0 E: 0 K: 1 S: 6	H: 1 LOB: 2 BB: 1 P: 10	R: 1 E: 0 K: 0 S: 4	H: 1 LOB: 0 BB: 0 P: 4	R: 0 E: 0 K: 1 S: 6	H: 1 LOB: 1 BB: 0 P: 6	R: 0 E: 0 K: 1 S: 5	H: 0 LOB: 1 BB: 1 P: 9		1B: 4 2B: 0 3B: 4 HR: 0	SF: 2 SAC: 0 DP: 0 HBP: 0	WP: 0 PB: 0 SB: 1 CS: 0	PA: 35
<b>PITCHER</b> Rick Sutcliffe, R (1, 1) ERA: 4.12	IP: 6.0 WLS: L BF: 26 H: 7 R: 4 ER: 3 SO: 5 BB: 2 IBB: 0 HBP: 0 BLK: 0 WP: 0 HR: 0 S: 34 P: 42 ERA: 4.50 WHIP: 1.500															<b>PITCHER</b> Jamie Easterly, L (7, 1) ERA: 3.29		IP: 2.0 WLS: L BF: 8 H: 1 R: 0 ER: 0 SO: 2 BB: 1 IBB: 0 HBP: 0 BLK: 0 WP: 0 HR: 0 S: 11 P: 15 ERA: 0.00 WHIP: 1.000			

Batter	1	2	3	4	5	6	7	8	9	10	11	12	13	AB	R	H	RBI	BB	SO	LOB	TOP		
Mike Hargrove, L OBP: 0.378, SLG: 0.382 (1, 3)														6	2	3	1	0	0	3			
Toby Harrah, R OBP: 0.373, SLG: 0.384 (1, 5)														6	1	1	0	0	0	2			
Broderick Perkins, L OBP: 0.350, SLG: 0.351 George Vukovich, L OBP: 0.249, SLG: 0.290 (7, 9)														3	0	2	2	0	0	0	0		
Andre Thornton, R OBP: 0.403, SLG: 0.471 (1, 10)														5	0	2	0	1	0	2			
Pat Tabler, R OBP: 0.367, SLG: 0.414 (1, 7)														6	0	2	0	0	3	3			
Gorman Thomas, R OBP: 0.292, SLG: 0.382 (1, 8)														6	0	0	0	0	3	3			
Julio Franco, R OBP: 0.314, SLG: 0.412 (1, 6)														6	1	2	0	0	0	1			
Ron Hassey, L OBP: 0.332, SLG: 0.341 Chris Bando, S OBP: 0.362, SLG: 0.381 (2, PR)														1	0	1	1	0	0	0			
Alan Bannister, R OBP: 0.327, SLG: 0.409 Jim Essian, R OBP: 0.152, SLG: 0.071 (11, PR)														4	1	2	0	0	0	2			
Mike Fischlin, R OBP: 0.267, SLG: 0.216 (1, 4)														4	0	0	0	1	1	4			
<b>Inning Stats</b>	R: 1 E: 0 K: 1 S: 6	H: 1 LOB: 1 BB: 1 P: 10	R: 4 E: 1 K: 1 S: 10	H: 5 LOB: 1 BB: 0 P: 10	R: 0 E: 0 K: 1 S: 7	H: 2 LOB: 2 BB: 0 P: 7	R: 0 E: 0 K: 0 S: 3	H: 0 LOB: 0 BB: 0 P: 3	R: 0 E: 0 K: 0 S: 4	H: 1 LOB: 1 BB: 0 P: 4	R: 0 E: 0 K: 0 S: 5	H: 1 LOB: 0 BB: 0 P: 5	R: 0 E: 0 K: 0 S: 3	H: 1 LOB: 0 BB: 0 P: 3	R: 0 E: 0 K: 0 S: 6	H: 1 LOB: 1 BB: 0 P: 6	R: 0 E: 0 K: 1 S: 5	H: 0 LOB: 0 BB: 0 P: 5	1B: 12 2B: 3 3B: 0 HR: 0	SF: 1 SAC: 0 DP: 2 HBP: 0	W/P: 0 PB: 0 SB: 0 CS: 1	PA: 53	
<b>PITCHER</b>	IP WLS BF H R ER SO BB IBB HBP BLK WP HR S P ERA WHIP	6.0 29 10 5 4 3 1 0 0 0 0 0 0 34 38 6.00 1.833	3.0 11 2 0 0 2 1 0 0 0 0 0 0 14 18 0.00 1.000	1.1 5 2 0 0 0 0 0 0 0 0 0 0 5 5 0.00 1.500	2.2 W 8 1 0 0 2 0 0 0 0 0 0 12 12 0.00 0.375																		

Cleveland Indians @ Toronto Blue Jays  
Exhibition Stadium, Toronto, ON  
Sat Jul 30 1983, 3:33 AM EDT  
Att. 23,445 - Unknown


AB 50  
R 5  
H 15  
RBI 4  
BB 2  
SO 7  
LOB 20



Batter	1	2	3	4	5	6	7	8	9	10	11	12	13	AB	R	H	RBI	BB	SO	LOB	BOTTOM					
Damaso Garcia, R OBP: 0.330, SLG: 0.390 (1, 4)														5	2	1	0	2	0	4						
Lloyd Moseby, L OBP: 0.353, SLG: 0.492 (1, 8)														6	1	1	0	0	2	3						
Garth Iorg, R OBP: 0.310, SLG: 0.353 Jorge Orta, L OBP: 0.344, SLG: 0.430 Rance Mulliniks, L OBP: 0.377, SLG: 0.472 (9, PH)														4	1	3	0	0	1	0						
Cliff Johnson, R OBP: 0.404, SLG: 0.545 (1, 10)														5	0	2	1	2	1	3						
Barry Bonnell, R OBP: 0.353, SLG: 0.444 (1, 7)														5	1	1	0	1	1	3						
Ernie Whitt, L OBP: 0.351, SLG: 0.450 (13, PH)														1	0	1	1	0	0	0						
Jesse Barfield, R OBP: 0.245, SLG: 0.426 Dave Collins, S OBP: 0.312, SLG: 0.307 (9, PH)														3	1	1	1	1	2	1						
Willie Upshaw, L OBP: 0.367, SLG: 0.527 (1, 3)														6	0	3	0	0	3	4						
Buck Martinez, R OBP: 0.360, SLG: 0.521 (1, 2)														6	0	0	0	1	5							
Alfredo Griffin, S OBP: 0.290, SLG: 0.375 (1, 6)														6	0	2	1	0	0	1						
<b>Inning Stats</b>	R: 1 E: 1 K: 1 S: 7	H: 2 LOB: 2 BB: 0 P: 7	R: 1 E: 0 K: 1 S: 7	H: 2 LOB: 1 BB: 1 P: 11	R: 0 E: 0 K: 2 S: 7	H: 0 LOB: 1 BB: 1 P: 11	R: 0 E: 0 K: 0 S: 4	H: 2 LOB: 1 BB: 0 P: 4	R: 0 E: 0 K: 0 S: 4	H: 1 LOB: 1 BB: 0 P: 4	R: 0 E: 0 K: 0 S: 6	H: 1 LOB: 1 BB: 0 P: 6	R: 2 E: 0 K: 2 S: 10	H: 3 LOB: 3 BB: 2 P: 18	R: 0 E: 0 K: 2 S: 4	H: 1 LOB: 1 BB: 0 P: 4	R: 0 E: 0 K: 2 S: 8	H: 1 LOB: 1 BB: 0 P: 8	R: 0 E: 0 K: 2 S: 7	H: 0 LOB: 0 BB: 0 P: 7	R: 1 E: 1 K: 1 S: 5	H: 1 LOB: 3 BB: 2 P: 13	1B: 13 2B: 4 3B: 0 HR: 0	SF: 0 SAC: 1 DP: 2 HBP: 0	W/P: 0 PB: 0 SB: 0 CS: 0	PA: 59
<b>PITCHER</b>	IP WLS BF H R ER SO BB IBB HBP BLK WP HR S P ERA WHIP	8.0 35 11 3 2 6 2 0 0 0 0 0 0 45 53 2.25 1.625	0.1 6 3 2 2 0 1 1 0 0 0 0 0 4 12 54.00 12.000	3.2 13 2 0 0 6 0 0 0 0 0 0 0 25 25 0.00 0.545	0.1 L 5 1 1 1 1 1 1 0 0 0 0 5 13 27.00 6.000																					

Cleveland Indians @ Toronto Blue Jays  
Exhibition Stadium, Toronto, ON  
Sat Jul 30 1983, 3:33 AM EDT  
Att. 23,445 - Unknown

AB 52  
R 6  
H 17  
RBI 5  
BB 6  
SO 13  
LOB 30





Batter	1	2	3	4	5	6	7	8	9	AB	R	H	RBI	BB	SO	LOB	TOP			
Mike Hargrove, L (1, 3) Broderick Perkins, L (4, PR) OBP: 0.296, SLG: 0.336	F9		1B WP	CS			F7		F7	3	1	2	2	0	0	0				
Toby Harrah, R (1, 5) OBP: 0.383, SLG: 0.397	1B BB		F8	CS	E1		G3			3	1	0	0	1	0	1				
Bake McBride, L (1, 9) George Vukovich, L (7, 9) OBP: 0.248, SLG: 0.289	K				FC6-4					4	0	2	0	0	1	2				
Andre Thornton, R (1, 10) OBP: 0.403, SLG: 0.473	2H 1B		K				5-3			4	1	2	1	0	1	2				
Pat Tabler, R (1, 7) OBP: 0.368, SLG: 0.419	K			1-3					4-3	4	0	1	1	0	1	1				
Gorman Thomas, R (1, 8) OBP: 0.292, SLG: 0.379		F7		2B			F7		5-3	4	1	1	0	0	0	1				
Julio Franco, R (1, 6) OBP: 0.312, SLG: 0.413	F9			K			6-3		6-3	4	0	0	0	0	1	1				
Jim Essian, R (1, 2) OBP: 0.220, SLG: 0.200	F4			E 2B			6-3		F4	4	1	1	1	0	0	0				
Mike Fischlin, R (1, 4) OBP: 0.273, SLG: 0.227			6-3	E4 2B			K		K	4	1	0	0	0	2	1				
<b>Inning Stats</b>	R: 1 E: 0 K: 2 S: 8	H: 1 LOB: 1 BB: 1 P: 12	R: 0 E: 0 K: 0 S: 3	H: 0 LOB: 0 BB: 0 P: 3	R: 1 E: 0 K: 1 S: 7	H: 2 LOB: 1 BB: 0 P: 7	R: 3 E: 1 K: 1 S: 8	H: 3 LOB: 1 BB: 0 P: 8	R: 1 E: 1 K: 0 S: 5	H: 2 LOB: 1 BB: 0 P: 5	R: 0 E: 0 K: 0 S: 4	H: 1 LOB: 1 BB: 0 P: 4	R: 0 E: 0 K: 0 S: 3	H: 0 LOB: 0 BB: 0 P: 3	R: 0 E: 0 K: 1 S: 5	H: 0 LOB: 0 BB: 0 P: 5	1B: 3 2B: 6 3B: 0 HR: 0	SF: 0 SAC: 0 DP: 0 HBP: 0	WP: 1 PB: 0 SB: 2 CS: 2	PA: 38
<b>PITCHER</b>	IP WLS BF H R ER SO BB IBB HBP BLK WP HR S P ERA WHIP																			
Doyle Alexander, R (1, 1) ERA: 5.66	4.2 L 23 8 6 4 4 1 0 0 0 0 1 0 30 34 7.71 1.929																			
Jim Acker, R (5, 1) ERA: 4.23	3.1 11 1 0 0 1 0 0 0 0 0 0 0 13 13 0.00 0.300																			
Dave Geisel, L (9, 1) ERA: 5.9	1.0 3 0 0 0 1 0 0 0 0 0 0 0 5 5 0.00 0.000																			

Cleveland Indians @ Toronto Blue Jays  
Exhibition Stadium, Toronto, ON  
Mon Aug 01 1983, 3:33 AM EDT  
Att: 20,781 - Unknown

AB 36  
R 6  
H 9  
RBI 5  
BB 1  
SO 6  
LOB 9



Batter	1	2	3	4	5	6	7	8	9	AB	R	H	RBI	BB	SO	LOB	BOTTOM			
Dave Collins, S (1, 7) OBP: 0.302, SLG: 0.296	K		K			K			F8	4	0	0	0	0	3	1				
Rance Mulliniks, L (1, 5) OBP: 0.371, SLG: 0.475	F8			F7		F8			6-3	4	0	0	0	0	0	1				
Lloyd Moseby, L (1, 8) OBP: 0.361, SLG: 0.497	BB			K			K		BB 1B	3	0	1	0	1	2	0				
Willie Upshaw, L (1, 3) OBP: 0.372, SLG: 0.528	F8			F6			F4		BB BB	3	0	0	0	1	0	1				
Jorge Orta, L (1, 10) OBP: 0.350, SLG: 0.444		4-3				F4		4-3	BB BB	3	0	0	0	1	0	0				
Ernie Whitt, L (1, 2) OBP: 0.343, SLG: 0.436	K			K				6-3	F6	4	0	0	0	0	2	3				
Barry Bonnell, R (1, 9) OBP: 0.353, SLG: 0.451	K				F7			K		3	0	0	0	0	2	0				
Garth Iorg, R (1, 4) OBP: 0.310, SLG: 0.362			6-3			F8			3B	3	0	1	0	0	0	0				
Alfredo Griffin, S (1, 6) OBP: 0.289, SLG: 0.378	F8						1B		F5	3	0	1	0	0	0	1				
<b>Inning Stats</b>	R: 0 E: 0 K: 1 S: 5	H: 0 LOB: 1 BB: 1 P: 9	R: 0 E: 0 K: 2 S: 7	H: 0 LOB: 0 BB: 0 P: 7	R: 0 E: 0 K: 1 S: 5	H: 0 LOB: 0 BB: 0 P: 5	R: 0 E: 0 K: 1 S: 5	H: 0 LOB: 0 BB: 0 P: 5	R: 0 E: 0 K: 1 S: 6	H: 1 LOB: 1 BB: 0 P: 6	R: 0 E: 0 K: 1 S: 5	H: 0 LOB: 0 BB: 0 P: 5	R: 0 E: 0 K: 1 S: 6	H: 1 LOB: 1 BB: 0 P: 6	R: 0 E: 0 K: 0 S: 4	H: 1 LOB: 3 BB: 2 P: 12	1B: 2 2B: 0 3B: 1 HR: 0	SF: 0 SAC: 0 DP: 0 HBP: 0	WP: 0 PB: 0 SB: 1 CS: 0	PA: 33
<b>PITCHER</b>	IP WLS BF H R ER SO BB IBB HBP BLK WP HR S P ERA WHIP																			
Len Barker, R (1, 1) ERA: 5.15	9.0 W 33 3 0 0 9 3 0 0 0 0 0 0 48 60 0.00 0.667																			

Cleveland Indians @ Toronto Blue Jays  
Exhibition Stadium, Toronto, ON  
Mon Aug 01 1983, 3:33 AM EDT  
Att: 20,781 - Unknown


AB 30  
R 0  
H 3  
RBI 0  
BB 3  
SO 9  
LOB 7





Batter	1	2	3	4	5	6	7	8	9	AB	R	H	RBI	BB	SO	LOB	TOP										
<b>Don Mattingly, L</b> OBP: 0.330, SLG: 0.454 (1, 3)										5	0	1	0	0	1	3	<b>New York Yankees @ Toronto Blue Jays</b> Exhibition Stadium, Toronto, ON Tue Aug 02 1983, 7:05 PM EDT Att: 45,102 - Unknown - 77 F										
<b>Graig Nettles, L</b> OBP: 0.356, SLG: 0.465 (1, 5)										5	1	2	1	0	1	2											
<b>Dave Winfield, R</b> OBP: 0.330, SLG: 0.482 (1, 8)										4	2	2	2	1	0	1											
<b>Oscar Gamble, L</b> OBP: 0.397, SLG: 0.518 (6, PH)										2	0	0	0	1	0	2											
<b>Lou Piniella, R</b> OBP: 0.354, SLG: 0.432 (6, 9)										2	0	1	0	0	0	0											
<b>Steve Kemp, L</b> OBP: 0.342, SLG: 0.436 (1, 7)										4	1	1	1	1	1	4											
<b>Don Baylor, R</b> OBP: 0.359, SLG: 0.491 (1, 10)										5	1	1	2	0	1	2											
<b>Rick Cerone, R</b> OBP: 0.258, SLG: 0.274 (1, 2)										4	0	1	0	0	0	2											
<b>Larry Milbourne, S</b> OBP: 0.270, SLG: 0.262 (1, 4)										3	0	0	0	1	0	1											
<b>Andre Robertson, R</b> OBP: 0.284, SLG: 0.333 (2, 6)										0	0	0	0	0	0	0											
<b>Roy Smalley, S</b> OBP: 0.356, SLG: 0.446 (2, 6)										3	1	1	0	0	2	1											
<b>Inning Stats</b>	R: 0 E: 0 K: 0 S: 4	H: 1 LOB: 1 BB: 0 P: 4	R: 0 E: 0 K: 1 S: 5	H: 0 LOB: 3 BB: 2 P: 14	R: 2 E: 0 K: 1 S: 7	H: 2 LOB: 1 BB: 1 P: 11	R: 0 E: 0 K: 1 S: 5	H: 0 LOB: 0 BB: 0 P: 5	R: 3 E: 0 K: 0 S: 5	H: 2 LOB: 0 BB: 1 P: 9	R: 1 E: 0 K: 0 S: 7	H: 4 LOB: 3 BB: 0 P: 7	R: 0 E: 0 K: 2 S: 8	H: 1 LOB: 1 BB: 0 P: 8	R: 0 E: 0 K: 1 S: 5	H: 0 LOB: 0 BB: 0 P: 5	R: 0 E: 0 K: 0 S: 3	H: 0 LOB: 0 BB: 0 P: 3	1B: 6 2B: 1 3B: 0 HR: 3	SF: 0 SAC: 0 DP: 0 HBP: 1	WP: 0 PB: 0 SB: 0 CS: 0	PA: 42					
<b>PITCHER</b>	IP	WLS	BF	H	R	ER	SO	BB	IBB	HBP	BLK	WP	HR	S	P	ERA	WHIP										
<b>Matt Williams, R</b> ERA: 9.0 (1, 1)	5.0	W	25	5	5	5	3	4	0	1	0	0	3	26	43	9.00	1.800										
<b>Roy Lee Jackson, R</b> ERA: 4.35 (6, 1)	0.2		5	3	1	1	0	0	0	0	0	0	0	5	5	13.50	4.500										
<b>Dave Geisel, L</b> ERA: 5.51 (6, 1)	3.1	S	12	2	0	0	3	0	0	0	0	0	0	18	18	0.00	0.600										

AB	37
R	6
H	10
RBI	6
BB	4
SO	6
LOB	18



Batter	1	2	3	4	5	6	7	8	9	AB	R	H	RBI	BB	SO	LOB	BOTTOM										
<b>Damaso Garcia, R</b> OBP: 0.342, SLG: 0.398 (1, 4)										3	3	3	3	1	0	0	<b>New York Yankees @ Toronto Blue Jays</b> Exhibition Stadium, Toronto, ON Tue Aug 02 1983, 7:05 PM EDT Att: 45,102 - Unknown - 77 F										
<b>Lloyd Moseby, L</b> OBP: 0.397, SLG: 0.516 (1, 8)										4	1	2	1	1	1	2											
<b>Garth Iorg, R</b> OBP: 0.321, SLG: 0.373 (5, PH)										3	1	1	0	0	0	2											
<b>Rance Mulliniks, L</b> OBP: 0.376, SLG: 0.483 (6, 5)										2	0	2	4	0	0	0											
<b>Cliff Johnson, R</b> OBP: 0.401, SLG: 0.542 (1, 10)										2	0	0	0	0	1	2											
<b>Jorge Orta, L</b> OBP: 0.341, SLG: 0.434 (6, PH)										3	0	0	0	0	0	3											
<b>Barry Bonnell, R</b> OBP: 0.356, SLG: 0.458 (6, 9)										5	3	2	0	0	1	0											
<b>Jesse Barfield, R</b> OBP: 0.247, SLG: 0.424 (5, PH)										1	1	0	0	1	0	1											
<b>Dave Collins, S</b> OBP: 0.299, SLG: 0.290 (6, 7)										3	0	0	0	0	1	1											
<b>Willie Upshaw, L</b> OBP: 0.373, SLG: 0.533 (1, 3)										3	1	2	1	1	0	0											
<b>Buck Martinez, R</b> OBP: 0.355, SLG: 0.517 (5, PH)										1	0	0	1	0	1	1											
<b>Ernie Whit, L</b> OBP: 0.344, SLG: 0.430 (6, 2)										2	1	0	0	1	2	1											
<b>Alfredo Griffin, S</b> OBP: 0.289, SLG: 0.374 (1, 6)										3	2	1	2	1	0	0											
<b>Inning Stats</b>	R: 0 E: 0 K: 1 S: 6	H: 1 LOB: 1 BB: 0 P: 6	R: 4 E: 0 K: 0 S: 6	H: 4 LOB: 1 BB: 1 P: 10	R: 2 E: 1 K: 2 S: 10	H: 2 LOB: 1 BB: 0 P: 10	R: 0 E: 0 K: 0 S: 3	H: 0 LOB: 1 BB: 1 P: 7	R: 5 E: 0 K: 0 S: 6	H: 3 LOB: 2 BB: 4 P: 22	R: 0 E: 0 K: 2 S: 7	H: 0 LOB: 0 BB: 0 P: 7	R: 2 E: 0 K: 1 S: 7	H: 2 LOB: 1 BB: 0 P: 8	R: 0 E: 0 K: 1 S: 6	H: 1 LOB: 1 BB: 0 P: 6	1B: 8 2B: 5 3B: 0 HR: 0	SF: 1 SAC: 1 DP: 0 HBP: 1	WP: 0 PB: 0 SB: 3 CS: 0	PA: 44							
<b>PITCHER</b>	IP	WLS	BF	H	R	ER	SO	BB	IBB	HBP	BLK	WP	HR	S	P	ERA	WHIP										
<b>Bob Shirley, L</b> ERA: 5.73 (1, 1)	2.0	L	11	5	4	4	1	1	0	0	0	0	0	12	16	18.00	3.000										
<b>Dale Murray, R</b> ERA: 4.95 (3, 1)	2.2		15	3	5	3	2	2	1	0	1	0	0	16	28	10.12	1.875										
<b>Jay Howell, R</b> ERA: 5.19 (5, 1)	3.1		18	5	4	4	4	2	0	1	0	0	0	23	32	10.80	2.100										

AB	35
R	13
H	13
RBI	12
BB	6
SO	7
LOB	13





Batter	1	2	3	4	5	6	7	8	9	AB	R	H	RBI	BB	SO	LOB	TOP					
Don Mattingly, L (1, 3) OBP: 0.328, SLG: 0.473										4	1	1	1	0	0	0	<b>New York Yankees @ Toronto Blue Jays</b> Exhibition Stadium, Toronto, ON Wed Aug 03 1983, 7:05 PM EDT Att: 35,589 - Unknown - 83 F					
Graig Nettles, L (1, 5) OBP: 0.352, SLG: 0.458										4	0	0	0	0	0	0						
Ken Griffey, L (1, 10) OBP: 0.375, SLG: 0.450										4	0	1	0	0	0	0						
Oscar Gamble, L (1, 7) OBP: 0.407, SLG: 0.552										4	1	3	0	0	0	0						
Butch Wynegar, S (1, 2)										4	0	1	0	0	0	2						
Steve Kemp, L (1, 9) OBP: 0.341, SLG: 0.434										4	0	1	1	0	0	1						
Roy Smalley, S (1, 6) OBP: 0.366, SLG: 0.446										4	0	2	0	0	0	1						
Jerry Mumphy, S (1, 8) OBP: 0.304, SLG: 0.385										3	0	0	0	0	1	2						
Larry Milbourne, S (1, 4) OBP: 0.265, SLG: 0.257										2	0	0	0	0	0	0						
Don Baylor, R (8, PH) OBP: 0.359, SLG: 0.490										1	0	0	0	0	0	0						
Bert Campaneris, R (8, 4) OBP: 0.346, SLG: 0.352										0	0	0	0	0	0	0						
<b>Inning Stats</b>	R: 1 E: 0 K: 0 S: 4	H: 1 LOB: 0 BB: 0 P: 4	R: 0 E: 0 K: 1 S: 6	H: 1 LOB: 1 BB: 0 P: 6	R: 0 E: 0 K: 0 S: 3	H: 0 LOB: 1 BB: 0 P: 3	R: 0 E: 0 K: 0 S: 4	H: 1 LOB: 1 BB: 0 P: 4	R: 0 E: 0 K: 0 S: 3	H: 0 LOB: 0 BB: 0 P: 3	R: 0 E: 0 K: 0 S: 5	H: 3 LOB: 2 BB: 0 P: 5	R: 0 E: 0 K: 0 S: 3	H: 1 LOB: 0 BB: 0 P: 3	R: 0 E: 0 K: 0 S: 3	H: 0 LOB: 1 BB: 0 P: 3	R: 1 E: 0 K: 0 S: 5	H: 2 LOB: 1 BB: 0 P: 5	1B: 6 2B: 1 3B: 1 HR: 1	SF: 0 SAC: 0 DP: 1 HBP: 0	WP: 0 PB: 0 SB: 0 CS: 0	PA: 34
<b>PITCHER</b> Jim Clancy, R (1, 1) ERA: 3.31	IP: 9.0 WLS: W BF: 34 H: 9 R: 2 ER: 2 SO: 1 BB: 0 IBB: 0 HBP: 0 BLK: 0 WP: 0 HR: 1 S: 36 P: 36 ERA: 2.00 WHIP: 1.000															<b>PITCHER</b>	IP: 9.0 WLS: W BF: 34 H: 9 R: 2 ER: 2 SO: 1 BB: 0 IBB: 0 HBP: 0 BLK: 0 WP: 0 HR: 1 S: 36 P: 36 ERA: 2.00 WHIP: 1.000					

Batter	1	2	3	4	5	6	7	8	9	AB	R	H	RBI	BB	SO	LOB	BOTTOM					
Damaso Garcia, R (1, 4) OBP: 0.338, SLG: 0.392										5	0	0	0	0	0	5	<b>New York Yankees @ Toronto Blue Jays</b> Exhibition Stadium, Toronto, ON Wed Aug 03 1983, 7:05 PM EDT Att: 35,589 - Unknown - 83 F					
Garth Iorg, R (1, 5) OBP: 0.322, SLG: 0.378										5	1	2	1	0	1	1						
Barry Bonnell, R (1, 8) OBP: 0.354, SLG: 0.455										4	1	1	0	0	1	2						
Cliff Johnson, R (1, 10) OBP: 0.399, SLG: 0.538										4	1	1	0	0	1	3						
Jesse Barfield, R (1, 9) OBP: 0.251, SLG: 0.439										4	1	2	2	0	1	3						
George Bell, R (1, 7) OBP: 0.325, SLG: 0.514										4	1	4	2	0	0	0						
Willie Upshaw, L (1, 3) OBP: 0.372, SLG: 0.530										4	0	1	0	0	1	4						
Buck Martinez, R (1, 2) OBP: 0.353, SLG: 0.510										4	0	1	0	0	2	5						
Alfredo Griffin, S (1, 6) OBP: 0.291, SLG: 0.376										4	1	2	1	0	0	2						
<b>Inning Stats</b>	R: 0 E: 0 K: 0 S: 3	H: 0 LOB: 0 BB: 0 P: 3	R: 2 E: 0 K: 0 S: 7	H: 4 LOB: 2 BB: 0 P: 7	R: 0 E: 0 K: 2 S: 8	H: 1 LOB: 1 BB: 0 P: 8	R: 1 E: 0 K: 2 S: 9	H: 2 LOB: 1 BB: 0 P: 9	R: 2 E: 0 K: 1 S: 8	H: 3 LOB: 1 BB: 0 P: 8	R: 1 E: 0 K: 0 S: 5	H: 2 LOB: 1 BB: 0 P: 5	R: 0 E: 0 K: 1 S: 7	H: 2 LOB: 2 BB: 0 P: 7	R: 0 E: 0 K: 1 S: 5	H: 0 LOB: 0 BB: 0 P: 5		R: 0 E: 0 K: 1 S: 5	H: 0 LOB: 0 BB: 0 P: 5	1B: 9 2B: 3 3B: 1 HR: 1	SF: 0 SAC: 0 DP: 0 HBP: 0	WP: 0 PB: 0 SB: 0 CS: 0
<b>PITCHER</b> Ron Guidry, L (1, 1) ERA: 3.34	IP: 8.0 WLS: L BF: 38 H: 14 R: 6 ER: 6 SO: 7 BB: 0 IBB: 0 HBP: 0 BLK: 0 WP: 0 HR: 1 S: 52 P: 52 ERA: 6.75 WHIP: 1.750															<b>PITCHER</b>	IP: 8.0 WLS: L BF: 38 H: 14 R: 6 ER: 6 SO: 7 BB: 0 IBB: 0 HBP: 0 BLK: 0 WP: 0 HR: 1 S: 52 P: 52 ERA: 6.75 WHIP: 1.750					



Batter	1	2	3	4	5	6	7	8	9	AB	R	H	RBI	BB	SO	LOB	TOP				
Don Mattingly, L (1, 3) OBP: 0.333, SLG: 0.483	0-0 4-3 1B 2B		0-0 4-3 2B 1B	0-0 F8			0-0 F7			4	2	2	0	0	0	2					
Butch Wynegar, S (1, 2) OBP: 0.397, SLG: 0.474	0-0 4-3		0-0 4-3	0-0 FC6-4			0-3 K			4	0	0	0	0	1	4					
Dave Winfield, R (1, 8) OBP: 0.332, SLG: 0.485	0-0 FC4-6 1B		0-0 PB 6-3 2B		0-0 P5		0-0 4-3			4	1	2	2	0	0	0					
Graig Nettles, L (1, 5) OBP: 0.350, SLG: 0.454	0-0 FC4-6		0-0 PB BB		0-0 G3		0-0 F9			3	0	0	0	1	0	1					
Oscar Gamble, L (1, 10) OBP: 0.396, SLG: 0.533	0-0 4-3		0-0 6-3		0-0 3-1		0-3 K			4	0	0	1	0	1	2					
Don Baylor, R (1, 7) OBP: 0.360, SLG: 0.493		0-0 FC4-6 1B	0-0 6-3			0-0 4-3 2B				4	0	2	0	0	0	1					
Steve Kemp, L (1, 9) OBP: 0.340, SLG: 0.429	0-0 FC4-6		0-0 BB BB	4-0 BB BB		0-0 4-3		0-3 K		3	0	0	0	1	1	2					
Andre Robertson, R (1, 6) OBP: 0.280, SLG: 0.328	0-3 K		0-3 K			0-0 L4		0-0 F9		4	0	0	0	0	2	3					
Larry Milbourne, S (1, 4) OBP: 0.264, SLG: 0.250	0-0 G3		0-0 FC6-4 BB	4-0 1-2		0-0 F9		0-0 F9		3	0	0	0	1	0	2					
<b>Inning Stats</b>	R: 1 E: 0 K: 0 S: 5	H: 2 LOB: 1 BB: 0 P: 5	R: 0 E: 0 K: 1 S: 6	H: 1 LOB: 1 BB: 0 P: 6	R: 2 E: 0 K: 0 S: 5	H: 2 LOB: 2 BB: 1 P: 9	R: 0 E: 0 K: 1 S: 5	H: 0 LOB: 0 BB: 2 P: 13	R: 0 E: 0 K: 0 S: 3	H: 1 LOB: 1 BB: 0 P: 4	R: 0 E: 0 K: 1 S: 5	H: 0 LOB: 0 BB: 0 P: 5	R: 0 E: 0 K: 1 S: 5	H: 0 LOB: 0 BB: 0 P: 5	R: 0 E: 0 K: 1 S: 5	H: 0 LOB: 0 BB: 0 P: 5	1B: 3 2B: 3 3B: 0 HR: 0	SF: 0 SAC: 0 DP: 0 HBP: 0	WP: 0 PB: 1 SB: 0 CS: 0	PA: 36	
<b>PITCHER</b> Dave Stieb, R (1, 1) ERA: 2.89	IP: 9.0 WLS: L BF: 36	H: 6 R: 3 ER: 2 SO: 5	BB: 3 IBB: 0 HBP: 0 BLK: 0	WP: 0 HR: 0 S: 43 P: 55	ERA: 2.00 WHIP: 1.000											<b>PITCHER</b>	IP: 9.0 WLS: W BF: 33	H: 7 R: 1 ER: 1 SO: 3	BB: 2 IBB: 0 HBP: 0 BLK: 0	WP: 0 HR: 0 S: 37 P: 45	ERA: 1.00 WHIP: 1.000

**New York Yankees @ Toronto Blue Jays**  
Exhibition Stadium, Toronto, ON  
Thu Aug 04 1983, 7:05 PM EDT  
Att: 36,684 - Unknown - 79 F

AB	33
R	3
H	6
RBI	3
BB	3
SO	5
LOB	17



Batter	1	2	3	4	5	6	7	8	9	AB	R	H	RBI	BB	SO	LOB	BOTTOM					
Damaso Garcia, R (1, 4) OBP: 0.334, SLG: 0.388	0-0 F8		0-0 F9		0-0 FC1-4			0-0 F7		4	0	0	0	0	0	3						
Lloyd Moseby, L (1, 8) OBP: 0.365, SLG: 0.519	0-3 K		0-0 FC5 1B		0-0 G4-6-3			0-0 2B		4	0	2	0	0	1	1						
Garth Iorg, R (1, 5) OBP: 0.317, SLG: 0.371	0-0 1-3		0-0 FC5			0-0 6-3		0-0 5-3		4	0	0	1	0	0	3						
Cliff Johnson, R (1, 10) OBP: 0.401, SLG: 0.537		0-0 1B 1B	0-0 L5			0-0 F8		0-0 G6-3 1B		4	0	2	0	0	0	2						
Jesse Barfield, R (1, 9) OBP: 0.251, SLG: 0.440		0-0 P3		0-0 2B		0-0 P4		0-0 G6-3		4	0	1	0	0	0	2						
George Bell, R (1, 7) OBP: 0.316, SLG: 0.488		0-0 1B		0-0 P6		0-0 6-3		0-0 P2		4	0	1	0	0	0	1						
Willie Upshaw, L (1, 3) OBP: 0.369, SLG: 0.526	0-0 F9		0-3 K			0-0 3-1				3	0	0	0	0	1	2						
Buck Martinez, R (1, 2) OBP: 0.353, SLG: 0.507			0-0 1B BB FC5 1B		0-3 K		0-0 F8			3	1	1	0	0	1	1						
Alfredo Griffin, S (1, 6) OBP: 0.294, SLG: 0.375			4-0 FC5 1B BB		4-0 FC1-4 BB			0-0 6-3		1	0	0	0	2	0	0						
<b>Inning Stats</b>	R: 0 E: 0 K: 1 S: 5	H: 0 LOB: 0 BB: 0 P: 5	R: 0 E: 0 K: 0 S: 4	H: 2 LOB: 1 BB: 0 P: 4	R: 1 E: 0 K: 0 S: 5	H: 2 LOB: 2 BB: 1 P: 9	R: 0 E: 0 K: 2 S: 8	H: 1 LOB: 1 BB: 0 P: 8	R: 0 E: 0 K: 0 S: 2	H: 0 LOB: 0 BB: 1 P: 6	R: 0 E: 0 K: 0 S: 3	H: 0 LOB: 0 BB: 0 P: 3	R: 0 E: 0 K: 0 S: 3	H: 1 LOB: 1 BB: 0 P: 3	R: 0 E: 0 K: 0 S: 4	H: 1 LOB: 0 BB: 0 P: 4	R: 0 E: 0 K: 0 S: 3	H: 1 LOB: 0 BB: 0 P: 3	1B: 5 2B: 2 3B: 0 HR: 0	SF: 0 SAC: 0 DP: 2 HBP: 0	WP: 0 PB: 0 SB: 0 CS: 0	PA: 33
<b>PITCHER</b> Shane Rawley, L (1, 1) ERA: 3.92	IP: 9.0 WLS: W BF: 33	H: 7 R: 1 ER: 1 SO: 3	BB: 2 IBB: 0 HBP: 0 BLK: 0	WP: 0 HR: 0 S: 37 P: 45	ERA: 1.00 WHIP: 1.000											<b>PITCHER</b>	IP: 9.0 WLS: W BF: 33	H: 7 R: 1 ER: 1 SO: 3	BB: 2 IBB: 0 HBP: 0 BLK: 0	WP: 0 HR: 0 S: 37 P: 45	ERA: 1.00 WHIP: 1.000	

**New York Yankees @ Toronto Blue Jays**  
Exhibition Stadium, Toronto, ON  
Thu Aug 04 1983, 7:05 PM EDT  
Att: 36,684 - Unknown - 79 F

AB	31
R	1
H	7
RBI	1
BB	2
SO	3
LOB	15



Batter	1	2	3	4	5	6	7	8	9	AB	R	H	RBI	BB	SO	LOB	TOP					
Damaso Garcia, R OBP: 0.331, SLG: 0.384	0-0 4-3		0-3 K			0-0 F9		0-0 FC5-4		4	0	0	0	0	1	2						
Rance Mulliniks, L OBP: 0.371, SLG: 0.474	0-0 1-3			0-0 F8		0-0 3-1		0-3 K		4	0	0	0	0	1	1						
Lloyd Moseby, L OBP: 0.367, SLG: 0.516	0-3 K			0-0 4-3		0-0 1B			0-0 4-3	4	0	1	0	0	1	0						
Willie Upshaw, L OBP: 0.366, SLG: 0.520		0-3 K		0-0 4-3		0-0 F7			0-0 F8	4	0	0	0	0	1	1						
Cliff Johnson, R OBP: 0.399, SLG: 0.533		0-0 5-3			0-3 K				0-0 F9	4	0	1	0	0	1	0						
Jorge Orta, L OBP: 0.335, SLG: 0.426	0-0 1-3				0-0 4-3			G4-6-3 1B		3	0	0	0	0	0	1						
Ernie Whitt, L OBP: 0.344, SLG: 0.429			0-0 G3		0-0 1B				0-0 F7	3	0	1	0	0	0	0						
Dave Collins, S OBP: 0.303, SLG: 0.295			0-0 F6		0-0 1B				0-0 FC5-4	3	0	2	0	0	0	0						
Alfredo Griffin, S OBP: 0.294, SLG: 0.377			0-0 2B		0-0 F2				0-0 F9	3	0	1	0	0	0	3						
<b>Inning Stats</b>	R: 0 E: 0 K: 1 S: 5	H: 0 LOB: 0 BB: 0 P: 5	R: 0 E: 0 K: 1 S: 5	H: 0 LOB: 0 BB: 0 P: 5	R: 0 E: 0 K: 1 S: 6	H: 1 LOB: 0 BB: 0 P: 6	R: 0 E: 0 K: 0 S: 3	H: 0 LOB: 0 BB: 0 P: 3	R: 0 E: 0 K: 1 S: 7	H: 2 LOB: 2 BB: 0 P: 7	R: 0 E: 0 K: 0 S: 4	H: 1 LOB: 1 BB: 0 P: 4	R: 0 E: 0 K: 0 S: 3	H: 1 LOB: 0 BB: 0 P: 3	R: 0 E: 0 K: 1 S: 6	H: 1 LOB: 1 BB: 0 P: 6	R: 0 E: 0 K: 0 S: 3	H: 0 LOB: 0 BB: 0 P: 3	1B: 5 2B: 1 3B: 0 HR: 0	SF: 0 SAC: 0 DP: 1 HBP: 0	WP: 0 PB: 0 SB: 1 CS: 0	PA: 32
<b>PITCHER</b> Moose Haas, R ERA: 3.79	IP: 9.0 WLS: W BF: 32 H: 6 R: 0 ER: 0 SO: 5 BB: 0 IBB: 0 HBP: 0 BLK: 0 WP: 0 HR: 0 S: 42 P: 42 ERA: 0.00 WHIP: 0.667															<b>PITCHER</b>	IP: 9.0 WLS: W BF: 32 H: 6 R: 0 ER: 0 SO: 5 BB: 0 IBB: 0 HBP: 0 BLK: 0 WP: 0 HR: 0 S: 42 P: 42 ERA: 0.00 WHIP: 0.667					

Toronto Blue Jays @ Milwaukee Brewers  
Milwaukee County Stadium, Milwaukee, WI  
Fri Aug 05 1983, 8:05 PM EDT  
Att: 29,559 - Unknown - 77 F

livebaseballscores.com

AB 32  
R 0  
H 6  
RBI 0  
BB 0  
SO 5  
LOB 8




Batter	1	2	3	4	5	6	7	8	9	AB	R	H	RBI	BB	SO	LOB	BOTTOM					
Paul Molitor, R OBP: 0.356, SLG: 0.474	0-0 FC4-6 1B		4-0 S 1B BB		0-0 1-3		0-0 F7	0-0 SF7		3	1	1	1	1	0	1						
Jim Gantner, L OBP: 0.356, SLG: 0.452	0-0 FC4-6 1-2		0-0 L9		0-0 4-3		0-0 FC6-4 1B	0-0 G3		5	0	1	0	0	0	3						
Ted Simmons, S OBP: 0.365, SLG: 0.449	0-0 F7		0-0 1B		0-0 F7		0-0 L9			4	1	1	1	0	0	3						
Cecil Cooper, L OBP: 0.333, SLG: 0.542	0-0 FC4-6 1-2		0-0 2B 1B			0-3 K	0-0 FC6-4			4	1	1	1	0	1	3						
Ben Oglivie, L OBP: 0.394, SLG: 0.502		0-3 K	0-0 2B 1B			0-0 1B 1B		4-0 2B 1B BB		3	2	2	1	1	1	0						
Roy Howell, L OBP: 0.338, SLG: 0.426		0-0 1B 1B	0-0 L7			0-0 1B 1B		0-0 1B 2B		4	1	3	0	0	0	1						
Rick Manning, L OBP: 0.303, SLG: 0.327	0-0 6-3			0-0 F8		0-0 1-3 2H 1B		4-0 1B 1B IBB		3	1	1	1	1	0	1						
Ed Romero, R OBP: 0.337, SLG: 0.390	0-0 1B			0-0 6-3		0-0 L1-3		0-3 K		4	0	1	0	0	1	5						
Charlie Moore, R OBP: 0.355, SLG: 0.374			0-3 K		0-0 F7			0-0 1B		3	0	1	2	1	1	0						
<b>Inning Stats</b>	R: 0 E: 0 K: 0 S: 4	H: 1 LOB: 1 BB: 0 P: 4	R: 0 E: 0 K: 1 S: 6	H: 2 LOB: 2 BB: 0 P: 6	R: 3 E: 0 K: 1 S: 8	H: 3 LOB: 1 BB: 1 P: 12	R: 0 E: 0 K: 0 S: 3	H: 0 LOB: 0 BB: 0 P: 3	R: 0 E: 0 K: 0 S: 3	H: 0 LOB: 0 BB: 0 P: 3	R: 1 E: 0 K: 1 S: 7	H: 3 LOB: 1 BB: 0 P: 7	R: 0 E: 0 K: 0 S: 4	H: 1 LOB: 2 BB: 1 P: 8	R: 3 E: 0 K: 1 S: 7	H: 2 LOB: 1 BB: 2 P: 15	R: 0 E: 0 K: 0 S: 3	H: 0 LOB: 0 BB: 0 P: 3	1B: 10 2B: 3 3B: 0 HR: 0	SF: 1 SAC: 0 DP: 1 HBP: 0	WP: 0 PB: 0 SB: 1 CS: 0	PA: 38
<b>PITCHER</b> Jim Gott, R ERA: 4.51 Jim Acker, R ERA: 4.15 Randy Moffitt, R ERA: 3.88	IP: 6.0 WLS: L BF: 26 H: 9 R: 4 ER: 4 SO: 3 BB: 1 IBB: 0 HBP: 0 BLK: 0 WP: 0 HR: 0 S: 31 P: 35 ERA: 6.00 WHIP: 1.667															<b>PITCHER</b>	IP: 6.0 WLS: L BF: 26 H: 9 R: 4 ER: 4 SO: 3 BB: 1 IBB: 0 HBP: 0 BLK: 0 WP: 0 HR: 0 S: 31 P: 35 ERA: 6.00 WHIP: 1.667					


Toronto Blue Jays @ Milwaukee Brewers  
Milwaukee County Stadium, Milwaukee, WI  
Fri Aug 05 1983, 8:05 PM EDT  
Att: 29,559 - Unknown - 77 F

livebaseballscores.com

AB 33  
R 7  
H 12  
RBI 7  
BB 4  
SO 4  
LOB 17



Batter	1	2	3	4	5	6	7	8	9	AB	R	H	RBI	BB	SO	LOB	TOP	
Damaso Garcia, R (1,4) OBP: 0.333, SLG: 0.385	6-3		4-3					1B		4	0	2	0	0	0	0	<p>Toronto Blue Jays @ Milwaukee Brewers Milwaukee County Stadium, Milwaukee, WI</p> <p>Sat Aug 06 1983, 4:33 AM EDT Att: 48,464 - Unknown - 84 F</p> <p>livebaseballscores.com</p> <p>AB 33 R 0 H 6 RBI 0 BB 2 SO 3 LOB 14</p> 	
Rance Mulliniks, L (1,5) OBP: 0.369, SLG: 0.468	4-3			L6		1-2 BB		F8		3	0	0	0	1	0			
Lloyd Moseby, L (1,8) OBP: 0.366, SLG: 0.513				4-3		K		F2		4	0	1	0	0	1	3		
Willie Upshaw, L (1,3) OBP: 0.362, SLG: 0.515	L3			F5		K			F7	4	0	0	0	0	1	3		
Jorge Orta, L (1,10) OBP: 0.333, SLG: 0.421		5-3			4-3				1B	4	0	1	0	0	0	0		
Ernie Whitt, L (1,2) OBP: 0.346, SLG: 0.428		F7			BB				F7	3	0	1	0	1	0	1		
Dave Collins, S (1,7) OBP: 0.302, SLG: 0.294		4-3			F5				1B	4	0	1	0	0	0	2		
Barry Bonnell, R (1,9) OBP: 0.351, SLG: 0.450			1-3							3	0	0	0	0	1	2		
Cliff Johnson, R (9, PH) OBP: 0.398, SLG: 0.531					K				F3	1	0	0	0	0	0	2		
Alfredo Griffin, S (1,6) OBP: 0.292, SLG: 0.374			F5						G3	3	0	0	0	0	0	0		
<b>Inning Stats</b>	R: 0 E: 0 K: 0 S: 4	H: 1 LOB: 1 BB: 0 P: 4	R: 0 E: 0 K: 0 S: 3	H: 0 LOB: 0 BB: 0 P: 3	R: 0 E: 0 K: 0 S: 3	H: 0 LOB: 0 BB: 0 P: 3	R: 0 E: 0 K: 1 S: 5	H: 1 LOB: 1 BB: 1 P: 9	R: 0 E: 0 K: 0 S: 4	H: 1 LOB: 1 BB: 0 P: 4	R: 0 E: 0 K: 0 S: 4	H: 1 LOB: 2 BB: 0 P: 5	R: 0 E: 0 K: 0 S: 5	H: 2 LOB: 2 BB: 0 P: 5	1B: 6 2B: 0 3B: 0 HR: 0	SF: 0 SAC: 0 DP: 0 HBP: 0	WP: 0 PB: 0 SB: 2 CS: 0	PA: 35
<b>PITCHER</b> Chuck Porter, R (1,1) ERA: 4.0	IP: 9.0 WLS: W BF: 35 H: 6 R: 0 ER: 0 SO: 3 BB: 2 IBB: 0 HBP: 0 BLK: 0 WP: 0 HR: 0 S: 39 P: 47 ERA: 0.00 WHIP: 0.889																	

Batter	1	2	3	4	5	6	7	8	9	AB	R	H	RBI	BB	SO	LOB	BOTTOM	
Paul Moltor, R (1,5) OBP: 0.355, SLG: 0.479	1-3		F2		F9					4	1	1	1	0	0	1	<p>Toronto Blue Jays @ Milwaukee Brewers Milwaukee County Stadium, Milwaukee, WI</p> <p>Sat Aug 06 1983, 4:33 AM EDT Att: 48,464 - Unknown - 84 F</p> <p>livebaseballscores.com</p> <p>AB 30 R 3 H 7 RBI 3 BB 1 SO 5 LOB 9</p> 	
Jim Gantner, L (1,4) OBP: 0.355, SLG: 0.453	K		F7			1-3		HR		4	1	1	0	0	1	0		
Ted Simmons, S (1,10) OBP: 0.366, SLG: 0.452	F7			G3 SF8 2B		F4		1B FC5-4 2B		4	1	2	0	0	0	0		
Cecil Cooper, L (1,3) OBP: 0.330, SLG: 0.537		3-1		G3		F8		FC5-4 1B		4	0	0	1	0	0	2		
Ben Oglivie, L (1,7) OBP: 0.392, SLG: 0.500				SF8				K		3	0	1	1	0	1	1		
Rick Manning, L (1,8) OBP: 0.303, SLG: 0.329				F4				F7 2B		3	0	1	0	0	0	1		
Ed Romero, R (1,6) OBP: 0.337, SLG: 0.380					F7			F7		2	0	0	0	1	0	1		
Bill Schroeder, R (1,2) OBP: 0.158, SLG: 0.245					5-3			K		3	0	0	0	0	2	3		
Charlie Moore, R (1,9) OBP: 0.355, SLG: 0.374			6-3					K		3	0	1	0	0	1	0		
<b>Inning Stats</b>	R: 0 E: 0 K: 1 S: 5	H: 0 LOB: 0 BB: 0 P: 5	R: 0 E: 0 K: 1 S: 6	H: 1 LOB: 2 BB: 1 P: 10	R: 0 E: 0 K: 0 S: 3	H: 0 LOB: 0 BB: 0 P: 3	R: 1 E: 0 K: 0 S: 4	H: 1 LOB: 0 BB: 0 P: 4	R: 0 E: 0 K: 0 S: 3	H: 0 LOB: 0 BB: 0 P: 3	R: 0 E: 0 K: 1 S: 6	H: 1 LOB: 1 BB: 0 P: 6	R: 2 E: 0 K: 2 S: 10	H: 3 LOB: 1 BB: 0 P: 10	1B: 3 2B: 3 3B: 0 HR: 1	SF: 1 SAC: 0 DP: 0 HBP: 0	WP: 0 PB: 0 SB: 0 CS: 0	PA: 32
<b>PITCHER</b> Doyle Alexander, R (1,1) ERA: 5.45 Dave Gessel, L (8,1) ERA: 5.4	IP: 7.1 WLS: L BF: 29 H: 6 R: 3 ER: 3 SO: 4 BB: 1 IBB: 0 HBP: 0 BLK: 0 WP: 0 HR: 1 S: 36 P: 40 ERA: 3.68 WHIP: 0.955																	

Batter	1	2	3	4	5	6	7	8	9	AB	R	H	RBI	BB	SO	LOB	TOP										
<b>Damaso Garcia, R</b> OBP: 0.336, SLG: 0.388 (1, 4)										5	3	3	0	0	0	0	<b>Toronto Blue Jays @ Milwaukee Brewers</b> Milwaukee County Stadium, Milwaukee, WI Sun Aug 07 1983, 4:33 AM EDT Att: 47,300 - Unknown - 85 F										
<b>Dave Collins, S</b> OBP: 0.314, SLG: 0.302 (1, 3) (6, 7)										3	2	3	0	2	0	0											
<b>Barry Bonnell, R</b> OBP: 0.358, SLG: 0.456 (1, 8) (6, 5)										5	0	4	3	0	0	2											
<b>Cliff Johnson, R</b> OBP: 0.398, SLG: 0.543 (1, 10)										5	1	2	3	0	0	5											
<b>Jesse Barfield, R</b> OBP: 0.319, SLG: 0.436 <b>Lloyd Moseby, L</b> OBP: 0.366, SLG: 0.511 (6, PH) (6, 8)										2	0	0	0	0	0	2											
<b>George Bell, R</b> OBP: 0.304, SLG: 0.465 <b>Jorge Orta, L</b> OBP: 0.328, SLG: 0.413 (6, PH) (6, 9)										2	0	0	0	0	0	0											
<b>Garth Iorg, R</b> OBP: 0.377, SLG: 0.377 <b>Rance Mulliniks, L</b> OBP: 0.370, SLG: 0.469 (6, PH) (6, 6)										2	0	1	0	0	0	0											
<b>Buck Martinez, R</b> OBP: 0.349, SLG: 0.500 <b>Ernie Whitt, L</b> OBP: 0.343, SLG: 0.424 (6, PH) (6, 2)										2	0	0	0	0	0	1											
<b>Alfredo Griffin, S</b> OBP: 0.291, SLG: 0.372 <b>Willie Upshaw, L</b> OBP: 0.361, SLG: 0.512 (6, PH) (6, 3)										2	0	0	0	0	0	1											
<b>Inning Stats</b>	R: 0 E: 0 K: 0 S: 4	H: 1 LOB: 2 BB: 1 P: 8	R: 1 E: 0 K: 0 S: 4	H: 2 LOB: 0 BB: 0 P: 4	R: 0 E: 0 K: 0 S: 3	H: 0 LOB: 3 BB: 0 P: 3	R: 1 E: 0 K: 0 S: 6	H: 3 LOB: 2 BB: 0 P: 6	R: 0 E: 0 K: 0 S: 5	H: 2 LOB: 2 BB: 1 P: 5	R: 2 E: 0 K: 0 S: 4	H: 2 LOB: 0 BB: 1 P: 8	R: 0 E: 0 K: 2 S: 7	H: 0 LOB: 0 BB: 0 P: 7	R: 2 E: 0 K: 2 S: 11	H: 4 LOB: 2 BB: 0 P: 11		1B: 12 2B: 2 3B: 0 HR: 1	SF: 0 SAC: 0 DP: 1 HBP: 0	WP: 0 PB: 0 SB: 1 CS: 1	PA: 42						
<b>PITCHER</b>	IP	WLS	BF	H	R	ER	SO	BB	IBB	HBP	BLK	WP	HR	S	P	ERA	WHIP										
<b>Mike Caldwell, L</b> ERA: 4.63 (1, 1)	5.0	W	22	7	2	2	0	1	0	0	0	0	0	21	25	3.60	1.600										
<b>Tom Tellmann, R</b> ERA: 2.99 (6, 1)	2.0		10	4	2	2	0	1	0	0	0	0	1	9	13	9.00	2.500										
<b>Jerry Augustine, L</b> ERA: 6.18 (8, 1)	1.1		7	3	2	2	3	0	0	0	0	0	0	13	13	13.50	2.250										
<b>Pete Ladd, R</b> ERA: 2.81 (9, 1)	0.2	S	3	1	0	0	1	0	0	0	0	0	0	5	5	0.00	1.500										

Batter	1	2	3	4	5	6	7	8	9	AB	R	H	RBI	BB	SO	LOB	BOTTOM										
<b>Paul Molitor, R</b> OBP: 0.359, SLG: 0.480 (1, 5)										3	1	2	0	1	0	1	<b>Toronto Blue Jays @ Milwaukee Brewers</b> Milwaukee County Stadium, Milwaukee, WI Sun Aug 07 1983, 4:33 AM EDT Att: 47,300 - Unknown - 85 F										
<b>Jim Gantner, L</b> OBP: 0.357, SLG: 0.456 (1, 4)										2	1	1	2	1	0	1											
<b>Ted Simmons, S</b> OBP: 0.367, SLG: 0.455 (1, 2)										4	1	2	2	0	0	4											
<b>Cecil Cooper, L</b> OBP: 0.330, SLG: 0.535 (1, 3)										4	0	1	1	0	1	0											
<b>Ben Oglivie, L</b> OBP: 0.391, SLG: 0.495 (1, 7)										3	0	0	0	1	0	0											
<b>Roy Howell, L</b> OBP: 0.338, SLG: 0.420 <b>Mark Brouhard, R</b> OBP: 0.317, SLG: 0.483 (7, PH)										2	1	0	0	1	1	0											
<b>Rick Manning, L</b> OBP: 0.305, SLG: 0.329 (1, 8)										3	2	1	0	1	1	0											
<b>Ed Romero, R</b> OBP: 0.348, SLG: 0.390 (1, 6)										3	2	2	1	0	0	0											
<b>Charlie Moore, R</b> OBP: 0.359, SLG: 0.378 (1, 9)										4	1	3	3	0	0	0											
<b>Inning Stats</b>	R: 0 E: 0 K: 0 S: 3	H: 1 LOB: 0 BB: 0 P: 3	R: 3 E: 0 K: 1 S: 8	H: 4 LOB: 0 BB: 0 P: 8	R: 3 E: 0 K: 0 S: 5	H: 2 LOB: 3 BB: 4 P: 21	R: 0 E: 0 K: 0 S: 3	H: 0 LOB: 0 BB: 0 P: 3	R: 2 E: 0 K: 0 S: 5	H: 3 LOB: 1 BB: 1 P: 9	R: 1 E: 0 K: 0 S: 4	H: 2 LOB: 0 BB: 0 P: 4	1B: 10 2B: 2 3B: 0 HR: 0	SF: 0 SAC: 3 DP: 3 HBP: 0	WP: 1 PB: 0 SB: 1 CS: 1	PA: 38											
<b>PITCHER</b>	IP	WLS	BF	H	R	ER	SO	BB	IBB	HBP	BLK	WP	HR	S	P	ERA	WHIP										
<b>Luis Leal, R</b> ERA: 4.15 (1, 1)	3.2	L	18	7	6	6	2	2	0	0	0	0	0	11	19	3.38	1.125										
<b>Roy Lee Jackson, R</b> ERA: 4.32 (4, 1)	2.2		11	1	1	1	1	2	0	0	0	0	0	11	19	3.38	1.125										
<b>Dave Geisel, L</b> ERA: 5.67 (7, 1)	0.0		3	2	1	1	0	1	0	0	0	0	0	2	6	∞	∞										
<b>Joey McLaughlin, R</b> ERA: 3.83 (7, 1)	1.2		5	2	1	1	0	0	0	0	0	0	0	5	5	5.40	1.200										

AB	40
R	6
H	15
RBI	6
BB	2
SO	4
LOB	20



AB	29
R	9
H	12
RBI	9
BB	5
SO	3
LOB	8



Batter	1	2	3	4	5	6	7	8	9	AB	R	H	RBI	BB	SO	LOB	TOP			
Lloyd Moseby, L OBP: 0.366, SLG: 0.518 (1, 8)	F8		F8		G6-4-3 1B		FC4-6 FC5-4		HR	5	1	2	2	0	0	2	Toronto Blue Jays @ New York Yankees Yankee Stadium, Bronx, NY Mon Aug 08 1983, 7:05 PM EDT Unknown - 85 F			
Garth Iorg, R OBP: 0.313, SLG: 0.369 (1, 4)	6-3		5-3		G6-4-3		FC5-4		F9	5	0	0	0	0	0	4				
Barry Bonnell, R OBP: 0.363, SLG: 0.468 (1, 5)									F9	3	1	2	1	1	0	0				
Cliff Johnson, R OBP: 0.393, SLG: 0.535 (1, 10)	K				4-3		E6 G4-6-3		F7	4	0	0	0	0	1	2				
George Bell, R OBP: 0.300, SLG: 0.447 (1, 7)			6-3		F9		G4-6-3			4	0	1	0	0	0	2				
Jesse Barfield, R OBP: 0.248, SLG: 0.430 (1, 9)					E6		F7		5-3	3	0	0	0	1	0	2				
Willie Upshaw, L OBP: 0.360, SLG: 0.508 (1, 3)			K		F8				HR	3	1	0	0	1	2	2				
Buck Martinez, R OBP: 0.346, SLG: 0.494 (1, 2)			F3				FC4-6 1B		F3	4	0	1	0	0	0	2				
Alfredo Griffin, S OBP: 0.294, SLG: 0.374 Rance Mulliniks, L OBP: 0.369, SLG: 0.467 (1, 6) (7, 6)			F4				FC4-6 1B		F4	3	0	2	0	0	0	0	1			
<b>Inning Stats</b>	R: 0 E: 0 K: 1 S: 5	H: 0 LOB: 1 BB: 1 P: 9	R: 0 E: 0 K: 1 S: 5	H: 0 LOB: 1 BB: 1 P: 9	R: 0 E: 0 K: 0 S: 3	H: 0 LOB: 0 BB: 0 P: 3	R: 1 E: 1 K: 0 S: 5	H: 1 LOB: 1 BB: 0 P: 5	R: 0 E: 0 K: 0 S: 4	H: 2 LOB: 1 BB: 0 P: 4	R: 0 E: 1 K: 1 S: 7	H: 2 LOB: 2 BB: 0 P: 7	R: 0 E: 0 K: 0 S: 4	H: 1 LOB: 1 BB: 0 P: 4	R: 2 E: 0 K: 0 S: 4	H: 1 LOB: 0 BB: 1 P: 8	1B: 6 2B: 0 3B: 0 HR: 2	SF: 0 SAC: 0 DP: 2 HBP: 0	WP: 0 PB: 0 SB: 0 CS: 0	PA: 38
<b>PITCHER</b> Ron Guidry, L ERA: 3.32 (1, 1)	IP: 9.0 WLS: W BF: 38 H: 8 R: 3 ER: 3 SO: 3 BB: 3 IBB: 0 HBP: 0 BLK: 0 WP: 0 HR: 2 S: 41 P: 53 ERA: 3.00 WHIP: 1.222																			

Batter	1	2	3	4	5	6	7	8	9	AB	R	H	RBI	BB	SO	LOB	BOTTOM			
Willie Randolph, R OBP: 0.372, SLG: 0.346 (1, 4)	5-3	G5-4-3		HBP 1B						5	2	3	0	0	0	2	Toronto Blue Jays @ New York Yankees Yankee Stadium, Bronx, NY Mon Aug 08 1983, 7:05 PM EDT Unknown - 85 F			
Graig Nettles, L OBP: 0.347, SLG: 0.452 (1, 5)	E3 2B		K	K			F9		E 1B	5	1	1	0	0	2	2				
Dave Winfield, R OBP: 0.341, SLG: 0.504 (1, 7)	1B 2B		HR	HBP 1B			F8		K	5	3	3	2	0	1	2				
Oscar Gamble, L OBP: 0.400, SLG: 0.552 (1, 10)	1B		HR	HBP 1B			F8		E7	4	1	2	3	0	0	1				
Butch Wynegar, S OBP: 0.385, SLG: 0.461 (1, 2)	F7		4-3						F8	5	0	2	2	0	0	3				
Steve Kemp, L OBP: 0.332, SLG: 0.415 (1, 9)	F7		E1		F9		E4 3-4-1		F8	5	0	0	0	0	0	6				
Don Mattingly, L OBP: 0.353, SLG: 0.504 (1, 3)			K				3-4-1			4	0	2	0	0	1	3				
Jerry Mumphrey, S OBP: 0.326, SLG: 0.410 (1, 8)					F7		F7			2	1	0	0	2	0	3				
Andre Robertson, R OBP: 0.285, SLG: 0.341 (1, 6)					SH2-4 1B		6-3			3	0	0	0	0	0	5				
<b>Inning Stats</b>	R: 2 E: 1 K: 0 S: 6	H: 2 LOB: 1 BB: 0 P: 6	R: 0 E: 0 K: 0 S: 3	H: 1 LOB: 1 BB: 1 P: 7	R: 2 E: 1 K: 2 S: 10	H: 2 LOB: 1 BB: 0 P: 10	R: 3 E: 0 K: 1 S: 8	H: 3 LOB: 2 BB: 1 P: 13	R: 0 E: 0 K: 0 S: 4	H: 2 LOB: 2 BB: 0 P: 4	R: 0 E: 0 K: 0 S: 3	H: 0 LOB: 0 BB: 0 P: 3	R: 0 E: 1 K: 0 S: 5	H: 1 LOB: 2 BB: 0 P: 5	R: 1 E: 1 K: 1 S: 8	H: 2 LOB: 2 BB: 0 P: 8	1B: 10 2B: 2 3B: 0 HR: 1	SF: 0 SAC: 1 DP: 1 HBP: 1	WP: 0 PB: 0 SB: 0 CS: 0	PA: 42
<b>PITCHER</b> Jim Clancy, R ERA: 3.58 Jim Acker, R ERA: 3.92 Randy Moffitt, R ERA: 3.8 (1, 1) (4, 1) (8, 1)	IP: 3.2 WLS: L BF: 21 H: 7 R: 7 ER: 6 SO: 3 BB: 2 IBB: 0 HBP: 0 BLK: 0 WP: 0 HR: 1 S: 25 P: 33 ERA: 14.73 WHIP: 2.455																			

AB	35
R	3
H	8
RBI	3
BB	3
SO	3
LOB	17



AB	38
R	8
H	13
RBI	7
BB	2
SO	4
LOB	27




Batter	1	2	3	4	5	6	7	8	9	AB	R	H	RBI	BB	SO	LOB	TOP			
Dave Collins, S OBP: 0.316, SLG: 0.308 (1, 3)	F7	6-3			5-3		FC5-4 1B		2B	5	0	2	1	0	0	1	<b>Toronto Blue Jays @ New York Yankees</b> Yankee Stadium, Bronx, NY Mon Aug 08 1983, 7:05 PM EDT Att: 40,598 - Unknown - 88 F			
Lloyd Moseby, L OBP: 0.367, SLG: 0.519 (1, 8)	2B 4-3 1B		3-1		2B		FC5-4 FC4-6 1-2 3-H 0-0		F6	5	1	2	1	0	0	2				
Barry Bonnell, R OBP: 0.360, SLG: 0.467 (1, 5)	4-3 1-3 2B		K		4-3		FC4-6 1B 1-2		4-3	5	0	1	0	0	1	3				
Cliff Johnson, R OBP: 0.394, SLG: 0.538 (1, 10)	4-3		E4				1B 2B 1-2		1B	4	0	2	1	0	0	1				
George Bell, R OBP: 0.321, SLG: 0.449 Willie Upshaw, L OBP: 0.359, SLG: 0.507 (1, 7) (7, PH) (7, 3)	4-0 2-3 3-H BB		F8				G6-4-3 1B 2-3		F5	2	0	1	0	1	0	1				
Jesse Barfield, R OBP: 0.246, SLG: 0.425 Rance Mulliniks, L OBP: 0.367, SLG: 0.465 (1, 9) (8, PH) (8, 4)	K				5-3		K		F7	3	0	0	0	0	2	4				
Garth Iorg, R OBP: 0.313, SLG: 0.368 Jorge Orta, L OBP: 0.326, SLG: 0.410 (1, 4) (8, PH) (8, 9)			G6-3 BB 1B		F9		G6-4-3 1-2		F8	3	0	1	0	0	0	2				
Buck Martinez, R OBP: 0.352, SLG: 0.494 Ernie Whitt, L OBP: 0.342, SLG: 0.422 (1, 2) (8, PH) (8, 2)			3-1		3-1		1B 1B		F9	2	1	1	0	1	0	0				
Alfredo Griffin, S OBP: 0.293, SLG: 0.373 (1, 6)			G6-3 1-2 2-3		F8		1B FC5-4 1B		K	4	1	1	0	0	1	2				
<b>Inning Stats</b>	R: 1 E: 0 K: 1 S: 7	H: 2 LOB: 2 BB: 1 P: 11	R: 0 E: 0 K: 0 S: 3	H: 1 LOB: 1 BB: 1 P: 7	R: 0 E: 1 K: 1 S: 6	H: 0 LOB: 1 BB: 0 P: 6	R: 0 E: 0 K: 0 S: 3	H: 0 LOB: 1 BB: 0 P: 3	R: 0 E: 0 K: 1 S: 4	H: 1 LOB: 1 BB: 0 P: 4	R: 0 E: 0 K: 1 S: 6	H: 2 LOB: 1 BB: 0 P: 6	R: 2 E: 0 K: 0 S: 7	H: 4 LOB: 2 BB: 0 P: 7	R: 0 E: 0 K: 0 S: 3	H: 0 LOB: 0 BB: 0 P: 3		1B: 7 2B: 4 3B: 0 HR: 0	SF: 0 SAC: 0 DP: 2 HBP: 0	WP: 0 SB: 0 CS: 0
<b>PITCHER</b>	IP WLS BF H R ER SO BB IBB HBP BLK WP HR S P ERA WHIP	6.0 W 28 9 3 3 3 2 0 0 0 0 0 0 32 40 4.50 1.833	3.0 S 11 2 0 0 1 0 0 0 0 0 0 0 13 13 0.00 0.667																	

Batter	1	2	3	4	5	6	7	8	9	AB	R	H	RBI	BB	SO	LOB	BOTTOM				
Willie Randolph, R OBP: 0.373, SLG: 0.344 (1, 4)	1B HR 1B		F9		F8		F7		BB	4	1	1	0	1	0	0	<b>Toronto Blue Jays @ New York Yankees</b> Yankee Stadium, Bronx, NY Mon Aug 08 1983, 7:05 PM EDT Att: 40,598 - Unknown - 88 F				
Graig Nettles, L OBP: 0.347, SLG: 0.455 Larry Milbourne, S OBP: 0.266, SLG: 0.252 (1, 5) (8, 5)	1B HR 1B		K				K		K	5	1	2	0	0	3	2					
Dave Winfield, R OBP: 0.341, SLG: 0.509 (1, 7)	4-0 1-2 HR BB		F3		F4		HR		K	4	2	1	1	1	1	3					
Ken Griffey, L OBP: 0.388, SLG: 0.472 (1, 3)	HR		BB 1B				FC3-6 BB		BB 1B	3	2	3	4	2	0	0					
Don Baylor, R OBP: 0.362, SLG: 0.494 (1, 10)	HR		BB 1B		FC3-6 S 2B		K		E3 4-3 WP	5	2	2	1	0	1	3					
Don Mattingly, L OBP: 0.355, SLG: 0.515 (1, 9)	4-3		F8		4-3 1B 2B		1B SF8 2B		4-3	5	2	2	1	0	0	3					
Jerry Mumphrey, S OBP: 0.328, SLG: 0.405 (1, 8)	6-3		FC6-4 BB		4-3		1B E BB		G3	3	1	0	0	2	0	2					
Rick Cerone, R OBP: 0.266, SLG: 0.282 (1, 2)	F6		FC6-4				E 1B		5-3	5	0	2	1	0	0	4					
Andre Robertson, R OBP: 0.281, SLG: 0.338 (1, 6)	K				F7		K		SF8	3	0	0	1	0	2	1					
<b>Inning Stats</b>	R: 5 E: 0 K: 0 S: 7	H: 4 LOB: 0 BB: 1 P: 11	R: 0 E: 0 K: 2 S: 7	H: 0 LOB: 0 BB: 0 P: 7	R: 0 E: 0 K: 0 S: 5	H: 2 LOB: 3 BB: 1 P: 9	R: 0 E: 0 K: 0 S: 4	H: 1 LOB: 1 BB: 0 P: 4	R: 2 E: 0 K: 1 S: 7	H: 2 LOB: 1 BB: 1 P: 11	R: 1 E: 0 K: 2 S: 8	H: 1 LOB: 1 BB: 1 P: 12	R: 2 E: 1 K: 2 S: 9	H: 2 LOB: 2 BB: 2 P: 17	R: 1 E: 1 K: 0 S: 5	H: 1 LOB: 1 BB: 0 P: 5		1B: 7 2B: 3 3B: 0 HR: 3	SF: 1 SAC: 0 DP: 0 HBP: 0	WP: 1 SB: 1 CS: 0	PA: 44
<b>PITCHER</b>	IP WLS BF H R ER SO BB IBB HBP BLK WP HR S P ERA WHIP	0.0 L 5 4 5 5 0 1 0 0 0 0 0 0 18 22 0.00 1.091	2.1 L 12 3 3 3 3 2 0 0 0 0 0 1 16 24 11.57 2.143	1.0 L 7 2 2 1 2 2 0 0 0 0 0 0 9 17 9.00 4.000	1.0 L 5 1 1 0 0 0 0 0 0 0 1 0 5 5 0.00 1.000																

AB	37
R	3
H	11
RBI	3
BB	2
SO	4
LOB	18



AB	37
R	11
H	13
RBI	9
BB	6
SO	7
LOB	18



Batter	1	2	3	4	5	6	7	8	9	AB	R	H	RBI	BB	SO	LOB	TOP						
Garth Iorg, R OBP: 0.322, SLG: 0.381										5	2	4	0	0	1	1	<b>Toronto Blue Jays @ New York Yankees</b> Yankee Stadium, Bronx, NY Tue Aug 09 1983, 7:05 PM EDT Att: 35,221 - Unknown - 81 F						
Lloyd Moseby, L OBP: 0.397, SLG: 0.518										5	2	2	2	0	1	4							
Barry Bonnell, R OBP: 0.364, SLG: 0.468										4	1	2	1	1	0	3							
Cliff Johnson, R OBP: 0.397, SLG: 0.548										4	2	2	2	1	0	2							
George Bell, R OBP: 0.310, SLG: 0.426										5	0	1	1	0	1	2							
Willie Upshaw, L OBP: 0.397, SLG: 0.504										4	0	1	2	0	0	0							
Buck Martinez, R OBP: 0.342, SLG: 0.479										5	0	0	0	0	1	3							
Rance Mulliniks, L OBP: 0.373, SLG: 0.471										3	0	2	0	1	0	0							
Alfredo Griffin, S OBP: 0.293, SLG: 0.372										4	1	1	0	0	2	3							
<b>Inning Stats</b>	R: 3 E: 0 K: 0 S: 6	H: 3 LOB: 0 BB: 0 P: 6	R: 0 E: 0 K: 2 S: 6	H: 0 LOB: 1 BB: 1 P: 10	R: 2 E: 0 K: 0 S: 5	H: 3 LOB: 2 BB: 2 P: 13	R: 0 E: 0 K: 2 S: 8	H: 1 LOB: 1 BB: 0 P: 8	R: 1 E: 1 K: 1 S: 7	H: 2 LOB: 1 BB: 0 P: 7	R: 0 E: 0 K: 1 S: 7	H: 2 LOB: 2 BB: 0 P: 7	R: 0 E: 0 K: 0 S: 3	H: 0 LOB: 0 BB: 0 P: 3	R: 2 E: 0 K: 0 S: 7	H: 4 LOB: 2 BB: 0 P: 7	R: 0 E: 0 K: 0 S: 3	H: 0 LOB: 0 BB: 0 P: 3	1B: 12 2B: 3 3B: 0 HR: 1	SF: 1 SAC: 0 DP: 1 HBP: 0	WP: 0 PB: 0 SB: 1 CS: 2	PA: 43	
<b>PITCHER</b>	IP WLS BF H R ER SO BB IBB HBP BLK WP HR S P ERA WHIP	IP WLS BF H R ER SO BB IBB HBP BLK WP HR S P ERA WHIP																					
Shane Rawley, L ERA: 4.14	(1, 1)	2.2	L	15	6	5	5	2	3	0	0	0	0	0	0	0	0	0	1	16	28	16.88	3.375
Dale Murray, R ERA: 4.92	(3, 1)	6.1		28	9	3	2	4	0	0	0	0	0	0	0	0	0	0	0	36	36	2.84	1.421

AB	39
R	8
H	15
RBI	8
BB	3
SO	6
LOB	18



Batter	1	2	3	4	5	6	7	8	9	AB	R	H	RBI	BB	SO	LOB	BOTTOM						
Willie Randolph, R OBP: 0.371, SLG: 0.340										3	0	0	0	1	1	0	<b>Toronto Blue Jays @ New York Yankees</b> Yankee Stadium, Bronx, NY Tue Aug 09 1983, 7:05 PM EDT Att: 35,221 - Unknown - 81 F						
Don Mattingly, L OBP: 0.382, SLG: 0.514										4	0	1	0	0	0	0							
Dave Winfield, R OBP: 0.341, SLG: 0.505										3	0	0	0	0	0	0							
Ken Griffey, L OBP: 0.389, SLG: 0.473										4	0	2	0	0	0	3							
Oscar Gamble, L OBP: 0.389, SLG: 0.535										4	0	0	0	0	0	5							
Don Baylor, R OBP: 0.361, SLG: 0.492										2	0	0	0	1	0	0							
Butch Wynegar, S OBP: 0.381, SLG: 0.455										3	0	0	0	0	0	2							
Graig Nettles, L OBP: 0.345, SLG: 0.450										3	0	0	0	0	0	2							
Andre Robertson, R OBP: 0.278, SLG: 0.334										3	0	0	0	0	0	0							
<b>Inning Stats</b>	R: 0 E: 0 K: 0 S: 3	H: 0 LOB: 0 BB: 0 P: 3	R: 0 E: 0 K: 0 S: 4	H: 1 LOB: 2 BB: 1 P: 8	R: 0 E: 0 K: 1 S: 5	H: 0 LOB: 0 BB: 0 P: 5	R: 0 E: 0 K: 0 S: 3	H: 0 LOB: 0 BB: 0 P: 3	R: 0 E: 0 K: 0 S: 4	H: 1 LOB: 3 BB: 1 P: 9	R: 0 E: 0 K: 0 S: 3	H: 0 LOB: 0 BB: 0 P: 3	R: 0 E: 0 K: 0 S: 3	H: 0 LOB: 0 BB: 0 P: 3	R: 0 E: 0 K: 0 S: 3	H: 1 LOB: 0 BB: 0 P: 3	1B: 2 2B: 1 3B: 0 HR: 0	SF: 0 SAC: 0 DP: 1 HBP: 1	WP: 0 PB: 0 SB: 0 CS: 0	PA: 32			
<b>PITCHER</b>	IP WLS BF H R ER SO BB IBB HBP BLK WP HR S P ERA WHIP	IP WLS BF H R ER SO BB IBB HBP BLK WP HR S P ERA WHIP																					
Dave Stieb, R ERA: 2.76	(1, 1)	9.0	W	32	3	0	0	1	2	0	1	0	0	0	0	0	0	0	0	31	40	0.00	0.556





Batter	1	2	3	4	5	6	7	8	9	AB	R	H	RBI	BB	SO	LOB	TOP					
Garth Iorg, R OBP: 0.320, SLG: 0.377 (1, 4)	F9		4-3		F9		K		G4-6-3 1B	5	0	1	0	0	1	3	<b>Toronto Blue Jays @ New York Yankees</b> Yankee Stadium, Bronx, NY Wed Aug 10 1983, 3:33 AM EDT Att: 40,377 - Unknown - 80 F					
Lloyd Moseby, L OBP: 0.365, SLG: 0.514 (1, 8)	5-3		F2			K		3B 1B	G4-6-3 1-2	5	1	1	0	0	1	1						
Barry Bonnell, R OBP: 0.368, SLG: 0.476 (1, 9)					K			1B 3B		3	1	2	1	1	1	0						
Jesse Barfield, R OBP: 0.246, SLG: 0.422 (1, 10)					5-3		FC5-4 1B	3B 1B		4	0	1	1	0	1	2						
George Bell, R OBP: 0.311, SLG: 0.456 Dave Collins, S OBP: 0.315, SLG: 0.307 (8, 7)					5-3			K		3	0	1	0	0	1	1						
Willie Upshaw, L OBP: 0.356, SLG: 0.501 (1, 3)								E7 1-2		4	1	1	0	0	1	2						
Buck Martinez, R OBP: 0.347, SLG: 0.479 Ernie Whitt, L OBP: 0.341, SLG: 0.421 (8, 2)								F2		2	0	1	0	1	0	1						
Rance Mulliniks, L OBP: 0.367, SLG: 0.464 (1, 5)								F7		4	0	0	0	0	0	6						
Alfredo Griffin, S OBP: 0.295, SLG: 0.376 (1, 6)								F7		4	0	2	1	0	1	0						
<b>Inning Stats</b>	R: 0 E: 0 K: 1 S: 5	H: 0 LOB: 1 BB: 1 P: 9	R: 0 E: 0 K: 0 S: 3	H: 1 LOB: 1 BB: 1 P: 7	R: 0 E: 0 K: 1 S: 5	H: 0 LOB: 0 BB: 0 P: 5	R: 0 E: 0 K: 1 S: 5	H: 0 LOB: 0 BB: 0 P: 5	R: 1 E: 0 K: 0 S: 5	H: 2 LOB: 1 BB: 0 P: 5	R: 0 E: 0 K: 2 S: 8	H: 1 LOB: 2 BB: 0 P: 8	R: 0 E: 0 K: 2 S: 9	H: 2 LOB: 2 BB: 0 P: 9	R: 2 E: 1 K: 1 S: 9	H: 3 LOB: 2 BB: 0 P: 9		R: 0 E: 0 K: 0 S: 3	H: 1 LOB: 0 BB: 0 P: 3	1B: 7 2B: 1 3B: 2 HR: 0	SF: 0 SAC: 0 DP: 2 HBP: 0	WP: 0 PB: 0 CS: 0
<b>PITCHER</b>	IP	WLS	BF	H	R	ER	SO	BB	IBB	HBP	BLK	WP	HR	S	P	ERA	WHIP					
Dave Righetti, L ERA: 3.4 George Frazier, R ERA: 3.41 (8, 1)	7.0	W	31	9	3	3	7	2	0	0	0	0	0	43	51	3.86	1.571					

Batter	1	2	3	4	5	6	7	8	9	AB	R	H	RBI	BB	SO	LOB	BOTTOM					
Willie Randolph, R OBP: 0.372, SLG: 0.338 (1, 4)	F9				FC6-2 1B 1-2 3-H	4-3 2B BB	F7			4	2	1	0	1	0	3	<b>Toronto Blue Jays @ New York Yankees</b> Yankee Stadium, Bronx, NY Wed Aug 10 1983, 3:33 AM EDT Att: 40,377 - Unknown - 80 F					
Graig Nettles, L OBP: 0.348, SLG: 0.451 (1, 5)								G3		4	1	2	1	1	0	1						
Dave Winfield, R OBP: 0.341, SLG: 0.506 (1, 7)								K		5	1	2	2	0	1	3						
Ken Griffey, L OBP: 0.389, SLG: 0.471 (1, 3)								E4		5	1	2	1	0	0	1						
Don Baylor, R OBP: 0.362, SLG: 0.493 (1, 10)								K		5	1	2	1	0	1	3						
Don Mattingly, L OBP: 0.356, SLG: 0.518 (1, 9)								K		3	1	1	0	1	0	2						
Butch Wynegar, S OBP: 0.383, SLG: 0.451 (1, 2)										2	0	0	1	2	0	2						
Jerry Mumphrey, S OBP: 0.327, SLG: 0.412 (1, 8)										3	0	1	1	0	0	2						
Andre Robertson, R OBP: 0.278, SLG: 0.334 (1, 6)										3	1	1	1	0	0	3						
<b>Inning Stats</b>	R: 0 E: 0 K: 0 S: 3	H: 1 LOB: 0 BB: 0 P: 3	R: 0 E: 0 K: 0 S: 4	H: 1 LOB: 1 BB: 0 P: 4	R: 0 E: 0 K: 0 S: 4	H: 2 LOB: 2 BB: 1 P: 8	R: 0 E: 0 K: 0 S: 4	H: 1 LOB: 1 BB: 0 P: 4	R: 0 E: 0 K: 0 S: 4	H: 1 LOB: 2 BB: 2 P: 17	R: 1 E: 0 K: 0 S: 4	H: 1 LOB: 1 BB: 1 P: 8	R: 0 E: 1 K: 2 S: 8	H: 0 LOB: 1 BB: 0 P: 8	R: 0 E: 0 K: 2 S: 8	H: 0 LOB: 1 BB: 0 P: 8		1B: 8 2B: 3 3B: 1 HR: 0	SF: 2 SAC: 0 DP: 1 HBP: 0	WP: 0 PB: 0 CS: 0	PA: 41	
<b>PITCHER</b>	IP	WLS	BF	H	R	ER	SO	BB	IBB	HBP	BLK	WP	HR	S	P	ERA	WHIP					
Jim Gott, R ERA: 4.64 Roy Lee Jackson, R ERA: 4.59 Matt Williams, R ERA: 14.14 (7, 1)	4.1	L	24	10	6	4	0	1	0	0	0	0	0	6	14	5.40	1.800					

Batter	1	2	3	4	5	6	7	8	9	AB	R	H	RBI	BB	SO	LOB	TOP				
Paul Moltzer, R OBP: 0.359, SLG: 0.482 (1, 5)	F3		3B BB		4-3		L7		1-3	4	1	0	0	1	0	1	<b>Milwaukee Brewers @ Toronto Blue Jays</b> Exhibition Stadium, Toronto, ON Thu Aug 11 1983, 7:05 PM EDT Att: 27,620 - Unknown <a href="http://livebaseballscorecards.com">livebaseballscorecards.com</a>				
Jim Gantner, L OBP: 0.354, SLG: 0.455 (1, 4)	F6		1B 3B		3B		F7			4	2	2	2	0	0	0					
Robin Yount, R OBP: 0.393, SLG: 0.527 (1, 10)	L8		1B		1B		K			4	1	2	2	0	1	0					
Cecil Cooper, L OBP: 0.337, SLG: 0.541 (1, 3)		HR	1B		1B				5-3	4	1	3	2	0	0	0					
Ted Simmons, S OBP: 0.366, SLG: 0.451 (1, 2)	F6		G6-3		F6				F7	4	0	0	0	0	0	3					
Ben Oglivie, L OBP: 0.388, SLG: 0.489 Marshall Edwards, L OBP: 0.284, SLG: 0.333 (1, 7) (3, 7)					F8					1	0	1	0	0	0	0					
Rick Manning, L OBP: 0.296, SLG: 0.319 (1, 8)	L9				1B					3	0	2	0	0	0	1					
Ed Romero, R OBP: 0.324, SLG: 0.380 (1, 6)	F2				6-3				F7	4	0	0	0	0	0	1					
Charlie Moore, R OBP: 0.353, SLG: 0.374 (1, 9)			F3						5-3	4	1	1	0	0	0	0					
<b>Inning Stats</b>	R: 0 E: 0 K: 0 S: 3	H: 0 LOB: 0 BB: 0 P: 3	R: 1 E: 0 K: 0 S: 5	H: 2 LOB: 1 BB: 0 P: 5	R: 2 E: 0 K: 0 S: 5	H: 3 LOB: 1 BB: 1 P: 9	R: 0 E: 0 K: 0 S: 3	H: 1 LOB: 0 BB: 0 P: 3	R: 3 E: 0 K: 0 S: 7	H: 4 LOB: 1 BB: 0 P: 7	R: 0 E: 0 K: 1 S: 5	H: 0 LOB: 0 BB: 0 P: 5	R: 0 E: 0 K: 1 S: 6	H: 1 LOB: 1 BB: 0 P: 6	R: 0 E: 0 K: 0 S: 3	H: 0 LOB: 0 BB: 0 P: 3		1B: 5 2B: 3 3B: 2 HR: 1	SF: 0 SAC: 0 DP: 1 HBP: 0	WP: 0 PB: 0 CS: 1	PA: 37
<b>PITCHER</b>	IP	WLS	BF	H	R	ER	SO	BB	IBB	HBP	BLK	WP	HR	S	P	ERA	WHIP				
Doyle Alexander, R ERA: 5.86 (1, 1)	4.1	L	21	9	6	6	0	1	0	0	0	0	1	20	24	12.46	2.308				
Dave Geisel, L ERA: 4.55 (5, 1)	3.2		13	2	0	0	2	0	0	0	0	0	0	17	17	0.00	0.545				
Joey McLaughlin, R ERA: 3.75 (9, 1)	1.0		3	0	0	0	0	0	0	0	0	0	0	3	3	0.00	0.000				

Batter	1	2	3	4	5	6	7	8	9	AB	R	H	RBI	BB	SO	LOB	BOTTOM				
Dave Collins, S OBP: 0.316, SLG: 0.310 (1, 7)	FC3-6		G3		F8					4	0	1	0	1	0	2	<b>Milwaukee Brewers @ Toronto Blue Jays</b> Exhibition Stadium, Toronto, ON Thu Aug 11 1983, 7:05 PM EDT Att: 27,620 - Unknown <a href="http://livebaseballscorecards.com">livebaseballscorecards.com</a>				
Rance Mulliniks, L OBP: 0.374, SLG: 0.470 Jesse Barfield, R OBP: 0.244, SLG: 0.418 (1, 5) (7, PH) (8, 9)	FC3-6		1B		1B		K		K	1	1	1	0	2	0	0					
Lloyd Moseby, L OBP: 0.363, SLG: 0.509 (1, 8)	F8		5-3		F8				F8	5	0	1	1	0	0	4					
Willie Upshaw, L OBP: 0.357, SLG: 0.500 (1, 3)	FC3-6								6-3	5	0	2	1	0	1	4					
Jorge Orta, L OBP: 0.320, SLG: 0.403 Cliff Johnson, R OBP: 0.396, SLG: 0.546 (1, 10) (7, PH)	K		K		G4-6-3					3	0	0	0	0	2	5					
Ernie Whitt, L OBP: 0.343, SLG: 0.435 (1, 2)			K							4	2	2	0	0	2	0					
Barry Bonnell, R OBP: 0.367, SLG: 0.471 (8, 5)					L6				G3	3	0	0	0	1	0	2					
Garth Iorg, R OBP: 0.319, SLG: 0.375 (1, 4)			FC5-4						4-3	4	0	1	2	0	1	1					
Alfredo Griffin, S OBP: 0.297, SLG: 0.375 (1, 6)			4-3		FC5-4					3	1	1	0	1	0	2					
<b>Inning Stats</b>	R: 0 E: 0 K: 1 S: 6	H: 1 LOB: 2 BB: 1 P: 10	R: 0 E: 0 K: 1 S: 5	H: 0 LOB: 1 BB: 1 P: 9	R: 1 E: 0 K: 1 S: 7	H: 2 LOB: 1 BB: 0 P: 7	R: 1 E: 0 K: 0 S: 5	H: 2 LOB: 1 BB: 0 P: 5	R: 0 E: 0 K: 2 S: 7	H: 0 LOB: 0 BB: 0 P: 7	R: 1 E: 0 K: 2 S: 8	H: 1 LOB: 2 BB: 2 P: 16	R: 0 E: 0 K: 0 S: 5	H: 2 LOB: 1 BB: 0 P: 5	R: 0 E: 0 K: 1 S: 5	H: 0 LOB: 0 BB: 0 P: 5		1B: 5 2B: 3 3B: 1 HR: 0	SF: 0 SAC: 0 DP: 1 HBP: 0	WP: 0 PB: 0 CS: 0	PA: 40
<b>PITCHER</b>	IP	WLS	BF	H	R	ER	SO	BB	IBB	HBP	BLK	WP	HR	S	P	ERA	WHIP				
Chuck Porter, R ERA: 4.04 (1, 1)	6.0	W	28	6	3	3	5	5	0	0	0	0	0	7	7	0.00	1.833				
Jerry Augustine, L ERA: 6.02 (7, 1)	0.2		3	1	0	0	2	0	0	0	0	0	0	7	7	0.00	1.500				
Tom Tellmann, R ERA: 2.96 (7, 1)	1.1		6	2	1	1	0	0	0	0	0	0	0	6	6	6.75	1.500				
Pete Ladd, R ERA: 2.63 (9, 1)	1.0	S	3	0	0	0	1	0	0	0	0	0	0	5	5	0.00	0.000				

Batter	1	2	3	4	5	6	7	8	9	AB	R	H	RBI	BB	SO	LOB	TOP		
Paul Moltis, R OBP: 0.356, SLG: 0.478 (1, 5)										4	0	0	0	0	1	1	<b>Milwaukee Brewers @ Toronto Blue Jays</b> Exhibition Stadium, Toronto, ON Fri Aug 12 1983, 7:05 PM EDT Att: 30,130 - Unknown - 83 F		
Jim Gantner, L OBP: 0.356, SLG: 0.460 (1, 4)										4	1	3	0	0	0	0			
Ted Simmons, S OBP: 0.365, SLG: 0.451 (1, 2)										4	1	1	1	0	2	2			
Cecil Cooper, L OBP: 0.339, SLG: 0.540 (1, 3)										4	1	2	1	0	0	1			
Ben Oglivie, L OBP: 0.387, SLG: 0.486 (1, 7)										4	0	1	0	0	0	2			
Roy Howell, L OBP: 0.353, SLG: 0.460 (1, 10)										4	1	1	1	0	2	1			
Rick Manning, L OBP: 0.294, SLG: 0.317 (1, 8)										3	0	0	1	0	0	1			
Ed Romero, R OBP: 0.324, SLG: 0.379 (1, 6)										3	0	1	0	0	0	0			
Charlie Moore, R OBP: 0.353, SLG: 0.377 (1, 9)										3	0	1	0	0	0	1			
<b>Inning Stats</b>	R: 0 E: 0 K: 0 S: 4	H: 1 LOB: 1 BB: 0 P: 4	R: 0 E: 0 K: 1 S: 5	H: 0 LOB: 0 BB: 0 P: 5	R: 0 E: 0 K: 0 S: 3	H: 1 LOB: 0 BB: 0 P: 3	R: 0 E: 0 K: 1 S: 5	H: 0 LOB: 0 BB: 0 P: 5	R: 0 E: 0 K: 0 S: 3	H: 1 LOB: 0 BB: 0 P: 3	R: 4 E: 0 K: 0 S: 7	H: 4 LOB: 0 BB: 0 P: 7	R: 0 E: 0 K: 2 S: 8	H: 1 LOB: 1 BB: 0 P: 8	R: 0 E: 0 K: 0 S: 3	H: 1 LOB: 0 BB: 0 P: 3	1B: 6 2B: 3 3B: 1 HR: 0	SF: 0 SAC: 0 DP: 3 HBP: 0	WP: 0 PA: 33 CS: 0
<b>PITCHER</b>	IP WLS BF H R ER SO BB IBB HBP BLK WP HR S P ERA WHIP																		
Luis Leal, R ERA: 4.22 Joey McLaughlin, R ERA: 3.57	(1, 1) (7, 1)	6.1 2.2	WLS W	BF 9	H 2	R 0	ER 0	SO 2	BB 0	IBB 0	HBP 0	BLK 0	WP 0	HR 0	S 13	P 13	0.00 0.750		

Batter	1	2	3	4	5	6	7	8	9	AB	R	H	RBI	BB	SO	LOB	BOTTOM		
Damaso Garcia, R OBP: 0.335, SLG: 0.387 (1, 4)										4	1	1	0	0	1	2	<b>Milwaukee Brewers @ Toronto Blue Jays</b> Exhibition Stadium, Toronto, ON Fri Aug 12 1983, 7:05 PM EDT Att: 30,130 - Unknown - 83 F		
Lloyd Moseby, L OBP: 0.365, SLG: 0.517 (1, 8)										4	1	2	2	0	0	1			
Garth Iorg, R OBP: 0.318, SLG: 0.374 (1, 5)										4	0	1	0	0	0	1			
Cliff Johnson, R OBP: 0.400, SLG: 0.552 (1, 10)										4	1	3	1	0	0	0			
Barry Bonnell, R OBP: 0.369, SLG: 0.470 (1, 9)										3	1	1	1	1	0	1			
George Bell, R OBP: 0.328, SLG: 0.467 Dave Collins, S OBP: 0.319, SLG: 0.312 Ernie Whitte, L OBP: 0.343, SLG: 0.435 (1, 7)										3	0	2	0	0	0	0			
Willie Upshaw, L OBP: 0.360, SLG: 0.504 (1, 3)										1	0	1	0	0	0	0			
Buck Martinez, R OBP: 0.342, SLG: 0.471 Jorge Orta, L OBP: 0.320, SLG: 0.403 Jesse Barfield, R OBP: 0.243, SLG: 0.417 (1, 2)										3	0	0	0	0	0	4			
Alfredo Griffin, S OBP: 0.299, SLG: 0.377 (1, 6)										4	1	2	0	0	0	2			
<b>Inning Stats</b>	R: 2 E: 0 K: 0 S: 5	H: 2 LOB: 0 BB: 0 P: 5	R: 0 E: 0 K: 0 S: 4	H: 1 LOB: 1 BB: 0 P: 4	R: 0 E: 0 K: 0 S: 3	H: 1 LOB: 0 BB: 0 P: 3	R: 0 E: 0 K: 0 S: 4	H: 2 LOB: 1 BB: 0 P: 4	R: 0 E: 0 K: 0 S: 3	H: 1 LOB: 0 BB: 0 P: 3	R: 1 E: 0 K: 0 S: 6	H: 3 LOB: 3 BB: 1 P: 10	R: 1 E: 0 K: 1 S: 7	H: 3 LOB: 2 BB: 0 P: 7	R: 1 E: 0 K: 0 S: 4	H: 2 LOB: 1 BB: 1 P: 8	1B: 12 2B: 2 3B: 0 HR: 1	SF: 0 SAC: 0 DP: 3 HBP: 0	WP: 0 PA: 36 CS: 0
<b>PITCHER</b>	IP WLS BF H R ER SO BB IBB HBP BLK WP HR S P ERA WHIP																		
Mike Caldwell, L ERA: 4.66 Jim Slaton, R ERA: 4.43 Jerry Augustine, L ERA: 5.94	(1, 1) (7, 1) (8, 1)	6.2 0.2 0.2	WLS L	BF 30 4 2	H 3	R 1	ER 1	SO 0 0 0	BB 1 0 0	IBB 0 0 0	HBP 0 0 0	BLK 0 0 0	WP 0 0 0	HR 0 3 2	S 31 7 2	P 35 7 2	13.50 0.000		

Batter	1	2	3	4	5	6	7	8	9	AB	R	H	RBI	BB	SO	LOB	TOP			
Paul Moltis, R OBP: 0.358, SLG: 0.482										5	1	3	0	0	0	2				
Jim Gantner, L OBP: 0.356, SLG: 0.457										5	0	1	0	0	0	3				
Robin Yount, R OBP: 0.393, SLG: 0.529										4	0	2	0	0	0	2				
Cecil Cooper, L OBP: 0.338, SLG: 0.538										4	0	1	1	0	0	3				
Ben Oglivie, L OBP: 0.383, SLG: 0.480										4	0	0	0	0	1	2				
Rick Manning, L OBP: 0.296, SLG: 0.321										4	0	2	0	0	0	2				
Ed Romero, R OBP: 0.322, SLG: 0.374										4	0	1	0	0	0	1				
Bill Schroeder, R OBP: 0.188, SLG: 0.283 (9, PH)										3	0	1	0	0	0	3				
Ted Simmons, S OBP: 0.394, SLG: 0.450										1	0	0	0	0	1	0				
Charlie Moore, R OBP: 0.352, SLG: 0.375										4	0	1	0	0	1	3				
<b>Inning Stats</b>	R: 1 E: 0 K: 0 S: 6	H: 3 LOB: 2 BB: 0 P: 6	R: 0 E: 0 K: 0 S: 4	H: 1 LOB: 1 BB: 0 P: 4	R: 0 E: 0 K: 0 S: 3	H: 0 LOB: 0 BB: 0 P: 3	R: 0 E: 0 K: 0 S: 5	H: 2 LOB: 2 BB: 0 P: 5	R: 0 E: 0 K: 0 S: 4	H: 1 LOB: 1 BB: 0 P: 4	R: 0 E: 0 K: 0 S: 5	H: 2 LOB: 2 BB: 0 P: 5	R: 0 E: 0 K: 1 S: 5	H: 0 LOB: 0 BB: 0 P: 5	R: 0 E: 0 K: 2 S: 8	H: 1 LOB: 1 BB: 0 P: 8	1B: 9 2B: 3 3B: 0 HR: 0	SF: 0 SAC: 0 DP: 1 HBP: 0	WP: 1 PB: 0 CS: 0	PA: 38
<b>PITCHER</b>	IP WLS BF H R ER SO BB IBB HBP BLK WP HR S P ERA WHIP																			
Jim Clancy, R ERA: 3.49	(1, 1)	6.2 W 30 11 1 1 0 0 0 0 0 0 0 30 30 1.35 1.650																		
Dave Geisel, L ERA: 4.4	(7, 1)	2.1 S 8 1 0 0 3 0 0 0 0 1 0 14 14 0.00 0.429																		

Milwaukee Brewers @ Toronto Blue Jays  
Exhibition Stadium, Toronto, ON  
Sat Aug 13 1983, 3:33 AM EDT  
Att: 35,240 - Sunny - 70 F

AB 38  
R 1  
H 12  
RBI 1  
BB 0  
SO 3  
LOB 21



Batter	1	2	3	4	5	6	7	8	9	AB	R	H	RBI	BB	SO	LOB	BOTTOM			
Damaso Garcia, R OBP: 0.334, SLG: 0.385										4	1	1	0	0	1	1				
Lloyd Moseby, L OBP: 0.366, SLG: 0.516										3	0	1	0	1	1	2				
Garth Iorg, R OBP: 0.317, SLG: 0.383										4	1	1	2	0	2	2				
Cliff Johnson, R OBP: 0.398, SLG: 0.551										4	1	1	0	0	0	1				
George Bell, R OBP: 0.338, SLG: 0.469										4	0	2	1	0	1	1				
Jesse Barfield, R OBP: 0.247, SLG: 0.418										4	0	2	0	0	0	1				
Willie Upshaw, L OBP: 0.362, SLG: 0.504										2	0	1	0	1	1	1				
Buck Martinez, R OBP: 0.337, SLG: 0.462										3	0	0	0	0	0	5				
Alfredo Griffin, S OBP: 0.299, SLG: 0.375										2	0	0	0	0	0	1				
<b>Inning Stats</b>	R: 0 E: 0 K: 1 S: 5	H: 0 LOB: 0 BB: 0 P: 5	R: 0 E: 0 K: 0 S: 4	H: 2 LOB: 1 BB: 1 P: 8	R: 3 E: 0 K: 1 S: 8	H: 4 LOB: 1 BB: 0 P: 9	R: 0 E: 0 K: 0 S: 4	H: 1 LOB: 1 BB: 0 P: 4	R: 0 E: 0 K: 2 S: 8	H: 1 LOB: 1 BB: 0 P: 8	R: 0 E: 0 K: 1 S: 5	H: 1 LOB: 1 BB: 0 P: 5	R: 0 E: 0 K: 1 S: 5	H: 0 LOB: 1 BB: 1 P: 9	R: 0 E: 0 K: 0 S: 3	H: 0 LOB: 0 BB: 0 P: 3	1B: 7 2B: 2 3B: 0 HR: 1	SF: 0 SAC: 0 DP: 3 HBP: 1	WP: 0 PB: 0 CS: 2	PA: 33
<b>PITCHER</b>	IP WLS BF H R ER SO BB IBB HBP BLK WP HR S P ERA WHIP																			
Bob McClure, L ERA: 4.54	(1, 1)	8.0 L 33 9 3 3 6 2 0 1 0 0 1 42 51 3.38 1.375																		

Milwaukee Brewers @ Toronto Blue Jays  
Exhibition Stadium, Toronto, ON  
Sat Aug 13 1983, 3:33 AM EDT  
Att: 35,240 - Sunny - 70 F

AB 30  
R 3  
H 9  
RBI 3  
BB 2  
SO 6  
LOB 15





Batter	1	2	3	4	5	6	7	8	9	AB	R	H	RBI	BB	SO	LOB	TOP								
Dave Collins, S OBP: 0.322, SLG: 0.320 (1, 7)										5	2	2	0	0	1	0	Toronto Blue Jays @ Cleveland Indians Cleveland Municipal Stadium, Cleveland, OH Mon Aug 15 1983, 7:05 PM EDT Att: 6,675 - Unknown - 75 F								
Rance Mulliniks, L OBP: 0.380, SLG: 0.465 Damaso Garcia, R OBP: 0.337, SLG: 0.388 (9, PH) (9, 4)										3	1	1	0	1	0	0									
Lloyd Moseby, L OBP: 0.376, SLG: 0.532 (1, 8)										4	0	3	2	1	0	1									
Willie Upshaw, L OBP: 0.363, SLG: 0.498 (1, 3)										3	0	0	1	2	2	2									
Cliff Johnson, R OBP: 0.396, SLG: 0.544 (1, 10)										4	0	1	0	1	2	5									
Jorge Orta, L OBP: 0.315, SLG: 0.393 Barry Bonnell, R OBP: 0.365, SLG: 0.463 (6, 9)										2	0	0	0	1	0	2									
Ernie Whitt, L OBP: 0.345, SLG: 0.427 (1, 2)										2	0	0	0	2	0	4									
Garth Iorg, R OBP: 0.316, SLG: 0.381 (9, 5)										4	0	1	0	0	1	3									
Alfredo Griffin, S OBP: 0.296, SLG: 0.368 (1, 6)										4	0	0	0	0	1	3									
<b>Inning Stats</b>	R: 0 E: 0 K: 0 S: 3	H: 1 LOB: 0 BB: 0 P: 3	R: 0 E: 0 K: 1 S: 6	H: 1 LOB: 2 BB: 1 P: 10	R: 0 E: 0 K: 1 S: 5	H: 0 LOB: 0 BB: 0 P: 5	R: 0 E: 0 K: 1 S: 6	H: 1 LOB: 2 BB: 1 P: 10	R: 2 E: 0 K: 3 S: 11	H: 2 LOB: 2 BB: 2 P: 19	R: 0 E: 0 K: 0 S: 3	H: 0 LOB: 1 BB: 1 P: 7	R: 0 E: 0 K: 0 S: 3	H: 0 LOB: 1 BB: 1 P: 7	R: 0 E: 0 K: 1 S: 6	H: 1 LOB: 2 BB: 1 P: 10		R: 1 E: 0 K: 0 S: 4	H: 2 LOB: 2 BB: 2 P: 12	1B: 7 2B: 1 3B: 0 HR: 0	SF: 0 SAC: 0 DP: 2 HBP: 0	WP: 1 PB: 0 SB: 2 CS: 0	PA: 42		
<b>PITCHER</b>	IP	WLS	BF	H	R	ER	SO	BB	IBB	HBP	BLK	WP	HR	S	P	ERA	WHIP								
Lary Sorensen, R ERA: 4.46 (1, 1)	7.0		31	5	2	2	6	5	1	0	0	1	0	37	61	2.57	1.429								
Dan Spillner, R ERA: 4.71 (8, 1)	1.0	L	6	2	1	1	1	1	0	0	0	0	0	7	11	9.00	3.000								
Jamie Easterly, L ERA: 2.94 (9, 1)	0.0		3	1	0	0	0	2	0	0	0	0	0	1	9	∞	∞								
Bud Anderson, R ERA: 2.82 (9, 1)	1.0		2	0	0	0	0	0	0	0	0	0	0	2	2	0.00	0.000								

Batter	1	2	3	4	5	6	7	8	9	AB	R	H	RBI	BB	SO	LOB	BOTTOM								
Toby Harrah, R OBP: 0.372, SLG: 0.372 (1, 5)										3	1	2	0	1	1	0	Toronto Blue Jays @ Cleveland Indians Cleveland Municipal Stadium, Cleveland, OH Mon Aug 15 1983, 7:05 PM EDT Att: 6,675 - Unknown - 75 F								
Alan Bannister, R OBP: 0.331, SLG: 0.407 (5, 8)										3	0	0	1	1	0	3									
Pat Tabler, R OBP: 0.375, SLG: 0.411 (1, 7)										5	0	0	0	0	0	6									
Andre Thornton, R OBP: 0.388, SLG: 0.442 (1, 10)										4	0	0	1	0	1	2									
Mike Hargrove, L OBP: 0.388, SLG: 0.386 (8, PH) Bake McBride, L OBP: 0.316, SLG: 0.341 Broderick Perkins, L OBP: 0.302, SLG: 0.346 (9, 3)										3	0	0	0	1	0	1									
Gorman Thomas, R OBP: 0.287, SLG: 0.360 Mike Fischlin, R OBP: 0.290, SLG: 0.261 Jim Essian, R OBP: 0.333, SLG: 0.346 (9, 2)										2	0	1	0	0	1	0									
Ron Hassey, L OBP: 0.331, SLG: 0.343 Manny Trillo, R OBP: 0.316, SLG: 0.329 (6, PH) (9, 4)										3	0	1	0	0	1	2									
Julio Franco, R OBP: 0.313, SLG: 0.410 (1, 6)										4	1	2	0	0	1	3									
George Vukovich, L OBP: 0.253, SLG: 0.288 (1, 9)										4	0	0	0	0	1	4									
<b>Inning Stats</b>	R: 0 E: 0 K: 0 S: 4	H: 1 LOB: 1 BB: 0 P: 4	R: 0 E: 0 K: 1 S: 7	H: 2 LOB: 2 BB: 0 P: 7	R: 1 E: 0 K: 0 S: 3	H: 0 LOB: 1 BB: 0 P: 5	R: 0 E: 0 K: 1 S: 6	H: 1 LOB: 0 BB: 0 P: 6	R: 0 E: 0 K: 1 S: 4	H: 0 LOB: 1 BB: 1 P: 8	R: 0 E: 0 K: 1 S: 5	H: 0 LOB: 1 BB: 1 P: 9	R: 1 E: 0 K: 0 S: 5	H: 2 LOB: 1 BB: 0 P: 5	R: 0 E: 0 K: 1 S: 5	H: 0 LOB: 2 BB: 2 P: 13		R: 0 E: 0 K: 1 S: 5	H: 0 LOB: 1 BB: 1 P: 9	1B: 5 2B: 1 3B: 0 HR: 0	SF: 0 SAC: 1 DP: 1 HBP: 2	WP: 0 PB: 0 SB: 0 CS: 0	PA: 39		
<b>PITCHER</b>	IP	WLS	BF	H	R	ER	SO	BB	IBB	HBP	BLK	WP	HR	S	P	ERA	WHIP								
Jim Gott, R ERA: 4.55 (7, 1)	1.1		6	1	0	0	1	1	0	0	0	0	0	7	11	0.00	1.500								
Roy Lee Jackson, R ERA: 4.48 (8, 1)	0.0		1	0	0	0	0	0	1	0	0	0	0	4	∞	∞									
Randy Moffitt, R ERA: 3.81 (8, 1)	1.1	W	5	0	0	0	1	1	0	0	0	0	0	6	10	0.00	0.750								

AB	33
R	3
H	8
RBI	3
BB	9
SO	7
LOB	22

AB	31
R	2
H	6
RBI	2
BB	5
SO	6
LOB	21



Batter	1	2	3	4	5	6	7	8	9	AB	R	H	RBI	BB	SO	LOB	TOP										
Dave Collins, S (1, 7) OBP: 0.328, SLG: 0.330 George Bell, R (9, PH) OBP: 0.333, SLG: 0.462	G3		2B		1B S 1B		1B		K	4	1	3	0	0	0	0	<b>Toronto Blue Jays @ Cleveland Indians</b> Cleveland Municipal Stadium, Cleveland, OH Tue Aug 16 1983, 7:05 PM EDT Unknown - 81 F										
Rance Mulliniks, L (1, 5) OBP: 0.381, SLG: 0.463	K		F7		1B 1B BB		G4-6-3 1B			3	1	1	0	1	1	1											
Lloyd Moseby, L (1, 8) OBP: 0.375, SLG: 0.529	K			3-1	1B 1-2 2-3		G4-6-3 1B			4	0	1	0	0	1	2											
Willie Upshaw, L (1, 3) OBP: 0.364, SLG: 0.498		K		S 1B	1-3 2-H 3-H 1B			4-3		4	0	2	2	0	1	0											
Jorge Orta, L (1, 10) OBP: 0.310, SLG: 0.386 Cliff Johnson, R (8, PH) OBP: 0.395, SLG: 0.542		F9		F7	F6			4-3		3	0	0	0	0	0	3											
Ernie Whitt, L (1, 2) OBP: 0.348, SLG: 0.428 Buck Martinez, R (8, PH) OBP: 0.335, SLG: 0.460 (8, 2)				BB		F3		F4		2	0	1	0	1	0	0											
Barry Bonnell, R (1, 9) OBP: 0.361, SLG: 0.457		K		F8		K				4	0	0	0	0	3	3											
Garth Iorg, R (1, 4) OBP: 0.311, SLG: 0.375			K		4-3	5-3		K		4	0	0	0	0	2	0											
Alfredo Griffin, S (1, 6) OBP: 0.294, SLG: 0.365 Jesse Barfield, R (9, PH) OBP: 0.253, SLG: 0.423			F7		3-1		1-3		1B	3	0	0	0	0	0	0											
<b>Inning Stats</b>	R: 0 E: 0 K: 2 S: 7	H: 0 LOB: 0 BB: 0 P: 7	R: 0 E: 0 K: 2 S: 8	H: 1 LOB: 1 BB: 0 P: 8	R: 0 E: 0 K: 1 S: 6	H: 1 LOB: 1 BB: 0 P: 6	R: 0 E: 0 K: 0 S: 4	H: 1 LOB: 2 BB: 1 P: 8	R: 2 E: 0 K: 0 S: 6	H: 3 LOB: 2 BB: 1 P: 10	R: 0 E: 0 K: 0 S: 5	H: 0 LOB: 0 BB: 0 P: 5	R: 0 E: 0 K: 0 S: 4	H: 2 LOB: 1 BB: 0 P: 4	R: 0 E: 0 K: 0 S: 3	H: 0 LOB: 0 BB: 0 P: 3		R: 0 E: 0 K: 3 S: 10	H: 1 LOB: 1 BB: 0 P: 10	1B: 8 2B: 1 3B: 0 HR: 0	SF: 0 SAC: 0 DP: 1 HBP: 0	WP: 0 PB: 0 SB: 2 CS: 0	PA: 37				
<b>PITCHER</b>	IP	WLS	BF	H	R	ER	SO	BB	IBB	HBP	BLK	WP	HR	S	P	ERA	WHIP										
Len Barker, R (1, 1) ERA: 5.11	6.1		29	8	2	2	6	2	0	0	0	0	0	39	47	2.84	1.579										
Jamie Easterly, L (7, 1) ERA: 2.79	2.2	W	8	1	0	0	3	0	0	0	0	0	0	14	14	0.00	0.375										

AB 35  
R 2  
H 9  
RBI 2  
BB 2  
SO 9  
LOB 10



Batter	1	2	3	4	5	6	7	8	9	AB	R	H	RBI	BB	SO	LOB	BOTTOM										
Toby Harrah, R (1, 5) OBP: 0.373, SLG: 0.373	5-3		E S 1B		6-3			1B SH3-4 E 1B		4	2	2	0	0	0	0	<b>Toronto Blue Jays @ Cleveland Indians</b> Cleveland Municipal Stadium, Cleveland, OH Tue Aug 16 1983, 7:05 PM EDT Unknown - 81 F										
Alan Bannister, R (1, 4) OBP: 0.334, SLG: 0.410 Manny Trillo, R (9, 4) OBP: 0.316, SLG: 0.329					6-3			SH3-4		3	0	2	1	0	0	0											
Pat Tabler, R (1, 7) OBP: 0.370, SLG: 0.495 George Vukovich, L (9, 7) OBP: 0.253, SLG: 0.288					F9			K		4	0	0	0	0	1	3											
Andre Thornton, R (1, 10) OBP: 0.389, SLG: 0.440		F5		BB HBP SF8 BB		F8		E 1B IBB		2	1	0	0	2	0	0											
Mike Hargrove, L (1, 3) OBP: 0.389, SLG: 0.386 Broderick Perkins, L (9, 3) OBP: 0.362, SLG: 0.346		F4		BB HBP		F6		E5 1B		3	0	1	0	0	0	0											
Gorman Thomas, R (1, 8) OBP: 0.292, SLG: 0.360				BB			CS BB			0	0	0	0	3	0	0											
Ron Hassey, L (1, 2) OBP: 0.327, SLG: 0.339		F8			F6		CS	F5		3	0	0	0	0	0	4											
Julio Franco, R (1, 6) OBP: 0.310, SLG: 0.408			F5		SF8			F7		2	0	0	1	0	0	0											
Carmen Castillo, R (1, 9) OBP: 0.310, SLG: 0.408			6-3		3-H 1-3			4-3		3	0	0	0	0	0	2											
<b>Inning Stats</b>	R: 0 E: 0 K: 0 S: 3	H: 1 LOB: 0 BB: 0 P: 3	R: 0 E: 0 K: 0 S: 3	H: 0 LOB: 1 BB: 1 P: 7	R: 1 E: 0 K: 0 S: 5	H: 2 LOB: 0 BB: 0 P: 5	R: 1 E: 0 K: 0 S: 3	H: 0 LOB: 2 BB: 2 P: 12	R: 0 E: 0 K: 0 S: 2	H: 0 LOB: 0 BB: 1 P: 6	R: 0 E: 0 K: 0 S: 3	H: 0 LOB: 0 BB: 0 P: 3	R: 1 E: 1 K: 1 S: 6	H: 2 LOB: 2 BB: 1 P: 10	1B: 5 2B: 0 3B: 0 HR: 0	SF: 1 SAC: 1 DP: 1 HBP: 1		WP: 0 PB: 0 SB: 1 CS: 1	PA: 33								
<b>PITCHER</b>	IP	WLS	BF	H	R	ER	SO	BB	IBB	HBP	BLK	WP	HR	S	P	ERA	WHIP										
Doyle Alexander, R (1, 1) ERA: 5.47																											
Randy Moffitt, R (8, 1) ERA: 3.75	0.2	L	4	1	1	0	1	0	1	0	0	0	0	5	9	0.00	1.500										
Dave Geisel, L (8, 1) ERA: 4.36	0.1		1	1	0	0	0	0	0	0	0	0	0	1	1	0.00	3.000										

AB 24  
R 3  
H 5  
RBI 2  
BB 5  
SO 1  
LOB 9



Batter	1	2	3	4	5	6	7	8	9	AB	R	H	RBI	BB	SO	LOB	TOP										
Dave Collins, S OBP: 0.332, SLG: 0.330	0-0 K 1B	4-0 2B BB			4-0 4-3 BB		0-0 8-3		0-0 4-3	3	1	1	0	2	0	1	<b>Toronto Blue Jays @ Cleveland Indians</b> Cleveland Municipal Stadium, Cleveland, OH Tue Aug 16 1983, 7:05 PM EDT Att: 9,666 - Unknown - 81 F										
Rance Mulliniks, L OBP: 0.382, SLG: 0.464	0-3 K	0-0 2B			0-0 4-3			4-0 BB 2B BB	0-0 F8	4	1	1	3	1	1	2											
Lloyd Moseby, L OBP: 0.374, SLG: 0.525	0-0 5-3	0-0 4-3			0-0 4-3			4-0 BB 2B 1B BB		3	1	0	0	1	0	2											
Willie Upshaw, L OBP: 0.365, SLG: 0.500		0-0 1B 1B	0-0 F9		0-0 4-3			0-0 BB 1B 2B		4	2	2	1	0	0	1											
Jorge Orta, L OBP: 0.311, SLG: 0.385 Barry Bonnell, R OBP: 0.363, SLG: 0.459		0-0 E3 1B	0-0 CS 1B		0-0 4-3			0-0 BB 1B 1B		3	1	1	0	0	0	1											
Cliff Johnson, R OBP: 0.394, SLG: 0.538		0-0 5-3	0-0 F9		0-3 K			0-0 BB 1B		4	0	1	1	0	1	3											
Ernie Whitt, L OBP: 0.347, SLG: 0.423		4-0 F9 1B IBB		0-0 F7		0-0 F8		0-0 BB 6-3		3	1	0	0	1	0	0											
Damaso Garcia, R OBP: 0.336, SLG: 0.387		0-0 BB 2B 1B		0-0 4-3			0-0 4-3	0-3 K		4	1	1	2	0	1	0											
Alfredo Griffin, S OBP: 0.293, SLG: 0.364		0-0 F9		0-0 4-3			0-0 BB 3-3 1B		0-0 6-3	4	0	1	0	0	0	2											
<b>Inning Stats</b>	R: 0 E: 0 K: 1 S: 5	H: 1 LOB: 0 BB: 0 P: 5	R: 5 E: 1 K: 0 S: 7	H: 3 LOB: 1 BB: 2 P: 15	R: 0 E: 0 K: 0 S: 3	H: 1 LOB: 0 BB: 0 P: 3	R: 0 E: 0 K: 0 S: 3	H: 0 LOB: 1 BB: 1 P: 3	R: 0 E: 0 K: 1 S: 5	H: 0 LOB: 0 BB: 0 P: 5	R: 0 E: 0 K: 0 S: 3	H: 1 LOB: 0 BB: 0 P: 3	R: 4 E: 0 K: 1 S: 7	H: 3 LOB: 0 BB: 2 P: 15	R: 0 E: 0 K: 0 S: 3	H: 0 LOB: 0 BB: 0 P: 3	1B: 7 2B: 3 3B: 0 HR: 0	SF: 0 SAC: 0 DP: 1 HBP: 0	WP: 0 PB: 0 SB: 0 CS: 1	PA: 38							
<b>PITCHER</b>	IP	WLS	BF	H	R	ER	SO	BB	IBB	HBP	BLK	WP	HR	S	P	ERA	WHIP										
Tom Brennan, R ERA: 3.38	(1, 1)	2.0	12	4	5	1	1	1	1	0	0	0	0	12	20	4.50	2.500										
Juan Eichelberger, R ERA: 4.77	(3, 1)	5.0	17	2	1	1	1	2	0	0	0	0	0	17	25	1.80	0.800										
Bud Anderson, R ERA: 3.35	(8, 1)	1.0	L 6	3	3	3	1	1	0	0	0	0	0	7	11	27.00	4.000										
Dan Spillner, R ERA: 4.64	(9, 1)	1.0	3	0	0	0	0	0	0	0	0	0	0	3	3	0.00	0.000										

AB	33
R	9
H	9
RBI	9
BB	5
SO	3
LOB	12



Batter	1	2	3	4	5	6	7	8	9	AB	R	H	RBI	BB	SO	LOB	BOTTOM										
Toby Harrah, R OBP: 0.373, SLG: 0.374	0-0 5-3	0-0 E7 1B		0-0 E5 2B			0-0 SH3-4 1B 1B	0-0 F7		5	2	2	1	0	0	1	<b>Toronto Blue Jays @ Cleveland Indians</b> Cleveland Municipal Stadium, Cleveland, OH Tue Aug 16 1983, 7:05 PM EDT Att: 9,666 - Unknown - 81 F										
Alan Bannister, R OBP: 0.338, SLG: 0.420 Manny Trillo, R OBP: 0.315, SLG: 0.328	0-0 1B 9-2 2B	0-0 F3		0-0 1H 2B			0-0 SH3-4 1-2	0-0 F8		3	0	2	1	0	0	2											
Pat Tabler, R OBP: 0.372, SLG: 0.405 Mike Hargrove, L OBP: 0.388, SLG: 0.385	0-0 2-3 1B	0-0 FC1-2		0-3 K			0-0 1B BB	0-0 F9		3	0	1	0	1	1	3											
Andre Thornton, R OBP: 0.387, SLG: 0.437	0-0 9-2	0-3 K		0-0 6-3			0-0 1-2 2H 1B	0-0 F9		5	0	1	1	0	1	4											
Broderick Perkins, L OBP: 0.307, SLG: 0.350 Carmen Castillo, R		0-0 BB 1B 1B	0-0 4-3		0-0 CS 1B		0-3 K			4	1	2	0	0	1	2											
Gorman Thomas, R OBP: 0.292, SLG: 0.357		4-0 1B 1B BB	0-0 F7		0-3 K		0-0 1-2 F7			3	1	0	0	1	1	3											
Julio Franco, R OBP: 0.312, SLG: 0.409		0-0 1B 1B	0-3 K		0-0 5-3		0-0 1-3 S 1B			4	1	2	1	0	1	0											
Jim Essian, R OBP: 0.333, SLG: 0.345 Ron Hassey, L OBP: 0.326, SLG: 0.338	(1, 2) (8, PH) (9, 2)	0-0 1B 1B		0-0 F8			0-0 5-3	0-0 F8		3	1	1	1	0	0	0											
George Vukovich, L OBP: 0.253, SLG: 0.287	(1, 9) (8, 7)	0-0 1B FC1-2 1B		0-0 1-3			0-0 6-3	0-0 1-3		4	0	1	1	0	0	1											
<b>Inning Stats</b>	R: 0 E: 0 K: 0 S: 4	H: 2 LOB: 1 BB: 0 P: 4	R: 4 E: 1 K: 1 S: 10	H: 5 LOB: 2 BB: 1 P: 14	R: 0 E: 0 K: 1 S: 5	H: 0 LOB: 0 BB: 0 P: 5	R: 1 E: 1 K: 1 S: 7	H: 1 LOB: 1 BB: 0 P: 7	R: 0 E: 0 K: 1 S: 5	H: 1 LOB: 0 BB: 0 P: 5	R: 0 E: 0 K: 0 S: 3	H: 0 LOB: 0 BB: 0 P: 3	R: 1 E: 0 K: 1 S: 7	H: 2 LOB: 2 BB: 1 P: 11	R: 0 E: 0 K: 0 S: 4	H: 1 LOB: 1 BB: 0 P: 4	R: 0 E: 0 K: 0 S: 3	H: 0 LOB: 0 BB: 0 P: 3	1B: 10 2B: 3 3B: 0 HR: 0	SF: 0 SAC: 1 DP: 1 HBP: 0	WP: 0 PB: 0 SB: 1 CS: 1	PA: 40					
<b>PITCHER</b>	IP	WLS	BF	H	R	ER	SO	BB	IBB	HBP	BLK	WP	HR	S	P	ERA	WHIP										
Matt Williams, R ERA: 14.83	(1, 1)	1.0	6	3	2	2	0	0	0	0	0	0	0	5	9	18.00	4.000										
Jim Acker, R ERA: 3.95	(2, 1)	5.1	23	7	4	3	4	0	0	0	0	0	0	31	31	5.06	1.312										
Joey McLaughlin, R ERA: 3.34	(7, 1)	2.2	W 11	2	0	0	1	1	0	0	0	0	0	12	16	0.00	1.125										

AB	37
R	6
H	12
RBI	6
BB	2
SO	5
LOB	17





Batter	1	2	3	4	5	6	7	8	9	10	AB	R	H	RBI	BB	SO	LOB	TOP							
<b>Dave Collins, S</b> OBP: 0.336, SLG: 0.332 <b>Jesse Barfield, R</b> OBP: 0.253, SLG: 0.423	0-0 BB FC3-2 HBP 1B	0-0 CS	0-0 3-1		0-0 4-3		0-0 SF7 IBB		0-0 3B E 1B	4 1 2 0 1 0 0 0 0 0 0 0 0 0															
<b>Damaso Garcia, R</b> OBP: 0.334, SLG: 0.384	1-0 FC3-2 BB HBP 1B		0-0 F4		0-0 6-3		0-0 SF7		0-0 F5	3 1 0 1 0 0 1															
<b>Lloyd Moseby, L</b> OBP: 0.378, SLG: 0.530	4-0 FC3-2 BB 1B		1-0 HBP		4-0 6-3 BB		0-0 CS		0-0 F5	2 2 1 1 2 0 0															
<b>Willie Upshaw, L</b> OBP: 0.363, SLG: 0.496	0-0 FC3-2 1B		0-3 K		0-0 6-3		0-0 6-3		0-0 F2	5 0 1 1 0 1 5															
<b>Jorge Orta, L</b> OBP: 0.300, SLG: 0.382 <b>Cliff Johnson, R</b> OBP: 0.394, SLG: 0.538	0-0 G4-6-3 1B		0-0 6-3		0-0 F7		0-0 F7		0-0 CS	4 0 1 2 0 1 1 0 0 0 0 0 0 0															
<b>Ernie Whitt, L</b> OBP: 0.346, SLG: 0.420	0-0 G4-6-3 1B		0-0 F7		0-0 F7		0-0 E 1B		0-0 5-3	4 1 1 0 0 0 2															
<b>Barry Bonnell, R</b> OBP: 0.359, SLG: 0.453		0-0 3-1		0-0 F9		0-0 F8		0-0 F9		4 0 0 0 0 0 1															
<b>Garth Iorg, R</b> OBP: 0.307, SLG: 0.370		0-3 K		0-0 F9		0-0 E6 1B SF7		0-0 F4		4 1 0 0 0 1 1															
<b>Alfredo Griffin, S</b> OBP: 0.295, SLG: 0.365		0-0 CS 1B		0-0 F8		0-0 SF7 CS 1B		0-0 F9		4 0 2 1 0 0 0															
<b>Inning Stats</b>	R: 2 E: 0 K: 0 S: 4	H: 2 LOB: 1 BB: 1 P: 9	R: 0 E: 0 K: 1 S: 5	H: 1 LOB: 0 BB: 0 P: 5	R: 0 E: 0 K: 1 S: 5	H: 0 LOB: 1 BB: 0 P: 6	R: 0 E: 0 K: 0 S: 3	H: 0 LOB: 0 BB: 0 P: 3	R: 0 E: 0 K: 0 S: 3	H: 0 LOB: 1 BB: 1 P: 7	R: 2 E: 1 K: 0 S: 5	H: 2 LOB: 1 BB: 1 P: 9	R: 0 E: 0 K: 1 S: 5	H: 0 LOB: 0 BB: 0 P: 5	R: 0 E: 0 K: 0 S: 3	H: 0 LOB: 0 BB: 0 P: 3	R: 2 E: 1 K: 0 S: 5	H: 3 LOB: 0 BB: 0 P: 5	1B: 7 2B: 0 3B: 1 HR: 0	SF: 1 SAC: 0 DP: 1 HBP: 2	WP: 0 PB: 0 SB: 0 CS: 3	PA: 43			
<b>PITCHER</b>	IP 9.2	WLS L	BF 39	H 7	R 6	ER 5	SO 3	BB 2	IBB 1	HBP 2	BLK 0	WP 0	HR 0	S 40	P 54	ERA 4.66	WHIP 0.931								
<b>Rick Sutcliffe, R</b> ERA: 4.12																									
<b>Jamie Easterly, L</b> ERA: 2.79																									
<b>Dan Spillner, R</b> ERA: 4.61																									

Toronto Blue Jays @ Cleveland Indians  
Cleveland Municipal Stadium, Cleveland, OH  
Wed Aug 17 1983, 7:05 PM EDT  
Att: 6,239 - Unknown - 80 F

AB 34  
R 6  
H 8  
RBI 6  
BB 3  
SO 3  
LOB 11



Batter	1	2	3	4	5	6	7	8	9	10	AB	R	H	RBI	BB	SO	LOB	BOTTOM							
<b>Toby Harrah, R</b> OBP: 0.369, SLG: 0.368	0-0 G3		0-0 F9		0-0 5-3		0-0 F2		0-0 F7	5 0 0 0 0 0 1															
<b>Alan Bannister, R</b> OBP: 0.342, SLG: 0.421	0-0 F5		0-0 L3 1B		0-0 F9		0-0 F6		0-0 1B BB 1B	4 2 2 0 1 0 0															
<b>Pat Tabler, R</b> OBP: 0.370, SLG: 0.401 <b>Camren Castillo, R</b> (9, PR)	0-3 K		0-0 L3 1B		0-0 F6		0-0 F6		0-0 1B BB 1B	3 0 0 0 1 1 1 0 1 0 0 0 0 0															
<b>Ron Hassey, L</b> OBP: 0.328, SLG: 0.338 <b>Mike Fischlin, R</b> (10, PR)	0-0 K		1-2 1B		0-0 F4		0-0 F4		0-0 1B BB	0 0 0 0 1 0 0 0 0 0 0 0 0 0															
<b>Andre Thornton, R</b> OBP: 0.290, SLG: 0.434	0-0 5-3		0-3 K		0-0 F4		0-0 F7		0-0 FC6-5 BB 1B	5 0 1 0 0 1 2															
<b>Mike Hargrove, L</b> OBP: 0.369, SLG: 0.383	0-0 G3		0-0 G3		0-0 F7		0-0 HR 1B		0-0 F7	4 1 1 1 1 0 2															
<b>Gorman Thomas, R</b> OBP: 0.293, SLG: 0.365	0-0 F7		0-0 K		0-0 HR 1B		0-0 HR		0-0 1B	1-2 2-3 3-4 BB															
<b>Julio Franco, R</b> OBP: 0.314, SLG: 0.414	0-0 1-3		0-0 1-3		0-0 F9		0-0 F9		0-0 1B	4 0 2 2 0 0 0															
<b>Jim Essian, R</b> OBP: 0.324, SLG: 0.333 <b>Broderick Perkins, L</b> OBP: 0.300, SLG: 0.348 <b>Chris Bando, S</b> OBP: 0.331, SLG: 0.393	0-0 5-3		0-0 5-3		0-0 6-3		0-0 F7		0-0 F7	2 0 0 0 0 0 1 1 0 0 0 0 0 0 1 0 0 0 0 0 2															
<b>George Vukovich, L</b> OBP: 0.253, SLG: 0.283	0-0 BB		4-0 BB		0-0 6-3		0-0 4-3		0-0 G3	3 0 0 0 1 0 0															
<b>Inning Stats</b>	R: 0 E: 0 K: 1 S: 5	H: 0 LOB: 0 BB: 0 P: 5	R: 0 E: 0 K: 0 S: 3	H: 0 LOB: 0 BB: 0 P: 3	R: 0 E: 0 K: 0 S: 3	H: 0 LOB: 1 BB: 1 P: 7	R: 0 E: 0 K: 1 S: 6	H: 1 LOB: 0 BB: 0 P: 5	R: 0 E: 0 K: 1 S: 6	H: 1 LOB: 1 BB: 1 P: 6	R: 2 E: 0 K: 0 S: 5	H: 2 LOB: 0 BB: 1 P: 5	R: 0 E: 0 K: 0 S: 3	H: 0 LOB: 0 BB: 0 P: 3	R: 2 E: 0 K: 0 S: 6	H: 3 LOB: 2 BB: 1 P: 10	R: 1 E: 0 K: 0 S: 4	H: 1 LOB: 3 BB: 3 P: 16	1B: 6 2B: 1 3B: 1 HR: 1	SF: 0 SAC: 0 DP: 1 HBP: 0	WP: 0 PB: 0 SB: 1 CS: 0	PA: 42			
<b>PITCHER</b>	IP 8.0	WLS L	BF 30	H 5	R 4	ER 4	SO 3	BB 2	IBB 0	HBP 0	BLK 0	WP 0	HR 1	S 34	P 42	ERA 4.50	WHIP 0.875								
<b>Luis Leal, R</b> ERA: 4.23																									
<b>Randy Moffitt, R</b> ERA: 3.73																									
<b>Dave Geisel, L</b> ERA: 4.33																									
<b>Joey McLaughlin, R</b> ERA: 3.43																									
<b>Roy Lee Jackson, R</b> ERA: 4.40																									

Toronto Blue Jays @ Cleveland Indians  
Cleveland Municipal Stadium, Cleveland, OH  
Wed Aug 17 1983, 7:05 PM EDT  
Att: 6,239 - Unknown - 80 F

AB 37  
R 5  
H 8  
RBI 5  
BB 5  
SO 3  
LOB 12



Batter	1	2	3	4	5	6	7	8	9	AB	R	H	RBI	BB	SO	LOB	TOP				
<b>Damaso Garcia, R</b> OBP: 0.333, SLG: 0.381 (1,4)	F8		HR	4-3		FC5-4 BB 1B		4-3		5	2	1	0	0	0	3	<b>Toronto Blue Jays @ Boston Red Sox</b> Fenway Park, Boston, MA Fri Aug 19 1983, 7:05 PM EDT Att: 27,386 - Unknown				
<b>Lloyd Moseby, L</b> OBP: 0.375, SLG: 0.529 (1,8)	4-3		HR			SF8 BB		K		5	2	2	1	0	1	1					
<b>Garth Iorg, R</b> OBP: 0.314, SLG: 0.394 (1,5) <b>Rance Mulliniks, L</b> OBP: 0.382, SLG: 0.462 (6,PH) (6,5)								K		3	1	3	3	0	0	0					
<b>Cliff Johnson, R</b> OBP: 0.391, SLG: 0.535 (1,10)	F8		HR			SF8 BB		K		4	1	1	1	0	1	2					
<b>Barry Bonnell, R</b> OBP: 0.362, SLG: 0.457 (1,9)		F8	4-3						F7	4	0	2	2	1	0	1					
<b>Jesse Barfield, R</b> OBP: 0.254, SLG: 0.423 (1,7) <b>Dave Collins, S</b> OBP: 0.338, SLG: 0.333 (6,7)										2	0	1	1	0	1	2					
<b>Willie Upshaw, L</b> OBP: 0.360, SLG: 0.491 (1,3)										2	0	1	0	0	1	1					
<b>Buck Martinez, R</b> OBP: 0.342, SLG: 0.460 (1,2) <b>Ernie Whitt, L</b> OBP: 0.346, SLG: 0.419 (6,PH) (6,2)										0	0	0	0	2	0	0					
<b>Alfredo Griffin, S</b> OBP: 0.295, SLG: 0.364 (1,6)										3	1	1	0	0	2	2					
<b>Inning Stats</b>	R: 0 E: 0 K: 0 S: 4	H: 1 LOB: 1 BB: 0 P: 4	R: 0 E: 0 K: 2 S: 8	H: 1 LOB: 2 BB: 1 P: 12	R: 4 E: 0 K: 0 S: 7	H: 4 LOB: 0 BB: 0 P: 7	R: 0 E: 0 K: 0 S: 3	H: 0 LOB: 1 BB: 1 P: 7	R: 0 E: 0 K: 3 S: 10	H: 1 LOB: 2 BB: 1 P: 14	R: 4 E: 0 K: 1 S: 8	H: 3 LOB: 1 BB: 2 P: 16	R: 0 E: 0 K: 2 S: 7	H: 0 LOB: 0 BB: 0 P: 7	R: 0 E: 0 K: 2 S: 9	H: 2 LOB: 2 BB: 0 P: 9		1B: 8 2B: 3 3B: 0 HR: 1	SF: 2 SAC: 1 DP: 0 HBP: 0	WP: 1 PB: 0 SB: 1 CS: 0	PA: 44
<b>PITCHER</b>	IP	WLS	BF	H	R	ER	SO	BB	IBB	HBP	BLK	WP	HR	S	P	ERA	WHIP			ERA	WHIP
<b>John Tudor, L</b> ERA: 3.95 (1,1)	4.0		21	7	4	4	2	2	0	0	0	1	1	23	31	9.00	2.250				
<b>Mark Clear, R</b> ERA: 7.17 (5,1)	2.0	L	12	3	4	4	4	3	0	0	0	0	0	17	29	18.00	3.000				
<b>John Henry Johnson, L</b> ERA: 2.72 (7,1)	3.0		11	2	0	0	6	0	0	0	0	0	0	23	23	0.00	0.667				

Batter	1	2	3	4	5	6	7	8	9	AB	R	H	RBI	BB	SO	LOB	BOTTOM					
<b>Jerry Remy, L</b> OBP: 0.315, SLG: 0.321 (1,4)	2B	1B		6-3		BB		L6		5	2	3	0	0	0	1	<b>Toronto Blue Jays @ Boston Red Sox</b> Fenway Park, Boston, MA Fri Aug 19 1983, 7:05 PM EDT Att: 27,386 - Unknown					
<b>Wade Boggs, L</b> OBP: 0.450, SLG: 0.528 (1,5)	1-3	HR								3	1	1	0	2	0	3						
<b>Jim Rice, R</b> OBP: 0.360, SLG: 0.518 (1,7)		HR								5	1	2	3	0	0	5						
<b>Tony Armas, R</b> OBP: 0.261, SLG: 0.449 (1,8)	K	HR								5	2	2	4	0	2	1						
<b>Carl Yastrzemski, L</b> OBP: 0.389, SLG: 0.463 (1,10) <b>Marty Barrett, R</b> OBP: 0.370, SLG: 0.407 (9,PH)										2	0	2	0	2	0	0						
<b>Reid Nichols, R</b> OBP: 0.354, SLG: 0.419 (1,9)	P6	F7								5	0	1	0	0	0	5						
<b>Dave Stapleton, R</b> OBP: 0.295, SLG: 0.355 (1,3)		1-3	L4							5	0	0	0	0	0	4						
<b>Gary Allenson, R</b> OBP: 0.318, SLG: 0.346 (1,2) <b>Rich Gedman, L</b> OBP: 0.331, SLG: 0.387 (9,PH)		1B								4	1	1	0	0	1	2						
<b>Ed Jurak, R</b> OBP: 0.353, SLG: 0.346 (1,6)	F9		1-3							4	0	1	0	0	0	1						
<b>Inning Stats</b>	R: 1 E: 0 K: 1 S: 7	H: 2 LOB: 2 BB: 1 P: 11	R: 5 E: 1 K: 0 S: 8	H: 4 LOB: 1 BB: 1 P: 12	R: 0 E: 0 K: 0 S: 3	H: 0 LOB: 0 BB: 0 P: 3	R: 0 E: 0 K: 0 S: 3	H: 1 LOB: 0 BB: 0 P: 3	R: 0 E: 0 K: 0 S: 4	H: 1 LOB: 2 BB: 0 P: 5	R: 0 E: 0 K: 0 S: 3	H: 1 LOB: 1 BB: 1 P: 7	R: 0 E: 0 K: 1 S: 6	H: 1 LOB: 1 BB: 0 P: 6	R: 0 E: 0 K: 1 S: 6	H: 1 LOB: 2 BB: 1 P: 10		R: 1 E: 0 K: 1 S: 7	H: 2 LOB: 1 BB: 0 P: 7	1B: 7 2B: 4 3B: 0 HR: 2	SF: 0 SAC: 0 DP: 2 HBP: 1	WP: 0 PB: 0 SB: 0 CS: 0
<b>PITCHER</b>	IP	WLS	BF	H	R	ER	SO	BB	IBB	HBP	BLK	WP	HR	S	P	ERA	WHIP			ERA	WHIP	
<b>Jim Clancy, R</b> ERA: 3.51 (1,1)	1.2		14	6	6	1	1	2	0	0	0	0	0	14	22	5.40	4.800					
<b>Jim Acker, R</b> ERA: 3.68 (2,1)	5.0	W	19	4	0	0	1	1	0	1	0	0	0	19	24	0.00	1.000					
<b>Randy Moffitt, R</b> ERA: 3.66 (7,1)	1.0		4	1	0	0	1	0	0	0	0	0	0	6	6	0.00	1.000					
<b>Dave Geisel, L</b> ERA: 4.33 (8,1)	0.0		1	0	0	0	0	1	0	0	0	0	0	0	4	∞	∞					
<b>Joey McLaughlin, R</b> ERA: 3.57 (8,1)	0.1		3	2	1	1	0	0	0	0	0	0	1	3	3	27.00	6.000					

Batter	1	2	3	4	5	6	7	8	9	AB	R	H	RBI	BB	SO	LOB	TOP								
<b>Dave Collins, S</b> (1, 7) OBP: 0.333, SLG: 0.329	F7		F9			P5		F7		4	0	0	0	0	0	0	<b>Toronto Blue Jays @ Boston Red Sox</b> Fenway Park, Boston, MA Sat Aug 20 1983, 3:33 AM EDT Att: 29,173 - Unknown - 92 F  <b>AB 33</b> <b>R 2</b> <b>H 8</b> <b>RBI 2</b> <b>BB 0</b> <b>SO 3</b> <b>LOB 7</b>								
<b>Rance Mulliniks, L</b> (1, 5) OBP: 0.377, SLG: 0.455	F5			5-3		6-3		4-3		4	0	0	0	0	0										
<b>Lloyd Moseby, L</b> (1, 8) OBP: 0.380, SLG: 0.531	K			F8					1B	4	0	2	0	0	1										
<b>Willie Upshaw, L</b> (1, 3) OBP: 0.359, SLG: 0.491		K			1B	F8			6-3	4	1	1	0	0	1										
<b>Jorge Orta, L</b> (1, 10) OBP: 0.313, SLG: 0.384		4-3			2B					4	0	2	1	0	0										
<b>Ernie Whitt, L</b> (1, 2) OBP: 0.344, SLG: 0.428				2H	1B				G4-6-3	4	1	1	1	0	1										
<b>Barry Bonnell, R</b> (1, 9) OBP: 0.362, SLG: 0.456									1B	3	0	1	0	0	0										
<b>Damaso Garcia, R</b> (1, 4) OBP: 0.333, SLG: 0.381									CS	3	0	1	0	0	0										
<b>Alfredo Griffin, S</b> (1, 6) OBP: 0.293, SLG: 0.361				F7					F5	3	0	0	0	0	0										
<b>Inning Stats</b>	R: 0 E: 0 K: 1 S: 5	H: 0 LOB: 0 BB: 0 P: 5	R: 1 E: 0 K: 1 S: 6	H: 1 LOB: 0 BB: 0 P: 6	R: 0 E: 0 K: 0 S: 3	H: 1 LOB: 0 BB: 0 P: 3	R: 1 E: 0 K: 0 S: 5	H: 2 LOB: 1 BB: 0 P: 5	R: 0 E: 0 K: 0 S: 4	H: 0 LOB: 0 BB: 0 P: 3	R: 0 E: 0 K: 1 S: 6	H: 1 LOB: 1 BB: 0 P: 4	R: 0 E: 0 K: 1 S: 6	H: 1 LOB: 1 BB: 0 P: 6	R: 0 E: 0 K: 0 S: 3	H: 0 LOB: 0 BB: 0 P: 3	R: 0 E: 0 K: 0 S: 4	H: 2 LOB: 1 BB: 0 P: 4	1B: 5 2B: 2 3B: 0 HR: 1	SF: 0 SAC: 0 DP: 1 HBP: 0	WP: 0 PB: 0 SB: 0 CS: 1	PA: 33			
<b>PITCHER</b>	IP	WLS	BF	H	R	ER	SO	BB	IBB	HBP	BLK	WP	HR	S	P	ERA	WHIP								
<b>Dennis Eckersley, R</b> (1, 1) ERA: 5.6	8.1	W	32	8	2	2	3	0	0	0	0	0	1	38	38	2.16	0.960								
<b>Bob Stanley, R</b> (8, 1) ERA: 3.14	0.2	S	1	0	0	0	0	0	0	0	0	0	0	1	1	0.00	0.000								

Batter	1	2	3	4	5	6	7	8	9	AB	R	H	RBI	BB	SO	LOB	BOTTOM									
<b>Jerry Remy, L</b> (1, 4) OBP: 0.314, SLG: 0.320	5-3		E8			F6		F7		4	1	1	0	0	0	0	<b>Toronto Blue Jays @ Boston Red Sox</b> Fenway Park, Boston, MA Sat Aug 20 1983, 3:33 AM EDT Att: 29,173 - Unknown - 92 F  <b>AB 33</b> <b>R 5</b> <b>H 9</b> <b>RBI 5</b> <b>BB 2</b> <b>SO 7</b> <b>LOB 8</b>									
<b>Wade Boggs, L</b> (1, 5) OBP: 0.448, SLG: 0.525	F7		BB			L6		F7		3	1	0	0	1	0											
<b>Jim Rice, R</b> (1, 7) OBP: 0.361, SLG: 0.525	K		HR					L5		4	1	2	4	0	1											
<b>Tony Armas, R</b> (1, 8) OBP: 0.261, SLG: 0.450		F7	K			K			1B	4	1	1	0	0	2											
<b>Carl Yastrzemski, L</b> (1, 10) OBP: 0.391, SLG: 0.462						P6			2B	3	0	1	1	1	0											
<b>Reid Nichols, R</b> (1, 9) OBP: 0.348, SLG: 0.411									1B	4	0	0	0	0	2											
<b>Dave Stapleton, R</b> (1, 3) OBP: 0.297, SLG: 0.359										4	0	2	0	0	0											
<b>Gary Allenson, R</b> (1, 2) OBP: 0.317, SLG: 0.344									1B	4	0	1	0	0	1											
<b>Ed Jurak, R</b> (1, 6) OBP: 0.352, SLG: 0.346										3	1	1	0	0	1											
<b>Inning Stats</b>	R: 0 E: 0 K: 1 S: 5	H: 0 LOB: 0 BB: 0 P: 5	R: 0 E: 0 K: 1 S: 5	H: 0 LOB: 1 BB: 1 P: 9	R: 4 E: 1 K: 1 S: 8	H: 3 LOB: 0 BB: 1 P: 12	R: 0 E: 0 K: 0 S: 4	H: 1 LOB: 1 BB: 0 P: 4	R: 0 E: 0 K: 1 S: 6	H: 1 LOB: 1 BB: 0 P: 6	R: 0 E: 0 K: 2 S: 8	H: 1 LOB: 1 BB: 0 P: 8	R: 0 E: 0 K: 1 S: 5	H: 0 LOB: 0 BB: 0 P: 5	R: 1 E: 1 K: 0 S: 6	H: 3 LOB: 2 BB: 0 P: 6		R: 0 E: 0 K: 0 S: 6	H: 0 LOB: 0 BB: 0 P: 6	1B: 6 2B: 2 3B: 0 HR: 1	SF: 0 SAC: 0 DP: 0 HBP: 0	WP: 0 PB: 0 SB: 0 CS: 0	PA: 35			
<b>PITCHER</b>	IP	WLS	BF	H	R	ER	SO	BB	IBB	HBP	BLK	WP	HR	S	P	ERA		WHIP								
<b>Dave Stieb, R</b> (1, 1) ERA: 2.9	7.1	L	32	8	5	5	7	2	0	0	0	0	1	44	52	6.14		1.364								
<b>Randy Moffitt, R</b> (8, 1) ERA: 3.61	0.2		3	1	0	0	0	0	0	0	0	0	0	3	3	0.00	1.500									

Batter	1	2	3	4	5	6	7	8	9	AB	R	H	RBI	BB	SO	LOB	TOP								
Damaso Garcia, R OBP: 0.336, SLG: 0.386 (1, 4)	0-0 6-3		0-0 6-3					0-0 2B	0-0 2B	5	3	3	0	0	0	0									
Lloyd Moseby, L OBP: 0.329, SLG: 0.529 (1, 8)	0-0 L6			0-0 4-3				0-0 K	0-0 K	5	2	2	2	0	1	1									
Garth Iorg, R OBP: 0.389, SLG: 0.389 Rance Mulliniks, L OBP: 0.378, SLG: 0.457 (9, PH) (9, 5)	0-0 4-3			0-0 1-3				0-0 K	0-0 WP	4	0	0	1	0	1	1									
Cliff Johnson, R OBP: 0.333, SLG: 0.534 Willie Upshaw, L OBP: 0.356, SLG: 0.490 (8, PR) (8, 3)		0-0 P6		0-0 F7				0-0 2B	0-0 P6	4	0	1	1	0	0	0									
Barry Bonnell, R OBP: 0.366, SLG: 0.463 (1, 7)		0-0 E5						0-0 2B	0-0 2B	3	1	2	0	1	0	0									
Jesse Barfield, R OBP: 0.281, SLG: 0.433 (1, 9)		0-0 2B						0-0 K	0-0 2B	4	0	3	1	0	1	1									
George Bell, R OBP: 0.471, SLG: 0.471 Jorge Orta, L OBP: 0.312, SLG: 0.382 (8, PH) (1, 10)		0-0 1-3						0-0 2B	0-0 K	3	0	1	1	0	0	1									
Buck Martinez, R OBP: 0.335, SLG: 0.449 (1, 2)			0-0 5-3					0-0 K	0-0 L8	4	0	0	0	0	1	1									
Alfredo Griffin, S OBP: 0.291, SLG: 0.357 (1, 6)			0-0 K					0-0 G3	0-0 K	4	0	0	0	0	2	1									
<b>Inning Stats</b>	R: 0 E: 0 K: 0 S: 3	H: 0 LOB: 0 BB: 0 P: 3	R: 0 E: 1 K: 0 S: 4	H: 1 LOB: 1 BB: 0 P: 4	R: 0 E: 0 K: 1 S: 5	H: 0 LOB: 0 BB: 0 P: 5	R: 0 E: 0 K: 0 S: 3	H: 0 LOB: 0 BB: 0 P: 3	R: 1 E: 0 K: 2 S: 9	H: 2 LOB: 1 BB: 1 P: 9	R: 2 E: 1 K: 0 S: 6	H: 4 LOB: 2 BB: 0 P: 6	R: 0 E: 0 K: 0 S: 3	H: 0 LOB: 0 BB: 0 P: 3	R: 2 E: 0 K: 3 S: 12	H: 3 LOB: 2 BB: 1 P: 16	R: 2 E: 0 K: 1 S: 8	H: 3 LOB: 1 BB: 0 P: 8	1B: 7 2B: 6 3B: 0 HR: 0	SF: 0 SAC: 0 DP: 0 HBP: 0	WP: 1 PB: 0 SB: 1 CS: 0	PA: 40			
<b>PITCHER</b>	IP WLS BF H R ER SO BB IBB HBP BLK WP HR S P ERA WHIP	7.2 L 33 10 5 5 5 0 1 0 0 0 0 42 46 5.87 1.304	1.1 7 3 2 2 2 0 0 0 0 1 0 11 11 13.50 2.250																						

Toronto Blue Jays @ Boston Red Sox  
Fenway Park, Boston, MA  
Sun Aug 21 1983, 3:33 AM EDT  
Att: 31,159 - Unknown

AB 39  
R 7  
H 13  
RBI 7  
BB 1  
SO 7  
LOB 9



Batter	1	2	3	4	5	6	7	8	9	AB	R	H	RBI	BB	SO	LOB	BOTTOM								
Jerry Remy, L OBP: 0.314, SLG: 0.319 (1, 4)	0-0 6-3		0-0 5-3						0-0 F7	4	0	1	1	0	0	0									
Wade Boggs, L OBP: 0.447, SLG: 0.522 (1, 5)	0-0 6-3		0-0 4-3						0-0 L7	4	0	1	0	0	0	0									
Jim Rice, R OBP: 0.360, SLG: 0.529 (1, 7)			0-0 K						0-0 5-3	4	1	1	1	0	2	2									
Tony Armas, R OBP: 0.259, SLG: 0.446 (1, 8)	0-0 6-3			0-0 6-3					0-0 K	4	0	0	0	0	2	2									
Carl Yastrzemski, L OBP: 0.386, SLG: 0.455 (1, 10)		0-0 E6		0-0 L6				0-0 F9		4	0	0	0	0	0	0									
Reid Nichols, R OBP: 0.350, SLG: 0.418 (1, 9)		0-0 F8		0-0 5-3				0-0 CS		4	0	2	0	0	0	1									
Dave Stapleton, R OBP: 0.299, SLG: 0.359 (1, 3)		0-0 1B						0-0 K	0-0 P4	3	1	1	0	1	1	2									
Gary Allenson, R OBP: 0.313, SLG: 0.340 Rich Gedman, L OBP: 0.330, SLG: 0.385 (9, PH) (1, 2)		0-0 P4						0-0 SH3-4	0-0 K	2	0	0	0	0	0	2									
Ed Jurak, R OBP: 0.352, SLG: 0.364 (1, 6)		0-0 F8						0-0 2B	0-0 K	3	1	1	1	0	0	2									
<b>Inning Stats</b>	R: 1 E: 0 K: 0 S: 4	H: 1 LOB: 2 BB: 0 P: 4	R: 0 E: 1 K: 0 S: 5	H: 1 LOB: 2 BB: 0 P: 5	R: 0 E: 0 K: 1 S: 5	H: 0 LOB: 0 BB: 0 P: 5	R: 0 E: 0 K: 0 S: 3	H: 0 LOB: 0 BB: 0 P: 3	R: 2 E: 0 K: 2 S: 10	H: 3 LOB: 2 BB: 1 P: 14	R: 0 E: 0 K: 1 S: 5	H: 1 LOB: 0 BB: 0 P: 5	R: 0 E: 0 K: 0 S: 3	H: 0 LOB: 0 BB: 0 P: 3	R: 0 E: 0 K: 1 S: 5	H: 0 LOB: 0 BB: 0 P: 5	R: 0 E: 0 K: 1 S: 6	H: 1 LOB: 1 BB: 0 P: 6	1B: 4 2B: 1 3B: 1 HR: 1	SF: 0 SAC: 1 DP: 0 HBP: 0	WP: 0 PB: 0 SB: 0 CS: 1	PA: 35			
<b>PITCHER</b>	IP WLS BF H R ER SO BB IBB HBP BLK WP HR S P ERA WHIP	9.0 W 35 7 3 3 6 1 0 0 0 0 1 46 3.00 0.889																							

Toronto Blue Jays @ Boston Red Sox  
Fenway Park, Boston, MA  
Sun Aug 21 1983, 3:33 AM EDT  
Att: 31,159 - Unknown

AB 33  
R 3  
H 7  
RBI 3  
BB 1  
SO 6  
LOB 12



Batter	1	2	3	4	5	6	7	8	9	AB	R	H	RBI	BB	SO	LOB	TOP					
Damaso Garcia, R OBP: 0.335, SLG: 0.385										4	0	1	0	0	0	3						
Lloyd Moseby, L OBP: 0.377, SLG: 0.524										4	0	0	0	0	2	2						
Garth Iorg, R OBP: 0.310, SLG: 0.386										2	0	0	0	1	1							
Rance Mulliniks, L OBP: 0.378, SLG: 0.455										1	0	0	0	0	0	0						
Cliff Johnson, R OBP: 0.391, SLG: 0.534										4	0	2	0	0	0							
Barry Bonnell, R OBP: 0.362, SLG: 0.458										4	0	0	0	0	1	3						
Jesse Barfield, R OBP: 0.288, SLG: 0.427										3	0	0	0	0	2							
Jorge Orta, L OBP: 0.310, SLG: 0.380										1	0	0	0	0	0							
Willie Upshaw, L OBP: 0.359, SLG: 0.501										4	2	2	1	0	1	0						
Buck Martinez, R OBP: 0.340, SLG: 0.453										3	0	2	1	0	1	0						
Dave Collins, S OBP: 0.333, SLG: 0.329										0	0	0	0	0	0	0						
Ernie Whitt, L OBP: 0.343, SLG: 0.426										1	0	0	0	0	0	0						
Alfredo Griffin, S OBP: 0.291, SLG: 0.360										3	0	1	0	0	1	2						
<b>Inning Stats</b>	R: 0 E: 0 K: 1 S: 5	H: 1 LOB: 1 BB: 0 P: 5	R: 0 E: 0 K: 1 S: 5	H: 0 LOB: 0 BB: 0 P: 5	R: 0 E: 0 K: 1 S: 6	H: 1 LOB: 1 BB: 0 P: 6	R: 0 E: 0 K: 1 S: 6	H: 1 LOB: 1 BB: 0 P: 6	R: 1 E: 0 K: 2 S: 9	H: 2 LOB: 1 BB: 0 P: 9	R: 0 E: 0 K: 1 S: 6	H: 1 LOB: 2 BB: 1 P: 10	R: 1 E: 0 K: 1 S: 7	H: 2 LOB: 1 BB: 0 P: 7	R: 0 E: 0 K: 0 S: 3	H: 0 LOB: 0 BB: 0 P: 3	R: 0 E: 0 K: 1 S: 5	H: 0 LOB: 0 BB: 0 P: 5	1B: 5 2B: 2 3B: 1 HR: 1	SF: 0 SAC: 0 DP: 1 HBP: 0	WP: 0 PB: 0 SB: 0 CS: 1	PA: 35
<b>PITCHER</b>	IP WLS BF H R ER SO BB IBB HBP BLK WP HR S P ERA WHIP																					
Bob Ojeda, L ERA: 5.07	(1, 1) 6.0 W 25 7 2 2 7 1 0 0 0 0 1 38 42 3.00 1.333																					
Bob Stanley, R ERA: 3.06	(7, 1) 3.0 S 10 1 0 0 2 0 0 0 0 0 0 0 14 14 0.00 0.333																					

Toronto Blue Jays @ Boston Red Sox  
Fenway Park, Boston, MA  
Mon Aug 22 1983, 7:05 PM EDT  
Att: 26,351 - Unknown - 68 F

AB 34  
R 2  
H 8  
RBI 2  
BB 1  
SO 9  
LOB 13

Batter	1	2	3	4	5	6	7	8	9	AB	R	H	RBI	BB	SO	LOB	BOTTOM			
Jerry Remy, L OBP: 0.313, SLG: 0.319										4	0	1	0	0	0	1				
Wade Boggs, L OBP: 0.450, SLG: 0.525										3	0	2	0	1	1	0				
Jim Rice, R OBP: 0.357, SLG: 0.524										4	0	0	0	0	2	5				
Tony Armas, R OBP: 0.259, SLG: 0.446										4	1	1	0	0	1	5				
Carl Yastrzemski, L OBP: 0.387, SLG: 0.457										3	1	1	1	1	0	2				
Reid Nichols, R OBP: 0.353, SLG: 0.424										4	1	2	0	0	0	0				
Dave Stapleton, R OBP: 0.300, SLG: 0.363										3	1	2	2	0	0	0				
Gary Allenson, R OBP: 0.306, SLG: 0.331										4	0	0	0	0	1	3				
Glenn Hoffman, R OBP: 0.305, SLG: 0.338										4	0	2	1	0	0	2				
<b>Inning Stats</b>	R: 0 E: 0 K: 0 S: 5	H: 2 LOB: 2 BB: 0 P: 5	R: 0 E: 0 K: 1 S: 5	H: 0 LOB: 0 BB: 0 P: 5	R: 0 E: 0 K: 1 S: 7	H: 2 LOB: 2 BB: 0 P: 7	R: 1 E: 0 K: 0 S: 5	H: 2 LOB: 1 BB: 0 P: 5	R: 0 E: 0 K: 2 S: 7	H: 0 LOB: 0 BB: 0 P: 7	R: 2 E: 0 K: 0 S: 6	H: 3 LOB: 1 BB: 0 P: 6	R: 0 E: 1 K: 1 S: 5	H: 0 LOB: 3 BB: 2 P: 13	R: 1 E: 0 K: 0 S: 4	H: 2 LOB: 1 BB: 0 P: 4	1B: 6 2B: 5 3B: 0 HR: 0	SF: 1 SAC: 0 DP: 0 HBP: 0	WP: 1 PB: 0 SB: 0 CS: 0	PA: 36
<b>PITCHER</b>	IP WLS BF H R ER SO BB IBB HBP BLK WP HR S P ERA WHIP																			
Doyle Alexander, R ERA: 5.38	(1, 1) 8.0 L 37 11 4 4 4 5 1 1 0 0 1 0 44 52 4.50 1.500																			

Toronto Blue Jays @ Boston Red Sox  
Fenway Park, Boston, MA  
Mon Aug 22 1983, 7:05 PM EDT  
Att: 26,351 - Unknown - 68 F

AB 33  
R 4  
H 11  
RBI 4  
BB 2  
SO 5  
LOB 18

Batter	1	2	3	4	5	6	7	8	9	AB	R	H	RBI	BB	SO	LOB	TOP				
Damaso Garcia, R OBP: 0.338, SLG: 0.387	1-3		1B	BB		4-3		1B		5	2	3	1	0	0	0	<b>Toronto Blue Jays @ Baltimore Orioles</b> Memorial Stadium, Baltimore, MD Tue Aug 23 1983, 7:05 PM EDT Att: 47,387 - Unknown - 79 F				
Lloyd Moseby, L OBP: 0.375, SLG: 0.524	F8		F7	E4		BB		1B		4	1	2	3	1	0	1					
Garth Iorg, R OBP: 0.389, SLG: 0.384 Rance Mulliniks, L OBP: 0.381, SLG: 0.454	5-3		E4	1B		BB		G3		2	0	0	1	0	0	1					
Cliff Johnson, R OBP: 0.389, SLG: 0.529 Jorge Orta, L OBP: 0.368, SLG: 0.378		1B	F7	K		F8		K		3	1	0	0	1	1	7					
Barry Bonnell, R OBP: 0.365, SLG: 0.458		1B				5-3		F7		4	0	2	2	1	0	2					
Jesse Barfield, R OBP: 0.295, SLG: 0.426 Dave Collins, S OBP: 0.333, SLG: 0.329	SF9		FC5-2	G4-6-3				K		1	0	0	1	0	0	3					
Willie Upshaw, L OBP: 0.358, SLG: 0.499	G1-6-3			SH		F7				4	1	1	0	0	1	2					
Buck Martinez, R OBP: 0.340, SLG: 0.451			1B	SH		F6		G1-6-3		3	2	1	0	0	0	1					
Alfredo Griffin, S OBP: 0.291, SLG: 0.360			1B	SH		L1		F7		3	2	1	0	0	0	0					
<b>Inning Stats</b>	R: 0 E: 0 K: 0 S: 3	H: 0 LOB: 0 BB: 0 P: 3	R: 1 E: 0 K: 0 S: 3	H: 1 LOB: 0 BB: 1 P: 7	R: 3 E: 1 K: 0 S: 7	H: 4 LOB: 1 BB: 1 P: 11	R: 5 E: 3 K: 1 S: 10	H: 3 LOB: 1 BB: 1 P: 14	R: 0 E: 0 K: 1 S: 5	H: 0 LOB: 0 BB: 0 P: 5	R: 0 E: 0 K: 0 S: 3	H: 1 LOB: 0 BB: 0 P: 3	R: 0 E: 0 K: 2 S: 4	H: 2 LOB: 1 BB: 0 P: 4	R: 0 E: 0 K: 2 S: 7	H: 0 LOB: 0 BB: 0 P: 7		1B: 11 2B: 0 3B: 0 HR: 0	SF: 1 SAC: 2 DP: 4 HBP: 0	WP: 0 PB: 0 SB: 0 CS: 0	PA: 42
<b>PITCHER</b>	IP	WLS	BF	H	R	ER	SO	BB	IBB	HBP	BLK	WP	HR	S	P	ERA	WHIP				
Mike Flanagan, L ERA: 3.23	3.0	L	18	6	7	6	0	1	1	0	0	0	0	16	24	18.00	2.333				
Sammy Stewart, R ERA: 3.84	1.0		6	2	2	0	1	1	0	0	0	0	0	7	11	0.00	3.000				
Dennis Martinez, R ERA: 5.31	5.0		18	3	0	0	3	2	0	0	0	0	0	22	30	0.00	1.000				

Batter	1	2	3	4	5	6	7	8	9	AB	R	H	RBI	BB	SO	LOB	BOTTOM					
Al Bumbry, L OBP: 0.318, SLG: 0.348	HR		6-3		F5		F8			4	1	1	0	0	0	0	<b>Toronto Blue Jays @ Baltimore Orioles</b> Memorial Stadium, Baltimore, MD Tue Aug 23 1983, 7:05 PM EDT Att: 47,387 - Unknown - 79 F					
Jim Dwyer, L OBP: 0.381, SLG: 0.551	F7		F8		G3			1B		4	0	1	0	0	0	1						
Cal Ripken Jr., R OBP: 0.358, SLG: 0.478	F9							L5		4	0	2	0	0	0	2						
Eddie Murray, S OBP: 0.386, SLG: 0.515	HR		1-3		K			F8		4	1	1	2	0	1	3						
John Lowenstein, L OBP: 0.373, SLG: 0.432	F8			3-1		1-3		F5		4	0	0	0	0	0	1						
Ken Singleton, S OBP: 0.395, SLG: 0.463		4-3		F8		K		F8		4	0	0	0	0	1	0						
Joe Nolan, L OBP: 0.343, SLG: 0.424		FC5-4		2B		F4		K		3	1	1	0	1	1	0						
Todd Cruz, R OBP: 0.245, SLG: 0.324	F8				2B			F5		4	0	1	1	0	1	1						
Lenn Sakata, R OBP: 0.287, SLG: 0.310	FC5-4			F4		F6				3	0	0	0	0	0	2						
<b>Inning Stats</b>	R: 2 E: 0 K: 0 S: 5	H: 2 LOB: 0 BB: 0 P: 5	R: 0 E: 0 K: 0 S: 3	H: 0 LOB: 1 BB: 1 P: 7	R: 0 E: 0 K: 0 S: 4	H: 1 LOB: 1 BB: 0 P: 4	R: 1 E: 0 K: 0 S: 5	H: 2 LOB: 1 BB: 0 P: 5	R: 0 E: 0 K: 1 S: 6	H: 1 LOB: 1 BB: 0 P: 6	R: 0 E: 0 K: 1 S: 5	H: 0 LOB: 0 BB: 0 P: 5	R: 0 E: 0 K: 1 S: 5	H: 0 LOB: 0 BB: 0 P: 5	R: 0 E: 0 K: 0 S: 4	H: 1 LOB: 1 BB: 0 P: 4		R: 0 E: 0 K: 1 S: 5	H: 0 LOB: 0 BB: 0 P: 5	1B: 5 2B: 1 3B: 0 HR: 1	SF: 0 SAC: 0 DP: 0 HBP: 0	WP: 0 PB: 0 SB: 0 CS: 0
<b>PITCHER</b>	IP	WLS	BF	H	R	ER	SO	BB	IBB	HBP	BLK	WP	HR	S	P	ERA	WHIP					
Luis Leal, R ERA: 4.17	9.0	W	35	7	3	3	4	1	0	0	0	0	1	42	46	3.00	0.889					



Batter	1	2	3	4	5	6	7	8	9	10	AB	R	H	RBI	BB	SO	LOB	TOP							
Damaso Garcia, R OBP: 0.334, SLG: 0.383 (1, 4)	L9		F3		F9		4-3		L9		5	0	0	0	0	0	0	Toronto Blue Jays @ Baltimore Orioles Memorial Stadium, Baltimore, MD Wed Aug 24 1983, 7:05 PM EDT Att: 25,882 - Unknown - 82 F							
Lloyd Moseby, L OBP: 0.381, SLG: 0.528 (1, 8)	1B		SF9 3B		1B E BB		6-3		3-1		4	2	2	0	1	0	0								
Garth Iorg, R OBP: 0.310, SLG: 0.385 (1, 5)	F3		SF9		E 1B				F4		4	0	2	1	0	0	1								
Cliff Johnson, R OBP: 0.389, SLG: 0.535 (1, 10)	5-3				E5 FC6 1B		F7			HR	4	1	1	1	1	0	3								
Barry Bonnell, R OBP: 0.356, SLG: 0.458 (1, 7) (10, 9)			F9		K		FC6 1-2r				5	1	2	0	0	1	3								
Jesse Barfield, R OBP: 0.289, SLG: 0.427 (1, 9)																									
Dave Collins, S OBP: 0.335, SLG: 0.329 (10, PH) (10, 7)																									
Willie Upshaw, L OBP: 0.359, SLG: 0.498 (1, 3)																									
Buck Martinez, R OBP: 0.333, SLG: 0.444 (1, 2)																									
Alfredo Griffin, S OBP: 0.289, SLG: 0.356 (1, 6)																									
<b>Inning Stats</b>	R: 0 E: 0 K: 0 S: 4	H: 1 LOB: 1 BB: 0 P: 4	R: 0 E: 1 K: 0 S: 5	H: 1 LOB: 2 BB: 0 P: 5	R: 1 E: 0 K: 1 S: 6	H: 1 LOB: 1 BB: 1 P: 10	R: 0 E: 0 K: 0 S: 3	H: 0 LOB: 0 BB: 0 P: 3	R: 1 E: 1 K: 0 S: 5	H: 1 LOB: 2 BB: 1 P: 9	R: 0 E: 0 K: 1 S: 6	H: 1 LOB: 1 BB: 0 P: 6	R: 0 E: 0 K: 0 S: 4	H: 1 LOB: 1 BB: 0 P: 4	R: 1 E: 0 K: 0 S: 5	H: 2 LOB: 1 BB: 0 P: 5	R: 0 E: 0 K: 0 S: 3	H: 0 LOB: 0 BB: 0 P: 3	R: 1 E: 0 K: 0 S: 3	H: 3 LOB: 0 BB: 1 P: 7	1B: 9 2B: 0 3B: 1 HR: 1	SF: 2 SAC: 0 DP: 0 HBP: 0	WP: 0 PA: 44 PB: 0 SB: 1 CS: 1		
<b>PITCHER</b>	IP WLS BF H R ER SO BB IBB HBP BLK WP HR S P ERA WHIP	IP WLS BF H R ER SO BB IBB HBP BLK WP HR S P ERA WHIP	IP WLS BF H R ER SO BB IBB HBP BLK WP HR S P ERA WHIP	IP WLS BF H R ER SO BB IBB HBP BLK WP HR S P ERA WHIP	IP WLS BF H R ER SO BB IBB HBP BLK WP HR S P ERA WHIP	IP WLS BF H R ER SO BB IBB HBP BLK WP HR S P ERA WHIP	IP WLS BF H R ER SO BB IBB HBP BLK WP HR S P ERA WHIP	IP WLS BF H R ER SO BB IBB HBP BLK WP HR S P ERA WHIP	IP WLS BF H R ER SO BB IBB HBP BLK WP HR S P ERA WHIP	IP WLS BF H R ER SO BB IBB HBP BLK WP HR S P ERA WHIP	IP WLS BF H R ER SO BB IBB HBP BLK WP HR S P ERA WHIP	IP WLS BF H R ER SO BB IBB HBP BLK WP HR S P ERA WHIP	IP WLS BF H R ER SO BB IBB HBP BLK WP HR S P ERA WHIP	IP WLS BF H R ER SO BB IBB HBP BLK WP HR S P ERA WHIP	IP WLS BF H R ER SO BB IBB HBP BLK WP HR S P ERA WHIP	IP WLS BF H R ER SO BB IBB HBP BLK WP HR S P ERA WHIP	IP WLS BF H R ER SO BB IBB HBP BLK WP HR S P ERA WHIP	IP WLS BF H R ER SO BB IBB HBP BLK WP HR S P ERA WHIP	IP WLS BF H R ER SO BB IBB HBP BLK WP HR S P ERA WHIP	IP WLS BF H R ER SO BB IBB HBP BLK WP HR S P ERA WHIP	IP WLS BF H R ER SO BB IBB HBP BLK WP HR S P ERA WHIP	IP WLS BF H R ER SO BB IBB HBP BLK WP HR S P ERA WHIP	IP WLS BF H R ER SO BB IBB HBP BLK WP HR S P ERA WHIP	IP WLS BF H R ER SO BB IBB HBP BLK WP HR S P ERA WHIP	IP WLS BF H R ER SO BB IBB HBP BLK WP HR S P ERA WHIP
Scott McGregor, L ERA: 3.12 (1, 1)	9.0	2	2	1	1	0	0	0	0	0	0	0	0	0	0	0	0	2.00	1.111						
Tim Stoddard, R ERA: 5.88 (10, 1)	0.0	2	2	1	1	0	0	0	0	0	0	0	0	0	0	0	0	∞	∞						
Tippy Martinez, L ERA: 2.5 (10, 1)	1.0	W	2	1	0	0	0	1	0	0	0	0	0	0	0	0	0	0.00	2.000						

Toronto Blue Jays @ Baltimore Orioles  
Memorial Stadium, Baltimore, MD  
Wed Aug 24 1983, 7:05 PM EDT  
Att: 25,882 - Unknown - 82 F

AB 38  
R 4  
H 11  
RBI 3  
BB 3  
SO 2  
LOB 16



Batter	1	2	3	4	5	6	7	8	9	10	AB	R	H	RBI	BB	SO	LOB	BOTTOM						
Al Bumbry, L OBP: 0.316, SLG: 0.346 (1, 8)	4-3		SF7		F7		1-3				4	0	1	2	0	0	3	Toronto Blue Jays @ Baltimore Orioles Memorial Stadium, Baltimore, MD Wed Aug 24 1983, 7:05 PM EDT Att: 25,882 - Unknown - 82 F						
Dan Ford, R OBP: 0.323, SLG: 0.448 (1, 9)	K		5-3								5	0	0	0	0	2	2							
Cal Ripken Jr., R OBP: 0.356, SLG: 0.482 (1, 6)	F8										5	1	1	1	0	0	0							
Eddie Murray, S OBP: 0.386, SLG: 0.511 (1, 3)			F8		1B BB						3	1	0	0	2	0	0							
John Lowenstein, L OBP: 0.356, SLG: 0.423 (1, 7) (10, 4)			F8		F9						5	0	0	0	0	0	2							
Ken Singleton, S OBP: 0.399, SLG: 0.464 (1, 10)											1	0	1	0	2	0	0							
John Shelby, S OBP: 0.297, SLG: 0.363 (7, PR)											1	2	1	0	1	0	0							
Rich Dauer, R OBP: 0.287, SLG: 0.291 (1, 4) (8, 5)											2	0	0	0	1	0	3							
Gary Roenicke, R OBP: 0.326, SLG: 0.504 (9, PH) (10, 5)											2	0	0	0	0	2	3							
Todd Cruz, R OBP: 0.247, SLG: 0.328 (1, 5)											2	1	1	0	0	0	0							
Jim Dwyer, L OBP: 0.355, SLG: 0.551 (7, PH)											0	0	0	0	1	0	0							
Lenn Sakata, R OBP: 0.300, SLG: 0.347 (8, 4) (10, 2)											1	2	1	3	1	0	0							
Rick Dempsey, R OBP: 0.311, SLG: 0.328 (1, 2)											2	0	0	0	0	0	1							
Joe Nolan, L OBP: 0.341, SLG: 0.421 (7, PH) (8, 2)											1	0	0	0	0	0	3							
Benny Ayala, R OBP: 0.279, SLG: 0.409 (9, PH) (10, 7)											1	0	1	1	0	0	0							
<b>Inning Stats</b>	R: 0 E: 0 K: 1 S: 5	H: 0 LOB: 0 BB: 0 P: 5	R: 0 E: 0 K: 0 S: 3	H: 0 LOB: 1 BB: 1 P: 7	R: 1 E: 0 K: 0 S: 4	H: 1 LOB: 0 BB: 0 P: 4	R: 0 E: 0 K: 0 S: 4	H: 1 LOB: 2 BB: 1 P: 8	R: 0 E: 0 K: 0 S: 3	H: 0 LOB: 0 BB: 0 P: 3	R: 0 E: 0 K: 0 S: 3	H: 0 LOB: 3 BB: 3 P: 15	R: 0 E: 0 K: 0 S: 3	H: 0 LOB: 0 BB: 0 P: 3	R: 2 E: 0 K: 2 S: 10	H: 3 LOB: 2 BB: 2 P: 14	R: 4 E: 0 K: 1 S: 6	H: 2 LOB: 0 BB: 2 P: 14	1B: 4 2B: 1 3B: 0 HR: 2	SF: 1 SAC: 0 DP: 0 HBP: 0	WP: 0 PA: 44 PB: 0 SB: 0 CS: 0			
<b>PITCHER</b>	IP WLS BF H R ER SO BB IBB HBP BLK WP HR S P ERA WHIP	IP WLS BF H R ER SO BB IBB HBP BLK WP HR S P ERA WHIP	IP WLS BF H R ER SO BB IBB HBP BLK WP HR S P ERA WHIP	IP WLS BF H R ER SO BB IBB HBP BLK WP HR S P ERA WHIP	IP WLS BF H R ER SO BB IBB HBP BLK WP HR S P ERA WHIP	IP WLS BF H R ER SO BB IBB HBP BLK WP HR S P ERA WHIP	IP WLS BF H R ER SO BB IBB HBP BLK WP HR S P ERA WHIP	IP WLS BF H R ER SO BB IBB HBP BLK WP HR S P ERA WHIP	IP WLS BF H R ER SO BB IBB HBP BLK WP HR S P ERA WHIP	IP WLS BF H R ER SO BB IBB HBP BLK WP HR S P ERA WHIP	IP WLS BF H R ER SO BB IBB HBP BLK WP HR S P ERA WHIP	IP WLS BF H R ER SO BB IBB HBP BLK WP HR S P ERA WHIP	IP WLS BF H R ER SO BB IBB HBP BLK WP HR S P ERA WHIP	IP WLS BF H R ER SO BB IBB HBP BLK WP HR S P ERA WHIP	IP WLS BF H R ER SO BB IBB HBP BLK WP HR S P ERA WHIP	IP WLS BF H R ER SO BB IBB HBP BLK WP HR S P ERA WHIP	IP WLS BF H R ER SO BB IBB HBP BLK WP HR S P ERA WHIP	IP WLS BF H R ER SO BB IBB HBP BLK WP HR S P ERA WHIP	IP WLS BF H R ER SO BB IBB HBP BLK WP HR S P ERA WHIP	IP WLS BF H R ER SO BB IBB HBP BLK WP HR S P ERA WHIP	IP WLS BF H R ER SO BB IBB HBP BLK WP HR S P ERA WHIP	IP WLS BF H R ER SO BB IBB HBP BLK WP HR S P ERA WHIP	IP WLS BF H R ER SO BB IBB HBP BLK WP HR S P ERA WHIP	IP WLS BF H R ER SO BB IBB HBP BLK WP HR S P ERA WHIP
Jim Clancy, R ERA: 3.49 (1, 1)	8.2	3	3	0	3	2	6	0	0	0	0	0	0	0	0	0	0	3.12	1.038					
Dave Geisel, L ERA: 4.33 (9, 1)	0.0	2	2	0	0	0	0	0	0	0	0	0	0	0	0	0	0	∞	∞					
Joey McLaughlin, R ERA: 3.99 (9, 1)	0.2	L	5	1	3	3	1	1	1	0	0	0	1	5	13	40.50	3.000							
Randy Moffitt, R ERA: 3.76 (10, 1)	0.1	2	1	1	1	1	0	0	0	0	0	0	1	4	4	27.00	3.000							

Toronto Blue Jays @ Baltimore Orioles  
Memorial Stadium, Baltimore, MD  
Wed Aug 24 1983, 7:05 PM EDT  
Att: 25,882 - Unknown - 82 F

AB 35  
R 7  
H 7  
RBI 7  
BB 8  
SO 4  
LOB 17




Batter	1	2	3	4	5	6	7	8	9	10	AB	R	H	RBI	BB	SO	LOB			
<b>Dave Collins, S</b> OBP: 0.334, SLG: 0.328 (1, 7)	K			L4			6-3		SH2-4 1B		4	0	1	0	0	1	0			
<b>Rance Mulliniks, L</b> OBP: 0.381, SLG: 0.450 (1, 5) (8, 6)	F6			1-3			FC6-4 BB		SH2-4		2	0	0	0	1	0	0			
<b>Lloyd Moseby, L</b> OBP: 0.378, SLG: 0.523 (1, 8)	F7			B2-3			FC6-4 1-2		1-3		4	0	0	0	0	0	2			
<b>Willie Upshaw, L</b> OBP: 0.358, SLG: 0.496 (1, 3)		F8				CS 1B	F2		4-3		4	0	1	0	0	0	2			
<b>Jorge Orta, L</b> OBP: 0.309, SLG: 0.383 (1, 10)										4-3	3	0	1	0	0	1	1			
<b>Jesse Barfield, R</b> OBP: 0.259, SLG: 0.425 (10, PH)	3-1			K		1-2					1	0	0	0	0	0	0			
<b>Ernie Whitt, L</b> OBP: 0.343, SLG: 0.423 (1, 2)											2	0	0	0	1	0	0			
<b>Buck Martinez, R</b> OBP: 0.332, SLG: 0.441 (10, PH) (10, 2)	G3			F5						6-3	1	0	0	0	0	0	0			
<b>Barry Bonnell, R</b> OBP: 0.365, SLG: 0.464 (1, 9)											4	1	1	1	0	0	2			
<b>Damaso Garcia, R</b> OBP: 0.331, SLG: 0.379 (1, 4)				L7						HR	4	0	0	0	0	0	2			
<b>Alfredo Griffin, S</b> OBP: 0.287, SLG: 0.354 (1, 6)											2	0	0	0	0	1	0			
<b>Cliff Johnson, R</b> OBP: 0.368, SLG: 0.533 (8, PH)				K							1	0	0	0	0	0	2			
<b>Garth Iorg, R</b> OBP: 0.310, SLG: 0.385 (8, 5)											0	0	0	0	0	0	0			
<b>Inning Stats</b>	R: 0 E: 0 K: 1 S: 5	H: 0 LOB: 0 BB: 0 P: 5	R: 0 E: 0 K: 0 S: 3	H: 0 LOB: 0 BB: 0 P: 3	R: 0 E: 0 K: 1 S: 5	H: 0 LOB: 0 BB: 0 P: 5	R: 0 E: 0 K: 0 S: 3	H: 0 LOB: 0 BB: 0 P: 3	R: 0 E: 0 K: 0 S: 3	H: 0 LOB: 1 BB: 1 P: 7	R: 0 E: 0 K: 0 S: 4	H: 1 LOB: 2 BB: 1 P: 8	R: 0 E: 0 K: 0 S: 4	H: 1 LOB: 1 BB: 0 P: 4	R: 1 E: 0 K: 0 S: 4	H: 1 LOB: 0 BB: 0 P: 4	1B: 2 2B: 2 3B: 0 HR: 1	SF: 0 SAC: 1 DP: 1 HBP: 0	WP: 0 PA: 35 PB: 0 SB: 0 CS: 1	
<b>PITCHER</b>	IP	WLS	BF	H	R	ER	SO	BB	IBB	HBP	BLK	WP	HR	S	P	ERA	WHIP			
<b>Storm Davis, R</b> ERA: 3.28 (1, 1)	8.0		27	2	0	0	3	2	0	0	0	0	0	31	39	0.00	0.500			
<b>Tippy Martinez, L</b> ERA: 2.55 (9, 1)	2.0	W	8	2	1	1	0	0	0	0	0	0	1	8	8	4.50	1.000			

**TOP**

**Toronto Blue Jays @ Baltimore Orioles**  
Memorial Stadium, Baltimore, MD  
Thu Aug 25 1983, 7:05 PM EDT  
Att: 28,615 - Unknown - 81 F

AB 32  
R 1  
H 4  
RBI 1  
BB 2  
SO 3  
LOB 11




Batter	1	2	3	4	5	6	7	8	9	10	AB	R	H	RBI	BB	SO	LOB			
<b>Al Bumbry, L</b> OBP: 0.314, SLG: 0.344 (1, 8)	K		FC6-4		3-1			L4		2B 1B	5	1	1	0	0	1	1			
<b>Dan Ford, R</b> OBP: 0.324, SLG: 0.449 (1, 9)	K		1-3			H 1-0		5-3		1B 2B	4	0	1	2	0	1	2			
<b>Cal Ripken Jr., R</b> OBP: 0.357, SLG: 0.484 (1, 6)	F8						F9		G3 1B		4	0	2	0	0	0	2			
<b>Eddie Murray, S</b> OBP: 0.383, SLG: 0.507 (1, 3)	K				F4		F7		F8		4	0	0	0	0	1	4			
<b>John Lowenstein, L</b> OBP: 0.305, SLG: 0.420 (1, 7)		K			F6		F9		G3 1B		4	0	1	0	0	1	2			
<b>Ken Singleton, S</b> OBP: 0.397, SLG: 0.461 (1, 10)		F8					F7		G3		3	0	0	0	1	0	2			
<b>Rich Dauer, R</b> OBP: 0.287, SLG: 0.290 (1, 4)		F8							F6		4	0	1	0	0	1	4			
<b>Todd Cruz, R</b> OBP: 0.245, SLG: 0.325 (1, 5)					5-3					F6	3	0	0	0	0	0	1			
<b>Jim Dwyer, L</b> OBP: 0.382, SLG: 0.547 (10, PH)							G6-4-3				1	0	0	0	0	0	0			
<b>Rick Dempsey, R</b> OBP: 0.311, SLG: 0.326 (1, 2)											2	0	0	0	1	0	0			
<b>Joe Nolan, L</b> OBP: 0.345, SLG: 0.425 (10, PH)										1B 2B	1	1	1	0	0	0	0			
<b>Inning Stats</b>	R: 0 E: 0 K: 3 S: 10	H: 0 LOB: 1 BB: 0 P: 10	R: 0 E: 0 K: 1 S: 5	H: 0 LOB: 0 BB: 0 P: 5	R: 0 E: 0 K: 0 S: 3	H: 0 LOB: 1 BB: 1 P: 7	R: 0 E: 0 K: 1 S: 6	H: 1 LOB: 2 BB: 1 P: 10	R: 0 E: 0 K: 0 S: 3	H: 0 LOB: 0 BB: 0 P: 3	R: 0 E: 0 K: 0 S: 3	H: 0 LOB: 0 BB: 0 P: 3	R: 0 E: 0 K: 0 S: 5	H: 2 LOB: 2 BB: 0 P: 5	R: 2 E: 0 K: 0 S: 4	H: 3 LOB: 1 BB: 0 P: 4	1B: 5 2B: 2 3B: 0 HR: 0	SF: 0 SAC: 0 DP: 1 HBP: 1	WP: 0 PA: 38 PB: 1 SB: 1 CS: 0	
<b>PITCHER</b>	IP	WLS	BF	H	R	ER	SO	BB	IBB	HBP	BLK	WP	HR	S	P	ERA	WHIP			
<b>Dave Stieb, R</b> ERA: 2.78 (1, 1)	9.0		34	4	0	0	5	2	0	0	0	0	0	41	50	0.00	0.667			
<b>Roy Lee Jackson, R</b> ERA: 4.61 (10, 1)	0.1	L	4	3	2	0	0	0	0	0	0	0	0	4	4	54.00	9.000			

**BOTTOM**

**Toronto Blue Jays @ Baltimore Orioles**  
Memorial Stadium, Baltimore, MD  
Thu Aug 25 1983, 7:05 PM EDT  
Att: 28,615 - Unknown - 81 F

AB 35  
R 2  
H 7  
RBI 2  
BB 2  
SO 5  
LOB 18





Batter	1	2	3	4	5	6	7	8	9	10	AB	R	H	RBI	BB	SO	LOB								
<b>Dave Collins, S</b> OBP: 0.335, SLG: 0.327 (1, 7)											4	0	1	1	1	0	1								
<b>Rance Mulliniks, L</b> OBP: 0.381, SLG: 0.447 (1, 5)											4	0	1	1	1	0	2								
<b>Lloyd Moseby, L</b> OBP: 0.377, SLG: 0.521 (1, 8)											4	0	1	0	0	0	1								
<b>Wille Upshaw, L</b> OBP: 0.359, SLG: 0.496 (1, 3)										4	0	2	0	0	0	2									
<b>Cliff Johnson, R</b> OBP: 0.337, SLG: 0.526 (1, 10)										3	0	0	0	1	1	3									
<b>Jorge Orta, L</b> OBP: 0.303, SLG: 0.374 <b>Barry Bonnell, R</b> OBP: 0.365, SLG: 0.464 (9, 9)										4	0	0	0	0	0	4									
<b>Ernie Whitt, L</b> OBP: 0.345, SLG: 0.433 (1, 2)											3	1	1	1	1	1	0								
<b>Garth Iorg, R</b> OBP: 0.309, SLG: 0.383 (1, 4)											4	1	1	0	0	0	3								
<b>Alfredo Griffin, S</b> OBP: 0.287, SLG: 0.356 (1, 6)											4	1	1	0	0	1	0								
<b>Inning Stats</b>	R: 0 E: 0 K: 0 S: 2	H: 0 LOB: 0 BB: 1 P: 6	R: 0 E: 0 K: 1 S: 5	H: 0 LOB: 0 BB: 0 P: 5	R: 2 E: 0 K: 0 S: 6	H: 3 LOB: 1 BB: 0 P: 6	R: 0 E: 0 K: 0 S: 3	H: 1 LOB: 0 BB: 0 P: 3	R: 1 E: 0 K: 0 S: 4	H: 1 LOB: 0 BB: 0 P: 4	R: 0 E: 0 K: 2 S: 7	H: 0 LOB: 0 BB: 0 P: 7	R: 0 E: 0 K: 0 S: 3	H: 0 LOB: 0 BB: 0 P: 3	R: 0 E: 0 K: 0 S: 3	H: 1 LOB: 2 BB: 0 P: 11	R: 0 E: 0 K: 0 S: 3	H: 1 LOB: 0 BB: 0 P: 3	1B: 6 2B: 1 3B: 0 HR: 1	SF: 0 SAC: 0 DP: 3 HBP: 0	WP: 1 PB: 0 SB: 0 CS: 1	PA: 38			
<b>PITCHER</b>	IP 8.0	WLS L	BF 30	H 6	R 3	ER 3	SO 3	BB 2	IBB 0	HBP 0	BLK 0	WP 0	HR 1	S 34	P 42	ERA 3.38	WHIP 1.000								
<b>Dan Petry, R</b> ERA: 3.65 <b>Aurelio Lopez, R</b> ERA: 1.74 (9, 1)	2.0	W	8	2	0	0	0	2	0	0	0	1	0	6	14	0.00	2.000								

**TOP**

**Toronto Blue Jays @ Detroit Tigers**  
Tiger Stadium, Detroit, MI

Fri Aug 26 1983, 7:05 PM EDT  
Att: 46,467 - Unknown - 83 F

AB	34
R	3
H	8
RBI	3
BB	4
SO	3
LOB	16

[livebaseballscorecards.com](http://livebaseballscorecards.com)

Batter	1	2	3	4	5	6	7	8	9	10	AB	R	H	RBI	BB	SO	LOB								
<b>Lou Whitaker, L</b> OBP: 0.388, SLG: 0.470 (1, 4)											5	1	1	0	0	0	0								
<b>Alan Trammell, R</b> OBP: 0.390, SLG: 0.489 (1, 6)											5	1	2	2	0	0	0								
<b>Kirk Gibson, L</b> OBP: 0.297, SLG: 0.381 (1, 10)											3	0	0	0	1	0	1								
<b>Lance Parrish, R</b> OBP: 0.327, SLG: 0.510 (1, 2)										4	0	0	0	0	1	1									
<b>Larry Herndon, R</b> OBP: 0.332, SLG: 0.473 (1, 7)										4	0	0	0	0	0	0									
<b>Enos Cabell, R</b> OBP: 0.342, SLG: 0.447 (1, 3)										3	0	1	0	0	0	0									
<b>Chet Lemon, R</b> OBP: 0.366, SLG: 0.464 (1, 8)										3	1	2	0	1	0	0									
<b>Glenn Wilson, R</b> OBP: 0.308, SLG: 0.420 (1, 9)										4	1	1	2	0	1	3									
<b>Marty Castillo, R</b> OBP: 0.241, SLG: 0.291 <b>Rick Leach, L</b> OBP: 0.301, SLG: 0.333 (10, PH)											3	0	0	0	0	2	1								
<b>Inning Stats</b>	R: 0 E: 0 K: 0 S: 3	H: 0 LOB: 1 BB: 1 P: 7	R: 0 E: 0 K: 0 S: 3	H: 0 LOB: 0 BB: 0 P: 3	R: 1 E: 0 K: 1 S: 7	H: 2 LOB: 1 BB: 0 P: 7	R: 0 E: 0 K: 0 S: 3	H: 0 LOB: 0 BB: 0 P: 3	R: 0 E: 0 K: 0 S: 3	H: 0 LOB: 0 BB: 0 P: 3	R: 0 E: 0 K: 2 S: 7	H: 1 LOB: 1 BB: 0 P: 8	R: 0 E: 0 K: 0 S: 3	H: 0 LOB: 0 BB: 0 P: 3	R: 0 E: 0 K: 1 S: 6	H: 1 LOB: 2 BB: 1 P: 10	R: 1 E: 0 K: 0 S: 3	H: 1 LOB: 0 BB: 0 P: 3	1B: 3 2B: 2 3B: 0 HR: 2	SF: 0 SAC: 0 DP: 0 HBP: 1	WP: 0 PB: 0 SB: 0 CS: 1	PA: 38			
<b>PITCHER</b>	IP 9.2	WLS L	BF 38	H 7	R 4	ER 4	SO 4	BB 2	IBB 0	HBP 1	BLK 0	WP 0	HR 2	S 43	P 52	ERA 3.72	WHIP 0.931								

**BOTTOM**

**Toronto Blue Jays @ Detroit Tigers**  
Tiger Stadium, Detroit, MI

Fri Aug 26 1983, 7:05 PM EDT  
Att: 46,467 - Unknown - 83 F

AB	35
R	4
H	7
RBI	4
BB	2
SO	4
LOB	6

[livebaseballscorecards.com](http://livebaseballscorecards.com)

Batter	1	2	3	4	5	6	7	8	9	AB	R	H	RBI	BB	SO	LOB	TOP		
Dave Collins, S OBP: 0.342, SLG: 0.334 (1, 7)										5	3	4	1	0	0	0			
Rance Mulliniks, L OBP: 0.381, SLG: 0.457 (1, 5)										5	1	2	2	0	0	2			
Lloyd Moseby, L OBP: 0.377, SLG: 0.526 (1, 8)										5	2	2	2	0	0	2			
Willie Upshaw, L OBP: 0.362, SLG: 0.499 (1, 3)										3	0	2	1	1	0	0			
Cliff Johnson, R OBP: 0.386, SLG: 0.527 (1, 10)										3	0	1	1	0	0	1			
Ernie Whitt, L OBP: 0.344, SLG: 0.429 (1, 2)										3	0	0	0	1	0	2			
Barry Bonnell, R OBP: 0.304, SLG: 0.463 Jesse Barfield, R OBP: 0.258, SLG: 0.424 (1, 9) (7, 9)										3	0	1	0	0	1	1	AB 36		
Garth Iorg, R OBP: 0.305, SLG: 0.378 (1, 4)										1	0	0	0	0	0	2	R 7		
Alfredo Griffin, S OBP: 0.287, SLG: 0.359 (1, 6)										4	0	0	0	0	0	1	H 13		
<b>Inning Stats</b>	R: 2 E: 0 K: 0 S: 6	H: 3 LOB: 1 BB: 0 P: 6	R: 0 E: 0 K: 1 S: 5	H: 0 LOB: 0 BB: 0 P: 5	R: 0 E: 0 K: 0 S: 3	H: 0 LOB: 0 BB: 0 P: 3	R: 0 E: 0 K: 0 S: 4	H: 1 LOB: 1 BB: 0 P: 4	R: 0 E: 1 K: 0 S: 4	H: 0 LOB: 0 BB: 0 P: 3	R: 0 E: 0 K: 0 S: 3	H: 1 LOB: 0 BB: 0 P: 3	R: 3 E: 0 K: 0 S: 6	H: 4 LOB: 2 BB: 2 P: 14	R: 2 E: 0 K: 0 S: 5	H: 3 LOB: 0 BB: 0 P: 5	1B: 9 2B: 1 3B: 1 HR: 2	SF: 1 SAC: 0 DP: 0 HBP: 0	WP: 0 PA: 40
<b>PITCHER</b>	IP WLS BF H R ER SO BB IBB HBP BLK WP HR S P ERA WHIP																		
Glenn Abbott, R ERA: 4.43 (1, 1)	7.0	26	6	2	2	1	0	0	0	0	0	0	0	28	28	2.57	0.857		
Aurelio Lopez, R ERA: 1.99 (8, 1)	0.2	L 6	4	3	3	0	1	0	0	0	0	0	2	5	9	40.50	7.500		
Dave Gumpert, R ERA: 2.48 (8, 1)	0.2	4	1	1	1	0	0	0	0	0	0	0	0	3	7	13.50	1.500		
Howard Bailey, L ERA: 4.39 (9, 1)	0.2	3	2	1	1	0	0	0	0	0	0	0	0	3	3	13.50	3.000		

Toronto Blue Jays @ Detroit Tigers  
Tiger Stadium, Detroit, MI  
Sat Aug 27 1983, 3:33 AM EDT  
Att: 39,118 - Unknown - 84 F

AB 36  
R 7  
H 13  
RBI 7  
BB 2  
SO 1  
LOB 11



Batter	1	2	3	4	5	6	7	8	9	AB	R	H	RBI	BB	SO	LOB	BOTTOM				
Lou Whitaker, L OBP: 0.388, SLG: 0.471 (1, 4)										5	0	2	0	0	1	1					
Alan Trammell, R OBP: 0.390, SLG: 0.496 (1, 6)										5	1	2	1	0	0	1					
Kirk Gibson, L OBP: 0.294, SLG: 0.376 (1, 10)										4	0	0	0	0	2	2					
Lance Parrish, R OBP: 0.327, SLG: 0.507 (1, 2)										4	0	1	0	0	2	1					
Larry Herndon, R OBP: 0.333, SLG: 0.474 (1, 7)										4	1	2	0	0	1	1					
Enos Cabell, R OBP: 0.344, SLG: 0.448 (1, 3)										4	0	2	0	0	0	1					
Chet Lemon, R OBP: 0.365, SLG: 0.460 (1, 8)										3	0	0	0	1	1	2	AB 36				
Glenn Wilson, R OBP: 0.310, SLG: 0.426 (1, 9)										3	1	1	1	1	0	2	R 4				
Tom Brookens, R OBP: 0.285, SLG: 0.320 Rick Leach, L OBP: 0.301, SLG: 0.333 Lynn Jones, R OBP: 0.263, SLG: 0.339 (1, 5) (9, PH) (9, PH)										3	1	1	1	0	0	1	H 11				
<b>Inning Stats</b>	R: 0 E: 0 K: 1 S: 6	H: 2 LOB: 1 BB: 0 P: 6	R: 0 E: 0 K: 1 S: 5	H: 0 LOB: 0 BB: 0 P: 5	R: 1 E: 0 K: 0 S: 4	H: 1 LOB: 0 BB: 0 P: 4	R: 0 E: 0 K: 1 S: 7	H: 2 LOB: 2 BB: 0 P: 7	R: 1 E: 0 K: 1 S: 7	H: 2 LOB: 1 BB: 0 P: 7	R: 0 E: 0 K: 1 S: 5	H: 1 LOB: 1 BB: 0 P: 5	R: 0 E: 0 K: 0 S: 3	H: 0 LOB: 1 BB: 1 P: 7	R: 2 E: 0 K: 1 S: 8	H: 3 LOB: 2 BB: 1 P: 12	R: 0 E: 0 K: 2 S: 7	H: 0 LOB: 0 BB: 0 P: 7	1B: 7 2B: 2 3B: 0 HR: 3	SF: 0 SAC: 0 DP: 1 HBP: 0	WP: 1 PA: 38
<b>PITCHER</b>	IP WLS BF H R ER SO BB IBB HBP BLK WP HR S P ERA WHIP																				
Doyle Alexander, R ERA: 5.27 (1, 1)	7.0	29	9	3	3	5	1	0	0	0	0	1	0	7	11	9.00	3.000				
Joey McLaughlin, R ERA: 4.07 (8, 1)	1.0	6	2	1	1	1	1	0	0	0	0	0	0	7	7	0.00	0.000				
Dave Geisel, L ERA: 4.23 (9, 1)	1.0	S 3	0	0	0	2	0	0	0	0	0	0	0	7	7	0.00	0.000				

Toronto Blue Jays @ Detroit Tigers  
Tiger Stadium, Detroit, MI  
Sat Aug 27 1983, 3:33 AM EDT  
Att: 39,118 - Unknown - 84 F

AB 36  
R 4  
H 11  
RBI 3  
BB 2  
SO 8  
LOB 12



Batter	1	2	3	4	5	6	7	8	9	AB	R	H	RBI	BB	SO	LOB	TOP		
Dave Collins, S OBP: 0.338, SLG: 0.330 (1, 7)	0-3 K		0-0 P3		0-0 3-1		0-0 F9			4	0	0	0	0	1	2			
Rance Mulliniks, L OBP: 0.383, SLG: 0.456 (1, 5)	0-0 E3		0-0 1B		4-0 1B BB		0-0 4-3			3	0	1	1	1	0	0			
Lloyd Moseby, L OBP: 0.376, SLG: 0.525 (1, 8)	0-0 F2		0-0 SF8		0-0 1-2 1B			0-0 F9		3	0	1	1	0	0	1			
Willie Upshaw, L OBP: 0.359, SLG: 0.495 (1, 3)	0-3 K		0-3 K		0-0 5-3			0-0 3-1		4	0	0	0	0	2	4			
Cliff Johnson, R OBP: 0.384, SLG: 0.522 (1, 10)		0-0 F8		0-0 F5		4-0 BB		0-0 F8		3	0	0	0	1	0	0			
Ernie Whitt, L OBP: 0.340, SLG: 0.422 (1, 2)	0-3 K		0-3 K		0-0 F9			0-0 F9		4	0	0	0	0	2	1			
Garth Iorg, R OBP: 0.304, SLG: 0.377 (1, 4)	0-0 6-3		0-0 WP 1B		0-3 K			0-0 3-1		4	0	1	0	0	1	1			
Jesse Barfield, R OBP: 0.261, SLG: 0.425 (1, 9)			0-0 SH 1B 1B		0-0 F2		0-0 F2		0-0 1B	4	1	2	0	0	0	2			
Alfredo Griffin, S OBP: 0.285, SLG: 0.357 (1, 6)			0-0 SH 1B SF8		0-0 G3		0-3 K		0-3 K	3	1	0	0	0	2	1			
<b>Inning Stats</b>	R: 0 E: 1 K: 2 S: 8	H: 0 LOB: 1 BB: 0 P: 8	R: 0 E: 0 K: 1 S: 5	H: 0 LOB: 0 BB: 0 P: 5	R: 2 E: 0 K: 1 S: 8	H: 2 LOB: 1 BB: 0 P: 8	R: 0 E: 0 K: 1 S: 6	H: 1 LOB: 1 BB: 0 P: 6	R: 0 E: 0 K: 0 S: 4	H: 0 LOB: 2 BB: 1 P: 8	R: 0 E: 0 K: 1 S: 5	H: 0 LOB: 0 BB: 0 P: 5	R: 0 E: 0 K: 0 S: 3	H: 0 LOB: 0 BB: 0 P: 3	R: 0 E: 0 K: 1 S: 6	H: 1 LOB: 1 BB: 0 P: 6	1B: 5 2B: 0 3B: 0 HR: 0	SF: 1 SAC: 1 DP: 0 HBP: 0	WP: 1 PA: 36 PB: 0 SB: 0 CS: 0
<b>PITCHER</b> Jack Morris, R ERA: 3.35 (1, 1)	IP: 9.0 WLS: W BF: 36 H: 5 R: 2 ER: 2 SO: 8 BB: 2 IBB: 0 HBP: 0 BLK: 0 WP: 1 HR: 0 S: 50 P: 58 ERA: 2.00 WHIP: 0.778															<b>PITCHER</b>			

Toronto Blue Jays @ Detroit Tigers  
Tiger Stadium, Detroit, MI  
Sun Aug 28 1983, 3:33 AM EDT  
Att: 38,332 - Unknown - 84 F

AB	32
R	2
H	5
RBI	2
BB	2
SO	8
LOB	12



Batter	1	2	3	4	5	6	7	8	9	AB	R	H	RBI	BB	SO	LOB	BOTTOM				
Kirk Gibson, L OBP: 0.294, SLG: 0.374 John Wockenfuss, R (8, PH) OBP: 0.338, SLG: 0.443 (1, 7)	0-3 K		4-0 BB		0-0 F9			0-3 K		2	0	0	0	1	1	1					
Alan Trammell, R OBP: 0.388, SLG: 0.492 (1, 6)	4-0 S BB		0-0 2-3		0-0 F9			0-0 P3		3	0	0	0	1	0	2					
Larry Hemdon, R OBP: 0.333, SLG: 0.472 (1, 10)	0-0 F3			0-0 1B 1B		0-3 K		0-0 F8		4	1	1	0	0	1	1					
Lance Parrish, R OBP: 0.328, SLG: 0.506 (1, 2)	0-0 F7			0-0 G5-3 1B 1B		0-0 5-3		4-0 1B HR BB		3	1	1	0	1	0	1					
Glenn Wilson, R OBP: 0.307, SLG: 0.422 (1, 9)		0-0 F8		0-0 F9		0-0 6-3		0-0 F7		4	0	0	0	0	0	3					
Rick Leach, L OBP: 0.305, SLG: 0.337 (1, 3)		0-0 F7		0-0 1-2 1B		0-0 L3		0-0 HR 1B		4	1	2	1	0	0	0					
Chet Lemon, R OBP: 0.367, SLG: 0.469 (1, 8)		0-0 F9		0-0 G5-3		0-0 G4-6-3 1B		0-0 HR		4	1	2	3	0	0	2					
Tom Brookens, R OBP: 0.283, SLG: 0.318 Lou Whitaker, L (7, PH) OBP: 0.386, SLG: 0.470 (1, 4)			0-0 P4		0-0 F9		0-0 G4-6-3			2	0	0	0	0	0	0					
Marty Castillo, R OBP: 0.246, SLG: 0.288 Enos Cabell, R (8, PH) OBP: 0.343, SLG: 0.446 (1, 5)			0-0 F5		4-0 BB			0-0 6-3		1	0	0	0	1	0	0					
<b>Inning Stats</b>	R: 0 E: 0 K: 1 S: 5	H: 0 LOB: 1 BB: 1 P: 9	R: 0 E: 0 K: 0 S: 3	H: 0 LOB: 0 BB: 0 P: 3	R: 0 E: 0 K: 0 S: 3	H: 0 LOB: 1 BB: 1 P: 7	R: 1 E: 0 K: 0 S: 5	H: 3 LOB: 1 BB: 0 P: 5	R: 0 E: 0 K: 0 S: 3	H: 0 LOB: 1 BB: 1 P: 7	R: 0 E: 0 K: 1 S: 5	H: 0 LOB: 0 BB: 0 P: 5	R: 0 E: 0 K: 0 S: 3	H: 1 LOB: 0 BB: 0 P: 3	R: 0 E: 0 K: 1 S: 5	H: 0 LOB: 0 BB: 0 P: 5	R: 3 E: 0 K: 0 S: 4	H: 2 LOB: 0 BB: 1 P: 8	1B: 5 2B: 0 3B: 0 HR: 1	SF: 0 SAC: 0 DP: 2 HBP: 0	WP: 0 PA: 34 PB: 0 SB: 1 CS: 0
<b>PITCHER</b> Luis Leal, R ERA: 4.07 Roy Lee Jackson, R ERA: 4.51 Dave Geisel, L ERA: 4.24 Randy Moffitt, R ERA: 3.74 Joey McLaughlin, R ERA: 4.37 (1, 1)	IP: 6.1 WLS: 1 BF: 24 H: 3 R: 1 ER: 1 SO: 2 BB: 3 IBB: 0 HBP: 0 BLK: 0 WP: 0 HR: 0 S: 25 P: 37 ERA: 1.42 WHIP: 0.947															<b>PITCHER</b>					

Toronto Blue Jays @ Detroit Tigers  
Tiger Stadium, Detroit, MI  
Sun Aug 28 1983, 3:33 AM EDT  
Att: 38,332 - Unknown - 84 F

AB	30
R	4
H	6
RBI	4
BB	4
SO	3
LOB	11



Batter	1	2	3	4	5	6	7	8	9	AB	R	H	RBI	BB	SO	LOB	TOP
Jerry Remy, L OBP: 0.312, SLG: 0.314 (1, 4)	4-0 2B BB		0-0 4-3		0-0 1B		0-0 FC3-6 1B		0-0 F7	4	0	2	0	1	0	1	<b>Boston Red Sox @ Toronto Blue Jays</b> Exhibition Stadium, Toronto, ON Mon Aug 29 1983, 7:05 PM EDT Unknown - 82 F
Dave Stapleton, R OBP: 0.297, SLG: 0.371 (1, 3)	0-0 F7		0-0 5-3		0-0 P6		0-0 FC3-6 1-2 3-H 0-0 1B		0-3 K	5	0	0	1	0	1	4	
Jim Rice, R OBP: 0.362, SLG: 0.540 (1, 7)	0-0 1-3 2B		0-0 1B		0-0 F9		0-0 P6		0-0 P6	4	0	2	0	0	0	2	
Tony Armas, R OBP: 0.250, SLG: 0.438 (1, 8)	0-0 P3		0-0 6-3		0-0 P4		0-3 K			4	0	0	0	0	1	5	
Rick Miller, L OBP: 0.397, SLG: 0.364 (1, 9)	0-0 4-3			0-0 E4 FC5-4		0-0 F7		0-0 F8		4	0	0	0	0	0	2	
Carl Yastrzemski, L OBP: 0.360, SLG: 0.451 (1, 10)		0-0 F8		0-0 FC5-4 2B 1-2		0-0 FC1-6 1B		0-0 3-1		4	0	1	0	0	0	1	
Rich Gedman, L OBP: 0.335, SLG: 0.389 (1, 2)		0-0 FC5-4 1B		0-0 P3		0-0 FC1-6 1-2		0-0 4-3		4	0	1	0	0	0	2	
Ed Jurak, R OBP: 0.350, SLG: 0.363 (1, 5)		0-0 FC5-4 FC4-6 1-2		0-0 1-3 2B		0-0 F8		0-0 F8		4	0	1	0	0	0	2	
Glenn Hoffman, R OBP: 0.302, SLG: 0.334 (1, 6)		0-0 FC4-6 1-2		0-3 K			0-0 FC3-6 1B 2B		0-0 1B	4	1	2	0	0	1	3	
<b>Inning Stats</b>	R: 0 E: 0 K: 0 S: 4	H: 1 LOB: 2 BB: 1 P: 8	R: 0 E: 0 K: 0 S: 4	H: 1 LOB: 1 BB: 0 P: 4	R: 0 E: 0 K: 1 S: 4	H: 1 LOB: 2 BB: 0 P: 7	R: 0 E: 0 K: 0 S: 4	H: 1 LOB: 1 BB: 0 P: 4	R: 1 E: 0 K: 1 S: 7	H: 2 LOB: 1 BB: 0 P: 7	R: 0 E: 0 K: 0 S: 3	H: 0 LOB: 0 BB: 0 P: 3	R: 0 E: 0 K: 1 S: 6	H: 1 LOB: 1 BB: 0 P: 6	1B: 6 2B: 3 3B: 0 HR: 0	SF: 0 SAC: 0 DP: 0 HBP: 0	WP: 0 PA: 38 PB: 0 SB: 0 CS: 0
<b>PITCHER</b> Jim Clancy, R ERA: 3.36 (1, 1)	IP: 9.0 WLS: W BF: 38	H: 9 R: 1 ER: 1 SO: 3	BB: 1 IBB: 0 HBP: 0 BLK: 0	WP: 0 HR: 0 S: 43 P: 47	ERA: 1.00 WHIP: 1.111	<b>PITCHER</b>											

Batter	1	2	3	4	5	6	7	8	9	AB	R	H	RBI	BB	SO	LOB	BOTTOM		
Garth Iorg, R OBP: 0.301, SLG: 0.372 (1, 4)	0-0 F9		0-0 6-3		0-0 P4			0-0 FC6 HBP BB 1B 2-2		4	1	0	0	0	0	2	<b>Boston Red Sox @ Toronto Blue Jays</b> Exhibition Stadium, Toronto, ON Mon Aug 29 1983, 7:05 PM EDT Unknown - 82 F		
Lloyd Moseby, L OBP: 0.375, SLG: 0.521 (1, 8)	0-0 F8		0-3 K			0-0 F8		4-0 HBP BB 1B 1-2		3	1	0	0	1	1	0			
Jesse Barfield, R OBP: 0.272, SLG: 0.454 (1, 9)	0-0 HR			0-0 G1-6-3 1B		0-0 HR		1-0 1B 1B HBP 1-2 2-3		3	2	3	2	0	0	0			
Cliff Johnson, R OBP: 0.383, SLG: 0.519 (1, 10)	0-0 P6			0-0 F7		0-0 G5-4-3 1B		0-3 K		4	0	1	0	0	1	4			
George Bell, R OBP: 0.320, SLG: 0.451 Dave Collins, S OBP: 0.340, SLG: 0.332 (8, PH) (9, 7)		0-0 5-3		0-0 G1-6-3 1-2		0-0 G5-4-3 1-2		0-0 1B 1-1 2-H 3-H		3	0	0	0	0	0	2			
Buck Martinez, R OBP: 0.336, SLG: 0.461 (1, 2)		0-0 P5			0-0 HR		0-0 G4-6-3 1B			3	1	2	1	0	0	0			
Willie Upshaw, L OBP: 0.359, SLG: 0.492 (1, 3)		4-0 FC6 BB			0-0 4-3		0-0 F8			2	0	0	0	1	0	1			
Rance Mulliniks, L OBP: 0.382, SLG: 0.453 (1, 5)		0-0 FC6 1-2			4-0 BB		0-0 G4-6-3 1-2			2	0	0	0	1	0	2			
Alfredo Griffin, S OBP: 0.285, SLG: 0.359 (1, 6)			0-0 6-3		0-0 F7			0-0 FC6 2B		3	0	1	0	0	0	1			
<b>Inning Stats</b>	R: 1 E: 0 K: 0 S: 4	H: 1 LOB: 0 BB: 0 P: 4	R: 0 E: 0 K: 0 S: 3	H: 0 LOB: 1 BB: 1 P: 7	R: 0 E: 0 K: 1 S: 5	H: 0 LOB: 0 BB: 0 P: 5	R: 0 E: 0 K: 0 S: 3	H: 1 LOB: 0 BB: 0 P: 3	R: 1 E: 0 K: 0 S: 4	H: 1 LOB: 1 BB: 1 P: 8	R: 1 E: 0 K: 0 S: 4	H: 2 LOB: 0 BB: 0 P: 4	R: 0 E: 0 K: 0 S: 3	H: 1 LOB: 0 BB: 0 P: 3	R: 2 E: 0 K: 1 S: 6	H: 2 LOB: 2 BB: 1 P: 11	1B: 4 2B: 1 3B: 0 HR: 3	SF: 0 SAC: 0 DP: 3 HBP: 1	WP: 0 PA: 32 PB: 0 SB: 0 CS: 0
<b>PITCHER</b> John Tudor, L ERA: 4.05 Luis Aponte, R ERA: 3.12 (8, 1)	IP: 7.1 WLS: L BF: 29	H: 7 R: 5 ER: 5 SO: 1	BB: 3 IBB: 0 HBP: 0 BLK: 0	WP: 0 HR: 3 S: 28 P: 40	ERA: 6.14 WHIP: 1.364	<b>PITCHER</b>													

AB	37
R	1
H	9
RBI	1
BB	1
SO	3
LOB	22



AB	28
R	5
H	8
RBI	5
BB	3
SO	2
LOB	12



Batter	1	2	3	4	5	6	7	8	9	AB	R	H	RBI	BB	SO	LOB	TOP										
Jerry Remy, L (1, 4) OBP: 0.313, SLG: 0.314 Marty Barrett, R (4, 4) OBP: 0.256, SLG: 0.275	4-0 FC4-6 BB	0-3 K	0-0 6-3		0-0 6-3		0-0 SF9-3	0-0 FC5-4		1	0	0	0	1	1	2											
Wade Boggs, L (1, 5) OBP: 0.246, SLG: 0.516	0-0 FC4-6 HR		0-0 4-3			0-0 HR	0-0 FC5-4 BB		0-0 HR	4	3	2	0	1	0	1											
Jim Rice, R (1, 7) OBP: 0.364, SLG: 0.559	0-0 HR		0-0 E6 G6-4-3			0-0 HR	0-0 FC5-4		0-0 HR	5	3	3	6	0	0	2											
Tony Armas, R (1, 8) OBP: 0.250, SLG: 0.442	0-3 K		0-0 G6-4-3			0-0 F7		0-0 HR	0-3 K	5	1	1	1	0	2	1											
Rick Miller, L (1, 9) OBP: 0.396, SLG: 0.364 Reid Nichols, R (8, PH) OBP: 0.355, SLG: 0.432	0-3 K2-3			0-3 K2-3		0-0 G1-6-3 1B		4-0 SH2-4 BB	0-0 F7	3	0	1	0	0	2	0											
Carl Yastrzemski, L (1, 10) OBP: 0.551, SLG: 0.448 Ed Jurak, R (8, PR) OBP: 0.348, SLG: 0.380		4-0 BB BB		0-0 G3		0-0 G1-6-3 1B		4-0 SH2-4 BB	0-0 F9	2	0	0	0	2	0	1											
Dave Stapleton, R (1, 3) OBP: 0.298, SLG: 0.369	0-0 F9		0-0 6-3				1-0 SH SF9-3 HBP	0-0 SH2-4		2	1	0	0	0	0	1											
Gary Allenson, R (1, 2) OBP: 0.313, SLG: 0.324 Rich Gedman, L (8, PH) OBP: 0.336, SLG: 0.389	4-0 BB			0-0 F8			4-0 SF9-3 SH BB	4-0 FC5-4 IBB		1	0	0	0	2	0	0											
Glenn Hoffman, R (1, 6) OBP: 0.300, SLG: 0.332	0-0 F8			0-3 K			0-0 SH SF9-3	0-3 K		3	0	0	0	0	2	5											
<b>Inning Stats</b>	R: 2 E: 0 K: 2 S: 8	H: 1 LOB: 0 BB: 1 P: 12	R: 0 E: 0 K: 1 S: 5	H: 0 LOB: 2 BB: 2 P: 13	R: 0 E: 1 K: 0 S: 3	H: 0 LOB: 0 BB: 0 P: 3	R: 0 E: 0 K: 1 S: 5	H: 0 LOB: 0 BB: 0 P: 5	R: 0 E: 0 K: 0 S: 5	H: 3 LOB: 0 BB: 0 P: 5	R: 1 E: 0 K: 0 S: 3	H: 0 LOB: 2 BB: 2 P: 12	R: 1 E: 0 K: 1 S: 6	H: 1 LOB: 3 BB: 3 P: 18	R: 2 E: 0 K: 1 S: 7	H: 2 LOB: 0 BB: 0 P: 7	1B: 2 2B: 2 3B: 0 HR: 4	SF: 1 SAC: 2 DP: 3 HBP: 1	WP: 0 PB: 0 SB: 0 CS: 0	PA: 42							
<b>PITCHER</b>	IP	WLS	BF	H	R	ER	SO	BB	IBB	HBP	BLK	WP	HR	S	P	ERA	WHIP										
Jim Acker, R (1, 1) ERA: 3.86	6.0		24	4	4	4	5	3	0	0	0	0	2	31	43	6.00	1.167										
Roy Lee Jackson, R (7, 1) ERA: 4.59	0.2		4	0	1	1	0	1	0	1	0	0	0	2	7	13.50	1.500										
Dave Geisel, L (7, 1) ERA: 4.4	0.1		5	1	1	1	0	3	0	0	0	0	1	2	14	27.00	12.000										
Randy Moffitt, R (8, 1) ERA: 3.93	2.0	L	9	2	2	2	2	0	1	0	0	0	1	12	16	9.00	1.000										

**Boston Red Sox @ Toronto Blue Jays**  
Exhibition Stadium, Toronto, ON  
Mon Aug 29 1983, 7:05 PM EDT  
Att: 38,338 - Unknown - 83 F

AB	30
R	8
H	7
RBI	8
BB	8
SO	7
LOB	16

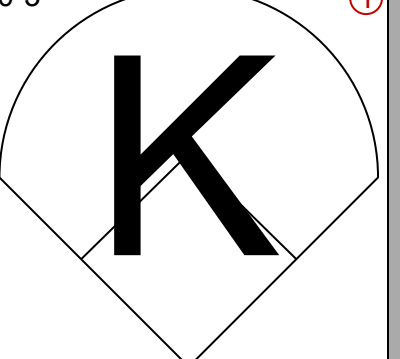
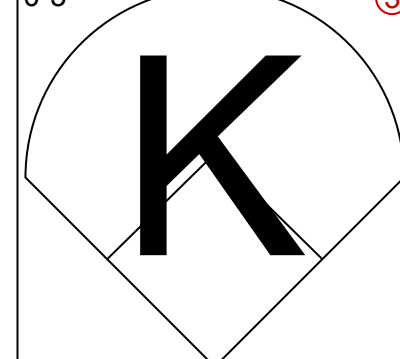
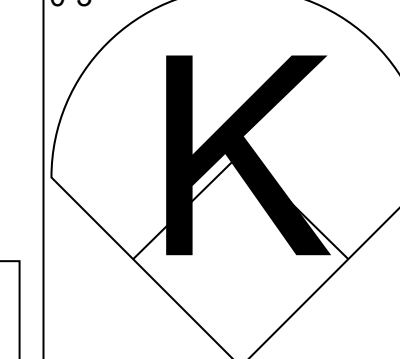
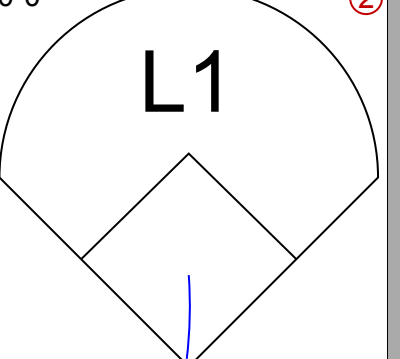
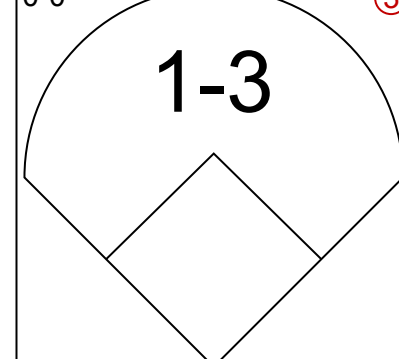
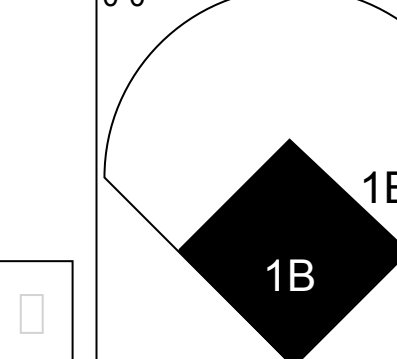
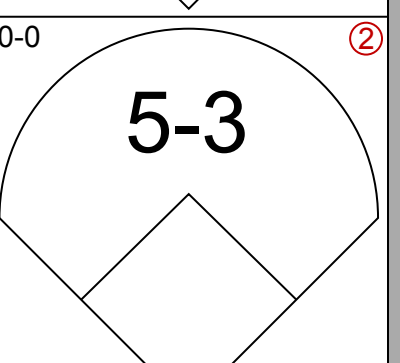
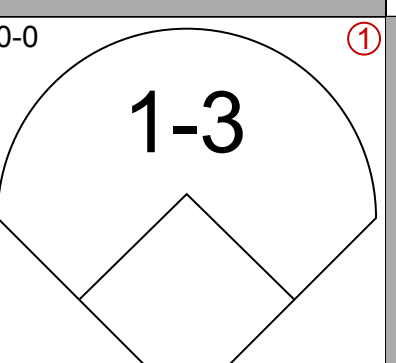
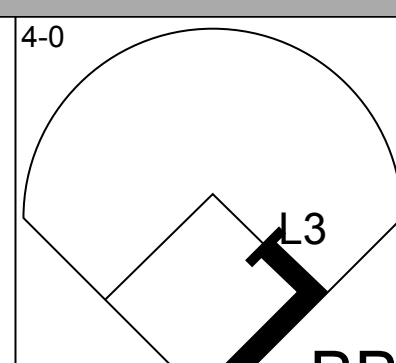

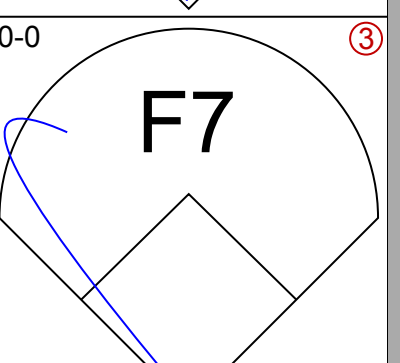
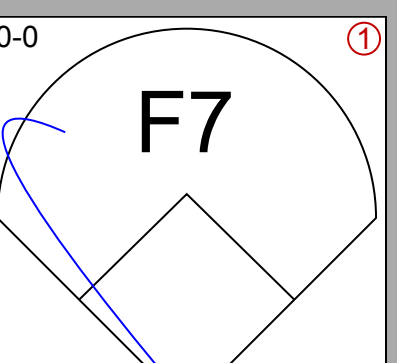
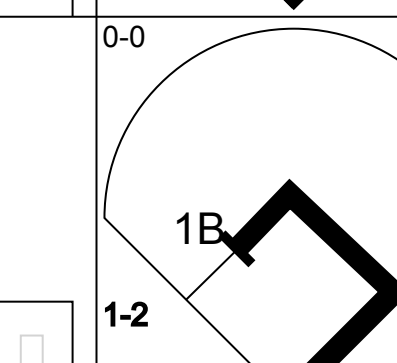
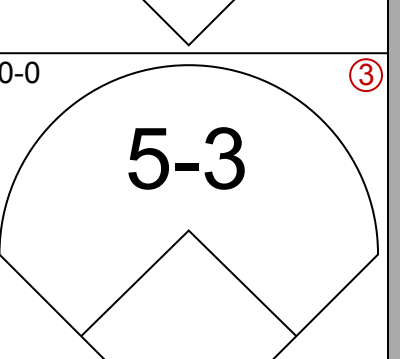
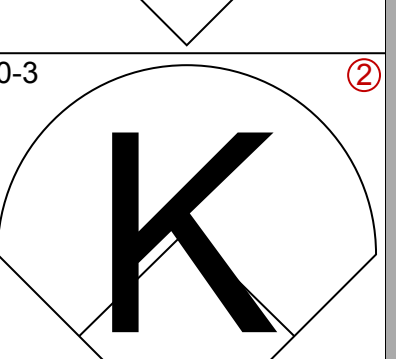
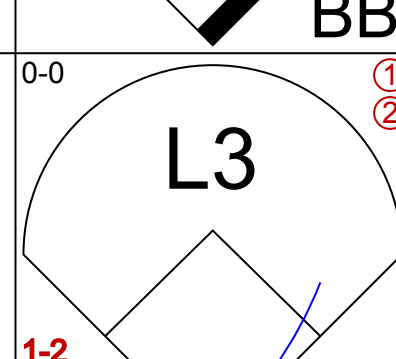
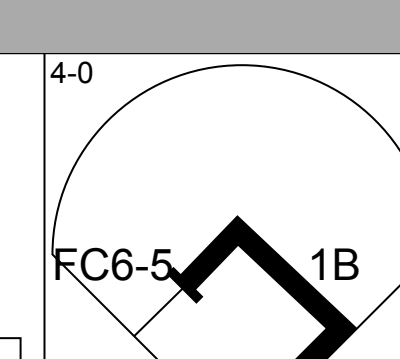
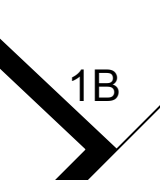
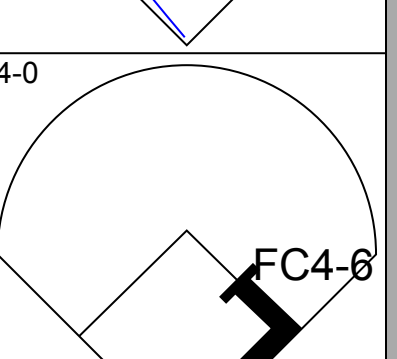
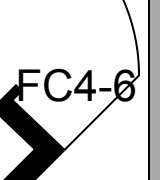
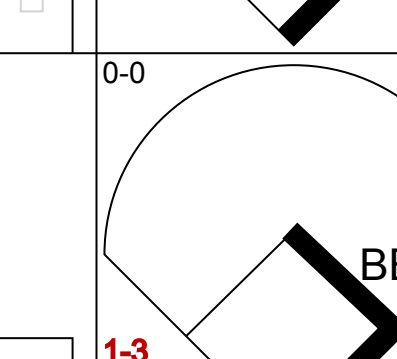

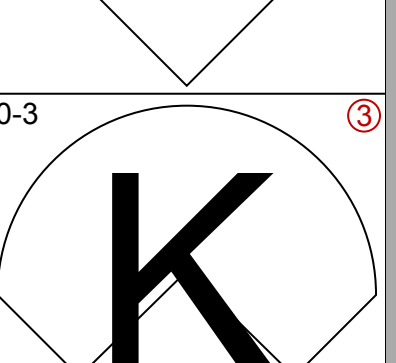
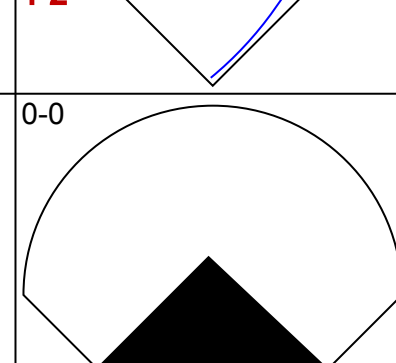
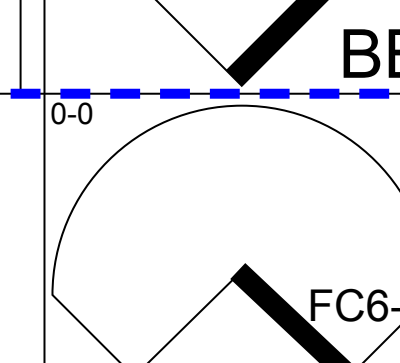
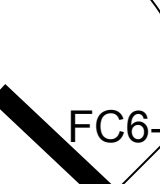
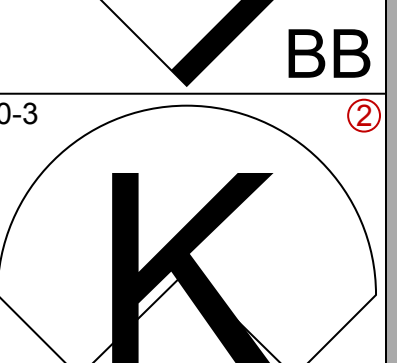
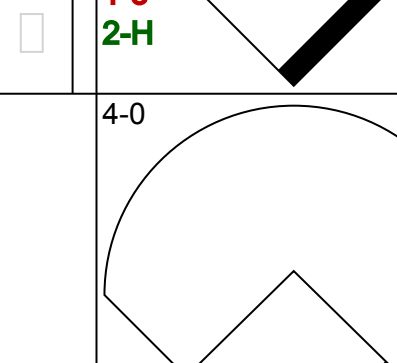
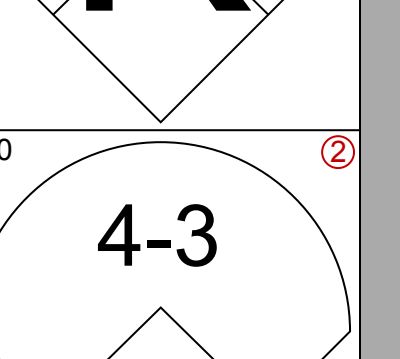
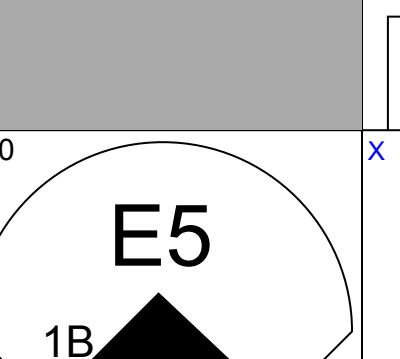
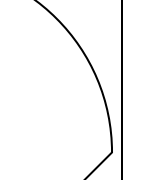
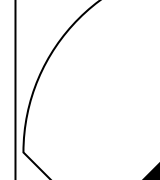
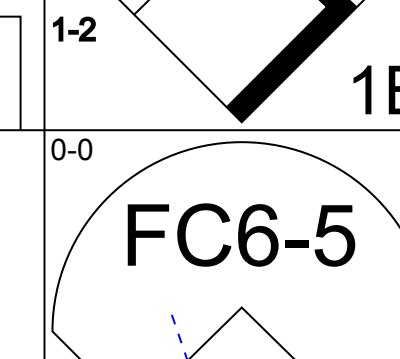
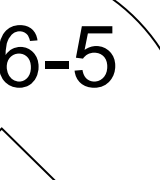
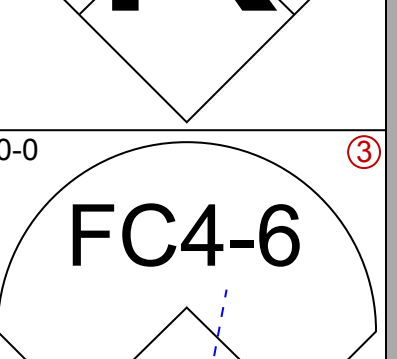
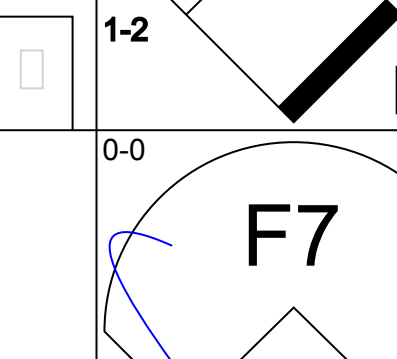
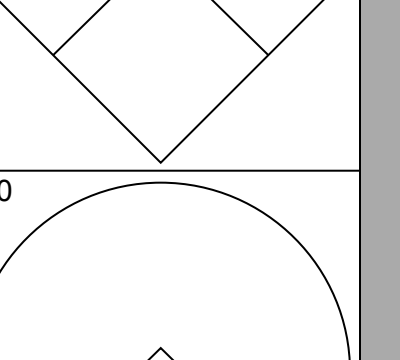
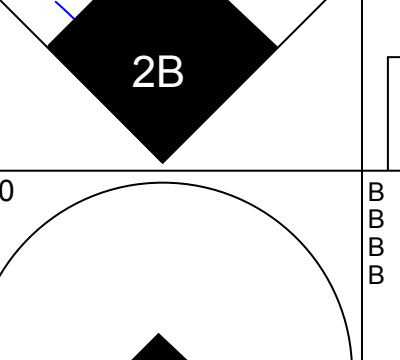
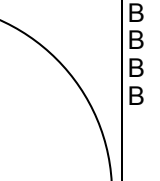
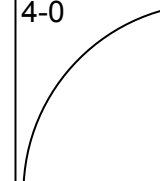

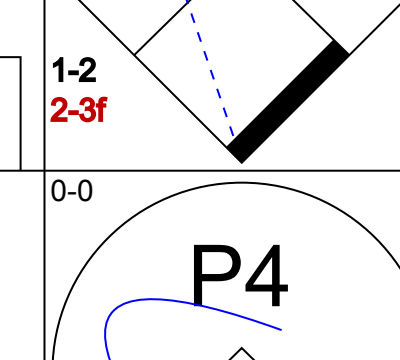
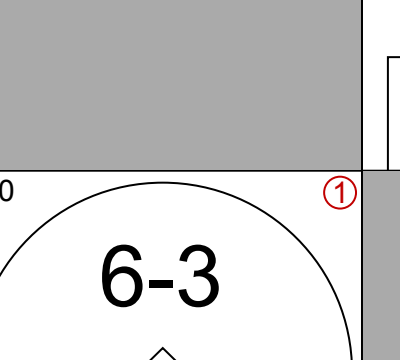
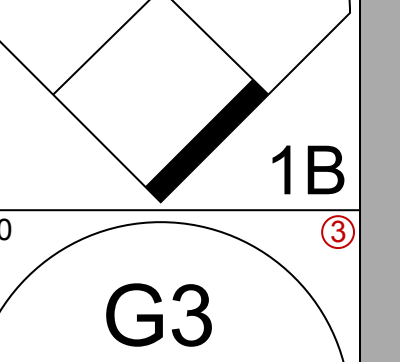
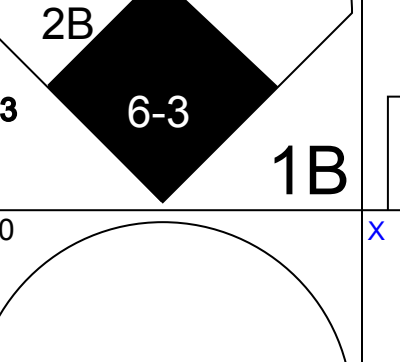
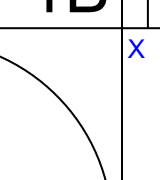
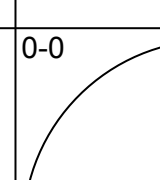
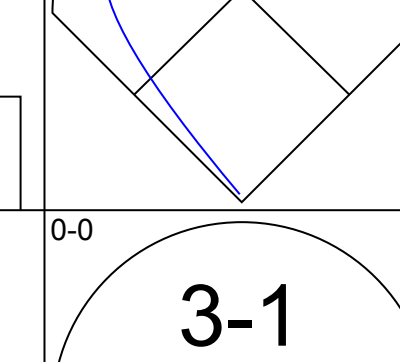
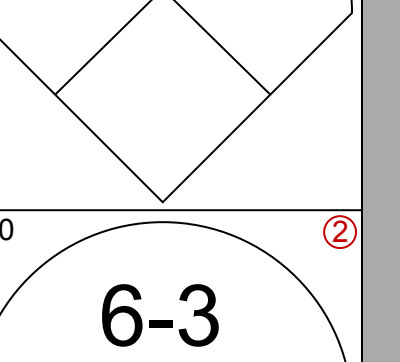
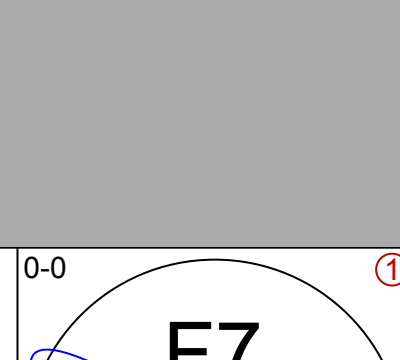
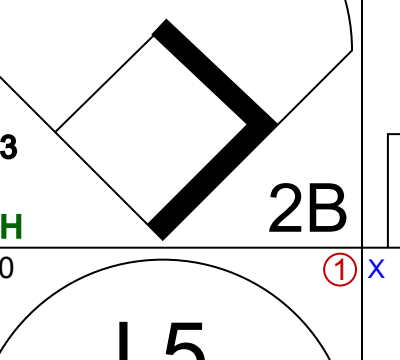
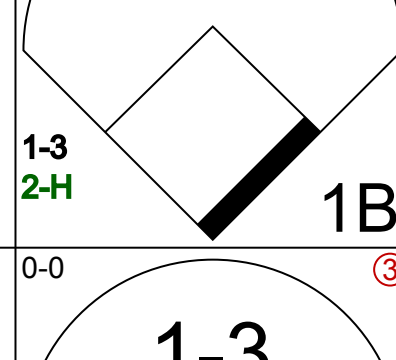

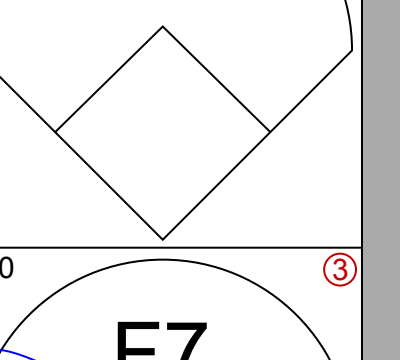
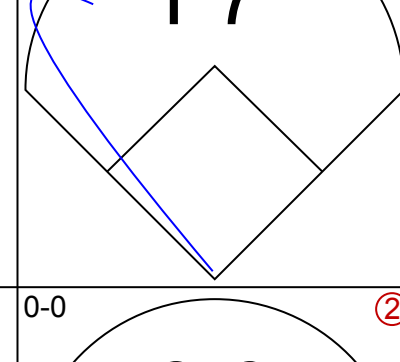
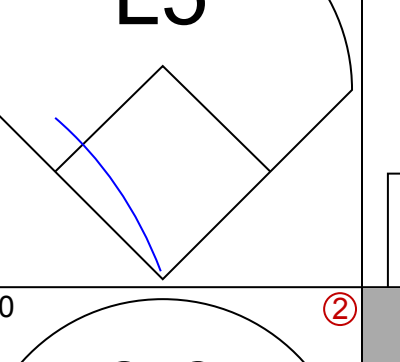
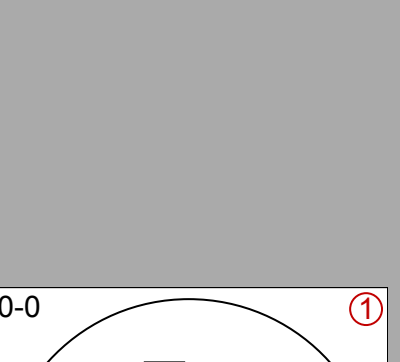
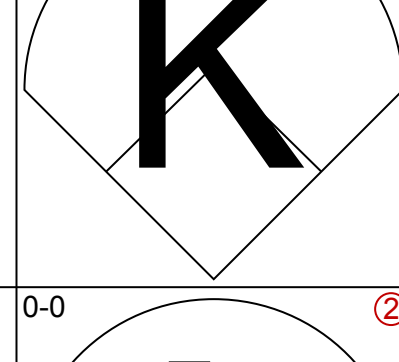
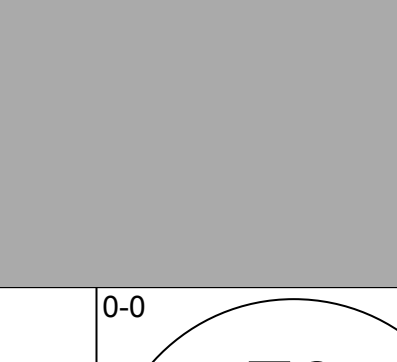


Batter	1	2	3	4	5	6	7	8	9	AB	R	H	RBI	BB	SO	LOB	BOTTOM										
Dave Collins, S (1, 7) OBP: 0.347, SLG: 0.336	4-0 G4-6-3 BB	0-3 K		4-0 S 2B BB			4-0 FC3-6 S 1B BB	0-0 2B		2	2	1	0	3	1	0											
Rance Mulliniks, L (1, 5) OBP: 0.385, SLG: 0.455	0-0 G4-6-3 1-2	4-0 BB		0-0 1-H 2B			4-0 FC3-6 BB	0-0 6-3		3	0	1	1	2	0	2											
Lloyd Moseby, L (1, 8) OBP: 0.373, SLG: 0.518	0-0 WP S 1B	0-0 F7		0-0 F7			0-0 FC3-6 F8 1B 1B	0-0 F8		5	1	1	0	0	0	4											
Willie Upshaw, L (1, 3) OBP: 0.359, SLG: 0.490	4-0 1-3 BB		0-3 K		0-3 K		0-0 1B 3-H 1B	0-0 6-3		4	0	1	1	1	2	0											
Jorge Orta, L (1, 10) OBP: 0.303, SLG: 0.374 Cliff Johnson, R (1, PH) OBP: 0.378, SLG: 0.511	0-0 6-3		0-3 K		0-0 5-3		0-0 F8	0-3 K		0	0	0	0	0	0	0											
Ernie Whitt, L (1, 2) OBP: 0.342, SLG: 0.421		4-0 3B BB	0-3 K		0-3 K		0-0 1-3 3-H 1B			3	1	1	1	1	2	0											
Jesse Barfield, R (1, 9) OBP: 0.271, SLG: 0.458		0-0 1-H 3B 3B		0-0 P3			0-0 P3 6-3			4	1	1	1	0	0	2											
Garth Iorg, R (1, 4) OBP: 0.303, SLG: 0.386		0-0 3-H 3B 4-3 3B		0-0 SH1-3 3B			0-3 K	0-0 4-3		4	2	2	1	0	1	0											
Alfredo Griffin, S (1, 6) OBP: 0.283, SLG: 0.357		0-0 3-H 4-3		0-0 SH1-3			0-0 P6	0-0 P4		3	0	0	2	0	0	0											
<b>Inning Stats</b>	R: 0 E: 0 K: 0 S: 3	H: 1 LOB: 2 BB: 2 P: 11	R: 3 E: 0 K: 3 S: 9	H: 2 LOB: 1 BB: 2 P: 15	R: 0 E: 0 K: 3 S: 9	H: 0 LOB: 0 BB: 0 P: 9	R: 2 E: 0 K: 0 S: 5	H: 2 LOB: 1 BB: 1 P: 9	R: 0 E: 0 K: 2 S: 7	H: 0 LOB: 0 BB: 0 P: 7	R: 0 E: 0 K: 1 S: 5	H: 0 LOB: 1 BB: 2 P: 5	R: 2 E: 0 K: 0 S: 5	H: 2 LOB: 2 BB: 2 P: 13	R: 0 E: 0 K: 0 S: 4	H: 1 LOB: 1 BB: 0 P: 4	R: 0 E: 0 K: 1 S: 5	H: 0 LOB: 0 BB: 0 P: 5	1B: 3 2B: 2 3B: 3 HR: 0	SF: 0 SAC: 1 DP: 1 HBP: 0	WP: 1 PB: 0 SB: 3 CS: 0	PA: 41					
<b>PITCHER</b>	IP	WLS	BF	H	R	ER	SO	BB	IBB	HBP	BLK	WP	HR	S	P	ERA	WHIP										
Mike Brown, R (1, 1) ERA: 4.67	0.2		4	1	0	0	0	2	0	0	0	0	0	2	10	0.00	4.500										
John Henry Johnson, L (1, 1) ERA: 3.52	3.0		16	4	5	5	4	3	0	0	0	0	0	21	33	15.00	2.333										
Mark Clear, R (4, 1) ERA: 7.07	4.1	W	18	3	2	2	3	2	0	0	0	0	0	22	30	4.15	1.154										
Bob Stanley, R (8, 1) ERA: 3.05	1.0	S	3	0	0	0	1	0	0	0	0	0	0	5	5	0.00	0.000										

**Boston Red Sox @ Toronto Blue Jays**  
Exhibition Stadium, Toronto, ON  
Mon Aug 29 1983, 7:05 PM EDT  
Att: 38,338 - Unknown - 83 F

AB	33
R	7
H	8
RBI	7
BB	7
SO	8
LOB	12



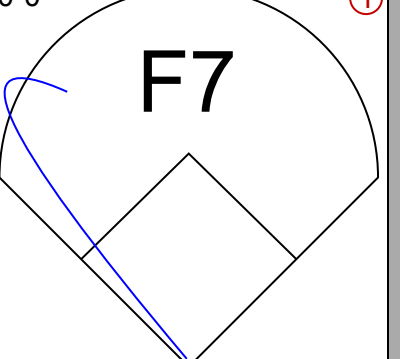
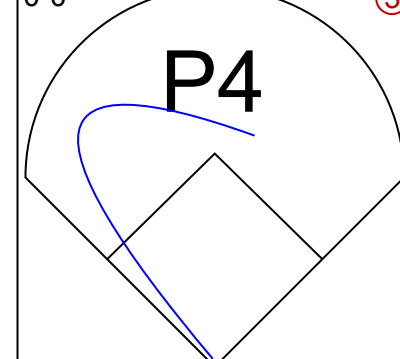
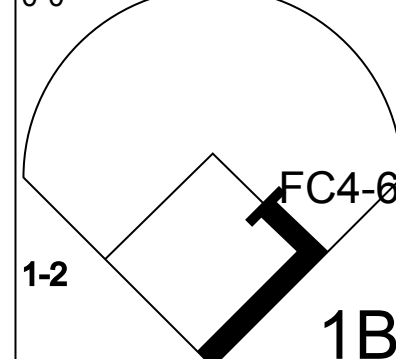

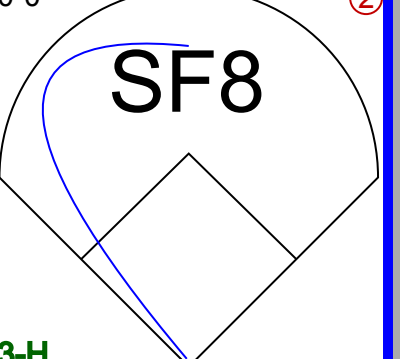
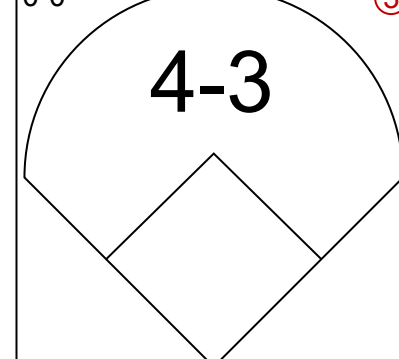
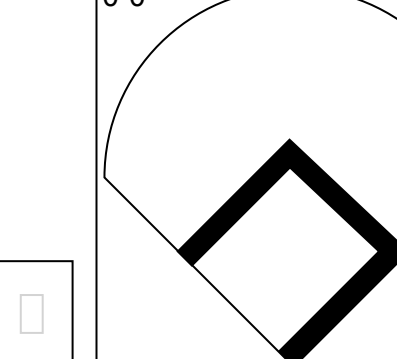
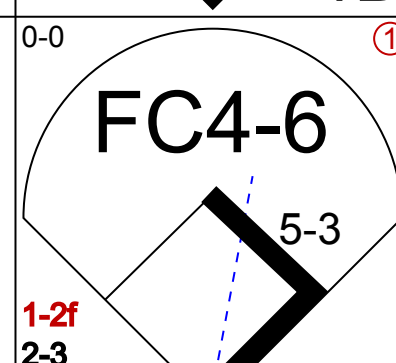
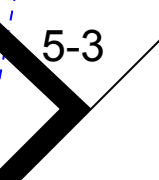
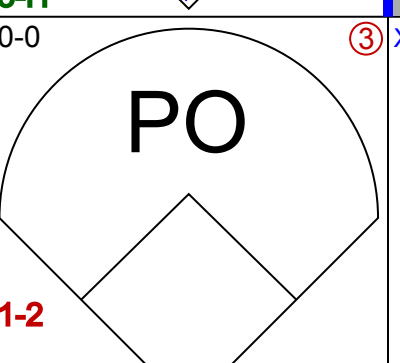
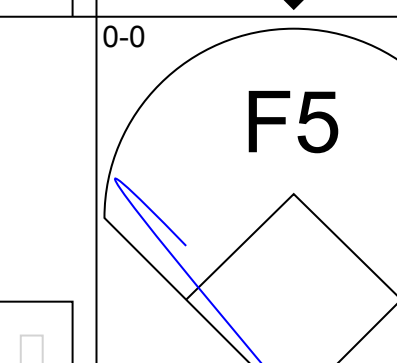
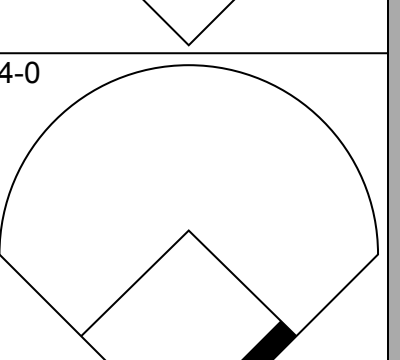
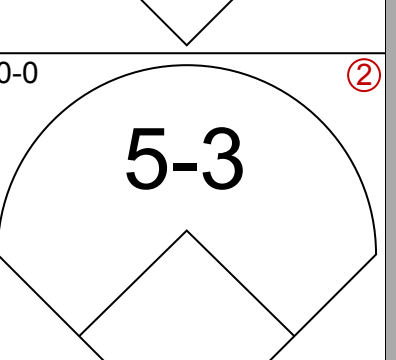
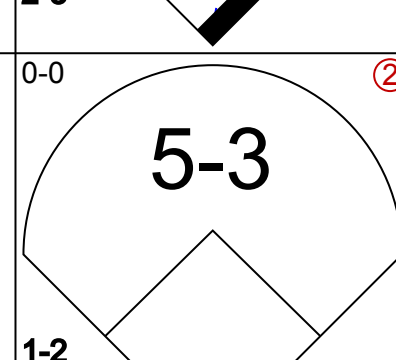
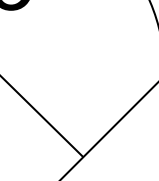

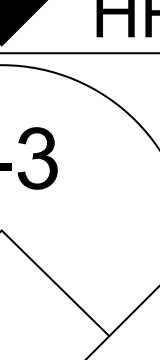
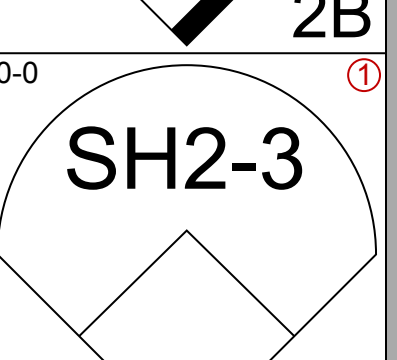
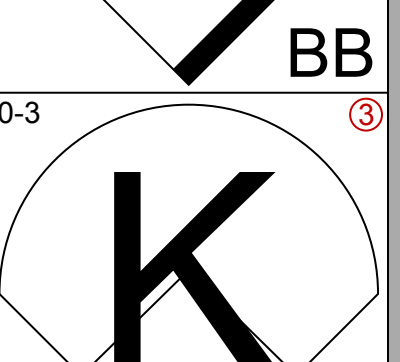
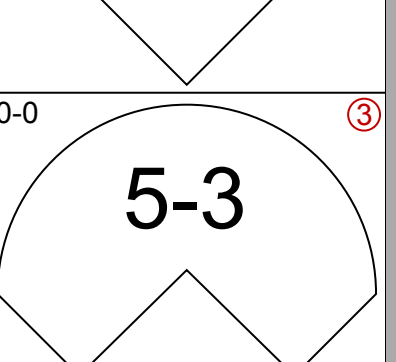
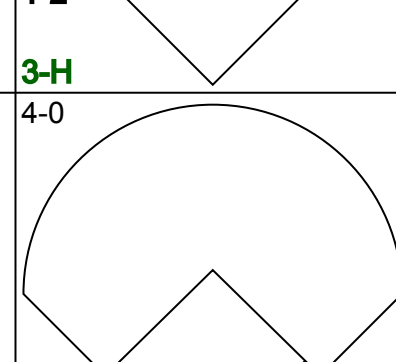


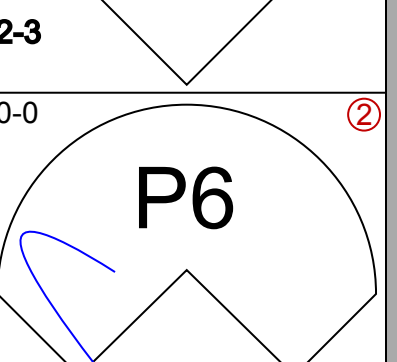

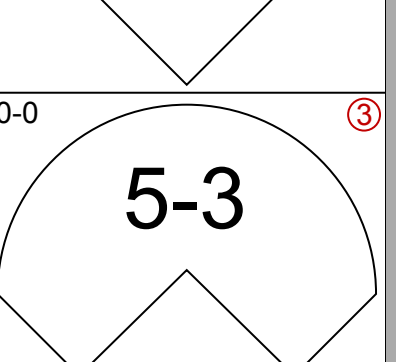
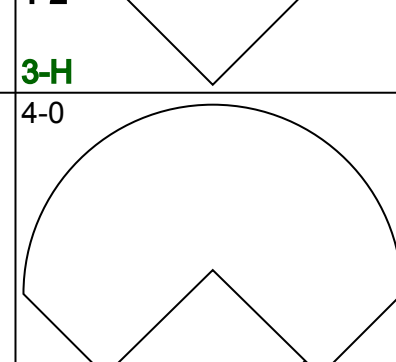


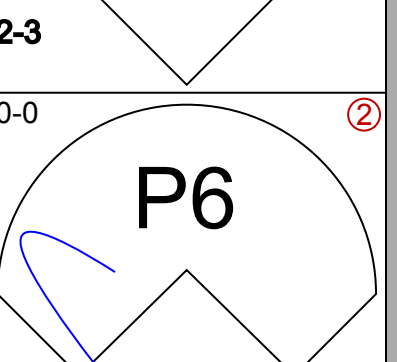
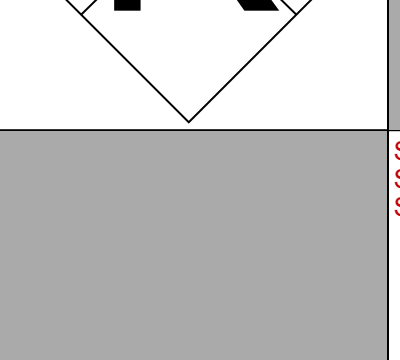
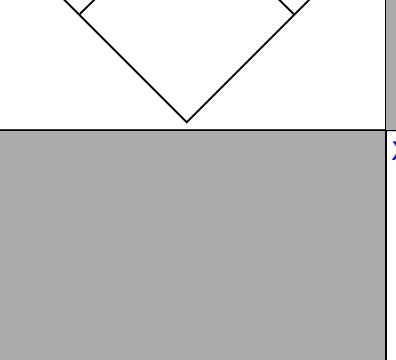
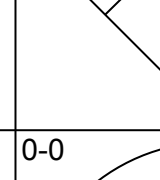
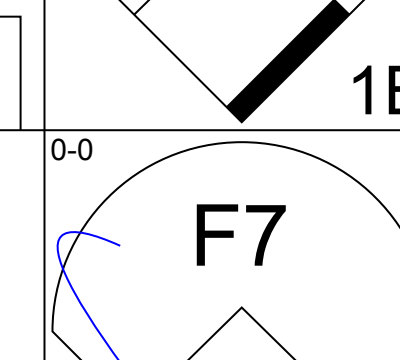

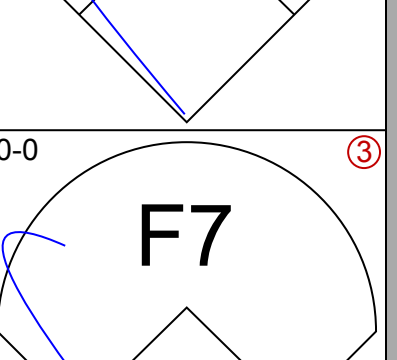
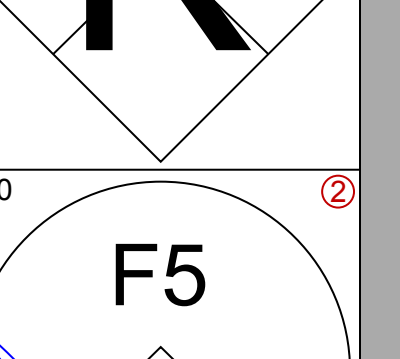
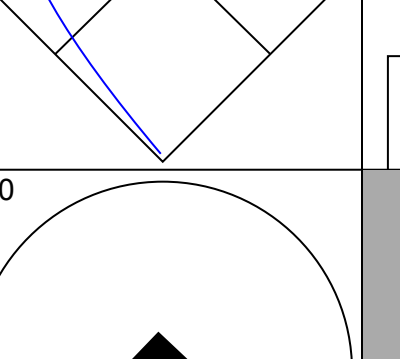
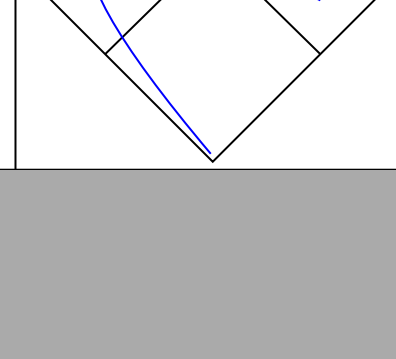
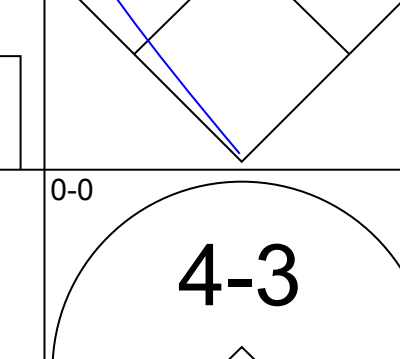

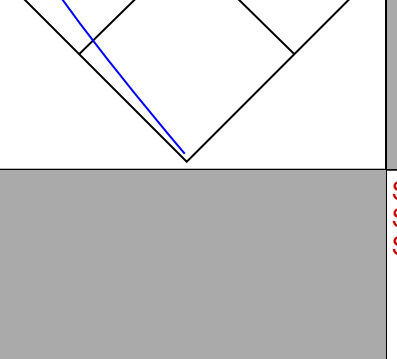
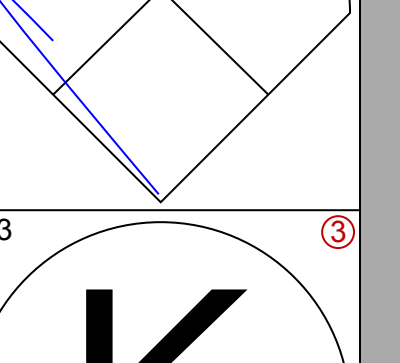
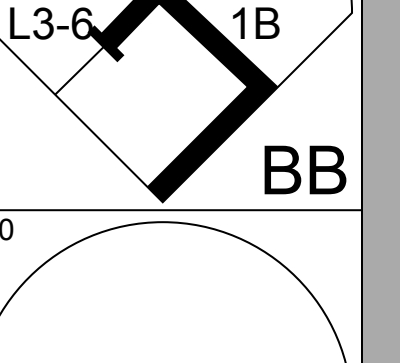
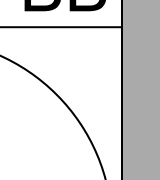

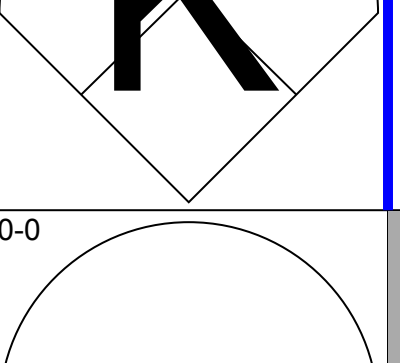
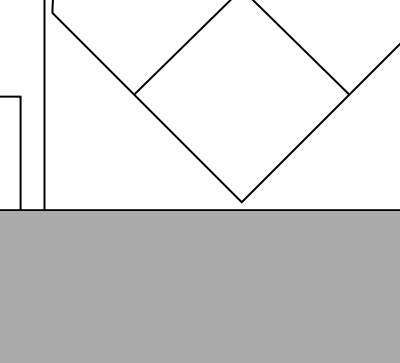
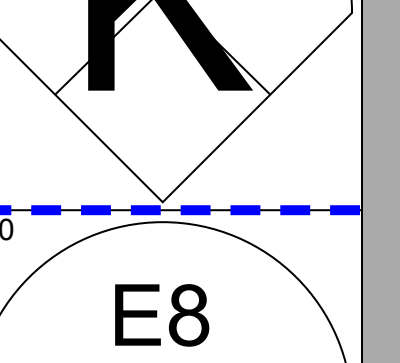
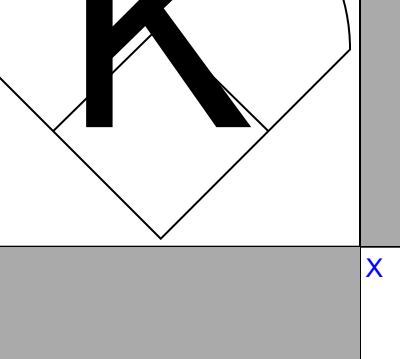

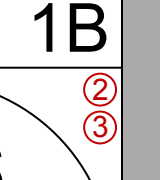

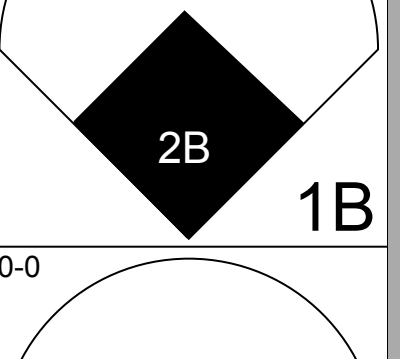



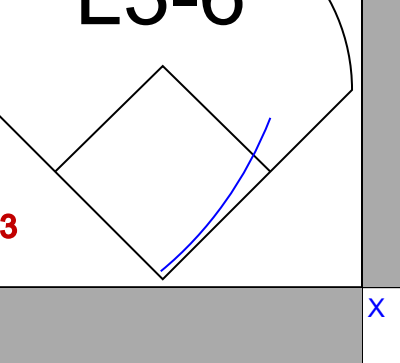
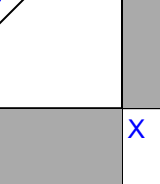
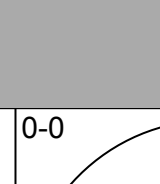
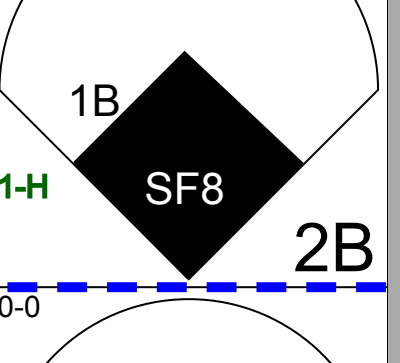

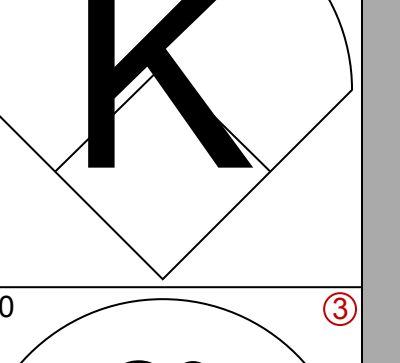
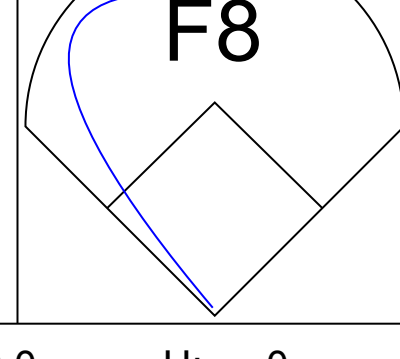

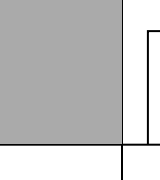
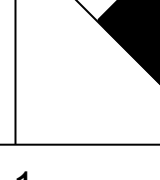
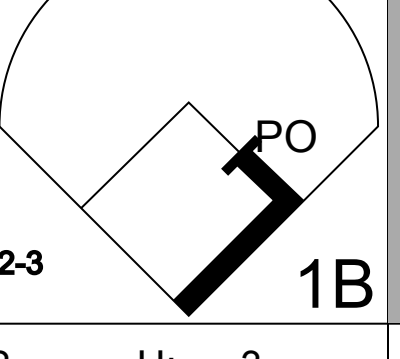
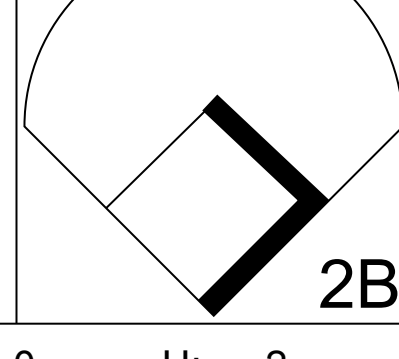

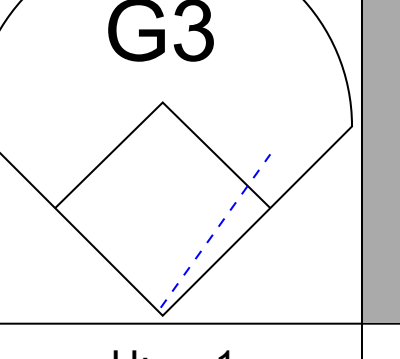
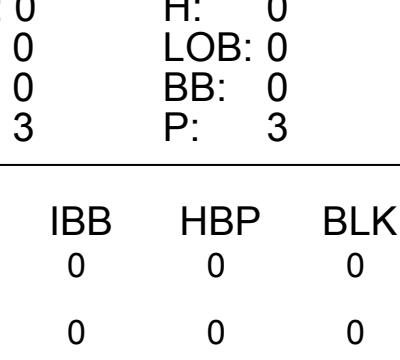
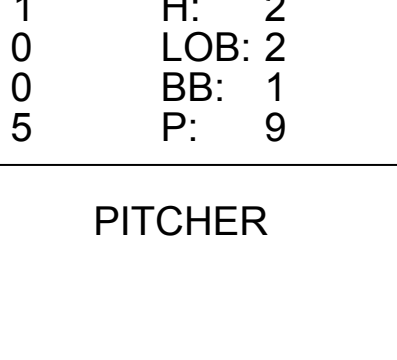

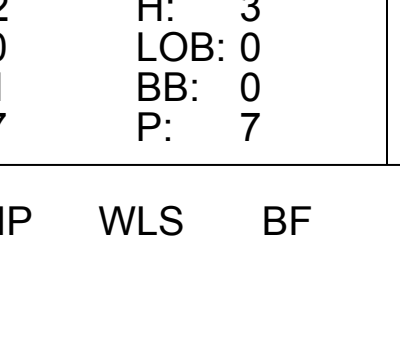
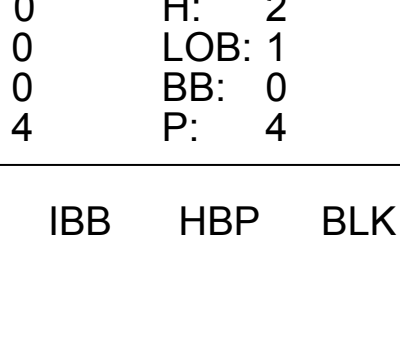
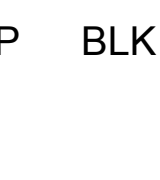
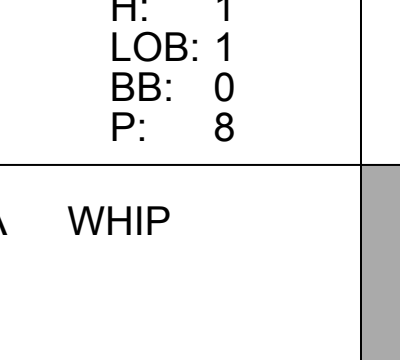
Batter	1	2	3	4	5	6	7	8	9	10	11	12	AB	R	H	RBI	BB	SO	LOB	TOP		
Jerry Remy, L OBP: 0.311, SLG: 0.312 (1.4)													6	1	1	0	0	3	1			
Wade Boggs, L OBP: 0.444, SLG: 0.513 (1.5)													5	0	1	0	1	0	0			
Jim Rice, R OBP: 0.365, SLG: 0.556 (1.7)													4	0	1	1	2	1	1			
Tony Armas, R OBP: 0.252, SLG: 0.448 (1.8)													5	1	2	1	1	3	1			
Rick Miller, L OBP: 0.389, SLG: 0.363 (1.9)													6	2	1	0	0	0	5			
Carl Yastrzemski, L OBP: 0.384, SLG: 0.449 (1.10)													4	1	2	0	1	0	2			
Rich Gedman, L OBP: 0.340, SLG: 0.395 (1.2)													5	0	2	2	0	0	3			
Dave Stapleton, R OBP: 0.255, SLG: 0.365 (1.3)													5	0	0	0	0	1	4			
Glenn Hoffman, R OBP: 0.296, SLG: 0.328 (1.6)													5	0	0	1	0	0	1			
<b>Inning Stats</b>	R: 0 E: 0 K: 1 S: 5	H: 0 LOB: 0 BB: 0 P: 5	R: 0 E: 0 K: 1 S: 6	H: 1 LOB: 1 BB: 0 P: 6	R: 0 E: 0 K: 1 S: 5	H: 0 LOB: 0 BB: 0 P: 5	R: 0 E: 0 K: 2 S: 7	H: 0 LOB: 0 BB: 0 P: 7	R: 2 E: 0 K: 0 S: 5	H: 3 LOB: 2 BB: 2 P: 13	R: 0 E: 0 K: 0 S: 3	H: 0 LOB: 0 BB: 0 P: 3	R: 0 E: 0 K: 1 S: 5	H: 0 LOB: 1 BB: 1 P: 9	R: 0 E: 0 K: 0 S: 3	H: 0 LOB: 0 BB: 0 P: 3	R: 1 E: 0 K: 0 S: 5	H: 3 LOB: 2 BB: 1 P: 9	1B: 7 2B: 3 3B: 0 HR: 1	SF: 0 SAC: 0 DP: 1 HBP: 0	WP: 0 PB: 0 SB: 0 CS: 0	PA: 50
<b>PITCHER</b>	IP WLS BF H R ER SO BB IBB HBP BLK WP HR S P ERA WHIP	IP WLS BF H R ER SO BB IBB HBP BLK WP HR S P ERA WHIP	<b>PITCHER</b>																			
Dave Sieb, R ERA: 2.78 (1.1)	30	7	0	4	1	1	2	2	0	0	0	0	0	0	0	22	30	1.80	1.200			
Roy Lee Jackson, R ERA: 4.52 (8.1)	5	0	0	0	0	0	0	0	0	0	0	0	0	0	0	0	0	0	0			

Boston Red Sox @ Toronto Blue Jays  
Exhibition Stadium, Toronto, ON

Tue Aug 30 1983, 7:05 PM EDT  
Att: 30,827 - Unknown - 72 F

AB 45  
R 5  
H 10  
RBI 5  
BB 5  
SO 8  
LOB 18



Batter	1	2	3	4	5	6	7	8	9	10	11	12	AB	R	H	RBI	BB	SO	LOB	BOTTOM						
Garth Iorg, R OBP: 0.362, SLG: 0.386 (7. PH) (1.4)													3	0	1	0	0	0	0							
Jorge Orta, L OBP: 0.301, SLG: 0.374 (8.4)													0	0	0	1	0	0	0							
Damaso Garcia, R OBP: 0.332, SLG: 0.384 (1.8)													6	1	2	1	0	1	3							
Lloyd Moseby, L OBP: 0.373, SLG: 0.524 (1.9)													4	0	0	1	1	0	2							
Jesse Barfield, R OBP: 0.270, SLG: 0.451 (1.10)													5	0	1	0	1	1	3							
Cliff Johnson, R OBP: 0.378, SLG: 0.507 (1.7)													3	0	0	0	0	1	2							
George Bell, R OBP: 0.308, SLG: 0.432 (8. PH) (9.7)													2	0	0	0	0	0	2							
Buck Martinez, R OBP: 0.338, SLG: 0.456 (8. PH) (1.2)													2	0	0	0	1	1	0							
Ernie Whitt, L OBP: 0.340, SLG: 0.418 (9.2)													2	0	0	0	0	1	1							
Willie Upshaw, L OBP: 0.364, SLG: 0.494 (1.5)													5	1	4	0	0	1	0							
Rance Mulliniks, L OBP: 0.383, SLG: 0.454 (1.6)													5	1	1	1	0	1	4							
Alfredo Griffin, S OBP: 0.287, SLG: 0.362 (1.6)													5	1	3	0	0	0	1							
<b>Inning Stats</b>	R: 0 E: 0 K: 2 S: 7	H: 0 LOB: 1 BB: 1 P: 11	R: 0 E: 0 K: 2 S: 7	H: 0 LOB: 0 BB: 0 P: 7	R: 0 E: 0 K: 0 S: 3	H: 0 LOB: 0 BB: 0 P: 3	R: 0 E: 0 K: 0 S: 3	H: 0 LOB: 0 BB: 0 P: 3	R: 0 E: 0 K: 0 S: 3	H: 1 LOB: 1 BB: 1 P: 7	R: 1 E: 0 K: 1 S: 7	H: 3 LOB: 2 BB: 0 P: 7	R: 1 E: 0 K: 0 S: 5	H: 2 LOB: 1 BB: 0 P: 5	R: 0 E: 0 K: 0 S: 4	H: 2 LOB: 1 BB: 1 P: 4	R: 0 E: 0 K: 0 S: 4	H: 1 LOB: 1 BB: 0 P: 4	R: 0 E: 0 K: 0 S: 8	H: 1 LOB: 1 BB: 0 P: 8	R: 0 E: 0 K: 0 S: 4	H: 1 LOB: 1 BB: 0 P: 4	1B: 8 2B: 4 3B: 1 HR: 1	SF: 1 SAC: 1 DP: 2 HBP: 0	WP: 0 PB: 0 SB: 0 CS: 0	PA: 50
<b>PITCHER</b>	IP WLS BF H R ER SO BB IBB HBP BLK WP HR S P ERA WHIP	IP WLS BF H R ER SO BB IBB HBP BLK WP HR S P ERA WHIP	<b>PITCHER</b>																							
Bruce Hurst, L ERA: 4.02 (7.1)	6.1	3	2	5	3	0	0	0	0	0	0	0	0	0	0	33	45	4.26	1.263							
Bob Stanley, R ERA: 3.03 (11.1)	3.2	15	6	1	1	0	0	0	0	0	1	15	15	15	15	15	15	2.46	1.636							
John Henry Johnson, L ERA: 3.42 (12.1)	1.1	W	6	2	0	0	2	0	0	0	0	10	10	10	10	10	10	0.00	1.500							
Mark Clear, R ERA: 7.01 (1.6)	0.2	S	2	0	0	0	0	0	0	0	0	2	2	2	2	2	2	0.00	0.000							

Boston Red Sox @ Toronto Blue Jays  
Exhibition Stadium, Toronto, ON

Tue Aug 30 1983, 7:05 PM EDT  
Att: 30,827 - Unknown - 72 F

AB 44  
R 4  
H 13  
RBI 4  
BB 3  
SO 7  
LOB 19



Batter	1	2	3	4	5	6	7	8	9	AB	R	H	RBI	BB	SO	LOB	TOP				
<b>Al Bumbry, L</b> OBP: 0.320, SLG: 0.362 (1, 8)										4	1	0	0	1	0	0	<b>Baltimore Orioles @ Toronto Blue Jays</b> Exhibition Stadium, Toronto, ON Wed Aug 31 1983, 7:05 PM EDT Att: 37,127 - Unknown				
<b>Jim Dwyer, L</b> OBP: 0.387, SLG: 0.549 (1, 9)										4	1	1	0	1	1	0					
<b>Tito Landrum, R</b> OBP: 0.333, SLG: 0.600 (9, 9)										0	0	0	0	0	0	0					
<b>Cal Ripken Jr., R</b> OBP: 0.360, SLG: 0.498 (1, 6)										4	2	1	0	1	0	1					
<b>Eddie Murray, S</b> OBP: 0.390, SLG: 0.515 (1, 3)										4	3	3	2	1	0	1					
<b>John Lowenstein, L</b> OBP: 0.383, SLG: 0.460 (1, 7)										3	0	2	1	1	0	1					
<b>John Shelby, S</b> OBP: 0.299, SLG: 0.375 (7, PR)										1	0	1	0	0	0	0					
<b>Ken Singleton, S</b> OBP: 0.399, SLG: 0.462 (1, 10)										5	1	2	1	0	0	3					
<b>Rich Dauer, R</b> OBP: 0.293, SLG: 0.291 (1, 4)										3	1	1	2	1	0	2					
<b>Todd Cruz, R</b> OBP: 0.247, SLG: 0.333 (1, 5)										5	1	2	3	0	2	3					
<b>Rick Dempsey, R</b> OBP: 0.308, SLG: 0.323 (1, 2)										4	0	0	0	0	0	4					
<b>Inning Stats</b>	R: 7 E: 0 K: 0 S: 8	H: 5 LOB: 0 BB: 2 P: 16	R: 0 E: 0 K: 0 S: 4	H: 1 LOB: 2 BB: 1 P: 8	R: 0 E: 0 K: 1 S: 5	H: 0 LOB: 0 BB: 0 P: 5	R: 1 E: 0 K: 0 S: 5	H: 2 LOB: 1 BB: 0 P: 5	R: 0 E: 0 K: 0 S: 3	H: 0 LOB: 0 BB: 0 P: 3	R: 1 E: 0 K: 0 S: 4	H: 1 LOB: 2 BB: 2 P: 12	R: 0 E: 0 K: 1 S: 5	H: 0 LOB: 0 BB: 0 P: 5	R: 1 E: 0 K: 1 S: 6	H: 2 LOB: 1 BB: 1 P: 10	1B: 10 2B: 1 3B: 1 HR: 1	SF: 1 SAC: 0 DP: 2 HBP: 0	WP: 0 PB: 0 SB: 0 CS: 0	PA: 44	
<b>PITCHER</b>	IP WLS BF H R ER SO BB IBB HBP BLK WP HR S P ERA WHIP	IP WLS BF H R ER SO BB IBB HBP BLK WP HR S P ERA WHIP	IP WLS BF H R ER SO BB IBB HBP BLK WP HR S P ERA WHIP	IP WLS BF H R ER SO BB IBB HBP BLK WP HR S P ERA WHIP	IP WLS BF H R ER SO BB IBB HBP BLK WP HR S P ERA WHIP	IP WLS BF H R ER SO BB IBB HBP BLK WP HR S P ERA WHIP	IP WLS BF H R ER SO BB IBB HBP BLK WP HR S P ERA WHIP	IP WLS BF H R ER SO BB IBB HBP BLK WP HR S P ERA WHIP	IP WLS BF H R ER SO BB IBB HBP BLK WP HR S P ERA WHIP	IP WLS BF H R ER SO BB IBB HBP BLK WP HR S P ERA WHIP	IP WLS BF H R ER SO BB IBB HBP BLK WP HR S P ERA WHIP	IP WLS BF H R ER SO BB IBB HBP BLK WP HR S P ERA WHIP	IP WLS BF H R ER SO BB IBB HBP BLK WP HR S P ERA WHIP	IP WLS BF H R ER SO BB IBB HBP BLK WP HR S P ERA WHIP	IP WLS BF H R ER SO BB IBB HBP BLK WP HR S P ERA WHIP	IP WLS BF H R ER SO BB IBB HBP BLK WP HR S P ERA WHIP	IP WLS BF H R ER SO BB IBB HBP BLK WP HR S P ERA WHIP	IP WLS BF H R ER SO BB IBB HBP BLK WP HR S P ERA WHIP	IP WLS BF H R ER SO BB IBB HBP BLK WP HR S P ERA WHIP	IP WLS BF H R ER SO BB IBB HBP BLK WP HR S P ERA WHIP	IP WLS BF H R ER SO BB IBB HBP BLK WP HR S P ERA WHIP
<b>Jim Gott, R</b> ERA: 4.76 (1, 1)	0.0 L	6 4	6 6	0 0	2 0	0 0	0 0	0 0	0 0	0 0	4 4	12 12	∞ ∞	∞ ∞							
<b>Mike Morgan, R</b> ERA: 5.27 (1, 1)	6.0	26 6	3 3	1 1	3 0	0 0	0 0	0 0	0 0	1 1	25 37	4.50 4.50	1.500 1.500								
<b>Joey McLaughlin, R</b> ERA: 4.31 (7, 1)	3.0	12 3	1 1	2 2	1 0	0 0	0 0	0 0	0 0	0 0	15 19	3.00 3.00	1.333 1.333								

AB	37
R	10
H	13
RBI	9
BB	6
SO	3
LOB	15



Batter	1	2	3	4	5	6	7	8	9	AB	R	H	RBI	BB	SO	LOB	BOTTOM				
<b>Dave Collins, S</b> OBP: 0.341, SLG: 0.330 (1, 7)										4	0	0	0	0	0	2	<b>Baltimore Orioles @ Toronto Blue Jays</b> Exhibition Stadium, Toronto, ON Wed Aug 31 1983, 7:05 PM EDT Att: 37,127 - Unknown				
<b>Rance Mulliniks, L</b> OBP: 0.378, SLG: 0.448 (1, 5)										4	0	0	0	0	1	0					
<b>Lloyd Moseby, L</b> OBP: 0.374, SLG: 0.523 (1, 8)										3	0	1	0	1	0	0					
<b>Willie Upshaw, L</b> OBP: 0.361, SLG: 0.489 (1, 3)										4	0	0	0	0	2	2					
<b>Jorge Orta, L</b> OBP: 0.302, SLG: 0.370 (1, 10)										2	1	0	0	1	0	0					
<b>Cliff Johnson, R</b> OBP: 0.377, SLG: 0.506 (8, PH)										1	0	0	0	0	1	1					
<b>Ernie Whitt, L</b> OBP: 0.336, SLG: 0.414 (1, 2)										3	0	0	0	0	1	2					
<b>Buck Martinez, R</b> OBP: 0.335, SLG: 0.454 (9, PH)										1	0	0	0	0	0	0					
<b>Jesse Barfield, R</b> OBP: 0.273, SLG: 0.461 (1, 9)										3	1	1	2	1	1	0					
<b>Garth Iorg, R</b> OBP: 0.303, SLG: 0.384 (1, 4)										4	0	1	0	0	0	2					
<b>Alfredo Griffin, S</b> OBP: 0.287, SLG: 0.364 (1, 6)										3	0	1	0	0	0	3					
<b>Inning Stats</b>	R: 0 E: 0 K: 0 S: 4	H: 1 LOB: 1 BB: 1 P: 4	R: 2 E: 0 K: 1 S: 7	H: 2 LOB: 1 BB: 1 P: 11	R: 0 E: 0 K: 1 S: 5	H: 0 LOB: 0 BB: 0 P: 5	R: 0 E: 0 K: 0 S: 4	H: 0 LOB: 0 BB: 1 P: 8	R: 0 E: 0 K: 1 S: 5	H: 0 LOB: 0 BB: 0 P: 5	R: 0 E: 0 K: 1 S: 4	H: 1 LOB: 1 BB: 0 P: 4	R: 0 E: 0 K: 1 S: 5	H: 0 LOB: 1 BB: 1 P: 9	R: 0 E: 0 K: 1 S: 5	H: 0 LOB: 0 BB: 0 P: 5	1B: 2 2B: 1 3B: 0 HR: 1	SF: 0 SAC: 0 DP: 0 HBP: 0	WP: 0 PB: 0 SB: 1 CS: 0	PA: 35	
<b>PITCHER</b>	IP WLS BF H R ER SO BB IBB HBP BLK WP HR S P ERA WHIP	IP WLS BF H R ER SO BB IBB HBP BLK WP HR S P ERA WHIP	IP WLS BF H R ER SO BB IBB HBP BLK WP HR S P ERA WHIP	IP WLS BF H R ER SO BB IBB HBP BLK WP HR S P ERA WHIP	IP WLS BF H R ER SO BB IBB HBP BLK WP HR S P ERA WHIP	IP WLS BF H R ER SO BB IBB HBP BLK WP HR S P ERA WHIP	IP WLS BF H R ER SO BB IBB HBP BLK WP HR S P ERA WHIP	IP WLS BF H R ER SO BB IBB HBP BLK WP HR S P ERA WHIP	IP WLS BF H R ER SO BB IBB HBP BLK WP HR S P ERA WHIP	IP WLS BF H R ER SO BB IBB HBP BLK WP HR S P ERA WHIP	IP WLS BF H R ER SO BB IBB HBP BLK WP HR S P ERA WHIP	IP WLS BF H R ER SO BB IBB HBP BLK WP HR S P ERA WHIP	IP WLS BF H R ER SO BB IBB HBP BLK WP HR S P ERA WHIP	IP WLS BF H R ER SO BB IBB HBP BLK WP HR S P ERA WHIP	IP WLS BF H R ER SO BB IBB HBP BLK WP HR S P ERA WHIP	IP WLS BF H R ER SO BB IBB HBP BLK WP HR S P ERA WHIP	IP WLS BF H R ER SO BB IBB HBP BLK WP HR S P ERA WHIP	IP WLS BF H R ER SO BB IBB HBP BLK WP HR S P ERA WHIP	IP WLS BF H R ER SO BB IBB HBP BLK WP HR S P ERA WHIP	IP WLS BF H R ER SO BB IBB HBP BLK WP HR S P ERA WHIP	IP WLS BF H R ER SO BB IBB HBP BLK WP HR S P ERA WHIP
<b>Mike Boddicker, R</b> ERA: 3.02 (1, 1)	7.0 W	28 4	2 2	4 4	2 0	0 0	0 0	0 0	0 0	0 0	1 34	42 42	2.57 2.57	0.857 0.857							
<b>Tippy Martinez, L</b> ERA: 2.67 (8, 1)	2.0	7 0	0 0	0 0	2 2	1 0	0 0	0 0	0 0	0 0	10 14	0.00 0.00	0.500 0.500								



Batter	1	2	3	4	5	6	7	8	9	AB	R	H	RBI	BB	SO	LOB	TOP					
<b>Al Bumby, L</b> OBP: 0.317, SLG: 0.358 (1, 8)										4	0	0	0	0	0	0	<b>Baltimore Orioles @ Toronto Blue Jays</b> Exhibition Stadium, Toronto, ON Thu Sep 01 1983, 3:33 AM EDT Att: 30,062 - Unknown					
<b>Jim Dwyer, L</b> OBP: 0.395, SLG: 0.549 (1, 9)										2	1	1	0	2	1	0						
<b>Cal Ripken Jr., R</b> OBP: 0.359, SLG: 0.496 (1, 6)										4	1	1	0	0	1	2						
<b>Eddie Murray, S</b> OBP: 0.391, SLG: 0.521 (1, 3)										4	1	2	2	0	0	1						
<b>John Lowenstein, L</b> OBP: 0.381, SLG: 0.457 (1, 7)										4	0	1	1	0	1	1						
<b>Ken Singleton, S</b> OBP: 0.396, SLG: 0.457 (1, 10)										4	0	0	0	0	0	2						
<b>Rich Dauer, R</b> OBP: 0.291, SLG: 0.288 (7, PH)										3	0	0	0	0	1	2						
<b>Todd Cruz, R</b> OBP: 0.246, SLG: 0.332 (7, PH)										2	0	0	0	0	0	2						
<b>Glenn Gulliver, L</b> OBP: 0.500, SLG: 1.000 (7, 5)										2	0	1	0	0	1	0						
<b>Rick Dempsey, R</b> OBP: 0.306, SLG: 0.321 (7, PH)										2	0	0	0	0	1	0						
<b>Joe Nolan, L</b> OBP: 0.342, SLG: 0.414 (7, 2)										2	0	0	0	0	0	1						
<b>Inning Stats</b>	R: 0 E: 0 K: 1 S: 5	H: 0 LOB: 1 BB: 1 P: 9	R: 0 E: 0 K: 0 S: 3	H: 0 LOB: 0 BB: 0 P: 3	R: 0 E: 0 K: 0 S: 3	H: 0 LOB: 0 BB: 0 P: 3	R: 2 E: 0 K: 0 S: 6	H: 3 LOB: 2 BB: 1 P: 10	R: 0 E: 0 K: 1 S: 6	H: 1 LOB: 1 BB: 0 P: 6	R: 1 E: 0 K: 1 S: 6	H: 1 LOB: 0 BB: 0 P: 6	R: 0 E: 0 K: 1 S: 5	H: 0 LOB: 0 BB: 0 P: 5	R: 0 E: 1 K: 2 S: 8	H: 0 LOB: 1 BB: 0 P: 8	R: 0 E: 0 K: 0 S: 4	H: 1 LOB: 1 BB: 0 P: 4	1B: 4 2B: 1 3B: 0 HR: 1	SF: 0 SAC: 0 DP: 0 HBP: 0	WP: 0 PB: 0 SB: 0 CS: 0	PA: 36
<b>PITCHER</b> <b>Doyle Alexander, R</b> ERA: 5.07 (1, 1)	IP: 9.0 WLS: W BF: 36 H: 6 R: 3 ER: 3 SO: 6 BB: 2 IBB: 0 HBP: 0 BLK: 0 WP: 0 HR: 1 S: 46 P: 54 ERA: 3.00 WHIP: 0.889																					

AB	34
R	3
H	6
RBI	3
BB	2
SO	6
LOB	11



Batter	1	2	3	4	5	6	7	8	9	AB	R	H	RBI	BB	SO	LOB	BOTTOM			
<b>Dave Collins, S</b> OBP: 0.343, SLG: 0.332 (1, 7)										4	0	2	0	0	1	0	<b>Baltimore Orioles @ Toronto Blue Jays</b> Exhibition Stadium, Toronto, ON Thu Sep 01 1983, 3:33 AM EDT Att: 30,062 - Unknown			
<b>Rance Mulliniks, L</b> OBP: 0.375, SLG: 0.443 (1, 5)										3	0	0	0	0	0	3				
<b>Damaso Garcia, R</b> OBP: 0.331, SLG: 0.384 (8, PH)										1	0	0	0	0	1	0				
<b>Lloyd Moseby, L</b> OBP: 0.373, SLG: 0.520 (1, 8)										3	1	0	0	1	2	1				
<b>Willie Upshaw, L</b> OBP: 0.364, SLG: 0.498 (1, 3)										4	1	3	2	0	0	0				
<b>Jorge Orta, L</b> OBP: 0.298, SLG: 0.365 (1, 10)										3	0	0	0	0	1	2				
<b>Cliff Johnson, R</b> OBP: 0.376, SLG: 0.504 (8, PH)										1	0	0	0	0	0	0				
<b>Ernie Whitt, L</b> OBP: 0.339, SLG: 0.425 (1, 2)										2	1	1	1	1	0	0				
<b>Jesse Barfield, R</b> OBP: 0.277, SLG: 0.484 (1, 9)										3	2	2	2	0	0	1				
<b>Garth Iorg, R</b> OBP: 0.300, SLG: 0.380 (1, 4)										3	0	0	0	0	1	0				
<b>Alfredo Griffin, S</b> OBP: 0.287, SLG: 0.363 (1, 6)										3	0	1	0	0	0	0				
<b>Inning Stats</b>	R: 1 E: 1 K: 1 S: 6	H: 2 LOB: 1 BB: 1 P: 10	R: 1 E: 0 K: 1 S: 6	H: 1 LOB: 0 BB: 0 P: 6	R: 0 E: 0 K: 2 S: 7	H: 0 LOB: 0 BB: 0 P: 7	R: 2 E: 0 K: 0 S: 5	H: 2 LOB: 2 BB: 0 P: 5	R: 0 E: 0 K: 1 S: 6	H: 2 LOB: 1 BB: 0 P: 6	R: 0 E: 0 K: 0 S: 3	H: 1 LOB: 1 BB: 1 P: 7	R: 0 E: 0 K: 0 S: 3	H: 0 LOB: 0 BB: 0 P: 3	R: 1 E: 0 K: 1 S: 6	H: 1 LOB: 0 BB: 0 P: 6	1B: 5 2B: 0 3B: 0 HR: 4	SF: 0 SAC: 0 DP: 1 HBP: 0	WP: 0 PB: 0 SB: 1 CS: 2	PA: 32
<b>PITCHER</b> <b>Jim Palmer, R</b> ERA: 3.59 (1, 1)	IP: 7.0 WLS: L BF: 28 H: 8 R: 4 ER: 4 SO: 5 BB: 2 IBB: 0 HBP: 0 BLK: 0 WP: 0 HR: 3 S: 36 P: 44 ERA: 5.14 WHIP: 1.429																			
<b>Tippy Martinez, L</b> ERA: 2.75 (8, 1)	IP: 1.0 WLS: L BF: 4 H: 1 R: 1 ER: 1 SO: 1 BB: 0 IBB: 0 HBP: 0 BLK: 0 WP: 0 HR: 1 S: 6 P: 6 ERA: 9.00 WHIP: 1.000																			








Batter	1	2	3	4	5	6	7	8	9	AB	R	H	RBI	BB	SO	LOB	TOP				
Lou Whitaker, L OBP: 0.386, SLG: 0.467 (1, 4)	6-3		6-3		1B				FC6-4 1B	5	1	2	1	0	0	1					
Alan Trammell, R OBP: 0.387, SLG: 0.490 (1, 6)	P6		L6		F9				FC6-4 1B	5	1	1	1	0	0	3					
Larry Hemdon, R OBP: 0.339, SLG: 0.469 (1, 7)	P6			G6-4-3 BB	FC6-4 1B				K	4	0	1	2	1	1	2					
Lance Parrish, R OBP: 0.328, SLG: 0.511 (1, 10) (8, 2)				G6-4-3 1B	FC6-4				1B	5	1	3	2	0	0	2					
Kirk Gibson, L OBP: 0.288, SLG: 0.373 Glenn Wilson, R OBP: 0.305, SLG: 0.417 (7, PH) (7, 9)	K			1B			F7		K	3	0	1	0	0	1	1					
John Woodson, R OBP: 0.267, SLG: 0.454 Mary Castillo, R OBP: 0.244, SLG: 0.284 (2, 2) (2, 3)	2B			K			5-3		1B	1	0	1	0	0	0	0					
Lynn Jones, R OBP: 0.288, SLG: 0.344 Dave Gumpert, R OBP: 0.222, SLG: 0.278 (8, PH) (8, 1)	1B									1	0	1	0	0	0	0					
Chet Lemon, R OBP: 0.368, SLG: 0.485 (1, 8)					5-3				P5	4	1	2	1	0	0	1					
Rick Leach, L OBP: 0.303, SLG: 0.335 Enos Cabell, R OBP: 0.335, SLG: 0.428 (8, PH) (8, 3)	3-1				HR		G3		K	3	1	1	0	0	0	3					
Tom Brookens, R OBP: 0.289, SLG: 0.346 (1, 5)			5-3		2B				K	4	2	2	0	0	1	1					
<b>Inning Stats</b>	R: 0 E: 0 K: 0 S: 3	H: 0 LOB: 0 BB: 0 P: 3	R: 0 E: 0 K: 1 S: 7	H: 3 LOB: 3 BB: 0 P: 7	R: 0 E: 0 K: 0 S: 3	H: 0 LOB: 0 BB: 0 P: 3	R: 0 E: 0 K: 1 S: 5	H: 1 LOB: 1 BB: 1 P: 9	R: 3 E: 0 K: 0 S: 7	H: 4 LOB: 1 BB: 0 P: 7	R: 1 E: 0 K: 0 S: 4	H: 1 LOB: 0 BB: 0 P: 4	R: 3 E: 0 K: 1 S: 8	H: 3 LOB: 0 BB: 0 P: 8	R: 0 E: 0 K: 2 S: 8	H: 1 LOB: 1 BB: 0 P: 8	R: 0 E: 0 K: 2 S: 9	H: 2 LOB: 2 BB: 0 P: 9	1B: 9 2B: 4 3B: 0 HR: 2	SF: 0 SAC: 0 DP: 1 HBP: 0	WP: 0 PA: 41 PB: 0 SB: 0 CS: 1
<b>PITCHER</b>	IP WLS BF H R ER SO BB IBB HBP BLK WP HR S P ERA WHIP	IP WLS BF H R ER SO BB IBB HBP BLK WP HR S P ERA WHIP																			
Jim Acker, R ERA: 4.3 Dave Geisel, L ERA: 4.17	(1, 1) (7, 1)	6.2 W 31 12 7 7 2 1 0 0 0 0 2 34 38 9.45 1.950	2.1 S 10 3 0 0 5 0 0 0 0 0 0 20 20 0.00 1.286																		

Detroit Tigers @ Toronto Blue Jays  
Exhibition Stadium, Toronto, ON  
Fri Sep 02, 1983, 7:05 PM EDT  
Att: 41,667 - Unknown - 72 F


AB 40  
R 7  
H 15  
RBI 7  
BB 1  
SO 7  
LOB 18



Batter	1	2	3	4	5	6	7	8	9	AB	R	H	RBI	BB	SO	LOB	BOTTOM		
Dave Collins, S OBP: 0.338, SLG: 0.325 (1, 7)	K		4-3		K			3-1		4	0	0	0	1	2	3			
Rance Mulliniks, L OBP: 0.379, SLG: 0.459 (1, 5)	1B				5-3			1B		5	2	3	1	0	1	3			
Lloyd Moseby, L OBP: 0.375, SLG: 0.521 Mitch Webster, S (5, 8)	1B			4-3			F9		P5	3	2	2	0	0	0	0			
Willie Upshaw, L OBP: 0.361, SLG: 0.492 (1, 3)	1B			F8			5-3		F9	5	0	1	1	0	1	2			
Cliff Johnson, R OBP: 0.378, SLG: 0.504 (1, 10)	K			6-3					2B	3	1	1	0	1	1	2			
Ernie Whitt, L OBP: 0.345, SLG: 0.438 (1, 2)	1B			F2			4-3			3	1	1	1	1	0	3			
Jesse Barfield, R OBP: 0.288, SLG: 0.517 (1, 9)	4-3			3B					CS	4	1	3	2	0	0	2			
Garth Iorg, R OBP: 0.303, SLG: 0.387 (1, 4)									F9	4	1	2	1	0	0	1			
Alfredo Griffin, S OBP: 0.286, SLG: 0.361 (1, 6)									P6	3	0	1	2	0	0	1			
<b>Inning Stats</b>	R: 2 E: 0 K: 2 S: 11	H: 4 LOB: 2 BB: 0 P: 11	R: 0 E: 0 K: 1 S: 5	H: 0 LOB: 1 BB: 1 P: 9	R: 4 E: 0 K: 0 S: 7	H: 4 LOB: 1 BB: 1 P: 11	R: 1 E: 0 K: 1 S: 6	H: 1 LOB: 0 BB: 0 P: 6	R: 1 E: 0 K: 0 S: 7	H: 2 LOB: 2 BB: 1 P: 11	R: 0 E: 0 K: 0 S: 4	H: 1 LOB: 1 BB: 0 P: 4	R: 0 E: 0 K: 0 S: 3	H: 1 LOB: 0 BB: 0 P: 3	R: 0 E: 0 K: 0 S: 4	H: 1 LOB: 1 BB: 0 P: 4	1B: 10 2B: 1 3B: 2 HR: 1	SF: 1 SAC: 0 DP: 0 HBP: 0	WP: 1 PA: 40 PB: 0 SB: 2 CS: 1
<b>PITCHER</b>	IP WLS BF H R ER SO BB IBB HBP BLK WP HR S P ERA WHIP	IP WLS BF H R ER SO BB IBB HBP BLK WP HR S P ERA WHIP																	
Milt Wilcox, R ERA: 4.09 Howard Bailey, L ERA: 4.57 Dave Gumpert, R ERA: 2.25 Dave Gumpert, R ERA: 2.25 John Martin, L ERA: 4.33	(1, 1) (3, 1) (5, 1) (8, 1) (8, 1)	2.2 L 18 8 6 6 3 1 0 0 0 0 1 8 12 13.50 2.250	3.1 13 4 0 0 1 0 0 0 0 0 0 0 15 15 0.00 1.200																

Detroit Tigers @ Toronto Blue Jays  
Exhibition Stadium, Toronto, ON  
Fri Sep 02, 1983, 7:05 PM EDT  
Att: 41,667 - Unknown - 72 F

AB 36  
R 8  
H 14  
RBI 8  
BB 3  
SO 5  
LOB 18





Batter	1	2	3	4	5	6	7	8	9	10	AB	R	H	RBI	BB	SO	LOB				
Lou Whitaker, L OBP: 0.381, SLG: 0.460 (1.4)	0-0 6-3		0-0 4-3		0-3 K		0-0 6-3		0-0 F8		5	0	0	0	0	1	0				
Alan Trammell, R OBP: 0.393, SLG: 0.505 (1.6)	4-0 BB		0-0 G5-4-3 1B		4-0 HR		4-0 BB	4-0 1B BB	0-0 HBP 1B	0-0 1B	3	2	3	1	2	0	0				
Larry Hemdon, R OBP: 0.337, SLG: 0.463 (1.7)	0-3 K		0-0 G5-4-3 1-2		4-0 BB		0-0 1B	0-0 1B	0-0 1B	0-0 P4	4	0	1	1	1	1	3				
Lance Parrish, R OBP: 0.328, SLG: 0.513 (1.2)	0-3 K		0-3 K		0-3 K		0-0 F9	0-0 1B	0-0 1B	4-0 HBP IBB	4	0	1	0	1	2	2				
Glenn Wilson, R OBP: 0.284, SLG: 0.417 (1.9)		0-3 K		0-0 2B		0-0 F8		0-3 K		1-0 HBP	4	0	1	0	0	2	3				
Rick Leach, L OBP: 0.307, SLG: 0.335 (10, PH)										1-2 2-3	0	0	0	0	0	0	0				
Lynn Jones, R OBP: 0.296, SLG: 0.344 (10, PR)										0-3 HBP	0	0	0	0	0	0	0				
Enos Cabell, R OBP: 0.338, SLG: 0.436 (1.3)	0-0 2B		0-0 4-3		0-0 F8		0-0 F8	0-0 P4	0-0 K	0-3 K	5	0	1	0	0	1	7				
Chet Lemon, R OBP: 0.366, SLG: 0.485 (1.8)	0-3 K		0-0 F7		0-0 F7		0-0 F7	0-0 F7	0-0 F7	0-0 F7	5	0	0	0	0	1	7				
Kirk Gibson, L OBP: 0.293, SLG: 0.383 (1.10)	4-0 BB		0-0 F8		0-0 HR		0-0 K	0-3 K			3	1	1	1	1	1	0				
Tom Brookens, R OBP: 0.284, SLG: 0.339 (1.5)	0-3 K		0-3 K		0-0 F2		0-0 G3				3	0	0	0	0	2	2				
Wayne Krenchicki, L OBP: 0.324, SLG: 0.314 (9, PH)											1	0	0	0	0	0	0				
Marty Castillo, R OBP: 0.244, SLG: 0.284 (9.5)											0	0	0	0	0	0	0				
<b>Inning Stats</b>	R: 0 E: 0 K: 2 S: 7	H: 0 LOB: 1 BB: 1 P: 11	R: 0 E: 0 K: 3 S: 10	H: 1 LOB: 2 BB: 1 P: 14	R: 0 E: 0 K: 0 S: 3	H: 1 LOB: 0 BB: 0 P: 3	R: 0 E: 0 K: 1 S: 6	H: 1 LOB: 1 BB: 0 P: 6	R: 0 E: 0 K: 2 S: 7	H: 0 LOB: 0 BB: 0 P: 7	R: 1 E: 0 K: 0 S: 4	H: 1 LOB: 0 BB: 0 P: 8	R: 1 E: 0 K: 0 S: 4	H: 1 LOB: 2 BB: 1 P: 11	R: 0 E: 0 K: 1 S: 5	H: 0 LOB: 0 BB: 0 P: 5	R: 0 E: 0 K: 1 S: 6	H: 1 LOB: 3 BB: 1 P: 11	1B: 4 2B: 2 3B: 0 HR: 2	SF: 0 SAC: 0 DP: 1 HBP: 1	WP: 0 PA: 43 PB: 0 SB: 2 CS: 0
<b>PITCHER</b> Dave Stieb, R ERA: 2.78 (1.1)	IP: 10.0 W: 10 L: 0 BF: 43 H: 8 R: 3 ER: 3 SO: 11 BB: 4 IBB: 1 HBP: 1 BLK: 0 WP: 0 HR: 2 S: 59 P: 80 ERA: 2.70 WHIP: 1.200																				

**TOP**

**Detroit Tigers @ Toronto Blue Jays**  
Exhibition Stadium, Toronto, ON  
Sun Sep 04 1983, 3:33 AM EDT  
Att. 43,158 - Unknown - 84 F

AB 37  
R 3  
H 8  
RBI 3  
BB 5  
SO 11  
LOB 24




Batter	1	2	3	4	5	6	7	8	9	10	AB	R	H	RBI	BB	SO	LOB				
Dave Collins, S OBP: 0.335, SLG: 0.319 (1.7)	0-0 F7		0-0 4-3		0-0 F8		0-0 F8		0-0 P6	0-0 F9	5	0	0	0	0	2					
Rance Mulliniks, L OBP: 0.380, SLG: 0.473 (1.5)	0-0 HR		0-0 2B		0-0 4-3		0-0 4-3		0-0 F7		5	1	2	1	0	0					
Lloyd Moseby, L OBP: 0.378, SLG: 0.524 (1.8)	0-0 1B		0-0 P6		0-0 G1-6-3 1B		0-0 G1-6-3 1B		0-0 1B	0-0 HR	5	1	4	0	0	1					
Wille Upshaw, L OBP: 0.364, SLG: 0.498 (1.3)	0-0 F7		0-0 3-1		0-0 G1-6-3 1-2		0-0 1-2		0-0 1B	0-0 HR	4	1	1	0	1	0					
Jorge Orta, L OBP: 0.296, SLG: 0.375 (1.10)	0-0 P6		0-0 4-3		0-0 3-1		0-0 3-1		0-0 F9	0-0 F7	3	0	0	0	0	1					
Cliff Johnson, R OBP: 0.375, SLG: 0.500 (8, PH)											2	0	0	0	0	4					
Ernie Whitt, L OBP: 0.346, SLG: 0.454 (1.2)		0-0 4-3		0-3 K		0-0 HR		0-0 K	0-3 K	0-0 HR	5	2	2	4	0	2					
Jesse Barfield, R OBP: 0.288, SLG: 0.508 (1.9)		4-0 BB		0-0 F3		0-0 P4		0-0 P4	0-3 K		3	0	0	0	1	0					
Damaso Garcia, R OBP: 0.329, SLG: 0.384 (1.4)		0-0 F8		0-0 SH3 E 2B		0-0 P4		0-0 P4	0-0 S 2B		4	1	2	0	0	1					
Alfredo Griffin, S OBP: 0.287, SLG: 0.358 (1.6)		0-3 K		0-0 SH3		0-0 P4		0-0 P4	4-0 2-3 BB		2	0	0	0	1	1					
<b>Inning Stats</b>	R: 1 E: 0 K: 0 S: 5	H: 2 LOB: 1 BB: 0 P: 5	R: 0 E: 0 K: 1 S: 5	H: 0 LOB: 1 BB: 1 P: 9	R: 0 E: 0 K: 0 S: 4	H: 1 LOB: 1 BB: 0 P: 4	R: 0 E: 0 K: 1 S: 5	H: 0 LOB: 0 BB: 0 P: 5	R: 0 E: 0 K: 0 S: 3	H: 1 LOB: 0 BB: 0 P: 3	R: 1 E: 0 K: 0 S: 4	H: 1 LOB: 0 BB: 0 P: 4	R: 0 E: 0 K: 0 S: 5	H: 2 LOB: 2 BB: 0 P: 5	R: 0 E: 0 K: 2 S: 8	H: 1 LOB: 2 BB: 1 P: 12	R: 3 E: 0 K: 0 S: 4	H: 2 LOB: 0 BB: 1 P: 8	1B: 4 2B: 4 3B: 0 HR: 3	SF: 0 SAC: 1 DP: 1 HBP: 0	WP: 0 PA: 42 PB: 0 SB: 2 CS: 0
<b>PITCHER</b> Glenn Abbott, R ERA: 4.29 Howard Bailey, L ERA: 4.57 Aurelio Lopez, R ERA: 2.24	IP: 7.2 W: 0 L: 1 BF: 30 H: 7 R: 3 ER: 2 SO: 2 BB: 1 IBB: 0 HBP: 0 BLK: 0 WP: 0 HR: 2 S: 33 P: 37 ERA: 2.35 WHIP: 1.043																				

**BOTTOM**

**Detroit Tigers @ Toronto Blue Jays**  
Exhibition Stadium, Toronto, ON  
Sun Sep 04 1983, 3:33 AM EDT  
Att. 43,158 - Unknown - 84 F

AB 38  
R 6  
H 11  
RBI 5  
BB 3  
SO 4  
LOB 13



Batter	1	2	3	4	5	6	7	8	9	AB	R	H	RBI	BB	SO	LOB	TOP			
Rick Burleson, R OBP: 0.344, SLG: 0.345 (1, 6)	0-0 4-3		0-3 K			0-0 4-3		0-0 6-3		4	0	0	0	0	1	0	<b>California Angels @ Toronto Blue Jays</b> Exhibition Stadium, Toronto, ON Mon Sep 05 1983, 7:05 PM EDT Att: 24,741 - Unknown			
Rob Wilfong, L OBP: 0.305, SLG: 0.353 (1, 4)	0-0 1B		0-0 1B			4-0 BB 1B BB		0-0 F7		3	0	2	0	1	0	0				
Daryl Sconiers, L OBP: 0.307, SLG: 0.446 (1, 3)	0-0 F8		0-0 G4-3			0-0 BB 1-2		0-0 1-3		4	0	1	0	0	0	2				
Doug DeCinces, R OBP: 0.338, SLG: 0.537 (1, 10)	0-0 1-3				0-0 F4			4-0 BB 1-2 2-3		3	0	0	0	1	0	1				
Fred Lynn, L OBP: 0.347, SLG: 0.465 (1, 8)		0-0 1-3			0-0 F8			0-0 F7		4	0	0	0	0	0	3				
Ron Jackson, R OBP: 0.317, SLG: 0.372 (1, 7)		0-0 1B			0-0 F4			0-0 1-3		4	0	1	0	0	0	3				
Ellis Valentine, R OBP: 0.285, SLG: 0.416 (1, 9)		0-0 F8			0-0 5-3			0-3 K		3	0	0	0	0	1	1				
Bob Boone, R OBP: 0.291, SLG: 0.355 (1, 2)		0-0 FC6-4 1-2			0-3 K			0-0 F7		3	0	1	0	0	1	0				
Steve Lubratic, R OBP: 0.252, SLG: 0.304 (1, 5)		0-0 FC6-4 1-2			0-0 F8			0-0 5-3		3	0	0	0	0	0	2				
<b>Inning Stats</b>	R: 0 E: 0 K: 0 S: 4	H: 1 LOB: 1 BB: 0 P: 4	R: 0 E: 0 K: 0 S: 5	H: 2 LOB: 2 BB: 0 P: 5	R: 0 E: 0 K: 1 S: 5	H: 1 LOB: 0 BB: 0 P: 5	R: 0 E: 0 K: 0 S: 3	H: 0 LOB: 0 BB: 0 P: 3	R: 0 E: 0 K: 1 S: 5	H: 0 LOB: 3 BB: 2 P: 5	R: 0 E: 0 K: 1 S: 5	H: 0 LOB: 0 BB: 0 P: 5	R: 0 E: 0 K: 0 S: 3	H: 0 LOB: 0 BB: 0 P: 3	R: 0 E: 0 K: 0 S: 3	H: 0 LOB: 0 BB: 0 P: 3	1B: 5 2B: 0 3B: 0 HR: 0	SF: 0 SAC: 0 DP: 1 HBP: 0	WP: 0 PB: 0 SB: 0 CS: 0	PA: 33
<b>PITCHER</b> Jim Gott, R ERA: 4.61 (1, 1)	IP: 9.0 WLS: W BF: 33 H: 5 R: 0 ER: 0 SO: 3 BB: 2 IBB: 0 HBP: 0 BLK: 0 WP: 0 HR: 0 S: 37 P: 45 ERA: 0.00 WHIP: 0.778															<b>PITCHER</b>				

Batter	1	2	3	4	5	6	7	8	9	AB	R	H	RBI	BB	SO	LOB	BOTTOM			
Damaso Garcia, R OBP: 0.330, SLG: 0.391 (1, 4)	0-0 4-3				0-0 4-3			0-0 F9		5	1	2	4	0	0	0	<b>California Angels @ Toronto Blue Jays</b> Exhibition Stadium, Toronto, ON Mon Sep 05 1983, 7:05 PM EDT Att: 24,741 - Unknown			
Lloyd Moseby, L OBP: 0.379, SLG: 0.524 Mitch Webster, S (6, 8)	0-0 1B	1-H HR			0-0 1B			0-0 G3		4	1	2	0	0	2	2				
Jesse Barfield, R OBP: 0.289, SLG: 0.507 (1, 9)	0-0 1-2				0-0 4-3			0-0 4-3		5	0	2	0	0	1	1				
Cliff Johnson, R OBP: 0.376, SLG: 0.499 (1, 10)	0-0 F7				0-0 K			0-0 K		3	1	1	0	1	1	3				
George Bell, R OBP: 0.305, SLG: 0.423 (1, 7)	0-0 1-2 2-H				0-0 F8			0-0 F9		4	0	1	1	0	0	2				
Garth Iorg, R OBP: 0.299, SLG: 0.383 (1, 5)	0-0 G3				0-0 1-3			0-0 K		4	0	0	0	0	1	4				
Willie Upshaw, L OBP: 0.367, SLG: 0.500 (1, 3)		0-0 1B FC4-6			0-0 1B			0-0 4-3		4	2	3	0	0	0	0				
Buck Martinez, R OBP: 0.338, SLG: 0.455 (1, 2)		0-0 FC4-6 1-3			0-0 FC5-4			0-0 K		4	1	2	1	0	1	1				
Alfredo Griffin, S OBP: 0.287, SLG: 0.357 Tony Fernandez, S (6, 6)		0-0 FC4-6 1-2 3-H			0-0 1B			0-0 K		2	1	0	1	1	0	1				
<b>Inning Stats</b>	R: 1 E: 0 K: 0 S: 6	H: 3 LOB: 2 BB: 0 P: 6	R: 3 E: 0 K: 2 S: 11	H: 4 LOB: 1 BB: 0 P: 11	R: 0 E: 0 K: 0 S: 4	H: 1 LOB: 1 BB: 0 P: 4	R: 0 E: 0 K: 0 S: 4	H: 1 LOB: 1 BB: 0 P: 4	R: 3 E: 1 K: 2 S: 10	H: 3 LOB: 2 BB: 2 P: 18	R: 0 E: 0 K: 1 S: 6	H: 1 LOB: 1 BB: 0 P: 6	R: 0 E: 0 K: 2 S: 7	H: 0 LOB: 0 BB: 0 P: 7	R: 0 E: 0 K: 0 S: 3	H: 0 LOB: 0 BB: 0 P: 3	1B: 12 2B: 0 3B: 0 HR: 1	SF: 0 SAC: 0 DP: 0 HBP: 0	WP: 0 PB: 0 SB: 0 CS: 0	PA: 39
<b>PITCHER</b> Geoff Zahn, L ERA: 3.64 Byron McLoughlin, R ERA: 5.77 (1, 1) (5, 1)	IP: 4.2 WLS: L BF: 25 H: 10 R: 6 ER: 6 SO: 3 BB: 1 IBB: 0 HBP: 0 BLK: 0 WP: 0 HR: 1 S: 30 P: 34 ERA: 11.57 WHIP: 2.357															<b>PITCHER</b>				

Batter	1	2	3	4	5	6	7	8	9	AB	R	H	RBI	BB	SO	LOB	TOP								
Brian Downing, R OBP: 0.364, SLG: 0.428	F8		1-3			4-3		F9		4	0	0	0	0	0	1									
Rod Carew, L OBP: 0.416, SLG: 0.429	F9			G3				E9 WP 1B		4	1	2	0	0	0	0									
Daryl Sconiers, L OBP: 0.303, SLG: 0.441 Ron Jackson, R OBP: 0.316, SLG: 0.370	G3			K		F7		K		3	0	0	0	0	1	1									
Doug DeCinces, R OBP: 0.340, SLG: 0.545		F9				1-3		1B 2-3 BB		3	1	1	1	1	0	1									
Fred Lynn, L OBP: 0.350, SLG: 0.477							4-3			4	1	3	2	0	0	0									
Bob Boone, R OBP: 0.288, SLG: 0.351		2B						1-3 3H 1B		4	0	0	0	0	0	3									
Ellis Valentine, R OBP: 0.285, SLG: 0.411								F8																	
Rob Wilfong, L OBP: 0.297, SLG: 0.342				4-3						3	0	0	0	1	1										
Ricky Adams, R OBP: 0.271, SLG: 0.270 Rick Burleson, R OBP: 0.349, SLG: 0.350 Steve Lubratic, R OBP: 0.252, SLG: 0.304 Reggie Jackson, L OBP: 0.300, SLG: 0.353				F8		F7				2	0	0	0	0	0	0									
<b>Inning Stats</b>	R: 0 E: 0 K: 0 S: 3	H: 0 LOB: 0 BB: 0 P: 3	R: 0 E: 0 K: 0 S: 4	H: 1 LOB: 1 BB: 0 P: 4	R: 0 E: 0 K: 0 S: 3	H: 0 LOB: 0 BB: 0 P: 3	R: 2 E: 0 K: 1 S: 7	H: 2 LOB: 0 BB: 0 P: 7	R: 0 E: 0 K: 0 S: 3	H: 0 LOB: 0 BB: 0 P: 3	R: 0 E: 0 K: 0 S: 4	H: 1 LOB: 1 BB: 0 P: 4	R: 0 E: 0 K: 0 S: 3	H: 0 LOB: 1 BB: 1 P: 7	R: 2 E: 1 K: 1 S: 8	H: 3 LOB: 2 BB: 1 P: 12	R: 0 E: 0 K: 1 S: 5	H: 0 LOB: 0 BB: 0 P: 5	1B: 4 2B: 1 3B: 0 HR: 2	SF: 0 SAC: 0 DP: 0 HBP: 0	WP: 1 PB: 0 SB: 0 CS: 0	PA: 36			
<b>PITCHER</b>	IP	WLS	BF	H	R	ER	SO	BB	IBB	HBP	BLK	WP	HR	S	P	ERA	WHIP								
Doyle Alexander, R ERA: 5.06	7.1	W	29	6	4	4	1	1	0	0	0	0	2	30	34	4.91	0.955								
Dave Geisel, L ERA: 4.14	0.1		3	1	0	0	1	1	0	0	0	1	0	4	8	0.00	6.000								
Jim Acker, R ERA: 4.24	1.1	S	4	0	0	0	1	0	0	0	0	0	0	6	6	0.00	0.000								

California Angels @ Toronto Blue Jays  
Exhibition Stadium, Toronto, ON  
Tue Sep 06 1983, 7:05 PM EDT  
Att: 19,176 - Unknown

AB 34  
R 4  
H 7  
RBI 3  
BB 2  
SO 3  
LOB 9



Batter	1	2	3	4	5	6	7	8	9	AB	R	H	RBI	BB	SO	LOB	BOTTOM								
Damaso Garcia, R OBP: 0.331, SLG: 0.393	WP 1B 2B		K			3-1		5-3		5	1	2	0	0	1	2									
Lloyd Moseby, L OBP: 0.377, SLG: 0.520						FC6-4 1B				4	1	0	0	1	2	2									
Jesse Barfield, R OBP: 0.292, SLG: 0.505						FC6-4 2B		K		3	2	1	1	1	0	3									
Cliff Johnson, R OBP: 0.377, SLG: 0.500						FC6-4 1B				3	1	1	2	1	0	0									
George Bell, R OBP: 0.337, SLG: 0.469						FC6-4 2B				3	1	3	2	1	0	0									
Garth Iorg, R OBP: 0.297, SLG: 0.382 Rance Mulliniks, L OBP: 0.378, SLG: 0.470						FC6-4 1B				1	0	0	1	0	0	1									
Willie Upshaw, L OBP: 0.368, SLG: 0.499						FC6-4 1B				2	0	0	0	0	0	3									
Buck Martinez, R OBP: 0.332, SLG: 0.446						FC6-4 1B				4	0	0	0	0	0	3									
Alfredo Griffin, S OBP: 0.285, SLG: 0.354						FC6-4 1B				4	0	0	0	0	0	1									
<b>Inning Stats</b>	R: 3 E: 0 K: 1 S: 8	H: 3 LOB: 1 BB: 1 P: 12	R: 0 E: 0 K: 1 S: 5	H: 0 LOB: 0 BB: 0 P: 5	R: 0 E: 0 K: 0 S: 3	H: 0 LOB: 0 BB: 0 P: 3	R: 1 E: 0 K: 0 S: 4	H: 1 LOB: 0 BB: 0 P: 4	R: 2 E: 0 K: 0 S: 5	H: 2 LOB: 2 BB: 2 P: 13	R: 0 E: 0 K: 0 S: 5	H: 1 LOB: 3 BB: 1 P: 9	R: 0 E: 0 K: 0 S: 4	H: 1 LOB: 2 BB: 1 P: 8	R: 0 E: 0 K: 1 S: 5	H: 0 LOB: 0 BB: 0 P: 5	1B: 5 2B: 2 3B: 1 HR: 0	SF: 1 SAC: 0 DP: 0 HBP: 0	WP: 1 PB: 0 SB: 1 CS: 0	PA: 38					
<b>PITCHER</b>	IP	WLS	BF	H	R	ER	SO	BB	IBB	HBP	BLK	WP	HR	S	P	ERA	WHIP								
John Curtis, L ERA: 4.29	4.2	L	23	6	6	5	2	2	1	0	0	0	0	24	36	9.64	1.714								
Steve Brown, R ERA: 5.4	2.1		12	2	0	0	0	1	1	0	0	0	0	10	18	0.00	1.286								
Rick Steiner, R ERA: 4.22	1.0		3	0	0	0	1	0	0	0	0	0	0	5	5	0.00	0.000								

California Angels @ Toronto Blue Jays  
Exhibition Stadium, Toronto, ON  
Tue Sep 06 1983, 7:05 PM EDT  
Att: 19,176 - Unknown

AB 32  
R 6  
H 8  
RBI 6  
BB 5  
SO 3  
LOB 16



Batter	1	2	3	4	5	6	7	8	9	AB	R	H	RBI	BB	SO	LOB	TOP								
<b>Rod Carew, L</b> OBP: 0.418, SLG: 0.429 (1, 3)	1-3		1B BB			6-3 SH5-3 1B	K		E BB	3	1	1	0	2	1	2	<b>California Angels @ Toronto Blue Jays</b> Exhibition Stadium, Toronto, ON Wed Sep 07 1983, 7:05 PM EDT Att: 22,639 - Unknown								
<b>Rob Wilfong, L</b> OBP: 0.305, SLG: 0.350 (1, 4)									E8 PB 2B	3	1	2	0	0	1	0									
<b>Tim Foli, R</b> OBP: 0.263, SLG: 0.300 (9, PH)	HR		1B				K			0	0	0	0	0	0	0									
<b>Daryl Sconiers, L</b> OBP: 0.306, SLG: 0.447 (9, 3)			1-2 1B						1-H 2-H 3-H 4-0	1	1	1	3	0	0	0									
<b>Ellis Valentine, R</b> OBP: 0.286, SLG: 0.424 <b>Ron Jackson, R</b> OBP: 0.316, SLG: 0.368 (1, 9)	HR		F9			6-3	K		1B PB FC3-4 BB	2	1	1	2	0	0	2									
<b>Doug DeCinces, R</b> OBP: 0.335, SLG: 0.536 (1, 5)	1-3					6-3			K	5	0	0	0	0	2	4									
<b>Fred Lynn, L</b> OBP: 0.349, SLG: 0.473 (1, 8)	3-1		F2				K		FC3-4 1B	5	0	1	0	0	2	2									
<b>Reggie Jackson, L</b> OBP: 0.296, SLG: 0.348 (1, 10)			F5		K		K		FC3-4	5	0	0	1	0	3	1									
<b>Bob Boone, R</b> OBP: 0.289, SLG: 0.352 (1, 2)			BB 1B		K				F4 L5	5	1	2	0	0	1	1									
<b>Bobby Clark, R</b> OBP: 0.269, SLG: 0.375 (1, 7)			G1-6-3 BB		K				BB E 2B	3	1	2	0	1	1	0									
<b>Ricky Adams, R</b> OBP: 0.283, SLG: 0.283 <b>Rick Burleson, R</b> OBP: 0.354, SLG: 0.350 <b>Steve Lubratich, R</b> OBP: 0.252, SLG: 0.304 (9, PH)	G1-6-3		1-2 BB			SH5-3 1B			E BB	3	1	2	1	0	0	2									
<b>Inning Stats</b>	R: 2 E: 0 K: 0 S: 5	H: 2 LOB: 0 BB: 0 P: 5	R: 0 E: 0 K: 0 S: 3	H: 1 LOB: 1 BB: 1 P: 7	R: 0 E: 0 K: 1 S: 6	H: 1 LOB: 2 BB: 1 P: 10	R: 0 E: 0 K: 3 S: 9	H: 0 LOB: 0 BB: 0 P: 9	R: 1 E: 0 K: 0 S: 5	H: 2 LOB: 1 BB: 0 P: 5	R: 1 E: 0 K: 3 S: 12	H: 3 LOB: 2 BB: 0 P: 12	R: 0 E: 0 K: 2 S: 7	H: 0 LOB: 0 BB: 0 P: 7	R: 0 E: 0 K: 2 S: 7	H: 0 LOB: 0 BB: 0 P: 7	R: 5 E: 1 K: 1 S: 8	H: 3 LOB: 1 BB: 3 P: 20	1B: 9 2B: 2 3B: 0 HR: 1	SF: 0 SAC: 1 DP: 1 HBP: 0	WP: 0 PB: 1 SB: 0 CS: 0	PA: 43			
<b>PITCHER</b>	IP	WLS	BF	H	R	ER	SO	BB	IBB	HBP	BLK	WP	HR	S	P	ERA	WHIP	<b>PITCHER</b>							
<b>Luis Leal, R</b> ERA: 4.19 (1, 1)	7.0		31	9	4	4	9	2	0	0	0	0	1	47	55	5.14	1.571								
<b>Dave Geisel, L</b> ERA: 4.59 (8, 1)	1.0	L	6	1	3	3	2	2	0	0	0	0	0	8	16	27.00	3.000								
<b>Jim Acker, R</b> ERA: 4.32 (9, 1)	0.1		3	1	1	1	2	1	0	0	0	0	0	4	8	27.00	6.000								
<b>Stan Clarke, L</b> ERA: 8.1 (9, 1)	0.2		3	1	1	0	0	0	0	0	0	0	0	3	3	0.00	1.500								

Batter	1	2	3	4	5	6	7	8	9	AB	R	H	RBI	BB	SO	LOB	BOTTOM								
<b>Dave Collins, S</b> OBP: 0.339, SLG: 0.320 (1, 7)	1B 1B	S BB		5-3			SH2-4		BB	2	1	1	0	2	0	0	<b>California Angels @ Toronto Blue Jays</b> Exhibition Stadium, Toronto, ON Wed Sep 07 1983, 7:05 PM EDT Att: 22,639 - Unknown								
<b>Rance Mulliniks, L</b> OBP: 0.378, SLG: 0.469 <b>Garth Iorg, R</b> OBP: 0.299, SLG: 0.381 (1, 5)	1B E 1B	F7				G3	3-1 1B IBB		K	3	1	1	0	0	0	2									
<b>Lloyd Moseby, L</b> OBP: 0.376, SLG: 0.516 (1, 8)	E9 2B 1B	4-3				F6	3-1		F8	5	1	1	1	0	0	5									
<b>Willie Upshaw, L</b> OBP: 0.368, SLG: 0.497 (1, 3)	F7					F6	1B		F3	4	0	1	2	0	0	2									
<b>Jorge Orta, L</b> OBP: 0.301, SLG: 0.399 <b>Cliff Johnson, R</b> OBP: 0.379, SLG: 0.501 (1, 10)							HR		1B	3	1	2	2	0	0	1									
<b>Ernie Whitt, L</b> OBP: 0.348, SLG: 0.455 (1, 2)	F5						4-3			4	0	2	0	0	0	3									
<b>Jesse Barfield, R</b> OBP: 0.288, SLG: 0.498 (1, 9)	F7					G5-4-3 1B			K	4	0	0	0	0	1	4									
<b>Damaso Garcia, R</b> OBP: 0.330, SLG: 0.392 (1, 4)			E1 6-3 1B			F6	F2		1-3	4	0	1	0	0	0	0									
<b>Alfredo Griffin, S</b> OBP: 0.284, SLG: 0.352 (1, 6)	6-3					G3	3-1 SH2-4 1B BB		K	3	1	0	0	1	1	1									
<b>Inning Stats</b>	R: 3 E: 1 K: 0 S: 7	H: 4 LOB: 1 BB: 0 P: 7	R: 0 E: 1 K: 0 S: 4	H: 1 LOB: 2 BB: 1 P: 8	R: 0 E: 0 K: 0 S: 3	H: 1 LOB: 1 BB: 0 P: 4	R: 0 E: 0 K: 0 S: 3	H: 0 LOB: 0 BB: 0 P: 3	R: 0 E: 0 K: 0 S: 4	H: 2 LOB: 0 BB: 0 P: 4	R: 2 E: 0 K: 0 S: 5	H: 2 LOB: 2 BB: 2 P: 13	R: 0 E: 0 K: 2 S: 7	H: 0 LOB: 0 BB: 0 P: 7	R: 0 E: 0 K: 1 S: 5	H: 0 LOB: 1 BB: 1 P: 9	1B: 8 2B: 1 3B: 0 HR: 1	SF: 0 SAC: 1 DP: 2 HBP: 1	WP: 0 PB: 0 SB: 1 CS: 0	PA: 40					
<b>PITCHER</b>	IP	WLS	BF	H	R	ER	SO	BB	IBB	HBP	BLK	WP	HR	S	P	ERA	WHIP	<b>PITCHER</b>							
<b>Ken Forsch, R</b> ERA: 4.03 (7, 1)	6.0		27	8	5	5	0	2	0	1	0	0	1	24	33	7.50	1.667								
<b>Andy Hassler, L</b> ERA: 5.09 (7, 1)	0.2		4	1	1	1	0	0	1	0	0	0	0	3	7	13.50	1.500								
<b>Luis Sanchez, R</b> ERA: 3.36 (7, 1)	2.1	W	9	1	0	0	3	1	0	0	0	0	0	14	18	0.00	0.857								

AB	37
R	9
H	12
RBI	8
BB	5
SO	12
LOB	15



AB	34
R	6
H	10
RBI	5
BB	4
SO	3
LOB	19



Batter	1	2	3	4	5	6	7	8	9	AB	R	H	RBI	BB	SO	LOB	TOP										
Rickey Henderson, R OBP: 0.417, SLG: 0.432 (1, 7)	0-0 HR		0-0 1B FC6-4		0-0 6-3		0-0 6-3	0-0 FC5-4		5	2	2	1	0	0	3											
Mike Davis, L OBP: 0.325, SLG: 0.408 (1, 8)	0-0 HR		0-0 1B FC6-4		0-3 K		0-0 1B		0-3 K	5	1	3	1	0	2	0											
Bill Almon, R OBP: 0.311, SLG: 0.382 (1, 3)	0-0 6-3		0-0 FC6-4 SF8		0-0 F7		0-0 6-3		0-0 F8	5	1	0	1	0	0	2											
Wayne Gross, L OBP: 0.305, SLG: 0.390 (1, 5)	0-0 3-1		0-0 E6			0-0 1B 1B		0-0 E7 2B	0-3 K	5	1	2	0	0	1	1											
Dan Meyer, L OBP: 0.194, SLG: 0.185 (8, PR)	0-0 F7		0-0 SF8			0-0 F5		0-0 1B 2B		3	0	1	2	0	0	1											
Rusty McNealy, L										0	1	0	0	0	0	0											
Gary Hancock, L OBP: 0.284, SLG: 0.431 (1, 9)		0-0 FC4-6 1B	0-3 K			0-0 1B		0-0 F6		4	0	2	0	0	1	2											
Mike Heath, R OBP: 0.326, SLG: 0.379 (1, 2)		0-0 FC4-6		0-0 F9		0-3 K		0-0 E 1B		4	1	1	1	0	1	3											
Donnie Hill, S OBP: 0.279, SLG: 0.356 (1, 6)		0-0 F5		0-3 K		0-3 K		0-0 E9 CS 2B		4	0	1	1	0	2	3											
Tony Phillips, S OBP: 0.323, SLG: 0.315 (1, 4)		0-0 F5		0-0 4-3			0-0 4-3	4-0 FC5-4 BB		3	0	0	0	1	0	1											
<b>Inning Stats</b>	R: 2 E: 0 K: 0 S: 5	H: 2 LOB: 0 BB: 0 P: 5	R: 0 E: 0 K: 0 S: 4	H: 1 LOB: 0 BB: 0 P: 4	R: 2 E: 1 K: 1 S: 8	H: 2 LOB: 1 BB: 0 P: 8	R: 0 E: 0 K: 1 S: 5	H: 0 LOB: 0 BB: 0 P: 5	R: 0 E: 0 K: 2 S: 9	H: 2 LOB: 2 BB: 0 P: 9	R: 0 E: 0 K: 0 S: 4	H: 1 LOB: 1 BB: 0 P: 4	R: 3 E: 2 K: 0 S: 6	H: 4 LOB: 2 BB: 1 P: 10	R: 0 E: 0 K: 2 S: 7	H: 0 LOB: 0 BB: 0 P: 7	1B: 7 2B: 3 3B: 0 HR: 2	SF: 1 SAC: 0 DP: 0 HBP: 0	WP: 0 PB: 0 SB: 0 CS: 1	PA: 40							
<b>PITCHER</b>	IP	WLS	BF	H	R	ER	SO	BB	IBB	HBP	BLK	WP	HR	S	P	ERA	WHIP										
Jim Clancy, R ERA: 3.59 (1, 1)	7.1	L	34	11	7	6	5	0	0	0	0	0	2	44	44	7.36	1.500										
Jim Acker, R ERA: 4.24 (8, 1)	1.2		6	1	0	0	2	1	0	0	0	0	0	9	13	0.00	1.200										

Oakland Athletics @ Toronto Blue Jays  
Exhibition Stadium, Toronto, ON  
Fri Sep 09 1983, 7:05 PM EDT  
Att: 20,336 - Unknown - 72 F

AB	38
R	7
H	12
RBI	7
BB	1
SO	7
LOB	16



Batter	1	2	3	4	5	6	7	8	9	AB	R	H	RBI	BB	SO	LOB	BOTTOM										
Dave Collins, S OBP: 0.340, SLG: 0.321 (1, 7)	0-0 4-3 FC3-6 1B	0-0 E8			0-0 F7		0-0 G3		0-0 FC4-6	5	2	2	1	0	0	1											
Rance Mulliniks, L OBP: 0.377, SLG: 0.469 (1, 5)	0-0 4-3	0-0 6-3			0-0 2B		0-3 K			4	0	1	0	0	1	1											
Lloyd Moseby, L OBP: 0.375, SLG: 0.513 (1, 8)	4-0 FC3-6 BB	0-0 F9			0-0 F7			0-0 F6		3	0	0	0	1	0	1											
Willie Upshaw, L OBP: 0.369, SLG: 0.498 (1, 3)	0-0 FC3-6		0-0 4-3		4-0 BB		0-0 FC1-5 2B			3	0	1	1	1	0	1											
Jorge Orta, L OBP: 0.296, SLG: 0.391 (1, 10)	0-3 K		0-3 K		0-0 F5		0-0 FC1-5	2-3 K		4	0	0	0	0	2	4											
Ernie Whitt, L OBP: 0.347, SLG: 0.455 (1, 2)		0-0 1B SF9 2B		0-0 1-4		0-0 F9		0-0 1-3		4	1	1	0	0	0	1											
Jesse Barfield, R OBP: 0.288, SLG: 0.495 (1, 9)		0-0 SF9 1B 1B		0-0 F9		0-3 K		0-0 F2		4	1	1	0	0	1	0											
Damaso Garcia, R OBP: 0.329, SLG: 0.392 (1, 4)		0-0 SF9		0-0 F7		0-0 2-3		0-0 FC5-4 1B		3	0	1	1	0	0	0											
Alfredo Griffin, S OBP: 0.285, SLG: 0.350 (1, 6)		0-0 3-H		0-0 F3			0-3 K		0-0 FC5-4 FC4-6	2	1	0	0	1	1	0											
Cliff Johnson, R OBP: 0.378, SLG: 0.500 (8, PH)		4-0 1B E BB							1-2 K	1	0	0	0	0	0	1											
<b>Inning Stats</b>	R: 1 E: 0 K: 1 S: 6	H: 1 LOB: 1 BB: 1 P: 10	R: 4 E: 1 K: 0 S: 6	H: 3 LOB: 0 BB: 1 P: 10	R: 0 E: 0 K: 1 S: 5	H: 0 LOB: 0 BB: 0 P: 5	R: 0 E: 0 K: 0 S: 3	H: 0 LOB: 0 BB: 0 P: 3	R: 0 E: 0 K: 0 S: 4	H: 1 LOB: 2 BB: 1 P: 8	R: 0 E: 0 K: 1 S: 5	H: 0 LOB: 0 BB: 0 P: 5	R: 0 E: 0 K: 2 S: 7	H: 0 LOB: 0 BB: 0 P: 7	R: 0 E: 0 K: 0 S: 4	H: 1 LOB: 1 BB: 0 P: 4	R: 0 E: 0 K: 0 S: 4	H: 1 LOB: 1 BB: 0 P: 4	1B: 4 2B: 3 3B: 0 HR: 0	SF: 1 SAC: 0 DP: 0 HBP: 0	WP: 0 PB: 0 SB: 1 CS: 0	PA: 37					
<b>PITCHER</b>	IP	WLS	BF	H	R	ER	SO	BB	IBB	HBP	BLK	WP	HR	S	P	ERA	WHIP										
Steve McCatty, R ERA: 3.94 (1, 1)	8.0	W	33	6	5	4	5	3	0	0	0	0	0	4	4	4.50	1.125										
Keith Atherton, R ERA: 2.16 (9, 1)	1.0	S	4	1	0	0	0	0	0	0	0	0	0	4	4	0.00	1.000										

Oakland Athletics @ Toronto Blue Jays  
Exhibition Stadium, Toronto, ON  
Fri Sep 09 1983, 7:05 PM EDT  
Att: 20,336 - Unknown - 72 F

AB	33
R	5
H	7
RBI	3
BB	3
SO	5
LOB	10





Batter	1	2	3	4	5	6	7	8	9	AB	R	H	RBI	BB	SO	LOB	TOP										
Rickey Henderson, R OBP: 0.415, SLG: 0.434	F9		1B	FC5-4			F5		F7	5	1	1	1	0	0	1											
Mike Davis, L OBP: 0.326, SLG: 0.415	6-3		1B			F2			4-3	5	1	2	2	0	0	0											
Wayne Gross, L OBP: 0.304, SLG: 0.389	K		G3-6			F5				4	0	1	0	0	1	1											
Davey Lopes, R OBP: 0.340, SLG: 0.430		F6	HR						F7	3	1	1	0	1	0	1											
Dwayne Murphy, L OBP: 0.314, SLG: 0.382	F2		HR			K			K	4	1	1	2	0	2	1											
Dan Meyer, L OBP: 0.197, SLG: 0.182										2	0	0	0	1	0	0											
Bill Almon, R OBP: 0.310, SLG: 0.381	1B		F9			6-3			F8	1	0	0	0	0	0	0											
Mike Heath, R OBP: 0.326, SLG: 0.379										3	0	1	0	1	0	0											
Rusty McNealy, L OBP: 0.333, SLG: 0.374										0	0	0	0	0	0	0											
Darryl Clas, R OBP: 0.368, SLG: 0.353										0	0	0	0	0	0	0											
Garry Hancock, L OBP: 0.284, SLG: 0.427										2	0	0	0	0	0	2											
Jeff Burroughs, R OBP: 0.333, SLG: 0.374										1	0	0	0	0	0	1											
Rick Peters, S OBP: 0.323, SLG: 0.305										0	0	0	0	0	0	0											
Donnie Hill, S OBP: 0.278, SLG: 0.353										4	1	1	0	0	0	1											
<b>Inning Stats</b>	R: 0 E: 0 K: 1 S: 5	H: 0 LOB: 0 BB: 0 P: 5	R: 0 E: 0 K: 0 S: 4	H: 1 LOB: 2 BB: 1 P: 8	R: 4 E: 0 K: 0 S: 6	H: 4 LOB: 0 BB: 1 P: 10	R: 0 E: 0 K: 0 S: 3	H: 0 LOB: 1 BB: 0 P: 4	R: 0 E: 0 K: 1 S: 6	H: 1 LOB: 1 BB: 0 P: 6	R: 0 E: 0 K: 0 S: 3	H: 0 LOB: 0 BB: 0 P: 3	R: 1 E: 0 K: 0 S: 5	H: 2 LOB: 1 BB: 0 P: 5	R: 0 E: 0 K: 1 S: 5	H: 0 LOB: 0 BB: 1 P: 9	R: 0 E: 0 K: 0 S: 3	H: 0 LOB: 0 BB: 0 P: 3	1B: 5 2B: 0 3B: 1 HR: 2	SF: 0 SAC: 0 DP: 1 HBP: 1	WP: 0 PB: 0 SB: 0 CS: 0	PA: 38					
<b>PITCHER</b>	IP	WLS	BF	H	R	ER	SO	BB	IBB	HBP	BLK	WP	HR	S	P	ERA	WHIP										
Dave Stieb, R ERA: 2.88	7.0	W	31	8	5	5	2	2	0	1	0	0	2	32	41	6.43	1.429										
Dave Geisel, L ERA: 4.53	0.2		3	0	0	0	1	1	0	0	0	0	0	4	8	0.00	1.500										
Randy Moffitt, R ERA: 3.83	1.1	S	4	0	0	0	0	0	0	0	0	0	0	4	4	0.00	0.000										

Oakland Athletics @ Toronto Blue Jays  
Exhibition Stadium, Toronto, ON  
Sat Sep 10 1983, 3:33 AM EDT  
Att: 26,434 - Sunny - 80 F


AB 34  
R 5  
H 8  
RBI 5  
BB 3  
SO 3  
LOB 8



Batter	1	2	3	4	5	6	7	8	9	AB	R	H	RBI	BB	SO	LOB	BOTTOM										
Damaso Garcia, R OBP: 0.332, SLG: 0.393	F8	K2-3				FC6-4				4	1	2	0	1	1	0											
Garth Iorg, R OBP: 0.363, SLG: 0.385										1	1	1	0	1	0	0											
Rance Mulliniks, L OBP: 0.376, SLG: 0.469	HR	WP								2	0	1	2	0	1	2											
Jesse Barfield, R OBP: 0.287, SLG: 0.500		WP								6	1	1	2	0	3	4											
Cliff Johnson, R OBP: 0.374, SLG: 0.495	K									4	0	0	1	0	1	1											
Barry Bonnell, R OBP: 0.365, SLG: 0.463										2	0	1	0	0	0	0											
Lloyd Moseby, L OBP: 0.375, SLG: 0.515	1B									2	1	1	0	0	0	1											
George Bell, R OBP: 0.341, SLG: 0.470										2	0	1	0	0	0	0											
Dave Collins, S OBP: 0.344, SLG: 0.325										2	1	2	1	0	0	0											
Willie Upshaw, L OBP: 0.372, SLG: 0.497										1	0	0	0	3	0	0											
Buck Martinez, R OBP: 0.329, SLG: 0.441										2	0	0	0	0	1	3											
Ernie Whit, L OBP: 0.345, SLG: 0.452	FC5-4									2	0	0	0	0	1	2											
Tony Fernandez, S OBP: 0.286, SLG: 0.333										3	2	1	0	1	0	1											
Alfredo Griffin, S OBP: 0.285, SLG: 0.350										0	0	0	0	0	0	0											
<b>Inning Stats</b>	R: 2 E: 0 K: 1 S: 8	H: 3 LOB: 3 BB: 2 P: 16	R: 0 E: 0 K: 1 S: 5	H: 1 LOB: 0 BB: 0 P: 5	R: 0 E: 0 K: 0 S: 3	H: 0 LOB: 0 BB: 0 P: 3	R: 0 E: 0 K: 1 S: 5	H: 0 LOB: 0 BB: 0 P: 5	R: 2 E: 0 K: 2 S: 8	H: 3 LOB: 2 BB: 2 P: 16	R: 1 E: 0 K: 1 S: 6	H: 1 LOB: 1 BB: 1 P: 10	R: 1 E: 0 K: 1 S: 6	H: 2 LOB: 1 BB: 1 P: 10	R: 1 E: 0 K: 1 S: 6	H: 1 LOB: 1 BB: 1 P: 10	1B: 7 2B: 3 3B: 0 HR: 1	SF: 1 SAC: 0 DP: 0 HBP: 0	WP: 2 PB: 0 SB: 1 CS: 1	PA: 41							
<b>PITCHER</b>	IP	WLS	BF	H	R	ER	SO	BB	IBB	HBP	BLK	WP	HR	S	P	ERA	WHIP										
Tim Conroy, L ERA: 3.86	4.0		20	6	4	4	3	2	0	0	0	0	1	23	31	9.00	2.000										
Bert Bradley, R ERA: 6.75	1.0		6	2	1	0	1	1	0	0	0	0	0	7	11	0.00	3.000										
Tom Underwood, L ERA: 4.22	2.2	L	13	3	2	2	3	1	2	0	0	1	0	16	28	6.75	1.500										
Dave Beard, R ERA: 5.63	0.1		1	0	0	0	1	0	0	0	0	0	0	3	3	0.00	0.000										

Oakland Athletics @ Toronto Blue Jays  
Exhibition Stadium, Toronto, ON  
Sat Sep 10 1983, 3:33 AM EDT  
Att: 26,434 - Sunny - 80 F

AB 33  
R 7  
H 11  
RBI 6  
BB 6  
SO 8  
LOB 14





Batter	1	2	3	4	5	6	7	8	9	AB	R	H	RBI	BB	SO	LOB	TOP										
Dave Collins, S (1, 7) OBP: 0.348, SLG: 0.337	F8		F7		F7		PB			5	1	3	0	0	0	0	<b>Toronto Blue Jays @ Seattle Mariners</b> <b>The Kingdom, Seattle, WA</b> Tue Sep 13 1983, 10:05 PM EDT Att: 4,340 - Dome										
Rance Mulliniks, L (1, 5) OBP: 0.376, SLG: 0.465 Garth Iorg, R (5, 5) OBP: 0.301, SLG: 0.383	E4 FC3-6 HBP		F8		F8		K		F4	2	1	0	0	1	0	0											
Lloyd Moseby, L (1, 8) OBP: 0.377, SLG: 0.512	FC3-6 HBP		F8		FC3-6		4-3		4-3	2	1	1	0	1	0	1											
Willie Upshaw, L (1, 3) OBP: 0.371, SLG: 0.502	FC3-6 PO		F8		FC3-6		WP		SF8-5	4	2	2	2	0	0	3											
Jorge Orta, L (1, 10) OBP: 0.303, SLG: 0.414 Cliff Johnson, R (8, PH) OBP: 0.376, SLG: 0.495	PO	4-3	F9		F9		SF8-5		SF8-5	3	1	1	3	0	0	0											
Ernie Whitt, L (1, 2) OBP: 0.342, SLG: 0.446		F4	G3		4-3		G3		G3	4	0	0	0	0	0	2											
Jesse Barfield, R (1, 9) OBP: 0.293, SLG: 0.518	F6		K		K		BB		SF8-5	2	0	0	1	1	1	0											
Damaso Garcia, R (1, 4) OBP: 0.334, SLG: 0.395			F7		6-3		1-3		F8	4	0	1	0	0	0	1											
Alfredo Griffin, S (1, 6) OBP: 0.282, SLG: 0.347			F7		K		F8		F9	4	0	0	0	0	1	1											
<b>Inning Stats</b>	R: 0 E: 1 K: 0 S: 3	H: 0 LOB: 1 BB: 0 P: 4	R: 0 E: 0 K: 0 S: 3	H: 0 LOB: 0 BB: 0 P: 3	R: 5 E: 0 K: 0 S: 6	H: 4 LOB: 0 BB: 2 P: 14	R: 0 E: 0 K: 2 S: 7	H: 0 LOB: 0 BB: 0 P: 7	R: 0 E: 0 K: 0 S: 4	H: 1 LOB: 1 BB: 0 P: 4	R: 0 E: 0 K: 1 S: 6	H: 1 LOB: 1 BB: 0 P: 6	R: 1 E: 0 K: 0 S: 3	H: 1 LOB: 0 BB: 1 P: 7	R: 0 E: 0 K: 0 S: 4	H: 1 LOB: 1 BB: 0 P: 4	1B: 5 2B: 3 3B: 0 HR: 1	SF: 1 SAC: 0 DP: 1 HBP: 1	WP: 2 PB: 1 SB: 1 CS: 0	PA: 39							
<b>PITCHER</b>	IP	WLS	BF	H	R	ER	SO	BB	IBB	HBP	BLK	WP	HR	S	P	ERA	WHIP										
Bob Stoddard, R (1, 1) ERA: 4.51	3.0	L	15	4	5	5	0	2	0	1	0	0	1	12	21	15.00	2.000										
Ed Nunez, R (4, 1) ERA: 4.5	3.2		14	2	0	0	3	1	0	0	0	0	0	19	23	0.00	0.818										
Ed Vande Berg, L (7, 1) ERA: 3.62	0.1		2	1	1	1	0	0	0	0	0	0	0	2	2	27.00	3.000										
Mike Stanton, R (8, 1) ERA: 3.43	1.0		3	0	0	0	0	1	0	0	0	1	0	2	6	0.00	1.000										
Bill Caudill, R (9, 1) ERA: 3.99	1.0		4	1	0	0	0	0	0	0	0	0	0	4	4	0.00	1.000										

AB	32
R	6
H	8
RBI	6
BB	4
SO	3
LOB	10



Batter	1	2	3	4	5	6	7	8	9	AB	R	H	RBI	BB	SO	LOB	BOTTOM										
Spike Owen, S (1, 6) OBP: 0.261, SLG: 0.277 Al Cowens, R (9, PH) OBP: 0.259, SLG: 0.345	S BB		4-3		F7		F8		F8	3	0	0	0	1	0	0	<b>Toronto Blue Jays @ Seattle Mariners</b> <b>The Kingdom, Seattle, WA</b> Tue Sep 13 1983, 10:05 PM EDT Att: 4,340 - Dome										
Tony Bemazzard, S (1, 4) OBP: 0.335, SLG: 0.383	F8		F8		K		G3		K	5	1	1	0	0	2	2											
Ron Roenicke, S (1, 8) OBP: 0.333, SLG: 0.345	K		F4		F8		2-3		2-3	4	0	0	0	0	1	2											
Pat Putnam, L (1, 3) OBP: 0.321, SLG: 0.444	HBP		F4		F7		3B		F7	3	1	2	1	0	0	0											
Al Chambers, L (1, 10) OBP: 0.408, SLG: 0.357	K		G3		F7		F7		3B	4	1	1	0	0	1	4											
Steve Henderson, R (1, 7) OBP: 0.360, SLG: 0.454			K		F8		1B		3B	4	1	2	2	0	1	0											
Ricky Nelson, L (1, 9) OBP: 0.291, SLG: 0.376 Dave Henderson, R (8, PH) OBP: 0.303, SLG: 0.427					K		S		F6	3	0	2	1	0	1	0											
Darnell Coles, R (1, 5) OBP: 0.276, SLG: 0.429			F7		1-3		5-3		F9	4	0	0	0	0	0	2											
Jamie Nelson, R (1, 2) OBP: 0.302, SLG: 0.274 Phil Bradley, R (9, PH) OBP: 0.444, SLG: 0.435			F9		F8		F9		BB	3	0	0	0	0	0	1											
<b>Inning Stats</b>	R: 0 E: 0 K: 2 S: 7	H: 0 LOB: 2 BB: 1 P: 12	R: 0 E: 0 K: 1 S: 6	H: 1 LOB: 0 BB: 0 P: 6	R: 1 E: 0 K: 0 S: 5	H: 2 LOB: 1 BB: 0 P: 5	R: 0 E: 0 K: 1 S: 5	H: 0 LOB: 0 BB: 0 P: 5	R: 0 E: 0 K: 1 S: 5	H: 0 LOB: 0 BB: 0 P: 5	R: 2 E: 0 K: 0 S: 6	H: 3 LOB: 1 BB: 0 P: 6	R: 0 E: 0 K: 0 S: 3	H: 0 LOB: 0 BB: 0 P: 3	R: 1 E: 0 K: 0 S: 5	H: 2 LOB: 1 BB: 0 P: 5	R: 0 E: 0 K: 1 S: 5	H: 0 LOB: 1 BB: 1 P: 9	1B: 4 2B: 2 3B: 2 HR: 0	SF: 0 SAC: 0 DP: 0 HBP: 1	WP: 0 PB: 0 SB: 2 CS: 0	PA: 38					
<b>PITCHER</b>	IP	WLS	BF	H	R	ER	SO	BB	IBB	HBP	BLK	WP	HR	S	P	ERA	WHIP										
Luis Leal, R (1, 1) ERA: 4.21	7.2	W	33	8	4	4	5	1	0	1	0	0	0	41	46	4.70	1.174										
Dave Geisel, L (8, 1) ERA: 4.47	0.2		3	0	0	0	0	1	0	0	0	0	0	2	6	0.00	1.500										
Roy Lee Jackson, R (9, 1) ERA: 4.55	0.2	S	2	0	0	0	1	0	0	0	0	0	0	4	4	0.00	0.000										

AB	35
R	4
H	8
RBI	4
BB	2
SO	6
LOB	13



Batter	1	2	3	4	5	6	7	8	9	AB	R	H	RBI	BB	SO	LOB	TOP								
<b>Damaso Garcia, R</b> OBP: 0.333, SLG: 0.394 (1, 4)										4	0	1	0	0	0	3									
<b>Garth Iorg, R</b> OBP: 0.298, SLG: 0.379 (1, 5)										4	0	0	0	0	0	1									
<b>Jesse Barfield, R</b> OBP: 0.293, SLG: 0.514 (1, 9)										3	0	0	0	1	1	1									
<b>Cliff Johnson, R</b> OBP: 0.375, SLG: 0.491 (1, 10)										3	0	0	0	1	0	1									
<b>Barry Bonnell, R</b> OBP: 0.366, SLG: 0.471 (1, 8) (7, 7)										4	2	2	1	0	1	1									
<b>George Bell, R</b> OBP: 0.341, SLG: 0.488 (7, PH)										2	0	0	0	0	0	0									
<b>Lloyd Moseby, L</b> OBP: 0.379, SLG: 0.516 (7, 8)										2	1	2	1	0	0	0									
<b>Willie Upshaw, L</b> OBP: 0.370, SLG: 0.500 (1, 3)										4	0	1	1	0	2	1									
<b>Buck Martinez, R</b> OBP: 0.330, SLG: 0.447 (7, PH)										2	1	1	0	0	0	0									
<b>Ernie Whitt, L</b> OBP: 0.340, SLG: 0.443 (7, 2)										2	0	0	0	0	0	2									
<b>Alfredo Griffin, S</b> OBP: 0.284, SLG: 0.348 (1, 6)										4	0	2	1	0	1	2									
<b>Inning Stats</b>	R: 0 E: 0 K: 1 S: 6	H: 1 LOB: 1 BB: 0 P: 6	R: 1 E: 0 K: 1 S: 6	H: 1 LOB: 0 BB: 0 P: 6	R: 0 E: 0 K: 0 S: 3	H: 1 LOB: 0 BB: 0 P: 3	R: 0 E: 0 K: 0 S: 3	H: 0 LOB: 0 BB: 0 P: 3	R: 1 E: 0 K: 0 S: 5	H: 2 LOB: 1 BB: 0 P: 5	R: 0 E: 0 K: 0 S: 3	H: 0 LOB: 0 BB: 0 P: 3	R: 2 E: 0 K: 1 S: 8	H: 3 LOB: 1 BB: 0 P: 8	R: 0 E: 0 K: 1 S: 4	H: 0 LOB: 1 BB: 2 P: 12	R: 0 E: 0 K: 1 S: 6	H: 1 LOB: 1 BB: 0 P: 6	1B: 6 2B: 3 3B: 0 HR: 1	SF: 0 SAC: 0 DP: 1 HBP: 0	WP: 0 PB: 0 SB: 1 CS: 1	PA: 36			
<b>PITCHER</b>	IP	WLS	BF	H	R	ER	SO	BB	IBB	HBP	BLK	WP	HR	S	P	ERA	WHIP								
<b>Matt Young, L</b> ERA: 3.3 (1, 1)	5.0		19	5	2	2	2	0	0	0	0	0	0	23	23	3.60	1.000								
<b>Roy Thomas, R</b> ERA: 3.33 (6, 1)	1.0	L	6	3	2	2	0	0	0	0	0	0	0	6	6	18.00	3.000								
<b>Ed Vande Berg, L</b> ERA: 3.56 (7, 1)	1.0		3	0	0	0	1	0	0	0	0	0	0	5	5	0.00	0.000								
<b>Mike Stanton, R</b> ERA: 3.32 (8, 1)	2.0		8	1	0	0	2	2	0	0	1	0	0	10	18	0.00	1.500								

Toronto Blue Jays @ Seattle Mariners  
The Kingdome, Seattle, WA  
Wed Sep 14 1983, 10:05 PM EDT  
Att: 4,800 - Dome

AB 34  
R 4  
H 9  
RBI 4  
BB 2  
SO 5  
LOB 12



Batter	1	2	3	4	5	6	7	8	9	AB	R	H	RBI	BB	SO	LOB	BOTTOM								
<b>Phil Bradley, R</b> OBP: 0.438, SLG: 0.407 (1, 8)										4	0	1	1	1	0	2									
<b>Tony Bemazzard, S</b> OBP: 0.334, SLG: 0.383 (1, 4)										5	0	1	0	0	1	4									
<b>Al Cowens, R</b> OBP: 0.256, SLG: 0.341 (1, 10)										4	0	0	0	0	1	4									
<b>Ken Phelps, L</b> OBP: 0.299, SLG: 0.387 (1, 3)										3	0	0	0	1	0	0									
<b>Steve Henderson, R</b> OBP: 0.364, SLG: 0.460 (1, 7)										3	1	2	0	1	0	0									
<b>Ricky Nelson, L</b> OBP: 0.298, SLG: 0.384 (1, 9)										3	0	2	1	1	0	3									
<b>Darnell Coles, R</b> OBP: 0.273, SLG: 0.406 (1, 5)										4	1	1	0	0	0	4									
<b>Rick Sweet, S</b> OBP: 0.269, SLG: 0.268 (1, 2)										4	1	1	0	0	0	1									
<b>Spike Owen, S</b> OBP: 0.265, SLG: 0.282 (1, 6)										3	0	2	1	0	0	0									
<b>Pat Putnam, L</b> OBP: 0.322, SLG: 0.445 (9, PH)										1	0	1	0	0	0	0									
<b>John Moses, S</b> OBP: 0.292, SLG: 0.266 (9, PR)										0	0	0	0	0	0	0									
<b>Inning Stats</b>	R: 0 E: 0 K: 0 S: 3	H: 0 LOB: 3 BB: 3 P: 15	R: 2 E: 1 K: 1 S: 8	H: 3 LOB: 1 BB: 0 P: 8	R: 1 E: 0 K: 0 S: 5	H: 2 LOB: 1 BB: 0 P: 5	R: 0 E: 0 K: 0 S: 4	H: 2 LOB: 1 BB: 0 P: 4	R: 0 E: 0 K: 0 S: 3	H: 0 LOB: 0 BB: 0 P: 3	R: 0 E: 0 K: 1 S: 5	H: 0 LOB: 0 BB: 0 P: 5	R: 0 E: 0 K: 0 S: 3	H: 1 LOB: 0 BB: 0 P: 3	R: 0 E: 0 K: 0 S: 4	H: 2 LOB: 3 BB: 0 P: 4	R: 0 E: 0 K: 1 S: 6	H: 1 LOB: 1 BB: 0 P: 6	1B: 7 2B: 4 3B: 0 HR: 0	SF: 0 SAC: 0 DP: 2 HBP: 0	WP: 0 PB: 0 SB: 1 CS: 1	PA: 39			
<b>PITCHER</b>	IP	WLS	BF	H	R	ER	SO	BB	IBB	HBP	BLK	WP	HR	S	P	ERA	WHIP								
<b>Jim Clancy, R</b> ERA: 3.67 (1, 1)	3.0		19	7	3	3	1	3	0	0	0	0	0	18	30	9.00	3.333								
<b>Doyle Alexander, R</b> ERA: 4.81 (4, 1)	6.0	W	19	4	0	0	1	1	0	0	0	0	0	20	24	0.00	0.833								

Toronto Blue Jays @ Seattle Mariners  
The Kingdome, Seattle, WA  
Wed Sep 14 1983, 10:05 PM EDT  
Att: 4,800 - Dome

AB 34  
R 3  
H 11  
RBI 3  
BB 4  
SO 2  
LOB 18



Batter	1	2	3	4	5	6	7	8	9	AB	R	H	RBI	BB	SO	LOB	TOP	
<b>Dave Collins, S</b> (1, 7) OBP: 0.346, SLG: 0.335	F7		F8				2-3		K	5	0	1	0	0	1	2	<b>Toronto Blue Jays @ Minnesota Twins</b> Hubert H. Humphrey Metrodome, Minneapolis, MN Thu Sep 15 1983, 8:05 PM EDT Att. 4,039 - Dome - 66 F	
<b>Rance Mulliniks, L</b> (1, 5) OBP: 0.378, SLG: 0.463	F8						L7			2	0	0	0	2	0			
<b>Barry Bonnell, R</b> (1, 8) <b>Mitch Webster, S</b> (3, 8)			2-3						F7	2	0	1	0	0	0	1		
<b>Willie Upshaw, L</b> (1, 3) OBP: 0.369, SLG: 0.504	F5								F9	4	1	1	1	0	0	4		
<b>Jorge Orta, L</b> (1, 10) OBP: 0.302, SLG: 0.411									1-3	4	1	1	0	0	1	0		
<b>Ernie Whitt, L</b> (1, 2) OBP: 0.341, SLG: 0.445										3	0	1	0	1	0	0		
<b>Jesse Barfield, R</b> (1, 9) OBP: 0.292, SLG: 0.512										3	0	1	1	0	1	1		
<b>Damaso Garcia, R</b> (1, 4) OBP: 0.331, SLG: 0.391										4	0	0	0	0	0	3		
<b>Tony Fernandez, S</b> (1, 6) <b>Alfredo Griffin, S</b> (8, 6)										3	0	0	0	0	0	0		
<b>Inning Stats</b>	R: 0 E: 0 K: 0 S: 4	H: 1 LOB: 1 BB: 0 P: 4	R: 1 E: 0 K: 0 S: 3	H: 1 LOB: 0 BB: 1 P: 7	R: 0 E: 0 K: 0 S: 3	H: 0 LOB: 1 BB: 1 P: 7	R: 1 E: 0 K: 1 S: 6	H: 1 LOB: 0 BB: 0 P: 6	R: 0 E: 0 K: 0 S: 4	H: 1 LOB: 1 BB: 0 P: 4	R: 0 E: 0 K: 0 S: 3	H: 0 LOB: 0 BB: 0 P: 3	R: 0 E: 0 K: 2 S: 8	H: 1 LOB: 2 BB: 1 P: 12	1B: 4 2B: 1 3B: 0 HR: 1	SF: 1 SAC: 0 DP: 0 HBP: 0		WP: 0 PB: 1 SB: 1 CS: 1
<b>PITCHER</b> <b>Ken Schrom, R</b> (1, 1) ERA: 4.12	IP: 9.0 WLS: W BF: 37 H: 6 R: 2 ER: 1 SO: 3 BB: 5 IBB: 0 HBP: 0 BLK: 0 WP: 0 HR: 1 S: 38 P: 58 ERA: 1.00 WHIP: 1.222																	

AB	31
R	2
H	6
RBI	2
BB	5
SO	3
LOB	11



Batter	1	2	3	4	5	6	7	8	9	AB	R	H	RBI	BB	SO	LOB	BOTTOM	
<b>Darrell Brown, S</b> (1, 8) OBP: 0.298, SLG: 0.296	G3									3	1	0	0	1	1	1	<b>Toronto Blue Jays @ Minnesota Twins</b> Hubert H. Humphrey Metrodome, Minneapolis, MN Thu Sep 15 1983, 8:05 PM EDT Att. 4,039 - Dome - 66 F	
<b>John Castino, R</b> (1, 5) OBP: 0.348, SLG: 0.411	G3									4	0	0	0	0	0	1		
<b>Gary Ward, R</b> (1, 7) OBP: 0.331, SLG: 0.461	K									4	0	1	0	0	1	1		
<b>Kent Hrbek, L</b> (1, 3) OBP: 0.362, SLG: 0.479										4	0	1	1	0	0	1		
<b>Mickey Hatcher, R</b> (1, 9) OBP: 0.354, SLG: 0.456	F8									4	2	2	1	0	0	1		
<b>Randy Bush, L</b> (1, 10) OBP: 0.327, SLG: 0.431										4	1	1	0	0	1	1		
<b>Dave Engle, R</b> (1, 2) OBP: 0.355, SLG: 0.450										4	2	3	2	0	0	0		
<b>Tim Teufel, R</b> (1, 4) OBP: 0.367, SLG: 0.533										2	0	1	0	0	1	2		
<b>Houston Jimenez, R</b> (1, 6) OBP: 0.224, SLG: 0.278										2	0	1	2	0	0	1		
<b>Inning Stats</b>	R: 1 E: 0 K: 1 S: 6	H: 1 LOB: 1 BB: 1 P: 10	R: 1 E: 0 K: 2 S: 9	H: 2 LOB: 0 BB: 0 P: 9	R: 0 E: 0 K: 0 S: 3	H: 0 LOB: 0 BB: 0 P: 3	R: 1 E: 0 K: 0 S: 5	H: 2 LOB: 1 BB: 0 P: 5	R: 0 E: 0 K: 0 S: 4	H: 1 LOB: 1 BB: 0 P: 4	R: 2 E: 0 K: 0 S: 5	H: 3 LOB: 1 BB: 0 P: 5	R: 0 E: 0 K: 1 S: 6	H: 1 LOB: 0 BB: 0 P: 6	1B: 4 2B: 4 3B: 0 HR: 2	SF: 1 SAC: 1 DP: 0 HBP: 0		WP: 0 PB: 0 SB: 0 CS: 0
<b>PITCHER</b> <b>Dave Stieb, R</b> (1, 1) ERA: 3.01 <b>Joey McLaughlin, R</b> (8, 1) ERA: 4.2	IP: 7.1 WLS: L BF: 32 H: 10 R: 6 ER: 6 SO: 3 BB: 1 IBB: 0 HBP: 0 BLK: 0 WP: 0 HR: 2 S: 37 P: 41 ERA: 7.36 WHIP: 1.500																	

AB	31
R	6
H	10
RBI	6
BB	1
SO	4
LOB	9



Batter	1	2	3	4	5	6	7	8	9	AB	R	H	RBI	BB	SO	LOB	TOP																		
Damaso Garcia, R OBP: 0.331, SLG: 0.391	0-0 FC5-4 1B		0-0 L9		0-0 FC4-6 1B		0-0 L5		0-0 FC4-6	5	0	2	0	0	0	1	<b>Toronto Blue Jays @ Minnesota Twins</b> Hubert H. Humphrey Metrodome, Minneapolis, MN Fri Sep 16 1983, 8:05 PM EDT Att: 11,640 - Dome - 69 F <a href="http://livebaseballscorecards.com">livebaseballscorecards.com</a>																		
Garth Iorg, R OBP: 0.296, SLG: 0.376	0-0 F9		0-0 5-3		0-0 FC4-6 1B		0-0 F9		0-0 F4	5	0	1	0	0	2																				
Jesse Barfield, R OBP: 0.292, SLG: 0.509	0-3 K			0-0 5-3	0-0 FC4-6				0-0 PB 2B 1B	4	1	1	0	0	1	3																			
Cliff Johnson, R OBP: 0.372, SLG: 0.487 Geno Petralli, L (8, PH)	0-0 FC5-4			0-0 L4	0-0 F7				0-3 K	3	0	0	0	0	3																				
George Bell, R OBP: 0.333, SLG: 0.477 Dave Collins, S (6, PH)		0-0 6-3		0-0 6-3					0-3 K	2	0	0	0	0	0																				
Willie Upshaw, L OBP: 0.370, SLG: 0.506		0-0 F8			0-0 1B HR				0-0 4-3	4	1	2	1	0	0																				
Buck Martinez, R OBP: 0.342, SLG: 0.444 Ernie Whitt, L (6, PH)		4-0 BB			0-3 K				0-0 F7	1	0	0	0	1	1																				
Mitch Webster, S OBP: 0.200, SLG: 0.111		0-0 L9			0-0 1B HR				0-0 4-3	4	1	1	0	0	1	2																			
Alfredo Griffin, S OBP: 0.286, SLG: 0.355 Tony Fernandez, S (7, 6)			0-0 4-3		0-0 1B HR				0-0 FC4-6 1B	3	1	1	3	0	0																				
<b>Inning Stats</b>	R: 0 E: 0 K: 1 S: 6	H: 1 LOB: 1 BB: 0 P: 6	R: 0 E: 0 K: 0 S: 3	H: 0 LOB: 0 BB: 1 P: 7	R: 0 E: 0 K: 0 S: 3	H: 0 LOB: 0 BB: 0 P: 3	R: 0 E: 0 K: 0 S: 3	H: 0 LOB: 0 BB: 0 P: 3	R: 3 E: 0 K: 1 S: 10	H: 5 LOB: 2 BB: 0 P: 10	R: 0 E: 0 K: 2 S: 7	H: 0 LOB: 1 BB: 1 P: 11	R: 0 E: 0 K: 0 S: 3	H: 0 LOB: 0 BB: 0 P: 3	R: 1 E: 0 K: 2 S: 9	H: 2 LOB: 1 BB: 0 P: 9		R: 0 E: 0 K: 0 S: 4	H: 1 LOB: 1 BB: 0 P: 4	1B: 7 2B: 1 3B: 0 HR: 1	SF: 0 SAC: 0 DP: 0 HBP: 0	WP: 0 PB: 1 SB: 0 CS: 0	PA: 38												
<b>PITCHER</b>	IP WLS BF H R ER SO BB IBB HBP BLK WP HR S P ERA WHIP																																		
Pete Filson, L ERA: 3.96	(1, 1)	4.1	20	6	3	3	2	1	0	0	0	0	0	0	1	23	27	6.23	1.615																
Rick Lysander, R ERA: 3.33	(5, 1)	4.2	W	18	3	1	0	4	1	0	0	0	0	0	0	25	29	0.00	0.857																

Batter	1	2	3	4	5	6	7	8	9	AB	R	H	RBI	BB	SO	LOB	BOTTOM																		
Tim Teufel, R OBP: 0.457, SLG: 0.829	0-0 HR	0-0 1B 4-3 1B		0-0 SF9 3B		0-0 HR 1B		0-0 HR		5	5	3	0	0	0	<b>Toronto Blue Jays @ Minnesota Twins</b> Hubert H. Humphrey Metrodome, Minneapolis, MN Fri Sep 16 1983, 8:05 PM EDT Att: 11,640 - Dome - 69 F <a href="http://livebaseballscorecards.com">livebaseballscorecards.com</a>																			
Mickey Hatcher, R OBP: 0.355, SLG: 0.466	0-0 E4 1B BB	0-0 4-3 1B		0-0 SF9		0-0 1B HR		0-0 5-3		4	2	2	3	0	0																				
Gary Ward, R OBP: 0.330, SLG: 0.458	0-0 F9	0-0 4-3		0-0 5-3		4-0 BB		0-0 6-3		4	0	0	1	1	0		2																		
Kent Hrbek, L OBP: 0.361, SLG: 0.476 Scott Ulmer, R OBP: 0.291, SLG: 0.219	4-0 1B BB	0-3 K		0-0 F7	0-0 4-3			0-0 E5 FC5 BB		3	0	0	0	1	1		2																		
Dave Engle, R OBP: 0.359, SLG: 0.449	0-0 G5-4-3 1B		4-0 BB	0-0 5-3		0-3 K		4-0 BB		3	0	1	1	2	1		0																		
Randy Bush, L OBP: 0.326, SLG: 0.427 Tim Laudner, R OBP: 0.241, SLG: 0.325	0-0 G5-4-3		0-0 L9		1-0 HBP		0-0 G3	0-0 FC5		3	0	0	0	0	3																				
Gary Gaetti, R OBP: 0.311, SLG: 0.420		4-0 2B BB		0-0 F9	0-0 2-3			0-0 HR 3B		3	2	1	0	1	0		2																		
Tom Brunansky, R OBP: 0.304, SLG: 0.429		0-0 6-3 1B 2B		0-0 F6		0-3 K		0-0 HR		4	2	2	3	0	1		1																		
Houston Jimenez, R OBP: 0.213, SLG: 0.265		0-0 6-3		0-0 F9		0-0 6-3		0-3 K		4	0	0	0	0	1		1																		
<b>Inning Stats</b>	R: 2 E: 1 K: 0 S: 5	H: 2 LOB: 1 BB: 1 P: 9	R: 3 E: 0 K: 1 S: 8	H: 3 LOB: 1 BB: 1 P: 12	R: 0 E: 0 K: 0 S: 3	H: 0 LOB: 1 BB: 1 P: 7	R: 1 E: 0 K: 0 S: 4	H: 1 LOB: 0 BB: 0 P: 4	R: 0 E: 0 K: 0 S: 3	H: 0 LOB: 1 BB: 0 P: 4	R: 2 E: 0 K: 1 S: 7	H: 2 LOB: 1 BB: 1 P: 11	R: 2 E: 0 K: 2 S: 9	H: 2 LOB: 0 BB: 0 P: 9	R: 1 E: 1 K: 0 S: 5		H: 1 LOB: 2 BB: 1 P: 9	1B: 4 2B: 1 3B: 2 HR: 4	SF: 1 SAC: 0 DP: 1 HBP: 1	WP: 0 PB: 0 SB: 0 CS: 0	PA: 42														
<b>PITCHER</b>	IP WLS BF H R ER SO BB IBB HBP BLK WP HR S P ERA WHIP																																		
Jim Gott, R ERA: 4.8	(1, 1)	1.1	L	10	4	5	4	0	0	0	0	0	0	0	12	16	3.38	1.125																	
Mike Morgan, R ERA: 5.16	(2, 1)	2.2		11	2	1	1	1	1	0	0	0	0	0	10	15	9.00	1.500																	
Jim Acker, R ERA: 4.5	(5, 1)	2.0		10	2	2	2	1	1	0	1	0	0	0	1	9	9	18.00	2.000																
Don Cooper, R ERA: 13.5	(7, 1)	1.0		5	2	2	2	2	0	0	0	0	0	1	9	9	9.00	2.000																	
Stan Clarke, L ERA: 8.31	(8, 1)	1.0		6	1	1	1	0	1	0	0	0	0	1	5	9	9.00	2.000																	

Batter	1	2	3	4	5	6	7	8	9	AB	R	H	RBI	BB	SO	LOB	TOP								
Dave Collins, S (1, 8) OBP: 0.348, SLG: 0.342 Mitch Webster, S (8, PH) OBP: 0.182, SLG: 0.100	F7		4-3 BLK 2B 1B		F8	3B				5	2	3	2	0	0	0	TOP								
Rance Mulliniks, L (1, 5) OBP: 0.377, SLG: 0.470 Garth Iorg, R (6, PH) OBP: 0.296, SLG: 0.376	L7		4-3		F2				F8	3	1	1	1	0	0	1	TOP								
Jesse Barfield, R (1, 9) OBP: 0.298, SLG: 0.523					K				F4	6	2	4	3	0	1	0	TOP								
Willie Upshaw, L (1, 3) OBP: 0.373, SLG: 0.510									F7	3	2	1	3	2	1	0	TOP								
Jorge Orta, L (1, 10) OBP: 0.298, SLG: 0.405 Cliff Johnson, R (7, PH) OBP: 0.375, SLG: 0.497	G3		FC6-4		F7					3	0	0	0	0	0	5	TOP								
Ernie Whitt, L (1, 2) OBP: 0.343, SLG: 0.451 Geno Petralli, L (8, 2)					1-3				L7	4	1	1	2	1	0	0	TOP								
George Bell, R (1, 7) OBP: 0.316, SLG: 0.452					F6				5-3	5	0	0	0	0	2	2	TOP								
Damaso Garcia, R (1, 4) OBP: 0.332, SLG: 0.391					5-3					5	1	2	0	0	0	2	TOP								
Alfredo Griffin, S (1, 6) OBP: 0.287, SLG: 0.354 Tony Fernandez, S (8, PH) OBP: 0.294, SLG: 0.438			L9		6-3					3	2	1	0	1	0	0	TOP								
<b>Inning Stats</b>	R: 0 E: 0 K: 0 S: 4	H: 1 LOB: 2 BB: 1 P: 8	R: 0 E: 0 K: 1 S: 5	H: 0 LOB: 0 BB: 0 P: 5	R: 1 E: 0 K: 0 S: 5	H: 2 LOB: 2 BB: 0 P: 6	R: 0 E: 0 K: 0 S: 3	H: 0 LOB: 0 BB: 0 P: 3	R: 1 E: 0 K: 1 S: 6	H: 1 LOB: 0 BB: 0 P: 6	R: 4 E: 0 K: 0 S: 7	H: 4 LOB: 1 BB: 1 P: 11	R: 1 E: 0 K: 2 S: 9	H: 2 LOB: 2 BB: 1 P: 13	R: 6 E: 0 K: 0 S: 10	H: 7 LOB: 2 BB: 1 P: 14	R: 0 E: 0 K: 0 S: 3	H: 0 LOB: 0 BB: 0 P: 3	1B: 10 2B: 1 3B: 1 HR: 5	SF: 0 SAC: 0 DP: 0 HBP: 1	WP: 0 PB: 0 SB: 0 CS: 0	PA: 49			
<b>PITCHER</b>	IP	WLS	BF	H	R	ER	SO	BB	IBB	HBP	BLK	WP	HR	S	P	ERA	WHIP	<b>PITCHER</b>							
Jay Pettibone, R (1, 1) ERA: 5.52	5.2	L	27	7	6	6	2	2	0	1	1	0	2	28	37	9.53	1.588								
Jack O'Connor, L (6, 1) ERA: 8.15	1.1		8	3	1	1	2	1	0	0	0	0	1	11	15	6.75	3.000								
Mike Walters, R (8, 1) ERA: 4.47	1.0		11	7	6	6	0	1	0	0	0	0	2	10	14	54.00	8.000								
Len Whitehouse, L (9, 1) ERA: 3.96	1.0		3	0	0	0	0	0	0	0	0	0	0	3	3	0.00	0.000								

Toronto Blue Jays @ Minnesota Twins  
Hubert H. Humphrey Metrodome, Minneapolis, MN  
Sat Sep 17 1983, 4:33 AM EDT  
Att: 6,300 - Dome - 69 F

AB 44  
R 13  
H 17  
RBI 13  
BB 4  
SO 4  
LOB 13



Batter	1	2	3	4	5	6	7	8	9	AB	R	H	RBI	BB	SO	LOB	BOTTOM								
Tim Teufel, R (1, 6) OBP: 0.450, SLG: 0.800	K		F9 2B 2B		F8		G6-4-3			5	1	2	0	0	1	1	BOTTOM								
John Castino, R (1, 4) OBP: 0.348, SLG: 0.410	F8		2B BB		E		L3		1-3	4	1	1	0	1	0	1	BOTTOM								
Gary Ward, R (1, 7) OBP: 0.330, SLG: 0.457	K		F9		E9					4	1	1	0	0	1	3	BOTTOM								
Kent Hrbek, L (1, 3) OBP: 0.362, SLG: 0.477					F6					3	0	1	2	1	0	2	BOTTOM								
Mickey Hatcher, R (1, 9) OBP: 0.357, SLG: 0.466					F9		FC6-4			4	0	2	1	0	0	3	BOTTOM								
Randy Bush, L (1, 10) OBP: 0.326, SLG: 0.423					F8					3	0	0	0	0	1	3	BOTTOM								
Dave Engle, R (1, 2) OBP: 0.360, SLG: 0.453							G3-6-3 HBP			4	0	2	0	0	0	3	BOTTOM								
Gary Gaetti, R (1, 5) OBP: 0.309, SLG: 0.417					F6		3-1			4	0	0	0	0	0	3	BOTTOM								
Tom Brunansky, R (1, 8) OBP: 0.304, SLG: 0.426					F8		6-3			3	0	0	0	1	0	1	BOTTOM								
<b>Inning Stats</b>	R: 0 E: 0 K: 2 S: 7	H: 0 LOB: 0 BB: 0 P: 7	R: 0 E: 0 K: 0 S: 5	H: 2 LOB: 2 BB: 0 P: 5	R: 2 E: 0 K: 0 S: 5	H: 2 LOB: 1 BB: 1 P: 9	R: 0 E: 0 K: 0 S: 4	H: 1 LOB: 1 BB: 0 P: 4	R: 0 E: 1 K: 0 S: 5	H: 1 LOB: 2 BB: 0 P: 5	R: 0 E: 0 K: 0 S: 2	H: 0 LOB: 0 BB: 0 P: 3	R: 0 E: 0 K: 0 S: 2	H: 0 LOB: 0 BB: 1 P: 6	R: 1 E: 0 K: 1 S: 6	H: 2 LOB: 1 BB: 1 P: 10	R: 0 E: 0 K: 0 S: 4	H: 1 LOB: 1 BB: 0 P: 4	1B: 6 2B: 3 3B: 0 HR: 0	SF: 0 SAC: 0 DP: 3 HBP: 1	WP: 0 PB: 0 SB: 0 CS: 0	PA: 38			
<b>PITCHER</b>	IP	WLS	BF	H	R	ER	SO	BB	IBB	HBP	BLK	WP	HR	S	P	ERA	WHIP	<b>PITCHER</b>							
Luis Leal, R (1, 1) ERA: 4.2	7.0	W	32	8	3	3	2	3	0	1	0	0	0	8	45	3.86	1.571								
Roy Lee Jackson, R (8, 1) ERA: 4.45	2.0		6	1	0	0	1	0	0	0	0	0	0	8	8	0.00	0.500								

Toronto Blue Jays @ Minnesota Twins  
Hubert H. Humphrey Metrodome, Minneapolis, MN  
Sat Sep 17 1983, 4:33 AM EDT  
Att: 6,300 - Dome - 69 F

AB 34  
R 3  
H 9  
RBI 3  
BB 3  
SO 3  
LOB 20



Batter	1	2	3	4	5	6	7	8	9	AB	R	H	RBI	BB	SO	LOB	TOP					
<b>Spike Owen, S</b> OBP: 0.271, SLG: 0.276 (1, 6)	F6		K	F7						3	1	0	0	2	1	2	<b>Seattle Mariners @ Toronto Blue Jays</b> Exhibition Stadium, Toronto, ON Mon Sep 19 1983, 7:05 PM EDT Att: 10,484 - Unknown					
<b>Phil Bradley, R</b> OBP: 0.439, SLG: 0.394 (1, 8)	G3 BB		1B 2B		K					3	2	1	1	2	1	3						
<b>Ron Roenicke, S</b> OBP: 0.330, SLG: 0.337 (1, 7) (7, 3)	G3		1B SF8 1B		F9		F7			5	1	2	2	0	0	3						
<b>Pat Putnam, L</b> OBP: 0.323, SLG: 0.443 (1, 3) <b>Al Cowens, R</b> OBP: 0.256, SLG: 0.336 (7, PH) (7, 7) <b>John Moses, S</b> OBP: 0.284, SLG: 0.258 (9, 7)	3-1		FC5 BB 1B		1B		1B			3	0	2	0	0	0	1						
<b>Ken Phelps, L</b> OBP: 0.301, SLG: 0.381 <b>Dave Henderson, R</b> OBP: 0.303, SLG: 0.425 (1, 10) (5, PH)		F7	SF8		1B		E7 1-3 1B		K	1	0	0	1	0	0	0						
<b>Ricky Nelson, L</b> OBP: 0.299, SLG: 0.381 (1, 9)	E9 G4-6-3		BB		F6		1-3 1B IBB		K	3	1	0	0	2	1	3						
<b>Rick Sweet, S</b> OBP: 0.260, SLG: 0.259 (1, 2)	G4-6-3		FC5			G3	1-3		F7	5	0	0	0	0	0	5						
<b>Darnell Coles, R</b> OBP: 0.266, SLG: 0.375 (1, 5)			2B 2B		5-3		F9		1-3	5	1	2	2	0	0	0						
<b>Harold Reynolds, S</b> OBP: 0.292, SLG: 0.364 (1, 4)			2B 1B BB		5-3		F7		F9	4	1	1	0	1	0	0						
<b>Inning Stats</b>	R: 0 E: 0 K: 0 S: 3	H: 0 LOB: 1 BB: 1 P: 7	R: 0 E: 1 K: 0 S: 3	H: 0 LOB: 0 BB: 0 P: 3	R: 4 E: 0 K: 1 S: 9	H: 4 LOB: 2 BB: 2 P: 17	R: 0 E: 0 K: 0 S: 3	H: 0 LOB: 0 BB: 0 P: 3	R: 0 E: 0 K: 1 S: 7	H: 2 LOB: 2 BB: 0 P: 7	R: 0 E: 0 K: 0 S: 3	H: 0 LOB: 3 BB: 4 P: 23	R: 0 E: 1 K: 2 S: 8	H: 1 LOB: 1 BB: 0 P: 8	R: 0 E: 0 K: 0 S: 3	H: 0 LOB: 0 BB: 0 P: 3		1B: 9 2B: 2 3B: 0 HR: 0	SF: 1 SAC: 0 DP: 1 HBP: 0	WP: 0 PB: 0 SB: 0 CS: 0	PA: 45	
<b>PITCHER</b>	IP	WLS	BF	H	R	ER	SO	BB	IBB	HBP	BLK	WP	HR	S	P	ERA	WHIP			ERA	WHIP	
<b>Jim Clancy, R</b> ERA: 3.8 <b>Stan Clarke, L</b> ERA: 5.4 <b>Roy Lee Jackson, R</b> ERA: 4.58 <b>Dave Geisel, L</b> ERA: 4.64 <b>Joey McLaughlin, R</b> ERA: 4.45	(1, 1) (3, 1) (6, 1) (7, 1) (7, 1)	2.2 2.1 1.1 0.0 0.1	15 9 6 1 6	4 2 0 1 1	4 0 2 0 3	4 0 2 0 3	1 0 0 0 0	3 0 2 0 1	0 0 0 0 1	0 0 0 0 0	0 0 0 0 0	0 0 0 0 0	0 0 0 0 4	0 0 0 0 12	14 11 4 1 12	26 0 12 1 12	13.50 0.00 13.50 ∞ 81.00	2.625 0.857 1.500 ∞ 12.000			0.00 0.00	0.750 0.000
<b>Tony Fernandez, S</b> OBP: 0.286, SLG: 0.400 (1, 6)	6-3		E BLK 1B		SH1-4		4-3		4-3	4	1	1	0	0	0	2	<b>Seattle Mariners @ Toronto Blue Jays</b> Exhibition Stadium, Toronto, ON Mon Sep 19 1983, 7:05 PM EDT Att: 10,484 - Unknown					
<b>Lloyd Moseby, L</b> OBP: 0.381, SLG: 0.516 (1, 8)	1-3 E 1B		1B E BB		F9		1B		K	4	2	2	1	1	1	1						
<b>Jesse Barfield, R</b> OBP: 0.294, SLG: 0.516 (1, 9)	1-3		E9 G1 1B SF8		K		F3		K	5	1	0	0	0	2	4						
<b>Cliff Johnson, R</b> OBP: 0.375, SLG: 0.496 (1, 10)	E3		G1 1B		K		5-3		WP BB 1B	5	0	2	1	0	1	0						
<b>George Bell, R</b> OBP: 0.307, SLG: 0.438 <b>Dave Collins, S</b> OBP: 0.351, SLG: 0.342 (1, 7) (7, PH) (8, 7)	K		G1		5-3		BB		WP BB	3	0	0	1	0	1	3						
<b>Willie Upshaw, L</b> OBP: 0.373, SLG: 0.514 (1, 3)			SF8				F8		K	4	0	2	1	0	1	3						
<b>Garth Iorg, R</b> OBP: 0.294, SLG: 0.373 <b>Rance Mulliniks, L</b> OBP: 0.378, SLG: 0.475 (1, 5) (6, PH) (9, 5)			G5-3 1B		5-3		G3		2B	3	0	0	0	0	1	3						
<b>Buck Martinez, R</b> OBP: 0.340, SLG: 0.462 <b>Mitch Webster, S</b> OBP: 0.192, SLG: 0.100 <b>Ernie Whitt, L</b> OBP: 0.342, SLG: 0.449 (1, 2) (6, PR) (7, 2)			BB		HR		4-3 1B BB		F9	1	1	1	1	2	0	0						
<b>Alfredo Griffin, S</b> OBP: 0.287, SLG: 0.354 (1, 4)	G5-3		SH1-4 1B		F2		F9		F9	4	0	1	0	0	0	4						
<b>Inning Stats</b>	R: 1 E: 1 K: 1 S: 7	H: 1 LOB: 1 BB: 0 P: 7	R: 0 E: 0 K: 1 S: 5	H: 1 LOB: 1 BB: 1 P: 9	R: 3 E: 1 K: 0 S: 6	H: 2 LOB: 1 BB: 1 P: 10	R: 1 E: 0 K: 1 S: 7	H: 2 LOB: 1 BB: 0 P: 7	R: 0 E: 0 K: 1 S: 6	H: 1 LOB: 1 BB: 0 P: 6	R: 1 E: 0 K: 0 S: 3	H: 1 LOB: 1 BB: 1 P: 7	R: 0 E: 0 K: 0 S: 3	H: 0 LOB: 1 BB: 1 P: 7	R: 0 E: 0 K: 0 S: 4	H: 1 LOB: 1 BB: 0 P: 4		R: 0 E: 0 K: 3 S: 10	H: 1 LOB: 2 BB: 1 P: 14	1B: 7 2B: 1 3B: 1 HR: 1	SF: 1 SAC: 1 DP: 1 HBP: 0	WP: 1 PB: 0 SB: 1 CS: 0
<b>PITCHER</b>	IP	WLS	BF	H	R	ER	SO	BB	IBB	HBP	BLK	WP	HR	S	P	ERA	WHIP			ERA	WHIP	
<b>Matt Young, L</b> ERA: 3.34 <b>Mike Stanton, R</b> ERA: 3.18 <b>Ed Vande Berg, L</b> ERA: 3.5	(1, 1) (7, 1) (9, 1)	6.0 2.2 0.1	29 12 1	8 2 0	6 0 0	3 0 0	4 2 0	3 2 0	0 0 0	0 0 0	0 0 0	0 0 1	0 0 3	1 14 3	4 22 3	4.50 0.00 0.00	1.833 1.500 0.000					



Batter	1	2	3	4	5	6	7	8	9	AB	R	H	RBI	BB	SO	LOB	TOP					
<b>Harold Reynolds, S</b> OBP: 0.310, SLG: 0.370 (1,4)	G3		FC4-6 1B		BB 1B		G3		F7	5	0	2	0	0	0	0						
<b>Ricky Nelson, L</b> OBP: 0.299, SLG: 0.379 (1,9)	G3		FC4-6		F7					4	0	1	1	0	0	4						
<b>Ron Roenicke, S</b> OBP: 0.330, SLG: 0.334 (1,8)	5-3		SF8						F8	2	0	0	1	1	0	1						
<b>Pat Putnam, L</b> OBP: 0.322, SLG: 0.443 (1,10)		1-3	F7		SF8					3	0	1	1	0	0	1						
<b>Ken Phelps, L</b> OBP: 0.299, SLG: 0.376 (1,3)				G3	1-3				1B	4	0	1	0	0	1	3						
<b>Al Chambers, L</b> OBP: 0.388, SLG: 0.317 (1,7)				K					F8	4	0	0	0	0	1	2						
<b>Darnell Coles, R</b> OBP: 0.259, SLG: 0.365 (1,5)									F5	4	0	1	0	0	2	2						
<b>Rick Sweet, S</b> OBP: 0.260, SLG: 0.259 (1,2)			1B FC4-6 1B	4-3					F7	4	1	1	0	0	0	1						
<b>Domingo Ramos, R</b> OBP: 0.333, SLG: 0.372 (1,6)			FC4-6 1B SF8 1B		BB SF8 1B				4-3	4	2	2	0	0	1	0						
<b>Inning Stats</b>	R: 0 E: 0 K: 0 S: 3	H: 0 LOB: 0 BB: 0 P: 3	R: 0 E: 0 K: 1 S: 6	H: 1 LOB: 1 BB: 0 P: 6	R: 2 E: 0 K: 0 S: 6	H: 3 LOB: 1 BB: 0 P: 6	R: 0 E: 0 K: 1 S: 6	H: 1 LOB: 1 BB: 0 P: 6	R: 1 E: 0 K: 0 S: 5	H: 2 LOB: 2 BB: 1 P: 9	R: 0 E: 0 K: 0 S: 3	H: 0 LOB: 0 BB: 0 P: 3	R: 0 E: 0 K: 2 S: 4	H: 1 LOB: 1 BB: 0 P: 4	R: 0 E: 0 K: 2 S: 8	H: 1 LOB: 1 BB: 0 P: 8	R: 0 E: 0 K: 1 S: 5	H: 0 LOB: 0 BB: 0 P: 5	1B: 9 2B: 0 3B: 0 HR: 0	SF: 2 SAC: 0 DP: 0 HBP: 0	WP: 0 PB: 0 SB: 0 CS: 0	PA: 37
<b>PITCHER</b> <b>Dave Stieb, R</b> ERA: 3.01 (1,1)	IP: 9.0 WLS: W BF: 37 H: 9 R: 3 ER: 3 SO: 5 BB: 1 IBB: 0 HBP: 0 BLK: 0 WP: 0 HR: 0 S: 46 P: 50 ERA: 3.00 WHIP: 1.11															<b>PITCHER</b>						

**Seattle Mariners @ Toronto Blue Jays**  
Exhibition Stadium, Toronto, ON  
Tue Sep 20 1983, 7:05 PM EDT  
Att: 15,657 - Unknown

AB 34  
R 3  
H 9  
RBI 3  
BB 1  
SO 5  
LOB 14



Batter	1	2	3	4	5	6	7	8	9	AB	R	H	RBI	BB	SO	LOB	BOTTOM					
<b>Dave Collins, S</b> OBP: 0.352, SLG: 0.340 (1,7)	K		F7 1B BB	E4 2B					3-1	3	2	0	0	2	1	0						
<b>Rance Mulliniks, L</b> OBP: 0.379, SLG: 0.471 (1,5)	L4		F7 1B BB	2B BB					6-3	3	2	0	0	2	0	1						
<b>Lloyd Moseby, L</b> OBP: 0.384, SLG: 0.518 (1,8)	2B E BB		F7							2	1	1	2	2	0	2						
<b>Willie Upshaw, L</b> OBP: 0.376, SLG: 0.517 (1,3)	E9 1-H 2B		HR 1B						K	3	1	2	2	1	1	1						
<b>Jorge Orta, L</b> OBP: 0.297, SLG: 0.416 (1,10)	4-3		HR	G3					F8	4	1	1	2	0	0	4						
<b>Ernie Whitt, L</b> OBP: 0.344, SLG: 0.451 (1,2)			K						F9	3	0	1	0	1	1	0						
<b>Jesse Barfield, R</b> OBP: 0.291, SLG: 0.510 (1,9)			K	K					F7	4	0	0	0	0	2	3						
<b>Tony Fernandez, S</b> OBP: 0.280, SLG: 0.375 (1,6)			F7		CS 1B				K2-3	4	0	1	0	0	1	1						
<b>Alfredo Griffin, S</b> OBP: 0.285, SLG: 0.351 (1,4)			F8	6-3					4-3	4	0	0	0	0	0	2						
<b>Inning Stats</b>	R: 1 E: 1 K: 1 S: 6	H: 1 LOB: 1 BB: 1 P: 10	R: 0 E: 0 K: 1 S: 6	H: 1 LOB: 0 BB: 0 P: 6	R: 4 E: 0 K: 2 S: 9	H: 2 LOB: 2 BB: 2 P: 17	R: 2 E: 1 K: 0 S: 5	H: 2 LOB: 2 BB: 2 P: 13	R: 0 E: 0 K: 1 S: 5	H: 0 LOB: 0 BB: 0 P: 5	R: 0 E: 0 K: 0 S: 3	H: 0 LOB: 0 BB: 0 P: 3	R: 0 E: 0 K: 1 S: 5	H: 0 LOB: 2 BB: 2 P: 13	R: 0 E: 0 K: 0 S: 3	H: 0 LOB: 1 BB: 1 P: 7	R: 0 E: 0 K: 1 S: 6	H: 0 LOB: 1 BB: 1 P: 7	1B: 2 2B: 3 3B: 0 HR: 1	SF: 0 SAC: 0 DP: 0 HBP: 0	WP: 0 PB: 0 SB: 3 CS: 1	PA: 38
<b>PITCHER</b> <b>Mike Moore, R</b> ERA: 5.01 (1,1)	IP: 3.2 WLS: L BF: 20 H: 4 R: 7 ER: 4 SO: 4 BB: 4 IBB: 0 HBP: 0 BLK: 0 WP: 0 HR: 1 S: 24 P: 40 ERA: 9.82 WHIP: 2.455															<b>PITCHER</b>						
<b>Roy Thomas, R</b> ERA: 3.3 (4,1)	3.1 14 1 0 0 2 2 1 0 0 0 0 0 15 27 0.00 0.900																					
<b>Bill Caudill, R</b> ERA: 4.68 (8,1)	1.0 4 0 0 0 0 1 0 0 0 0 0 0 3 7 0.00 1.000																					

**Seattle Mariners @ Toronto Blue Jays**  
Exhibition Stadium, Toronto, ON  
Tue Sep 20 1983, 7:05 PM EDT  
Att: 15,657 - Unknown

AB 30  
R 7  
H 6  
RBI 6  
BB 8  
SO 6  
LOB 14



Batter	1	2	3	4	5	6	7	8	9	AB	R	H	RBI	BB	SO	LOB	TOP			
Harold Reynolds, S (1,4) OBP: 0.303, SLG: 0.355 Ken Phelps, L (9, FH) OBP: 0.297, SLG: 0.373										4	1	1	0	0	1	2				
Phil Bradley, R (1,8) OBP: 0.422, SLG: 0.378										4	1	1	0	0	0	2				
Al Cowens, R (1,7) OBP: 0.259, SLG: 0.336										3	1	1	2	1	0	0				
Pat Putnam, L (1,3) OBP: 0.322, SLG: 0.440										3	0	0	0	1	1	2				
Richie Zisk, R (1,10) OBP: 0.311, SLG: 0.411 Al Chambers, L (3, PR) OBP: 0.390, SLG: 0.313										2	0	1	0	0	0	1				
Dave Henderson, R (1,9) OBP: 0.303, SLG: 0.423										4	0	1	1	0	0	3				
Darnell Coles, R (1,5) OBP: 0.276, SLG: 0.375										4	0	2	0	0	1	2				
Rick Sweet, S (1,2) OBP: 0.256, SLG: 0.254										4	0	0	0	0	0	2				
Domingo Ramos, R (1,6) OBP: 0.331, SLG: 0.368										4	0	1	0	0	1	1				
<b>Inning Stats</b>	R: 3 E: 2 K: 0 S: 7	H: 4 LOB: 1 BB: 0 P: 7	R: 0 E: 0 K: 1 S: 5	H: 0 LOB: 0 BB: 0 P: 5	R: 0 E: 0 K: 0 S: 4	H: 1 LOB: 2 BB: 1 P: 8	R: 0 E: 0 K: 0 S: 5	H: 2 LOB: 0 BB: 0 P: 5	R: 0 E: 0 K: 1 S: 3	H: 0 LOB: 1 BB: 1 P: 9	R: 0 E: 0 K: 2 S: 7	H: 0 LOB: 0 BB: 0 P: 7	R: 0 E: 0 K: 0 S: 3	H: 0 LOB: 0 BB: 0 P: 3	R: 0 E: 0 K: 0 S: 3	H: 0 LOB: 0 BB: 0 P: 3	1B: 8 2B: 0 3B: 0 HR: 0	SF: 0 SAC: 0 DP: 2 HBP: 0	WP: 0 PB: 0 SB: 0 CS: 0	PA: 37
<b>PITCHER</b> Doyle Alexander, R (1,1) ERA: 4.68	IP: 9.0 WLS: W BF: 37 H: 8 R: 3 ER: 3 SO: 5 BB: 3 IBB: 0 HBP: 0 BLK: 0 WP: 0 HR: 0 S: 44 P: 56 ERA: 3.00 WHIP: 1.222															<b>PITCHER</b>				

Seattle Mariners @ Toronto Blue Jays  
Exhibition Stadium, Toronto, ON  
Wed Sep 21 1983, 7:05 PM EDT  
Att: 16,321 - Unknown

AB	34
R	3
H	8
RBI	3
BB	3
SO	5
LOB	15



Batter	1	2	3	4	5	6	7	8	9	AB	R	H	RBI	BB	SO	LOB	BOTTOM	
Damaso Garcia, R (1,4) OBP: 0.335, SLG: 0.394										4	1	3	0	0	0	0		
Lloyd Moseby, L (1,8) OBP: 0.381, SLG: 0.514										4	0	0	1	0	1	5		
Jesse Barfield, R (1,9) OBP: 0.291, SLG: 0.507										4	0	1	1	0	2	1		
Cliff Johnson, R (1,10) OBP: 0.374, SLG: 0.492										3	0	0	0	1	0	1		
George Bell, R (1,7) OBP: 0.298, SLG: 0.424 Dave Collins, S (8, FH) OBP: 0.351, SLG: 0.339										3	0	0	0	0	0	1		
Garth Iorg, R (1,5) OBP: 0.293, SLG: 0.370 Rance Mulliniks, L (6, FH) OBP: 0.377, SLG: 0.468										2	0	0	0	0	2	0		
Willie Upshaw, L (1,3) OBP: 0.380, SLG: 0.522										4	1	4	0	0	0	0		
Buck Martinez, R (1,2) OBP: 0.339, SLG: 0.458										4	1	1	0	0	1	3		
Alfredo Griffin, S (1,6) OBP: 0.287, SLG: 0.351										2	1	1	1	1	0	1		
<b>Inning Stats</b>	R: 0 E: 0 K: 1 S: 5	H: 0 LOB: 0 BB: 0 P: 5	R: 0 E: 0 K: 1 S: 5	H: 0 LOB: 0 BB: 0 P: 5	R: 4 E: 1 K: 0 S: 7	H: 5 LOB: 1 BB: 1 P: 11	R: 0 E: 0 K: 1 S: 7	H: 2 LOB: 3 BB: 1 P: 11	R: 0 E: 0 K: 2 S: 8	H: 1 LOB: 1 BB: 0 P: 8	R: 0 E: 0 K: 1 S: 6	H: 1 LOB: 1 BB: 0 P: 6	R: 0 E: 0 K: 0 S: 4	H: 1 LOB: 1 BB: 0 P: 4	1B: 9 2B: 1 3B: 0 HR: 0	SF: 0 SAC: 0 DP: 0 HBP: 0	WP: 0 PB: 0 SB: 1 CS: 1	PA: 35
<b>PITCHER</b> Bryan Clark, L (1,1) ERA: 3.75 Bob Stoddard, R (4,1) ERA: 4.44	IP: 3.1 WLS: L BF: 16 H: 6 R: 4 ER: 4 SO: 3 BB: 1 IBB: 0 HBP: 0 BLK: 0 WP: 0 HR: 0 S: 21 P: 25 ERA: 10.80 WHIP: 2.100															<b>PITCHER</b>		

Seattle Mariners @ Toronto Blue Jays  
Exhibition Stadium, Toronto, ON  
Wed Sep 21 1983, 7:05 PM EDT  
Att: 16,321 - Unknown

AB	33
R	4
H	10
RBI	3
BB	2
SO	7
LOB	12



Batter	1	2	3	4	5	6	7	8	9	AB	R	H	RBI	BB	SO	LOB	TOP
Damaso Garcia, R OBP: 0.333, SLG: 0.391	F8		6-3		5-3			F9		4	0	0	0	0	0	0	
Lloyd Mosby, L OBP: 0.376, SLG: 0.510	5-3		K			F8			K	4	0	0	0	0	2	0	
Jesse Barfield, R OBP: 0.293, SLG: 0.506	BB					K			K	3	0	1	0	1	2	0	
Cliff Johnson, R OBP: 0.375, SLG: 0.491	FC4-6		F8			F2				3	0	1	0	1	0	1	
Mitch Webster, S OBP: 0.192, SLG: 0.100	BB									0	0	0	0	0	0	0	
George Bell, R OBP: 0.296, SLG: 0.417	FC4-6							F9		4	0	1	0	0	0	3	
Garth Iorg, R OBP: 0.293, SLG: 0.373					L4-3					3	0	1	0	0	0	1	
Willie Upshaw, L OBP: 0.378, SLG: 0.519	F8				4-3					3	0	0	0	0	0	1	
Buck Martinez, R OBP: 0.339, SLG: 0.456			K					6-3		3	0	1	0	0	1	1	
Alfredo Griffin, S OBP: 0.285, SLG: 0.349	F8					F9		F8		3	0	0	0	0	0	2	
<b>Inning Stats</b>	R: 0 E: 0 K: 0 S: 3	H: 0 LOB: 2 BB: 2 P: 11	R: 0 E: 0 K: 1 S: 6	H: 1 LOB: 1 BB: 0 P: 6	R: 0 E: 0 K: 1 S: 6	H: 1 LOB: 0 BB: 0 P: 3	R: 0 E: 0 K: 0 S: 5	H: 0 LOB: 0 BB: 0 P: 5	R: 0 E: 0 K: 0 S: 3	H: 0 LOB: 0 BB: 0 P: 3	R: 0 E: 0 K: 2 S: 8	H: 1 LOB: 1 BB: 0 P: 8	1B: 4 2B: 2 3B: 0 HR: 0	SF: 0 SAC: 0 DP: 1 HBP: 0	WP: 0 PB: 0 SB: 0 CS: 1	PA: 32	
<b>PITCHER</b> Tim Conroy, L ERA: 3.77	IP: 9.0 WLS: W BF: 32 H: 5 R: 0 ER: 0 SO: 5 BB: 2 IBB: 0 HBP: 0 BLK: 0 WP: 0 HR: 0 S: 40 P: 48 ERA: 0.00 WHIP: 0.778																

Toronto Blue Jays @ Oakland Athletics  
Oakland-Alameda County Coliseum, Oakland, CA

AB 30  
R 0  
H 5  
RBI 0  
BB 2  
SO 5  
LOB 9



WP: 0  
PB: 0  
SB: 0  
CS: 1

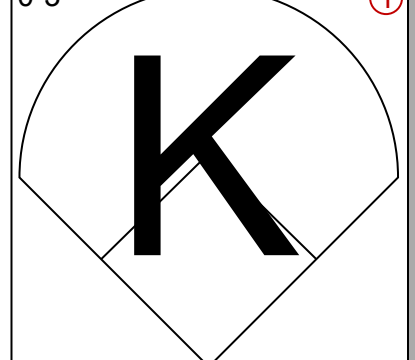
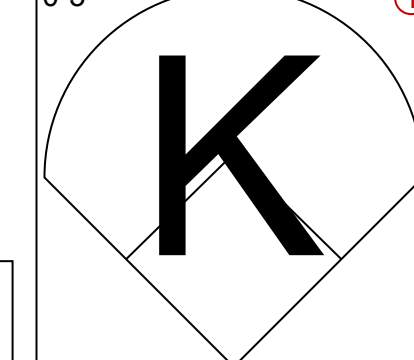
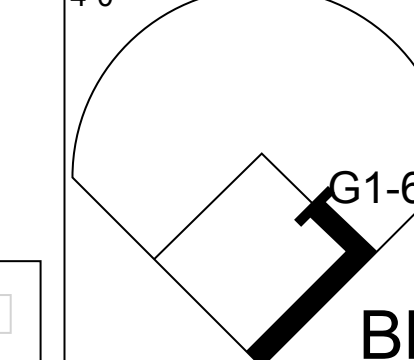
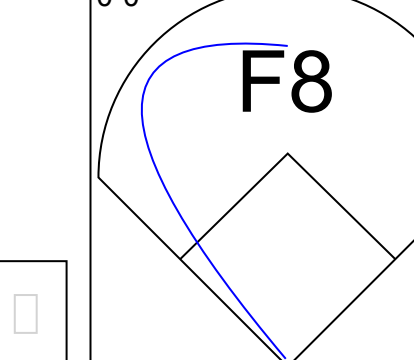
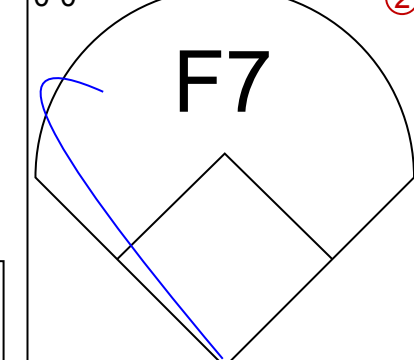
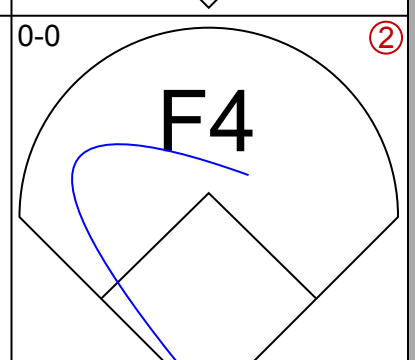
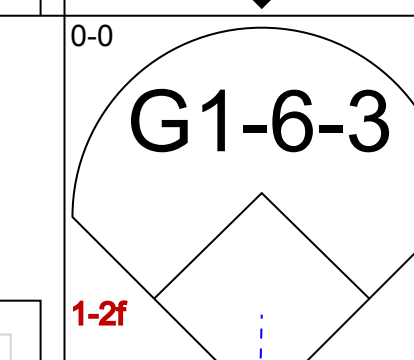
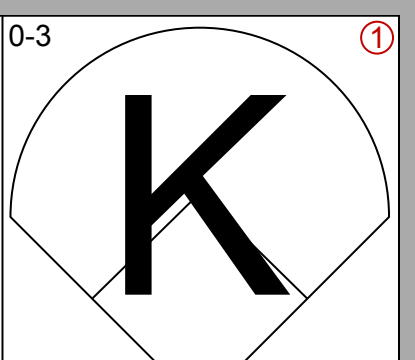
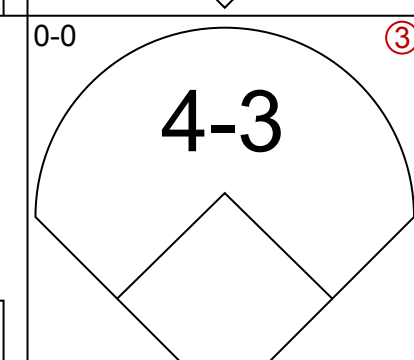
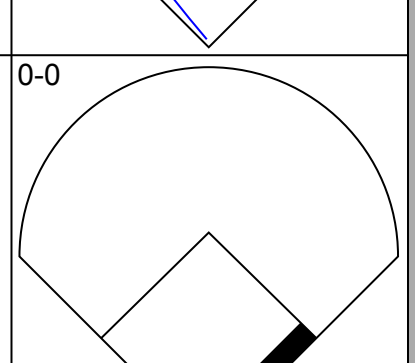
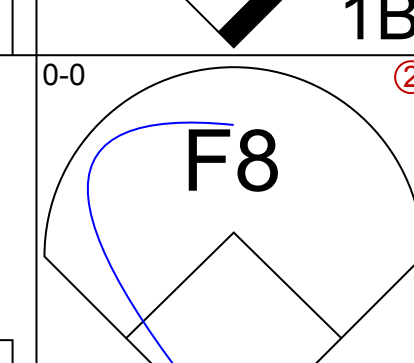
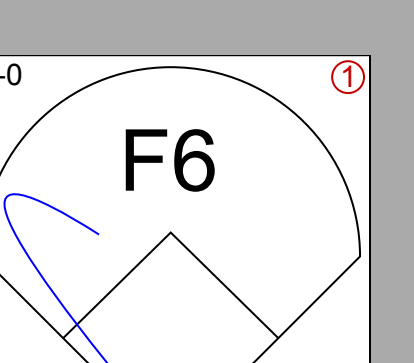
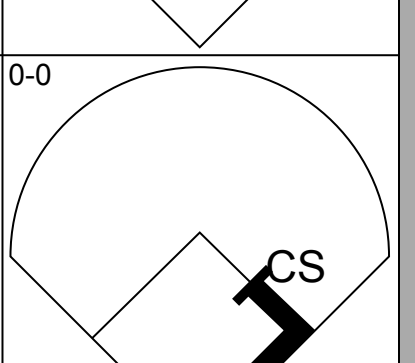
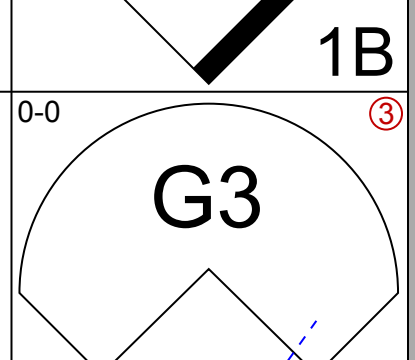
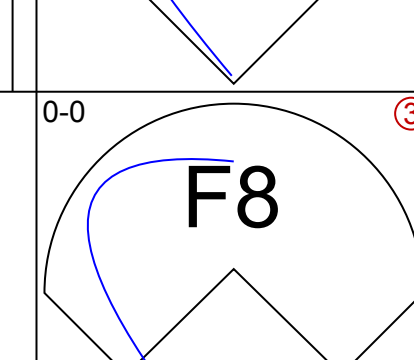
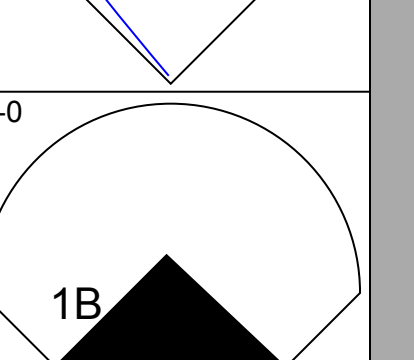
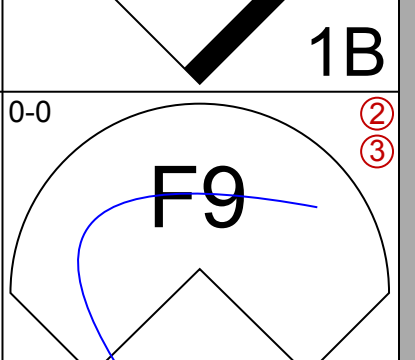
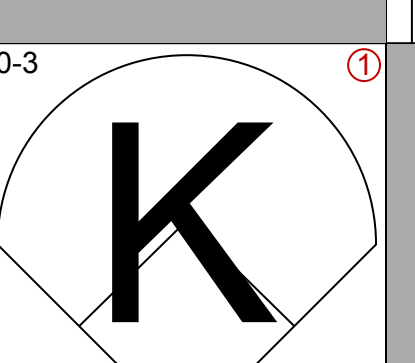
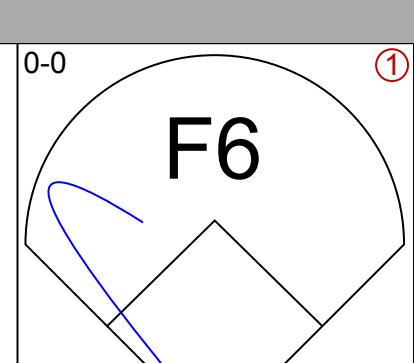
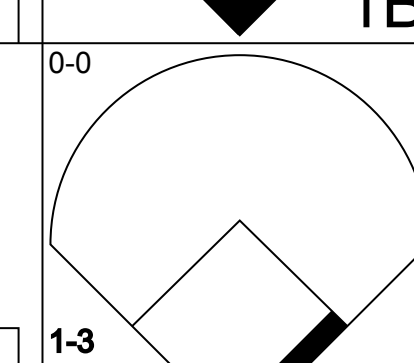
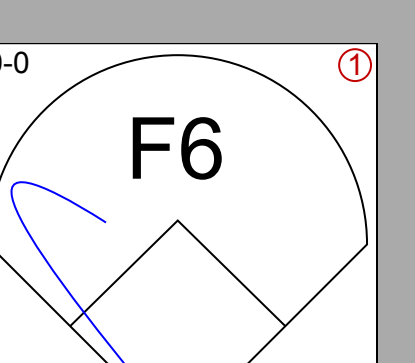
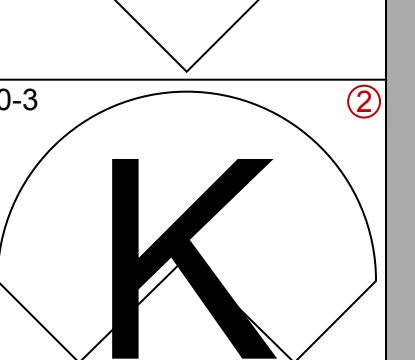
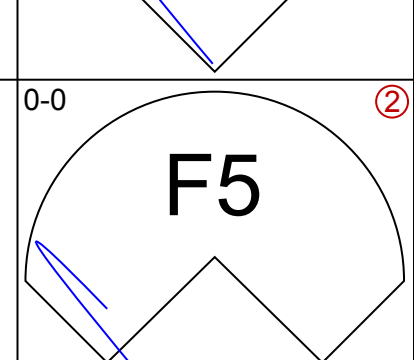
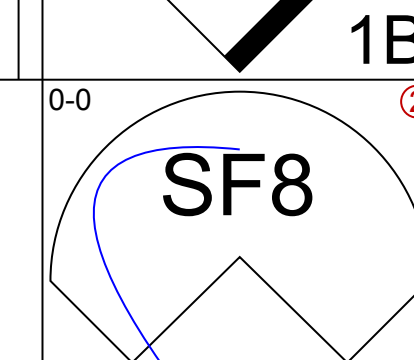
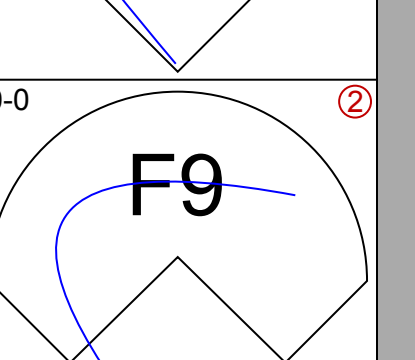
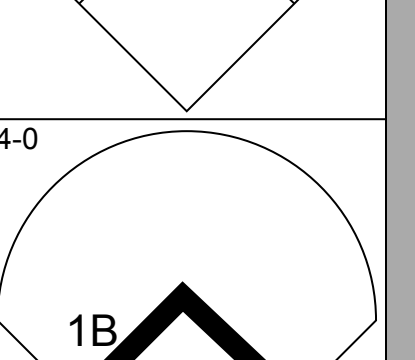
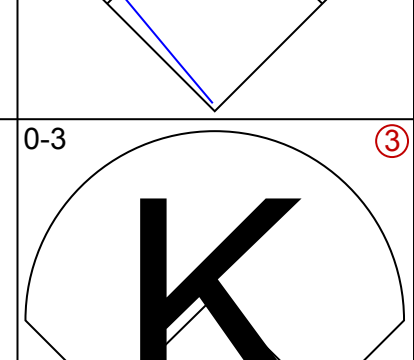
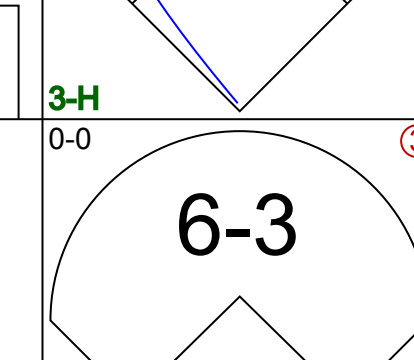
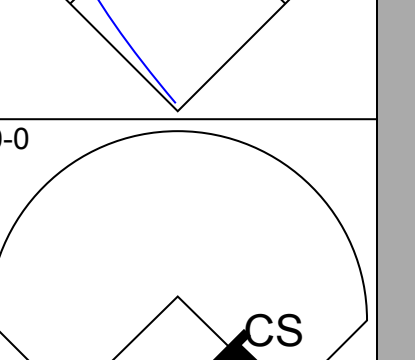
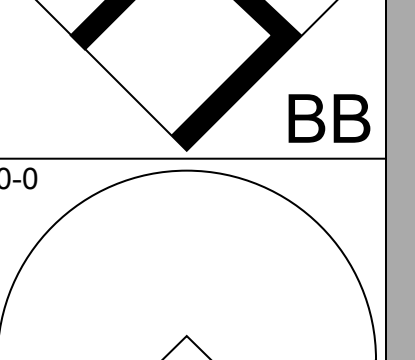
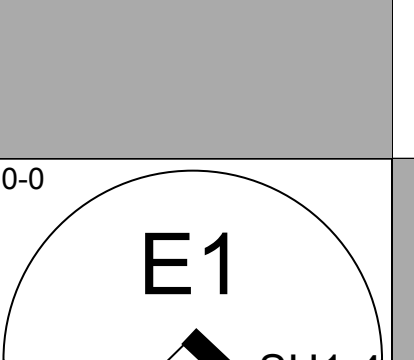
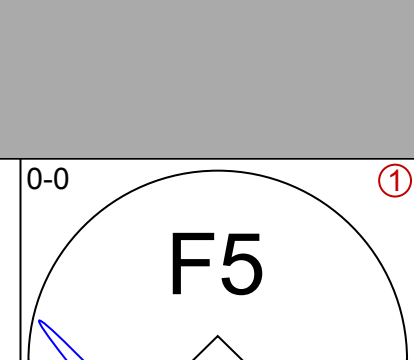
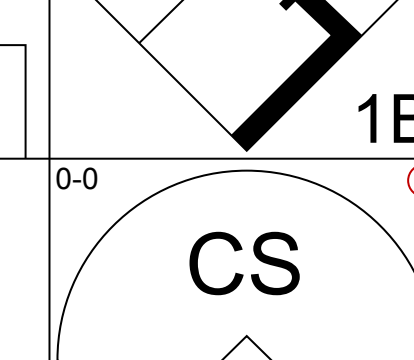
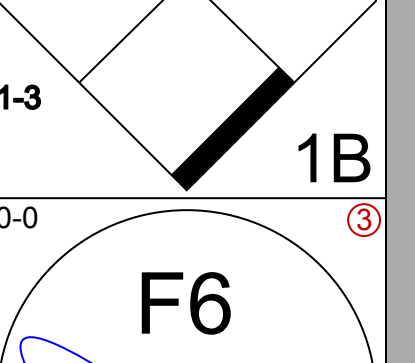
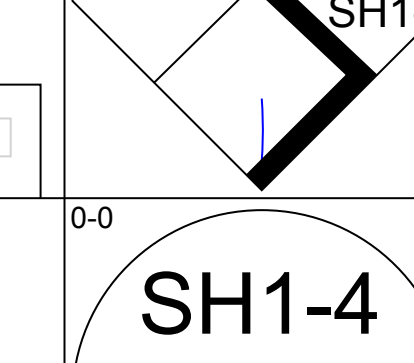
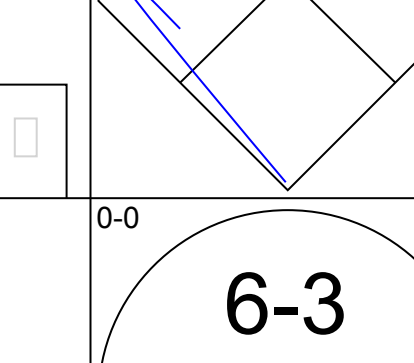
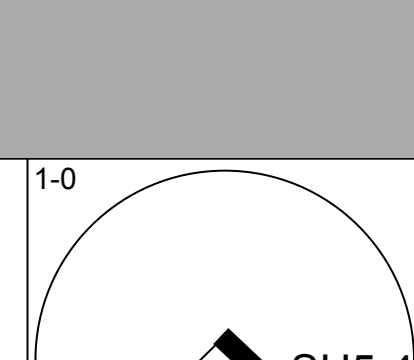
Batter	1	2	3	4	5	6	7	8	9	AB	R	H	RBI	BB	SO	LOB	BOTTOM
Rickey Henderson, R OBP: 0.414, SLG: 0.419	S		K		FC5-2			K		3	1	0	0	1	2	4	
Mike Davis, L OBP: 0.320, SLG: 0.402	F9		K		4-3			SF8		3	0	0	1	0	1	4	
Garry Hancock, L OBP: 0.294, SLG: 0.432					6-3			F8		4	0	1	1	0	0	0	
Dwayne Murphy, L OBP: 0.314, SLG: 0.380	2B							F8		0	0	0	0	0	0	0	
Davey Lopes, R OBP: 0.341, SLG: 0.425	G4-6-3				5-3			6-3		2	0	0	0	1	0	0	
Dan Meyer, L OBP: 0.230, SLG: 0.215	G4-6-3				F7			3-4-1		3	0	0	0	0	0	2	
Bill Almon, R OBP: 0.308, SLG: 0.374			6-3					F8		3	0	0	0	0	0	0	
Wayne Gross, L OBP: 0.303, SLG: 0.382								6-3		0	0	0	0	0	0	0	
Donnie Hill, S OBP: 0.280, SLG: 0.348	F6							F8		3	0	1	0	0	0	0	
Bob Kearney, R OBP: 0.318, SLG: 0.384	K							6-3		2	0	0	0	1	1	0	
Tony Phillips, S OBP: 0.320, SLG: 0.313			K					S		2	1	1	0	1	1	0	
<b>Inning Stats</b>	R: 1 E: 0 K: 0 S: 3	H: 1 LOB: 1 BB: 2 P: 11	R: 0 E: 0 K: 3 S: 9	H: 0 LOB: 0 BB: 0 P: 9	R: 0 E: 0 K: 0 S: 3	H: 0 LOB: 0 BB: 0 P: 3	R: 0 E: 0 K: 0 S: 3	H: 0 LOB: 0 BB: 0 P: 3	R: 1 E: 0 K: 1 S: 6	H: 1 LOB: 0 BB: 0 P: 6	1B: 1 2B: 2 3B: 0 HR: 0	SF: 1 SAC: 0 DP: 1 HBP: 0	WP: 0 PB: 0 SB: 2 CS: 0	PA: 30			
<b>PITCHER</b> Luis Leal, R ERA: 4.13	IP: 8.0 WLS: L BF: 30 H: 3 R: 2 ER: 2 SO: 5 BB: 4 IBB: 0 HBP: 0 BLK: 0 WP: 0 HR: 0 S: 36 P: 52 ERA: 2.25 WHIP: 0.875																

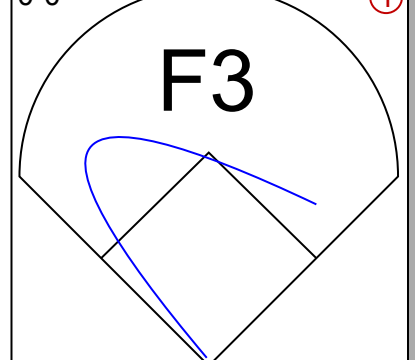
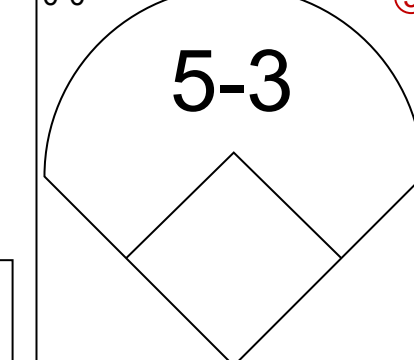
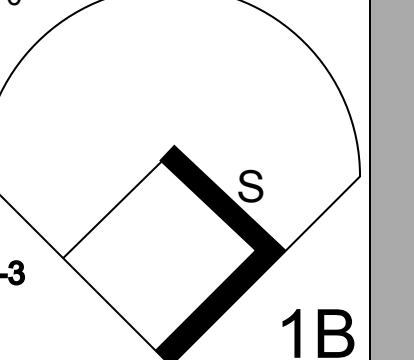
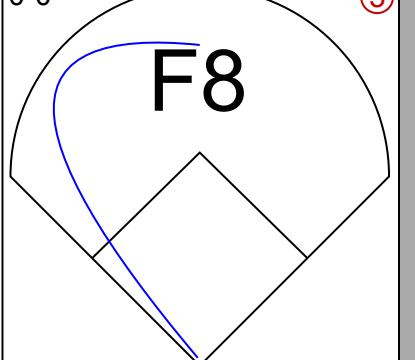
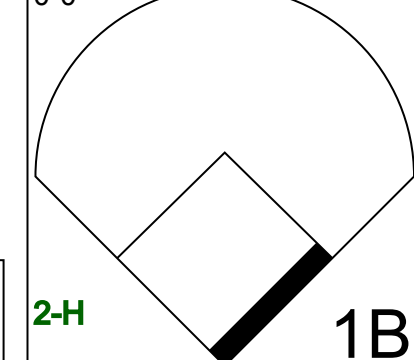
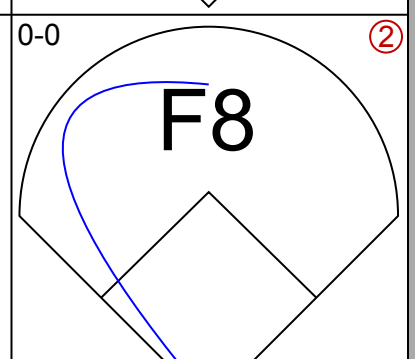
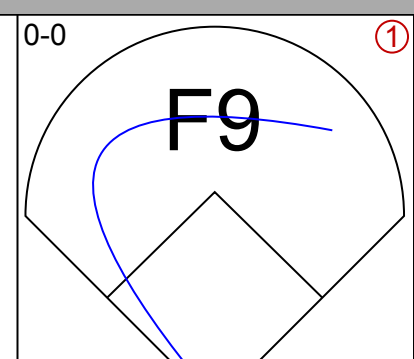
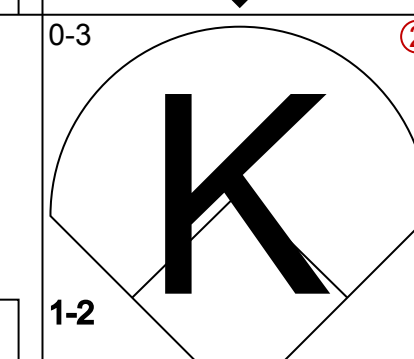
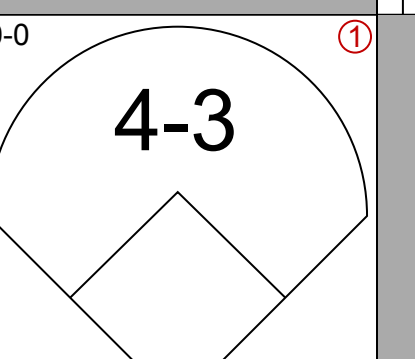
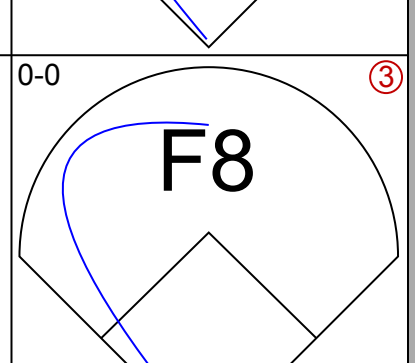
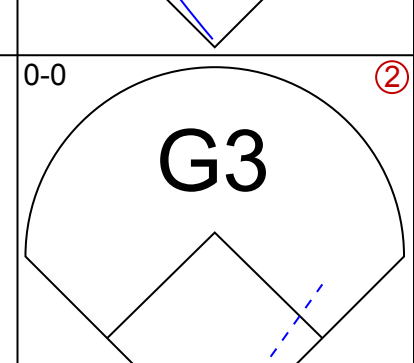
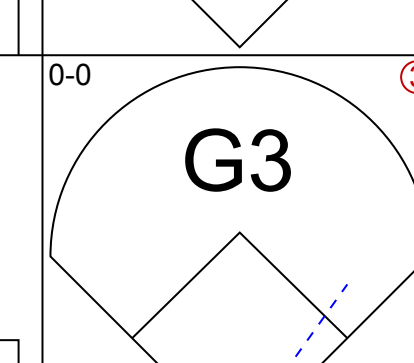
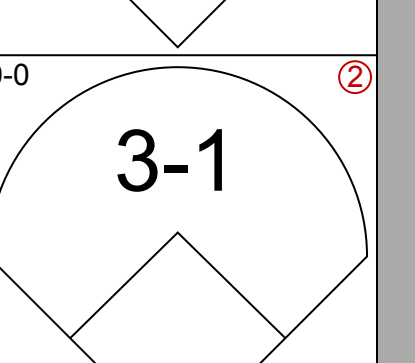
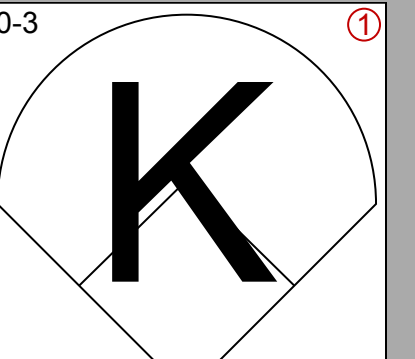
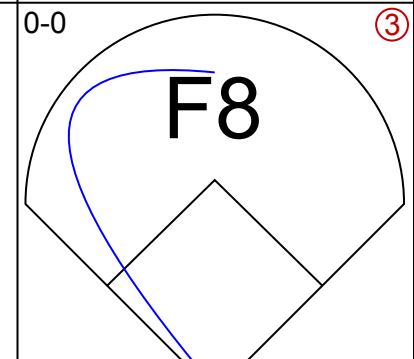
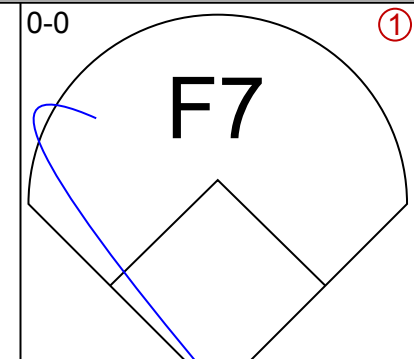
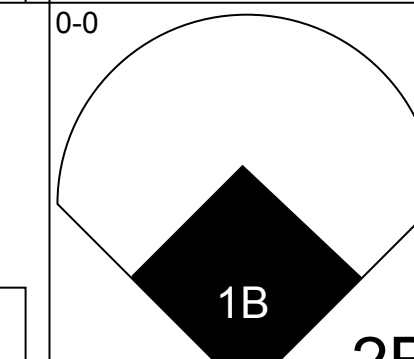
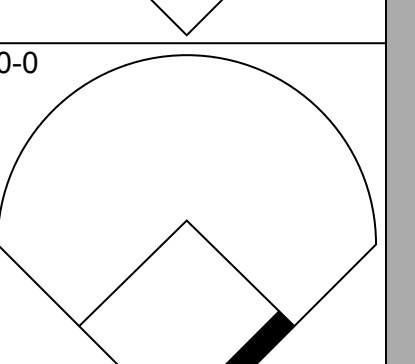
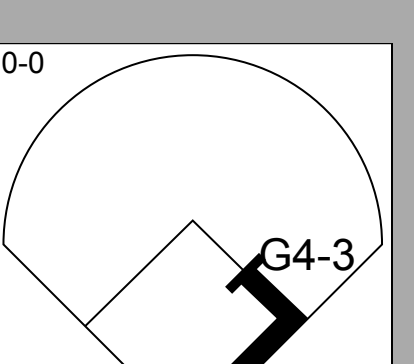
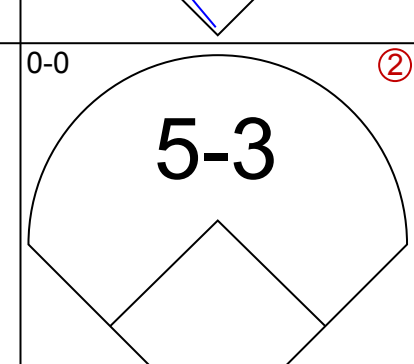
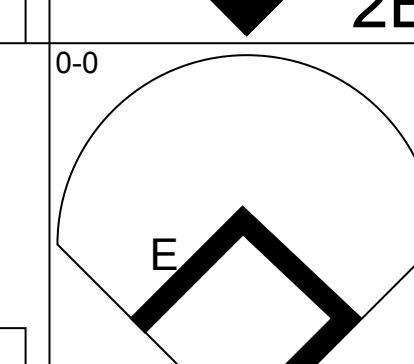

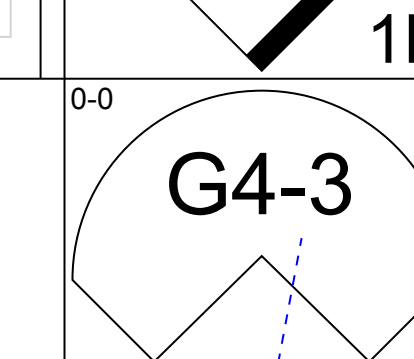
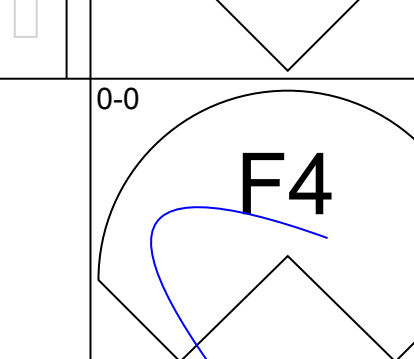
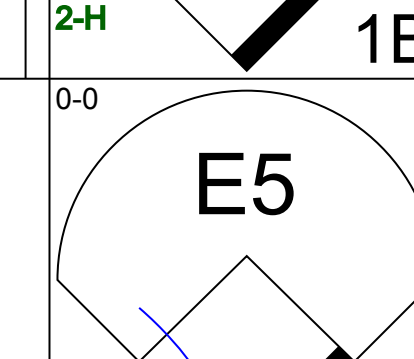
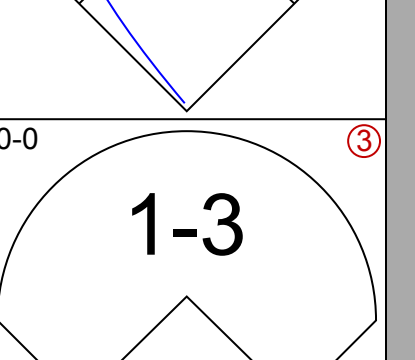
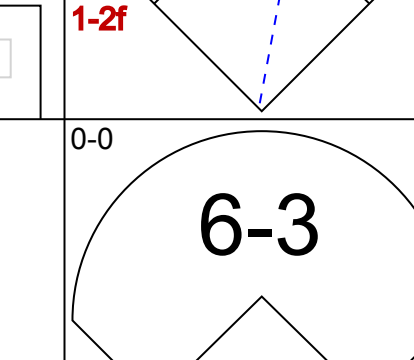
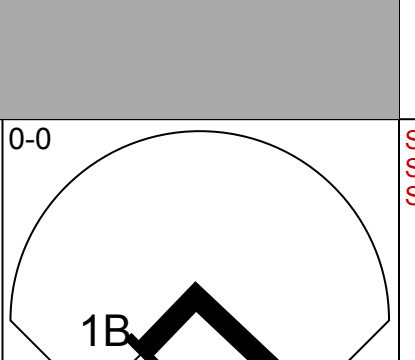

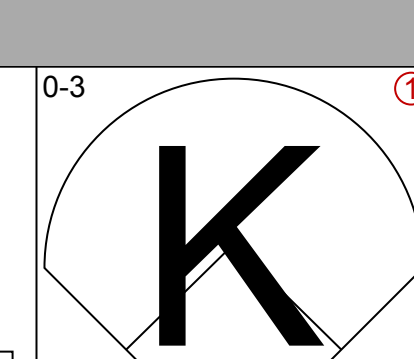
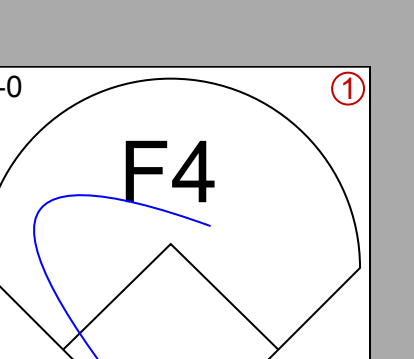
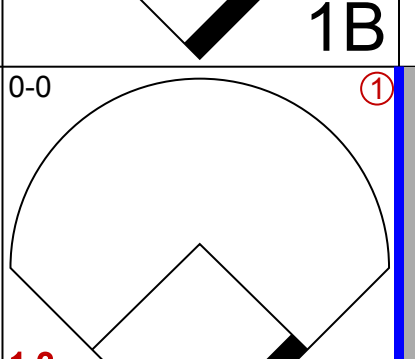
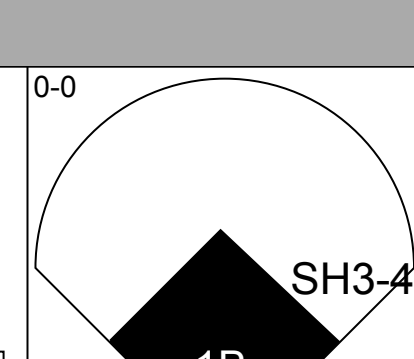
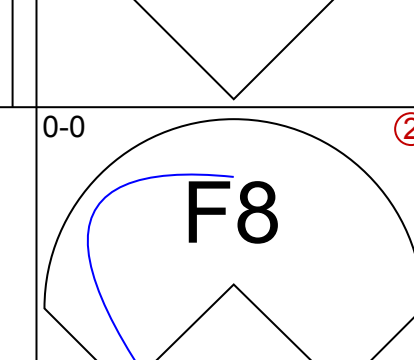
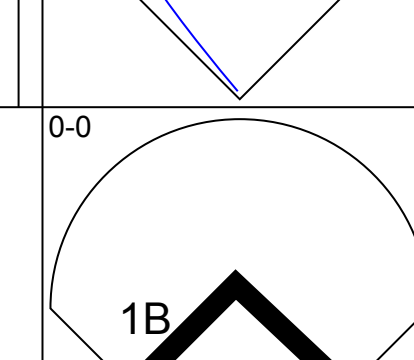
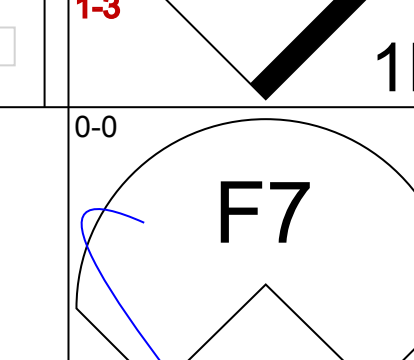
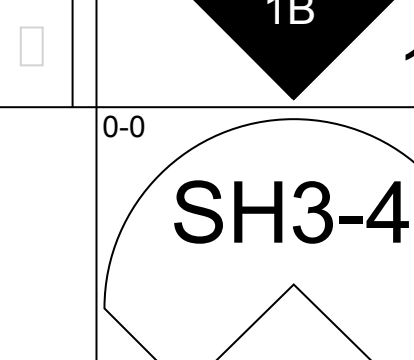
Toronto Blue Jays @ Oakland Athletics  
Oakland-Alameda County Coliseum, Oakland, CA

AB 25  
R 2  
H 3  
RBI 2  
BB 4  
SO 5  
LOB 10



WP: 0  
PB: 0  
SB: 2  
CS: 0

Batter	1	2	3	4	5	6	7	8	9	10	AB	R	H	RBI	BB	SO	LOB	TOP			
<b>Dave Collins, S</b> OBP: 0.349, SLG: 0.335 (1, 7)											4	0	0	0	1	2	1	<b>Toronto Blue Jays @ Oakland Athletics</b> Oakland-Alameda County Coliseum, Oakland, CA Sat Sep 24 1983, 3:33 AM PDT Att: 11,732 - Sunny <a href="http://livebaseballscorecards.com">livebaseballscorecards.com</a>			
<b>Rance Mulliniks, L</b> OBP: 0.375, SLG: 0.464 (1, 5)											5	0	1	0	0	1	3				
<b>Lloyd Moseby, L</b> OBP: 0.379, SLG: 0.510 (1, 8)																			4		
<b>Willie Upshaw, L</b> OBP: 0.377, SLG: 0.517 (1, 3)																			4		
<b>Jorge Orta, L</b> OBP: 0.296, SLG: 0.413 (1, 10)																			4		
<b>Ernie Whitt, L</b> OBP: 0.340, SLG: 0.447 (1, 2)																			3		
<b>Jesse Barfield, R</b> OBP: 0.295, SLG: 0.504 (1, 9)																			3		
<b>Tony Fernandez, S</b> OBP: 0.310, SLG: 0.370 (1, 6)																			3		
<b>Alfredo Griffin, S</b> OBP: 0.284, SLG: 0.348 (1, 4)																			2		
<b>Inning Stats</b>	R: 0 E: 0 K: 1 S: 6	H: 1 LOB: 1 BB: 0 P: 6	R: 0 E: 0 K: 2 S: 8	H: 1 LOB: 2 BB: 1 P: 12	R: 0 E: 0 K: 1 S: 6	H: 1 LOB: 1 BB: 0 P: 6	R: 0 E: 0 K: 0 S: 5	H: 0 LOB: 0 BB: 1 P: 7	R: 1 E: 0 K: 0 S: 5	H: 2 LOB: 0 BB: 0 P: 5	R: 0 E: 0 K: 0 S: 3	H: 0 LOB: 0 BB: 0 P: 3	R: 0 E: 0 K: 1 S: 5	H: 1 LOB: 0 BB: 0 P: 5	R: 0 E: 0 K: 0 S: 3	H: 1 LOB: 0 BB: 0 P: 3	R: 0 E: 0 K: 0 S: 3		H: 0 LOB: 1 BB: 0 P: 4	1B: 7 2B: 0 3B: 0 HR: 0	SF: 1 SAC: 2 DP: 1 HBP: 1
<b>PITCHER</b> <b>Mike Warren, R</b> ERA: 4.76 (1, 1)	IP: 10.0 WLS: W BF: 38 H: 7 R: 1 ER: 1 SO: 6 BB: 2 IBB: 0 HBP: 1 BLK: 0 WP: 0 HR: 0 S: 47 P: 56 ERA: 0.90 WHIP: 0.900																				

Batter	1	2	3	4	5	6	7	8	9	10	AB	R	H	RBI	BB	SO	LOB	BOTTOM	
<b>Rickey Henderson, R</b> OBP: 0.414, SLG: 0.419 (1, 7)											5	0	2	1	0	0	1	<b>Toronto Blue Jays @ Oakland Athletics</b> Oakland-Alameda County Coliseum, Oakland, CA Sat Sep 24 1983, 3:33 AM PDT Att: 11,732 - Sunny <a href="http://livebaseballscorecards.com">livebaseballscorecards.com</a>	
<b>Mike Davis, L</b> OBP: 0.317, SLG: 0.398 (1, 8)																			4
<b>Garry Hancock, L</b> OBP: 0.290, SLG: 0.424 (1, 9)																			4
<b>Davey Lopes, R</b> OBP: 0.340, SLG: 0.426 (1, 4)																			4
<b>Dan Meyer, L</b> OBP: 0.243, SLG: 0.229 (1, 3)																			4
<b>Jeff Burroughs, R</b> OBP: 0.338, SLG: 0.371 <b>Mitchell Page, L</b> OBP: 0.356, SLG: 0.293 (9, PR)																			4
<b>Bill Almon, R</b> OBP: 0.307, SLG: 0.373 (1, 5)																			4
<b>Bob Kearney, R</b> OBP: 0.316, SLG: 0.381 <b>Wayne Gross, L</b> OBP: 0.305, SLG: 0.384 <b>Rusty McNealy, L</b> OBP: 0.400, SLG: 0.389 (9, 2)																			2
<b>Tony Phillips, S</b> OBP: 0.320, SLG: 0.313 (1, 6)																			3
<b>Inning Stats</b>	R: 0 E: 0 K: 0 S: 3	H: 0 LOB: 0 BB: 0 P: 3	R: 0 E: 0 K: 1 S: 6	H: 1 LOB: 1 BB: 0 P: 6	R: 0 E: 0 K: 1 S: 5	H: 0 LOB: 0 BB: 0 P: 5	R: 0 E: 0 K: 0 S: 3	H: 0 LOB: 0 BB: 0 P: 3	R: 0 E: 0 K: 0 S: 3	H: 2 LOB: 1 BB: 0 P: 4	R: 1 E: 1 K: 1 S: 8	H: 2 LOB: 2 BB: 0 P: 8	R: 1 E: 0 K: 0 S: 3	H: 2 LOB: 1 BB: 0 P: 3	1B: 9 2B: 1 3B: 0 HR: 0	SF: 0 SAC: 1 DP: 1 HBP: 0	WP: 0 PA: 37 PB: 0 SB: 1 CS: 0		
<b>PITCHER</b> <b>Jim Clancy, R</b> ERA: 3.72 (1, 1)	IP: 9.1 WLS: L BF: 37 H: 10 R: 2 ER: 2 SO: 4 BB: 0 IBB: 0 HBP: 0 BLK: 0 WP: 0 HR: 0 S: 45 P: 45 ERA: 1.93 WHIP: 1.071																		

Batter	1	2	3	4	5	6	7	8	9	AB	R	H	RBI	BB	SO	LOB	TOP										
Dave Collins, S OBP: 0.350, SLG: 0.336 (1, 7)	F8	F7						F1	F1	5	1	2	0	0	0	3	<b>Toronto Blue Jays @ Oakland Athletics</b> <b>Oakland-Alameda County Coliseum, Oakland, CA</b> Sun Sep 25 1983, 3:33 AM PDT Att: 14,650 - Sunny										
Rance Mulliniks, L OBP: 0.373, SLG: 0.469 (1, 5)	F5		4-3		G3			F8	HR	5	1	1	3	0	0	2											
Lloyd Moseby, L OBP: 0.379, SLG: 0.508 (1, 8)	4-3		F3			F7		BB	BB	4	1	1	0	1	0	0											
Willie Upshaw, L OBP: 0.377, SLG: 0.521 (1, 3)		HR	G3			6-3		BB	BB	4	1	1	1	1	0	1											
Jorge Orta, L OBP: 0.293, SLG: 0.408 Cliff Johnson, R OBP: 0.374, SLG: 0.489 (8, PH)		G3			F9			F3	K	3	0	0	0	0	0	0											
Ernie Whitt, L OBP: 0.343, SLG: 0.449 George Bell, R OBP: 0.303, SLG: 0.423 Buck Martinez, R OBP: 0.339, SLG: 0.456 (8, 2)		HR						F4		3	1	2	0	0	0	0											
Jesse Barfield, R OBP: 0.297, SLG: 0.512 (1, 9)		HR			G6-4-3			K		4	1	2	2	0	1	3											
Alfredo Griffin, S OBP: 0.286, SLG: 0.348 (1, 4)						F8			BB	3	1	1	0	1	0	1											
Tony Fernandez, S OBP: 0.303, SLG: 0.333 (1, 6)	F7				5-3			HR	BB	3	1	0	0	1	0	2											
<b>Inning Stats</b>	R: 0 E: 0 K: 0 S: 3	H: 0 LOB: 0 BB: 0 P: 3	R: 3 E: 0 K: 0 S: 7	H: 4 LOB: 1 BB: 0 P: 7	R: 0 E: 0 K: 0 S: 3	H: 0 LOB: 0 BB: 0 P: 3	R: 0 E: 0 K: 0 S: 3	H: 1 LOB: 0 BB: 0 P: 3	R: 0 E: 0 K: 0 S: 4	H: 0 LOB: 0 BB: 0 P: 3	R: 0 E: 0 K: 0 S: 4	H: 1 LOB: 1 BB: 0 P: 4	R: 0 E: 0 K: 0 S: 3	H: 0 LOB: 0 BB: 0 P: 3	R: 0 E: 0 K: 0 S: 4	H: 1 LOB: 1 BB: 0 P: 4		R: 2 E: 0 K: 1 S: 7	H: 2 LOB: 2 BB: 2 P: 15	R: 3 E: 0 K: 1 S: 7	H: 2 LOB: 1 BB: 2 P: 15	1B: 8 2B: 0 3B: 0 HR: 3	SF: 0 SAC: 0 DP: 1 HBP: 0	WP: 1 PB: 0 SB: 1 CS: 0	PA: 41		
<b>PITCHER</b>	IP	WLS	BF	H	R	ER	SO	BB	IBB	HBP	BLK	WP	HR	S	P	ERA	WHIP										
Steve McCatty, R ERA: 3.94 Tom Underwood, L ERA: 4.07 Dave Beard, R ERA: 5.55 Keith Atherton, R ERA: 2.89 Gorman Heimuelter, L ERA: 4.2	7.1		31	8	5	5	0	2	0	0	0	0	2	29	37	6.14	1.364										

Batter	1	2	3	4	5	6	7	8	9	AB	R	H	RBI	BB	SO	LOB	BOTTOM										
Rickey Henderson, R OBP: 0.415, SLG: 0.419 (1, 7)						F8			G6-3	4	0	2	1	1	0	2	<b>Toronto Blue Jays @ Oakland Athletics</b> <b>Oakland-Alameda County Coliseum, Oakland, CA</b> Sun Sep 25 1983, 3:33 AM PDT Att: 14,650 - Sunny										
Mike Davis, L OBP: 0.316, SLG: 0.394 (1, 8)	K		F9			1-3			E3	4	1	0	0	0	1	4											
Garry Hancock, L OBP: 0.288, SLG: 0.420 (1, 9)	F8		F8						G1	5	0	1	1	0	0	3											
Davey Lopes, R OBP: 0.338, SLG: 0.423 Luis Quinones, S OBP: 0.172, SLG: 0.222 (7, PH) (8, 4)	K		F7							3	0	0	0	0	1	3											
Dan Meyer, L OBP: 0.249, SLG: 0.250 (1, 3)		HR			F7					3	2	1	1	1	0	0											
Bill Almon, R OBP: 0.304, SLG: 0.369 Wayne Gross, L OBP: 0.305, SLG: 0.384 (9, 5)		F7			6-3				6-3	4	0	0	0	0	0	1											
Dave Hudgens, L OBP: 0.167, SLG: 0.167 Rusty McNealy, L (6, PR) (1, 10)		F4			4-3				5-3	3	0	1	0	0	0	0											
Bob Kearney, R OBP: 0.313, SLG: 0.376 (1, 2)		K				6-3			F4	4	0	0	0	0	2	1											
Tony Phillips, S OBP: 0.327, SLG: 0.321 (1, 6)										3	2	3	1	1	0	0											
<b>Inning Stats</b>	R: 0 E: 0 K: 2 S: 8	H: 1 LOB: 1 BB: 0 P: 8	R: 1 E: 0 K: 1 S: 6	H: 1 LOB: 0 BB: 0 P: 6	R: 1 E: 0 K: 0 S: 5	H: 2 LOB: 1 BB: 0 P: 5	R: 0 E: 0 K: 0 S: 3	H: 0 LOB: 0 BB: 0 P: 3	R: 2 E: 0 K: 1 S: 7	H: 2 LOB: 2 BB: 2 P: 15	R: 0 E: 0 K: 0 S: 3	H: 0 LOB: 0 BB: 0 P: 3	R: 0 E: 0 K: 0 S: 3	H: 0 LOB: 0 BB: 0 P: 3	R: 0 E: 1 K: 0 S: 4	H: 1 LOB: 1 BB: 0 P: 4		1B: 6 2B: 1 3B: 0 HR: 1	SF: 0 SAC: 0 DP: 1 HBP: 1	WP: 2 PB: 0 SB: 5 CS: 0	PA: 39						
<b>PITCHER</b>	IP	WLS	BF	H	R	ER	SO	BB	IBB	HBP	BLK	WP	HR	S	P	ERA	WHIP										
Dave Stieb, R ERA: 3.14 Jim Acker, R ERA: 4.34	5.2		27	7	6	6	4	2	1	0	0	0	0	11	15	0.00	0.600										


Batter	1	2	3	4	5	6	7	8	9	10	AB	R	H	RBI	BB	SO	LOB						
Damaso Garcia, R (1.4) OBP: 0.333, SLG: 0.391	F5		FC1-6 E		F8			SH2-4 1B		1B	5	3	2	0	0	0	2						
Garth Iorg, R (1.5) OBP: 0.295, SLG: 0.374	4-3		S 1B		F5			SH2-4		1B	4	0	2	1	0	0	1						
Jesse Barfield, R (1.9) OBP: 0.298, SLG: 0.511	1B		F2			E5		G6-4-3 1B		L5	5	0	2	1	0	0	2						
Cliff Johnson, R (1.10) OBP: 0.371, SLG: 0.484	F7			1-3		F8		G6-4-3 1B			4	0	0	0	0	0	3						
George Bell, R (1.7) OBP: 0.314, SLG: 0.415		5-3				9-3				K	2	0	0	0	1	0	1						
Lloyd Moseby, L (8.8) OBP: 0.379, SLG: 0.507				BB							1	0	0	0	0	1	0						
Barry Bonnell, R (1.8) OBP: 0.306, SLG: 0.469	K				G1-6-3 1B			5-3		F7	4	0	1	0	0	1	0						
Willie Upshaw, L (1.3) OBP: 0.375, SLG: 0.517	4-3				G1-6-3			F4		G3	4	0	0	0	0	0	2						
Buck Martinez, R (1.2) OBP: 0.339, SLG: 0.459			5-3			6-3				6-3	3	0	1	0	0	0	0						
Mitch Webster, S (7. PR) OBP: 0.152, SLG: 0.100								WP			0	0	0	0	0	0	0						
Ernie Whitt, L (7.2) OBP: 0.343, SLG: 0.449											0	0	0	0	0	0	0						
Dave Collins, S (10. PH) OBP: 0.349, SLG: 0.335											1	0	0	0	0	0	0						
Geno Petralli, L (10.2) OBP: 0.349, SLG: 0.335								2B			0	0	0	0	0	0	0						
Alfredo Griffin, S (1.6) OBP: 0.288, SLG: 0.349			E5 FC1-6					F7		1B	4	0	2	0	0	0	1						
<b>Inning Stats</b>	R: 0 E: 0 K: 0 S: 4	H: 1 LOB: 1 BB: 0 P: 4	R: 0 E: 0 K: 1 S: 5	H: 0 LOB: 0 BB: 0 P: 5	R: 1 E: 1 K: 0 S: 5	H: 1 LOB: 1 BB: 0 P: 5	R: 0 E: 0 K: 0 S: 3	H: 1 LOB: 1 BB: 1 P: 7	R: 0 E: 0 K: 0 S: 3	H: 0 LOB: 0 BB: 0 P: 3	R: 0 E: 0 K: 0 S: 4	H: 1 LOB: 2 BB: 0 P: 4	R: 1 E: 0 K: 0 S: 4	H: 2 LOB: 0 BB: 0 P: 4	R: 0 E: 0 K: 1 S: 5	H: 0 LOB: 0 BB: 0 P: 5	R: 1 E: 0 K: 0 S: 5	H: 3 LOB: 1 BB: 0 P: 5	1B: 9 2B: 2 3B: 0 HR: 0	SF: 0 SAC: 1 DP: 3 HBP: 0	WP: 1 PB: 0 SB: 3 CS: 0	PA: 39	
<b>PITCHER</b>	IP WLS BF H R ER SO BB IBB HBP BLK WP HR S P ERA WHIP	7.1 0.2 2.0	30 0 8	7 0 3	2 0 1	1 0 1	1 0 1	0 0 0	0 0 0	0 0 0	0 0 0	0 0 0	0 0 0	0 0 0	0 0 0	0 0 0	0 0 0	0 0 0	0 0 0	0 0 0	0 0 0	1.23 0.00 4.50	1.091 0.000 1.500

**TOP**

Toronto Blue Jays @ California Angels  
Anaheim Stadium, Anaheim, CA  
Mon Sep 26 1983, 10:05 PM EDT  
Att: 19,713 - Unknown

livebaseballscores.com

AB 37  
R 3  
H 10  
RBI 2  
BB 1  
SO 2  
LOB 12




Batter	1	2	3	4	5	6	7	8	9	10	AB	R	H	RBI	BB	SO	LOB				
Gary Pettis, S (1.8) OBP: 0.310, SLG: 0.406	K		K		F7			HR		BB	4	1	1	1	1	2	1				
Rod Carew, L (1.10) OBP: 0.410, SLG: 0.415	F7		4-3		CS BB			1-6-3		4-3	4	0	0	0	1	0	4				
Brian Downing, R (1.7) OBP: 0.355, SLG: 0.419	K2-3				CS		5-3			F4	5	1	2	0	0	1	0				
Doug DeCinces, R (1.5) OBP: 0.331, SLG: 0.499		F8			F8		G3-6-3 1B			G4-6-3 1B	5	0	3	0	0	0	1				
Bobby Clark, R (10. PR) OBP: 0.263, SLG: 0.353											0	0	0	0	0	0	0				
Daryl Sconiers, L (1.3) OBP: 0.308, SLG: 0.430		4-0			1B		G3-6-3		F8	G4-6-3	3	0	0	0	2	0	4				
Jerry Naron, L (1.2) OBP: 0.176, SLG: 0.125					BB						4	0	1	1	0	0	1				
Mike Brown, R (1.9) OBP: 0.265, SLG: 0.391		F9			1-3 2-H						4	0	0	0	0	1	3				
Rob Wilfong, L (1.4) OBP: 0.294, SLG: 0.333			3-1		G3					2B 1B	4	0	1	0	0	0	2				
Dick Schofield, R (1.6) OBP: 0.286, SLG: 0.386											3	0	1	0	0	0	0				
Reggie Jackson, L (9. PH) OBP: 0.253, SLG: 0.346											1	0	1	0	0	0	0				
Ricky Adams, R (10.6) OBP: 0.302, SLG: 0.324								F3		2B	0	0	0	0	0	0	0				
<b>Inning Stats</b>	R: 0 E: 0 K: 2 S: 7	H: 0 LOB: 0 BB: 0 P: 7	R: 0 E: 0 K: 0 S: 3	H: 0 LOB: 1 BB: 1 P: 7	R: 0 E: 0 K: 1 S: 6	H: 1 LOB: 1 BB: 0 P: 6	R: 1 E: 0 K: 1 S: 7	H: 2 LOB: 2 BB: 1 P: 11	R: 0 E: 0 K: 0 S: 2	H: 0 LOB: 0 BB: 0 P: 3	R: 1 E: 0 K: 0 S: 6	H: 3 LOB: 2 BB: 0 P: 6	R: 0 E: 0 K: 0 S: 5	H: 2 LOB: 3 BB: 1 P: 9	R: 0 E: 0 K: 0 S: 3	H: 1 LOB: 1 BB: 0 P: 3	1B: 8 2B: 1 3B: 0 HR: 1	SF: 0 SAC: 0 DP: 2 HBP: 0	WP: 0 PB: 0 SB: 1 CS: 1	PA: 42	
<b>PITCHER</b>	IP WLS BF H R ER SO BB IBB HBP BLK WP HR S P ERA WHIP	9.0 1.0	38 3	9 1	2 0	2 0	4 0	0 0	0 0	0 0	0 0	0 0	0 0	0 0	0 0	0 0	0 0	0 0	0 0	0 0	2.00 1.000

**BOTTOM**


Toronto Blue Jays @ California Angels  
Anaheim Stadium, Anaheim, CA  
Mon Sep 26 1983, 10:05 PM EDT  
Att: 19,713 - Unknown


livebaseballscores.com

AB 37  
R 2  
H 10  
RBI 2  
BB 4  
SO 4  
LOB 16





Batter	1	2	3	4	5	6	7	8	9	AB	R	H	RBI	BB	SO	LOB	TOP								
Dave Collins, S OBP: 0.344, SLG: 0.331 (1, 7)	0-0 4-3		0-3 K		0-0 G5-3 1B		0-0 SF8		0-0 FC4-6 CS	4	0	1	3	0	1	1	<b>Toronto Blue Jays @ California Angels</b> Anaheim Stadium, Anaheim, CA Wed Sep 28 1983, 10:05 PM EDT Att: 20,592 - Unknown  <b>AB 33</b> <b>R 5</b> <b>H 9</b> <b>RBI 4</b> <b>BB 3</b> <b>SO 7</b> <b>LOB 7</b> 								
Garth Iorg, R OBP: 0.296, SLG: 0.375 (1, 5)	0-0 F9		0-0 E5 1B PO		0-0 G5-3		0-0 S		0-0 CS	4	0	1	0	0	0	2									
Lloyd Moseby, L OBP: 0.377, SLG: 0.503 (1, 8)	0-0 1B		0-0 1-3 1B		0-0 F7		0-0 6-3			4	0	2	0	0	0	2									
Willie Upshaw, L OBP: 0.372, SLG: 0.517 (1, 3)	0-0 F5		0-0 PO	0-3 K		0-0 1-3		0-0 F9		4	0	0	0	0	1	1									
Jorge Orta, L OBP: 0.290, SLG: 0.414 Cliff Johnson, R OBP: 0.369, SLG: 0.481 (8, PH)		0-0 G3		0-0 HR		0-0 4-3		0-3 K		3	1	1	1	0	0	0									
Ernie Whitt, L OBP: 0.343, SLG: 0.445 (1, 2)	0-0 F5		0-3 K		0-0 F5		0-3 K			4	0	0	0	0	2	0									
Jesse Barfield, R OBP: 0.295, SLG: 0.501 (1, 9)	4-0 BB		0-0 F6		0-0 F9		0-0 F9		0-3 K	3	0	0	0	1	1	0									
Damaso Garcia, R OBP: 0.335, SLG: 0.389 (1, 4)	0-3 K				0-0 1B 1B		4-0 E BB		4-0 FC4-6 BB	2	3	1	0	2	1	1									
Alfredo Griffin, S OBP: 0.290, SLG: 0.351 (1, 6)			0-0 4-3		0-0 G5-3 1B		0-0 E9 SF8 1B		0-0 FC4-6 1B	4	1	3	0	0	0	0									
<b>Inning Stats</b>	R: 0 E: 0 K: 0 S: 4	H: 1 LOB: 1 BB: 0 P: 4	R: 0 E: 0 K: 1 S: 5	H: 0 LOB: 1 BB: 1 P: 9	R: 0 E: 1 K: 1 S: 6	H: 1 LOB: 0 BB: 0 P: 6	R: 1 E: 0 K: 2 S: 8	H: 1 LOB: 0 BB: 0 P: 8	R: 1 E: 0 K: 0 S: 5	H: 3 LOB: 1 BB: 0 P: 5	R: 0 E: 0 K: 0 S: 3	H: 0 LOB: 0 BB: 0 P: 3	R: 2 E: 1 K: 0 S: 5	H: 2 LOB: 1 BB: 1 P: 9	R: 0 E: 0 K: 2 S: 7	H: 0 LOB: 0 BB: 0 P: 7		R: 1 E: 0 K: 1 S: 5	H: 1 LOB: 0 BB: 1 P: 9	1B: 8 2B: 0 3B: 0 HR: 1	SF: 1 SAC: 0 DP: 1 HBP: 0	WP: 0 PB: 0 SB: 2 CS: 1	PA: 39		
<b>PITCHER</b>	IP	WLS	BF	H	R	ER	SO	BB	IBB	HBP	BLK	WP	HR	S	P	ERA	WHIP								
Mike Witt, R ERA: 4.93 (1, 1)	6.2	L	29	8	4	3	4	2	0	0	0	0	1	35	43	4.05	1.500								
Bob Lacey, L ERA: 5.4 (7, 1)	1.1		4	0	0	0	2	0	0	0	0	0	0	8	8	0.00	0.000								
Doug Corbett, R ERA: 3.31 (9, 1)	1.0		4	1	1	1	1	1	0	0	0	0	0	5	9	9.00	2.000								

Batter	1	2	3	4	5	6	7	8	9	AB	R	H	RBI	BB	SO	LOB	BOTTOM								
Gary Pettis, S OBP: 0.346, SLG: 0.479 Juan Beniquez, R OBP: 0.344, SLG: 0.382 (7, 8)	0-0 1B 4-3 1B		0-0 F8		0-0 CS		0-3 K		0-0 L6	3	1	1	0	0	1	0	<b>Toronto Blue Jays @ California Angels</b> Anaheim Stadium, Anaheim, CA Wed Sep 28 1983, 10:05 PM EDT Att: 20,592 - Unknown  <b>AB 35</b> <b>R 3</b> <b>H 10</b> <b>RBI 3</b> <b>BB 1</b> <b>SO 6</b> <b>LOB 15</b> 								
Rod Carew, L OBP: 0.412, SLG: 0.414 (1, 10)	0-0 4-3 SF9 1B		0-0 4-1		0-0 F8		0-0 F8		4-0 1B BB	3	1	1	0	1	0	0									
Brian Downing, R OBP: 0.353, SLG: 0.418 (1, 7)	0-0 4-3		0-3 K2-3		0-0 6-3		0-0 1B		1-2 2-3 1B	4	0	1	1	0	1	1									
Doug DeCinces, R OBP: 0.330, SLG: 0.500 (1, 5)	0-0 SF9			0-3 K		0-0 K		0-0 F8		3	0	1	1	0	1	3									
Daryl Sconiers, L OBP: 0.311, SLG: 0.431 (1, 3)	0-0 1B		0-0 F8		0-0 F8		0-3 K		0-0 1B 1B 5-3 1B	4	1	2	0	0	1	1									
Ellis Valentine, R OBP: 0.283, SLG: 0.435 Reggie Jackson, L OBP: 0.290, SLG: 0.342 Mike Brown, R OBP: 0.273, SLG: 0.398 (8, 9)	0-0 F9		0-0 4-3		0-0 4-3		0-3 K		0-0 5-3 1B	2	0	0	0	0	0	1									
Bob Boone, R OBP: 0.288, SLG: 0.353 (1, 2)		0-0 F8			0-0 4-3		0-0 6-3		0-0 F9	4	0	0	0	0	0	3									
Rob Wilfong, L OBP: 0.292, SLG: 0.329 (1, 4)		0-0 3-1			0-0 CS 1B		0-0 F4		0-0 5-3 1B	4	0	2	0	0	0	0									
Dick Schofield, R OBP: 0.278, SLG: 0.429 Jerry Narron, L OBP: 0.167, SLG: 0.116 Ricky Adams, R OBP: 0.302, SLG: 0.324 Ron Jackson, R OBP: 0.294, SLG: 0.355 (8, PH)		0-0 F2			0-0 F6		0-0 K		0-0 5-3	2	0	0	0	0	0	1									
<b>Inning Stats</b>	R: 2 E: 0 K: 0 S: 6	H: 3 LOB: 1 BB: 0 P: 6	R: 0 E: 0 K: 0 S: 3	H: 0 LOB: 0 BB: 0 P: 3	R: 0 E: 0 K: 1 S: 5	H: 0 LOB: 0 BB: 0 P: 5	R: 0 E: 0 K: 1 S: 5	H: 0 LOB: 0 BB: 0 P: 5	R: 0 E: 0 K: 2 S: 8	H: 1 LOB: 1 BB: 0 P: 8	R: 0 E: 0 K: 1 S: 7	H: 2 LOB: 3 BB: 1 P: 11	R: 1 E: 0 K: 0 S: 6	H: 3 LOB: 2 BB: 0 P: 6	1B: 9 2B: 1 3B: 0 HR: 0	SF: 1 SAC: 0 DP: 0 HBP: 0		WP: 0 PB: 0 SB: 2 CS: 1	PA: 38						
<b>PITCHER</b>	IP	WLS	BF	H	R	ER	SO	BB	IBB	HBP	BLK	WP	HR	S	P	ERA	WHIP								
Jim Clancy, R ERA: 3.7 (1, 1)	8.1	W	35	10	3	3	6	1	0	0	0	0	0	46	50	3.24	1.320								
Roy Lee Jackson, R ERA: 4.5 (9, 1)	0.2	S	2	0	0	0	0	0	0	0	0	0	0	2	2	0.00	0.000								



Batter	1	2	3	4	5	6	7	8	9	AB	R	H	RBI	BB	SO	LOB	TOP			
Tim Teufel, R OBP: 0.329, SLG: 0.545 (1, 4)										3	0	0	0	1	1	0				
Mickey Hatcher, R OBP: 0.344, SLG: 0.449 (1, 9)										4	0	0	0	0	1	1				
Gary Ward, R OBP: 0.326, SLG: 0.443 (1, 7)										4	0	0	0	0	2	1				
Kent Hrbek, L OBP: 0.363, SLG: 0.474 Scott Ulger, R OBP: 0.247, SLG: 0.241 (1, 3)										3	0	0	0	0	0	0				
Scott Ulger, R OBP: 0.247, SLG: 0.241 (7, 3)										1	0	0	0	0	0	0				
Dave Engle, R OBP: 0.353, SLG: 0.452 (1, 2)										3	0	2	0	0	0	0				
Tom Brunansky, R OBP: 0.309, SLG: 0.449 (1, 8)										3	0	1	0	0	2	1				
Randy Bush, L OBP: 0.322, SLG: 0.408 (1, 10)										3	0	0	0	0	0	3				
Gary Gaetti, R OBP: 0.307, SLG: 0.411 (1, 5)										3	0	0	0	0	0	2				
Houston Jimenez, R OBP: 0.207, SLG: 0.256 (1, 6)										3	0	0	0	0	1	0				
<b>Inning Stats</b>	R: 0 E: 0 K: 2 S: 7	H: 0 LOB: 0 BB: 0 P: 7	R: 0 E: 0 K: 1 S: 5	H: 0 LOB: 0 BB: 0 P: 5	R: 0 E: 0 K: 0 S: 3	H: 0 LOB: 0 BB: 0 P: 3	R: 0 E: 0 K: 1 S: 5	H: 2 LOB: 2 BB: 0 P: 5	R: 0 E: 0 K: 1 S: 5	H: 0 LOB: 1 BB: 1 P: 9	R: 0 E: 0 K: 1 S: 6	H: 1 LOB: 1 BB: 0 P: 6	R: 0 E: 0 K: 1 S: 5	H: 0 LOB: 0 BB: 0 P: 5	R: 0 E: 0 K: 0 S: 3	H: 0 LOB: 0 BB: 0 P: 3	1B: 2 2B: 1 3B: 0 HR: 0	SF: 0 SAC: 0 DP: 0 HBP: 0	WP: 0 PB: 0 SB: 0 CS: 0	PA: 31
<b>PITCHER</b> Dave Stieb, R ERA: 3.04 (1, 1)	IP: 9.0 WLS: W BF: 31 H: 3 R: 0 ER: 0 SO: 7 BB: 1 IBB: 0 HBP: 0 BLK: 0 WP: 0 HR: 0 S: 44 P: 48 ERA: 0.00 WHIP: 0.444															<b>PITCHER</b>				

Minnesota Twins @ Toronto Blue Jays  
Exhibition Stadium, Toronto, ON  
Fri Sep 30 1983, 7:05 PM EDT  
Att: 18,501 - Unknown

AB 30  
R 0  
H 3  
RBI 0  
BB 1  
SO 7  
LOB 8



Batter	1	2	3	4	5	6	7	8	9	AB	R	H	RBI	BB	SO	LOB	BOTTOM			
Damaso Garcia, R OBP: 0.336, SLG: 0.392 Tony Fernandez, S OBP: 0.286, SLG: 0.313 (1, 4)										4	1	2	1	0	1	0				
Barry Bonnell, R OBP: 0.395, SLG: 0.469 (1, 8)										4	1	2	0	1	0	1				
Jesse Barfield, R OBP: 0.292, SLG: 0.496 (1, 9)										4	1	0	0	0	1	4				
Cliff Johnson, R OBP: 0.370, SLG: 0.488 (1, 10)										3	2	1	3	0	1	0				
George Bell, R OBP: 0.310, SLG: 0.445 (1, 7)										4	1	2	2	0	1	0				
Garth Iorg, R OBP: 0.298, SLG: 0.376 (1, 5)										4	1	2	0	0	1	1				
Willie Upshaw, L OBP: 0.371, SLG: 0.514 (1, 3)										3	0	0	0	1	1	2				
Buck Martinez, R OBP: 0.337, SLG: 0.452 (1, 2)										3	0	0	0	1	1	4				
Alfredo Griffin, S OBP: 0.290, SLG: 0.350 (7, 4)										4	1	1	0	0	0	4				
<b>Inning Stats</b>	R: 0 E: 0 K: 1 S: 5	H: 1 LOB: 0 BB: 0 P: 5	R: 0 E: 0 K: 3 S: 9	H: 0 LOB: 0 BB: 0 P: 9	R: 0 E: 0 K: 1 S: 5	H: 0 LOB: 0 BB: 0 P: 5	R: 4 E: 2 K: 0 S: 8	H: 3 LOB: 2 BB: 1 P: 12	R: 0 E: 0 K: 1 S: 5	H: 0 LOB: 0 BB: 0 P: 5	R: 4 E: 1 K: 1 S: 9	H: 4 LOB: 2 BB: 1 P: 14	R: 0 E: 0 K: 0 S: 4	H: 1 LOB: 1 BB: 0 P: 4	R: 0 E: 0 K: 0 S: 3	H: 1 LOB: 1 BB: 1 P: 7	1B: 7 2B: 2 3B: 0 HR: 2	SF: 0 SAC: 0 DP: 2 HBP: 1	WP: 2 PB: 0 SB: 0 CS: 0	PA: 38
<b>PITCHER</b> Frank Viola, L ERA: 5.49 Jack O'Connor, L ERA: 5.95 (1, 1)	IP: 5.0 WLS: L BF: 25 H: 6 R: 8 ER: 6 SO: 6 BB: 2 IBB: 0 HBP: 1 BLK: 0 WP: 2 HR: 2 S: 34 P: 43 ERA: 10.80 WHIP: 1.600															<b>PITCHER</b>				

Minnesota Twins @ Toronto Blue Jays  
Exhibition Stadium, Toronto, ON  
Fri Sep 30 1983, 7:05 PM EDT  
Att: 18,501 - Unknown

AB 34  
R 8  
H 10  
RBI 6  
BB 3  
SO 7  
LOB 18



Batter	1	2	3	4	5	6	7	8	9	AB	R	H	RBI	BB	SO	LOB	TOP			
Darrell Brown, S (1, 8) OBP: 0.295, SLG: 0.299	0-0 1B FC6-4		0-0 3-1			0-0 6-3		0-0 3-1		4	1	1	0	0	0	0	<b>Minnesota Twins @ Toronto Blue Jays</b> Exhibition Stadium, Toronto, ON Sat Oct 01 1983, 3:33 AM EDT Att: 25,332 - Dome			
John Castino, R (1, 4) OBP: 0.349, SLG: 0.405	0-0 1B FC6-4		0-0 5-3			0-0 1B FC4-6		0-0 6-3		4	0	2	0	0	0	0				
Gary Ward, R (1, 7) OBP: 0.325, SLG: 0.441	0-0 1B FC6-4		0-0 F9			0-0 HR FC4-6		4-0 BB		3	1	0	1	1	0	2				
Kent Hrbek, L (1, 3) OBP: 0.364, SLG: 0.480	0-0 1B G6-4-3			0-0 F7		0-0 HR		0-3 K		4	1	2	2	0	1	1				
Dave Engle, R (1, 2) OBP: 0.352, SLG: 0.450	0-0 1B G6-4-3			0-0 4-3		0-0 1B		0-0 2-3		4	0	1	0	0	0	2				
Tom Brunansky, R (1, 9) OBP: 0.309, SLG: 0.447		0-3 K		0-0 F8		0-0 L5		0-0 1B		4	0	1	0	0	1	1				
Mickey Hatcher, R (1, 10) OBP: 0.342, SLG: 0.445		0-0 6-3			0-0 F9		0-3 K		0-0 F8	3	0	0	0	0	1	0				
Randy Bush, L (9, PH) OBP: 0.321, SLG: 0.407										1	0	0	0	0	0	1				
Gary Gaetti, R (1, 5) OBP: 0.308, SLG: 0.412		0-0 1B			0-0 6-3		0-0 6-3		0-0 1B	4	0	2	0	0	0	0				
Ron Washington, R (1, 6) OBP: 0.296, SLG: 0.325		0-0 F9			0-0 L6		0-0 5-3		0-0 4-3	3	0	0	0	0	0	1				
Tim Teufel, R (9, PH) OBP: 0.325, SLG: 0.538										1	0	0	0	0	0	2				
<b>Inning Stats</b>	R: 1 E: 0 K: 0 S: 5	H: 3 LOB: 1 BB: 0 P: 5	R: 0 E: 0 K: 1 S: 6	H: 1 LOB: 1 BB: 0 P: 6	R: 0 E: 0 K: 0 S: 3	H: 0 LOB: 0 BB: 0 P: 3	R: 0 E: 0 K: 0 S: 3	H: 0 LOB: 0 BB: 0 P: 3	R: 2 E: 0 K: 0 S: 6	H: 3 LOB: 1 BB: 0 P: 6	R: 0 E: 0 K: 1 S: 5	H: 0 LOB: 1 BB: 1 P: 9	R: 0 E: 0 K: 0 S: 5	H: 0 LOB: 1 BB: 1 P: 5	R: 0 E: 0 K: 0 S: 5	H: 2 LOB: 2 BB: 0 P: 5	1B: 8 2B: 0 3B: 0 HR: 1	SF: 0 SAC: 0 DP: 1 HBP: 0	WP: 0 PB: 0 SB: 0 CS: 0	PA: 36
<b>PITCHER</b> Doyle Alexander, R (1, 1) ERA: 4.41	IP: 9.0 WLS: W BF: 36 H: 9 R: 3 ER: 3 SO: 3	BB: 1 IBB: 0 HBP: 0 BLK: 0	WP: 0 HR: 1 S: 41 P: 45	ERA: 3.00 WHIP: 1.111	<b>PITCHER</b>											IP: 9.0 WLS: W BF: 36 H: 9 R: 3 ER: 3 SO: 3	BB: 1 IBB: 0 HBP: 0 BLK: 0	WP: 0 HR: 1 S: 41 P: 45	ERA: 3.00 WHIP: 1.111	

livebaseballscores.com

AB	35
R	3
H	9
RBI	3
BB	1
SO	3
LOB	10



Batter	1	2	3	4	5	6	7	8	9	AB	R	H	RBI	BB	SO	LOB	BOTTOM							
Dave Collins, S (1, 7) OBP: 0.343, SLG: 0.328	0-0 4-3		4-0 BB			0-3 K		0-0 6-3		3	0	0	0	1	1	0	<b>Minnesota Twins @ Toronto Blue Jays</b> Exhibition Stadium, Toronto, ON Sat Oct 01 1983, 3:33 AM EDT Att: 25,332 - Dome							
Rance Mulliniks, L (1, 5) OBP: 0.376, SLG: 0.472	4-0 BB		0-0 3-1			0-0 F4		0-0 2B		3	0	1	0	1	0	1								
Lloyd Moseby, L (1, 8) OBP: 0.376, SLG: 0.500	0-0 1B G4-6-3			0-0 F6		0-0 3-1		4-0 IBB G3-6-1		3	0	0	0	1	0	1								
Willie Upshaw, L (1, 3) OBP: 0.372, SLG: 0.513		0-0 F9		0-0 HR 1B		4-0 SH5-3 BB		0-0 G3-6-1		3	1	1	0	1	0	2								
Jorge Orta, L (1, 10) OBP: 0.292, SLG: 0.415		0-0 F9		0-0 HR 1B		4-0 SH5-3 BB		0-0 G4-6-3 1B		2	1	1	0	0	0	0								
Cliff Johnson, R (6, PH) OBP: 0.373, SLG: 0.489		0-0 F9		1-2 HR 1B		1-2 SH5-3 BB		0-0 G4-6-3 1B		1	0	1	0	1	0	0								
Mitch Webster, S (8, PR) OBP: 0.182, SLG: 0.100		0-0 2B		1-2 HR 1B		0-0 SH5-3		0-0 G4-6-3 1B		0	0	0	0	0	0	0								
Ernie Whitt, L (1, 2) OBP: 0.345, SLG: 0.459		0-0 2B		1-2 HR 1B		0-0 SH5-3		0-0 G4-6-3 1B		3	1	2	3	0	0	1								
Jesse Barfield, R (1, 9) OBP: 0.294, SLG: 0.503		0-3 K		0-0 HR		0-0 4-3		4-0 BB		3	1	1	1	1	1	3								
Damaso Garcia, R (1, 4) OBP: 0.337, SLG: 0.392			0-0 L9-3 1B		0-0 L4		4-0 IBB		0-0 F9	3	0	1	0	1	0	1								
Alfredo Griffin, S (1, 6) OBP: 0.288, SLG: 0.348			0-0 L9-3 1B		0-0 4-3		0-3 K			3	0	0	0	0	1	4								
<b>Inning Stats</b>	R: 0 E: 0 K: 0 S: 2	H: 0 LOB: 0 BB: 1 P: 6	R: 0 E: 0 K: 1 S: 6	H: 1 LOB: 1 BB: 0 P: 6	R: 0 E: 0 K: 0 S: 3	H: 1 LOB: 1 BB: 1 P: 7	R: 4 E: 0 K: 0 S: 7	H: 4 LOB: 0 BB: 0 P: 7	R: 0 E: 0 K: 1 S: 5	H: 0 LOB: 3 BB: 3 P: 17	R: 0 E: 0 K: 0 S: 3	H: 1 LOB: 1 BB: 1 P: 7	R: 0 E: 0 K: 0 S: 3	H: 1 LOB: 1 BB: 1 P: 7	R: 0 E: 0 K: 0 S: 3	H: 1 LOB: 1 BB: 1 P: 7	1B: 4 2B: 3 3B: 0 HR: 2	SF: 0 SAC: 1 DP: 4 HBP: 0	WP: 0 PB: 0 SB: 1 CS: 0	PA: 35				
<b>PITCHER</b> Jay Pettibone, R (1, 1) ERA: 5.33	IP: 5.0 WLS: L BF: 22 H: 6 R: 4 ER: 4 SO: 2	BB: 3 IBB: 0 HBP: 0 BLK: 0	WP: 0 HR: 2 S: 23 P: 35	ERA: 7.20 WHIP: 1.800	<b>PITCHER</b>											IP: 5.0 WLS: L BF: 22 H: 6 R: 4 ER: 4 SO: 2	BB: 3 IBB: 0 HBP: 0 BLK: 0	WP: 0 HR: 2 S: 23 P: 35	ERA: 7.20 WHIP: 1.800					
Len Whitehouse, L (6, 1) ERA: 4.15	0.1	2	0	0	0	0	0	0	0	1	5	0.00	3.000											
Rick Lysander, R (6, 1) ERA: 3.38	1.2	7	1	0	0	1	0	2	0	0	7	0.00	0.600											
Ron Davis, R (8, 1) ERA: 3.34	1.0	4	1	0	0	0	1	0	0	0	3	0.00	2.000											

livebaseballscores.com

AB	27
R	4
H	8
RBI	4
BB	7
SO	3
LOB	13



Batter	1	2	3	4	5	6	7	8	9	AB	R	H	RBI	BB	SO	LOB	TOP										
<b>Darrell Brown, S</b> OBP: 0.297, SLG: 0.304 (1, 8)	0-0 5-3	0-0 4-3 HR 2B		0-0 E 1B 1B		0-0 L5		0-0 F6		5	2	2	0	0	0	1											
<b>John Castino, R</b> OBP: 0.348, SLG: 0.403 (1, 4)	0-0 G3	0-0 4-3		0-0 E3 1B		0-0 2B 1B		0-0 1-3		5	1	1	1	0	0	3											
<b>Gary Ward, R</b> OBP: 0.326, SLG: 0.440 (1, 7)	4-0 1B 2B BB	0-0 K		0-0 1B		0-0 F8		0-0 F3		4	1	1	2	1	1	2											
<b>Kent Hrbek, L</b> OBP: 0.366, SLG: 0.489 (1, 3)	0-0 1-3 2B 1B	0-0 HR		0-0 4-3		0-0 1-1 2B		0-0 F7		5	2	3	2	0	0	0											
<b>Dave Engle, R</b> OBP: 0.350, SLG: 0.449 (1, 2)	0-0 1-1 2B 2B	0-0 6-3				0-3 K		0-3 K		5	1	1	2	0	2	0											
<b>Randy Bush, L</b> OBP: 0.323, SLG: 0.418 (1, 10)	0-0 FC6-5 2B		0-0 3-1		0-0 HR		0-0 4-3			4	1	2	2	0	0	0											
<b>Tom Brunansky, R</b> OBP: 0.308, SLG: 0.445 (1, 9)	4-0 BB		0-0 F2		0-0 5-3		0-3 K			3	0	0	0	1	1	0											
<b>Gary Gaetti, R</b> OBP: 0.309, SLG: 0.414 (1, 5)	0-0 FC6-5		0-0 6-3		0-0 1B			0-0 2B		4	0	2	0	0	0	2											
<b>Lenny Faedo, R</b> OBP: 0.291, SLG: 0.335 (1, 6)		0-0 2B 4-3 1B		0-3 K		0-0 F4		0-0 F4		4	1	1	0	0	1	2											
<b>Inning Stats</b>	R: 3 E: 0 K: 0 S: 6	H: 3 LOB: 2 BB: 2 P: 14	R: 3 E: 0 K: 1 S: 8	H: 3 LOB: 0 BB: 0 P: 8	R: 0 E: 0 K: 0 S: 3	H: 0 LOB: 0 BB: 0 P: 3	R: 2 E: 1 K: 1 S: 7	H: 2 LOB: 0 BB: 0 P: 7	R: 1 E: 0 K: 1 S: 7	H: 2 LOB: 1 BB: 0 P: 7	R: 0 E: 0 K: 2 S: 4	H: 0 LOB: 0 BB: 0 P: 4	R: 0 E: 0 K: 2 S: 7	H: 0 LOB: 0 BB: 0 P: 7	R: 0 E: 0 K: 0 S: 4	H: 1 LOB: 1 BB: 0 P: 4	R: 0 E: 0 K: 0 S: 3	H: 0 LOB: 0 BB: 0 P: 3	1B: 6 2B: 5 3B: 0 HR: 2	SF: 0 SAC: 0 DP: 0 HBP: 0	WP: 0 PB: 0 SB: 0 CS: 0	PA: 41					
<b>PITCHER</b>	IP	WLS	BF	H	R	ER	SO	BB	IBB	HBP	BLK	WP	HR	S	P	ERA	WHIP										
<b>Jim Clancy, R</b> ERA: 3.91 (1, 1)	1.2	L	13	6	6	6	1	2	0	0	0	0	1	13	21	32.40	4.800										
<b>Jim Acker, R</b> ERA: 4.33 (2, 1)	2.1		9	2	2	1	1	0	0	0	0	0	0	11	11	3.86	0.857										
<b>Don Cooper, R</b> ERA: 6.75 (5, 1)	1.2		8	3	1	1	1	0	0	0	0	0	1	10	10	5.40	1.800										
<b>Stan Clarke, L</b> ERA: 3.27 (6, 1)	2.1		8	2	0	0	2	0	0	0	0	0	0	12	12	0.00	0.857										
<b>Jim Gott, R</b> ERA: 4.74 (9, 1)	1.0		3	0	0	0	0	0	0	0	0	0	0	3	3	0.00	0.000										
Batter	1	2	3	4	5	6	7	8	9	AB	R	H	RBI	BB	SO	LOB	BOTTOM										
<b>Dave Collins, S</b> OBP: 0.343, SLG: 0.328 (1, 7)	0-0 G3 1B		0-0 4-3		0-0 FC6-4 G3-6-3		0-0 F4		0-0 FC4		3	1	1	0	0	1											
<b>George Bell, R</b> OBP: 0.305, SLG: 0.438 (5, PR)										2	0	0	0	0	0	2											
<b>Rance Mulliniks, L</b> OBP: 0.373, SLG: 0.467 (1, 5)	0-0 G3		0-0 6-3		0-0 G3-6-3			0-0 5-3		4	0	0	0	0	0	2											
<b>Lloyd Moseby, L</b> OBP: 0.376, SLG: 0.499 (1, 8)	0-0 1-3 1B		0-0 3-1		0-0 F8			0-0 1B		3	1	1	1	0	0	0											
<b>Mitch Webster, S</b> OBP: 0.250, SLG: 0.182 (7, 8)	0-0 E 4-3 1B									1	0	1	0	0	0	0											
<b>Willie Upshaw, L</b> OBP: 0.373, SLG: 0.515 (1, 3)	0-0 4-3			0-0 1B 1B		0-0 6-3 2B		0-0 F9		4	0	2	1	0	0	1											
<b>Jorge Orta, L</b> OBP: 0.287, SLG: 0.408 (1, 10)	0-0 4-3			0-0 L9		0-0 6-3		0-0 F8		4	0	0	0	0	0	3											
<b>Ernie Whitt, L</b> OBP: 0.346, SLG: 0.459 (6, 2)		0-0 4-3		0-0 1B 1B		0-0 4-3			0-0 3-1		2	0	1	0	0	0											
<b>Geno Petralli, L</b> (2, 2)				1-2 1B						2	0	0	0	0	0	1											
<b>Jesse Barfield, R</b> OBP: 0.296, SLG: 0.510 (1, 9)		0-3 K		0-0 G6-4-3 1B		0-0 F7			0-0 HR		4	1	2	1	0	1											
<b>Damaso Garcia, R</b> OBP: 0.336, SLG: 0.390 (1, 4)			0-0 1B		0-0 G6-4-3		0-0 6-3		0-0 L4		4	0	1	0	0	3											
<b>Alfredo Griffin, S</b> OBP: 0.289, SLG: 0.348 (1, 6)					0-0 F8					2	0	1	0	0	0	1											
<b>Tony Fernandez, S</b> OBP: 0.324, SLG: 0.353 (5, PR)						0-0 FC6-4 1B			0-0 FC4 1B		2	0	2	0	0	0											
<b>Inning Stats</b>	R: 2 E: 1 K: 0 S: 5	H: 2 LOB: 0 BB: 0 P: 5	R: 0 E: 0 K: 1 S: 6	H: 1 LOB: 0 BB: 0 P: 6	R: 0 E: 0 K: 0 S: 3	H: 0 LOB: 0 BB: 0 P: 3	R: 0 E: 0 K: 0 S: 5	H: 3 LOB: 2 BB: 0 P: 5	R: 0 E: 0 K: 0 S: 3	H: 1 LOB: 1 BB: 0 P: 3	R: 0 E: 0 K: 0 S: 4	H: 1 LOB: 1 BB: 0 P: 4	R: 0 E: 0 K: 0 S: 4	H: 1 LOB: 1 BB: 0 P: 4	R: 0 E: 0 K: 0 S: 4	H: 1 LOB: 1 BB: 0 P: 4	R: 1 E: 0 K: 0 S: 5	H: 2 LOB: 1 BB: 0 P: 5	1B: 10 2B: 1 3B: 0 HR: 1	SF: 0 SAC: 0 DP: 2 HBP: 0	WP: 0 PB: 0 SB: 1 CS: 0	PA: 37					
<b>PITCHER</b>	IP	WLS	BF	H	R	ER	SO	BB	IBB	HBP	BLK	WP	HR	S	P	ERA	WHIP										
<b>Albert Williams, R</b> ERA: 4.14 (1, 1)	9.0	W	37	12	3	2	1	0	0	0	0	0	1	39	39	2.00	1.333										

Minnesota Twins @ Toronto Blue Jays  
Exhibition Stadium, Toronto, ON  
Sun Oct 02 1983, 3:33 AM EDT  
Att: 40,692 - Dome

AB 39  
R 9  
H 13  
RBI 9  
BB 2  
SO 5  
LOB 10



Minnesota Twins @ Toronto Blue Jays  
Exhibition Stadium, Toronto, ON  
Sun Oct 02 1983, 3:33 AM EDT  
Att: 40,692 - Dome

AB 37  
R 3  
H 12  
RBI 3  
BB 0  
SO 1  
LOB 14

