

Toronto Blue Jays - 1984

Batter	1	2	3	4	5	6	7	8	9	AB	R	H	RBI	BB	SO	LOB	TOP					
Damaso Garcia, R OBP: 0.364, SLG: 0.444	F9	E5	IBB		FC6-4	F8		SF9		4	1	2	2	1	0	0	Toronto Blue Jays @ Seattle Mariners The Kingdome, Seattle, WA Thu Apr 05 1984, 9:05 PM EST Att: 5,399 - Unknown					
Rance Mulliniks, L OBP: 0.286, SLG: 0.167 Garth Iorg, R (3, PH)			F3		FC6-4	F3		5-3		1	1	1	1	1	0	0						
Lloyd Moseby, L OBP: 0.300, SLG: 0.778	K				F7	HR		1-3		5	1	2	3	1	1	1						
Willie Upshaw, L OBP: 0.400, SLG: 0.625								F8		5	3	2	1	0	0	2						
Cliff Johnson, R OBP: 0.571, SLG: 0.400 Dave Collins, S OBP: 1.000, SLG: 1.000										2	2	1	0	1	1	0						
George Bell, R OBP: 0.750, SLG: 1.000 Mitch Webster, S										3	0	3	0	0	0	0						
Jesse Barfield, R OBP: 0.300, SLG: 0.300										4	1	3	1	0	0	2						
Ernie Whitt, L OBP: 0.800, SLG: 2.000 Buck Martinez, R OBP: 0.250, SLG: 0.667										6	0	2	0	0	2	6						
Alfredo Griffin, S OBP: 0.222, SLG: 0.222										5	1	2	2	0	1	4						
Inning Stats	R: 0 E: 0 K: 1 S: 4	H: 0 LOB: 0 BB: 1 P: 8	R: 6 E: 1 K: 1 S: 11	H: 6 LOB: 1 BB: 1 P: 15	R: 1 E: 1 K: 2 S: 10	H: 2 LOB: 3 BB: 1 P: 14	R: 2 E: 0 K: 0 S: 6	H: 3 LOB: 2 BB: 1 P: 10	R: 3 E: 0 K: 1 S: 9	H: 4 LOB: 2 BB: 0 P: 10	R: 0 E: 0 K: 0 S: 3	H: 0 LOB: 0 BB: 0 P: 3	R: 0 E: 0 K: 0 S: 4	H: 1 LOB: 1 BB: 0 P: 4	R: 1 E: 0 K: 0 S: 5	H: 2 LOB: 1 BB: 0 P: 5		R: 0 E: 0 K: 1 S: 6	H: 1 LOB: 2 BB: 1 P: 10	1B: 14 2B: 2 3B: 1 HR: 2	SF: 2 SAC: 0 DP: 0 HBP: 1	WP: 0 PB: 0 SB: 0 CS: 1
PITCHER	IP	WLS	BF	H	R	ER	SO	BB	IBB	HBP	BLK	WP	HR	S	P	ERA	WHIP					
Jim Beattie, R ERA: 32.4	1.2	L	11	5	6	6	2	2	0	0	0	0	0	13	21	32.40	4.200					
Paul Mirabella, L ERA:	2.1		8	3	1	0	2	0	1	0	0	0	0	11	15	0.00	3.000					
Roy Thomas, R ERA: 27.0	3.1		13	6	5	5	0	1	0	1	0	0	2	11	16	27.00	4.200					
Bob Stoddard, R ERA:	5.1		10	2	0	0	1	0	0	0	0	0	0	12	12	0.00	0.750					
Dave Beard, R ERA: 9.0	8.1		5	2	1	1	0	0	0	0	0	0	0	5	5	9.00	2.000					
PITCHER	IP	WLS	BF	H	R	ER	SO	BB	IBB	HBP	BLK	WP	HR	S	P	ERA	WHIP					
Ed Vande Berg, L ERA:	9.1		1.0	5	1	0	1	1	0	0	0	0	0	6	10	0.00	2.000					

AB	44
R	13
H	19
RBI	11
BB	5
SO	6
LOB	26



Batter	1	2	3	4	5	6	7	8	9	AB	R	H	RBI	BB	SO	LOB	BOTTOM					
Jack Perconte, L OBP: 0.444, SLG: 0.625	4-3		3-1		1B		G3		K	5	2	2	0	0	1	0	Toronto Blue Jays @ Seattle Mariners The Kingdome, Seattle, WA Thu Apr 05 1984, 9:05 PM EST Att: 5,399 - Unknown					
Barry Bonnell, R OBP: 0.286, SLG: 0.167 Larry Milbourne, S OBP: 1.000, SLG: 1.000			3-1		2B					2	0	0	0	0	1	1						
Gorman Thomas, R OBP: 0.500, SLG: 0.571 Phil Bradley, R OBP: 1.000, SLG: 1.000					2B					2	1	2	0	0	0	0						
Pat Putnam, L OBP: 0.375, SLG: 0.714					1B					4	0	1	1	0	1	3						
Ken Phelps, L OBP: 0.625, SLG: 1.429					1B					0	0	0	0	0	0	0						
Al Cowens, R OBP: 0.167, SLG: 0.167 Ricky Nelson, L OBP: 0.667, SLG: 0.500					1B					3	1	2	3	1	1	0						
Dave Henderson, R OBP: 0.125, SLG: 0.125					HR					3	1	1	1	1	1	2						
Bob Kearney, R					HR					2	0	0	0	0	2	2						
Spike Owen, S					HR					2	0	1	0	0	1	0						
Inning Stats	R: 0 E: 0 K: 2 S: 7	H: 0 LOB: 0 BB: 0 P: 7	R: 0 E: 0 K: 1 S: 5	H: 0 LOB: 2 BB: 2 P: 13	R: 1 E: 0 K: 1 S: 8	H: 3 LOB: 0 BB: 0 P: 8	R: 0 E: 0 K: 0 S: 3	H: 0 LOB: 0 BB: 0 P: 3	R: 3 E: 0 K: 0 S: 6	H: 3 LOB: 0 BB: 0 P: 6	R: 0 E: 0 K: 2 S: 8	H: 1 LOB: 1 BB: 0 P: 8	R: 0 E: 0 K: 0 S: 3	H: 1 LOB: 0 BB: 0 P: 3	R: 1 E: 0 K: 1 S: 6	H: 2 LOB: 0 BB: 0 P: 6		R: 0 E: 0 K: 1 S: 5	H: 0 LOB: 0 BB: 0 P: 5	1B: 6 2B: 2 3B: 0 HR: 2	SF: 0 SAC: 0 DP: 2 HBP: 0	WP: 0 PB: 0 SB: 0 CS: 0
PITCHER	IP	WLS	BF	H	R	ER	SO	BB	IBB	HBP	BLK	WP	HR	S	P	ERA	WHIP					
Luis Leal, R ERA: 7.2	5.0	W	23	6	4	4	4	2	0	0	0	0	1	29	37	7.20	1.600					
Jim Acker, R ERA: 3.0	6.1		11	4	1	1	3	0	0	0	0	0	1	17	17	3.00	1.333					
Roy Lee Jackson, R ERA:	9.1		3	0	0	0	1	0	0	0	0	0	0	5	5	0.00	0.000					
PITCHER	IP	WLS	BF	H	R	ER	SO	BB	IBB	HBP	BLK	WP	HR	S	P	ERA	WHIP					

AB	35
R	5
H	10
RBI	5
BB	2
SO	8
LOB	15



Batter	1	2	3	4	5	6	7	8	9	AB	R	H	RBI	BB	SO	LOB	TOP				
Damaso Garcia, R OBP: 0.318, SLG: 0.350	0-0 4-3		0-0 BB 1B		0-0 F8		0-0 9-6 S 1B		0-0 F3	5	1	2	0	0	0	0					
Rance Mulliniks, L OBP: 0.438, SLG: 0.385	0-0 1-3		4-0 BB 1B BB		0-0 1-3		0-0 9-6			3	0	0	0	1	0	1					
Lloyd Moseby, L OBP: 0.368, SLG: 0.778	0-0 F8		0-0 BB 1B 1-2 2-H		0-0 F8					4	1	2	2	0	0	0					
Willie Upshaw, L OBP: 0.579, SLG: 0.933		0-0 HR	4-0 1-2 2-3 BB		0-0 1B 1B				0-0 G1	3	1	2	1	1	0	0					
Cliff Johnson, R OBP: 0.500, SLG: 0.833		4-0 G1-6-3 BB	0-0 1-3		0-0 F7				0-0 F6	3	0	0	0	1	0	4					
George Bell, R OBP: 0.647, SLG: 0.882		0-0 G1-6-3 1-2			0-0 F8		0-0 1-2 1B		0-0 2B	4	0	2	0	0	0	1					
Ernie Whitt, L OBP: 0.429, SLG: 0.636	0-0 F8		0-0 F9		0-0 F8		0-0 F8		0-0 4-3	4	0	0	0	0	0	3					
Dave Collins, S OBP: 0.571, SLG: 0.571			0-0 4-3		0-0 K		0-3 K		0-0 F9	4	0	1	0	0	1	2					
Alfredo Griffin, S OBP: 0.222, SLG: 0.278			0-0 5-3		0-3 K		0-0 G3		0-3 K	4	0	0	0	0	2	1					
Inning Stats	R: 0 E: 0 K: 0 S: 3	H: 0 LOB: 0 BB: 0 P: 3	R: 1 E: 0 K: 0 S: 3	H: 1 LOB: 0 BB: 1 P: 7	R: 1 E: 0 K: 0 S: 5	H: 2 LOB: 3 BB: 2 P: 13	R: 0 E: 0 K: 1 S: 6	H: 1 LOB: 1 BB: 0 P: 6	R: 0 E: 0 K: 0 S: 3	H: 0 LOB: 2 BB: 0 P: 3	R: 0 E: 0 K: 1 S: 3	H: 1 LOB: 0 BB: 0 P: 3	R: 1 E: 0 K: 0 S: 5	H: 2 LOB: 1 BB: 0 P: 5	R: 0 E: 0 K: 1 S: 5	H: 0 LOB: 0 BB: 0 P: 5	1B: 6 2B: 2 3B: 0 HR: 2	SF: 0 SAC: 0 DP: 2 HBP: 0	WP: 0 PB: 0 SB: 1 CS: 0	PA: 37	
PITCHER	IP WLS BF H R ER SO BB IBB HBP BLK WP HR S P ERA WHIP	7.1 L 31 8 3 3 2 3 0 0 0 0 2 32 44 3.68 1.500	8.1 S 6 1 0 0 1 0 0 0 0 0 0 8 8 0.00 0.600																		

Toronto Blue Jays @ California Angels
Anaheim Stadium, Anaheim, CA
Sat Apr 07 1984, 9:05 PM EST
Att: 41,859 - Unknown

AB 34
R 3
H 9
RBI 3
BB 3
SO 3
LOB 12



Batter	1	2	3	4	5	6	7	8	9	AB	R	H	RBI	BB	SO	LOB	BOTTOM				
Gary Pettis, S OBP: 0.200, SLG: 0.077	0-3 K		0-0 1-3		0-3 K			0-3 K		4	0	0	0	0	3	0					
Rod Carew, L OBP: 0.364, SLG: 0.524	0-0 4-3		0-0 1-3		0-0 1B			0-0 4-3		4	0	1	0	0	0	0					
Reggie Jackson, L OBP: 0.222, SLG: 0.667	0-3 K				0-0 F5		0-0 4-3		0-0 5-3	4	0	0	0	0	1	1					
Doug DeCinces, R OBP: 0.200, SLG: 0.350		0-0 F6			0-0 HR		0-0 F7		0-0 F8	4	1	1	1	0	0	0					
Fred Lynn, L OBP: 0.350, SLG: 0.667		0-3 K			0-3 K		0-0 F7		0-0 4-3	4	0	0	0	0	2	0					
Brian Downing, R OBP: 0.286, SLG: 0.118		0-0 1B 1B			0-0 BB 1B		0-0 6-3		0-0 6-3	4	0	2	0	0	0	0					
Rob Wilfong, L OBP: 0.667, SLG: 0.500		0-0 1-2 1B			4-0 1-2 BB		0-0 4-3			2	0	1	0	1	0	0					
Bob Boone, R		0-3 K			0-3 K				0-0 6-3	3	0	0	0	0	2	4					
Dick Schofield, R OBP: 0.235, SLG: 0.250					0-0 F7		0-0 6-3		0-0 6-3	3	0	0	0	0	0	0					
Inning Stats	R: 0 E: 0 K: 2 S: 7	H: 0 LOB: 0 BB: 0 P: 7	R: 0 E: 0 K: 2 S: 9	H: 2 LOB: 2 BB: 0 P: 9	R: 0 E: 0 K: 0 S: 3	H: 0 LOB: 0 BB: 0 P: 3	R: 1 E: 0 K: 2 S: 9	H: 2 LOB: 2 BB: 1 P: 13	R: 0 E: 0 K: 1 S: 6	H: 1 LOB: 1 BB: 0 P: 6	R: 0 E: 0 K: 0 S: 3	H: 0 LOB: 0 BB: 0 P: 3	R: 0 E: 0 K: 1 S: 5	H: 0 LOB: 0 BB: 0 P: 5	R: 0 E: 0 K: 0 S: 3	H: 0 LOB: 0 BB: 0 P: 3	1B: 4 2B: 0 3B: 0 HR: 1	SF: 0 SAC: 0 DP: 0 HBP: 0	WP: 0 PB: 0 SB: 0 CS: 0	PA: 33	
PITCHER	IP WLS BF H R ER SO BB IBB HBP BLK WP HR S P ERA WHIP	7.0 W 27 5 1 1 7 1 0 0 0 0 1 40 44 1.29 0.857	8.1 S 6 0 0 0 1 0 0 0 0 0 0 8 8 0.00 0.000																		

Toronto Blue Jays @ California Angels
Anaheim Stadium, Anaheim, CA
Sat Apr 07 1984, 9:05 PM EST
Att: 41,859 - Unknown

AB 32
R 1
H 5
RBI 1
BB 1
SO 8
LOB 5



Batter	1	2	3	4	5	6	7	8	9	AB	R	H	RBI	BB	SO	LOB	TOP										
Damaso Garcia, R OBP: 0.400, SLG: 0.500	0-3 K			0-0 6-3		0-0 1B	0-0 1B			4	0	2	2	0	1	0	Toronto Blue Jays @ Oakland Athletics Oakland-Alameda County Coliseum, Oakland, CA Mon Apr 09 1984, 6:05 PM PST Att: 9,868 - Unknown livebaseballscorecards.com										
Lloyd Moseby, L OBP: 0.333, SLG: 0.600	0-0 4-3			0-3 K		0-0 1B	0-0 4-3			4	0	1	0	0	1	1											
George Bell, R OBP: 0.520, SLG: 0.800	0-3 K			0-0 WP 1B		0-0 F3		0-0 HR		4	1	2	1	0	1	2											
Cliff Johnson, R OBP: 0.458, SLG: 0.667		0-0 F3		4-0 1-2 BB		4-0 FC6-4 BB		0-0 F3		2	0	0	0	2	0	0											
Jesse Barfield, R OBP: 0.217, SLG: 0.182		0-0 5-3		0-3 K		0-0 FC6-4 1-2		0-0 F7		4	0	0	0	0	1	5											
Garth Iorg, R OBP: 0.150, SLG: 0.150		0-0 4-3			0-0 F4		0-0 F9		0-0 F9	4	0	0	0	0	0	0											
Buck Martinez, R OBP: 0.111, SLG: 0.250			0-0 F7		0-0 5-3		0-0 F6		0-0 F4	3	0	0	0	0	0	0											
Rance Mulliniks, L OBP: 0.474, SLG: 0.438										1	0	0	0	0	0	0											
Dave Collins, S OBP: 0.500, SLG: 0.462			4-0 9-3 BB		0-0 F5		0-0 WP 1B 1B		0-0 CS 1B	3	1	2	0	1	0	0											
Alfredo Griffin, S OBP: 0.217, SLG: 0.261			0-0 9-3							3	1	1	0	0	0	1											
Ernie Whitt, L OBP: 0.412, SLG: 0.538										1	0	0	0	0	1	1											
Inning Stats	R: 0 E: 0 K: 2 S: 7	H: 0 LOB: 0 BB: 0 P: 7	R: 0 E: 0 K: 0 S: 3	H: 0 LOB: 0 BB: 0 P: 3	R: 0 E: 0 K: 0 S: 2	H: 1 LOB: 2 BB: 1 P: 6	R: 0 E: 0 K: 2 S: 8	H: 0 LOB: 0 BB: 0 P: 3	R: 0 E: 0 K: 0 S: 5	H: 2 LOB: 3 BB: 1 P: 9	R: 2 E: 0 K: 0 S: 6	H: 3 LOB: 1 BB: 0 P: 6	R: 1 E: 0 K: 0 S: 4	H: 1 LOB: 0 BB: 0 P: 4	R: 0 E: 0 K: 1 S: 5	H: 1 LOB: 0 BB: 0 P: 5	1B: 7 2B: 1 3B: 0 HR: 1	SF: 0 SAC: 0 DP: 1 HBP: 0	WP: 2 PB: 0 CS: 1	PA: 36							
PITCHER	IP	WLS	BF	H	R	ER	SO	BB	IBB	HBP	BLK	WP	HR	S	P	ERA	WHIP										
Tim Conroy, L ERA: 5.4	(1, 1)	6.2	27	5	2	2	4	3	0	0	0	1	0	32	44	2.70	1.200										
Chris Codiroli, R ERA: 4.15	(7, 1)	0.0	1	1	0	0	0	0	0	0	0	1	0	1	1	∞	∞										
Tom Burgmeier, L ERA: 4.15	(7, 1)	0.1	1	0	0	0	0	0	0	0	0	0	0	1	1	0.00	0.000										
Bill Caudill, R ERA: 1.93	(8, 1)	2.0	W	7	2	1	1	1	0	0	0	0	1	9	9	4.50	1.000										

Batter	1	2	3	4	5	6	7	8	9	AB	R	H	RBI	BB	SO	LOB	BOTTOM										
Rickey Henderson, R OBP: 0.385, SLG: 0.667	0-0 1-3			0-0 2B		0-0 F8	0-0 FC5-4			4	0	1	0	0	0	1	Toronto Blue Jays @ Oakland Athletics Oakland-Alameda County Coliseum, Oakland, CA Mon Apr 09 1984, 6:05 PM PST Att: 9,868 - Unknown livebaseballscorecards.com										
Dwayne Murphy, L OBP: 0.238, SLG: 0.167	0-3 K			0-0 3-1		4-0 1B BB		0-0 E4 FC1-6		3	1	0	0	1	1	1											
Joe Morgan, L OBP: 0.429, SLG: 0.438	0-0 4-3			4-0 G4-6-3 BB		0-0 1B 1B		0-0 FC1-6 HR		3	2	1	0	1	0	1											
Carney Lansford, R OBP: 0.320, SLG: 0.520		0-0 4-3		0-0 G4-6-3		0-0 1B 1B		0-0 HR		4	1	2	3	0	0	2											
Bruce Bochte, L OBP: 0.429, SLG: 0.353		0-0 4-3			0-0 F8	0-0 1B		0-3 K		4	0	1	1	0	1	0											
Dave Kingman, R OBP: 0.250, SLG: 0.227		0-0 F8			0-3 K	0-3 K		0-0 F7		4	0	0	0	0	2	2											
Davey Lopes, R OBP: 0.529, SLG: 0.929			0-3 K		4-0 BB		0-0 F1			2	0	0	0	1	1	0											
Mike Heath, R OBP: 0.294, SLG: 0.412			0-0 G4-6-3 1B		0-3 K		0-0 F9			3	0	1	0	0	1	1											
Donnie Hill, S OBP: 0.111, SLG: 0.167			0-0 G4-6-3			0-0 F8	0-0 FC5-4 1B			3	0	1	0	0	0	1											
Inning Stats	R: 0 E: 0 K: 1 S: 5	H: 0 LOB: 0 BB: 0 P: 5	R: 0 E: 0 K: 0 S: 3	H: 0 LOB: 0 BB: 0 P: 3	R: 0 E: 0 K: 1 S: 5	H: 1 LOB: 0 BB: 0 P: 5	R: 0 E: 0 K: 0 S: 3	H: 1 LOB: 1 BB: 1 P: 7	R: 0 E: 0 K: 2 S: 7	H: 0 LOB: 1 BB: 1 P: 11	R: 2 E: 0 K: 1 S: 8	H: 3 LOB: 2 BB: 1 P: 12	R: 0 E: 0 K: 0 S: 4	H: 1 LOB: 1 BB: 0 P: 4	R: 2 E: 1 K: 1 S: 7	H: 1 LOB: 0 BB: 0 P: 7	1B: 5 2B: 1 3B: 0 HR: 1	SF: 0 SAC: 0 DP: 2 HBP: 0	WP: 0 PB: 0 SB: 0 CS: 0	PA: 33							
PITCHER	IP	WLS	BF	H	R	ER	SO	BB	IBB	HBP	BLK	WP	HR	S	P	ERA	WHIP										
Jim Clancy, R ERA: 1.84	(1, 1)	7.0	29	6	3	3	5	3	0	0	0	0	0	36	48	3.86	1.286										
Jimmy Key, L ERA: 6.23	(8, 1)	0.1	1	0	0	0	0	0	0	0	0	0	0	1	1	0.00	0.000										
Dennis Lamp, R ERA: 6.23	(8, 1)	0.2	L	3	1	1	0	1	0	0	0	0	1	5	5	0.00	1.500										

AB 33
R 3
H 8
RBI 3
BB 3
SO 5
LOB 10



AB 30
R 4
H 7
RBI 4
BB 3
SO 6
LOB 9



Batter	1	2	3	4	5	6	7	8	9	AB	R	H	RBI	BB	SO	LOB	TOP			
Damaso Garcia, R (1.4) OBP: 0.372, SLG: 0.439	0-0 4-3			0-0 F2		0-0 F4		0-3 K		4	0	0	0	0	1	1				
Dave Collins, S (1.7) OBP: 0.435, SLG: 0.409	0-0 4-3			0-0 3-1 1B		0-0 1-3 1B		0-0 F7		4	0	2	0	0	0	0				
Lloyd Moseby, L (1.8) OBP: 0.325, SLG: 0.472	0-0 F5			0-0 3-1 1-2		0-0 4-3 3-H		0-3 K		4	0	0	0	0	1	2				
Willie Upshaw, L (1.3) OBP: 0.517, SLG: 0.783		0-0 5-3			0-0 2B		0-0 1B 2B		0-0 F7	4	1	2	0	0	0	0				
Cliff Johnson, R (1.10) OBP: 0.361, SLG: 0.429		0-3 K			4-0 4-3 BB		0-3 K		0-0 4-3	3	0	0	0	1	2	1				
George Bell, R (1.9) OBP: 0.395, SLG: 0.605		0-3 K			0-0 F7		0-0 5-3		0-0 2B	4	0	1	0	0	1	3				
Ernie Whitt, L (1.2) OBP: 0.379, SLG: 0.583			0-0 E3 G1-6-3		0-0 4-3 1-2		0-0 2B 1B 2-H		0-0 1-3	4	0	1	1	0	0	3				
Garth Iorg, R (1.5) OBP: 0.059, SLG: 0.118			0-0 F9		0-0 4-3		0-0 4-3 1-3 2B			3	0	1	0	0	0	1				
Alfredo Griffin, S (1.6) OBP: 0.219, SLG: 0.323			0-0 G1-6-3 1-2			4-0 1B S BB		0-0 4-3		2	1	0	0	1	0	3				
Inning Stats	R: 0 E: 0 K: 0 S: 3	H: 0 LOB: 0 BB: 0 P: 3	R: 0 E: 0 K: 2 S: 7	H: 0 LOB: 0 BB: 0 P: 7	R: 0 E: 1 K: 0 S: 3	H: 0 LOB: 0 BB: 0 P: 3	R: 0 E: 0 K: 0 S: 3	H: 1 LOB: 1 BB: 1 P: 3	R: 0 E: 0 K: 0 S: 4	H: 1 LOB: 1 BB: 1 P: 8	R: 1 E: 0 K: 1 S: 8	H: 3 LOB: 2 BB: 0 P: 8	R: 0 E: 0 K: 2 S: 7	H: 0 LOB: 0 BB: 0 P: 7	R: 0 E: 0 K: 0 S: 4	H: 1 LOB: 1 BB: 0 P: 4	1B: 3 2B: 5 3B: 0 HR: 0	SF: 0 SAC: 0 DP: 2 HBP: 0	WP: 0 PB: 0 SB: 1 CS: 0	PA: 34
PITCHER Charlie Hough, R (1.1) ERA: 4.58	IP: 9.0 WLS: W BF: 34 H: 7 R: 2 ER: 2 SO: 5 BB: 2 IBB: 0 HBP: 0 BLK: 0 WP: 0 HR: 0 S: 42 P: 50 ERA: 2.00 WHIP: 1.000																			

Toronto Blue Jays @ Texas Rangers
Arlington Stadium, Arlington, TX
Sat Apr 14 1984, 4:33 AM EST
Att: 9,852 - Unknown

AB 32
R 2
H 7
RBI 1
BB 2
SO 5
LOB 14



Batter	1	2	3	4	5	6	7	8	9	AB	R	H	RBI	BB	SO	LOB	BOTTOM			
Mickey Rivers, L (1.10) OBP: 0.235, SLG: 0.235	0-0 4-3	0-0 4-3		0-0 1B 1B		0-0 G3	0-3 K			5	0	1	0	0	1	4				
Gary Ward, R (1.7) OBP: 0.394, SLG: 0.346	4-0 3B BB	4-0 2-3 3-H BB		0-0 1-3 1B		0-0 1-3		0-0 F8		3	1	1	0	2	0	0				
George Wright, S (1.8) OBP: 0.256, SLG: 0.385	0-3 K	0-3 G3		0-0 F9		0-0 6-3		0-3 K		5	0	0	0	0	2	5				
Buddy Bell, R (1.5) OBP: 0.513, SLG: 0.645	0-0 2B 3B 1-H		0-0 FC4-5 2B		0-0 1B 1B		0-0 6-3 1B 1B		0-0 F8	5	3	4	1	0	0	0				
Larry Parrish, R (1.9) OBP: 0.342, SLG: 0.459	0-0 PB 2B 3-H		0-0 FC4-5 FC3-6 2-3		0-0 2B 1B 1-2		0-0 6-3			4	0	2	1	0	0	2				
Pete O'Brien, L (1.3) OBP: 0.286, SLG: 0.391	0-0 G3 2-3		0-0 FC3-6 1-2		0-0 2B 1-3 2-H		4-0 1B SF7 IBB			3	1	1	1	1	0	2				
Ned Yost, R (1.2) OBP: 0.188, SLG: 0.333		0-0 6-3	0-0 F7		0-0 K					4	0	1	1	0	1	3				
Wayne Tolleson, S (1.4) OBP: 0.361, SLG: 0.375		0-0 4-3 1B PB 1B		0-0 4-3	0-0 1-3		4-0 1B BB 1B			3	1	1	0	1	0	2				
Curtis Wilkerson, S (1.6) OBP: 0.207, SLG: 0.115		0-0 PB 4-3 1B		0-0 5-3	0-0 F7		0-0 SF7 3-H			3	0	1	0	0	0	2				
Bob Jones, L (7. Ph) OBP: 0.333, SLG: 0.750										0	0	0	1	0	0	0				
Jim Anderson, R (8.6) OBP: 0.333, SLG: 0.750										0	0	0	0	0	0	0				
Inning Stats	R: 2 E: 0 K: 1 S: 7	H: 2 LOB: 1 BB: 1 P: 11	R: 1 E: 0 K: 0 S: 5	H: 2 LOB: 2 BB: 1 P: 9	R: 0 E: 0 K: 0 S: 4	H: 1 LOB: 1 BB: 0 P: 4	R: 0 E: 0 K: 0 S: 5	H: 2 LOB: 2 BB: 0 P: 5	R: 1 E: 0 K: 1 S: 8	H: 3 LOB: 2 BB: 0 P: 8	R: 0 E: 0 K: 0 S: 3	H: 0 LOB: 0 BB: 0 P: 3	R: 2 E: 0 K: 1 S: 7	H: 2 LOB: 2 BB: 2 P: 15	R: 0 E: 0 K: 1 S: 5	H: 0 LOB: 0 BB: 0 P: 5	1B: 8 2B: 3 3B: 1 HR: 0	SF: 1 SAC: 0 DP: 0 HBP: 0	WP: 0 PB: 2 SB: 0 CS: 0	PA: 40
PITCHER Jim Clancy, R (1.1) ERA: 2.41	IP: 4.0 WLS: L BF: 21 H: 7 R: 3 ER: 2 SO: 3 BB: 2 IBB: 0 HBP: 0 BLK: 0 WP: 0 HR: 0 S: 21 P: 29 ERA: 4.50 WHIP: 2.250																			
Jim Golt, R (5.1) ERA: 11.57	2.1 14 5 3 3 1 1 1 0 0 0 0 0 14 22 11.57 2.571																			
Roy Lee Jackson, R (7.1) ERA: 4.26	0.2 2 0 0 0 1 0 0 0 0 0 0 0 4 4 0.00 0.000																			
Doyle Alexander, R (8.1) ERA: 8.44	1.0 3 0 0 0 1 0 0 0 0 0 0 0 5 5 0.00 0.000																			

Toronto Blue Jays @ Texas Rangers
Arlington Stadium, Arlington, TX
Sat Apr 14 1984, 4:33 AM EST
Att: 9,852 - Unknown

AB 35
R 6
H 12
RBI 5
BB 4
SO 4
LOB 20



Batter	1	2	3	4	5	6	7	8	9	AB	R	H	RBI	BB	SO	LOB	TOP								
Damaso Garcia, R (1,4) OBP: 0.393, SLG: 0.467	0-0 1-3 1B		0-0 4-3		0-0 2B			0-0 F4		4	0	2	0	0	0	0	Toronto Blue Jays @ Texas Rangers Arlington Stadium, Arlington, TX Sun Apr 15 1984, 4:33 AM EST Att: 12,583 - Unknown								
Dave Collins, S (1,7) OBP: 0.370, SLG: 0.346	0-0 1-3		0-0 4-3		0-0 F7			0-0 F7		4	0	0	0	0	0	2									
Lloyd Moseby, L (1,8) OBP: 0.295, SLG: 0.425	0-3 K			0-0 F7		0-0 4-3			0-0 6-3	4	0	0	0	0	1	0									
Willie Upshaw, L (1,3)		0-0 F5		0-0 1B		0-0 F8			0-0 HR	4	1	2	1	0	0	0									
Cliff Johnson, R (1,10) OBP: 0.375, SLG: 0.531		0-0 F8		0-0 1B		0-0 5-3			0-0 HR	4	1	2	1	0	0	0									
George Bell, R (1,9) OBP: 0.405, SLG: 0.610		4-0 S BB		0-0 F7			0-0 6-3		0-0 6-3 2B	3	0	1	0	1	0	2									
Ernie Whitt, L (1,2) OBP: 0.364, SLG: 0.519		4-0 BB		0-3 K			0-0 6-3		0-0 6-3 2B	3	0	0	0	1	1	3									
Rance Mulliniks, L (1,5) OBP: 0.370, SLG: 0.333		0-0 F7			0-0 4-3			0-3 K		4	0	0	0	0	1	3									
Garth Iorg, R (9,5) OBP: 0.550, SLG: 0.118									0-0 6-3	0	0	0	0	0	0	0									
Alfredo Griffin, S (1,6) OBP: 0.200, SLG: 0.294			0-0 F9			0-0 1-3			0-0 G3	3	0	0	0	0	0	0									
Inning Stats	R: 0 E: 0 K: 1 S: 5	H: 1 LOB: 0 BB: 0 P: 5	R: 0 E: 0 K: 0 S: 3	H: 0 LOB: 2 BB: 2 P: 11	R: 0 E: 0 K: 0 S: 3	H: 0 LOB: 0 BB: 0 P: 3	R: 0 E: 0 K: 1 S: 7	H: 2 LOB: 2 BB: 0 P: 7	R: 0 E: 0 K: 0 S: 4	H: 1 LOB: 1 BB: 0 P: 4	R: 0 E: 0 K: 0 S: 3	H: 0 LOB: 0 BB: 0 P: 3	R: 0 E: 0 K: 1 S: 5	H: 0 LOB: 0 BB: 0 P: 5	R: 0 E: 0 K: 0 S: 3	H: 0 LOB: 1 BB: 0 P: 3	R: 2 E: 0 K: 0 S: 6	H: 3 LOB: 1 BB: 0 P: 6	1B: 3 2B: 3 3B: 0 HR: 2	SF: 0 SAC: 0 DP: 1 HBP: 0	WP: 0 PB: 0 SB: 1 CS: 0	PA: 35			
PITCHER	IP	WLS	BF	H	R	ER	SO	BB	IBB	HBP	BLK	WP	HR	S	P	ERA	WHIP								
Dave Stewart, R (1,1) ERA: 7.62	8.1	L	33	7	2	2	3	2	0	0	0	0	2	37	45	2.16	1.080								
Dave Tobik, R (9,1) ERA: 1.04	0.2		2	0	0	0	0	0	0	0	0	0	0	2	2	0.00	0.000								

AB	33
R	2
H	7
RBI	2
BB	2
SO	3
LOB	10



Batter	1	2	3	4	5	6	7	8	9	AB	R	H	RBI	BB	SO	LOB	BOTTOM								
Wayne Tolleson, S (1,4) OBP: 0.400, SLG: 0.400	4-0 G4-6-3 BB		0-0 S 1B		0-0 6-3			0-0 4-3 S 1B		3	1	2	0	1	0	1	Toronto Blue Jays @ Texas Rangers Arlington Stadium, Arlington, TX Sun Apr 15 1984, 4:33 AM EST Att: 12,583 - Unknown								
Gary Ward, R (1,9) OBP: 0.351, SLG: 0.300	0-0 G4-6-3		0-0 F9			0-0 F9		0-0 4-3		4	0	0	0	0	0	3									
George Wright, S (1,8) OBP: 0.296, SLG: 0.372	0-3 K		0-0 4-3		0-0 1-2			0-0 F9		4	0	1	1	0	1	1									
Buddy Bell, R (1,5) OBP: 0.488, SLG: 0.600		0-0 F8		0-0 F5		0-0 1B		0-0 F8		4	0	1	0	0	0	1									
Larry Parrish, R (1,10) OBP: 0.333, SLG: 0.439		0-0 BB 1B		0-0 1-3		0-0 F7			0-0 F8	4	0	1	0	0	0	1									
Bob Jones, L (1,7) OBP: 0.308, SLG: 0.545		4-0 1-2 BB		0-0 F7			0-0 F8		0-0 1-3	3	0	0	0	1	0	0									
Pete O'Brien, L (1,3) OBP: 0.281, SLG: 0.346		0-3 K		4-0 SH5-4 BB		0-0 4-3			0-0 4-3	3	0	0	0	1	1	2									
Ned Yost, R (1,2) OBP: 0.176, SLG: 0.313		0-3 K		0-0 SH5-4		0-0 F6				2	0	0	0	0	1	2									
Curtis Wilkerson, S (1,6) OBP: 0.188, SLG: 0.103			0-0 G3		0-0 F8			0-0 F8		3	0	0	0	0	0	1									
Inning Stats	R: 0 E: 0 K: 1 S: 4	H: 0 LOB: 0 BB: 1 P: 8	R: 0 E: 0 K: 2 S: 8	H: 1 LOB: 2 BB: 1 P: 12	R: 0 E: 0 K: 0 S: 4	H: 1 LOB: 1 BB: 0 P: 4	R: 0 E: 0 K: 0 S: 3	H: 0 LOB: 0 BB: 0 P: 3	R: 0 E: 0 K: 0 S: 4	H: 1 LOB: 1 BB: 0 P: 4	R: 0 E: 0 K: 0 S: 3	H: 0 LOB: 0 BB: 0 P: 3	R: 1 E: 0 K: 0 S: 5	H: 2 LOB: 1 BB: 0 P: 5	R: 0 E: 0 K: 0 S: 3	H: 0 LOB: 0 BB: 0 P: 3		1B: 5 2B: 0 3B: 0 HR: 0	SF: 0 SAC: 1 DP: 1 HBP: 0	WP: 0 PB: 0 SB: 2 CS: 0	PA: 34				
PITCHER	IP	WLS	BF	H	R	ER	SO	BB	IBB	HBP	BLK	WP	HR	S	P	ERA	WHIP								
Luis Leal, R (1,1) ERA: 2.33	7.2		30	5	1	1	3	3	0	0	0	0	0	33	45	1.17	1.043								
Dennis Lamp, R (8,1) ERA: 3.95	1.1	W	4	0	0	0	0	0	0	0	0	0	0	4	4	0.00	0.000								

AB	30
R	1
H	5
RBI	1
BB	3
SO	3
LOB	12



Batter	1	2	3	4	5	6	7	8	9	AB	R	H	RBI	BB	SO	LOB	TOP				
Al Bumbry, L OBP: 0.222, SLG: 0.176 John Shelby, S OBP: 0.143, SLG: 0.148	G3			F2				F3		3	0	1	1	0	0	0	Baltimore Orioles @ Toronto Blue Jays Exhibition Stadium, Toronto, ON Tue Apr 17 1984, 3:33 AM EST Att: 35,602 - Unknown				
Jim Dwyer, L OBP: 0.105, SLG: 0.059 Benny Ayala, R	F5			3-1	G3			F9		3	0	0	0	0	0	3					
Cal Ripken Jr., R OBP: 0.415, SLG: 0.730	G1			5-3				F7		4	0	0	0	0	0	0					
Eddie Murray, S OBP: 0.341, SLG: 0.303		F9			K			4-3		4	0	0	0	0	1	0					
John Lowenstein, L OBP: 0.346, SLG: 0.458 Gary Roenicke, R OBP: 0.600, SLG: 0.636		F7						4-3		3	1	1	1	0	0	0					
Ken Singleton, S OBP: 0.171, SLG: 0.200		G3						1B		4	0	1	0	0	0	1					
Todd Cruz, R OBP: 0.421, SLG: 0.632 Joe Nolan, L OBP: 0.200, SLG: 0.111 Lenn Sakata, R OBP: 0.400, SLG: 0.250				K				BB		3	1	2	0	0	1	0					
Rich Dauer, R OBP: 0.300, SLG: 0.250				K				FC1-5		4	0	0	0	0	1	5					
Rick Dempsey, R OBP: 0.214, SLG: 0.308				K				1B		2	0	0	0	1	1	1					
Inning Stats	R: 0 E: 0 K: 0 S: 3	H: 0 LOB: 0 BB: 0 P: 3	R: 0 E: 0 K: 0 S: 3	H: 0 LOB: 0 BB: 0 P: 3	R: 0 E: 0 K: 3 S: 9	H: 0 LOB: 0 BB: 0 P: 9	R: 0 E: 0 K: 0 S: 3	H: 0 LOB: 0 BB: 0 P: 3	R: 2 E: 0 K: 1 S: 9	H: 4 LOB: 3 BB: 1 P: 13	R: 0 E: 0 K: 0 S: 3	H: 0 LOB: 0 BB: 0 P: 3	R: 0 E: 0 K: 0 S: 4	H: 1 LOB: 1 BB: 0 P: 4	R: 0 E: 0 K: 0 S: 3	H: 1 LOB: 2 BB: 1 P: 8		1B: 3 2B: 2 3B: 0 HR: 1	SF: 0 SAC: 0 DP: 0 HBP: 0	WP: 0 PB: 0 SB: 0 CS: 0	PA: 35
PITCHER	IP	WLS	BF	H	R	ER	SO	BB	IBB	HBP	BLK	WP	HR	S	P	ERA	WHIP				
Doyle Alexander, R ERA: 5.11	7.0		27	5	2	2	4	1	0	0	0	0	1	34	38	2.57	0.857				
Jimmy Key, L ERA:	1.2	W	6	1	0	0	0	0	0	0	0	0	0	6	6	0.00	0.600				
Dennis Lamp, R ERA: 3.68	0.1	S	2	0	0	0	0	1	0	0	0	0	0	1	5	0.00	3.000				


Batter	1	2	3	4	5	6	7	8	9	AB	R	H	RBI	BB	SO	LOB	BOTTOM				
Damaso Garcia, R OBP: 0.373, SLG: 0.490	F8		F9					1-6-3		4	0	1	0	0	0	1	Baltimore Orioles @ Toronto Blue Jays Exhibition Stadium, Toronto, ON Tue Apr 17 1984, 3:33 AM EST Att: 35,602 - Unknown				
Rance Mulliniks, L OBP: 0.333, SLG: 0.296 Garth Iorg, R OBP: 0.056, SLG: 0.111	3-1		4-3					F9		3	0	0	0	0	1	2					
Lloyd Moseby, L OBP: 0.313, SLG: 0.432			1-3					F5		4	1	2	0	0	0	1					
Willie Upshaw, L OBP: 0.514, SLG: 0.839	4-3							1B		4	2	2	0	0	0	1					
Cliff Johnson, R OBP: 0.409, SLG: 0.571 Mitch Webster, S		F7						BB		3	0	2	1	1	0	0					
George Bell, R OBP: 0.413, SLG: 0.591		F9						1B		0	0	0	0	0	0	0					
Ernie Whitt, L OBP: 0.371, SLG: 0.500 Buck Martinez, R OBP: 0.091, SLG: 0.222								BB		3	0	1	1	1	1	1					
Jesse Barfield, R OBP: 0.235, SLG: 0.281 Dave Collins, S OBP: 0.357, SLG: 0.333								1B		1	0	0	0	1	0	1					
Alfredo Griffin, S OBP: 0.211, SLG: 0.324								G5-6-3		1	0	0	1	0	0	2					
Inning Stats	R: 0 E: 0 K: 0 S: 4	H: 1 LOB: 1 BB: 0 P: 4	R: 0 E: 0 K: 1 S: 5	H: 0 LOB: 1 BB: 1 P: 9	R: 0 E: 0 K: 0 S: 4	H: 1 LOB: 1 BB: 0 P: 4	R: 0 E: 0 K: 1 S: 6	H: 1 LOB: 1 BB: 0 P: 6	R: 0 E: 0 K: 2 S: 8	H: 1 LOB: 1 BB: 0 P: 8	R: 2 E: 0 K: 0 S: 6	H: 3 LOB: 2 BB: 1 P: 10	R: 0 E: 0 K: 0 S: 3	H: 0 LOB: 0 BB: 0 P: 3	R: 1 E: 0 K: 0 S: 4	H: 2 LOB: 2 BB: 1 P: 8		1B: 5 2B: 3 3B: 1 HR: 0	SF: 1 SAC: 0 DP: 1 HBP: 0	WP: 0 PB: 0 SB: 0 CS: 0	PA: 35
PITCHER	IP	WLS	BF	H	R	ER	SO	BB	IBB	HBP	BLK	WP	HR	S	P	ERA	WHIP				
Mike Boddicker, R ERA: 5.93	5.0		24	7	2	2	4	2	0	0	0	0	0	30	38	3.60	1.800				
Tippy Martinez, L ERA: 11.37	2.0	L	8	1	1	1	0	0	1	0	0	0	0	7	11	4.50	0.500				
Sammy Stewart, R ERA: 4.5	1.0		3	1	0	0	0	0	0	0	0	0	0	3	3	0.00	1.000				


AB	33
R	2
H	6
RBI	2
BB	2
SO	4
LOB	10



AB	31
R	3
H	9
RBI	3
BB	3
SO	4
LOB	16



Batter	1	2	3	4	5	6	7	8	9	AB	R	H	RBI	BB	SO	LOB	TOP										
Al Bumby, L OBP: 0.227, SLG: 0.150 (1, 8)	0-0 1-3		0-3 K			0-0 4-1		4-0 BB		3	0	0	0	1	1	0	Baltimore Orioles @ Toronto Blue Jays Exhibition Stadium, Toronto, ON Wed Apr 18 1984, 3:33 AM EST Att: 13,489 - Unknown AB 32 R 1 H 5 RBI 1 BB 2 SO 5 LOB 12 										
Jim Dwyer, L OBP: 0.087, SLG: 0.048 Lenn Sakata, R OBP: 0.400, SLG: 0.250 (8, 4)	0-3 K		0-0 F4			0-0 F8		0-0 F5		4	0	0	0	0	1	1											
Cal Ripken Jr., R OBP: 0.400, SLG: 0.683 (1, 6)	0-0 1B			0-3 K		0-0 F7		0-0 F9		4	0	1	0	0	1	1											
Eddie Murray, S OBP: 0.311, SLG: 0.270 (1, 3)	0-0 F7			0-3 K			0-0 F4		0-0 4-3	4	0	0	0	0	1	1											
John Lowenstein, L OBP: 0.333, SLG: 0.429 (1, 7)		0-0 1-3		0-0 6-3			0-0 3-4-1 1B		0-0 1-3	4	0	1	0	0	0	0											
Ken Singleton, S OBP: 0.200, SLG: 0.209 (1, 10)		4-0 BB				0-0 1B		0-0 3-4-1 1-2		3	0	1	0	1	0	1											
Todd Cruz, R OBP: 0.391, SLG: 0.565 (1, 5)		0-3 K				0-0 1-3 1B		0-0 F9		4	0	1	0	0	1	3											
Rich Dauer, R OBP: 0.281, SLG: 0.233 John Shelby, S OBP: 0.135, SLG: 0.143 (8, PH) (8, 9)	0-0 F9					0-0 F6		0-0 F6		2	0	0	0	0	0	3											
Rick Dempsey, R OBP: 0.200, SLG: 0.286 Joe Nolan, L OBP: 0.273, SLG: 0.500 (8, PH) (8, 2)			0-0 F8			0-0 G1-6-3 1-2		0-0 HR		2	0	0	0	0	0	2											
Inning Stats	R: 0 E: 0 K: 1 S: 6	H: 1 LOB: 1 BB: 0 P: 6	R: 0 E: 0 K: 1 S: 5	H: 0 LOB: 1 BB: 1 P: 9	R: 0 E: 0 K: 1 S: 5	H: 0 LOB: 0 BB: 0 P: 5	R: 0 E: 0 K: 2 S: 7	H: 0 LOB: 0 BB: 0 P: 7	R: 0 E: 0 K: 0 S: 4	H: 2 LOB: 1 BB: 0 P: 4	R: 0 E: 0 K: 0 S: 3	H: 0 LOB: 0 BB: 0 P: 3	R: 0 E: 0 K: 0 S: 4	H: 1 LOB: 1 BB: 0 P: 4	R: 1 E: 0 K: 0 S: 4	H: 1 LOB: 1 BB: 1 P: 8		R: 0 E: 1 K: 0 S: 4	H: 0 LOB: 1 BB: 0 P: 4	1B: 4 2B: 0 3B: 0 HR: 1	SF: 0 SAC: 0 DP: 1 HBP: 0	WP: 0 PB: 0 SB: 0 CS: 0	PA: 34				
PITCHER	IP	WLS	BF	H	R	ER	SO	BB	IBB	HBP	BLK	WP	HR	S	P	ERA	WHIP										
Dave Stieb, R ERA: 1.64 Dennis Lamp, R ERA: 3.24	(1, 1) 8.0	W	30	5	1	1	5	2	0	0	0	0	1	38	46	1.12	0.875										

Batter	1	2	3	4	5	6	7	8	9	AB	R	H	RBI	BB	SO	LOB	BOTTOM										
Damaso Garcia, R OBP: 0.357, SLG: 0.500 (1, 4)	0-0 1B 3B		0-0 5-3	0-0 F8		0-0 1-3		0-0 F3		5	1	1	0	0	0	2	Baltimore Orioles @ Toronto Blue Jays Exhibition Stadium, Toronto, ON Wed Apr 18 1984, 3:33 AM EST Att: 13,489 - Unknown AB 31 R 7 H 7 RBI 6 BB 5 SO 2 LOB 14 										
Dave Collins, S OBP: 0.406, SLG: 0.419 (1, 7)	0-0 S 1B		0-0 4-3		0-0 F9 SF9 2B	0-0 1B		0-0 1B		4	1	3	3	0	0	0											
Lloyd Moseby, L OBP: 0.308, SLG: 0.404 (1, 8)	0-3 K		4-0 1B WP BB		0-0 F9 2-3	0-0 1-3		0-0 1-3		3	1	0	0	1	1	3											
Willie Upshaw, L OBP: 0.488, SLG: 0.794 (1, 3)	0-0 5-3		0-0 1B BB		0-0 SF9		0-3 K		0-0 1B	3	1	1	2	0	1	1											
Cliff Johnson, R OBP: 0.396, SLG: 0.526 (1, 10)	0-0 5-3		4-0 1B BB		0-0 1-3		0-0 F7		0-0 1B	3	0	0	0	1	0	1											
George Bell, R OBP: 0.440, SLG: 0.596 (1, 9)		0-0 F8	0-0 1-2 2H			4-0 BB E BB		0-0 1B		3	1	2	1	1	0	0											
Rance Mulliniks, L OBP: 0.313, SLG: 0.276 Garth Iorg, R OBP: 0.100, SLG: 0.105 (6, PH) (7, 5)	0-0 F8		0-0 6-3			4-0 E 1B BB		0-0 F8		2	0	0	0	0	0	2											
Ernie Whitt, L OBP: 0.378, SLG: 0.483 Buck Martinez, R OBP: 0.077, SLG: 0.182 (6, PH) (7, 2)	4-0 FC6-4 BB			0-0 F6		0-0 F8		0-0 F4		1	0	0	0	1	0	0											
Alfredo Griffin, S OBP: 0.190, SLG: 0.293 (1, 6)	0-0 FC6-4			0-0 F9		0-0 E7 1B		0-0 5-3		2	0	0	0	0	0	2											
Inning Stats	R: 1 E: 0 K: 1 S: 7	H: 2 LOB: 1 BB: 0 P: 7	R: 0 E: 0 K: 0 S: 3	H: 0 LOB: 1 BB: 1 P: 7	R: 2 E: 0 K: 0 S: 5	H: 2 LOB: 2 BB: 2 P: 13	R: 0 E: 0 K: 0 S: 3	H: 0 LOB: 0 BB: 0 P: 3	R: 1 E: 0 K: 0 S: 4	H: 1 LOB: 0 BB: 0 P: 4	R: 3 E: 1 K: 0 S: 5	H: 1 LOB: 1 BB: 2 P: 13	R: 0 E: 0 K: 1 S: 6	H: 1 LOB: 1 BB: 0 P: 6	R: 0 E: 0 K: 0 S: 3	H: 0 LOB: 0 BB: 0 P: 3		1B: 5 2B: 1 3B: 1 HR: 0	SF: 1 SAC: 0 DP: 0 HBP: 0	WP: 1 PB: 0 SB: 2 CS: 0	PA: 37						
PITCHER	IP	WLS	BF	H	R	ER	SO	BB	IBB	HBP	BLK	WP	HR	S	P	ERA	WHIP										
Jim Palmer, R ERA: 8.0 Tom Underwood, L ERA: 9.53	(1, 1) 5.0	L	23	5	4	4	1	3	0	0	0	0	0	14	22	0.00	1.333										

Batter	1	2	3	4	5	6	7	8	9	AB	R	H	RBI	BB	SO	LOB	TOP			
Lenn Sakata, R OBP: 0.333, SLG: 0.250 (1, 4)										4	0	1	0	0	1	2	Baltimore Orioles @ Toronto Blue Jays Exhibition Stadium, Toronto, ON Thu Apr 19 1984, 3:33 AM EST Att: 14,323 - Unknown			
John Shelby, S OBP: 0.121, SLG: 0.125 (1, 8)										4	0	0	0	0	0	3				
Cal Ripken Jr., R OBP: 0.388, SLG: 0.636 (1, 6)										3	0	0	0	1	1					
Eddie Murray, S OBP: 0.306, SLG: 0.268 (1, 3)										4	0	1	0	0	0	1				
John Lowenstein, L OBP: 0.382, SLG: 0.433 (1, 7)										2	1	1	0	2	0	0				
Ken Singleton, S OBP: 0.224, SLG: 0.217 (1, 10)										3	0	1	0	1	0	4				
Gary Roenicke, R OBP: 0.474, SLG: 0.467 (1, 9)										4	0	0	0	0	0	5				
Joe Nolan, L OBP: 0.400, SLG: 0.538 (9, PR)										3	0	2	1	1	0	2				
Al Bumbry, L OBP: 0.227, SLG: 0.150 (9, 2)										0	0	0	0	0	0	0				
Rick Dempsey, R OBP: 0.200, SLG: 0.286 (1, 5)										0	0	0	0	0	0	0				
Todd Cruz, R OBP: 0.370, SLG: 0.556 (1, 5)										4	0	1	0	0	1	4				
Inning Stats	R: 0 E: 0 K: 1 S: 5	H: 0 LOB: 0 BB: 0 P: 5	R: 1 E: 0 K: 0 S: 4	H: 1 LOB: 2 BB: 2 P: 12	R: 0 E: 0 K: 1 S: 5	H: 0 LOB: 0 BB: 0 P: 5	R: 0 E: 0 K: 0 S: 5	H: 2 LOB: 2 BB: 0 P: 5	R: 0 E: 0 K: 0 S: 4	H: 1 LOB: 1 BB: 0 P: 4	R: 0 E: 0 K: 1 S: 5	H: 1 LOB: 1 BB: 1 P: 9	R: 0 E: 0 K: 0 S: 2	H: 0 LOB: 2 BB: 2 P: 10	R: 0 E: 0 K: 0 S: 4	H: 1 LOB: 2 BB: 0 P: 4	1B: 6 2B: 2 3B: 0 HR: 0	SF: 0 SAC: 1 DP: 2 HBP: 0	WP: 0 PB: 0 SB: 1 CS: 0	PA: 37
PITCHER Jim Clancy, R ERA: 1.95 (1, 1)	IP: 9.0 WLS: W BF: 37 H: 7 R: 1 ER: 1 SO: 3 BB: 5 IBB: 0 HBP: 0 BLK: 0 WP: 0 HR: 0 S: 38 P: 58 ERA: 1.00 WHIP: 1.333																			

Batter	1	2	3	4	5	6	7	8	9	AB	R	H	RBI	BB	SO	LOB	BOTTOM			
Damaso Garcia, R OBP: 0.367, SLG: 0.500 (1, 4)										4	0	2	0	0	0	0	Baltimore Orioles @ Toronto Blue Jays Exhibition Stadium, Toronto, ON Thu Apr 19 1984, 3:33 AM EST Att: 14,323 - Unknown			
Lloyd Moseby, L OBP: 0.327, SLG: 0.420 (1, 8)										3	0	2	0	0	0	1				
George Bell, R OBP: 0.426, SLG: 0.569 (1, 7)										4	0	1	0	0	1	3				
Cliff Johnson, R OBP: 0.385, SLG: 0.488 (1, 10)										3	0	0	0	1	0	3				
Jesse Barfield, R OBP: 0.237, SLG: 0.278 (1, 9)										4	0	1	0	0	0	4				
Willie Upshaw, L OBP: 0.488, SLG: 0.789 (1, 3)										4	2	2	0	0	0	1				
Buck Martinez, R OBP: 0.059, SLG: 0.133 (1, 2)										4	0	0	0	0	1	2				
Garth Iorg, R OBP: 0.250, SLG: 0.348 (1, 5)										4	0	4	2	0	0	0				
Alfredo Griffin, S OBP: 0.178, SLG: 0.273 (1, 6)										3	0	0	0	0	1	3				
Inning Stats	R: 0 E: 0 K: 0 S: 5	H: 2 LOB: 2 BB: 0 P: 5	R: 0 E: 0 K: 2 S: 8	H: 1 LOB: 1 BB: 0 P: 8	R: 0 E: 0 K: 0 S: 4	H: 1 LOB: 1 BB: 0 P: 4	R: 1 E: 0 K: 0 S: 5	H: 2 LOB: 1 BB: 0 P: 5	R: 0 E: 0 K: 1 S: 5	H: 1 LOB: 0 BB: 0 P: 5	R: 0 E: 0 K: 0 S: 3	H: 1 LOB: 0 BB: 0 P: 3	R: 0 E: 0 K: 0 S: 4	H: 1 LOB: 2 BB: 1 P: 8	R: 0 E: 0 K: 0 S: 3	H: 2 LOB: 1 BB: 0 P: 3		1B: 10 2B: 2 3B: 1 HR: 0	SF: 0 SAC: 1 DP: 1 HBP: 0	WP: 0 PB: 0 SB: 1 CS: 2
PITCHER Scott McGregor, L ERA: 5.11 (1, 1)	IP: 8.1 WLS: L BF: 35 H: 12 R: 2 ER: 2 SO: 3 BB: 1 IBB: 0 HBP: 0 BLK: 0 WP: 0 HR: 0 S: 40 P: 44 ERA: 2.16 WHIP: 1.560																			

AB	31
R	1
H	7
RBI	1
BB	5
SO	3
LOB	22



AB	33
R	2
H	12
RBI	2
BB	1
SO	3
LOB	17



Batter	1	2	3	4	5	6	7	8	9	10	11	12	13	AB	R	H	RBI	BB	SO	LOB	TOP							
Gary Pettis, S OBP: 0.304, SLG: 0.217 Jerry Naron, L OBP: 0.286, SLG: 0.714 (10, 3)	K		F7		K		K		1-3	F8		4-3		5	0	0	0	0	3	3								
Rod Carew, L OBP: 0.420, SLG: 0.421 Rob Picciolo, R OBP: 1.000, SLG: 2.000 (9, PR) (10, 9)	6-3		1B		1B	2B	4-3		1B SF7 BB		4-3 1B 2B		WP 2B 2B	4	1	2	1	1	0	0								
Fred Lynn, L OBP: 0.310, SLG: 0.455 (10, 8)	K		F6		1B		E3 FC6-4		1B		4-3		2B 2B	7	1	3	2	0	1	3								
Doug DeCinces, R OBP: 0.314, SLG: 0.469 (1, 5)		5-3			1-3		FC6-4		SF7		FC3-6 1B		1B 2B	5	1	2	3	1	0	2								
Reggie Jackson, L OBP: 0.271, SLG: 0.491 (1, 10)	K		F5		F6		K		K		FC3-6 S		E 1B SFB 1BB	6	1	0	0	1	3	3								
Brian Downing, R OBP: 0.333, SLG: 0.375 (1, 7)		1B			K		HR		6-3		F8		K	6	1	2	1	1	2	4								
Rob Wilfong, L OBP: 0.436, SLG: 0.563 Bobby Grich, R OBP: 0.293, SLG: 0.293 (8, PH) (8, 4) (9, 3) (10, 4)	G3		F8		1B		CS 1B		2B		SH2-4		K	3	0	1	0	0	0	2								
Bob Boone, R OBP: 0.203, SLG: 0.255 (1, 2)			5-3		FC 2B 2B		1-2 1B		1B 2B		FC6-4 BB		5-3	5	1	3	2	1	0	0								
Dick Schofield, R OBP: 0.293, SLG: 0.352 (1, 6)			1B		FC 2B		F8		1B		FC6-4		F4	7	0	3	0	0	0	5								
Inning Stats	R: 0 E: 0 K: 2 S: 7	H: 0 LOB: 0 BB: 0 P: 7	R: 0 E: 0 K: 1 S: 6	H: 1 LOB: 1 BB: 0 P: 6	R: 0 E: 0 K: 0 S: 5	H: 2 LOB: 2 BB: 0 P: 5	R: 0 E: 0 K: 1 S: 5	H: 0 LOB: 1 BB: 1 P: 9	R: 2 E: 0 K: 1 S: 8	H: 3 LOB: 1 BB: 0 P: 8	R: 1 E: 0 K: 0 S: 5	H: 3 LOB: 1 BB: 0 P: 5	R: 0 E: 1 K: 1 S: 6	H: 0 LOB: 1 BB: 0 P: 6	R: 1 E: 0 K: 1 S: 6	H: 1 LOB: 1 BB: 1 P: 10	R: 0 E: 0 K: 0 S: 3	H: 0 LOB: 2 BB: 2 P: 11	R: 1 E: 0 K: 1 S: 6	H: 2 LOB: 1 BB: 0 P: 5	R: 0 E: 0 K: 1 S: 6	H: 1 LOB: 1 BB: 0 P: 6	R: 4 E: 1 K: 1 S: 9	H: 4 LOB: 1 BB: 1 P: 13	1B: 11 2B: 8 3B: 0 HR: 1	SF: 2 SAC: 1 DP: 0 HBP: 0	WP: 1 PB: 0 SB: 1 CS: 1	PA: 63
PITCHER	IP 6.0	WLS 27	BF 9	H 3	R 3	ER 3	SO 5	BB 1	IBB 0	HBP 0	BLK 0	WP 0	HR 1	S 36	P 40	ERA 4.50	WHIP 1.667											
Luis Leal, R ERA: 2.84											PITCHER																	
Roy Lee Jackson, R ERA: 3.68											Joey McLaughlin, R (13, 1)																	
Jimmy Key, L ERA: 1.35											IP: 0.2, WLS: 2, BF: 0, H: 0, R: 0, ER: 0, SO: 0, BB: 0, IBB: 0, HBP: 0, BLK: 0, WP: 0, HR: 0, S: 2, P: 2, ERA: 0.00, WHIP: 0.000																	
Dennis Lamp, R ERA: 3.38																												
Jim Acker, R ERA: 4.38																												

California Angels @ Toronto Blue Jays
Exhibition Stadium, Toronto, ON
Fri Apr 20 1984, 6:05 PM EST
Att. 37,241 - Unknown

AB 55
R 10
H 20
RBI 10
BB 5
SO 10
LOB 25



Batter	1	2	3	4	5	6	7	8	9	10	11	12	13	AB	R	H	RBI	BB	SO	LOB	BOTTOM						
Damaso Garcia, R OBP: 0.370, SLG: 0.492 (1, 4)	S 1B		G6-4-3			K		SH2-4 2B BB	F8			SH5-4 1B		5	1	2	0	1	1	3							
Dave Collins, S OBP: 0.380, SLG: 0.382 (1, 7)	F7				K		HR BB	SH2-4		K		SH5-4		3	1	0	0	1	2	1							
Lloyd Moseby, L OBP: 0.344, SLG: 0.491 (1, 8)	K				K			1B 2B		K				5	1	2	5	1	3	1							
Willie Upshaw, L OBP: 0.451, SLG: 0.698 (1, 3)	K				F3		4-3	1B IBB		F7		F9		5	0	0	0	1	1	3							
Cliff Johnson, R OBP: 0.362, SLG: 0.447 (1, 10)		K			F7		FC6-4 1B	F3		K		F6		6	0	1	0	0	2	4							
George Bell, R OBP: 0.417, SLG: 0.544 (1, 9)		F8			F4		FC6-4	1B		F6				6	0	2	0	0	0	1							
Rance Mulliniks, L OBP: 0.286, SLG: 0.250 Garth Iorg, R OBP: 0.240, SLG: 0.333 (9, 5)		F7			K			F7		F9				3	0	0	0	0	1	0							
Jesse Barfield, R OBP: 0.256, SLG: 0.297 Buck Martinez, R OBP: 0.056, SLG: 0.126 (12, 2)											WP 1B			1	1	1	0	0	0	0							
Ernie Whitt, L OBP: 0.381, SLG: 0.455 Mitch Webster, S OBP: 0.056, SLG: 0.126 (11, PR)			3-1					4-3		K				4	1	1	1	1	1	0							
Kelly Gruber, R (12, 5)						BB 1B HR BB					PB 1B			0	0	0	0	0	0	0							
Geno Petralli, L (13, PH)														1	0	0	0	0	0	1							
Alfredo Griffin, S OBP: 0.196, SLG: 0.280 (1, 6)						HR BB 1B		F7		F6				6	1	2	0	0	0	2							
Inning Stats	R: 0 E: 0 K: 2 S: 8	H: 1 LOB: 1 BB: 0 P: 8	R: 0 E: 0 K: 1 S: 5	H: 0 LOB: 0 BB: 0 P: 5	R: 0 E: 0 K: 2 S: 7	H: 0 LOB: 0 BB: 0 P: 7	R: 0 E: 0 K: 1 S: 5	H: 0 LOB: 1 BB: 2 P: 16	R: 0 E: 0 K: 0 S: 3	H: 0 LOB: 0 BB: 0 P: 3	R: 1 E: 0 K: 0 S: 5	H: 2 LOB: 3 BB: 2 P: 13	R: 0 E: 0 K: 1 S: 5	H: 0 LOB: 0 BB: 0 P: 5	R: 0 E: 0 K: 2 S: 7	H: 0 LOB: 0 BB: 0 P: 7	R: 1 E: 0 K: 1 S: 7	H: 2 LOB: 2 BB: 0 P: 7	R: 0 E: 0 K: 0 S: 4	H: 1 LOB: 1 BB: 1 P: 8	R: 0 E: 0 K: 1 S: 6	H: 1 LOB: 1 BB: 0 P: 6	1B: 9 2B: 1 3B: 0 HR: 1	SF: 0 SAC: 2 DP: 1 HBP: 0	WP: 1 PB: 1 SB: 1 CS: 0	PA: 54	
PITCHER	IP 7.1	WLS 31	BF 6	H 5	R 5	ER 5	SO 7	BB 3	IBB 1	HBP 0	BLK 0	WP 0	HR 1	S 41	P 57	ERA 6.14	WHIP 1.227										
Mike Witt, R ERA: 6.56											PITCHER																
Luis Sanchez, R ERA: 2.19											IP: 4.2, WLS: 19, BF: 4, H: 1, R: 1, ER: 1, SO: 4, BB: 0, IBB: 0, HBP: 0, BLK: 0, WP: 1, HR: 0, S: 26, P: 30, ERA: 1.93, WHIP: 0.857																
Curt Kaufman, R ERA: 5.88											IP: 1.0, WLS: 4, BF: 1, H: 0, R: 0, ER: 0, SO: 0, BB: 0, IBB: 0, HBP: 0, BLK: 0, WP: 0, HR: 0, S: 6, P: 6, ERA: 0.00, WHIP: 1.000																

California Angels @ Toronto Blue Jays
Exhibition Stadium, Toronto, ON
Fri Apr 20 1984, 6:05 PM EST
Att. 37,241 - Unknown

AB 47
R 6
H 11
RBI 6
BB 5
SO 12
LOB 20



Batter	1	2	3	4	5	6	7	8	9	AB	R	H	RBI	BB	SO	LOB	TOP										
Gary Pettis, S OBP: 0.348, SLG: 0.302 (1, 8)										4	1	1	0	1	1	3	California Angels @ Toronto Blue Jays Exhibition Stadium, Toronto, ON Sun Apr 22 1984, 3:33 AM EST Att: 16,462 - Unknown										
Rob Wilfong, L OBP: 0.408, SLG: 0.500 (1, 4)										4	0	1	1	0	1	1											
Fred Lynn, L OBP: 0.296, SLG: 0.421 (1, 9)										5	3	2	0	0	0	1											
Doug DeCinces, R OBP: 0.311, SLG: 0.500 Rob Picciolo, R OBP: 1.000, SLG: 2.000 (7, 5)										4	1	1	2	0	1	1											
Reggie Jackson, L OBP: 0.333, SLG: 0.563 (1, 10)										5	2	4	0	0	1	1											
Brian Downing, R OBP: 0.342, SLG: 0.422 (1, 7)										4	1	1	2	1	0	3											
Bobby Grich, R OBP: 0.333, SLG: 0.545 (1, 3)										4	1	1	2	1	2	4											
Jerry Narron, L OBP: 0.273, SLG: 0.500 (1, 2)										3	0	0	1	1	1	2											
Dick Schofield, R OBP: 0.299, SLG: 0.339 (1, 6)										3	0	0	1	1	0	0											
Inning Stats	R: 0 E: 0 K: 1 S: 5	H: 1 LOB: 0 BB: 0 P: 5	R: 0 E: 0 K: 0 S: 4	H: 1 LOB: 2 BB: 1 P: 8	R: 1 E: 0 K: 0 S: 4	H: 1 LOB: 0 BB: 0 P: 4	R: 0 E: 0 K: 0 S: 4	H: 0 LOB: 1 BB: 0 P: 7	R: 0 E: 0 K: 2 S: 9	H: 2 LOB: 3 BB: 3 P: 21	R: 4 E: 0 K: 1 S: 9	H: 4 LOB: 0 BB: 0 P: 9	R: 0 E: 0 K: 1 S: 5	H: 0 LOB: 0 BB: 0 P: 5	R: 2 E: 1 K: 2 S: 9	H: 1 LOB: 0 BB: 0 P: 9		1B: 6 2B: 1 3B: 1 HR: 3	SF: 1 SAC: 1 DP: 1 HBP: 0	WP: 0 PB: 0 SB: 1 CS: 0	PA: 43						
PITCHER	IP	WLS	BF	H	R	ER	SO	BB	IBB	HBP	BLK	WP	HR	S	P	ERA	WHIP										
Doyle Alexander, R ERA: 5.09 (1, 1)	5.1		24	6	3	3	2	3	0	0	0	0	0	25	37	5.06	1.688										
Roy Lee Jackson, R ERA: 3.52 (6, 1)	0.1		3	0	0	0	1	2	0	0	0	0	0	3	11	0.00	6.000										
Jimmy Key, L ERA: 4.66 (6, 1)	3.0	L	14	4	5	5	3	0	0	0	0	0	2	20	20	15.00	1.333										
Dennis Lamp, R ERA: 4.09 (9, 1)	0.1		2	1	1	0	1	0	0	0	0	0	1	4	4	0.00	3.000										

Batter	1	2	3	4	5	6	7	8	9	AB	R	H	RBI	BB	SO	LOB	BOTTOM										
Damaso Garcia, R OBP: 0.397, SLG: 0.486 (1, 4)										5	0	2	1	0	0	1	California Angels @ Toronto Blue Jays Exhibition Stadium, Toronto, ON Sun Apr 22 1984, 3:33 AM EST Att: 16,462 - Unknown										
Lloyd Moseby, L OBP: 0.314, SLG: 0.429 (1, 8)										5	0	0	0	0	0	4											
George Bell, R OBP: 0.420, SLG: 0.545 (1, 7)										5	2	2	0	0	0	1											
Cliff Johnson, R OBP: 0.373, SLG: 0.455 (1, 10)										4	1	2	1	1	0	1											
Jesse Barfield, R OBP: 0.227, SLG: 0.262 (1, 9)										5	1	0	0	0	0	5											
Willie Upshaw, L OBP: 0.497, SLG: 0.725 (1, 3)										5	2	4	1	0	0	1											
Garth Iorg, R OBP: 0.214, SLG: 0.296 Rance Mulliniks, L OBP: 0.282, SLG: 0.250 Mitch Webster, S OBP: 0.333, SLG: 0.667 Kelly Gruber, R OBP: 0.390, SLG: 0.395 (8, 5)										3	0	0	1	0	0	3											
Dave Collins, S OBP: 0.390, SLG: 0.395 (9, PH)										0	0	0	0	0	0	0											
Buck Martinez, R OBP: 0.143, SLG: 0.316 Ernie Whitt, L OBP: 0.396, SLG: 0.432 (7, PH)										3	0	2	1	0	0	2											
Alfredo Griffin, S OBP: 0.167, SLG: 0.241 (1, 6)										5	0	0	0	0	0	10											
Inning Stats	R: 0 E: 0 K: 0 S: 3	H: 0 LOB: 0 BB: 0 P: 3	R: 0 E: 0 K: 0 S: 4	H: 1 LOB: 1 BB: 0 P: 4	R: 0 E: 0 K: 0 S: 4	H: 1 LOB: 1 BB: 0 P: 4	R: 3 E: 0 K: 0 S: 7	H: 4 LOB: 1 BB: 0 P: 7	R: 0 E: 0 K: 0 S: 4	H: 1 LOB: 2 BB: 1 P: 8	R: 1 E: 1 K: 0 S: 6	H: 2 LOB: 2 BB: 0 P: 6	R: 2 E: 1 K: 0 S: 6	H: 3 LOB: 2 BB: 1 P: 10	R: 0 E: 0 K: 0 S: 3	H: 0 LOB: 0 BB: 0 P: 3	R: 0 E: 0 K: 0 S: 4	H: 1 LOB: 3 BB: 2 P: 12	1B: 7 2B: 7 3B: 0 HR: 0	SF: 0 SAC: 0 DP: 1 HBP: 0	WP: 0 PB: 0 SB: 1 CS: 0	PA: 45					
PITCHER	IP	WLS	BF	H	R	ER	SO	BB	IBB	HBP	BLK	WP	HR	S	P	ERA	WHIP										
Tommy John, L ERA: 2.6 (1, 1)	5.2		27	8	4	3	0	0	0	0	0	0	0	6	6	13.50	4.500										
Jim Stilton, R ERA: 12.15 (6, 1)	0.2	W	6	3	2	1	0	0	0	0	0	0	0	6	6	0.00	4.500										
John Curtis, L ERA: 4.26 (7, 1)	0.0		1	1	0	0	0	0	0	0	0	0	0	1	1	∞	∞										
Frank LaCorte, R ERA: 4.91 (7, 1)	2.1		10	1	0	0	0	2	1	0	0	0	0	7	19	0.00	1.286										
Curt Kauffman, R ERA: 5.4 (9, 1)	0.1	S	1	0	0	0	0	0	0	0	0	0	0	1	1	0.00	0.000										

Batter	1	2	3	4	5	6	7	8	9	AB	R	H	RBI	BB	SO	LOB	TOP					
Jack Perconte, L (1,4) OBP: 0.384, SLG: 0.422	F7								K								5 1 2 0 0 2 0					
Barry Bonnell, R (1,5) OBP: 0.391, SLG: 0.375	F9	FC1-2			SH		4-3		F8								4 0 0 0 0 0 2					
Alvin Davis, L (1,3) OBP: 0.442, SLG: 0.816	2B				FC3-6				F9								3 1 0 1 1 1 2					
Pat Putnam, L (1,10) OBP: 0.277, SLG: 0.372	1-H	2B			4-3				F9								4 0 1 2 0 0 1					
Gorman Thomas, R (1,7) OBP: 0.387, SLG: 0.347	F4				6-3												3 1 1 1 1 0 1					
Al Cowens, R (1,9) OBP: 0.365, SLG: 0.532		1B			CS				FC6-4								3 1 2 0 1 0 2					
Phil Bradley, R (1,8) OBP: 0.391, SLG: 0.341		K			1B				F9								3 0 0 0 1 2 2					
Bob Kearney, R (1,2) OBP: 0.279, SLG: 0.310		2B			K				FC6-4								3 0 1 1 1 1 2					
Spike Owen, S (1,6) OBP: 0.296, SLG: 0.245		F8			SH				G4-6-3								4 1 1 0 0 1 2					
Inning Stats	R: 1 E: 0 K: 0 S: 4	H: 1 LOB: 1 BB: 1 P: 8	R: 1 E: 0 K: 1 S: 8	H: 3 LOB: 2 BB: 0 P: 8	R: 0 E: 0 K: 1 S: 5	H: 0 LOB: 0 BB: 0 P: 5	R: 0 E: 0 K: 1 S: 4	H: 1 LOB: 1 BB: 1 P: 8	R: 2 E: 1 K: 0 S: 6	H: 2 LOB: 2 BB: 1 P: 10	R: 0 E: 0 K: 0 S: 2	H: 0 LOB: 0 BB: 1 P: 6	R: 0 E: 0 K: 1 S: 5	H: 0 LOB: 0 BB: 0 P: 5	R: 1 E: 0 K: 1 S: 6	H: 1 LOB: 1 BB: 1 P: 10	R: 0 E: 0 K: 2 S: 7	H: 0 LOB: 0 BB: 0 P: 7	1B: 4 2B: 4 3B: 0 HR: 1	SF: 0 SAC: 1 DP: 2 HBP: 0	WP: 0 PB: 0 SB: 0 CS: 2	PA: 38
PITCHER	IP WLS BF H R ER SO BB IBB HBP BLK WP HR S P ERA WHIP																					
Dave Stieb, R (1,1) ERA: 2.45	7.1 W 33 8 5 4 4 5 0 0 0 0 1 36 56 4.91 1.773																					
Roy Lee Jackson, R (8,1) ERA: 2.89	1.2 S 5 0 0 0 3 0 0 0 0 0 0 11 11 0.00 0.000																					

Seattle Mariners @ Toronto Blue Jays
Exhibition Stadium, Toronto, ON
Mon Apr 23 1984, 3:33 AM EST
Att: 13,330 - Unknown

AB 32
R 5
H 8
RBI 5
BB 5
SO 7
LOB 14



Batter	1	2	3	4	5	6	7	8	9	AB	R	H	RBI	BB	SO	LOB	BOTTOM					
Damaso Garcia, R (1,4) OBP: 0.405, SLG: 0.500	1-3																2 2 1 0 1 0 0					
Lloyd Moseby, L (1,8) OBP: 0.324, SLG: 0.478	1-3																4 2 2 4 0 0 1					
George Bell, R (1,7) OBP: 0.425, SLG: 0.600	K																4 2 2 2 0 2 1					
Cliff Johnson, R (1,10) OBP: 0.368, SLG: 0.446																	1 0 0 0 0 0 0					
Dave Collins, S (4,PH) OBP: 0.386, SLG: 0.390		6-3															3 0 1 1 0 0 1					
Jesse Barfield, R (1,9) OBP: 0.208, SLG: 0.239		F7															4 0 0 0 0 0 2					
Willie Upshaw, L (1,3) OBP: 0.494, SLG: 0.712		K															1 0 0 0 3 1 0					
Garth Iorg, R (1,5) OBP: 0.188, SLG: 0.258																	4 0 0 0 0 0 3					
Buck Martinez, R (1,2) OBP: 0.167, SLG: 0.318																	3 1 1 0 0 1 1					
Alfredo Griffin, S (1,6) OBP: 0.175, SLG: 0.246																	3 1 1 0 0 0 0					
Inning Stats	R: 0 E: 0 K: 1 S: 5	H: 0 LOB: 0 BB: 0 P: 5	R: 0 E: 0 K: 1 S: 5	H: 0 LOB: 0 BB: 0 P: 5	R: 0 E: 0 K: 1 S: 5	H: 0 LOB: 0 BB: 0 P: 5	R: 3 E: 0 K: 0 S: 6	H: 3 LOB: 1 BB: 1 P: 10	R: 4 E: 1 K: 1 S: 8	H: 4 LOB: 0 BB: 0 P: 9	R: 0 E: 0 K: 0 S: 2	H: 0 LOB: 0 BB: 1 P: 6	R: 0 E: 0 K: 0 S: 2	H: 0 LOB: 0 BB: 1 P: 6	R: 1 E: 0 K: 0 S: 4	H: 1 LOB: 1 BB: 1 P: 8	R: 0 E: 0 K: 0 S: 4	H: 0 LOB: 0 BB: 0 P: 7	1B: 3 2B: 3 3B: 1 HR: 1	SF: 0 SAC: 0 DP: 0 HBP: 1	WP: 0 PB: 0 SB: 0 CS: 1	PA: 34
PITCHER	IP WLS BF H R ER SO BB IBB HBP BLK WP HR S P ERA WHIP																					
Mark Langston, L (1,1) ERA: 5.71	4.0 L 20 6 7 7 3 1 0 1 0 0 1 24 29 15.75 1.750																					
Bob Stoddard, R (5,1) ERA: 2.95	4.0 14 2 1 1 1 2 1 0 1 0 0 13 25 2.25 1.000																					

Seattle Mariners @ Toronto Blue Jays
Exhibition Stadium, Toronto, ON
Mon Apr 23 1984, 3:33 AM EST
Att: 13,330 - Unknown

AB 29
R 8
H 8
RBI 7
BB 4
SO 4
LOB 9



Batter	1	2	3	4	5	6	7	8	9	AB	R	H	RBI	BB	SO	LOB	TOP					
Jack Perconte, L OBP: 0.377, SLG: 0.412 (1, 4)	6-3		SH1-4		F5				4-3	4	0	1	0	0	0	1						
Barry Bonnell, R OBP: 0.355, SLG: 0.333 (1, 8) (8, 7)	K		F8			1-3	F9		4-3	5	0	0	0	0	1	3						
Alvin Davis, L OBP: 0.438, SLG: 0.767 (1, 3)	K		G3			F9	F9		1B	5	1	2	0	0	1	3						
Pat Putnam, L OBP: 0.308, SLG: 0.383 (1, 10)				G3		1B	1B	K	1B	4	1	2	0	1	1	0						
Gorman Thomas, R OBP: 0.394, SLG: 0.333 Phil Bradley, R OBP: 0.363, SLG: 0.333 (8, PR) (8, 8)	F8			G6-4-3		F9		S	4-3	2	0	0	0	2	0	3						
Al Cowens, R OBP: 0.393, SLG: 0.540 (1, 9)				G6-4-3			1B	E9		3	1	2	2	1	0	1						
Darnell Coles, R OBP: 0.500, SLG: 0.333 (1, 5)	K							1-4-3		3	0	1	1	1	1	3						
Bob Kearney, R OBP: 0.292, SLG: 0.339 (1, 2)	K									4	0	2	0	0	2	3						
Spike Owen, S OBP: 0.276, SLG: 0.226 (1, 6)			E4		F8		F8	F3		4	0	0	0	0	0	4						
Inning Stats	R: 0 E: 0 K: 2 S: 7	H: 0 LOB: 0 BB: 0 P: 7	R: 0 E: 0 K: 2 S: 8	H: 1 LOB: 2 BB: 1 P: 12	R: 0 E: 1 K: 0 S: 4	H: 0 LOB: 1 BB: 0 P: 4	R: 0 E: 0 K: 0 S: 2	H: 0 LOB: 0 BB: 1 P: 6	R: 0 E: 0 K: 1 S: 5	H: 0 LOB: 1 BB: 1 P: 9	R: 2 E: 0 K: 0 S: 5	H: 3 LOB: 2 BB: 1 P: 9	R: 0 E: 0 K: 0 S: 5	H: 2 LOB: 2 BB: 0 P: 5	R: 2 E: 1 K: 1 S: 7	H: 2 LOB: 2 BB: 1 P: 11	R: 0 E: 0 K: 0 S: 5	H: 2 LOB: 2 BB: 0 P: 5	1B: 9 2B: 1 3B: 0 HR: 0	SF: 0 SAC: 1 DP: 1 HBP: 0	WP: 1 PB: 0 SB: 2 CS: 0	PA: 41
PITCHER	IP	WLS	BF	H	R	ER	SO	BB	IBB	HBP	BLK	WP	HR	S	P	ERA	WHIP					
Jim Clancy, R ERA: 2.55 Joey McLaughlin, R ERA:	7.2	L	35	8	4	4	6	5	0	0	0	1	0	42	62	4.70	1.696					
PITCHER	IP	WLS	BF	H	R	ER	SO	BB	IBB	HBP	BLK	WP	HR	S	P	ERA	WHIP					

Seattle Mariners @ Toronto Blue Jays
Exhibition Stadium, Toronto, ON
Tue Apr 24 1984, 6:05 PM EST
Att: 12,398 - Unknown

AB	35
R	4
H	10
RBI	3
BB	5
SO	6
LOB	23



Batter	1	2	3	4	5	6	7	8	9	AB	R	H	RBI	BB	SO	LOB	BOTTOM					
Damaso Garcia, R OBP: 0.398, SLG: 0.500 (1, 4)	4-3		1-3			G3	K			4	1	1	0	0	1	1						
Dave Collins, S OBP: 0.354, SLG: 0.356 (1, 7)	6-3			1-3		G3		F8		4	0	0	0	0	0	1						
Lloyd Moseby, L OBP: 0.333, SLG: 0.514 (1, 8)	4-3			F4						3	1	1	2	1	0	0						
Willie Upshaw, L OBP: 0.471, SLG: 0.696 (1, 3)			4-3		F8					4	0	1	0	0	0	1						
Ernie Whitt, L OBP: 0.423, SLG: 0.475 (1, 2)										3	0	2	0	1	0	1						
George Bell, R OBP: 0.403, SLG: 0.568 (1, 10)	K				F3		F2		6-3	4	0	0	0	0	1	4						
Rance Mulliniks, L OBP: 0.279, SLG: 0.275 (1, 5)	F6				3-1				E3	4	0	1	0	0	0	2						
Jesse Barfield, R OBP: 0.192, SLG: 0.220 (1, 9)			5-3		3-1		1-3		FC6-4	4	0	0	0	0	0	3						
Alfredo Griffin, S OBP: 0.167, SLG: 0.234 Mitch Webster, S OBP: 0.250, SLG: 0.500 (8, PH)	F9					6-3	F6		K	3	0	0	0	0	0	1						
Inning Stats	R: 0 E: 0 K: 0 S: 3	H: 0 LOB: 0 BB: 0 P: 3	R: 0 E: 0 K: 1 S: 6	H: 1 LOB: 1 BB: 0 P: 6	R: 0 E: 0 K: 0 S: 3	H: 0 LOB: 0 BB: 0 P: 3	R: 0 E: 0 K: 0 S: 3	H: 0 LOB: 0 BB: 0 P: 3	R: 0 E: 1 K: 0 S: 4	H: 1 LOB: 1 BB: 0 P: 4	R: 2 E: 0 K: 0 S: 6	H: 3 LOB: 2 BB: 1 P: 10	R: 0 E: 0 K: 1 S: 6	H: 1 LOB: 1 BB: 0 P: 6	R: 0 E: 0 K: 0 S: 3	H: 0 LOB: 1 BB: 1 P: 7	R: 0 E: 1 K: 1 S: 6	H: 0 LOB: 1 BB: 0 P: 6	1B: 1 2B: 4 3B: 0 HR: 1	SF: 0 SAC: 0 DP: 0 HBP: 0	WP: 0 PB: 0 SB: 0 CS: 0	PA: 36
PITCHER	IP	WLS	BF	H	R	ER	SO	BB	IBB	HBP	BLK	WP	HR	S	P	ERA	WHIP					
Mike Moore, R ERA: 2.38 Mike Stanton, R ERA: 3.59 Dave Beard, R ERA: 4.15	6.0		25	6	2	2	1	1	0	0	0	0	0	1	26	3.00	1.167					
PITCHER	IP	WLS	BF	H	R	ER	SO	BB	IBB	HBP	BLK	WP	HR	S	P	ERA	WHIP					

Seattle Mariners @ Toronto Blue Jays
Exhibition Stadium, Toronto, ON
Tue Apr 24 1984, 6:05 PM EST
Att: 12,398 - Unknown

AB	34
R	2
H	6
RBI	2
BB	2
SO	3
LOB	15



Batter	1	2	3	4	5	6	7	8	9	AB	R	H	RBI	BB	SO	LOB	TOP								
Rickey Henderson, R OBP: 0.313, SLG: 0.370 Bill Almon, R OBP: 0.250, SLG: 0.350	(1,7) K		(0,0) F7			(0,0) K		(0,0) G4-6-3		3	0	0	0	0	2	0									
Dwayne Murphy, L OBP: 0.396, SLG: 0.391 Garry Hancock, L OBP: 0.214, SLG: 0.214	(1,8) F7			(0,0) F6		(0,0) G3			(0,0) F7	3	0	0	0	0	0	0									
Bruce Bochte, L OBP: 0.349, SLG: 0.240	(1,3) K			(0,0) F5		(0,0) F8			(0,0) E6 1B	4	0	0	0	0	1	0									
Carney Lansford, R OBP: 0.321, SLG: 0.360 Donnie Hill, S OBP: 0.295, SLG: 0.292	(1,5) K	(0,0) K		(0,0) F9			(0,0) F8		(0,0) F9	3	0	0	0	0	1	0									
Davey Lopes, R OBP: 0.396, SLG: 0.500	(1,4) 2B			(0,0) F9						4	0	3	0	0	0	0									
Dave Kingman, R OBP: 0.277, SLG: 0.590 Jeff Burroughs, R OBP: 0.231, SLG: 0.462	(1,10) F7				(0,0) 6-3		(0,0) F7		(0,0) K	3	0	0	0	0	0	2									
Mike Davis, L OBP: 0.333, SLG: 0.306	(1,9) F7						(0,0) 4-3			3	0	1	0	0	0	2									
Mike Heath, R OBP: 0.344, SLG: 0.379 Jim Essian, R OBP: 0.300, SLG: 0.500	(1,2) F3				(0,0) BB 1B			(0,0) F6		1	0	0	0	0	0	0									
Tony Phillips, S OBP: 0.300, SLG: 0.400	(1,6) K						(0,0) 1-3			3	0	1	0	0	1	2									
Inning Stats	R: 0 E: 0 K: 2 S: 7	H: 0 LOB: 0 BB: 0 P: 7	R: 0 E: 0 K: 1 S: 6	H: 1 LOB: 1 BB: 0 P: 6	R: 0 E: 0 K: 1 S: 5	H: 0 LOB: 0 BB: 0 P: 5	R: 0 E: 0 K: 0 S: 3	H: 0 LOB: 0 BB: 0 P: 3	R: 0 E: 0 K: 0 S: 4	H: 1 LOB: 2 BB: 1 P: 8	R: 0 E: 0 K: 1 S: 5	H: 0 LOB: 0 BB: 0 P: 5	R: 0 E: 0 K: 0 S: 4	H: 1 LOB: 1 BB: 0 P: 4	R: 0 E: 0 K: 0 S: 3	H: 1 LOB: 2 BB: 0 P: 7	R: 0 E: 1 K: 1 S: 7	H: 1 LOB: 2 BB: 0 P: 7	1B: 4 2B: 1 3B: 0 HR: 0	SF: 0 SAC: 0 DP: 1 HBP: 0	WP: 0 PB: 0 SB: 0 CS: 0	PA: 33			
PITCHER Luis Leal, R ERA: 2.1	(1,1)	IP: 9.0 WLS: W BF: 33	H: 5 R: 0 ER: 0 SO: 6	BB: 1 IBB: 0 HBP: 0 BLK: 0	WP: 0 HR: 0 S: 44 P: 48	ERA: 0.00 WHIP: 0.667																			

Oakland Athletics @ Toronto Blue Jays
Exhibition Stadium, Toronto, ON
Wed Apr 25 1984, 6:05 PM EST
Att: 15,434 - Unknown

AB 32
R 0
H 5
RBI 0
BB 1
SO 6
LOB 10





Batter	1	2	3	4	5	6	7	8	9	AB	R	H	RBI	BB	SO	LOB	BOTTOM							
Damaso Garcia, R OBP: 0.419, SLG: 0.513 Rance Mulliniks, L OBP: 0.289, SLG: 0.310	(1,4) S 1B		(4,0) S 2B	(0,0) S 2B	(0,0) F6		(0,0) 2B			2	3	2	0	1	0	0								
Lloyd Moseby, L OBP: 0.349, SLG: 0.521	(1,8) S 1B		(0,0) F8	(4,0) 2B	(0,0) F6		(0,0) 2B			3	1	1	1	2	0	2								
Jesse Barfield, R OBP: 0.228, SLG: 0.345	(1,9) K		(0,0) 3B	(0,0) 2B		(0,0) HR		(0,0) K		5	3	3	4	0	2	3								
George Bell, R OBP: 0.420, SLG: 0.590 Geno Petralli, L OBP: 0.200, SLG: 0.400	(1,10) S 1B		(0,0) F7	(0,0) 2B		(0,0) HR		(0,0) F8		4	0	3	3	0	0	1								
Willie Upshaw, L OBP: 0.486, SLG: 0.724 Mitch Webster, S OBP: 0.200, SLG: 0.400	(1,3) F7		(0,0) 3B	(0,0) BB		(0,0) 1B		(0,0) F8		2	0	1	1	2	0	1								
Garth Iorg, R OBP: 0.189, SLG: 0.250	(1,5) WP 1B		(0,0) F2	(0,0) F8		(0,0) 9-5		(0,0) F3		5	0	1	0	0	0	5								
Buck Martinez, R OBP: 0.172, SLG: 0.333	(1,2) K			(0,0) K		(0,0) 6-3				5	0	1	0	0	2	5								
Dave Collins, S OBP: 0.358, SLG: 0.420	(1,7) F3			(0,0) 1B	(0,0) 4-3		(0,0) 2B		(0,0) K	5	2	2	0	0	1	2								
Alfredo Griffin, S OBP: 0.186, SLG: 0.250 Kelly Gruber, R	(1,6) F7			(0,0) 1B	(0,0) 3B		(0,0) 4-3			4	1	2	1	0	0	2								
Inning Stats	R: 1 E: 0 K: 1 S: 6	H: 2 LOB: 1 BB: 1 P: 10	R: 0 E: 0 K: 1 S: 6	H: 1 LOB: 0 BB: 0 P: 6	R: 2 E: 0 K: 0 S: 5	H: 2 LOB: 1 BB: 1 P: 9	R: 5 E: 0 K: 1 S: 10	H: 5 LOB: 2 BB: 2 P: 18	R: 0 E: 0 K: 0 S: 4	H: 1 LOB: 1 BB: 0 P: 4	R: 1 E: 0 K: 0 S: 4	H: 2 LOB: 2 BB: 1 P: 8	R: 2 E: 0 K: 1 S: 8	H: 3 LOB: 1 BB: 0 P: 8	R: 0 E: 0 K: 1 S: 6	H: 1 LOB: 1 BB: 0 P: 6	R: 0 E: 0 K: 1 S: 6	H: 1 LOB: 1 BB: 0 P: 6	1B: 7 2B: 8 3B: 2 HR: 1	SF: 0 SAC: 0 DP: 1 HBP: 0	WP: 2 PB: 0 SB: 5 CS: 0	PA: 44		
PITCHER Tim Conroy, L ERA: 5.32 Chris Codiroli, R ERA: 11.25 Jeff Bettendorf, R ERA: 4.66 Bill Caudill, R ERA: 2.45	(1,1)	IP: 2.2 WLS: L BF: 14	H: 5 R: 3 ER: 3 SO: 2	BB: 2 IBB: 0 HBP: 0 BLK: 0	WP: 0 HR: 0 S: 16 P: 24	ERA: 67.50 WHIP: 6.000																		
PITCHER	(3,1)	IP: 0.2 WLS: L BF: 7	H: 4 R: 5 ER: 5 SO: 1	BB: 0 IBB: 1 HBP: 0 BLK: 0	WP: 0 HR: 0 S: 8 P: 12	ERA: 7.36 WHIP: 2.455																		
PITCHER	(4,1)	IP: 3.2 WLS: L BF: 19	H: 7 R: 3 ER: 3 SO: 1	BB: 2 IBB: 0 HBP: 0 BLK: 0	WP: 1 HR: 1 S: 19 P: 27	ERA: 0.00 WHIP: 1.000																		
PITCHER	(8,1)	IP: 1.0 WLS: L BF: 4	H: 1 R: 0 ER: 0 SO: 1	BB: 0 IBB: 0 HBP: 0 BLK: 0	WP: 0 HR: 0 S: 6 P: 6	ERA: 0.00 WHIP: 1.000																		

Oakland Athletics @ Toronto Blue Jays
Exhibition Stadium, Toronto, ON
Wed Apr 25 1984, 6:05 PM EST
Att: 15,434 - Unknown

AB 39
R 11
H 17
RBI 11
BB 5
SO 5
LOB 23

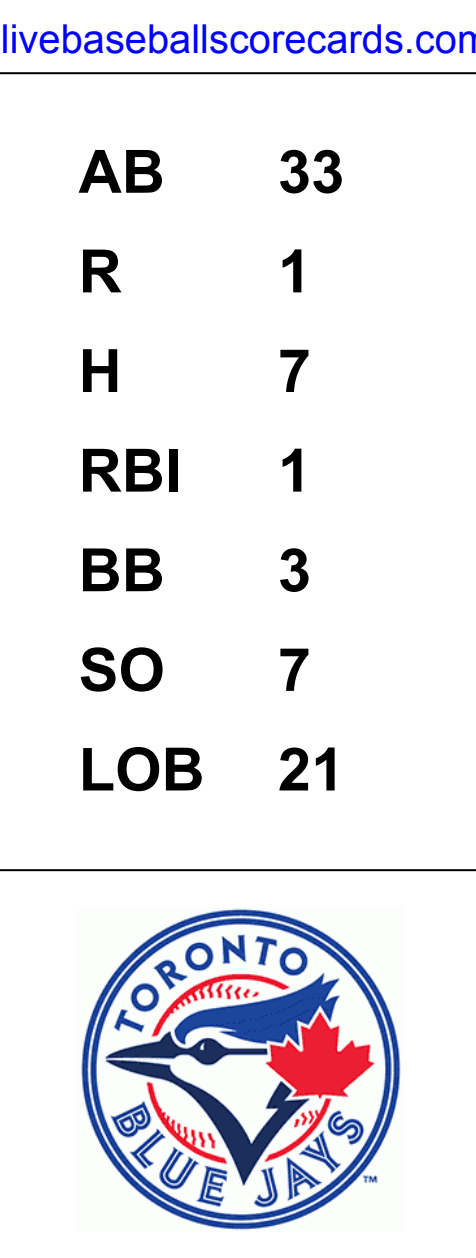


Batter	1	2	3	4	5	6	7	8	9	AB R H RBI BB SO LOB	TOP											
Rickey Henderson, R OBP: 0.318, SLG: 0.403 (1, 7)	4-0 BB		0-0 F8		0-0 6-3	0-0 FC5-4			0-0 HR	4 1 1 1 1 0 2	Oakland Athletics @ Toronto Blue Jays Exhibition Stadium, Toronto, ON Thu Apr 26 1984, 3:33 AM EST Att: 16,488 - Unknown AB 36 R 7 H 10 RBI 7 BB 3 SO 10 LOB 15 											
Dwayne Murphy, L OBP: 0.398, SLG: 0.391 (1, 8)	0-3 K		0-3 K			0-0 1B SF9	0-0 WP 1B		0-3 K	5 1 2 0 0 3 1												
Bruce Bochte, L OBP: 0.353, SLG: 0.255 (1, 3)	0-3 K			0-0 F8		0-0 1B HR	0-0 1B		0-0 4-3	5 1 2 0 0 1 1												
Carney Lansford, R OBP: 0.314, SLG: 0.354 (1, 5)	0-3 K			0-0 FC6-4 1B		0-0 SF9	0-0 F4		0-0 5-3	4 0 1 1 0 1 3												
Davey Lopes, R OBP: 0.377, SLG: 0.472 Tony Phillips, S OBP: 0.300, SLG: 0.400 (7, 4)		0-0 4-3		0-0 FC6-4 HR		0-0 HR BB	0-3 K			3 2 0 0 1 1 3 0 0 0 0 0 0 0												
Dave Kingman, R OBP: 0.290, SLG: 0.677 (1, 10)		0-0 F8		0-0 HR		0-0 HR	0-3 K			4 2 2 5 0 1 2												
Mike Davis, L OBP: 0.348, SLG: 0.350 (1, 9)				0-3 K				0-0 3-1		4 0 2 0 0 1 0												
Jim Essian, R OBP: 0.286, SLG: 0.364 (1, 2)	0-3 K				0-0 5-3	0-0 FC5-4 BB			0-3 K	3 0 0 0 1 2 1												
Donnie Hill, S OBP: 0.236, SLG: 0.269 (1, 6)			0-0 F8		0-0 F7	0-0 F8			0-0 5-3	4 0 0 0 0 0 2												
Inning Stats	R: 0 E: 0 K: 3 S: 9	H: 0 LOB: 1 BB: 1 P: 13	R: 0 E: 0 K: 1 S: 6	H: 1 LOB: 1 BB: 0 P: 6	R: 0 E: 0 K: 1 S: 5	H: 0 LOB: 0 BB: 0 P: 5	R: 2 E: 0 K: 1 S: 7	H: 2 LOB: 0 BB: 0 P: 7	R: 0 E: 0 K: 0 S: 3	H: 0 LOB: 0 BB: 0 P: 3	R: 4 E: 0 K: 0 S: 7	H: 4 LOB: 2 BB: 2 P: 15	R: 0 E: 0 K: 2 S: 9	H: 2 LOB: 2 BB: 0 P: 9	R: 0 E: 0 K: 1 S: 5	H: 0 LOB: 0 BB: 0 P: 5	R: 1 E: 0 K: 1 S: 6	H: 1 LOB: 0 BB: 0 P: 6	1B: 6 2B: 1 3B: 0 HR: 3	SF: 1 SAC: 0 DP: 0 HBP: 0	WP: 1 PB: 0 SB: 2 CS: 0	PA: 40
PITCHER	IP WLS BF H R ER SO BB IBB HBP BLK WP HR S P ERA WHIP											PITCHER	IP WLS BF H R ER SO BB IBB HBP BLK WP HR S P ERA WHIP									
Jim Gott, R ERA: 12.19 (1, 1)	5.1 L 24 6 6 6 6 2 0 0 0 0 0 2 34 42 10.12 1.500																					
Roy Lee Jackson, R ERA: 2.45 (6, 1)	1.2 9 3 0 0 2 1 0 0 0 0 1 0 12 16 0.00 2.400																					
Jimmy Key, L ERA: 4.63 (8, 1)	2.0 7 1 1 1 2 0 0 0 0 0 0 1 11 11 4.50 0.500																					

Batter	1	2	3	4	5	6	7	8	9	AB R H RBI BB SO LOB	BOTTOM											
Damaso Garcia, R OBP: 0.418, SLG: 0.506 (1, 4)	0-0 CS 1B		0-0 F7				0-0 1B		0-0 F9	5 0 2 0 0 0 0	Oakland Athletics @ Toronto Blue Jays Exhibition Stadium, Toronto, ON Thu Apr 26 1984, 3:33 AM EST Att: 16,488 - Unknown AB 35 R 4 H 10 RBI 4 BB 2 SO 4 LOB 8 											
Dave Collins, S OBP: 0.351, SLG: 0.396 (1, 7)	0-0 F5		4-0 CS BB		0-0 F7		0-0 4-3			3 0 0 0 1 0 2												
Lloyd Moseby, L OBP: 0.356, SLG: 0.519 (1, 8)	0-0 CS 1B		0-0 CS	0-0 4-3		0-3 K	0-0 1B			4 0 2 0 0 1 0												
Willie Upshaw, L OBP: 0.487, SLG: 0.806 (1, 3)	0-3 K			0-0 HR		0-0 HR	0-0 F9			4 2 2 2 0 1 2												
George Bell, R OBP: 0.424, SLG: 0.617 (1, 10)		0-3 K		4-0 E BB		0-0 HR		0-0 F6		3 1 1 1 1 1 0												
Jesse Barfield, R OBP: 0.230, SLG: 0.390 (1, 9)		0-3 K		0-0 F4		0-0 HR		0-0 F9		4 1 1 1 0 1 1												
Ernie Whitt, L OBP: 0.418, SLG: 0.465 Buck Martinez, R OBP: 0.167, SLG: 0.321 (6, PH) (9, 2)				0-0 F8		0-0 G3		0-0 F9		3 0 1 0 0 0 1 1 0 0 0 0 0 0												
Rance Mulliniks, L OBP: 0.292, SLG: 0.311 Garth Iorg, R OBP: 0.184, SLG: 0.243 (9, PH)		0-0 1B			0-0 F8	0-0 1B			0-0 F7	3 0 1 0 0 0 1 1 0 0 0 0 0 0												
Alfredo Griffin, S OBP: 0.176, SLG: 0.236 (1, 6)			0-0 F8		0-0 6-3	0-0 F8			0-0 1-3	4 0 0 0 0 0 1												
Inning Stats	R: 0 E: 0 K: 1 S: 6	H: 2 LOB: 1 BB: 0 P: 6	R: 0 E: 0 K: 2 S: 8	H: 1 LOB: 1 BB: 0 P: 8	R: 0 E: 0 K: 0 S: 2	H: 0 LOB: 0 BB: 1 P: 6	R: 1 E: 1 K: 0 S: 4	H: 1 LOB: 1 BB: 1 P: 8	R: 0 E: 0 K: 0 S: 4	H: 1 LOB: 1 BB: 0 P: 4	R: 3 E: 0 K: 1 S: 9	H: 4 LOB: 1 BB: 0 P: 9	R: 0 E: 0 K: 0 S: 4	H: 1 LOB: 1 BB: 0 P: 4	R: 0 E: 0 K: 0 S: 3	H: 0 LOB: 0 BB: 0 P: 3	R: 0 E: 0 K: 0 S: 3	H: 0 LOB: 0 BB: 0 P: 3	1B: 6 2B: 0 3B: 0 HR: 4	SF: 0 SAC: 0 DP: 0 HBP: 0	WP: 0 PB: 0 SB: 1 CS: 2	PA: 38
PITCHER	IP WLS BF H R ER SO BB IBB HBP BLK WP HR S P ERA WHIP											PITCHER	IP WLS BF H R ER SO BB IBB HBP BLK WP HR S P ERA WHIP									
Mike Warren, R ERA: 3.41 (1, 1)	5.2 W 26 9 4 4 4 2 0 0 0 0 0 4 32 40 6.35 1.941																					
Keith Atherton, R ERA: 1.98 (6, 1)	1.0 4 1 0 0 0 0 0 0 0 0 0 0 4 4 0.00 1.000																					
Tom Burgmeier, L ERA: 2.08 (7, 1)	2.1 S 7 0 0 0 0 0 0 0 0 0 0 0 7 7 0.00 0.000																					

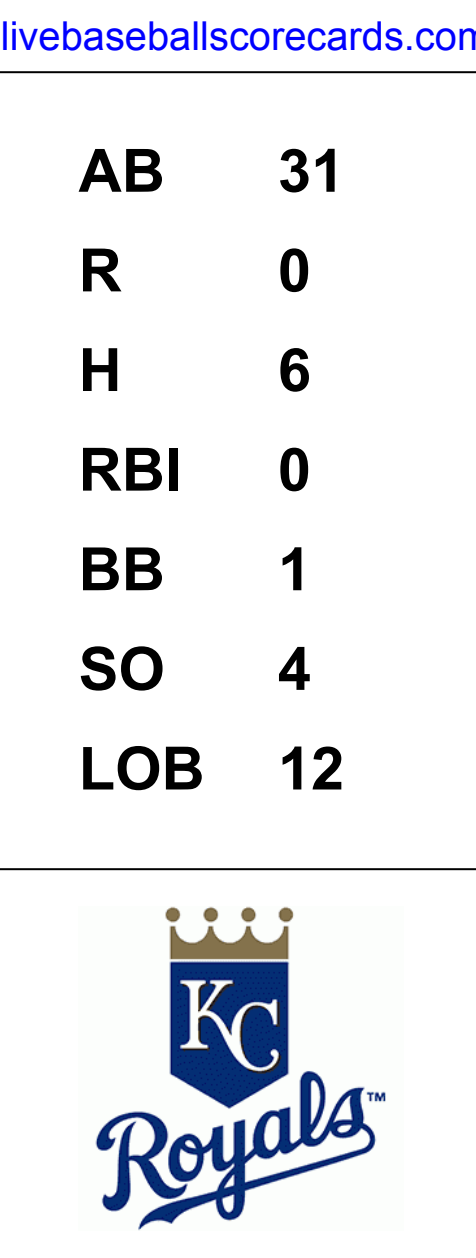
Batter	1	2	3	4	5	6	7	8	9	AB	R	H	RBI	BB	SO	LOB	TOP										
Damaso Garcia, R (1,4) OBP: 0.421, SLG: 0.506	0-0 E FC4-6 1B	0-0 2-3 1B		0-0 3-1			0-0 SH3		0-0 6-3	4	1	2	0	0	0	2											
Dave Collins, S (1,7) OBP: 0.344, SLG: 0.386	0-0 1-3	0-0 4-3			0-0 CS S 1B		0-3 K			4	0	1	0	0	1	4											
Lloyd Moseby, L (1,8) OBP: 0.352, SLG: 0.500	4-0 FC4-6 E BB		0-0 4-3		0-3 K		0-3 K			3	0	0	0	1	2	2											
Willie Upshaw, L (1,3) OBP: 0.475, SLG: 0.769	0-0 E4 FC4-6		0-3 K		4-0 BB		0-0 F4			3	0	0	0	1	1	2											
George Bell, R (1,10) OBP: 0.404, SLG: 0.588	0-0 FC4-6		0-3 K		0-0 F2		0-0 F4			4	0	0	1	0	1	4											
Rance Mulliniks, L (1,5) OBP: 0.308, SLG: 0.327	0-0 4-3			0-0 6-3 BB 1B	0-0 CS	0-0 G3		0-0 1B		4	0	2	0	0	0	2											
Jesse Barfield, R (1,9) OBP: 0.231, SLG: 0.371		0-3 K		4-0 6-3 BB		0-0 6-3		0-0 F3		3	0	0	0	1	1		AB 33 R 1 H 7 RBI 1 BB 3 SO 7 LOB 21										
Ernie Whitt, L (1,2) OBP: 0.390, SLG: 0.426		0-3 K		0-0 F5		0-0 4-3		0-0 F9		4	0	0	0	0	1	2											
Alfredo Griffin, S (1,6) OBP: 0.192, SLG: 0.263			0-0 1B 2B		0-0 6-3		0-0 SH3 1B		0-0 4-3	4	0	2	0	0	0	2											
Inning Stats	R: 1 E: 1 K: 0 S: 5	H: 1 LOB: 2 BB: 1 P: 9	R: 0 E: 0 K: 2 S: 9	H: 2 LOB: 2 BB: 0 P: 9	R: 0 E: 0 K: 2 S: 7	H: 0 LOB: 0 BB: 0 P: 7	R: 0 E: 0 K: 0 S: 4	H: 1 LOB: 2 BB: 1 P: 8	R: 0 E: 0 K: 1 S: 5	H: 1 LOB: 1 BB: 1 P: 9	R: 0 E: 0 K: 0 S: 3	H: 0 LOB: 0 BB: 0 P: 3	R: 0 E: 0 K: 2 S: 8	H: 1 LOB: 1 BB: 0 P: 8	R: 0 E: 0 K: 0 S: 4	H: 1 LOB: 1 BB: 0 P: 4	R: 0 E: 0 K: 0 S: 3	H: 0 LOB: 0 BB: 0 P: 3	1B: 6 2B: 1 3B: 0 HR: 0	SF: 0 SAC: 1 DP: 0 HBP: 0	WP: 0 PB: 0 SB: 0 CS: 1	PA: 38					
PITCHER	IP	WLS	BF	H	R	ER	SO	BB	IBB	HBP	BLK	WP	HR	S	P	ERA	WHIP										
Mark Gubicza, R (1,1) ERA: 1.59	8.0	L	34	7	1	0	7	3	0	0	0	0	0	45	57	0.00	1.250										
Dan Quisenberry, R (9,1) ERA: 1.69	1.0	S	3	0	0	0	0	0	0	0	0	0	0	3	3	0.00	0.000										

Toronto Blue Jays @ Kansas City Royals
 Royals Stadium, Kansas City, MO
 Fri Apr 27 1984, 7:05 PM EST
 Att: 16,435 - Unknown



Batter	1	2	3	4	5	6	7	8	9	AB	R	H	RBI	BB	SO	LOB	BOTTOM										
Darryl Motley, R (1,9) OBP: 0.381, SLG: 0.463	0-0 L3 1B		0-0 2B			0-0 F3		0-0 F7		4	0	2	0	0	0	0											
Pat Sheridan, L (1,8) OBP: 0.377, SLG: 0.468	0-0 F7		0-0 4-3			0-0 G3			0-0 1B	4	0	1	0	0	0	2											
Jorge Orta, L (1,7) OBP: 0.314, SLG: 0.449	0-0 L3			0-0 F9		0-0 1B			0-3 K	4	0	1	0	0	1	2											
Hal McRae, R (1,10) OBP: 0.378, SLG: 0.418		0-0 CS BB 1B		0-0 FC5-4 1B		0-3 K			0-3 K	4	0	2	0	0	2	2											
Frank White, R (1,4) OBP: 0.333, SLG: 0.478		0-0 F9		0-0 F8			0-0 5-3		0-0 F7	4	0	0	0	0	0	3											
Steve Balboni, R (1,3) OBP: 0.356, SLG: 0.444		4-0 BB		0-0 FC5-4		0-0 F9				2	0	0	0	1	0	1											
John Wathan, R (1,2) OBP: 0.154, SLG: 0.083		0-0 4-3			0-0 F5		0-0 G3			3	0	0	0	0	0	2											
Greg Pryor, R (1,5) OBP: 0.333, SLG: 0.417			0-0 6-3		0-0 F2			0-0 4-3		3	0	0	0	0	0	0											
U L Washington, S (1,6)			0-3 K		0-0 F8			0-0 F8		2	0	0	0	0	1	0											
Orlando Sanchez, L (8,PH)										1	0	0	0	0	0	0											
Onix Concepcion, R (9,6)										0	0	0	0	0	0	0											
Inning Stats	R: 0 E: 0 K: 0 S: 3	H: 1 LOB: 0 BB: 0 P: 3	R: 0 E: 0 K: 0 S: 3	H: 1 LOB: 1 BB: 1 P: 7	R: 0 E: 0 K: 1 S: 6	H: 1 LOB: 1 BB: 0 P: 6	R: 0 E: 0 K: 0 S: 4	H: 1 LOB: 1 BB: 0 P: 4	R: 0 E: 0 K: 0 S: 3	H: 0 LOB: 0 BB: 0 P: 3	R: 0 E: 0 K: 1 S: 6	H: 1 LOB: 1 BB: 0 P: 6	R: 0 E: 0 K: 0 S: 3	H: 0 LOB: 0 BB: 0 P: 3	R: 0 E: 0 K: 0 S: 3	H: 0 LOB: 0 BB: 0 P: 3	R: 0 E: 0 K: 2 S: 8	H: 1 LOB: 1 BB: 0 P: 8	1B: 5 2B: 2 3B: 0 HR: 0	SF: 0 SAC: 0 DP: 1 HBP: 0	WP: 0 PB: 0 SB: 0 CS: 1	PA: 32					
PITCHER	IP	WLS	BF	H	R	ER	SO	BB	IBB	HBP	BLK	WP	HR	S	P	ERA	WHIP										
Doyle Alexander, R (1,1) ERA: 3.51	8.0	W	29	6	0	0	2	1	0	0	0	0	0	32	36	0.00	0.875										
Dennis Lamp, R (9,1) ERA: 3.75	1.0	S	3	0	0	0	2	0	0	0	0	0	0	7	7	0.00	0.000										

Toronto Blue Jays @ Kansas City Royals
 Royals Stadium, Kansas City, MO
 Fri Apr 27 1984, 7:05 PM EST
 Att: 16,435 - Unknown



Batter	1	2	3	4	5	6	7	8	9	AB	R	H	RBI	BB	SO	LOB	TOP					
Damaso Garcia, R (1,4) OBP: 0.420, SLG: 0.511	5-3		PO 1B		F7				1-4-3	5	0	2	1	0	0	2						
Dave Collins, S (1,7) OBP: 0.364, SLG: 0.393	F7 HR 1B		F7		F8					4	1	2	1	1	0	2						
Lloyd Moseby, L (1,8) OBP: 0.344, SLG: 0.494	F8		PO 1-2	5-3		F8 SF9 2B	F3		F8	5	1	1	0	0	0	4						
Willie Upshaw, L (1,3) OBP: 0.464, SLG: 0.783	1-H HR			F9		F8 2-3	F8			4	1	1	2	0	0	3						
George Bell, R (1,10) OBP: 0.397, SLG: 0.568	K			E5 1B		SF9		F9		3	1	0	1	0	1	0						
Rance Mulliniks, L (1,5) OBP: 0.327, SLG: 0.346		4-3						5-3		3	0	2	1	0	0	0						
Garth Iorg, R (8,5) OBP: 0.179, SLG: 0.237				1-H 1B						1	0	0	0	0	0	0						
Ernie Whitt, L (1,2) OBP: 0.365, SLG: 0.392		F4		G3		F9		G3		4	0	0	0	0	0	2						
Jesse Barfield, R (1,9) OBP: 0.232, SLG: 0.379		4-3			F5		F9 2B		5-3	4	1	1	0	0	0	0						
Alfredo Griffin, S (1,6) OBP: 0.207, SLG: 0.275			4-3				F9 2-3		1-4-3 1B	4	1	2	0	0	0	1						
Inning Stats	R: 2 E: 0 K: 1 S: 7	H: 2 LOB: 0 BB: 0 P: 7	R: 0 E: 0 K: 0 S: 3	H: 0 LOB: 0 BB: 0 P: 3	R: 0 E: 0 K: 0 S: 3	H: 1 LOB: 0 BB: 0 P: 3	R: 1 E: 1 K: 0 S: 5	H: 1 LOB: 1 BB: 0 P: 5	R: 0 E: 0 K: 0 S: 4	H: 1 LOB: 1 BB: 0 P: 4	R: 1 E: 0 K: 0 S: 5	H: 2 LOB: 1 BB: 0 P: 5	R: 1 E: 0 K: 0 S: 5	H: 2 LOB: 2 BB: 1 P: 9	R: 0 E: 0 K: 0 S: 3	H: 0 LOB: 0 BB: 0 P: 3	R: 1 E: 0 K: 0 S: 5	H: 2 LOB: 1 BB: 0 P: 5	1B: 7 2B: 3 3B: 0 HR: 1	SF: 1 SAC: 0 DP: 0 HBP: 0	WP: 0 PB: 0 CS: 2	PA: 40
PITCHER	IP	WLS	BF	H	R	ER	SO	BB	IBB	HBP	BLK	WP	HR	S	P	ERA	WHIP					
Bret Saberhagen, R (1,1) ERA: 2.08	6.1	L	29	9	5	4	1	1	0	0	0	0	1	30	34	5.68	1.579					
Paul Splittorf, L (7,1) ERA: 7.99	2.2		10	2	1	1	0	0	0	0	0	0	0	10	10	3.38	0.750					

Toronto Blue Jays @ Kansas City Royals
 Royals Stadium, Kansas City, MO
 Sat Apr 28 1984, 7:05 PM EST
 Att: 18,194 - Unknown

AB 37
 R 6
 H 11
 RBI 6
 BB 1
 SO 1
 LOB 14



Batter	1	2	3	4	5	6	7	8	9	AB	R	H	RBI	BB	SO	LOB	BOTTOM					
Darryl Motley, R (1,9) OBP: 0.348, SLG: 0.422	4-3		F4			E6 FC4-6		6-3		4	0	0	0	0	0	0						
Pat Sheridan, L (1,8) OBP: 0.370, SLG: 0.470				K		K			4-3	4	0	1	0	0	2	1						
Jorge Orta, L (1,7) OBP: 0.291, SLG: 0.415				F7		FC4-6 1-2			4-3	4	0	0	0	0	0	2						
Hal McRae, R (1,10) OBP: 0.372, SLG: 0.437				G3		1-3			F4	4	0	1	0	0	0	2						
Frank White, R (1,4) OBP: 0.320, SLG: 0.457		F6		4-3				6-3		3	0	0	0	0	0	1						
Steve Balboni, R (1,3) OBP: 0.342, SLG: 0.424		F8			K		F7			3	0	0	0	0	1	0						
John Wathan, R (1,2) OBP: 0.125, SLG: 0.067				K		K		F4		3	0	0	0	0	2	0						
Greg Pryor, R (1,5) OBP: 0.333, SLG: 0.413				K				5-3		3	0	1	0	0	1	0						
U.L. Washington, S (1,6) OBP: 0.333, SLG: 0.413				K		1-3		F7		3	0	0	0	0	1	1						
Inning Stats	R: 0 E: 0 K: 0 S: 4	H: 1 LOB: 1 BB: 0 P: 4	R: 0 E: 0 K: 1 S: 5	H: 0 LOB: 0 BB: 0 P: 5	R: 0 E: 0 K: 2 S: 7	H: 0 LOB: 0 BB: 0 P: 7	R: 0 E: 0 K: 1 S: 6	H: 1 LOB: 1 BB: 0 P: 6	R: 0 E: 0 K: 2 S: 8	H: 1 LOB: 1 BB: 0 P: 8	R: 0 E: 1 K: 1 S: 6	H: 0 LOB: 1 BB: 0 P: 6	R: 0 E: 0 K: 0 S: 3	H: 0 LOB: 0 BB: 0 P: 3	R: 0 E: 0 K: 0 S: 3	H: 0 LOB: 0 BB: 0 P: 3	R: 0 E: 0 K: 0 S: 3	H: 0 LOB: 0 BB: 0 P: 3	1B: 1 2B: 1 3B: 1 HR: 0	SF: 0 SAC: 0 DP: 0 HBP: 0	WP: 0 PB: 0 CS: 0	PA: 31
PITCHER	IP	WLS	BF	H	R	ER	SO	BB	IBB	HBP	BLK	WP	HR	S	P	ERA	WHIP					
Dave Stieb, R (1,1) ERA: 1.88	9.0	W	31	3	0	0	7	0	0	0	0	0	0	45	45	0.00	0.333					

Toronto Blue Jays @ Kansas City Royals
 Royals Stadium, Kansas City, MO
 Sat Apr 28 1984, 7:05 PM EST
 Att: 18,194 - Unknown

AB 31
 R 0
 H 3
 RBI 0
 BB 0
 SO 7
 LOB 7



Batter	1	2	3	4	5	6	7	8	9	AB	R	H	RBI	BB	SO	LOB	TOP					
Wayne Tolleson, S (1,4) OBP: 0.341, SLG: 0.321	F5		6-3		F9				4-3	4	0	0	0	1	0	2						
Gary Ward, R (1,7) OBP: 0.309, SLG: 0.286	K						1-3			4	2	2	1	0	1	1						
Bob Jones, L (1,9) OBP: 0.365, SLG: 0.609	K				F9					2	0	0	0	0	1	0						
Bill Sample, R (6,PH) OBP: 0.303, SLG: 0.333	K					SF8			G6-4-3	1	0	1	0	1	0	0						
Buddy Bell, R (1,5) OBP: 0.400, SLG: 0.464					F3					2	0	0	0	0	0	0						
Bill Stein, R (5,5) OBP: 0.273, SLG: 0.200		4-3								1	0	0	0	0	1	2						
Mickey Rivers, L (8,PH) OBP: 0.268, SLG: 0.268										1	0	1	0	0	0	0						
Jim Anderson, R (8,5)										0	0	0	0	0	0	0						
Larry Parrish, R (1,10) OBP: 0.347, SLG: 0.409	K								G6-4-3	3	1	1	0	1	1	2						
Pete O'Brien, L (1,3) OBP: 0.365, SLG: 0.484	4-3									3	0	1	2	0	0	1						
George Wright, S (1,8) OBP: 0.213, SLG: 0.293									F8	4	0	1	0	0	0	2						
Mary Foley, L (1,2) OBP: 0.368, SLG: 0.813									4-3	4	1	1	1	0	0	1						
Curtis Wilkerson, S (1,6) OBP: 0.161, SLG: 0.136										3	0	0	0	0	1	1						
Dave Hostetler, R (9,PH) OBP: 0.458, SLG: 0.500										0	0	0	0	1	0	0						
Inning Stats	R: 0 E: 0 K: 2 S: 7	H: 0 LOB: 0 BB: 0 P: 7	R: 0 E: 0 K: 1 S: 5	H: 0 LOB: 0 BB: 0 P: 5	R: 1 E: 0 K: 0 S: 4	H: 1 LOB: 0 BB: 0 P: 4	R: 2 E: 0 K: 0 S: 5	H: 3 LOB: 1 BB: 0 P: 5	R: 0 E: 0 K: 0 S: 4	H: 1 LOB: 1 BB: 0 P: 4	R: 1 E: 0 K: 1 S: 7	H: 2 LOB: 2 BB: 1 P: 11	R: 0 E: 0 K: 1 S: 5	H: 0 LOB: 1 BB: 1 P: 9	R: 0 E: 0 K: 0 S: 3	H: 1 LOB: 1 BB: 1 P: 7	R: 0 E: 0 K: 0 S: 3	H: 0 LOB: 1 BB: 1 P: 7	1B: 4 2B: 2 3B: 0 HR: 2	SF: 1 SAC: 0 DP: 1 HBP: 0	WP: 0 PB: 0 SB: 0 CS: 0	PA: 37
PITCHER	IP WLS BF H R ER SO BB IBB HBP BLK WP HR S P ERA WHIP																					
Luis Leal, R (1,1) ERA: 2.75	5.0 W 20 6 4 4 3 0 0 0 0 0 2 26 26 7.20 1.200																					
Jimmy Key, L (6,1) ERA: 3.95	2.0 10 1 0 0 2 3 0 0 0 0 0 11 23 0.00 2.000																					
Dennis Lamp, R (8,1) ERA: 3.21	2.0 S 7 1 0 0 0 1 0 0 0 0 0 6 10 0.00 1.000																					

Texas Rangers @ Toronto Blue Jays
Exhibition Stadium, Toronto, ON
Tue May 01 1984, 7:05 PM EDT
Unknown

AB 32
R 4
H 8
RBI 4
BB 4
SO 5
LOB 12



Batter	1	2	3	4	5	6	7	8	9	AB	R	H	RBI	BB	SO	LOB	BOTTOM			
Damaso Garcia, R (1,4) OBP: 0.419, SLG: 0.505	F9		F6			3-1		E9		5	2	2	1	0	0	0				
Lloyd Moseby, L (1,8) OBP: 0.337, SLG: 0.478	F7									5	1	1	0	0	1	1				
Jesse Barfield, R (1,9) OBP: 0.247, SLG: 0.391	5-3									4	1	1	0	1	0	3				
George Bell, R (1,7) OBP: 0.381, SLG: 0.554										4	2	1	1	0	2	1				
Cliff Johnson, R (1,10) OBP: 0.361, SLG: 0.458										3	1	1	1	0	0	1				
Willie Upshaw, L (1,3) OBP: 0.466, SLG: 0.795	K									4	1	2	2	0	1	2				
Garth Iorg, R (1,5) OBP: 0.186, SLG: 0.238	F7									4	0	1	1	0	1	3				
Buck Martinez, R (1,2) OBP: 0.176, SLG: 0.290										3	1	0	0	1	1	2				
Alfredo Griffin, S (1,6) OBP: 0.209, SLG: 0.274										4	1	1	1	0	0	2				
Inning Stats	R: 0 E: 0 K: 0 S: 3	H: 0 LOB: 0 BB: 0 P: 3	R: 0 E: 0 K: 2 S: 8	H: 1 LOB: 1 BB: 0 P: 8	R: 0 E: 0 K: 0 S: 3	H: 0 LOB: 0 BB: 0 P: 3	R: 3 E: 2 K: 2 S: 11	H: 2 LOB: 2 BB: 1 P: 15	R: 3 E: 2 K: 0 S: 7	H: 2 LOB: 1 BB: 0 P: 7	R: 0 E: 0 K: 0 S: 3	H: 0 LOB: 0 BB: 0 P: 3	R: 0 E: 0 K: 1 S: 5	H: 1 LOB: 0 BB: 0 P: 5	R: 4 E: 1 K: 1 S: 8	H: 4 LOB: 0 BB: 1 P: 12	1B: 7 2B: 2 3B: 1 HR: 0	SF: 1 SAC: 0 DP: 0 HBP: 0	WP: 2 PB: 0 SB: 0 CS: 0	PA: 39
PITCHER	IP WLS BF H R ER SO BB IBB HBP BLK WP HR S P ERA WHIP																			
Frank Tanana, L (1,1) ERA: 3.72	5.0 L 25 5 6 0 4 1 0 0 0 0 0 0 32 36 0.00 1.200																			
Dave Tobik, R (6,1) ERA: 3.07	3.0 14 5 4 3 2 1 0 0 0 0 2 0 16 20 9.00 2.000																			

Texas Rangers @ Toronto Blue Jays
Exhibition Stadium, Toronto, ON
Tue May 01 1984, 7:05 PM EDT
Unknown

AB 36
R 10
H 10
RBI 7
BB 2
SO 6
LOB 15



Batter	1	2	3	4	5	6	7	8	9	AB	R	H	RBI	BB	SO	LOB	TOP	
Bill Sample, R OBP: 0.300, SLG: 0.344 (1, 9)										4	0	1	0	0	0	0	<p>Texas Rangers @ Toronto Blue Jays Exhibition Stadium, Toronto, ON Tue May 01 1984, 7:05 PM EDT Att: 13,159 - Unknown</p> <p>livebaseballscores.com</p> <p>AB 33 R 4 H 7 RBI 4 BB 3 SO 3 LOB 9</p>	
Gary Ward, R OBP: 0.306, SLG: 0.324 (1, 7)										4	1	1	1	0	0	1		
George Wright, S OBP: 0.235, SLG: 0.305 (1, 8)										3	1	2	0	1	0	0		
Buddy Bell, R OBP: 0.394, SLG: 0.466 (1, 5)										4	1	1	0	0	1	2		
Larry Parrish, R OBP: 0.343, SLG: 0.396 (1, 10)										3	1	0	0	1	0	0		
Pete O'Brien, L OBP: 0.346, SLG: 0.456 (1, 3)										4	0	0	0	0	0	3		
Ned Yost, R OBP: 0.171, SLG: 0.239 Mary Foley, L OBP: 0.381, SLG: 0.765 (8, PH) (8, 2)										2	0	0	0	0	1	0		
Jim Anderson, R OBP: 0.407, SLG: 0.625 Curtis Wilkerson, S OBP: 0.176, SLG: 0.150 (8, PH) (8, 6)										2	0	0	0	0	0	0		
Wayne Tolleson, S OBP: 0.326, SLG: 0.306 (1, 4)										4	0	0	0	0	0	3		
Inning Stats	R: 0 E: 0 K: 0 S: 4	H: 1 LOB: 1 BB: 0 P: 4	R: 0 E: 0 K: 1 S: 5	H: 0 LOB: 0 BB: 0 P: 5	R: 0 E: 0 K: 1 S: 3	H: 0 LOB: 0 BB: 1 P: 3	R: 0 E: 0 K: 1 S: 4	H: 0 LOB: 0 BB: 1 P: 8	R: 0 E: 0 K: 0 S: 3	H: 0 LOB: 0 BB: 0 P: 3	R: 0 E: 0 K: 0 S: 6	H: 1 LOB: 1 BB: 0 P: 6	R: 0 E: 0 K: 1 S: 7	H: 4 LOB: 2 BB: 2 P: 15	1B: 4 2B: 2 3B: 0 HR: 1	SF: 0 SAC: 0 DP: 0 HBP: 0		WP: 0 PB: 0 SB: 0 CS: 1
PITCHER	IP WLS BF H R ER SO BB IBB HBP BLK WP HR S P ERA WHIP																	
Doyle Alexander, R ERA: 3.71 Jimmy Key, L ERA: 3.77 (1, 1) (9, 1)	8.1 L 32 6 4 4 3 1 1 0 0 0 0 1 36 44 4.32 0.840																	

Batter	1	2	3	4	5	6	7	8	9	AB	R	H	RBI	BB	SO	LOB	BOTTOM			
Damaso Garcia, R OBP: 0.404, SLG: 0.485 (1, 4)										4	0	0	0	0	0	1	<p>Texas Rangers @ Toronto Blue Jays Exhibition Stadium, Toronto, ON Tue May 01 1984, 7:05 PM EDT Att: 13,159 - Unknown</p> <p>livebaseballscores.com</p> <p>AB 32 R 1 H 5 RBI 1 BB 0 SO 3 LOB 7</p>			
Dave Collins, S OBP: 0.343, SLG: 0.369 (1, 7)										4	0	0	0	0	1	1				
Lloyd Moseby, L OBP: 0.333, SLG: 0.468 (1, 8)										4	0	1	0	0	0	0				
Willie Upshaw, L OBP: 0.457, SLG: 0.766 (1, 3)										4	1	1	0	0	0	1				
George Bell, R OBP: 0.380, SLG: 0.547 Jesse Barfield, R OBP: 0.243, SLG: 0.386 (9, PH) (9, 9)										3	0	1	0	0	0	0				
Cliff Johnson, R OBP: 0.347, SLG: 0.435 (1, 10)										3	0	0	0	0	1	2				
Rance Mulliniks, L OBP: 0.328, SLG: 0.345 (1, 5)										3	0	1	1	0	1	1				
Ernie Whitt, L OBP: 0.348, SLG: 0.370 (1, 2)										3	0	0	0	0	0	0				
Alfredo Griffin, S OBP: 0.213, SLG: 0.276 (1, 6)										3	0	1	0	0	0	0				
Inning Stats	R: 0 E: 0 K: 1 S: 5	H: 0 LOB: 0 BB: 0 P: 5	R: 0 E: 1 K: 1 S: 6	H: 0 LOB: 1 BB: 0 P: 6	R: 0 E: 0 K: 0 S: 4	H: 1 LOB: 1 BB: 0 P: 4	R: 0 E: 0 K: 0 S: 3	H: 0 LOB: 0 BB: 0 P: 3	R: 0 E: 0 K: 0 S: 3	H: 0 LOB: 0 BB: 0 P: 3	R: 1 E: 0 K: 1 S: 7	H: 3 LOB: 2 BB: 0 P: 7	R: 0 E: 0 K: 0 S: 3	H: 0 LOB: 0 BB: 0 P: 3	R: 0 E: 0 K: 0 S: 4	H: 1 LOB: 1 BB: 0 P: 4		1B: 5 2B: 0 3B: 0 HR: 0	SF: 0 SAC: 0 DP: 0 HBP: 0	WP: 0 PB: 0 SB: 0 CS: 0
PITCHER	IP WLS BF H R ER SO BB IBB HBP BLK WP HR S P ERA WHIP																			
Danny Darwin, R ERA: 2.4 (1, 1)	9.0 W 32 5 1 1 3 0 0 0 0 0 0 0 38 38 1.00 0.556																			

Batter	1	2	3	4	5	6	7	8	9	AB	R	H	RBI	BB	SO	LOB	TOP										
Bill Sample, R OBP: 0.333, SLG: 0.377 (1, 7)										5	0	4	3	0	0	0	Texas Rangers @ Toronto Blue Jays Exhibition Stadium, Toronto, ON Wed May 02 1984, 7:05 PM EDT Att: 13,274 - Unknown										
Wayne Tolleson, S OBP: 0.333, SLG: 0.315 (1, 4)										4	0	2	1	0	1	1											
George Wright, S OBP: 0.223, SLG: 0.290 (1, 8)										5	0	0	1	0	1	5											
Larry Parrish, R OBP: 0.346, SLG: 0.406 (1, 10)										5	1	2	0	0	1	1											
Gary Ward, R OBP: 0.303, SLG: 0.321 (1, 9)										4	0	1	0	0	0	1											
Pete O'Brien, L OBP: 0.341, SLG: 0.444 (1, 3)										4	0	1	0	0	1	1											
Mary Foley, L OBP: 0.320, SLG: 0.619 (8, 2)										4	0	0	0	0	1	2											
Ned Yost, R OBP: 0.178, SLG: 0.243 (8, PH)										3	1	1	0	0	0	0											
Bob Jones, L OBP: 0.393, SLG: 0.650 Jim Anderson, R (8, 5)										1	0	0	0	0	1	1											
Curtis Wilkerson, S OBP: 0.224, SLG: 0.222 (1, 6)										3	4	3	0	1	0	0											
Inning Stats	R: 0 E: 0 K: 1 S: 5	H: 0 LOB: 0 BB: 0 P: 5	R: 0 E: 0 K: 0 S: 3	H: 0 LOB: 0 BB: 0 P: 3	R: 1 E: 0 K: 2 S: 9	H: 2 LOB: 1 BB: 0 P: 9	R: 0 E: 0 K: 1 S: 6	H: 1 LOB: 1 BB: 0 P: 6	R: 1 E: 0 K: 0 S: 6	H: 3 LOB: 2 BB: 0 P: 6	R: 0 E: 0 K: 0 S: 3	H: 0 LOB: 0 BB: 0 P: 3	R: 2 E: 0 K: 0 S: 6	H: 4 LOB: 1 BB: 0 P: 6	R: 1 E: 0 K: 1 S: 7	H: 3 LOB: 1 BB: 0 P: 7	R: 1 E: 0 K: 1 S: 6	H: 1 LOB: 1 BB: 1 P: 10	1B: 11 2B: 3 3B: 0 HR: 0	SF: 0 SAC: 1 DP: 2 HBP: 0	WP: 0 PB: 0 SB: 1 CS: 0	PA: 40					
PITCHER	IP	WLS	BF	H	R	ER	SO	BB	IBB	HBP	BLK	WP	HR	S	P	ERA	WHIP										
Jim Clancy, R ERA: 3.02 (1, 1)	6.1	W	29	10	4	4	4	0	0	0	0	0	0	37	37	5.68	1.579										
Jim Gott, R ERA: 12.27 (7, 1)	0.2		3	2	1	1	0	0	0	0	0	0	0	3	3	13.50	3.000										
Roy Lee Jackson, R ERA: 2.25 (8, 1)	1.0	S	3	1	0	0	1	0	0	0	0	0	0	5	5	0.00	1.000										
Dennis Lamp, R ERA: 3.6 (9, 1)	1.0	S	5	1	1	1	1	1	0	0	0	0	0	6	10	9.00	2.000										

Batter	1	2	3	4	5	6	7	8	9	AB	R	H	RBI	BB	SO	LOB	BOTTOM										
Damaso Garcia, R OBP: 0.395, SLG: 0.467 (1, 4)										4	0	0	0	1	1	1	Texas Rangers @ Toronto Blue Jays Exhibition Stadium, Toronto, ON Wed May 02 1984, 7:05 PM EDT Att: 13,274 - Unknown										
Dave Collins, S OBP: 0.347, SLG: 0.371 (1, 7)										5	1	2	1	0	0	1											
Lloyd Moseby, L OBP: 0.345, SLG: 0.464 (1, 8)										3	2	1	0	2	0	1											
Willie Upshaw, L OBP: 0.464, SLG: 0.768 (1, 3)										5	1	3	1	0	1	0											
Cliff Johnson, R OBP: 0.354, SLG: 0.422 Mitch Webster, S OBP: 0.333, SLG: 0.500 (6, PR)										2	1	0	1	2	1	3											
Rance Mulliniks, L OBP: 0.344, SLG: 0.339 Garth Iorg, R OBP: 0.178, SLG: 0.227 (6, PH)										1	0	0	2	2	1	1											
Ernie Whitt, L OBP: 0.333, SLG: 0.351 Buck Martinez, R OBP: 0.200, SLG: 0.344 (7, 2)										3	0	0	0	0	1	7											
Jesse Barfield, R OBP: 0.256, SLG: 0.392 (1, 9)										4	1	2	1	0	1	2											
Alfredo Griffin, S OBP: 0.217, SLG: 0.270 (1, 6)										2	0	0	0	1	0	1											
Inning Stats	R: 1 E: 0 K: 0 S: 4	H: 1 LOB: 3 BB: 3 P: 16	R: 0 E: 0 K: 1 S: 5	H: 0 LOB: 1 BB: 1 P: 9	R: 3 E: 1 K: 1 S: 9	H: 3 LOB: 1 BB: 0 P: 9	R: 1 E: 0 K: 2 S: 9	H: 2 LOB: 3 BB: 2 P: 17	R: 1 E: 0 K: 0 S: 4	H: 2 LOB: 1 BB: 1 P: 8	R: 0 E: 0 K: 1 S: 5	H: 0 LOB: 0 BB: 0 P: 5	R: 0 E: 0 K: 1 S: 6	H: 1 LOB: 1 BB: 0 P: 6	R: 0 E: 0 K: 1 S: 6	H: 1 LOB: 1 BB: 0 P: 6		1B: 8 2B: 2 3B: 0 HR: 0	SF: 0 SAC: 1 DP: 0 HBP: 0	WP: 3 PB: 2 SB: 1 CS: 0	PA: 42						
PITCHER	IP	WLS	BF	H	R	ER	SO	BB	IBB	HBP	BLK	WP	HR	S	P	ERA	WHIP										
Charlie Hough, R ERA: 5.82 (1, 1)	2.2	L	17	4	4	3	2	4	0	0	0	1	0	10	18	6.75	3.000										
Jim Bibby, R ERA: 2.45 (3, 1)	1.1		8	2	1	1	2	2	0	0	0	0	0	8	16	9.00	2.500										
Ricky Wright, L ERA: 9.0 (5, 1)	2.0		10	3	2	2	0	2	0	0	0	0	0	11	11	0.00	0.500										
Odell Jones, R ERA: 1.84 (7, 1)	2.0		7	1	0	0	2	0	0	0	0	0	0	11	11	0.00	0.500										

AB	38
R	6
H	14
RBI	5
BB	1
SO	6
LOB	12



Batter	1	2	3	4	5	6	7	8	9	10	AB	R	H	RBI	BB	SO	LOB	TOP		
Darryl Motley, R OBP: 0.350, SLG: 0.525 (1, 9)	F7				K		F9			F7	5	0	1	3	0	1	0	Kansas City Royals @ Toronto Blue Jays Exhibition Stadium, Toronto, ON Fri May 04 1984, 7:05 PM EDT Att: 16,469 - Unknown		
Pat Sheridan, L OBP: 0.356, SLG: 0.500 (1, 8)	2-3	G3			1B			F8		K	5	0	1	0	0	1	1			
Jorge Orta, L OBP: 0.290, SLG: 0.403 Lynn Jones, R OBP: 1.000, SLG: 2.000 (1, 7) (10, 7)					K			F9			5	0	3	0	0	1	0			
Hal McRae, R OBP: 0.348, SLG: 0.398 (1, 10)	1-3				1B					1B	5	0	1	0	0	1	4			
Frank White, R OBP: 0.365, SLG: 0.487 Onix Concepcion, R OBP: 0.197, SLG: 0.227 (3, PH) (3, 4)		BB	1B	6-3				4-3			0	1	0	0	1	0	0			
Orlando Sanchez, L OBP: 0.125, SLG: 0.250 Tucker Ashford, R OBP: 1.000, SLG: 2.000 (8, PH) (8, 5)		BB	2B								1	0	0	0	0	0	1			
Steve Balboni, R OBP: 0.350, SLG: 0.423 John Wathan, R OBP: 0.118, SLG: 0.063 (1, 3) (9, PR) (9, 3)		K			5-3					SH2-4	4	0	1	0	0	2	1			
Don Staught, R OBP: 0.246, SLG: 0.222 (1, 2)		BB	1B					6-3		SH2-4	3	1	1	0	0	0	0			
Greg Pryor, R OBP: 0.282, SLG: 0.347 (1, 5) (8, 4)		F9			K			1-3		K	4	0	0	0	0	2	4			
U L Washington, S OBP: 0.250, SLG: 0.143 (1, 6)		BB			K			F7		6-3	3	1	0	0	1	1	2			
Inning Stats	R: 0 E: 0 K: 0 S: 4	H: 1 LOB: 1 BB: 0 P: 4	R: 3 E: 0 K: 1 S: 7	H: 2 LOB: 1 BB: 2 P: 15	R: 0 E: 0 K: 1 S: 5	H: 0 LOB: 0 BB: 0 P: 5	R: 0 E: 0 K: 2 S: 9	H: 0 LOB: 0 BB: 0 P: 7	R: 0 E: 0 K: 0 S: 3	H: 0 LOB: 0 BB: 0 P: 3	R: 0 E: 0 K: 0 S: 6	H: 1 LOB: 1 BB: 0 P: 4	R: 0 E: 0 K: 1 S: 8	H: 1 LOB: 2 BB: 0 P: 6	R: 0 E: 0 K: 2 S: 8	H: 1 LOB: 2 BB: 0 P: 8	1B: 5 2B: 3 3B: 0 HR: 0	SF: 0 SAC: 1 DP: 0 HBP: 0	WP: 0 PB: 0 SB: 1 CS: 0	PA: 40
PITCHER Dave Stieb, R ERA: 2.05 (1, 1)	IP: 10.0 WLS: 7 BF: 40 H: 8 R: 3 ER: 3 SO: 10 BB: 2 IBB: 0 HBP: 0 BLK: 0 WP: 0 HR: 0 S: 58 P: 66 ERA: 2.70 WHIP: 1.000																			

Batter	1	2	3	4	5	6	7	8	9	10	AB	R	H	RBI	BB	SO	LOB	BOTTOM												
Damaso Garcia, R OBP: 0.387, SLG: 0.455 (1, 4)	F9				F8		4-3	F4			5	0	1	0	0	0	3	Kansas City Royals @ Toronto Blue Jays Exhibition Stadium, Toronto, ON Fri May 04 1984, 7:05 PM EDT Att: 16,469 - Unknown												
Dave Collins, S OBP: 0.350, SLG: 0.373 (1, 7)	K				F7					6-3	5	0	2	0	0	1	1													
Lloyd Moseby, L OBP: 0.348, SLG: 0.461 (1, 8)	BLK				F7					1B	5	0	2	0	0	0	2													
Willie Upshaw, L OBP: 0.441, SLG: 0.724 (1, 3)	K				F8			F5		6-3	5	0	0	0	0	2	4													
Cliff Johnson, R OBP: 0.361, SLG: 0.441 Mitch Webster, S OBP: 0.286, SLG: 0.429 (1, 10) (8, PR)		6-3			6-3					K	4	1	2	0	0	0	0													
George Bell, R OBP: 0.400, SLG: 0.556 (1, 9)		6-3			2B	1B				1B	4	2	3	1	1	0	0													
Rance Mulliniks, L OBP: 0.359, SLG: 0.362 Garth Iorg, R OBP: 0.196, SLG: 0.244 (1, 5) (8, PH) (9, 5)					2B	1B				1B	2	1	0	1	0	1	0													
Ernie Whitt, L OBP: 0.333, SLG: 0.367 Buck Martinez, R OBP: 0.189, SLG: 0.324 (1, 2) (8, PH) (9, 2)					2B	2B				SH3-4	1	0	1	0	0	0	0													
Alfredo Griffin, S OBP: 0.227, SLG: 0.277 (1, 6)					F5					1B	5	0	2	1	0	0	4													
Inning Stats	R: 0 E: 0 K: 2 S: 8	H: 1 LOB: 1 BB: 0 P: 8	R: 0 E: 0 K: 0 S: 3	H: 0 LOB: 1 BB: 1 P: 7	R: 0 E: 0 K: 0 S: 4	H: 2 LOB: 1 BB: 0 P: 4	R: 2 E: 0 K: 0 S: 6	H: 3 LOB: 1 BB: 0 P: 6	R: 0 E: 0 K: 0 S: 3	H: 0 LOB: 0 BB: 0 P: 3	R: 1 E: 0 K: 1 S: 7	H: 2 LOB: 1 BB: 0 P: 7	R: 0 E: 0 K: 0 S: 5	H: 2 LOB: 2 BB: 0 P: 5	R: 0 E: 0 K: 0 S: 6	H: 3 LOB: 3 BB: 0 P: 6	R: 0 E: 0 K: 1 S: 6		H: 1 LOB: 1 BB: 0 P: 6	R: 1 E: 0 K: 0 S: 3	H: 1 LOB: 1 BB: 1 P: 7	1B: 12 2B: 3 3B: 0 HR: 0	SF: 0 SAC: 1 DP: 0 HBP: 0	WP: 1 PB: 0 SB: 1 CS: 0	PA: 45					
PITCHER Bret Saberhagen, R ERA: 2.4 (1, 1)	IP: 4.0 WLS: 2 BF: 18 H: 6 R: 2 ER: 2 SO: 2 BB: 1 IBB: 0 HBP: 0 BLK: 1 WP: 1 HR: 0 S: 21 P: 25 ERA: 4.50 WHIP: 1.750																													
Joe Beckwith, R ERA: 4.20 (5, 1)	2.0	8	2	1	1	0	0	0	0	10	4.50	1.000																		
Paul Splitteroff, L ERA: 5.73 (7, 1)	3.0	15	6	0	0	1	0	0	0	17	0.00	2.000																		
Mark Huisman, R ERA: 8.31 (10, 1)	0.2	L	4	1	1	1	0	1	0	0	3	7	13.50	3.000																

Batter	1	2	3	4	5	6	7	8	9	AB	R	H	RBI	BB	SO	LOB	TOP										
Darryl Motley, R OBP: 0.338, SLG: 0.507 (1, 9)										4	0	1	0	0	2	0	Kansas City Royals @ Toronto Blue Jays Exhibition Stadium, Toronto, ON Sun May 06 1984, 3:33 AM EDT Att: 23,334 - Unknown										
Pat Sheridan, L OBP: 0.358, SLG: 0.483 (1, 8)										4	0	2	0	0	1	2											
Jorge Orta, L OBP: 0.286, SLG: 0.378 (1, 7)										4	0	0	0	0	2	4											
Hal McRae, R OBP: 0.370, SLG: 0.440 Butch Davis, R OBP: 0.226, SLG: 0.192 (1, 10)										4	0	2	0	0	0	1											
Frank White, R OBP: 0.364, SLG: 0.494 (1, 4)										3	1	1	0	0	0	1											
Steve Balboni, R OBP: 0.340, SLG: 0.407 (1, 3)										4	0	1	1	0	1	3											
John Wathan, R OBP: 0.095, SLG: 0.050 (1, 2)										4	0	0	0	0	0	4											
Tucker Ashford, R OBP: 0.375, SLG: 0.429 (1, 5)										3	0	0	0	0	1	1											
U L Washington, S OBP: 0.217, SLG: 0.100 (1, 6)										2	0	0	0	1	0	1											
Inning Stats	R: 0 E: 0 K: 0 S: 4	H: 1 LOB: 1 BB: 0 P: 4	R: 0 E: 1 K: 1 S: 5	H: 0 LOB: 0 BB: 0 P: 5	R: 0 E: 0 K: 2 S: 8	H: 1 LOB: 2 BB: 1 P: 12	R: 0 E: 0 K: 0 S: 4	H: 1 LOB: 1 BB: 0 P: 4	R: 0 E: 0 K: 2 S: 7	H: 0 LOB: 0 BB: 0 P: 7	R: 1 E: 0 K: 0 S: 5	H: 2 LOB: 1 BB: 0 P: 5	R: 0 E: 0 K: 2 S: 7	H: 0 LOB: 0 BB: 0 P: 7	R: 0 E: 0 K: 0 S: 4	H: 1 LOB: 2 BB: 0 P: 4		1B: 4 2B: 3 3B: 0 HR: 0	SF: 0 SAC: 1 DP: 1 HBP: 0	WP: 0 PB: 0 SB: 2 CS: 1	PA: 35						
PITCHER	IP	WLS	BF	H	R	ER	SO	BB	IBB	HBP	BLK	WP	HR	S	P	ERA	WHIP										
Luis Leal, R ERA: 2.58 Roy Lee Jackson, R ERA: 1.6 (1, 1)	6.0		24	6	1	1	5	1	0	0	0	0	0	33	37	1.50	1.167										
(7, 1)	3.0	W	10	1	0	0	2	0	0	0	0	0	0	14	14	0.00	0.333										

Batter	1	2	3	4	5	6	7	8	9	AB	R	H	RBI	BB	SO	LOB	BOTTOM										
Damaso Garcia, R OBP: 0.396, SLG: 0.445 (1, 4)										3	0	0	0	1	0	3	Kansas City Royals @ Toronto Blue Jays Exhibition Stadium, Toronto, ON Sun May 06 1984, 3:33 AM EDT Att: 23,334 - Unknown										
Lloyd Moseby, L OBP: 0.347, SLG: 0.464 (1, 8)										4	0	0	0	0	1	3											
Jesse Barfield, R OBP: 0.276, SLG: 0.402 (1, 9)										4	1	1	0	0	1	1											
Cliff Johnson, R OBP: 0.359, SLG: 0.468 (1, 10)										4	0	1	1	0	0	0											
George Bell, R OBP: 0.411, SLG: 0.544 (1, 7)										2	0	0	0	1	0	0											
Willie Upshaw, L OBP: 0.422, SLG: 0.681 (1, 3)										3	0	1	0	0	1	0											
Garth Iorg, R OBP: 0.226, SLG: 0.269 (1, 5)										3	0	1	0	0	0	2											
Buck Martinez, R OBP: 0.250, SLG: 0.366 (1, 2)										3	1	2	0	0	0	2											
Alfredo Griffin, S OBP: 0.240, SLG: 0.307 (1, 6)										3	0	1	1	0	0	2											
Inning Stats	R: 0 E: 0 K: 1 S: 4	H: 0 LOB: 0 BB: 1 P: 8	R: 0 E: 0 K: 0 S: 3	H: 0 LOB: 0 BB: 0 P: 3	R: 0 E: 0 K: 0 S: 5	H: 2 LOB: 2 BB: 0 P: 5	R: 0 E: 0 K: 1 S: 5	H: 0 LOB: 0 BB: 0 P: 5	R: 1 E: 0 K: 1 S: 7	H: 2 LOB: 1 BB: 0 P: 7	R: 0 E: 0 K: 0 S: 3	H: 0 LOB: 0 BB: 0 P: 3	R: 0 E: 0 K: 0 S: 3	H: 1 LOB: 1 BB: 1 P: 7	R: 0 E: 0 K: 0 S: 3	H: 0 LOB: 0 BB: 0 P: 3		R: 1 E: 0 K: 0 S: 2	H: 2 LOB: 1 BB: 0 P: 2	1B: 5 2B: 1 3B: 1 HR: 0	SF: 0 SAC: 0 DP: 1 HBP: 0	WP: 0 PB: 0 SB: 0 CS: 1	PA: 32				
PITCHER	IP	WLS	BF	H	R	ER	SO	BB	IBB	HBP	BLK	WP	HR	S	P	ERA	WHIP										
Larry Gura, L ERA: 2.49 (1, 1)	8.0	L	31	7	2	2	3	2	0	0	0	0	0	35	43	2.25	1.125										

Batter	1	2	3	4	5	6	7	8	9	AB	R	H	RBI	BB	SO	LOB	TOP			
Damaso Garcia, R OBP: 0.389, SLG: 0.443 (1, 4)	F9		BB			F7		L3 1B		3	0	1	0	1	0	0	<p>Toronto Blue Jays @ Baltimore Orioles</p> <p>Memorial Stadium, Baltimore, MD</p> <p>Wed May 09 1984, 7:05 PM EDT</p> <p>Unknown</p>			
Lloyd Moseby, L OBP: 0.336, SLG: 0.447 (1, 8)	F8		BB			F4		L3 1-2		4	0	0	0	0	0	3				
Jesse Barfield, R OBP: 0.275, SLG: 0.430 (1, 9)	HR					F8				4	1	1	1	0	2	2				
Cliff Johnson, R OBP: 0.354, SLG: 0.469 Mitch Webster, S OBP: 0.296, SLG: 0.429 (1, 10)	6-3					F8				4	0	1	0	0	1	0				
George Bell, R OBP: 0.405, SLG: 0.542 (1, 7)		F7				5-3				4	1	1	1	0	0	0				
Willie Upshaw, L OBP: 0.325, SLG: 0.704 (1, 3)		G3				K				4	1	2	2	0	1	0				
Garth Iorg, R OBP: 0.228, SLG: 0.286 (1, 5)		F8				6-3				4	0	1	0	0	0	1				
Buck Martinez, R OBP: 0.229, SLG: 0.333 (1, 2)						4-3				4	0	0	0	0	0	3				
Alfredo Griffin, S OBP: 0.243, SLG: 0.308 (1, 6)						K				3	0	1	0	0	1	0				
Inning Stats	R: 1 E: 0 K: 0 S: 4	H: 1 LOB: 0 BB: 0 P: 4	R: 0 E: 0 K: 0 S: 3	H: 0 LOB: 0 BB: 0 P: 3	R: 0 E: 0 K: 1 S: 6	H: 1 LOB: 2 BB: 1 P: 10	R: 0 E: 0 K: 1 S: 5	H: 0 LOB: 0 BB: 0 P: 5	R: 0 E: 0 K: 1 S: 5	H: 0 LOB: 0 BB: 0 P: 5	R: 0 E: 0 K: 1 S: 7	H: 2 LOB: 2 BB: 0 P: 7	R: 0 E: 0 K: 0 S: 3	H: 1 LOB: 0 BB: 0 P: 3	R: 3 E: 0 K: 1 S: 8	H: 3 LOB: 1 BB: 0 P: 8	1B: 3 2B: 4 3B: 0 HR: 2	SF: 0 SAC: 0 DP: 1 HBP: 0	WP: 0 PB: 0 SB: 1 CS: 0	PA: 35
PITCHER Scott McGregor, L ERA: 3.79 (1, 1)	IP: 9.0 WLS: W BF: 35 H: 8 R: 4 ER: 4 SO: 5 BB: 1 IBB: 0 HBP: 0 BLK: 0 WP: 0 HR: 2 S: 44 P: 48 ERA: 4.00 WHIP: 1.000															PITCHER				

Batter	1	2	3	4	5	6	7	8	9	AB	R	H	RBI	BB	SO	LOB	BOTTOM			
Al Bumbry, L OBP: 0.255, SLG: 0.229 (1, 8) (8, 7)	F9					1-3		WP E6 1B		5	0	3	0	0	0	0	<p>Toronto Blue Jays @ Baltimore Orioles</p> <p>Memorial Stadium, Baltimore, MD</p> <p>Wed May 09 1984, 7:05 PM EDT</p> <p>Unknown</p>			
Rich Dauer, R OBP: 0.294, SLG: 0.291 (1, 4)	F7		G1-2-3	FC4-6		2B E BB		E6		4	1	0	0	1	0	6				
Cal Ripken Jr., R OBP: 0.422, SLG: 0.702 (1, 6)	F3					1B BB 1B		E9 1H 2B		4	2	3	0	0	0	0				
Eddie Murray, S OBP: 0.406, SLG: 0.519 (1, 3)		F7				1B BB F9 1B		K		4	2	2	1	0	1	1				
John Lowenstein, L OBP: 0.366, SLG: 0.375 John Shelby, S OBP: 0.250, SLG: 0.322 (1, 7) (8, 8)		F7				1B G4-6-3 1B				4	0	2	0	0	0	2				
Ken Singleton, S OBP: 0.270, SLG: 0.232 Mike Young, S (7, FR)						1B BB BB		1B		3	1	2	0	1	1	0				
Wayne Gross, L OBP: 0.447, SLG: 0.825 (1, 5)						1B FC6-4 BB		L3		3	1	0	1	1	0	3				
Jim Dwyer, L OBP: 0.261, SLG: 0.326 (1, 9)						1B G1-2-3 BB		E7 8-6		3	0	1	2	1	0	1				
Rick Dempsey, R OBP: 0.345, SLG: 0.373 (1, 2)						1B FC6-4		8-6		4	0	1	1	0	0	2				
Inning Stats	R: 0 E: 0 K: 0 S: 3	H: 0 LOB: 0 BB: 0 P: 3	R: 0 E: 0 K: 1 S: 5	H: 0 LOB: 0 BB: 0 P: 5	R: 0 E: 0 K: 0 S: 4	H: 2 LOB: 2 BB: 1 P: 8	R: 4 E: 0 K: 0 S: 7	H: 4 LOB: 2 BB: 2 P: 15	R: 2 E: 0 K: 1 S: 6	H: 4 LOB: 1 BB: 0 P: 6	R: 1 E: 1 K: 1 S: 6	H: 1 LOB: 1 BB: 1 P: 10	R: 0 E: 0 K: 0 S: 3	H: 2 LOB: 1 BB: 0 P: 3	R: 0 E: 2 K: 0 S: 4	H: 1 LOB: 2 BB: 0 P: 4	1B: 13 2B: 3 3B: 0 HR: 0	SF: 0 SAC: 0 DP: 4 HBP: 0	WP: 2 PB: 0 SB: 0 CS: 0	PA: 38
PITCHER Jim Clancy, R ERA: 3.57 Jim Acker, R ERA: 4.5 Joey McLaughlin, R ERA: 1.0 (1, 1) (4, 1) (6, 1)	IP: 3.2 WLS: L BF: 19 H: 6 R: 4 ER: 4 SO: 1 BB: 3 IBB: 0 HBP: 0 BLK: 0 WP: 0 HR: 0 S: 18 P: 30 ERA: 9.82 WHIP: 2.455															PITCHER				

AB	34
R	4
H	8
RBI	4
BB	1
SO	5
LOB	9



Batter	1	2	3	4	5	6	7	8	9	AB	R	H	RBI	BB	SO	LOB	TOP				
Damaso Garcia, R (1, 4) OBP: 0.390, SLG: 0.441	0-0 4-3		0-0 1B	0-0 2B		0-0 6-3		0-0 F7	5 1 2 0 0 0 2												
Dave Collins, S (1, 7) OBP: 0.341, SLG: 0.375	0-0 4-3		0-3 K	0-0 2B			0-3 K	0-0 F9	5 0 1 1 0 2 2												
Lloyd Moseby, L (1, 8) OBP: 0.338, SLG: 0.445	0-0 5-3		0-0 1B		0-3 K		0-0 4-3	0-0 1B	5 0 2 2 0 1 0												
Willie Upshaw, L (1, 3)		0-3 K	0-0 F7		0-0 F7		0-0 4-3	0-0 F9	5 0 0 0 0 1 2												
Cliff Johnson, R (1, 10) OBP: 0.350, SLG: 0.459		0-0 6-3	0-0 1B		0-0 F7		0-0 5-3		4 0 1 0 0 0 0												
Rance Mulliniks, L (1, 5) OBP: 0.373, SLG: 0.367		4-0 BB	0-0 F7			0-0 2B		0-0 4-3	2 0 1 0 1 0 2												
Garth Iorg, R (8, PH) OBP: 0.241, SLG: 0.298		4-0 BB				0-3 K		0-0 4-3	1 0 1 0 0 0 0												
Ernie Whitt, L (1, 2) OBP: 0.342, SLG: 0.365		4-0 1B		0-0 2B		0-3 K		0-0 4-3	3 1 1 0 1 1 2												
Rick Leach, L (1, 9)		0-3 K		0-0 F7		0-0 2B		4-0 IBB	2 0 0 0 0 1 3												
Jesse Barfield, R (6, PH) OBP: 0.230, SLG: 0.448						1-3 2B			1 0 1 0 1 0 0												
Alfredo Griffin, S (1, 6) OBP: 0.243, SLG: 0.306			0-0 1B	0-3 K		0-0 5-3		0-0 6-3	4 1 1 0 0 1 5												
Inning Stats	R: 0 E: 0 K: 0 S: 3	H: 0 LOB: 0 BB: 0 P: 3	R: 0 E: 0 K: 2 S: 7	H: 0 LOB: 2 BB: 2 P: 15	R: 2 E: 0 K: 1 S: 9	H: 4 LOB: 2 BB: 0 P: 9	R: 1 E: 0 K: 1 S: 7	H: 3 LOB: 2 BB: 0 P: 7	R: 0 E: 0 K: 1 S: 5	H: 0 LOB: 0 BB: 0 P: 5	R: 0 E: 0 K: 1 S: 5	H: 0 LOB: 0 BB: 0 P: 5	R: 0 E: 0 K: 0 S: 4	H: 1 LOB: 2 BB: 1 P: 8	R: 0 E: 0 K: 0 S: 4	H: 1 LOB: 1 BB: 0 P: 4	1B: 9 2B: 2 3B: 0 HR: 0	SF: 0 SAC: 0 DP: 0 HBP: 0	WP: 0 PB: 0 SB: 2 CS: 0	PA: 40	
PITCHER	IP WLS BF H R ER SO BB IBB HBP BLK WP HR S P ERA WHIP	IP WLS BF H R ER SO BB IBB HBP BLK WP HR S P ERA WHIP	IP WLS BF H R ER SO BB IBB HBP BLK WP HR S P ERA WHIP	IP WLS BF H R ER SO BB IBB HBP BLK WP HR S P ERA WHIP	IP WLS BF H R ER SO BB IBB HBP BLK WP HR S P ERA WHIP	IP WLS BF H R ER SO BB IBB HBP BLK WP HR S P ERA WHIP	IP WLS BF H R ER SO BB IBB HBP BLK WP HR S P ERA WHIP	IP WLS BF H R ER SO BB IBB HBP BLK WP HR S P ERA WHIP	IP WLS BF H R ER SO BB IBB HBP BLK WP HR S P ERA WHIP	IP WLS BF H R ER SO BB IBB HBP BLK WP HR S P ERA WHIP	IP WLS BF H R ER SO BB IBB HBP BLK WP HR S P ERA WHIP	IP WLS BF H R ER SO BB IBB HBP BLK WP HR S P ERA WHIP	IP WLS BF H R ER SO BB IBB HBP BLK WP HR S P ERA WHIP	IP WLS BF H R ER SO BB IBB HBP BLK WP HR S P ERA WHIP	IP WLS BF H R ER SO BB IBB HBP BLK WP HR S P ERA WHIP	IP WLS BF H R ER SO BB IBB HBP BLK WP HR S P ERA WHIP	IP WLS BF H R ER SO BB IBB HBP BLK WP HR S P ERA WHIP	IP WLS BF H R ER SO BB IBB HBP BLK WP HR S P ERA WHIP	IP WLS BF H R ER SO BB IBB HBP BLK WP HR S P ERA WHIP	IP WLS BF H R ER SO BB IBB HBP BLK WP HR S P ERA WHIP	IP WLS BF H R ER SO BB IBB HBP BLK WP HR S P ERA WHIP
Storm Davis, R (1, 1) ERA: 1.75	4.0	20	7	3	3	4	2	0	0	0	0	0	0	0	26	34	6.75	2.250			
Tippy Martinez, L (5, 1) ERA: 4.38	5.0	20	4	0	0	3	0	1	0	0	0	0	0	25	29	0.00	0.800				

Toronto Blue Jays @ Baltimore Orioles
 Memorial Stadium, Baltimore, MD
 Wed May 09 1984, 7:05 PM EDT
 Att: 18,731 - Unknown

AB	37
R	3
H	11
RBI	3
BB	3
SO	7
LOB	18



Batter	1	2	3	4	5	6	7	8	9	AB	R	H	RBI	BB	SO	LOB	BOTTOM				
Gary Roenicke, R (1, 9) OBP: 0.354, SLG: 0.226	4-0 BB		0-0 1B		0-0 6-3		4-0 BB	4-0 BB	2 0 1 0 3 0 0												
John Shelby, S (1, 8) OBP: 0.247, SLG: 0.308	0-0 F5		4-0 1B		0-0 F8		0-3 K	0-0 F7	4 0 0 0 1 1 3												
Cal Ripken Jr., R (1, 6) OBP: 0.417, SLG: 0.712	0-0 G4-3		0-3 K		0-0 HR		0-3 K		4 1 1 1 0 2 3												
Eddie Murray, S (1, 3) OBP: 0.409, SLG: 0.514		0-0 1B	0-0 1-3		0-0 4-3		4-0 1B	4-0 BB	3 1 1 0 1 0 2												
John Lowenstein, L (1, 7) OBP: 0.353, SLG: 0.360		0-0 F7		0-0 F8		0-0 F8		0-3 K	3 0 0 0 0 0 1												
Benny Ayala, R (8, PH) OBP: 0.250, SLG: 0.320									1 0 0 0 0 1 1												
Al Bumbry, L (9, 7) OBP: 0.255, SLG: 0.229									0 0 0 0 0 0 0												
Ken Singleton, S (1, 10) OBP: 0.286, SLG: 0.243		0-0 1B	4-0 BB		0-3 K		0-0 1B	0-0 1B	3 1 2 1 1 1 0												
Wayne Gross, L (1, 5) OBP: 0.440, SLG: 0.860		0-0 F6		0-3 K		0-0 HR		0-0 1B	3 1 1 1 0 1 3												
Todd Cruz, R (8, PH) OBP: 0.238, SLG: 0.311								1-3 HR	1 1 1 0 0 0 0												
Lenn Sakata, R (1, 4) OBP: 0.226, SLG: 0.233		0-0 4-3		0-0 FC6-4		0-0 6-3		1-2 HR	4 1 1 1 0 0 3												
Floyd Rayford, R (1, 2) OBP: 0.250, SLG: 0.447			0-3 K		0-0 4-3		0-0 F5	1-1 HR	4 1 1 3 0 1 0												
Inning Stats	R: 0 E: 0 K: 0 S: 2	H: 0 LOB: 1 BB: 1 P: 6	R: 0 E: 0 K: 0 S: 5	H: 2 LOB: 0 BB: 0 P: 5	R: 0 E: 0 K: 2 S: 8	H: 1 LOB: 1 BB: 1 P: 12	R: 0 E: 0 K: 1 S: 5	H: 0 LOB: 1 BB: 1 P: 9	R: 0 E: 0 K: 0 S: 3	H: 0 LOB: 0 BB: 0 P: 3	R: 1 E: 0 K: 1 S: 6	H: 1 LOB: 0 BB: 0 P: 6	R: 1 E: 0 K: 1 S: 6	H: 1 LOB: 1 BB: 1 P: 10	R: 5 E: 0 K: 2 S: 11	H: 4 LOB: 1 BB: 2 P: 19	1B: 6 2B: 0 3B: 0 HR: 3	SF: 0 SAC: 0 DP: 1 HBP: 0	WP: 0 PB: 0 SB: 1 CS: 0	PA: 38	
PITCHER	IP WLS BF H R ER SO BB IBB HBP BLK WP HR S P ERA WHIP	IP WLS BF H R ER SO BB IBB HBP BLK WP HR S P ERA WHIP	IP WLS BF H R ER SO BB IBB HBP BLK WP HR S P ERA WHIP	IP WLS BF H R ER SO BB IBB HBP BLK WP HR S P ERA WHIP	IP WLS BF H R ER SO BB IBB HBP BLK WP HR S P ERA WHIP	IP WLS BF H R ER SO BB IBB HBP BLK WP HR S P ERA WHIP	IP WLS BF H R ER SO BB IBB HBP BLK WP HR S P ERA WHIP	IP WLS BF H R ER SO BB IBB HBP BLK WP HR S P ERA WHIP	IP WLS BF H R ER SO BB IBB HBP BLK WP HR S P ERA WHIP	IP WLS BF H R ER SO BB IBB HBP BLK WP HR S P ERA WHIP	IP WLS BF H R ER SO BB IBB HBP BLK WP HR S P ERA WHIP	IP WLS BF H R ER SO BB IBB HBP BLK WP HR S P ERA WHIP	IP WLS BF H R ER SO BB IBB HBP BLK WP HR S P ERA WHIP	IP WLS BF H R ER SO BB IBB HBP BLK WP HR S P ERA WHIP	IP WLS BF H R ER SO BB IBB HBP BLK WP HR S P ERA WHIP	IP WLS BF H R ER SO BB IBB HBP BLK WP HR S P ERA WHIP	IP WLS BF H R ER SO BB IBB HBP BLK WP HR S P ERA WHIP	IP WLS BF H R ER SO BB IBB HBP BLK WP HR S P ERA WHIP	IP WLS BF H R ER SO BB IBB HBP BLK WP HR S P ERA WHIP	IP WLS BF H R ER SO BB IBB HBP BLK WP HR S P ERA WHIP	IP WLS BF H R ER SO BB IBB HBP BLK WP HR S P ERA WHIP
Doyle Alexander, R (1, 1) ERA: 3.57	1.0	5	0	1	1	2	2	0	0	0	0	0	0	7	15	9.00	2.000				
Dennis Lamp, R (7, 1) ERA: 3.54	0.1	L	6	4	4	4	1	0	0	0	0	1	7	11	108.00	15.000					
Jimmy Key, L (8, 1) ERA: 6.14	0.1		0	0	0	0	0	0	0	0	0	0	1	1	0.00	0.000					
Roy Lee Jackson, R (8, 1) ERA: 1.76	0.1		0	0	0	0	0	0	0	0	0	0	1	1	0.00	0.000					

Toronto Blue Jays @ Baltimore Orioles
 Memorial Stadium, Baltimore, MD
 Wed May 09 1984, 7:05 PM EDT
 Att: 18,731 - Unknown

AB	32
R	7
H	9
RBI	7
BB	6
SO	7
LOB	16



Batter	1	2	3	4	5	6	7	8	9	10	AB	R	H	RBI	BB	SO	LOB								
Damaso Garcia, R OBP: 0.390, SLG: 0.439 (1.4)											5	1	2	0	0	1	3								
Lloyd Moseby, L OBP: 0.348, SLG: 0.443 (1.8)											3	0	1	0	2	1	1								
Jesse Barfield, R OBP: 0.289, SLG: 0.440 (1.9)											4	0	1	1	0	0	3								
Rick Leach, L (9, PH)											0	0	0	0	0	0	0								
Mitch Webster, S OBP: 0.250, SLG: 0.375 (9, PH)											1	0	0	0	0	1	2								
Ernie Whitl, L OBP: 0.342, SLG: 0.365 (9, 2)											0	0	0	0	0	0	0								
Cliff Johnson, R OBP: 0.352, SLG: 0.461 (1.10)											4	0	1	0	1	1	3								
George Bell, R OBP: 0.358, SLG: 0.516 (1.7)											5	0	0	0	0	2	4								
Willie Upshaw, L OBP: 0.415, SLG: 0.692 (1.3)											4	1	2	1	1	1	0								
Garth Iorg, R OBP: 0.238, SLG: 0.290 (1.5)											5	0	1	0	0	0	2								
Buck Martinez, R OBP: 0.235, SLG: 0.333 (1.2)											3	1	1	0	0	0	2								
Dave Collins, S OBP: 0.349, SLG: 0.383 (9, PH)											1	0	1	0	0	0	0								
Alfredo Griffin, S OBP: 0.254, SLG: 0.342 (1.6)											3	1	2	2	0	0	0								
Inning Stats	R: 0 E: 0 K: 2 S: 8	H: 1 LOB: 2 BB: 1 P: 12	R: 0 E: 0 K: 1 S: 7	H: 2 LOB: 2 BB: 0 P: 7	R: 0 E: 0 K: 1 S: 3	H: 1 LOB: 1 BB: 1 P: 7	R: 2 E: 0 K: 1 S: 7	H: 3 LOB: 0 BB: 0 P: 7	R: 0 E: 1 K: 0 S: 4	H: 1 LOB: 1 BB: 0 P: 4	R: 0 E: 0 K: 0 S: 2	H: 0 LOB: 0 BB: 1 P: 6	R: 1 E: 0 K: 1 S: 7	H: 2 LOB: 1 BB: 0 P: 7	R: 0 E: 0 K: 1 S: 5	H: 0 LOB: 0 BB: 0 P: 5	R: 0 E: 0 K: 1 S: 6	H: 1 LOB: 2 BB: 1 P: 10	R: 1 E: 0 K: 0 S: 4	H: 1 LOB: 0 BB: 0 P: 4	1B: 9 2B: 1 3B: 0 HR: 2	SF: 0 SAC: 1 DP: 3 HBP: 0	WP: 0 PA: 44		
PITCHER	IP	WLS	BF	H	R	ER	SO	BB	IBB	HBP	BLK	WP	HR	S	P	ERA	WHIP								
Mike Flanagan, L ERA: 4.79 (1.1)	6.1		29	10	3	3	4	3	0	0	0	0	0	1	34	4.26	2.053								
Sammy Stewart, R ERA: 2.75 (7.1)	2.1		9	1	0	0	2	0	1	0	0	0	0	0	12	0.00	0.429								
Tom Underwood, L ERA: 5.11 (9.1)	0.1		1	0	0	0	1	0	0	0	0	0	0	0	3	0.00	0.000								
Dennis Martinez, R ERA: 3.14 (10.1)	1.0	L	4	1	1	1	0	0	0	0	0	0	0	1	4	9.00	1.000								

Toronto Blue Jays @ Baltimore Orioles
Memorial Stadium, Baltimore, MD
Thu May 10 1984, 7:05 PM EDT
Att. 11,214 - Unknown

AB 38
R 4
H 12
RBI 4
BB 4
SO 7
LOB 20

WP: 0 PA: 44
PB: 0
SB: 1
CS: 0

Batter	1	2	3	4	5	6	7	8	9	10	AB	R	H	RBI	BB	SO	LOB								
Al Bumbry, L OBP: 0.232, SLG: 0.208 (1.8)											5	0	0	0	0	2	6								
Rich Dauer, R OBP: 0.264, SLG: 0.280 (1.4)											3	0	0	0	0	0	2								
Gary Roenicke, R OBP: 0.363, SLG: 0.238 (8, PH)											1	1	1	0	0	0	0								
Todd Cruz, R OBP: 0.238, SLG: 0.311 (10, 5)											0	0	0	0	0	0	0								
Mike Young, S (10, PH)											0	0	0	0	1	0	0								
Cal Ripken Jr., R OBP: 0.409, SLG: 0.691 (1.6)											5	0	1	2	0	3	1								
Eddie Murray, S OBP: 0.423, SLG: 0.516 (1.3)											3	0	2	1	2	0	0								
John Lowenstein, L OBP: 0.364, SLG: 0.377 (1.7)											2	0	1	0	1	0	1								
Lenn Sakata, R OBP: 0.212, SLG: 0.219 (8, PH)											2	0	0	0	0	1	4								
Ken Singleton, S OBP: 0.279, SLG: 0.237 (1, 10)											3	0	0	0	0	0	4								
Benny Ayala, R OBP: 0.233, SLG: 0.296 (8, PH)											2	0	0	0	0	1	4								
Wayne Gross, L OBP: 0.426, SLG: 0.804 (1.5)											3	0	0	0	1	2	2								
John Shelby, S OBP: 0.247, SLG: 0.308 (9, PR)											0	0	0	0	0	0	0								
John Shelby, S OBP: 0.247, SLG: 0.308 (10, 8)											0	0	0	0	0	0	0								
Jim Dwyer, L OBP: 0.306, SLG: 0.341 (1.9)											1	1	1	0	2	0	0								
Rick Dempsey, R OBP: 0.355, SLG: 0.358 (1.2)											2	1	0	0	2	0	3								
Inning Stats	R: 0 E: 0 K: 2 S: 7	H: 0 LOB: 0 BB: 0 P: 7	R: 0 E: 0 K: 1 S: 6	H: 1 LOB: 1 BB: 0 P: 6	R: 0 E: 0 K: 0 S: 2	H: 0 LOB: 1 BB: 2 P: 10	R: 0 E: 0 K: 1 S: 5	H: 0 LOB: 1 BB: 1 P: 9	R: 0 E: 0 K: 1 S: 4	H: 0 LOB: 0 BB: 1 P: 8	R: 0 E: 0 K: 0 S: 3	H: 0 LOB: 0 BB: 0 P: 3	R: 0 E: 0 K: 0 S: 3	H: 1 LOB: 1 BB: 1 P: 7	R: 3 E: 0 K: 1 S: 9	H: 4 LOB: 2 BB: 1 P: 13	R: 0 E: 0 K: 1 S: 5	H: 0 LOB: 2 BB: 1 P: 9	R: 0 E: 0 K: 2 S: 7	H: 0 LOB: 2 BB: 2 P: 15	1B: 5 2B: 2 3B: 0 HR: 0	SF: 0 SAC: 1 DP: 3 HBP: 0	WP: 0 PA: 42		
PITCHER	IP	WLS	BF	H	R	ER	SO	BB	IBB	HBP	BLK	WP	HR	S	P	ERA	WHIP								
Dave Stieb, R ERA: 2.26 (1.1)	7.1		29	4	3	3	5	6	0	0	0	0	0	33	57	3.68	1.364								
Dennis Lamp, R ERA: 3.94 (8.1)	0.0		2	2	0	0	0	0	0	0	0	0	0	2	2	∞	∞								
Jimmy Key, L ERA: 6.0 (8.1)	0.1		1	0	0	0	0	0	0	0	0	0	0	1	1	0.00	0.000								
Roy Lee Jackson, R ERA: 1.53 (8.1)	2.1	W	10	0	0	0	4	2	1	0	0	0	0	15	27	0.00	0.857								

Toronto Blue Jays @ Baltimore Orioles
Memorial Stadium, Baltimore, MD
Thu May 10 1984, 7:05 PM EDT
Att. 11,214 - Unknown

AB 32
R 3
H 6
RBI 3
BB 9
SO 9
LOB 27

WP: 0 PA: 42
PB: 0
SB: 1
CS: 0

Batter	1	2	3	4	5	6	7	8	9	AB	R	H	RBI	BB	SO	LOB	TOP																			
Damaso Garcia, R (1,4) OBP: 0.377, SLG: 0.423	4-3	1-3		F3		F6		4-3		5	0	0	0	0	0	4	Toronto Blue Jays @ Cleveland Indians Cleveland Municipal Stadium, Cleveland, OH Sat May 12 1984, 3:33 AM EDT Att: 11,066 - Unknown																			
Dave Collins, S (1,7) OBP: 0.352, SLG: 0.376	F5		K			FC3-6 1B			4-3	4	1	1	0	1	1	0																				
Lloyd Moseby, L (1,8) OBP: 0.350, SLG: 0.465	K		K			FC3-6 1B		F5		5	1	2	1	0	2	1																				
Willie Upshaw, L (1,3) OBP: 0.414, SLG: 0.673	1B					FC3-6 1B			HR	3	0	0	0	2	0	2																				
Cliff Johnson, R (1,10) OBP: 0.364, SLG: 0.468										5	1	3	1	0	1	2																				
George Bell, R (1,9) OBP: 0.384, SLG: 0.509	F8									4	1	1	0	0	0	6																				
Rance Mulliniks, L (1,5) OBP: 0.366, SLG: 0.359										4	0	1	0	0	1	3																				
Ernie Whitt, L (1,2) OBP: 0.338, SLG: 0.364										3	0	1	1	0	0	1																				
Alfredo Griffin, S (1,6) OBP: 0.248, SLG: 0.336										2	0	0	1	0	0	1																				
Rick Leach, L (8,PH) Kelly Gruber, R (8,5)										0	0	0	0	1	0	0																				
Inning Stats	R: 0 E: 0 K: 1 S: 7	H: 1 LOB: 3 BB: 1 P: 11	R: 0 E: 0 K: 0 S: 4	H: 1 LOB: 1 BB: 0 P: 4	R: 0 E: 0 K: 2 S: 7	H: 0 LOB: 0 BB: 0 P: 7	R: 2 E: 1 K: 0 S: 6	H: 2 LOB: 1 BB: 0 P: 6	R: 1 E: 0 K: 1 S: 8	H: 3 LOB: 2 BB: 0 P: 8	R: 0 E: 0 K: 0 S: 3	H: 0 LOB: 0 BB: 0 P: 3	R: 0 E: 0 K: 0 S: 2	H: 0 LOB: 2 BB: 2 P: 10	R: 0 E: 0 K: 0 S: 4	H: 1 LOB: 2 BB: 1 P: 8	R: 1 E: 0 K: 1 S: 6	H: 1 LOB: 0 BB: 0 P: 6	1B: 8 2B: 0 3B: 0 HR: 1	SF: 2 SAC: 0 DP: 1 HBP: 0	WP: 1 PB: 0 SB: 2 CS: 0	PA: 41														
PITCHER	IP	WLS	BF	H	R	ER	SO	BB	IBB	HBP	BLK	WP	HR	S	P	ERA	WHIP	PITCHER		IP	WLS	BF	H	R	ER	SO	BB	IBB	HBP	BLK	WP	HR	S	P	ERA	WHIP
Bert Blyleven, R (1,1) ERA: 2.98	7.0	W	32	7	3	1	4	2	1	0	0	1	0	37	49	1.29	1.286																			
Ernie Camacho, R (8,1) ERA: 2.25	2.0	S	9	2	1	1	1	1	0	0	0	0	1	10	14	4.50	1.500																			

AB	35
R	4
H	9
RBI	4
BB	4
SO	5
LOB	20



Batter	1	2	3	4	5	6	7	8	9	AB	R	H	RBI	BB	SO	LOB	BOTTOM																			
Brett Butler, L (1,8) OBP: 0.389, SLG: 0.339	6-3			F8						4	3	2	1	1	0	1	Toronto Blue Jays @ Cleveland Indians Cleveland Municipal Stadium, Cleveland, OH Sat May 12 1984, 3:33 AM EDT Att: 11,066 - Unknown																			
George Vukovich, L (1,9) OBP: 0.354, SLG: 0.395				F8						3	1	1	2	2	0	1																				
Julio Franco, R (1,6) OBP: 0.341, SLG: 0.333										4	1	1	1	1	0	3																				
Andre Thornton, R (1,10) OBP: 0.370, SLG: 0.368										5	1	2	1	0	1	3																				
Mike Hargrove, L (1,3) OBP: 0.362, SLG: 0.325										3	0	1	1	1	1	2																				
Pat Tabler, R (1,7) OBP: 0.410, SLG: 0.388										3	0	1	2	1	0	2																				
Ron Hassey, L (8,2) OBP: 0.330, SLG: 0.301										0	0	0	0	0	0	0																				
Brook Jacoby, R (1,5) OBP: 0.270, SLG: 0.350										4	0	1	0	0	0	5																				
Jerry Willard, L (1,2) OBP: 0.227, SLG: 0.211										2	0	0	0	1	0	1																				
Otis Nixon, S (7,PR) OBP: 0.200, SLG: 0.132										1	1	0	0	0	0	0																				
Mike Fischlin, R (1,4) OBP: 0.250, SLG: 0.100										1	1	0	0	2	0	0																				
Inning Stats	R: 0 E: 0 K: 0 S: 2	H: 0 LOB: 0 BB: 1 P: 6	R: 0 E: 0 K: 1 S: 5	H: 0 LOB: 0 BB: 0 P: 5	R: 0 E: 0 K: 0 S: 3	H: 0 LOB: 0 BB: 0 P: 3	R: 1 E: 0 K: 1 S: 7	H: 2 LOB: 2 BB: 1 P: 11	R: 0 E: 0 K: 0 S: 3	H: 1 LOB: 1 BB: 1 P: 7	R: 2 E: 0 K: 0 S: 6	H: 4 LOB: 1 BB: 0 P: 6	R: 3 E: 2 K: 0 S: 5	H: 1 LOB: 3 BB: 4 P: 21	R: 2 E: 0 K: 0 S: 4	H: 1 LOB: 1 BB: 2 P: 12	1B: 8 2B: 1 3B: 0 HR: 0	SF: 0 SAC: 1 DP: 3 HBP: 0	WP: 1 PB: 0 SB: 1 CS: 0	PA: 40																
PITCHER	IP	WLS	BF	H	R	ER	SO	BB	IBB	HBP	BLK	WP	HR	S	P	ERA	WHIP	PITCHER		IP	WLS	BF	H	R	ER	SO	BB	IBB	HBP	BLK	WP	HR	S	P	ERA	WHIP
Luis Leal, R (1,1) ERA: 2.84	5.1															5.06	1.688																			
Jim Acker, R (6,1) ERA: 4.82	0.2	L	3	1	1	1	0	1	0	0	0	0	0	2	6	13.50	3.000																			
Jimmy Key, L (7,1) ERA: 5.87	0.1		1	0	0	0	0	0	0	0	0	0	0	1	1	0.00	0.000																			
Joey McLaughlin, R (7,1) ERA: 2.53	1.2		13	2	4	2	0	4	1	0	0	0	0	8	28	10.80	3.600																			



Batter	1	2	3	4	5	6	7	8	9	10	AB	R	H	RBI	BB	SO	LOB	TOP			
Damaso Garcia, R OBP: 0.361, SLG: 0.404 (1.4)	F9		FC5-4		F6			F8		1B	5	1	1	0	0	0	2	Toronto Blue Jays @ Minnesota Twins Hubert H. Humphrey Metrodome, Minneapolis, MN Tue May 15 1984, 8:05 PM EDT Att: 26,761 - Unknown livebaseballscorecards.com			
Dave Collins, S OBP: 0.360, SLG: 0.383 (1.7)	G3		F8					E		1B	5	0	3	0	0	0	1				
Lloyd Moseby, L OBP: 0.349, SLG: 0.474 (1.8)	F9				F8			K		1B	5	1	1	1	0	1	2				
Willie Upshaw, L OBP: 0.423, SLG: 0.656 (1.3)		F8						K		2B	4	1	2	0	1	1	1				
Cliff Johnson, R OBP: 0.353, SLG: 0.469 Mitch Webster, S OBP: 0.333, SLG: 0.556 (8, PR)		F8						4-3		1B	2	0	1	0	1	0	1				
George Bell, R OBP: 0.403, SLG: 0.528 (9, 5)		F8						F9		1B	1	2	1	1	0	0	0				
Rance Mulliniks, L OBP: 0.277, SLG: 0.371 Garth Iorg, R OBP: 0.254, SLG: 0.286 (7, 5)		FC6-2						K		1B	2	0	1	0	0	0	2				
Rick Leach, L (9, 9)		FC6-2						K		1B	2	0	0	0	0	0	2				
Ernie Whitt, L OBP: 0.329, SLG: 0.357 Buck Martinez, R OBP: 0.259, SLG: 0.327 (7, 2)		K						5-3		1B	1	0	0	0	1	0	1				
Alfredo Griffin, S OBP: 0.254, SLG: 0.342 Jesse Barfield, R OBP: 0.266, SLG: 0.435 Kelly Gruber, R (9, 6)								F7		K	2	0	1	0	0	0	1				
Inning Stats	R: 0 E: 0 K: 0 S: 3	H: 0 LOB: 0 BB: 0 P: 3	R: 0 E: 0 K: 1 S: 6	H: 1 LOB: 2 BB: 0 P: 7	R: 0 E: 0 K: 0 S: 3	H: 1 LOB: 0 BB: 0 P: 3	R: 0 E: 0 K: 0 S: 3	H: 1 LOB: 1 BB: 0 P: 4	R: 0 E: 0 K: 1 S: 5	H: 1 LOB: 0 BB: 0 P: 5	R: 0 E: 0 K: 1 S: 6	H: 1 LOB: 1 BB: 0 P: 6	R: 1 E: 1 K: 1 S: 7	H: 2 LOB: 2 BB: 0 P: 8	R: 4 E: 0 K: 1 S: 9	H: 5 LOB: 2 BB: 2 P: 17	1B: 12 2B: 2 3B: 1 HR: 0	SF: 0 SAC: 0 DP: 2 HBP: 2	WP: 0 PB: 0 SB: 3 CS: 1	PA: 45	
PITCHER	IP WLS BF H R ER SO ERA WHIP	IP WLS BF H R ER SO ERA WHIP	IP WLS BF H R ER SO ERA WHIP	IP WLS BF H R ER SO ERA WHIP	IP WLS BF H R ER SO ERA WHIP	IP WLS BF H R ER SO ERA WHIP	IP WLS BF H R ER SO ERA WHIP	IP WLS BF H R ER SO ERA WHIP	IP WLS BF H R ER SO ERA WHIP	IP WLS BF H R ER SO ERA WHIP	IP WLS BF H R ER SO ERA WHIP	IP WLS BF H R ER SO ERA WHIP	IP WLS BF H R ER SO ERA WHIP	IP WLS BF H R ER SO ERA WHIP	IP WLS BF H R ER SO ERA WHIP	IP WLS BF H R ER SO ERA WHIP	IP WLS BF H R ER SO ERA WHIP	IP WLS BF H R ER SO ERA WHIP	IP WLS BF H R ER SO ERA WHIP	IP WLS BF H R ER SO ERA WHIP	IP WLS BF H R ER SO ERA WHIP
John Butcher, R ERA: 1.99 Pete Filson, L ERA: 2.93 Ron Davis, R ERA: 6.97	6.0 2.1 1.2	23 8 14	5 2 7	0 0 5	0 0 4	1 3 1	1 0 1	1 0 1	0 0 1	0 0 1	0 0 1	0 0 1	0 0 1	0 0 1	0 0 1	0 0 1	0 0 1	0.00 0.857 21.60	1.000 0.857 4.800		

Batter	1	2	3	4	5	6	7	8	9	10	AB	R	H	RBI	BB	SO	LOB	BOTTOM						
Kirby Puckett, R OBP: 0.483, SLG: 0.517 (1.8)	CS		G6-3		F9			F4		E6	5	0	2	0	0	0	2	Toronto Blue Jays @ Minnesota Twins Hubert H. Humphrey Metrodome, Minneapolis, MN Tue May 15 1984, 8:05 PM EDT Att: 26,761 - Unknown livebaseballscorecards.com						
Tim Teufel, R OBP: 0.370, SLG: 0.406 (1.4)	F8		G6-3					K		FC5-4	5	0	1	1	0	1	3							
Dave Engle, R OBP: 0.425, SLG: 0.477 (1.2)	F7		F4					G4-6-3		6-3	5	0	1	0	0	0	3							
Kent Hrbek, L OBP: 0.411, SLG: 0.505 (1.3)		HR			F8			F8		F8	4	1	1	1	0	0	1							
Tom Brunansky, R OBP: 0.333, SLG: 0.363 (1.9)		5-3			F8			K		K	4	0	0	0	0	2	1							
Randy Bush, L OBP: 0.285, SLG: 0.420 Darrell Brown, S OBP: 0.324, SLG: 0.383 (9, PR)		1B						F9		HBP	2	0	0	0	0	1	0							
Gary Gaetti, R OBP: 0.340, SLG: 0.380 (1.5)		F9						6-3		6-3	4	0	1	0	0	0	2							
Mickey Hatcher, R OBP: 0.315, SLG: 0.391 (1.7)					F7			FC6-4		4-3	4	1	3	0	0	0	0							
Houston Jimenez, R OBP: 0.306, SLG: 0.339 (1.6)		6-3						FC6-4		4-3	3	0	0	0	1	0	4							
Inning Stats	R: 0 E: 0 K: 0 S: 3	H: 1 LOB: 1 BB: 0 P: 3	R: 1 E: 0 K: 0 S: 5	H: 2 LOB: 2 BB: 0 P: 6	R: 0 E: 0 K: 0 S: 3	H: 1 LOB: 0 BB: 0 P: 3	R: 0 E: 0 K: 1 S: 5	H: 0 LOB: 0 BB: 0 P: 5	R: 0 E: 0 K: 0 S: 3	H: 1 LOB: 1 BB: 0 P: 7	R: 0 E: 0 K: 2 S: 8	H: 1 LOB: 1 BB: 0 P: 8	R: 0 E: 0 K: 0 S: 4	H: 1 LOB: 1 BB: 0 P: 4	R: 0 E: 0 K: 0 S: 3	H: 1 LOB: 0 BB: 0 P: 3	R: 0 E: 0 K: 1 S: 5		H: 0 LOB: 1 BB: 0 P: 6	R: 1 E: 1 K: 0 S: 5	H: 1 LOB: 1 BB: 0 P: 5	1B: 6 2B: 1 3B: 1 HR: 1	SF: 0 SAC: 0 DP: 2 HBP: 2	WP: 0 PB: 0 SB: 0 CS: 1
PITCHER	IP WLS BF H R ER SO ERA WHIP	IP WLS BF H R ER SO ERA WHIP	IP WLS BF H R ER SO ERA WHIP	IP WLS BF H R ER SO ERA WHIP	IP WLS BF H R ER SO ERA WHIP	IP WLS BF H R ER SO ERA WHIP	IP WLS BF H R ER SO ERA WHIP	IP WLS BF H R ER SO ERA WHIP	IP WLS BF H R ER SO ERA WHIP	IP WLS BF H R ER SO ERA WHIP	IP WLS BF H R ER SO ERA WHIP	IP WLS BF H R ER SO ERA WHIP	IP WLS BF H R ER SO ERA WHIP	IP WLS BF H R ER SO ERA WHIP	IP WLS BF H R ER SO ERA WHIP	IP WLS BF H R ER SO ERA WHIP	IP WLS BF H R ER SO ERA WHIP	IP WLS BF H R ER SO ERA WHIP	IP WLS BF H R ER SO ERA WHIP	IP WLS BF H R ER SO ERA WHIP	IP WLS BF H R ER SO ERA WHIP			
Dave Stieb, R ERA: 2.15 Roy Lee Jackson, R ERA: 1.37 Dennis Lamp, R ERA: 3.71	7.0 2.0 1.0	27 8 4	7 2 0	1 1 0	3 1 0	1 0 0	3 1 0	0 0 0	0 0 0	0 0 0	0 0 0	0 0 0	0 0 0	0 0 0	0 0 0	0 0 0	0 0 0	1.29 0.00 0.00	1.143 1.000 0.000					

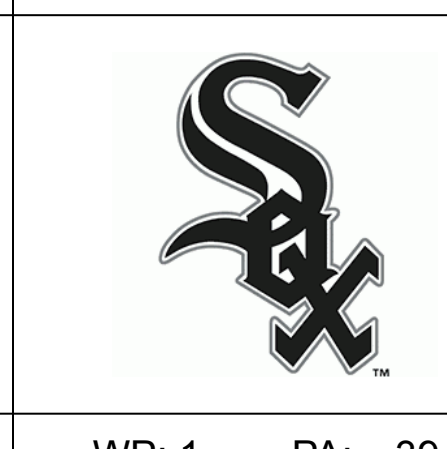
Batter	1	2	3	4	5	6	7	8	9	AB	R	H	RBI	BB	SO	LOB	TOP								
Damaso Garcia, R OBP: 0.396, SLG: 0.404 (1, 4)	6-3		F5			6-3	4-3			5	0	1	1	0	0	2	Toronto Blue Jays @ Minnesota Twins Hubert H. Humphrey Metrodome, Minneapolis, MN Wed May 16 1984, 4:33 AM EDT Att: 51,863 - Unknown livebaseballscorecards.com								
Lloyd Moseby, L OBP: 0.397, SLG: 0.493 (1, 8)	G3									5	2	3	0	0	1	1									
Jesse Barfield, R OBP: 0.272, SLG: 0.417 (1, 9)	K									4	0	0	1	0	2	2									
Cliff Johnson, R OBP: 0.387, SLG: 0.465 Willie Aikens, L (9, PH)		5-3								3	1	1	1	1	0	1									
George Bell, R OBP: 0.396, SLG: 0.516 (8, 5)										5	1	1	0	0	1	2									
Willie Upshaw, L OBP: 0.426, SLG: 0.653 (1, 3)										4	2	2	0	0	1	0									
Garth Iorg, R OBP: 0.273, SLG: 0.273 Rance Mulliniks, L OBP: 0.372, SLG: 0.371 (8, PH)										3	0	0	0	0	0	1									
Buck Martinez, R OBP: 0.281, SLG: 0.365 Ernie Whitt, L OBP: 0.337, SLG: 0.357 (8, PH)										3	0	2	1	0	0	0									
Alfredo Griffin, S OBP: 0.256, SLG: 0.342 Rick Leach, L OBP: 0.222, SLG: 0.375 (8, PH)										3	0	1	0	0	0	2									
Inning Stats	R: 0 E: 0 K: 1 S: 5	H: 0 LOB: 0 BB: 0 P: 5	R: 0 E: 0 K: 1 S: 5	H: 0 LOB: 0 BB: 0 P: 5	R: 0 E: 1 K: 0 S: 4	H: 1 LOB: 1 BB: 0 P: 4	R: 0 E: 0 K: 1 S: 6	H: 1 LOB: 1 BB: 0 P: 6	R: 0 E: 0 K: 1 S: 6	H: 1 LOB: 1 BB: 0 P: 6	R: 1 E: 0 K: 0 S: 4	H: 1 LOB: 1 BB: 1 P: 8	R: 1 E: 0 K: 0 S: 5	H: 2 LOB: 1 BB: 0 P: 5	R: 6 E: 0 K: 1 S: 11	H: 6 LOB: 1 BB: 1 P: 15		R: 0 E: 0 K: 0 S: 3	H: 0 LOB: 0 BB: 0 P: 3	1B: 7 2B: 4 3B: 1 HR: 0	SF: 2 SAC: 0 DP: 0 HBP: 0	WP: 0 PB: 0 SB: 1 CS: 0	PA: 41		
PITCHER	IP	WLS	BF	H	R	ER	SO	BB	IBB	HBP	BLK	WP	HR	S	P	ERA	WHIP								
Ed Hodge, L ERA: 4.5 (1, 1)	7.1		30	7	3	3	4	1	0	0	0	0	0	37	41	3.68	1.091								
Larry Pashnick, R ERA: 3.33 (8, 1)	0.0		2	2	0	0	0	0	0	0	0	0	0	2	2	∞	∞								
Pete Filson, L ERA: 3.25 (8, 1)	0.0	L	1	1	0	0	0	0	0	0	0	0	0	1	1	∞	∞								
Ron Davis, R ERA: 7.59 (8, 1)	0.2		5	2	5	5	1	1	0	0	0	0	0	6	10	67.50	4.500								
Mike Walters, R ERA: 1.1 (9, 1)	1.0		3	0	0	0	0	0	0	0	0	0	0	3	3	0.00	0.000								

Batter	1	2	3	4	5	6	7	8	9	AB	R	H	RBI	BB	SO	LOB	BOTTOM								
Kirby Puckett, R OBP: 0.500, SLG: 0.515 (1, 8)										4	2	2	0	1	0	2	Toronto Blue Jays @ Minnesota Twins Hubert H. Humphrey Metrodome, Minneapolis, MN Wed May 16 1984, 4:33 AM EDT Att: 51,863 - Unknown livebaseballscorecards.com								
Tim Lincecum, R OBP: 0.376, SLG: 0.426 (1, 4)										5	0	3	0	0	1	3									
Kent Hrbek, L OBP: 0.403, SLG: 0.487 (1, 3)										4	0	0	1	1	0	3									
Dave Engle, R OBP: 0.423, SLG: 0.471 (1, 2)										5	2	2	0	0	1	4									
Tom Brunansky, R OBP: 0.329, SLG: 0.357 (1, 9)										5	1	1	0	0	0	3									
Randy Bush, L OBP: 0.293, SLG: 0.417 (1, 10)										3	1	1	1	0	0	0									
Gary Gaetti, R OBP: 0.336, SLG: 0.376 (1, 5)										4	0	1	0	0	0	3									
Mike Hart, L OBP: 0.154, SLG: 0.154 (1, 7)										4	0	1	1	0	0	2									
Houston Jimenez, R OBP: 0.303, SLG: 0.339 (1, 6)										3	1	1	1	0	1	1									
Inning Stats	R: 1 E: 0 K: 0 S: 3	H: 1 LOB: 2 BB: 2 P: 11	R: 0 E: 0 K: 0 S: 4	H: 1 LOB: 0 BB: 0 P: 4	R: 0 E: 0 K: 0 S: 3	H: 1 LOB: 0 BB: 0 P: 3	R: 1 E: 1 K: 0 S: 5	H: 1 LOB: 1 BB: 0 P: 5	R: 0 E: 0 K: 1 S: 6	H: 1 LOB: 1 BB: 0 P: 6	R: 3 E: 1 K: 1 S: 10	H: 4 LOB: 2 BB: 0 P: 10	R: 0 E: 0 K: 1 S: 5	H: 0 LOB: 0 BB: 0 P: 5	R: 0 E: 0 K: 0 S: 3	H: 0 LOB: 0 BB: 0 P: 3		R: 2 E: 1 K: 0 S: 6	H: 3 LOB: 1 BB: 0 P: 6	1B: 11 2B: 0 3B: 1 HR: 0	SF: 2 SAC: 0 DP: 3 HBP: 0	WP: 0 PB: 0 SB: 0 CS: 0	PA: 41		
PITCHER	IP	WLS	BF	H	R	ER	SO	BB	IBB	HBP	BLK	WP	HR	S	P	ERA	WHIP								
Doyle Alexander, R ERA: 3.61 (1, 1)	7.0		32	9	5	3	3	2	0	0	0	0	0	36	44	3.86	1.571								
Dennis Lamp, R ERA: 4.5 (8, 1)	1.0		6	3	2	2	0	0	0	0	0	0	0	6	6	18.00	3.000								
Jimmy Key, L ERA: 5.87 (9, 1)	0.0		1	0	0	0	0	0	0	0	0	0	0	1	1	∞	∞								
Jim Acker, R ERA: 4.88 (9, 1)	1.0	S	2	0	0	0	0	0	0	0	0	0	0	2	2	0.00	0.000								

Batter	1	2	3	4	5	6	7	8	9	AB	R	H	RBI	BB	SO	LOB	TOP					
Rudy Law, L OBP: 0.438, SLG: 0.519 (1, 8)	0-0 1B		4-0 BB	0-0 G3			0-0 6-3		0-0 3-1	1	1	1	0	0	0	0	Chicago White Sox @ Toronto Blue Jays Exhibition Stadium, Toronto, ON Fri May 18 1984, 7:05 PM EDT Att: 19,507 - Unknown					
Daryl Boston, L OBP: 0.333, SLG: 0.455 (9, PH)	1B		4-3 BB							2	0	0	0	1	0	2						
Tom Paciorek, R OBP: 0.371, SLG: 0.411										1	0	0	0	0	0	0						
Scott Fletcher, R OBP: 0.357, SLG: 0.321 (1, 6)	0-0 F2		0-0 4-3		0-0 4-3		0-0		0-0 F8	4	0	1	0	0	0	2						
Carlton Fisk, R OBP: 0.261, SLG: 0.383 (9, PH)	1B		1-2				1B			1	0	0	0	0	0	0						
Greg Walker, L OBP: 0.325, SLG: 0.538 (1, 3)	0-0 1B		0-0 1-3		0-0 F5		0-0			4	0	2	1	0	0	1						
Ron Kittle, R OBP: 0.325, SLG: 0.449 (1, 7)	0-0 F7		0-0 F8		0-0		0-3 K			4	0	1	0	0	1	4						
Harold Baines, L OBP: 0.257, SLG: 0.338 (1, 9)	0-0 1B		0-0 1B		0-0 CS		0-0 HR		0-0 F4	3	1	2	1	1	0	2						
Greg Luzinski, R OBP: 0.333, SLG: 0.259 (1, 10)	0-3 K		0-0 G5-4-3		0-0		0-0		0-0 F3	4	0	1	0	0	1	3						
Vance Law, R OBP: 0.242, SLG: 0.336 (1, 5)		0-3 K		0-0 1B		0-3 K		0-0 F5		4	1	1	0	0	2	1						
Marc Hill, R OBP: 0.346, SLG: 0.417 (1, 2)	0-0 F8		0-0 1B		0-0 1B		0-0 F9		0-0 F9	3	0	1	0	1	0	0						
Julio Cruz, S OBP: 0.291, SLG: 0.302 (1, 4)	0-0 5-3		0-0 1B		0-0 G6-3		0-0 F9		0-0 F9	4	0	1	1	0	0	2						
Inning Stats	R: 1 E: 0 K: 1 S: 7	H: 2 LOB: 2 BB: 1 P: 11	R: 0 E: 0 K: 1 S: 5	H: 0 LOB: 0 BB: 0 P: 5	R: 0 E: 0 K: 0 S: 3	H: 0 LOB: 1 BB: 1 P: 7	R: 1 E: 0 K: 0 S: 6	H: 4 LOB: 2 BB: 0 P: 6	R: 0 E: 0 K: 1 S: 3	H: 1 LOB: 0 BB: 0 P: 3	R: 1 E: 0 K: 1 S: 6	H: 2 LOB: 1 BB: 1 P: 10	R: 0 E: 0 K: 1 S: 7	H: 2 LOB: 2 BB: 0 P: 7	R: 0 E: 0 K: 0 S: 3	H: 0 LOB: 0 BB: 0 P: 3	R: 0 E: 0 K: 0 S: 3	H: 0 LOB: 0 BB: 0 P: 3	1B: 9 2B: 1 3B: 0 HR: 1	SF: 0 SAC: 0 DP: 2 HBP: 0	WP: 1 PB: 0 SB: 1 CS: 1	PA: 39
PITCHER	IP WLS BF H R ER SO BB IBB HBP BLK WP HR S P ERA WHIP	IP WLS BF H R ER SO BB IBB HBP BLK WP HR S P ERA WHIP																	IP WLS BF H R ER SO BB IBB HBP BLK WP HR S P ERA WHIP			
Jim Clancy, R ERA: 3.81 (1, 1)	6.2 W 31 11 3 3 4	2.1 S 7 0 0 0 0																	7.1 S 7 0 0 0 0			
Jimmy Key, L ERA: 5.0 (7, 1)																	7.1 S 7 0 0 0 0					

Batter	1	2	3	4	5	6	7	8	9	AB	R	H	RBI	BB	SO	LOB	BOTTOM			
Damaso Garcia, R OBP: 0.361, SLG: 0.406 (1, 4)	0-0 1B		0-0 S		0-0 FC6-5		0-0 4-3		0-0 F3	5	0	3	1	0	0	1	Chicago White Sox @ Toronto Blue Jays Exhibition Stadium, Toronto, ON Fri May 18 1984, 7:05 PM EDT Att: 19,507 - Unknown			
Dave Collins, S OBP: 0.364, SLG: 0.406 (1, 8)	0-0 1B		0-0 1-3		0-0 F8		0-0 2B			4	0	1	1	0	0	3				
Jesse Barfield, R OBP: 0.262, SLG: 0.400 (1, 9)	0-3 K		0-0 F9		0-0 FC6-5		0-0 4-3			4	0	0	0	0	1	4				
Cliff Johnson, R OBP: 0.379, SLG: 0.447 (1, 10)	0-3 K		0-0 E6		0-0 CS		0-3 K			3	1	0	0	1	2	2				
George Bell, R OBP: 0.404, SLG: 0.537 (1, 7)	0-0 1B		0-0 3B		0-0 K		0-0 1B		0-0 2B	3	1	2	1	1	1	1				
Willie Upshaw, L OBP: 0.416, SLG: 0.628 (1, 3)	0-0 F8		0-0 3-1		0-0 1B		0-0 1B		0-0 G1-6-3	4	0	2	1	0	0	3				
Garth Iorg, R OBP: 0.239, SLG: 0.286 (1, 5)		0-0 1B		0-0 1B		0-0 F9		0-0 G1-6-3		4	1	2	0	0	0	3				
Buck Martinez, R OBP: 0.283, SLG: 0.352 (1, 2)		0-0 1B		0-0 1B		0-0 F8		0-0 4-3		2	0	0	0	1	0	1				
Rick Leach, L OBP: 0.200, SLG: 0.333 (9, PH)		0-0 1B		0-0 F8		0-0 5-3		0-0 4-3		1	0	0	0	0	0	0				
Ernie Whitt, L OBP: 0.337, SLG: 0.347 (9, 2)		0-0 1B		0-0 F8		0-0 5-3		0-0 4-3		0	0	0	0	0	0	0				
Alfredo Griffin, S OBP: 0.250, SLG: 0.331 (1, 6)	0-0 G6-4-3		0-0 F3		0-0 4-3		0-3 K			4	1	1	0	0	1	2				
Inning Stats	R: 0 E: 1 K: 2 S: 9	H: 1 LOB: 3 BB: 1 P: 13	R: 1 E: 0 K: 0 S: 4	H: 2 LOB: 1 BB: 1 P: 8	R: 2 E: 1 K: 0 S: 6	H: 2 LOB: 1 BB: 0 P: 6	R: 0 E: 0 K: 0 S: 4	H: 1 LOB: 1 BB: 0 P: 4	R: 0 E: 0 K: 1 S: 5	H: 1 LOB: 1 BB: 1 P: 9	R: 1 E: 0 K: 0 S: 5	H: 2 LOB: 1 BB: 0 P: 5	R: 0 E: 0 K: 1 S: 6	H: 2 LOB: 1 BB: 0 P: 6	R: 0 E: 0 K: 1 S: 5	H: 0 LOB: 0 BB: 0 P: 5	1B: 8 2B: 3 3B: 1 HR: 0	SF: 0 SAC: 0 DP: 3 HBP: 0	WP: 0 PB: 0 SB: 2 CS: 1	PA: 37
PITCHER	IP WLS BF H R ER SO BB IBB HBP BLK WP HR S P ERA WHIP	IP WLS BF H R ER SO BB IBB HBP BLK WP HR S P ERA WHIP																	IP WLS BF H R ER SO BB IBB HBP BLK WP HR S P ERA WHIP	
Britt Burns, L ERA: 4.55 (1, 1)	6.0 L 30 9 4 2 3	2.0 7 2 0 0 2																	11.1 11 0.00 1.000	
Ron Reed, R ERA: 4.19 (7, 1)																	11.1 11 0.00 1.000			

AB	35
R	3
H	11
RBI	3
BB	3
SO	4
LOB	17



AB	34
R	4
H	11
RBI	4
BB	3
SO	5
LOB	20



Batter	1	2	3	4	5	6	7	8	9	AB	R	H	RBI	BB	SO	LOB	TOP						
Mike Squires, L OBP: 0.310, SLG: 0.269 (1, 5) (6, 3)	0-3 K		0-0 5-3		0-0 5-3		0-0 6-3			4	0	1	1	0	1	0	Chicago White Sox @ Toronto Blue Jays Exhibition Stadium, Toronto, ON Sun May 20 1984, 3:33 AM EDT Att: 26,347 - Unknown						
Carlton Fisk, R OBP: 0.280, SLG: 0.363 (1, 2)	0-0 F8		4-0 FC4-6 BB		0-0 5-3		0-0 F5			3	0	0	0	1	0	1							
Harold Baines, L OBP: 0.250, SLG: 0.327 (1, 9)	0-0 1B		0-0 FC4-6 1-2		0-0 F3			0-0 G3		4	0	1	0	0	0	2							
Tom Paciorek, R OBP: 0.356, SLG: 0.387 Dave Stegman, R OBP: 0.353, SLG: 0.444 (1, 7) (8, 7)	0-0 F9			0-0 F8		0-3 K		0-0 F8		4	0	0	0	0	1	1							
Greg Walker, L OBP: 0.322, SLG: 0.524 Vance Law, R OBP: 0.242, SLG: 0.342 (1, 3) (6, 5)		0-0 2B		0-3 K		0-0 F7		0-0 F9		3	0	1	0	0	1	0							
Greg Luzinski, R OBP: 0.336, SLG: 0.259 (1, 10)		0-3 K		0-0 1B		0-0 F9			0-0 3-1	4	0	1	0	0	1	1							
Daryl Boston, L OBP: 0.286, SLG: 0.350 (1, 8)		0-0 F6		0-3 K			0-0 5-3 HR		0-0 G3	4	1	1	0	0	1	2							
Scott Fletcher, R OBP: 0.353, SLG: 0.307 (1, 6)		0-0 F9			4-0 6-3 1B BB		0-0 5-3		0-0 4-3	3	1	0	0	1	0	2							
Julio Cruz, S OBP: 0.282, SLG: 0.319 (1, 4)			0-3 K		0-0 6-3		0-0 HR			3	1	1	2	0	1	1							
Inning Stats	R: 0 E: 0 K: 1 S: 6	H: 1 LOB: 1 BB: 0 P: 6	R: 0 E: 0 K: 1 S: 6	H: 1 LOB: 1 BB: 0 P: 6	R: 0 E: 0 K: 1 S: 5	H: 0 LOB: 1 BB: 1 P: 9	R: 0 E: 0 K: 2 S: 8	H: 1 LOB: 1 BB: 0 P: 8	R: 1 E: 0 K: 0 S: 4	H: 1 LOB: 1 BB: 1 P: 8	R: 0 E: 0 K: 1 S: 5	H: 0 LOB: 0 BB: 0 P: 5	R: 2 E: 0 K: 0 S: 5	H: 2 LOB: 0 BB: 0 P: 5	R: 0 E: 0 K: 0 S: 3	H: 0 LOB: 0 BB: 0 P: 3		R: 0 E: 0 K: 0 S: 3	H: 0 LOB: 0 BB: 0 P: 3	1B: 4 2B: 1 3B: 0 HR: 1	SF: 0 SAC: 0 DP: 0 HBP: 0	WP: 0 PB: 0 SB: 0 CS: 0	PA: 35
PITCHER	IP WLS BF L	H R ER 3	SO 6	BB 2	IBB 0	HBP 0	BLK 0	WP 0	HR 1	S 39	P 47	ERA 3.86	WHIP 1.143										
Dave Stieb, R ERA: 2.33 Jim Acker, R ERA: 4.15 (1, 1) (8, 1)	7.0 L	29 6	3 3	3 6	2 0	0 0	0 0	0 0	0 0	6 6	6 6	0.00	0.000										

Batter	1	2	3	4	5	6	7	8	9	AB	R	H	RBI	BB	SO	LOB	BOTTOM						
Damaso Garcia, R OBP: 0.373, SLG: 0.425 (1, 4)	0-0 CS 1B		0-0 5-3		1-0 HBP		0-0 F8			3	0	1	0	0	0	1	Chicago White Sox @ Toronto Blue Jays Exhibition Stadium, Toronto, ON Sun May 20 1984, 3:33 AM EDT Att: 26,347 - Unknown						
Dave Collins, S OBP: 0.368, SLG: 0.444 (1, 7)	0-3 K			0-0 3B	0-0 F8			0-3 K		4	0	1	0	0	2	4							
Lloyd Moseby, L OBP: 0.355, SLG: 0.510 (1, 8)	1-0 S HBP			0-0 4-3		0-0 4-3		0-0 G1-6-3 1B		3	0	1	0	0	0	1							
Willie Upshaw, L OBP: 0.404, SLG: 0.600 (1, 3)	0-0 4-3			4-0 G4-6-3 BB		0-3 K		0-0 G1-6-3		3	0	0	0	1	1	2							
Willie Aikens, L OBP: 0.273, SLG: 0.300 (1, 10)		0-3 K		0-0 G4-6-3		4-0 BB		0-0 F7		3	0	0	0	1	1	2							
George Bell, R OBP: 0.392, SLG: 0.525 (1, 9) (8, 5)		0-0 F3			0-0 SH1-4 2B		0-3 K		0-0 F3	4	0	1	0	0	1	1							
Ernie Whitt, L OBP: 0.344, SLG: 0.359 (1, 2)		0-0 F8			4-0 SH1-4 BB		0-0 G4-6-3 1B		0-0 F2	3	0	1	0	1	0	0							
Garth Iorg, R OBP: 0.237, SLG: 0.280 (1, 5) (8, 6)			0-0 6-3		0-0 SH1-4		0-0 G4-6-3 1B			2	0	1	0	0	0	0							
Alfredo Griffin, S OBP: 0.241, SLG: 0.318 Rick Leach, L OBP: 0.182, SLG: 0.300 (1, 6) (7, PH) (8, 9)			0-3 K		0-0 G3		0-0 G4-6-3		0-0 G4-6-3	2	0	0	0	0	1	2							
							1-2 2-3			1	0	0	0	0	0	2							
Inning Stats	R: 0 E: 0 K: 1 S: 5	H: 1 LOB: 0 BB: 0 P: 6	R: 0 E: 0 K: 1 S: 5	H: 0 LOB: 0 BB: 0 P: 5	R: 0 E: 0 K: 1 S: 5	H: 0 LOB: 0 BB: 0 P: 5	R: 0 E: 0 K: 0 S: 3	H: 1 LOB: 1 BB: 1 P: 7	R: 0 E: 0 K: 0 S: 4	H: 1 LOB: 3 BB: 1 P: 9	R: 0 E: 0 K: 2 S: 7	H: 0 LOB: 1 BB: 1 P: 11	R: 0 E: 0 K: 0 S: 4	H: 2 LOB: 1 BB: 0 P: 4	R: 0 E: 0 K: 1 S: 5	H: 1 LOB: 0 BB: 0 P: 5	R: 0 E: 0 K: 0 S: 3	H: 0 LOB: 0 BB: 0 P: 3	1B: 4 2B: 1 3B: 1 HR: 0	SF: 0 SAC: 1 DP: 3 HBP: 2	WP: 0 PB: 0 SB: 1 CS: 1	PA: 34	
PITCHER	IP WLS BF W	H R ER 0	SO 6	BB 3	IBB 0	HBP 2	BLK 0	WP 0	HR 0	S 41	P 55	ERA 0.00	WHIP 1.000										
Richard Dotson, R ERA: 2.45 (1, 1)	9.0 W	34 6	0 0	0 6	3 0	2 0	0 0	0 0	0 0	41 41	55 55	0.00	1.000										



Batter	1	2	3	4	5	6	7	8	9	AB	R	H	RBI	BB	SO	LOB	TOP					
Darrell Brown, S OBP: 0.333, SLG: 0.396 (1, 8)										4	0	2	0	0	0	1	Minnesota Twins @ Toronto Blue Jays Exhibition Stadium, Toronto, ON Mon May 21 1984, 3:33 AM EDT Att: 43,347 - Unknown					
Tim Teufel, R OBP: 0.369, SLG: 0.432 (1, 4)										4	0	1	0	0	0	1						
Kent Hrbek, L OBP: 0.411, SLG: 0.496 (1, 3)										4	0	1	0	0	0	3						
Dave Engle, R OBP: 0.421, SLG: 0.471 (1, 2)										4	0	1	0	0	0	2						
Randy Bush, L OBP: 0.266, SLG: 0.369 (1, 10)										4	1	1	0	0	1	1						
Tom Brunansky, R OBP: 0.318, SLG: 0.368 (1, 9)										4	1	1	0	0	0	1						
Gary Gaetti, R OBP: 0.331, SLG: 0.370 (1, 5)										3	0	0	0	0	1	1						
Mickey Hatcher, R OBP: 0.323, SLG: 0.388 (1, 7)										3	0	1	1	0	0	0						
Houston Jimenez, R OBP: 0.269, SLG: 0.311 (1, 6)										3	0	0	1	0	0	1						
Inning Stats	R: 0 E: 0 K: 0 S: 4	H: 1 LOB: 1 BB: 0 P: 4	R: 0 E: 0 K: 1 S: 5	H: 0 LOB: 0 BB: 0 P: 5	R: 0 E: 0 K: 0 S: 5	H: 2 LOB: 2 BB: 0 P: 5	R: 0 E: 0 K: 0 S: 4	H: 1 LOB: 1 BB: 0 P: 4	R: 0 E: 0 K: 0 S: 3	H: 0 LOB: 0 BB: 0 P: 3	R: 0 E: 0 K: 0 S: 3	H: 1 LOB: 0 BB: 0 P: 3	R: 2 E: 0 K: 0 S: 6	H: 3 LOB: 1 BB: 0 P: 6	R: 0 E: 0 K: 0 S: 3	H: 0 LOB: 0 BB: 0 P: 3	R: 0 E: 0 K: 1 S: 5	H: 0 LOB: 0 BB: 0 P: 5	1B: 7 2B: 2 3B: 0 HR: 0	SF: 0 SAC: 1 DP: 1 HBP: 0	WP: 0 PB: 0 SB: 0 CS: 0	PA: 34
PITCHER Doyle Alexander, R ERA: 3.36 (1, 1)	IP: 9.0 WLS: W BF: 34 H: 8 R: 2 ER: 2 SO: 2 BB: 0 IBB: 0 HBP: 0 BLK: 0 WP: 0 HR: 0 S: 38 P: 38 ERA: 2.00 WHIP: 0.889																					

AB	33
R	2
H	8
RBI	2
BB	0
SO	2
LOB	11



Batter	1	2	3	4	5	6	7	8	9	AB	R	H	RBI	BB	SO	LOB	BOTTOM			
Damaso Garcia, R OBP: 0.370, SLG: 0.421 (1, 4)										4	0	1	0	0	1	1	Minnesota Twins @ Toronto Blue Jays Exhibition Stadium, Toronto, ON Mon May 21 1984, 3:33 AM EDT Att: 43,347 - Unknown			
Lloyd Moseby, L OBP: 0.353, SLG: 0.510 (1, 8)										4	1	1	0	0	0	2				
Jesse Barfield, R OBP: 0.294, SLG: 0.398 (1, 9)										3	0	1	1	0	0	0				
Dave Collins, S OBP: 0.365, SLG: 0.440 (6, PH) (9, 7)										1	0	0	1	0	0	1				
Cliff Johnson, R OBP: 0.383, SLG: 0.449 (1, 10)										4	1	2	0	0	0	0				
George Bell, R OBP: 0.385, SLG: 0.514 (1, 7) (9, 9)										3	0	0	0	0	0	1				
Willie Upshaw, L OBP: 0.403, SLG: 0.594 (1, 3)										3	0	1	0	0	1	0				
Garth Iorg, R OBP: 0.241, SLG: 0.282 (1, 5)										3	0	1	1	0	0	0				
Buck Martinez, R OBP: 0.274, SLG: 0.339 (1, 2)										2	0	0	0	0	1	0				
Ernie White, L OBP: 0.340, SLG: 0.354 (7, 2)										1	0	0	0	0	0	2				
Alfredo Griffin, S OBP: 0.250, SLG: 0.326 (1, 6)										3	1	2	0	0	1	0				
Inning Stats	R: 0 E: 0 K: 0 S: 3	H: 0 LOB: 0 BB: 0 P: 3	R: 0 E: 0 K: 0 S: 3	H: 0 LOB: 0 BB: 0 P: 3	R: 0 E: 0 K: 2 S: 8	H: 1 LOB: 1 BB: 0 P: 8	R: 1 E: 0 K: 0 S: 4	H: 2 LOB: 0 BB: 0 P: 4	R: 0 E: 0 K: 1 S: 5	H: 0 LOB: 0 BB: 0 P: 5	R: 0 E: 0 K: 1 S: 5	H: 0 LOB: 0 BB: 0 P: 5	R: 1 E: 0 K: 0 S: 6	H: 3 LOB: 2 BB: 0 P: 6	R: 1 E: 0 K: 0 S: 5	H: 3 LOB: 2 BB: 0 P: 5	1B: 8 2B: 1 3B: 0 HR: 0	SF: 0 SAC: 0 DP: 0 HBP: 0	WP: 0 PB: 0 SB: 0 CS: 0	PA: 31
PITCHER Ed Hodge, L ERA: 4.11 (1, 1)	IP: 6.2 WLS: L BF: 25 H: 6 R: 2 ER: 2 SO: 4 BB: 0 IBB: 0 HBP: 0 BLK: 0 WP: 0 HR: 0 S: 33 P: 33 ERA: 2.70 WHIP: 0.900																			
PITCHER Ron Davis, R ERA: 7.54 (7, 1)	IP: 1.1 WLS: L BF: 6 H: 3 R: 1 ER: 1 SO: 0 BB: 0 IBB: 0 HBP: 0 BLK: 0 WP: 0 HR: 0 S: 6 P: 6 ERA: 6.75 WHIP: 2.250																			

AB	31
R	3
H	9
RBI	3
BB	0
SO	4
LOB	7



Batter	1	2	3	4	5	6	7	8	9	AB	R	H	RBI	BB	SO	LOB	TOP										
Kirby Puckett, R OBP: 0.444, SLG: 0.455 (1, 8)	0-0 1-3	0-3 K							0-0 F7	5	0	1	0	0	2	3	Minnesota Twins @ Toronto Blue Jays Exhibition Stadium, Toronto, ON Tue May 22 1984, 7:05 PM EDT Att: 17,287 - Unknown AB 32 R 2 H 6 RBI 2 BB 5 SO 8 LOB 19										
Darrell Brown, S OBP: 0.325, SLG: 0.385 (1, 7)	0-0 F8	0-0 F4								4	0	0	0	0	1	4											
Dave Engle, R OBP: 0.304, SLG: 0.451 (1, 2)	0-0 4-3									4	0	0	0	0	1	1											
Kent Hrbek, L OBP: 0.419, SLG: 0.492 (1, 3)		4-0 5-3 HR								1	1	0	0	3	0	0											
Tim Teufel, R OBP: 0.361, SLG: 0.422 (1, 4)		0-0 5-3								4	0	0	0	0	1	4											
Tom Brunansky, R OBP: 0.333, SLG: 0.403 (1, 9)										4	1	4	2	0	0	0											
Gary Gaetti, R OBP: 0.330, SLG: 0.367 (1, 5)										4	0	1	0	0	1	4											
Mickey Hatcher, R OBP: 0.323, SLG: 0.383 (1, 10)		4-0 2-H HR								2	0	0	0	1	0	2											
Jim Eisenreich, L OBP: 0.291, SLG: 0.286 (9, PH)										1	0	0	0	0	0	0											
Houston Jimenez, R OBP: 0.272, SLG: 0.303 (1, 6)		4-0 1-2 2-3 BB								2	0	0	0	1	1	1											
Randy Bush, L OBP: 0.263, SLG: 0.365 (9, PH)										1	0	0	0	0	1	0											
Inning Stats	R: 0 E: 0 K: 0 S: 3	H: 0 LOB: 0 BB: 0 P: 3	R: 2 E: 0 K: 1 S: 7	H: 2 LOB: 3 BB: 3 P: 19	R: 0 E: 0 K: 1 S: 5	H: 0 LOB: 1 BB: 0 P: 5	R: 0 E: 0 K: 0 S: 4	H: 1 LOB: 1 BB: 0 P: 4	R: 0 E: 0 K: 2 S: 8	H: 1 LOB: 2 BB: 1 P: 12	R: 0 E: 0 K: 0 S: 7	H: 0 LOB: 0 BB: 0 P: 7	R: 0 E: 0 K: 1 S: 6	H: 1 LOB: 2 BB: 1 P: 10	R: 0 E: 0 K: 1 S: 5	H: 0 LOB: 0 BB: 0 P: 5	1B: 5 2B: 0 3B: 0 HR: 1	SF: 0 SAC: 0 DP: 1 HBP: 0	WP: 0 PB: 0 SB: 1 CS: 0	PA: 37							
PITCHER	IP	WLS	BF	H	R	ER	SO	BB	IBB	HBP	BLK	WP	HR	S	P	ERA	WHIP										
Luis Leal, R ERA: 2.77 (1, 1)	7.2		33	6	2	2	6	4	1	0	0	0	1	40	60	2.35	1.304										
Roy Lee Jackson, R ERA: 1.17 (8, 1)	1.1	W	4	0	0	0	2	0	0	0	0	0	0	8	8	0.00	0.000										

Batter	1	2	3	4	5	6	7	8	9	AB	R	H	RBI	BB	SO	LOB	BOTTOM										
Damaso Garcia, R OBP: 0.378, SLG: 0.434 (1, 4)	0-0 1B 4-3 2B									4	1	3	0	0	1	0	Minnesota Twins @ Toronto Blue Jays Exhibition Stadium, Toronto, ON Tue May 22 1984, 7:05 PM EDT Att: 17,287 - Unknown AB 29 R 3 H 8 RBI 3 BB 5 SO 3 LOB 12										
Dave Collins, S OBP: 0.370, SLG: 0.469 (1, 7)	0-0 4-3 2-3 S 1B									4	1	2	1	0	0	1											
Lloyd Moseby, L OBP: 0.356, SLG: 0.506 (1, 8)	0-0 4-3 1-3 3-H									3	1	1	1	1	0	1											
Willie Upshaw, L OBP: 0.401, SLG: 0.596 (1, 3)	0-0 F4									3	0	1	0	0	0	2											
Willie Aikens, L OBP: 0.357, SLG: 0.273 (1, 10)	4-0									1	0	0	0	2	1	0											
Cliff Johnson, R OBP: 0.388, SLG: 0.449 (8, PH)										0	0	0	0	1	0	0											
Ernie Whitt, L OBP: 0.330, SLG: 0.341 (1, 2)	0-0 5-3									3	0	0	0	0	0	4											
George Bell, R OBP: 0.389, SLG: 0.517 (8, PH)										1	0	1	1	0	0	0											
Buck Martinez, R OBP: 0.274, SLG: 0.339 (9, 2)										0	0	0	0	0	0	0											
Rick Leach, L OBP: 0.143, SLG: 0.231 (1, 9)	0-0 F4									3	0	0	0	0	0	2											
Jesse Barfield, R OBP: 0.270, SLG: 0.398 (8, PH)										0	0	0	0	1	0	0											
Rance Mulliniks, L OBP: 0.357, SLG: 0.355 (1, 5)	0-0 F8									3	0	0	0	0	0	0											
Garth Iorg, R OBP: 0.235, SLG: 0.278 (8, PH)										1	0	0	0	0	0	2											
Alfredo Griffin, S OBP: 0.245, SLG: 0.319 (1, 6)	0-3 K									3	0	0	0	0	1	0											
Inning Stats	R: 1 E: 0 K: 0 S: 5	H: 2 LOB: 2 BB: 1 P: 9	R: 0 E: 0 K: 1 S: 5	H: 0 LOB: 0 BB: 0 P: 5	R: 0 E: 0 K: 1 S: 6	H: 1 LOB: 1 BB: 0 P: 6	R: 0 E: 0 K: 1 S: 5	H: 0 LOB: 0 BB: 0 P: 5	R: 0 E: 0 K: 0 S: 3	H: 1 LOB: 0 BB: 0 P: 3	R: 1 E: 0 K: 0 S: 5	H: 2 LOB: 2 BB: 1 P: 9	R: 0 E: 0 K: 0 S: 4	H: 1 LOB: 1 BB: 0 P: 4	R: 1 E: 0 K: 0 S: 3	H: 1 LOB: 2 BB: 3 P: 15	1B: 5 2B: 2 3B: 0 HR: 1	SF: 0 SAC: 1 DP: 0 HBP: 0	WP: 0 PB: 0 SB: 3 CS: 0	PA: 36							
PITCHER	IP	WLS	BF	H	R	ER	SO	BB	IBB	HBP	BLK	WP	HR	S	P	ERA	WHIP										
Mike Smithson, R ERA: 3.38 (1, 1)	7.0		30	7	3	3	3	3	0	0	0	0	1	33	45	3.86	1.429										
Pete Filson, L ERA: 2.79 (8, 1)	0.1		2	0	0	0	0	0	1	0	0	0	0	1	5	0.00	0.000										
Mike Walters, R ERA: 1.08 (8, 1)	0.1		1	1	0	0	0	0	0	0	0	0	0	1	1	0.00	3.000										
Len Whitehouse, L ERA: (8, 1)	0.0		1	0	0	0	0	0	1	0	0	0	0	0	4	∞	∞										
Larry Pashnick, R ERA: 3.29 (8, 1)	0.1		1	0	0	0	0	0	0	0	0	0	0	1	1	0.00	0.000										

AB	32
R	2
H	6
RBI	2
BB	5
SO	8
LOB	19



AB	29
R	3
H	8
RBI	3
BB	5
SO	3
LOB	12



Batter	1	2	3	4	5	6	7	8	9	AB	R	H	RBI	BB	SO	LOB	TOP								
Kirby Puckett, R OBP: 0.420, SLG: 0.429 (1, 8)	0-0 6-3		0-0 F9			0-3 K		0-0 E 1B 1-2 1B	0-0 4-3	5	0	1	0	0	1	3									
Tim Lincecum, R OBP: 0.356, SLG: 0.414 (1, 4)	0-0 6-3		0-0 F9			0-0 6-3		0-0 E 1B 1-2 2-H 1B		3	0	0	0	0	0	0									
Randy Bush, L OBP: 0.271, SLG: 0.372 (8, PH)										1	0	1	1	0	0	0									
Dave Meier, R OBP: 0.355, SLG: 0.321 (8, 5)										0	0	0	0	0	0	0									
Kent Hrbek, L OBP: 0.409, SLG: 0.478 (1, 3)	0-3 K			0-0 F9		0-0 6-3		0-0 E4 1-2 2-3		4	0	0	0	0	1	2									
Dave Engle, R OBP: 0.388, SLG: 0.432 (1, 2)		0-0 6-3		0-0 F8			0-0 F9	0-0 G3		4	0	0	0	0	0	3									
Tom Brunansky, R OBP: 0.337, SLG: 0.405 (1, 9)		0-0 E 1B		0-0 F9			0-0 G6-4-3 1B		0-3 K	4	0	2	0	0	1	0									
Mickey Hatcher, R OBP: 0.315, SLG: 0.373 (1, 10)		0-0 F8			0-0 F9		0-0 G6-4-3 1B		0-0 5-3	4	0	0	0	0	0	2									
Gary Gaetti, R OBP: 0.333, SLG: 0.366 (8, 6)		0-0 E5 FC4-6			0-0 F7			0-0 FC1-6 1B	4-0 1B 1B BB	3	0	1	0	1	0	1									
Darrell Brown, S OBP: 0.329, SLG: 0.388 (1, 7)		0-0 FC4-6			0-0 1B			0-0 FC1-6 1B 1-2 1B	0-0 1B 1B	4	1	2	0	0	0	3									
Houston Jimenez, R OBP: 0.265, SLG: 0.295 (1, 6)			0-0 6-3					0-0 F9	0-0 1B	2	0	0	0	0	0	1									
Mike Hart, L OBP: 0.133, SLG: 0.133 (8, PH)					0-0 F7					1	0	0	0	0	0	1									
Ron Washington, R OBP: 0.286, SLG: 0.370 (8, 4)								0-0 F9	0-0 1B 1-2 2-3	1	0	1	0	0	0	0									
Inning Stats	R: 0 E: 0 K: 1 S: 5	H: 0 LOB: 0 BB: 0 P: 5	R: 0 E: 1 K: 0 S: 5	H: 1 LOB: 2 BB: 0 P: 5	R: 0 E: 0 K: 0 S: 3	H: 0 LOB: 0 BB: 0 P: 3	R: 0 E: 0 K: 0 S: 3	H: 0 LOB: 0 BB: 0 P: 3	R: 0 E: 0 K: 1 S: 4	H: 1 LOB: 1 BB: 0 P: 4	R: 0 E: 0 K: 1 S: 5	H: 0 LOB: 0 BB: 0 P: 5	R: 0 E: 0 K: 0 S: 3	H: 1 LOB: 0 BB: 0 P: 3	R: 1 E: 1 K: 0 S: 7	H: 3 LOB: 3 BB: 0 P: 7	R: 0 E: 0 K: 1 S: 7	H: 2 LOB: 3 BB: 1 P: 11	1B: 8 2B: 0 3B: 0 HR: 0	SF: 0 SAC: 0 DP: 1 HBP: 0	WP: 0 PB: 0 SB: 0 CS: 0	PA: 37			
PITCHER	IP	WLS	BF	H	R	ER	SO	BB	IBB	HBP	BLK	WP	HR	S	P	ERA	WHIP								
Jim Clancy, R ERA: 3.51 (1, 1)	7.2	W	29	6	1	1	2	0	0	0	0	0	0	33	33	1.17	0.783								
Jimmy Key, L ERA: 5.0 (8, 1)	0.0		1	0	0	0	0	0	0	0	0	0	0	1	1	∞	∞								
Dennis Lamp, R ERA: 3.8 (8, 1)	1.1	S	7	2	0	0	1	1	0	0	0	0	0	8	12	0.00	2.250								

Minnesota Twins @ Toronto Blue Jays
Exhibition Stadium, Toronto, ON
Wed May 23 1984, 7:05 PM EDT
Att: 17,189 - Unknown

AB	36
R	1
H	8
RBI	1
BB	1
SO	3
LOB	16



Batter	1	2	3	4	5	6	7	8	9	AB	R	H	RBI	BB	SO	LOB	BOTTOM								
Damaso Garcia, R OBP: 0.370, SLG: 0.425 (1, 4)	0-0 F9	0-0 F7		0-0 F4			0-0 6-3			4	0	0	0	0	0	2									
Lloyd Moseby, L OBP: 0.354, SLG: 0.500 (1, 8)	0-0 F7		0-0 BLK 1B SF8 1B		0-0 F8		0-0 F5			4	1	1	0	0	0	0									
Jesse Barfield, R OBP: 0.278, SLG: 0.402 (1, 9)	0-0 1B		0-0 SF8 1B 1-2 1B		0-3 K		0-0 6-3			4	0	2	0	0	1	0									
Cliff Johnson, R OBP: 0.379, SLG: 0.440 (1, 10)	0-3 K		0-0 SF8		0-0 F2			0-3 K		2	0	0	1	0	1	1									
Willie Aikens, L OBP: 0.333, SLG: 0.250 (8, PH)			0-0 SF8		0-0 F1			0-0 F8		1	0	0	0	0	1	0									
George Bell, R OBP: 0.391, SLG: 0.534 (1, 7)		4-0 E 1B S 1B BB		0-0 F1		0-0 HR		0-0 F8		3	2	1	1	1	0	1									
Willie Upshaw, L OBP: 0.398, SLG: 0.586 (1, 3)		0-3 K		0-0 4-3		0-3 K		0-0 BB 1B		4	0	1	0	0	2	2									
Garth Iorg, R OBP: 0.250, SLG: 0.280 (1, 5)		0-0 1-2 2B 1B		0-0 4-3		0-0 F8		4-0 BB 1B		3	1	1	1	1	0	0									
Buck Martinez, R OBP: 0.292, SLG: 0.362 (1, 2)		0-0 4-3 1-2 2B		0-3 K		4-0 BB		0-3 K		2	0	1	1	1	1	0									
Ernie Whitt, L OBP: 0.327, SLG: 0.337 (8, PH)								0-3 K		1	0	0	0	0	1	2									
Alfredo Griffin, S OBP: 0.247, SLG: 0.319 (1, 6)		0-0 4-3		0-0 1B		0-0 4-3				3	0	1	0	0	0	2									
Inning Stats	R: 0 E: 0 K: 1 S: 6	H: 1 LOB: 1 BB: 0 P: 6	R: 2 E: 0 K: 1 S: 7	H: 2 LOB: 1 BB: 1 P: 11	R: 1 E: 0 K: 0 S: 5	H: 2 LOB: 1 BB: 0 P: 5	R: 0 E: 0 K: 1 S: 6	H: 1 LOB: 1 BB: 0 P: 6	R: 0 E: 0 K: 1 S: 5	H: 0 LOB: 0 BB: 0 P: 5	R: 1 E: 0 K: 1 S: 6	H: 1 LOB: 1 BB: 1 P: 10	R: 0 E: 0 K: 0 S: 3	H: 0 LOB: 0 BB: 0 P: 3	R: 0 E: 0 K: 2 S: 8	H: 1 LOB: 2 BB: 1 P: 12	1B: 6 2B: 1 3B: 0 HR: 1	SF: 1 SAC: 0 DP: 0 HBP: 0	WP: 0 PB: 0 SB: 1 CS: 0	PA: 35					
PITCHER	IP	WLS	BF	H	R	ER	SO	BB	IBB	HBP	BLK	WP	HR	S	P	ERA	WHIP								
Frank Viola, L ERA: 2.64 (1, 1)	6.0	L	27	7	4	4	5	2	0	0	0	0	0	3	3	0.00	1.500								
Larry Pashnick, R ERA: 3.18 (7, 1)	1.0		3	0	0	0	0	0	0	0	0	0	0	3	3	0.00	0.000								
Ken Schrom, R ERA: (8, 1)	0.2		4	1	0	0	1	1	0	0	0	0	0	5	9	0.00	3.000								
Ron Davis, R ERA: 7.43 (8, 1)	0.1		1	0	0	0	1	0	0	0	0	0	0	3	3	0.00	0.000								

Minnesota Twins @ Toronto Blue Jays
Exhibition Stadium, Toronto, ON
Wed May 23 1984, 7:05 PM EDT
Att: 17,189 - Unknown

AB	31
R	4
H	8
RBI	4
BB	3
SO	7
LOB	10



Batter	1	2	3	4	5	6	7	8	9	AB	R	H	RBI	BB	SO	LOB	TOP										
Brett Butler , L OBP: 0.373, SLG: 0.310 (1, 8)	0-3 K		0-3 K		0-0 4-3			4-0 BB		3	0	0	0	1	2	0	Cleveland Indians @ Toronto Blue Jays Exhibition Stadium, Toronto, ON Fri May 25 1984, 7:05 PM EDT Att: 18,195 - Unknown										
Tony Bernazard , S OBP: 0.366, SLG: 0.307 (1, 4)	0-0 3-1		0-0 1B			0-0 F7		0-0 G6-4-3		4	0	1	0	0	0	1											
Julio Franco , R OBP: 0.297, SLG: 0.291 (1, 6)	0-0 1B		0-3 K			0-0 F8			0-3 K	4	0	1	0	0	2	1											
Andre Thornton , R OBP: 0.361, SLG: 0.426 (1, 10)	4-0 1-2 BB		0-0 F8			0-0 F7			0-0 F7	3	0	0	0	1	0	1											
Jerry Willard , L OBP: 0.326, SLG: 0.429 (1, 2)	0-3 K			0-0 F1			0-0 F7		4-0 1B 1B BB	3	0	0	0	1	1	2											
Ron Hassey , L OBP: 0.341, SLG: 0.336 (1, 3)		0-0 G4-6-3 3B		0-0 5-3			0-0 4-3		0-0 1B 1-2 1B	4	1	2	0	0	0	0											
Pat Tabler , R OBP: 0.404, SLG: 0.356 (1, 7)		4-0 G4-6-3 BB		0-0 F9			1-0 HBP		0-0 1-2 2-3 1B	2	0	1	0	1	0	0											
George Vukovich , L OBP: 0.331, SLG: 0.355 (1, 9)		0-0 G4-6-3 1-2 3-H			0-0 F7		0-0 F8		0-0 1-3	4	0	0	0	0	0	5											
Brook Jacoby , R OBP: 0.282, SLG: 0.317 (1, 5)		0-0 F6			0-0 1-3			0-3 K		2	0	0	0	0	0	0											
Mike Hargrove , L OBP: 0.354, SLG: 0.290 (8, PH)										1	0	0	0	0	1	0											
Mike Fischlin , R OBP: 0.235, SLG: 0.071 (8, 5)										0	0	0	0	0	0	0											
Inning Stats	R: 0 E: 0 K: 2 S: 8	H: 1 LOB: 2 BB: 1 P: 12	R: 1 E: 0 K: 0 S: 3	H: 1 LOB: 0 BB: 1 P: 7	R: 0 E: 0 K: 0 S: 8	H: 1 LOB: 1 BB: 0 P: 8	R: 0 E: 0 K: 0 S: 3	H: 0 LOB: 0 BB: 0 P: 3	R: 0 E: 0 K: 0 S: 3	H: 0 LOB: 1 BB: 0 P: 3	R: 0 E: 0 K: 0 S: 3	H: 0 LOB: 1 BB: 0 P: 4	R: 0 E: 0 K: 1 S: 4	H: 0 LOB: 0 BB: 1 P: 8	R: 0 E: 0 K: 1 S: 7	H: 2 LOB: 3 BB: 1 P: 11	1B: 4 2B: 0 3B: 1 HR: 0	SF: 0 SAC: 0 DP: 2 HBP: 1	WP: 0 PB: 0 SB: 1 CS: 0	PA: 35							
PITCHER	IP	WLS	BF	H	R	ER	SO	BB	IBB	HBP	BLK	WP	HR	S	P	ERA	WHIP										
Dave Stieb , R ERA: 2.2 (1, 1)	8.0	W	29	3	1	1	5	3	0	1	0	0	0	35	48	1.12	0.750										
Dennis Lamp , R ERA: 3.63 (9, 1)	1.0		6	2	0	0	1	1	0	0	0	0	0	7	11	0.00	3.000										

Batter	1	2	3	4	5	6	7	8	9	AB	R	H	RBI	BB	SO	LOB	BOTTOM										
Damaso Garcia , R OBP: 0.368, SLG: 0.421 (1, 4)	0-0 S 2B 1B		0-0 F6		0-0 1-6-3		0-3 K			4	1	1	0	0	1	0	Cleveland Indians @ Toronto Blue Jays Exhibition Stadium, Toronto, ON Fri May 25 1984, 7:05 PM EDT Att: 18,195 - Unknown										
Lloyd Moseby , L OBP: 0.346, SLG: 0.488 (1, 8)	0-0 F9		0-3 K		0-0 E3 2B		0-0 F9			4	1	0	0	0	1	1											
Jesse Barfield , R OBP: 0.294, SLG: 0.418 (1, 9)	4-0 1-2 2B BB		0-0 5-3 1B		0-0 2H 1B 2B		0-3 K			3	2	2	1	1	1	0											
Cliff Johnson , R OBP: 0.375, SLG: 0.434 (1, 10)	0-0 F8		0-0 5-3 1-2 1B		0-0 2H FC6-4 1B		0-0 F8			4	0	1	1	0	0	3											
George Bell , R OBP: 0.388, SLG: 0.533 (1, 7)	0-0 1H 2H 3B 2B		0-0 F9		0-0 2H FC6-4 1-2		0-0 5-3			4	1	1	2	0	0	2											
Willie Upshaw , L OBP: 0.394, SLG: 0.591 (1, 3)	0-0 2H 3B		0-0 F6		0-0 3-1		0-0 F9			4	0	1	1	0	0	0											
Garth Iorg , R OBP: 0.253, SLG: 0.282 (1, 5)	0-0 1-3		0-0 1-3		0-0 1B					3	0	1	0	0	0	1											
Buck Martinez , R OBP: 0.279, SLG: 0.344 (1, 2)		0-0 1-3		0-0 F8		0-0 F9				3	0	0	0	0	0	1											
Alfredo Griffin , S OBP: 0.242, SLG: 0.313 (1, 6)		0-0 4-3			0-0 F9		0-0 F9			3	0	0	0	0	0	1											
Inning Stats	R: 3 E: 0 K: 0 S: 6	H: 3 LOB: 1 BB: 1 P: 10	R: 0 E: 0 K: 0 S: 3	H: 0 LOB: 0 BB: 0 P: 3	R: 0 E: 0 K: 1 S: 6	H: 1 LOB: 1 BB: 0 P: 6	R: 0 E: 0 K: 0 S: 3	H: 0 LOB: 0 BB: 0 P: 3	R: 2 E: 1 K: 0 S: 6	H: 2 LOB: 1 BB: 0 P: 6	R: 0 E: 0 K: 0 S: 4	H: 1 LOB: 1 BB: 0 P: 4	R: 0 E: 0 K: 2 S: 7	H: 0 LOB: 0 BB: 0 P: 7	R: 0 E: 0 K: 0 S: 3	H: 0 LOB: 0 BB: 0 P: 3		1B: 4 2B: 2 3B: 1 HR: 0	SF: 0 SAC: 0 DP: 0 HBP: 0	WP: 0 PB: 0 SB: 1 CS: 0	PA: 33						
PITCHER	IP	WLS	BF	H	R	ER	SO	BB	IBB	HBP	BLK	WP	HR	S	P	ERA	WHIP										
Neal Heaton , L ERA: 5.43 (1, 1)	4.2	L	22	6	5	3	1	1	0	0	0	0	0	23	27	5.79	1.500										
George Frazier , R ERA: 4.91 (5, 1)	3.1		11	1	0	0	2	0	0	0	0	0	0	15	15	0.00	0.300										

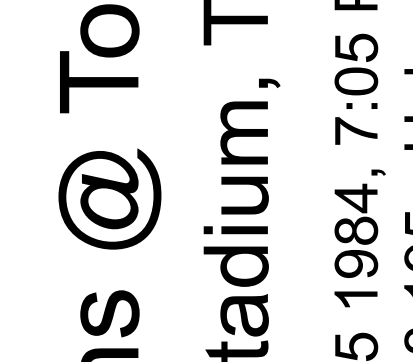
livebaseballscores.com

AB 30
R 1
H 5
RBI 0
BB 4
SO 6
LOB 10



livebaseballscores.com

AB 32
R 5
H 7
RBI 5
BB 1
SO 3
LOB 9



Batter	1	2	3	4	5	6	7	8	9	AB	R	H	RBI	BB	SO	LOB	TOP			
Brett Butler, L OBP: 0.365, SLG: 0.302 (1, 8)	F6		G1-6-3		4-3		PO	F8		4	0	0	0	0	0	2				
Tony Bernazard, S OBP: 0.364, SLG: 0.306 (1, 4)	G4-6-3 1B			F5		F8		F8		4	0	1	0	0	0	0				
Julio Franco, R OBP: 0.302, SLG: 0.296 (1, 6)	G4-6-3 1-2			G3 BB 1B		1B 1B		F9		4	0	2	0	0	0	1				
Andre Thornton, R OBP: 0.370, SLG: 0.431 Kevin Rhomberg, R OBP: 0.250, SLG: 0.250 (9, PR)		F8		G3 BB 1-2		G3 BB 7-5-4 1B		5-3 1B		3	0	2	0	1	0	0				
Jerry Willard, L OBP: 0.326, SLG: 0.405 Pat Tabler, R OBP: 0.401, SLG: 0.353 (9, PH)		BB BB BB		G3 1-2 2-3		7-5-4 1-2		5-3 1-2		2	0	0	0	1	0	4				
Ron Hassey, L OBP: 0.331, SLG: 0.325 (1, 10)	F5			F8			F7			4	0	0	0	0	0	5				
Brook Jacoby, R OBP: 0.288, SLG: 0.343 (1, 5)		K				1B	HR			4	1	2	1	0	2	3				
George Vukovich, L OBP: 0.324, SLG: 0.347 (1, 9)			4-3		F6		K			3	0	0	0	0	1	1				
Otis Nixon, S OBP: 0.221, SLG: 0.154 (1, 7)						K		PO 1B		3	0	2	0	0	1	1				
Inning Stats	R: 0 E: 0 K: 0 S: 3	H: 1 LOB: 0 BB: 0 P: 3	R: 0 E: 0 K: 1 S: 5	H: 0 LOB: 1 BB: 1 P: 9	R: 0 E: 0 K: 0 S: 3	H: 1 LOB: 0 BB: 0 P: 3	R: 0 E: 0 K: 0 S: 4	H: 1 LOB: 2 BB: 1 P: 8	R: 0 E: 0 K: 1 S: 6	H: 2 LOB: 1 BB: 0 P: 4	R: 1 E: 0 K: 1 S: 6	H: 2 LOB: 0 BB: 0 P: 6	R: 0 E: 0 K: 0 S: 3	H: 0 LOB: 0 BB: 0 P: 3	R: 0 E: 0 K: 1 S: 6	H: 1 LOB: 2 BB: 0 P: 6	1B: 8 2B: 1 3B: 0 HR: 1	SF: 0 SAC: 0 DP: 3 HBP: 0	WP: 0 PB: 0 SB: 0 CS: 0	PA: 35
PITCHER	IP	WLS	BF	H	R	ER	SO	BB	IBB	HBP	BLK	WP	HR	S	P	ERA	WHIP			
Doyle Alexander, R ERA: 3.08 (1, 1)	8.0	W	31	9	1	1	3	2	0	0	0	0	1	35	43	1.12	1.375			
Jimmy Key, L ERA: 4.74 (9, 1)	1.0	S	3	0	0	0	1	0	0	0	0	0	0	5	5	0.00	0.000			

Cleveland Indians @ Toronto Blue Jays
Exhibition Stadium, Toronto, ON
Sat May 26 1984, 3:33 AM EDT
Att: 22,283 - Unknown

AB	32
R	1
H	9
RBI	1
BB	2
SO	4
LOB	18



Batter	1	2	3	4	5	6	7	8	9	AB	R	H	RBI	BB	SO	LOB	BOTTOM			
Damaso Garcia, R OBP: 0.365, SLG: 0.417 (1, 4)	F7			CS 1B			6-3	4-3		4	0	1	0	0	0	0				
Dave Collins, S OBP: 0.366, SLG: 0.462 (1, 7)	4-3			F9			PB E 1B	F7		4	1	1	0	0	0	1				
Lloyd Moseby, L OBP: 0.340, SLG: 0.479 (1, 8)	1-3			K 1-2			K 1-2			3	0	0	0	0	2	2				
Willie Upshaw, L OBP: 0.393, SLG: 0.586 (1, 3)		G3			5-3		E4 1B 1B			3	1	1	0	0	0	0				
Willie Aikens, L OBP: 0.333, SLG: 0.214 Jesse Barfield, R OBP: 0.294, SLG: 0.418 (7, PR)		K			K		BB 1B IBB			2	0	0	0	1	2	0				
George Bell, R OBP: 0.387, SLG: 0.529 (1, 9)		K			F8		BB 1B			3	0	1	1	0	1	0				
Rance Mulliniks, L OBP: 0.349, SLG: 0.346 Cliff Johnson, R OBP: 0.380, SLG: 0.434 Tony Fernandez, S (8, 5)			K			1-3	BB 1-2 2-3 BB			2	0	0	0	0	1	0				
Ernie Whitt, L OBP: 0.320, SLG: 0.329 Garth Iorg, R OBP: 0.253, SLG: 0.282 (7, PH) Rick Leach, L OBP: 0.133, SLG: 0.214 Buck Martinez, R OBP: 0.279, SLG: 0.344 (8, 2)				F7			F8	4-3		2	0	0	0	0	0	0				
Alfredo Griffin, S OBP: 0.237, SLG: 0.306 (1, 6)				1-3			1-3		F9	3	0	0	0	0	0	0				
Inning Stats	R: 0 E: 0 K: 0 S: 3	H: 0 LOB: 0 BB: 0 P: 3	R: 0 E: 0 K: 2 S: 7	H: 0 LOB: 0 BB: 0 P: 7	R: 0 E: 0 K: 1 S: 5	H: 0 LOB: 0 BB: 0 P: 5	R: 0 E: 0 K: 1 S: 5	H: 1 LOB: 0 BB: 0 P: 5	R: 0 E: 0 K: 1 S: 3	H: 0 LOB: 0 BB: 0 P: 3	R: 2 E: 1 K: 1 S: 8	H: 3 LOB: 3 BB: 2 P: 16	R: 0 E: 0 K: 0 S: 3	H: 0 LOB: 0 BB: 0 P: 3	R: 0 E: 0 K: 0 S: 3	H: 0 LOB: 0 BB: 0 P: 3	1B: 4 2B: 0 3B: 0 HR: 0	SF: 0 SAC: 0 DP: 0 HBP: 0	WP: 0 PB: 1 SB: 0 CS: 1	PA: 29
PITCHER	IP	WLS	BF	H	R	ER	SO	BB	IBB	HBP	BLK	WP	HR	S	P	ERA	WHIP			
Steve Farr, R ERA: 5.71 (1, 1)	6.2	L	24	4	2	2	6	0	1	0	0	0	0	35	39	2.70	0.600			
Mike Jeffcoat, L ERA: 1.09 (7, 1)	0.0		1	0	0	0	0	1	0	0	0	0	0	4	4	∞	∞			
Tom Waddell, R ERA: 2.22 (7, 1)	1.1		4	0	0	0	0	0	0	0	0	0	0	4	4	0.00	0.000			

Cleveland Indians @ Toronto Blue Jays
Exhibition Stadium, Toronto, ON
Sat May 26 1984, 3:33 AM EDT
Att: 22,283 - Unknown

AB	27
R	2
H	4
RBI	1
BB	2
SO	6
LOB	6



Batter	1	2	3	4	5	6	7	8	9	AB	R	H	RBI	BB	SO	LOB	TOP										
Brett Butler, L (1, 8) OBP: 0.358, SLG: 0.294	0-3 K		0-0 6-3			0-0 F2		0-0 4-3		4	0	0	1	0	1	1											
Tony Bernazard, S (1, 4) OBP: 0.361, SLG: 0.304	0-3 K		2-3 3-H 0-0 F4			0-0 1B			0-0 6-3	4	0	1	0	0	1	1											
Mike Hargrove, L (1, 3) OBP: 0.349, SLG: 0.301	0-0 F7			0-0 G3		0-0 F8			0-0 2B	4	0	1	0	0	0	1											
Andre Thornton, R (1, 10) OBP: 0.367, SLG: 0.422		0-3 K		0-0 6-3			0-0 F7		4-0 2B	3	0	0	0	1	1	0											
Ron Hassey, L (1, 2) OBP: 0.322, SLG: 0.315		0-0 4-3		0-0 F8			0-0 F8		0-0 F5	4	0	0	0	0	0	2											
Julio Franco, R (1, 6) OBP: 0.295, SLG: 0.289	0-3 K				0-3 K		0-0 E3		0-0 F8	4	0	0	0	0	2	2											
Brook Jacoby, R (1, 5) OBP: 0.288, SLG: 0.342			0-0 SH5-4 1B 6-3 1B		0-3 K		0-3 K			3	1	1	0	0	2	1											
George Vukovich, L (1, 9) OBP: 0.324, SLG: 0.346			0-0 6-3 SH5-4 1B 1-2 2-3		0-0 F7			0-0 4-3		3	0	1	0	0	0	0											
Otis Nixon, S (1, 7) OBP: 0.218, SLG: 0.152			0-0 SH5-4		0-0 F8			0-3 K		1	0	0	0	0	0	0											
Broderick Perkins, L (8, PH) OBP: 0.318, SLG: 0.176			1-2 2-3							1	0	0	0	0	1	0											
Kevin Rhombert, R (8, 7) OBP: 0.250, SLG: 0.250										0	0	0	0	0	0	0											
Inning Stats	R: 0 E: 0 K: 2 S: 7	H: 0 LOB: 0 BB: 0 P: 7	R: 0 E: 0 K: 2 S: 7	H: 0 LOB: 0 BB: 0 P: 7	R: 1 E: 0 K: 0 S: 5	H: 2 LOB: 1 BB: 0 P: 5	R: 0 E: 0 K: 0 S: 3	H: 0 LOB: 0 BB: 0 P: 3	R: 0 E: 0 K: 2 S: 7	H: 0 LOB: 0 BB: 0 P: 7	R: 0 E: 0 K: 0 S: 4	H: 1 LOB: 1 BB: 0 P: 4	R: 0 E: 1 K: 1 S: 6	H: 0 LOB: 1 BB: 0 P: 6	R: 0 E: 0 K: 1 S: 5	H: 0 LOB: 0 BB: 0 P: 5	R: 0 E: 0 K: 0 S: 4	H: 1 LOB: 2 BB: 1 P: 8	1B: 3 2B: 1 3B: 0 HR: 0	SF: 0 SAC: 1 DP: 0 HBP: 0	WP: 0 PB: 0 SB: 0 CS: 0	PA: 33					
PITCHER	IP	WLS	BF	H	R	ER	SO	BB	IBB	HBP	BLK	WP	HR	S	P	ERA	WHIP										
Luis Leal, R (1, 1) ERA: 2.55	9.0	W	33	4	1	1	8	1	0	0	0	0	0	48	52	1.00	0.556										

Cleveland Indians @ Toronto Blue Jays
Exhibition Stadium, Toronto, ON
Sun May 27 1984, 3:33 AM EDT
Unknown

AB 31
R 1
H 4
RBI 1
BB 1
SO 8
LOB 8



Batter	1	2	3	4	5	6	7	8	9	AB	R	H	RBI	BB	SO	LOB	BOTTOM										
Damaso Garcia, R (1, 4) OBP: 0.368, SLG: 0.419	0-0 FC6-4 1B		0-0 3-1			0-0 5-3			0-0 1B	4	0	2	0	0	0	0											
Dave Collins, S (1, 7) OBP: 0.370, SLG: 0.479	0-0 FC6-4 1-2 S		0-0 3B		0-0 BB S 2B 1B		0-3 K			4	2	2	0	0	1	2											
Lloyd Moseby, L (1, 8) OBP: 0.344, SLG: 0.488	0-3 K		0-0 3B		4-0 1-2 2B BB		0-0 4-3			3	1	1	1	1	1	1											
Willie Upshaw, L (1, 3) OBP: 0.395, SLG: 0.578	0-0 F5		0-0 F5		4-0 1-2 2B BB		4-0 4-3		4-0 BB	2	1	0	0	2	0	2											
Willie Aikens, L (1, 10) OBP: 0.318, SLG: 0.278		0-3 K	0-0 4-3		0-0 HR 2B		0-0 F8		0-0 F8	4	1	1	3	0	1	2											
George Bell, R (1, 9) OBP: 0.384, SLG: 0.541		0-0 4-3		0-3 K	0-0 HR		0-0 F8		0-0 F8	4	1	1	2	0	1	1											
Rance Mulliniks, L (1, 5) OBP: 0.344, SLG: 0.333		4-0 1B BB		0-0 F6	0-3 K		0-3 K		0-3 K	3	0	0	0	1	2	0											
Ernie Whitt, L (1, 2) OBP: 0.318, SLG: 0.326		0-0 1B		0-0 G3		0-0 F8		0-0 F8		4	0	1	0	0	0	0											
Alfredo Griffin, S (1, 6) OBP: 0.231, SLG: 0.298		0-3 K			0-0 6-3		0-0 4-3		0-0 F8	4	0	0	0	0	1	2											
Inning Stats	R: 0 E: 0 K: 1 S: 6	H: 1 LOB: 1 BB: 0 P: 6	R: 0 E: 0 K: 2 S: 8	H: 1 LOB: 2 BB: 1 P: 12	R: 1 E: 0 K: 0 S: 5	H: 2 LOB: 0 BB: 0 P: 5	R: 0 E: 0 K: 1 S: 5	H: 0 LOB: 0 BB: 0 P: 5	R: 5 E: 0 K: 1 S: 8	H: 3 LOB: 2 BB: 2 P: 16	R: 0 E: 0 K: 1 S: 6	H: 1 LOB: 1 BB: 0 P: 6	R: 0 E: 0 K: 0 S: 3	H: 0 LOB: 1 BB: 1 P: 7	R: 0 E: 0 K: 1 S: 5	H: 0 LOB: 0 BB: 0 P: 5	1B: 4 2B: 1 3B: 2 HR: 1	SF: 0 SAC: 0 DP: 0 HBP: 0	WP: 0 PB: 0 SB: 0 CS: 0	PA: 36							
PITCHER	IP	WLS	BF	H	R	ER	SO	BB	IBB	HBP	BLK	WP	HR	S	P	ERA	WHIP										
Rick Sutcliffe, R (1, 1) ERA: 5.14	4.2	L	24	7	6	6	4	3	0	0	0	0	0	29	41	11.57	2.143										
Luis Aponte, R (5, 1) ERA: 3.18	3.1		12	1	0	0	3	1	0	0	0	0	0	17	21	0.00	0.600										

Cleveland Indians @ Toronto Blue Jays
Exhibition Stadium, Toronto, ON
Sun May 27 1984, 3:33 AM EDT
Unknown

AB 32
R 6
H 8
RBI 6
BB 4
SO 7
LOB 10



Batter	1	2	3	4	5	6	7	8	9	AB	R	H	RBI	BB	SO	LOB	TOP								
Brett Butler, L OBP: 0.359, SLG: 0.299 (1, 8)	4-0 1B BB		0-0 1B 2B		0-0 4-3		0-0 FC3-6		0-0 F9	4	1	1	0	1	0	1	Cleveland Indians @ Toronto Blue Jays Exhibition Stadium, Toronto, ON Sun May 27 1984, 3:38 AM EDT Att: 37,097 - Unknown livebaseballscores.com								
Tony Bernazard, S OBP: 0.351, SLG: 0.294 (1, 4)	0-3 K		0-0 6-3		0-0 F8		0-0 3-1		0-0 F9	5	0	0	1	0	1	3									
Mike Hargrove, L OBP: 0.363, SLG: 0.346 (1, 3)	0-0 F8		3-H 0-0 BB 1B		0-0 1B				0-0 G3	5	0	3	1	0	0	1									
Andre Thornton, R OBP: 0.379, SLG: 0.423 (1, 10)	0-0 1-2 1B		4-0 1-2 BB		0-0 F4				4-0 FC5-4 BB	2	0	1	0	3	0	1									
Jerry Willard, L OBP: 0.306, SLG: 0.375 Carmen Castillo, R OBP: 0.255, SLG: 0.273 (8, PH) (8, 9)	0-3 K		0-0 6-3		0-0 6-3				0-0 FC5-4 BB 3B	3	0	0	0	0	1	4									
Pat Tabler, R OBP: 0.393, SLG: 0.344 Ron Hassey, L OBP: 0.326, SLG: 0.315 (8, PH) (8, 2)		0-3 K		0-0 G3		0-3 K			4-0 3B BB	3	0	0	0	0	2	0									
Julio Franco, R OBP: 0.294, SLG: 0.300 (1, 6)		0-3 K		0-3 K		0-0 F9			0-0 1B 3B	4	1	1	2	0	2	0									
George Vukovich, L OBP: 0.329, SLG: 0.366 Otis Nixon, S OBP: 0.216, SLG: 0.152 (8, 7)		0-0 F7		0-0 3B					0-0 F8	4	0	2	1	0	0	0									
Brook Jacoby, R OBP: 0.293, SLG: 0.347 (1, 5)			0-0 2B 6-3 1B		0-0 6-3				0-0 FC3-6 1B	4	1	2	0	0	0	2									
Inning Stats	R: 0 E: 0 K: 2 S: 8	H: 1 LOB: 2 BB: 1 P: 12	R: 0 E: 0 K: 2 S: 7	H: 0 LOB: 0 BB: 0 P: 7	R: 2 E: 0 K: 0 S: 5	H: 3 LOB: 1 BB: 1 P: 9	R: 0 E: 0 K: 1 S: 6	H: 1 LOB: 1 BB: 0 P: 6	R: 0 E: 0 K: 0 S: 4	H: 0 LOB: 0 BB: 0 P: 5	R: 0 E: 0 K: 0 S: 4	H: 1 LOB: 1 BB: 0 P: 4	R: 0 E: 0 K: 1 S: 5	H: 0 LOB: 0 BB: 0 P: 5	R: 3 E: 0 K: 0 S: 5	H: 2 LOB: 1 BB: 2 P: 13		R: 0 E: 0 K: 0 S: 4	H: 1 LOB: 2 BB: 1 P: 8	1B: 6 2B: 2 3B: 3 HR: 0	SF: 0 SAC: 0 DP: 1 HBP: 0	WP: 0 PB: 0 SB: 0 CS: 0	PA: 41		
PITCHER	IP	WLS	BF	H	R	ER	SO	BB	IBB	HBP	BLK	WP	HR	S	P	ERA	WHIP								
Jim Gott, R ERA: 5.06 Jimmy Key, L ERA: 4.56 Roy Lee Jackson, R ERA: 1.85	(1, 1) 7.1		31	7	3	3	6	3	0	0	0	0	0	40	52	3.68	1.364								
	(8, 1) 0.1		1	0	0	0	0	0	0	0	0	0	0	1	1	0.00	0.000								
	(8, 1) 1.1	W	9	3	2	2	0	2	0	0	0	0	0	7	15	13.50	3.750								

Batter	1	2	3	4	5	6	7	8	9	AB	R	H	RBI	BB	SO	LOB	BOTTOM								
Tony Fernandez, S (1, 6)	0-0 4-3		0-0 F5		0-0 1-3		0-0 F8		0-0 SF9	4	0	0	1	0	0	2	Cleveland Indians @ Toronto Blue Jays Exhibition Stadium, Toronto, ON Sun May 27 1984, 3:38 AM EDT Att: 37,097 - Unknown livebaseballscores.com								
Rance Mulliniks, L OBP: 0.351, SLG: 0.365 Damaso Garcia, R OBP: 0.368, SLG: 0.419 (8, 4)	0-0 WP BB 6-3 1B		0-0 FC6		0-0 HR 3B		0-3 K		3-H	4	2	2	0	0	1	2									
Lloyd Moseby, L OBP: 0.352, SLG: 0.509 (1, 8)	4-0 6-3 WP BB		0-0 6-3		0-0 HR 3B				0-0 1B 1B	3	1	2	2	1	0	0									
Willie Upshaw, L OBP: 0.392, SLG: 0.570 (1, 3)	0-0 6-3		0-3 K		0-0 E5				0-0 G6-4-3 1B	4	0	1	1	0	1	1									
Willie Aikens, L OBP: 0.280, SLG: 0.238 Cliff Johnson, R OBP: 0.377, SLG: 0.430 (8, PH)	0-0 6-3		0-3 K		0-0 4-3				0-0 F4	3	0	0	0	0	1	2									
George Bell, R OBP: 0.375, SLG: 0.528 (1, 7)			0-0 F8		0-0 F9		0-3 K		0-0 G6-4-3	4	0	0	0	0	1	2									
Rick Leach, L OBP: 0.211, SLG: 0.278 (1, 9)			0-0 1B 1B		0-0 4-3		0-0 1-3		0-0 2B 1B	4	2	2	0	0	0	0									
Garth Iorg, R OBP: 0.256, SLG: 0.284 (8, 5)			0-0 1B 1B		0-3 K		0-0 F5		0-0 1B 2B	3	0	1	0	0	1	0									
Dave Collins, S OBP: 0.375, SLG: 0.492 Alfredo Griffin, S OBP: 0.231, SLG: 0.298 (9, PR)			1-2 1B						1-H SF9	1	0	1	1	0	0	0									
Buck Martinez, R OBP: 0.282, SLG: 0.344 Ernie Whitt, L OBP: 0.324, SLG: 0.333 (9, PH)			0-0 FC6 1B		0-0 F8		0-0 F7		2-3 1B	3	0	1	1	0	0	0									
Inning Stats	R: 1 E: 0 K: 0 S: 4	H: 1 LOB: 1 BB: 1 P: 8	R: 1 E: 0 K: 0 S: 6	H: 3 LOB: 0 BB: 0 P: 6	R: 0 E: 0 K: 2 S: 7	H: 0 LOB: 0 BB: 0 P: 7	R: 0 E: 0 K: 1 S: 5	H: 0 LOB: 0 BB: 0 P: 5	R: 2 E: 0 K: 0 S: 6	H: 2 LOB: 1 BB: 0 P: 6	R: 0 E: 0 K: 1 S: 5	H: 0 LOB: 0 BB: 0 P: 5	R: 0 E: 0 K: 1 S: 5	H: 0 LOB: 0 BB: 0 P: 5	R: 0 E: 0 K: 0 S: 4	H: 2 LOB: 1 BB: 0 P: 4	R: 2 E: 0 K: 0 S: 4	H: 3 LOB: 2 BB: 0 P: 4	1B: 8 2B: 1 3B: 1 HR: 1	SF: 1 SAC: 0 DP: 1 HBP: 0	WP: 1 PB: 0 SB: 0 CS: 0	PA: 37			
PITCHER	IP	WLS	BF	H	R	ER	SO	BB	IBB	HBP	BLK	WP	HR	S	P	ERA	WHIP								
Steve Comer, R ERA: 5.14 Mike Jeffcoat, L ERA: 1.09 Ernie Camacho, R ERA: 2.36 Tom Waddell, R ERA: 2.2	(1, 1) 7.0		29	6	4	4	5	1	0	0	0	1	1	38	42	5.14	1.000								
	(8, 1) 0.0		2	2	0	0	0	0	0	0	0	0	0	2	2	∞	∞								
	(8, 1) 1.0	L	5	3	2	2	0	0	0	0	0	0	0	5	5	18.00	3.000								
	(9, 1) 0.1		1	0	0	0	0	0	0	0	0	0	0	1	1	0.00	0.000								

Batter	1	2	3	4	5	6	7	8	9	AB	R	H	RBI	BB	SO	LOB	TOP								
Damaso Garcia, R OBP: 0.359, SLG: 0.408	F3		F3		E6 3B		5-3		3-1	5	1	0	0	0	0	4	Toronto Blue Jays @ Chicago White Sox Comiskey Park, Chicago, IL Tue May 29 1984, 8:05 PM EDT Att: 19,603 - Unknown								
Dave Collins, S OBP: 0.371, SLG: 0.500	4-3		4-3				4-3			4	0	1	1	0	0	2									
Lloyd Moseby, L OBP: 0.350, SLG: 0.508			F7		FC1-5-2				F7	4	0	1	0	0	0	2									
Willie Upshaw, L OBP: 0.389, SLG: 0.562	F6				F7				G3	4	0	1	0	0	0	2									
Willie Aikens, L OBP: 0.276, SLG: 0.280					F7				K	4	0	1	0	0	1	1									
George Bell, R OBP: 0.376, SLG: 0.527					F2				G4-6-3 BB	4	0	2	0	0	0	1									
Rance Mulliniks, L OBP: 0.347, SLG: 0.352					F7				G4-6-3 BB	3	0	0	0	1	1	3									
Ernie Whitt, L OBP: 0.321, SLG: 0.330					1-3				G4-6-3	4	0	1	0	0	1	5									
Alfredo Griffin, S OBP: 0.233, SLG: 0.294					F9					2	0	0	0	1	0	1									
Rick Leach, L OBP: 0.250, SLG: 0.278					4-3 BB					0	0	0	0	1	0	0									
Inning Stats	R: 0 E: 0 K: 0 S: 4	H: 1 LOB: 1 BB: 0 P: 4	R: 0 E: 0 K: 1 S: 6	H: 1 LOB: 1 BB: 0 P: 6	R: 0 E: 0 K: 1 S: 3	H: 0 LOB: 1 BB: 1 P: 7	R: 0 E: 0 K: 1 S: 7	H: 2 LOB: 2 BB: 0 P: 7	R: 1 E: 1 K: 0 S: 5	H: 1 LOB: 1 BB: 0 P: 5	R: 0 E: 0 K: 0 S: 3	H: 0 LOB: 0 BB: 0 P: 3	R: 0 E: 0 K: 0 S: 4	H: 1 LOB: 1 BB: 0 P: 4	R: 0 E: 0 K: 1 S: 5	H: 0 LOB: 0 BB: 2 P: 5	R: 0 E: 0 K: 0 S: 3	H: 1 LOB: 2 BB: 2 P: 11	1B: 4 2B: 2 3B: 1 HR: 0	SF: 0 SAC: 0 DP: 1 HBP: 0	WP: 0 PB: 0 SB: 1 CS: 0	PA: 37			
PITCHER	IP	WLS	BF	H	R	ER	SO	BB	IBB	HBP	BLK	WP	HR	S	P	ERA	WHIP								
LaMarr Hoyt, R ERA: 3.75	(1, 1)	8.0	W	32	6	1	0	3	1	0	0	0	0	37	41	0.00	0.875								
Bert Roberge, R ERA:	(9, 1)	1.0		5	1	0	0	0	2	0	0	0	0	3	11	0.00	3.000								

Batter	1	2	3	4	5	6	7	8	9	AB	R	H	RBI	BB	SO	LOB	BOTTOM								
Rudy Law, L OBP: 0.397, SLG: 0.469	E4 CS		F3		F5		F9			5	0	1	0	0	0	0	Toronto Blue Jays @ Chicago White Sox Comiskey Park, Chicago, IL Tue May 29 1984, 8:05 PM EDT Att: 19,603 - Unknown								
Vance Law, R OBP: 0.250, SLG: 0.357					F5					2	2	0	1	2	0	0									
Harold Baines, L OBP: 0.266, SLG: 0.362										5	1	4	1	0	0	2									
Greg Luzinski, R OBP: 0.349, SLG: 0.300										4	0	1	0	0	1	3									
Dave Stegman, R OBP: 0.291, SLG: 0.370										0	1	0	0	0	0	0									
Greg Walker, L OBP: 0.311, SLG: 0.495										3	0	0	0	0	1	2									
Mike Squires, L OBP: 0.324, SLG: 0.267										0	1	0	0	1	0	0									
Ron Kittle, R OBP: 0.329, SLG: 0.489										3	1	2	2	1	0	0									
Scott Fletcher, R OBP: 0.342, SLG: 0.294										4	1	1	2	0	0	3									
Joel Skinner, R OBP: 0.400, SLG: 0.333										4	1	1	0	0	1	1									
Julio Cruz, S OBP: 0.268, SLG: 0.314										4	0	1	1	0	0	0									
Inning Stats	R: 1 E: 1 K: 0 S: 4	H: 1 LOB: 1 BB: 1 P: 8	R: 0 E: 0 K: 0 S: 3	H: 0 LOB: 0 BB: 0 P: 3	R: 1 E: 0 K: 1 S: 6	H: 1 LOB: 1 BB: 1 P: 10	R: 0 E: 0 K: 0 S: 4	H: 1 LOB: 1 BB: 0 P: 4	R: 0 E: 0 K: 0 S: 3	H: 0 LOB: 0 BB: 0 P: 3	R: 0 E: 0 K: 1 S: 6	H: 1 LOB: 2 BB: 1 P: 10	R: 0 E: 0 K: 1 S: 5	H: 0 LOB: 0 BB: 0 P: 5	R: 6 E: 0 K: 0 S: 10	H: 7 LOB: 2 BB: 1 P: 14	1B: 7 2B: 3 3B: 1 HR: 0	SF: 1 SAC: 0 DP: 0 HBP: 0	WP: 1 PB: 0 SB: 0 CS: 1	PA: 39					
PITCHER	IP	WLS	BF	H	R	ER	SO	BB	IBB	HBP	BLK	WP	HR	S	P	ERA	WHIP								
Jim Clancy, R ERA: 3.89	(1, 1)	7.1	L	33	7	6	6	3	3	1	0	0	0	35	51	7.36	1.364								
Jim Acker, R ERA: 4.57	(8, 1)	0.0		1	1	0	0	0	0	0	0	0	0	1	1	∞	∞								
Bryan Clark, L ERA: 9.0	(8, 1)	0.2		5	3	2	2	0	0	0	0	0	0	5	5	27.00	4.500								

Batter	1	2	3	4	5	6	7	8	9	AB	R	H	RBI	BB	SO	LOB	TOP				
Willie Randolph, R OBP: 0.391, SLG: 0.343 Tim Foli, R OBP: 0.193, SLG: 0.246	F4		F8		F9			F7		3	0	0	0	0	0	0					
Butch Wynegar, S OBP: 0.284, SLG: 0.326 Mike O'Berry, R OBP: 0.308, SLG: 0.250	BB 1B		4-3		F7			K		3	0	1	0	0	0	0					
Don Mattingly, L OBP: 0.376, SLG: 0.537	F5			K		4-3		6-3		4	0	0	0	0	1	2					
Don Baylor, R OBP: 0.324, SLG: 0.493	BB 1-2			F6		4-3			BB 1B 2B	3	1	1	0	1	0	0					
Dave Winfield, R OBP: 0.325, SLG: 0.487 Oscar Gamble, L OBP: 0.236, SLG: 0.277	F3			BB 2B 1B		F8		BB 1B 2B 4-3		3	0	1	0	0	0	2					
Steve Kemp, L OBP: 0.383, SLG: 0.385		6-3							BB 1B 2B 4-3	4	0	3	1	0	0	0					
Roy Smalley, S OBP: 0.333, SLG: 0.413	F9			G1					BB 1B 2B 4-3	4	0	0	1	0	0	4					
Omar Moreno, L OBP: 0.260, SLG: 0.304			K		E4 G5-4-3				BB 1B 2B 3-H 4-3	4	0	0	0	0	3	2					
Andre Robertson, R OBP: 0.219, SLG: 0.262			1-3		G5-4-3 1-2				BB 1B F6	4	0	1	0	0	0	2					
Inning Stats	R: 0 E: 0 K: 0 S: 4	H: 1 LOB: 2 BB: 1 P: 8	R: 0 E: 0 K: 1 S: 5	H: 0 LOB: 0 BB: 0 P: 5	R: 0 E: 0 K: 0 S: 3	H: 0 LOB: 0 BB: 0 P: 3	R: 0 E: 0 K: 1 S: 7	H: 2 LOB: 2 BB: 0 P: 7	R: 0 E: 1 K: 0 S: 3	H: 0 LOB: 0 BB: 0 P: 3	R: 0 E: 0 K: 1 S: 6	H: 1 LOB: 1 BB: 0 P: 6	R: 0 E: 0 K: 1 S: 6	H: 1 LOB: 1 BB: 0 P: 6	R: 2 E: 0 K: 1 S: 8	H: 3 LOB: 1 BB: 0 P: 8	1B: 6 2B: 2 3B: 0 HR: 0	SF: 0 SAC: 0 DP: 1 HBP: 0	WP: 0 PB: 0 SB: 0 CS: 0	PA: 36	
PITCHER	IP	WLS	BF	H	R	ER	SO	BB	IBB	HBP	BLK	WP	HR	S	P	ERA	WHIP				
Doyle Alexander, R ERA: 2.74	(1, 1)	8.0	W	30	5	0	4	1	0	0	0	0	0	37	41	0.00	0.750				
Dennis Lamp, R ERA: 4.24	(9, 1)	1.0		6	3	2	1	0	0	0	0	0	0	8	8	18.00	3.000				

New York Yankees @ Toronto Blue Jays
Exhibition Stadium, Toronto, ON
Fri Jun 01 1984, 7:05 PM EDT
Att: 30,586 - Unknown

AB 35
R 2
H 8
RBI 2
BB 1
SO 5
LOB 14



Batter	1	2	3	4	5	6	7	8	9	AB	R	H	RBI	BB	SO	LOB	BOTTOM				
Damaso Garcia, R OBP: 0.353, SLG: 0.400	S 1B	F8		F9	K		F4			5	1	1	0	0	1	1					
Lloyd Moseby, L OBP: 0.354, SLG: 0.524	S 1B E	BB 1B		WP 3B	F9		BB 1B 3B			4	2	3	1	1	0	0					
Jesse Barfield, R OBP: 0.320, SLG: 0.437	S 1B 1-2 2-H	BB 1B		HR 1B		6-3	1-3			5	2	3	1	0	0	1					
Cliff Johnson, R OBP: 0.370, SLG: 0.443 Willie Aikens, L OBP: 0.267, SLG: 0.269	6-3	F7		HR 1B		BB 1B		K		4	1	2	2	0	0	3					
George Bell, R OBP: 0.372, SLG: 0.514 Rick Leach, L OBP: 0.286, SLG: 0.368	E6 1B	F7		HR 1B		BB 1B				4	2	2	0	0	0	3					
Willie Upshaw, L OBP: 0.402, SLG: 0.592	FC5-4 1B			HR 1B		BB 1B		K		4	1	2	3	1	2	1					
Garth Iorg, R OBP: 0.276, SLG: 0.295 Rance Mulliniks, L OBP: 0.343, SLG: 0.348	FC5-4 1B			HR 1B		BB 1B		K		3	0	1	1	0	0	3					
Buck Martinez, R OBP: 0.278, SLG: 0.324	FC5-4 1-2 2-3			HBP		F8				4	0	0	0	0	1	3					
Alfredo Griffin, S OBP: 0.229, SLG: 0.288 Tony Fernandez, S OBP: 0.288, SLG: 0.348	F8			F9		4-3			BB 3B	3	0	0	0	0	0	3					
Inning Stats	R: 4 E: 1 K: 0 S: 8	H: 4 LOB: 2 BB: 1 P: 12	R: 0 E: 0 K: 0 S: 5	H: 2 LOB: 0 BB: 0 P: 5	R: 0 E: 0 K: 1 S: 5	H: 0 LOB: 1 BB: 0 P: 6	R: 5 E: 0 K: 0 S: 8	H: 5 LOB: 0 BB: 0 P: 8	R: 0 E: 0 K: 1 S: 5	H: 0 LOB: 0 BB: 0 P: 5	R: 0 E: 0 K: 0 S: 4	H: 2 LOB: 2 BB: 1 P: 8	R: 1 E: 0 K: 1 S: 6	H: 1 LOB: 1 BB: 1 P: 10	R: 0 E: 0 K: 2 S: 8	H: 1 LOB: 1 BB: 0 P: 8	1B: 10 2B: 1 3B: 2 HR: 2	SF: 0 SAC: 0 DP: 1 HBP: 1	WP: 1 PB: 0 SB: 4 CS: 0	PA: 43	
PITCHER	IP	WLS	BF	H	R	ER	SO	BB	IBB	HBP	BLK	WP	HR	S	P	ERA	WHIP				
Ray Fontenot, L ERA: 5.53	(1, 1)	3.1	L	22	9	7	6	1	1	0	0	0	1	22	27	16.20	3.000				
Clay Christensen, R ERA: 4.4	(4, 1)	1.2		7	2	2	2	1	0	0	0	0	1	9	9	10.80	1.200				
Curt Brown, R ERA: 2.7	(6, 1)	1.0		5	2	0	0	1	0	0	0	0	0	4	8	0.00	3.000				
Jose Rijo, R ERA: 3.77	(7, 1)	1.0		5	1	1	1	1	1	0	0	0	0	6	10	9.00	2.000				
Jay Howell, R ERA: 2.83	(8, 1)	1.0		4	1	0	0	2	0	0	0	0	0	8	8	0.00	1.000				

New York Yankees @ Toronto Blue Jays
Exhibition Stadium, Toronto, ON
Fri Jun 01 1984, 7:05 PM EDT
Att: 30,586 - Unknown

AB 39
R 10
H 15
RBI 8
BB 3
SO 5
LOB 19




Batter	1	2	3	4	5	6	7	8	9	10	AB	R	H	RBI	BB	SO	LOB
Damaso Garcia, R OBP: 0.345, SLG: 0.392 (1, 4)	3-1		K		3-1		3-1		1B		5	0	2	0	0	1	0
Dave Collins, S OBP: 0.359, SLG: 0.474 (1, 7)	F4		CS 1B		F3		F8		5-3		5	0	1	0	0	0	2
Lloyd Moseby, L OBP: 0.359, SLG: 0.543 (1, 8)	K		K		K		K		2B		5	0	1	0	0	4	1
Willie Upshaw, L OBP: 0.413, SLG: 0.619 (1, 3)		HR		K		HR 1B		F3		F8	5	2	2	1	0	1	1
Willie Aikens, L OBP: 0.243, SLG: 0.219 (1, 10)		K		F6		4-3		5-3		4-3	3	0	0	0	0	1	1
Cliff Johnson, R OBP: 0.366, SLG: 0.442 (8, PH)											2	0	0	0	0	0	1
George Bell, R OBP: 0.382, SLG: 0.546 (1, 9)		K									3	1	2	2	1	1	0
Rance Mulliniks, L OBP: 0.343, SLG: 0.333 (1, 5)											2	0	1	0	1	0	0
Jesse Barfield, R OBP: 0.311, SLG: 0.444 (8, PH)											1	0	0	0	0	1	2
Garth Iorg, R OBP: 0.270, SLG: 0.289 (8, 5)		1B									0	0	0	0	0	0	0
Ernie Whitt, L OBP: 0.325, SLG: 0.347 (1, 2)											2	0	0	0	1	0	2
Tony Fernandez, S OBP: 0.289, SLG: 0.338 (9, PH)											1	0	0	0	0	1	0
Buck Martinez, R OBP: 0.289, SLG: 0.338 (9, 2)											0	0	0	0	0	0	0
Alfredo Griffin, S OBP: 0.243, SLG: 0.298 (1, 6)											4	0	1	0	0	0	2
Inning Stats	R: 0 E: 0 K: 1 S: 5	H: 0 LOB: 0 BB: 0 P: 5	R: 1 E: 0 K: 2 S: 9	H: 2 LOB: 2 BB: 1 P: 13	R: 0 E: 0 K: 2 S: 7	H: 1 LOB: 1 BB: 0 P: 7	R: 0 E: 0 K: 1 S: 6	H: 1 LOB: 2 BB: 1 P: 10	R: 0 E: 0 K: 0 S: 4	H: 2 LOB: 1 BB: 0 P: 4	R: 0 E: 0 K: 1 S: 6	H: 1 LOB: 2 BB: 1 P: 10	R: 0 E: 0 K: 1 S: 5	H: 1 LOB: 0 BB: 0 P: 5	1B: 6 2B: 3 3B: 0 HR: 2	SF: 0 SAC: 0 DP: 1 HBP: 0	WP: 0 PA: 41
PITCHER	IP WLS BF H R ER SO BB IBB HBP BLK WP HR S P ERA WHIP	IP WLS BF H R ER SO BB IBB HBP BLK WP HR S P ERA WHIP	IP WLS BF H R ER SO BB IBB HBP BLK WP HR S P ERA WHIP	IP WLS BF H R ER SO BB IBB HBP BLK WP HR S P ERA WHIP	IP WLS BF H R ER SO BB IBB HBP BLK WP HR S P ERA WHIP	IP WLS BF H R ER SO BB IBB HBP BLK WP HR S P ERA WHIP	IP WLS BF H R ER SO BB IBB HBP BLK WP HR S P ERA WHIP	IP WLS BF H R ER SO BB IBB HBP BLK WP HR S P ERA WHIP	IP WLS BF H R ER SO BB IBB HBP BLK WP HR S P ERA WHIP	IP WLS BF H R ER SO BB IBB HBP BLK WP HR S P ERA WHIP	IP WLS BF H R ER SO BB IBB HBP BLK WP HR S P ERA WHIP	IP WLS BF H R ER SO BB IBB HBP BLK WP HR S P ERA WHIP	IP WLS BF H R ER SO BB IBB HBP BLK WP HR S P ERA WHIP	IP WLS BF H R ER SO BB IBB HBP BLK WP HR S P ERA WHIP	IP WLS BF H R ER SO BB IBB HBP BLK WP HR S P ERA WHIP	IP WLS BF H R ER SO BB IBB HBP BLK WP HR S P ERA WHIP	IP WLS BF H R ER SO BB IBB HBP BLK WP HR S P ERA WHIP

TOP

Toronto Blue Jays @ Detroit Tigers
Tiger Stadium, Detroit, MI
Mon Jun 04 1984, 7:05 PM EDT
Att: 26,733 - Unknown

livebaseballscorecards.com

AB 38
R 3
H 10
RBI 3
BB 3
SO 10
LOB 12




Batter	1	2	3	4	5	6	7	8	9	10	AB	R	H	RBI	BB	SO	LOB
Lou Whitaker, L OBP: 0.374, SLG: 0.400 (1, 4)	F9		PB 2B		F9						4	0	2	0	1	0	0
Alan Trammell, R OBP: 0.421, SLG: 0.545 (1, 6)	F3		K								5	0	1	0	0	1	4
Kirk Gibson, L OBP: 0.341, SLG: 0.479 (1, 9)			2-3								3	0	0	0	1	1	3
Larry Herndon, R OBP: 0.304, SLG: 0.317 (10, 7)	K		4-3								1	0	0	0	0	0	2
Lance Parrish, R OBP: 0.317, SLG: 0.471 (1, 2)											4	1	2	0	0	0	3
Darrell Evans, L OBP: 0.354, SLG: 0.376 (1, 10)											3	0	0	0	1	1	2
Johnny Grubb, L OBP: 0.424, SLG: 0.500 (1, 7)											4	0	1	0	0	0	3
Rusty Kuntz, R OBP: 0.458, SLG: 0.667 (8, PR)											1	0	0	0	0	0	1
Chet Lemon, R OBP: 0.385, SLG: 0.564 (1, 8)											3	2	0	0	1	0	4
Dave Bergman, L OBP: 0.392, SLG: 0.424 (1, 3)											4	2	2	3	1	1	0
Howard Johnson, S OBP: 0.372, SLG: 0.455 (1, 5)											3	1	1	3	0	0	0
Tom Brookens, R OBP: 0.205, SLG: 0.244 (8, 5)											0	0	0	0	0	0	0
Inning Stats	R: 0 E: 0 K: 1 S: 5	H: 0 LOB: 0 BB: 0 P: 5	R: 0 E: 0 K: 0 S: 2	H: 0 LOB: 1 BB: 1 P: 7	R: 0 E: 0 K: 2 S: 9	H: 1 LOB: 2 BB: 0 P: 9	R: 0 E: 0 K: 0 S: 4	H: 1 LOB: 1 BB: 0 P: 4	R: 0 E: 0 K: 0 S: 3	H: 1 LOB: 1 BB: 0 P: 3	R: 0 E: 0 K: 1 S: 5	H: 1 LOB: 2 BB: 1 P: 5	R: 0 E: 0 K: 0 S: 3	H: 0 LOB: 2 BB: 1 P: 11	1B: 5 2B: 3 3B: 0 HR: 2	SF: 0 SAC: 2 DP: 2 HBP: 2	WP: 0 PA: 44
PITCHER	IP WLS BF H R ER SO BB IBB HBP BLK WP HR S P ERA WHIP	IP WLS BF H R ER SO BB IBB HBP BLK WP HR S P ERA WHIP	IP WLS BF H R ER SO BB IBB HBP BLK WP HR S P ERA WHIP	IP WLS BF H R ER SO BB IBB HBP BLK WP HR S P ERA WHIP	IP WLS BF H R ER SO BB IBB HBP BLK WP HR S P ERA WHIP	IP WLS BF H R ER SO BB IBB HBP BLK WP HR S P ERA WHIP	IP WLS BF H R ER SO BB IBB HBP BLK WP HR S P ERA WHIP	IP WLS BF H R ER SO BB IBB HBP BLK WP HR S P ERA WHIP	IP WLS BF H R ER SO BB IBB HBP BLK WP HR S P ERA WHIP	IP WLS BF H R ER SO BB IBB HBP BLK WP HR S P ERA WHIP	IP WLS BF H R ER SO BB IBB HBP BLK WP HR S P ERA WHIP	IP WLS BF H R ER SO BB IBB HBP BLK WP HR S P ERA WHIP	IP WLS BF H R ER SO BB IBB HBP BLK WP HR S P ERA WHIP	IP WLS BF H R ER SO BB IBB HBP BLK WP HR S P ERA WHIP	IP WLS BF H R ER SO BB IBB HBP BLK WP HR S P ERA WHIP	IP WLS BF H R ER SO BB IBB HBP BLK WP HR S P ERA WHIP	IP WLS BF H R ER SO BB IBB HBP BLK WP HR S P ERA WHIP

BOTTOM

Toronto Blue Jays @ Detroit Tigers
Tiger Stadium, Detroit, MI
Mon Jun 04 1984, 7:05 PM EDT
Att: 26,733 - Unknown

livebaseballscorecards.com

AB 35
R 6
H 9
RBI 6
BB 5
SO 4
LOB 22



Batter	1	2	3	4	5	6	7	8	9	AB	R	H	RBI	BB	SO	LOB	TOP										
Damaso Garcia, R (1.4) OBP: 0.342, SLG: 0.387	0-0 6-3		0-0 FC4-6	0-0 4-3			0-0 S E 1B	0-0 F8		5	1	1	0	0	0	1											
Dave Collins, S (1.7) OBP: 0.354, SLG: 0.464	0-0 F3		0-0 5-3	0-0 3-1			0-0 E8 1B 1-H		0-0 5-3	5	0	1	0	0	0	1											
Lloyd Moseby, L (1.8) OBP: 0.360, SLG: 0.564	0-0 HR			0-0 4-3 3B	0-3 K		0-0 F9		0-0 4-3	5	2	2	1	0	1	1											
Willie Upshaw, L (1.3) OBP: 0.408, SLG: 0.605	0-0 4-3			0-0 4-3	0-3 K		4-0 1B IBB		0-0 F8	4	0	0	1	1	1	0											
Willie Aikens, L (1.10) OBP: 0.268, SLG: 0.333		0-0 6-3		0-0 HR	0-0 4-3		0-0 1-2 2-3 1B			4	1	2	1	0	0	0											
George Bell, R (1.9) OBP: 0.384, SLG: 0.543		0-0 3-1		0-0 1B HR		4-0 BB	0-3 K			3	1	1	0	1	1	3											
Rance Mulliniks, L (1.5) OBP: 0.339, SLG: 0.330		0-0 5-3		0-0 1-3 HR		0-3 K	0-0 F8			4	1	1	0	0	1	4											
Ernie Whitt, L (1.2) OBP: 0.323, SLG: 0.371			0-0 3-1	0-0 1-H 3-H HR		0-0 F7		0-0 4-3		4	1	1	3	0	0	1											
Alfredo Griffin, S (1.6) OBP: 0.249, SLG: 0.320			0-0 FC4-6 1B	0-0 HR		0-0 F9		0-0 F5		4	1	2	1	0	0	1											
Inning Stats	R: 1 E: 0 K: 0 S: 4	H: 1 LOB: 0 BB: 0 P: 4	R: 0 E: 0 K: 0 S: 3	H: 0 LOB: 0 BB: 0 P: 3	R: 0 E: 0 K: 0 S: 4	H: 1 LOB: 1 BB: 0 P: 4	R: 6 E: 0 K: 0 S: 9	H: 6 LOB: 0 BB: 0 P: 9	R: 0 E: 0 K: 1 S: 5	H: 0 LOB: 1 BB: 1 P: 9	R: 0 E: 0 K: 2 S: 7	H: 0 LOB: 0 BB: 0 P: 7	R: 0 E: 0 K: 1 S: 5	H: 0 LOB: 3 BB: 1 P: 12	R: 0 E: 0 K: 0 S: 3	H: 0 LOB: 0 BB: 0 P: 3	R: 0 E: 0 K: 0 S: 3	H: 0 LOB: 0 BB: 0 P: 3	1B: 6 2B: 0 3B: 1 HR: 4	SF: 0 SAC: 0 DP: 0 HBP: 0	WP: 0 PB: 0 SB: 1 CS: 0	PA: 40					
PITCHER	IP	WLS	BF	H	R	ER	SO	BB	IBB	HBP	BLK	WP	HR	S	P	ERA	WHIP										
Glenn Abbott, R (1.1) ERA: 5.66	3.1	L	16	6	5	5	0	0	0	0	0	0	2	16	16	13.50	1.800										
Doug Bair, R (4.1) ERA: 3.48	3.0		14	4	3	3	3	1	0	0	0	0	2	19	23	9.00	1.667										
Dave Rozema, R (7.1) ERA: 2.63	2.2		10	1	0	0	1	0	1	0	0	0	0	11	15	0.00	0.375										

Toronto Blue Jays @ Detroit Tigers
Tiger Stadium, Detroit, MI
Tue Jun 05 1984, 7:05 PM EDT
Att: 35,983 - Unknown

AB	38
R	8
H	11
RBI	7
BB	2
SO	4
LOB	12



Batter	1	2	3	4	5	6	7	8	9	AB	R	H	RBI	BB	SO	LOB	BOTTOM										
Lou Whitaker, L (1.4) OBP: 0.384, SLG: 0.403	0-0 1B SF9		4-0 1B BB	0-0 SF8		4-0 BB		4-0 FC5 1B		1	2	1	1	3	0	0											
Howard Johnson, S (1.5) OBP: 0.378, SLG: 0.441	0-0 F9		4-0 1B BB	0-0 FC4-6 BB		0-0 BB		0-0 BB		2	0	0	0	2	0	3											
Alan Trammell, R (8. PH) OBP: 0.424, SLG: 0.547			1-2 BB	0-0 FC4-6 BB		0-0 F8		1-2 2-3 1B		1	0	1	0	0	0	0											
Kirk Gibson, L (1.9) OBP: 0.344, SLG: 0.479	0-0 1-3 1B		0-0 1-2 2-H 1B	0-0 FC4-6		0-0 1-3		0-0 FC5		4	0	2	1	0	0	4											
Barbaro Garbey, R (8. PH) OBP: 0.346, SLG: 0.407			1-2 2-H 1B	0-0 1-2 HR		0-0 1-3		2-3 HR		1	0	0	0	0	0	3											
Lance Parrish, R (1.2) OBP: 0.314, SLG: 0.466	0-0 SF9		0-0 F9		0-0 E6 1B		0-0 G4-6-3 1B		0-0 6-3	4	0	1	1	0	0	2											
Darrell Evans, L (1.10) OBP: 0.365, SLG: 0.375	0-0 F3		0-0 F3		0-0 G4-3 1B		0-0 G4-6-3 1-2		4-0 BB	4	0	1	0	1	0	4											
Larry Hemdon, R (1.7) OBP: 0.302, SLG: 0.326		0-0 F3		0-0 FC3-2 3B	0-3 K		0-0 F8		0-3 K	5	0	1	0	0	2	3											
Dave Bergman, L (1.3) OBP: 0.366, SLG: 0.409		0-0 F4		4-0 FC3-2 2B BB	0-0 G4-3		0-3 K		0-0 F7	3	1	0	0	1	1	2											
Rusty Kuntz, R (8. PH) OBP: 0.448, SLG: 0.651				1-2 2-H BB		1-2 HR		0-0 F7		1	0	0	0	0	0	1											
Chet Lemon, R (1.8) OBP: 0.383, SLG: 0.554		0-0 F7		0-0 FC3-2 2B SF8		1-0 WP HBP		0-0 6-3		3	1	0	0	0	0	2											
Tom Brookens, R (1.6) OBP: 0.217, SLG: 0.259			0-0 F4	0-0 SF8 1-3 2-H 2B		0-0 F8		4-0 1B BB		3	0	1	1	1	0	1											
Inning Stats	R: 1 E: 0 K: 0 S: 5	H: 2 LOB: 1 BB: 0 P: 5	R: 0 E: 0 K: 0 S: 3	H: 0 LOB: 0 BB: 0 P: 3	R: 1 E: 0 K: 0 S: 4	H: 1 LOB: 2 BB: 2 P: 12	R: 2 E: 0 K: 0 S: 5	H: 2 LOB: 2 BB: 2 P: 13	R: 0 E: 1 K: 1 S: 6	H: 1 LOB: 1 BB: 0 P: 6	R: 0 E: 0 K: 0 S: 3	H: 0 LOB: 2 BB: 1 P: 8	R: 0 E: 0 K: 1 S: 3	H: 1 LOB: 0 BB: 0 P: 3	R: 0 E: 0 K: 1 S: 6	H: 1 LOB: 3 BB: 2 P: 14	R: 0 E: 0 K: 1 S: 5	H: 0 LOB: 1 BB: 1 P: 9	1B: 6 2B: 1 3B: 1 HR: 0	SF: 2 SAC: 0 DP: 2 HBP: 1	WP: 1 PB: 0 SB: 0 CS: 0	PA: 43					
PITCHER	IP	WLS	BF	H	R	ER	SO	BB	IBB	HBP	BLK	WP	HR	S	P	ERA	WHIP										
Doyle Alexander, R (1.1) ERA: 3.08	3.2		20	5	4	4	0	4	0	0	0	0	0	16	32	9.82	2.455										
Jim Acker, R (4.1) ERA: 5.79	4.0	W	16	2	0	0	2	2	0	1	0	1	0	17	26	0.00	1.000										
Jimmy Key, L (8.1) ERA: 4.5	1.1		7	1	0	0	1	2	0	0	0	0	0	7	15	0.00	2.250										

Toronto Blue Jays @ Detroit Tigers
Tiger Stadium, Detroit, MI
Tue Jun 05 1984, 7:05 PM EDT
Att: 35,983 - Unknown

AB	32
R	4
H	8
RBI	4
BB	8
SO	3
LOB	25



Batter	1	2	3	4	5	6	7	8	9	AB	R	H	RBI	BB	SO	LOB	TOP								
Damaso Garcia, R OBP: 0.335, SLG: 0.379	F9		F7	FC6-4			F3		F9	5	0	0	0	0	0	3									
Dave Collins, S OBP: 0.355, SLG: 0.469	F8		HR	1B			4-3		F8	5	2	2	0	0	0	1									
Lloyd Moseby, L OBP: 0.365, SLG: 0.567			6-3						K2-3	4	1	2	1	1	1	2									
Willie Upshaw, L OBP: 0.410, SLG: 0.619	4-3		HR							4	1	2	3	0	0	2									
Willie Aikens, L OBP: 0.267, SLG: 0.325		1B	4-3						F4	4	1	1	0	0	0	1									
George Bell, R OBP: 0.386, SLG: 0.557		G4-6-3		5-3					IHR	4	1	2	1	0	1	0									
Rance Mulliniks, L OBP: 0.336, SLG: 0.327				F7						4	0	1	0	0	0	0									
Garth Iorg, R OBP: 0.270, SLG: 0.289		G4-6-3								0	0	0	0	0	0	0									
Ernie Whitt, L OBP: 0.328, SLG: 0.370		G4-6-3								3	0	1	0	1	1	2									
Alfredo Griffin, S OBP: 0.254, SLG: 0.324	F5									4	0	2	0	0	0	2									
Inning Stats	R: 0 E: 0 K: 0 S: 4	H: 1 LOB: 1 BB: 0 P: 4	R: 1 E: 0 K: 0 S: 5	H: 3 LOB: 1 BB: 0 P: 5	R: 2 E: 0 K: 0 S: 5	H: 2 LOB: 0 BB: 0 P: 5	R: 0 E: 0 K: 0 S: 5	H: 2 LOB: 2 BB: 0 P: 5	R: 2 E: 0 K: 1 S: 7	H: 3 LOB: 0 BB: 1 P: 7	R: 0 E: 0 K: 0 S: 2	H: 0 LOB: 0 BB: 1 P: 6	R: 0 E: 0 K: 0 S: 3	H: 0 LOB: 1 BB: 1 P: 7	R: 1 E: 0 K: 1 S: 6	H: 1 LOB: 0 BB: 0 P: 6	R: 0 E: 0 K: 1 S: 6	H: 1 LOB: 1 BB: 0 P: 6	1B: 9 2B: 2 3B: 0 HR: 2	SF: 0 SAC: 0 DP: 2 HBP: 0	WP: 0 PB: 0 SB: 1 CS: 1	PA: 39			
PITCHER	IP	WLS	BF	H	R	ER	SO	BB	IBB	HBP	BLK	WP	HR	S	P	ERA	WHIP								
Dan Petry, R ERA: 3.12	4.0	L	21	10	5	5	0	0	0	0	0	0	1	21	21	11.25	2.500								
Aurelio Lopez, R ERA: 1.71	4.0		14	2	1	1	2	2	0	0	0	0	0	16	24	2.25	1.000								
Willie Hernandez, L ERA: 2.31	1.0		4	1	0	0	1	0	0	0	0	0	0	6	6	0.00	1.000								

Toronto Blue Jays @ Detroit Tigers
Tiger Stadium, Detroit, MI
Wed Jun 06 1984, 7:05 PM EDT
Att: 38,167 - Unknown

AB 37
R 6
H 13
RBI 5
BB 2
SO 3
LOB 13





Batter	1	2	3	4	5	6	7	8	9	AB	R	H	RBI	BB	SO	LOB	BOTTOM								
Lou Whitaker, L OBP: 0.389, SLG: 0.408	G3		L1-3		2B			1-3		5	0	3	0	0	0	1									
Alan Trammell, R OBP: 0.419, SLG: 0.543	F8		L1-3						6-3	5	0	1	1	0	0	3									
Kirk Gibson, L OBP: 0.340, SLG: 0.471	G3		F6						6-3	5	0	1	0	0	1	4									
Lance Parrish, R OBP: 0.306, SLG: 0.453	K								5-3	5	0	0	0	0	2	4									
Darrell Evans, L OBP: 0.363, SLG: 0.368				F6	4-3					3	1	0	0	1	1	2									
Ruppert Jones, L OBP: 0.500, SLG: 0.667	G3									3	1	1	0	1	0	0									
Larry Herndon, R OBP: 0.305, SLG: 0.329										1	0	1	0	0	0	0									
Johnny Grubb, L OBP: 0.419, SLG: 0.480										2	0	0	1	1	0	1									
Dave Bergman, L OBP: 0.381, SLG: 0.396	F3									3	0	0	1	1	0	3									
Howard Johnson, S OBP: 0.395, SLG: 0.465										3	1	2	0	1	0	1									
Inning Stats	R: 0 E: 0 K: 1 S: 6	H: 1 LOB: 1 BB: 0 P: 6	R: 0 E: 0 K: 1 S: 6	H: 1 LOB: 1 BB: 0 P: 6	R: 0 E: 0 K: 1 S: 3	H: 1 LOB: 1 BB: 1 P: 7	R: 0 E: 0 K: 1 S: 5	H: 0 LOB: 2 BB: 2 P: 13	R: 1 E: 0 K: 1 S: 8	H: 3 LOB: 2 BB: 0 P: 8	R: 0 E: 0 K: 0 S: 3	H: 0 LOB: 1 BB: 1 P: 7	R: 0 E: 0 K: 0 S: 4	H: 1 LOB: 1 BB: 0 P: 4	R: 2 E: 0 K: 0 S: 5	H: 2 LOB: 1 BB: 1 P: 9	R: 0 E: 0 K: 0 S: 3	H: 0 LOB: 0 BB: 0 P: 3	1B: 6 2B: 4 3B: 0 HR: 0	SF: 0 SAC: 0 DP: 1 HBP: 0	WP: 0 PB: 0 SB: 0 CS: 0	PA: 40			
PITCHER	IP	WLS	BF	H	R	ER	SO	BB	IBB	HBP	BLK	WP	HR	S	P	ERA	WHIP								
Luis Leal, R ERA: 2.75	7.0	W	33	8	3	3	4	5	0	0	0	0	0	36	56	3.86	1.857								
Dennis Lamp, R ERA: 3.41	2.0		7	1	0	0	0	0	0	0	0	0	0	7	7	0.00	0.500								


Toronto Blue Jays @ Detroit Tigers
Tiger Stadium, Detroit, MI
Wed Jun 06 1984, 7:05 PM EDT
Att: 38,167 - Unknown


AB 35
R 3
H 9
RBI 3
BB 5
SO 4
LOB 19



Batter	1	2	3	4	5	6	7	8	9	AB	R	H	RBI	BB	SO	LOB	TOP					
Damaso Garcia, R (1,4) OBP: 0.329, SLG: 0.372	F8		5-3		F3			F2		4	0	0	0	0	0	2	<p>Toronto Blue Jays @ Detroit Tigers</p> <p>Tiger Stadium, Detroit, MI</p> <p>Thu Jun 07 1984, 3:33 AM EDT</p> <p>Att: 40,879 - Unknown</p>					
Dave Collins, S (1,7) OBP: 0.353, SLG: 0.470	F8		E3			F7		WP E 2B		4	1	1	0	0	0	0						
Lloyd Moseby, L (1,8) OBP: 0.363, SLG: 0.561	K		1-4-3			F7		E3 1B		4	1	1	1	0	1	1						
Willie Upshaw, L (1,3) OBP: 0.416, SLG: 0.620					G3					3	0	2	1	1	0	0						
Willie Aikens, L (1,10) OBP: 0.245, SLG: 0.295	K				G3			F8		4	0	0	0	0	1	3						
George Bell, R (1,9) OBP: 0.379, SLG: 0.546	F8				F6					4	0	0	0	0	0	1						
Rance Mulliniks, L (1,5) OBP: 0.325, SLG: 0.315	F7				F8		3-1	F5		4	0	0	0	0	0	1						
Ernie Whitt, L (1,2) OBP: 0.326, SLG: 0.366			K		F4		K			4	0	1	0	0	2	0						
Alfredo Griffin, S (1,6) OBP: 0.261, SLG: 0.335										3	1	2	0	0	0	0						
Cliff Johnson, R (9, PH) OBP: 0.364, SLG: 0.438			5-3 E 1B					G3	F7	1	0	0	0	0	0	1						
Inning Stats	R: 0 E: 0 K: 1 S: 5	H: 0 LOB: 0 BB: 0 P: 5	R: 0 E: 0 K: 1 S: 6	H: 1 LOB: 1 BB: 0 P: 6	R: 1 E: 1 K: 1 S: 7	H: 1 LOB: 1 BB: 0 P: 7	R: 0 E: 0 K: 0 S: 3	H: 0 LOB: 0 BB: 0 P: 3	R: 0 E: 0 K: 0 S: 4	H: 1 LOB: 1 BB: 0 P: 4	R: 0 E: 0 K: 0 S: 3	H: 0 LOB: 0 BB: 1 P: 7	R: 0 E: 0 K: 1 S: 5	H: 0 LOB: 0 BB: 0 P: 5	R: 0 E: 1 K: 0 S: 6	H: 3 LOB: 1 BB: 0 P: 6	R: 0 E: 0 K: 0 S: 4	H: 1 LOB: 1 BB: 0 P: 4	1B: 5 2B: 2 3B: 0 HR: 0	SF: 0 SAC: 0 DP: 0 HBP: 0	WP: 1 PB: 0 SB: 0 CS: 0	PA: 36
PITCHER Jack Morris, R (1,1) ERA: 2.11	IP: 9.0 WLS: W BF: 36 H: 7 R: 3 ER: 1 SO: 4 BB: 1 IBB: 0 HBP: 0 BLK: 0 WP: 1 HR: 0 S: 43 P: 47 ERA: 1.00 WHIP: 0.889											PITCHER	IP: 9.0 WLS: W BF: 36 H: 7 R: 3 ER: 1 SO: 4 BB: 1 IBB: 0 HBP: 0 BLK: 0 WP: 1 HR: 0 S: 43 P: 47 ERA: 1.00 WHIP: 0.889									

Batter	1	2	3	4	5	6	7	8	9	AB	R	H	RBI	BB	SO	LOB	BOTTOM			
Lou Whitaker, L (1,4) OBP: 0.391, SLG: 0.410	1B		F4		1-3					4	0	2	1	0	0	0	<p>Toronto Blue Jays @ Detroit Tigers</p> <p>Tiger Stadium, Detroit, MI</p> <p>Thu Jun 07 1984, 3:33 AM EDT</p> <p>Att: 40,879 - Unknown</p>			
Alan Trammell, R (1,6) OBP: 0.416, SLG: 0.538	F8		6-3			K				4	0	1	0	0	1	2				
Kirk Gibson, L (1,9) OBP: 0.338, SLG: 0.466	S 1-3 1B		E4		F6		F7			4	0	1	0	0	0	1				
Lance Parrish, R (1,2) OBP: 0.305, SLG: 0.449	F3		F7			BB HR 1B		F7		4	1	1	0	0	0	3				
Darrell Evans, L (1,10) OBP: 0.360, SLG: 0.361	K				K		3-1			3	1	0	0	1	2	2				
Johnny Grubb, L (1,7) OBP: 0.431, SLG: 0.500										2	1	1	0	1	0	2				
Rusty Kuntz, R (7,8) OBP: 0.440, SLG: 0.636			3-1 SF8 2B							1	0	0	0	0	1	0				
Ruppert Jones, L (1,8) OBP: 0.500, SLG: 1.000 (7,7)			3-1		F7					4	1	2	3	0	0	2				
Dave Bergman, L (1,3) OBP: 0.367, SLG: 0.383	SF8				F9					3	0	0	1	0	0	2				
Howard Johnson, S (1,5) OBP: 0.393, SLG: 0.459			3-H							3	1	1	0	0	1	0				
Tom Brookens, R (7,5) OBP: 0.215, SLG: 0.256			K		1-3					1	0	0	0	0	1	1				
Inning Stats	R: 0 E: 0 K: 1 S: 7	H: 2 LOB: 2 BB: 0 P: 7	R: 1 E: 0 K: 1 S: 6	H: 1 LOB: 0 BB: 0 P: 6	R: 0 E: 1 K: 0 S: 4	H: 0 LOB: 1 BB: 0 P: 4	R: 0 E: 0 K: 1 S: 5	H: 0 LOB: 1 BB: 1 P: 9	R: 0 E: 0 K: 0 S: 4	H: 1 LOB: 1 BB: 0 P: 4	R: 4 E: 0 K: 1 S: 9	H: 4 LOB: 1 BB: 1 P: 13	R: 0 E: 0 K: 0 S: 3	H: 0 LOB: 0 BB: 0 P: 3	R: 0 E: 0 K: 2 S: 8	H: 1 LOB: 1 BB: 0 P: 8	1B: 7 2B: 1 3B: 0 HR: 1	SF: 1 SAC: 0 DP: 0 HBP: 0	WP: 1 PB: 0 SB: 2 CS: 0	PA: 36
PITCHER Jim Clancy, R (1,1) ERA: 4.46	IP: 5.2 WLS: L BF: 28 H: 8 R: 5 ER: 5 SO: 3 BB: 2 IBB: 0 HBP: 0 BLK: 0 WP: 0 HR: 1 S: 32 P: 40 ERA: 7.94 WHIP: 1.765											PITCHER Roy Lee Jackson, R (6,1) ERA: 3.14	IP: 6.1 WLS: L BF: 28 H: 8 R: 5 ER: 5 SO: 3 BB: 2 IBB: 0 HBP: 0 BLK: 0 WP: 0 HR: 1 S: 32 P: 40 ERA: 7.94 WHIP: 1.765							

Batter	1	2	3	4	5	6	7	8	9	AB	R	H	RBI	BB	SO	LOB	TOP			
Damaso Garcia, R (1,4) OBP: 0.332, SLG: 0.382	0-0 1B		0-0 G3			0-0 3B		0-0 F4		4	0	2	0	0	0	1	Toronto Blue Jays @ New York Yankees Yankee Stadium, Bronx, NY Sat Jun 09 1984, 7:05 PM EDT Att: 20,661 - Unknown			
Lloyd Moseby, L (1,8) OBP: 0.364, SLG: 0.550	0-0 1B		0-3 K			0-0 F2		0-0 1B		4	0	2	0	0	1	1				
Jesse Barfield, R (1,9) OBP: 0.302, SLG: 0.434	0-0 F4		0-3 K			0-0 5-3		0-0 SF8		3	0	0	1	0	1	3				
Cliff Johnson, R (1,10) OBP: 0.358, SLG: 0.430	0-3 K			0-3 K		0-0 5-3		0-0 F3		4	0	0	0	0	2	4				
George Bell, R (1,7) OBP: 0.380, SLG: 0.547	0-0 F8			0-3 K			0-0 FC5 2B		0-0 SH1-4 1B	4	0	2	0	0	1	2				
Willie Upshaw, L (1,3) OBP: 0.309, SLG: 0.602		0-0 4-3		0-0 F7			0-3 K		0-0 SH1-4 1-2	3	0	0	0	0	1	1				
Garth Iorg, R (1,5) OBP: 0.267, SLG: 0.294		0-0 2B			0-0 5-3		0-0 F3		0-0 F4	4	0	1	0	0	0	2				
Buck Martinez, R (1,2) OBP: 0.273, SLG: 0.316		0-0 5-3			0-0 F5		0-0 FC5		0-3 K	4	0	0	0	0	1	3				
Alfredo Griffin, S (1,6) OBP: 0.267, SLG: 0.335		0-0 F8			0-0 6-3			0-0 E4 1B SF8		3	1	0	0	0	0	1				
Inning Stats	R: 0 E: 0 K: 1 S: 7	H: 2 LOB: 2 BB: 0 P: 7	R: 0 E: 0 K: 0 S: 4	H: 1 LOB: 1 BB: 0 P: 4	R: 0 E: 0 K: 2 S: 7	H: 0 LOB: 0 BB: 0 P: 7	R: 0 E: 0 K: 0 S: 3	H: 0 LOB: 0 BB: 0 P: 3	R: 0 E: 0 K: 0 S: 4	H: 1 LOB: 1 BB: 0 P: 4	R: 0 E: 0 K: 1 S: 6	H: 1 LOB: 1 BB: 0 P: 6	R: 1 E: 1 K: 0 S: 5	H: 1 LOB: 1 BB: 0 P: 5	R: 0 E: 0 K: 1 S: 6	H: 1 LOB: 1 BB: 0 P: 6		1B: 4 2B: 2 3B: 1 HR: 0	SF: 1 SAC: 1 DP: 0 HBP: 0	WP: 0 PB: 0 CS: 0
PITCHER Ron Guidry, L (1,1) ERA: 3.5	IP: 9.0 WLS: W BF: 35 H: 7 R: 1 ER: 0 SO: 7 BB: 0 IBB: 0 HBP: 0 BLK: 0 WP: 0 HR: 0 S: 49 P: 49 ERA: 0.00 WHIP: 0.778															PITCHER				

Batter	1	2	3	4	5	6	7	8	9	AB	R	H	RBI	BB	SO	LOB	BOTTOM					
Willie Randolph, R (1,4) OBP: 0.384, SLG: 0.329	0-0 F7 E 1B			4-0 1B BB		0-0 1B		0-0 F9		3	0	2	0	1	0	1	Toronto Blue Jays @ New York Yankees Yankee Stadium, Bronx, NY Sat Jun 09 1984, 7:05 PM EDT Att: 20,661 - Unknown					
Butch Wynegar, S (1,2) OBP: 0.339, SLG: 0.377	0-0 F7 1-3			0-0 PO 1B		0-0 G3-6-3		0-0 F6		4	0	1	0	0	0	3						
Don Mattingly, L (1,3) OBP: 0.371, SLG: 0.519	0-0 F7			0-0 F6			0-0 HR		0-0 6-3	4	1	1	1	0	0	2						
Don Baylor, R (1,10) OBP: 0.328, SLG: 0.486		0-3 K		0-3 K			0-0 1-3		0-0 F8	4	0	0	0	0	2	2						
Dave Winfield, R (1,9) OBP: 0.375, SLG: 0.522		0-0 F8		0-0 PO 1-2		0-0 E5 G3 1B		0-0 FC6-4 1B		4	1	3	0	0	0	0						
Steve Kemp, L (1,7) OBP: 0.414, SLG: 0.437		0-0 F4			0-0 G3		0-0 FC6-4 1-2		0-0 2B 1B	4	0	1	1	0	0	2						
Roy Smalley, S (1,5) OBP: 0.320, SLG: 0.412			0-0 F7		0-0 F5		0-0 F9			3	0	0	0	0	0	2						
Ken Griffey, L (1,8) OBP: 0.303, SLG: 0.300			0-0 F8		0-0 4-3			0-0 F9 SH3 1B		3	0	1	0	0	0	1						
Tim Lincecum, R (1,6) OBP: 0.180, SLG: 0.230			0-0 F8			0-0 F3		0-0 SH3		2	0	0	0	0	0	0						
Inning Stats	R: 0 E: 1 K: 0 S: 3	H: 1 LOB: 0 BB: 0 P: 3	R: 0 E: 0 K: 1 S: 5	H: 0 LOB: 0 BB: 0 P: 5	R: 0 E: 0 K: 1 S: 5	H: 0 LOB: 0 BB: 0 P: 3	R: 0 E: 0 K: 1 S: 5	H: 1 LOB: 1 BB: 1 P: 9	R: 0 E: 0 K: 0 S: 4	H: 1 LOB: 1 BB: 0 P: 4	R: 0 E: 0 K: 0 S: 3	H: 1 LOB: 0 BB: 0 P: 3	R: 1 E: 0 K: 0 S: 5	H: 2 LOB: 1 BB: 0 P: 5	R: 0 E: 0 K: 0 S: 4	H: 1 LOB: 1 BB: 0 P: 4		R: 1 E: 0 K: 0 S: 4	H: 2 LOB: 1 BB: 0 P: 4	1B: 7 2B: 1 3B: 0 HR: 1	SF: 0 SAC: 1 DP: 1 HBP: 0	WP: 0 PB: 0 CS: 0
PITCHER Dave Stieb, R (1,1) ERA: 2.22	IP: 8.2 WLS: L BF: 33 H: 9 R: 2 ER: 2 SO: 2 BB: 1 IBB: 0 HBP: 0 BLK: 0 WP: 0 HR: 1 S: 36 P: 40 ERA: 2.08 WHIP: 1.154															PITCHER						

Batter	1	2	3	4	5	6	7	8	9	AB	R	H	RBI	BB	SO	LOB	TOP										
Damaso Garcia, R (1,4) OBP: 0.333, SLG: 0.386	F9		WP 4-3 2B	5-3			1B	L1-3		5	1	2	0	0	0	3											
Lloyd Moseby, L (1,8) OBP: 0.365, SLG: 0.545	E6 1B		4-3 1B BB				F7		K	4	2	1	0	1	1	1											
George Bell, R (1,7) OBP: 0.380, SLG: 0.544			4-3	5-3			F8		G3 1B	5	0	2	2	0	0	3											
Cliff Johnson, R (1,10) OBP: 0.372, SLG: 0.450									G3	5	0	4	1	0	0	1											
Jesse Barfield, R (1,9) OBP: 0.312, SLG: 0.438																											
Dave Collins, S (5, PH) OBP: 0.333, SLG: 0.443	FC4-6 BB					FC3-6 1B																					
Willie Upshaw, L (1,3) OBP: 0.302, SLG: 0.590	FC4-6																										
Garth Iorg, R (1,5) OBP: 0.271, SLG: 0.291																											
Rance Mulliniks, L (6, PH) OBP: 0.341, SLG: 0.327		6-3				G1-4-3			PB 1B	1	0	0	0	1	0	0											
Buck Martinez, R (1,2) OBP: 0.275, SLG: 0.309																											
Ernie Whitl, L (8, PH) OBP: 0.328, SLG: 0.368							K			2	0	0	0	1	1	3											
Tony Fernandez, S (1,6)																											
Willie Aikens, L (8, PH) OBP: 0.278, SLG: 0.298																											
Alfredo Griffin, S (8, PH) OBP: 0.267, SLG: 0.335		G3				4-3																					
Inning Stats	R: 1 E: 1 K: 0 S: 5	H: 2 LOB: 2 BB: 1 P: 9	R: 0 E: 0 K: 0 S: 2	H: 0 LOB: 0 BB: 1 P: 6	R: 2 E: 0 K: 1 S: 8	H: 3 LOB: 2 BB: 2 P: 16	R: 0 E: 0 K: 0 S: 4	H: 1 LOB: 1 BB: 0 P: 4	R: 0 E: 0 K: 0 S: 3	H: 0 LOB: 0 BB: 0 P: 3	R: 0 E: 0 K: 0 S: 5	H: 2 LOB: 2 BB: 0 P: 5	R: 0 E: 0 K: 1 S: 6	H: 2 LOB: 3 BB: 1 P: 10	R: 0 E: 0 K: 2 S: 8	H: 1 LOB: 1 BB: 0 P: 8	1B: 10 2B: 3 3B: 0 HR: 0	SF: 0 SAC: 0 DP: 2 HBP: 0	WP: 1 PB: 1 CS: 1	PA: 41							
PITCHER	IP	WLS	BF	H	R	ER	SO	BB	IBB	HBP	BLK	WP	HR	S	P	ERA	WHIP										
Shane Rawley, L (1,1) ERA: 6.25	2.2		16	5	3	2	1	4	0	0	0	1	0	14	30	6.75	3.375										
Clay Christiansen, R (3,1) ERA: 3.48	4.0	W	15	4	0	0	1	0	0	0	0	0	0	17	17	0.00	1.000										
Jay Howell, R (7,1) ERA: 2.72	0.2		4	2	0	0	1	0	0	0	0	0	0	6	6	0.00	3.000										
Bob Shirley, L (8,1) ERA: 3.93	0.2		2	0	0	0	0	1	0	0	0	0	0	1	5	0.00	1.500										
Dave Righetti, L (9,1) ERA: 1.42	1.0	S	4	1	0	0	2	0	0	0	0	0	0	8	8	0.00	1.000										

Toronto Blue Jays @ New York Yankees
 Yankee Stadium, Bronx, NY
 Sun Jun 10 1984, 3:33 AM EDT
 Att: 41,018 - Unknown

AB	36
R	3
H	12
RBI	3
BB	5
SO	5
LOB	21



Batter	1	2	3	4	5	6	7	8	9	AB	R	H	RBI	BB	SO	LOB	BOTTOM										
Willie Randolph, R (1,4) OBP: 0.378, SLG: 0.322	F9		6-3							4	0	0	0	0	1	0											
Butch Wynegar, S (1,2) OBP: 0.337, SLG: 0.373	F9									4	1	1	0	0	0	0											
Don Mattingly, L (1,3) OBP: 0.373, SLG: 0.533	4-3									4	1	2	2	0	0	0											
Dave Winfield, R (1,7) OBP: 0.378, SLG: 0.527										4	2	2	0	0	0	1											
Oscar Gamble, L (1,9) OBP: 0.265, SLG: 0.379										4	1	1	2	0	0	2											
Steve Kemp, L (1,10) OBP: 0.406, SLG: 0.428										3	0	0	0	0	2	1											
Toby Harrah, R (1,5) OBP: 0.301, SLG: 0.283										3	0	2	1	0	0	0											
Omar Moreno, L (1,8) OBP: 0.248, SLG: 0.315										3	0	0	0	0	1	2											
Andre Robertson, R (1,6) OBP: 0.232, SLG: 0.262										3	0	0	0	0	0	0											
Inning Stats	R: 0 E: 0 K: 0 S: 3	H: 0 LOB: 0 BB: 0 P: 3	R: 1 E: 1 K: 1 S: 7	H: 2 LOB: 1 BB: 0 P: 7	R: 2 E: 0 K: 0 S: 6	H: 3 LOB: 1 BB: 0 P: 6	R: 0 E: 0 K: 1 S: 5	H: 0 LOB: 0 BB: 0 P: 5	R: 0 E: 0 K: 1 S: 5	H: 0 LOB: 0 BB: 0 P: 5	R: 2 E: 0 K: 1 S: 8	H: 3 LOB: 1 BB: 0 P: 8	R: 0 E: 0 K: 0 S: 3	H: 0 LOB: 0 BB: 0 P: 3	R: 0 E: 0 K: 0 S: 3	H: 0 LOB: 0 BB: 0 P: 3	1B: 5 2B: 1 3B: 0 HR: 2	SF: 0 SAC: 0 DP: 0 HBP: 0	WP: 0 PB: 0 CS: 0	PA: 32							
PITCHER	IP	WLS	BF	H	R	ER	SO	BB	IBB	HBP	BLK	WP	HR	S	P	ERA	WHIP										
Doyle Alexander, R (1,1) ERA: 3.31	5.2	L	25	8	5	4	3	0	0	0	0	0	2	31	31	6.35	1.412										
Roy Lee Jackson, R (6,1) ERA: 2.9	2.1		7	0	0	0	1	0	0	0	0	0	0	9	9	0.00	0.000										

Toronto Blue Jays @ New York Yankees
 Yankee Stadium, Bronx, NY
 Sun Jun 10 1984, 3:33 AM EDT
 Att: 41,018 - Unknown

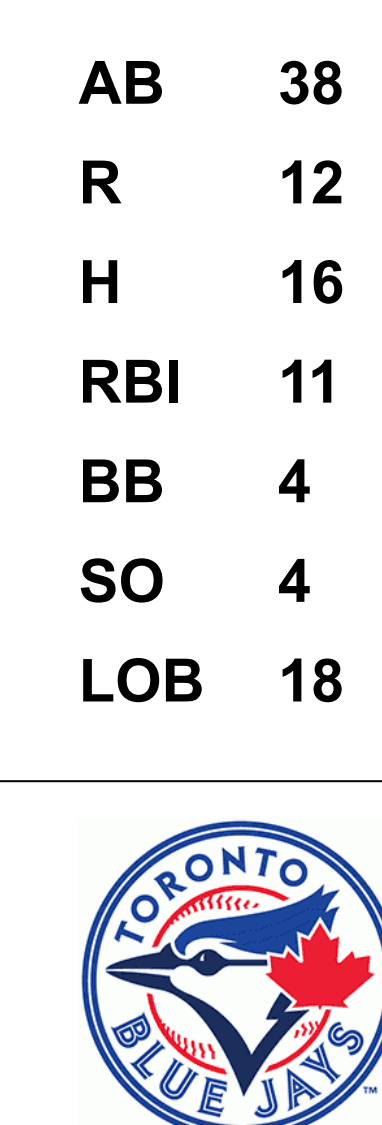
AB	32
R	5
H	8
RBI	5
BB	0
SO	4
LOB	6



Batter	1	2	3	4	5	6	7	8	9	AB	R	H	RBI	BB	SO	LOB	TOP					
Lou Whitaker, L (1, 4) OBP: 0.398, SLG: 0.436										4	0	3	2	1	0	1	Detroit Tigers @ Toronto Blue Jays Exhibition Stadium, Toronto, ON Tue Jun 12 1984, 7:05 PM EDT Att: 40,437 - Unknown					
Alan Trammell, R (1, 6) OBP: 0.413, SLG: 0.540										2	0	0	0	1	0	2						
Tom Brookens, R (7, PH) OBP: 0.216, SLG: 0.245										2	0	0	1	0	0	1						
Kirk Gibson, L (1, 9) OBP: 0.335, SLG: 0.455										4	0	0	0	0	0	4						
Lance Parrish, R (1, 2) OBP: 0.297, SLG: 0.427									3	0	0	0	0	0	1							
Marty Castillo, R (8, PH) OBP: 0.296, SLG: 0.294									1	0	0	0	0	1	0							
Darrell Evans, L (1, 3) OBP: 0.354, SLG: 0.350									4	0	0	0	0	1	1							
Johnny Grubb, L (1, 10) OBP: 0.434, SLG: 0.508									4	0	2	0	0	1	0							
Chet Lemon, R (1, 8) OBP: 0.375, SLG: 0.539									3	1	1	0	1	0	2							
Rusty Kuntz, R (8, 8) OBP: 0.446, SLG: 0.620									0	0	0	0	0	0	0							
Ruppert Jones, L (1, 7) OBP: 0.273, SLG: 0.476									4	0	0	0	0	2	3							
Howard Johnson, S (1, 5) OBP: 0.434, SLG: 0.528									3	2	2	0	1	0	0							
Inning Stats	R: 0 E: 0 K: 0 S: 3	H: 1 LOB: 1 BB: 1 P: 7	R: 0 E: 0 K: 0 S: 3	H: 0 LOB: 0 BB: 0 P: 3	R: 0 E: 0 K: 0 S: 3	H: 0 LOB: 1 BB: 1 P: 7	R: 0 E: 1 K: 0 S: 5	H: 1 LOB: 2 BB: 1 P: 5	R: 1 E: 0 K: 1 S: 6	H: 1 LOB: 1 BB: 1 P: 10	R: 0 E: 0 K: 1 S: 5	H: 0 LOB: 0 BB: 0 P: 5	R: 2 E: 0 K: 1 S: 7	H: 2 LOB: 1 BB: 1 P: 11	R: 0 E: 0 K: 2 S: 9	H: 2 LOB: 2 BB: 0 P: 9	R: 0 E: 0 K: 0 S: 3	H: 1 LOB: 0 BB: 0 P: 3	1B: 5 2B: 2 3B: 1 HR: 0	SF: 0 SAC: 0 DP: 2 HBP: 0	WP: 0 PB: 0 SB: 0 CS: 0	PA: 38
PITCHER	IP	WLS	BF	H	R	ER	SO	BB	IBB	HBP	BLK	WP	HR	S	P	ERA	WHIP					
Jim Clancy, R (1, 1) ERA: 4.38	7.2	W	34	7	3	3	5	4	0	0	0	0	0	40	56	3.52	1.435					
Roy Lee Jackson, R (8, 1) ERA: 2.78	1.1		4	1	0	0	0	0	0	0	0	0	0	4	4	0.00	0.750					

Batter	1	2	3	4	5	6	7	8	9	AB	R	H	RBI	BB	SO	LOB	BOTTOM				
Damaso Garcia, R (1, 4) OBP: 0.347, SLG: 0.400										5	2	4	1	0	0	0	Detroit Tigers @ Toronto Blue Jays Exhibition Stadium, Toronto, ON Tue Jun 12 1984, 7:05 PM EDT Att: 40,437 - Unknown				
Dave Collins, S (1, 7) OBP: 0.343, SLG: 0.476										2	2	2	1	0	0	0					
Jesse Barfield, R (5, PH) OBP: 0.313, SLG: 0.436										2	0	1	0	0	0	1					
Lloyd Moseby, L (1, 8) OBP: 0.360, SLG: 0.532										5	1	1	1	0	1	5					
Willie Upshaw, L (1, 3) OBP: 0.399, SLG: 0.575									3	2	0	1	1	2	1						
Willie Aikens, L (1, 10) OBP: 0.276, SLG: 0.294									2	0	1	1	0	0	1						
Cliff Johnson, R (4, PH) OBP: 0.373, SLG: 0.444									0	1	0	1	2	0	0						
George Bell, R (1, 9) OBP: 0.384, SLG: 0.547										4	0	3	2	0	0						
Rick Leach, L (8, PH) OBP: 0.296, SLG: 0.385									1	0	0	0	0	0	1						
Rance Mulliniks, L (1, 5) OBP: 0.328, SLG: 0.314										2	0	0	0	0	1	2					
Garth Iorg, R (4, PH) OBP: 0.273, SLG: 0.292										3	1	1	0	0	0	3					
Ernie Whitt, L (1, 2) OBP: 0.345, SLG: 0.411										4	2	2	3	1	0	3					
Alfredo Griffin, S (1, 6) OBP: 0.269, SLG: 0.335										3	1	1	0	0	0	1					
Tony Fernandez, S (7, PH) OBP: 0.216, SLG: 0.245										2	0	0	0	0	0	0					
Inning Stats	R: 1 E: 0 K: 2 S: 9	H: 2 LOB: 1 BB: 0 P: 9	R: 0 E: 0 K: 0 S: 3	H: 0 LOB: 1 BB: 1 P: 7	R: 2 E: 0 K: 1 S: 8	H: 3 LOB: 2 BB: 1 P: 12	R: 6 E: 1 K: 0 S: 8	H: 5 LOB: 1 BB: 0 P: 10	R: 0 E: 0 K: 0 S: 4	H: 1 LOB: 1 BB: 0 P: 4	R: 0 E: 0 K: 1 S: 6	H: 1 LOB: 1 BB: 1 P: 10	R: 0 E: 0 K: 0 S: 4	H: 2 LOB: 1 BB: 0 P: 4	R: 3 E: 0 K: 0 S: 5	H: 2 LOB: 0 BB: 1 P: 9	1B: 12 2B: 2 3B: 1 HR: 1	SF: 1 SAC: 0 DP: 1 HBP: 2	WP: 0 PB: 0 SB: 1 CS: 0	PA: 45	
PITCHER	IP	WLS	BF	H	R	ER	SO	BB	IBB	HBP	BLK	WP	HR	S	P	ERA	WHIP				
Jack Morris, R (1, 1) ERA: 2.51	3.0	L	19	8	6	6	3	1	1	0	0	0	0	19	25	4.50	1.750				
Sid Monge, L (4, 1) ERA: 4.74	4.0		20	6	3	2	1	1	0	2	0	0	0	19	25	4.50	1.750				
Aurelio Lopez, R (8, 1) ERA: 2.59	1.0		6	2	3	3	0	1	0	0	0	0	1	5	9	27.00	3.000				

AB 34
R 3
H 8
RBI 3
BB 4
SO 5
LOB 15



Batter	1	2	3	4	5	6	7	8	9	AB	R	H	RBI	BB	SO	LOB	TOP			
Lou Whitaker, L (1,4) OBP: 0.395, SLG: 0.431	6-3		F7			4-3		FC5 2B 1B	K	5	1	1	0	0	1	1				
Alan Trammell, R (1,6) OBP: 0.405, SLG: 0.529	F9			F8		6-3		FC5 2B E	F8	5	1	0	0	0	0	3				
Kirk Gibson, L (1,9) OBP: 0.335, SLG: 0.453 Rusty Kuntz, R (8,PH) OBP: 0.439, SLG: 0.608	K					2-3		F4	F8	3	0	1	0	0	0	1				
Dave Bergman, L (8,PH) OBP: 0.372, SLG: 0.381				BB 1B						1	0	0	0	0	0	1				
Lance Parrish, R (1,2) OBP: 0.296, SLG: 0.429		F5		K			F7	E 1B 2B		4	1	1	1	0	1	1				
Darrell Evans, L (1,3) OBP: 0.366, SLG: 0.354										1	0	1	0	3	0	0				
Johnny Grubb, L (1,10) OBP: 0.430, SLG: 0.500 Larry Hemdon, R (8,PH) OBP: 0.296, SLG: 0.319		BB								3	0	1	0	0	1	3				
Chet Lemon, R (1,8) OBP: 0.373, SLG: 0.534		K								1	0	0	0	0	0	2				
Ruppert Jones, L (1,7) OBP: 0.231, SLG: 0.400										4	0	1	1	0	1	3				
Howard Johnson, S (1,5) OBP: 0.427, SLG: 0.516										4	0	1	0	0	1	0				
Inning Stats	R: 0 E: 0 K: 1 S: 5	H: 0 LOB: 0 BB: 0 P: 5	R: 0 E: 0 K: 2 S: 7	H: 0 LOB: 1 BB: 1 P: 11	R: 0 E: 0 K: 1 S: 5	H: 0 LOB: 0 BB: 0 P: 5	R: 0 E: 0 K: 1 S: 6	H: 1 LOB: 2 BB: 1 P: 10	R: 0 E: 0 K: 0 S: 3	H: 0 LOB: 0 BB: 0 P: 3	R: 0 E: 0 K: 0 S: 3	H: 2 LOB: 2 BB: 0 P: 5	R: 3 E: 1 K: 1 S: 10	H: 4 LOB: 3 BB: 1 P: 14	R: 0 E: 1 K: 1 S: 6	H: 0 LOB: 1 BB: 0 P: 6	1B: 6 2B: 1 3B: 0 HR: 0	SF: 0 SAC: 0 DP: 0 HBP: 0	WP: 0 PB: 0 SB: 0 CS: 0	PA: 39
PITCHER	IP	WLS	BF	H	R	ER	SO	BB	IBB	HBP	BLK	WP	HR	S	P	ERA	WHIP			
Dave Stieb, R (1,1) ERA: 2.08	7.0	W	26	3	0	0	5	2	0	0	0	0	0	34	42	0.00	0.714			
Jimmy Key, L (8,1) ERA: 4.44	0.2		6	3	3	1	0	1	0	0	0	0	0	5	9	13.50	6.000			
Dennis Lamp, R (8,1) ERA: 3.13	1.1		7	1	0	0	2	0	0	0	0	0	0	11	11	0.00	0.750			

Detroit Tigers @ Toronto Blue Jays
Exhibition Stadium, Toronto, ON
Wed Jun 13 1984, 7:05 PM EDT
Att: 34,122 - Unknown

AB 36
R 3
H 7
RBI 2
BB 3
SO 7
LOB 21



Batter	1	2	3	4	5	6	7	8	9	AB	R	H	RBI	BB	SO	LOB	BOTTOM			
Damaso Garcia, R (1,4) OBP: 0.346, SLG: 0.402	4-3		F2				5-3			4	0	1	1	0	0	1				
Dave Collins, S (1,7) OBP: 0.341, SLG: 0.470	F8		K							4	1	1	1	0	1	1				
Lloyd Moseby, L (1,8) OBP: 0.366, SLG: 0.532	F6									2	1	1	0	1	0	0				
Willie Upshaw, L (1,3) OBP: 0.401, SLG: 0.579										4	1	2	2	0	1	2				
Willie Aikens, L (1,10) OBP: 0.274, SLG: 0.291										4	1	1	0	0	0	1				
George Bell, R (1,9) OBP: 0.376, SLG: 0.537										4	0	0	0	0	0	2				
Rance Mulliniks, L (1,5) OBP: 0.341, SLG: 0.344 Garth Iorg, R (8,PR) OBP: 0.273, SLG: 0.292										4	1	3	1	0	0	0				
Ernie Whitt, L (1,2) OBP: 0.336, SLG: 0.402										0	0	0	0	0	0	0				
Alfredo Griffin, S (1,6) OBP: 0.273, SLG: 0.343										3	0	0	1	0	1	2				
Inning Stats	R: 0 E: 0 K: 0 S: 3	H: 3 LOB: 1 BB: 0 P: 6	R: 2 E: 0 K: 0 S: 6	H: 3 LOB: 1 BB: 0 P: 6	R: 0 E: 0 K: 1 S: 4	H: 0 LOB: 0 BB: 0 P: 5	R: 0 E: 0 K: 1 S: 5	H: 0 LOB: 0 BB: 0 P: 5	R: 2 E: 0 K: 0 S: 6	H: 3 LOB: 2 BB: 1 P: 10	R: 0 E: 0 K: 0 S: 3	H: 0 LOB: 0 BB: 0 P: 3	R: 3 E: 0 K: 1 S: 9	H: 4 LOB: 1 BB: 0 P: 9	R: 0 E: 0 K: 0 S: 4	H: 1 LOB: 1 BB: 0 P: 4	1B: 6 2B: 5 3B: 0 HR: 0	SF: 1 SAC: 0 DP: 0 HBP: 1	WP: 0 PB: 0 SB: 0 CS: 1	PA: 37
PITCHER	IP	WLS	BF	H	R	ER	SO	BB	IBB	HBP	BLK	WP	HR	S	P	ERA	WHIP			
Milt Wilcox, R (1,1) ERA: 4.31	5.0	L	22	6	4	4	2	1	0	0	0	0	0	24	29	7.20	1.400			
Doug Bair, R (6,1) ERA: 3.02	2.0		10	4	3	3	1	0	0	0	0	0	0	12	12	13.50	2.000			
Carl Willis, R (8,1) ERA: 1.8	1.0		4	1	0	0	0	0	0	0	0	0	0	4	4	0.00	1.000			

Detroit Tigers @ Toronto Blue Jays
Exhibition Stadium, Toronto, ON
Wed Jun 13 1984, 7:05 PM EDT
Att: 34,122 - Unknown

AB 33
R 7
H 11
RBI 7
BB 1
SO 3
LOB 11



Batter	1	2	3	4	5	6	7	8	9	10	11	AB	R	H	RBI	BB	SO	LOB	TOP			
Wade Boggs, L OBP: 0.414, SLG: 0.387 (1, 5)	4-0 2B 1B BB	0-0 6-3	0-0 4-3	0-0 4-3	0-0 F7	0-0 F7	0-0 F7	0-0 F7	0-0 F7	4-0 WP BB	0-0 G1-2-3	4	1	0	0	2	0	5				
Dwight Evans, R OBP: 0.388, SLG: 0.491 (1, 9)	0-0 2B		0-0 F9		0-0 F9		0-0 F8			0-3 K		5	0	1	0	0	1	1				
Jim Rice, R OBP: 0.329, SLG: 0.508 (1, 7)	0-0 1-3		0-0 F8 2B		0-0 G5-4-3 1B					0-3 K		5	1	2	0	0	2	3				
Tony Armas, R OBP: 0.313, SLG: 0.528 (1, 8)	0-0 1B		0-0 F8		0-0 G5-4-3 1B					0-3 K		5	0	1	1	0	1	3				
Mike Easter, L OBP: 0.389, SLG: 0.515 (1, 10)	3-H 0-3 K		0-0 2-3		0-0 1B					0-0 F7		5	1	3	1	0	1	2				
Rich Gedman, L OBP: 0.304, SLG: 0.486 (1, 2)	0-3 K		0-0 F9		0-0 5-3 1B					0-0 F9		4	0	0	0	0	1	4				
Reid Nichols, R OBP: 0.320, SLG: 0.352 (11, PH)	0-0 K		0-0 F9		0-0 5-3 1B					0-0 F9		1	0	1	0	0	0	0				
Gary Allenson, R OBP: 0.179, SLG: 0.135 (11, 2)	0-0 K		0-0 F9		0-0 5-3 1B					0-0 F9		0	0	0	0	0	0	0				
Rick Miller, L OBP: 0.387, SLG: 0.365 (1, 3)			0-0 F6		0-0 K 1B					0-0 1B		5	0	2	0	0	1	3				
Marty Barrett, R OBP: 0.340, SLG: 0.341 (1, 4)			0-0 4-3		0-0 4-3					0-0 1B		4	0	2	0	0	0	1				
Bill Buckner, L OBP: 0.324, SLG: 0.384 (11, PH)			0-0 2B		0-0 4-3					0-0 1B		0	0	0	1	1	0	0				
Ed Jurak, R OBP: 0.298, SLG: 0.349 (11, 4)			0-0 2B		0-0 4-3					0-0 1B		0	0	0	0	0	0	0				
Jackie Gutierrez, R OBP: 0.269, SLG: 0.360 (1, 6)			0-0 5-3		0-0 3B					0-0 G6-4-3		5	0	1	0	0	0	6				
Inning Stats	R: 1 E: 0 K: 2 S: 9	H: 2 LOB: 2 BB: 1 P: 13	R: 0 E: 0 K: 0 S: 4	H: 1 LOB: 1 BB: 0 P: 4	R: 1 E: 0 K: 1 S: 5	H: 2 LOB: 1 BB: 0 P: 5	R: 0 E: 0 K: 0 S: 4	H: 1 LOB: 1 BB: 0 P: 4	R: 0 E: 0 K: 1 S: 6	H: 1 LOB: 1 BB: 0 P: 6	R: 0 E: 0 K: 2 S: 7	H: 0 LOB: 0 BB: 0 P: 7	R: 0 E: 0 K: 0 S: 4	H: 2 LOB: 1 BB: 0 P: 4	R: 0 E: 0 K: 2 S: 7	H: 0 LOB: 1 BB: 1 P: 11	R: 1 E: 1 K: 0 S: 5	H: 2 LOB: 2 BB: 1 P: 9	1B: 8 2B: 4 3B: 1 HR: 0	SF: 0 SAC: 0 DP: 3 HBP: 0	WP: 2 PB: 0 SB: 0 CS: 0	PA: 46
PITCHER	IP 9.0	WLS 1.0	BF 36	H 11	R 2	ER 2	SO 5	BB 1	IBB 0	HBP 0	BLK 0	WP 1	HR 0	S 45	P 49	ERA 2.00	WHIP 1.333					
Doyle Alexander, R ERA: 3.18 (1, 1)																						
Roy Lee Jackson, R ERA: 2.7 (10, 1)																						
Jimmy Key, L ERA: 4.44 (11, 1)																						
Dennis Lamp, R ERA: 3.03 (11, 1)																						

Boston Red Sox @ Toronto Blue Jays
Exhibition Stadium, Toronto, ON
Fri Jun 15 1984, 7:05 PM EDT
Att: 30,065 - Unknown

AB 43
R 3
H 13
RBI 3
BB 3
SO 7
LOB 28



Batter	1	2	3	4	5	6	7	8	9	10	11	AB	R	H	RBI	BB	SO	LOB	BOTTOM					
Damaso Garcia, R OBP: 0.342, SLG: 0.396 (1, 4)	0-0 F9		0-0 F5		0-0 1B		0-0 E6		0-0 F9	0-0 F2		6	0	1	0	0	0	3						
Dave Collins, S OBP: 0.346, SLG: 0.474 (1, 7)	1-0 BLK 2B HBP		0-0 S 1B		0-0 4-3		0-0 F7		0-0 F7		0-3 K 1B	5	3	2	0	0	1	3						
Lloyd Moseby, L OBP: 0.362, SLG: 0.523 (1, 8)	0-0 F7		0-3 K				0-0 K		0-0 6-3	0-0 1B		6	0	1	1	0	2	3						
Willie Upshaw, L OBP: 0.407, SLG: 0.580 (1, 3)	0-0 2B		0-0 F7		0-0 4-3		0-0 4-3		4-0 BB 1B	4-0 BB		3	1	1	1	3	0	1						
Willie Aikens, L OBP: 0.288, SLG: 0.305 (1, 10)	0-3 K		0-0 6-3		0-0 1B		0-0 4-3		0-0 BB 1B	0-3 K		4	0	2	0	0	1	1						
Rick Leach, L OBP: 0.286, SLG: 0.385 (8, PR)			0-0 6-3		0-0 1B		0-0 4-3		0-0 BB 1B	0-3 K		0	0	0	0	0	0	0						
Jesse Barfield, R OBP: 0.308, SLG: 0.430 (9, PH)			0-0 6-3		0-0 1B		0-0 4-3		1-2 BB 1B	0-0 K		2	0	0	0	0	2	4						
George Bell, R OBP: 0.372, SLG: 0.525 (1, 9)			0-0 5-3		0-0 F6		0-0 F7		0-0 F7		4-0 5-3	5	0	0	0	1	0	3						
Rance Mulliniks, L OBP: 0.348, SLG: 0.341 (1, 5)			0-0 F8		0-0 F7		0-0 F8		4-0 BB	4-0 FC4 BB		4	0	1	2	2	0	0						
Ernie Whitt, L OBP: 0.344, SLG: 0.408 (1, 2)			4-0 BB		0-0 G3		0-0 G3		0-0 BB	4-0 FC4 BB		3	0	1	0	2	0	3						
Alfredo Griffin, S OBP: 0.271, SLG: 0.340 (1, 6)			0-0 F7		0-0 F2		0-0 F9		0-0 5-3	0-0 FC4		2	0	0	0	0	0	1						
Cliff Johnson, R OBP: 0.371, SLG: 0.441 (7, PH)			0-0 F7		0-0 F2		0-0 F9		0-0 5-3	0-0 FC4		1	0	0	0	0	0	1						
Tony Fernandez, S OBP: 0.371, SLG: 0.441 (8, 6)			0-0 F7		0-0 F2		0-0 F9		0-0 5-3	0-0 FC4		2	0	0	0	0	0	2						
Inning Stats	R: 1 E: 0 K: 1 S: 6	H: 1 LOB: 1 BB: 0 P: 7	R: 0 E: 0 K: 0 S: 3	H: 0 LOB: 1 BB: 1 P: 7	R: 0 E: 0 K: 1 S: 6	H: 1 LOB: 1 BB: 0 P: 6	R: 0 E: 0 K: 0 S: 3	H: 0 LOB: 0 BB: 0 P: 3	R: 0 E: 0 K: 1 S: 6	H: 1 LOB: 1 BB: 0 P: 4	R: 0 E: 1 K: 0 S: 5	H: 1 LOB: 2 BB: 0 P: 5	R: 0 E: 0 K: 0 S: 4	H: 1 LOB: 3 BB: 2 P: 12	R: 1 E: 0 K: 1 S: 7	H: 2 LOB: 2 BB: 1 P: 11	R: 0 E: 0 K: 0 S: 3	H: 0 LOB: 2 BB: 2 P: 11	R: 2 E: 0 K: 2 S: 8	H: 1 LOB: 2 BB: 2 P: 16	1B: 6 2B: 3 3B: 0 HR: 0	SF: 0 SAC: 0 DP: 0 HBP: 1	WP: 0 PB: 1 SB: 3 CS: 0	PA: 52
PITCHER	IP 7.1	WLS 1.1	BF 32	H 6	R 1	ER 1	SO 3	BB 2	IBB 0	HBP 1	BLK 1	WP 0	HR 0	S 35	P 44	ERA 1.23	WHIP 1.091							
Al Nipper, R ERA: 4.10 (8, 1)																								
Steve Crawford, R ERA: 4.6 (8, 1)																								
John Henry Johnson, L ERA: 4.67 (8, 1)																								
Mark Clear, R ERA: 3.98 (8, 1)																								

Boston Red Sox @ Toronto Blue Jays
Exhibition Stadium, Toronto, ON
Fri Jun 15 1984, 7:05 PM EDT
Att: 30,065 - Unknown

AB 43
R 4
H 9
RBI 4
BB 8
SO 6
LOB 25



Batter	1	2	3	4	5	6	7	8	9	AB	R	H	RBI	BB	SO	LOB	TOP			
Wade Boggs, L (1, 5) OBP: 0.315, SLG: 0.385 Ed Jurak, R (3, 5) OBP: 0.288, SLG: 0.333	4-0 BB		0-0 F5			0-0 4-3		0-0 F9	1 0 0 0 1 0 0 2 0 0 0 0 0 0											
Dwight Evans, R (1, 9) OBP: 0.392, SLG: 0.483	0-3 K		0-0 6-3			0-3 K		0-0 F7	4 0 0 0 0 2 1											
Jim Rice, R (1, 7) OBP: 0.328, SLG: 0.508	0-0 F6			0-3 K			0-0 2B	0-0 F9	4 0 1 0 0 1 1											
Tony Armas, R (1, 8) OBP: 0.309, SLG: 0.522	0-3 K			0-3 K			0-0 F4		3 0 0 0 0 2 2											
Mike Easter, L (1, 10) OBP: 0.385, SLG: 0.509		0-0 F9		0-0 F6			0-0 F5		3 0 0 0 0 0 1											
Rich Gedman, L (1, 2) OBP: 0.299, SLG: 0.477		0-0 4-3			0-0 F7		0-3 K		3 0 0 0 0 1 1											
Rick Miller, L (1, 3) OBP: 0.365, SLG: 0.364		0-0 1B			0-0 4-3		0-3 K		3 0 1 0 0 1 0								AB 29			
Marty Barrett, R (1, 4) OBP: 0.333, SLG: 0.333		0-0 1-3			0-0 F7		0-0 F9		3 0 0 0 0 0 1								R 0			
Jackie Gutierrez, R (1, 6) OBP: 0.299, SLG: 0.353			0-3 K			0-3 K		0-0 F8	3 0 0 0 0 2 0								H 2			
Inning Stats	R: 0 E: 0 K: 2 S: 7	H: 0 LOB: 1 BB: 1 P: 11	R: 0 E: 0 K: 0 S: 4	H: 1 LOB: 1 BB: 0 P: 4	R: 0 E: 0 K: 1 S: 5	H: 0 LOB: 0 BB: 0 P: 5	R: 0 E: 0 K: 2 S: 7	H: 0 LOB: 0 BB: 0 P: 7	R: 0 E: 0 K: 1 S: 3	H: 0 LOB: 0 BB: 0 P: 3	R: 0 E: 0 K: 1 S: 6	H: 1 LOB: 1 BB: 0 P: 6	R: 0 E: 0 K: 1 S: 5	H: 0 LOB: 0 BB: 0 P: 5	R: 0 E: 0 K: 0 S: 3	H: 0 LOB: 0 BB: 0 P: 3	1B: 1 2B: 1 3B: 0 HR: 0	SF: 0 SAC: 0 DP: 0 HBP: 0	WP: 0 PB: 0 SB: 0 CS: 0	PA: 30
PITCHER Luis Leal, R (1, 1) ERA: 2.79	IP: 9.0 WLS: W BF: 30 H: 2 R: 0 ER: 0 SO: 9 BB: 1 IBB: 0 HBP: 0 BLK: 0 WP: 0 HR: 0 S: 47 P: 51 ERA: 0.00 WHIP: 0.333															PITCHER				

Boston Red Sox @ Toronto Blue Jays
Exhibition Stadium, Toronto, ON
Sat Jun 16 1984, 3:33 AM EDT
Att: 31,278 - Unknown

AB 29
R 0
H 2
RBI 0
BB 1
SO 9
LOB 7



Batter	1	2	3	4	5	6	7	8	9	AB	R	H	RBI	BB	SO	LOB	BOTTOM	
Damaso Garcia, R (1, 4) OBP: 0.343, SLG: 0.398	0-0 5-3		0-0 S 4-3 2B		1-0 G6-4-3 HBP		0-0 G3	0-0 FC5-4	4 1 1 0 0 0 1									
Lloyd Moseby, L (1, 8) OBP: 0.360, SLG: 0.518	0-0 FC6-4 1B		0-0 4-3		0-0 G6-4-3 1-2		0-3 K		4 0 1 1 0 1 1									
George Bell, R (1, 7) OBP: 0.370, SLG: 0.524	0-0 FC6-4 1B 1-2		0-0 2H 2B		0-0 F4		0-0 4-3		4 0 1 0 0 0 1									
Cliff Johnson, R (1, 10) OBP: 0.374, SLG: 0.438	0-0 1-2 1B		0-0 5-3		1-0 FC6-4 HBP		0-0 F8		3 0 1 0 0 0 1									
Jesse Barfield, R (1, 9) OBP: 0.313, SLG: 0.432	0-0 F7			0-0 4-3 HR 1B		0-3 K		0-0 S 1B 1B	4 2 2 0 0 1 3									
Willie Upshaw, L (1, 3) OBP: 0.405, SLG: 0.572		0-0 4-3		0-0 F2		0-0 FC6-4 1B 1-2		4-0 1B 1B IBB	3 1 0 0 1 0 2									
Garth Iorg, R (1, 5) OBP: 0.281, SLG: 0.300	0-0 F7			0-0 4-3		0-0 1B		0-0 1B 1B 1B IBB	4 1 2 1 0 0 1								AB 34	
Buck Martinez, R (1, 2) OBP: 0.281, SLG: 0.349	0-3 K			0-0 2H HR		0-0 F8		0-0 WP E 1B	4 2 2 3 0 1 2								R 7	
Alfredo Griffin, S (1, 6) OBP: 0.265, SLG: 0.333			0-0 F7		0-0 4-3		0-0 4-3	0-3 K FC5-4	4 0 0 0 0 1 0								H 10	
Inning Stats	R: 0 E: 0 K: 0 S: 5	H: 2 LOB: 2 BB: 0 P: 5	R: 0 E: 0 K: 1 S: 5	H: 0 LOB: 0 BB: 0 P: 5	R: 1 E: 0 K: 0 S: 5	H: 2 LOB: 1 BB: 0 P: 5	R: 2 E: 0 K: 0 S: 5	H: 2 LOB: 0 BB: 0 P: 5	R: 0 E: 0 K: 1 S: 6	H: 1 LOB: 2 BB: 0 P: 7	R: 0 E: 0 K: 1 S: 5	H: 0 LOB: 0 BB: 0 P: 5	R: 4 E: 1 K: 1 S: 9	H: 3 LOB: 1 BB: 1 P: 13	R: 7 E: 2 K: 0 HR: 1	SF: 0 SAC: 0 DP: 1 HBP: 2	WP: 1 PB: 0 SB: 2 CS: 0	PA: 37
PITCHER Bruce Hurst, L (1, 1) ERA: 2.45 John Henry Johnson, L (7, 1) ERA: 4.74 Oil Can Boyd, R (8, 1) ERA: 5.37	IP: 6.0 WLS: L BF: 26 H: 7 R: 3 ER: 3 SO: 2 BB: 0 IBB: 0 HBP: 0 BLK: 0 WP: 0 HR: 1 S: 28 P: 30 ERA: 4.50 WHIP: 1.167															PITCHER		

Boston Red Sox @ Toronto Blue Jays
Exhibition Stadium, Toronto, ON
Sat Jun 16 1984, 3:33 AM EDT
Att: 31,278 - Unknown

AB 34
R 7
H 10
RBI 5
BB 1
SO 4
LOB 12



Batter	1	2	3	4	5	6	7	8	9	AB	R	H	RBI	BB	SO	LOB	TOP								
Dion James, L OBP: 0.353, SLG: 0.389 (1, 9)	F7		HBP		SH1-4	FC		G6-3		3	1	1	0	0	0	1									
Jim Gantner, L OBP: 0.301, SLG: 0.336 (1, 4)	1B		1B		3-1	FC			2B	5	2	3	1	0	0	2									
Robin Yount, R OBP: 0.392, SLG: 0.449 (1, 6)	K		1B		1B				1B	4	1	3	1	1	1	1									
Cecil Cooper, L OBP: 0.298, SLG: 0.366 (1, 3)	4-3		F7		1B				F2	5	1	1	1	0	0	4									
Ben Oglivie, L OBP: 0.354, SLG: 0.379 (1, 7)		4-3	F7		1B				FC4-5-2	5	0	1	1	0	1	3									
Ted Simmons, S OBP: 0.274, SLG: 0.302 (1, 10)	F8				F9				1B	3	0	1	1	2	0	0									
Jim Sundberg, R OBP: 0.333, SLG: 0.399 (1, 2)					1B				IBB	4	0	2	1	1	2	3									
Randy Ready, R OBP: 0.276, SLG: 0.333 (1, 5)	F9				K				1B	5	0	0	0	0	0	5									
Rick Manning, L OBP: 0.324, SLG: 0.377 Charlie Moore, R OBP: 0.263, SLG: 0.294 (6, 9)			3-1		3B					2	1	0	0	1	0	0									
					1B					0	0	0	0	1	0	0									
Inning Stats	R: 0 E: 0 K: 1 S: 6	H: 1 LOB: 1 BB: 0 P: 6	R: 0 E: 0 K: 0 S: 3	H: 0 LOB: 1 BB: 1 P: 7	R: 2 E: 0 K: 0 S: 5	H: 2 LOB: 1 BB: 0 P: 6	R: 0 E: 0 K: 0 S: 3	H: 1 LOB: 0 BB: 0 P: 3	R: 3 E: 0 K: 1 S: 8	H: 3 LOB: 2 BB: 2 P: 16	R: 0 E: 0 K: 2 S: 5	H: 2 LOB: 2 BB: 0 P: 5	R: 0 E: 0 K: 2 S: 7	H: 0 LOB: 1 BB: 1 P: 11	R: 0 E: 0 K: 0 S: 2	H: 0 LOB: 0 BB: 1 P: 6	R: 1 E: 0 K: 0 S: 6	H: 3 LOB: 3 BB: 1 P: 10	1B: 9 2B: 2 3B: 1 HR: 0	SF: 0 SAC: 1 DP: 1 HBP: 1	WP: 0 PB: 0 CS: 1	PA: 44			
PITCHER	IP	WLS	BF	H	R	ER	SO	BB	IBB	HBP	BLK	WP	HR	S	P	ERA	WHIP								
Dave Stieb, R ERA: 2.39 Jim Acker, R ERA: 4.98 Jimmy Key, L ERA: 4.68 Dennis Lamp, R ERA: 3.0	4.2		24	7	5	5	1	3	0	1	0	0	0	22	35	9.64	2.143								
	3.1		13	2	0	0	3	2	0	0	0	0	0	17	25	0.00	1.200								
	0.2	L	5	2	1	1	0	0	1	0	0	0	0	4	8	13.50	3.000								
	0.1		2	1	0	0	0	0	0	0	0	0	0	2	2	0.00	3.000								

Milwaukee Brewers @ Toronto Blue Jays
Exhibition Stadium, Toronto, ON
Tue Jun 19 1984, 7:05 PM EDT
Att: 32,210 - Unknown

AB	36
R	6
H	12
RBI	6
BB	6
SO	4
LOB	19



Batter	1	2	3	4	5	6	7	8	9	AB	R	H	RBI	BB	SO	LOB	BOTTOM							
Damaso Garcia, R OBP: 0.341, SLG: 0.396 (1, 4)	3B		F9		F6		F9	4-3		5	1	1	0	0	0	2								
Dave Collins, S OBP: 0.345, SLG: 0.486 (1, 7)	2B						1-3		F7	5	0	3	1	0	0	0								
Lloyd Moseby, L OBP: 0.359, SLG: 0.514 (1, 8)	K		F9		4-3				F8	5	1	1	0	0	1	3								
Willie Upshaw, L OBP: 0.410, SLG: 0.583 (1, 3)	IBB		4-3				4-3		6-3	4	0	1	1	1	0	1								
Willie Aikens, L OBP: 0.274, SLG: 0.277 Cliff Johnson, R OBP: 0.371, SLG: 0.435 (7, PH)	F3				F8		F6		F7	3	0	0	0	0	0	2								
										1	0	0	0	0	0	1								
George Bell, R OBP: 0.371, SLG: 0.532 (1, 9)	F6				K					4	2	2	1	0	1	2								
Rance Mulliniks, L OBP: 0.362, SLG: 0.356 Garth Iorg, R OBP: 0.281, SLG: 0.300 (6, PR)			4-3				FC5-4			2	1	1	0	2	0	0								
							1B			0	0	0	0	0	0	0								
Buck Martinez, R OBP: 0.282, SLG: 0.366 (1, 2)	F8				FC5-4				SH3-4	3	0	1	2	0	0	1								
Alfredo Griffin, S OBP: 0.263, SLG: 0.329 Rick Leach, L OBP: 0.276, SLG: 0.370 Tony Fernandez, S (7, 6)	F9									2	0	0	0	0	0	0								
										1	0	0	0	0	1	1								
										1	0	0	0	0	0	2								
Inning Stats	R: 1 E: 0 K: 1 S: 7	H: 2 LOB: 2 BB: 1 P: 11	R: 0 E: 0 K: 0 S: 3	H: 0 LOB: 0 BB: 0 P: 3	R: 0 E: 0 K: 0 S: 4	H: 1 LOB: 1 BB: 0 P: 4	R: 0 E: 0 K: 1 S: 6	H: 1 LOB: 1 BB: 0 P: 6	R: 0 E: 0 K: 0 S: 4	H: 1 LOB: 1 BB: 0 P: 4	R: 2 E: 0 K: 1 S: 7	H: 2 LOB: 1 BB: 1 P: 11	R: 1 E: 0 K: 0 S: 5	H: 2 LOB: 1 BB: 0 P: 5	R: 1 E: 0 K: 0 S: 4	H: 1 LOB: 2 BB: 1 P: 8	R: 0 E: 0 K: 0 S: 3	H: 0 LOB: 0 BB: 0 P: 3	1B: 4 2B: 3 3B: 2 HR: 1	SF: 0 SAC: 1 DP: 0 HBP: 0	WP: 0 PB: 0 CS: 0	PA: 40		
PITCHER	IP	WLS	BF	H	R	ER	SO	BB	IBB	HBP	BLK	WP	HR	S	P	ERA	WHIP							
Moose Haas, R ERA: 4.5 Rick Waits, L ERA: 1.65 Rollie Fingers, R ERA: 2.37	6.2		30	8	4	4	3	1	1	0	0	0	0	34	42	5.40	1.350							
	0.0		1	1	0	0	0	0	0	0	0	0	0	1	1	∞	∞							
	2.1	W	9	1	1	1	0	1	0	0	0	0	1	8	12	3.86	0.857							

Milwaukee Brewers @ Toronto Blue Jays
Exhibition Stadium, Toronto, ON
Tue Jun 19 1984, 7:05 PM EDT
Att: 32,210 - Unknown

AB	36
R	5
H	10
RBI	5
BB	3
SO	3
LOB	15



Batter	1	2	3	4	5	6	7	8	9	AB	R	H	RBI	BB	SO	LOB	TOP										
Damaso Garcia, R (1, 4) OBP: 0.334, SLG: 0.387										4	0	1	0	0	0	2	Toronto Blue Jays @ Boston Red Sox Fenway Park, Boston, MA Thu Jun 21 1984, 7:05 PM EDT Att: 18,372 - Unknown										
Dave Collins, S (1, 7) OBP: 0.350, SLG: 0.479										4	1	1	1	0	0	1											
Lloyd Moseby, L (1, 8) OBP: 0.363, SLG: 0.517										2	2	0	0	2	0	0											
Willie Upshaw, L (1, 3) OBP: 0.412, SLG: 0.592										4	1	2	2	0	0	0											
Willie Aikens, L (1, 10) OBP: 0.288, SLG: 0.306										4	0	2	1	0	1	1											
Alfredo Griffin, S (9, PR) OBP: 0.259, SLG: 0.324										0	0	0	0	0	0	0											
George Bell, R (1, 9) OBP: 0.363, SLG: 0.519										4	0	0	0	0	2	3											
Rance Mulliniks, L (1, 5) OBP: 0.357, SLG: 0.341										3	0	0	0	1	2	0											
Garth Iorg, R (9, 5) OBP: 0.281, SLG: 0.300										0	0	0	0	0	0	0											
Buck Martinez, R (1, 2) OBP: 0.273, SLG: 0.354										3	0	1	1	0	0	0											
Tony Fernandez, S (1, 6) OBP: 0.083, SLG: 0.045										3	1	1	0	0	0	1											
Inning Stats	R: 1 E: 0 K: 0 S: 4	H: 2 LOB: 1 BB: 1 P: 8	R: 0 E: 0 K: 2 S: 7	H: 0 LOB: 0 BB: 0 P: 7	R: 1 E: 0 K: 0 S: 4	H: 1 LOB: 0 BB: 0 P: 4	R: 0 E: 0 K: 0 S: 3	H: 1 LOB: 0 BB: 0 P: 3	R: 0 E: 0 K: 0 S: 3	H: 0 LOB: 0 BB: 0 P: 3	R: 0 E: 0 K: 1 S: 5	H: 0 LOB: 0 BB: 0 P: 5	R: 0 E: 0 K: 1 S: 6	H: 1 LOB: 1 BB: 0 P: 6	R: 3 E: 1 K: 1 S: 7	H: 3 LOB: 1 BB: 2 P: 15	1B: 8 2B: 2 3B: 0 HR: 0	SF: 1 SAC: 0 DP: 2 HBP: 0	WP: 0 PB: 0 SB: 3 CS: 1	PA: 35							
PITCHER	IP	WLS	BF	H	R	ER	SO	BB	IBB	HBP	BLK	WP	HR	S	P	ERA	WHIP										
Al Nipper, R (1, 1) ERA: 4.44	8.0	L	32	8	5	5	4	2	0	0	0	0	0	38	46	5.62	1.250										
Mark Clear, R (9, 1) ERA: 3.81	1.0		3	0	0	0	1	0	1	0	0	0	0	4	8	0.00	0.000										

livebaseballscores.com

AB	31
R	5
H	8
RBI	5
BB	3
SO	5
LOB	8



Batter	1	2	3	4	5	6	7	8	9	AB	R	H	RBI	BB	SO	LOB	BOTTOM										
Wade Boggs, L (1, 5) OBP: 0.396, SLG: 0.364										4	0	0	0	0	0	0	Toronto Blue Jays @ Boston Red Sox Fenway Park, Boston, MA Thu Jun 21 1984, 7:05 PM EDT Att: 18,372 - Unknown										
Dwight Evans, R (1, 9) OBP: 0.383, SLG: 0.476										3	0	1	0	1	0	0											
Jim Rice, R (1, 7) OBP: 0.323, SLG: 0.498										3	0	0	0	0	0	2											
Tony Armas, R (1, 8) OBP: 0.312, SLG: 0.538										3	1	1	0	0	0	0											
Mike Easter, L (1, 10) OBP: 0.391, SLG: 0.528										3	1	1	1	0	0	1											
Bill Buckner, L (1, 3) OBP: 0.303, SLG: 0.355										3	0	0	1	0	0	0											
Rich Gedman, L (1, 2) OBP: 0.294, SLG: 0.462										3	0	1	0	0	0	0											
Reid Nichols, R (8, PR) OBP: 0.320, SLG: 0.352										0	0	0	0	0	0	0											
Gary Allenson, R (9, 2) OBP: 0.179, SLG: 0.135										0	0	0	0	0	0	0											
Marty Barrett, R (1, 4) OBP: 0.342, SLG: 0.349										3	0	0	0	0	0	1											
Jackie Gutierrez, R (1, 6) OBP: 0.288, SLG: 0.333										2	0	0	0	0	0	0											
Rick Miller, L (9, PH) OBP: 0.362, SLG: 0.361										1	0	0	0	0	0	0											
Inning Stats	R: 0 E: 0 K: 0 S: 2	H: 0 LOB: 0 BB: 1 P: 6	R: 0 E: 0 K: 0 S: 3	H: 0 LOB: 0 BB: 0 P: 3	R: 0 E: 0 K: 0 S: 3	H: 0 LOB: 0 BB: 0 P: 3	R: 1 E: 0 K: 0 S: 4	H: 1 LOB: 0 BB: 0 P: 4	R: 0 E: 0 K: 0 S: 3	H: 0 LOB: 0 BB: 0 P: 3	R: 0 E: 0 K: 0 S: 3	H: 1 LOB: 0 BB: 0 P: 3	R: 1 E: 0 K: 0 S: 4	H: 2 LOB: 1 BB: 0 P: 4	R: 0 E: 0 K: 0 S: 3	H: 0 LOB: 0 BB: 0 P: 3	1B: 2 2B: 1 3B: 0 HR: 1	SF: 0 SAC: 0 DP: 2 HBP: 0	WP: 0 PB: 0 SB: 0 CS: 1	PA: 29							
PITCHER	IP	WLS	BF	H	R	ER	SO	BB	IBB	HBP	BLK	WP	HR	S	P	ERA	WHIP										
Luis Leal, R (1, 1) ERA: 2.72	9.0	W	29	4	2	2	0	1	0	0	0	0	1	28	32	2.00	0.556										

AB	28
R	2
H	4
RBI	2
BB	1
SO	0
LOB	4



Batter	1	2	3	4	5	6	7	8	9	AB	R	H	RBI	BB	SO	LOB	TOP	
Damaso Garcia, R (1,4) OBP: 0.330, SLG: 0.381 Garth Iorg, R (8,4) OBP: 0.281, SLG: 0.300	0-0 4-3		0-0 4-3			0-0 F3		0-0 L3-6		4	0	0	0	0	0	1		
Dave Collins, S (1,7) OBP: 0.353, SLG: 0.479	0-0 S 1B		0-0 F7			0-0 F7			0-0 PB 1B	4	1	2	0	0	0	0		
Lloyd Moseby, L (1,8) OBP: 0.361, SLG: 0.517	0-3 K			0-3 K		0-0 2B			0-3 K	4	0	1	0	0	3	2		
Willie Upshaw, L (1,3) OBP: 0.410, SLG: 0.587	0-0 2H 1B			0-0 F6		0-3 K			0-3 K	4	0	1	1	0	2	2		
Willie Aikens, L (1,10) OBP: 0.274, SLG: 0.289	0-3 K			0-0 F6			0-3 K		0-0 F7	4	0	0	0	0	2	2		
George Bell, R (1,9) OBP: 0.363, SLG: 0.516		0-0 F8				0-0 1B			0-3 K	3	0	1	0	0	1	0		
Rance Mulliniks, L (1,5) OBP: 0.350, SLG: 0.333		0-0 F7			0-0 F7		0-0 1-3			3	0	0	0	0	0	1		
Buck Martinez, R (1,2) OBP: 0.274, SLG: 0.363 Toby Hernandez, R (8,FR) (8,2)		0-3 K			0-0 F4			0-0 L3-6 2B		3	0	1	0	0	1	1		
Tony Fernandez, S (1,6) OBP: 0.074, SLG: 0.040			0-0 F6			0-0 F7		0-0 F6		3	0	0	0	0	0	2		
Inning Stats	R: 1 E: 0 K: 2 S: 9	H: 2 LOB: 1 BB: 0 P: 9	R: 0 E: 0 K: 1 S: 5	H: 0 LOB: 0 BB: 0 P: 5	R: 0 E: 0 K: 1 S: 3	H: 0 LOB: 0 BB: 0 P: 3	R: 0 E: 0 K: 1 S: 5	H: 1 LOB: 1 BB: 0 P: 4	R: 0 E: 0 K: 2 S: 6	H: 0 LOB: 0 BB: 0 P: 7	R: 0 E: 0 K: 0 S: 3	H: 1 LOB: 1 BB: 0 P: 3	R: 0 E: 0 K: 2 S: 8	H: 1 LOB: 1 BB: 0 P: 8	1B: 4 2B: 3 3B: 0 HR: 0	SF: 0 SAC: 0 DP: 1 HBP: 0	WP: 0 PB: 1 SB: 1 CS: 0	PA: 32
PITCHER Rogier Clemens, R (1,1) ERA: 5.59	IP: 9.0 WLS: W BF: 32 H: 6 R: 1 ER: 1 SO: 9 BB: 0 IBB: 0 HBP: 0 BLK: 0 WP: 0 HR: 0 S: 50 P: 50 ERA: 1.00 WHIP: 0.667																	

Toronto Blue Jays @ Boston Red Sox
Fenway Park, Boston, MA
Fri Jun 22 1984, 7:05 PM EDT
Att: 23,167 - Unknown

AB 32
R 1
H 6
RBI 1
BB 0
SO 9
LOB 11



Batter	1	2	3	4	5	6	7	8	9	AB	R	H	RBI	BB	SO	LOB	BOTTOM			
Wade Boggs, L (1,5) OBP: 0.396, SLG: 0.365	0-0 1B HR	0-0 4-3		0-0 4-3		0-3 K		0-0 FC5-4 WP 2H 1B		5	1	2	1	0	1	3				
Dwight Evans, R (1,9) OBP: 0.386, SLG: 0.480	0-0 1-2 HR 1B		0-0 6-3	0-0 6-3			0-0 1B 2B	4-0 FC5-4 1-2 BB		4	2	2	0	1	0	1				
Jim Rice, R (1,7) OBP: 0.320, SLG: 0.504	0-3 K		0-0 F3		0-0 HR		0-3 K	0-0 FC5-4 FC6-4 1-2 2-3		5	1	1	1	0	2	5				
Tony Armas, R (1,8) OBP: 0.321, SLG: 0.552	0-0 1-2 HR		0-0 3B 1B		0-0 CS 1B		4-0 1B IBB	0-0 FC6-4 1-2		4	2	3	3	1	0	2				
Mike Easter, L (1,10) OBP: 0.389, SLG: 0.532	0-3 K		0-0 1-2 2B 3B		0-3 K		0-3 K			4	1	1	1	0	3	3				
Bill Buckner, L (1,3) OBP: 0.309, SLG: 0.368	0-3 K			0-0 4-3		0-0 FC6 1-3 2H 1B				4	0	2	2	0	1	1				
Rich Gedman, L (1,2) OBP: 0.299, SLG: 0.463		0-0 G4-6-3 1B		0-0 F2		0-0 G4-6-3 1B		0-0 FC6 1-2		4	0	2	0	0	0	3				
Marty Barrett, R (1,4) OBP: 0.345, SLG: 0.359		0-0 G4-6-3 1-2		0-0 6-3 2B		0-0 G4-6-3 1-2 1B		0-0 4-3		4	0	2	0	0	0	1				
Jackie Gutierrez, R (1,6) OBP: 0.294, SLG: 0.344		0-0 S 1B		0-0 6-3		0-0 G4-6-3 1-2 2-3 1B		0-0 1B 2B		4	1	2	0	0	0	3				
Inning Stats	R: 3 E: 0 K: 3 S: 12	H: 3 LOB: 0 BB: 0 P: 12	R: 0 E: 0 K: 0 S: 4	H: 2 LOB: 1 BB: 0 P: 4	R: 2 E: 0 K: 0 S: 6	H: 3 LOB: 1 BB: 0 P: 6	R: 0 E: 0 K: 0 S: 4	H: 1 LOB: 1 BB: 0 P: 4	R: 1 E: 0 K: 1 S: 6	H: 2 LOB: 0 BB: 0 P: 6	R: 0 E: 0 K: 1 S: 6	H: 2 LOB: 1 BB: 0 P: 6	R: 1 E: 0 K: 2 S: 9	H: 2 LOB: 2 BB: 1 P: 13	R: 1 E: 0 K: 0 S: 5	H: 2 LOB: 2 BB: 1 P: 9	1B: 10 2B: 4 3B: 1 HR: 2	SF: 0 SAC: 0 DP: 2 HBP: 0	WP: 1 PB: 0 SB: 1 CS: 1	PA: 40
PITCHER Jim Clancy, R (1,1) ERA: 4.62 Bryan Clark, L (5,1) ERA: 7.27	IP: 4.0 WLS: L BF: 21 H: 10 R: 6 ER: 6 SO: 6 BB: 0 IBB: 0 HBP: 0 BLK: 0 WP: 1 HR: 2 S: 27 P: 27 ERA: 13.50 WHIP: 2.500																			

Toronto Blue Jays @ Boston Red Sox
Fenway Park, Boston, MA
Fri Jun 22 1984, 7:05 PM EDT
Att: 23,167 - Unknown

AB 38
R 8
H 17
RBI 8
BB 2
SO 7
LOB 22



Batter	1	2	3	4	5	6	7	8	9	AB	R	H	RBI	BB	SO	LOB	TOP								
Damaso Garcia, R OBP: 0.331, SLG: 0.385 (1, 4)										5	1	2	0	0	0	3									
Dave Collins, S OBP: 0.355, SLG: 0.482 (1, 7)										3	2	1	0	1	0	1									
Lloyd Moseby, L OBP: 0.369, SLG: 0.519 (1, 8)										3	2	2	1	2	0	1									
Cliff Johnson, R OBP: 0.370, SLG: 0.428 (1, 10)										5	0	1	1	0	1	4									
George Bell, R OBP: 0.361, SLG: 0.512 Jesse Barfield, R OBP: 0.311, SLG: 0.429 (9, 9)										4	1	1	1	0	0	3									
Willie Aikens, L OBP: 0.295, SLG: 0.304 Rick Leach, L OBP: 0.290, SLG: 0.379 (9, 3)										3	0	2	0	1	1	2									
Rance Mulliniks, L OBP: 0.360, SLG: 0.366 Garth Iorg, R OBP: 0.278, SLG: 0.297 (9, 5)										4	1	3	3	0	0	1									
Buck Martinez, R OBP: 0.291, SLG: 0.434 (1, 2)										4	2	3	3	0	1	1									
Alfredo Griffin, S OBP: 0.263, SLG: 0.327 (1, 6)										4	0	2	0	0	0	1									
Inning Stats	R: 4 E: 1 K: 3 S: 13	H: 4 LOB: 1 BB: 0 P: 14	R: 0 E: 0 K: 0 S: 3	H: 1 LOB: 1 BB: 1 P: 7	R: 0 E: 0 K: 0 S: 4	H: 1 LOB: 1 BB: 0 P: 4	R: 2 E: 0 K: 0 S: 6	H: 4 LOB: 2 BB: 1 P: 10	R: 2 E: 0 K: 0 S: 6	H: 4 LOB: 1 BB: 0 P: 6	R: 1 E: 0 K: 0 S: 4	H: 2 LOB: 1 BB: 1 P: 8	R: 0 E: 0 K: 0 S: 3	H: 1 LOB: 0 BB: 0 P: 3	R: 0 E: 0 K: 0 S: 2	H: 0 LOB: 0 BB: 1 P: 6	R: 0 E: 0 K: 2 S: 7	H: 0 LOB: 0 BB: 0 P: 7	1B: 11 2B: 3 3B: 1 HR: 2	SF: 0 SAC: 0 DP: 2 HBP: 1	WP: 1 PB: 0 SB: 2 CS: 1	PA: 44			
PITCHER	IP	WLS	BF	H	R	ER	SO	BB	IBB	HBP	BLK	WP	HR	S	P	ERA	WHIP								
Rich Gale, R ERA: 7.59 (1, 1)	3.0	L	18	8	6	6	3	1	0	1	0	0	1	22	27	18.00	3.000								
Mike Brown, R ERA: 5.73 (4, 1)	3.0		16	8	3	3	0	2	0	0	0	0	1	14	22	9.00	3.333								
Steve Crawford, R ERA: 3.32 (7, 1)	3.0		9	1	0	0	2	1	0	0	0	1	0	12	16	0.00	0.667								

Toronto Blue Jays @ Boston Red Sox
Fenway Park, Boston, MA
Sat Jun 23 1984, 7:05 PM EDT
Att: 27,689 - Unknown

AB 38
R 9
H 17
RBI 9
BB 4
SO 5
LOB 17

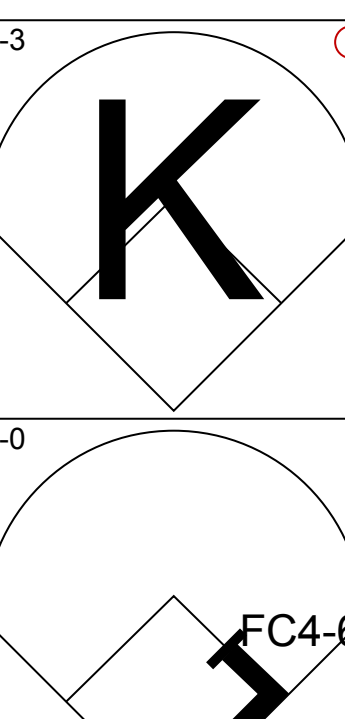
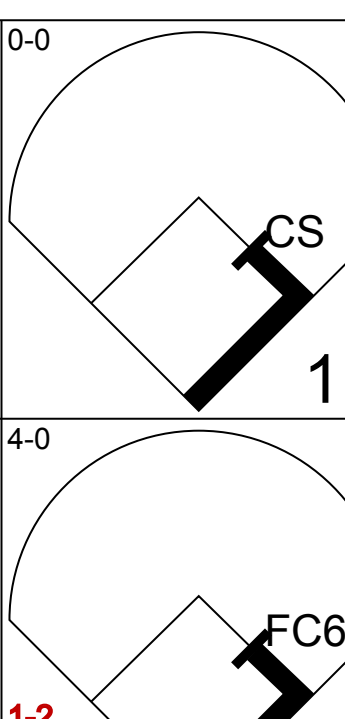
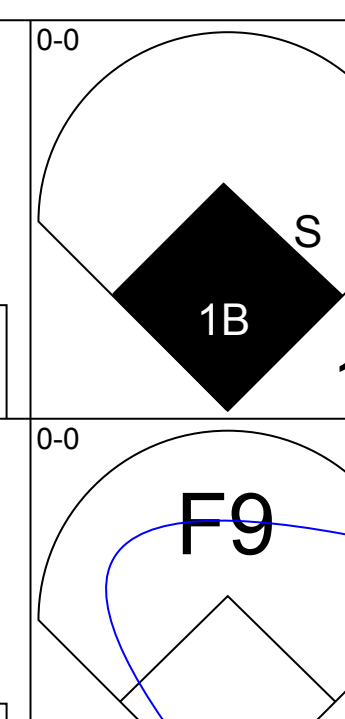
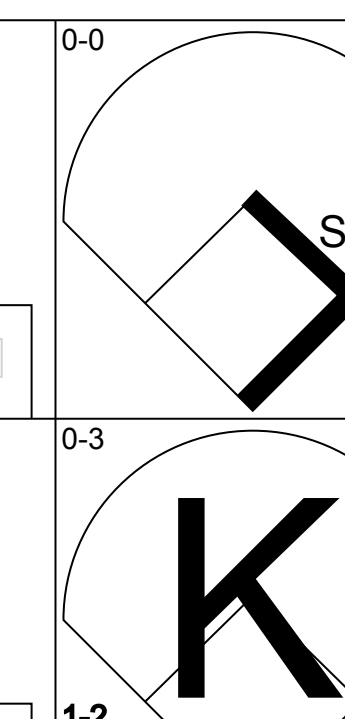
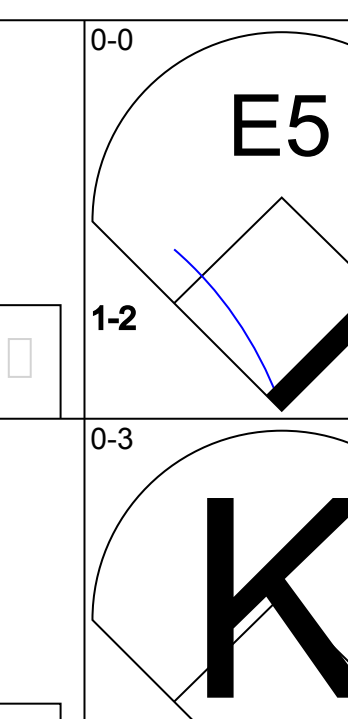
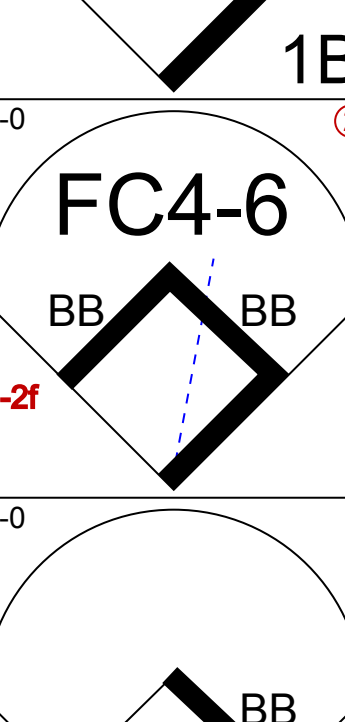
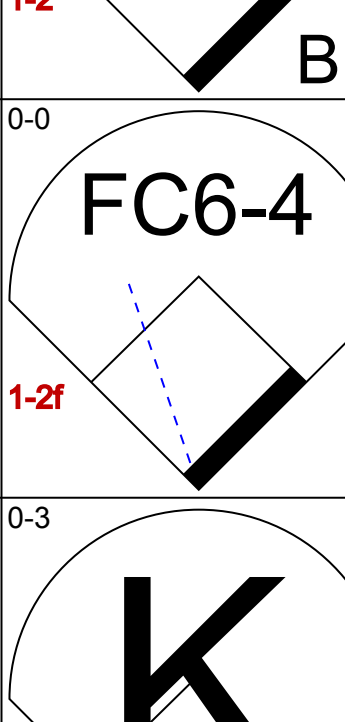
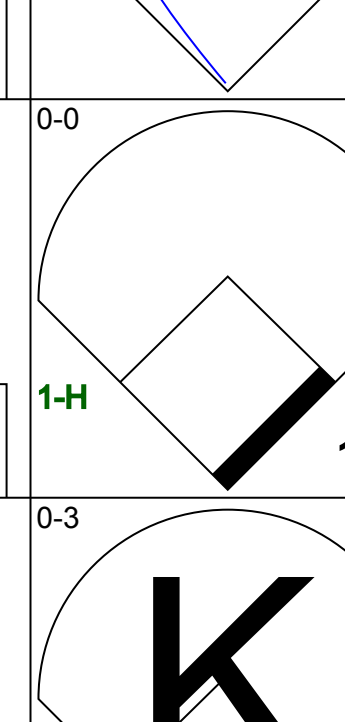

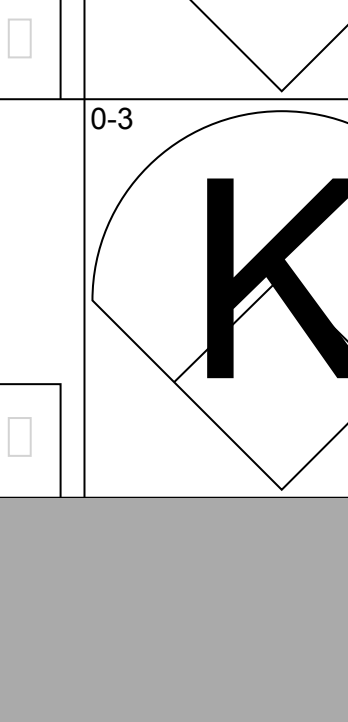
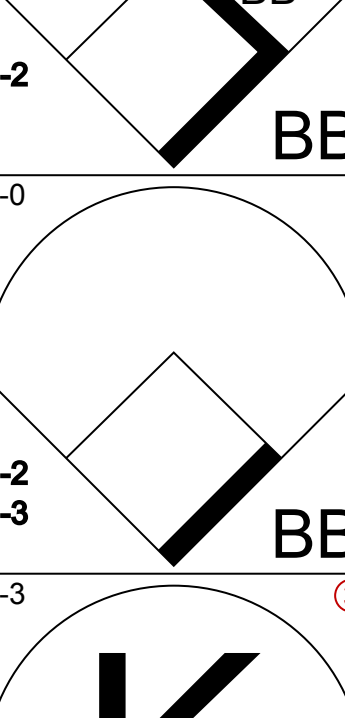




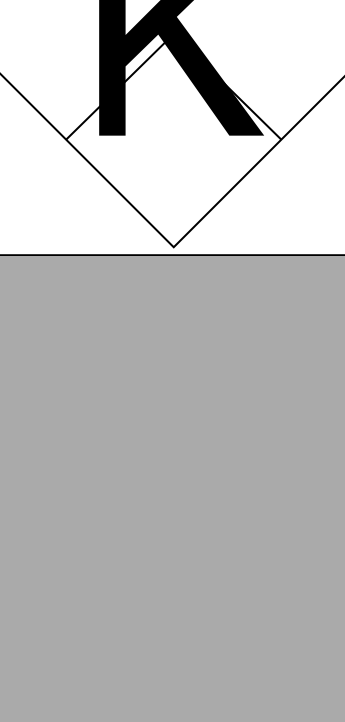



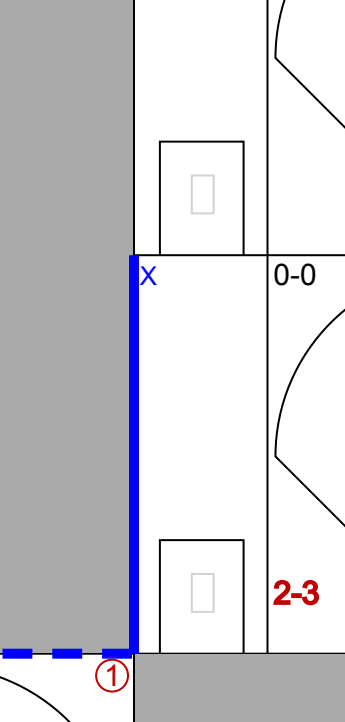


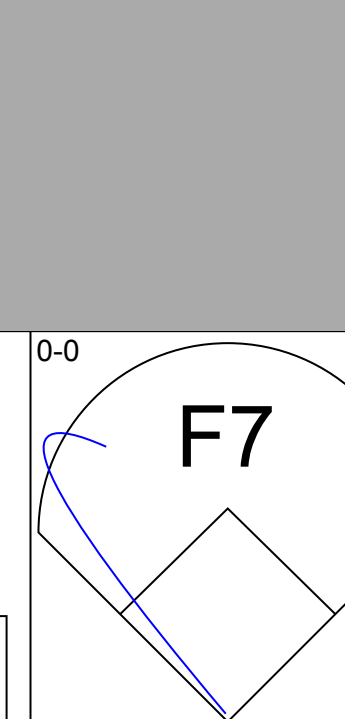
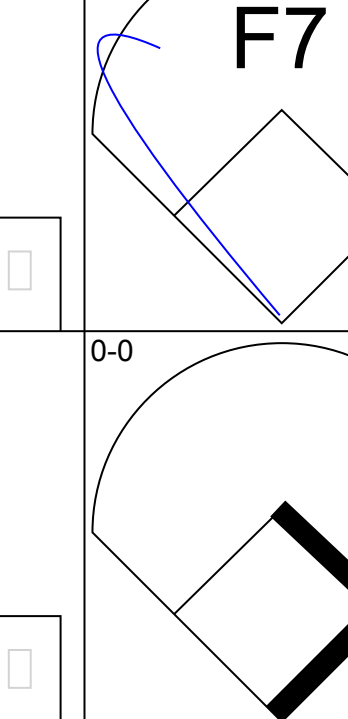
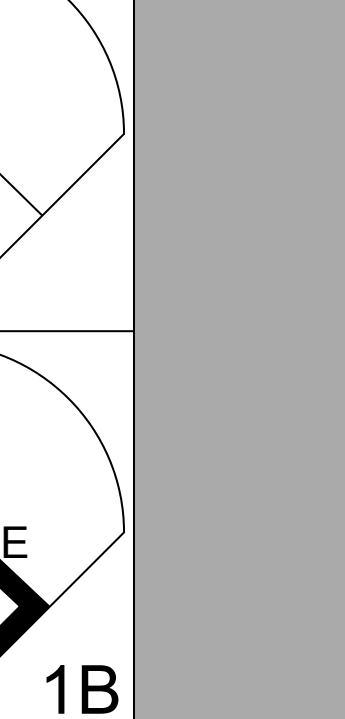
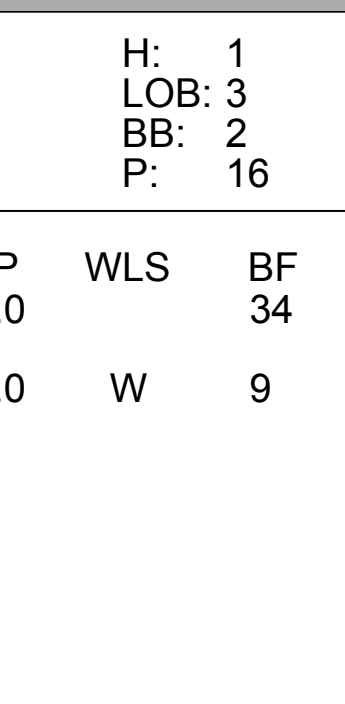
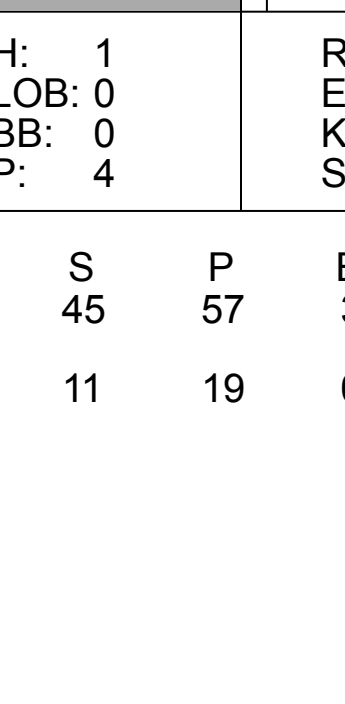

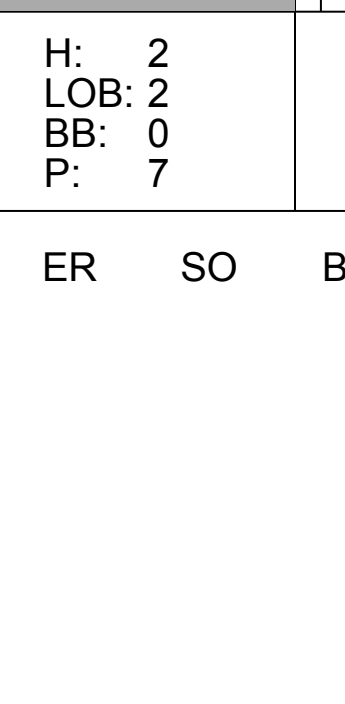
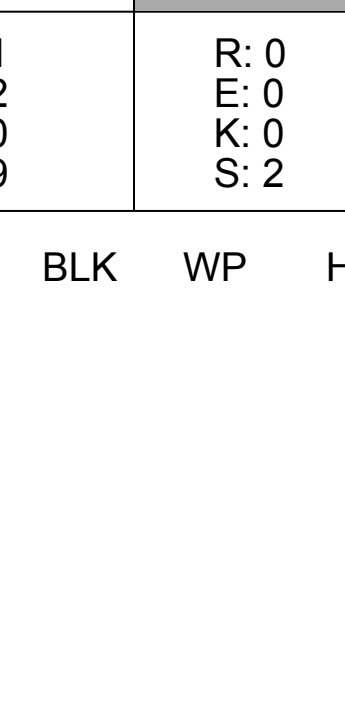
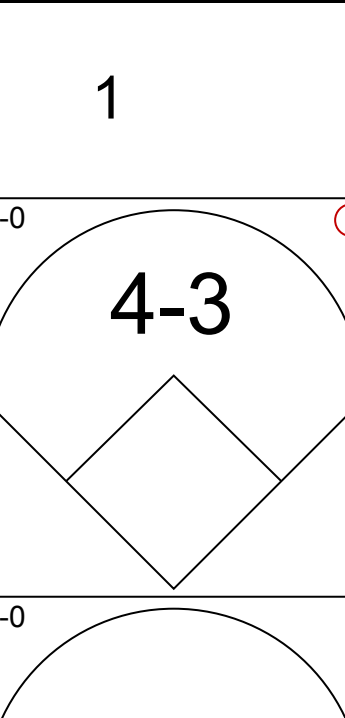
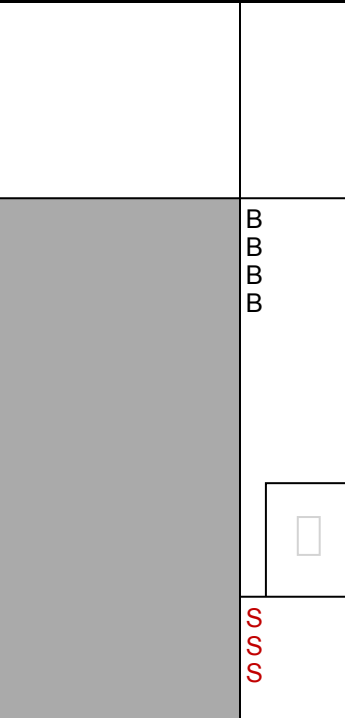
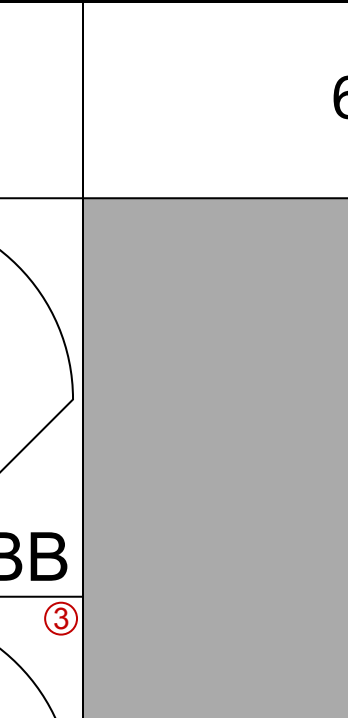
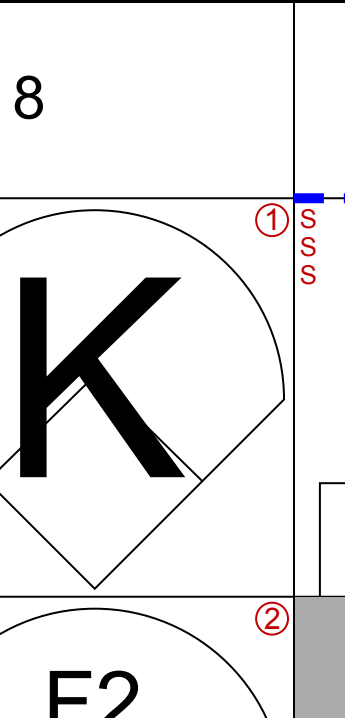
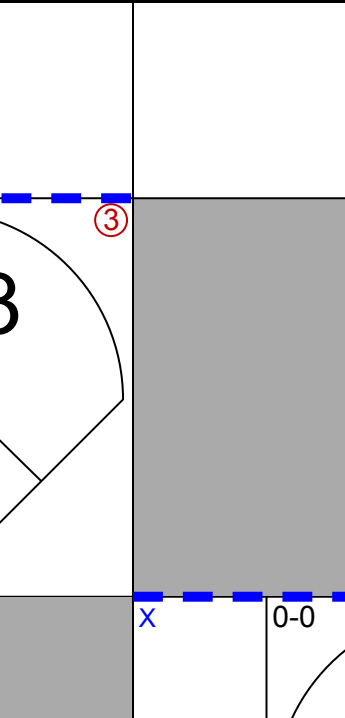


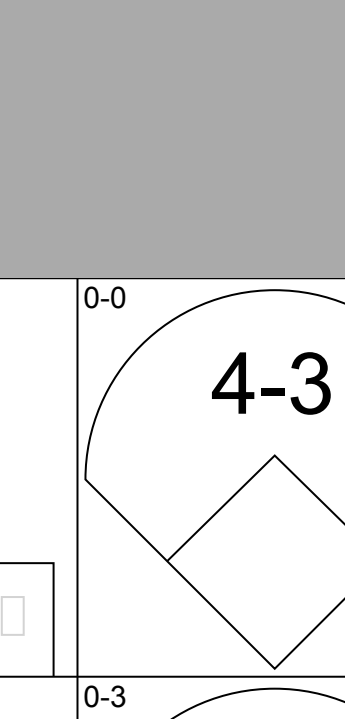
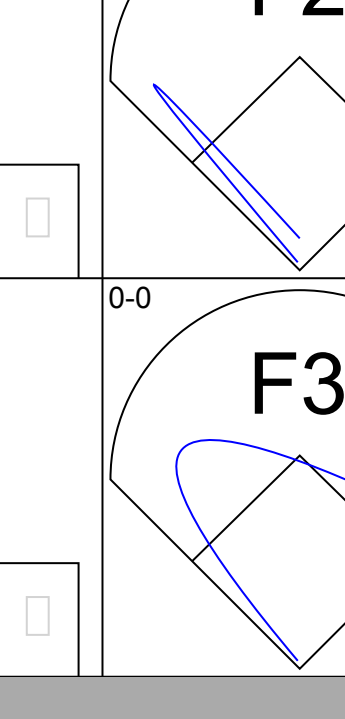
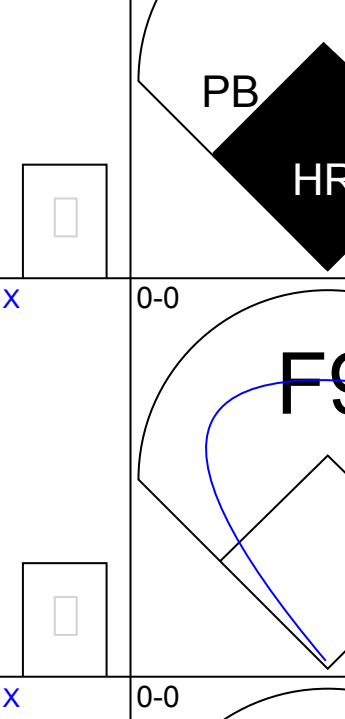
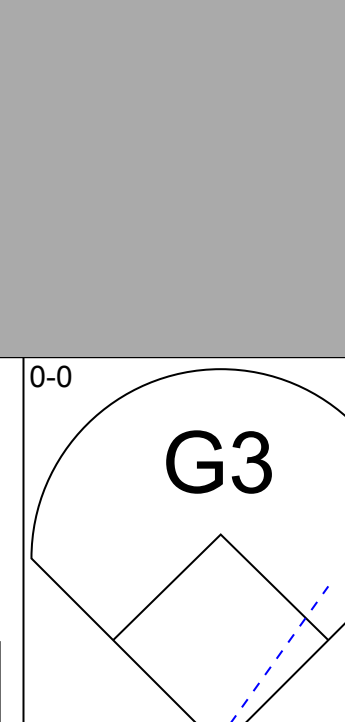
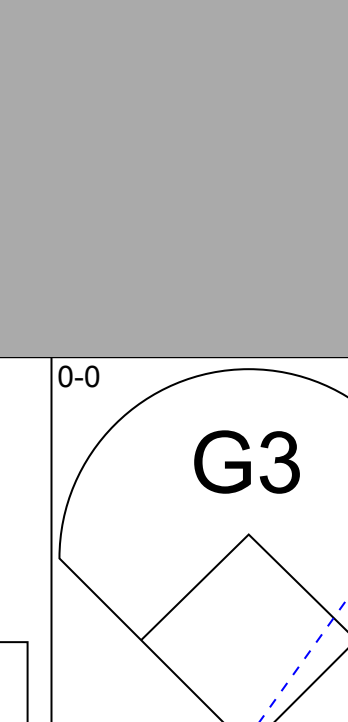
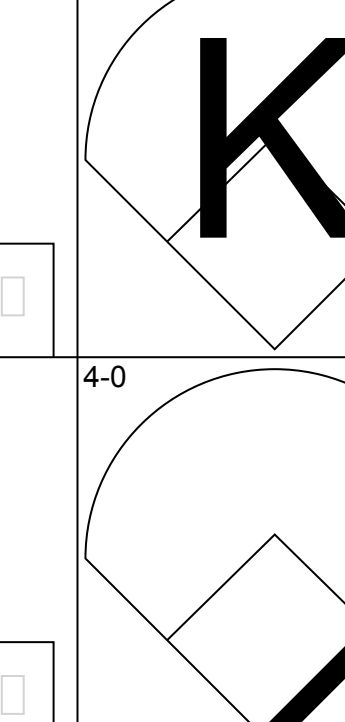

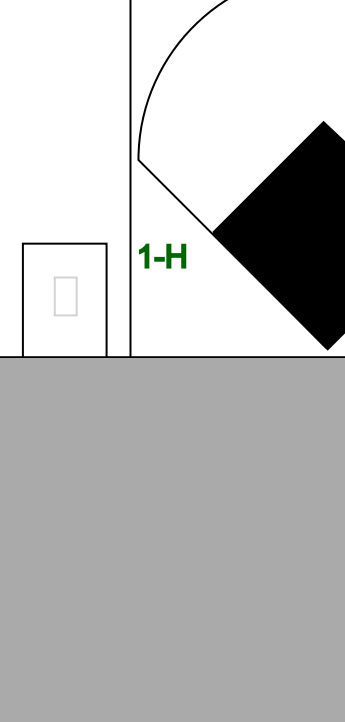
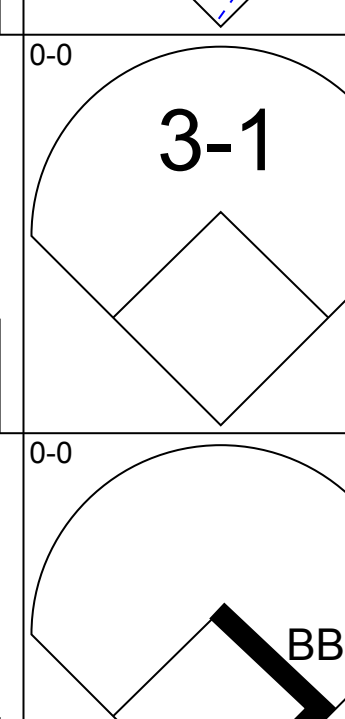
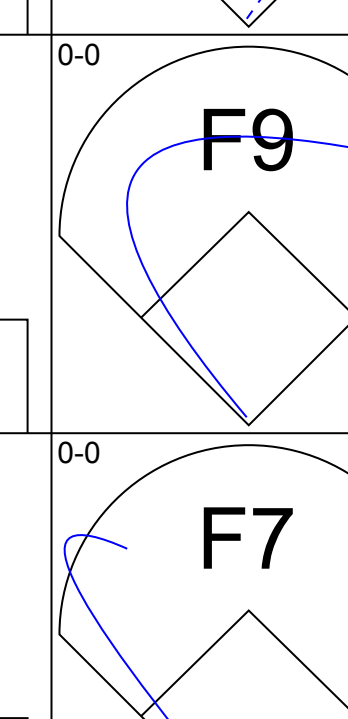
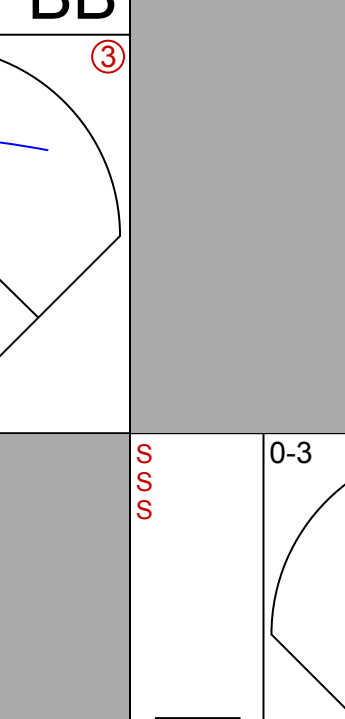
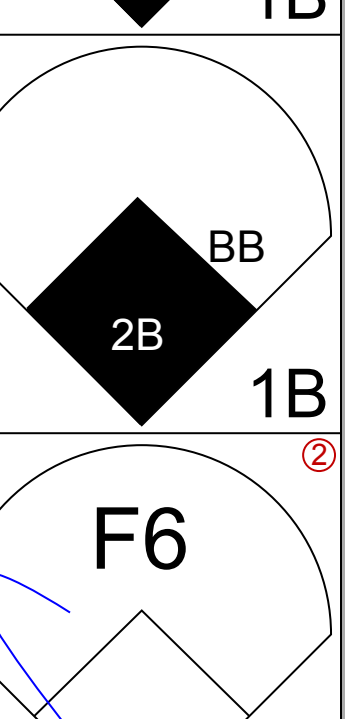
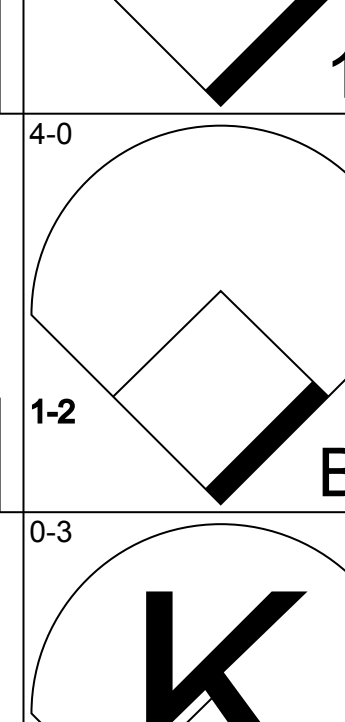
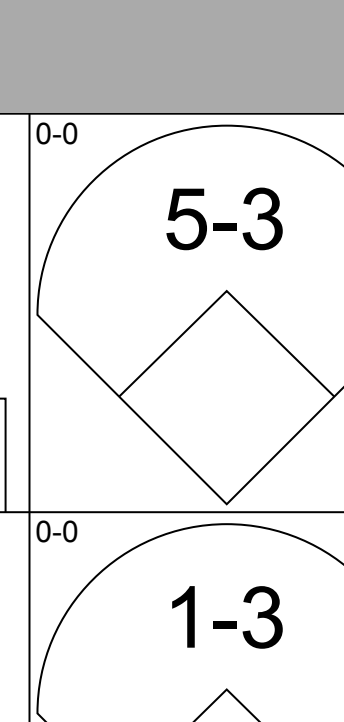
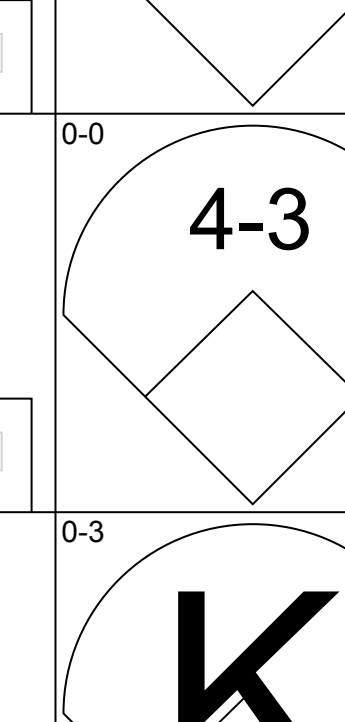
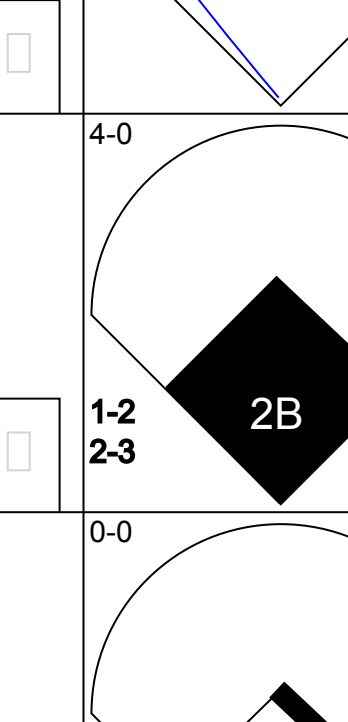


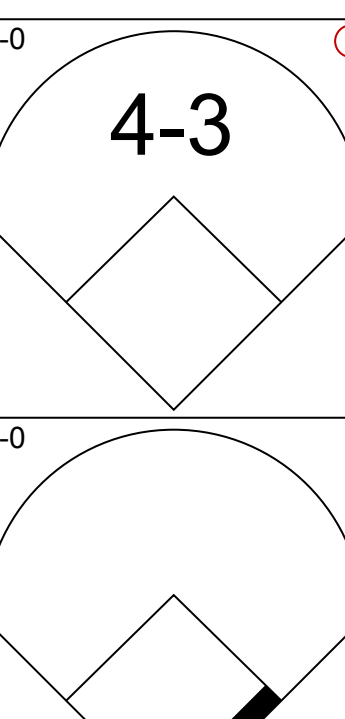
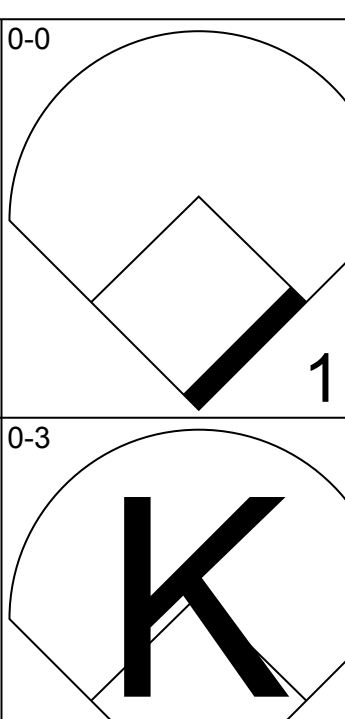
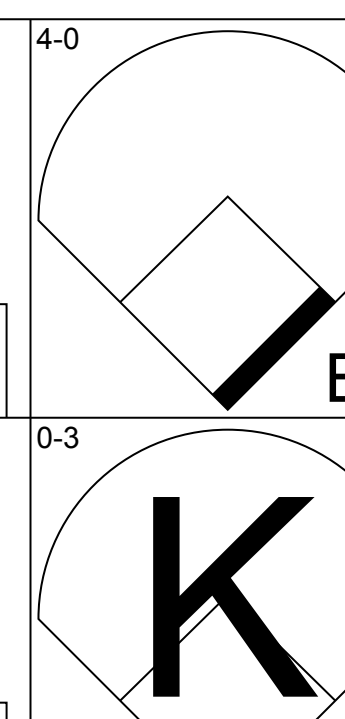
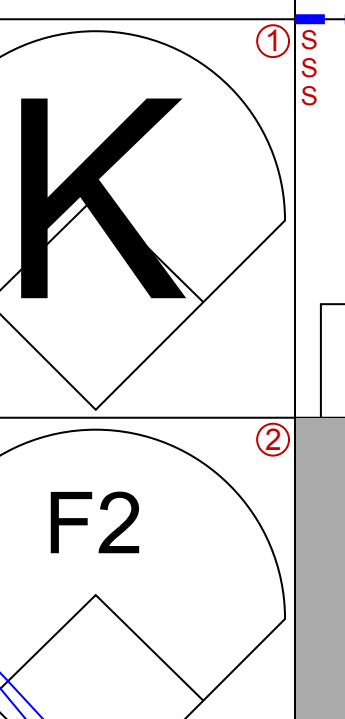
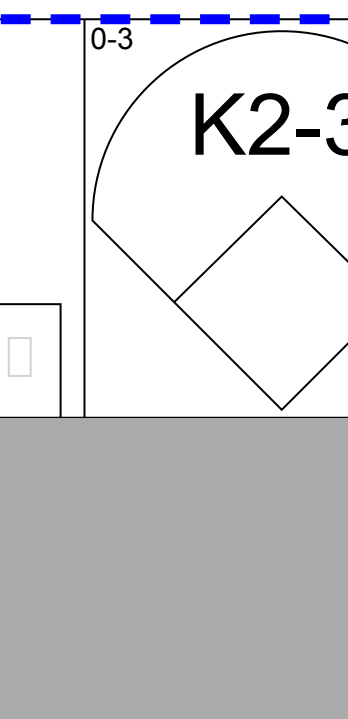
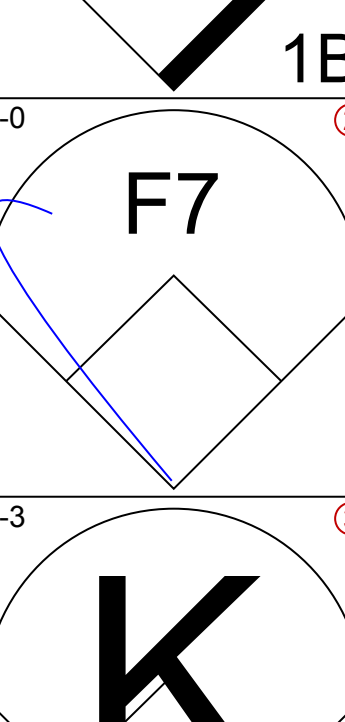
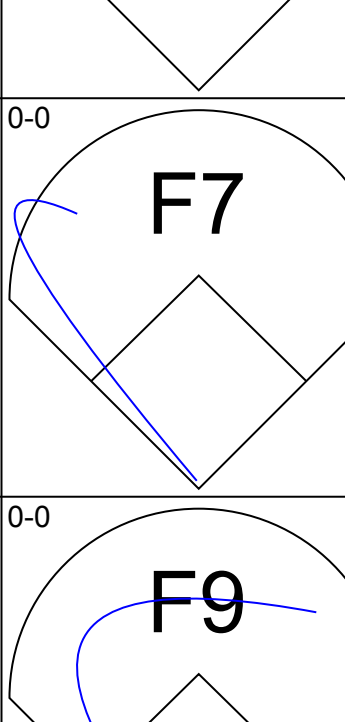

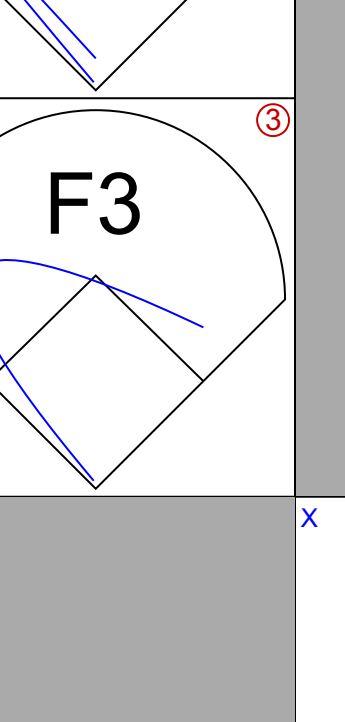
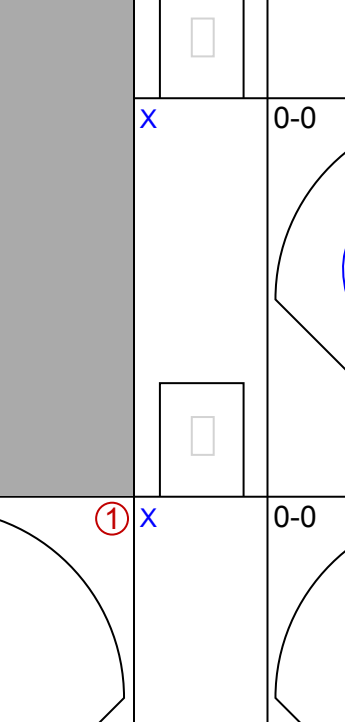


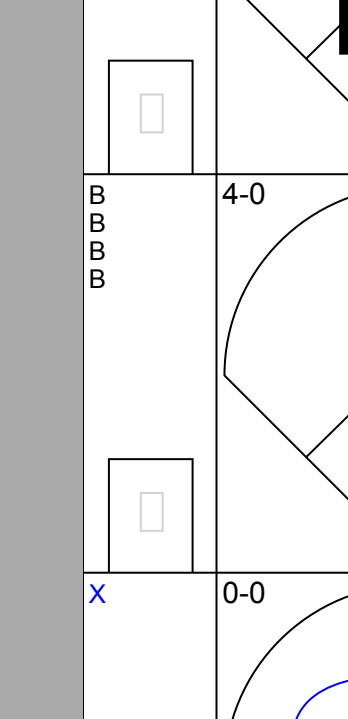

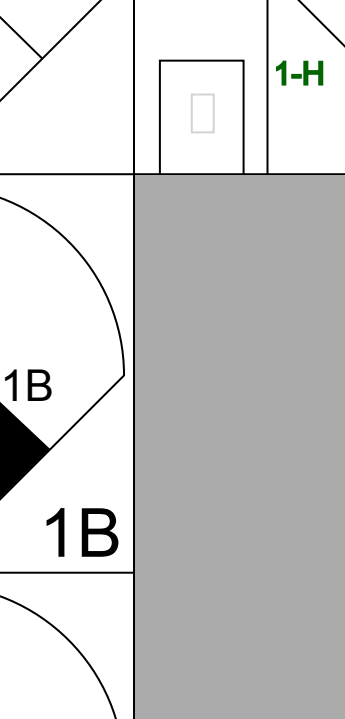


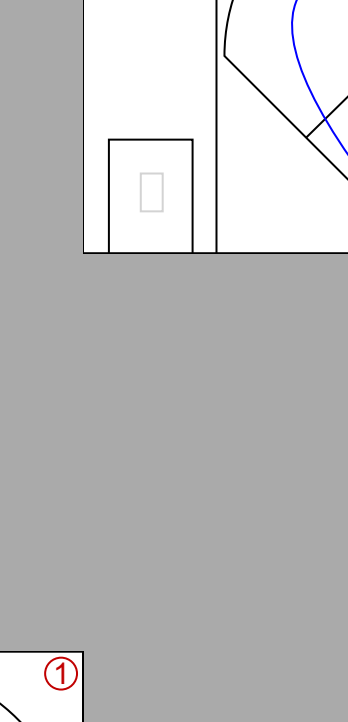
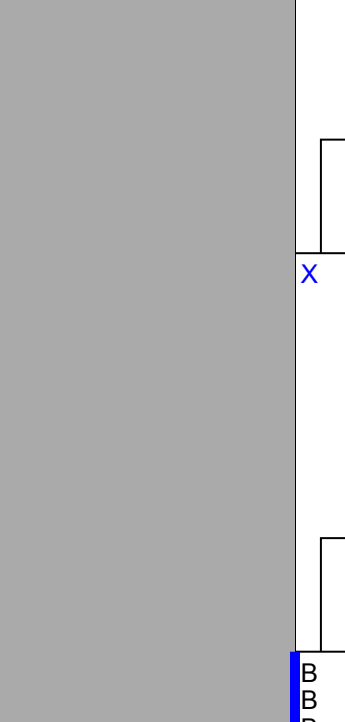
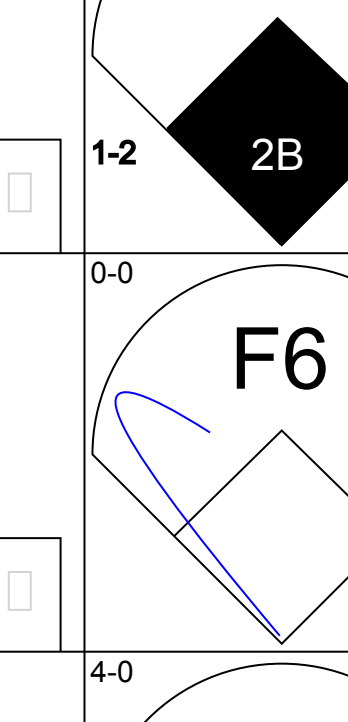
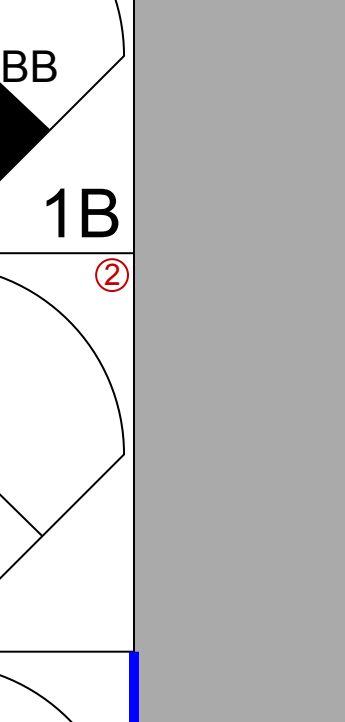
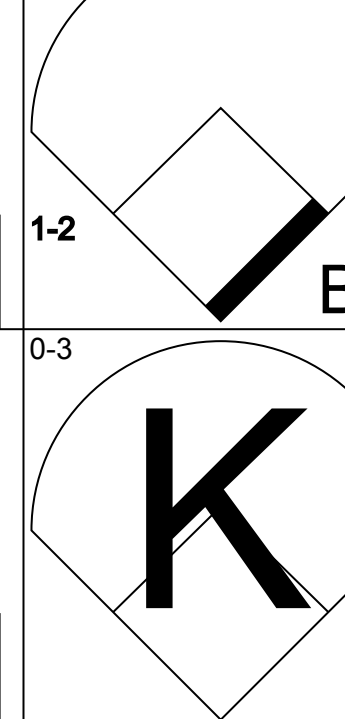


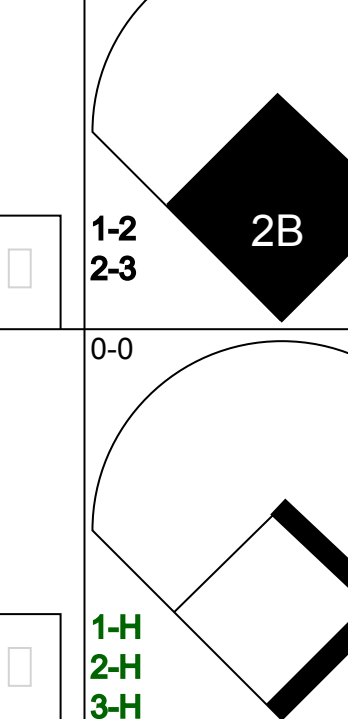

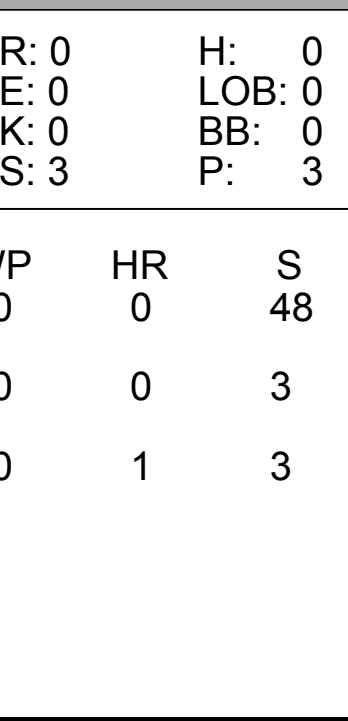
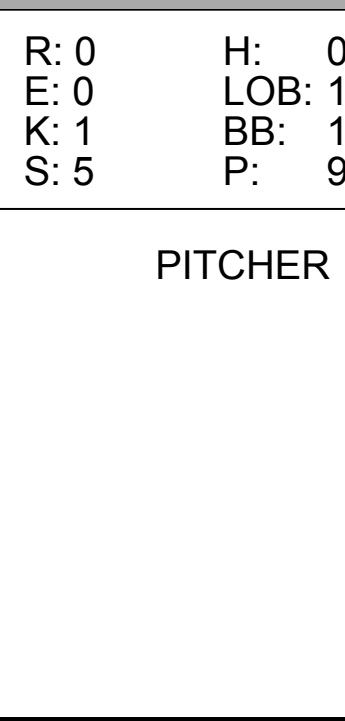

Batter	1	2	3	4	5	6	7	8	9	AB	R	H	RBI	BB	SO	LOB	BOTTOM								
Wade Boggs, L OBP: 0.392, SLG: 0.361 (1, 5)										5	1	1	0	0	0	4									
Dwight Evans, R OBP: 0.383, SLG: 0.473 (1, 9)										4	0	0	0	1	1	2									
Jim Rice, R OBP: 0.319, SLG: 0.500 (1, 7)										4	1	1	1	0	0	1									
Tony Armas, R OBP: 0.320, SLG: 0.551 (1, 8)										4	1	1	0	0	1	2									
Mike Easter, L OBP: 0.384, SLG: 0.525 (1, 10)										3	0	0	1	0	2	0									
Bill Buckner, L OBP: 0.315, SLG: 0.373 (1, 3)										4	0	2	1	0	0	0									
Rich Gedman, L OBP: 0.302, SLG: 0.469 (1, 2)										4	0	2	0	0	0	1									
Marty Barrett, R OBP: 0.343, SLG: 0.353 (1, 4)										3	0	0	0	1	0	3									
Jackie Gutierrez, R OBP: 0.290, SLG: 0.340 Rick Miller, L OBP: 0.371, SLG: 0.361 Glenn Hoffman, R OBP: 0.217, SLG: 0.246 (7, 6)										2	0	0	0	0	0	1									
Inning Stats	R: 0 E: 0 K: 1 S: 5	H: 0 LOB: 1 BB: 1 P: 9	R: 0 E: 0 K: 0 S: 4	H: 1 LOB: 1 BB: 0 P: 4	R: 1 E: 0 K: 0 S: 5	H: 2 LOB: 1 BB: 0 P: 5	R: 0 E: 0 K: 1 S: 5	H: 0 LOB: 0 BB: 0 P: 5	R: 0 E: 0 K: 0 S: 2	H: 0 LOB: 0 BB: 1 P: 6	R: 0 E: 0 K: 0 S: 3	H: 0 LOB: 2 BB: 1 P: 3	R: 0 E: 0 K: 1 S: 7	H: 2 LOB: 3 BB: 1 P: 11	R: 2 E: 1 K: 0 S: 6	H: 2 LOB: 1 BB: 0 P: 6	R: 0 E: 0 K: 1 S: 6	H: 1 LOB: 1 BB: 0 P: 6	1B: 6 2B: 2 3B: 0 HR: 0	SF: 1 SAC: 0 DP: 1 HBP: 0	WP: 0 PB: 0 SB: 0 CS: 0	PA: 38			
PITCHER	IP	WLS	BF	H	R	ER	SO	BB	IBB	HBP	BLK	WP	HR	S	P	ERA	WHIP								
Jim Gott, R ERA: 3.86 (1, 1)	6.2	W	27	5	1	1	3	3	0	0	0	0	0	30	42	1.35	1.200								
Roy Lee Jackson, R ERA: 2.69 (7, 1)	2.1		11	3	2	0	1	0	0	0	0	0	0	13	13	0.00	1.286								

Toronto Blue Jays @ Boston Red Sox
Fenway Park, Boston, MA
Sat Jun 23 1984, 7:05 PM EDT
Att: 27,689 - Unknown

AB 34
R 3
H 8
RBI 3
BB 3
SO 4
LOB 14



Batter	1	2	3	4	5	6	7	8	9	10	AB	R	H	RBI	BB	SO	LOB	TOP										
Damaso Garcia, R OBP: 0.335, SLG: 0.389 (1.4)											5	1	3	0	0	1	1	Toronto Blue Jays @ Boston Red Sox Fenway Park, Boston, MA Sun Jun 24 1984, 7:05 PM EDT Att: 32,521 - Unknown										
Lloyd Moseby, L OBP: 0.369, SLG: 0.515 (1.8)											4	0	1	0	1	2	4											
George Bell, R OBP: 0.358, SLG: 0.506 (1.7)											5	0	1	1	0	1	4											
Cliff Johnson, R OBP: 0.373, SLG: 0.432 (1.10)											3	0	1	0	1	2	2											
Rick Leach, L OBP: 0.313, SLG: 0.379 (8, PR)											0	1	0	0	1	0	0											
Jesse Barfield, R OBP: 0.310, SLG: 0.420 (1.9)											3	0	0	0	1	1	1											
Willie Upshaw, L OBP: 0.413, SLG: 0.598 (1.3)											4	1	2	2	1	1	3											
Garth Iorg, R OBP: 0.269, SLG: 0.287 (1.5)											4	0	0	0	0	0	2											
Rance Mulliniks, L OBP: 0.358, SLG: 0.363 (10, PH)											1	0	0	0	0	0	2											
Buck Martinez, R OBP: 0.281, SLG: 0.418 (1.2)											4	0	0	0	0	0	0											
Alfredo Griffin, S OBP: 0.263, SLG: 0.326 (1.6)											4	0	1	0	0	1	0											
Inning Stats	R: 0 E: 0 K: 2 S: 8	H: 1 LOB: 3 BB: 2 P: 16	R: 0 E: 0 K: 1 S: 5	H: 0 LOB: 0 BB: 0 P: 5	R: 0 E: 0 K: 1 S: 5	H: 1 LOB: 1 BB: 1 P: 9	R: 1 E: 0 K: 1 S: 4	H: 1 LOB: 0 BB: 0 P: 4	R: 1 E: 0 K: 1 S: 7	H: 2 LOB: 1 BB: 1 P: 7	R: 0 E: 0 K: 0 S: 3	H: 0 LOB: 0 BB: 0 P: 3	R: 0 E: 0 K: 1 S: 6	H: 1 LOB: 1 BB: 0 P: 6	R: 1 E: 0 K: 1 S: 7	H: 2 LOB: 2 BB: 0 P: 7	R: 0 E: 1 K: 2 S: 9	H: 1 LOB: 2 BB: 0 P: 9	R: 0 E: 0 K: 0 S: 2	H: 0 LOB: 1 BB: 2 P: 10	1B: 7 2B: 1 3B: 0 HR: 1	SF: 0 SAC: 1 DP: 0 HBP: 0	WP: 0 PB: 0 SB: 2 CS: 1	PA: 43				
PITCHER	IP 8.0	WLS 34	BF 8	H 3	R 3	ER 3	SO 7	BB 3	IBB 0	HBP 0	BLK 0	WP 0	HR 1	S 45	P 57	ERA 3.38	WHIP 1.375											
Bob Ojeda, L ERA: 4.66 (1.1)																												
Bob Stanley, R ERA: 4.28 (9.1)	2.0	W	9	1	0	0	2	1	1	0	0	0	0	0	11	19	0.00	1.000										

Batter	1	2	3	4	5	6	7	8	9	10	AB	R	H	RBI	BB	SO	LOB	BOTTOM									
Wade Boggs, L OBP: 0.393, SLG: 0.360 (1.5)											4	0	1	0	1	2	1	Toronto Blue Jays @ Boston Red Sox Fenway Park, Boston, MA Sun Jun 24 1984, 7:05 PM EDT Att: 32,521 - Unknown									
Dwight Evans, R OBP: 0.384, SLG: 0.471 (1.9)											5	1	2	0	0	2	2										
Jim Rice, R OBP: 0.314, SLG: 0.491 (1.7)											5	0	0	0	0	0	3										
Tony Armas, R OBP: 0.318, SLG: 0.556 (1.8)											5	1	1	2	0	2	2										
Mike Easter, L OBP: 0.396, SLG: 0.523 (1.10)											3	1	1	0	1	0	0										
Bill Buckner, L OBP: 0.313, SLG: 0.369 (1.3)											4	1	1	0	0	0	1										
Rich Gedman, L OBP: 0.301, SLG: 0.465 (1.2)											4	0	1	0	0	1	2										
Marty Barrett, R OBP: 0.343, SLG: 0.348 (1.4)											2	0	0	0	1	0	0										
Rick Miller, L OBP: 0.360, SLG: 0.361 (9, PH)											0	1	0	0	1	0	0										
Ed Jurak, R OBP: 0.296, SLG: 0.388 (10.4)											3	0	0	0	0	2	2										
Jackie Gutierrez, R OBP: 0.285, SLG: 0.333 (1.6)											1	0	1	3	0	0	0										
Reid Nichols, R OBP: 0.327, SLG: 0.370 (9, PH)											0	0	0	0	0	0	0										
Glenn Hoffman, R OBP: 0.217, SLG: 0.246 (10.6)											0	0	0	0	0	0	0										
Inning Stats	R: 0 E: 0 K: 1 S: 6	H: 1 LOB: 1 BB: 0 P: 6	R: 0 E: 0 K: 1 S: 6	H: 1 LOB: 2 BB: 1 P: 10	R: 0 E: 0 K: 1 S: 6	H: 1 LOB: 1 BB: 0 P: 6	R: 0 E: 0 K: 0 S: 3	H: 0 LOB: 0 BB: 0 P: 3	R: 0 E: 0 K: 1 S: 5	H: 0 LOB: 1 BB: 1 P: 9	R: 0 E: 0 K: 2 S: 7	H: 0 LOB: 0 BB: 0 P: 7	R: 0 E: 0 K: 1 S: 5	H: 0 LOB: 0 BB: 0 P: 5	R: 3 E: 0 K: 1 S: 8	H: 3 LOB: 1 BB: 1 P: 12	R: 2 E: 0 K: 0 S: 3	H: 2 LOB: 0 BB: 0 P: 3	1B: 6 2B: 1 3B: 0 HR: 1	SF: 0 SAC: 0 DP: 0 HBP: 0	WP: 0 PB: 1 SB: 1 CS: 0	PA: 40					
PITCHER	IP 8.2	WLS 36	BF 6	H 3	R 3	ER 3	SO 8	BB 4	IBB 0	HBP 0	BLK 0	WP 0	HR 0	S 48	P 64	ERA 3.12	WHIP 1.154										
Dave Stieb, R ERA: 2.44 (1.1)																											
Jimmy Key, L ERA: 4.62 (9.1)	0.1	L	3	2	2	0	0	0	0	0	0	0	0	3	3	0.00	0.000										
Dennis Lamp, R ERA: 3.51 (10.1)	0.1	L	3	2	2	0	0	0	0	0	0	0	1	3	3	54.00	6.000										

Batter	1	2	3	4	5	6	7	8	9	AB	R	H	RBI	BB	SO	LOB	TOP										
Damaso Garcia, R (1, 4) OBP: 0.331, SLG: 0.384	0-0 1-3		0-0 F1		0-3 K		0-0 6-3			4	0	0	0	0	1	0	Toronto Blue Jays @ Milwaukee Brewers Milwaukee County Stadium, Milwaukee, WI Mon Jun 25 1984, 8:05 PM EDT Unknown livebaseballscorecards.com										
Dave Collins, S (1, 7) OBP: 0.357, SLG: 0.475	4-0 G6-4-3 BB		0-3 K		0-0 5-3		0-0 F8			3	0	0	0	1	1	0											
Lloyd Moseby, L (1, 8) OBP: 0.368, SLG: 0.511	0-0 G6-4-3 1-2		0-0 6-3		0-0 1B		0-3 K			4	0	1	0	0	1	1											
Willie Upshaw, L (1, 3) OBP: 0.411, SLG: 0.592		0-0 6-3		0-0 1B		0-0 G3		0-0 F4		4	0	1	0	0	0	1											
Willie Aikens, L (1, 10) OBP: 0.283, SLG: 0.289		0-0 4-3		0-0 E1 1B		0-0 4-3		0-0 4-3		4	1	0	0	0	0	1											
Rance Mulliniks, L (1, 5) OBP: 0.361, SLG: 0.362		4-0 BB BB BB		0-0 1B		0-0 1-3		0-0 4-3		3	0	1	0	1	0	0											
Rick Leach, L (1, 9) OBP: 0.361, SLG: 0.496		4-0 BB BB		0-0 1B		0-3 K		0-0 S 1B		3	0	2	1	1	1	0											
Tony Fernandez, S (9, PR) OBP: 0.074, SLG: 0.040		1-2 BB BB		0-0 1B						0	0	0	0	0	0	0											
Buck Martinez, R (1, 2) OBP: 0.282, SLG: 0.411		4-0 BB BB		0-3 K				0-0 F2		2	0	0	0	1	1	2											
George Bell, R (9, PH) OBP: 0.337, SLG: 0.504		1-2 2-3 BB FC6-4		0-0 F7				0-0 F9		1	0	0	0	0	1	1											
Alfredo Griffin, S (1, 6) OBP: 0.260, SLG: 0.321		0-0 FC6-4 1-2								3	0	0	0	0	0	5											
Inning Stats	R: 0 E: 0 K: 0 S: 2	H: 0 LOB: 0 BB: 1 P: 6	R: 0 E: 0 K: 0 S: 3	H: 0 LOB: 3 BB: 3 P: 15	R: 0 E: 0 K: 1 S: 5	H: 0 LOB: 0 BB: 0 P: 5	R: 1 E: 1 K: 1 S: 8	H: 3 LOB: 2 BB: 0 P: 8	R: 0 E: 0 K: 1 S: 6	H: 1 LOB: 1 BB: 0 P: 6	R: 0 E: 0 K: 1 S: 5	H: 0 LOB: 0 BB: 0 P: 5	R: 0 E: 0 K: 0 S: 3	H: 0 LOB: 0 BB: 0 P: 3	R: 0 E: 0 K: 1 S: 6	H: 1 LOB: 2 BB: 0 P: 6	1B: 5 2B: 0 3B: 0 HR: 0	SF: 0 SAC: 0 DP: 1 HBP: 0	WP: 0 PB: 0 SB: 2 CS: 1	PA: 35							
PITCHER	IP	WLS	BF	H	R	ER	SO	BB	IBB	HBP	BLK	WP	HR	S	P	ERA	WHIP										
Jaime Cocanower, R (1, 1) ERA: 2.75	8.2	W	34	5	1	0	5	4	0	0	0	0	0	40	56	0.00	1.038										
Rollie Fingers, R (9, 1) ERA: 2.16	0.1	S	1	0	0	0	1	0	0	0	0	0	0	3	3	0.00	0.000										

Batter	1	2	3	4	5	6	7	8	9	AB	R	H	RBI	BB	SO	LOB	BOTTOM										
Dion James, L (1, 9) OBP: 0.335, SLG: 0.360	0-0 F5				0-0 6-3		0-0 3-1			4	0	1	0	0	0	0	Toronto Blue Jays @ Milwaukee Brewers Milwaukee County Stadium, Milwaukee, WI Mon Jun 25 1984, 8:05 PM EDT Unknown livebaseballscorecards.com										
Jim Gantner, L (1, 4) OBP: 0.306, SLG: 0.349	0-0 FC6-4 1B				0-0 3-1		4-0 1B BB			3	0	1	0	1	0	2											
Robin Yount, R (1, 6) OBP: 0.373, SLG: 0.420	0-3 K		0-0 6-3		0-0 F9		0-0 F3			4	0	0	0	0	1	2											
Cecil Cooper, L (1, 3) OBP: 0.305, SLG: 0.376	4-0 BB		0-0 1B		0-0 SH1-3 1B		0-0 1B			3	1	3	0	1	0	0											
Ben Oglivie, L (1, 7) OBP: 0.339, SLG: 0.378	0-0 F8		0-3 K		0-0 SH1-3		0-0 G1			3	0	0	0	0	1	5											
Ted Simmons, S (1, 10) OBP: 0.286, SLG: 0.291		0-3 K		0-0 F8		0-0 BB 1B		0-0 G1		4	0	1	1	0	1	1											
Roy Howell, L (1, 5) OBP: 0.306, SLG: 0.381		0-0 1B 2B		0-0 3-1		0-0 F9		0-0 F8		3	1	1	0	0	0	1											
Ed Romero, R (7, 5) OBP: 0.315, SLG: 0.284										1	0	0	0	0	0	0											
Jim Sundberg, R (1, 2) OBP: 0.347, SLG: 0.423		0-3 K		0-0 4-3		4-0 BB		0-0 5-3		3	0	0	0	1	1	1											
Rick Manning, L (1, 8) OBP: 0.324, SLG: 0.376		0-0 1B 2H		0-0 4-3		0-0 F6				3	0	1	1	0	0	2											
Inning Stats	R: 0 E: 0 K: 1 S: 6	H: 1 LOB: 2 BB: 1 P: 10	R: 1 E: 0 K: 2 S: 10	H: 3 LOB: 0 BB: 0 P: 10	R: 0 E: 0 K: 1 S: 6	H: 1 LOB: 1 BB: 0 P: 6	R: 0 E: 0 K: 0 S: 3	H: 0 LOB: 0 BB: 0 P: 3	R: 0 E: 0 K: 0 S: 5	H: 2 LOB: 2 BB: 1 P: 9	R: 0 E: 0 K: 0 S: 4	H: 1 LOB: 2 BB: 1 P: 8	R: 0 E: 0 K: 0 S: 3	H: 0 LOB: 0 BB: 0 P: 3	R: 0 E: 0 K: 1 S: 6	H: 1 LOB: 2 BB: 0 P: 6	1B: 6 2B: 2 3B: 0 HR: 0	SF: 0 SAC: 1 DP: 0 HBP: 0	WP: 0 PB: 0 SB: 0 CS: 0	PA: 35							
PITCHER	IP	WLS	BF	H	R	ER	SO	BB	IBB	HBP	BLK	WP	HR	S	P	ERA	WHIP										
Doyle Alexander, R (1, 1) ERA: 3.32	6.2	L	31	8	2	2	4	3	0	0	0	0	0	36	48	2.70	1.650										
Jimmy Key, L (7, 1) ERA: 4.39	1.1		4	0	0	0	0	0	0	0	0	0	0	4	4	0.00	0.000										

Batter	1	2	3	4	5	6	7	8	9	AB	R	H	RBI	BB	SO	LOB	TOP	
Damaso Garcia, R (1,4) OBP: 0.331, SLG: 0.383 Rance Mulliniks, L (6,5) OBP: 0.365, SLG: 0.367	0-0 CS 1B			0-0 F8		0-0 6-3	0-0 1B			3	0	1	0	0	0	0	Toronto Blue Jays @ Milwaukee Brewers Milwaukee County Stadium, Milwaukee, WI Mon Jun 25 1984, 8:05 PM EDT Att: 15,088 - Unknown livebaseballscorecards.com	
Lloyd Moseby, L (1,8) OBP: 0.367, SLG: 0.509 Rick Leach, L (6,8) OBP: 0.378, SLG: 0.424	0-0 F7			0-0 F9		0-0 1B	0-0 1B			3	0	1	0	0	0	1		
George Bell, R (1,7) OBP: 0.355, SLG: 0.500	0-0 F9			0-0 1B		0-0 F4	0-0 F9			4	0	1	0	0	0	3		
Cliff Johnson, R (1,10) OBP: 0.370, SLG: 0.434		0-0 F4		0-0 F4			0-0 HR 2B	0-0 5-3		4	1	1	0	0	0	1		
Jesse Barfield, R (1,9) OBP: 0.308, SLG: 0.415		0-0 F9			0-0 1B	0-0 5-3	0-0 K	0-3 K		4	0	1	0	0	1	1		
Willie Upshaw, L (1,3) OBP: 0.408, SLG: 0.587 Willie Aikens, L (6,3) OBP: 0.287, SLG: 0.329		0-0 3-1			0-3 K	0-0 HR	0-0 F7			2	0	0	0	0	1	1		
Buck Martinez, R (1,2) OBP: 0.278, SLG: 0.494 Toby Hernandez, R (6,2) OBP: 0.500, SLG: 0.500			0-0 F9		0-0 F8	0-0 2B 1B	0-0 F9			2	0	0	0	0	0	1		
Garth Iorg, R (1,5) OBP: 0.268, SLG: 0.294			0-0 G3		0-0 4-3	0-0 G3 1B 2B	0-0 F8			4	1	1	1	0	0	1		
Tony Fernandez, S (1,6) OBP: 0.065, SLG: 0.034			0-0 6-3		0-0 1-3	0-0 G3	0-0 F6			4	0	0	0	0	0	1		
Inning Stats	R: 0 E: 0 K: 0 S: 3	H: 1 LOB: 0 BB: 0 P: 3	R: 0 E: 0 K: 0 S: 3	H: 0 LOB: 0 BB: 0 P: 3	R: 0 E: 0 K: 0 S: 3	H: 0 LOB: 0 BB: 0 P: 3	R: 0 E: 0 K: 1 S: 4	H: 1 LOB: 1 BB: 0 P: 4	R: 0 E: 0 K: 0 S: 4	H: 0 LOB: 0 BB: 0 P: 3	R: 0 E: 0 K: 0 S: 3	H: 0 LOB: 0 BB: 0 P: 3	R: 0 E: 0 K: 0 S: 3	H: 0 LOB: 0 BB: 0 P: 3	1B: 7 2B: 2 3B: 0 HR: 1	SF: 0 SAC: 0 DP: 0 HBP: 0		WP: 0 PB: 0 SB: 0 CS: 1
PITCHER	IP WLS BF H R ER SO BB IBB HBP BLK WP HR S P ERA WHIP																	
Bob McClure, L (1,1) ERA: 4.11	6.2 W 29 10 4 4 1 0 0 0 0 0 1 31 31 5.40 1.500																	
Pete Ladd, R (7,1) ERA: 5.75	2.1 7 0 0 0 1 0 0 0 0 0 0 9 9 0.00 0.000																	

Batter	1	2	3	4	5	6	7	8	9	AB	R	H	RBI	BB	SO	LOB	BOTTOM	
Rick Manning, L (1,8) OBP: 0.318, SLG: 0.368	0-0 6-3	0-0 3-4		0-0 F9		0-0 F8				4	0	0	0	0	0	2	Toronto Blue Jays @ Milwaukee Brewers Milwaukee County Stadium, Milwaukee, WI Mon Jun 25 1984, 8:05 PM EDT Att: 15,088 - Unknown livebaseballscorecards.com	
Jim Gantner, L (1,4) OBP: 0.305, SLG: 0.346	0-0 4-3		0-0 6-3	0-0 1B 2B BB		0-0 F8				3	1	0	0	1	0	0		
Robin Yount, R (1,6) OBP: 0.375, SLG: 0.421	0-0 6-3		0-0 1B 1B	0-0 1B 2B 1B		0-0 F6				4	2	2	2	0	0	0		
Cecil Cooper, L (1,10) OBP: 0.305, SLG: 0.372		0-0 2B 1B BB	0-0 F7	0-0 K		0-0 G2				3	1	0	0	1	1	3		
Ted Simmons, S (1,3) OBP: 0.273, SLG: 0.305		0-0 1B 2B	0-0 1B	0-0 1B 2B		0-0 G3				4	1	3	2	0	0	0		
Mark Brouhard, R (1,7) OBP: 0.341, SLG: 0.413		0-0 SH2-3 E 1B	0-0 1B	0-0 F8		0-0 F9				4	1	2	3	0	0	1		
Bill Schroeder, R (1,2) OBP: 0.246, SLG: 0.407		0-0 SH2-3 1-2	0-0 K		0-0 F8			0-0 1-4-3		3	0	0	0	0	1	2		
Ed Romero, R (1,5) OBP: 0.312, SLG: 0.282		0-0 E4 2B		0-0 BB 1B 1B		0-0 6-3		0-0 F9		4	2	1	0	0	0	0		
Charlie Moore, R (1,9) OBP: 0.270, SLG: 0.304		0-0 1B 2B		0-0 BB 1B HBP		0-0 6-3		0-0 6-3		3	1	1	1	0	0	0		
Inning Stats	R: 0 E: 0 K: 0 S: 3	H: 0 LOB: 0 BB: 0 P: 3	R: 4 E: 2 K: 0 S: 6	H: 3 LOB: 0 BB: 1 P: 10	R: 1 E: 0 K: 1 S: 8	H: 3 LOB: 2 BB: 0 P: 8	R: 4 E: 0 K: 1 S: 8	H: 3 LOB: 1 BB: 1 P: 13	R: 0 E: 0 K: 0 S: 3	H: 0 LOB: 0 BB: 0 P: 3	R: 0 E: 0 K: 0 S: 3	H: 0 LOB: 0 BB: 0 P: 3	R: 0 E: 0 K: 0 S: 3	H: 0 LOB: 0 BB: 0 P: 3	1B: 6 2B: 3 3B: 0 HR: 0	SF: 0 SAC: 1 DP: 0 HBP: 1		WP: 0 PB: 0 SB: 0 CS: 0
PITCHER	IP WLS BF H R ER SO BB IBB HBP BLK WP HR S P ERA WHIP																	
Jim Acker, R (1,1) ERA: 5.97	3.1 L 19 7 2 2 2 1 1 0 0 0 0 0 19 24 16.20 2.400																	
Bryan Clark, L (4,1) ERA: 6.09	4.2 17 2 2 2 1 1 0 0 0 0 0 0 18 22 3.86 0.643																	

Batter	1	2	3	4	5	6	7	8	9	AB	R	H	RBI	BB	SO	LOB	TOP								
Damaso Garcia, R OBP: 0.330, SLG: 0.381		4-3			F8			F9		4	1	1	0	0	0	1	Toronto Blue Jays @ Milwaukee Brewers Milwaukee County Stadium, Milwaukee, WI Tue Jun 26 1984, 8:05 PM EDT Att: 19,068 - Unknown livebaseballscores.com								
Dave Collins, S OBP: 0.350, SLG: 0.466	F8		3-1		F8			E8		4	0	0	0	0	0	2									
Lloyd Moseby, L OBP: 0.363, SLG: 0.502	E3 BB 1B		K					K		4	1	0	0	0	2	2									
Willie Upshaw, L OBP: 0.403, SLG: 0.578	F6		K					K		4	0	0	0	0	2	3									
Willie Aikens, L OBP: 0.299, SLG: 0.368 Garth Iorg, R OBP: 0.274, SLG: 0.300	1B BB				F2			HR		2	1	1	1	1	0	0									
George Bell, R OBP: 0.354, SLG: 0.496	1B				6-3			K		4	0	1	2	0	1	1									
Rance Mulliniks, L OBP: 0.356, SLG: 0.357	K				F3			K		4	0	0	0	0	2	3									
Buck Martinez, R OBP: 0.271, SLG: 0.393 Rick Leach, L OBP: 0.368, SLG: 0.412		K			6-3			F4		3	0	0	0	0	1	0									
Alfredo Griffin, S OBP: 0.261, SLG: 0.322 Cliff Johnson, R OBP: 0.368, SLG: 0.431		5-3						3-1		3	0	1	0	0	0	0									
Inning Stats	R: 2 E: 1 K: 1 S: 8	H: 2 LOB: 2 BB: 1 P: 12	R: 0 E: 0 K: 2 S: 5	H: 0 LOB: 0 BB: 0 P: 5	R: 0 E: 0 K: 2 S: 7	H: 0 LOB: 0 BB: 0 P: 7	R: 0 E: 0 K: 0 S: 3	H: 0 LOB: 0 BB: 0 P: 3	R: 0 E: 0 K: 0 S: 4	H: 1 LOB: 1 BB: 0 P: 4	R: 1 E: 0 K: 0 S: 4	H: 1 LOB: 0 BB: 0 P: 4	R: 0 E: 0 K: 1 S: 5	H: 0 LOB: 0 BB: 0 P: 5	R: 0 E: 1 K: 2 S: 8	H: 0 LOB: 1 BB: 0 P: 8		R: 0 E: 1 K: 2 S: 9	H: 1 LOB: 2 BB: 0 P: 9	1B: 4 2B: 0 3B: 0 HR: 1	SF: 0 SAC: 0 DP: 0 HBP: 0	WP: 0 PB: 0 SB: 0 CS: 0	PA: 36		
PITCHER	IP	WLS	BF	H	R	ER	SO	BB	IBB	HBP	BLK	WP	HR	S	P	ERA	WHIP								
Don Sutton, R ERA: 3.67	(1, 1)	7.0	W	27	4	3	1	5	1	0	0	0	1	36	40	1.29	0.714								
Rick Waits, L ERA: 2.1	(8, 1)	1.0		5	1	0	0	2	0	0	0	0	0	9	9	0.00	1.000								
Rollie Fingers, R ERA: 2.12	(9, 1)	1.0	S	4	0	0	0	2	0	0	0	0	0	8	8	0.00	0.000								

Batter	1	2	3	4	5	6	7	8	9	AB	R	H	RBI	BB	SO	LOB	BOTTOM								
Dion James, L OBP: 0.333, SLG: 0.357	1B SF8 1B	K			F8			F6		4	1	1	0	0	1	0	Toronto Blue Jays @ Milwaukee Brewers Milwaukee County Stadium, Milwaukee, WI Tue Jun 26 1984, 8:05 PM EDT Att: 19,068 - Unknown livebaseballscores.com								
Jim Gantner, L OBP: 0.311, SLG: 0.351	1B E 1B	F7			HR 1B			FC6-4 1B		4	2	3	0	0	0	0									
Robin Yount, R OBP: 0.373, SLG: 0.431	SF8	K			HR			FC6-4		3	1	1	3	0	1	1									
Cecil Cooper, L OBP: 0.300, SLG: 0.366	E6 E 1B 1B		4-3		F7			K		4	1	0	0	0	1	1									
Ben Oglivie, L OBP: 0.337, SLG: 0.376	E 1B 1B		F8		F8			F7		4	1	1	1	0	0	0									
Ted Simmons, S OBP: 0.289, SLG: 0.300	F8		F7					F8		4	0	0	0	0	0	2									
Roy Howell, L OBP: 0.299, SLG: 0.370 Ed Romero, R OBP: 0.312, SLG: 0.282	E3 1B				F3			F8		3	0	0	0	0	0	2									
Jim Sundberg, R OBP: 0.347, SLG: 0.421	1B				F8			K		3	0	1	2	0	1	0									
Rick Manning, L OBP: 0.313, SLG: 0.362	3-1				4-3			4-3		3	0	0	0	0	0	2									
Inning Stats	R: 4 E: 2 K: 0 S: 9	H: 4 LOB: 2 BB: 0 P: 9	R: 0 E: 0 K: 2 S: 7	H: 0 LOB: 0 BB: 0 P: 7	R: 0 E: 0 K: 0 S: 3	H: 0 LOB: 0 BB: 0 P: 3	R: 0 E: 0 K: 0 S: 3	H: 0 LOB: 0 BB: 0 P: 3	R: 2 E: 0 K: 0 S: 5	H: 2 LOB: 0 BB: 0 P: 5	R: 0 E: 0 K: 1 S: 5	H: 0 LOB: 0 BB: 0 P: 5	R: 0 E: 0 K: 1 S: 4	H: 1 LOB: 1 BB: 0 P: 4	R: 0 E: 0 K: 1 S: 5	H: 0 LOB: 0 BB: 0 P: 5		1B: 6 2B: 0 3B: 0 HR: 1	SF: 1 SAC: 0 DP: 0 HBP: 0	WP: 0 PB: 0 SB: 0 CS: 0	PA: 33				
PITCHER	IP	WLS	BF	H	R	ER	SO	BB	IBB	HBP	BLK	WP	HR	S	P	ERA	WHIP								
Luis Leal, R ERA: 2.79	(1, 1)	7.0	L	30	7	6	3	3	0	0	0	0	1	36	36	3.86	1.000								
Dennis Lamp, R ERA: 3.41	(8, 1)	1.0		3	0	0	0	1	0	0	0	0	0	5	5	0.00	0.000								

Batter	1	2	3	4	5	6	7	8	9	AB	R	H	RBI	BB	SO	LOB	TOP										
Damaso Garcia, R OBP: 0.331, SLG: 0.382	0-0 5-3		0-0 WP 1B		0-0 FC3-6 1B		0-0 6-3		0-0 G4-6-3	5	0	2	0	0	0	2											
Dave Collins, S OBP: 0.353, SLG: 0.471	0-0 CS 1B		0-3 K		0-0 FC3-6 FC4-6		0-0 2B			4	0	2	0	0	1	3											
Lloyd Moseby, L OBP: 0.361, SLG: 0.498	0-0 E S 1B		0-0 4-3		0-0 FC4-6		0-0 4-3			4	0	1	1	1	0	3											
Willie Upshaw, L OBP: 0.397, SLG: 0.569	0-0 4-3			0-0 F9		0-0 K		0-3 K		4	0	0	0	0	2	2											
Willie Aikens, L OBP: 0.307, SLG: 0.367		4-0 FC5-4 BB		0-0 1B 1B		0-0 F7		0-0 F7		3	0	1	0	1	0	0											
George Bell, R OBP: 0.356, SLG: 0.496		0-3 K		0-0 1B 1-2		0-0 1B		0-0 F4		4	0	2	0	0	1	1											
Rance Mulliniks, L OBP: 0.360, SLG: 0.361		0-0 F6		0-0 1B 1-3 2-H		0-0 F8		0-0 FC4-6 1B		4	0	2	0	0	0	2											
Buck Martinez, R OBP: 0.265, SLG: 0.383		0-0 FC5-4		0-3 K		0-0 F8		0-0 FC4-6 1B		3	0	0	0	0	1	4											
Rick Leach, L OBP: 0.359, SLG: 0.400		1-2 1B						1-2 1B		1	0	0	0	0	0	1											
Tony Fernandez, S OBP: 0.114, SLG: 0.091			0-0 F8		0-0 FC3-6 FC4-6 1B		0-0 5-3		0-0 G4-6-3 1B	4	1	2	0	0	0	0											
Inning Stats	R: 0 E: 0 K: 0 S: 4	H: 2 LOB: 1 BB: 0 P: 4	R: 0 E: 0 K: 1 S: 5	H: 0 LOB: 1 BB: 1 P: 9	R: 0 E: 0 K: 1 S: 6	H: 1 LOB: 1 BB: 0 P: 6	R: 0 E: 0 K: 1 S: 7	H: 3 LOB: 2 BB: 0 P: 7	R: 1 E: 0 K: 1 S: 7	H: 2 LOB: 1 BB: 0 P: 7	R: 0 E: 0 K: 0 S: 4	H: 1 LOB: 1 BB: 0 P: 4	R: 0 E: 0 K: 1 S: 5	H: 0 LOB: 0 BB: 0 P: 5	R: 0 E: 0 K: 0 S: 4	H: 2 LOB: 1 BB: 0 P: 4	1B: 11 2B: 1 3B: 0 HR: 0	SF: 0 SAC: 0 DP: 1 HBP: 0	WP: 1 PB: 0 SB: 1 CS: 1	PA: 37							
PITCHER	IP	WLS	BF	H	R	ER	SO	BB	IBB	HBP	BLK	WP	HR	S	P	ERA	WHIP										
Chuck Porter, R ERA: 3.05	5.0	W	22	8	1	1	4	1	0	0	0	1	0	29	33	1.80	1.800										
Tom Tellmann, R ERA: 1.85	6.1	S	15	4	0	0	1	0	0	0	0	0	0	17	17	0.00	1.000										

Toronto Blue Jays @ Milwaukee Brewers
Milwaukee County Stadium, Milwaukee, WI
Wed Jun 27 1984, 4:33 AM EDT
Att: 31,141 - Unknown

AB 36
R 1
H 12
RBI 1
BB 1
SO 5
LOB 18



Batter	1	2	3	4	5	6	7	8	9	AB	R	H	RBI	BB	SO	LOB	BOTTOM										
Dion James, L OBP: 0.331, SLG: 0.350	4-0 1B 1B BB		0-3 K		0-0 4-3		0-0 G3			3	1	0	0	1	1	2											
Jim Gantner, L OBP: 0.314, SLG: 0.354	0-0 1B 1-3 1B		0-0 6-3			0-0 E4 2B		0-0 1B		4	1	2	0	0	0	0											
Robin Yount, R OBP: 0.378, SLG: 0.437	0-0 1B 1-2 3-H 1B		4-0 G4-6-3 BB		0-0 2B		0-0 F9			3	1	2	1	1	0	1											
Cecil Cooper, L OBP: 0.299, SLG: 0.364	0-0 1B 1-2 2-H 1B		0-0 G4-6-3		0-0 G3		0-0 F9			4	1	1	1	1	0	4											
Ben Oglivie, L OBP: 0.340, SLG: 0.375	0-0 G4-6-3 WP 1B		0-0 5-3		4-0 IBB		0-0 F8			3	1	1	1	1	0	1											
Ted Simmons, S OBP: 0.289, SLG: 0.300	0-0 G4-6-3 1B			0-0 3-1		0-0 F2		0-0 F4		4	0	1	1	0	0	3											
Roy Howell, L OBP: 0.291, SLG: 0.359	0-0 G4-6-3			0-3 K		0-0 4-3				3	0	0	0	0	1	5											
Ed Romero, R OBP: 0.321, SLG: 0.292	1-2 2-3 1B			0-0 K		0-0 4-3		0-0 G5-4-3 1B		1	0	1	0	0	0	0											
Bill Schroeder, R OBP: 0.246, SLG: 0.397	0-3 K			0-0 1B 1B		0-0 F7		0-0 G5-4-3		4	0	1	0	0	1	1											
Rick Manning, L OBP: 0.313, SLG: 0.361		0-3 K		0-0 1B 1-2		0-0 4-3				3	0	1	0	0	1	0											
Inning Stats	R: 5 E: 0 K: 1 S: 9	H: 5 LOB: 0 BB: 1 P: 13	R: 0 E: 0 K: 2 S: 7	H: 0 LOB: 0 BB: 0 P: 7	R: 0 E: 0 K: 0 S: 2	H: 0 LOB: 1 BB: 1 P: 6	R: 0 E: 0 K: 1 S: 7	H: 2 LOB: 2 BB: 0 P: 7	R: 0 E: 0 K: 0 S: 3	H: 0 LOB: 0 BB: 0 P: 3	R: 0 E: 0 K: 0 S: 4	H: 1 LOB: 1 BB: 0 P: 4	R: 0 E: 0 K: 0 S: 3	H: 1 LOB: 0 BB: 0 P: 3	R: 0 E: 0 K: 0 S: 3	H: 1 LOB: 0 BB: 0 P: 3	1B: 9 2B: 1 3B: 0 HR: 0	SF: 0 SAC: 0 DP: 3 HBP: 0	WP: 1 PB: 0 SB: 0 CS: 0	PA: 35							
PITCHER	IP	WLS	BF	H	R	ER	SO	BB	IBB	HBP	BLK	WP	HR	S	P	ERA	WHIP										
Jim Clancy, R ERA: 5.07	0.0	L	4	3	0	0	4	1	0	0	0	1	0	21	25	0.00	1.000										
Jim Acker, R ERA: 5.4	4.0		14	3	0	0	4	1	0	0	0	1	0	21	25	0.00	1.000										
Roy Lee Jackson, R ERA: 2.49	5.1		13	2	0	0	0	0	1	0	0	0	0	12	16	0.00	0.667										
Dennis Lamp, R ERA: 3.31	8.1		3	1	0	0	0	0	0	0	0	0	0	3	3	0.00	1.000										

Toronto Blue Jays @ Milwaukee Brewers
Milwaukee County Stadium, Milwaukee, WI
Wed Jun 27 1984, 4:33 AM EDT
Att: 31,141 - Unknown

AB 32
R 5
H 10
RBI 4
BB 3
SO 4
LOB 17



Batter	1	2	3	4	5	6	7	8	9	AB	R	H	RBI	BB	SO	LOB	TOP					
Rickey Henderson, R OBP: 0.399, SLG: 0.469 (1, 7)	0-0 1B 3B	1-0 4-3 S HBP		4-0 2B BB		0-0 CS 1B			0-0 4-3 1B 2B	3	3	3	0	1	0	0						
Dwayne Murphy, L OBP: 0.348, SLG: 0.488 (1, 8)	0-0 1B 1B	0-0 4-3		0-0 G3 1-H 2B		0-0 F8 1-2			0-0 4-3	5	1	2	2	0	0	3						
Joe Morgan, L OBP: 0.378, SLG: 0.399 (1, 4)	0-0 F5	0-0 F6		0-0 G3 2-3			0-0 F4		0-0 1B	5	0	1	1	0	0	3						
Dave Kingman, R OBP: 0.319, SLG: 0.560 (1, 10)	0-0 1B E 1B		0-0 E 1B	1-0 HBP			0-0 2B		0-0 K	4	1	3	0	0	1	1						
Carney Lansford, R OBP: 0.334, SLG: 0.401 (1, 5)	0-0 FC6-4 1-2 3-H 1B		0-0 E5 1-2	0-0 F9			0-0 5-3		0-3 K	5	0	1	1	0	1	5						
Davey Lopes, R OBP: 0.353, SLG: 0.439 (1, 9)	0-0 FC6-4 1-2 2-H 1B		0-0 F7		0-3 K		0-3 K			4	1	0	0	0	2	4						
Bruce Bochte, L OBP: 0.324, SLG: 0.326 (1, 3)	0-0 1B 2-H		0-0 F6		0-0 F7			0-0 6-3		4	0	1	1	0	0	2						
Mike Heath, R OBP: 0.289, SLG: 0.377 (1, 2)	0-0 F8		0-0 K		0-0 4-3			0-0 F8		4	0	0	0	0	1	3						
Mark Wagner, R OBP: 0.161, SLG: 0.179 Gary Hancock, L OBP: 0.200, SLG: 0.200 Tony Phillips, S OBP: 0.297, SLG: 0.298 (8, PH) (8, 6)		0-0 F3		0-0 F7		0-0 6-3		0-0 4-3		3	0	0	0	0	0	0						
Inning Stats	R: 4 E: 1 K: 0 S: 8	H: 5 LOB: 1 BB: 0 P: 8	R: 0 E: 0 K: 0 S: 3	H: 0 LOB: 1 BB: 0 P: 4	R: 0 E: 1 K: 1 S: 7	H: 1 LOB: 2 BB: 0 P: 7	R: 1 E: 0 K: 0 S: 4	H: 1 LOB: 2 BB: 1 P: 9	R: 0 E: 0 K: 1 S: 5	H: 0 LOB: 0 BB: 0 P: 5	R: 0 E: 0 K: 0 S: 3	H: 1 LOB: 1 BB: 0 P: 3	R: 0 E: 0 K: 1 S: 6	H: 1 LOB: 1 BB: 0 P: 6	R: 0 E: 0 K: 0 S: 3	H: 0 LOB: 0 BB: 0 P: 3	R: 1 E: 0 K: 2 S: 9	H: 2 LOB: 1 BB: 0 P: 9	1B: 7 2B: 3 3B: 1 HR: 0	SF: 0 SAC: 0 DP: 0 HBP: 2	WP: 0 PB: 0 SB: 1 CS: 1	PA: 41
PITCHER	IP WLS BF H R ER SO BB IBB HBP BLK WP HR S P ERA WHIP	IP WLS BF H R ER SO BB IBB HBP BLK WP HR S P ERA WHIP															IP WLS BF H R ER SO BB IBB HBP BLK WP HR S P ERA WHIP					
Jim Gott, R ERA: 4.11 (1, 1)	8.0 W 37 10 6 5 3	1.0 L 4 1 0 0 2															8.0 W 37 10 6 5 3					
Jimmy Key, L ERA: 4.23 (9, 1)	1.0 L 4 1 0 0 2															1.0 L 4 1 0 0 2						

Oakland Athletics @ Toronto Blue Jays
Exhibition Stadium, Toronto, ON
Thu Jun 28 1984, 7:05 PM EDT
Att: 30,213 - Unknown

AB	38
R	6
H	11
RBI	5
BB	1
SO	5
LOB	21



Batter	1	2	3	4	5	6	7	8	9	AB	R	H	RBI	BB	SO	LOB	BOTTOM					
Damaso Garcia, R OBP: 0.335, SLG: 0.386 (1, 4)	4-0 BB FC6-4 BB	0-0 F7			0-0 HR 2B	0-0 E 1B	0-0 1-3			4	3	2	1	1	0	3						
Lloyd Moseby, L OBP: 0.382, SLG: 0.507 (1, 8)	4-0 FC6-4 1-2 BB BB		0-0 F8		0-0 HR 2-H	0-0 SF7 3-H		0-0 F4		3	1	1	3	1	0	0						
George Bell, R OBP: 0.353, SLG: 0.489 (1, 7)	4-0 FC6-4 1-2 2-3 BB		0-0 F9		0-0 5-3	0-0 E5 1-H		0-0 1-3		4	0	0	0	1	0	0						
Cliff Johnson, R OBP: 0.379, SLG: 0.466 (1, 10)	0-0 FC6-4 1-2 2-3 3-H		0-0 HR		0-0 1B 3B	4-0 BB BB		4-0 3B BB		3	3	2	2	2	0	2						
Jesse Barfield, R OBP: 0.317, SLG: 0.430 (1, 9)	0-0 F5		4-0 BB		0-0 CS 1B	0-0 F6		0-0 1-H 3B		4	0	2	2	1	0	4						
Willie Upshaw, L OBP: 0.394, SLG: 0.562 (1, 3)	0-0 G3		0-0 G3		0-0 F8 1-2		0-0 FC4-6 BB 1B		0-0 F1	5	0	1	0	0	0	5						
Garth Iorg, R ERA: 5.96 Rance Mulliniks, L OBP: 0.367, SLG: 0.365 (6, 5)		0-0 F6		0-0 F5		0-0 SH3-4 BB 1B	4-0 FC4-6 BB			2	0	0	0	0	0	0						
Buck Martinez, R OBP: 0.272, SLG: 0.377 (1, 2)		4-0 BB		0-0 6-3		4-0 1B SH3-4 SF7 BB	0-0 F7			2	1	0	0	2	0	2						
Alfredo Griffin, S OBP: 0.257, SLG: 0.317 (1, 6)		0-3 K		0-0 4-3		0-0 SH3-4 FC4-6				3	0	0	0	0	1	3						
Inning Stats	R: 1 E: 0 K: 0 S: 3	H: 0 LOB: 2 BB: 3 P: 15	R: 0 E: 0 K: 1 S: 5	H: 0 LOB: 1 BB: 1 P: 9	R: 1 E: 0 K: 0 S: 4	H: 1 LOB: 1 BB: 1 P: 8	R: 0 E: 0 K: 0 S: 3	H: 0 LOB: 0 BB: 0 P: 3	R: 3 E: 2 K: 0 S: 6	H: 4 LOB: 0 BB: 0 P: 6	R: 3 E: 2 K: 0 S: 6	H: 2 LOB: 2 BB: 2 P: 14	R: 0 E: 0 K: 0 S: 4	H: 1 LOB: 2 BB: 1 P: 8	R: 1 E: 0 K: 0 S: 4	H: 1 LOB: 1 BB: 1 P: 8	R: 1 E: 0 K: 2 S: 9	H: 1 LOB: 1 BB: 0 P: 9	1B: 4 2B: 1 3B: 2 HR: 2	SF: 1 SAC: 1 DP: 0 HBP: 0	WP: 0 PB: 0 SB: 0 CS: 1	PA: 42
PITCHER	IP WLS BF H R ER SO BB IBB HBP BLK WP HR S P ERA WHIP	IP WLS BF H R ER SO BB IBB HBP BLK WP HR S P ERA WHIP															IP WLS BF H R ER SO BB IBB HBP BLK WP HR S P ERA WHIP					
Tim Conroy, L ERA: 5.96 (1, 1)	0.0 L 3 3 3 1															0.0 L 3 3 3 1						
Jeff Jones, R ERA: 2.73 (1, 1)	4.0 L 12 4 4 3 0															4.0 L 12 4 4 3 0						
Keith Atherton, R ERA: 3.28 (5, 1)	2.0 L 12 4 4 3 0															2.0 L 12 4 4 3 0						
Gorman Heimueler, L ERA: 5.4 (7, 1)	2.0 L 10 2 1 1 0															2.0 L 10 2 1 1 0						

Oakland Athletics @ Toronto Blue Jays
Exhibition Stadium, Toronto, ON
Thu Jun 28 1984, 7:05 PM EDT
Att: 30,213 - Unknown

AB	31
R	9
H	9
RBI	8
BB	9
SO	1
LOB	19



Batter	1	2	3	4	5	6	7	8	9	AB	R	H	RBI	BB	SO	LOB	TOP					
Rickey Henderson, R OBP: 0.399, SLG: 0.466 (1.7) (8.8)	F8		1-2		6-3			6-3		4	0	1	1	0	0	2	Oakland Athletics @ Toronto Blue Jays Exhibition Stadium, Toronto, ON Sat Jun 30 1984, 3:33 AM EDT Att: 36,176 - Unknown					
Dwayne Murphy, L OBP: 0.341, SLG: 0.474 Mickey Tettleton, S (1.8) (8.2)	K		K		1-3			FC6-4 BB		3	0	0	0	1	2	3						
Dave Lopes, R OBP: 0.347, SLG: 0.429 (1.4)	F5		K					FC6-4		4	0	0	0	0	1	4						
Dave Kingman, R OBP: 0.313, SLG: 0.546 (1.10)		5-3		F3				K		4	0	0	0	0	1	2						
Carney Lansford, R OBP: 0.332, SLG: 0.395 (1.5)		1B BB		F7				F9		3	0	0	0	1	0	0						
Bruce Bochte, L OBP: 0.326, SLG: 0.328 (1.3)				F7				K		4	0	2	0	0	1	0						
Mike Davis, L OBP: 0.246, SLG: 0.324 (1.9)			K		4-3			4-3		4	0	0	0	0	1	3						
Mike Heath, R OBP: 0.298, SLG: 0.398 (1.2) (8.7)				1B 1B				G6-4-3		3	1	2	0	0	0	1						
Tony Phillips, S OBP: 0.303, SLG: 0.310 (1.6)			F7					FC6-4 6-3 1B		3	0	2	0	0	0	1						
Inning Stats	R: 0 E: 0 K: 1 S: 5	H: 0 LOB: 0 BB: 0 P: 5	R: 0 E: 0 K: 1 S: 5	H: 1 LOB: 2 BB: 1 P: 9	R: 0 E: 0 K: 2 S: 9	H: 2 LOB: 0 BB: 0 P: 9	R: 0 E: 0 K: 0 S: 3	H: 0 LOB: 0 BB: 0 P: 3	R: 1 E: 0 K: 0 S: 5	H: 2 LOB: 1 BB: 0 P: 5	R: 0 E: 0 K: 0 S: 3	H: 0 LOB: 0 BB: 0 P: 3	R: 0 E: 0 K: 0 S: 3	H: 1 LOB: 0 BB: 0 P: 3	R: 0 E: 0 K: 1 S: 6	H: 1 LOB: 2 BB: 1 P: 10	R: 0 E: 0 K: 1 S: 5	H: 0 LOB: 0 BB: 0 P: 5	1B: 6 2B: 2 3B: 0 HR: 0	SF: 0 SAC: 0 DP: 2 HBP: 0	WP: 0 PB: 0 SB: 1 CS: 0	PA: 34
PITCHER Doyle Alexander, R ERA: 3.14 (1.1)	IP: 9.0 WLS: W BF: 34 H: 7 R: 1 ER: 1 SO: 6 BB: 2 IBB: 0 HBP: 0 BLK: 0 WP: 0 HR: 0 S: 44 P: 52 ERA: 1.00 WHIP: 1.000															PITCHER						


Batter	1	2	3	4	5	6	7	8	9	AB	R	H	RBI	BB	SO	LOB	BOTTOM					
Damaso Garcia, R OBP: 0.333, SLG: 0.384 (1.4)	G3 1B BB		F3	F3			6-3			3	1	0	0	1	0	2	Oakland Athletics @ Toronto Blue Jays Exhibition Stadium, Toronto, ON Sat Jun 30 1984, 3:33 AM EDT Att: 36,176 - Unknown					
Lloyd Moseby, L OBP: 0.362, SLG: 0.515 (1.8)	G3		G3				HR			3	1	1	1	1	0	2						
George Bell, R OBP: 0.350, SLG: 0.486 (1.7)	K		E5	F6			F9			4	0	0	0	0	1	3						
Cliff Johnson, R OBP: 0.380, SLG: 0.464 (1.10)			F5				5-3			4	0	2	1	0	0	1						
Jesse Barfield, R OBP: 0.315, SLG: 0.426 (1.9)	K			S 2B 1B			G6-4-3			4	1	1	0	0	1	2						
Willie Upshaw, L OBP: 0.394, SLG: 0.546 (1.3)			6-3	F6	F7		F8			4	0	0	0	0	0	1						
Buck Martinez, R OBP: 0.280, SLG: 0.365 (1.2)		K		2B 1B BB			5-3			2	1	0	0	2	1	0						
Garth Iorg, R OBP: 0.269, SLG: 0.302 (1.5)			6-3				G4-1			4	1	1	1	0	0	1						
Tony Fernandez, S OBP: 0.158, SLG: 0.167 (1.6)				G3 E 2B			F8			3	1	2	2	0	0	0						
Inning Stats	R: 1 E: 0 K: 2 S: 8	H: 1 LOB: 1 BB: 1 P: 12	R: 0 E: 0 K: 1 S: 5	H: 0 LOB: 0 BB: 0 P: 5	R: 1 E: 1 K: 0 S: 5	H: 1 LOB: 1 BB: 0 P: 5	R: 3 E: 0 K: 0 S: 6	H: 3 LOB: 2 BB: 2 P: 14	R: 0 E: 0 K: 0 S: 3	H: 1 LOB: 0 BB: 0 P: 3	R: 0 E: 0 K: 0 S: 3	H: 0 LOB: 0 BB: 0 P: 3	R: 1 E: 0 K: 0 S: 4	H: 1 LOB: 0 BB: 0 P: 4	R: 0 E: 0 K: 0 S: 3	H: 0 LOB: 1 BB: 1 P: 7	R: 0 E: 0 K: 0 S: 3	H: 0 LOB: 0 BB: 0 P: 5	1B: 4 2B: 2 3B: 0 HR: 1	SF: 0 SAC: 0 DP: 1 HBP: 0	WP: 0 PB: 0 SB: 1 CS: 0	PA: 35
PITCHER Bill Krueger, L ERA: 4.26 Lary Sorensen, R ERA: 4.79 Tim Conroy, L ERA: 5.73	IP: 3.1 WLS: L BF: 18 H: 5 R: 5 ER: 4 SO: 3 BB: 2 IBB: 0 HBP: 0 BLK: 0 WP: 0 HR: 1 S: 22 P: 30 ERA: 10.80 WHIP: 2.100															PITCHER						

AB	32
R	1
H	7
RBI	1
BB	2
SO	6
LOB	16



AB	31
R	6
H	7
RBI	5
BB	4
SO	3
LOB	12




Batter	1	2	3	4	5	6	7	8	9	AB	R	H	RBI	BB	SO	LOB	TOP			
Rod Carew, L OBP: 0.363, SLG: 0.353	4-0 HR BB		0-0 3-1		0-0 5-3		0-0 4-3		0-0 6-3	4	1	0	0	1	0	1				
Mike Brown, R OBP: 0.341, SLG: 0.529	0-0 F9		0-0 HR		0-0 6-3		0-0 6-3		0-0 HR	5	2	2	2	0	0	2				
Fred Lynn, L OBP: 0.344, SLG: 0.440	0-0 HR		4-0 FC4-6 BB		0-0 3-1		0-0 FC6-4 1B		0-0 F8	4	1	2	2	1	0	0				
Reggie Jackson, L OBP: 0.316, SLG: 0.439	0-0 G3		0-0 FC4-6 FC6-4 1-2		0-3 K		0-0 FC6-4 1B		0-0 FC6-4 1B	4	0	1	0	0	1	1				
Brian Downing, R OBP: 0.339, SLG: 0.398	0-3 K		0-0 FC6-4 1-2		4-0 1B BB		0-0 FC6-4 1B FC4-2 1B		0-0 FC6-4 1B	3	1	0	0	1	1	3				
Rob Wilfong, L OBP: 0.347, SLG: 0.417	0-0 4-3		0-0 F9		0-0 1-2 1B		0-0 FC4-2 1B		0-0 FC4-2 1B	4	1	1	0	0	0	2				
Bobby Grich, R OBP: 0.331, SLG: 0.395	0-3 K		0-0 F4		0-3 K		0-0 1B 1B		0-0 1B 1B	4	0	1	0	0	2	2				
Bob Boone, R OBP: 0.234, SLG: 0.264	4-0 BB		0-0 1-3		0-0 4-3 SH3-4 1B		0-0 1-3 2-H 3-H 1B		0-0 6-3	3	0	2	2	1	0	0				
Rob Picciolo, R OBP: 0.241, SLG: 0.293	0-0 F9		0-0 F9		0-0 SH3-4		0-0 6-3		0-0 6-3	3	0	0	0	0	0	1				
Inning Stats	R: 2 E: 0 K: 1 S: 6	H: 1 LOB: 0 BB: 1 P: 10	R: 0 E: 0 K: 1 S: 5	H: 0 LOB: 1 BB: 1 P: 9	R: 1 E: 0 K: 0 S: 4	H: 1 LOB: 1 BB: 1 P: 8	R: 0 E: 0 K: 0 S: 3	H: 0 LOB: 0 BB: 0 P: 3	R: 0 E: 0 K: 2 S: 8	H: 1 LOB: 2 BB: 1 P: 12	R: 0 E: 0 K: 0 S: 4	H: 1 LOB: 1 BB: 0 P: 4	R: 2 E: 0 K: 0 S: 6	H: 4 LOB: 2 BB: 0 P: 6	R: 1 E: 0 K: 0 S: 4	H: 1 LOB: 0 BB: 0 P: 4	1B: 6 2B: 0 3B: 0 HR: 3	SF: 0 SAC: 1 DP: 0 HBP: 0	WP: 0 PB: 0 SB: 0 CS: 0	PA: 39
PITCHER	IP WLS BF H R ER SO BB IBB HBP BLK WP HR S P ERA WHIP	7.0 L 31 6 5 5 4 4 0 0 0 0 2 35 51 6.43 1.429	2.0 S 8 3 1 1 0 0 0 0 0 0 1 8 8 4.50 1.500																	

California Angels @ Toronto Blue Jays
Exhibition Stadium, Toronto, ON
Mon Jul 02 1984, 3:33 AM EDT
Att: 29,227 - Unknown

AB 34
R 6
H 9
RBI 6
BB 4
SO 4
LOB 12



Batter	1	2	3	4	5	6	7	8	9	AB	R	H	RBI	BB	SO	LOB	BOTTOM			
Dave Collins, S OBP: 0.348, SLG: 0.479	0-0 6-3	0-0 4-3		0-0 6-3			0-0 F8		0-0 3B	5	0	1	1	0	0	2				
Tony Fernandez, S OBP: 0.234, SLG: 0.227	0-0 FC6-4 WP 1B	0-0 F6		0-0 G1		0-0 G1	0-0 CS 1B		0-0 F8	5	0	2	0	0	0	2				
Lloyd Moseby, L OBP: 0.365, SLG: 0.513	4-0 FC6-4 1-2 BB		0-0 G3		0-0 4-3		0-0 CS 1-2 1B		0-0 1B	3	0	1	0	1	0	0				
Willie Upshaw, L OBP: 0.374, SLG: 0.530	0-0 FC6-4 1-2 2-3		0-3 K		0-3 K2-3		0-0 F7		0-0 F7	4	0	0	0	0	2	3				
Willie Aikens, L OBP: 0.321, SLG: 0.351	0-0 G3		4-0 BB		4-0 BB		0-0 F7		0-0 F7	2	0	0	0	2	0	3				
Jesse Barfield, R OBP: 0.330, SLG: 0.475	4-0 1B BB		0-3 K		0-0 F9		0-0 3-1		0-0 3-1	3	1	0	0	1	1	3				
Rance Mulliniks, L OBP: 0.363, SLG: 0.357	0-0 1B 1-2 WP 1B		0-0 4-3 1B		0-3 K		0-0 6-3		0-0 6-3	4	1	2	0	0	1	1				
Ernie Whitt, L OBP: 0.338, SLG: 0.397	0-0 WP 1-3 2-H 1B		0-0 4-3 1B		0-0 G3		0-0 G3		0-0 G3	4	0	1	1	0	0	2				
Alfredo Griffin, S OBP: 0.255, SLG: 0.314	0-3 K		0-0 F7		0-0 1-3		0-0 3B		0-0 3B	3	0	0	0	0	1	3				
Rick Leach, L OBP: 0.375, SLG: 0.472										1	1	1	0	0	0	0				
Inning Stats	R: 0 E: 0 K: 0 S: 4	H: 1 LOB: 2 BB: 1 P: 8	R: 2 E: 0 K: 1 S: 7	H: 2 LOB: 1 BB: 1 P: 11	R: 0 E: 0 K: 2 S: 7	H: 0 LOB: 1 BB: 1 P: 11	R: 0 E: 0 K: 0 S: 4	H: 1 LOB: 1 BB: 0 P: 4	R: 0 E: 0 K: 1 S: 5	H: 0 LOB: 0 BB: 0 P: 5	R: 0 E: 0 K: 1 S: 5	H: 0 LOB: 1 BB: 1 P: 9	R: 0 E: 0 K: 0 S: 4	H: 1 LOB: 1 BB: 0 P: 4	R: 0 E: 0 K: 0 S: 5	H: 2 LOB: 1 BB: 0 P: 5	1B: 6 2B: 0 3B: 2 HR: 0	SF: 0 SAC: 0 DP: 0 HBP: 0	WP: 2 PB: 0 SB: 0 CS: 1	PA: 39
PITCHER	IP WLS BF H R ER SO BB IBB HBP BLK WP HR S P ERA WHIP	8.2 W 37 8 3 3 3 4 0 0 0 0 0 43 59 3.12 1.385	0.1 S 1 0 0 0 0 0 0 0 0 0 0 1 1 0.00 0.000																	

California Angels @ Toronto Blue Jays
Exhibition Stadium, Toronto, ON
Mon Jul 02 1984, 3:33 AM EDT
Att: 29,227 - Unknown

AB 34
R 3
H 8
RBI 2
BB 4
SO 5
LOB 19



Batter	1	2	3	4	5	6	7	8	9	AB	R	H	RBI	BB	SO	LOB	TOP				
Rod Carew, L OBP: 0.361, SLG: 0.351	6-3			G5-4-3 1B		K			6-3	4	0	1	0	0	1	0	California Angels @ Toronto Blue Jays Exhibition Stadium, Toronto, ON Tue Jul 03 1984, 7:05 PM EDT Att: 26,255 - Unknown				
Mike Brown, R OBP: 0.330, SLG: 0.511	K			G5-4-3 1-2f			6-3			3	0	0	0	0	1	1					
Fred Lynn, L OBP: 0.341, SLG: 0.435	K			F8			F3			3	0	0	0	0	1	0					
Reggie Jackson, L OBP: 0.316, SLG: 0.438		K			FC5-4 1B				K	3	0	1	0	0	2	0					
Brian Downing, R OBP: 0.335, SLG: 0.393		5-3			FC5-4 FC5-4 1-2f				6-3	3	0	0	0	0	0	1					
Rob Wilfong, L OBP: 0.341, SLG: 0.409		K			F9				F9	3	0	0	0	0	1	1					
Bobby Grich, R OBP: 0.325, SLG: 0.387			F7		FC5-4 1-2f				5-3	3	0	0	0	0	0	1					
Jerry Narron, L OBP: 0.266, SLG: 0.342			6-3			G3			G3-4-1	3	0	0	0	0	0	0					
Rob Picciolo, R OBP: 0.233, SLG: 0.283									F9	2	0	0	0	0	2	0	AB 28 R 0 H 2 RBI 0 BB 0 SO 8 LOB 4				
Juan Beniquez, R OBP: 0.380, SLG: 0.479										1	0	0	0	0	0	0					
Inning Stats	R: 0 H: 0 E: 0 K: 2 S: 7	H: 0 LOB: 0 BB: 0 P: 7	R: 0 H: 0 E: 0 K: 2 S: 7	H: 0 LOB: 0 BB: 0 P: 7	R: 0 H: 0 E: 0 K: 1 S: 5	H: 0 LOB: 0 BB: 0 P: 5	R: 0 H: 1 E: 0 K: 0 S: 3	H: 1 LOB: 0 BB: 0 P: 3	R: 0 H: 0 E: 0 K: 1 S: 7	H: 0 LOB: 0 BB: 0 P: 7	R: 0 H: 0 E: 0 K: 0 S: 5	H: 0 LOB: 0 BB: 0 P: 5	R: 0 H: 0 E: 0 K: 0 S: 3	H: 0 LOB: 0 BB: 0 P: 3	R: 0 H: 0 E: 0 K: 0 S: 3	H: 0 LOB: 0 BB: 0 P: 3		1B: 2 2B: 0 3B: 0 HR: 0	SF: 0 SAC: 0 DP: 1 HBP: 0	WP: 0 PB: 0 SB: 0 CS: 0	PA: 28
PITCHER Jim Gott, R ERA: 3.55	IP: 9.0 WLS: W BF: 28 H: 2 R: 0 ER: 0 SO: 8 BB: 0 IBB: 0 HBP: 0 BLK: 0 WP: 0 HR: 0 S: 44 P: 44 ERA: 0.00 WHIP: 0.222																				

Batter	1	2	3	4	5	6	7	8	9	AB	R	H	RBI	BB	SO	LOB	BOTTOM				
Damaso Garcia, R OBP: 0.333, SLG: 0.401	HR		HR		5-3					4	2	3	3	0	0	0	California Angels @ Toronto Blue Jays Exhibition Stadium, Toronto, ON Tue Jul 03 1984, 7:05 PM EDT Att: 26,255 - Unknown				
Lloyd Moseby, L OBP: 0.364, SLG: 0.513	CS 2B		K		4-3		F3			4	0	1	0	0	1	1					
George Bell, R OBP: 0.348, SLG: 0.483	6-3		6-3			F7		F8		4	0	0	0	0	0	1					
Cliff Johnson, R OBP: 0.380, SLG: 0.466	4-3 2-3		E5			4-3 2B		K		4	0	1	0	0	1	1					
Jesse Barfield, R OBP: 0.328, SLG: 0.488		HR	6-3			4-3 2-3		K		4	1	1	1	0	1	2					
Willie Upshaw, L OBP: 0.371, SLG: 0.525		3-1			4-3			K		3	0	0	0	0	1	1					
Buck Martinez, R OBP: 0.277, SLG: 0.357		K			6-3			F8		3	0	0	0	0	1	0					
Garth Iorg, R OBP: 0.267, SLG: 0.298			FC6-4 1B			F7		F7		3	0	1	0	0	0	0					
Alfredo Griffin, S OBP: 0.256, SLG: 0.314			FC6-4 1-2f			F4		WP 1B 1B		3	1	1	0	0	0	1	AB 32 R 4 H 8 RBI 4 BB 0 SO 5 LOB 7				
Inning Stats	R: 1 H: 2 E: 0 K: 0 S: 4	H: 2 LOB: 1 BB: 0 P: 7	R: 1 H: 2 E: 0 K: 1 S: 7	H: 1 LOB: 1 BB: 0 P: 7	R: 0 H: 0 E: 0 K: 0 S: 3	H: 0 LOB: 0 BB: 0 P: 3	R: 0 H: 1 E: 0 K: 1 S: 6	H: 1 LOB: 1 BB: 0 P: 6	R: 1 H: 2 E: 0 K: 0 S: 5	H: 2 LOB: 1 BB: 0 P: 5	R: 0 H: 0 E: 0 K: 2 S: 7	H: 0 LOB: 0 BB: 0 P: 7	R: 0 H: 0 E: 0 K: 0 S: 3	H: 0 LOB: 0 BB: 0 P: 3	R: 0 H: 0 E: 0 K: 0 S: 7	H: 0 LOB: 0 BB: 0 P: 7		1B: 3 2B: 2 3B: 0 HR: 3	SF: 0 SAC: 0 DP: 0 HBP: 0	WP: 1 PB: 0 SB: 0 CS: 1	PA: 32
PITCHER Tommy John, L ERA: 3.78	IP: 7.0 WLS: L BF: 29 H: 8 R: 4 ER: 4 SO: 3 BB: 0 IBB: 0 HBP: 0 BLK: 0 WP: 1 HR: 3 S: 35 P: 35 ERA: 5.14 WHIP: 1.143																				
Doug Corbett, R ERA: 2.29	IP: 1.0 WLS: L BF: 3 H: 0 R: 0 ER: 0 SO: 2 BB: 0 IBB: 0 HBP: 0 BLK: 0 WP: 0 HR: 0 S: 7 P: 7 ERA: 0.00 WHIP: 0.000																				

Batter	1	2	3	4	5	6	7	8	9	AB	R	H	RBI	BB	SO	LOB	TOP	
Gary Pettis, S OBP: 0.335, SLG: 0.311 (1, 8)										3	1	1	0	1	0	0	California Angels @ Toronto Blue Jays Exhibition Stadium, Toronto, ON Wed Jul 04 1984, 7:05 PM EDT Att: 24,330 - Unknown	
Rob Wilfong, L OBP: 0.333, SLG: 0.399 (1, 4)										4	0	0	0	0	0	2		
Fred Lynn, L OBP: 0.339, SLG: 0.432 (1, 9)										4	0	1	0	0	2	2		
Doug DeCinces, R OBP: 0.310, SLG: 0.422 (1, 5)										4	0	1	1	0	2	1		
Reggie Jackson, L OBP: 0.318, SLG: 0.448 (1, 10)										3	1	1	1	1	1	1		
Brian Downing, R OBP: 0.334, SLG: 0.395 (1, 7)										4	0	1	0	0	1	1		
Bobby Grich, R OBP: 0.324, SLG: 0.379 (1, 3)										3	0	0	0	1	2	1		
Bob Boone, R OBP: 0.231, SLG: 0.261 (1, 2)										3	0	0	0	0	1	2		
Rob Picciolo, R OBP: 0.238, SLG: 0.333 (1, 6)										3	1	1	1	0	1	1		
Inning Stats	R: 1 E: 0 K: 0 S: 4	H: 1 LOB: 1 BB: 1 P: 8	R: 0 E: 0 K: 1 S: 5	H: 0 LOB: 0 BB: 0 P: 5	R: 1 E: 0 K: 1 S: 7	H: 2 LOB: 1 BB: 0 P: 7	R: 0 E: 0 K: 2 S: 8	H: 1 LOB: 1 BB: 0 P: 8	R: 0 E: 0 K: 1 S: 4	H: 0 LOB: 0 BB: 1 P: 8	R: 0 E: 0 K: 1 S: 5	H: 0 LOB: 0 BB: 0 P: 5	R: 1 E: 0 K: 1 S: 6	H: 1 LOB: 0 BB: 0 P: 6	1B: 3 2B: 1 3B: 0 HR: 2	SF: 0 SAC: 0 DP: 1 HBP: 0	WP: 0 PB: 0 SB: 2 CS: 1	PA: 34
PITCHER	IP WLS BF H R ER SO BB IBB HBP BLK WP HR S P ERA WHIP																	
Dave Stieb, R ERA: 2.42 (1, 1)	7.0 W 27 5 2 2 8 3 0 0 0 0 0 1 40 52 2.57 1.143																	
Roy Lee Jackson, R ERA: 2.47 (8, 1)	2.0 7 1 1 1 2 0 0 0 0 0 0 1 11 11 4.50 0.500																	

Batter	1	2	3	4	5	6	7	8	9	AB	R	H	RBI	BB	SO	LOB	BOTTOM			
Damaso Garcia, R OBP: 0.332, SLG: 0.399 (1, 4)										4	1	1	0	0	0	0	California Angels @ Toronto Blue Jays Exhibition Stadium, Toronto, ON Wed Jul 04 1984, 7:05 PM EDT Att: 24,330 - Unknown			
Dave Collins, S OBP: 0.346, SLG: 0.475 (1, 7)										4	0	1	0	0	0	1				
Lloyd Moseby, L OBP: 0.369, SLG: 0.529 (1, 8)										4	2	3	2	0	0	1				
Willie Upshaw, L OBP: 0.369, SLG: 0.521 (1, 3)										4	0	1	0	0	0	3				
Willie Aikens, L OBP: 0.336, SLG: 0.385 (1, 10)										2	2	1	1	1	1	1				
Rance Mulliniks, L OBP: 0.371, SLG: 0.368 (1, 5)										3	1	2	1	1	0	1				
Rick Leach, L OBP: 0.364, SLG: 0.450 (1, 9)										4	0	1	0	0	1	3				
Ernie Whitt, L OBP: 0.335, SLG: 0.388 (1, 2)										3	0	0	1	1	0	2				
Alfredo Griffin, S OBP: 0.254, SLG: 0.311 (1, 6)											2	0	0	0	0	1				
George Bell, R OBP: 0.346, SLG: 0.481 (6, PH)										1	0	0	0	0	0	3				
Tony Fernandez, S OBP: 0.229, SLG: 0.222 (7, 6)										1	0	0	0	0	0	0				
Inning Stats	R: 0 E: 0 K: 0 S: 4	H: 1 LOB: 1 BB: 0 P: 4	R: 1 E: 0 K: 1 S: 5	H: 1 LOB: 0 BB: 1 P: 9	R: 0 E: 0 K: 0 S: 3	H: 0 LOB: 0 BB: 0 P: 3	R: 3 E: 1 K: 0 S: 6	H: 3 LOB: 1 BB: 0 P: 7	R: 0 E: 0 K: 0 S: 4	H: 1 LOB: 1 BB: 0 P: 4	R: 0 E: 0 K: 0 S: 3	H: 0 LOB: 0 BB: 0 P: 3	R: 2 E: 0 K: 1 S: 8	H: 3 LOB: 1 BB: 0 P: 8	R: 0 E: 0 K: 0 S: 3	H: 0 LOB: 0 BB: 0 P: 3	1B: 6 2B: 3 3B: 0 HR: 2	SF: 0 SAC: 0 DP: 2 HBP: 1	WP: 0 PB: 0 SB: 3 CS: 0	PA: 36
PITCHER	IP WLS BF H R ER SO BB IBB HBP BLK WP HR S P ERA WHIP																			
Ron Romanick, R ERA: 4.15 (1, 1)	5.0 L 24 7 4 3 1 2 0 1 0 0 0 1 23 32 5.40 1.800																			
Curt Kauffman, R ERA: 3.41 (6, 1)	3.0 12 3 2 2 1 0 1 0 0 0 0 1 13 17 6.00 1.000																			

AB	31
R	3
H	6
RBI	3
BB	3
SO	10
LOB	11



AB	32
R	6
H	10
RBI	5
BB	3
SO	2
LOB	16



Batter	1	2	3	4	5	6	7	8	9	AB	R	H	RBI	BB	SO	LOB	TOP					
Jack Perconte, L (1,4) OBP: 0.366, SLG: 0.353										5	3	3	0	0	0	1	Seattle Mariners @ Toronto Blue Jays Exhibition Stadium, Toronto, ON Thu Jul 05 1984, 7:05 PM EDT Att: 22,353 - Unknown					
Spike Owen, S (1,6) OBP: 0.348, SLG: 0.387										5	2	2	1	0	0	2						
Alvin Davis, L (1,3) OBP: 0.392, SLG: 0.541										5	1	2	2	0	2	2						
Ken Phelps, L (1,10) OBP: 0.381, SLG: 0.618										4	1	2	4	1	0	1						
Al Cowens, R (1,9) OBP: 0.317, SLG: 0.467										5	0	3	0	0	1	1						
Barry Bonnell, R (1,7) OBP: 0.328, SLG: 0.401										2	0	1	0	0	0	2						
Pat Putnam, L (6,7) OBP: 0.250, SLG: 0.252										1	0	0	0	0	0	1						
Steve Henderson, R (7,7) OBP: 0.365, SLG: 0.397										1	0	0	0	1	1	0						
Dave Henderson, R (1,8) OBP: 0.269, SLG: 0.369										4	0	0	0	0	1	5						
Al Chambers, L (9,7) OBP: 0.234, SLG: 0.289										1	0	0	0	0	0	0						
Jim Presley, R (1,5) OBP: 0.255, SLG: 0.489										4	1	1	1	0	1	1						
Bob Kearney, R (1,2) OBP: 0.276, SLG: 0.390										2	0	1	0	0	0	1						
Orlando Mercado, R (7,7) OBP: 0.200, SLG: 0.111										2	0	0	0	0	1	0						
Inning Stats	R: 1 E: 0 K: 2 S: 9	H: 2 LOB: 1 BB: 0 P: 9	R: 0 E: 0 K: 0 S: 4	H: 1 LOB: 1 BB: 0 P: 4	R: 0 E: 0 K: 0 S: 3	H: 0 LOB: 0 BB: 1 P: 3	R: 0 E: 0 K: 0 S: 3	H: 1 LOB: 1 BB: 0 P: 7	R: 1 E: 0 K: 1 S: 7	H: 2 LOB: 1 BB: 0 P: 7	R: 0 E: 0 K: 0 S: 4	H: 1 LOB: 1 BB: 0 P: 4	R: 4 E: 0 K: 2 S: 12	H: 5 LOB: 2 BB: 1 P: 16	R: 2 E: 0 K: 1 S: 8	H: 3 LOB: 0 BB: 0 P: 8	R: 0 E: 0 K: 1 S: 5	H: 0 LOB: 0 BB: 0 P: 5	1B: 8 2B: 4 3B: 1 HR: 2	SF: 0 SAC: 0 DP: 1 HBP: 0	WP: 0 PB: 0 SB: 1 CS: 0	PA: 43
PITCHER	IP	WLS	BF	H	R	ER	SO	BB	IBB	HBP	BLK	WP	HR	S	P	ERA	WHIP					
Doyle Alexander, R (1,1) ERA: 3.41	6.2	W	32	12	6	6	4	1	0	0	0	0	2	39	43	8.10	1.950					
Jimmy Key, L (7,1) ERA: 4.56	1.1		8	3	2	2	2	1	0	0	0	0	0	11	15	13.50	3.000					
Roy Lee Jackson, R (9,1) ERA: 2.42	1.0	S	3	0	0	0	1	0	0	0	0	0	0	5	5	0.00	0.000					

Batter	1	2	3	4	5	6	7	8	9	AB	R	H	RBI	BB	SO	LOB	BOTTOM				
Damaso Garcia, R (1,4) OBP: 0.333, SLG: 0.399										5	1	2	0	0	0	2	Seattle Mariners @ Toronto Blue Jays Exhibition Stadium, Toronto, ON Thu Jul 05 1984, 7:05 PM EDT Att: 22,353 - Unknown				
Dave Collins, S (1,7) OBP: 0.351, SLG: 0.493										4	3	2	0	1	0	1					
Lloyd Moseby, L (1,8) OBP: 0.369, SLG: 0.534										3	2	1	3	0	1	1					
Willie Upshaw, L (1,3) OBP: 0.370, SLG: 0.526										5	1	2	4	0	0	1					
Willie Aikens, L (1,10) OBP: 0.342, SLG: 0.394										3	1	1	1	0	1	1					
George Bell, R (1,9) OBP: 0.352, SLG: 0.485										4	1	3	1	0	0	1					
Rance Mulliniks, L (1,5) OBP: 0.367, SLG: 0.364										2	0	0	0	0	1	1					
Garth Iorg, R (6,5) OBP: 0.270, SLG: 0.301										2	0	1	0	0	0	2					
Ernie Whitt, L (1,2) OBP: 0.339, SLG: 0.387										3	1	1	0	1	1	2					
Alfredo Griffin, S (1,6) OBP: 0.251, SLG: 0.307										3	0	0	0	0	0	3					
Rick Leach, L (7,7) OBP: 0.356, SLG: 0.450										0	0	0	1	0	0	0					
Tony Fernandez, S (8,6) OBP: 0.229, SLG: 0.222										0	0	0	0	0	0	0					
Inning Stats	R: 4 E: 0 K: 1 S: 9	H: 5 LOB: 1 BB: 0 P: 9	R: 4 E: 0 K: 1 S: 8	H: 3 LOB: 1 BB: 1 P: 13	R: 0 E: 0 K: 0 S: 3	H: 0 LOB: 0 BB: 0 P: 3	R: 0 E: 0 K: 1 S: 6	H: 1 LOB: 1 BB: 0 P: 6	R: 0 E: 0 K: 1 S: 6	H: 1 LOB: 2 BB: 0 P: 7	R: 1 E: 0 K: 0 S: 4	H: 1 LOB: 0 BB: 0 P: 4	R: 1 E: 0 K: 0 S: 5	H: 2 LOB: 2 BB: 1 P: 9	R: 0 E: 0 K: 0 S: 3	H: 0 LOB: 0 BB: 0 P: 3	1B: 8 2B: 2 3B: 4 HR: 0	SF: 2 SAC: 0 DP: 1 HBP: 2	WP: 0 PB: 0 SB: 0 CS: 1	PA: 40	
PITCHER	IP	WLS	BF	H	R	ER	SO	BB	IBB	HBP	BLK	WP	HR	S	P	ERA	WHIP				
Jim Beattie, R (1,1) ERA: 3.42	1.1	L	11	7	7	7	1	0	0	0	0	0	0	12	16	47.25	6.000				
Dave Getsel, L (2,1) ERA: 5.4	3.2		16	3	1	1	3	0	0	2	0	0	0	20	22	2.46	0.818				
Roy Thomas, R (6,1) ERA: 5.05	1.0		4	1	1	1	0	0	0	0	0	0	0	4	4	9.00	1.000				
Salome Barojas, R (7,1) ERA: 4.66	1.0		6	2	1	1	0	0	1	0	0	0	0	5	9	9.00	2.000				
Paul Mirabella, L (8,1) ERA: 3.19	1.0		3	0	0	0	0	0	0	0	0	0	0	3	3	0.00	0.000				

Batter	1	2	3	4	5	6	7	8	9	AB	R	H	RBI	BB	SO	LOB	TOP				
Jack Perconte, L (1,4) OBP: 0.362, SLG: 0.348	F5		F5		1-3			F9		4	0	0	0	0	0	2	Seattle Mariners @ Toronto Blue Jays Exhibition Stadium, Toronto, ON Fri Jul 06 1984, 7:05 PM EDT Att: 22,385 - Unknown				
Spike Owen, S (1,6) OBP: 0.347, SLG: 0.385	F4				F9		F3		4	0	1	0	0	0	0						
Alvin Davis, L (1,3) OBP: 0.391, SLG: 0.535	4-3				F8		BB	F8	3	0	0	0	1	0	1						
Ken Phelps, L (1,10) OBP: 0.391, SLG: 0.625		F8			HBP		BB		2	1	1	0	1	0	0						
Al Cowens, R (1,9) OBP: 0.318, SLG: 0.471					F7		BB		2	0	1	0	0	0	1						
Pat Putnam, L (6,PH) OBP: 0.253, SLG: 0.277						G6-4-3		HR	2	1	1	2	0	0	2						
Barry Bonnell, R (1,7) OBP: 0.323, SLG: 0.394		6-3							4	0	0	0	0	1	1						
Dave Henderson, R (1,8) OBP: 0.263, SLG: 0.361									4	0	0	0	0	3	1						
Jim Presley, R (1,5) OBP: 0.255, SLG: 0.460					F9		BB	6-3	3	0	0	0	1	0	0						
Bob Kearney, R (1,2) OBP: 0.277, SLG: 0.389								F9	3	0	1	0	0	1	0						
Inning Stats	R: 0 E: 0 K: 0 S: 3	H: 0 LOB: 0 BB: 0 P: 3	R: 0 E: 0 K: 1 S: 6	H: 1 LOB: 1 BB: 0 P: 6	R: 0 E: 0 K: 1 S: 5	H: 0 LOB: 0 BB: 0 P: 5	R: 0 E: 0 K: 0 S: 3	H: 0 LOB: 1 BB: 0 P: 4	R: 0 E: 0 K: 1 S: 6	H: 1 LOB: 2 BB: 1 P: 10	R: 0 E: 0 K: 1 S: 5	H: 0 LOB: 0 BB: 0 P: 5	R: 0 E: 0 K: 1 S: 4	H: 1 LOB: 1 BB: 0 P: 4	R: 2 E: 0 K: 1 S: 7	H: 2 LOB: 0 BB: 0 P: 7	1B: 2 2B: 2 3B: 0 HR: 1	SF: 0 SAC: 0 DP: 1 HBP: 1	WP: 0 PB: 0 SB: 0 CS: 0	PA: 35	
PITCHER Luis Leal, R (1,1) ERA: 3.0	IP: 9.0 WLS: W BF: 35	H: 5 R: 2 ER: 2 SO: 5	BB: 3 IBB: 0 HBP: 1 BLK: 0	WP: 0 HR: 1 S: 41 P: 54	ERA: 2.00 WHIP: 0.889	PITCHER											IP: 9.0 WLS: W BF: 35	H: 5 R: 2 ER: 2 SO: 5	BB: 3 IBB: 0 HBP: 1 BLK: 0	WP: 0 HR: 1 S: 41 P: 54	ERA: 2.00 WHIP: 0.889

Batter	1	2	3	4	5	6	7	8	9	AB	R	H	RBI	BB	SO	LOB	BOTTOM				
Damaso Garcia, R (1,4) OBP: 0.332, SLG: 0.396	K			5-3		F9		4-3		5	0	1	1	0	1	2	Seattle Mariners @ Toronto Blue Jays Exhibition Stadium, Toronto, ON Fri Jul 06 1984, 7:05 PM EDT Att: 22,385 - Unknown				
Lloyd Moseby, L (1,8) OBP: 0.367, SLG: 0.527	K			HR				F3	4	1	0	0	0	2	2						
George Bell, R (1,7) OBP: 0.351, SLG: 0.493									3	1	1	3	0	0	0						
Rick Leach, L (7,PH) OBP: 0.348, SLG: 0.439	6-3			HR					1	0	0	0	0	0	0						
Cliff Johnson, R (1,10) OBP: 0.379, SLG: 0.464									3	1	1	0	0	0	0						
Willie Aikens, L (7,PH) OBP: 0.339, SLG: 0.390		E6		6-3					1	0	0	0	0	1	0						
Jesse Barfield, R (1,9) OBP: 0.337, SLG: 0.527									3	2	2	2	1	1	1						
Willie Upshaw, L (1,3) OBP: 0.371, SLG: 0.522									2	1	0	0	2	2	2						
Buck Martinez, R (1,2) OBP: 0.276, SLG: 0.353									4	1	1	0	0	1	3						
Garth Iorg, R (1,5) OBP: 0.284, SLG: 0.343									4	2	3	3	0	0	0						
Tony Fernandez, S (1,6) OBP: 0.212, SLG: 0.204									4	0	0	0	0	1	3						
Inning Stats	R: 0 E: 0 K: 2 S: 7	H: 0 LOB: 0 BB: 0 P: 7	R: 4 E: 1 K: 2 S: 11	H: 3 LOB: 1 BB: 1 P: 15	R: 0 E: 0 K: 1 S: 6	H: 1 LOB: 2 BB: 1 P: 10	R: 3 E: 0 K: 0 S: 5	H: 2 LOB: 0 BB: 0 P: 6	R: 1 E: 0 K: 1 S: 6	H: 1 LOB: 0 BB: 0 P: 6	R: 0 E: 0 K: 1 S: 5	H: 0 LOB: 0 BB: 0 P: 5	R: 1 E: 0 K: 2 S: 8	H: 1 LOB: 1 BB: 1 P: 12	R: 0 E: 0 K: 0 S: 4	H: 1 LOB: 1 BB: 0 P: 4	1B: 3 2B: 2 3B: 1 HR: 3	SF: 0 SAC: 0 DP: 0 HBP: 1	WP: 0 PB: 0 SB: 0 CS: 0	PA: 38	
PITCHER Mark Langston, L (1,1) ERA: 3.83	IP: 4.0 WLS: L BF: 22	H: 6 R: 4 ER: 5 SO: 5	BB: 2 IBB: 0 HBP: 1 BLK: 0	WP: 0 HR: 1 S: 29 P: 38	ERA: 11.25 WHIP: 2.000	PITCHER											IP: 4.0 WLS: L BF: 16	H: 3 R: 2 ER: 2 SO: 4	BB: 1 IBB: 0 HBP: 0 BLK: 0	WP: 0 HR: 2 S: 23 P: 27	ERA: 4.50 WHIP: 1.000

Batter	1	2	3	4	5	6	7	8	9	AB	R	H	RBI	BB	SO	LOB	TOP					
Jack Perconte, L (1.4) OBP: 0.363, SLG: 0.350										4	1	2	0	0	0	1	Seattle Mariners @ Toronto Blue Jays Exhibition Stadium, Toronto, ON Sat Jul 07 1984, 3:33 AM EDT Att: 33,475 - Unknown					
Spike Owen, S (1.6) OBP: 0.354, SLG: 0.394										4	2	3	1	1	0	0						
Alvin Davis, L (1.3) OBP: 0.394, SLG: 0.533										3	1	1	0	1	0	3						
Pat Putnam, L (1.10) OBP: 0.252, SLG: 0.275										5	1	1	0	0	0	7						
Al Cowens, R (1.9) OBP: 0.320, SLG: 0.484										5	1	2	4	0	1	6						
Steve Henderson, R (1.7) OBP: 0.382, SLG: 0.400										4	1	1	1	0	1	2						
Dave Henderson, R (8.8) OBP: 0.262, SLG: 0.359										1	0	0	0	0	0	1						
Jim Presley, R (1.5) OBP: 0.266, SLG: 0.473										5	0	2	2	0	0	1						
Orlando Mercado, R (1.2) OBP: 0.200, SLG: 0.130										5	0	1	0	0	0	3						
Phil Bradley, R (1.8) OBP: 0.335, SLG: 0.287										3	1	1	0	1	1	1						
Inning Stats	R: 3 E: 0 K: 0 S: 6	H: 3 LOB: 0 BB: 0 P: 6	R: 0 E: 0 K: 0 S: 4	H: 2 LOB: 1 BB: 0 P: 4	R: 3 E: 0 K: 1 S: 9	H: 4 LOB: 1 BB: 0 P: 9	R: 2 E: 1 K: 1 S: 7	H: 1 LOB: 2 BB: 2 P: 15	R: 0 E: 0 K: 1 S: 5	H: 0 LOB: 0 BB: 0 P: 5	R: 0 E: 0 K: 0 S: 3	H: 0 LOB: 2 BB: 1 P: 8	R: 0 E: 0 K: 0 S: 4	H: 1 LOB: 1 BB: 0 P: 4	R: 0 E: 0 K: 0 S: 4	H: 2 LOB: 1 BB: 0 P: 4	R: 0 E: 0 K: 0 S: 4	H: 1 LOB: 1 BB: 0 P: 4	1B: 9 2B: 5 3B: 0 HR: 1	SF: 0 SAC: 1 DP: 1 HBP: 1	WP: 0 PB: 0 SB: 4 CS: 0	PA: 44
PITCHER	IP WLS BF H R ER SO BB IBB HBP BLK WP HR S P ERA WHIP																					
Jim Clancy, R (1.1) ERA: 5.47	2.1 L 13 7 5 5 0 0 0 0 0 0 0 1 13 13 19.29 3.000																					
Jim Acker, R (3.1) ERA: 5.03	3.2 19 3 3 2 3 2 1 1 0 0 0 0 21 34 4.91 1.364																					
Dennis Lamp, R (7.1) ERA: 3.2	2.0 8 3 0 0 0 0 0 0 0 0 0 0 8 8 0.00 1.500																					
Bryan Clark, L (9.1) ERA: 5.65	1.0 4 1 0 0 0 0 0 0 0 0 0 0 4 4 0.00 1.000																					

Batter	1	2	3	4	5	6	7	8	9	AB	R	H	RBI	BB	SO	LOB	BOTTOM					
Damaso Garcia, R (1.4) OBP: 0.330, SLG: 0.396										5	0	1	0	0	1	0	Seattle Mariners @ Toronto Blue Jays Exhibition Stadium, Toronto, ON Sat Jul 07 1984, 3:33 AM EDT Att: 33,475 - Unknown					
Dave Collins, S (1.7) OBP: 0.348, SLG: 0.485										4	1	0	0	1	1	1						
Lloyd Moseby, L (1.8) OBP: 0.370, SLG: 0.536										4	1	2	2	0	0	1						
Willie Upshaw, L (1.3) OBP: 0.369, SLG: 0.515										4	0	0	0	1	1	3						
Willie Aikens, L (1.10) OBP: 0.333, SLG: 0.381										5	0	1	0	0	2	2						
George Bell, R (1.9) OBP: 0.350, SLG: 0.493										4	1	1	0	0	0	1						
Rance Mulliniks, L (1.5) OBP: 0.375, SLG: 0.379										4	0	3	1	0	0	0						
Ernie Whitt, L (1.2) OBP: 0.343, SLG: 0.386										3	0	1	0	1	0	1						
Alfredo Griffin, S (1.6) OBP: 0.253, SLG: 0.321										2	1	1	1	0	0	0						
Rick Leach, L (6, PH) OBP: 0.340, SLG: 0.429										1	0	0	0	0	0	3						
Tony Fernandez, S (7.6) OBP: 0.208, SLG: 0.200										1	0	0	0	0	1	2						
Inning Stats	R: 0 E: 0 K: 0 S: 4	H: 1 LOB: 1 BB: 0 P: 4	R: 0 E: 0 K: 1 S: 5	H: 0 LOB: 0 BB: 0 P: 5	R: 3 E: 0 K: 2 S: 9	H: 2 LOB: 0 BB: 1 P: 13	R: 0 E: 0 K: 0 S: 4	H: 1 LOB: 1 BB: 0 P: 4	R: 0 E: 0 K: 0 S: 4	H: 0 LOB: 2 BB: 0 P: 5	R: 0 E: 0 K: 0 S: 3	H: 2 LOB: 2 BB: 1 P: 8	R: 0 E: 0 K: 0 S: 8	H: 0 LOB: 0 BB: 0 P: 3	R: 1 E: 0 K: 1 S: 8	H: 3 LOB: 2 BB: 0 P: 8	R: 0 E: 0 K: 2 S: 8	H: 1 LOB: 2 BB: 1 P: 12	1B: 5 2B: 3 3B: 0 HR: 2	SF: 0 SAC: 0 DP: 1 HBP: 1	WP: 0 PB: 0 SB: 1 CS: 0	PA: 41
PITCHER	IP WLS BF H R ER SO BB IBB HBP BLK WP HR S P ERA WHIP																					
Mike Moore, R (1.1) ERA: 4.22	7.2 W 35 9 4 4 3 2 0 0 1 0 0 0 2 38 47 4.70 1.435																					
Mike Stanton, R (8.1) ERA: 3.35	1.1 S 6 1 0 0 3 1 0 0 0 0 0 0 11 15 0.00 1.500																					

Batter	1	2	3	4	5	6	7	8	9	AB	R	H	RBI	BB	SO	LOB	TOP						
Jack Perconte, L (1,4) OBP: 0.364, SLG: 0.349	0-0 4-3		0-0 4-3		4-0 SH3-4 2B BB	0-0 F4		0-0 1B 1B		4	1	1	1	1	0	1							
Spike Owen, S (1,6) OBP: 0.356, SLG: 0.395	0-0 3-1		0-0 1B		0-0 SH3-4	0-0 G3		0-0 1B 1B		4	0	2	0	0	0	0							
Alvin Davis, L (1,3) OBP: 0.397, SLG: 0.536	0-0 2B		0-0 1B		4-0 2B 1B IBB		0-0 F8		0-0 4-3	4	1	2	1	1	0	0							
Ken Phelps, L (1,10) OBP: 0.399, SLG: 0.629	0-3 K		0-0 1B		0-0 1B 2B		0-0 3-1		0-0 1B 1B	4	2	2	2	1	1	1							
Al Cowens, R (1,9) OBP: 0.324, SLG: 0.484		0-0 F7	0-0 F7		4-0 1B IBB		0-0 CS 1B		0-0 1B 1B	4	0	2	0	1	0	3							
Steve Henderson, R (1,7) OBP: 0.355, SLG: 0.391		0-0 F7		0-3 K	0-3 K		0-0 CS 1B		0-0 1B 1B	3	0	0	0	0	2	3							
Dave Henderson, R (7,8) OBP: 0.269, SLG: 0.371								1-2 CS 1B	1-2 1B 2B	2	1	2	1	0	0	0							
Barry Bonnell, R (1,8) OBP: 0.321, SLG: 0.390		0-0 F9		0-0 6-3	0-0 1B			0-0 F7	0-0 6-3	5	0	1	2	0	0	3							
Jim Presley, R (1,5) OBP: 0.267, SLG: 0.458			0-3 K	0-0 F8	0-3 K			0-0 1B 1B		4	0	1	0	0	2	2							
Bob Kearney, R (1,2) OBP: 0.280, SLG: 0.392			4-0 1B 4-3 BB		0-0 SH3-4 2B 2B		0-0 F9		0-0 F4	3	2	1	0	1	0	2							
Inning Stats	R: 0 E: 0 K: 1 S: 6	H: 1 LOB: 1 BB: 0 P: 6	R: 0 E: 0 K: 0 S: 3	H: 0 LOB: 0 BB: 0 P: 3	R: 1 E: 0 K: 1 S: 7	H: 2 LOB: 3 BB: 2 P: 15	R: 0 E: 0 K: 1 S: 5	H: 0 LOB: 0 BB: 0 P: 5	R: 4 E: 0 K: 2 S: 10	H: 3 LOB: 2 BB: 3 P: 22	R: 0 E: 0 K: 0 S: 3	H: 0 LOB: 0 BB: 0 P: 3	R: 0 E: 0 K: 0 S: 3	H: 1 LOB: 0 BB: 0 P: 3	R: 1 E: 0 K: 0 S: 6	H: 4 LOB: 2 BB: 0 P: 6	R: 1 E: 0 K: 0 S: 5	H: 3 LOB: 1 BB: 0 P: 5	1B: 10 2B: 5 3B: 0 HR: 0	SF: 0 SAC: 1 DP: 1 HBP: 0	WP: 0 PB: 0 SB: 0 CS: 1	PA: 44	
PITCHER	IP WLS BF H R ER SO BB IBB HBP BLK WP HR S P ERA WHIP	4.2 L 25 6 5 5 4 3 2 0 0 0 0 28 48 9.64 1.929	3.1 13 5 1 1 1 0 0 0 0 0 0 15 15 2.70 1.500	1.0 5 3 1 1 0 0 0 0 0 0 0 5 5 9.00 3.000																			

Seattle Mariners @ Toronto Blue Jays
Exhibition Stadium, Toronto, ON
Sun Jul 08 1984, 3:33 AM EDT
Att: 30,070 - Unknown

AB 37
R 7
H 14
RBI 7
BB 5
SO 5
LOB 15



Batter	1	2	3	4	5	6	7	8	9	AB	R	H	RBI	BB	SO	LOB	BOTTOM						
Damaso Garcia, R (1,4) OBP: 0.329, SLG: 0.394	0-0 F6		0-0 F8			0-0 L3 1B		0-0 6-3		4	0	1	0	0	0	0							
Dave Collins, S (1,7) OBP: 0.347, SLG: 0.478	4-0 S BB		0-0 4-3			0-0 L3		0-3 K		3	0	0	0	1	1	1							
Lloyd Moseby, L (1,8) OBP: 0.369, SLG: 0.535	0-0 F7			0-3 K		0-0 2B		0-0 F4		4	0	1	0	0	1	1							
Willie Upshaw, L (1,3) OBP: 0.364, SLG: 0.508	0-3 K			0-0 6-3		0-0 F9		0-0 F6		4	0	0	0	0	1	2							
Willie Aikens, L (1,10) OBP: 0.371, SLG: 0.411		0-0 HR			0-0 G3			0-0 K		2	1	1	1	0	0	0							
Cliff Johnson, R (7,PH) OBP: 0.380, SLG: 0.464								0-3 K		2	0	1	0	0	1	0							
George Bell, R (1,9) OBP: 0.347, SLG: 0.488		0-0 F9			0-3 K		0-3 K			3	0	0	0	0	2	1							
Rance Mulliniks, L (1,5) OBP: 0.371, SLG: 0.374										2	0	0	0	0	1	0							
Garth Iorg, R (7,PH) OBP: 0.282, SLG: 0.341		0-0 5-3								1	0	0	0	0	1	1							
Ernie Whitt, L (1,2) OBP: 0.345, SLG: 0.384		0-0 F7								1	0	0	0	1	0	0							
Buck Martinez, R (7,PH) OBP: 0.275, SLG: 0.351										1	0	0	0	0	0	1							
Alfredo Griffin, S (1,6) OBP: 0.250, SLG: 0.317			0-0 G3			0-0 F8		0-0 6-3		3	0	0	0	0	0	1							
Inning Stats	R: 0 E: 0 K: 1 S: 5	H: 0 LOB: 1 BB: 1 P: 9	R: 1 E: 0 K: 0 S: 4	H: 1 LOB: 0 BB: 0 P: 4	R: 0 E: 0 K: 0 S: 3	H: 0 LOB: 0 BB: 0 P: 3	R: 0 E: 0 K: 1 S: 5	H: 0 LOB: 0 BB: 0 P: 5	R: 0 E: 0 K: 2 S: 7	H: 0 LOB: 1 BB: 1 P: 11	R: 0 E: 0 K: 0 S: 4	H: 2 LOB: 1 BB: 0 P: 4	R: 0 E: 0 K: 2 S: 8	H: 1 LOB: 0 BB: 0 P: 8	R: 0 E: 0 K: 1 S: 5	H: 0 LOB: 0 BB: 0 P: 5	R: 0 E: 0 K: 1 S: 5	H: 0 LOB: 0 BB: 0 P: 5	1B: 2 2B: 2 3B: 0 HR: 1	SF: 0 SAC: 0 DP: 1 HBP: 0	WP: 0 PB: 0 SB: 1 CS: 0	PA: 32	
PITCHER	IP WLS BF H R ER SO BB IBB HBP BLK WP HR S P ERA WHIP	6.0 W 22 3 1 1 4 2 0 0 0 0 1 28 36 1.50 0.833	3.0 S 10 1 0 0 4 0 0 0 0 0 0 18 18 0.00 0.333																				

Seattle Mariners @ Toronto Blue Jays
Exhibition Stadium, Toronto, ON
Sun Jul 08 1984, 3:33 AM EDT
Att: 30,070 - Unknown

AB 30
R 1
H 4
RBI 1
BB 2
SO 8
LOB 8



Batter	1	2	3	4	5	6	7	8	9	AB	R	H	RBI	BB	SO	LOB	TOP										
Damaso Garcia, R OBP: 0.328, SLG: 0.398 (1, 4)										4	0	1	1	0	1	4											
Dave Collins, S OBP: 0.354, SLG: 0.479 (1, 7)										3	1	1	0	2	0	1											
Lloyd Moseby, L OBP: 0.362, SLG: 0.526 (1, 8)										4	1	0	1	0	3	4											
Willie Upshaw, L OBP: 0.364, SLG: 0.506 (1, 3)										5	0	1	1	0	0	5											
Willie Aikens, L OBP: 0.333, SLG: 0.400 Cliff Johnson, R OBP: 0.385, SLG: 0.462 (7, PH)										2	0	0	0	1	0	0											
George Bell, R OBP: 0.343, SLG: 0.482 (1, 9)										5	0	1	0	0	0	4											
Rance Mulliniks, L OBP: 0.380, SLG: 0.408 Garth Iorg, R OBP: 0.276, SLG: 0.333 (9, 5)										5	1	3	2	0	0	2	AB 37										
Ernie Whitt, L OBP: 0.348, SLG: 0.393 Buck Martinez, R OBP: 0.272, SLG: 0.343 (8, PH)										3	2	2	0	0	1	1	R 6										
Alfredo Griffin, S OBP: 0.255, SLG: 0.322 (1, 6)										4	1	2	0	0	0	2	H 12										
Inning Stats	R: 0 E: 0 K: 1 S: 6	H: 1 LOB: 1 BB: 0 P: 6	R: 0 E: 0 K: 0 S: 3	H: 0 LOB: 0 BB: 0 P: 3	R: 2 E: 0 K: 0 S: 6	H: 3 LOB: 3 BB: 2 P: 14	R: 2 E: 0 K: 1 S: 8	H: 3 LOB: 2 BB: 1 P: 12	R: 0 E: 0 K: 1 S: 5	H: 0 LOB: 0 BB: 0 P: 5	R: 0 E: 0 K: 1 S: 5	H: 0 LOB: 1 BB: 1 P: 9	R: 0 E: 0 K: 0 S: 3	H: 1 LOB: 1 BB: 1 P: 7	R: 2 E: 2 K: 0 S: 7	H: 3 LOB: 2 BB: 0 P: 7	1B: 6 2B: 4 3B: 1 HR: 1	SF: 2 SAC: 0 DP: 1 HBP: 0	WP: 1 PB: 0 SB: 0 CS: 0	PA: 44							
PITCHER	IP	WLS	BF	H	R	ER	SO	BB	IBB	HBP	BLK	WP	HR	S	P	ERA	WHIP										
Ray Burris, R ERA: 2.76 (1, 1)	3.1	L	20	7	4	4	1	3	0	0	0	0	1	19	31	10.80	3.000										
Tim Conroy, L ERA: 5.54 (4, 1)	3.1		12	1	0	0	4	1	0	0	0	1	0	19	23	0.00	0.600										
Keith Atherton, R ERA: 4.02 (7, 1)	0.1		2	1	0	0	0	0	0	0	0	0	0	2	2	0.00	3.000										
Curt Young, L ERA: 0.86 (8, 1)	0.1		2	0	0	0	0	1	0	0	0	0	0	1	5	0.00	3.000										
Lary Sorensen, R ERA: 4.47 (8, 1)	1.2		8	3	2	0	0	0	0	0	0	0	0	8	8	0.00	1.800										

Toronto Blue Jays @ Oakland Athletics
Oakland-Alameda County Coliseum, Oakland, CA

AB 37
R 6
H 12
RBI 6
BB 5
SO 5
LOB 25



WP: 1 PA: 44
PB: 0
SB: 0
CS: 0

Batter	1	2	3	4	5	6	7	8	9	AB	R	H	RBI	BB	SO	LOB	BOTTOM										
Rickey Henderson, R OBP: 0.402, SLG: 0.466 (1, 7)										4	0	0	0	0	1	2											
Dwayne Murphy, L OBP: 0.333, SLG: 0.472 (1, 8)										2	0	0	0	2	1	0											
Joe Morgan, L OBP: 0.372, SLG: 0.382 (1, 4)										3	1	2	0	1	0	1											
Dave Kingman, R OBP: 0.321, SLG: 0.559 (1, 10)										4	0	1	1	0	0	3											
Bruce Bochte, L OBP: 0.333, SLG: 0.333 (1, 3)										3	1	0	0	1	0	3											
Mike Heath, R OBP: 0.305, SLG: 0.426 (1, 2)										3	0	0	1	0	0	2											
Mike Davis, L OBP: 0.241, SLG: 0.323 (1, 9)										4	0	0	0	0	0	0	AB 30										
Tony Phillips, S OBP: 0.346, SLG: 0.358 (1, 6)										4	1	1	0	0	1	0	R 3										
Mark Wagner, R OBP: 0.209, SLG: 0.263 (1, 5)										3	0	2	1	0	0	0	H 6										
Inning Stats	R: 1 E: 0 K: 1 S: 7	H: 2 LOB: 1 BB: 0 P: 7	R: 1 E: 0 K: 0 S: 5	H: 2 LOB: 1 BB: 0 P: 5	R: 0 E: 0 K: 0 S: 3	H: 0 LOB: 2 BB: 2 P: 11	R: 0 E: 0 K: 1 S: 6	H: 1 LOB: 1 BB: 0 P: 6	R: 0 E: 0 K: 0 S: 2	H: 0 LOB: 0 BB: 1 P: 6	R: 1 E: 0 K: 0 S: 3	H: 0 LOB: 0 BB: 1 P: 7	R: 0 E: 0 K: 1 S: 5	H: 0 LOB: 0 BB: 0 P: 5	R: 0 E: 0 K: 0 S: 3	H: 1 LOB: 0 BB: 0 P: 3	R: 0 E: 0 K: 0 S: 3	H: 0 LOB: 0 BB: 0 P: 3	1B: 3 2B: 4 3B: 0 HR: 0	SF: 1 SAC: 0 DP: 2 HBP: 0	WP: 0 PB: 0 SB: 1 CS: 0	PA: 35					
PITCHER	IP	WLS	BF	H	R	ER	SO	BB	IBB	HBP	BLK	WP	HR	S	P	ERA	WHIP										
Luis Leal, R ERA: 2.99 (1, 1)	6.2	W	28	5	3	2	2	4	0	0	0	0	0	4	4	0.00	3.000										
Jimmy Key, L ERA: 4.99 (7, 1)	0.1		2	1	0	0	1	0	0	0	0	0	0	4	4	0.00	3.000										
Roy Lee Jackson, R ERA: 2.5 (8, 1)	2.0	S	5	0	0	0	0	0	0	0	0	0	0	5	5	0.00	0.000										

Toronto Blue Jays @ Oakland Athletics
Oakland-Alameda County Coliseum, Oakland, CA

AB 30
R 3
H 6
RBI 3
BB 4
SO 3
LOB 11





WP: 0 PA: 35
PB: 0
SB: 1
CS: 0

Batter	1	2	3	4	5	6	7	8	9	AB	R	H	RBI	BB	SO	LOB	TOP										
Damaso Garcia, R (1,4) OBP: 0.327, SLG: 0.396	0-0 8-5 1B	0-0 F7			0-0 5-3		0-0 F8		0-0 F8	5	0	1	0	0	0	4	Toronto Blue Jays @ Oakland Athletics Oakland-Alameda County Coliseum, Oakland, CA Sat Jul 14 1984, 3:33 AM PDT Att: 22,048 - Unknown livebaseballscorecards.com										
Dave Collins, S (1,7) OBP: 0.351, SLG: 0.477	0-0 8-5 1-3f	0-0 G3			0-0 F9		0-0 F5		0-0 2B	5	0	1	1	0	0	3											
Lloyd Moseby, L (1,8) OBP: 0.366, SLG: 0.524	4-0 S BB			0-0 F4		0-0 1B		0-0 F5		3	0	1	0	2	0	0											
Willie Upshaw, L (1,3) OBP: 0.364, SLG: 0.503	4-0 1-2 BB			0-0 E3		0-0 F5		0-0 CS 1B		4	0	1	0	1	1	4											
Willie Aikens, L (1,10) OBP: 0.333, SLG: 0.398 Jesse Barfield, R (6, PR) OBP: 0.335, SLG: 0.517	0-0 G3			0-0 F3		0-0 2B 1B		0-3 K		3	0	1	0	0	0	3											
George Bell, R (1,9) OBP: 0.342, SLG: 0.478		4-0 1B BB		0-0 F4		0-3 K		0-0 F8 1-2		3	1	0	0	1	1	3											
Rance Mulliniks, L (1,5) OBP: 0.332, SLG: 0.415 Garth Iorg, R (9, 5) OBP: 0.276, SLG: 0.333		0-0 1-2 1B		0-3 K		0-0 1-3 2B		0-0 F8		4	0	2	0	0	1	0											
Ernie Whitt, L (1,2) OBP: 0.346, SLG: 0.390 Tony Fernandez, S (9, PR) OBP: 0.208, SLG: 0.200 Buck Martinez, R (9, 2) OBP: 0.272, SLG: 0.343		0-0 F5		0-0 4-3		0-0 F9		0-0 1B 2B 1B		4	0	1	0	0	0	5											
Alfredo Griffin, S (1,6) OBP: 0.258, SLG: 0.324		0-0 1-2 2-H 1B		0-0 6-3		0-0 F7		0-0 2B 1B		4	0	2	1	0	0	3											
Inning Stats	R: 0 E: 0 K: 0 S: 3	H: 1 LOB: 2 BB: 2 P: 11	R: 1 E: 0 K: 0 S: 5	H: 2 LOB: 2 BB: 1 P: 9	R: 0 E: 1 K: 0 S: 4	H: 0 LOB: 1 BB: 0 P: 4	R: 0 E: 0 K: 1 S: 5	H: 1 LOB: 1 BB: 0 P: 5	R: 0 E: 0 K: 1 S: 7	H: 2 LOB: 2 BB: 0 P: 7	R: 0 E: 0 K: 0 S: 3	H: 0 LOB: 0 BB: 0 P: 3	R: 0 E: 0 K: 1 S: 5	H: 1 LOB: 0 BB: 1 P: 5	R: 1 E: 0 K: 1 S: 8	H: 3 LOB: 3 BB: 1 P: 12		1B: 8 2B: 3 3B: 0 HR: 0	SF: 0 SAC: 0 DP: 1 HBP: 0	WP: 0 PB: 0 CS: 2 SB: 1	PA: 40						
PITCHER	IP	WLS	BF	H	R	ER	SO	BB	IBB	HBP	BLK	WP	HR	S	P	ERA	WHIP										
Steve McCatty, R (1,1) ERA: 4.13	7.0		31	7	1	1	2	3	0	0	0	0	0	32	44	1.29	1.429										
Bill Caudill, R (8,1) ERA: 1.99	2.0	L	9	3	1	1	2	1	0	0	0	0	0	12	16	4.50	2.000										
Bill Caudill, R (9,1) ERA: 1.99	2.0	L	9	3	1	1	2	1	0	0	0	0	0	12	16	4.50	2.000										

Batter	1	2	3	4	5	6	7	8	9	AB	R	H	RBI	BB	SO	LOB	BOTTOM										
Bill Almon, R (1,7) OBP: 0.208, SLG: 0.257	0-0 CS 1B			0-0 2B		0-0 6-3		0-3 K		4	0	2	0	0	1	3	Toronto Blue Jays @ Oakland Athletics Oakland-Alameda County Coliseum, Oakland, CA Sat Jul 14 1984, 3:33 AM PDT Att: 22,048 - Unknown livebaseballscorecards.com										
Dwayne Murphy, L (1,8) OBP: 0.335, SLG: 0.470	0-0 1-2 F6			0-0 F9		4-0 1B BB		0-0 FC5-4 1B		3	0	1	0	1	0	2											
Joe Morgan, L (1,4) OBP: 0.370, SLG: 0.380	0-0 F9			0-0 F9		0-0 1-2 1B		0-0 F4		4	0	1	0	0	0	2											
Dave Kingman, R (1,10) OBP: 0.320, SLG: 0.555		0-0 4-3 1B		0-3 K		0-0 F8		0-0 F8		4	0	1	0	0	1	4											
Bruce Bochte, L (1,3) OBP: 0.333, SLG: 0.331 Rickey Henderson, R (7, PR) OBP: 0.402, SLG: 0.469		0-0 4-3		0-3 K		4-0 1B SH SF8 BB		0-0 FC5-4		2	0	0	0	1	1	1											
Jeff Burroughs, R (8, PH) OBP: 0.383, SLG: 0.348 Bill Caudill, R (9,1) OBP: 0.344, SLG: 0.356		1-2f		0-0 K		0-0 SH SF8 1B		1-2f		1	0	0	0	0	0	1											
Mike Heath, R (1,2) OBP: 0.306, SLG: 0.421	0-0 F3			0-3 K		0-0 SH SF8 1B		0-0 F4		3	0	0	0	0	1	0											
Mike Davis, L (1,9) OBP: 0.241, SLG: 0.322				0-0 F6		0-0 E3 FC6-4		0-0 F9		4	0	1	0	0	0	0											
Donnie Hill, S (1,6) OBP: 0.200, SLG: 0.239				0-0 F8		0-0 FC6-4 1-2f		0-0 F3		3	0	0	1	0	0	1											
Mark Wagner, R (1,5) OBP: 0.200, SLG: 0.250 Tony Phillips, S (7, PH) OBP: 0.344, SLG: 0.356				0-0 4-3		0-0 F8		0-0 4-3		2	0	0	0	0	0	0											
Inning Stats	R: 0 E: 0 K: 0 S: 3	H: 1 LOB: 0 BB: 0 P: 3	R: 0 E: 0 K: 0 S: 3	H: 1 LOB: 0 BB: 0 P: 3	R: 0 E: 0 K: 1 S: 6	H: 1 LOB: 1 BB: 0 P: 6	R: 0 E: 0 K: 2 S: 8	H: 0 LOB: 1 BB: 0 P: 8	R: 0 E: 0 K: 0 S: 4	H: 1 LOB: 2 BB: 1 P: 8	R: 1 E: 0 K: 1 S: 7	H: 1 LOB: 3 BB: 1 P: 11	R: 0 E: 0 K: 0 S: 4	H: 1 LOB: 1 BB: 0 P: 4	R: 0 E: 0 K: 0 S: 3	H: 0 LOB: 0 BB: 0 P: 3	1B: 5 2B: 2 3B: 0 HR: 0	SF: 1 SAC: 1 DP: 1 HBP: 0	WP: 0 PB: 0 CS: 1	PA: 35							
PITCHER	IP	WLS	BF	H	R	ER	SO	BB	IBB	HBP	BLK	WP	HR	S	P	ERA	WHIP										
Dave Stieb, R (1,1) ERA: 2.33	9.0	W	35	6	1	1	4	2	0	0	0	0	0	41	49	1.00	0.889										



Batter	1	2	3	4	5	6	7	8	9	AB	R	H	RBI	BB	SO	LOB	TOP										
Damaso Garcia, R OBP: 0.327, SLG: 0.404 (1, 4)	F8		1B			HR	6-3		F4	5	1	2	1	0	0	0	Toronto Blue Jays @ Oakland Athletics Oakland-Alameda County Coliseum, Oakland, CA Sun Jul 15 1984, 3:33 AM PDT Att: 24,044 - Unknown AB 36 R 6 H 10 RBI 6 BB 1 SO 5 LOB 9										
Lloyd Moseby, L OBP: 0.363, SLG: 0.518 (1, 8)	4-3		K			3B HBP	F5		F7	4	1	0	0	0	1	1											
George Bell, R OBP: 0.344, SLG: 0.484 (1, 7)	F7			G6-4-3 1B		HR	K			4	1	2	1	0	1	0											
Cliff Johnson, R OBP: 0.387, SLG: 0.495 (1, 10)		G3		G6-4-3 1-2		HR			HR	4	2	2	3	0	0	1											
Jesse Barfield, R OBP: 0.333, SLG: 0.511 (1, 9)	K			F2		K			1B 4-3 1B	4	0	1	0	0	2	0											
Willie Upshaw, L OBP: 0.366, SLG: 0.513 (1, 3)					1-3	HR			4-3	4	1	2	1	0	0	1											
Buck Martinez, R OBP: 0.278, SLG: 0.343 (1, 2)						CS BB	K		2-3 1B G4-6-3	3	0	1	0	1	1	1											
Garth Iorg, R OBP: 0.268, SLG: 0.324 (1, 5)				6-3		4-3	E4		G4-6-3	4	0	0	0	0	0	3											
Alfredo Griffin, S OBP: 0.256, SLG: 0.321 Tony Fernandez, S OBP: 0.204, SLG: 0.196 (8, 6)			F7			F3	F5		F7	3	0	0	0	0	0	2											
										1	0	0	0	0	0	0											
Inning Stats	R: 0 E: 0 K: 0 S: 3	H: 0 LOB: 0 BB: 0 P: 3	R: 0 E: 0 K: 1 S: 6	H: 1 LOB: 1 BB: 0 P: 6	R: 0 E: 0 K: 1 S: 6	H: 1 LOB: 0 BB: 0 P: 6	R: 0 E: 0 K: 0 S: 3	H: 0 LOB: 0 BB: 0 P: 3	R: 0 E: 0 K: 0 S: 3	H: 0 LOB: 0 BB: 0 P: 3	R: 0 E: 0 K: 1 S: 5	H: 3 LOB: 1 BB: 0 P: 5	R: 0 E: 0 K: 0 S: 3	H: 0 LOB: 0 BB: 0 P: 3	1B: 5 2B: 0 3B: 1 HR: 4	SF: 0 SAC: 0 DP: 2 HBP: 1		WP: 0 PB: 0 CS: 0 SB: 1	PA: 38								
PITCHER	IP	WLS	BF	H	R	ER	SO	BB	IBB	HBP	BLK	WP	HR	S	P	ERA	WHIP										
Curt Young, L ERA: 1.73 (1, 1)	5.0	L	21	5	3	2	2	1	0	0	0	0	1	23	28	5.40	1.200										
Keith Atherton, R ERA: 4.27 (6, 1)	0.1		3	2	2	2	1	0	0	0	0	0	2	5	5	54.00	6.000										
Chris Codrilli, R ERA: 7.82 (6, 1)	2.2		11	3	1	1	2	0	0	0	0	0	1	15	15	3.38	1.125										
Mike Warren, R ERA: 4.95 (9, 1)	1.0		3	0	0	0	0	0	0	0	0	0	0	3	3	0.00	0.000										

Batter	1	2	3	4	5	6	7	8	9	AB	R	H	RBI	BB	SO	LOB	BOTTOM											
Bill Almon, R OBP: 0.220, SLG: 0.256 (9, 5)	F4		F9 1B BB		9-3			5-3		4	0	1	0	1	0	1	Toronto Blue Jays @ Oakland Athletics Oakland-Alameda County Coliseum, Oakland, CA Sun Jul 15 1984, 3:33 AM PDT Att: 24,044 - Unknown AB 35 R 3 H 11 RBI 3 BB 3 SO 5 LOB 13											
Donnie Hill, S OBP: 0.215, SLG: 0.253 Jeff Burroughs, R OBP: 0.377, SLG: 0.340 (9, PH)	5-3					K		WP BB HR 1B	K	4	1	2	0	0	1	0												
Dwayne Murphy, L OBP: 0.340, SLG: 0.470 (1, 8)						1B		1B		2	1	1	0	2	0	2												
Dave Kingman, R OBP: 0.325, SLG: 0.568 (1, 10)						F2				4	1	3	3	0	0	2												
Bruce Bochte, L OBP: 0.332, SLG: 0.333 (1, 3)	4-3					F7		G6-4-3 1B		4	0	1	0	0	0	4												
Mike Heath, R OBP: 0.305, SLG: 0.419 (9, 7)						4-3		6-3		4	0	1	0	0	0	1												
Mike Davis, L OBP: 0.238, SLG: 0.317 (1, 9)			6			K		F7		4	0	0	0	0	1	1												
Tony Phillips, S OBP: 0.339, SLG: 0.350 (1, 4)			K					K		4	0	0	0	0	2	0												
Mark Wagner, R OBP: 0.213, SLG: 0.262 Mickey Tettleton, S OBP: 0.250, SLG: 0.250 (8, PH)						F8		F8		2	0	1	0	0	0	0												
										2	0	1	0	0	0	0												
Inning Stats	R: 0 E: 0 K: 0 S: 4	H: 1 LOB: 2 BB: 1 P: 8	R: 0 E: 1 K: 1 S: 5	H: 1 LOB: 0 BB: 0 P: 5	R: 0 E: 0 K: 1 S: 5	H: 0 LOB: 0 BB: 0 P: 5	R: 0 E: 0 K: 0 S: 3	H: 1 LOB: 0 BB: 0 P: 3	R: 0 E: 0 K: 1 S: 6	H: 2 LOB: 1 BB: 0 P: 6	R: 0 E: 0 K: 1 S: 5	H: 0 LOB: 0 BB: 0 P: 5	R: 3 E: 0 K: 0 S: 6	H: 3 LOB: 1 BB: 1 P: 10	R: 0 E: 0 K: 1 S: 7	H: 2 LOB: 2 BB: 0 P: 7		1B: 9 2B: 3 3B: 0 HR: 1	SF: 0 SAC: 0 DP: 3 HBP: 0	WP: 1 PB: 0 CS: 0 SB: 0	PA: 38							
PITCHER	IP	WLS	BF	H	R	ER	SO	BB	IBB	HBP	BLK	WP	HR	S	P	ERA	WHIP											
Jim Clancy, R ERA: 5.34 (1, 1)	7.2	W	32	9	3	3	4	3	0	0	0	0	1	1	37	49	3.52	1.565										
Roy Lee Jackson, R ERA: 2.44 (8, 1)	1.1	S	6	2	0	0	1	0	0	0	0	0	0	8	8	0.00	1.500											

Batter	1	2	3	4	5	6	7	8	9	AB	R	H	RBI	BB	SO	LOB	TOP			
Damaso Garcia, R (1,4) Tony Fernandez, S (4,6) OBP: 0.328, SLG: 0.403 OBP: 0.196, SLG: 0.189	F4		G3 HBP		4-3			G4-6-3		1	0	0	0	0	0	0	Toronto Blue Jays @ California Angels Anaheim Stadium, Anaheim, CA Mon Jul 16 1984, 10:05 PM EDT Att: 24,890 - Unknown livebaseballscorecards.com			
Dave Collins, S (1,7) OBP: 0.350, SLG: 0.473	1B		G3				4-3	4-3		4	0	1	0	0	0	2				
Lloyd Moseby, L (1,8) OBP: 0.365, SLG: 0.517	1B		F7				F7			4	0	2	0	0	0	1				
Willie Upshaw, L (1,3) OBP: 0.362, SLG: 0.506	G3-6-3		4-3				F9			4	0	0	0	0	1	4				
Willie Aikens, L (1,10) OBP: 0.324, SLG: 0.385			4-3				F7			4	0	0	0	0	0	1				
George Bell, R (1,9) OBP: 0.341, SLG: 0.480			F8				5-3			3	0	0	0	0	0	0				
Rance Mulliniks, L (1,5) OBP: 0.381, SLG: 0.414			1B				K			3	0	1	0	0	1	0				
Ernie Whitt, L (1,2) OBP: 0.351, SLG: 0.395			1B				K			3	0	2	0	0	1	0				
Alfredo Griffin, S (1,6) OBP: 0.256, SLG: 0.321	F9						4-3			3	0	1	0	0	0	2				
Inning Stats	R: 0 E: 0 K: 0 S: 4	H: 2 LOB: 1 BB: 0 P: 4	R: 0 E: 0 K: 0 S: 5	H: 2 LOB: 2 BB: 0 P: 5	R: 0 E: 0 K: 1 S: 3	H: 0 LOB: 1 BB: 0 P: 4	R: 0 E: 0 K: 1 S: 5	H: 0 LOB: 0 BB: 0 P: 5	R: 0 E: 0 K: 1 S: 3	H: 0 LOB: 0 BB: 0 P: 3	R: 0 E: 0 K: 0 S: 3	H: 0 LOB: 0 BB: 0 P: 3	R: 0 E: 0 K: 0 S: 4	H: 2 LOB: 1 BB: 0 P: 4	R: 0 E: 0 K: 1 S: 5	H: 1 LOB: 0 BB: 0 P: 5	1B: 7 2B: 0 3B: 0 HR: 0	SF: 0 SAC: 0 DP: 3 HBP: 1	WP: 0 PB: 0 SB: 0 CS: 0	PA: 32
PITCHER Jim Slaton, R (1,1) ERA: 5.09	IP: 9.0 WLS: W BF: 32 H: 7 R: 0 ER: 0 SO: 3 BB: 0 IBB: 0 HBP: 1 BLK: 0 WP: 0 HR: 0 S: 37 P: 38 ERA: 0.00 WHIP: 0.778																PITCHER			

Batter	1	2	3	4	5	6	7	8	9	AB	R	H	RBI	BB	SO	LOB	BOTTOM			
Gary Pettis, S (1,8) OBP: 0.349, SLG: 0.318	CS		SH1-3 1-H		K		4-3			3	0	1	1	1	1	1	Toronto Blue Jays @ California Angels Anaheim Stadium, Anaheim, CA Mon Jul 16 1984, 10:05 PM EDT Att: 24,890 - Unknown livebaseballscorecards.com			
Bobby Grich, R (1,4) OBP: 0.319, SLG: 0.389	K		SH1-3 2-3		FC6-4			PB		2	0	0	0	1	1	2				
Fred Lynn, L (1,9) OBP: 0.346, SLG: 0.456	K		FC7-2-5 3-H				3-1	K		4	0	0	0	0	2	3				
Reggie Jackson, L (1,10) OBP: 0.316, SLG: 0.442	CS		FC4-6 SF9		F4		K	F8		3	1	0	0	1	1	1				
Doug DeCinces, R (1,5) OBP: 0.314, SLG: 0.431			FC4-6 BB				1B	K		2	1	1	0	2	1	1				
Daryl Scaniers, L (1,3) OBP: 0.421, SLG: 0.353			FC4-6 1-2 2-3				CS	FC6-4		3	0	2	1	0	0	2				
Brian Downing, R (1,7) OBP: 0.330, SLG: 0.386			SF9 3-H		K			FC6-4		2	0	0	1	0	1	3				
Bob Boone, R (1,2) OBP: 0.245, SLG: 0.278			F8					F6		3	0	1	0	0	0	1				
Rob Piccolo, R (1,6) OBP: 0.211, SLG: 0.281			2B		K			F8		3	1	1	0	0	1	1				
Inning Stats	R: 0 E: 0 K: 2 S: 6	H: 0 LOB: 1 BB: 1 P: 10	R: 1 E: 0 K: 0 S: 3	H: 0 LOB: 2 BB: 2 P: 11	R: 1 E: 0 K: 0 S: 4	H: 2 LOB: 1 BB: 0 P: 4	R: 1 E: 0 K: 1 S: 6	H: 2 LOB: 1 BB: 0 P: 6	R: 0 E: 0 K: 2 S: 8	H: 1 LOB: 1 BB: 0 P: 8	R: 0 E: 0 K: 1 S: 6	H: 1 LOB: 2 BB: 1 P: 10	R: 0 E: 0 K: 0 S: 3	H: 0 LOB: 1 BB: 1 P: 3	R: 0 E: 0 K: 2 S: 7	H: 0 LOB: 1 BB: 1 P: 11	1B: 4 2B: 3 3B: 1 HR: 0	SF: 1 SAC: 1 DP: 2 HBP: 0	WP: 0 PB: 1 SB: 0 CS: 2	PA: 33
PITCHER Jim Gott, R (1,1) ERA: 4.01 Dennis Lamp, R (6,1) ERA: 3.43	IP: 5.2 WLS: L BF: 23 H: 5 R: 3 ER: 3 SO: 6 BB: 4 IBB: 0 HBP: 0 BLK: 0 WP: 0 HR: 0 S: 31 P: 47 ERA: 4.76 WHIP: 1.588																PITCHER			

Batter	1	2	3	4	5	6	7	8	9	AB	R	H	RBI	BB	SO	LOB	TOP					
Dave Collins, S OBP: 0.347, SLG: 0.468 (1, 7)										5	0	1	0	0	0	6						
Tony Fernandez, S OBP: 0.163, SLG: 0.175 (1, 6)										4	0	0	0	0	1	3						
Lloyd Moseby, L OBP: 0.366, SLG: 0.514 (1, 8)										2	0	0	0	2	1	0						
Willie Upshaw, L OBP: 0.363, SLG: 0.515 (1, 3)										4	1	2	1	0	0	1						
Willie Aikens, L OBP: 0.321, SLG: 0.388 (9, PR)										4	0	1	0	0	1	2						
Jesse Barfield, R OBP: 0.333, SLG: 0.511 (9, PR)										0	1	0	0	0	0	0						
George Bell, R OBP: 0.340, SLG: 0.477 (1, 9)										4	1	1	0	0	1	1						
Rance Mulliniks, L OBP: 0.384, SLG: 0.421 (1, 5)										4	0	2	1	0	0	0						
Ernie Whitt, L OBP: 0.356, SLG: 0.400 (7, PR)										3	0	2	1	0	1	0						
Damaso Garcia, R OBP: 0.329, SLG: 0.403 (7, 2)										0	0	0	0	0	0	0						
Buck Martinez, R OBP: 0.276, SLG: 0.340 (7, 2)										1	0	0	0	0	1	1						
Alfredo Griffin, S OBP: 0.255, SLG: 0.318 (9, PH)										2	0	0	0	0	1	1						
Cliff Johnson, R OBP: 0.390, SLG: 0.497 (9, PR)										1	0	1	0	0	0	0						
Rick Leach, L OBP: 0.354, SLG: 0.429 (9, PR)										0	0	0	0	0	0	0						
Inning Stats	R: 0 E: 0 K: 0 S: 4	H: 2 LOB: 2 BB: 1 P: 8	R: 1 E: 0 K: 0 S: 6	H: 3 LOB: 2 BB: 0 P: 6	R: 1 E: 0 K: 2 S: 8	H: 1 LOB: 0 BB: 0 P: 8	R: 0 E: 0 K: 2 S: 7	H: 0 LOB: 0 BB: 0 P: 7	R: 0 E: 0 K: 0 S: 3	H: 0 LOB: 0 BB: 0 P: 3	R: 0 E: 0 K: 1 S: 5	H: 1 LOB: 0 BB: 0 P: 5	R: 0 E: 0 K: 0 S: 4	H: 0 LOB: 0 BB: 1 P: 4	R: 0 E: 0 K: 1 S: 4	H: 0 LOB: 0 BB: 1 P: 8	R: 1 E: 0 K: 1 S: 8	H: 3 LOB: 3 BB: 0 P: 8	1B: 7 2B: 3 3B: 0 HR: 1	SF: 0 SAC: 1 DP: 1 HBP: 0	WP: 0 PB: 0 SB: 0 CS: 1	PA: 37
PITCHER	IP	WLS	BF	H	R	ER	SO	BB	IBB	HBP	BLK	WP	HR	S	P	ERA	WHIP					
Mike Witt, R ERA: 3.51 (1, 1)	8.1	W	34	9	3	3	6	2	0	0	0	0	1	44	52	3.24	1.320					
Don Aase, R ERA: 2.16 (9, 1)	0.2	S	3	1	0	0	1	0	0	0	0	0	0	5	5	0.00	1.500					

Toronto Blue Jays @ California Angels
Anaheim Stadium, Anaheim, CA
Tue Jul 17 1984, 10:05 PM EDT
Att: 27,176 - Unknown

AB	34
R	3
H	10
RBI	3
BB	2
SO	7
LOB	15



Batter	1	2	3	4	5	6	7	8	9	AB	R	H	RBI	BB	SO	LOB	BOTTOM				
Gary Pettis, S OBP: 0.344, SLG: 0.313 (1, 8)										4	0	0	0	0	1	0					
Bobby Grich, R OBP: 0.327, SLG: 0.410 (1, 4)										3	2	2	1	1	0	0					
Fred Lynn, L OBP: 0.348, SLG: 0.460 (1, 9)										4	1	2	0	0	0	2					
Reggie Jackson, L OBP: 0.321, SLG: 0.456 (1, 10)										4	1	3	2	0	0	1					
Doug DeCinces, R OBP: 0.310, SLG: 0.425 (1, 5)										4	0	0	0	0	0	3					
Daryl Scanlon, L OBP: 0.435, SLG: 0.524 (1, 3)										4	1	2	2	0	0	1					
Brian Downing, R OBP: 0.330, SLG: 0.384 (1, 7)										4	0	1	0	0	1	1					
Bob Boone, R OBP: 0.242, SLG: 0.273 (1, 2)										4	0	0	0	0	0	3					
Rob Piccolo, R OBP: 0.204, SLG: 0.272 (1, 6)										3	0	0	0	0	1	0					
Inning Stats	R: 0 E: 0 K: 0 S: 4	H: 1 LOB: 1 BB: 0 P: 4	R: 1 E: 0 K: 0 S: 4	H: 1 LOB: 0 BB: 0 P: 4	R: 0 E: 0 K: 2 S: 8	H: 1 LOB: 1 BB: 0 P: 8	R: 0 E: 0 K: 0 S: 4	H: 1 LOB: 1 BB: 0 P: 4	R: 0 E: 0 K: 0 S: 3	H: 0 LOB: 0 BB: 0 P: 3	R: 1 E: 0 K: 0 S: 6	H: 3 LOB: 3 BB: 1 P: 10	R: 3 E: 0 K: 0 S: 6	H: 3 LOB: 0 BB: 0 P: 6	R: 0 E: 0 K: 1 S: 5	H: 0 LOB: 0 BB: 0 P: 5	1B: 6 2B: 1 3B: 0 HR: 3	SF: 0 SAC: 0 DP: 0 HBP: 0	WP: 0 PB: 0 SB: 0 CS: 0	PA: 35	
PITCHER	IP	WLS	BF	H	R	ER	SO	BB	IBB	HBP	BLK	WP	HR	S	P	ERA	WHIP				
Doyle Alexander, R ERA: 3.46 (1, 1)	5.1	L	22	5	2	2	2	1	0	0	0	0	1	25	29	3.38	1.125				
Jim Acker, R ERA: 5.15 (6, 1)	1.1	L	8	4	2	2	0	0	0	0	0	0	1	8	8	13.50	3.000				
Jimmy Key, L ERA: 5.06 (7, 1)	1.1		5	1	1	1	1	0	0	0	0	0	1	7	7	6.75	0.750				

Toronto Blue Jays @ California Angels
Anaheim Stadium, Anaheim, CA
Tue Jul 17 1984, 10:05 PM EDT
Att: 27,176 - Unknown

AB	34
R	5
H	10
RBI	5
BB	1
SO	3
LOB	11



Batter	1	2	3	4	5	6	7	8	9	AB	R	H	RBI	BB	SO	LOB	TOP																					
Damaso Garcia, R OBP: 0.327, SLG: 0.401 (1, 4)	0-0 6-3	0-0 1-3 3-H 1B		0-0 3-H 6-3			0-0 6-3		0-0 5-3	4	0	1	2	0	0	1																						
Lloyd Moseby, L OBP: 0.369, SLG: 0.527 (1, 8)	0-0 G5-4-3 1B	0-0 6-3		0-0 6-3			0-0 HR		0-0 2B	5	1	3	3	0	0	2																						
George Bell, R OBP: 0.335, SLG: 0.470 (1, 7)	0-0 G5-4-3 1-2	0-0 5-3					0-0 F8		0-0 6-3	5	0	0	0	0	0	3																						
Cliff Johnson, R OBP: 0.390, SLG: 0.497 (1, 10)		4-0 1B BB	0-0 5-3				0-0 2B		0-0 F6	4	1	1	0	1	0	1																						
Jesse Barfield, R OBP: 0.332, SLG: 0.506 (1, 9)		0-0 1B FC 1B	0-0 5-3				0-3 K			4	1	1	0	0	2	1																						
Willie Upshaw, L OBP: 0.367, SLG: 0.518 Rick Leach, L OBP: 0.340, SLG: 0.409 (4, 3)		0-0 FC 1B	0-0 1B				0-0 F8		0-3 K	2	1	2	1	0	0	0																						
Buck Martinez, R OBP: 0.275, SLG: 0.333 (1, 2)		0-0 F7					0-3 K		4-0 BB	3	0	0	0	1	2	2																						
Garth Iorg, R OBP: 0.261, SLG: 0.315 (1, 5)		0-0 FC 1B	0-0 E6 1B SF8				0-0 4-3		0-0 4-3	4	2	0	1	0	0	2																						
Alfredo Griffin, S OBP: 0.262, SLG: 0.325 (1, 6)		0-0 1B 6-3 1B	0-0 1B				0-0 F9		0-0 5-3 2B 1B	4	2	3	1	0	0	0																						
Inning Stats	R: 0 E: 0 K: 0 S: 3	H: 1 LOB: 0 BB: 0 P: 3	R: 5 E: 0 K: 0 S: 8	H: 4 LOB: 1 BB: 1 P: 12	R: 0 E: 0 K: 0 S: 3	H: 1 LOB: 1 BB: 0 P: 3	R: 1 E: 1 K: 1 S: 7	H: 1 LOB: 1 BB: 0 P: 7	R: 0 E: 0 K: 1 S: 6	H: 0 LOB: 0 BB: 0 P: 5	R: 1 E: 0 K: 0 S: 4	H: 1 LOB: 0 BB: 0 P: 4	R: 0 E: 0 K: 2 S: 7	H: 0 LOB: 1 BB: 0 P: 11	R: 1 E: 0 K: 0 S: 5	H: 2 LOB: 1 BB: 0 P: 5	1B: 8 2B: 2 3B: 0 HR: 1	SF: 1 SAC: 0 DP: 1 HBP: 0	WP: 0 PB: 0 SB: 0 CS: 0	PA: 40																		
PITCHER	IP	WLS	BF	H	R	ER	SO	BB	IBB	HBP	BLK	WP	HR	S	P	ERA	WHIP	PITCHER				IP	WLS	BF	H	R	ER	SO	BB	IBB	HBP	BLK	WP	HR	S	P	ERA	WHIP
Geoff Zahn, L ERA: 2.79 (1, 1)	7.0	L	31	9	7	6	3	1	0	0	0	0	1	36	40	7.71	1.429																					
Bruce Kison, R ERA: 4.57 (8, 1)	1.0		4	0	0	0	2	1	0	0	0	0	0	7	11	0.00	1.000																					
Doug Corbett, R ERA: 2.41 (9, 1)	1.0		5	2	1	1	0	0	0	0	0	0	0	5	5	9.00	2.000																					

Toronto Blue Jays @ California Angels
Anaheim Stadium, Anaheim, CA
Wed Jul 18 1984, 10:05 PM EDT
Att: 28,634 - Unknown

AB 37
R 8
H 11
RBI 8
BB 2
SO 5
LOB 13



Batter	1	2	3	4	5	6	7	8	9	AB	R	H	RBI	BB	SO	LOB	BOTTOM																					
Gary Pettis, S OBP: 0.343, SLG: 0.313 (1, 8)	0-0 1-3		0-0 FC4-6 HR		0-0 F8			0-0 1B		4	1	1	0	0	0	1																						
Bobby Grich, R OBP: 0.330, SLG: 0.425 (1, 4)	4-0 BB		0-0 HR				0-0 5-3		0-0 F3	3	1	1	2	1	0	1																						
Fred Lynn, L OBP: 0.344, SLG: 0.453 (1, 9)	0-0 F7		0-3 K				0-0 1-3		0-0 4-3	4	0	0	0	0	1	1																						
Reggie Jackson, L OBP: 0.317, SLG: 0.450 (1, 10)	0-0 F9		0-3 K				0-0 1-3		0-3 K	4	0	0	0	0	2	1																						
Doug DeCinces, R OBP: 0.309, SLG: 0.423 (1, 5)		0-0 F7		0-0 S 1B			0-0 F8		0-0 F3	4	0	1	0	0	0	0																						
Daryl Sconiers, L OBP: 0.423, SLG: 0.500 (1, 3)		0-0 L4-3 1B		0-0 F5			0-0 G3			3	0	1	0	0	0	1																						
Brian Downing, R OBP: 0.327, SLG: 0.380 (1, 7)		0-0 L4-3		0-3 K			0-0 6-3			3	0	0	0	0	1	2																						
Bob Boone, R OBP: 0.243, SLG: 0.274 (1, 2)			0-0 FC4-6 1B		0-0 F5			0-0 F3		3	0	1	0	0	0	0																						
Rob Picciolo, R OBP: 0.200, SLG: 0.266 Rob Wilfong, L OBP: 0.321, SLG: 0.385 (8, PH) (9, 6)			0-0 F8		0-3 K			0-0 F5		2	0	0	0	0	1	1																						
1 0 0 0 0 0			0-0 F8		0-3 K			0-0 F5		1	0	0	0	0	0	0																						
Inning Stats	R: 0 E: 0 K: 0 S: 3	H: 0 LOB: 1 BB: 1 P: 7	R: 0 E: 0 K: 0 S: 3	H: 1 LOB: 0 BB: 0 P: 3	R: 2 E: 0 K: 1 S: 7	H: 2 LOB: 0 BB: 0 P: 7	R: 0 E: 0 K: 2 S: 8	H: 1 LOB: 1 BB: 0 P: 8	R: 0 E: 0 K: 1 S: 5	H: 0 LOB: 0 BB: 0 P: 5	R: 0 E: 0 K: 0 S: 3	H: 0 LOB: 0 BB: 0 P: 3	R: 0 E: 0 K: 0 S: 3	H: 0 LOB: 0 BB: 0 P: 3	R: 0 E: 0 K: 0 S: 4	H: 1 LOB: 1 BB: 0 P: 4	R: 0 E: 0 K: 1 S: 5	H: 0 LOB: 0 BB: 0 P: 5	1B: 4 2B: 1 3B: 0 HR: 1	SF: 0 SAC: 0 DP: 1 HBP: 0	WP: 0 PB: 0 SB: 1 CS: 0	PA: 32																
PITCHER	IP	WLS	BF	H	R	ER	SO	BB	IBB	HBP	BLK	WP	HR	S	P	ERA	WHIP	PITCHER				IP	WLS	BF	H	R	ER	SO	BB	IBB	HBP	BLK	WP	HR	S	P	ERA	WHIP
Luis Leal, R ERA: 2.92 (1, 1)	9.0	W	32	5	2	2	5	1	0	0	0	0	1	41	45	2.00	0.667																					

Toronto Blue Jays @ California Angels
Anaheim Stadium, Anaheim, CA
Wed Jul 18 1984, 10:05 PM EDT
Att: 28,634 - Unknown

AB 31
R 2
H 5
RBI 2
BB 1
SO 5
LOB 8



Batter	1	2	3	4	5	6	7	8	9	AB	R	H	RBI	BB	SO	LOB	TOP					
Damaso Garcia, R OBP: 0.329, SLG: 0.413 (1,4)										6	3	3	1	0	1	5						
Lloyd Moseby, L OBP: 0.369, SLG: 0.522 (1,8)										5	0	1	1	1	1	2	3					
George Bell, R OBP: 0.335, SLG: 0.469 (1,7)										5	2	1	1	0	2	4						
Cliff Johnson, R OBP: 0.392, SLG: 0.510 (1,10)										3	1	1	1	1	0	2						
Willie Aikens, L OBP: 0.319, SLG: 0.385 (8, PH)										1	0	0	0	0	0	0						
Jesse Barfield, R OBP: 0.343, SLG: 0.524 (1,9)										5	0	4	1	0	1	0						
Willie Upshaw, L OBP: 0.368, SLG: 0.520 (1,3)										3	0	2	0	0	0	2						
Rick Leach, L OBP: 0.327, SLG: 0.391 (5,3)										2	0	0	0	0	0	2						
Buck Martinez, R OBP: 0.267, SLG: 0.322 (1,2)										5	0	0	0	0	2	6						
Garth Iorg, R OBP: 0.266, SLG: 0.315 (1,5)										0	0	0	0	1	0	0						
Rance Mulliniks, L OBP: 0.381, SLG: 0.417 (3, PH)										4	0	1	0	0	0	3						
Tony Fernandez, S OBP: 0.231, SLG: 0.250 (1,6)										3	2	2	1	2	0	1						
Inning Stats	R: 2 E: 1 K: 0 S: 6	H: 2 LOB: 2 BB: 1 P: 10	R: 1 E: 0 K: 0 S: 4	H: 1 LOB: 2 BB: 2 P: 12	R: 0 E: 0 K: 0 S: 4	H: 2 LOB: 1 BB: 0 P: 4	R: 3 E: 1 K: 2 S: 9	H: 2 LOB: 0 BB: 0 P: 10	R: 0 E: 0 K: 2 S: 8	H: 1 LOB: 2 BB: 1 P: 12	R: 1 E: 0 K: 1 S: 7	H: 2 LOB: 1 BB: 0 P: 7	R: 1 E: 0 K: 0 S: 6	H: 3 LOB: 2 BB: 0 P: 6	R: 0 E: 0 K: 1 S: 6	H: 1 LOB: 1 BB: 0 P: 6	R: 0 E: 0 K: 2 S: 8	H: 1 LOB: 2 BB: 1 P: 12	1B: 8 2B: 4 3B: 0 HR: 3	SF: 0 SAC: 0 DP: 1 HBP: 1	WP: 0 PB: 1 SB: 0 CS: 0	PA: 48
PITCHER	IP	WLS	BF	H	R	ER	SO	BB	IBB	HBP	BLK	WP	HR	S	P	ERA	WHIP					
Ed Vande Berg, L ERA: 3.81 (1,1)	2.0	L	15	5	3	2	0	3	0	0	0	0	0	12	24	9.00	4.000					
Roy Thomas, R ERA: 5.25 (3,1)	4.2		22	7	5	4	5	1	0	1	0	0	3	30	35	7.71	1.714					
Ed Nunez, R ERA: 3.25 (7,1)	2.1		11	3	0	0	3	1	0	0	0	0	0	16	20	0.00	1.714					

Toronto Blue Jays @ Seattle Mariners
The Kingdome, Seattle, WA
Thu Jul 19 1984, 10:05 PM EDT
Att: 7,489 - Unknown

AB 42
R 8
H 15
RBI 6
BB 5
SO 8
LOB 28



Batter	1	2	3	4	5	6	7	8	9	AB	R	H	RBI	BB	SO	LOB	BOTTOM					
Jack Perconte, L OBP: 0.367, SLG: 0.349 (1,4)										4	1	2	0	0	0	0						
Spike Owen, S OBP: 0.352, SLG: 0.404 (1,6)										4	0	0	0	0	1	3						
Alvin Davis, L OBP: 0.389, SLG: 0.505 (1,3)										3	0	0	0	1	0	2						
Ken Phelps, L OBP: 0.416, SLG: 0.628 (1,10)										2	0	0	0	2	2	1						
Al Cowens, R OBP: 0.320, SLG: 0.485 (1,9)										3	0	1	1	0	0	2						
Dave Henderson, R OBP: 0.296, SLG: 0.424 (1,8)										3	0	1	0	0	1	3						
Phil Bradley, R OBP: 0.352, SLG: 0.310 (7,8)										1	0	0	0	0	0	1						
Steve Henderson, R OBP: 0.353, SLG: 0.376 (1,7)										3	0	0	0	0	1	2						
Pat Putnam, L OBP: 0.250, SLG: 0.273 (9, PH)										1	0	0	0	0	0	1						
Jim Presley, R OBP: 0.267, SLG: 0.391 (1,5)										3	0	0	0	0	1	1						
Bob Kearney, R OBP: 0.274, SLG: 0.373 (1,2)										2	0	0	0	1	1	1						
Inning Stats	R: 1 E: 1 K: 1 S: 7	H: 1 LOB: 2 BB: 1 P: 11	R: 0 E: 0 K: 1 S: 6	H: 1 LOB: 2 BB: 1 P: 10	R: 0 E: 0 K: 1 S: 4	H: 0 LOB: 0 BB: 1 P: 8	R: 0 E: 0 K: 3 S: 10	H: 1 LOB: 1 BB: 0 P: 10	R: 0 E: 0 K: 0 S: 3	H: 0 LOB: 0 BB: 0 P: 3	R: 0 E: 0 K: 0 S: 3	H: 0 LOB: 1 BB: 1 P: 7	R: 0 E: 0 K: 0 S: 3	H: 0 LOB: 0 BB: 0 P: 3	R: 0 E: 0 K: 1 S: 5	H: 0 LOB: 0 BB: 0 P: 5	R: 0 E: 0 K: 0 S: 3	H: 1 LOB: 0 BB: 0 P: 3	1B: 4 2B: 0 3B: 0 HR: 0	SF: 1 SAC: 0 DP: 2 HBP: 0	WP: 0 PB: 0 SB: 0 CS: 0	PA: 34
PITCHER	IP	WLS	BF	H	R	ER	SO	BB	IBB	HBP	BLK	WP	HR	S	P	ERA	WHIP					
Dave Stieb, R ERA: 2.21 (1,1)	8.0	W	31	3	1	0	7	4	0	0	0	0	0	41	57	0.00	0.875					
Dennis Lamp, R ERA: 3.35 (9,1)	1.0		3	1	0	0	0	0	0	0	0	0	0	3	3	0.00	1.000					

Toronto Blue Jays @ Seattle Mariners
The Kingdome, Seattle, WA
Thu Jul 19 1984, 10:05 PM EDT
Att: 7,489 - Unknown

AB 29
R 1
H 4
RBI 1
BB 4
SO 7
LOB 17



Batter	1	2	3	4	5	6	7	8	9	AB	R	H	RBI	BB	SO	LOB	TOP										
Damaso Garcia, R OBP: 0.328, SLG: 0.410	F9		F8			F4		FC4-6	BB	5	1	1	1	0	0	3	Toronto Blue Jays @ Seattle Mariners The Kingdome, Seattle, WA Fri Jul 20 1984, 10:05 PM EDT Att: 8,246 - Unknown										
Dave Collins, S OBP: 0.352, SLG: 0.470	K			FC3-6				F9	BB	3	1	1	0	2	1	1											
Lloyd Moseby, L OBP: 0.369, SLG: 0.526	6-3			FC3-6		F7			BB	5	2	2	2	0	0	2											
Willie Upshaw, L OBP: 0.369, SLG: 0.521 Rick Leach, L OBP: 0.327, SLG: 0.391		F7		F8					K	5	1	2	1	0	1	2											
Willie Aikens, L OBP: 0.317, SLG: 0.381 Alfredo Griffin, S OBP: 0.264, SLG: 0.327		F2			F3		F7			4	0	1	1	0	0	1											
Rance Mulliniks, L OBP: 0.381, SLG: 0.416 Cliff Johnson, R OBP: 0.395, SLG: 0.513 Garth Iorg, R OBP: 0.265, SLG: 0.313		6-3			F6					3	0	1	1	0	0	0											
Ernie Whitt, L OBP: 0.356, SLG: 0.399 George Bell, R OBP: 0.339, SLG: 0.470 Buck Martinez, R OBP: 0.267, SLG: 0.322			F8				G1-6-3		E5	3	0	1	0	0	0	1											
Jesse Barfield, R OBP: 0.350, SLG: 0.532			4-3					F8		5	1	3	2	0	1	1											
Tony Fernandez, S OBP: 0.257, SLG: 0.266			4-3							4	1	2	2	1	1	3											
Inning Stats	R: 0 E: 0 K: 1 S: 5	H: 0 LOB: 0 BB: 0 P: 5	R: 0 E: 0 K: 0 S: 3	H: 0 LOB: 0 BB: 0 P: 3	R: 0 E: 0 K: 0 S: 4	H: 1 LOB: 1 BB: 0 P: 4	R: 0 E: 0 K: 0 S: 2	H: 0 LOB: 0 BB: 1 P: 6	R: 0 E: 0 K: 1 S: 6	H: 1 LOB: 1 BB: 0 P: 6	R: 0 E: 0 K: 0 S: 4	H: 2 LOB: 1 BB: 0 P: 4	R: 1 E: 0 K: 0 S: 4	H: 2 LOB: 0 BB: 0 P: 4	R: 0 E: 0 K: 0 S: 3	H: 0 LOB: 1 BB: 1 P: 7		R: 11 E: 1 K: 2 S: 18	H: 11 LOB: 2 BB: 2 P: 26	1B: 13 2B: 3 3B: 1 HR: 0	SF: 0 SAC: 0 DP: 1 HBP: 0	WP: 0 PB: 0 SB: 1 CS: 2	PA: 45				
PITCHER	IP	WLS	BF	H	R	ER	SO	BB	IBB	HBP	BLK	WP	HR	S	P	ERA	WHIP										
Jim Beattie, R ERA: 3.49	7.1		27	6	1	1	2	2	0	0	0	0	0	29	37	18.00	2.000										
Mike Stanton, R ERA: 3.5	1.0		5	2	2	2	1	0	0	0	0	0	0	7	7	∞	∞										
Paul Mirabella, L ERA: 3.47	0.0	L	4	4	2	2	0	0	0	0	0	0	0	4	4	∞	∞										
Ed Nunez, R ERA: 3.5	0.0		2	1	1	1	0	1	0	0	0	0	0	1	5	∞	∞										
Dave Geisel, L ERA: 9.24	0.2		7	4	6	6	1	1	0	0	0	0	0	8	12	81.00	7.500										

Batter	1	2	3	4	5	6	7	8	9	AB	R	H	RBI	BB	SO	LOB	BOTTOM										
Jack Perconte, L OBP: 0.368, SLG: 0.356	F6		FC6-2			4-3			F5	5	0	2	1	0	0	2	Toronto Blue Jays @ Seattle Mariners The Kingdome, Seattle, WA Fri Jul 20 1984, 10:05 PM EDT Att: 8,246 - Unknown										
Spike Owen, S OBP: 0.355, SLG: 0.407	6-3		FC6-2			F3		G5-4-3	BB	5	2	3	0	0	0	1											
Alvin Davis, L OBP: 0.392, SLG: 0.512	6-3		F3						BB	3	2	1	4	2	0	2											
Ken Phelps, L OBP: 0.420, SLG: 0.623 Larry Milbourne, S OBP: 0.336, SLG: 0.315	F9								HR	1	0	0	0	2	0	1											
Al Cowens, R OBP: 0.322, SLG: 0.486		G3							HR	2	0	0	0	0	0	2											
Pat Putnam, L OBP: 0.245, SLG: 0.267 Barry Bonnell, R OBP: 0.313, SLG: 0.386		G3							HR	3	0	0	0	0	2	3											
Jim Prestley, R OBP: 0.255, SLG: 0.374		K								4	0	0	0	0	1	0											
Bob Kearney, R OBP: 0.277, SLG: 0.375										4	1	2	0	0	1	0											
Phil Bradley, R OBP: 0.355, SLG: 0.315			FC4-6							4	2	2	0	0	1	1											
Inning Stats	R: 0 E: 0 K: 0 S: 4	H: 1 LOB: 1 BB: 0 P: 4	R: 0 E: 0 K: 1 S: 5	H: 0 LOB: 0 BB: 0 P: 5	R: 1 E: 0 K: 0 S: 5	H: 2 LOB: 1 BB: 0 P: 5	R: 0 E: 0 K: 1 S: 4	H: 0 LOB: 0 BB: 1 P: 8	R: 0 E: 0 K: 1 S: 5	H: 0 LOB: 0 BB: 0 P: 5	R: 1 E: 0 K: 0 S: 6	H: 1 LOB: 2 BB: 2 P: 14	R: 0 E: 0 K: 1 S: 6	H: 2 LOB: 2 BB: 0 P: 6	R: 1 E: 0 K: 0 S: 4	H: 2 LOB: 1 BB: 1 P: 8		R: 4 E: 0 K: 0 S: 7	H: 4 LOB: 0 BB: 0 P: 7	1B: 10 2B: 0 3B: 1 HR: 1	SF: 0 SAC: 0 DP: 1 HBP: 0	WP: 1 PB: 1 SB: 1 CS: 1	PA: 40				
PITCHER	IP	WLS	BF	H	R	ER	SO	BB	IBB	HBP	BLK	WP	HR	S	P	ERA	WHIP										
Jim Clancy, R ERA: 5.2	6.2		27	5	2	2	5	3	0	0	0	0	0	34	46	2.70	1.200										
Jimmy Key, L ERA: 5.18	1.0		4	2	1	1	0	1	0	0	1	0	0	3	7	9.00	3.000										
Jim Acker, R ERA: 5.12	0.1	W	2	1	0	0	0	0	0	0	0	0	0	2	2	0.00	3.000										
Roy Lee Jackson, R ERA: 3.04	1.0		7	4	4	4	0	0	0	0	0	0	1	7	7	36.00	4.000										

Batter	1	2	3	4	5	6	7	8	9	AB	R	H	RBI	BB	SO	LOB	TOP										
Damaso Garcia, R (1,4) OBP: 0.327, SLG: 0.409	5-3		F6			F7			2B SF8 1B	4	1	1	0	0	0	0	Toronto Blue Jays @ Seattle Mariners The Kingdome, Seattle, WA Sat Jul 21 1984, 10:05 PM EDT Att: 14,516 - Unknown										
Dave Collins, S (1,7) OBP: 0.350, SLG: 0.471	4-3		1-3			F9			SF8 3B	4	1	1	0	0	0												
Lloyd Moseby, L (1,8) OBP: 0.365, SLG: 0.522	K			4-3		F7			SF8	3	0	0	1	0	1												
Willie Upshaw, L (1,3) OBP: 0.371, SLG: 0.526		4-3					6-3			4	0	2	1	0	0												
Willie Aikens, L (1,10) OBP: 0.318, SLG: 0.403 Cliff Johnson, R (9, PH) OBP: 0.397, SLG: 0.513						F6			3B	3	1	1	1	0	0												
George Bell, R (1,9) OBP: 0.335, SLG: 0.465							5-3		BB	0	0	0	0	1	0												
George Bell, R (1,9) OBP: 0.335, SLG: 0.465							F2		F4	4	0	0	0	0	1												
Rance Mulliniks, L (1,5) Garth Iorg, R (8, PH) OBP: 0.283, SLG: 0.311									F9	1	0	1	0	1	0												
Rick Leach, L (9, PH) OBP: 0.321, SLG: 0.383									K	1	0	0	0	0	1												
Ernie Whitt, L (1,2) OBP: 0.352, SLG: 0.394 Buck Martinez, R (8, PH) OBP: 0.296, SLG: 0.320									K	2	0	0	0	0	2												
Alfredo Griffin, S (1,6) OBP: 0.261, SLG: 0.324									F7	3	0	0	0	0	0												
Inning Stats	R: 0 E: 0 K: 1 S: 5	H: 0 LOB: 0 BB: 0 P: 5	R: 1 E: 0 K: 0 S: 4	H: 1 LOB: 1 BB: 1 P: 8	R: 0 E: 0 K: 0 S: 3	H: 0 LOB: 0 BB: 0 P: 3	R: 0 E: 0 K: 1 S: 6	H: 1 LOB: 1 BB: 0 P: 6	R: 0 E: 0 K: 0 S: 3	H: 0 LOB: 0 BB: 0 P: 3	R: 0 E: 0 K: 0 S: 3	H: 0 LOB: 0 BB: 0 P: 3	R: 0 E: 0 K: 1 S: 5	H: 0 LOB: 0 BB: 0 P: 5	R: 2 E: 0 K: 1 S: 8	H: 3 LOB: 2 BB: 1 P: 12	1B: 3 2B: 1 3B: 1 HR: 1	SF: 1 SAC: 0 DP: 0 HBP: 0	WP: 0 PB: 0 SB: 0 CS: 1	PA: 34							
PITCHER	IP	WLS	BF	H	R	ER	SO	BB	IBB	HBP	BLK	WP	HR	S	P	ERA	WHIP										
Salome Barojas, R (1,1) ERA: 4.03	7.0	W	24	3	1	1	2	1	0	0	0	0	1	27	31	1.29	0.571										
Ed Vande Berg, L (8,1) ERA: 3.53	1.1		8	3	2	2	1	1	0	0	0	0	0	9	13	13.50	3.000										
Mike Stanton, R (9,1) ERA: 3.74	0.2		2	0	0	0	1	0	0	0	0	0	0	4	4	0.00	0.000										

Batter	1	2	3	4	5	6	7	8	9	AB	R	H	RBI	BB	SO	LOB	BOTTOM										
Jack Perconte, L (1,4) OBP: 0.366, SLG: 0.354	1-3		K			F9				5	1	1	1	0	1	3	Toronto Blue Jays @ Seattle Mariners The Kingdome, Seattle, WA Sat Jul 21 1984, 10:05 PM EDT Att: 14,516 - Unknown										
Phil Bradley, R (1,8) OBP: 0.351, SLG: 0.311	1-3					F8				5	1	1	0	0	0												
Alvin Davis, L (1,3) OBP: 0.394, SLG: 0.520	6-3									3	2	1	2	2	1												
Al Cowens, R (1,10) OBP: 0.323, SLG: 0.481										3	1	0	1	2	0												
Steve Henderson, R (1,7) OBP: 0.350, SLG: 0.373										4	1	1	1	0	1												
Barry Bonnell, R (1,9) OBP: 0.313, SLG: 0.384										4	0	1	1	0	0												
Jim Presley, R (1,5) OBP: 0.276, SLG: 0.389										4	1	3	2	0	1												
Orlando Mercado, R (1,2) OBP: 0.216, SLG: 0.171										4	1	1	0	0	1												
Domingo Ramos, R (1,6) OBP: 0.217, SLG: 0.220 Spike Owen, S (7, PH) OBP: 0.356, SLG: 0.407										2	0	1	0	0	0												
Spike Owen, S (7, PH) OBP: 0.356, SLG: 0.407										2	1	1	1	0	0												
Inning Stats	R: 0 E: 0 K: 0 S: 3	H: 0 LOB: 0 BB: 0 P: 3	R: 0 E: 0 K: 1 S: 5	H: 0 LOB: 0 BB: 0 P: 5	R: 0 E: 0 K: 2 S: 8	H: 1 LOB: 1 BB: 0 P: 8	R: 1 E: 0 K: 0 S: 4	H: 1 LOB: 0 BB: 0 P: 4	R: 0 E: 0 K: 0 S: 5	H: 2 LOB: 2 BB: 0 P: 5	R: 0 E: 0 K: 1 S: 5	H: 0 LOB: 1 BB: 1 P: 9	R: 8 E: 1 K: 1 S: 13	H: 7 LOB: 2 BB: 2 P: 21	R: 0 E: 0 K: 0 S: 3	H: 0 LOB: 1 BB: 1 P: 7	1B: 10 2B: 0 3B: 0 HR: 1	SF: 0 SAC: 0 DP: 0 HBP: 0	WP: 0 PB: 0 SB: 0 CS: 0	PA: 40							
PITCHER	IP	WLS	BF	H	R	ER	SO	BB	IBB	HBP	BLK	WP	HR	S	P	ERA	WHIP										
Bryan Clark, L (1,1) ERA: 4.43	6.0		23	4	1	1	4	1	0	0	0	0	0	30	34	1.50	0.833										
Dennis Lamp, R (7,1) ERA: 3.53	0.1	L	3	1	2	2	0	0	0	0	0	0	0	3	3	54.00	3.000										
Jimmy Key, L (7,1) ERA: 6.27	0.0		4	3	1	0	0	1	0	0	0	0	0	3	7	∞	∞										
Jim Acker, R (7,1) ERA: 5.3	1.2		10	3	5	5	1	2	0	0	0	0	0	10	18	27.00	3.000										

AB	31
R	3
H	6
RBI	3
BB	2
SO	4
LOB	8



AB	36
R	9
H	11
RBI	9
BB	4
SO	5
LOB	12



Batter	1	2	3	4	5	6	7	8	9	AB	R	H	RBI	BB	SO	LOB	TOP					
Damaso Garcia, R OBP: 0.325, SLG: 0.408 (1, 4)	5-3		F9		1B HR	F5		F9		5	1	1	1	0	0	5						
Lloyd Moseby, L OBP: 0.366, SLG: 0.523 (1, 8)	K				K		4-3			5	0	2	0	0	2	2						
George Bell, R OBP: 0.333, SLG: 0.461 (1, 7)	K			F8	HR		5-3		K	5	1	1	1	0	2	2						
Cliff Johnson, R OBP: 0.397, SLG: 0.525 (1, 10)		F3		K	HR				6-3	5	1	2	3	0	1	2						
Jesse Barfield, R OBP: 0.346, SLG: 0.521 (1, 9)	K				5-3		1-3		F9	4	0	0	0	1	1	2						
Willie Upshaw, L OBP: 0.370, SLG: 0.523 (1, 3)	K			K				4-3		4	0	1	0	0	2	2						
Buck Martinez, R OBP: 0.277, SLG: 0.318 (1, 2)			FC6-4 BB		2B	F7		1B BB		1	1	0	0	3	0	1						
Garth Iorg, R OBP: 0.256, SLG: 0.303 (1, 5)			FC6-4 CS		3-1	K		F4		4	0	0	0	0	1	4						
Tony Fernandez, S OBP: 0.297, SLG: 0.299 (1, 6)			1B		2B 1B BB			1B		3	1	3	0	1	0	0						
Inning Stats	R: 0 E: 0 K: 2 S: 7	H: 0 LOB: 0 BB: 0 P: 7	R: 0 E: 0 K: 2 S: 7	H: 0 LOB: 0 BB: 0 P: 7	R: 0 E: 0 K: 0 S: 3	H: 1 LOB: 1 BB: 1 P: 7	R: 0 E: 0 K: 2 S: 8	H: 1 LOB: 2 BB: 1 P: 12	R: 5 E: 0 K: 1 S: 8	H: 3 LOB: 0 BB: 2 P: 16	R: 0 E: 0 K: 1 S: 7	H: 2 LOB: 1 BB: 0 P: 7	R: 0 E: 0 K: 0 S: 4	H: 1 LOB: 1 BB: 0 P: 4	R: 0 E: 0 K: 0 S: 4	H: 1 LOB: 1 BB: 1 P: 8	R: 0 E: 0 K: 1 S: 6	H: 1 LOB: 1 BB: 0 P: 6	1B: 7 2B: 2 3B: 0 HR: 1	SF: 0 SAC: 0 DP: 0 HBP: 0	WP: 0 PB: 0 SB: 1 CS: 1	PA: 41
PITCHER	IP	WLS	BF	H	R	ER	SO	BB	IBB	HBP	BLK	WP	HR	S	P	ERA	WHIP					
Mark Langston, L ERA: 3.65 (1, 1)	6.2	L	31	8	5	5	8	4	0	0	0	0	1	43	59	6.75	1.800					
Ed Nunez, R ERA: 3.6 (7, 1)	2.1		10	2	0	0	1	1	0	0	0	0	0	11	15	0.00	1.286					

Toronto Blue Jays @ Seattle Mariners
The Kingdome, Seattle, WA
Sun Jul 22 1984, 6:33 AM EDT
Att: 7,263 - Unknown

AB	36
R	5
H	10
RBI	5
BB	5
SO	9
LOB	20



Batter	1	2	3	4	5	6	7	8	9	AB	R	H	RBI	BB	SO	LOB	BOTTOM					
Jack Perconte, L OBP: 0.362, SLG: 0.350 (1, 4)	F5		F7		F4			F4		4	0	0	0	0	0	1						
Spike Owen, S OBP: 0.355, SLG: 0.408 (1, 6)	1-3		F5			F8 SF8		F9		4	1	1	0	0	0	1						
Alvin Davis, L OBP: 0.398, SLG: 0.521 (1, 3)				E7 HR		F8				3	1	2	0	1	0	1						
Ken Phelps, L OBP: 0.417, SLG: 0.638 (1, 10)	F4			HR		SF8		K		3	1	1	3	0	1	2						
Al Cowens, R OBP: 0.325, SLG: 0.481 (1, 9)		G6-4-3		K		1-3			FC6-4	4	0	2	0	0	1	0						
Dave Henderson, R OBP: 0.291, SLG: 0.417 (1, 8)		F2		F9			5-3		F9	4	0	0	0	0	0	2						
Barry Bonnell, R OBP: 0.308, SLG: 0.379 (1, 7)		G6-4-3		F6			F7		K	4	0	0	0	0	1	2						
Jim Presley, R OBP: 0.265, SLG: 0.374 (1, 5)			4-3		F8		E4	FC5-4	FC6-4	4	0	0	0	0	0	1						
Bob Kearney, R OBP: 0.277, SLG: 0.374 (1, 2)					5-3		FC5-4			3	0	1	0	0	0	1						
Inning Stats	R: 0 E: 0 K: 0 S: 4	H: 1 LOB: 1 BB: 0 P: 4	R: 0 E: 0 K: 0 S: 3	H: 1 LOB: 0 BB: 0 P: 3	R: 0 E: 0 K: 0 S: 4	H: 1 LOB: 1 BB: 0 P: 4	R: 2 E: 1 K: 1 S: 7	H: 2 LOB: 0 BB: 0 P: 7	R: 0 E: 0 K: 0 S: 3	H: 0 LOB: 0 BB: 0 P: 3	R: 1 E: 0 K: 0 S: 4	H: 1 LOB: 1 BB: 0 P: 4	R: 0 E: 0 K: 0 S: 4	H: 0 LOB: 1 BB: 0 P: 4	R: 0 E: 0 K: 1 S: 5	H: 0 LOB: 1 BB: 1 P: 9	R: 0 E: 0 K: 1 S: 6	H: 1 LOB: 1 BB: 0 P: 6	1B: 5 2B: 1 3B: 0 HR: 1	SF: 1 SAC: 0 DP: 1 HBP: 0	WP: 0 PB: 0 SB: 0 CS: 0	PA: 35
PITCHER	IP	WLS	BF	H	R	ER	SO	BB	IBB	HBP	BLK	WP	HR	S	P	ERA	WHIP					
Doyle Alexander, R ERA: 3.48 (1, 1)	7.0	W	27	6	3	3	1	0	0	0	0	0	1	29	29	3.86	0.857					
Roy Lee Jackson, R ERA: 2.93 (8, 1)	2.0	S	8	1	0	0	2	1	0	0	0	0	0	11	15	0.00	1.000					

Toronto Blue Jays @ Seattle Mariners
The Kingdome, Seattle, WA
Sun Jul 22 1984, 6:33 AM EDT
Att: 7,263 - Unknown

AB	33
R	3
H	7
RBI	3
BB	1
SO	3
LOB	11



Batter	1	2	3	4	5	6	7	8	9	AB	R	H	RBI	BB	SO	LOB	TOP									
Damaso Garcia, R (1, 4) OBP: 0.329, SLG: 0.413	0-0 E S 1B		0-0 5-3	0-0 S 1B			0-0 HR 2B	0-0 1-3		5	1	3	1	0	0	1	Toronto Blue Jays @ Kansas City Royals Royals Stadium, Kansas City, MO Mon Jul 23 1984, 8:05 PM EDT Unknown									
Lloyd Moseby, L (1, 8) OBP: 0.364, SLG: 0.517	0-3 K		4-0 BB	0-0 F3			0-0 F2	0-0 5-3		4	0	0	0	1	1	4										
George Bell, R (1, 7) OBP: 0.334, SLG: 0.467	0-0 F6		0-0 F7		1-0 4-3 HBP		0-0 HR		0-0 F9	4	1	1	2	0	0	2										
Cliff Johnson, R (1, 10) OBP: 0.391, SLG: 0.515	0-3 K		0-0 5-3		0-0 4-3		0-3 K		0-0 2B	4	0	0	0	0	2	3										
Dave Collins, S (9, PH) OBP: 0.353, SLG: 0.473					1-2 K				0-0 2B	1	1	1	0	0	0	0										
Jesse Barfield, R (1, 9) OBP: 0.344, SLG: 0.513		0-0 F3		4-0 HR BB	0-3 K		0-0 5-3		0-0 F4	3	1	0	0	1	1	1										
Willie Aikens, L (9, PH) OBP: 0.315, SLG: 0.400									0-0 2B	1	0	0	0	0	0	1										
Willie Upshaw, L (1, 3) OBP: 0.372, SLG: 0.541		0-0 4-3		0-0 HR	0-0 3-1				0-0 SF7 3B	5	2	3	3	0	0	1										
Buck Martinez, R (1, 2) OBP: 0.320		4-0 1B BB		0-0 FC5-4 1B		0-3 K			0-0 F7	2	0	1	1	1	1	0										
Ernie Whitt, L (9, PH) OBP: 0.351, SLG: 0.392									0-0 F7	1	0	0	0	0	0	1										
Garth Iorg, R (1, 5) OBP: 0.262, SLG: 0.308		0-0 FC6-4 1B		0-0 FC5-4 1B		0-0 F7			0-0 3B 1B	4	2	2	0	0	0	1										
Tony Fernandez, S (1, 6) OBP: 0.295, SLG: 0.324		0-0 FC6-4		0-0 4-3		0-0 F4			0-0 3B	4	0	1	1	0	0	3										
Inning Stats	R: 0 E: 1 K: 2 S: 8	H: 1 LOB: 1 BB: 0 P: 8	R: 0 E: 0 K: 0 S: 4	H: 1 LOB: 2 BB: 1 P: 8	R: 0 E: 0 K: 0 S: 3	H: 0 LOB: 1 BB: 1 P: 7	R: 3 E: 0 K: 0 S: 6	H: 3 LOB: 1 BB: 1 P: 10	R: 0 E: 0 K: 1 S: 5	H: 0 LOB: 0 BB: 0 P: 5	R: 2 E: 0 K: 1 S: 7	H: 2 LOB: 0 BB: 0 P: 7	R: 2 E: 0 K: 0 S: 6	H: 3 LOB: 1 BB: 0 P: 6	R: 1 E: 0 K: 0 S: 5	H: 2 LOB: 1 BB: 0 P: 5	1B: 6 2B: 2 3B: 2 HR: 2	SF: 1 SAC: 0 DP: 0 HBP: 1	WP: 0 PB: 0 SB: 3 CS: 0	PA: 43						
PITCHER	IP WLS BF H R ER SO BB IBB HBP BLK WP HR S P ERA WHIP																									
Bud Black, L (1, 1) ERA: 3.47	7.0	32	7	5	5	5	3	0	0	0	0	0	0	2	38	51	6.43	1.429								
Joe Beckwith, R (8, 1) ERA: 4.79	1.0	W	6	3	2	2	0	0	0	0	0	0	0	0	6	6	18.00	3.000								
Dan Quisenberry, R (9, 1) ERA: 2.54	1.0	S	5	2	1	1	0	0	0	0	0	0	0	0	5	5	9.00	2.000								

Batter	1	2	3	4	5	6	7	8	9	AB	R	H	RBI	BB	SO	LOB	BOTTOM								
Willie Wilson, S (1, 8) OBP: 0.354, SLG: 0.387	0-0 4-3		1-0 G3 HBP		0-0 6-3		0-0 4-3	0-0 1B		4	0	1	0	0	0	0	Toronto Blue Jays @ Kansas City Royals Royals Stadium, Kansas City, MO Mon Jul 23 1984, 8:05 PM EDT Unknown								
Pat Sheridan, L (1, 9) OBP: 0.347, SLG: 0.448	0-0 F5		0-0 G3		0-0 F6			0-0 K		4	1	0	0	1	1	3									
George Brett, L (1, 5) OBP: 0.364, SLG: 0.475	0-0 F7		0-0 E3		0-0 G3			0-0 G3 1B		4	1	1	0	0	0	1									
Hal McRae, R (1, 10) OBP: 0.351, SLG: 0.367		0-0 F3		0-0 3		0-0 1-3		0-0 G3 1B		4	0	1	1	0	0	2									
Leon Roberts, R (9, PR) OBP: 0.299, SLG: 0.293			1-2 3					1-2 G3 1B		0	1	0	0	0	0	0									
Dane Iorg, L (1, 7) OBP: 0.250, SLG: 0.333		0-0 3B 2B		0-0 FC6-4 1B		0-0 F5		0-0 G3		4	1	2	0	0	0	2									
Steve Balboni, R (1, 3) OBP: 0.312, SLG: 0.475		0-0 SF9 3B		0-0 F2				0-0 BB 1B 2B		4	3	3	4	0	0	1									
Don Slaught, R (1, 2) OBP: 0.309, SLG: 0.393		4-0 BB		0-3 K				0-0 SH1-3 2B		3	2	2	0	1	1	1									
Onix Concepcion, R (1, 6) OBP: 0.257, SLG: 0.283		0-0 SF9		0-0 FC6-4				0-0 SH1-3		1	0	0	1	0	0	1									
Darryl Motley, R (9, PH) OBP: 0.334, SLG: 0.441				1-2 BB				1-2 BB		0	0	0	0	1	0	0									
Frank White, R (9, 4) OBP: 0.303, SLG: 0.403		3-H F9						1-2 2-3 BB		0	0	0	0	0	0	0									
Buddy Biancalana, S (1, 4) OBP: 0.208, SLG: 0.289					0-0 F7			0-0 1B		2	0	0	0	0	0	1									
Jorge Orta, L (7, PH) OBP: 0.330, SLG: 0.435								1-3 2-H 2-H		1	0	0	1	0	0	0									
Greg Pryor, R (8, 4) OBP: 0.291, SLG: 0.370								0-0 1B		1	0	1	2	0	0	0									
Inning Stats	R: 0 E: 0 K: 0 S: 3	H: 0 LOB: 0 BB: 0 P: 3	R: 2 E: 0 K: 0 S: 5	H: 2 LOB: 1 BB: 1 P: 9	R: 0 E: 1 K: 0 S: 3	H: 0 LOB: 1 BB: 0 P: 4	R: 0 E: 0 K: 1 S: 6	H: 1 LOB: 0 BB: 0 P: 6	R: 0 E: 0 K: 0 S: 3	H: 0 LOB: 0 BB: 0 P: 3	R: 2 E: 0 K: 0 S: 5	H: 2 LOB: 0 BB: 0 P: 5	R: 5 E: 0 K: 1 S: 10	H: 6 LOB: 2 BB: 2 P: 18	1B: 6 2B: 4 3B: 1 HR: 1	SF: 1 SAC: 1 DP: 1 HBP: 1	WP: 0 PB: 0 SB: 0 CS: 0	PA: 38							
PITCHER	IP WLS BF H R ER SO BB IBB HBP BLK WP HR S P ERA WHIP																								
Luis Leal, R (1, 1) ERA: 3.05	6.0	25	4	4	4	1	0	0	0	0	0	0	0	5	9	27.00	3.000								
Dennis Lamp, R (7, 1) ERA: 4.05	1.0	L	6	2	3	3	0	1	0	0	0	0	0	5	9	27.00	7.500								
Roy Lee Jackson, R (8, 1) ERA: 3.2	0.2	L	6	4	2	2	0	1	0	0	0	0	0	5	9	27.00	7.500								
Jimmy Key, L (8, 1) ERA: 6.21	0.1	1	0	0	0	1	0	0	0	0	0	0	0	3	3	0.00	0.000								

Batter	1	2	3	4	5	6	7	8	9	AB	R	H	RBI	BB	SO	LOB	TOP				
Dave Collins, S OBP: 0.355, SLG: 0.471 (1, 7)	0-0 4-3		0-0 6-3 1B		4-0 FC1-5 BB		0-3 K			3	1	1	0	1	1	0	Toronto Blue Jays @ Kansas City Royals Royals Stadium, Kansas City, MO Mon Jul 23 1984, 8:05 PM EDT Att: 31,852 - Unknown livebaseballscorecards.com				
Tony Fernandez, S OBP: 0.290, SLG: 0.307 (1, 6)	0-3 K		0-0 6-3		0-0 FC1-5		0-0 4-3			4	0	0	0	0	1	3					
Lloyd Moseby, L OBP: 0.365, SLG: 0.517 (1, 8)	0-3 K		0-0 3-1 1B		0-3 K			0-0 1B		4	0	2	1	0	2	2					
Willie Upshaw, L OBP: 0.371, SLG: 0.537 (1, 3)		4-0 G3 2B BB	0-0 3-1		0-0 F7			0-0 F8		3	1	0	0	1	0	4					
Willie Aikens, L OBP: 0.314, SLG: 0.396 (1, 10)		0-0 G3	0-0 4-3					0-3 K		4	0	1	0	0	1	3					
Rance Mulliniks, L OBP: 0.384, SLG: 0.413 (1, 5)		0-3 K		4-0 G4-6-3 BB		0-3 K		0-3 K		3	0	0	0	1	3	3					
Ernie Whitt, L OBP: 0.348, SLG: 0.385 (1, 2)		4-0 2B BB		0-3 K		0-0 F7			0-0 F8	3	0	0	0	1	1	2					
Rick Leach, L OBP: 0.316, SLG: 0.392 (1, 9)		0-0 2B		0-0 G4-6-3		0-0 F7			0-3 K	4	0	1	1	0	1	2					
Alfredo Griffin, S OBP: 0.261, SLG: 0.323 (1, 4)		0-3 K			0-0 FC1-5 BB 1B				0-0 F5	4	0	1	0	0	1	2					
Inning Stats	R: 0 E: 0 K: 2 S: 7	H: 0 LOB: 0 BB: 0 P: 7	R: 1 E: 0 K: 2 S: 8	H: 1 LOB: 2 BB: 2 P: 16	R: 1 E: 0 K: 0 S: 5	H: 2 LOB: 1 BB: 0 P: 5	R: 0 E: 0 K: 1 S: 4	H: 0 LOB: 0 BB: 1 P: 8	R: 0 E: 0 K: 1 S: 6	H: 1 LOB: 1 BB: 0 P: 6	R: 0 E: 0 K: 1 S: 5	H: 0 LOB: 0 BB: 0 P: 5	R: 0 E: 0 K: 2 S: 8	H: 1 LOB: 1 BB: 0 P: 8	R: 0 E: 0 K: 1 S: 5	H: 0 LOB: 0 BB: 0 P: 5	1B: 5 2B: 1 3B: 0 HR: 0	SF: 0 SAC: 0 DP: 1 HBP: 0	WP: 0 PB: 0 SB: 2 CS: 0	PA: 36	
PITCHER	IP	WLS	BF	H	R	ER	SO	BB	IBB	HBP	BLK	WP	HR	S	P	ERA	WHIP				
Frank Wills, R ERA: 4.09 (1, 1)	6.0	W	26	5	2	2	7	4	0	0	0	0	0	36	52	3.00	1.500				
Bret Saberhagen, R ERA: 3.3 (7, 1)	3.0	S	10	1	0	0	4	0	0	0	0	0	0	18	18	0.00	0.333				

Batter	1	2	3	4	5	6	7	8	9	AB	R	H	RBI	BB	SO	LOB	BOTTOM				
Willie Wilson, S OBP: 0.358, SLG: 0.389 (1, 8)	0-0 1B		0-0 G3		4-0 G3 SH1-4 BB		0-0 FC4-2 G3 1B	0-0 4-3		4	1	2	1	1	0	2	Toronto Blue Jays @ Kansas City Royals Royals Stadium, Kansas City, MO Mon Jul 23 1984, 8:05 PM EDT Att: 31,852 - Unknown livebaseballscorecards.com				
Pat Sheridan, L OBP: 0.343, SLG: 0.444 (1, 9)	0-0 F8		0-0 G3		0-0 SH1-4		0-0 G3			3	0	0	0	0	0	4					
George Brett, L OBP: 0.363, SLG: 0.478 (1, 5)	0-0 F5		0-0 G3		0-0 G3		0-0 FC4-2 BB 1B			3	1	1	1	0	0	2					
Greg Pryor, R OBP: 0.289, SLG: 0.367 (6, 5)			0-0 3B 2B		0-0 G3		0-0 FC4-2 BB 1B			1	1	0	0	0	0	2					
Jorge Orta, L OBP: 0.323, SLG: 0.443 (1, 10)	0-0 1-6-3		0-0 3B WP		0-0 4-3		0-0 1B BB			3	1	1	1	1	0	2					
Darryl Motley, R OBP: 0.340, SLG: 0.450 (1, 7)		0-0 5-3 3B	4-0 BB			0-3 K	0-0 1B			3	1	2	2	1	1	0					
Steve Balboni, R OBP: 0.308, SLG: 0.469 (1, 3)		0-0 5-3	0-0 F8			0-0 F7	0-3 K			4	0	0	1	0	1	3					
Frank White, R OBP: 0.298, SLG: 0.396 (1, 4)	0-0 F6			0-0 4-3		0-3 K		0-0 F8		4	0	0	0	0	1	0					
John Wathan, R OBP: 0.287, SLG: 0.256 (1, 2)		0-0 6-3		4-0 L6-3 BB			0-0 1B 1B	0-0 FC6-3 1B		1	0	0	0	1	0	0					
Onix Concepcion, R OBP: 0.262, SLG: 0.288 (1, 6)			0-0 G3 2B 1B		0-0 L6-3		0-0 G3 1B FC4-2 1B	0-0 FC6-3		4	1	2	0	0	0	2					
Inning Stats	R: 0 E: 0 K: 0 S: 4	H: 1 LOB: 1 BB: 0 P: 4	R: 1 E: 0 K: 0 S: 4	H: 1 LOB: 0 BB: 0 P: 4	R: 3 E: 0 K: 0 S: 6	H: 3 LOB: 1 BB: 1 P: 10	R: 0 E: 0 K: 0 S: 2	H: 0 LOB: 0 BB: 1 P: 6	R: 0 E: 0 K: 2 S: 7	H: 0 LOB: 0 BB: 0 P: 7	R: 3 E: 0 K: 1 S: 9	H: 4 LOB: 2 BB: 1 P: 13	R: 0 E: 0 K: 0 S: 4	H: 1 LOB: 1 BB: 0 P: 4	1B: 7 2B: 2 3B: 2 HR: 0	SF: 0 SAC: 1 DP: 1 HBP: 0	WP: 1 PB: 0 SB: 0 CS: 0	PA: 37			
PITCHER	IP	WLS	BF	H	R	ER	SO	BB	IBB	HBP	BLK	WP	HR	S	P	ERA	WHIP				
Jim Gott, R ERA: 4.48 (1, 1)	6.0	L	28	8	7	7	2	3	0	0	0	0	0	29	41	10.50	1.833				
Jim Acker, R ERA: 5.1 (7, 1)	2.0		9	2	0	0	1	1	0	0	0	0	0	10	14	0.00	1.500				

Batter	1	2	3	4	5	6	7	8	9	AB	R	H	RBI	BB	SO	LOB	TOP							
Damaso Garcia, R (1, 4) OBP: 0.329, SLG: 0.412 Tony Fernandez, S (4, PR) OBP: 0.271, SLG: 0.295 (4, 6)	0-0 4-3			1-0 1B E HBP	0-0 4-3		0-0 1-3		0-0 4-3	1 3	0 1	0 0	0 0	0 0	0 0	0 3								
Dave Collins, S (1, 7) OBP: 0.357, SLG: 0.472	0-0 F7			0-0 S 4-3 1B		0-0 E5 SF7 1B		0-0 4-3		4	2	2	0	0	0	0								
Lloyd Moseby, L (1, 8) OBP: 0.364, SLG: 0.516	0-0 4-3			0-0 4-3		0-0 SF7 1B		0-0 CS 1B		3	0	1	2	0	0	0								
Willie Upshaw, L (1, 3) OBP: 0.373, SLG: 0.539		0-0 6-3		0-0 3-1		0-0 2B		0-0 1B 1-2 1B		4	0	2	0	0	0	1								
Willie Aikens, L (1, 10) OBP: 0.314, SLG: 0.390 Rick Leach, L (6, PR) OBP: 0.328, SLG: 0.404	0-3 K			0-0 F9		4-0 G6-4-3 BB		0-0 1B		2	0	0	0	1	1	1								
George Bell, R (1, 9) OBP: 0.333, SLG: 0.465	0-0 G3				0-0 1B FC4-6 1B		0-0 G6-4-3 1-2		0-0 F7	4	1	1	0	0	0	4								
Rance Mulliniks, L (1, 5) OBP: 0.386, SLG: 0.424			0-0 F7		0-0 FC4-6 1B		0-0 3B		0-0 4-3	4	0	2	0	0	0	0								
Ernie Whitt, L (1, 2) OBP: 0.347, SLG: 0.382 Jesse Barfield, R (9, PR) OBP: 0.344, SLG: 0.513	0-0 F9			0-0 F9		0-0 FC4-6 FC4-6 1-2 3-H		0-0 6-3		4	0	1	1	0	0	2								
Alfredo Griffin, S (1, 6) OBP: 0.260, SLG: 0.320 (4, 4)	0-0 F9			0-0 F9		0-0 FC4-6 1-2		0-3 K		2	0	0	0	0	0	1								
Cliff Johnson, R (7, PH) OBP: 0.389, SLG: 0.512 Garth Iorg, R (7, 4) OBP: 0.261, SLG: 0.306					0-0 FC4-6 1-2		0-0 K		0-0 F7	1	0	0	0	0	1	1								
Inning Stats	R: 0 E: 0 K: 0 S: 3	H: 0 LOB: 0 BB: 0 P: 3	R: 0 E: 0 K: 1 S: 5	H: 0 LOB: 0 BB: 0 P: 5	R: 0 E: 0 K: 0 S: 3	H: 1 LOB: 1 BB: 0 P: 3	R: 2 E: 0 K: 0 S: 4	H: 1 LOB: 1 BB: 0 P: 5	R: 1 E: 0 K: 0 S: 5	H: 2 LOB: 2 BB: 1 P: 5	R: 1 E: 1 K: 0 S: 4	H: 2 LOB: 2 BB: 1 P: 8	R: 0 E: 0 K: 1 S: 6	H: 1 LOB: 1 BB: 0 P: 6	R: 0 E: 0 K: 0 S: 5	H: 3 LOB: 2 BB: 0 P: 5	R: 0 E: 0 K: 0 S: 4	H: 1 LOB: 1 BB: 0 P: 4	1B: 8 2B: 1 3B: 1 HR: 0	SF: 1 SAC: 0 DP: 1 HBP: 1	WP: 0 PB: 0 SB: 2 CS: 1	PA: 37		
PITCHER	IP WLS BF H R ER SO BB IBB HBP BLK WP HR S P ERA WHIP	7.0 W 28 6 4 4 2 1 0 1 0 0 0 0 30 35 5.14 1.000	2.0 S 9 4 0 0 0 0 0 0 0 0 0 0 9 9 0.00 2.000																					

Toronto Blue Jays @ Kansas City Royals
 Royals Stadium, Kansas City, MO
 Tue Jul 24 1984, 8:05 PM EDT
 Att: 21,607 - Unknown

AB	34
R	4
H	10
RBI	3
BB	1
SO	2
LOB	14

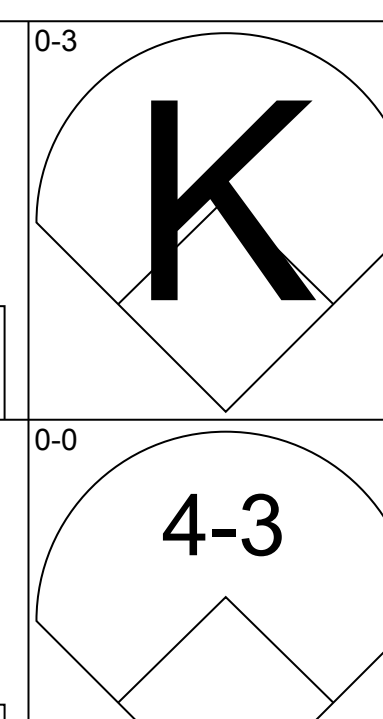
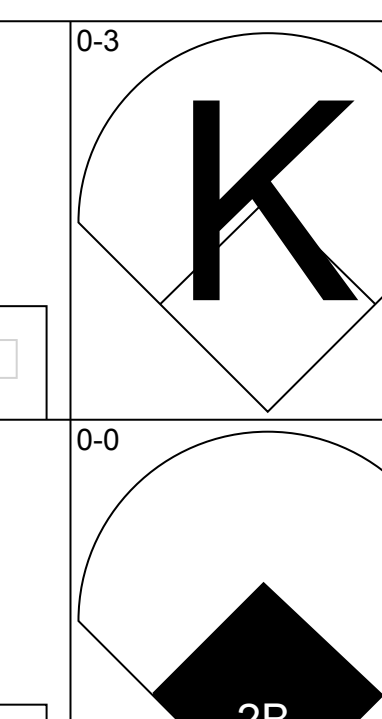
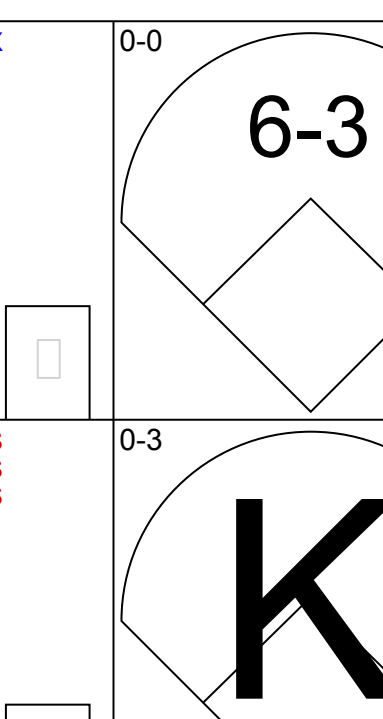
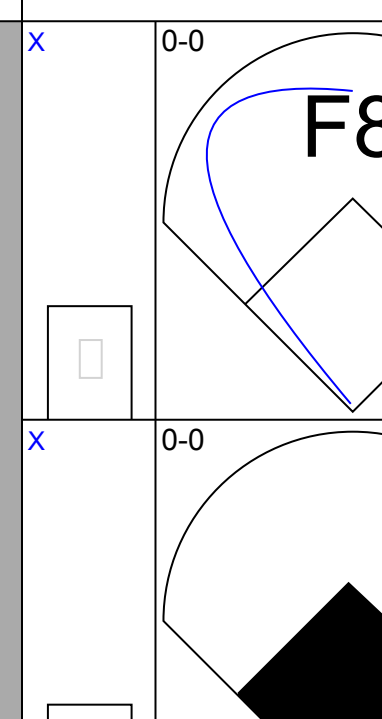
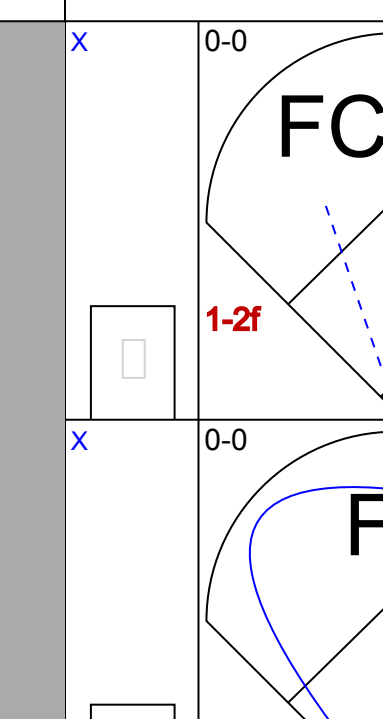
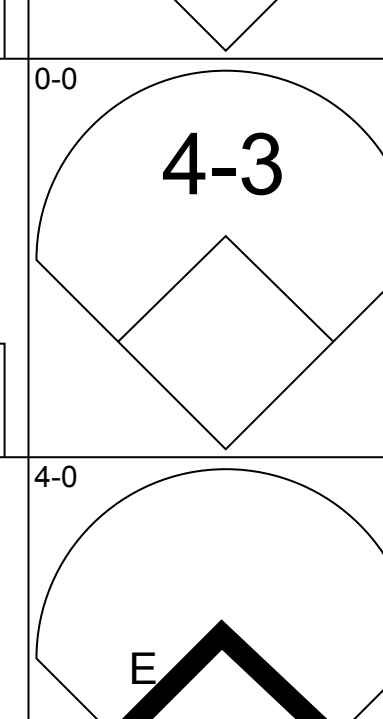
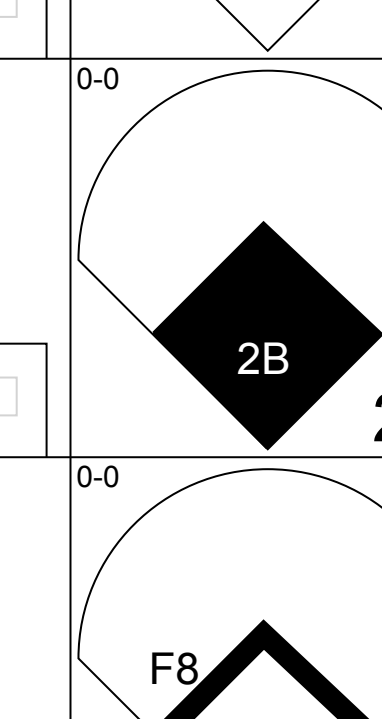
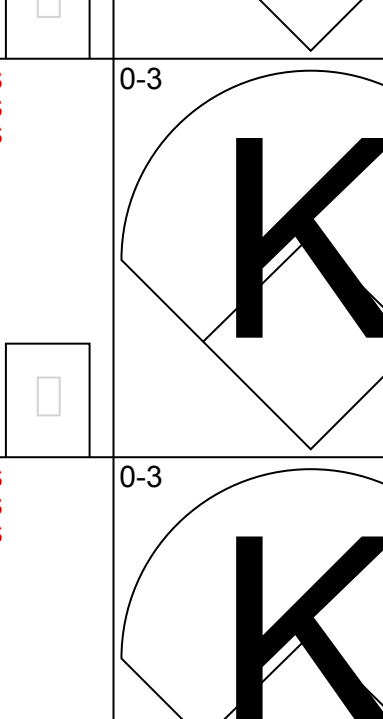
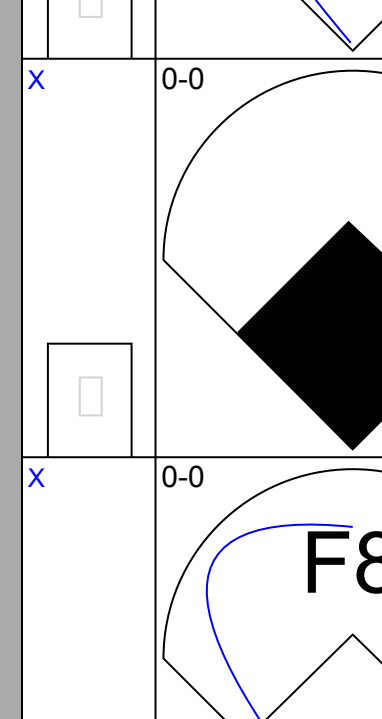
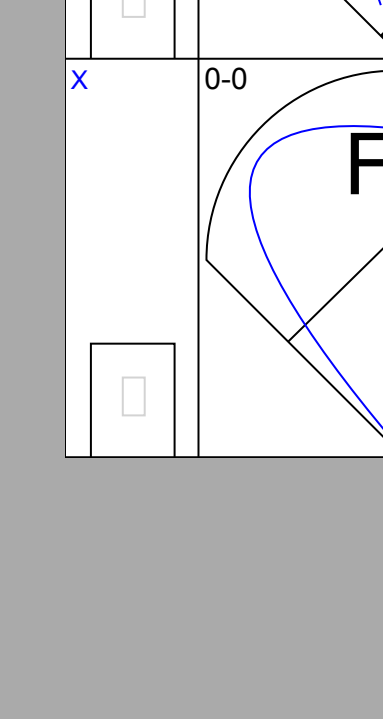
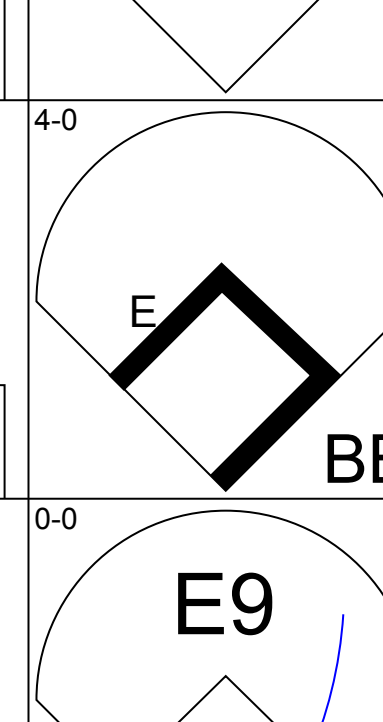
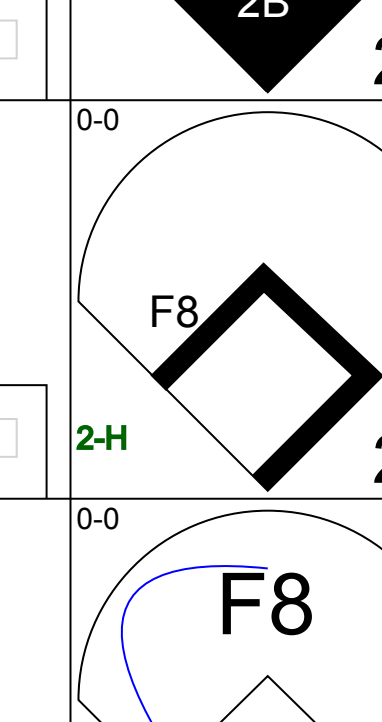
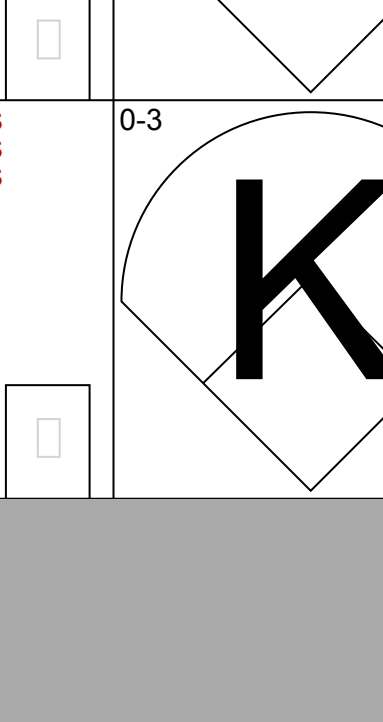
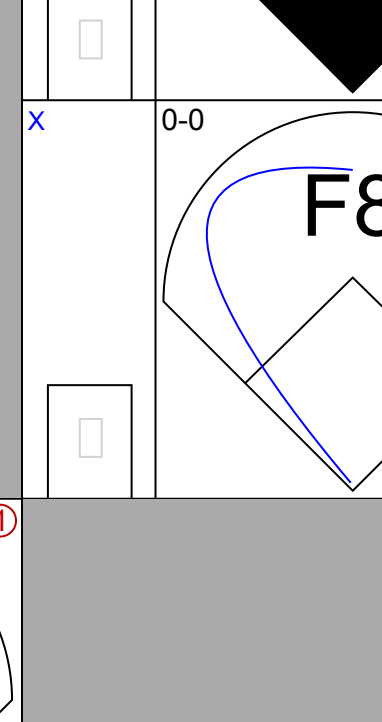
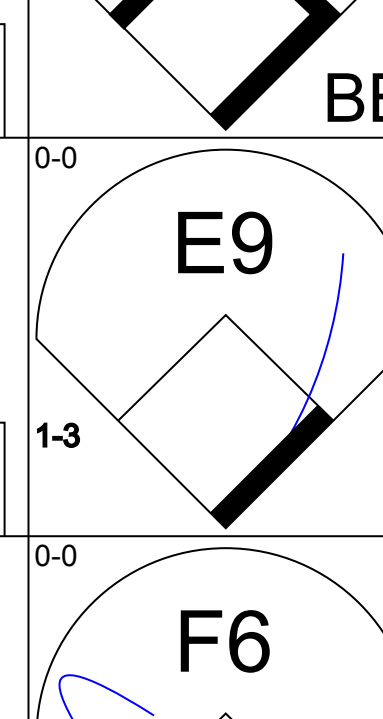
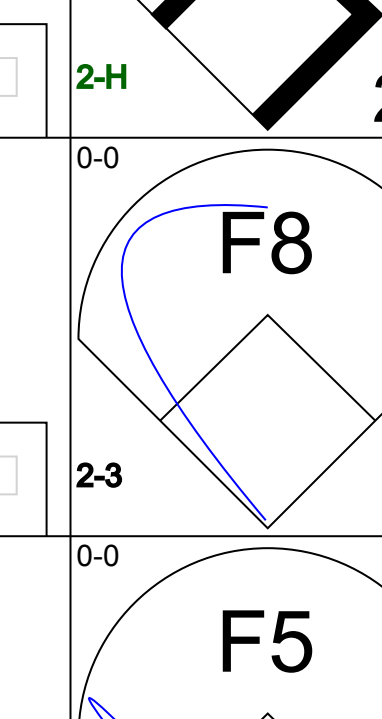
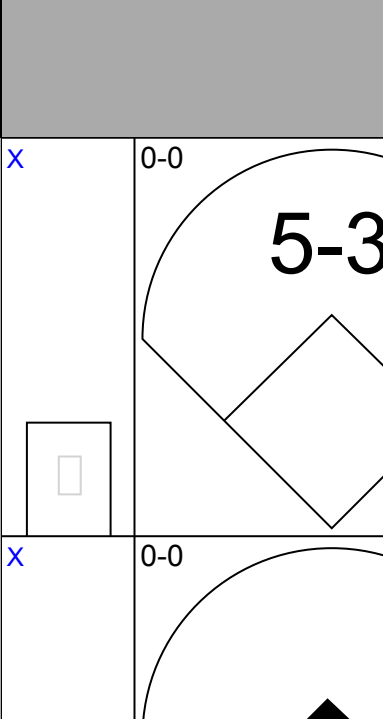
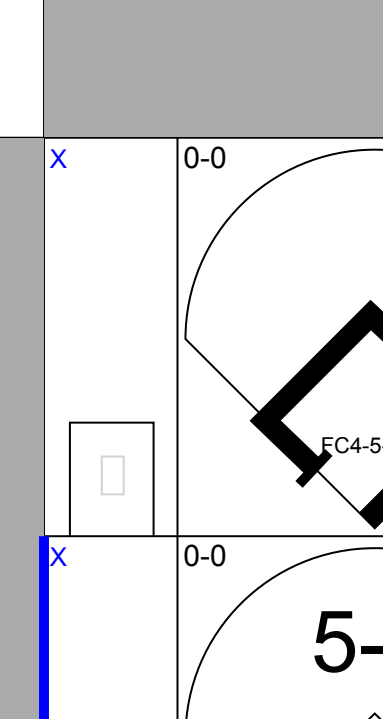
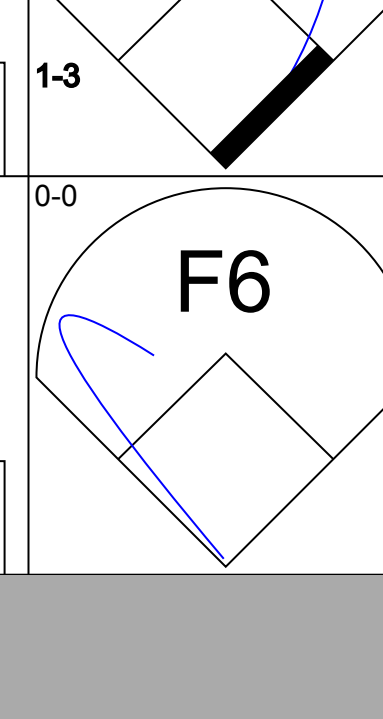
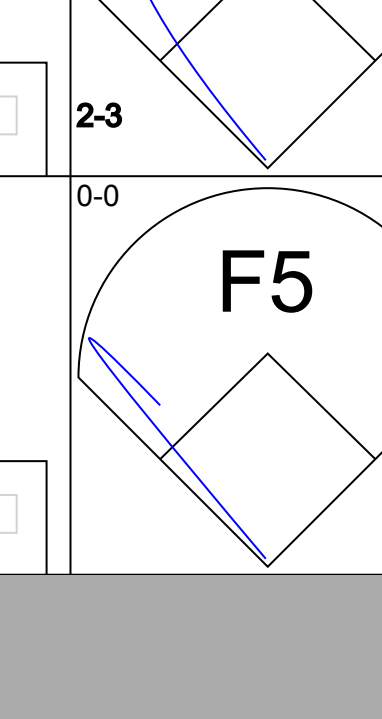
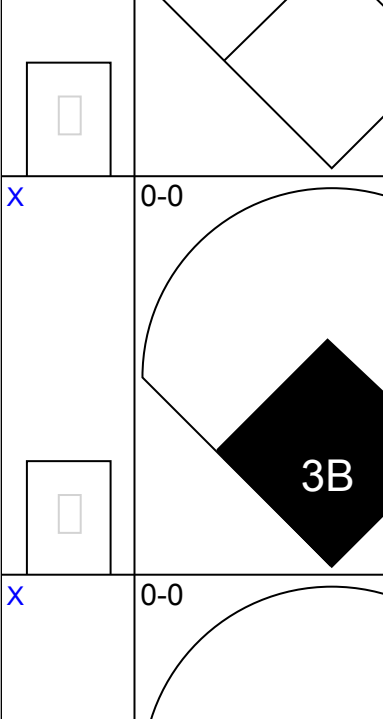
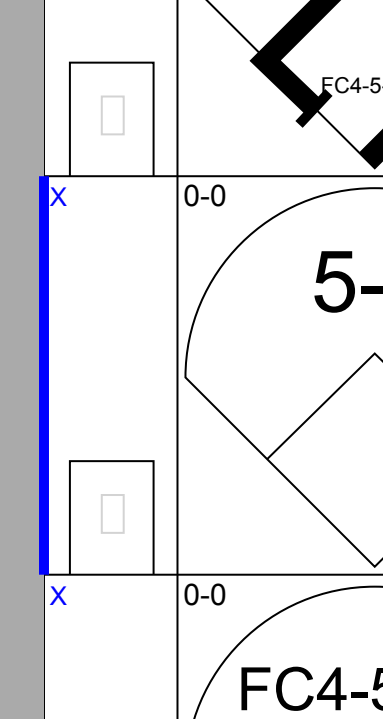
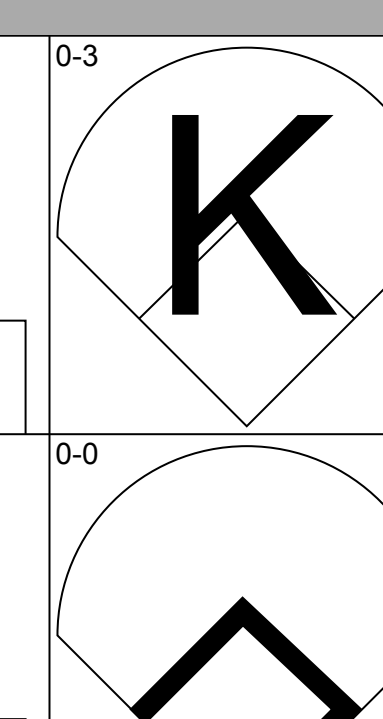
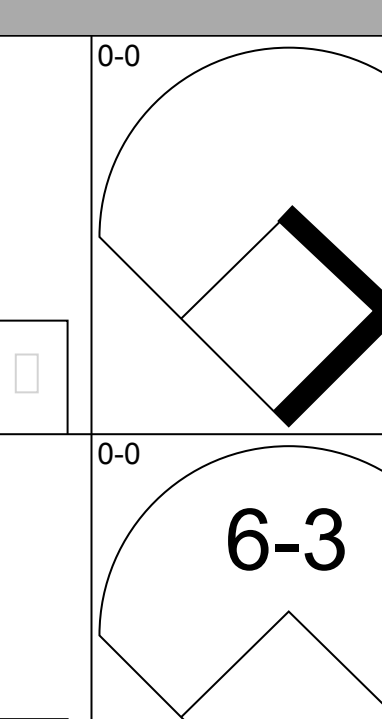
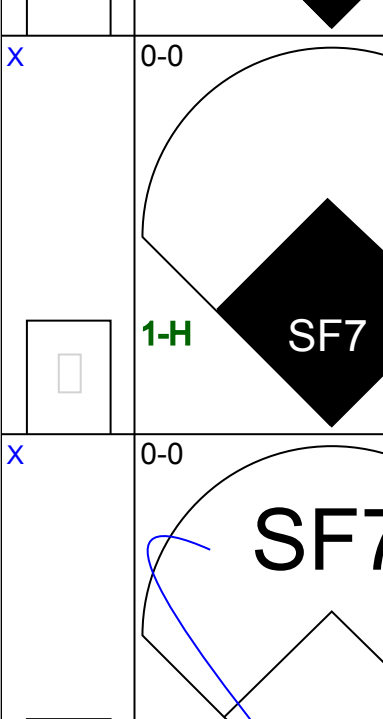
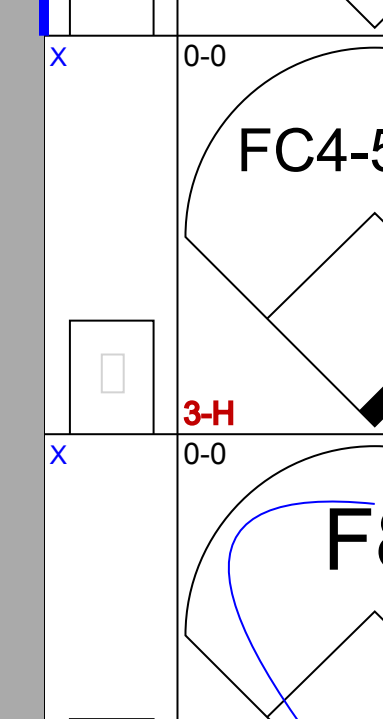
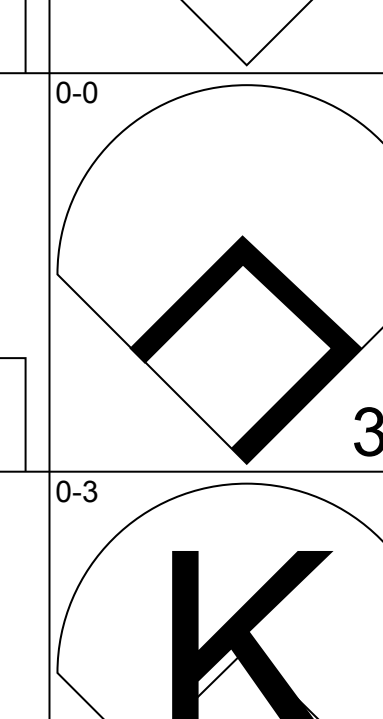
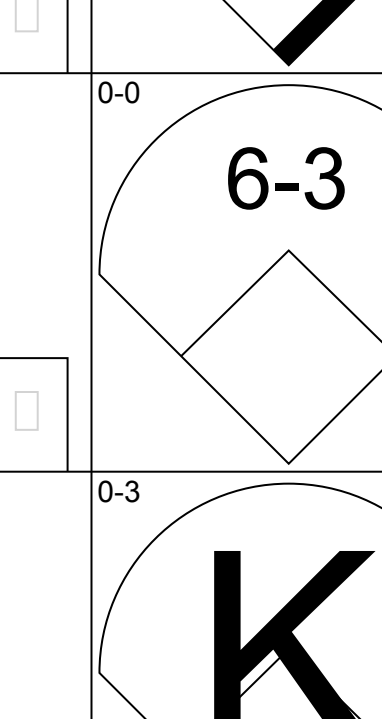
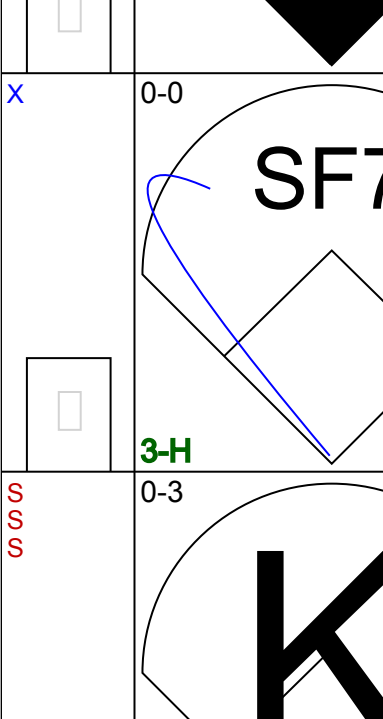
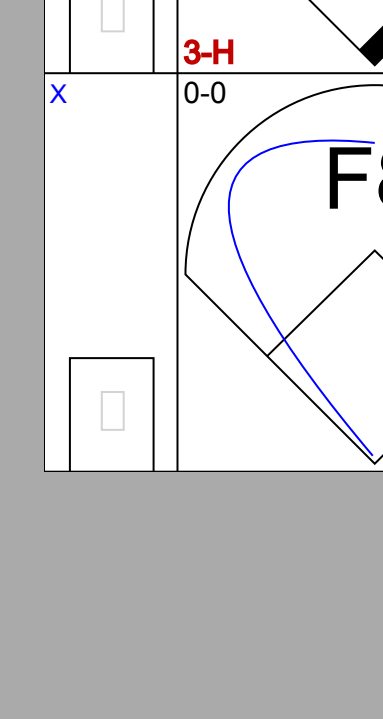
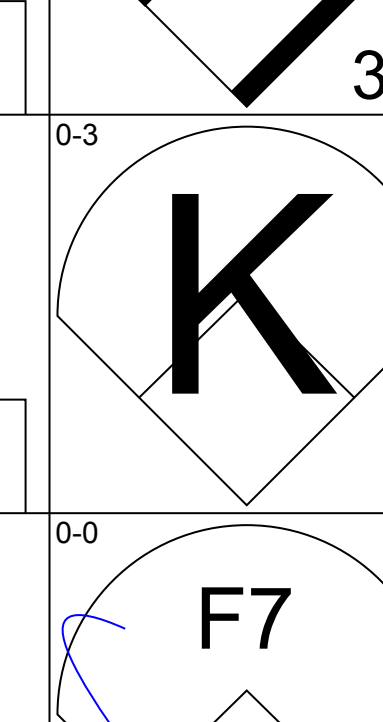
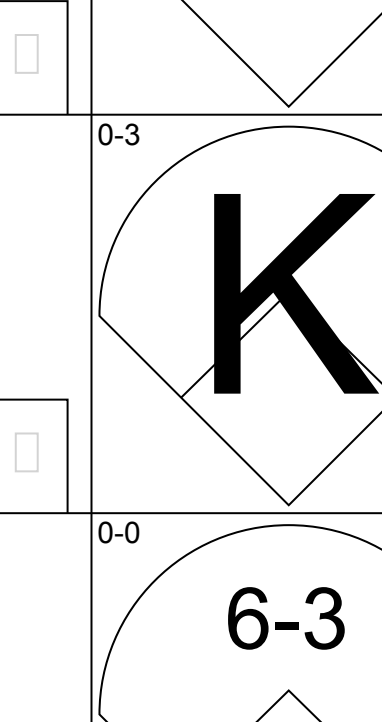
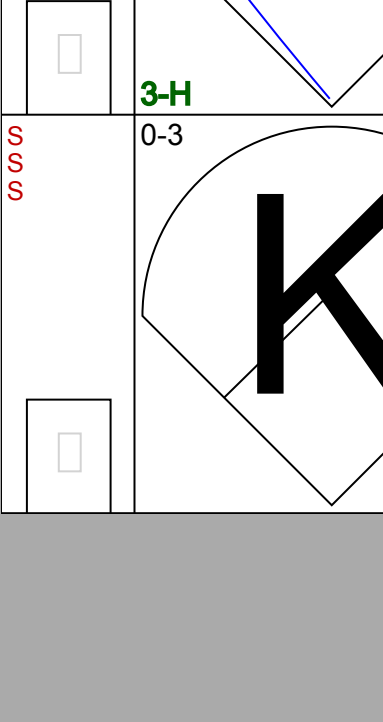

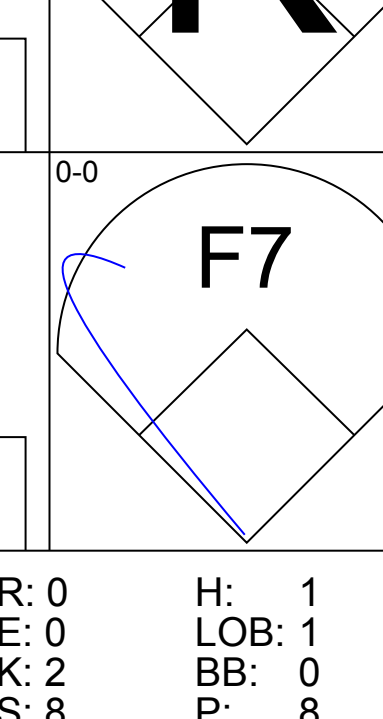
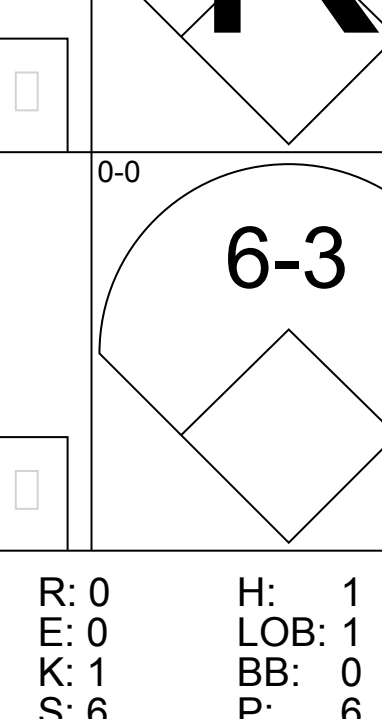
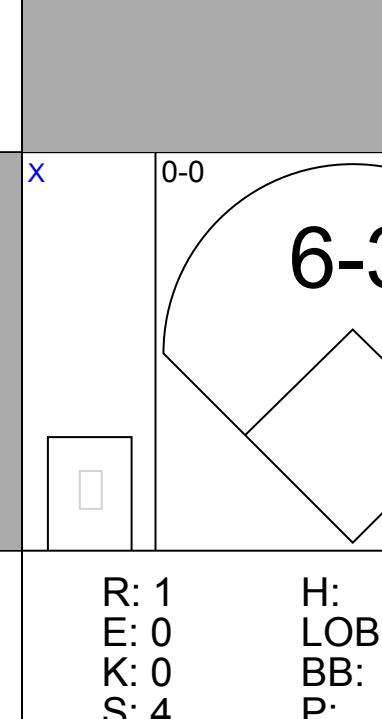
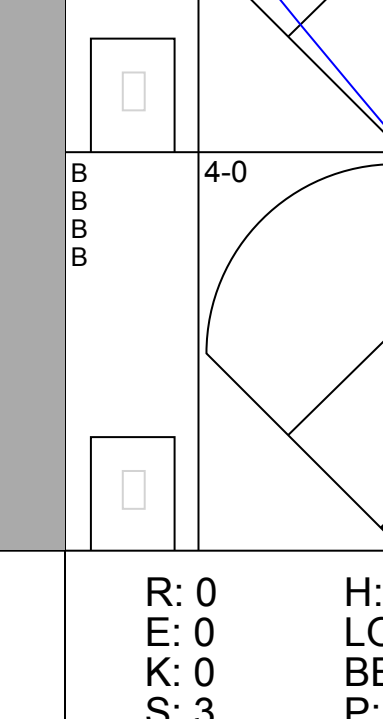


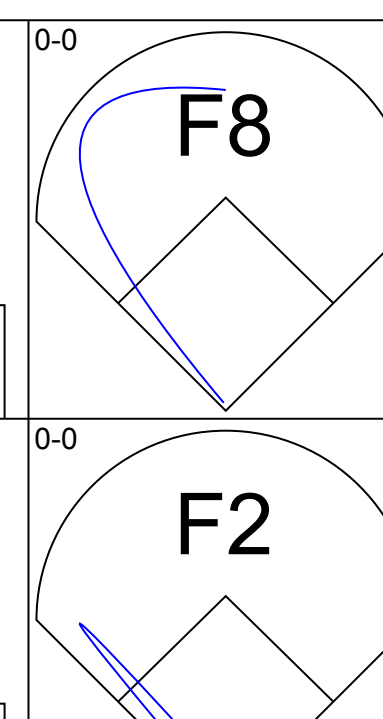
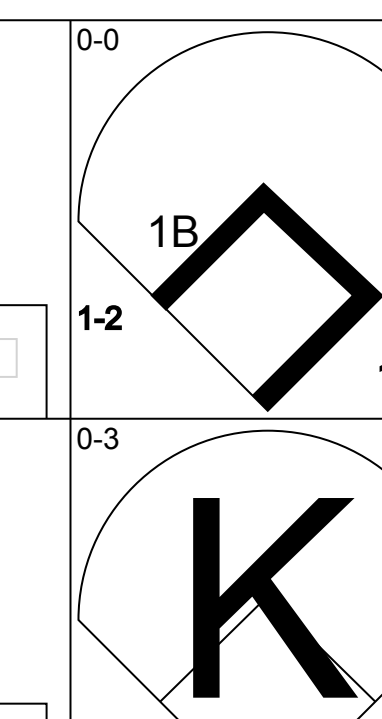
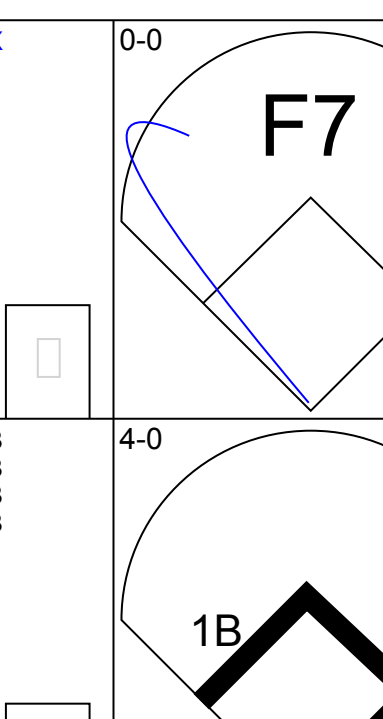
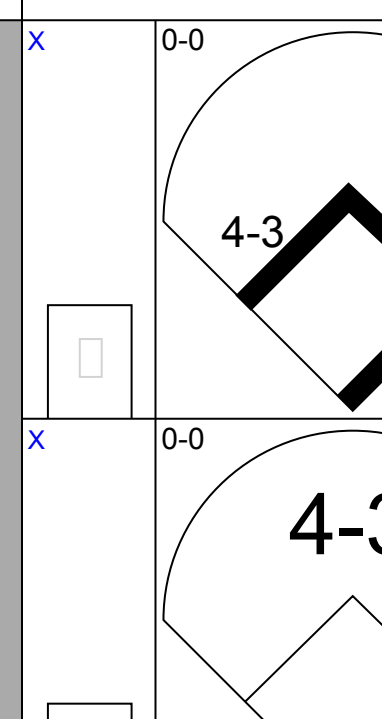
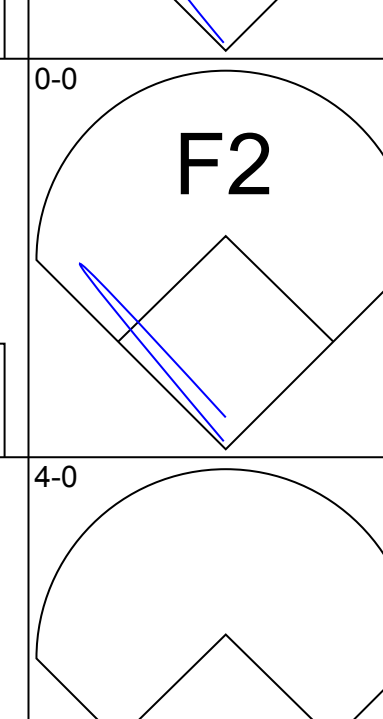
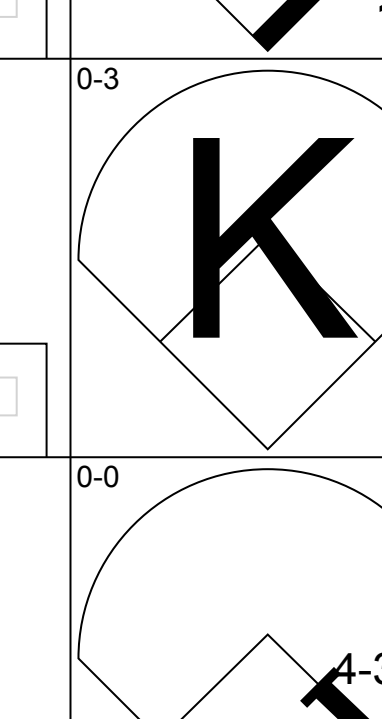
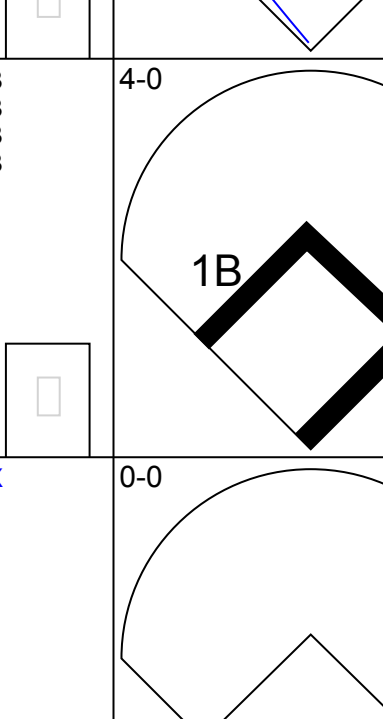
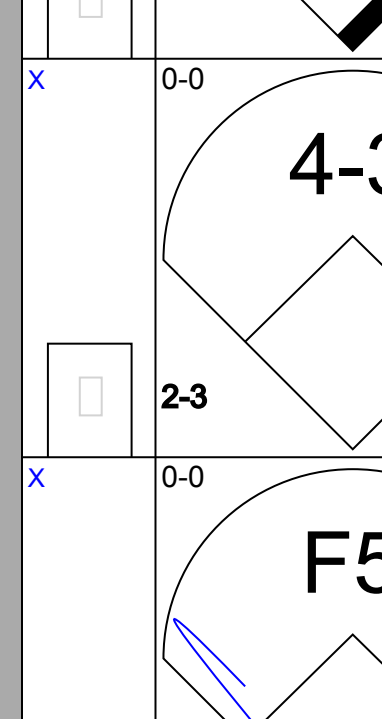
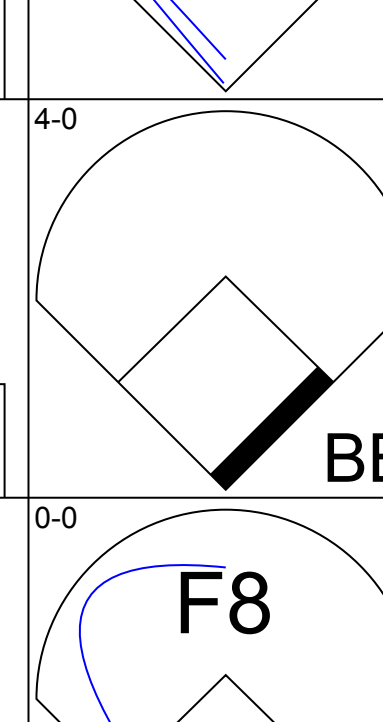
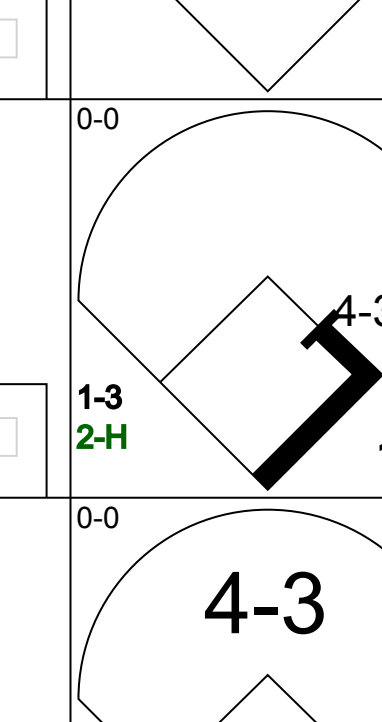
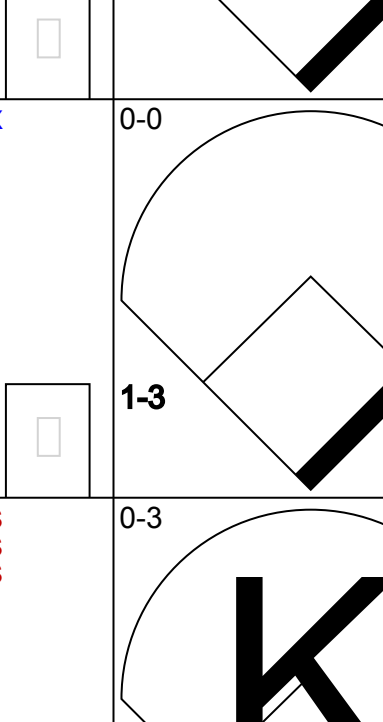
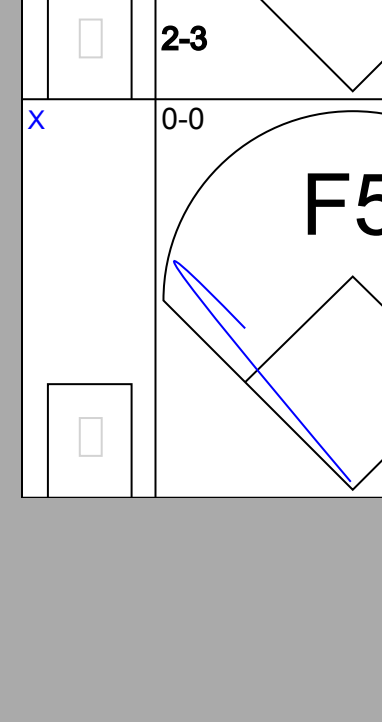
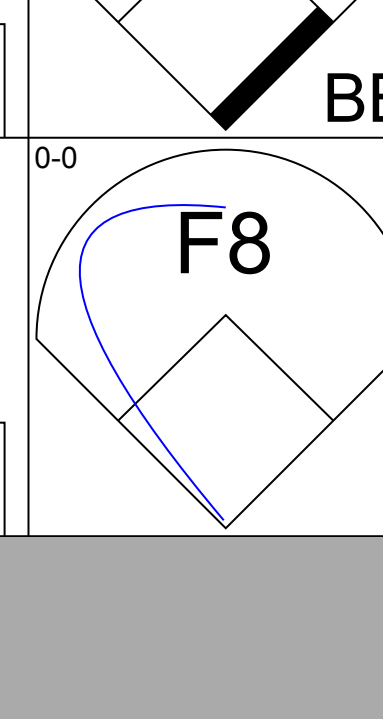
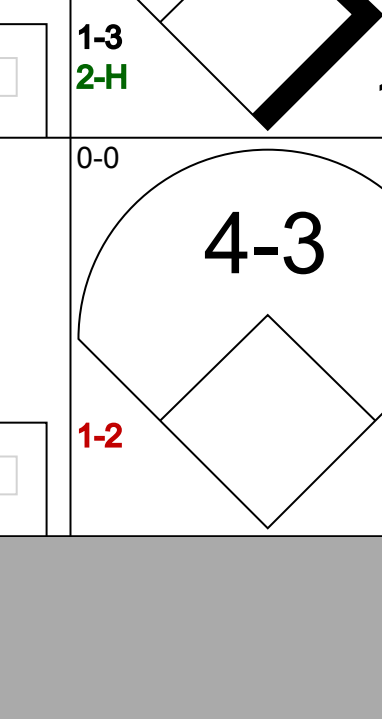
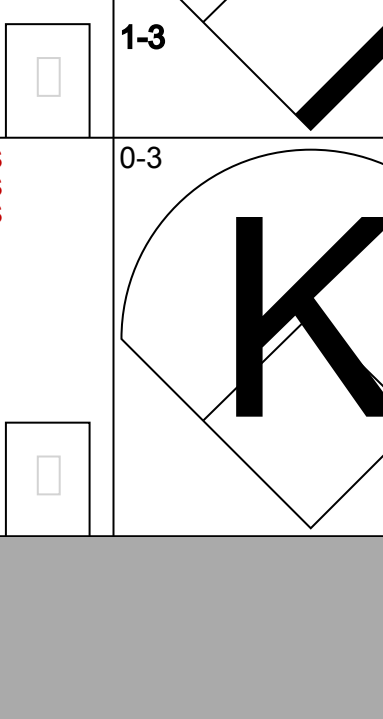
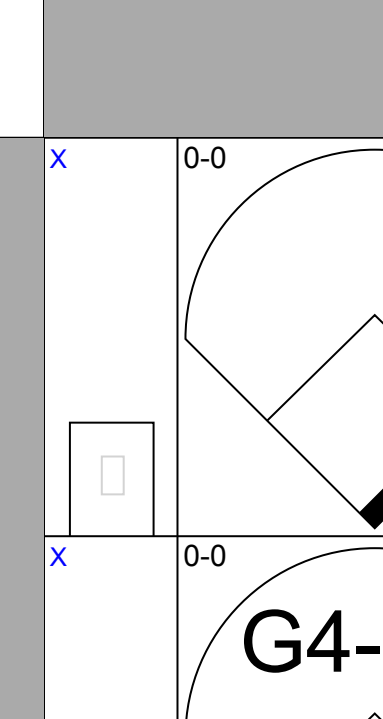
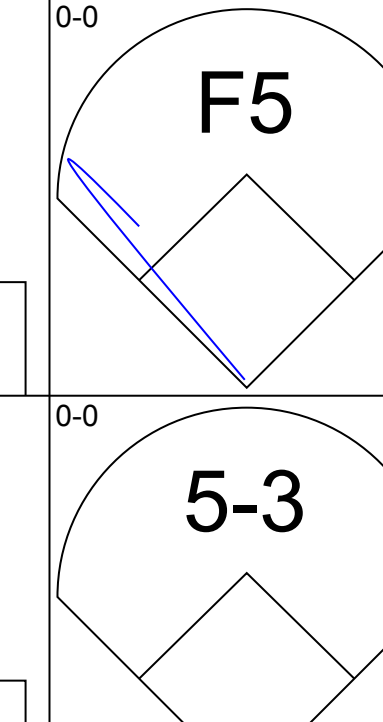
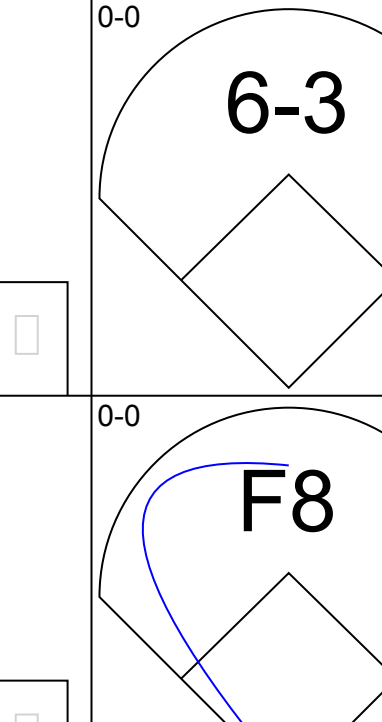
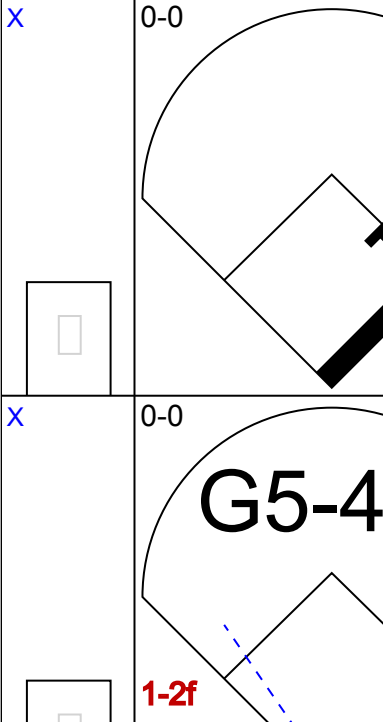
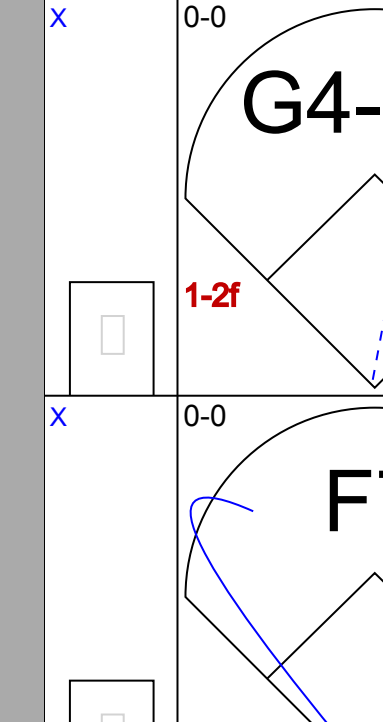
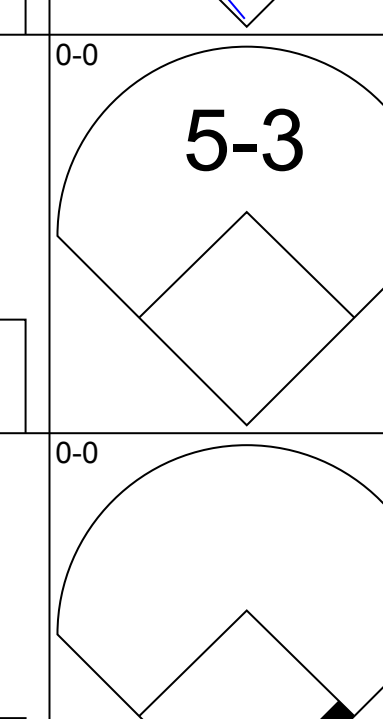
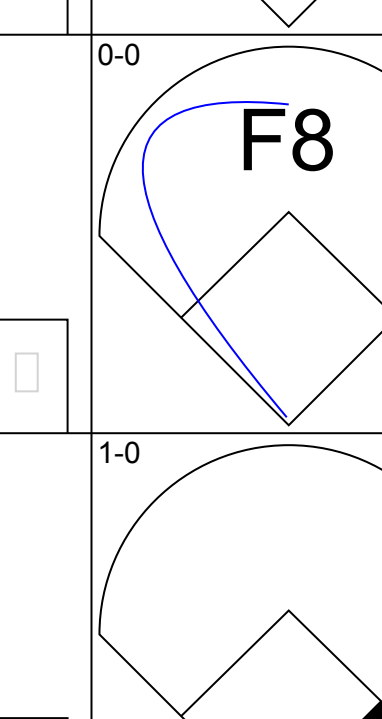
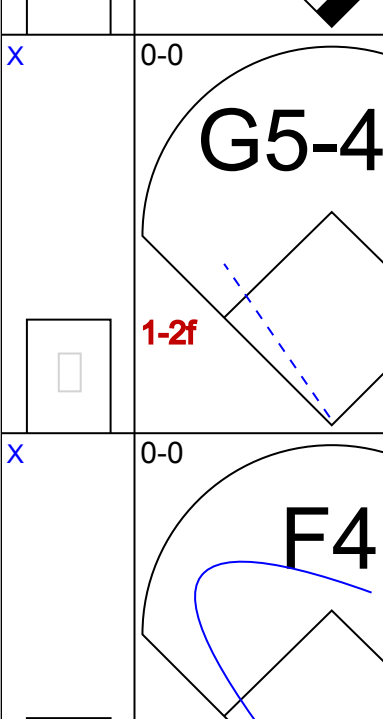
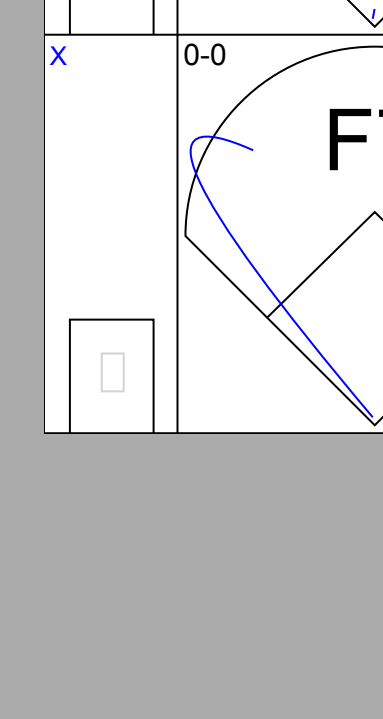
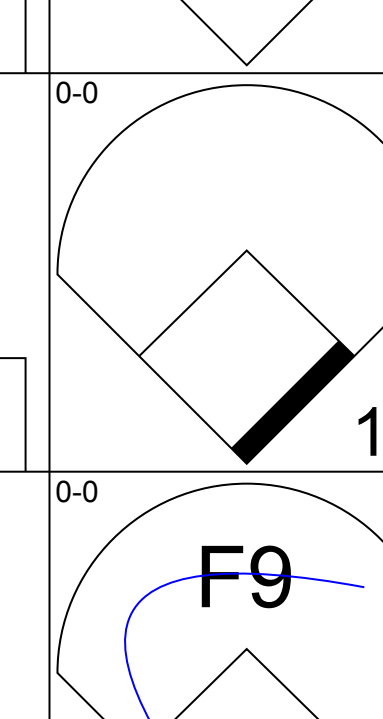
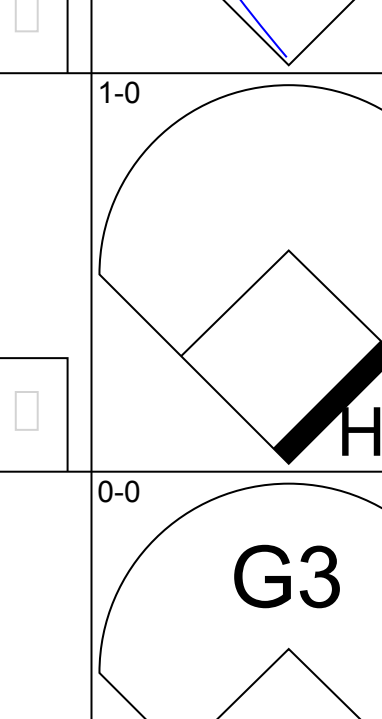
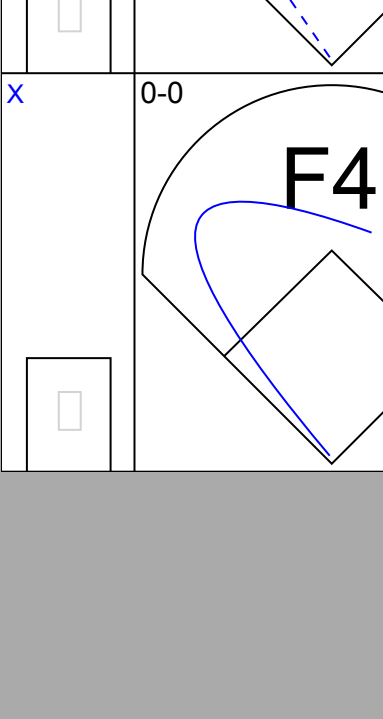

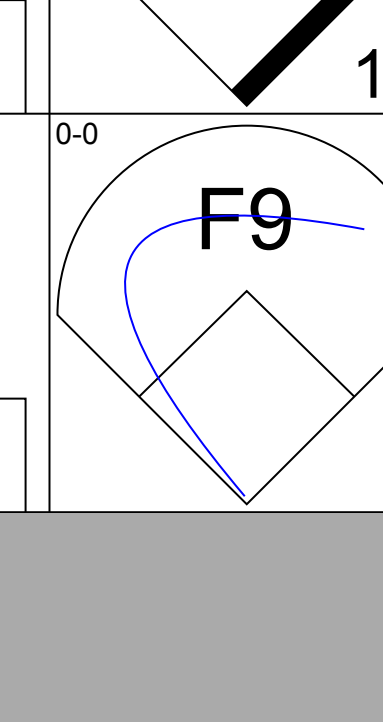
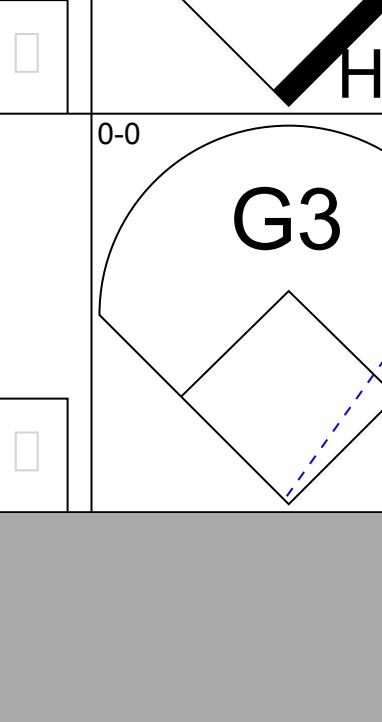
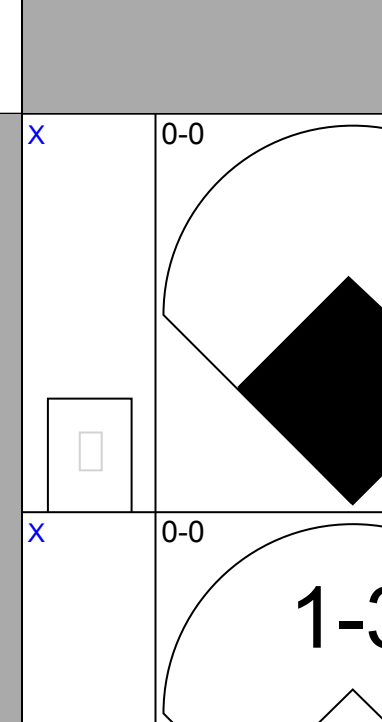
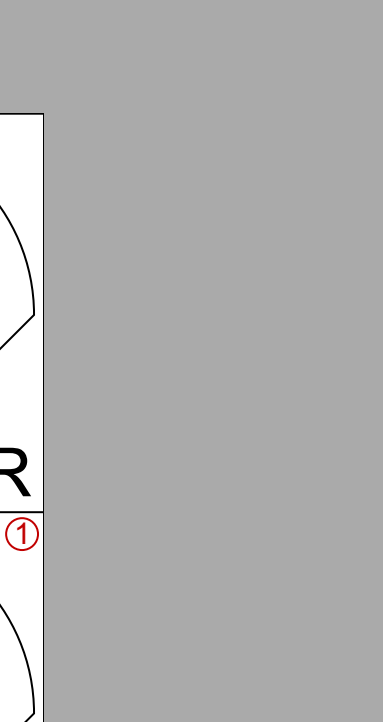
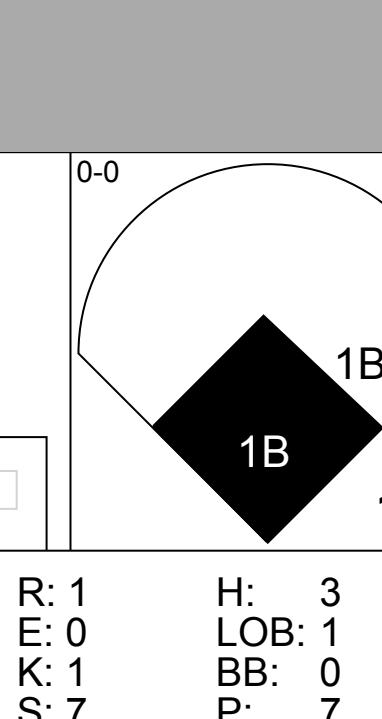
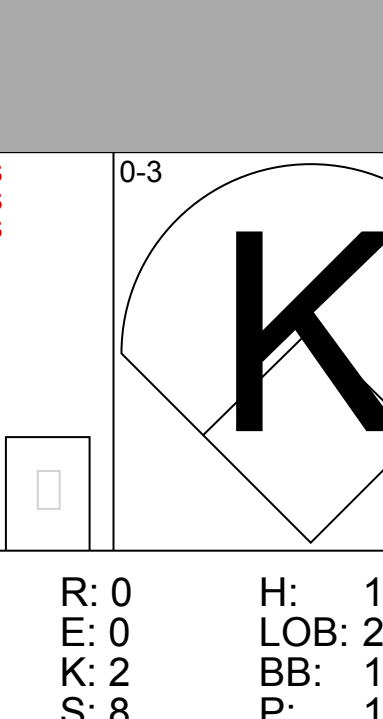
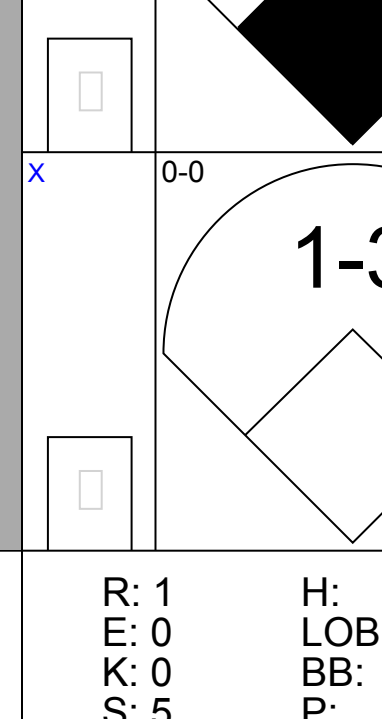
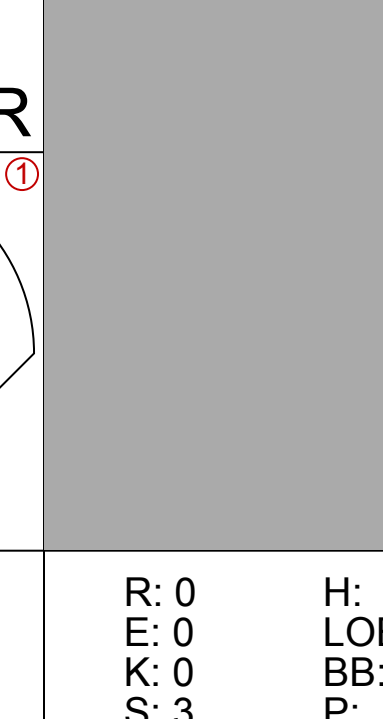
Batter	1	2	3	4	5	6	7	8	9	AB	R	H	RBI	BB	SO	LOB	BOTTOM							
Willie Wilson, S (1, 8) OBP: 0.359, SLG: 0.389	0-3 K		0-0 1-2 1B		0-0 1B 2B 1B		0-0 F7		0-0 G3	5	1	2	1	0	1	0								
Pat Sheridan, L (1, 9) OBP: 0.345, SLG: 0.444	0-3 K		0-0 3-1		0-0 2B HBP 1B		0-0 1B			4	1	2	1	0	1	2								
George Brett, L (1, 5) OBP: 0.362, SLG: 0.471 Greg Pryor, R (9, 5) OBP: 0.289, SLG: 0.367	0-3 K			4-0 1-4-3 E BB	0-3 K		0-0 4-3			3	1	0	0	1	2	3								
Jorge Orta, L (1, 10) OBP: 0.326, SLG: 0.449		0-0 F8		0-0 1-4-3	0-0 HBP 2B		0-0 1B			4	0	2	1	0	0	1								
Dane Iorg, L (1, 7) OBP: 0.256, SLG: 0.333 (7, 3)	0-0 F7			0-0 E2 1B	0-0 HBP IBB		0-0 F8			3	0	1	1	1	0	1								
John Wathan, R (8, 3) OBP: 0.287, SLG: 0.256	0-0 F7			0-3 K	1-0 HBP		0-0 F3			2	0	0	1	0	1	1								
Steve Balboni, R (1, 3) OBP: 0.309, SLG: 0.466 Darryl Motley, R (7, 7) OBP: 0.338, SLG: 0.448	0-0 F7			0-0 K	1-2 2-3 3-H HBP		0-0 F7			1	0	0	0	0	0	1								
Don Slaught, R (1, 2) OBP: 0.309, SLG: 0.391			0-0 F9	0-0 F4	0-0 F9		0-0 F7			4	0	0	0	0	0	5								
Frank White, R (1, 4) OBP: 0.301, SLG: 0.395			4-0 1B BB		0-0 K		0-0 F9			3	1	1	0	1	1	3								
Onix Concepcion, R (1, 6) OBP: 0.262, SLG: 0.287	0-0 F7			0-0 F7	0-0 1B 1B		0-0 6-3		0-0 6-3	4	1	1	0	0	0	1								
Inning Stats	R: 0 E: 0 K: 3 S: 9	H: 0 LOB: 0 BB: 0 P: 9	R: 0 E: 0 K: 0 S: 3	H: 1 LOB: 2 BB: 1 P: 3	R: 0 E: 0 K: 0 S: 4	H: 1 LOB: 1 BB: 1 P: 8	R: 1 E: 1 K: 1 S: 6	H: 1 LOB: 1 BB: 1 P: 10	R: 4 E: 0 K: 2 S: 12	H: 5 LOB: 3 BB: 1 P: 17	R: 0 E: 0 K: 0 S: 4	H: 1 LOB: 1 BB: 0 P: 4	R: 0 E: 0 K: 0 S: 4	H: 1 LOB: 1 BB: 0 P: 4	R: 0 E: 0 K: 0 S: 3	H: 0 LOB: 0 BB: 0 P: 3	1B: 8 2B: 1 3B: 0 HR: 0	SF: 0 SAC: 0 DP: 0 HBP: 1	WP: 0 PB: 0 SB: 0 CS: 0	PA: 37				
PITCHER	IP WLS BF H R ER SO BB IBB HBP BLK WP HR S P ERA WHIP	7.0 L 34 9 5 5 6 2 1 1 0 0 0 0 42 55 6.43 1.571	1.0 3 0 0 0 0 0 0 0 0 0 0 0 3 3 0.00 0.000																					

Toronto Blue Jays @ Kansas City Royals
 Royals Stadium, Kansas City, MO
 Tue Jul 24 1984, 8:05 PM EDT
 Att: 21,607 - Unknown

AB	33
R	5
H	9
RBI	5
BB	3
SO	6
LOB	18



Batter	1	2	3	4	5	6	7	8	9	AB	R	H	RBI	BB	SO	LOB	TOP					
Tom Dunbar, L OBP: 0.358, SLG: 0.435 (1, 9)										5	0	0	0	0	2	1	<p>Texas Rangers @ Toronto Blue Jays Exhibition Stadium, Toronto, ON Fri Jul 27 1984, 7:05 PM EDT Att: 26,269 - Unknown</p> <p>livebaseballscorecards.com</p>					
Pete O'Brien, L OBP: 0.360, SLG: 0.472 (1, 3)										5	2	2	1	0	1	1						
Buddy Bell, R OBP: 0.371, SLG: 0.431 (1, 5)										3	0	1	1	1	1	0						
Larry Parrish, R OBP: 0.336, SLG: 0.482 (1, 10)										4	0	1	0	0	0	2						
Mickey Rivers, L OBP: 0.311, SLG: 0.367 Bill Sample, R OBP: 0.285, SLG: 0.327 (1, 7) (7, 7)										3	1	1	0	0	0	3						
Gary Ward, R OBP: 0.294, SLG: 0.337 (1, 8)										4	1	2	1	0	1	1						
Jeff Kunkel, R OBP: 0.357, SLG: 0.538 (1, 6)										3	0	1	1	0	0	2						
Donnie Scott, S OBP: 0.279, SLG: 0.304 (1, 2)										4	0	0	0	0	3	2						
Curtis Wilkerson, S OBP: 0.292, SLG: 0.284 (1, 4)										3	0	0	0	1	0	2						
Inning Stats	R: 0 E: 1 K: 1 S: 6	H: 0 LOB: 2 BB: 1 P: 10	R: 0 E: 0 K: 2 S: 8	H: 1 LOB: 1 BB: 0 P: 8	R: 1 E: 0 K: 1 S: 7	H: 2 LOB: 1 BB: 0 P: 7	R: 0 E: 0 K: 1 S: 6	H: 1 LOB: 1 BB: 0 P: 6	R: 0 E: 0 K: 2 S: 7	H: 0 LOB: 0 BB: 0 P: 7	R: 2 E: 0 K: 1 S: 7	H: 2 LOB: 0 BB: 0 P: 7	R: 1 E: 0 K: 0 S: 4	H: 1 LOB: 1 BB: 0 P: 4	R: 0 E: 0 K: 0 S: 4	H: 1 LOB: 1 BB: 0 P: 4		R: 0 E: 0 K: 0 S: 3	H: 0 LOB: 1 BB: 1 P: 7	1B: 1 2B: 3 3B: 3 HR: 1	SF: 1 SAC: 0 DP: 0 HBP: 0	WP: 0 PB: 0 SB: 0 CS: 0
PITCHER Doyle Alexander, R ERA: 3.51 (1, 1)	IP: 9.0 WLS: L BF: 38 H: 8 R: 4 ER: 4 SO: 8 BB: 2 IBB: 0 HBP: 0 BLK: 0 WP: 0 HR: 1 S: 52 P: 60 ERA: 4.00 WHIP: 1.111															PITCHER						

Batter	1	2	3	4	5	6	7	8	9	AB	R	H	RBI	BB	SO	LOB	BOTTOM					
Dave Collins, S OBP: 0.361, SLG: 0.476 (1, 7)										4	0	2	0	0	0	0	<p>Texas Rangers @ Toronto Blue Jays Exhibition Stadium, Toronto, ON Fri Jul 27 1984, 7:05 PM EDT Att: 26,269 - Unknown</p> <p>livebaseballscorecards.com</p>					
Tony Fernandez, S OBP: 0.283, SLG: 0.276 (1, 6)										3	0	0	0	1	1	3						
Lloyd Moseby, L OBP: 0.367, SLG: 0.513 (1, 8)										3	0	2	1	1	0	1						
Willie Upshaw, L OBP: 0.369, SLG: 0.531 (1, 3)										4	0	1	0	0	1	5						
Willie Aikens, L OBP: 0.317, SLG: 0.390 (1, 10)										4	0	1	0	0	0	1						
George Bell, R OBP: 0.327, SLG: 0.463 (1, 9)										4	0	0	0	0	0	1						
Rance Mulliniks, L OBP: 0.384, SLG: 0.419 (1, 5)										3	0	1	0	0	0	0						
Ernie Whitt, L OBP: 0.343, SLG: 0.393 (1, 2)										4	1	1	1	0	1	2						
Alfredo Griffin, S OBP: 0.262, SLG: 0.321 (1, 4)										4	1	1	0	0	2	0						
Inning Stats	R: 0 E: 0 K: 0 S: 3	H: 0 LOB: 1 BB: 1 P: 7	R: 0 E: 0 K: 0 S: 4	H: 1 LOB: 0 BB: 0 P: 4	R: 1 E: 0 K: 1 S: 7	H: 3 LOB: 1 BB: 0 P: 7	R: 0 E: 0 K: 0 S: 3	H: 0 LOB: 1 BB: 0 P: 4	R: 0 E: 0 K: 2 S: 8	H: 1 LOB: 2 BB: 1 P: 12	R: 0 E: 0 K: 0 S: 3	H: 1 LOB: 1 BB: 0 P: 3	R: 1 E: 0 K: 0 S: 5	H: 2 LOB: 1 BB: 0 P: 5	R: 0 E: 0 K: 0 S: 3	H: 1 LOB: 0 BB: 0 P: 3		R: 0 E: 0 K: 3 S: 9	H: 0 LOB: 0 BB: 0 P: 9	1B: 7 2B: 1 3B: 0 HR: 1	SF: 0 SAC: 0 DP: 2 HBP: 1	WP: 0 PB: 0 SB: 0 CS: 0
PITCHER Charlie Hough, R ERA: 3.36 (1, 1)	IP: 9.0 WLS: W BF: 36 H: 9 R: 2 ER: 2 SO: 6 BB: 2 IBB: 0 HBP: 1 BLK: 0 WP: 0 HR: 1 S: 45 P: 54 ERA: 2.00 WHIP: 1.222															PITCHER						

Batter	1	2	3	4	5	6	7	8	9	AB	R	H	RBI	BB	SO	LOB	TOP					
Tom Dunbar, L OBP: 0.347, SLG: 0.418 Bill Sample, R OBP: 0.285, SLG: 0.327	(1, 7) 0-3 K	(2) 0-0 F8		(1) 0-0 F5		(3) 0-0 F8				5	0	1	0	0	1	2						
Pete O'Brien, L OBP: 0.293, SLG: 0.480	(1, 3) 0-0 HR	(3) 0-3 K								4	2	2	1	1	1	2						
Buddy Bell, R OBP: 0.374, SLG: 0.431	(1, 5) 0-0 5-3									3	2	1	0	2	0	1						
Larry Parrish, R OBP: 0.339, SLG: 0.491	(1, 9) 0-0 BB BB 1B									5	1	3	3	0	1	2						
Mary Foley, L OBP: 0.323, SLG: 0.424	(1, 10) 4-0 BB BB 1-2 BB									4	0	2	1	1	1	3						
Gary Ward, R OBP: 0.393, SLG: 0.333	(1, 8) 4-0 BB BB 1-2 2-3 BB									4	0	0	0	1	0	3						
Jeff Kunkel, R OBP: 0.316, SLG: 0.444	(1, 6) 0-3 K									5	0	1	0	0	4	6						
Donnie Scott, S OBP: 0.287, SLG: 0.302 Mickey Rivers, L OBP: 0.309, SLG: 0.366 Ned Yost, R OBP: 0.195, SLG: 0.247	(1, 2) 4-0 SH1-4 BB									1	0	0	0	2	0	0						
Curtis Wilkerson, S OBP: 0.291, SLG: 0.284	(1, 4) 0-0 SH1-4									4	0	1	0	0	1	3						
Inning Stats	R: 1 E: 0 K: 2 S: 9	H: 2 LOB: 3 BB: 2 P: 17	R: 0 E: 0 K: 1 S: 5	H: 0 LOB: 1 BB: 1 P: 9	R: 2 E: 0 K: 1 S: 7	H: 2 LOB: 2 BB: 2 P: 15	R: 0 E: 0 K: 0 S: 3	H: 1 LOB: 0 BB: 0 P: 3	R: 0 E: 0 K: 1 S: 5	H: 0 LOB: 0 BB: 0 P: 5	R: 0 E: 0 K: 1 S: 6	H: 1 LOB: 1 BB: 0 P: 6	R: 2 E: 0 K: 2 S: 10	H: 3 LOB: 2 BB: 1 P: 14	R: 0 E: 1 K: 1 S: 7	H: 1 LOB: 3 BB: 1 P: 11	R: 0 E: 0 K: 1 S: 6	H: 1 LOB: 1 BB: 0 P: 6	1B: 9 2B: 0 3B: 0 HR: 2	SF: 0 SAC: 1 DP: 0 HBP: 0	WP: 0 PB: 0 SB: 1 CS: 1	PA: 45
PITCHER	IP WLS BF H R ER SO BB IBB HBP BLK WP HR S P ERA WHIP																					
Luis Leal, R ERA: 3.17 Jim Acker, R ERA: 4.62 Roy Lee Jackson, R ERA: 3.45 Jim Gott, R ERA: 4.32	(1, 1) 2.2 17 4 3 3 4 5 0 0 0 0 2 20 40 10.12 3.375	(3, 1) 2.1 7 1 0 0 1 0 0 0 0 0 0 9 9 0.00 0.429	(6, 1) 1.0 L 6 2 2 2 1 1 0 0 0 0 0 7 11 18.00 3.000	(7, 1) 3.0 15 4 0 0 4 1 0 0 0 0 0 22 26 0.00 1.667																		

Texas Rangers @ Toronto Blue Jays
Exhibition Stadium, Toronto, ON
Sat Jul 28 1984, 7:05 PM EDT
Att: 28,330 - Unknown

AB	37
R	5
H	11
RBI	5
BB	7
SO	10
LOB	25



Batter	1	2	3	4	5	6	7	8	9	AB	R	H	RBI	BB	SO	LOB	BOTTOM					
Damaso Garcia, R OBP: 0.328, SLG: 0.410	(1, 4) 0-3 K									5	0	1	0	0	1	0						
Dave Collins, S OBP: 0.361, SLG: 0.474	(1, 7) 0-0 S 2B 1B									5	1	2	0	0	1	3						
Lloyd Moseby, L OBP: 0.364, SLG: 0.508	(1, 8) 0-3 K									4	0	0	0	0	1	2						
Willie Upshaw, L OBP: 0.370, SLG: 0.542	(1, 3) 0-0 2B									4	1	2	2	0	1	0						
Willie Aikens, L OBP: 0.313, SLG: 0.385 Cliff Johnson, R OBP: 0.390, SLG: 0.507 Tony Fernandez, S OBP: 0.263, SLG: 0.276	(1, 10) 0-0 4-3									2	0	0	0	0	0	1						
George Bell, R OBP: 0.326, SLG: 0.460	(1, 9) 0-0 F6									4	0	1	0	0	1	1						
Rance Mulliniks, L OBP: 0.389, SLG: 0.421 Garth Iorg, R OBP: 0.253, SLG: 0.297	(1, 5) 4-0 BB BB 1B BB									1	1	1	0	1	0	0						
Ernie Whitt, L OBP: 0.348, SLG: 0.411 Buck Martinez, R OBP: 0.291, SLG: 0.318	(1, 2) 4-0 BB BB 1B BB									2	1	1	2	1	0	0						
Alfredo Griffin, S OBP: 0.259, SLG: 0.317 Jesse Barfield, R OBP: 0.339, SLG: 0.502	(1, 6) 0-0 F7									3	0	0	0	0	0	2						
Inning Stats	R: 1 E: 0 K: 2 S: 9	H: 2 LOB: 1 BB: 0 P: 9	R: 0 E: 0 K: 0 S: 4	H: 1 LOB: 3 BB: 2 P: 12	R: 1 E: 0 K: 1 S: 6	H: 1 LOB: 0 BB: 0 P: 6	R: 2 E: 0 K: 0 S: 6	H: 3 LOB: 1 BB: 0 P: 6	R: 0 E: 0 K: 1 S: 6	H: 2 LOB: 1 BB: 0 P: 6	R: 0 E: 0 K: 0 S: 3	H: 0 LOB: 0 BB: 0 P: 3	R: 0 E: 0 K: 0 S: 3	H: 0 LOB: 0 BB: 0 P: 3	R: 0 E: 0 K: 0 S: 4	H: 1 LOB: 1 BB: 0 P: 4	R: 0 E: 0 K: 1 S: 5	H: 0 LOB: 0 BB: 0 P: 5	1B: 7 2B: 1 3B: 0 HR: 2	SF: 0 SAC: 0 DP: 1 HBP: 0	WP: 0 PB: 0 SB: 2 CS: 0	PA: 38
PITCHER	IP WLS BF H R ER SO BB IBB HBP BLK WP HR S P ERA WHIP																					
Dickie Noles, R ERA: 5.62 Mike Mason, L ERA: 2.92 Dave Schmidt, R ERA: 2.42	(1, 1) 4.0 21 7 4 4 3 2 0 0 0 0 0 17 17 0.00 0.692	(5, 1) 4.1 W 15 3 0 0 1 0 0 0 0 0 0 4 4 0.00 0.000	(9, 1) 0.2 S 2 0 0 0 1 0 0 0 0 0 0 0 4 4 0.00 0.000																			

Texas Rangers @ Toronto Blue Jays
Exhibition Stadium, Toronto, ON
Sat Jul 28 1984, 7:05 PM EDT
Att: 28,330 - Unknown

AB	36
R	4
H	10
RBI	4
BB	2
SO	5
LOB	13



Batter	1	2	3	4	5	6	7	8	9	AB	R	H	RBI	BB	SO	LOB	TOP			
Tom Dunbar, L (1, 9) OBP: 0.342, SLG: 0.408	0-0 6-3		0-0 F6			0-0 G3		0-0 FC6-4 1-2 2-H 1B		4	0	1	1	0	0	0	Texas Rangers @ Toronto Blue Jays Exhibition Stadium, Toronto, ON Sun Jul 29 1984, 3:33 AM EDT Att: 30,143 - Unknown livebaseballscorecards.com			
Mickey Rivers, L (1, 7) OBP: 0.308, SLG: 0.368	0-0 2B		0-3 K			0-0 F8		0-0 FC6-4 1-2		4	1	1	0	0	1	2				
Buddy Bell, R (1, 5) OBP: 0.375, SLG: 0.434	0-0 2B			0-0 F8			0-0 F8		0-0 BB 1B	4	0	2	1	0	0	0				
Larry Parrish, R (1, 10) OBP: 0.338, SLG: 0.487	0-0 F8			0-0 5-3			0-0 F7		4-0 BB 1-2 BB	3	0	0	0	1	0	1				
Pete O'Brien, L (1, 3) OBP: 0.359, SLG: 0.475	0-0 G3			0-0 4-1			0-0 G3		0-0 F8	4	0	0	0	0	0	3				
Mary Foley, L (1, 2) OBP: 0.311, SLG: 0.404		0-0 F9			0-0 G3			0-3 K	0-0 F5	4	0	0	0	0	1	2				
Gary Ward, R (1, 8) OBP: 0.293, SLG: 0.332		0-3 K			0-0 6-3			0-0 1B 1B	0-0 F9	4	1	1	0	0	1	2				
Jeff Kunkel, R (1, 6) OBP: 0.318, SLG: 0.400		1-0 CS HBP			0-0 F7			0-0 F8		2	0	0	0	0	0	1				
Curtis Wilkerson, S (1, 4) OBP: 0.292, SLG: 0.284		0-0 CS	0-0 1-3			0-0 F1		0-0 1B 1-2 1B		3	0	1	0	0	0	0				
Inning Stats	R: 1 E: 0 K: 0 S: 5	H: 2 LOB: 1 BB: 0 P: 5	R: 0 E: 0 K: 1 S: 4	H: 0 LOB: 0 BB: 0 P: 5	R: 0 E: 0 K: 1 S: 5	H: 0 LOB: 0 BB: 0 P: 5	R: 0 E: 0 K: 0 S: 3	H: 0 LOB: 0 BB: 0 P: 3	R: 0 E: 0 K: 0 S: 3	H: 0 LOB: 0 BB: 0 P: 3	R: 0 E: 0 K: 0 S: 3	H: 0 LOB: 0 BB: 0 P: 3	R: 1 E: 0 K: 1 S: 8	H: 3 LOB: 2 BB: 1 P: 8	R: 0 E: 0 K: 0 S: 4	H: 1 LOB: 2 BB: 1 P: 8	1B: 4 2B: 2 3B: 0 HR: 0	SF: 0 SAC: 0 DP: 0 HBP: 1	WP: 0 PB: 0 SB: 0 CS: 1	PA: 35
PITCHER Dave Stieb, R (1, 1) ERA: 2.37	IP: 9.0 WLS: W BF: 34 H: 6 R: 2 ER: 2 SO: 3 BB: 1 IBB: 0 HBP: 1 BLK: 0 WP: 0 HR: 0 S: 38 P: 43 ERA: 2.00 WHIP: 0.778															PITCHER				

Batter	1	2	3	4	5	6	7	8	9	AB	R	H	RBI	BB	SO	LOB	BOTTOM			
Damaso Garcia, R (1, 4) OBP: 0.327, SLG: 0.407	0-0 F5			0-0 F8		0-0 FC3-6 1B	0-0 F4	0-0 F3		5	0	1	0	0	0	3	Texas Rangers @ Toronto Blue Jays Exhibition Stadium, Toronto, ON Sun Jul 29 1984, 3:33 AM EDT Att: 30,143 - Unknown livebaseballscorecards.com			
Dave Collins, S (1, 7) OBP: 0.363, SLG: 0.471	4-0 E S 3-4-1 BB			4-0 S BB		0-0 FC3-6 1-2 3B		0-3 K		2	1	0	0	2	1	1				
Lloyd Moseby, L (1, 8) OBP: 0.367, SLG: 0.516	0-0 3-4-1 1-H			4-0 1-2 BB		0-0 1-H 3B		0-0 1B 2B		3	1	2	1	1	0	1				
Willie Upshaw, L (1, 3) OBP: 0.372, SLG: 0.539		0-0 F6		0-0 F8		4-0 IBB		4-0 1B 1B IBB		2	1	0	0	2	0	2				
Willie Aikens, L (1, 10) OBP: 0.311, SLG: 0.381		0-3 K		0-3 K		0-3 K		0-0 1B E 1B		4	0	1	1	0	3	4				
Jesse Barfield, R (8, PR) OBP: 0.339, SLG: 0.502								1-3 2-H E 1B		0	1	0	0	0	0	0				
Rance Mulliniks, L (1, 5) OBP: 0.387, SLG: 0.418		0-0 4-3			0-0 F9	0-0 F8		0-0 E9 1B 1B		4	1	1	1	0	0	2				
Ernie Whitt, L (1, 2) OBP: 0.346, SLG: 0.498			0-3 K		0-0 F6		0-0 F9	0-0 E SF8 1B		4	1	1	1	0	1	0				
Rick Leach, L (1, 9) OBP: 0.339, SLG: 0.429				0-0 F9				0-0 E1 1-3		4	0	2	0	0	0	1				
Alfredo Griffin, S (1, 6) OBP: 0.257, SLG: 0.315					0-0 F9			0-0 SF8		2	0	0	0	0	0	1				
George Bell, R (7, PH) OBP: 0.326, SLG: 0.459								0-0 F5		1	0	0	0	0	0	1				
Tony Fernandez, S (8, 6) OBP: 0.260, SLG: 0.276								3-H		0	0	0	1	0	0	0				
Inning Stats	R: 0 E: 0 K: 0 S: 2	H: 0 LOB: 1 BB: 1 P: 6	R: 0 E: 0 K: 1 S: 5	H: 0 LOB: 0 BB: 0 P: 5	R: 0 E: 0 K: 1 S: 5	H: 0 LOB: 0 BB: 0 P: 5	R: 0 E: 0 K: 1 S: 5	H: 0 LOB: 2 BB: 2 P: 13	R: 0 E: 0 K: 0 S: 4	H: 1 LOB: 1 BB: 0 P: 4	R: 1 E: 0 K: 1 S: 7	H: 2 LOB: 2 BB: 1 P: 11	R: 0 E: 0 K: 0 S: 4	H: 1 LOB: 1 BB: 0 P: 4	R: 5 E: 2 K: 1 S: 10	H: 4 LOB: 2 BB: 1 P: 14	1B: 5 2B: 2 3B: 1 HR: 0	SF: 1 SAC: 0 DP: 0 HBP: 0	WP: 0 PB: 0 SB: 2 CS: 0	PA: 37
PITCHER Danny Darwin, R (1, 1) ERA: 4.23	IP: 7.1 WLS: L BF: 34 H: 8 R: 6 ER: 4 SO: 5 BB: 3 IBB: 2 HBP: 0 BLK: 0 WP: 0 HR: 0 S: 39 P: 59 ERA: 4.91 WHIP: 1.500															PITCHER Dave Schmidt, R (8, 1) ERA: 2.39				

Texas Rangers @ Toronto Blue Jays
 Exhibition Stadium, Toronto, ON
 Sun Jul 29 1984, 3:33 AM EDT
 Att: 30,143 - Unknown

AB	32
R	2
H	6
RBI	2
BB	1
SO	3
LOB	11



Texas Rangers @ Toronto Blue Jays
 Exhibition Stadium, Toronto, ON
 Sun Jul 29 1984, 3:33 AM EDT
 Att: 30,143 - Unknown

AB	31
R	6
H	8
RBI	5
BB	5
SO	5
LOB	16



Batter	1	2	3	4	5	6	7	8	9	AB	R	H	RBI	BB	SO	LOB	TOP			
Willie Wilson, S OBP: 0.359, SLG: 0.380 (1, 8)	0-0 4-3	0-0 1-3			0-0 F3	0-0 F8		0-0 1B		5	0	1	0	0	0	2	Kansas City Royals @ Toronto Blue Jays Exhibition Stadium, Toronto, ON Mon Jul 30 1984, 7:05 PM EDT Att: 24,414 - Unknown			
Pat Sheridan, L OBP: 0.340, SLG: 0.430 (1, 9)	0-0 1B		0-0 4-3		0-0 F3	0-0 FC5-4		0-0 1B		5	1	2	0	0	0	2				
George Brett, L OBP: 0.360, SLG: 0.458 Greg Pryor, R OBP: 0.288, SLG: 0.365 (1, 5) (9, 5)	0-0 F8		0-0 E9 SF8		0-0 1B		0-0 6-3	0-0 3-1		5	1	2	0	0	0	3				
Jorge Orta, L OBP: 0.335, SLG: 0.446 (1, 10)	0-0 1B		0-0 SF8		0-0 1B		0-0 2B		0-0 6-3	4	1	3	1	0	0	0				
Dane Iorg, L OBP: 0.254, SLG: 0.346 Darryl Motley, R OBP: 0.337, SLG: 0.441 (1, 7) (7, PH) (7, 7)	0-0 1B		0-0 F5		0-0 1-3		0-0 F8		0-0 5-3	3	1	1	1	0	0	2				
Steve Balboni, R OBP: 0.315, SLG: 0.479 John Wathan, R OBP: 0.289, SLG: 0.290 (1, 3) (4, PR) (4, 3)	0-0 HR		0-0 E8 SF7		0-0 HR		0-0 2B		0-0 1-3	2	1	2	3	0	0	0				
Frank White, R OBP: 0.298, SLG: 0.406 (1, 4)	0-0 5-3		0-0 SF7		0-0 4-3		0-0 6-3			3	0	0	1	0	0	2				
Don Slaught, R OBP: 0.309, SLG: 0.385 (1, 2)		0-0 F9		0-0 F9		0-0 1B		0-0 5-3		4	0	1	0	0	0	1				
Onix Concepcion, R OBP: 0.286, SLG: 0.299 (1, 6)		0-0 F7		0-0 F8		0-0 E6 FC5-4		0-0 1B		3	0	0	0	1	0	2				
Inning Stats	R: 4 E: 0 K: 0 S: 7	H: 4 LOB: 0 BB: 0 P: 7	R: 0 E: 0 K: 0 S: 3	H: 0 LOB: 0 BB: 0 P: 3	R: 1 E: 1 K: 0 S: 4	H: 1 LOB: 0 BB: 0 P: 4	R: 1 E: 1 K: 0 S: 4	H: 1 LOB: 1 BB: 0 P: 4	R: 0 E: 0 K: 0 S: 5	H: 2 LOB: 2 BB: 0 P: 5	R: 0 E: 0 K: 0 S: 5	H: 2 LOB: 2 BB: 0 P: 5	R: 0 E: 0 K: 0 S: 4	H: 2 LOB: 2 BB: 1 P: 8	R: 0 E: 0 K: 0 S: 3	H: 0 LOB: 0 BB: 0 P: 3		1B: 11 2B: 1 3B: 0 HR: 2	SF: 2 SAC: 0 DP: 0 HBP: 0	WP: 0 PB: 0 SB: 0 CS: 0
PITCHER	IP WLS BF H R ER SO BB IBB HBP BLK WP HR S P ERA WHIP	IP WLS BF H R ER SO BB IBB HBP BLK WP HR S P ERA WHIP																		
Jim Clancy, R ERA: 5.31 (1, 1)	4.0 L 18 6 6 4 0 0 0 0 0 0 1 18 18 9.00 1.500																			
Bryan Clark, L ERA: 4.44 (5, 1)	2.2 15 6 1 1 0 0 0 0 0 0 0 1 15 15 3.38 2.250																			
Dennis Lamp, R ERA: 3.78 (7, 1)	2.1 9 2 0 0 0 1 0 0 0 0 0 0 8 12 0.00 1.286																			

Batter	1	2	3	4	5	6	7	8	9	AB	R	H	RBI	BB	SO	LOB	BOTTOM	
Damaso Garcia, R OBP: 0.325, SLG: 0.407 (1, 4)	0-0 F8	0-0 FC4-6 1B		0-0 4-3			0-0 1B		0-0 F3	5	1	1	0	0	0	2	Kansas City Royals @ Toronto Blue Jays Exhibition Stadium, Toronto, ON Mon Jul 30 1984, 7:05 PM EDT Att: 24,414 - Unknown	
Lloyd Moseby, L OBP: 0.365, SLG: 0.514 (1, 8)	0-0 1-3	0-0 SF9		0-0 4-3		0-0 2B	0-0 F7		0-0 FC6-4 1B	4	0	1	1	0	0	1		
George Bell, R OBP: 0.327, SLG: 0.460 (1, 7)	0-0 2B	0-0 FC6-4 1B			0-1 CI		0-0 5-3		0-0 FC6-4 1B	4	1	2	0	0	0	2		
Cliff Johnson, R OBP: 0.391, SLG: 0.509 (1, 10)	0-0 1B	0-0 FC6-4			0-0 F3		0-0 2B		0-0 F8	5	1	2	2	0	0	4		
Jesse Barfield, R OBP: 0.339, SLG: 0.500 Willie Aikens, L OBP: 0.310, SLG: 0.378 Rick Leach, L OBP: 0.339, SLG: 0.429 (1, 9) (7, PH) (8, 9)	0-0 1B		0-0 5-3		0-3 K		0-0 F3			3	0	1	1	0	1	1		
Willie Upshaw, L OBP: 0.371, SLG: 0.536 (1, 3)	0-0 1B		0-0 F9		0-0 F8			0-0 4-1		4	0	1	0	0	0	1		
Buck Martinez, R OBP: 0.277, SLG: 0.313 Rance Mulliniks, L OBP: 0.390, SLG: 0.421 (1, 2) (8, PH) (9, 5)	0-0 F8		0-0 E3		0-0 F9			0-0 1B		3	0	0	0	0	0	2		
Garth Iorg, R OBP: 0.254, SLG: 0.298 Ernie Whitt, L OBP: 0.344, SLG: 0.405 (1, 5) (8, PH) (9, 2)		0-0 FC4-6 SF9 1B		0-0 F1		0-0 4-3		0-0 F2		3	1	1	0	0	0	1		
Alfredo Griffin, S OBP: 0.255, SLG: 0.312 Dave Collins, S OBP: 0.362, SLG: 0.469 Tony Fernandez, S OBP: 0.260, SLG: 0.276 (1, 6) (8, PH) (9, 6)		0-0 E6 FC4-6		0-0 F2		0-0 4-3		0-0 6-3		3	0	0	0	0	0	1		
Inning Stats	R: 2 E: 0 K: 0 S: 7	H: 4 LOB: 2 BB: 0 P: 7	R: 1 E: 1 K: 0 S: 6	H: 2 LOB: 2 BB: 0 P: 6	R: 0 E: 1 K: 0 S: 4	H: 0 LOB: 1 BB: 0 P: 4	R: 0 E: 0 K: 0 S: 3	H: 0 LOB: 0 BB: 0 P: 3	R: 0 E: 0 K: 0 S: 4	H: 1 LOB: 1 BB: 0 P: 4	R: 0 E: 0 K: 0 S: 4	H: 1 LOB: 1 BB: 0 P: 4	R: 0 E: 0 K: 0 S: 4	H: 1 LOB: 1 BB: 0 P: 4	1B: 8 2B: 2 3B: 0 HR: 0	SF: 1 SAC: 0 DP: 0 HBP: 0		WP: 0 PB: 0 SB: 0 CS: 0
PITCHER	IP WLS BF H R ER SO BB IBB HBP BLK WP HR S P ERA WHIP	IP WLS BF H R ER SO BB IBB HBP BLK WP HR S P ERA WHIP																
Charlie Leibrandt, L ERA: 3.05 (1, 1)	6.2 W 30 7 4 3 1 0 0 0 0 0 0 32 32 4.05 1.050																	
Dan Quisenberry, R ERA: 2.31 (7, 1)	2.1 10 3 0 0 0 0 0 0 0 0 0 0 10 10 0.00 1.286																	

Batter	1	2	3	4	5	6	7	8	9	AB	R	H	RBI	BB	SO	LOB	TOP										
Willie Wilson, S (1, 8) OBP: 0.352, SLG: 0.372	F9		F8		2-3-5		4-3			4	0	0	0	0	0	5	Kansas City Royals @ Toronto Blue Jays Exhibition Stadium, Toronto, ON Wed Aug 01 1984, 7:05 PM EDT Att: 22,084 - Unknown										
Pat Sheridan, L (1, 9) OBP: 0.337, SLG: 0.421	K		F6		BB		F6			3	0	0	0	1	1	3											
George Brett, L (1, 5) OBP: 0.359, SLG: 0.462	2B		F8		F8			3-1		4	0	1	0	0	0	4											
Jorge Orta, L (1, 10) OBP: 0.335, SLG: 0.445	4-3				F7					2	0	0	0	1	0	1											
Hai McRae, R (8, PH) OBP: 0.354, SLG: 0.369										0	0	0	0	1	0	0											
Buddy Biancalana, S (8, PR) OBP: 0.299, SLG: 0.269										0	0	0	0	0	0	0											
Dane Iorg, L (1, 3) OBP: 0.253, SLG: 0.357		3-1								4	0	1	0	0	0	2											
Darryl Motley, R (1, 7) OBP: 0.335, SLG: 0.445		F6								4	1	2	1	0	0	1											
Don Slaught, R (1, 2) OBP: 0.306, SLG: 0.381		F8								4	0	0	0	0	2	1											
Frank White, R (1, 4) OBP: 0.311, SLG: 0.431										4	0	3	0	0	0	0											
Onix Concepcion, R (1, 6) OBP: 0.294, SLG: 0.310										3	0	1	0	1	1	1											
Inning Stats	R: 0 E: 0 K: 1 S: 6	H: 1 LOB: 1 P: 6	R: 0 E: 0 K: 0 S: 3	H: 0 LOB: 0 BB: 0 P: 3	R: 0 E: 1 K: 0 S: 5	H: 1 LOB: 2 BB: 0 P: 5	R: 1 E: 0 K: 1 S: 6	H: 2 LOB: 0 BB: 0 P: 6	R: 0 E: 0 K: 0 S: 4	H: 2 LOB: 2 BB: 1 P: 8	R: 0 E: 0 K: 0 S: 3	H: 1 LOB: 1 BB: 1 P: 7	R: 0 E: 0 K: 0 S: 3	H: 0 LOB: 1 BB: 1 P: 7	R: 0 E: 0 K: 2 S: 7	H: 0 LOB: 0 BB: 0 P: 7	1B: 6 2B: 2 3B: 0 HR: 1	SF: 0 SAC: 0 DP: 2 HBP: 0	WP: 0 PB: 0 SB: 0 CS: 2	PA: 36							
PITCHER	IP	WLS	BF	H	R	ER	SO	BB	IBB	HBP	BLK	WP	HR	S	P	ERA	WHIP										
Luis Leal, R (1, 1) ERA: 3.09	7.0	W	29	8	1	1	2	3	0	0	0	0	1	30	42	1.29	1.571										
Jimmy Key, L (8, 1) ERA: 5.97	0.1		1	0	0	0	0	0	0	0	0	0	0	1	1	0.00	0.000										
Jim Gott, R (8, 1) ERA: 4.23	1.2	S	6	0	0	0	2	1	0	0	0	0	0	9	13	0.00	0.600										

Batter	1	2	3	4	5	6	7	8	9	AB	R	H	RBI	BB	SO	LOB	BOTTOM										
Damaso Garcia, R (1, 4) OBP: 0.322, SLG: 0.402	6-3		F7		F8			CS		4	0	1	1	0	0	1	Kansas City Royals @ Toronto Blue Jays Exhibition Stadium, Toronto, ON Wed Aug 01 1984, 7:05 PM EDT Att: 22,084 - Unknown										
Lloyd Moseby, L (1, 8) OBP: 0.361, SLG: 0.506	K		F7		F8		FC6-4			4	0	0	0	0	1	2											
George Bell, R (1, 7) OBP: 0.331, SLG: 0.468	E6				1B		5-3			4	1	2	0	0	0	0											
Cliff Johnson, R (1, 10) OBP: 0.388, SLG: 0.505	K				2B		F6			4	0	1	0	0	1	3											
Jesse Barfield, R (1, 9) OBP: 0.341, SLG: 0.498			K		F5		1B			4	0	2	0	0	1	2											
Willie Upshaw, L (1, 3) OBP: 0.373, SLG: 0.540			F9				1B			4	1	2	1	0	0	1											
Buck Martinez, R (1, 2) OBP: 0.272, SLG: 0.307										3	0	0	0	0	0	4											
Ernie Whitt, L (8, PH) OBP: 0.350, SLG: 0.422			F7		F7		6-3			1	1	1	2	0	0	0											
Garth Iorg, R (1, 5) OBP: 0.251, SLG: 0.293					F9					4	0	1	0	0	0	2											
Tony Fernandez, S (1, 6) OBP: 0.270, SLG: 0.308			F9		1-3					4	1	2	0	0	0	1											
Inning Stats	R: 0 E: 1 K: 2 S: 8	H: 0 LOB: 1 BB: 0 P: 8	R: 0 E: 0 K: 1 S: 5	H: 0 LOB: 0 BB: 0 P: 5	R: 0 E: 0 K: 0 S: 4	H: 1 LOB: 1 BB: 0 P: 4	R: 1 E: 0 K: 0 S: 6	H: 3 LOB: 2 BB: 0 P: 6	R: 0 E: 0 K: 0 S: 3	H: 0 LOB: 0 BB: 0 P: 3	R: 0 E: 0 K: 0 S: 5	H: 2 LOB: 2 BB: 0 P: 5	R: 1 E: 0 K: 0 S: 6	H: 3 LOB: 3 BB: 0 P: 6	R: 2 E: 0 K: 0 S: 5	H: 3 LOB: 0 BB: 0 P: 5	1B: 9 2B: 1 3B: 1 HR: 1	SF: 0 SAC: 0 DP: 0 HBP: 0	WP: 0 PB: 0 SB: 1 CS: 1	PA: 37							
PITCHER	IP	WLS	BF	H	R	ER	SO	BB	IBB	HBP	BLK	WP	HR	S	P	ERA	WHIP										
Larry Gura, L (1, 1) ERA: 5.1	7.0	L	31	9	2	2	3	0	0	0	0	0	1	5	5	18.00	3.000										
Bret Saberhagen, R (8, 1) ERA: 3.22	1.0		5	3	2	2	0	0	0	0	0	0	0	5	5												

Batter	1	2	3	4	5	6	7	8	9	AB	R	H	RBI	BB	SO	LOB	TOP											
Damaso Garcia, R OBP: 0.328, SLG: 0.406										5	1	3	0	0	0	1	Toronto Blue Jays @ Baltimore Orioles Memorial Stadium, Baltimore, MD Sat Aug 04 1984, 7:05 PM EDT Att: 37,685 - Unknown											
Lloyd Moseby, L OBP: 0.361, SLG: 0.501										4	0	0	0	0	2	3												
George Bell, R OBP: 0.331, SLG: 0.473										4	2	2	1	0	0	1												
Cliff Johnson, R OBP: 0.388, SLG: 0.504										4	1	1	1	0	0	0												
Jesse Barfield, R OBP: 0.338, SLG: 0.486										4	1	1	0	0	0	2												
Willie Upshaw, L OBP: 0.368, SLG: 0.531										3	1	0	0	0	1	3												
Buck Martinez, R OBP: 0.276, SLG: 0.327										4	0	0	0	0	4	3												
Garth Iorg, R OBP: 0.264, SLG: 0.294										4	0	2	2	0	1	1												
Alfredo Griffin, S OBP: 0.252, SLG: 0.314										4	0	1	0	0	0	1												
Inning Stats	R: 1 E: 0 K: 0 S: 4	H: 2 LOB: 0 BB: 0 P: 4	R: 0 E: 0 K: 2 S: 7	H: 0 LOB: 1 BB: 0 P: 8	R: 0 E: 0 K: 1 S: 5	H: 0 LOB: 0 BB: 0 P: 5	R: 0 E: 0 K: 0 S: 3	H: 0 LOB: 0 BB: 0 P: 3	R: 0 E: 0 K: 1 S: 6	H: 1 LOB: 1 BB: 0 P: 6	R: 5 E: 1 K: 2 S: 12	H: 4 LOB: 1 BB: 0 P: 12	R: 0 E: 0 K: 0 S: 4	H: 1 LOB: 0 BB: 0 P: 4	R: 0 E: 0 K: 1 S: 5	H: 1 LOB: 0 BB: 0 P: 5	R: 0 E: 0 K: 1 S: 6	H: 1 LOB: 1 BB: 0 P: 6	1B: 9 2B: 0 3B: 0 HR: 1	SF: 0 SAC: 0 DP: 1 HBP: 1	WP: 2 PB: 0 SB: 1 CS: 1	PA: 37						
PITCHER	IP	WLS	BF	H	R	ER	SO	BB	IBB	HBP	BLK	WP	HR	S	P	ERA	WHIP											
Mike Flanagan, L ERA: 3.47	(1, 1)	6.0	L	26	7	6	3	6	0	0	1	0	2	1	37	38	4.50	1.167										
Sammy Stewart, R ERA: 2.91	(7, 1)	3.0		11	3	0	0	2	0	0	0	0	0	0	15	15	0.00	1.000										

Batter	1	2	3	4	5	6	7	8	9	AB	R	H	RBI	BB	SO	LOB	BOTTOM											
Al Bumbry, L OBP: 0.288, SLG: 0.286										5	0	1	0	0	1	1	Toronto Blue Jays @ Baltimore Orioles Memorial Stadium, Baltimore, MD Sat Aug 04 1984, 7:05 PM EDT Att: 37,685 - Unknown											
Dan Ford, R OBP: 0.273, SLG: 0.323										3	0	0	0	1	1	2												
Cal Ripken Jr., R OBP: 0.383, SLG: 0.537										4	1	1	0	0	1	1												
Eddie Murray, S OBP: 0.415, SLG: 0.538										3	0	2	0	1	0	1												
Wayne Gross, L OBP: 0.344, SLG: 0.440										4	0	0	1	0	0	4												
Gary Roenicke, R OBP: 0.351, SLG: 0.393										3	1	1	0	0	1	1												
Mike Young, S OBP: 0.333, SLG: 0.396										3	0	3	0	1	0	0												
Floyd Rayford, R OBP: 0.320, SLG: 0.398										4	0	0	0	0	0	6												
Lenn Sakata, R OBP: 0.211, SLG: 0.211										4	0	0	0	0	1	2												
Inning Stats	R: 0 E: 0 K: 1 S: 6	H: 1 LOB: 2 BB: 1 P: 10	R: 1 E: 0 K: 1 S: 6	H: 2 LOB: 0 BB: 0 P: 6	R: 0 E: 0 K: 0 S: 3	H: 0 LOB: 0 BB: 0 P: 3	R: 0 E: 0 K: 0 S: 3	H: 1 LOB: 2 BB: 1 P: 8	R: 0 E: 0 K: 1 S: 5	H: 0 LOB: 0 BB: 0 P: 5	R: 1 E: 0 K: 0 S: 4	H: 1 LOB: 0 BB: 0 P: 4	R: 0 E: 0 K: 1 S: 7	H: 2 LOB: 2 BB: 0 P: 7	R: 0 E: 0 K: 1 S: 5	H: 0 LOB: 1 BB: 1 P: 9	R: 0 E: 0 K: 0 S: 4	H: 1 LOB: 1 BB: 0 P: 4	1B: 6 2B: 2 3B: 0 HR: 0	SF: 0 SAC: 0 DP: 2 HBP: 1	WP: 0 PB: 0 SB: 0 CS: 0	PA: 37						
PITCHER	IP	WLS	BF	H	R	ER	SO	BB	IBB	HBP	BLK	WP	HR	S	P	ERA	WHIP											
Jim Clancy, R ERA: 5.1	(1, 1)	9.0	W	37	8	2	2	5	3	0	1	0	0	0	43	56	2.00	1.222										

Batter	1	2	3	4	5	6	7	8	9	AB	R	H	RBI	BB	SO	LOB	TOP										
Damaso Garcia, R (1, 4) OBP: 0.326, SLG: 0.403	0-0 6-3		0-0 F9		1-0 F8 HBP		0-0 F9		0-3 K	4	0	0	0	0	1	1	Toronto Blue Jays @ Baltimore Orioles Memorial Stadium, Baltimore, MD Sun Aug 05 1984, 3:33 AM EDT Att: 34,016 - Unknown										
Dave Collins, S (1, 7) OBP: 0.361, SLG: 0.469	0-0 E6		0-0 F7		0-0 F8		0-0 S 1B		0-0 WP S 1B	5	0	2	1	0	0	1											
Lloyd Moseby, L (1, 8) OBP: 0.361, SLG: 0.500	0-3 K		0-0 S 1B		0-0 FC4-6 1B		0-3 K		0-3 K	5	0	2	0	0	3	3											
Willie Upshaw, L (1, 3) OBP: 0.367, SLG: 0.527	4-0 S 1-2 BB		0-0 G3		0-0 FC4-6 S 1-2		0-0 3-1			3	0	0	0	1	0	3											
Willie Aikens, L (1, 10) OBP: 0.309, SLG: 0.390 Cliff Johnson, R (8, PH) OBP: 0.390, SLG: 0.519	0-0 F7			0-3 K		0-0 F3		0-0 HR		3	0	0	0	0	1	3											
George Bell, R (1, 9) OBP: 0.330, SLG: 0.473		0-0 S 2B		0-3 K		0-0 F9		0-0 4-3		4	0	1	0	0	1	1											
Rance Mulliniks, L (1, 5) OBP: 0.436, SLG: 0.436 Tony Fernandez, S (4, PR) OBP: 0.282, SLG: 0.340	0-0 F6		0-0 WP S 2B			0-0 S 2B		0-0 4-3		2	0	1	0	0	0	1											
Ernie Whitt, L (1, 2) OBP: 0.348, SLG: 0.424	0-3 K		0-3 K		0-0 S 2B		0-0 S 2B		0-0 4-3	4	1	1	1	0	2	2											
Alfredo Griffin, S (1, 6) OBP: 0.252, SLG: 0.313	0-0 F8			0-0 F1		0-0 F1		0-0 F9 S 1B		4	1	1	1	0	0	1											
Inning Stats	R: 0 E: 1 K: 1 S: 6	H: 0 LOB: 2 BB: 1 P: 10	R: 0 E: 0 K: 1 S: 6	H: 1 LOB: 1 BB: 0 P: 6	R: 0 E: 0 K: 0 S: 4	H: 1 LOB: 2 BB: 0 P: 10	R: 0 E: 0 K: 0 S: 2	H: 0 LOB: 0 BB: 0 P: 3	R: 0 E: 0 K: 0 S: 4	H: 1 LOB: 1 BB: 0 P: 4	R: 3 E: 0 K: 1 S: 9	H: 4 LOB: 1 BB: 0 P: 9	R: 1 E: 0 K: 0 S: 4	H: 1 LOB: 0 BB: 0 P: 4	R: 0 E: 0 K: 2 S: 8	H: 1 LOB: 1 BB: 0 P: 8		1B: 5 2B: 3 3B: 1 HR: 1	SF: 0 SAC: 0 DP: 0 HBP: 1	WP: 2 PB: 0 SB: 7 CS: 0	PA: 39						
PITCHER	IP	WLS	BF	H	R	ER	SO	BB	IBB	HBP	BLK	WP	HR	S	P	ERA	WHIP										
Dennis Martinez, R (1, 1) ERA: 4.2	6.0		26	6	2	2	5	1	0	1	0	1	0	34	39	3.00	1.167										
Tippy Martinez, L (7, 1) ERA: 3.69	3.0	L	13	4	2	2	3	0	0	0	0	1	1	19	19	6.00	1.333										

Batter	1	2	3	4	5	6	7	8	9	AB	R	H	RBI	BB	SO	LOB	BOTTOM										
Al Bumbry, L (1, 8) OBP: 0.292, SLG: 0.290	0-0 4-3		0-0 2B 6-3 1B		0-0 F3		0-0 SH1-4 1B		0-0 FC5-4	4	2	2	0	0	0	1	Toronto Blue Jays @ Baltimore Orioles Memorial Stadium, Baltimore, MD Sun Aug 05 1984, 3:33 AM EDT Att: 34,016 - Unknown										
Lenn Sakata, R (8, PH) OBP: 0.209, SLG: 0.209								1-2		1	0	0	0	0	0	1											
Dan Ford, R (1, 10) OBP: 0.286, SLG: 0.348	0-0 FC6-4 1B		0-0 1-3 2B		0-0 F8		0-0 SH1-4 1-2		0-0 6-3	4	0	2	0	0	0	0											
Cal Ripken Jr., R (1, 6) OBP: 0.384, SLG: 0.534	0-0 F9		0-0 3-H 6-3		0-0 G1-6-3 1B		4-0 1B BB		0-3 K	4	0	1	1	1	1	2											
Eddie Murray, S (1, 3) OBP: 0.414, SLG: 0.536	0-0 FC6-4		0-0 4-0 BB		0-0 G1-6-3		0-0 G1-6-3		0-0 F8	4	0	1	1	1	0	2											
Wayne Gross, L (1, 5) OBP: 0.347, SLG: 0.440 Benny Ayala, R (7, PH) OBP: 0.234, SLG: 0.291 Todd Cruz, R (8, 5) OBP: 0.256, SLG: 0.320		4-0 S 1B BB		0-0 F3		0-0 2B SF7 1B		0-0 F4		2	1	1	0	1	0	2											
Gary Roenicke, R (1, 7) OBP: 0.349, SLG: 0.389 John Shelby, S (6, PH) OBP: 0.231, SLG: 0.295		0-0 F9		0-3 K		0-0 1-3 2B		0-3 K		2	0	0	0	0	1	3											
Mike Young, S (1, 9) OBP: 0.326, SLG: 0.389	0-0 F7			0-0 3-1		0-3 K		0-0 F7		4	0	0	0	0	1	3											
Floyd Rayford, R (1, 2) OBP: 0.319, SLG: 0.397	0-0 1-2 1B			0-0 E6 CS		0-0 SF7		0-0 5-3		3	0	1	1	0	0	0											
Rich Dauer, R (1, 4) OBP: 0.297, SLG: 0.350	0-0 F9			0-0 1-2 1B		0-0 5-3		0-0 FC5-4 1B		4	0	2	0	0	0	3											
Inning Stats	R: 0 E: 0 K: 0 S: 4	H: 1 LOB: 2 BB: 0 P: 4	R: 0 E: 0 K: 0 S: 4	H: 1 LOB: 1 BB: 1 P: 8	R: 1 E: 1 K: 1 S: 7	H: 2 LOB: 1 BB: 1 P: 11	R: 0 E: 0 K: 0 S: 3	H: 1 LOB: 0 BB: 0 P: 3	R: 1 E: 0 K: 1 S: 7	H: 2 LOB: 1 BB: 0 P: 7	R: 1 E: 0 K: 1 S: 7	H: 2 LOB: 2 BB: 1 P: 11	R: 0 E: 0 K: 0 S: 4	H: 1 LOB: 1 BB: 0 P: 4	R: 0 E: 0 K: 1 S: 5	H: 0 LOB: 0 BB: 0 P: 5	1B: 9 2B: 2 3B: 0 HR: 0	SF: 1 SAC: 1 DP: 1 HBP: 0	WP: 0 PB: 0 SB: 0 CS: 1	PA: 40							
PITCHER	IP	WLS	BF	H	R	ER	SO	BB	IBB	HBP	BLK	WP	HR	S	P	ERA	WHIP										
Doyle Alexander, R (1, 1) ERA: 3.98	6.0		28	9	3	3	2	2	0	0	0	0	0	30	38	4.50	1.833										
Jim Gott, R (7, 1) ERA: 4.21	0.1		3	1	0	0	0	1	0	0	0	0	0	2	6	0.00	6.000										
Jimmy Key, L (7, 1) ERA: 5.7	1.2	W	6	1	0	0	1	0	0	0	0	0	0	8	8	0.00	0.600										
Dennis Lamp, R (9, 1) ERA: 3.66	1.0	S	3	0	0	0	1	0	0	0	0	0	0	5	5	0.00	0.000										



Batter	1	2	3	4	5	6	7	8	9	AB	R	H	RBI	BB	SO	LOB	TOP										
Damaso Garcia, R (1,4) OBP: 0.323, SLG: 0.399	0-0 F8		0-0 4-3		0-0 4-3			0-0 5-3		4	0	0	0	0	0	1											
Dave Collins, S (1,7) OBP: 0.363, SLG: 0.469	0-0 4-3		0-0 CS			0-0 WP		0-0 F8		4	0	2	1	0	0	0											
Lloyd Moseby, L (1,8) OBP: 0.360, SLG: 0.496	0-0 6-3		0-0 CS	0-0 4-3		4-0 1B		0-0 4-3		3	0	0	0	1	0	0											
Willie Upshaw, L (1,3) OBP: 0.366, SLG: 0.526		0-0 F8		0-0 HR				0-0 1-3		4	1	1	0	0	0	2											
Willie Aikens, L (1,10) OBP: 0.303, SLG: 0.382 Cliff Johnson, R (9, PH) OBP: 0.389, SLG: 0.517		0-3 K		0-3 K		0-3 K		0-3 4-3		3	0	0	0	0	3	3											
George Bell, R (1,9) OBP: 0.332, SLG: 0.484		0-0 2B		0-0 HR		0-0 6-3		0-3 K		4	1	2	2	0	1	2											
Ernie Whitt, L (1,2) OBP: 0.348, SLG: 0.423			0-0 E4	0-3 K				0-3 K		3	1	1	0	0	2	0											
Tony Fernandez, S (1,5) OBP: 0.283, SLG: 0.340			0-0 4-3	0-0 F8				0-0 4-3		3	1	1	1	0	0	0											
Alfredo Griffin, S (1,6) OBP: 0.251, SLG: 0.311			0-0 SH1-3	0-0 4-3				0-0 3-1		2	0	0	0	0	0	0											
Inning Stats	R: 0 E: 0 K: 0 S: 3	H: 0 LOB: 0 BB: 0 P: 3	R: 0 E: 0 K: 1 S: 5	H: 1 LOB: 1 BB: 0 P: 5	R: 2 E: 1 K: 0 S: 5	H: 3 LOB: 0 BB: 0 P: 5	R: 2 E: 0 K: 2 S: 9	H: 2 LOB: 0 BB: 0 P: 9	R: 0 E: 0 K: 1 S: 6	H: 1 LOB: 2 BB: 1 P: 10	R: 0 E: 0 K: 1 S: 5	H: 0 LOB: 0 BB: 0 P: 5	R: 0 E: 0 K: 0 S: 3	H: 0 LOB: 0 BB: 0 P: 3	R: 0 E: 0 K: 1 S: 5	H: 0 LOB: 0 BB: 0 P: 5	1B: 4 2B: 2 3B: 0 HR: 1	SF: 0 SAC: 1 DP: 0 HBP: 0	WP: 1 PB: 0 SB: 1 CS: 1	PA: 34							
PITCHER	IP	WLS	BF	H	R	ER	SO	BB	IBB	HBP	BLK	WP	HR	S	P	ERA	WHIP										
Dave Stewart, R (1,1) ERA: 5.51	8.0		30	7	4	4	5	1	0	0	0	1	1	39	43	4.50	1.000										
Mike Mason, L (9,1) ERA: 2.87	1.0	W	3	0	0	0	1	0	0	0	0	0	0	5	5	0.00	0.000										

Toronto Blue Jays @ Texas Rangers
Arlington Stadium, Arlington, TX
Mon Aug 06 1984, 8:05 PM EDT
Att: 11,540 - Unknown

AB	31
R	4
H	7
RBI	4
BB	1
SO	6
LOB	8



Batter	1	2	3	4	5	6	7	8	9	AB	R	H	RBI	BB	SO	LOB	BOTTOM										
Bill Sample, R (1,7) OBP: 0.288, SLG: 0.330	0-0 3-1		0-0 5-3		0-0 1-2			0-0 F1		5	1	2	0	0	0	1											
Gary Ward, R (1,8) OBP: 0.296, SLG: 0.340	0-0 1-2		0-0 5-3		0-0 F4			0-0 6-3		4	0	1	0	1	0	2											
Buddy Bell, R (1,5) OBP: 0.374, SLG: 0.428	0-0 1-2		0-0 3-1		0-0 F8			0-0 5-3		5	1	2	1	0	0	2											
Larry Parrish, R (1,9) OBP: 0.334, SLG: 0.488	0-0 3-H		0-0 5-3		4-0 BB			0-0 5-3		2	1	0	1	2	0	1											
Pete O'Brien, L (1,3) OBP: 0.352, SLG: 0.472	0-0 G3		0-0 F5		4-0 1-2			0-0 F2		3	0	0	0	1	0	2											
George Wright, S (1,10) OBP: 0.235, SLG: 0.310		0-0 4-3		0-0 1-3		1-2		0-0 F2		4	1	2	3	0	0	1											
Jeff Kunkel, R (1,6) OBP: 0.229, SLG: 0.326		0-0 5-3		0-3 K		0-3 K		0-0 F8		4	0	0	0	0	2	2											
Donnie Scott, S (1,2) OBP: 0.296, SLG: 0.297 Mickey Rivers, L (9, PH) OBP: 0.308, SLG: 0.365		0-0 6-3		0-0 FC3-6		0-0 F9		0-0 SH1-4		3	0	1	0	0	0	0											
Curtis Wilkerson, S (1,4) OBP: 0.285, SLG: 0.276			0-0 4-3		0-0 FC3-6			0-0 SH1-4		3	0	0	0	0	0	3											
Inning Stats	R: 1 E: 0 K: 0 S: 5	H: 2 LOB: 1 BB: 0 P: 5	R: 0 E: 0 K: 0 S: 3	H: 0 LOB: 0 BB: 0 P: 3	R: 0 E: 0 K: 0 S: 3	H: 0 LOB: 0 BB: 0 P: 3	R: 0 E: 0 K: 1 S: 7	H: 2 LOB: 2 BB: 0 P: 7	R: 2 E: 0 K: 1 S: 7	H: 2 LOB: 2 BB: 2 P: 15	R: 0 E: 0 K: 0 S: 3	H: 0 LOB: 0 BB: 0 P: 3	R: 1 E: 0 K: 0 S: 4	H: 1 LOB: 0 BB: 0 P: 4	R: 1 E: 0 K: 0 S: 4	H: 2 LOB: 2 BB: 1 P: 8	1B: 8 2B: 0 3B: 0 HR: 1	SF: 0 SAC: 1 DP: 0 HBP: 0	WP: 0 PB: 0 SB: 0 CS: 0	PA: 39							
PITCHER	IP	WLS	BF	H	R	ER	SO	BB	IBB	HBP	BLK	WP	HR	S	P	ERA	WHIP										
Luis Leal, R (1,1) ERA: 3.13	6.1		28	6	3	3	2	3	0	0	0	0	0	29	41	4.26	1.421										
Roy Lee Jackson, R (7,1) ERA: 3.63	2.0	L	8	2	2	2	0	0	0	0	0	0	1	8	8	9.00	1.000										
Jim Gott, R (9,1) ERA: 4.19	0.1		3	1	0	0	0	1	0	0	0	0	0	2	6	0.00	6.000										

Toronto Blue Jays @ Texas Rangers
Arlington Stadium, Arlington, TX
Mon Aug 06 1984, 8:05 PM EDT
Att: 11,540 - Unknown

AB	34
R	5
H	9
RBI	5
BB	4
SO	2
LOB	16



Batter	1	2	3	4	5	6	7	8	9	AB	R	H	RBI	BB	SO	LOB	TOP								
Damaso Garcia, R (1,4) OBP: 0.325, SLG: 0.398	F8		2B	1B	1-2	1B	SH1-4	6-3		4	1	2	0	0	0	1									
Dave Collins, S (1,7) OBP: 0.372, SLG: 0.480										4	0	3	3	0	0	2									
Rick Leach, L (8,PH) OBP: 0.333, SLG: 0.421	2B		CS		F8					1	0	0	0	0	1	0									
Lloyd Moseby, L (1,8) OBP: 0.363, SLG: 0.493	F7		1B							3	1	1	0	2	1	1									
Willie Upshaw, L (1,3) OBP: 0.367, SLG: 0.523			1B		FC4-6					4	0	1	1	0	0	3									
George Bell, R (1,9) OBP: 0.331, SLG: 0.477	F5		F8		F7					5	0	0	0	0	1	4									
Cliff Johnson, R (1,10) OBP: 0.387, SLG: 0.527		F5			F6					4	0	1	0	0	0	0									
Willie Aikens, L (9,PH) OBP: 0.302, SLG: 0.380					1B					1	0	0	0	0	1	0									
Ernie Whitt, L (1,2) OBP: 0.343, SLG: 0.426	F3				4-3					4	2	1	1	1	0	2									
Tony Fernandez, S (1,5) OBP: 0.304, SLG: 0.387		G3								4	2	3	2	0	0	0									
Alfredo Griffin, S (1,6) OBP: 0.249, SLG: 0.308			F4		F8					3	1	1	0	0	0	1									
Inning Stats	R: 0 E: 0 K: 0 S: 4	H: 1 LOB: 2 BB: 0 P: 5	R: 0 E: 0 K: 0 S: 3	H: 0 LOB: 0 BB: 0 P: 3	R: 2 E: 0 K: 0 S: 5	H: 3 LOB: 1 BB: 1 P: 9	R: 1 E: 0 K: 0 S: 6	H: 3 LOB: 2 BB: 0 P: 6	R: 0 E: 0 K: 0 S: 5	H: 2 LOB: 2 BB: 0 P: 5	R: 2 E: 1 K: 0 S: 5	H: 2 LOB: 1 BB: 1 P: 9	R: 2 E: 0 K: 1 S: 7	H: 2 LOB: 1 BB: 1 P: 11	R: 0 E: 0 K: 2 S: 5	H: 0 LOB: 0 BB: 0 P: 7	R: 0 E: 0 K: 1 S: 5	H: 0 LOB: 0 BB: 0 P: 5	1B: 9 2B: 2 3B: 0 HR: 2	SF: 0 SAC: 1 DP: 1 HBP: 1	WP: 0 PB: 0 SB: 2 CS: 1	PA: 43			
PITCHER	IP	WLS	BF	H	R	ER	SO	BB	IBB	HBP	BLK	WP	HR	S	P	ERA	WHIP								
Danny Darwin, R (1,1) ERA: 4.25	4.2	L	24	9	3	3	0	1	0	1	0	0	1	22	27	5.79	2.143								
Odell Jones, R (5,1) ERA: 3.51	1.1		7	2	2	1	0	1	0	0	0	0	0	6	10	6.75	2.250								
Joey McLaughlin, R (7,1) ERA: 4.75	3.0		12	2	2	2	4	1	0	0	0	0	1	19	23	6.00	1.000								

Toronto Blue Jays @ Texas Rangers
Arlington Stadium, Arlington, TX
Wed Aug 08 1984, 8:05 PM EDT
Att: 9,696 - Unknown

AB	37
R	7
H	13
RBI	7
BB	3
SO	4
LOB	14



Batter	1	2	3	4	5	6	7	8	9	AB	R	H	RBI	BB	SO	LOB	BOTTOM								
Bill Sample, R (1,7) OBP: 0.286, SLG: 0.328	F8		FC5-4		1-3					4	0	2	0	0	0	0									
Gary Ward, R (1,8) OBP: 0.299, SLG: 0.348	F8		FC5-4							4	0	0	1	0	1	2									
Buddy Bell, R (1,5) OBP: 0.371, SLG: 0.426	F8		F4							4	0	0	0	0	0	2									
Larry Parrish, R (1,9) OBP: 0.336, SLG: 0.495		K	FC4							4	1	2	0	0	1	1									
Pete O'Brien, L (1,3) OBP: 0.347, SLG: 0.463		FC4-6			F9					4	0	1	0	0	0	2									
George Wright, S (1,10) OBP: 0.246, SLG: 0.320										3	0	2	1	0	1	0									
Jeff Kunkel, R (1,6) OBP: 0.214, SLG: 0.296		FC4-6								4	0	0	0	0	2	3									
Donnie Scott, S (1,2) OBP: 0.293, SLG: 0.289										3	0	0	0	0	1	3									
Curtis Wilkerson, S (1,4) OBP: 0.288, SLG: 0.279										3	1	1	0	0	0	1									
Inning Stats	R: 0 E: 0 K: 0 S: 3	H: 0 LOB: 0 BB: 0 P: 3	R: 0 E: 0 K: 2 S: 9	H: 2 LOB: 2 BB: 0 P: 9	R: 1 E: 0 K: 0 S: 5	H: 2 LOB: 1 BB: 0 P: 5	R: 0 E: 0 K: 2 S: 7	H: 0 LOB: 0 BB: 0 P: 7	R: 0 E: 0 K: 0 S: 3	H: 0 LOB: 0 BB: 0 P: 3	R: 0 E: 0 K: 0 S: 4	H: 1 LOB: 1 BB: 0 P: 4	R: 0 E: 0 K: 1 S: 6	H: 1 LOB: 1 BB: 0 P: 6	R: 0 E: 0 K: 1 S: 5	H: 1 LOB: 0 BB: 0 P: 5	R: 1 E: 0 K: 0 S: 4	H: 1 LOB: 0 BB: 0 P: 4	1B: 6 2B: 2 3B: 0 HR: 0	SF: 1 SAC: 0 DP: 1 HBP: 0	WP: 0 PB: 0 SB: 1 CS: 0	PA: 34			
PITCHER	IP	WLS	BF	H	R	ER	SO	BB	IBB	HBP	BLK	WP	HR	S	P	ERA	WHIP								
Jim Clancy, R (1,1) ERA: 4.89	8.0	W	30	7	1	1	0	0	0	0	0	0	0	4	4	9.00	1.000								
Jim Gott, R (9,1) ERA: 4.25	1.0		4	1	1	1	0	0	0	0	0	0	0	4	4	9.00	1.000								

Toronto Blue Jays @ Texas Rangers
Arlington Stadium, Arlington, TX
Wed Aug 08 1984, 8:05 PM EDT
Att: 9,696 - Unknown

AB	33
R	2
H	8
RBI	2
BB	0
SO	6
LOB	14



Batter	1	2	3	4	5	6	7	8	9	AB	R	H	RBI	BB	SO	LOB	TOP			
Al Bumbry, L OBP: 0.287, SLG: 0.284 (1, 8)	0-0 4-3			0-0 4-3		0-3 K			0-0 1B	4	0	1	0	0	1	0				
Dan Ford, R OBP: 0.289, SLG: 0.325 (1, 10)	0-3 K			0-0 1B			0-0 F7		0-0 F8	4	0	1	0	0	1	1				
Cal Ripken Jr., R OBP: 0.381, SLG: 0.527 (1, 6)	0-0 5-3			0-0 F5			0-0 2B		0-0 F7	4	0	1	0	0	0	2				
Eddie Murray, S OBP: 0.408, SLG: 0.520 (1, 3)		0-0 F7		0-3 K			0-0 4-3		0-0 F3	4	0	0	0	0	1	3				
Wayne Gross, L OBP: 0.360, SLG: 0.455 (1, 5)		0-0 F8			0-0 5-3		0-0 F8			3	0	0	0	0	0	1				
Mike Young, S OBP: 0.340, SLG: 0.413 (1, 9)	0-3 K				0-0 G3			4-0 BB		2	0	0	0	1	1	0				
Gary Roenicke, R OBP: 0.342, SLG: 0.376 (1, 7)			0-0 F1		0-0 F7			0-0 F7		3	0	0	0	0	0	1				
Rich Dauer, R OBP: 0.289, SLG: 0.339 (8, PH)				0-0 1-3		0-0 5-3		0-3 K		2	0	0	0	0	0	0				
Joe Nolan, L OBP: 0.407, SLG: 0.435 (8, 4)										1	0	0	0	0	1	1				
Lenn Sakata, R OBP: 0.218, SLG: 0.246 (8, 4)										0	0	0	0	0	0	0				
Rick Dempsey, R OBP: 0.314, SLG: 0.305 (8, PH)				0-3 K		0-3 K		0-0 F8		2	0	0	0	0	2	0				
Ken Singleton, S OBP: 0.274, SLG: 0.257 (8, 2)										1	0	0	0	0	0	1				
Floyd Rayford, R OBP: 0.316, SLG: 0.392 (8, 2)										0	0	0	0	0	0	0				
Inning Stats	R: 0 E: 0 K: 1 S: 5	H: 0 LOB: 0 BB: 0 P: 5	R: 0 E: 0 K: 1 S: 5	H: 0 LOB: 0 BB: 0 P: 5	R: 0 E: 0 K: 1 S: 5	H: 0 LOB: 0 BB: 0 P: 5	R: 0 E: 0 K: 1 S: 6	H: 1 LOB: 1 BB: 0 P: 6	R: 0 E: 0 K: 0 S: 3	H: 0 LOB: 0 BB: 0 P: 3	R: 0 E: 0 K: 0 S: 4	H: 1 LOB: 1 BB: 0 P: 4	R: 0 E: 0 K: 1 S: 5	H: 0 LOB: 1 BB: 1 P: 9	R: 0 E: 0 K: 0 S: 4	H: 1 LOB: 1 BB: 0 P: 4	1B: 2 2B: 1 3B: 0 HR: 0	SF: 0 SAC: 0 DP: 0 HBP: 0	WP: 0 PB: 0 SB: 0 CS: 0	PA: 31
PITCHER Doyle Alexander, R ERA: 3.39 (1, 1)	IP: 9.0 WLS: W BF: 31 H: 3 R: 0 ER: 0 SO: 7 BB: 1 IBB: 0 HBP: 0 BLK: 0 WP: 0 HR: 0 S: 44 P: 48 ERA: 0.00 WHIP: 0.444																			

Baltimore Orioles @ Toronto Blue Jays
Exhibition Stadium, Toronto, ON
Fri Aug 10 1984, 7:05 PM EDT
Att: 34,107 - Unknown

AB 30
R 0
H 3
RBI 0
BB 1
SO 7
LOB 10



Batter	1	2	3	4	5	6	7	8	9	AB	R	H	RBI	BB	SO	LOB	BOTTOM			
Damaso Garcia, R OBP: 0.323, SLG: 0.395 (1, 4)	0-0 F4		0-0 5-3			0-0 F8				3	0	0	0	0	0	0				
Dave Collins, S OBP: 0.371, SLG: 0.477 (1, 7)	0-0 F8			0-0 G3		4-0 BB	0-0 F3			2	1	0	0	1	0	0				
Lloyd Moseby, L OBP: 0.361, SLG: 0.490 (1, 8)	0-0 1-3			0-0 G3		0-0 4-3	1-2			3	0	0	0	0	0	1				
Willie Upshaw, L OBP: 0.365, SLG: 0.520 (1, 3)		0-0 F7		0-0 F6		0-0 F3	2-3			3	0	0	0	0	0	1				
Willie Aikens, L OBP: 0.302, SLG: 0.379 (1, 10)		0-0 G1-3-6 1B		0-0 F5		0-0 5-3	3-H			3	0	1	0	0	0	0				
George Bell, R OBP: 0.331, SLG: 0.478 (1, 9)		0-0 G1-3-6 1-2		0-3 K		0-0 G3		0-0 2B		3	0	1	0	0	1	1				
Rance Mulliniks, L OBP: 0.391, SLG: 0.430 (9, 5)			0-0 4-3		0-0 4-3			0-0 G3		3	0	0	0	0	0	1				
Garth Iorg, R OBP: 0.251, SLG: 0.291 (9, 5)								0-0 2-3		0	0	0	0	0	0	0				
Ernie Whitt, L OBP: 0.343, SLG: 0.422 (1, 2)			0-3 K			0-0 F9		4-0 1-3 IBB		2	0	0	0	1	1	0				
Tony Fernandez, S OBP: 0.305, SLG: 0.413 (1, 6)			0-0 HR			0-0 6-3		1-2	0-0 1-3	3	1	1	1	0	0	2				
Inning Stats	R: 0 E: 0 K: 0 S: 3	H: 0 LOB: 0 BB: 0 P: 3	R: 0 E: 0 K: 0 S: 3	H: 1 LOB: 0 BB: 0 P: 3	R: 1 E: 0 K: 1 S: 6	H: 1 LOB: 0 BB: 0 P: 6	R: 0 E: 0 K: 0 S: 3	H: 0 LOB: 0 BB: 0 P: 3	R: 0 E: 0 K: 0 S: 3	H: 0 LOB: 0 BB: 1 P: 7	R: 0 E: 0 K: 0 S: 3	H: 1 LOB: 1 BB: 1 P: 7	R: 0 E: 0 K: 0 S: 3	H: 1 LOB: 1 BB: 1 P: 7	R: 0 E: 0 K: 0 S: 3	H: 1 LOB: 1 BB: 1 P: 7	1B: 1 2B: 2 3B: 0 HR: 1	SF: 0 SAC: 0 DP: 2 HBP: 0	WP: 1 PB: 0 SB: 1 CS: 0	PA: 27
PITCHER Dennis Martinez, R ERA: 4.05 (1, 1)	IP: 8.0 WLS: L BF: 27 H: 3 R: 2 ER: 2 SO: 2 BB: 1 IBB: 1 HBP: 0 BLK: 0 WP: 1 HR: 1 S: 29 P: 37 ERA: 2.25 WHIP: 0.500																			

Baltimore Orioles @ Toronto Blue Jays
Exhibition Stadium, Toronto, ON
Fri Aug 10 1984, 7:05 PM EDT
Att: 34,107 - Unknown

AB 25
R 2
H 3
RBI 1
BB 2
SO 2
LOB 6



Batter	1	2	3	4	5	6	7	8	9	AB	R	H	RBI	BB	SO	LOB	TOP				
Mike Young, S OBP: 0.341, SLG: 0.408 (1, 9)	F7		1B BB		K		F8		G3 BB	3	0	0	0	2	1	1	Baltimore Orioles @ Toronto Blue Jays Exhibition Stadium, Toronto, ON Sat Aug 11 1984, 3:33 AM EDT Att: 41,426 - Unknown livebaseballscorecards.com				
John Shelby, S OBP: 0.233, SLG: 0.296 (1, 8)	K		F5				3-1		G3	5	1	1	1	0	1	2					
Cal Ripken Jr., R OBP: 0.385, SLG: 0.529 (1, 6)	1B BB		1-3 1B						6-3	4	0	3	1	1	0	1					
Eddie Murray, S OBP: 0.411, SLG: 0.522 (1, 3)	1-2 1B		3-1						BB 1B	3	0	2	0	1	0	2					
Wayne Gross, L OBP: 0.358, SLG: 0.449 (1, 5)	F9				6-3				BB 1B	3	0	0	0	1	0	4					
Dan Ford, R OBP: 0.276, SLG: 0.309 (1, 10)		K			4-3				K	4	0	0	0	0	2	3					
Gary Roenicke, R OBP: 0.337, SLG: 0.369 (1, 7)		K			5-3				F3	4	0	0	0	0	1	3					
Rich Dauer, R OBP: 0.289, SLG: 0.341 (1, 4)		F8							FC6-4	4	1	1	0	0	0	3					
Rick Dempsey, R OBP: 0.309, SLG: 0.299 (1, 2)			F8						K	4	0	0	0	0	1	1					
Floyd Rayford, R OBP: 0.316, SLG: 0.392 (9, 2)					6-3					0	0	0	0	0	0	0					
Inning Stats	R: 0 E: 0 K: 1 S: 6	H: 1 LOB: 2 BB: 1 P: 10	R: 0 E: 0 K: 2 S: 7	H: 0 LOB: 0 BB: 0 P: 7	R: 0 E: 0 K: 0 S: 4	H: 1 LOB: 2 BB: 1 P: 8	R: 0 E: 0 K: 0 S: 3	H: 0 LOB: 0 BB: 0 P: 3	R: 2 E: 0 K: 1 S: 8	H: 3 LOB: 2 BB: 1 P: 12	R: 0 E: 0 K: 0 S: 3	H: 0 LOB: 0 BB: 0 P: 3	R: 0 E: 0 K: 1 S: 7	H: 2 LOB: 3 BB: 1 P: 11	R: 0 E: 0 K: 1 S: 5	H: 0 LOB: 1 BB: 1 P: 9	1B: 5 2B: 2 HR: 0	SF: 0 SAC: 0 DP: 0 HBP: 0	WP: 0 PB: 0 CS: 0	PA: 39	
PITCHER	IP	WLS	BF	H	R	ER	SO	BB	IBB	HBP	BLK	WP	HR	S	P	ERA	WHIP				
Luis Leal, R ERA: 3.11 (1, 1)	7.0		31	7	2	2	4	2	1	0	0	0	0	36	48	2.57	1.286				
Jim Gott, R ERA: 4.15 (8, 1)	2.0	W	8	0	0	0	2	2	0	0	0	0	0	10	18	0.00	1.000				

Batter	1	2	3	4	5	6	7	8	9	AB	R	H	RBI	BB	SO	LOB	BOTTOM					
Damaso Garcia, R OBP: 0.322, SLG: 0.393 (1, 4)	1-3		HBP		5-3			6-3		3	0	0	0	0	0	1	Baltimore Orioles @ Toronto Blue Jays Exhibition Stadium, Toronto, ON Sat Aug 11 1984, 3:33 AM EDT Att: 41,426 - Unknown livebaseballscorecards.com					
Dave Collins, S OBP: 0.397, SLG: 0.472 (1, 7)	4-3		SF8				F4	F9		3	0	0	1	0	0	0						
Lloyd Moseby, L OBP: 0.362, SLG: 0.490 (1, 8)	1-3		F8				G6-3 1B	1B		4	0	2	0	0	0	2						
Willie Upshaw, L OBP: 0.361, SLG: 0.514 (1, 3)		G3			K		G6-3	G3		4	0	0	0	0	1	2						
Willie Aikens, L OBP: 0.303, SLG: 0.374 (1, 10)		F8			F9					2	0	0	0	1	0	0						
Rick Leach, L OBP: 0.344, SLG: 0.431 (7, PR)							1B BB	HR 1B		1	1	1	0	0	0	0						
George Bell, R OBP: 0.330, SLG: 0.483 (1, 9)		F9			K		F8	HR		4	1	1	2	0	1	1						
Rance Mulliniks, L OBP: 0.394, SLG: 0.433 (1, 5)			SH3-4 BB SF8 1B		4-3		FC6-4 1B			3	1	2	0	0	0	0						
Ernie Whitt, L OBP: 0.343, SLG: 0.417 (1, 2)			SH3-4 BB		K		F4			2	0	0	0	1	1	2						
Alfredo Griffin, S OBP: 0.252, SLG: 0.311 (1, 6)			SH3-4				FC6-4			1	0	1	0	0	0	0						
Cliff Johnson, R OBP: 0.396, SLG: 0.525 (7, PH)			SH3-4							1	0	0	0	0	0	2						
Tony Fernandez, S OBP: 0.305, SLG: 0.413 (8, 6)			1-2 2-3				1-2			0	0	0	0	0	0	0						
Inning Stats	R: 0 E: 0 K: 0 S: 3	H: 0 LOB: 0 BB: 0 P: 3	R: 0 E: 0 K: 0 S: 3	H: 0 LOB: 0 BB: 0 P: 3	R: 1 E: 0 K: 0 S: 4	H: 1 LOB: 2 BB: 1 P: 9	R: 0 E: 0 K: 2 S: 7	H: 0 LOB: 0 BB: 0 P: 7	R: 0 E: 0 K: 1 S: 6	H: 1 LOB: 1 BB: 0 P: 6	R: 0 E: 0 K: 0 S: 3	H: 1 LOB: 2 BB: 1 P: 3	R: 0 E: 0 K: 0 S: 4	H: 1 LOB: 2 BB: 1 P: 8	R: 0 E: 0 K: 0 S: 4	H: 1 LOB: 1 BB: 0 P: 4	R: 2 E: 0 K: 0 S: 2	H: 2 LOB: 0 BB: 0 P: 2	1B: 6 2B: 0 3B: 0 HR: 1	SF: 1 SAC: 1 DP: 1 HBP: 1	WP: 0 PB: 0 CS: 0	PA: 33
PITCHER	IP	WLS	BF	H	R	ER	SO	BB	IBB	HBP	BLK	WP	HR	S	P	ERA	WHIP					
Storm Davis, R ERA: 2.45 (1, 1)	8.0	L	33	7	3	3	3	2	0	1	0	0	1	36	45	3.38	1.125					



Batter	1	2	3	4	5	6	7	8	9	AB	R	H	RBI	BB	SO	LOB	TOP								
Al Bumbry, L OBP: 0.286, SLG: 0.282 John Shelby, S OBP: 0.233, SLG: 0.296	0-3 K		0-0 4-3			0-0 G4-6-3 1B		0-3 K	0-0 F9	5	0	1	0	0	2	2									
Dan Ford, R OBP: 0.283, SLG: 0.314	0-0 F9			0-0 F8		0-0 G4-6-3 1-2		0-0 1B 3B 1B	0-0 1B	5	1	2	0	0	0	1									
Cal Ripken Jr., R OBP: 0.383, SLG: 0.525	0-0 F5			0-3 K		0-0 6-3		0-0 1-2 2-3 3B 1B	0-0 F9	5	1	1	0	0	1	2									
Eddie Murray, S OBP: 0.412, SLG: 0.526		0-0 F6		0-0 2B 1B				0-0 F8	0-0 HR 3B	4	1	2	3	0	0	0									
Wayne Gross, L OBP: 0.358, SLG: 0.451 Benny Ayala, R OBP: 0.245, SLG: 0.333 Todd Cruz, R OBP: 0.281, SLG: 0.323		0-3 K		0-0 1-3 2B				0-0 F4	0-0 5-3	3	0	1	0	0	1	0									
Mike Young, S OBP: 0.347, SLG: 0.424		0-0 1B		0-3 K				4-0 BB BB	0-0 HR	3	1	2	2	1	1	2									
Gary Roenicke, R OBP: 0.336, SLG: 0.365		0-0 F8			0-0 5-3			4-0 1-2 BB	0-0 F8	3	0	0	0	1	0	1									
Rich Dauer, R OBP: 0.287, SLG: 0.339 Joe Nolan, L OBP: 0.393, SLG: 0.417 Lenn Sakata, R OBP: 0.217, SLG: 0.243			0-0 6-3		0-0 6-3			0-3 K	0-0 4-3	2	0	0	0	0	0	0									
Floyd Rayford, R OBP: 0.310, SLG: 0.384			0-3 K			0-0 F4			0-0 E6 1B 3B	4	1	0	0	0	1	0									
Inning Stats	R: 0 E: 0 K: 1 S: 5	H: 0 LOB: 0 BB: 0 P: 5	R: 0 E: 0 K: 1 S: 6	H: 1 LOB: 0 BB: 0 P: 6	R: 0 E: 0 K: 1 S: 5	H: 0 LOB: 0 BB: 0 P: 5	R: 0 E: 0 K: 2 S: 9	H: 2 LOB: 2 BB: 0 P: 9	R: 0 E: 0 K: 0 S: 3	H: 0 LOB: 0 BB: 0 P: 3	R: 0 E: 0 K: 0 S: 3	H: 1 LOB: 0 BB: 0 P: 3	R: 0 E: 0 K: 1 S: 5	H: 0 LOB: 2 BB: 2 P: 13	R: 5 E: 1 K: 1 S: 10	H: 4 LOB: 0 BB: 0 P: 10	R: 0 E: 1 K: 0 S: 5	H: 1 LOB: 2 BB: 0 P: 5	1B: 6 2B: 1 3B: 1 HR: 1	SF: 0 SAC: 0 DP: 1 HBP: 0	WP: 0 PB: 0 SB: 0 CS: 0	PA: 39			
PITCHER	IP	WLS	BF	H	R	ER	SO	BB	IBB	HBP	BLK	WP	HR	S	P	ERA	WHIP								
Dave Stieb, R ERA: 2.49	(1, 1)	7.0	26	4	0	0	6	2	0	0	0	0	0	36	44	0.00	0.857								
Roy Lee Jackson, R ERA: 3.89	(8, 1)	0.1	L	5	3	4	3	1	0	0	0	0	0	7	7	81.00	9.000								
Jimmy Key, L ERA: 5.54	(8, 1)	0.2		3	1	1	0	0	0	0	0	0	1	3	3	0.00	1.500								
Dennis Lamp, R ERA: 3.74	(9, 1)	1.0		5	1	0	0	0	0	0	0	0	0	5	5	0.00	1.000								

Baltimore Orioles @ Toronto Blue Jays
Exhibition Stadium, Toronto, ON
Sun Aug 12 1984, 3:33 AM EDT
Att: 36,363 - Unknown

AB 37
R 5
H 9
RBI 5
BB 2
SO 7
LOB 11



Batter	1	2	3	4	5	6	7	8	9	AB	R	H	RBI	BB	SO	LOB	BOTTOM								
Damaso Garcia, R OBP: 0.323, SLG: 0.395	0-0 4-3 1B 2B			0-0 2H 1B				0-3 K	0-0 F8	5	1	2	1	0	1	2									
Lloyd Moseby, L OBP: 0.356, SLG: 0.484	0-0 F3	0-0 F2		0-0 4-3			0-3 K		0-3 K	5	0	0	0	0	2	4									
George Bell, R OBP: 0.327, SLG: 0.477	0-0 4-3 2-3		0-0 6-3		0-0 F7		0-0 F8		0-0 5-3	5	0	0	0	0	0	1									
Cliff Johnson, R OBP: 0.391, SLG: 0.527	0-0 2B 3H 1B		0-0 1B		0-3 K			4-0 2B 1B BB		3	2	2	1	1	1	0									
Jesse Barfield, R OBP: 0.343, SLG: 0.491	0-0 1H 2B		0-0 F9		4-0 BB			0-3 K		3	0	1	1	1	1	2									
Willie Upshaw, L OBP: 0.361, SLG: 0.514	0-0 4-3		0-0 4-3		0-0 F7			0-0 1B 1-3 2B		4	0	1	0	0	0	3									
Garth Iorg, R OBP: 0.282, SLG: 0.286 Rance Mulliniks, L OBP: 0.396, SLG: 0.435 Tony Fernandez, S OBP: 0.305, SLG: 0.413		0-0 F8		0-0 F9		0-0 F9		0-0 2-3 3H 1B		3	0	0	0	0	0	0									
Buck Martinez, R OBP: 0.282, SLG: 0.339 Willie Aikens, L OBP: 0.303, SLG: 0.374 Dave Collins, S OBP: 0.366, SLG: 0.470 Ernie Whitt, L OBP: 0.343, SLG: 0.417		0-0 1B 1B		0-0 1B 2B		0-0 F7		0-0 K		3	1	2	0	0	0	0									
Alfredo Griffin, S OBP: 0.251, SLG: 0.310		0-0 1-2 1B		0-0 6-3		0-0 F8		0-0 F9		4	0	1	0	0	0	3									
Inning Stats	R: 2 E: 0 K: 0 S: 6	H: 3 LOB: 1 BB: 0 P: 6	R: 0 E: 0 K: 0 S: 5	H: 2 LOB: 2 BB: 0 P: 5	R: 0 E: 0 K: 0 S: 4	H: 1 LOB: 1 BB: 0 P: 4	R: 1 E: 0 K: 0 S: 5	H: 2 LOB: 1 BB: 0 P: 5	R: 0 E: 0 K: 1 S: 5	H: 0 LOB: 1 BB: 1 P: 9	R: 0 E: 0 K: 0 S: 3	H: 0 LOB: 0 BB: 0 P: 3	R: 0 E: 0 K: 2 S: 7	H: 0 LOB: 0 BB: 0 P: 7	R: 1 E: 0 K: 2 S: 9	H: 2 LOB: 2 BB: 1 P: 13	R: 0 E: 0 K: 1 S: 5	H: 0 LOB: 0 BB: 0 P: 5	1B: 6 2B: 4 3B: 0 HR: 0	SF: 0 SAC: 0 DP: 0 HBP: 0	WP: 0 PB: 0 SB: 0 CS: 0	PA: 39			
PITCHER	IP	WLS	BF	H	R	ER	SO	BB	IBB	HBP	BLK	WP	HR	S	P	ERA	WHIP								
Scott McGregor, L ERA: 4.05	(1, 1)	7.1	W	33	9	4	4	4	2	0	0	0	0	39	47	4.91	1.500								
Sammy Stewart, R ERA: 2.53	(8, 1)	0.0		1	1	0	0	0	0	0	0	0	0	1	1	∞	∞								
Tippy Martinez, L ERA: 3.54	(8, 1)	1.2	S	5	0	0	0	2	0	0	0	0	0	9	9	0.00	0.000								

Baltimore Orioles @ Toronto Blue Jays
Exhibition Stadium, Toronto, ON
Sun Aug 12 1984, 3:33 AM EDT
Att: 36,363 - Unknown

AB 37
R 4
H 10
RBI 4
BB 2
SO 6
LOB 17



Batter	1	2	3	4	5	6	7	8	9	AB	R	H	RBI	BB	SO	LOB	TOP			
Al Bumby, L OBP: 0.293, SLG: 0.290 John Shelby, S OBP: 0.233, SLG: 0.296	0-0 FC4-6 1B		0-0 4-3 BB 1B		0-3 K		0-0 1B			4	0	3	0	0	1	0	Baltimore Orioles @ Toronto Blue Jays Exhibition Stadium, Toronto, ON Mon Aug 13 1984, 7:05 PM EDT Att: 33,238 - Unknown			
Joe Nolan, L OBP: 0.406, SLG: 0.407	0-0 F2		4-0 4-3 BB		0-0 F9		0-0 1B			3	0	1	0	1	0	1				
Cal Ripken Jr., R OBP: 0.380, SLG: 0.521	0-0 FC4-6 1-2		0-0 F8		0-0 5-3				0-0 F8	4	0	0	0	0	0	3				
Eddie Murray, S OBP: 0.410, SLG: 0.522	0-0 F6		0-0 4-3		4-0 1B BB				0-0 6-3	3	0	0	0	1	0	3				
Wayne Gross, L OBP: 0.353, SLG: 0.444 Todd Cruz, R OBP: 0.261, SLG: 0.323		0-0 F2	0-0 G3		0-3 K				0-3 K	4	0	0	0	0	2	3				
Mike Young, S OBP: 0.345, SLG: 0.421		0-3 K		0-0 F7		0-0 1B			0-3 K	4	0	1	0	0	2	0				
Gary Roenicke, R OBP: 0.334, SLG: 0.367		0-0 HR 2B		0-3 K		0-3 K			0-3 K	4	1	1	0	0	3	2				
Lenn Sakata, R OBP: 0.218, SLG: 0.269		0-0 2H HR		0-0 F8					0-0 F9	4	1	1	2	0	0	0				
Rick Dempsey, R OBP: 0.305, SLG: 0.295		0-0 4-3			0-0 6-3				0-0 F3	3	0	0	0	0	0	0				
Inning Stats	R: 0 E: 0 K: 0 S: 4	H: 1 LOB: 1 BB: 0 P: 4	R: 2 E: 0 K: 1 S: 7	H: 2 LOB: 0 BB: 0 P: 7	R: 0 E: 0 K: 0 S: 4	H: 1 LOB: 2 BB: 1 P: 8	R: 0 E: 0 K: 1 S: 5	H: 0 LOB: 0 BB: 0 P: 5	R: 0 E: 0 K: 2 S: 8	H: 1 LOB: 2 BB: 1 P: 12	R: 0 E: 0 K: 0 S: 4	H: 2 LOB: 2 BB: 0 P: 4	R: 0 E: 0 K: 2 S: 5	H: 0 LOB: 0 BB: 0 P: 5	R: 0 E: 0 K: 2 S: 7	H: 0 LOB: 0 BB: 0 P: 7		1B: 5 2B: 1 3B: 0 HR: 1	SF: 0 SAC: 0 DP: 0 HBP: 0	WP: 0 PB: 0 SB: 0 CS: 0
PITCHER Jim Clancy, R ERA: 4.73	IP: 9.0 WLS: L BF: 35	H: 7 R: 2 ER: 2 SO: 8	BB: 2 IBB: 0 HBP: 0 BLK: 0	WP: 0 HR: 1 S: 49 P: 57	ERA: 2.00 WHIP: 1.000											ERA: 2.00 WHIP: 1.000				

Batter	1	2	3	4	5	6	7	8	9	AB	R	H	RBI	BB	SO	LOB	BOTTOM			
Damaso Garcia, R OBP: 0.321, SLG: 0.392	0-0 F7		0-0 F7			0-0 6-3			0-0 3-1	4	0	0	0	0	0	0	Baltimore Orioles @ Toronto Blue Jays Exhibition Stadium, Toronto, ON Mon Aug 13 1984, 7:05 PM EDT Att: 33,238 - Unknown			
Dave Collins, S OBP: 0.364, SLG: 0.466	0-0 4-3			0-0 4-3			1-0 E E HBP		0-0 F8	3	0	0	0	0	0	0				
Lloyd Moseby, L OBP: 0.356, SLG: 0.480	0-0 F7			0-0 F8			0-3 K 1-2		0-0 4-3	4	0	0	0	0	1	1				
Willie Upshaw, L OBP: 0.358, SLG: 0.511		0-3 K		0-0 F9			0-0 5-3			3	0	0	0	0	1	1				
Willie Aikens, L OBP: 0.303, SLG: 0.370 Rick Leach, L OBP: 0.344, SLG: 0.431		0-0 4-3			0-3 K		4-0 BB			2	0	0	0	1	1	0				
George Bell, R OBP: 0.324, SLG: 0.474		0-3 K			0-0 F7		0-0 F9			3	0	0	0	0	1	2				
Rance Mulliniks, L OBP: 0.395, SLG: 0.438			0-0 4-3 2B		0-0 3-1				0-0 4-3	3	1	1	0	0	0	0				
Ernie Whitt, L OBP: 0.339, SLG: 0.411			0-0 4-3			0-3 K			0-0 F8	3	0	0	0	0	1	1				
Alfredo Griffin, S OBP: 0.250, SLG: 0.308 Cliff Johnson, R OBP: 0.369, SLG: 0.524 Tony Fernandez, S OBP: 0.305, SLG: 0.413			0-0 4-3			0-0 1-3			0-3 K	2	0	0	1	0	0	0				
Inning Stats	R: 0 E: 0 K: 0 S: 3	H: 0 LOB: 0 BB: 0 P: 3	R: 0 E: 0 K: 2 S: 7	H: 0 LOB: 0 BB: 0 P: 7	R: 1 E: 0 K: 0 S: 4	H: 1 LOB: 0 BB: 0 P: 4	R: 0 E: 0 K: 0 S: 3	H: 0 LOB: 0 BB: 0 P: 3	R: 0 E: 0 K: 1 S: 5	H: 0 LOB: 0 BB: 0 P: 5	R: 0 E: 0 K: 1 S: 5	H: 0 LOB: 2 BB: 1 P: 10	R: 0 E: 0 K: 1 S: 5	H: 0 LOB: 0 BB: 0 P: 5	R: 0 E: 0 K: 0 S: 3	H: 0 LOB: 0 BB: 0 P: 3		1B: 0 2B: 1 3B: 0 HR: 0	SF: 0 SAC: 0 DP: 0 HBP: 1	WP: 0 PB: 0 SB: 0 CS: 0
PITCHER Mike Boddicker, R ERA: 2.91	IP: 9.0 WLS: W BF: 30	H: 1 R: 1 ER: 1 SO: 6	BB: 1 IBB: 0 HBP: 1 BLK: 0	WP: 0 HR: 0 S: 40 P: 45	ERA: 1.00 WHIP: 0.222											ERA: 1.00 WHIP: 0.222				

AB	33
R	2
H	7
RBI	2
BB	2
SO	8
LOB	12



AB	28
R	1
H	1
RBI	1
BB	1
SO	6
LOB	5



Batter	1	2	3	4	5	6	7	8	9	AB	R	H	RBI	BB	SO	LOB	TOP			
Damaso Garcia, R OBP: 0.321, SLG: 0.394	F3		F3	F3		FC4-6		E		5	2	2	1	0	0	1	Toronto Blue Jays @ Cleveland Indians Cleveland Municipal Stadium, Cleveland, OH Tue Aug 14 1984, 7:05 PM EDT Unknown			
Lloyd Moseby, L OBP: 0.356, SLG: 0.481	F9		F8	F9			6-3	E4		5	1	2	1	0	0	0				
George Bell, R OBP: 0.323, SLG: 0.478	5-3		F8	5-3				F7		5	1	1	1	0	0	2				
Cliff Johnson, R OBP: 0.386, SLG: 0.522		F7	WP		5-3		F6		K	5	1	1	1	0	1	0				
Jesse Barfield, R OBP: 0.344, SLG: 0.487	5-3		1B		F8		E6		1B	4	2	1	0	1	0	0				
Willie Upshaw, L OBP: 0.361, SLG: 0.512	1B		E		F5				4-3	5	0	3	1	0	0	1				
Buck Martinez, R OBP: 0.285, SLG: 0.343	1B		SF8			F8			1B	4	0	2	2	0	1	2				
Garth Iorg, R OBP: 0.242, SLG: 0.280	FC6		E6		5-3			F7		4	0	0	0	0	0	3				
Tony Fernandez, S OBP: 0.311, SLG: 0.416								F4		4	1	2	0	0	0	2				
Inning Stats	R: 0 E: 0 K: 0 S: 3	H: 0 LOB: 0 BB: 0 P: 3	R: 0 E: 0 K: 0 S: 5	H: 2 LOB: 2 BB: 0 P: 5	R: 5 E: 1 K: 0 S: 9	H: 5 LOB: 2 BB: 1 P: 13	R: 0 E: 0 K: 0 S: 3	H: 0 LOB: 0 BB: 0 P: 3	R: 0 E: 0 K: 0 S: 4	H: 1 LOB: 1 BB: 0 P: 4	R: 1 E: 1 K: 1 S: 8	H: 2 LOB: 2 BB: 0 P: 8	R: 1 E: 1 K: 0 S: 5	H: 2 LOB: 1 BB: 0 P: 5	R: 1 E: 0 K: 1 S: 6	H: 2 LOB: 1 BB: 0 P: 6	1B: 10 2B: 3 3B: 0 HR: 1	SF: 1 SAC: 0 DP: 0 HBP: 0	WP: 1 PB: 0 SB: 0 CS: 0	PA: 43
PITCHER Neal Heaton, L ERA: 5.25	IP: 9.0 WLS: L BF: 43 H: 14 R: 8 ER: 7 SO: 2 BB: 1 IBB: 0 HBP: 0 BLK: 0 WP: 1 HR: 1 S: 46 P: 50 ERA: 7.00 WHIP: 1.667																			

Batter	1	2	3	4	5	6	7	8	9	AB	R	H	RBI	BB	SO	LOB	BOTTOM				
Brett Butler, L OBP: 0.362, SLG: 0.327	F9		F2			4-3			K	3	0	0	0	0	0	1	Toronto Blue Jays @ Cleveland Indians Cleveland Municipal Stadium, Cleveland, OH Tue Aug 14 1984, 7:05 PM EDT Unknown				
Joe Carter, R OBP: 0.302, SLG: 0.476										1	0	0	0	0	1	0					
Julio Franco, R OBP: 0.325, SLG: 0.333	G3-6-3				F9		F9		3-1	3	0	0	0	1	0	0					
Mike Hargrove, L OBP: 0.364, SLG: 0.351	G3-6-3				K		4-3		4-0	3	0	0	0	1	1	1					
Andre Thornton, R OBP: 0.353, SLG: 0.484		F5			F8		F9		FC5-4	4	0	0	0	0	0	1					
Mel Hall, L OBP: 0.325, SLG: 0.414		F8			F7		K			3	0	0	0	0	1	0					
George Vukovich, L OBP: 0.342, SLG: 0.412		F6			K					3	0	1	0	0	1	0					
Chris Bando, S OBP: 0.360, SLG: 0.496			K		F8				F8	3	0	0	0	0	1	1					
Brook Jacoby, R OBP: 0.307, SLG: 0.363						E9			K	3	1	2	0	0	1	1					
Tony Bernazard, S OBP: 0.309, SLG: 0.294			K			SF9			K	2	0	0	1	0	2	2					
Inning Stats	R: 0 E: 0 K: 0 S: 2	H: 0 LOB: 0 BB: 1 P: 6	R: 0 E: 0 K: 2 S: 8	H: 0 LOB: 0 BB: 0 P: 3	R: 0 E: 0 K: 1 S: 5	H: 1 LOB: 1 BB: 0 P: 8	R: 0 E: 0 K: 1 S: 5	H: 0 LOB: 0 BB: 0 P: 5	R: 0 E: 0 K: 1 S: 5	H: 0 LOB: 0 BB: 0 P: 5	R: 1 E: 1 K: 1 S: 8	H: 1 LOB: 1 BB: 0 P: 8	R: 0 E: 0 K: 2 S: 5	H: 1 LOB: 1 BB: 0 P: 8	R: 0 E: 0 K: 1 S: 5	H: 0 LOB: 1 BB: 1 P: 9		1B: 1 2B: 2 3B: 0 HR: 0	SF: 1 SAC: 0 DP: 1 HBP: 0	WP: 0 PB: 0 SB: 0 CS: 0	PA: 31
PITCHER Doyle Alexander, R ERA: 3.29	IP: 8.0 WLS: W BF: 27 H: 3 R: 1 ER: 1 SO: 7 BB: 1 IBB: 0 HBP: 0 BLK: 0 WP: 0 HR: 0 S: 40 P: 44 ERA: 1.12 WHIP: 0.500																				
Jim Gott, R ERA: 4.12	0.2	3	0	0	0	1	1	0	0	0	0	4	8	0.00	1.500						
Dennis Lamp, R ERA: 3.71	0.1	1	0	0	0	0	0	0	0	0	0	1	1	0.00	0.000						

Batter	1	2	3	4	5	6	7	8	9	AB	R	H	RBI	BB	SO	LOB	TOP									
Tony Fernandez, S OBP: 0.307, SLG: 0.415 (1, 6)	G3		4-3			FC6-4 1B	K	F9		5	1	1	0	0	1	4	Toronto Blue Jays @ Cleveland Indians Cleveland Municipal Stadium, Cleveland, OH Tue Aug 14 1984, 7:05 PM EDT Att: 6,158 - Unknown AB 40 R 9 H 15 RBI 9 BB 2 SO 4 LOB 18									
Dave Collins, S OBP: 0.365, SLG: 0.466 (1, 7)	F9			4-3		FC6-4 1B	SF9			4	0	2	1	0	0	0										
Lloyd Moseby, L OBP: 0.355, SLG: 0.485 (1, 8)	F9			F5		K		4-3		5	1	1	2	0	1	4										
Willie Upshaw, L OBP: 0.361, SLG: 0.510 (1, 3)		4-3				FC6-4 1B	K			5	2	2	1	0	1	1										
Willie Aikens, L OBP: 0.304, SLG: 0.369 George Bell, R OBP: 0.326, SLG: 0.487 (8, PH)	F6			F9		2B				3	0	1	0	0	0	1										
Rance Mulliniks, L OBP: 0.397, SLG: 0.441 Garth Iorg, R OBP: 0.241, SLG: 0.279 (8, 5)	G3				4-3					3	0	1	1	1	0	0										
Ernie Whitt, L OBP: 0.336, SLG: 0.408 Cliff Johnson, R OBP: 0.385, SLG: 0.520 Buck Martinez, R OBP: 0.282, SLG: 0.341 (6, 2)			K		F5		F8			2	0	0	0	0	1	0										
Rick Leach, L OBP: 0.364, SLG: 0.458 Damaso Garcia, R OBP: 0.223, SLG: 0.402 (7, PH)			G3							1	0	1	0	1	0	0										
Alfredo Griffin, S OBP: 0.249, SLG: 0.306 Jesse Barfield, R OBP: 0.349, SLG: 0.491 (7, 9)	G3				F8					2	0	0	0	0	0	2										
Inning Stats	R: 0 E: 0 K: 0 S: 3	H: 0 LOB: 0 BB: 0 P: 3	R: 0 E: 0 K: 0 S: 3	H: 0 LOB: 0 BB: 0 P: 3	R: 0 E: 0 K: 1 S: 6	H: 1 LOB: 1 BB: 0 P: 6	R: 0 E: 0 K: 0 S: 4	H: 1 LOB: 1 BB: 0 P: 4	R: 0 E: 0 K: 0 S: 3	H: 0 LOB: 1 BB: 1 P: 7	R: 2 E: 0 K: 1 S: 9	H: 4 LOB: 2 BB: 0 P: 9	R: 3 E: 0 K: 2 S: 10	H: 3 LOB: 0 BB: 0 P: 10	R: 3 E: 0 K: 0 S: 7	H: 4 LOB: 3 BB: 1 P: 11		R: 1 E: 0 K: 0 S: 5	H: 2 LOB: 1 BB: 0 P: 5	1B: 9 2B: 3 3B: 0 HR: 3	SF: 2 SAC: 0 DP: 0 HBP: 0	WP: 0 PB: 0 SB: 1 CS: 0	PA: 44			
PITCHER	IP	WLS	BF	H	R	ER	SO	BB	IBB	HBP	BLK	WP	HR	S	P	ERA		WHIP	PITCHER							
Steve Comer, R ERA: 5.56 (1, 1)	5.2		24	6	2	2	2	1	0	0	0	0	0	27	31	3.18		1.235								
Mike Jeffcoat, L ERA: 3.05 (6, 1)	1.1		7	3	3	3	2	0	0	0	0	0	1	11	11	20.25		2.250								
Tom Waddell, R ERA: 3.86 (8, 1)	2.0	L	13	6	4	4	0	1	0	0	0	0	2	12	16	18.00		3.500								

Batter	1	2	3	4	5	6	7	8	9	AB	R	H	RBI	BB	SO	LOB	BOTTOM									
Brett Butler, L OBP: 0.365, SLG: 0.331 (1, 8)			4-3		SH1-3					4	0	3	1	0	0	1	Toronto Blue Jays @ Cleveland Indians Cleveland Municipal Stadium, Cleveland, OH Tue Aug 14 1984, 7:05 PM EDT Att: 6,158 - Unknown AB 34 R 5 H 10 RBI 5 BB 2 SO 7 LOB 13									
Joe Carter, R OBP: 0.286, SLG: 0.449 (1, 7)	K		6-3		F9		K			5	0	0	0	0	2	5										
Julio Franco, R OBP: 0.327, SLG: 0.334 (1, 6)	K			2B						4	1	2	1	0	1	1										
Andre Thornton, R OBP: 0.355, SLG: 0.485 (1, 10)		5-3								3	1	1	0	1	1	0										
Pat Tabler, R OBP: 0.361, SLG: 0.392 (1, 3)		K		6-3						4	0	0	1	0	1	3										
Carmen Castillo, R OBP: 0.305, SLG: 0.467 George Vukovich, L OBP: 0.341, SLG: 0.411 (8, PH)	F9									3	0	1	1	0	1	0										
Brook Jacoby, R OBP: 0.306, SLG: 0.362 (1, 5)										4	2	1	0	0	0	2										
Jerry Willard, L OBP: 0.290, SLG: 0.369 (1, 2)										3	0	1	1	1	0	0										
Mike Fischlin, R OBP: 0.276, SLG: 0.309 Broderick Perkins, L OBP: 0.322, SLG: 0.240 (8, PH)			SH1-3							2	1	1	0	0	1	0										
Inning Stats	R: 0 E: 0 K: 2 S: 7	H: 1 LOB: 0 BB: 0 P: 7	R: 0 E: 0 K: 1 S: 5	H: 0 LOB: 0 BB: 0 P: 5	R: 1 E: 0 K: 0 S: 4	H: 1 LOB: 1 BB: 1 P: 8	R: 3 E: 0 K: 0 S: 6	H: 4 LOB: 1 BB: 0 P: 6	R: 1 E: 0 K: 0 S: 5	H: 2 LOB: 2 BB: 1 P: 9	R: 0 E: 0 K: 1 S: 5	H: 0 LOB: 0 BB: 0 P: 5	R: 0 E: 0 K: 2 S: 8	H: 1 LOB: 1 BB: 0 P: 8	R: 0 E: 1 K: 1 S: 6	H: 0 LOB: 1 BB: 0 P: 6		R: 0 E: 0 K: 0 S: 4	H: 1 LOB: 1 BB: 0 P: 4	1B: 9 2B: 1 3B: 0 HR: 0	SF: 0 SAC: 2 DP: 0 HBP: 0	WP: 2 PB: 0 SB: 1 CS: 1	PA: 38			
PITCHER	IP	WLS	BF	H	R	ER	SO	BB	IBB	HBP	BLK	WP	HR	S	P	ERA		WHIP	PITCHER							
Bryan Clark, L ERA: 5.04 (1, 1)	6.0		26	8	5	5	4	1	0	0	0	0	0	32	40	7.50		1.500								
Roy Lee Jackson, R ERA: 3.99 (7, 1)	0.0		0	0	0	0	0	0	0	0	0	0	0	0	0	∞		∞								
Dennis Lamp, R ERA: 3.51 (7, 1)	3.0	W	12	2	0	0	3	0	0	0	0	0	0	18	18	0.00		0.667								

Batter	1	2	3	4	5	6	7	8	9	AB	R	H	RBI	BB	SO	LOB	TOP					
Damaso Garcia, R OBP: 0.323, SLG: 0.400 Garth Iorg, R OBP: 0.241, SLG: 0.279	6-3		F3		4-3			1B SF7 1B		4	0	1	0	0	0	0	Toronto Blue Jays @ Cleveland Indians Cleveland Municipal Stadium, Cleveland, OH Wed Aug 15 1984, 7:05 PM EDT Unknown					
Dave Collins, S OBP: 0.366, SLG: 0.467	4-3 1B		F8			1-3		1-3 1B		4	0	2	0	0	0							
Lloyd Moseby, L OBP: 0.354, SLG: 0.484 George Bell, R OBP: 0.326, SLG: 0.487	4-3 1-2			FC4-6 1B		5-3		SF7		3	0	1	1	0	0							
Willie Upshaw, L OBP: 0.360, SLG: 0.508	F7			FC4-6 1-2 1B			BB 1B	G3-6-3 1-2 1B		4	0	1	0	0	0							
Willie Aikens, L OBP: 0.304, SLG: 0.365 Jesse Barfield, R OBP: 0.348, SLG: 0.489		5-3		FC4-6 1-2 1B			1-2 BB		K G4-6-3	2	0	0	0	1	0							
Rance Mulliniks, L OBP: 0.395, SLG: 0.438	G3			1-2 1B			F4		G4-6-3 1-2	4	0	1	0	0	0							
Ernie Whitt, L OBP: 0.335, SLG: 0.405	1B			G3				F7		4	0	1	0	0	0							
Rick Leach, L OBP: 0.362, SLG: 0.452	4-3					4-3		G3-6-3 1B		3	0	1	0	0	0							
Alfredo Griffin, S OBP: 0.246, SLG: 0.303			3-1			G3		G3-6-3 1-2		3	0	0	0	0	0							
Inning Stats	R: 0 E: 0 K: 0 S: 4	H: 1 LOB: 1 BB: 0 P: 4	R: 0 E: 0 K: 0 S: 4	H: 1 LOB: 1 BB: 0 P: 4	R: 0 E: 0 K: 0 S: 3	H: 0 LOB: 0 BB: 0 P: 3	R: 0 E: 0 K: 0 S: 5	H: 2 LOB: 2 BB: 0 P: 5	R: 0 E: 0 K: 0 S: 3	H: 0 LOB: 0 BB: 0 P: 3	R: 0 E: 0 K: 0 S: 4	H: 1 LOB: 2 BB: 0 P: 8	R: 0 E: 0 K: 0 S: 3	H: 1 LOB: 0 BB: 0 P: 3	R: 1 E: 0 K: 0 S: 4	H: 2 LOB: 1 BB: 0 P: 4		R: 0 E: 0 K: 1 S: 5	H: 0 LOB: 0 BB: 0 P: 5	1B: 8 2B: 0 3B: 0 HR: 0	SF: 1 SAC: 0 DP: 3 HBP: 0	WP: 1 PB: 0 SB: 0 CS: 0
PITCHER Don Schulte, R ERA: 5.55	IP: 9.0 WLS: W BF: 34 H: 8 R: 1 ER: 1 SO: 1 BB: 1 IBB: 0 HBP: 0 BLK: 0 WP: 1 HR: 0 S: 35 P: 39 ERA: 1.00 WHIP: 1.000															PITCHER						

Batter	1	2	3	4	5	6	7	8	9	AB	R	H	RBI	BB	SO	LOB	BOTTOM			
Brett Butler, L OBP: 0.366, SLG: 0.335	4-3		K			FC6-4 BB		1B 3B		4	2	1	0	2	1	1	Toronto Blue Jays @ Cleveland Indians Cleveland Municipal Stadium, Cleveland, OH Wed Aug 15 1984, 7:05 PM EDT Unknown			
Julio Franco, R OBP: 0.329, SLG: 0.335 Mike Fischlin, R OBP: 0.286, SLG: 0.333	1B		S E BB	F4		FC6-4 1B 1-2		3-1 BB WP 1B	G3 1-H 2B	4	3	2	1	1	0					
Mike Hargrove, L OBP: 0.367, SLG: 0.351	1B 1-3 1B		E 1-2 BB	F8		1B 1-2 1B		K	G3	5	2	2	0	1	1					
Andre Thornton, R OBP: 0.359, SLG: 0.487 Carmen Castillo, R OBP: 0.303, SLG: 0.464	1B 1-2 3-H 1B		E7 1-3 2-H 1B	F9		1-3 2-H 1B		WP 3-1 BB	6-3	4	2	3	3	1	0					
Mel Hall, L OBP: 0.329, SLG: 0.413	1-2 2-3 1B		1B 2B IBB			F7		3-1		3	1	1	0	2	0					
George Vukovich, L OBP: 0.345, SLG: 0.414	3		2B 1-2 2-H 3-H 1B			1B		BB 1B	K	5	1	3	4	0	1					
Brook Jacoby, R OBP: 0.314, SLG: 0.369			CS 1B			1B		1-2 2-3 BB	HR BB	3	2	3	2	2	0					
Jerry Willard, L OBP: 0.293, SLG: 0.385	F7		2H 1B			K		K2-3	HR	5	1	2	3	0	2					
Tony Bernazard, S OBP: 0.308, SLG: 0.300	6-3		K			G3		HR	6-3	5	1	1	1	0	1					
Inning Stats	R: 1 E: 0 K: 0 S: 6	H: 4 LOB: 2 BB: 0 P: 6	R: 0 E: 0 K: 0 S: 3	H: 1 LOB: 0 BB: 0 P: 3	R: 6 E: 1 K: 2 S: 11	H: 4 LOB: 1 BB: 3 P: 23	R: 0 E: 0 K: 0 S: 3	H: 0 LOB: 0 BB: 0 P: 3	R: 0 E: 0 K: 1 S: 6	H: 2 LOB: 1 BB: 0 P: 6	R: 3 E: 0 K: 1 S: 8	H: 3 LOB: 3 BB: 3 P: 20	R: 3 E: 0 K: 2 S: 10	H: 3 LOB: 2 BB: 1 P: 14	R: 3 E: 0 K: 0 S: 5	H: 2 LOB: 1 BB: 2 P: 13		1B: 14 2B: 3 3B: 1 HR: 2	SF: 0 SAC: 0 DP: 1 HBP: 0	WP: 1 PB: 0 SB: 1 CS: 1
PITCHER Luis Leal, R ERA: 3.51 Jimmy Key, L ERA: 6.02 Rick Leach, L ERA: 27.0	IP: 5.2 WLS: L BF: 31 H: 13 R: 10 ER: 3 SO: 3 BB: 3 IBB: 0 HBP: 0 BLK: 0 WP: 1 HR: 1 S: 33 P: 49 ERA: 15.88 WHIP: 2.824															PITCHER				



Batter	1	2	3	4	5	6	7	8	9	10	11	12	13	AB	R	H	RBI	BB	SO	LOB	TOP			
Damaso Garcia, R OBP: 0.322, SLG: 0.399 (1, 4)														7	1	2	0	0	1	5				
Dave Collins, S OBP: 0.362, SLG: 0.461 (1, 8)														4	0	0	0	0	1	4				
Ernie Whitt, L OBP: 0.336, SLG: 0.403 (8, 2)														1	0	0	0	1	0	0				
George Bell, R OBP: 0.325, SLG: 0.484 (1, 7)														7	0	2	1	0	1	2				
Cliff Johnson, R OBP: 0.368, SLG: 0.516 (1, 10)														6	0	2	0	1	0	3				
Jesse Barfield, R OBP: 0.358, SLG: 0.506 (1, 9)														6	1	4	2	1	0	2				
Willie Upshaw, L OBP: 0.359, SLG: 0.505 (1, 3)														7	0	2	0	0	0	7				
Buck Martinez, R OBP: 0.283, SLG: 0.337 (1, 2)														2	0	0	0	1	0	1				
Lloyd Moseby, L OBP: 0.352, SLG: 0.482 (8, 8)														2	0	0	0	2	0	2				
Garth Iorg, R OBP: 0.242, SLG: 0.280 (1, 5)														3	0	1	0	0	1	2				
Rance Mulliniks, L OBP: 0.352, SLG: 0.434 (8, 5)														2	0	0	0	0	0	5				
Alfredo Griffin, S OBP: 0.245, SLG: 0.301 (10, 6)														6	1	4	0	0	0	1				
Tony Fernandez, S OBP: 0.323, SLG: 0.427 (10, 5)														6	1	4	0	0	0	1				
Inning Stats	R: 1 E: 0 K: 0 S: 5	H: 2 LOB: 2 BB: 1 P: 9	R: 0 E: 0 K: 3 S: 10	H: 1 LOB: 2 BB: 1 P: 14	R: 0 E: 0 K: 1 S: 5	H: 0 LOB: 0 BB: 0 P: 5	R: 0 E: 0 K: 1 S: 4	H: 1 LOB: 1 BB: 0 P: 4	R: 0 E: 1 K: 0 S: 6	H: 0 LOB: 2 BB: 0 P: 6	R: 0 E: 0 K: 0 S: 5	H: 2 LOB: 2 BB: 0 P: 5	R: 0 E: 0 K: 0 S: 5	H: 2 LOB: 2 BB: 0 P: 5	R: 1 E: 0 K: 0 S: 5	H: 2 LOB: 1 BB: 2 P: 10	R: 0 E: 0 K: 0 S: 3	H: 0 LOB: 0 BB: 0 P: 3	R: 0 E: 0 K: 0 S: 7	H: 2 LOB: 3 BB: 1 P: 11	1B: 16 2B: 0 3B: 0 HR: 1	SF: 0 SAC: 1 DP: 1 HBP: 0	W/P: 0 PB: 0 SB: 3 CS: 0	PA: 62
PITCHER	IP	WLS	BF	H	R	ER	SO	BB	IBB	HBP	BLK	WP	HR	S	P	ERA	WHIP							
Jamie Easterly, L ERA: 3.62 (1, 1)	5.2		26	6	2	2	4	2	0	0	0	0	0	1	32	40	3.18	1.412						
Ernie Camacho, R ERA: 1.78 (8, 1)	3.1		17	7	0	0	0	0	0	0	0	0	0	17	17	0.00	2.100							
Roy Smith, R ERA: 4.9 (10, 1)	1.0		7	2	1	1	0	2	0	0	0	0	0	5	13	9.00	4.000							
Mike Jeffcoat, L ERA: 2.91 (11, 1)	3.0	W	12	2	0	0	1	0	2	0	0	0	0	12	20	0.00	0.667							

Toronto Blue Jays @ Cleveland Indians
Cleveland Municipal Stadium, Cleveland, OH
Wed Aug 15 1984, 7:05 PM EDT
Att: 6,101 - Unknown

AB 55
R 3
H 17
RBI 3
BB 6
SO 4
LOB 34



Batter	1	2	3	4	5	6	7	8	9	10	11	12	13	AB	R	H	RBI	BB	SO	LOB	BOTTOM							
Joe Carter, R OBP: 0.290, SLG: 0.438 (11, 7)														7	1	2	1	0	1	5								
Julio Franco, R OBP: 0.333, SLG: 0.340 (1, 6)														6	2	4	0	0	0	3								
Mike Hargrove, L OBP: 0.367, SLG: 0.349 (1, 3)														2	0	0	1	2	0									
Broderick Perkins, L OBP: 0.317, SLG: 0.235 (10, PR)														1	0	0	0	0	1	0								
Andre Thornton, R OBP: 0.359, SLG: 0.483 (1, 10)														4	0	0	0	2	1	3								
Mel Hall, L OBP: 0.328, SLG: 0.410 (1, 7)														2	0	0	1	1	2	0								
Carmen Castillo, R OBP: 0.307, SLG: 0.464 (10, PH)														0	0	0	1	1	0	0								
Jerry Willard, L OBP: 0.292, SLG: 0.383 (11, 2)														1	0	0	0	0	1	0								
George Vukovich, L OBP: 0.341, SLG: 0.407 (1, 9)														5	0	0	0	1	0	7								
Brook Jacoby, R OBP: 0.315, SLG: 0.369 (1, 5)														0	0	0	0	0	0	0								
Pat Tabler, R OBP: 0.359, SLG: 0.388 (2, PR)														2	0	0	0	0	1	0								
Mike Fischlin, R OBP: 0.288, SLG: 0.333 (7, 5)														3	1	1	0	0	0	1								
Chris Bando, S OBP: 0.357, SLG: 0.488 (1, 2)														4	0	1	0	0	0	1								
Tony Bernazard, S OBP: 0.306, SLG: 0.298 (1, 4)														4	0	1	0	0	0	1								
Brett Butler, L OBP: 0.368, SLG: 0.336 (10, PH)														3	0	0	0	0	0	3								
Jimmy Key, L ERA: 5.82 (10, 1)	3.0	L	15	3	1	1	3	3	0	0	0	0	0	18	30	3.00	2.000											
Inning Stats	R: 1 E: 0 K: 1 S: 7	H: 2 LOB: 2 BB: 1 P: 11	R: 0 E: 0 K: 0 S: 3	H: 0 LOB: 0 BB: 0 P: 4	R: 0 E: 0 K: 0 S: 3	H: 1 LOB: 2 BB: 2 P: 11	R: 0 E: 0 K: 0 S: 3	H: 0 LOB: 0 BB: 0 P: 3	R: 0 E: 0 K: 2 S: 7	H: 0 LOB: 0 BB: 0 P: 7	R: 0 E: 0 K: 0 S: 4	H: 1 LOB: 1 BB: 0 P: 4	R: 0 E: 0 K: 0 S: 5	H: 0 LOB: 0 BB: 0 P: 5	R: 0 E: 0 K: 0 S: 3	H: 0 LOB: 0 BB: 0 P: 3	R: 1 E: 0 K: 0 S: 4	H: 1 LOB: 3 BB: 3 P: 16	R: 0 E: 0 K: 1 S: 6	H: 1 LOB: 2 BB: 1 P: 10	R: 0 E: 0 K: 2 S: 7	H: 0 LOB: 0 BB: 0 P: 7	R: 0 E: 0 K: 0 S: 4	H: 2 LOB: 2 BB: 1 P: 8	1B: 9 2B: 0 3B: 0 HR: 0	SF: 2 SAC: 2 DP: 0 HBP: 1	W/P: 1 PB: 0 SB: 1 CS: 1	PA: 55
PITCHER	IP	WLS	BF	H	R	ER	SO	BB	IBB	HBP	BLK	WP	HR	S	P	ERA	WHIP											
Jim Acker, R ERA: 4.48 (1, 1)	4.0		18	3	1	1	1	3	0	1	0	1	0	16	29	2.25	1.500											
Jim Gott, R ERA: 3.98 (5, 1)	5.2		22	3	2	1	3	2	0	0	0	0	0	26	34	1.59	0.882											

Toronto Blue Jays @ Cleveland Indians
Cleveland Municipal Stadium, Cleveland, OH
Wed Aug 15 1984, 7:05 PM EDT
Att: 6,101 - Unknown

AB 42
R 4
H 9
RBI 4
BB 8
SO 7
LOB 24



Batter	1	2	3	4	5	6	7	8	9	AB	R	H	RBI	BB	SO	LOB	TOP										
Damaso Garcia, R (1, 4) OBP: 0.321, SLG: 0.401	0-0 6-3		0-0 FC6-4		0-0 F3		0-0 3B		0-3 K	5	0	1	2	0	1	1	Toronto Blue Jays @ Cleveland Indians Cleveland Municipal Stadium, Cleveland, OH Thu Aug 16 1984, 7:05 PM EDT Att: 5,598 - Unknown										
Dave Collins, S (1, 7) OBP: 0.361, SLG: 0.457	0-0 6-3		0-0 F8		1-0 CS HBP		0-0 F4			3	0	0	0	0	0	2											
Lloyd Moseby, L (1, 8) OBP: 0.354, SLG: 0.480	0-0 F7			0-0 1B	0-3 K			0-0 F9		4	1	1	0	0	1	1											
Willie Upshaw, L (1, 3) OBP: 0.358, SLG: 0.502		0-3 K		0-0 2B 1B	0-0 F5			0-0 3-1		4	1	1	1	0	1	0											
George Bell, R (1, 9) OBP: 0.329, SLG: 0.487		0-0 CS 1B		0-0 1B 2B	0-3 K			4-0 1B BB		3	1	2	0	1	1	0											
Cliff Johnson, R (1, 10) OBP: 0.384, SLG: 0.511	0-0 F7		0-0 F9		0-0 F7			0-0 1B		4	0	1	0	0	0	2											
Rance Mulliniks, L (1, 5) OBP: 0.390, SLG: 0.431	0-0 CS		0-0 4-3	0-0 1B	0-3 K			0-0 F5		4	0	1	1	0	1	2											
Ernie Whitt, L (1, 2) OBP: 0.335, SLG: 0.400			0-0 1B FC6-4	0-0 F7	0-3 K			0-0 F9		4	1	1	0	0	1	1											
Tony Fernandez, S (1, 6) OBP: 0.328, SLG: 0.430			0-0 1B FC6-4	0-0 F4	0-0 3B 1B			0-0 F9		4	1	2	0	0	0	1											
Inning Stats	R: 0 E: 0 K: 0 S: 3	H: 0 LOB: 0 BB: 0 P: 3	R: 0 E: 0 K: 1 S: 5	H: 1 LOB: 0 BB: 0 P: 5	R: 1 E: 0 K: 0 S: 5	H: 2 LOB: 1 BB: 0 P: 5	R: 3 E: 0 K: 0 S: 7	H: 4 LOB: 1 BB: 0 P: 7	R: 0 E: 0 K: 1 S: 4	H: 0 LOB: 0 BB: 0 P: 5	R: 0 E: 0 K: 1 S: 9	H: 2 LOB: 1 BB: 0 P: 9	R: 0 E: 0 K: 0 S: 4	H: 1 LOB: 2 BB: 1 P: 8	R: 0 E: 0 K: 1 S: 5	H: 0 LOB: 0 BB: 0 P: 5	1B: 8 2B: 1 3B: 1 HR: 0	SF: 0 SAC: 0 DP: 0 HBP: 1	WP: 1 PB: 0 SB: 1 CS: 2	PA: 38							
PITCHER	IP	WLS	BF	H	R	ER	SO	BB	IBB	HBP	BLK	WP	HR	S	P	ERA	WHIP										
Steve Farr, R (1, 1) ERA: 4.7	3.2		17	7	4	4	1	0	0	0	0	1	0	19	19	9.82	1.909										
Tom Waddell, R (4, 1) ERA: 3.69	5.1	W	20	3	1	1	5	1	0	1	0	0	0	28	33	1.69	0.750										

AB	35
R	5
H	10
RBI	4
BB	1
SO	6
LOB	10



Batter	1	2	3	4	5	6	7	8	9	AB	R	H	RBI	BB	SO	LOB	BOTTOM										
Brett Butler, L (1, 8) OBP: 0.367, SLG: 0.334	0-0 F8	0-3 K			0-0 F8		0-0 F8		0-0 FC5-4 1B	5	0	1	1	0	1	2	Toronto Blue Jays @ Cleveland Indians Cleveland Municipal Stadium, Cleveland, OH Thu Aug 16 1984, 7:05 PM EDT Att: 5,598 - Unknown										
Julio Franco, R (1, 6) OBP: 0.288, SLG: 0.348	0-0 4-3 1B 2B		4-0 S BB		0-0 3B			4-0 1B SF7 BB	0-0 FC5-4 2B	3	3	2	1	2	0	2											
Mike Hargrove, L (1, 3) OBP: 0.365, SLG: 0.346	0-0 4-3		0-3 K		0-0 F6			0-0 1B	0-3 K	5	0	1	0	0	2	5											
Andre Thornton, R (1, 10) OBP: 0.359, SLG: 0.483	4-0 1B BB		0-0 F3		0-0 F8			0-3 K	0-0 2B	4	0	1	2	1	1	3											
Mel Hall, L (1, 7) OBP: 0.327, SLG: 0.409	0-0 1-2 1B		0-0 F8		0-3 K			0-0 SF7	0-3 1-2 3-H	3	0	1	2	0	1	1											
Pat Tabler, R (1, 5) OBP: 0.356, SLG: 0.386	0-0 F8			0-0 F7		0-0 5-3		0-0 F6		3	0	0	0	0	0	2											
Mike Fischlin, R (7, 5) OBP: 0.288, SLG: 0.333										0	0	0	0	0	0	0											
Broderick Perkins, L (8, PH) OBP: 0.311, SLG: 0.231										0	0	0	0	0	0	1											
Brook Jacoby, R (9, 5) OBP: 0.315, SLG: 0.389										0	0	0	0	0	0	0											
George Vukovich, L (1, 9) OBP: 0.340, SLG: 0.405		0-3 K		0-0 3-1		0-3 K		0-0 1B BB 1B		4	1	1	0	0	2	0											
Chris Bando, S (1, 2) OBP: 0.361, SLG: 0.492		0-0 G3 2B		0-3 K		0-0 G4-1		4-0 1B 1B FC5-4 BB		3	1	1	0	1	1	0											
Tony Bernazard, S (1, 4) OBP: 0.306, SLG: 0.298		0-0 G3			0-0 F8			0-0 FC5-4 1B 2B 1B		3	0	1	0	0	0	1											
Joe Carter, R (9, PH) OBP: 0.293, SLG: 0.443										1	1	1	0	0	0	0											
Inning Stats	R: 1 E: 0 K: 0 S: 5	H: 2 LOB: 2 BB: 1 P: 9	R: 0 E: 0 K: 2 S: 8	H: 1 LOB: 1 BB: 0 P: 8	R: 0 E: 0 K: 1 S: 5	H: 0 LOB: 0 BB: 1 P: 9	R: 0 E: 0 K: 1 S: 5	H: 0 LOB: 0 BB: 0 P: 5	R: 0 E: 0 K: 1 S: 6	H: 1 LOB: 1 BB: 0 P: 6	R: 0 E: 0 K: 1 S: 6	H: 1 LOB: 1 BB: 1 P: 10	R: 1 E: 0 K: 1 S: 6	H: 1 LOB: 1 BB: 1 P: 10	R: 4 E: 0 K: 1 S: 8	H: 4 LOB: 1 BB: 1 P: 12	1B: 6 2B: 3 3B: 1 HR: 0	SF: 1 SAC: 0 DP: 0 HBP: 0	WP: 0 PB: 0 SB: 1 CS: 0	PA: 40							
PITCHER	IP	WLS	BF	H	R	ER	SO	BB	IBB	HBP	BLK	WP	HR	S	P	ERA	WHIP										
Dave Stieb, R (1, 1) ERA: 2.48	8.0		33	6	2	2	7	3	0	0	0	0	0	44	56	2.25	1.125										
Dennis Lamp, R (9, 1) ERA: 4.11	0.2	L	7	4	4	4	1	1	0	0	0	0	0	8	12	54.00	7.500										



Batter	1	2	3	4	5	6	7	8	9	AB	R	H	RBI	BB	SO	LOB	TOP					
Damaso Garcia, R (1,4) OBP: 0.319, SLG: 0.398	F7	FC6-4			F9		F4			4	0	0	0	0	0	2	Toronto Blue Jays @ Chicago White Sox Comiskey Park, Chicago, IL Fri Aug 17 1984, 8:05 PM EDT Att: 29,941 - Unknown livebaseballscores.com					
Dave Collins, S (1,7) OBP: 0.357, SLG: 0.451	3-1		6-3		6-3			F6		4	0	0	0	0	0	1						
Lloyd Moseby, L (1,8) OBP: 0.355, SLG: 0.486			F7			HR		4-3		4	1	2	1	0	0	0						
Willie Upshaw, L (1,3) OBP: 0.361, SLG: 0.510	1B		K			FC4-6 1B		HR		3	1	2	1	1	1	0						
George Bell, R (1,9) OBP: 0.326, SLG: 0.483	K			F5		F4		F7		4	0	0	0	0	1	3						
Willie Aikens, L (1,10) OBP: 0.296, SLG: 0.356		F3		F8		F7			6-3	4	0	0	0	0	0	1						
Rance Mulliniks, L (1,5) Garth Iorg, R (9,5) OBP: 0.388, SLG: 0.433 OBP: 0.242, SLG: 0.280			F8			FC4-6		F4		4	1	1	0	0	0	1						
Ernie Whitt, L (1,2) OBP: 0.337, SLG: 0.415		1B SF9 2B								0	0	0	0	0	0	0						
Alfredo Griffin, S (1,6) OBP: 0.245, SLG: 0.302										4	1	2	1	0	0	0						
Inning Stats	R: 0 E: 0 K: 1 S: 6	H: 1 LOB: 2 BB: 1 P: 10	R: 1 E: 0 K: 0 S: 5	H: 2 LOB: 1 BB: 0 P: 5	R: 0 E: 0 K: 1 S: 5	H: 0 LOB: 0 BB: 0 P: 5	R: 0 E: 0 K: 0 S: 3	H: 0 LOB: 0 BB: 0 P: 3	R: 0 E: 0 K: 0 S: 4	H: 1 LOB: 1 BB: 0 P: 4	R: 1 E: 0 K: 0 S: 5	H: 2 LOB: 1 BB: 0 P: 5	R: 0 E: 0 K: 0 S: 3	H: 0 LOB: 0 BB: 0 P: 3	R: 1 E: 0 K: 0 S: 4	H: 1 LOB: 0 BB: 0 P: 4		R: 1 E: 0 K: 0 S: 4	H: 1 LOB: 0 BB: 0 P: 4	1B: 4 2B: 1 3B: 0 HR: 3	SF: 1 SAC: 0 DP: 0 HBP: 0	WP: 0 PB: 0 SB: 1 CS: 0
PITCHER LaMarr Hoyt, R (1,1) ERA: 4.52	IP: 9.0 WLS: L BF: 36 H: 8 R: 4 ER: 4 SO: 2 BB: 1 IBB: 0 HBP: 0 BLK: 0 WP: 0 HR: 3 S: 39 P: 43 ERA: 4.00 WHIP: 1.000															PITCHER	IP: 9.0 WLS: W BF: 36 H: 7 R: 3 ER: 3 SO: 3 BB: 4 IBB: 0 HBP: 0 BLK: 0 WP: 0 HR: 2 S: 38 P: 54 ERA: 3.00 WHIP: 1.222					

Batter	1	2	3	4	5	6	7	8	9	AB	R	H	RBI	BB	SO	LOB	BOTTOM					
Rudy Law, L (1,8) OBP: 0.321, SLG: 0.344			3-1				F3			2	0	0	0	2	0	1	Toronto Blue Jays @ Chicago White Sox Comiskey Park, Chicago, IL Fri Aug 17 1984, 8:05 PM EDT Att: 29,941 - Unknown livebaseballscores.com					
Carlton Fisk, R (1,2) OBP: 0.304, SLG: 0.481	G6-4-3 BB							F7		4	0	1	0	0	1	2						
Harold Baines, L (1,9) OBP: 0.361, SLG: 0.547		6-3						F1		4	0	0	0	0	0	1						
Greg Luzinski, R (1,10) OBP: 0.343, SLG: 0.379										4	1	3	0	0	0	0						
Greg Walker, L (1,3) Mike Squires, L (8,3) OBP: 0.279, SLG: 0.492 OBP: 0.241, SLG: 0.203										2	0	0	0	1	0	1						
Ron Kittle, R (1,7) OBP: 0.299, SLG: 0.471										1	0	1	0	0	0	0						
Roy Smalley, S (1,5) Vance Law, R (8,5) OBP: 0.325, SLG: 0.356 OBP: 0.296, SLG: 0.403										4	2	2	3	0	0	4						
Scott Fletcher, R (1,6) Tom Paciorek, R (9,PH) OBP: 0.325, SLG: 0.299 OBP: 0.314, SLG: 0.347										4	2	3	0	0	4							
Julio Cruz, S (1,4) Jerry Hairston, S (9,PH) OBP: 0.267, SLG: 0.288 OBP: 0.404, SLG: 0.469										3	0	0	0	0	0	1						
Inning Stats	R: 0 E: 0 K: 0 S: 2	H: 0 LOB: 0 BB: 1 P: 6	R: 2 E: 0 K: 0 S: 5	H: 2 LOB: 0 BB: 0 P: 5	R: 0 E: 0 K: 0 S: 4	H: 1 LOB: 1 BB: 0 P: 4	R: 0 E: 0 K: 0 S: 3	H: 1 LOB: 1 BB: 1 P: 7	R: 0 E: 0 K: 3 S: 9	H: 0 LOB: 1 BB: 1 P: 13	R: 0 E: 0 K: 0 S: 3	H: 0 LOB: 0 BB: 0 P: 3	R: 1 E: 0 K: 0 S: 4	H: 1 LOB: 1 BB: 1 P: 8	R: 0 E: 0 K: 0 S: 5	H: 2 LOB: 2 BB: 0 P: 5		R: 0 E: 0 K: 0 S: 3	H: 0 LOB: 0 BB: 0 P: 3	1B: 4 2B: 1 3B: 0 HR: 2	SF: 0 SAC: 0 DP: 2 HBP: 0	WP: 0 PB: 0 SB: 1 CS: 0
PITCHER Jim Clancy, R (1,1) ERA: 4.63	IP: 9.0 WLS: W BF: 36 H: 7 R: 3 ER: 3 SO: 3 BB: 4 IBB: 0 HBP: 0 BLK: 0 WP: 0 HR: 2 S: 38 P: 54 ERA: 3.00 WHIP: 1.222															PITCHER	IP: 9.0 WLS: L BF: 36 H: 8 R: 4 ER: 4 SO: 2 BB: 1 IBB: 0 HBP: 0 BLK: 0 WP: 0 HR: 3 S: 39 P: 43 ERA: 4.00 WHIP: 1.000					

Batter	1	2	3	4	5	6	7	8	9	AB	R	H	RBI	BB	SO	LOB	TOP					
Damaso Garcia, R (1.4) OBP: 0.318, SLG: 0.394	F9		5-3		F9		FC4-6		G1-6-3	4	0	0	0	1	0	2						
Lloyd Moseby, L (1.8) OBP: 0.352, SLG: 0.481	4-3				F6		K		G3	5	0	0	1	0	1	3						
George Bell, R (1.7) OBP: 0.330, SLG: 0.491	1-3				HR		HR			3	2	2	1	0	0	0						
Cliff Johnson, R (1.10) OBP: 0.382, SLG: 0.519		F4			HR		5-3		K	4	1	1	2	0	1	2						
Jesse Barfield, R (1.9) OBP: 0.356, SLG: 0.502		K			FC3-6		5-3		F3	4	0	1	0	0	1	0						
Willie Upshaw, L (1.3) OBP: 0.363, SLG: 0.508		BB			FC3-6		2B		F4	2	1	0	0	2	0	1						
Buck Martinez, R (1.2) OBP: 0.294, SLG: 0.342					F4		1B		3-1	3	1	1	0	0	1	2						
Ernie Whitt, L (8. PH) OBP: 0.336, SLG: 0.413		K					1B			1	0	0	0	0	0	0						
Garth Iorg, R (1.5) OBP: 0.244, SLG: 0.281					F4		FC4-6		4-3	3	1	1	1	0	1	0						
Dave Collins, S (9. PH) OBP: 0.359, SLG: 0.451					K		2B		BB	0	0	0	0	0	1	0						
Tony Fernandez, S (1.6) OBP: 0.326, SLG: 0.424					6-3		K		4-3	4	0	1	1	0	1	1						
Inning Stats	R: 0 E: 0 K: 0 S: 3	H: 0 LOB: 0 BB: 0 P: 3	R: 0 E: 0 K: 2 S: 7	H: 0 LOB: 1 BB: 1 P: 11	R: 0 E: 0 K: 1 S: 5	H: 0 LOB: 0 BB: 0 P: 5	R: 2 E: 0 K: 0 S: 6	H: 3 LOB: 1 BB: 0 P: 6	R: 0 E: 0 K: 1 S: 5	H: 0 LOB: 0 BB: 0 P: 5	R: 1 E: 0 K: 1 S: 6	H: 1 LOB: 0 BB: 0 P: 6	R: 3 E: 0 K: 1 S: 8	H: 3 LOB: 2 BB: 1 P: 13	R: 0 E: 0 K: 0 S: 3	H: 0 LOB: 0 BB: 0 P: 3	R: 0 E: 0 K: 0 S: 2	H: 0 LOB: 1 BB: 2 P: 10	1B: 4 2B: 1 3B: 0 HR: 2	SF: 0 SAC: 0 DP: 1 HBP: 1	WP: 0 PB: 0 SB: 0 CS: 0	PA: 38
PITCHER	IP	WLS	BF	H	R	ER	SO	BB	IBB	HBP	BLK	WP	HR	S	P	ERA	WHIP					
Floyd Bannister, L (1.1) ERA: 4.46	6.0		26	6	6	6	5	2	0	0	0	0	2	34	42	9.00	1.333					
Bert Roberge, R (7.1) ERA: 4.21	2.0	W	9	1	0	0	1	1	0	1	0	0	0	9	14	0.00	1.000					
Juan Agosto, L (9.1) ERA: 2.09	1.0	S	3	0	0	0	0	1	0	0	0	0	0	2	6	0.00	1.000					

Toronto Blue Jays @ Chicago White Sox
Comiskey Park, Chicago, IL
Sat Aug 18 1984, 8:05 PM EDT
Att: 34,484 - Unknown

AB 33
R 6
H 7
RBI 6
BB 4
SO 6
LOB 11



Batter	1	2	3	4	5	6	7	8	9	AB	R	H	RBI	BB	SO	LOB	BOTTOM					
Jerry Hairston, S (1.8) OBP: 0.400, SLG: 0.457	HR		F8		F7		F2			3	1	0	0	1	0	0						
Carlton Fisk, R (1.2) OBP: 0.300, SLG: 0.474	K		F4		F8		K			4	0	0	0	0	2	1						
Harold Baines, L (1.9) OBP: 0.362, SLG: 0.560	HR		HR		HR		F5		F3	4	2	2	3	0	0	0						
Greg Luzinski, R (1.10) OBP: 0.342, SLG: 0.378	K		4-3				1B		6-3	4	1	1	0	0	1	0						
Greg Walker, L (1.3) OBP: 0.312, SLG: 0.493	K				F8		E		1B	3	2	1	0	1	1	0						
Mike Squires, L (9.3) OBP: 0.241, SLG: 0.203	K						1B		2B	0	0	0	0	0	0	0						
Ron Kittle, R (1.7) OBP: 0.301, SLG: 0.470		K			3-1		E7		1B	3	1	1	0	1	1	0						
Vance Law, R (1.5) OBP: 0.303, SLG: 0.408							1B		1B	3	0	3	3	1	0	0						
Scott Fletcher, R (1.6) OBP: 0.323, SLG: 0.297		F9			F7		5-3		1B	3	0	0	0	0	0	3						
Julio Cruz, S (1.4) OBP: 0.264, SLG: 0.286		F8					1-3		1-3	3	0	0	0	0	0	1						
Inning Stats	R: 2 E: 0 K: 3 S: 10	H: 1 LOB: 0 BB: 1 P: 14	R: 0 E: 0 K: 1 S: 6	H: 1 LOB: 1 BB: 0 P: 6	R: 1 E: 0 K: 0 S: 4	H: 1 LOB: 0 BB: 0 P: 4	R: 0 E: 0 K: 0 S: 3	H: 0 LOB: 1 BB: 1 P: 7	R: 0 E: 0 K: 0 S: 3	H: 0 LOB: 0 BB: 0 P: 3	R: 3 E: 1 K: 0 S: 5	H: 3 LOB: 0 BB: 1 P: 9	R: 0 E: 0 K: 1 S: 5	H: 0 LOB: 0 BB: 0 P: 5	R: 1 E: 0 K: 0 S: 4	H: 2 LOB: 2 BB: 1 P: 8	1B: 5 2B: 2 3B: 0 HR: 2	SF: 0 SAC: 0 DP: 1 HBP: 0	WP: 0 PB: 0 SB: 0 CS: 0	PA: 34		
PITCHER	IP	WLS	BF	H	R	ER	SO	BB	IBB	HBP	BLK	WP	HR	S	P	ERA	WHIP					
Doyle Alexander, R (1.1) ERA: 3.42	6.0		26	6	6	5	4	3	0	0	0	0	2	31	43	7.50	1.500					
Roy Lee Jackson, R (7.1) ERA: 3.89	2.0	L	8	2	1	1	1	0	1	0	0	0	0	9	13	4.50	1.000					

Toronto Blue Jays @ Chicago White Sox
Comiskey Park, Chicago, IL
Sat Aug 18 1984, 8:05 PM EDT
Att: 34,484 - Unknown

AB 30
R 7
H 8
RBI 6
BB 4
SO 5
LOB 5



Batter	1	2	3	4	5	6	7	8	9	AB	R	H	RBI	BB	SO	LOB	TOP						
Tony Fernandez, S (1, 6) OBP: 0.331, SLG: 0.434										4	1	2	0	0	0	1							
Dave Collins, S (1, 7) OBP: 0.362, SLG: 0.458										4	2	2	2	1	0	1							
Buck Martinez, R (9, 2) OBP: 0.284, SLG: 0.342										5	1	2	1	0	1	3							
Lloyd Moseby, L (1, 8) OBP: 0.352, SLG: 0.480										4	0	0	0	1	1	3							
Willie Upshaw, L (1, 3) OBP: 0.361, SLG: 0.503										4	0	0	0	1	1	3							
Cliff Johnson, R (1, 10) OBP: 0.386, SLG: 0.519										4	0	2	3	1	0	0							
George Bell, R (1, 9) OBP: 0.326, SLG: 0.488										5	0	1	0	0	1	3							
Rance Mulliniks, L (1, 5) Garth Iorg, R (9, 5) OBP: 0.244, SLG: 0.281										4	0	0	0	0	1	2							
Ernie Whitt, L (1, 2) Damaso Garcia, R (9, PH) OBP: 0.319, SLG: 0.396										3	1	1	1	0	0	2							
Alfredo Griffin, S (1, 4) Jesse Barfield, R (9, PH) OBP: 0.359, SLG: 0.504										3	0	0	0	0	0	3							
Inning Stats	R: 0 E: 0 K: 2 S: 8	H: 1 LOB: 1 BB: 0 P: 8	R: 0 E: 0 K: 1 S: 5	H: 0 LOB: 0 BB: 0 P: 5	R: 3 E: 0 K: 0 S: 6	H: 3 LOB: 2 BB: 2 P: 14	R: 0 E: 1 K: 1 S: 6	H: 0 LOB: 1 BB: 0 P: 6	R: 0 E: 0 K: 0 S: 3	H: 0 LOB: 0 BB: 0 P: 3	R: 0 E: 0 K: 0 S: 4	H: 1 LOB: 1 BB: 1 P: 8	R: 0 E: 0 K: 0 S: 4	H: 2 LOB: 1 BB: 0 P: 4	R: 0 E: 0 K: 0 S: 3	H: 0 LOB: 0 BB: 0 P: 3	R: 4 E: 0 K: 0 S: 8	H: 5 LOB: 1 BB: 0 P: 8	1B: 9 2B: 1 3B: 1 HR: 1	SF: 0 SAC: 1 DP: 0 HBP: 0	WP: 0 PB: 0 CS: 2	PA: 42	
PITCHER	IP WLS BF H R ER SO BB IBB HBP BLK WP HR S P ERA WHIP																						
Tom Seaver, R (1, 1) ERA: 4.17	8.0	34	7	3	3	4	3	0	0	0	0	0	0	0	1	39	51	3.38	1.250				
Juan Agosto, L (9, 1) ERA: 2.91	0.2	L	6	4	4	0	0	0	0	0	0	0	0	0	6	6	54.00	6.000					
Ron Reed, R (9, 1) ERA: 3.74	0.1		2	1	0	0	0	0	0	0	0	0	0	2	2	0.00	3.000						

Toronto Blue Jays @ Chicago White Sox
Comiskey Park, Chicago, IL
Sun Aug 19 1984, 4:33 AM EDT
Att: 38,839 - Unknown

AB	38
R	7
H	12
RBI	7
BB	3
SO	4
LOB	18



Batter	1	2	3	4	5	6	7	8	9	AB	R	H	RBI	BB	SO	LOB	BOTTOM						
Jerry Hairston, S (1, 8) OBP: 0.396, SLG: 0.445										3	0	0	0	1	1	1							
Roy Smalley, S (1, 5) Jerry Dybzinski, R (8, 6) OBP: 0.322, SLG: 0.304										3	0	1	0	1	1	1							
Harold Baines, L (1, 9) OBP: 0.359, SLG: 0.555										4	0	0	0	0	0	3							
Greg Luzinski, R (1, 10) OBP: 0.339, SLG: 0.374										4	0	0	0	0	0	1							
Greg Walker, L (1, 3) Mike Squires, L (9, 3) OBP: 0.241, SLG: 0.203										4	2	2	0	0	0	0							
Ron Kittle, R (1, 7) OBP: 0.298, SLG: 0.466										3	0	0	1	0	0	1							
Vance Law, R (1, 4) OBP: 0.302, SLG: 0.412										4	1	1	1	0	0	0							
Marc Hill, R (1, 2) Rudy Law, L (7, PH) Julio Cruz, S (8, 4) OBP: 0.264, SLG: 0.285										2	0	1	0	0	1	0							
Scott Fletcher, R (1, 6) Carlton Fisk, R (7, PH) OBP: 0.299, SLG: 0.473										2	0	0	0	0	0	1							
Inning Stats	R: 0 E: 0 K: 0 S: 3	H: 0 LOB: 0 BB: 0 P: 3	R: 1 E: 0 K: 0 S: 4	H: 1 LOB: 0 BB: 0 P: 4	R: 0 E: 0 K: 0 S: 5	H: 2 LOB: 2 BB: 0 P: 5	R: 0 E: 0 K: 0 S: 3	H: 0 LOB: 0 BB: 0 P: 3	R: 0 E: 0 K: 1 S: 5	H: 0 LOB: 0 BB: 0 P: 5	R: 0 E: 0 K: 1 S: 5	H: 0 LOB: 1 BB: 1 P: 9	R: 3 E: 0 K: 1 S: 8	H: 3 LOB: 1 BB: 1 P: 12	R: 0 E: 0 K: 0 S: 3	H: 0 LOB: 0 BB: 0 P: 3	R: 0 E: 0 K: 0 S: 3	H: 0 LOB: 0 BB: 0 P: 3	1B: 2 2B: 1 3B: 2 HR: 1	SF: 1 SAC: 0 DP: 0 HBP: 0	WP: 0 PB: 0 CS: 0	PA: 35	
PITCHER	IP WLS BF H R ER SO BB IBB HBP BLK WP HR S P ERA WHIP																						
Luis Leal, R (1, 1) ERA: 3.49	6.1	25	5	3	2	2	1	0	0	0	0	0	0	0	1	28	32	2.84	0.947				
Jim Gott, R (7, 1) ERA: 4.05	0.1		3	1	1	1	1	0	0	0	0	0	0	1	2	6	27.00	6.000					
Jimmy Key, L (7, 1) ERA: 5.52	2.1	W	7	0	0	0	1	0	0	0	0	0	0	0	9	9	0.00	0.000					

Toronto Blue Jays @ Chicago White Sox
Comiskey Park, Chicago, IL
Sun Aug 19 1984, 4:33 AM EDT
Att: 38,839 - Unknown

AB	32
R	4
H	6
RBI	4
BB	2
SO	3
LOB	8



Batter	1	2	3	4	5	6	7	8	9	AB	R	H	RBI	BB	SO	LOB	TOP					
Brett Butler, L (1, 8) OBP: 0.364, SLG: 0.329	0-3 K		0-0 1-3			0-0 F8		0-0 5-3		4	0	0	0	0	1	0	Cleveland Indians @ Toronto Blue Jays Exhibition Stadium, Toronto, ON Tue Aug 21 1984, 7:05 PM EDT Att: 25,253 - Unknown livebaseballscorecards.com					
Julio Franco, R (1, 6) OBP: 0.343, SLG: 0.352	0-0 G3 S 1B		0-0 5-3			0-0 G4-6-3 1B		0-0 1B		4	0	3	0	0	0	0						
Mike Hargrove, L (1, 3) OBP: 0.362, SLG: 0.347	0-0 G3 1-3					0-0 G4-6-3 1-2 1B		0-0 1-2 1B		4	0	1	0	0	0	2						
Andre Thornton, R (1, 10) OBP: 0.359, SLG: 0.487	0-0 1-3					0-0 F8		0-3 F9 K		4	0	0	0	0	1	3						
Mel Hall, L (1, 7) OBP: 0.331, SLG: 0.415		4-0 BB				0-0 F6		0-0 F7		3	0	0	0	1	0	0						
Pat Tabler, R (1, 5) OBP: 0.362, SLG: 0.402		0-0 F4				0-0 4-3		0-0 HR		4	1	1	1	0	0	1						
George Vukovich, L (1, 9) OBP: 0.345, SLG: 0.423		0-0 F9				0-0 FC4-6 1B		0-0 1B		4	1	3	0	0	0	1						
Jerry Willard, L (1, 2) OBP: 0.287, SLG: 0.390		0-0 4-3				0-0 FC4-6 1-2		0-3 K		4	1	1	2	0	1	3						
Tony Bernazard, S (1, 4) OBP: 0.302, SLG: 0.297			0-3 K			0-0 6-3		0-0 F7		4	0	0	0	0	1	1						
Inning Stats	R: 0 E: 0 K: 1 S: 6	H: 1 LOB: 1 BB: 0 P: 6	R: 0 E: 0 K: 0 S: 3	H: 0 LOB: 1 BB: 1 P: 7	R: 0 E: 0 K: 1 S: 5	H: 0 LOB: 0 BB: 0 P: 5	R: 0 E: 0 K: 0 S: 3	H: 0 LOB: 0 BB: 0 P: 3	R: 0 E: 0 K: 0 S: 4	H: 1 LOB: 1 BB: 0 P: 4	R: 0 E: 0 K: 0 S: 3	H: 1 LOB: 1 BB: 0 P: 3	R: 1 E: 0 K: 1 S: 7	H: 2 LOB: 1 BB: 0 P: 7	R: 0 E: 0 K: 1 S: 7	H: 2 LOB: 2 BB: 0 P: 7	R: 2 E: 0 K: 0 S: 5	H: 2 LOB: 2 BB: 0 P: 5	1B: 6 2B: 0 3B: 1 HR: 2	SF: 0 SAC: 0 DP: 1 HBP: 0	WP: 0 PB: 0 SB: 1 CS: 0	PA: 36
PITCHER Dave Stieb, R (1, 1) ERA: 2.51	IP: 9.0 WLS: L BF: 36 H: 9 R: 3 ER: 3 SO: 4 BB: 1 IBB: 0 HBP: 0 BLK: 0 WP: 0 HR: 2 S: 43 P: 47 ERA: 3.00 WHIP: 1.111															PITCHER						

Batter	1	2	3	4	5	6	7	8	9	AB	R	H	RBI	BB	SO	LOB	BOTTOM			
Damaso Garcia, R (1, 4) OBP: 0.317, SLG: 0.393	0-0 1-3					0-0 F8		0-0 F9		4	0	0	0	0	0	0	Cleveland Indians @ Toronto Blue Jays Exhibition Stadium, Toronto, ON Tue Aug 21 1984, 7:05 PM EDT Att: 25,253 - Unknown livebaseballscorecards.com			
Dave Collins, S (1, 7) OBP: 0.365, SLG: 0.464	0-0 CS 1B					0-0 S E 1B		0-0 1B		4	1	4	0	0	0	0				
Lloyd Moseby, L (1, 8) OBP: 0.350, SLG: 0.476	0-3 K 1-2					0-0 F5		0-0 1-3		4	0	0	0	0	1	4				
Cliff Johnson, R (1, 10) OBP: 0.381, SLG: 0.511		0-3 K				0-0 E6 1-H		0-3 K		4	0	0	0	0	2	1				
George Bell, R (1, 9) OBP: 0.331, SLG: 0.491		0-3 K				0-0 2B		0-0 S 1B		3	0	2	0	0	1	0				
Rance Mulliniks, L (1, 5) OBP: 0.378, SLG: 0.421		0-0 F5				0-0 F5		0-0 F9 1-2		3	0	0	0	0	0	2				
Ernie Whitt, L (1, 2) OBP: 0.332, SLG: 0.420						0-0 F2		0-0 F7		3	0	0	0	0	0	2				
Rick Leach, L (1, 3) OBP: 0.347, SLG: 0.431						0-0 F8		0-0 4-3		3	0	0	0	0	0	1				
Tony Fernandez, S (1, 6) OBP: 0.324, SLG: 0.424						0-0 F8		0-0 F9		3	0	0	0	0	0	0				
Inning Stats	R: 0 E: 0 K: 1 S: 5	H: 1 LOB: 0 BB: 0 P: 5	R: 0 E: 0 K: 2 S: 7	H: 0 LOB: 0 BB: 0 P: 7	R: 0 E: 0 K: 0 S: 3	H: 0 LOB: 0 BB: 0 P: 3	R: 1 E: 1 K: 0 S: 4	H: 1 LOB: 1 BB: 0 P: 4	R: 0 E: 0 K: 0 S: 4	H: 1 LOB: 1 BB: 0 P: 4	R: 0 E: 0 K: 1 S: 6	H: 1 LOB: 1 BB: 0 P: 6	R: 0 E: 0 K: 0 S: 3	H: 0 LOB: 0 BB: 0 P: 3	R: 0 E: 0 K: 0 S: 3	H: 1 LOB: 0 BB: 0 P: 3	1B: 5 2B: 2 3B: 0 HR: 0	SF: 0 SAC: 0 DP: 2 HBP: 0	WP: 0 PB: 0 SB: 2 CS: 1	PA: 31
PITCHER Roy Smith, R (1, 1) ERA: 4.33 Ernie Camacho, R (9, 1) ERA: 2.0	IP: 8.0 WLS: W BF: 28 H: 5 R: 1 ER: 0 SO: 4 BB: 0 IBB: 0 HBP: 0 BLK: 0 WP: 0 HR: 0 S: 36 P: 36 ERA: 0.00 WHIP: 0.625															PITCHER				

Batter	1	2	3	4	5	6	7	8	9	AB	R	H	RBI	BB	SO	LOB	TOP					
Brett Butler, L OBP: 0.367, SLG: 0.335 (1, 8)										6	2	4	2	0	0	2						
Julio Franco, R OBP: 0.345, SLG: 0.354 (1, 6)										6	1	3	3	0	0	1						
Mel Hall, L OBP: 0.333, SLG: 0.416 (1, 7) (7, 9)										4	1	1	1	2	1	3						
Andre Thornton, R OBP: 0.357, SLG: 0.483 Brodieck Perkins, L OBP: 0.306, SLG: 0.226 (1, 10) (8, PH)										4	1	0	0	1	0	6						
Pat Tabler, R OBP: 0.362, SLG: 0.402 Mike Fischlin, R OBP: 0.284, SLG: 0.329 (1, 5) (7, 5)										5	2	2	0	0	1	3						
George Vukovich, L OBP: 0.349, SLG: 0.430 Joe Carter, R OBP: 0.290, SLG: 0.429 (1, 9) (7, PH) (7, 7)										4	1	3	2	0	1	1						
Mike Hargrove, L OBP: 0.364, SLG: 0.348 (1, 3)										5	1	2	1	1	0	3						
Chris Bando, S OBP: 0.364, SLG: 0.479 (1, 2)										6	3	3	1	0	1	4						
Tony Bernazard, S OBP: 0.301, SLG: 0.296 Junior Noboa, R (1, 4) (9, 4)										5	1	1	0	0	0	3						
Inning Stats	R: 7 E: 0 K: 1 S: 12	H: 7 LOB: 3 BB: 3 P: 24	R: 0 E: 0 K: 0 S: 4	H: 1 LOB: 1 BB: 0 P: 4	R: 0 E: 0 K: 0 S: 4	H: 1 LOB: 2 BB: 1 P: 8	R: 3 E: 1 K: 1 S: 10	H: 4 LOB: 2 BB: 0 P: 10	R: 0 E: 0 K: 0 S: 4	H: 2 LOB: 2 BB: 0 P: 4	R: 2 E: 1 K: 0 S: 8	H: 2 LOB: 1 BB: 0 P: 8	R: 1 E: 1 K: 0 S: 5	H: 2 LOB: 1 BB: 0 P: 5	R: 0 E: 1 K: 0 S: 4	H: 0 LOB: 1 BB: 0 P: 4	R: 0 E: 0 K: 1 S: 6	H: 1 LOB: 1 BB: 0 P: 6	1B: 17 2B: 3 3B: 0 HR: 0	SF: 0 SAC: 0 DP: 1 HBP: 0	WP: 3 PB: 0 CS: 0	PA: 53
PITCHER	IP WLS BF H R ER SO BB IBB HBP BLK WP HR S P ERA WHIP																					
Jim Clancy, R ERA: 4.94 Bryan Clark, L ERA: 4.91 Ron Musselman, R ERA: 3.86 Dennis Lamp, R ERA: 3.97 Jim Gott, R ERA: 4.01	(1, 1) (1, 1) (4, 1) (7, 1) (9, 1)	0.1 3.1 2.1 2.0 1.0	L 21 12 9 4	7 8 5 2 1	6 4 2 1 0	6 1 1 0 0	1 1 1 0 1	1 2 0 0 0	1 0 0 0 0	0 0 0 0 0	0 1 0 0 0	7 21 14 9 6	15 29 24 9 6	0.00 2.70 3.86 0.00 0.00	15.000 3.000 2.143 1.000 1.000							
Damaso Garcia, R OBP: 0.317, SLG: 0.392 Tony Fernandez, S OBP: 0.327, SLG: 0.421 (1, 4) (7, PH) (8, 6)										3	1	1	0	0	0	0						
Dave Collins, S OBP: 0.367, SLG: 0.460 (1, 7)										5	0	1	0	0	0	2						
Lloyd Moseby, L OBP: 0.351, SLG: 0.476 Jesse Barfield, R OBP: 0.360, SLG: 0.508 (1, 8) (7, PH) (8, 8)										2	1	1	1	1	0	1						
Willie Aikens, L OBP: 0.302, SLG: 0.352 (1, 10)										2	0	0	0	2	2	2						
George Bell, R OBP: 0.330, SLG: 0.489 (1, 9)										4	0	1	1	0	0	3						
Rance Mulliniks, L OBP: 0.375, SLG: 0.416 Garth Iorg, R OBP: 0.243, SLG: 0.279 (1, 5) (8, PH) (9, 5)										3	0	0	0	0	0	2						
Ernie Whitt, L OBP: 0.336, SLG: 0.436 Buck Martinez, R OBP: 0.282, SLG: 0.341 (1, 2) (8, PH) (9, 2)										3	1	2	1	0	1	0						
Rick Leach, L OBP: 0.329, SLG: 0.406 (1, 3)										4	0	0	0	0	2	1						
Alfredo Griffin, S OBP: 0.240, SLG: 0.296 (1, 6) (8, 4)										4	0	0	0	0	1	2						
Inning Stats	R: 1 E: 0 K: 0 S: 4	H: 1 LOB: 2 BB: 2 P: 12	R: 0 E: 0 K: 3 S: 9	H: 0 LOB: 0 BB: 0 P: 9	R: 0 E: 1 K: 1 S: 6	H: 0 LOB: 1 BB: 0 P: 6	R: 1 E: 1 K: 0 S: 5	H: 1 LOB: 1 BB: 0 P: 5	R: 1 E: 0 K: 1 S: 7	H: 2 LOB: 1 BB: 0 P: 7	R: 0 E: 1 K: 1 S: 6	H: 1 LOB: 1 BB: 0 P: 6	R: 0 E: 0 K: 0 S: 4	H: 1 LOB: 2 BB: 1 P: 8	R: 0 E: 0 K: 0 S: 3	H: 0 LOB: 0 BB: 0 P: 3	R: 0 E: 0 K: 0 S: 3	H: 1 LOB: 1 BB: 1 P: 7	1B: 5 2B: 1 3B: 0 HR: 1	SF: 0 SAC: 0 DP: 1 HBP: 0	WP: 0 PB: 1 SB: 0 CS: 0	PA: 39
PITCHER	IP WLS BF H R ER SO BB IBB HBP BLK WP HR S P ERA WHIP																					
Bert Blyleven, R ERA: 3.18 (1, 1)	9.0 W 39	7 3	3 3	6 6	4 0	0 0	0 0	0 0	0 0	1 1	47 63	63 63	3.00 1.222									
PITCHER	IP WLS BF H R ER SO BB IBB HBP BLK WP HR S P ERA WHIP																					
Cleveland Indians @ Toronto Blue Jays Exhibition Stadium, Toronto, ON Wed Aug 22 1984, 7:05 PM EDT Att: 22,393 - Unknown																	AB 49 R 13 H 20 RBI 10 BB 4 SO 4 LOB 28					
Cleveland Indians @ Toronto Blue Jays Exhibition Stadium, Toronto, ON Wed Aug 22 1984, 7:05 PM EDT Att: 22,393 - Unknown																	AB 35 R 3 H 7 RBI 3 BB 4 SO 6 LOB 15					

Batter	1	2	3	4	5	6	7	8	9	AB	R	H	RBI	BB	SO	LOB	TOP
Brett Butler, L OBP: 0.365, SLG: 0.333 (1, 8)	F6		F3		K			3-1		4	0	0	0	0	1	2	Cleveland Indians @ Toronto Blue Jays Exhibition Stadium, Toronto, ON Thu Aug 23 1984, 3:33 AM EDT Att: 23,407 - Unknown
Joe Carter, R OBP: 0.286, SLG: 0.417 (1, 7)	F4		F9			FC5-4 BB		K		3	0	0	0	1	1		
Julio Franco, R OBP: 0.346, SLG: 0.355 Mike Fischlin, R OBP: 0.284, SLG: 0.329 (6, 6)			1-3			F9				4	0	2	1	0	0	1	
André Thornton, R OBP: 0.355, SLG: 0.479 (1, 10)	F7				F9					0	0	0	0	0	0	0	
Pat Tabler, R OBP: 0.361, SLG: 0.404 (1, 5)					6-3					4	0	1	0	0	1	1	
George Vukovich, L OBP: 0.345, SLG: 0.425 (1, 9)					4-3					4	0	0	0	0	1	1	
Mike Hargrove, L OBP: 0.363, SLG: 0.344 (1, 3)					4-3					3	0	0	0	1	0	0	
Jerry Willard, L OBP: 0.286, SLG: 0.386 (1, 2)										2	0	0	0	1	1	2	
Tony Bernazard, S OBP: 0.300, SLG: 0.294 Junior Noboa, R OBP: 1.000, SLG: 1.000 (7, 4)										2	0	0	0	0	1	3	
Inning Stats	R: 0 E: 0 K: 0 S: 4	H: 1 LOB: 1 BB: 0 P: 4	R: 0 E: 0 K: 1 S: 6	H: 1 LOB: 2 BB: 1 P: 10	R: 0 E: 0 K: 0 S: 3	H: 0 LOB: 0 BB: 0 P: 3	R: 0 E: 0 K: 2 S: 7	H: 0 LOB: 1 BB: 1 P: 11	R: 0 E: 0 K: 1 S: 5	H: 0 LOB: 0 BB: 0 P: 5	R: 1 E: 0 K: 1 S: 7	H: 2 LOB: 1 BB: 0 P: 7	R: 0 E: 0 K: 1 S: 5	H: 0 LOB: 0 BB: 0 P: 5	1B: 3 2B: 1 3B: 0 HR: 0	SF: 0 SAC: 0 DP: 0 HBP: 0	WP: 0 PA: 34 CS: 0
PITCHER Doyle Alexander, R ERA: 3.31 (1, 1)	IP: 9.0 WLS: W BF: 34 H: 4 R: 1 ER: 1 SO: 7 BB: 3 IBB: 0 HBP: 0 BLK: 0 WP: 0 HR: 0 S: 45 P: 57 ERA: 1.00 WHIP: 0.778											PITCHER	IP: 9.0 WLS: W BF: 34 H: 4 R: 1 ER: 1 SO: 7 BB: 3 IBB: 0 HBP: 0 BLK: 0 WP: 0 HR: 0 S: 45 P: 57 ERA: 1.00 WHIP: 0.778				

Batter	1	2	3	4	5	6	7	8	9	AB	R	H	RBI	BB	SO	LOB	BOTTOM		
Damaso Garcia, R OBP: 0.317, SLG: 0.392 (1, 4)	F9									5	0	2	0	0	0	4	Cleveland Indians @ Toronto Blue Jays Exhibition Stadium, Toronto, ON Thu Aug 23 1984, 3:33 AM EDT Att: 23,407 - Unknown		
Dave Collins, S OBP: 0.375, SLG: 0.456 Rick Leach, L OBP: 0.325, SLG: 0.400 (7, 3)										3	1	0	0	1	1	3			
Lloyd Moseby, L OBP: 0.355, SLG: 0.477 (1, 8)										3	1	2	0	2	0	0			
Ernie Whitt, L OBP: 0.333, SLG: 0.437 (1, 2)										4	1	1	1	0	1	3			
George Bell, R OBP: 0.331, SLG: 0.490 (1, 7)										5	2	2	2	0	0	4			
Cliff Johnson, R OBP: 0.384, SLG: 0.509 (1, 10)										3	0	1	1	2	1	1			
Rance Mulliniks, L OBP: 0.375, SLG: 0.417 Garth Iorg, R OBP: 0.244, SLG: 0.285 (6, 5)										2	1	1	0	0	0	1			
Jesse Barfield, R OBP: 0.366, SLG: 0.508 (1, 9)										2	0	1	0	2	1	0			
Tony Fernandez, S OBP: 0.318, SLG: 0.410 (1, 6)										4	0	0	1	0	0	5			
Inning Stats	R: 1 E: 0 K: 0 S: 3	H: 0 LOB: 1 BB: 2 P: 11	R: 1 E: 0 K: 1 S: 8	H: 3 LOB: 0 BB: 0 P: 8	R: 1 E: 0 K: 0 S: 5	H: 2 LOB: 1 BB: 0 P: 5	R: 0 E: 0 K: 2 S: 8	H: 1 LOB: 1 BB: 0 P: 8	R: 2 E: 0 K: 1 S: 7	H: 2 LOB: 3 BB: 3 P: 19	R: 1 E: 0 K: 0 S: 5	H: 2 LOB: 1 BB: 0 P: 5	R: 0 E: 0 K: 0 S: 3	H: 0 LOB: 1 BB: 1 P: 7	R: 0 E: 1 K: 0 S: 5	H: 1 LOB: 3 BB: 1 P: 9	1B: 8 2B: 3 3B: 0 HR: 0	SF: 1 SAC: 0 DP: 0 HBP: 0	WP: 0 PA: 43 CS: 0
PITCHER Don Schulze, R ERA: 5.5 Neal Heaton, L ERA: 5.25 Tom Waddell, R ERA: 3.63 Mike Jeffcoat, L ERA: 2.81 (8, 1)	IP: 3.2 WLS: L BF: 19 H: 6 R: 3 ER: 2 SO: 2 BB: 2 IBB: 0 HBP: 0 BLK: 0 WP: 0 HR: 0 S: 15 P: 29 ERA: 4.91 WHIP: 2.182											PITCHER	IP: 3.2 WLS: L BF: 19 H: 6 R: 3 ER: 2 SO: 2 BB: 2 IBB: 0 HBP: 0 BLK: 0 WP: 0 HR: 0 S: 15 P: 29 ERA: 4.91 WHIP: 2.182						

Batter	1	2	3	4	5	6	7	8	9	AB	R	H	RBI	BB	SO	LOB	TOP								
Damaso Garcia, R OBP: 0.318, SLG: 0.394 (1, 4)										6	0	2	1	0	0	7	Toronto Blue Jays @ Minnesota Twins Hubert H. Humphrey Metrodome, Minneapolis, MN Fri Aug 24 1984, 8:05 PM EDT Att: 26,602 - Unknown								
Dave Collins, S OBP: 0.363, SLG: 0.451 (1, 3)										4	0	0	1	1	1	4									
Rick Leach, L OBP: 0.325, SLG: 0.400 (8, 3)										0	0	0	0	0	0	0									
Lloyd Moseby, L OBP: 0.356, SLG: 0.478 (1, 8)										4	0	1	1	1	1	3									
Ernie Whitt, L OBP: 0.338, SLG: 0.436 (1, 2)										3	0	1	0	2	0	2									
George Bell, R OBP: 0.329, SLG: 0.494 (1, 7)										5	1	1	1	0	0	6									
Willie Aikens, L OBP: 0.306, SLG: 0.356 (1, 10)										4	0	2	0	0	1	0									
Willie Upshaw, L OBP: 0.361, SLG: 0.503 (8, PR)										0	1	0	0	0	0	0									
Buck Martinez, R OBP: 0.296, SLG: 0.341 (8, PH)										0	1	0	0	1	0	0									
Rance Mulliniks, L OBP: 0.380, SLG: 0.425 (1, 5)										4	1	3	0	0	0	0									
Garth Iorg, R OBP: 0.248, SLG: 0.294 (8, 5)										1	0	1	1	0	0	0									
Jesse Barfield, R OBP: 0.363, SLG: 0.500 (1, 9)										4	0	0	0	1	0	5									
Alfredo Griffin, S OBP: 0.241, SLG: 0.296 (1, 6)										3	1	1	0	0	1	2									
Cliff Johnson, R OBP: 0.366, SLG: 0.514 (8, PH)										1	0	1	1	0	0	0									
Tony Fernandez, S OBP: 0.323, SLG: 0.410 (8, 6)										0	1	0	0	1	0	0									
Inning Stats	R: 0 E: 0 K: 1 S: 6	H: 1 LOB: 2 BB: 1 P: 10	R: 0 E: 0 K: 1 S: 7	H: 2 LOB: 2 BB: 0 P: 7	R: 0 E: 0 K: 0 S: 3	H: 0 LOB: 0 BB: 0 P: 3	R: 1 E: 0 K: 1 S: 6	H: 1 LOB: 0 BB: 0 P: 6	R: 0 E: 1 K: 0 S: 4	H: 0 LOB: 2 BB: 1 P: 8	R: 0 E: 0 K: 0 S: 4	H: 1 LOB: 1 BB: 0 P: 4	R: 1 E: 0 K: 0 S: 4	H: 2 LOB: 2 BB: 2 P: 12	R: 3 E: 0 K: 1 S: 9	H: 4 LOB: 2 BB: 0 P: 9	R: 1 E: 0 K: 0 S: 4	H: 2 LOB: 3 BB: 3 P: 16	1B: 7 2B: 5 3B: 0 HR: 1	SF: 0 SAC: 0 DP: 1 HBP: 0	WP: 1 PB: 0 SB: 2 CS: 1	PA: 46			
PITCHER	IP	WLS	BF	H	R	ER	SO	BB	IBB	HBP	BLK	WP	HR	S	P	ERA	WHIP								
John Butcher, R ERA: 3.16 (1, 1)	6.1		30	7	2	2	3	3	0	0	0	1	1	33	45	2.84	1.579								
Rick Lysander, R ERA: 3.21 (7, 1)	1.1	L	8	4	3	3	0	0	1	0	0	0	0	7	11	20.25	3.000								
Pete Filson, L ERA: 4.08 (8, 1)	1.0		7	2	1	1	1	2	1	0	0	0	0	6	18	9.00	4.000								
Mike Walters, R ERA: 3.72 (9, 1)	0.1		1	0	0	0	0	0	0	0	0	0	0	1	1	0.00	0.000								

AB	39
R	6
H	13
RBI	6
BB	7
SO	4
LOB	29



Batter	1	2	3	4	5	6	7	8	9	AB	R	H	RBI	BB	SO	LOB	BOTTOM								
Kirby Puckett, R OBP: 0.325, SLG: 0.333 (1, 8)										4	0	1	0	0	0	0	Toronto Blue Jays @ Minnesota Twins Hubert H. Humphrey Metrodome, Minneapolis, MN Fri Aug 24 1984, 8:05 PM EDT Att: 26,602 - Unknown								
Andre David, L OBP: 0.356, SLG: 0.410 (1, 7)										3	0	0	0	0	1	2									
Kent Hrbek, L OBP: 0.385, SLG: 0.523 (7, 3)										2	0	1	0	0	0	2									
Mickey Hatcher, R OBP: 0.347, SLG: 0.410 (1, 3)										4	1	1	0	0	0	3									
Randy Bush, L OBP: 0.307, SLG: 0.414 (1, 10)										3	0	0	0	1	0	0									
Tom Brunansky, R OBP: 0.332, SLG: 0.481 (1, 9)										3	0	2	1	0	0	0									
Dave Meier, R OBP: 0.293, SLG: 0.328 (8, 9)										1	0	0	0	0	0	0									
Gary Gaetti, R OBP: 0.325, SLG: 0.370 (1, 5)										4	0	0	0	0	3	3									
Tim Teufel, R OBP: 0.363, SLG: 0.424 (1, 4)										3	1	1	1	1	1	0									
Tim Laudner, R OBP: 0.243, SLG: 0.391 (1, 2)										3	0	0	0	0	2	2									
Darrell Brown, S OBP: 0.310, SLG: 0.349 (9, PH)										1	0	1	0	0	0	0									
Houston Jimenez, R OBP: 0.247, SLG: 0.261 (1, 6)										3	0	1	0	0	2	0									
Ron Washington, R OBP: 0.278, SLG: 0.434 (8, PH)										1	0	0	0	0	1	1									
Inning Stats	R: 1 E: 1 K: 1 S: 7	H: 2 LOB: 2 BB: 1 P: 11	R: 0 E: 0 K: 2 S: 7	H: 0 LOB: 0 BB: 0 P: 7	R: 0 E: 0 K: 1 S: 5	H: 0 LOB: 0 BB: 0 P: 5	R: 0 E: 0 K: 1 S: 5	H: 0 LOB: 0 BB: 0 P: 5	R: 1 E: 0 K: 1 S: 7	H: 2 LOB: 2 BB: 0 P: 8	R: 0 E: 0 K: 1 S: 6	H: 1 LOB: 2 BB: 1 P: 10	R: 0 E: 0 K: 1 S: 6	H: 1 LOB: 1 BB: 0 P: 6	R: 0 E: 0 K: 0 S: 3	H: 0 LOB: 0 BB: 0 P: 3	R: 0 E: 0 K: 2 S: 9	H: 2 LOB: 2 BB: 0 P: 9	1B: 6 2B: 1 3B: 0 HR: 1	SF: 0 SAC: 0 DP: 0 HBP: 1	WP: 1 PB: 0 SB: 0 CS: 0	PA: 38			
PITCHER	IP	WLS	BF	H	R	ER	SO	BB	IBB	HBP	BLK	WP	HR	S	P	ERA	WHIP								
Luis Leal, R ERA: 3.43 (1, 1)	8.2	W	37	8	2	2	10	1	1	1	0	0	0	54	63	2.08	1.038								
Jimmy Key, L ERA: 5.45 (9, 1)	0.1	S	1	0	0	0	0	0	0	0	0	0	0	1	1	0.00	0.000								

AB	35
R	2
H	8
RBI	2
BB	2
SO	10
LOB	13



Batter	1	2	3	4	5	6	7	8	9	10	11	12	AB	R	H	RBI	BB	SO	LOB											
Damaso Garcia, R OBP: 0.316, SLG: 0.391	F5		4-3			F8		1B E		F8		F9	6	1	1	1	0	0	0											
Lloyd Moseby, L OBP: 0.356, SLG: 0.475	F8			K		4-3		1B S		6-3		G6-4-3 BB	5	0	1	0	1	1	0											
George Bell, R OBP: 0.329, SLG: 0.489	BB			K		G3		1B S				G6-4-3 BB	4	0	0	0	2	2	2											
Cliff Johnson, R OBP: 0.390, SLG: 0.516	5-3			3B	2B			BB		FC6-4 BB		FC6-4 BB	3	1	1	0	2	0	2											
Jesse Barfield, R OBP: 0.363, SLG: 0.494		K		3B	BB			G6-4-3 BB		K		S BB	3	1	0	0	2	2	3											
Dave Collins, S OBP: 0.286, SLG: 0.461													3	0	3	2	0	0	0											
Rick Leach, L OBP: 0.316, SLG: 0.389	CS 1B							1B S		F7		F5	2	0	0	0	0	0	1											
Buck Martinez, R OBP: 0.339, SLG: 0.434	K					F8		1B		CS BB		F6	3	0	1	0	0	1	1											
Garth Iorg, R OBP: 0.254, SLG: 0.309													3	1	2	0	0	0	0											
Rance Mulliniks, L OBP: 0.395, SLG: 0.425			G6-4-3 1B			F7		1B 3B		1-2 BB		1-2 IBB	0	0	0	0	2	0	0											
Alfredo Griffin, S OBP: 0.238, SLG: 0.293													4	0	0	0	0	0	3											
Tony Fernandez, S OBP: 0.321, SLG: 0.407			G6-4-3			5-3		1-3		F7		K	1	0	0	0	0	1	2											
Inning Stats	R: 0 E: 0 K: 3	H: 0 LOB: 1 BB: 7	R: 0 E: 0 K: 2	H: 1 LOB: 0 BB: 7	R: 0 E: 0 K: 0	H: 1 LOB: 0 BB: 3	R: 2 E: 0 K: 2	H: 2 LOB: 1 BB: 12	R: 0 E: 0 K: 0	H: 0 LOB: 0 BB: 3	R: 0 E: 0 K: 0	H: 2 LOB: 2 BB: 7	R: 2 E: 1 K: 2	H: 3 LOB: 2 BB: 14	R: 0 E: 0 K: 0	H: 0 LOB: 1 BB: 10	R: 0 E: 0 K: 1	H: 0 LOB: 2 BB: 2	R: 0 E: 0 K: 0	H: 0 LOB: 0 BB: 6	1B: 6 2B: 1 3B: 2 HR: 0	SF: 0 SAC: 0 DP: 3 HBP: 0	WP: 0 PB: 0 SB: 4 CS: 2	PA: 48						
PITCHER	IP WLS BF H R ER SO BB IBB HBP BLK WP HR S P ERA WHIP																													
Ed Hodge, L ERA: 4.27	(1.1)	7.0	26	7	3	3	4	0	0	0	31	43	3.86	1.429																
Bobby Castillo, R ERA: 1.45	(8.1)	5.0	W	22	2	1	0	3	6	1	0	0	0	0	21	49	0.00	1.600												


TOP

Toronto Blue Jays @ Minnesota Twins
Hubert H. Humphrey Metrodome, Minneapolis, MN

Sat Aug 25 1984, 8:05 PM EDT
Alt. 23,236 - Unknown

livebaseballscorecards.com

AB 38
R 4
H 9
RBI 3
BB 10
SO 7
LOB 15



Batter	1	2	3	4	5	6	7	8	9	10	11	12	AB	R	H	RBI	BB	SO	LOB											
Kirby Puckett, R OBP: 0.326, SLG: 0.334	F9				3-1			2B 1B		F8		SH1-3	5	1	2	0	0	0	0											
Mickey Hatcher, R OBP: 0.346, SLG: 0.410	F9		1-3			5-3		1B 2B		F3		BB IBB IBB	5	1	1	2	1	0	2											
Kent Hrbek, L OBP: 0.388, SLG: 0.526	K			1B 2B		G3 1B		SH3-4 1B		F3		BB IBB	5	1	3	1	1	1	0											
Randy Bush, L OBP: 0.307, SLG: 0.410													2	0	0	0	0	1	1											
Dave Meier, R OBP: 0.289, SLG: 0.323		K		1B HBP		G3		SH3-4				3-1 F9	2	0	0	0	0	0	3											
Tom Brunansky, R OBP: 0.333, SLG: 0.480													3	0	1	1	1	1	1											
Andre David, R OBP: 0.362, SLG: 0.400		K				F3		G6-4-3 IBB				E6	1	0	0	1	1	0	0											
Gary Caselli, R OBP: 0.324, SLG: 0.369	F5				K							1B IBB	5	0	1	0	0	1	4											
Tim Lincecum, R OBP: 0.365, SLG: 0.423			1-3		G6-4-3			4-3		G6-4-3		G5-3 1B	3	0	1	0	2	0	2											
Tim Lincecum, R OBP: 0.245, SLG: 0.396								6-3		SH3-4 BB		SH3-4	2	0	0	0	1	1	1											
Dave Engle, R OBP: 0.322, SLG: 0.370				1B BB				6-3				G5-3	1	0	0	0	0	0	3											
Houston Jimenez, R OBP: 0.295, SLG: 0.259													2	0	0	0	0	0	1											
Darrell Brown, S OBP: 0.313, SLG: 0.351			F8										1	1	1	0	0	0	0											
Ron Washington, R OBP: 0.281, SLG: 0.443								1B 2B		9-6		SH1-3 BB	2	1	1	0	0	0	1											
Inning Stats	R: 0 E: 0 K: 1 S: 5	H: 0 LOB: 0 BB: 0	R: 0 E: 0 K: 2 S: 7	H: 0 LOB: 0 BB: 0	R: 0 E: 0 K: 0 S: 4	H: 1 LOB: 2 BB: 8	R: 1 E: 0 K: 1 S: 6	H: 2 LOB: 1 BB: 7	R: 0 E: 0 K: 1 S: 5	H: 0 LOB: 0 BB: 0	R: 0 E: 0 K: 0 S: 4	H: 1 LOB: 1 BB: 0	R: 3 E: 0 K: 0 S: 6	H: 4 LOB: 2 BB: 10	R: 0 E: 0 K: 0 S: 2	H: 0 LOB: 0 BB: 6	R: 0 E: 0 K: 0 S: 3	H: 0 LOB: 0 BB: 3	R: 0 E: 1 K: 0 S: 4	H: 1 LOB: 2 BB: 8	R: 1 E: 0 K: 0 S: 3	H: 1 LOB: 3 BB: 15	1B: 8 2B: 5 3B: 0 HR: 0	SF: 0 SAC: 3 DP: 5 HBP: 1	WP: 0 PB: 0 SB: 0 CS: 0	PA: 50				
PITCHER	IP WLS BF H R ER SO BB IBB HBP BLK WP HR S P ERA WHIP																													
Jim Clancy, R ERA: 4.95	(1.1)	7.0	29	8	4	4	5	0	0	0	37	42	5.14	1.286																
Jimmy Key, L ERA: 5.44	(8.1)	0.1	3	1	0	0	0	0	0	0	2	6	0.00	3.000																
Roy Lee Jackson, R ERA: 4.1	(8.1)	3.2	12	1	0	0	0	1	1	0	0	0	0	0	10	18	0.00	0.545												
Jim Gott, R ERA: 4.1	(12.1)	0.0	L	1	1	1	1	0	0	0	0	0	0	0	1	1	∞	∞												
Dennis Lamp, R ERA: 3.92	(12.1)	0.2	5	0	0	0	0	1	2	0	0	0	0	0	2	14	0.00	1.500												


BOTTOM

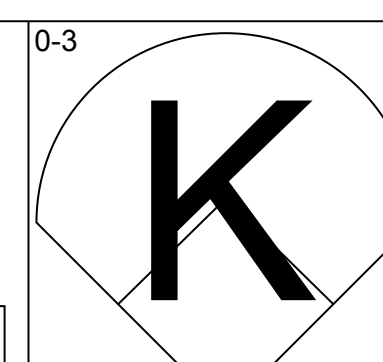
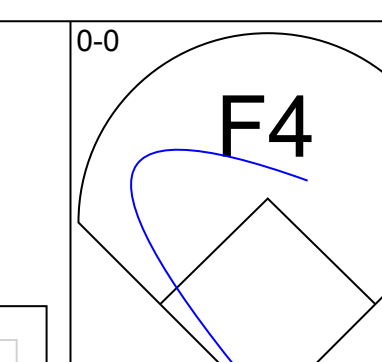
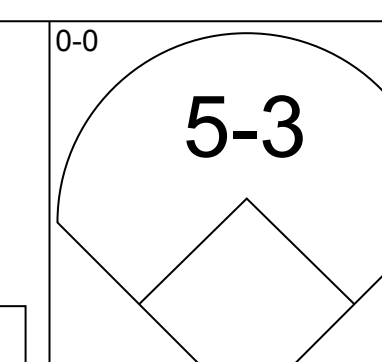
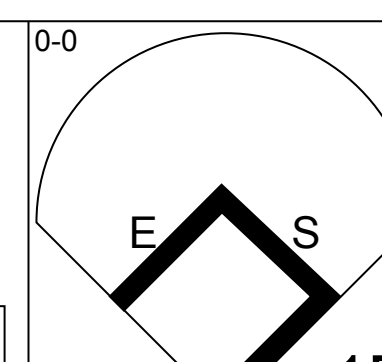
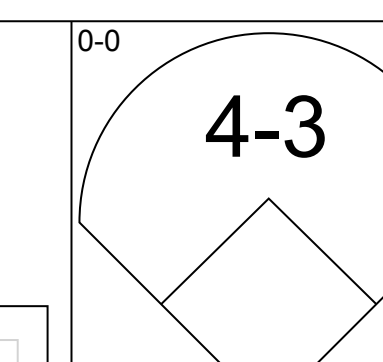
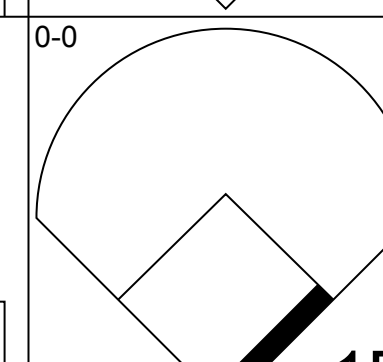
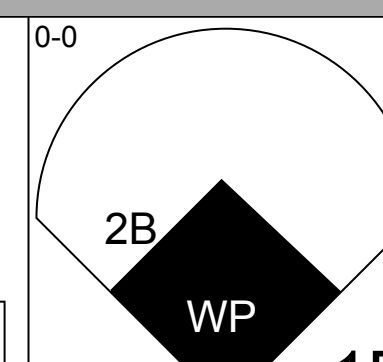
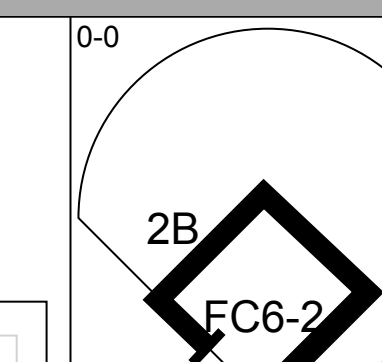
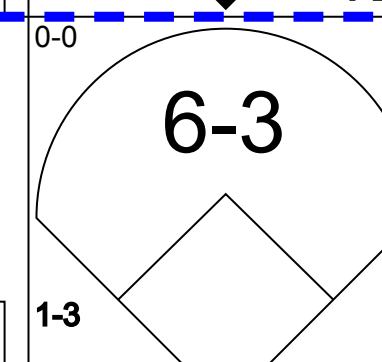
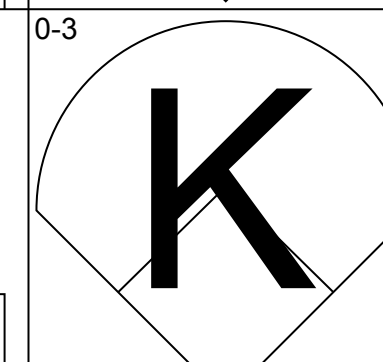
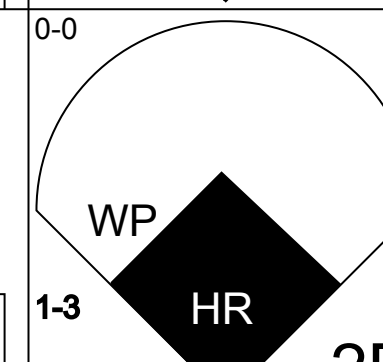
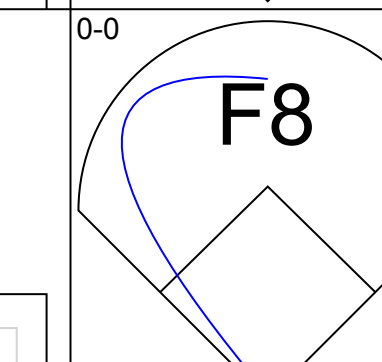
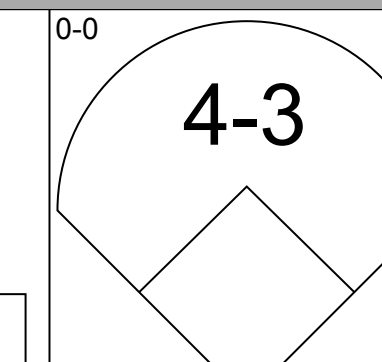
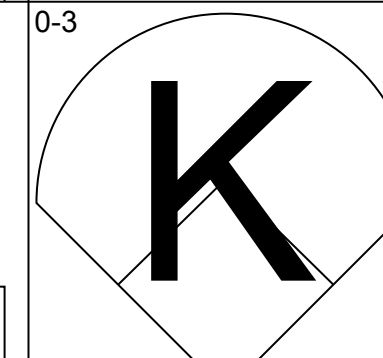
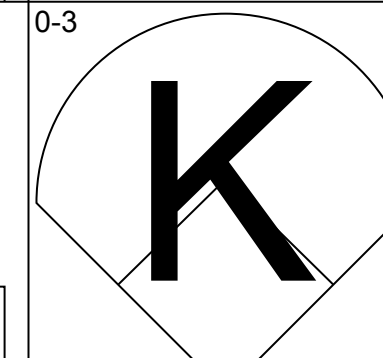
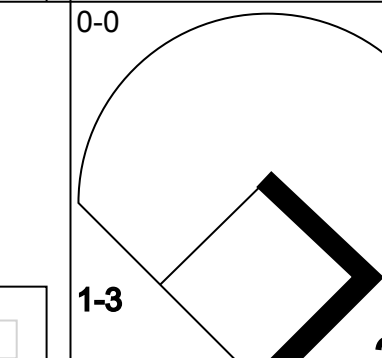
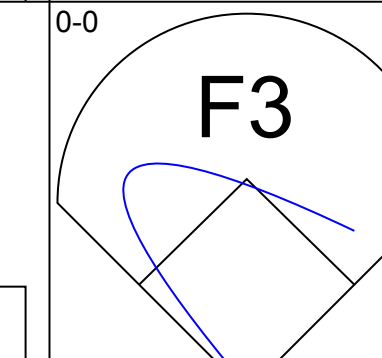
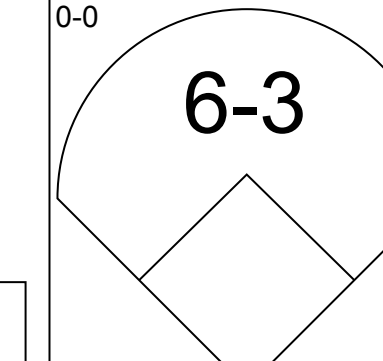
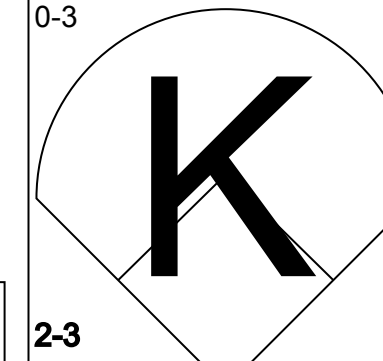
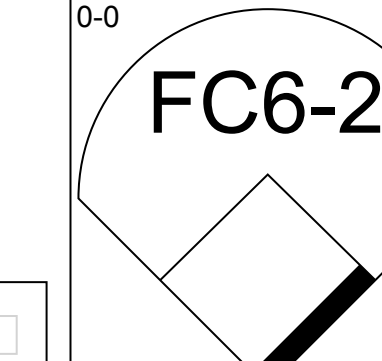
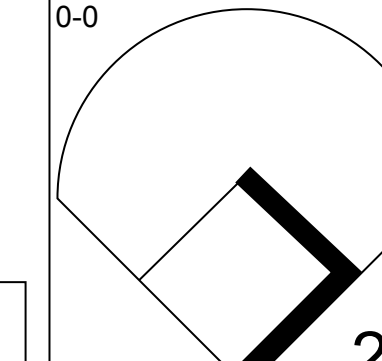

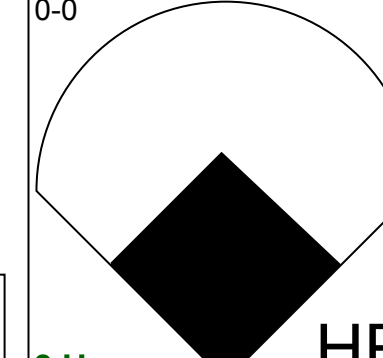
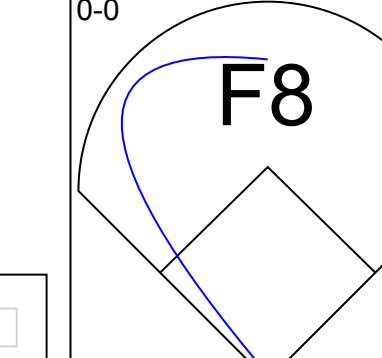
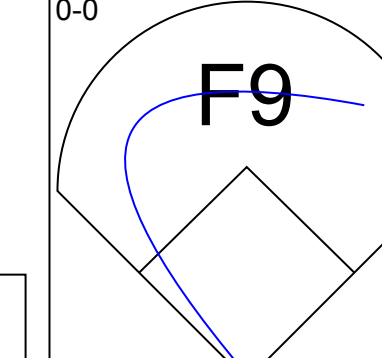

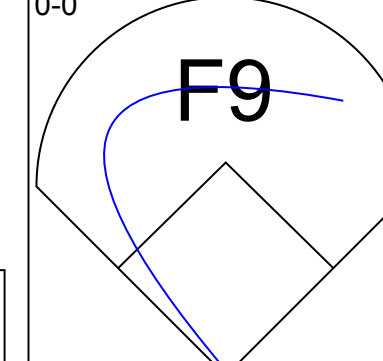
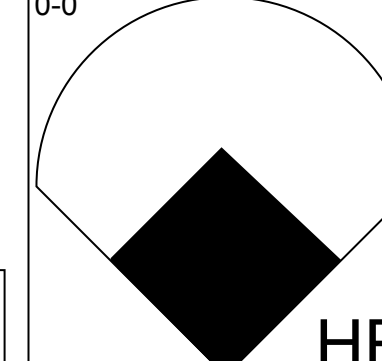
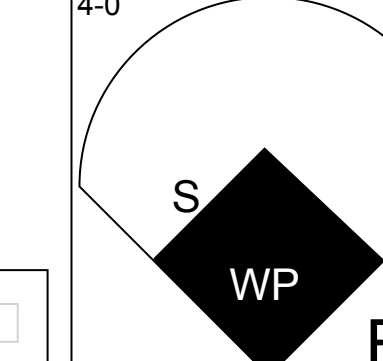
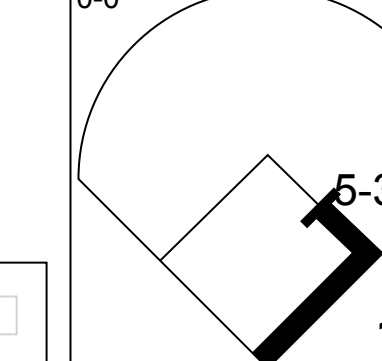
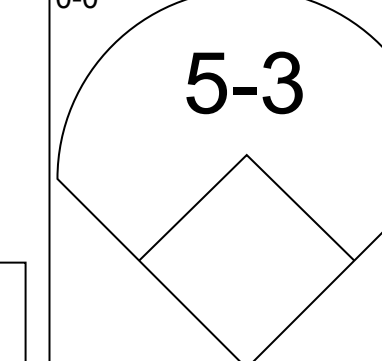
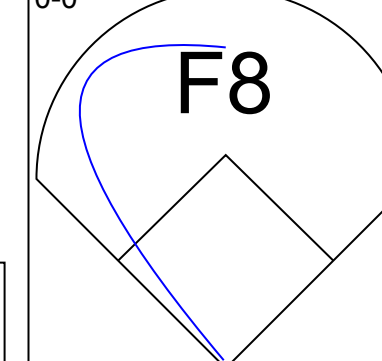
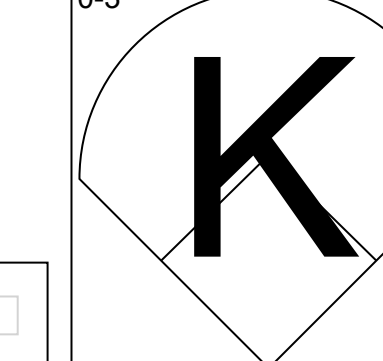
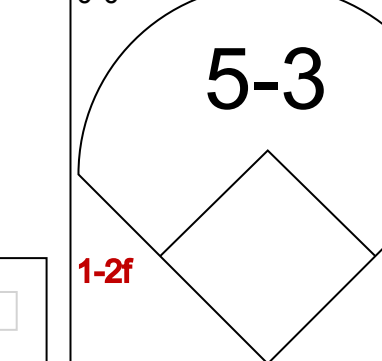
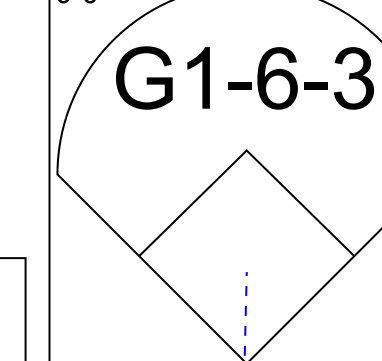
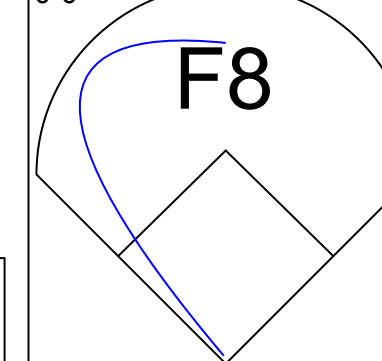
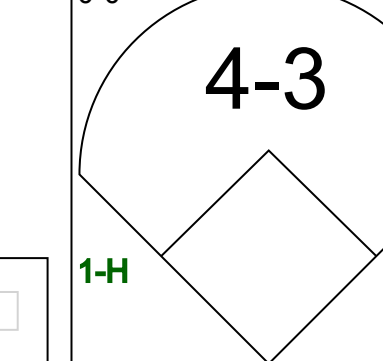
Toronto Blue Jays @ Minnesota Twins
Hubert H. Humphrey Metrodome, Minneapolis, MN

Sat Aug 25 1984, 8:05 PM EDT
Alt. 23,236 - Unknown

livebaseballscorecards.com

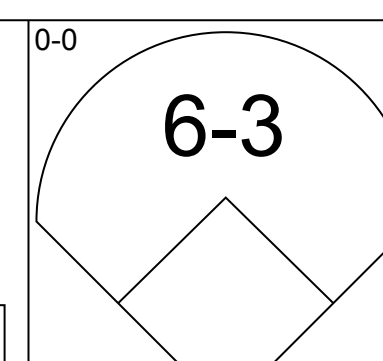
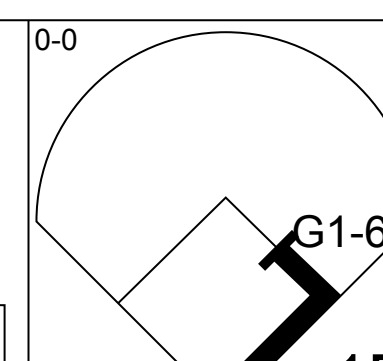
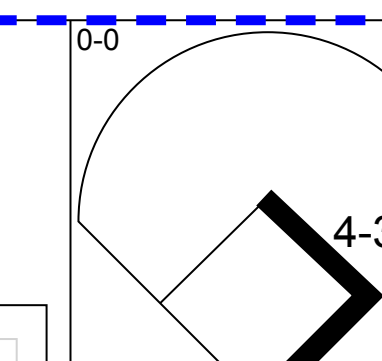
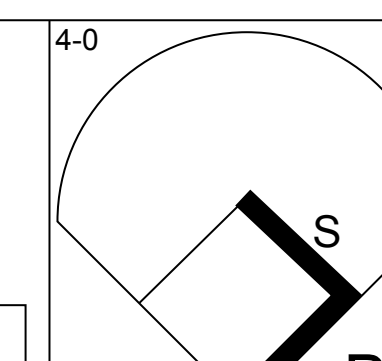
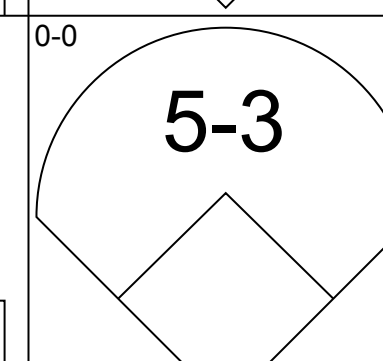
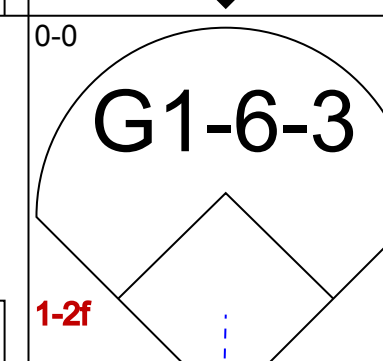
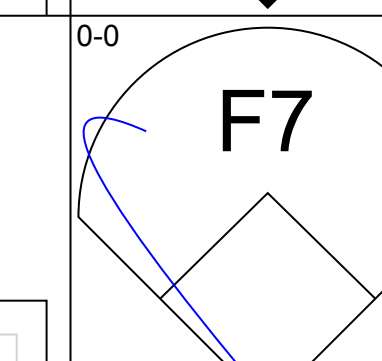
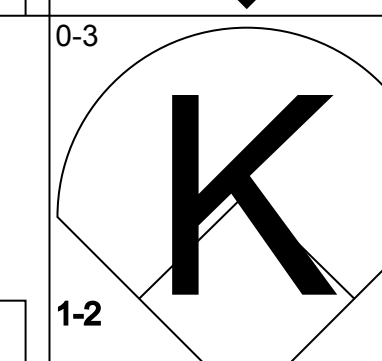
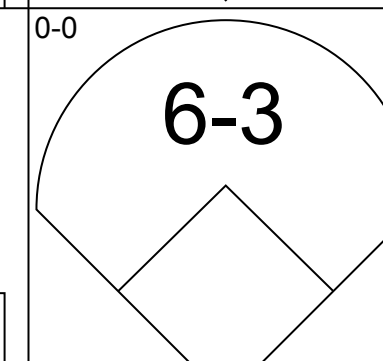
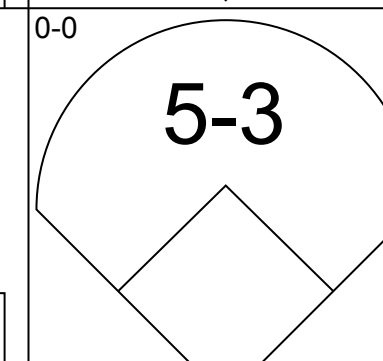
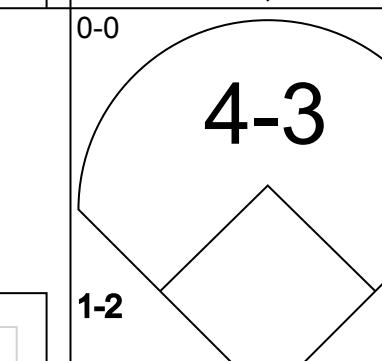
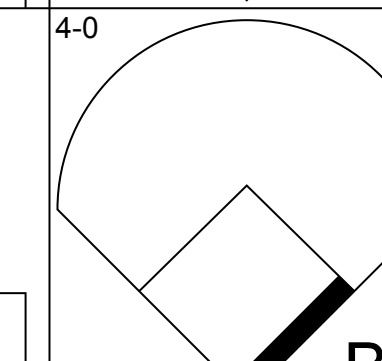
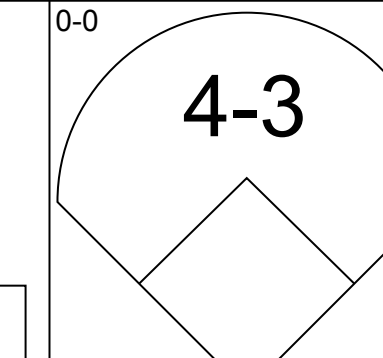
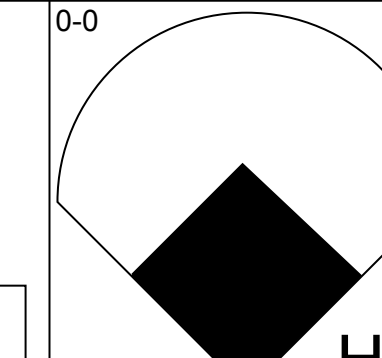
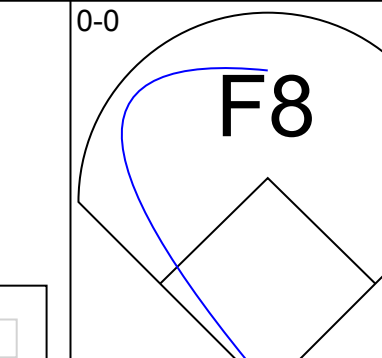
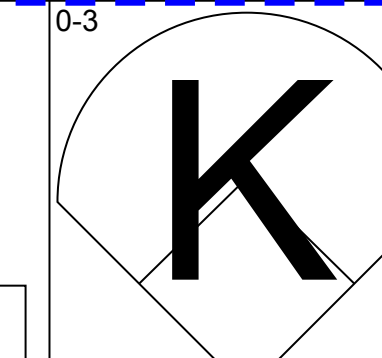
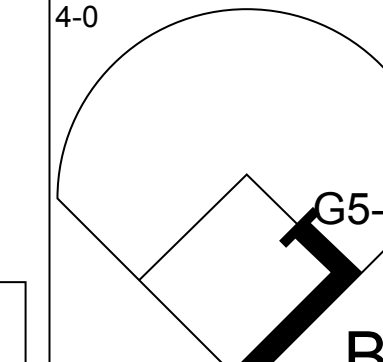
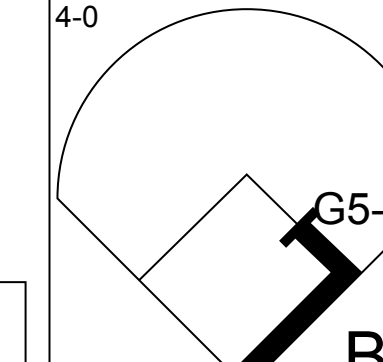
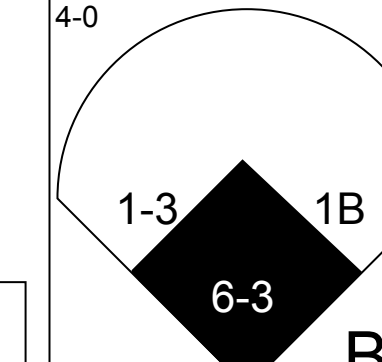
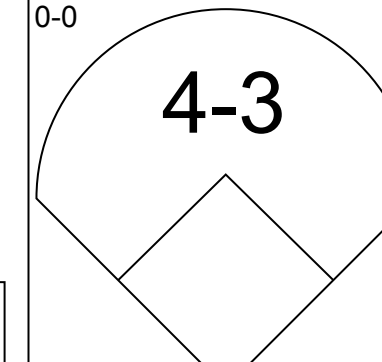
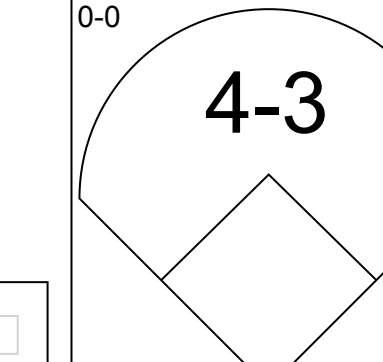
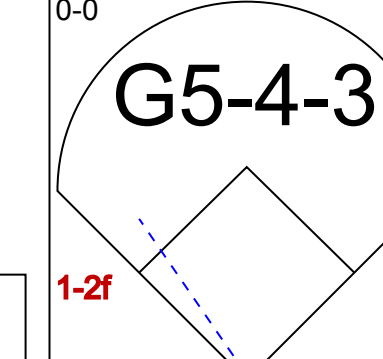
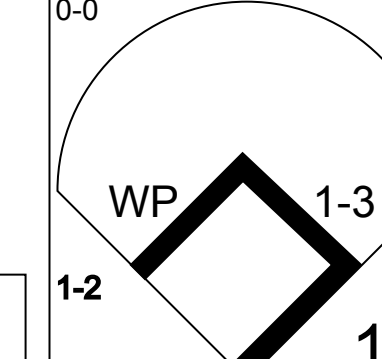
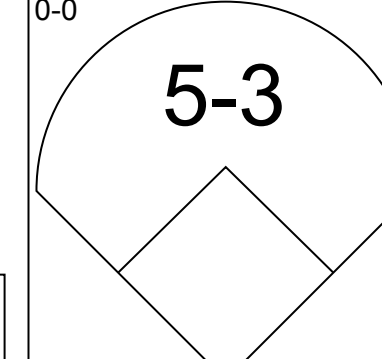
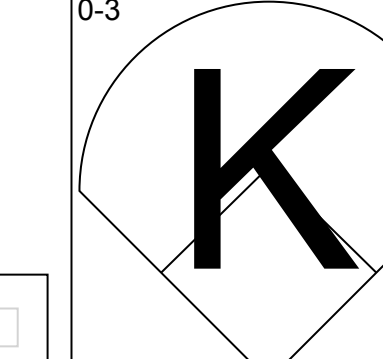
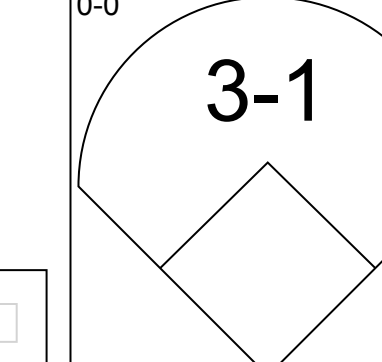
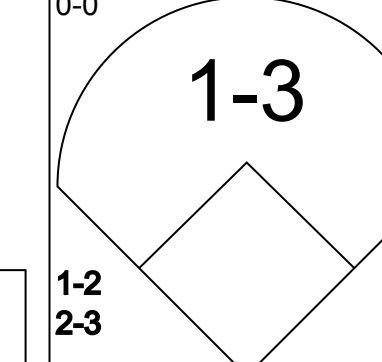
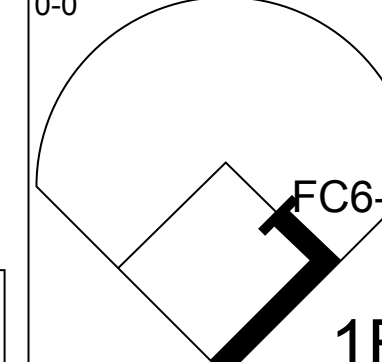
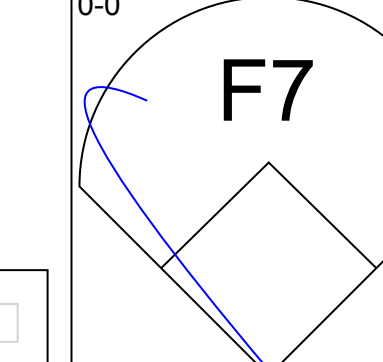
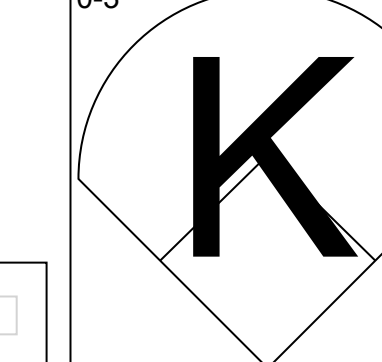
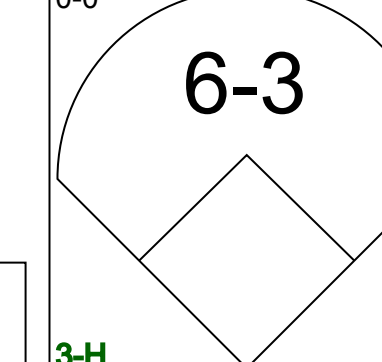
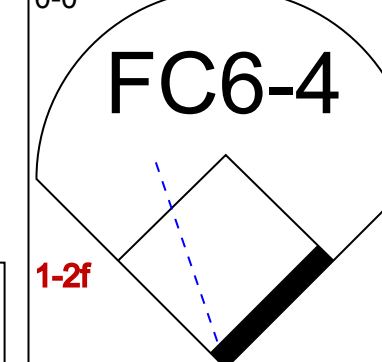
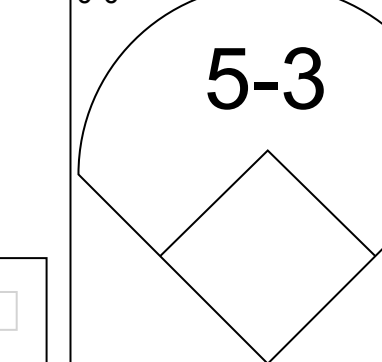
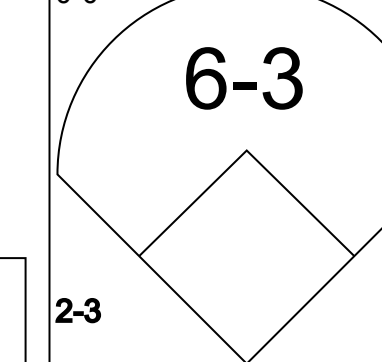


AB 39
R 5
H 11
RBI 5
BB 7
SO 5
LOB 19



Batter	1	2	3	4	5	6	7	8	9	AB	R	H	RBI	BB	SO	LOB	TOP																					
Damaso Garcia, R (1, 4) OBP: 0.315, SLG: 0.389										5	0	1	0	0	1	1	Toronto Blue Jays @ Minnesota Twins Hubert H. Humphrey Metrodome, Minneapolis, MN Mon Aug 27 1984, 8:05 PM EDT Att: 19,251 - Unknown																					
Rance Mulliniks, L (1, 5) Garth Iorg, R (7, PH) (7, 5) OBP: 0.397, SLG: 0.453 OBP: 0.251, SLG: 0.306										3	1	3	0	0	0	0																						
Lloyd Moseby, L (1, 8) OBP: 0.356, SLG: 0.476										4	1	1	0	0	1	2																						
Willie Upshaw, L (1, 3) OBP: 0.359, SLG: 0.500										4	0	1	0	0	2	3																						
George Bell, R (1, 7) OBP: 0.327, SLG: 0.487										4	0	1	0	0	1	3																						
Ernie Whitt, L (1, 2) OBP: 0.340, SLG: 0.448										4	1	1	2	0	0	3																						
Willie Aikens, L (1, 10) Cliff Johnson, R (9, PH) (9, PH) Alfredo Griffin, S (9, PR) (9, PR) OBP: 0.302, SLG: 0.366 OBP: 0.390, SLG: 0.514 OBP: 0.237, SLG: 0.291										3	1	1	1	0	1	0																						
Jesse Barfield, R (1, 9) OBP: 0.361, SLG: 0.486										4	0	1	0	0	1	1																						
Tony Fernandez, S (1, 6) OBP: 0.317, SLG: 0.395										4	0	0	0	0	0	1																						
Inning Stats	R: 0 E: 0 K: 3 S: 10	H: 1 LOB: 1 BB: 0 P: 10	R: 0 E: 0 K: 1 S: 5	H: 0 LOB: 0 BB: 0 P: 5	R: 0 E: 0 K: 0 S: 3	H: 1 LOB: 0 BB: 0 P: 3	R: 3 E: 0 K: 2 S: 10	H: 3 LOB: 0 BB: 0 P: 10	R: 0 E: 0 K: 0 S: 3	H: 0 LOB: 0 BB: 0 P: 3	R: 0 E: 0 K: 0 S: 5	H: 2 LOB: 2 BB: 0 P: 5	R: 1 E: 0 K: 0 S: 5	H: 2 LOB: 1 BB: 0 P: 5	R: 0 E: 0 K: 0 S: 4	H: 1 LOB: 1 BB: 0 P: 4		R: 1 E: 0 K: 1 S: 5	H: 0 LOB: 1 BB: 1 P: 9	1B: 5 2B: 4 3B: 0 HR: 2	SF: 0 SAC: 0 DP: 1 HBP: 0	WP: 2 PB: 0 SB: 3 CS: 0	PA: 37															
PITCHER	IP	WLS	BF	H	R	ER	SO	BB	IBB	HBP	BLK	WP	HR	S	P	ERA	WHIP	PITCHER				IP	WLS	BF	H	R	ER	SO	BB	IBB	HBP	BLK	WP	HR	S	P	ERA	WHIP
Mike Smithson, R (1, 1) ERA: 3.66	6.2	L	28	9	4	4	6	0	0	0	0	1	2	40	40	5.40	1.350																					
Pete Filson, L (7, 1) ERA: 3.9	1.1		5	1	0	0	0	0	0	0	0	0	0	5	5	0.00	0.750																					
Rick Lysander, R (9, 1) ERA: 3.35	1.0		4	0	1	1	1	1	0	0	0	1	0	5	9	9.00	1.000																					

AB	36
R	5
H	10
RBI	3
BB	1
SO	7
LOB	15



Batter	1	2	3	4	5	6	7	8	9	AB	R	H	RBI	BB	SO	LOB	BOTTOM																					
Kirby Puckett, R (1, 8) OBP: 0.329, SLG: 0.338										3	0	2	0	1	0	0	Toronto Blue Jays @ Minnesota Twins Hubert H. Humphrey Metrodome, Minneapolis, MN Mon Aug 27 1984, 8:05 PM EDT Att: 19,251 - Unknown																					
Dave Engle, R (1, 2) OBP: 0.317, SLG: 0.369										4	0	0	0	0	1	3																						
Mickey Hatcher, R (1, 7) OBP: 0.345, SLG: 0.405										3	0	0	0	1	0	1																						
Kent Hrbek, L (1, 3) OBP: 0.386, SLG: 0.528										4	1	1	1	0	1	3																						
Randy Bush, L (1, 10) Dave Meier, R (9, PH) (9, PH) OBP: 0.306, SLG: 0.402 OBP: 0.287, SLG: 0.320										1	1	0	0	2	0	0																						
Tom Brunansky, R (1, 9) OBP: 0.332, SLG: 0.482										4	0	1	0	0	1	1																						
Gary Gaetti, R (1, 5) OBP: 0.323, SLG: 0.367										4	0	1	0	0	0	2																						
Tim Teufel, R (1, 4) OBP: 0.363, SLG: 0.419										3	0	0	1	0	1	2																						
Houston Jimenez, R (1, 6) Darrell Brown, S (8, PH) (8, PH) Ron Washington, R (9, 6) (9, 6) OBP: 0.243, SLG: 0.255 OBP: 0.310, SLG: 0.348 OBP: 0.281, SLG: 0.443										2	0	0	0	0	0	1																						
Inning Stats	R: 0 E: 0 K: 0 S: 3	H: 0 LOB: 0 BB: 0 P: 3	R: 0 E: 0 K: 0 S: 2	H: 0 LOB: 1 BB: 1 P: 6	R: 0 E: 0 K: 1 S: 5	H: 0 LOB: 0 BB: 0 P: 5	R: 0 E: 0 K: 0 S: 3	H: 1 LOB: 0 BB: 0 P: 3	R: 2 E: 0 K: 0 S: 5	H: 2 LOB: 1 BB: 1 P: 9	R: 0 E: 0 K: 0 S: 4	H: 1 LOB: 1 BB: 0 P: 4	R: 0 E: 0 K: 0 S: 4	H: 1 LOB: 1 BB: 0 P: 4	R: 0 E: 0 K: 2 S: 7	H: 0 LOB: 2 BB: 2 P: 15		R: 0 E: 0 K: 1 S: 5	H: 0 LOB: 0 BB: 0 P: 5	1B: 4 2B: 0 3B: 0 HR: 1	SF: 0 SAC: 0 DP: 2 HBP: 0	WP: 1 PB: 0 SB: 1 CS: 0	PA: 34															
PITCHER	IP	WLS	BF	H	R	ER	SO	BB	IBB	HBP	BLK	WP	HR	S	P	ERA	WHIP	PITCHER				IP	WLS	BF	H	R	ER	SO	BB	IBB	HBP	BLK	WP	HR	S	P	ERA	WHIP
Dennis Lamp, R (1, 1) ERA: 3.9	5.0	W	18	3	2	2	1	2	0	0	0	0	0	18	26	3.60	1.000																					
Ron Musselman, R (6, 1) ERA: 1.5	2.2		12	2	0	0	1	2	0	0	0	0	0	12	20	0.00	1.500																					
Jimmy Key, L (8, 1) ERA: 5.29	1.1	S	4	0	0	0	2	0	0	0	0	0	0	8	8	0.00	0.000																					

AB	30
R	2
H	5
RBI	2
BB	4
SO	4
LOB	13



Batter	1	2	3	4	5	6	7	8	9	10	11	AB	R	H	RBI	BB	SO	LOB	TOP			
Rudy Law, L OBP: 0.319, SLG: 0.345 (1, 8)	K	E3		F4			3-1 2B		4-3		FC1-6	5	1	0	0	1	1	2				
Jerry Hairston, S OBP: 0.366, SLG: 0.397 Ron Kittle, R OBP: 0.295, SLG: 0.451 (11, PH) (11, 7)	F8	G3			F9		3-1		F8		FC5-4	5	0	0	0	0	0	3				
Harold Baines, L OBP: 0.312, SLG: 0.542 (1, 9)	F7			K								4	0	2	1	2	1	0				
Carlton Fisk, R OBP: 0.294, SLG: 0.469 (1, 2)		E 1B	5-3		F8		K				F8	6	1	2	0	0	1	4				
Greg Walker, L OBP: 0.313, SLG: 0.510 (1, 10)		K		F8			4-3					5	0	0	0	0	2	5				
Tom Paciorek, R OBP: 0.316, SLG: 0.340 (1, 3)	K			F5			5-3				F8	5	0	1	0	0	1	1				
Roy Smalley, S OBP: 0.278, SLG: 0.346 (1, 5)		1B			F6			G3			K	5	2	2	1	0	1	1				
Scott Fletcher, R OBP: 0.320, SLG: 0.293 Mike Squires, L OBP: 0.244, SLG: 0.200 Jerry Dyzbinski, R OBP: 0.316, SLG: 0.308 (1, 6) (8, PH) (8, 6)		1B		F9				6-3			F4	2	1	1	0	1	0	1				
Julio Cruz, S OBP: 0.212, SLG: 0.312 (1, 4)		1B					G4-1				FC1-6	4	1	2	3	1	0	2				
Inning Stats	R: 0 E: 0 K: 1 S: 5	H: 0 LOB: 0 BB: 0 P: 5	R: 3 E: 1 K: 2 S: 11	H: 3 LOB: 2 BB: 1 P: 15	R: 0 E: 0 K: 1 S: 5	H: 0 LOB: 0 BB: 0 P: 5	R: 2 E: 0 K: 0 S: 5	H: 2 LOB: 0 BB: 0 P: 5	R: 0 E: 0 K: 0 S: 4	H: 1 LOB: 1 BB: 0 P: 4	R: 1 E: 0 K: 1 S: 6	H: 1 LOB: 1 BB: 1 P: 10	R: 0 E: 0 K: 0 S: 4	H: 1 LOB: 1 BB: 0 P: 4	R: 0 E: 0 K: 1 S: 6	H: 0 LOB: 0 BB: 0 P: 10	R: 0 E: 0 K: 1 S: 5	H: 0 LOB: 0 BB: 2 P: 11	1B: 6 2B: 3 3B: 0 HR: 1	SF: 0 SAC: 0 DP: 0 HBP: 0	WP: 0 PB: 0 CS: 0	PA: 49
PITCHER	IP WLS BF H R ER SO BB IBB HBP BLK WP HR S P ERA WHIP	PITCHER											IP WLS BF H R ER SO BB IBB HBP BLK WP HR S P ERA WHIP									
Doyle Alexander, R ERA: 3.4 (1, 1)	2.0	8	1	0	0	2	1	0	0	0	0	0	0	11	15	0.00	1.000					
Roy Lee Jackson, R ERA: 3.6 (9, 1)	0.0	1	0	0	0	0	1	0	0	0	0	0	0	0	4	∞	∞					
Jim Gott, R ERA: 4.1 (11, 1)	1.0	W	4	0	0	0	1	0	0	0	0	0	0	3	7	0.00	1.000					
Bryan Clark, L ERA: 4.67 (11, 1)																						
Damaso Garcia, R OBP: 0.313, SLG: 0.389 (1, 4)	4-3	F6			F8		F9		4-3			6	0	1	1	0	0	2				
Dave Collins, S OBP: 0.365, SLG: 0.455 (1, 7)	6-3			4-3			G1-4-3		F7			5	0	1	0	0	0	0				
Lloyd Moseby, L OBP: 0.356, SLG: 0.476 (1, 8)	1B			K		K		4-3 1B	4-3			4	2	1	0	1	2	1				
Willie Upshaw, L OBP: 0.360, SLG: 0.501 (1, 3)	1B				4-3		4-3		1-3			5	0	2	0	0	0	2				
George Bell, R OBP: 0.330, SLG: 0.491 (1, 9)				F3			1B		6-3			5	2	3	2	0	0	1				
Rance Mulliniks, L OBP: 0.396, SLG: 0.451 Jesse Barfield, R OBP: 0.364, SLG: 0.500 Garth Iorg, R OBP: 0.250, SLG: 0.304 (1, 5) (7, PH) (8, 5)	G3			6-3			G6-4-3 1B		F8			3	1	1	1	0	0	2				
Willie Aikens, L OBP: 0.300, SLG: 0.361 (1, 10)				G3			E3		4-3		2-3	5	0	1	0	0	0	1				
Ernie Whitt, L OBP: 0.341, SLG: 0.446 Cliff Johnson, R OBP: 0.389, SLG: 0.512 Buck Martinez, R OBP: 0.288, SLG: 0.342 (1, 2) (6, PH) (7, 2)		G4-6-3					G6-4-3		F8			1	0	0	0	1	0	1				
Tony Fernandez, S OBP: 0.325, SLG: 0.401 (1, 6)									1-3			5	1	3	1	0	1	1				
Inning Stats	R: 1 E: 0 K: 0 S: 5	H: 2 LOB: 2 BB: 1 P: 9	R: 0 E: 0 K: 0 S: 4	H: 2 LOB: 1 BB: 0 P: 4	R: 0 E: 0 K: 1 S: 6	H: 1 LOB: 1 BB: 0 P: 6	R: 0 E: 0 K: 1 S: 5	H: 0 LOB: 1 BB: 1 P: 9	R: 0 E: 0 K: 0 S: 6	H: 1 LOB: 1 BB: 0 P: 6	R: 3 E: 1 K: 0 S: 6	H: 3 LOB: 0 BB: 0 P: 6	R: 0 E: 0 K: 0 S: 3	H: 0 LOB: 0 BB: 0 P: 3	R: 0 E: 0 K: 0 S: 3	H: 0 LOB: 0 BB: 0 P: 3	R: 0 E: 0 K: 0 S: 3	H: 0 LOB: 0 BB: 0 P: 3	1B: 10 2B: 4 3B: 0 HR: 1	SF: 0 SAC: 0 DP: 2 HBP: 0	WP: 0 PB: 0 CS: 1	PA: 46
PITCHER	IP WLS BF H R ER SO BB IBB HBP BLK WP HR S P ERA WHIP	PITCHER											IP WLS BF H R ER SO BB IBB HBP BLK WP HR S P ERA WHIP									
Gene Nelson, R ERA: 4.03 (6, 1)	1.2	7	3	2	2	0	0	0	0	0	7	7	10.80	1.800								
Bert Roberge, R ERA: 4.29 (7, 1)	2.1	8	1	1	1	0	0	0	0	0	1	8	3.86	0.429								
Ron Reed, R ERA: 3.49 (10, 1)	1.1	L	6	3	1	1	0	0	0	0	0	6	6.75	2.250								


Chicago White Sox @ Toronto Blue Jays
Exhibition Stadium, Toronto, ON
Tue Aug 28 1984, 7:05 PM EDT
Att: 25,327 - Unknown

livebaseballscores.com
AB 44
R 6
H 10
RBI 5
BB 5
SO 7
LOB 21



Chicago White Sox @ Toronto Blue Jays
Exhibition Stadium, Toronto, ON
Tue Aug 28 1984, 7:05 PM EDT
Att: 25,327 - Unknown

livebaseballscores.com
AB 44
R 7
H 15
RBI 7
BB 2
SO 3
LOB 13



Batter	1	2	3	4	5	6	7	8	9	AB	R	H	RBI	BB	SO	LOB	TOP			
Rudy Law, L OBP: 0.320, SLG: 0.344 (1, 8)										4	1	1	0	1	0	3				
Jerry Hairston, S OBP: 0.367, SLG: 0.411 (1, 10)										5	1	2	1	0	0	2				
Harold Baines, L OBP: 0.362, SLG: 0.545 (1, 9)										5	0	2	1	0	0	2				
Carlton Fisk, R OBP: 0.293, SLG: 0.475 (1, 2)										5	1	1	1	0	1	4				
Greg Walker, L OBP: 0.310, SLG: 0.506 (8, PH)										3	0	0	0	0	0	1				
Mike Squires, L OBP: 0.241, SLG: 0.198 (8, 3)										1	1	1	1	0	0	0				
Tom Paciorek, R OBP: 0.315, SLG: 0.340 (1, 7)										3	1	1	0	1	1	0				
Vance Law, R OBP: 0.295, SLG: 0.395 (1, 5)										4	1	1	0	0	1	2				
Scott Fletcher, R OBP: 0.322, SLG: 0.303 (1, 6)										4	2	2	2	0	0	1				
Julio Cruz, S OBP: 0.277, SLG: 0.315 (1, 4)										3	0	2	2	0	0	0				
Inning Stats	R: 0 E: 0 K: 0 S: 3	H: 1 LOB: 0 BB: 0 P: 3	R: 1 E: 1 K: 0 S: 4	H: 1 LOB: 0 BB: 0 P: 4	R: 3 E: 0 K: 0 S: 6	H: 3 LOB: 1 BB: 1 P: 10	R: 2 E: 0 K: 0 S: 6	H: 3 LOB: 1 BB: 0 P: 6	R: 0 E: 0 K: 2 S: 7	H: 0 LOB: 0 BB: 0 P: 5	R: 0 E: 0 K: 0 S: 5	H: 2 LOB: 2 BB: 0 P: 5	R: 2 E: 1 K: 0 S: 6	H: 2 LOB: 1 BB: 1 P: 9	R: 0 E: 0 K: 1 S: 6	H: 1 LOB: 1 BB: 0 P: 6	1B: 8 2B: 0 3B: 2 HR: 3	SF: 1 SAC: 0 DP: 1 HBP: 0	WP: 0 PB: 0 SB: 2 CS: 1	PA: 41
PITCHER	IP	WLS	BF	H	R	ER	SO	BB	IBB	HBP	BLK	WP	HR	S	P	ERA	WHIP			
Luis Leal, R ERA: 3.65 (1, 1)	3.0	L	17	8	6	6	0	1	0	0	0	0	2	16	20	18.00	3.000			
Ron Musselman, R ERA: 1.13 (4, 1)	3.0		9	0	0	0	3	0	0	0	0	0	0	15	15	0.00	0.000			
Bryan Clark, L ERA: 4.86 (7, 1)	2.1		13	5	2	2	0	1	0	0	0	0	1	12	16	7.71	2.571			
Jim Gott, R ERA: 4.08 (9, 1)	0.2		2	0	0	0	1	0	0	0	0	0	0	4	4	0.00	0.000			

Chicago White Sox @ Toronto Blue Jays
Exhibition Stadium, Toronto, ON
Wed Aug 29 1984, 7:05 PM EDT
Att: 25,232 - Unknown

livebaseballscores.com

AB 38
R 8
H 13
RBI 8
BB 2
SO 4
LOB 16

Batter	1	2	3	4	5	6	7	8	9	AB	R	H	RBI	BB	SO	LOB	BOTTOM					
Damaso Garcia, R OBP: 0.312, SLG: 0.387 (1, 4)										5	0	1	0	0	2	3						
Lloyd Moseby, L OBP: 0.355, SLG: 0.474 (1, 8)										5	0	1	0	0	1	1						
George Bell, R OBP: 0.331, SLG: 0.494 (1, 7)										5	0	2	0	0	1	2						
Cliff Johnson, R OBP: 0.386, SLG: 0.507 (1, 10)										5	1	1	0	0	2	3						
Jesse Barfield, R OBP: 0.361, SLG: 0.498 (1, 9)										5	1	1	0	0	2	1						
Willie Upshaw, L OBP: 0.363, SLG: 0.510 (1, 3)										2	2	2	2	1	0	0						
Buck Martinez, R OBP: 0.293, SLG: 0.363 (1, 2)										3	1	2	2	0	0	1						
Ernie Whitt, L OBP: 0.340, SLG: 0.444 (9, 2)										1	0	0	0	0	0	1						
Garth Iorg, R OBP: 0.247, SLG: 0.300 (8, PH)										3	0	0	0	0	0	2						
Rance Mulliniks, L OBP: 0.398, SLG: 0.453 (9, 5)										1	0	1	0	0	0	0						
Tony Fernandez, S OBP: 0.329, SLG: 0.404 (1, 6)										4	0	2	1	0	0	0						
Inning Stats	R: 0 E: 0 K: 2 S: 8	H: 1 LOB: 1 BB: 0 P: 8	R: 0 E: 0 K: 0 S: 3	H: 0 LOB: 1 BB: 1 P: 7	R: 0 E: 0 K: 1 S: 5	H: 0 LOB: 0 BB: 0 P: 5	R: 0 E: 0 K: 3 S: 9	H: 0 LOB: 0 BB: 0 P: 9	R: 2 E: 0 K: 0 S: 7	H: 4 LOB: 2 BB: 0 P: 7	R: 2 E: 1 K: 0 S: 5	H: 2 LOB: 0 BB: 0 P: 5	R: 0 E: 0 K: 1 S: 7	H: 2 LOB: 2 BB: 0 P: 7	R: 0 E: 0 K: 0 S: 6	H: 3 LOB: 3 BB: 0 P: 6	R: 0 E: 0 K: 1 S: 6	H: 1 LOB: 1 BB: 0 P: 6	1B: 8 2B: 3 3B: 0 HR: 2	SF: 1 SAC: 0 DP: 1 HBP: 0	WP: 0 PB: 0 SB: 0 CS: 0	PA: 41
PITCHER	IP	WLS	BF	H	R	ER	SO	BB	IBB	HBP	BLK	WP	HR	S	P	ERA	WHIP					
Floyd Bannister, L ERA: 4.52 (1, 1)	6.0	W	26	7	4	3	6	1	0	0	0	0	2	37	41	4.50	1.333					
Dan Spillner, R ERA: 4.71 (7, 1)	3.0	S	15	6	1	1	2	0	0	0	0	0	0	19	19	3.00	2.000					

Chicago White Sox @ Toronto Blue Jays
Exhibition Stadium, Toronto, ON
Wed Aug 29 1984, 7:05 PM EDT
Att: 25,232 - Unknown

livebaseballscores.com


AB 39
R 5
H 13
RBI 5
BB 1
SO 8
LOB 14

Batter	1	2	3	4	5	6	7	8	9	AB	R	H	RBI	BB	SO	LOB	TOP								
Damaso Garcia, R (1, 4) OBP: 0.314, SLG: 0.388	0-0 6-3 1B		0-0 4-3		0-0 4-3		0-0 1-3 1B	0-0 F9		4	1	2	0	0	0	0									
Dave Collins, S (1, 7) OBP: 0.364, SLG: 0.453	0-0 F7		0-0		0-0 F5		0-0 F5	0-0 3-1		4	0	1	0	0	0	3									
Rance Mulliniks, L (1, 5) OBP: 0.393, SLG: 0.447	0-0 6-3		0-3 K		0-0 F7		0-0 F7	0-0 6-3		4	0	0	0	0	1	2									
Garth Iorg, R (9, 5) OBP: 0.247, SLG: 0.300	0-0 1-3		0-0 1-2		0-0 F8		0-0 F8	0-0 1B		4	1	2	1	0	0	0									
Willie Upshaw, L (1, 3) OBP: 0.364, SLG: 0.510	0-0 FC5-4 1B		0-0 F7		0-0 F5		0-0 F5	0-0 1B		4	1	1	0	0	0	1									
George Bell, R (1, 9) OBP: 0.330, SLG: 0.492	0-0 FC5-4 1-2		0-0 3-1		0-0 4-3		0-0 F4	0-0 G3		4	0	0	0	0	1	2									
Willie Aikens, L (1, 10) OBP: 0.299, SLG: 0.359		0-3 K		0-0 3-1		0-0 4-3		0-0 G3		4	0	0	0	0	1	2									
Rick Leach, L (9, PR) OBP: 0.309, SLG: 0.378		0-3 K		0-0 3-1		0-0 4-3		0-0 G3		4	0	0	0	0	1	2									
Ernie Whitt, L (1, 2) OBP: 0.336, SLG: 0.438		0-3 K		0-0 3-1		0-0 4-3		0-0 G3		4	0	0	0	0	1	2									
Jesse Barfield, R (1, 8) OBP: 0.361, SLG: 0.494		0-0 6-3		0-0 6-3		0-0 6-3		0-0 6-3		2	0	0	0	1	0	0									
Lloyd Moseby, L (9, PH) OBP: 0.356, SLG: 0.475		0-0 6-3		0-0 6-3		0-0 6-3		0-0 6-3		1	0	1	2	0	0	0									
Alfredo Griffin, S (1, 6) OBP: 0.235, SLG: 0.289		0-0 6-3		0-0 6-3		0-0 6-3		0-0 6-3		2	0	0	0	1	0	0									
Cliff Johnson, R (9, PH) OBP: 0.395, SLG: 0.505		0-0 6-3		0-0 6-3		0-0 6-3		0-0 6-3		1	0	0	0	0	0	1									
Tony Fernandez, S (9, 6) OBP: 0.329, SLG: 0.404		0-0 6-3		0-0 6-3		0-0 6-3		0-0 6-3		0	0	0	0	0	0	0									
Inning Stats	R: 1 E: 0 K: 0 S: 5	H: 2 LOB: 1 BB: 0 P: 5	R: 0 E: 0 K: 2 S: 7	H: 0 LOB: 0 BB: 0 P: 7	R: 0 E: 0 K: 1 S: 6	H: 1 LOB: 1 BB: 0 P: 6	R: 0 E: 0 K: 0 S: 3	H: 0 LOB: 0 BB: 0 P: 3	R: 0 E: 0 K: 1 S: 6	H: 1 LOB: 2 BB: 1 P: 10	R: 0 E: 0 K: 0 S: 3	H: 0 LOB: 0 BB: 0 P: 3	R: 0 E: 0 K: 1 S: 5	H: 0 LOB: 0 BB: 0 P: 5	R: 0 E: 0 K: 0 S: 3	H: 0 LOB: 0 BB: 0 P: 3	R: 3 E: 0 K: 0 S: 7	H: 4 LOB: 2 BB: 0 P: 7	1B: 8 2B: 0 3B: 0 HR: 0	SF: 0 SAC: 0 DP: 0 HBP: 0	WP: 0 PB: 0 SB: 4 CS: 0	PA: 36			
PITCHER	IP	WLS	BF	H	R	ER	SO	BB	IBB	HBP	BLK	WP	HR	S	P	ERA	WHIP								
Tom Seaver, R (1, 1) ERA: 3.97	9.0	L	36	8	4	4	5	1	0	0	0	0	0	45	49	4.00	1.000								

Toronto Blue Jays @ Chicago White Sox
Comiskey Park, Chicago, IL
Thu Aug 30 1984, 8:05 PM EDT
Att: 22,800 - Unknown

livebaseballscores.com

AB 35
R 4
H 8
RBI 4
BB 1
SO 5
LOB 10




Batter	1	2	3	4	5	6	7	8	9	AB	R	H	RBI	BB	SO	LOB	BOTTOM								
Rudy Law, L (1, 8) OBP: 0.321, SLG: 0.343	0-0 FC3-6 1B	4-0 1-2 BB		0-0 4-3		0-0 F8	0-0 4-3			4	0	1	0	1	0	4									
Jerry Hairston, S (1, 10) OBP: 0.374, SLG: 0.409	4-0 1-2 BB	0-3 K		4-0 BB		0-0 FC4-6 1B		0-0 F8		3	0	1	0	2	1	2									
Harold Baines, L (1, 9) OBP: 0.360, SLG: 0.542	0-0 FC3-6		0-3 K	4-0 1-2 BB		0-0 FC4-6		0-0 F8		2	0	0	0	0	1	2									
Tom Paciorek, R (4, PH) OBP: 0.315, SLG: 0.338	0-0 1-2 2-3		0-0 K	4-0 1-2 BB		0-0 FC4-6		0-0 F8		2	0	0	1	1	0	1									
Carlton Fisk, R (1, 2) OBP: 0.289, SLG: 0.467	0-0 F4		0-0 F2	0-0 F7		0-0 F7		0-0 6-3		5	0	0	0	0	0	5									
Greg Walker, L (1, 3) OBP: 0.313, SLG: 0.506	0-0 3-1		0-0 1B	0-0 F6		0-0 F6		0-0 CS		4	1	2	0	0	0	2									
Mike Squires, L (7, PR) OBP: 0.241, SLG: 0.198	0-0 3-1		0-0 1B	0-0 F6		0-0 F6		0-0 CS		0	0	0	0	0	0	0									
Greg Luzinski, R (9, PH) OBP: 0.336, SLG: 0.374	0-0 3-1		0-0 1B	0-0 F6		0-0 F6		0-0 CS		1	0	0	0	0	1	0									
Ron Kittle, R (1, 7) OBP: 0.298, SLG: 0.459		0-0 HR	0-0 1B	4-0 BB		0-0 F2		0-0 K		4	1	2	1	1	1	1									
Vance Law, R (1, 5) OBP: 0.299, SLG: 0.395	0-0 F7		4-0 1-2 BB	0-3 K		4-0 BB		4-0 BB		3	0	1	0	2	1	1									
Scott Fletcher, R (1, 6) OBP: 0.323, SLG: 0.303	4-0 S		4-0 3-1	0-0 F8		0-0 F8		0-0 F6		4	0	1	0	1	0	4									
Julio Cruz, S (1, 4) OBP: 0.277, SLG: 0.312	0-3 K		0-0 3-1	0-0 3-1		0-0 E6		0-0 1-2 2-3		3	1	0	0	1	1	1									
Inning Stats	R: 0 E: 0 K: 0 S: 4	H: 1 LOB: 2 BB: 1 P: 8	R: 1 E: 0 K: 2 S: 8	H: 1 LOB: 2 BB: 2 P: 16	R: 1 E: 0 K: 1 S: 7	H: 2 LOB: 2 BB: 1 P: 11	R: 0 E: 0 K: 0 S: 3	H: 0 LOB: 2 BB: 2 P: 11	R: 0 E: 0 K: 1 S: 5	H: 0 LOB: 1 BB: 1 P: 9	R: 1 E: 1 K: 0 S: 5	H: 1 LOB: 1 BB: 0 P: 5	R: 0 E: 0 K: 0 S: 4	H: 2 LOB: 3 BB: 2 P: 12	R: 0 E: 0 K: 0 S: 3	H: 0 LOB: 0 BB: 0 P: 3	R: 0 E: 0 K: 2 S: 8	H: 1 LOB: 1 BB: 0 P: 8	1B: 7 2B: 0 3B: 0 HR: 1	SF: 0 SAC: 0 DP: 0 HBP: 0	WP: 0 PB: 1 SB: 1 CS: 1	PA: 44			
PITCHER	IP	WLS	BF	H	R	ER	SO	BB	IBB	HBP	BLK	WP	HR	S	P	ERA	WHIP								
Jim Clancy, R (1, 1) ERA: 4.82	6.2		36	7	3	1	4	9	0	0	0	0	0	35	71	1.35	2.400								
Jim Gott, R (7, 1) ERA: 4.02	1.1	W	4	0	0	0	0	0	0	0	0	0	0	4	4	0.00	0.000								
Jimmy Key, L (9, 1) ERA: 5.18	1.0	S	4	1	0	0	2	0	0	0	0	0	0	8	8	0.00	1.000								

Toronto Blue Jays @ Chicago White Sox
Comiskey Park, Chicago, IL
Thu Aug 30 1984, 8:05 PM EDT
Att: 22,800 - Unknown

livebaseballscores.com

AB 35
R 3
H 8
RBI 2
BB 9
SO 6
LOB 23



Batter	1	2	3	4	5	6	7	8	9	AB	R	H	RBI	BB	SO	LOB	TOP				
Kirby Puckett, R OBP: 0.332, SLG: 0.343 (1, 8)										3	0	0	0	0	1	3	Minnesota Twins @ Toronto Blue Jays Exhibition Stadium, Toronto, ON Fri Aug 31 1984, 7:05 PM EDT Att: 26,309 - Unknown				
Mickey Hatcher, R OBP: 0.344, SLG: 0.401 Andre David, L OBP: 0.380, SLG: 0.390 (1, 7) (7, 7)										3	0	0	0	0	0	3					
Kent Hrbek, L OBP: 0.394, SLG: 0.520 Randy Bush, L OBP: 0.302, SLG: 0.396 (1, 3) (7, 3)										3	0	1	0	0	1	0					
Pat Putnam, L OBP: 0.243, SLG: 0.264 (1, 10)										4	0	0	0	0	3	2					
Tom Brunansky, R OBP: 0.330, SLG: 0.481 Dave Meier, R OBP: 0.283, SLG: 0.315 (1, 9) (7, 9)										3	0	0	0	0	1	1					
Gary Gaetti, R OBP: 0.317, SLG: 0.358 Ron Washington, R OBP: 0.279, SLG: 0.439 (1, 5) (7, 5)										3	0	0	0	0	1	1					
Tim Teufel, R OBP: 0.360, SLG: 0.414 (1, 4)										3	0	2	0	0	1	0					
Tim Laudner, R OBP: 0.244, SLG: 0.375 (1, 2)										3	0	1	0	0	1	2					
Houston Jimenez, R OBP: 0.242, SLG: 0.249 (1, 6)										2	0	0	0	1	1	1					
Inning Stats	R: 0 E: 0 K: 0 S: 2	H: 0 LOB: 0 BB: 0 P: 3	R: 0 E: 0 K: 0 S: 3	H: 0 LOB: 0 BB: 0 P: 3	R: 0 E: 0 K: 2 S: 8	H: 1 LOB: 2 BB: 1 P: 12	R: 0 E: 0 K: 3 S: 10	H: 1 LOB: 0 BB: 0 P: 10	R: 0 E: 0 K: 1 S: 5	H: 0 LOB: 0 BB: 0 P: 5	R: 0 E: 0 K: 2 S: 5	H: 0 LOB: 0 BB: 0 P: 5	R: 0 E: 0 K: 1 S: 5	H: 1 LOB: 1 BB: 0 P: 8	R: 0 E: 0 K: 1 S: 5	H: 0 LOB: 1 BB: 1 P: 9		1B: 4 2B: 0 3B: 0 HR: 0	SF: 0 SAC: 0 DP: 2 HBP: 1	WP: 0 PB: 1 SB: 0 CS: 0	PA: 32
PITCHER Dave Stieb, R ERA: 2.34 (1, 1)	IP: 9.0 WLS: W BF: 32	H: 4 R: 0 ER: 0 SO: 10	BB: 2 IBB: 0 HBP: 1 BLK: 0	WP: 0 HR: 0 S: 49 P: 58	ERA: 0.00 WHIP: 0.667											ERA: 0.00 WHIP: 0.667					

AB	29
R	0
H	4
RBI	0
BB	2
SO	10
LOB	15



Batter	1	2	3	4	5	6	7	8	9	AB	R	H	RBI	BB	SO	LOB	BOTTOM				
Damaso Garcia, R OBP: 0.317, SLG: 0.389 Tony Fernandez, S OBP: 0.328, SLG: 0.401 (1, 4) (8, 6)										3	2	2	0	1	0	0	Minnesota Twins @ Toronto Blue Jays Exhibition Stadium, Toronto, ON Fri Aug 31 1984, 7:05 PM EDT Att: 26,309 - Unknown				
Dave Collins, S OBP: 0.317, SLG: 0.453 Jesse Barfield, R OBP: 0.359, SLG: 0.492 (1, 7) (6, 9)										2	1	1	1	0	0	2					
Lloyd Moseby, L OBP: 0.359, SLG: 0.475 (1, 8)										2	1	1	2	2	1	0					
Willie Upshaw, L OBP: 0.361, SLG: 0.505 Rick Leach, L OBP: 0.309, SLG: 0.378 (1, 3) (8, 3)										4	0	0	0	0	1	3					
George Bell, R OBP: 0.333, SLG: 0.502 (6, 7)										4	2	3	2	0	1	0					
Rance Mulliniks, L OBP: 0.395, SLG: 0.459 Garth Iorg, R OBP: 0.243, SLG: 0.296 (1, 5) (3, PH) (4, 5)										1	1	1	2	0	0	0					
Willie Aikens, L OBP: 0.357 Cliff Johnson, R OBP: 0.385, SLG: 0.502 (1, 10) (3, PH)										1	0	0	0	0	0	0					
Ernie Whitt, L OBP: 0.338, SLG: 0.442 (1, 2)										4	0	2	0	0	1	1					
Alfredo Griffin, S OBP: 0.235, SLG: 0.288 (8, 4)										4	0	1	0	0	0	2					
Inning Stats	R: 1 E: 0 K: 0 S: 3	H: 1 LOB: 0 BB: 1 P: 7	R: 2 E: 0 K: 0 S: 6	H: 3 LOB: 2 BB: 1 P: 10	R: 1 E: 0 K: 1 S: 6	H: 1 LOB: 1 BB: 1 P: 10	R: 2 E: 0 K: 0 S: 6	H: 4 LOB: 1 BB: 0 P: 6	R: 0 E: 0 K: 1 S: 5	H: 0 LOB: 1 BB: 1 P: 9	R: 0 E: 0 K: 0 S: 3	H: 0 LOB: 0 BB: 0 P: 3	R: 1 E: 0 K: 2 S: 8	H: 1 LOB: 0 BB: 0 P: 8	R: 0 E: 0 K: 2 S: 8	H: 1 LOB: 1 BB: 0 P: 8		1B: 7 2B: 3 3B: 0 HR: 2	SF: 1 SAC: 0 DP: 1 HBP: 0	WP: 1 PB: 0 SB: 2 CS: 1	PA: 37
PITCHER Bobby Castillo, R ERA: 2.21 Pete Filson, L ERA: 3.91 Curt Wardle, L ERA: 4.5 (1, 1) (2, 1) (6, 1)	IP: 1.2 WLS: L BF: 10	H: 4 R: 3 ER: 3 SO: 2	BB: 2 IBB: 0 HBP: 0 BLK: 0	WP: 0 HR: 1 S: 8 P: 16	ERA: 10.80 WHIP: 3.600											ERA: 8.10 WHIP: 2.100					

AB	32
R	7
H	11
RBI	7
BB	4
SO	6
LOB	11



Batter	1	2	3	4	5	6	7	8	9	AB	R	H	RBI	BB	SO	LOB	TOP					
Kirby Puckett, R OBP: 0.328, SLG: 0.339 (1, 8)	F9		6-3		5-3		6-3		F9	5	0	0	0	0	0	0	Minnesota Twins @ Toronto Blue Jays Exhibition Stadium, Toronto, ON Sat Sep 01 1984, 3:33 AM EDT Att: 26,526 - Unknown					
Mickey Hatcher, R OBP: 0.346, SLG: 0.403 (1, 7) (6, 5)	1-3		1B			F	1B		F8	5	2	3	0	0	0							
Kent Hrbek, L OBP: 0.387, SLG: 0.522 (1, 3)						BB	E		F2	4	1	3	1	0	0	1						
Randy Bush, L OBP: 0.298, SLG: 0.390 (1, 10)	4-3		G3			E3	BB		F3	4	1	0	0	0	0	5						
Tom Brunansky, R OBP: 0.328, SLG: 0.476 (1, 9)					5-3	K			F9	4	0	0	0	0	2	3						
Tim Lincecum, R OBP: 0.361, SLG: 0.412 (1, 4)					5-3		1B		1B	2	0	0	1	2	1	0						
Ron Washington, R Andre David, L OBP: 0.385, SLG: 0.395 (6, PH) (6, 7)					F4		BB		BB	2	0	1	0	0	0	0						
Tim Lincecum, R Darrell Brown, S Dave Engle, R OBP: 0.241, SLG: 0.371 OBP: 0.312, SLG: 0.350 OBP: 0.317, SLG: 0.364 (1, 2) (6, PH) (6, 2)									G6-4-3	2	0	0	0	0	2	1						
Houston Jimenez, R Pat Putnam, L Gary Gaetti, R OBP: 0.240, SLG: 0.247 OBP: 0.242, SLG: 0.262 OBP: 0.317, SLG: 0.358 (1, 6) (6, PH) (6, 6)									G6-4-3	1	0	1	2	0	0	0						
									F8	1	0	0	0	0	0	2						
										1	0	0	0	0	0	0						
Inning Stats	R: 0 E: 0 K: 0 S: 4	H: 1 LOB: 1 BB: 0 P: 4	R: 0 E: 0 K: 3 S: 10	H: 1 LOB: 1 BB: 0 P: 10	R: 1 E: 0 K: 1 S: 7	H: 2 LOB: 1 BB: 0 P: 7	R: 0 E: 0 K: 0 S: 3	H: 0 LOB: 0 BB: 0 P: 3	R: 0 E: 0 K: 1 S: 5	H: 0 LOB: 0 BB: 0 P: 5	R: 3 E: 1 K: 2 S: 11	H: 3 LOB: 2 BB: 1 P: 15	R: 0 E: 0 K: 0 S: 4	H: 1 LOB: 0 BB: 0 P: 4	R: 0 E: 0 K: 0 S: 3	H: 1 LOB: 1 BB: 0 P: 7	R: 0 E: 0 K: 0 S: 3	H: 0 LOB: 0 BB: 0 P: 3	1B: 9 2B: 0 3B: 0 HR: 0	SF: 0 SAC: 0 DP: 1 HBP: 0	WP: 0 PB: 0 SB: 1 CS: 0	PA: 38
PITCHER	IP	WLS	BF	H	R	ER	SO	BB	IBB	HBP	BLK	WP	HR	S	P	ERA	WHIP					
Dennis Lamp, R ERA: 3.71 (1, 1)	5.2	W	26	7	4	1	7	1	0	0	0	0	0	39	43	1.59	1.412					
Roy Lee Jackson, R ERA: 3.45 (6, 1)	3.1	S	12	2	0	0	0	1	0	0	0	0	0	11	15	0.00	0.900					

Batter	1	2	3	4	5	6	7	8	9	AB	R	H	RBI	BB	SO	LOB	BOTTOM				
Damaso Garcia, R OBP: 0.317, SLG: 0.389 (1, 4)	F3		FC			G6-4-3	F7			5	1	2	2	0	0	3	Minnesota Twins @ Toronto Blue Jays Exhibition Stadium, Toronto, ON Sat Sep 01 1984, 3:33 AM EDT Att: 26,526 - Unknown				
Dave Collins, S OBP: 0.364, SLG: 0.451 (1, 7)	F8		F3				3-1		FC1-6	4	1	1	1	1	0	3					
Lloyd Moseby, L OBP: 0.359, SLG: 0.479 (1, 8)	F3		K				HBP		BB	4	2	1	3	1	2	4					
Willie Upshaw, L OBP: 0.361, SLG: 0.503 (1, 3)	K						1B		BB	4	2	1	0	1	1	2					
George Bell, R Garth Iorg, R OBP: 0.335, SLG: 0.501 OBP: 0.247, SLG: 0.299 (1, 9) (8, 5)										3	2	1	0	0	0	0					
Rance Mulliniks, L Jesse Barfield, R OBP: 0.394, SLG: 0.458 OBP: 0.364, SLG: 0.494 (1, 5) (7, PH) (8, 9)										3	1	1	1	0	0	0					
Willie Aikens, L Cliff Johnson, R OBP: 0.237, SLG: 0.352 OBP: 0.385, SLG: 0.505 (1, 10) (7, PH)										1	1	1	1	1	0	0					
Ernie Whitt, L OBP: 0.343, SLG: 0.445 (1, 2)										3	1	2	1	1	0	0					
Alfredo Griffin, S Rick Leach, L Tony Fernandez, S OBP: 0.237, SLG: 0.293 OBP: 0.305, SLG: 0.373 OBP: 0.324, SLG: 0.396 (1, 6) (4, PH) (5, 6)										1	0	1	0	0	0	0					
										1	0	0	0	0	1	3					
										2	0	0	0	0	0	2					
Inning Stats	R: 0 E: 1 K: 1 S: 6	H: 1 LOB: 1 BB: 0 P: 6	R: 0 E: 0 K: 0 S: 3	H: 0 LOB: 0 BB: 0 P: 3	R: 0 E: 0 K: 1 S: 7	H: 1 LOB: 2 BB: 0 P: 7	R: 7 E: 0 K: 1 S: 10	H: 5 LOB: 2 BB: 2 P: 18	R: 0 E: 0 K: 1 S: 5	H: 0 LOB: 0 BB: 0 P: 5	R: 0 E: 0 K: 0 S: 3	H: 1 LOB: 0 BB: 0 P: 3	R: 5 E: 1 K: 0 S: 7	H: 4 LOB: 1 BB: 1 P: 12	R: 0 E: 0 K: 1 S: 6	H: 1 LOB: 3 BB: 2 P: 14	1B: 10 2B: 2 3B: 0 HR: 1	SF: 0 SAC: 0 DP: 1 HBP: 1	WP: 0 PB: 0 SB: 2 CS: 0	PA: 43	
PITCHER	IP	WLS	BF	H	R	ER	SO	BB	IBB	HBP	BLK	WP	HR	S	P	ERA	WHIP				
Mike Smithson, R ERA: 3.89 (1, 1)	4.0	L	22	7	7	7	3	1	1	0	0	0	0	10	15	11.57	1.286				
Albert Williams, R ERA: 5.51 (5, 1)	2.1		10	2	3	3	1	1	0	1	0	0	0	10	15	11.57	1.286				
Pete Filson, L ERA: 3.99 (7, 1)	0.0		1	1	0	0	0	0	0	0	0	0	0	1	1	∞	∞				
Rick Lysander, R ERA: 3.83 (7, 1)	0.2		4	2	2	2	0	0	0	0	0	0	0	4	4	27.00	3.000				
Ron Davis, R ERA: 4.73 (8, 1)	1.0		6	1	0	0	1	2	0	0	0	0	0	6	14	0.00	3.000				

AB	36
R	4
H	9
RBI	4
BB	2
SO	7
LOB	17



AB	37
R	12
H	13
RBI	12
BB	5
SO	5
LOB	22



Batter	1	2	3	4	5	6	7	8	9	AB	R	H	RBI	BB	SO	LOB	TOP
Kirby Puckett, R OBP: 0.325, SLG: 0.336	F9		4-3			F9		G3		4	0	0	0	0	0	0	
Mickey Hatcher, R OBP: 0.345, SLG: 0.402 Andre David, L OBP: 0.370, SLG: 0.378	6-3		F9			F8		G3		2	0	0	0	0	0	0	
Kent Hrbek, L OBP: 0.386, SLG: 0.519	BB		F9			F6		F9		3	0	0	0	1	0	0	
Pat Putnam, L OBP: 0.242, SLG: 0.268	G3				F5		2B	F6		4	0	1	0	0	0	1	
Tom Brunansky, R OBP: 0.328, SLG: 0.476					4-3		F9			3	0	1	0	0	0	1	
Tim Lincecum, R OBP: 0.356, SLG: 0.409					F6		F5			3	0	0	0	0	0	2	
Gary Gaetti, R OBP: 0.315, SLG: 0.356							6-3			3	0	0	0	0	0	2	
Jeff Reed, L OBP: 0.238, SLG: 0.316							F3			3	0	0	0	0	0	1	
Ron Washington, R OBP: 0.277, SLG: 0.431							6-3			3	0	0	0	0	0	2	
Inning Stats	R: 0 E: 0 K: 0 S: 3	H: 0 LOB: 1 BB: 1 P: 7	R: 0 E: 1 K: 0 S: 5	H: 1 LOB: 2 BB: 0 P: 5	R: 0 E: 0 K: 0 S: 3	H: 0 LOB: 0 BB: 0 P: 3	R: 0 E: 0 K: 0 S: 3	H: 0 LOB: 0 BB: 0 P: 3	R: 0 E: 0 K: 0 S: 4	H: 1 LOB: 1 BB: 0 P: 4	R: 0 E: 0 K: 0 S: 3	H: 0 LOB: 0 BB: 0 P: 3	R: 0 E: 0 K: 0 S: 3	H: 0 LOB: 0 BB: 0 P: 3	1B: 1 2B: 1 3B: 0 HR: 0	SF: 0 SAC: 0 DP: 0 HBP: 0	WP: 0 PA: 31 CS: 0
PITCHER Doyle Alexander, R ERA: 3.26	IP: 9.0 WLS: W BF: 31	H: 2 R: 0 ER: 0 SO: 0	BB: 1 IBB: 0 HBP: 0 BLK: 0	WP: 0 HR: 0 S: 30 P: 34	ERA: 0.00 WHIP: 0.333												

Minnesota Twins @ Toronto Blue Jays
Exhibition Stadium, Toronto, ON
Sun Sep 02 1984, 3:33 AM EDT
Att: 31,000 - Unknown

AB 30
R 0
H 2
RBI 0
BB 1
SO 0
LOB 9



Batter	1	2	3	4	5	6	7	8	9	AB	R	H	RBI	BB	SO	LOB	BOTTOM
Damaso Garcia, R OBP: 0.315, SLG: 0.386	F9	1-3			4-3		F4	FC5-4		5	0	0	0	0	0	2	
Lloyd Moseby, L OBP: 0.360, SLG: 0.478					4-3		G3			3	2	1	0	0	0	0	
George Bell, R OBP: 0.336, SLG: 0.507					F4					4	1	2	1	0	0	1	
Cliff Johnson, R OBP: 0.390, SLG: 0.508										2	0	1	1	1	1	0	
Jesse Barfield, R OBP: 0.359, SLG: 0.487					F7		F6	F8		4	0	0	0	0	1	5	
Willie Upshaw, L OBP: 0.364, SLG: 0.507					F7					4	1	3	1	0	0	1	
Buck Martinez, R OBP: 0.293, SLG: 0.365	6-3				6-3					4	1	1	1	0	0	3	
Garth Iorg, R OBP: 0.247, SLG: 0.312										4	1	1	2	0	1	1	
Tony Fernandez, S OBP: 0.322, SLG: 0.393					F4		F9			4	0	1	0	0	0	0	
Inning Stats	R: 2 E: 1 K: 1 S: 7	H: 2 LOB: 2 BB: 1 P: 12	R: 0 E: 0 K: 0 S: 3	H: 0 LOB: 0 BB: 0 P: 3	R: 1 E: 0 K: 0 S: 5	H: 2 LOB: 1 BB: 0 P: 5	R: 0 E: 0 K: 1 S: 5	H: 0 LOB: 0 BB: 0 P: 5	R: 0 E: 0 K: 1 S: 8	H: 3 LOB: 2 BB: 0 P: 8	R: 0 E: 0 K: 0 S: 4	H: 1 LOB: 2 BB: 0 P: 5	R: 0 E: 0 K: 0 S: 5	H: 2 LOB: 2 BB: 0 P: 5	1B: 4 2B: 4 3B: 1 HR: 1	SF: 0 SAC: 0 DP: 0 HBP: 2	WP: 0 PA: 37 CS: 0
PITCHER Frank Viola, L ERA: 3.2 Albert Williams, R ERA: 5.35	IP: 6.0 WLS: L BF: 27	H: 7 R: 6 ER: 6 SO: 3	BB: 1 IBB: 0 HBP: 1 BLK: 0	WP: 0 HR: 1 S: 31 P: 36	ERA: 9.00 WHIP: 1.333												

Minnesota Twins @ Toronto Blue Jays
Exhibition Stadium, Toronto, ON
Sun Sep 02 1984, 3:33 AM EDT
Att: 31,000 - Unknown

AB 34
R 6
H 10
RBI 6
BB 1
SO 3
LOB 13



Batter	1	2	3	4	5	6	7	8	9	AB	R	H	RBI	BB	SO	LOB	TOP				
Damaso Garcia, R (1,4) OBP: 0.314, SLG: 0.385	0-0 FC3-6 BLK 1B		0-0 L7		0-3 K			0-0 F8		4	0	1	0	0	1	0	Toronto Blue Jays @ New York Yankees Yankee Stadium, Bronx, NY Mon Sep 03 1984, 3:33 AM EDT Att: 26,835 - Unknown livebaseballscorecards.com				
Dave Collins, S (1,7) OBP: 0.365, SLG: 0.450	0-0 F6		1-0 S HBP		0-0 F7			0-0 E 1B		3	0	1	0	0	0	1					
Lloyd Moseby, L (1,8) OBP: 0.361, SLG: 0.476	4-0 FC3-6 1-2 BB		4-0 1-2 BB		0-3 K			0-0 F9		2	0	0	0	2	1	1					
Willie Upshaw, L (1,3) OBP: 0.361, SLG: 0.503	0-0 FC3-6 1-2 2-3		0-0 F9		0-0 4-3			0-3 K		4	0	0	0	0	1	5					
George Bell, R (1,9) OBP: 0.335, SLG: 0.504	0-0 F6			0-0 F8				0-0 F6		3	0	0	0	1	0	2					
Rance Mulliniks, L (1,5) OBP: 0.394, SLG: 0.457		0-0 6-3		0-0 1-3 BB 1B				0-0 F7		3	0	1	0	0	0	0					
Jesse Barfield, R (9, PH) OBP: 0.358, SLG: 0.485								0-3 K		1	0	0	0	0	1	1					
Willie Aikens, L (1, 10) OBP: 0.294, SLG: 0.348		0-0 F8		4-0 1-3 BB				0-0 3-1		2	0	0	0	1	0	0					
Cliff Johnson, R (9, PH) OBP: 0.391, SLG: 0.510				1-2 1-3 BB				1-3 1B		1	0	1	0	0	0	0					
Alfredo Griffin, S (9, PR) OBP: 0.237, SLG: 0.293								0-0 F6		0	0	0	0	0	0	0					
Ernie Whitt, L (1, 2) OBP: 0.340, SLG: 0.440	0-0 F9		0-0 1-3		0-3 K			0-0 F6		3	0	0	0	0	1	2					
Buck Martinez, R (9, PH) OBP: 0.291, SLG: 0.364			1-2 2-3		0-0 1-3			0-3 K		1	0	0	0	0	0	2					
Tony Fernandez, S (1, 6) OBP: 0.315, SLG: 0.384			0-0 F8		0-0 1-3			0-3 K		4	0	0	0	0	1	4					
Inning Stats	R: 0 E: 0 K: 0 S: 4	H: 1 LOB: 2 BB: 1 P: 8	R: 0 E: 0 K: 0 S: 3	H: 0 LOB: 0 BB: 0 P: 3	R: 0 E: 0 K: 0 S: 3	H: 0 LOB: 2 BB: 1 P: 8	R: 0 E: 0 K: 0 S: 4	H: 1 LOB: 2 BB: 1 P: 8	R: 0 E: 0 K: 2 S: 7	H: 0 LOB: 0 BB: 0 P: 7	R: 0 E: 0 K: 0 S: 3	H: 0 LOB: 0 BB: 0 P: 3	R: 0 E: 1 K: 1 S: 5	H: 0 LOB: 0 BB: 0 P: 5	R: 0 E: 1 K: 1 S: 6	H: 1 LOB: 1 BB: 0 P: 6	R: 0 E: 0 K: 2 S: 8	H: 1 LOB: 2 BB: 1 P: 12	1B: 4 2B: 0 3B: 0 HR: 0	SF: 0 SAC: 0 DP: 0 HBP: 1	WP: 0 PA: 36 SB: 0 CS: 1
PITCHER	IP WLS BF H R ER SO BB IBB HBP BLK WP HR S P ERA WHIP																				
Joe Cowley, R (1, 1) ERA: 2.88	8.0 W 32 3 0 0 4 4 0 0 1 1 0 0 35 52 0.00 0.875																				
Dave Righetti, L (9, 1) ERA: 2.95	1.0 S 4 1 0 0 2 0 0 0 0 0 0 0 8 8 0.00 1.000																				

Batter	1	2	3	4	5	6	7	8	9	AB	R	H	RBI	BB	SO	LOB	BOTTOM			
Willie Randolph, R (1,4) OBP: 0.375, SLG: 0.357	4-0 SH1-3 1B BB		0-3 K		0-0 F9			0-0 WP SF9 2B		3	1	1	0	1	1	2	Toronto Blue Jays @ New York Yankees Yankee Stadium, Bronx, NY Mon Sep 03 1984, 3:33 AM EDT Att: 26,835 - Unknown livebaseballscorecards.com			
Bobby Meacham, S (1, 6) OBP: 0.319, SLG: 0.343	0-0 SH1-3 1-2 1B		0-0 4-3		0-0 F9			0-0 SF9 2H		3	0	1	1	0	0	2				
Don Mattingly, L (1, 3) OBP: 0.389, SLG: 0.545	0-0 SH1-3 1-2 2-3		0-0 F9		0-0 E3			0-0 F8		3	0	0	0	0	0	0				
Dave Winfield, R (1, 9) OBP: 0.403, SLG: 0.534	4-0 IBB		0-0 1B		0-3 K			0-0 HR		3	1	2	1	1	1	1				
Steve Kemp, L (1, 10) OBP: 0.379, SLG: 0.415	0-3 K		0-0 F9		0-0 6-3			0-0 F3		3	0	0	0	0	1	4				
Oscar Gamble, L (8, PH) OBP: 0.311, SLG: 0.434								0-0 6-3		0	0	0	0	0	0	0				
Tim Foli, R (8, PH) OBP: 0.264, SLG: 0.314								0-0 6-3		1	0	0	0	0	0	0				
Ken Griffey, L (1, 7) OBP: 0.309, SLG: 0.363	0-0 4-3		0-0 F7		0-0 F7			0-0 6-3		4	0	0	0	0	0	4				
Butch Wynegar, S (1, 2) OBP: 0.359, SLG: 0.353		0-0 4-3 1B 1B		0-0 F3				4-0 BB		2	0	1	0	2	0	0				
Mike Pagliarulo, L (1, 5) OBP: 0.312, SLG: 0.496		0-0 4-3 1-2 1B		0-0 F7				0-0 F8		4	0	1	0	0	1	2				
Omar Moreno, L (1, 8) OBP: 0.295, SLG: 0.371		0-0 4-3 1-2 2-3		0-0 F8				0-0 B1-3		3	0	0	0	0	0	2				
Inning Stats	R: 0 E: 0 K: 1 S: 6	H: 1 LOB: 3 BB: 2 P: 14	R: 0 E: 0 K: 1 S: 7	H: 2 LOB: 0 BB: 0 P: 7	R: 0 E: 0 K: 0 S: 4	H: 1 LOB: 1 BB: 0 P: 4	R: 0 E: 0 K: 0 S: 3	H: 0 LOB: 0 BB: 0 P: 3	R: 0 E: 1 K: 1 S: 6	H: 0 LOB: 1 BB: 1 P: 6	R: 0 E: 0 K: 0 S: 3	H: 0 LOB: 1 BB: 1 P: 7	R: 1 E: 0 K: 0 S: 4	H: 1 LOB: 0 BB: 0 P: 4	R: 1 E: 0 K: 1 S: 6	H: 1 LOB: 1 BB: 1 P: 10		1B: 4 2B: 1 3B: 0 HR: 1	SF: 1 SAC: 1 DP: 0 HBP: 0	WP: 1 PA: 35 SB: 0 CS: 0
PITCHER	IP WLS BF H R ER SO BB IBB HBP BLK WP HR S P ERA WHIP																			
Luis Leal, R (1, 1) ERA: 3.61	7.0 L 31 6 2 2 3 2 1 0 0 0 1 1 34 46 2.57 1.143																			
Jimmy Key, L (8, 1) ERA: 5.07	1.0 4 0 0 0 1 1 0 0 0 0 0 0 5 9 0.00 1.000																			

Batter	1	2	3	4	5	6	7	8	9	AB	R	H	RBI	BB	SO	LOB	TOP								
Damaso Garcia, R (1,4) OBP: 0.317, SLG: 0.389	0-0 6-3	0-0 1H 2H 3B			0-0 1-3 1B			4-0 1B BB	0-3 K	4	1	2	2	1	1	2									
Dave Collins, S (1,7) OBP: 0.363, SLG: 0.447	0-0 6-3	0-0 6-3			0-0 1-3			0-0 WP 1H SF8 1B	0-0 F6	5	1	1	1	0	0	4									
Lloyd Moseby, L (1,8) OBP: 0.361, SLG: 0.477	0-0 2B				0-0 6-3			4-0 SF8 1-2 1B BB		3	0	1	0	0	1	0									
Mitch Webster, S (5,8) OBP: 0.400, SLG: 0.556										0	1	0	0	1	0	0									
Willie Upshaw, L (1,3) OBP: 0.359, SLG: 0.499	0-0 4-3				0-0 F6			0-0 F6		4	0	0	0	0	0	3									
George Bell, R (1,9) OBP: 0.333, SLG: 0.501					0-0 F5			0-0 F8		3	0	0	1	0	0	0									
Rance Mulliniks, L (1,5) OBP: 0.394, SLG: 0.455					0-0 K			0-0 4-3		1	1	0	0	1	1	0									
Garth Iorg, R (6,PH) OBP: 0.246, SLG: 0.311										1	0	0	0	0	0	0									
Tony Fernandez, S (8,PH) OBP: 0.319, SLG: 0.387										1	0	1	1	0	0	0									
Willie Aikens, L (1,10) OBP: 0.360, SLG: 0.360					0-0 K			0-0 K		2	1	2	0	0	0	0									
Cliff Johnson, R (7,PH) OBP: 0.389, SLG: 0.507										2	0	0	0	0	2	0									
Ernie Whitt, L (1,2) OBP: 0.338, SLG: 0.437					0-0 F9			0-0 F8		2	0	0	0	0	1	3									
Buck Martinez, R (7,PH) OBP: 0.293, SLG: 0.362										1	0	0	0	1	0	0									
Alfredo Griffin, S (1,6) OBP: 0.240, SLG: 0.295					0-0 4-3			0-0 F4		4	1	2	1	0	0	1									
Inning Stats	R: 0 E: 0 K: 0 S: 4	H: 1 LOB: 1 BB: 0 P: 4	R: 3 E: 0 K: 0 S: 6	H: 3 LOB: 1 BB: 1 P: 10	R: 0 E: 0 K: 1 S: 5	H: 0 LOB: 0 BB: 0 P: 5	R: 0 E: 0 K: 2 S: 8	H: 1 LOB: 1 BB: 0 P: 8	R: 0 E: 0 K: 0 S: 3	H: 0 LOB: 0 BB: 0 P: 3	R: 0 E: 0 K: 1 S: 5	H: 0 LOB: 0 BB: 0 P: 5	R: 0 E: 0 K: 0 S: 3	H: 0 LOB: 0 BB: 0 P: 3	R: 3 E: 0 K: 0 S: 4	H: 2 LOB: 2 BB: 2 P: 12	R: 0 E: 0 K: 2 S: 8	H: 1 LOB: 2 BB: 1 P: 12	1B: 6 2B: 3 3B: 1 HR: 0	SF: 1 SAC: 0 DP: 1 HBP: 0	WP: 2 PB: 0 SB: 2 CS: 0	PA: 39			
PITCHER	IP	WLS	BF	H	R	ER	SO	BB	IBB	HBP	BLK	WP	HR	S	P	ERA	WHIP								
John Montefusco, R (1,1) ERA: 4.08	1.2		10	4	3	3	0	1	0	0	0	1	0	9	23	16.20	3.000								
Bob Shirley, L (2,1) ERA: 3.74	5.1		17	2	0	0	4	0	0	0	0	0	0	25	15	0.00	0.375								
Mike Armstrong, R (8,1) ERA: 3.83	0.0	L	2	1	2	2	0	1	0	0	0	0	0	1	5	∞	∞								
Jay Howell, R (8,1) ERA: 2.61	2.0		9	2	1	1	2	2	0	0	0	1	0	11	19	4.50	2.000								

Toronto Blue Jays @ New York Yankees
Yankee Stadium, Bronx, NY
Tue Sep 04 1984, 7:05 PM EDT
Att: 15,867 - Unknown

AB	33
R	6
H	9
RBI	6
BB	4
SO	6
LOB	13



Batter	1	2	3	4	5	6	7	8	9	AB	R	H	RBI	BB	SO	LOB	BOTTOM								
Willie Randolph, R (1,4) OBP: 0.376, SLG: 0.356	4-0 SH2-3 BB		0-3 K			0-0 1-3 HR 1B		0-0 4-3		3	1	1	0	1	1	0									
Bobby Meacham, S (1,6) OBP: 0.319, SLG: 0.341	0-0 SH2-3 1-2				0-0 F6			0-0 F6		2	1	0	0	1	0	0									
Don Mattingly, L (1,3) OBP: 0.388, SLG: 0.546	0-0 F8				0-3 K			0-0 SF7		3	0	1	1	0	1	1									
Dave Winfield, R (1,9) OBP: 0.403, SLG: 0.539	0-0 6-3				0-0 4-3			0-0 3H 2H HR		3	1	1	3	1	0	1									
Don Baylor, R (1,10) OBP: 0.329, SLG: 0.478					0-0 F3			0-0 6-3		4	0	1	0	0	1	2									
Ken Griffey, L (1,7) OBP: 0.308, SLG: 0.361					0-0 F7			0-0 G4-6-3 1B		4	0	1	0	0	0	1									
Butch Wynegar, S (1,2) OBP: 0.358, SLG: 0.352					0-0 F9			0-0 F6		4	0	1	0	0	0	1									
Mike Pagliarulo, L (1,5) OBP: 0.306, SLG: 0.485					0-0 F6			0-3 K		3	0	0	0	0	1	1									
Toby Harrah, R (9,PH) OBP: 0.313, SLG: 0.285								0-0 K		1	0	0	0	0	0	1									
Omar Moreno, L (1,8) OBP: 0.296, SLG: 0.371					0-0 4-3			0-0 F9		3	1	1	0	0	0	1									
Brian Dayett, R (9,PH) OBP: 0.274, SLG: 0.383								0-0 G3		1	0	0	0	0	0	1									
Inning Stats	R: 0 E: 0 K: 0 S: 3	H: 0 LOB: 1 BB: 1 P: 7	R: 0 E: 0 K: 0 S: 3	H: 0 LOB: 0 BB: 0 P: 3	R: 0 E: 0 K: 1 S: 5	H: 0 LOB: 0 BB: 0 P: 5	R: 0 E: 0 K: 1 S: 5	H: 0 LOB: 0 BB: 0 P: 5	R: 0 E: 0 K: 0 S: 3	H: 1 LOB: 1 BB: 0 P: 3	R: 4 E: 0 K: 1 S: 8	H: 3 LOB: 1 BB: 1 P: 12	R: 0 E: 0 K: 0 S: 4	H: 1 LOB: 1 BB: 0 P: 4	R: 0 E: 0 K: 1 S: 6	H: 1 LOB: 2 BB: 1 P: 10	R: 0 E: 0 K: 0 S: 4	H: 1 LOB: 1 BB: 0 P: 4	1B: 5 2B: 1 3B: 0 HR: 1	SF: 1 SAC: 1 DP: 1 HBP: 0	WP: 0 PB: 0 SB: 0 CS: 0	PA: 36			
PITCHER	IP	WLS	BF	H	R	ER	SO	BB	IBB	HBP	BLK	WP	HR	S	P	ERA	WHIP								
Jim Clancy, R (1,1) ERA: 4.81	7.2		30	6	4	4	3	2	0	0	0	0	0	34	42	4.70	1.043								
Roy Lee Jackson, R (8,1) ERA: 3.53	0.1		2	0	0	0	1	1	0	0	0	0	0	3	7	0.00	3.000								
Jimmy Key, L (9,1) ERA: 4.97	1.0	S	4	1	0	0	0	0	0	0	0	0	0	4	4	0.00	1.000								

Toronto Blue Jays @ New York Yankees
Yankee Stadium, Bronx, NY
Tue Sep 04 1984, 7:05 PM EDT
Att: 15,867 - Unknown

AB	31
R	4
H	7
RBI	4
BB	3
SO	4
LOB	10



Batter	1	2	3	4	5	6	7	8	9	AB	R	H	RBI	BB	SO	LOB	TOP					
Lou Whitaker, L (1,4) OBP: 0.395, SLG: 0.391	K		4-3		4-3		1B HR	F7		5	1	1	0	0	1	1	Detroit Tigers @ Toronto Blue Jays Exhibition Stadium, Toronto, ON Sun Sep 09 1984, 3:33 AM EDT Att: 37,392 - Unknown					
Alan Trammell, R (1,6) OBP: 0.381, SLG: 0.470	F9		E8 1B		F4		1B HR	4-3		5	2	2	1	0	0	0						
Kirk Gibson, L (1,9) OBP: 0.370, SLG: 0.531	1B		F7				HR		3-1	5	1	3	3	0	0	2						
Lance Parrish, R (1,2) OBP: 0.291, SLG: 0.446	K		CS 1B		F5		SH1-3 2B		5-3	5	0	2	2	0	1	2						
Darrell Evans, L (1,5) OBP: 0.357, SLG: 0.393 Marty Castillo, R (7, PR) OBP: 0.274, SLG: 0.322		F7	CS 1B	FC5-4 1B BB		L4-3 1B	SH1-3 BB		5-3	2	0	1	0	2	0	0						
Ruppert Jones, L (1,7) OBP: 0.332, SLG: 0.516 Larry Herndon, R (7, PH) OBP: 0.315, SLG: 0.371		4-3			FC5-4 1B	L4-3 1B	SH1-3			3	0	1	0	0	0	1						
Johnny Grubb, L (1,10) OBP: 0.411, SLG: 0.477			FC6-4 BB		FC5-4					3	1	1	1	1	1	5						
Chet Lemon, R (1,8) OBP: 0.355, SLG: 0.487		FC6-4			F8		F3			4	0	0	0	0	0	6						
Dave Bergman, L (1,3) OBP: 0.360, SLG: 0.447					F7		1B 1B	F3		4	2	2	0	0	0	2						
Inning Stats	R: 0 E: 0 K: 2 S: 8	H: 1 LOB: 1 BB: 0 P: 8	R: 0 E: 0 K: 0 S: 3	H: 0 LOB: 1 BB: 1 P: 7	R: 2 E: 1 K: 0 S: 5	H: 3 LOB: 0 BB: 0 P: 5	R: 0 E: 0 K: 0 S: 4	H: 1 LOB: 2 BB: 0 P: 8	R: 0 E: 0 K: 0 S: 4	H: 1 LOB: 1 BB: 0 P: 4	R: 1 E: 0 K: 0 S: 4	H: 2 LOB: 0 BB: 0 P: 4	R: 4 E: 0 K: 1 S: 10	H: 5 LOB: 3 BB: 1 P: 14	R: 0 E: 0 K: 0 S: 3	H: 0 LOB: 0 BB: 0 P: 3		R: 0 E: 0 K: 0 S: 3	H: 0 LOB: 0 BB: 0 P: 3	1B: 9 2B: 3 3B: 0 HR: 2	SF: 0 SAC: 1 DP: 1 HBP: 0	WP: 0 PB: 0 SB: 1 CS: 1
PITCHER	IP WLS BF H R ER SO BB IBB HBP BLK WP HR S P ERA WHIP																					
Jim Clancy, R (1,1) ERA: 4.9	6.0 L 29 11 6 5 2 2 0 0 0 0 1 31 39 7.50 2.167																					
Bryan Clark, L (7,1) ERA: 5.21	0.0 3 2 1 1 0 1 0 0 0 0 1 2 6 ∞ ∞																					
Jim Gott, R (7,1) ERA: 3.88	3.0 9 0 0 0 1 0 0 0 0 0 0 11 11 0.00 0.000																					

Batter	1	2	3	4	5	6	7	8	9	AB	R	H	RBI	BB	SO	LOB	BOTTOM					
Damaso Garcia, R (1,4) OBP: 0.318, SLG: 0.386	K		F7 1B		G4-6-3 1-2		FC6-4 1-2			4	0	1	0	0	1	2	Detroit Tigers @ Toronto Blue Jays Exhibition Stadium, Toronto, ON Sun Sep 09 1984, 3:33 AM EDT Att: 37,392 - Unknown					
Dave Collins, S (1,7) OBP: 0.367, SLG: 0.448			F7 1-2			BLK 2B 1B		5-3		4	2	2	0	0	0	1						
Rance Mulliniks, L (1,5) OBP: 0.389, SLG: 0.453 Garth Iorg, R (8, PH) OBP: 0.238, SLG: 0.302	SF8									2	0	1	1	0	1	1						
Willie Upshaw, L (1,3) OBP: 0.356, SLG: 0.497	3B		2B		1-3					1	0	0	0	0	1	0						
George Bell, R (1,9) OBP: 0.333, SLG: 0.504					F9					4	0	0	0	0	1	2						
Willie Aikens, L (1,10) OBP: 0.303, SLG: 0.371 Fred Manrique, R (9, PH)		K			K		F6			3	0	0	0	0	2	1						
Ernie Whitt, L (1,2) OBP: 0.333, SLG: 0.429 Buck Martinez, R (7, PH) OBP: 0.300, SLG: 0.358					F8					2	0	0	0	0	0	0						
Ron Shepherd, R (9, PR)										1	0	0	0	0	0	0						
Jesse Barfield, R (1,8) OBP: 0.351, SLG: 0.471										4	0	1	0	0	0	1						
Tony Fernandez, S (1,6) OBP: 0.319, SLG: 0.386										3	0	1	0	0	0	1						
Inning Stats	R: 1 E: 0 K: 1 S: 7	H: 2 LOB: 1 BB: 0 P: 7	R: 0 E: 0 K: 1 S: 6	H: 1 LOB: 1 BB: 0 P: 6	R: 0 E: 0 K: 0 S: 4	H: 2 LOB: 1 BB: 0 P: 4	R: 0 E: 0 K: 1 S: 5	H: 0 LOB: 0 BB: 0 P: 5	R: 0 E: 0 K: 0 S: 3	H: 1 LOB: 0 BB: 0 P: 3	R: 1 E: 0 K: 2 S: 9	H: 2 LOB: 1 BB: 0 P: 9	R: 0 E: 1 K: 0 S: 4	H: 0 LOB: 1 BB: 0 P: 4	R: 0 E: 0 K: 1 S: 5	H: 0 LOB: 0 BB: 0 P: 5	R: 0 E: 0 K: 0 S: 3	H: 0 LOB: 1 BB: 0 P: 4	1B: 4 2B: 3 3B: 1 HR: 0	SF: 1 SAC: 0 DP: 1 HBP: 1	WP: 0 PB: 0 SB: 0 CS: 0	PA: 35
PITCHER	IP WLS BF H R ER SO BB IBB HBP BLK WP HR S P ERA WHIP																					
Milt Wilcox, R (1,1) ERA: 4.08	6.0 W 24 8 2 2 5 0 0 0 0 1 1 34 34 3.00 1.333																					
Bill Scherrer, L (7,1) ERA: 4.45	1.0 4 0 0 0 0 0 0 0 0 0 0 4 4 0.00 0.000																					
Willie Hernandez, L (8,1) ERA: 1.9	2.0 7 0 0 0 1 0 0 0 1 0 0 0 8 9 0.00 0.000																					



Batter	1	2	3	4	5	6	7	8	9	AB	R	H	RBI	BB	SO	LOB	TOP				
Willie Randolph, R OBP: 0.379, SLG: 0.356 (1, 4)										4	2	1	0	1	1	0					
Bobby Meacham, S OBP: 0.307, SLG: 0.332 (1, 6)										5	1	1	0	0	1	1					
Don Mattingly, L OBP: 0.389, SLG: 0.550 (1, 3)										5	2	2	4	0	1	0					
Dave Winfield, R OBP: 0.403, SLG: 0.538 (1, 9)										3	0	1	0	1	1	1					
Don Baylor, R OBP: 0.329, SLG: 0.483 (1, 10)										3	0	0	0	0	1	4					
Ken Griffey, L OBP: 0.316, SLG: 0.374 (1, 7)										4	0	1	1	0	0	2					
Brian Dayett, R OBP: 0.270, SLG: 0.374 (9, 7)										0	0	0	0	0	0	0					
Butch Wynegar, S OBP: 0.358, SLG: 0.356 (1, 2)										3	1	2	1	1	0	2					
Mike Pagliarulo, L OBP: 0.290, SLG: 0.462 (1, 5)										4	0	0	0	0	2	3					
Omar Moreno, L OBP: 0.291, SLG: 0.367 (1, 8)										4	0	0	0	0	0	3					
Inning Stats	R: 2 E: 1 K: 1 S: 8	H: 2 LOB: 2 BB: 1 P: 12	R: 0 E: 0 K: 1 S: 5	H: 0 LOB: 0 BB: 0 P: 5	R: 0 E: 0 K: 2 S: 7	H: 0 LOB: 0 BB: 0 P: 7	R: 0 E: 0 K: 1 S: 6	H: 1 LOB: 2 BB: 0 P: 7	R: 3 E: 0 K: 1 S: 4	H: 3 LOB: 0 BB: 1 P: 11	R: 1 E: 0 K: 0 S: 4	H: 1 LOB: 0 BB: 0 P: 4	R: 0 E: 0 K: 1 S: 5	H: 0 LOB: 1 BB: 1 P: 9	R: 0 E: 0 K: 0 S: 3	H: 0 LOB: 0 BB: 0 P: 3	1B: 5 2B: 1 3B: 0 HR: 2	SF: 0 SAC: 0 DP: 1 HBP: 1	WP: 0 PB: 0 SB: 0 CS: 0	PA: 39	
PITCHER	IP	WLS	BF	H	R	ER	SO	BB	IBB	HBP	BLK	WP	HR	S	P	ERA	WHIP				
Dave Stieb, R ERA: 2.51 (1, 1)	6.0	L	28	7	6	5	6	2	0	1	0	0	2	37	46	7.50	1.500				
Ron Musselman, R ERA: 3.18 (7, 1)	2.0		8	1	0	0	1	1	0	0	0	0	0	9	13	0.00	1.000				
Jim Acker, R ERA: 4.34 (9, 1)	1.0		3	0	0	0	0	0	0	0	0	0	0	3	3	0.00	0.000				

New York Yankees @ Toronto Blue Jays
Exhibition Stadium, Toronto, ON
Mon Sep 10 1984, 7:05 PM EDT
Att: 21,176 - Unknown

AB 35
R 6
H 8
RBI 6
BB 3
SO 7
LOB 16



Batter	1	2	3	4	5	6	7	8	9	AB	R	H	RBI	BB	SO	LOB	BOTTOM					
Damaso Garcia, R OBP: 0.318, SLG: 0.386 (1, 4)										1	0	0	0	0	0	0						
Alfredo Griffin, S OBP: 0.240, SLG: 0.293 (2, 4)										3	1	1	0	0	1	1						
Lloyd Moseby, L OBP: 0.360, SLG: 0.476 (9, PH)										1	0	0	0	0	0	1						
Dave Collins, S OBP: 0.363, SLG: 0.444 (1, 7)										4	0	0	0	0	0	3						
Rance Mulliniks, L OBP: 0.391, SLG: 0.454 (1, 5)										4	0	2	1	0	0	0						
Willie Upshaw, L OBP: 0.357, SLG: 0.497 (1, 3)										4	0	2	1	0	0	0						
George Bell, R OBP: 0.332, SLG: 0.502 (1, 9)										4	0	1	0	0	0	4						
Willie Aikens, L OBP: 0.302, SLG: 0.369 (1, 10)										4	0	1	0	0	1	3						
Ernie Whitt, L OBP: 0.329, SLG: 0.423 (1, 2)										4	0	0	0	0	0	1						
Jesse Barfield, R OBP: 0.350, SLG: 0.468 (1, 8)										4	0	1	0	0	1	0						
Tony Fernandez, S OBP: 0.323, SLG: 0.391 (1, 6)										3	1	1	0	1	1	1						
Inning Stats	R: 0 E: 0 K: 0 S: 5	H: 2 LOB: 2 BB: 0 P: 5	R: 0 E: 0 K: 1 S: 5	H: 0 LOB: 0 BB: 0 P: 5	R: 2 E: 0 K: 1 S: 9	H: 4 LOB: 2 BB: 0 P: 9	R: 0 E: 0 K: 1 S: 5	H: 0 LOB: 0 BB: 0 P: 5	R: 0 E: 0 K: 0 S: 3	H: 0 LOB: 0 BB: 0 P: 3	R: 0 E: 0 K: 0 S: 4	H: 1 LOB: 1 BB: 0 P: 4	R: 0 E: 0 K: 1 S: 5	H: 0 LOB: 1 BB: 1 P: 9	R: 0 E: 0 K: 0 S: 4	H: 1 LOB: 1 BB: 0 P: 4	R: 0 E: 0 K: 0 S: 4	H: 1 LOB: 1 BB: 0 P: 4	1B: 8 2B: 1 3B: 0 HR: 0	SF: 0 SAC: 0 DP: 0 HBP: 0	WP: 0 PB: 0 SB: 0 CS: 0	PA: 37
PITCHER	IP	WLS	BF	H	R	ER	SO	BB	IBB	HBP	BLK	WP	HR	S	P	ERA	WHIP					
John Montefusco, R ERA: 3.89 (1, 1)	6.0	W	25	7	2	2	3	0	0	0	0	0	0	31	31	3.00	1.167					
Jay Howell, R ERA: 2.46 (7, 1)	3.0	S	12	2	0	0	1	1	0	0	0	0	0	13	17	0.00	1.000					

New York Yankees @ Toronto Blue Jays
Exhibition Stadium, Toronto, ON
Mon Sep 10 1984, 7:05 PM EDT
Att: 21,176 - Unknown

AB 36
R 2
H 9
RBI 2
BB 1
SO 4
LOB 14



Batter	1	2	3	4	5	6	7	8	9	AB	R	H	RBI	BB	SO	LOB	TOP			
Willie Randolph, R (1,4) OBP: 0.378, SLG: 0.357										4	0	2	0	0	0	1	New York Yankees @ Toronto Blue Jays Exhibition Stadium, Toronto, ON Wed Sep 12 1984, 7:05 PM EDT Att: 20,426 - Unknown livebaseballscorecards.com			
Bobby Meacham, S (1,6) OBP: 0.311, SLG: 0.334										3	1	1	0	0	0	2				
Don Mattingly, L (1,3) OBP: 0.387, SLG: 0.544										4	0	0	0	0	0	3				
Dave Winfield, R (1,9) OBP: 0.401, SLG: 0.540										4	0	1	1	0	2	2				
Don Baylor, R (1,10) OBP: 0.328, SLG: 0.478										3	0	0	0	0	1	1				
Ken Griffey, L (1,7) OBP: 0.312, SLG: 0.368										4	0	0	0	0	1	4				
Butch Wynegar, S (1,2) OBP: 0.361, SLG: 0.355										3	0	1	0	1	0	0				
Mike Pagliarulo, L (1,5) OBP: 0.278, SLG: 0.441										3	0	0	0	0	1	2				
Oscar Gamble, L (9, PH) OBP: 0.306, SLG: 0.426										1	0	0	0	0	0	0				
Omar Moreno, L (1,8) OBP: 0.287, SLG: 0.361										4	0	1	0	0	0	2				
Inning Stats	R: 0 E: 0 K: 1 S: 6	H: 1 LOB: 3 BB: 0 P: 8	R: 0 E: 0 K: 0 S: 5	H: 2 LOB: 2 BB: 0 P: 5	R: 0 E: 0 K: 0 S: 3	H: 0 LOB: 0 BB: 0 P: 3	R: 0 E: 0 K: 2 S: 7	H: 0 LOB: 1 BB: 1 P: 11	R: 0 E: 0 K: 1 S: 5	H: 0 LOB: 0 BB: 0 P: 5	R: 0 E: 0 K: 0 S: 4	H: 1 LOB: 1 BB: 0 P: 4	R: 1 E: 1 K: 1 S: 7	H: 2 LOB: 1 BB: 0 P: 7	R: 0 E: 0 K: 0 S: 3	H: 0 LOB: 0 BB: 0 P: 3	1B: 5 2B: 1 3B: 0 HR: 0	SF: 0 SAC: 0 DP: 0 HBP: 2	WP: 0 PB: 0 SB: 0 CS: 0	PA: 36
PITCHER Doyle Alexander, R (1,1) ERA: 3.18	IP: 9.0 WLS: W BF: 36 H: 6 R: 1 ER: 0 SO: 5 BB: 1 IBB: 0 HBP: 2 BLK: 0 WP: 0 HR: 0 S: 43 P: 49 ERA: 0.00 WHIP: 0.778															PITCHER				

Batter	1	2	3	4	5	6	7	8	9	AB	R	H	RBI	BB	SO	LOB	BOTTOM			
Damaso Garcia, R (1,4) OBP: 0.316, SLG: 0.383										4	0	1	1	0	0	2	New York Yankees @ Toronto Blue Jays Exhibition Stadium, Toronto, ON Wed Sep 12 1984, 7:05 PM EDT Att: 20,426 - Unknown livebaseballscorecards.com			
Dave Collins, S (1,7) OBP: 0.362, SLG: 0.444										4	0	1	0	0	0	3				
Lloyd Moseby, L (1,8) OBP: 0.362, SLG: 0.479										4	0	0	0	0	2	1				
Willie Upshaw, L (1,3) OBP: 0.355, SLG: 0.493										4	0	0	0	0	2	1				
George Bell, R (1,9) OBP: 0.329, SLG: 0.502										3	0	0	0	0	0	0				
Cliff Johnson, R (1,10) OBP: 0.388, SLG: 0.498										3	1	1	0	0	1	0				
Rance Mulliniks, L (1,5) OBP: 0.390, SLG: 0.453										3	1	1	0	0	0	1				
Garth Iorg, R (8,5) OBP: 0.235, SLG: 0.298										0	0	0	0	0	0	0				
Ernie Whitt, L (1,2) OBP: 0.332, SLG: 0.423										2	0	1	1	1	0	1				
Alfredo Griffin, S (1,6) OBP: 0.240, SLG: 0.293										3	0	1	0	0	0	2				
Inning Stats	R: 0 E: 0 K: 1 S: 5	H: 0 LOB: 0 BB: 0 P: 5	R: 0 E: 0 K: 1 S: 5	H: 0 LOB: 0 BB: 0 P: 5	R: 1 E: 0 K: 0 S: 5	H: 2 LOB: 1 BB: 0 P: 5	R: 0 E: 0 K: 1 S: 5	H: 0 LOB: 0 BB: 0 P: 5	R: 1 E: 0 K: 0 S: 6	H: 3 LOB: 2 BB: 0 P: 6	R: 0 E: 0 K: 0 S: 3	H: 0 LOB: 0 BB: 0 P: 3	R: 0 E: 0 K: 0 S: 3	H: 0 LOB: 1 BB: 1 P: 7	R: 0 E: 0 K: 2 S: 8	H: 1 LOB: 1 BB: 0 P: 8	1B: 5 2B: 1 3B: 0 HR: 0	SF: 0 SAC: 0 DP: 0 HBP: 0	WP: 0 PB: 0 SB: 2 CS: 0	PA: 31
PITCHER Phil Niekro, R (1,1) ERA: 2.89	IP: 7.1 WLS: L BF: 29 H: 6 R: 2 ER: 2 SO: 3 BB: 1 IBB: 0 HBP: 0 BLK: 0 WP: 0 HR: 0 S: 34 P: 38 ERA: 2.46 WHIP: 0.955															PITCHER Dave Righetti, L (8,1) ERA: 2.2				

Batter	1	2	3	4	5	6	7	8	9	AB	R	H	RBI	BB	SO	LOB	TOP								
Damaso Garcia, R (1, 4) OBP: 0.314, SLG: 0.380	F4		5-3	F9		6-3		F7		5	0	0	0	0	0	2	Toronto Blue Jays @ Detroit Tigers Tiger Stadium, Detroit, MI Fri Sep 14 1984, 7:05 PM EDT Att: 46,040 - Unknown								
Dave Collins, S (1, 7) OBP: 0.356, SLG: 0.439	F5		F7	FC6-4		F6		F8		5	0	0	0	0	0	2									
Lloyd Moseby, L (1, 8) OBP: 0.363, SLG: 0.475																									
Mitch Webster, S (9, 8) OBP: 0.313, SLG: 0.533																									
Willie Upshaw, L (1, 3) OBP: 0.355, SLG: 0.489	4-3																								
George Bell, R (1, 9) OBP: 0.328, SLG: 0.501																									
Rance Mulliniks, L (1, 5) OBP: 0.392, SLG: 0.455																									
Jesse Barfield, R (7, PH) OBP: 0.349, SLG: 0.470																									
Garth Iorg, R (7, 5) OBP: 0.236, SLG: 0.299																									
Willie Aikens, L (1, 10) OBP: 0.306, SLG: 0.401																									
Cliff Johnson, R (7, PH) OBP: 0.391, SLG: 0.500																									
Ernie Whitt, L (1, 2) OBP: 0.333, SLG: 0.432																									
Alfredo Griffin, S (1, 6) OBP: 0.241, SLG: 0.293																									
Inning Stats	R: 0 E: 0 K: 0 S: 4	H: 1 LOB: 1 BB: 0 P: 4	R: 1 E: 0 K: 0 S: 4	H: 1 LOB: 1 BB: 1 P: 8	R: 0 E: 0 K: 0 S: 3	H: 0 LOB: 2 BB: 2 P: 11	R: 1 E: 0 K: 0 S: 6	H: 2 LOB: 2 BB: 0 P: 6	R: 0 E: 0 K: 1 S: 5	H: 0 LOB: 0 BB: 0 P: 5	R: 3 E: 0 K: 0 S: 6	H: 3 LOB: 0 BB: 0 P: 6	R: 2 E: 0 K: 0 S: 3	H: 1 LOB: 1 BB: 3 P: 15	R: 0 E: 0 K: 0 S: 3	H: 0 LOB: 0 BB: 0 P: 3	R: 0 E: 0 K: 1 S: 5	H: 0 LOB: 0 BB: 0 P: 5	1B: 4 2B: 1 3B: 0 HR: 3	SF: 0 SAC: 0 DP: 1 HBP: 0	WP: 0 PB: 0 SB: 3 CS: 0	PA: 41			
PITCHER	IP	WLS	BF	H	R	ER	SO	BB	IBB	HBP	BLK	WP	HR	S	P	ERA	WHIP								
Jack Morris, R (1, 1) ERA: 3.78	6.0	L	29	7	5	5	1	2	1	0	0	0	3	28	40	7.50	1.500								
Bill Scherrer, L (7, 1) ERA: 4.5	1.0		6	1	2	2	0	3	0	0	0	0	0	3	15	18.00	4.000								
Dave Rozema, R (8, 1) ERA: 3.82	2.0		6	0	0	0	1	0	0	0	0	0	0	8	8	0.00	0.000								


AB	35
R	7
H	8
RBI	7
BB	6
SO	2
LOB	12




Batter	1	2	3	4	5	6	7	8	9	AB	R	H	RBI	BB	SO	LOB	BOTTOM								
Lou Whitaker, L (1, 4) OBP: 0.352, SLG: 0.386										4	1	2	1	0	1	1	Toronto Blue Jays @ Detroit Tigers Tiger Stadium, Detroit, MI Fri Sep 14 1984, 7:05 PM EDT Att: 46,040 - Unknown								
Alan Trammell, R (1, 6) OBP: 0.376, SLG: 0.461										4	0	1	0	0	0	2									
Kirk Gibson, L (1, 9) OBP: 0.369, SLG: 0.530										3	0	0	0	1	1										
Lance Parrish, R (1, 2) OBP: 0.290, SLG: 0.439										2	0	0	0	1	1										
Dwight Lowry, L (8, 2) OBP: 0.310, SLG: 0.444										1	0	1	0	0	0										
Darrell Evans, L (1, 5) OBP: 0.357, SLG: 0.403										4	0	0	0	0	2	4									
Ruppert Jones, L (1, 7) OBP: 0.335, SLG: 0.513										1	1	0	0	1	0										
Larry Herndon, R (6, PH) OBP: 0.320, SLG: 0.383										2	0	1	0	0	1										
Johnny Grubb, L (1, 10) OBP: 0.402, SLG: 0.463										2	0	0	0	0	1	1									
Rusty Kuntz, R (7, PH) OBP: 0.388, SLG: 0.397										2	0	1	0	0	1	1									
Chet Lemon, R (1, 8) OBP: 0.354, SLG: 0.483										4	0	0	0	0	0	3									
Dave Bergman, L (1, 3) OBP: 0.351, SLG: 0.435										2	0	1	0	0	1	0									
Barbaro Garbey, R (7, PH) OBP: 0.322, SLG: 0.392										2	0	0	0	0	0	2									
Inning Stats	R: 1 E: 1 K: 1 S: 7	H: 2 LOB: 1 BB: 0 P: 7	R: 0 E: 0 K: 0 S: 3	H: 0 LOB: 0 BB: 0 P: 3	R: 0 E: 0 K: 1 S: 5	H: 0 LOB: 0 BB: 0 P: 5	R: 0 E: 0 K: 2 S: 7	H: 0 LOB: 0 BB: 0 P: 7	R: 1 E: 0 K: 1 S: 7	H: 2 LOB: 2 BB: 1 P: 11	R: 0 E: 0 K: 1 S: 4	H: 0 LOB: 1 BB: 2 P: 12	R: 0 E: 0 K: 1 S: 6	H: 1 LOB: 1 BB: 0 P: 6	R: 0 E: 0 K: 1 S: 6	H: 1 LOB: 1 BB: 0 P: 6	R: 0 E: 0 K: 1 S: 6	H: 1 LOB: 1 BB: 0 P: 6	1B: 7 2B: 0 3B: 0 HR: 0	SF: 0 SAC: 0 DP: 1 HBP: 0	WP: 0 PB: 0 SB: 0 CS: 0	PA: 36			
PITCHER	IP	WLS	BF	H	R	ER	SO	BB	IBB	HBP	BLK	WP	HR	S	P	ERA	WHIP								
Jim Clancy, R (1, 1) ERA: 4.86	5.0		20	4	2	2	5	1	0	0	0	0	0	29	33	3.60	1.000								
Jimmy Key, L (6, 1) ERA: 4.63	4.0	S	16	3	0	0	4	2	0	0	0	0	0	22	30	0.00	1.250								

AB	33
R	2
H	7
RBI	1
BB	3
SO	9
LOB	17



Batter	1	2	3	4	5	6	7	8	9	AB	R	H	RBI	BB	SO	LOB	TOP			
Damaso Garcia, R (1, 4) OBP: 0.314, SLG: 0.379	0-3 K		0-3 K						0-0 S 1B 1B	4	0	1	0	0	2	0	<p>Toronto Blue Jays @ Detroit Tigers</p> <p>Tiger Stadium, Detroit, MI</p> <p>Sat Sep 15 1984, 3:33 AM EDT</p> <p>Att: 44,349 - Unknown</p> <p>livebaseballscores.com</p> <p>AB 30 R 1 H 3 RBI 1 BB 1 SO 10 LOB 4</p> 			
Dave Collins, S (1, 7) OBP: 0.355, SLG: 0.435	0-0 4-3			0-0 F3		0-0 F8			0-0 F7	4	0	0	0	0	0	1				
Lloyd Moseby, L (1, 8) OBP: 0.362, SLG: 0.473	0-3 K			0-0 6-3					0-0 1-2 1B	4	0	1	0	0	1	0				
Willie Upshaw, L (1, 3) OBP: 0.353, SLG: 0.485		0-0 F6		0-3 K					0-0 F3	4	0	0	0	0	2	2				
George Bell, R (1, 9) OBP: 0.328, SLG: 0.505		0-0 HR			0-3 K					3	1	1	1	0	2	0				
Rance Mulliniks, L (1, 5) OBP: 0.390, SLG: 0.452		0-0 F7			0-0 F7				0-0 F8	2	0	0	0	0	0	0				
Garth Iorg, R (8, PH) OBP: 0.235, SLG: 0.297										1	0	0	0	0	0	0				
Willie Aikens, L (1, 10) OBP: 0.390, SLG: 0.399					4-0 BB				0-0 F7	1	0	0	0	1	0	0				
Cliff Johnson, R (8, PH) OBP: 0.390, SLG: 0.498										1	0	0	0	0	0	0				
Ernie Whitt, L (1, 2) OBP: 0.331, SLG: 0.429			0-0 F4		0-3 K				0-3 K	2	0	0	0	0	1	1				
Buck Martinez, R (8, PH) OBP: 0.302, SLG: 0.355										1	0	0	0	0	1	0				
Alfredo Griffin, S (1, 6) OBP: 0.239, SLG: 0.291						0-0 F9				2	0	0	0	0	0	0				
Jesse Barfield, R (8, PH) OBP: 0.348, SLG: 0.468									0-3 K	1	0	0	0	0	1	0				
Inning Stats	R: 0 E: 0 K: 2 S: 7	H: 0 LOB: 0 BB: 0 P: 7	R: 1 E: 0 K: 0 S: 4	H: 1 LOB: 0 BB: 0 P: 4	R: 0 E: 0 K: 1 S: 5	H: 0 LOB: 0 BB: 0 P: 5	R: 0 E: 0 K: 1 S: 5	H: 0 LOB: 0 BB: 0 P: 5	R: 0 E: 0 K: 2 S: 7	H: 0 LOB: 0 BB: 0 P: 11	R: 0 E: 0 K: 0 S: 3	H: 0 LOB: 0 BB: 0 P: 3	R: 0 E: 0 K: 1 S: 7	H: 0 LOB: 0 BB: 0 P: 7	R: 0 E: 0 K: 1 S: 5	H: 2 LOB: 2 BB: 0 P: 7	1B: 2 2B: 0 3B: 0 HR: 1	SF: 0 SAC: 0 DP: 0 HBP: 0	WP: 0 PB: 0 SB: 1 CS: 0	PA: 31
PITCHER	IP WLS BF H R ER SO BB IBB HBP BLK WP HR S P ERA WHIP																			
Mitt Wilcox, R (1, 1) ERA: 3.98	7.0 W 23 1 1 1 8 1 0 0 0 0 1 38 42 1.29 0.286																			
Willie Hernandez, L (8, 1) ERA: 1.86	2.0 S 8 2 0 0 2 0 0 0 0 0 0 0 12 12 0.00 1.000																			

Batter	1	2	3	4	5	6	7	8	9	AB	R	H	RBI	BB	SO	LOB	BOTTOM			
Lou Whitaker, L (1, 4) OBP: 0.391, SLG: 0.385	0-0 1-3		0-0 6-3						0-0 F9	4	0	1	0	0	0	0	<p>Toronto Blue Jays @ Detroit Tigers</p> <p>Tiger Stadium, Detroit, MI</p> <p>Sat Sep 15 1984, 3:33 AM EDT</p> <p>Att: 44,349 - Unknown</p> <p>livebaseballscores.com</p> <p>AB 30 R 2 H 7 RBI 2 BB 5 SO 9 LOB 20</p> 			
Alan Trammell, R (1, 6) OBP: 0.376, SLG: 0.462	0-0 1B 2B		4-0 FC1-6 BB						0-0 F9	3	1	1	0	1	0	1				
Kirk Gibson, L (1, 9) OBP: 0.368, SLG: 0.527	0-3 K		0-0 FC1-6 1-2						0-3 S 1B	4	0	1	0	0	2	3				
Darrell Evans, L (1, 5) OBP: 0.358, SLG: 0.402	0-0 WP 2H 1B		0-3 K						0-0 F9	3	0	1	1	1	1	2				
Tom Brookens, R (7, PR) OBP: 0.297, SLG: 0.364									0-0 1-2 BB	0	0	0	0	0	0	0				
Ruppert Jones, L (1, 7) OBP: 0.342, SLG: 0.528	4-0 1-2 BB			0-0 HR					4-0 1B BB	2	1	1	1	2	0	2				
Johnny Grubb, L (1, 10) OBP: 0.404, SLG: 0.460	0-3 K			4-0 HR 1B BB					0-0 F3	3	0	1	0	1	1	2				
Chet Lemon, R (1, 8) OBP: 0.353, SLG: 0.481		0-3 K			0-0 G1-6-3 1B				0-3 K	4	0	1	0	0	2	2				
Dave Bergman, L (1, 3) OBP: 0.346, SLG: 0.427		0-0 1-3			0-0 F7				0-3 K	4	0	0	0	0	2	4				
Dwight Lowry, L (1, 2) OBP: 0.281, SLG: 0.400		0-3 K			0-0 G1-6-3 1-2				0-0 4-3	3	0	0	0	0	1	4				
Inning Stats	R: 1 E: 0 K: 2 S: 9	H: 2 LOB: 2 BB: 1 P: 13	R: 0 E: 0 K: 2 S: 7	H: 0 LOB: 0 BB: 0 P: 7	R: 0 E: 0 K: 1 S: 5	H: 0 LOB: 1 BB: 1 P: 9	R: 1 E: 0 K: 0 S: 4	H: 2 LOB: 1 BB: 1 P: 8	R: 0 E: 0 K: 0 S: 4	H: 1 LOB: 1 BB: 0 P: 4	R: 0 E: 0 K: 2 S: 8	H: 1 LOB: 2 BB: 1 P: 12	R: 0 E: 0 K: 1 S: 6	H: 1 LOB: 2 BB: 1 P: 10	R: 0 E: 0 K: 1 S: 5	H: 0 LOB: 0 BB: 0 P: 5	1B: 5 2B: 1 3B: 0 HR: 1	SF: 0 SAC: 0 DP: 1 HBP: 0	WP: 1 PB: 0 SB: 1 CS: 0	PA: 35
PITCHER	IP WLS BF H R ER SO BB IBB HBP BLK WP HR S P ERA WHIP																			
Dave Stieb, R (1, 1) ERA: 2.5	8.0 L 35 7 2 2 9 5 0 0 0 0 1 1 48 68 2.25 1.500																			

Batter	1	2	3	4	5	6	7	8	9	AB	R	H	RBI	BB	SO	LOB	TOP											
Damaso Garcia, R OBP: 0.314, SLG: 0.379	0-0 E4 1B	0-0 F9					0-0 F8 PB 1B		0-0 FC6-4 BB	0-0 6-3 WP 1B	5	1	2	0	0	0	2											
Dave Collins, S OBP: 0.356, SLG: 0.433	0-0 S 1B		0-0 F8			0-3 K	4-0 BB	0-0 6-3	0-0 6-3	4	0	1	1	1	1	2												
Lloyd Moseby, L OBP: 0.361, SLG: 0.470	0-3 K		0-0 F6			4-0 PB BB	0-3 K	0-0 F7		4	0	0	0	1	2	5												
Willie Upshaw, L OBP: 0.352, SLG: 0.482	0-3 K		4-0 BB			0-0 F8	0-0 F6				3	0	0	0	1	1	6											
Rick Leach, L OBP: 0.310, SLG: 0.377						2-3					0	0	0	0	0	0												
George Bell, R OBP: 0.326, SLG: 0.503	0-1 CI		0-0 F5			0-0 3-1		0-0 F9			3	0	0	0	0	0	2											
Rance Mulliniks, L OBP: 0.388, SLG: 0.449	0-0 F7					0-0 1-3		0-0 F8			2	0	0	0	0	0	3											
Kelly Gruber, R									0-3 K		2	0	0	0	0	1	0											
Willie Aikens, L OBP: 0.397						0-0 3-1		0-0 F6		0-0 F3	1	0	0	0	1	0	0											
Cliff Johnson, R OBP: 0.388, SLG: 0.495		4-0 BB									2	0	0	0	0	0	0											
Ernie Whitt, L OBP: 0.332, SLG: 0.439		0-3 K				0-0		0-3 K		0-0 F3	2	1	1	1	0	1	1											
Buck Martinez, R OBP: 0.300, SLG: 0.352						HR					2	0	0	0	0	1	0											
Tony Fernandez, S OBP: 0.320, SLG: 0.381		0-0 F9				0-0 F7			0-0 FC6-4 1B	0-0 WP 6-3 1B	4	1	2	0	0	0	1											
Inning Stats	R: 0 E: 2 K: 2 S: 10	H: 1 LOB: 3 BB: 0 P: 10	R: 0 E: 0 K: 1 S: 5	H: 0 LOB: 1 BB: 1 P: 9	R: 0 E: 0 K: 0 S: 3	H: 0 LOB: 1 BB: 1 P: 7	R: 1 E: 0 K: 0 S: 4	H: 1 LOB: 0 BB: 0 P: 4	R: 1 E: 0 K: 1 S: 6	H: 1 LOB: 1 BB: 1 P: 10	R: 0 E: 0 K: 1 S: 5	H: 1 LOB: 2 BB: 1 P: 10	R: 0 E: 0 K: 1 S: 5	H: 0 LOB: 0 BB: 0 P: 5	R: 1 E: 0 K: 0 S: 5	H: 2 LOB: 1 BB: 0 P: 5	1B: 5 2B: 0 3B: 0 HR: 1	SF: 0 SAC: 0 DP: 0 HBP: 0	WP: 1 PB: 1 SB: 1 CS: 0	PA: 39								
PITCHER	IP	WLS	BF	H	R	ER	SO	BB	IBB	HBP	BLK	WP	HR	S	P	ERA	WHIP											
Juan Berenguer, R ERA: 3.6	(1, 1)	5.0	W	23	3	2	1	4	3	0	0	0	0	1	28	40	1.80	1.200										
Bill Scherrer, L ERA: 4.52	(6, 1)	1.0		3	0	0	0	1	0	0	0	0	0	0	5	5	0.00	0.000										
Aurelio Lopez, R ERA: 2.74	(7, 1)	2.0		8	1	0	0	2	1	0	0	0	0	0	11	15	0.00	1.000										
Willie Hernandez, L ERA: 1.91	(9, 1)	1.0		5	2	1	1	0	0	0	0	0	1	0	5	5	9.00	2.000										

Toronto Blue Jays @ Detroit Tigers
Tiger Stadium, Detroit, MI
Sun Sep 16 1984, 3:33 AM EDT
Att: 45,488 - Unknown

AB 34
R 3
H 6
RBI 2
BB 4
SO 7
LOB 22



Batter	1	2	3	4	5	6	7	8	9	AB	R	H	RBI	BB	SO	LOB	BOTTOM											
Lou Whitaker, L OBP: 0.353, SLG: 0.388	0-0 2B	0-0 E5		0-0 FC5-4 BB 1B	4-0 1-2 BB		0-0 5-3			4	1	2	0	1	0	1												
Alan Trammell, R OBP: 0.377, SLG: 0.462	4-0 2B	0-0 F9		0-0 F9	0-0 F6			0-0 2B		4	1	1	0	1	0	4												
Doug Baker, S OBP: 0.216, SLG: 0.207	0-0 1B									0	0	0	0	0	0	0												
Kirk Gibson, L OBP: 0.369, SLG: 0.527	0-0 1B	0-0 F9		4-0 FC5-4 BB		0-0 F7		0-0 F5		4	1	1	1	1	0	2												
Lance Parrish, R OBP: 0.288, SLG: 0.435	0-3 K	0-3 K		0-0 FC5-4 BB	0-0 F8		0-0 F8		0-0 F8	5	0	0	0	0	2	6												
Larry Herndon, R OBP: 0.324, SLG: 0.392	0-3 K			0-0 WP HR 1B	4-0 1-2 BB		0-0 HR		0-3 K	4	2	2	1	1	2	3												
Barbaro Garbey, R OBP: 0.322, SLG: 0.392	0-0 2B			0-0 F5	0-0 F6		0-0 F5			3	1	1	2	0	0	4												
Dave Bergman, L OBP: 0.345, SLG: 0.426	0-0 2B									1	0	0	0	0	0	0												
Chet Lemon, R OBP: 0.352, SLG: 0.481	0-0 2B			0-0 5-3			0-0 5-3		0-0 6-3	4	0	1	1	0	0	1												
Tom Brookens, R OBP: 0.300, SLG: 0.380	0-3 K			0-0 HR			0-0 K			4	1	2	2	0	2	1												
Marty Castillo, R OBP: 0.275, SLG: 0.361		0-0 HR		0-0 F7			0-0 F7			4	1	2	1	0	0	1												
Inning Stats	R: 4 E: 0 K: 3 S: 13	H: 4 LOB: 1 BB: 1 P: 17	R: 1 E: 1 K: 1 S: 7	H: 1 LOB: 0 BB: 0 P: 7	R: 2 E: 0 K: 0 S: 5	H: 2 LOB: 0 BB: 0 P: 5	R: 0 E: 0 K: 0 S: 4	H: 1 LOB: 3 BB: 2 P: 12	R: 0 E: 0 K: 0 S: 4	H: 1 LOB: 0 BB: 0 P: 4	R: 0 E: 0 K: 1 S: 6	H: 1 LOB: 1 BB: 0 P: 6	R: 0 E: 0 K: 1 S: 6	H: 1 LOB: 1 BB: 0 P: 6	1B: 4 2B: 4 3B: 1 HR: 3	SF: 0 SAC: 0 DP: 0 HBP: 0	WP: 1 PB: 0 SB: 0 CS: 0	PA: 41										
PITCHER	IP	WLS	BF	H	R	ER	SO	BB	IBB	HBP	BLK	WP	HR	S	P	ERA	WHIP											
Bryan Clark, L ERA: 5.83	(1, 1)	0.2	L	7	4	4	4	2	1	0	0	0	0	10	14	54.00	7.500											
Dennis Lamp, R ERA: 4.0	(1, 1)	2.1		11	3	3	3	2	0	0	0	0	1	2	15	15	11.57	1.286										
Ron Musselman, R ERA: 2.51	(4, 1)	2.0		11	2	0	0	0	3	0	0	0	0	0	8	20	0.00	2.500										
Jim Acker, R ERA: 4.28	(6, 1)	2.0		8	2	1	1	1	0	0	0	0	0	1	10	10	4.50	1.000										
Jim Coit, R ERA: 3.84	(8, 1)	1.0		4	1	0	0	1	0	0	0	0	0	6	6	0.00	1.000											

Toronto Blue Jays @ Detroit Tigers
Tiger Stadium, Detroit, MI
Sun Sep 16 1984, 3:33 AM EDT
Att: 45,488 - Unknown

AB 37
R 8
H 12
RBI 8
BB 4
SO 6
LOB 23



Batter	1	2	3	4	5	6	7	8	9	AB	R	H	RBI	BB	SO	LOB	TOP					
Wade Boggs, L (1.5) OBP: 0.397, SLG: 0.415										4	0	1	0	0	0	1	Boston Red Sox @ Toronto Blue Jays Exhibition Stadium, Toronto, ON Mon Sep 17 1984, 7:05 PM EDT Att: 18,480 - Unknown					
Dwight Evans, R (1.9) OBP: 0.390, SLG: 0.526										4	0	1	0	0	0	1						
Jim Rice, R (1.7) OBP: 0.320, SLG: 0.471										4	1	2	0	0	0	1						
Tony Armas, R (1.8) OBP: 0.296, SLG: 0.515										3	0	0	1	0	1	2						
Mike Easter, L (1.10) OBP: 0.374, SLG: 0.502										4	2	2	1	0	0	0						
Bill Buckner, L (1.3) OBP: 0.320, SLG: 0.408										4	1	1	0	0	0	1						
Rich Gedman, L (1.2) OBP: 0.306, SLG: 0.490										4	0	2	1	0	0	0						
Marty Barrett, R (1.4) OBP: 0.365, SLG: 0.382										4	0	1	1	0	0	1						
Jackie Gutierrez, R (1.6) OBP: 0.282, SLG: 0.319										3	0	0	0	0	0	2						
Rick Miller, L (9, PH) OBP: 0.341, SLG: 0.298										1	0	0	0	0	1	2						
Glenn Hoffman, R (9.6) OBP: 0.231, SLG: 0.243										0	0	0	0	0	0	0						
Inning Stats	R: 0 E: 0 K: 0 S: 4	H: 2 LOB: 1 BB: 0 P: 4	R: 0 E: 0 K: 0 S: 3	H: 0 LOB: 0 BB: 0 P: 3	R: 0 E: 0 K: 0 S: 3	H: 0 LOB: 0 BB: 0 P: 3	R: 1 E: 1 K: 0 S: 4	H: 1 LOB: 1 BB: 0 P: 4	R: 1 E: 1 K: 0 S: 5	H: 2 LOB: 1 BB: 0 P: 5	R: 0 E: 0 K: 0 S: 3	H: 0 LOB: 0 BB: 0 P: 3	R: 1 E: 0 K: 0 S: 4	H: 1 LOB: 1 BB: 0 P: 4	R: 0 E: 0 K: 0 S: 4	H: 1 LOB: 1 BB: 0 P: 4	R: 1 E: 0 K: 2 S: 10	H: 3 LOB: 2 BB: 0 P: 10	1B: 6 2B: 3 3B: 0 HR: 1	SF: 1 SAC: 0 DP: 2 HBP: 0	WP: 0 PB: 0 SB: 0 CS: 0	PA: 36
PITCHER Doyle Alexander, R (1.1) ERA: 3.17	IP: 9.0 WLS: W BF: 36 H: 10 R: 4 ER: 3 SO: 2 BB: 0 IBB: 0 HBP: 0 BLK: 0 WP: 0 HR: 1 S: 40 P: 40 ERA: 3.00 WHIP: 1.111															PITCHER						

Batter	1	2	3	4	5	6	7	8	9	AB	R	H	RBI	BB	SO	LOB	BOTTOM					
Damaso Garcia, R (1.4) OBP: 0.315, SLG: 0.382										4	0	2	0	0	0	0	Boston Red Sox @ Toronto Blue Jays Exhibition Stadium, Toronto, ON Mon Sep 17 1984, 7:05 PM EDT Att: 18,480 - Unknown					
Tony Fernandez, S (1.6) OBP: 0.319, SLG: 0.375										3	0	0	0	1	0	1						
George Bell, R (1.7) OBP: 0.325, SLG: 0.501										4	1	1	0	0	0	2						
Cliff Johnson, R (1.10) OBP: 0.389, SLG: 0.492										2	0	0	0	2	1	2						
Ron Shepherd, R (9, PR)										0	0	0	0	0	0	0						
Jesse Barfield, R (1.9) OBP: 0.344, SLG: 0.462										4	2	0	0	0	1	5						
Willie Upshaw, L (1.3) OBP: 0.352, SLG: 0.484										2	0	1	1	0	0	0						
Rick Leach, L (5.3) OBP: 0.306, SLG: 0.372										1	0	0	0	0	1	0						
Dave Collins, S (9, PH) OBP: 0.357, SLG: 0.434										1	1	1	0	0	0	0						
Buck Martinez, R (1.2) OBP: 0.296, SLG: 0.349										2	0	0	1	0	0	0						
Alfredo Griffin, S (7, PR) OBP: 0.239, SLG: 0.291										0	1	0	0	0	0	0						
Ernie Whitt, L (8.2) OBP: 0.332, SLG: 0.439										0	0	0	0	0	0	0						
Lloyd Moseby, L (9, PH) OBP: 0.362, SLG: 0.470										0	0	0	0	1	0	0						
Garth Iorg, R (1.5) OBP: 0.240, SLG: 0.301										4	0	2	2	0	0	1						
Mitch Webster, S (1.8) OBP: 0.263, SLG: 0.444										3	0	0	0	0	1	2						
Inning Stats	R: 0 E: 0 K: 1 S: 6	H: 1 LOB: 2 BB: 1 P: 10	R: 0 E: 0 K: 0 S: 3	H: 0 LOB: 0 BB: 0 P: 3	R: 0 E: 0 K: 0 S: 3	H: 1 LOB: 1 BB: 0 P: 3	R: 2 E: 0 K: 0 S: 5	H: 2 LOB: 1 BB: 1 P: 9	R: 0 E: 0 K: 0 S: 3	H: 0 LOB: 0 BB: 0 P: 3	R: 0 E: 0 K: 1 S: 5	H: 0 LOB: 0 BB: 0 P: 5	R: 1 E: 2 K: 2 S: 8	H: 1 LOB: 2 BB: 0 P: 8	R: 0 E: 0 K: 0 S: 3	H: 0 LOB: 0 BB: 0 P: 3	R: 2 E: 1 K: 0 S: 3	H: 2 LOB: 2 BB: 2 P: 11	1B: 5 2B: 3 3B: 0 HR: 0	SF: 1 SAC: 0 DP: 1 HBP: 0	WP: 0 PB: 0 SB: 0 CS: 2	PA: 35
PITCHER Bob Ojeda, L (1.1) ERA: 4.03	IP: 8.1 WLS: L BF: 35 H: 7 R: 5 ER: 4 SO: 4 BB: 4 IBB: 0 HBP: 0 BLK: 0 WP: 0 HR: 0 S: 39 P: 55 ERA: 4.32 WHIP: 1.320															PITCHER						

AB	35
R	4
H	10
RBI	4
BB	0
SO	2
LOB	11



AB	30
R	5
H	7
RBI	4
BB	4
SO	4
LOB	13



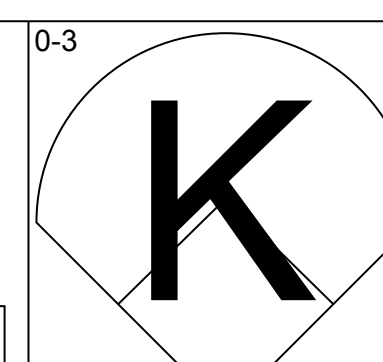
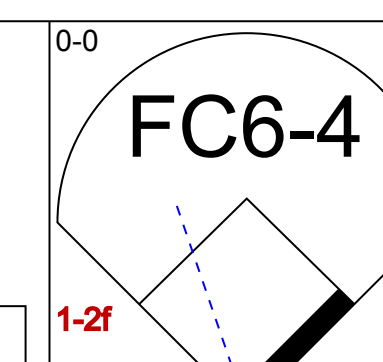
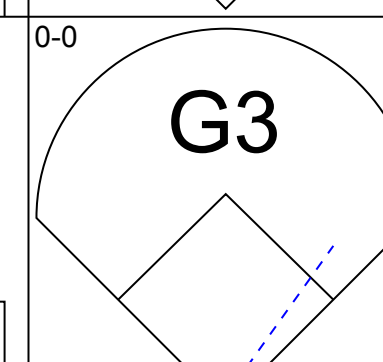
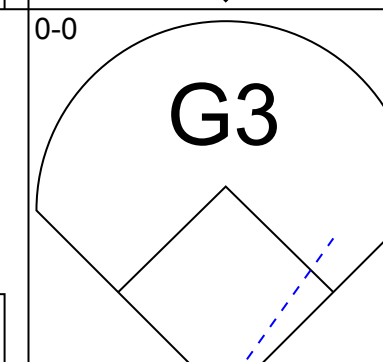
Batter	1	2	3	4	5	6	7	8	9	AB	R	H	RBI	BB	SO	LOB	TOP				
Wade Boggs, L (1.5) OBP: 0.302, SLG: 0.417	0-0 4-3		4-0 HR BB		4-0 HR BB	4-0 BB			0-0 4-3	2	2	0	0	3	0	1	Boston Red Sox @ Toronto Blue Jays Exhibition Stadium, Toronto, ON Wed Sep 19 1984, 7:05 PM EDT Att: 23,212 - Unknown				
Dwight Evans, R (1.9) OBP: 0.390, SLG: 0.544	0-0 F9		0-0 HR		0-0 HR	0-0 4-3			0-0 1-3	5	2	2	6	0	0	2					
Jim Rice, R (1.7) OBP: 0.323, SLG: 0.471	0-3 K		0-3 HR		0-0 3B 1B				0-0 F8	5	1	2	1	0	2	0					
Tony Armas, R (1.8) OBP: 0.296, SLG: 0.520		0-3 K			0-0 F4	0-0 HR 3B			0-0 5-3	5	1	1	1	0	1	1					
Mike Easter, L (1.10) OBP: 0.375, SLG: 0.510		0-0 5-3			4-0 WP BB	0-0 HR			0-0 F5	3	1	1	2	1	0	0					
Bill Buckner, L (1.3) OBP: 0.316, SLG: 0.403		0-0 4-3			0-0 F7	0-0 HR			0-0 F7	4	0	0	0	0	0	1					
Rich Gedman, L (1.2) OBP: 0.304, SLG: 0.490			0-3 K		0-0 F7	0-0 F9			0-0 4-3	4	0	0	0	0	1	1					
Marty Barrett, R (1.4) OBP: 0.362, SLG: 0.381			0-0 4-3 HR 2B		0-0 6-3	0-0 6-3			0-0 6-3	4	1	1	0	0	0	0					
Jackie Gutierrez, R (1.6) OBP: 0.286, SLG: 0.320			0-0 4-3		0-0 4-3 HR 1B	0-0 6-3			0-0 4-3 1B	4	2	2	0	0	0	1					
Inning Stats	R: 0 E: 0 K: 1 S: 5	H: 0 LOB: 0 BB: 0 P: 5	R: 0 E: 0 K: 1 S: 5	H: 0 LOB: 0 BB: 0 P: 5	R: 3 E: 0 K: 2 S: 9	H: 2 LOB: 0 BB: 1 P: 13	R: 0 E: 0 K: 0 S: 3	H: 0 LOB: 1 BB: 1 P: 7	R: 6 E: 0 K: 0 S: 8	H: 5 LOB: 0 BB: 1 P: 12	R: 0 E: 0 K: 0 S: 3	H: 0 LOB: 0 BB: 0 P: 3	R: 0 E: 0 K: 0 S: 3	H: 0 LOB: 0 BB: 0 P: 3	R: 1 E: 0 K: 0 S: 5	H: 2 LOB: 1 BB: 0 P: 5	1B: 4 2B: 1 3B: 1 HR: 3	SF: 0 SAC: 0 DP: 0 HBP: 0	WP: 1 PB: 0 SB: 0 CS: 0	PA: 40	
PITCHER	IP WLS BF H R ER SO BB IBB HBP BLK WP HR S P ERA WHIP	IP WLS BF H R ER SO BB IBB HBP BLK WP HR S P ERA WHIP	IP WLS BF H R ER SO BB IBB HBP BLK WP HR S P ERA WHIP	IP WLS BF H R ER SO BB IBB HBP BLK WP HR S P ERA WHIP	IP WLS BF H R ER SO BB IBB HBP BLK WP HR S P ERA WHIP	IP WLS BF H R ER SO BB IBB HBP BLK WP HR S P ERA WHIP	IP WLS BF H R ER SO BB IBB HBP BLK WP HR S P ERA WHIP	IP WLS BF H R ER SO BB IBB HBP BLK WP HR S P ERA WHIP	IP WLS BF H R ER SO BB IBB HBP BLK WP HR S P ERA WHIP	IP WLS BF H R ER SO BB IBB HBP BLK WP HR S P ERA WHIP	IP WLS BF H R ER SO BB IBB HBP BLK WP HR S P ERA WHIP	IP WLS BF H R ER SO BB IBB HBP BLK WP HR S P ERA WHIP	IP WLS BF H R ER SO BB IBB HBP BLK WP HR S P ERA WHIP	IP WLS BF H R ER SO BB IBB HBP BLK WP HR S P ERA WHIP	IP WLS BF H R ER SO BB IBB HBP BLK WP HR S P ERA WHIP	IP WLS BF H R ER SO BB IBB HBP BLK WP HR S P ERA WHIP	IP WLS BF H R ER SO BB IBB HBP BLK WP HR S P ERA WHIP	IP WLS BF H R ER SO BB IBB HBP BLK WP HR S P ERA WHIP	IP WLS BF H R ER SO BB IBB HBP BLK WP HR S P ERA WHIP	IP WLS BF H R ER SO BB IBB HBP BLK WP HR S P ERA WHIP	IP WLS BF H R ER SO BB IBB HBP BLK WP HR S P ERA WHIP
Jim Clancy, R (1.1) ERA: 5.11	4.1 L	6 8 8 4	3 0 0 0	0 0 0 0	1 0 0 0	0 1 9 13	3.38 0.750	0.00 0.000	9.00 2.000												
Ron Musselman, R (5.1) ERA: 2.5	2.2 10	1 1 1 0	0 0 0 0	0 0 0 0	0 0 0 0	0 0 3 3	0.00 0.000														
Jimmy Key, L (8.1) ERA: 4.55	1.0 3	0 0 0 0	0 0 0 0	0 0 0 0	0 0 0 0	0 0 5 5	9.00 2.000														
Roy Lee Jackson, R (9.1) ERA: 3.43	1.0 5	2 1 1 0	0 0 0 0	0 0 0 0	0 0 0 0	0 0 5 5	9.00 2.000														

Batter	1	2	3	4	5	6	7	8	9	AB	R	H	RBI	BB	SO	LOB	BOTTOM					
Damaso Garcia, R (1.4) OBP: 0.313, SLG: 0.378	0-0 F4		0-0 F5			0-3 K	0-0 1B 1B		0-3 K	3	0	0	0	0	1	0	Boston Red Sox @ Toronto Blue Jays Exhibition Stadium, Toronto, ON Wed Sep 19 1984, 7:05 PM EDT Att: 23,212 - Unknown					
Fred Manrique, R (7.4) OBP: 0.333, SLG: 0.333						1-2 2-3 1B			0-0 F9	5	0	1	2	0	1	1						
Lloyd Moseby, L (1.8) OBP: 0.362, SLG: 0.468	0-0 F3					0-0 K	1-2 2-H 3-H 1B		0-0 F9	4	1	1	0	1	1	1						
George Bell, R (1.10) OBP: 0.327, SLG: 0.501						4-0 1B BB	1-2 2-3 1B		0-0 F4	4	1	1	0	1	1	1						
Cliff Johnson, R (1.3) OBP: 0.391, SLG: 0.489		0-0 5-3				0-0 F8	1-2 1B		0-3 K	4	0	1	0	0	1	3						
Jesse Barfield, R (1.9) OBP: 0.344, SLG: 0.458		0-3 K				0-0 6-3	0-0 FC5-6 1B		0-3 K	3	0	1	1	0	1	0						
Willie Aikens, L (7. PH) OBP: 0.306, SLG: 0.392						1-2 2-H 1B			0-0 K	1	0	0	0	0	1	3						
Kelly Gruber, R (8.9)									0-0 K	0	0	0	0	0	0	0						
Dave Collins, S (1.7) OBP: 0.380, SLG: 0.441		0-0 S 1B							0-3 K	2	1	1	0	0	0	0						
Ron Shepherd, R (6.7)									0-0 F9	1	0	0	0	0	0	2						
Mitch Webster, S (8. PH) OBP: 0.273, SLG: 0.429									0-0 FC5-6	1	0	0	0	0	1	0						
Buck Martinez, R (1.2) OBP: 0.304, SLG: 0.353		0-0 S 1B							0-0 F9	2	0	2	1	0	0	0						
Ernie Whitt, L (7. PH) OBP: 0.337, SLG: 0.440									0-0 PO 1B	1	0	0	0	1	1	0						
Garth Iorg, R (1.5) OBP: 0.245, SLG: 0.303									0-0 PO 1B	2	0	1	0	0	0	0						
Rance Mulliniks, L (7. PH) OBP: 0.389, SLG: 0.448									0-0 1-5-3	2	1	1	0	0	0	1						
Alfredo Griffin, S (1.6) OBP: 0.242, SLG: 0.293									0-0 F8	4	1	2	0	0	1	2						
Inning Stats	R: 0 E: 0 K: 0 S: 3	H: 0 LOB: 0 BB: 0 P: 3	R: 1 E: 0 K: 1 S: 6	H: 2 LOB: 0 BB: 0 P: 6	R: 0 E: 0 K: 0 S: 3	H: 0 LOB: 0 BB: 0 P: 3	R: 0 E: 0 K: 1 S: 5	H: 0 LOB: 0 BB: 0 P: 5	R: 0 E: 0 K: 1 S: 7	H: 2 LOB: 2 BB: 0 P: 7	R: 1 E: 0 K: 2 S: 9	H: 2 LOB: 3 BB: 1 P: 13	R: 2 E: 0 K: 3 S: 14	H: 5 LOB: 0 BB: 0 P: 14	R: 0 E: 0 K: 1 S: 4	H: 0 LOB: 0 BB: 1 P: 8	R: 0 E: 0 K: 1 S: 6	H: 1 LOB: 1 BB: 0 P: 6	1B: 12 2B: 0 3B: 0 HR: 0	SF: 0 SAC: 0 DP: 1 HBP: 0	WP: 0 PB: 0 SB: 1 CS: 0	PA: 40
PITCHER	IP WLS BF H R ER SO BB IBB HBP BLK WP HR S P ERA WHIP	IP WLS BF H R ER SO BB IBB HBP BLK WP HR S P ERA WHIP	IP WLS BF H R ER SO BB IBB HBP BLK WP HR S P ERA WHIP	IP WLS BF H R ER SO BB IBB HBP BLK WP HR S P ERA WHIP	IP WLS BF H R ER SO BB IBB HBP BLK WP HR S P ERA WHIP	IP WLS BF H R ER SO BB IBB HBP BLK WP HR S P ERA WHIP	IP WLS BF H R ER SO BB IBB HBP BLK WP HR S P ERA WHIP	IP WLS BF H R ER SO BB IBB HBP BLK WP HR S P ERA WHIP	IP WLS BF H R ER SO BB IBB HBP BLK WP HR S P ERA WHIP	IP WLS BF H R ER SO BB IBB HBP BLK WP HR S P ERA WHIP	IP WLS BF H R ER SO BB IBB HBP BLK WP HR S P ERA WHIP	IP WLS BF H R ER SO BB IBB HBP BLK WP HR S P ERA WHIP	IP WLS BF H R ER SO BB IBB HBP BLK WP HR S P ERA WHIP	IP WLS BF H R ER SO BB IBB HBP BLK WP HR S P ERA WHIP	IP WLS BF H R ER SO BB IBB HBP BLK WP HR S P ERA WHIP	IP WLS BF H R ER SO BB IBB HBP BLK WP HR S P ERA WHIP	IP WLS BF H R ER SO BB IBB HBP BLK WP HR S P ERA WHIP	IP WLS BF H R ER SO BB IBB HBP BLK WP HR S P ERA WHIP	IP WLS BF H R ER SO BB IBB HBP BLK WP HR S P ERA WHIP	IP WLS BF H R ER SO BB IBB HBP BLK WP HR S P ERA WHIP	IP WLS BF H R ER SO BB IBB HBP BLK WP HR S P ERA WHIP	
Bruce Hurst, L (1.1) ERA: 3.86	5.2 W	23 2	6 2	2 2	5	0	0	0	0	0	0	0	9	9	27.00	7.500						
Bob Stanley, R (6.1) ERA: 3.79	0.2 S	7 9	5 1	2 0	2 0	1	0	4	1	0	0	0	0	0	0	0						
Mark Clear, R (7.1) ERA: 4.35	2.2 S	9 1	0 0	0 0	4	1	0	0	0	0	0	16	20	0.00	0.750							



Batter	1	2	3	4	5	6	7	8	9	AB	R	H	RBI	BB	SO	LOB	TOP					
Robin Yount, R (1, 10) OBP: 0.362, SLG: 0.432										4	1	1	0	1	1	4	Milwaukee Brewers @ Toronto Blue Jays Exhibition Stadium, Toronto, ON Thu Sep 20 1984, 7:05 PM EDT Att: 21,688 - Unknown					
Jim Gantner, L (1, 4) OBP: 0.316, SLG: 0.353										5	0	3	0	0	1	2						
Cecil Cooper, L (1, 3) OBP: 0.308, SLG: 0.380										5	0	0	1	0	0	4						
Doug Loman, L (1, 7) OBP: 0.339, SLG: 0.360 Ted Simmons, S (9, PH) OBP: 0.299, SLG: 0.302										4	2	2	0	0	0	2						
Bill Schroeder, R (1, 2) OBP: 0.292, SLG: 0.495										4	1	1	1	0	1	2						
Dion James, L (1, 8) OBP: 0.339, SLG: 0.370										3	0	1	0	1	0	1						
Bobby Clark, R (1, 9) OBP: 0.307, SLG: 0.368 Roy Howell, L (8, 5) OBP: 0.283, SLG: 0.335										3	0	1	1	1	2	1						
Ed Romero, R (1, 6) OBP: 0.307, SLG: 0.294 Ben Oglivie, L (8, PH) OBP: 0.323, SLG: 0.380										3	0	0	0	0	1	4						
Willie Lozano, R (1, 5) OBP: 0.367, SLG: 0.449										2	0	0	1	2	1	0						
Inning Stats	R: 0 E: 0 K: 0 S: 4	H: 1 LOB: 1 BB: 0 P: 4	R: 0 E: 0 K: 1 S: 5	H: 0 LOB: 0 BB: 0 P: 5	R: 0 E: 0 K: 2 S: 7	H: 0 LOB: 1 BB: 1 P: 11	R: 2 E: 0 K: 0 S: 6	H: 3 LOB: 1 BB: 0 P: 6	R: 0 E: 0 K: 0 S: 3	H: 0 LOB: 1 BB: 1 P: 7	R: 1 E: 0 K: 2 S: 9	H: 2 LOB: 3 BB: 2 P: 17	R: 0 E: 0 K: 0 S: 4	H: 1 LOB: 1 BB: 0 P: 4	R: 0 E: 0 K: 1 S: 4	H: 0 LOB: 0 BB: 1 P: 8		R: 1 E: 0 K: 1 S: 7	H: 2 LOB: 1 BB: 0 P: 7	1B: 7 2B: 2 3B: 0 HR: 0	SF: 0 SAC: 0 DP: 1 HBP: 0	WP: 0 PB: 0 CS: 2
PITCHER	IP	WLS	BF	H	R	ER	SO	BB	IBB	HBP	BLK	WP	HR	S	P	ERA	WHIP					
Dave Stieb, R (1, 1) ERA: 2.56	8.1	W	38	9	4	4	7	5	0	0	0	0	0	47	67	4.32	1.680					
Jimmy Key, L (9, 1) ERA: 4.5	0.2	S	2	0	0	0	0	0	0	0	0	0	0	2	2	0.00	0.000					

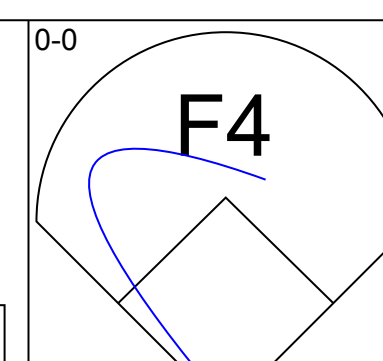
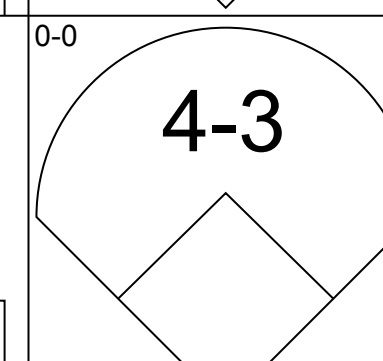
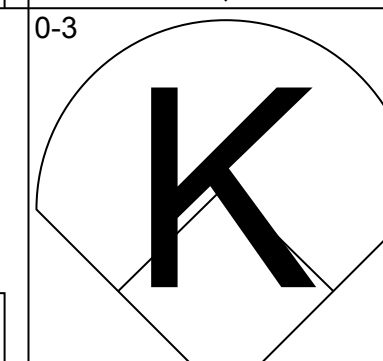
Batter	1	2	3	4	5	6	7	8	9	AB	R	H	RBI	BB	SO	LOB	BOTTOM				
Damaso Garcia, R (1, 4) OBP: 0.311, SLG: 0.376										4	1	0	0	0	0	1	Milwaukee Brewers @ Toronto Blue Jays Exhibition Stadium, Toronto, ON Thu Sep 20 1984, 7:05 PM EDT Att: 21,688 - Unknown				
Dave Collins, S (1, 7) OBP: 0.363, SLG: 0.445										3	3	2	2	1	0	0					
Lloyd Moseby, L (1, 8) OBP: 0.364, SLG: 0.470										2	1	1	1	2	0	0					
George Bell, R (1, 9) OBP: 0.328, SLG: 0.500										3	0	1	1	1	1	2					
Rance Mulliniks, L (1, 5) OBP: 0.385, SLG: 0.442 Garth Iorg, R (9, 5) OBP: 0.245, SLG: 0.303										4	0	0	0	0	1	4					
Willie Aikens, L (1, 10) OBP: 0.301, SLG: 0.385										4	0	0	0	0	3	2					
Ernie Whitt, L (1, 2) OBP: 0.333, SLG: 0.434										4	0	0	0	0	0	2					
Rick Leach, L (1, 3) OBP: 0.300, SLG: 0.361										4	1	1	0	0	0	0					
Alfredo Griffin, S (1, 6) OBP: 0.241, SLG: 0.292										2	0	0	0	0	1	0					
Inning Stats	R: 1 E: 0 K: 1 S: 6	H: 1 LOB: 1 BB: 1 P: 10	R: 0 E: 0 K: 1 S: 5	H: 0 LOB: 0 BB: 0 P: 5	R: 0 E: 0 K: 1 S: 5	H: 0 LOB: 0 BB: 0 P: 5	R: 0 E: 0 K: 1 S: 5	H: 0 LOB: 2 BB: 2 P: 13	R: 2 E: 2 K: 0 S: 6	H: 1 LOB: 1 BB: 0 P: 6	R: 0 E: 0 K: 1 S: 5	H: 0 LOB: 0 BB: 0 P: 5	R: 3 E: 1 K: 0 S: 6	H: 3 LOB: 1 BB: 1 P: 10	R: 0 E: 0 K: 1 S: 5	H: 0 LOB: 0 BB: 0 P: 5		1B: 3 2B: 2 3B: 0 HR: 0	SF: 0 SAC: 1 DP: 0 HBP: 0	WP: 0 PB: 1 CS: 4	PA: 35
PITCHER	IP	WLS	BF	H	R	ER	SO	BB	IBB	HBP	BLK	WP	HR	S	P	ERA	WHIP				
Bob Gibson, R (1, 1) ERA: 5.01	6.2	L	30	4	6	2	5	3	1	0	0	0	0	36	52	2.70	1.050				
Jim Kern, R (7, 1) ERA: 8.1	1.1		5	1	0	0	1	0	0	0	0	0	0	7	7	0.00	0.750				

Batter	1	2	3	4	5	6	7	8	9	AB	R	H	RBI	BB	SO	LOB	TOP										
Robin Yount, R OBP: 0.361, SLG: 0.430 (1, 10)																	4 0 1 0 0 1 2										
Jim Gantner, L OBP: 0.317, SLG: 0.351 (1, 4)																	3 1 0 0 1 0 1										
Cecil Cooper, L OBP: 0.308, SLG: 0.384 (1, 3)																	4 1 1 2 0 0 1										
Doug Loman, L OBP: 0.403, SLG: 0.370 (1, 7)																	4 1 2 0 0 1 0										
Bill Schroeder, R OBP: 0.291, SLG: 0.490 (1, 2)																	4 1 1 0 0 2 1										
Dion James, L OBP: 0.338, SLG: 0.374 (1, 8)																	4 1 1 2 0 0 0										
Bobby Clark, R OBP: 0.335, SLG: 0.364 (1, 9)																	4 0 1 1 0 1 0										
Ed Romero, R OBP: 0.305, SLG: 0.292 (1, 6)																	3 0 0 0 0 1 1										
Willie Lozado, R OBP: 0.366, SLG: 0.469 (1, 5)																	3 0 1 0 0 1 0										
Inning Stats	R: 0 E: 0 K: 1 S: 5	H: 0 LOB: 0 BB: 0 P: 5	R: 3 E: 2 K: 0 S: 7	H: 4 LOB: 1 BB: 0 P: 7	R: 0 E: 0 K: 0 S: 3	H: 1 LOB: 1 BB: 1 P: 7	R: 0 E: 0 K: 0 S: 3	H: 0 LOB: 0 BB: 0 P: 3	R: 2 E: 0 K: 1 S: 7	H: 2 LOB: 0 BB: 0 P: 7	R: 0 E: 0 K: 2 S: 8	H: 1 LOB: 0 BB: 1 P: 12	R: 0 E: 0 K: 1 S: 6	H: 1 LOB: 1 BB: 0 P: 6	R: 0 E: 0 K: 1 S: 5	H: 0 LOB: 0 BB: 0 P: 5	R: 0 E: 0 K: 1 S: 5	H: 0 LOB: 0 BB: 0 P: 5	R: 0 E: 0 K: 1 S: 5	H: 0 LOB: 0 BB: 0 P: 5	1B: 5 2B: 1 3B: 2 HR: 1	SF: 0 SAC: 0 DP: 3 HBP: 0	WP: 0 PB: 0 CS: 0	PA: 34			
PITCHER	IP	WLS	BF	H	R	ER	SO	BB	IBB	HBP	BLK	WP	HR	S	P	ERA	WHIP										
Dennis Lamp, R ERA: 4.3 (1, 1)	5.0	L	22	7	5	5	2	1	0	0	0	0	1	25	29	9.00	1.600										
Jim Gott, R ERA: 4.02 (6, 1)	4.0		12	1	0	0	5	0	0	0	0	0	0	22	22	0.00	0.250										

Milwaukee Brewers @ Toronto Blue Jays
Exhibition Stadium, Toronto, ON
Fri Sep 21 1984, 7:05 PM EDT
Att: 21,147 - Unknown

AB 33
R 5
H 8
RBI 5
BB 1
SO 7
LOB 6

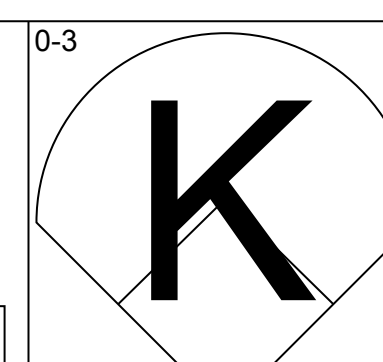
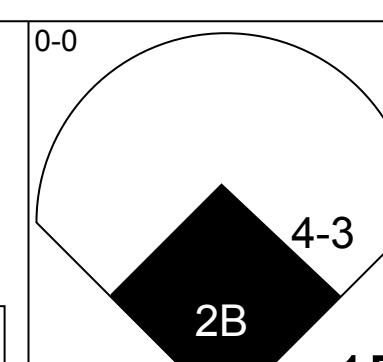
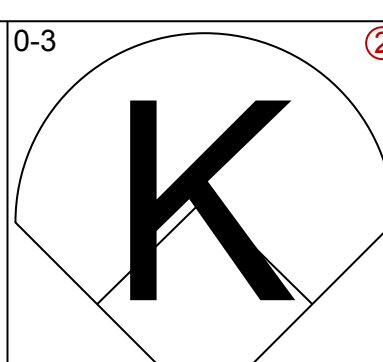
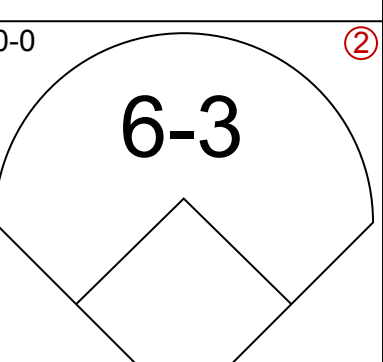
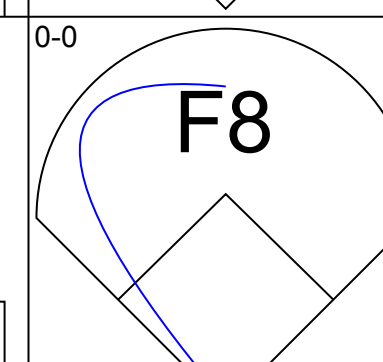
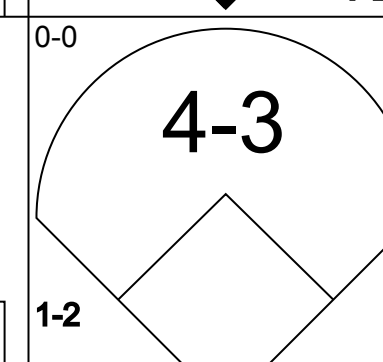
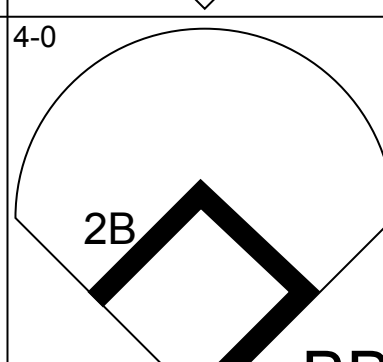
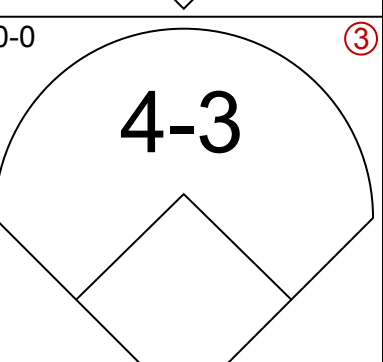
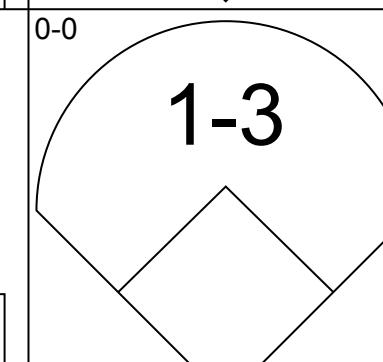
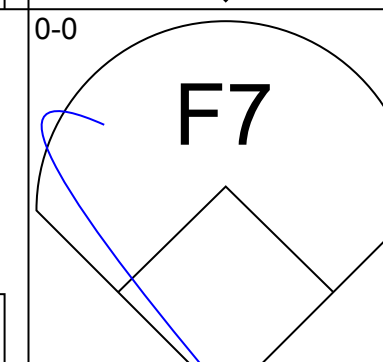
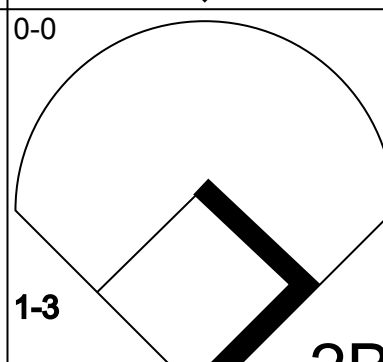

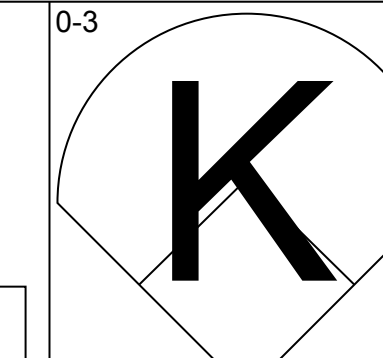
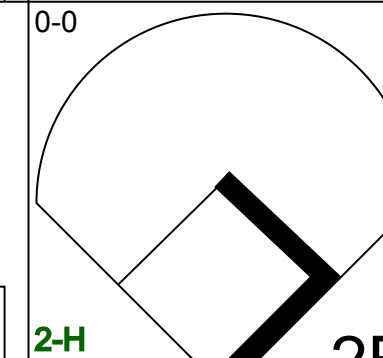
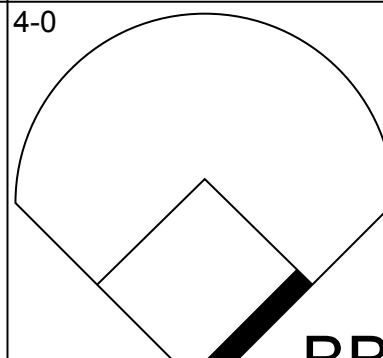

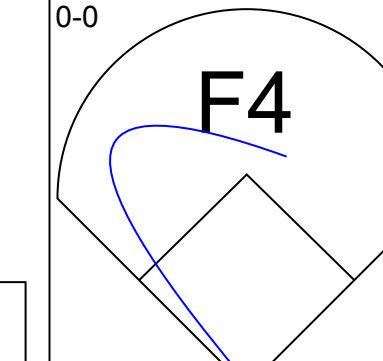
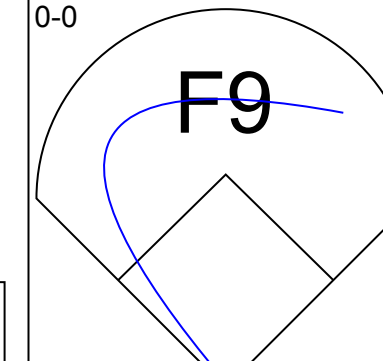
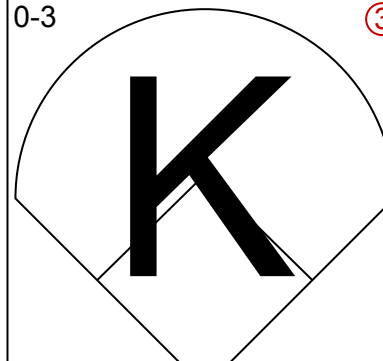

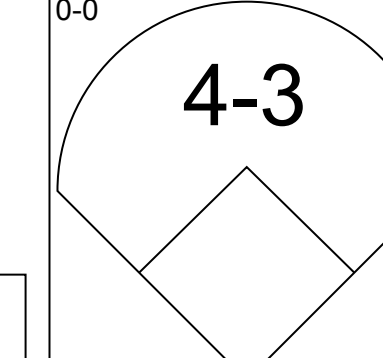
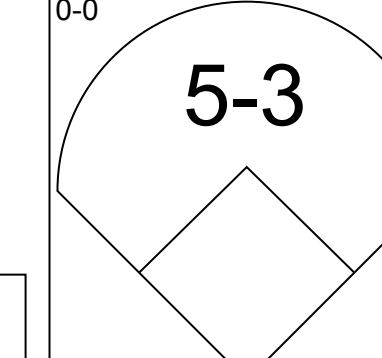
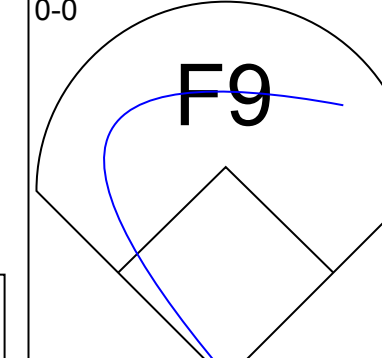
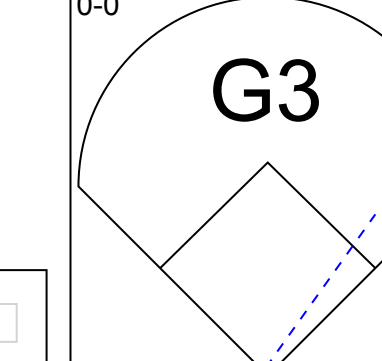
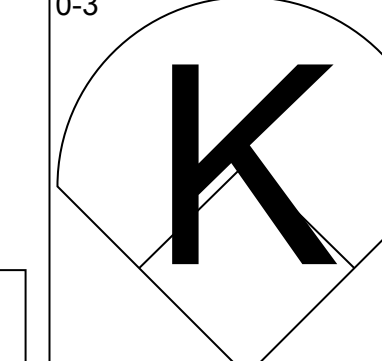
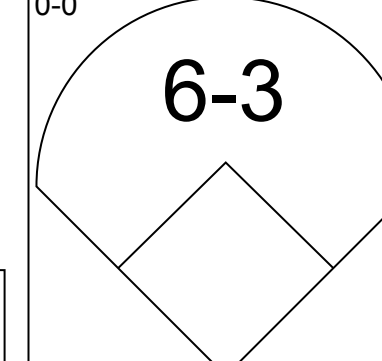
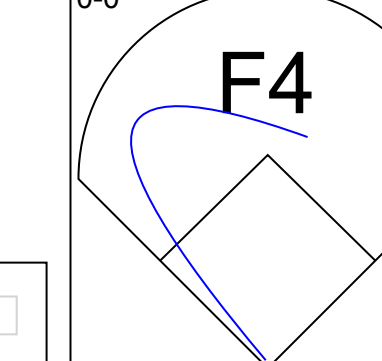
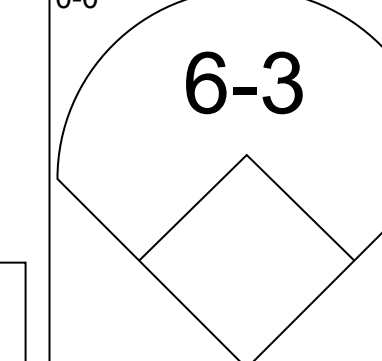
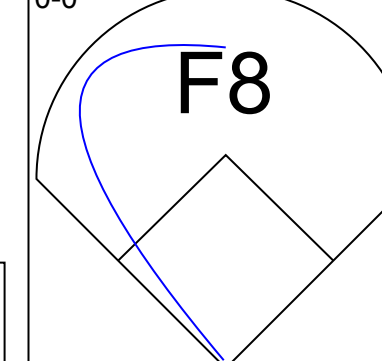
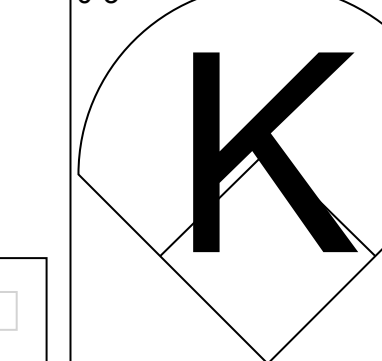
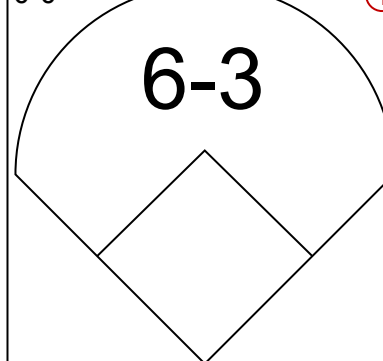
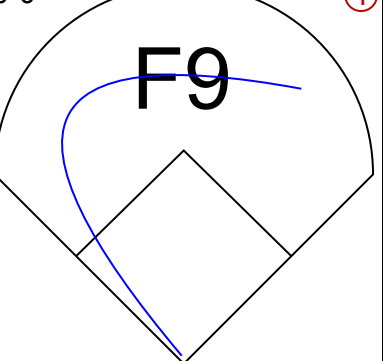


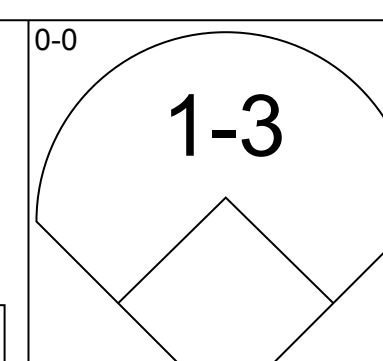
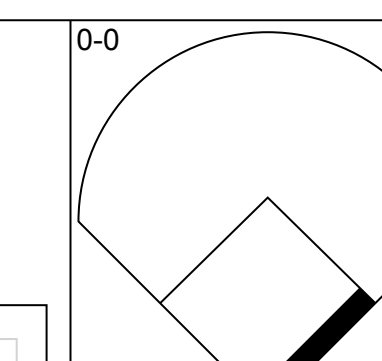
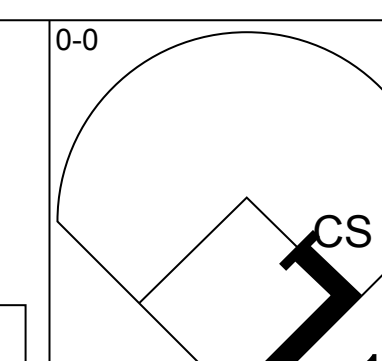
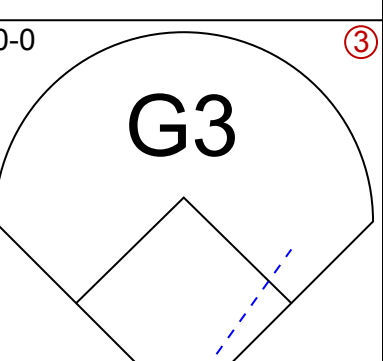
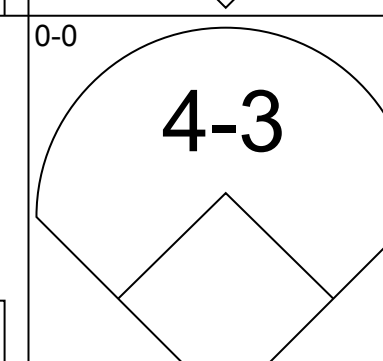
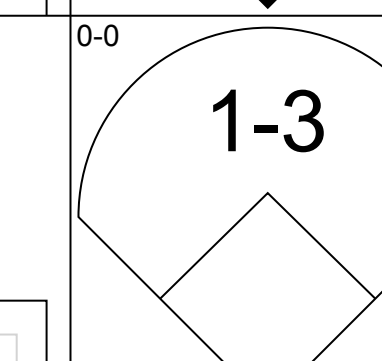
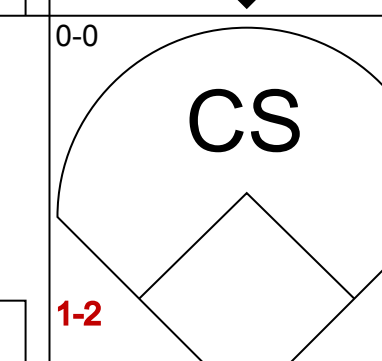
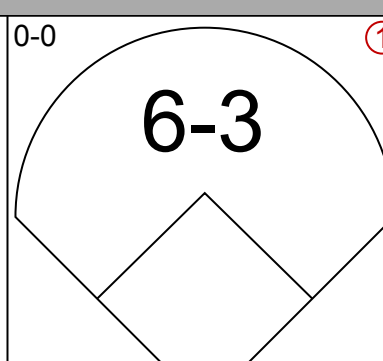

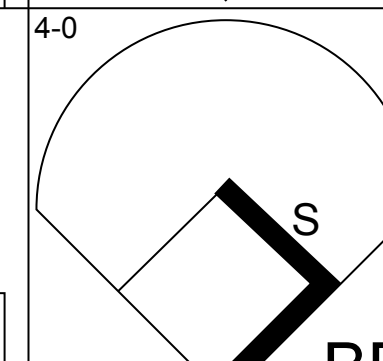
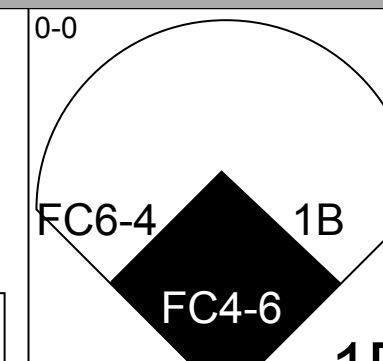
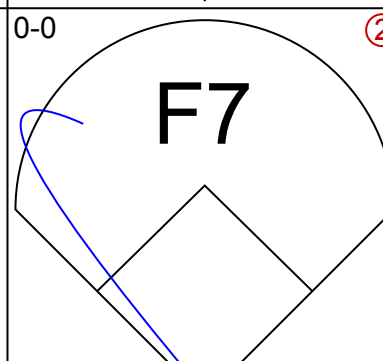

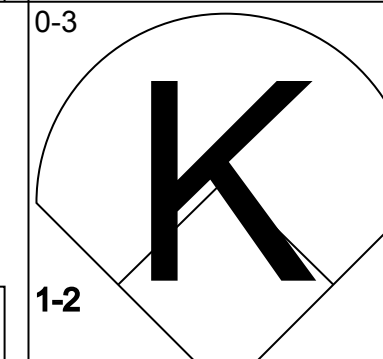
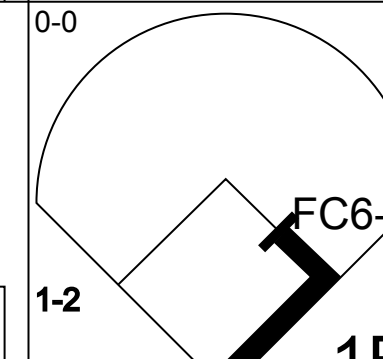
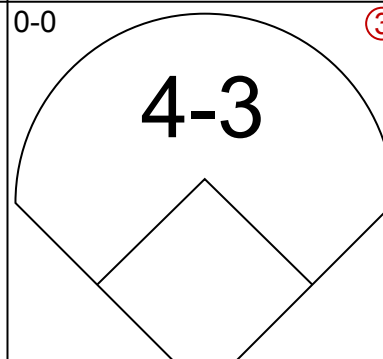

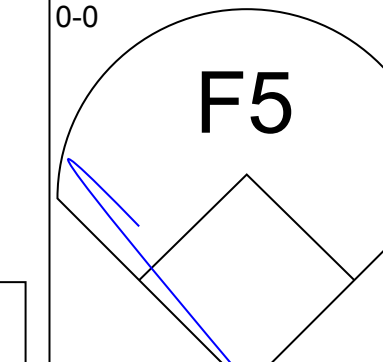
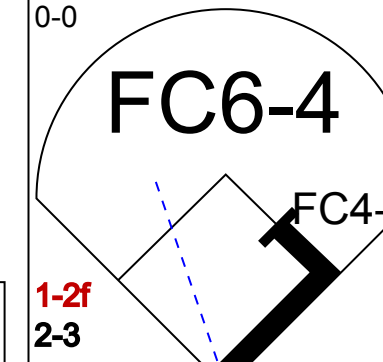


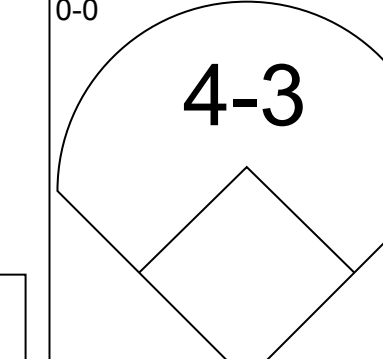
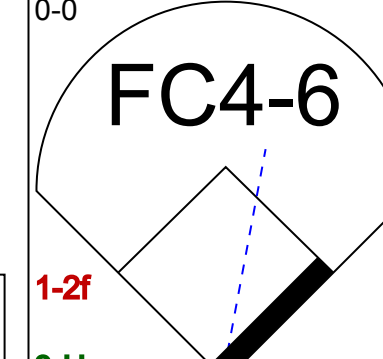


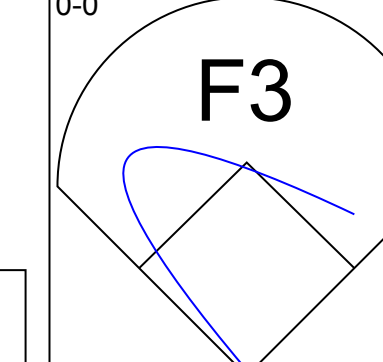
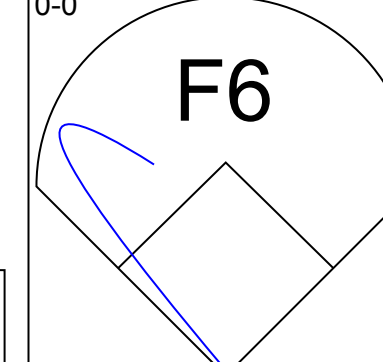

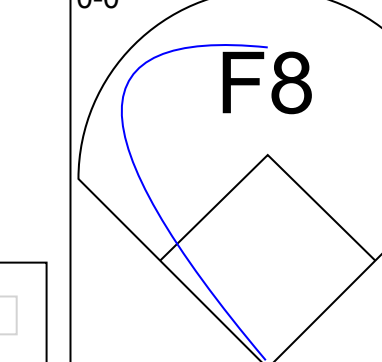
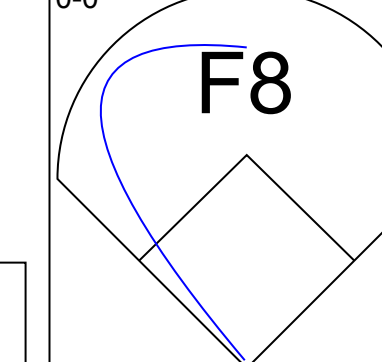
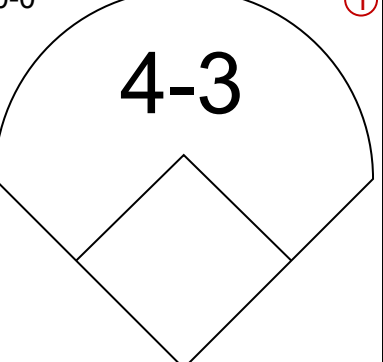
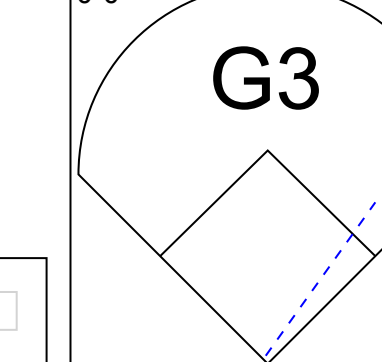
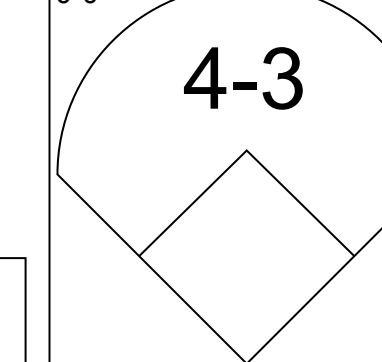
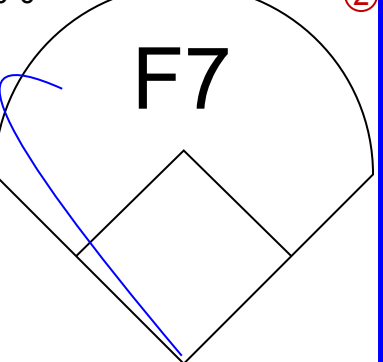
Batter	1	2	3	4	5	6	7	8	9	AB	R	H	RBI	BB	SO	LOB	BOTTOM										
Damaso Garcia, R OBP: 0.310, SLG: 0.374 (1, 4)																	2 0 0 0 0 0 0										
Alfredo Griffin, S OBP: 0.242, SLG: 0.293 (4, 4)																	2 0 1 0 0 0 0										
Dave Collins, S OBP: 0.364, SLG: 0.448 (1, 7)																	4 0 2 0 0 0 1										
Lloyd Moseby, L OBP: 0.364, SLG: 0.467 (1, 8)																	3 0 0 0 1 3 2										
George Bell, R OBP: 0.328, SLG: 0.498 (1, 9)																	4 0 1 0 0 1 3										
Rance Mulliniks, L OBP: 0.384, SLG: 0.448 (1, 5)																	3 1 1 0 0 0 2										
Kelly Gruber, R (9, PH)																	1 0 0 0 0 1 0										
Willie Aikens, L OBP: 0.297, SLG: 0.380 (1, 10)																	3 0 0 1 0 0 1										
Cliff Johnson, R OBP: 0.390, SLG: 0.488 (9, PH)																	1 0 0 0 0 0 0										
Ernie Whitt, L OBP: 0.330, SLG: 0.430 (1, 2)																	3 0 0 0 0 0 1										
Rick Leach, L OBP: 0.290, SLG: 0.349 (1, 3)																	3 0 0 0 0 0 0										
Tony Fernandez, S OBP: 0.313, SLG: 0.364 (1, 6)																	3 0 0 0 0 1 0										
Inning Stats	R: 0 E: 0 K: 1 S: 5	H: 1 LOB: 1 BB: 0 P: 4	R: 0 E: 0 K: 0 S: 3	H: 0 LOB: 0 BB: 0 P: 3	R: 0 E: 0 K: 1 S: 6	H: 1 LOB: 1 BB: 0 P: 6	R: 0 E: 0 K: 2 S: 8	H: 1 LOB: 2 BB: 1 P: 12	R: 1 E: 0 K: 0 S: 4	H: 1 LOB: 0 BB: 0 P: 4	R: 0 E: 0 K: 1 S: 6	H: 1 LOB: 1 BB: 0 P: 6	R: 0 E: 0 K: 1 S: 5	H: 0 LOB: 0 BB: 0 P: 5	R: 0 E: 0 K: 1 S: 5	H: 0 LOB: 0 BB: 0 P: 5	1B: 3 2B: 1 3B: 1 HR: 0	SF: 0 SAC: 0 DP: 0 HBP: 0	WP: 0 PB: 0 CS: 0	PA: 33							
PITCHER	IP	WLS	BF	H	R	ER	SO	BB	IBB	HBP	BLK	WP	HR	S	P	ERA	WHIP										
Don Sutton, R ERA: 3.76 (1, 1)	7.0	W	26	4	1	1	4	1	0	0	0	0	0	33	37	1.29	0.714										
Ray Searge, L ERA: 0.91 (8, 1)	2.0		7	1	0	0	2	0	0	0	0	0	0	11	11	0.00	0.500										

Milwaukee Brewers @ Toronto Blue Jays
Exhibition Stadium, Toronto, ON
Fri Sep 21 1984, 7:05 PM EDT
Att: 21,147 - Unknown

AB 32
R 1
H 5
RBI 1
BB 1
SO 6
LOB 10




Batter	1	2	3	4	5	6	7	8	9	AB	R	H	RBI	BB	SO	LOB	TOP			
Robin Yount, R (1, 10) OBP: 0.361, SLG: 0.429										4	1	1	0	0	2	0	Milwaukee Brewers @ Toronto Blue Jays Exhibition Stadium, Toronto, ON Sat Sep 22 1984, 3:33 AM EDT Att: 26,152 - Unknown			
Jim Gantner, L (1, 4) OBP: 0.317, SLG: 0.349										3	0	0	0	1	0	1				
Cecil Cooper, L (1, 3) OBP: 0.308, SLG: 0.385										4	0	1	0	0	0	1				
Doug Loman, L (1, 7) OBP: 0.409, SLG: 0.386										3	0	1	1	1	1	0				
Bill Schroeder, R (1, 2) OBP: 0.288, SLG: 0.486										2	0	0	0	0	0	1				
Ben Oglivie, L (6, PH) OBP: 0.323, SLG: 0.379										1	0	0	0	0	1	3				
Jim Sundberg, R (6, 2) OBP: 0.336, SLG: 0.409										0	0	0	0	1	0	0				
Dion James, L (1, 8) OBP: 0.334, SLG: 0.370										4	0	0	0	0	0	1				
Bobby Clark, R (1, 9) OBP: 0.329, SLG: 0.357										3	0	0	0	0	1	0				
Ed Romero, R (1, 6) OBP: 0.302, SLG: 0.289										3	0	0	0	0	0	0				
Willie Lozado, R (1, 5) OBP: 0.354, SLG: 0.452										3	0	0	0	0	1	0				
Inning Stats	R: 0 E: 0 K: 1 S: 5	H: 0 LOB: 0 BB: 0 P: 5	R: 0 E: 0 K: 1 S: 5	H: 0 LOB: 0 BB: 0 P: 5	R: 0 E: 0 K: 1 S: 5	H: 0 LOB: 0 BB: 0 P: 5	R: 1 E: 0 K: 0 S: 5	H: 2 LOB: 1 BB: 0 P: 5	R: 0 E: 0 K: 2 S: 8	H: 1 LOB: 3 BB: 2 P: 16	R: 0 E: 0 K: 0 S: 3	H: 0 LOB: 0 BB: 0 P: 3	R: 0 E: 0 K: 0 S: 3	H: 0 LOB: 0 BB: 1 P: 7	R: 0 E: 0 K: 0 S: 3	H: 0 LOB: 1 BB: 1 P: 7	1B: 1 2B: 2 3B: 0 HR: 0	SF: 0 SAC: 0 DP: 0 HBP: 0	WP: 0 PB: 0 CS: 0	PA: 33
PITCHER Doyle Alexander, R (1, 1) ERA: 3.09	IP: 9.0 WLS: W BF: 33 H: 3 R: 1 ER: 1 SO: 6 BB: 3 IBB: 0 HBP: 0 BLK: 0 WP: 0 HR: 0 S: 42 P: 54 ERA: 1.00 WHIP: 0.667															PITCHER				

Batter	1	2	3	4	5	6	7	8	9	AB	R	H	RBI	BB	SO	LOB	BOTTOM			
Tony Fernandez, S (1, 6) OBP: 0.317, SLG: 0.366										4	0	2	0	0	0	0	Milwaukee Brewers @ Toronto Blue Jays Exhibition Stadium, Toronto, ON Sat Sep 22 1984, 3:33 AM EDT Att: 26,152 - Unknown			
Dave Collins, S (1, 7) OBP: 0.361, SLG: 0.444										4	0	0	0	0	1	1				
Lloyd Moseby, L (1, 8) OBP: 0.366, SLG: 0.467										2	2	1	0	2	0	0				
Willie Upshaw, L (1, 3) OBP: 0.353, SLG: 0.483										3	0	1	0	1	1	1				
George Bell, R (1, 9) OBP: 0.326, SLG: 0.495										4	0	0	0	0	0	4				
Rance Mulliniks, L (1, 5) OBP: 0.383, SLG: 0.445										4	0	1	2	0	0	1				
Cliff Johnson, R (1, 10) OBP: 0.387, SLG: 0.483										3	0	0	0	0	0	1				
Ernie Whitt, L (1, 2) OBP: 0.328, SLG: 0.425										3	0	0	0	0	0	0				
Alfredo Griffin, S (1, 4) OBP: 0.241, SLG: 0.291										2	0	0	0	0	0	0				
Willie Aikens, L (8, PH) OBP: 0.296, SLG: 0.378										1	0	0	0	0	0	0				
Fred Manrique, R (9, 4) OBP: 0.333, SLG: 0.333										0	0	0	0	0	0	0				
Inning Stats	R: 0 E: 0 K: 1 S: 5	H: 0 LOB: 1 BB: 1 P: 9	R: 0 E: 0 K: 0 S: 3	H: 0 LOB: 0 BB: 0 P: 3	R: 0 E: 0 K: 0 S: 4	H: 1 LOB: 1 BB: 0 P: 4	R: 1 E: 0 K: 0 S: 5	H: 2 LOB: 1 BB: 0 P: 5	R: 0 E: 0 K: 0 S: 3	H: 1 LOB: 0 BB: 0 P: 3	R: 0 E: 0 K: 0 S: 3	H: 0 LOB: 0 BB: 0 P: 3	R: 0 E: 0 K: 0 S: 3	H: 0 LOB: 2 BB: 1 P: 11	R: 1 E: 0 K: 0 S: 3	H: 1 LOB: 2 BB: 2 P: 11	1B: 5 2B: 0 3B: 0 HR: 0	SF: 0 SAC: 0 DP: 0 HBP: 0	WP: 0 PB: 0 CS: 1	PA: 34
PITCHER Moose Haas, R (1, 1) ERA: 4.02	IP: 8.2 WLS: L BF: 33 H: 5 R: 2 ER: 2 SO: 1 BB: 3 IBB: 0 HBP: 0 BLK: 0 WP: 0 HR: 0 S: 32 P: 44 ERA: 2.08 WHIP: 0.923															PITCHER				

livebaseballscores.com

AB 30
R 1
H 3
RBI 1
BB 3
SO 6
LOB 7



livebaseballscores.com

AB 30
R 2
H 5
RBI 2
BB 3
SO 1
LOB 8



Batter	1	2	3	4	5	6	7	8	9	AB	R	H	RBI	BB	SO	LOB	TOP								
Robin Yount, R OBP: 0.360, SLG: 0.426 (1, 10)	E9 1-3	4-3			F8		F9	1B IBB		4	0	0	0	1	0	3	Milwaukee Brewers @ Toronto Blue Jays Exhibition Stadium, Toronto, ON Sun Sep 23 1984, 3:33 AM EDT Att: 28,550 - Unknown livebaseballscores.com								
Jim Gantner, L OBP: 0.316, SLG: 0.348 (1, 4)	F8		F7		K		G3	1-2 2-H 1B		5	0	1	0	0	1	2									
Cecil Cooper, L OBP: 0.308, SLG: 0.390 (1, 3)	1-3		FC6-4 1B		HR		F7		F8	5	1	2	2	0	0	1									
Doug Loman, L OBP: 0.408, SLG: 0.484 (1, 7)	F9		F8		4-3			HR	HR	5	2	2	2	0	0	2									
Bobby Clark, R OBP: 0.331, SLG: 0.372 (1, 9)		CS 1B 1B	FC6-4 1-2			F9		2B 3B	5-3	5	1	2	0	0	0	1									
Dion James, L OBP: 0.338, SLG: 0.373 (1, 8)		4-3 1-2 1B 1B		L6-3 1B		E7 1B		G3	F8	5	2	3	0	0	0	1									
Jim Sundberg, R OBP: 0.335, SLG: 0.410 (1, 2)		4-3 1-3 2-3		F8		F8		2B		4	1	1	1	0	0	4									
Ed Romero, R OBP: 0.304, SLG: 0.292 (1, 6)		BB 1B		L6-3 1-2		FC5-4 1B		6-3		4	0	2	2	0	0	2									
Willie Lozado, R OBP: 0.360, SLG: 0.460 (1, 5)		3-H 4-0 1B		E6 HR		FC5-4 1-2		1B 2B		3	1	1	1	1	0	1									
Inning Stats	R: 0 E: 1 K: 0 S: 4	H: 0 LOB: 1 BB: 0 P: 4	R: 1 E: 0 K: 0 S: 5	H: 3 LOB: 2 BB: 1 P: 9	R: 0 E: 0 K: 0 S: 4	H: 1 LOB: 0 BB: 0 P: 4	R: 0 E: 0 K: 0 S: 3	H: 1 LOB: 0 BB: 0 P: 3	R: 2 E: 1 K: 0 S: 7	H: 1 LOB: 1 BB: 0 P: 7	R: 1 E: 1 K: 0 S: 5	H: 2 LOB: 1 BB: 0 P: 5	R: 0 E: 0 K: 0 S: 3	H: 0 LOB: 0 BB: 0 P: 3	R: 3 E: 0 K: 0 S: 7	H: 5 LOB: 2 BB: 1 P: 11		R: 1 E: 0 K: 0 S: 4	H: 1 LOB: 0 BB: 0 P: 4	1B: 8 2B: 3 3B: 1 HR: 3	SF: 0 SAC: 0 DP: 1 HBP: 0	WP: 0 PB: 0 CS: 2	PA: 42		
PITCHER	IP	WLS	BF	H	R	ER	SO	BB	IBB	HBP	BLK	WP	HR	S	P	ERA	WHIP								
Luis Leal, R ERA: 3.89 (1, 1)	5.0		22	6	3	1	1	1	0	0	0	0	1	23	27	1.80	1.400								
Roy Lee Jackson, R ERA: 3.56 (6, 1)	2.0	L	10	4	3	2	0	0	0	0	0	0	1	10	10	9.00	2.000								
Jimmy Key, L ERA: 4.65 (8, 1)	2.0		10	4	2	2	0	0	1	0	0	0	1	9	13	9.00	2.000								

Batter	1	2	3	4	5	6	7	8	9	AB	R	H	RBI	BB	SO	LOB	BOTTOM								
Tony Fernandez, S OBP: 0.323, SLG: 0.377 (1, 6)	F7		S E 1B		F8		3B 2B	1-2 1B		5	2	3	0	0	0	0	Milwaukee Brewers @ Toronto Blue Jays Exhibition Stadium, Toronto, ON Sun Sep 23 1984, 3:33 AM EDT Att: 28,550 - Unknown livebaseballscores.com								
Lloyd Moseby, L OBP: 0.366, SLG: 0.470 (1, 8)	F7		K		1B		1B 3B	K		5	1	2	1	0	2	4									
George Bell, R OBP: 0.326, SLG: 0.494 Ron Shepherd, R (1, 7) (9, 7)	F8		E9 E 1B		F3		FC3-6 1B 1B	K		5	1	2	3	0	1	3									
Cliff Johnson, R OBP: 0.389, SLG: 0.485 (1, 10)		F4 2-H 1B	E7 E 1B			E BB 1B	FC3-6 1B	F8		5	0	3	1	0	0	0									
Jesse Barfield, R OBP: 0.342, SLG: 0.452 (1, 9)		F8 1-2 BB	5-3			E BB 1-2 2-3	FC3-6	F6		4	0	0	0	1	0	3									
Willie Upshaw, L OBP: 0.352, SLG: 0.480 (1, 3)		4-0 BB		4-3		K	F4	F4		4	0	0	0	1	1	4									
Buck Martinez, R OBP: 0.242, SLG: 0.348 Willie Aikens, L OBP: 0.295, SLG: 0.377 Ernie Whitt, L OBP: 0.328, SLG: 0.425 (1, 2) (7, PH) (8, 2)		K		F9		E6 1-2 2-3	F8			3	0	0	0	0	1	3									
Garth Iorg, R OBP: 0.242, SLG: 0.299 Rance Mulliniks, L OBP: 0.382, SLG: 0.444 (1, 5) (8, PH) (9, 4)			F7	6-3		F4		F6		1	0	0	0	0	0	0									
Alfredo Griffin, S OBP: 0.242, SLG: 0.293 Dave Collins, S OBP: 0.360, SLG: 0.443 Fred Manrique, R OBP: 0.333, SLG: 0.333 Rick Leach, L OBP: 0.298, SLG: 0.356 Kelly Gruber, R (1, 4) (6, PH) (7, 4) (8, PH) (9, 5)					F8		F7	1B 1B		2	1	1	0	0	0	0									
Inning Stats	R: 0 E: 0 K: 0 S: 3	H: 0 LOB: 0 BB: 0 P: 3	R: 0 E: 0 K: 1 S: 5	H: 0 LOB: 1 BB: 1 P: 9	R: 3 E: 2 K: 1 S: 9	H: 4 LOB: 1 BB: 0 P: 9	R: 0 E: 0 K: 0 S: 3	H: 0 LOB: 0 BB: 0 P: 3	R: 0 E: 1 K: 1 S: 7	H: 1 LOB: 3 BB: 1 P: 11	R: 2 E: 0 K: 0 S: 7	H: 4 LOB: 2 BB: 0 P: 7	R: 0 E: 0 K: 2 S: 9	H: 2 LOB: 2 BB: 0 P: 9	R: 0 E: 0 K: 0 S: 3	H: 0 LOB: 0 BB: 0 P: 3		1B: 10 2B: 1 3B: 1 HR: 0	SF: 0 SAC: 0 DP: 0 HBP: 0	WP: 0 PB: 0 CS: 0	PA: 42				
PITCHER	IP	WLS	BF	H	R	ER	SO	BB	IBB	HBP	BLK	WP	HR	S	P	ERA	WHIP								
Bob McClure, L ERA: 4.42 (1, 1)	6.0		29	8	5	4	3	2	0	0	0	0	0	33	41	6.00	1.667								
Jim Kern, R ERA: 7.5 (7, 1)	1.1	W	8	4	0	0	0	0	0	0	0	0	0	8	8	0.00	3.000								
Ray Seearge, L ERA: 0.86 (8, 1)	1.2	S	5	0	0	0	2	0	0	0	0	0	0	9	9	0.00	0.000								

AB	40
R	8
H	14
RBI	8
BB	2
SO	1
LOB	17



Batter	1	2	3	4	5	6	7	8	9	AB	R	H	RBI	BB	SO	LOB	TOP								
Tony Fernandez, S OBP: 0.317, SLG: 0.370 (1, 6)	F8		F4		4-3		SH 1B	G3		4	1	0	0	0	0	2	Toronto Blue Jays @ Boston Red Sox Fenway Park, Boston, MA Mon Sep 24 1984, 7:05 PM EDT Att: 13,328 - Unknown								
Lloyd Moseby, L OBP: 0.366, SLG: 0.473 (1, 8)	E8 2B		6-3				F S HR 1B	E1		5	1	3	3	0	0	0									
George Bell, R OBP: 0.324, SLG: 0.490 (1, 7)	F5		5-3				F8	F8		5	0	0	0	0	0	4									
Cliff Johnson, R OBP: 0.387, SLG: 0.490 (1, 10)	F8				F5		K		F6	5	1	1	1	0	1	3									
Jesse Barfield, R OBP: 0.348, SLG: 0.464 (1, 9)		BB BB							5-3	3	1	2	2	2	0	0									
Willie Upshaw, L OBP: 0.352, SLG: 0.478 (1, 3)		F7			F6		F7		E S 1B BB	4	1	1	0	1	0	3									
Kelly Gruber, R (1, 5)					F7				E6	4	0	0	0	0	1	4									
Garth Iorg, R OBP: 0.241, SLG: 0.298 (7, 5)		K					G1-6-3 1B	F7	1B 1-2	1	0	0	0	0	0	1									
Buck Martinez, R OBP: 0.306, SLG: 0.356 (1, 2)					F5				1B	4	1	2	1	1	1	1									
Alfredo Griffin, S OBP: 0.244, SLG: 0.294 (1, 4)									G3	5	3	2	0	0	0	5									
					E6 4-3 1B			FC SH 1B	G3 E 1B																
Inning Stats	R: 0 E: 1 K: 0 S: 4	H: 1 LOB: 1 BB: 0 P: 4	R: 0 E: 0 K: 1 S: 5	H: 0 LOB: 2 BB: 2 P: 13	R: 0 E: 0 K: 0 S: 3	H: 0 LOB: 0 BB: 0 P: 3	R: 1 E: 0 K: 0 S: 4	H: 1 LOB: 1 BB: 1 P: 8	R: 1 E: 1 K: 0 S: 5	H: 2 LOB: 1 BB: 0 P: 5	R: 0 E: 0 K: 0 S: 3	H: 1 LOB: 0 BB: 0 P: 3	R: 5 E: 1 K: 1 S: 11	H: 4 LOB: 1 BB: 0 P: 11	R: 1 E: 1 K: 1 S: 7	H: 1 LOB: 1 BB: 0 P: 7	R: 1 E: 1 K: 0 S: 5	H: 1 LOB: 2 BB: 1 P: 9	1B: 7 2B: 2 3B: 0 HR: 2	SF: 0 SAC: 1 DP: 1 HBP: 0	WP: 0 PB: 0 SB: 2 CS: 0	PA: 45			
PITCHER	IP WLS BF H R ER SO BB IBB HBP BLK WP HR S P ERA WHIP	IP WLS BF H R ER SO BB IBB HBP BLK WP HR S P ERA WHIP	IP WLS BF H R ER SO BB IBB HBP BLK WP HR S P ERA WHIP	IP WLS BF H R ER SO BB IBB HBP BLK WP HR S P ERA WHIP	IP WLS BF H R ER SO BB IBB HBP BLK WP HR S P ERA WHIP	IP WLS BF H R ER SO BB IBB HBP BLK WP HR S P ERA WHIP	IP WLS BF H R ER SO BB IBB HBP BLK WP HR S P ERA WHIP	IP WLS BF H R ER SO BB IBB HBP BLK WP HR S P ERA WHIP	IP WLS BF H R ER SO BB IBB HBP BLK WP HR S P ERA WHIP	IP WLS BF H R ER SO BB IBB HBP BLK WP HR S P ERA WHIP	IP WLS BF H R ER SO BB IBB HBP BLK WP HR S P ERA WHIP	IP WLS BF H R ER SO BB IBB HBP BLK WP HR S P ERA WHIP	IP WLS BF H R ER SO BB IBB HBP BLK WP HR S P ERA WHIP	IP WLS BF H R ER SO BB IBB HBP BLK WP HR S P ERA WHIP	IP WLS BF H R ER SO BB IBB HBP BLK WP HR S P ERA WHIP	IP WLS BF H R ER SO BB IBB HBP BLK WP HR S P ERA WHIP	IP WLS BF H R ER SO BB IBB HBP BLK WP HR S P ERA WHIP	IP WLS BF H R ER SO BB IBB HBP BLK WP HR S P ERA WHIP	IP WLS BF H R ER SO BB IBB HBP BLK WP HR S P ERA WHIP	IP WLS BF H R ER SO BB IBB HBP BLK WP HR S P ERA WHIP	IP WLS BF H R ER SO BB IBB HBP BLK WP HR S P ERA WHIP	IP WLS BF H R ER SO BB IBB HBP BLK WP HR S P ERA WHIP	IP WLS BF H R ER SO BB IBB HBP BLK WP HR S P ERA WHIP	IP WLS BF H R ER SO BB IBB HBP BLK WP HR S P ERA WHIP	IP WLS BF H R ER SO BB IBB HBP BLK WP HR S P ERA WHIP

AB	40
R	9
H	11
RBI	7
BB	4
SO	3
LOB	23



Batter	1	2	3	4	5	6	7	8	9	AB	R	H	RBI	BB	SO	LOB	BOTTOM								
Wade Boggs, L OBP: 0.304, SLG: 0.415 (1, 5)	6-3		FC6-4 G6-3 1-2			WP BB 1B	HR 1B		FC6-4 E 1B	5	2	3	0	0	0	1	Toronto Blue Jays @ Boston Red Sox Fenway Park, Boston, MA Mon Sep 24 1984, 7:05 PM EDT Att: 13,328 - Unknown								
Dwight Evans, R OBP: 0.392, SLG: 0.544 (1, 9)			G6-3 1-2			WP BB 1B	HR		FC6-4 1B	4	1	3	3	1	0	1									
Jim Rice, R OBP: 0.325, SLG: 0.473 (1, 7)	F3				2B 2B		5-3		FC6-4 E	5	1	1	0	0	1	5									
Tony Armas, R OBP: 0.298, SLG: 0.529 (1, 8)					K				E5	5	1	1	0	0	2	5									
Mike Easter, L OBP: 0.375, SLG: 0.509 (1, 10)									K	4	1	2	2	1	1	4									
Bill Buckner, L OBP: 0.318, SLG: 0.402 (1, 3)					4-6 2H 2B				K	4	0	0	1	0	0	2									
Rich Gedman, L OBP: 0.304, SLG: 0.493 (1, 2)					4-6 2-3F				F6	4	1	1	1	0	1	1									
Marty Barrett, R OBP: 0.357, SLG: 0.374 (1, 4)									3-1	4	1	1	1	0	1	1									
Jackie Gutierrez, R OBP: 0.285, SLG: 0.318 (1, 6)									F5	4	1	1	0	0	0	1									
									F9	4	0	1	0	0	2	1									
									K																
Inning Stats	R: 0 E: 0 K: 1 S: 6	H: 1 LOB: 1 BB: 0 P: 6	R: 0 E: 0 K: 0 S: 3	H: 0 LOB: 1 BB: 1 P: 7	R: 0 E: 0 K: 0 S: 3	H: 1 LOB: 0 BB: 0 P: 3	R: 1 E: 0 K: 1 S: 6	H: 2 LOB: 0 BB: 0 P: 6	R: 0 E: 0 K: 2 S: 7	H: 0 LOB: 0 BB: 0 P: 7	R: 0 E: 0 K: 1 S: 6	H: 1 LOB: 2 BB: 1 P: 10	R: 4 E: 0 K: 0 S: 7	H: 4 LOB: 0 BB: 0 P: 7	R: 2 E: 0 K: 0 S: 5	H: 2 LOB: 0 BB: 0 P: 5	R: 1 E: 1 K: 2 S: 10	H: 2 LOB: 2 BB: 0 P: 10	1B: 7 2B: 4 3B: 1 HR: 2	SF: 0 SAC: 0 DP: 2 HBP: 0	WP: 1 PB: 0 SB: 0 CS: 0	PA: 41			
PITCHER	IP WLS BF H R ER SO BB IBB HBP BLK WP HR S P ERA WHIP	IP WLS BF H R ER SO BB IBB HBP BLK WP HR S P ERA WHIP	IP WLS BF H R ER SO BB IBB HBP BLK WP HR S P ERA WHIP	IP WLS BF H R ER SO BB IBB HBP BLK WP HR S P ERA WHIP	IP WLS BF H R ER SO BB IBB HBP BLK WP HR S P ERA WHIP	IP WLS BF H R ER SO BB IBB HBP BLK WP HR S P ERA WHIP	IP WLS BF H R ER SO BB IBB HBP BLK WP HR S P ERA WHIP	IP WLS BF H R ER SO BB IBB HBP BLK WP HR S P ERA WHIP	IP WLS BF H R ER SO BB IBB HBP BLK WP HR S P ERA WHIP	IP WLS BF H R ER SO BB IBB HBP BLK WP HR S P ERA WHIP	IP WLS BF H R ER SO BB IBB HBP BLK WP HR S P ERA WHIP	IP WLS BF H R ER SO BB IBB HBP BLK WP HR S P ERA WHIP	IP WLS BF H R ER SO BB IBB HBP BLK WP HR S P ERA WHIP	IP WLS BF H R ER SO BB IBB HBP BLK WP HR S P ERA WHIP	IP WLS BF H R ER SO BB IBB HBP BLK WP HR S P ERA WHIP	IP WLS BF H R ER SO BB IBB HBP BLK WP HR S P ERA WHIP	IP WLS BF H R ER SO BB IBB HBP BLK WP HR S P ERA WHIP	IP WLS BF H R ER SO BB IBB HBP BLK WP HR S P ERA WHIP	IP WLS BF H R ER SO BB IBB HBP BLK WP HR S P ERA WHIP	IP WLS BF H R ER SO BB IBB HBP BLK WP HR S P ERA WHIP	IP WLS BF H R ER SO BB IBB HBP BLK WP HR S P ERA WHIP	IP WLS BF H R ER SO BB IBB HBP BLK WP HR S P ERA WHIP	IP WLS BF H R ER SO BB IBB HBP BLK WP HR S P ERA WHIP	IP WLS BF H R ER SO BB IBB HBP BLK WP HR S P ERA WHIP	IP WLS BF H R ER SO BB IBB HBP BLK WP HR S P ERA WHIP

AB	39
R	8
H	13
RBI	7
BB	2
SO	7
LOB	21



Batter	1	2	3	4	5	6	7	8	9	AB	R	H	RBI	BB	SO	LOB	TOP		
Tony Fernandez, S OBP: 0.319, SLG: 0.370 (1, 6)			B5-3		F6		G6-3			5	1	2	0	0	0	1			
Dave Collins, S OBP: 0.384, SLG: 0.445 Ron Shepherd, R (8, FR) (8, 7)			F6							4	1	3	1	0	0	0			
Lloyd Moseby, L OBP: 0.367, SLG: 0.473 (1, 8)	F3		E3					F9		4	0	1	0	0	0	2			
Willie Upshaw, L OBP: 0.350, SLG: 0.475 (1, 3)	F6		K		F3			FC1-6		4	0	0	0	0	1	4			
George Bell, R OBP: 0.323, SLG: 0.493 (1, 9)					F9			F5		4	1	1	2	0	0	1			
Cliff Johnson, R OBP: 0.387, SLG: 0.497 Rick Leach, L OBP: 0.305, SLG: 0.375 (1, 10) (9, PH)	5-3							F7		3	1	1	1	0	0	0			
Rance Mulliniks, L OBP: 0.379, SLG: 0.440 Kelly Gruber, R OBP: 0.067, SLG: 0.267 (9, PH)	4-3		F6		4-3					3	0	0	0	0	0	0			
Ernie Whitt, L OBP: 0.330, SLG: 0.422 (1, 2)	F9								3-1	2	0	0	0	2	0	0			
Alfredo Griffin, S OBP: 0.242, SLG: 0.292 Fred Manrique, R OBP: 0.286, SLG: 0.286 (1, 4) (7, 4)	F9		K		F7			F4		3	0	0	0	0	1	2			
Inning Stats	R: 3 E: 0 K: 0 S: 6	H: 3 LOB: 0 BB: 0 P: 6	R: 0 E: 0 K: 0 S: 3	H: 0 LOB: 0 BB: 0 P: 3	R: 0 E: 1 K: 1 S: 6	H: 0 LOB: 1 BB: 0 P: 6	R: 1 E: 0 K: 1 S: 6	H: 1 LOB: 1 BB: 1 P: 10	R: 0 E: 0 K: 0 S: 4	H: 2 LOB: 0 BB: 0 P: 4	R: 0 E: 0 K: 0 S: 2	H: 0 LOB: 0 BB: 1 P: 6	R: 0 E: 0 K: 0 S: 4	H: 1 LOB: 1 BB: 0 P: 4	R: 2 E: 0 K: 1 S: 8	H: 3 LOB: 1 BB: 0 P: 8	1B: 5 2B: 2 3B: 0 HR: 3	SF: 0 SAC: 0 DP: 1 HBP: 0	WP: 0 PA: 38 PB: 0 SB: 3 CS: 0
PITCHER Al Nipper, R ERA: 3.86 (1, 1)	IP: 9.0 WLS: W BF: 38 H: 10 R: 6 ER: 6 SO: 3 BB: 2 IBB: 0 HBP: 0 BLK: 0 WP: 0 HR: 3 S: 42 P: 50 ERA: 6.00 WHIP: 1.333															PITCHER			

Toronto Blue Jays @ Boston Red Sox
Fenway Park, Boston, MA
Tue Sep 25 1984, 7:05 PM EDT
Att: 14,259 - Unknown

AB 36
R 6
H 10
RBI 6
BB 2
SO 3
LOB 11



Batter	1	2	3	4	5	6	7	8	9	AB	R	H	RBI	BB	SO	LOB	BOTTOM												
Wade Boggs, L OBP: 0.305, SLG: 0.415 (1, 5)			G6-4-3				E3	F7		5	1	2	1	1	0	3													
Dwight Evans, R OBP: 0.391, SLG: 0.540 Rick Miller, L OBP: 0.338, SLG: 0.296 (1, 9) (8, PH) (9, 9)	G6-3		K				G6-4-3	5-3		4	1	0	0	1	1	5													
Jim Rice, R OBP: 0.528, SLG: 0.479 Reid Nichols, R OBP: 0.307, SLG: 0.306 (1, 7) (9, 7)							5-3			5	3	4	1	0	0	0													
Tony Armas, R OBP: 0.300, SLG: 0.529 (1, 8)	F8							F2		4	2	2	1	1	0	1													
Mike Easter, L OBP: 0.377, SLG: 0.516 (1, 10)	6-3									5	3	3	5	0	0	1													
Bill Buckner, L OBP: 0.318, SLG: 0.400 Ed Jurak, R OBP: 0.359, SLG: 0.364 (1, 3) (8, PH) (9, 3)	F6		K				F7			4	0	1	1	0	1	2													
Rich Gedman, L OBP: 0.309, SLG: 0.501 (1, 2)										3	3	2	2	1	0	2													
Marty Barrett, R OBP: 0.357, SLG: 0.377 (1, 4)	K						6-3			5	0	2	3	0	1	3													
Jackie Gutierrez, R OBP: 0.288, SLG: 0.319 (1, 6)							6-3			4	0	2	0	1	0	1													
Inning Stats	R: 0 E: 0 K: 0 S: 3	H: 1 LOB: 1 BB: 1 P: 7	R: 1 E: 0 K: 1 S: 6	H: 1 LOB: 0 BB: 0 P: 6	R: 0 E: 0 K: 1 S: 5	H: 1 LOB: 0 BB: 0 P: 5	R: 1 E: 0 K: 1 S: 7	H: 2 LOB: 2 BB: 1 P: 11	R: 6 E: 0 K: 0 S: 9	H: 6 LOB: 3 BB: 3 P: 21	R: 3 E: 0 K: 0 S: 7	H: 4 LOB: 1 BB: 0 P: 7	R: 0 E: 1 K: 0 S: 3	H: 0 LOB: 0 BB: 0 P: 3	R: 3 E: 0 K: 0 S: 6	H: 3 LOB: 2 BB: 1 P: 11	1B: 12 2B: 4 3B: 0 HR: 2	SF: 0 SAC: 0 DP: 3 HBP: 1	WP: 0 PA: 47 PB: 0 SB: 0 CS: 0										
PITCHER Dave Stieb, R ERA: 2.79 (1, 1)	IP: 4.2 WLS: L BF: 26 H: 10 R: 8 ER: 8 SO: 3 BB: 4 IBB: 0 HBP: 0 BLK: 0 WP: 0 HR: 1 S: 28 P: 44 ERA: 15.43 WHIP: 3.000															PITCHER													
Dennis Lamp, R ERA: 4.55 (5, 1)	1.1	10	5	3	3	0	1	0	0	0	0	9	13	20.25	4.500														
Bryan Clark, L ERA: 5.91 (7, 1)	2.0	11	3	3	3	0	1	0	1	0	0	1	9	13.50	2.000														

Toronto Blue Jays @ Boston Red Sox
Fenway Park, Boston, MA
Tue Sep 25 1984, 7:05 PM EDT
Att: 14,259 - Unknown

AB 40
R 14
H 18
RBI 14
BB 6
SO 3
LOB 20



Batter	1	2	3	4	5	6	7	8	9	AB	R	H	RBI	BB	SO	LOB	TOP								
Tony Fernandez, S OBP: 0.312, SLG: 0.362 (1, 6)	F7	F5		F9		5-3		6-3		5	0	0	0	0	0	4	Toronto Blue Jays @ Boston Red Sox Fenway Park, Boston, MA Wed Sep 26 1984, 7:05 PM EDT Att: 13,065 - Unknown								
Dave Collins, S OBP: 0.366, SLG: 0.445 (1, 7)	1B	3-1		K		BLK BB		BB		3	0	1	0	2	1	2									
Lloyd Moseby, L OBP: 0.369, SLG: 0.475 (1, 8)	1B			K		BLK		K		4	0	2	0	1	2	2									
Willie Upshaw, L OBP: 0.349, SLG: 0.472 (1, 3)	5-3			F2		F9			4-3	5	0	1	0	0	0	5									
George Bell, R OBP: 0.324, SLG: 0.499 (1, 9)	F8			FC6-4		5-3			1B	5	3	2	1	0	0	3									
Cliff Johnson, R OBP: 0.341, SLG: 0.493 (1, 10)		F7		1B		5-3		K	F7	5	1	1	0	0	1	1									
Rance Mulliniks, L OBP: 0.382, SLG: 0.442 Ron Shepherd, R (9, PR)				1B		F9				5	2	3	3	0	0	0									
Garth Iorg, R OBP: 0.241, SLG: 0.298 (9, 5)	1B	HR		HR				3-1	1B	0	0	0	0	0	0	0									
Ernie Whitt, L OBP: 0.328, SLG: 0.429 (1, 2)	E6			HR		F8		4-3	F5	5	1	1	2	0	0	2									
Alfredo Griffin, S OBP: 0.247, SLG: 0.296 (1, 4)	1B			B1-3		BLK		WP		4	1	3	1	0	0	0									
Inning Stats	R: 0 E: 0 K: 0 S: 5	H: 2 LOB: 2 BB: 0 P: 5	R: 1 E: 0 K: 0 S: 6	H: 2 LOB: 0 BB: 0 P: 6	R: 4 E: 0 K: 1 S: 9	H: 4 LOB: 0 BB: 0 P: 9	R: 0 E: 0 K: 1 S: 6	H: 1 LOB: 1 BB: 0 P: 6	R: 0 E: 0 K: 0 S: 3	H: 0 LOB: 0 BB: 0 P: 3	R: 1 E: 0 K: 0 S: 4	H: 1 LOB: 2 BB: 2 P: 12	R: 1 E: 0 K: 1 S: 6	H: 1 LOB: 0 BB: 0 P: 6	R: 0 E: 0 K: 1 S: 5	H: 1 LOB: 1 BB: 1 P: 9	R: 1 E: 0 K: 0 S: 5	H: 2 LOB: 1 BB: 0 P: 5	1B: 10 2B: 2 3B: 0 HR: 2	SF: 0 SAC: 0 DP: 0 HBP: 0	WP: 1 PB: 0 SB: 1 CS: 0	PA: 44			
PITCHER	IP	WLS	BF	H	R	ER	SO	BB	IBB	HBP	BLK	WP	HR	S	P	ERA	WHIP								
Oil Can Boyd, R ERA: 4.36 (1, 1)	7.0	L	35	11	7	6	3	2	0	0	1	0	2	39	47	7.71	1.857								
Jim Dorsey, R ERA: 10.13 (8, 1)	1.0		4	1	0	0	1	1	0	0	0	1	0	5	9	0.00	2.000								
Steve Crawford, R ERA: 3.34 (9, 1)	1.0		5	2	1	1	0	0	0	0	0	0	0	5	5	9.00	2.000								

AB	41
R	8
H	14
RBI	7
BB	3
SO	4
LOB	19



Batter	1	2	3	4	5	6	7	8	9	AB	R	H	RBI	BB	SO	LOB	BOTTOM								
Wade Boggs, L OBP: 0.304, SLG: 0.415 (1, 5)	F7	SF9			4-3			FC5-4		3	0	1	1	0	0	0	Toronto Blue Jays @ Boston Red Sox Fenway Park, Boston, MA Wed Sep 26 1984, 7:05 PM EDT Att: 13,065 - Unknown								
Dwight Evans, R OBP: 0.389, SLG: 0.537 (1, 9)	K	PO		6-3		K		FC5-4		4	0	0	0	0	2	1									
Jim Rice, R OBP: 0.327, SLG: 0.476 (1, 7)	F8			F9		6-3		F8		4	0	0	0	0	0	1									
Tony Armas, R OBP: 0.300, SLG: 0.526 (1, 8)		HR		6-3		K			F9	3	1	0	0	1	1	0									
Mike Easter, L OBP: 0.378, SLG: 0.521 (1, 10)		HR		F5		F8		G1-6-3		4	1	2	2	0	0	0									
Bill Buckner, L OBP: 0.317, SLG: 0.399 (1, 3)		2B		F6		K		G1-6-3		4	1	1	0	0	1	1									
Rich Gedman, L OBP: 0.309, SLG: 0.502 (1, 2)		K		K						3	0	1	0	0	2	1									
Marty Barrett, R OBP: 0.357, SLG: 0.379 (1, 4)		1B		SF9		F9		6-3		3	1	1	0	0	0	1									
Jackie Gutierrez, R OBP: 0.289, SLG: 0.320 (1, 6)		PO		K		F4				3	0	1	1	0	1	0									
Inning Stats	R: 0 E: 0 K: 1 S: 5	H: 0 LOB: 0 BB: 0 P: 5	R: 4 E: 0 K: 1 S: 8	H: 4 LOB: 0 BB: 1 P: 12	R: 0 E: 0 K: 1 S: 3	H: 0 LOB: 0 BB: 0 P: 3	R: 0 E: 0 K: 1 S: 5	H: 0 LOB: 0 BB: 0 P: 5	R: 0 E: 0 K: 2 S: 7	H: 0 LOB: 0 BB: 0 P: 7	R: 0 E: 0 K: 1 S: 6	H: 1 LOB: 1 BB: 0 P: 6	R: 0 E: 0 K: 0 S: 4	H: 1 LOB: 0 BB: 0 P: 4	R: 0 E: 0 K: 0 S: 3	H: 1 LOB: 0 BB: 0 P: 3		1B: 4 2B: 2 3B: 0 HR: 1	SF: 1 SAC: 0 DP: 1 HBP: 0	WP: 0 PB: 0 SB: 0 CS: 0	PA: 34				
PITCHER	IP	WLS	BF	H	R	ER	SO	BB	IBB	HBP	BLK	WP	HR	S	P	ERA	WHIP								
Doyle Alexander, R ERA: 3.12 (1, 1)	9.0	W	33	7	4	4	7	1	0	0	0	0	1	46	50	4.00	0.889								



Batter	1	2	3	4	5	6	7	8	9	10	11	AB	R	H	RBI	BB	SO	LOB	TOP					
Tony Fernandez, S OBP: 0.310, SLG: 0.358 (1, 6)												5	0	1	1	0	0	4						
Dave Collins, S OBP: 0.369, SLG: 0.447 (1, 7)												4	0	2	0	0	0	1						
Lloyd Moseby, L OBP: 0.370, SLG: 0.474 (1, 8)												3	0	1	0	1	1	1						
Willie Upshaw, L OBP: 0.349, SLG: 0.471 (1, 3)												4	1	1	0	1	1	4						
George Bell, R OBP: 0.326, SLG: 0.501 (1, 9)												4	1	2	0	1	0	1						
Cliff Johnson, R OBP: 0.385, SLG: 0.492 Ron Shepherd, R (9, PR)												3	0	1	0	1	0	2						
Mitch Webster, S OBP: 0.261, SLG: 0.409 (10, PH)												0	0	0	0	0	0	0						
Rance Mulliniks, L OBP: 0.381, SLG: 0.441 Garth Iorg, R OBP: 0.241, SLG: 0.298 Willie Aikens, L OBP: 0.295, SLG: 0.377 Jesse Bartfield, R OBP: 0.350, SLG: 0.465 Kelly Gruber, R OBP: 0.063, SLG: 0.250 Ernie Whitt, L OBP: 0.328, SLG: 0.428 Damaso Garcia, R OBP: 0.310, SLG: 0.374 Fred Manrique, R OBP: 0.250, SLG: 0.250												3	1	1	0	0	0	1						
Alfredo Griffin, S OBP: 0.246, SLG: 0.295 Buck Martinez, R OBP: 0.303, SLG: 0.352 (9, 2)												2	0	0	0	0	0	0						
Inning Stats	R: 0 E: 0 K: 1 S: 5	H: 2 LOB: 2 BB: 1 P: 9	R: 0 E: 0 K: 0 S: 4	H: 1 LOB: 1 BB: 0 P: 4	R: 0 E: 0 K: 1 S: 3	H: 0 LOB: 0 BB: 0 P: 3	R: 0 E: 0 K: 0 S: 4	H: 1 LOB: 1 BB: 0 P: 4	R: 1 E: 0 K: 0 S: 5	H: 2 LOB: 1 BB: 0 P: 5	R: 0 E: 0 K: 0 S: 4	H: 2 LOB: 1 BB: 0 P: 4	R: 0 E: 0 K: 1 S: 5	H: 1 LOB: 1 BB: 0 P: 5	R: 2 E: 0 K: 1 S: 7	H: 2 LOB: 3 BB: 2 P: 15	R: 0 E: 0 K: 0 S: 3	H: 0 LOB: 2 BB: 1 P: 8	R: 0 E: 0 K: 0 S: 3	H: 0 LOB: 0 BB: 0 P: 3	1B: 9 2B: 4 3B: 0 HR: 0	SF: 0 SAC: 3 DP: 2 HBP: 1	WP: 0 PB: 0 SB: 0 CS: 4	PA: 45
PITCHER	IP: 8.0 WLS: 0 BF: 32 H: 10 R: 3 ER: 3 SO: 2 BB: 2 IBB: 0 HBP: 0 BLK: 0 WP: 0 HR: 0 S: 34 P: 42 ERA: 3.99 WHIP: 1.500	IP: 0.0 WLS: 0 BF: 1 H: 0 R: 0 ER: 0 SO: 0 BB: 1 IBB: 0 HBP: 0 BLK: 0 WP: 0 HR: 0 S: 4 P: 4 ERA: 7.5	IP: 3.0 WLS: W BF: 12 H: 1 R: 0 ER: 0 SO: 1 BB: 0 IBB: 1 HBP: 1 BLK: 0 WP: 0 HR: 0 S: 12 P: 17 ERA: 0.00 WHIP: 0.333	PITCHER											IP: 0.0 WLS: 0 BF: 0 H: 0 R: 0 ER: 0 SO: 0 BB: 0 IBB: 0 HBP: 0 BLK: 0 WP: 0 HR: 0 S: 0 P: 0 ERA: 0.00 WHIP: 0.000									

Toronto Blue Jays @ Milwaukee Brewers
Milwaukee County Stadium, Milwaukee, WI

AB 37
R 3
H 11
RBI 3
BB 4
SO 3
LOB 20



livebaseballscores.com

Fri Sep 28 1984, 8:05 PM EDT
Att: 17,026 - Unknown

Batter	1	2	3	4	5	6	7	8	9	10	11	AB	R	H	RBI	BB	SO	LOB	BOTTOM			
Robin Yount, R OBP: 0.358, SLG: 0.428 (1, 10)												6	1	3	1	0	1	0				
Jim Gantner, L OBP: 0.316, SLG: 0.346 (1, 4)												5	0	1	0	0	1	3				
Cecil Cooper, L OBP: 0.307, SLG: 0.387 (1, 3)												5	0	2	1	0	0	2				
Doug Loman, L OBP: 0.386, SLG: 0.413 (1, 7)												2	0	1	0	3	1	1				
Bobby Clark, R OBP: 0.333, SLG: 0.370 (1, 9)												5	0	0	0	0	2	8				
Dion James, L OBP: 0.348, SLG: 0.376 (1, 8)												3	0	1	1	1	0	0				
Jim Sundberg, R OBP: 0.331, SLG: 0.401 (1, 2)												5	0	0	0	0	2	7				
Ed Romero, R OBP: 0.305, SLG: 0.289 (1, 6)												4	2	2	0	1	0	0				
Willie Lozado, R OBP: 0.351, SLG: 0.430 (1, 5)												4	1	1	0	0	0	1				
Inning Stats	R: 0 E: 0 K: 4 S: 4	H: 1 LOB: 2 BB: 1 P: 8	R: 0 E: 0 K: 0 S: 3	H: 0 LOB: 0 BB: 0 P: 3	R: 0 E: 0 K: 1 S: 5	H: 0 LOB: 0 BB: 0 P: 5	R: 0 E: 0 K: 1 S: 5	H: 1 LOB: 1 BB: 0 P: 5	R: 0 E: 0 K: 1 S: 6	H: 1 LOB: 0 BB: 0 P: 6	R: 3 E: 0 K: 1 S: 8	H: 3 LOB: 3 BB: 2 P: 17	R: 0 E: 0 K: 1 S: 5	H: 0 LOB: 0 BB: 0 P: 5	R: 0 E: 0 K: 1 S: 6	H: 1 LOB: 3 BB: 2 P: 14	R: 1 E: 1 K: 0 S: 3	H: 2 LOB: 1 BB: 0 P: 3	1B: 11 2B: 0 3B: 0 HR: 0	SF: 0 SAC: 1 DP: 0 HBP: 1	WP: 0 PB: 0 SB: 3 CS: 2	PA: 47
PITCHER	IP: 7.0 WLS: 0 BF: 28 H: 7 R: 3 ER: 3 SO: 4 BB: 2 IBB: 0 HBP: 0 BLK: 0 WP: 0 HR: 0 S: 34 P: 42 ERA: 3.86 WHIP: 1.286	IP: 0.2 WLS: L BF: 5 H: 1 R: 0 ER: 0 SO: 1 BB: 0 IBB: 0 HBP: 0 BLK: 0 WP: 0 HR: 0 S: 10 P: 10 ERA: 4.65	IP: 2.2 WLS: L BF: 13 H: 3 R: 1 ER: 0 SO: 2 BB: 0 IBB: 2 HBP: 0 BLK: 0 WP: 0 HR: 15 S: 23 P: 23 ERA: 0.00 WHIP: 1.125	PITCHER											IP: 0.0 WLS: 0 BF: 0 H: 0 R: 0 ER: 0 SO: 0 BB: 0 IBB: 0 HBP: 0 BLK: 0 WP: 0 HR: 0 S: 0 P: 0 ERA: 0.00 WHIP: 0.000							

Toronto Blue Jays @ Milwaukee Brewers
Milwaukee County Stadium, Milwaukee, WI

AB 39
R 4
H 11
RBI 3
BB 5
SO 7
LOB 22



livebaseballscores.com

Fri Sep 28 1984, 8:05 PM EDT
Att: 17,026 - Unknown

Batter	1	2	3	4	5	6	7	8	9	AB	R	H	RBI	BB	SO	LOB	TOP																	
Tony Fernandez, S (1, 6) OBP: 0.317, SLG: 0.356	FC6-4 BB		CS BB			SH1-3 1B	F9			2	0	1	0	2	0	3																		
Dave Collins, S (1, 7) OBP: 0.366, SLG: 0.444	FC6-4 1-2		K			SH1-3 1-2		F6		3	0	0	0	0	1	2																		
Lloyd Moseby, L (1, 8) OBP: 0.368, SLG: 0.470	K			F8		F8		FC6-4 BB		3	0	0	0	1	1	2																		
Willie Upshaw, L (1, 3) OBP: 0.345, SLG: 0.464	F9			K		F8		F7		4	0	0	0	0	1	3																		
George Bell, R (1, 9) OBP: 0.326, SLG: 0.498		S 1B		F4			BB 1B	FC6-4 1-2		4	0	2	0	0	0	1																		
Rance Mulliniks, L (1, 5) OBP: 0.383, SLG: 0.440					6-3				F9	3	0	1	0	0	1	1																		
Garth Iorg, R (9, PH) OBP: 0.244, SLG: 0.304						BB 1B				1	0	0	0	0	0	0																		
Willie Aikens, L (1, 10) OBP: 0.327, SLG: 0.376				F8					F5	2	0	0	0	1	1	3																		
Jesse Barfield, R (9, PH) OBP: 0.357, SLG: 0.466						K				1	0	0	0	0	0	0																		
Ernie Whitt, L (1, 2) OBP: 0.327, SLG: 0.425						F9			F9	3	0	0	0	0	1	4																		
Buck Martinez, R (9, PH) OBP: 0.301, SLG: 0.349							F6			1	0	0	0	0	0	0																		
Alfredo Griffin, S (1, 4) OBP: 0.248, SLG: 0.298										2	0	0	0	0	0	1																		
Rick Leach, L (7, PH) OBP: 0.320, SLG: 0.375				1-3						0	0	0	0	1	0	0																		
Fred Manrique, R (7, 4) OBP: 0.333, SLG: 0.333						G3				0	0	0	0	0	0	0																		
Inning Stats	R: 0 E: 0 K: 1 S: 5	H: 0 LOB: 1 BB: 1 P: 9	R: 0 E: 0 K: 2 S: 8	H: 1 LOB: 1 BB: 0 P: 8	R: 0 E: 0 K: 1 S: 4	H: 0 LOB: 0 BB: 1 P: 8	R: 0 E: 0 K: 1 S: 5	H: 0 LOB: 0 BB: 0 P: 5	R: 0 E: 0 K: 0 S: 3	H: 0 LOB: 1 BB: 1 P: 7	R: 0 E: 0 K: 0 S: 4	H: 1 LOB: 1 BB: 0 P: 4	R: 0 E: 0 K: 1 S: 7	H: 2 LOB: 3 BB: 1 P: 11	R: 0 E: 0 K: 0 S: 3	H: 0 LOB: 1 BB: 0 P: 3	1B: 4 2B: 0 3B: 0 HR: 0	SF: 0 SAC: 1 DP: 0 HBP: 0	WP: 0 PB: 0 SB: 1 CS: 1	PA: 35														
PITCHER	IP: 7.0 WLS: W BF: 28 ERA: 4.96	IP: 2.0 WLS: 7 BF: 0 ERA: 0.7															IP: 7.0 WLS: W BF: 28 ERA: 4.96	IP: 2.0 WLS: 7 BF: 0 ERA: 0.7															IP: 7.0 WLS: W BF: 28 ERA: 4.96	IP: 2.0 WLS: 7 BF: 0 ERA: 0.7

Toronto Blue Jays @ Milwaukee Brewers
Milwaukee County Stadium, Milwaukee, WI
Sun Sep 30 1984, 4:33 AM EDT
Att: 10,277 - Unknown

AB	29
R	0
H	4
RBI	0
BB	5
SO	6
LOB	20



Batter	1	2	3	4	5	6	7	8	9	AB	R	H	RBI	BB	SO	LOB	BOTTOM																													
Robin Yount, R (1, 10) OBP: 0.362, SLG: 0.441	4-3		F7		E6 SF9 2B		1B 3B			4	2	2	2	0	0	1																														
Jim Gantner, L (1, 4) OBP: 0.314, SLG: 0.344	4-3		F7		SF9		F7			3	0	0	1	0	0	2																														
Dion James, L (1, 9) OBP: 0.351, SLG: 0.377				4-3			BB BB			3	0	2	1	1	0	0																														
Ben Oglivie, L (1, 7) OBP: 0.327, SLG: 0.384	CS						BB BB			3	0	2	0	1	1	1																														
Ted Simmons, S (1, 3) OBP: 0.269, SLG: 0.300							BB BB			3	0	0	0	1	0	4																														
Jim Sundberg, R (1, 2) OBP: 0.332, SLG: 0.399							BB BB			3	0	1	0	1	1	1																														
Ed Romero, R (1, 6) OBP: 0.307, SLG: 0.294										3	1	1	0	0	0	1																														
Willie Lozado, R (1, 5) OBP: 0.339, SLG: 0.411										4	0	0	0	0	3	2																														
Rick Manning, L (1, 8) OBP: 0.318, SLG: 0.370										3	1	2	0	0	0	1																														
Inning Stats	R: 0 E: 0 K: 0 S: 3	H: 1 LOB: 0 BB: 0 P: 3	R: 0 E: 0 K: 0 S: 3	H: 1 LOB: 1 BB: 1 P: 7	R: 0 E: 0 K: 0 S: 4	H: 1 LOB: 1 BB: 0 P: 4	R: 0 E: 0 K: 1 S: 5	H: 1 LOB: 1 BB: 1 P: 9	R: 3 E: 1 K: 1 S: 8	H: 3 LOB: 2 BB: 2 P: 16	R: 0 E: 0 K: 1 S: 6	H: 1 LOB: 1 BB: 0 P: 6	R: 1 E: 0 K: 1 S: 7	H: 2 LOB: 1 BB: 0 P: 7	R: 0 E: 0 K: 1 S: 5	H: 0 LOB: 0 BB: 0 P: 5	1B: 7 2B: 2 3B: 1 HR: 0	SF: 1 SAC: 1 DP: 1 HBP: 0	WP: 0 PB: 0 SB: 0 CS: 2	PA: 36																										
PITCHER	IP: 8.0 WLS: L BF: 35 ERA: 3.13															IP: 8.0 WLS: L BF: 35 ERA: 3.13															IP: 8.0 WLS: L BF: 35 ERA: 3.13															IP: 8.0 WLS: L BF: 35 ERA: 3.13

Toronto Blue Jays @ Milwaukee Brewers
Milwaukee County Stadium, Milwaukee, WI
Sun Sep 30 1984, 4:33 AM EDT
Att: 10,277 - Unknown

AB	29
R	4
H	10
RBI	4
BB	4
SO	5
LOB	13

