

Toronto Blue Jays - 1985

Batter	1	2	3	4	5	6	7	8	9	AB	R	H	RBI	BB	SO	LOB	TOP			
Damaso Garcia, R (1,4)	F8		F8			F4		4-3		4	0	0	0	0	0	0	Toronto Blue Jays @ Kansas City Royals Royals Stadium, Kansas City, MO Mon Apr 08 1985, 4:33 AM EST Att: 41,086 - Unknown			
Lloyd Moseby, L (1,8) OBP: 0.500, SLG: 0.750	K		F7			2B		1B		4	0	2	0	0	1	0				
George Bell, R (1,7)	F9			1-3		CI		BB		2	0	0	0	1	0	0				
Jesse Barfield, R (1,9) OBP: 0.333, SLG: 0.333 Rance Mulliniks, L (8,PH) Lou Thornton, L (8,9)	1B SF7		F9			K		F7		3	1	1	0	0	1	2				
Jeff Burroughs, R (1,10) OBP: 0.333, SLG: 0.333 Willie Aikens, L (9,PH)	1B		5-3			F7				3	0	1	0	0	0	2				
Willie Upshaw, L (1,3)	K					F8		6-3		4	0	0	0	0	1	2				
Buck Martinez, R (1,2) Ernie Whitt, L (9,PH) OBP: 1.000, SLG: 1.000	SF7					E6 FC4-6		1B		2	0	0	1	0	0	0				
Garth Iorg, R (1,5) Len Matuszek, L (9,PH)	F7					FC4-6 1-2		F6		3	0	0	0	0	0	2				
Tony Fernandez, S (1,6)			F5			4-3		1-3		3	0	0	0	0	0	1				
Inning Stats	R: 0 E: 0 K: 1 S: 5	H: 0 LOB: 0 BB: 0 P: 5	R: 1 E: 0 K: 1 S: 7	H: 2 LOB: 1 BB: 0 P: 7	R: 0 E: 0 K: 0 S: 3	H: 0 LOB: 0 BB: 0 P: 3	R: 0 E: 0 K: 0 S: 3	H: 0 LOB: 0 BB: 0 P: 3	R: 0 E: 1 K: 1 S: 4	H: 1 LOB: 2 BB: 0 P: 7	R: 0 E: 0 K: 0 S: 3	H: 0 LOB: 0 BB: 0 P: 3	R: 0 E: 0 K: 0 S: 4	H: 1 LOB: 2 BB: 1 P: 8	R: 0 E: 0 K: 0 S: 4	H: 1 LOB: 1 BB: 0 P: 4		1B: 4 2B: 1 3B: 0 HR: 0	SF: 1 SAC: 0 DP: 0 HBP: 0	WP: 0 PB: 0 SB: 1 CS: 0
PITCHER	IP WLS BF H R ER SO BB IBB HBP BLK WP HR S P ERA WHIP																			
Bud Black, L (1,1) ERA: 1.17	7.2 W 30 4 1 1 3 1 0 0 0 0 0 35 39 1.17 0.652																			
Dan Quisenberry, R (8,1) ERA:	1.1 S 5 1 0 0 0 0 0 0 0 0 0 5 5 0.00 0.750																			

Batter	1	2	3	4	5	6	7	8	9	AB	R	H	RBI	BB	SO	LOB	BOTTOM	
Willie Wilson, S (1,8) OBP: 0.250, SLG: 0.500	6-3		K			6-3				4	0	1	2	0	1	0	Toronto Blue Jays @ Kansas City Royals Royals Stadium, Kansas City, MO Mon Apr 08 1985, 4:33 AM EST Att: 41,086 - Unknown	
Pat Sheridan, L (1,9) OBP: 0.500, SLG: 0.500	BB 1B		G4-6-3 1B			F9		K		4	0	2	0	0	1	1		
George Brett, L (1,5) OBP: 0.500, SLG: 0.333	BB 1-2		G4-6-3 1-2			4-3		FC5-4 1B		3	0	1	0	1	0	1		
Jorge Orta, L (1,10)	F8					5-3		FC5-4 G6-4-3		4	0	0	0	0	0	3		
Steve Balboni, R (1,3) OBP: 0.250, SLG: 0.250	F8					6-3		G6-4-3 1-2		4	0	1	0	0	0	3		
Darryl Motley, R (1,7) OBP: 0.697, SLG: 1.000			5-3 HBP			F2		F9 2B 2B		2	1	1	0	0	0	2		
Frank White, R (1,4)	F4					K		F9		3	0	0	0	0	1	4		
Jim Sundberg, R (1,2) Dane Iorg, L (7,PH) John Wathan, R (8,2)	5-3					1-3		K		2	0	0	0	0	0	3		
Onix Concepcion, R (1,6)	F4					5-3		2B HBP		2	1	0	0	0	0	1		
Inning Stats	R: 0 E: 0 K: 0 S: 4	H: 1 LOB: 2 BB: 1 P: 8	R: 0 E: 0 K: 0 S: 3	H: 0 LOB: 1 BB: 0 P: 4	R: 0 E: 0 K: 1 S: 5	H: 1 LOB: 0 BB: 0 P: 5	R: 0 E: 1 K: 1 S: 7	H: 1 LOB: 2 BB: 0 P: 7	R: 0 E: 0 K: 0 S: 3	H: 0 LOB: 0 BB: 0 P: 3	R: 0 E: 0 K: 2 S: 9	H: 2 LOB: 1 BB: 0 P: 10	R: 0 E: 0 K: 0 S: 3	H: 1 LOB: 0 BB: 0 P: 3	1B: 4 2B: 2 3B: 0 HR: 0	SF: 0 SAC: 0 DP: 2 HBP: 2		WP: 0 PB: 0 SB: 0 CS: 0
PITCHER	IP WLS BF H R ER SO BB IBB HBP BLK WP HR S P ERA WHIP																	
Dave Stieb, R (1,1) ERA: 2.7	6.2 L 28 5 2 2 3 1 0 2 0 0 0 31 37 2.70 0.900																	
Gary Lavelle, L (7,1) ERA:	1.1 4 1 0 0 1 0 0 0 0 0 0 6 6 0.00 0.750																	

Batter	1	2	3	4	5	6	7	8	9	10	AB	R	H	RBI	BB	SO	LOB	TOP
Damaso Garcia, R (1.4) OBP: 0.143, SLG: 0.375	K		FC6-4			6-3		F7		F5	5	0	0	0	0	1	2	
Lloyd Moseby, L (1.8) OBP: 0.250, SLG: 0.375	4-3					6-3				K	4	0	0	0	0	1	0	
George Bell, R (1.7) OBP: 0.429, SLG: 0.667	F4					6-3					4	0	2	0	0	0	0	
Manuel Lee, S (9, PR)											0	0	0	0	0	0	0	
Mitch Webster, S (9, 7)											0	0	0	0	0	0	0	
Jesse Barfield, R (1.9) OBP: 0.286, SLG: 0.429		K						F9		F4	4	0	1	0	0	1	2	
Jeff Burroughs, R (1.10) OBP: 0.143, SLG: 0.143		6-3				6-3					4	0	0	0	0	0	2	
Willie Upshaw, L (1.3) OBP: 0.125, SLG: 0.125		6-3						F2		F7	4	1	1	0	0	0	0	
Buck Martinez, R (1.2) OBP: 0.167, SLG: 0.200																		
Ernie Whitt, L (10, PH) OBP: 1.000, SLG: 1.000			F2			FC6-4				SH1-2	3	0	1	0	0	0	0	
Garth Iorg, R (1.5)																		
Rance Mulliniks, L (10, PH) (10, 5)			5-3			FC6-4				6-3	1	0	0	0	0	0	1	
Tony Fernandez, S (1.6) OBP: 0.286, SLG: 0.286						4-3					4	0	2	1	0	0	1	
Inning Stats	R: 0 E: 0 K: 1 S: 5	H: 0 LOB: 0 BB: 0 P: 5	R: 0 E: 0 K: 1 S: 5	H: 0 LOB: 0 BB: 0 P: 5	R: 0 E: 0 K: 0 S: 4	H: 1 LOB: 1 BB: 0 P: 4	R: 0 E: 0 K: 0 S: 4	H: 1 LOB: 1 BB: 0 P: 4	R: 0 E: 0 K: 0 S: 3	H: 0 LOB: 0 BB: 0 P: 3	R: 0 E: 0 K: 1 S: 6	H: 1 LOB: 1 BB: 0 P: 6	R: 1 E: 1 K: 0 S: 5	H: 2 LOB: 1 BB: 0 P: 5	1B: 5 2B: 1 3B: 0 HR: 0	SF: 0 SAC: 1 DP: 0 HBP: 0	WP: 0 PA: 37	
PITCHER	IP 9.0	WLS L	BF 5	H 2	R 1	ER 1	SO 0	BB 0	IBB 0	HBP 0	BLK 0	WP 0	HR 0	S 38	P 38	ERA 9.00	WHIP 2.000	

Toronto Blue Jays @ Kansas City Royals
 Royals Stadium, Kansas City, MO
 Wed Apr 10 1985, 7:05 PM EST
 Att: 14,740 - Unknown

AB	36
R	1
H	7
RBI	1
BB	0
SO	3
LOB	9



Batter	1	2	3	4	5	6	7	8	9	10	AB	R	H	RBI	BB	SO	LOB	BOTTOM			
Willie Wilson, S (1.8) OBP: 0.333, SLG: 0.375	G3		CS			F8		K		F8	4	0	1	0	1	1	2				
Pat Sheridan, L (1.9) OBP: 0.375, SLG: 0.286	G3										3	0	0	0	1	0	2				
Lynn Jones, R (10, PH)			F7							K	1	0	0	0	0	1	0				
George Brett, L (1.5) OBP: 0.444, SLG: 0.167						G3				6-3	3	0	0	0	2	0	1				
Jorge Orta, L (1.10) OBP: 0.286, SLG: 0.286											3	0	1	0	1	0	3				
Hal McRae, R (10, PH)											1	0	0	0	0	0	0				
Steve Balboni, R (1.3) OBP: 0.250, SLG: 0.250						F5					4	0	1	0	0	2	3				
Darryl Motley, R (1.7) OBP: 0.571, SLG: 0.833											4	0	2	0	0	1	1				
Frank White, R (1.4)											3	0	0	0	0	1	1				
Jim Sundberg, R (1.2) OBP: 0.200, SLG: 0.200											3	0	1	0	0	0	0				
Dane Iorg, L (9, PH)											0	0	0	0	1	0	0				
John Wathan, R (9, PR) (10, 2)											0	0	0	0	0	0	0				
Onix Concepcion, R (1.6)											4	0	0	0	0	0	4				
Inning Stats	R: 0 E: 0 K: 0 S: 3	H: 1 LOB: 2 BB: 2 P: 11	R: 0 E: 0 K: 0 S: 3	H: 0 LOB: 0 BB: 0 P: 3	R: 0 E: 0 K: 0 S: 3	H: 1 LOB: 0 BB: 0 P: 3	R: 0 E: 0 K: 1 S: 6	H: 1 LOB: 1 BB: 0 P: 6	R: 0 E: 0 K: 1 S: 5	H: 0 LOB: 0 BB: 0 P: 5	R: 0 E: 0 K: 1 S: 3	H: 2 LOB: 2 BB: 0 P: 7	R: 0 E: 0 K: 2 S: 7	H: 0 LOB: 2 BB: 2 P: 15	R: 0 E: 0 K: 0 S: 4	H: 1 LOB: 2 BB: 1 P: 8	R: 0 E: 0 K: 1 S: 5	H: 0 LOB: 0 BB: 0 P: 5	1B: 4 2B: 2 3B: 0 HR: 0	SF: 0 SAC: 1 DP: 0 HBP: 0	WP: 0 PA: 40
PITCHER	IP 6.2	WLS W	BF 26	H 1	R 0	ER 0	SO 3	BB 3	IBB 0	HBP 0	BLK 0	WP 0	HR 0	S 29	P 41	ERA 0.00	WHIP 1.200				
Doyle Alexander, R (7, 1)	2.1	W	11	1	0	0	2	1	2	0	0	0	0	12	24	0.00	0.857				
Gary Lavelle, L (10, 1)	1.0	S	3	0	0	0	1	0	0	0	0	0	0	5	5	0.00	0.000				

Toronto Blue Jays @ Kansas City Royals
 Royals Stadium, Kansas City, MO
 Wed Apr 10 1985, 7:05 PM EST
 Att: 14,740 - Unknown

AB	33
R	0
H	6
RBI	0
BB	6
SO	6
LOB	17



Batter	1	2	3	4	5	6	7	8	9	10	AB	R	H	RBI	BB	SO	LOB	TOP				
Damaso Garcia, R OBP: 0.071, SLG: 0.071 (1, 4)	F4		F4		4-3		1B		FC5-4		5	0	1	1	0	0	3					
Lloyd Moseby, L OBP: 0.385, SLG: 0.364 (1, 8)	CS 1B		BB			K			4-3		3	0	1	0	2	1	1					
George Bell, R OBP: 0.333, SLG: 0.727 (1, 7)	K		F7			F4		5-3			5	1	1	1	0	1	5					
Jesse Barfield, R OBP: 0.333, SLG: 0.417 (1, 9)			6-3		CS 1B			K			5	0	2	0	0	2	0					
Jeff Burroughs, R OBP: 0.110, SLG: 0.100 Willie Aikens, L (8, PH)	K				K		1-3	F7		4-3	3	0	0	0	0	2	1					
Willie Upshaw, L OBP: 0.308, SLG: 0.333 (1, 3)	1B				4-3			1B		4-3	4	1	2	0	1	0	1					
Buck Martinez, R OBP: 0.111, SLG: 0.125 Ernie Whitt, L OBP: 0.333, SLG: 0.333 (8, 2)	F4				5-3		F7	F7		F8	3	0	0	0	0	2	2					
Garth Iorg, R OBP: 0.222, SLG: 0.222 Rance Mulliniks, L OBP: 0.333, SLG: 0.333 Manuel Lee, S (9, 5)	F4				1B				FC4-6		3	1	2	1	0	0	0					
Tony Fernandez, S OBP: 0.364, SLG: 0.545 (1, 6)	BB 1B				F8		3B 1B	1B	FC4-6	FC5-4	4	1	2	1	0	0	2					
Inning Stats	R: 0 E: 0 K: 1 S: 5	H: 1 LOB: 0 BB: 0 P: 5	R: 0 E: 0 K: 1 S: 6	H: 1 LOB: 1 BB: 0 P: 6	R: 0 E: 0 K: 0 S: 4	H: 1 LOB: 2 BB: 1 P: 8	R: 0 E: 0 K: 1 S: 5	H: 1 LOB: 0 BB: 0 P: 5	R: 0 E: 0 K: 2 S: 7	H: 0 LOB: 0 BB: 0 P: 7	R: 3 E: 0 K: 0 S: 7	H: 4 LOB: 2 BB: 1 P: 11	R: 0 E: 0 K: 1 S: 5	H: 0 LOB: 1 BB: 1 P: 9	R: 0 E: 0 K: 0 S: 4	H: 1 LOB: 1 BB: 0 P: 4	R: 1 E: 0 K: 0 S: 5	H: 2 LOB: 1 BB: 0 P: 5	1B: 9 2B: 2 3B: 1 HR: 1	SF: 0 SAC: 0 DP: 1 HBP: 0	WP: 0 PB: 0 SB: 1 CS: 2	PA: 43
PITCHER	IP	WLS	BF	H	R	ER	SO	BB	IBB	HBP	BLK	WP	HR	S	P	ERA	WHIP					
Charlie Leibrandt, L ERA: 4.05 (1, 1)	6.2		27	8	3	3	5	1	0	0	0	0	0	36	40	4.05	1.350					
Joe Beckwith, R ERA: 3.86 (7, 1)	1.1		7	1	0	0	1	2	0	0	0	0	0	7	15	0.00	2.250					
Dan Quisenberry, R ERA: 2.7 (9, 1)	2.0	L	9	3	1	1	0	0	0	0	0	0	1	9	9	4.50	1.500					

Toronto Blue Jays @ Kansas City Royals
Royals Stadium, Kansas City, MO
Thu Apr 11 1986, 7:05 PM EST
Att. 17,798 - Unknown

AB	40
R	4
H	12
RBI	4
BB	3
SO	6
LOB	18



Batter	1	2	3	4	5	6	7	8	9	10	AB	R	H	RBI	BB	SO	LOB	BOTTOM				
Willie Wilson, S OBP: 0.286, SLG: 0.462 (1, 8)	F4	4-3			F4				K		5	0	1	0	0	1	1					
Pat Sheridan, L OBP: 0.455, SLG: 0.333 Lynn Jones, R (7, PH)	WP BB				F5		4-3			5-3	2	0	1	0	1	0	0					
George Brett, L OBP: 0.500, SLG: 0.125 (1, 5)	BB				F6						2	0	0	0	3	0	1					
Jorge Orta, L OBP: 0.270, SLG: 0.300 Hal McRae, R OBP: 0.500, SLG: 0.500 Buddy Biancalana, S Dane Iorg, L (10, PH)	F9				G1-6-3						3	0	1	0	0	0	3					
Steve Balboni, R OBP: 0.250, SLG: 0.333 John Wathan, R (8, PR)	6-3				F8					1-3	4	0	1	1	0	0	3					
Darryl Motley, R OBP: 0.455, SLG: 0.556 (1, 7)	F9				BB						3	0	0	0	1	0	2					
Frank White, R OBP: 0.200, SLG: 0.600 (1, 4)					F8						4	2	2	1	0	0	3					
Jim Sundberg, R OBP: 0.111, SLG: 0.111 (1, 2)	5-3				F7						4	0	0	0	0	0	2					
Onix Concepcion, R OBP: 0.182, SLG: 0.100 (1, 6)	1B				F9					6-3	4	0	1	1	0	0	0					
Inning Stats	R: 0 E: 0 K: 0 S: 3	H: 0 LOB: 2 BB: 2 P: 11	R: 1 E: 0 K: 0 S: 5	H: 2 LOB: 1 BB: 0 P: 5	R: 0 E: 0 K: 0 S: 2	H: 0 LOB: 0 BB: 1 P: 6	R: 0 E: 0 K: 0 S: 3	H: 0 LOB: 1 BB: 1 P: 7	R: 0 E: 0 K: 0 S: 4	H: 1 LOB: 0 BB: 0 P: 3	R: 1 E: 0 K: 0 S: 5	H: 2 LOB: 1 BB: 0 P: 5	R: 1 E: 0 K: 0 S: 5	H: 2 LOB: 2 BB: 0 P: 5	R: 0 E: 0 K: 1 S: 5	H: 0 LOB: 0 BB: 0 P: 5	R: 0 E: 0 K: 1 S: 5	H: 0 LOB: 1 BB: 1 P: 9	1B: 4 2B: 2 3B: 1 HR: 1	SF: 0 SAC: 0 DP: 2 HBP: 0	WP: 1 PB: 0 SB: 0 CS: 0	PA: 41
PITCHER	IP	WLS	BF	H	R	ER	SO	BB	IBB	HBP	BLK	WP	HR	S	P	ERA	WHIP					
Luis Leal, R ERA: 3.0 (1, 1)	6.0		25	5	2	2	0	4	0	0	0	1	1	21	37	3.00	1.500					
Ron Musselman, R ERA: 3.0 (7, 1)	0.2		3	1	0	0	0	0	0	0	0	0	0	3	3	0.00	1.500					
Gary Lavelle, L ERA: 3.0 (7, 1)	0.2		4	2	1	1	0	0	0	0	0	0	0	4	4	13.50	3.000					
Bill Caudill, R ERA: 3.0 (8, 1)	1.2	W	5	0	0	0	1	0	0	0	0	0	0	7	7	0.00	0.000					
Jim Acker, R ERA: 3.0 (10, 1)	1.0	S	4	0	0	0	1	1	0	0	0	0	0	5	9	0.00	1.000					

Toronto Blue Jays @ Kansas City Royals
Royals Stadium, Kansas City, MO
Thu Apr 11 1986, 7:05 PM EST
Att. 17,798 - Unknown

AB	36
R	3
H	8
RBI	3
BB	5
SO	2
LOB	18




Batter	1	2	3	4	5	6	7	8	9	AB	R	H	RBI	BB	SO	LOB	TOP					
Damaso Garcia, R OBP: 0.093, SLG: 0.053	F7	F5		F7		6-3			G3	5	0	0	0	0	0	5	Toronto Blue Jays @ Baltimore Orioles Memorial Stadium, Baltimore, MD Fri Apr 12 1985, 6:05 PM EST Att: 26,585 - Unknown					
Lloyd Moseby, L OBP: 0.333, SLG: 0.313	4-3		4-3		1B		K		F9	5	0	1	0	0	1	0						
George Bell, R OBP: 0.375, SLG: 0.867	HR				K		K			4	1	2	1	0	2	1						
Jesse Barfield, R OBP: 0.313, SLG: 0.375	K		F4		1-2		5-3			4	0	1	0	0	1	1						
Jeff Burroughs, R OBP: 0.091, SLG: 0.154 Willie Aikens, L (8, PH)		BB	K		F4			K		3	0	1	0	0	1	3						
Willie Upshaw, L OBP: 0.294, SLG: 0.500	F8			HR	K			6-3		4	1	1	1	0	1	3						
Buck Martinez, R OBP: 0.100 Rance Mulliniks, L OBP: 0.600, SLG: 0.333		K		6-3		G4-1			BB	2	0	0	0	0	1	1						
Garth Iorg, R OBP: 0.364, SLG: 0.300 Ernie Whitt, L OBP: 0.200, SLG: 0.200						G4-1		F2		1	0	1	0	1	0	0						
Tony Fernandez, S OBP: 0.333, SLG: 0.429				F2		F7		F8		3	0	0	0	1	0	2						
Inning Stats	R: 1 E: 0 K: 1 S: 6	H: 1 LOB: 0 BB: 0 P: 6	R: 0 E: 0 K: 1 S: 6	H: 1 LOB: 3 BB: 2 P: 14	R: 0 E: 0 K: 1 S: 6	H: 1 LOB: 1 BB: 0 P: 6	R: 1 E: 0 K: 0 S: 5	H: 2 LOB: 1 BB: 0 P: 5	R: 0 E: 0 K: 2 S: 9	H: 2 LOB: 2 BB: 0 P: 9	R: 0 E: 0 K: 0 S: 3	H: 0 LOB: 1 BB: 1 P: 7	R: 0 E: 0 K: 2 S: 7	H: 0 LOB: 0 BB: 0 P: 7	R: 0 E: 0 K: 1 S: 5	H: 0 LOB: 1 BB: 1 P: 9		R: 0 E: 0 K: 0 S: 3	H: 0 LOB: 0 BB: 0 P: 3	1B: 5 2B: 0 3B: 0 HR: 2	SF: 0 SAC: 0 DP: 0 HBP: 0	WP: 0 PB: 0 SB: 0 CS: 0
PITCHER	IP	WLS	BF	H	R	ER	SO	BB	IBB	HBP	BLK	WP	HR	S	P	ERA	WHIP					
Scott McGregor, L ERA: 3.6	(1, 1)	5.0	W	24	7	2	2	5	2	0	0	0	0	2	32	40	3.60	1.800				
Sammy Stewart, R ERA:	(6, 1)	4.0	S	14	0	0	0	3	2	0	0	0	0	0	18	26	0.00	0.500				

Batter	1	2	3	4	5	6	7	8	9	AB	R	H	RBI	BB	SO	LOB	BOTTOM					
Lenn Sakata, R OBP: 0.200, SLG: 0.111	K		E5	1-3			2B		F8	5	1	1	0	0	1	4	Toronto Blue Jays @ Baltimore Orioles Memorial Stadium, Baltimore, MD Fri Apr 12 1985, 6:05 PM EST Att: 26,585 - Unknown					
Dan Ford, R OBP: 0.200, SLG: 0.300	CS		G6-3			G1-4-3		F8		5	0	2	0	0	1	4						
Cal Ripken Jr., R OBP: 0.667, SLG: 0.500						G1-4-3				3	1	2	1	1	0	1						
Eddie Murray, S OBP: 0.500, SLG: 0.625	K		FC5-4							2	1	0	0	2	1	3						
Gary Roenicke, R OBP: 0.143, SLG: 0.571 Jim Dwyer, L OBP: 1.000, SLG: 3.000		F7		HR		K				3	1	1	1	0	1	1						
Fred Lynn, L OBP: 0.500, SLG: 0.333		E4								3	0	1	0	1	0	0						
Mike Young, S OBP: 0.273, SLG: 0.400			G6-4-3							3	0	0	0	0	1	2						
Fritzie Connally, R OBP: 0.667, SLG: 0.750 Wayne Gross, L (7, PH)										1	1	1	0	1	0	0						
Rick Dempsey, R OBP: 0.364, SLG: 0.455										4	1	1	1	0	1	4						
Inning Stats	R: 0 E: 0 K: 2 S: 7	H: 1 LOB: 2 BB: 1 P: 11	R: 0 E: 1 K: 0 S: 3	H: 0 LOB: 0 BB: 0 P: 3	R: 2 E: 1 K: 0 S: 6	H: 3 LOB: 1 BB: 0 P: 6	R: 1 E: 0 K: 1 S: 7	H: 2 LOB: 2 BB: 1 P: 11	R: 0 E: 0 K: 1 S: 5	H: 1 LOB: 1 BB: 1 P: 9	R: 0 E: 0 K: 0 S: 3	H: 0 LOB: 1 BB: 1 P: 7	R: 4 E: 0 K: 1 S: 8	H: 3 LOB: 0 BB: 1 P: 12	R: 0 E: 0 K: 1 S: 5	H: 0 LOB: 1 BB: 1 P: 9		1B: 4 2B: 5 3B: 1 HR: 1	SF: 0 SAC: 1 DP: 4 HBP: 0	WP: 1 PB: 0 SB: 0 CS: 1	PA: 38	
PITCHER	IP	WLS	BF	H	R	ER	SO	BB	IBB	HBP	BLK	WP	HR	S	P	ERA	WHIP					
Jimmy Key, L ERA: 5.4	(1, 1)	3.1	L	17	6	3	2	2	2	0	0	0	0	1	19	27	5.40	2.400				
Dennis Lamp, R ERA:	(4, 1)	2.2		10	1	0	0	2	2	0	0	0	0	12	20	0.00	1.125					
Ron Musselman, R ERA: 13.5	(7, 1)	2.0		11	3	4	4	2	1	1	0	0	1	0	13	21	18.00	2.000				


livebaseballscores.com

AB 34
R 2
H 7
RBI 2
BB 4
SO 8
LOB 18



livebaseballscores.com


AB 31
R 7
H 10
RBI 6
BB 6
SO 6
LOB 20




Batter	1	2	3	4	5	6	7	8	9	AB	R	H	RBI	BB	SO	LOB	TOP					
Damaso Garcia, R (1,4) OBP: 0.042, SLG: 0.042	F8		6-3	1-3			F7		E5	5	0	0	0	0	0	1	Toronto Blue Jays @ Baltimore Orioles Memorial Stadium, Baltimore, MD Sat Apr 13 1985, 3:33 AM EST Att: 28,529 - Unknown					
Rance Mulliniks, L (1,5) OBP: 0.333, SLG: 0.143 Garth Iorg, R (9, PH) OBP: 0.333, SLG: 0.273	3-1			K	6-3		6-3		F6	4	0	0	0	0	1	0						
Lloyd Moseby, L (1,8) OBP: 0.409, SLG: 0.294				2B 1B	BB		4-3			1	1	0	0	3	0	0						
Willie Upshaw, L (1,3) OBP: 0.286, SLG: 0.500	G3			1B 1B	2B		F7		K	4	1	1	0	0	1	2						
George Bell, R (1,7) OBP: 0.400, SLG: 0.947				1B 2B	1B		CS		F9	4	2	2	2	0	0	0						
Ernie Whitt, L (1,2) OBP: 0.222, SLG: 0.222	F9			2B HR	1B		3-1		K	4	1	1	1	0	1	0						
Willie Aikens, L (1,10) OBP: 0.143, SLG: 0.286 Jeff Burroughs, R (9, PH) OBP: 0.143, SLG: 0.143				HR	2B		3-1		F9	3	1	1	1	0	1	0						
Jesse Barfield, R (1,9) OBP: 0.400, SLG: 0.579				HR	2B		HBP		E	3	1	2	3	0	0	0						
Tony Fernandez, S (1,6) OBP: 0.263, SLG: 0.333				HR	4-3		4-3		F9	4	0	0	0	0	1	2						
Inning Stats	R: 0 E: 0 K: 0 S: 3	H: 0 LOB: 1 BB: 1 P: 7	R: 0 E: 0 K: 1 S: 5	H: 0 LOB: 0 BB: 0 P: 5	R: 0 E: 0 K: 1 S: 5	H: 0 LOB: 0 BB: 0 P: 5	R: 6 E: 0 K: 1 S: 10	H: 5 LOB: 0 BB: 1 P: 14	R: 0 E: 0 K: 0 S: 2	H: 0 LOB: 0 BB: 0 P: 6	R: 1 E: 0 K: 0 S: 4	H: 1 LOB: 1 BB: 0 P: 5	R: 0 E: 0 K: 0 S: 3	H: 0 LOB: 0 BB: 0 P: 3	R: 0 E: 0 K: 2 S: 7	H: 0 LOB: 0 BB: 0 P: 7		R: 0 E: 1 K: 0 S: 5	H: 1 LOB: 2 BB: 0 P: 5	1B: 3 2B: 2 3B: 0 HR: 2	SF: 0 SAC: 0 DP: 0 HBP: 1	WP: 0 PB: 0 SB: 1 CS: 1
PITCHER	IP	WLS	BF	H	R	ER	SO	BB	IBB	HBP	BLK	WP	HR	S	P	ERA	WHIP					
Storm Davis, R (1,1) ERA: 6.1	3.1		17	5	6	6	3	2	0	0	0	0	1	21	29	16.20	2.100					
Nate Snell, R (4,1) ERA: 2.45	3.2		13	1	1	1	0	1	0	1	0	0	1	11	16	2.46	0.545					
Tippy Martinez, L (8,1) ERA:	2.0	W	8	1	0	0	2	0	0	0	0	0	0	12	12	0.00	0.500					

Batter	1	2	3	4	5	6	7	8	9	AB	R	H	RBI	BB	SO	LOB	BOTTOM				
Mike Young, S (1,7) OBP: 0.375, SLG: 0.385				F7						3	1	1	1	2	1	2	Toronto Blue Jays @ Baltimore Orioles Memorial Stadium, Baltimore, MD Sat Apr 13 1985, 3:33 AM EST Att: 28,529 - Unknown				
Larry Sheets, L (1,9) OBP: 0.143, SLG: 0.286 Gary Roenicke, R (7, PH) OBP: 0.125, SLG: 0.500	FC6-4 BB	FC5-2 1B								3	0	1	0	0	0	3					
Jim Dwyer, L (8, PH) OBP: 0.500, SLG: 1.500										1	0	0	1	0	0	2					
Cal Ripken Jr., R (1,6) OBP: 0.529, SLG: 0.364										5	1	1	1	0	1	4					
Eddie Murray, S (1,3) OBP: 0.588, SLG: 0.909										3	1	2	3	2	0	0					
Fred Lynn, L (1,8) OBP: 0.471, SLG: 0.357										5	0	2	0	0	1	4					
John Lowenstein, L (1,10) OBP: 0.182, SLG: 0.273 Joe Nolan, L (8, PH)										3	0	0	0	0	0	2					
Wayne Gross, L (1,5) OBP: 0.714, SLG: 0.800										1	1	0	0	2	0	0					
Rich Dauer, R (1,4)										3	2	0	0	1	0	2					
Rick Dempsey, R (1,2) OBP: 0.467, SLG: 0.571										3	1	2	2	1	1	1					
Inning Stats	R: 0 E: 0 K: 1 S: 6	H: 1 LOB: 2 BB: 1 P: 10	R: 2 E: 1 K: 0 S: 6	H: 2 LOB: 2 BB: 1 P: 10	R: 0 E: 0 K: 0 S: 3	H: 0 LOB: 0 BB: 0 P: 3	R: 0 E: 0 K: 0 S: 3	H: 0 LOB: 1 BB: 1 P: 7	R: 0 E: 0 K: 1 S: 6	H: 1 LOB: 2 BB: 1 P: 10	R: 0 E: 0 K: 2 S: 7	H: 0 LOB: 1 BB: 1 P: 11	R: 0 E: 0 K: 1 S: 6	H: 1 LOB: 2 BB: 1 P: 10	R: 6 E: 0 K: 0 S: 7	H: 5 LOB: 0 BB: 2 P: 15	1B: 7 2B: 2 3B: 0 HR: 1	SF: 0 SAC: 0 DP: 1 HBP: 0	WP: 0 PB: 0 SB: 0 CS: 0	PA: 42	
PITCHER	IP	WLS	BF	H	R	ER	SO	BB	IBB	HBP	BLK	WP	HR	S	P	ERA	WHIP				
Dave Stieb, R (1,1) ERA: 2.13	6.0		28	4	2	1	4	5	0	0	0	0	0	8	16	27.00	5.000				
Gary Lavelle, L (7,1) ERA: 9.0	1.0	L	4	2	3	3	0	1	0	0	0	0	1	3	7	81.00	9.000				
Bill Caudill, R (8,1) ERA: 6.23	0.1		2	1	0	0	0	0	0	0	0	0	0	2	2	0.00	1.500				

AB 34
R 7
H 7
RBI 7
BB 3
SO 5
LOB 7



AB 34
R 8
H 10
RBI 8
BB 8
SO 5
LOB 23



Batter	1	2	3	4	5	6	7	8	9	AB	R	H	RBI	BB	SO	LOB	TOP								
Damaso Garcia, R (1,4) OBP: 0.103, SLG: 0.103	0-0 6-3	0-0 FC5					0-0 E5	0-0 CS		5	2	2	0	0	0	2	<p>Toronto Blue Jays @ Baltimore Orioles</p> <p>Memorial Stadium, Baltimore, MD</p> <p>Sun Apr 14 1985, 3:33 AM EST</p> <p>Att: 25,111 - Unknown</p> <p>livebaseballscores.com</p>								
Rance Mulliniks, L (1,5) OBP: 0.571, SLG: 0.909	0-0 1B		0-0 G3			0-0 1B	0-0 HR	4-0 1B		4	2	4	3	1	0	0									
Garth Iorg, R (9,5) OBP: 0.333, SLG: 0.273	0-0 1B		0-0 2B			1-0 1B	1-0 HR	1-2 BB		0	0	0	0	0	0	0									
Lloyd Moseby, L (1,8) OBP: 0.407, SLG: 0.318	0-0 1B		0-0 G3			0-0 1B	0-0 FC3-6	0-3 K		5	1	2	0	0	1	2									
Willie Upshaw, L (1,3) OBP: 0.308, SLG: 0.458	1-0 1B		0-3 K			0-0 1B	0-0 FC3-6	0-3 K		4	0	1	1	0	2	1									
George Bell, R (1,7) OBP: 0.360, SLG: 0.792	0-3 K		0-3 K			0-0 FC3-6	0-0 WP	0-0 6-3		5	0	1	1	0	2	4									
Ernie Whitt, L (1,2) OBP: 0.214, SLG: 0.154		0-0 4-3				0-0 6-3	0-0 F8	4-0 WP		4	0	0	0	1	0	1									
Willie Aikens, L (1,10) OBP: 0.273, SLG: 0.300		0-0 FC5				0-3 K	0-0 F8	4-0 1B		3	0	1	0	1	1	0									
Lou Thornton, L (7,PR)		0-0 1B				0-0 K	1-2 2-3	BB		0	0	0	0	0	0	0									
Jesse Barfield, R (1,9) OBP: 0.333, SLG: 0.478		0-3 K				0-0 F2	0-0 1-3	0-0 F6		4	0	0	0	0	1	4									
Tony Fernandez, S (1,6) OBP: 0.261, SLG: 0.318		0-0 1B				0-0 1-3	0-0 3-1	0-0 F9		4	0	1	0	0	0	0									
Inning Stats	R: 0 E: 0 K: 1 S: 6	H: 2 LOB: 2 BB: 0 P: 7	R: 0 E: 0 K: 1 S: 7	H: 2 LOB: 2 BB: 0 P: 7	R: 0 E: 0 K: 2 S: 8	H: 1 LOB: 1 BB: 0 P: 8	R: 0 E: 0 K: 1 S: 5	H: 0 LOB: 0 BB: 0 P: 5	R: 3 E: 0 K: 0 S: 7	H: 4 LOB: 1 BB: 0 P: 7	R: 0 E: 0 K: 0 S: 3	H: 0 LOB: 0 BB: 0 P: 3	R: 2 E: 1 K: 0 S: 6	H: 2 LOB: 3 BB: 2 P: 14	R: 0 E: 0 K: 1 S: 5	H: 1 LOB: 1 BB: 1 P: 9	R: 0 E: 0 K: 1 S: 5	H: 0 LOB: 0 BB: 0 P: 5	1B: 9 2B: 2 3B: 0 HR: 1	SF: 0 SAC: 0 DP: 0 HBP: 1	WP: 1 PB: 0 SB: 0 CS: 1	PA: 42			
PITCHER	IP	WLS	BF	H	R	ER	SO	BB	IBB	HBP	BLK	WP	HR	S	P	ERA	WHIP	PITCHER							
Mike Boddicker, R (1,1) ERA: 3.0	6.0	L	27	9	3	3	5	0	0	1	0	0	0	36	37	4.50	1.500								
Sammy Stewart, R (7,1) ERA: 1.0	2.0		12	3	2	1	1	3	0	0	0	1	1	11	23	4.50	3.000								
Don Aase, R (9,1) ERA: 3.0	1.0		3	0	0	0	1	0	0	0	0	0	0	5	5	0.00	0.000								

Batter	1	2	3	4	5	6	7	8	9	AB	R	H	RBI	BB	SO	LOB	BOTTOM								
Mike Young, S (1,7) OBP: 0.350, SLG: 0.313	0-3 K		0-0 F8				0-0 4-3			3	0	0	0	1	1	1	<p>Toronto Blue Jays @ Baltimore Orioles</p> <p>Memorial Stadium, Baltimore, MD</p> <p>Sun Apr 14 1985, 3:33 AM EST</p> <p>Att: 25,111 - Unknown</p> <p>livebaseballscores.com</p>								
Larry Sheets, L (1,9) OBP: 0.182, SLG: 0.273	0-0 HR		0-3 K			0-0 F7		0-0 6-3		4	1	1	0	0	1	3									
Cal Ripken Jr., R (1,6) OBP: 0.429, SLG: 0.267	0-0 F4					0-0 6-3		0-0 1-3		4	0	0	0	0	0	1									
Eddie Murray, S (1,3) OBP: 0.524, SLG: 0.933	0-0 HR					0-0 G3		0-0 F8		4	1	1	2	0	0	0									
Fred Lynn, L (1,8) OBP: 0.429, SLG: 0.333	0-3 K					0-0 F8		0-0 F8		4	0	1	0	0	1	0									
John Lowenstein, L (1,10)		0-3 K				4-0 BB	0-0 F6	0-0 G6-3		3	0	0	0	1	1	1									
Wayne Gross, L (1,5) OBP: 0.385, SLG: 0.444		0-3 K				0-3 K	0-0 HR	0-0 F9		4	1	1	1	0	2	1									
Rich Dauer, R (1,4)		0-0 F4				4-0 BB	0-0 6-3			2	0	0	0	1	0	0									
Rick Dempsey, R (1,2) OBP: 0.444, SLG: 0.500			0-0 F7			0-0 F9	4-0 BB			2	0	0	0	1	0	2									
Inning Stats	R: 2 E: 0 K: 2 S: 9	H: 2 LOB: 0 BB: 0 P: 9	R: 0 E: 0 K: 2 S: 7	H: 0 LOB: 0 BB: 0 P: 7	R: 0 E: 0 K: 1 S: 5	H: 0 LOB: 0 BB: 0 P: 5	R: 0 E: 0 K: 0 S: 3	H: 0 LOB: 0 BB: 0 P: 3	R: 0 E: 0 K: 0 S: 3	H: 0 LOB: 0 BB: 0 P: 3	R: 1 E: 0 K: 0 S: 4	H: 1 LOB: 1 BB: 1 P: 8	R: 0 E: 0 K: 0 S: 3	H: 0 LOB: 0 BB: 0 P: 3	R: 0 E: 0 K: 0 S: 3	H: 1 LOB: 0 BB: 0 P: 3	1B: 2 2B: 1 3B: 0 HR: 2	SF: 0 SAC: 0 DP: 1 HBP: 0	WP: 1 PB: 0 SB: 0 CS: 0	PA: 34					
PITCHER	IP	WLS	BF	H	R	ER	SO	BB	IBB	HBP	BLK	WP	HR	S	P	ERA	WHIP	PITCHER							
Doyle Alexander, R (1,1) ERA: 2.03	6.2	W	27	3	3	3	6	4	0	0	0	0	0	35	51	4.05	1.050								
Jim Acker, R (7,1) ERA:	2.1	S	7	1	0	0	0	0	0	0	0	0	0	7	7	0.00	0.429								

Batter	1	2	3	4	5	6	7	8	9	AB	R	H	RBI	BB	SO	LOB	TOP								
Toby Harrah, R OBP: 0.538, SLG: 0.579 (1, 4)	G3		BB						E4	3	1	1	1	3	0	1	Texas Rangers @ Toronto Blue Jays Exhibition Stadium, Toronto, ON Tue Apr 16 1985, 3:33 AM EST Att: 41,284 - Unknown livebaseballscorecards.com								
Pete O'Brien, L OBP: 0.192, SLG: 0.208 (1, 3)	4-3		F9					F2	F8	6	1	1	1	0	0	6									
Gary Ward, R OBP: 0.280, SLG: 0.250 (1, 7)	1B							FC5-4		5	1	2	1	0	1	2									
Larry Parrish, R OBP: 0.381, SLG: 0.500 Bob Jones, L (8, 9)	K							FC5-4	K	5	1	2	1	0	2	4									
Cliff Johnson, R OBP: 0.400, SLG: 0.619 (1, 10)		5-3							E5	5	1	1	1	0	0	2									
Buddy Bell, R OBP: 0.280, SLG: 0.261 (1, 5)	6-3								1B	4	1	2	1	1	0	1									
George Wright, S OBP: 0.208, SLG: 0.217 (1, 8)	3-1								1B	5	1	2	1	0	0	3									
Don Slaught, R OBP: 0.318, SLG: 0.381 (1, 2)			K						F9	4	2	1	1	1	2	3									
Curtis Wilkerson, S OBP: 0.300, SLG: 0.294 (1, 6)	6-3								SF8	4	0	0	1	0	2	3									
Inning Stats	R: 0 E: 0 K: 1 S: 6	H: 1 LOB: 1 BB: 0 P: 6	R: 0 E: 0 K: 0 S: 3	H: 0 LOB: 0 BB: 0 P: 3	R: 0 E: 0 K: 1 S: 5	H: 0 LOB: 1 BB: 1 P: 9	R: 0 E: 1 K: 0 S: 4	H: 0 LOB: 1 BB: 0 P: 4	R: 4 E: 0 K: 2 S: 12	H: 5 LOB: 1 BB: 0 P: 12	R: 0 E: 0 K: 1 S: 5	H: 0 LOB: 1 BB: 1 P: 9	R: 2 E: 0 K: 0 S: 6	H: 3 LOB: 2 BB: 1 P: 10	R: 1 E: 0 K: 2 S: 8	H: 1 LOB: 2 BB: 2 P: 16	R: 2 E: 2 K: 0 S: 7	H: 2 LOB: 2 BB: 0 P: 7	1B: 9 2B: 1 3B: 2 HR: 0	SF: 1 SAC: 0 DP: 0 HBP: 0	WP: 0 PB: 0 SB: 1 CS: 0	PA: 47			
PITCHER	IP	WLS	BF	H	R	ER	SO	BB	IBB	HBP	BLK	WP	HR	S	P	ERA	WHIP								
Luis Leal, R ERA: 5.06 (1, 1)	4.2	L	22	6	4	4	4	1	0	0	0	0	0	29	33	7.71	1.500								
Ron Musselman, R ERA: 11.57 (5, 1)	2.0		11	3	2	2	1	2	0	0	0	0	0	11	19	9.00	2.500								
Dennis Lamp, R ERA: 1.8 (7, 1)	2.1		14	3	3	1	2	2	0	0	0	0	0	16	24	3.86	2.143								

Batter	1	2	3	4	5	6	7	8	9	AB	R	H	RBI	BB	SO	LOB	BOTTOM								
Damaso Garcia, R OBP: 0.206, SLG: 0.156 (1, 4)	BB		CS						6-3	3	1	2	1	2	0	0	Texas Rangers @ Toronto Blue Jays Exhibition Stadium, Toronto, ON Tue Apr 16 1985, 3:33 AM EST Att: 41,284 - Unknown livebaseballscorecards.com								
Garth Iorg, R OBP: 0.300, SLG: 0.538 Rance Mulliniks, L (7, PH) OBP: 0.563, SLG: 0.833 (8, 5)	BB		1B						BB	2	1	1	3	1	1	1									
Lloyd Moseby, L OBP: 0.375, SLG: 0.269 (1, 8)	K		K						BB	4	0	0	0	1	1	3									
George Bell, R OBP: 0.379, SLG: 0.741 (1, 7)	G6-4-3								F7	3	0	1	0	1	1	3									
Jesse Barfield, R OBP: 0.357, SLG: 0.519 (1, 9)		5-3							1B	4	0	2	0	0	1	2									
Jeff Burroughs, R OBP: 0.235, SLG: 0.235 Mitch Webster, S (6, FR)	K								F7	3	0	2	0	0	1	1									
Willie Upshaw, L OBP: 0.267, SLG: 0.393 (1, 3)	5-3								BB	4	0	0	0	0	0	5									
Buck Martinez, R OBP: 0.071, SLG: 0.077 Ernie White, L (9, PH) OBP: 0.200, SLG: 0.143 (9, PH)	F9								4-3	3	0	0	0	0	0	2									
Tony Fernandez, S OBP: 0.269, SLG: 0.320 Len Matuszek, L (9, PH) OBP: 0.500, SLG: 1.500 (9, PH)	F8								6-3	3	1	1	0	0	0	0									
Inning Stats	R: 0 E: 0 K: 1 S: 4	H: 0 LOB: 1 BB: 2 P: 12	R: 0 E: 0 K: 1 S: 6	H: 1 LOB: 0 BB: 0 P: 6	R: 0 E: 0 K: 1 S: 5	H: 1 LOB: 0 BB: 0 P: 5	R: 0 E: 0 K: 1 S: 7	H: 2 LOB: 2 BB: 0 P: 7	R: 3 E: 0 K: 0 S: 6	H: 3 LOB: 1 BB: 1 P: 10	R: 0 E: 1 K: 1 S: 6	H: 1 LOB: 2 BB: 0 P: 6	R: 0 E: 0 K: 1 S: 4	H: 0 LOB: 1 BB: 2 P: 12	R: 0 E: 0 K: 0 S: 3	H: 1 LOB: 0 BB: 0 P: 3	R: 1 E: 0 K: 0 S: 4	H: 1 LOB: 1 BB: 1 P: 8	1B: 7 2B: 1 3B: 1 HR: 1	SF: 0 SAC: 0 DP: 3 HBP: 0	WP: 0 PB: 0 SB: 0 CS: 1	PA: 39			
PITCHER	IP	WLS	BF	H	R	ER	SO	BB	IBB	HBP	BLK	WP	HR	S	P	ERA	WHIP								
Mike Mason, L ERA: 5.59 (1, 1)	6.0	W	27	8	3	3	5	3	0	0	0	0	0	34	46	4.50	1.833								
Dickie Noles, R ERA: 1.0 (7, 1)	3.0	S	12	2	1	1	1	3	0	0	0	0	0	11	23	3.00	1.667								

Texas Rangers @ Toronto Blue Jays
 Exhibition Stadium, Toronto, ON
 Tue Apr 16 1985, 3:33 AM EST
 Att: 41,284 - Unknown

AB	41
R	9
H	12
RBI	9
BB	5
SO	7
LOB	25


Texas Rangers @ Toronto Blue Jays
 Exhibition Stadium, Toronto, ON
 Tue Apr 16 1985, 3:33 AM EST
 Att: 41,284 - Unknown

AB	33
R	4
H	10
RBI	4
BB	6
SO	6
LOB	21

Batter	1	2	3	4	5	6	7	8	9	10	AB	R	H	RBI	BB	SO	LOB										
Toby Harrah, R OBP: 0.484, SLG: 0.565 (1.4)	0-0 6-3 2B		0-3 K			0-0 1-3		0-3 K		0-0 SF7	4	0	1	1	0	2	0										
Buddy Bell, R OBP: 0.267, SLG: 0.222 (1.5)	0-0 6-3 2-3			0-0 P6		4-0 CS BB		0-0 6-3		0-3 3-H 0-3 K	4	0	0	0	1	1	3										
Gary Ward, R OBP: 0.310, SLG: 0.296 (1.7)	4-0 G4-3 BB			0-0 2B		0-0 F9		0-0 K		0-3 K	3	0	1	0	1	1	1										
Larry Parrish, R OBP: 0.320, SLG: 0.417 (1.9)	0-0 G4-3			0-0 6-3		0-0 F8		0-3 K		0-0 K	4	0	0	0	0	1	3										
Cliff Johnson, R OBP: 0.345, SLG: 0.520 (1.10)		0-0 F9		0-0 F3		0-0 F3		0-0 F7			4	0	0	0	0	0	1										
George Wright, S OBP: 0.257, SLG: 0.231 (1.8)		0-0 P4		4-0 1-3 BB		0-0 BB 1B		0-0 P6		0-0 P6	3	0	1	0	1	0	0										
Pete O'Brien, L OBP: 0.233, SLG: 0.192 (1.3)		0-0 P6		0-0 1-3 1-2		4-0 FC6-4 BB		4-0 1B BB		4-0 1B BB	2	1	0	0	2	0	1										
Don Slaught, R OBP: 0.346, SLG: 0.400 (1.2)			0-0 F9		0-0 1B	0-0 FC6-4		0-0 1B		0-0 1B	4	0	2	0	0	0	2										
Wayne Tolleson, S Bob Jones, L Curtis Wilkerson, S			0-0 G3		0-3 K		0-0 4-3		0-0 1B	2	0	0	0	0	0	1	1										
Inning Stats	R: 0 E: 0 K: 0 S: 3	H: 1 LOB: 1 BB: 1 P: 7	R: 0 E: 0 K: 0 S: 3	H: 0 LOB: 0 BB: 0 P: 3	R: 0 E: 0 K: 1 S: 5	H: 0 LOB: 0 BB: 0 P: 5	R: 0 E: 0 K: 0 S: 4	H: 1 LOB: 1 BB: 0 P: 4	R: 0 E: 0 K: 1 S: 5	H: 1 LOB: 1 BB: 1 P: 9	R: 0 E: 0 K: 0 S: 2	H: 0 LOB: 0 BB: 1 P: 6	R: 0 E: 0 K: 0 S: 4	H: 1 LOB: 2 BB: 1 P: 8	R: 0 E: 0 K: 1 S: 5	H: 0 LOB: 0 BB: 0 P: 5	R: 0 E: 0 K: 2 S: 7	H: 0 LOB: 0 BB: 0 P: 7	R: 1 E: 0 K: 1 S: 7	H: 2 LOB: 2 BB: 1 P: 11	1B: 4 2B: 3 3B: 0 HR: 0	SF: 1 SAC: 0 DP: 2 HBP: 0	WP: 0 PA: 38				
PITCHER	IP	WLS	BF	H	R	ER	SO	BB	IBB	HBP	BLK	WP	HR	S	P	ERA	WHIP										
Jimmy Key, L ERA: 1.8	(1.1)	6.2	25	4	0	0	2	4	0	0	0	0	0	25	41	0.00	1.200										
Jim Acker, R ERA:	(7.1)	1.1	4	0	0	0	1	0	0	0	0	0	0	6	6	0.00	0.000										
Bill Caudill, R ERA: 5.68	(9.1)	2.0	9	2	1	1	3	1	0	0	0	0	0	14	18	4.50	1.500										

Texas Rangers @ Toronto Blue Jays
Exhibition Stadium, Toronto, ON
Wed Apr 17 1986, 3:33 AM EST
Att: 15,472 - Unknown


AB 32
R 1
H 6
RBI 1
BB 5
SO 6
LOB 12



Batter	1	2	3	4	5	6	7	8	9	10	AB	R	H	RBI	BB	SO	LOB										
Damaso Garcia, R OBP: 0.184, SLG: 0.139 (1.4)	0-0 6-3			0-0 6-3		0-0 5-3		0-3 K		0-3 K	4	0	0	0	0	1	2										
Rance Mulliniks, L OBP: 0.500, SLG: 0.667 (1.5)	0-0 1-3			0-0 F8		0-3 K		4-0 BB BB		4-0 BB BB	3	0	0	0	1	1	0										
Lloyd Moseby, L OBP: 0.361, SLG: 0.241 (1.8)	0-0 G3			0-0 G3		0-3 K		4-0 BB BB		4-0 BB BB	3	0	0	0	1	1	0										
Willie Upshaw, L OBP: 0.265, SLG: 0.375 (1.3)		0-0 G5-4-3 1B		0-0 F9		0-0 F5		0-3 K		0-3 K	4	0	1	0	0	1	3										
George Bell, R OBP: 0.333, SLG: 0.645 (1.7)		0-0 G5-4-3		0-0 6-3		0-0 F2		0-0 F7			4	0	0	0	0	0	4										
Ernie Whitt, L OBP: 0.222, SLG: 0.176 Manuel Lee, S		0-3 K		0-0 6-3		0-0 F8		0-0 K		0-0 K	3	0	1	0	0	1	0										
Buck Martinez, R OBP: 0.133, SLG: 0.143 (9.2)								0-0 BLK 1B		0-0 HR 1B	1	1	1	0	0	0	0										
Willie Aikens, L OBP: 0.308, SLG: 0.273 Mitch Webster, S			0-0 3-1		4-0 CS BB		0-0 F8		0-0 HR 1B	1	0	0	0	1	0	0	0										
Len Matuszek, L OBP: 0.500, SLG: 1.000 (8. PH)				0-3 K		0-0 P5		0-3 K		0-0 HR	2	1	1	0	0	0	1										
Jesse Barfield, R OBP: 0.344, SLG: 0.581 (1.9)				0-0 K		0-0 1B				1-2 2-3 HR	4	1	1	3	0	2	3										
Tony Fernandez, S OBP: 0.310, SLG: 0.333 (1.6)			0-0 4-3					1-0 BB BB			2	0	1	0	0	0	0										
Inning Stats	R: 0 E: 0 K: 0 S: 3	H: 0 LOB: 0 BB: 0 P: 3	R: 0 E: 0 K: 1 S: 5	H: 1 LOB: 0 BB: 0 P: 5	R: 0 E: 0 K: 1 S: 5	H: 0 LOB: 0 BB: 0 P: 5	R: 0 E: 0 K: 0 S: 3	H: 0 LOB: 0 BB: 0 P: 3	R: 0 E: 0 K: 0 S: 3	H: 1 LOB: 1 BB: 1 P: 7	R: 0 E: 0 K: 2 S: 7	H: 0 LOB: 0 BB: 0 P: 7	R: 0 E: 0 K: 1 S: 6	H: 1 LOB: 2 BB: 0 P: 6	R: 0 E: 0 K: 2 S: 7	H: 0 LOB: 3 BB: 2 P: 16	R: 3 E: 0 K: 0 S: 3	H: 3 LOB: 0 BB: 0 P: 3	1B: 5 2B: 0 3B: 0 HR: 1	SF: 0 SAC: 0 DP: 1 HBP: 1	WP: 0 PA: 35						
PITCHER	IP	WLS	BF	H	R	ER	SO	BB	IBB	HBP	BLK	WP	HR	S	P	ERA	WHIP										
Charlie Hough, R ERA: 2.41	(1.1)	8.1	29	3	0	0	6	2	0	1	1	0	0	38	47	0.00	0.600										
Dave Stewart, R ERA: 6.75	(9.1)	0.2	6	3	3	3	1	1	0	0	0	0	1	7	11	40.50	6.000										

Texas Rangers @ Toronto Blue Jays
Exhibition Stadium, Toronto, ON
Wed Apr 17 1986, 3:33 AM EST
Att: 15,472 - Unknown

AB 31
R 3
H 6
RBI 3
BB 3
SO 7
LOB 13



Batter	1	2	3	4	5	6	7	8	9	AB	R	H	RBI	BB	SO	LOB	TOP					
Toby Harrah, R OBP: 0.500, SLG: 0.538 (1, 4)										3	0	1	0	2	1	0	Texas Rangers @ Toronto Blue Jays Exhibition Stadium, Toronto, ON Thu Apr 18 1985, 3:33 AM EST Att: 15,380 - Unknown					
Pete O'Brien, L OBP: 0.235, SLG: 0.310 (1, 3)										3	1	1	2	0	0	2						
Gary Ward, R OBP: 0.273, SLG: 0.258 (1, 7)										4	0	0	0	0	0	4						
Larry Parrish, R OBP: 0.345, SLG: 0.407 (1, 9)										3	0	1	0	1	0	0						
Cliff Johnson, R OBP: 0.364, SLG: 0.517 (1, 10)										4	0	2	0	0	1	1						
Buddy Bell, R OBP: 0.235, SLG: 0.194 (1, 5)										4	0	0	0	0	0	4						
George Wright, S OBP: 0.250, SLG: 0.207 (1, 8)										3	1	0	0	1	0	3						
Don Slaught, R OBP: 0.333, SLG: 0.357 (1, 2)										3	0	0	0	1	0	1						
Curtis Wilkerson, S OBP: 0.348, SLG: 0.350 (7, PH)										2	0	1	0	0	0	1						
Bob Jones, L OBP: 0.167, SLG: 0.167 (7, PH)										1	0	1	0	0	0	0						
Wayne Tolleson, S (7, PH)										0	0	0	0	0	0	0						
Tom Dunbar, L (9, PH)										1	0	0	0	0	1	0						
Inning Stats	R: 0 E: 0 K: 1 S: 5	H: 0 LOB: 0 BB: 0 P: 5	R: 0 E: 0 K: 0 S: 3	H: 0 LOB: 0 BB: 0 P: 3	R: 0 E: 0 K: 0 S: 3	H: 1 LOB: 2 BB: 1 P: 7	R: 1 E: 0 K: 0 S: 6	H: 3 LOB: 2 BB: 0 P: 6	R: 0 E: 0 K: 1 S: 4	H: 1 LOB: 2 BB: 1 P: 8	R: 0 E: 0 K: 1 S: 4	H: 0 LOB: 0 BB: 1 P: 8	R: 1 E: 0 K: 0 S: 4	H: 1 LOB: 2 BB: 2 P: 12	R: 0 E: 0 K: 0 S: 4	H: 1 LOB: 1 BB: 0 P: 4	R: 0 E: 0 K: 1 S: 5	H: 0 LOB: 0 BB: 0 P: 5	1B: 6 2B: 0 3B: 0 HR: 1	SF: 1 SAC: 0 DP: 1 HBP: 0	WP: 0 PB: 0 SB: 0 CS: 0	PA: 37
PITCHER	IP WLS BF H R ER SO BB IBB HBP BLK WP HR S P ERA WHIP																					
Dave Stieb, R ERA: 2.37 (1, 1)	6.1 W 28 6 2 2 2 5 0 0 0 0 0 1 27 47 2.84 1.737																					
Gary Lavelle, L ERA: 8.31 (7, 1)	0.1 1 0 0 0 0 0 0 0 0 0 0 0 1 1 0.00 0.000																					
Jim Acker, R ERA: (7, 1)	1.1 5 1 0 0 0 0 0 0 0 0 0 0 5 5 0.00 0.750																					
Bill Caudill, R ERA: 4.91 (9, 1)	1.0 S 3 0 0 0 1 0 0 0 0 0 0 0 5 5 0.00 0.000																					
Batter	1	2	3	4	5	6	7	8	9	AB	R	H	RBI	BB	SO	LOB	BOTTOM					
Damaso Garcia, R OBP: 0.238, SLG: 0.275 (1, 4)										4	2	3	0	0	0	2	Texas Rangers @ Toronto Blue Jays Exhibition Stadium, Toronto, ON Thu Apr 18 1985, 3:33 AM EST Att: 15,380 - Unknown					
Garth Iorg, R OBP: 0.368, SLG: 0.471 (1, 5)										4	0	1	1	0	0	2						
Lloyd Moseby, L OBP: 0.375, SLG: 0.364 (1, 8)										4	1	2	2	0	1	1						
George Bell, R OBP: 0.324, SLG: 0.588 (1, 7)										3	0	0	0	0	1	1						
Mitch Webster, S (9, 7)										0	0	0	0	0	0	0						
Jesse Barfield, R OBP: 0.361, SLG: 0.559 (1, 9)										3	1	1	0	1	1	1						
Jeff Burroughs, R OBP: 0.250, SLG: 0.211 (1, 10)										2	0	0	0	1	0	1						
Willie Aikens, L OBP: 0.286, SLG: 0.250 (8, PH)										1	0	0	0	0	1	1						
Willie Upshaw, L OBP: 0.289, SLG: 0.382 (1, 3)										2	0	1	1	1	1	1						
Buck Martinez, R OBP: 0.111, SLG: 0.118 (8, PH)										3	0	0	0	0	1	3						
Ernie Whitt, L OBP: 0.211, SLG: 0.167 (9, 2)										1	0	0	0	0	1	2						
Tony Fernandez, S OBP: 0.313, SLG: 0.333 (1, 6)										3	0	1	0	0	0	1						
Inning Stats	R: 0 E: 0 K: 2 S: 8	H: 1 LOB: 1 BB: 0 P: 8	R: 1 E: 1 K: 0 S: 4	H: 0 LOB: 1 BB: 1 P: 8	R: 2 E: 0 K: 0 S: 5	H: 2 LOB: 0 BB: 0 P: 5	R: 0 E: 0 K: 1 S: 6	H: 1 LOB: 2 BB: 1 P: 10	R: 0 E: 0 K: 1 S: 5	H: 1 LOB: 1 BB: 0 P: 6	R: 0 E: 0 K: 1 S: 5	H: 1 LOB: 0 BB: 0 P: 5	R: 1 E: 0 K: 0 S: 4	H: 2 LOB: 0 BB: 0 P: 4	R: 0 E: 0 K: 2 S: 8	H: 1 LOB: 2 BB: 1 P: 12	R: 0 E: 0 K: 1 S: 5	H: 0 LOB: 0 BB: 0 P: 5	1B: 5 2B: 3 3B: 0 HR: 1	SF: 1 SAC: 0 DP: 0 HBP: 1	WP: 1 PB: 0 SB: 2 CS: 2	PA: 35
PITCHER	IP WLS BF H R ER SO BB IBB HBP BLK WP HR S P ERA WHIP																					
Frank Tanana, L ERA: 9.0 (1, 1)	7.0 L 30 8 4 3 5 2 0 1 0 0 0 0 37 46 3.86 1.429																					
Dave Schmidt, R ERA: (8, 1)	1.0 5 1 0 0 2 0 1 0 0 0 0 0 8 12 0.00 1.000																					

Batter	1	2	3	4	5	6	7	8	9	AB	R	H	RBI	BB	SO	LOB	TOP								
Mike Young, S OBP: 0.250, SLG: 0.167	4-3		K			P6		K		4	0	0	0	0	2	0	Baltimore Orioles @ Toronto Blue Jays Exhibition Stadium, Toronto, ON Sat Apr 20 1985, 3:33 AM EST Att: 40,451 - Unknown								
Wayne Gross, L OBP: 0.455, SLG: 0.440	4-0		1-3			HR		P4		2	1	0	0	2	0	0									
Cal Ripken Jr., R OBP: 0.341, SLG: 0.405	0-3				F8			6-3		4	1	1	2	0	1	1									
Fred Lynn, L OBP: 0.419, SLG: 0.324	0-0				F8			4-3		4	0	0	0	0	0	1									
Jim Dwyer, L OBP: 0.400, SLG: 0.600 Gary Roenicke, R OBP: 0.200, SLG: 0.385			G4-6-3 1B		6-3					3	0	2	0	0	0	0									
Larry Sheets, L OBP: 0.346, SLG: 0.625 Dan Ford, R OBP: 0.296, SLG: 0.250			G4-6-3 1-2			F9 2B		F7		3	0	1	0	0	0	2									
Fritzie Connally, R OBP: 0.500, SLG: 0.625						F9 2-3		P5		3	0	1	0	1	0	1									
Lenn Sakata, R OBP: 0.185, SLG: 0.154						F2		F8		4	0	0	0	0	1	4									
Rick Dempsey, R OBP: 0.378, SLG: 0.559						6-3		F8		3	0	0	0	0	0	1									
Inning Stats	R: 0 E: 0 K: 1 S: 5	H: 0 LOB: 1 BB: 1 P: 9	R: 0 E: 0 K: 1 S: 5	H: 1 LOB: 1 BB: 1 P: 9	R: 0 E: 0 K: 1 S: 5	H: 0 LOB: 0 BB: 0 P: 5	R: 0 E: 0 K: 0 S: 3	H: 0 LOB: 0 BB: 0 P: 3	R: 0 E: 0 K: 0 S: 4	H: 1 LOB: 1 BB: 0 P: 4	R: 2 E: 0 K: 0 S: 5	H: 2 LOB: 1 BB: 1 P: 9	R: 0 E: 0 K: 0 S: 3	H: 0 LOB: 0 BB: 0 P: 3	R: 0 E: 0 K: 1 S: 5	H: 0 LOB: 0 BB: 0 P: 5		R: 0 E: 0 K: 1 S: 6	H: 1 LOB: 2 BB: 1 P: 10	1B: 3 2B: 1 3B: 0 HR: 1	SF: 0 SAC: 0 DP: 1 HBP: 0	WP: 0 PB: 0 SB: 0 CS: 0	PA: 35		
PITCHER	IP	WLS	BF	H	R	ER	SO	BB	IBB	HBP	BLK	WP	HR	S	P	ERA	WHIP								
Luis Leal, R ERA: 4.32	6.0		24	4	2	2	3	3	0	0	0	0	1	27	39	3.00	1.167								
Ron Musselman, R ERA: 8.1	2.0	W	6	0	0	0	1	0	0	0	0	0	0	8	8	0.00	0.000								
Gary Lavelle, L ERA: 5.68	1.0	S	5	1	0	0	1	1	0	0	0	0	0	6	10	0.00	2.000								

Batter	1	2	3	4	5	6	7	8	9	AB	R	H	RBI	BB	SO	LOB	BOTTOM								
Damaso Garcia, R OBP: 0.260, SLG: 0.277	1-3			F7		K				4	0	1	0	0	1	3	Baltimore Orioles @ Toronto Blue Jays Exhibition Stadium, Toronto, ON Sat Apr 20 1985, 3:33 AM EST Att: 40,451 - Unknown								
Rance Mulliniks, L OBP: 0.407, SLG: 0.500 Jeff Burroughs, R OBP: 0.238, SLG: 0.200 Garth Iorg, R OBP: 0.368, SLG: 0.471				F7				G3		3	0	1	0	0	0	0									
Lloyd Moseby, L OBP: 0.375, SLG: 0.359								G3		1	0	0	0	0	0	0									
Lloyd Moseby, L OBP: 0.375, SLG: 0.359				F7						3	1	0	0	1	1	1									
Willie Upshaw, L OBP: 0.304, SLG: 0.439										4	1	1	1	0	1	2									
George Bell, R OBP: 0.356, SLG: 0.538										3	0	1	0	1	1	1									
Ernie Whitt, L OBP: 0.222, SLG: 0.231										4	0	0	0	0	2	3									
Willie Aikens, L OBP: 0.286, SLG: 0.235										2	0	0	1	1	1	0									
Jesse Barfield, R OBP: 0.409, SLG: 0.615										2	1	1	0	2	0	0									
Tony Fernandez, S OBP: 0.308, SLG: 0.351										4	0	1	1	0	0	5									
Inning Stats	R: 0 E: 0 K: 1 S: 5	H: 0 LOB: 0 BB: 0 P: 5	R: 0 E: 0 K: 2 S: 7	H: 0 LOB: 0 BB: 0 P: 7	R: 0 E: 0 K: 1 S: 5	H: 0 LOB: 0 BB: 0 P: 5	R: 0 E: 0 K: 1 S: 6	H: 1 LOB: 1 BB: 0 P: 6	R: 0 E: 0 K: 2 S: 8	H: 1 LOB: 3 BB: 2 P: 16	R: 0 E: 0 K: 0 S: 3	H: 0 LOB: 1 BB: 1 P: 7	R: 1 E: 1 K: 0 S: 6	H: 3 LOB: 2 BB: 0 P: 6	R: 0 E: 1 K: 0 S: 5	H: 1 LOB: 2 BB: 2 P: 13	1B: 5 2B: 0 3B: 1 HR: 0	SF: 1 SAC: 0 DP: 0 HBP: 0	WP: 0 PB: 0 SB: 0 CS: 0	PA: 36					
PITCHER	IP	WLS	BF	H	R	ER	SO	BB	IBB	HBP	BLK	WP	HR	S	P	ERA	WHIP								
Ken Dixon, R ERA: 1.35	6.2		28	5	1	1	7	3	0	0	0	0	0	3	3	0.00	1.200								
Tippy Martinez, L ERA: 1.29	0.1	L	3	1	2	0	0	0	0	0	0	0	0	3	3	0.00	3.000								
Don Aase, R ERA: 5.4	1.0		5	0	0	0	0	1	1	0	0	0	0	3	11	0.00	1.000								

AB	31
R	2
H	5
RBI	2
BB	4
SO	5
LOB	10



AB	30
R	3
H	6
RBI	3
BB	5
SO	7
LOB	17



Batter	1	2	3	4	5	6	7	8	9	AB	R	H	RBI	BB	SO	LOB	TOP								
Dan Ford, R OBP: 0.290, SLG: 0.250 Larry Sheets, L OBP: 0.333, SLG: 0.600	1-3		1-2 1B		FC5-4		5-3		3-1	4	0	1	0	0	0	1									
Mike Young, S OBP: 0.244, SLG: 0.171	5-3		3-1			2B WP	3-1		G3	5	1	1	0	0	0	2									
Fred Lynn, L OBP: 0.417, SLG: 0.357	4-3			F9		K			4-3	5	0	2	0	0	1	1									
Cal Ripken Jr., R OBP: 0.333, SLG: 0.415		6-3		F9		WP HR	L5			4	1	1	0	0	0	2									
Gary Roenicke, R OBP: 0.211, SLG: 0.529	F9			K				P4		4	1	1	2	0	1	1									
Fritzie Connally, R OBP: 0.500, SLG: 0.579	K			F9		2-H 3-H 4-6 HR		1B		3	0	1	0	1	1	1									
Floyd Rayford, R Wayne Gross, L OBP: 0.457, SLG: 0.423		P2			FC5-4	1-2		P5		2	0	1	0	0	0	0									
Rich Dauer, R OBP: 0.250, SLG: 0.077			K			P5	F9			4	0	1	0	0	1	3									
Rick Dempsey, R OBP: 0.366, SLG: 0.514					F7		6-3		K	3	0	0	0	1	1	5									
Inning Stats	R: 0 E: 0 K: 0 S: 3	H: 0 LOB: 0 BB: 0 P: 3	R: 0 E: 0 K: 1 S: 5	H: 0 LOB: 0 BB: 0 P: 5	R: 0 E: 0 K: 1 S: 6	H: 1 LOB: 2 BB: 1 P: 10	R: 0 E: 0 K: 1 S: 6	H: 1 LOB: 1 BB: 0 P: 6	R: 0 E: 0 K: 0 S: 4	H: 1 LOB: 1 BB: 0 P: 4	R: 3 E: 0 K: 1 S: 8	H: 3 LOB: 1 BB: 2 P: 16	R: 0 E: 0 K: 0 S: 4	H: 1 LOB: 1 BB: 0 P: 4	R: 0 E: 0 K: 1 S: 7	H: 2 LOB: 2 BB: 0 P: 7	R: 0 E: 0 K: 0 S: 3	H: 0 LOB: 0 BB: 0 P: 3	1B: 6 2B: 2 3B: 0 HR: 1	SF: 0 SAC: 0 DP: 0 HBP: 0	WP: 1 PB: 0 SB: 0 CS: 0	PA: 39			
PITCHER	IP	WLS	BF	H	R	ER	SO	BB	IBB	HBP	BLK	WP	HR	S	P	ERA	WHIP								
Jimmy Key, L ERA: 2.93	5.1	L	23	6	3	3	4	1	0	0	0	1	1	30	34	5.06	1.312								
Jim Acker, R ERA:	2.1		12	3	0	0	0	2	0	0	0	0	0	10	18	0.00	2.143								
Dennis Lamp, R ERA: 1.29	1.1		4	0	0	0	1	0	0	0	0	0	0	6	6	0.00	0.000								

Baltimore Orioles @ Toronto Blue Jays
Exhibition Stadium, Toronto, ON
Sun Apr 21 1985, 3:33 AM EST
Att: 29,082 - Unknown

AB 36
R 3
H 9
RBI 2
BB 3
SO 5
LOB 17



Batter	1	2	3	4	5	6	7	8	9	AB	R	H	RBI	BB	SO	LOB	BOTTOM								
Damaso Garcia, R OBP: 0.278, SLG: 0.353	HR		FC1-5-6-5 PO			F8		1B		4	1	2	1	0	0	1									
Rance Mulliniks, L OBP: 0.355, SLG: 0.423	K		PO	G1		K		G3		4	0	0	0	0	2	1									
Lloyd Moseby, L OBP: 0.365, SLG: 0.349	4-3			G3		FC4-6 1B		K		4	0	1	0	0	1	0									
Willie Upshaw, L OBP: 0.280, SLG: 0.400	F5			4-3		FC4-6		G3		4	0	0	0	0	0	1									
George Bell, R OBP: 0.347, SLG: 0.500		K			F9		1-3			3	0	0	0	1	1	0									
Len Matuszek, L OBP: 0.375, SLG: 0.625 Jeff Burroughs, R OBP: 0.227, SLG: 0.190		G3				2B	1B	F8		3	1	1	0	0	0	0									
Ernie Whitt, L OBP: 0.233, SLG: 0.276		F7				4-3 1-H	2B	F7		3	0	1	1	0	0	0									
Jesse Barfield, R OBP: 0.383, SLG: 0.571			6-3				4-3			3	0	0	0	0	0	1									
Tony Fernandez, S OBP: 0.310, SLG: 0.375					6-3			4-3		3	0	1	0	0	0	1									
Inning Stats	R: 1 E: 0 K: 1 S: 6	H: 1 LOB: 0 BB: 0 P: 6	R: 0 E: 0 K: 1 S: 5	H: 0 LOB: 0 BB: 0 P: 5	R: 0 E: 0 K: 0 S: 3	H: 1 LOB: 0 BB: 0 P: 3	R: 0 E: 0 K: 0 S: 3	H: 0 LOB: 0 BB: 0 P: 3	R: 1 E: 0 K: 0 S: 5	H: 2 LOB: 1 BB: 0 P: 5	R: 0 E: 0 K: 1 S: 6	H: 1 LOB: 1 BB: 0 P: 6	R: 0 E: 0 K: 0 S: 3	H: 0 LOB: 0 BB: 0 P: 3	R: 0 E: 0 K: 0 S: 4	H: 1 LOB: 1 BB: 0 P: 4	R: 0 E: 0 K: 1 S: 5	H: 0 LOB: 1 BB: 1 P: 9	1B: 3 2B: 2 3B: 0 HR: 1	SF: 0 SAC: 0 DP: 0 HBP: 0	WP: 0 PB: 0 SB: 0 CS: 0	PA: 34			
PITCHER	IP	WLS	BF	H	R	ER	SO	BB	IBB	HBP	BLK	WP	HR	S	P	ERA	WHIP								
Dennis Martinez, R ERA: 3.29	8.2	W	32	6	2	2	4	1	0	0	0	0	1	39	43	2.08	0.808								
Tippy Martinez, L ERA: 1.23	0.1	S	1	0	0	0	0	0	0	0	0	0	0	1	1	0.00	0.000								

Baltimore Orioles @ Toronto Blue Jays
Exhibition Stadium, Toronto, ON
Sun Apr 21 1985, 3:33 AM EST
Att: 29,082 - Unknown

AB 32
R 2
H 6
RBI 2
BB 1
SO 4
LOB 6



Batter	1	2	3	4	5	6	7	8	9	AB	R	H	RBI	BB	SO	LOB	TOP			
Willie Wilson, S (1, 8) OBP: 0.390, SLG: 0.472	0-0 4-3 S 1B	0-0 G3			0-3 K		4-0 1-2 BB		0-0 1-3	4	0	1	0	1	1	2	Kansas City Royals @ Toronto Blue Jays Exhibition Stadium, Toronto, ON Mon Apr 22 1985, 6:05 PM EST Att: 20,281 - Unknown livebaseballscorecards.com			
Pat Sheridan, L (1, 9) OBP: 0.306, SLG: 0.273	0-0 F7		0-0 P6		0-0 4-3		0-0 1-2 2-3 1B			4	0	1	0	0	0	1				
George Brett, L (1, 5) OBP: 0.439, SLG: 0.405	4-0 1-2 BB		0-0 4-3		0-0 4-3		0-0 F8			3	0	0	0	1	0	3				
Jorge Orta, L (1, 10) OBP: 0.283, SLG: 0.378	0-0 4-3		0-0 3-1			0-0 G3		0-0 3-1		4	0	0	0	0	0	2				
Darryl Motley, R (1, 7) OBP: 0.313, SLG: 0.455	0-3 K			0-0 5-3		4-0 G5-4-3 BB		0-0 HR		3	1	1	1	1	1	2				
Steve Balboni, R (1, 3) OBP: 0.300, SLG: 0.600		0-0 F7		0-0 HR		0-0 G5-4-3		0-3 K		4	1	1	1	0	1	1				
Greg Pryor, R (1, 4) OBP: 0.333, SLG: 0.143		0-0 1B 1B		0-0 F9			0-0 P4	0-3 K		4	0	1	0	0	1	0				
Jim Sundberg, R (1, 2) OBP: 0.190, SLG: 0.205		0-3 K		0-0 FC6-4 1B			0-0 1B WP 1B		0-0 F9	4	0	2	0	0	1	1				
Onix Concepcion, R (1, 6) OBP: 0.167, SLG: 0.130		0-0 1-2 1B		0-0 FC6-4			0-0 F8		0-0 5-3	4	0	1	0	0	0	2				
Inning Stats	R: 0 E: 0 K: 1 S: 6	H: 1 LOB: 2 BB: 1 P: 10	R: 0 E: 0 K: 1 S: 7	H: 2 LOB: 2 BB: 0 P: 7	R: 0 E: 0 K: 0 S: 3	H: 0 LOB: 0 BB: 0 P: 3	R: 1 E: 0 K: 0 S: 5	H: 2 LOB: 1 BB: 0 P: 5	R: 0 E: 0 K: 1 S: 5	H: 0 LOB: 0 BB: 0 P: 6	R: 0 E: 0 K: 0 S: 2	H: 2 LOB: 3 BB: 1 P: 9	R: 1 E: 0 K: 2 S: 8	H: 1 LOB: 0 BB: 0 P: 8	R: 0 E: 0 K: 0 S: 3	H: 0 LOB: 0 BB: 0 P: 3	1B: 6 2B: 0 3B: 0 HR: 2	SF: 0 SAC: 0 DP: 1 HBP: 0	WP: 1 PB: 0 CS: 1	PA: 37
PITCHER Dave Stieb, R (1, 1) ERA: 2.25	IP: 9.0 WLS: L BF: 37 H: 8 R: 2 ER: 2 SO: 5 BB: 3 IBB: 0 HBP: 0 BLK: 0 WP: 1 HR: 2 S: 44 P: 56 ERA: 2.00 WHIP: 1.222															PITCHER				

Batter	1	2	3	4	5	6	7	8	9	AB	R	H	RBI	BB	SO	LOB	BOTTOM			
Damaso Garcia, R (1, 4) OBP: 0.259, SLG: 0.327	0-0 F8		0-0 5-3			0-0 F9		0-0 P4		4	0	0	0	0	0	0	Kansas City Royals @ Toronto Blue Jays Exhibition Stadium, Toronto, ON Mon Apr 22 1985, 6:05 PM EST Att: 20,281 - Unknown livebaseballscorecards.com			
Garth Iorg, R (1, 5) OBP: 0.391, SLG: 0.476	0-0 G1-6-3 1B			0-0 1-3		0-0 1B		0-0 P4		4	0	2	0	0	0	0				
Lloyd Moseby, L (1, 8) OBP: 0.339, SLG: 0.319	0-0 G1-6-3			0-0 6-3		0-0 5-3		0-0 6-3		4	0	0	0	0	0	1				
George Bell, R (1, 7) OBP: 0.321, SLG: 0.457		0-0 5-3		0-0 F8			0-0 F8		0-0 P4	4	0	0	0	0	0	0				
Jesse Barfield, R (1, 9) OBP: 0.360, SLG: 0.533		0-0 F9			0-0 F9		0-3 K			3	0	0	0	0	1	0				
Jeff Burroughs, R (1, 10) OBP: 0.320, SLG: 0.304 Lou Thornton, L (7, FR)		4-0 BB			0-0 1B 2B		0-0 1B			2	0	2	0	1	0	0				
Willie Upshaw, L (1, 3) OBP: 0.264, SLG: 0.375		0-0 G3			0-0 5-3		0-3 K			3	0	0	0	0	1	3				
Buck Martinez, R (1, 2) OBP: 0.143, SLG: 0.150			0-0 1-3		0-0 2-3 1B			0-3 K		3	0	1	0	0	1	0				
Tony Fernandez, S (1, 6) OBP: 0.289, SLG: 0.349			0-0 L1			0-0 F8		0-0 1-3		3	0	0	0	0	0	2				
Inning Stats	R: 0 E: 0 K: 0 S: 3	H: 1 LOB: 0 BB: 0 P: 3	R: 0 E: 0 K: 0 S: 3	H: 0 LOB: 1 BB: 1 P: 7	R: 0 E: 0 K: 0 S: 3	H: 0 LOB: 0 BB: 0 P: 3	R: 0 E: 0 K: 0 S: 3	H: 0 LOB: 0 BB: 0 P: 3	R: 0 E: 0 K: 2 S: 8	H: 1 LOB: 1 BB: 0 P: 8	R: 0 E: 0 K: 1 S: 5	H: 0 LOB: 0 BB: 0 P: 5	R: 0 E: 0 K: 0 S: 3	H: 0 LOB: 0 BB: 0 P: 3	R: 0 E: 0 K: 0 S: 3	H: 0 LOB: 0 BB: 0 P: 3	1B: 4 2B: 1 3B: 0 HR: 0	SF: 0 SAC: 0 DP: 1 HBP: 0	WP: 0 PB: 0 CS: 0	PA: 31
PITCHER Charlie Leibrandt, L (1, 1) ERA: 1.46	IP: 9.0 WLS: W BF: 31 H: 5 R: 0 ER: 0 SO: 3 BB: 1 IBB: 0 HBP: 0 BLK: 0 WP: 0 HR: 0 S: 36 P: 40 ERA: 0.00 WHIP: 0.667															PITCHER				


Batter	1	2	3	4	5	6	7	8	9	AB	R	H	RBI	BB	SO	LOB	TOP		
Willie Wilson, S OBP: 0.391, SLG: 0.456 (1, 8)	G3	FC6-4 1B			P6		5-3 1B		2B HBP	4	1	1	0	0	0	1	Kansas City Royals @ Toronto Blue Jays Exhibition Stadium, Toronto, ON Tue Apr 23 1985, 6:05 PM EST Att: 18,491 - Unknown		
Pat Sheridan, L OBP: 0.315, SLG: 0.286 (1, 9)	2B 1B	FC4-6 1B			F8		P6		F6	5	1	2	0	0	0	4			
George Brett, L OBP: 0.452, SLG: 0.457 (1, 5)	2B	FC4-6			BB		5-3		HR 2B	4	2	2	4	1	0	3			
Jorge Orta, L OBP: 0.294, SLG: 0.460 (1, 10)	1B 2B				F8		F9		HR	5	1	2	3	0	0	2			
Steve Balboni, R OBP: 0.309, SLG: 0.582 (1, 3)	1B				G4-3 1B		K		1-3	5	0	2	0	0	2	0			
Darryl Motley, R OBP: 0.283, SLG: 0.408 (1, 7)	K				G4-3		F8		6-3	5	0	0	0	0	1	3			
Greg Pryor, R OBP: 0.308, SLG: 0.182 (1, 4)	K				F9		1B 1B		F7	4	0	1	0	0	1	2			
Jim Sundberg, R OBP: 0.217, SLG: 0.233 (1, 2)		6-3			6-3		1B 1B		HBP 2B 1B	4	1	2	0	0	0	0			
Onix Concepcion, R OBP: 0.185, SLG: 0.154 (9, PH)					5-3		K		HBP 2B 1B	3	0	1	0	0	1	2			
Dane Iorg, L OBP: 0.250, SLG: 0.143 (9, PH)										1	1	1	0	0	0	0			
Buddy Biancalana, S OBP: 0.182, SLG: 0.286 (9, 6)		FC6-4 1B							HBP 2B 1B	0	0	0	0	0	0	0			
Inning Stats	R: 2 E: 0 K: 2 S: 11	H: 4 LOB: 2 BB: 0 P: 11	R: 0 E: 0 K: 0 S: 5	H: 2 LOB: 2 BB: 0 P: 5	R: 0 E: 0 K: 0 S: 3	H: 1 LOB: 0 BB: 0 P: 3	R: 0 E: 0 K: 0 S: 3	H: 0 LOB: 0 BB: 0 P: 3	R: 0 E: 0 K: 0 S: 3	H: 2 LOB: 2 BB: 0 P: 9	R: 0 E: 0 K: 1 S: 4	H: 1 LOB: 0 BB: 0 P: 4	R: 0 E: 0 K: 1 S: 5	H: 0 LOB: 0 BB: 0 P: 5	R: 5 E: 0 K: 0 S: 7	H: 4 LOB: 0 BB: 0 P: 8	1B: 10 2B: 3 3B: 0 HR: 1	SF: 0 SAC: 0 DP: 1 HBP: 1	WP: 0 PA: 42 PB: 0 SB: 0 CS: 0
PITCHER	IP WLS BF H R ER SO BB IBB HBP BLK WP HR S P ERA WHIP	7.0 L 31 10 2 2 4 1 0 0 0 0 0 1 10 11 2.57 1.571	1.1 L 9 4 5 5 1 0 0 1 0 0 1 10 11 33.75 3.000	0.2 L 2 0 0 0 0 0 0 0 0 0 0 0 2 2 0.00 0.000															

Batter	1	2	3	4	5	6	7	8	9	AB	R	H	RBI	BB	SO	LOB	BOTTOM				
Damaso Garcia, R OBP: 0.270, SLG: 0.350 (1, 4)	F8	1B			F3		F9		1B 2B	5	1	2	0	0	0	0	Kansas City Royals @ Toronto Blue Jays Exhibition Stadium, Toronto, ON Tue Apr 23 1985, 6:05 PM EST Att: 18,491 - Unknown				
Lloyd Moseby, L OBP: 0.361, SLG: 0.365 (1, 8)	1B 2B				F8		E S 1B		2B 1B	5	2	3	1	0	0	0					
Tony Fernandez, S OBP: 0.280, SLG: 0.354 (1, 6)	6-3				F9		F9		2B	5	0	1	1	0	0	2					
George Bell, R OBP: 0.328, SLG: 0.451 (1, 7)	1B				F9		5-3		K	5	1	2	1	0	1	2					
Jesse Barfield, R OBP: 0.333, SLG: 0.490 (1, 9)	K				F7		K		K	4	0	0	0	0	3	2					
Jeff Burroughs, R OBP: 0.321, SLG: 0.280 (1, 10)					5-3		2B BB		K	2	1	0	0	1	1	0					
Willie Aikens, L OBP: 0.273, SLG: 0.222 (8, PH)										1	0	0	0	0	1	0					
Willie Upshaw, L OBP: 0.298, SLG: 0.423 (1, 3)		FC5-4 1B					1B E 2B		F9	4	1	3	2	0	0	0					
Buck Martinez, R OBP: 0.125, SLG: 0.130 (9, PH)		FC5-4 1B			P4		E6		K	3	0	0	0	0	0	2					
Rance Mulliniks, L OBP: 0.344, SLG: 0.407 (9, PH)		1B					2H		K	1	0	0	0	0	1	0					
Garth Iorg, R OBP: 0.385, SLG: 0.458 (9, PH)		1B			F8		F9		F9	3	0	1	0	0	0	1					
Ernie Whitt, L OBP: 0.226, SLG: 0.267 (9, PH)		1B								1	0	0	0	0	0	0					
Inning Stats	R: 1 E: 0 K: 1 S: 7	H: 2 LOB: 1 BB: 0 P: 7	R: 0 E: 0 K: 1 S: 7	H: 3 LOB: 2 BB: 0 P: 7	R: 0 E: 0 K: 0 S: 3	H: 0 LOB: 0 BB: 0 P: 3	R: 0 E: 0 K: 0 S: 4	H: 1 LOB: 0 BB: 0 P: 4	R: 0 E: 0 K: 0 S: 3	H: 0 LOB: 0 BB: 0 P: 3	R: 3 E: 1 K: 1 S: 8	H: 2 LOB: 1 BB: 1 P: 12	R: 0 E: 0 K: 0 S: 4	H: 1 LOB: 0 BB: 0 P: 4	R: 0 E: 0 K: 2 S: 7	H: 0 LOB: 0 BB: 0 P: 7	R: 2 E: 0 K: 2 S: 10	H: 3 LOB: 1 BB: 0 P: 10	1B: 8 2B: 4 3B: 0 HR: 0	SF: 0 SAC: 0 DP: 0 HBP: 0	WP: 1 PA: 40 PB: 0 SB: 1 CS: 0
PITCHER	IP WLS BF H R ER SO BB IBB HBP BLK WP HR S P ERA WHIP	7.0 W 3 0 0 0 2 0 0 0 0 0 0 7 7 0.00 0.000	1.0 W 3 0 0 0 2 0 0 0 0 0 0 7 7 0.00 0.000	1.0 S 6 3 2 2 2 0 0 0 0 0 0 10 10 18.00 3.000																	

Batter	1	2	3	4	5	6	7	8	9	AB	R	H	RBI	BB	SO	LOB	TOP										
Willie Wilson, S OBP: 0.373, SLG: 0.433 Lynn Jones, R (1, 8)	G3			4-3			F9		F9	3	0	0	0	0	0	0											
Pat Sheridan, L OBP: 0.310, SLG: 0.283 (1, 9)	4-3			5-3			P4		BB 1B	4	0	1	0	0	0	0											
George Brett, L OBP: 0.431, SLG: 0.429 Buddy Biancalana, S OBP: 0.217, SLG: 0.286 (1, 5) (7, 4)	F7			F8			F8		BB BB BB 1-2 BB	3	0	0	0	0	0	0											
Jorge Orta, L OBP: 0.273, SLG: 0.426 (1, 10)		4-3			L5			4-3	K	4	0	0	0	0	1	2											
Steve Balboni, R OBP: 0.310, SLG: 0.569 (1, 3)		K			G6-4-3 1B			1-3		3	0	1	0	0	1	0											
Darryl Motley, R OBP: 0.288, SLG: 0.385 (1, 7)		6-3			G6-4-3 1-2			6-3		3	0	0	0	0	0	1											
Greg Pryor, R OBP: 0.313, SLG: 0.429 (1, 4) (7, 5)			6-3			K			HR	3	1	1	1	0	1	0											
Jim Sundberg, R OBP: 0.208, SLG: 0.222 John Wathan, R (1, 2) (7, 2)			5-3			5-3			F2	2	0	0	0	0	0	0											
Onix Concepcion, R OBP: 0.200, SLG: 0.276 (1, 6)			K			6-3			HR	3	1	1	1	0	1	0											
Inning Stats	R: 0 E: 0 K: 0 S: 3	H: 0 LOB: 0 BB: 0 P: 3	R: 0 E: 0 K: 1 S: 5	H: 0 LOB: 0 BB: 0 P: 5	R: 0 E: 0 K: 1 S: 5	H: 0 LOB: 0 BB: 0 P: 5	R: 0 E: 0 K: 0 S: 3	H: 0 LOB: 0 BB: 0 P: 3	R: 0 E: 0 K: 0 S: 5	H: 0 LOB: 0 BB: 0 P: 5	R: 0 E: 0 K: 0 S: 3	H: 0 LOB: 0 BB: 0 P: 3	R: 0 E: 0 K: 0 S: 3	H: 0 LOB: 0 BB: 0 P: 3	R: 2 E: 0 K: 1 S: 8	H: 3 LOB: 2 BB: 1 P: 12	1B: 2 2B: 0 3B: 0 HR: 2	SF: 0 SAC: 0 DP: 1 HBP: 0	WP: 0 PA: 31 PB: 0 SB: 0 CS: 0								
PITCHER	IP	WLS	BF	H	R	ER	SO	BB	IBB	HBP	BLK	WP	HR	S	P	ERA	WHIP										
Luis Leal, R ERA: 3.6 Ron Musselman, R ERA: 7.36	(1, 1) (9, 1)	8.1 0.2	W 4	27 1	3 0	2 0	3 1	0 1	0 0	0 0	0 0	0 0	2 0	33 5	33 9	2.16 0.00	0.360 3.000										

Kansas City Royals @ Toronto Blue Jays
Exhibition Stadium, Toronto, ON
Wed Apr 24 1985, 3:33 AM EST
Att: 18,006 - Unknown


AB 30
R 2
H 4
RBI 2
BB 1
SO 4
LOB 3



Batter	1	2	3	4	5	6	7	8	9	AB	R	H	RBI	BB	SO	LOB	BOTTOM										
Damaso Garcia, R OBP: 0.269, SLG: 0.344 Garth Iorg, R OBP: 0.307, SLG: 0.520 (1, 4) (7, 4)	4-3		E8 1B	F7		F8				4	1	1	0	0	0	0											
Rance Mulliniks, L OBP: 0.351, SLG: 0.387 (1, 5)			G3	F7				2B		4	0	1	0	1	0	2											
Lloyd Moseby, L OBP: 0.375, SLG: 0.370 Ron Shepherd, R (1, 8) (6, 8)					3-1	K				2	1	1	1	1	0	0											
Willie Upshaw, L OBP: 0.300, SLG: 0.436 Len Matuszek, L OBP: 0.333, SLG: 0.556 (1, 3) (6, 3)	P6		F7			K				3	1	1	0	0	0	3											
George Bell, R OBP: 0.344, SLG: 0.463 Lou Thornton, L (1, 7) (6, 7)	F8		BB HR 1B			1B 3B 1B				3	2	2	1	0	0	2											
Ernie Whitt, L OBP: 0.286, SLG: 0.303 (1, 2)			G4-6-3 1B			G3				3	2	2	1	1	0	0											
Willie Aikens, L OBP: 0.251, SLG: 0.211 Jeff Burroughs, R OBP: 0.355, SLG: 0.500 (1, 10) (3, PH)			G4-6-3 1-2			6-3				1	0	0	0	0	0	1											
Jesse Barfield, R OBP: 0.328, SLG: 0.472 (1, 9)			K			K				4	0	1	1	0	2	0											
Tony Fernandez, S OBP: 0.283, SLG: 0.353 Manuel Lee, S (1, 6) (6, 6)						F9				3	1	1	0	0	0	1											
Inning Stats	R: 0 E: 0 K: 0 S: 4	H: 1 LOB: 2 BB: 1 P: 8	R: 0 E: 0 K: 1 S: 5	H: 1 LOB: 0 BB: 0 P: 5	R: 6 E: 1 K: 0 S: 8	H: 5 LOB: 0 BB: 1 P: 12	R: 0 E: 0 K: 0 S: 3	H: 0 LOB: 0 BB: 0 P: 3	R: 4 E: 0 K: 0 S: 7	H: 5 LOB: 0 BB: 0 P: 7	R: 0 E: 0 K: 2 S: 7	H: 0 LOB: 1 BB: 1 P: 11	R: 0 E: 0 K: 0 S: 3	H: 0 LOB: 0 BB: 0 P: 3	R: 0 E: 0 K: 2 S: 8	H: 1 LOB: 1 BB: 0 P: 8	1B: 9 2B: 2 3B: 1 HR: 1	SF: 0 SAC: 0 DP: 2 HBP: 0	WP: 0 PA: 38 PB: 0 SB: 2 CS: 0								
PITCHER	IP	WLS	BF	H	R	ER	SO	BB	IBB	HBP	BLK	WP	HR	S	P	ERA	WHIP										
Bret Saberhagen, R ERA: 5.17 Larry Gura, L ERA: 16.2 Mike Jones, L ERA: 1.42	(1, 1) (3, 1) (6, 1)	2.2 2.1 3.0	L 13 11	6 6 1	4 6 0	4 6 0	0 0 4	1 1 1	0 0 0	0 0 0	0 0 0	0 0 0	1 1 18	12 16 22	16 23.14 0.00	13.50 3.000 0.667											

Kansas City Royals @ Toronto Blue Jays
Exhibition Stadium, Toronto, ON
Wed Apr 24 1985, 3:33 AM EST
Att: 18,006 - Unknown

AB 35
R 10
H 13
RBI 9
BB 3
SO 5
LOB 11



Batter	1	2	3	4	5	6	7	8	9	AB	R	H	RBI	BB	SO	LOB	TOP								
Damaso Garcia, R (1,4) OBP: 0.268, SLG: 0.338	5-3		FC6-4		6-3		2B 1B		SH2-4	4	1	1	1	0	0	2									
Rance Mulliniks, L (1,5) Garth Iorg, R (7,5) OBP: 0.341, SLG: 0.400 OBP: 0.393, SLG: 0.500	3-1		6-3		6-3		HR 2B		F4	4	1	1	2	0	0	2									
Lloyd Moseby, L (1,8) OBP: 0.377, SLG: 0.424	K			4-3		F9 1B	HR		4-3	5	1	2	2	0	1	1									
Willie Upshaw, L (1,3) OBP: 0.297, SLG: 0.424		3-1		F5		1B	F7			4	0	1	0	0	0	0									
George Bell, R (1,7) OBP: 0.338, SLG: 0.500		E5		HR		F9 1B	F7			4	1	1	1	0	0	2									
Len Matuszek, L (1,10) OBP: 0.231, SLG: 0.385		K		K		K		G3		4	0	0	0	0	3	3									
Ernie Whitt, L (1,2) OBP: 0.282, SLG: 0.324		6-3				4-3		6-3		4	1	1	0	0	0	3									
Jesse Barfield, R (1,9) OBP: 0.323, SLG: 0.446			F7		SH5-3	6-3	E6	F8		3	0	0	0	1	0	0									
Tony Fernandez, S (1,6) OBP: 0.304, SLG: 0.370					SH5-3		FC3-6			3	1	2	0	0	0	1									
Inning Stats	R: 0 E: 0 K: 1 S: 5	H: 0 LOB: 0 BB: 0 P: 5	R: 0 E: 1 K: 1 S: 6	H: 0 LOB: 1 BB: 0 P: 6	R: 0 E: 0 K: 0 S: 4	H: 1 LOB: 1 BB: 0 P: 4	R: 1 E: 0 K: 1 S: 6	H: 1 LOB: 0 BB: 0 P: 6	R: 1 E: 1 K: 0 S: 4	H: 1 LOB: 1 BB: 1 P: 8	R: 0 E: 0 K: 1 S: 7	H: 2 LOB: 2 BB: 0 P: 7	R: 4 E: 1 K: 0 S: 7	H: 3 LOB: 0 BB: 0 P: 7	R: 0 E: 0 K: 0 S: 3	H: 0 LOB: 0 BB: 0 P: 3	R: 0 E: 0 K: 0 S: 4	H: 1 LOB: 1 BB: 0 P: 4	1B: 5 2B: 2 3B: 0 HR: 2	SF: 0 SAC: 2 DP: 0 HBP: 0	WP: 0 PB: 0 SB: 1 CS: 0	PA: 39			
PITCHER	IP	WLS	BF	H	R	ER	SO	BB	IBB	HBP	BLK	WP	HR	S	P	ERA	WHIP								
Dickie Noles, R (1,1) ERA: 1.29	5.0		22	5	2	2	3	1	0	0	0	0	1	27	31	3.60	1.200								
Dave Schmidt, R (6,1) ERA: 4.5	2.0	L	10	3	4	3	1	0	0	0	0	0	1	12	12	13.50	1.500								
Greg Harris, R (8,1) ERA:	2.0		7	1	0	0	0	0	0	0	0	0	0	7	7	0.00	0.500								

Toronto Blue Jays @ Texas Rangers
Arlington Stadium, Arlington, TX
Fri Apr 26 1985, 7:05 PM EST
Att: 10,725 - Unknown

AB	36
R	6
H	9
RBI	6
BB	1
SO	4
LOB	15



Batter	1	2	3	4	5	6	7	8	9	AB	R	H	RBI	BB	SO	LOB	BOTTOM								
Toby Harrah, R (1,4) OBP: 0.530, SLG: 0.511	F8	E4 1B		4-3			G6-3		F4	4	0	0	0	1	0	1									
Gary Ward, R (1,7) OBP: 0.266, SLG: 0.290	6-3				K		G6-3		6-3	5	0	1	1	0	1	1									
Buddy Bell, R (1,5) OBP: 0.292, SLG: 0.276		F7			G3		E5		K	5	1	1	0	0	1	2									
Larry Parrish, R (1,9) OBP: 0.293, SLG: 0.382	1-3		F7		E7		1B			4	1	2	0	0	0	1									
Cliff Johnson, R (1,10) OBP: 0.345, SLG: 0.500		K		FC6-4		FC6-4				3	0	2	2	1	1	0									
George Wright, S (1,8) OBP: 0.241, SLG: 0.222		F7		FC6-4		FC6-4		F2		4	0	0	0	0	0	3									
Pete O'Brien, L (1,3) Wayne Tolleson, S (8, PR) (9,6) OBP: 0.254, SLG: 0.302 OBP: 0.222, SLG: 0.222							4-3			3	1	1	0	1	1	1									
Don Slaught, R (1,2) OBP: 0.309, SLG: 0.365					L6		6-3		K	3	1	0	0	0	1	1									
Curtis Wilkerson, S (1,6) Bob Jones, L (8, PH) (9,3) OBP: 0.302, SLG: 0.243 OBP: 0.222, SLG: 0.222							2-3		F7	2	1	0	0	1	1	0									
Inning Stats	R: 0 E: 0 K: 0 S: 4	H: 1 LOB: 1 BB: 0 P: 4	R: 3 E: 1 K: 1 S: 7	H: 1 LOB: 2 BB: 2 P: 16	R: 0 E: 0 K: 1 S: 6	H: 1 LOB: 1 BB: 0 P: 6	R: 0 E: 0 K: 1 S: 5	H: 0 LOB: 0 BB: 0 P: 5	R: 0 E: 1 K: 0 S: 3	H: 0 LOB: 2 BB: 1 P: 10	R: 2 E: 1 K: 0 S: 4	H: 2 LOB: 1 BB: 1 P: 8	R: 0 E: 0 K: 1 S: 6	H: 1 LOB: 0 BB: 0 P: 6	R: 0 E: 0 K: 1 S: 5	H: 0 LOB: 0 BB: 0 P: 5	1B: 6 2B: 1 3B: 0 HR: 0	SF: 0 SAC: 0 DP: 1 HBP: 1	WP: 1 PB: 0 SB: 1 CS: 0	PA: 39					
PITCHER	IP	WLS	BF	H	R	ER	SO	BB	IBB	HBP	BLK	WP	HR	S	P	ERA	WHIP								
Jimmy Key, L (1,1) ERA: 2.41	3.1		17	3	3	0	2	2	0	1	0	0	0	18	27	0.00	1.500								
Dennis Lamp, R (4,1) ERA: 0.93	2.2	W	10	1	0	0	2	1	0	0	0	0	0	13	17	0.00	0.750								
Jim Acker, R (7,1) ERA:	1.1		7	3	2	0	0	1	0	0	0	0	0	6	10	0.00	3.000								
Bill Caudill, R (8,1) ERA: 7.94	1.2	S	5	0	0	0	2	0	0	0	0	0	0	9	9	0.00	0.000								

Toronto Blue Jays @ Texas Rangers
Arlington Stadium, Arlington, TX
Fri Apr 26 1985, 7:05 PM EST
Att: 10,725 - Unknown

AB	34
R	5
H	7
RBI	3
BB	4
SO	6
LOB	11



Batter	1	2	3	4	5	6	7	8	9	AB	R	H	RBI	BB	SO	LOB	TOP							
Damaso Garcia, R (1, 4) OBP: 0.247, SLG: 0.308	F7		F3		F9		1-3		F7	5	0	0	0	0	0	2								
Lloyd Moseby, L (1, 8) OBP: 0.365, SLG: 0.463	F8			FC6-4 1B		HR 1B		G4-1		4	1	2	0	0	0	0								
George Bell, R (1, 7) OBP: 0.365, SLG: 0.545	BB			FC6-4 1-2		HR		K		3	1	1	2	1	1	1								
Jesse Barfield, R (1, 9) OBP: 0.314, SLG: 0.422	K			K		F7		K		4	0	0	0	0	3	2								
Jeff Burroughs, R (1, 10) OBP: 0.324, SLG: 0.452 Len Matuszek, L (9, PH) OBP: 0.263, SLG: 0.389 Lou Thornton, L (9, PR)		K		F8		6-3			HR BB	3	0	0	0	0	1	1								
Willie Upshaw, L (1, 3) OBP: 0.328, SLG: 0.567	F6				F5				HR BB	4	2	2	3	0	0	0								
Buck Martinez, R (1, 2) OBP: 0.179, SLG: 0.269	E5 PO				HR				HR BB	3	1	1	1	1	1	0								
Garth Iorg, R (1, 5) OBP: 0.344, SLG: 0.433	PO		6-3		F8		3-1		K	4	0	0	0	0	1	1								
Tony Fernandez, S (1, 6) OBP: 0.302, SLG: 0.350			6-3				5-3		K	3	0	0	0	1	1	1								
Inning Stats	R: 0 E: 0 K: 1 S: 5	H: 0 LOB: 1 BB: 1 P: 9	R: 0 E: 1 K: 1 S: 5	H: 0 LOB: 0 BB: 0 P: 5	R: 0 E: 0 K: 0 S: 3	H: 0 LOB: 0 BB: 0 P: 3	R: 0 E: 0 K: 1 S: 6	H: 1 LOB: 1 BB: 0 P: 6	R: 1 E: 0 K: 0 S: 4	H: 1 LOB: 0 BB: 1 P: 8	R: 3 E: 0 K: 1 S: 8	H: 3 LOB: 0 BB: 0 P: 8	R: 0 E: 0 K: 0 S: 3	H: 0 LOB: 0 BB: 0 P: 3	R: 0 E: 0 K: 2 S: 7	H: 0 LOB: 0 BB: 0 P: 7	R: 2 E: 0 K: 2 S: 8	H: 1 LOB: 1 BB: 2 P: 16	1B: 2 2B: 0 3B: 0 HR: 4	SF: 0 SAC: 0 DP: 0 HBP: 0	WP: 0 PB: 0 SB: 0 CS: 0	PA: 38		
PITCHER	IP	WLS	BF	H	R	ER	SO	BB	IBB	HBP	BLK	WP	HR	S	P	ERA	WHIP							
Mike Mason, L (1, 1) ERA: 4.63	5.2	L	24	5	4	4	3	2	0	0	0	0	3	28	36	6.35	1.235							
Greg Harris, R (6, 1) ERA: 2.16	3.1		13	1	2	2	5	2	0	0	0	0	1	21	29	5.40	0.900							

Toronto Blue Jays @ Texas Rangers
Arlington Stadium, Arlington, TX
Sun Apr 28 1985, 4:33 AM EDT
Att: 11,324 - Unknown

AB 33
R 6
H 6
RBI 6
BB 4
SO 8
LOB 8



Batter	1	2	3	4	5	6	7	8	9	AB	R	H	RBI	BB	SO	LOB	BOTTOM							
Toby Harrah, R (1, 4) OBP: 0.506, SLG: 0.464	2B 1B	F8			1B BB		1-3		F4	4	0	1	0	1	0	3								
Gary Ward, R (1, 8) OBP: 0.306, SLG: 0.400	1-3 2B		F8		1-2 1B					4	1	3	2	0	0	0								
Buddy Bell, R (1, 5) OBP: 0.280, SLG: 0.265	F3		6-3		F7		F8			4	0	0	0	0	0	4								
Larry Parrish, R (1, 9) OBP: 0.313, SLG: 0.381	F8		F9			K	K			4	0	0	0	0	2	2								
Pete O'Brien, L (1, 3) OBP: 0.247, SLG: 0.302	F4			G3		F7		F9		4	0	0	0	0	2	2								
Cliff Johnson, R (1, 10) OBP: 0.373, SLG: 0.550		K		5-3		HR		5-3		4	1	1	1	0	1	0								
Tom Dunbar, L (1, 7) OBP: 0.400, SLG: 0.490		6-3		L6			PB 1B		K	4	0	1	0	0	1	0								
Don Slaught, R (1, 2) OBP: 0.286, SLG: 0.333 George Wright, S (9, PH) OBP: 0.230, SLG: 0.211					F9		K		F7	3	0	1	0	0	1	1								
Wayne Tolleson, S (1, 6) OBP: 0.500, SLG: 0.500 Bob Jones, L (9, PH)						CS 1B			G3	1	0	0	0	0	0	0								
Inning Stats	R: 0 E: 0 K: 0 S: 5	H: 2 LOB: 2 BB: 0 P: 5	R: 0 E: 0 K: 1 S: 7	H: 2 LOB: 2 BB: 0 P: 7	R: 0 E: 0 K: 0 S: 3	H: 0 LOB: 0 BB: 0 P: 3	R: 0 E: 0 K: 0 S: 3	H: 0 LOB: 0 BB: 0 P: 3	R: 0 E: 0 K: 0 S: 4	H: 2 LOB: 2 BB: 1 P: 8	R: 1 E: 0 K: 2 S: 9	H: 2 LOB: 1 BB: 0 P: 9	R: 2 E: 0 K: 1 S: 7	H: 2 LOB: 0 BB: 0 P: 7	R: 0 E: 0 K: 1 S: 5	H: 0 LOB: 0 BB: 0 P: 5	R: 0 E: 0 K: 0 S: 3	H: 0 LOB: 0 BB: 0 P: 3	1B: 7 2B: 1 3B: 0 HR: 2	SF: 0 SAC: 0 DP: 0 HBP: 0	WP: 0 PB: 1 SB: 0 CS: 1	PA: 37		
PITCHER	IP	WLS	BF	H	R	ER	SO	BB	IBB	HBP	BLK	WP	HR	S	P	ERA	WHIP							
Doyle Alexander, R (1, 1) ERA: 3.06	9.0	W	37	10	3	3	5	1	0	0	0	0	2	46	50	3.00	1.222							

Toronto Blue Jays @ Texas Rangers
Arlington Stadium, Arlington, TX
Sun Apr 28 1985, 4:33 AM EDT
Att: 11,324 - Unknown

AB 36
R 3
H 10
RBI 3
BB 1
SO 5
LOB 12



Batter	1	2	3	4	5	6	7	8	9	AB	R	H	RBI	BB	SO	LOB	TOP										
Damaso Garcia, R OBP: 0.235, SLG: 0.293 (1, 4)	F2		4-3		F8		F8			4	0	0	0	0	0	1	<p>Toronto Blue Jays @ Oakland Athletics Oakland-Alameda County Coliseum, Oakland, CA</p> <p>Mon Apr 29 1985, 7:05 PM PDT Att: 13,852 - Unknown</p> <p>livebaseballscores.com</p>										
Lloyd Moseby, L OBP: 0.402, SLG: 0.456 (1, 8)	F9		BB			BB	BB			1	1	0	0	3	0												
George Bell, R OBP: 0.372, SLG: 0.557 (1, 7)	1B	2B	F7		SF8	BB	K			4	1	2	0	0	1	3											
Jesse Barfield, R OBP: 0.324, SLG: 0.418 (1, 9)	FC6-4	1B	F8		S	BB		6-3		3	0	1	1	1	0	1											
Jeff Burroughs, R OBP: 0.306, SLG: 0.424 Len Matuszek, L OBP: 0.250, SLG: 0.389 Ron Shepherd, R (8, PH)	FC6-4		4-3		SF8		K			2	0	0	0	0	0	1											
Willie Upshaw, L OBP: 0.325, SLG: 0.543 (1, 3)		F8		F8		G6-3		F8		3	0	0	0	1	0												
Buck Martinez, R OBP: 0.156, SLG: 0.233 (1, 2)		F7		F8		G6-3		F6		4	0	0	0	0	0	3											
Rance Mulliniks, L OBP: 0.320, SLG: 0.372 (1, 5)		BB		4-3			2B	K		3	0	1	0	1	1	0											
Tony Fernandez, S OBP: 0.284, SLG: 0.328 (1, 6)		F6		F3		F8		6-3		4	0	0	0	0	0	2											
Inning Stats	R: 1 E: 0 K: 0 S: 5	H: 2 LOB: 1 BB: 0 P: 5	R: 0 E: 0 K: 0 S: 3	H: 0 LOB: 1 BB: 1 P: 7	R: 0 E: 0 K: 0 S: 3	H: 0 LOB: 0 BB: 1 P: 3	R: 0 E: 0 K: 0 S: 3	H: 1 LOB: 2 BB: 3 P: 15	R: 0 E: 0 K: 1 S: 6	H: 1 LOB: 2 BB: 1 P: 10	R: 0 E: 0 K: 1 S: 5	H: 0 LOB: 0 BB: 0 P: 5	R: 0 E: 0 K: 1 S: 5	H: 0 LOB: 0 BB: 0 P: 5	1B: 2 2B: 2 3B: 0 HR: 0	SF: 1 SAC: 0 DP: 1 HBP: 0		WP: 0 PA: 36 PB: 0 SB: 1 CS: 0									
PITCHER	IP	WLS	BF	H	R	ER	SO	BB	IBB	HBP	BLK	WP	HR	S	P	ERA	WHIP	PITCHER									
Bill Krueger, L ERA: 3.82 (1, 1)	5.0	L	22	3	2	2	0	4	0	0	0	0	0	18	34	3.60	1.400										
Keith Atherton, R ERA: 4.91 (6, 1)	2.1		9	1	0	0	1	0	2	0	0	0	0	9	17	0.00	0.429										
Jeff Kaiser, L ERA: 7.88 (8, 1)	1.2		5	0	0	0	2	0	0	0	0	0	0	9	9	0.00	0.000										

Batter	1	2	3	4	5	6	7	8	9	AB	R	H	RBI	BB	SO	LOB	BOTTOM										
Dave Collins, S OBP: 0.341, SLG: 0.354 (1, 7)	3-1		1-2			1-3		CS		4	0	2	0	0	0	0	<p>Toronto Blue Jays @ Oakland Athletics Oakland-Alameda County Coliseum, Oakland, CA</p> <p>Mon Apr 29 1985, 7:05 PM PDT Att: 13,852 - Unknown</p> <p>livebaseballscores.com</p>										
Carney Lansford, R OBP: 0.270, SLG: 0.284 (1, 5)	F9		F3		F8		F2			4	0	0	0	0	0	4											
Bruce Bochte, L OBP: 0.364, SLG: 0.377 (1, 3)	F7			4-3		1B		F8		4	0	1	0	0	0	2											
Dave Kingman, R OBP: 0.325, SLG: 0.403 (1, 10)		F8		F8		F7		K		4	0	0	0	0	1	1											
Dwayne Murphy, L OBP: 0.384, SLG: 0.385 (1, 8)		G4-6-3		F7		K		F7		4	0	1	0	0	1	0											
Mike Heath, R OBP: 0.338, SLG: 0.551 (1, 2)		G4-6-3		K		6-3		1B		4	0	1	0	0	1	1											
Mike Davis, L OBP: 0.380, SLG: 0.795 (1, 9)			G3		F6		HR		K	4	1	1	1	0	1	1											
Donnie Hill, S OBP: 0.257, SLG: 0.313 (1, 4)				1B		1-3				3	0	2	0	0	0	0											
Alfredo Griffin, S OBP: 0.361, SLG: 0.333 (1, 6)			F3		K		1B		BB	2	0	0	0	1	1	2											
Inning Stats	R: 0 E: 0 K: 0 S: 3	H: 0 LOB: 0 BB: 0 P: 3	R: 0 E: 0 K: 0 S: 5	H: 1 LOB: 0 BB: 0 P: 3	R: 0 E: 0 K: 0 S: 3	H: 0 LOB: 0 BB: 0 P: 3	R: 0 E: 0 K: 2 S: 8	H: 1 LOB: 1 BB: 0 P: 8	R: 0 E: 0 K: 0 S: 4	H: 1 LOB: 1 BB: 0 P: 4	R: 1 E: 0 K: 1 S: 6	H: 1 LOB: 0 BB: 0 P: 6	R: 0 E: 0 K: 0 S: 3	H: 1 LOB: 1 BB: 1 P: 7	R: 0 E: 0 K: 2 S: 8	H: 1 LOB: 0 BB: 0 P: 8		1B: 7 2B: 0 3B: 0 HR: 1	SF: 0 SAC: 0 DP: 1 HBP: 0	WP: 0 PA: 34 PB: 0 SB: 0 CS: 1							
PITCHER	IP	WLS	BF	H	R	ER	SO	BB	IBB	HBP	BLK	WP	HR	S	P	ERA	WHIP	PITCHER									
Luis Leal, R ERA: 3.13 (1, 1)	6.2	W	25	6	1	1	3	0	0	0	0	0	1	31	31	1.35	0.900										
Jim Acker, R ERA: 1.15 (7, 1)	0.1		3	1	0	0	0	1	0	0	0	0	0	2	6	0.00	6.000										
Bill Caudill, R ERA: 6.28 (8, 1)	2.0	S	6	1	0	0	2	0	0	0	0	0	0	10	10	0.00	0.500										

Batter	1	2	3	4	5	6	7	8	9	AB	R	H	RBI	BB	SO	LOB	TOP										
Damaso Garcia, R OBP: 0.244, SLG: 0.291 (1, 4)	F6		5-3			5-3											4 0 1 0 1 0 1										
Rance Mulliniks, L OBP: 0.309, SLG: 0.340 Garth Iorg, R OBP: 0.344, SLG: 0.433 (1, 5) (9, 5)	6-3			4-3			2B	E6	G3								4 1 0 0 1 0 4 0 0 0 0 0 0 0										
Lloyd Moseby, L OBP: 0.395, SLG: 0.465 (1, 8)	K			F6			2B	SF7									3 1 1 1 0 1 0										
Willie Upshaw, L OBP: 0.321, SLG: 0.541 (1, 3)		K		K			1B	F7									4 0 1 2 0 2 2										
George Bell, R OBP: 0.378, SLG: 0.554 (1, 7)		K				G4-6-3	1B	K									4 0 2 0 0 2 2										
Len Matuszek, L OBP: 0.227, SLG: 0.350 Jeff Burroughs, R OBP: 0.316, SLG: 0.457 Manuel Lee, S (9, PR) (1, 10)			5-3			G4-6-3	1B		G3								2 0 0 0 0 0 1 2 0 1 0 0 0 1 0 1 0 0 0 0 0										
Ernie Whitt, L OBP: 0.292, SLG: 0.400 (1, 2)						F7			G3								3 0 1 0 1 0 1										
Jesse Barfield, R OBP: 0.308, SLG: 0.394 (1, 9)			2-3			2-3			1-3								4 0 0 0 0 0 5										
Tony Fernandez, S OBP: 0.296, SLG: 0.338 (1, 6)			K														4 1 2 1 0 1 1										
Inning Stats	R: 0 E: 0 K: 1 S: 5	H: 0 LOB: 0 BB: 0 P: 5	R: 0 E: 0 K: 2 S: 7	H: 0 LOB: 0 BB: 0 P: 7	R: 0 E: 0 K: 1 S: 6	H: 1 LOB: 1 BB: 0 P: 6	R: 0 E: 0 K: 1 S: 5	H: 0 LOB: 0 BB: 0 P: 5	R: 0 E: 0 K: 0 S: 3	H: 1 LOB: 0 BB: 0 P: 3	R: 0 E: 0 K: 0 S: 3	H: 0 LOB: 0 BB: 0 P: 3	R: 2 E: 0 K: 0 S: 5	H: 3 LOB: 2 BB: 2 P: 13	R: 1 E: 1 K: 1 S: 8	H: 2 LOB: 0 BB: 1 P: 8	R: 1 E: 0 K: 0 S: 5	H: 2 LOB: 2 BB: 1 P: 9	1B: 5 2B: 4 3B: 0 HR: 0	SF: 1 SAC: 0 DP: 1 HBP: 0	WP: 0 PB: 0 SB: 0 CS: 0	PA: 38					
PITCHER	IP	WLS	BF	H	R	ER	SO	BB	IBB	HBP	BLK	WP	HR	S	P	ERA	WHIP										
Chris Codiroli, R ERA: 3.21 (1, 1)	6.0		19	2	0	0	5	0	0	0	0	0	0	29	29	0.00	0.333										
Tim Conroy, L ERA: 3.0 (7, 1)	0.1	4	3	2	2	0	1	0	0	0	0	0	0	3	7	54.00	12.000										
Tom Tellmann, R ERA: 9.0 (7, 1)	0.2	6	2	1	1	0	0	1	0	0	0	0	0	5	9	13.50	3.000										
Jay Howell, R ERA: 1.46 (8, 1)	2.0	L	9	2	1	1	1	1	0	0	0	0	0	10	14	4.50	1.500										

Toronto Blue Jays @ Oakland Athletics
Oakland-Alameda County Coliseum, Oakland, CA

AB 34
R 4
H 9
RBI 4
BB 3
SO 6
LOB 18



WP: 0 PA: 38
PB: 0
SB: 0
CS: 0

Tue Apr 30 1985, 7:05 PM PDT
Att: 6,439 - Unknown

Batter	1	2	3	4	5	6	7	8	9	AB	R	H	RBI	BB	SO	LOB	BOTTOM										
Dave Collins, S OBP: 0.337, SLG: 0.341 (1, 7)	L9 HR		4-3			F7		G6-4-3									3 1 0 0 1 0 1										
Mike Davis, L OBP: 0.361, SLG: 0.753 (1, 9)	L9		F4			K		6-3									4 0 0 0 0 1 1										
Dwayne Murphy, L OBP: 0.367, SLG: 0.362 (1, 8)	F5		4-3			1-3			F7								4 0 0 0 0 0 1										
Dave Kingman, R OBP: 0.333, SLG: 0.440 (1, 10)	HR			4-3		L7											3 1 1 2 1 0 0										
Bruce Bochte, L OBP: 0.362, SLG: 0.375 Rob Picciolo, R OBP: 0.600, SLG: 1.200 (7, PR) (8, 3)	L8		G3				1-3		K								3 0 1 0 0 0 0 0 0 0 0 0 0 0										
Dusty Baker Jr., R OBP: 0.441, SLG: 0.560 (8, FH)							1B										1 0 0 0 0 1 1										
Camey Lansford, R OBP: 0.280, SLG: 0.294 (1, 5)			1-3			FC6-4	1B	4-3	6-3								4 0 2 0 0 0 2										
Mike Heath, R OBP: 0.325, SLG: 0.528 (1, 2)			1-3			FC6-4											3 0 0 0 0 1 3										
Donnie Hill, S OBP: 0.260, SLG: 0.314 (1, 4)			K														3 1 1 0 0 1 1										
Alfredo Griffin, S OBP: 0.360, SLG: 0.333 (1, 6)			L8														3 0 1 0 0 0 1										
Inning Stats	R: 2 E: 0 K: 0 S: 4	H: 1 LOB: 1 BB: 1 P: 8	R: 0 E: 0 K: 1 S: 6	H: 1 LOB: 0 BB: 0 P: 6	R: 0 E: 0 K: 0 S: 3	H: 0 LOB: 0 BB: 0 P: 3	R: 0 E: 0 K: 0 S: 4	H: 1 LOB: 1 BB: 0 P: 4	R: 0 E: 0 K: 0 S: 3	H: 0 LOB: 0 BB: 0 P: 3	R: 0 E: 0 K: 1 S: 5	H: 0 LOB: 0 BB: 0 P: 5	R: 0 E: 0 K: 1 S: 5	H: 1 LOB: 1 BB: 0 P: 5	R: 1 E: 0 K: 0 S: 4	H: 2 LOB: 0 BB: 0 P: 4	R: 0 E: 0 K: 1 S: 5	H: 0 LOB: 1 BB: 1 P: 9	1B: 5 2B: 1 3B: 0 HR: 1	SF: 0 SAC: 0 DP: 2 HBP: 0	WP: 0 PB: 0 SB: 1 CS: 0	PA: 33					
PITCHER	IP	WLS	BF	H	R	ER	SO	BB	IBB	HBP	BLK	WP	HR	S	P	ERA	WHIP										
Jim Clancy, R ERA: 3.6 (1, 1)	5.0		19	3	2	2	1	1	0	0	0	0	0	14	14	3.00	1.000										
Dennis Lamp, R ERA: 1.42 (6, 1)	3.0	W	10	3	1	1	2	0	0	0	0	0	0	5	9	0.00	1.000										
Jim Acker, R ERA: 1.08 (9, 1)	1.0	S	4	0	0	0	1	1	0	0	0	0	0	5	9	0.00	1.000										

Toronto Blue Jays @ Oakland Athletics
Oakland-Alameda County Coliseum, Oakland, CA

AB 31
R 3
H 6
RBI 2
BB 2
SO 4
LOB 11



WP: 0 PA: 33
PB: 0
SB: 1
CS: 0

Tue Apr 30 1985, 7:05 PM PDT
Att: 6,439 - Unknown

Batter	1	2	3	4	5	6	7	8	9	AB	R	H	RBI	BB	SO	LOB	TOP				
Damaso Garcia, R (1, 4) OBP: 0.242, SLG: 0.286	F9		F9			F9	S 1B		F9	5	1	1	0	0	0	1	Toronto Blue Jays @ California Angels Anaheim Stadium, Anaheim, CA Wed May 01 1985, 10:05 PM EDT Att: 24,112 - Unknown				
Rance Mulliniks, L (1, 5) Garth Iorg, R (9, 5) OBP: 0.333, SLG: 0.353 OBP: 0.344, SLG: 0.433	K					K	1-H 1B		G5-4-3 1B	4	0	2	1	1	2	0					
Lloyd Moseby, L (1, 8) OBP: 0.396, SLG: 0.467	K		4-3						G5-4-3 1B	4	0	1	0	1	1	3					
Willie Upshaw, L (1, 3) OBP: 0.306, SLG: 0.513		6-3				4-3				4	0	0	0	0	0	2					
George Bell, R (1, 7) OBP: 0.372, SLG: 0.551		E6 1B				F8			6-3	4	2	1	0	0	0	0					
Len Matuszek, L (1, 10) OBP: 0.231, SLG: 0.333		E1 1B G3-2				4-3			K	4	1	1	0	0	1	1					
Ernie Whitt, L (1, 2) OBP: 0.308, SLG: 0.408						4-3			F5 1B	4	0	2	1	0	0	2					
Lou Thornton, L (1, 9) OBP: 0.200, SLG: 0.200		G3-2				K			4-3	4	1	1	1	0	1	3					
Tony Fernandez, S (1, 6) OBP: 0.307, SLG: 0.389			4-3			F3			1B	4	1	2	3	0	0	0					
Inning Stats	R: 0 E: 0 K: 2 S: 7	H: 0 LOB: 0 BB: 0 P: 7	R: 1 E: 2 K: 0 S: 5	H: 1 LOB: 1 BB: 0 P: 5	R: 0 E: 0 K: 0 S: 3	H: 0 LOB: 1 BB: 1 P: 7	R: 0 E: 0 K: 0 S: 3	H: 0 LOB: 0 BB: 0 P: 3	R: 0 E: 0 K: 1 S: 5	H: 1 LOB: 1 BB: 0 P: 6	R: 5 E: 0 K: 0 S: 8	H: 6 LOB: 1 BB: 1 P: 12	R: 0 E: 0 K: 1 S: 6	H: 1 LOB: 1 BB: 0 P: 6	R: 0 E: 0 K: 0 S: 4	H: 2 LOB: 1 BB: 0 P: 4	1B: 8 2B: 3 3B: 0 HR: 1	SF: 0 SAC: 0 DP: 2 HBP: 0	WP: 0 PB: 1 SB: 1 CS: 0	PA: 39	
PITCHER	IP	WLS	BF	H	R	ER	SO	BB	IBB	HBP	BLK	WP	HR	S	P	ERA	WHIP				
Kirk McCaskill, R (1, 1) ERA: 7.11	6.1	L	28	7	6	5	4	1	0	0	0	0	1	35	39	7.11	1.263				
Urbano Lugo, R (7, 1) ERA:	2.2		11	4	0	0	1	1	0	0	0	0	0	12	16	0.00	1.875				

Batter	1	2	3	4	5	6	7	8	9	AB	R	H	RBI	BB	SO	LOB	BOTTOM					
Gary Pettis, S (1, 8) OBP: 0.402, SLG: 0.382	4-1		K			4-3			S BB	3	0	0	0	1	1	0	Toronto Blue Jays @ California Angels Anaheim Stadium, Anaheim, CA Wed May 01 1985, 10:05 PM EDT Att: 24,112 - Unknown					
Rod Carew, L (1, 3) OBP: 0.394, SLG: 0.361	G3					6-3			4-3	4	0	0	0	0	0	1						
Doug DeCinces, R (1, 5) OBP: 0.327, SLG: 0.429	4-3					F7			1-3	4	1	1	0	0	0	0						
Bobby Grich, R (1, 4) OBP: 0.469, SLG: 0.446		5-3				F8			F9	3	1	0	0	1	0	0						
Reggie Jackson, L (1, 9) OBP: 0.318, SLG: 0.458									F9	2	1	2	2	2	0	0						
Brian Downing, R (1, 10) OBP: 0.432, SLG: 0.365		FC4-6 BB				HR			1B BB	2	1	2	2	2	0	0						
Juan Beniquez, R (1, 7) OBP: 0.302, SLG: 0.414		FC4-6				F8			SF7 1B	3	0	1	1	0	0	1						
Juan Beniquez, R (1, 7) OBP: 0.302, SLG: 0.414		4-3				6-3			F8	4	0	0	0	0	0	4						
Bob Boone, R (1, 2) OBP: 0.234, SLG: 0.190			K						6-3	3	0	0	0	0	1	0						
Ruppert Jones, L (9, PH) ERA: 9.0 OBP: 0.422, SLG: 0.611										0	0	0	0	1	0	0						
Dick Schofield, R (1, 6) OBP: 0.298, SLG: 0.421			K						6-3	3	0	0	0	0	2	0						
Jerry Narron, L (9, PH) OBP: 0.367, SLG: 0.538			K						K	1	0	0	0	0	1	2						
Inning Stats	R: 0 E: 0 K: 0 S: 3	H: 0 LOB: 0 BB: 0 P: 3	R: 0 E: 0 K: 0 S: 3	H: 0 LOB: 1 BB: 1 P: 7	R: 0 E: 0 K: 3 S: 9	H: 0 LOB: 0 BB: 0 P: 9	R: 0 E: 0 K: 0 S: 3	H: 0 LOB: 0 BB: 0 P: 3	R: 1 E: 0 K: 0 S: 4	H: 1 LOB: 0 BB: 0 P: 4	R: 0 E: 0 K: 0 S: 3	H: 0 LOB: 0 BB: 0 P: 3	R: 0 E: 0 K: 0 S: 4	H: 1 LOB: 2 BB: 1 P: 8	R: 0 E: 0 K: 1 S: 5	H: 0 LOB: 1 BB: 1 P: 9	R: 2 E: 0 K: 1 S: 7	H: 2 LOB: 2 BB: 2 P: 15	1B: 3 2B: 0 3B: 0 HR: 1	SF: 1 SAC: 0 DP: 0 HBP: 0	WP: 0 PB: 0 SB: 1 CS: 0	PA: 36
PITCHER	IP	WLS	BF	H	R	ER	SO	BB	IBB	HBP	BLK	WP	HR	S	P	ERA	WHIP					
Jimmy Key, L (1, 1) ERA: 2.05	7.2	W	28	2	1	1	4	3	0	0	0	0	1	33	45	1.17	0.652					
Ron Musselman, R (8, 1) ERA: 9.0	0.1		3	1	2	2	0	1	0	0	0	0	0	2	6	54.00	6.000					
Bill Caudill, R (9, 1) ERA: 5.87	1.0		5	1	0	0	1	1	0	0	0	0	0	6	10	0.00	2.000					

Batter	1	2	3	4	5	6	7	8	9	AB	R	H	RBI	BB	SO	LOB	TOP				
Damaso Garcia, R (1, 4) OBP: 0.240, SLG: 0.292	5-3		SF8 1-3 2B		K		F7		6-3	5	0	1	0	0	1	0					
Rance Mulliniks, L (1, 5) Garth Iorg, R (8, 5) OBP: 0.328, SLG: 0.352 OBP: 0.344, SLG: 0.433	F7		SF8					F7		3	0	1	1	0	0	0					
Lloyd Moseby, L (1, 8) OBP: 0.400, SLG: 0.455			F3		4-3					2	1	0	0	1	0	2					
Willie Upshaw, L (1, 3) OBP: 0.303, SLG: 0.494	5-3		F7							3	0	0	0	1	0	2					
George Bell, R (1, 7) OBP: 0.367, SLG: 0.537										4	0	1	0	0	1	2					
Len Matuszek, L (1, 10) OBP: 0.287, SLG: 0.357	4-3									4	0	2	1	0	0	1					
Ernie Whitt, L (1, 2) Jeff Burroughs, R (8, PH) Buck Martinez, R (8, 2) OBP: 0.309, SLG: 0.404 OBP: 0.308, SLG: 0.444 OBP: 0.156, SLG: 0.233										3	0	1	0	0	0	2					
Jesse Barfield, R (1, 9) OBP: 0.293, SLG: 0.373										1	0	0	0	0	0	2					
Tony Fernandez, S (1, 6) OBP: 0.304, SLG: 0.382										4	0	0	0	0	0	2					
Inning Stats	R: 0 E: 0 K: 0 S: 3	H: 0 LOB: 1 BB: 1 P: 7	R: 0 E: 0 K: 1 S: 6	H: 1 LOB: 1 BB: 0 P: 6	R: 1 E: 0 K: 0 S: 5	H: 2 LOB: 1 BB: 0 P: 5	R: 0 E: 0 K: 0 S: 4	H: 1 LOB: 1 BB: 0 P: 4	R: 0 E: 0 K: 1 S: 6	H: 1 LOB: 1 BB: 0 P: 6	R: 0 E: 0 K: 0 S: 4	H: 0 LOB: 0 BB: 0 P: 5	R: 1 E: 0 K: 0 S: 4	H: 1 LOB: 2 BB: 1 P: 9	R: 0 E: 0 K: 0 S: 3	H: 0 LOB: 0 BB: 0 P: 3	1B: 6 2B: 1 3B: 0 HR: 0	SF: 1 2B: 1 3B: 0 DP: 0 HBP: 1	WP: 0 PB: 0 SB: 1 CS: 0	PA: 37	
PITCHER	IP	WLS	BF	H	R	ER	SO	BB	IBB	HBP	BLK	WP	HR	S	P	ERA	WHIP				
Jim Slaton, R (1, 1) ERA: 2.43	7.2		33	7	2	2	3	2	0	1	0	0	0	36	45	2.35	1.174				
Pat Clements, L (8, 1) ERA: 4.26	1.1	W	4	0	0	0	0	0	0	0	0	0	0	4	4	0.00	0.000				
Pat Clements, L (9, 1) ERA: 4.26	1.1	W	4	0	0	0	0	0	0	0	0	0	0	4	4	0.00	0.000				

Toronto Blue Jays @ California Angels
Anaheim Stadium, Anaheim, CA
Thu May 02 1985, 10:05 PM EDT
Att: 23,824 - Unknown

AB 33
R 2
H 7
RBI 2
BB 2
SO 3
LOB 13



Batter	1	2	3	4	5	6	7	8	9	AB	R	H	RBI	BB	SO	LOB	BOTTOM				
Gary Pettis, S (1, 8) OBP: 0.396, SLG: 0.367	1-3									3	0	0	0	1	1	0					
Rod Carew, L (1, 3) Bobby Grich, R (6, 3) OBP: 0.396, SLG: 0.357 OBP: 0.458, SLG: 0.433	1-3									1	1	0	0	1	0	0					
Ruppert Jones, L (1, 7) OBP: 0.429, SLG: 0.625										2	0	0	0	1	2						
Doug DeCinces, R (1, 5) OBP: 0.327, SLG: 0.425										4	1	2	0	0	1	0					
Reggie Jackson, L (1, 9) OBP: 0.314, SLG: 0.435										3	0	1	0	0	2	2					
Rob Wilfong, L (1, 4) OBP: 0.318, SLG: 0.167										4	0	1	1	0	0	1					
Jerry Narron, L (1, 10) OBP: 0.324, SLG: 0.467										4	0	0	0	0	0	2					
Craig Gerber, L (1, 6) Juan Beniquez, R (9, PH) OBP: 0.091, SLG: 0.091 OBP: 0.438, SLG: 0.424										3	0	1	0	0	0	0					
Bob Boone, R (1, 2) Brian Downing, R (8, PH) Pat Clements, R (9, 1) OBP: 0.227, SLG: 0.183 OBP: 0.438, SLG: 0.365										2	0	0	0	0	1	1					
Inning Stats	R: 0 E: 0 K: 1 S: 5	H: 0 LOB: 0 BB: 0 P: 5	R: 0 E: 0 K: 1 S: 5	H: 0 LOB: 0 BB: 0 P: 5	R: 0 E: 0 K: 1 S: 5	H: 1 LOB: 1 BB: 0 P: 5	R: 1 E: 1 K: 3 S: 10	H: 1 LOB: 1 BB: 1 P: 14	R: 0 E: 0 K: 0 S: 3	H: 0 LOB: 0 BB: 0 P: 3	R: 0 E: 0 K: 0 S: 6	H: 1 LOB: 1 BB: 0 P: 6	R: 0 E: 0 K: 1 S: 5	H: 0 LOB: 2 BB: 2 P: 13	R: 2 E: 0 K: 0 S: 5	H: 3 LOB: 2 BB: 1 P: 9	1B: 5 2B: 2 3B: 0 HR: 0	SF: 0 SAC: 1 DP: 1 HBP: 0	WP: 0 PB: 0 SB: 0 CS: 1	PA: 35	
PITCHER	IP	WLS	BF	H	R	ER	SO	BB	IBB	HBP	BLK	WP	HR	S	P	ERA	WHIP				
Dave Stieb, R (1, 1) ERA: 2.77	8.1	L	33	5	3	2	8	4	0	0	0	0	0	45	61	2.16	1.080				
Jim Acker, R (9, 1) ERA: 1.06	0.1		2	1	0	0	0	0	0	0	0	0	0	2	2	0.00	3.000				

Toronto Blue Jays @ California Angels
Anaheim Stadium, Anaheim, CA
Thu May 02 1985, 10:05 PM EDT
Att: 23,824 - Unknown

AB 30
R 3
H 6
RBI 2
BB 4
SO 8
LOB 9



WP: 0
PB: 0
SB: 0
CS: 1
PA: 35

Batter	1	2	3	4	5	6	7	8	9	AB	R	H	RBI	BB	SO	LOB	TOP								
Damaso Garcia, R OBP: 0.248, SLG: 0.290 (1, 4)	F5	1B		1-3	IBB			K2-3		4	0	1	0	1	1	1	Toronto Blue Jays @ Seattle Mariners The Kingdome, Seattle, WA Fri May 03 1985, 10:05 PM EDT Att: 12,370 - Unknown								
Rance Mulliniks, L OBP: 0.343, SLG: 0.357 Garth Iorg, R OBP: 0.324, SLG: 0.406 (5, 5)	4-3	BB		1B			F7	1-3		2	0	1	1	1	0	0									
Lloyd Moseby, L OBP: 0.400, SLG: 0.463 (1, 8)	1B	4-3		K				6-3		5	1	2	0	0	1	3									
Willie Upshaw, L OBP: 0.298, SLG: 0.471 (1, 3)	1B			F7			K	G3		4	1	0	0	1	1	1									
George Bell, R OBP: 0.379, SLG: 0.563 (1, 7)	1B			1B			1B	1-3		5	1	3	0	0	0	0									
Len Matuszek, L OBP: 0.313, SLG: 0.400 Jeff Burroughs, R OBP: 0.333, SLG: 0.447 Ron Shepherd, R (9, PR)	1B			1B			1B	3B		2	0	2	1	0	0	0									
Ernie Whitt, L OBP: 0.317, SLG: 0.404 (1, 2)	4-3			G4-6-3			1B	E		2	1	1	1	1	0	0									
Jesse Barfield, R OBP: 0.326, SLG: 0.405 (1, 9)				1B			1B	E		0	0	0	0	0	0	0									
Tony Fernandez, S OBP: 0.289, SLG: 0.363 (1, 6)	3-1			G3			F8	G6-4-3		4	0	0	0	0	0	5									
Inning Stats	R: 2 E: 0 K: 0 S: 6	H: 3 LOB: 2 BB: 1 P: 10	R: 0 E: 0 K: 0 S: 4	H: 2 LOB: 2 BB: 1 P: 8	R: 0 E: 0 K: 0 S: 4	H: 2 LOB: 1 BB: 0 P: 4	R: 1 E: 0 K: 1 S: 7	H: 2 LOB: 1 BB: 0 P: 7	R: 2 E: 0 K: 1 S: 9	H: 4 LOB: 3 BB: 1 P: 13	R: 0 E: 0 K: 0 S: 3	H: 0 LOB: 0 BB: 0 P: 3	R: 0 E: 0 K: 0 S: 4	H: 2 LOB: 1 BB: 0 P: 4	R: 0 E: 0 K: 1 S: 6	H: 1 LOB: 1 BB: 0 P: 6	R: 0 E: 0 K: 0 S: 2	H: 0 LOB: 1 BB: 1 P: 6	1B: 14 2B: 1 3B: 1 HR: 0	SF: 0 SAC: 0 DP: 3 HBP: 0	WP: 2 PB: 1 SB: 2 CS: 0	PA: 43			
PITCHER	IP	WLS	BF	H	R	ER	SO	BB	IBB	HBP	BLK	WP	HR	S	P	ERA	WHIP								
Salome Barojas, R ERA: 6.46 (1, 1)	3.2	L	20	9	3	3	0	2	0	0	0	2	0	18	26	7.36	3.000								
Dave Geisel, L ERA: 8.95 (4, 1)	1.0		8	4	2	1	2	0	1	0	0	0	0	11	15	9.00	4.000								
Ed Vande Berg, L ERA: 0.73 (5, 1)	3.1		12	3	0	0	1	0	0	0	0	0	0	14	14	0.00	0.900								
Mike Stanton, R ERA: 4.61 (9, 1)	1.0		3	0	0	0	0	1	0	0	0	0	0	2	6	0.00	1.000								

AB	39
R	5
H	16
RBI	3
BB	4
SO	3
LOB	18



Batter	1	2	3	4	5	6	7	8	9	AB	R	H	RBI	BB	SO	LOB	BOTTOM								
Jack Perconte, L OBP: 0.271, SLG: 0.313 Barry Bonnell, R OBP: 0.250, SLG: 0.263 (9, PH)	F3		F8		5-3		K		F5	3	0	0	0	0	1	1	Toronto Blue Jays @ Seattle Mariners The Kingdome, Seattle, WA Fri May 03 1985, 10:05 PM EDT Att: 12,370 - Unknown								
Phil Bradley, R OBP: 0.362, SLG: 0.568 (1, 7)	1B		K		1B		1B			4	0	3	1	0	1	1									
Alvin Davis, L OBP: 0.378, SLG: 0.347 (1, 3)	K		F8		F8		4-3			4	0	0	0	0	1	4									
Gorman Thomas, R OBP: 0.364, SLG: 0.554 (1, 10)		5-3			K			HR		3	1	1	1	1	1	1									
Al Cowens, R OBP: 0.378, SLG: 0.576 (1, 9)		F6			K		K			4	0	0	0	0	2	2									
Dave Henderson, R OBP: 0.300, SLG: 0.442 (1, 8)		1B			HR		K			4	2	2	1	0	2	0									
Jim Prestley, R OBP: 0.298, SLG: 0.518 (1, 5)		1B			4-3		F7			4	0	1	0	0	0	0									
Donnie Scott, S OBP: 0.407, SLG: 0.652 (1, 2)		1B			G3					4	1	2	1	0	0	0									
Spike Owen, S OBP: 0.233, SLG: 0.221 Ken Phelps, L OBP: 0.316, SLG: 0.286 (9, PH)	F5				3-1		F4		K	3	0	0	0	0	0	3									
Inning Stats	R: 0 E: 0 K: 1 S: 5	H: 1 LOB: 1 BB: 0 P: 5	R: 1 E: 0 K: 0 S: 6	H: 3 LOB: 2 BB: 0 P: 6	R: 0 E: 0 K: 1 S: 5	H: 0 LOB: 2 BB: 1 P: 10	R: 1 E: 0 K: 0 S: 4	H: 1 LOB: 0 BB: 0 P: 4	R: 0 E: 0 K: 2 S: 7	H: 0 LOB: 0 BB: 0 P: 7	R: 1 E: 0 K: 1 S: 7	H: 2 LOB: 1 BB: 0 P: 7	R: 1 E: 0 K: 2 S: 8	H: 1 LOB: 0 BB: 0 P: 8	R: 0 E: 0 K: 1 S: 5	H: 0 LOB: 0 BB: 0 P: 5	1B: 5 2B: 3 3B: 0 HR: 2	SF: 0 SAC: 0 DP: 1 HBP: 1	WP: 0 PB: 0 SB: 1 CS: 1	PA: 37					
PITCHER	IP	WLS	BF	H	R	ER	SO	BB	IBB	HBP	BLK	WP	HR	S	P	ERA	WHIP								
Doyle Alexander, R ERA: 3.21 (1, 1)	6.2	W	29	8	3	3	6	1	0	1	0	0	0	1	44	4.05	1.350								
Gary Lavelle, L ERA: 5.4 (7, 1)	0.1		1	0	0	0	0	0	0	0	0	0	0	1	1	0.00	0.000								
Jim Acker, R ERA: 1.5 (8, 1)	1.0		4	1	1	1	2	0	0	0	0	0	1	8	8	9.00	1.000								
Bill Caudill, R ERA: 5.51 (9, 1)	1.0	S	3	0	0	0	1	0	0	0	0	0	0	5	5	0.00	0.000								


AB	35
R	4
H	9
RBI	4
BB	1
SO	9
LOB	12



Batter	1	2	3	4	5	6	7	8	9	AB	R	H	RBI	BB	SO	LOB	TOP		
Damaso Garcia, R OBP: 0.239, SLG: 0.279 Manuel Lee, S (8, 4)	F8		6-3		G6-4-3			4-3		4	0	0	0	0	0	3			
Lloyd Mosaby, L OBP: 0.394, SLG: 0.453 (1, 8)	4-3 BLK 1B		F9			K		4-3		4	0	1	0	0	1	1			
George Bell, R OBP: 0.374, SLG: 0.582 (1, 7)	4-3			6-3		5-3		HR		4	1	1	1	0	0	1			
Jesse Barfield, R OBP: 0.311, SLG: 0.386 (1, 9)	6-3			F8		4-3		K		4	0	0	0	0	1	1			
Jeff Burroughs, R OBP: 0.326, SLG: 0.415 (1, 10)		K		FC6-4 BB		6-3		6-3		3	0	0	0	1	1	0			
Willie Upshaw, L OBP: 0.289, SLG: 0.455 (1, 3)	F8			FC6-4		6-3		6-3		3	0	0	0	0	0	1			
Buck Martinez, R OBP: 0.143, SLG: 0.212 (1, 2)	F9				F6			6-3		3	0	0	0	0	0	0			
Garth Iorg, R OBP: 0.351, SLG: 0.429 (1, 5)			4-3 1B			1B		6-3		3	0	2	0	0	0	0			
Tony Fernandez, S OBP: 0.291, SLG: 0.361 (1, 6)	4-3					G6-4-3 1B		4-3		3	0	1	0	0	0	1			
Inning Stats	R: 0 E: 0 K: 0 S: 4	H: 1 LOB: 1 BB: 0 P: 4	R: 0 E: 0 K: 1 S: 5	H: 0 LOB: 0 BB: 0 P: 5	R: 0 E: 0 K: 0 S: 4	H: 1 LOB: 1 BB: 0 P: 4	R: 0 E: 0 K: 0 S: 3	H: 0 LOB: 1 BB: 1 P: 7	R: 0 E: 0 K: 1 S: 5	H: 2 LOB: 1 BB: 0 P: 4	R: 0 E: 0 K: 0 S: 3	H: 0 LOB: 0 BB: 0 P: 3	R: 0 E: 0 K: 0 S: 3	H: 0 LOB: 0 BB: 0 P: 3	R: 1 E: 0 K: 1 S: 6	H: 1 LOB: 0 BB: 0 P: 6	1B: 4 2B: 0 3B: 0 HR: 1	SF: 0 SAC: 0 DP: 1 HBP: 0	WP: 0 PA: 32
PITCHER Matt Young, L ERA: 4.4 (1, 1)	IP: 9.0 WLS: W BF: 32 H: 5 R: 1 ER: 1 SO: 3 BB: 1 IBB: 0 HBP: 0 BLK: 1 WP: 0 HR: 1 S: 37 P: 41 ERA: 1.00 WHIP: 0.667																		

Toronto Blue Jays @ Seattle Mariners
The Kingdome, Seattle, WA
Sat May 04 1985, 10:05 PM EDT
Att: 14,952 - Unknown


AB	31
R	1
H	5
RBI	1
BB	1
SO	3
LOB	8



Batter	1	2	3	4	5	6	7	8	9	AB	R	H	RBI	BB	SO	LOB	BOTTOM		
Jack Perconte, L OBP: 0.280, SLG: 0.319 Harold Reynolds, S OBP: 0.212, SLG: 0.074 (1, 4)	BB HBP 1B	4-3	F9			3-1		1B		5	1	2	0	0	0	3			
Phil Bradley, R OBP: 0.354, SLG: 0.556 (1, 8)	BB HBP 1B			6-3		F9		1-3		4	1	1	0	0	0	1			
Alvin Davis, L OBP: 0.372, SLG: 0.338 (1, 3)	BB 1B	SF7		4-3		F7				2	1	0	1	1	0	0			
Gorman Thomas, R OBP: 0.370, SLG: 0.545 (1, 10)	BB 1B	F9		F6		BB BB		BB		3	1	1	2	1	0	1			
Al Cowens, R OBP: 0.372, SLG: 0.573 (1, 9)	4-3 1H 2H 2B		K		6-3			L6		4	0	1	2	0	1	1			
Ivan Calderon, R OBP: 0.300, SLG: 0.176 (1, 7)	4-3		WP S 2B		K			6-3		4	1	1	0	0	1	1			
Jim Presley, R OBP: 0.296, SLG: 0.517 (1, 5)	6-3		1B FC5-2 2B		K			F9		4	0	1	1	0	1	1			
Bob Kearney, R OBP: 0.146, SLG: 0.105 (1, 2)	K		FC5-2 1B		K			HR 2B		4	1	2	0	0	2	1			
Spike Owen, S OBP: 0.247, SLG: 0.268 (1, 6)		1B SF7 BB	FC5-2		G3			2H HR		3	2	1	2	1	0	2			
Inning Stats	R: 4 E: 0 K: 1 S: 8	H: 3 LOB: 1 BB: 1 P: 13	R: 1 E: 0 K: 0 S: 4	H: 1 LOB: 1 BB: 1 P: 8	R: 1 E: 0 K: 1 S: 8	H: 3 LOB: 2 BB: 0 P: 8	R: 0 E: 0 K: 0 S: 3	H: 0 LOB: 0 BB: 0 P: 3	R: 0 E: 0 K: 1 S: 5	H: 0 LOB: 0 BB: 0 P: 5	R: 0 E: 0 K: 0 S: 3	H: 0 LOB: 1 BB: 1 P: 7	R: 0 E: 0 K: 0 S: 6	H: 3 LOB: 1 BB: 0 P: 6	R: 2 E: 0 K: 0 S: 6	H: 3 LOB: 1 BB: 0 P: 6	1B: 6 2B: 3 3B: 0 HR: 1	SF: 1 SAC: 0 DP: 0 HBP: 1	WP: 1 PA: 38
PITCHER Luis Leal, R ERA: 4.26 Dennis Lamp, R ERA: 1.93 Ron Musselman, R ERA: 9.0 (1, 1)	IP: 0.0 WLS: L BF: 5 H: 3 R: 4 ER: 4 SO: 4 BB: 1 IBB: 0 HBP: 0 BLK: 0 WP: 1 HR: 0 S: 0 P: 32 ERA: 3.00 WHIP: 0.833																		

Toronto Blue Jays @ Seattle Mariners
The Kingdome, Seattle, WA
Sat May 04 1985, 10:05 PM EDT
Att: 14,952 - Unknown

AB	33
R	8
H	10
RBI	8
BB	3
SO	5
LOB	11



Batter	1	2	3	4	5	6	7	8	9	AB	R	H	RBI	BB	SO	LOB	TOP					
Damaso Garcia, R (1.4) OBP: 0.239, SLG: 0.287	F7			1-3		1B 2B		5-3		4	1	1	0	0	0	0						
Lloyd Moseby, L (1.8) OBP: 0.396, SLG: 0.456	F7			S 1B		2H 1B			F8	4	0	2	1	0	0	0						
George Bell, R (1.7) OBP: 0.359, SLG: 0.558	5-3			K		K			5-3	4	0	0	0	0	2	2						
Jesse Barfield, R (1.9) OBP: 0.309, SLG: 0.379		K		K					K	4	0	1	0	0	3	1						
Jeff Burroughs, R (1.10) OBP: 0.327, SLG: 0.395		K			F5					2	0	0	0	1	1	0						
Willie Upshaw, L (1.3) OBP: 0.280, SLG: 0.440		K			F5					3	0	0	0	0	1	2						
Buck Martinez, R (1.2) OBP: 0.132, SLG: 0.194			F7		6-3					3	0	0	0	0	0	2						
Garth Iorg, R (1.5) OBP: 0.350, SLG: 0.421			G4-1			4-3				3	0	1	0	0	0	0						
Tony Fernandez, S (1.6) OBP: 0.281, SLG: 0.349			G3			F7			G4-6-3	3	0	0	0	0	0	1						
Inning Stats	R: 0 E: 0 K: 0 S: 3	H: 0 LOB: 0 BB: 0 P: 3	R: 0 E: 0 K: 3 S: 9	H: 0 LOB: 0 BB: 0 P: 9	R: 0 E: 0 K: 0 S: 3	H: 0 LOB: 0 BB: 0 P: 3	R: 0 E: 0 K: 2 S: 8	H: 1 LOB: 1 BB: 0 P: 8	R: 0 E: 0 K: 0 S: 3	H: 0 LOB: 0 BB: 0 P: 3	R: 1 E: 0 K: 1 S: 7	H: 2 LOB: 1 BB: 0 P: 7	R: 0 E: 0 K: 0 S: 3	H: 1 LOB: 1 BB: 1 P: 7	R: 0 E: 0 K: 0 S: 3	H: 1 LOB: 0 BB: 0 P: 3	R: 0 E: 0 K: 1 S: 5	H: 0 LOB: 0 BB: 0 P: 5	1B: 4 2B: 1 3B: 0 HR: 0	SF: 0 SAC: 0 DP: 2 HBP: 0	WP: 0 PB: 0 SB: 1 CS: 0	PA: 31
PITCHER Mark Langston, L (1.1) ERA: 2.4	IP: 9.0 WLS: W BF: 31 H: 5 R: 1 ER: 1 SO: 7 BB: 1 IBB: 0 HBP: 0 BLK: 0 WP: 0 HR: 0 S: 44 P: 48 ERA: 1.00 WHIP: 0.667															PITCHER						

Toronto Blue Jays @ Seattle Mariners
The Kingdome, Seattle, WA
Sun May 05 1985, 6:33 AM EDT
Att: 11,500 - Unknown

AB 30
R 1
H 5
RBI 1
BB 1
SO 7
LOB 8



Batter	1	2	3	4	5	6	7	8	9	AB	R	H	RBI	BB	SO	LOB	BOTTOM					
Jack Perconte, L (1.4) OBP: 0.278, SLG: 0.316	CS 1B		4-3					6-3		4	0	1	0	0	0	2						
Phil Bradley, R (1.8) OBP: 0.360, SLG: 0.544	K			3-1						4	0	1	0	0	1	2						
Ken Phelps, L (1.3) OBP: 0.304, SLG: 0.444	G3			HR				G4-1		4	1	1	1	0	1	1						
Gorman Thomas, R (1.10) OBP: 0.368, SLG: 0.532		F7		1B HR				F8		2	1	0	0	1	0	0						
Al Cowens, R (1.9) OBP: 0.371, SLG: 0.565		F3		HR 1B				F8		3	1	1	0	0	0	0						
Ivan Calderon, R (1.7) OBP: 0.304, SLG: 0.350		6-3		HR				F8		3	1	1	3	0	0	0						
Jim Presley, R (1.5) OBP: 0.287, SLG: 0.500			K	K				F8		3	0	0	0	0	2	0						
Bob Kearney, R (1.2) OBP: 0.136, SLG: 0.098			G1-4-3	K				5-3		3	0	0	0	0	1	0						
Spike Owen, S (1.6) OBP: 0.263, SLG: 0.274			S BB					K		2	0	1	0	1	1	0						
Inning Stats	R: 0 E: 0 K: 1 S: 5	H: 1 LOB: 0 BB: 0 P: 5	R: 0 E: 0 K: 0 S: 3	H: 0 LOB: 0 BB: 0 P: 3	R: 0 E: 0 K: 1 S: 5	H: 0 LOB: 1 BB: 1 P: 9	R: 4 E: 0 K: 2 S: 10	H: 3 LOB: 0 BB: 1 P: 14	R: 0 E: 0 K: 0 S: 3	H: 1 LOB: 0 BB: 0 P: 3	R: 0 E: 0 K: 1 S: 5	H: 0 LOB: 0 BB: 0 P: 5	R: 0 E: 0 K: 0 S: 3	H: 0 LOB: 0 BB: 0 P: 3	R: 0 E: 0 K: 1 S: 6	H: 1 LOB: 1 BB: 0 P: 6	R: 0 E: 0 K: 1 S: 6	H: 1 LOB: 0 BB: 0 P: 6	1B: 4 2B: 1 3B: 0 HR: 2	SF: 0 SAC: 0 DP: 1 HBP: 0	WP: 2 PB: 0 SB: 1 CS: 1	PA: 30
PITCHER Jim Clancy, R (1.1) ERA: 6.0 Jimmy Key, L (5.1) ERA: 1.94 Jim Acker, R (8.1) ERA: 1.42	IP: 4.0 WLS: L BF: 17 H: 4 R: 4 ER: 4 SO: 4 BB: 2 IBB: 0 HBP: 0 BLK: 0 WP: 1 HR: 2 S: 23 P: 31 ERA: 9.00 WHIP: 1.500															PITCHER						

Toronto Blue Jays @ Seattle Mariners
The Kingdome, Seattle, WA
Sun May 05 1985, 6:33 AM EDT
Att: 11,500 - Unknown

AB 28
R 4
H 6
RBI 4
BB 2
SO 6
LOB 5



Batter	1	2	3	4	5	6	7	8	9	AB	R	H	RBI	BB	SO	LOB	TOP			
Dave Collins, S (1, 7) OBP: 0.297, SLG: 0.301	G3	BB		CS	L5	4-3			G4-6-3	4	0	1	0	1	0	2				
Carney Lansford, R (1, 5) OBP: 0.298, SLG: 0.406	F7	K			K				G4-6-3	2	0	0	0	0	1	3				
Rob Piccolo, R (2, 5) OBP: 0.400, SLG: 0.600										2	0	0	0	0	2	0				
Steve Henderson, R (9, PH) OBP: 0.395, SLG: 0.333										1	0	0	0	0	0	1				
Bruce Bochte, L (1, 3) OBP: 0.413, SLG: 0.397	BB			BB	BB				K	3	0	1	0	2	2	0				
Dave Kingman, R (1, 10) OBP: 0.318, SLG: 0.448	BB			K	F9				K	4	0	2	0	0	1	2				
Dwayne Murphy, L (1, 8) OBP: 0.358, SLG: 0.349										4	0	0	0	0	1	4				
Mickey Tettleton, S (7, 2) OBP: 0.333, SLG: 0.143	K			P6					F7	0	0	0	0	0	0	0				
Mike Heath, R (1, 2) OBP: 0.320, SLG: 0.473				CS	K				5-3	3	1	1	0	1	1	1				
Mike Davis, L (1, 9) OBP: 0.330, SLG: 0.646				BB	3-1				BB	4	0	2	0	0	0	0				
Donnie Hill, S (1, 4) OBP: 0.273, SLG: 0.310				BB					BB	3	0	0	0	1	1	3				
Alfredo Griffin, S (1, 6) OBP: 0.333, SLG: 0.310				E5					F7	3	0	0	0	1	1	3				
Dan Meyer, L (8, PH)				BB						4	0	0	0	0	0	1				
Mike Gallego, R (8, 6)				P6					F9	3	0	2	1	0	0	2				
				CS						1	0	0	0	0	0	1				
				BB	1B					0	0	0	0	0	0	0				
Inning Stats	R: 0 E: 0 K: 1 S: 6	H: 1 LOB: 2 BB: 1 P: 10	R: 0 E: 1 K: 1 S: 7	H: 2 LOB: 3 BB: 1 P: 11	R: 0 E: 0 K: 2 S: 8	H: 1 LOB: 1 BB: 0 P: 8	R: 0 E: 0 K: 1 S: 5	H: 1 LOB: 0 BB: 1 P: 5	R: 0 E: 0 K: 0 S: 5	H: 0 LOB: 1 BB: 1 P: 9	R: 0 E: 1 K: 2 S: 8	H: 1 LOB: 1 BB: 0 P: 8	R: 0 E: 0 K: 0 S: 3	H: 0 LOB: 1 BB: 1 P: 7	R: 0 E: 0 K: 1 S: 5	H: 1 LOB: 0 BB: 0 P: 5	1B: 8 2B: 1 3B: 0 HR: 0	SF: 0 SAC: 0 DP: 1 HBP: 0	WP: 0 PB: 0 SB: 0 CS: 2	PA: 40
PITCHER	IP WLS BF H R ER SO BB IBB HBP BLK WP HR S P ERA WHIP																			
Dave Stieb, R (1, 1) ERA: 2.6	6.0 W 28 7 1 1 6 4 0 0 0 0 0 0 36 52 1.50 1.833																			
Gary Lavelle, L (7, 1) ERA: 4.7	1.0 4 1 0 0 2 0 0 0 0 0 0 0 8 7 0.00 1.000																			
Ron Musselman, R (8, 1) ERA: 8.31	1.0 4 0 0 0 0 1 0 0 0 0 0 0 3 8 0.00 1.000																			
Bill Caudill, R (9, 1) ERA: 5.19	1.0 3 1 0 0 1 0 0 0 0 0 0 0 5 5 0.00 1.000																			

Oakland Athletics @ Toronto Blue Jays
Exhibition Stadium, Toronto, ON
Tue May 07 1985, 7:05 PM EDT
Att: 21,292 - Unknown

AB	34
R	1
H	9
RBI	1
BB	5
SO	9
LOB	19



Batter	1	2	3	4	5	6	7	8	9	AB	R	H	RBI	BB	SO	LOB	BOTTOM			
Damaso Garcia, R (1, 4) OBP: 0.239, SLG: 0.288	P4					SF7	G4-6-3			3	1	1	1	0	1	0				
Manuel Lee, S (7, 4)										1	0	0	0	0	0	2				
Rance Mulliniks, L (1, 5) OBP: 0.380, SLG: 0.407						3H				3	2	3	0	1	0	0				
Garth Iorg, R (7, 5) OBP: 0.341, SLG: 0.410	2B					1B	WP		F8	1	0	0	0	0	0	1				
Lloyd Moseby, L (1, 8) OBP: 0.402, SLG: 0.462										3	1	1	1	1	1	3				
Ron Shepherd, R (7, 8)	2B					1B	BB			1	0	0	0	0	1	0				
Willie Upshaw, L (1, 3) OBP: 0.286, SLG: 0.438	K									5	1	2	2	0	2	2				
George Bell, R (1, 7) OBP: 0.355, SLG: 0.545										4	0	1	2	0	1	3				
Lou Thornton, L (6, PR) OBP: 0.167, SLG: 0.167	4-3									1	0	0	0	0	1	0				
Len Matuzek, L (1, 10) OBP: 0.306, SLG: 0.364										3	1	0	1	1	0	3				
Ernie Whitt, L (1, 2) OBP: 0.328, SLG: 0.475										4	2	2	2	0	1	2				
Jesse Barfield, R (1, 9) OBP: 0.327, SLG: 0.375										1	1	0	0	3	1	0				
Tony Fernandez, S (1, 6) OBP: 0.290, SLG: 0.356										4	1	2	1	0	0	1				
										1B: 8 2B: 3 3B: 0 HR: 1	SF: 1 SAC: 0 DP: 1 HBP: 0	WP: 1 PB: 0 SB: 1 CS: 0	PA: 41							
Inning Stats	R: 1 E: 0 K: 1 S: 7	H: 2 LOB: 1 BB: 0 P: 7	R: 0 E: 0 K: 0 S: 3	H: 0 LOB: 1 BB: 1 P: 7	R: 0 E: 0 K: 2 S: 8	H: 1 LOB: 0 BB: 0 P: 8	R: 2 E: 0 K: 2 S: 8	H: 1 LOB: 1 BB: 1 P: 12	R: 1 E: 0 K: 0 S: 6	H: 3 LOB: 2 BB: 0 P: 6	R: 6 E: 0 K: 1 S: 9	H: 4 LOB: 3 BB: 3 P: 21	R: 0 E: 0 K: 0 S: 3	H: 1 LOB: 1 BB: 1 P: 7	R: 0 E: 0 K: 3 S: 9	H: 0 LOB: 0 BB: 0 P: 9	1B: 8 2B: 3 3B: 0 HR: 1	SF: 1 SAC: 0 DP: 1 HBP: 0	WP: 1 PB: 0 SB: 1 CS: 0	PA: 41
PITCHER	IP WLS BF H R ER SO BB IBB HBP BLK WP HR S P ERA WHIP																			
Don Sutton, R (1, 1) ERA: 7.12	5.1 L 29 8 8 8 5 4 0 0 0 0 1 0 6 10 13.50 2.438																			
Mike Warren, R (6, 1) ERA: 8.84	0.2 5 2 2 2 1 1 0 0 0 0 1 0 6 10 27.00 4.500																			
Tim Birtsas, L (7, 1) ERA:	2.0 7 1 0 0 3 1 0 0 0 0 0 0 12 16 0.00 1.000																			

Oakland Athletics @ Toronto Blue Jays
Exhibition Stadium, Toronto, ON
Tue May 07 1985, 7:05 PM EDT
Att: 21,292 - Unknown

AB	34
R	10
H	12
RBI	10
BB	6
SO	9
LOB	17



Batter	1	2	3	4	5	6	7	8	9	AB	R	H	RBI	BB	SO	LOB	TOP					
Jack Perconte, L (1,4) OBP: 0.247, SLG: 0.289										5	1	1	0	0	0	5						
Phil Bradley, R (1,7) OBP: 0.375, SLG: 0.560										4	1	1	0	0	1	1						
Alvin Davis, L (1,3) OBP: 0.375, SLG: 0.391										5	0	2	0	0	1	3						
Gorman Thomas, R (1,10) OBP: 0.352, SLG: 0.500										4	0	0	0	0	2	5						
Al Cowens, R (1,9) OBP: 0.339, SLG: 0.510										3	0	0	1	0	2	3						
Dave Henderson, R (1,8) OBP: 0.316, SLG: 0.441										4	0	2	1	0	1	0						
Jim Prestley, R (1,5) OBP: 0.295, SLG: 0.495										4	1	2	0	0	0	0						
Bob Kearney, R (1,2) OBP: 0.170, SLG: 0.143										3	0	0	0	1	0	2						
Spike Owen, S (1,6) OBP: 0.253, SLG: 0.280										2	0	0	1	1	0	2						
Inning Stats	R: 2 E: 0 K: 1 S: 7	H: 3 LOB: 2 BB: 0 P: 8	R: 0 E: 0 K: 0 S: 4	H: 1 LOB: 1 BB: 0 P: 4	R: 0 E: 2 K: 1 S: 9	H: 1 LOB: 2 BB: 0 P: 9	R: 1 E: 1 K: 1 S: 8	H: 2 LOB: 2 BB: 0 P: 8	R: 0 E: 0 K: 1 S: 5	H: 0 LOB: 0 BB: 0 P: 5	R: 0 E: 1 K: 0 S: 3	H: 0 LOB: 1 BB: 1 P: 7	R: 0 E: 0 K: 2 S: 8	H: 1 LOB: 1 BB: 0 P: 8	R: 0 E: 0 K: 0 S: 3	H: 0 LOB: 0 BB: 0 P: 3	R: 0 E: 0 K: 0 S: 3	H: 0 LOB: 1 BB: 1 P: 7	1B: 5 2B: 3 3B: 0 HR: 0	SF: 2 SAC: 0 DP: 1 HBP: 1	WP: 0 PB: 0 SB: 1 CS: 0	PA: 39
PITCHER	IP WLS BF H R ER SO BB IBB HBP BLK WP HR S P ERA WHIP																					
Luis Leal, R (1,1) ERA: 4.33	3.2	20	7	3	2	3	0	0	1	0	0	0	0	25	26	4.91	1.909					
Jimmy Key, L (4,1) ERA: 1.55	2.1	W 8	0	0	0	2	1	0	0	0	0	0	0	11	15	0.00	0.429					
Jim Acker, R (7,1) ERA: 1.17	3.0	S 11	1	0	0	2	1	0	0	0	0	0	0	14	18	0.00	0.667					

Seattle Mariners @ Toronto Blue Jays
Exhibition Stadium, Toronto, ON
Fri May 10 1985, 7:05 PM EDT
Att: 20,116 - Unknown

AB	34
R	3
H	8
RBI	3
BB	2
SO	7
LOB	21



Batter	1	2	3	4	5	6	7	8	9	AB	R	H	RBI	BB	SO	LOB	BOTTOM				
Damaso Garcia, R (1,4) OBP: 0.268, SLG: 0.339										5	1	4	6	0	0	0					
Lloyd Moseby, L (1,8) OBP: 0.377, SLG: 0.447										5	0	0	0	0	3	6					
George Bell, R (1,7) OBP: 0.353, SLG: 0.574										5	0	1	1	0	3	4					
Jesse Barfield, R (1,9) OBP: 0.336, SLG: 0.400										4	1	1	1	1	1	1					
Jeff Burroughs, R (1,10) OBP: 0.333, SLG: 0.400										2	0	1	0	0	0	0					
Len Matuszek, L (5, PH) OBP: 0.310, SLG: 0.342										2	0	1	0	0	0	1					
Ron Shepherd, R (8, PH)										1	0	0	0	0	0	0					
Willie Upshaw, L (1,3) OBP: 0.298, SLG: 0.427										4	1	1	0	1	1	2					
Buck Martinez, R (1,2) OBP: 0.375, SLG: 0.184										2	0	0	0	0	0	3					
Ernie Whitt, L (5, PH) OBP: 0.329, SLG: 0.507										2	1	1	0	0	0	2					
Garth Iorg, R (1,5) OBP: 0.372, SLG: 0.425										1	1	1	0	1	0	0					
Rance Mulliniks, L (5, PH) OBP: 0.372, SLG: 0.400										1	1	0	0	1	0	2					
Tony Fernandez, S (1,6) OBP: 0.297, SLG: 0.361										3	2	2	0	1	0	1					
Inning Stats	R: 0 E: 0 K: 2 S: 7	H: 0 LOB: 0 BB: 0 P: 7	R: 4 E: 0 K: 1 S: 8	H: 3 LOB: 1 BB: 2 P: 16	R: 0 E: 0 K: 0 S: 4	H: 1 LOB: 2 BB: 1 P: 8	R: 0 E: 0 K: 1 S: 6	H: 1 LOB: 2 BB: 1 P: 10	R: 0 E: 0 K: 0 S: 5	H: 2 LOB: 2 BB: 0 P: 5	R: 2 E: 0 K: 0 S: 6	H: 3 LOB: 1 BB: 0 P: 6	R: 2 E: 0 K: 2 S: 10	H: 3 LOB: 2 BB: 1 P: 14	R: 0 E: 0 K: 2 S: 7	H: 0 LOB: 0 BB: 0 P: 7	1B: 8 2B: 3 3B: 1 HR: 1	SF: 0 SAC: 0 DP: 0 HBP: 0	WP: 1 PB: 0 SB: 2 CS: 0	PA: 42	
PITCHER	IP WLS BF H R ER SO BB IBB HBP BLK WP HR S P ERA WHIP																				
Mark Langston, L (1,1) ERA: 2.96	1.2	5	0	0	0	0	0	0	0	0	0	0	0	3	3	0.00	0.000				
Karl Best, R (4,1) ERA: 2.51	0.1	1	0	0	0	1	0	0	0	0	0	0	0	3	3	0.00	0.000				
Salome Barojas, R (5,1) ERA: 7.16	1.0	7	4	2	2	0	0	0	0	0	0	0	0	7	7	18.00	4.000				
Ed Vande Berg, L (6,1) ERA: 0.69	0.1	1	0	0	0	0	0	0	0	0	0	0	0	1	1	0.00	0.000				
Mike Stanton, R (6,1) ERA: 5.09	1.0	8	4	2	2	0	0	1	0	0	0	0	0	7	11	18.00	4.000				

Seattle Mariners @ Toronto Blue Jays
Exhibition Stadium, Toronto, ON
Fri May 10 1985, 7:05 PM EDT
Att: 20,116 - Unknown

AB	37
R	8
H	13
RBI	8
BB	5
SO	8
LOB	22



Batter	1	2	3	4	5	6	7	8	9	AB	R	H	RBI	BB	SO	LOB	TOP										
Jack Perconte, L (1, 4) OBP: 0.257, SLG: 0.289 Barry Bonnell, R (9, PH) OBP: 0.227, SLG: 0.238	0-0 6-3		0-0 3-1		0-0 G1-6-3	0-0 1B		0-0 5-3		4	0	1	0	0	0	2											
Phil Bradley, R (1, 8) OBP: 0.372, SLG: 0.537	1-0 HBP		4-0 BB		0-3 K	0-3 K		0-0 F9		3	0	0	0	1	2	3											
Alvin Davis, L (1, 3) OBP: 0.372, SLG: 0.366	0-0 F3		0-3 K		4-0 HR	0-0 BB		0-0 F7		3	1	0	0	2	1	2											
Gorman Thomas, R (1, 10) OBP: 0.342, SLG: 0.500	0-0 F8		0-0 F3		0-0 HR	0-0 E5		0-0 5-3		5	1	1	2	0	0	2											
Dave Henderson, R (1, 9) OBP: 0.330, SLG: 0.470		0-0 HR		0-3 K		0-0 K		0-3 K		4	2	1	0	2	1												
Ivan Calderon, R (1, 7) OBP: 0.333, SLG: 0.400		0-3 K		4-0 BB		0-0 F8		0-0 FC5-4		3	0	0	0	1	1	2											
Jim Presley, R (1, 5) OBP: 0.300, SLG: 0.541		0-3 K		0-3 K		0-0 HR		0-0 5-3		4	1	1	2	0	2	1											
Donnie Scott, S (1, 2) OBP: 0.353, SLG: 0.533		0-0 F8		0-0 G1-6-3		0-0 4-3		0-0 L4		4	0	1	0	0	0	0											
Domingo Ramos, R (1, 6) OBP: 0.286, SLG: 0.308		0-0 F8		0-0 G1-6-3		4-0 1B		0-0 F9		3	0	1	0	1	0	0											
Inning Stats	R: 0 E: 0 K: 0 S: 3	H: 0 LOB: 1 BB: 0 P: 4	R: 1 E: 0 K: 2 S: 8	H: 1 LOB: 0 BB: 0 P: 8	R: 0 E: 0 K: 1 S: 5	H: 0 LOB: 1 BB: 1 P: 9	R: 0 E: 0 K: 2 S: 7	H: 0 LOB: 1 BB: 1 P: 11	R: 0 E: 0 K: 1 S: 6	H: 2 LOB: 1 BB: 0 P: 6	R: 4 E: 0 K: 1 S: 9	H: 4 LOB: 2 BB: 2 P: 17	R: 0 E: 1 K: 1 S: 6	H: 0 LOB: 1 BB: 0 P: 6	R: 0 E: 0 K: 0 S: 3	H: 0 LOB: 0 BB: 0 P: 3	R: 0 E: 0 K: 0 S: 3	H: 0 LOB: 1 BB: 1 P: 7	1B: 4 2B: 0 3B: 0 HR: 3	SF: 0 SAC: 0 DP: 1 HBP: 1	WP: 1 PB: 0 SB: 0 CS: 0	PA: 40					
PITCHER	IP	WLS	BF	H	R	ER	SO	BB	IBB	HBP	BLK	WP	HR	S	P	ERA	WHIP										
Dave Stieb, R (1, 1) ERA: 3.22	5.1	W	25	6	5	5	6	3	0	1	0	0	3	33	46	8.44	1.688										
Jim Acker, R (6, 1) ERA: 1.14	0.2		4	1	0	0	1	1	0	0	0	1	0	5	9	0.00	3.000										
Gary Lavelle, L (7, 1) ERA: 3.0	2.2		10	0	0	0	1	1	0	0	0	0	0	11	15	0.00	0.375										
Bill Caudill, R (9, 1) ERA: 4.88	0.1		1	0	0	0	0	0	0	0	0	0	0	1	1	0.00	0.000										

Seattle Mariners @ Toronto Blue Jays
Exhibition Stadium, Toronto, ON
Sun May 12 1985, 3:33 AM EDT
Att: 25,181 - Unknown

AB 34
R 5
H 7
RBI 5
BB 5
SO 8
LOB 13





Batter	1	2	3	4	5	6	7	8	9	AB	R	H	RBI	BB	SO	LOB	BOTTOM										
Damaso Garcia, R (1, 4) OBP: 0.287, SLG: 0.349	0-0 CS	0-0 1B			0-0 S	4-0 FC6-4		0-0 5-3		4	1	3	1	1	0	0											
Rance Mulliniks, L (1, 5) OBP: 0.383, SLG: 0.426 Garth Iorg, R (6, PH) OBP: 0.375, SLG: 0.422	0-3 K	0-0 1B			0-0 3B	0-0 FC6-4		0-0 G3-6		3	1	2	2	0	1	1											
Lloyd Moseby, L (1, 8) OBP: 0.359, SLG: 0.414	0-0 4-3	0-0 F8			0-0 F7	0-3 K		0-0 G3-6		5	0	0	0	0	1	4											
Willie Upshaw, L (1, 3) OBP: 0.306, SLG: 0.435		4-0 2B		0-0 4-3		0-0 1B		4-0 2B		2	3	1	1	2	0	0											
George Bell, R (1, 7) OBP: 0.371, SLG: 0.583		0-0 E		0-3 K		0-0 5-3		0-0 2B		4	2	3	1	0	1	0											
Len Matuzek, L (1, 10) OBP: 0.311, SLG: 0.325 Jeff Burroughs, R (5, PH) OBP: 0.357, SLG: 0.440 Ron Shepherd, R (7, PR)		4-0 E		0-0 F8		0-0 5-3		0-0 WP		1	1	0	0	1	0	0											
Ernie Whitt, L (1, 2) OBP: 0.315, SLG: 0.486 Buck Martinez, R (7, PH) OBP: 0.114, SLG: 0.167		0-0 E3		0-0 F8		0-0 4-3		0-0 5-3		3	0	0	1	0	0	2											
Jesse Barfield, R (1, 9) OBP: 0.348, SLG: 0.441		0-0 E6		0-3 K		0-0 FC1-6-3		0-0 PB		3	1	1	0	1	1	2											
Tony Fernandez, S (1, 6) OBP: 0.287, SLG: 0.346		0-3 K		0-0 4-3		0-0 FC1-6-3		0-0 5-3		4	0	0	0	0	1	6											
Inning Stats	R: 0 E: 0 K: 1 S: 5	H: 1 LOB: 0 BB: 0 P: 5	R: 4 E: 2 K: 1 S: 9	H: 3 LOB: 2 BB: 2 P: 17	R: 0 E: 0 K: 1 S: 5	H: 0 LOB: 0 BB: 0 P: 5	R: 0 E: 0 K: 1 S: 5	H: 0 LOB: 0 BB: 0 P: 5	R: 3 E: 0 K: 0 S: 7	H: 4 LOB: 1 BB: 0 P: 7	R: 0 E: 0 K: 0 S: 3	H: 1 LOB: 1 BB: 1 P: 7	R: 2 E: 0 K: 1 S: 7	H: 2 LOB: 2 BB: 2 P: 15	R: 0 E: 0 K: 0 S: 3	H: 1 LOB: 0 BB: 0 P: 3	1B: 7 2B: 5 3B: 1 HR: 0	SF: 0 SAC: 0 DP: 2 HBP: 0	WP: 1 PB: 1 SB: 1 CS: 2	PA: 39							
PITCHER	IP	WLS	BF	H	R	ER	SO	BB	IBB	HBP	BLK	WP	HR	S	P	ERA	WHIP										
Jim Beattie, R (1, 1) ERA: 7.06	4.0	L	20	6	6	3	4	2	0	0	0	0	0	26	34	6.75	2.000										
Dave Gessel, L (5, 1) ERA: 5.58	2.1		11	3	2	2	1	2	0	0	0	0	0	11	19	7.71	2.143										
Ed Nunez, R (7, 1) ERA: 2.04	0.0		2	2	0	0	0	0	0	0	0	0	0	2	2	∞	∞										
Ed Vande Berg, L (7, 1) ERA: 0.61	1.2		6	1	1	1	0	0	1	0	0	1	0	5	9	5.40	0.600										

Seattle Mariners @ Toronto Blue Jays
Exhibition Stadium, Toronto, ON
Sun May 12 1985, 3:33 AM EDT
Att: 25,181 - Unknown

AB 34
R 9
H 12
RBI 7
BB 5
SO 5
LOB 18



Batter	1	2	3	4	5	6	7	8	9	AB	R	H	RBI	BB	SO	LOB	TOP								
Gary Pettis, S OBP: 0.357, SLG: 0.325 (1, 8)	L3	K				K			4-3	5	0	1	1	0	2	2	California Angels @ Toronto Blue Jays Exhibition Stadium, Toronto, ON Wed May 15 1985, 7:05 PM EDT Att: 18,119 - Unknown AB 34 R 9 H 10 RBI 8 BB 8 SO 3 LOB 19 								
Juan Beniquez, R OBP: 0.299, SLG: 0.367 (1, 3) (9, 6)	6-3		F3			FC1 1B		4-3	BB E BB	4	2	1	0	1	0	0									
Reggie Jackson, L OBP: 0.372, SLG: 0.541 (1, 10)			FC6-4 2B			FC1 2B		CS BB	E HR BB	2	1	1	0	3	0	2									
Bobby Grich, R OBP: 0.419, SLG: 0.426 (1, 5) (9, 4)	P4		FC6-4 BB			3H 0-0 1-2 2B		F9	P4	4	0	1	1	1	0	4									
Brian Downing, R OBP: 0.421, SLG: 0.371 (1, 7)			F8	FC6-4		G4-6-3 IBB		CS	F7	E6 BB HR	4	1	0	0	1	0		3							
Mike Brown, R OBP: 0.285, SLG: 0.384 (1, 9)			F8			G4-6-3					2	1	1	0	0	0		2							
Ruppert Jones, L OBP: 0.408, SLG: 0.541 (5, PH) (5, 9)	2B 1B		F8			1-2		FC4 1B	HR BB	2	1	1	0	1	0	3									
Dick Schofield, R OBP: 0.297, SLG: 0.384 (8, PH)	1B			4-3				FC4		2	1	1	0	1	0	0									
Rod Carew, L OBP: 0.393, SLG: 0.376 (8, 6)	1B					4-3 SH1-4 BB				1	0	0	0	0	0	1									
Craig Gerber, L OBP: 0.111, SLG: 0.167 (9, PH) (9, 3)	SF9 2B							1-2	HR	1	1	1	4	0	0	0									
Jerry Narron, L OBP: 0.342, SLG: 0.559 (9, 3)								1-2	HR	4	0	1	1	0	0	1									
Bob Boone, R OBP: 0.283, SLG: 0.225 (1, 2)			F8			SH1-4		1-3	F9	4	0	1	1	0	0	1									
Rob Wilfong, L OBP: 0.280, SLG: 0.227 (1, 4)	2-3 3-H 1B																								
Darrell Miller, R OBP: 0.364, SLG: 0.500 (9, PH) (9, 5)	SF9			K		4-3			4-3 3B	2	0	0	1	0	1	1									
Inning Stats	R: 0 E: 0 K: 0 S: 3	H: 0 LOB: 1 BB: 1 P: 7	R: 2 E: 0 K: 1 S: 8	H: 3 LOB: 1 BB: 0 P: 8	R: 0 E: 0 K: 0 S: 4	H: 1 LOB: 2 BB: 1 P: 8	R: 0 E: 0 K: 1 S: 5	H: 0 LOB: 0 BB: 0 P: 5	R: 1 E: 0 K: 0 S: 5	H: 3 LOB: 2 BB: 1 P: 9	R: 0 E: 0 K: 0 S: 5	H: 0 LOB: 1 BB: 1 P: 9	R: 0 E: 0 K: 0 S: 2	H: 0 LOB: 0 BB: 0 P: 6	R: 0 E: 0 K: 0 S: 4	H: 1 LOB: 1 BB: 0 P: 4	R: 6 E: 1 K: 0 S: 6	H: 2 LOB: 0 BB: 3 P: 18	1B: 5 2B: 3 3B: 1 HR: 1	SF: 1 SAC: 1 DP: 1 HBP: 0	WP: 0 PB: 0 CS: 1	PA: 45			
PITCHER	IP	WLS	BF	H	R	ER	SO	BB	IBB	HBP	BLK	WP	HR	S	P	ERA	WHIP	PITCHER							
Jimmy Key, L ERA: 2.19 (1, 1)	4.1		21	6	3	3	2	2	0	0	0	0	0	23	31	6.23	1.846								
Dennis Lamp, R ERA: 1.95 (5, 1)	3.0		12	2	0	0	1	2	1	0	0	0	0	11	23	0.00	1.333								
Gary Lavelle, L ERA: 3.38 (8, 1)	1.0		6	1	3	1	0	2	0	0	0	0	0	4	12	9.00	3.000								
Bill Caudill, R ERA: 4.22 (9, 1)	0.2	L	5	1	3	0	0	1	0	0	0	0	1	4	8	0.00	3.000								

Batter	1	2	3	4	5	6	7	8	9	AB	R	H	RBI	BB	SO	LOB	BOTTOM								
Damaso Garcia, R OBP: 0.288, SLG: 0.345 (1, 4)	G3-6-3 1B			F8	4-3			5-3	FC5-4	5	0	1	0	0	0	3	California Angels @ Toronto Blue Jays Exhibition Stadium, Toronto, ON Wed May 15 1985, 7:05 PM EDT Att: 18,119 - Unknown AB 37 R 6 H 10 RBI 6 BB 3 SO 0 LOB 18 								
Rance Mulliniks, L OBP: 0.391, SLG: 0.466 (1, 5)	G3-6-3			BB				F9		3	2	2	1	0	0	1									
Garth Iorg, R OBP: 0.380, SLG: 0.413 (7, PH) (8, 5)	1-2			1B				FC1-6 IBB		1	0	0	0	1	0	2									
Lloyd Moseby, L OBP: 0.357, SLG: 0.437 (1, 8)	4-3			E 1B SF9 BB				FC1-6 WP 1B		4	2	1	0	1	0	2									
Willie Upshaw, L OBP: 0.315, SLG: 0.453 (1, 3)				SF9 E						5	0	3	3	0	0	0									
George Bell, R OBP: 0.361, SLG: 0.556 (1, 7)				1-2 2H 1B				1-2 3H 2-3 1B		5	0	0	0	0	0	5									
Len Matuszek, L OBP: 0.300, SLG: 0.318 (1, 10)				E6 SF9				F9		1	0	0	1	0	0	0									
Jeff Burroughs, R OBP: 0.356, SLG: 0.423 (6, PH)	4-3			SF9						2	0	0	0	0	0	0									
Manuel Lee, S (8, PR)				1-2 2-3 3-H 4-0						0	1	0	0	0	0	0									
Ernie Whitt, L OBP: 0.321, SLG: 0.461 (1, 2)				P6						3	0	1	0	1	0	0									
Jesse Barfield, R OBP: 0.350, SLG: 0.473 (1, 9)				IBB				FC5-4 1B		4	0	1	1	0	0	3									
Tony Fernandez, S OBP: 0.293, SLG: 0.336 (1, 6)				P4				FC5-4 1B		4	1	1	0	0	0	2									
				4-3				FC1-6 1B																	
								F7																	
Inning Stats	R: 0 E: 0 K: 0 S: 3	H: 1 LOB: 0 BB: 0 P: 3	R: 0 E: 0 K: 0 S: 3	H: 0 LOB: 0 BB: 0 P: 3	R: 0 E: 0 K: 0 S: 6	H: 0 LOB: 0 BB: 0 P: 3	R: 2 E: 1 K: 0 S: 6	H: 2 LOB: 3 BB: 2 P: 14	R: 2 E: 0 K: 0 S: 6	H: 3 LOB: 1 BB: 0 P: 6	R: 0 E: 0 K: 0 S: 3	H: 0 LOB: 0 BB: 0 P: 3	R: 1 E: 0 K: 0 S: 5	H: 2 LOB: 2 BB: 1 P: 9	R: 1 E: 1 K: 0 S: 6	H: 2 LOB: 2 BB: 0 P: 6	R: 0 E: 0 K: 0 S: 3	H: 0 LOB: 0 BB: 0 P: 3	1B: 7 2B: 1 3B: 1 HR: 1	SF: 1 SAC: 0 DP: 1 HBP: 0	WP: 1 PB: 0 CS: 0	PA: 41			
PITCHER	IP	WLS	BF	H	R	ER	SO	BB	IBB	HBP	BLK	WP	HR	S	P	ERA	WHIP	PITCHER							
Ron Romanick, R ERA: 3.98 (1, 1)	5.0		23	6	4	3	0	1	1	0	0	0	0	7	11	5.40	1.400								
Pat Clements, L ERA: 5.4 (6, 1)	1.2		8	2	1	1	0	0	1	0	0	0	0	7	11	5.40	1.200								
Donnie Moore, R ERA: 0.76 (7, 1)	2.1	W	10	2	1	0	0	0	0	0	0	1	0	10	10	0.00	0.857								

Batter	1	2	3	4	5	6	7	8	9	AB	R	H	RBI	BB	SO	LOB	TOP										
Damaso Garcia, R (1,4) OBP: 0.308, SLG: 0.369										4	1	2	0	0	0	2	Toronto Blue Jays @ Minnesota Twins Hubert H. Humphrey Metrodome, Minneapolis, MN Sat May 18 1985, 4:33 AM EDT Att: 16,824 - Unknown livebaseballscorecards.com										
Rance Mulliniks, L (1,5) OBP: 0.396, SLG: 0.481										4	0	2	1	0	0	1											
Lloyd Moseby, L (1,8) OBP: 0.367, SLG: 0.441										3	0	2	0	1	1												
Willie Upshaw, L (1,3) OBP: 0.309, SLG: 0.435										3	0	0	1	0	0	3											
George Bell, R (1,7) OBP: 0.336, SLG: 0.515										4	0	0	0	0	2	2											
Len Matuzek, L (1,10) OBP: 0.291, SLG: 0.306										3	0	0	0	0	2	0											
Jeff Burroughs, R (8, FH) OBP: 0.365, SLG: 0.429										1	0	0	0	0	1	0											
Ernie Whitt, L (1,2) OBP: 0.306, SLG: 0.438										4	0	0	0	0	1	0											
Jesse Barfield, R (1,9) OBP: 0.348, SLG: 0.487										4	2	2	0	0	1	0											
Tony Fernandez, S (1,6) OBP: 0.288, SLG: 0.336										4	0	1	1	0	0	1											
Inning Stats	R: 1 E: 0 K: 1 S: 6	H: 1 LOB: 1 BB: 1 P: 10	R: 1 E: 0 K: 1 S: 7	H: 2 LOB: 1 BB: 0 P: 7	R: 0 E: 0 K: 0 S: 4	H: 1 LOB: 1 BB: 0 P: 4	R: 0 E: 0 K: 1 S: 5	H: 0 LOB: 0 BB: 0 P: 5	R: 0 E: 0 K: 0 S: 3	H: 0 LOB: 0 BB: 0 P: 3	R: 1 E: 0 K: 1 S: 7	H: 2 LOB: 1 BB: 0 P: 7	R: 0 E: 0 K: 2 S: 7	H: 0 LOB: 0 BB: 0 P: 7	R: 0 E: 0 K: 2 S: 7	H: 0 LOB: 0 BB: 0 P: 7	1B: 5 2B: 3 3B: 1 HR: 0	SF: 1 SAC: 0 DP: 0 HBP: 0	WP: 0 PB: 0 SB: 3 CS: 1	PA: 36							
PITCHER	IP	WLS	BF	H	R	ER	SO	BB	IBB	HBP	BLK	WP	HR	S	P	ERA	WHIP										
Mike Smithson, R (1,1) ERA: 4.64	6.2	L	29	9	3	3	3	1	0	0	0	0	0	34	38	4.05	1.500										
Curt Wardle, L (7,1) ERA: 5.73	2.1		7	0	0	0	5	0	0	0	0	0	0	17	17	0.00	0.000										

Batter	1	2	3	4	5	6	7	8	9	AB	R	H	RBI	BB	SO	LOB	BOTTOM										
Kirby Puckett, R (1,8) OBP: 0.349, SLG: 0.404										4	0	1	0	1	1	2	Toronto Blue Jays @ Minnesota Twins Hubert H. Humphrey Metrodome, Minneapolis, MN Sat May 18 1985, 4:33 AM EDT Att: 16,824 - Unknown livebaseballscorecards.com										
Mickey Hatcher, R (1,7) OBP: 0.317, SLG: 0.421										4	0	2	0	0	1	2											
Kent Hrbek, L (1,3) OBP: 0.339, SLG: 0.452										4	0	0	0	0	1	5											
Tom Brunansky, R (1,9) OBP: 0.444, SLG: 0.648										4	0	3	0	0	0	2											
Randy Bush, L (1,10) OBP: 0.316, SLG: 0.657										4	0	0	0	0	0	5											
Roy Smalley, S (1,6) OBP: 0.409, SLG: 0.425										3	1	0	0	1	3	1											
Gary Gaetti, R (1,5) OBP: 0.391, SLG: 0.500										3	0	0	0	1	1	2											
Tim Teufel, R (1,4) OBP: 0.346, SLG: 0.402										3	0	1	1	0	0	0											
Mike Stenhouse, L (9, FH) OBP: 0.397, SLG: 0.436										1	0	0	0	0	0	1											
Mark Salas, L (1,2) OBP: 0.379, SLG: 0.518										4	0	2	0	0	0	1											
Inning Stats	R: 0 E: 0 K: 0 S: 4	H: 1 LOB: 2 BB: 1 P: 8	R: 1 E: 0 K: 1 S: 6	H: 2 LOB: 1 BB: 1 P: 10	R: 0 E: 0 K: 2 S: 7	H: 1 LOB: 0 BB: 0 P: 7	R: 0 E: 0 K: 1 S: 6	H: 1 LOB: 1 BB: 0 P: 6	R: 0 E: 0 K: 1 S: 7	H: 1 LOB: 2 BB: 0 P: 7	R: 0 E: 0 K: 1 S: 5	H: 1 LOB: 0 BB: 0 P: 5	R: 0 E: 0 K: 1 S: 3	H: 0 LOB: 1 BB: 1 P: 7	1B: 7 2B: 3 3B: 0 HR: 0	SF: 0 SAC: 0 DP: 1 HBP: 0	WP: 0 PB: 0 SB: 0 CS: 0	PA: 37									
PITCHER	IP	WLS	BF	H	R	ER	SO	BB	IBB	HBP	BLK	WP	HR	S	P	ERA	WHIP										
Jim Clancy, R (1,1) ERA: 3.86	6.2	W	29	8	1	1	6	2	0	0	0	0	0	39	47	1.35	1.500										
Gary Lavelle, L (7,1) ERA: 3.14	0.1		1	0	0	0	0	0	0	0	0	0	0	1	1	0.00	0.000										
Jim Acker, R (8,1) ERA: 2.28	2.0	S	7	1	0	0	1	1	0	0	0	0	0	8	12	0.00	1.000										

Batter	1	2	3	4	5	6	7	8	9	AB	R	H	RBI	BB	SO	LOB	TOP										
Damaso Garcia, R (1.4) OBP: 0.306, SLG: 0.362	4-0 BB	0-0 F7			0-0 F3		0-0 G3			3	0	0	0	1	0	4											
Lloyd Moseby, L (1.8) OBP: 0.397, SLG: 0.427	0-3 K		0-0 F7		0-3 K			0-0 F7		4	0	0	0	0	2	2											
George Bell, R (1.7) OBP: 0.327, SLG: 0.500	0-3 K		0-0 F5		0-0 FC5-4			0-0 5-3		4	0	0	0	0	1	1											
Jesse Barfield, R (1.9) OBP: 0.346, SLG: 0.504		0-0 HR	0-0 F8			0-0 6-3		0-3 K		4	1	1	1	0	1	0											
Jeff Burroughs, R (1.10) OBP: 0.403, SLG: 0.500	4-0 1B BB			4-0 FC5-4 BB		0-0 1B			0-0 HR	2	1	2	1	2	0	0											
Willie Upshaw, L (1.3) OBP: 0.308, SLG: 0.430	0-0 WP 1B		0-0 F8		0-0 F8			0-0 4-3		4	0	1	0	0	0	2											
Buck Martinez, R (1.2) OBP: 0.094, SLG: 0.137	0-0 G3		0-0 F7		0-0 F5			0-0 5-3		4	0	0	0	0	0	4											
Garth Iorg, R (1.5) OBP: 0.373, SLG: 0.407	4-0 BB		0-0 FC5-4			0-0 6-3		0-0 F8		3	0	0	0	1	0	1											
Tony Fernandez, S (1.6) OBP: 0.289, SLG: 0.336	0-0 F4			0-0 FC5-4 1B		0-0 5-3				3	0	1	0	0	0	3											
Inning Stats	R: 0 E: 0 K: 2 S: 6	H: 0 LOB: 0 BB: 1 P: 10	R: 1 E: 0 K: 0 S: 5	H: 2 LOB: 3 BB: 2 P: 13	R: 0 E: 0 K: 0 S: 3	H: 0 LOB: 0 BB: 0 P: 3	R: 0 E: 0 K: 0 S: 3	H: 0 LOB: 1 BB: 1 P: 7	R: 0 E: 0 K: 1 S: 6	H: 1 LOB: 0 BB: 0 P: 6	R: 0 E: 0 K: 0 S: 4	H: 1 LOB: 0 BB: 0 P: 4	R: 0 E: 0 K: 0 S: 3	H: 0 LOB: 0 BB: 0 P: 3	R: 0 E: 0 K: 1 S: 5	H: 0 LOB: 0 BB: 0 P: 5	R: 1 E: 0 K: 0 S: 4	H: 1 LOB: 0 BB: 0 P: 4	1B: 3 2B: 0 3B: 0 HR: 2	SF: 0 SAC: 0 DP: 0 HBP: 0	WP: 1 PB: 0 SB: 0 CS: 0	PA: 35					
PITCHER	IP	WLS	BF	H	R	ER	SO	BB	IBB	HBP	BLK	WP	HR	S	P	ERA	WHIP										
Tom Klawitter, L (1.1) ERA: 5.79	1.1		8	2	1	1	2	3	0	0	0	1	1	9	21	6.75	3.750										
Pete Filson, L (2.1) ERA: 2.41	7.2	W	27	3	1	1	2	1	0	0	0	0	1	30	34	1.17	0.522										

Toronto Blue Jays @ Minnesota Twins
Hubert H. Humphrey Metrodome, Minneapolis, MN
Sun May 19 1985, 4:33 AM EDT
Att: 25,151 - Unknown

AB 31
R 2
H 5
RBI 2
BB 4
SO 4
LOB 17



Batter	1	2	3	4	5	6	7	8	9	AB	R	H	RBI	BB	SO	LOB	BOTTOM										
Kirby Puckett, R (1.8) OBP: 0.356, SLG: 0.418	0-0 1B 3B	1-0 HBP		0-0 F9		0-0 1B		0-0 FC5-4 WP		4	1	2	2	0	0	2											
Mickey Hatcher, R (1.7) OBP: 0.307, SLG: 0.409	0-0 L6	0-0 F9			0-0 6-3	0-0 4-3		0-0 6-3		5	0	0	0	0	0	5											
Kent Hrbek, L (1.3) OBP: 0.343, SLG: 0.456	4-0 WP 1B G3 BB	0-0 4-3			0-0 4-3		0-0 F9 2B			3	1	1	0	1	0	2											
Tom Brunansky, R (1.9) OBP: 0.445, SLG: 0.667	0-0 G3 WP 1B		0-0 HR		0-3 K		0-0 6-3			4	1	2	2	0	1	1											
Randy Bush, L (1.10) OBP: 0.333, SLG: 0.667	0-0 G3		0-0 G6-4-3 1B		0-0 1B 2B	0-0 F9		0-0 F9		4	1	2	1	0	0	2											
Gary Gaetti, R (1.5) OBP: 0.387, SLG: 0.493	0-3 K		0-0 G6-4-3 1B		0-0 2B 1B	0-0 F3		0-0 F3		4	1	1	0	0	1	3											
Tim Lincecum, R (1.4) OBP: 0.357, SLG: 0.444		0-0 HR	0-0 1-3		0-0 1B 2B		0-0 FC5-4 1B WP 1B			4	3	3	2	0	0	0											
Greg Gagne, R (1.6) OBP: 0.385, SLG: 0.413	0-0 HBP 1B		0-3 K		0-0 4-3		0-3 K			4	0	1	0	0	2	3											
Mark Salas, L (1.2) OBP: 0.374, SLG: 0.506	0-0 F2		0-0 F9		0-3 K		0-0 FC5-4 1B			4	0	1	0	0	1	3											
Inning Stats	R: 2 E: 0 K: 1 S: 7	H: 2 LOB: 1 BB: 1 P: 11	R: 1 E: 0 K: 0 S: 5	H: 2 LOB: 2 BB: 0 P: 6	R: 1 E: 0 K: 0 S: 4	H: 2 LOB: 0 BB: 0 P: 4	R: 0 E: 0 K: 1 S: 5	H: 0 LOB: 0 BB: 0 P: 5	R: 0 E: 0 K: 1 S: 9	H: 4 LOB: 1 BB: 0 P: 9	R: 0 E: 0 K: 0 S: 4	H: 1 LOB: 1 BB: 0 P: 4	R: 1 E: 0 K: 1 S: 7	H: 2 LOB: 1 BB: 0 P: 7	R: 1 E: 0 K: 0 S: 4	H: 1 LOB: 0 BB: 0 P: 4	1B: 7 2B: 3 3B: 1 HR: 2	SF: 0 SAC: 0 DP: 1 HBP: 1	WP: 2 PB: 0 SB: 0 CS: 0	PA: 38							
PITCHER	IP	WLS	BF	H	R	ER	SO	BB	IBB	HBP	BLK	WP	HR	S	P	ERA	WHIP										
Doyle Alexander, R (1.1) ERA: 4.45	5.0	L	25	9	7	7	3	1	0	1	0	0	0	6	6	0.00	1.000										
Dennis Lamp, R (6.1) ERA: 1.57	1.0		4	1	0	0	1	0	0	0	0	0	0	6	6	0.00	1.000										
Ron Musselman, R (7.1) ERA: 7.8	2.0		9	3	1	1	1	0	0	0	0	1	0	11	11	4.50	1.500										

Toronto Blue Jays @ Minnesota Twins
Hubert H. Humphrey Metrodome, Minneapolis, MN
Sun May 19 1985, 4:33 AM EDT
Att: 25,151 - Unknown

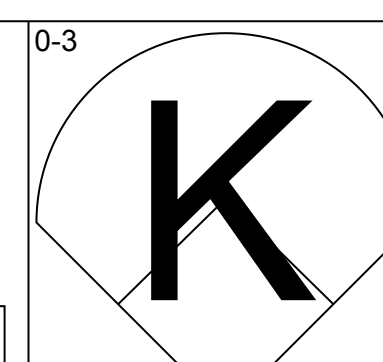
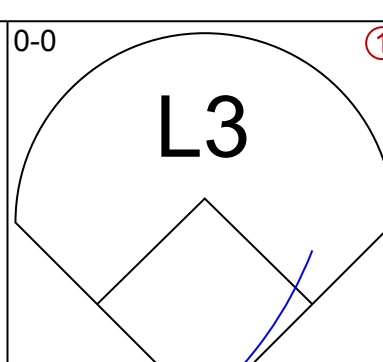
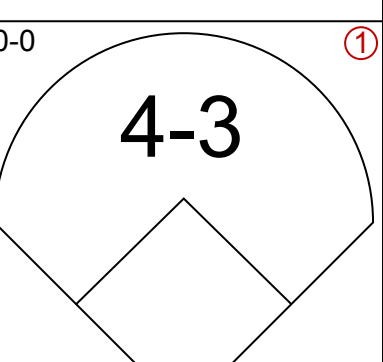
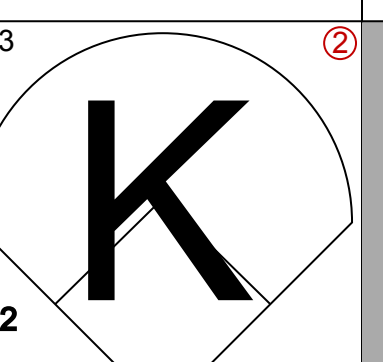
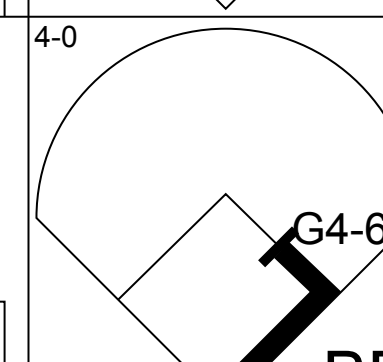
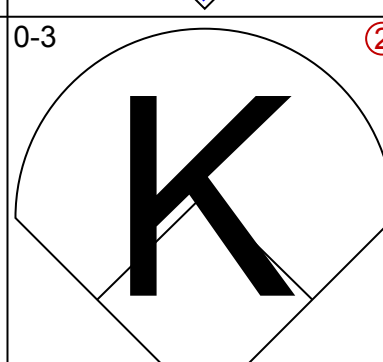
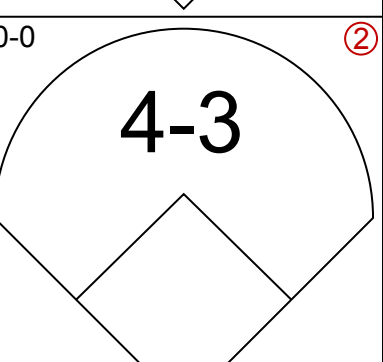
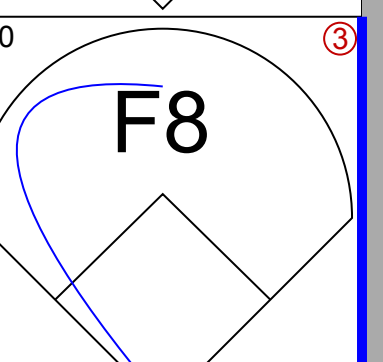
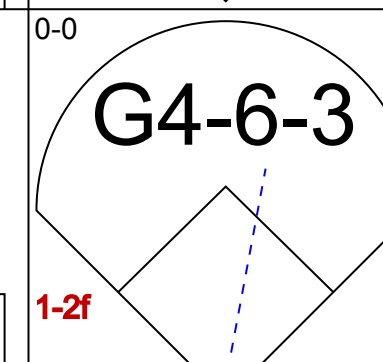
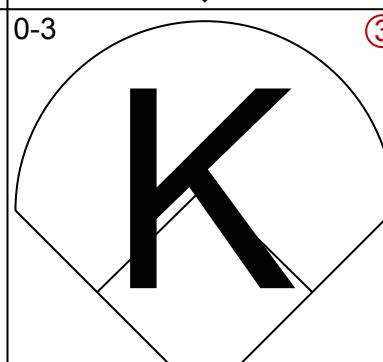
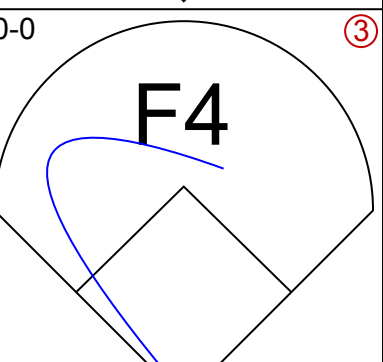

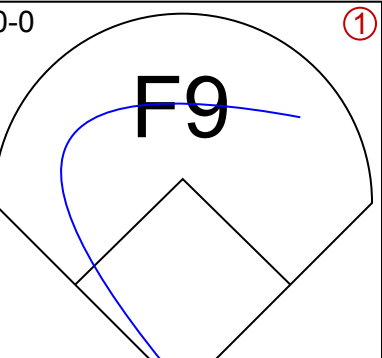
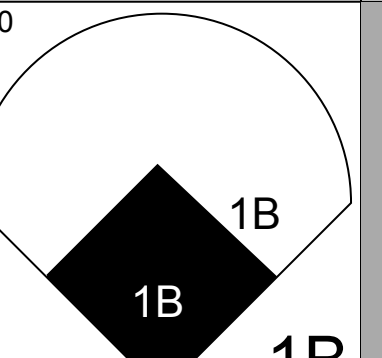
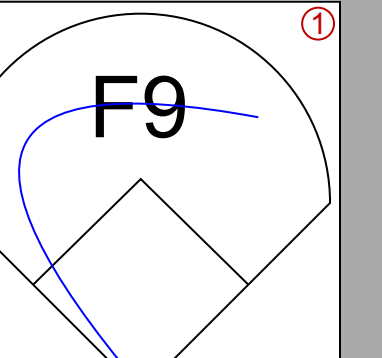
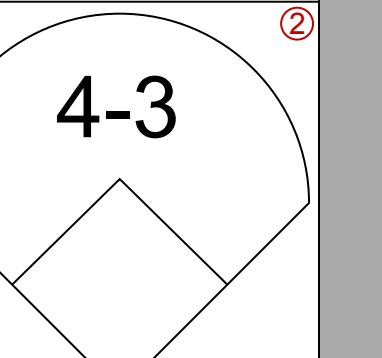
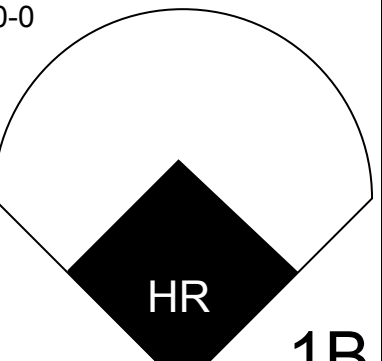
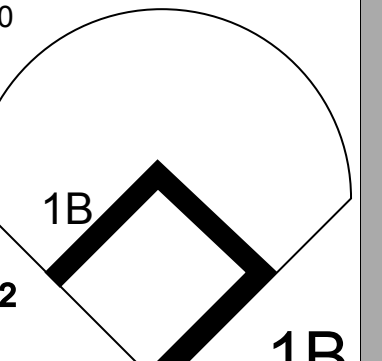
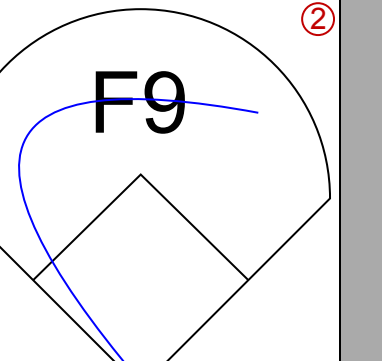
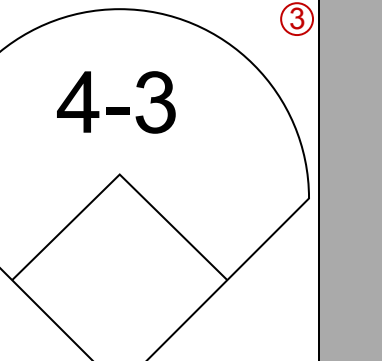
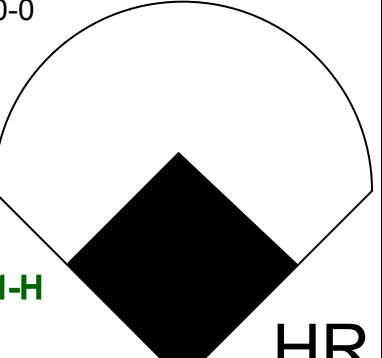
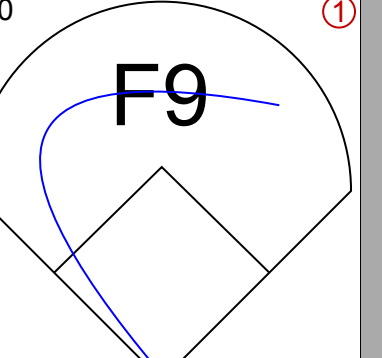
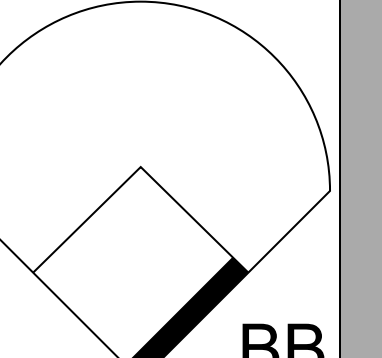
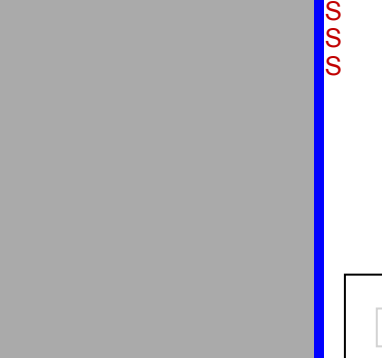
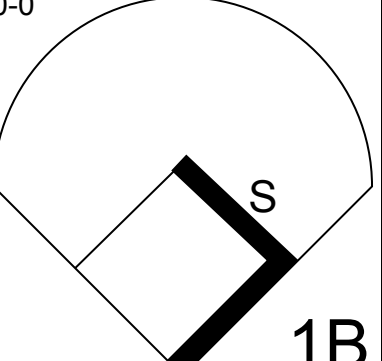
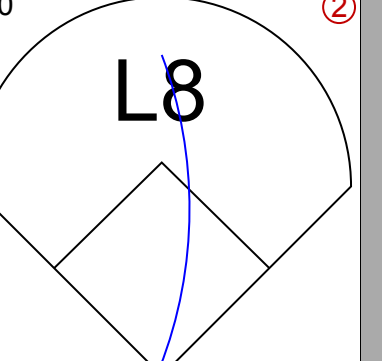
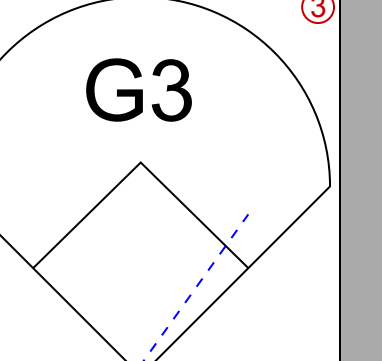

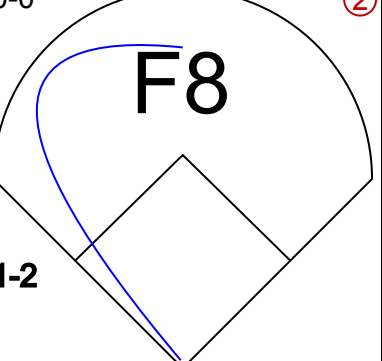
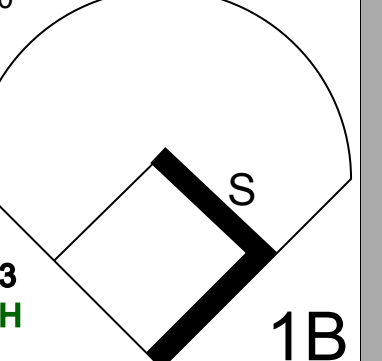
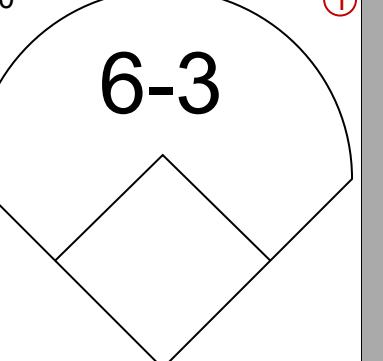


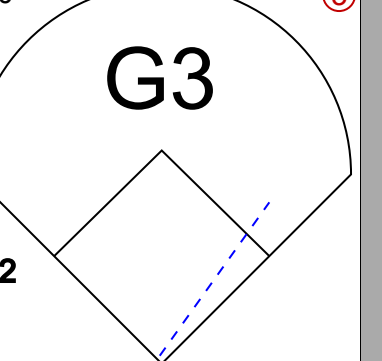
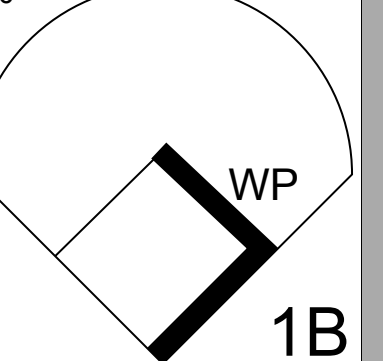
AB 36
R 8
H 13
RBI 7
BB 1
SO 5
LOB 21

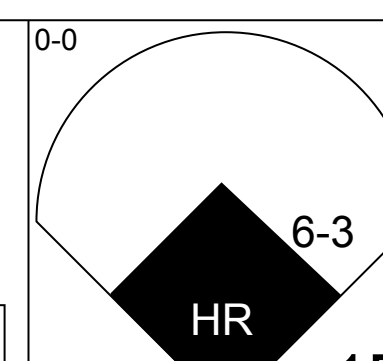
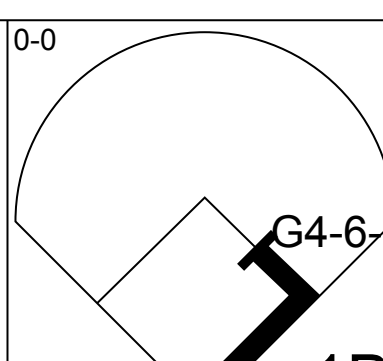
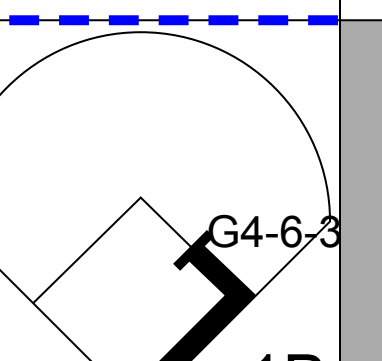
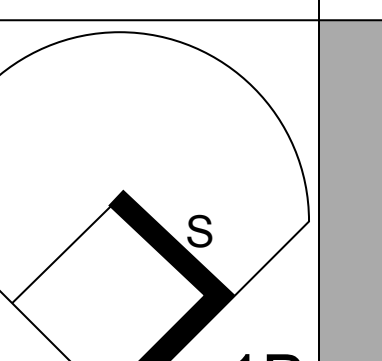
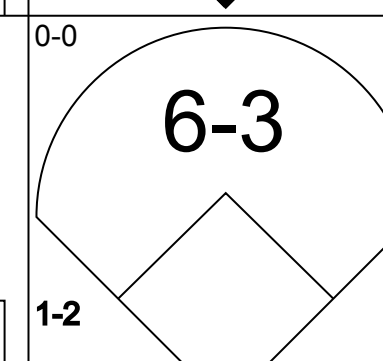
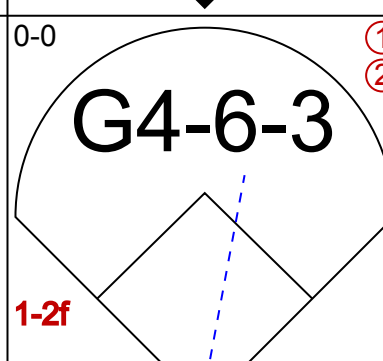
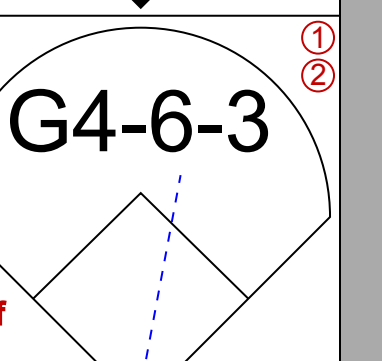
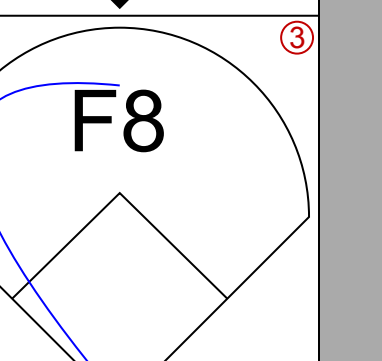
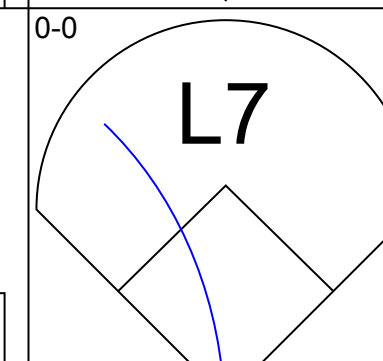
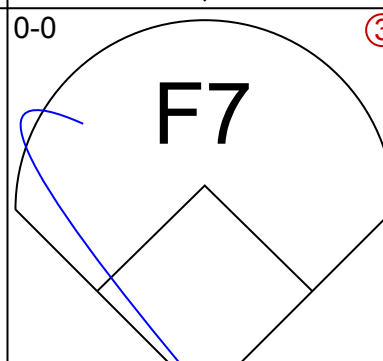
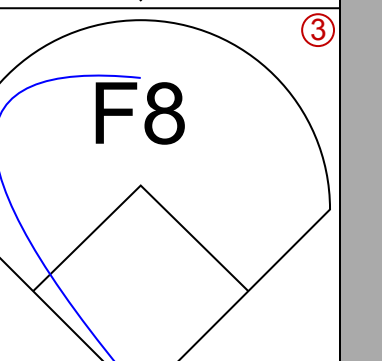
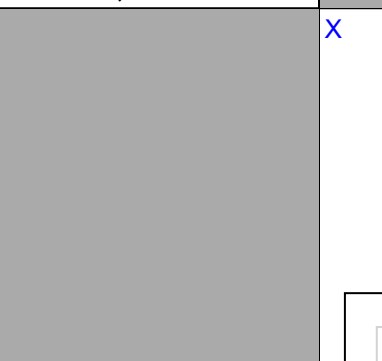
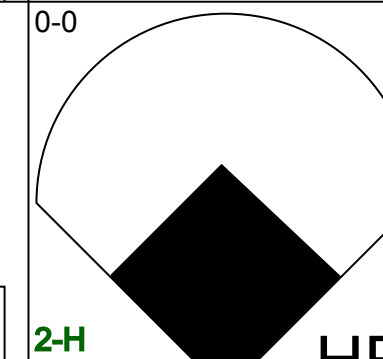

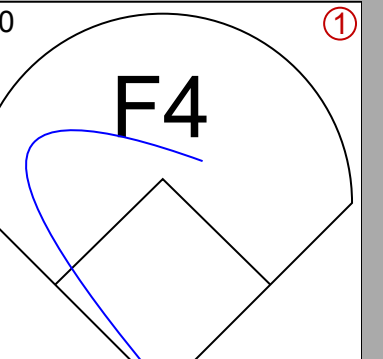

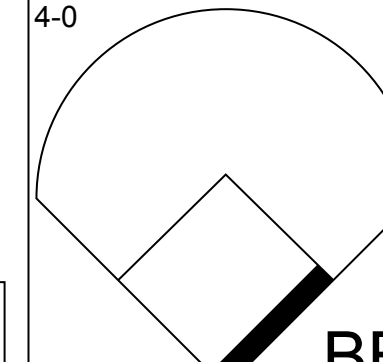
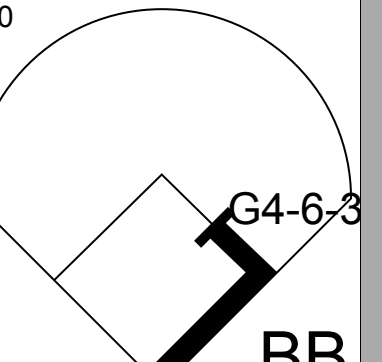
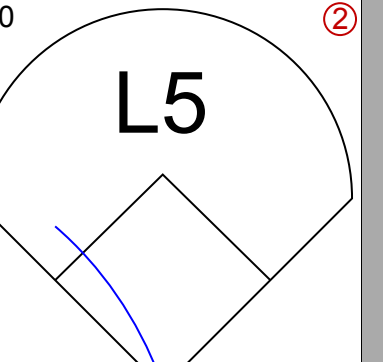
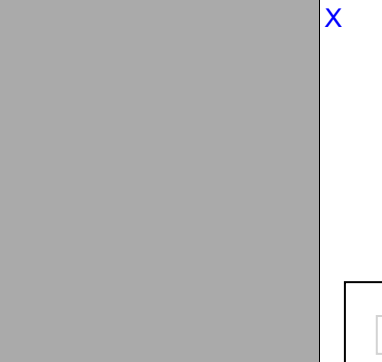
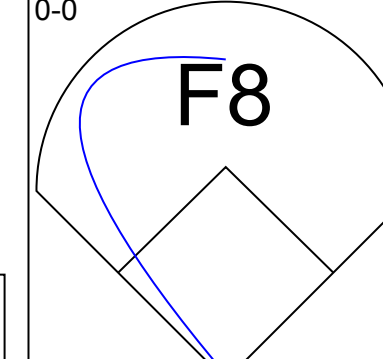
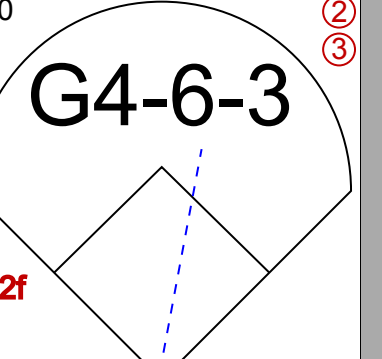
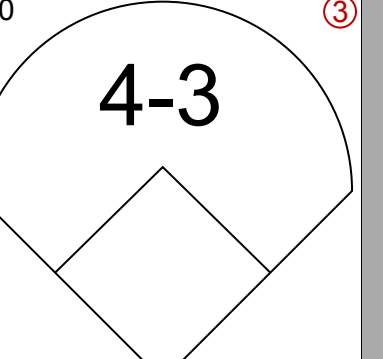
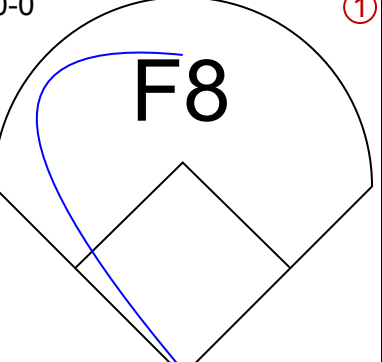
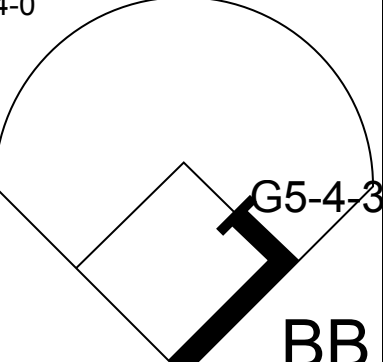
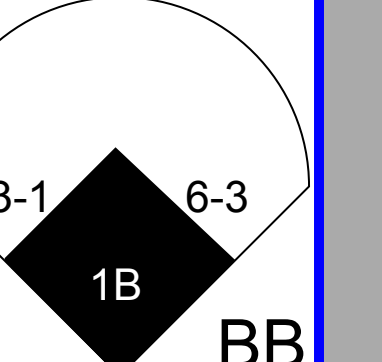
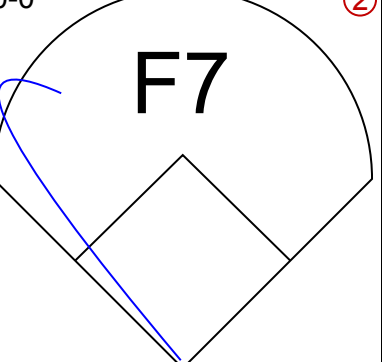
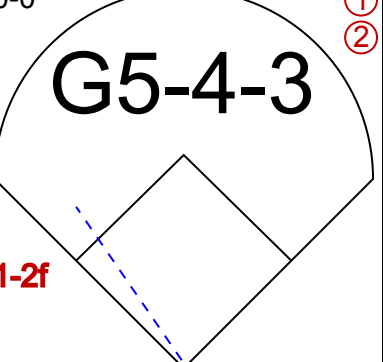
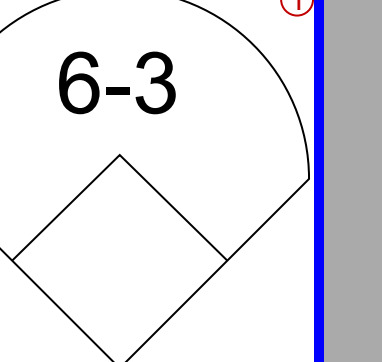
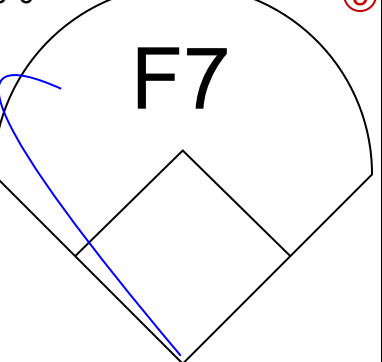
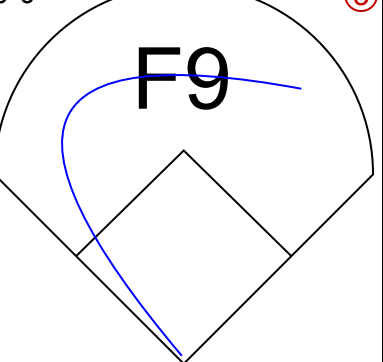

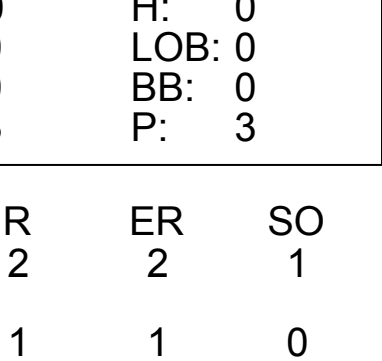


Batter	1	2	3	4	5	6	7	8	9	AB	R	H	RBI	BB	SO	LOB	TOP					
Scott Fletcher, R OBP: 0.327, SLG: 0.278 (1, 5)	F9		4-3			6-3		6-3		4	0	0	0	0	0	1	Chicago White Sox @ Toronto Blue Jays Exhibition Stadium, Toronto, ON Mon May 20 1985, 3:33 AM EDT Att: 44,715 - Unknown livebaseballscores.com					
Tom Paciorek, R OBP: 0.280, SLG: 0.255 (1, 9)	BB 1B		L1			4-3		6-3		4	0	1	0	0	0	1						
Greg Walker, L OBP: 0.331, SLG: 0.508 (1, 3)	1-2 BB		6-3			HR			3-1	3	1	1	1	1	0	0						
Ron Kittle, R OBP: 0.231, SLG: 0.288 (1, 7)	L7					6-3			K	4	0	0	0	0	1	2						
Carlton Fisk, R OBP: 0.322, SLG: 0.538 (1, 10)	1-3					F5			6-3	4	0	0	0	0	0	2						
Luis Salazar, R OBP: 0.263, SLG: 0.266 (1, 8)		F3				K			L6	3	0	0	0	0	1	0						
Marc Hill, R OBP: 0.200, SLG: 0.148 (1, 2)		2B				3-1			F3	3	0	1	0	0	0	0						
Tim Hulett, R OBP: 0.444, SLG: 0.571 (8, 5)		K				6-3			6-3 S 1B	3	0	1	0	0	1	1						
Ozzie Guillen, L OBP: 0.281, SLG: 0.294 (8, PH)									F9	2	0	0	0	0	0	1						
Jerry Hairston, S OBP: 0.400, SLG: 0.370 (8, 4)	F2									1	0	0	0	0	0	1						
Bryan Little, S OBP: 0.600, SLG: 0.500 (8, 4)										0	0	0	0	0	0	0						
Inning Stats	R: 0 E: 0 K: 0 S: 4	H: 1 LOB: 2 BB: 1 P: 8	R: 0 E: 0 K: 1 S: 6	H: 1 LOB: 1 BB: 0 P: 6	R: 0 E: 0 K: 0 S: 3	H: 0 LOB: 0 BB: 0 P: 3	R: 0 E: 0 K: 1 S: 5	H: 0 LOB: 0 BB: 0 P: 5	R: 0 E: 0 K: 0 S: 3	H: 0 LOB: 0 BB: 0 P: 3	R: 1 E: 0 K: 0 S: 4	H: 1 LOB: 0 BB: 0 P: 4	R: 0 E: 0 K: 0 S: 3	H: 0 LOB: 0 BB: 0 P: 3	R: 0 E: 0 K: 0 S: 4	H: 1 LOB: 1 BB: 0 P: 4	R: 0 E: 0 K: 1 S: 5	H: 0 LOB: 0 BB: 0 P: 5	1B: 2 2B: 1 3B: 0 HR: 1	SF: 0 SAC: 0 DP: 0 HBP: 0	WP: 0 PB: 0 CS: 1	PA: 32
PITCHER Jimmy Key, L ERA: 1.96 (1, 1)	IP: 9.0 WLS: W BF: 32 H: 4 R: 1 ER: 1 SO: 3 BB: 1 IBB: 0 HBP: 0 BLK: 0 WP: 0 HR: 1 S: 37 P: 41 ERA: 1.00 WHIP: 0.556															PITCHER						

Batter	1	2	3	4	5	6	7	8	9	AB	R	H	RBI	BB	SO	LOB	BOTTOM			
Damaso Garcia, R OBP: 0.311, SLG: 0.365 (1, 4)	F6		2B 1B	1-2				FC1-5 BB 1B		4	1	2	0	0	0	2	Chicago White Sox @ Toronto Blue Jays Exhibition Stadium, Toronto, ON Mon May 20 1985, 3:33 AM EDT Att: 44,715 - Unknown livebaseballscores.com			
Rance Mulliniks, L OBP: 0.383, SLG: 0.463 (1, 5)	G3		K				WP FC1-5 BB			3	0	0	0	0	2	1				
Garth Iorg, R OBP: 0.383, SLG: 0.407 (7, PH)										0	0	0	0	1	0	0				
Lloyd Moseby, L OBP: 0.361, SLG: 0.433 (1, 8)	CS BB		1B 2B			L4		FC1-5 WP		3	1	1	1	1	0	2				
Willie Upshaw, L OBP: 0.299, SLG: 0.417 (1, 3)	CS 1-2		F5			F8		K 1-2 2-3		4	0	0	0	0	1	3				
George Bell, R OBP: 0.331, SLG: 0.496 (1, 7)		6-3				K		IBB		3	0	1	1	1	1	0				
Len Matuszek, L OBP: 0.293, SLG: 0.308 (7, PH)	E1 2B		F4			1B SF7 1B		F9		3	2	1	0	0	0	1				
Jeff Burroughs, R OBP: 0.397, SLG: 0.492 (7, PH)										1	0	0	0	0	0	3				
Ernie Whitt, L OBP: 0.326, SLG: 0.476 (1, 2)		HR 2B				F8 2B		4-3		4	1	3	1	0	0	0				
Jesse Barfield, R OBP: 0.350, SLG: 0.528 (1, 9)		HR				SF7 1B		K		2	1	1	3	1	1	0				
Tony Fernandez, S OBP: 0.280, SLG: 0.325 (1, 6)		HR				1-3 BB		F9		4	0	0	0	0	0	3				
Inning Stats	R: 0 E: 0 K: 0 S: 2	H: 0 LOB: 0 BB: 1 P: 6	R: 3 E: 1 K: 0 S: 6	H: 2 LOB: 0 BB: 0 P: 6	R: 2 E: 0 K: 1 S: 8	H: 3 LOB: 1 BB: 0 P: 8	R: 0 E: 0 K: 0 S: 3	H: 1 LOB: 1 BB: 1 P: 7	R: 0 E: 0 K: 1 S: 5	H: 0 LOB: 0 BB: 0 P: 5	R: 1 E: 0 K: 1 S: 7	H: 2 LOB: 1 BB: 0 P: 7	R: 0 E: 0 K: 1 S: 6	H: 1 LOB: 3 BB: 2 P: 14	R: 0 E: 0 K: 1 S: 5	H: 0 LOB: 0 BB: 0 P: 5	1B: 5 2B: 4 3B: 0 HR: 1	SF: 1 SAC: 0 DP: 1 HBP: 0	WP: 1 PB: 0 CS: 1	PA: 37
PITCHER Tom Seaver, R ERA: 3.16 (1, 1)	IP: 5.1 WLS: L BF: 24 H: 7 R: 6 ER: 3 SO: 3 BB: 2 IBB: 0 HBP: 0 BLK: 0 WP: 0 HR: 1 S: 28 P: 36 ERA: 5.06 WHIP: 1.688															PITCHER				
Bob Fallon, L ERA: 3.16 (6, 1)	1.1 8 2 0 0 1 1 1 0 0 1 0 8 16 0.00 2.250																			
Dan Spillner, R ERA: 4.35 (7, 1)	1.1 4 0 0 0 1 0 0 0 0 0 0 6 6 0.00 0.000																			



Batter	1	2	3	4	5	6	7	8	9	AB	R	H	RBI	BB	SO	LOB	TOP			
Rudy Law, L OBP: 0.317, SLG: 0.380 (1, 7)										4	0	0	0	0	2	1	Chicago White Sox @ Toronto Blue Jays Exhibition Stadium, Toronto, ON Tue May 21 1985, 7:05 PM EDT Att: 20,159 - Unknown			
Scott Fletcher, R OBP: 0.327, SLG: 0.272 Jerry Hairston, S OBP: 0.389, SLG: 0.357 Luis Salazar, R OBP: 0.293, SLG: 0.266 (7, PH)										2	0	0	0	1	1	0				
Harold Baines, L OBP: 0.354, SLG: 0.433 (1, 9)										4	0	0	0	0	1	1				
Greg Walker, L OBP: 0.329, SLG: 0.500 (1, 3)										4	1	1	0	0	0	0				
Carlton Fisk, R OBP: 0.328, SLG: 0.537 (1, 2)										4	1	2	0	0	0	0				
Oscar Gamble, L OBP: 0.385, SLG: 0.423 Ron Kittle, R OBP: 0.227, SLG: 0.283 (9, PH)										2	1	1	2	1	0	2				
Daryl Boston, L OBP: 0.284, SLG: 0.330 (1, 8)										4	0	1	0	0	0	3				
Tim Hulett, R OBP: 0.429, SLG: 0.543 (1, 4)										4	0	1	1	0	1	1				
Ozzie Guillen, L OBP: 0.282, SLG: 0.295 (1, 6)										3	0	1	0	0	1	3				
Inning Stats	R: 0 E: 0 K: 1 S: 4	H: 0 LOB: 0 BB: 1 P: 8	R: 2 E: 0 K: 1 S: 8	H: 3 LOB: 1 BB: 0 P: 8	R: 0 E: 0 K: 2 S: 7	H: 0 LOB: 0 BB: 0 P: 7	R: 1 E: 0 K: 0 S: 6	H: 3 LOB: 2 BB: 0 P: 6	R: 0 E: 0 K: 0 S: 3	H: 0 LOB: 0 BB: 1 P: 7	R: 0 E: 0 K: 1 S: 6	H: 1 LOB: 1 BB: 0 P: 6	R: 0 E: 0 K: 0 S: 3	H: 0 LOB: 0 BB: 0 P: 3	R: 0 E: 0 K: 2 S: 7	H: 0 LOB: 0 BB: 0 P: 7		1B: 6 2B: 0 3B: 0 HR: 1	SF: 0 SAC: 0 DP: 1 HBP: 0	WP: 1 PB: 0 SB: 2 CS: 0
PITCHER	IP	WLS	BF	H	R	ER	SO	BB	IBB	HBP	BLK	WP	HR	S	P	ERA	WHIP			
Luis Leal, R ERA: 4.5 (1, 1)	5.2		24	6	3	3	4	2	0	0	0	0	1	30	38	4.76	1.412			
Dennis Lamp, R ERA: 1.42 (6, 1)	2.1		8	1	0	0	1	0	0	0	0	1	0	10	10	0.00	0.429			
Gary Lavelle, L ERA: 2.93 (9, 1)	1.0	W	3	0	0	0	2	0	0	0	0	0	0	7	7	0.00	0.000			

Batter	1	2	3	4	5	6	7	8	9	AB	R	H	RBI	BB	SO	LOB	BOTTOM			
Damaso Garcia, R OBP: 0.327, SLG: 0.381 (1, 4)										4	1	4	1	0	0	0	Chicago White Sox @ Toronto Blue Jays Exhibition Stadium, Toronto, ON Tue May 21 1985, 7:05 PM EDT Att: 20,159 - Unknown			
Lloyd Moseby, L OBP: 0.352, SLG: 0.420 (1, 8)										4	0	0	0	0	4					
George Bell, R OBP: 0.329, SLG: 0.497 (1, 7)										4	1	1	0	0	1					
Jesse Barfield, R OBP: 0.347, SLG: 0.543 (1, 9)										4	1	1	2	0	1					
Jeff Burroughs, R OBP: 0.417, SLG: 0.492 (1, 10)										2	0	1	1	2	0	0				
Willie Upshaw, L OBP: 0.293, SLG: 0.407 (1, 3)										3	0	0	0	0	2					
Buck Martinez, R OBP: 0.109, SLG: 0.135 Rance Mulliniks, L OBP: 0.389, SLG: 0.463 Manuel Lee, S (8, PR) (9, 5)										1	0	0	0	1	0	0				
Garth Iorg, R OBP: 0.371, SLG: 0.393 Len Matuszek, L OBP: 0.293, SLG: 0.308 Ron Shepherd, R (8, PH) (9, 2)										2	0	0	0	0	1					
Ernie Whitt, L OBP: 0.326, SLG: 0.476 (9, 2)										0	0	0	0	0	1					
Tony Fernandez, S OBP: 0.274, SLG: 0.318 (1, 6)										3	0	0	0	0	2					
Inning Stats	R: 2 E: 0 K: 0 S: 5	H: 2 LOB: 1 BB: 1 P: 9	R: 0 E: 0 K: 0 S: 3	H: 0 LOB: 0 BB: 0 P: 3	R: 0 E: 0 K: 1 S: 4	H: 0 LOB: 0 BB: 1 P: 8	R: 0 E: 0 K: 0 S: 2	H: 0 LOB: 0 BB: 1 P: 6	R: 0 E: 0 K: 0 S: 3	H: 1 LOB: 0 BB: 0 P: 3	R: 0 E: 0 K: 0 S: 3	H: 0 LOB: 0 BB: 0 P: 3	R: 1 E: 0 K: 0 S: 4	H: 1 LOB: 2 BB: 1 P: 8	R: 1 E: 0 K: 0 S: 3	H: 2 LOB: 1 BB: 0 P: 3	1B: 5 2B: 1 3B: 0 HR: 1	SF: 0 SAC: 0 DP: 4 HBP: 0	WP: 0 PB: 0 SB: 1 CS: 0	PA: 32
PITCHER	IP	WLS	BF	H	R	ER	SO	BB	IBB	HBP	BLK	WP	HR	S	P	ERA	WHIP			
Floyd Bannister, L ERA: 4.35 (1, 1)	5.0		18	3	2	2	1	3	0	0	0	0	0	6	10	3.60	1.200			
Gene Nelson, R ERA: 3.74 (6, 1)	2.0		7	1	1	1	0	1	0	0	0	0	0	6	10	4.50	1.000			
Juan Agosto, L ERA: 3.86 (8, 1)	0.1		1	0	0	0	0	0	0	0	0	0	0	1	1	0.00	0.000			
Bob James, R ERA: 3.13 (8, 1)	1.0	L	6	3	1	1	0	0	0	0	0	0	0	6	6	9.00	3.000			

Batter	1	2	3	4	5	6	7	8	9	AB	R	H	RBI	BB	SO	LOB	TOP								
Rudy Law, L OBP: 0.314, SLG: 0.385 (1, 7)	F9		F9		1-3			2B		4	0	1	0	0	0	1	Chicago White Sox @ Toronto Blue Jays Exhibition Stadium, Toronto, ON Wed May 22 1985, 7:05 PM EDT Att: 22,447 - Unknown								
Bryan Little, S OBP: 0.444, SLG: 0.500 (1, 5)	1-3					F9		4-3		4	0	1	0	0	0	1									
Harold Baines, L OBP: 0.347, SLG: 0.423 Luis Salazar, R OBP: 0.200, SLG: 0.262 (1, 9) (7, 9)	L8		3-1			F8			K	3	0	0	0	0	0	1									
Greg Walker, L OBP: 0.319, SLG: 0.485 (1, 3)		F9		F7		F7			G3	4	0	0	0	0	0	0									
Carlton Fisk, R OBP: 0.328, SLG: 0.532 Marc Hill, R OBP: 0.200, SLG: 0.148 Oscar Gamble, L OBP: 0.349, SLG: 0.415 (1, 2) (7, 2) (9, PH)				K			L4		F3	3	0	1	0	0	1	1									
Jerry Hairston, S OBP: 0.385, SLG: 0.333 (1, 10)				L9			G3			2	0	0	0	1	0	0									
Daryl Boston, L OBP: 0.276, SLG: 0.320 (1, 8)										3	0	0	0	0	2	2									
Tim Hulett, R OBP: 0.404, SLG: 0.510 (1, 4)							1-3		F8	3	0	0	0	0	1	2									
Ozzie Guillen, L OBP: 0.283, SLG: 0.296 (1, 6)									F2	3	0	1	0	0	0	0									
Inning Stats	R: 0 E: 0 K: 0 S: 3	H: 0 LOB: 0 BB: 0 P: 3	R: 0 E: 0 K: 2 S: 8	H: 1 LOB: 2 BB: 1 P: 12	R: 0 E: 0 K: 0 S: 4	H: 1 LOB: 1 BB: 0 P: 4	R: 0 E: 0 K: 1 S: 5	H: 0 LOB: 0 BB: 0 P: 5	R: 0 E: 0 K: 1 S: 6	H: 1 LOB: 1 BB: 0 P: 6	R: 0 E: 0 K: 0 S: 3	H: 0 LOB: 0 BB: 0 P: 3	R: 0 E: 0 K: 0 S: 3	H: 0 LOB: 0 BB: 0 P: 3	R: 0 E: 0 K: 0 S: 4	H: 1 LOB: 1 BB: 0 P: 4		R: 0 E: 0 K: 1 S: 5	H: 0 LOB: 0 BB: 0 P: 5	1B: 2 2B: 2 3B: 0 HR: 0	SF: 0 SAC: 0 DP: 0 HBP: 0	WP: 0 PB: 0 SB: 1 CS: 0	PA: 32		
PITCHER	IP	WLS	BF	H	R	ER	SO	BB	IBB	HBP	BLK	WP	HR	S	P	ERA	WHIP								
Dave Stieb, R ERA: 2.52 (1, 1)	7.0	W	25	3	0	0	4	1	0	0	0	0	0	32	36	0.00	0.571								
Ron Musselman, R ERA: 7.31 (8, 1)	1.0		4	1	0	0	0	0	0	0	0	0	0	4	4	0.00	1.000								
Bill Caudill, R ERA: 4.84 (9, 1)	1.0		3	0	0	0	1	0	0	0	0	0	0	5	5	0.00	0.000								

Batter	1	2	3	4	5	6	7	8	9	AB	R	H	RBI	BB	SO	LOB	BOTTOM								
Damaso Garcia, R OBP: 0.333, SLG: 0.387 Manuel Lee, S (1, 4) (5, 4)	F7			FC3-6	K		4-3			3	0	2	2	0	0	0	Chicago White Sox @ Toronto Blue Jays Exhibition Stadium, Toronto, ON Wed May 22 1985, 7:05 PM EDT Att: 22,447 - Unknown								
Rance Mulliniks, L OBP: 0.378, SLG: 0.446 Garth Iorg, R OBP: 0.375, SLG: 0.397 (1, 5) (6, PH) (7, 5)	F9			FC3-6		6-3				3	1	0	0	0	1	2									
Lloyd Moseby, L OBP: 0.364, SLG: 0.436 Ron Shepherd, R (1, 8) (6, PH) (7, 8)										2	1	2	1	1	0	0									
Willie Upshaw, L OBP: 0.297, SLG: 0.407 Bill Caudill, R (1, 3) (9, 1)	4-3									5	2	2	0	0	0	3									
George Bell, R OBP: 0.327, SLG: 0.500 Lou Thornton, L OBP: 0.143, SLG: 0.143 (1, 7) (6, PR) (7, 7)		E5		SF7	6-3					3	1	1	3	0	0	1									
Len Matuszek, L OBP: 0.306, SLG: 0.375 (1, 10) (9, 3)		F8								4	1	2	1	0	0	2									
Ernie Whitt, L OBP: 0.323, SLG: 0.477 (1, 2)										4	1	1	1	0	2	3									
Jesse Barfield, R OBP: 0.345, SLG: 0.541 (1, 9)										4	0	1	0	0	2	1									
Tony Fernandez, S OBP: 0.281, SLG: 0.338 (1, 6)										4	2	2	1	0	0	2									
Inning Stats	R: 0 E: 0 K: 0 S: 3	H: 0 LOB: 1 BB: 1 P: 7	R: 3 E: 1 K: 2 S: 11	H: 3 LOB: 1 BB: 0 P: 11	R: 3 E: 1 K: 1 S: 8	H: 3 LOB: 0 BB: 0 P: 8	R: 2 E: 0 K: 0 S: 6	H: 3 LOB: 1 BB: 0 P: 6	R: 0 E: 0 K: 2 S: 9	H: 2 LOB: 2 BB: 0 P: 9	R: 2 E: 0 K: 1 S: 7	H: 2 LOB: 2 BB: 1 P: 11	R: 0 E: 0 K: 0 S: 3	H: 0 LOB: 0 BB: 0 P: 3	R: 0 E: 0 K: 2 S: 8	H: 1 LOB: 1 BB: 0 P: 8		1B: 8 2B: 4 3B: 1 HR: 1	SF: 1 SAC: 0 DP: 0 HBP: 0	WP: 0 PB: 0 SB: 2 CS: 0	PA: 41				
PITCHER	IP	WLS	BF	H	R	ER	SO	BB	IBB	HBP	BLK	WP	HR	S	P	ERA	WHIP								
Richard Dotson, R ERA: 3.96 (1, 1)	3.0	L	19	8	8	5	3	1	0	0	0	0	0	20	24	6.00	2.000								
Bob Fallon, L ERA: 2.45 (4, 1)	3.0		15	5	2	2	3	1	0	0	0	0	0	3	3	0.00	0.000								
Dan Spillner, R ERA: 3.97 (7, 1)	1.0		3	0	0	0	0	0	0	0	0	0	0	8	8	0.00	1.000								
Juan Agosto, L ERA: 3.55 (8, 1)	1.0		4	1	0	0	2	0	0	0	0	0	0	8	8	0.00	1.000								



Batter	1	2	3	4	5	6	7	8	9	AB	R	H	RBI	BB	SO	LOB	TOP								
Damaso Garcia, R OBP: 0.324, SLG: 0.375 (1, 4)	E4		4-3		5-3		E6	5-3		5	0	0	0	0	0	2	Toronto Blue Jays @ Cleveland Indians Cleveland Municipal Stadium, Cleveland, OH Thu May 23 1985, 7:05 PM EDT Att: 4,333 - Unknown								
Lloyd Moseby, L OBP: 0.371, SLG: 0.444 (1, 8)	F3			6-3		HR	BB	1B	1B	4	1	2	0	1	0	1									
George Bell, R OBP: 0.335, SLG: 0.529 (1, 7)	F7			FC4-6		HR	K	1B	1B	5	2	3	2	0	1	3									
Jesse Barfield, R OBP: 0.353, SLG: 0.537 (1, 9)	4-3			FC4-6		SH1-4	BB	1B	1B	3	2	1	0	2	0	3									
Jeff Burroughs, R OBP: 0.408, SLG: 0.477 Len Matuszek, L OBP: 0.306, SLG: 0.375 Ron Shepherd, R (9, PH)	F9			FC4-6		SH1-4	K	1B	1B	4	1	1	0	0	1	5									
Willie Upshaw, L OBP: 0.296, SLG: 0.403 (1, 3)	4-3			F8		SH1-4	F9	1B	1B	4	0	1	2	0	0	5									
Buck Martinez, R OBP: 0.105, SLG: 0.130 Ernie Whitt, L OBP: 0.323, SLG: 0.467 (6, PH)	F7			F9		4-3	BB	4-3	4-3	2	0	0	0	0	0	0									
Garth Iorg, R OBP: 0.379, SLG: 0.390 Rance Mulliniks, L OBP: 0.380, SLG: 0.447 (6, PH)			5-3		FC4-6	1B	F8			1	0	0	0	1	0	0									
Tony Fernandez, S OBP: 0.273, SLG: 0.328 (1, 6)			K		FC4-6	1-2	F8			4	0	0	0	0	1	3									
Inning Stats	R: 0 E: 1 K: 0 S: 4	H: 0 LOB: 1 BB: 0 P: 4	R: 0 E: 0 K: 0 S: 3	H: 0 LOB: 0 BB: 0 P: 3	R: 0 E: 0 K: 1 S: 5	H: 0 LOB: 0 BB: 0 P: 5	R: 0 E: 0 K: 0 S: 4	H: 1 LOB: 2 BB: 1 P: 8	R: 0 E: 0 K: 0 S: 3	H: 0 LOB: 1 BB: 1 P: 7	R: 4 E: 0 K: 0 S: 8	H: 5 LOB: 1 BB: 0 P: 8	R: 0 E: 1 K: 2 S: 8	H: 0 LOB: 3 BB: 2 P: 16	R: 0 E: 0 K: 0 S: 3	H: 0 LOB: 1 BB: 1 P: 7		R: 2 E: 0 K: 0 S: 6	H: 3 LOB: 1 BB: 0 P: 6	1B: 6 2B: 2 3B: 0 HR: 1	SF: 0 SAC: 1 DP: 0 HBP: 0	WP: 0 PB: 0 SB: 2 CS: 0	PA: 43		
PITCHER	IP	WLS	BF	H	R	ER	SO	BB	IBB	HBP	BLK	WP	HR	S	P	ERA	WHIP								
Neal Heaton, L ERA: 2.82 Rich Thompson, R ERA: 1.53 Tom Waddell, R ERA: 4.18 Bryan Clark, L ERA: 1.93	5.1		24	5	4	4	1	2	0	0	0	0	1	24	32	6.75	1.312								

Batter	1	2	3	4	5	6	7	8	9	AB	R	H	RBI	BB	SO	LOB	BOTTOM								
Brett Butler, L OBP: 0.331, SLG: 0.416 (1, 8)	1B				F5	CS	F3		FC6-4	5	1	2	0	0	0	1	Toronto Blue Jays @ Cleveland Indians Cleveland Municipal Stadium, Cleveland, OH Thu May 23 1985, 7:05 PM EDT Att: 4,333 - Unknown								
Julio Franco, R OBP: 0.358, SLG: 0.399 (1, 6)	1B	CS	K		F9		K		F7	5	0	1	0	0	2	1									
Brook Jacoby, R OBP: 0.333, SLG: 0.377 (1, 5)	FC6				L3		6-3			4	0	1	1	0	0	0									
Andre Thornton, R OBP: 0.211, SLG: 0.190 (1, 10)	F7		F7			BB			1B	3	1	1	0	1	0	2									
George Vukovich, L OBP: 0.311, SLG: 0.291 Otis Nixon, S OBP: 0.250, SLG: 0.278 (8, PR)	F3		F7		F8		BB		BB	3	0	0	0	1	0	3									
Mike Hargrove, L OBP: 0.370, SLG: 0.316 (1, 3)		1B				1B			F5	3	2	2	0	1	0	1									
Joe Carter, R OBP: 0.238, SLG: 0.283 (9, 9)		4-3			5-3		K		F8	4	1	1	1	0	1	5									
Tony Bernazard, S OBP: 0.369, SLG: 0.516 (1, 4)		4-3			F9		E		F4	4	0	1	1	0	0	2									
Butch Benton, R OBP: 0.241, SLG: 0.265 Pat Tabler, R OBP: 0.356, SLG: 0.415 Chris Bando, S OBP: 0.164, SLG: 0.096 (6, PH)	SF8				F7		E2		FC6-4	1	0	0	1	0	0	1									
Inning Stats	R: 1 E: 0 K: 0 S: 5	H: 2 LOB: 1 BB: 0 P: 5	R: 2 E: 0 K: 0 S: 5	H: 3 LOB: 0 BB: 0 P: 5	R: 0 E: 0 K: 1 S: 6	H: 1 LOB: 0 BB: 0 P: 6	R: 0 E: 0 K: 0 S: 4	H: 1 LOB: 1 BB: 0 P: 4	R: 0 E: 0 K: 1 S: 6	H: 2 LOB: 1 BB: 2 P: 14	R: 0 E: 0 K: 1 S: 5	H: 0 LOB: 0 BB: 0 P: 5	R: 0 E: 0 K: 0 S: 3	H: 1 LOB: 2 BB: 1 P: 7	R: 0 E: 0 K: 0 S: 4	H: 1 LOB: 1 BB: 0 P: 4		1B: 10 2B: 1 3B: 0 HR: 0	SF: 1 SAC: 0 DP: 0 HBP: 0	WP: 0 PB: 0 SB: 4 CS: 2	PA: 40				
PITCHER	IP	WLS	BF	H	R	ER	SO	BB	IBB	HBP	BLK	WP	HR	S	P	ERA	WHIP								
Jim Clancy, R ERA: 4.5 Jim Acker, R ERA: 2.54 Gary Lavelle, L ERA: 2.6 Dennis Lamp, R ERA: 1.4 Bill Caudill, R ERA: 4.83	5.0		22	7	4	4	1	1	0	0	0	0	0	6	10	13.50	4.500								

Batter	1	2	3	4	5	6	7	8	9	AB	R	H	RBI	BB	SO	LOB	TOP										
Damaso Garcia, R (1,4) Manuel Lee, S (4,4)										3	0	1	0	0	2	3											
Rance Mulliniks, L (1,5) Garth Iorg, R (9,5)										5	1	3	1	0	1	0											
Lloyd Moseby, L (1,8)										5	1	1	2	0	0	2											
Willie Upshaw, L (1,3)										4	1	0	0	0	0	1											
George Bell, R (1,7)										4	0	0	0	0	1	1											
Len Matuszek, L (1,10)										4	2	2	0	0	1	0											
Ernie Whitt, L (1,2)										4	1	1	3	0	0	1											
Jesse Barfield, R (1,9) Lou Thornton, L (3,9)										1	0	1	0	1	0	0											
Tony Fernandez, S (1,6)										2	0	0	0	0	1	0											
Inning Stats	R: 0 E: 0 K: 0 S: 4	H: 2 LOB: 1 BB: 0 P: 4	R: 1 E: 0 K: 1 S: 7	H: 2 LOB: 2 BB: 1 P: 11	R: 5 E: 1 K: 1 S: 11	H: 5 LOB: 1 BB: 0 P: 11	R: 0 E: 0 K: 1 S: 5	H: 0 LOB: 0 BB: 0 P: 5	R: 0 E: 0 K: 2 S: 7	H: 0 LOB: 0 BB: 0 P: 7	R: 1 E: 0 K: 0 S: 5	H: 2 LOB: 1 BB: 0 P: 5	R: 0 E: 0 K: 0 S: 3	H: 0 LOB: 0 BB: 0 P: 3	R: 0 E: 0 K: 1 S: 5	H: 0 LOB: 0 BB: 0 P: 5	R: 0 E: 0 K: 0 S: 3	H: 0 LOB: 0 BB: 0 P: 3	1B: 7 2B: 2 3B: 0 HR: 2	SF: 0 SAC: 0 DP: 0 HBP: 0	WP: 0 PB: 0 SB: 0 CS: 1	PA: 39					
PITCHER	IP	WLS	BF	H	R	ER	SO	BB	IBB	HBP	BLK	WP	HR	S	P	ERA	WHIP										
Keith Creel, R (1,1) ERA: 5.24	2.1	L	15	7	5	5	1	1	0	0	0	0	1	16	20	19.29	3.429										
Jeff Barkley, R (3,1) ERA: 2.7	6.2		24	4	2	1	5	0	0	0	1	0	1	34	34	1.35	0.600										

Toronto Blue Jays @ Cleveland Indians
Cleveland Municipal Stadium, Cleveland, OH
Fri May 24 1985, 7:05 PM EDT
Att: 8,502 - Unknown

AB	38
R	7
H	11
RBI	7
BB	1
SO	6
LOB	10



Batter	1	2	3	4	5	6	7	8	9	AB	R	H	RBI	BB	SO	LOB	BOTTOM										
Brett Butler, L (1,8) OBP: 0.333, SLG: 0.415										5	2	2	0	0	0	2											
Julio Franco, R (1,6) OBP: 0.395, SLG: 0.405										5	2	3	0	0	0	2											
Brook Jacoby, R (1,5) OBP: 0.335, SLG: 0.378										5	1	2	1	0	0	6											
Pat Tabler, R (1,10) OBP: 0.358, SLG: 0.414										5	1	2	2	0	0	5											
Mike Hargrove, L (1,3) OBP: 0.373, SLG: 0.293										3	0	0	0	2	0	2											
Mike Fischlin, R (9, PR) OBP: 0.200, SLG: 0.214										0	0	0	0	0	0	0											
George Vukovich, L (1,9) OBP: 0.309, SLG: 0.289										4	0	1	1	0	0	3											
Benny Ayala, R (9, PH) OBP: 0.273, SLG: 0.364										1	0	0	0	0	0	1											
Joe Carter, R (1,7) OBP: 0.245, SLG: 0.288										5	0	2	2	0	0	1											
Tony Bernazard, S (1,4) OBP: 0.355, SLG: 0.495										4	0	0	0	0	0	4											
Chris Bando, S (1,2) OBP: 0.185, SLG: 0.109										3	0	1	0	1	0	2											
Otis Nixon, S (8, PR) OBP: 0.250, SLG: 0.278										0	0	0	0	0	0	0											
Butch Benton, R (9, 2) OBP: 0.241, SLG: 0.265										0	0	0	0	0	0	0											
Inning Stats	R: 0 E: 0 K: 0 S: 4	H: 1 LOB: 1 BB: 0 P: 4	R: 0 E: 0 K: 0 S: 3	H: 0 LOB: 0 BB: 0 P: 3	R: 0 E: 0 K: 0 S: 5	H: 2 LOB: 2 BB: 0 P: 5	R: 1 E: 0 K: 0 S: 6	H: 3 LOB: 2 BB: 0 P: 6	R: 2 E: 0 K: 0 S: 6	H: 3 LOB: 1 BB: 0 P: 6	R: 0 E: 0 K: 0 S: 3	H: 0 LOB: 0 BB: 0 P: 3	R: 3 E: 0 K: 0 S: 7	H: 4 LOB: 2 BB: 1 P: 11	R: 0 E: 1 K: 0 S: 4	H: 0 LOB: 2 BB: 1 P: 8	R: 0 E: 0 K: 0 S: 2	H: 0 LOB: 1 BB: 1 P: 6	1B: 13 2B: 1 3B: 0 HR: 0	SF: 0 SAC: 0 DP: 1 HBP: 0	WP: 0 PB: 0 SB: 0 CS: 0	PA: 43					
PITCHER	IP	WLS	BF	H	R	ER	SO	BB	IBB	HBP	BLK	WP	HR	S	P	ERA	WHIP										
Doyle Alexander, R (1,1) ERA: 4.57	4.1		22	9	3	3	0	1	0	0	0	0	0	9	13	13.50	2.000										
Dennis Lamp, R (5,1) ERA: 2.39	2.0	W	10	3	3	3	0	1	0	0	0	0	0	4	8	0.00	2.000										
Jim Acker, R (7,1) ERA: 2.45	1.0		5	1	0	0	0	1	0	0	0	0	0	3	7	0.00	1.500										
Bill Caudill, R (8,1) ERA: 4.5	0.2		4	0	0	0	0	1	0	0	0	0	0	2	2	0.00	0.000										
Gary Lavelle, L (9,1) ERA: 2.45	1.0	S	2	0	0	0	0	0	0	0	0	0	0	2	2	0.00	0.000										

Toronto Blue Jays @ Cleveland Indians
Cleveland Municipal Stadium, Cleveland, OH
Fri May 24 1985, 7:05 PM EDT
Att: 8,502 - Unknown

AB	40
R	6
H	13
RBI	6
BB	3
SO	0
LOB	28



Batter	1	2	3	4	5	6	7	8	9	AB	R	H	RBI	BB	SO	LOB	TOP								
Damaso Garcia, R (1,4) OBP: 0.326, SLG: 0.371 Manuel Lee, S (7,4)	0-0 4-3		0-0 1B	1-0 BB 1B HBP		0-0 FC6-4 4-3 S	0-3 K		0-0 4-3	4	0	1	1	0	1	4									
Rance Mulliniks, L (1,5) OBP: 0.400, SLG: 0.468	0-0 4-3		0-0 1B	1-2 BB 1B		0-0 4-3		4-0 BB		4	0	2	3	1	0	1									
Lloyd Moseby, L (1,8) OBP: 0.361, SLG: 0.444	0-0 4-3		0-0 4-3	1-2 BB 1B		0-0 F8		0-0 F2		4	0	0	0	1	0	4									
Willie Upshaw, L (1,3) OBP: 0.286, SLG: 0.386		0-0 F4		0-0 1B F8			0-0 4-3	0-3 K		5	1	1	0	0	1	4									
George Bell, R (1,7) OBP: 0.324, SLG: 0.512		0-0 5-3		0-0 5-3	0-0 5-3		0-0 1B 2B	0-0 G3		5	1	1	0	0	0	2									
Len Matuszek, L (1,10) OBP: 0.309, SLG: 0.371 Jeff Burroughs, R (5,PH) OBP: 0.410, SLG: 0.470 Lou Thornton, L (7,FR) OBP: 0.100, SLG: 0.100		0-0 F7		0-0 F8	0-0 F8		4-0 1B BB	0-0 F6		2	0	0	0	0	0	1									
Ernie Whitt, L (1,2) OBP: 0.333, SLG: 0.525			0-0 E6 4-3 1B	0-0 1B 1B	0-3 K		0-0 1B SF8 1B	0-0 HR		5	4	3	3	0	1	0									
Jesse Barfield, R (1,9) OBP: 0.369, SLG: 0.546			0-0 6-3	0-0 1B 1B	4-0 FC6-4 BB	0-0 SF8 1B	0-3 K			4	2	2	1	1	1	1									
Tony Fernandez, S (1,6) OBP: 0.289, SLG: 0.340			0-0 4-3	0-0 1B HBP 1B	4-0 FC6-4 BB	0-0 SF8	0-0 1B			3	1	2	2	1	0	1									
Inning Stats	R: 0 E: 0 K: 0 S: 3	H: 0 LOB: 0 BB: 0 P: 3	R: 0 E: 0 K: 0 S: 3	H: 0 LOB: 0 BB: 0 P: 3	R: 1 E: 1 K: 0 S: 6	H: 2 LOB: 2 BB: 0 P: 6	R: 4 E: 0 K: 0 S: 8	H: 5 LOB: 3 BB: 1 P: 13	R: 0 E: 0 K: 1 S: 5	H: 0 LOB: 0 BB: 0 P: 5	R: 1 E: 0 K: 0 S: 3	H: 0 LOB: 1 BB: 2 P: 11	R: 3 E: 0 K: 1 S: 8	H: 3 LOB: 2 BB: 1 P: 12	R: 0 E: 0 K: 1 S: 5	H: 0 LOB: 1 BB: 1 P: 9	R: 1 E: 0 K: 1 S: 7	H: 2 LOB: 1 BB: 0 P: 7	1B: 10 2B: 1 3B: 0 HR: 1	SF: 1 SAC: 0 DP: 0 HBP: 1	WP: 0 PB: 0 SB: 1 CS: 0	PA: 46			
PITCHER	IP	WLS	BF	H	R	ER	SO	BB	IBB	HBP	BLK	WP	HR	S	P	ERA	WHIP	PITCHER							
Don Schultze, R (1,1) ERA: 5.24	3.2		20	7	5	4	0	0	0	1	0	0	0	19	20	9.82	1.909								
Jamie Easterly, L (4,1) ERA: 2.59	1.1	W	7	0	1	1	1	3	0	0	0	0	0	6	18	6.75	2.250								
Rich Thompson, R (6,1) ERA: 2.84	1.1	L	8	3	3	3	0	1	0	0	0	0	0	7	11	20.25	3.000								
Tom Waddell, R (7,1) ERA: 4.11	2.2		11	2	1	1	3	1	0	0	0	0	1	16	20	3.38	1.125								

Toronto Blue Jays @ Cleveland Indians
Cleveland Municipal Stadium, Cleveland, OH
Sat May 25 1985, 3:33 AM EDT
Att: 7,345 - Unknown

AB 39
R 10
H 12
RBI 10
BB 5
SO 4
LOB 19



Batter	1	2	3	4	5	6	7	8	9	AB	R	H	RBI	BB	SO	LOB	BOTTOM								
Brett Butler, L (1,8) OBP: 0.335, SLG: 0.411	0-0 F8		0-0 F7	0-0 4-3		0-0 S 1B			4-0 G3-4 BB	4	0	1	0	1	0	3									
Julio Franco, R (1,6) OBP: 0.377, SLG: 0.430	0-0 E 1B		0-0 HR		4-0 2B 1B	4-0 G5-4-3 BB			0-0 G3-4 1-2	3	3	2	2	2	0	1									
Brook Jacoby, R (1,5) OBP: 0.337, SLG: 0.385	0-0 6-3		0-0 1B		0-0 1B 2B	0-0 G5-4-3			0-0 5-3	5	1	2	0	0	0	2									
Andre Thornton, R (1,10) OBP: 0.213, SLG: 0.193	0-3 K			0-0 F8	0-0 FC5-4 1B		0-0 6-3			4	0	1	2	0	1	1									
Benny Ayala, R (1,7) OBP: 0.308, SLG: 0.385 George Vukovich, L (5,PH) OBP: 0.320, SLG: 0.302		0-0 L5		0-0 2B 1B	0-0 FC5-4 1B		0-0 6-4-3 1B			2	1	1	0	0	0	0									
Pat Tabler, R (1,3) OBP: 0.355, SLG: 0.410		0-0 CS 1B		0-0 F9	0-0 F7		0-0 G6-4-3			4	0	1	0	0	0	4									
Joe Carter, R (1,9) OBP: 0.246, SLG: 0.296		0-3 K		0-0 1B 2B	0-0 FC5-4		0-0 6-3			4	1	1	1	0	1	3									
Tony Bernazard, S (1,4) OBP: 0.360, SLG: 0.500		0-0 CS	0-0 S HR 2B	4-0 1B BB	0-0 F9		0-3 K			3	1	1	0	1	1	2									
Chris Bando, S (1,2) OBP: 0.188, SLG: 0.119			0-3 K		0-0 1B		0-0 F7		0-0 4-3	4	0	1	1	0	1	1									
Inning Stats	R: 1 E: 1 K: 1 S: 6	H: 1 LOB: 1 BB: 0 P: 6	R: 0 E: 0 K: 1 S: 5	H: 1 LOB: 0 BB: 0 P: 5	R: 2 E: 0 K: 1 S: 7	H: 3 LOB: 1 BB: 0 P: 7	R: 2 E: 0 K: 0 S: 6	H: 3 LOB: 2 BB: 1 P: 10	R: 0 E: 0 K: 0 S: 3	H: 1 LOB: 1 BB: 1 P: 7	R: 0 E: 0 K: 0 S: 3	H: 1 LOB: 0 BB: 0 P: 3	R: 0 E: 0 K: 1 S: 5	H: 0 LOB: 0 BB: 0 P: 5	R: 0 E: 0 K: 0 S: 2	H: 0 LOB: 0 BB: 1 P: 6	1B: 9 2B: 3 3B: 0 HR: 1	SF: 0 SAC: 0 DP: 3 HBP: 0	WP: 0 PB: 0 SB: 2 CS: 1	PA: 40					
PITCHER	IP	WLS	BF	H	R	ER	SO	BB	IBB	HBP	BLK	WP	HR	S	P	ERA	WHIP	PITCHER							
Jimmy Key, L (1,1) ERA: 2.7	4.0		20	6	6	5	3	2	0	0	0	0	0	24	32	11.25	2.500								
Ron Musselman, R (5,1) ERA: 6.3	4.0	W	16	5	1	1	1	1	0	0	0	0	0	17	21	2.25	1.500								
Jim Acker, R (9,1) ERA: 2.37	1.0	S	3	0	0	0	0	1	0	0	0	0	0	2	6	0.00	1.000								

Toronto Blue Jays @ Cleveland Indians
Cleveland Municipal Stadium, Cleveland, OH
Sat May 25 1985, 3:33 AM EDT
Att: 7,345 - Unknown

AB 35
R 7
H 13
RBI 6
BB 4
SO 4
LOB 17



Batter	1	2	3	4	5	6	7	8	9	AB	R	H	RBI	BB	SO	LOB	TOP								
Damaso Garcia, R (1, 4) OBP: 0.320, SLG: 0.362	6-3		6-3			K	5-3		F8	5	0	0	0	0	1	1	Toronto Blue Jays @ Chicago White Sox Comiskey Park, Chicago, IL Tue May 28 1985, 8:05 PM EDT Att: 14,598 - Unknown livebaseballscorecards.com								
Rance Mulliniks, L (1, 5) OBP: 0.407, SLG: 0.469 Garth Iorg, R (7, PH) OBP: 0.303, SLG: 0.446	HBP BB		K			2B FC6-5 1B	BB 2B 1B		1B	2	1	1	0	1	1	0									
Lloyd Moseby, L (1, 8) OBP: 0.368, SLG: 0.447	K				F7	FC6-5 1-3 2B	1-2 2B BB		K	4	1	1	0	1	2	2									
Willie Upshaw, L (1, 3) OBP: 0.299, SLG: 0.409	FC6-4 HBP				F7	FC6-5 1B IBB	1-2 2H 2B		6-3	3	0	1	2	1	0	1									
George Bell, R (1, 7) OBP: 0.319, SLG: 0.491	FC6-4 1-2				F8	FC6-5 1B	FC6-4 IBB			3	0	0	1	1	0	4									
Len Matuszek, L (1, 10) OBP: 0.324, SLG: 0.412 Jeff Burroughs, R (7, PH) OBP: 0.420, SLG: 0.463		4-3				1B 3B	FC6-4 1-2 2H 1B		FC6-4	3	1	2	0	0	0	0									
Ernie Whitt, L (1, 2) OBP: 0.349, SLG: 0.563	F5					CS 1B	HR 1B		G5-4-3	4	1	3	2	0	0	0									
Jesse Barfield, R (1, 9) OBP: 0.355, SLG: 0.540	K					K	K		G5-4-3	4	0	0	0	0	3	2									
Tony Fernandez, S (1, 6) OBP: 0.294, SLG: 0.333			F7			F6	S 1B BB		F7	3	1	0	0	1	0	0									
Inning Stats	R: 0 E: 0 K: 1 S: 5	H: 0 LOB: 2 BB: 1 P: 10	R: 0 E: 0 K: 1 S: 5	H: 0 LOB: 0 BB: 0 P: 5	R: 0 E: 0 K: 1 S: 5	H: 0 LOB: 0 BB: 0 P: 5	R: 0 E: 0 K: 0 S: 3	H: 0 LOB: 0 BB: 0 P: 3	R: 1 E: 0 K: 1 S: 6	H: 2 LOB: 2 BB: 0 P: 6	R: 1 E: 0 K: 1 S: 7	H: 3 LOB: 2 BB: 1 P: 11	R: 4 E: 0 K: 1 S: 8	H: 3 LOB: 2 BB: 3 P: 20	R: 0 E: 0 K: 1 S: 3	H: 1 LOB: 0 BB: 0 P: 3	R: 0 E: 0 K: 1 S: 6	H: 1 LOB: 1 BB: 0 P: 6	1B: 6 2B: 3 3B: 1 HR: 1	SF: 0 SAC: 0 DP: 2 HBP: 1	WP: 0 PB: 0 SB: 1 CS: 1	PA: 40			
PITCHER	IP	WLS	BF	H	R	ER	SO	BB	IBB	HBP	BLK	WP	HR	S	P	ERA	WHIP								
Richard Dotson, R (1, 1) ERA: 4.19	6.2	L	28	6	4	4	6	2	1	1	0	0	1	36	49	5.40	1.200								
Juan Agosto, L (7, 1) ERA: 5.54	0.0		4	2	2	2	0	1	1	0	0	0	0	2	10	∞	∞								
Dan Spillner, R (7, 1) ERA: 3.6	2.1		8	2	0	0	1	0	0	0	0	0	0	10	10	0.00	0.857								

Batter	1	2	3	4	5	6	7	8	9	AB	R	H	RBI	BB	SO	LOB	BOTTOM								
Rudy Law, L (1, 7) OBP: 0.289, SLG: 0.352	L1			G3		6-3			F8	4	0	0	1	0	0	0	Toronto Blue Jays @ Chicago White Sox Comiskey Park, Chicago, IL Tue May 28 1985, 8:05 PM EDT Att: 14,598 - Unknown livebaseballscorecards.com								
Scott Fletcher, R (1, 5) OBP: 0.311, SLG: 0.262 Jerry Hairston, S (9, PH) OBP: 0.381, SLG: 0.364	3-1			K		B1-3			F2	3	0	0	0	0	1	0									
Harold Baines, L (1, 9) OBP: 0.321, SLG: 0.389	F8			6-3		F4			K	4	0	0	0	0	1	0									
Greg Walker, L (1, 3) OBP: 0.321, SLG: 0.480		5-3				1B 1B			F7	3	0	1	0	0	0	0									
Carlton Fisk, R (1, 2) OBP: 0.324, SLG: 0.500		CS 1B				K			1-3	3	0	1	0	0	1	1									
Ron Kittle, R (1, 10) OBP: 0.228, SLG: 0.254		F8				F8			F9	3	0	0	0	0	2										
Daryl Boston, L (1, 8) OBP: 0.278, SLG: 0.320		CS 1-2		F7		1-2 1B			6-3	3	0	1	0	0	0	0									
Tim Lulett, R (1, 4) OBP: 0.413, SLG: 0.500 Oscar Gamble, L (8, PH) OBP: 0.348, SLG: 0.411 Bryan Little, S (9, 4) OBP: 0.444, SLG: 0.500				1-3		K			K	2	0	0	0	0	1	2									
Ozzie Guillen, L (1, 6) OBP: 0.267, SLG: 0.272				4-3		6-3 BB			F7	2	1	0	0	1	0	0									
Inning Stats	R: 0 E: 0 K: 0 S: 3	H: 0 LOB: 0 BB: 0 P: 3	R: 0 E: 0 K: 0 S: 3	H: 1 LOB: 0 BB: 0 P: 3	R: 0 E: 0 K: 0 S: 3	H: 0 LOB: 0 BB: 0 P: 3	R: 0 E: 0 K: 1 S: 5	H: 0 LOB: 0 BB: 0 P: 5	R: 0 E: 0 K: 2 S: 9	H: 2 LOB: 2 BB: 0 P: 9	R: 1 E: 1 K: 0 S: 3	H: 0 LOB: 0 BB: 1 P: 7	R: 0 E: 0 K: 0 S: 3	H: 0 LOB: 0 BB: 0 P: 3	R: 0 E: 0 K: 1 S: 5	H: 0 LOB: 0 BB: 0 P: 5	R: 0 E: 0 K: 1 S: 5	H: 0 LOB: 0 BB: 0 P: 5	1B: 3 2B: 0 3B: 0 HR: 0	SF: 0 SAC: 0 DP: 0 HBP: 0	WP: 0 PB: 0 SB: 0 CS: 1	PA: 31			
PITCHER	IP	WLS	BF	H	R	ER	SO	BB	IBB	HBP	BLK	WP	HR	S	P	ERA	WHIP								
Dave Stieb, R (1, 1) ERA: 2.21	9.0	W	30	3	1	0	5	1	0	0	0	0	0	39	43	0.00	0.444								

Batter	1	2	3	4	5	6	7	8	9	AB	R	H	RBI	BB	SO	LOB	TOP									
Damaso Garcia, R OBP: 0.312, SLG: 0.353 (1, 4)	0-0 5-3		0-0 E5 PB		0-3 K		0-0 F9		0-0 F3	5	0	0	0	0	1	3	Toronto Blue Jays @ Chicago White Sox Comiskey Park, Chicago, IL Wed May 29 1985, 8:05 PM EDT Att: 18,953 - Unknown livebaseballscorecards.com									
Lloyd Moseby, L OBP: 0.364, SLG: 0.440 (1, 8)	0-0 CS 1B		0-3 K 1-2		0-0 F7		0-0 F5		0-0 F7	5	0	1	0	0	1	4										
George Bell, R OBP: 0.321, SLG: 0.489 (1, 7)	0-0 E8 1-2			0-0 WP SF7 1B		0-0 5-3		0-0 2-H 1B	0-3 K	5	1	2	1	0	1	3										
Jesse Barfield, R OBP: 0.353, SLG: 0.529 (1, 9)	0-3 K			4-0 SF7 2B BB		0-0 F3		0-3 K		3	1	0	0	1	2	2										
Jeff Burroughs, R OBP: 0.424, SLG: 0.464 (1, 10)		4-0 CS BB		0-0 SF7 1-2 3-H 2B		0-0 HR 1B		0-0 3-1		2	1	1	1	1	0	0										
Willie Upshaw, L OBP: 0.298, SLG: 0.411 (1, 3)	0-3 K 1-2			0-0 2-H 2B		0-0 F9		0-3 K		4	0	1	1	0	2	2										
Buck Martinez, R OBP: 0.387, SLG: 0.190 (8, PH) Ernie Whitt, L OBP: 0.345, SLG: 0.558 (8, 2)	0-3 K			4-0 BB		0-0 1-H HR		0-3 K		2	1	1	2	1	1	0										
Garth Iorg, R OBP: 0.387, SLG: 0.426 (1, 5) Rance Mulliniks, L OBP: 0.412, SLG: 0.469 (9, PH)			0-0 L3	0-3 K		0-0 F9		4-0 1B BB		3	0	0	0	0	1	2										
Tony Fernandez, S OBP: 0.299, SLG: 0.344 (1, 6)	0-3 K		0-0 K	0-0 4-3		0-0 1B 2B		0-0 1-2 1B		4	1	2	0	0	1	2										
Inning Stats	R: 0 E: 1 K: 1 S: 6	H: 1 LOB: 1 BB: 0 P: 6	R: 0 E: 0 K: 2 S: 6	H: 0 LOB: 0 BB: 1 P: 10	R: 0 E: 1 K: 2 S: 8	H: 0 LOB: 1 BB: 0 P: 8	R: 2 E: 0 K: 1 S: 7	H: 2 LOB: 0 BB: 2 P: 15	R: 0 E: 0 K: 0 S: 5	H: 0 LOB: 0 BB: 0 P: 5	R: 2 E: 0 K: 0 S: 5	H: 2 LOB: 0 BB: 0 P: 5	R: 1 E: 0 K: 1 S: 7	H: 2 LOB: 1 BB: 0 P: 7	R: 0 E: 0 K: 2 S: 7	H: 0 LOB: 0 BB: 0 P: 7		R: 0 E: 0 K: 1 S: 6	H: 1 LOB: 2 BB: 1 P: 10	1B: 5 2B: 3 HR: 1	SF: 1 SAC: 0 DP: 1 HBP: 0	WP: 2 PB: 1 SB: 0 CS: 2	PA: 39			
PITCHER	IP	WLS	BF	H	R	ER	SO	BB	IBB	HBP	BLK	WP	HR	S	P	ERA	WHIP									
Britt Burns, L ERA: 3.43 Tim Lollar, L ERA: 4.84 Bob James, R ERA: 3.08	(1, 1)	6.0	W	26	5	4	4	7	3	0	0	0	1	1	37	49	6.00	1.333								
	(7, 1)	0.2		3	1	1	1	0	0	0	0	0	0	0	3	3	13.50	1.500								
	(7, 1)	2.1	S	10	2	0	0	4	1	0	0	0	0	0	17	21	0.00	1.286								

Batter	1	2	3	4	5	6	7	8	9	AB	R	H	RBI	BB	SO	LOB	BOTTOM									
Rudy Law, L OBP: 0.288, SLG: 0.358 (1, 8)	0-0 G3		0-0 4-3 1B 2B		0-0 F9		0-3 K			4	1	1	0	0	1	1	Toronto Blue Jays @ Chicago White Sox Comiskey Park, Chicago, IL Wed May 29 1985, 8:05 PM EDT Att: 18,953 - Unknown livebaseballscorecards.com									
Tim Hulett, R OBP: 0.388, SLG: 0.469 (1, 4)	0-3 K		0-0 4-3 2-3		0-0 F5		0-3 K			4	0	0	0	0	2	2										
Harold Baines, L OBP: 0.325, SLG: 0.384 (1, 9)	4-0 BB		4-0 BB 1B BB		0-3 K		0-0 6-3			2	1	0	0	2	1	0										
Greg Walker, L OBP: 0.319, SLG: 0.474 (1, 3)	0-3 K		0-0 F4		0-0 HR 1B		0-3 K			4	1	1	0	0	2	3										
Oscar Gamble, L OBP: 0.348, SLG: 0.397 Tom Paciorek, R OBP: 0.242, SLG: 0.220 (8, PH)		0-0 G3	4-0 1B 1-2 BB		0-0 F3		0-0 3-1			2	0	0	0	1	0	1										
Carlton Fisk, R OBP: 0.343, SLG: 0.559 (1, 2)		0-0 HR	0-0 1-3 2-H 3-H 1B		0-0 1-H HR		1-0 HR HBP			3	3	3	5	0	0	0										
Ron Kittle, R OBP: 0.241, SLG: 0.347 Daryl Boston, L OBP: 0.278, SLG: 0.320 (9, 8)		0-0 HR	0-0 K		0-0 6-3		0-0 1-H HR			4	2	2	3	0	1	2										
Ozzie Guillen, L OBP: 0.267, SLG: 0.271 (1, 6)		0-0 F8		0-0 1B		0-0 6-3		0-0 1-3		4	0	1	0	0	0	0										
Luis Salazar, R OBP: 0.190, SLG: 0.253 (1, 5)	0-3 K		0-0 F8		0-0 B1-3		0-3 K			4	0	0	0	0	2	1										
Inning Stats	R: 0 E: 0 K: 2 S: 7	H: 0 LOB: 1 BB: 1 P: 11	R: 2 E: 0 K: 1 S: 7	H: 2 LOB: 0 BB: 0 P: 7	R: 2 E: 0 K: 1 S: 7	H: 2 LOB: 2 BB: 2 P: 15	R: 0 E: 0 K: 0 S: 4	H: 1 LOB: 0 BB: 0 P: 4	R: 2 E: 0 K: 1 S: 7	H: 2 LOB: 0 BB: 0 P: 7	R: 0 E: 0 K: 1 S: 5	H: 0 LOB: 0 BB: 0 P: 5	R: 0 E: 0 K: 2 S: 7	H: 0 LOB: 0 BB: 0 P: 7	R: 2 E: 0 K: 1 S: 6	H: 1 LOB: 0 BB: 0 P: 7		1B: 3 2B: 1 3B: 0 HR: 4	SF: 0 SAC: 0 DP: 0 HBP: 1	WP: 0 PB: 0 SB: 0 CS: 0	PA: 36					
PITCHER	IP	WLS	BF	H	R	ER	SO	BB	IBB	HBP	BLK	WP	HR	S	P	ERA	WHIP									
Jim Clancy, R ERA: 5.88 Dennis Lamp, R ERA: 2.3 Gary Lavelle, L ERA: 2.29 Jim Acker, R ERA: 2.87	(1, 1)	4.2	L	24	7	6	6	5	3	0	0	0	0	0	9	9	0.00	0.000								
	(5, 1)	1.2		5	0	0	0	2	0	0	0	0	0	0	9	9	0.00	0.000								
	(7, 1)	0.2		2	0	0	0	1	0	0	0	0	0	4	4	0.00	0.000									
	(8, 1)	1.0		5	1	2	2	1	0	0	1	0	0	1	6	7	18.00	1.000								

Batter	1	2	3	4	5	6	7	8	9	AB	R	H	RBI	BB	SO	LOB	TOP																			
Brett Butler, L OBP: 0.342, SLG: 0.410 (1, 8)	E9 4-3 2B		CS BB		1-2 1B		F9			3	1	2	0	1	0	0	Cleveland Indians @ Toronto Blue Jays Exhibition Stadium, Toronto, ON Fri May 31 1985, 7:05 PM EDT Att: 24,166 - Unknown																			
Julio Franco, R OBP: 0.397, SLG: 0.412 (1, 6)	4-3		F9		CS	K		F3		4	0	0	1	0	1																					
Brook Jacoby, R OBP: 0.344, SLG: 0.396 (1, 5)	WP 5-3 1B		G3			BB 1B SF9 1B		F8		4	1	2	0	0	0	1																				
Andre Thornton, R OBP: 0.207, SLG: 0.192 (1, 10)	5-3 1-2			F8		BB 1B		5-3		4	0	1	0	0	0	1																				
Mike Hargrove, L OBP: 0.350, SLG: 0.250 (1, 3)	K			4-3		BB 1B			K	3	0	0	0	1	2	1																				
George Vukovich, L OBP: 0.340, SLG: 0.353 (1, 9)		4-3		F9		SF9		4-3		3	0	0	1	0	0	0																				
Joe Carter, R OBP: 0.241, SLG: 0.302 (1, 7)		1-3			4-3	3-1			F8	4	0	0	0	0	0	2																				
Tony Bernazard, S OBP: 0.364, SLG: 0.487 (1, 4)					E3 CS 1B		K			3	0	1	0	0	1	0																				
Jerry Willard, L OBP: 0.250, SLG: 0.214 (1, 2)		4-3			P6		4-3			3	0	0	0	0	0	2																				
Inning Stats	R: 1 E: 1 K: 1 S: 7	H: 2 LOB: 1 BB: 0 P: 7	R: 0 E: 0 K: 0 S: 4	H: 1 LOB: 1 BB: 0 P: 4	R: 0 E: 0 K: 0 S: 2	H: 0 LOB: 0 BB: 1 P: 6	R: 0 E: 0 K: 0 S: 3	H: 0 LOB: 0 BB: 0 P: 3	R: 0 E: 1 K: 0 S: 4	H: 1 LOB: 2 BB: 1 P: 4	R: 1 E: 0 K: 1 S: 7	H: 2 LOB: 2 BB: 1 P: 11	R: 0 E: 0 K: 1 S: 5	H: 0 LOB: 0 BB: 0 P: 5	R: 0 E: 0 K: 0 S: 3	H: 0 LOB: 0 BB: 0 P: 5	1B: 5 2B: 1 3B: 0 HR: 0	SF: 1 SAC: 0 DP: 0 HBP: 0	WP: 1 PB: 1 SB: 0 CS: 2	PA: 35																
PITCHER	IP	WLS	BF	H	R	ER	SO	BB	IBB	HBP	BLK	WP	HR	S	P	ERA	WHIP	PITCHER		IP	WLS	BF	H	R	ER	SO	BB	IBB	HBP	BLK	WP	HR	S	P	ERA	WHIP
Doyle Alexander, R ERA: 4.48 (1, 1)	5.1	W	23	6	2	2	2	2	0	0	0	1	0	25	33	3.38	1.500			IP	WLS	BF	H	R	ER	SO	BB	IBB	HBP	BLK	WP	HR	S	P	ERA	WHIP
Jim Acker, R ERA: 2.57 (6, 1)	3.2	S	11	0	0	0	2	0	0	0	0	0	0	15	15	0.00	0.000			IP	WLS	BF	H	R	ER	SO	BB	IBB	HBP	BLK	WP	HR	S	P	ERA	WHIP

AB	31
R	2
H	6
RBI	2
BB	2
SO	4
LOB	8



Batter	1	2	3	4	5	6	7	8	9	AB	R	H	RBI	BB	SO	LOB	BOTTOM																				
Damaso Garcia, R OBP: 0.314, SLG: 0.359 (1, 4)	F9		L6		1-2 2H 2B		E S 2B 1B	F9		5	1	2	2	0	0	2	Cleveland Indians @ Toronto Blue Jays Exhibition Stadium, Toronto, ON Fri May 31 1985, 7:05 PM EDT Att: 24,166 - Unknown																				
Lloyd Moseby, L OBP: 0.364, SLG: 0.438 (1, 8)			F8		K		F6			3	0	1	0	0	1	2																					
Ron Shepherd, R (6, 8)	G6-4-3 1B									1	0	0	0	0	0	1																					
George Bell, R OBP: 0.314, SLG: 0.478 (1, 7)	G6-4-3 1-2				F8		K			4	0	0	0	0	2	3																					
Jesse Barfield, R OBP: 0.356, SLG: 0.535 (1, 9)			G1-6-3 1B		K		F9			4	0	2	1	0	1	0																					
Jeff Burroughs, R OBP: 0.425, SLG: 0.507 (1, 10)										2	1	1	1	0	0	1																					
Len Matuszek, L OBP: 0.329, SLG: 0.406 (6, PH)	G1-6-3 1-2				HR		WP BB 1B BB	3-1		1	1	0	0	1	0	1																					
Willie Upshaw, L OBP: 0.303, SLG: 0.410 (1, 3)					K		WP 1B BB			3	1	1	0	1	1	0																					
Buck Martinez, R OBP: 0.336, SLG: 0.183 (1, 2)										2	0	0	0	0	0	1																					
Ernie Whitt, L OBP: 0.339, SLG: 0.547 (6, PH) (7, 2)			F7				K			2	0	0	0	0	1	2																					
Garth Iorg, R OBP: 0.390, SLG: 0.420 (1, 5)										1	1	0	0	1	0	0																					
Rance Mulliniks, L OBP: 0.422, SLG: 0.474 (6, PH) (7, 5)			1-5-3				BB 2B BB			1	1	1	2	1	0	0																					
Tony Fernandez, S OBP: 0.310, SLG: 0.357 (1, 6)							2H 3H 1B	G3		3	1	2	1	1	0	1																					
Inning Stats	R: 0 E: 0 K: 0 S: 3	H: 1 LOB: 0 BB: 0 P: 3	R: 0 E: 0 K: 0 S: 4	H: 2 LOB: 1 BB: 0 P: 4	R: 0 E: 0 K: 0 S: 4	H: 1 LOB: 1 BB: 0 P: 4	R: 1 E: 0 K: 2 S: 8	H: 1 LOB: 2 BB: 2 P: 8	R: 2 E: 0 K: 1 S: 6	H: 1 LOB: 1 BB: 2 P: 14	R: 1 E: 1 K: 1 S: 7	H: 2 LOB: 1 BB: 0 P: 7	R: 1 E: 0 K: 0 S: 4	H: 1 LOB: 1 BB: 1 P: 8	1B: 6 2B: 3 3B: 0 HR: 1	SF: 0 SAC: 0 DP: 2 HBP: 0	WP: 1 PB: 1 SB: 1 CS: 0	PA: 37																			
PITCHER	IP	WLS	BF	H	R	ER	SO	BB	IBB	HBP	BLK	WP	HR	S	P	ERA	WHIP	PITCHER		IP	WLS	BF	H	R	ER	SO	BB	IBB	HBP	BLK	WP	HR	S	P	ERA	WHIP	
Bryan Clark, L ERA: 5.68 (1, 1)	4.1	L	18	5	3	3	2	2	0	0	0	0	1	0	20	28	6.23	1.615			IP	WLS	BF	H	R	ER	SO	BB	IBB	HBP	BLK	WP	HR	S	P	ERA	WHIP
Jeff Barkley, R ERA: 4.35 (6, 1)	2.1		13	4	3	3	4	2	0	0	0	1	0	19	27	11.57	2.571			IP	WLS	BF	H	R	ER	SO	BB	IBB	HBP	BLK	WP	HR	S	P	ERA	WHIP	
Jamie Easterly, L ERA: 2.67 (7, 1)	1.1		6	1	1	0	0	1	0	0	0	0	0	5	9	0.00	1.500			IP	WLS	BF	H	R	ER	SO	BB	IBB	HBP	BLK	WP	HR	S	P	ERA	WHIP	



Batter	1	2	3	4	5	6	7	8	9	AB	R	H	RBI	BB	SO	LOB	TOP										
Brett Butler, L OBP: 0.335, SLG: 0.401 (1, 8)										4	0	0	0	0	1	2											
Julio Franco, R OBP: 0.360, SLG: 0.402 (1, 6)										4	0	0	0	0	1	2											
Brook Jacoby, R OBP: 0.347, SLG: 0.416 (1, 5)										4	1	2	1	0	1	1											
Andre Thornton, R OBP: 0.217, SLG: 0.196 (1, 10)										3	1	1	0	1	0	0											
Benny Ayala, R OBP: 0.294, SLG: 0.529 (1, 7)										3	1	1	2	0	0	2											
George Vukovich, L (9, PH) OBP: 0.345, SLG: 0.353										0	0	0	0	1	0	0											
Pat Tabler, R OBP: 0.328, SLG: 0.370 (1, 3)										4	0	1	0	0	2	2											
Joe Carter, R OBP: 0.234, SLG: 0.292 (1, 9)										4	0	0	0	0	1	2											
Tony Bernazard, S OBP: 0.356, SLG: 0.474 (1, 4)										3	0	0	0	0	2	0											
Jerry Willard, L OBP: 0.286, SLG: 0.267 (1, 2)										2	0	1	0	1	0	0											
Inning Stats	R: 0 E: 0 K: 3 S: 9	H: 0 LOB: 0 BB: 0 P: 9	R: 2 E: 0 K: 2 S: 9	H: 2 LOB: 0 BB: 0 P: 9	R: 0 E: 0 K: 0 S: 4	H: 1 LOB: 1 BB: 0 P: 4	R: 0 E: 0 K: 0 S: 4	H: 1 LOB: 1 BB: 0 P: 4	R: 0 E: 0 K: 1 S: 5	H: 0 LOB: 1 BB: 1 P: 7	R: 0 E: 0 K: 1 S: 5	H: 0 LOB: 0 BB: 0 P: 5	R: 1 E: 0 K: 0 S: 4	H: 1 LOB: 0 BB: 1 P: 4	R: 0 E: 0 K: 1 S: 4	H: 0 LOB: 0 BB: 1 P: 8	1B: 3 2B: 1 3B: 0 HR: 2	SF: 0 SAC: 0 DP: 2 HBP: 0	WP: 0 PB: 0 SB: 0 CS: 0	PA: 34							
PITCHER	IP	WLS	BF	H	R	ER	SO	BB	IBB	HBP	BLK	WP	HR	S	P	ERA	WHIP										
Jimmy Key, L ERA: 2.79 (1, 1)	8.0	W	31	6	3	3	7	2	0	0	0	0	2	43	51	3.38	1.000										
Bill Caudill, R ERA: 4.21 (9, 1)	1.0		3	0	0	0	1	1	0	0	0	0	0	4	8	0.00	1.000										

Cleveland Indians @ Toronto Blue Jays
Exhibition Stadium, Toronto, ON
Sat Jun 01 1985, 3:33 AM EDT
Att: 33,296 - Unknown

AB 31
R 3
H 6
RBI 3
BB 3
SO 8
LOB 11



Batter	1	2	3	4	5	6	7	8	9	AB	R	H	RBI	BB	SO	LOB	BOTTOM										
Damaso Garcia, R OBP: 0.325, SLG: 0.380 (1, 4)										5	1	4	2	0	0	2											
Rance Mulliniks, L OBP: 0.421, SLG: 0.460 (1, 5)										3	1	0	0	2	0	3											
Lloyd Moseby, L OBP: 0.365, SLG: 0.454 (1, 8)										5	1	2	3	0	0	1											
Willie Upshaw, L OBP: 0.305, SLG: 0.402 (1, 3)										3	0	0	0	2	0	0											
George Bell, R OBP: 0.311, SLG: 0.473 (1, 7)										4	0	1	1	0	0	1											
Len Matuszek, L OBP: 0.333, SLG: 0.397 (1, 10)										4	2	1	0	1	0	4											
Ernie Whitt, L OBP: 0.336, SLG: 0.545 (1, 2)										4	0	1	1	0	1	4											
Lou Thornton, L OBP: 0.286, SLG: 0.231 (1, 9)										3	2	2	0	1	0	1											
Tony Fernandez, S OBP: 0.314, SLG: 0.356 (1, 6)										3	1	1	0	1	0	3											
Inning Stats	R: 0 E: 0 K: 0 S: 3	H: 1 LOB: 0 BB: 0 P: 3	R: 0 E: 0 K: 0 S: 3	H: 0 LOB: 3 BB: 3 P: 15	R: 1 E: 1 K: 0 S: 4	H: 1 LOB: 0 BB: 0 P: 4	R: 2 E: 1 K: 0 S: 6	H: 2 LOB: 2 BB: 1 P: 10	R: 2 E: 0 K: 0 S: 3	H: 3 LOB: 1 BB: 1 P: 7	R: 0 E: 0 K: 1 S: 6	H: 1 LOB: 1 BB: 0 P: 6	R: 3 E: 0 K: 0 S: 6	H: 3 LOB: 2 BB: 2 P: 14	1B: 9 2B: 1 3B: 1 HR: 1	SF: 1 SAC: 0 DP: 1 HBP: 0	WP: 0 PB: 0 SB: 0 CS: 1	PA: 42									
PITCHER	IP	WLS	BF	H	R	ER	SO	BB	IBB	HBP	BLK	WP	HR	S	P	ERA	WHIP										
Bert Blyleven, R ERA: 4.12 (1, 1)	7.1	L	38	11	8	6	1	5	1	0	0	0	1	34	58	7.36	2.182										
Jamie Easterly, L ERA: 2.07 (8, 1)	0.0		2	1	0	0	0	1	0	0	0	0	0	1	5	∞	∞										
Tom Waddell, R ERA: 3.9 (8, 1)	0.2		2	0	0	0	0	0	0	0	0	0	0	2	2	0.00	0.000										

Cleveland Indians @ Toronto Blue Jays
Exhibition Stadium, Toronto, ON
Sat Jun 01 1985, 3:33 AM EDT
Att: 33,296 - Unknown

AB 34
R 8
H 12
RBI 7
BB 7
SO 1
LOB 19



Batter	1	2	3	4	5	6	7	8	9	AB	R	H	RBI	BB	SO	LOB	TOP								
Brett Butler, L OBP: 0.329, SLG: 0.393 (1, 8)	F8		F7		3-1			4-3		4	0	0	0	0	0	0	Cleveland Indians @ Toronto Blue Jays Exhibition Stadium, Toronto, ON Sun Jun 02 1985, 3:33 AM EDT Unknown								
Julio Franco, R OBP: 0.359, SLG: 0.395 (1, 6)	G4-6-1 BB			K		F3		E1 1B 2B		3	1	0	0	1	1	0									
Mike Hargrove, L OBP: 0.269, SLG: 0.269 (9, PR)	G4-6-1					4-3				4	1	2	0	0	0	1									
Mike Fischlin, R OBP: 0.214 (9, 3)	G4-6-1 1-2			HR		4-3				0	1	0	0	0	0	0									
Brook Jacoby, R OBP: 0.351, SLG: 0.435 (1, 5)				HR		5-3				4	1	2	2	0	0	2									
George Vukovich, L OBP: 0.342, SLG: 0.350 (1, 9)	FC4-6 1B			HR						4	1	1	0	0	0	1									
Jerry Willard, L OBP: 0.308, SLG: 0.324 (9, PR)	FC4-6 3-4-1 1-2			1-3						4	1	1	0	0	0	1									
Pat Tabler, R OBP: 0.328, SLG: 0.370 (9, 3)	3-4-1 1-2									4	0	2	3	0	0	1									
Tony Bernazard, S OBP: 0.346, SLG: 0.458 (1, 4)	F7			1B						0	0	0	0	0	0	0									
Butch Benton, R OBP: 0.214, SLG: 0.246 (8, PH)										4	0	2	3	0	0	1									
Chris Bando, S OBP: 0.183, SLG: 0.115 (8, 2)										0	0	0	0	0	0	0									
Otis Nixon, S OBP: 0.225, SLG: 0.250 (1, 7)	F7			1-3		K				4	0	0	0	0	2	4									
Inning Stats	R: 0 E: 0 K: 0 S: 2	H: 0 LOB: 0 BB: 1 P: 6	R: 0 E: 0 K: 0 S: 4	H: 1 LOB: 1 BB: 0 P: 4	R: 0 E: 0 K: 0 S: 3	H: 0 LOB: 0 BB: 0 P: 3	R: 2 E: 0 K: 1 S: 8	H: 3 LOB: 1 BB: 0 P: 8	R: 0 E: 0 K: 0 S: 3	H: 0 LOB: 0 BB: 0 P: 3	R: 0 E: 0 K: 1 S: 5	H: 0 LOB: 0 BB: 0 P: 5	R: 0 E: 0 K: 0 S: 3	H: 0 LOB: 0 BB: 0 P: 3	R: 3 E: 1 K: 2 S: 11	H: 3 LOB: 2 BB: 0 P: 11	1B: 5 2B: 1 3B: 0 HR: 1	SF: 0 SAC: 0 DP: 1 HBP: 0	WP: 0 PB: 0 SB: 0 CS: 0	PA: 35					
PITCHER	IP	WLS	BF	H	R	ER	SO	BB	IBB	HBP	BLK	WP	HR	S	P	ERA	WHIP								
Dave Stieb, R ERA: 2.42 (1, 1)	8.1	L	33	7	5	4	2	1	0	0	0	0	1	36	40	4.32	0.960								
Gary Lavelle, L ERA: 2.21 (9, 1)	0.2	S	2	0	0	0	2	0	0	0	0	0	0	6	6	0.00	0.000								

AB 34
R 5
H 7
RBI 5
BB 1
SO 4
LOB 11



Batter	1	2	3	4	5	6	7	8	9	AB	R	H	RBI	BB	SO	LOB	BOTTOM								
Damaso Garcia, R OBP: 0.318, SLG: 0.371 (1, 4)	4-3		F9		7-3				1-3	5	0	0	0	0	0	1	Cleveland Indians @ Toronto Blue Jays Exhibition Stadium, Toronto, ON Sun Jun 02 1985, 3:33 AM EDT Unknown								
Lloyd Moseby, L OBP: 0.356, SLG: 0.441 (1, 8)	K		K			6-3	4-3		K	5	0	0	0	0	3	0									
George Bell, R OBP: 0.315, SLG: 0.489 (1, 7)	E S 1B				F8				5-3	4	1	2	1	0	0	0									
Jesse Barfield, R OBP: 0.359, SLG: 0.531 (1, 9)	5-3				6-3					3	0	1	0	1	0	1									
Jeff Burroughs, R OBP: 0.407, SLG: 0.480 (1, 10)					6-3					4	0	0	0	0	1	2									
Lou Thornton, L OBP: 0.286, SLG: 0.231 (8, PR)	K								FC6-5 2B	0	0	0	0	0	0	0									
Willie Upshaw, L OBP: 0.320, SLG: 0.419 (1, 3)										3	1	3	0	1	0	0									
Buck Martinez, R OBP: 0.157, SLG: 0.206 (1, 2)					2B					3	1	1	1	1	0	3									
Garth Iorg, R OBP: 0.383, SLG: 0.452 (1, 5)	F7				4-3 1B				FC6-4 BB	3	1	1	1	0	5										
Tony Fernandez, S OBP: 0.313, SLG: 0.354 (1, 6)	6-3				4-3				FC6-4	4	1	1	1	0	0										
Inning Stats	R: 0 E: 0 K: 1 S: 6	H: 1 LOB: 1 BB: 0 P: 6	R: 0 E: 0 K: 1 S: 6	H: 1 LOB: 1 BB: 0 P: 6	R: 0 E: 0 K: 1 S: 5	H: 0 LOB: 0 BB: 0 P: 5	R: 0 E: 0 K: 0 S: 3	H: 0 LOB: 0 BB: 0 P: 3	R: 2 E: 0 K: 0 S: 5	H: 3 LOB: 0 BB: 0 P: 5	R: 1 E: 0 K: 0 S: 4	H: 1 LOB: 2 BB: 2 P: 12	R: 1 E: 0 K: 0 S: 4	H: 1 LOB: 0 BB: 0 P: 4	R: 0 E: 0 K: 0 S: 5	H: 2 LOB: 3 BB: 1 P: 9	R: 0 E: 0 K: 1 S: 5	H: 0 LOB: 0 BB: 0 P: 5	1B: 5 2B: 3 3B: 0 HR: 2	SF: 0 SAC: 0 DP: 1 HBP: 0	WP: 0 PB: 0 SB: 0 CS: 0	PA: 38			
PITCHER	IP	WLS	BF	H	R	ER	SO	BB	IBB	HBP	BLK	WP	HR	S	P	ERA	WHIP								
Neal Heaton, L ERA: 3.05 (1, 1)	8.0	W	35	9	4	4	3	2	1	0	0	0	2	38	50	4.50	1.375								
Tom Waddell, R ERA: 3.79 (9, 1)	1.0	S	3	0	0	0	1	0	0	0	0	0	0	5	5	0.00	0.000								

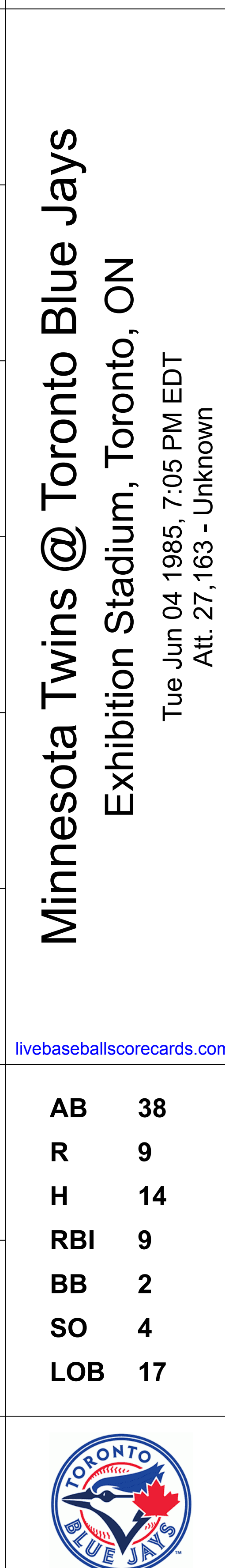
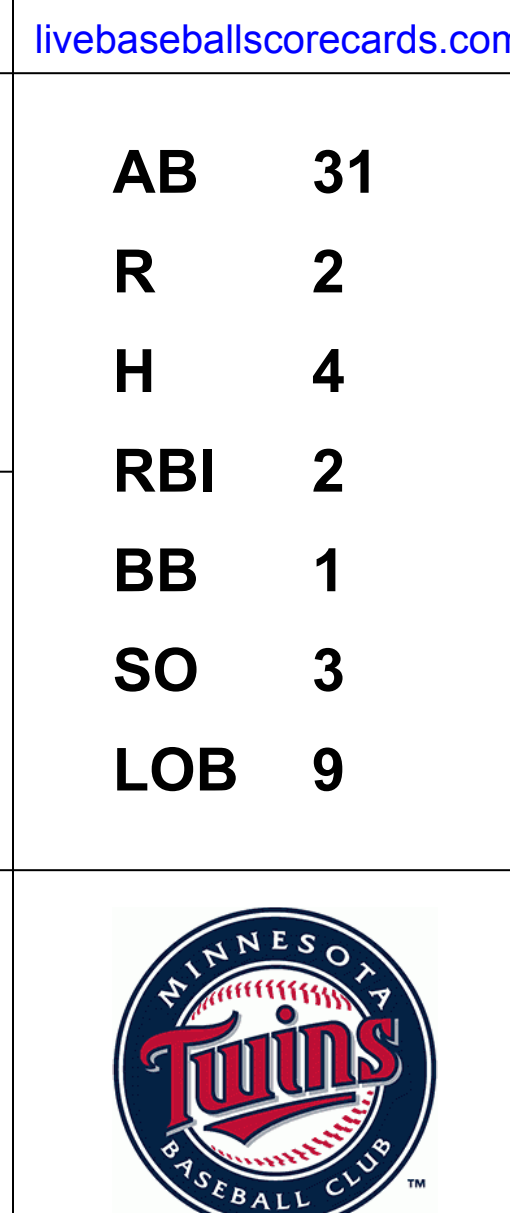


Batter	1	2	3	4	5	6	7	8	9	AB	R	H	RBI	BB	SO	LOB	TOP			
Brett Butler, L OBP: 0.340, SLG: 0.405 (1, 8)										4	1	3	0	1	0	1	Cleveland Indians @ Toronto Blue Jays Exhibition Stadium, Toronto, ON Sun Jun 02 1985, 3:38 AM EDT Att: 35,315 - Unknown			
Julio Franco, R OBP: 0.359, SLG: 0.398 (1, 6)										4	0	1	1	1	1	4				
Brook Jacoby, R OBP: 0.354, SLG: 0.459 (1, 5)										4	1	2	1	0	1	2				
Andre Thornton, R OBP: 0.218, SLG: 0.191 (1, 10)										3	0	0	0	1	1					
George Vukovich, L OBP: 0.344, SLG: 0.360 (1, 9)										2	0	1	0	0	1	1				
Benny Ayala, R OBP: 0.278, SLG: 0.500 (6, PH)										1	0	0	0	0	1	2				
Joe Carter, R OBP: 0.232, SLG: 0.290 (6, 9)										1	0	0	0	0	0	0				
Mike Hargrove, L OBP: 0.384, SLG: 0.264 (6, PH)										1	0	0	0	1	0	1				
Pat Tabler, R OBP: 0.324, SLG: 0.366 (6, 3)										2	0	0	0	0	0	2				
Jerry Willard, L OBP: 0.326, SLG: 0.324 (1, 2)										3	0	1	0	1	0	1				
Tony Bernazard, S OBP: 0.350, SLG: 0.460 (1, 4)										4	0	2	0	0	0	2				
Otis Nixon, S OBP: 0.209, SLG: 0.233 (1, 7)										3	0	0	0	0	0	3				
Chris Bando, S OBP: 0.181, SLG: 0.113 (9, PH)										1	0	0	0	0	0	2				
Inning Stats	R: 1 E: 0 K: 2 S: 9	H: 2 LOB: 1 BB: 0 P: 9	R: 0 E: 0 K: 0 S: 3	H: 0 LOB: 1 BB: 1 P: 7	R: 0 E: 0 K: 0 S: 2	H: 1 LOB: 0 BB: 1 P: 6	R: 0 E: 0 K: 1 S: 5	H: 1 LOB: 0 BB: 0 P: 5	R: 0 E: 0 K: 0 S: 4	H: 1 LOB: 2 BB: 1 P: 10	R: 0 E: 0 K: 1 S: 6	H: 1 LOB: 0 BB: 1 P: 10	R: 1 E: 0 K: 0 S: 4	H: 1 LOB: 0 BB: 0 P: 4	R: 0 E: 0 K: 0 S: 4	H: 2 LOB: 2 BB: 1 P: 8	1B: 5 2B: 6 3B: 0 HR: 1	SF: 0 SAC: 0 DP: 3 HBP: 0	WP: 0 PB: 0 SB: 1 CS: 1	PA: 38
PITCHER	IP WLS BF H R ER SO BB IBB HBP BLK WP HR S P ERA WHIP																			
Luis Leal, R ERA: 4.42	5.1 W 22 6 1 1 3 3 0 0 0 0 0 0 25 37 1.69 1.688																			
Gary Lavelle, L ERA: 2.08	1.1 6 1 0 0 1 1 0 0 0 0 0 0 7 11 0.00 1.500																			
Dennis Lamp, R ERA: 2.48	1.1 5 1 1 1 1 0 0 0 0 0 0 1 7 7 6.75 0.750																			
Bill Caudill, R ERA: 4.21	0.0 2 1 0 0 0 1 0 0 0 0 0 0 1 5 ∞ ∞																			
Jim Acker, R ERA: 2.5	1.0 S 3 1 0 0 0 0 0 0 0 0 0 0 3 3 0.00 1.000																			

Batter	1	2	3	4	5	6	7	8	9	AB	R	H	RBI	BB	SO	LOB	BOTTOM			
Damaso Garcia, R OBP: 0.318, SLG: 0.375 (1, 4)										3	1	1	0	0	0	1	Cleveland Indians @ Toronto Blue Jays Exhibition Stadium, Toronto, ON Sun Jun 02 1985, 3:38 AM EDT Att: 35,315 - Unknown			
Tony Fernandez, S OBP: 0.311, SLG: 0.352 (7, 6)										1	0	0	0	0	0	2				
Rance Mulliniks, L OBP: 0.416, SLG: 0.452 (1, 5)										4	1	1	1	0	0	0				
Lloyd Moseby, L OBP: 0.363, SLG: 0.448 (1, 8)										2	1	1	1	2	0	0				
Willie Upshaw, L OBP: 0.318, SLG: 0.411 (1, 3)										3	1	0	0	1	1	2				
George Bell, R OBP: 0.319, SLG: 0.500 (1, 7)										4	0	2	1	0	0	0				
Len Matuszek, L OBP: 0.318, SLG: 0.382 (1, 10)										3	0	0	1	0	1	1				
Ernie Whitt, L OBP: 0.350, SLG: 0.554 (1, 2)										2	1	1	0	2	0	0				
Lou Thornton, L OBP: 0.278, SLG: 0.353 (1, 9)										4	0	1	1	0	1	3				
Manuel Lee, S OBP: 0.200, SLG: 0.111 (7, 4)										2	0	1	0	1	0	0				
Inning Stats	R: 4 E: 0 K: 0 S: 6	H: 4 LOB: 1 BB: 2 P: 14	R: 0 E: 0 K: 0 S: 3	H: 1 LOB: 0 BB: 0 P: 3	R: 0 E: 0 K: 1 S: 5	H: 1 LOB: 1 BB: 1 P: 9	R: 0 E: 0 K: 1 S: 5	H: 0 LOB: 0 BB: 0 P: 5	R: 0 E: 0 K: 0 S: 3	H: 0 LOB: 1 BB: 1 P: 7	R: 1 E: 0 K: 0 S: 5	H: 2 LOB: 2 BB: 1 P: 9	R: 0 E: 0 K: 0 S: 3	H: 0 LOB: 0 BB: 0 P: 3	R: 0 E: 0 K: 1 S: 5	H: 0 LOB: 1 BB: 1 P: 9	1B: 2 2B: 6 3B: 1 HR: 0	SF: 1 SAC: 0 DP: 2 HBP: 0	WP: 0 PB: 0 SB: 1 CS: 1	PA: 35
PITCHER	IP WLS BF H R ER SO BB IBB HBP BLK WP HR S P ERA WHIP																			
Rick Behenna, R ERA: 7.94	5.2 L 27 8 5 5 2 5 0 0 0 0 0 0 4 4 7.94 2.294																			
Rich Thompson, R ERA: 2.95	1.1 4 0 0 0 0 0 0 0 0 0 0 0 4 4 0.00 0.000																			
Jeff Barkley, R ERA: 3.97	1.0 4 0 0 0 1 1 0 0 0 0 0 0 5 9 0.00 1.000																			

Batter	1	2	3	4	5	6	7	8	9	AB	R	H	RBI	BB	SO	LOB	TOP										
Kirby Puckett, R OBP: 0.323, SLG: 0.386 (1, 8)	0-0 6-3		0-0 F9			0-0 1-3		0-0 G3		4	0	0	0	0	0	2	Minnesota Twins @ Toronto Blue Jays Exhibition Stadium, Toronto, ON Tue Jun 04 1985, 7:05 PM EDT Att: 27,163 - Unknown AB 31 R 2 H 4 RBI 2 BB 1 SO 3 LOB 9										
Mickey Hatcher, R OBP: 0.321, SLG: 0.384 (1, 7)	0-0 F9			0-0 F8		0-0 6-3		0-0 4-3		4	0	0	0	0	0	1											
Tom Brunansky, R OBP: 0.413, SLG: 0.603 (1, 9)	0-0 5-3			0-0 5-3		0-0 2B		0-0 F6		4	0	1	1	0	0	0											
Roy Smalley, S OBP: 0.385, SLG: 0.438 (1, 6)		0-0 F6		0-0 4-3		0-0 K		0-0 F9		4	0	0	0	0	1	1											
Kent Hrbek, L OBP: 0.317, SLG: 0.421 (1, 3)		0-0 L4		0-0 BB	4-0		0-0 F9		0-0 F7		3	0	0	0	1	0											
Mike Stenhouse, L OBP: 0.326, SLG: 0.415 (1, 10)		0-0 F7		0-0 K	0-3		0-0 F8				3	0	0	0	0	1											
Gary Gaetti, R OBP: 0.369, SLG: 0.478 (1, 5)			0-0 G3	0-0 F8		0-0 F8					3	0	1	0	0	1											
Ron Washington, R OBP: 0.313, SLG: 0.286 (8, PH)			0-0 G3		0-0 5-3			0-0 F3			2	0	0	0	0	2											
Randy Bush, L OBP: 0.297, SLG: 0.588 (8, PH)			0-0 2-3								1	0	0	0	0	0											
Tim Teufel, R OBP: 0.339, SLG: 0.390 (8, 4)			0-0 K								0	0	0	0	0	0											
Tim Laudner, R OBP: 0.290, SLG: 0.397 (8, PH)			0-3 K			0-0 6-3		0-0 HR			2	1	1	0	0	1											
Mark Salas, L OBP: 0.345, SLG: 0.469 (8, 2)						0-0 2B					1	1	1	1	0	0											
Inning Stats	R: 0 E: 0 K: 0 S: 3	H: 0 LOB: 0 BB: 0 P: 3	R: 0 E: 0 K: 0 S: 3	H: 0 LOB: 0 BB: 0 P: 3	R: 0 E: 0 K: 1 S: 6	H: 1 LOB: 1 BB: 0 P: 6	R: 0 E: 0 K: 0 S: 3	H: 0 LOB: 0 BB: 0 P: 3	R: 0 E: 0 K: 1 S: 5	H: 0 LOB: 1 BB: 1 P: 9	R: 0 E: 0 K: 0 S: 3	H: 0 LOB: 0 BB: 0 P: 3	R: 0 E: 0 K: 0 S: 4	H: 1 LOB: 0 BB: 0 P: 4	R: 0 E: 0 K: 0 S: 3	H: 0 LOB: 0 BB: 0 P: 3	1B: 1 2B: 2 3B: 0 HR: 1	SF: 0 SAC: 0 DP: 0 HBP: 0	WP: 0 PB: 0 SB: 0 CS: 0	PA: 32							
PITCHER	IP	WLS	BF	H	R	ER	SO	BB	IBB	HBP	BLK	WP	HR	S	P	ERA	WHIP										
Jim Clancy, R ERA: 4.89 (1, 1)	8.0	W	29	4	2	2	3	1	0	0	0	0	1	34	38	2.25	0.625										
Gary Lavelle, L ERA: 1.99 (9, 1)	1.0		3	0	0	0	0	0	0	0	0	0	0	3	3	0.00	0.000										

Batter	1	2	3	4	5	6	7	8	9	AB	R	H	RBI	BB	SO	LOB	BOTTOM										
Damaso Garcia, R OBP: 0.315, SLG: 0.371 (1, 4)	0-0 6-3		0-0 E4		0-0 F9		0-0 FC1-6	0-0 F4		5	0	1	2	0	0	2	Minnesota Twins @ Toronto Blue Jays Exhibition Stadium, Toronto, ON Tue Jun 04 1985, 7:05 PM EDT Att: 27,163 - Unknown AB 38 R 9 H 14 RBI 9 BB 2 SO 4 LOB 17										
Lloyd Moseby, L OBP: 0.364, SLG: 0.443 (1, 8)	0-0 CS		0-0 F5		0-0 3-1		0-0 FC1-6	0-0 HR		4	1	1	0	1	0	3											
George Bell, R OBP: 0.321, SLG: 0.513 (1, 7)	0-3 K		0-0 2-3		0-0 L6		0-0 FC4-6	0-0 HR		5	1	2	3	0	1	1											
Jesse Barfield, R OBP: 0.349, SLG: 0.515 (1, 9)		0-3 K		0-0 F7		0-0 4-3	0-0 FC4-6	0-0 F8		5	0	0	0	0	1	2											
Jeff Burroughs, R OBP: 0.421, SLG: 0.487 (1, 10)		0-0 1-3		0-0 HR		0-0 1B	0-0 BB			3	1	2	0	1	0	0											
Willie Upshaw, L OBP: 0.317, SLG: 0.425 (1, 3)		0-3 K		0-0 HR		0-0 F9	0-0 3-1			4	1	1	2	0	1	4											
Buck Martinez, R OBP: 0.189, SLG: 0.284 (1, 2)			0-0 FC4-6	0-0 1B	0-0 1B		0-0 F8			4	2	3	1	0	0	1											
Garth Iorg, R OBP: 0.300, SLG: 0.468 (1, 5)			0-0 F9	0-0 2B	0-0 1B		0-0 E	0-0 S		4	2	3	0	0	0	1											
Tony Fernandez, S OBP: 0.309, SLG: 0.355 (1, 6)			0-0 FC4-6	0-0 S	0-0 2B		0-0 E4	0-0 K		4	1	1	1	0	1	3											
Inning Stats	R: 0 E: 0 K: 1 S: 5	H: 1 LOB: 0 BB: 0 P: 5	R: 0 E: 0 K: 2 S: 7	H: 0 LOB: 0 BB: 0 P: 7	R: 0 E: 1 K: 0 S: 5	H: 1 LOB: 2 BB: 0 P: 5	R: 3 E: 0 K: 0 S: 7	H: 5 LOB: 2 BB: 0 P: 7	R: 0 E: 0 K: 0 S: 3	H: 0 LOB: 0 BB: 0 P: 3	R: 0 E: 0 K: 0 S: 4	H: 1 LOB: 1 BB: 0 P: 4	R: 2 E: 1 K: 0 S: 7	H: 3 LOB: 3 BB: 1 P: 11	R: 4 E: 0 K: 1 S: 8	H: 3 LOB: 0 BB: 1 P: 12		1B: 10 2B: 1 3B: 0 HR: 3	SF: 0 SAC: 0 DP: 0 HBP: 0	WP: 0 PB: 0 SB: 0 CS: 1	PA: 40						
PITCHER	IP	WLS	BF	H	R	ER	SO	BB	IBB	HBP	BLK	WP	HR	S	P	ERA	WHIP										
Frank Viola, L ERA: 4.41 (1, 1)	6.0	L	27	9	5	4	3	0	0	0	0	0	0	4	8	0.00	4.500										
Ron Davis, R ERA: 8.53 (7, 1)	0.2		5	2	0	0	0	1	0	0	0	0	0	4	8	0.00	4.500										
Len Whitehouse, L ERA: 7.71 (7, 1)	0.1		3	2	2	2	0	0	0	0	0	0	1	3	3	54.00	6.000										
Frank Eufemia, R ERA: 2.35 (8, 1)	1.0		5	1	2	2	1	0	1	0	0	0	1	6	10	18.00	1.000										



Batter	1	2	3	4	5	6	7	8	9	AB	R	H	RBI	BB	SO	LOB	TOP			
Kirby Puckett, R OBP: 0.318, SLG: 0.379	G3		G3			4-3		1-3		4	0	0	0	0	0	1	Minnesota Twins @ Toronto Blue Jays Exhibition Stadium, Toronto, ON Wed Jun 05 1985, 7:05 PM EDT Att: 26,087 - Unknown			
Mickey Hatcher, R OBP: 0.324, SLG: 0.386	1B		4-3			FC6-4 1B		F7		4	0	2	0	0	0	1				
Kent Hrbek, L OBP: 0.311, SLG: 0.413	K			G3		F9		3-1		4	0	0	0	0	1	3				
Tom Brunansky, R OBP: 0.405, SLG: 0.590	F8			K		FC6-4			5-3	4	0	0	0	0	1	2				
Randy Bush, L OBP: 0.282, SLG: 0.556		5-3		F9			F9		F5	4	0	0	0	0	0	0				
Gary Gaetti, R OBP: 0.371, SLG: 0.481		4-3 2B			F6		F8		1B BB	3	0	1	0	1	0	0				
Tim Teufel, R OBP: 0.343, SLG: 0.393		4-3			L6				1B	4	0	2	0	0	0	1				
Greg Gagne, R OBP: 0.367, SLG: 0.392																				
Mike Stenhouse, L OBP: 0.329, SLG: 0.415																				
Dave Meier, R OBP: 0.250, SLG: 0.200																				
Tim Laudner, R OBP: 0.281, SLG: 0.383																				
Roy Smalley, S OBP: 0.366, SLG: 0.442																				
Mark Salas, L OBP: 0.345, SLG: 0.469																				
Dave Engle, R OBP: 0.222, SLG: 0.125																				
Inning Stats	R: 0 E: 0 K: 1 S: 6	H: 1 LOB: 1 BB: 0 P: 6	R: 0 E: 0 K: 1 S: 6	H: 1 LOB: 1 BB: 0 P: 6	R: 0 E: 0 K: 1 S: 5	H: 0 LOB: 0 BB: 0 P: 5	R: 0 E: 0 K: 1 S: 5	H: 0 LOB: 0 BB: 0 P: 5	R: 0 E: 0 K: 1 S: 4	H: 1 LOB: 1 BB: 0 P: 4	R: 0 E: 0 K: 0 S: 4	H: 1 LOB: 1 BB: 0 P: 4	R: 0 E: 0 K: 0 S: 4	H: 1 LOB: 1 BB: 0 P: 4	R: 0 E: 0 K: 0 S: 4	H: 1 LOB: 2 BB: 1 P: 8	1B: 5 2B: 1 3B: 0 HR: 0	SF: 0 SAC: 0 DP: 0 HBP: 0	WP: 0 PB: 0 SB: 0 CS: 0	PA: 35
PITCHER	IP WLS BF H R ER SO BB IBB HBP BLK WP HR S P ERA WHIP																			
Doyle Alexander, R ERA: 3.99	(1, 1) 8.2 W 34 6 0 0 5 2 0 0 0 0 0 0 0 42 50 0.00 0.923																			
Gary Lavelle, L ERA: 1.96	(9, 1) 0.1 1 0 0 0 0 0 0 0 0 0 0 0 0 1 1 0.00 0.000																			

Batter	1	2	3	4	5	6	7	8	9	AB	R	H	RBI	BB	SO	LOB	BOTTOM			
Damaso Garcia, R OBP: 0.310, SLG: 0.364	4-3		F9		5-3		6-3			4	0	0	0	0	0	1	Minnesota Twins @ Toronto Blue Jays Exhibition Stadium, Toronto, ON Wed Jun 05 1985, 7:05 PM EDT Att: 26,087 - Unknown			
Rance Mulliniks, L OBP: 0.419, SLG: 0.463	6-3			1B 2B	F8			1B BB SF7 1B		4	2	2	0	0	0	0				
Lloyd Moseby, L OBP: 0.367, SLG: 0.441	G3			S 1B		L4		1B BB		3	0	1	1	1	0	0				
Willie Upshaw, L OBP: 0.311, SLG: 0.415		3-1			F8		4-3	F9		4	0	0	0	0	0	3				
George Bell, R OBP: 0.324, SLG: 0.513		K			F4				1B	4	0	2	0	0	1	1				
Len Matuszek, L OBP: 0.303, SLG: 0.367		F7			F8		F8	SF7		3	0	0	1	0	0	2				
Ernie Whitt, L OBP: 0.355, SLG: 0.560									F9	4	1	2	0	0	0	2				
Jesse Barfield, R OBP: 0.354, SLG: 0.554					6-3					3	2	2	3	0	0	1				
Tony Fernandez, S OBP: 0.310, SLG: 0.355										3	0	1	0	0	0	0				
Inning Stats	R: 0 E: 0 K: 0 S: 3	H: 0 LOB: 0 BB: 0 P: 3	R: 0 E: 0 K: 1 S: 5	H: 0 LOB: 0 BB: 0 P: 5	R: 0 E: 0 K: 0 S: 4	H: 2 LOB: 1 BB: 0 P: 4	R: 1 E: 0 K: 0 S: 5	H: 2 LOB: 1 BB: 0 P: 5	R: 2 E: 0 K: 0 S: 5	H: 2 LOB: 0 BB: 0 P: 5	R: 0 E: 0 K: 0 S: 4	H: 1 LOB: 1 BB: 0 P: 4	R: 1 E: 0 K: 0 S: 4	H: 1 LOB: 0 BB: 0 P: 4	R: 1 E: 0 K: 0 S: 5	H: 2 LOB: 2 BB: 1 P: 9		1B: 6 2B: 2 3B: 0 HR: 2	SF: 1 SAC: 0 DP: 0 HBP: 0	WP: 0 PB: 0 SB: 0 CS: 0
PITCHER	IP WLS BF H R ER SO BB IBB HBP BLK WP HR S P ERA WHIP																			
Mike Smithson, R ERA: 5.36	(1, 1) 7.0 L 29 5 5 5 1 0 0 0 0 0 0 2 31 31 6.43 1.286																			
Curt Wardle, L ERA: 5.09	(8, 1) 0.1 2 0 0 0 0 1 0 0 0 0 0 0 1 5 0.00 3.000																			
Rick Lysander, R ERA: 4.96	(8, 1) 0.2 3 1 0 0 0 0 0 0 0 0 0 0 3 3 0.00 1.500																			


Batter	1	2	3	4	5	6	7	8	9	10	11	12	AB	R	H	RBI	BB	SO	LOB				
Lou Whitaker, L (1.4) OBP: 0.394, SLG: 0.462	0-3 K			0-3 K		4-0 FC5-4 BB			0-0 SH3		0-0 L4		3	0	0	0	1	2	1				
Alan Trammell, R (1.6) OBP: 0.320, SLG: 0.428	0-0 F8			0-0 F9		0-0 FC5-4			0-0 6-3		4-0 FC6 IBB		4	0	0	0	1	0	3				
Kirk Gibson, L (1.9) OBP: 0.350, SLG: 0.489	0-3 K			0-3 K			0-0 1-3		0-0 3-1		0-0 FC6		5	0	0	0	0	2	3				
Lance Parrish, R (1.2) OBP: 0.324, SLG: 0.461		0-0 5-3			0-0 5-3		0-0 6-3		0-0 6-3	0-0 6-3		0-0 F2		5	0	0	0	0	0				
Chet Lemon, R (1.8) OBP: 0.335, SLG: 0.379		0-3 K			0-0 6-3		0-0 6-3			0-0 L5		0-0 4-3		5	0	0	0	0	1	0			
Darrell Evans, L (1.3) OBP: 0.342, SLG: 0.514			0-0 F7			0-0 F8			4-0 B1-6-4 BB			4-0 1B BB		2	0	0	0	1	0	0			
Alejandro Sanchez, R (8. PR) OBP: 0.246, SLG: 0.361													0	0	0	0	0	0	0	0			
Dave Bergman, L (8.3) OBP: 0.389, SLG: 0.267													1	0	1	0	1	0	0	0			
Larry Herndon, R (1.7) OBP: 0.283, SLG: 0.385					0-0 1-3		0-0 G3		0-0 B1-6-4		0-3 K		0-0 FC6 1B		5	0	1	0	0	1	2		
Barbaro Garbey, R (1.10) OBP: 0.351, SLG: 0.426					0-0 F3		0-0 F8		0-0 5-3			0-0 FC6 1B		5	0	1	0	0	0	3			
Tom Brookens, R (1.5) OBP: 0.315, SLG: 0.417					0-0 F8		0-0 E6			0-0 SH3		0-0 SH3-4		3	0	1	0	0	0	0			
Inning Stats	R: 0 E: 0 K: 2 S: 7	H: 0 LOB: 0 BB: 0 P: 7	R: 0 E: 0 K: 1 S: 5	H: 0 LOB: 0 BB: 0 P: 5	R: 0 E: 0 K: 0 S: 3	H: 0 LOB: 0 BB: 0 P: 3	R: 0 E: 0 K: 2 S: 7	H: 0 LOB: 0 BB: 0 P: 7	R: 0 E: 0 K: 0 S: 3	H: 0 LOB: 0 BB: 0 P: 3	R: 0 E: 0 K: 0 S: 2	H: 0 LOB: 1 BB: 0 P: 6	R: 0 E: 0 K: 1 S: 6	H: 1 LOB: 1 BB: 0 P: 4	R: 0 E: 0 K: 0 S: 4	H: 1 LOB: 2 BB: 1 P: 8	R: 0 E: 0 K: 0 S: 4	H: 1 LOB: 2 BB: 1 P: 8	1B: 4 2B: 0 3B: 0 HR: 0	SF: 0 SAC: 2 DP: 1 HBP: 0	WP: 0 PB: 0 SB: 1 CS: 0	PA: 44	
PITCHER	IP WLS BF H R ER SO BB IBB HBP BLK WP HR S P ERA WHIP	IP WLS BF H R ER SO BB IBB HBP BLK WP HR S P ERA WHIP	IP WLS BF H R ER SO BB IBB HBP BLK WP HR S P ERA WHIP	IP WLS BF H R ER SO BB IBB HBP BLK WP HR S P ERA WHIP	IP WLS BF H R ER SO BB IBB HBP BLK WP HR S P ERA WHIP	IP WLS BF H R ER SO BB IBB HBP BLK WP HR S P ERA WHIP	IP WLS BF H R ER SO BB IBB HBP BLK WP HR S P ERA WHIP	IP WLS BF H R ER SO BB IBB HBP BLK WP HR S P ERA WHIP	IP WLS BF H R ER SO BB IBB HBP BLK WP HR S P ERA WHIP	IP WLS BF H R ER SO BB IBB HBP BLK WP HR S P ERA WHIP	IP WLS BF H R ER SO BB IBB HBP BLK WP HR S P ERA WHIP	IP WLS BF H R ER SO BB IBB HBP BLK WP HR S P ERA WHIP	IP WLS BF H R ER SO BB IBB HBP BLK WP HR S P ERA WHIP	IP WLS BF H R ER SO BB IBB HBP BLK WP HR S P ERA WHIP	IP WLS BF H R ER SO BB IBB HBP BLK WP HR S P ERA WHIP	IP WLS BF H R ER SO BB IBB HBP BLK WP HR S P ERA WHIP	IP WLS BF H R ER SO BB IBB HBP BLK WP HR S P ERA WHIP	IP WLS BF H R ER SO BB IBB HBP BLK WP HR S P ERA WHIP	IP WLS BF H R ER SO BB IBB HBP BLK WP HR S P ERA WHIP	IP WLS BF H R ER SO BB IBB HBP BLK WP HR S P ERA WHIP	IP WLS BF H R ER SO BB IBB HBP BLK WP HR S P ERA WHIP	IP WLS BF H R ER SO BB IBB HBP BLK WP HR S P ERA WHIP	IP WLS BF H R ER SO BB IBB HBP BLK WP HR S P ERA WHIP
Jimmy Key, L (1.1) ERA: 2.38	10.0	34	2	0	0	0	0	1	0	0	0	0	0	0	4	8	0.00	1.000					
Gary Lavelle, L (11.1) ERA: 1.88	1.0	5	1	0	0	0	0	0	0	0	0	0	0	0	4	8	0.00	1.000					
Jim Acker, R (12.1) ERA: 2.43	1.0	W	5	1	0	0	0	1	0	0	0	0	0	0	4	8	0.00	2.000					

TOP

Detroit Tigers @ Toronto Blue Jays
Exhibition Stadium, Toronto, ON

Thu Jun 06 1985, 7:05 PM EDT
Alt. 36,384 - Unknown

AB 38
R 0
H 4
RBI 0
BB 4
SO 6
LOB 12




Batter	1	2	3	4	5	6	7	8	9	10	11	12	AB	R	H	RBI	BB	SO	LOB					
Damaso Garcia, R (1.4) OBP: 0.303, SLG: 0.356	0-3 K		0-0 3-1			0-0 P6		0-0 6-3		0-0 G6-4-3			5	0	0	0	0	1	4					
Rance Mulliniks, L (1.5) OBP: 0.414, SLG: 0.464	0-0 FC1-6-5 2B		0-0 4-3			0-3 K		0-3 K			0-0 CS 1B		4	0	1	0	0	2	1					
Garth Iorg, R (11. PH) OBP: 0.407, SLG: 0.474													1	0	1	0	0	0	0					
Lloyd Moseby, L (1.8) OBP: 0.358, SLG: 0.430	0-0 FC1-6-5 2-3				0-0 1-3		0-0 3-1		0-0 6-3		0-0 P1		5	0	0	0	0	0	3					
Willie Upshaw, L (1.3) OBP: 0.308, SLG: 0.406	0-0 F7			0-0 3-1		0-0 F4		4-0 G5-4-3 BB		0-0 F9		0-0 F9		4	0	0	0	1	0	2				
George Bell, R (1.7) OBP: 0.330, SLG: 0.512		0-0 1B 1B		0-0 F9		0-0 S 1B		0-0 G5-4-3		0-0 G5-4-3		0-0 HR HBP		4	1	2	0	0	1					
Len Matuszek, L (1.10) OBP: 0.287, SLG: 0.345		0-0 F9			0-0 F8		0-0 F8		0-0 F7		0-0 F8		5	0	0	0	0	0	3					
Ernie Whitt, L (1.2) OBP: 0.359, SLG: 0.555		0-0 F9			0-0 F9		4-0 1B		0-0 E4		0-0 1B		3	0	1	0	1	0	0					
Manuel Lee, S (10. PR) OBP: 0.200, SLG: 0.111													0	0	0	0	0	0	0					
Buck Martinez, R (11.2) OBP: 0.200, SLG: 0.338		1-3 G6-4-3 1B			0-3 K		1-2 IBB		0-0 K		0-0 1B		1	1	1	2	0	0	0					
Jesse Barfield, R (1.9) OBP: 0.352, SLG: 0.547		0-0 G6-4-3			0-3 K		0-3 K		0-0 K		0-0 1B		4	0	1	0	0	2	4					
Tony Fernandez, S (1.6) OBP: 0.314, SLG: 0.354			0-0 4-3			0-0 S 1B		0-0 F8		4-0 G6-4-3 IBB			3	0	1	0	1	0	0					
Inning Stats	R: 0 E: 0 K: 1 S: 6	H: 1 LOB: 1 BB: 0 P: 6	R: 0 E: 0 K: 0 S: 4	H: 2 LOB: 1 BB: 0 P: 4	R: 0 E: 0 K: 0 S: 3	H: 0 LOB: 0 BB: 0 P: 3	R: 0 E: 0 K: 0 S: 6	H: 0 LOB: 0 BB: 0 P: 3	R: 0 E: 0 K: 1 S: 5	H: 1 LOB: 1 BB: 0 P: 6	R: 0 E: 0 K: 1 S: 6	H: 0 LOB: 0 BB: 0 P: 5	R: 0 E: 0 K: 0 S: 2	H: 0 LOB: 0 BB: 1 P: 6	R: 0 E: 1 K: 0 S: 4	H: 1 LOB: 3 BB: 1 P: 8	R: 0 E: 0 K: 0 S: 3	H: 1 LOB: 0 BB: 0 P: 3	R: 2 E: 0 K: 0 S: 2	H: 1 LOB: 0 BB: 0 P: 3	1B: 6 2B: 1 3B: 0 HR: 1	SF: 0 SAC: 0 DP: 3 HBP: 1	WP: 0 PB: 0 SB: 2 CS: 1	PA: 43
PITCHER	IP WLS BF H R ER SO BB IBB HBP BLK WP HR S P ERA WHIP	IP WLS BF H R ER SO BB IBB HBP BLK WP HR S P ERA WHIP	IP WLS BF H R ER SO BB IBB HBP BLK WP HR S P ERA WHIP	IP WLS BF H R ER SO BB IBB HBP BLK WP HR S P ERA WHIP	IP WLS BF H R ER SO BB IBB HBP BLK WP HR S P ERA WHIP	IP WLS BF H R ER SO BB IBB HBP BLK WP HR S P ERA WHIP	IP WLS BF H R ER SO BB IBB HBP BLK WP HR S P ERA WHIP	IP WLS BF H R ER SO BB IBB HBP BLK WP HR S P ERA WHIP	IP WLS BF H R ER SO BB IBB HBP BLK WP HR S P ERA WHIP	IP WLS BF H R ER SO BB IBB HBP BLK WP HR S P ERA WHIP	IP WLS BF H R ER SO BB IBB HBP BLK WP HR S P ERA WHIP	IP WLS BF H R ER SO BB IBB HBP BLK WP HR S P ERA WHIP	IP WLS BF H R ER SO BB IBB HBP BLK WP HR S P ERA WHIP	IP WLS BF H R ER SO BB IBB HBP BLK WP HR S P ERA WHIP	IP WLS BF H R ER SO BB IBB HBP BLK WP HR S P ERA WHIP	IP WLS BF H R ER SO BB IBB HBP BLK WP HR S P ERA WHIP	IP WLS BF H R ER SO BB IBB HBP BLK WP HR S P ERA WHIP	IP WLS BF H R ER SO BB IBB HBP BLK WP HR S P ERA WHIP	IP WLS BF H R ER SO BB IBB HBP BLK WP HR S P ERA WHIP	IP WLS BF H R ER SO BB IBB HBP BLK WP HR S P ERA WHIP	IP WLS BF H R ER SO BB IBB HBP BLK WP HR S P ERA WHIP	IP WLS BF H R ER SO BB IBB HBP BLK WP HR S P ERA WHIP	IP WLS BF H R ER SO BB IBB HBP BLK WP HR S P ERA WHIP	
Dan Patey, R (1.1) ERA: 3.32	10.0	37	6	0	0	5	1	2	0	0	0	0	0	0	44	56	0.00	0.700						
Willie Hernandez, L (11.1) ERA: 1.55	1.0	3	1	0	0	0	0	0	0	0	0	0	0	0	3	3	0.00	1.000						
Aurelio Lopez, R (12.1) ERA: 3.89	0.1	L	3	1	2	2	0	0	0	1	2	3	54.00	3.000										

BOTTOM

Detroit Tigers @ Toronto Blue Jays
Exhibition Stadium, Toronto, ON

Thu Jun 06 1985, 7:05 PM EDT
Alt. 36,384 - Unknown

AB 39
R 2
H 8
RBI 2
BB 3
SO 5
LOB 18



Batter	1	2	3	4	5	6	7	8	9	AB	R	H	RBI	BB	SO	LOB	TOP			
Lou Whitaker, L (1,4) OBP: 0.391, SLG: 0.463	0-0 4-3		0-0 F7		0-0 F8		0-0 1B SF8 2B		0-3 K	4	1	1	1	0	0	0	Detroit Tigers @ Toronto Blue Jays Exhibition Stadium, Toronto, ON Fri Jun 07 1985, 7:05 PM EDT Att: 42,455 - Unknown			
Marty Castillo, R (7,5) OBP: 0.074, SLG: 0.038										0	0	0	0	0	0	0				
Nelson Simmons, S (9,PH) OBP: 0.303, SLG: 0.373										1	0	0	0	0	1	0				
Alan Trammell, R (1,6) OBP: 0.318, SLG: 0.423	0-0 F4		0-0 F4		0-0 F4		0-0 2-3 1B		0-0 F8	5	0	1	0	0	0	0				
Kirk Gibson, L (1,9) OBP: 0.352, SLG: 0.486	0-0 4-3		4-0 BB		4-0 BB		0-0 SF8			1	0	0	1	2	0	0				
Lance Parrish, R (1,2) OBP: 0.319, SLG: 0.454		0-3 K	0-0 F5		0-0 F8		0-3 K			3	0	0	0	0	1	2				
Bob Melvin, R (6,2) OBP: 0.333, SLG: 0.500		BB 1B								1	0	0	0	0	1	1				
Darrell Evans, L (1,10) OBP: 0.345, SLG: 0.510		0-0 BB 1B		4-0 1B BB		0-3 K		0-0 4-3		3	0	1	0	1	1	0				
Chet Lemon, R (1,8) OBP: 0.328, SLG: 0.370	0-0 F6		0-0 F7		0-0 F7		0-0 5-3		0-0 F8	4	0	0	0	0	0	3				
Dave Bergman, L (1,3) OBP: 0.409, SLG: 0.235		4-0 1-2 2-3 BB		0-0 L6		0-0 5-3		4-0 BB		2	0	0	0	2	0	1				
Larry Hemdon, R (1,7) OBP: 0.288, SLG: 0.368	0-0 F3		0-0 F3		0-0 1-3 1B		0-0 G3 2B 1B		0-0 F8	4	1	2	0	0	0	4				
Tom Brookens, R (1,5) OBP: 0.308, SLG: 0.407		0-3 K		0-3 K					0-3 K	3	0	0	0	0	2	6				
Johnny Grubb, L (9,PH) OBP: 0.226, SLG: 0.214							0-0 G3			1	0	0	0	0	1	0				
Inning Stats	R: 0 E: 0 K: 0 S: 3	H: 0 LOB: 0 BB: 0 P: 3	R: 0 E: 0 K: 2 S: 9	H: 1 LOB: 3 BB: 1 P: 13	R: 0 E: 0 K: 0 S: 3	H: 0 LOB: 1 BB: 1 P: 7	R: 0 E: 0 K: 1 S: 6	H: 1 LOB: 2 BB: 1 P: 10	R: 0 E: 0 K: 0 S: 3	H: 0 LOB: 0 BB: 0 P: 5	R: 2 E: 0 K: 1 S: 8	H: 3 LOB: 1 BB: 0 P: 8	R: 0 E: 0 K: 0 S: 3	H: 0 LOB: 1 BB: 1 P: 7	R: 0 E: 0 K: 2 S: 7	H: 0 LOB: 0 BB: 0 P: 7	1B: 4 2B: 1 3B: 0 HR: 0	SF: 1 SAC: 0 DP: 0 HBP: 0	WP: 1 PB: 0 SB: 0 CS: 0	PA: 38
PITCHER	IP WLS BF H R ER SO BB IBB HBP BLK WP HR S P ERA WHIP																			
Dave Stieb, R (1,1) ERA: 2.26	6.0 W 25 2 0 0 4 4 0 0 0 1 0 29 45 0.00 1.000																			
Dennis Lamp, R (7,1) ERA: 2.94	1.0 6 3 2 2 1 0 0 0 0 0 0 8 8 18.00 3.000																			
Bill Caudill, R (8,1) ERA: 3.9	2.0 7 0 0 0 2 1 0 0 0 0 0 10 14 0.00 0.500																			

Batter	1	2	3	4	5	6	7	8	9	AB	R	H	RBI	BB	SO	LOB	BOTTOM			
Damaso Garcia, R (1,4) OBP: 0.298, SLG: 0.351	0-0 4-3		0-3 K	0-3 K	0-0 SF8		0-0 1-3			3	0	0	1	0	2	2	Detroit Tigers @ Toronto Blue Jays Exhibition Stadium, Toronto, ON Fri Jun 07 1985, 7:05 PM EDT Att: 42,455 - Unknown			
Manuel Lee, S (6,4) OBP: 0.182, SLG: 0.100										1	0	0	0	0	2					
Rance Mulliniks, L (1,5) OBP: 0.420, SLG: 0.466	0-0 1B SF8 1B		0-0 G3	0-0 1-2 1B	3-H 4-0 1-2 BB		0-0 G3			4	1	2	0	1	0	3				
Lloyd Moseby, L (1,8) OBP: 0.361, SLG: 0.431	0-0 1-3 1B		0-0 1B 1B	0-0 1-3	0-0 L5				0-0 F6	4	1	2	1	0	0	4				
Ron Shepherd, R (6,8) OBP: 0.182, SLG: 0.100										1	0	0	0	0	0	0				
Willie Upshaw, L (1,3) OBP: 0.310, SLG: 0.405	0-0 SF8		0-0 1B 2B 1B		4-0 HR BB		0-0 F7		0-3 K	3	2	1	1	1	1	0				
George Bell, R (1,7) OBP: 0.332, SLG: 0.524	0-0 6-3		0-0 1-2 2B 1B		0-0 1-H HR		0-3 K		0-0 F9	5	2	2	3	0	1	1				
Len Matuszek, L (1,10) OBP: 0.286, SLG: 0.352		0-3 K	0-0 1-2 2B 1B		0-0 F7		0-3 K			4	0	1	2	0	2	0				
Ernie Whitt, L (1,2) OBP: 0.364, SLG: 0.574	0-0 F9		0-0 6-3		0-0 HR		4-0 E BB			3	1	1	1	1	0	1				
Jesse Barfield, R (1,9) OBP: 0.357, SLG: 0.549		0-3 K		0-0 1B 1B		0-0 1B SF8 1B		0-3 K		3	1	2	0	0	1	0				
Lou Thornton, L (7,9) OBP: 0.263, SLG: 0.333										1	0	0	0	0	1	1				
Tony Fernandez, S (1,6) OBP: 0.318, SLG: 0.363			0-0 E6 1B 2B		0-0 F7		0-0 E7			4	1	2	0	0	0	2				
Inning Stats	R: 1 E: 0 K: 0 S: 5	H: 2 LOB: 1 BB: 0 P: 5	R: 0 E: 0 K: 2 S: 7	H: 0 LOB: 0 BB: 0 P: 7	R: 4 E: 1 K: 1 S: 10	H: 5 LOB: 1 BB: 0 P: 10	R: 0 E: 0 K: 1 S: 7	H: 2 LOB: 2 BB: 0 P: 7	R: 4 E: 0 K: 0 S: 7	H: 4 LOB: 2 BB: 2 P: 15	R: 0 E: 0 K: 2 S: 7	H: 0 LOB: 0 BB: 0 P: 7	R: 0 E: 1 K: 1 S: 6	H: 0 LOB: 2 BB: 1 P: 10	R: 0 E: 0 K: 1 S: 5	H: 0 LOB: 0 BB: 0 P: 5	1B: 9 2B: 2 3B: 0 HR: 2	SF: 2 SAC: 0 DP: 0 HBP: 0	WP: 0 PB: 0 SB: 0 CS: 0	PA: 41
PITCHER	IP WLS BF H R ER SO BB IBB HBP BLK WP HR S P ERA WHIP																			
Walt Terrell, R (1,1) ERA: 4.63	4.1 L 25 11 8 8 4 1 0 0 0 0 2 32 36 16.61 2.769																			
Juan Berenguer, R (5,1) ERA: 6.54	3.2 16 2 1 1 4 2 0 0 0 0 0 22 30 2.46 1.091																			

Batter	1	2	3	4	5	6	7	8	9	AB	R	H	RBI	BB	SO	LOB	TOP								
Damaso Garcia, R OBP: 0.296, SLG: 0.346										5	0	1	0	0	0	5									
Lloyd Moseby, L OBP: 0.361, SLG: 0.426										4	0	2	0	0	1	1									
George Bell, R OBP: 0.329, SLG: 0.521										4	0	1	0	0	0	3									
Jesse Barfield, R OBP: 0.353, SLG: 0.527										3	0	0	0	1	0	4									
Jeff Burroughs, R OBP: 0.396, SLG: 0.452										3	0	0	0	0	0	3									
Len Matuszek, L OBP: 0.272, SLG: 0.333										0	0	0	0	0	0	0									
Ron Shepherd, R OBP: 0.133, SLG: 0.143										1	0	0	0	0	1	1									
Willie Upshaw, L OBP: 0.311, SLG: 0.408										4	1	1	0	0	1	0									
Buck Martinez, R OBP: 0.195, SLG: 0.333										4	0	1	0	0	0	1									
Lou Thornton, L OBP: 0.250, SLG: 0.316										0	1	0	0	0	0	0									
Garth Iorg, R OBP: 0.391, SLG: 0.464										4	0	1	1	0	0	1									
Tony Fernandez, S OBP: 0.322, SLG: 0.367										3	0	2	0	1	0	1									
Inning Stats	R: 0 E: 0 K: 0 S: 5	H: 2 LOB: 2 BB: 0 P: 5	R: 0 E: 0 K: 0 S: 3	H: 0 LOB: 0 BB: 0 P: 3	R: 0 E: 0 K: 1 S: 6	H: 1 LOB: 1 BB: 0 P: 6	R: 0 E: 0 K: 1 S: 5	H: 0 LOB: 0 BB: 0 P: 5	R: 0 E: 0 K: 0 S: 4	H: 1 LOB: 1 BB: 0 P: 4	R: 0 E: 0 K: 0 S: 3	H: 0 LOB: 1 BB: 1 P: 7	R: 1 E: 0 K: 0 S: 5	H: 2 LOB: 1 BB: 0 P: 5	R: 0 E: 0 K: 1 S: 6	H: 2 LOB: 1 BB: 1 P: 6	R: 1 E: 0 K: 0 S: 4	H: 1 LOB: 2 BB: 1 P: 8	1B: 7 2B: 2 3B: 0 HR: 0	SF: 0 SAC: 0 DP: 1 HBP: 0	WP: 2 PB: 0 SB: 0 CS: 0	PA: 37			
PITCHER	IP	WLS	BF	H	R	ER	SO	BB	IBB	HBP	BLK	WP	HR	S	P	ERA	WHIP								
Bob Shirley, L ERA: 3.32	(1, 1)	6.1	W	26	6	1	1	2	1	0	0	0	1	0	29	33	1.42	1.105							
Brian Fisher, R ERA: 2.13	(7, 1)	1.1		5	2	0	0	0	0	0	0	0	0	0	5	5	0.00	1.500							
Dave Righetti, L ERA: 2.72	(8, 1)	1.1	S	6	1	1	1	1	1	0	0	0	1	0	7	11	6.75	1.500							

Toronto Blue Jays @ New York Yankees
Yankee Stadium, Bronx, NY
Mon Jun 10 1985, 7:05 PM EDT
Att: 20,329 - Unknown

AB	35
R	2
H	9
RBI	1
BB	2
SO	3
LOB	20



Batter	1	2	3	4	5	6	7	8	9	AB	R	H	RBI	BB	SO	LOB	BOTTOM							
Rickey Henderson, R OBP: 0.421, SLG: 0.510										4	2	2	0	0	0	0								
Don Mattingly, L OBP: 0.341, SLG: 0.469										4	1	2	0	0	0	1								
Dave Winfield, R OBP: 0.325, SLG: 0.439										4	0	3	1	0	0	1								
Don Baylor, R OBP: 0.371, SLG: 0.503										4	0	2	2	0	0	2								
Butch Wynegar, S OBP: 0.349, SLG: 0.351										4	0	0	0	0	1	4								
Dan Pasqua, L OBP: 0.296, SLG: 0.318										3	1	2	0	0	0	0								
Willie Randolph, R OBP: 0.374, SLG: 0.348										3	0	0	0	0	1	2								
Mike Pagliarulo, L OBP: 0.310, SLG: 0.287										3	0	1	0	0	1	0								
Bobby Meacham, S OBP: 0.355, SLG: 0.288										3	0	0	1	0	0	1								
Inning Stats	R: 1 E: 0 K: 1 S: 7	H: 3 LOB: 1 BB: 0 P: 7	R: 1 E: 0 K: 1 S: 6	H: 2 LOB: 0 BB: 0 P: 6	R: 0 E: 1 K: 0 S: 4	H: 1 LOB: 1 BB: 0 P: 4	R: 0 E: 0 K: 0 S: 3	H: 1 LOB: 0 BB: 0 P: 3	R: 0 E: 0 K: 0 S: 3	H: 0 LOB: 0 BB: 0 P: 3	R: 0 E: 0 K: 0 S: 4	H: 1 LOB: 1 BB: 0 P: 4	R: 0 E: 0 K: 1 S: 5	H: 0 LOB: 0 BB: 0 P: 5	R: 2 E: 0 K: 0 S: 6	H: 4 LOB: 1 BB: 0 P: 6	1B: 11 2B: 3 3B: 0 HR: 0	SF: 0 SAC: 0 DP: 3 HBP: 0	WP: 0 PB: 0 SB: 1 CS: 0	PA: 32				
PITCHER	IP	WLS	BF	H	R	ER	SO	BB	IBB	HBP	BLK	WP	HR	S	P	ERA	WHIP							
Doyle Alexander, R ERA: 4.07	(1, 1)	7.1	L	29	10	4	4	3	0	0	0	0	0	35	35	4.91	1.364							
Bill Caudill, R ERA: 3.69	(8, 1)	0.2		3	2	0	0	0	0	0	0	0	0	3	3	0.00	3.000							

Toronto Blue Jays @ New York Yankees
Yankee Stadium, Bronx, NY
Mon Jun 10 1985, 7:05 PM EDT
Att: 20,329 - Unknown

AB	32
R	4
H	12
RBI	4
BB	0
SO	3
LOB	11



Batter	1	2	3	4	5	6	7	8	9	10	11	AB	R	H	RBI	BB	SO	LOB
Damaso Garcia, R OBP: 0.298, SLG: 0.347 Lou Thornton, L (11, PR) Garth Iorg, R OBP: 0.391, SLG: 0.464	6-3		1B SF9		K			F8			WP E 1B	5	1	2	0	0	1	0
Rance Mulliniks, L OBP: 0.416, SLG: 0.452					G3			5-3			FC6-4 BB 1-2 2-3	4	0	2	0	1	0	0
Lloyd Moseby, L OBP: 0.354, SLG: 0.416	F8		SF9					4-3			FC6-4 E 1B 1-2 2-3	4	1	0	1	0	0	4
Willie Upshaw, L OBP: 0.305, SLG: 0.398	K		F8					G3			E4 1B 1-2 2-3	5	1	0	0	0	1	4
George Bell, R OBP: 0.326, SLG: 0.513		4-3						K			4-3	5	0	1	0	0	1	2
Len Matuszek, L OBP: 0.269, SLG: 0.320		G3			F7			4-3			F8 1B BB	4	0	0	0	1	0	1
Ernie Whitt, L OBP: 0.355, SLG: 0.557 Manuel Lee, S (10, PR) Buck Martinez, R OBP: 0.205, SLG: 0.342					F8			K			CS 2B 1-3 2-H 3-H	4	0	2	0	0	1	1
Jesse Barfield, R OBP: 0.349, SLG: 0.516		FC5-4 1B 1-2			F2			K			F8	4	0	0	0	1	1	5
Tony Fernandez, S OBP: 0.316, SLG: 0.359			K					6-3			K 2-3	4	0	0	0	0	3	2


TOP

Toronto Blue Jays @ New York Yankees
Yankee Stadium, Bronx, NY

Tue Jun 11 1985, 7:05 PM EDT
Att: 22,620 - Unknown

livebaseballscores.com

AB 40
R 4
H 8
RBI 3
BB 3
SO 8
LOB 19



Inning Stats	R: 0	H: 1	E: 0	K: 1	S: 6	LOB: 1	BB: 0	P: 6	R: 0	H: 1	E: 0	K: 0	S: 4	LOB: 1	BB: 0	P: 4	R: 1	H: 2	E: 0	K: 1	S: 7	LOB: 1	BB: 0	P: 7	R: 0	H: 1	E: 0	K: 0	S: 4	LOB: 1	BB: 0	P: 4	R: 0	H: 0	E: 0	K: 1	S: 5	LOB: 0	BB: 0	P: 5	R: 0	H: 0	E: 0	K: 2	S: 7	LOB: 0	BB: 0	P: 7	R: 0	H: 0	E: 0	K: 1	S: 5	LOB: 0	BB: 0	P: 5	R: 0	H: 0	E: 0	K: 1	S: 3	LOB: 0	BB: 0	P: 3	R: 0	H: 1	E: 0	K: 1	S: 5	LOB: 2	BB: 1	P: 9	R: 3	H: 2	E: 1	K: 0	S: 6	LOB: 3	BB: 2	P: 14	1B: 7	SF: 1	2B: 2	SAC: 0	3B: 0	DP: 1	HR: 0	HBP: 0	WP: 1	PB: 0	SB: 1	CS: 1	PA: 44
--------------	------	------	------	------	------	--------	-------	------	------	------	------	------	------	--------	-------	------	------	------	------	------	------	--------	-------	------	------	------	------	------	------	--------	-------	------	------	------	------	------	------	--------	-------	------	------	------	------	------	------	--------	-------	------	------	------	------	------	------	--------	-------	------	------	------	------	------	------	--------	-------	------	------	------	------	------	------	--------	-------	------	------	------	------	------	------	--------	-------	-------	-------	-------	-------	--------	-------	-------	-------	--------	-------	-------	-------	-------	--------

Batter	1	2	3	4	5	6	7	8	9	10	11	AB	R	H	RBI	BB	SO	LOB
Rickey Henderson, R OBP: 0.415, SLG: 0.500	6-3		F8		6-3			G1-6-3 1B		1-3		5	0	1	0	0	0	2
Willie Randolph, R OBP: 0.375, SLG: 0.346	L5		G4-6-3 1-2					G1-6-3 BB		1-3		4	0	1	0	1	0	2
Don Mattingly, L OBP: 0.333, SLG: 0.458	F7				F8			G1-6-3 1-2 2-3		F4		5	0	0	0	0	0	3
Don Baylor, R OBP: 0.367, SLG: 0.492		5-3			6-3			F7			K	4	0	0	0	1	1	1
Bill Sample, R OBP: 0.344, SLG: 0.362 Dan Pasqua, L OBP: 0.286, SLG: 0.304					2B 1B			F8		F8	3-1	4	0	2	0	0	0	3
Butch Wynegar, S OBP: 0.350, SLG: 0.358		F2						F7		F9		5	0	2	0	0	0	1
Victor Mota, R OBP: 0.143, SLG: 0.143 Ron Hassey, L (11, PH) OBP: 0.370, SLG: 0.452		6-3			F8					6-3		4	0	1	0	0	0	3
Dale Berra, R OBP: 0.298, SLG: 0.360								F7			HR	3	1	1	1	1	0	1
Bobby Meacham, S OBP: 0.353, SLG: 0.287								1-3			K	4	0	1	0	0	1	1


BOTTOM

Toronto Blue Jays @ New York Yankees
Yankee Stadium, Bronx, NY

Tue Jun 11 1985, 7:05 PM EDT
Att: 22,620 - Unknown

livebaseballscores.com

AB 40
R 1
H 9
RBI 1
BB 3
SO 2
LOB 18



Inning Stats	R: 0	H: 0	E: 0	K: 0	S: 3	LOB: 0	BB: 0	P: 3	R: 0	H: 1	E: 0	K: 0	S: 4	LOB: 1	BB: 0	P: 4	R: 0	H: 1	E: 0	K: 0	S: 3	LOB: 1	BB: 1	P: 7	R: 0	H: 2	E: 0	K: 0	S: 5	LOB: 2	BB: 0	P: 5	R: 0	H: 0	E: 0	K: 0	S: 3	LOB: 0	BB: 0	P: 3	R: 0	H: 1	E: 0	K: 0	S: 4	LOB: 1	BB: 1	P: 4	R: 0	H: 1	E: 0	K: 0	S: 4	LOB: 0	BB: 0	P: 4	R: 0	H: 1	E: 0	K: 0	S: 3	LOB: 2	BB: 2	P: 11	R: 1	H: 1	E: 0	K: 1	S: 6	LOB: 0	BB: 0	P: 6	R: 0	H: 0	E: 0	K: 0	S: 3	LOB: 0	BB: 0	P: 3	R: 0	H: 1	E: 0	K: 1	S: 6	LOB: 1	BB: 0	P: 6	1B: 7	SF: 0	2B: 1	SAC: 0	3B: 0	DP: 2	HR: 1	HBP: 0	WP: 0	PB: 0	SB: 0	CS: 0	PA: 43
--------------	------	------	------	------	------	--------	-------	------	------	------	------	------	------	--------	-------	------	------	------	------	------	------	--------	-------	------	------	------	------	------	------	--------	-------	------	------	------	------	------	------	--------	-------	------	------	------	------	------	------	--------	-------	------	------	------	------	------	------	--------	-------	------	------	------	------	------	------	--------	-------	-------	------	------	------	------	------	--------	-------	------	------	------	------	------	------	--------	-------	------	------	------	------	------	------	--------	-------	------	-------	-------	-------	--------	-------	-------	-------	--------	-------	-------	-------	-------	--------

PITCHER	IP	WLS	BF	H	R	ER	SO	BB	IBB	HBP	BLK	WP	HR	S	P	ERA	WHIP
Ed Whitson, R ERA: 5.37	9.1		35	6	1	1	7	1	0	0	0	0	0	48	52	0.96	0.750
Brian Fisher, R ERA: 2.08	10.1	0.2	L 3	1	3	0	1	1	0	0	0	1	0	4	8	0.00	3.000
Dave Righetti, L ERA: 2.7	11.1	0.1	2	0	0	0	0	0	0	0	0	0	0	2	2	0.00	0.000
Rich Bordi, R ERA: 2.0	11.1	0.2	4	1	0	0	0	1	0	0	0	0	0	3	7	0.00	3.000
Jimmy Key, L ERA: 2.16	7.0		27	6	1	0	0	1	0	0	0	0	0	26	30	0.00	1.000
Jim Acker, R ERA: 2.31	8.1	0.0	2	1	0	0	0	1	0	0	0	0	0	1	5	∞	∞
Gary Lavelle, L ERA: 2.08	8.1	2.0	7	1	1	1	1	1	0	0	0	0	1	8	12	4.50	1.000
Dennis Lamp, R ERA: 3.26	10.1	2.0	W 7	1	0	0	1	0	0	0	0	0	0	9	9	0.00	0.500

Batter	1	2	3	4	5	6	7	8	9	AB	R	H	RBI	BB	SO	LOB	TOP								
Damaso Garcia, R (1,4) OBP: 0.294, SLG: 0.341	3-1	FC6-4		F5	4-3		2-3			5	0	0	0	0	0	6	Toronto Blue Jays @ Boston Red Sox Fenway Park, Boston, MA Thu Jun 13 1985, 7:05 PM EDT Att: 22,459 - Unknown AB 39 R 7 H 14 RBI 7 BB 5 SO 7 LOB 22								
Rance Mulliniks, L (1,5) OBP: 0.413, SLG: 0.470	4-3		F7		1-3	1-5-3		K		5	0	1	0	0	1	0									
Lloyd Moseby, L (1,8) OBP: 0.356, SLG: 0.424	4-3		K			SF7	3B	FC4-6	E	4	1	2	0	1	1	1									
Willie Upshaw, L (1,3) OBP: 0.310, SLG: 0.399	3-1					SF7	2B	FC4-6	BB	3	1	1	0	2	0	2									
George Bell, R (1,7) OBP: 0.321, SLG: 0.502		2B	3-1	K		SF7	BB	FC4-6	BB	4	1	1	1	0	1	4									
Len Matuszek, L (1,10) OBP: 0.292, SLG: 0.392	3-1			1B			2B	5-3		5	2	4	2	0	0	2									
Ernie Whitt, L (1,2) OBP: 0.361, SLG: 0.551	3-1			1B		1B	2B			4	1	2	1	1	1	1									
Jesse Barfield, R (1,9) OBP: 0.339, SLG: 0.497	K			K		2B	1B	6-4-3	1B	5	1	1	1	0	2	4									
Tony Fernandez, S (1,6) OBP: 0.322, SLG: 0.367				F7						3	0	2	2	1	0	2									
Jeff Burroughs, R (9,PH) OBP: 0.396, SLG: 0.443		FC6-4							K	1	0	0	0	0	1	0									
Inning Stats	R: 0 E: 0 K: 0 S: 4	H: 1 LOB: 1 BB: 0 P: 4	R: 1 E: 0 K: 1 S: 7	H: 2 LOB: 2 BB: 1 P: 11	R: 0 E: 0 K: 2 S: 8	H: 1 LOB: 1 BB: 0 P: 8	R: 0 E: 0 K: 1 S: 7	H: 2 LOB: 2 BB: 0 P: 7	R: 5 E: 0 K: 0 S: 7	H: 4 LOB: 1 BB: 2 P: 15	R: 0 E: 1 K: 0 S: 4	H: 1 LOB: 2 BB: 1 P: 8	R: 0 E: 0 K: 0 S: 4	H: 2 LOB: 0 BB: 0 P: 4	R: 0 E: 0 K: 1 S: 5	H: 0 LOB: 1 BB: 1 P: 9	R: 1 E: 0 K: 2 S: 8	H: 1 LOB: 0 BB: 0 P: 8	1B: 9 2B: 4 3B: 1 HR: 1	SF: 1 SAC: 0 DP: 1 HBP: 0	WP: 0 PB: 0 SB: 0 CS: 0	PA: 45			
PITCHER	IP	WLS	BF	H	R	ER	SO	BB	IBB	HBP	BLK	WP	HR	S	P	ERA	WHIP								
Bruce Kison, R (1,1) ERA: 3.12	4.2		27	10	6	6	4	2	1	0	0	0	0	32	44	11.57	2.571								
Mike Trujillo, R (5,1) ERA: 5.99	2.1	W	10	3	0	0	0	1	0	0	0	0	0	9	13	0.00	1.714								
Bob Stanley, R (8,1) ERA: 2.25	2.0	S	8	1	1	1	3	1	0	0	0	0	1	13	17	4.50	1.000								

Batter	1	2	3	4	5	6	7	8	9	AB	R	H	RBI	BB	SO	LOB	BOTTOM								
Steve Lyons, L (1,8) OBP: 0.323, SLG: 0.407	1B	F9			BLK	4-3		K		5	2	2	0	0	1	2	Toronto Blue Jays @ Boston Red Sox Fenway Park, Boston, MA Thu Jun 13 1985, 7:05 PM EDT Att: 22,459 - Unknown AB 35 R 8 H 14 RBI 8 BB 3 SO 6 LOB 16								
Wade Boggs, L (1,5) OBP: 0.402, SLG: 0.388	E		4-3				2B			4	3	3	2	1	0	0									
Jim Rice, R (1,7) OBP: 0.343, SLG: 0.474	E8		6-3		HR		BB	1B		4	1	2	2	1	0	1									
Bill Buckner, L (1,3) OBP: 0.350, SLG: 0.454	SF9		3-1				2B	F7		4	0	1	1	0	0	2									
Mike Easter, L (1,10) OBP: 0.308, SLG: 0.413	K				G4-6-3		2B	F8		4	0	1	0	0	1	4									
Dwight Evans, R (1,9) OBP: 0.374, SLG: 0.337	K			K	6-3		2B			3	1	0	0	1	2	3									
Rich Gedman, L (1,2) OBP: 0.376, SLG: 0.526		K2-3		1B		E1	1B			4	1	2	2	0	1	0									
Marty Barrett, R (1,4) OBP: 0.370, SLG: 0.375	F4			1B		G6-3				4	0	2	1	0	0	1									
Glenn Hoffman, R (1,6) OBP: 0.355, SLG: 0.456				1B						3	0	1	0	0	1	3									
Jackie Gutierrez, R (8,6) OBP: 0.278, SLG: 0.315				K				F8		0	0	0	0	0	0	0									
Inning Stats	R: 2 E: 1 K: 2 S: 10	H: 3 LOB: 1 BB: 0 P: 10	R: 0 E: 0 K: 1 S: 5	H: 0 LOB: 0 BB: 0 P: 6	R: 0 E: 0 K: 2 S: 9	H: 3 LOB: 0 BB: 0 P: 9	R: 2 E: 0 K: 0 S: 5	H: 3 LOB: 1 BB: 1 P: 9	R: 0 E: 1 K: 0 S: 4	H: 1 LOB: 1 BB: 0 P: 4	R: 4 E: 0 K: 0 S: 6	H: 3 LOB: 1 BB: 2 P: 14	R: 0 E: 0 K: 1 S: 6	H: 1 LOB: 1 BB: 0 P: 6	1B: 11 2B: 3 3B: 0 HR: 1	SF: 1 SAC: 0 DP: 3 HBP: 1	WP: 1 PB: 0 SB: 0 CS: 1	PA: 40							
PITCHER	IP	WLS	BF	H	R	ER	SO	BB	IBB	HBP	BLK	WP	HR	S	P	ERA	WHIP								
Luis Leal, R (1,1) ERA: 5.7	4.0		20	8	4	4	5	0	0	1	1	1	1	29	30	9.00	2.000								
Ron Musselman, R (5,1) ERA: 5.88	2.0		9	2	1	1	0	2	0	0	0	0	0	7	15	4.50	2.000								
Dennis Lamp, R (7,1) ERA: 3.49	0.0		1	1	0	0	0	0	0	0	0	0	0	1	1	∞	∞								
Gary Lavelle, L (7,1) ERA: 2.67	0.2	L	4	1	2	2	0	1	0	0	0	0	0	3	7	27.00	3.000								
Bill Caudill, R (7,1) ERA: 3.52	1.1		6	2	1	1	1	0	0	0	0	0	0	8	8	6.75	1.500								

Batter	1	2	3	4	5	6	7	8	9	AB	R	H	RBI	BB	SO	LOB	TOP					
Damaso Garcia, R (1.4) OBP: 0.292, SLG: 0.339	F9		F8		F8				FC6-4	5	0	1	0	0	0	4	Toronto Blue Jays @ Boston Red Sox Fenway Park, Boston, MA Fri Jun 14 1985, 7:05 PM EDT Att: 33,809 - Unknown					
Rance Mulliniks, L (1.5) OBP: 0.409, SLG: 0.463	K		K							4	0	1	0	0	2	3						
Lloyd Moseby, L (1.8) OBP: 0.354, SLG: 0.421	K		CS	6-3						4	0	1	0	0	1	0						
Willie Upshaw, L (1.3) OBP: 0.309, SLG: 0.396		1B FC4 1B		4-3						4	1	1	0	0	1	2						
George Bell, R (1.7) OBP: 0.328, SLG: 0.506										4	0	3	0	0	0	2						
Len Matuszek, L (1.10) OBP: 0.282, SLG: 0.377										4	0	0	1	0	0	4						
Ernie Whitt, L (1.2) OBP: 0.358, SLG: 0.550										4	0	1	0	0	0	1						
Jesse Barfield, R (1.9) OBP: 0.333, SLG: 0.488										4	0	0	0	0	0	2						
Tony Fernandez, S (1.6) OBP: 0.335, SLG: 0.376										3	0	3	0	1	0	0						
Inning Stats	R: 0 E: 0 K: 2 S: 7	H: 0 LOB: 0 BB: 0 P: 7	R: 1 E: 0 K: 0 S: 5	H: 2 LOB: 1 BB: 0 P: 5	R: 0 E: 0 K: 1 S: 4	H: 0 LOB: 0 BB: 1 P: 8	R: 0 E: 0 K: 0 S: 3	H: 1 LOB: 0 BB: 0 P: 3	R: 0 E: 0 K: 0 S: 5	H: 2 LOB: 2 BB: 0 P: 5	R: 0 E: 0 K: 1 S: 7	H: 2 LOB: 2 BB: 0 P: 7	R: 0 E: 0 K: 0 S: 5	H: 2 LOB: 2 BB: 0 P: 5	R: 0 E: 0 K: 0 S: 4	H: 1 LOB: 1 BB: 0 P: 4	R: 0 E: 0 K: 0 S: 4	H: 1 LOB: 1 BB: 0 P: 4	1B: 10 2B: 1 3B: 0 HR: 0	SF: 0 SAC: 0 DP: 0 HBP: 0	WP: 0 PB: 0 SB: 1 CS: 2	PA: 39
PITCHER Oil Can Boyd, R (1.1) ERA: 2.37	IP: 9.0 WLS: W BF: 37 H: 11 R: 1 ER: 1 SO: 4 BB: 1 IBB: 0 HBP: 0 BLK: 0 WP: 0 HR: 0 S: 44 P: 48 ERA: 1.00 WHIP: 1.333															PITCHER						

Batter	1	2	3	4	5	6	7	8	9	AB	R	H	RBI	BB	SO	LOB	BOTTOM			
Steve Lyons, L (1.8) OBP: 0.318, SLG: 0.413	4-3		F6							4	1	1	0	0	0	0	Toronto Blue Jays @ Boston Red Sox Fenway Park, Boston, MA Fri Jun 14 1985, 7:05 PM EDT Att: 33,809 - Unknown			
Wade Boggs, L (1.5) OBP: 0.411, SLG: 0.397	2B BB		1B							2	2	2	1	2	0	0				
Jim Rice, R (1.7) OBP: 0.337, SLG: 0.466	F9		F4		L6					4	0	0	0	0	0	4				
Bill Buckner, L (1.3) OBP: 0.352, SLG: 0.459										4	0	2	0	0	0	1				
Mike Easter, L (1.10) OBP: 0.311, SLG: 0.419	4-3									4	0	2	2	0	1	2				
Dwight Evans, R (1.9) OBP: 0.372, SLG: 0.340										4	1	1	0	0	2	3				
Rich Gedman, L (1.2) OBP: 0.370, SLG: 0.517										3	0	0	1	0	1	0				
Marty Barrett, R (1.4) OBP: 0.364, SLG: 0.368										3	0	0	0	0	0	0				
Glenn Hoffman, R (1.6) OBP: 0.354, SLG: 0.443 Jackie Gutierrez, R (6. PR) OBP: 0.279, SLG: 0.315 (7.6)	F4									2	0	0	0	1	1	0				
Inning Stats	R: 0 E: 0 K: 0 S: 4	H: 1 LOB: 2 BB: 1 P: 8	R: 1 E: 0 K: 0 S: 4	H: 1 LOB: 0 BB: 0 P: 4	R: 1 E: 0 K: 0 S: 6	H: 3 LOB: 0 BB: 0 P: 6	R: 0 E: 0 K: 2 S: 7	H: 0 LOB: 0 BB: 0 P: 7	R: 2 E: 0 K: 1 S: 8	H: 3 LOB: 1 BB: 0 P: 8	R: 0 E: 0 K: 0 S: 2	H: 0 LOB: 1 BB: 1 P: 6	R: 0 E: 0 K: 0 S: 2	H: 0 LOB: 0 BB: 1 P: 6	R: 0 E: 0 K: 2 S: 7	H: 0 LOB: 0 BB: 0 P: 7	1B: 3 2B: 5 3B: 0 HR: 0	SF: 0 SAC: 0 DP: 1 HBP: 0	WP: 1 PB: 0 SB: 0 CS: 1	PA: 34
PITCHER Jim Clancy, R (1.1) ERA: 5.33 Ron Musselman, R (8.1) ERA: 5.67	IP: 7.0 WLS: L BF: 30 H: 8 R: 4 ER: 4 SO: 3 BB: 3 IBB: 0 HBP: 0 BLK: 0 WP: 1 HR: 0 S: 33 P: 45 ERA: 5.14 WHIP: 1.571															PITCHER				



Batter	1	2	3	4	5	6	7	8	9	AB	R	H	RBI	BB	SO	LOB	TOP										
Damaso Garcia, R (1.4) OBP: 0.294, SLG: 0.340	0-0 1B		0-0 F9			0-0 F8	0-0 1B	0-0 5-3		5	0	2	0	0	0	2											
Lloyd Moseby, L (1.8) OBP: 0.355, SLG: 0.418	0-3 K		0-0 1B			4-0 1B BB	0-0 4-3		0-0 5-3	4	1	1	0	1	1	2											
George Bell, R (1.7) OBP: 0.329, SLG: 0.517	0-3 K		0-0 1-3			0-0 1B 1B			0-0 5-3	5	1	2	1	0	1	3											
Jesse Barfield, R (1.9) OBP: 0.335, SLG: 0.485	0-0 5-3			0-0 3-1		0-0 1B			0-0 F8	5	0	2	1	0	0	1											
Jeff Burroughs, R (1.10) OBP: 0.394, SLG: 0.433 Len Matuszek, L (8, PH) OBP: 0.280, SLG: 0.374		0-0 F9		0-3 K		0-0 1B		0-0 FC1-6 1B 1B		2	0	0	0	1	1	0											
Willie Upshaw, L (1.3) OBP: 0.308, SLG: 0.394		0-0 F3		0-0 3-1		0-3 K		0-0 WP 1B SF8 1B		4	1	1	0	0	1	3											
Buck Martinez, R (1.2) OBP: 0.388, SLG: 0.333 Ernie Whitt, L (8, PH) OBP: 0.362, SLG: 0.553		4-0 BB			0-3 K	0-0 F7		0-0 WP 1B 1B		2	0	0	0	1	1	3											
Garth Iorg, R (1.5) OBP: 0.388, SLG: 0.456 Rance Mulliniks, L (8, PH) OBP: 0.406, SLG: 0.463		0-0 F6			0-0 CS 1B		0-0 3-1	0-0 SF8		3	0	1	0	0	0	1											
Tony Fernandez, S (1.6) OBP: 0.338, SLG: 0.376			4-0 1-3 1B BB		0-3 K		0-0 5-3	0-0 1B		3	0	1	1	1	1	1											
Inning Stats	R: 0 E: 0 K: 2 S: 8	H: 1 LOB: 1 BB: 0 P: 8	R: 0 E: 0 K: 0 S: 3	H: 0 LOB: 1 BB: 1 P: 7	R: 0 E: 0 K: 0 S: 3	H: 1 LOB: 1 BB: 1 P: 7	R: 0 E: 0 K: 1 S: 5	H: 0 LOB: 0 BB: 0 P: 5	R: 0 E: 0 K: 1 S: 7	H: 1 LOB: 0 BB: 0 P: 7	R: 1 E: 0 K: 1 S: 7	H: 2 LOB: 2 BB: 2 P: 15	R: 0 E: 0 K: 0 S: 4	H: 1 LOB: 1 BB: 0 P: 4	R: 4 E: 0 K: 0 S: 8	H: 5 LOB: 1 BB: 0 P: 8	R: 0 E: 0 K: 0 S: 3	H: 0 LOB: 0 BB: 0 P: 3	1B: 10 2B: 0 3B: 0 HR: 1	SF: 1 SAC: 0 DP: 0 HBP: 0	WP: 1 PB: 0 SB: 0 CS: 1	PA: 40					
PITCHER	IP	WLS	BF	H	R	ER	SO	BB	IBB	HBP	BLK	WP	HR	S	P	ERA	WHIP										
Bob Ojeda, L (1.1) ERA: 2.51	7.0		31	8	3	3	6	3	1	0	0	0	1	39	55	3.86	1.571										
Bob Stanley, R (8.1) ERA: 2.92	2.0	W	9	3	2	2	0	0	0	0	0	1	0	9	9	9.00	1.500										

Toronto Blue Jays @ Boston Red Sox
Fenway Park, Boston, MA
Sat Jun 15 1985, 3:33 AM EDT
Att: 35,664 - Unknown

AB 35
R 5
H 11
RBI 5
BB 4
SO 6
LOB 17



Batter	1	2	3	4	5	6	7	8	9	AB	R	H	RBI	BB	SO	LOB	BOTTOM										
Steve Lyons, L (1.8) OBP: 0.314, SLG: 0.403	0-3 K			0-0 F8		0-0 F6	0-0 CS 1B			4	0	1	1	0	1	1											
Wade Boggs, L (1.5) OBP: 0.412, SLG: 0.401	0-0 FC1-6-5 2B			0-0 4-3		0-0 1-3	0-0 CS 1B BB	4-0 SH3-4 BB BB		3	1	1	0	1	0	1											
Jim Rice, R (1.7) OBP: 0.344, SLG: 0.475	0-0 FC1-6-5-4 2-3			0-0 2B		0-0 1B		0-0 BB SH3-4 1B		4	1	3	1	0	0	1											
Bill Buckner, L (1.3) OBP: 0.348, SLG: 0.453		0-0 F6		0-0 F8		0-0 F6		0-0 SH3-4		3	0	0	0	0	0	2											
Mike Easter, L (1.10) OBP: 0.310, SLG: 0.430		0-0 5-3			0-0 HR		0-0 F7	0-3 K		4	1	1	1	0	1	2											
Dwight Evans, R (1.9) OBP: 0.374, SLG: 0.340		0-0 6-3			0-0 CS 1B		0-0 F3	4-0 BB BB IBB		3	0	1	0	1	0	0											
Rich Gedman, L (1.2) OBP: 0.372, SLG: 0.514			0-0 F7		0-0 F8		0-0 1B 1B	4-0 1-2 2-3 3-H BB		3	1	1	1	0	1												
Marty Barrett, R (1.4) OBP: 0.367, SLG: 0.368			0-0 F2		0-3 K		0-0 1B 1B	4-0 1-2 2-3 3-H BB		3	1	1	1	1	1												
Glenn Hoffman, R (1.6) OBP: 0.361, SLG: 0.473			0-0 F8			0-0 1B 1B	0-0 1B 3B	0-0 1-3 1B		4	2	2	2	0	0	3											
Inning Stats	R: 0 E: 0 K: 1 S: 5	H: 1 LOB: 0 BB: 0 P: 5	R: 0 E: 0 K: 0 S: 3	H: 0 LOB: 0 BB: 0 P: 3	R: 0 E: 0 K: 0 S: 4	H: 1 LOB: 1 BB: 0 P: 4	R: 1 E: 0 K: 1 S: 6	H: 2 LOB: 0 BB: 0 P: 6	R: 1 E: 0 K: 0 S: 5	H: 2 LOB: 1 BB: 0 P: 5	R: 3 E: 0 K: 0 S: 6	H: 4 LOB: 0 BB: 0 P: 6	R: 2 E: 0 K: 1 S: 6	H: 1 LOB: 3 BB: 4 P: 22	R: 0 E: 0 K: 1 S: 6	H: 0 LOB: 0 BB: 0 P: 3	1B: 7 2B: 3 3B: 1 HR: 1	SF: 0 SAC: 1 DP: 1 HBP: 0	WP: 0 PB: 0 SB: 0 CS: 2	PA: 37							
PITCHER	IP	WLS	BF	H	R	ER	SO	BB	IBB	HBP	BLK	WP	HR	S	P	ERA	WHIP										
Doyle Alexander, R (1.1) ERA: 4.24	7.0	L	28	10	5	5	2	0	0	0	0	0	0	1	5	6.43	1.429										
Jim Acker, R (8.1) ERA: 2.68	0.0		2	1	2	2	0	1	0	0	0	0	0	1	5	∞	∞										
Gary Lavelle, L (8.1) ERA: 2.6	0.2		5	0	0	0	1	2	1	0	0	0	0	4	16	0.00	3.000										
Dennis Lamp, R (8.1) ERA: 3.46	0.1		1	0	0	0	0	0	0	0	0	0	0	1	1	0.00	0.000										

Toronto Blue Jays @ Boston Red Sox
Fenway Park, Boston, MA
Sat Jun 15 1985, 3:33 AM EDT
Att: 35,664 - Unknown

AB 31
R 7
H 11
RBI 7
BB 4
SO 3
LOB 12



Batter	1	2	3	4	5	6	7	8	9	AB	R	H	RBI	BB	SO	LOB	TOP										
Damaso Garcia, R OBP: 0.296, SLG: 0.341 (1, 4)	0-0 4-3		0-0 1B		0-0 2B	0-0 FC6-4			0-0 1-3	5	1	2	0	0	0	1											
Rance Mulliniks, L OBP: 0.411, SLG: 0.471 Garth Iorg, R OBP: 0.380, SLG: 0.446 (7, PH) (7, 5)	0-0 1-3			4-0 FC4-6	0-0 2B			0-0 F8	0-0 4-3	2	0	1	2	1	0	0											
Lloyd Moseby, L OBP: 0.352, SLG: 0.410 (1, 8)	0-0 F5			0-0 E5	0-0 G4-1			4-0 S	0-0 5-3	4	1	0	0	1	0	2											
Willie Upshaw, L OBP: 0.307, SLG: 0.391 (1, 3)		0-0 6-3		0-0 FC4-6		0-0 2B		0-3 K		4	1	1	0	0	1	3											
George Bell, R OBP: 0.332, SLG: 0.518 (1, 7)		0-0 G3		0-3 K		0-0 SF8		4-0 S		3	1	1	0	1	1	2											
Len Matuszek, L OBP: 0.275, SLG: 0.367 Jeff Burroughs, R OBP: 0.387, SLG: 0.429 (6, PH) (1, 10)	0-0 F8			0-0 F9		0-0 SF8		0-3 K		2	0	0	0	0	0	2											
Ernie Whitt, L OBP: 0.357, SLG: 0.545 Buck Martinez, R OBP: 0.220, SLG: 0.337 (6, PH) (6, 2)			0-0 4-3		0-0 F8	0-0 FC4-6		0-3 K		2	0	0	0	0	0	0											
Jesse Barfield, R OBP: 0.333, SLG: 0.478 (1, 9)			0-3 K		4-0 FC4-6	0-0 FC4-6		0-3 K		3	1	0	0	1	2	1											
Tony Fernandez, S OBP: 0.341, SLG: 0.378 (1, 6)			0-0 1B		0-0 FC4-6	0-0 FC4-6		0-0 6-3		4	1	2	1	0	0	1											
Inning Stats	R: 0 E: 0 K: 0 S: 3	H: 0 LOB: 0 BB: 0 P: 3	R: 0 E: 0 K: 0 S: 3	H: 0 LOB: 0 BB: 0 P: 3	R: 0 E: 0 K: 1 S: 6	H: 2 LOB: 2 BB: 0 P: 6	R: 0 E: 1 K: 1 S: 6	H: 0 LOB: 2 BB: 1 P: 10	R: 2 E: 0 K: 0 S: 5	H: 2 LOB: 1 BB: 1 P: 9	R: 3 E: 0 K: 0 S: 7	H: 4 LOB: 1 BB: 0 P: 7	R: 1 E: 0 K: 2 S: 7	H: 0 LOB: 1 BB: 2 P: 15	R: 0 E: 0 K: 2 S: 7	H: 0 LOB: 0 BB: 0 P: 7	R: 0 E: 0 K: 0 S: 3	H: 0 LOB: 0 BB: 0 P: 3	1B: 6 2B: 2 3B: 0 HR: 0	SF: 1 SAC: 0 DP: 0 HBP: 0	WP: 0 PB: 0 SB: 6 CS: 0	PA: 39					
PITCHER	IP	WLS	BF	H	R	ER	SO	BB	IBB	HBP	BLK	WP	HR	S	P	ERA	WHIP										
Roger Clemens, R ERA: 3.46 (1, 1)	5.0		22	5	3	3	2	2	0	0	0	0	0	24	32	5.40	1.400										
Bruce Hurst, L ERA: 6.23 (6, 1)	1.2		9	3	3	2	1	1	0	0	0	0	0	10	14	10.80	2.400										
Steve Crawford, R ERA: 3.0 (7, 1)	2.1	W	8	0	0	0	3	0	1	0	0	0	0	13	17	0.00	0.000										

Toronto Blue Jays @ Boston Red Sox
Fenway Park, Boston, MA
Sun Jun 16 1985, 3:33 AM EDT
Att: 27,700 - Unknown

AB 34
R 6
H 8
RBI 5
BB 4
SO 6
LOB 13



Batter	1	2	3	4	5	6	7	8	9	AB	R	H	RBI	BB	SO	LOB	BOTTOM										
Dwight Evans, R OBP: 0.367, SLG: 0.333 (1, 9)	0-0 F9		0-0 F9		0-0 E6		0-0 FC5-4	0-0 SF8		4	0	0	1	0	0	1											
Wade Boggs, L OBP: 0.405, SLG: 0.397 (1, 5)	0-0 4-3				0-0 G4-6-3		0-0 G4-6-3	0-3 K		5	0	1	0	0	1	4											
Bill Buckner, L OBP: 0.350, SLG: 0.452 (1, 3)	0-0 F6		0-0 F7		0-0 1B			4-0 1B		3	1	1	0	1	0	1											
Jim Rice, R OBP: 0.346, SLG: 0.480 (1, 7)		0-0 1B		0-0 F7	0-0 F8			0-0 SH3-4		4	2	2	0	0	0	1											
Tony Armas, R OBP: 0.263, SLG: 0.516 Steve Lyons, L OBP: 0.319, SLG: 0.406 (6, 8)		0-0 3-6		0-0 F5		0-0 5-3		0-0 SH3-4		2	0	1	0	0	0	0											
Mike Easter, L OBP: 0.310, SLG: 0.429 Reid Nichols, R OBP: 0.217, SLG: 0.238 (8, PH) (1, 10)	0-3 K		0-3 2B		0-0 2B		0-3 K	0-0 SH3-4		3	1	1	0	0	2	2											
Marty Barrett, R OBP: 0.374, SLG: 0.375 (1, 4)		4-0 1-2		0-0 E6	0-0 1B		0-0 E6	4-0 1B		2	2	1	1	2	0	0											
Glenn Hoffman, R OBP: 0.368, SLG: 0.474 (1, 6)		0-0 3-6		0-0 3-6		0-0 FC6-4		0-0 E		4	0	2	3	0	0	3											
Dave Sax, R OBP: 0.353, SLG: 0.412 Rich Gedman, L OBP: 0.376, SLG: 0.514 (8, PH) (9, 2)	0-0 1-3		0-0 1-3		0-0 1-3		0-0 FC5-4	0-0 E		3	0	1	0	0	0	1											
Inning Stats	R: 0 E: 0 K: 0 S: 3	H: 2 LOB: 1 BB: 1 P: 10	R: 1 E: 0 K: 1 S: 6	H: 2 LOB: 1 BB: 1 P: 10	R: 0 E: 0 K: 0 S: 4	H: 1 LOB: 1 BB: 0 P: 4	R: 2 E: 0 K: 0 S: 6	H: 3 LOB: 1 BB: 0 P: 6	R: 0 E: 1 K: 1 S: 6	H: 0 LOB: 1 BB: 0 P: 6	R: 0 E: 0 K: 0 S: 3	H: 1 LOB: 0 BB: 0 P: 3	R: 0 E: 1 K: 1 S: 8	H: 3 LOB: 2 BB: 3 P: 20	R: 4 E: 1 K: 1 S: 8	H: 3 LOB: 3 BB: 3 P: 20	1B: 9 2B: 3 3B: 0 HR: 0	SF: 1 SAC: 1 DP: 3 HBP: 0	WP: 1 PB: 0 SB: 0 CS: 0	PA: 38							
PITCHER	IP	WLS	BF	H	R	ER	SO	BB	IBB	HBP	BLK	WP	HR	S	P	ERA	WHIP										
Jimmy Key, L ERA: 2.33 (7, 1)	1.0		5	2	3	3	0	1	0	0	0	0	0	4	8	27.00	3.000										
Jim Acker, R ERA: 3.27 (8, 1)	0.1	L	3	1	0	0	0	1	0	0	0	0	0	2	6	0.00	6.000										
Bill Caudill, R ERA: 3.45 (8, 1)	0.2		3	0	1	1	1	0	1	0	0	0	0	4	8	13.50	0.000										

Toronto Blue Jays @ Boston Red Sox
Fenway Park, Boston, MA
Sun Jun 16 1985, 3:33 AM EDT
Att: 27,700 - Unknown

AB 32
R 7
H 11
RBI 6
BB 4
SO 3
LOB 13



Batter	1	2	3	4	5	6	7	8	9	AB	R	H	RBI	BB	SO	LOB	TOP			
Damaso Garcia, R (1,4) OBP: 0.295, SLG: 0.339	F6		F7			1B		F9		4	0	1	0	0	0	0	Toronto Blue Jays @ Milwaukee Brewers Milwaukee County Stadium, Milwaukee, WI Mon Jun 17 1985, 8:05 PM EDT Att: 16,889 - Unknown livebaseballscorecards.com			
Rance Mulliniks, L (1,5) OBP: 0.407, SLG: 0.465	1B		F4			G3		6-3		4	0	1	0	0	0	1				
Lloyd Moseby, L (1,8) OBP: 0.347, SLG: 0.403	K		F6			4-3		4-3		4	0	0	0	0	1	1				
Willie Upshaw, L (1,3) OBP: 0.304, SLG: 0.386	F5		5-3			4-3		4-3		3	0	0	0	0	0	1				
George Bell, R (1,7) OBP: 0.328, SLG: 0.512	6-3		6-3		K	6-3		6-3		3	0	0	0	0	1	0				
Len Matuszek, L (1,10) OBP: 0.276, SLG: 0.366	4-3		4-3		6-3			E	1B	3	1	1	0	0	0	0				
Ernie Whitt, L (1,2) OBP: 0.350, SLG: 0.534	F7		F7		K			F7		3	0	0	0	0	1	1				
Lou Thornton, L (1,9) OBP: 0.217, SLG: 0.273			2-3			K		1-3		3	0	0	0	0	1	0				
Tony Fernandez, S (1,6) OBP: 0.336, SLG: 0.373			G3			F8		K		3	0	0	0	0	1	0				
Inning Stats	R: 0 E: 0 K: 1 S: 6	H: 1 LOB: 1 BB: 0 P: 6	R: 0 E: 0 K: 0 S: 3	H: 0 LOB: 0 BB: 0 P: 3	R: 0 E: 0 K: 0 S: 3	H: 0 LOB: 0 BB: 0 P: 3	R: 0 E: 0 K: 2 S: 7	H: 0 LOB: 0 BB: 0 P: 7	R: 0 E: 0 K: 1 S: 6	H: 1 LOB: 1 BB: 0 P: 6	R: 0 E: 0 K: 0 S: 3	H: 0 LOB: 0 BB: 0 P: 3	R: 1 E: 1 K: 1 S: 6	H: 1 LOB: 0 BB: 0 P: 6	R: 0 E: 0 K: 0 S: 3	H: 0 LOB: 0 BB: 0 P: 3	1B: 3 2B: 0 3B: 0 HR: 0	SF: 0 SAC: 0 DP: 0 HBP: 0	WP: 0 PB: 0 SB: 0 CS: 0	PA: 30
PITCHER Moose Haas, R (1,1) ERA: 2.62	IP: 9.0 WLS: W BF: 30 H: 3 R: 1 ER: 0 SO: 5 BB: 0 IBB: 0 HBP: 0 BLK: 0 WP: 0 HR: 0 S: 40 P: 40 ERA: 0.00 WHIP: 0.333															PITCHER				

Batter	1	2	3	4	5	6	7	8	9	AB	R	H	RBI	BB	SO	LOB	BOTTOM			
Ernest Riles, L (1,6) OBP: 0.326, SLG: 0.404	K		1B			F5		SH1-4		2	1	0	0	1	1	0	Toronto Blue Jays @ Milwaukee Brewers Milwaukee County Stadium, Milwaukee, WI Mon Jun 17 1985, 8:05 PM EDT Att: 16,889 - Unknown livebaseballscorecards.com			
Jim Gantner, L (1,5) OBP: 0.314, SLG: 0.379	F8		BB			HR		3-4		4	1	2	1	0	0	1				
Cecil Cooper, L (1,3) OBP: 0.342, SLG: 0.504	F7		F6			F7		2-3f		3	0	0	0	0	0	0				
Robin Yount, R (1,7) OBP: 0.338, SLG: 0.431	2B	1B	K			S	BB			2	0	1	0	1	1	0				
Ted Simmons, S (1,10) OBP: 0.320, SLG: 0.328	1-3	2B	4-3			F3				3	0	1	0	0	0	1				
Ben Oglivie, L (1,9) OBP: 0.302, SLG: 0.327	K		F7			6-3				3	0	0	0	0	1	2				
Bill Schroeder, R (1,2) OBP: 0.314, SLG: 0.511	K		G6-4-3	BB		K				2	0	0	0	1	2	2				
Rick Manning, L (1,8) OBP: 0.261, SLG: 0.291	1-3		G6-4-3	1-2		F8				3	0	0	0	0	0	3				
Brian Giles, R (1,4) OBP: 0.271, SLG: 0.250	F6		F6			2-3		3-4	SH1-4	2	0	0	0	1	0	0				
Inning Stats	R: 0 E: 0 K: 1 S: 5	H: 0 LOB: 0 BB: 0 P: 5	R: 0 E: 0 K: 2 S: 9	H: 2 LOB: 2 BB: 0 P: 9	R: 1 E: 0 K: 0 S: 3	H: 1 LOB: 0 BB: 1 P: 7	R: 0 E: 0 K: 1 S: 5	H: 0 LOB: 0 BB: 0 P: 5	R: 0 E: 0 K: 0 S: 2	H: 0 LOB: 0 BB: 1 P: 6	R: 1 E: 0 K: 0 S: 4	H: 1 LOB: 1 BB: 1 P: 8	R: 0 E: 0 K: 1 S: 5	H: 0 LOB: 0 BB: 0 P: 5	R: 0 E: 0 K: 0 S: 2	H: 0 LOB: 0 BB: 1 P: 6		1B: 2 2B: 2 3B: 0 HR: 1	SF: 0 SAC: 1 DP: 2 HBP: 0	WP: 0 PB: 0 SB: 1 CS: 0
PITCHER Dave Stieb, R (1,1) ERA: 2.16	IP: 8.0 WLS: L BF: 29 H: 4 R: 2 ER: 2 SO: 5 BB: 4 IBB: 0 HBP: 0 BLK: 0 WP: 0 HR: 1 S: 35 P: 51 ERA: 2.25 WHIP: 1.000															PITCHER				

Batter	1	2	3	4	5	6	7	8	9	AB	R	H	RBI	BB	SO	LOB	TOP			
Damaso Garcia, R (1.4) OBP: 0.302, SLG: 0.345										4	1	3	0	0	0	1	Toronto Blue Jays @ Milwaukee Brewers Milwaukee County Stadium, Milwaukee, WI Tue Jun 18 1985, 8:05 PM EDT Att: 18,568 - Unknown			
Rance Mulliniks, L (1.5) OBP: 0.409, SLG: 0.462										3	0	1	1	1	0	1				
Lloyd Moseby, L (1.8) OBP: 0.345, SLG: 0.405										4	0	1	0	0	0	2				
Willie Upshaw, L (1.3) OBP: 0.299, SLG: 0.379										4	0	0	0	0	1	3				
George Bell, R (1.7) OBP: 0.323, SLG: 0.504										4	0	0	0	0	0	1				
Len Matuszek, L (1.10) OBP: 0.276, SLG: 0.371										4	0	1	0	0	3	1				
Ernie Whitt, L (1.2) OBP: 0.342, SLG: 0.520										4	0	0	0	0	0	1				
Jesse Barfield, R (1.9) OBP: 0.329, SLG: 0.472										3	0	0	0	0	2	1				
Tony Fernandez, S (1.6) OBP: 0.336, SLG: 0.372										3	0	1	0	0	0	0				
Inning Stats	R: 0 E: 0 K: 0 S: 3	H: 1 LOB: 1 BB: 1 P: 7	R: 0 E: 0 K: 1 S: 5	H: 0 LOB: 0 BB: 0 P: 5	R: 0 E: 0 K: 0 S: 4	H: 1 LOB: 1 BB: 0 P: 4	R: 0 E: 1 K: 1 S: 6	H: 1 LOB: 1 BB: 0 P: 6	R: 0 E: 0 K: 0 S: 6	H: 0 LOB: 0 BB: 0 P: 3	R: 0 E: 0 K: 1 S: 6	H: 1 LOB: 1 BB: 0 P: 6	R: 1 E: 0 K: 1 S: 7	H: 2 LOB: 1 BB: 0 P: 7	R: 0 E: 0 K: 1 S: 5	H: 0 LOB: 0 BB: 0 P: 5		1B: 5 2B: 2 3B: 0 HR: 0	SF: 0 SAC: 0 DP: 0 HBP: 0	WP: 1 PB: 0 SB: 2 CS: 1
PITCHER Ray Burris, R (1.1) ERA: 2.84	IP: 9.0 WLS: W BF: 34 H: 7 R: 1 ER: 1 SO: 6 BB: 1 IBB: 0 HBP: 0 BLK: 0 WP: 1 HR: 0 S: 45 P: 49 ERA: 1.00 WHIP: 0.889															PITCHER				

Batter	1	2	3	4	5	6	7	8	9	AB	R	H	RBI	BB	SO	LOB	BOTTOM			
Paul Molitor, R (1.5) OBP: 0.374, SLG: 0.441										3	1	1	1	1	1	0	Toronto Blue Jays @ Milwaukee Brewers Milwaukee County Stadium, Milwaukee, WI Tue Jun 18 1985, 8:05 PM EDT Att: 18,568 - Unknown			
Jim Gantner, L (1.4) OBP: 0.308, SLG: 0.371										4	0	0	0	0	0	2				
Cecil Cooper, L (1.3) OBP: 0.340, SLG: 0.500										4	1	1	0	0	0	3				
Robin Yount, R (1.7) OBP: 0.336, SLG: 0.428										4	1	1	0	0	0	1				
Ted Simmons, S (1.10) OBP: 0.323, SLG: 0.333										3	1	1	1	1	0	0				
Ernest Riles, L (1.6) OBP: 0.323, SLG: 0.402										3	0	1	2	0	0	0				
Ben Oglivie, L (1.9) OBP: 0.301, SLG: 0.325										4	0	1	0	0	0	2				
Charlie Moore, R (1.2) OBP: 0.319, SLG: 0.338										4	0	1	0	0	2	0				
Rick Manning, L (1.8) OBP: 0.250, SLG: 0.278										4	0	0	0	0	0	3				
Inning Stats	R: 0 E: 0 K: 0 S: 3	H: 0 LOB: 1 BB: 1 P: 7	R: 0 E: 0 K: 0 S: 3	H: 0 LOB: 0 BB: 0 P: 3	R: 0 E: 0 K: 1 S: 5	H: 0 LOB: 0 BB: 0 P: 5	R: 2 E: 1 K: 0 S: 8	H: 4 LOB: 3 BB: 0 P: 8	R: 2 E: 1 K: 0 S: 6	H: 3 LOB: 2 BB: 1 P: 10	R: 0 E: 2 K: 1 S: 7	H: 0 LOB: 2 BB: 0 P: 7	R: 0 E: 0 K: 0 S: 3	H: 0 LOB: 0 BB: 0 P: 3	R: 0 E: 0 K: 1 S: 5	H: 0 LOB: 0 BB: 0 P: 5		1B: 5 2B: 1 3B: 0 HR: 1	SF: 1 SAC: 0 DP: 0 HBP: 0	WP: 1 PB: 0 SB: 0 CS: 0
PITCHER Luis Leal, R (1.1) ERA: 5.6 Dennis Lamp, R (5.1) ERA: 3.24 Bill Caudill, R (8.1) ERA: 3.34	IP: 4.1 WLS: L BF: 23 H: 7 R: 4 ER: 2 SO: 1 BB: 0 IBB: 0 HBP: 0 BLK: 0 WP: 0 HR: 1 S: 23 P: 31 ERA: 4.15 WHIP: 1.846															PITCHER				

Batter	1	2	3	4	5	6	7	8	9	AB	R	H	RBI	BB	SO	LOB	TOP															
Steve Lyons, L (1, 8) OBP: 0.322, SLG: 0.386										3	1	1	0	0	1	1	Boston Red Sox @ Toronto Blue Jays Exhibition Stadium, Toronto, ON Thu Jun 20 1985, 7:05 PM EDT Att: 35,050 - Unknown															
Wade Boggs, L (1, 5) OBP: 0.422, SLG: 0.406										3	1	2	0	1	0	1																
Jim Rice, R (1, 7) OBP: 0.339, SLG: 0.462										4	0	1	0	0	0	3																
Bill Buckner, L (1, 3) OBP: 0.352, SLG: 0.474										3	1	2	3	0	0	0																
Mike Easter, L (1, 10) OBP: 0.321, SLG: 0.427										4	1	2	0	0	0	1																
Dwight Evans, R (1, 9) OBP: 0.373, SLG: 0.378										3	1	1	2	1	1	2																
Rich Gedman, L (1, 2) OBP: 0.374, SLG: 0.500										4	0	0	0	0	1	1																
Marty Barrett, R (1, 4) OBP: 0.352, SLG: 0.346										4	0	0	0	0	0	0																
Glenn Hoffman, R (1, 6) OBP: 0.350, SLG: 0.441										4	0	1	0	0	0	0																
Inning Stats	R: 1 E: 0 K: 0 S: 5	H: 2 LOB: 2 BB: 0 P: 6	R: 0 E: 0 K: 1 S: 6	H: 1 LOB: 1 BB: 0 P: 6	R: 0 E: 0 K: 0 S: 3	H: 1 LOB: 0 BB: 0 P: 3	R: 2 E: 0 K: 1 S: 7	H: 2 LOB: 0 BB: 0 P: 7	R: 2 E: 0 K: 0 S: 5	H: 2 LOB: 0 BB: 0 P: 5	R: 0 E: 0 K: 0 S: 2	H: 0 LOB: 0 BB: 1 P: 6	R: 0 E: 0 K: 1 S: 3	H: 1 LOB: 1 BB: 1 P: 7	R: 0 E: 0 K: 1 S: 5	H: 1 LOB: 0 BB: 0 P: 5	R: 0 E: 0 K: 0 S: 3	H: 0 LOB: 0 BB: 0 P: 3	1B: 5 2B: 3 3B: 0 HR: 2	SF: 1 SAC: 0 DP: 3 HBP: 1	WP: 0 PB: 0 SB: 0 CS: 0	PA: 36										
PITCHER	IP WLS BF H R ER SO BB IBB HBP BLK WP HR S P ERA WHIP																															
Doyle Alexander, R (1, 1) ERA: 4.42	6.1	W 29	H 9	R 5	ER 5	SO 2	BB 2	IBB 0	HBP 1	BLK 0	WP 0	HR 2	S 30	P 39	ERA 7.11	WHIP 1.737																
Jim Acker, R (7, 1) ERA: 3.21	0.2	W 2	H 1	R 0	ER 0	SO 0	BB 0	IBB 0	HBP 0	BLK 0	WP 0	HR 0	S 2	P 2	ERA 0.00	WHIP 1.500																
Gary Lavelle, L (8, 1) ERA: 2.61	1.1	S 3	H 0	R 0	ER 0	SO 1	BB 0	IBB 0	HBP 0	BLK 0	WP 0	HR 0	S 5	P 5	ERA 0.00	WHIP 0.000																
Bill Caudill, R (9, 1) ERA: 3.24	0.2	S 2	H 0	R 0	ER 0	SO 0	BB 0	IBB 0	HBP 0	BLK 0	WP 0	HR 0	S 2	P 2	ERA 0.00	WHIP 0.000																

AB	32
R	5
H	10
RBI	5
BB	2
SO	3
LOB	9



Batter	1	2	3	4	5	6	7	8	9	AB	R	H	RBI	BB	SO	LOB	BOTTOM															
Damaso Garcia, R (1, 4) OBP: 0.306, SLG: 0.357										3	1	3	4	0	0	0	Boston Red Sox @ Toronto Blue Jays Exhibition Stadium, Toronto, ON Thu Jun 20 1985, 7:05 PM EDT Att: 35,050 - Unknown															
Lloyd Moseby, L (1, 8) OBP: 0.338, SLG: 0.396										3	0	0	1	0	0	3																
George Bell, R (1, 7) OBP: 0.317, SLG: 0.498										4	0	0	0	0	1	4																
Jesse Barfield, R (1, 9) OBP: 0.339, SLG: 0.475										3	0	0	0	1	1	1																
Jeff Burroughs, R (1, 10) OBP: 0.223, SLG: 0.415										3	0	0	0	0	0	0																
Len Matuszek, L (8, PH) OBP: 0.271, SLG: 0.355										1	0	0	0	0	0	1																
Willie Upshaw, L (1, 3) OBP: 0.304, SLG: 0.377										4	0	1	0	0	2	0																
Buck Martinez, R (1, 2) OBP: 0.223, SLG: 0.337										3	0	1	0	0	0	1																
Lou Thornton, L (7, PR) OBP: 0.217, SLG: 0.273										0	1	0	0	0	0	0																
Ernie Whitt, L (8, 2) OBP: 0.345, SLG: 0.516										0	0	0	0	0	0	0																
Garth Iorg, R (1, 5) OBP: 0.390, SLG: 0.474										3	3	3	0	0	0	0																
Tony Fernandez, S (1, 6) OBP: 0.340, SLG: 0.385										2	1	1	1	0	0	1																
Inning Stats	R: 0 E: 0 K: 1 S: 5	H: 0 LOB: 1 BB: 0 P: 6	R: 0 E: 0 K: 0 S: 3	H: 1 LOB: 0 BB: 0 P: 3	R: 1 E: 0 K: 0 S: 5	H: 2 LOB: 1 BB: 0 P: 5	R: 0 E: 0 K: 1 S: 5	H: 0 LOB: 0 BB: 0 P: 5	R: 2 E: 0 K: 0 S: 6	H: 3 LOB: 1 BB: 0 P: 6	R: 0 E: 0 K: 1 S: 5	H: 0 LOB: 0 BB: 0 P: 5	R: 3 E: 0 K: 1 S: 8	H: 3 LOB: 1 BB: 0 P: 8	R: 0 E: 0 K: 0 S: 2	H: 0 LOB: 0 BB: 1 P: 6	1B: 4 2B: 3 3B: 2 HR: 0	SF: 1 SAC: 1 DP: 1 HBP: 1	WP: 0 PB: 0 SB: 0 CS: 1	PA: 33												
PITCHER	IP WLS BF H R ER SO BB IBB HBP BLK WP HR S P ERA WHIP																															
Bob Ojeda, L (1, 1) ERA: 3.1	6.1	L 27	H 8	R 6	ER 6	SO 3	BB 0	IBB 0	HBP 1	BLK 0	WP 0	HR 0	S 32	P 33	ERA 8.53	WHIP 1.263																
Bob Stanley, R (7, 1) ERA: 2.61	1.2	L 6	H 1	R 0	ER 0	SO 1	BB 1	IBB 0	HBP 0	BLK 0	WP 0	HR 7	S 11	P 11	ERA 0.00	WHIP 1.200																

AB	29
R	6
H	9
RBI	6
BB	1
SO	4
LOB	11



Batter	1	2	3	4	5	6	7	8	9	AB	R	H	RBI	BB	SO	LOB	TOP			
Reid Nichols, R OBP: 0.185, SLG: 0.200 (1, 8)	5-3		6-3		F8			G5-4-3		4	0	0	0	0	0	1				
Wade Boggs, L OBP: 0.423, SLG: 0.415 (1, 5)	1-3			1B BLK 2B		6-3			6-3 2B	4	2	2	0	0	0	0				
Bill Buckner, L OBP: 0.350, SLG: 0.471 (1, 3)	4-3			FC1 BLK 2-3 1B		3-1			6-3	4	0	1	0	0	0	1				
Jim Rice, R OBP: 0.334, SLG: 0.456 (1, 7)		F7		K		5-3			SF8	3	0	0	1	0	1	2				
Mike Easter, L OBP: 0.316, SLG: 0.420 (1, 10)	F7			FC1 1B 1-3 3-H		6-3			F9	4	0	0	0	0	0	1				
Dwight Evans, R OBP: 0.379, SLG: 0.383 (1, 9)				1B				G6-4-3 BB		2	0	2	0	1	0	0				
Marty Barrett, R OBP: 0.347, SLG: 0.340 (1, 4)	1-3			F8		G6-4-3		1-2		3	0	0	0	0	0	4				
Glenn Hoffman, R OBP: 0.340, SLG: 0.427 (1, 6)			5-3		F3			E5 G5-4-3		3	0	0	0	0	0	0				
Marc Sullivan, R OBP: 0.267, SLG: 0.321 (1, 2)			F9		6-3			P4		3	0	0	0	0	0	1				
Inning Stats	R: 0 E: 0 K: 0 S: 3	H: 0 LOB: 0 BB: 0 P: 3	R: 0 E: 0 K: 0 S: 4	H: 1 LOB: 1 BB: 0 P: 4	R: 0 E: 0 K: 0 S: 3	H: 0 LOB: 0 BB: 0 P: 3	R: 1 E: 0 K: 1 S: 8	H: 3 LOB: 2 BB: 0 P: 8	R: 0 E: 0 K: 0 S: 3	H: 0 LOB: 0 BB: 0 P: 3	R: 0 E: 0 K: 0 S: 2	H: 0 LOB: 0 BB: 1 P: 6	R: 0 E: 1 K: 0 S: 3	H: 0 LOB: 0 BB: 0 P: 3	R: 1 E: 0 K: 0 S: 4	H: 1 LOB: 0 BB: 0 P: 4	1B: 3 2B: 2 3B: 0 HR: 0	SF: 1 SAC: 0 DP: 2 HBP: 0	WP: 0 PB: 0 SB: 0 CS: 0	PA: 32
PITCHER Jimmy Key, L ERA: 2.3 (1, 1)	IP: 9.0 WLS: W BF: 32 H: 5 R: 2 ER: 2 SO: 1 BB: 1 IBB: 0 HBP: 0 BLK: 1 WP: 0 HR: 0 S: 33 P: 37 ERA: 2.00 WHIP: 0.667																			

Boston Red Sox @ Toronto Blue Jays
Exhibition Stadium, Toronto, ON
Fri Jun 21 1985, 7:05 PM EDT
Att: 36,252 - Unknown

AB 30
R 2
H 5
RBI 1
BB 1
SO 1
LOB 10



Batter	1	2	3	4	5	6	7	8	9	AB	R	H	RBI	BB	SO	LOB	BOTTOM			
Damaso Garcia, R OBP: 0.309, SLG: 0.354 (1, 4)	1B 4-3 BB		SH4-3		1-3	F3		1B HBP		2	1	0	0	1	0	1				
Lloyd Moseby, L OBP: 0.346, SLG: 0.402 (1, 8)	4-3 1B		S S 1B		1B SF8 BB		F8	FC5-4 1B		4	1	3	2	1	0	0				
George Bell, R OBP: 0.314, SLG: 0.492 (1, 7)	4-3		K		1B		F7	P5		5	0	1	1	0	1	4				
Jesse Barfield, R OBP: 0.336, SLG: 0.468 (1, 9)	K		K		SF8		WP S BB	FC5-4		3	0	0	1	1	2	4				
Jeff Burroughs, R OBP: 0.368, SLG: 0.402 Len Matuszek, L OBP: 0.276, SLG: 0.355 (7, PH)	6-3		F9		K		WP BB			3	0	0	0	0	1	2				
Willie Upshaw, L OBP: 0.307, SLG: 0.388 (1, 3)		G6-4-3 HBP		F5		HR		4-3		3	1	1	1	0	0	2				
Buck Martinez, R OBP: 0.235, SLG: 0.330 (1, 2)	G6-4-3			2B BB		F3		1-3 BB PB BB		2	2	0	0	2	0	1				
Garth Iorg, R OBP: 0.389, SLG: 0.480 Rance Mulliniks, L OBP: 0.417, SLG: 0.463 (8, PH)	6-3			2B		F8		PB 1-3 1B BB		3	0	1	1	0	0	0				
Tony Fernandez, S OBP: 0.343, SLG: 0.391 (1, 6)			SH4-3 1B 2B		P6			1-3		4	1	2	0	0	0	3				
Inning Stats	R: 1 E: 0 K: 1 S: 6	H: 1 LOB: 1 BB: 1 P: 10	R: 0 E: 0 K: 0 S: 2	H: 0 LOB: 0 BB: 0 P: 3	R: 1 E: 0 K: 2 S: 9	H: 2 LOB: 1 BB: 0 P: 9	R: 1 E: 0 K: 0 S: 4	H: 1 LOB: 1 BB: 1 P: 8	R: 1 E: 0 K: 1 S: 6	H: 1 LOB: 1 BB: 1 P: 10	R: 1 E: 0 K: 0 S: 5	H: 2 LOB: 1 BB: 0 P: 5	R: 0 E: 0 K: 0 S: 3	H: 0 LOB: 2 BB: 2 P: 11	R: 2 E: 0 K: 0 S: 4	H: 1 LOB: 2 BB: 2 P: 13	1B: 5 2B: 2 3B: 0 HR: 1	SF: 1 SAC: 1 DP: 1 HBP: 2	WP: 1 PB: 1 SB: 3 CS: 0	PA: 40
PITCHER Bruce Hurst, L ERA: 6.5 Mark Clear, R ERA: 3.47 (1, 1)	IP: 5.2 WLS: L BF: 27 H: 7 R: 5 ER: 5 SO: 4 BB: 3 IBB: 0 HBP: 1 BLK: 0 WP: 0 HR: 1 S: 31 P: 44 ERA: 7.94 WHIP: 1.765																			
PITCHER	IP: 2.1 WLS: L BF: 13 H: 1 R: 2 ER: 2 SO: 0 BB: 4 IBB: 0 HBP: 1 BLK: 0 WP: 1 HR: 0 S: 8 P: 25 ERA: 7.71 WHIP: 2.143																			

Boston Red Sox @ Toronto Blue Jays
Exhibition Stadium, Toronto, ON
Fri Jun 21 1985, 7:05 PM EDT
Att: 36,252 - Unknown

AB 29
R 7
H 8
RBI 6
BB 7
SO 4
LOB 17



Batter	1	2	3	4	5	6	7	8	9	AB	R	H	RBI	BB	SO	LOB	TOP										
Steve Lyons, L OBP: 0.326, SLG: 0.379	0-0 6-3 1B	0-0 4-3			4-0 BB		0-0 F8		0-0 1-3	4	1	0	1	0	1												
Wade Boggs, L OBP: 0.423, SLG: 0.415	0-0 6-3 1-2		0-0 G3		0-0 4-3			0-0 F 1B 1B	0-0 1B	5	1	2	0	0	0	2											
Jim Rice, R OBP: 0.339, SLG: 0.457	0-0 2H 1B		0-0 6-3		4-0 1-3 1B BB			0-0 E5 1B	0-0 F8	4	1	2	1	1	0	1											
Bill Buckner, L OBP: 0.349, SLG: 0.467	0-0 F9		0-0 F7		0-0 F8			0-0 S 1B		4	0	1	2	0	0	2											
Mike Easter, L OBP: 0.315, SLG: 0.417	0-0 4-3			0-0 P6		0-0 1-3 1B		0-3 K	0-3 K	4	0	1	0	0	1	2											
Dwight Evans, R OBP: 0.378, SLG: 0.378		4-0 FC1-6 BB		0-0 1-3		0-0 1-3		0-3 K	0-3 K	3	0	0	0	1	1	3											
Rich Gedman, L OBP: 0.367, SLG: 0.490		0-0 FC1-6 E		0-0 4-3		0-3 K		0-0 5-3		4	1	0	0	0	1	4											
Marty Barrett, R OBP: 0.345, SLG: 0.354		0-3 K			0-0 F7		0-0 4-3		0-0 HR	4	1	1	1	0	1	1											
Glenn Hoffman, R OBP: 0.336, SLG: 0.420		0-0 E8 2H 1B			0-0 5-3		0-0 4-3		0-3 K	4	0	1	1	0	1	0											
Inning Stats	R: 1 E: 0 K: 0 S: 5	H: 2 LOB: 1 BB: 0 P: 5	R: 1 E: 2 K: 1 S: 6	H: 1 LOB: 1 BB: 1 P: 10	R: 0 E: 0 K: 0 S: 3	H: 0 LOB: 0 BB: 0 P: 3	R: 0 E: 0 K: 0 S: 3	H: 0 LOB: 1 BB: 1 P: 7	R: 0 E: 0 K: 0 S: 6	H: 1 LOB: 2 BB: 1 P: 10	R: 0 E: 0 K: 0 S: 3	H: 0 LOB: 0 BB: 0 P: 3	R: 2 E: 1 K: 2 S: 10	H: 3 LOB: 1 BB: 0 P: 10	R: 1 E: 0 K: 1 S: 7	H: 2 LOB: 1 BB: 0 P: 7	1B: 8 2B: 0 3B: 0 HR: 1	SF: 0 SAC: 0 DP: 0 HBP: 0	WP: 0 PB: 0 SB: 1 CS: 0	PA: 39							
PITCHER	IP	WLS	BF	H	R	ER	SO	BB	IBB	HBP	BLK	WP	HR	S	P	ERA	WHIP										
Ron Musselman, R ERA: 5.06	(1, 1)	5.0	20	3	2	1	1	2	0	0	0	0	0	20	28	1.80	1.000										
Jim Acker, R ERA: 3.27	(6, 1)	2.0	L 10	3	2	1	1	1	0	0	0	0	0	11	15	4.50	2.000										
Gary Lavelle, L ERA: 2.53	(8, 1)	1.0	4	1	0	0	2	0	0	0	0	0	0	8	8	0.00	1.000										
Bill Caudill, R ERA: 3.41	(9, 1)	1.0	5	2	1	1	1	0	0	0	0	0	1	7	7	9.00	2.000										

Boston Red Sox @ Toronto Blue Jays
Exhibition Stadium, Toronto, ON
Sat Jun 22 1985, 3:33 AM EDT
Att: 42,117 - Unknown

AB	36
R	5
H	9
RBI	5
BB	3
SO	5
LOB	16

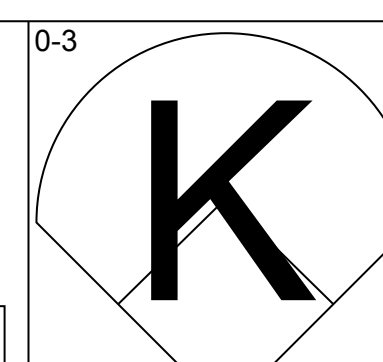
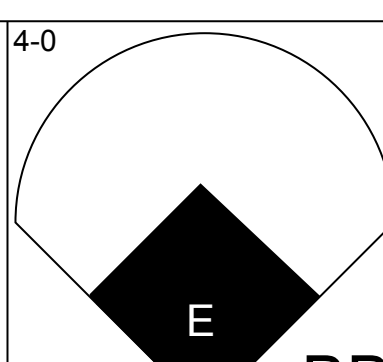
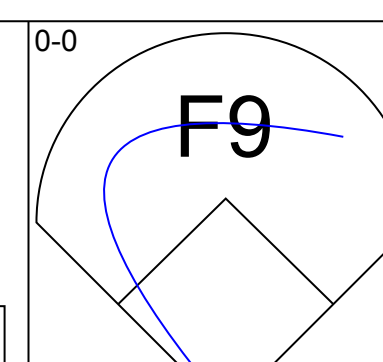
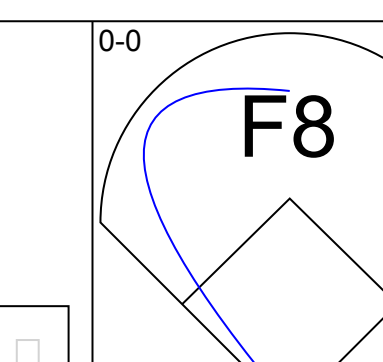
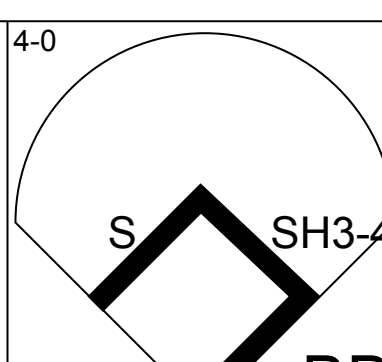
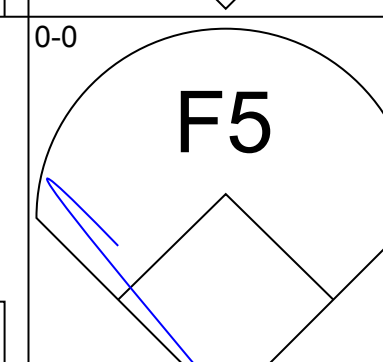
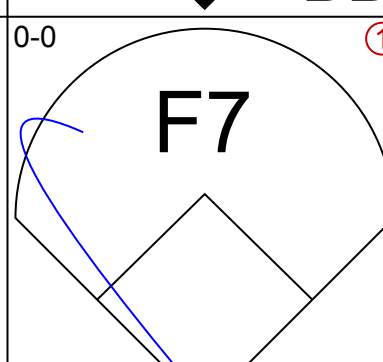
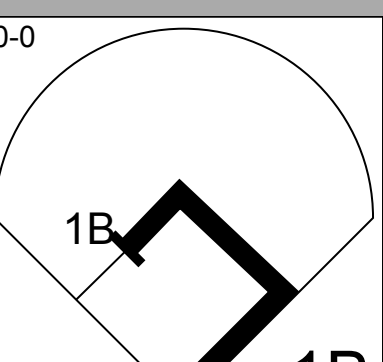
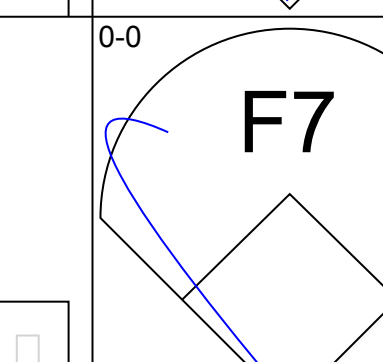
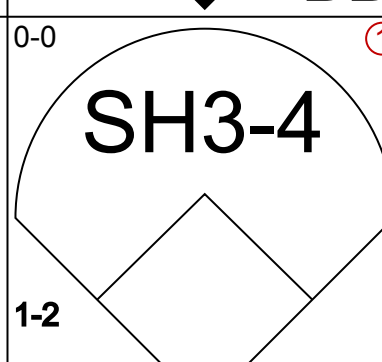
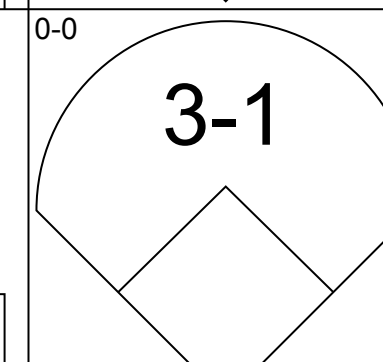
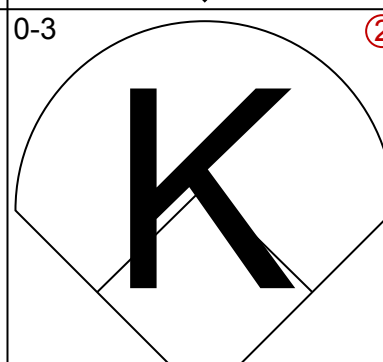
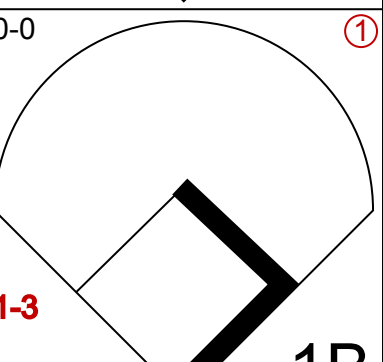
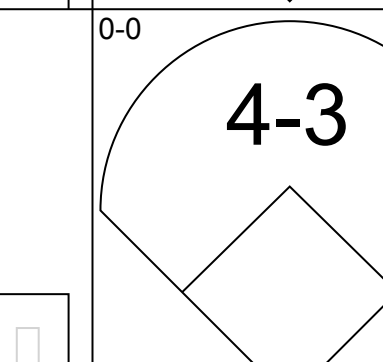
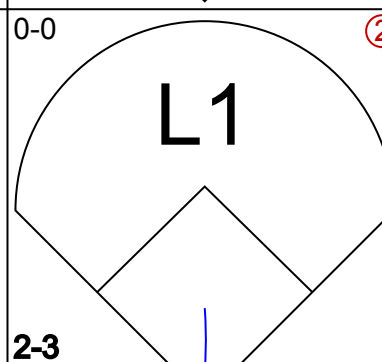
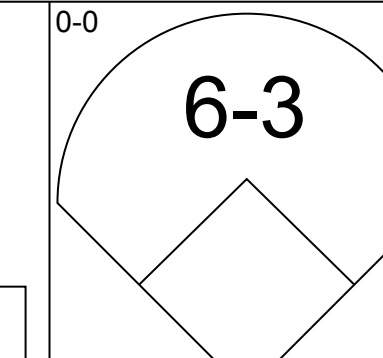
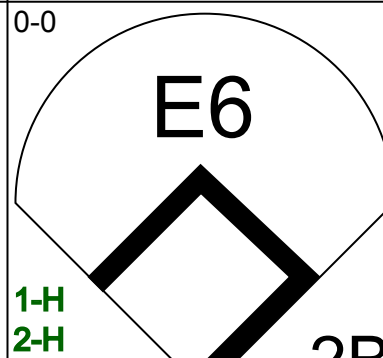
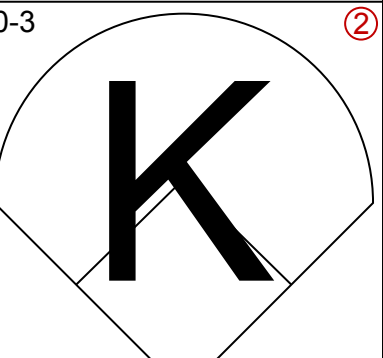
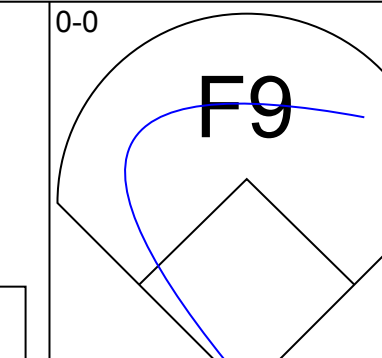
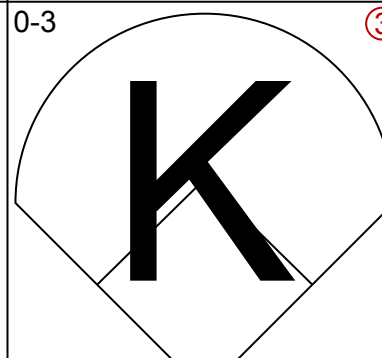
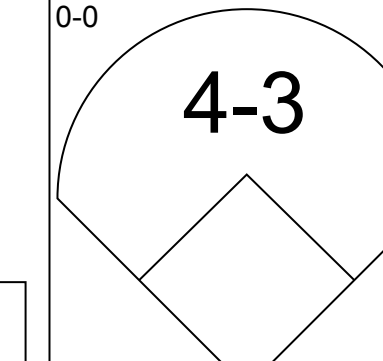
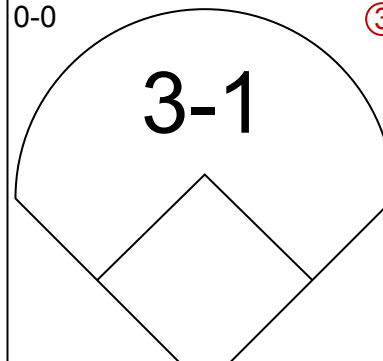
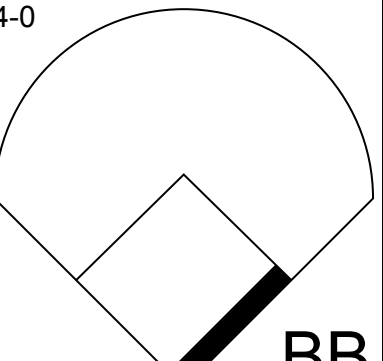
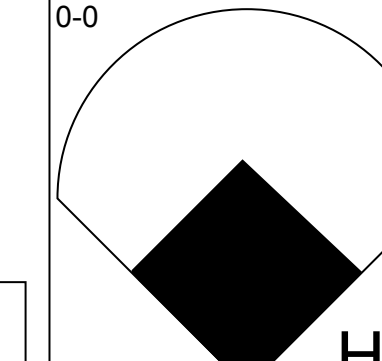
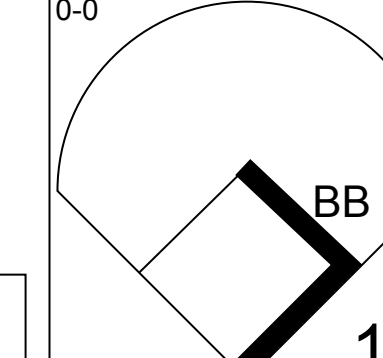
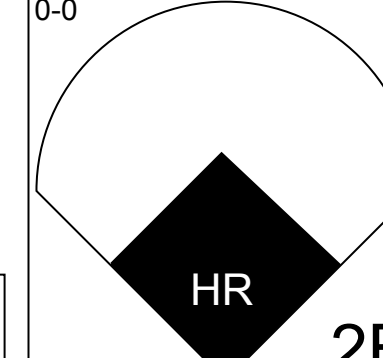
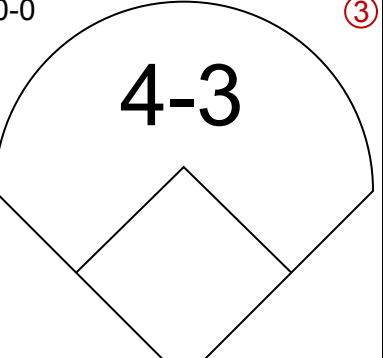
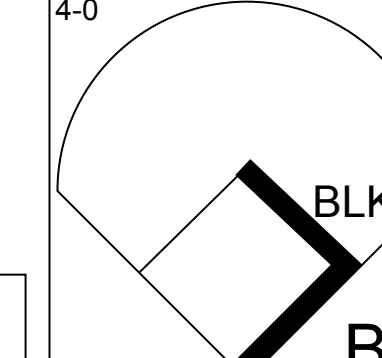
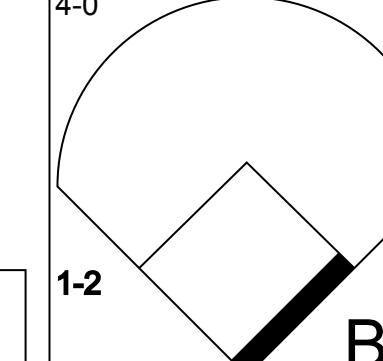
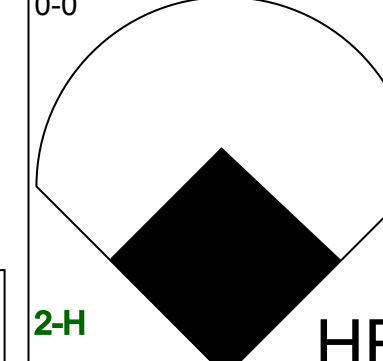
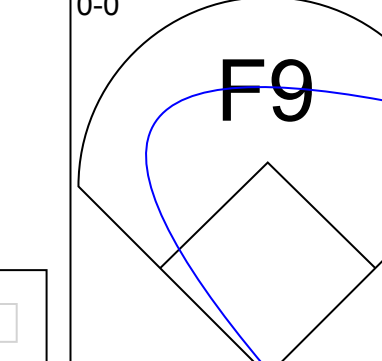
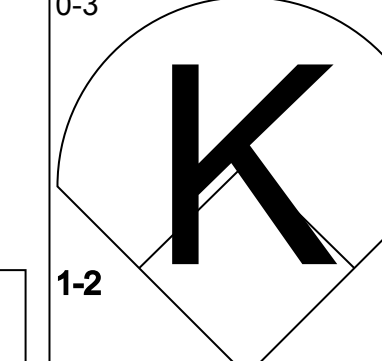
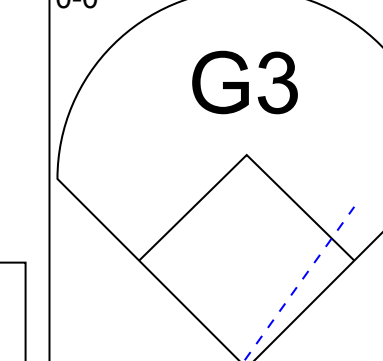
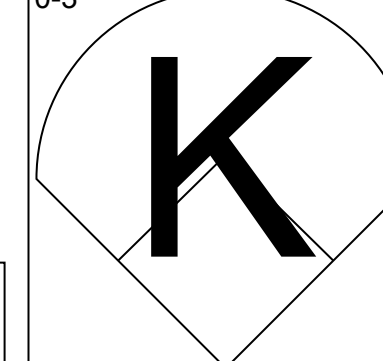
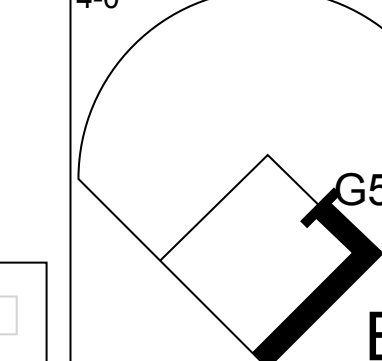
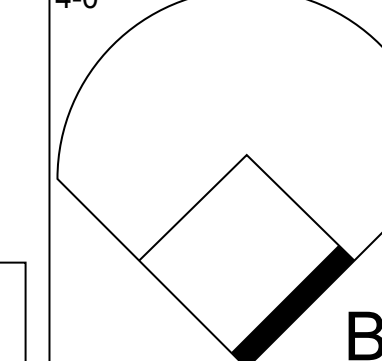
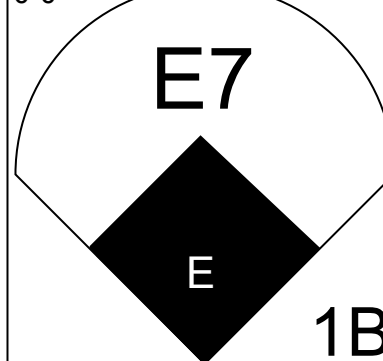
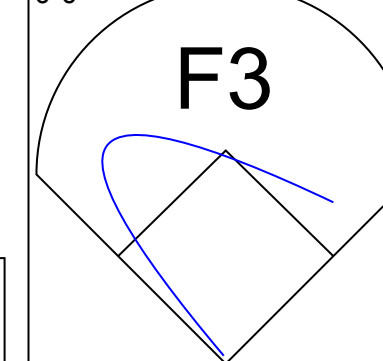
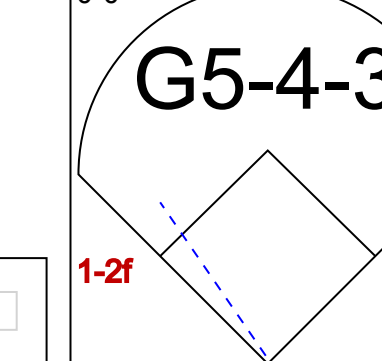
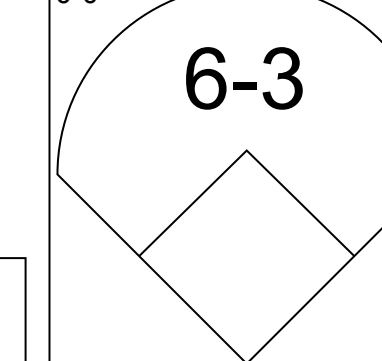


Batter	1	2	3	4	5	6	7	8	9	AB	R	H	RBI	BB	SO	LOB	BOTTOM										
Damaso Garcia, R OBP: 0.306, SLG: 0.351	0-0 4-3	0-0 FC4-6		0-3 K		0-0 SH3-4			0-0 G3	3	0	0	0	0	1	2											
Manuel Lee, S OBP: 0.167, SLG: 0.091		1-2 1B				2-3			1B	0	0	0	0	0	0	0											
Lou Thornton, L OBP: 0.250, SLG: 0.304									1B	1	0	1	0	0	0	0											
Rance Mulliniks, L OBP: 0.411, SLG: 0.450	0-0 F7		0-0 6-3	4-0 1B BB		0-0 7-2			0-0 G3	4	0	0	0	1	0	2											
Lloyd Moseby, L OBP: 0.350, SLG: 0.401	4-0 BB		0-0 F6	0-0 1-3 1B		0-3 K			4-0 BB	3	0	1	0	2	1	0											
Willie Upshaw, L OBP: 0.305, SLG: 0.382	0-3 K		4-0 1B BB	0-0 4-3		0-0 F7			0-0 G3	4	0	0	0	1	1	5											
George Bell, R OBP: 0.321, SLG: 0.494		0-0 BB 1B	0-0 1-3 1B		4-0 WP BB		0-3 K			3	1	2	0	1	1	0											
Len Matuszek, L OBP: 0.288, SLG: 0.344		0-0 F7	0-0 G3		0-0 F8			0-0 4-3		4	0	0	0	0	0	4											
Ernie Whitt, L OBP: 0.343, SLG: 0.506		4-0 1B BB		0-0 F6	0-0 F7			0-0 3-1		3	0	0	0	1	0	1											
Jesse Barfield, R OBP: 0.335, SLG: 0.464		0-3 K		0-0 HR 1B		0-3 K		0-0 6-3		4	1	1	0	0	2	3											
Tony Fernandez, S OBP: 0.350, SLG: 0.415		0-0 FC4-6 1-2 2H 1B		0-0 HR		0-0 SH3-4 7-2 2B			0-0 F8	4	1	3	3	0	0	0											
Inning Stats	R: 0 E: 0 K: 1 S: 5	H: 0 LOB: 1 BB: 1 P: 9	R: 1 E: 0 K: 1 S: 7	H: 2 LOB: 2 BB: 1 P: 11	R: 0 E: 0 K: 0 S: 4	H: 1 LOB: 2 BB: 1 P: 8	R: 2 E: 0 K: 1 S: 8	H: 3 LOB: 2 BB: 1 P: 12	R: 0 E: 0 K: 1 S: 5	H: 0 LOB: 1 BB: 1 P: 9	R: 0 E: 0 K: 0 S: 3	H: 1 LOB: 0 BB: 0 P: 3	R: 0 E: 0 K: 2 S: 7	H: 0 LOB: 0 BB: 0 P: 7	R: 0 E: 0 K: 0 S: 3	H: 0 LOB: 0 BB: 0 P: 3	R: 0 E: 0 K: 0 S: 4	H: 1 LOB: 2 BB: 1 P: 8	1B: 6 2B: 2 3B: 0 HR: 1	SF: 0 SAC: 1 DP: 1 HBP: 0	WP: 1 PB: 0 SB: 0 CS: 0	PA: 40					
PITCHER	IP	WLS	BF	H	R	ER	SO	BB	IBB	HBP	BLK	WP	HR	S	P	ERA	WHIP										
Al Nipper, R ERA: 4.54	(1, 1)	4.0	23	6	3	3	3	5	0	0	0	0	1	24	44	6.75	2.750										
Steve Crawford, R ERA: 2.79	(5, 1)	2.1	7	1	0	0	2	0	0	0	0	1	0	11	11	0.00	0.429										
Bob Stanley, R ERA: 2.48	(7, 1)	2.2	W 10	1	0	0	1	1	0	0	0	0	0	11	15	0.00	0.750										

Boston Red Sox @ Toronto Blue Jays
Exhibition Stadium, Toronto, ON
Sat Jun 22 1985, 3:33 AM EDT
Att: 42,117 - Unknown

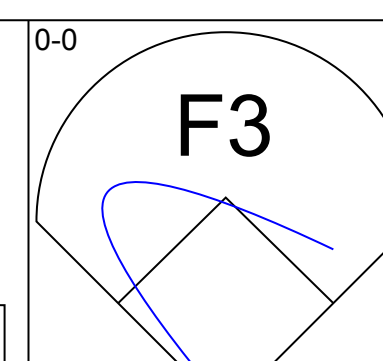
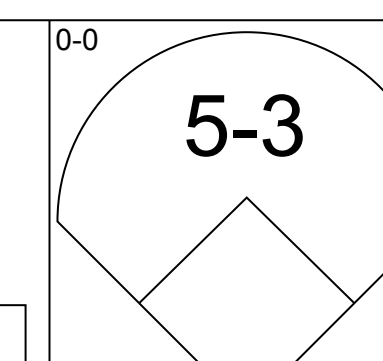
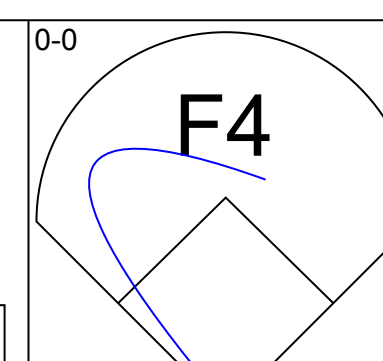
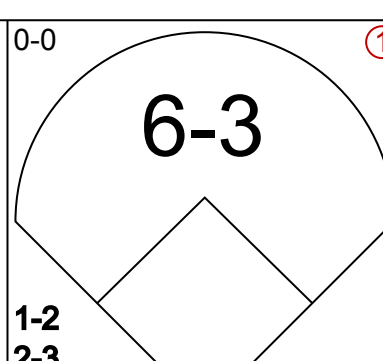
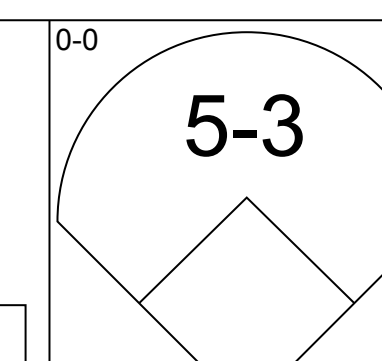
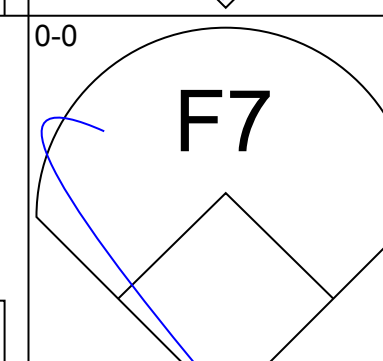
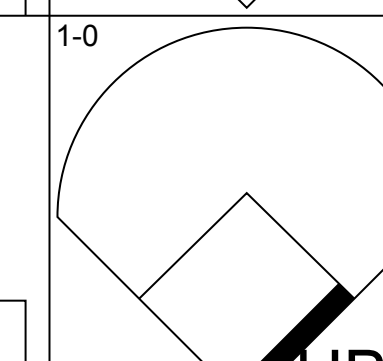
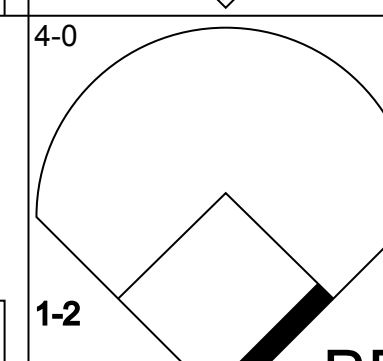
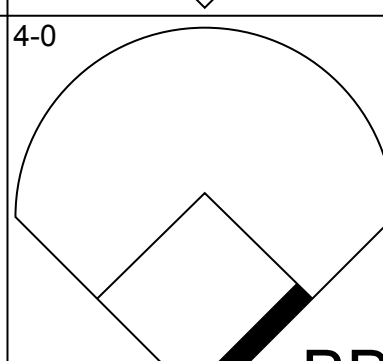
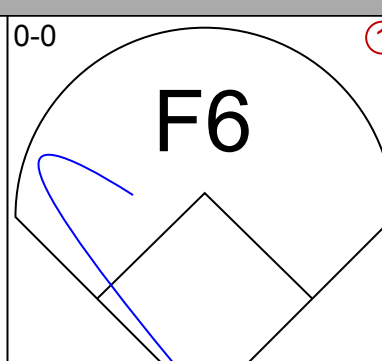
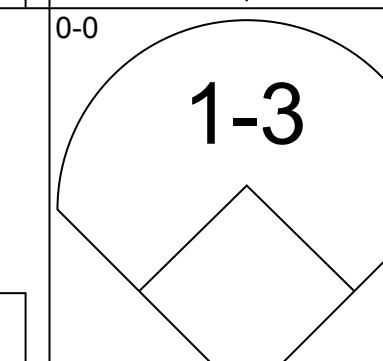

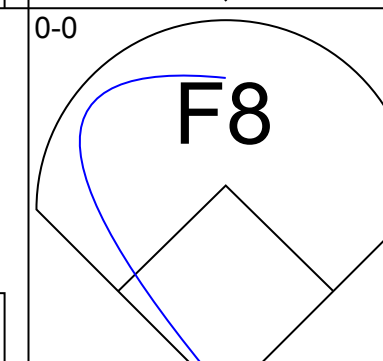
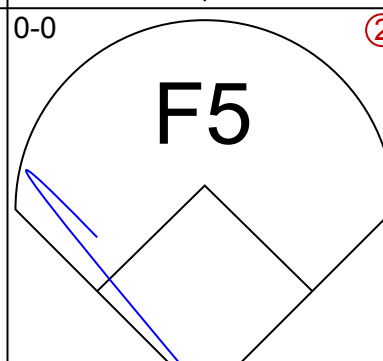
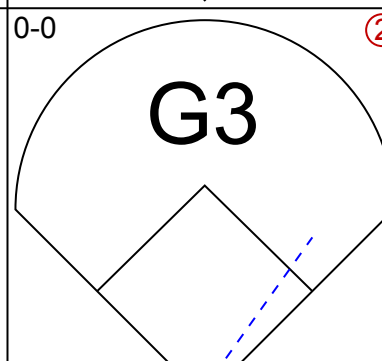
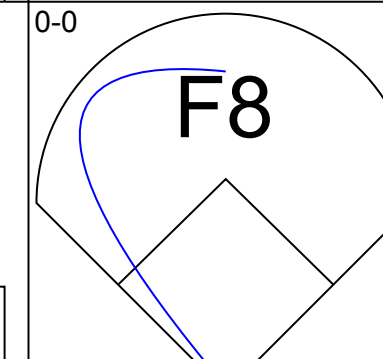
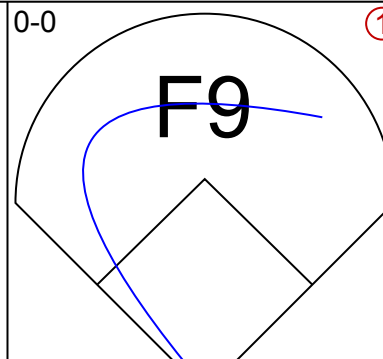
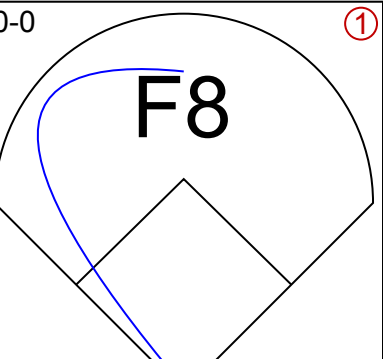
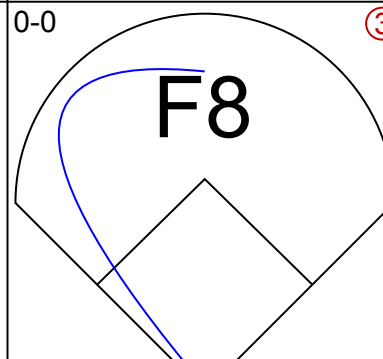
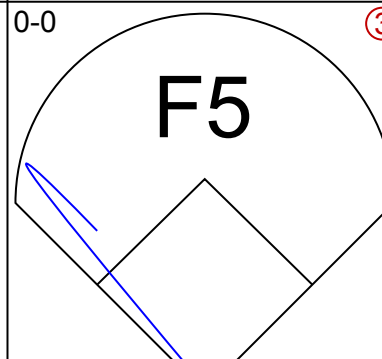
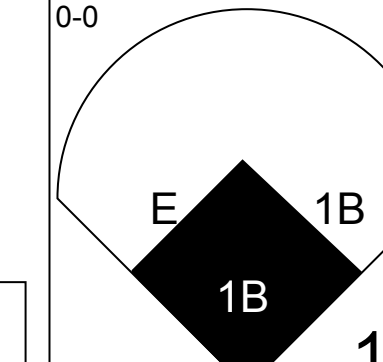

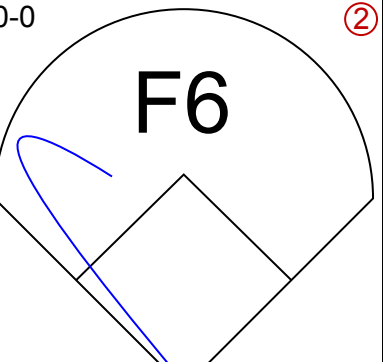
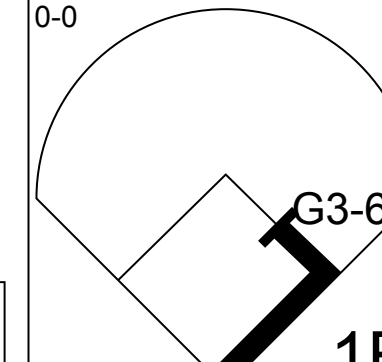
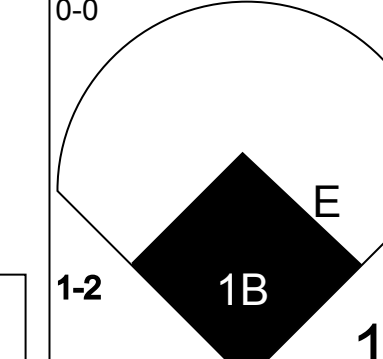
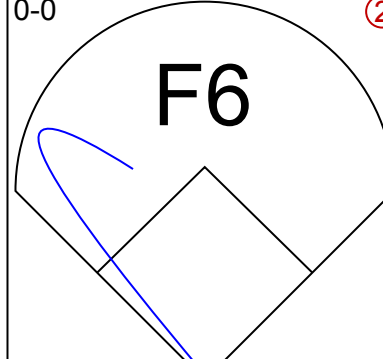
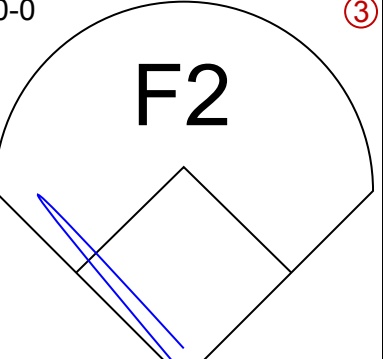
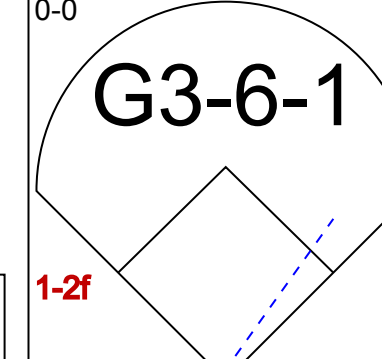
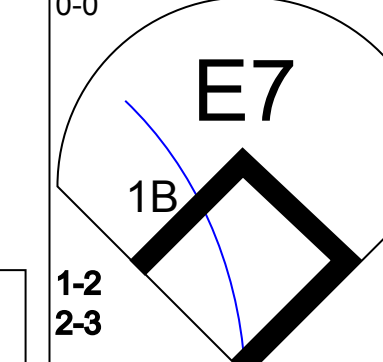
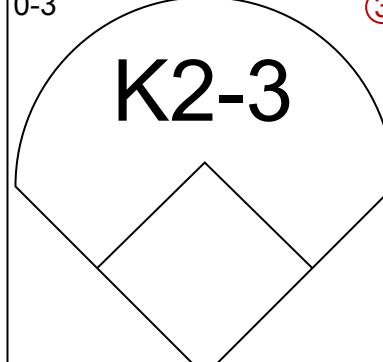
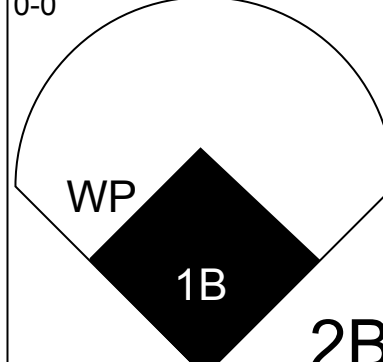
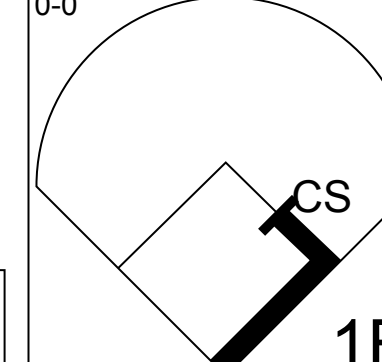
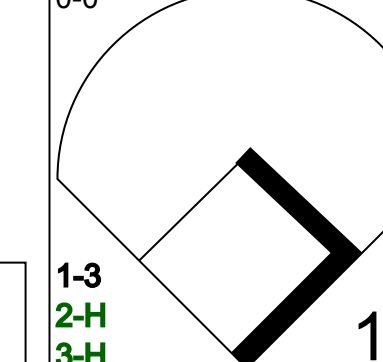
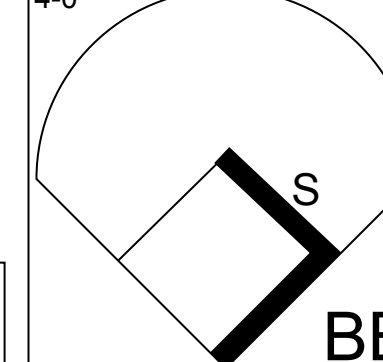
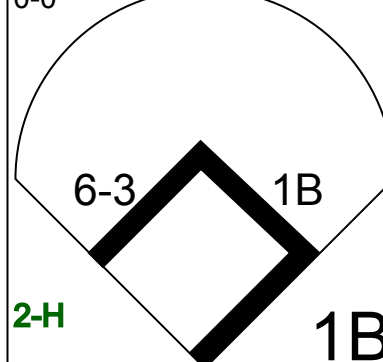
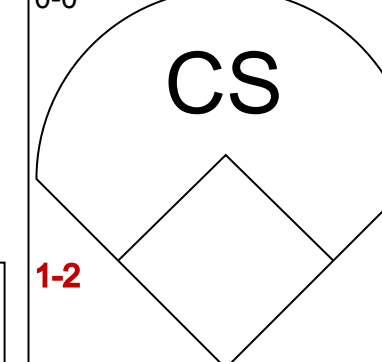
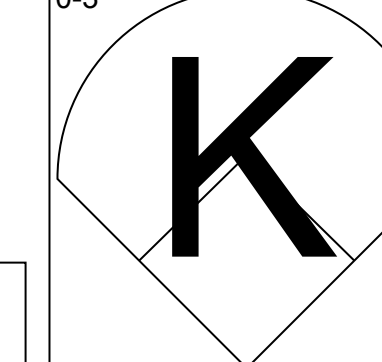
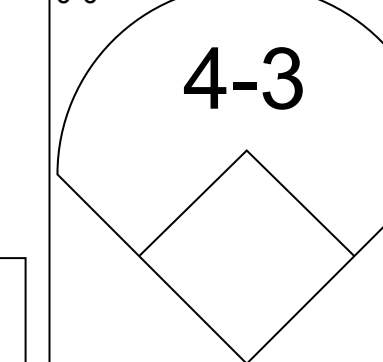
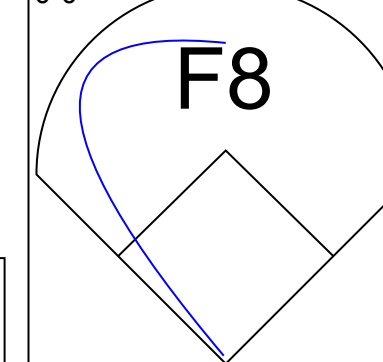
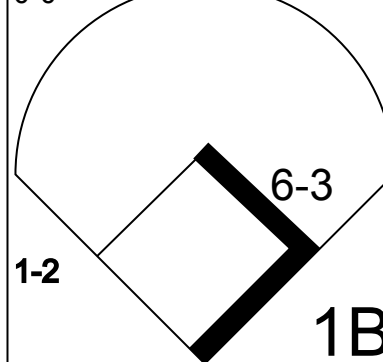
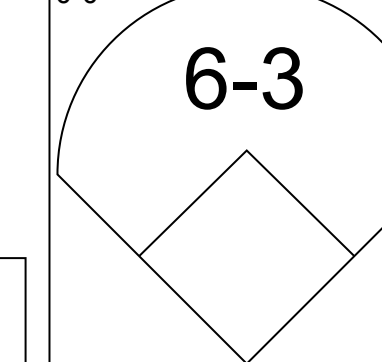
AB	33
R	3
H	8
RBI	3
BB	6
SO	6
LOB	17



Batter	1	2	3	4	5	6	7	8	9	AB	R	H	RBI	BB	SO	LOB	TOP			
Paul Moltis, R (1, 5) OBP: 0.380, SLG: 0.454			 BB						 BB	3	1	0	0	2	1	0	Milwaukee Brewers @ Toronto Blue Jays Exhibition Stadium, Toronto, ON Wed Jun 26 1985, 7:05 PM EDT Att: 27,397 - Unknown			
Jim Gantner, L (1, 4) OBP: 0.315, SLG: 0.366									 1-2	4	0	1	0	0	0	2				
Cecil Cooper, L (1, 3) OBP: 0.339, SLG: 0.488					 1-3				 2-3	5	0	1	0	0	1	3				
Robin Yount, R (1, 7) OBP: 0.332, SLG: 0.414			 1-H 2-H 2B		 2				 3	5	0	1	2	0	2	2				
Ted Simmons, S (1, 10) OBP: 0.313, SLG: 0.350										3	1	1	1	1	0	1				
Ernest Riles, L (1, 6) OBP: 0.320, SLG: 0.397	 1B			 2B	 3			 BB		3	1	2	0	1	0	2				
Ben Oglivie, L (1, 9) Bobby Clark, R (8, 9) OBP: 0.300, SLG: 0.309	 1-2			 2-H		 1		 1-2		3	1	1	2	1	1	1				
Rick Manning, L (1, 8) OBP: 0.264, SLG: 0.304	 3			 1		 G5-4-3				2	0	0	0	2	1	2				
Charlie Moore, R (1, 2) OBP: 0.316, SLG: 0.333			 1B	 2		 1-2		 3		4	1	1	0	0	0	3				
Inning Stats	R: 0 E: 0 K: 1 S: 5	H: 0 LOB: 0 BB: 0 P: 5	R: 0 E: 0 K: 0 S: 4	H: 1 LOB: 2 BB: 1 P: 8	R: 2 E: 2 K: 1 S: 7	H: 2 LOB: 1 BB: 1 P: 11	R: 2 E: 0 K: 1 S: 7	H: 2 LOB: 2 BB: 0 P: 7	R: 0 E: 0 K: 0 S: 2	H: 0 LOB: 0 BB: 1 P: 6	R: 0 E: 0 K: 0 S: 3	H: 0 LOB: 0 BB: 0 P: 3	R: 1 E: 0 K: 1 S: 6	H: 1 LOB: 2 BB: 2 P: 14	R: 0 E: 0 K: 1 S: 5	H: 0 LOB: 1 BB: 1 P: 9	1B: 4 2B: 2 3B: 0 HR: 2	SF: 0 SAC: 1 DP: 1 HBP: 0	WP: 0 PB: 0 CS: 1	PA: 40
PITCHER	IP	WLS	BF	H	R	ER	SO	BB	IBB	HBP	BLK	WP	HR	S	P	ERA	WHIP			
Doyle Alexander, R (1, 1) ERA: 4.54	7.1	L	32	8	5	5	4	4	0	0	0	0	2	36	52	6.14	1.636			
Gary Lavelle, L (8, 1) ERA: 2.51	0.1		3	0	0	0	1	2	0	0	1	0	0	3	11	0.00	6.000			
Jim Acker, R (8, 1) ERA: 3.18	1.1		5	0	0	0	1	1	0	0	0	0	0	6	10	0.00	0.750			

AB	32
R	5
H	8
RBI	5
BB	7
SO	6
LOB	16



Batter	1	2	3	4	5	6	7	8	9	AB	R	H	RBI	BB	SO	LOB	BOTTOM					
Damaso Garcia, R (1, 4) OBP: 0.304, SLG: 0.355				 2		 1-2 2-3		 3		5	0	0	0	0	0	5	Milwaukee Brewers @ Toronto Blue Jays Exhibition Stadium, Toronto, ON Wed Jun 26 1985, 7:05 PM EDT Att: 27,397 - Unknown					
Tony Fernandez, S (1, 6) OBP: 0.383, SLG: 0.429				 1-2				 1		2	0	0	0	2	0	0						
Lloyd Moseby, L (1, 8) OBP: 0.352, SLG: 0.405	 2B	 3		 3		 2		 2		5	0	1	0	0	0	8						
Willie Upshaw, L (1, 3) OBP: 0.298, SLG: 0.368	 3		 1		 1	 3		 3		5	0	0	0	0	0	4						
George Bell, R (1, 7) OBP: 0.327, SLG: 0.502		 1B			 2		 1B			4	2	3	1	0	0	0						
Ernie Whitt, L (1, 2) OBP: 0.343, SLG: 0.515		 1B	 2		 3		 1-2			4	1	1	0	0	0	1						
Len Matuszek, L (1, 10) Manuel Lee, S (7, PR) OBP: 0.167, SLG: 0.118		 1B	 3			 1B	 1B			4	1	2	0	0	1	2						
Jesse Barfield, R (1, 9) OBP: 0.341, SLG: 0.470				 BB		 1B	 3	 1		3	0	2	3	1	1	0						
Garth Iorg, R (1, 5) OBP: 0.381, SLG: 0.467		 1		 1		 1-2		 2		4	0	1	0	0	0	3						
Inning Stats	R: 0 E: 0 K: 0 S: 4	H: 1 LOB: 1 BB: 0 P: 4	R: 2 E: 1 K: 0 S: 7	H: 3 LOB: 3 BB: 0 P: 8	R: 1 E: 0 K: 1 S: 6	H: 1 LOB: 0 BB: 0 P: 6	R: 0 E: 0 K: 0 S: 3	H: 0 LOB: 2 BB: 2 P: 11	R: 0 E: 0 K: 0 S: 3	H: 0 LOB: 0 BB: 0 P: 3	R: 1 E: 0 K: 0 S: 6	H: 3 LOB: 3 BB: 1 P: 10	R: 0 E: 0 K: 0 S: 3	H: 2 LOB: 1 BB: 0 P: 3	R: 0 E: 0 K: 1 S: 5	H: 0 LOB: 0 BB: 0 P: 5	R: 0 E: 0 K: 0 S: 3	H: 0 LOB: 0 BB: 0 P: 3	1B: 7 2B: 2 3B: 0 HR: 1	SF: 0 SAC: 0 DP: 1 HBP: 1	WP: 1 PB: 0 CS: 1	PA: 41
PITCHER	IP	WLS	BF	H	R	ER	SO	BB	IBB	HBP	BLK	WP	HR	S	P	ERA	WHIP					
Pete Vuckovich, R (1, 1) ERA: 6.31	5.0		26	7	4	3	1	2	0	1	0	0	1	25	34	5.40	1.800					
Bob Gibson, R (6, 1) ERA: 3.25	4.0	W	14	3	0	0	1	1	0	0	0	0	0	15	19	0.00	1.000					



Batter	1	2	3	4	5	6	7	8	9	AB	R	H	RBI	BB	SO	LOB	TOP					
Paul Moltitor, R OBP: 0.377, SLG: 0.453 (1, 5)										5	1	1	0	0	1	0	Milwaukee Brewers @ Toronto Blue Jays Exhibition Stadium, Toronto, ON Thu Jun 27 1985, 7:05 PM EDT Att: 28,228 - Unknown					
Jim Gantner, L OBP: 0.313, SLG: 0.367 (1, 4)										5	0	1	1	0	1	0						
Cecil Cooper, L OBP: 0.335, SLG: 0.481 (1, 3)										4	0	0	0	0	0	2						
Robin Yount, R OBP: 0.335, SLG: 0.413 (1, 7)										3	0	1	0	1	1	1						
Ted Simmons, S OBP: 0.316, SLG: 0.350 (1, 10)										3	0	1	0	1	0	2						
Ernest Riles, L OBP: 0.318, SLG: 0.387 (1, 6)										3	1	0	0	1	0	4						
Mark Brouhard, R OBP: 0.343, SLG: 0.469 (1, 9)										4	1	1	1	0	0	2						
Bobby Clark, R OBP: 0.328, SLG: 0.328 (1, 8)										3	0	2	1	1	0	0						
Dave Huppert, R OBP: 0.313, SLG: 0.329 (6, PH) (6, 2)										2	0	0	0	0	0	4						
Charlie Moore, R OBP: 0.313, SLG: 0.329 (6, 2)										2	0	0	0	0	0	1						
Inning Stats	R: 1 E: 0 K: 1 S: 7	H: 2 LOB: 2 BB: 1 P: 11	R: 0 E: 0 K: 0 S: 3	H: 1 LOB: 0 BB: 0 P: 3	R: 0 E: 0 K: 0 S: 3	H: 0 LOB: 0 BB: 0 P: 3	R: 0 E: 0 K: 0 S: 5	H: 2 LOB: 3 BB: 1 P: 9	R: 0 E: 0 K: 2 S: 7	H: 0 LOB: 0 BB: 0 P: 7	R: 2 E: 0 K: 0 S: 5	H: 2 LOB: 1 BB: 1 P: 9	R: 0 E: 1 K: 0 S: 4	H: 0 LOB: 2 BB: 1 P: 8	R: 0 E: 0 K: 0 S: 3	H: 0 LOB: 0 BB: 0 P: 3	R: 0 E: 0 K: 0 S: 3	H: 0 LOB: 0 BB: 0 P: 3	1B: 4 2B: 3 3B: 0 HR: 0	SF: 0 SAC: 0 DP: 1 HBP: 0	WP: 0 PB: 0 CS: 0	PA: 38
PITCHER	IP WLS BF H R ER SO BB IBB HBP BLK WP HR S P ERA WHIP	IP WLS BF H R ER SO BB IBB HBP BLK WP HR S P ERA WHIP																				
Jimmy Key, L ERA: 2.45 (1, 1)	5.2 W 26 7 3 3 3 3 0 0 0 0 0 0 29 41 4.76 1.765																					
Jim Acker, R ERA: 2.96 (6, 1)	3.1 S 12 0 0 0 0 1 0 0 0 0 0 0 11 15 0.00 0.300																					

AB	34
R	3
H	7
RBI	3
BB	4
SO	3
LOB	16



Batter	1	2	3	4	5	6	7	8	9	AB	R	H	RBI	BB	SO	LOB	BOTTOM			
Damaso Garcia, R OBP: 0.306, SLG: 0.355 (1, 4)										5	1	2	1	0	0	0	Milwaukee Brewers @ Toronto Blue Jays Exhibition Stadium, Toronto, ON Thu Jun 27 1985, 7:05 PM EDT Att: 28,228 - Unknown			
Lloyd Moseby, L OBP: 0.356, SLG: 0.408 (1, 8)										3	2	1	0	2	0	1				
George Bell, R OBP: 0.321, SLG: 0.495 (1, 7)										4	0	0	1	0	0	3				
Jesse Barfield, R OBP: 0.351, SLG: 0.479 (1, 9)										2	3	2	2	2	0	0				
Jeff Burroughs, R OBP: 0.372, SLG: 0.400 (1, 10)										3	0	1	1	1	0	2				
Willie Upshaw, L OBP: 0.304, SLG: 0.378 (1, 3)										4	0	3	0	0	0	2				
Buck Martinez, R OBP: 0.235, SLG: 0.322 (1, 2)										2	0	0	1	1	1	3				
Garth Iorg, R OBP: 0.368, SLG: 0.450 (1, 5)										4	0	0	1	0	3	5				
Tony Fernandez, S OBP: 0.361, SLG: 0.434 (1, 6)										4	1	1	0	0	0	2				
Inning Stats	R: 1 E: 0 K: 0 S: 4	H: 1 LOB: 1 BB: 1 P: 8	R: 0 E: 0 K: 2 S: 7	H: 1 LOB: 0 BB: 0 P: 7	R: 0 E: 0 K: 0 S: 4	H: 1 LOB: 1 BB: 0 P: 4	R: 1 E: 0 K: 1 S: 5	H: 0 LOB: 2 BB: 2 P: 13	R: 4 E: 0 K: 1 S: 11	H: 6 LOB: 2 BB: 0 P: 11	R: 0 E: 0 K: 0 S: 3	H: 0 LOB: 1 BB: 1 P: 7	R: 1 E: 0 K: 0 S: 4	H: 1 LOB: 2 BB: 2 P: 12	R: 0 E: 0 K: 0 S: 3	H: 0 LOB: 0 BB: 0 P: 3	1B: 6 2B: 4 3B: 1 HR: 0	SF: 2 SAC: 0 DP: 1 HBP: 0	WP: 1 PB: 0 CS: 3	PA: 39
PITCHER	IP WLS BF H R ER SO BB IBB HBP BLK WP HR S P ERA WHIP	IP WLS BF H R ER SO BB IBB HBP BLK WP HR S P ERA WHIP																		
Teddy Higuera, L ERA: 5.3 (1, 1)	4.1 L 22 7 6 6 3 3 0 0 0 0 0 0 25 37 12.46 2.308																			
Jaime Cocanower, R ERA: 2.36 (5, 1)	3.2 17 3 1 1 1 3 0 0 0 0 1 0 16 28 2.46 1.636																			

AB	31
R	7
H	10
RBI	7
BB	6
SO	4
LOB	18



Batter	1	2	3	4	5	6	7	8	9	AB	R	H	RBI	BB	SO	LOB	TOP		
Damaso Garcia, R (1, 4) OBP: 0.302, SLG: 0.351	1-3		L5			F7		F6		4	0	0	0	0	0	0			
Rance Mulliniks, L (1, 5) OBP: 0.401, SLG: 0.453 Garth Iorg, R (9, 5) OBP: 0.368, SLG: 0.450	3-1		G3-4-1			FC5-4 1B		F9		4	0	1	0	0	0	0			
Lloyd Moseby, L (1, 8) OBP: 0.351, SLG: 0.402	3-1				F8	FC5-4 1-2		F9		4	0	0	0	0	0	1			
Willie Upshaw, L (1, 3) OBP: 0.307, SLG: 0.380		HR			CS 1B			F7		4	1	2	0	0	0	0			
George Bell, R (1, 7) OBP: 0.325, SLG: 0.505		1-H HR			1-2			G3 BB		2	1	1	2	1	0	1			
Ernie Whitt, L (1, 2) OBP: 0.342, SLG: 0.512		G3-6-3 1B			F2			G3 1-2		3	0	1	0	0	0	1			
Len Matuszek, L (1, 10) OBP: 0.268, SLG: 0.333		G3-6-3 1-2			1-3			F7		3	0	0	0	0	0	2			
Jesse Barfield, R (1, 9) OBP: 0.347, SLG: 0.473		6-3			5-3			F7		3	0	0	0	0	0	0			
Tony Fernandez, S (1, 6) OBP: 0.357, SLG: 0.429			G3			F9		F5		3	0	0	0	0	0	0			
Inning Stats	R: 0 E: 0 K: 0 S: 3	H: 0 LOB: 0 BB: 0 P: 3	R: 2 E: 0 K: 0 S: 5	H: 3 LOB: 0 BB: 0 P: 5	R: 0 E: 0 K: 0 S: 3	H: 0 LOB: 0 BB: 0 P: 3	R: 0 E: 0 K: 0 S: 3	H: 1 LOB: 0 BB: 0 P: 3	R: 0 E: 0 K: 0 S: 3	H: 0 LOB: 1 BB: 1 P: 7	R: 0 E: 0 K: 0 S: 3	H: 0 LOB: 0 BB: 0 P: 3	R: 0 E: 0 K: 0 S: 3	H: 0 LOB: 0 BB: 0 P: 3	R: 0 E: 0 K: 0 S: 3	H: 0 LOB: 0 BB: 0 P: 3	1B: 4 2B: 0 3B: 0 HR: 1	SF: 0 SAC: 0 DP: 1 HBP: 0	WP: 0 PA: 31 PB: 0 SB: 0 CS: 1
PITCHER Dan Petry, R (1, 1) ERA: 3.05	IP: 9.0 WLS: L BF: 31 H: 5 R: 2 ER: 2 SO: 0 BB: 1 IBB: 0 HBP: 0 BLK: 0 WP: 0 HR: 1 S: 30 P: 34 ERA: 2.00 WHIP: 0.667															PITCHER			

Toronto Blue Jays @ Detroit Tigers
Tiger Stadium, Detroit, MI
Fri Jun 28 1985, 7:05 PM EDT
Att: 48,002 - Unknown

AB 30
R 2
H 5
RBI 2
BB 1
SO 0
LOB 5



Batter	1	2	3	4	5	6	7	8	9	AB	R	H	RBI	BB	SO	LOB	BOTTOM		
Lou Whitaker, L (1, 4) OBP: 0.386, SLG: 0.498	5-3		FC1-5			F7		F7		4	0	0	0	0	0	3			
Alan Trammell, R (1, 6) OBP: 0.326, SLG: 0.423	F3		F2			F9		F8		4	0	0	0	0	0	3			
Kirk Gibson, L (1, 9) OBP: 0.349, SLG: 0.533	K		K			G3		F8		4	0	0	0	0	2	3			
Lance Parrish, R (1, 2) OBP: 0.316, SLG: 0.428		F4			F3		K		K	4	0	0	0	0	2	0			
Darrell Evans, L (1, 3) OBP: 0.370, SLG: 0.522		F8			F4		1B BB		F7	3	0	0	0	1	0	0			
Johnny Grubb, L (1, 10) OBP: 0.283, SLG: 0.235		E3			F5		F7		F7	4	0	0	0	0	0	1			
Larry Hemdon, R (1, 7) OBP: 0.294, SLG: 0.374		K			F4		1-2 1B			3	0	1	0	0	1	1			
Chet Lemon, R (1, 8) OBP: 0.323, SLG: 0.393			FC1-5 2B			K		6-3		3	0	1	0	0	1	2			
Tom Brookens, R (1, 5) OBP: 0.301, SLG: 0.396 Dave Bergman, L (8, PH) OBP: 0.342, SLG: 0.200 Marty Castillo, R (9, 5) OBP: 0.067, SLG: 0.034			FC1-5 BB			L6		1B		1	0	0	0	1	0	0			
										1	0	1	0	0	0	0			
										0	0	0	0	0	0	0			
Inning Stats	R: 0 E: 0 K: 1 S: 5	H: 0 LOB: 0 BB: 0 P: 5	R: 0 E: 1 K: 1 S: 6	H: 0 LOB: 1 BB: 0 P: 6	R: 0 E: 0 K: 1 S: 6	H: 1 LOB: 2 BB: 1 P: 10	R: 0 E: 0 K: 0 S: 3	H: 0 LOB: 0 BB: 0 P: 3	R: 0 E: 0 K: 0 S: 3	H: 0 LOB: 0 BB: 0 P: 3	R: 0 E: 0 K: 1 S: 6	H: 1 LOB: 2 BB: 1 P: 10	R: 0 E: 0 K: 0 S: 4	H: 1 LOB: 1 BB: 0 P: 4	R: 0 E: 0 K: 1 S: 5	H: 0 LOB: 0 BB: 0 P: 5	1B: 2 2B: 1 3B: 0 HR: 0	SF: 0 SAC: 0 DP: 0 HBP: 0	WP: 0 PA: 33 PB: 0 SB: 0 CS: 0
PITCHER Dave Stieb, R (1, 1) ERA: 1.93	IP: 9.0 WLS: W BF: 33 H: 3 R: 0 ER: 0 SO: 6 BB: 2 IBB: 0 HBP: 0 BLK: 0 WP: 0 HR: 0 S: 43 P: 51 ERA: 0.00 WHIP: 0.556															PITCHER			

Toronto Blue Jays @ Detroit Tigers
Tiger Stadium, Detroit, MI
Fri Jun 28 1985, 7:05 PM EDT
Att: 48,002 - Unknown

AB 31
R 0
H 3
RBI 0
BB 2
SO 6
LOB 13



Batter	1	2	3	4	5	6	7	8	9	AB	R	H	RBI	BB	SO	LOB	TOP
Damaso Garcia, R OBP: 0.298, SLG: 0.346 (1, 4)	0-0 4-3			0-0 F8		0-0 F7		0-0 F9		4	0	0	0	0	0	0	
Rance Mulliniks, L OBP: 0.398, SLG: 0.445 (1, 5)	0-0 F7			0-0 4-3			4-0 FC4-6 BB		0-0 G3	3	0	0	0	1	0	0	
Lloyd Moseby, L OBP: 0.350, SLG: 0.404 (1, 8)	0-0 2B			0-0 F5			0-0 FC4-6 1B 1-2		0-0 3-1	4	0	1	0	0	0	1	
Willie Upshaw, L OBP: 0.310, SLG: 0.381 (1, 3)		0-0 4-3			4-0 4-3 5-3 BB		0-0 1-2 1B			2	0	1	0	1	0	0	
George Bell, R OBP: 0.321, SLG: 0.500 (1, 7)		0-0 F6			0-0 5-3		0-0 F5			3	0	0	0	0	0	3	
Ernie Whitt, L OBP: 0.337, SLG: 0.503 (1, 2)		0-0 F8			0-0 4-3		0-0 F5			3	0	0	0	0	0	3	
Len Matuszek, L OBP: 0.283, SLG: 0.326 (1, 10)			0-0 E4 G1-4-3		0-0 G3			0-0 F8		3	0	0	0	0	0	1	
Jesse Barfield, R OBP: 0.343, SLG: 0.467 (1, 9)			0-0 G1-4-3 1-2			0-0 F7		0-0 F1-6-3		3	0	0	0	0	0	1	
Tony Fernandez, S OBP: 0.353, SLG: 0.423 (1, 6)			0-0 4-3			0-0 F6		0-0 F7		3	0	0	0	0	0	0	
Inning Stats	R: 0 E: 0 K: 0 S: 3	H: 1 LOB: 1 BB: 0 P: 3	R: 0 E: 0 K: 0 S: 3	H: 0 LOB: 0 BB: 0 P: 3	R: 0 E: 1 K: 0 S: 3	H: 0 LOB: 0 BB: 0 P: 3	R: 0 E: 0 K: 0 S: 3	H: 0 LOB: 1 BB: 1 P: 3	R: 0 E: 0 K: 0 S: 4	H: 1 LOB: 2 BB: 1 P: 8	R: 0 E: 0 K: 0 S: 3	H: 0 LOB: 0 BB: 0 P: 3	R: 0 E: 0 K: 0 S: 3	H: 0 LOB: 0 BB: 0 P: 3	1B: 1 2B: 1 3B: 0 HR: 0	SF: 0 SAC: 0 DP: 1 HBP: 0	WP: 0 PA: 30 PB: 0 SB: 0 CS: 0
PITCHER Walt Terrell, R ERA: 3.94 (1, 1)	IP: 9.0 WLS: W BF: 30	H: 2 R: 0 ER: 0 SO: 0	BB: 2 IBB: 0 HBP: 0 BLK: 0	WP: 0 HR: 0 S: 28 P: 36	ERA: 0.00 WHIP: 0.444	PITCHER											

Toronto Blue Jays @ Detroit Tigers
Tiger Stadium, Detroit, MI
Sat Jun 29 1985, 7:05 PM EDT
Att: 47,965 - Unknown

AB	28
R	0
H	2
RBI	0
BB	2
SO	0
LOB	9



Batter	1	2	3	4	5	6	7	8	9	AB	R	H	RBI	BB	SO	LOB	BOTTOM		
Lou Whitaker, L OBP: 0.386, SLG: 0.498 (1, 4)	0-0 SH1-4 SF9 2B			0-0 4-3		4-0 F1-6-3 BB		0-0 6-3		4	1	1	0	1	0	3			
Alan Trammell, R OBP: 0.325, SLG: 0.421 (1, 6)	0-0 SH1-4			0-0 F7		0-0 F1-6-3		0-0 F1-3		1	0	0	0	0	0	1			
Doug Flynn, R OBP: 0.167, SLG: 0.167 (4, FH) (5, 6)	0-0 2-3			0-0 F7		0-0 1-2				3	0	0	0	0	0	4			
Kirk Gibson, L OBP: 0.354, SLG: 0.550 (1, 9)	0-0 SF9 3-H			0-0 G3		4-0 G6-4-3 BB		0-0 HR		3	2	2	3	1	0	0			
Lance Parrish, R OBP: 0.321, SLG: 0.429 (1, 2)	0-0 BB 1B			0-0 F9		0-0 G6-4-3 1-2		4-0 FC5 BB		4	0	2	1	1	0	1			
Darrell Evans, L OBP: 0.375, SLG: 0.517 (1, 10)	4-0 1-2 BB			4-0 BB BB		0-0 3-1		4-0 BB		2	0	0	0	3	0	1			
Larry Hemdon, R OBP: 0.294, SLG: 0.372 (1, 7)	0-0 F8			0-0 6-3		0-0 1B SH 1B		0-0 F8		4	0	1	0	0	0	5			
Dave Bergman, L OBP: 0.341, SLG: 0.303 (1, 3)		0-0 F7		0-0 HR		0-0 SH 1B 2B		0-0 F4		3	2	1	1	0	0	2			
Chet Lemon, R OBP: 0.330, SLG: 0.414 (1, 8)		0-0 HR		0-0 HR		0-0 4-3 SH3-4 1B		0-0 FC5		4	2	3	1	0	0	2			
Tom Brookens, R OBP: 0.312, SLG: 0.422 (1, 5)		0-0 2B		0-0 SH3-4		0-0 1-2 2B 1B		0-0 2B 2B		3	1	3	2	0	0	0			
Inning Stats	R: 1 E: 0 K: 0 S: 5	H: 2 LOB: 2 BB: 1 P: 9	R: 1 E: 0 K: 0 S: 5	H: 2 LOB: 1 BB: 0 P: 5	R: 0 E: 0 K: 0 S: 3	H: 0 LOB: 1 BB: 1 P: 7	R: 1 E: 0 K: 0 S: 5	H: 2 LOB: 1 BB: 0 P: 5	R: 0 E: 0 K: 0 S: 2	H: 0 LOB: 0 BB: 1 P: 6	R: 2 E: 0 K: 0 S: 5	H: 3 LOB: 1 BB: 1 P: 9	R: 1 E: 0 K: 0 S: 4	H: 1 LOB: 2 BB: 2 P: 12	R: 2 E: 0 K: 0 S: 6	H: 3 LOB: 1 BB: 0 P: 6	1B: 5 2B: 5 3B: 0 HR: 3	SF: 1 SAC: 3 DP: 2 HBP: 0	WP: 0 PA: 41 PB: 0 SB: 0 CS: 0
PITCHER Luis Leal, R ERA: 5.75 Dennis Lamp, R ERA: 3.35 Ron Musselman, R ERA: 5.56 (1, 1) (4, 1) (7, 1)	IP: 3.0 WLS: L BF: 17	H: 6 R: 3 ER: 2 SO: 3	BB: 2 IBB: 0 HBP: 0 BLK: 0	WP: 0 HR: 2 S: 15 P: 23	ERA: 9.00 WHIP: 2.667	PITCHER													

Toronto Blue Jays @ Detroit Tigers
Tiger Stadium, Detroit, MI
Sat Jun 29 1985, 7:05 PM EDT
Att: 47,965 - Unknown

AB	31
R	8
H	13
RBI	8
BB	6
SO	0
LOB	19



Batter	1	2	3	4	5	6	7	8	9	AB	R	H	RBI	BB	SO	LOB	TOP											
Rickey Henderson, R OBP: 0.430, SLG: 0.538 (1, 8)										5	0	0	0	0	1	4												
Ken Griffey, L OBP: 0.308, SLG: 0.397 (1, 7)										5	0	0	0	0	2	3												
Don Mattingly, L OBP: 0.343, SLG: 0.459 (1, 3)										4	1	2	1	0	0	0												
Dave Winfield, R OBP: 0.325, SLG: 0.433 (1, 9)										4	0	0	0	0	0	0												
Ron Hassey, L OBP: 0.417, SLG: 0.607 Omar Moreno, L (9, PR) Juan Espino, R OBP: 0.500, SLG: 0.500 (9, 2)										1	0	1	0	2	0	0												
Scott Bradley, L OBP: 0.250, SLG: 0.265 (1, 10)										4	0	1	0	0	0	3												
Willie Randolph, R OBP: 0.376, SLG: 0.328 (1, 4)										3	2	1	0	1	0	2												
Mike Pagliarulo, L OBP: 0.331, SLG: 0.380 (1, 5)										4	0	2	2	0	0	2												
Bobby Meacham, S OBP: 0.336, SLG: 0.272 (1, 6)										4	0	0	0	0	0	2												
Inning Stats	R: 0 E: 0 K: 0 S: 3	H: 0 LOB: 0 BB: 0 P: 3	R: 0 E: 0 K: 0 S: 4	H: 1 LOB: 2 BB: 1 P: 8	R: 0 E: 0 K: 1 S: 5	H: 0 LOB: 0 BB: 0 P: 5	R: 0 E: 0 K: 0 S: 3	H: 1 LOB: 1 BB: 0 P: 4	R: 1 E: 0 K: 0 S: 4	H: 1 LOB: 1 BB: 1 P: 8	R: 0 E: 0 K: 0 S: 3	H: 0 LOB: 0 BB: 0 P: 3	R: 0 E: 0 K: 1 S: 6	H: 0 LOB: 0 BB: 0 P: 6	R: 2 E: 1 K: 1 S: 9	H: 3 LOB: 2 BB: 0 P: 9	1B: 2 2B: 4 3B: 0 HR: 1	SF: 0 SAC: 0 DP: 0 HBP: 1	WP: 0 PB: 0 SB: 1 CS: 0	PA: 38								
PITCHER	IP	WLS	BF	H	R	ER	SO	BB	IBB	HBP	BLK	WP	HR	S	P	ERA	WHIP											
Doyle Alexander, R ERA: 4.45 Jim Acker, R ERA: 2.88	(1, 1)	8.1	L	35	7	4	3	2	3	0	1	0	0	1	35	48	3.24	1.200										
																		AB	R	H	RBI	BB	SO	LOB	BOTTOM			

New York Yankees @ Toronto Blue Jays
Exhibition Stadium, Toronto, ON
Mon Jul 01 1985, 3:33 AM EDT
Att: 41,476 - Unknown

AB 34
R 4
H 7
RBI 3
BB 3
SO 3
LOB 16



Batter	1	2	3	4	5	6	7	8	9	AB	R	H	RBI	BB	SO	LOB	BOTTOM											
Damaso Garcia, R OBP: 0.302, SLG: 0.362 (1, 4)										4	0	1	0	0	0	0												
Rance Mulliniks, L OBP: 0.396, SLG: 0.435 Garth Iorg, R (9, PH) OBP: 0.367, SLG: 0.441 (1, 5)										3	0	0	0	0	0	1												
Lloyd Moseby, L OBP: 0.347, SLG: 0.396 (1, 8)										4	1	1	0	0	2	1												
Willie Upshaw, L OBP: 0.311, SLG: 0.391 (1, 3)										4	0	1	1	0	1	1												
George Bell, R OBP: 0.323, SLG: 0.493 (1, 7)										2	0	0	0	1	0	1												
Ernie Whitt, L OBP: 0.342, SLG: 0.517 (1, 2)										2	0	0	0	1	1	1												
Len Matuszek, L OBP: 0.259, SLG: 0.320 (1, 10)										3	0	0	0	0	0	1												
Jesse Barfield, R OBP: 0.340, SLG: 0.457 (1, 9)										3	0	0	0	0	0	0												
Tony Fernandez, S OBP: 0.348, SLG: 0.416 (1, 6)										3	0	0	0	0	0	0												
Inning Stats	R: 0 E: 0 K: 1 S: 5	H: 0 LOB: 0 BB: 0 P: 5	R: 0 E: 0 K: 0 S: 2	H: 0 LOB: 1 BB: 2 P: 10	R: 0 E: 0 K: 0 S: 3	H: 0 LOB: 0 BB: 0 P: 3	R: 1 E: 1 K: 1 S: 7	H: 2 LOB: 1 BB: 0 P: 7	R: 0 E: 0 K: 0 S: 3	H: 0 LOB: 0 BB: 0 P: 3	R: 0 E: 0 K: 0 S: 4	H: 1 LOB: 1 BB: 0 P: 4	R: 0 E: 0 K: 0 S: 3	H: 0 LOB: 0 BB: 0 P: 3	R: 0 E: 0 K: 2 S: 7	H: 0 LOB: 0 BB: 0 P: 7	1B: 2 2B: 1 3B: 0 HR: 0	SF: 0 SAC: 0 DP: 0 HBP: 0	WP: 0 PB: 0 SB: 0 CS: 1	PA: 31								
PITCHER	IP	WLS	BF	H	R	ER	SO	BB	IBB	HBP	BLK	WP	HR	S	P	ERA	WHIP											
Joe Cowley, R ERA: 3.42 Dave Righetti, L ERA: 3.42	(1, 1)	8.0	W	28	3	1	1	2	2	0	0	1	0	0	30	38	1.12	0.625										
																		AB	R	H	RBI	BB	SO	LOB	BOTTOM			

New York Yankees @ Toronto Blue Jays
Exhibition Stadium, Toronto, ON
Mon Jul 01 1985, 3:33 AM EDT
Att: 41,476 - Unknown

AB 29
R 1
H 3
RBI 1
BB 2
SO 4
LOB 6



Batter	1	2	3	4	5	6	7	8	9	AB	R	H	RBI	BB	SO	LOB	TOP											
Rickey Henderson, R OBP: 0.433, SLG: 0.552	0-0 HR		0-0 5-3	0-0 1B			0-0 1B		0-0 4-3	5	1	3	2	0	0	0												
Don Mattingly, L OBP: 0.324, SLG: 0.463	0-0 F8		0-0 BB	0-0 PO	0-0 5-3		0-0 SF8		0-0 1B	4	1	2	1	0	0	0												
Dave Winfield, R OBP: 0.326, SLG: 0.431	0-0 6-3		4-0 BB		0-0 6-3		0-0 4-3		0-0 1B	4	0	1	0	1	0	1												
Don Baylor, R OBP: 0.333, SLG: 0.443	0-0 F8		4-0 BB		0-0 4-3				0-0 SF8	3	1	1	2	1	0	0												
Bill Sample, R OBP: 0.319, SLG: 0.333		0-0 F8	0-0 F3			0-0 F7		0-0 P6	0-0 BB	4	0	0	0	0	0	3												
Ken Griffey, L OBP: 0.311, SLG: 0.397										0	0	0	0	1	0	0												
Willie Randolph, R OBP: 0.376, SLG: 0.329		0-0 1B	0-0 P4			0-0 F7		0-0 S	0-0 4-3	5	0	2	0	0	0	5												
Juan Espino, R OBP: 0.364, SLG: 0.364		0-0 F9		0-0 P4		0-0 5-3		0-0 FC6-4		3	0	0	0	0	0	1												
Ron Hassey, L OBP: 0.423, SLG: 0.612								0-0 1B		1	0	1	0	0	0	0												
Bobby Meacham, S OBP: 0.343, SLG: 0.290		0-0 1B		0-0 1B			0-0 SH1-4	0-0 FC6-4		4	2	3	0	0	0	2												
Dale Berra, R OBP: 0.279, SLG: 0.327		0-0 F9		0-0 P4			0-0 SH1-4	0-0 4-3		2	0	0	0	0	0	3												
Mike Pagliarulo, L OBP: 0.330, SLG: 0.377										1	0	0	0	0	0	2												
Inning Stats	R: 1 E: 0 K: 0 S: 4	H: 1 LOB: 0 BB: 0 P: 4	R: 0 E: 0 K: 0 S: 5	H: 2 LOB: 2 BB: 0 P: 5	R: 0 E: 0 K: 0 S: 4	H: 1 LOB: 3 BB: 2 P: 12	R: 1 E: 0 K: 0 S: 4	H: 2 LOB: 0 BB: 0 P: 4	R: 0 E: 0 K: 0 S: 3	H: 0 LOB: 0 BB: 0 P: 3	R: 0 E: 0 K: 0 S: 3	H: 0 LOB: 0 BB: 0 P: 3	R: 1 E: 0 K: 0 S: 5	H: 2 LOB: 1 BB: 0 P: 5	R: 1 E: 0 K: 0 S: 6	H: 3 LOB: 2 BB: 0 P: 6	R: 1 E: 1 K: 0 S: 5	H: 2 LOB: 2 BB: 1 P: 9	1B: 9 2B: 1 3B: 1 HR: 2	SF: 2 SAC: 1 DP: 0 HBP: 0	WP: 0 PB: 0 SB: 1 CS: 0	PA: 43						
PITCHER	IP	WLS	BF	H	R	ER	SO	BB	IBB	HBP	BLK	WP	HR	S	P	ERA	WHIP											
Jimmy Key, L ERA: 2.62	(1, 1)	7.1	L	33	10	4	4	0	2	0	0	0	0	2	31	39	4.91	1.636										
Bill Caudill, R ERA: 3.35	(8, 1)	1.2		9	3	1	1	0	1	0	0	0	0	0	8	12	5.40	2.400										

New York Yankees @ Toronto Blue Jays
Exhibition Stadium, Toronto, ON
Tue Jul 02 1985, 7:05 PM EDT
Att: 35,202 - Unknown

AB	36
R	5
H	13
RBI	5
BB	3
SO	0
LOB	17



Batter	1	2	3	4	5	6	7	8	9	AB	R	H	RBI	BB	SO	LOB	BOTTOM											
Damaso Garcia, R OBP: 0.301, SLG: 0.358	0-0 P6			0-0 F9		0-0 4-3			4-0 1B	3	1	0	0	1	0	0												
Rance Mulliniks, L OBP: 0.395, SLG: 0.433	0-0 F8			0-0 6-3			0-0 FC6-4		0-0 BB	3	0	1	0	0	0	0												
Garth Iorg, R OBP: 0.372, SLG: 0.446							0-0 1B		0-0 1B	1	1	1	0	0	0	0												
Lloyd Moseby, L OBP: 0.342, SLG: 0.390	0-0 F7			0-0 F8			0-0 F8		0-3 K	4	0	0	0	0	1	3												
Willie Upshaw, L OBP: 0.310, SLG: 0.389		0-0 F7			0-0 1-3		0-0 FC6-4		0-0 2B	4	0	1	1	0	0	1												
George Bell, R OBP: 0.325, SLG: 0.507		0-0 6-3			0-0 HR		0-0 F9		0-0 2B	4	1	2	2	0	0	1												
Ernie Whitt, L OBP: 0.342, SLG: 0.511		0-0 4-3			0-0 F4			4-0 1B	0-0 4-3	2	0	0	0	1	0	0												
Jesse Barfield, R OBP: 0.339, SLG: 0.456								0-0 BB		1	0	0	0	0	0	1												
Jeff Burroughs, R OBP: 0.373, SLG: 0.388			4-0 BB		0-0 F8			0-3 K		2	0	0	0	1	1	1												
Lou Thornton, L OBP: 0.241, SLG: 0.286			0-3 K			0-0 G3		0-0 1B	0-0 4-3	3	0	1	0	0	1	1												
Tony Fernandez, S OBP: 0.344, SLG: 0.411			0-0 8-4-3		0-0 F8		0-0 4-3		0-0 G5-4-3	3	0	0	0	0	0	3												
Inning Stats	R: 0 E: 0 K: 0 S: 3	H: 0 LOB: 0 BB: 0 P: 3	R: 0 E: 0 K: 0 S: 3	H: 0 LOB: 0 BB: 0 P: 3	R: 0 E: 0 K: 1 S: 4	H: 0 LOB: 0 BB: 1 P: 8	R: 0 E: 0 K: 0 S: 3	H: 0 LOB: 0 BB: 0 P: 3	R: 1 E: 0 K: 0 S: 4	H: 1 LOB: 0 BB: 0 P: 4	R: 0 E: 0 K: 0 S: 3	H: 0 LOB: 0 BB: 0 P: 3	R: 0 E: 0 K: 0 S: 4	H: 1 LOB: 1 BB: 0 P: 4	R: 0 E: 0 K: 1 S: 5	H: 1 LOB: 1 BB: 1 P: 9	R: 2 E: 0 K: 1 S: 7	H: 3 LOB: 1 BB: 1 P: 11	1B: 4 2B: 2 3B: 0 HR: 1	SF: 0 SAC: 0 DP: 2 HBP: 0	WP: 0 PB: 0 SB: 0 CS: 0	PA: 33						
PITCHER	IP	WLS	BF	H	R	ER	SO	BB	IBB	HBP	BLK	WP	HR	S	P	ERA	WHIP											
Ed Whiston, R ERA: 4.16	(1, 1)	8.0	W	28	3	2	2	2	3	0	0	0	0	1	29	41	2.25	0.750										
Dave Righetti, L ERA: 3.52	(9, 1)	1.0		5	3	1	1	1	0	0	0	0	0	7	7	9.00	3.000											

New York Yankees @ Toronto Blue Jays
Exhibition Stadium, Toronto, ON
Tue Jul 02 1985, 7:05 PM EDT
Att: 35,202 - Unknown

AB	30
R	3
H	6
RBI	3
BB	3
SO	3
LOB	11



Batter	1	2	3	4	5	6	7	8	9	10	AB	R	H	RBI	BB	SO	LOB	TOP									
Willie Randolph, R OBP: 0.377, SLG: 0.332 (1, 4)	F8		F9		SF8		1B			FC3-6 1B	4	0	2	1	0	0	1										
Ken Griffey, L OBP: 0.308, SLG: 0.388 (1, 7)	G3		F8		F8		F8			FC3-6 1B	4	0	0	0	1	0	3										
Don Mattingly, L OBP: 0.345, SLG: 0.462 (1, 3)	1B		F8		1B		1-3			F7	5	0	2	0	0	0	4										
Dave Winfield, R OBP: 0.330, SLG: 0.437 (1, 9)	K				6-3 2B		FC6-4 1B			F7	5	0	3	1	0	1	1										
Ron Hassey, L OBP: 0.495, SLG: 0.584 Rickey Henderson, R OBP: 0.432, SLG: 0.550 (10, PH) (10, 8)	F8		F7		FC6-4 1B		4-3			F8	4	0	0	0	0	0	3										
Scott Bradley, L OBP: 0.225, SLG: 0.237 (1, 10)	3-1		6-3		G3		F7				4	0	0	0	0	0	1										
Mike Pagliarulo, L OBP: 0.322, SLG: 0.368 (1, 5)	4-3		F7		K					K	4	0	0	0	0	2	1										
Bobby Meacham, S OBP: 0.345, SLG: 0.291 (1, 6)			S BB		1B SF8 1B		L4			K	3	1	1	0	1	1	0										
Omar Moreno, L OBP: 0.211, SLG: 0.304 Butch Wynegar, S OBP: 0.359, SLG: 0.360 (10, 2)	K		K		1B 1B		K			G4-1	4	1	1	0	0	2	1										
											0	0	0	0	0	0	0										
Inning Stats	R: 0 E: 0 K: 1 S: 6	H: 1 LOB: 1 BB: 0 P: 6	R: 0 E: 0 K: 0 S: 3	H: 0 LOB: 0 BB: 0 P: 3	R: 0 E: 0 K: 1 S: 5	H: 0 LOB: 2 BB: 2 P: 13	R: 0 E: 0 K: 0 S: 4	H: 1 LOB: 1 BB: 0 P: 4	R: 2 E: 0 K: 1 S: 7	H: 4 LOB: 2 BB: 0 P: 7	R: 0 E: 0 K: 1 S: 5	H: 0 LOB: 0 BB: 0 P: 5	R: 0 E: 0 K: 1 S: 6	H: 1 LOB: 1 BB: 0 P: 6	R: 0 E: 0 K: 2 S: 7	H: 0 LOB: 0 BB: 0 P: 3	R: 0 E: 0 K: 2 S: 7	H: 0 LOB: 0 BB: 0 P: 7	R: 0 E: 0 K: 0 S: 5	H: 2 LOB: 2 BB: 0 P: 5	1B: 8 2B: 1 3B: 0 HR: 0	SF: 1 SAC: 0 DP: 0 HBP: 0	WP: 0 PB: 0 SB: 1 CS: 0	PA: 41			
PITCHER	IP 9.0	WLS 36	H 7	R 2	ER 2	SO 6	BB 2	IBB 0	HBP 0	BLK 0	WP 0	HR 0	S 46	P 54	ERA 2.00	WHIP 1.000											
Dave Stieb, R ERA: 1.94 Gary Lavelle, L ERA: 2.25 Jim Acker, R ERA: 2.86 (1, 1) (10, 1) (10, 1)	0.2	4	2	0	0	0	0	0	0	0	0	0	4	4	0.00	3.000											
0.1	W	1	0	0	0	0	0	0	0	0	0	0	1	1	0.00	0.000											

New York Yankees @ Toronto Blue Jays
Exhibition Stadium, Toronto, ON
Wed Jul 03 1985, 3:33 AM EDT
Att: 40,376 - Unknown

AB 38
R 2
H 9
RBI 2
BB 2
SO 6
LOB 17

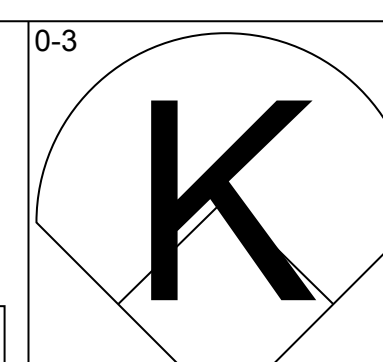
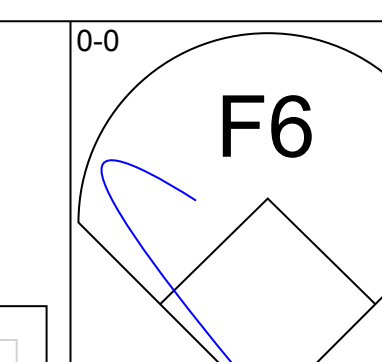
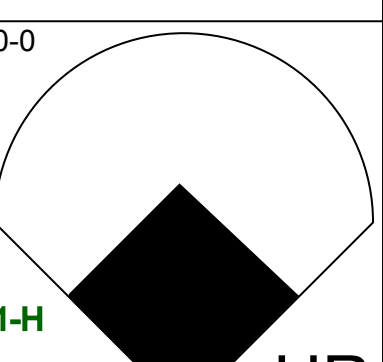
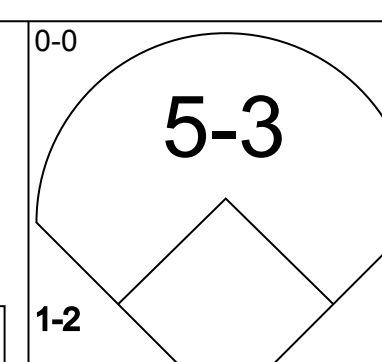
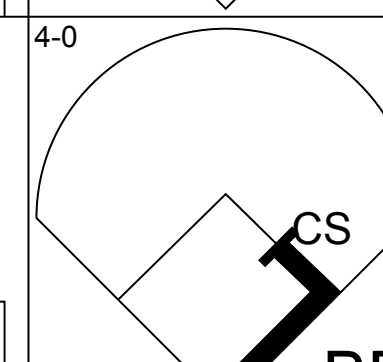
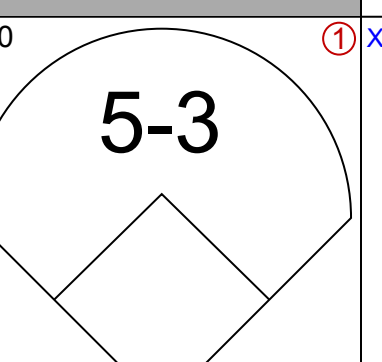
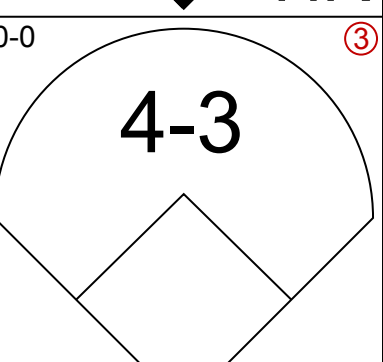
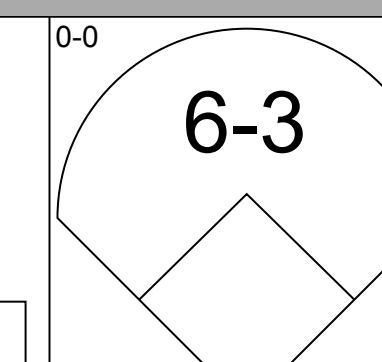
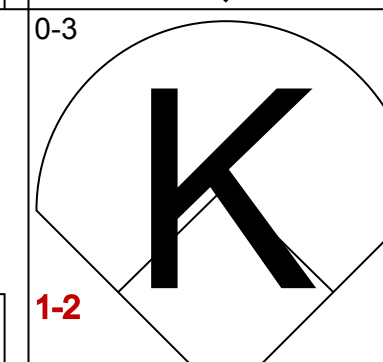
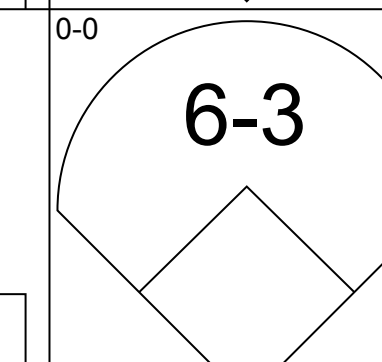

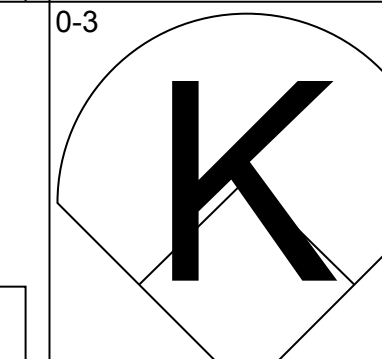
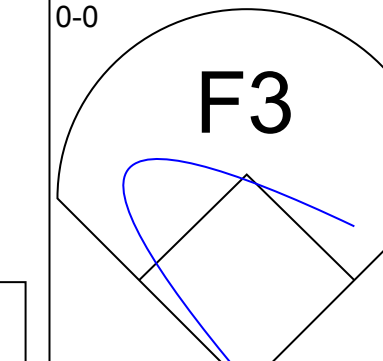
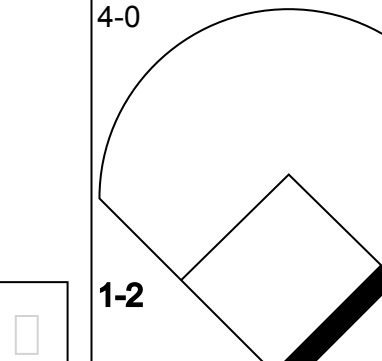

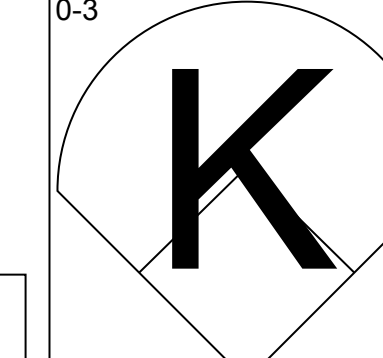
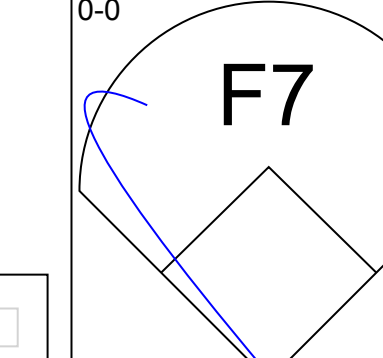

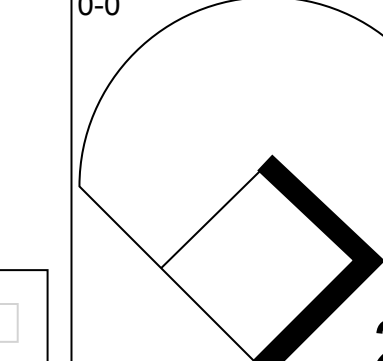
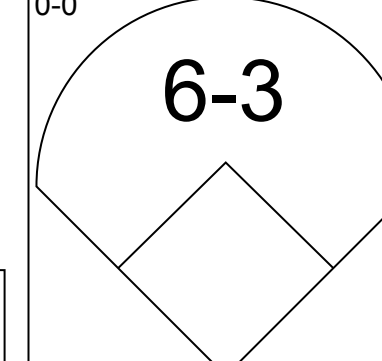
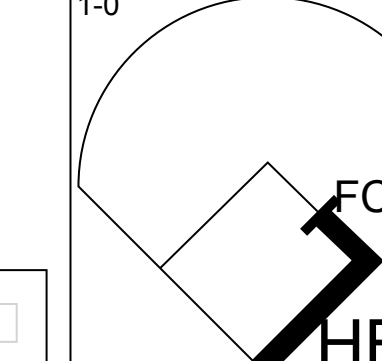
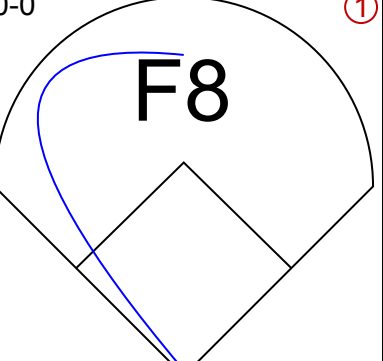
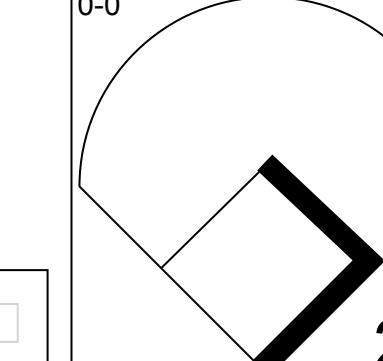
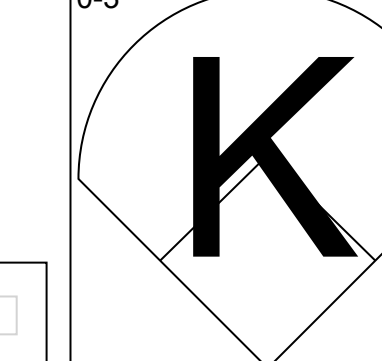
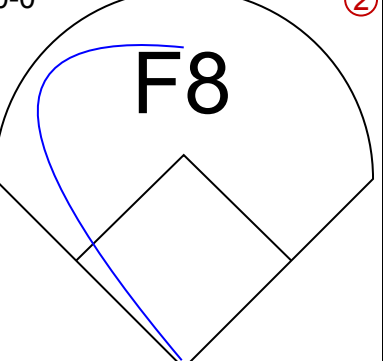
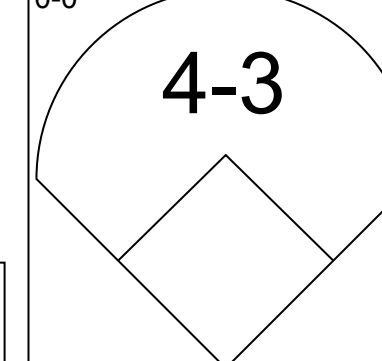
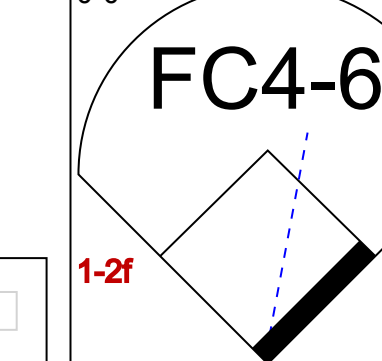
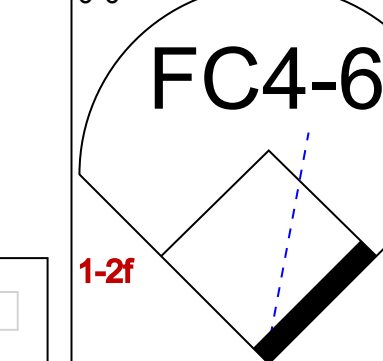
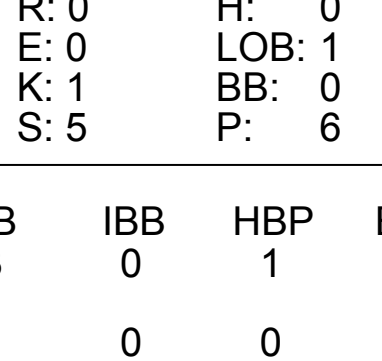
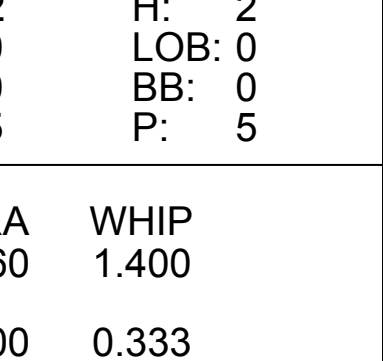
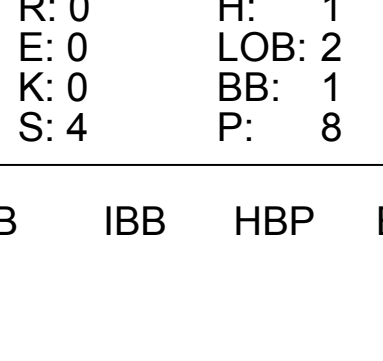


Batter	1	2	3	4	5	6	7	8	9	10	AB	R	H	RBI	BB	SO	LOB	BOTTOM									
Damaso Garcia, R OBP: 0.300, SLG: 0.354 (1, 4)	1B G3 HBP		F8		F7		6-3			P4	4	1	0	0	0	0	2										
Rance Mulliniks, L OBP: 0.397, SLG: 0.434 Manuel Lee, S OBP: 0.158, SLG: 0.111 (8, PR) (9, 5)	FC1-6 1B		5-3		6-3		E 1B			4-3	4	0	2	0	0	0	0										
Lloyd Moseby, L OBP: 0.343, SLG: 0.388 (1, 8)	FC1-6 G3 1B		BB				F6			S 1B	4	2	1	0	1	1	3										
Willie Upshaw, L OBP: 0.312, SLG: 0.387 (1, 3)	G3		4-3		S 1B		K			K	4	0	1	1	1	4											
George Bell, R OBP: 0.326, SLG: 0.503 (1, 7)	S 1B		4-3		F8		F7			E5	4	0	1	1	1	0	2										
Ernie Whitt, L OBP: 0.342, SLG: 0.505 Garth Iorg, R OBP: 0.372, SLG: 0.446 Len Matuszek, L OBP: 0.258, SLG: 0.318 Buck Martinez, R OBP: 0.231, SLG: 0.315 (1, 2) (8, PH) (8, PH) (9, 2)	4-3		K		K		BB			P6	2	0	0	0	1	1	1										
Jeff Burroughs, R OBP: 0.385, SLG: 0.406 Ron Shepherd, R OBP: 0.118, SLG: 0.125 (1, 10) (9, PR)	G4-3 BB		2B		K		K			S 1B	0	0	0	0	0	0	0										
Jesse Barfield, R OBP: 0.334, SLG: 0.448 (1, 9)	G4-3		K		K		4-3			K	4	0	0	0	0	2	3										
Tony Fernandez, S OBP: 0.343, SLG: 0.406 (1, 6)	6-3		K		K		6-3			IBB	3	0	0	0	1	1	0										
Inning Stats	R: 2 E: 0 K: 0 S: 5	H: 2 LOB: 1 BB: 0 P: 6	R: 0 E: 0 K: 0 S: 2	H: 0 LOB: 0 BB: 1 P: 6	R: 0 E: 0 K: 0 S: 3	H: 0 LOB: 1 BB: 1 P: 7	R: 0 E: 0 K: 2 S: 8	H: 1 LOB: 1 BB: 0 P: 8	R: 0 E: 0 K: 1 S: 5	H: 0 LOB: 0 BB: 0 P: 5	R: 0 E: 0 K: 1 S: 6	H: 1 LOB: 2 BB: 0 P: 10	R: 0 E: 0 K: 2 S: 3	H: 0 LOB: 0 BB: 0 P: 3	R: 0 E: 1 K: 2 S: 8	H: 1 LOB: 2 BB: 1 P: 12	R: 0 E: 0 K: 1 S: 6	H: 1 LOB: 2 BB: 1 P: 10	R: 1 E: 1 K: 0 S: 2	H: 1 LOB: 2 BB: 1 P: 6	1B: 6 2B: 1 3B: 0 HR: 0	SF: 0 SAC: 0 DP: 1 HBP: 1	WP: 0 PB: 0 SB: 5 CS: 0	PA: 41			
PITCHER	IP 7.0	WLS 29	H 5	R 2	ER 2	SO 4	BB 3	IBB 0	HBP 1	BLK 0	WP 0	HR 0	S 33	P 46	ERA 2.57	WHIP 1.143											
Phil Niekro, R ERA: 4.81 Bob Shirley, L ERA: 3.25 Rich Bordi, R ERA: 2.0 (1, 1) (8, 1) (8, 1)	0.2	3	0	0	2	0	0	1	0	0	0	0	6	10	0.00	0.000											
1.1	L	9	2	1	0	1	1	1	0	0	0	0	9	17	0.00	2.250											

New York Yankees @ Toronto Blue Jays
Exhibition Stadium, Toronto, ON
Wed Jul 03 1985, 3:33 AM EDT
Att: 40,376 - Unknown


AB 34
R 3
H 7
RBI 2
BB 6
SO 7
LOB 21

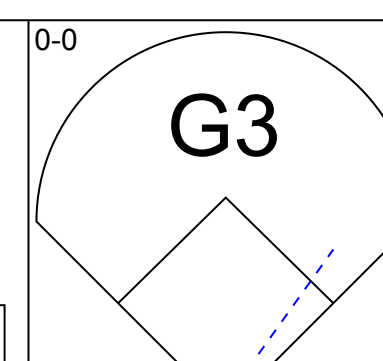
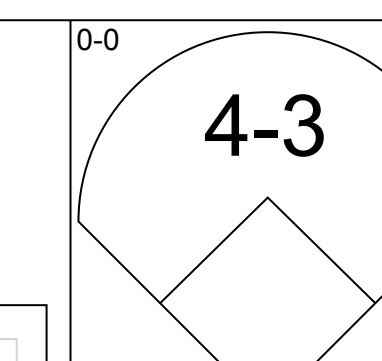
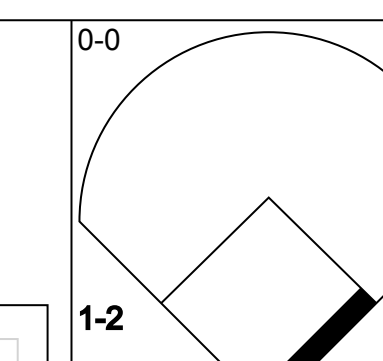
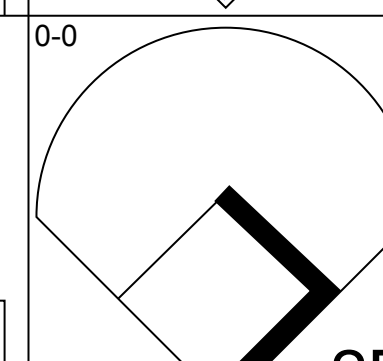
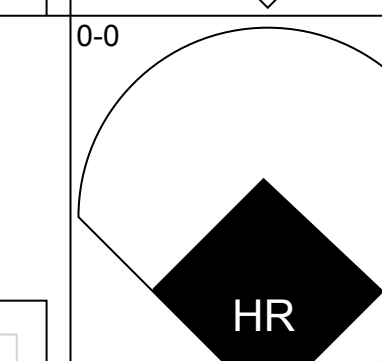

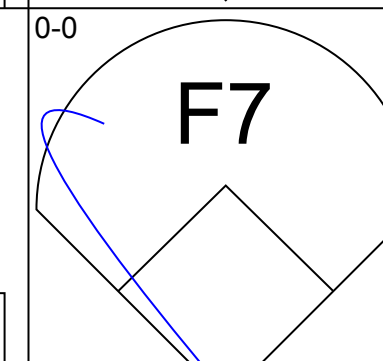
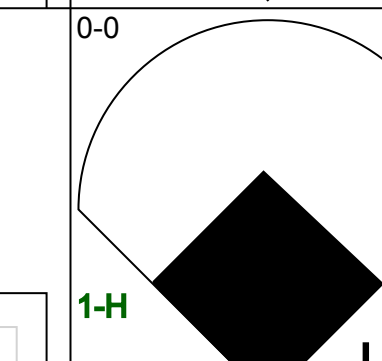

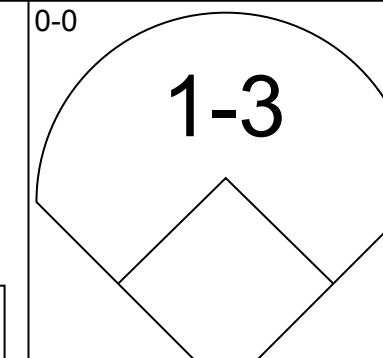
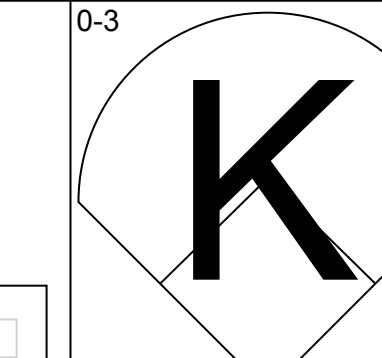




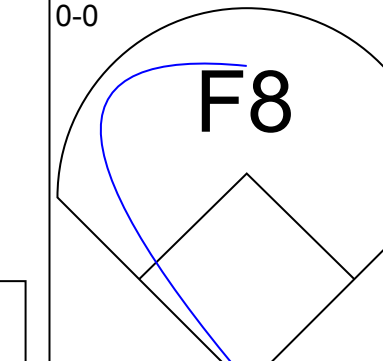
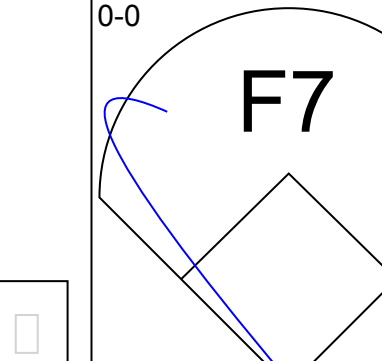

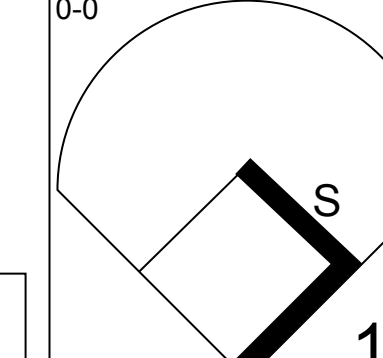
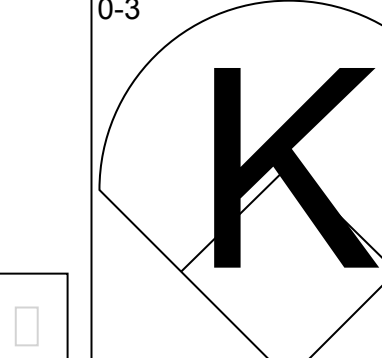

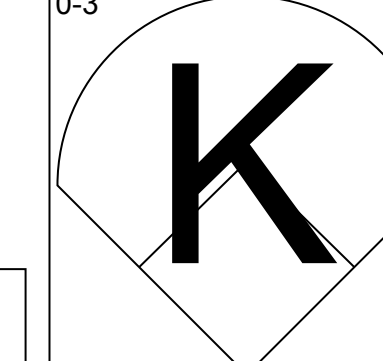
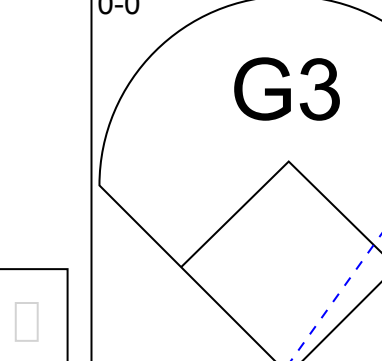
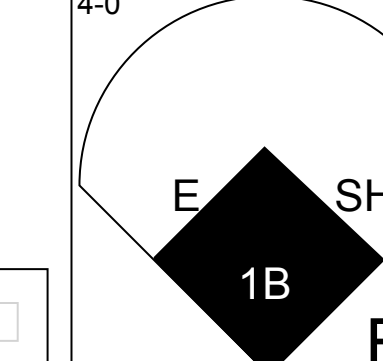
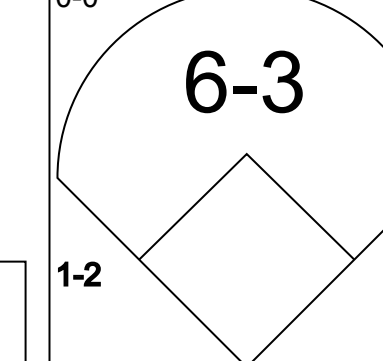
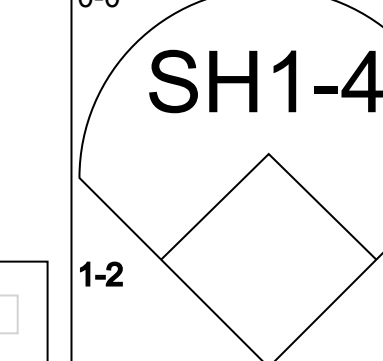

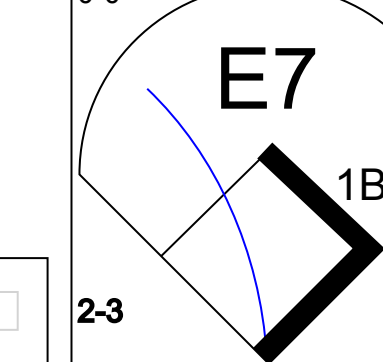
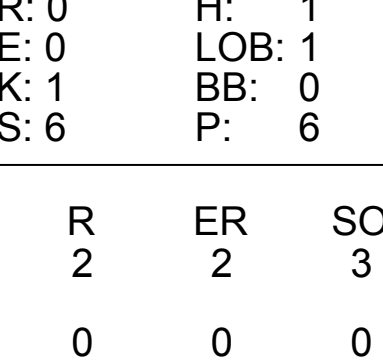
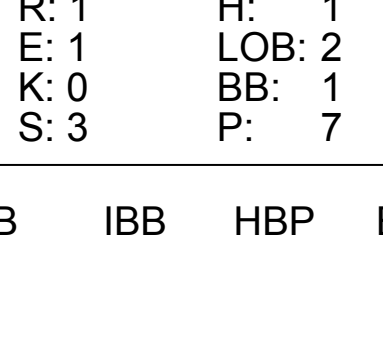




Batter	1	2	3	4	5	6	7	8	9	AB	R	H	RBI	BB	SO	LOB	TOP					
Damaso Garcia, R OBP: 0.299, SLG: 0.362 (1, 4)																	4 1 1 2 0 1 2					
Garth Iorg, R OBP: 0.371, SLG: 0.439 (1, 5)																	2 0 0 0 1 0 0					
Rance Mulliniks, L OBP: 0.395, SLG: 0.432 (8, PH) (8, 5)																	1 0 0 0 0 0 0					
George Bell, R OBP: 0.328, SLG: 0.502 (1, 7)																	3 0 1 0 1 1 1					
Jesse Barfield, R OBP: 0.333, SLG: 0.445 (1, 9)																	4 0 1 0 0 1 1					
Jeff Burroughs, R OBP: 0.381, SLG: 0.394 (1, 10)																	3 0 0 0 1 0 2					
Willie Upshaw, L OBP: 0.308, SLG: 0.382 (1, 3)																	4 0 0 0 0 1 4					
Buck Martinez, R OBP: 0.236, SLG: 0.312 (1, 2)																	1 0 0 0 0 0 0					
Lloyd Moseby, L OBP: 0.344, SLG: 0.392 (7, PH) (7, 8)																	2 0 1 0 0 0 0					
Ron Shepherd, R OBP: 0.105, SLG: 0.111 (1, 8)																	2 0 0 0 0 1 1					
Ernie Whitt, L OBP: 0.343, SLG: 0.503 (7, PH) (7, 2)																	1 0 0 0 1 0 0					
Tony Fernandez, S OBP: 0.345, SLG: 0.405 (1, 6)																	3 1 1 0 1 0 3					
Inning Stats	R: 0 E: 0 K: 2 S: 6	H: 0 LOB: 1 BB: 1 P: 10	R: 0 E: 0 K: 1 S: 5	H: 0 LOB: 0 BB: 0 P: 5	R: 0 E: 0 K: 1 S: 5	H: 0 LOB: 1 BB: 0 P: 6	R: 0 E: 0 K: 0 S: 3	H: 0 LOB: 2 BB: 2 P: 11	R: 2 E: 0 K: 0 S: 5	H: 2 LOB: 0 BB: 0 P: 5	R: 0 E: 0 K: 0 S: 4	H: 2 LOB: 1 BB: 0 P: 4	R: 0 E: 0 K: 0 S: 3	H: 0 LOB: 1 BB: 1 P: 7	R: 0 E: 0 K: 1 S: 5	H: 0 LOB: 0 BB: 1 P: 5	R: 0 E: 0 K: 0 S: 4	H: 1 LOB: 2 BB: 1 P: 8	1B: 3 2B: 3 3B: 0 HR: 1	SF: 0 SAC: 0 DP: 2 HBP: 1	WP: 0 PB: 0 SB: 1 CS: 1	PA: 36
PITCHER	IP	WLS	BF	H	R	ER	SO	BB	IBB	HBP	BLK	WP	HR	S	P	ERA	WHIP					
Tim Birtsas, L ERA: 3.86 (1, 1)	5.0		22	4	2	2	4	3	0	1	0	0	1	26	39	3.60	1.400					
Steve Ontiveros, R ERA: 0.55 (6, 1)	3.0		9	0	0	0	1	1	0	0	0	0	0	10	14	0.00	0.333					
Jay Howell, R ERA: 1.85 (9, 1)	1.0	W	5	1	0	0	0	0	1	0	0	0	0	4	8	0.00	1.000					

Toronto Blue Jays @ Oakland Athletics
Oakland-Alameda County Coliseum, Oakland, CA
Thu Jul 04 1985, 7:05 PM PDT
Att: 46,770 - Unknown


AB	30
R	2
H	5
RBI	2
BB	5
SO	5
LOB	14



Batter	1	2	3	4	5	6	7	8	9	AB	R	H	RBI	BB	SO	LOB	BOTTOM					
Dave Collins, S OBP: 0.294, SLG: 0.332 (1, 7)																	4 0 1 1 1 0 0					
Camey Lansford, R OBP: 0.310, SLG: 0.439 (1, 5)																	3 1 2 0 0 0 0					
Bruce Bochte, L OBP: 0.390, SLG: 0.439 (1, 3)																	3 1 1 2 0 0 1					
Steve Henderson, R OBP: 0.372, SLG: 0.377 (6, PH) (9, 9)																	1 0 0 0 0 0 1					
Dave Kingman, R OBP: 0.318, SLG: 0.459 (1, 10)																	3 0 0 0 1 1 1					
Mike Davis, L OBP: 0.375, SLG: 0.530 (1, 9) (9, 8)																	4 0 1 0 0 0 0					
Dwayne Murphy, L OBP: 0.346, SLG: 0.406 (1, 8)																	3 0 1 0 0 1 0					
Dusty Baker Jr., R OBP: 0.380, SLG: 0.531 (8, PH) (9, 3)																	1 0 0 0 0 1 3					
Mickey Tettleton, S OBP: 0.353, SLG: 0.358 (1, 2)																	2 0 0 0 2 1 1					
Mike Heath, R OBP: 0.306, SLG: 0.406 (9, PR)																	0 1 0 0 0 0 0					
Donnie Hill, S OBP: 0.283, SLG: 0.293 (1, 4)																	2 0 0 0 1 0 1					
Alfredo Griffin, S OBP: 0.314, SLG: 0.354 (1, 6)																	4 0 0 0 0 0 4					
Inning Stats	R: 0 E: 0 K: 0 S: 4	H: 1 LOB: 1 BB: 0 P: 4	R: 0 E: 0 K: 1 S: 6	H: 1 LOB: 1 BB: 0 P: 6	R: 2 E: 0 K: 1 S: 7	H: 2 LOB: 0 BB: 0 P: 7	R: 0 E: 0 K: 1 S: 5	H: 0 LOB: 0 BB: 0 P: 5	R: 0 E: 0 K: 0 S: 3	H: 0 LOB: 0 BB: 0 P: 3	R: 0 E: 0 K: 0 S: 3	H: 0 LOB: 0 BB: 0 P: 3	R: 0 E: 0 K: 0 S: 3	H: 0 LOB: 2 BB: 2 P: 11	R: 0 E: 0 K: 1 S: 6	H: 1 LOB: 3 BB: 2 P: 14	R: 0 E: 0 K: 0 S: 3	H: 1 LOB: 2 BB: 1 P: 7	1B: 4 2B: 1 3B: 0 HR: 1	SF: 0 SAC: 2 DP: 0 HBP: 0	WP: 0 PB: 0 SB: 1 CS: 0	PA: 37
PITCHER	IP	WLS	BF	H	R	ER	SO	BB	IBB	HBP	BLK	WP	HR	S	P	ERA	WHIP					
Dennis Lamp, R ERA: 3.31 (1, 1)	5.0		19	4	2	2	3	0	0	0	0	0	0	25	25	3.60	0.800					
Jim Acker, R ERA: 2.75 (6, 1)	2.0		8	0	0	0	0	2	0	0	0	0	0	6	14	0.00	1.000					
Gary Lavelle, L ERA: 2.21 (8, 1)	0.2		5	1	0	0	0	1	1	0	0	0	0	3	11	0.00	3.000					
Bill Caudill, R ERA: 3.52 (8, 1)	0.2	L	5	1	1	1	1	1	0	0	0	0	0	6	10	13.50	3.000					

Toronto Blue Jays @ Oakland Athletics
Oakland-Alameda County Coliseum, Oakland, CA
Thu Jul 04 1985, 7:05 PM PDT
Att: 46,770 - Unknown

AB	30
R	3
H	6
RBI	3
BB	5
SO	4
LOB	12



Batter	1	2	3	4	5	6	7	8	9	AB	R	H	RBI	BB	SO	LOB	TOP										
Damaso Garcia, R (1, 4) OBP: 0.302, SLG: 0.363 Manuel Lee, S (5, FR) OBP: 0.150, SLG: 0.105	F2	L8		S 2H 3H 1B	1-2 2H 3H 1B			K		4	0	2	4	0	0	2											
Tony Fernandez, S (1, 6) OBP: 0.342, SLG: 0.401	FC6-4 2B 1B	6-3		F8	1-3			F7		5	1	1	0	0	0	5											
Lloyd Moseby, L (1, 8) OBP: 0.345, SLG: 0.389	FC6-4 1-2 BB			L6				4-3		3	0	0	0	2	0	1											
Jesse Barfield, R (1, 9) OBP: 0.334, SLG: 0.444	FC6-4 1-2 2-3 2B			G6-4-3 1-2	2B 1B			1-3		5	2	2	0	0	0	3											
Jeff Burroughs, R (1, 10) OBP: 0.374, SLG: 0.395	1-H 3-H 2B			K	F5			5-3		5	0	1	2	0	1	2											
Willie Upshaw, L (1, 3) OBP: 0.306, SLG: 0.382 Len Matuszek, L (9, 3) OBP: 0.258, SLG: 0.318	5-3			3-1	F5			2B		5	0	1	0	0	0	3											
Buck Martinez, R (1, 2) OBP: 0.243, SLG: 0.320		6-3		1B 2B BB	BB 1B 2B			5-3		4	2	1	1	1	1	2											
Ron Shepherd, R (1, 7) OBP: 0.217, SLG: 0.190		1B 1B		2B 1B 1B	BB 1B BB			K		3	2	2	0	1	1	1											
Garth Iorg, R (1, 5) OBP: 0.383, SLG: 0.453		1-2 1B		1-3 2H 1B 2B	1-2 2-3 BB			G3		3	1	2	1	1	0	1											
Inning Stats	R: 2 E: 0 K: 0 S: 5	H: 2 LOB: 1 BB: 1 P: 9	R: 0 E: 0 K: 0 S: 5	H: 2 LOB: 2 BB: 0 P: 5	R: 0 E: 0 K: 1 S: 4	H: 0 LOB: 0 BB: 1 P: 8	R: 3 E: 0 K: 0 S: 6	H: 3 LOB: 1 BB: 1 P: 10	R: 3 E: 0 K: 0 S: 6	H: 3 LOB: 2 BB: 2 P: 14	R: 0 E: 0 K: 1 S: 3	H: 0 LOB: 0 BB: 0 P: 3	R: 0 E: 0 K: 1 S: 6	H: 1 LOB: 1 BB: 0 P: 6	R: 0 E: 0 K: 1 S: 5	H: 0 LOB: 1 BB: 0 P: 5	R: 0 E: 0 K: 1 S: 6	H: 1 LOB: 1 BB: 0 P: 6	1B: 8 2B: 4 3B: 0 HR: 0	SF: 0 SAC: 0 DP: 1 HBP: 0	WP: 1 PB: 0 SB: 1 CS: 0	PA: 43					
PITCHER	IP	WLS	BF	H	R	ER	SO	BB	IBB	HBP	BLK	WP	HR	S	P	ERA	WHIP										
Bill Krueger, L (1, 1) ERA: 5.42	3.1	L	18	6	5	5	1	3	0	0	0	1	0	17	29	13.50	2.700										
Keith Altherton, R (4, 1) ERA: 3.97	1.1		9	3	3	3	0	2	0	0	0	0	0	7	15	20.25	3.750										
Rick Langford, R (5, 1) ERA: 4.96	3.1		12	2	0	0	2	0	0	0	0	0	0	16	16	0.00	0.600										
Steve Mura, R (9, 1) ERA: 2.7	1.0		4	1	0	0	1	0	0	0	0	0	0	6	6	0.00	1.000										

Toronto Blue Jays @ Oakland Athletics
Oakland-Alameda County Coliseum, Oakland, CA
Fri Jul 05 1985, 7:05 PM PDT
Att: 17,937 - Unknown

AB 38
R 8
H 12
RBI 8
BB 5
SO 4
LOB 20



Batter	1	2	3	4	5	6	7	8	9	AB	R	H	RBI	BB	SO	LOB	BOTTOM										
Dave Collins, S (1, 7) OBP: 0.293, SLG: 0.328	F8		F8		BB			3-1		3	0	0	0	1	0	0											
Carney Lansford, R (1, 5) OBP: 0.310, SLG: 0.436	F5		F8		F8			FC6-4 1B		4	0	1	0	0	0	1											
Mike Davis, L (1, 9) OBP: 0.374, SLG: 0.526	1B		F9		F9			F8		4	0	1	0	0	0	2											
Dave Kingman, R (1, 10) OBP: 0.317, SLG: 0.466	F9			HR	F4			F9		4	1	1	1	0	0	3											
Dusty Baker Jr., R (1, 3) OBP: 0.383, SLG: 0.536		1B 2B		2B 1B				FC6-4		4	1	2	0	0	0	1											
Dwayne Murphy, L (1, 8) OBP: 0.344, SLG: 0.402		L4		F7				F7		3	0	0	0	1	0	2											
Mike Heath, R (1, 2) OBP: 0.305, SLG: 0.403		E 2H G3 1B		F8				F9		4	0	1	1	0	0	2											
Donnie Hill, S (1, 4) OBP: 0.283, SLG: 0.298 Bruce Bochte, L (9, PH) OBP: 0.388, SLG: 0.436		G3		1-3 2B				K		3	0	1	0	0	0	1											
Alfredo Griffin, S (1, 6) OBP: 0.309, SLG: 0.349		B2		F7				6-3		4	0	0	0	0	0	4											
Inning Stats	R: 0 E: 0 K: 0 S: 4	H: 1 LOB: 1 BB: 0 P: 4	R: 1 E: 1 K: 0 S: 5	H: 2 LOB: 1 BB: 0 P: 5	R: 0 E: 0 K: 0 S: 3	H: 0 LOB: 0 BB: 0 P: 3	R: 1 E: 0 K: 0 S: 6	H: 3 LOB: 2 BB: 0 P: 6	R: 0 E: 0 K: 0 S: 3	H: 0 LOB: 0 BB: 1 P: 7	R: 0 E: 0 K: 1 S: 5	H: 0 LOB: 0 BB: 0 P: 3	R: 0 E: 0 K: 1 S: 5	H: 0 LOB: 0 BB: 0 P: 5	R: 0 E: 0 K: 0 S: 4	H: 1 LOB: 1 BB: 0 P: 4	R: 0 E: 0 K: 0 S: 3	H: 0 LOB: 1 BB: 1 P: 7	1B: 4 2B: 2 3B: 0 HR: 1	SF: 0 SAC: 0 DP: 0 HBP: 0	WP: 0 PB: 0 SB: 0 CS: 0	PA: 36					
PITCHER	IP	WLS	BF	H	R	ER	SO	BB	IBB	HBP	BLK	WP	HR	S	P	ERA	WHIP										
Jim Clancy, R (1, 1) ERA: 4.48	9.0	W	36	7	2	2	1	2	0	0	0	0	1	36	44	2.00	1.000										

Toronto Blue Jays @ Oakland Athletics
Oakland-Alameda County Coliseum, Oakland, CA
Fri Jul 05 1985, 7:05 PM PDT
Att: 17,937 - Unknown

AB 34
R 2
H 7
RBI 2
BB 2
SO 1
LOB 17



Batter	1	2	3	4	5	6	7	8	9	AB	R	H	RBI	BB	SO	LOB	TOP					
Damaso Garcia, R (1.4) OBP: 0.301, SLG: 0.365										4	0	1	0	0	0	1	<p>Toronto Blue Jays @ Oakland Athletics Oakland-Alameda County Coliseum, Oakland, CA</p> <p>Sat Jul 06 1985, 3:33 AM PDT Att: 23,230 - Unknown</p> <p>livebaseballscorecards.com</p> <p>AB 31 R 1 H 5 RBI 1 BB 0 SO 4 LOB 7</p>					
Rance Mulliniks, L (1.5) OBP: 0.397, SLG: 0.450										4	1	2	1	0	0	1						
Lloyd Moseby, L (1.8) OBP: 0.341, SLG: 0.383										4	0	0	0	0	0	2						
Willie Upshaw, L (1.3) OBP: 0.302, SLG: 0.377										4	0	0	0	0	0	1						
Jeff Burroughs, R (1.10) OBP: 0.373, SLG: 0.393										3	0	1	0	0	0	0						
Ernie Whitt, L (1.2) OBP: 0.338, SLG: 0.495										3	0	0	0	0	2	1						
Jesse Barfield, R (1.9) OBP: 0.331, SLG: 0.439										3	0	0	0	0	1	0						
Lou Thornton, L (1.7) OBP: 0.290, SLG: 0.290										3	0	1	0	0	1	0						
Tony Fernandez, S (1.6) OBP: 0.339, SLG: 0.397										3	0	0	0	0	0	1						
Inning Stats	R: 0 E: 0 K: 0 S: 4	H: 1 LOB: 1 BB: 0 P: 4	R: 0 E: 0 K: 1 S: 5	H: 0 LOB: 0 BB: 0 P: 5	R: 0 E: 0 K: 1 S: 5	H: 0 LOB: 0 BB: 0 P: 5	R: 1 E: 0 K: 1 S: 7	H: 2 LOB: 1 BB: 0 P: 7	R: 0 E: 0 K: 1 S: 5	H: 0 LOB: 0 BB: 0 P: 5	R: 0 E: 0 K: 0 S: 3	H: 1 LOB: 0 BB: 0 P: 3	R: 0 E: 0 K: 0 S: 3	H: 0 LOB: 0 BB: 0 P: 3	R: 0 E: 0 K: 0 S: 4	H: 1 LOB: 1 BB: 0 P: 4	R: 0 E: 0 K: 0 S: 3	H: 0 LOB: 0 BB: 0 P: 3	1B: 3 2B: 1 3B: 0 HR: 1	SF: 0 SAC: 0 DP: 1 HBP: 0	WP: 0 PB: 0 SB: 0 CS: 0	PA: 31
PITCHER	IP WLS BF H R ER SO BB IBB HBP BLK WP HR S P ERA WHIP																					
Don Sutton, R (1.1) ERA: 4.06	8.0 W 28 5 1 1 4 0 0 0 0 0 1 36 36 1.12 0.625																					
Steve Ontiveros, R (9.1) ERA: 0.52	1.0 3 0 0 0 0 0 0 0 0 0 0 0 3 3 0.00 0.000																					

Batter	1	2	3	4	5	6	7	8	9	AB	R	H	RBI	BB	SO	LOB	BOTTOM					
Dave Collins, S (1.7) OBP: 0.295, SLG: 0.333										5	2	2	0	0	0	0	<p>Toronto Blue Jays @ Oakland Athletics Oakland-Alameda County Coliseum, Oakland, CA</p> <p>Sat Jul 06 1985, 3:33 AM PDT Att: 23,230 - Unknown</p> <p>livebaseballscorecards.com</p> <p>AB 35 R 5 H 12 RBI 4 BB 5 SO 4 LOB 25</p>					
Carney Lansford, R (1.5) OBP: 0.311, SLG: 0.437										4	3	1	1	1	0	2						
Bruce Bochte, L (1.3) OBP: 0.388, SLG: 0.435										5	0	2	2	0	0	3						
Dave Kingman, R (1.10) OBP: 0.322, SLG: 0.474										4	0	3	1	0	0	1						
Mike Davis, L (1.9) OBP: 0.374, SLG: 0.520										3	0	0	0	2	1	4						
Dwayne Murphy, L (1.8) OBP: 0.346, SLG: 0.401										3	0	1	0	1	2	3						
Mickey Tettleton, S (1.2) OBP: 0.389, SLG: 0.357										3	0	1	0	1	1	4						
Donnie Hill, S (1.4) OBP: 0.283, SLG: 0.297										4	0	1	0	0	0	5						
Alfredo Griffin, S (1.6) OBP: 0.308, SLG: 0.348										4	0	1	0	0	0	3						
Inning Stats	R: 0 E: 0 K: 0 S: 3	H: 0 LOB: 1 BB: 1 P: 7	R: 0 E: 0 K: 1 S: 6	H: 1 LOB: 1 BB: 1 P: 10	R: 2 E: 1 K: 1 S: 8	H: 3 LOB: 3 BB: 2 P: 16	R: 2 E: 1 K: 0 S: 6	H: 3 LOB: 1 BB: 0 P: 6	R: 0 E: 0 K: 0 S: 4	H: 2 LOB: 1 BB: 0 P: 4	R: 1 E: 1 K: 1 S: 8	H: 2 LOB: 3 BB: 1 P: 12	R: 0 E: 0 K: 0 S: 3	H: 0 LOB: 0 BB: 0 P: 3	R: 0 E: 0 K: 1 S: 6	H: 1 LOB: 1 BB: 0 P: 6	R: 0 E: 0 K: 1 S: 6	H: 1 LOB: 1 BB: 0 P: 6	1B: 9 2B: 3 3B: 0 HR: 0	SF: 0 SAC: 1 DP: 1 HBP: 0	WP: 1 PB: 0 SB: 2 CS: 0	PA: 41
PITCHER	IP WLS BF H R ER SO BB IBB HBP BLK WP HR S P ERA WHIP																					
Doyle Alexander, R (1.1) ERA: 4.55	5.1 L 30 10 5 4 2 4 0 0 0 0 0 0 30 46 6.75 2.625																					
Ron Musselman, R (6.1) ERA: 5.3	1.2 7 1 0 0 1 0 1 0 0 0 0 0 8 12 0.00 0.600																					
Bill Caudill, R (8.1) ERA: 3.43	1.0 4 1 0 0 1 0 0 0 0 0 0 0 6 6 0.00 1.000																					

Batter	1	2	3	4	5	6	7	8	9	AB	R	H	RBI	BB	SO	LOB	TOP		
Damaso Garcia, R (1,4) Manuel Lee, S (5,4) OBP: 0.307, SLG: 0.371 OBP: 0.182, SLG: 0.143	0-0 1B 1B		0-0 FC3-6 1B	0-0 1-2 3-H 1B	0-0 1-2 3-H 1B	0-0 F8		0-0 2B 1B		3	1	3	1	0	0	0			
Lloyd Moseby, L (1,8) Jesse Barfield, R (7,9) OBP: 0.337, SLG: 0.378 OBP: 0.333, SLG: 0.445	0-0 L9		0-0 L7	0-0 K	0-0 K	0-0 4-3		0-0 1-H 2B		4	0	0	0	0	1	4			
Rance Mulliniks, L (1,5) Garth Iorg, R (4,PH) OBP: 0.389, SLG: 0.451 OBP: 0.382, SLG: 0.458	0-0 2B 1B		0-0 FC3-6 HR	0-3 K	0-0 K	0-0 2B		0-0 1-3		2	1	1	1	0	0	1			
George Bell, R (1,7) OBP: 0.329, SLG: 0.508	0-0 F8		0-0 HR	4-0 HR BB	0-0 F9		0-0 6-3		4	2	1	2	1	0	2				
Willie Upshaw, L (1,3) Len Matuszek, L (7,PH) OBP: 0.303, SLG: 0.380 OBP: 0.255, SLG: 0.313	0-0 1-3 2B		0-0 1-3	0-3 K	0-3 K		0-3 K		3	0	1	0	0	1	1				
Jeff Burroughs, R (1,10) OBP: 0.377, SLG: 0.392	0-0 F9		0-0 1B FC5-4 1B	4-0 HR BB	0-0 F7		0-0 F8		3	2	1	0	1	0	2				
Ernie Whitt, L (1,2) OBP: 0.346, SLG: 0.513		4-0 1-3 BB	0-0 FC5-4 1B 1B	0-0 1-2 2-H HR	0-0 F8				3	2	2	3	1	0	0				
Tony Fernandez, S (1,6) OBP: 0.338, SLG: 0.395	0-0 1-3		0-0 FC5-4 1B	0-0 F8	0-0 L7				4	0	1	0	0	0	1				
Ron Shepherd, R (1,9) OBP: 0.185, SLG: 0.160	0-3 K		0-0 FC5-4 1B	0-0 F7	0-3 K				4	0	0	1	0	2	2				
Inning Stats	R: 1 E: 0 K: 0 S: 6	H: 3 LOB: 2 BB: 0 P: 6	R: 0 E: 0 K: 1 S: 4	H: 0 LOB: 0 BB: 1 P: 8	R: 2 E: 0 K: 0 S: 5	H: 2 LOB: 0 BB: 0 P: 5	R: 3 E: 0 K: 1 S: 6	H: 1 LOB: 1 BB: 0 P: 4	R: 0 E: 0 K: 1 S: 5	H: 0 LOB: 0 BB: 0 P: 5	R: 0 E: 0 K: 1 S: 6	H: 2 LOB: 2 BB: 0 P: 6	R: 0 E: 0 K: 1 S: 5	H: 0 LOB: 0 BB: 0 P: 5	1B: 8 2B: 4 3B: 0 HR: 2	SF: 0 SAC: 0 DP: 1 HBP: 0	WP: 0 PA: 41 PB: 0 SB: 1 CS: 0		
PITCHER	IP WLS BF H R ER SO BB IBB HBP BLK WP HR S P ERA WHIP	IP WLS BF H R ER SO BB IBB HBP BLK WP HR S P ERA WHIP																	
Steve McCatty, R (1,1) ERA: 5.91	3.1 L 19 9 5 5 1	2.2 12 2 3 3 3	3.0 10 2 0 0 3	3.1 L 19 9 5 5 1	2.2 12 2 3 3 3	3.0 10 2 0 0 3	3.1 L 19 9 5 5 1	2.2 12 2 3 3 3	3.0 10 2 0 0 3	3.1 L 19 9 5 5 1	2.2 12 2 3 3 3	3.0 10 2 0 0 3	3.1 L 19 9 5 5 1	2.2 12 2 3 3 3	3.0 10 2 0 0 3	3.1 L 19 9 5 5 1	2.2 12 2 3 3 3	3.0 10 2 0 0 3	
Curt Young, L (4,1) ERA: 10.29	2.2 12 2 3 3 3	3.0 10 2 0 0 3	3.1 L 19 9 5 5 1	2.2 12 2 3 3 3	3.0 10 2 0 0 3	3.1 L 19 9 5 5 1	2.2 12 2 3 3 3	3.0 10 2 0 0 3	3.1 L 19 9 5 5 1	2.2 12 2 3 3 3	3.0 10 2 0 0 3	3.1 L 19 9 5 5 1	2.2 12 2 3 3 3	3.0 10 2 0 0 3	3.1 L 19 9 5 5 1	2.2 12 2 3 3 3	3.0 10 2 0 0 3	3.1 L 19 9 5 5 1	2.2 12 2 3 3 3
Steve Mura, R (7,1) ERA: 1.42	3.0 10 2 0 0 3	3.1 L 19 9 5 5 1	2.2 12 2 3 3 3	3.0 10 2 0 0 3	3.1 L 19 9 5 5 1	2.2 12 2 3 3 3	3.0 10 2 0 0 3	3.1 L 19 9 5 5 1	2.2 12 2 3 3 3	3.0 10 2 0 0 3	3.1 L 19 9 5 5 1	2.2 12 2 3 3 3	3.0 10 2 0 0 3	3.1 L 19 9 5 5 1	2.2 12 2 3 3 3	3.0 10 2 0 0 3	3.1 L 19 9 5 5 1	2.2 12 2 3 3 3	3.0 10 2 0 0 3

Toronto Blue Jays @ Oakland Athletics
Oakland-Alameda County Coliseum, Oakland, CA
Sun Jul 07 1985, 3:33 AM PDT
Att: 28,631 - Unknown

AB 38
R 8
H 13
RBI 8
BB 3
SO 7
LOB 15



Batter	1	2	3	4	5	6	7	8	9	AB	R	H	RBI	BB	SO	LOB	BOTTOM		
Steve Henderson, R (1,7) OBP: 0.378, SLG: 0.400	4-0 1B BB		0-0 G6-4-3 1-2		0-0 5-3			0-0 SF8 3B		3	1	1	0	1	0	1			
Carney Lansford, R (1,5) Donnie Hill, S (9,4) OBP: 0.310, SLG: 0.436 OBP: 0.283, SLG: 0.297	0-0 1-2 1B		0-0 F9		0-0 5-3			0-0 SF8		3	0	1	1	0	0	0			
Mike Davis, L (1,9) Mickey Tettleton, S (7,2) OBP: 0.371, SLG: 0.514 OBP: 0.384, SLG: 0.352	0-3 K		0-3 K		0-3 K			0-0 6-3		3	0	0	0	0	3	2			
Dave Kingman, R (1,10) OBP: 0.322, SLG: 0.480	0-3 K		0-0 HR		0-0 5-3			0-0 L9		4	1	1	1	0	1	2			
Dusty Baker Jr., R (1,3) OBP: 0.380, SLG: 0.529	0-0 G3		0-0 BB 1B 1B		0-0 F8			0-0 6-3		4	0	1	0	0	0	2			
Mike Heath, R (1,2) OBP: 0.308, SLG: 0.405		0-0 F9		0-0 BB 1B		0-0 F9		0-0 1B		4	0	2	0	0	0	0			
Dwayne Murphy, L (1,8) OBP: 0.345, SLG: 0.396		0-0 F7		4-0 1-2 2-3 BB		0-0 3-1		0-0 F8		3	0	0	0	1	0	1			
Rob Picciolo, R (1,4) OBP: 0.324, SLG: 0.373		0-0 F8		0-3 K		0-0 4-3		0-0 4-3		4	0	0	0	0	1	4			
Alfredo Griffin, S (1,6) Mike Gallego, R (8,6) OBP: 0.305, SLG: 0.344			0-0 E6 G6-4-3		0-0 1-3			0-0 5-3		3	0	0	0	0	0	3			
Inning Stats	R: 0 E: 0 K: 2 S: 8	H: 1 LOB: 2 BB: 1 P: 12	R: 0 E: 0 K: 0 S: 3	H: 0 LOB: 0 BB: 0 P: 3	R: 0 E: 1 K: 0 S: 3	H: 0 LOB: 0 BB: 0 P: 3	R: 1 E: 0 K: 2 S: 10	H: 3 LOB: 3 BB: 1 P: 14	R: 0 E: 0 K: 1 S: 5	H: 0 LOB: 0 BB: 0 P: 5	R: 0 E: 0 K: 0 S: 3	H: 0 LOB: 0 BB: 0 P: 3	R: 0 E: 0 K: 0 S: 4	H: 1 LOB: 1 BB: 0 P: 4	R: 0 E: 0 K: 0 S: 4	H: 1 LOB: 1 BB: 0 P: 4	1B: 4 2B: 0 3B: 1 HR: 1	SF: 1 SAC: 0 DP: 1 HBP: 0	WP: 0 PA: 35 PB: 0 SB: 0 CS: 0
PITCHER	IP WLS BF H R ER SO BB IBB HBP BLK WP HR S P ERA WHIP	IP WLS BF H R ER SO BB IBB HBP BLK WP HR S P ERA WHIP																	
Jimmy Key, L (1,1) ERA: 2.59	8.0 W 31	1.0 4 1 0 0 0	8.0 W 31	1.0 4 1 0 0 0	8.0 W 31	1.0 4 1 0 0 0	8.0 W 31	1.0 4 1 0 0 0	8.0 W 31	1.0 4 1 0 0 0	8.0 W 31	1.0 4 1 0 0 0	8.0 W 31	1.0 4 1 0 0 0	8.0 W 31	1.0 4 1 0 0 0	8.0 W 31	1.0 4 1 0 0 0	
Gary Lavelle, L (9,1) ERA: 2.15	1.0 4 1 0 0 0	8.0 W 31	1.0 4 1 0 0 0	8.0 W 31	1.0 4 1 0 0 0	8.0 W 31	1.0 4 1 0 0 0	1.0 4 1 0 0 0	8.0 W 31	1.0 4 1 0 0 0	1.0 4 1 0 0 0	8.0 W 31	1.0 4 1 0 0 0	1.0 4 1 0 0 0	8.0 W 31	1.0 4 1 0 0 0	1.0 4 1 0 0 0	8.0 W 31	1.0 4 1 0 0 0

Toronto Blue Jays @ Oakland Athletics
Oakland-Alameda County Coliseum, Oakland, CA
Sun Jul 07 1985, 3:33 AM PDT
Att: 28,631 - Unknown

AB 32
R 2
H 6
RBI 2
BB 2
SO 5
LOB 15



Batter	1	2	3	4	5	6	7	8	9	AB	R	H	RBI	BB	SO	LOB	TOP								
Damaso Garcia, R (1,4) OBP: 0.306, SLG: 0.371	5-3		F8				L8		6-3	5	0	1	0	0	0	1									
Lloyd Moseby, L (1,8) OBP: 0.336, SLG: 0.375	6-3		K				L3		2B BB	3	1	0	0	1	1	1									
Rance Mulliniks, L (1,5) OBP: 0.397, SLG: 0.449 Garth Iorg, R (8,PH) OBP: 0.379, SLG: 0.455	1B			K			4-3		K	3	0	1	0	0	1	0									
George Bell, R (1,7) OBP: 0.334, SLG: 0.514	1B			BLK 1B			K		F8 1B 2B	4	1	3	1	0	1	0									
Willie Upshaw, L (1,3) OBP: 0.299, SLG: 0.375	L4			F5			4-3		F8	4	0	0	0	0	0	4									
Jeff Burroughs, R (1,10) OBP: 0.383, SLG: 0.393 Manuel Lee, S (7,PR) OBP: 0.182, SLG: 0.143 Ron Shepherd, R (8,PH) OBP: 0.185, SLG: 0.160 Len Matuszek, L (8,PH) OBP: 0.259, SLG: 0.318	K								3B 1B	2	0	1	0	1	1	0									
Ernie Whitt, L (1,2) OBP: 0.344, SLG: 0.518	F9			F8					4-3	4	1	1	1	0	0	3									
Jesse Barfield, R (1,9) OBP: 0.329, SLG: 0.439	K						K		F5	4	0	0	0	0	2	2									
Tony Fernandez, S (1,6) OBP: 0.333, SLG: 0.391			L6				2-3		G3	3	0	0	1	0	0	0									
Inning Stats	R: 0 E: 0 K: 0 S: 5	H: 2 LOB: 2 BB: 0 P: 5	R: 0 E: 0 K: 2 S: 7	H: 0 LOB: 0 BB: 0 P: 7	R: 0 E: 0 K: 1 S: 5	H: 0 LOB: 0 BB: 0 P: 5	R: 0 E: 0 K: 1 S: 6	H: 1 LOB: 2 BB: 1 P: 10	R: 0 E: 0 K: 1 S: 6	H: 1 LOB: 1 BB: 0 P: 6	R: 0 E: 0 K: 1 S: 5	H: 0 LOB: 0 BB: 0 P: 5	R: 2 E: 0 K: 0 S: 5	H: 2 LOB: 1 BB: 0 P: 5	R: 2 E: 0 K: 1 S: 7	H: 2 LOB: 1 BB: 1 P: 11	R: 0 E: 0 K: 0 S: 3	H: 0 LOB: 0 BB: 0 P: 3	1B: 5 2B: 2 3B: 1 HR: 0	SF: 1 SAC: 0 DP: 0 HBP: 0	WP: 0 PB: 0 SB: 1 CS: 0	PA: 37			
PITCHER	IP	WLS	BF	H	R	ER	SO	BB	IBB	HBP	BLK	WP	HR	S	P	ERA	WHIP								
Mike Moore, R (1,1) ERA: 3.7	7.0	L	29	6	3	3	6	2	0	0	1	0	0	39	47	3.86	1.143								
Ed Vande Berg, L (8,1) ERA: 3.03	0.2		3	1	0	0	1	0	0	0	0	0	0	5	5	0.00	1.500								
Roy Thomas, R (8,1) ERA: 3.73	0.1		2	1	1	0	0	0	0	0	0	0	0	2	2	27.00	3.000								
Bob Long, R (9,1) ERA: 2.08	1.0		3	0	0	0	0	0	0	0	0	0	0	3	3	0.00	0.000								

Toronto Blue Jays @ Seattle Mariners
The Kingdome, Seattle, WA
Mon Jul 08 1985, 10:05 PM EDT
Att: 20,817 - Unknown

AB	34
R	4
H	8
RBI	4
BB	2
SO	7
LOB	12



Batter	1	2	3	4	5	6	7	8	9	AB	R	H	RBI	BB	SO	LOB	BOTTOM								
Jack Perconte, L (1,4) OBP: 0.283, SLG: 0.307	1B								L9	4	0	2	0	0	0	2									
Phil Bradley, R (1,7) OBP: 0.376, SLG: 0.516	K		K				4-3		3	4	0	0	0	0	2	3									
Alvin Davis, L (1,3) OBP: 0.366, SLG: 0.375	F5			G6-4-3 1B BB			F2		5-3	3	0	0	0	1	0	1									
Gorman Thomas, R (1,10) OBP: 0.374, SLG: 0.453	F9			G6-4-3 1B			6-3		G3 2B	4	0	2	0	0	0	1									
Al Cowens, R (1,9) OBP: 0.293, SLG: 0.463	F9			G6-4-3 1B			FC5-4 1B		G3	4	0	1	0	0	0	3									
Dave Henderson, R (1,8) OBP: 0.305, SLG: 0.388	L7			F4			FC5-4 1B		F4	4	0	0	0	0	0	3									
Jim Prestley, R (1,5) OBP: 0.337, SLG: 0.523	F6						K			3	0	0	0	0	1	1									
Domingo Ramos, R (1,6) OBP: 0.246, SLG: 0.281			K				K			3	0	1	0	0	2	1									
Bob Kearney, R (1,2) OBP: 0.249, SLG: 0.325 Donnie Scott, S (8,PH) OBP: 0.235, SLG: 0.311	F4						F8			2	0	0	0	0	0	1									
Inning Stats	R: 0 E: 0 K: 1 S: 6	H: 1 LOB: 1 BB: 0 P: 6	R: 0 E: 0 K: 0 S: 3	H: 0 LOB: 0 BB: 0 P: 3	R: 0 E: 0 K: 2 S: 8	H: 1 LOB: 1 BB: 0 P: 8	R: 0 E: 0 K: 0 S: 3	H: 1 LOB: 1 BB: 1 P: 7	R: 0 E: 0 K: 0 S: 4	H: 1 LOB: 1 BB: 0 P: 4	R: 0 E: 0 K: 0 S: 3	H: 0 LOB: 0 BB: 0 P: 3	R: 0 E: 0 K: 2 S: 8	H: 1 LOB: 1 BB: 0 P: 8	R: 0 E: 0 K: 0 S: 3	H: 1 LOB: 1 BB: 0 P: 3	R: 0 E: 0 K: 0 S: 4	H: 1 LOB: 1 BB: 0 P: 4	1B: 6 2B: 2 3B: 0 HR: 0	SF: 0 SAC: 0 DP: 2 HBP: 0	WP: 0 PB: 0 SB: 1 CS: 0	PA: 33			
PITCHER	IP	WLS	BF	H	R	ER	SO	BB	IBB	HBP	BLK	WP	HR	S	P	ERA	WHIP								
Dave Stieb, R (1,1) ERA: 1.84	7.0	W	26	5	0	0	5	1	0	0	0	0	0	35	39	0.00	0.857								
Jim Acker, R (8,1) ERA: 2.65	2.0		7	2	0	0	0	0	0	0	0	0	0	7	7	0.00	1.000								

Toronto Blue Jays @ Seattle Mariners
The Kingdome, Seattle, WA
Mon Jul 08 1985, 10:05 PM EDT
Att: 20,817 - Unknown

AB	32
R	0
H	7
RBI	0
BB	1
SO	5
LOB	16



Batter	1	2	3	4	5	6	7	8	9	AB	R	H	RBI	BB	SO	LOB	TOP											
Damaso Garcia, R OBP: 0.305, SLG: 0.369 Manuel Lee, S OBP: 0.167, SLG: 0.130	F8		F5				K	F9		3	1	1	0	0	0	0	Toronto Blue Jays @ Seattle Mariners The Kingdome, Seattle, WA Wed Jul 10 1985, 10:05 PM EDT Att: 12,815 - Unknown											
Lloyd Moseby, L OBP: 0.337, SLG: 0.387 Ron Shepherd, R OBP: 0.167, SLG: 0.143	K		HR				K	K		4	2	2	3	0	2	0												
Rance Mulliniks, L OBP: 0.401, SLG: 0.468 Garth Iorg, R OBP: 0.388, SLG: 0.452	HR		K				E		6-3	2	1	1	1	0	1	0												
George Bell, R OBP: 0.334, SLG: 0.525 Lou Thornton, L OBP: 0.250, SLG: 0.290	F8		F7				E5			5	2	1	1	0	0	2												
Al Oliver, L OBP: 0.300, SLG: 0.357		F8								5	1	2	3	0	0	0												
Willie Upshaw, L OBP: 0.312, SLG: 0.385		WP								3	0	0	0	2	1	1												
Ernie Whitt, L OBP: 0.335, SLG: 0.505		F5								4	1	1	0	0	0	2												
Jesse Barfield, R OBP: 0.337, SLG: 0.455										3	1	2	1	1	0	1												
Tony Fernandez, S OBP: 0.335, SLG: 0.389		4-3								4	1	2	1	0	0	3												
Inning Stats	R: 1 E: 0 K: 1 S: 6	H: 1 LOB: 0 BB: 0 P: 6	R: 0 E: 0 K: 0 S: 3	H: 0 LOB: 2 BB: 2 P: 11	R: 1 E: 0 K: 1 S: 6	H: 1 LOB: 0 BB: 0 P: 6	R: 0 E: 0 K: 0 S: 2	H: 0 LOB: 0 BB: 1 P: 6	R: 5 E: 0 K: 0 S: 7	H: 5 LOB: 0 BB: 1 P: 11	R: 0 E: 0 K: 0 S: 3	H: 1 LOB: 0 BB: 0 P: 3	R: 2 E: 1 K: 3 S: 11	H: 1 LOB: 1 BB: 1 P: 15	R: 1 E: 0 K: 1 S: 7	H: 2 LOB: 1 BB: 0 P: 7	R: 1 E: 0 K: 0 S: 4	H: 1 LOB: 0 BB: 0 P: 4	1B: 5 2B: 2 3B: 0 HR: 5	SF: 0 SAC: 0 DP: 2 HBP: 0	WP: 1 PB: 0 SB: 0 CS: 1	PA: 42						
PITCHER	IP	WLS	BF	H	R	ER	SO	BB	IBB	HBP	BLK	WP	HR	S	P	ERA	WHIP	PITCHER										
Frank Wills, R ERA: 4.8	(1, 1)	4.0	L	20	6	6	6	2	3	0	0	0	1	3	21	33	13.50	2.250										
Brian Snyder, L ERA: 6.21	(5, 1)	5.0		22	6	5	3	4	2	0	0	0	0	2	28	36	5.40	1.600										

Batter	1	2	3	4	5	6	7	8	9	AB	R	H	RBI	BB	SO	LOB	BOTTOM											
Harold Reynolds, S OBP: 0.220, SLG: 0.061	1-3		F8					F6		3	0	0	0	1	0	1	Toronto Blue Jays @ Seattle Mariners The Kingdome, Seattle, WA Wed Jul 10 1985, 10:05 PM EDT Att: 12,815 - Unknown											
Phil Bradley, R OBP: 0.376, SLG: 0.512	6-3		4-3					F9		4	0	1	0	0	0	1												
Al Cowens, R OBP: 0.293, SLG: 0.456	5-3									4	0	0	0	0	0	2												
Gorman Thomas, R OBP: 0.376, SLG: 0.460		HR								4	1	1	1	0	1	2												
Ken Phelps, L OBP: 0.333, SLG: 0.464		K								4	0	1	0	0	1	2												
Ivan Calderon, R OBP: 0.377, SLG: 0.539		F9								2	0	1	0	1	0	0												
Jim Prestley, R OBP: 0.336, SLG: 0.514		1-3								3	0	0	0	0	0	2												
Bob Kearney, R OBP: 0.258, SLG: 0.333 Donnie Scott, S OBP: 0.226, SLG: 0.301			F4							1	0	0	0	0	0	0												
Spike Owen, S OBP: 0.320, SLG: 0.358										2	0	0	0	0	1	1												
Inning Stats	R: 0 E: 0 K: 0 S: 3	H: 0 LOB: 0 BB: 0 P: 3	R: 1 E: 0 K: 1 S: 6	H: 1 LOB: 0 BB: 0 P: 6	R: 0 E: 0 K: 0 S: 4	H: 1 LOB: 1 BB: 0 P: 4	R: 0 E: 0 K: 0 S: 3	H: 1 LOB: 0 BB: 0 P: 3	R: 0 E: 0 K: 0 S: 2	H: 0 LOB: 0 BB: 1 P: 6	R: 0 E: 0 K: 0 S: 3	H: 0 LOB: 0 BB: 0 P: 3	R: 0 E: 0 K: 1 S: 5	H: 0 LOB: 0 BB: 0 P: 5	R: 0 E: 0 K: 1 S: 6	H: 1 LOB: 1 BB: 0 P: 6	R: 0 E: 0 K: 0 S: 4	H: 1 LOB: 2 BB: 1 P: 8	1B: 4 2B: 0 3B: 0 HR: 1	SF: 0 SAC: 0 DP: 1 HBP: 0	WP: 0 PB: 0 SB: 0 CS: 0	PA: 32						
PITCHER	IP	WLS	BF	H	R	ER	SO	BB	IBB	HBP	BLK	WP	HR	S	P	ERA	WHIP	PITCHER										
Jim Clancy, R ERA: 4.22	(1, 1)	7.0	W	23	3	1	1	2	1	0	0	0	0	0	10	14	0.00	1.500										
Bill Caudill, R ERA: 3.21	(8, 1)	2.0		9	2	0	0	1	1	0	0	0	0	0	10	14	0.00	1.500										

Batter	1	2	3	4	5	6	7	8	9	AB	R	H	RBI	BB	SO	LOB	TOP										
Damaso Garcia, R (1,4) OBP: 0.306, SLG: 0.371	6-3		4-3		K		4-1		1B	1	0	0	0	0	0	0	Toronto Blue Jays @ California Angels Anaheim Stadium, Anaheim, CA Fri Jul 12 1985, 10:05 PM EDT Att: 35,870 - Unknown										
Manuel Lee, S (1,4) OBP: 0.160, SLG: 0.125										1	0	0	0	0	0	1											
Jeff Burroughs, R (5,PH) OBP: 0.395, SLG: 0.398										1	0	0	0	0	1	2											
Garth Iorg, R (5,4) OBP: 0.385, SLG: 0.446										2	0	1	0	0	0	1											
Lloyd Moseby, L (1,8) OBP: 0.336, SLG: 0.383	K				F8				F6	4	0	1	1	1	1	1											
Rance Mulliniks, L (1,5) OBP: 0.402, SLG: 0.477	6-3				E3		G3		4-3	4	0	0	0	0	0	2											
George Bell, R (1,7) OBP: 0.340, SLG: 0.527		K			6-3					4	0	2	0	0	1	1											
Al Oliver, L (1,10) OBP: 0.283, SLG: 0.333	6-3				6-3		4-3		G3	4	0	0	0	0	0	3											
Willie Upshaw, L (1,3) OBP: 0.310, SLG: 0.381										4	0	0	0	0	1	1											
Ernie Whitt, L (1,2) OBP: 0.345, SLG: 0.505										3	1	2	0	1	1	1											
Jesse Barfield, R (1,9) OBP: 0.334, SLG: 0.458					F8		F7		F8	4	1	1	2	0	0	2											
Tony Fernandez, S (1,6) OBP: 0.333, SLG: 0.385					G3				F7	4	1	2	0	0	0	1											
Inning Stats	R: 0 E: 0 K: 1 S: 5	H: 0 LOB: 0 BB: 0 P: 5	R: 0 E: 0 K: 1 S: 5	H: 0 LOB: 0 BB: 0 P: 5	R: 0 E: 0 K: 0 S: 4	H: 1 LOB: 1 BB: 0 P: 4	R: 0 E: 1 K: 0 S: 4	H: 0 LOB: 1 BB: 0 P: 4	R: 0 E: 0 K: 1 S: 7	H: 2 LOB: 2 BB: 0 P: 7	R: 0 E: 0 K: 0 S: 3	H: 1 LOB: 1 BB: 1 P: 7	R: 3 E: 0 K: 0 S: 6	H: 3 LOB: 1 BB: 1 P: 10	R: 0 E: 0 K: 2 S: 8	H: 1 LOB: 1 BB: 0 P: 8	R: 0 E: 0 K: 0 S: 4	H: 1 LOB: 1 BB: 0 P: 4	1B: 6 2B: 2 3B: 0 HR: 1	SF: 0 SAC: 0 DP: 0 HBP: 0	WP: 0 PB: 0 SB: 0 CS: 1	PA: 38					
PITCHER	IP	WLS	BF	H	R	ER	SO	BB	IBB	HBP	BLK	WP	HR	S	P	ERA	WHIP										
Kirk McCaskill, R (1,1) ERA: 4.38	6.1	W	27	6	3	3	3	2	0	0	0	0	1	31	39	4.26	1.263										
Donnie Moore, R (7,1) ERA: 1.45	2.2	S	11	3	0	0	2	0	0	0	0	0	0	15	15	0.00	1.125										

AB 36
R 3
H 9
RBI 3
BB 2
SO 5
LOB 16



Batter	1	2	3	4	5	6	7	8	9	AB	R	H	RBI	BB	SO	LOB	BOTTOM										
Juan Beniquez, R (1,3) OBP: 0.342, SLG: 0.398	5-3		5-3			6-3	FC6-4			4	0	0	0	0	0	1	Toronto Blue Jays @ California Angels Anaheim Stadium, Anaheim, CA Fri Jul 12 1985, 10:05 PM EDT Att: 35,870 - Unknown										
Brian Downing, R (1,7) OBP: 0.341, SLG: 0.329	6-3		6-3			1B				4	1	2	0	0	0	0											
Reggie Jackson, L (1,10) OBP: 0.371, SLG: 0.515	K		K			1B	F7		F7	4	0	0	0	0	2	3											
Mike Brown, R (1,9) OBP: 0.303, SLG: 0.416										2	2	2	0	1	0	0											
Rod Carew, L (8,PH) OBP: 0.373, SLG: 0.338										1	0	0	0	0	0	0											
Doug DeCinces, R (1,5) OBP: 0.330, SLG: 0.425										4	2	2	5	0	1	1											
Bobby Grich, R (1,4) OBP: 0.377, SLG: 0.369										4	0	2	0	0	1	0											
Ruppert Jones, L (1,8) OBP: 0.401, SLG: 0.579										3	0	0	0	0	0	2											
Dick Schofield, R (1,6) OBP: 0.260, SLG: 0.312										3	0	0	0	0	0	1											
Bob Boone, R (1,2) OBP: 0.308, SLG: 0.304										3	0	1	0	0	0	1											
Inning Stats	R: 0 E: 0 K: 1 S: 5	H: 0 LOB: 0 BB: 0 P: 5	R: 2 E: 0 K: 0 S: 6	H: 3 LOB: 1 BB: 0 P: 6	R: 0 E: 0 K: 1 S: 5	H: 0 LOB: 0 BB: 0 P: 5	R: 0 E: 0 K: 0 S: 2	H: 0 LOB: 0 BB: 1 P: 6	R: 0 E: 0 K: 0 S: 3	H: 0 LOB: 0 BB: 0 P: 3	R: 3 E: 0 K: 0 S: 7	H: 4 LOB: 1 BB: 0 P: 7	R: 0 E: 0 K: 0 S: 5	H: 2 LOB: 2 BB: 0 P: 5	R: 0 E: 0 K: 2 S: 7	H: 0 LOB: 0 BB: 0 P: 7	R: 0 E: 0 K: 2 S: 7	H: 0 LOB: 0 BB: 0 P: 7	1B: 6 2B: 1 3B: 0 HR: 2	SF: 0 SAC: 0 DP: 1 HBP: 0	WP: 0 PB: 0 SB: 0 CS: 0	PA: 33					
PITCHER	IP	WLS	BF	H	R	ER	SO	BB	IBB	HBP	BLK	WP	HR	S	P	ERA	WHIP										
Jimmy Key, L (1,1) ERA: 2.85	5.2	L	23	6	5	5	2	1	0	0	0	0	0	26	30	7.94	1.235										
Dennis Lamp, R (6,1) ERA: 3.3	2.1		10	3	0	0	2	0	0	0	0	0	0	14	14	0.00	1.286										


AB 32
R 5
H 9
RBI 5
BB 1
SO 4
LOB 9




Batter	1	2	3	4	5	6	7	8	9	AB	R	H	RBI	BB	SO	LOB	TOP			
Damaso Garcia, R (1,4) OBP: 0.305, SLG: 0.370										4	1	1	0	0	0	2	Toronto Blue Jays @ California Angels Anaheim Stadium, Anaheim, CA Sat Jul 13 1985, 10:05 PM EDT Att: 42,054 - Unknown			
Lloyd Moseby, L (1,8) OBP: 0.335, SLG: 0.380										3	0	0	0	1	1					
Rance Mulliniks, L (1,5) OBP: 0.395, SLG: 0.467										4	0	0	0	0	2					
George Bell, R (1,7) OBP: 0.339, SLG: 0.524										4	0	1	1	0	0					
Al Oliver, L (1,10) OBP: 0.291, SLG: 0.371										4	1	2	1	0	0					
Willie Upshaw, L (1,3) OBP: 0.310, SLG: 0.380										4	1	1	0	0	1					
Ernie Whitt, L (1,2) OBP: 0.348, SLG: 0.502										3	0	1	0	1	0					
Jesse Barfield, R (1,9) OBP: 0.333, SLG: 0.453										3	0	0	0	1	2					
Tony Fernandez, S (1,6) OBP: 0.329, SLG: 0.380										4	0	0	0	0	4					
Inning Stats	R: 1 E: 0 K: 0 S: 6	H: 3 LOB: 2 BB: 0 P: 6	R: 0 E: 0 K: 1 S: 5	H: 0 LOB: 1 BB: 1 P: 9	R: 0 E: 0 K: 1 S: 5	H: 0 LOB: 0 BB: 0 P: 5	R: 0 E: 0 K: 0 S: 3	H: 0 LOB: 0 BB: 0 P: 3	R: 0 E: 0 K: 1 S: 5	H: 0 LOB: 1 BB: 1 P: 7	R: 1 E: 0 K: 0 S: 4	H: 2 LOB: 1 BB: 1 P: 8	R: 0 E: 0 K: 0 S: 3	H: 0 LOB: 0 BB: 0 P: 3	R: 1 E: 1 K: 2 S: 9	H: 1 LOB: 1 BB: 0 P: 9	1B: 5 2B: 0 3B: 0 HR: 1	SF: 0 SAC: 0 DP: 1 HBP: 0	WP: 1 PB: 0 SB: 1 CS: 0	PA: 36
PITCHER Mike Witt, R (1,1) ERA: 2.97	IP: 9.0 WLS: W BF: 36 H: 6 R: 3 ER: 3 SO: 5 BB: 3 IBB: 0 HBP: 0 BLK: 1 WP: 1 HR: 1 S: 43 P: 55 ERA: 3.00 WHIP: 1.000															PITCHER				

Batter	1	2	3	4	5	6	7	8	9	AB	R	H	RBI	BB	SO	LOB	BOTTOM					
Rod Carew, L (1,3) OBP: 0.367, SLG: 0.332										4	0	0	0	0	0	0	Toronto Blue Jays @ California Angels Anaheim Stadium, Anaheim, CA Sat Jul 13 1985, 10:05 PM EDT Att: 42,054 - Unknown					
Bobby Grich, R (1,4) OBP: 0.375, SLG: 0.379										4	1	1	1	0	0							
Reggie Jackson, L (1,9) OBP: 0.373, SLG: 0.517										3	0	1	0	1	0							
Ruppert Jones, L (1,8) OBP: 0.404, SLG: 0.577										1	0	0	0	2	0							
Juan Benitez, R (9, PH) OBP: 0.341, SLG: 0.396										1	0	0	0	0	0							
Doug DeCinces, R (1,5) OBP: 0.329, SLG: 0.426										4	0	1	0	0	1							
Rob Wilfong, L (1,10) OBP: 0.251, SLG: 0.289										3	0	0	0	0	2							
Darrell Miller, R (9, PH) OBP: 0.368, SLG: 0.444										1	0	1	0	0	0							
Brian Downing, R (1,7) OBP: 0.343, SLG: 0.341										3	2	1	1	0	1							
Jerry Narron, L (1,2) OBP: 0.289, SLG: 0.398										1	0	0	0	0	0							
Mike Brown, R (9, PH) OBP: 0.306, SLG: 0.421										1	1	1	0	0	0							
Craig Gerber, L (1,6) OBP: 0.214, SLG: 0.273										3	0	0	0	0	2							
Bob Boone, R (9, PH) OBP: 0.310, SLG: 0.307										1	0	1	2	0	0							
Inning Stats	R: 0 E: 0 K: 0 S: 3	H: 0 LOB: 1 BB: 1 P: 7	R: 0 E: 0 K: 0 S: 4	H: 1 LOB: 2 BB: 0 P: 5	R: 0 E: 0 K: 0 S: 3	H: 0 LOB: 0 BB: 0 P: 3	R: 0 E: 0 K: 0 S: 2	H: 0 LOB: 0 BB: 1 P: 6	R: 1 E: 0 K: 0 S: 4	H: 1 LOB: 0 BB: 0 P: 4	R: 1 E: 0 K: 2 S: 8	H: 1 LOB: 1 BB: 1 P: 12	R: 0 E: 0 K: 1 S: 5	H: 0 LOB: 0 BB: 0 P: 5	R: 0 E: 0 K: 0 S: 4	H: 1 LOB: 1 BB: 0 P: 4	R: 2 E: 1 K: 0 S: 5	H: 3 LOB: 1 BB: 0 P: 5	1B: 3 2B: 2 3B: 0 HR: 2	SF: 0 SAC: 0 DP: 1 HBP: 1	WP: 0 PB: 0 SB: 0 CS: 0	PA: 36
PITCHER Dave Stieb, R (1,1) ERA: 1.87	IP: 7.2 WLS: L BF: 30 H: 4 R: 2 ER: 2 SO: 3 BB: 3 IBB: 2 HBP: 0 BLK: 0 WP: 0 HR: 0 S: 32 P: 45 ERA: 2.35 WHIP: 0.913															PITCHER						
Gary Lavelle, L (8,1) ERA: 2.06	IP: 1.0 WLS: L BF: 5 H: 2 R: 2 ER: 1 SO: 0 BB: 0 IBB: 0 HBP: 0 BLK: 0 WP: 0 HR: 0 S: 5 P: 5 ERA: 9.00 WHIP: 2.000															PITCHER						
Jim Acker, R (9,1) ERA: 2.65	IP: 0.0 WLS: 1 BF: 1 H: 0 R: 0 ER: 0 SO: 0 BB: 0 IBB: 0 HBP: 0 BLK: 0 WP: 0 HR: 0 S: 1 P: 1 ERA: ∞ WHIP: ∞															PITCHER						

AB 33
R 3
H 6
RBI 2
BB 3
SO 5
LOB 14



AB 32
R 4
H 7
RBI 4
BB 3
SO 3
LOB 11



livebaseballscorecards.com

livebaseballscorecards.com

Batter	1	2	3	4	5	6	7	8	9	AB	R	H	RBI	BB	SO	LOB	TOP								
Damaso Garcia, R OBP: 0.305, SLG: 0.369 (1, 4)	F3		F7		SH1-3 1B		SH1-4		F9	4	1	1	0	0	0	1	Toronto Blue Jays @ California Angels Anaheim Stadium, Anaheim, CA Sun Jul 14 1985, 6:33 AM EDT Att: 35,306 - Unknown livebaseballscorecards.com								
Lloyd Moseby, L OBP: 0.337, SLG: 0.378 (1, 8)	F9		1B		SH1-3		G6-4-3 HBP		K	2	0	0	0	1	1	0									
Rance Mulliniks, L Garth Iorg, R OBP: 0.389, SLG: 0.470 OBP: 0.382, SLG: 0.443 (7, PH) (7, 5)	1-3		1B		1B		G6-4-3			3	0	2	3	0	0	0									
George Bell, R OBP: 0.335, SLG: 0.518 (1, 7)		6-3	F8		F9				5-3	4	0	0	0	0	0	3									
Al Oliver, L OBP: 0.280, SLG: 0.356 (1, 10)		6-3			4-3				4-3	4	0	0	0	0	0	1									
Willie Upshaw, L OBP: 0.314, SLG: 0.380 (1, 3)		BB			1B		K		1B	2	0	1	0	2	1	0									
Ernie Whitt, L OBP: 0.346, SLG: 0.498 (1, 2)		K			F4		G3		1B	4	0	1	0	0	1	2									
Jesse Barfield, R OBP: 0.335, SLG: 0.452 (1, 9)			BB		K		CS		F8	3	1	1	0	0	1	3									
Tony Fernandez, S OBP: 0.331, SLG: 0.380 (1, 6)			F7		SH1-3 1B		CS		L5	3	1	1	0	1	0	1									
Inning Stats	R: 0 E: 0 K: 0 S: 3	H: 0 LOB: 0 BB: 0 P: 3	R: 0 E: 0 K: 1 S: 5	H: 0 LOB: 1 BB: 1 P: 9	R: 1 E: 0 K: 0 S: 4	H: 1 LOB: 2 BB: 1 P: 9	R: 0 E: 0 K: 1 S: 6	H: 1 LOB: 1 BB: 0 P: 6	R: 2 E: 0 K: 0 S: 6	H: 3 LOB: 1 BB: 0 P: 6	R: 0 E: 0 K: 1 S: 5	H: 1 LOB: 0 BB: 0 P: 5	R: 0 E: 0 K: 0 S: 2	H: 0 LOB: 1 BB: 1 P: 7	R: 0 E: 0 K: 0 S: 4	H: 1 LOB: 2 BB: 1 P: 8		R: 0 E: 0 K: 1 S: 5	H: 0 LOB: 0 BB: 0 P: 5	1B: 7 2B: 0 3B: 0 HR: 0	SF: 0 SAC: 2 DP: 1 HBP: 2	WP: 0 PB: 0 SB: 0 CS: 1	PA: 39		
PITCHER	IP	WLS	BF	H	R	ER	SO	BB	IBB	HBP	BLK	WP	HR	S	P	ERA	WHIP								
Urbano Lugo, R ERA: 2.79 (1, 1)	6.1		28	6	3	3	3	3	0	1	0	0	0	30	43	4.26	1.421								
Pat Clements, L ERA: 2.97 (7, 1)	0.0		1	0	0	0	0	0	0	1	0	0	0	1	∞	∞									
Stu Ciblem, R ERA: 2.15 (7, 1)	2.2	W	9	1	0	0	1	1	0	0	0	0	0	10	14	0.00	0.750								

Batter	1	2	3	4	5	6	7	8	9	AB	R	H	RBI	BB	SO	LOB	BOTTOM								
Juan Beniquez, R OBP: 0.336, SLG: 0.390 (1, 8) (9, 3)	6-3		4-3			F3		K		4	0	0	0	0	1	1	Toronto Blue Jays @ California Angels Anaheim Stadium, Anaheim, CA Sun Jul 14 1985, 6:33 AM EDT Att: 35,306 - Unknown livebaseballscorecards.com								
Rod Carew, L OBP: 0.371, SLG: 0.333 Mike Brown, R OBP: 0.306, SLG: 0.417 (1, 3) (8, PH) (9, 9)	4-3		6-3		1B	1B		F8		2	1	1	0	1	0	0									
Reggie Jackson, L OBP: 0.375, SLG: 0.515 Craig Gerber, L OBP: 0.214, SLG: 0.273 (1, 10) (9, PR)	4-3		G3		1B	1B		SH3-4 BB		3	0	1	1	1	0	1									
Ruppert Jones, L OBP: 0.403, SLG: 0.573 (1, 9) (9, 8)	F7		F9		FC6-4 1B		SH3-4		SH3-4	3	0	1	1	0	0	1									
Doug DeCinces, R OBP: 0.324, SLG: 0.419 (1, 5)		B1-3			L7		FC6-4		6-3	4	0	0	0	0	0	4									
Bobby Grich, R OBP: 0.374, SLG: 0.377 (1, 4)		F8			F9		K		HR	4	1	1	1	0	1	0									
Brian Downing, R OBP: 0.342, SLG: 0.351 (1, 7)		F8			L7		6-3		HR	4	1	1	2	0	0	0									
Dick Schofield, R OBP: 0.261, SLG: 0.309 (1, 6)			L8			BB		5-3		2	1	0	0	1	0	0									
Bob Boone, R OBP: 0.307, SLG: 0.303 (1, 2)			F8			F8		F8		3	0	0	0	0	0	1									
Inning Stats	R: 0 E: 0 K: 0 S: 4	H: 1 LOB: 1 BB: 0 P: 4	R: 0 E: 0 K: 0 S: 3	H: 0 LOB: 0 BB: 0 P: 3	R: 0 E: 0 K: 0 S: 3	H: 0 LOB: 0 BB: 0 P: 3	R: 0 E: 0 K: 0 S: 3	H: 0 LOB: 0 BB: 0 P: 3	R: 2 E: 0 K: 0 S: 5	H: 2 LOB: 2 BB: 2 P: 13	R: 0 E: 0 K: 1 S: 5	H: 0 LOB: 0 BB: 0 P: 5	R: 0 E: 0 K: 1 S: 5	H: 0 LOB: 0 BB: 0 P: 5	R: 3 E: 0 K: 0 S: 4	H: 2 LOB: 1 BB: 1 P: 8		1B: 4 2B: 0 3B: 0 HR: 1	SF: 0 SAC: 1 DP: 0 HBP: 0	WP: 0 PB: 0 SB: 0 CS: 0	PA: 34				
PITCHER	IP	WLS	BF	H	R	ER	SO	BB	IBB	HBP	BLK	WP	HR	S	P	ERA	WHIP								
Jim Clancy, R ERA: 4.15 (1, 1)	5.2		22	3	2	2	2	2	0	0	0	0	0	20	28	3.18	0.882								
Dennis Lamp, R ERA: 3.19 (6, 1)	2.0		6	0	0	0	2	0	0	0	0	0	0	10	10	0.00	0.000								
Gary Lavelle, L ERA: 2.62 (8, 1)	1.0	L	6	2	3	3	0	1	0	0	0	0	1	5	9	27.00	3.000								

Batter	1	2	3	4	5	6	7	8	9	AB	R	H	RBI	BB	SO	LOB	TOP								
Dwayne Murphy, L (1, 8) OBP: 0.341, SLG: 0.381	F9		F9		K		L4		SH1-3	4	0	1	0	1	1		Oakland Athletics @ Toronto Blue Jays Exhibition Stadium, Toronto, ON Thu Jul 18 1985, 7:05 PM EDT Att: 32,231 - Unknown								
Carney Lansford, R (1, 5) OBP: 0.312, SLG: 0.443	F9		6-3		1B		G1-6-3		K	5	0	1	0	0	1	0									
Bruce Bochte, L (1, 3) OBP: 0.389, SLG: 0.437					K				4-3	3	0	1	1	1	1	0									
Dave Kingman, R (1, 10) OBP: 0.322, SLG: 0.472	K				1B		F2		6-3	3	1	0	0	1	1	3									
Dusty Baker Jr., R (1, 7) OBP: 0.389, SLG: 0.542					1B				6-3	4	0	1	0	0	0	0									
Mike Davis, L (1, 9) OBP: 0.376, SLG: 0.515	F5				1B		G3		SH	4	1	1	0	0	0	2									
Mike Heath, R (1, 2) OBP: 0.302, SLG: 0.391	F9				F3		3-1		SH	3	1	0	0	0	0	2									
Donnie Hill, S (1, 4) OBP: 0.295, SLG: 0.318 Steve Henderson, R (9, PH) OBP: 0.378, SLG: 0.391 Mike Gallego, R (9, 4)	K				1B				4-3	3	2	2	1	0	1	1									
Alfredo Griffin, S (1, 6) OBP: 0.301, SLG: 0.346			K		1-3		F5		SH1-3	4	1	1	1	0	1	1									
Inning Stats	R: 0 E: 0 K: 1 S: 5	H: 0 LOB: 1 BB: 1 P: 9	R: 0 E: 1 K: 1 S: 6	H: 0 LOB: 1 BB: 0 P: 6	R: 0 E: 0 K: 1 S: 5	H: 0 LOB: 0 BB: 0 P: 5	R: 1 E: 1 K: 1 S: 6	H: 1 LOB: 1 BB: 1 P: 10	R: 1 E: 0 K: 1 S: 8	H: 3 LOB: 2 BB: 0 P: 8	R: 0 E: 0 K: 0 S: 3	H: 0 LOB: 0 BB: 0 P: 3	R: 1 E: 0 K: 0 S: 4	H: 1 LOB: 0 BB: 0 P: 4	R: 0 E: 0 K: 0 S: 3	H: 0 LOB: 0 BB: 0 P: 3		R: 3 E: 1 K: 1 S: 8	H: 2 LOB: 0 BB: 0 P: 8	1B: 5 2B: 0 3B: 1 HR: 1	SF: 0 SAC: 2 DP: 0 HBP: 0	WP: 0 PB: 0 SB: 0 CS: 0	PA: 38		
PITCHER	IP	WLS	BF	H	R	ER	SO	BB	IBB	HBP	BLK	WP	HR	S	P	ERA	WHIP								
Doyle Alexander, R (1, 1) ERA: 4.42	7.0		29	5	3	2	5	2	0	0	0	0	1	37	45	2.57	1.000								
Gary Lavelle, L (8, 1) ERA: 3.09	2.0	L	9	2	3	3	1	0	0	0	0	0	0	11	11	13.50	1.000								

AB 34
R 6
H 7
RBI 5
BB 2
SO 6
LOB 11



Batter	1	2	3	4	5	6	7	8	9	AB	R	H	RBI	BB	SO	LOB	BOTTOM								
Damaso Garcia, R (1, 4) OBP: 0.304, SLG: 0.367	6-3		4-3		F3					4	0	1	2	0	0	0	Oakland Athletics @ Toronto Blue Jays Exhibition Stadium, Toronto, ON Thu Jul 18 1985, 7:05 PM EDT Att: 32,231 - Unknown								
Lloyd Moseby, L (1, 8) OBP: 0.333, SLG: 0.373	6-3		K		2-3				4-3	4	0	0	0	0	1	0									
Rance Mulliniks, L (1, 5) Garth Iorg, R (9, 5) OBP: 0.382, SLG: 0.443					HR				6-3	2	1	1	0	2	0	0									
George Bell, R (1, 7) OBP: 0.332, SLG: 0.512	F9				6-3				F8	4	0	0	0	0	0	3									
Al Oliver, L (1, 10) OBP: 0.288, SLG: 0.390			6-3		HR				G4-6-3	4	1	2	2	0	0	1									
Willie Upshaw, L (1, 3) OBP: 0.316, SLG: 0.385	F6				FC4-6				K	4	1	2	0	0	1	1									
Ernie Whitt, L (1, 2) OBP: 0.344, SLG: 0.491	K				FC4-6				F9	3	0	0	0	1	1	2									
Jesse Barfield, R (1, 9) Tony Fernandez, S (7, PH) OBP: 0.329, SLG: 0.377			6-3		F4				K	2	1	1	0	0	0	1									
Manuel Lee, S (1, 6) Jeff Burroughs, R (7, PH) Lou Thornton, L (8, 9) OBP: 0.250, SLG: 0.290			6-3						4-3	2	0	0	0	0	1	1									
Inning Stats	R: 0 E: 0 K: 0 S: 4	H: 1 LOB: 1 BB: 0 P: 4	R: 0 E: 0 K: 1 S: 5	H: 0 LOB: 0 BB: 0 P: 5	R: 1 E: 0 K: 1 S: 6	H: 1 LOB: 0 BB: 0 P: 6	R: 2 E: 0 K: 0 S: 5	H: 2 LOB: 1 BB: 1 P: 9	R: 0 E: 0 K: 1 S: 5	H: 0 LOB: 0 BB: 0 P: 5	R: 0 E: 0 K: 0 S: 2	H: 0 LOB: 0 BB: 1 P: 6	R: 1 E: 1 K: 1 S: 6	H: 2 LOB: 2 BB: 1 P: 10	R: 0 E: 0 K: 0 S: 3	H: 0 LOB: 0 BB: 0 P: 3		R: 0 E: 0 K: 2 S: 8	H: 1 LOB: 1 BB: 0 P: 8	1B: 4 2B: 2 3B: 0 HR: 1	SF: 0 SAC: 0 DP: 1 HBP: 0	WP: 1 PB: 0 SB: 0 CS: 0	PA: 35		
PITCHER	IP	WLS	BF	H	R	ER	SO	BB	IBB	HBP	BLK	WP	HR	S	P	ERA	WHIP								
Chris Codiroli, R (1, 1) ERA: 4.2	6.1		26	5	4	4	4	3	0	0	0	0	0	31	43	5.68	1.263								
Steve Oniveros, R (7, 1) ERA: 0.69	1.2	W	5	1	0	0	0	0	0	0	0	0	0	5	5	0.00	0.600								
Jay Howell, R (8, 1) ERA: 1.97	1.0	S	4	1	0	0	2	0	0	0	0	1	0	8	8	0.00	1.000								

AB 32
R 4
H 7
RBI 4
BB 3
SO 6
LOB 14



Batter	1	2	3	4	5	6	7	8	9	AB	R	H	RBI	BB	SO	LOB	TOP			
Steve Henderson, R (1,7) OBP: 0.373, SLG: 0.385	0-0 4-3			0-0 F7		0-0 2B 1B		0-0 5-3		4	0	1	0	0	0	1				
Carney Lansford, R (1,5) OBP: 0.312, SLG: 0.443	0-0 L1			0-0 5-3		0-0 1-3 2B		0-0 1-3		4	0	1	0	0	0	1				
Mike Davis, L (1,8) OBP: 0.372, SLG: 0.508	0-0 F6			0-0 F8		0-0 F4		0-3 K		4	0	0	0	0	1	3				
Dave Kingman, R (1,10) OBP: 0.318, SLG: 0.466		0-0 G3			0-0 F9			0-0 5-3		4	0	0	0	0	0	0				
Dusty Baker Jr., R (1,3) OBP: 0.386, SLG: 0.536		0-0 F9			0-0 5-3			0-0 1B 1B		4	0	1	0	0	0	0				
Mike Heath, R (1,9) OBP: 0.309, SLG: 0.400		0-0 6-3			0-0 1B			0-0 1-2 1B		4	1	3	0	0	0	0				
Mickey Tettleton, S (1,2) OBP: 0.379, SLG: 0.388			0-0 F9		0-0 5-3			0-0 F7		4	0	1	1	0	0	3				
Rob Picciolo, R (1,4) OBP: 0.310, SLG: 0.357			0-0 F9		0-0 4-3			0-0 1-3		3	0	0	0	0	0	2				
Donnie Hill, S (9,PH) OBP: 0.294, SLG: 0.316								0-0 F8		1	0	0	0	0	0	1				
Alfredo Griffin, S (1,6) OBP: 0.301, SLG: 0.346			0-0 F3		0-0 F7			0-0 1-3 5-3 1B		3	0	1	0	0	0	0				
Inning Stats	R: 0 E: 0 K: 0 S: 3	H: 0 LOB: 0 BB: 0 P: 3	R: 0 E: 0 K: 0 S: 3	H: 0 LOB: 0 BB: 0 P: 3	R: 0 E: 0 K: 0 S: 3	H: 0 LOB: 0 BB: 0 P: 3	R: 0 E: 0 K: 0 S: 4	H: 1 LOB: 1 BB: 0 P: 4	R: 0 E: 0 K: 0 S: 5	H: 2 LOB: 2 BB: 0 P: 5	R: 0 E: 0 K: 0 S: 5	H: 2 LOB: 2 BB: 0 P: 5	R: 0 E: 0 K: 1 S: 6	H: 1 LOB: 1 BB: 0 P: 6	R: 1 E: 0 K: 0 S: 5	H: 2 LOB: 1 BB: 0 P: 5	1B: 5 2B: 3 3B: 0 HR: 0	SF: 0 SAC: 0 DP: 0 HBP: 0	WP: 0 PA: 35 PB: 0 SB: 0 CS: 0	
PITCHER	IP WLS BF H R ER SO BB IBB HBP BLK WP HR S P ERA WHIP	8.2 W 34 8 1 1 1 0 0 0 0 0 0 0 36 36 1.04 0.923	0.1 L 1 0 0 0 0 0 0 0 0 0 0 0 1 1 0.00 0.000																	

Oakland Athletics @ Toronto Blue Jays
Exhibition Stadium, Toronto, ON
Fri Jul 19 1985, 7:05 PM EDT
Att: 28,218 - Unknown

AB 35
R 1
H 8
RBI 1
BB 0
SO 1
LOB 11



Batter	1	2	3	4	5	6	7	8	9	AB	R	H	RBI	BB	SO	LOB	BOTTOM		
Damaso Garcia, R (1,4) OBP: 0.301, SLG: 0.363	0-0 6-3		0-3 K		0-0 F4		0-0 F9			4	0	0	0	0	1	1			
Lloyd Moseby, L (1,8) OBP: 0.335, SLG: 0.375	0-0 F4		0-0 4-3			0-0 2B 1B		0-0 CS 2B 1B		4	2	2	0	0	0	0			
Rance Mulliniks, L (1,5) OBP: 0.414, SLG: 0.488				0-0 4-3 2B 2B		0-0 1B 2B		4-0 2B BB		3	2	3	1	1	0	0			
Garth Iorg, R (7,PR) OBP: 0.382, SLG: 0.443						1-H 1B 2B		1-3 3-H 2B		0	0	0	0	0	0	0			
George Bell, R (1,7) OBP: 0.331, SLG: 0.512	0-0 4-3			0-3 K		0-0 6-3		0-0 1-3 3-H 2B		4	0	1	1	0	1	3			
Al Oliver, L (1,10) OBP: 0.278, SLG: 0.376		0-0 F7		0-0 4-3		0-0 F2		0-0 F7		4	0	0	0	0	0	5			
Willie Upshaw, L (1,3) OBP: 0.318, SLG: 0.389		0-3 K		0-0 2B		0-0 S 1B		0-3 K		4	0	2	2	0	2	0			
Ernie Whitt, L (1,2) OBP: 0.347, SLG: 0.502		0-0 HR		0-0 G3		4-0 1-2 BB		0-0 F9		3	1	1	1	1	0	1			
Jesse Barfield, R (1,9) OBP: 0.332, SLG: 0.450		0-0 6-3			0-0 F9		0-0 F8		0-0 4-3	4	0	0	0	0	0	2			
Tony Fernandez, S (1,6) OBP: 0.329, SLG: 0.375			0-0 F6		0-0 F5		4-0 1B CS BB			2	0	0	0	1	0	0			
Inning Stats	R: 0 E: 0 K: 0 S: 4	H: 1 LOB: 1 BB: 0 P: 4	R: 1 E: 0 K: 1 S: 6	H: 1 LOB: 0 BB: 0 P: 6	R: 0 E: 0 K: 1 S: 5	H: 0 LOB: 0 BB: 0 P: 5	R: 1 E: 0 K: 1 S: 7	H: 2 LOB: 1 BB: 0 P: 7	R: 0 E: 0 K: 0 S: 3	H: 0 LOB: 0 BB: 0 P: 3	R: 2 E: 0 K: 0 S: 6	H: 3 LOB: 2 BB: 1 P: 10	R: 1 E: 0 K: 0 S: 4	H: 2 LOB: 2 BB: 2 P: 12	R: 0 E: 0 K: 1 S: 5	H: 0 LOB: 0 BB: 0 P: 5	1B: 4 2B: 4 3B: 0 HR: 1	SF: 0 SAC: 0 DP: 0 HBP: 0	WP: 0 PA: 35 PB: 0 SB: 2 CS: 2
PITCHER	IP WLS BF H R ER SO BB IBB HBP BLK WP HR S P ERA WHIP	5.2 L 24 7 4 4 4 0 0 0 0 0 0 0 30 30 6.35 1.235	0.0 L 1 0 0 0 0 1 0 0 0 0 0 0 4 4 - -	1.1 L 7 2 1 1 0 2 0 0 0 0 0 0 5 13 6.75 3.000	1.0 L 3 0 0 0 1 0 0 0 0 0 0 0 5 5 0.00 0.000														

Oakland Athletics @ Toronto Blue Jays
Exhibition Stadium, Toronto, ON
Fri Jul 19 1985, 7:05 PM EDT
Att: 28,218 - Unknown

AB 32
R 5
H 9
RBI 5
BB 3
SO 4
LOB 12



Batter	1	2	3	4	5	6	7	8	9	AB	R	H	RBI	BB	SO	LOB	TOP										
Dave Collins, S (1, 7) OBP: 0.288, SLG: 0.324	0-0 6-3	0-0 1B			0-0 G4-6-3 1B		0-0 E3 F7			4	0	2	1	0	0	0	Oakland Athletics @ Toronto Blue Jays Exhibition Stadium, Toronto, ON Sat Jul 20 1985, 3:33 AM EDT Att: 35,187 - Unknown										
Carney Lansford, R (1, 5) OBP: 0.314, SLG: 0.444	0-0 6-3	0-0 3H 1B			0-0 G4-6-3 1B		0-0 F7			4	0	2	0	0	0	1											
Bruce Bochte, L (1, 3) OBP: 0.382, SLG: 0.429	0-3 K	0-0 F7			0-0 G4-6-3		0-0 4-3			4	0	0	0	0	1	5											
Dave Kingman, R (1, 10) OBP: 0.318, SLG: 0.467		0-0 2B	0-0 F9		0-0 5-3			0-0 F8		4	1	1	0	0	0	1											
Mike Davis, L (1, 9) OBP: 0.373, SLG: 0.521		0-0 2B	0-0 F7			0-0 HR		0-0 F8		4	1	2	2	0	0	0											
Dwayne Murphy, L (1, 8) OBP: 0.337, SLG: 0.375		0-0 4	0-3 K			0-0 3-1		0-0 F7		4	0	0	0	0	1	1											
Mickey Tettleton, S (1, 2) OBP: 0.383, SLG: 0.392		0-0 1B 3B 1B		0-0 1-3 1B		0-0 F7		0-0 4-3		4	1	2	0	0	0	0											
Donnie Hill, S (1, 4) OBP: 0.293, SLG: 0.315		0-0 3B 1B		0-0 F7		0-0 F9		0-0 F7		4	1	1	0	0	0	1											
Alfredo Griffin, S (1, 6) OBP: 0.300, SLG: 0.351		0-0 1B 3B		0-0 1-3		0-0 F4		0-0 6-3		4	1	1	2	0	0	1											
Inning Stats	R: 0 E: 0 K: 1 S: 5	H: 0 LOB: 0 BB: 0 P: 5	R: 4 E: 0 K: 0 S: 9	H: 7 LOB: 2 BB: 0 P: 9	R: 0 E: 0 K: 1 S: 5	H: 0 LOB: 0 BB: 0 P: 5	R: 0 E: 0 K: 0 S: 3	H: 1 LOB: 0 BB: 0 P: 3	R: 0 E: 0 K: 0 S: 4	H: 2 LOB: 1 BB: 0 P: 4	R: 1 E: 0 K: 0 S: 4	H: 1 LOB: 0 BB: 0 P: 4	R: 0 E: 1 K: 0 S: 4	H: 0 LOB: 1 BB: 0 P: 4	R: 0 E: 0 K: 0 S: 3	H: 0 LOB: 0 BB: 0 P: 3	R: 0 E: 0 K: 0 S: 3	H: 0 LOB: 0 BB: 0 P: 3	1B: 7 2B: 4 3B: 1 HR: 1	SF: 0 SAC: 0 DP: 3 HBP: 0	WP: 0 PB: 0 SB: 0 CS: 0	PA: 36					
PITCHER	IP	WLS	BF	H	R	ER	SO	BB	IBB	HBP	BLK	WP	HR	S	P	ERA	WHIP										
Dave Stieb, R (1, 1) ERA: 2.06	8.0	L	33	11	5	5	2	0	0	0	0	0	1	37	37	5.62	1.375										
Jim Acker, R (9, 1) ERA: 2.6	1.0	S	3	0	0	0	0	0	0	0	0	0	0	3	3	0.00	0.000										

AB	36
R	5
H	11
RBI	5
BB	0
SO	2
LOB	10



Batter	1	2	3	4	5	6	7	8	9	AB	R	H	RBI	BB	SO	LOB	BOTTOM										
Damaso Garcia, R (1, 4) OBP: 0.298, SLG: 0.360	0-0 F9		0-0 F9		0-0 F9			0-0 F8		4	0	0	0	0	0	1	Oakland Athletics @ Toronto Blue Jays Exhibition Stadium, Toronto, ON Sat Jul 20 1985, 3:33 AM EDT Att: 35,187 - Unknown										
Lloyd Moseby, L (1, 8) OBP: 0.332, SLG: 0.370	0-0 F6		0-0 6-3		0-0 4-3			0-0 F8		4	0	0	0	0	0	1											
Jeff Burroughs, R (1, 10) OBP: 0.388, SLG: 0.389	0-0 F8		0-3 K			0-0 2B		0-0 4-3		2	0	0	0	0	1	0											
Al Oliver, L (6, PH) OBP: 0.282, SLG: 0.387										2	0	1	0	0	0	0											
George Bell, R (1, 7) OBP: 0.330, SLG: 0.507		0-0 F4		4-0 G6-4-3 BB		0-0 F9		0-0 5-3		3	0	0	0	1	0	1											
Jesse Barfield, R (1, 9) OBP: 0.331, SLG: 0.457		0-0 HR		0-0 G6-4-3		0-0 F6		0-0 F6		4	1	1	1	0	0	2											
Cecil Fielder, R (1, 3) OBP: 1.000, SLG: 2.000		0-0 2B		4-0 BB		0-0 F5		0-0 1B		1	0	1	0	1	0	0											
Willie Upshaw, L (6, PH) OBP: 0.319, SLG: 0.390					0-0 BB					2	0	1	0	0	0	1											
Garth Iorg, R (1, 5) OBP: 0.384, SLG: 0.439		4-0 2B		0-0 F3		0-0 F7		0-0 3-1		1	0	0	0	1	0	1											
Rance Mulliniks, L (7, PH) OBP: 0.411, SLG: 0.483										2	0	0	0	0	0	1											
Gary Allenson, R (1, 2) OBP: 0.346, SLG: 0.500		0-3 K			0-0 F9		0-0 F8			2	0	0	0	0	1	2											
Ernie Whitt, L (7, PH) OBP: 0.346, SLG: 0.500										1	0	0	0	0	0	0											
Tony Fernandez, S (1, 6) OBP: 0.329, SLG: 0.372		0-0 FC6		4-0 BB		0-0 F1				2	0	0	0	1	0	2											
Inning Stats	R: 0 E: 0 K: 0 S: 3	H: 0 LOB: 0 BB: 0 P: 3	R: 1 E: 0 K: 1 S: 7	H: 2 LOB: 2 BB: 1 P: 11	R: 0 E: 0 K: 1 S: 5	H: 0 LOB: 0 BB: 0 P: 5	R: 0 E: 0 K: 0 S: 2	H: 0 LOB: 1 BB: 2 P: 10	R: 0 E: 0 K: 0 S: 3	H: 0 LOB: 1 BB: 1 P: 7	R: 0 E: 0 K: 0 S: 4	H: 1 LOB: 1 BB: 0 P: 4	R: 0 E: 0 K: 0 S: 3	H: 0 LOB: 0 BB: 0 P: 3	R: 0 E: 0 K: 0 S: 3	H: 1 LOB: 1 BB: 0 P: 4	R: 0 E: 0 K: 0 S: 4	H: 1 LOB: 1 BB: 0 P: 4	1B: 1 2B: 2 3B: 0 HR: 1	SF: 0 SAC: 0 DP: 1 HBP: 0	WP: 0 PB: 0 SB: 0 CS: 0	PA: 34					
PITCHER	IP	WLS	BF	H	R	ER	SO	BB	IBB	HBP	BLK	WP	HR	S	P	ERA	WHIP										
Tim Lincecum, L (1, 1) ERA: 3.26	5.0	W	20	2	1	1	2	4	0	0	0	0	1	20	36	1.80	1.200										
Steve Ontiveros, R (6, 1) ERA: 0.59	4.0	S	14	2	0	0	0	0	0	0	0	0	0	14	14	0.00	0.500										


AB	30
R	1
H	4
RBI	1
BB	4
SO	2
LOB	12



Batter	1	2	3	4	5	6	7	8	9	AB	R	H	RBI	BB	SO	LOB	TOP					
Dave Collins, S OBP: 0.290, SLG: 0.339 (1, 7)	F7																					
Carney Lansford, R OBP: 0.317, SLG: 0.450 (1, 5)	1B																					
Bruce Bochte, L OBP: 0.387, SLG: 0.430 (1, 3)	1B																					
Dave Kingman, R OBP: 0.317, SLG: 0.464 (1, 10)	G1-4-3																					
Mike Davis, L OBP: 0.369, SLG: 0.514 (1, 9)																						
Dwayne Murphy, L OBP: 0.342, SLG: 0.382 (1, 8)	1B																					
Mickey Tettleton, S OBP: 0.387, SLG: 0.390 (1, 2)	G6-4-3																					
Donnie Hill, S OBP: 0.289, SLG: 0.312 (1, 4)																						
Alfredo Griffin, S OBP: 0.297, SLG: 0.347 (1, 6)																						
Inning Stats	R: 1 E: 0 K: 0 S: 4	H: 2 LOB: 0 BB: 0 P: 4	R: 0 E: 0 K: 0 S: 3	H: 1 LOB: 0 BB: 0 P: 3	R: 0 E: 0 K: 1 S: 6	H: 1 LOB: 1 BB: 0 P: 4	R: 1 E: 0 K: 1 S: 6	H: 1 LOB: 2 BB: 0 P: 14	R: 0 E: 0 K: 0 S: 4	H: 1 LOB: 1 BB: 0 P: 4	R: 1 E: 0 K: 0 S: 5	H: 2 LOB: 2 BB: 1 P: 9	R: 0 E: 0 K: 2 S: 8	H: 1 LOB: 0 BB: 0 P: 8	R: 0 E: 0 K: 1 S: 5	H: 0 LOB: 0 BB: 0 P: 5	R: 1 E: 0 K: 1 S: 6	H: 1 LOB: 1 BB: 1 P: 10	1B: 6 2B: 2 3B: 1 HR: 1	SF: 1 SAC: 0 DP: 2 HBP: 0	WP: 0 PB: 0 SB: 0 CS: 0	PA: 39
PITCHER	IP	WLS	BF	H	R	ER	SO	BB	IBB	HBP	BLK	WP	HR	S	P	ERA	WHIP					
Jim Clancy, R ERA: 4.17 (1, 1)	4.0		17	5	2	2	1	2	0	0	0	0	0	17	25	4.50	1.750					
Dennis Lamp, R ERA: 3.18 (5, 1)	3.0	W	14	4	1	1	2	1	0	0	0	0	0	17	21	3.00	1.667					
Gary Lavelle, L ERA: 3.02 (8, 1)	1.0		3	0	0	0	1	0	0	0	0	0	0	5	5	0.00	0.000					
Bill Caudill, R ERA: 3.32 (9, 1)	1.0		5	1	1	1	1	1	0	0	0	0	1	6	10	9.00	2.000					

Oakland Athletics @ Toronto Blue Jays
Exhibition Stadium, Toronto, ON
Sun Jul 21 1985, 3:33 AM EDT
Att: 36,109 - Unknown


AB	34
R	4
H	10
RBI	4
BB	4
SO	5
LOB	13



Batter	1	2	3	4	5	6	7	8	9	AB	R	H	RBI	BB	SO	LOB	BOTTOM					
Damaso Garcia, R OBP: 0.300, SLG: 0.361 (1, 4)	4-3																					
Ernie Whitt, L OBP: 0.348, SLG: 0.502 (8, 2)	1B																					
Lloyd Moseby, L OBP: 0.333, SLG: 0.376 (1, 8)	L4																					
Jeff Burroughs, R OBP: 0.384, SLG: 0.393 (1, 10)																						
Al Oliver, L OBP: 0.288, SLG: 0.393 (6, PH)	PB																					
George Bell, R OBP: 0.328, SLG: 0.503 (1, 7)	2B																					
Lou Thornton, L OBP: 0.250, SLG: 0.290 (9, 7)	2B																					
Jesse Barfield, R OBP: 0.339, SLG: 0.475 (1, 9)	2B																					
Cecil Fielder, R OBP: 0.600, SLG: 1.000 (1, 3)	2B																					
Willie Upshaw, L OBP: 0.321, SLG: 0.392 (7, 3)	E																					
Garth Iorg, R OBP: 0.380, SLG: 0.434 (1, 5)	E7																					
Gary Allenson, R OBP: 0.200, SLG: 0.200 (1, 2)	F9																					
Manuel Lee, S OBP: 0.143, SLG: 0.111 (7, PR) (8, 4)																						
Tony Fernandez, S OBP: 0.328, SLG: 0.374 (1, 6)																						
Inning Stats	R: 4 E: 1 K: 0 S: 7	H: 4 LOB: 1 BB: 1 P: 11	R: 0 E: 0 K: 1 S: 5	H: 1 LOB: 0 BB: 0 P: 5	R: 0 E: 0 K: 1 S: 6	H: 1 LOB: 1 BB: 0 P: 6	R: 0 E: 0 K: 0 S: 3	H: 0 LOB: 0 BB: 0 P: 3	R: 0 E: 0 K: 0 S: 3	H: 0 LOB: 0 BB: 0 P: 3	R: 0 E: 0 K: 0 S: 3	H: 0 LOB: 1 BB: 1 P: 7	R: 5 E: 0 K: 0 S: 9	H: 6 LOB: 1 BB: 0 P: 9	R: 2 E: 0 K: 0 S: 6	H: 3 LOB: 1 BB: 0 P: 6	R: 1 E: 0 K: 1 S: 6	H: 1 LOB: 1 BB: 0 P: 6	1B: 7 2B: 8 3B: 1 HR: 0	SF: 1 SAC: 0 DP: 1 HBP: 0	WP: 0 PB: 1 SB: 1 CS: 1	PA: 40
PITCHER	IP	WLS	BF	H	R	ER	SO	BB	IBB	HBP	BLK	WP	HR	S	P	ERA	WHIP					
Bill Krueger, L ERA: 5.15 (1, 1)	6.0	L	26	7	5	4	2	2	0	0	0	0	0	28	36	6.00	1.500					
Keith Atherton, R ERA: 4.48 (7, 1)	0.2		6	4	3	3	0	0	0	0	0	0	0	6	6	40.50	6.000					
Curt Young, L ERA: 10.13 (7, 1)	0.1		2	1	1	1	0	0	0	0	0	0	0	2	2	27.00	3.000					
Steve Mura, R ERA: 3.88 (8, 1)	1.0		6	3	2	2	0	0	0	0	0	0	0	6	6	18.00	3.000					

Oakland Athletics @ Toronto Blue Jays
Exhibition Stadium, Toronto, ON
Sun Jul 21 1985, 3:33 AM EDT
Att: 36,109 - Unknown

AB	37
R	11
H	15
RBI	10
BB	2
SO	2
LOB	10



Batter	1	2	3	4	5	6	7	8	9	AB	R	H	RBI	BB	SO	LOB	TOP										
Domingo Ramos, R OBP: 0.233, SLG: 0.253 (1, 6)	6-3		4-3			6-3		6-3		4	0	0	0	0	0	1											
Phil Bradley, R OBP: 0.369, SLG: 0.492 (1, 7)	K				F9		F9		5-3	4	0	0	0	0	1	0											
Alvin Davis, L OBP: 0.363, SLG: 0.387 (1, 3)	K			4-3			G3			4	0	1	0	0	1	0											
Gorman Thomas, R OBP: 0.371, SLG: 0.489 (1, 10)				F9			E6		K	4	0	1	0	0	1	1											
Al Cowens, R OBP: 0.285, SLG: 0.453 (1, 9)	F7				F9		FC5-4		F9	4	0	0	0	0	0	3											
Jim Prestley, R OBP: 0.334, SLG: 0.534 (1, 5)	FC6-4				G4-1					3	1	1	1	0	0	1											
Dave Henderson, R OBP: 0.311, SLG: 0.390 (1, 8)	K				K				F4	3	0	0	0	0	2	1											
Bob Kearney, R OBP: 0.284, SLG: 0.383 (1, 2)				F9		1-3				3	0	1	0	0	0	0											
Harold Reynolds, S OBP: 0.211, SLG: 0.100 (8, PH)				4-3						2	0	0	0	0	0	0											
Ken Phelps, L OBP: 0.327, SLG: 0.453 (6, PH)						F7				0	0	0	0	0	0	0											
Ivan Calderon, R OBP: 0.362, SLG: 0.515 (6, PH)									F8	1	0	0	0	0	0	1											
Darnell Coles, R OBP: 0.333, SLG: 0.321 (8, 6)										0	0	0	0	0	0	0											
Inning Stats	R: 0 E: 0 K: 2 S: 7	H: 0 LOB: 0 BB: 0 P: 7	R: 0 E: 0 K: 1 S: 6	H: 1 LOB: 1 BB: 0 P: 6	R: 0 E: 0 K: 0 S: 3	H: 0 LOB: 0 BB: 0 P: 3	R: 0 E: 0 K: 0 S: 3	H: 0 LOB: 0 BB: 0 P: 3	R: 0 E: 0 K: 1 S: 5	H: 0 LOB: 0 BB: 0 P: 5	R: 0 E: 0 K: 0 S: 4	H: 0 LOB: 1 BB: 0 P: 4	R: 1 E: 0 K: 0 S: 5	H: 2 LOB: 1 BB: 0 P: 5	R: 0 E: 0 K: 1 S: 6	H: 1 LOB: 1 BB: 0 P: 6	1B: 2 2B: 1 3B: 0 HR: 1	SF: 0 SAC: 0 DP: 0 HBP: 0	WP: 0 PB: 0 SB: 0 CS: 0	PA: 32							
PITCHER	IP	WLS	BF	H	R	ER	SO	BB	IBB	HBP	BLK	WP	HR	S	P	ERA	WHIP										
Tom Flier, R ERA: 0.87 (1, 1)	7.0	W	23	1	0	0	4	0	0	0	0	0	0	31	31	0.00	0.143										
Jim Acker, R ERA: 2.75 (8, 1)	0.1		3	2	1	1	0	0	0	0	0	0	1	3	3	27.00	6.000										
Gary Lavelle, L ERA: 2.96 (8, 1)	1.0		4	1	0	0	0	0	0	0	0	0	0	4	4	0.00	1.000										
Bill Caudill, R ERA: 3.27 (9, 1)	0.2	S	2	0	0	0	1	0	0	0	0	0	0	4	4	0.00	0.000										

Seattle Mariners @ Toronto Blue Jays
Exhibition Stadium, Toronto, ON
Mon Jul 22 1985, 7:05 PM EDT
Att: 25,110 - Unknown

AB 32
R 1
H 4
RBI 1
BB 0
SO 5
LOB 8



Batter	1	2	3	4	5	6	7	8	9	AB	R	H	RBI	BB	SO	LOB	BOTTOM										
Damaso Garcia, R OBP: 0.297, SLG: 0.357 (1, 4)	6-3		F4		F8		F9			4	0	0	0	0	0	3											
Lloyd Moseby, L OBP: 0.334, SLG: 0.376 (1, 8)	6-3			1B			4-3			3	0	1	1	1	0	0											
Jeff Burroughs, R OBP: 0.386, SLG: 0.394 (1, 10)				BB			1B			2	0	1	0	0	1	0											
Al Oliver, L OBP: 0.283, SLG: 0.386 (5, PH)	K				F9				F2	2	0	0	0	0	0	2											
George Bell, R OBP: 0.325, SLG: 0.497 (1, 7)										4	0	0	0	0	0	2											
Jesse Barfield, R OBP: 0.335, SLG: 0.469 (1, 9)										4	0	0	0	0	2	1											
Cecil Fielder, R OBP: 0.500, SLG: 0.800 (1, 3)										1	0	0	0	0	0	0											
Willie Upshaw, L OBP: 0.322, SLG: 0.392 (6, 3)	6-3									2	0	1	0	0	0	0											
Garth Iorg, R OBP: 0.384, SLG: 0.445 (1, 5)										1	1	1	0	0	0	0											
Rance Mulliniks, L OBP: 0.415, SLG: 0.488 (6, 5)										2	1	2	0	0	0	0											
Gary Allenson, R OBP: 0.250, SLG: 0.250 (1, 2)										3	1	1	1	0	1	3											
Tony Fernandez, S OBP: 0.331, SLG: 0.380 (1, 6)										3	0	2	1	0	0	0											
Inning Stats	R: 0 E: 0 K: 1 S: 5	H: 0 LOB: 0 BB: 0 P: 5	R: 0 E: 0 K: 1 S: 5	H: 0 LOB: 0 BB: 0 P: 5	R: 1 E: 0 K: 1 S: 6	H: 2 LOB: 0 BB: 0 P: 6	R: 0 E: 0 K: 0 S: 3	H: 1 LOB: 1 BB: 1 P: 7	R: 2 E: 1 K: 0 S: 7	H: 4 LOB: 2 BB: 0 P: 7	R: 0 E: 0 K: 0 S: 5	H: 2 LOB: 2 BB: 0 P: 5	R: 0 E: 0 K: 1 S: 5	H: 0 LOB: 0 BB: 0 P: 3	R: 0 E: 0 K: 1 S: 5	H: 0 LOB: 0 BB: 0 P: 5	1B: 7 2B: 3 3B: 0 HR: 0	SF: 0 SAC: 0 DP: 1 HBP: 0	WP: 0 PB: 0 SB: 0 CS: 1	PA: 32							
PITCHER	IP	WLS	BF	H	R	ER	SO	BB	IBB	HBP	BLK	WP	HR	S	P	ERA	WHIP										
Mark Langston, L ERA: 3.84 (1, 1)	4.0	L	14	3	1	1	3	0	0	0	0	0	0	19	23	2.25	1.000										
Salome Barojas, R ERA: 5.98 (5, 1)	1.2		10	5	2	2	0	0	0	0	0	0	0	10	10	10.80	3.000										
Brian Snyder, L ERA: 6.55 (6, 1)	1.2		6	1	0	0	0	0	0	0	0	0	0	6	6	0.00	0.600										
Bob Long, R ERA: 2.42 (8, 1)	0.2		2	0	0	0	1	0	0	0	0	0	0	4	4	0.00	0.000										

Seattle Mariners @ Toronto Blue Jays
Exhibition Stadium, Toronto, ON
Mon Jul 22 1985, 7:05 PM EDT
Att: 25,110 - Unknown

AB 31
R 3
H 9
RBI 3
BB 1
SO 4
LOB 11



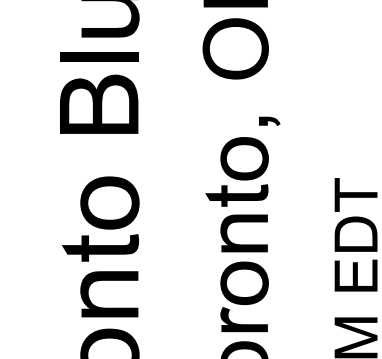
Batter	1	2	3	4	5	6	7	8	9	AB	R	H	RBI	BB	SO	LOB	TOP			
Domingo Ramos, R OBP: 0.242, SLG: 0.253 (1, 6)										4	0	1	0	1	1	0	Seattle Mariners @ Toronto Blue Jays Exhibition Stadium, Toronto, ON Tue Jul 23 1985, 7:05 PM EDT Att: 28,419 - Unknown			
Phil Bradley, R OBP: 0.370, SLG: 0.492 (1, 8)										4	0	2	0	0	1					
Alvin Davis, L OBP: 0.365, SLG: 0.388 (1, 3)										4	0	2	0	0	0	3				
Gorman Thomas, R OBP: 0.366, SLG: 0.481 (1, 10)										4	0	0	0	0	4	5				
Al Cowens, R OBP: 0.281, SLG: 0.446 (1, 9)										4	0	0	0	0	2	2				
Jim Prestley, R OBP: 0.336, SLG: 0.533 (1, 5)										4	1	2	0	0	2	0				
Ivan Calderon, R OBP: 0.365, SLG: 0.539 (1, 7)										4	1	2	1	0	0	1				
Bob Kearney, R OBP: 0.288, SLG: 0.391 (1, 2)										4	0	2	0	0	2	2				
Harold Reynolds, S OBP: 0.216, SLG: 0.111 Barry Bonnell, R OBP: 0.286, SLG: 0.310 (9, PH)										3	0	1	1	0	0	2				
Inning Stats	R: 0 E: 0 K: 2 S: 8	H: 1 LOB: 2 BB: 1 P: 12	R: 0 E: 0 K: 1 S: 6	H: 1 LOB: 1 BB: 0 P: 6	R: 0 E: 0 K: 1 S: 6	H: 2 LOB: 1 BB: 0 P: 6	R: 1 E: 0 K: 1 S: 7	H: 2 LOB: 1 BB: 0 P: 7	R: 0 E: 0 K: 3 S: 10	H: 1 LOB: 1 BB: 0 P: 10	R: 0 E: 0 K: 1 S: 6	H: 1 LOB: 1 BB: 0 P: 6	R: 0 E: 0 K: 1 S: 5	H: 1 LOB: 0 BB: 0 P: 5	R: 0 E: 0 K: 1 S: 5	H: 0 LOB: 0 BB: 0 P: 5	1B: 9 2B: 2 3B: 0 HR: 1	SF: 0 SAC: 0 DP: 2 HBP: 0	WP: 0 PB: 0 SB: 0 CS: 0	PA: 37
PITCHER	IP WLS BF H R ER SO BB IBB HBP BLK WP HR S P ERA WHIP	8.0 W 34 12 2 2 11 1 0 0 0 0 1 55 59 2.25 1.625	1.0 S 3 0 0 0 1 0 0 0 0 0 0 5 5 0.00 0.000	PITCHER																

Batter	1	2	3	4	5	6	7	8	9	AB	R	H	RBI	BB	SO	LOB	BOTTOM			
Damaso Garcia, R OBP: 0.297, SLG: 0.359 (1, 4)										4	0	1	2	0	0	1	Seattle Mariners @ Toronto Blue Jays Exhibition Stadium, Toronto, ON Tue Jul 23 1985, 7:05 PM EDT Att: 28,419 - Unknown			
Lloyd Moseby, L OBP: 0.333, SLG: 0.380 (1, 8)										4	1	1	0	0	1	1				
Rance Mulliniks, L OBP: 0.410, SLG: 0.484 Garth Iorg, R OBP: 0.382, SLG: 0.442 (6, PH) (9, 5)										2	0	0	1	0	0	0				
George Bell, R OBP: 0.325, SLG: 0.496 (1, 7)										3	0	1	0	0	0	0				
Al Oliver, L OBP: 0.276, SLG: 0.376 (1, 10)										3	0	0	0	0	0	1				
Willie Upshaw, L OBP: 0.325, SLG: 0.391 (1, 3)										1	1	0	0	2	0	0				
Ernie Whitt, L OBP: 0.348, SLG: 0.504 Manuel Lee, S OBP: 0.143, SLG: 0.111 Gary Allenson, R OBP: 0.250, SLG: 0.250 (6, PR) (9, 2)										3	0	1	1	0	0	0				
Jesse Barfield, R OBP: 0.338, SLG: 0.471 (1, 9)										3	1	2	0	0	0	0				
Tony Fernandez, S OBP: 0.329, SLG: 0.376 (1, 6)										3	0	0	0	0	0	4				
Inning Stats	R: 0 E: 0 K: 0 S: 3	H: 0 LOB: 0 BB: 0 P: 3	R: 0 E: 0 K: 0 S: 4	H: 1 LOB: 1 BB: 0 P: 4	R: 1 E: 0 K: 0 S: 4	H: 1 LOB: 0 BB: 0 P: 4	R: 0 E: 0 K: 0 S: 3	H: 0 LOB: 0 BB: 0 P: 3	R: 0 E: 0 K: 0 S: 3	H: 0 LOB: 0 BB: 0 P: 3	R: 0 E: 0 K: 1 S: 8	H: 3 LOB: 1 BB: 1 P: 12	R: 3 E: 0 K: 1 S: 8	H: 3 LOB: 1 BB: 1 P: 12	R: 3 E: 0 K: 1 S: 8	H: 3 LOB: 1 BB: 1 P: 12	1B: 3 2B: 2 3B: 1 HR: 0	SF: 1 SAC: 0 DP: 1 HBP: 0	WP: 0 PB: 1 SB: 0 CS: 1	PA: 31
PITCHER	IP WLS BF H R ER SO BB IBB HBP BLK WP HR S P ERA WHIP	7.1 L 28 6 4 4 4 2 0 0 0 0 0 3 3 4.91 1.091	0.1 1 0 0 0 1 0 0 0 0 0 0 0 3 3 0.00 0.000	0.1 1 0 0 0 0 0 0 0 0 0 0 0 1 1 0.00 0.000	PITCHER															

AB 36
R 2
H 12
RBI 2
BB 1
SO 12
LOB 16



AB 27
R 4
H 6
RBI 4
BB 2
SO 1
LOB 8

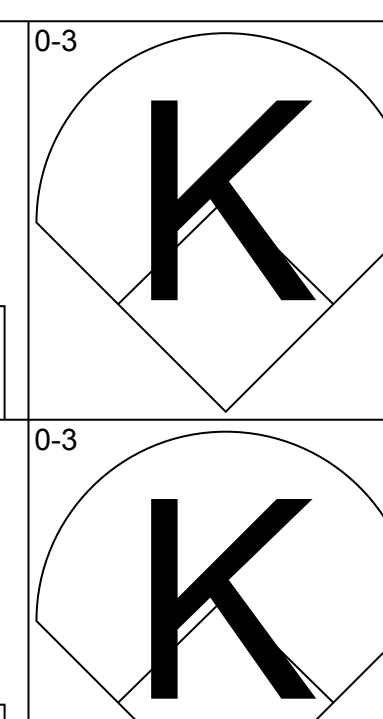
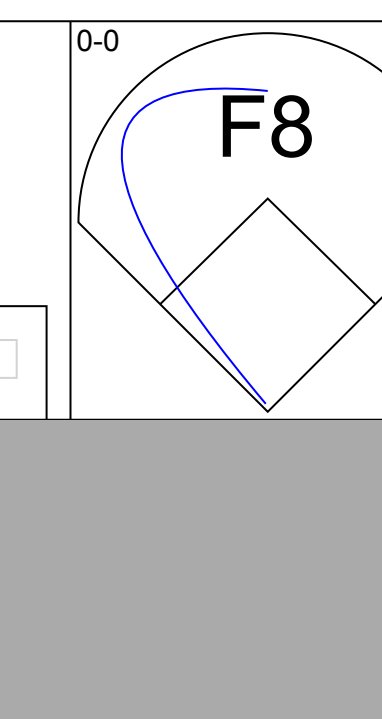
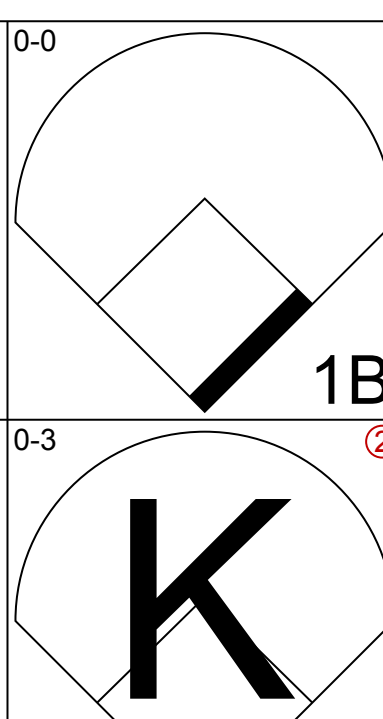
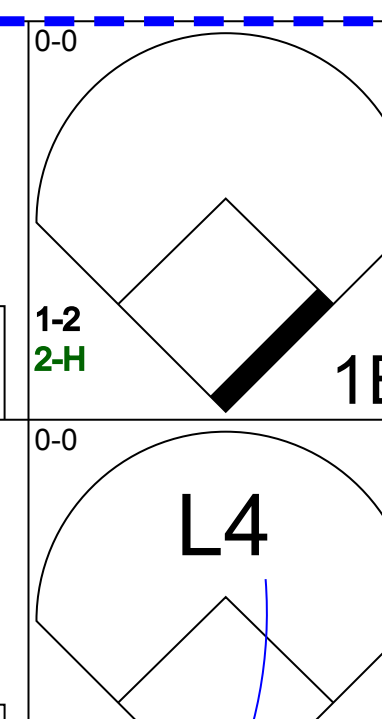
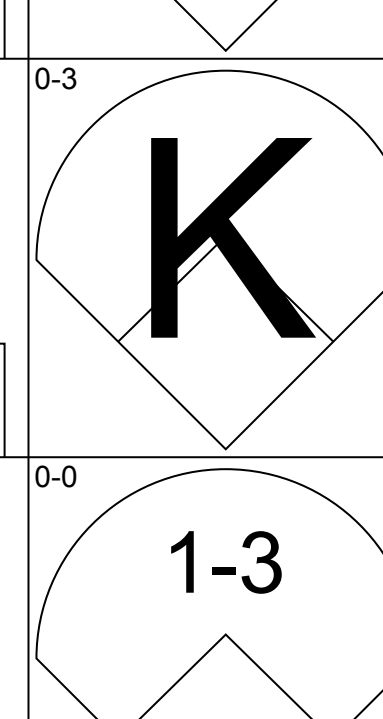
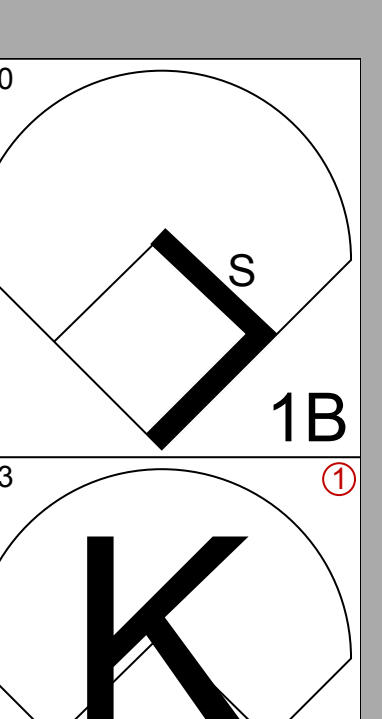
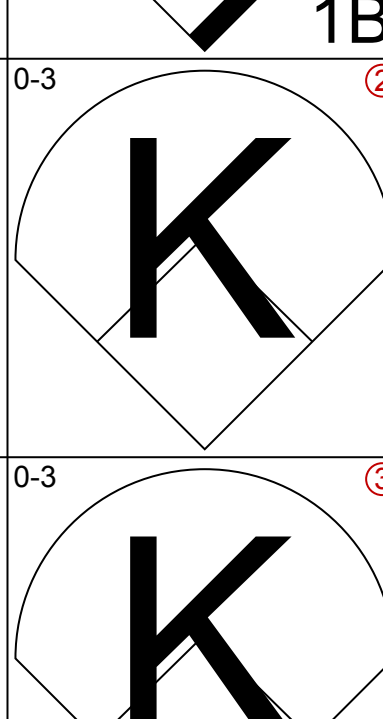
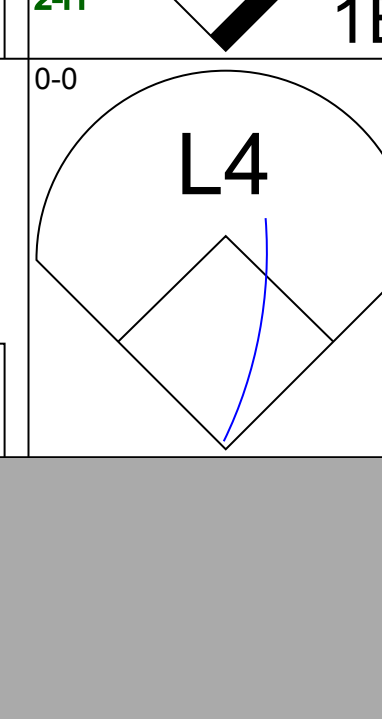
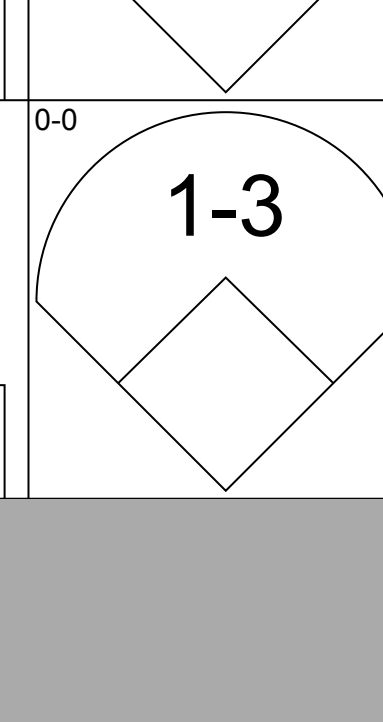
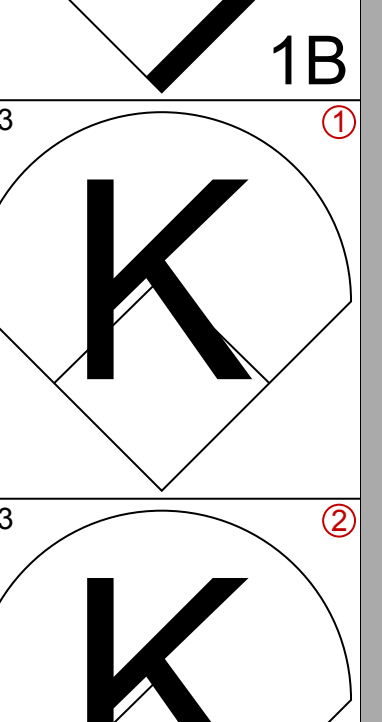
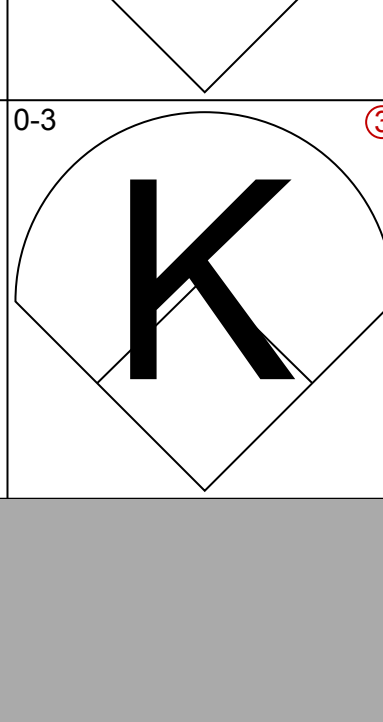
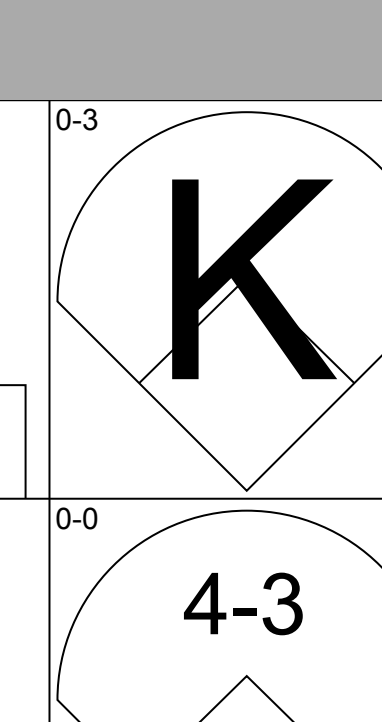
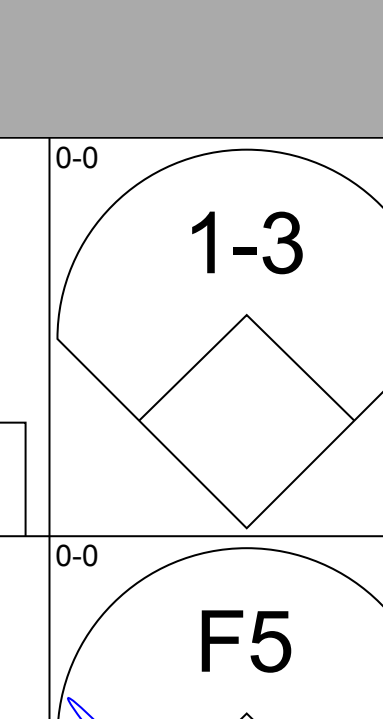
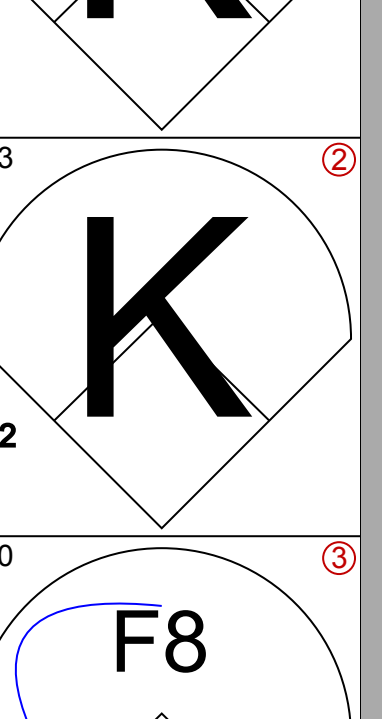
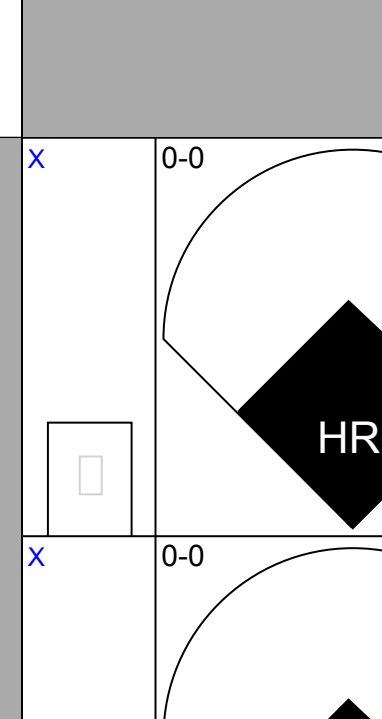
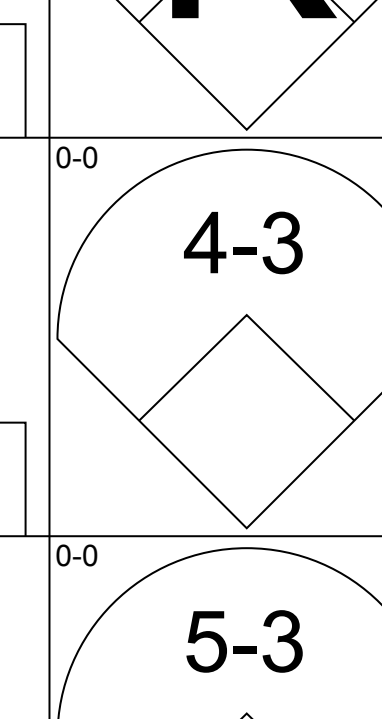
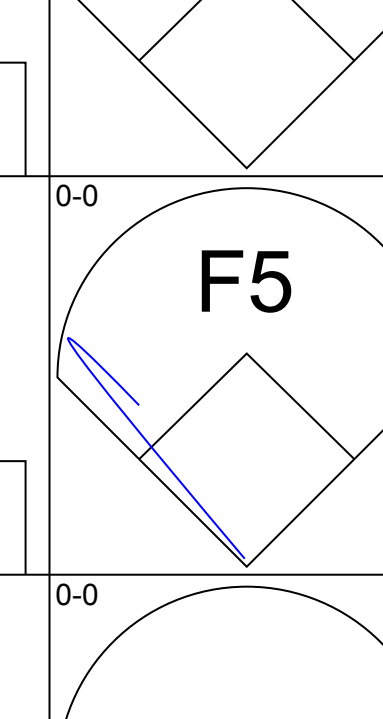
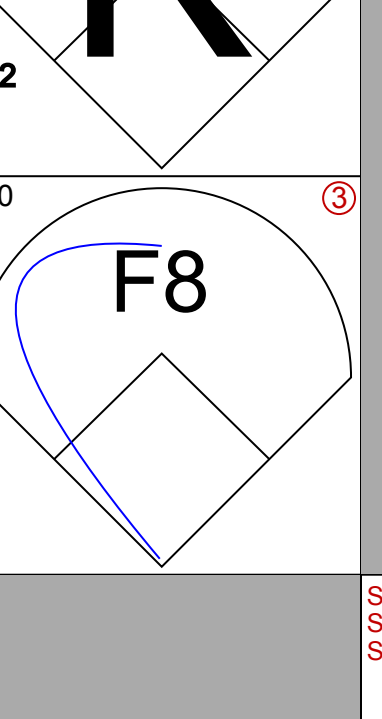
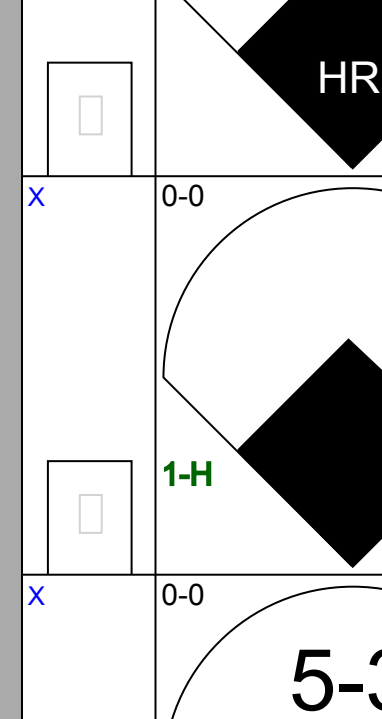
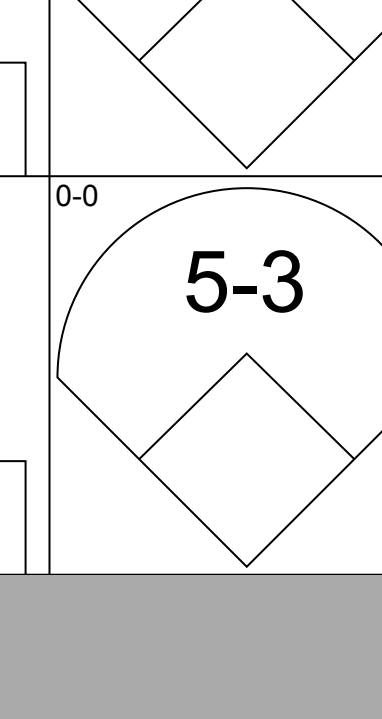
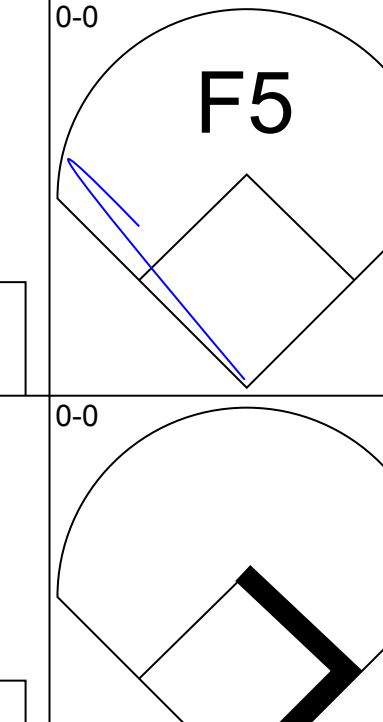
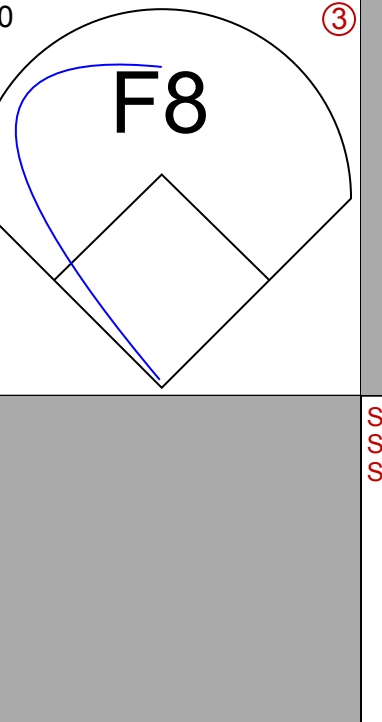
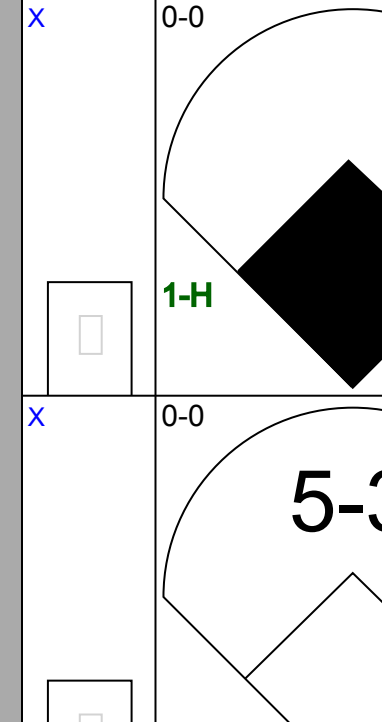
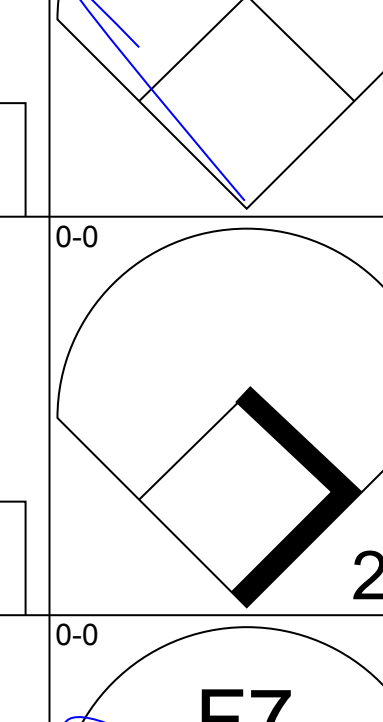
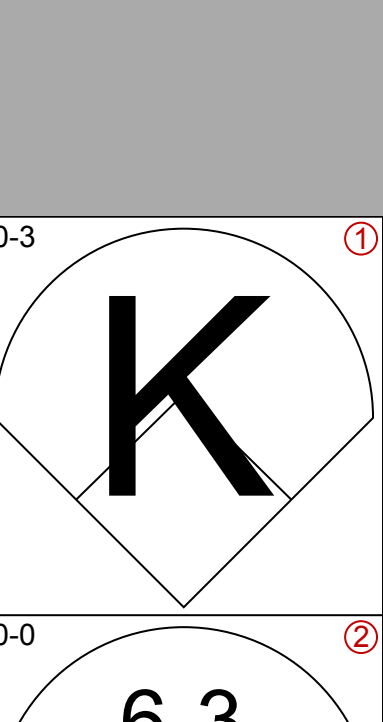
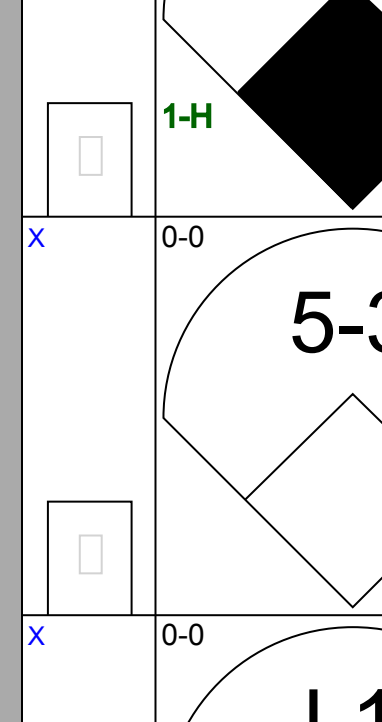
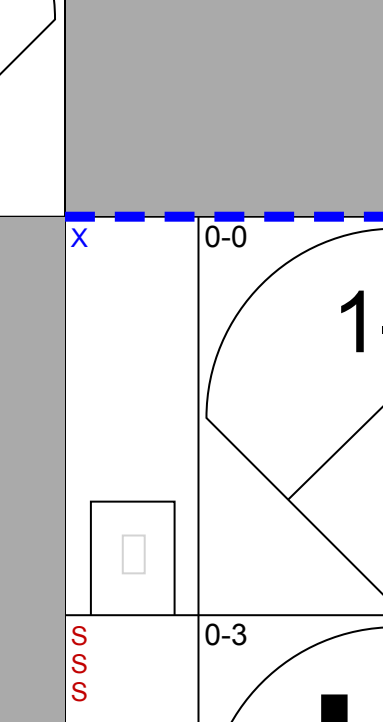
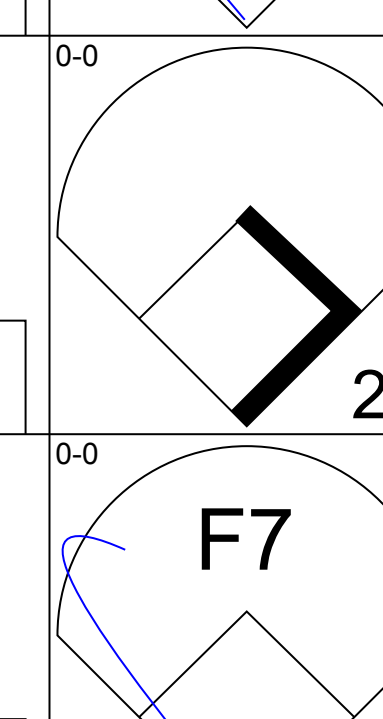
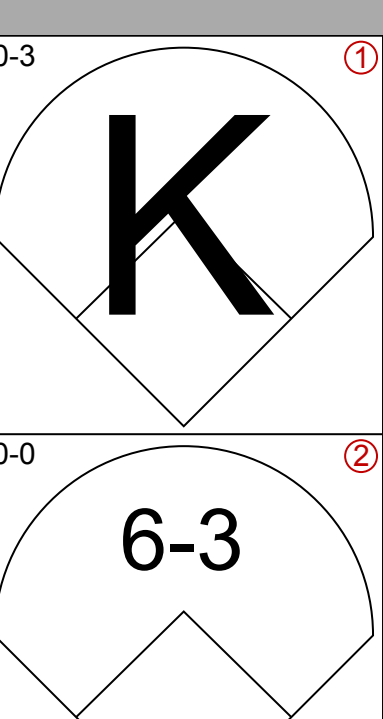
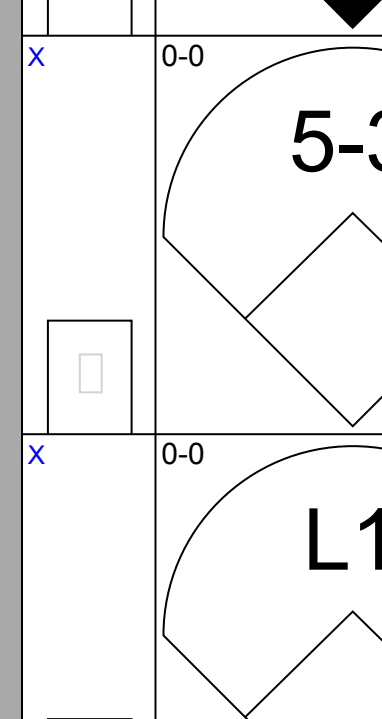
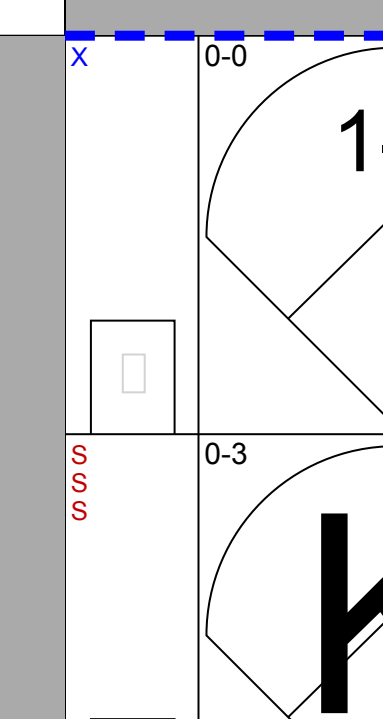

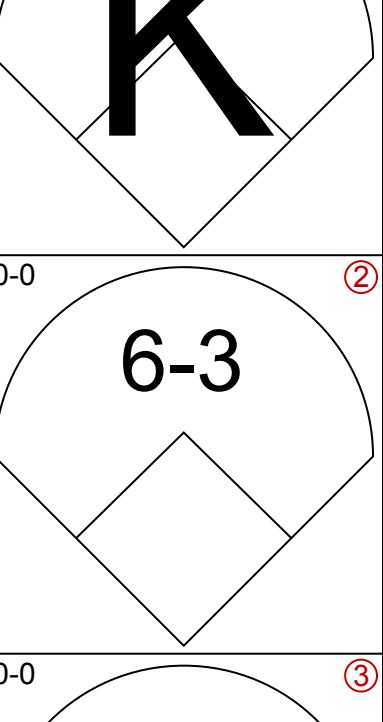
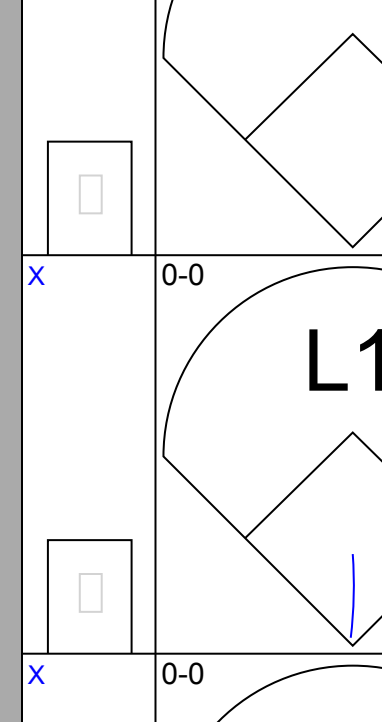
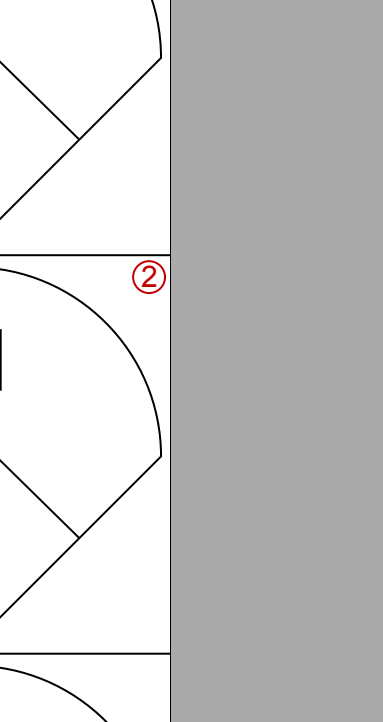
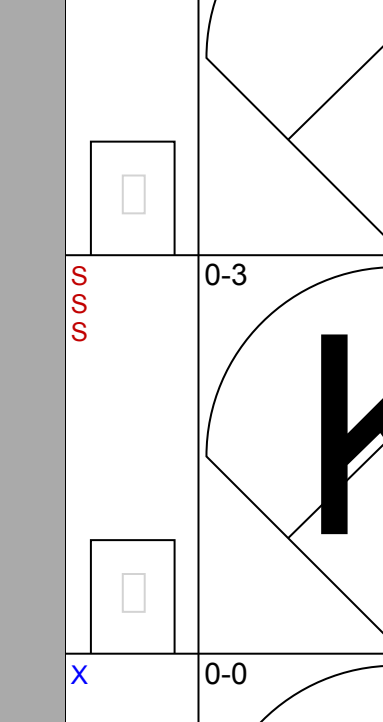
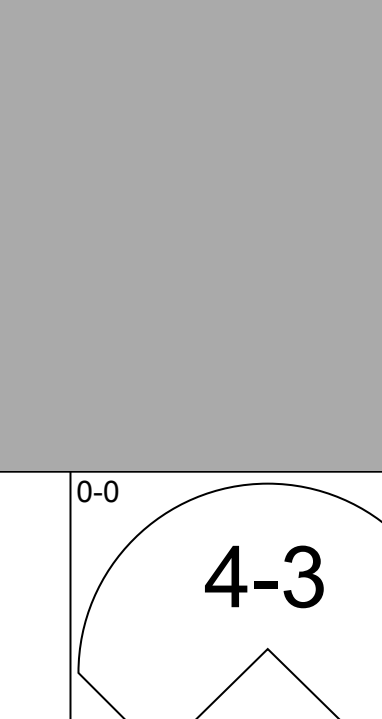

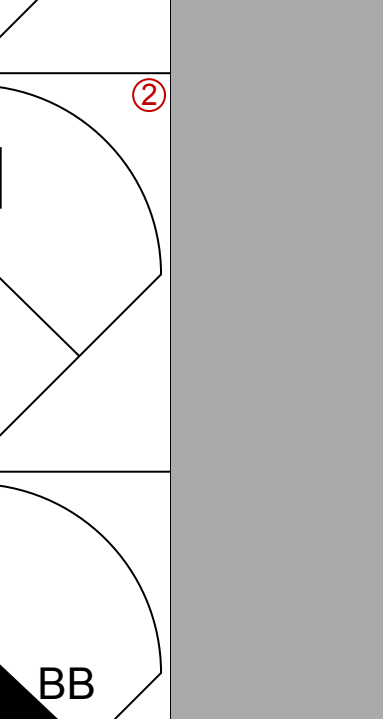


Batter	1	2	3	4	5	6	7	8	9	AB	R	H	RBI	BB	SO	LOB	TOP								
Darnell Coles, R OBP: 0.328, SLG: 0.304 (1, 6)	F8		5-3		F9			BB		3	0	0	0	1	0	2	Seattle Mariners @ Toronto Blue Jays Exhibition Stadium, Toronto, ON Wed Jul 24 1985, 7:05 PM EDT Att: 26,163 - Unknown livebaseballscorecards.com								
Phil Bradley, R OBP: 0.307, SLG: 0.487 (1, 8)	6-3		G3			F9		F8		4	0	0	0	0	0	2									
Al Cowens, R OBP: 0.280, SLG: 0.443 (1, 9)	FC5-4 1B			5-3		L5		F9		4	0	1	0	0	0	1									
Gorman Thomas, R OBP: 0.361, SLG: 0.473 (1, 10)	FC5-4 1-2			K		F5		F5		4	0	0	0	0	1	2									
Alvin Davis, L OBP: 0.361, SLG: 0.384 (1, 3)		4-3		F7			K		5-3	4	0	0	0	0	1	0									
Jim Prestley, R OBP: 0.341, SLG: 0.539 (1, 5)		6-3				2B				4	1	3	0	0	0	0									
Harold Reynolds, S OBP: 0.216, SLG: 0.111 (9, PR)							1B		1B	0	0	0	0	0	0	0									
Ivan Calderon, R OBP: 0.363, SLG: 0.538 (1, 7)			K				1B		1B	4	0	1	1	0	2	2									
Bob Kearney, R OBP: 0.286, SLG: 0.390 (1, 2)																									
Dave Henderson, R OBP: 0.313, SLG: 0.392 (9, PH)				F7			F3		FC6 1B	3	0	1	0	0	0	1									
Domingo Ramos, R OBP: 0.232, SLG: 0.241 (1, 4)			E6				1-3		FC6 1-2	1	0	1	0	0	0	0									
Inning Stats	R: 0 E: 0 K: 0 S: 4	H: 1 LOB: 1 BB: 0 P: 4	R: 0 E: 0 K: 1 S: 5	H: 0 LOB: 0 BB: 0 P: 5	R: 0 E: 2 K: 0 S: 4	H: 0 LOB: 1 BB: 0 P: 4	R: 0 E: 0 K: 1 S: 5	H: 0 LOB: 0 BB: 0 P: 5	R: 1 E: 1 K: 0 S: 5	H: 2 LOB: 1 BB: 0 P: 5	R: 0 E: 0 K: 0 S: 3	H: 0 LOB: 0 BB: 0 P: 3	R: 0 E: 0 K: 2 S: 9	H: 2 LOB: 2 BB: 0 P: 9	R: 0 E: 0 K: 0 S: 3	H: 0 LOB: 1 BB: 1 P: 7	R: 0 E: 0 K: 0 S: 5	H: 2 LOB: 2 BB: 0 P: 5	1B: 5 2B: 2 3B: 0 HR: 0	SF: 0 SAC: 0 DP: 0 HBP: 0	WP: 0 PB: 0 SB: 0 CS: 0	PA: 36			
PITCHER	IP	WLS	BF	H	R	ER	SO	BB	IBB	HBP	BLK	WP	HR	S	P	ERA	WHIP								
Jimmy Key, L ERA: 2.65 (1, 1)	7.1	W	29	5	1	1	4	1	0	0	0	0	0	36	40	1.23	0.818								
Bill Caudill, R ERA: 3.15 (8, 1)	0.2		2	0	0	0	0	0	0	0	0	0	0	2	2	0.00	0.000								
Gary Lavelle, L ERA: 2.9 (9, 1)	1.0	S	5	2	0	0	0	0	0	0	0	0	0	5	5	0.00	2.000								

Batter	1	2	3	4	5	6	7	8	9	AB	R	H	RBI	BB	SO	LOB	BOTTOM								
Damaso Garcia, R OBP: 0.296, SLG: 0.358 (1, 4)	6-3		E3		G4-3-5			CS 1B		4	0	1	0	0	0	1	Seattle Mariners @ Toronto Blue Jays Exhibition Stadium, Toronto, ON Wed Jul 24 1985, 7:05 PM EDT Att: 26,163 - Unknown livebaseballscorecards.com								
Lloyd Moseby, L OBP: 0.330, SLG: 0.376 (1, 8)	1-3		4-3		F9			K		4	0	0	0	0	1	2									
Jeff Burroughs, R OBP: 0.394, SLG: 0.417 (1, 10)										2	2	1	1	2	0	0									
Manuel Lee, S OBP: 0.143, SLG: 0.111 (6, PR)	6-3			HR BB				HR		0	0	0	0	0	0	0									
George Bell, R OBP: 0.324, SLG: 0.493 (1, 7)		CS 1B							F7	4	0	1	0	0	2	2									
Jesse Barfield, R OBP: 0.341, SLG: 0.483 (1, 9)		K						CS 1B		3	1	2	2	0	1	1									
Cecil Fielder, R OBP: 0.444, SLG: 0.625 (1, 3)										3	0	1	0	0	2	1									
Willie Upshaw, L OBP: 0.325, SLG: 0.391 (7, 3)		1B								0	0	0	0	0	0	0									
Garth Iorg, R OBP: 0.374, SLG: 0.433 (1, 5)		5-3			E4 FC6-4			CS	6-3	3	0	0	0	0	0	1									
Gary Allenson, R OBP: 0.273, SLG: 0.273 (1, 2)					FC6-4 1-3				5-3	3	0	1	0	0	0	1									
Tony Fernandez, S OBP: 0.329, SLG: 0.374 (1, 6)			1-3		1-3			G4-3-5 BB		2	0	0	0	1	1	1									
Inning Stats	R: 0 E: 0 K: 0 S: 3	H: 0 LOB: 0 BB: 0 P: 3	R: 0 E: 0 K: 1 S: 6	H: 2 LOB: 1 BB: 0 P: 6	R: 0 E: 1 K: 0 S: 4	H: 1 LOB: 1 BB: 0 P: 4	R: 2 E: 1 K: 2 S: 9	H: 1 LOB: 1 BB: 1 P: 13	R: 0 E: 0 K: 0 S: 2	H: 0 LOB: 0 BB: 1 P: 6	R: 1 E: 0 K: 2 S: 8	H: 2 LOB: 0 BB: 0 P: 8	R: 0 E: 0 K: 1 S: 5	H: 0 LOB: 0 BB: 0 P: 5	R: 0 E: 0 K: 1 S: 5	H: 1 LOB: 1 BB: 1 P: 9	R: 0 E: 0 K: 0 S: 3	H: 1 LOB: 1 BB: 1 P: 9	1B: 5 2B: 3 3B: 0 HR: 2	SF: 0 SAC: 0 DP: 3 HBP: 0	WP: 0 PB: 0 SB: 0 CS: 3	PA: 32			
PITCHER	IP	WLS	BF	H	R	ER	SO	BB	IBB	HBP	BLK	WP	HR	S	P	ERA	WHIP								
Matt Young, L ERA: 4.97 (1, 1)	7.2	L	30	7	3	3	7	3	0	0	0	0	0	41	53	3.52	1.304								
Roy Thomas, R ERA: 3.57 (8, 1)	0.1		1	0	0	0	0	0	0	0	0	0	0	1	1	0.00	0.000								

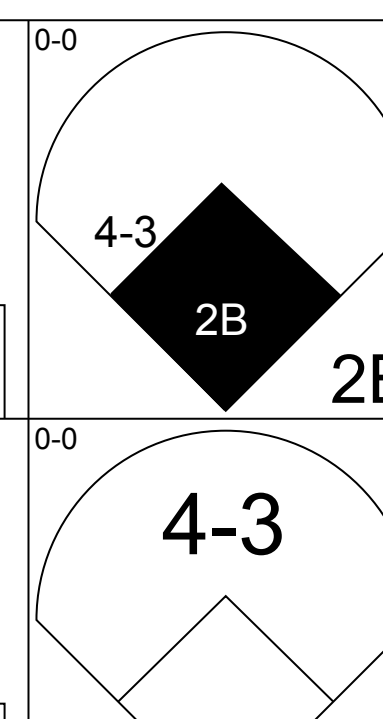
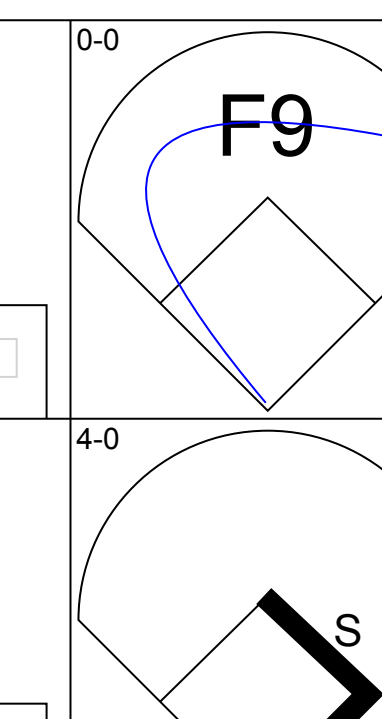
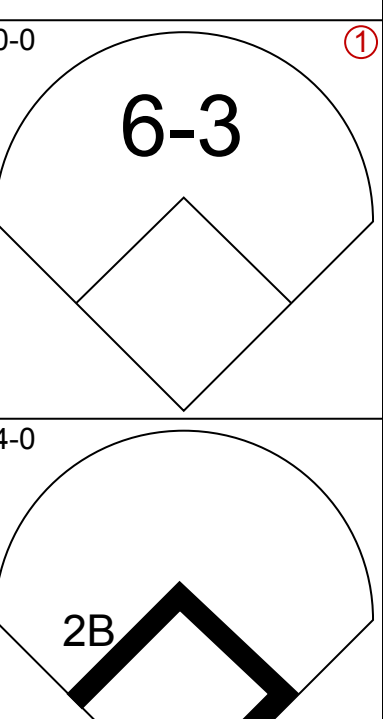
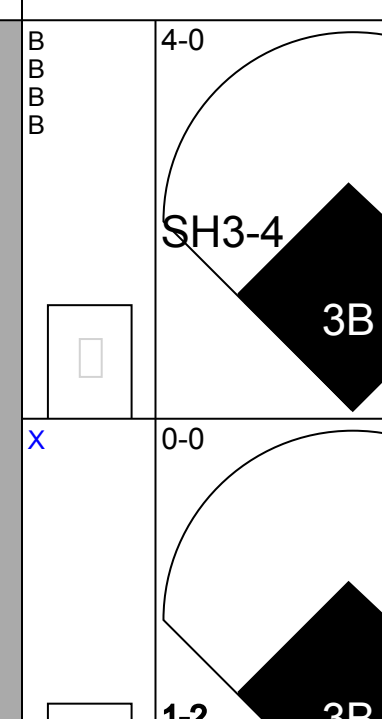
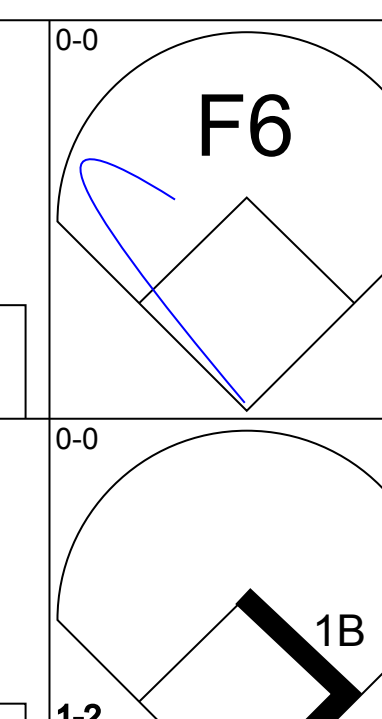
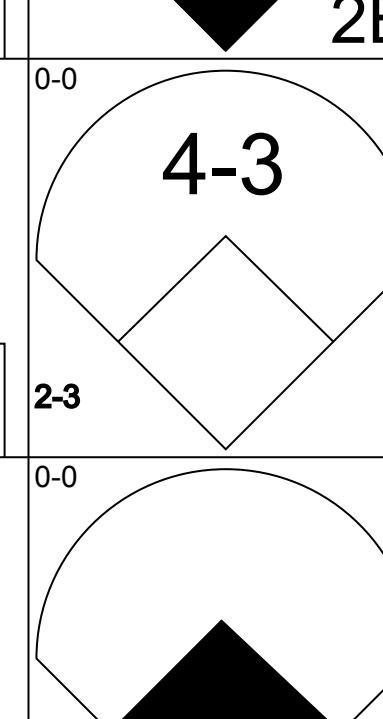
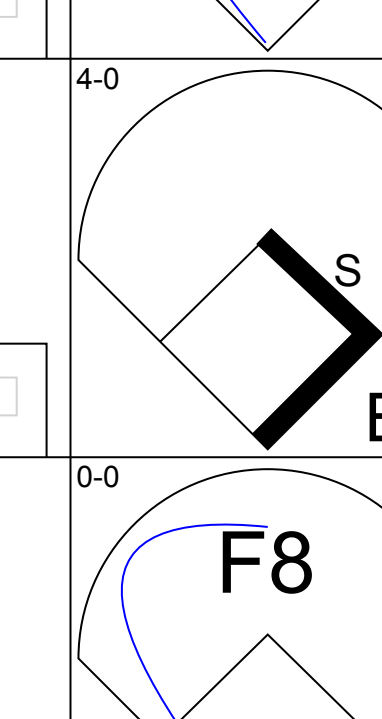
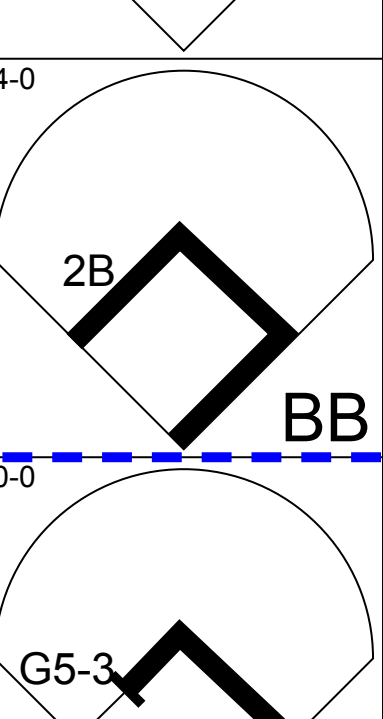
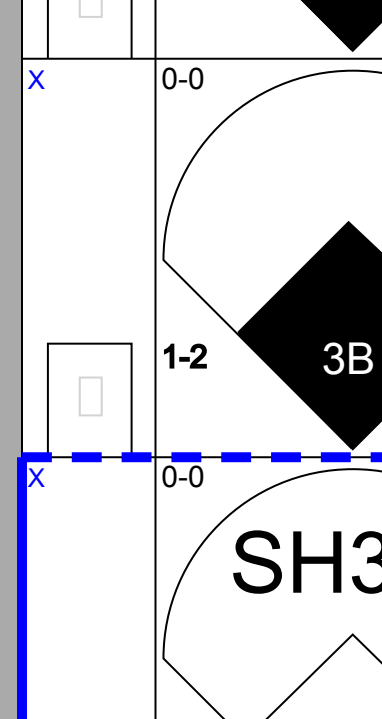
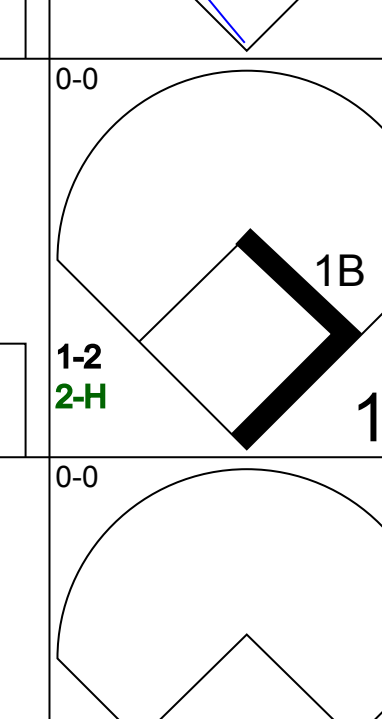
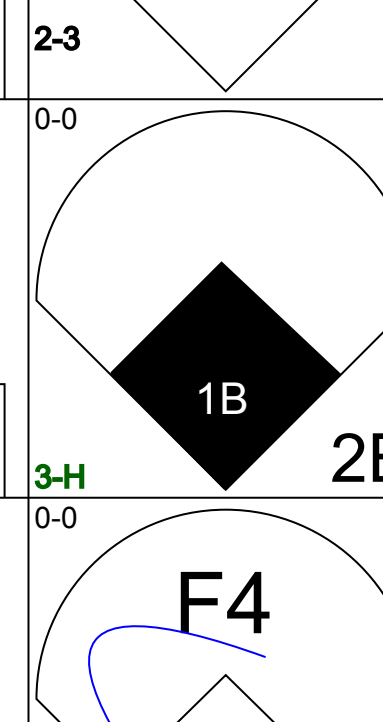
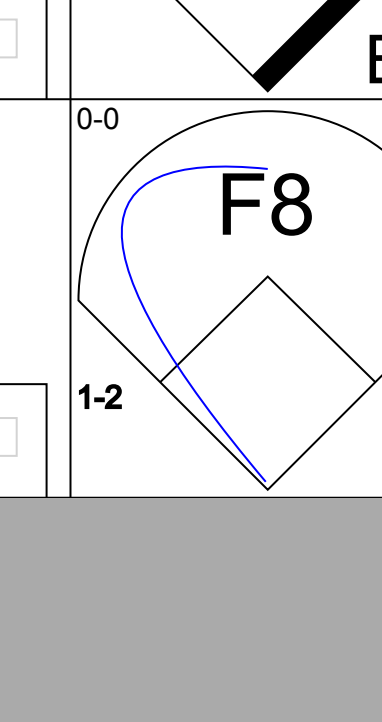
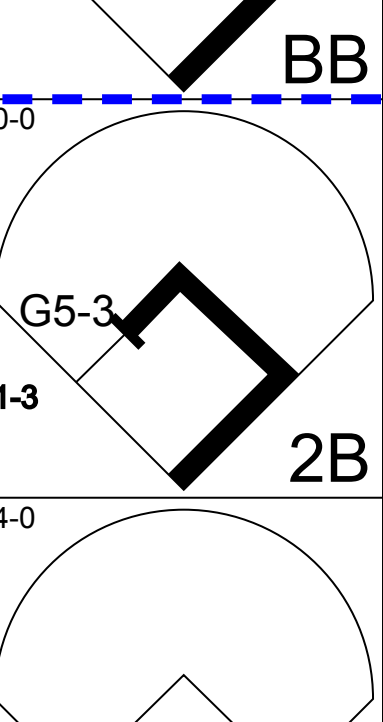
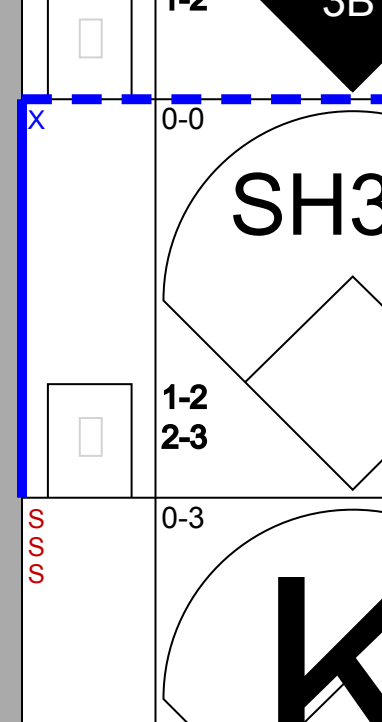
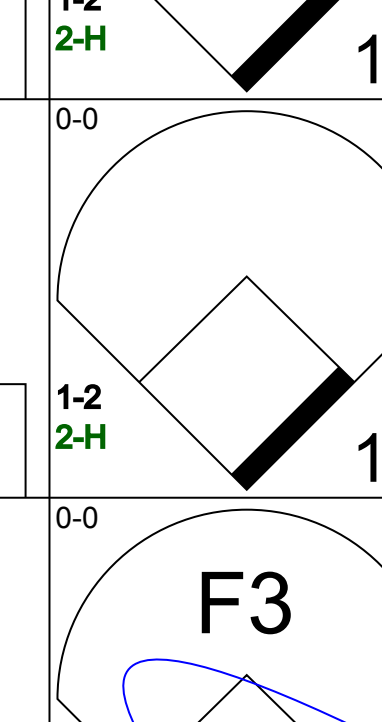
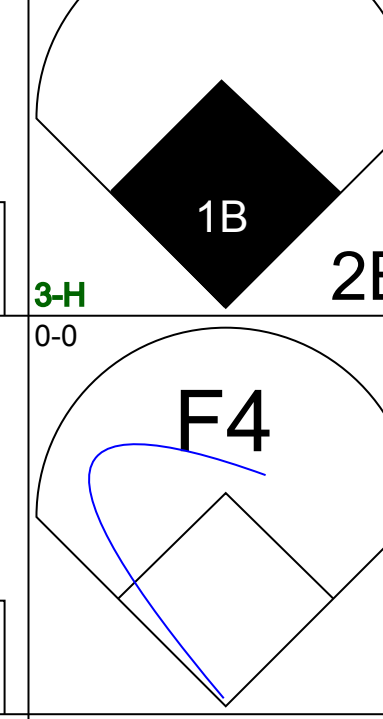
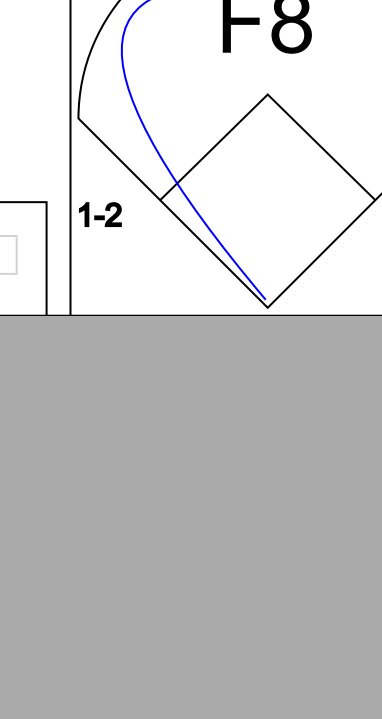
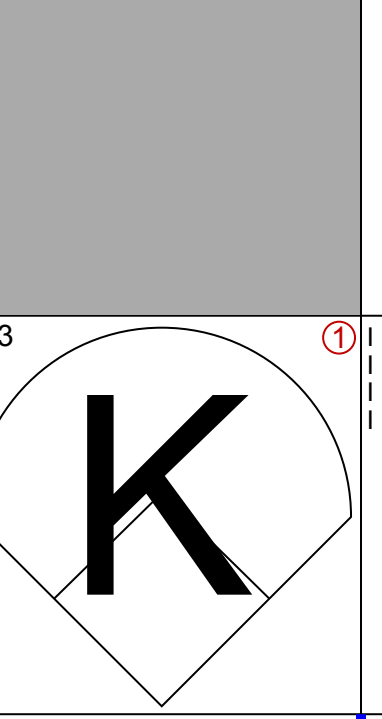
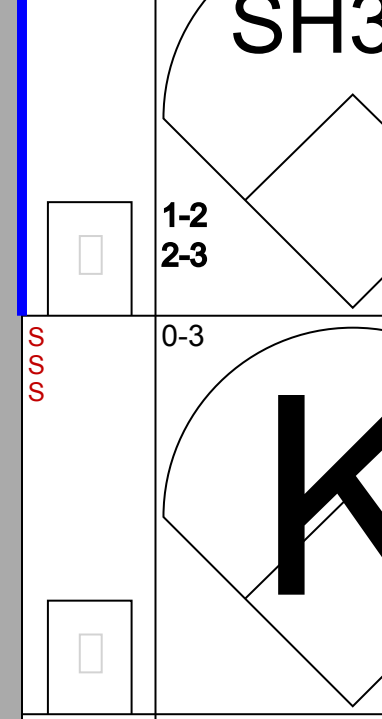
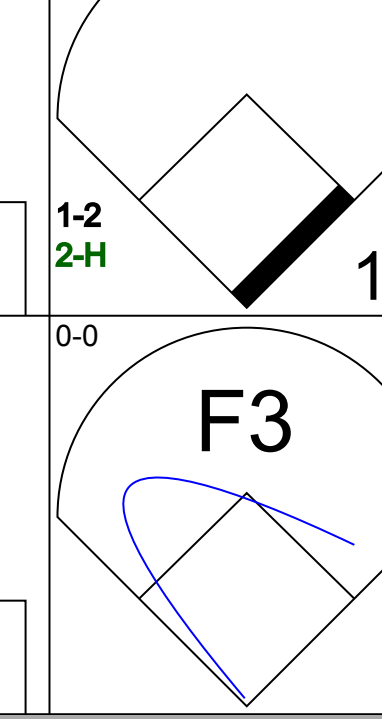
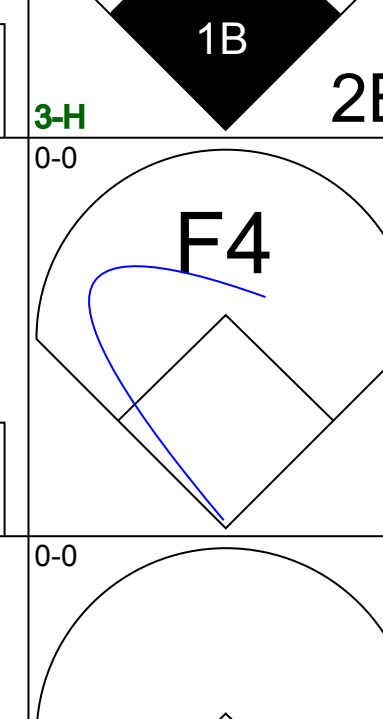

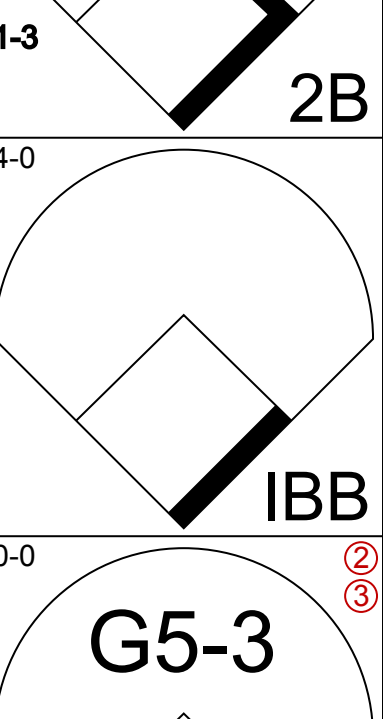
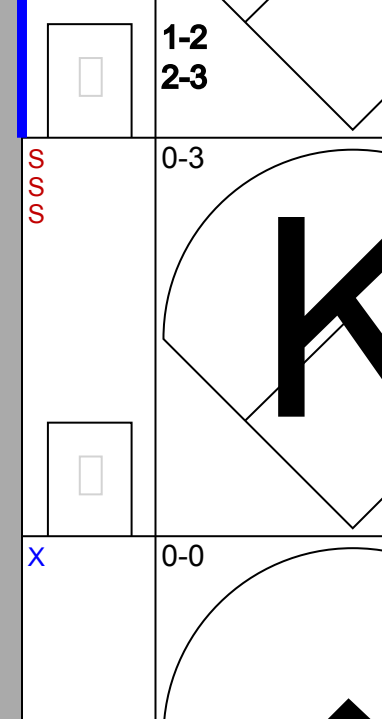
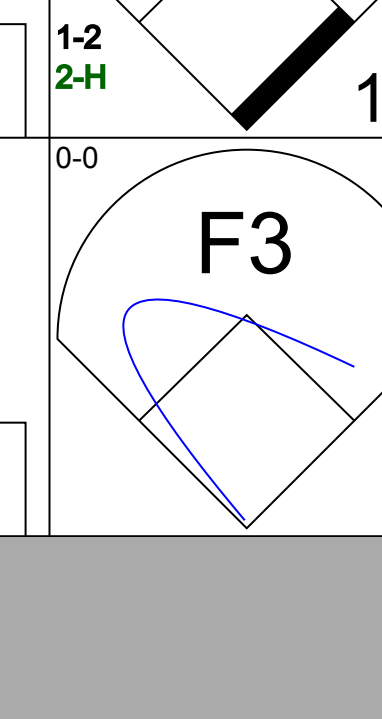
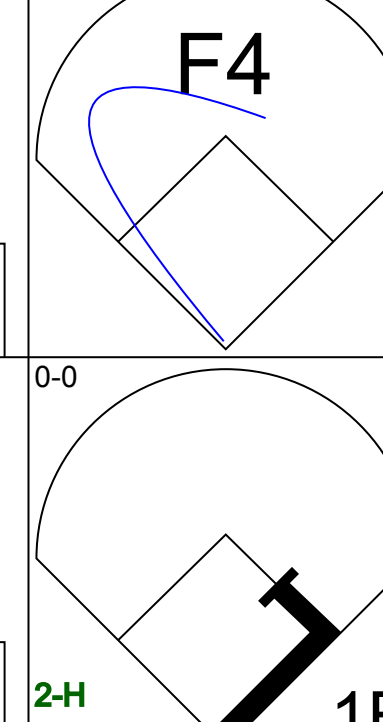

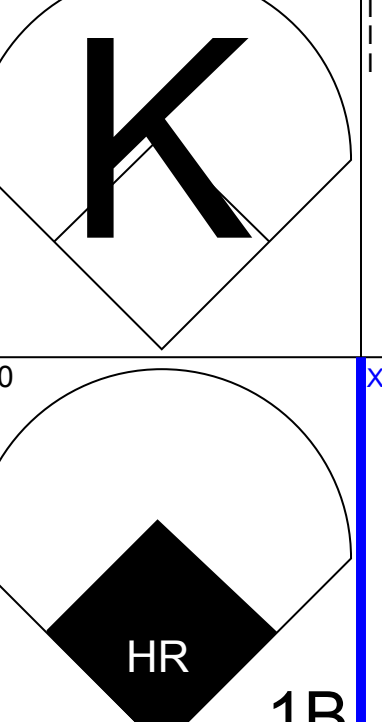
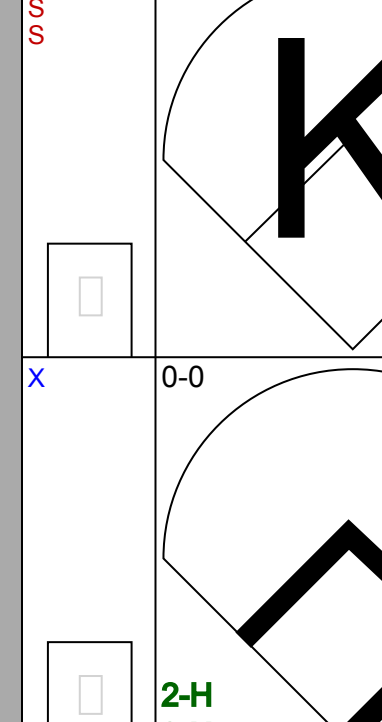
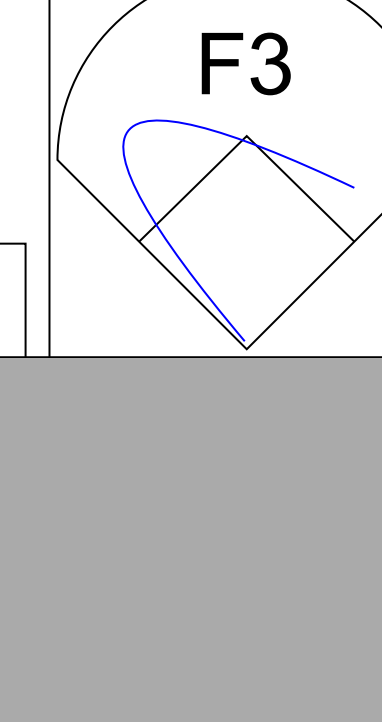

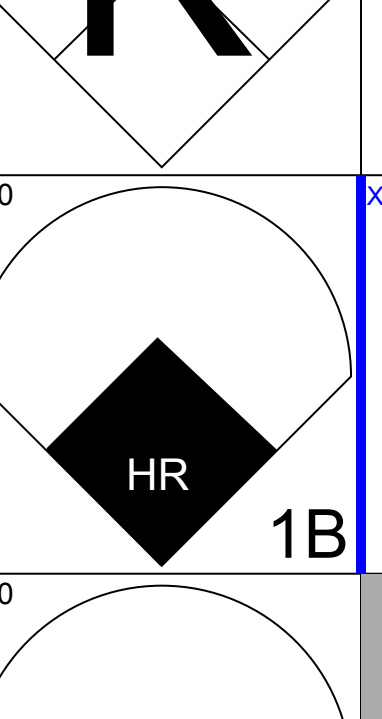


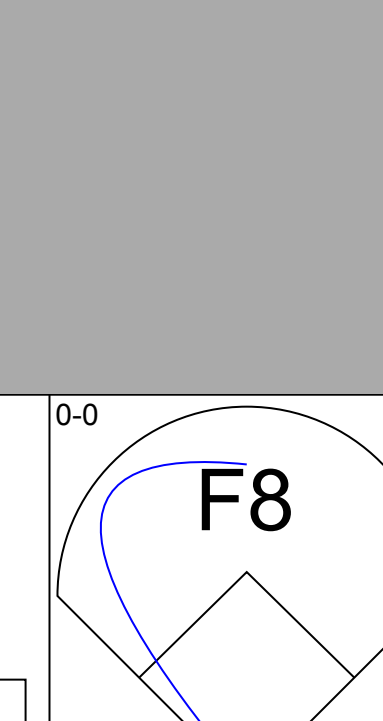
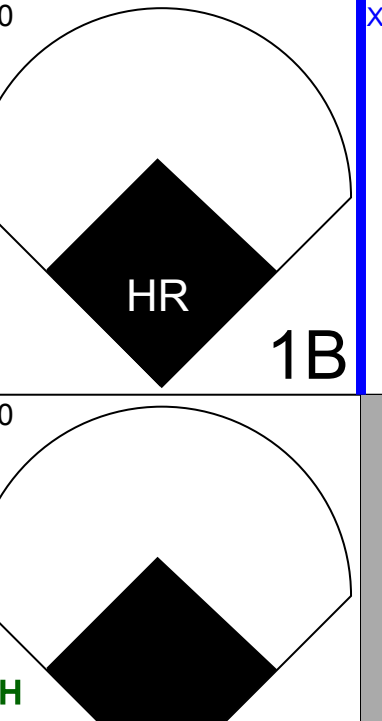
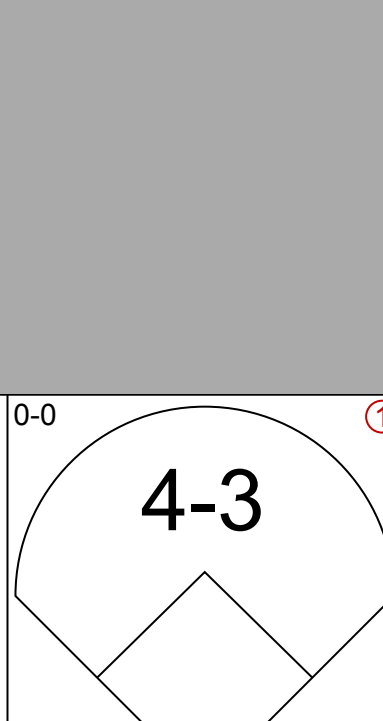


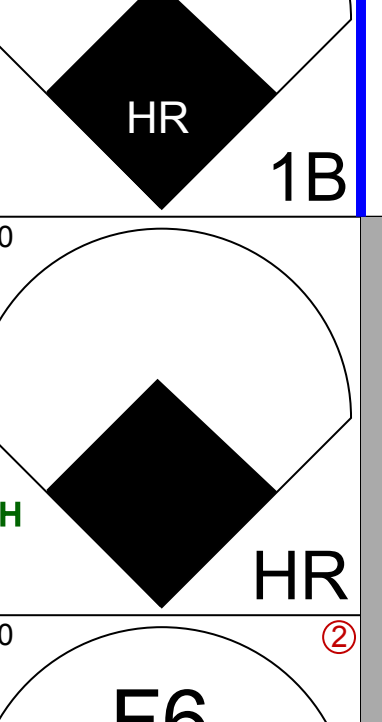
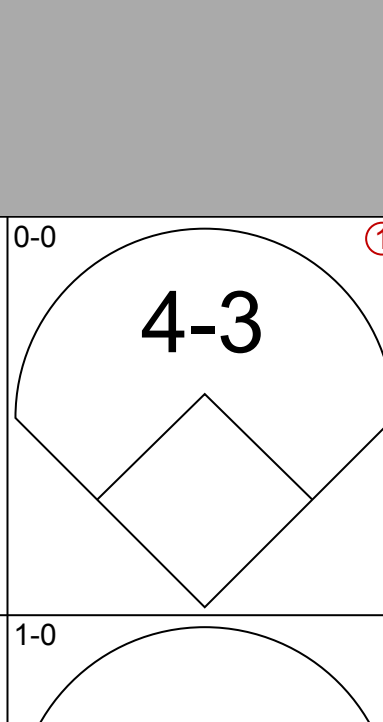

Batter	1	2	3	4	5	6	7	8	9	AB	R	H	RBI	BB	SO	LOB	TOP			
Ruppert Jones, L OBP: 0.386, SLG: 0.536 (1, 8)	F9		G1-6-3			1-6		1B		4	0	1	0	0	0	2	California Angels @ Toronto Blue Jays Exhibition Stadium, Toronto, ON Thu Jul 25 1985, 7:05 PM EDT Att: 32,083 - Unknown			
Rob Wilfong, L OBP: 0.245, SLG: 0.275 (1, 4)	G1-5-3			4-3		F9		4-3		4	0	0	0	0	2					
Brian Downing, R OBP: 0.349, SLG: 0.360 (1, 7)	5-3			5-3			4-3 1B HBP		G4-6-3 1B	3	0	1	0	0	0					
Reggie Jackson, L OBP: 0.372, SLG: 0.506 (1, 9)		F8 SH5-3 BB		G3			K		G4-6-3 1B	3	0	0	0	1	2					
Doug DeCinces, R OBP: 0.338, SLG: 0.443 Craig Gerber, L OBP: 0.241, SLG: 0.298 (5, PR) (5, 5)		SH5-3			G5-4-3 1B		4-3 1B			1	0	1	0	0	0					
Rod Carew, L OBP: 0.348, SLG: 0.316 (1, 3)	F8				G5-4-3 1B		4-3		F8	4	0	0	0	0	5					
Bobby Grich, R OBP: 0.353, SLG: 0.348 (1, 10)	6-3				F7		K			3	0	0	0	0	1					
Jerry Narron, L OBP: 0.298, SLG: 0.411 (1, 2)			E4 G5-4-3			1-6 1B		F7		3	0	1	0	0	0					
Dick Schofield, R OBP: 0.266, SLG: 0.315 (1, 6)			G5-4-3					K		3	0	1	0	0	1					
Inning Stats	R: 0 E: 0 K: 0 S: 3	H: 0 LOB: 0 BB: 0 P: 3	R: 0 E: 0 K: 0 S: 3	H: 0 LOB: 1 BB: 1 P: 7	R: 0 E: 1 K: 0 S: 3	H: 0 LOB: 0 BB: 0 P: 3	R: 0 E: 0 K: 0 S: 3	H: 0 LOB: 0 BB: 0 P: 3	R: 0 E: 0 K: 0 S: 4	H: 2 LOB: 1 BB: 0 P: 4	R: 0 E: 0 K: 2 S: 8	H: 1 LOB: 2 BB: 0 P: 9	R: 0 E: 0 K: 1 S: 6	H: 1 LOB: 1 BB: 0 P: 6	R: 0 E: 0 K: 0 S: 4	H: 2 LOB: 1 BB: 0 P: 4		1B: 7 2B: 1 3B: 0 HR: 0	SF: 0 SAC: 1 DP: 4 HBP: 1	WP: 0 PB: 0 SB: 0 CS: 0
PITCHER Dave Stieb, R ERA: 1.95 (1, 1)	IP: 9.0 WLS: W BF: 33 H: 7 R: 0 ER: 0 SO: 3 BB: 1 IBB: 0 HBP: 1 BLK: 0 WP: 0 HR: 0 S: 37 P: 42 ERA: 0.00 WHIP: 0.889																			

Batter	1	2	3	4	5	6	7	8	9	AB	R	H	RBI	BB	SO	LOB	BOTTOM			
Damaso Garcia, R OBP: 0.297, SLG: 0.358 Manuel Lee, S OBP: 0.143, SLG: 0.111 (1, 4) (9, 4)	F8 G3 1B	S 1B		1-3 1B		1B 2B		1B		5	0	2	2	0	0	4	California Angels @ Toronto Blue Jays Exhibition Stadium, Toronto, ON Thu Jul 25 1985, 7:05 PM EDT Att: 32,083 - Unknown			
Lloyd Moseby, L OBP: 0.332, SLG: 0.377 (1, 8)	G3	S		1-3		F5		F5		5	0	2	2	0	1					
Rance Mulliniks, L OBP: 0.412, SLG: 0.484 Garth Iorg, R OBP: 0.374, SLG: 0.433 (1, 5) (8, 5)	F8									4	1	2	0	0	1					
George Bell, R OBP: 0.327, SLG: 0.496 Lou Thornton, L OBP: 0.242, SLG: 0.281 (7, PH) (8, 7)	K		2B 1B		3-1 1B		K			2	1	1	0	1	1					
Al Oliver, L OBP: 0.276, SLG: 0.372 (1, 10)		3-1 1B	1B	1-3 1B	2B		K			4	1	1	0	0	4					
Willie Upshaw, L OBP: 0.326, SLG: 0.392 (1, 3)		3-1 1B		F5		L8		4-3		4	1	2	2	0	2					
Ernie Whitt, L OBP: 0.346, SLG: 0.513 (1, 2)		3-1				3-1		F8		4	1	1	1	0	4					
Jesse Barfield, R OBP: 0.343, SLG: 0.479 (1, 9)		1B S IBB		G3		F8				2	1	0	0	1	0					
Tony Fernandez, S OBP: 0.333, SLG: 0.382 (1, 6)	F6			1-3 1B HBP		L5		F6		4	1	3	0	0	3					
Inning Stats	R: 0 E: 0 K: 1 S: 6	H: 1 LOB: 1 BB: 0 P: 6	R: 2 E: 0 K: 0 S: 5	H: 3 LOB: 2 BB: 1 P: 9	R: 2 E: 0 K: 1 S: 7	H: 3 LOB: 1 BB: 0 P: 7	R: 1 E: 0 K: 0 S: 4	H: 2 LOB: 2 BB: 0 P: 5	R: 0 E: 0 K: 0 S: 4	H: 1 LOB: 1 BB: 1 P: 8	R: 1 E: 0 K: 0 S: 4	H: 2 LOB: 1 BB: 0 P: 4	R: 0 E: 0 K: 2 S: 7	H: 0 LOB: 0 BB: 0 P: 7	R: 1 E: 0 K: 0 S: 5	H: 2 LOB: 1 BB: 0 P: 5		1B: 11 2B: 2 3B: 0 HR: 1	SF: 0 SAC: 0 DP: 0 HBP: 1	WP: 0 PB: 0 SB: 1 CS: 0
PITCHER Mike Witt, R ERA: 3.13 Jim Slaton, R ERA: 4.31 (1, 1) (5, 1)	IP: 4.0 WLS: L BF: 21 H: 9 R: 5 ER: 5 SO: 2 BB: 0 IBB: 1 HBP: 0 BLK: 0 WP: 0 HR: 0 S: 22 P: 27 ERA: 11.25 WHIP: 2.250																			

Batter	1	2	3	4	5	6	7	8	9	AB	R	H	RBI	BB	SO	LOB	TOP																					
Rod Carew, L OBP: 0.350, SLG: 0.320										4	0	2	1	0	1	0	California Angels @ Toronto Blue Jays Exhibition Stadium, Toronto, ON Fri Jul 26 1985, 7:05 PM EDT Att: 31,294 - Unknown																					
Juan Beniquez, R OBP: 0.338, SLG: 0.384 Dick Schofield, R OBP: 0.266, SLG: 0.315									4	0	1	0	0	0	2	3																						
Reggie Jackson, L OBP: 0.367, SLG: 0.498										4	0	0	0	0	3	2																						
Doug DeCinces, R OBP: 0.338, SLG: 0.440										4	1	1	0	0	1	1																						
Ruppert Jones, L OBP: 0.386, SLG: 0.547										3	1	1	2	0	0	1																						
Darrell Miller, R OBP: 0.346, SLG: 0.440									1	0	0	0	0	0	0	0																						
Mike Brown, R OBP: 0.312, SLG: 0.435										4	0	1	0	0	1	0																						
Rob Wilfong, L OBP: 0.239, SLG: 0.269										4	0	0	0	0	1	1																						
Bob Boone, R OBP: 0.307, SLG: 0.320										4	1	1	0	0	0	0																						
Craig Gerber, L OBP: 0.233, SLG: 0.288 Brian Downing, R OBP: 0.351, SLG: 0.360										2	0	0	0	0	0	0																						
Inning Stats	R: 0 E: 0 K: 2 S: 7	H: 0 LOB: 0 BB: 0 P: 7	R: 0 E: 0 K: 0 S: 4	H: 1 LOB: 1 BB: 0 P: 4	R: 0 E: 0 K: 0 S: 3	H: 0 LOB: 0 BB: 0 P: 3	R: 0 E: 0 K: 2 S: 8	H: 1 LOB: 1 BB: 0 P: 8	R: 0 E: 0 K: 1 S: 5	H: 0 LOB: 0 BB: 0 P: 5	R: 3 E: 0 K: 0 S: 7	H: 4 LOB: 2 BB: 1 P: 11	R: 0 E: 0 K: 1 S: 5	H: 0 LOB: 0 BB: 0 P: 5	R: 0 E: 0 K: 1 S: 5	H: 0 LOB: 0 BB: 0 P: 5	1B: 5 2B: 1 3B: 0 HR: 1	SF: 0 SAC: 0 DP: 0 HBP: 0	WP: 0 PB: 0 SB: 1 CS: 0	PA: 35																		
PITCHER	IP	WLS	BF	H	R	ER	SO	BB	IBB	HBP	BLK	WP	HR	S	P	ERA	WHIP	PITCHER				IP	WLS	BF	H	R	ER	SO	BB	IBB	HBP	BLK	WP	HR	S	P	ERA	WHIP
Jim Clancy, R ERA: 3.96	(1, 1)	5.0	W	17	2	0	0	5	0	0	0	0	0	0	27	27	0.00	0.400																				
Dennis Lamp, R ERA: 3.52	(6, 1)	1.2		10	4	3	3	2	1	0	0	0	0	1	13	17	16.20	3.000																				
Gary Lavelle, L ERA: 2.82	(7, 1)	1.1		5	1	0	0	1	0	0	0	0	0	0	7	7	0.00	0.750																				
Bill Caudill, R ERA: 3.09	(9, 1)	1.0		3	0	0	0	1	0	0	0	0	0	0	5	5	0.00	0.000																				

AB	34
R	3
H	7
RBI	3
BB	1
SO	9
LOB	8



Batter	1	2	3	4	5	6	7	8	9	AB	R	H	RBI	BB	SO	LOB	BOTTOM																					
Damaso Garcia, R OBP: 0.299, SLG: 0.360										4	2	1	0	1	0	2	California Angels @ Toronto Blue Jays Exhibition Stadium, Toronto, ON Fri Jul 26 1985, 7:05 PM EDT Att: 31,294 - Unknown																					
Lloyd Moseby, L OBP: 0.336, SLG: 0.378 Lou Thornton, L OBP: 0.265, SLG: 0.303										2	0	1	0	2	0	1																						
Rance Mulliniks, L OBP: 0.415, SLG: 0.495 Garth Iorg, R OBP: 0.378, SLG: 0.437										3	1	2	1	0	0	1																						
George Bell, R OBP: 0.325, SLG: 0.491										4	0	0	0	1	2	5																						
Al Oliver, L OBP: 0.287, SLG: 0.382 Jeff Burroughs, R OBP: 0.395, SLG: 0.433										2	1	2	1	0	0	0																						
Willie Upshaw, L OBP: 0.326, SLG: 0.399										4	1	1	2	0	0	2																						
Ernie Whitt, L OBP: 0.345, SLG: 0.506										3	0	0	0	0	1	0																						
Jesse Barfield, R OBP: 0.347, SLG: 0.480										2	1	1	0	2	0	0																						
Tony Fernandez, S OBP: 0.332, SLG: 0.380										4	1	1	0	0	1	3																						
Inning Stats	R: 2 E: 0 K: 0 S: 5	H: 3 LOB: 1 BB: 0 P: 5	R: 0 E: 0 K: 1 S: 5	H: 0 LOB: 0 BB: 0 P: 5	R: 0 E: 0 K: 0 S: 3	H: 0 LOB: 1 BB: 1 P: 7	R: 2 E: 0 K: 2 S: 10	H: 3 LOB: 1 BB: 0 P: 10	R: 0 E: 0 K: 0 S: 3	H: 1 LOB: 2 BB: 2 P: 11	R: 0 E: 0 K: 0 S: 2	H: 0 LOB: 1 BB: 1 P: 7	R: 2 E: 0 K: 1 S: 7	H: 2 LOB: 2 BB: 1 P: 11	R: 2 E: 0 K: 0 S: 6	H: 3 LOB: 2 BB: 1 P: 10		1B: 7 2B: 3 3B: 1 HR: 1	SF: 0 SAC: 1 DP: 2 HBP: 1	WP: 0 PB: 0 SB: 2 CS: 0	PA: 40																	
PITCHER	IP	WLS	BF	H	R	ER	SO	BB	IBB	HBP	BLK	WP	HR	S	P	ERA	WHIP	PITCHER				IP	WLS	BF	H	R	ER	SO	BB	IBB	HBP	BLK	WP	HR	S	P	ERA	WHIP
Urbano Lugo, R ERA: 3.63	(1, 1)	4.1	L	20	6	4	4	3	2	0	0	0	0	0	24	32	8.31	1.846																				
Pat Clements, L ERA: 3.59	(5, 1)	1.2		9	2	2	2	0	2	1	1	0	0	0	5	18	10.80	2.400																				
Stu Cliburn, R ERA: 2.32	(7, 1)	2.0		11	4	2	2	1	1	0	0	0	0	0	12	16	9.00	2.500																				

AB	32
R	8
H	12
RBI	8
BB	6
SO	4
LOB	17



Batter	1	2	3	4	5	6	7	8	9	AB	R	H	RBI	BB	SO	LOB	TOP			
Ruppert Jones, L OBP: 0.388, SLG: 0.545	0-0 2-3		0-0 1B		0-3 K		0-0 F8		4-0 FC6-4 BB	4	0	1	0	1	1	1	California Angels @ Toronto Blue Jays Exhibition Stadium, Toronto, ON Sun Jul 28 1985, 3:33 AM EDT Att: 36,190 - Unknown			
Rob Wilfong, L OBP: 0.238, SLG: 0.267	0-0 F4		0-0 1B		0-0 4-3		0-3 K		0-0 FC6-4 1-2	5	0	1	0	0	1	2				
Rod Carew, L OBP: 0.348, SLG: 0.319	0-0 3-1		0-0 F8		4-0 BB				0-0 F8	3	0	0	0	1	0	2				
Reggie Jackson, L OBP: 0.371, SLG: 0.509		0-0 1B	0-0 4-3		0-3 K				0-0 HR	4	1	2	1	0	1	3				
Brian Downing, R OBP: 0.348, SLG: 0.355		0-0 FC5-4 1B		4-0 FC6-4 BB		0-0 6-3			0-0 F9	3	0	1	0	1	0	0				
Doug DeCinces, R OBP: 0.331, SLG: 0.432		0-3 K		0-0 FC6-4 1B		0-3 K			0-0 1B	4	0	1	0	0	2	3				
Mike Brown, R OBP: 0.304, SLG: 0.424		0-0 FC5-4 1-2		0-3 K		0-0 F4			0-3 K	4	0	0	0	0	2	4				
Bob Boone, R OBP: 0.307, SLG: 0.316		0-0 FC6-4 1-2		0-0 1B			0-0 F4		0-0 F8	4	0	1	0	0	0	2				
Dick Schofield, R OBP: 0.264, SLG: 0.311			0-0 F2		0-3 K				0-3 K	4	0	1	0	0	2	2				
Inning Stats	R: 0 E: 0 K: 0 S: 3	H: 0 LOB: 0 BB: 0 P: 3	R: 0 E: 0 K: 1 S: 7	H: 2 LOB: 2 BB: 0 P: 7	R: 0 E: 0 K: 0 S: 5	H: 2 LOB: 2 BB: 0 P: 5	R: 0 E: 0 K: 2 S: 8	H: 1 LOB: 2 BB: 1 P: 12	R: 0 E: 0 K: 1 S: 5	H: 0 LOB: 1 BB: 0 P: 5	R: 0 E: 0 K: 1 S: 6	H: 1 LOB: 1 BB: 0 P: 6	R: 1 E: 0 K: 1 S: 7	H: 2 LOB: 1 BB: 0 P: 7	R: 0 E: 0 K: 1 S: 5	H: 0 LOB: 1 BB: 1 P: 9	1B: 7 2B: 0 3B: 0 HR: 1	SF: 0 SAC: 0 DP: 0 HBP: 0	WP: 0 PB: 0 SB: 0 CS: 0	PA: 38
PITCHER Doyle Alexander, R ERA: 4.1	IP: 9.0 WLS: W BF: 38 H: 8 R: 1 ER: 1 SO: 9 BB: 3 IBB: 0 HBP: 0 BLK: 0 WP: 0 HR: 1 S: 53 P: 65 ERA: 1.00 WHIP: 1.222																			

Batter	1	2	3	4	5	6	7	8	9	AB	R	H	RBI	BB	SO	LOB	BOTTOM			
Damaso Garcia, R OBP: 0.304, SLG: 0.362	0-0 1B 2B		0-0 FC3-6		0-0 F7		0-0 FC6-4 1B			4	1	2	0	0	0	3	California Angels @ Toronto Blue Jays Exhibition Stadium, Toronto, ON Sun Jul 28 1985, 3:33 AM EDT Att: 36,190 - Unknown			
Manuel Lee, S OBP: 0.143, SLG: 0.111		0-0 1B								0	0	0	0	0	0	0				
Tony Fernandez, S OBP: 0.330, SLG: 0.379	0-0 1B	0-0 F7			0-0 4-3	0-0 FC6-4				4	1	1	0	0	0	3				
Rance Mulliniks, L OBP: 0.414, SLG: 0.498	0-0 F5		0-0 1-3		0-0 1B FC4-6 2B		0-0 6-3			3	1	1	0	0	0	2				
Garth Iorg, R OBP: 0.376, SLG: 0.434										1	0	0	0	0	0	0				
George Bell, R OBP: 0.330, SLG: 0.493	0-0 1B 2B		0-0 FC6-4 1B		4-0 FC4-6 1B BB		0-0 6-3			3	0	2	2	1	0	0				
Al Oliver, L OBP: 0.292, SLG: 0.385	0-0 G3		0-0 G6-4-3		0-0 FC4-6 1B		0-0 5-3			3	0	1	0	0	0	1				
Jeff Burroughs, R OBP: 0.393, SLG: 0.430			0-0 1-2							1	0	0	0	0	0	0				
Willie Upshaw, L OBP: 0.331, SLG: 0.406		0-0 E 2B		4-0 3B BB		0-0 FC4-6		0-0 F9		3	2	1	1	1	0	2				
Ernie Whitt, L OBP: 0.350, SLG: 0.515		0-0 E4 FC3-6 2H		0-0 3B		0-0 4-3		0-0 F9		4	0	1	1	0	0	2				
Jesse Barfield, R OBP: 0.345, SLG: 0.480		0-3 K		0-0 F9		0-0 5-3		0-0 F7		4	0	0	0	0	1	2				
Lou Thornton, L OBP: 0.317, SLG: 0.410		0-0 FC3-6 1B		0-0 F6		0-0 F4				3	0	1	0	0	0	1				
Inning Stats	R: 2 E: 0 K: 0 S: 5	H: 3 LOB: 0 BB: 0 P: 5	R: 1 E: 1 K: 1 S: 8	H: 2 LOB: 2 BB: 0 P: 8	R: 0 E: 0 K: 0 S: 3	H: 1 LOB: 0 BB: 0 P: 3	R: 1 E: 0 K: 0 S: 4	H: 1 LOB: 1 BB: 1 P: 8	R: 1 E: 0 K: 0 S: 5	H: 2 LOB: 2 BB: 1 P: 9	R: 0 E: 0 K: 0 S: 4	H: 1 LOB: 1 BB: 0 P: 4	R: 0 E: 0 K: 0 S: 3	H: 0 LOB: 0 BB: 0 P: 3	R: 0 E: 0 K: 0 S: 3	H: 0 LOB: 0 BB: 0 P: 3	1B: 6 2B: 3 3B: 1 HR: 0	SF: 0 SAC: 0 DP: 1 HBP: 0	WP: 0 PB: 0 SB: 0 CS: 0	PA: 35
PITCHER Kirk McCaskill, R ERA: 4.67 Pat Clements, L ERA: 3.39	IP: 4.1 WLS: L BF: 23 H: 9 R: 5 ER: 5 SO: 1 BB: 2 IBB: 0 HBP: 0 BLK: 0 WP: 0 HR: 0 S: 23 P: 31 ERA: 10.38 WHIP: 2.538																			

Batter	1	2	3	4	5	6	7	8	9	10	AB	R	H	RBI	BB	SO	LOB	TOP	
Damaso Garcia, R OBP: 0.307, SLG: 0.375 (1, 4)	F5	2B			1B		5-3			HR	5	1	3	1	0	0	0	Toronto Blue Jays @ Baltimore Orioles Memorial Stadium, Baltimore, MD Mon Jul 29 1986, 7:05 PM EDT Att: 41,599 - Unknown livebaseballscorecards.com	
Tony Fernandez, S OBP: 0.328, SLG: 0.376 (1, 6)	G3 1B	3-1			K		F5			B1	5	0	1	0	0	1	2		
Rance Mulliniks, L OBP: 0.406, SLG: 0.487 Garth Iorg, R OBP: 0.376, SLG: 0.434 (1, 5) (10, 5)	G3				G3		F6			F7	5	0	0	0	0	0	2		
George Bell, R OBP: 0.327, SLG: 0.488 (1, 7)	6-3				K		F3			F9	4	0	0	0	0	1	2		
Al Oliver, L OBP: 0.298, SLG: 0.388 (1, 10)		HR 1B			F7					F7	4	1	2	0	0	0	0		
Willie Upshaw, L OBP: 0.338, SLG: 0.412 (1, 3)		HR			F6		F3			K	4	1	1	2	0	1	1		
Ernie Whitt, L OBP: 0.352, SLG: 0.527 (1, 2)		HR			L9		G6-4-3 1B			F8	4	1	2	1	0	0	0		
Jesse Barfield, R OBP: 0.347, SLG: 0.477 (1, 8)		BB			L3 BB		G6-4-3 1B			K	2	0	0	0	2	1	2		
Lou Thornton, L OBP: 0.289, SLG: 0.372 (1, 9)		L3			K					K	4	0	0	0	0	2	2		
Inning Stats	R: 0 E: 0 K: 0 S: 4	H: 1 LOB: 1 BB: 0 P: 4	R: 3 E: 0 K: 0 S: 6	H: 4 LOB: 1 BB: 1 P: 10	R: 0 E: 0 K: 1 S: 5	H: 0 LOB: 0 BB: 0 P: 5	R: 0 E: 0 K: 1 S: 5	H: 0 LOB: 1 BB: 1 P: 9	R: 0 E: 0 K: 0 S: 6	H: 2 LOB: 0 BB: 0 P: 4	R: 0 E: 0 K: 1 S: 5	H: 0 LOB: 0 BB: 0 P: 5	R: 0 E: 0 K: 2 S: 7	H: 0 LOB: 0 BB: 0 P: 7	R: 1 E: 0 K: 0 S: 4	H: 1 LOB: 0 BB: 0 P: 4	1B: 5 2B: 2 3B: 0 HR: 3		SF: 0 SAC: 0 DP: 2 HBP: 0
PITCHER Mike Boddicker, R ERA: 4.04 (1, 1)	IP: 10.0 WLS: L BF: 39 H: 9 R: 4 ER: 4 SO: 6 BB: 2 IBB: 0 HBP: 0 BLK: 0 WP: 0 HR: 3 S: 49 P: 57 ERA: 3.60 WHIP: 1.100																		


Batter	1	2	3	4	5	6	7	8	9	10	AB	R	H	RBI	BB	SO	LOB	BOTTOM			
Alan Wiggins, S OBP: 0.244, SLG: 0.243 Larry Sheets, L OBP: 0.322, SLG: 0.425 Lenn Sakata, R OBP: 0.274, SLG: 0.318 (1, 4) (10, PH) (10, PR)	F8		F7		CS 1B		6-3			BB	4	0	1	0	0	0	2	Toronto Blue Jays @ Baltimore Orioles Memorial Stadium, Baltimore, MD Mon Jul 29 1986, 7:05 PM EDT Att: 41,599 - Unknown livebaseballscorecards.com			
Lee Lacy, R OBP: 0.368, SLG: 0.434 John Stethly, S OBP: 0.268, SLG: 0.377 (1, 9) (4, 9)	G6-4-3 BB		K		F8		F8			F6	1	0	0	0	1	1	1				
Cal Ripken Jr., R OBP: 0.336, SLG: 0.459 (1, 6)	G6-4-3				F9		F9			F8	5	0	1	0	0	0	2				
Eddie Murray, S OBP: 0.362, SLG: 0.514 (1, 3)		F9			F3		L9			F9	4	0	0	0	0	0	1				
Fred Lynn, L OBP: 0.331, SLG: 0.450 (1, 8)		K			HR					K	4	1	2	1	0	2	1				
Gary Roenicke, R OBP: 0.339, SLG: 0.472 Jim Dwyer, L OBP: 0.347, SLG: 0.420 (1, 7) (9, PH) (10, 7)		6-3			HR		F8			2-3	2	0	0	0	1	0	1				
Mike Young, S OBP: 0.340, SLG: 0.479 (1, 10)			F9		G3		F9			F4	4	0	0	0	0	0	1				
Floyd Rayford, R OBP: 0.342, SLG: 0.513 (1, 5)					1B PB 2B					K	4	2	3	1	0	1	0				
Rick Dempsey, R OBP: 0.337, SLG: 0.381 Wayne Gross, L OBP: 0.384, SLG: 0.446 (1, 2) (10, PH)					5-3		F4			K	3	0	1	0	0	0	1				
Inning Stats	R: 0 E: 0 K: 0 S: 2	H: 0 LOB: 0 BB: 1 P: 6	R: 0 E: 0 K: 1 S: 5	H: 0 LOB: 0 BB: 0 P: 5	R: 1 E: 0 K: 1 S: 7	H: 2 LOB: 1 BB: 0 P: 7	R: 1 E: 0 K: 0 S: 4	H: 1 LOB: 1 BB: 0 P: 8	R: 1 E: 0 K: 0 S: 4	H: 2 LOB: 0 BB: 0 P: 4	R: 0 E: 0 K: 0 S: 4	H: 1 LOB: 1 BB: 0 P: 4	R: 0 E: 0 K: 1 S: 6	H: 1 LOB: 1 BB: 0 P: 6	R: 0 E: 0 K: 1 S: 5	H: 0 LOB: 0 BB: 0 P: 5	R: 0 E: 0 K: 1 S: 5		H: 0 LOB: 1 BB: 1 P: 9	1B: 4 2B: 2 3B: 0 HR: 2	SF: 0 SAC: 0 DP: 1 HBP: 0
PITCHER Jimmy Key, L ERA: 2.69 Tom Henke, R ERA: (1, 1) (9, 1)	IP: 8.0 WLS: W BF: 32 H: 8 R: 3 ER: 3 SO: 3 BB: 2 IBB: 0 HBP: 0 BLK: 0 WP: 0 HR: 2 S: 36 P: 44 ERA: 3.38 WHIP: 1.250																				



Batter	1	2	3	4	5	6	7	8	9	10	AB	R	H	RBI	BB	SO	LOB	TOP
Damaso Garcia, R (1, 4) OBP: 0.308, SLG: 0.375	WP HR 1B		FC5-4 1B		L3			E5		4-3	5	1	2	0	0	0	0	
Garth Iorg, R (1, 5) OBP: 0.368, SLG: 0.422	F4		FC5-4 CS		G3			F7		CS BB	4	0	0	0	0	0	3	
Rance Mulliniks, L (10, PH) OBP: 0.408, SLG: 0.487			1-2r								0	0	0	0	1	0	0	
Manuel Lee, S (10, PR) OBP: 0.143, SLG: 0.111											0	0	0	0	0	0	0	
Jeff Burroughs, R (1, 10) OBP: 0.388, SLG: 0.442	1H HR		F8		5-3			F9		F8	5	1	1	2	0	0	3	
George Bell, R (1, 7) OBP: 0.324, SLG: 0.483	F5				5-3					F9	4	0	0	0	0	0	0	
Jesse Barfield, R (1, 8) OBP: 0.349, SLG: 0.474	K				4-3			4-3		1B FC4-6 BB	2	1	0	0	2	1	0	
Cecil Fielder, R (1, 3) OBP: 0.417, SLG: 0.545		E6 G6-4-3 SH			F9			FC6 1B		FC4-6 1B	3	0	1	0	0	0	1	
Willie Upshaw, L (7, PR) OBP: 0.332, SLG: 0.414											1	0	1	0	0	0	0	
Tony Fernandez, S (1, 6) OBP: 0.325, SLG: 0.373		SH G6-4-3			FC4-6			FC6 1-2r		FC4-6 1-2r	3	0	0	1	0	0	3	
Gary Allenson, R (1, 2) OBP: 0.214, SLG: 0.214											3	0	0	0	0	0	3	
Al Oliver, L (9, PH) OBP: 0.333, SLG: 0.388											0	0	0	0	1	0	0	
Ernie Whitt, L (9, 2) OBP: 0.352, SLG: 0.527											0	0	0	0	0	0	0	
Lou Thornton, L (1, 9) OBP: 0.265, SLG: 0.340											4	0	0	0	0	1	3	
Inning Stats	R: 2 E: 0 K: 1 S: 7	H: 2 LOB: 0 BB: 0 P: 7	R: 0 E: 2 K: 0 S: 4	H: 0 LOB: 1 BB: 0 P: 4	R: 0 E: 0 K: 0 S: 3	H: 1 LOB: 0 BB: 0 P: 7	R: 0 E: 0 K: 0 S: 3	H: 0 LOB: 0 BB: 0 P: 3	R: 0 E: 1 K: 0 S: 6	H: 1 LOB: 1 BB: 0 P: 4	R: 0 E: 1 K: 0 S: 4	H: 1 LOB: 2 BB: 2 P: 12	R: 0 E: 0 K: 0 S: 2	H: 0 LOB: 1 BB: 1 P: 6	1B: 4 2B: 0 3B: 0 HR: 1	SF: 0 SAC: 1 DP: 1 HBP: 0	WP: 1 PB: 0 SB: 0 CS: 2	PA: 39
PITCHER	IP WLS BF H R ER SO ERA WHIP	IP WLS BF H R ER SO ERA WHIP	IP WLS BF H R ER SO ERA WHIP	IP WLS BF H R ER SO ERA WHIP	IP WLS BF H R ER SO ERA WHIP	IP WLS BF H R ER SO ERA WHIP	IP WLS BF H R ER SO ERA WHIP	IP WLS BF H R ER SO ERA WHIP	IP WLS BF H R ER SO ERA WHIP	IP WLS BF H R ER SO ERA WHIP	IP WLS BF H R ER SO ERA WHIP	IP WLS BF H R ER SO ERA WHIP	IP WLS BF H R ER SO ERA WHIP	IP WLS BF H R ER SO ERA WHIP	IP WLS BF H R ER SO ERA WHIP	IP WLS BF H R ER SO ERA WHIP	IP WLS BF H R ER SO ERA WHIP	IP WLS BF H R ER SO ERA WHIP
Mike Flanagan, L (1, 1) ERA: 3.79	8.0	2	30	4	2	2	2	BB: 1 IBB: 0 HBP: 0 BLK: 0	WP: 1 HR: 1 S: 33	P: 37 ERA: 2.25 WHIP: 0.625								
Don Aase, R (9, 1) ERA: 4.85	2.0	W	9	1	1	1	0	2	1	0	0	0	0	6	18	4.50	1.500	

Toronto Blue Jays @ Baltimore Orioles
Memorial Stadium, Baltimore, MD
Tue Jul 30 1985, 7:05 PM EDT
Att: 26,561 - Unknown


AB 34
R 3
H 5
RBI 3
BB 4
SO 2
LOB 16



Batter	1	2	3	4	5	6	7	8	9	10	AB	R	H	RBI	BB	SO	LOB	BOTTOM
Alan Wiggins, S (1, 4) OBP: 0.258, SLG: 0.254	F8		SH5-3 1-2		B5			CS 2B		BB 1B BB	3	0	1	0	2	0	2	
Lee Lacy, R (1, 9) OBP: 0.365, SLG: 0.431	K		FC4-6 1B		K			CS BB		K SF9	4	0	1	1	1	3	4	
Cal Ripken Jr., R (1, 6) OBP: 0.335, SLG: 0.455	F7		FC4-6 1-2r		F8			F6 1-2r 2-3		BB 1B	5	0	1	1	0	0	5	
Eddie Murray, S (1, 3) OBP: 0.365, SLG: 0.513		FC1-6 FC6-4 1B BB	G3					FC3-6 BB IBB		SF7	1	1	0	1	3	0	1	
Fred Lynn, L (1, 8) OBP: 0.332, SLG: 0.448		FC1-6 1B			F8			FC3-6 2B 1-2r		5-3 BB	4	0	1	0	1	0	3	
Mike Young, S (1, 7) OBP: 0.341, SLG: 0.480		FC1-6 FC6-4 1-2r 2-3						2B		F7	4	0	1	0	1	0	5	
Larry Sheets, L (1, 10) OBP: 0.321, SLG: 0.419		FC6-4						2B		F6	3	0	0	1	1	0	2	
Gary Roenicke, R (10, PH) OBP: 0.337, SLG: 0.469		FC6-4 1-2r 3-H			G4-6-3 BB			IBB		F6	1	0	0	0	0	0	0	
Floyd Rayford, R (1, 5) OBP: 0.344, SLG: 0.508										F7	5	0	2	0	0	0	4	
John Shelby, S (10, PR) OBP: 0.266, SLG: 0.377		F4						F5		F4	0	1	0	0	0	0	0	
Rick Dempsey, R (1, 2) OBP: 0.338, SLG: 0.382											2	1	1	0	0	0	3	
Jim Dwyer, L (9, PH) OBP: 0.350, SLG: 0.420											0	1	0	0	1	0	0	
Al Pardo, S (10, 2) OBP: 0.238, SLG: 0.250					1B SH5-3 FC4-6 1B					1B BB SF7 BB	0	0	0	0	1	0	0	
Inning Stats	R: 0 E: 0 K: 1 S: 5	H: 0 LOB: 0 BB: 0 P: 5	R: 1 E: 0 K: 0 S: 4	H: 1 LOB: 1 BB: 0 P: 8	R: 1 E: 0 K: 0 S: 5	H: 2 LOB: 1 BB: 0 P: 5	R: 0 E: 0 K: 0 S: 2	H: 0 LOB: 0 BB: 1 P: 6	R: 0 E: 1 K: 1 S: 7	H: 1 LOB: 2 BB: 0 P: 7	R: 0 E: 0 K: 0 S: 4	H: 1 LOB: 3 BB: 2 P: 12	R: 0 E: 0 K: 0 S: 3	H: 1 LOB: 0 BB: 0 P: 3	1B: 6 2B: 2 3B: 0 HR: 0	SF: 2 SAC: 2 DP: 1 HBP: 0	WP: 0 PB: 0 SB: 0 CS: 2	PA: 47
PITCHER	IP WLS BF H R ER SO ERA WHIP	IP WLS BF H R ER SO ERA WHIP	IP WLS BF H R ER SO ERA WHIP	IP WLS BF H R ER SO ERA WHIP	IP WLS BF H R ER SO ERA WHIP	IP WLS BF H R ER SO ERA WHIP	IP WLS BF H R ER SO ERA WHIP	IP WLS BF H R ER SO ERA WHIP	IP WLS BF H R ER SO ERA WHIP	IP WLS BF H R ER SO ERA WHIP	IP WLS BF H R ER SO ERA WHIP	IP WLS BF H R ER SO ERA WHIP	IP WLS BF H R ER SO ERA WHIP	IP WLS BF H R ER SO ERA WHIP	IP WLS BF H R ER SO ERA WHIP	IP WLS BF H R ER SO ERA WHIP	IP WLS BF H R ER SO ERA WHIP	IP WLS BF H R ER SO ERA WHIP
Dave Stieb, R (1, 1) ERA: 1.96	8.0	35	6	2	2	2	BB: 2 IBB: 2 HBP: 0 BLK: 0	WP: 0 HR: 0 S: 33	P: 57 ERA: 2.25 WHIP: 1.250									
Bill Caudill, R (9, 1) ERA: 3.23	0.0	2	0	1	1	0	2	0	0	0	0	0	0	8	∞	∞		
Jim Acker, R (9, 1) ERA: 2.58	0.2	3	1	0	0	1	0	0	0	0	0	0	5	5	0.00	1.500		
Gary Lavelle, L (9, 1) ERA: 2.96	0.2	L	6	1	1	1	0	3	0	0	0	0	3	15	13.50	6.000		
Dennis Lamp, R (10, 1) ERA: 3.5	0.1	1	0	0	0	0	0	0	0	1	1	0.00	0.000					

Toronto Blue Jays @ Baltimore Orioles
Memorial Stadium, Baltimore, MD
Tue Jul 30 1985, 7:05 PM EDT
Att: 26,561 - Unknown

AB 32
R 4
H 8
RBI 4
BB 11
SO 3
LOB 29



Batter	1	2	3	4	5	6	7	8	9	AB	R	H	RBI	BB	SO	LOB	TOP										
Damaso Garcia, R (1, 4) Manuel Lee, S (9, PR) OBP: 0.309, SLG: 0.375 (9, 4)	5-3																5 0 2 0 0 1 1 0 0 0 0 0 0 0										
Tony Fernandez, S (1, 6) OBP: 0.324, SLG: 0.370	4-3																5 0 1 1 0 0 0 2										
Rance Mulliniks, L (1, 5) Garth Iorg, R (7, PH) OBP: 0.364, SLG: 0.419 (7, 5)	HR																3 1 1 1 1 0 1 1 1 0 0 0 0 0 0 2										
George Bell, R (1, 7) OBP: 0.325, SLG: 0.491	1B																4 1 2 1 0 0 0 1										
Al Oliver, L (1, 10) Jeff Burroughs, R (8, PH) OBP: 0.385, SLG: 0.439 (8, PH)	F7																3 0 0 0 0 0 0 1 1 0 0 0 0 0 1 0										
Willie Upshaw, L (1, 3) OBP: 0.333, SLG: 0.415																	4 1 2 0 0 1 0										
Ernie Whitt, L (1, 2) OBP: 0.347, SLG: 0.518	F7																4 0 0 0 0 0 0 2										
Jesse Barfield, R (1, 8) OBP: 0.350, SLG: 0.493	K																4 2 2 3 0 1 1										
Lou Thornton, L (1, 9) OBP: 0.264, SLG: 0.333	K																4 0 1 0 0 3 1										
Inning Stats	R: 1 E: 0 K: 0 S: 5	H: 2 LOB: 1 BB: 0 P: 5	R: 0 E: 0 K: 2 S: 8	H: 1 LOB: 1 BB: 0 P: 8	R: 0 E: 0 K: 1 S: 6	H: 1 LOB: 0 BB: 0 P: 6	R: 2 E: 0 K: 1 S: 7	H: 2 LOB: 0 BB: 0 P: 7	R: 0 E: 0 K: 0 S: 3	H: 0 LOB: 0 BB: 0 P: 3	R: 0 E: 0 K: 1 S: 5	H: 0 LOB: 0 BB: 0 P: 5	R: 1 E: 0 K: 1 S: 8	H: 3 LOB: 3 BB: 0 P: 8	R: 1 E: 0 K: 1 S: 6	H: 1 LOB: 0 BB: 0 P: 6	R: 0 E: 0 K: 1 S: 6	H: 1 LOB: 1 BB: 0 P: 6	1B: 7 2B: 0 3B: 0 HR: 4	SF: 0 SAC: 0 DP: 0 HBP: 0	WP: 0 PB: 0 SB: 2 CS: 0	PA: 38					
PITCHER	IP	WLS	BF	H	R	ER	SO	BB	IBB	HBP	BLK	WP	HR	S	P	ERA	WHIP	PITCHER									
Dennis Martinez, R (1, 1) ERA: 5.2	6.1	L	27	8	4	4	5	0	0	0	0	0	3	37	37	5.68	1.263										
Tippy Martinez, L (7, 1) ERA: 5.24	0.2		4	2	1	1	1	0	0	0	0	0	1	6	6	13.50	3.000										
Sammy Stewart, R (8, 1) ERA: 3.28	2.0	W	7	1	0	0	2	0	0	0	0	0	0	11	11	0.00	0.500										

Toronto Blue Jays @ Baltimore Orioles
Memorial Stadium, Baltimore, MD
Wed Jul 31 1985, 7:05 PM EDT
Att: 32,044 - Unknown

AB 38
R 5
H 11
RBI 5
BB 0
SO 8
LOB 12



Batter	1	2	3	4	5	6	7	8	9	AB	R	H	RBI	BB	SO	LOB	BOTTOM										
Alan Wiggins, S (1, 4) OBP: 0.271, SLG: 0.270	CS BB																4 1 2 0 1 0 0										
Lee Lacy, R (1, 9) OBP: 0.359, SLG: 0.424	K																5 0 0 0 0 3 4										
Cal Ripken Jr., R (1, 6) OBP: 0.334, SLG: 0.461	F3																4 1 1 3 0 1 0										
Eddie Murray, S (1, 3) OBP: 0.366, SLG: 0.511																	3 0 1 0 1 0 0										
Fred Lynn, L (1, 8) OBP: 0.333, SLG: 0.447	F9																3 0 1 0 1 0 2										
Larry Sheets, L (1, 10) OBP: 0.324, SLG: 0.418	F8																3 0 1 0 1 0 2										
Mike Young, S (1, 7) OBP: 0.340, SLG: 0.480																	4 0 1 0 0 2 5										
Floyd Rayford, R (1, 5) Wayne Cross, L (8, PH) OBP: 0.336, SLG: 0.496 (8, PH)	F8																3 0 0 0 0 1 2 1 0 0 0 0 1 1										
Al Pardo, S (1, 2) Jim Dwyer, L (8, PH) OBP: 0.250, SLG: 0.261 (8, PH)	K																3 1 1 1 0 0 1 0 1 0 0 0 0 0 0 0										
Inning Stats	R: 0 E: 0 K: 1 S: 4	H: 0 LOB: 0 BB: 1 P: 8	R: 0 E: 0 K: 0 S: 4	H: 1 LOB: 2 BB: 1 P: 8	R: 0 E: 0 K: 1 S: 5	H: 0 LOB: 0 BB: 0 P: 5	R: 0 E: 0 K: 1 S: 6	H: 1 LOB: 2 BB: 1 P: 10	R: 0 E: 0 K: 0 S: 4	H: 1 LOB: 1 BB: 0 P: 4	R: 0 E: 0 K: 2 S: 9	H: 2 LOB: 2 BB: 0 P: 9	R: 3 E: 0 K: 2 S: 10	H: 3 LOB: 0 BB: 0 P: 10	R: 0 E: 0 K: 1 S: 5	H: 0 LOB: 1 BB: 1 P: 9	R: 0 E: 0 K: 1 S: 5	H: 0 LOB: 0 BB: 0 P: 5	1B: 5 2B: 2 3B: 0 HR: 1	SF: 0 SAC: 0 DP: 0 HBP: 0	WP: 1 PB: 0 SB: 0 CS: 1	PA: 38					
PITCHER	IP	WLS	BF	H	R	ER	SO	BB	IBB	HBP	BLK	WP	HR	S	P	ERA	WHIP	PITCHER									
Ron Musselman, R (1, 1) ERA: 4.46	3.2		15	2	0	0	2	3	0	0	0	0	0	16	28	0.00	1.364										
Dennis Lamp, R (4, 1) ERA: 3.74	3.0		15	6	3	3	5	0	0	0	0	0	1	25	25	9.00	2.000										
Gary Lavelle, L (7, 1) ERA: 2.94	0.1		2	0	0	0	0	1	0	0	0	0	0	1	5	0.00	3.000										
Tom Henke, R (8, 1) ERA:	2.0	W	6	0	0	0	2	0	0	0	0	0	0	10	10	0.00	0.000										

Toronto Blue Jays @ Baltimore Orioles
Memorial Stadium, Baltimore, MD
Wed Jul 31 1985, 7:05 PM EDT
Att: 32,044 - Unknown

AB 34
R 3
H 8
RBI 3
BB 4
SO 9
LOB 16



Batter	1	2	3	4	5	6	7	8	9	AB	R	H	RBI	BB	SO	LOB	TOP										
Tony Fernandez, S (1,6) OBP: 0.319, SLG: 0.365	0-0 5-3	0-0 3-1				0-0 6-3	0-0 G6-4-3		0-3 K								5 0 0 0 0 1 5										
Rance Mulliniks, L (1,5) OBP: 0.414, SLG: 0.498	4-0 2B 1B BB	0-0 F7				4-0 BB		4-0 BB BB	0-0 HR 1B								2 2 1 1 3 0 0										
Al Oliver, L (1,10) OBP: 0.300, SLG: 0.408	0-0 1B 1-3 2B	0-0 F5				0-3 K		0-0 F8	0-0 HR								5 2 2 3 0 1 2										
George Bell, R (1,7) OBP: 0.326, SLG: 0.490	0-0 E 1B 2-3 3-H		0-0 L7			0-0 F9		0-0 L6	0-0 1B								5 1 2 1 0 0 2										
Willie Upshaw, L (1,3) OBP: 0.339, SLG: 0.425	0-0 1B 1-2 3-H		4-0 CS BB					4-0 HR	4-0 BB								3 2 2 2 2 1 1										
Ernie Whitt, L (1,2) OBP: 0.344, SLG: 0.512	0-3 K		0-3 K					0-0 1B BB	4-3								5 0 1 0 0 2 5										
Jesse Barfield, R (1,8) OBP: 0.353, SLG: 0.493	0-0 1B 1-2 3-H			0-0 F9				4-0 1B BB		0-0 E 1B							4 1 2 1 1 0 0										
Lou Thornton, L (1,9) OBP: 0.259, SLG: 0.321	0-0 1-3 2-H			0-0 6-3				0-0 F5		0-0 E6 1B HR							5 1 1 1 0 1 3										
Garth Iorg, R (1,4) OBP: 0.361, SLG: 0.414	0-0 F9				0-0 F7					0-3 K							4 0 1 0 0 1 4										
Manuel Lee, S (9,4) OBP: 0.143, SLG: 0.111								1-2 2-3									0 0 0 0 0 0 0										
Inning Stats	R: 4 E: 0 K: 1 S: 10	H: 5 LOB: 2 BB: 1 P: 14	R: 0 E: 0 K: 0 S: 3	H: 0 LOB: 0 BB: 0 P: 3	R: 0 E: 0 K: 1 S: 4	H: 0 LOB: 0 BB: 1 P: 8	R: 0 E: 0 K: 0 S: 3	H: 0 LOB: 0 BB: 0 P: 3	R: 0 E: 0 K: 1 S: 5	H: 3 LOB: 2 BB: 1 P: 9	R: 0 E: 0 K: 0 S: 3	H: 0 LOB: 0 BB: 2 P: 11	R: 4 E: 1 K: 3 S: 14	H: 4 LOB: 1 BB: 0 P: 14	R: 0 E: 0 K: 1 S: 5	H: 0 LOB: 0 BB: 0 P: 5	1B: 9 2B: 1 3B: 0 HR: 2	SF: 0 SAC: 0 DP: 1 HBP: 0	WP: 0 PB: 0 SB: 0 CS: 1	PA: 44							
PITCHER	IP	WLS	BF	H	R	ER	SO	BB	IBB	HBP	BLK	WP	HR	S	P	ERA	WHIP										
Storm Davis, R (1,1) ERA: 5.09	0.2	L	8	5	4	4	1	1	0	0	0	0	0	9	13	54.00	9.000										
Ken Dixon, R (1,1) ERA: 4.44	4.2		19	3	1	1	2	3	0	0	0	0	1	20	32	1.93	1.286										
Tippy Martinez, L (6,1) ERA: 5.05	1.2		6	0	0	0	0	2	0	0	0	0	0	4	12	0.00	1.200										
Don Aase, R (8,1) ERA: 4.68	2.0		11	4	4	0	4	0	0	0	0	0	1	19	19	0.00	2.000										

Toronto Blue Jays @ Baltimore Orioles
Memorial Stadium, Baltimore, MD
Thu Aug 01 1985, 7:05 PM EDT
Att: 27,745 - Unknown

AB	38
R	9
H	12
RBI	9
BB	6
SO	7
LOB	22



Batter	1	2	3	4	5	6	7	8	9	AB	R	H	RBI	BB	SO	LOB	BOTTOM										
Alan Wiggins, S (1,4) OBP: 0.265, SLG: 0.264	0-0 L7		0-0 F7			0-0 4-3	0-0 1B		0-0 4-3								3 0 0 0 0 0 3										
Mike Young, S (7, PH) OBP: 0.343, SLG: 0.482						1-2	2-H 3-H										1 0 1 2 0 0 0										
Rich Dauer, R (8,4) OBP: 0.292, SLG: 0.284							1-3										1 0 0 0 0 0 0										
Lee Lacy, R (1,9) OBP: 0.358, SLG: 0.421	0-3 K		0-3 K			0-3 K	0-0 1B										4 0 1 0 0 3 3										
Cal Ripken Jr., R (1,6) OBP: 0.333, SLG: 0.458	0-0 5-3			0-3 K		4-0 BB	0-0 F8										3 0 0 0 0 1 2										
Eddie Murray, S (1,3) OBP: 0.363, SLG: 0.506		0-3 K		0-3 K		0-3 K		0-3 K									4 0 0 0 0 4 2										
Fred Lynn, L (1,8) OBP: 0.330, SLG: 0.442		0-3 K		0-0 F3				0-0 F8		0-3 K							4 0 0 0 0 2 0										
Jim Dwyer, L (1,7) OBP: 0.348, SLG: 0.422		0-0 L8			0-0 F6			0-0 1B		0-0 1B							3 1 1 0 0 0 0										
John Shelby, S (8, PH) OBP: 0.275, SLG: 0.385								0-0 2B		0-0 1B							1 0 1 0 0 0 0										
Wayne Gross, L (1,10) OBP: 0.386, SLG: 0.444								4-0 BB		0-3 K							2 1 1 0 1 0 0										
Gary Roenicke, R (8, PH) OBP: 0.335, SLG: 0.465								4-0 4-3 1B BB									1 0 0 0 0 1 1										
Floyd Rayford, R (1,5) OBP: 0.341, SLG: 0.496								0-0 F9		0-0 F9							4 1 2 1 0 0 0										
Rick Dempsey, R (1,2) OBP: 0.339, SLG: 0.380								4-0 1-2 2-H		0-0 4-3 1B							1 0 0 0 1 0 2										
Larry Sheets, L (7, PH) OBP: 0.322, SLG: 0.416								0-0 4-3		0-0 F3							1 0 0 0 0 0 2										
Al Pardo, S (8,2) OBP: 0.240, SLG: 0.250								1-2 2-3									1 0 0 0 0 0 0										
Inning Stats	R: 0 E: 0 K: 1 S: 5	H: 0 LOB: 0 BB: 0 P: 5	R: 0 E: 0 K: 2 S: 7	H: 0 LOB: 0 BB: 0 P: 7	R: 0 E: 0 K: 1 S: 7	H: 2 LOB: 2 BB: 0 P: 7	R: 0 E: 0 K: 2 S: 7	H: 0 LOB: 0 BB: 0 P: 7	R: 0 E: 0 K: 0 S: 3	H: 0 LOB: 0 BB: 0 P: 3	R: 0 E: 0 K: 2 S: 7	H: 0 LOB: 2 BB: 2 P: 15	R: 3 E: 0 K: 0 S: 7	H: 4 LOB: 2 BB: 1 P: 11	R: 0 E: 0 K: 3 S: 10	H: 1 LOB: 1 BB: 0 P: 10	R: 0 E: 0 K: 0 S: 3	H: 0 LOB: 0 BB: 0 P: 3	1B: 6 2B: 1 3B: 0 HR: 0	SF: 0 SAC: 0 DP: 0 HBP: 0	WP: 0 PB: 0 SB: 0 CS: 0	PA: 37					
PITCHER	IP	WLS	BF	H	R	ER	SO	BB	IBB	HBP	BLK	WP	HR	S	P	ERA	WHIP										
Tom Filer, R (1,1) ERA: 1.64	5.2	W	21	2	0	0	7	2	0	0	0	0	0	9	13	0.00	0.706										
Jim Acker, R (6,1) ERA: 2.98	1.0		8	4	3	3	1	1	0	0	0	0	0	9	13	27.00	5.000										
Bill Caudill, R (7,1) ERA: 3.26	0.1		1	0	0	0	0	0	0	0	0	0	0	1	1	0.00	0.000										
Gary Lavelle, L (8,1) ERA: 2.83	2.0		7	1	0	0	3	0	0	0	0	0	0	13	13	0.00	0.500										

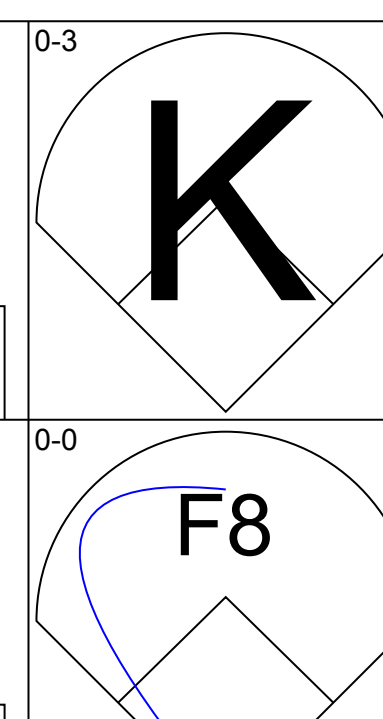
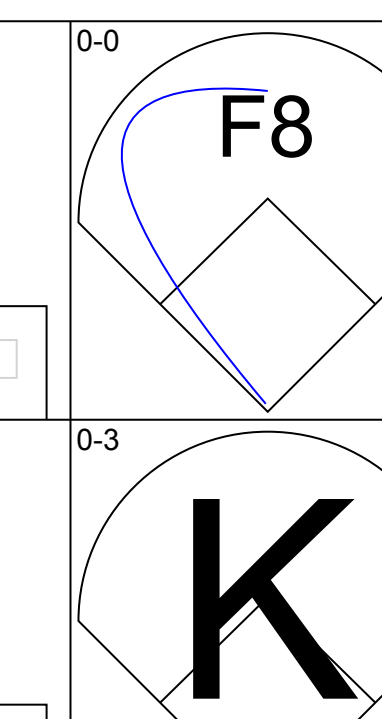
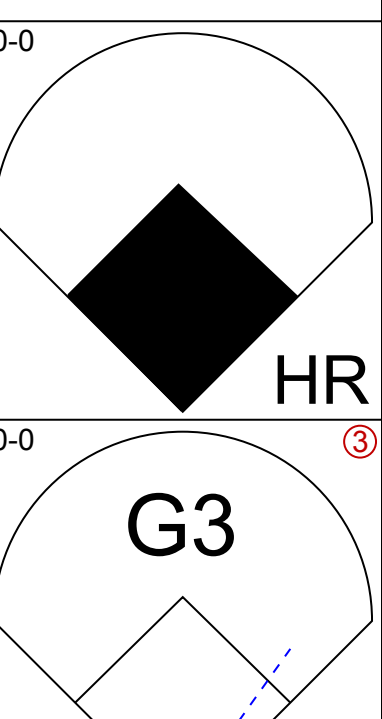
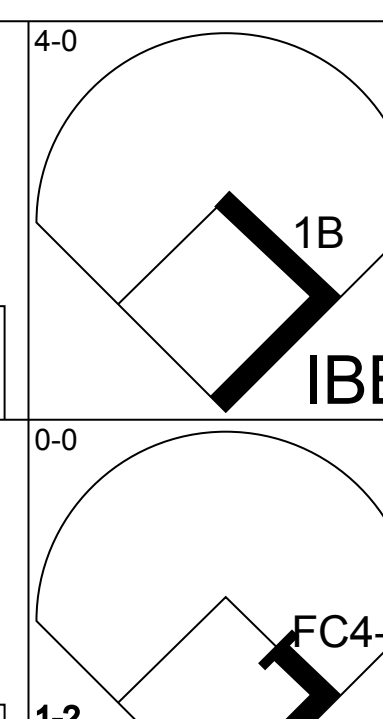
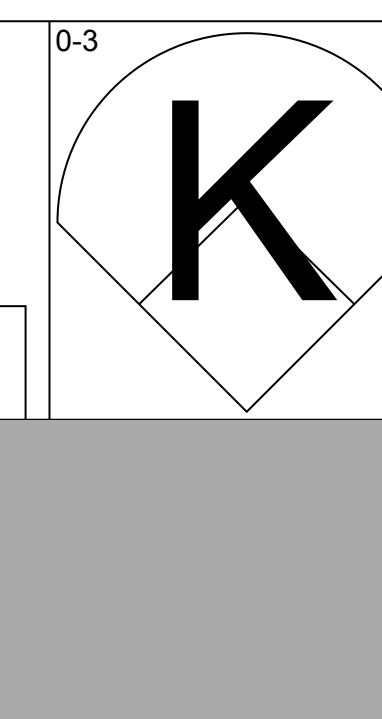
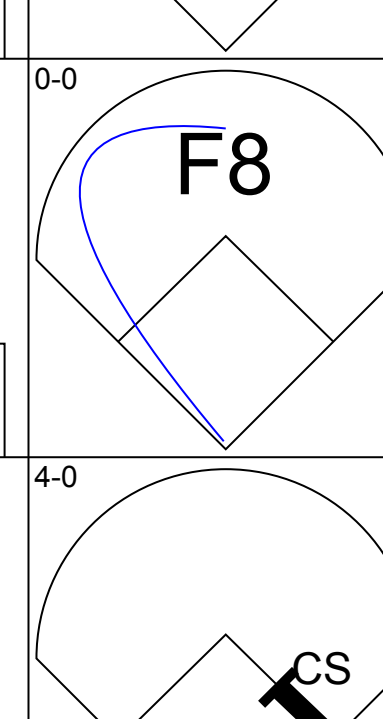
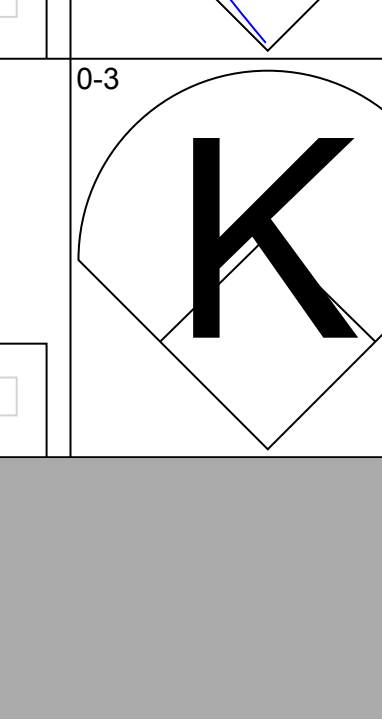
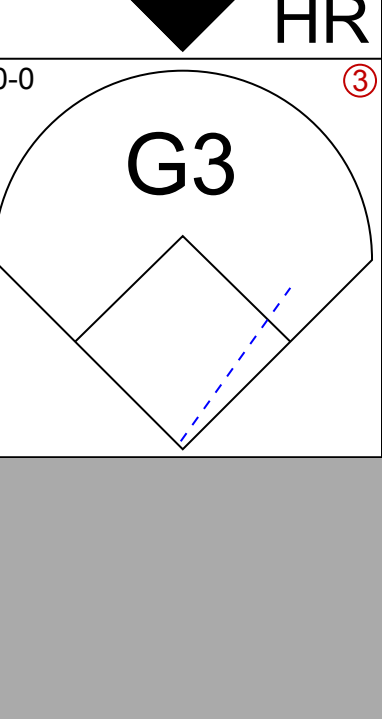
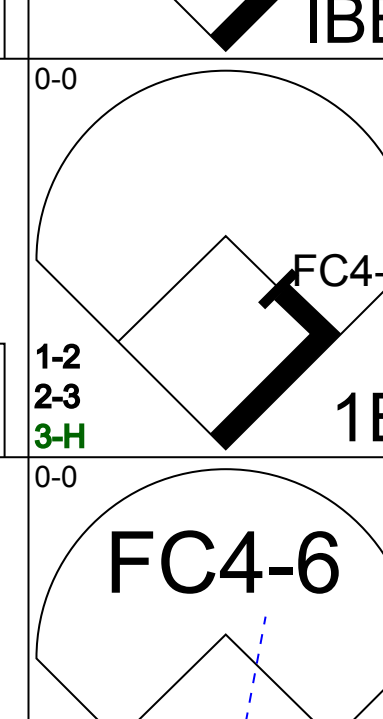

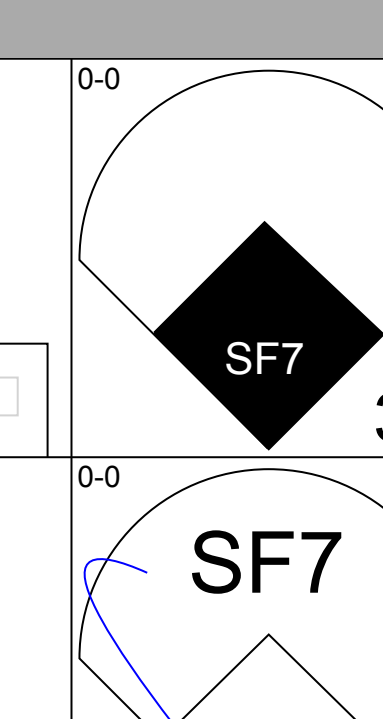
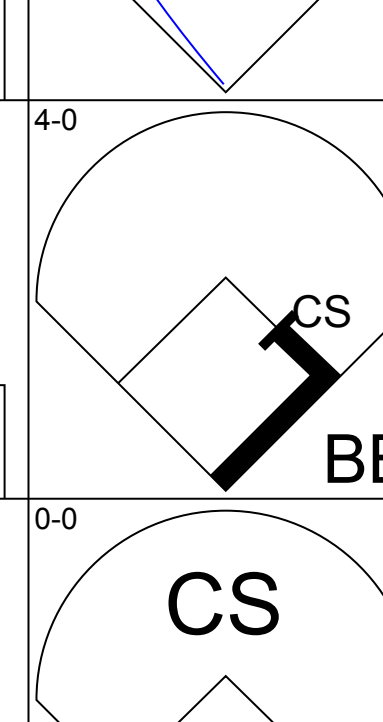
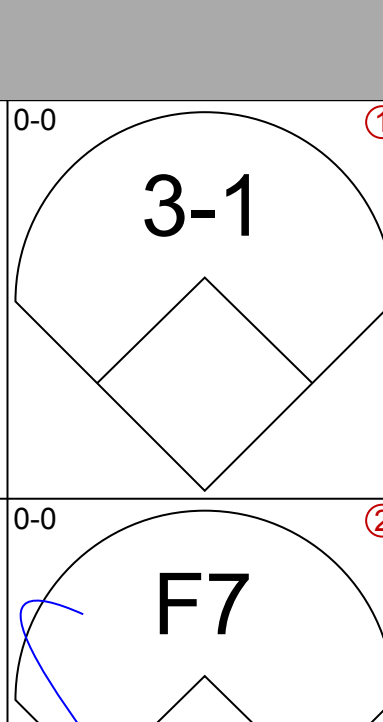
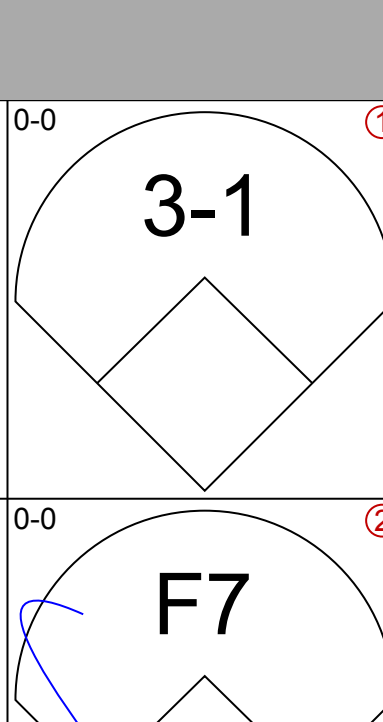
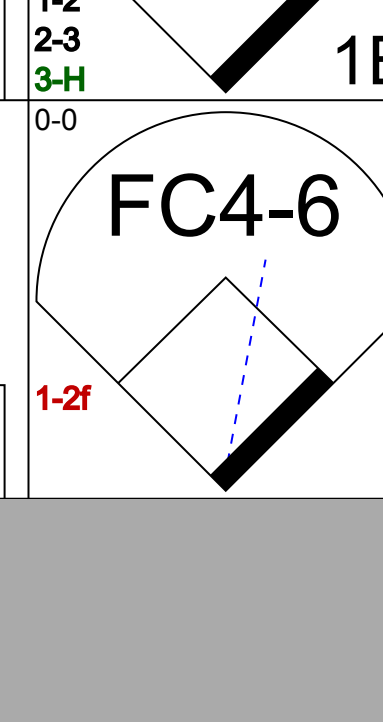
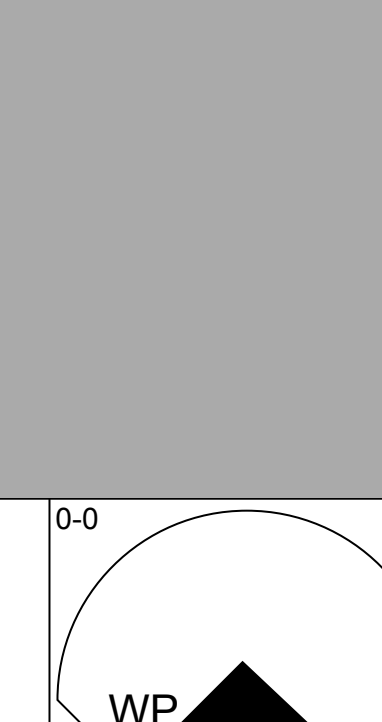
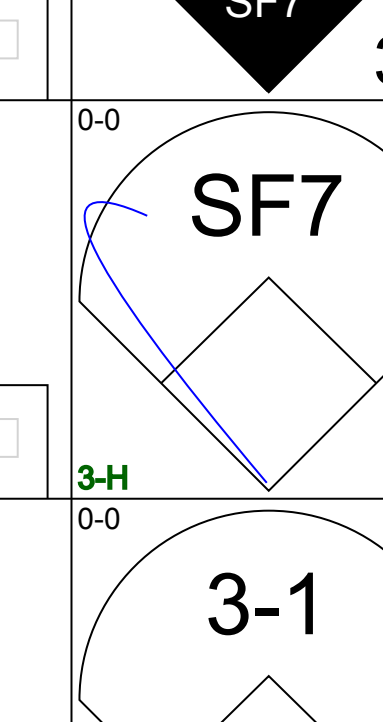
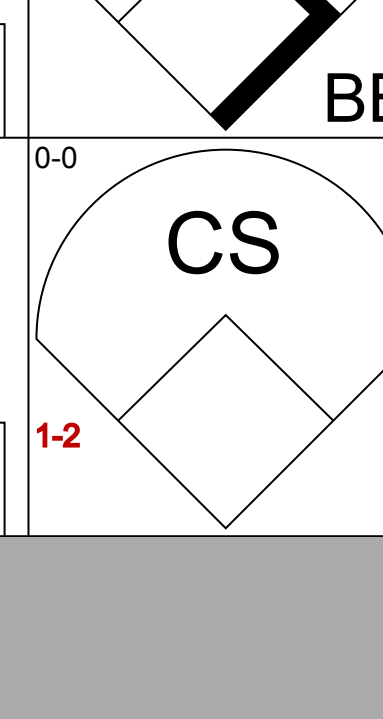
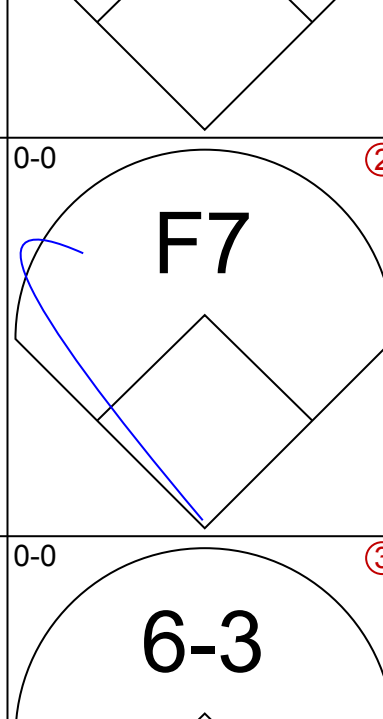
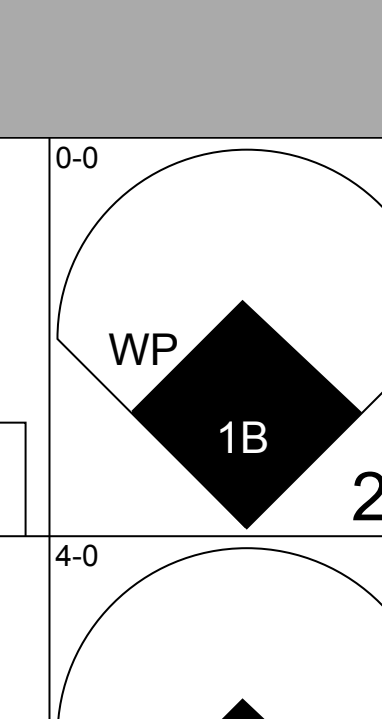
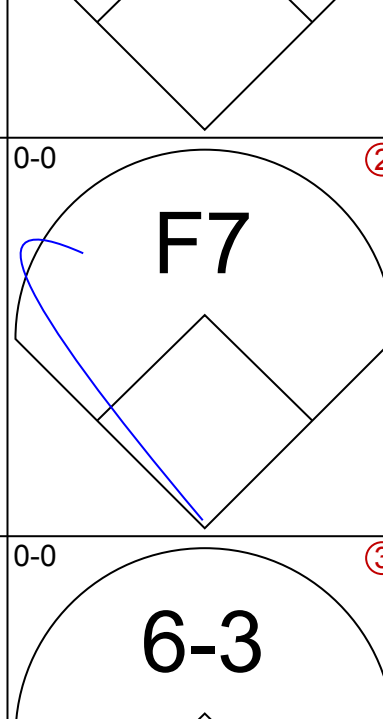
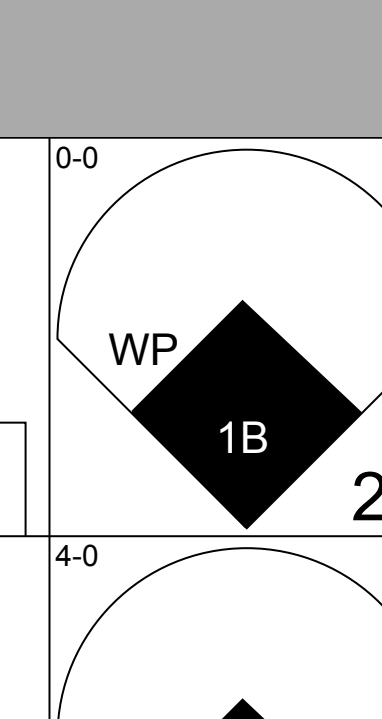
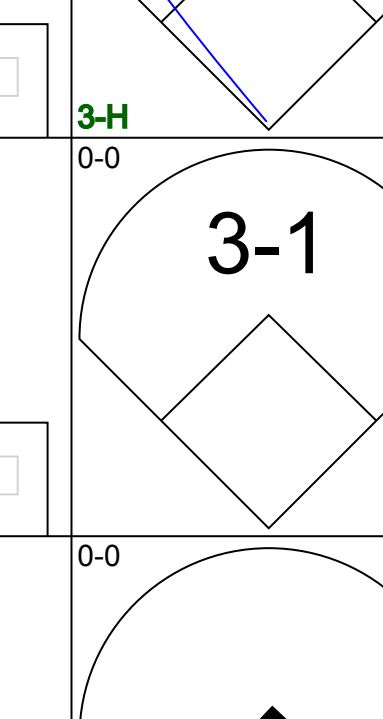
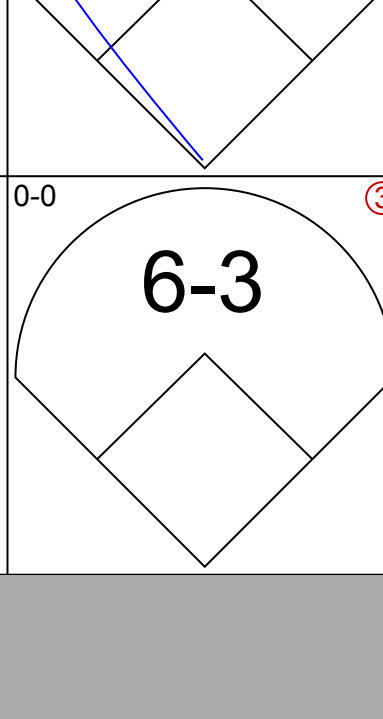
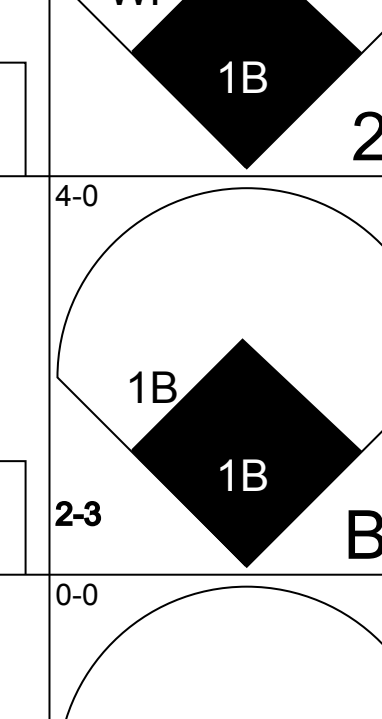
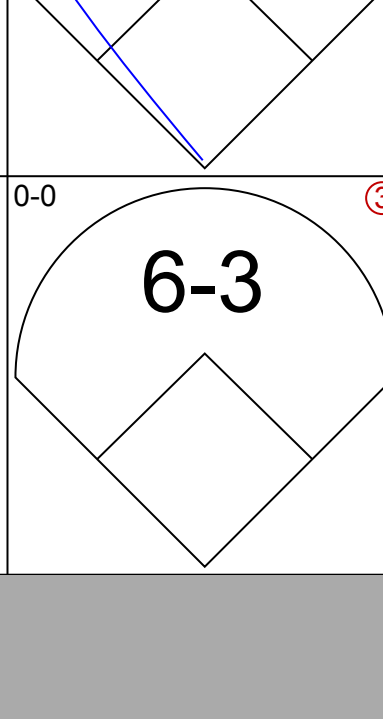
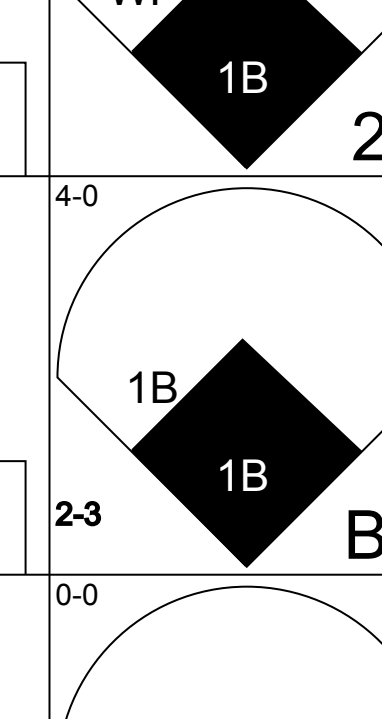
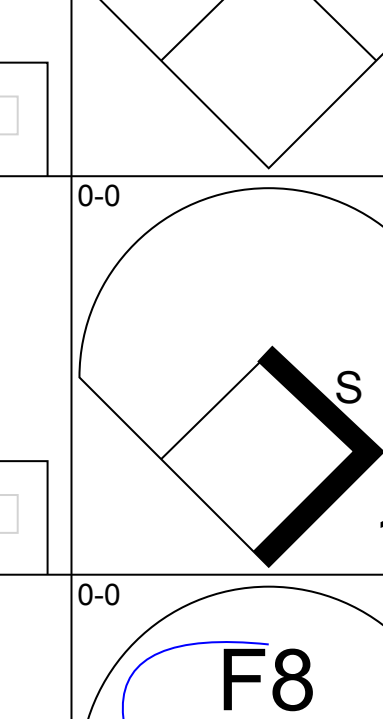
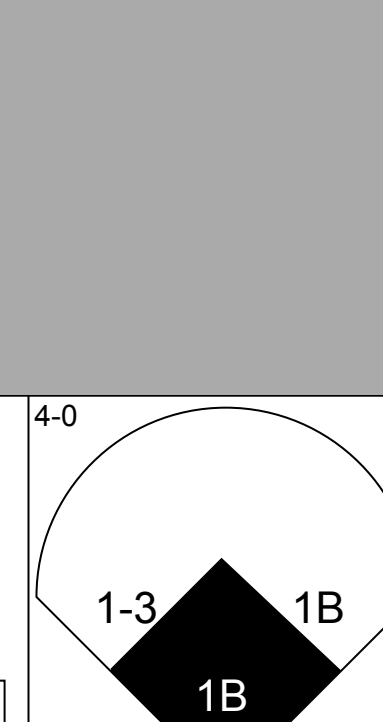
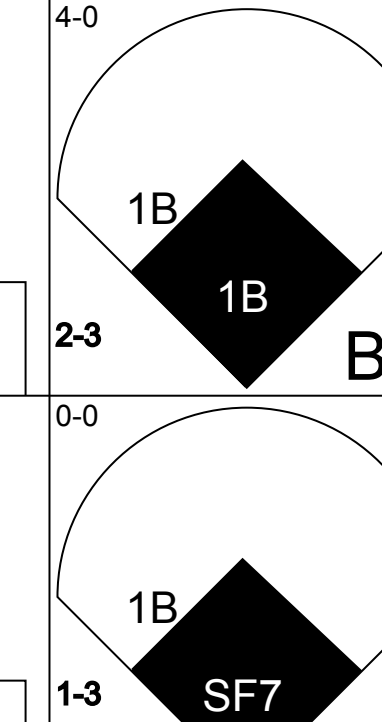
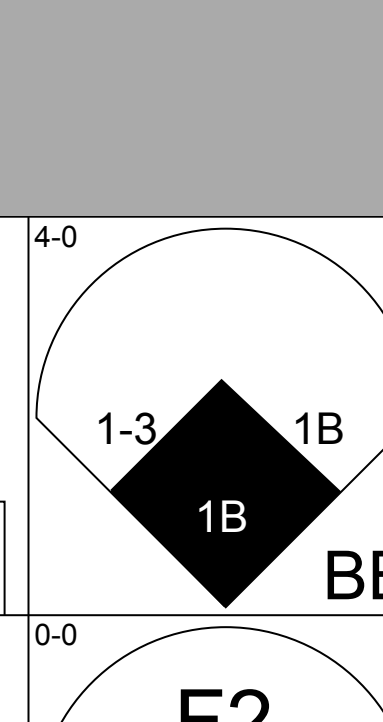
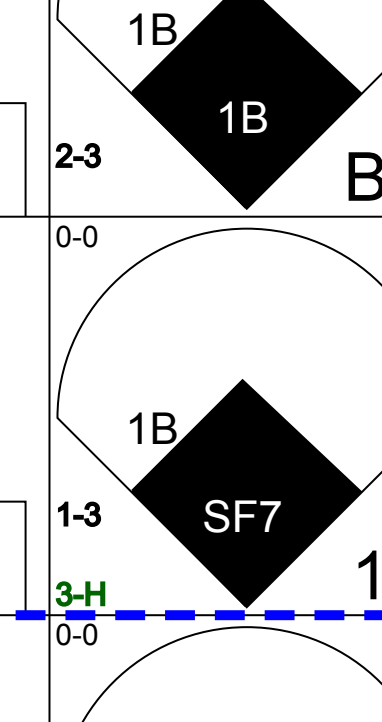
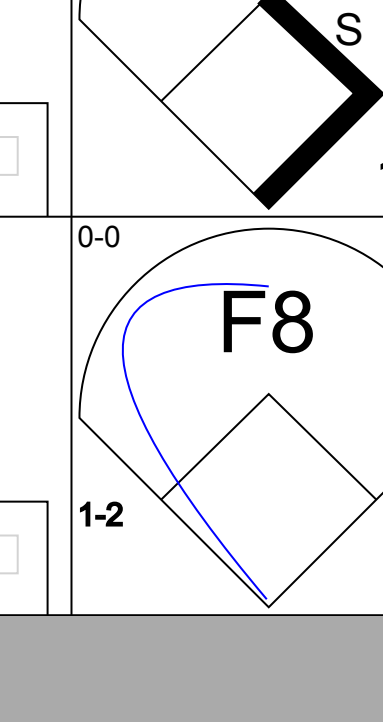
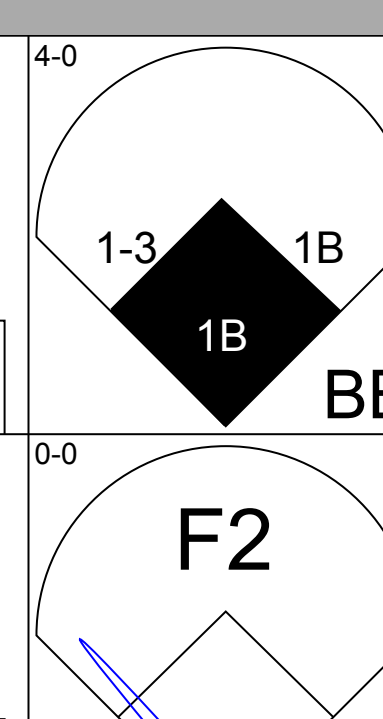
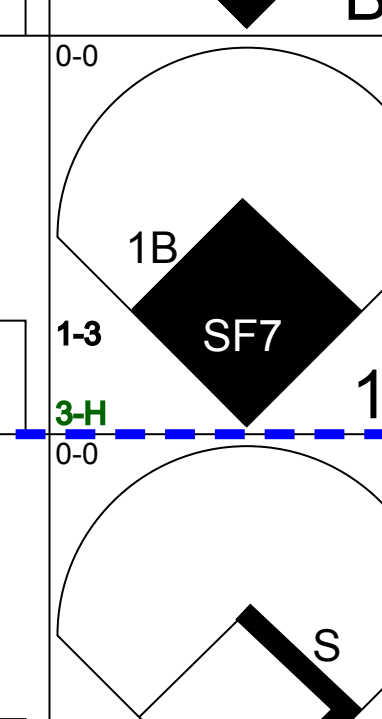
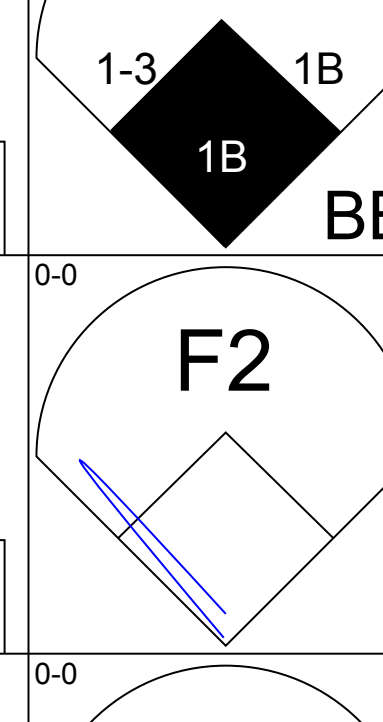
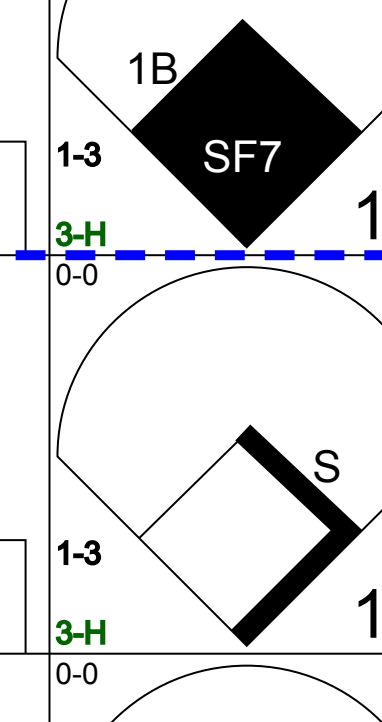
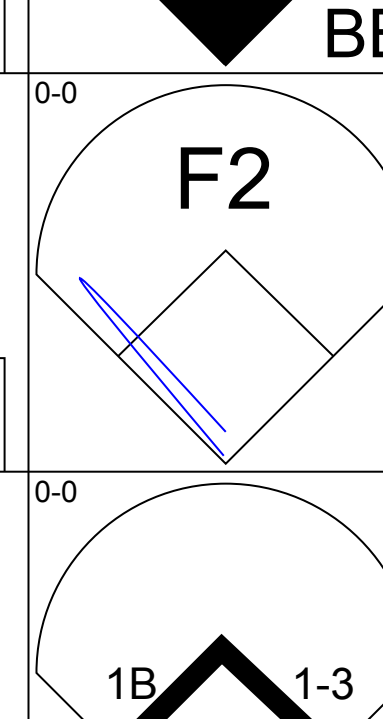
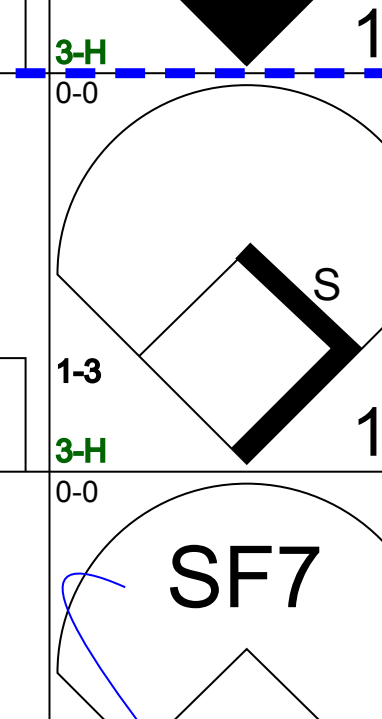
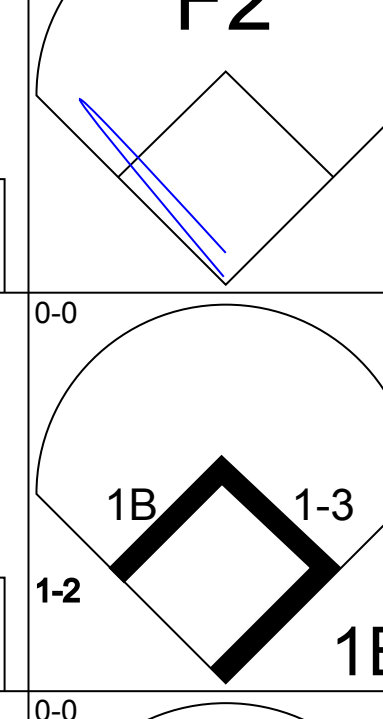
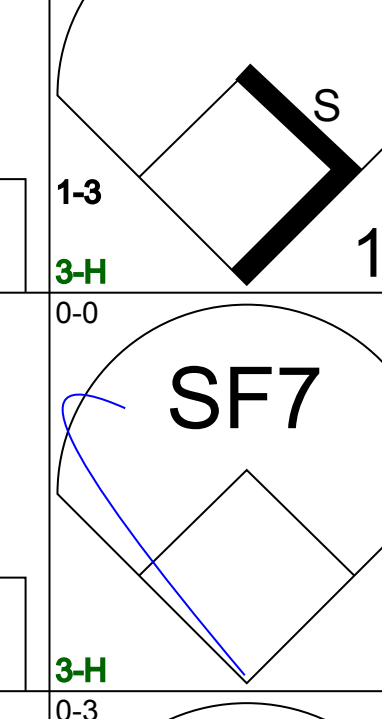
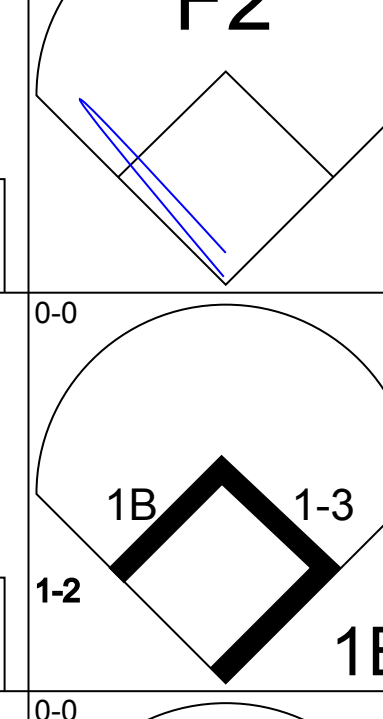
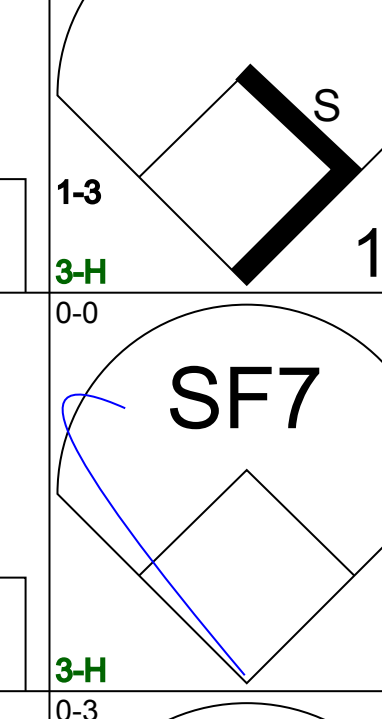
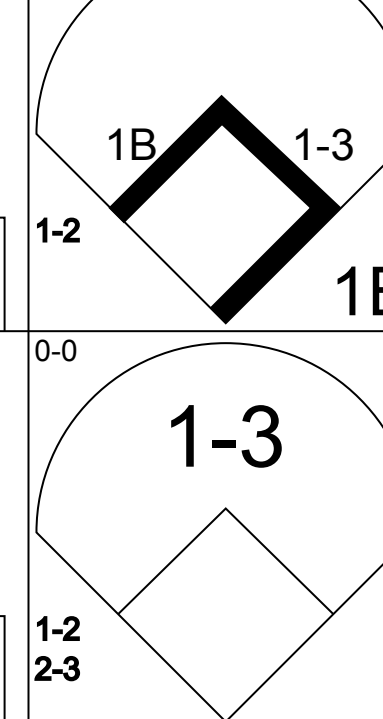
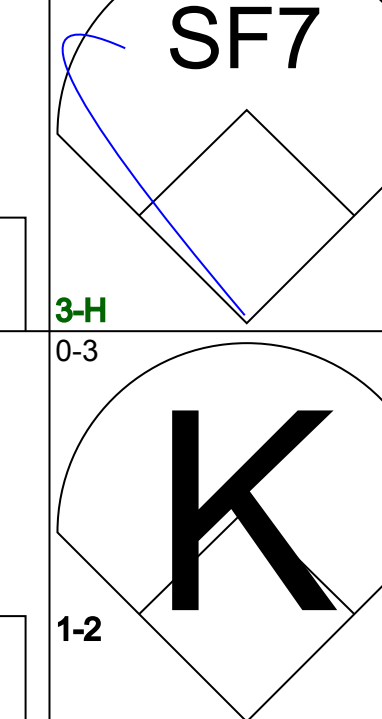
Toronto Blue Jays @ Baltimore Orioles
Memorial Stadium, Baltimore, MD
Thu Aug 01 1985, 7:05 PM EDT
Att: 27,745 - Unknown

AB	34
R	3
H	7
RBI	3
BB	3
SO	11
LOB	15



Batter	1	2	3	4	5	6	7	8	9	AB	R	H	RBI	BB	SO	LOB	TOP										
Oddibe McDowell, L OBP: 0.233, SLG: 0.424 (1, 8)										4	0	1	0	1	1	4	Texas Rangers @ Toronto Blue Jays Exhibition Stadium, Toronto, ON Sat Aug 03 1985, 3:33 AM EDT Att: 35,109 - Unknown livebaseballscorecards.com										
Toby Harrah, R OBP: 0.454, SLG: 0.415 (1, 4)										5	0	1	1	0	0	5											
Pete O'Brien, L OBP: 0.325, SLG: 0.422 (1, 3)										4	0	2	0	0	1	2											
Cliff Johnson, R OBP: 0.356, SLG: 0.482 (1, 10)										4	0	1	0	0	0	3											
Gary Ward, R OBP: 0.318, SLG: 0.394 (1, 7)										3	0	0	0	1	0	0											
Bill Stein, R OBP: 0.266, SLG: 0.290 (1, 5)										4	0	0	0	0	1	2											
George Wright, S OBP: 0.233, SLG: 0.208 Geno Petralli, L OBP: 0.313, SLG: 0.220 (7, 2)										2	1	1	0	1	1	0											
Glenn Brummer, R OBP: 0.330, SLG: 0.253 Duane Walker, L OBP: 0.291, SLG: 0.354 (7, 9)										1	0	0	0	0	0	0											
Curtis Wilkerson, S OBP: 0.297, SLG: 0.301 Bob Jones, L OBP: 0.235, SLG: 0.241 (9, PH)										2	0	1	0	1	0	2											
Inning Stats	R: 0 E: 0 K: 0 S: 4	H: 2 LOB: 1 BB: 0 P: 4	R: 0 E: 1 K: 0 S: 4	H: 1 LOB: 2 BB: 0 P: 5	R: 0 E: 0 K: 1 S: 5	H: 2 LOB: 0 BB: 0 P: 4	R: 0 E: 0 K: 1 S: 5	H: 0 LOB: 0 BB: 0 P: 5	R: 0 E: 0 K: 0 S: 3	H: 1 LOB: 2 BB: 1 P: 3	R: 0 E: 0 K: 1 S: 6	H: 1 LOB: 2 BB: 1 P: 10	R: 1 E: 0 K: 2 S: 8	H: 1 LOB: 2 BB: 2 P: 16	R: 0 E: 0 K: 0 S: 3	H: 0 LOB: 0 BB: 0 P: 3		R: 0 E: 0 K: 1 S: 6	H: 1 LOB: 2 BB: 1 P: 10	1B: 7 2B: 2 3B: 0 HR: 0	SF: 0 SAC: 0 DP: 2 HBP: 1	WP: 0 PB: 1 SB: 0 CS: 0	PA: 38				
PITCHER	IP	WLS	BF	H	R	ER	SO	BB	IBB	HBP	BLK	WP	HR	S	P	ERA	WHIP										
Jimmy Key, L ERA: 2.64 (1, 1)	2.1		11	4	0	0	0	0	0	0	0	0	0	10	11	0.00	1.714										
Dennis Lamp, R ERA: 3.55 (3, 1)	3.2	W	13	3	0	0	2	1	0	0	0	0	0	16	20	0.00	1.091										
Jim Acker, R ERA: 3.13 (7, 1)	0.0		3	1	1	1	0	2	0	0	0	0	0	1	9	∞	∞										
Gary Lavelle, L ERA: 2.78 (7, 1)	1.0		3	0	0	0	2	0	0	0	0	0	0	7	7	0.00	0.000										
Bill Caudill, R ERA: 3.12 (8, 1)	2.0	S	8	1	0	0	1	1	0	0	0	0	0	9	13	0.00	1.000										

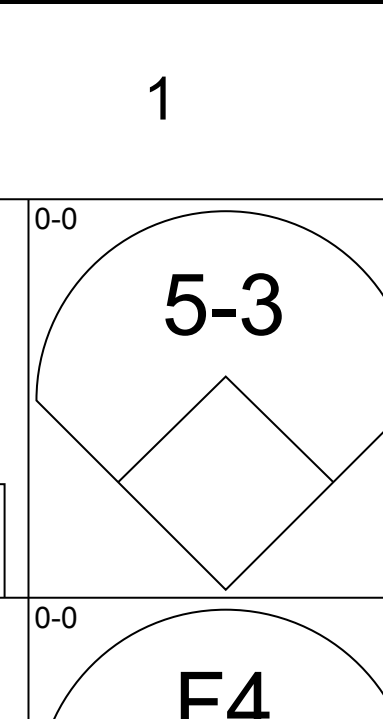
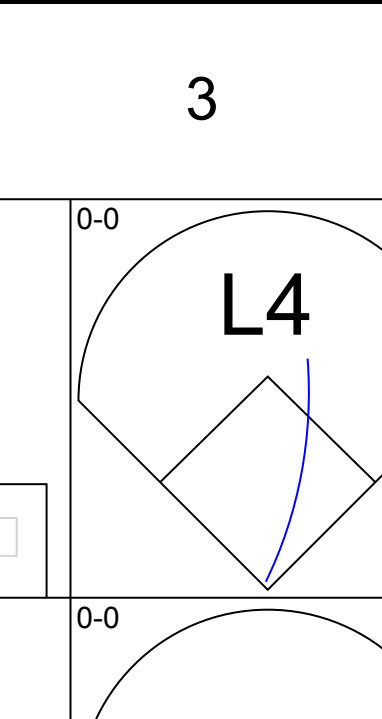
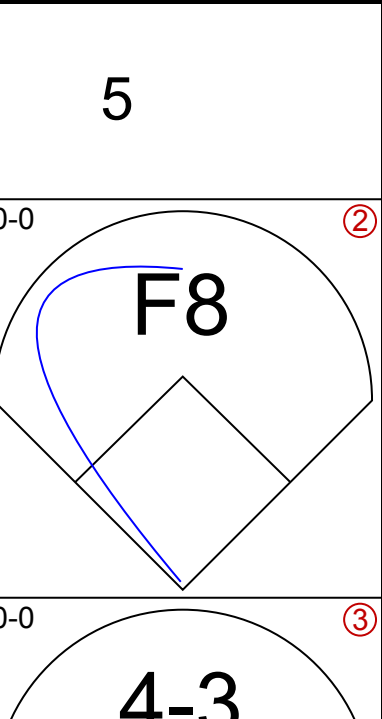
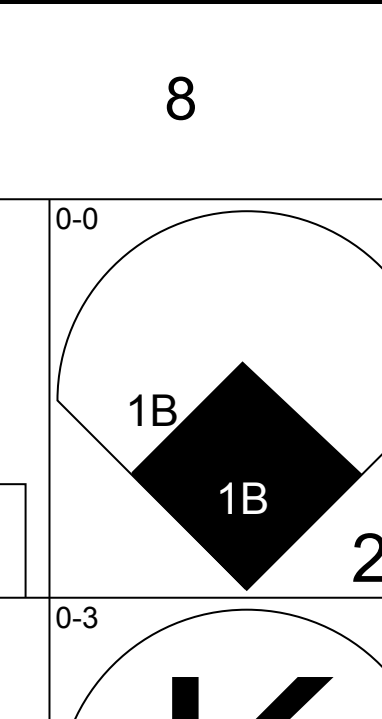
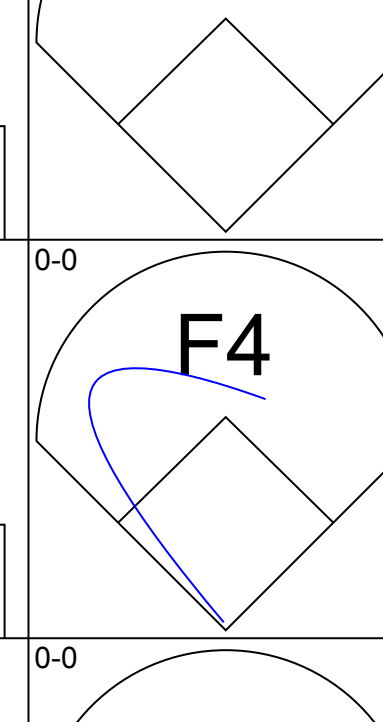
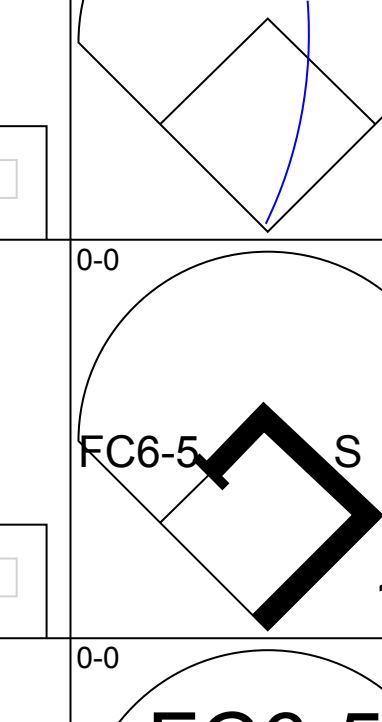
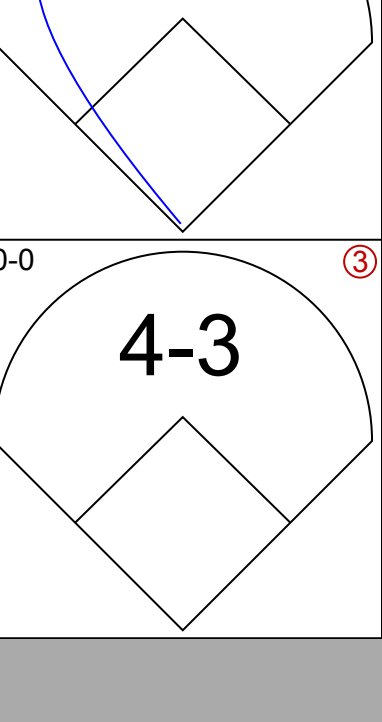
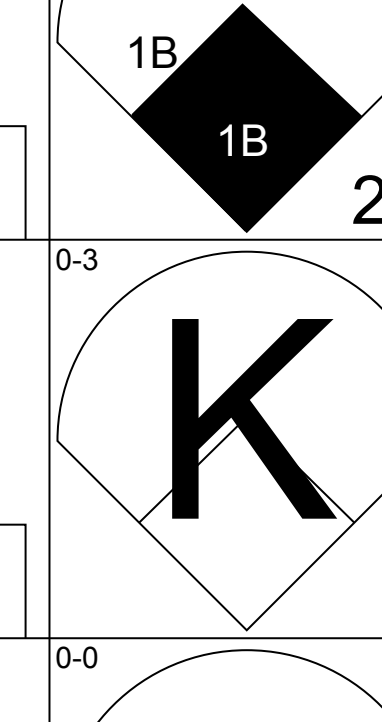
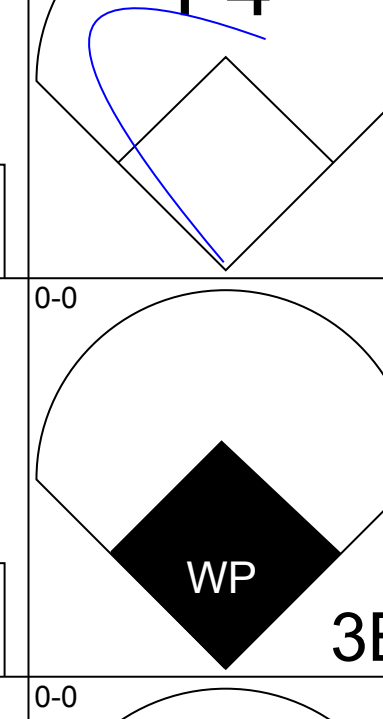
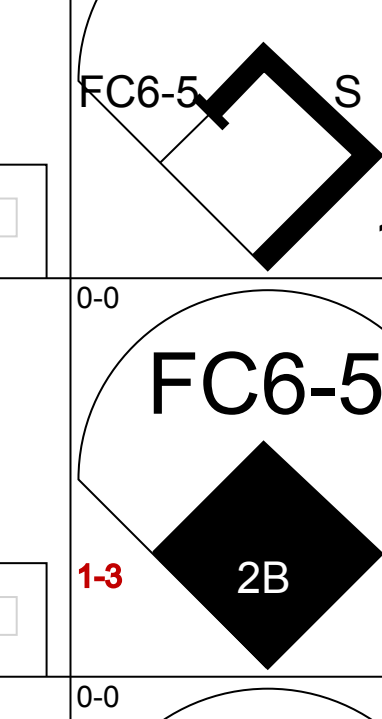
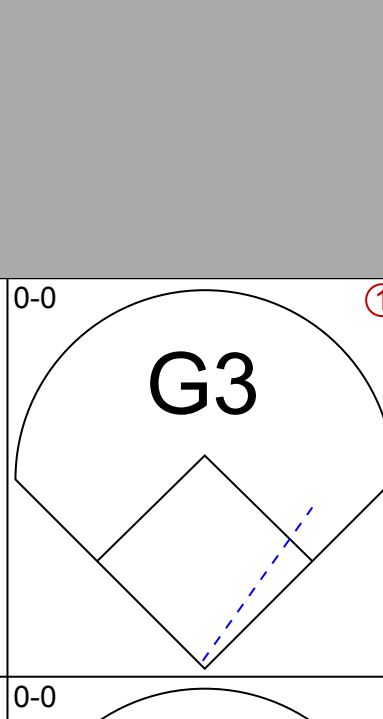
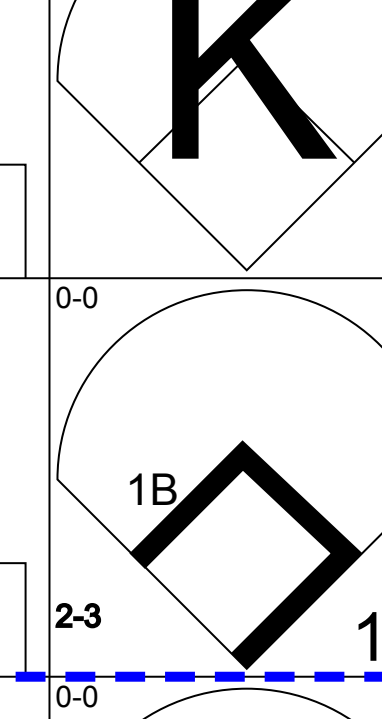
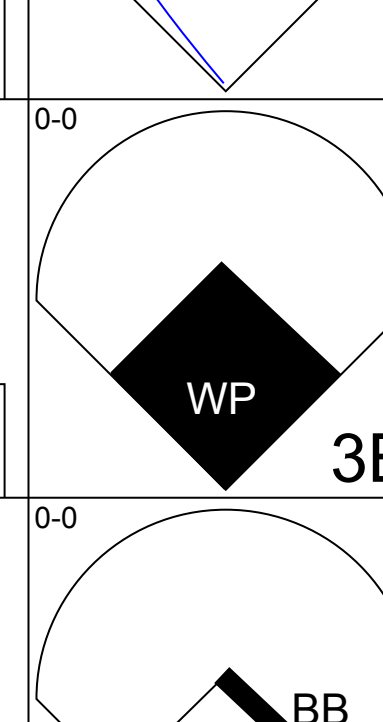
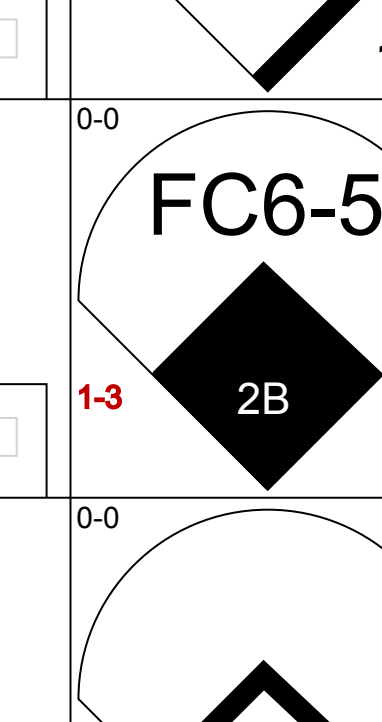
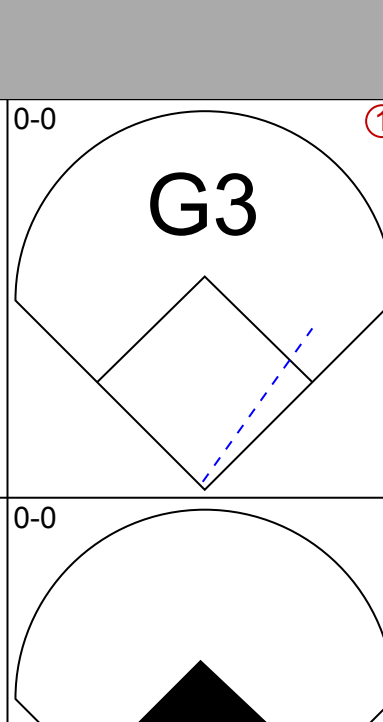
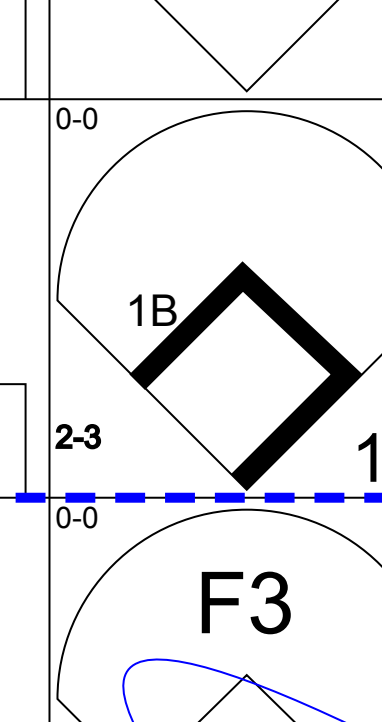
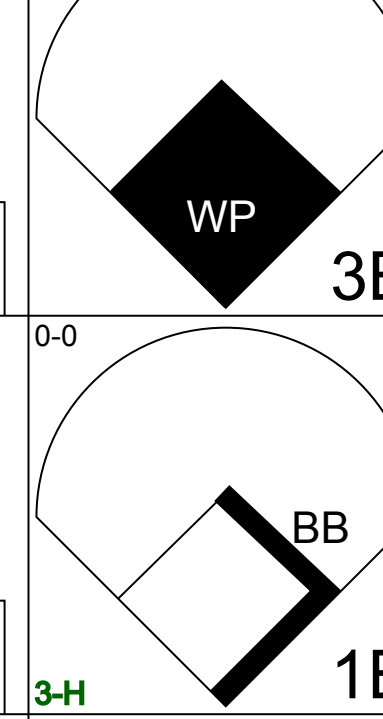
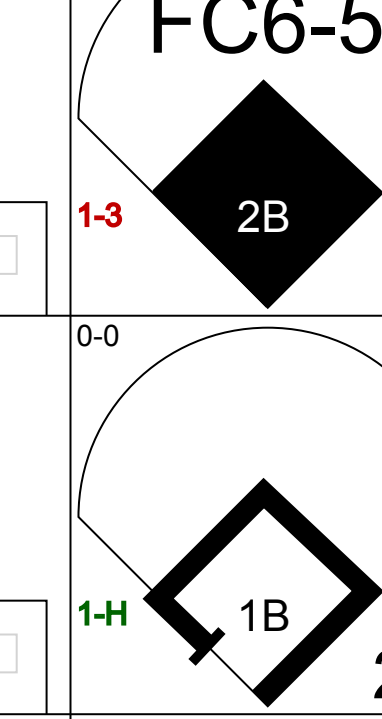
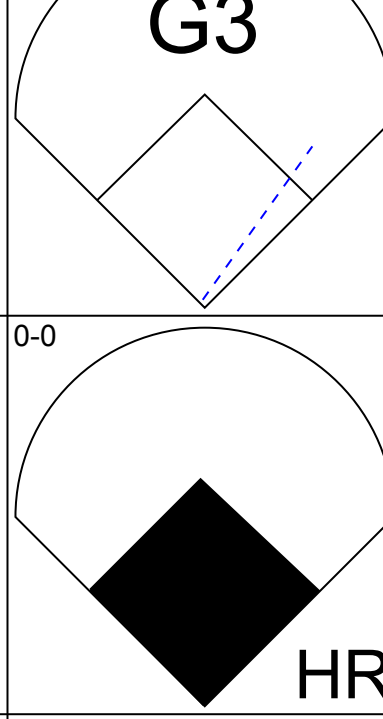
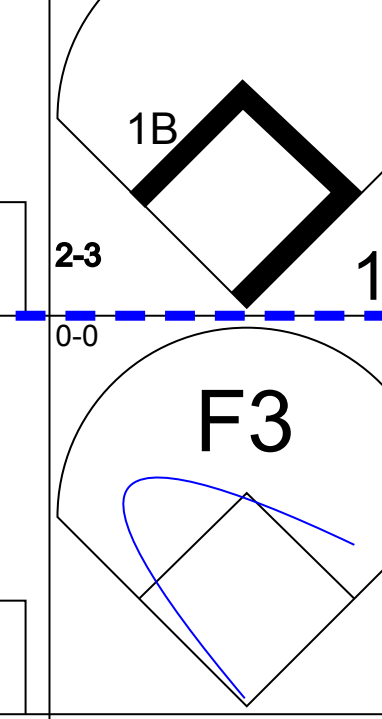
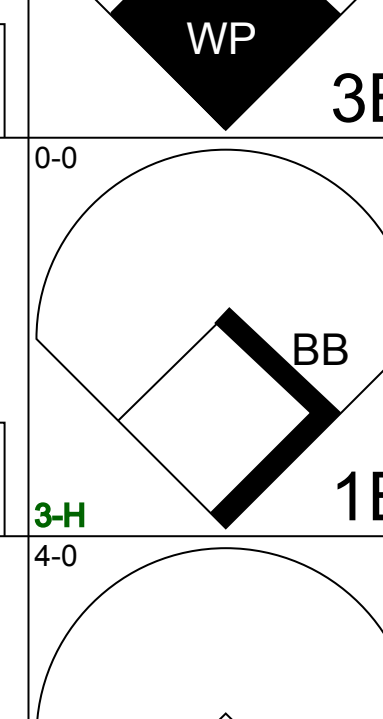
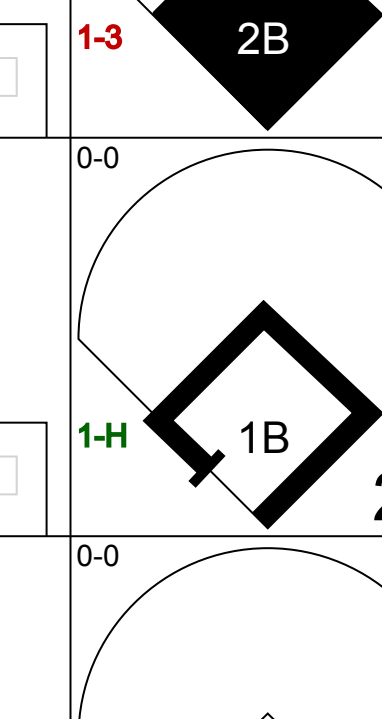

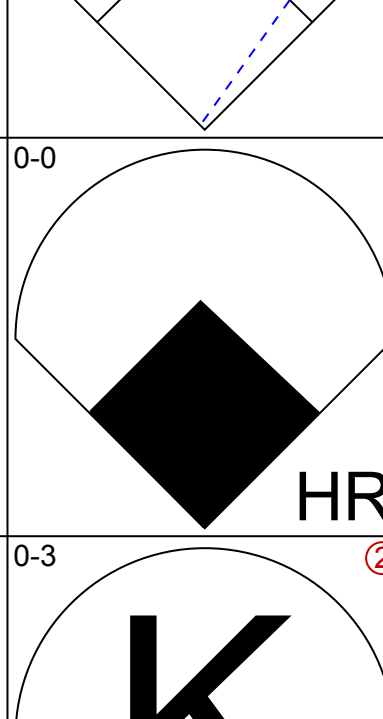
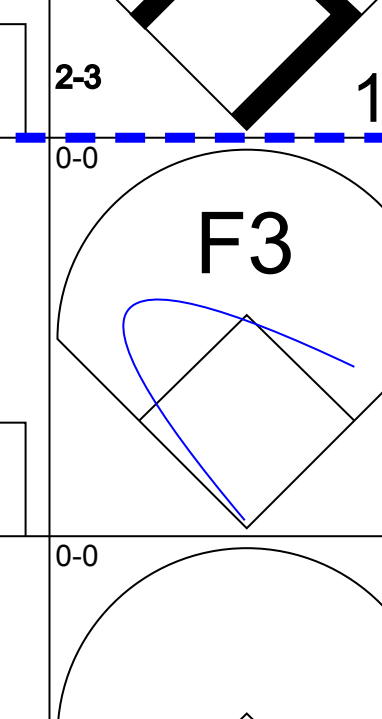












Batter	1	2	3	4	5	6	7	8	9	AB	R	H	RBI	BB	SO	LOB	BOTTOM										
Damaso Garcia, R OBP: 0.311, SLG: 0.378 Manuel Lee, S OBP: 0.143, SLG: 0.111 (7, 4)										4	0	1	0	0	0	2	Texas Rangers @ Toronto Blue Jays Exhibition Stadium, Toronto, ON Sat Aug 03 1985, 3:33 AM EDT Att: 35,109 - Unknown livebaseballscorecards.com										
Lloyd Moseby, L OBP: 0.336, SLG: 0.375 (1, 8)										3	0	1	0	1	0	1											
Jeff Burroughs, R OBP: 0.365, SLG: 0.444 Al Oliver, L OBP: 0.303, SLG: 0.404 (7, PH)										3	0	1	0	0	1	2											
George Bell, R OBP: 0.330, SLG: 0.498 Lou Thornton, L OBP: 0.259, SLG: 0.321 (8, 7)										3	1	1	0	0	0	1											
Jesse Barfield, R OBP: 0.348, SLG: 0.484 (1, 9)										4	0	1	0	0	1	2											
Cecil Fielder, R OBP: 0.400, SLG: 0.500 Willie Upshaw, L OBP: 0.340, SLG: 0.427 (6, FR)										3	0	1	1	0	0	1											
Garth Iorg, R OBP: 0.371, SLG: 0.423 (1, 5)										4	1	3	0	0	0	1											
Gary Allenson, R OBP: 0.222, SLG: 0.278 (1, 2)										4	1	1	2	0	0	3											
Tony Fernandez, S OBP: 0.319, SLG: 0.366 (1, 6)										3	0	1	1	0	0	0											
Inning Stats	R: 0 E: 0 K: 0 S: 4	H: 1 LOB: 1 BB: 0 P: 4	R: 0 E: 0 K: 0 S: 4	H: 1 LOB: 0 BB: 0 P: 4	R: 0 E: 0 K: 1 S: 5	H: 0 LOB: 1 BB: 1 P: 9	R: 1 E: 0 K: 0 S: 5	H: 2 LOB: 1 BB: 0 P: 5	R: 0 E: 0 K: 0 S: 4	H: 1 LOB: 1 BB: 0 P: 4	R: 3 E: 0 K: 0 S: 7	H: 4 LOB: 2 BB: 0 P: 7	R: 0 E: 0 K: 1 S: 5	H: 1 LOB: 1 BB: 0 P: 6	R: 0 E: 0 K: 1 S: 5	H: 1 LOB: 0 BB: 0 P: 5		1B: 6 2B: 5 3B: 0 HR: 0	SF: 0 SAC: 0 DP: 1 HBP: 1	WP: 0 PB: 0 SB: 1 CS: 1	PA: 35						
PITCHER	IP	WLS	BF	H	R	ER	SO	BB	IBB	HBP	BLK	WP	HR	S	P	ERA	WHIP										
Chris Welsh, L ERA: 2.7 (1, 1)	5.2	L	27	9	4	4	4	1	0	0	0	0	0	28	32	6.35	1.765										
Dave Stewart, R ERA: 5.03 (6, 1)	2.1		8	2	0	0	2	0	0	1	0	0	0	11	12	0.00	0.857										

Batter	1	2	3	4	5	6	7	8	9	AB	R	H	RBI	BB	SO	LOB	TOP					
Oddibe McDowell, L OBP: 0.282, SLG: 0.432 (1, 8)										4	1	1	1	1	2	3						
Wayne Tolleson, S OBP: 0.384, SLG: 0.394 (1, 5)										5	1	2	1	0	1	2						
Pete O'Brien, L OBP: 0.324, SLG: 0.419 (1, 3)										3	0	0	1	1	0	3						
Cliff Johnson, R OBP: 0.354, SLG: 0.482 George Wright, S OBP: 0.232, SLG: 0.207 (8, PR)										4	0	1	0	0	1	0						
Gary Ward, R OBP: 0.321, SLG: 0.403 (1, 7)										4	2	2	1	1	0	0						
Toby Harrah, R OBP: 0.454, SLG: 0.413 (1, 4)										4	2	1	1	1	0	1						
Duane Walker, L OBP: 0.290, SLG: 0.373 (1, 9)										4	1	2	1	0	1	1						
Geno Petralli, L OBP: 0.333, SLG: 0.256 (1, 2)										2	0	2	1	0	0	0						
Curtis Wilkerson, S OBP: 0.296, SLG: 0.300 (1, 6)										4	0	1	0	0	1	4						
Inning Stats	R: 0 E: 0 K: 1 S: 4	H: 0 LOB: 0 BB: 1 P: 8	R: 0 E: 0 K: 0 S: 3	H: 0 LOB: 0 BB: 0 P: 3	R: 0 E: 0 K: 2 S: 9	H: 2 LOB: 2 BB: 0 P: 9	R: 1 E: 0 K: 1 S: 6	H: 1 LOB: 0 BB: 0 P: 6	R: 2 E: 1 K: 0 S: 5	H: 2 LOB: 0 BB: 0 P: 5	R: 0 E: 0 K: 0 S: 3	H: 0 LOB: 0 BB: 0 P: 3	R: 1 E: 0 K: 0 S: 5	H: 2 LOB: 2 BB: 2 P: 13	R: 3 E: 0 K: 2 S: 10	H: 3 LOB: 1 BB: 1 P: 14	R: 1 E: 0 K: 0 S: 5	H: 2 LOB: 1 BB: 0 P: 5	1B: 7 2B: 2 3B: 1 HR: 2	SF: 2 SAC: 1 DP: 0 HBP: 0	WP: 1 PB: 0 SB: 2 CS: 1	PA: 43
PITCHER	IP	WLS	BF	H	R	ER	SO	BB	IBB	HBP	BLK	WP	HR	S	P	ERA	WHIP					
Dave Stieb, R ERA: 2.24 Ron Musselman, R ERA: 4.47	(1, 1)	7.0	L	33	9	7	7	4	3	1	0	0	1	2	37	53	9.00	1.714				
(8, 1)	2.0		9	3	1	1	2	0	0	0	0	0	0	0	13	13	4.50	1.500				

Texas Rangers @ Toronto Blue Jays
Exhibition Stadium, Toronto, ON
Sun Aug 04 1985, 3:33 AM EDT
Att: 36,272 - Unknown

AB	35
R	8
H	12
RBI	7
BB	4
SO	6
LOB	14



Batter	1	2	3	4	5	6	7	8	9	AB	R	H	RBI	BB	SO	LOB	BOTTOM				
Damaso Garcia, R OBP: 0.310, SLG: 0.379 (1, 4)										4	1	1	0	0	0	0					
Lloyd Moseby, L OBP: 0.336, SLG: 0.373 (1, 8)										4	0	1	0	0	1	1					
Rance Mulliniks, L OBP: 0.420, SLG: 0.520 (1, 5)										4	2	2	0	0	0	1					
George Bell, R OBP: 0.333, SLG: 0.510 (1, 7)										4	1	3	2	0	0	2					
Al Oliver, L OBP: 0.314, SLG: 0.409 (1, 10)										3	0	2	1	1	1	0					
Willie Upshaw, L OBP: 0.336, SLG: 0.423 (1, 3)										4	0	0	0	0	1	4					
Ernie Whitt, L OBP: 0.341, SLG: 0.506 (1, 2)										4	0	0	0	0	0	0					
Jesse Barfield, R OBP: 0.348, SLG: 0.480 (1, 9)										3	0	0	0	1	0	0					
Tony Fernandez, S OBP: 0.316, SLG: 0.362 (1, 6)										4	0	0	0	0	0	2					
Inning Stats	R: 1 E: 0 K: 0 S: 5	H: 2 LOB: 2 BB: 1 P: 9	R: 0 E: 0 K: 0 S: 2	H: 0 LOB: 0 BB: 1 P: 6	R: 1 E: 0 K: 0 S: 5	H: 3 LOB: 0 BB: 0 P: 5	R: 0 E: 0 K: 0 S: 3	H: 0 LOB: 0 BB: 0 P: 3	R: 0 E: 0 K: 2 S: 8	H: 1 LOB: 0 BB: 0 P: 8	R: 0 E: 0 K: 0 S: 3	H: 0 LOB: 0 BB: 0 P: 3	R: 1 E: 0 K: 1 S: 8	H: 3 LOB: 2 BB: 0 P: 8	R: 0 E: 1 K: 0 S: 3	H: 0 LOB: 0 BB: 0 P: 3	1B: 5 2B: 2 3B: 1 HR: 1	SF: 0 SAC: 0 DP: 1 HBP: 0	WP: 1 PB: 0 SB: 1 CS: 1	PA: 36	
PITCHER	IP	WLS	BF	H	R	ER	SO	BB	IBB	HBP	BLK	WP	HR	S	P	ERA	WHIP				
Charlie Hough, R ERA: 3.44 Dave Schmidt, R ERA: 1.97	(1, 1)	7.1	W	30	8	4	4	3	2	0	0	0	1	34	42	4.91	1.364				
(8, 1)	1.2	S	6	1	0	0	0	0	0	0	0	0	0	6	6	0.00	0.600				

Texas Rangers @ Toronto Blue Jays
Exhibition Stadium, Toronto, ON
Sun Aug 04 1985, 3:33 AM EDT
Att: 36,272 - Unknown

AB	34
R	4
H	9
RBI	3
BB	2
SO	3
LOB	10



Batter	1	2	3	4	5	6	7	8	9	AB	R	H	RBI	BB	SO	LOB	TOP	
Alan Wiggins, S (1,4) OBP: 0.290, SLG: 0.277										4	1	1	0	0	0	0	Baltimore Orioles @ Toronto Blue Jays Exhibition Stadium, Toronto, ON Thu Aug 08 1985, 7:05 PM EDT Unknown	
Lee Lacy, R (1,9) OBP: 0.356, SLG: 0.428										4	0	2	0	0	0	0		
Cal Ripken Jr., R (1,6) OBP: 0.330, SLG: 0.450										4	0	0	0	0	1	3		
Eddie Murray, S (1,10) OBP: 0.366, SLG: 0.501										4	0	1	1	0	0	0		
Fred Lynn, L (1,8) OBP: 0.327, SLG: 0.430										3	0	0	0	1	0	1		
Jim Dwyer, L (1,7) Gary Roenicke, R (9, PH) OBP: 0.343, SLG: 0.415 OBP: 0.344, SLG: 0.473										3	0	0	0	0	0	2		
Larry Sheets, L (1,3) OBP: 0.323, SLG: 0.441										3	1	1	1	0	0	0		
Floyd Rayford, R (1,5) OBP: 0.340, SLG: 0.518										3	0	1	0	0	0	0		
Al Pardo, S (1,2) OBP: 0.207, SLG: 0.214										3	0	0	0	0	1	1		
Inning Stats	R: 1 E: 0 K: 0 S: 5	H: 3 LOB: 2 BB: 1 P: 9	R: 1 E: 0 K: 1 S: 6	H: 1 LOB: 0 BB: 0 P: 6	R: 0 E: 1 K: 1 S: 6	H: 0 LOB: 1 BB: 0 P: 6	R: 0 E: 0 K: 0 S: 3	H: 0 LOB: 0 BB: 0 P: 3	R: 0 E: 0 K: 0 S: 3	H: 1 LOB: 1 BB: 0 P: 4	R: 0 E: 0 K: 0 S: 3	H: 0 LOB: 0 BB: 0 P: 3	R: 0 E: 0 K: 0 S: 3	H: 0 LOB: 0 BB: 0 P: 3	1B: 5 2B: 0 3B: 0 HR: 1	SF: 0 SAC: 0 DP: 2 HBP: 0	WP: 0 PB: 0 SB: 0 CS: 0	PA: 33
PITCHER	IP WLS BF H R ER SO BB IBB HBP BLK WP HR S P ERA WHIP																	
Doyle Alexander, R (1,1) ERA: 3.98	8.0 W 30 6 2 2 2 1 0 0 0 0 1 33 37 2.25 0.875																	
Gary Lavelle, L (9,1) ERA: 2.73	1.0 3 0 0 0 0 0 0 0 0 0 0 0 3 3 0.00 0.000																	

Batter	1	2	3	4	5	6	7	8	9	AB	R	H	RBI	BB	SO	LOB	BOTTOM			
Damaso Garcia, R (1,4) Manuel Lee, S (9,4) OBP: 0.310, SLG: 0.378 OBP: 0.143, SLG: 0.111										4	0	1	0	0	0	2	Baltimore Orioles @ Toronto Blue Jays Exhibition Stadium, Toronto, ON Thu Aug 08 1985, 7:05 PM EDT Unknown			
Lloyd Moseby, L (1,8) OBP: 0.337, SLG: 0.385										4	1	2	3	0	0	2				
Jeff Burroughs, R (1,10) Al Oliver, L (6, PH) OBP: 0.378, SLG: 0.435 OBP: 0.313, SLG: 0.407										3	0	0	0	0	2	2				
George Bell, R (1,7) OBP: 0.333, SLG: 0.507										4	0	1	0	0	1	2				
Jesse Barfield, R (1,9) OBP: 0.354, SLG: 0.484										3	2	3	0	1	0	0				
Cecil Fielder, R (1,3) Willie Upshaw, L (6, FR) OBP: 0.389, SLG: 0.438 OBP: 0.336, SLG: 0.422										2	0	0	0	1	2	3				
Garth Iorg, R (1,5) Rance Mulliniks, L (6, PH) OBP: 0.430, SLG: 0.524 OBP: 0.421, SLG: 0.524										2	0	1	1	0	0	1				
Gary Allenson, R (1,2) Ernie Whitl, L (6, PH) OBP: 0.200, SLG: 0.250 OBP: 0.343, SLG: 0.504										2	0	0	0	0	1	2				
Tony Fernandez, S (1,6) OBP: 0.318, SLG: 0.364										4	1	2	2	0	0	0				
Inning Stats	R: 0 E: 0 K: 0 S: 3	H: 0 LOB: 0 BB: 0 P: 3	R: 1 E: 0 K: 2 S: 9	H: 3 LOB: 1 BB: 0 P: 9	R: 0 E: 0 K: 1 S: 7	H: 2 LOB: 2 BB: 0 P: 7	R: 0 E: 0 K: 1 S: 6	H: 1 LOB: 1 BB: 0 P: 6	R: 1 E: 0 K: 1 S: 6	H: 1 LOB: 0 BB: 0 P: 6	R: 5 E: 0 K: 0 S: 7	H: 4 LOB: 2 BB: 2 P: 15	R: 0 E: 0 K: 1 S: 4	H: 0 LOB: 0 BB: 1 P: 8	R: 0 E: 0 K: 1 S: 5	H: 0 LOB: 0 BB: 0 P: 5	1B: 7 2B: 3 3B: 0 HR: 1	SF: 0 SAC: 0 DP: 1 HBP: 0	WP: 0 PB: 0 SB: 4 CS: 0	PA: 36
PITCHER	IP WLS BF H R ER SO BB IBB HBP BLK WP HR S P ERA WHIP																			
Scott McGregor, L (1,1) ERA: 4.68	5.1 L 24 4 4 4 3 1 0 0 0 0 1 33 37 6.75 1.688																			
Sammy Stewart, R (6,1) ERA: 3.49	0.1 5 3 3 3 0 0 1 0 0 0 0 4 8 81.00 9.000																			
Tippy Martinez, L (6,1) ERA: 4.7	2.1 7 0 0 0 2 1 0 0 0 0 0 10 14 0.00 0.429																			

Batter	1	2	3	4	5	6	7	8	9	AB	R	H	RBI	BB	SO	LOB	TOP			
Damaso Garcia, R (1, 4) OBP: 0.310, SLG: 0.377	F9		F9			F4		FC6-4 1B		4	0	1	0	0	0	1	Toronto Blue Jays @ Kansas City Royals Royals Stadium, Kansas City, MO Fri Aug 09 1985, 8:05 PM EDT Att: 25,868 - Unknown			
Lloyd Moseby, L (1, 8) OBP: 0.336, SLG: 0.383	4-3		FC6-4 1-2			FC6-4 1B		SF7		3	0	1	1	0	0	1				
Jeff Burroughs, R (1, 10) OBP: 0.370, SLG: 0.424	K		FC6-4 1-2			F8		F9		4	0	0	0	0	1	3				
George Bell, R (1, 7) OBP: 0.331, SLG: 0.501		1B 2-3 HBP				FC6-4 1-2		FC6-4 1-2		3	1	1	0	0	0	2				
Jesse Barfield, R (1, 9) OBP: 0.358, SLG: 0.492		2-3 1B						F2		4	0	1	0	0	1	1				
Cecil Fielder, R (1, 3) OBP: 0.381, SLG: 0.421		2-3 1B						F6		3	0	1	1	0	0	2				
Willie Upshaw, L (7, PR) OBP: 0.336, SLG: 0.421		2-3 1-2								1	0	0	0	0	0	0				
Garth Iorg, R (1, 5) OBP: 0.369, SLG: 0.424		6-3 3-H				F8		F9		4	0	0	0	0	1	2				
Ernie Whitt, L (1, 2) OBP: 0.338, SLG: 0.493		K				F8		F6		3	0	0	0	0	1	2				
Tony Fernandez, S (1, 6) OBP: 0.323, SLG: 0.372						4-3				2	1	1	0	1	0	0				
Inning Stats	R: 0 E: 0 K: 1 S: 5	H: 0 LOB: 0 BB: 0 P: 5	R: 1 E: 0 K: 1 S: 6	H: 1 LOB: 1 BB: 0 P: 7	R: 0 E: 0 K: 0 S: 3	H: 0 LOB: 1 BB: 1 P: 7	R: 0 E: 0 K: 1 S: 5	H: 1 LOB: 0 BB: 0 P: 5	R: 0 E: 0 K: 0 S: 4	H: 1 LOB: 1 BB: 0 P: 4	R: 0 E: 0 K: 0 S: 4	H: 1 LOB: 1 BB: 0 P: 4	R: 1 E: 0 K: 0 S: 5	H: 2 LOB: 1 BB: 0 P: 5	R: 0 E: 0 K: 1 S: 5	H: 0 LOB: 0 BB: 0 P: 5	1B: 5 2B: 1 3B: 0 HR: 0	SF: 1 SAC: 0 DP: 1 HBP: 1	WP: 0 PB: 0 SB: 0 CS: 0	PA: 34
PITCHER Bud Black, L (1, 1) ERA: 4.0	IP: 9.0 WLS: W BF: 34 H: 6 R: 2 ER: 2 SO: 4 BB: 1 IBB: 0 HBP: 1 BLK: 0 WP: 0 HR: 0 S: 40 P: 45 ERA: 2.00 WHIP: 0.778															PITCHER				

Batter	1	2	3	4	5	6	7	8	9	AB	R	H	RBI	BB	SO	LOB	BOTTOM			
Willie Wilson, S (1, 8) OBP: 0.330, SLG: 0.429	G3	K				1-3				3	0	0	0	0	1	4	Toronto Blue Jays @ Kansas City Royals Royals Stadium, Kansas City, MO Fri Aug 09 1985, 8:05 PM EDT Att: 25,868 - Unknown			
Lonnie Smith, R (1, 7) OBP: 0.357, SLG: 0.365										4	1	1	0	0	0	2				
Darryl Motley, R (8, 9) OBP: 0.265, SLG: 0.407	E 1B									0	0	0	0	0	0	0				
George Brett, L (1, 5) OBP: 0.453, SLG: 0.570	E3 4-3 2B									4	2	2	1	0	0	0				
Hal McRae, R (1, 10) OBP: 0.327, SLG: 0.444	4-3									4	0	1	1	0	1	0				
Dane Iorg, L (1, 9) OBP: 0.257, SLG: 0.316										3	0	0	1	0	0	1				
Lynn Jones, R (7, 9) OBP: 0.255, SLG: 0.287	5-3									1	0	0	0	0	1	0				
Frank White, R (1, 4) OBP: 0.280, SLG: 0.417										4	0	1	0	0	1	1				
Steve Balboni, R (1, 3) OBP: 0.311, SLG: 0.486										4	1	1	1	0	0	1				
Jim Sundberg, R (1, 2) OBP: 0.308, SLG: 0.384										2	0	2	0	1	0	0				
Onix Concepcion, R (1, 6) OBP: 0.249, SLG: 0.240										3	0	0	0	1	1	4				
Inning Stats	R: 2 E: 1 K: 0 S: 5	H: 2 LOB: 2 BB: 0 P: 5	R: 0 E: 0 K: 1 S: 7	H: 2 LOB: 2 BB: 0 P: 7	R: 1 E: 0 K: 1 S: 7	H: 2 LOB: 1 BB: 0 P: 7	R: 0 E: 0 K: 1 S: 5	H: 0 LOB: 2 BB: 0 P: 7	R: 0 E: 0 K: 0 S: 3	H: 0 LOB: 2 BB: 2 P: 11	R: 0 E: 0 K: 0 S: 3	H: 0 LOB: 0 BB: 0 P: 3	R: 1 E: 0 K: 1 S: 7	H: 2 LOB: 1 BB: 0 P: 7	R: 0 E: 0 K: 1 S: 5	H: 0 LOB: 0 BB: 0 P: 5	1B: 4 2B: 3 3B: 0 HR: 1	SF: 0 SAC: 0 DP: 0 HBP: 2	WP: 0 PB: 0 SB: 0 CS: 0	PA: 36
PITCHER Dave Stieb, R (1, 1) ERA: 2.29	IP: 7.2 WLS: L BF: 35 H: 8 R: 4 ER: 3 SO: 5 BB: 2 IBB: 0 HBP: 2 BLK: 0 WP: 1 HR: 1 S: 41 P: 51 ERA: 3.52 WHIP: 1.304															PITCHER				
Bill Caudill, R (8, 1) ERA: 3.1	IP: 0.1 WLS: 1 BF: 1 H: 0 R: 0 ER: 0 SO: 0 BB: 0 IBB: 0 HBP: 0 BLK: 0 WP: 0 HR: 0 S: 1 P: 1 ERA: 0.00 WHIP: 0.000															PITCHER				

AB	31
R	2
H	6
RBI	2
BB	1
SO	4
LOB	14



AB	32
R	4
H	8
RBI	4
BB	2
SO	5
LOB	13



Batter	1	2	3	4	5	6	7	8	9	10	AB	R	H	RBI	BB	SO	LOB	TOP				
Damaso Garcia, R OBP: 0.309, SLG: 0.375 (1.4)	4-3		5-3		4-3		BB HBP 1B		F8		5	0	1	0	0	0	0	Toronto Blue Jays @ Kansas City Royals Royals Stadium, Kansas City, MO Sat Aug 10 1985, 8:05 PM EDT Att: 34,448 - Unknown livebaseballscorecards.com				
Lloyd Moseby, L OBP: 0.338, SLG: 0.385 (1.8)	F7			E 1B	F8		BB HBP		CS 1B		4	1	2	0	0	0						
Jeff Burroughs, R OBP: 0.368, SLG: 0.416 (1, 10)	6-3			K		6-3			CS	4-3	3	0	0	1	1	1						
Lou Thornton, L OBP: 0.254, SLG: 0.316 (7, PR)							1-2 2-3 3-H BB				0	0	0	0	0	0						
Al Oliver, L OBP: 0.309, SLG: 0.396 (9, PH)											1	0	0	0	0	0						
George Bell, R OBP: 0.330, SLG: 0.488 (1.7)		F9		E4 BB 1B FC3-6			S 1B	F8		K	5	1	1	0	0	1	4					
Jesse Barfield, R OBP: 0.339, SLG: 0.493 (1.9)				FC3-6 BB 1B 1-2 2-H						F3	5	0	2	1	0	1						
Garth Iorg, R OBP: 0.368, SLG: 0.419 (1.5)		2B		FC3-6 BB 1B 1-2 2-3							2	0	0	0	1	0	2					
Rance Mulliniks, L OBP: 0.414, SLG: 0.514 (8, PH)	6-3			FC3-6 BB 1B 1-2 2-3		L6			G3		1	0	0	0	0	0						
Willie Upshaw, L OBP: 0.336, SLG: 0.420 (1.3)				FC3-6 BB 1B 1-2 2-3				F8			4	0	1	1	0	0	3					
Gary Allenson, R OBP: 0.174, SLG: 0.217 (1.2)										1B	3	0	0	0	0	2	2					
Ernie Whitt, L OBP: 0.337, SLG: 0.491 (8, PH)			5-3	K					K	4-3	1	0	0	0	0	0	1					
Tony Fernandez, S OBP: 0.322, SLG: 0.369 (1.6)			4-3			5-3				4-3	3	1	0	0	1	0	0					
Inning Stats	R: 0 E: 0 K: 0 S: 3	H: 0 LOB: 0 BB: 0 P: 3	R: 0 E: 0 K: 0 S: 4	H: 1 LOB: 1 BB: 0 P: 4	R: 0 E: 0 K: 0 S: 3	H: 0 LOB: 0 BB: 0 P: 3	R: 2 E: 1 K: 2 S: 10	H: 2 LOB: 2 BB: 1 P: 14	R: 0 E: 0 K: 0 S: 3	H: 0 LOB: 0 BB: 0 P: 3	R: 0 E: 0 K: 1 S: 6	H: 1 LOB: 1 BB: 0 P: 6	R: 1 E: 0 K: 1 S: 6	H: 1 LOB: 3 BB: 2 P: 15	R: 0 E: 0 K: 0 S: 4	H: 1 LOB: 1 BB: 0 P: 4	R: 0 E: 0 K: 0 S: 5	H: 0 LOB: 0 BB: 0 P: 5	1B: 6 2B: 1 3B: 0 HR: 0	SF: 0 SAC: 0 DP: 0 HBP: 1	WP: 0 PB: 0 SB: 1 CS: 1	PA: 42
PITCHER	IP 6.2	WLS 3	BF 30	H 5	R 3	ER 1	SO 4	BB 3	IBB 0	HBP 1	BLK 0	WP 0	HR 0	S 34	P 47	ERA 1.35	WHIP 1.200					
Charlie Leibrandt, L ERA: 3.05																						
Dan Quisenberry, R ERA: 2.55	IP 7.1	WLS 11	BF 2	H 0	R 0	ER 0	SO 1	BB 0	IBB 0	HBP 0	BLK 0	WP 0	HR 0	S 13	P 13	ERA 0.00	WHIP 0.600					

Batter	1	2	3	4	5	6	7	8	9	10	AB	R	H	RBI	BB	SO	LOB	BOTTOM				
Willie Wilson, S OBP: 0.329, SLG: 0.430 (1.8)	5-3		5-3			G3 SF8 2B		L6			4	1	1	0	0	0	1	Toronto Blue Jays @ Kansas City Royals Royals Stadium, Kansas City, MO Sat Aug 10 1985, 8:05 PM EDT Att: 34,448 - Unknown livebaseballscorecards.com				
Lonnie Smith, R OBP: 0.358, SLG: 0.362 (1.7)	2B 1B BB		6-3			G3		F8			3	1	0	0	1	0	2					
George Brett, L OBP: 0.454, SLG: 0.573 (1.5)	1B 2B		G3			SF8			G5-3 SH1-4 1B		3	1	2	1	0	0	0					
Frank White, R OBP: 0.281, SLG: 0.416 (1.4)	FC6-4 1B			F7		6-3			SH1-4		3	0	1	2	0	0	0					
Darryl Motley, R OBP: 0.295, SLG: 0.402 (1.10)	FC6-4			5-3			6-3			IBB	3	0	0	0	1	0	1					
Steve Balboni, R OBP: 0.309, SLG: 0.482 (1.3)	K			6-3			F8		G5-3		4	0	0	0	0	1	3					
Lynn Jones, R OBP: 0.247, SLG: 0.278 (1.9)			1-3				6-3			6-3	3	0	0	0	0	0	0					
Dane Iorg, L OBP: 0.255, SLG: 0.313 (10, PH)											1	0	0	0	0	0	0					
Jim Sundberg, R OBP: 0.308, SLG: 0.392 (1.2)		F9						F7			4	1	1	1	0	0	0					
Onix Concepcion, R OBP: 0.250, SLG: 0.241 (1.6)			4-3							HR	3	0	1	0	0	0	0					
Inning Stats	R: 2 E: 0 K: 1 S: 7	H: 2 LOB: 1 BB: 1 P: 11	R: 0 E: 0 K: 0 S: 3	H: 0 LOB: 0 BB: 0 P: 3	R: 0 E: 0 K: 0 S: 3	H: 0 LOB: 0 BB: 0 P: 3	R: 0 E: 0 K: 0 S: 3	H: 0 LOB: 0 BB: 0 P: 3	R: 0 E: 0 K: 0 S: 3	H: 0 LOB: 0 BB: 0 P: 3	R: 0 E: 0 K: 0 S: 4	H: 1 LOB: 1 BB: 0 P: 4	R: 0 E: 0 K: 0 S: 3	H: 1 LOB: 1 BB: 0 P: 7	R: 1 E: 0 K: 0 S: 2	H: 1 LOB: 1 BB: 0 P: 2	1B: 3 2B: 2 3B: 0 HR: 1	SF: 1 SAC: 1 DP: 1 HBP: 0	WP: 0 PB: 0 SB: 1 CS: 0	PA: 35		
PITCHER	IP 9.0	WLS 3	BF 33	H 5	R 3	ER 3	SO 1	BB 1	IBB 1	HBP 0	BLK 0	WP 0	HR 0	S 33	P 41	ERA 3.00	WHIP 0.667					
Jimmy Key, L ERA: 2.66																						
Bill Caudill, R ERA: 3.26	IP (10.1)	WLS L	BF 2	H 1	R 1	ER 1	SO 0	BB 0	IBB 0	HBP 0	BLK 0	WP 0	HR 1	S 2	P 2	ERA 27.00	WHIP 3.000					

Batter	1	2	3	4	5	6	7	8	9	10	AB	R	H	RBI	BB	SO	LOB								
Damaso Garcia, R OBP: 0.307, SLG: 0.373 Manuel Lee, S OBP: 0.143, SLG: 0.111 Cecil Fielder, R OBP: 0.409, SLG: 0.450 Rance Mulliniks, L OBP: 0.416, SLG: 0.514 (7, 5)	K		G5-4-3		F5		1B		BB		3	0	0	0	0	1	2								
Lloyd Moseby, L OBP: 0.339, SLG: 0.385	K				L5		1B		F9		5	0	2	0	0	1	1								
Jeff Burroughs, R OBP: 0.372, SLG: 0.421 Lou Thornton, L OBP: 0.254, SLG: 0.316 Al Oliver, L OBP: 0.311, SLG: 0.417			G5-4-3				4-3				3	0	2	0	0	0	1								
George Bell, R OBP: 0.333, SLG: 0.488	F8				F9		1B			HR	4	0	2	0	0	0	1								
Jesse Barfield, R OBP: 0.356, SLG: 0.489		6-3			2B		K		K	G6-4-3	5	1	1	0	0	2	4								
Garth Iorg, R OBP: 0.369, SLG: 0.436 (7, 4)		G3			F9		5-3			HR	5	1	2	1	0	0	3								
Willie Upshaw, L OBP: 0.334, SLG: 0.419		F7			2B		F8		K	G3	5	1	1	0	0	1	1								
Gary Allenson, R OBP: 0.154, SLG: 0.192 Ernie Whitt, L OBP: 0.336, SLG: 0.489			K		5-3		5-3		F9		3	0	0	0	0	1	2								
Tony Fernandez, S OBP: 0.326, SLG: 0.380			G5-4-3				1B		6-3		1	0	0	0	0	0	0								
Inning Stats	R: 0 E: 0 K: 2 S: 8	H: 1 LOB: 1 BB: 0 P: 8	R: 0 E: 0 K: 0 S: 3	H: 0 LOB: 0 BB: 0 P: 3	R: 0 E: 0 K: 1 S: 4	H: 0 LOB: 0 BB: 1 P: 8	R: 0 E: 0 K: 0 S: 3	H: 1 LOB: 0 BB: 0 P: 3	R: 2 E: 0 K: 0 S: 6	H: 3 LOB: 1 BB: 0 P: 6	R: 0 E: 0 K: 1 S: 7	H: 2 LOB: 2 BB: 0 P: 7	R: 1 E: 0 K: 0 S: 6	H: 3 LOB: 2 BB: 0 P: 6	R: 0 E: 0 K: 2 S: 8	H: 2 LOB: 1 BB: 0 P: 8	R: 0 E: 0 K: 0 S: 3	H: 0 LOB: 1 BB: 1 P: 7	R: 2 E: 0 K: 0 S: 4	H: 2 LOB: 0 BB: 0 P: 5	1B: 9 2B: 3 3B: 1 HR: 2	SF: 0 SAC: 0 DP: 4 HBP: 1	WP: 0 PB: 0 SB: 0 CS: 1	PA: 43	
PITCHER	IP	WLS	BF	H	R	ER	SO	BB	IBB	HBP	BLK	WP	HR	S	P	ERA	WHIP								
Danny Jackson, L ERA: 3.23	(1, 1)	6.2	28	9	3	3	4	1	0	0	0	0	0	35	39	4.05	1.500								
Steve Farr, R ERA: 2.84	(7, 1)	2.1	10	3	0	0	2	1	0	0	0	0	0	13	17	0.00	1.714								
Joe Beckwith, R ERA: 4.55	(10, 1)	1.0	5	2	2	2	0	0	0	1	0	0	2	4	5	18.00	2.000								

Toronto Blue Jays @ Kansas City Royals
Royals Stadium, Kansas City, MO
Sun Aug 11 1985, 4:33 AM EDT
Att: 27,457 - Unknown

livebaseballscorecards.com

AB	40
R	5
H	14
RBI	5
BB	2
SO	6
LOB	17



Batter	1	2	3	4	5	6	7	8	9	10	AB	R	H	RBI	BB	SO	LOB								
Willie Wilson, S OBP: 0.328, SLG: 0.427	F4	F7			G3				L6		5	0	1	0	0	0	3								
Lonnie Smith, R OBP: 0.354, SLG: 0.399			5-3		1-3		K		K		5	1	1	0	0	2	2								
George Brett, L OBP: 0.453, SLG: 0.579	K		4-3					HR		K	5	1	2	1	0	2	1								
Frank White, R OBP: 0.280, SLG: 0.414	E5		F9		F4		F8			1B	5	0	1	0	0	0	1								
Jorge Orta, L OBP: 0.315, SLG: 0.377 Hal McRae, R OBP: 0.330, SLG: 0.447 Lynn Jones, R OBP: 0.245, SLG: 0.275	G3				1B		G4-6-3		2B	1B	3	1	2	0	0	0	1								
Dane Iorg, L OBP: 0.257, SLG: 0.313 Darryl Motley, R OBP: 0.263, SLG: 0.399		6-3			FC6-4		G4-6-3		F9	K	3	0	1	0	0	0	1								
Steve Balboni, R OBP: 0.310, SLG: 0.484		K			FC6-4		5-3			K	4	0	2	1	0	1	0								
John Wathan, R OBP: 0.370, SLG: 0.348					FC6-4		5-3		F2		4	0	1	0	0	0	2								
Onix Concepcion, R OBP: 0.252, SLG: 0.240 Dave Leeper, L OBP: 0.278, SLG: 0.274					G1-6-3		4-3		BB		1	0	0	0	1	0	2								
Inning Stats	R: 1 E: 1 K: 1 S: 7	H: 1 LOB: 1 BB: 0 P: 7	R: 0 E: 0 K: 1 S: 6	H: 1 LOB: 2 BB: 1 P: 10	R: 0 E: 0 K: 0 S: 3	H: 0 LOB: 0 BB: 0 P: 3	R: 1 E: 0 K: 0 S: 5	H: 3 LOB: 1 BB: 0 P: 5	R: 0 E: 0 K: 0 S: 4	H: 1 LOB: 1 BB: 0 P: 6	R: 1 E: 0 K: 0 S: 5	H: 3 LOB: 3 BB: 0 P: 5	R: 0 E: 0 K: 1 S: 5	H: 0 LOB: 1 BB: 1 P: 9	R: 0 E: 0 K: 3 S: 10	H: 1 LOB: 1 BB: 0 P: 10	1B: 10 2B: 1 3B: 0 HR: 1	SF: 0 SAC: 0 DP: 2 HBP: 0	WP: 0 PB: 0 SB: 3 CS: 0	PA: 42					
PITCHER	IP	WLS	BF	H	R	ER	SO	BB	IBB	HBP	BLK	WP	HR	S	P	ERA	WHIP								
Ron Musselman, R ERA: 4.37	(1, 1)	3.0	16	5	2	1	2	1	0	0	0	0	0	19	23	3.00	2.000								
Dennis Lamp, R ERA: 3.36	(4, 1)	4.0	13	3	0	0	1	0	0	0	0	0	0	15	15	0.00	0.750								
Gary Lavelle, L ERA: 2.88	(8, 1)	0.1	2	1	1	1	0	0	0	0	0	0	1	2	2	27.00	3.000								
Tom Henke, R ERA:	(8, 1)	2.2	11	3	0	0	4	1	0	0	0	0	0	18	22	0.00	1.500								

Toronto Blue Jays @ Kansas City Royals
Royals Stadium, Kansas City, MO
Sun Aug 11 1985, 4:33 AM EDT
Att: 27,457 - Unknown

livebaseballscorecards.com

AB	40
R	3
H	12
RBI	2
BB	2
SO	7
LOB	16



Batter	1	2	3	4	5	6	7	8	9	AB	R	H	RBI	BB	SO	LOB	TOP										
Tony Fernandez, S (1, 6) OBP: 0.327, SLG: 0.388	0-0 1B		0-0 SF7 2B		0-0 4-3			0-0 1-3	0-3 K	5	2	2	0	0	1	2											
Lloyd Moseby, L (1, 8) OBP: 0.343, SLG: 0.387	0-0 CS 1B		0-0 4-3		4-0 PO BB			0-0 S 1B		3	0	2	1	1	0	1											
Rance Mulliniks, L (1, 5) OBP: 0.413, SLG: 0.510	3-H 4-0 1-2 BB		0-0 SF7		0-0 PO	0-0 4-3		0-0 F7		2	0	0	1	1	0	1											
George Bell, R (1, 7) OBP: 0.332, SLG: 0.495	0-0 F9		0-0 6-3		0-0 1B			0-0 5-3		4	0	1	0	0	0	2											
Al Oliver, L (1, 10) OBP: 0.310, SLG: 0.413 Manuel Lee, S (9, PR) OBP: 0.143, SLG: 0.111	0-3 K		0-0 F8		0-0 F9			0-0 1B	0-0 1B	4	0	1	0	0	1	2											
Willie Upshaw, L (1, 3) OBP: 0.333, SLG: 0.418		0-0 4-3		0-0 4-3 1B		0-0 4-3			0-0 F2	4	0	1	0	0	0	2											
Ernie Whitt, L (1, 2) OBP: 0.341, SLG: 0.504 Lou Thornton, L (9, PR) OBP: 0.254, SLG: 0.316 Gary Allenson, R (9, 2) OBP: 0.154, SLG: 0.192		0-0 HR		0-0 4-3 1B		0-0 4-3		0-0 FC1-6 1B	0-0 1B	4	1	3	1	0	0	1											
Jesse Barfield, R (1, 9) OBP: 0.355, SLG: 0.485		4-0 G6-4-3 BB		0-0 5-3		0-0 5-3		0-0 FC1-6 G6-4-3 1-2	0-0 F3	3	0	0	0	1	0	4											
Garth Iorg, R (1, 4) OBP: 0.363, SLG: 0.429 Damaso Garcia, R (9, PH) OBP: 0.308, SLG: 0.374 Bill Caudill, R (9, 1)		0-0 G6-4-3		0-0 G6-4-3		0-0 6-3		0-0 G6-4-3	0-0 1-3 2-H 1B	3	0	0	0	0	0	2											
Inning Stats	R: 1 E: 0 K: 1 S: 6	H: 2 LOB: 1 BB: 1 P: 10	R: 1 E: 0 K: 0 S: 3	H: 1 LOB: 0 BB: 1 P: 7	R: 1 E: 0 K: 0 S: 4	H: 1 LOB: 0 BB: 0 P: 4	R: 0 E: 0 K: 0 S: 4	H: 1 LOB: 1 BB: 0 P: 4	R: 0 E: 0 K: 0 S: 3	H: 1 LOB: 0 BB: 0 P: 3	R: 0 E: 0 K: 0 S: 4	H: 1 LOB: 1 BB: 0 P: 4	R: 0 E: 0 K: 0 S: 4	H: 1 LOB: 1 BB: 0 P: 4	R: 1 E: 0 K: 1 S: 8	H: 3 LOB: 2 BB: 0 P: 8	1B: 8 2B: 1 3B: 1 HR: 1	SF: 1 SAC: 0 DP: 2 HBP: 0	WP: 0 PB: 0 SB: 1 CS: 1	PA: 38							
PITCHER	IP	WLS	BF	H	R	ER	SO	BB	IBB	HBP	BLK	WP	HR	S	P	ERA	WHIP										
Burt Hooton, R (1, 1) ERA: 4.53	7.0		27	7	3	3	1	3	0	0	0	0	1	26	38	3.86	1.429										
Dickie Niles, R (8, 1) ERA: 3.99	1.0		4	1	0	0	0	0	0	0	0	0	0	4	4	0.00	1.000										
Wayne Henry, R (9, 1) ERA: 9.0	1.0	W	6	3	1	1	1	0	0	0	0	0	0	8	8	9.00	3.000										

Toronto Blue Jays @ Texas Rangers
Arlington Stadium, Arlington, TX
Mon Aug 12 1985, 8:05 PM EDT
Att: 10,829 - Unknown

AB	33
R	4
H	11
RBI	4
BB	3
SO	2
LOB	17



Batter	1	2	3	4	5	6	7	8	9	AB	R	H	RBI	BB	SO	LOB	BOTTOM										
Wayne Tolleson, S (1, 6) OBP: 0.393, SLG: 0.424	0-0 BB 1B		0-0 F6		0-0 FC6-4			0-0 1B HR 1B	0-0 1B	5	1	3	1	0	0	2											
Duane Walker, L (1, 9) OBP: 0.327, SLG: 0.447 Bill Stein, R (8, PH) OBP: 0.258, SLG: 0.281 Bob Jones, L (9, 9) OBP: 0.250, SLG: 0.247	0-0 F9		4-0 2B BB		0-0 F4			0-3 K	0-3 3-H 1B	2	1	0	0	1	0	3											
Pete O'Brien, L (1, 3) OBP: 0.327, SLG: 0.422	4-0 1-2 BB		0-0 1-H 2B		0-0 F9			0-0 1-3 HR 1B		3	1	2	1	1	0	2											
Cliff Johnson, R (1, 10) OBP: 0.346, SLG: 0.480	0-0 F8		0-0 F9		0-0 F8			0-0 1-H 3-H HR		4	1	1	3	0	0	3											
Gary Ward, R (1, 7) OBP: 0.320, SLG: 0.402	0-0 F8			0-0 4-3				0-0 F8	0-3 K	4	0	0	0	0	1	2											
Toby Harrah, R (1, 4) OBP: 0.459, SLG: 0.408		0-0 F6		0-0 F8		0-0 6-3		0-0 BB		3	0	0	0	1	0	0											
George Wright, S (1, 8) OBP: 0.217, SLG: 0.208		0-0 4-3		0-3 K				0-0 G3	0-0 F2	4	0	0	0	0	1	1											
Steve Buechele, R (1, 5) OBP: 0.279, SLG: 0.302		0-3 K			0-0 FC6-4 1B			0-3 K	0-0 SH1-3 1B	4	1	2	0	0	2	0											
Geno Petralli, L (1, 2) OBP: 0.328, SLG: 0.246			0-0 4-3		0-0 FC6-4 1B			0-0 F8	0-0 SH1-3	3	0	1	0	0	0	0											
Inning Stats	R: 0 E: 0 K: 0 S: 4	H: 1 LOB: 2 BB: 1 P: 8	R: 0 E: 0 K: 1 S: 5	H: 0 LOB: 0 BB: 0 P: 5	R: 1 E: 0 K: 0 S: 4	H: 1 LOB: 1 BB: 1 P: 8	R: 0 E: 0 K: 1 S: 5	H: 0 LOB: 0 BB: 0 P: 5	R: 0 E: 0 K: 0 S: 3	H: 0 LOB: 0 BB: 0 P: 3	R: 0 E: 0 K: 1 S: 5	H: 0 LOB: 0 BB: 0 P: 5	R: 0 E: 0 K: 2 S: 10	H: 0 LOB: 1 BB: 1 P: 14	R: 1 E: 0 K: 0 S: 3	H: 2 LOB: 1 BB: 0 P: 3	1B: 6 2B: 2 3B: 0 HR: 1	SF: 0 SAC: 1 DP: 0 HBP: 0	WP: 0 PB: 0 SB: 0 CS: 0	PA: 37							
PITCHER	IP	WLS	BF	H	R	ER	SO	BB	IBB	HBP	BLK	WP	HR	S	P	ERA	WHIP										
Doyle Alexander, R (1, 1) ERA: 3.92	7.0		28	5	2	2	3	2	0	0	0	0	0	32	40	2.57	1.000										
Gary Lavelle, L (8, 1) ERA: 3.02	0.1		2	1	0	0	1	0	0	0	0	0	0	4	4	0.00	3.000										
Bill Caudill, R (8, 1) ERA: 3.55	1.0	L	7	3	3	3	1	1	0	0	0	0	1	8	12	27.00	4.000										
Bill Caudill, R (9, 1) ERA: 3.55	1.0	L	7	3	3	3	1	1	0	0	0	0	1	8	12	27.00	4.000										

Toronto Blue Jays @ Texas Rangers
Arlington Stadium, Arlington, TX
Mon Aug 12 1985, 8:05 PM EDT
Att: 10,829 - Unknown

AB	33
R	5
H	9
RBI	5
BB	3
SO	5
LOB	14



Batter	1	2	3	4	5	6	7	8	9	AB	R	H	RBI	BB	SO	LOB	TOP				
Tony Fernandez, S OBP: 0.323, SLG: 0.383	5-3		5-3			6-3		4-3		5	0	0	0	0	0	4					
Lloyd Moseby, L OBP: 0.345, SLG: 0.394	4-3	HR	FC5-4 BB		4-0 BB	6-3			0-3 K	3	1	1	1	2	1	0					
Rance Mulliniks, L OBP: 0.410, SLG: 0.516	HR	F7			0-0 F5			0-3 K		5	1	1	1	0	2	2					
George Bell, R OBP: 0.335, SLG: 0.498	FC4-6 1B	FC5-4 BB			0-0 F9			4-3		4	0	2	0	1	0	1					
Al Oliver, L OBP: 0.307, SLG: 0.412	FC4-6 1B	FC5-4 BB			0-0 6-3			WP 2B		5	1	1	0	0	1	5					
Willie Upshaw, L OBP: 0.333, SLG: 0.416	1-3 2B	4-3			0-0 1-3			F5		4	1	1	0	0	0	3					
Ernie Whitt, L OBP: 0.346, SLG: 0.509	1H 3H 1B	2B		4-0 BB		0-0 F9			0-0 S 1B	3	1	2	2	1	0	0					
Jesse Barfield, R OBP: 0.354, SLG: 0.483	2H 1B	1B		0-3 K		0-0 6-3			0-0 F4	4	0	1	1	0	1	2					
Garth Iorg, R OBP: 0.361, SLG: 0.425	1-2 1B	1B				0-0 F8			0-3 G3	4	0	1	0	0	1	2					
Inning Stats	R: 5 E: 0 K: 0 S: 10	H: 7 LOB: 2 BB: 0 P: 10	R: 0 E: 0 K: 0 S: 3	H: 0 LOB: 2 BB: 2 P: 11	R: 0 E: 0 K: 1 S: 5	H: 0 LOB: 1 BB: 1 P: 9	R: 0 E: 0 K: 0 S: 3	H: 0 LOB: 1 BB: 1 P: 7	R: 0 E: 0 K: 0 S: 3	H: 0 LOB: 0 BB: 0 P: 3	R: 0 E: 0 K: 1 S: 6	H: 1 LOB: 1 BB: 0 P: 6	R: 0 E: 0 K: 1 S: 6	H: 1 LOB: 1 BB: 0 P: 6	R: 0 E: 0 K: 3 S: 10	H: 1 LOB: 1 BB: 0 P: 10	1B: 5 2B: 3 3B: 0 HR: 2	SF: 0 SAC: 0 DP: 0 HBP: 0	WP: 1 PB: 0 SB: 2 CS: 0	PA: 41	
PITCHER	IP	WLS	BF	H	R	ER	SO	BB	IBB	HBP	BLK	WP	HR	S	P	ERA	WHIP				
Jeff Russell, R ERA: 12.71	0.2	L	8	6	5	5	0	0	0	0	0	0	2	8	8	67.50	9.000				
Mike Mason, L ERA: 5.0	6.0		24	2	0	0	2	4	0	0	0	0	0	24	40	0.00	1.000				
Greg Harris, R ERA: 2.31	7.1		9	2	0	0	4	0	0	0	0	1	0	17	17	0.00	0.857				

Toronto Blue Jays @ Texas Rangers
Arlington Stadium, Arlington, TX
Tue Aug 13 1985, 8:05 PM EDT
Att: 9,790 - Unknown

AB	37
R	5
H	10
RBI	5
BB	4
SO	6
LOB	19



Batter	1	2	3	4	5	6	7	8	9	AB	R	H	RBI	BB	SO	LOB	BOTTOM				
Wayne Tolleson, S OBP: 0.395, SLG: 0.426	G4-6-3 1B		0-3 K			0-0 G3			G4-6-3 1B	4	0	2	0	0	1	1					
Duane Walker, L OBP: 0.315, SLG: 0.429	G4-6-3 1-2		0-3 K			0-3 K			G4-6-3 1-2	4	0	0	0	0	2	3					
Pete O'Brien, L OBP: 0.327, SLG: 0.421	4-3		0-0 BB			0-0 4-3			0-0 G3	4	0	1	0	0	0	0					
Cliff Johnson, R OBP: 0.345, SLG: 0.474	4-3		4-0 1-2 2-3 BB			0-3 K			0-0 4-3	3	0	0	0	1	1	0					
Gary Ward, R OBP: 0.321, SLG: 0.408	SF9 3B		0-3 K			0-0 1B			0-0 6-3	4	2	2	0	0	1	3					
Toby Harrah, R OBP: 0.457, SLG: 0.407	SF9		0-3 K			0-0 1B			0-3 K	3	0	1	1	0	2	0					
George Wright, S OBP: 0.226, SLG: 0.231	HR		0-0 F9			0-0 G4-6-3 1-2 2-H 1B			0-0 1B	4	1	3	2	0	0	0					
Steve Buechele, R OBP: 0.282, SLG: 0.292	F9		4-0 BB			0-0 G4-6-3 1-2 2-H 1B			0-0 F9	2	0	0	0	1	0	2					
Oddie McDowell, L OBP: 0.297, SLG: 0.423	F9					0-0 G4-6-3 1-2 1B			0-0 F9	1	0	0	0	0	0	1					
Geno Petralli, L OBP: 0.329, SLG: 0.250	BB 1B		0-0 BB 1B			0-0 4-3			0-3 K	3	0	1	0	0	0	1					
Bob Jones, L OBP: 0.247, SLG: 0.244	1B		4-3			0-0 F8			0-3 K	1	0	0	0	0	1	1					
Inning Stats	R: 0 E: 0 K: 0 S: 3	H: 1 LOB: 0 BB: 0 P: 3	R: 2 E: 0 K: 0 S: 5	H: 2 LOB: 0 BB: 0 P: 5	R: 0 E: 0 K: 3 S: 11	H: 2 LOB: 3 BB: 1 P: 15	R: 0 E: 0 K: 1 S: 5	H: 0 LOB: 1 BB: 1 P: 9	R: 0 E: 0 K: 1 S: 7	H: 3 LOB: 1 BB: 0 P: 7	R: 0 E: 0 K: 0 S: 3	H: 1 LOB: 0 BB: 0 P: 3	R: 0 E: 0 K: 0 S: 3	H: 0 LOB: 0 BB: 0 P: 3	R: 0 E: 0 K: 2 S: 8	H: 1 LOB: 1 BB: 0 P: 8	1B: 8 2B: 0 3B: 1 HR: 1	SF: 1 SAC: 0 DP: 3 HBP: 0	WP: 0 PB: 0 SB: 0 CS: 0	PA: 36	
PITCHER	IP	WLS	BF	H	R	ER	SO	BB	IBB	HBP	BLK	WP	HR	S	P	ERA	WHIP				
Tom Flier, R ERA: 2.97	5.1	W	25	8	3	3	6	2	0	0	0	0	1	35	43	5.06	1.875				
Dennis Lamp, R ERA: 3.24	2.2		7	1	0	0	0	0	0	0	0	0	0	7	7	0.00	0.375				
Tom Henke, R ERA:	1.0	S	4	1	0	0	2	0	0	0	0	0	0	8	8	0.00	1.000				

Toronto Blue Jays @ Texas Rangers
Arlington Stadium, Arlington, TX
Tue Aug 13 1985, 8:05 PM EDT
Att: 9,790 - Unknown

AB	33
R	3
H	10
RBI	3
BB	2
SO	8
LOB	12



Batter	1	2	3	4	5	6	7	8	9	AB	R	H	RBI	BB	SO	LOB	TOP								
Tony Fernandez, S OBP: 0.323, SLG: 0.382 (1, 6)	F3		1B		B2-3			SH1-4		3	0	1	0	0	0	0	<p>Toronto Blue Jays @ Texas Rangers</p> <p>Arlington Stadium, Arlington, TX</p> <p>Wed Aug 14 1985, 8:05 PM EDT</p> <p>Att: 10,494 - Unknown</p>								
Lloyd Moseby, L OBP: 0.347, SLG: 0.392 (1, 8)	F5		BB		F6			IBB		2	0	0	0	2	0	0									
Rance Mulliniks, L OBP: 0.405, SLG: 0.508 (1, 5)	5-3		K		F7			G1-4-6-3		4	0	0	0	0	1	4									
George Bell, R OBP: 0.334, SLG: 0.495 (1, 7)		6-3			F8				1B SF9 1B	4	1	1	0	0	1	0									
Al Oliver, L OBP: 0.300, SLG: 0.402 (1, 10)	F8				F8			F8		4	0	0	0	0	0	1									
Willie Upshaw, L OBP: 0.336, SLG: 0.422 (1, 3)	F5				1B					4	1	3	0	0	0	0									
Ernie Whitt, L OBP: 0.342, SLG: 0.504 (1, 2)			F5		F8			3-6 2B		3	0	0	1	0	0	2									
Jesse Barfield, R OBP: 0.358, SLG: 0.495 (1, 9)			BB SF8					K		3	2	2	2	1	1	0									
Garth Iorg, R OBP: 0.359, SLG: 0.429 (1, 4)			SF8		F3			SH1-4 2B		3	0	1	1	0	1	1									
Inning Stats	R: 0 E: 0 K: 0 S: 3	H: 0 LOB: 0 BB: 0 P: 3	R: 0 E: 0 K: 0 S: 3	H: 0 LOB: 0 BB: 0 P: 3	R: 1 E: 0 K: 1 S: 6	H: 1 LOB: 2 BB: 2 P: 14	R: 0 E: 0 K: 0 S: 4	H: 1 LOB: 1 BB: 0 P: 4	R: 1 E: 0 K: 0 S: 4	H: 1 LOB: 0 BB: 0 P: 4	R: 0 E: 0 K: 1 S: 5	H: 1 LOB: 0 BB: 0 P: 5	R: 0 E: 0 K: 1 S: 5	H: 1 LOB: 0 BB: 0 P: 5	R: 0 E: 0 K: 0 S: 3	H: 1 LOB: 1 BB: 1 P: 7	R: 2 E: 0 K: 1 S: 8	H: 3 LOB: 1 BB: 0 P: 8	1B: 4 2B: 4 3B: 0 HR: 1	SF: 2 SAC: 1 DP: 2 HBP: 0	WP: 0 PB: 1 SB: 3 CS: 0	PA: 36			
PITCHER	IP	WLS	BF	H	R	ER	SO	BB	IBB	HBP	BLK	WP	HR	S	P	ERA	WHIP								
Charlie Hough, R ERA: 3.35 (1, 1)	7.0	L	27	5	2	2	3	2	0	0	0	0	1	31	39	2.57	1.000								
Dave Schmidt, R ERA: 2.22 (8, 1)	1.2		8	3	2	2	0	0	1	0	0	0	0	7	11	10.80	1.800								
Dwayne Henry, R ERA: 6.75 (9, 1)	0.1		1	0	0	0	1	0	0	0	0	0	0	3	3	0.00	0.000								

AB	30
R	4
H	8
RBI	4
BB	3
SO	4
LOB	8



Batter	1	2	3	4	5	6	7	8	9	AB	R	H	RBI	BB	SO	LOB	BOTTOM								
Wayne Tolleson, S OBP: 0.393, SLG: 0.419 (1, 5) (8, 6)	4-3		BB		4-3			3-1		3	0	0	0	1	0	0	<p>Toronto Blue Jays @ Texas Rangers</p> <p>Arlington Stadium, Arlington, TX</p> <p>Wed Aug 14 1985, 8:05 PM EDT</p> <p>Att: 10,494 - Unknown</p>								
Toby Harrah, R OBP: 0.455, SLG: 0.403 (1, 4)	F9		F4		K			BB		3	0	0	0	1	1	1									
Oddibe McDowell, L OBP: 0.283, SLG: 0.417 (1, 8)	4-3		L3		4-3			F5		4	0	0	0	0	0	2									
Pete O'Brien, L OBP: 0.326, SLG: 0.419 (1, 3)		L3			BB 1B			4-3		4	1	1	0	0	0	1									
Cliff Johnson, R OBP: 0.340, SLG: 0.467 (1, 10)		F3			F7			5-3		4	0	0	0	0	1	1									
Duane Walker, L OBP: 0.322, SLG: 0.420 (1, 7)		1B BB			1B BB			4-3		2	0	0	0	2	1	0									
George Wright, S OBP: 0.231, SLG: 0.236 (1, 9)					1B				G3	4	0	2	1	0	0	0									
Geno Petralli, L OBP: 0.329, SLG: 0.254 (1, 2)		F7			1B			1-3		3	0	1	0	0	0	2									
Curtis Wilkerson, S OBP: 0.293, SLG: 0.297 (1, 6)										2	0	0	0	0	1	2									
Bob Jones, L OBP: 0.246, SLG: 0.241 (7, PH)										1	0	0	0	0	0	0									
Steve Buechele, R OBP: 0.282, SLG: 0.292 (8, 5)										0	0	0	0	0	0	0									
Inning Stats	R: 0 E: 0 K: 0 S: 3	H: 0 LOB: 0 BB: 0 P: 3	R: 0 E: 0 K: 0 S: 4	H: 1 LOB: 2 BB: 1 P: 8	R: 0 E: 0 K: 1 S: 5	H: 0 LOB: 1 BB: 1 P: 9	R: 1 E: 0 K: 0 S: 5	H: 3 LOB: 2 BB: 1 P: 9	R: 0 E: 0 K: 1 S: 5	H: 0 LOB: 0 BB: 0 P: 5	R: 0 E: 0 K: 0 S: 3	H: 0 LOB: 0 BB: 0 P: 3	R: 0 E: 0 K: 0 S: 3	H: 0 LOB: 1 BB: 1 P: 7	R: 0 E: 0 K: 2 S: 7	H: 0 LOB: 0 BB: 0 P: 7	1B: 4 2B: 0 3B: 0 HR: 0	SF: 0 SAC: 0 DP: 0 HBP: 0	WP: 0 PB: 0 SB: 0 CS: 0	PA: 34					
PITCHER	IP	WLS	BF	H	R	ER	SO	BB	IBB	HBP	BLK	WP	HR	S	P	ERA	WHIP								
Dave Stieb, R ERA: 2.23 (1, 1)	9.0	W	34	4	1	1	4	4	0	0	0	0	0	38	54	1.00	0.889								



Batter	1	2	3	4	5	6	7	8	9	AB	R	H	RBI	BB	SO	LOB	TOP	
Lonnie Smith, R OBP: 0.356, SLG: 0.364 (1, 7)										5	2	3	0	0	0	0		
Lynn Jones, R OBP: 0.269, SLG: 0.299 (1, 8)										5	1	4	0	0	0	0		
George Brett, L OBP: 0.453, SLG: 0.579 (1, 5)										4	0	1	0	1	0	4		
Hal McRae, R OBP: 0.352, SLG: 0.468 (1, 10)										3	1	2	2	1	0	0		
Frank White, R OBP: 0.276, SLG: 0.411 (1, 4)										4	0	0	0	0	2	7		
Steve Balboni, R OBP: 0.308, SLG: 0.473 (1, 3)										4	0	1	1	0	0	5		
Darryl Motley, R OBP: 0.265, SLG: 0.410 (1, 9)										4	0	2	1	0	0	0		
Jim Sundberg, R OBP: 0.311, SLG: 0.391 (1, 2)										3	0	0	0	1	1	3		
Onix Concepcion, R OBP: 0.253, SLG: 0.242 (1, 6)										4	0	0	0	0	0	1		
Inning Stats	R: 3 E: 0 K: 1 S: 10	H: 5 LOB: 2 BB: 0 P: 10	R: 0 E: 0 K: 0 S: 4	H: 2 LOB: 2 BB: 0 P: 4	R: 0 E: 0 K: 0 S: 3	H: 0 LOB: 0 BB: 0 P: 3	R: 0 E: 0 K: 0 S: 3	H: 1 LOB: 0 BB: 0 P: 3	R: 0 E: 0 K: 1 S: 6	H: 2 LOB: 2 BB: 2 P: 14	R: 0 E: 0 K: 0 S: 2	H: 0 LOB: 0 BB: 1 P: 6	R: 0 E: 0 K: 0 S: 3	H: 0 LOB: 0 BB: 0 P: 3	1B: 12 2B: 1 3B: 0 HR: 0	SF: 0 SAC: 0 DP: 2 HBP: 0	WP: 1 PB: 0 CS: 1	PA: 39
PITCHER	IP WLS BF H R ER SO BB IBB HBP BLK WP HR S P ERA WHIP																	
Jimmy Key, L ERA: 2.82 (1, 1)	4.1 L 22 10 4 4 1 0 0 0 0 0 0 0 24 24 8.31 2.308																	
Jim Acker, R ERA: 3.0 (5, 1)	2.2 11 3 0 0 2 1 1 0 0 1 0 13 21 0.00 1.500																	
Ron Musselman, R ERA: 4.28 (8, 1)	1.0 3 0 0 0 0 1 0 0 0 0 0 0 2 6 0.00 1.000																	
Bill Caudill, R ERA: 3.48 (9, 1)	1.0 3 0 0 0 0 0 0 0 0 0 0 0 3 3 0.00 0.000																	

Kansas City Royals @ Toronto Blue Jays
 Exhibition Stadium, Toronto, ON
 Fri Aug 16 1985, 7:05 PM EDT
 Att: 38,269 - Unknown
livebaseballscorecards.com

AB	36
R	4
H	13
RBI	4
BB	3
SO	3
LOB	20



Batter	1	2	3	4	5	6	7	8	9	AB	R	H	RBI	BB	SO	LOB	BOTTOM	
Tony Fernandez, S OBP: 0.329, SLG: 0.384 (1, 6)										3	1	2	0	2	0	3		
Lloyd Moseby, L OBP: 0.347, SLG: 0.400 (1, 8)										5	1	2	2	0	1	2		
Damaso Garcia, R OBP: 0.308, SLG: 0.374 (1, 4)										3	0	1	0	0	0	3		
Manuel Lee, S OBP: 0.172, SLG: 0.143 (8, 4)										1	0	1	0	0	0	0		
Cecil Fielder, R OBP: 0.391, SLG: 0.429 (9, PH)										1	0	0	0	0	1	0		
George Bell, R OBP: 0.331, SLG: 0.491 (1, 7)										4	0	0	0	0	0	4		
Jesse Barfield, R OBP: 0.357, SLG: 0.491 (1, 9)										3	0	0	0	1	1	2		
Jeff Burroughs, R OBP: 0.370, SLG: 0.413 (1, 10)										3	0	0	0	1	1	4		
Willie Upshaw, L OBP: 0.336, SLG: 0.420 (1, 3)										4	0	1	0	0	0	2		
Garth Iorg, R OBP: 0.356, SLG: 0.425 (1, 5)										4	0	1	0	0	0	0		
Gary Allenson, R OBP: 0.133, SLG: 0.167 (1, 2)										4	0	0	0	0	3	3		
Inning Stats	R: 0 E: 0 K: 0 S: 3	H: 1 LOB: 1 BB: 1 P: 7	R: 0 E: 0 K: 2 S: 9	H: 2 LOB: 3 BB: 1 P: 13	R: 0 E: 0 K: 2 S: 8	H: 1 LOB: 2 BB: 1 P: 12	R: 0 E: 0 K: 0 S: 3	H: 0 LOB: 0 BB: 0 P: 3	R: 0 E: 0 K: 0 S: 5	H: 0 LOB: 1 BB: 1 P: 9	R: 0 E: 1 K: 0 S: 5	H: 1 LOB: 2 BB: 0 P: 5	R: 2 E: 0 K: 2 S: 9	H: 2 LOB: 0 BB: 0 P: 9	1B: 7 2B: 0 3B: 0 HR: 1	SF: 0 SAC: 0 DP: 1 HBP: 0	WP: 0 PB: 0 CS: 0	PA: 39
PITCHER	IP WLS BF H R ER SO BB IBB HBP BLK WP HR S P ERA WHIP																	
Charlie Leibrandt, L ERA: 2.99 (1, 1)	9.0 W 39 8 2 2 7 4 0 0 0 0 0 1 49 65 2.00 1.333																	

Kansas City Royals @ Toronto Blue Jays
 Exhibition Stadium, Toronto, ON
 Fri Aug 16 1985, 7:05 PM EDT
 Att: 38,269 - Unknown
livebaseballscorecards.com

AB	35
R	2
H	8
RBI	2
BB	4
SO	7
LOB	23



Batter	1	2	3	4	5	6	7	8	9	AB	R	H	RBI	BB	SO	LOB	TOP																				
Willie Wilson, S OBP: 0.328, SLG: 0.421 (1, 8)	0-3 K		0-0 CS	4-0 FC4-6 BB	0-0 FC6-4		0-0 E3		0-3 K	4	0	0	1	1	2	2																					
Lonnie Smith, R OBP: 0.350, SLG: 0.358 (1, 7)	0-0 1-3			0-0 F8	0-0 FC6-4		0-3 K		0-3 K	5	0	0	0	0	2	4																					
George Brett, L OBP: 0.449, SLG: 0.575 (1, 5)	0-0 4-3			0-0 FC4-6 HR		0-0 2B	0-0 4-3			4	2	1	0	0	0	2																					
Hal McRae, R OBP: 0.345, SLG: 0.472 Jorge Orta, L OBP: 0.319, SLG: 0.377 (8, PH)		0-0 F9		0-0 HR		0-3 K		0-0 G3		3	1	1	2	0	1	1																					
Dane Iorg, L OBP: 0.278, SLG: 0.346 (1, 9)		0-0 G3		4-0 BB		0-0 HR	0-0 5-3 BB			2	1	1	1	2	0	0																					
Steve Balboni, R OBP: 0.304, SLG: 0.474 (1, 3)		0-0 5-3		0-0 F4		0-0 HR	0-0 5-3			4	1	1	2	0	0	2																					
Greg Pryor, R OBP: 0.277, SLG: 0.264 (1, 4)			4-0 G5-4-3 BB		0-0 L6	0-0 F3		0-0 F8		3	0	0	0	1	0	1																					
John Wathan, R OBP: 0.356, SLG: 0.347 (1, 2)			0-0 G5-4-3		0-0 L8			0-0 4-3		4	1	1	0	0	0	1																					
Onix Concepcion, R OBP: 0.256, SLG: 0.242 Dave Leeper, L OBP: 0.125, SLG: 0.067 (9, PH)			4-0 CS BB		0-0 FC6-4		0-3 K		0-0 1B	2	0	1	0	1	1	0																					
Inning Stats	R: 0 E: 0 K: 1 S: 5	H: 0 LOB: 0 BB: 0 P: 5	R: 0 E: 0 K: 0 S: 3	H: 0 LOB: 0 BB: 0 P: 3	R: 0 E: 0 K: 0 S: 1	H: 0 LOB: 0 BB: 2 P: 9	R: 2 E: 0 K: 0 S: 4	H: 1 LOB: 1 BB: 2 P: 12	R: 1 E: 0 K: 0 S: 5	H: 2 LOB: 1 BB: 0 P: 5	R: 3 E: 0 K: 1 S: 8	H: 3 LOB: 0 BB: 0 P: 8	R: 0 E: 1 K: 2 S: 8	H: 0 LOB: 1 BB: 0 P: 8	R: 0 E: 0 K: 0 S: 3	H: 0 LOB: 1 BB: 1 P: 7	R: 0 E: 0 K: 2 S: 8	H: 1 LOB: 1 BB: 0 P: 8	1B: 2 2B: 3 3B: 0 HR: 2	SF: 0 SAC: 0 DP: 1 HBP: 0	WP: 0 PA: 39 PB: 0 SB: 0 CS: 1																
PITCHER	IP	WLS	BF	H	R	ER	SO	BB	IBB	HBP	BLK	WP	HR	S	P	ERA	WHIP	PITCHER	IP	WLS	BF	H	R	ER	SO	BB	IBB	HBP	BLK	WP	HR	S	P	ERA	WHIP		
Tom Filer, R ERA: 3.72 (1, 1)	5.1	W	23	5	5	5	2	4	0	0	0	0	1	23	39	8.44	1.688																				
Dennis Lamp, R ERA: 3.25 (6, 1)	2.2		11	1	1	1	2	1	0	0	0	0	1	14	18	3.38	0.750																				
Tom Henke, R ERA: (9, 1)	1.0		4	1	0	0	2	0	0	0	0	0	0	8	8	0.00	1.000																				

Kansas City Royals @ Toronto Blue Jays
Exhibition Stadium, Toronto, ON
Sun Aug 18 1985, 3:33 AM EDT
Att: 37,458 - Unknown

AB 33
R 6
H 7
RBI 6
BB 5
SO 6
LOB 13



Batter	1	2	3	4	5	6	7	8	9	AB	R	H	RBI	BB	SO	LOB	BOTTOM																				
Tony Fernandez, S OBP: 0.327, SLG: 0.383 (1, 6)	0-0 1-3	0-0 G3		0-0 2B	0-0 F6		0-0 CS	0-0 E		5	2	2	0	0	0	3																					
Lloyd Moseby, L OBP: 0.349, SLG: 0.400 (1, 8)	4-0 HR	0-0 5-3-2		0-0 1B	0-0 SF8	4-0 E	0-0 F5			3	3	1	1	2	0	3																					
Rance Mulliniks, L OBP: 0.401, SLG: 0.502 (1, 5)	0-0 6-3		0-0 F8	0-0 1B		0-0 F8	0-0 E7			5	0	1	0	0	0	2																					
George Bell, R OBP: 0.331, SLG: 0.496 (1, 7)	0-0 HR		4-0 BB	0-0 SF8		0-0 SF7	0-3 K			2	2	1	4	1	1	1																					
Al Oliver, L OBP: 0.301, SLG: 0.397 (1, 10)	4-0 2B		0-0 BB	0-0 K		0-0 F7	0-0 6-3			4	1	1	0	1	1	2																					
Willie Upshaw, L OBP: 0.338, SLG: 0.431 (1, 3)	0-0 2B		4-0 BB	0-0 F7			0-0 HR			3	2	2	1	1	0	1																					
Ernie Whitt, L OBP: 0.339, SLG: 0.495 (1, 2)	0-0 F7		0-3 K		4-0 BB		0-0 F9			3	0	0	0	1	1	5																					
Jesse Barfield, R OBP: 0.360, SLG: 0.501 (1, 9)		0-0 G3	0-0 BB	0-0 3B	0-0 F4		0-0 CS			4	0	3	3	0	0	1																					
Garth Iorg, R OBP: 0.354, SLG: 0.414 (1, 4)		4-0 G3	0-0 4-3		0-0 F8		0-3 K			3	0	0	0	1	1	3																					
Inning Stats	R: 2 E: 0 K: 0 S: 5	H: 2 LOB: 2 BB: 2 P: 13	R: 0 E: 0 K: 0 S: 3	H: 1 LOB: 1 BB: 1 P: 7	R: 3 E: 0 K: 1 S: 7	H: 2 LOB: 1 BB: 2 P: 15	R: 2 E: 0 K: 1 S: 8	H: 3 LOB: 1 BB: 0 P: 8	R: 0 E: 0 K: 0 S: 3	H: 0 LOB: 0 BB: 1 P: 7	R: 1 E: 0 K: 0 S: 3	H: 0 LOB: 0 BB: 1 P: 7	R: 1 E: 1 K: 1 S: 7	H: 2 LOB: 0 BB: 0 P: 6	R: 1 E: 1 K: 1 S: 7	H: 1 LOB: 1 BB: 0 P: 7	1B: 4 2B: 5 3B: 1 HR: 2	SF: 2 SAC: 0 DP: 1 HBP: 0	WP: 0 PA: 42 PB: 0 SB: 2 CS: 1																		
PITCHER	IP	WLS	BF	H	R	ER	SO	BB	IBB	HBP	BLK	WP	HR	S	P	ERA	WHIP	PITCHER	IP	WLS	BF	H	R	ER	SO	BB	IBB	HBP	BLK	WP	HR	S	P	ERA	WHIP		
Mark Gubicza, R ERA: 4.0 (1, 1)	2.2	L	17	5	5	5	1	5	0	0	0	0	1	14	34	16.88	3.750																				
Mike Jones, L ERA: 4.67 (3, 1)	2.2		13	3	3	2	1	2	0	0	0	0	0	13	21	6.75	1.875																				
Steve Farr, R ERA: 2.61 (6, 1)	1.2		6	2	1	1	1	0	0	0	0	0	1	8	8	5.40	1.200																				
Joe Beckwith, R ERA: 5.18 (8, 1)	1.0		5	1	1	0	1	0	0	0	0	0	0	7	7	0.00	1.000																				

Kansas City Royals @ Toronto Blue Jays
Exhibition Stadium, Toronto, ON
Sun Aug 18 1985, 3:33 AM EDT
Att: 37,458 - Unknown

AB 32
R 10
H 11
RBI 9
BB 7
SO 4
LOB 21



Batter	1	2	3	4	5	6	7	8	9	AB	R	H	RBI	BB	SO	LOB	TOP			
Damaso Garcia, R (1,4) OBP: 0.305, SLG: 0.370	F7			F2		F8		3-1		4	0	0	0	0	0	1	Toronto Blue Jays @ Cleveland Indians Cleveland Municipal Stadium, Cleveland, OH Mon Aug 19 1985, 7:05 PM EDT Att: 6,280 - Unknown			
Lloyd Moseby, L (1,8) OBP: 0.346, SLG: 0.399	3-1			F4			4-3 1B	K		4	1	1	0	0	1	1				
Rance Mulliniks, L (1,5) OBP: 0.399, SLG: 0.498	K						4-3 1-2		1-3	4	0	1	0	0	1	1				
George Bell, R (1,7) OBP: 0.335, SLG: 0.503		G4-6-3 BB		L4						3	1	2	2	1	0	1				
Al Oliver, L (1,10) OBP: 0.300, SLG: 0.393		G4-6-3 1-2			FC6-4 1B			F4	F6	4	0	1	0	0	0	2				
Willie Upshaw, L (1,3) OBP: 0.335, SLG: 0.427					FC6-4 1-2			K	F6	4	0	0	0	0	1	2				
Ernie Whitt, L (1,2) OBP: 0.339, SLG: 0.503			L3		3				HR	3	1	1	1	0	0	1				
Jesse Barfield, R (1,9) OBP: 0.359, SLG: 0.503			K			5-3				3	0	1	0	0	1	0				
Tony Fernandez, S (1,6) OBP: 0.324, SLG: 0.380			4-3			F8		F4		3	0	0	0	0	0	1				
Inning Stats	R: 0 E: 0 K: 1 S: 5	H: 0 LOB: 0 BB: 0 P: 5	R: 0 E: 0 K: 0 S: 2	H: 0 LOB: 0 BB: 1 P: 6	R: 0 E: 0 K: 1 S: 5	H: 0 LOB: 0 BB: 0 P: 5	R: 0 E: 0 K: 0 S: 4	H: 1 LOB: 1 BB: 0 P: 4	R: 0 E: 0 K: 0 S: 3	H: 0 LOB: 0 BB: 0 P: 3	R: 1 E: 0 K: 1 S: 7	H: 2 LOB: 1 BB: 0 P: 7	R: 1 E: 0 K: 1 S: 7	H: 2 LOB: 1 BB: 0 P: 7	R: 1 E: 0 K: 0 S: 4	H: 1 LOB: 0 BB: 0 P: 4	1B: 4 2B: 2 3B: 0 HR: 2	SF: 0 SAC: 0 DP: 2 HBP: 0	WP: 0 PB: 0 SB: 0 CS: 0	PA: 33
PITCHER Tom Waddell, R (1,1) ERA: 3.73	IP: 9.0 WLS: W BF: 33 H: 7 R: 3 ER: 3 SO: 4 BB: 1 IBB: 0 HBP: 0 BLK: 0 WP: 0 HR: 2 S: 40 P: 44 ERA: 3.00 WHIP: 0.889																			

Batter	1	2	3	4	5	6	7	8	9	AB	R	H	RBI	BB	SO	LOB	BOTTOM			
Brett Butler, L (1,8) OBP: 0.362, SLG: 0.440	4-3		4-3		F7					4	0	1	1	0	0	2	Toronto Blue Jays @ Cleveland Indians Cleveland Municipal Stadium, Cleveland, OH Mon Aug 19 1985, 7:05 PM EDT Att: 6,280 - Unknown			
Tony Bemazzard, S (1,4) OBP: 0.355, SLG: 0.427	L1		HR			FC4-6 BB	F8			3	1	1	1	1	0	2				
Julio Franco, R (1,6) OBP: 0.345, SLG: 0.382	F4		4-3			FC4-6 1-2	F8			4	0	0	0	0	0	3				
Andre Thornton, R (1,10) OBP: 0.279, SLG: 0.322		6-3					F9			4	0	1	0	0	1	1				
Otis Nixon, S (8, PR) OBP: 0.246, SLG: 0.267			HR		K			S 1B S		0	1	0	0	0	0	0				
Mike Hargrove, L (1,3) OBP: 0.344, SLG: 0.323		K			4-3		L8		F5	4	0	0	0	0	1	2				
George Vukovich, L (1,9) OBP: 0.289, SLG: 0.326								F7 1B	1B	3	2	2	0	1	1	0				
Brook Jacoby, R (1,5) OBP: 0.336, SLG: 0.414					L7			F7 1B	1B	4	1	2	1	0	1	2				
Jerry Willard, L (1,2) OBP: 0.326, SLG: 0.329								F7		4	0	2	1	0	0	3				
Joe Carter, R (1,7) OBP: 0.269, SLG: 0.334									F9	3	0	1	1	0	0	3				
Inning Stats	R: 0 E: 0 K: 0 S: 3	H: 0 LOB: 0 BB: 0 P: 3	R: 1 E: 0 K: 1 S: 7	H: 2 LOB: 1 BB: 0 P: 7	R: 1 E: 0 K: 0 S: 3	H: 1 LOB: 0 BB: 0 P: 4	R: 0 E: 0 K: 2 S: 7	H: 0 LOB: 0 BB: 0 P: 7	R: 0 E: 0 K: 0 S: 4	H: 1 LOB: 1 BB: 0 P: 4	R: 2 E: 0 K: 0 S: 7	H: 4 LOB: 2 BB: 0 P: 7	R: 1 E: 0 K: 1 S: 7	H: 2 LOB: 2 BB: 1 P: 11	R: 1 E: 0 K: 1 S: 7	H: 2 LOB: 2 BB: 1 P: 11	1B: 7 2B: 2 3B: 0 HR: 1	SF: 0 SAC: 0 DP: 0 HBP: 1	WP: 0 PB: 1 SB: 2 CS: 1	PA: 36
PITCHER Dave Stieb, R (1,1) ERA: 2.34 Bill Caudill, R (7,1) ERA: 3.54	IP: 6.1 WLS: L BF: 28 H: 8 R: 4 ER: 4 SO: 3 BB: 1 IBB: 0 HBP: 1 BLK: 0 WP: 0 HR: 1 S: 32 P: 37 ERA: 5.68 WHIP: 1.421																			

AB 32
R 3
H 7
RBI 3
BB 1
SO 4
LOB 10



AB 33
R 5
H 10
RBI 5
BB 2
SO 4
LOB 18



Batter	1	2	3	4	5	6	7	8	9	AB	R	H	RBI	BB	SO	LOB	TOP					
Damaso Garcia, R (1, 4) OBP: 0.306, SLG: 0.370	F8		5-3						F9	5	0	2	1	0	0	1	<p>Toronto Blue Jays @ Cleveland Indians Cleveland Municipal Stadium, Cleveland, OH</p> <p>Tue Aug 20 1985, 7:05 PM EDT Att: 7,005 - Unknown</p> <p>livebaseballscorecards.com</p>					
Lloyd Moseby, L (1, 8) OBP: 0.345, SLG: 0.394	F4			6-3	L6		F7		G3	5	0	0	0	0	0	3						
Rance Mulliniks, L (1, 5) OBP: 0.396, SLG: 0.493 Garth Iorg, R (7, PH) OBP: 0.355, SLG: 0.411 (7, 5)	F7			F7		F7			F8	3	0	0	0	0	0	0						
George Bell, R (1, 7) OBP: 0.336, SLG: 0.506		K				F9			F9	4	0	2	0	0	1	3						
Al Oliver, L (1, 10) OBP: 0.304, SLG: 0.396 Lou Thornton, L (8, PR) OBP: 0.254, SLG: 0.316				F5		F9			G3	4	0	2	0	0	0	2						
Willie Upshaw, L (1, 3) OBP: 0.333, SLG: 0.422									G3	0	0	0	0	0	0	0						
Ernie Whitt, L (1, 2) OBP: 0.337, SLG: 0.500									G3	4	0	0	0	0	0	3						
Jesse Barfield, R (1, 9) OBP: 0.363, SLG: 0.508									G3	4	0	1	0	0	0	2						
Tony Fernandez, S (1, 6) OBP: 0.326, SLG: 0.382									G3	2	2	1	0	2	0	1						
Inning Stats	R: 0 E: 0 K: 0 S: 3	H: 0 LOB: 0 BB: 0 P: 3	R: 0 E: 0 K: 1 S: 5	H: 1 LOB: 0 BB: 0 P: 5	R: 0 E: 0 K: 0 S: 4	H: 1 LOB: 1 BB: 0 P: 4	R: 0 E: 0 K: 0 S: 4	H: 1 LOB: 1 BB: 0 P: 4	R: 2 E: 0 K: 0 S: 5	H: 2 LOB: 1 BB: 1 P: 9	R: 0 E: 0 K: 0 S: 4	H: 1 LOB: 1 BB: 0 P: 4	R: 1 E: 0 K: 0 S: 6	H: 3 LOB: 3 BB: 1 P: 10	R: 0 E: 0 K: 0 S: 4	H: 1 LOB: 2 BB: 1 P: 8		R: 0 E: 0 K: 0 S: 3	H: 0 LOB: 0 BB: 0 P: 3	1B: 8 2B: 1 3B: 1 HR: 0	SF: 0 SAC: 0 DP: 1 HBP: 0	WP: 0 PB: 0 SB: 2 CS: 0
PITCHER	IP	WLS	BF	H	R	ER	SO	BB	IBB	HBP	BLK	WP	HR	S	P	ERA	WHIP					
Roy Smith, R (1, 1) ERA: 3.63	6.1	L	28	9	3	3	1	1	0	0	0	0	0	29	33	4.26	1.579					
Curt Wardle, L (7, 1) ERA: 6.09	0.1		1	0	0	0	0	0	0	0	0	0	0	1	1	0.00	0.000					
Vern Ruhle, R (7, 1) ERA: 4.77	0.1		3	1	0	0	0	1	0	0	0	0	0	2	6	0.00	6.000					
Jamie Easterly, L (8, 1) ERA: 2.31	1.0		4	0	0	0	0	0	1	0	0	0	0	3	7	0.00	0.000					
Jerry Reed, R (9, 1) ERA: 5.66	1.0		3	0	0	0	0	0	0	0	0	0	0	3	3	0.00	0.000					

Batter	1	2	3	4	5	6	7	8	9	AB	R	H	RBI	BB	SO	LOB	BOTTOM				
Brett Butler, L (1, 8) OBP: 0.360, SLG: 0.436	1-3		FC4-6		G3		F7			4	1	0	0	0	0	2	<p>Toronto Blue Jays @ Cleveland Indians Cleveland Municipal Stadium, Cleveland, OH</p> <p>Tue Aug 20 1985, 7:05 PM EDT Att: 7,005 - Unknown</p> <p>livebaseballscorecards.com</p>				
Tony Bemazzard, S (1, 4) OBP: 0.397, SLG: 0.431	4-3						5-3			4	1	2	1	0	0	1					
Julio Franco, R (1, 6) OBP: 0.347, SLG: 0.383					4-6				F3	4	0	2	1	0	0	1					
Andre Thornton, R (1, 10) OBP: 0.276, SLG: 0.317	1-3		F8						F8	4	0	0	0	0	1	2					
Pat Tabler, R (1, 3) OBP: 0.314, SLG: 0.352									F7	4	0	0	0	0	0	0					
Brook Jacoby, R (1, 5) OBP: 0.344, SLG: 0.420										4	0	4	0	0	0	0					
Carmen Castillo, R (1, 9) OBP: 0.271, SLG: 0.417 Mike Hargrove, L (9, PH) OBP: 0.342, SLG: 0.321									G4-6-3	3	0	0	0	0	0	3					
Joe Carter, R (1, 7) OBP: 0.272, SLG: 0.335 George Vukovich, L (9, PH) OBP: 0.288, SLG: 0.325										1	0	0	0	0	0	1					
Chris Bando, S (1, 2) OBP: 0.216, SLG: 0.150 Benny Ayala, R (7, PH) OBP: 0.273, SLG: 0.365 Otis Nixon, S (7, PR) OBP: 0.248, SLG: 0.267 Jerry Willard, L (8, 2) OBP: 0.326, SLG: 0.329										2	0	1	0	1	0	0					
Inning Stats	R: 0 E: 0 K: 0 S: 4	H: 1 LOB: 1 BB: 0 P: 4	R: 0 E: 0 K: 0 S: 3	H: 1 LOB: 0 BB: 0 P: 3	R: 2 E: 0 K: 0 S: 6	H: 3 LOB: 1 BB: 0 P: 6	R: 0 E: 0 K: 0 S: 4	H: 1 LOB: 2 BB: 1 P: 8	R: 0 E: 0 K: 1 S: 6	H: 1 LOB: 1 BB: 0 P: 6	R: 0 E: 0 K: 0 S: 3	H: 0 LOB: 0 BB: 0 P: 3	R: 0 E: 0 K: 0 S: 3	H: 0 LOB: 0 BB: 0 P: 3	R: 0 E: 0 K: 1 S: 5	H: 1 LOB: 0 BB: 0 P: 5		1B: 8 2B: 2 3B: 0 HR: 0	SF: 0 SAC: 0 DP: 3 HBP: 0	WP: 1 PB: 0 SB: 3 CS: 0	PA: 35
PITCHER	IP	WLS	BF	H	R	ER	SO	BB	IBB	HBP	BLK	WP	HR	S	P	ERA	WHIP				
Jimmy Key, L (1, 1) ERA: 2.81	7.0	W	29	8	2	2	1	2	0	0	0	0	0	29	37	2.57	1.429				
Tom Henke, R (8, 1) ERA:	2.0	S	6	1	0	0	1	0	0	0	0	0	0	8	8	0.00	0.500				

Batter	1	2	3	4	5	6	7	8	9	AB	R	H	RBI	BB	SO	LOB	TOP			
Tony Fernandez, S (1, 6) OBP: 0.325, SLG: 0.380	0-0 4-3 1B			0-3 K	0-0 FC5-2		0-0 G3			4	0	1	0	0	1	5	Toronto Blue Jays @ Cleveland Indians Cleveland Municipal Stadium, Cleveland, OH Wed Aug 21, 1985, 7:05 PM EDT Att: 6,342 - Unknown			
Lloyd Moseby, L (1, 8) OBP: 0.342, SLG: 0.390	0-0 4-3 1-2			0-0 6-3	0-0 4-3			0-0 F4		4	0	0	0	0	4					
Damaso Garcia, R (1, 4) OBP: 0.306, SLG: 0.369	0-3 K			0-0 1B		0-0 6-3		0-0 F7		4	0	1	0	0	1					
George Bell, R (1, 7) OBP: 0.335, SLG: 0.503		0-0 5-3		0-0 F7		0-0 1B		0-0 F7		4	0	1	0	0	1					
Jesse Barfield, R (1, 9) OBP: 0.362, SLG: 0.513		0-3 K			0-0 HR		0-0 G4-6-3		0-3 K	4	1	1	1	0	2					
Cecil Fielder, R (1, 3) OBP: 0.414, SLG: 0.538 Willie Upshaw, L (7, PR) OBP: 0.334, SLG: 0.424		0-0 F7						4-0 6-3 BB		2	1	1	1	1	0					
Jeff Burroughs, R (1, 10) OBP: 0.371, SLG: 0.421 Lou Thornton, L (5, PR) OBP: 0.254, SLG: 0.316 Al Oliver, L (7, PH) OBP: 0.301, SLG: 0.391			0-0 4-3		4-0 SH5-4 FC5-2 BB		0-3 K		0-0 G4-6-3 1B	1	0	0	0	1	0					
Garth Iorg, R (1, 5) OBP: 0.355, SLG: 0.407			0-0 F9		4-0 FC5-2 SH5-4 BB		0-0 6-3			2	0	0	0	1	0					
Ernie Whitt, L (1, 2) OBP: 0.338, SLG: 0.498			0-3 K		0-0 SH5-4		4-0 BB			1	0	0	0	1	1					
Inning Stats	R: 0 E: 0 K: 1 S: 5	H: 1 LOB: 0 BB: 0 P: 5	R: 0 E: 0 K: 1 S: 5	H: 0 LOB: 0 BB: 0 P: 5	R: 0 E: 0 K: 1 S: 5	H: 0 LOB: 0 BB: 0 P: 5	R: 0 E: 0 K: 1 S: 6	H: 1 LOB: 1 BB: 0 P: 6	R: 2 E: 0 K: 0 S: 5	H: 2 LOB: 3 BB: 2 P: 13	R: 0 E: 0 K: 0 S: 3	H: 1 LOB: 0 BB: 0 P: 3	R: 0 E: 0 K: 1 S: 5	H: 0 LOB: 0 BB: 0 P: 3	R: 0 E: 0 K: 1 S: 5	H: 1 LOB: 0 BB: 0 P: 5		1B: 4 2B: 1 3B: 0 HR: 2	SF: 0 SAC: 1 DP: 3 HBP: 0	WP: 0 PB: 0 SB: 0 CS: 0
PITCHER Neal Heaton, L (1, 1) ERA: 4.42	IP: 9.0 WLS: W BF: 34 H: 6 R: 2 ER: 2 SO: 6 BB: 4 IBB: 0 HBP: 0 BLK: 0 WP: 0 HR: 2 S: 42 P: 58 ERA: 2.00 WHIP: 1.111																			

Batter	1	2	3	4	5	6	7	8	9	AB	R	H	RBI	BB	SO	LOB	BOTTOM			
Brett Butler, L (1, 8) OBP: 0.363, SLG: 0.439	0-0 S 1B		0-0 FC6-5 SH3-4 1-2 1B	0-0 F6			0-0 SH5-4 1B			4	1	3	0	0	0	2	Toronto Blue Jays @ Cleveland Indians Cleveland Municipal Stadium, Cleveland, OH Wed Aug 21, 1985, 7:05 PM EDT Att: 6,342 - Unknown			
Tony Bemazzard, S (1, 4) OBP: 0.355, SLG: 0.429	0-0 F7		0-0 SH3-4		0-0 F8		0-0 SH5-4			2	0	0	0	0	1					
Julio Franco, R (1, 6) OBP: 0.346, SLG: 0.382	0-0 1B		0-0 FC6-5		0-0 6-3		0-0 L5			4	0	1	2	0	3					
Andre Thornton, R (1, 10) OBP: 0.276, SLG: 0.317	0-0 G4-6-3 1B		0-0 5-3		0-0 5-3		0-0 1-3			4	0	1	0	0	3					
Pat Tabler, R (1, 3) OBP: 0.316, SLG: 0.354 Otis Nixon, S (8, PR) OBP: 0.248, SLG: 0.267 Mike Hargrove, L (9, 3) OBP: 0.342, SLG: 0.321	0-0 G4-6-3			0-0 WP 1B FC 1B		0-3 K		0-0 1B 1B		4	1	2	0	0	1					
Brook Jacoby, R (1, 5) OBP: 0.345, SLG: 0.420		0-0 F9		0-0 FC4-6 WP 1B		0-0 6-3		0-0 G6-4-3 1B		4	0	2	0	0	0					
George Vukovich, L (1, 9) OBP: 0.288, SLG: 0.324		0-3 K		0-0 F9		0-0 F6		0-0 G6-4-3 1B		4	0	1	1	0	1					
Joe Carter, R (1, 7) OBP: 0.272, SLG: 0.344		0-0 4-3		0-0 FC FC4-6			0-0 HR	0-0 G6-4-3		4	1	1	2	0	3					
Chris Bando, S (1, 2) OBP: 0.222, SLG: 0.159			0-0 SH3-4 FC6-5 1B	0-0 FC4-6			0-0 SH5-4 1B	0-0 F7		4	1	2	0	0	4					
Inning Stats	R: 1 E: 0 K: 0 S: 5	H: 3 LOB: 1 BB: 0 P: 5	R: 0 E: 0 K: 1 S: 5	H: 0 LOB: 0 BB: 0 P: 5	R: 1 E: 0 K: 0 S: 5	H: 2 LOB: 1 BB: 0 P: 5	R: 1 E: 0 K: 0 S: 6	H: 2 LOB: 2 BB: 0 P: 6	R: 0 E: 0 K: 1 S: 5	H: 0 LOB: 0 BB: 0 P: 3	R: 0 E: 0 K: 1 S: 5	H: 0 LOB: 0 BB: 0 P: 5	R: 1 E: 0 K: 0 S: 6	H: 3 LOB: 2 BB: 0 P: 6	R: 1 E: 0 K: 0 S: 5	H: 3 LOB: 2 BB: 0 P: 5		1B: 12 2B: 0 3B: 0 HR: 1	SF: 0 SAC: 2 DP: 2 HBP: 0	WP: 1 PB: 0 SB: 1 CS: 0
PITCHER Doyle Alexander, R (1, 1) ERA: 4.05 Jim Acker, R (8, 1) ERA: 2.95	IP: 7.0 WLS: L BF: 33 H: 12 R: 5 ER: 5 SO: 2 BB: 0 IBB: 0 HBP: 0 BLK: 0 WP: 1 HR: 1 S: 37 P: 37 ERA: 6.43 WHIP: 1.714																			

Batter	1	2	3	4	5	6	7	8	9	AB	R	H	RBI	BB	SO	LOB	TOP					
Damaso Garcia, R (1,4) Manuel Lee, S (7,4) OBP: 0.308, SLG: 0.370 OBP: 0.152, SLG: 0.125	4-3		3B 1B		1B 1B	FC6-4		F7		4	2	2	0	0	0	1	Toronto Blue Jays @ Chicago White Sox Comiskey Park, Chicago, IL Fri Aug 23 1985, 8:05 PM EDT Att: 22,021 - Unknown					
Lloyd Moseby, L (1,8) OBP: 0.345, SLG: 0.396	F4		WP 3B		1B 1B			HBP BB		4	2	3	2	0	0	0						
Rance Mulliniks, L (1,5) Garth Iorg, R (5,PH) OBP: 0.489 OBP: 0.362, SLG: 0.417	K		F2		1B			HBP BB		2	0	0	0	0	1	0						
George Bell, R (1,7) Lou Thornton, L (8,PH) OBP: 0.336, SLG: 0.508 OBP: 0.297, SLG: 0.316		6-3	5-3		F6			HBP		4	1	1	3	0	0	2						
Al Oliver, L (1,10) OBP: 0.297, SLG: 0.384		G3 WP 1B	4-3		K			HBP		0	0	0	0	0	0	0						
Willie Upshaw, L (1,3) OBP: 0.334, SLG: 0.432		G3			F6					5	2	2	1	0	0	3						
Ernie Whitt, L (1,2) OBP: 0.334, SLG: 0.492		F6			SH1-3 SF8 2B					4	0	0	0	0	0	1						
Jesse Barfield, R (1,9) OBP: 0.363, SLG: 0.517			1B 2B		SF8					4	1	1	1	0	2	0						
Tony Fernandez, S (1,6) OBP: 0.326, SLG: 0.379			1B 3B 1B		K					4	1	2	1	0	1	0						
Inning Stats	R: 0 E: 0 K: 1 S: 5	H: 0 LOB: 0 BB: 0 P: 5	R: 0 E: 0 K: 0 S: 4	H: 1 LOB: 1 BB: 0 P: 4	R: 4 E: 0 K: 0 S: 7	H: 4 LOB: 0 BB: 0 P: 7	R: 1 E: 0 K: 1 S: 6	H: 1 LOB: 0 BB: 0 P: 6	R: 1 E: 0 K: 1 S: 8	H: 3 LOB: 2 BB: 0 P: 8	R: 0 E: 0 K: 1 S: 6	H: 1 LOB: 1 BB: 0 P: 6	R: 4 E: 0 K: 1 S: 8	H: 3 LOB: 0 BB: 1 P: 12	R: 0 E: 0 K: 1 S: 5	H: 0 LOB: 3 BB: 1 P: 11	R: 0 E: 0 K: 0 S: 3	H: 0 LOB: 0 BB: 0 P: 3	1B: 8 2B: 2 3B: 1 HR: 2	SF: 1 SAC: 1 DP: 0 HBP: 2	WP: 2 PB: 0 SB: 1 CS: 0	PA: 44
PITCHER	IP WLS BF H R ER SO BB IBB HBP BLK WP HR S P ERA WHIP																					
Gene Nelson, R (1,1) ERA: 4.61	3.0 L 15 6 5 2 5 1 0 0 0 0 0 2 0 17 17 15.00 2.000																					
Jerry Don Gleason, L (4,1) ERA: 7.23	3.0 14 5 2 2 3 0 0 0 0 0 0 0 20 20 6.00 1.667																					
Dave Wehrmeister, R (7,1) ERA: 4.92	1.2 10 2 3 3 1 2 0 1 0 0 2 9 18 16.20 2.400																					
Juan Agosto, L (8,1) ERA: 4.36	1.1 5 0 0 0 1 0 0 0 1 0 0 0 6 7 0.00 0.000																					

Batter	1	2	3	4	5	6	7	8	9	AB	R	H	RBI	BB	SO	LOB	BOTTOM					
Rudy Law, L (1,8) OBP: 0.310, SLG: 0.369	2B SF8 BB	F5			G4-6-3 1B		3-1			3	1	1	0	1	0	1	Toronto Blue Jays @ Chicago White Sox Comiskey Park, Chicago, IL Fri Aug 23 1985, 8:05 PM EDT Att: 22,021 - Unknown					
Bryan Little, S (1,4) OBP: 0.353, SLG: 0.320	SF8 2B				G4-6-3 1B					4	1	3	0	0	0	2						
Harold Baines, L (1,9) Reid Nichols, R (9,9) OBP: 0.350, SLG: 0.431 OBP: 0.327, SLG: 0.337	SF8				F6		1-3			3	0	0	1	0	0	3						
Greg Walker, L (1,10) OBP: 0.320, SLG: 0.452	SF8				L7		4-3			2	0	0	1	0	0	1						
Joseph DeSa, L (1,3) OBP: 0.280, SLG: 0.391	F8				4-3		BB BB			3	0	0	0	1	0	2						
Ron Kittle, R (1,7) OBP: 0.284, SLG: 0.410		F7			F7		G6-4-3 BB			3	0	0	0	1	1	0						
Ozzie Guillen, L (1,6) OBP: 0.301, SLG: 0.351		S 1B 1B			4-3		G6-4-3			4	1	1	0	0	0	2						
Tim Lueftl, R (1,5) OBP: 0.320, SLG: 0.353		K			K					3	0	0	0	1	2	1						
Marc Hill, R (1,2) Jerry Hairston, S (9,PH) OBP: 0.256, SLG: 0.143 OBP: 0.406, SLG: 0.379		2H 1B			G4-6-3 1B 1B					3	0	2	1	0	0	0						
Inning Stats	R: 2 E: 0 K: 0 S: 4	H: 1 LOB: 1 BB: 1 P: 8	R: 1 E: 0 K: 1 S: 7	H: 2 LOB: 1 BB: 0 P: 7	R: 0 E: 0 K: 0 S: 4	H: 1 LOB: 1 BB: 0 P: 4	R: 0 E: 0 K: 1 S: 5	H: 0 LOB: 0 BB: 0 P: 5	R: 0 E: 0 K: 0 S: 4	H: 2 LOB: 1 BB: 0 P: 4	R: 0 E: 0 K: 0 S: 2	H: 0 LOB: 1 BB: 2 P: 10	R: 0 E: 0 K: 0 S: 3	H: 0 LOB: 0 BB: 0 P: 3	R: 0 E: 0 K: 0 S: 3	H: 1 LOB: 1 BB: 0 P: 4	R: 0 E: 0 K: 1 S: 5	H: 0 LOB: 1 BB: 1 P: 9	1B: 6 2B: 1 3B: 0 HR: 0	SF: 2 SAC: 0 DP: 3 HBP: 1	WP: 0 PB: 0 SB: 1 CS: 0	PA: 36
PITCHER	IP WLS BF H R ER SO BB IBB HBP BLK WP HR S P ERA WHIP																					
Ron Musselman, R (1,1) ERA: 4.47	4.0 W 18 2 0 0 0 2 0 1 0 0 0 11 20 0.00 1.000																					
Jim Acker, R (5,1) ERA: 2.78	4.0 14 2 0 0 0 2 0 0 0 0 0 11 20 0.00 1.000																					
Bill Caudill, R (9,1) ERA: 3.48	1.0 4 0 0 0 1 1 0 0 0 0 0 5 9 0.00 1.000																					

Batter	1	2	3	4	5	6	7	8	9	AB	R	H	RBI	BB	SO	LOB	TOP										
Damaso Garcia, R OBP: 0.309, SLG: 0.371 (1,4)										5	0	2	0	0	0	5											
Lloyd Moseby, L OBP: 0.342, SLG: 0.391 (1,8)										5	0	0	0	0	1	2											
Rance Mulliniks, L OBP: 0.387, SLG: 0.480 (1,5)										5	0	0	0	0	2	0											
George Bell, R OBP: 0.339, SLG: 0.513 (1,7)										3	2	1	1	2	1	0											
Al Oliver, L OBP: 0.296, SLG: 0.381 (1,10)										4	1	1	0	0	0	1											
Willie Upshaw, L OBP: 0.335, SLG: 0.431 (1,3)										3	1	1	1	1	0	1											
Ernie Whitt, L OBP: 0.336, SLG: 0.490 (1,2)										3	1	1	1	1	0	2											
Jesse Barfield, R OBP: 0.365, SLG: 0.522 (1,9)										4	1	2	2	0	1	1											
Tony Fernandez, S OBP: 0.330, SLG: 0.382 (1,6)										4	0	3	0	0	0	1											
Inning Stats	R: 0 E: 0 K: 1 S: 5	H: 0 LOB: 0 BB: 0 P: 5	R: 0 E: 0 K: 0 S: 3	H: 0 LOB: 1 BB: 1 P: 7	R: 0 E: 0 K: 0 S: 4	H: 2 LOB: 1 BB: 0 P: 4	R: 0 E: 0 K: 1 S: 5	H: 0 LOB: 0 BB: 0 P: 5	R: 0 E: 0 K: 1 S: 6	H: 1 LOB: 2 BB: 1 P: 10	R: 1 E: 0 K: 0 S: 4	H: 1 LOB: 0 BB: 0 P: 4	R: 2 E: 0 K: 0 S: 4	H: 2 LOB: 0 BB: 1 P: 8	R: 3 E: 0 K: 0 S: 8	H: 5 LOB: 3 BB: 1 P: 12	R: 0 E: 0 K: 2 S: 7	H: 0 LOB: 0 BB: 0 P: 7	1B: 9 2B: 0 3B: 1 HR: 1	SF: 0 SAC: 0 DP: 1 HBP: 0	WP: 1 PA: 41						
PITCHER	IP	WLS	BF	H	R	ER	SO	BB	IBB	HBP	BLK	WP	HR	S	P	ERA	WHIP										
Tom Seaver, R ERA: 3.22 (1,1)	7.2	L	35	10	6	6	3	4	0	0	0	1	1	37	53	7.04	1.826										
Juan Agosto, L ERA: 4.23 (8,1)	1.1		5	1	0	0	2	0	0	0	0	0	0	9	9	0.00	0.750										

Toronto Blue Jays @ Chicago White Sox
Comiskey Park, Chicago, IL
Sat Aug 24 1985, 8:05 PM EDT
Att: 26,113 - Unknown

livebaseballscores.com

AB 36
R 6
H 11
RBI 5
BB 4
SO 5
LOB 13

Batter	1	2	3	4	5	6	7	8	9	AB	R	H	RBI	BB	SO	LOB	BOTTOM										
Rudy Law, L OBP: 0.309, SLG: 0.378 (1,8)										4	1	1	1	0	1	0											
Bryan Little, S OBP: 0.386, SLG: 0.352 (1,4)										2	1	1	1	2	0	0											
Harold Baines, L OBP: 0.350, SLG: 0.436 (1,9)										4	1	1	1	0	1	3											
Greg Walker, L OBP: 0.318, SLG: 0.448 (1,3)										4	0	0	0	0	2	1											
Carlton Fisk, R OBP: 0.322, SLG: 0.528 (1,2)										3	0	1	0	1	0	0											
Joseph DeSa, L OBP: 0.299, SLG: 0.360 (1,10)										2	0	0	0	0	1	0											
Luis Salazar, R OBP: 0.236, SLG: 0.336 (9,PH)										1	0	0	0	0	0	1											
Ron Kittle, R OBP: 0.284, SLG: 0.407 (1,7)										4	0	1	0	0	0	1											
Ozzie Guillen, L OBP: 0.297, SLG: 0.347 (1,6)										4	0	0	0	0	1	3											
Tim Lincecum, R OBP: 0.318, SLG: 0.350 (1,5)										2	0	0	0	0	1	0											
Jerry Hairston, S OBP: 0.403, SLG: 0.375 (8,PH)										1	0	0	0	0	0	0											
Scott Fletcher, R OBP: 0.306, SLG: 0.264 (9,5)										0	0	0	0	0	0	0											
Inning Stats	R: 0 E: 0 K: 0 S: 2	H: 0 LOB: 0 BB: 1 P: 6	R: 0 E: 0 K: 0 S: 3	H: 0 LOB: 0 BB: 0 P: 3	R: 0 E: 0 K: 2 S: 7	H: 0 LOB: 0 BB: 0 P: 7	R: 0 E: 1 K: 3 S: 10	H: 0 LOB: 1 BB: 0 P: 10	R: 0 E: 0 K: 0 S: 3	H: 0 LOB: 1 BB: 1 P: 7	R: 0 E: 0 K: 2 S: 7	H: 0 LOB: 0 BB: 0 P: 7	R: 0 E: 0 K: 0 S: 3	H: 0 LOB: 0 BB: 0 P: 3	R: 3 E: 0 K: 0 S: 8	H: 5 LOB: 2 BB: 0 P: 8	R: 0 E: 0 K: 0 S: 7	H: 0 LOB: 0 BB: 0 P: 7	1B: 2 2B: 0 3B: 0 HR: 3	SF: 0 SAC: 1 DP: 1 HBP: 0	WP: 0 PA: 35						
PITCHER	IP	WLS	BF	H	R	ER	SO	BB	IBB	HBP	BLK	WP	HR	S	P	ERA	WHIP										
Dave Stieb, R ERA: 2.34 (1,1)	8.0	W	29	2	2	2	7	3	0	0	0	0	2	40	52	2.25	0.625										
Gary Lavelle, L ERA: 3.09 (9,1)	0.1		3	2	1	1	0	0	0	0	0	0	1	3	3	27.00	6.000										
Tom Henke, R ERA: (9,1)	0.2	S	3	1	0	0	0	0	0	0	0	0	0	3	3	0.00	1.500										

Toronto Blue Jays @ Chicago White Sox
Comiskey Park, Chicago, IL
Sat Aug 24 1985, 8:05 PM EDT
Att: 26,113 - Unknown

livebaseballscores.com

AB 31
R 3
H 5
RBI 3
BB 3
SO 7
LOB 9

Batter	1	2	3	4	5	6	7	8	9	AB	R	H	RBI	BB	SO	LOB	TOP			
Damaso Garcia, R OBP: 0.308, SLG: 0.369	0-3 K		0-3 K				0-0 1B HR		0-0 G4-6-3	5	1	1	0	0	2	2				
Lloyd Mosely, L OBP: 0.341, SLG: 0.390	0-3 K		0-0 F8				0-0 1B HR		0-0 F7	4	1	1	0	0	1	0				
Cecil Fielder, R OBP: 0.369, SLG: 0.469 Willie Upshaw, L OBP: 0.335, SLG: 0.430	0-0 5-3			4-0 BB			0-3 K		0-3 K	2	0	0	0	1	1	2				
George Bell, R OBP: 0.342, SLG: 0.519 Lou Thornton, L OBP: 0.297, SLG: 0.316		4-0 2B BB		0-0 F8			0-0 1B HR		4-0 BB	2	1	1	3	2	0	1				
Jesse Barfield, R OBP: 0.366, SLG: 0.523		0-0 1B 2B		0-3 K			4-0 1B BB		0-3 K	3	0	1	0	1	2	2				
Jeff Burroughs, R OBP: 0.374, SLG: 0.417 Al Oliver, L OBP: 0.295, SLG: 0.379		4-0 BB		0-0 F8			0-0 F8		0-0 F8	2	0	0	0	1	0	2				
Garth Iorg, R OBP: 0.362, SLG: 0.416 Rance Mulliniks, L OBP: 0.389, SLG: 0.482		0-3 K			0-0 F7		0-0 1B		0-0 1B	3	0	1	0	0	1	3				
Tony Fernandez, S OBP: 0.329, SLG: 0.381		0-0 G4-6-3			0-3 K2-3		0-0 4-3		0-0 1B	4	0	1	0	0	1	5				
Jeff Hearnon, R Ernie Whitt, L OBP: 0.335, SLG: 0.488			0-3 K		0-0 5-3		0-3 K		0-0 F7	3	0	0	0	0	2	0				
Inning Stats	R: 0 E: 0 K: 2 S: 7	H: 0 LOB: 0 BB: 0 P: 7	R: 0 E: 0 K: 1 S: 5	H: 1 LOB: 2 BB: 2 P: 13	R: 0 E: 0 K: 2 S: 7	H: 0 LOB: 0 BB: 0 P: 7	R: 0 E: 0 K: 1 S: 5	H: 0 LOB: 1 BB: 1 P: 9	R: 0 E: 0 K: 1 S: 5	H: 0 LOB: 0 BB: 0 P: 5	R: 3 E: 0 K: 1 S: 9	H: 4 LOB: 2 BB: 1 P: 13	R: 0 E: 0 K: 1 S: 5	H: 0 LOB: 0 BB: 0 P: 5	R: 0 E: 0 K: 2 S: 4	H: 2 LOB: 1 BB: 0 P: 4	1B: 5 2B: 1 3B: 0 HR: 1	SF: 0 SAC: 0 DP: 2 HBP: 0	WP: 0 PA: 37 PB: 0 SB: 0 CS: 0	
PITCHER	IP WLS BF H R ER SO	IP WLS BF H R ER SO	IP WLS BF H R ER SO	IP WLS BF H R ER SO	IP WLS BF H R ER SO	IP WLS BF H R ER SO	IP WLS BF H R ER SO	IP WLS BF H R ER SO	IP WLS BF H R ER SO	IP WLS BF H R ER SO	IP WLS BF H R ER SO	IP WLS BF H R ER SO	IP WLS BF H R ER SO	IP WLS BF H R ER SO	IP WLS BF H R ER SO	IP WLS BF H R ER SO	ERA WHIP	ERA WHIP		
Floyd Bannister, L ERA: 4.61	(1, 1)	5.1	W	23	4	3	3	8	4	0	0	0	0	0	1	35	51	5.06	1.500	
Jerry Don Gleaton, L ERA: 6.86	(6, 1)	1.0		4	1	0	0	1	0	0	0	0	0	0	0	6	6	0.00	1.000	
Bob James, R ERA: 2.2	(7, 1)	2.2	S	10	2	0	0	2	1	0	0	0	0	0	0	13	17	0.00	1.125	

Toronto Blue Jays @ Chicago White Sox
Comiskey Park, Chicago, IL
Sun Aug 25 1985, 4:33 AM EDT
Att: 22,529 - Unknown

AB 32
R 3
H 7
RBI 3
BB 5
SO 11
LOB 20



Batter	1	2	3	4	5	6	7	8	9	AB	R	H	RBI	BB	SO	LOB	BOTTOM		
Reid Nichols, R OBP: 0.324, SLG: 0.333	0-0 BB HR		0-0 6-3		0-0 F7		0-0 CS		0-0 F4	4	1	1	0	0	0	0			
Scott Fletcher, R OBP: 0.309, SLG: 0.264	4-0 1B HR		0-0 BB		0-0 6-3				0-0 F8	3	1	1	0	1	0	0			
Harold Baines, L OBP: 0.349, SLG: 0.441	0-0 1B HR		0-0 L6			0-3 K			0-0 G1-6-3	4	1	1	3	0	1	1			
Carlton Fisk, R OBP: 0.322, SLG: 0.524	0-0 5-3		4-0 BB		0-0 6-3				0-3 K	3	0	0	0	1	1	0			
Ron Kittle, R OBP: 0.281, SLG: 0.402 Rudy Law, L OBP: 0.308, SLG: 0.376	0-0 E5 2B		0-0 F3		0-0 F2				0-0 F9	3	1	0	0	0	0	2			
Luis Salazar, R OBP: 0.238, SLG: 0.337 Greg Walker, L OBP: 0.318, SLG: 0.449	0-3 K			0-0 SH1-3 FC4-2		0-0 3-1 SH1-4			0-0 F7	2	1	1	0	0	1	0			
Marc Hill, R OBP: 0.265, SLG: 0.169	0-0 1B 2B			0-0 SH1-3		0-0 SH1-4				1	0	1	1	0	0	0			
Julio Cruz, S OBP: 0.296, SLG: 0.220 Joseph DeSa, L OBP: 0.250, SLG: 0.346 Tim Hulett, R OBP: 0.318, SLG: 0.350	0-0 BB			0-0 FC4-2		0-0 3-1				2	0	1	0	0	0	1			
Ozzie Guillen, L OBP: 0.298, SLG: 0.347 Bryan Little, S OBP: 0.366, SLG: 0.352	0-0 1-3			0-0 CS		0-0 F2			0-0 CS	3	0	1	1	0	0	2			
Inning Stats	R: 4 E: 1 K: 1 S: 10	H: 4 LOB: 2 BB: 1 P: 14	R: 0 E: 0 K: 0 S: 4	H: 1 LOB: 1 BB: 1 P: 8	R: 0 E: 0 K: 0 S: 3	H: 1 LOB: 0 BB: 0 P: 3	R: 0 E: 0 K: 0 S: 3	H: 0 LOB: 0 BB: 0 P: 3	R: 0 E: 0 K: 1 S: 5	H: 0 LOB: 0 BB: 0 P: 5	R: 1 E: 0 K: 0 S: 4	H: 2 LOB: 0 BB: 0 P: 4	R: 0 E: 0 K: 1 S: 5	H: 0 LOB: 0 BB: 0 P: 5	R: 0 E: 0 K: 1 S: 5	H: 0 LOB: 0 BB: 0 P: 5	1B: 6 2B: 1 3B: 0 HR: 1	SF: 0 SAC: 2 DP: 0 HBP: 0	WP: 0 PA: 35 PB: 0 SB: 1 CS: 2
PITCHER	IP WLS BF H R ER SO	IP WLS BF H R ER SO	IP WLS BF H R ER SO	IP WLS BF H R ER SO	IP WLS BF H R ER SO	IP WLS BF H R ER SO	IP WLS BF H R ER SO	IP WLS BF H R ER SO	IP WLS BF H R ER SO	IP WLS BF H R ER SO	IP WLS BF H R ER SO	IP WLS BF H R ER SO	IP WLS BF H R ER SO	IP WLS BF H R ER SO	IP WLS BF H R ER SO	IP WLS BF H R ER SO	ERA WHIP	ERA WHIP	
Jimmy Key, L ERA: 2.92	(1, 1)	3.0	L	17	6	4	3	1	2	0	0	0	0	0	0	25	9.00	2.667	
Steve Davis, L ERA	(4, 1)	2.0		6	0	0	0	1	0	0	0	0	0	0	8	8	0.00	0.000	
Dennis Lamp, R ERA: 3.32	(6, 1)	2.0		7	2	1	1	0	0	0	0	0	0	0	7	7	4.50	1.000	
Bill Caudill, R ERA: 3.42	(8, 1)	1.0		3	0	0	0	1	0	0	0	0	0	0	5	5	0.00	0.000	

Toronto Blue Jays @ Chicago White Sox
Comiskey Park, Chicago, IL
Sun Aug 25 1985, 4:33 AM EDT
Att: 22,529 - Unknown

AB 29
R 5
H 8
RBI 5
BB 2
SO 3
LOB 8



Batter	1	2	3	4	5	6	7	8	9	AB	R	H	RBI	BB	SO	LOB	TOP								
Tony Fernandez, S (1, 6) OBP: 0.331, SLG: 0.382	F9	F8															4 0 2 0 0 0 1								
Lloyd Moseby, L (1, 8) OBP: 0.342, SLG: 0.391	3-1																4 0 2 0 0 0 1								
Rance Mulliniks, L (1, 5) OBP: 0.384, SLG: 0.476	K																4 0 0 0 0 0 1 2								
George Bell, R (1, 7) OBP: 0.343, SLG: 0.525																	4 1 2 1 0 1 1								
Al Oliver, L (1, 10) OBP: 0.294, SLG: 0.377																	4 1 1 0 0 0 1								
Willie Upshaw, L (1, 3) OBP: 0.334, SLG: 0.429																	4 1 1 0 0 0 0								
Ernie Whitt, L (1, 2) OBP: 0.337, SLG: 0.487																	3 0 1 0 1 0 0								
Jesse Barfield, R (1, 9) OBP: 0.365, SLG: 0.523																	4 1 1 1 0 1 3								
Garth Iorg, R (1, 4) OBP: 0.364, SLG: 0.427																	4 0 2 2 0 0 1								
Inning Stats	R: 0 E: 0 K: 1 S: 5	H: 0 LOB: 0 BB: 0 P: 5	R: 3 E: 0 K: 0 S: 6	H: 4 LOB: 1 BB: 1 P: 10	R: 0 E: 0 K: 0 S: 4	H: 1 LOB: 1 BB: 0 P: 4	R: 0 E: 0 K: 0 S: 3	H: 1 LOB: 0 BB: 0 P: 3	R: 0 E: 0 K: 0 S: 4	H: 3 LOB: 1 BB: 0 P: 4	R: 1 E: 0 K: 0 S: 4	H: 1 LOB: 0 BB: 0 P: 4	R: 0 E: 0 K: 1 S: 6	H: 1 LOB: 1 BB: 0 P: 6	R: 0 E: 0 K: 1 S: 5	H: 0 LOB: 0 BB: 0 P: 5	R: 0 E: 0 K: 0 S: 4	H: 1 LOB: 1 BB: 0 P: 4	1B: 8 2B: 3 3B: 0 HR: 1	SF: 0 SAC: 0 DP: 1 HBP: 0	WP: 0 PB: 0 SB: 1 CS: 2	PA: 36			
PITCHER	IP	WLS	BF	H	R	ER	SO	BB	IBB	HBP	BLK	WP	HR	S	P	ERA	WHIP								
Bert Blyleven, R (1, 1) ERA: 3.13	9.0	L	36	12	4	4	3	1	0	0	0	0	1	41	45	4.00	1.444								

Toronto Blue Jays @ Minnesota Twins
Hubert H. Humphrey Metrodome, Minneapolis, MN

AB 35
R 4
H 12
RBI 4
BB 1
SO 3
LOB 10



Mon Aug 26 1985, 8:05 PM EDT
Att: 13,395 - Unknown

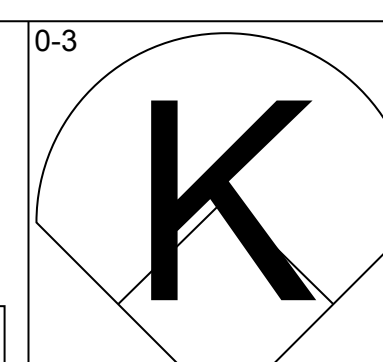
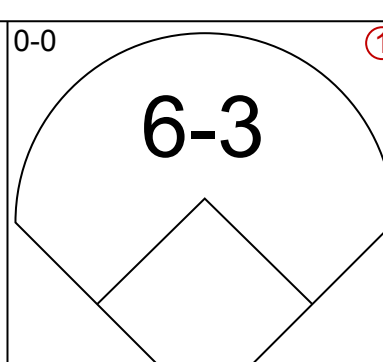
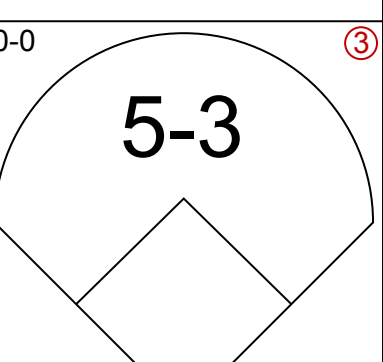
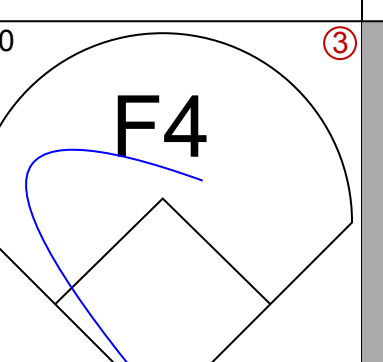
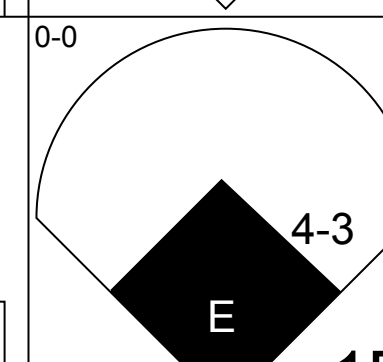
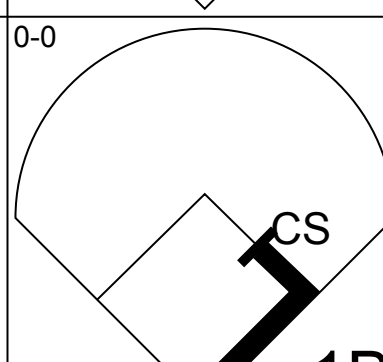
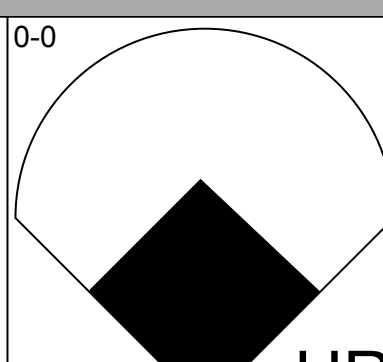
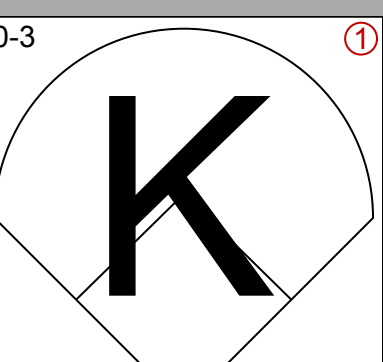
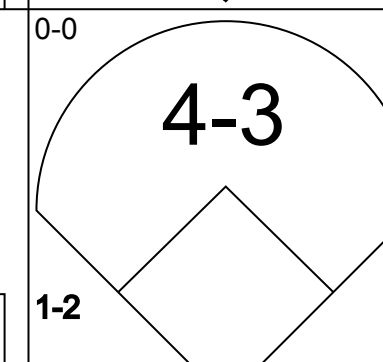
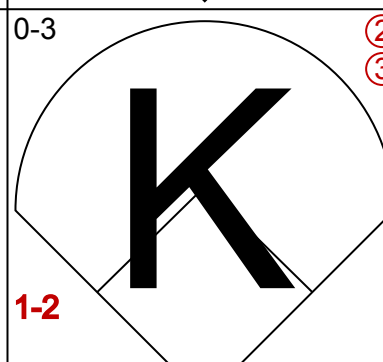
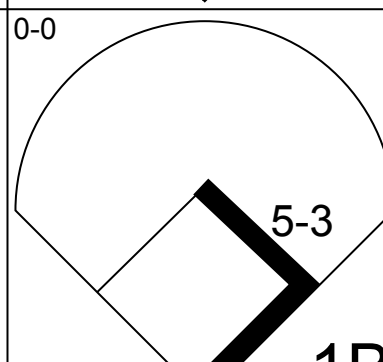
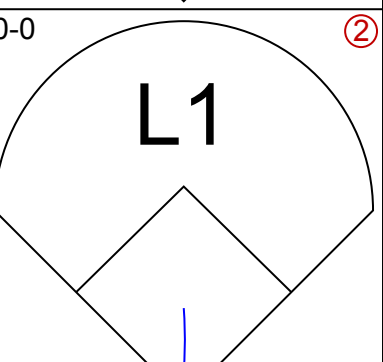
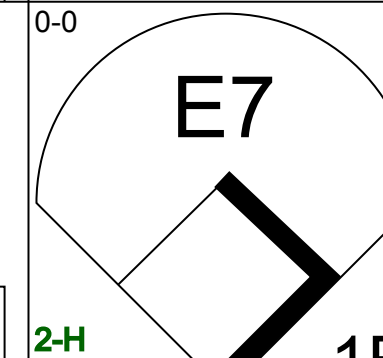
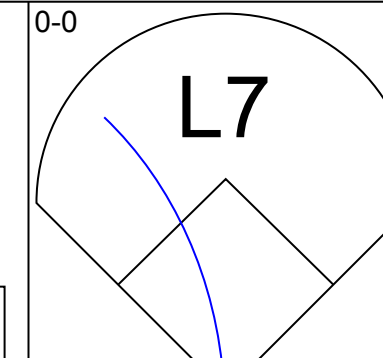
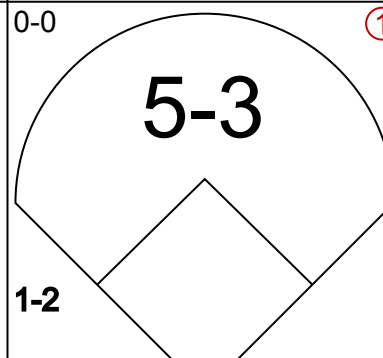
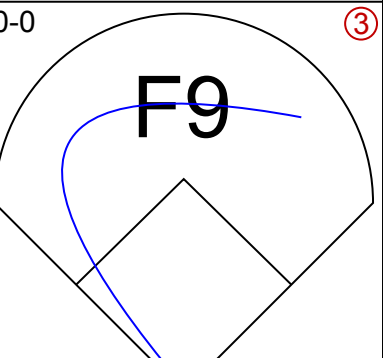
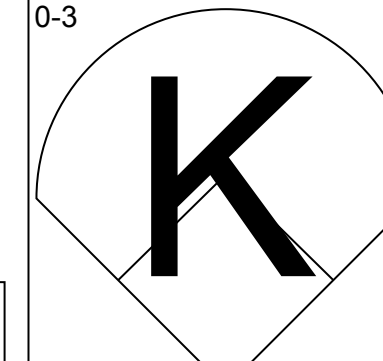
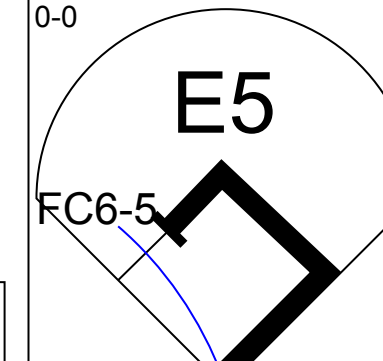
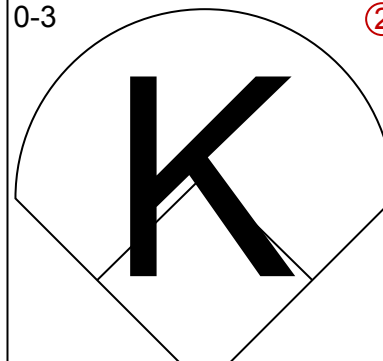
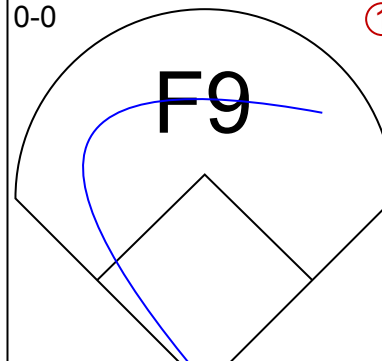
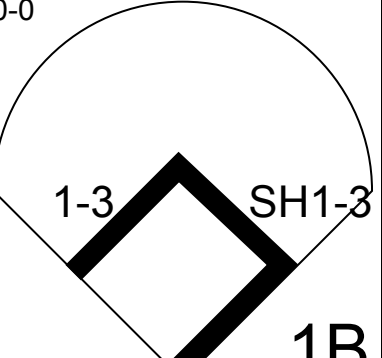
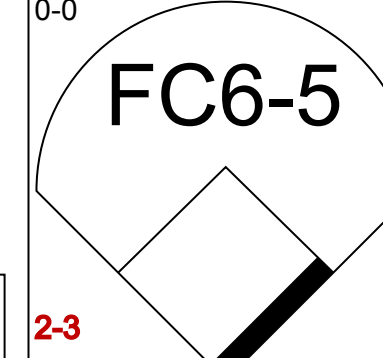
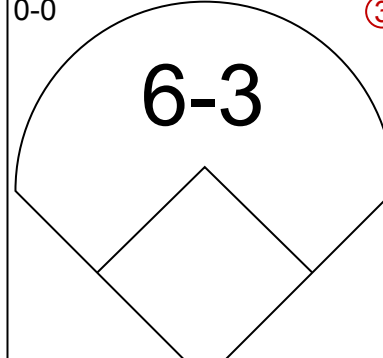
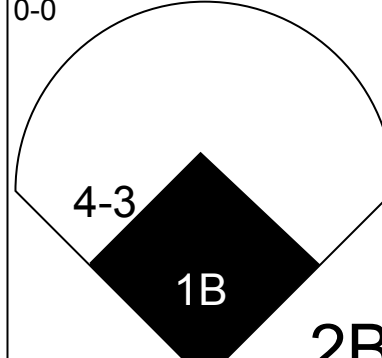
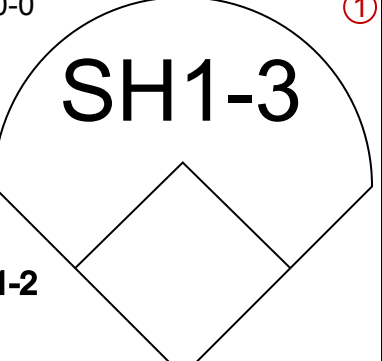
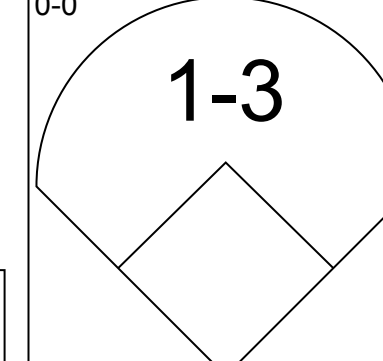
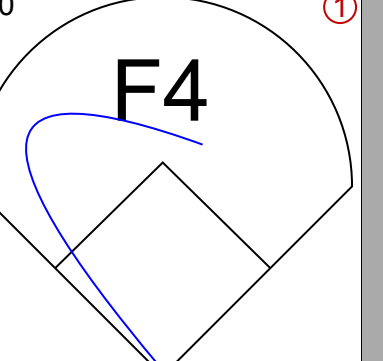
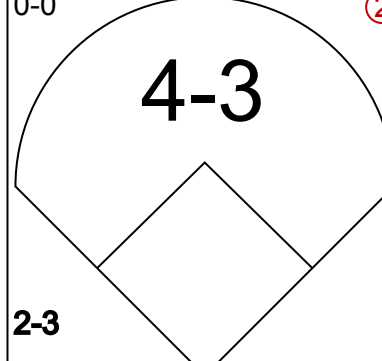
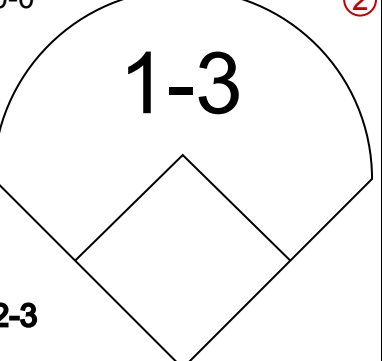
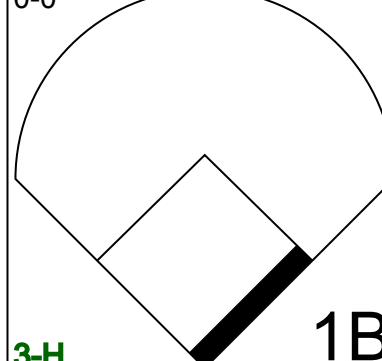
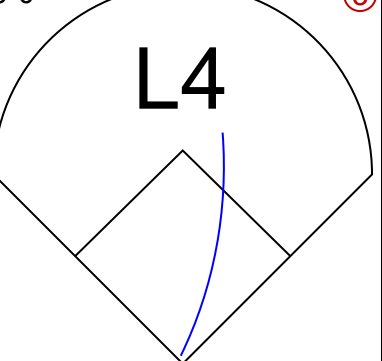
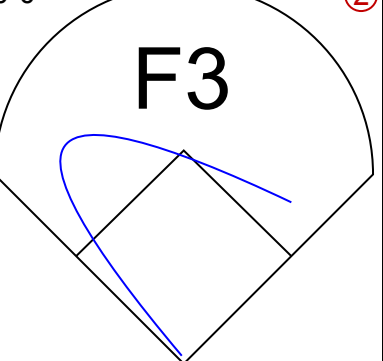
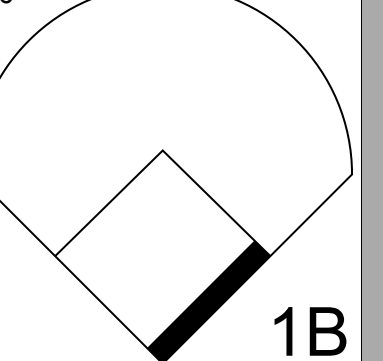
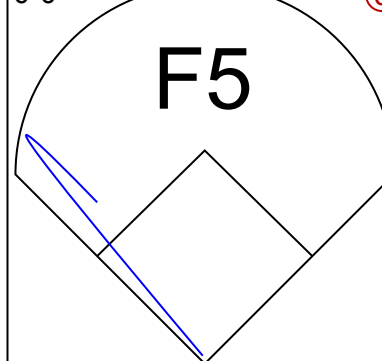
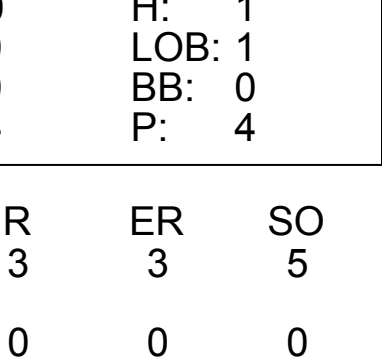
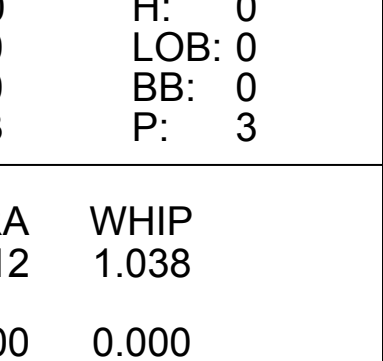
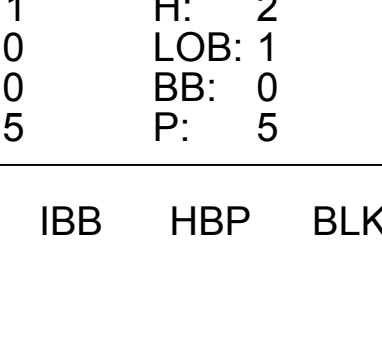
Batter	1	2	3	4	5	6	7	8	9	AB	R	H	RBI	BB	SO	LOB	BOTTOM								
Kirby Puckett, R (1, 8) OBP: 0.315, SLG: 0.364	6-3																4 0 1 0 0 0 1								
Mike Stenhouse, L (1, 10) OBP: 0.338, SLG: 0.355	F8																4 0 0 0 0 0 2								
Kent Hrbek, L (1, 3) OBP: 0.339, SLG: 0.427																	4 1 3 1 0 0 0								
Tom Brunansky, R (1, 9) OBP: 0.329, SLG: 0.451																	4 0 0 0 0 1 3								
Randy Bush, L (1, 7) OBP: 0.312, SLG: 0.466																	4 0 1 1 0 0 0								
Gary Gaetti, R (1, 5) OBP: 0.308, SLG: 0.400																	4 1 2 0 0 0 1								
Mark Salas, L (1, 2) OBP: 0.332, SLG: 0.421																	4 0 1 0 0 0 2								
Tim Teufel, R (1, 4) OBP: 0.341, SLG: 0.378																	3 0 0 0 0 1 2								
Mickey Hatcher, R (9, PH) OBP: 0.311, SLG: 0.369																	1 0 1 1 0 0 0								
Ron Washington, R (9, FR) OBP: 0.317, SLG: 0.425																	0 0 0 0 0 0 0								
Alvaro Espinoza, R (1, 6) OBP: 0.290, SLG: 0.267																	2 0 0 0 0 0 0								
Roy Smalley, S (8, PH) OBP: 0.374, SLG: 0.432																	2 1 1 0 0 1 1								
Inning Stats	R: 0 E: 0 K: 1 S: 6	H: 1 LOB: 1 BB: 0 P: 6	R: 0 E: 0 K: 0 S: 3	H: 0 LOB: 0 BB: 0 P: 3	R: 0 E: 0 K: 0 S: 4	H: 1 LOB: 1 BB: 0 P: 4	R: 1 E: 0 K: 0 S: 5	H: 2 LOB: 1 BB: 0 P: 5	R: 0 E: 0 K: 1 S: 5	H: 0 LOB: 0 BB: 0 P: 5	R: 0 E: 0 K: 0 S: 3	H: 0 LOB: 0 BB: 0 P: 3	R: 0 E: 0 K: 0 S: 4	H: 2 LOB: 1 BB: 0 P: 4	R: 1 E: 0 K: 0 S: 5	H: 2 LOB: 1 BB: 0 P: 5	R: 1 E: 0 K: 1 S: 7	H: 2 LOB: 1 BB: 0 P: 7	1B: 6 2B: 4 3B: 0 HR: 0	SF: 0 SAC: 0 DP: 1 HBP: 0	WP: 0 PB: 0 SB: 0 CS: 0	PA: 36			
PITCHER	IP	WLS	BF	H	R	ER	SO	BB	IBB	HBP	BLK	WP	HR	S	P	ERA	WHIP								
Doyle Alexander, R (1, 1) ERA: 3.96	6.1	W	25	6	1	1	2	0	0	0	0	0	0	5	29	1.42	0.947								
Jim Acker, R (7, 1) ERA: 2.86	1.1	S	5	2	1	1	0	0	0	0	0	0	0	5	5	6.75	1.500								
Tom Henke, R (8, 1) ERA: 0.47	1.1	S	6	2	1	1	1	0	0	0	0	0	0	8	8	6.75	1.500								

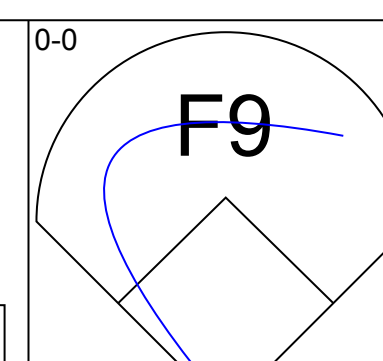
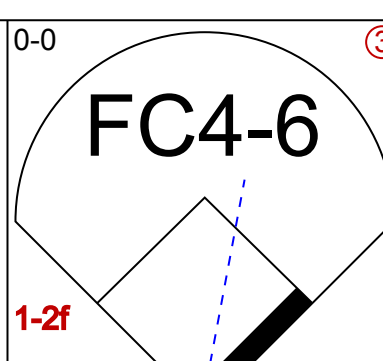
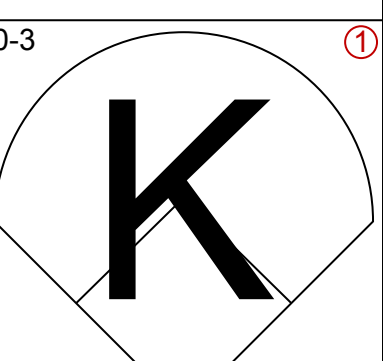
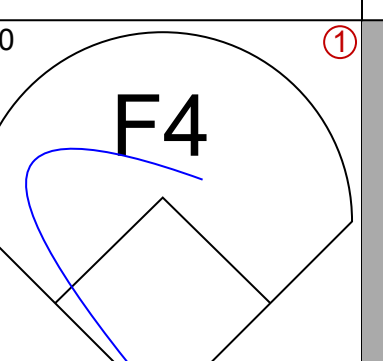
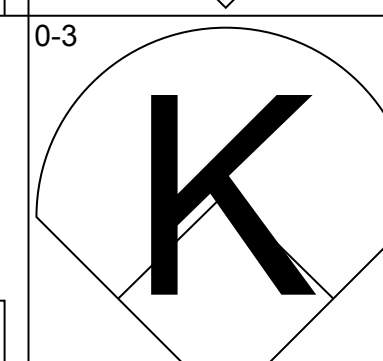
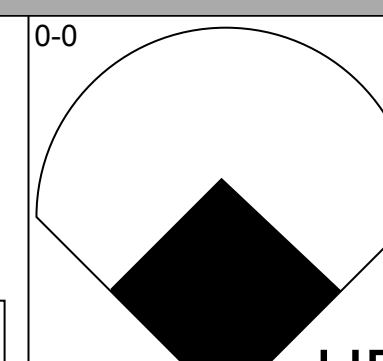

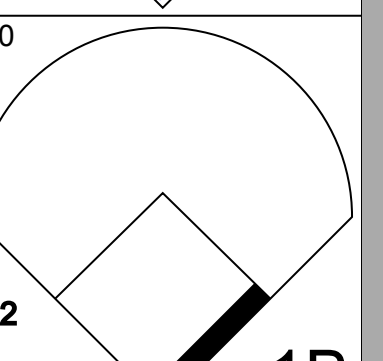
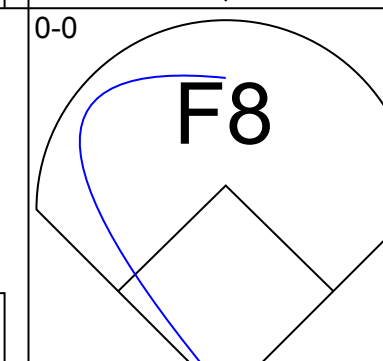
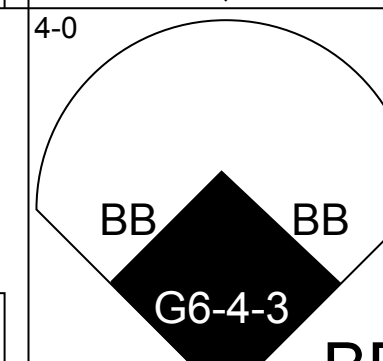

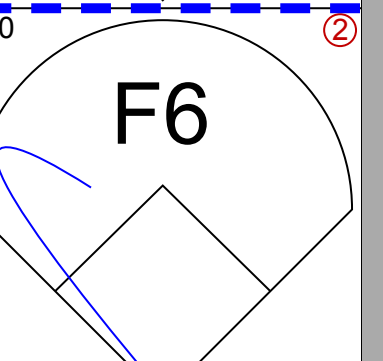
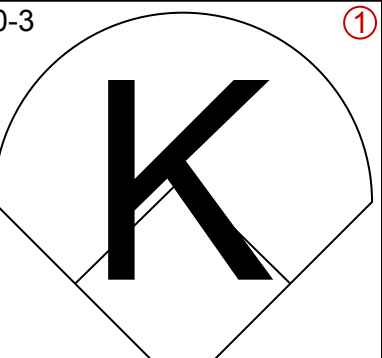
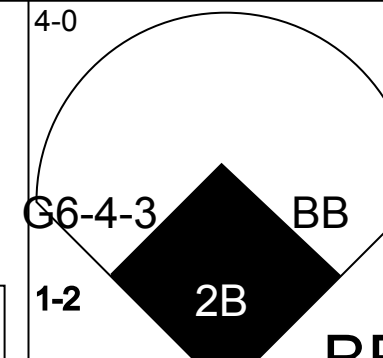
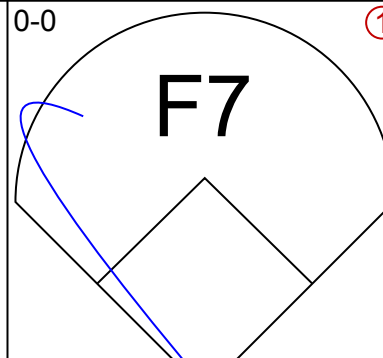
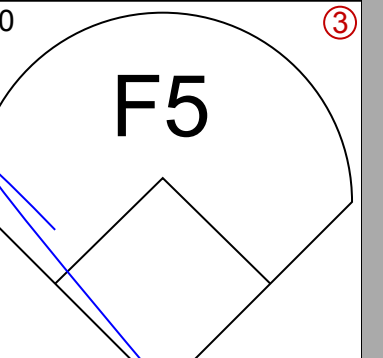

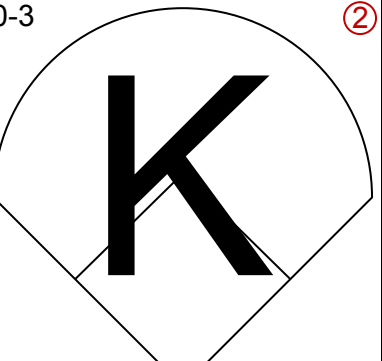
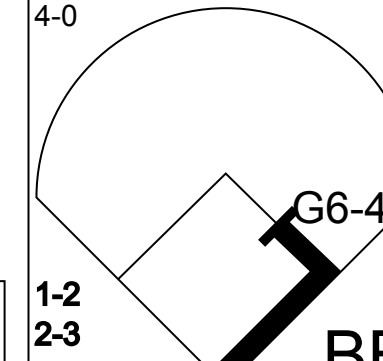
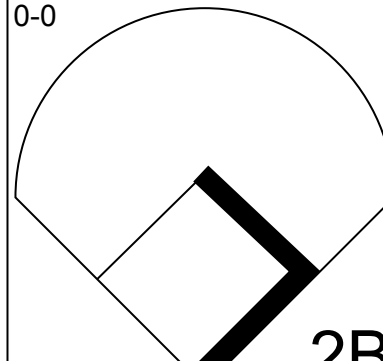


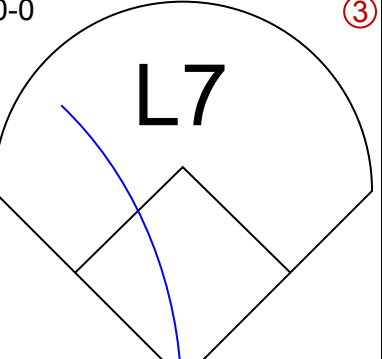
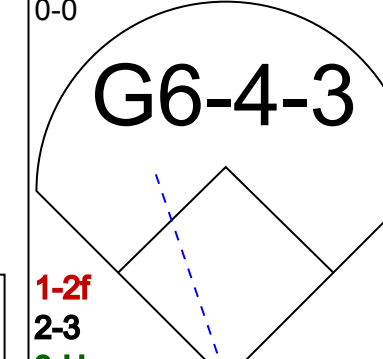
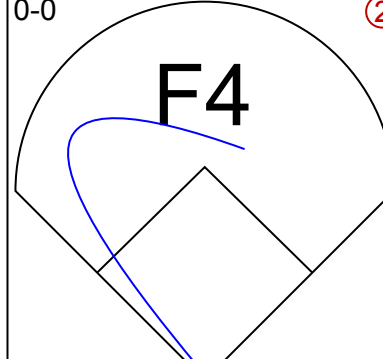


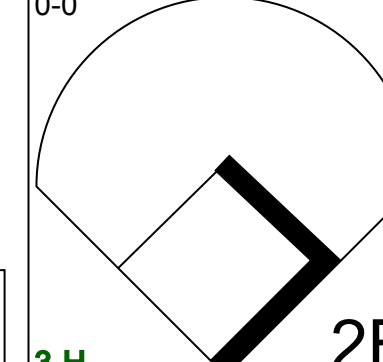
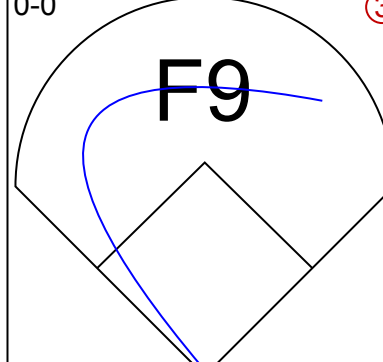


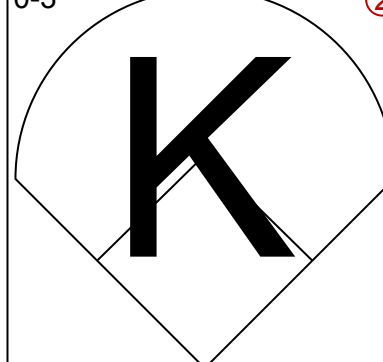
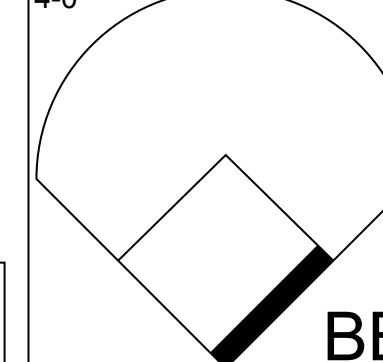

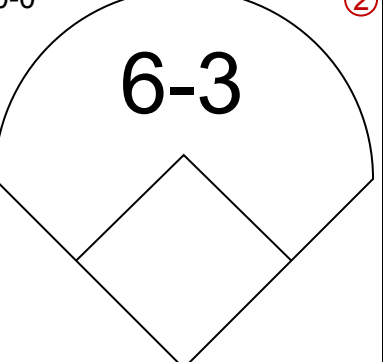
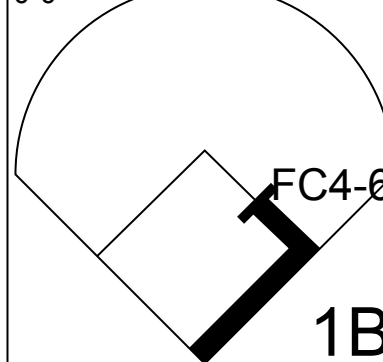
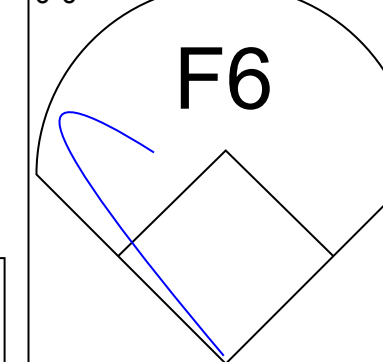
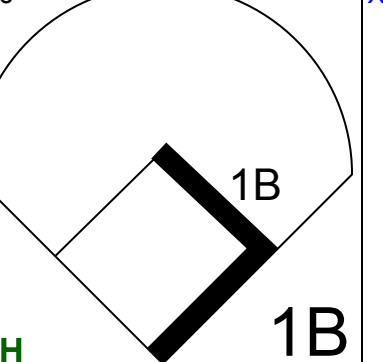

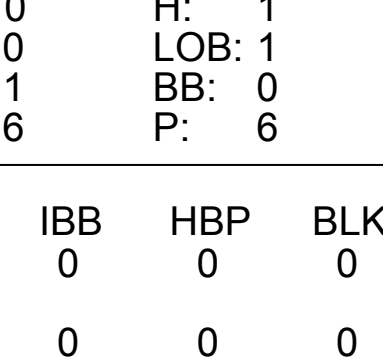
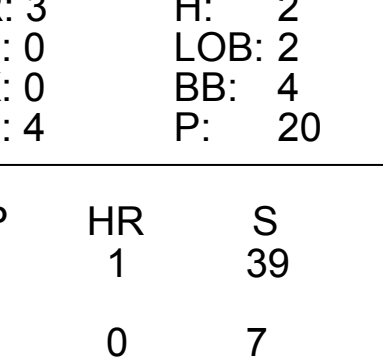
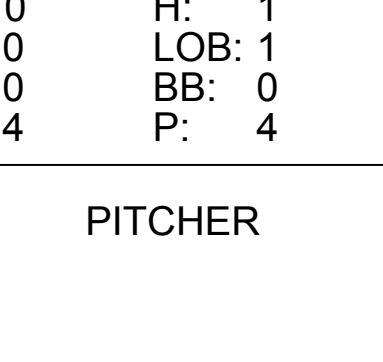
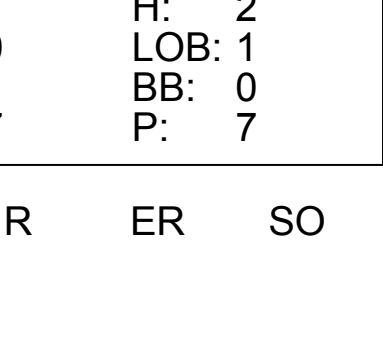
Toronto Blue Jays @ Minnesota Twins
Hubert H. Humphrey Metrodome, Minneapolis, MN

AB 36
R 3
H 10
RBI 3
BB 0
SO 3
LOB 12



Mon Aug 26 1985, 8:05 PM EDT
Att: 13,395 - Unknown

Batter	1	2	3	4	5	6	7	8	9	AB	R	H	RBI	BB	SO	LOB	TOP					
Reid Nichols, R (1, 8) OBP: 0.315, SLG: 0.316										4	0	0	0	0	1	1	Chicago White Sox @ Toronto Blue Jays Exhibition Stadium, Toronto, ON Fri Aug 30 1985, 7:05 PM EDT Att: 33,254 - Unknown					
Scott Fletcher, R (1, 5) OBP: 0.314, SLG: 0.283										4	2	3	1	0	1	0						
Harold Baines, L (1, 9) OBP: 0.348, SLG: 0.448										4	0	1	0	0	1	2						
Carlton Fisk, R (1, 10) OBP: 0.314, SLG: 0.512										4	0	1	1	0	0	1						
Ron Kittle, R (1, 7) OBP: 0.283, SLG: 0.398										4	0	0	0	0	2	2						
Luis Salazar, R (1, 3) OBP: 0.288, SLG: 0.369										4	1	2	0	0	0	2						
Marc Hill, R (1, 2) OBP: 0.259, SLG: 0.164										2	0	0	0	0	0	1						
Greg Walker, L (9, PH) OBP: 0.318, SLG: 0.453										1	0	0	0	0	0	1						
Julio Cruz, S (1, 4) OBP: 0.296, SLG: 0.223										4	0	1	1	0	0	1						
Ozzie Guillen, L (1, 6) OBP: 0.297, SLG: 0.347									3	0	1	0	0	0	0	1						
Tim Lincecum, R (9, PH) OBP: 0.318, SLG: 0.350										0	0	0	0	0	0	0						
Jerry Hairston, S (9, PH) OBP: 0.392, SLG: 0.366										1	0	0	0	0	0	1						
Inning Stats	R: 1 E: 1 K: 2 S: 9	H: 2 LOB: 1 BB: 0 P: 9	R: 0 E: 0 K: 0 S: 4	H: 1 LOB: 1 BB: 0 P: 4	R: 0 E: 0 K: 1 S: 5	H: 1 LOB: 0 BB: 0 P: 5	R: 0 E: 1 K: 0 S: 4	H: 0 LOB: 1 BB: 0 P: 4	R: 0 E: 0 K: 0 S: 3	H: 0 LOB: 0 BB: 0 P: 3	R: 1 E: 0 K: 1 S: 7	H: 2 LOB: 1 BB: 0 P: 7	R: 0 E: 0 K: 0 S: 4	H: 1 LOB: 0 BB: 0 P: 4	R: 0 E: 0 K: 1 S: 5	H: 0 LOB: 0 BB: 0 P: 5	R: 1 E: 0 K: 0 S: 5	H: 2 LOB: 1 BB: 0 P: 5	1B: 7 2B: 1 3B: 0 HR: 1	SF: 0 SAC: 1 DP: 0 HBP: 0	WP: 0 PB: 0 SB: 0 CS: 1	PA: 36
PITCHER	IP	WLS	BF	H	R	ER	SO	BB	IBB	HBP	BLK	WP	HR	S	P	ERA	WHIP					
Jimmy Key, L (1, 1) ERA: 2.93	8.2	W	35	9	3	3	5	0	0	0	0	0	1	45	45	3.12	1.038					
Tom Henke, R (9, 1) ERA: 1.25	0.1	S	1	0	0	0	0	0	0	0	0	0	0	1	1	0.00	0.000					

Batter	1	2	3	4	5	6	7	8	9	AB	R	H	RBI	BB	SO	LOB	BOTTOM				
Damaso Garcia, R (1, 4) OBP: 0.306, SLG: 0.367										4	0	0	0	0	1	2	Chicago White Sox @ Toronto Blue Jays Exhibition Stadium, Toronto, ON Fri Aug 30 1985, 7:05 PM EDT Att: 33,254 - Unknown				
Lloyd Moseby, L (1, 8) OBP: 0.343, SLG: 0.399										4	1	2	1	0	2	0					
Cliff Johnson, R (1, 10) OBP: 0.329, SLG: 0.438										3	1	0	0	1	1	2					
George Bell, R (1, 7) OBP: 0.340, SLG: 0.514										3	1	0	0	1	1	2					
Jesse Barfield, R (1, 9) OBP: 0.368, SLG: 0.523										3	1	2	0	1	1	0					
Cecil Fielder, R (1, 3) OBP: 0.394, SLG: 0.425										3	0	0	0	0	0	3					
Willie Upshaw, L (8, PH) OBP: 0.335, SLG: 0.433										1	0	0	0	0	1	1					
Garth Iorg, R (1, 5) OBP: 0.363, SLG: 0.428										4	0	2	2	0	0	1					
Tony Fernandez, S (1, 6) OBP: 0.335, SLG: 0.388										3	1	1	0	1	1	1					
Ernie Whitt, L (1, 2) OBP: 0.343, SLG: 0.489										4	0	2	1	0	0	3					
Inning Stats	R: 0 E: 0 K: 1 S: 5	H: 0 LOB: 0 BB: 0 P: 5	R: 0 E: 0 K: 2 S: 7	H: 0 LOB: 0 BB: 0 P: 7	R: 0 E: 0 K: 1 S: 6	H: 1 LOB: 1 BB: 0 P: 6	R: 3 E: 0 K: 0 S: 4	H: 2 LOB: 2 BB: 4 P: 20	R: 0 E: 0 K: 3 S: 9	H: 0 LOB: 0 BB: 0 P: 9	R: 0 E: 0 K: 0 S: 4	H: 1 LOB: 1 BB: 0 P: 4	R: 1 E: 0 K: 0 S: 6	H: 3 LOB: 2 BB: 0 P: 6	R: 0 E: 0 K: 1 S: 7	H: 2 LOB: 1 BB: 0 P: 7	1B: 5 2B: 2 3B: 1 HR: 1	SF: 0 SAC: 0 DP: 1 HBP: 0	WP: 0 PB: 0 SB: 1 CS: 0	PA: 36	
PITCHER	IP	WLS	BF	H	R	ER	SO	BB	IBB	HBP	BLK	WP	HR	S	P	ERA	WHIP				
Floyd Bannister, L (1, 1) ERA: 4.65	6.1	L	29	7	4	4	7	4	0	0	0	0	0	7	7	9.00	2.000				
Gene Nelson, R (7, 1) ERA: 4.49	1.0		5	2	1	1	1	0	0	0	0	0	0	7	7	9.00	2.000				
Juan Agosto, L (8, 1) ERA: 3.81	0.2		2	0	0	0	0	0	0	0	0	0	0	2	2	0.00	0.000				

Batter	1	2	3	4	5	6	7	8	9	AB	R	H	RBI	BB	SO	LOB	TOP				
Rudy Law, L OBP: 0.308, SLG: 0.374 Ron Kittle, R OBP: 0.282, SLG: 0.396	4-3		BB 1B		FC6 1B		F6		FC6-4	4	0	2	1	0	0	1	Chicago White Sox @ Toronto Blue Jays Exhibition Stadium, Toronto, ON Sat Aug 31 1985, 3:33 AM EDT Att: 36,153 - Unknown				
Bryan Little, S OBP: 0.394, SLG: 0.395 Julio Cruz, S OBP: 0.296, SLG: 0.223	F9		BB BB BB		FC6 1-2 2-H			FC6-4 1B	3	0	1	0	1	0	1						
Harold Baines, L OBP: 0.345, SLG: 0.444	4-3		G3		K			K	4	0	0	0	0	2	4						
Greg Walker, L OBP: 0.316, SLG: 0.449		F7		F6		L8		F5	4	0	0	0	0	0	1						
Carlton Fisk, R OBP: 0.314, SLG: 0.509				F5		F4		FC6-4	4	0	1	0	0	0	1						
Joseph DeSa, L OBP: 0.225, SLG: 0.297 Reid Nichols, R OBP: 0.321, SLG: 0.323	F8			F4		F7		FC5-4 1B	3	0	0	0	0	0	1						
Scott Fletcher, R OBP: 0.317, SLG: 0.287							1-3		4	1	2	0	0	1	1						
Ozzie Guillen, L OBP: 0.297, SLG: 0.349 Tim Lincecum, R OBP: 0.317, SLG: 0.349			L9		F9			FC5-4 1B	3	0	1	0	0	0	1						
Luis Salazar, R OBP: 0.262, SLG: 0.371			4-3		E 1B			F5	4	1	2	0	0	0	2						
Inning Stats	R: 0 E: 0 K: 0 S: 3	H: 0 LOB: 0 BB: 0 P: 3	R: 0 E: 0 K: 1 S: 6	H: 1 LOB: 1 BB: 0 P: 6	R: 0 E: 0 K: 0 S: 4	H: 1 LOB: 2 BB: 1 P: 8	R: 0 E: 0 K: 0 S: 3	H: 0 LOB: 0 BB: 0 P: 3	R: 2 E: 1 K: 1 S: 8	H: 3 LOB: 1 BB: 0 P: 8	R: 0 E: 0 K: 0 S: 3	H: 0 LOB: 1 BB: 0 P: 3	R: 0 E: 0 K: 0 S: 4	H: 2 LOB: 1 BB: 0 P: 4	R: 0 E: 0 K: 1 S: 6	H: 1 LOB: 1 BB: 0 P: 6		R: 0 E: 0 K: 0 S: 5	H: 2 LOB: 2 BB: 0 P: 5	1B: 9 2B: 1 3B: 0 HR: 0	SF: 0 SAC: 0 DP: 0 HBP: 0
PITCHER	IP	WLS	BF	H	R	ER	SO	BB	IBB	HBP	BLK	WP	HR	S	P	ERA	WHIP				
Doyle Alexander, R ERA: 3.87 Gary Lavelle, L ERA: 3.13	7.0		29	8	2	1	2	1	0	0	0	0	0	32	36	1.29	1.286				

Batter	1	2	3	4	5	6	7	8	9	AB	R	H	RBI	BB	SO	LOB	BOTTOM				
Damaso Garcia, R OBP: 0.306, SLG: 0.366	4-3				F7			SH3-4	3	0	1	0	0	0	1	Chicago White Sox @ Toronto Blue Jays Exhibition Stadium, Toronto, ON Sat Aug 31 1985, 3:33 AM EDT Att: 36,153 - Unknown					
Lloyd Moseby, L OBP: 0.342, SLG: 0.402	F2			F6		K		HR 3B	4	1	1	1	0	1	1						
Rance Mulliniks, L OBP: 0.384, SLG: 0.483	4-3			F8				HR	4	1	2	2	0	0	1						
George Bell, R OBP: 0.337, SLG: 0.510		3-1		F6		F9		K	4	0	0	0	0	1	2						
Al Oliver, L OBP: 0.297, SLG: 0.379		6-3			3-1	4-3		1B 2B	4	1	1	0	0	0	1						
Willie Upshaw, L OBP: 0.337, SLG: 0.434					S 2B 1B		K		4	1	2	1	0	1	0						
Ernie Whitt, L OBP: 0.339, SLG: 0.483			G3		K		G3		4	0	0	0	0	2	2						
Jesse Barfield, R OBP: 0.368, SLG: 0.524			6-3		1B 2B		6-3		3	1	1	1	0	0	0						
Tony Fernandez, S OBP: 0.337, SLG: 0.388			F7		2H 1B			SH3-4 3B BB	2	1	1	1	1	0	0						
Inning Stats	R: 0 E: 0 K: 0 S: 3	H: 0 LOB: 0 BB: 0 P: 3	R: 0 E: 0 K: 0 S: 3	H: 0 LOB: 0 BB: 0 P: 3	R: 0 E: 0 K: 0 S: 4	H: 1 LOB: 1 BB: 0 P: 4	R: 2 E: 0 K: 1 S: 8	H: 3 LOB: 1 BB: 0 P: 8	R: 0 E: 0 K: 1 S: 6	H: 1 LOB: 1 BB: 0 P: 6	R: 0 E: 0 K: 1 S: 5	H: 0 LOB: 0 BB: 0 P: 5	R: 4 E: 0 K: 2 S: 11	H: 4 LOB: 1 BB: 1 P: 15	1B: 5 2B: 2 3B: 1 HR: 1		SF: 0 SAC: 1 DP: 0 HBP: 0	WP: 0 PA: 34 CS: 0			
PITCHER	IP	WLS	BF	H	R	ER	SO	BB	IBB	HBP	BLK	WP	HR	S	P	ERA	WHIP				
Joel Davis, R ERA: 4.75 Jerry Don Gleaton, L ERA: 6.95	7.2	L	32	8	6	6	4	1	0	0	0	0	0	4	4	0.00	3.000				



Batter	1	2	3	4	5	6	7	8	9	AB	R	H	RBI	BB	SO	LOB	TOP										
Reid Nichols, R OBP: 0.316, SLG: 0.317 Rudy Law, L OBP: 0.306, SLG: 0.370	F8		L7		1-3		FC		F4	2	2	0	0	0	0	0											
Scott Fletcher, R OBP: 0.321, SLG: 0.290 Ozzie Guillen, L OBP: 0.297, SLG: 0.349	2B 1B		HR BB		6-3		1B		F4	3	1	2	1	0	1	0											
Harold Baines, L OBP: 0.344, SLG: 0.448	K		HR		6-3		K				4	1	1	2	0	2											
Carlton Fisk, R OBP: 0.313, SLG: 0.509	1B 1H 2B		5-3			6-3	F4				4	0	1	1	0	0											
Luis Salazar, R OBP: 0.261, SLG: 0.369	2-3 1B		L8			6-3			F4	1	4	0	1	0	0	0											
Greg Walker, L OBP: 0.315, SLG: 0.447	G3				G3		G3		G3	2	4	0	1	0	0	2											
Ron Kittle, R OBP: 0.281, SLG: 0.405			K			1-3			K	3	4	1	1	1	0	2											
Tim Hulett, R OBP: 0.318, SLG: 0.348 Daryl Boston, L OBP: 0.297, SLG: 0.333			K				CS 1B		K	1	1	0	0	0	1	1											
Julio Cruz, S OBP: 0.300, SLG: 0.224	5-3				G6-4-3		1B FC BB		S 1B		3	0	1	0	1	0											
Inning Stats	R: 1 E: 0 K: 1 S: 8	H: 3 LOB: 2 BB: 0 P: 8	R: 0 E: 0 K: 2 S: 7	H: 0 LOB: 0 BB: 0 P: 7	R: 2 E: 0 K: 0 S: 4	H: 1 LOB: 0 BB: 1 P: 8	R: 1 E: 0 K: 0 S: 3	H: 1 LOB: 0 BB: 1 P: 7	R: 0 E: 0 K: 0 S: 3	H: 0 LOB: 0 BB: 0 P: 3	R: 0 E: 0 K: 1 S: 4	H: 1 LOB: 1 BB: 0 P: 4	R: 0 E: 0 K: 1 S: 7	H: 2 LOB: 3 BB: 1 P: 11	R: 0 E: 0 K: 1 S: 5	H: 0 LOB: 0 BB: 0 P: 5	R: 0 E: 0 K: 1 S: 6	H: 1 LOB: 1 BB: 0 P: 6	1B: 6 2B: 1 3B: 0 HR: 2	SF: 0 SAC: 0 DP: 1 HBP: 0	WP: 0 PB: 0 SB: 1 CS: 1	PA: 38					
PITCHER	IP	WLS	BF	H	R	ER	SO	BB	IBB	HBP	BLK	WP	HR	S	P	ERA	WHIP										
Steve Davis, L ERA: 3.86	3.1	L	17	5	4	4	3	2	0	0	0	0	2	21	29	10.80	2.100										
Jim Acker, R ERA: 2.74	3.0		12	3	0	0	0	1	0	0	0	0	0	11	15	0.00	1.333										
John Cerutti, L ERA:	0.1		1	0	0	0	1	0	0	0	0	0	0	3	3	0.00	0.000										
Bill Caudill, R ERA: 3.22	2.1		8	1	0	0	2	0	0	0	0	0	0	12	12	0.00	0.429										

Chicago White Sox @ Toronto Blue Jays
Exhibition Stadium, Toronto, ON
Sun Sep 01 1985, 3:33 AM EDT
Att: 44,182 - Unknown

livebaseballscorecards.com

AB 35
R 4
H 9
RBI 4
BB 3
SO 6
LOB 14



Batter	1	2	3	4	5	6	7	8	9	AB	R	H	RBI	BB	SO	LOB	BOTTOM										
Damaso Garcia, R OBP: 0.305, SLG: 0.366	F9		P3			K		5-3 1B		4	1	1	0	0	1	2											
Lloyd Moseby, L OBP: 0.339, SLG: 0.398	F9		FC4-6 FC1-2			F7		5-3		4	0	0	0	0	0	3											
Cliff Johnson, R OBP: 0.331, SLG: 0.439 Ron Shepherd, R OBP: 0.167, SLG: 0.143	5-3		FC1-2			2B 1B		1B		4	0	2	1	0	0	2											
George Bell, R OBP: 0.336, SLG: 0.510			K		K		2B	F8		4	0	1	0	0	2	1											
Jesse Barfield, R OBP: 0.365, SLG: 0.520			6-3		F9		6-3	K		4	0	0	0	0	1	3											
Cecil Fielder, R OBP: 0.382, SLG: 0.419 Willie Upshaw, L OBP: 0.336, SLG: 0.433			E5		F9					3	0	1	0	0	0	0											
Garth Iorg, R OBP: 0.358, SLG: 0.422 Rance Mulliniks, L OBP: 0.386, SLG: 0.485			K			F9				1	0	1	0	0	0	0											
Tony Fernandez, S OBP: 0.336, SLG: 0.387			FC4-6 FC1-2 1B			6-3		G3 1B		4	0	1	0	0	0	2											
Steve Nicosia, R OBP: 0.247, SLG: 0.203 Ernie Whitt, L OBP: 0.338, SLG: 0.481			FC4-6 1B			6-3		4-3		3	0	1	0	0	0	1											
Inning Stats	R: 0 E: 0 K: 0 S: 3	H: 0 LOB: 0 BB: 0 P: 3	R: 0 E: 1 K: 2 S: 8	H: 0 LOB: 1 BB: 0 P: 8	R: 0 E: 0 K: 0 S: 5	H: 2 LOB: 2 BB: 0 P: 5	R: 0 E: 0 K: 1 S: 5	H: 0 LOB: 0 BB: 0 P: 5	R: 0 E: 0 K: 1 S: 7	H: 0 LOB: 2 BB: 0 P: 7	R: 0 E: 0 K: 0 S: 4	H: 1 LOB: 1 BB: 0 P: 4	R: 1 E: 0 K: 1 S: 7	H: 2 LOB: 1 BB: 0 P: 7	R: 0 E: 0 K: 0 S: 4	H: 1 LOB: 1 BB: 0 P: 4	1B: 7 2B: 1 3B: 0 HR: 0	SF: 0 SAC: 0 DP: 0 HBP: 0	WP: 0 PB: 0 SB: 0 CS: 0	PA: 36							
PITCHER	IP	WLS	BF	H	R	ER	SO	BB	IBB	HBP	BLK	WP	HR	S	P	ERA	WHIP										
Britt Burns, L ERA: 3.77	7.0	W	27	5	0	0	4	0	0	0	0	0	0	11	11	4.50	1.500										
Bob James, R ERA: 2.25	2.0		9	3	1	1	1	0	0	0	0	0	0	11	11	4.50	1.500										

Chicago White Sox @ Toronto Blue Jays
Exhibition Stadium, Toronto, ON
Sun Sep 01 1985, 3:33 AM EDT
Att: 44,182 - Unknown

livebaseballscorecards.com

AB 36
R 1
H 8
RBI 1
BB 0
SO 5
LOB 17



Batter	1	2	3	4	5	6	7	8	9	AB	R	H	RBI	BB	SO	LOB	TOP				
Brett Butler, L OBP: 0.366, SLG: 0.437 (1, 8)										5	2	2	0	0	2	3	Cleveland Indians @ Toronto Blue Jays Exhibition Stadium, Toronto, ON Mon Sep 02 1985, 3:33 AM EDT Att: 31,239 - Unknown				
Tony Bernazard, S OBP: 0.397, SLG: 0.413 (1, 4)										3	0	2	1	1	0	0					
Julio Franco, R OBP: 0.343, SLG: 0.384 (1, 6)										4	0	2	1	0	0	4					
Andre Thornton, R OBP: 0.276, SLG: 0.328 (1, 10)										4	0	0	0	0	1	3					
Mike Hargrove, L OBP: 0.363, SLG: 0.335 (1, 3)										4	0	1	0	0	1	2					
Brook Jacoby, R OBP: 0.340, SLG: 0.422 (1, 5)										4	0	0	0	0	3	3					
George Vukovich, L OBP: 0.296, SLG: 0.338 (1, 9)										3	0	0	0	1	0	1					
Joe Carter, R OBP: 0.284, SLG: 0.359 (1, 7)										4	0	2	0	0	0	0					
Jerry Willard, L OBP: 0.333, SLG: 0.332 (1, 2)										3	0	1	0	0	0	1					
Otis Nixon, S OBP: 0.252, SLG: 0.294 (9, PR)										0	0	0	0	0	0	0					
Inning Stats	R: 1 E: 1 K: 3 S: 12	H: 3 LOB: 2 BB: 0 P: 12	R: 0 E: 0 K: 0 S: 4	H: 1 LOB: 3 BB: 2 P: 12	R: 0 E: 0 K: 1 S: 6	H: 1 LOB: 1 BB: 0 P: 6	R: 1 E: 0 K: 0 S: 5	H: 3 LOB: 1 BB: 0 P: 5	R: 0 E: 0 K: 0 S: 3	H: 0 LOB: 0 BB: 0 P: 3	R: 0 E: 0 K: 1 S: 6	H: 1 LOB: 1 BB: 0 P: 6	R: 0 E: 0 K: 0 S: 3	H: 0 LOB: 0 BB: 0 P: 3	R: 0 E: 0 K: 1 S: 5	H: 1 LOB: 1 BB: 0 P: 5	1B: 10 2B: 0 3B: 0 HR: 0	SF: 0 SAC: 1 DP: 0 HBP: 0	WP: 0 PB: 0 SB: 1 CS: 1	PA: 37	
PITCHER	IP	WLS	BF	H	R	ER	SO	BB	IBB	HBP	BLK	WP	HR	S	P	ERA	WHIP				
Dave Stieb, R ERA: 2.35 (1, 1)	7.0	W	31	9	2	2	6	2	0	0	0	0	0	41	49	2.57	1.571				
Tom Henke, R ERA: 1.14 (8, 1)	2.0	S	6	1	0	0	1	0	0	0	0	0	0	8	8	0.00	0.500				

AB 34
R 2
H 10
RBI 2
BB 2
SO 7
LOB 17



Batter	1	2	3	4	5	6	7	8	9	AB	R	H	RBI	BB	SO	LOB	BOTTOM				
Damaso Garcia, R OBP: 0.303, SLG: 0.363 (1, 4)										4	0	0	0	0	1	2	Cleveland Indians @ Toronto Blue Jays Exhibition Stadium, Toronto, ON Mon Sep 02 1985, 3:33 AM EDT Att: 31,239 - Unknown				
Lloyd Moseby, L OBP: 0.341, SLG: 0.401 (1, 8)										4	1	2	1	0	0	1					
Cliff Johnson, R OBP: 0.336, SLG: 0.439 (1, 10)										2	0	1	0	2	0	1					
George Bell, R OBP: 0.336, SLG: 0.508 (1, 7)										4	0	1	1	0	0	3					
Jesse Barfield, R OBP: 0.362, SLG: 0.515 (1, 9)										4	0	0	0	0	2	2					
Willie Upshaw, L OBP: 0.333, SLG: 0.429 (1, 3)										4	0	0	0	0	1	2					
Garth Iorg, R OBP: 0.358, SLG: 0.434 (1, 5)										3	1	1	1	0	0	0					
Tony Fernandez, S OBP: 0.334, SLG: 0.385 (1, 6)										3	0	0	0	0	1	0					
Ernie Whitt, L OBP: 0.341, SLG: 0.484 (1, 2)										2	1	1	0	1	0	0					
Inning Stats	R: 1 E: 0 K: 1 S: 7	H: 2 LOB: 2 BB: 1 P: 11	R: 0 E: 0 K: 0 S: 3	H: 0 LOB: 0 BB: 0 P: 3	R: 0 E: 0 K: 1 S: 5	H: 0 LOB: 1 BB: 1 P: 9	R: 1 E: 0 K: 2 S: 8	H: 1 LOB: 0 BB: 0 P: 8	R: 0 E: 0 K: 0 S: 4	H: 1 LOB: 2 BB: 1 P: 8	R: 0 E: 0 K: 0 S: 3	H: 0 LOB: 0 BB: 0 P: 3	R: 1 E: 0 K: 1 S: 7	H: 2 LOB: 1 BB: 0 P: 7	R: 0 E: 0 K: 0 S: 3	H: 0 LOB: 0 BB: 0 P: 3	1B: 3 2B: 2 3B: 0 HR: 1	SF: 0 SAC: 0 DP: 0 HBP: 0	WP: 0 PB: 0 SB: 0 CS: 0	PA: 33	
PITCHER	IP	WLS	BF	H	R	ER	SO	BB	IBB	HBP	BLK	WP	HR	S	P	ERA	WHIP				
Curt Wardle, L ERA: 5.58 (1, 1)	7.0	L	30	6	3	3	5	3	0	0	0	0	0	37	49	3.86	1.286				
Vern Ruhle, R ERA: 4.56 (8, 1)	1.0		3	0	0	0	0	0	0	0	0	0	0	3	3	0.00	0.000				



Batter	1	2	3	4	5	6	7	8	9	AB	R	H	RBI	BB	SO	LOB	TOP				
Brett Butler, L OBP: 0.367, SLG: 0.438 (1, 8)	4-1		CS 1B		6-3			FC3-6 1B		4	0	2	0	0	0	0	Cleveland Indians @ Toronto Blue Jays Exhibition Stadium, Toronto, ON Wed Sep 04 1985, 7:05 PM EDT Att: 25,361 - Unknown				
Tony Bernazard, S OBP: 0.356, SLG: 0.411 (1, 4)	5-3 1B		F7			K		FC3-6 6-3 1-2		4	0	1	0	0	1	2					
Julio Franco, R OBP: 0.343, SLG: 0.383 (1, 6)	5-3 1-2		CS 1-2		K	WP 1B		6-3 2-3		4	0	1	0	0	1	2					
Andre Thornton, R OBP: 0.278, SLG: 0.328 (1, 10)	F9				G5-4-3 1B			F5		3	0	1	0	1	0	2					
Brook Jacoby, R OBP: 0.341, SLG: 0.429 (1, 5)		HR			G5-4-3 1-2			K		4	2	2	1	0	1	3					
Joe Carter, R OBP: 0.284, SLG: 0.358 (1, 3) (9, 9)	5-3				HR			FC5-4 1-2		4	1	1	0	0	0	3					
Benny Ayala, R OBP: 0.274, SLG: 0.397 (1, 7)										2	1	1	2	0	0	0					
George Vukovich, L OBP: 0.295, SLG: 0.337 (6, 7)	6-3									1	0	0	0	0	0	0					
Otis Nixon, S OBP: 0.257, SLG: 0.319 (7, 7)										1	1	1	2	0	0	0					
Carmen Castillo, R OBP: 0.270, SLG: 0.400 (1, 9)										4	0	0	0	0	2	0					
Mike Hargrove, L OBP: 0.363, SLG: 0.335 (9, 3)	K									0	0	0	0	0	0	0					
Jerry Willard, L OBP: 0.328, SLG: 0.325 (1, 2)					4-3					4	0	0	0	0	1	0					
Inning Stats	R: 0 E: 0 K: 0 S: 4	H: 1 LOB: 1 BB: 0 P: 4	R: 1 E: 0 K: 1 S: 6	H: 1 LOB: 0 BB: 0 P: 6	R: 0 E: 0 K: 0 S: 3	H: 1 LOB: 0 BB: 0 P: 3	R: 0 E: 0 K: 1 S: 5	H: 1 LOB: 0 BB: 0 P: 5	R: 2 E: 0 K: 1 S: 7	H: 2 LOB: 0 BB: 0 P: 7	R: 0 E: 0 K: 2 S: 8	H: 1 LOB: 2 BB: 1 P: 12	R: 0 E: 1 K: 0 S: 4	H: 1 LOB: 1 BB: 0 P: 4	R: 2 E: 0 K: 1 S: 7	H: 2 LOB: 0 BB: 0 P: 7	1B: 7 2B: 0 3B: 0 HR: 3	SF: 0 SAC: 0 DP: 1 HBP: 0	WP: 1 PB: 0 SB: 0 CS: 1	PA: 37	
PITCHER	IP	WLS	BF	H	R	ER	SO	BB	IBB	HBP	BLK	WP	HR	S	P	ERA	WHIP				
Jimmy Key, L ERA: 2.99 (1, 1)	5.1		22	7	3	3	4	1	0	0	0	1	2	29	33	5.06	1.500				
Dennis Lamp, R ERA: 3.12 (6, 1)	2.1		8	1	0	0	1	0	0	0	0	0	0	10	10	0.00	0.429				
Tom Henke, R ERA: 1.8 (8, 1)	1.1	L	6	2	2	2	1	0	0	0	0	0	1	8	8	13.50	1.500				

Batter	1	2	3	4	5	6	7	8	9	AB	R	H	RBI	BB	SO	LOB	BOTTOM					
Damaso Garcia, R OBP: 0.304, SLG: 0.365 (1, 4)	S 1B	F7			F7			F8		5	0	2	0	0	0	3						
Lloyd Moseby, L OBP: 0.343, SLG: 0.408 (1, 8)	F9				4-3					4	1	2	2	1	0	1						
Rance Mulliniks, L OBP: 0.382, SLG: 0.478 (1, 5)	F9				5-3					4	0	0	0	0	0	2						
Garth Iorg, R OBP: 0.357, SLG: 0.432 (9, PH)	1-2				F4					1	0	0	0	0	0	3						
George Bell, R OBP: 0.336, SLG: 0.507 (1, 7)	6-3				K					5	0	2	0	0	1	3						
Al Oliver, L OBP: 0.294, SLG: 0.375 (1, 10)					5-3					2	0	0	0	0	0	1						
Cliff Johnson, R OBP: 0.334, SLG: 0.436 (6, PH)					L9					2	0	0	0	0	1	1						
Willie Upshaw, L OBP: 0.338, SLG: 0.431 (1, 3)										2	1	2	0	2	0	0						
Ernie Whitt, L OBP: 0.343, SLG: 0.486 (1, 2)		1B BB								3	0	2	0	0	0	1						
Jeff Burroughs, R OBP: 0.373, SLG: 0.420 (6, PH)					F6					1	0	0	0	0	0	2						
Steve Nicosia, R OBP: 0.247, SLG: 0.203 (9, 2)		E 1B								0	0	0	0	0	0	0						
Jesse Barfield, R OBP: 0.361, SLG: 0.519 (1, 9)					K					4	1	1	1	0	2	5						
Tony Fernandez, S OBP: 0.337, SLG: 0.386 (1, 6)					E4 1-3 3H 1B					3	1	2	1	1	0	0						
Inning Stats	R: 0 E: 0 K: 0 S: 4	H: 1 LOB: 1 BB: 0 P: 4	R: 1 E: 1 K: 1 S: 7	H: 2 LOB: 2 BB: 1 P: 11	R: 0 E: 0 K: 0 S: 3	H: 1 LOB: 0 BB: 0 P: 3	R: 0 E: 0 K: 1 S: 7	H: 1 LOB: 0 BB: 0 P: 7	R: 2 E: 0 K: 2 S: 8	H: 2 LOB: 2 BB: 0 P: 8	R: 0 E: 0 K: 0 S: 4	H: 1 LOB: 1 BB: 0 P: 4	R: 0 E: 0 K: 0 S: 3	H: 1 LOB: 1 BB: 1 P: 7	R: 1 E: 0 K: 0 S: 4	H: 2 LOB: 2 BB: 2 P: 12	1B: 10 2B: 2 3B: 0 HR: 2	SF: 0 SAC: 0 DP: 3 HBP: 0	WP: 0 PB: 0 SB: 3 CS: 2	PA: 41		
PITCHER	IP	WLS	BF	H	R	ER	SO	BB	IBB	HBP	BLK	WP	HR	S	P	ERA	WHIP					
Tom Waddell, R ERA: 3.95 (1, 1)	5.0		22	7	3	3	2	1	0	0	0	0	0	1	25	29	5.40	1.600				
Dave Vonohlen, L ERA: 3.09 (6, 1)	0.1		3	2	0	0	1	0	0	0	0	0	0	5	5	0.00	6.000					
Vern Ruhle, R ERA: 4.47 (6, 1)	2.0		8	2	0	0	1	0	1	0	0	0	0	9	13	0.00	1.000					
Bryan Clark, L ERA: 5.77 (8, 1)	0.2	W	1	0	0	0	0	0	0	0	0	0	0	1	1	0.00	0.000					
Jerry Reed, R ERA: 4.97 (9, 1)	0.0		4	2	1	1	0	1	1	0	0	0	1	2	10	∞	∞					
Jamie Easterly, L ERA: 2.33 (9, 1)	0.1	S	1	0	0	0	0	0	0	0	0	0	0	0	1	1	0.00	0.000				
Rich Thompson, R ERA: 6.35 (9, 1)	0.1	S	1	0	0	0	0	0	0	0	0	0	0	0	1	1	0.00	0.000				

AB 35
R 5
H 10
RBI 5
BB 1
SO 6
LOB 12



AB 36
R 4
H 13
RBI 4
BB 4
SO 4
LOB 22



Batter	1	2	3	4	5	6	7	8	9	AB	R	H	RBI	BB	SO	LOB	TOP			
Kirby Puckett, R OBP: 0.319, SLG: 0.367	0-3 K			0-0 F9		4-0 BB		0-0 4-3	3 0 0 0 1 1 0								Minnesota Twins @ Toronto Blue Jays Exhibition Stadium, Toronto, ON Thu Sep 05 1985, 7:05 PM EDT Att: 26,584 - Unknown			
Roy Smalley, S OBP: 0.355, SLG: 0.413	0-0 F9			0-0 F4		0-0 1-3		0-0 F8	4 0 0 0 0 0 2											
Kent Hrbek, L OBP: 0.351, SLG: 0.433	0-0 F5			0-0 2B			0-0 6-3		3 0 1 0 0 0 0											
Tom Brunansky, R OBP: 0.325, SLG: 0.447		0-0 5-3		0-3 K			0-0 L5		3 0 0 0 0 1 1											
Randy Bush, L OBP: 0.317, SLG: 0.459		0-3 K			0-0 F4		0-0 L3		3 0 0 0 0 1 0											
Gary Gaetti, R OBP: 0.305, SLG: 0.400		0-3 K			0-0 F6			0-0 L5	3 0 0 0 0 1 0											
Mark Salas, L Jeff Reed, L			0-0 L9		0-0 5-3			0-0 4-3	2 0 0 0 0 0 0 1 0 0 0 0 0 0											
Tim Teufel, R Steve Lombardozzi, R			0-0 6-3			0-3 K		0-0 L8	2 0 0 0 0 1 0 1 0 0 0 0 0 0											
Greg Gagne, R Mike Stenhouse, L			0-0 5-3			0-0 BB 1B		0-0 F1	2 0 1 0 0 0 0 1 0 0 0 0 0 0											
Inning Stats	R: 0 E: 0 K: 1 S: 5	H: 0 LOB: 0 BB: 0 P: 5	R: 0 E: 0 K: 2 S: 7	H: 0 LOB: 0 BB: 0 P: 7	R: 0 E: 0 K: 0 S: 3	H: 1 LOB: 1 BB: 0 P: 6	R: 0 E: 0 K: 0 S: 3	H: 0 LOB: 0 BB: 0 P: 3	R: 0 E: 0 K: 1 S: 5	H: 1 LOB: 1 BB: 1 P: 9	R: 0 E: 0 K: 0 S: 3	H: 0 LOB: 0 BB: 0 P: 3	R: 0 E: 0 K: 0 S: 3	H: 0 LOB: 0 BB: 0 P: 3	R: 0 E: 0 K: 0 S: 3	H: 0 LOB: 0 BB: 0 P: 3		1B: 1 2B: 2 3B: 0 HR: 0	SF: 0 SAC: 0 DP: 1 HBP: 0	WP: 0 PB: 0 SB: 0 CS: 0
PITCHER Doyle Alexander, R ERA: 3.71	IP: 9.0 WLS: W BF: 29 H: 2 R: 0 ER: 0 SO: 5 BB: 1 IBB: 0 HBP: 0 BLK: 0 WP: 0 HR: 0 S: 38 P: 42 ERA: 0.00 WHIP: 0.333															PITCHER				

Batter	1	2	3	4	5	6	7	8	9	AB	R	H	RBI	BB	SO	LOB	BOTTOM			
Damaso Garcia, R OBP: 0.303, SLG: 0.364	0-0 2B 1B			0-3 K		0-0 G4-6-3		0-0 F8	4 1 1 0 0 1 3								Minnesota Twins @ Toronto Blue Jays Exhibition Stadium, Toronto, ON Thu Sep 05 1985, 7:05 PM EDT Att: 26,584 - Unknown			
Cecil Fielder, R Manuel Lee, S	0-0 2B 1B	0-0 5-3			0-0 HR			0-0 F7	1 0 0 0 0 0 2 0 0 0 0 0 0 0											
Lloyd Moseby, L	0-0 2B 2B	0-0 SF8			0-0 HR			0-0 F7	3 2 2 3 0 0 0											
Rance Mulliniks, L	0-0 1B G3 2B	0-0 1B			0-3 K			0-0 4-3	4 1 2 2 0 1 0											
George Bell, R	0-0 L6	0-0 F9			0-0 6-3			4-0 BB	3 0 0 0 1 0 2											
Al Oliver, L	0-0 E5 G3 1B				0-0 6-3			0-0 4-3	4 0 1 0 0 0 2											
Willie Upshaw, L	0-0 G3 1B			0-0 FC5-4 1B				0-0 BB 1B 1B	4 1 3 1 0 0 1											
Ernie Whitt, L	0-0 G3			0-0 FC5-4 G4-6-3 1B				4-0 BB 1B BB	3 0 0 1 1 1 3											
Jesse Barfield, R Rick Leach, L	0-3 K			0-3 K		0-0 G4-6-3 1B		0-0 BB 1B	3 0 1 0 0 2 2 1 0 1 0 0 0 0											
Tony Fernandez, S		0-0 WP SF8 1B			0-0 HR 3B			0-0 F7	4 2 2 0 0 0 3											
Inning Stats	R: 3 E: 1 K: 1 S: 10	H: 4 LOB: 2 BB: 0 P: 10	R: 1 E: 0 K: 0 S: 5	H: 2 LOB: 1 BB: 0 P: 5	R: 0 E: 0 K: 0 S: 3	H: 1 LOB: 0 BB: 0 P: 3	R: 2 E: 0 K: 3 S: 11	H: 2 LOB: 0 BB: 0 P: 11	R: 1 E: 0 K: 1 S: 6	H: 1 LOB: 0 BB: 0 P: 6	R: 0 E: 0 K: 0 S: 3	H: 1 LOB: 0 BB: 0 P: 3	R: 0 E: 0 K: 0 S: 3	H: 0 LOB: 1 BB: 1 P: 7	R: 0 E: 0 K: 0 S: 4	H: 2 LOB: 2 BB: 1 P: 8	1B: 8 2B: 2 3B: 1 HR: 2	SF: 1 SAC: 0 DP: 2 HBP: 0	WP: 1 PB: 0 SB: 1 CS: 0	PA: 37
PITCHER Bert Blyleven, R Ken Schrom, R	IP: 4.0 WLS: L BF: 16 H: 4 R: 1 ER: 1 SO: 1 BB: 2 IBB: 0 HBP: 0 BLK: 0 WP: 0 HR: 1 S: 29 P: 24 ERA: 11.25 WHIP: 2.250															PITCHER				

AB	28
R	0
H	2
RBI	0
BB	1
SO	5
LOB	3



Batter	1	2	3	4	5	6	7	8	9	AB	R	H	RBI	BB	SO	LOB	TOP			
Kirby Puckett, R (1.8) OBP: 0.318, SLG: 0.365	0-0 CS 1B		0-0 1-3		0-0 G3-6		0-0 G3		0-0 F8	5	0	1	0	0	0	2	Minnesota Twins @ Toronto Blue Jays Exhibition Stadium, Toronto, ON Fri Sep 06 1985, 7:05 PM EDT Att: 26,440 - Unknown livebaseballscorecards.com			
Dave Meier, R (1.7) OBP: 0.360, SLG: 0.260	4-0 1		4-0		0-0 F7			0-0	0-3 K	1	0	0	0	2	0	0				
Ron Washington, R (7.4) OBP: 0.328, SLG: 0.423										1	0	1	0	0	0	0				
Dave Engle, R (9, PH) OBP: 0.335, SLG: 0.426	1-2 BB									1	0	0	0	0	1	1				
Kent Hrbek, L (1.3) OBP: 0.352, SLG: 0.439	0-0 F9		0-0 HR		4-0 G6-4-3 1B BB			0-0 F7		3	2	1	1	1	0	2				
Tom Brunansky, R (1.9) OBP: 0.326, SLG: 0.450	0-3 K		0-3 K		0-0 G6-4-3 1B			0-0		4	0	2	0	0	2	1				
Mark Funderburk, R (1.10) OBP: 0.625, SLG: 1.000		0-0 1B 2B		0-0 F8 2B		0-0 G6-4-3 1B		4-0		3	1	2	0	1	0	2				
Gary Gaetti, R (1.5) OBP: 0.305, SLG: 0.399	0-3 K		0-0 F8		0-0 FC4-6 1B			0-0 F8		4	0	1	1	0	1	5				
Tim Laudner, R (1.2) OBP: 0.310, SLG: 0.426			0-0 K		0-0 FC4-6 1B			0-3 K		2	0	1	1	0	1	1				
Mark Salas, L (6, PH) OBP: 0.335, SLG: 0.443			2-H 1B		0-0 K					2	0	0	0	0	1	4				
Greg Gagne, R (1.6) OBP: 0.293, SLG: 0.349			0-3 K		0-3 K				0-0 G3	2	0	0	0	0	2	2				
Roy Smalley, S (7, PH) OBP: 0.357, SLG: 0.411										2	0	0	0	0	1	0				
Steve Lombardozzi, R (1.4) OBP: 0.167, SLG: 0.167			0-0 F8		0-0 G3-6 1B				0-0	2	0	1	0	0	0	1				
Randy Bush, L (7, PH) OBP: 0.319, SLG: 0.459										2	0	1	0	0	0	0				
Inning Stats	R: 0 E: 0 K: 1 S: 5	H: 1 LOB: 1 BB: 1 P: 9	R: 1 E: 0 K: 2 S: 9	H: 2 LOB: 1 BB: 0 P: 9	R: 1 E: 0 K: 1 S: 5	H: 1 LOB: 1 BB: 1 P: 9	R: 0 E: 0 K: 2 S: 8	H: 1 LOB: 1 BB: 0 P: 8	R: 0 E: 0 K: 0 S: 3	H: 2 LOB: 1 BB: 1 P: 8	R: 0 E: 0 K: 1 S: 4	H: 0 LOB: 0 BB: 0 P: 5	R: 0 E: 0 K: 1 S: 7	H: 2 LOB: 3 BB: 1 P: 11	R: 0 E: 0 K: 1 S: 6	H: 1 LOB: 1 BB: 0 P: 6	1B: 7 2B: 3 3B: 0 HR: 1	SF: 0 SAC: 0 DP: 2 HBP: 0	WP: 0 PB: 0 SB: 0 CS: 2	PA: 38
PITCHER	IP WLS BF H R ER SO BB IBB HBP BLK WP HR S P ERA WHIP																			
Steve Davis, L (1.1) ERA: 4.4	5.0 W 21 6 3 3 6 3 0 0 0 0 1 30 42 5.40 1.800																			
Dennis Lamp, R (6.1) ERA: 3.04	2.1 10 4 0 0 1 0 0 0 0 0 0 12 12 0.00 1.714																			
Tom Henke, R (8.1) ERA: 1.75	0.2 3 0 0 0 1 1 0 0 0 0 0 4 8 0.00 1.500																			
Bill Caudill, R (9.1) ERA: 3.17	1.0 4 1 0 0 1 0 0 0 0 0 0 6 6 0.00 1.000																			

Batter	1	2	3	4	5	6	7	8	9	AB	R	H	RBI	BB	SO	LOB	BOTTOM	
Damaso Garcia, R (1.4) OBP: 0.303, SLG: 0.364	0-3 K		0-0 L5	0-0 G4-6-3		0-0 5-3		0-0		5	0	1	2	0	1	3	Minnesota Twins @ Toronto Blue Jays Exhibition Stadium, Toronto, ON Fri Sep 06 1985, 7:05 PM EDT Att: 26,440 - Unknown livebaseballscorecards.com	
Lloyd Moseby, L (1.8) OBP: 0.345, SLG: 0.417	4-0 BB		0-0 BB 1B		0-0 F8		0-0 4-3	0-3 K		4	1	1	0	1	1	2		
Cliff Johnson, R (1.10) OBP: 0.333, SLG: 0.434	0-3 K		0-0 BB 1B		0-0 F3		0-0 F9			4	1	1	0	0	1	1		
George Bell, R (1.7) OBP: 0.337, SLG: 0.502		4-0 HR BB	4-0 2B BB		0-0 F9		0-0 E5 FC5-4			2	2	0	0	2	0	0		
Jesse Barfield, R (1.9) OBP: 0.360, SLG: 0.516		0-0 F9	0-3 K		0-0 E SF7 1B		0-0 FC5-4			4	1	1	0	0	1	5		
Cecil Fielder, R (1.3) OBP: 0.385, SLG: 0.521			0-0 K		0-3 K			0-0 FC5 G3 1B		4	1	3	5	0	1	1		
Willie Upshaw, L (8, FR) OBP: 0.342, SLG: 0.441		1-H HR	1-H 2-H 3-H 2B		0-0 E 1B			0-0 G3		0	0	0	0	0	0	0		
Kelly Gruber, R (1.5) OBP: 0.250, SLG: 0.250		0-3 K	0-3 K		0-0 E 1B			0-0 G3		4	0	1	0	0	2	2		
Tony Fernandez, S (1.6) OBP: 0.338, SLG: 0.389		4-0 BB		0-3 K		0-0 E6		0-0 FC5 1B 2B		3	1	0	0	1	1	4		
Ernie Whitt, L (1.2) OBP: 0.344, SLG: 0.482		0-3 K		4-0 G4-6-3 BB		0-0 SF7		0-0 2B 1B		2	1	1	1	1	1	1		
Inning Stats	R: 0 E: 0 K: 2 S: 6	H: 0 LOB: 0 BB: 1 P: 10	R: 2 E: 0 K: 2 S: 8	H: 1 LOB: 1 BB: 2 P: 16	R: 3 E: 0 K: 2 S: 10	H: 3 LOB: 1 BB: 1 P: 14	R: 0 E: 0 K: 1 S: 4	H: 0 LOB: 0 BB: 1 P: 8	R: 0 E: 1 K: 1 S: 8	H: 2 LOB: 2 BB: 0 P: 8	R: 0 E: 1 K: 0 S: 4	H: 0 LOB: 1 BB: 0 P: 4	R: 2 E: 0 K: 1 S: 8	H: 3 LOB: 2 BB: 0 P: 8	1B: 6 2B: 2 3B: 0 HR: 1	SF: 1 SAC: 0 DP: 1 HBP: 0	WP: 0 PB: 0 SB: 0 CS: 0	PA: 38
PITCHER	IP WLS BF H R ER SO BB IBB HBP BLK WP HR S P ERA WHIP																	
Frank Viola, L (1.1) ERA: 4.49	5.1 L 26 6 2 2 1 0 0 0 0 0 0 1 37 57 8.44 2.062																	
Steve Howe, L (6.1) ERA: 5.36	2.2 12 3 2 2 1 0 0 0 0 0 0 14 14 6.75 1.125																	

Minnesota Twins @ Toronto Blue Jays
 Exhibition Stadium, Toronto, ON
 Fri Sep 06 1985, 7:05 PM EDT
 Att: 26,440 - Unknown

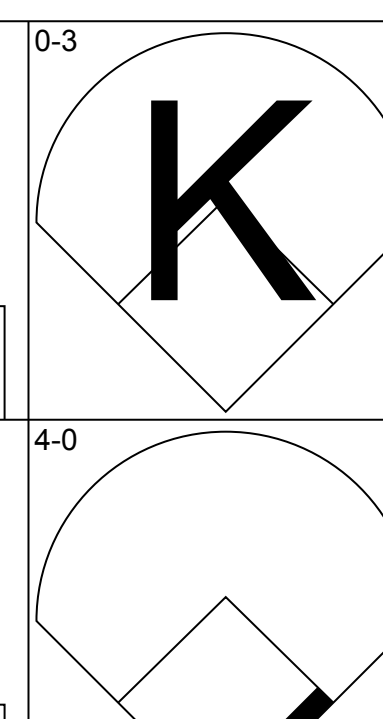
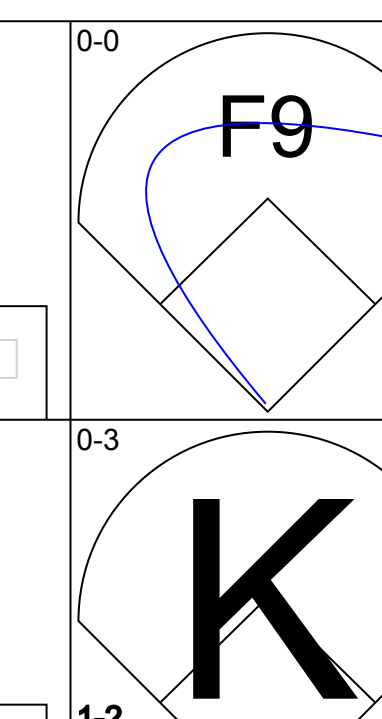
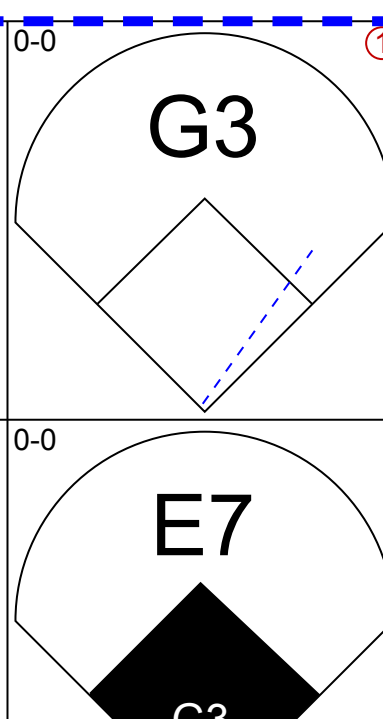
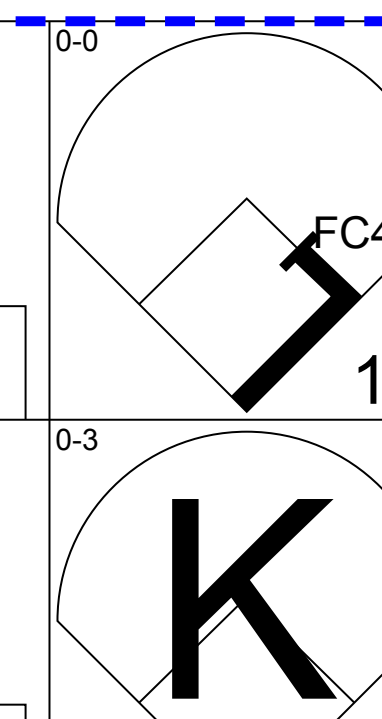
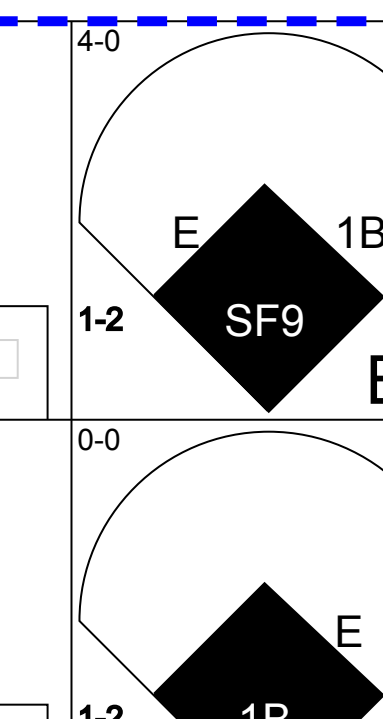
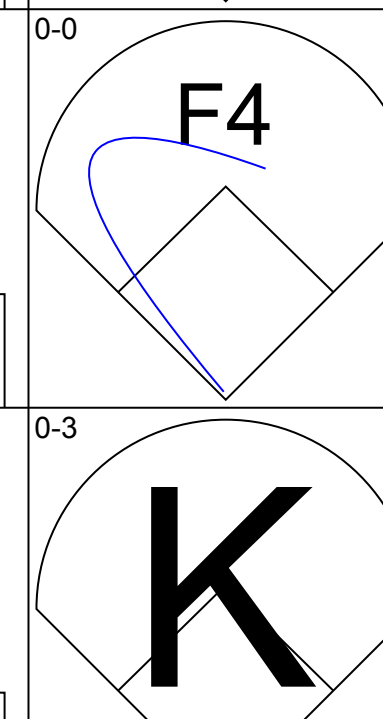

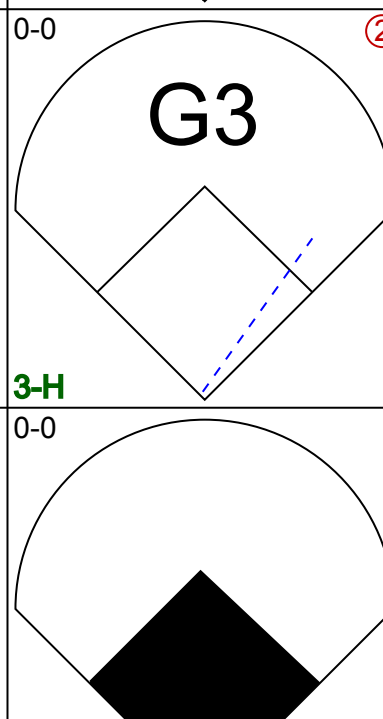
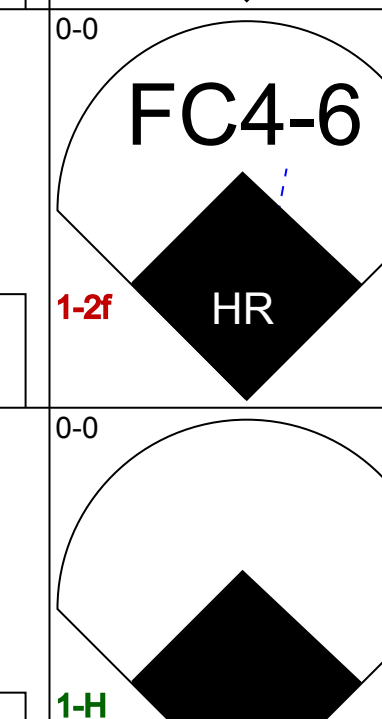
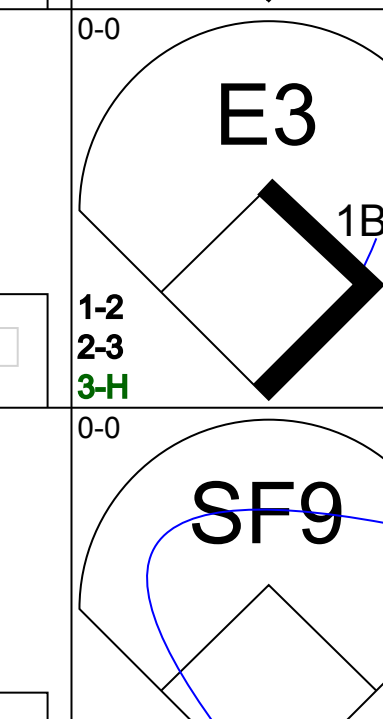

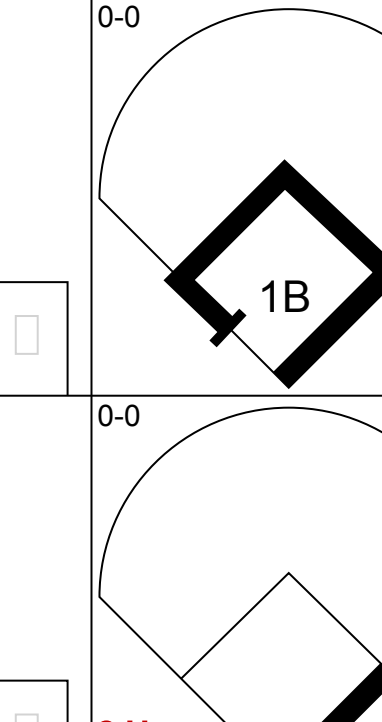
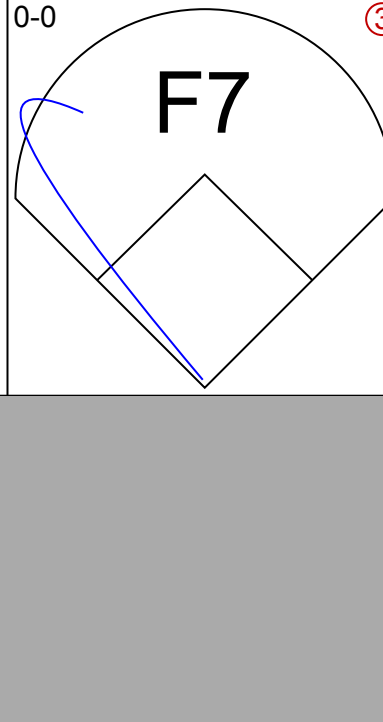
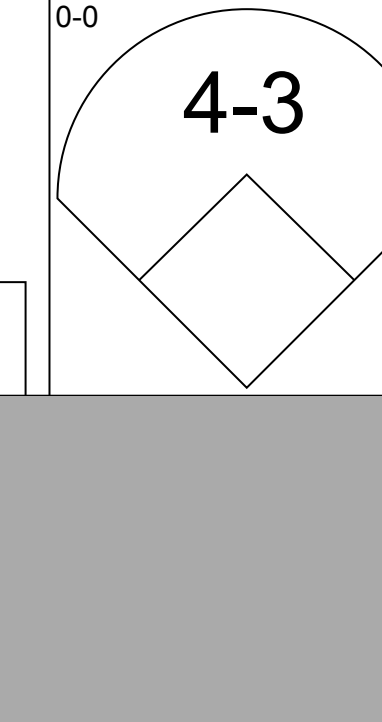
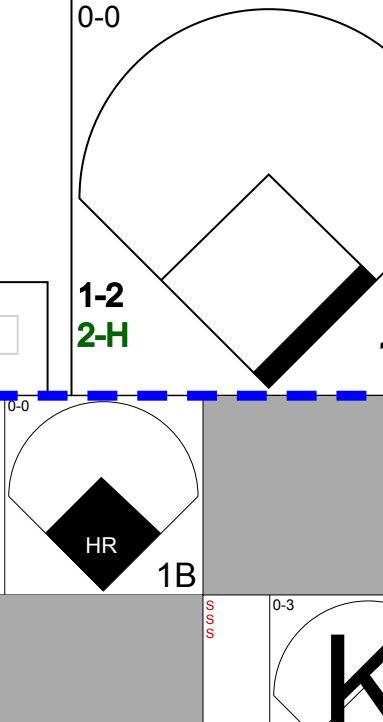




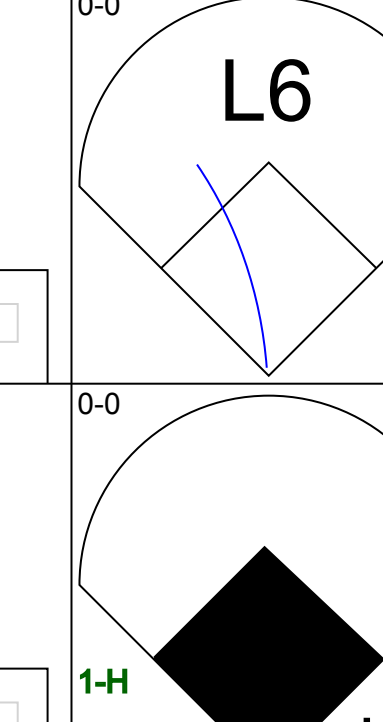
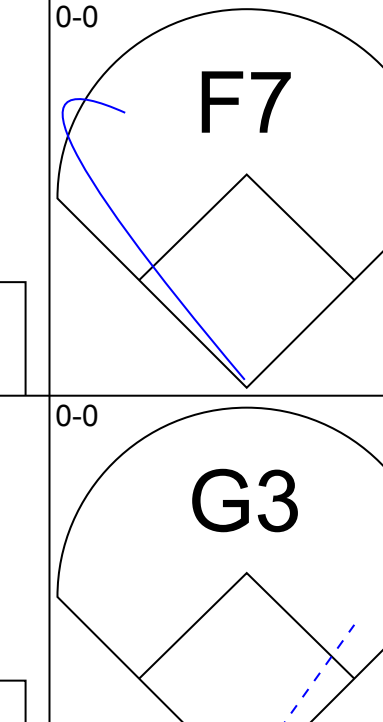
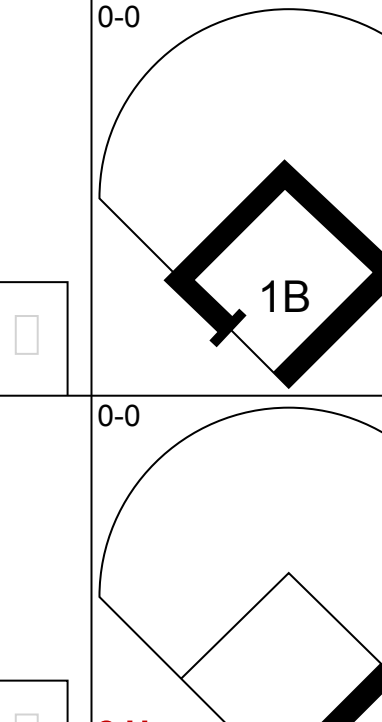
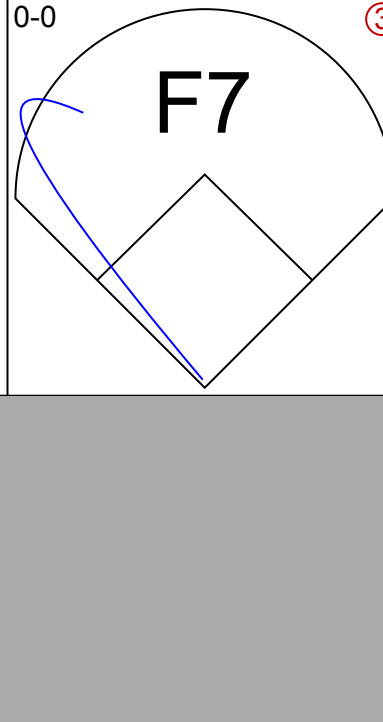
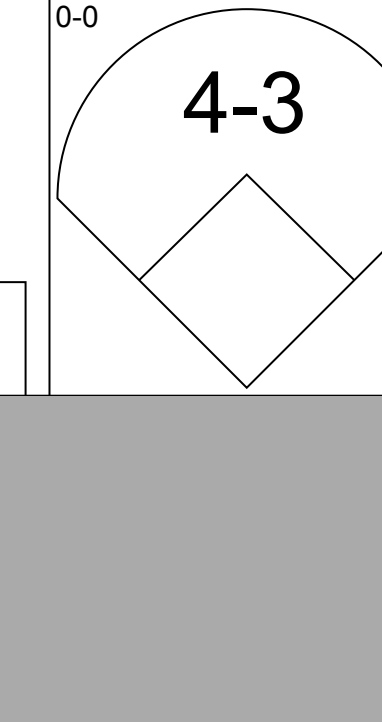
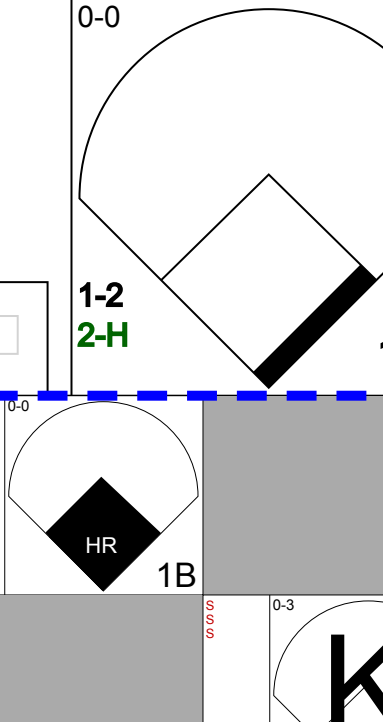
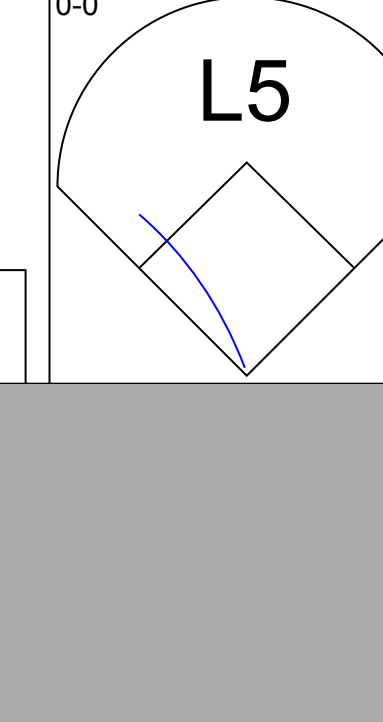

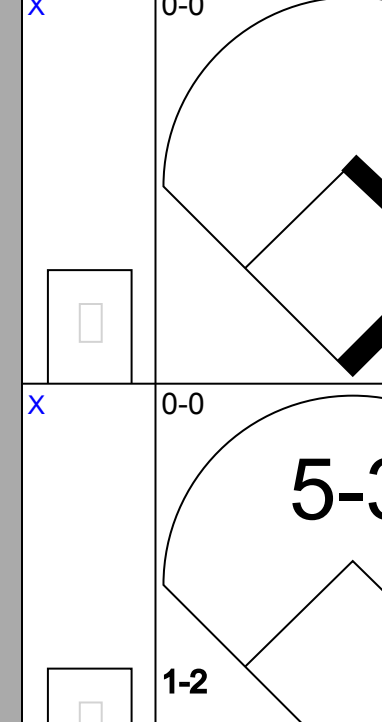
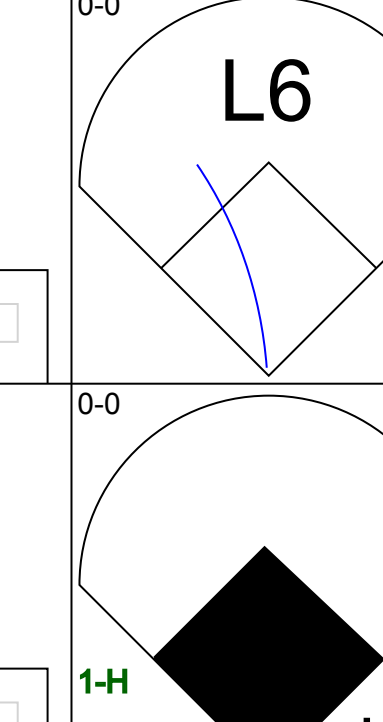

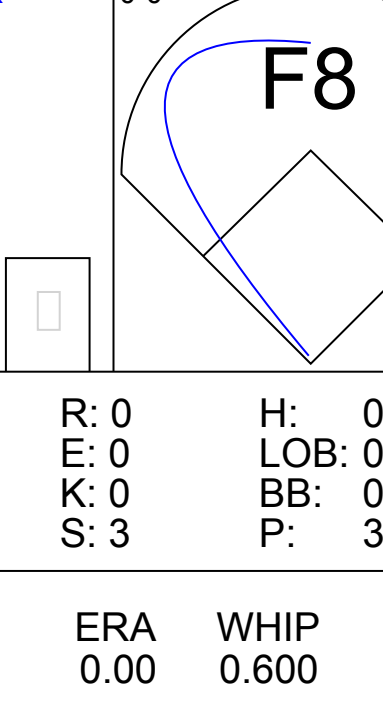
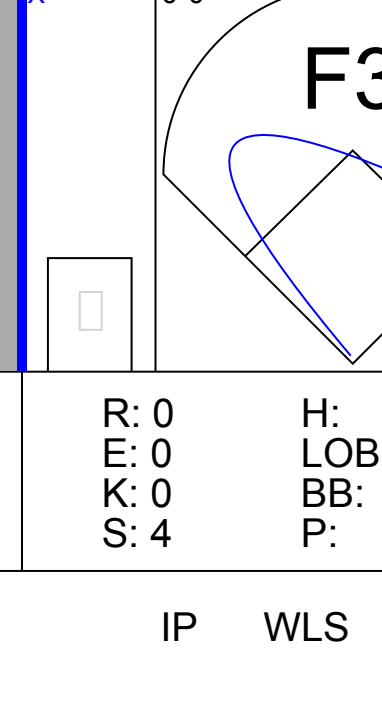
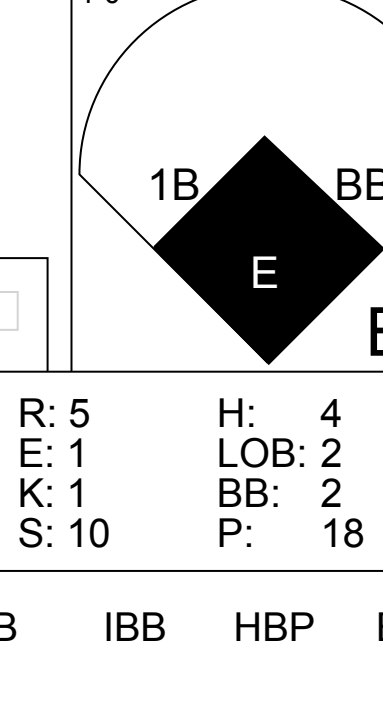
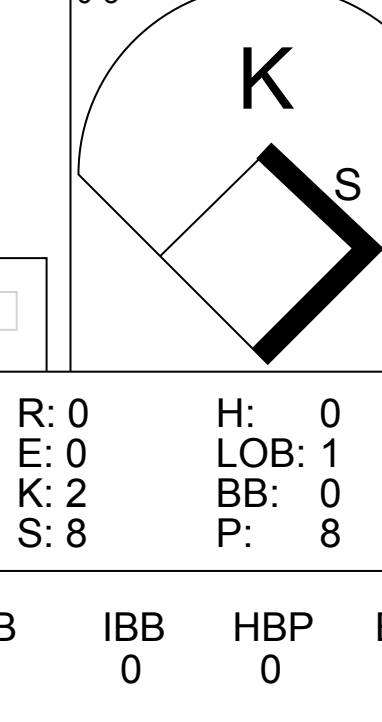
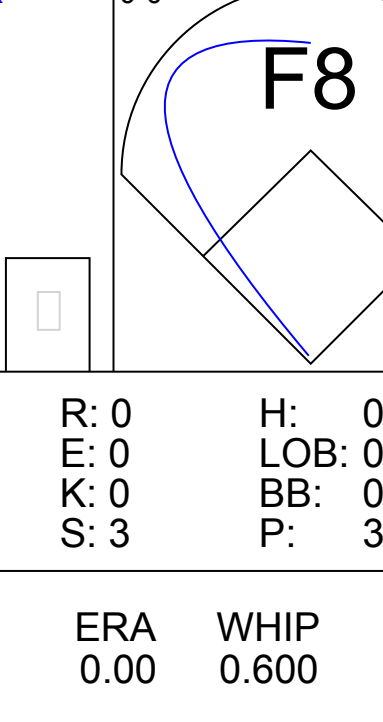
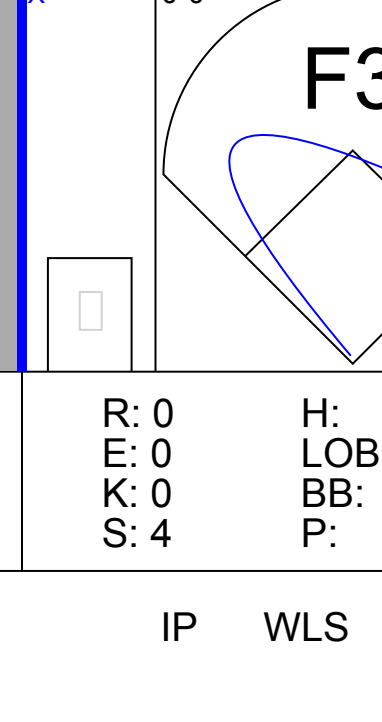
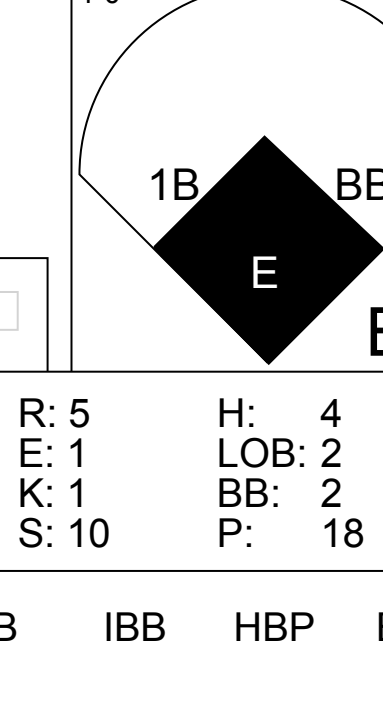
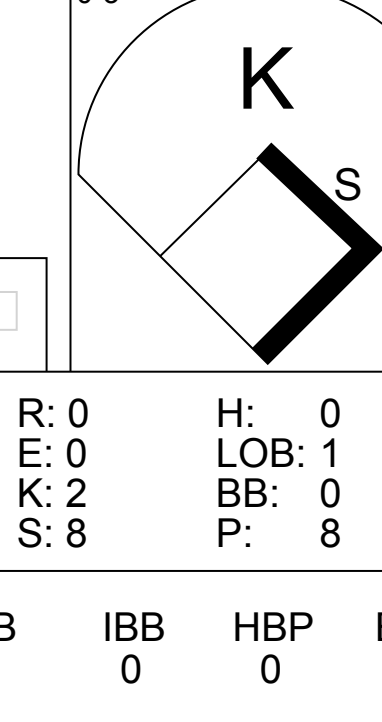
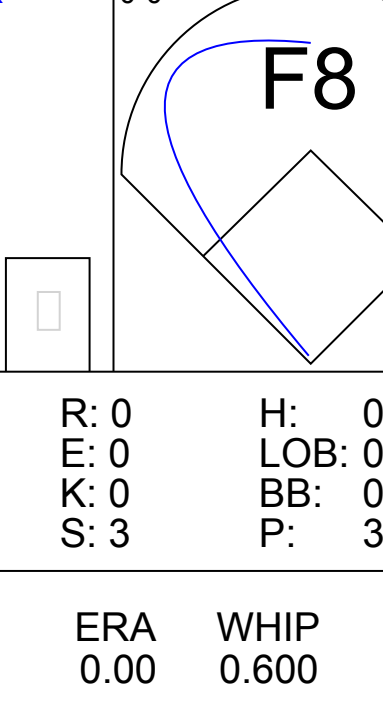
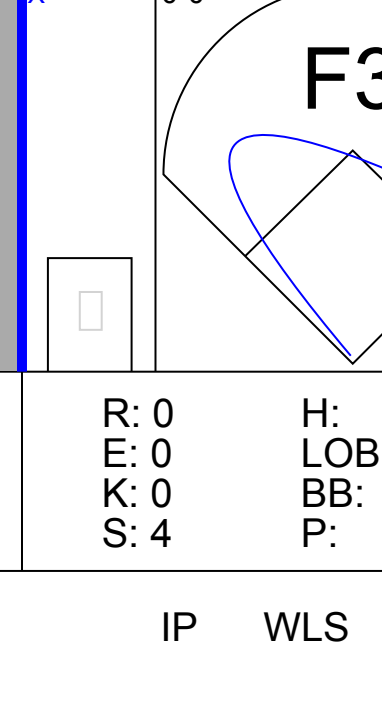
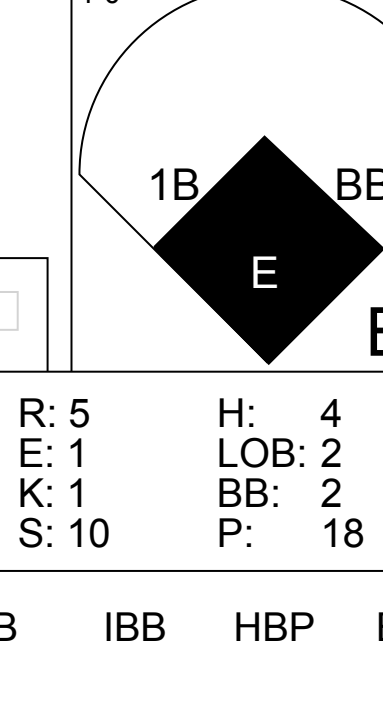
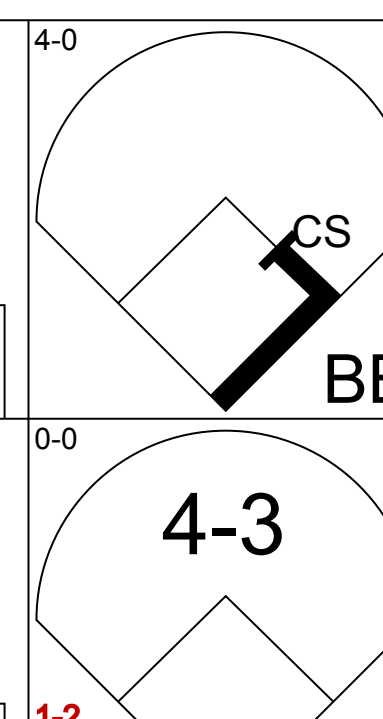
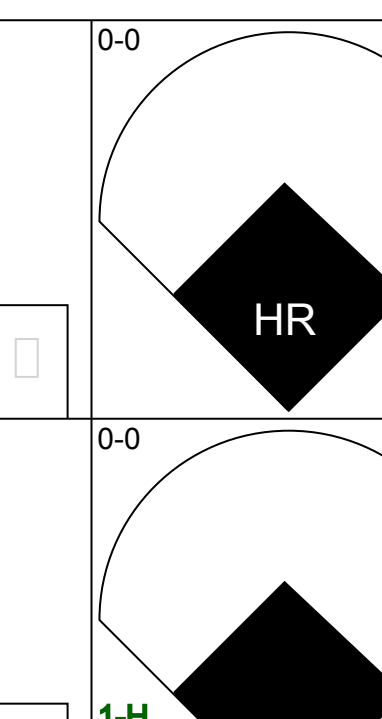

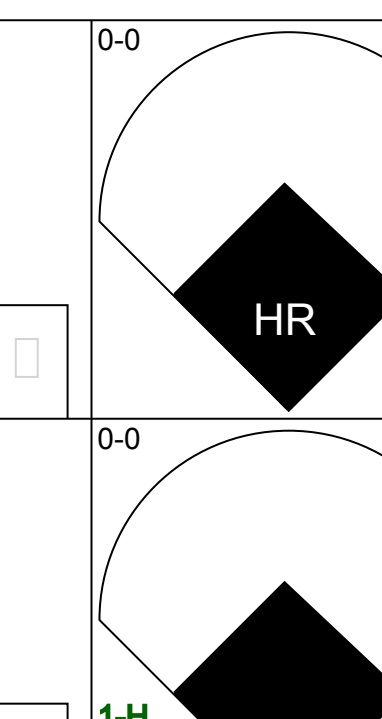
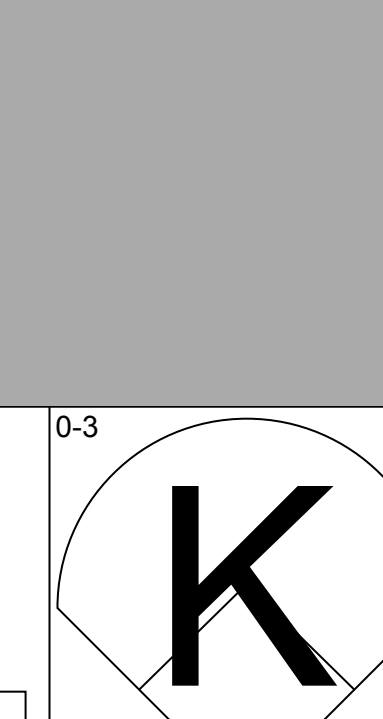
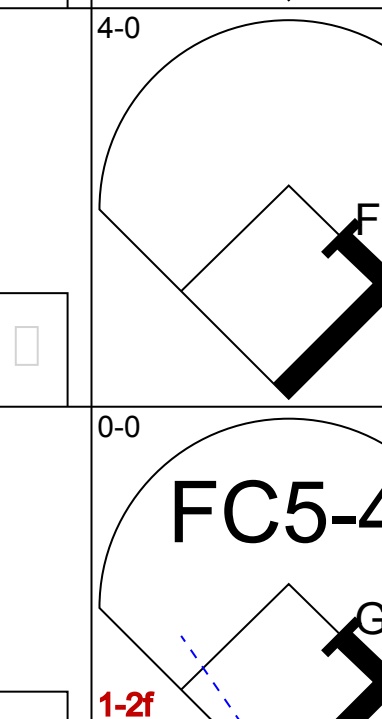
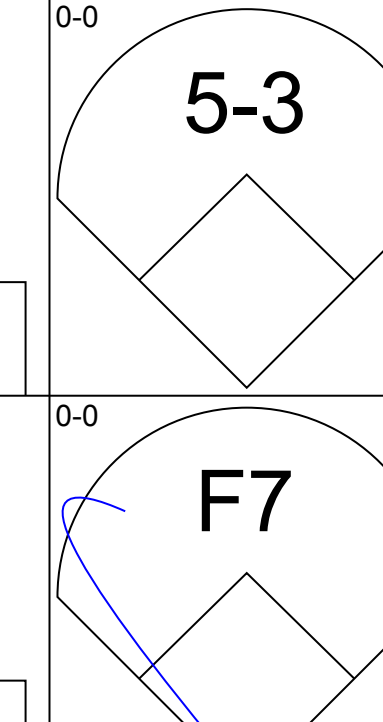
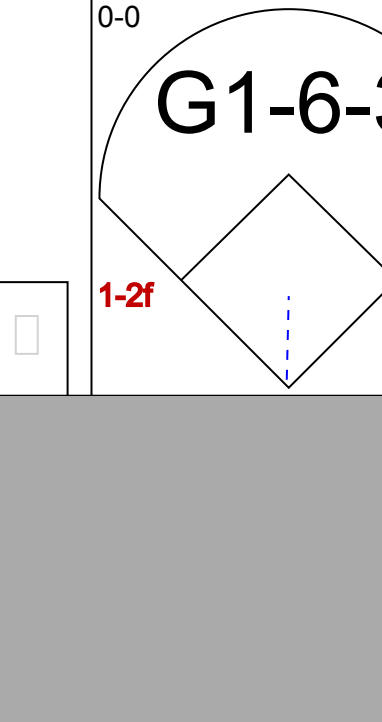



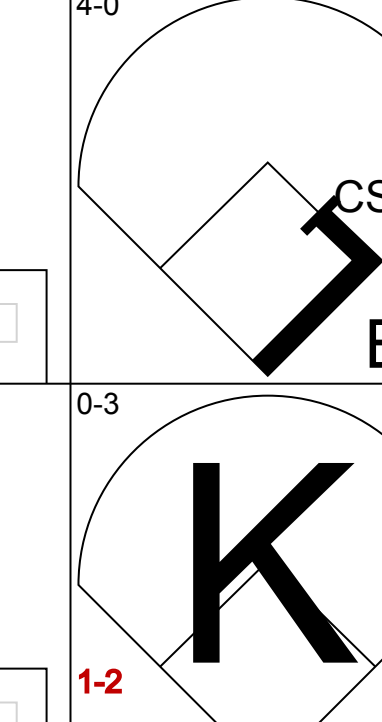
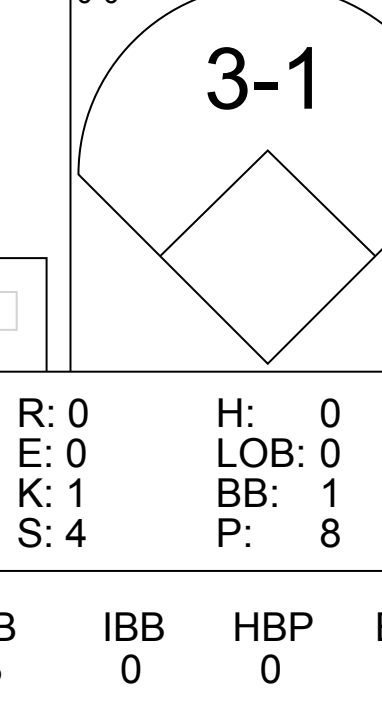

AB	34
R	3
H	11
RBI	3
BB	4
SO	9
LOB	21



Minnesota Twins @ Toronto Blue Jays
 Exhibition Stadium, Toronto, ON
 Fri Sep 06 1985, 7:05 PM EDT
 Att: 26,440 - Unknown

AB	32
R	8
H	9
RBI	8
BB	5
SO	9
LOB	19



Batter	1	2	3	4	5	6	7	8	9	AB	R	H	RBI	BB	SO	LOB	TOP									
Kirby Puckett, R OBP: 0.319, SLG: 0.366 (1, 8)										4	1	1	0	1	1	1	Minnesota Twins @ Toronto Blue Jays Exhibition Stadium, Toronto, ON Sun Sep 08 1985, 3:33 AM EDT Att: 28,221 - Unknown									
Roy Smalley, S OBP: 0.355, SLG: 0.410 (1, 5)										4	2	2	0	1	2	2										
Kent Hrbek, L OBP: 0.439, SLG: 0.439 Dave Meier, R OBP: 0.370, SLG: 0.289 (9, PR)										5	1	0	2	0	0	4										
Tom Brunansky, R OBP: 0.327, SLG: 0.471 (1, 9)										4	2	2	4	0	2	1										
Mike Stenhouse, L OBP: 0.339, SLG: 0.338 (1, 10)										5	0	2	1	0	0	0										
Mark Salas, L OBP: 0.334, SLG: 0.438 (1, 2) Jeff Reed, L OBP: 0.500, SLG: 0.500 (8, 2) Tim Laudner, R OBP: 0.308, SLG: 0.423 (9, PH)										3	0	1	0	0	0	0										
Gary Gaetti, R OBP: 0.303, SLG: 0.396 (1, 7)										4	0	1	0	0	0	1										
Tim Teufel, R OBP: 0.341, SLG: 0.398 (1, 4)										4	1	1	2	0	0	1										
Greg Gagne, R OBP: 0.289, SLG: 0.343 (1, 6) Randy Bush, L OBP: 0.320, SLG: 0.457 (7, PH) Alvaro Espinoza, R OBP: 0.278, SLG: 0.269 (7, 6) Mark Funderburk, R OBP: 0.583, SLG: 0.900 (9, PH)										2	0	0	0	0	1	0										
Inning Stats	R: 0 E: 0 K: 2 S: 7	H: 0 LOB: 1 BB: 1 P: 11	R: 0 E: 0 K: 0 S: 3	H: 0 LOB: 0 BB: 0 P: 3	R: 0 E: 0 K: 2 S: 8	H: 0 LOB: 1 BB: 0 P: 8	R: 0 E: 0 K: 1 S: 6	H: 2 LOB: 2 BB: 0 P: 6	R: 0 E: 0 K: 0 S: 3	H: 0 LOB: 0 BB: 0 P: 3	R: 2 E: 1 K: 0 S: 5	H: 2 LOB: 0 BB: 0 P: 5	R: 0 E: 0 K: 0 S: 4	H: 1 LOB: 1 BB: 0 P: 4	R: 2 E: 0 K: 1 S: 7	H: 2 LOB: 0 BB: 0 P: 7		R: 5 E: 1 K: 1 S: 10	H: 4 LOB: 2 BB: 2 P: 18	1B: 7 2B: 1 3B: 0 HR: 3	SF: 1 SAC: 0 DP: 0 HBP: 0	WP: 1 PB: 0 SB: 2 CS: 0	PA: 42			
PITCHER	IP	WLS	BF	H	R	ER	SO	BB	IBB	HBP	BLK	WP	HR	S	P	ERA	WHIP									
Jim Clancy, R ERA: 3.77 (1, 1)	5.0		18	2	0	0	5	1	0	0	0	1	0	27	31	0.00	0.600									
Dennis Lamp, R ERA: 3.17 (6, 1)	2.0	W	9	3	2	2	0	0	0	0	0	0	1	9	9	9.00	1.500									
Jim Acker, R ERA: 3.3 (8, 1)	1.1		9	4	5	5	1	1	0	0	0	0	2	10	14	33.75	3.750									
Tom Henke, R ERA: 1.73 (9, 1)	0.1	S	5	2	2	0	0	1	0	0	0	0	0	4	8	0.00	9.000									
Gary Lavelle, L ERA: 3.09 (9, 1)	0.1	S	1	0	0	0	1	0	0	0	0	0	0	3	3	0.00	0.000									
Damaso Garcia, R OBP: 0.305, SLG: 0.376 (1, 4) Manuel Lee, S OBP: 0.147, SLG: 0.121 (8, 4)																				3	2	2	2	1	0	1
Lloyd Moseby, L OBP: 0.345, SLG: 0.434 (1, 8)																				4	2	2	4	0	0	2
Rance Mulliniks, L OBP: 0.387, SLG: 0.481 (1, 5) Garth Iorg, R OBP: 0.359, SLG: 0.439 (7, PH) (8, 5)																				1	0	0	0	2	0	0
George Bell, R OBP: 0.334, SLG: 0.495 (1, 7)																				4	0	0	0	0	1	4
Al Oliver, L OBP: 0.293, SLG: 0.370 (1, 10) Ron Shepherd, R OBP: 0.161, SLG: 0.138 (7, PR)																				3	0	1	0	0	0	1
Willie Upshaw, L OBP: 0.338, SLG: 0.438 (1, 3)																				4	1	1	0	0	0	1
Ernie Whitt, L OBP: 0.345, SLG: 0.476 (1, 2)																				2	1	1	0	2	0	0
Jesse Barfield, R OBP: 0.359, SLG: 0.520 (1, 9)																				4	1	1	4	0	1	2
Tony Fernandez, S OBP: 0.341, SLG: 0.394 (1, 6)																				4	2	3	0	0	0	0
Inning Stats	R: 0 E: 0 K: 0 S: 2	H: 0 LOB: 0 BB: 1 P: 6	R: 0 E: 0 K: 1 S: 5	H: 0 LOB: 0 BB: 0 P: 5	R: 0 E: 0 K: 1 S: 4	H: 0 LOB: 0 BB: 1 P: 8	R: 2 E: 0 K: 0 S: 4	H: 2 LOB: 0 BB: 1 P: 8	R: 0 E: 0 K: 0 S: 3	H: 0 LOB: 0 BB: 0 P: 3	R: 2 E: 1 K: 0 S: 4	H: 2 LOB: 0 BB: 1 P: 8	R: 5 E: 0 K: 0 S: 8	H: 5 LOB: 2 BB: 1 P: 12	R: 1 E: 0 K: 0 S: 6	H: 3 LOB: 2 BB: 0 P: 6	1B: 5 2B: 4 3B: 0 HR: 4	SF: 0 SAC: 0 DP: 3 HBP: 0	WP: 0 PB: 1 SB: 1 CS: 2	PA: 37						
PITCHER	IP	WLS	BF	H	R	ER	SO	BB	IBB	HBP	BLK	WP	HR	S	P	ERA	WHIP									
Mark Portugal, R ERA: 4.34 (1, 1)	5.1	L	19	3	3	3	2	3	0	0	0	0	1	20	32	5.06	1.125									
Steve Howe, L ERA: 5.98 (6, 1)	0.0		2	1	1	1	0	1	0	0	0	0	1	1	5											
Frank Eufemia, R ERA: 4.11 (6, 1)	1.0		7	4	5	5	0	0	1	0	0	0	2	6	10	45.00	4.000									
Pete Filson, L ERA: 4.06 (7, 1)	1.2		9	4	1	1	0	0	0	0	0	0	0	9	9	5.40	2.400									
PITCHER	IP	WLS	BF	H	R	ER	SO	BB	IBB	HBP	BLK	WP	HR	S	P	ERA	WHIP									
Minnesota Twins @ Toronto Blue Jays																	AB	R	H	RBI	BB	SO	LOB			
AB																	32	10	12	10	5	2	13			
R																	2	1	1	1	1	0	0			
H																	2	4	4	4	2	0	0			
RBI																	2	4	4	4	2	0	0			
BB																	0	1	1	0	0	0	0			
SO																	0	0	0	0	0	0	0			
LOB																	0	0	0	0	0	0	0			
WP																	0	0	0	0	0	0	0			
PA																	37									

Batter	1	2	3	4	5	6	7	8	9	AB	R	H	RBI	BB	SO	LOB	TOP								
Lou Whitaker, L (1,4) OBP: 0.373, SLG: 0.474	F7		F8		1-3			1B		4	0	1	0	0	0	2									
Alan Trammell, R (1,6) OBP: 0.318, SLG: 0.389	F7		2B			6-3		F6		4	0	1	0	0	0	1									
Kirk Gibson, L (1,9) OBP: 0.360, SLG: 0.518	K		F6			F9			1-3	4	0	0	0	0	1	2									
Lance Parrish, R (1,2) OBP: 0.324, SLG: 0.488		HR		4-3		G1			HR	4	2	2	1	0	0	0									
Chet Lemon, R (1,8) OBP: 0.329, SLG: 0.437	4-3			G4-3	1B		5-3		HR	4	1	2	2	0	0	0									
Larry Hemdon, R (1,7) OBP: 0.299, SLG: 0.396					G4-3					3	0	1	0	0	0	1									
Johnny Grubb, L (9, PH) OBP: 0.282, SLG: 0.264	9-2				1-2		1-3		K	1	0	0	0	0	1	0									
Darrell Evans, L (1,3) OBP: 0.348, SLG: 0.493	9-2					K				4	0	0	0	0	2	1									
Alejandro Sanchez, R (1,10) OBP: 0.255, SLG: 0.500			2B					F8		3	0	2	0	0	0	0									
Tom Brookens, R (1,5) OBP: 0.278, SLG: 0.380			1B					1B																	
			F9					F7		3	0	0	0	0	0	2									
								5-3																	
Inning Stats	R: 0 E: 0 K: 1 S: 5	H: 0 LOB: 0 BB: 0 P: 5	R: 1 E: 0 K: 0 S: 4	H: 2 LOB: 0 BB: 0 P: 4	R: 0 E: 0 K: 0 S: 5	H: 2 LOB: 2 BB: 0 P: 5	R: 0 E: 0 K: 0 S: 3	H: 1 LOB: 0 BB: 0 P: 3	R: 0 E: 0 K: 1 S: 6	H: 1 LOB: 1 BB: 0 P: 6	R: 0 E: 0 K: 0 S: 3	H: 0 LOB: 0 BB: 0 P: 3	R: 0 E: 0 K: 1 S: 5	H: 0 LOB: 0 BB: 0 P: 5	R: 0 E: 0 K: 0 S: 4	H: 1 LOB: 1 BB: 0 P: 4	R: 2 E: 0 K: 1 S: 7	H: 2 LOB: 0 BB: 0 P: 7	1B: 5 2B: 2 3B: 1 HR: 2	SF: 0 SAC: 0 DP: 2 HBP: 0	WP: 0 PB: 0 SB: 0 CS: 0	PA: 34			
PITCHER	IP	WLS	BF	H	R	ER	SO	BB	IBB	HBP	BLK	WP	HR	S	P	ERA	WHIP								
Jimmy Key, L (1,1) ERA: 3.01	8.1	W	32	9	3	3	3	0	0	0	0	0	2	38	38	3.24	1.080								
Tom Henke, R (9,1) ERA: 1.69	0.2	S	2	0	0	0	1	0	0	0	0	0	0	4	4	0.00	0.000								

Detroit Tigers @ Toronto Blue Jays
Exhibition Stadium, Toronto, ON
Mon Sep 09 1985, 7:05 PM EDT
Att: 31,153 - Unknown

livebaseballscores.com

AB	34
R	3
H	9
RBI	3
BB	0
SO	4
LOB	9

Batter	1	2	3	4	5	6	7	8	9	AB	R	H	RBI	BB	SO	LOB	BOTTOM								
Damaso Garcia, R (1,4) OBP: 0.307, SLG: 0.376	E8	FC6-4			F4			FC6-4		3	1	1	0	1	0	2									
Lloyd Moseby, L (1,8) OBP: 0.344, SLG: 0.433	1B				F4			FC6-4		4	0	1	0	0	0	2									
Cliff Johnson, R (1,10) OBP: 0.332, SLG: 0.430	G5-4-3				6-3			FC6-4		3	0	0	0	1	0	1									
George Bell, R (1,7) OBP: 0.333, SLG: 0.499	F3				F3				6-3	4	1	1	1	0	0	1									
Jesse Barfield, R (1,9) OBP: 0.358, SLG: 0.520						G3			HR	4	1	1	1	0	0	1									
Cecil Fielder, R (1,3) OBP: 0.382, SLG: 0.569						K			HR	4	1	1	0	0	2	1									
Willie Upshaw, L (8,3) OBP: 0.338, SLG: 0.437						K			HR	3	1	1	1	0	1	0									
Garth Iorg, R (1,5) OBP: 0.365, SLG: 0.463		HR			F8				2B	3	1	1	1	0	1	0									
Tony Fernandez, S (1,6) OBP: 0.343, SLG: 0.398									3-1	1	0	0	0	0	0	1									
Ernie Whitt, L (1,2) OBP: 0.344, SLG: 0.472									2B	4	1	3	2	0	0	0									
									HR	4	1	3	2	0	0	0									
									HR	3	0	2	0	0	0	1									
									1B	3	0	0	0	1	1	3									
									1B																
									1B																
Inning Stats	R: 1 E: 1 K: 0 S: 4	H: 2 LOB: 0 BB: 0 P: 4	R: 1 E: 0 K: 0 S: 5	H: 2 LOB: 2 BB: 1 P: 9	R: 0 E: 0 K: 1 S: 5	H: 0 LOB: 1 BB: 1 P: 9	R: 0 E: 0 K: 1 S: 6	H: 1 LOB: 1 BB: 0 P: 6	R: 0 E: 0 K: 0 S: 3	H: 0 LOB: 0 BB: 0 P: 3	R: 0 E: 0 K: 2 S: 7	H: 0 LOB: 0 BB: 0 P: 7	R: 0 E: 0 K: 0 S: 4	H: 1 LOB: 2 BB: 1 P: 8	R: 3 E: 0 K: 0 S: 7	H: 4 LOB: 1 BB: 0 P: 7	1B: 4 2B: 3 3B: 0 HR: 3	SF: 0 SAC: 1 DP: 1 HBP: 0	WP: 1 PB: 0 SB: 0 CS: 0	PA: 36					
PITCHER	IP	WLS	BF	H	R	ER	SO	BB	IBB	HBP	BLK	WP	HR	S	P	ERA	WHIP								
Mickey Maher, L (1,1) ERA: 3.56	7.1	L	32	8	4	3	4	2	1	0	0	1	2	37	49	3.68	1.364								
Bill Scherrer, L (8,1) ERA: 3.76	0.2		4	2	1	1	0	0	0	0	0	0	1	4	4	13.50	3.000								

Detroit Tigers @ Toronto Blue Jays
Exhibition Stadium, Toronto, ON
Mon Sep 09 1985, 7:05 PM EDT
Att: 31,153 - Unknown


livebaseballscores.com

AB	32
R	5
H	10
RBI	4
BB	3
SO	4
LOB	12

Batter	1	2	3	4	5	6	7	8	9	AB	R	H	RBI	BB	SO	LOB	TOP					
Lou Whitaker, L (1, 4) OBP: 0.375, SLG: 0.476	0-0 SH1 1B	0-0 3-1			0-0 SF8 1-3 2B		4-0 BB 1B BB		0-0 4-3	4	0	2	0	1	0	3						
Alan Trammell, R (1, 6) OBP: 0.318, SLG: 0.389	0-0 SH1 1-2		0-0 F9		0-0 SF8 2-3 3-H 6-3 1B		0-0 BB 1-2 1B			2	0	1	1	0	0	0						
Kirk Gibson, L (1, 9) OBP: 0.361, SLG: 0.517	0-3 K		0-0 G5-4-3 1B		0-0 K		4-0 BB 1-2 2-3 BB			3	0	1	0	1	2	2						
Lance Parrish, R (1, 2) OBP: 0.321, SLG: 0.484	0-3 K		0-0 G5-4-3 1-2		0-0 F9		0-3 K			4	0	0	0	0	2	6						
Darrell Evans, L (1, 3) OBP: 0.345, SLG: 0.488		0-0 F9		0-0 G3		0-0 F5		0-0 F9		4	0	0	0	0	0	0						
Chet Lemon, R (1, 8) OBP: 0.328, SLG: 0.434		4-0 1B 1B BB		0-0 F8		0-0 F6		0-0 F7		3	0	0	0	1	0	0						
Nelson Simmons, S (1, 10) OBP: 0.257, SLG: 0.402		0-3 K		4-0 BB		0-3 K2-3		0-0 F7		3	0	0	0	1	2	1						
Alejandro Sanchez, R (1, 7) OBP: 0.289, SLG: 0.496		0-0 1B 1-2 1B		0-3 K			0-0 F9		0-0 F9	3	0	1	0	0	1	1						
Johnny Grubbs, L (9, PH) OBP: 0.280, SLG: 0.261										1	0	0	0	0	0	0						
Tom Brookens, R (1, 5) OBP: 0.281, SLG: 0.382		0-0 1-2 2-3 1B								3	1	2	0	0	0	0						
Dave Bergman, L (9, PH) OBP: 0.252, SLG: 0.258					0-0 2B SF8 1B					1	0	0	0	0	1	0						
Inning Stats	R: 0 E: 0 K: 2 S: 8	H: 1 LOB: 1 BB: 0 P: 8	R: 0 E: 0 K: 1 S: 7	H: 2 LOB: 3 BB: 1 P: 11	R: 0 E: 0 K: 1 S: 3	H: 1 LOB: 0 BB: 0 P: 3	R: 0 E: 0 K: 1 S: 5	H: 0 LOB: 1 BB: 1 P: 9	R: 1 E: 0 K: 1 S: 7	H: 2 LOB: 1 BB: 0 P: 7	R: 0 E: 0 K: 1 S: 5	H: 0 LOB: 0 BB: 0 P: 5	R: 0 E: 0 K: 1 S: 6	H: 1 LOB: 3 BB: 2 P: 14	R: 0 E: 0 K: 0 S: 3	H: 0 LOB: 0 BB: 0 P: 3	R: 0 E: 0 K: 1 S: 5	H: 0 LOB: 0 BB: 0 P: 5	1B: 6 2B: 1 3B: 0 HR: 0	SF: 1 SAC: 1 DP: 1 HBP: 0	WP: 0 PB: 0 SB: 0 CS: 0	PA: 37
PITCHER Doyle Alexander, R (1, 1) ERA: 3.59	IP: 9.0 WLS: W BF: 37 H: 7 R: 1 ER: 1 SO: 8 BB: 4 IBB: 0 HBP: 0 BLK: 0 WP: 0 HR: 0 S: 49 P: 65 ERA: 1.00 WHIP: 1.222																					

Detroit Tigers @ Toronto Blue Jays
Exhibition Stadium, Toronto, ON
Tue Sep 10 1985, 7:05 PM EDT
Att: 31,228 - Unknown


AB 31
R 1
H 7
RBI 1
BB 4
SO 8
LOB 13



Batter	1	2	3	4	5	6	7	8	9	AB	R	H	RBI	BB	SO	LOB	BOTTOM	
Damaso Garcia, R (1, 4) OBP: 0.308, SLG: 0.377	0-3 K			0-3 K		0-0 SH1-4 1B 1B	0-0 1-1 1B			4	1	2	1	0	2	0		
Lloyd Moseby, L (1, 8) OBP: 0.344, SLG: 0.431	0-3 K			0-0 F7		0-0 1B SH1-4 1B	0-0 F8			4	0	1	0	0	1	1		
Rance Mulliniks, L (1, 5) OBP: 0.389, SLG: 0.481								4-0 BB		2	0	1	0	1	1	0		
Ron Shepherd, R (8, PR) OBP: 0.161, SLG: 0.138										0	0	0	0	0	0	0		
Garth Iorg, R (9, 5) OBP: 0.365, SLG: 0.463										0	0	0	0	0	0	0		
George Bell, R (1, 7) OBP: 0.333, SLG: 0.497		0-0 F9		0-0 F8		0-0 2-3 3-H 1B		0-3 K		4	0	1	1	0	1	2		
Al Oliver, L (1, 10) OBP: 0.288, SLG: 0.363		0-0 3-1			0-3 K			0-0 E4		4	0	0	0	0	2	3		
Lou Thornton, L (8, PR) OBP: 0.267, SLG: 0.316								1-2 BB		0	0	0	0	0	0	0		
Willie Upshaw, L (1, 3) OBP: 0.337, SLG: 0.434		0-0 4-3			4-0 S BB	0-0 L6		0-0 F8		3	0	0	0	1	0	4		
Ernie Whitt, L (1, 2) OBP: 0.343, SLG: 0.468			0-3 K		4-0 1-2 BB			0-0 F8	0-0 F8	3	0	0	0	1	1	2		
Jesse Barfield, R (1, 9) OBP: 0.358, SLG: 0.518			0-3 K		0-0 F4					3	1	1	0	0	1	2		
Tony Fernandez, S (1, 6) OBP: 0.341, SLG: 0.395			0-3 K		0-3 K					3	0	0	0	0	2	3		
Inning Stats	R: 0 E: 0 K: 3 S: 9	H: 0 LOB: 0 BB: 0 P: 9	R: 0 E: 0 K: 0 S: 3	H: 0 LOB: 0 BB: 0 P: 3	R: 0 E: 0 K: 1 S: 6	H: 1 LOB: 0 BB: 0 P: 6	R: 0 E: 0 K: 2 S: 7	H: 0 LOB: 2 BB: 2 P: 15	R: 1 E: 0 K: 1 S: 8	H: 3 LOB: 0 BB: 0 P: 8	R: 1 E: 0 K: 0 S: 5	H: 2 LOB: 1 BB: 0 P: 5	R: 0 E: 1 K: 1 S: 6	H: 0 LOB: 2 BB: 1 P: 10	1B: 6 2B: 0 3B: 0 HR: 0	SF: 0 SAC: 1 DP: 0 HBP: 0	WP: 0 PB: 0 SB: 2 CS: 0	PA: 34
PITCHER Jack Morris, R (1, 1) ERA: 3.26	IP: 8.0 WLS: L BF: 34 H: 6 R: 2 ER: 2 SO: 11 BB: 3 IBB: 0 HBP: 0 BLK: 0 WP: 0 HR: 0 S: 53 P: 65 ERA: 2.25 WHIP: 1.125																	

Detroit Tigers @ Toronto Blue Jays
Exhibition Stadium, Toronto, ON
Tue Sep 10 1985, 7:05 PM EDT
Att: 31,228 - Unknown


AB 30
R 2
H 6
RBI 2
BB 3
SO 11
LOB 17



Batter	1	2	3	4	5	6	7	8	9	AB	R	H	RBI	BB	SO	LOB	TOP				
Lou Whitaker, L OBP: 0.373, SLG: 0.473 (1, 4)	4-3	F8			F7			F7		4	0	0	0	0	0	1					
Alan Trammell, R OBP: 0.319, SLG: 0.389 (1, 6)	F		F2			1B		F9		3	2	1	0	1	0	0					
Kirk Gibson, L OBP: 0.358, SLG: 0.513 (1, 9)	F9		F4			F9		K		4	0	0	0	0	1	2					
Lance Parrish, R OBP: 0.323, SLG: 0.484 (1, 2)	E7		F5			1B		K		4	0	2	0	0	1	0					
Chet Lemon, R OBP: 0.328, SLG: 0.432 (1, 8)					K			K		4	0	1	1	0	3	2					
Lary Hemdon, R OBP: 0.298, SLG: 0.394 (1, 7)	K		3-1					K		4	0	1	1	0	2	2					
Darrell Evans, L OBP: 0.343, SLG: 0.485 (1, 3)		K						K		3	0	0	0	0	3	0					
Alejandro Sanchez, R OBP: 0.250, SLG: 0.483 (1, 10)		K			F9			G3		3	0	0	0	0	1	0					
Tom Brookens, R OBP: 0.281, SLG: 0.380 (1, 5)					F4			6-3		2	0	0	0	1	0	0					
Inning Stats	R: 1 E: 1 K: 1 S: 8	H: 3 LOB: 2 BB: 0 P: 8	R: 0 E: 0 K: 2 S: 7	H: 0 LOB: 1 BB: 1 P: 11	R: 0 E: 0 K: 0 S: 3	H: 0 LOB: 0 BB: 0 P: 3	R: 0 E: 0 K: 2 S: 7	H: 0 LOB: 0 BB: 0 P: 7	R: 0 E: 0 K: 0 S: 3	H: 0 LOB: 0 BB: 0 P: 3	R: 1 E: 0 K: 1 S: 6	H: 2 LOB: 2 BB: 1 P: 10	R: 0 E: 0 K: 1 S: 5	H: 0 LOB: 0 BB: 0 P: 5	R: 0 E: 0 K: 3 S: 9	H: 0 LOB: 0 BB: 0 P: 9	1B: 5 2B: 0 3B: 0 HR: 0	SF: 0 SAC: 0 DP: 0 HBP: 0	WP: 0 PB: 0 SB: 1 CS: 0	PA: 33	
PITCHER	IP	WLS	BF	H	R	ER	SO	BB	IBB	HBP	BLK	WP	HR	S	P	ERA	WHIP				
Steve Davis, L ERA: 3.66 (1, 1)	5.1		21	3	2	1	5	2	0	0	0	0	0	29	37	1.69	0.938				
Dennis Lamp, R ERA: 3.12 (6, 1)	1.2	W	6	2	0	0	2	0	0	0	0	0	0	10	10	0.00	1.200				
Gary Lavelle, L ERA: 3.03 (8, 1)	1.0		3	0	0	0	1	0	0	0	0	0	0	5	5	0.00	0.000				
Tom Henke, R ERA: 1.63 (9, 1)	1.0	S	3	0	0	0	3	0	0	0	0	0	0	9	9	0.00	0.000				

Detroit Tigers @ Toronto Blue Jays
Exhibition Stadium, Toronto, ON
Wed Sep 11, 1985, 7:05 PM EDT
Att: 31,269 - Unknown


AB 31
R 2
H 5
RBI 2
BB 2
SO 11
LOB 7



Batter	1	2	3	4	5	6	7	8	9	AB	R	H	RBI	BB	SO	LOB	BOTTOM				
Damaso Garcia, R OBP: 0.310, SLG: 0.383 (1, 4)	G4-6-3			1-3			SH3-4			2	1	1	1	1	0	3					
Lloyd Moseby, L OBP: 0.343, SLG: 0.430 (1, 8)	G4-6-3		1-3		K		CS			4	0	1	1	0	1	1					
Rance Mulliniks, L OBP: 0.390, SLG: 0.479 (1, 5)	K		1-3		FC4-6		1B			3	0	1	0	1	1	0					
George Bell, R OBP: 0.334, SLG: 0.499 (1, 7)		F8		3B	FC4-6		F6			4	1	2	0	0	0	2					
Al Oliver, L OBP: 0.288, SLG: 0.361 (1, 10)		K		F7	FC6-4					4	0	1	0	0	1	3					
Ron Shepherd, R OBP: 0.161, SLG: 0.138 (8, PR)					FC6-4		WP	PB		0	0	0	0	0	0	0					
Willie Upshaw, L OBP: 0.338, SLG: 0.439 (1, 3)							F8			4	0	2	1	0	1	1					
Ernie Whitt, L OBP: 0.342, SLG: 0.464 (1, 2)		F8					K			3	0	0	0	1	2	3					
Jesse Barfield, R OBP: 0.357, SLG: 0.515 (1, 9)		F8					K			3	0	0	0	1	2	4					
Tony Fernandez, S OBP: 0.341, SLG: 0.395 (1, 6)			3-1		K			SH3-4		3	1	1	0	0	1	3					
Inning Stats	R: 0 E: 0 K: 1 S: 4	H: 0 LOB: 0 BB: 1 P: 8	R: 0 E: 0 K: 1 S: 7	H: 2 LOB: 2 BB: 0 P: 7	R: 1 E: 0 K: 0 S: 4	H: 1 LOB: 0 BB: 0 P: 4	R: 1 E: 0 K: 1 S: 7	H: 2 LOB: 3 BB: 2 P: 15	R: 0 E: 0 K: 1 S: 6	H: 1 LOB: 1 BB: 0 P: 6	R: 0 E: 0 K: 2 S: 7	H: 0 LOB: 0 BB: 0 P: 7	R: 1 E: 0 K: 0 S: 4	H: 2 LOB: 1 BB: 1 P: 8	R: 0 E: 0 K: 3 S: 10	H: 1 LOB: 2 BB: 0 P: 10	1B: 6 2B: 1 3B: 1 HR: 1	SF: 0 SAC: 1 DP: 1 HBP: 0	WP: 1 PB: 1 SB: 0 CS: 1	PA: 35	
PITCHER	IP	WLS	BF	H	R	ER	SO	BB	IBB	HBP	BLK	WP	HR	S	P	ERA	WHIP				
Walt Terrell, R ERA: 3.85 (1, 1)	7.0	L	32	3	0	0	6	4	0	0	0	0	0	40	56	3.86	1.857				
Willie Hernandez, L ERA: 2.79 (8, 1)	1.0		3	0	0	0	3	0	0	0	0	1	0	9	9	0.00	0.000				

Detroit Tigers @ Toronto Blue Jays
Exhibition Stadium, Toronto, ON
Wed Sep 11, 1985, 7:05 PM EDT
Att: 31,269 - Unknown

AB 30
R 3
H 9
RBI 3
BB 4
SO 9
LOB 20




Batter	1	2	3	4	5	6	7	8	9	AB	R	H	RBI	BB	SO	LOB	TOP					
Tony Fernandez, S (1,6) OBP: 0.339, SLG: 0.394										5	0	1	0	0	1	2	Toronto Blue Jays @ New York Yankees Yankee Stadium, Bronx, NY Fri Sep 13 1985, 7:05 PM EDT Att: 53,303 - Unknown					
Lloyd Moseby, L (1,8) OBP: 0.345, SLG: 0.427										4	2	0	0	1	1	1						
Rance Mulliniks, L (1,5) OBP: 0.388, SLG: 0.473										3	1	0	0	1	0	2						
George Bell, R (1,7) OBP: 0.329, SLG: 0.492										4	0	0	0	0	1	4						
Al Oliver, L (1,10) OBP: 0.291, SLG: 0.372										4	0	2	3	0	0	0						
Willie Upshaw, L (1,3) OBP: 0.338, SLG: 0.441										2	0	1	0	0	1	1						
Rick Leach, L (3,3) OBP: 0.167, SLG: 0.167									2	0	0	0	0	0	1							
Ernie Whitt, L (1,2) OBP: 0.345, SLG: 0.474										3	0	1	0	1	0	0						
Jesse Barfield, R (1,9) OBP: 0.361, SLG: 0.519										3	0	1	0	1	0	1						
Garth Iorg, R (1,4) OBP: 0.362, SLG: 0.455										4	0	2	0	0	1	3						
Inning Stats	R: 0 E: 0 K: 0 S: 3	H: 1 LOB: 0 BB: 0 P: 3	R: 0 E: 0 K: 1 S: 6	H: 1 LOB: 3 BB: 2 P: 14	R: 2 E: 1 K: 1 S: 7	H: 1 LOB: 1 BB: 1 P: 11	R: 0 E: 0 K: 1 S: 6	H: 2 LOB: 1 BB: 0 P: 6	R: 1 E: 0 K: 2 S: 9	H: 1 LOB: 1 BB: 0 P: 9	R: 0 E: 0 K: 0 S: 3	H: 0 LOB: 0 BB: 0 P: 3	R: 0 E: 0 K: 0 S: 3	H: 0 LOB: 1 BB: 1 P: 7	R: 0 E: 0 K: 0 S: 4	H: 1 LOB: 1 BB: 0 P: 4	R: 0 E: 0 K: 0 S: 3	H: 1 LOB: 0 BB: 0 P: 3	1B: 5 2B: 2 3B: 1 HR: 0	SF: 0 SAC: 0 DP: 2 HBP: 0	WP: 1 PB: 1 CS: 2	PA: 38
PITCHER Phil Niekro, R (1,1) ERA: 3.9	IP: 9.0 WLS: L BF: 38	H: 8 R: 3 ER: 0 SO: 5	BB: 4 IBB: 0 HBP: 0 BLK: 0	WP: 1 HR: 0 S: 44 P: 60	ERA: 0.00 WHIP: 1.333	PITCHER IP: WLS: BF: H: R: ER: SO: BB: IBB: HBP: BLK: WP: HR: S: P: ERA: WHIP																

AB	34
R	3
H	8
RBI	3
BB	4
SO	5
LOB	15



Batter	1	2	3	4	5	6	7	8	9	AB	R	H	RBI	BB	SO	LOB	BOTTOM												
Rickey Henderson, R (1,8) OBP: 0.428, SLG: 0.518										4	0	2	0	0	1	2	Toronto Blue Jays @ New York Yankees Yankee Stadium, Bronx, NY Fri Sep 13 1985, 7:05 PM EDT Att: 53,303 - Unknown												
Ken Griffey, L (1,7) OBP: 0.321, SLG: 0.389										4	0	0	0	0	1	3													
Don Mattingly, L (1,3) OBP: 0.375, SLG: 0.560										3	0	2	1	0	0	0													
Dave Winfield, R (1,9) OBP: 0.337, SLG: 0.484										4	0	1	0	0	1	2													
Ron Hassey, L (1,2) OBP: 0.355, SLG: 0.526 (8, PR)										4	1	2	0	0	0	3													
Bill Sample, R (8, PR) OBP: 0.333, SLG: 0.333										0	0	0	0	0	0	0													
Juan Espino, R (9, 2) OBP: 0.364, SLG: 0.364										0	0	0	0	0	0	0													
Dan Pasqua, L (1,10) OBP: 0.295, SLG: 0.455 (6, PH)										2	0	0	0	0	1	1													
Don Baylor, R (6, PH) OBP: 0.341, SLG: 0.449										2	0	0	0	0	1	1													
Mike Pagliarulo, L (1,5) OBP: 0.327, SLG: 0.452										3	0	0	0	1	2	1													
Willie Randolph, R (1,4) OBP: 0.377, SLG: 0.354										3	0	0	0	1	1	1													
Bobby Meacham, S (1,6) OBP: 0.311, SLG: 0.277 (9, PH)										3	1	2	1	0	0	0													
Butch Wynegar, S (9, PH) OBP: 0.361, SLG: 0.331										1	0	0	0	0	0	0													
Inning Stats	R: 0 E: 0 K: 1 S: 6	H: 1 LOB: 1 BB: 0 P: 6	R: 1 E: 0 K: 3 S: 11	H: 2 LOB: 2 BB: 1 P: 15	R: 0 E: 0 K: 0 S: 4	H: 1 LOB: 1 BB: 0 P: 4	R: 0 E: 0 K: 1 S: 5	H: 0 LOB: 0 BB: 0 P: 5	R: 1 E: 0 K: 0 S: 6	H: 3 LOB: 2 BB: 0 P: 6	R: 0 E: 0 K: 0 S: 2	H: 0 LOB: 0 BB: 1 P: 6	R: 0 E: 0 K: 0 S: 3	H: 1 LOB: 0 BB: 0 P: 3	R: 0 E: 0 K: 2 S: 8	H: 1 LOB: 1 BB: 0 P: 8	R: 0 E: 0 K: 1 S: 5	H: 0 LOB: 0 BB: 0 P: 5	1B: 8 2B: 1 3B: 0 HR: 0	SF: 1 SAC: 0 DP: 1 HBP: 0	WP: 0 PB: 0 CS: 1	PA: 37							
PITCHER Jim Clancy, R (1,1) ERA: 3.79	IP: 4.1 WLS: W BF: 10	H: 2 R: 0 ER: 0 SO: 0	BB: 1 IBB: 0 HBP: 0 BLK: 0	WP: 0 HR: 0 S: 29 P: 33	ERA: 4.15 WHIP: 1.615	PITCHER IP: WLS: BF: H: R: ER: SO: BB: IBB: HBP: BLK: WP: HR: S: P: ERA: WHIP																							
Gary Lavelle, L (5,1) ERA: 3.02	3.0	2	0	0	0	1	0	0	0	0	0	9	13	0.00	1.000														
Tom Henke, R (8,1) ERA: 1.53	1.2	1	0	0	3	0	0	0	0	0	0	12	12	0.00	0.600														

AB	33
R	2
H	9
RBI	2
BB	2
SO	8
LOB	14



Batter	1	2	3	4	5	6	7	8	9	AB	R	H	RBI	BB	SO	LOB	TOP				
Tony Fernandez, S OBP: 0.338, SLG: 0.392 (1, 6)	F6		6-3		F8	1B		F7		5	1	1	0	0	0	0	Toronto Blue Jays @ New York Yankees Yankee Stadium, Bronx, NY Sat Sep 14 1985, 7:05 PM EDT Att: 54,367 - Unknown				
Lloyd Moseby, L OBP: 0.345, SLG: 0.429 (1, 8)	K		F8		FC5	1B		F8-3		5	1	3	2	0	1	0					
Cliff Johnson, R OBP: 0.335, SLG: 0.429 (1, 10)	BB		L5					F8-3		4	0	2	2	1	0	1					
George Bell, R OBP: 0.328, SLG: 0.489 (1, 7)	F8				K	F4				5	0	1	0	0	1	4					
Jesse Barfield, R OBP: 0.362, SLG: 0.526 (1, 9)					FC5	K		G6-4-3		5	2	2	1	0	1	5					
Cecil Fielder, R OBP: 0.355, SLG: 0.526 (6, PH)	6-3									3	0	1	0	0	0	1					
Rick Leach, L OBP: 0.125, SLG: 0.125 (6, 3)								K		2	0	0	0	0	2	2					
Garth Iorg, R OBP: 0.368, SLG: 0.464 (1, 4)										4	1	3	1	0	1	0					
Ernie Whitt, L OBP: 0.344, SLG: 0.470 (1, 2)	F2				F8			4-3		3	1	0	0	1	0	3					
Rance Mulliniks, L OBP: 0.386, SLG: 0.474 (1, 5)	F7				K			4-3		4	1	1	1	0	1	3					
Inning Stats	R: 0 E: 0 K: 1 S: 5	H: 0 LOB: 1 BB: 1 P: 9	R: 1 E: 0 K: 0 S: 5	H: 2 LOB: 1 BB: 0 P: 5	R: 0 E: 0 K: 0 S: 3	H: 0 LOB: 0 BB: 0 P: 3	R: 1 E: 0 K: 2 S: 10	H: 3 LOB: 2 BB: 0 P: 10	R: 0 E: 0 K: 0 S: 5	H: 0 LOB: 0 BB: 0 P: 5	R: 0 E: 0 K: 1 S: 3	H: 1 LOB: 0 BB: 0 P: 3	R: 0 E: 0 K: 0 S: 5	H: 1 LOB: 0 BB: 0 P: 5	R: 0 E: 0 K: 1 S: 5	H: 1 LOB: 0 BB: 0 P: 5	1B: 10 2B: 4 3B: 0 HR: 1	SF: 0 SAC: 0 DP: 2 HBP: 0	WP: 0 SB: 0 CS: 0	PA: 42	
PITCHER	IP	WLS	BF	H	R	ER	SO	BB	IBB	HBP	BLK	WP	HR	S	P	ERA	WHIP				
Bob Shirley, L ERA: 2.7 (1, 1)	4.1		21	7	2	2	3	1	0	0	0	0	1	26	30	4.15	1.846				
Rich Bordi, R ERA: 3.22 (5, 1)	1.0	L	4	1	1	1	0	0	0	0	0	0	0	4	4	9.00	1.000				
Dave Righetti, L ERA: 3.02 (6, 1)	0.0		4	3	2	2	0	1	0	0	0	0	0	3	7	∞	∞				
Brian Fisher, R ERA: 2.0 (6, 1)	0.2		4	1	2	2	2	0	0	0	0	0	0	8	8	27.00	1.500				
Neil Allen, R ERA: 4.7 (7, 1)	3.0		9	2	0	0	2	0	0	0	0	0	0	13	13	0.00	0.667				

AB	40
R	7
H	14
RBI	7
BB	2
SO	7
LOB	19



Batter	1	2	3	4	5	6	7	8	9	AB	R	H	RBI	BB	SO	LOB	BOTTOM				
Rickey Henderson, R OBP: 0.428, SLG: 0.523 (1, 8)	S		K		F3			HR		3	2	1	1	1	1	0	Toronto Blue Jays @ New York Yankees Yankee Stadium, Bronx, NY Sat Sep 14 1985, 7:05 PM EDT Att: 54,367 - Unknown				
Don Mattingly, L OBP: 0.374, SLG: 0.557 (1, 3)	K		G5-4-3					K		4	0	1	0	0	2	1					
Dave Winfield, R OBP: 0.334, SLG: 0.481 (1, 9)	6-3		G5-4-3					6-3		4	0	0	1	0	0	1					
Don Baylor, R OBP: 0.338, SLG: 0.445 (1, 10)	6-3				5-3					4	0	0	0	0	0	0					
Bill Sample, R OBP: 0.331, SLG: 0.338 (1, 7)					F7			4-3		4	1	1	0	0	0	0					
Andre Robertson, R OBP: 0.396, SLG: 0.468 (1, 5)					5-3			6-3		4	0	1	0	0	0	1					
Butch Wynegar, S OBP: 0.358, SLG: 0.327 (1, 2)					6-3			K		3	0	0	0	0	1	2					
Rex Hudler, R OBP: 0.333, SLG: 0.444 (1, 4)										3	1	2	1	0	0	0					
Bobby Meacham, S OBP: 0.309, SLG: 0.275 (1, 6)					FC4			6-3		3	0	0	1	0	0	1					
Inning Stats	R: 1 E: 0 K: 1 S: 5	H: 0 LOB: 0 BB: 1 P: 9	R: 1 E: 0 K: 0 S: 5	H: 2 LOB: 1 BB: 0 P: 5	R: 0 E: 0 K: 1 S: 5	H: 1 LOB: 0 BB: 0 P: 5	R: 0 E: 0 K: 0 S: 4	H: 1 LOB: 1 BB: 0 P: 4	R: 0 E: 0 K: 0 S: 3	H: 0 LOB: 0 BB: 0 P: 3	R: 0 E: 0 K: 1 S: 5	H: 0 LOB: 0 BB: 0 P: 5	R: 0 E: 0 K: 0 S: 7	H: 2 LOB: 0 BB: 0 P: 7	R: 0 E: 0 K: 0 S: 3	H: 0 LOB: 0 BB: 0 P: 3		1B: 3 2B: 1 3B: 1 HR: 1	SF: 0 SAC: 0 DP: 1 HBP: 0	WP: 0 SB: 0 CS: 0	PA: 33
PITCHER	IP	WLS	BF	H	R	ER	SO	BB	IBB	HBP	BLK	WP	HR	S	P	ERA	WHIP				
Jimmy Key, L ERA: 3.05 (1, 1)	9.0	W	33	6	4	4	4	1	0	0	0	0	1	40	44	4.00	0.778				

AB	32
R	4
H	6
RBI	4
BB	1
SO	4
LOB	6




Batter	1	2	3	4	5	6	7	8	9	AB	R	H	RBI	BB	SO	LOB	TOP											
Tony Fernandez, S OBP: 0.338, SLG: 0.391 (1, 6)	F6		F6	F6		G3		FC4-6 BB		4	1	1	0	1	0	0	Toronto Blue Jays @ New York Yankees Yankee Stadium, Bronx, NY Sun Sep 15 1985, 3:33 AM EDT Att: 54,699 - Unknown livebaseballscorecards.com											
Lloyd Moseby, L OBP: 0.347, SLG: 0.430 (1, 8)	4-3 S 1B		1B 2B 1B	1B		K		K		5	1	3	0	0	2	1												
Rance Mulliniks, L OBP: 0.389, SLG: 0.474 (1, 5)	4-3		2B 1B 1B	1B				FC4-6		4	2	2	1	1	0	2												
George Bell, R OBP: 0.327, SLG: 0.488 (1, 7)	4-3		1B 2B	F2				E5 1B 1B		5	2	1	1	0	1	5												
Al Oliver, L OBP: 0.290, SLG: 0.371 Cliff Johnson, R OBP: 0.337, SLG: 0.429 (3, PH)		4-3	1B G6-4-3	K				1B 1B	F9	1	0	0	0	0	0	0												
Ernie Whitt, L OBP: 0.340, SLG: 0.464 (1, 2)	F2		G6-4-3 1B		5-3			K	K	5	0	0	0	0	2	3												
Rick Leach, L OBP: 0.308, SLG: 0.308 (1, 3)	E 1B		E 1B		4-3			FC6-4 1B	F9	5	1	3	1	0	0	0												
Jesse Barfield, R OBP: 0.363, SLG: 0.528 (1, 9)	E7 1B		E6 2B		4-3			K		4	1	2	1	0	1	2												
Garth Iorg, R OBP: 0.362, SLG: 0.457 (1, 4)	4-3		K			F8		FC6-4		4	0	0	0	0	1	4												
Inning Stats	R: 0 E: 0 K: 0 S: 4	H: 1 LOB: 1 BB: 0 P: 4	R: 0 E: 1 K: 0 S: 5	H: 2 LOB: 2 BB: 0 P: 5	R: 6 E: 1 K: 1 S: 11	H: 7 LOB: 0 BB: 0 P: 11	R: 0 E: 0 K: 0 S: 7	H: 2 LOB: 2 BB: 0 P: 7	R: 0 E: 0 K: 0 S: 3	H: 0 LOB: 0 BB: 0 P: 3	R: 0 E: 0 K: 1 S: 5	H: 0 LOB: 0 BB: 0 P: 5	R: 2 E: 1 K: 2 S: 10	H: 2 LOB: 2 BB: 1 P: 14	R: 0 E: 0 K: 2 S: 7	H: 0 LOB: 1 BB: 1 P: 11		R: 0 E: 0 K: 1 S: 5	H: 0 LOB: 0 BB: 0 P: 5	1B: 12 2B: 2 3B: 0 HR: 0	SF: 0 SAC: 0 DP: 1 HBP: 0	WP: 0 PB: 0 SB: 1 CS: 0	PA: 43					
PITCHER	IP	WLS	BF	H	R	ER	SO	BB	IBB	HBP	BLK	WP	HR	S	P	ERA	WHIP											
Ed Whitson, R ERA: 5.03 (1, 1)	2.0	L	13	7	4	4	0	0	0	0	0	0	0	0	13	13	18.00	3.500										
Dennis Rasmussen, L ERA: 3.94 (3, 1)	0.2		4	3	2	1	0	0	0	0	0	0	0	4	4	13.50	4.500											
Rich Bordi, R ERA: 3.2 (3, 1)	3.1		15	3	2	1	3	1	0	0	0	0	0	20	24	2.70	1.200											
Rod Scurrey, L ERA: 3.06 (7, 1)	2.0		8	1	0	0	4	1	0	0	0	0	0	15	19	0.00	1.000											
Mike Armstrong, R ERA: 4.7 (9, 1)	1.0		3	0	0	0	1	0	0	0	0	0	0	5	5	0.00	0.000											

Batter	1	2	3	4	5	6	7	8	9	AB	R	H	RBI	BB	SO	LOB	BOTTOM										
Rickey Henderson, R OBP: 0.428, SLG: 0.520 (1, 8)	S BB		6-3		L1-3		FC5-4		HR BB	3	1	0	0	2	0	4	Toronto Blue Jays @ New York Yankees Yankee Stadium, Bronx, NY Sun Sep 15 1985, 3:33 AM EDT Att: 54,699 - Unknown livebaseballscorecards.com										
Ken Griffey, L OBP: 0.322, SLG: 0.399 (1, 7)	F7				F7		3-1		1B 2B HR	5	2	2	2	0	0	1											
Don Mattingly, L OBP: 0.371, SLG: 0.552 (1, 3)	F7				E7 1B		F7		F8 HR	5	0	0	0	0	0	2											
Dave Winfield, R OBP: 0.335, SLG: 0.480 (1, 9)	F4				BB BB 1B		F8		F9	5	1	2	1	0	0	1											
Ron Hassey, L OBP: 0.359, SLG: 0.525 Andre Robertson, R OBP: 0.392, SLG: 0.463 Juan Espino, R OBP: 0.364, SLG: 0.364 (8, PH)		6-3			BB BB		BB 1B		K	2	0	1	0	1	0	0											
Dan Pasqua, L OBP: 0.296, SLG: 0.448 Don Baylor, R OBP: 0.340, SLG: 0.449 (8, PH)		K			1-2 2-3 BB		K		1B 2B	2	0	0	0	1	2	1											
Mike Pagliarulo, L OBP: 0.327, SLG: 0.451 Dale Berra, R OBP: 0.276, SLG: 0.321 (6, PH)		K			F4		BB 1B		1B	3	0	1	0	0	1	3											
Rex Hudler, R OBP: 0.300, SLG: 0.400 Scott Bradley, L OBP: 0.196, SLG: 0.245 Juan Bonilla, R OBP: 0.091, SLG: 0.091 (7, PH)					F4		K		4-3	1	0	0	0	0	1	2											
Bobby Meacham, S OBP: 0.310, SLG: 0.274 (8, 4)					F9		FC5-4 BB		F8	2	0	0	0	2	0	0											
Inning Stats	R: 0 E: 0 K: 0 S: 3	H: 0 LOB: 1 BB: 1 P: 7	R: 0 E: 0 K: 2 S: 7	H: 0 LOB: 0 BB: 0 P: 7	R: 0 E: 0 K: 0 S: 3	H: 0 LOB: 0 BB: 0 P: 3	R: 0 E: 0 K: 0 S: 4	H: 1 LOB: 3 BB: 2 P: 12	R: 0 E: 0 K: 0 S: 2	H: 0 LOB: 0 BB: 1 P: 6	R: 0 E: 0 K: 0 S: 3	H: 0 LOB: 0 BB: 0 P: 3	R: 0 E: 0 K: 2 S: 9	H: 2 LOB: 3 BB: 1 P: 13	R: 3 E: 0 K: 1 S: 9	H: 4 LOB: 1 BB: 0 P: 9		R: 2 E: 0 K: 0 S: 4	H: 1 LOB: 0 BB: 1 P: 8	1B: 5 2B: 3 3B: 0 HR: 1	SF: 0 SAC: 0 DP: 1 HBP: 0	WP: 0 PB: 0 SB: 1 CS: 0	PA: 40				
PITCHER	IP	WLS	BF	H	R	ER	SO	BB	IBB	HBP	BLK	WP	HR	S	P	ERA	WHIP										
Doyle Alexander, R ERA: 3.56 (1, 1)	7.1	W	31	5	2	2	4	5	0	0	0	0	0	34	54	2.46	1.364										
Gary Lavelle, L ERA: 3.99 (8, 1)	1.0		7	3	3	3	1	1	0	0	0	0	1	8	12	27.00	4.000										
Tom Henke, R ERA: 1.5 (9, 1)	0.2		2	0	0	0	0	0	0	0	0	0	0	2	2	0.00	0.000										

Batter	1	2	3	4	5	6	7	8	9	AB	R	H	RBI	BB	SO	LOB	TOP								
Tony Fernandez, S (1, 6) OBP: 0.338, SLG: 0.392 Jeff Burroughs, R (9, PH) OBP: 0.372, SLG: 0.418	3-1		2B		F7		K		F8	4	0	1	0	0	1	0									
Lloyd Moseby, L (1, 8) OBP: 0.347, SLG: 0.431	3-1		2B		K			F8		4	0	1	0	0	1	1									
Rance Mulliniks, L (1, 5) OBP: 0.387, SLG: 0.470	3-1				K			2B	1B	3	1	0	0	1	1	1									
George Bell, R (1, 7) OBP: 0.330, SLG: 0.495	F6				2-3			1B	1B	4	1	3	0	0	0	1									
Al Oliver, L (1, 10) OBP: 0.289, SLG: 0.369		3-1			2-3			F6		4	0	1	2	0	0	1									
Cliff Johnson, R (1, 3) OBP: 0.333, SLG: 0.424	F9				K			FC6-4		4	0	0	0	0	2	3									
Ernie Whitt, L (1, 2) OBP: 0.337, SLG: 0.459					K			4-3		4	0	0	0	0	1	2									
Jesse Barfield, R (1, 9) OBP: 0.366, SLG: 0.536								F7		4	2	3	1	0	0	0									
Garth Iorg, R (1, 4) OBP: 0.362, SLG: 0.467 Rick Leach, L (9, PH) OBP: 0.286, SLG: 0.286	F7							F7		3	1	1	2	0	0	1									
Inning Stats	R: 0 E: 0 K: 0 S: 4	H: 1 LOB: 1 BB: 0 P: 4	R: 0 E: 0 K: 1 S: 5	H: 0 LOB: 0 BB: 0 P: 5	R: 0 E: 0 K: 0 S: 4	H: 2 LOB: 1 BB: 0 P: 4	R: 1 E: 0 K: 2 S: 8	H: 1 LOB: 0 BB: 0 P: 8	R: 2 E: 0 K: 1 S: 7	H: 2 LOB: 0 BB: 0 P: 7	R: 0 E: 0 K: 0 S: 4	H: 1 LOB: 1 BB: 0 P: 4	R: 1 E: 0 K: 1 S: 6	H: 1 LOB: 0 BB: 0 P: 6	R: 1 E: 0 K: 1 S: 7	H: 2 LOB: 2 BB: 1 P: 11	R: 0 E: 0 K: 0 S: 3	H: 0 LOB: 0 BB: 0 P: 3	1B: 4 2B: 3 3B: 1 HR: 2	SF: 0 SAC: 0 DP: 0 HBP: 0	WP: 0 PB: 0 SB: 0 CS: 1	PA: 37			
PITCHER	IP	WLS	BF	H	R	ER	SO	BB	IBB	HBP	BLK	WP	HR	S	P	ERA	WHIP								
Oil Can Boyd, R (1, 1) ERA: 3.71	7.1	W	31	9	5	5	5	1	0	0	0	0	2	40	44	6.14	1.364								
Steve Crawford, R (8, 1) ERA: 3.42	1.2	S	6	1	0	0	1	0	0	0	0	0	0	8	8	0.00	0.600								

Toronto Blue Jays @ Boston Red Sox
Fenway Park, Boston, MA
Tue Sep 17 1985, 7:05 PM EDT
Att: 17,274 - Unknown


AB 36
R 5
H 10
RBI 5
BB 1
SO 6
LOB 10



Batter	1	2	3	4	5	6	7	8	9	AB	R	H	RBI	BB	SO	LOB	BOTTOM								
Dwight Evans, R (1, 9) OBP: 0.383, SLG: 0.447	K		F4		1B			BB		4	1	2	0	1	1	1									
Wade Boggs, L (1, 5) OBP: 0.450, SLG: 0.486	1B		1B		1B			1B		3	2	2	0	2	0	2									
Bill Buckner, L (1, 3) OBP: 0.312, SLG: 0.424	1B		2B		FC5-2			F3		5	0	2	0	0	0	5									
Jim Rice, R (1, 10) OBP: 0.342, SLG: 0.474	K		FC5-2		K			F5		4	0	2	2	0	2	4									
Rich Gedman, L (1, 2) OBP: 0.369, SLG: 0.495	F5		FC5-2		E3			F9		4	1	1	1	0	0	5									
Tony Armas, R (1, 8) OBP: 0.293, SLG: 0.539 Steve Lyons, L (8, 8) OBP: 0.330, SLG: 0.361	6-3		F8		HR			F9		4	1	1	3	0	0	3									
Mike Easter, L (1, 7) OBP: 0.320, SLG: 0.410 Kevin Romine, R (8, PR) OBP: 0.357, SLG: 0.462	G3				L9			BB		3	0	1	0	1	0	0									
Marty Barrett, R (1, 4) OBP: 0.338, SLG: 0.351	1-3				G4-6-3			K		4	0	0	0	0	1	2									
Glenn Hoffman, R (1, 6) OBP: 0.337, SLG: 0.416			1B		K			F9		3	1	1	0	1	1	1									
Inning Stats	R: 0 E: 0 K: 2 S: 9	H: 2 LOB: 2 BB: 0 P: 9	R: 0 E: 0 K: 0 S: 3	H: 0 LOB: 0 BB: 0 P: 3	R: 2 E: 0 K: 0 S: 6	H: 3 LOB: 2 BB: 1 P: 10	R: 0 E: 0 K: 1 S: 4	H: 0 LOB: 0 BB: 1 P: 8	R: 4 E: 1 K: 1 S: 8	H: 3 LOB: 0 BB: 1 P: 12	R: 0 E: 0 K: 0 S: 3	H: 1 LOB: 1 BB: 1 P: 7	R: 0 E: 0 K: 0 S: 4	H: 1 LOB: 1 BB: 0 P: 4	R: 0 E: 0 K: 1 S: 7	H: 2 LOB: 3 BB: 1 P: 11	1B: 9 2B: 3 3B: 0 HR: 1	SF: 0 SAC: 0 DP: 2 HBP: 0	WP: 0 PB: 0 SB: 0 CS: 0	PA: 39					
PITCHER	IP	WLS	BF	H	R	ER	SO	BB	IBB	HBP	BLK	WP	HR	S	P	ERA	WHIP								
Dave Stieb, R (1, 1) ERA: 2.51	4.2	L	24	8	6	3	4	3	0	0	0	0	1	29	41	5.79	2.357								
Steve Davis, L (5, 1) ERA: 3.32	2.0		8	2	0	0	0	1	0	0	0	0	0	7	11	0.00	1.500								
Bill Caudill, R (7, 1) ERA: 3.05	1.1		7	2	0	0	1	1	0	0	0	0	0	8	12	0.00	2.250								

Toronto Blue Jays @ Boston Red Sox
Fenway Park, Boston, MA
Tue Sep 17 1985, 7:05 PM EDT
Att: 17,274 - Unknown

AB 34
R 6
H 12
RBI 6
BB 5
SO 5
LOB 23



Batter	1	2	3	4	5	6	7	8	9	AB	R	H	RBI	BB	SO	LOB	TOP					
Tony Fernandez, S OBP: 0.336, SLG: 0.390 Manuel Lee, S OBP: 0.167, SLG: 0.143 (6, 6)	0-0 6-3			0-0 3-1		0-0 G3-6-1			0-0 1B	2	0	0	0	0	0	0						
Lloyd Moseby, L OBP: 0.345, SLG: 0.429 Ron Shepherd, R OBP: 0.182, SLG: 0.194 (1, 8) (6, 8)	0-0 F1			0-0 3-1					0-0 F5	2	0	0	0	0	0	0						
Rance Mulliniks, L OBP: 0.398, SLG: 0.470 Kelly Gruber, R OBP: 0.167, SLG: 0.167 (1, 5) (6, 5)	0-0 1-3			0-0 1B					0-0 F9	2	0	1	0	0	0	0						
George Bell, R OBP: 0.329, SLG: 0.494 Lou Thornton, L OBP: 0.274, SLG: 0.322 (1, 7) (6, 7)		0-3 K		0-0 6-3					0-3 K	2	0	0	0	0	1	1						
Al Oliver, L OBP: 0.287, SLG: 0.366 Jeff Burroughs, R OBP: 0.370, SLG: 0.415 (1, 10) (7, PH)	0-0 6-3				0-0 F9				0-3 K	2	0	0	0	0	0	0						
Cliff Johnson, R OBP: 0.334, SLG: 0.425 Cecil Fielder, R OBP: 0.349, SLG: 0.517 (1, 3) (6, 3)		0-3 K			0-0 1B				0-0 F3	3	2	0	1	0	0	1						
Jesse Barfield, R OBP: 0.453, SLG: 0.534 Rick Leach, L OBP: 0.267, SLG: 0.267 (1, 9) (6, 9)			0-0 F9		0-3 K				0-0 1-3	1	2	0	0	0	0	1						
Ernie Whitt, L OBP: 0.336, SLG: 0.458 Steve Nicosia, R OBP: 0.241, SLG: 0.197 (1, 2) (5, 2)			0-0 4-3			0-0 F9			0-0 F9	2	1	0	0	0	0	0						
Garth Iorg, R OBP: 0.362, SLG: 0.466 (1, 4)			0-0 6-3			0-0 G3-6-1 1B			0-0 F2	3	3	0	1	0	0	0						
Inning Stats	R: 0 E: 0 K: 0 S: 3	H: 0 LOB: 0 BB: 0 P: 3	R: 0 E: 0 K: 2 S: 7	H: 0 LOB: 0 BB: 0 P: 7	R: 0 E: 0 K: 0 S: 3	H: 0 LOB: 0 BB: 0 P: 3	R: 0 E: 0 K: 0 S: 4	H: 1 LOB: 1 BB: 0 P: 4	R: 0 E: 0 K: 1 S: 5	H: 1 LOB: 0 BB: 0 P: 5	R: 0 E: 0 K: 0 S: 3	H: 1 LOB: 1 BB: 0 P: 7	R: 1 E: 0 K: 1 S: 7	H: 2 LOB: 1 BB: 0 P: 7	R: 0 E: 0 K: 0 S: 3	H: 0 LOB: 0 BB: 0 P: 3	R: 0 E: 0 K: 1 S: 6	H: 1 LOB: 1 BB: 0 P: 6	1B: 5 2B: 1 3B: 0 HR: 0	SF: 0 SAC: 0 DP: 1 HBP: 0	WP: 0 PB: 0 SB: 0 CS: 0	PA: 31
PITCHER Al Nipper, R ERA: 4.12 (1, 1)	IP: 9.0 WLS: W BF: 31 H: 6 R: 1 ER: 1 SO: 5 BB: 0 IBB: 0 HBP: 0 BLK: 0 WP: 0 HR: 0 S: 41 P: 41 ERA: 1.00 WHIP: 0.667															PITCHER Stan Clarke, L ERA: (8, 1)	IP: 1.0 WLS: L BF: 4 H: 0 R: 0 ER: 0 SO: 0 BB: 1 IBB: 0 HBP: 0 BLK: 0 WP: 0 HR: 0 S: 3 P: 7 ERA: 0.00 WHIP: 1.000					

Toronto Blue Jays @ Boston Red Sox
Fenway Park, Boston, MA
Wed Sep 18 1985, 7:05 PM EDT
Att: 17,598 - Unknown

AB	31
R	1
H	6
RBI	1
BB	0
SO	5
LOB	8



Batter	1	2	3	4	5	6	7	8	9	AB	R	H	RBI	BB	SO	LOB	BOTTOM			
Dwight Evans, R OBP: 0.382, SLG: 0.447 Kevin Romine, R OBP: 0.333, SLG: 0.429 (1, 9) (8, 9)	0-0 6-3	0-0 1B 2B		0-0 F5	0-0 F6	0-3 K		0-0 F5		5	1	1	1	0	1	2				
Wade Boggs, L OBP: 0.453, SLG: 0.489 Ed Jurak, R OBP: 0.273, SLG: 0.200 (1, 5) (7, PR)	0-0 1B	0-0 2H 1B		0-0 1B 3B	0-0 F8			4-0 1B BB		5	1	4	1	0	0	0				
Bill Buckner, L OBP: 0.325, SLG: 0.426 Dave Stapleton, R OBP: 0.291, SLG: 0.346 (1, 3) (6, 3)	0-0 F7	0-0 F7		0-0 1B 3B	0-0 2B 1B			0-0 F6		5	3	3	1	0	0	2				
Jim Rice, R OBP: 0.346, SLG: 0.480 (1, 10)	0-0 1-2 1B		0-0 F9	4-0 3B 1B	0-0 1B 2B			0-0 2B 2B		4	2	3	1	1	0	0				
Rich Gedman, L OBP: 0.373, SLG: 0.512 (1, 2)	0-0 F6		0-0 HR	1-1H 2H 3H 1B 3B	0-0 1B			2-3H 3H 2B		5	2	4	7	0	0	2				
Tony Armas, R OBP: 0.290, SLG: 0.532 (7, 7)		0-3 K	0-0 6-3	0-0 6-3	0-0 1-3 2B			0-0 F7		4	0	0	0	0	1	3				
Mike Greenwell, L (7, PH) (8, 7)										1	0	0	0	0	0	2				
Mike Easler, L OBP: 0.325, SLG: 0.415 Steve Lyons, L OBP: 0.330, SLG: 0.360 (1, 7) (6, PR) (7, 8)		4-0 2B SF8 BB	0-0 3B	4-0 1B BB		4-0 BB		0-3 K		1	1	1	0	3	0	0				
Marty Barrett, R OBP: 0.338, SLG: 0.354 (1, 4)		0-0 SF8 2B 2B	0-0 F5	0-0 1-2 1B		0-3 K		0-0 6-3		5	1	2	1	0	1	4				
Glenn Hoffman, R OBP: 0.336, SLG: 0.413 Jackie Gutierrez, R OBP: 0.263, SLG: 0.265 (1, 6) (8, PH) (9, 6)		0-0 SF8		0-0 F7		0-0 F4		0-0 F9		2	1	0	1	1	0	3				
Inning Stats	R: 0 E: 0 K: 0 S: 5	H: 2 LOB: 2 BB: 0 P: 5	R: 3 E: 0 K: 1 S: 8	H: 3 LOB: 1 BB: 1 P: 12	R: 1 E: 0 K: 0 S: 5	H: 2 LOB: 1 BB: 0 P: 5	R: 5 E: 0 K: 0 S: 7	H: 4 LOB: 2 BB: 3 P: 19	R: 1 E: 0 K: 0 S: 6	H: 3 LOB: 2 BB: 0 P: 6	R: 0 E: 0 K: 2 S: 7	H: 0 LOB: 1 BB: 1 P: 11	R: 3 E: 0 K: 1 S: 9	H: 4 LOB: 2 BB: 0 P: 9	R: 0 E: 0 K: 0 S: 3	H: 0 LOB: 1 BB: 1 P: 7	1B: 10 2B: 5 3B: 2 HR: 1	SF: 1 SAC: 0 DP: 0 HBP: 0	WP: 0 PB: 0 SB: 0 CS: 0	PA: 48
PITCHER Jim Clancy, R ERA: 4.02 (1, 1)	IP: 2.2 WLS: L BF: 16 H: 7 R: 4 ER: 4 SO: 4 BB: 1 IBB: 0 HBP: 0 BLK: 0 WP: 0 HR: 0 S: 17 P: 21 ERA: 13.50 WHIP: 3.000															PITCHER Stan Clarke, L ERA: (8, 1)	IP: 1.0 WLS: L BF: 4 H: 0 R: 0 ER: 0 SO: 0 BB: 1 IBB: 0 HBP: 0 BLK: 0 WP: 0 HR: 0 S: 3 P: 7 ERA: 0.00 WHIP: 1.000			
Dennis Lamp, R ERA: 3.66 (3, 1)	0.2	6	2	4	4	0	1	1	0	0	0	0	4	12	54.00	4.500				
John Cerutti, L ERA: 10.8 (4, 1)	1.1	10	5	2	2	0	1	0	0	0	0	0	9	13	13.50	4.500				
Jim Acker, R ERA: 3.24 (5, 1)	1.1	5	0	0	0	2	1	0	0	0	0	0	8	12	0.00	0.750				
Tom Flier, R ERA: 4.14 (7, 1)	1.0	7	4	3	3	1	0	0	0	0	0	0	9	9	27.00	4.000				

Toronto Blue Jays @ Boston Red Sox
Fenway Park, Boston, MA
Wed Sep 18 1985, 7:05 PM EDT
Att: 17,598 - Unknown

AB	41
R	13
H	18
RBI	13
BB	6
SO	4
LOB	21



Batter	1	2	3	4	5	6	7	8	9	AB	R	H	RBI	BB	SO	LOB	TOP																			
Paul Moltis, R (1, 5) OBP: 0.361, SLG: 0.417	5-3			HR		F9		1B		4	1	2	1	0	0	0	Milwaukee Brewers @ Toronto Blue Jays Exhibition Stadium, Toronto, ON Fri Sep 20 1985, 7:05 PM EDT Att: 31,442 - Unknown																			
Randy Ready, R (1, 7) OBP: 0.338, SLG: 0.403 Charlie Moore, R (8, 2) OBP: 0.289, SLG: 0.293	5-3			F9		1-3		1B		4	0	1	1	0	0	0																				
Cecil Cooper, L (1, 3) OBP: 0.335, SLG: 0.482	3-1			4-3			K	L5		4	0	0	0	0	1	2																				
Ted Simmons, S (1, 10) OBP: 0.342, SLG: 0.394		F8		6-3			BB		HR	3	1	1	0	1	0	0																				
Ernest Riles, L (1, 6) OBP: 0.352, SLG: 0.398	1-3				6-3		F7		HR	4	1	1	0	0	0	1																				
Mark Brouhard, R (1, 9) OBP: 0.287, SLG: 0.392 Dion James, L (9, PH) OBP: 0.321, SLG: 0.255	1-3				6-3		K		F5	3	0	0	0	0	1	1																				
Paul Householder, S (1, 8) OBP: 0.320, SLG: 0.496			K		E6			E5	HR	4	1	1	3	0	1	0																				
Jim Gantner, L (1, 4) OBP: 0.301, SLG: 0.331	1-3			1-3				HR	K	3	1	0	0	1	1	1																				
Dave Huppert, R (1, 2) Carlos Ponce, R (8, PH) OBP: 0.230, SLG: 0.296 Billy Jo Robidoux, L (8, PH) OBP: 0.319, SLG: 0.333	5-3				F9			K	K	2	0	0	0	0	0	0																				
Inning Stats	R: 0 E: 0 K: 0 S: 3	H: 0 LOB: 0 BB: 0 P: 3	R: 0 E: 0 K: 0 S: 3	H: 0 LOB: 0 BB: 0 P: 3	R: 0 E: 0 K: 1 S: 5	H: 1 LOB: 0 BB: 0 P: 4	R: 0 E: 1 K: 0 S: 4	H: 0 LOB: 1 BB: 0 P: 4	R: 0 E: 0 K: 0 S: 3	H: 0 LOB: 0 BB: 0 P: 3	R: 0 E: 0 K: 2 S: 7	H: 0 LOB: 1 BB: 1 P: 11	R: 1 E: 1 K: 1 S: 7	H: 2 LOB: 2 BB: 1 P: 11	R: 3 E: 0 K: 2 S: 10	H: 3 LOB: 0 BB: 0 P: 10		1B: 4 2B: 0 3B: 0 HR: 2	SF: 0 SAC: 0 DP: 0 HBP: 0	WP: 0 PB: 0 CS: 0	PA: 36															
PITCHER	IP	WLS	BF	H	R	ER	SO	BB	IBB	HBP	BLK	WP	HR	S	P	ERA	WHIP	PITCHER		IP	WLS	BF	H	R	ER	SO	BB	IBB	HBP	BLK	WP	HR	S	P	ERA	WHIP
Jimmy Key, L (1, 1) ERA: 3.03	7.0	W	26	1	2	2	3	2	0	0	0	0	1	30	38	2.57	0.429																			
Tom Henke, R (8, 1) ERA: 2.3	1.1		8	5	3	3	1	0	0	0	0	0	1	10	10	20.25	3.750																			
Gary Lavelle, L (9, 1) ERA: 3.34	0.2	S	2	0	0	0	2	0	0	0	0	0	0	6	6	0.00	0.000																			

AB	34
R	5
H	6
RBI	5
BB	2
SO	6
LOB	9



Batter	1	2	3	4	5	6	7	8	9	AB	R	H	RBI	BB	SO	LOB	BOTTOM																			
Tony Fernandez, S (1, 6) OBP: 0.339, SLG: 0.393	5-3	1B			BB		BB			4	1	3	0	0	0	0	Milwaukee Brewers @ Toronto Blue Jays Exhibition Stadium, Toronto, ON Fri Sep 20 1985, 7:05 PM EDT Att: 31,442 - Unknown																			
Lloyd Moseby, L (1, 8) OBP: 0.346, SLG: 0.428 Ron Shepherd, R (9, 8) OBP: 0.182, SLG: 0.194	5-3	F8			G3-6-1		BB			2	1	0	0	2	0	2																				
Rance Mulliniks, L (1, 5) OBP: 0.387, SLG: 0.467	6-3			6-3	G3-6-1		BB			4	1	1	2	0	0	2																				
Willie Upshaw, L (1, 3) OBP: 0.340, SLG: 0.442		4-3		4-3			BB		SF9	3	0	1	1	1	0	0																				
Al Oliver, L (1, 10) OBP: 0.283, SLG: 0.361 Cliff Johnson, R (7, PH) OBP: 0.333, SLG: 0.425	5-3			F7			F6		SF9	3	0	0	0	0	0	1																				
George Bell, R (1, 7) OBP: 0.330, SLG: 0.492		1B			G4-6-3		F9		F6	2	1	0	0	2	0	2																				
Ernie Whitt, L (1, 2) OBP: 0.335, SLG: 0.455		BB			G4-6-3		4-3		F3	4	1	1	0	0	0	2																				
Jesse Barfield, R (1, 9) OBP: 0.362, SLG: 0.530		E6			5-3				K	4	1	0	0	0	1	1																				
Garth Iorg, R (1, 4) OBP: 0.364, SLG: 0.466		1B			6-3				5-3	4	1	2	2	0	0	0																				
Inning Stats	R: 0 E: 0 K: 0 S: 3	H: 3 LOB: 2 BB: 1 P: 11	R: 0 E: 0 K: 0 S: 3	H: 0 LOB: 0 BB: 0 P: 3	R: 0 E: 0 K: 0 S: 2	H: 0 LOB: 0 BB: 1 P: 6	R: 0 E: 0 K: 0 S: 3	H: 0 LOB: 1 BB: 1 P: 7	R: 0 E: 0 K: 0 S: 3	H: 0 LOB: 1 BB: 1 P: 7	R: 4 E: 0 K: 0 S: 7	H: 4 LOB: 1 BB: 1 P: 11	R: 0 E: 0 K: 1 S: 5	H: 0 LOB: 0 BB: 0 P: 5	1B: 7 2B: 1 3B: 0 HR: 0	SF: 1 SAC: 0 DP: 2 HBP: 0		WP: 0 PB: 0 CS: 0	PA: 36																	
PITCHER	IP	WLS	BF	H	R	ER	SO	BB	IBB	HBP	BLK	WP	HR	S	P	ERA	WHIP	PITCHER		IP	WLS	BF	H	R	ER	SO	BB	IBB	HBP	BLK	WP	HR	S	P	ERA	WHIP
Jaime Cocanower, R (1, 1) ERA: 4.95	6.1	L	30	7	7	4	0	5	0	0	0	0	0	25	45	5.68	1.895																			
Rick Waits, L (7, 1) ERA: 5.15	0.0		1	1	0	0	0	0	0	0	0	0	0	1	1	∞	∞																			
Pete Ladd, R (7, 1) ERA: 4.05	1.2		5	0	0	0	1	0	0	0	0	0	0	7	7	0.00	0.000																			

AB	30
R	7
H	8
RBI	6
BB	5
SO	1
LOB	10



Batter	1	2	3	4	5	6	7	8	9	10	11	12	13	14	AB	R	H	RBI	BB	SO	LOB	TOP			
Mike Felder, S OBP: 0.231, SLG: 0.171															5	0	0	0	2	1	3				
Paul Molitor, R OBP: 0.360, SLG: 0.415															6	0	1	0	1	1	6				
Ernest Riles, L OBP: 0.349, SLG: 0.395															6	0	1	1	0	0	3				
Cecil Cooper, L OBP: 0.335, SLG: 0.479														5	0	1	0	1	2	3					
Ted Simmons, S OBP: 0.342, SLG: 0.394															5	0	2	0	0	0	2				
Randy Ready, R OBP: 0.324, SLG: 0.385														6	0	0	0	0	1	3					
Billy Jo Robidoux, L OBP: 0.346, SLG: 0.300														2	0	0	0	2	0	1					
Ed Romero, R OBP: 0.319, SLG: 0.305														1	0	0	0	1	0	0					
Jim Gantner, L OBP: 0.302, SLG: 0.329															3	1	0	0	1	0	3				
Charlie Moore, R OBP: 0.289, SLG: 0.293															3	0	1	0	0	0	2				
Dion James, L OBP: 0.315, SLG: 0.250															1	0	0	0	0	1					
Dave Huppert, R OBP: 0.196, SLG: 0.279															1	0	0	0	0	1					
Carlos Ponce, R OBP: 0.196, SLG: 0.279															1	0	0	0	0	1					
Inning Stats	R: 0 E: 0 K: 1 S: 5	H: 0 LOB: 1 BB: 1 P: 9	R: 0 E: 0 K: 0 S: 3	H: 1 LOB: 0 BB: 0 P: 3	R: 1 E: 0 K: 1 S: 6	H: 1 LOB: 2 BB: 1 P: 11	R: 0 E: 0 K: 0 S: 3	H: 0 LOB: 0 BB: 0 P: 3	R: 0 E: 0 K: 0 S: 4	H: 1 LOB: 1 BB: 0 P: 4	R: 0 E: 0 K: 0 S: 3	H: 0 LOB: 0 BB: 0 P: 3	R: 0 E: 0 K: 1 S: 5	H: 0 LOB: 1 BB: 1 P: 9	R: 0 E: 0 K: 1 S: 5	H: 0 LOB: 0 BB: 0 P: 5	R: 0 E: 0 K: 2 S: 8	H: 0 LOB: 1 BB: 1 P: 5	R: 0 E: 0 K: 2 S: 8	H: 0 LOB: 0 BB: 0 P: 12	R: 0 E: 0 K: 2 S: 8	H: 0 LOB: 0 BB: 0 P: 10	1B: 6 2B: 0 3B: 0 HR: 0	SF: 0 SAC: 2 DP: 2 HBP: 1	WP: 1 PA: 56

PITCHER	IP	WLS	BF	H	R	ER	SO	BB	IBB	HBP	BLK	WP	HR	S	P	ERA	WHIP
Doyle Alexander, R ERA: 3.46	9.0		36	6	1	1	4	1	0	0	0	0	0	4	8	0.00	0.750
Gary Lavelle, L ERA: 3.28	1.1	5	0	0	0	0	0	1	0	0	0	0	0	4	8	0.00	0.750
Bill Caudill, R ERA: 2.98	1.1	6	0	0	0	1	2	0	0	0	0	0	0	6	14	0.00	1.500
Stan Clarke, L ERA: 3.61	1.0	3	0	0	0	1	0	0	0	0	0	0	0	5	5	0.00	0.000
Dennis Lamp, R ERA: 3.61	1.1	W	6	0	0	0	2	1	0	0	0	1	0	9	13	0.00	0.750

Batter	1	2	3	4	5	6	7	8	9	10	11	12	13	14	AB	R	H	RBI	BB	SO	LOB	BOTTOM			
Tony Fernandez, S OBP: 0.338, SLG: 0.390															6	0	1	0	0	1	0				
Lloyd Moseby, L OBP: 0.346, SLG: 0.426															5	1	1	0	1	0	3				
Rance Mulliniks, L OBP: 0.389, SLG: 0.469															3	0	2	1	0	1	0				
Damaso Garcia, R OBP: 0.311, SLG: 0.383															1	0	0	0	0	0	3				
Manuel Lee, S OBP: 0.162, SLG: 0.139															1	0	0	0	0	1	0				
Jeff Burroughs, R OBP: 0.368, SLG: 0.413															0	0	0	0	0	0	0				
Lou Thornton, L OBP: 0.274, SLG: 0.322															3	0	0	0	0	0	2				
Al Oliver, L OBP: 0.280, SLG: 0.357															3	0	0	0	0	0	2				
Cliff Johnson, R OBP: 0.331, SLG: 0.421															3	0	0	0	0	0	1				
Ernie Whitt, L OBP: 0.330, SLG: 0.448															6	0	0	0	0	2	0				
George Bell, R OBP: 0.332, SLG: 0.492															6	1	3	0	0	0	0				
Jesse Barfield, R OBP: 0.361, SLG: 0.526															5	0	1	0	1	1	1				
Rick Leach, L OBP: 0.288, SLG: 0.350															5	0	1	0	1	1	3				
Garth Iorg, R OBP: 0.363, SLG: 0.465															3	0	1	0	0	1	0				
Ron Shepherd, R OBP: 0.182, SLG: 0.194															0	0	0	0	0	0	0				
Kelly Gruber, R OBP: 0.222, SLG: 0.222															3	0	1	1	0	1	1				
Inning Stats	R: 0 E: 0 K: 1 S: 5	H: 0 LOB: 0 BB: 0 P: 5	R: 0 E: 0 K: 0 S: 3	H: 0 LOB: 0 BB: 0 P: 3	R: 1 E: 0 K: 1 S: 5	H: 1 LOB: 0 BB: 0 P: 5	R: 0 E: 0 K: 0 S: 4	H: 1 LOB: 1 BB: 0 P: 4	R: 0 E: 0 K: 0 S: 3	H: 0 LOB: 0 BB: 0 P: 3	R: 0 E: 0 K: 0 S: 4	H: 1 LOB: 2 BB: 0 P: 8	R: 0 E: 0 K: 1 S: 5	H: 0 LOB: 0 BB: 0 P: 5	R: 0 E: 0 K: 2 S: 7	H: 0 LOB: 0 BB: 0 P: 7	R: 0 E: 0 K: 1 S: 8	H: 1 LOB: 1 BB: 1 P: 8	R: 0 E: 0 K: 2 S: 8	H: 0 LOB: 0 BB: 0 P: 10	R: 0 E: 0 K: 2 S: 8	H: 3 LOB: 3 BB: 1 P: 10	1B: 10 2B: 0 3B: 1 HR: 0	SF: 0 SAC: 0 DP: 0 HBP: 0	WP: 0 PA: 54


PITCHER	IP	WLS	BF	H	R	ER	SO	BB	IBB	HBP	BLK	WP	HR	S	P	ERA	WHIP
Moose Haas, R ERA: 3.78	7.1		28	5	1	0	3	1	0	0	0	0	0	3	37	0.00	0.618
Ray Searage, L ERA: 4.46	0.2	2	0	0	0	0	0	0	0	0	0	0	0	2	2	0.00	0.000
Brad Lesley, R ERA: 11.25	3.0	11	1	0	0	3	1	1	0	0	0	0	0	16	20	0.00	0.667
Danny Darwin, R ERA: 3.86	2.1	L	13	5	1	1	4	1	0	0	0	0	0	20	24	3.86	2.571


Milwaukee Brewers @ Toronto Blue Jays
Exhibition Stadium, Toronto, ON
Sat Sep 21 1985, 3:33 AM EDT
Att. 33,502 - Unknown

AB 45
R 1
H 6
RBI 1
BB 8
SO 8
LOB 28

Milwaukee Brewers @ Toronto Blue Jays
Exhibition Stadium, Toronto, ON
Sat Sep 21 1985, 3:33 AM EDT
Att. 33,502 - Unknown

AB 51
R 2
H 11
RBI 11
BB 3
SO 10
LOB 15

Batter	1	2	3	4	5	6	7	8	9	AB	R	H	RBI	BB	SO	LOB	TOP			
Mike Felder, S OBP: 0.256, SLG: 0.205 (1, 8)	F7		SH BB		FC6-4 1B		E 2B 1B		F8	4	1	2	0	0	0	3	Milwaukee Brewers @ Toronto Blue Jays Exhibition Stadium, Toronto, ON Sun Sep 22 1985, 3:33 AM EDT Att: 38,155 - Unknown livebaseballscorecards.com			
Paul Molitor, R OBP: 0.359, SLG: 0.414 (1, 5)	6-3		F9		K		1-H 2B		F9	5	0	1	1	0	1	7				
Cecil Cooper, L OBP: 0.334, SLG: 0.477 (1, 3)	4-3		G4-6-3 BB		FC6-4 1-2		K			3	0	0	0	1	1	3				
Ted Simmons, S OBP: 0.344, SLG: 0.397 (1, 10)		1B G6-4-3 2B	G4-6-3 1-2				FC3-6 1B		L6	4	1	2	0	0	0	3				
Ernest Riles, L OBP: 0.351, SLG: 0.396 (1, 6)		G6-4-3 1B		CS 1B		FC3-6 1-2		6-3	4	0	2	0	0	0	1					
Randy Ready, R OBP: 0.316, SLG: 0.374 (1, 9) (9, 7)	G6-4-3 1-2		5-3 1-2		F4		F2			4	0	0	0	0	3					
Billy Jo Robitoux, L OBP: 0.307, SLG: 0.273 Ed Romero, R OBP: 0.319, SLG: 0.305 (9, PR) (9, 9)		BB BB BB		K		K		SH5-3 SH BB	2	0	0	0	2	2	1	AB 32				
Jim Gantner, L OBP: 0.300, SLG: 0.327 (1, 4)	F7				F6		4-3		SH SH5-3	3	0	0	0	0	1	R 2				
Charlie Moore, R OBP: 0.292, SLG: 0.296 (1, 2)			BB SH 1B				6-3		SH5-3	3	0	2	0	0	0	H 9				
									1-2 2-3							RBI 1				
																BB 3				
																SO 4				
																LOB 22				
																				
Inning Stats	R: 0 E: 0 K: 0 S: 3	H: 0 LOB: 0 BB: 0 P: 3	R: 1 E: 0 K: 0 S: 4	H: 2 LOB: 1 BB: 1 P: 8	R: 0 E: 1 K: 0 S: 4	H: 1 LOB: 2 BB: 1 P: 8	R: 0 E: 0 K: 1 S: 5	H: 1 LOB: 0 BB: 0 P: 5	R: 0 E: 0 K: 1 S: 7	H: 2 LOB: 2 BB: 0 P: 7	R: 1 E: 1 K: 1 S: 7	H: 2 LOB: 1 BB: 0 P: 7	R: 0 E: 0 K: 0 S: 3	H: 0 LOB: 0 BB: 0 P: 3	R: 0 E: 1 K: 0 S: 4	H: 0 LOB: 3 BB: 1 P: 8	1B: 7 2B: 2 3B: 0 HR: 0	SF: 0 SAC: 0 DP: 2 HBP: 0	WP: 0 PB: 0 CS: 1	PA: 38
PITCHER Dave Stieb, R ERA: 2.46 (1, 1)	IP 9.0 WLS L BF 38 H 9 R 2 ER 1 SO 4 BB 3 IBB 0 HBP 0 BLK 0 WP 0 HR 0 S 43 P 55 ERA 1.00 WHIP 1.333															PITCHER				

Batter	1	2	3	4	5	6	7	8	9	AB	R	H	RBI	BB	SO	LOB	BOTTOM					
Damaso Garcia, R OBP: 0.310, SLG: 0.382 (1, 4)	BB 1B		6-3		4-3			F8		4	0	1	0	0	0	1	Milwaukee Brewers @ Toronto Blue Jays Exhibition Stadium, Toronto, ON Sun Sep 22 1985, 3:33 AM EDT Att: 38,155 - Unknown livebaseballscorecards.com					
Lloyd Moseby, L OBP: 0.344, SLG: 0.423 (1, 8)	F7		4-3			G3		K		4	0	0	0	0	1	2						
Cliff Johnson, R OBP: 0.332, SLG: 0.429 (1, 10)	FC6-4 BB				HR		F8		F4	3	1	1	1	1	0	0						
George Bell, R OBP: 0.331, SLG: 0.490 (1, 7)	F9		1-3			F3			1B	4	0	1	0	0	0	2						
Jesse Barfield, R OBP: 0.361, SLG: 0.523 (1, 9)	FC6-4 1-2				9-3 BB		F9		F8	3	0	0	0	1	0	3						
Cecil Fielder, R OBP: 0.328, SLG: 0.484 (1, 3)		6-3		K			K		F7	4	0	0	0	0	2	2						
Garth Iorg, R OBP: 0.359, SLG: 0.459 (1, 5)		F8		9-3 1-2			F4			3	0	0	0	0	1							
Steve Nicosia, R OBP: 0.256, SLG: 0.215 Ron Shepherd, R OBP: 0.192, SLG: 0.194 Ernie Whitt, L OBP: 0.330, SLG: 0.448 (8, PR) (9, 2)							F9		FC3-6 1B	3	0	2	0	0	0	0		AB 31				
Tony Fernandez, S OBP: 0.336, SLG: 0.388 (1, 6)		F3					F9		FC3-6	3	0	0	0	0	2							
																		R 1				
																	H 5					
																	RBI 1					
																	BB 2					
																	SO 3					
																	LOB 13					
																						
Inning Stats	R: 0 E: 0 K: 0 S: 4	H: 1 LOB: 2 BB: 1 P: 8	R: 0 E: 0 K: 0 S: 4	H: 1 LOB: 0 BB: 0 P: 4	R: 1 E: 0 K: 0 S: 4	H: 1 LOB: 0 BB: 0 P: 4	R: 0 E: 0 K: 1 S: 4	H: 0 LOB: 0 BB: 1 P: 8	R: 0 E: 0 K: 0 S: 3	H: 0 LOB: 0 BB: 0 P: 3	R: 0 E: 0 K: 0 S: 3	H: 0 LOB: 0 BB: 0 P: 3	R: 0 E: 0 K: 1 S: 5	H: 0 LOB: 0 BB: 0 P: 5	R: 0 E: 0 K: 1 S: 6	H: 1 LOB: 1 BB: 0 P: 6	R: 0 E: 0 K: 0 S: 4	H: 1 LOB: 1 BB: 0 P: 4	1B: 4 2B: 1 3B: 0 HR: 1	SF: 0 SAC: 0 DP: 1 HBP: 0	WP: 0 PB: 0 CS: 0	PA: 33
PITCHER Teddy Higuera, L ERA: 3.97 (1, 1)	IP 9.0 WLS W BF 33 H 5 R 1 ER 1 SO 3 BB 2 IBB 0 HBP 0 BLK 0 WP 0 HR 1 S 37 P 45 ERA 1.00 WHIP 0.778															PITCHER						

Batter	1	2	3	4	5	6	7	8	9	AB	R	H	RBI	BB	SO	LOB	TOP		
Mike Felder, S (1, 8) OBP: 0.239, SLG: 0.190 Paul Householder, S (8, PH) OBP: 0.319, SLG: 0.404	0-0 4-3		0-0 G1-6-3			0-0 F2		0-3 K		3	0	0	0	0	0	0	Milwaukee Brewers @ Toronto Blue Jays Exhibition Stadium, Toronto, ON Mon Sep 23 1985, 7:05 PM EDT Att: 26,282 - Unknown		
Paul Molitor, R (1, 5) OBP: 0.358, SLG: 0.413	0-0 L5		0-0 1-3			0-0 1B		0-3 K		4	0	1	0	0	1	2			
Ernest Riles, L (1, 6) OBP: 0.350, SLG: 0.395	0-0 6-3			0-0 3-1			0-0 1B G3-6-3		0-0 4-3	4	1	1	0	0	0	0			
Cecil Cooper, L (1, 10) OBP: 0.335, SLG: 0.479		0-0 4-3 2B		0-3 K			0-0 1-3 1B G3-6-3		0-0 4-3	4	0	2	0	0	1	0			
Ted Simmons, S (1, 3) OBP: 0.341, SLG: 0.394		0-0 4-3		0-0 F8			0-0 G3-6-3		0-0 F8	4	0	0	0	0	0	2			
Randy Ready, R (1, 9) OBP: 0.316, SLG: 0.369		4-0 BB			0-0 G3			0-0 6-3		2	0	0	0	1	0	0			
Billy Jo Robitoux, L (1, 7) OBP: 0.364, SLG: 0.290		0-3 K			0-0 6-3			0-0 E 1B		3	0	1	0	0	1	2			
Jim Cantner, L (1, 4) OBP: 0.298, SLG: 0.325		0-0 4-3			0-0 4-3			0-0 E3		3	0	0	0	0	0	3			
Charlie Moore, R (1, 2) OBP: 0.290, SLG: 0.295 Dion James, L (8, PH) OBP: 0.309, SLG: 0.245 Dave Huppert, R (8, 2)			0-0 6-3			0-3 K		0-3 K		2	0	0	0	0	1	0			
Inning Stats	R: 0 E: 0 K: 0 S: 3	H: 0 LOB: 0 BB: 0 P: 3	R: 0 E: 0 K: 1 S: 6	H: 1 LOB: 2 BB: 1 P: 10	R: 0 E: 0 K: 0 S: 3	H: 0 LOB: 0 BB: 0 P: 3	R: 0 E: 0 K: 1 S: 5	H: 0 LOB: 0 BB: 0 P: 5	R: 0 E: 0 K: 0 S: 3	H: 0 LOB: 0 BB: 0 P: 3	R: 1 E: 0 K: 0 S: 4	H: 2 LOB: 0 BB: 0 P: 4	R: 0 E: 1 K: 3 S: 11	H: 1 LOB: 2 BB: 0 P: 11	R: 0 E: 0 K: 0 S: 3	H: 0 LOB: 0 BB: 0 P: 3	1B: 4 2B: 1 3B: 0 HR: 0	SF: 0 SAC: 0 DP: 1 HBP: 0	WP: 0 PA: 32
PITCHER	IP WLS BF H R ER SO BB IBB HBP BLK WP HR S P ERA WHIP																		
Jim Clancy, R (1, 1) ERA: 3.89 Tom Henke, R (7, 1) ERA: 2.1	6.0 W 22 4 1 1 3 1 0 0 0 0 0 0 27 31 1.50 0.833																		
3.0 S 10 1 0 0 3 0 0 0 0 0 0 0 16 16 0.00 0.333																			

Batter	1	2	3	4	5	6	7	8	9	AB	R	H	RBI	BB	SO	LOB	BOTTOM		
Damaso Garcia, R (1, 4) OBP: 0.308, SLG: 0.379	0-0 5-3		0-0 6-3			0-0 L3		0-0 F7		5	0	0	0	0	0	2	Milwaukee Brewers @ Toronto Blue Jays Exhibition Stadium, Toronto, ON Mon Sep 23 1985, 7:05 PM EDT Att: 26,282 - Unknown		
Lloyd Moseby, L (1, 8) OBP: 0.343, SLG: 0.420	0-0 4-3		0-0 F8		0-3 K		0-0 WP 2B 1B		0-0 G3	5	1	1	0	0	1	0			
Rance Mulliniks, L (1, 5) OBP: 0.395, SLG: 0.479 Ron Shepherd, R (7, PR) OBP: 0.182, SLG: 0.194 Garth Iorg, R (8, 5) OBP: 0.359, SLG: 0.459	0-0 1B		0-0 2B		4-0 BB		0-0 1H 2B		0-0 2B	3	0	3	1	1	0	0			
Cliff Johnson, R (1, 10) OBP: 0.334, SLG: 0.428	0-0 1-3 1B		4-0 BB		0-3 K		0-3 K		0-3 K	3	0	1	0	1	2	2			
George Bell, R (1, 7) OBP: 0.332, SLG: 0.496	0-3 K		0-0 1-3			0-0 1B 3B		0-0 G3 1B 2B		4	2	2	1	0	1	4			
Ernie Whitt, L (1, 2) OBP: 0.328, SLG: 0.446		0-0 3-1			0-0 G3		0-0 1B		0-0 G3	4	0	1	1	0	0	1			
Jesse Barfield, R (1, 9) OBP: 0.362, SLG: 0.529		0-0 HR		0-3 K		0-3 K		0-0 E S 1B		4	1	2	2	0	2	1			
Rick Leach, L (1, 3) OBP: 0.320, SLG: 0.375		0-0 F8		0-0 1B		0-0 G3 1B		0-0 F9		4	0	2	0	0	0	2			
Tony Fernandez, S (1, 6) OBP: 0.333, SLG: 0.385		0-0 5-3		0-0 F6		0-0 G3		0-0 L7		4	0	0	0	0	0	3			
Inning Stats	R: 0 E: 0 K: 1 S: 7	H: 2 LOB: 2 BB: 0 P: 7	R: 1 E: 0 K: 0 S: 4	H: 1 LOB: 0 BB: 0 P: 4	R: 0 E: 0 K: 0 S: 4	H: 1 LOB: 2 BB: 1 P: 8	R: 0 E: 0 K: 1 S: 6	H: 1 LOB: 0 BB: 0 P: 6	R: 0 E: 0 K: 2 S: 7	H: 0 LOB: 1 BB: 1 P: 11	R: 1 E: 0 K: 1 S: 8	H: 3 LOB: 2 BB: 0 P: 8	R: 3 E: 0 K: 1 S: 9	H: 4 LOB: 2 BB: 0 P: 9	R: 0 E: 0 K: 0 S: 3	H: 0 LOB: 0 BB: 0 P: 3	1B: 7 2B: 3 3B: 1 HR: 1	SF: 0 SAC: 0 DP: 0 HBP: 0	WP: 2 PA: 38
PITCHER	IP WLS BF H R ER SO BB IBB HBP BLK WP HR S P ERA WHIP																		
Tim Leary, R (1, 1) ERA: 4.79 Pete Ladd, R (7, 1) ERA: 4.17 Bob Gibson, R (8, 1) ERA: 3.89	6.0 L 30 10 4 4 5 0 0 0 0 0 0 0 7 7 9.00 2.000																		
1.0 5 2 1 1 1 0 0 0 0 0 0 0 3 3 0.00 0.000																			
1.0 3 0 0 0 0 0 0 0 0 0 0 0 3 3 0.00 0.000																			

AB	31
R	1
H	5
RBI	0
BB	1
SO	6
LOB	13




AB	36
R	5
H	12
RBI	5
BB	2
SO	6
LOB	15



Batter	1	2	3	4	5	6	7	8	9	AB	R	H	RBI	BB	SO	LOB	TOP			
Dwight Evans, R (1, 9) Mike Greenwell, L (8, 7) OBP: 0.384, SLG: 0.454	F7		E		G6-4-3			4-3 BB	6-3	3	0	2	0	1	0	0				
Wade Boggs, L (1, 5) OBP: 0.452, SLG: 0.485	F8		E4		G6-4-3			F7		4	0	0	1	0	0	4				
Bill Buckner, L (1, 3) OBP: 0.314, SLG: 0.424	K		SF8-2-5					4-3	4-3 BB	2	0	0	1	1	1	0				
Tony Armas, R (1, 8) Steve Lyons, L (8, 8) OBP: 0.296, SLG: 0.520		K			1B BB			4-3	4-3	3	0	0	0	1	1	2				
Rich Gedman, L (1, 2) OBP: 0.371, SLG: 0.504	G3				F6				4-3	3	0	1	0	1	0	1				
Marty Barrett, R (1, 4) OBP: 0.335, SLG: 0.350	F4				1B BB				F3	3	0	0	0	1	0	4				
Mike Easter, L (1, 10) OBP: 0.325, SLG: 0.410									6-3	4	1	2	0	0	1	0				
Jackie Gutierrez, R (1, 6) Rick Miller, L (9, PH) OBP: 0.260, SLG: 0.281			F8		G6-4-3				FC5-4 BB	3	0	0	0	0	1	4				
Kevin Romine, R (1, 7) OBP: 0.300, SLG: 0.368					E BB				FC5-4	4	1	1	0	0	1	1				
Inning Stats	R: 0 E: 0 K: 1 S: 5	H: 0 LOB: 0 BB: 0 P: 5	R: 0 E: 0 K: 1 S: 5	H: 0 LOB: 0 BB: 0 P: 5	R: 2 E: 1 K: 0 S: 5	H: 2 LOB: 1 BB: 1 P: 9	R: 0 E: 0 K: 0 S: 3	H: 1 LOB: 0 BB: 0 P: 11	R: 0 E: 0 K: 0 S: 4	H: 1 LOB: 0 BB: 0 P: 4	R: 0 E: 0 K: 3 S: 9	H: 0 LOB: 0 BB: 0 P: 9	R: 0 E: 0 K: 0 S: 4	H: 1 LOB: 3 BB: 2 P: 12	R: 0 E: 0 K: 0 S: 3	H: 0 LOB: 1 BB: 1 P: 7	1B: 6 2B: 1 3B: 0 HR: 0	SF: 1 SAC: 0 DP: 3 HBP: 0	WP: 0 PB: 0 SB: 0 CS: 0	PA: 37
PITCHER	IP WLS BF H R ER SO BB IBB HBP BLK WP HR S P ERA WHIP																			
Steve Davis, L (1, 1) ERA: 3.24	3.1		16	3	2	1	2	3	0	0	0	0	0	0	17	29	2.70	1.800		
Dennis Lamp, R (4, 1) ERA: 3.44	4.2	W	17	3	0	0	3	2	0	0	0	0	0	0	21	29	0.00	1.071		
Bill Caudill, R (9, 1) ERA: 2.94	1.0		4	0	0	0	0	1	0	0	0	0	0	0	3	7	0.00	1.000		

Boston Red Sox @ Toronto Blue Jays
Exhibition Stadium, Toronto, ON
Tue Sep 24 1985, 7:05 PM EDT
Att: 29,815 - Unknown


AB 30
R 2
H 6
RBI 2
BB 6
SO 5
LOB 17



Batter	1	2	3	4	5	6	7	8	9	AB	R	H	RBI	BB	SO	LOB	BOTTOM			
Damaso Garcia, R (1, 4) Manuel Lee, S (8, PR) OBP: 0.310, SLG: 0.381	6-3			E		F6		4-3		4	1	2	1	1	0	0				
Tony Fernandez, S (1, 6) OBP: 0.336, SLG: 0.385		BB			E3			4-3		3	0	1	1	2	0	2				
Rance Mulliniks, L (1, 5) Ron Shepherd, R (7, PR) Rick Leach, L (8, 3) OBP: 0.182, SLG: 0.194	F6	1-3				CS				2	0	0	0	2	0	4				
Cliff Johnson, R (1, 3) Garth Iorg, R (8, 5) OBP: 0.359, SLG: 0.459	F2				4-3					3	0	0	1	1	0	4				
Al Oliver, L (1, 10) OBP: 0.284, SLG: 0.359										4	1	2	0	0	0	3				
George Bell, R (1, 7) OBP: 0.332, SLG: 0.493										3	1	0	0	1	1	3				
Ernie Whitt, L (1, 2) OBP: 0.329, SLG: 0.444										4	0	1	0	0	0	3				
Jesse Barfield, R (1, 8) OBP: 0.361, SLG: 0.533										4	1	1	2	0	1	2				
Lou Thornton, L (1, 9) OBP: 0.288, SLG: 0.349										4	2	2	0	0	2	2				
Inning Stats	R: 0 E: 0 K: 0 S: 3	H: 0 LOB: 1 BB: 1 P: 7	R: 2 E: 0 K: 1 S: 7	H: 1 LOB: 3 BB: 3 P: 19	R: 0 E: 0 K: 0 S: 3	H: 1 LOB: 1 BB: 1 P: 7	R: 2 E: 1 K: 0 S: 6	H: 2 LOB: 2 BB: 1 P: 10	R: 0 E: 0 K: 2 S: 7	H: 1 LOB: 0 BB: 0 P: 7	R: 0 E: 0 K: 1 S: 5	H: 1 LOB: 1 BB: 0 P: 5	R: 0 E: 0 K: 0 S: 3	H: 0 LOB: 1 BB: 1 P: 7	R: 2 E: 0 K: 0 S: 6	H: 3 LOB: 2 BB: 0 P: 6	1B: 6 2B: 2 3B: 0 HR: 1	SF: 0 SAC: 0 DP: 1 HBP: 0	WP: 1 PB: 0 SB: 1 CS: 2	PA: 40
PITCHER	IP WLS BF H R ER SO BB IBB HBP BLK WP HR S P ERA WHIP																			
Al Nipper, R (1, 1) ERA: 4.06	7.0	L	33	6	4	2	4	7	0	0	0	0	0	0	34	62	2.57	1.857		
Steve Crawford, R (8, 1) ERA: 3.74	1.0		6	3	2	2	0	0	0	0	0	0	0	1	6	6	18.00	3.000		

Boston Red Sox @ Toronto Blue Jays
Exhibition Stadium, Toronto, ON
Tue Sep 24 1985, 7:05 PM EDT
Att: 29,815 - Unknown

AB 32
R 6
H 9
RBI 5
BB 7
SO 4
LOB 25



Batter	1	2	3	4	5	6	7	8	9	10	11	12	13	AB	R	H	RBI	BB	SO	LOB	TOP					
Kevin Romine, R (1, 9) OBP: 0.265, SLG: 0.333 Rick Miller, L (12, PH) OBP: 0.375, SLG: 0.372 (12, 9)	1-3		K			6-3		HR	G6-4-3			4-3		5	1	1	0	0	1	2						
Dwight Evans, R (1, 10) OBP: 0.385, SLG: 0.457	K			G4-3 BB		G3 BB		HR				F8		4	1	1	2	2	1	1						
Bill Buckner, L (1, 3) OBP: 0.314, SLG: 0.425	K			G4-3		G3		FC4-6 1B				F7		6	1	2	0	0	1	2						
Tony Armas, R (1, 8) OBP: 0.285, SLG: 0.517 Mike Greenwell, L (8, 7) OBP: 0.143, SLG: 0.571				F7		F8		K				F2		4	0	1	0	0	1	2						
Mike Easler, L (1, 7) OBP: 0.324, SLG: 0.409 Steve Lyons, L (8, PR) OBP: 0.331, SLG: 0.372 (8, 8)	4-3					G3 1B		6-3	FC4-6			SH5-4 9-2 2B		4	0	1	0	0	0	2						
Marty Barrett, R (1, 4) OBP: 0.335, SLG: 0.348						G3 1B			F8			SH5-4		3	0	0	0	2	0	3						
Glenn Hoffman, R (1, 5) OBP: 0.333, SLG: 0.393 (7, 6)												9-2		4	0	0	0	1	0	4						
Jackie Gutierrez, R (1, 6) OBP: 0.258, SLG: 0.279 Wade Boggs, L (7, PH) OBP: 0.455, SLG: 0.485 (7, 5)				F2		K								2	0	0	0	0	1	2						
Marc Sullivan, R (1, 2) OBP: 0.232, SLG: 0.297 Ed Jurak, R (7, PH) OBP: 0.167 Dave Sax, R (7, 2) OBP: 0.333, SLG: 0.343	1-3					K						SH3		1	0	0	0	0	0	3						
Inning Stats	R: 0 E: 0 K: 2 S: 7	H: 0 LOB: 0 BB: 0 P: 7	R: 0 E: 0 K: 0 S: 3	H: 1 LOB: 1 BB: 1 P: 7	R: 0 E: 0 K: 1 S: 5	H: 0 LOB: 0 BB: 0 P: 5	R: 0 E: 0 K: 0 S: 2	H: 0 LOB: 0 BB: 1 P: 6	R: 0 E: 0 K: 2 S: 8	H: 1 LOB: 2 BB: 0 P: 9	R: 0 E: 0 K: 0 S: 3	H: 0 LOB: 1 BB: 0 P: 10	R: 0 E: 0 K: 0 S: 4	H: 1 LOB: 0 BB: 0 P: 3	R: 0 E: 0 K: 1 S: 8	H: 1 LOB: 1 BB: 0 P: 4	R: 2 E: 0 K: 1 S: 8	H: 3 LOB: 1 BB: 0 P: 8	R: 2 E: 0 K: 1 S: 8	H: 3 LOB: 1 BB: 0 P: 8	1B: 5 2B: 3 3B: 1 HR: 2	SF: 0 SAC: 2 DP: 5 HBP: 1	W/P: 0 PB: 0 SB: 2 CS: 0	PA: 53		
PITCHER	IP WLS BF H R ER SO ERA WHIP	1.0 0 4 1 0 0 2 0.00 1.000	5.0 18 1 0 0 0 3 0.00 0.800	0.1 3 0 0 0 0 0 0.00 6.000	0.2 5 3 2 2 0 0 27.00 6.000	3.0 10 0 0 0 0 1 0.00 0.667	PITCHER	IP WLS BF H R ER SO ERA WHIP	2.0 7 2 0 0 0 0 0.00 1.000	1.0 L 6 3 2 2 1 18.00 3.000	11.1 13.1	2.0 L 6 3 2 2 1 18.00 3.000	11.1 13.1	2.0 L 6 3 2 2 1 18.00 3.000	11.1 13.1	2.0 L 6 3 2 2 1 18.00 3.000	11.1 13.1	2.0 L 6 3 2 2 1 18.00 3.000	11.1 13.1	2.0 L 6 3 2 2 1 18.00 3.000	11.1 13.1	2.0 L 6 3 2 2 1 18.00 3.000	11.1 13.1	2.0 L 6 3 2 2 1 18.00 3.000	11.1 13.1	2.0 L 6 3 2 2 1 18.00 3.000

Boston Red Sox @ Toronto Blue Jays
Exhibition Stadium, Toronto, ON
Wed Sep 25 1985, 7:05 PM EDT
Att. 30,542 - Unknown

AB 42
R 4
H 10
RBI 4
BB 8
SO 7
LOB 25



Batter	1	2	3	4	5	6	7	8	9	10	11	12	13	AB	R	H	RBI	BB	SO	LOB	BOTTOM					
Damaso Garcia, R (1, 4) OBP: 0.309, SLG: 0.381	K		E5 CS				G6-4-3			6-3		F9		6	0	1	0	0	1	2						
Lloyd Moseby, L (1, 8) OBP: 0.343, SLG: 0.418	K		CS					F8		F6		F8 1B		5	0	1	0	1	2	1						
Cliff Johnson, R (1, 10) OBP: 0.333, SLG: 0.423								5-3		K		F8		6	0	2	0	0	2	2						
George Bell, R (1, 7) OBP: 0.329, SLG: 0.488	F8							F3				F8		6	0	0	0	0	1	4						
Jesse Barfield, R (1, 9) OBP: 0.364, SLG: 0.535														5	0	3	0	1	0	0						
Cecil Fielder, R (1, 3) OBP: 0.353, SLG: 0.477 Rick Leach, L (8, PR) OBP: 0.360 Jeff Burroughs, L (12, PH) OBP: 0.442 Walt Jontes, R (11, PH) OBP: 0.442 Al Oliver, L (11, PH) OBP: 0.391, SLG: 0.442 AI O'Brien, L (12, 3) OBP: 0.286, SLG: 0.397														3	0	1	0	0	1	4						
Garth Iorg, R (1, 5) OBP: 0.361, SLG: 0.475 Rance Mulliniks, L (11, PH) OBP: 0.397, SLG: 0.475 (12, 5)														4	1	2	1	0	1	3						
Ernie Whitt, L (1, 2) OBP: 0.326, SLG: 0.440 Steve Nicosia, R (9, PH) OBP: 0.241, SLG: 0.207 (10, 2)														3	0	0	0	0	2	0						
Tony Fernandez, S (1, 6) OBP: 0.336, SLG: 0.383														3	0	0	0	2	0	4						
Inning Stats	R: 0 E: 0 K: 2 S: 8	H: 1 LOB: 1 BB: 0 P: 8	R: 0 E: 0 K: 0 S: 3	H: 1 LOB: 0 BB: 0 P: 3	R: 0 E: 1 K: 1 S: 4	H: 0 LOB: 1 BB: 1 P: 8	R: 0 E: 0 K: 2 S: 7	H: 0 LOB: 2 BB: 2 P: 15	R: 0 E: 0 K: 2 S: 9	H: 2 LOB: 1 BB: 0 P: 9	R: 0 E: 0 K: 0 S: 3	H: 0 LOB: 0 BB: 0 P: 3	R: 0 E: 0 K: 1 S: 5	H: 1 LOB: 3 BB: 2 P: 12	R: 0 E: 0 K: 0 S: 4	H: 1 LOB: 1 BB: 0 P: 4	R: 0 E: 0 K: 1 S: 6	H: 1 LOB: 1 BB: 0 P: 6	R: 0 E: 0 K: 1 S: 6	H: 1 LOB: 1 BB: 0 P: 6	1B: 6 2B: 3 3B: 0 HR: 2	SF: 0 SAC: 0 DP: 1 HBP: 0	W/P: 0 PB: 0 SB: 0 CS: 2	PA: 55		
PITCHER	IP WLS BF H R ER SO ERA WHIP	9.0 36 8 2 2 9 2.00 1.333	3.0 W 13 2 0 0 1 0.00 1.000	0.0 1 1 0 0 0 0 0.00 0.000	1.0 S 3 0 0 0 1 0.00 0.000	1.0 S 3 0 0 0 1 0.00 0.000	1.0 S 3 0 0 0 1 0.00 0.000	1.0 S 3 0 0 0 1 0.00 0.000	1.0 S 3 0 0 0 1 0.00 0.000	1.0 S 3 0 0 0 1 0.00 0.000	1.0 S 3 0 0 0 1 0.00 0.000	1.0 S 3 0 0 0 1 0.00 0.000	1.0 S 3 0 0 0 1 0.00 0.000	1.0 S 3 0 0 0 1 0.00 0.000	1.0 S 3 0 0 0 1 0.00 0.000	1.0 S 3 0 0 0 1 0.00 0.000	1.0 S 3 0 0 0 1 0.00 0.000	1.0 S 3 0 0 0 1 0.00 0.000	1.0 S 3 0 0 0 1 0.00 0.000	1.0 S 3 0 0 0 1 0.00 0.000	1.0 S 3 0 0 0 1 0.00 0.000	1.0 S 3 0 0 0 1 0.00 0.000	1.0 S 3 0 0 0 1 0.00 0.000	1.0 S 3 0 0 0 1 0.00 0.000	1.0 S 3 0 0 0 1 0.00 0.000	1.0 S 3 0 0 0 1 0.00 0.000

Boston Red Sox @ Toronto Blue Jays
Exhibition Stadium, Toronto, ON
Wed Sep 25 1985, 7:05 PM EDT
Att. 30,542 - Unknown

AB 47
R 2
H 11
RBI 2
BB 6
SO 11
LOB 27



Batter	1	2	3	4	5	6	7	8	9	AB	R	H	RBI	BB	SO	LOB	TOP					
Steve Lyons, L (1, 8) OBP: 0.330, SLG: 0.368	0-0 4-3		0-0 F6			0-0 F7		4-0 WP 1B BB		3	1	0	0	1	0	0	Boston Red Sox @ Toronto Blue Jays Exhibition Stadium, Toronto, ON Thu Sep 26 1985, 7:05 PM EDT Att: 30,443 - Unknown					
Wade Boggs, L (1, 5) OBP: 0.453, SLG: 0.484	0-0 F5			0-0 F8		0-0 6-3		0-0 G3-6-3 1B		4	0	1	2	0	0	0						
Bill Buckner, L (1, 3) OBP: 0.315, SLG: 0.424	4-0 BB			0-0 F9		0-0 WP 1B		0-0 G3-6-3 1B		3	0	1	0	1	0	1						
Dwight Evans, R (1, 10) OBP: 0.383, SLG: 0.454	0-0 F8			0-0 F9		0-0 F8			0-0 F9		4	0	0	0	0	2						
Mike Easter, L (1, 7) OBP: 0.324, SLG: 0.409 Kevin Romine, R (8, 9) OBP: 0.269, SLG: 0.320		0-0 4-3				0-0 HR 1B			0-0 5-3		3	1	1	0	0	0						
Dave Stapleton, R (1, 4) OBP: 0.274, SLG: 0.322		0-0 5-3			0-3 K		0-0 3-1		0-0 FC6-4 1B		4	0	1	0	0	1						
Mike Greenwell, L (1, 9) OBP: 0.182, SLG: 0.727		0-3 K			0-0 K 1-H		0-0 F6		0-0 FC6-4 1B		4	1	1	2	0	1						
Jackie Gutierrez, R (1, 6) OBP: 0.255, SLG: 0.276			0-0 F4		0-0 1-6-3			0-0 5-3		3	0	0	0	0	0	0						
Marc Sullivan, R (1, 2) OBP: 0.236, SLG: 0.299		0-3 K			0-0 6-3			0-0 WP BB 1B		3	1	1	0	0	1	0						
Inning Stats	R: 0 E: 0 K: 0 S: 3	H: 0 LOB: 1 BB: 1 P: 7	R: 0 E: 0 K: 1 S: 5	H: 0 LOB: 0 BB: 0 P: 5	R: 0 E: 0 K: 1 S: 5	H: 0 LOB: 0 BB: 0 P: 5	R: 0 E: 0 K: 0 S: 3	H: 0 LOB: 0 BB: 0 P: 3	R: 2 E: 0 K: 1 S: 7	H: 2 LOB: 0 BB: 0 P: 7	R: 0 E: 0 K: 0 S: 4	H: 0 LOB: 0 BB: 0 P: 4	R: 0 E: 0 K: 0 S: 3	H: 0 LOB: 0 BB: 0 P: 3	R: 2 E: 0 K: 0 S: 4	H: 2 LOB: 0 BB: 1 P: 8		R: 0 E: 0 K: 0 S: 4	H: 1 LOB: 1 BB: 0 P: 4	1B: 5 2B: 0 3B: 0 HR: 1	SF: 0 SAC: 0 DP: 1 HBP: 0	WP: 2 PB: 0 SB: 0 CS: 0
PITCHER Doyle Alexander, R (1, 1) ERA: 3.48	IP: 9.0 WLS: L BF: 34	H: 6 R: 4 ER: 4 SO: 3	BB: 2 IBB: 0 HBP: 0 BLK: 0	WP: 2 HR: 1 S: 38 P: 46	ERA: 4.00 WHIP: 0.889																	

Batter	1	2	3	4	5	6	7	8	9	AB	R	H	RBI	BB	SO	LOB	BOTTOM			
Damaso Garcia, R (1, 4) OBP: 0.308, SLG: 0.380	0-0 F9			0-0 2B 4-3 1B		0-0 6-3			0-3 K		4	1	1	0	0	1	Boston Red Sox @ Toronto Blue Jays Exhibition Stadium, Toronto, ON Thu Sep 26 1985, 7:05 PM EDT Att: 30,443 - Unknown			
Lloyd Moseby, L (1, 8) OBP: 0.342, SLG: 0.419	0-0 F7			0-0 4-3 1-3 2B		0-0 F8			0-0 F6		4	0	1	0	0	0				
Rance Mulliniks, L (1, 5) OBP: 0.394, SLG: 0.471	0-0 1-3			0-0 4-3							3	0	0	1	0	1				
Al Oliver, L (1, 10) OBP: 0.282, SLG: 0.353		0-0 6-3		0-0 G3		0-0 G3		0-0 5-3		3	0	0	0	0	1					
Ernie Whitt, L (1, 2) OBP: 0.324, SLG: 0.437		0-0 F2		0-0 4-3				0-0 F2		3	0	0	0	0	1					
Jesse Barfield, R (1, 9) OBP: 0.364, SLG: 0.533		0-0 F8			0-0 4-3			4-0 G4-6-3 BB		2	0	0	0	1	0	0				
Rick Leach, L (1, 3) OBP: 0.276, SLG: 0.321			0-0 F4		0-3 K			0-3 K		3	0	0	0	0	2	1				
Lou Thornton, L (1, 7) OBP: 0.290, SLG: 0.348			0-0 G6-4-3 1B		0-0 6-3			0-0 G4-6-3 1B		3	0	1	0	0	0	1				
Tony Fernandez, S (1, 6) OBP: 0.334, SLG: 0.380			0-0 G6-4-3 1B			0-0 4-3			0-0 1-3		3	0	0	0	0	1				
Inning Stats	R: 0 E: 0 K: 0 S: 3	H: 0 LOB: 0 BB: 0 P: 3	R: 0 E: 0 K: 0 S: 3	H: 0 LOB: 0 BB: 0 P: 3	R: 0 E: 0 K: 0 S: 5	H: 1 LOB: 0 BB: 0 P: 3	R: 1 E: 0 K: 0 S: 5	H: 2 LOB: 1 BB: 0 P: 5	R: 0 E: 0 K: 0 S: 3	H: 0 LOB: 0 BB: 0 P: 3	R: 0 E: 0 K: 0 S: 3	H: 0 LOB: 0 BB: 0 P: 3	R: 0 E: 0 K: 1 S: 4	H: 0 LOB: 0 BB: 1 P: 8	R: 0 E: 0 K: 1 S: 5	H: 0 LOB: 0 BB: 0 P: 5		1B: 2 2B: 1 3B: 0 HR: 0	SF: 0 SAC: 0 DP: 2 HBP: 0	WP: 0 PB: 0 SB: 0 CS: 0
PITCHER Jeff Sellers, R (1, 1) ERA: 2.55	IP: 9.0 WLS: W BF: 29	H: 3 R: 1 ER: 1 SO: 3	BB: 1 IBB: 0 HBP: 0 BLK: 0	WP: 0 HR: 0 S: 34 P: 38	ERA: 1.00 WHIP: 0.444															

AB	32
R	4
H	6
RBI	4
BB	2
SO	3
LOB	5



AB	28
R	1
H	3
RBI	1
BB	1
SO	3
LOB	6



Batter	1	2	3	4	5	6	7	8	9	AB	R	H	RBI	BB	SO	LOB	TOP								
Tony Fernandez, S (1, 6) OBP: 0.333, SLG: 0.378										4	0	2	0	0	0	1	<p>Toronto Blue Jays @ Milwaukee Brewers Milwaukee County Stadium, Milwaukee, WI</p> <p>Sat Sep 28 1985, 4:33 AM EDT Att: 9,542 - Unknown</p> <p>livebaseballscorecards.com</p> <p>AB 40 R 6 H 16 RBI 4 BB 2 SO 2 LOB 19</p>								
Lloyd Moseby, L (1, 8) OBP: 0.343, SLG: 0.421									4	1	0	0	1	0	2										
Rance Mulliniks, L (1, 5) OBP: 0.388, SLG: 0.463									5	0	0	0	0	1	2										
Willie Upshaw, L (1, 3) OBP: 0.343, SLG: 0.444										5	1	3	1	0	0										
Al Oliver, L (1, 10) OBP: 0.285, SLG: 0.355										4	1	2	0	0	0	1									
Ron Shepherd, R (7, PR) OBP: 0.162, SLG: 0.194										0	0	0	0	0	0	0									
Cliff Johnson, R (9, PH) OBP: 0.334, SLG: 0.421										1	0	1	0	0	0	0									
George Bell, R (1, 7) OBP: 0.332, SLG: 0.489										5	2	4	1	0	0	2									
Ernie Whitt, L (1, 2) OBP: 0.325, SLG: 0.435										4	0	1	1	1	0	4									
Jesse Barfield, R (1, 9) OBP: 0.366, SLG: 0.539										4	0	2	1	0	1	4									
Garth Iorg, R (1, 4) OBP: 0.356, SLG: 0.467											4	1	1	0	0	3									
Inning Stats	R: 0 E: 0 K: 1 S: 5	H: 1 LOB: 0 BB: 0 P: 5	R: 1 E: 0 K: 0 S: 6	H: 3 LOB: 2 BB: 0 P: 6	R: 0 E: 0 K: 0 S: 3	H: 0 LOB: 0 BB: 0 P: 3	R: 1 E: 1 K: 1 S: 7	H: 2 LOB: 1 BB: 0 P: 7	R: 2 E: 1 K: 0 S: 6	H: 2 LOB: 1 BB: 0 P: 6	R: 1 E: 0 K: 0 S: 5	H: 2 LOB: 1 BB: 0 P: 5	R: 1 E: 0 K: 0 S: 5	H: 3 LOB: 3 BB: 2 P: 13	R: 0 E: 0 K: 0 S: 3	H: 1 LOB: 0 BB: 0 P: 3	R: 0 E: 0 K: 0 S: 5	H: 2 LOB: 2 BB: 0 P: 5	1B: 15 2B: 1 3B: 0 HR: 0	SF: 0 SAC: 1 DP: 3 HBP: 0	WP: 0 PB: 1 SB: 2 CS: 0	PA: 43			
PITCHER	IP	WLS	BF	H	R	ER	SO	BB	IBB	HBP	BLK	WP	HR	S	P	ERA	WHIP								
Tim Leary, R (1, 1) ERA: 4.21	5.0	L	23	8	4	1	2	0	0	0	0	0	0	27	27	1.80	1.600								
Bob Gibson, R (6, 1) ERA: 3.93	1.2		10	5	2	2	0	1	0	0	0	0	0	9	13	10.80	3.600								
Rick Waits, L (7, 1) ERA: 5.87	2.1		10	3	0	0	0	1	0	0	0	0	0	9	13	0.00	1.714								

Batter	1	2	3	4	5	6	7	8	9	AB	R	H	RBI	BB	SO	LOB	BOTTOM								
Mike Felder, S (1, 8) OBP: 0.262, SLG: 0.214										2	0	0	0	0	0	1	<p>Toronto Blue Jays @ Milwaukee Brewers Milwaukee County Stadium, Milwaukee, WI</p> <p>Sat Sep 28 1985, 4:33 AM EDT Att: 9,542 - Unknown</p> <p>livebaseballscorecards.com</p> <p>AB 32 R 1 H 5 RBI 1 BB 0 SO 6 LOB 9</p>								
Rick Manning, L (5, PH) OBP: 0.268, SLG: 0.304										2	0	0	0	0	1	0									
Paul Molitor, R (1, 5) OBP: 0.353, SLG: 0.408										4	0	1	0	0	0	1									
Ernest Riles, L (1, 6) OBP: 0.346, SLG: 0.389										4	0	1	0	0	2	1									
Cecil Cooper, L (1, 10) OBP: 0.334, SLG: 0.475										4	0	0	0	0	2	2									
Randy Ready, R (1, 7) OBP: 0.321, SLG: 0.386										4	0	0	0	0	0	1									
Billy Jo Robidoux, L (1, 3) OBP: 0.389, SLG: 0.503										3	0	0	0	0	1	1									
Paul Householder, S (1, 9) OBP: 0.322, SLG: 0.410										3	1	1	0	0	0	0									
Jim Gantner, L (1, 4) OBP: 0.301, SLG: 0.331										3	0	2	1	0	0	0									
Charlie Moore, R (1, 2) OBP: 0.288, SLG: 0.292										3	0	0	0	0	0	2									
Inning Stats	R: 0 E: 0 K: 1 S: 6	H: 1 LOB: 1 BB: 0 P: 6	R: 0 E: 0 K: 0 S: 3	H: 0 LOB: 0 BB: 0 P: 3	R: 0 E: 0 K: 2 S: 8	H: 0 LOB: 1 BB: 0 P: 8	R: 1 E: 0 K: 0 S: 4	H: 2 LOB: 0 BB: 0 P: 4	R: 0 E: 0 K: 0 S: 4	H: 1 LOB: 1 BB: 0 P: 4	R: 0 E: 0 K: 1 S: 5	H: 0 LOB: 0 BB: 0 P: 5	R: 0 E: 0 K: 1 S: 5	H: 0 LOB: 0 BB: 0 P: 5	R: 0 E: 0 K: 1 S: 5	H: 0 LOB: 0 BB: 0 P: 5	1B: 2 2B: 3 3B: 0 HR: 0	SF: 0 SAC: 0 DP: 1 HBP: 0	WP: 0 PB: 0 SB: 1 CS: 0	PA: 32					
PITCHER	IP	WLS	BF	H	R	ER	SO	BB	IBB	HBP	BLK	WP	HR	S	P	ERA	WHIP								
Jim Clancy, R (1, 1) ERA: 3.77	6.0	W	23	5	1	1	3	0	0	0	0	0	0	29	29	1.50	0.833								
Gary Lavelle, L (7, 1) ERA: 3.14	3.0	S	9	0	0	0	3	0	0	0	0	0	0	15	15	0.00	0.000								

Batter	1	2	3	4	5	6	7	8	9	AB	R	H	RBI	BB	SO	LOB	TOP					
Damaso Garcia, R (1, 4) OBP: 0.306, SLG: 0.382	F3		6-3		F4		SF7			3	0	1	0	0	0		Toronto Blue Jays @ Detroit Tigers Tiger Stadium, Detroit, MI Tue Oct 01 1985, 7:05 PM EDT Att: 19,040 - Unknown					
Lloyd Moseby, L (1, 8) OBP: 0.345, SLG: 0.427	F9		1B		F8		G3			4	0	1	0	0	0	1						
Cliff Johnson, R (1, 10) OBP: 0.335, SLG: 0.420	K		1B		5-3					4	0	1	0	0	1	0						
George Bell, R (1, 7) OBP: 0.331, SLG: 0.487		6-3	F5			F7		F8		4	0	0	0	0	0	2						
Jesse Barfield, R (1, 9) OBP: 0.369, SLG: 0.542		K		3-1		K				4	0	2	0	0	2	0						
Cecil Fielder, R (1, 3) OBP: 0.338, SLG: 0.528		2B	1B		F3		K			4	0	1	0	0	1	2						
Garth Iorg, R (1, 5) OBP: 0.362, SLG: 0.477		1B		3-1			1B	SF7	1B	4	1	3	0	0	0	1						
Ernie Whitt, L (1, 2) OBP: 0.327, SLG: 0.440				2-3					G5-4-3	2	0	0	0	1	2	3						
Jeff Burroughs, R (9, PH) OBP: 0.365, SLG: 0.430		K					K		G5-4-3	1	0	0	0	0	0	1						
Tony Fernandez, S (1, 6) OBP: 0.337, SLG: 0.385				4-3					F7	4	0	1	0	0	0	2						
Inning Stats	R: 0 E: 0 K: 1 S: 5	H: 0 LOB: 0 BB: 0 P: 5	R: 0 E: 0 K: 2 S: 9	H: 2 LOB: 2 BB: 0 P: 9	R: 0 E: 0 K: 0 S: 5	H: 2 LOB: 2 BB: 0 P: 5	R: 0 E: 0 K: 0 S: 4	H: 1 LOB: 2 BB: 1 P: 8	R: 0 E: 0 K: 0 S: 3	H: 0 LOB: 0 BB: 0 P: 3	R: 0 E: 0 K: 2 S: 7	H: 0 LOB: 0 BB: 0 P: 7	R: 1 E: 0 K: 1 S: 7	H: 2 LOB: 1 BB: 0 P: 7	R: 0 E: 0 K: 0 S: 4	H: 1 LOB: 1 BB: 0 P: 4	R: 0 E: 0 K: 0 S: 3	H: 1 LOB: 0 BB: 0 P: 3	1B: 7 2B: 2 3B: 0 HR: 0	SF: 1 SAC: 0 DP: 1 HBP: 0	WP: 0 PB: 0 SB: 0 CS: 0	PA: 36
PITCHER Frank Tanana, L (1, 1) ERA: 4.33	IP: 9.0 WLS: W BF: 36 H: 9 R: 1 ER: 1 SO: 6 BB: 1 IBB: 0 HBP: 0 BLK: 0 WP: 0 HR: 0 S: 47 P: 51 ERA: 1.00 WHIP: 1.111															PITCHER						

Batter	1	2	3	4	5	6	7	8	9	AB	R	H	RBI	BB	SO	LOB	BOTTOM			
Lou Whitaker, L (1, 4) OBP: 0.368, SLG: 0.464	F6		HR	3-1			1B			5	2	3	0	0	0	1	Toronto Blue Jays @ Detroit Tigers Tiger Stadium, Detroit, MI Tue Oct 01 1985, 7:05 PM EDT Att: 19,040 - Unknown			
Darrell Evans, L (1, 3) OBP: 0.356, SLG: 0.524	HR		HR		F5		E9	F9		5	3	3	3	0	0	1				
Kirk Gibson, L (1, 9) OBP: 0.362, SLG: 0.516	K		K		FC6	BB	S	WP	BB	2	1	0	0	2	2	0				
Lance Parrish, R (1, 2) OBP: 0.322, SLG: 0.474	1B		K		F7		K			4	0	1	0	0	2	2				
Johnny Grubb, L (1, 7) OBP: 0.341, SLG: 0.404										3	0	1	0	1	1	2				
Larry Hemdon, R (8, 7) OBP: 0.296, SLG: 0.386	1B		BB		FC6		K			0	0	0	0	0	0	0				
Nelson Simmons, S (1, 10) OBP: 0.307, SLG: 0.409	1-3		F7				F7			3	0	0	0	1	0	3				
Chet Lemon, R (1, 8) OBP: 0.330, SLG: 0.430		K					K			4	0	0	0	0	4	1				
Alan Trammell, R (1, 6) OBP: 0.314, SLG: 0.383	1-3			F8		FC6-4	1B	F5		4	0	1	0	0	0	0				
Tom Brookens, R (1, 5) OBP: 0.275, SLG: 0.367		6-3				FC6-4	1B	G3		4	0	1	0	0	0	1				
Inning Stats	R: 1 E: 0 K: 1 S: 8	H: 3 LOB: 2 BB: 0 P: 8	R: 0 E: 0 K: 1 S: 5	H: 0 LOB: 0 BB: 0 P: 5	R: 2 E: 0 K: 2 S: 9	H: 2 LOB: 1 BB: 1 P: 13	R: 0 E: 0 K: 1 S: 6	H: 1 LOB: 1 BB: 0 P: 6	R: 0 E: 0 K: 0 S: 3	H: 0 LOB: 1 BB: 1 P: 7	R: 0 E: 0 K: 1 S: 6	H: 1 LOB: 1 BB: 0 P: 6	R: 3 E: 1 K: 3 S: 11	H: 2 LOB: 1 BB: 2 P: 19	R: 0 E: 0 K: 0 S: 4	H: 1 LOB: 1 BB: 0 P: 4	1B: 7 2B: 1 3B: 0 HR: 2	SF: 0 SAC: 0 DP: 0 HBP: 0	WP: 1 PB: 0 SB: 2 CS: 0	PA: 38
PITCHER Doyle Alexander, R (1, 1) ERA: 3.54	IP: 6.0 WLS: L BF: 28 H: 8 R: 4 ER: 4 SO: 6 BB: 2 IBB: 0 HBP: 0 BLK: 0 WP: 0 HR: 2 S: 38 P: 46 ERA: 6.00 WHIP: 1.667															PITCHER				
Gary Lavelle, L (7, 1) ERA: 3.14	0.0	2	1	0	0	0	1	0	0	0	0	0	1	5						
Dennis Lamp, R (7, 1) ERA: 3.38	1.0	4	0	2	0	3	1	0	0	0	1	0	9	13	0.00	1.000				
Bill Caudill, R (8, 1) ERA: 2.81	1.0	4	1	0	0	0	0	0	0	0	0	0	4	4	0.00	1.000				

Batter	1	2	3	4	5	6	7	8	9	AB	R	H	RBI	BB	SO	LOB	TOP								
Tony Fernandez, S (1, 6) OBP: 0.334, SLG: 0.382	F7		F7		F9		FC6-4			4	0	0	0	0	0	2	Toronto Blue Jays @ Detroit Tigers Tiger Stadium, Detroit, MI Wed Oct 02 1985, 7:05 PM EDT Att: 19,802 - Unknown								
Lloyd Moseby, L (1, 8) OBP: 0.343, SLG: 0.424	K			F8	4-3		4-3			4	0	0	0	0	1	2									
Rance Mulliniks, L (1, 5) OBP: 0.327, SLG: 0.462	F5									2	1	1	0	1	0	0									
Damaso Garcia, R (8, PH) OBP: 0.305, SLG: 0.382				1B					K	1	0	0	0	0	1	0									
Willie Upshaw, L (1, 3) OBP: 0.342, SLG: 0.442										4	0	2	0	0	0	1									
Al Oliver, L (1, 10) OBP: 0.288, SLG: 0.358										3	0	1	1	0	0	2									
Cliff Johnson, R (8, PH) OBP: 0.334, SLG: 0.419										1	0	0	0	0	0	0									
George Bell, R (1, 7) OBP: 0.329, SLG: 0.484										4	0	0	0	0	0	4									
Ernie Whitt, L (1, 2) OBP: 0.327, SLG: 0.446										3	1	1	1	0	1	3									
Cecil Fielder, R (9, PH) OBP: 0.346, SLG: 0.528										0	0	0	0	1	0	0									
Ron Shepherd, R (9, PR) OBP: 0.176, SLG: 0.188										0	0	0	0	0	0	0									
Jesse Barfield, R (1, 9) OBP: 0.369, SLG: 0.540										2	0	0	0	2	0	1									
Garth Iorg, R (1, 4) OBP: 0.359, SLG: 0.472										3	0	0	0	0	0	2									
Jeff Burroughs, R (9, PH) OBP: 0.368, SLG: 0.428										1	0	0	0	0	1	1									
Inning Stats	R: 0 E: 0 K: 1 S: 5	H: 0 LOB: 0 BB: 0 P: 5	R: 0 E: 0 K: 0 S: 4	H: 1 LOB: 1 BB: 0 P: 4	R: 0 E: 0 K: 0 S: 3	H: 0 LOB: 0 BB: 0 P: 3	R: 1 E: 0 K: 1 S: 7	H: 2 LOB: 2 BB: 1 P: 11	R: 0 E: 0 K: 0 S: 3	H: 0 LOB: 1 BB: 1 P: 7	R: 0 E: 0 K: 0 S: 4	H: 1 LOB: 1 BB: 0 P: 4	R: 1 E: 0 K: 0 S: 4	H: 1 LOB: 1 BB: 1 P: 8	R: 0 E: 0 K: 1 S: 5	H: 0 LOB: 0 BB: 0 P: 5	R: 0 E: 0 K: 1 S: 5	H: 0 LOB: 1 BB: 1 P: 9	1B: 3 2B: 1 3B: 0 HR: 1	SF: 0 SAC: 0 DP: 0 HBP: 0	WP: 0 PB: 0 SB: 1 CS: 0	PA: 36			
PITCHER	IP	WLS	BF	H	R	ER	SO	BB	IBB	HBP	BLK	WP	HR	S	P	ERA	WHIP								
Jack Morris, R (1, 1) ERA: 3.33	7.0	W	29	5	2	2	2	3	0	0	0	0	1	30	42	2.57	1.143								
Chuck Cary, L (8, 1) ERA: 2.66	2.0	S	7	0	0	0	2	1	0	0	0	0	0	10	14	0.00	0.500								

Batter	1	2	3	4	5	6	7	8	9	AB	R	H	RBI	BB	SO	LOB	BOTTOM									
Lou Whitaker, L (1, 4) OBP: 0.366, SLG: 0.462	E7		SF8		F9			4-3		3	0	0	1	0	0	0	Toronto Blue Jays @ Detroit Tigers Tiger Stadium, Detroit, MI Wed Oct 02 1985, 7:05 PM EDT Att: 19,802 - Unknown									
Darrell Evans, L (1, 3) OBP: 0.355, SLG: 0.527	8-5		FC4-6				HR	F5		4	1	1	1	0	0	2										
Kirk Gibson, L (1, 9) OBP: 0.363, SLG: 0.520	4-3						HR	6-3		3	1	1	1	1	0	0										
Lance Parrish, R (1, 2) OBP: 0.321, SLG: 0.471							HR			3	0	0	0	0	1	2										
Johnny Grubb, L (1, 7) OBP: 0.335, SLG: 0.396										3	0	0	0	0	0	0										
Larry Herndon, R (7, 7) OBP: 0.296, SLG: 0.386										0	0	0	0	0	0	0										
Nelson Simmons, S (1, 10) OBP: 0.304, SLG: 0.404										3	0	0	0	0	1	0										
Chet Lemon, R (1, 8) OBP: 0.330, SLG: 0.429										3	1	1	0	0	0	0										
Alan Trammell, R (1, 6) OBP: 0.314, SLG: 0.383										3	1	1	0	0	0	0										
Tom Brookens, R (1, 5) OBP: 0.276, SLG: 0.367										3	0	1	1	0	2	0										
Inning Stats	R: 0 E: 1 K: 0 S: 3	H: 0 LOB: 0 BB: 0 P: 3	R: 0 E: 0 K: 2 S: 7	H: 0 LOB: 0 BB: 0 P: 7	R: 2 E: 0 K: 0 S: 6	H: 3 LOB: 2 BB: 1 P: 10	R: 0 E: 1 K: 0 S: 3	H: 0 LOB: 1 BB: 0 P: 3	R: 0 E: 0 K: 1 S: 5	H: 0 LOB: 0 BB: 0 P: 5	R: 2 E: 0 K: 0 S: 5	H: 2 LOB: 0 BB: 0 P: 5	R: 0 E: 0 K: 1 S: 5	H: 0 LOB: 0 BB: 0 P: 5	R: 0 E: 0 K: 0 S: 3	H: 0 LOB: 0 BB: 0 P: 3		1B: 3 2B: 1 3B: 0 HR: 2	SF: 1 SAC: 0 DP: 1 HBP: 0	WP: 0 PB: 0 SB: 0 CS: 0	PA: 30					
PITCHER	IP	WLS	BF	H	R	ER	SO	BB	IBB	HBP	BLK	WP	HR	S	P	ERA		WHIP								
Dave Stieb, R (1, 1) ERA: 2.48	8.0	L	30	5	4	4	4	1	0	0	0	0	2	37	41	4.50		0.750								



Batter	1	2	3	4	5	6	7	8	9	AB	R	H	RBI	BB	SO	LOB	TOP			
Tony Fernandez, S (1, 6) OBP: 0.336, SLG: 0.382	0-0 4-3		4-0 BB			0-0 G4-6-3 BB 1B		0-3 K		3	0	1	0	1	1	0	Toronto Blue Jays @ Detroit Tigers Tiger Stadium, Detroit, MI Thu Oct 03 1985, 7:05 PM EDT Att: 23,381 - Unknown			
Lloyd Moseby, L (1, 8) OBP: 0.344, SLG: 0.424	0-0 G3-4 1B		0-0 3-1			4-0 1-2 BB		0-3 K		3	0	1	0	1	1	2				
Rance Mulliniks, L (1, 5) OBP: 0.384, SLG: 0.457	0-0 G3-4-1 1-2			0-0 F6		0-0 G4-6-3 1-2 2-3		0-0 F9		4	0	0	0	0	0	3				
Willie Upshaw, L (1, 3) OBP: 0.341, SLG: 0.440		0-0 F8		0-0 G4-6-3 1B		0-0 4-3			0-0 5-3	4	0	1	0	0	0	1				
Al Oliver, L (1, 10) OBP: 0.284, SLG: 0.352		0-0 5-3		0-0 G4-6-3 1-2			0-0 4-3		0-0 4-3	4	0	0	0	0	0	1				
George Bell, R (1, 7) OBP: 0.330, SLG: 0.484		0-0 5-3			0-0 WP S 1B		0-3 K		0-0 1B	4	0	2	0	0	1	0				
Ernie Whitt, L (1, 2) OBP: 0.324, SLG: 0.442			0-0 F8		0-0 F8		0-0 E3 1B		0-0 F8	4	0	0	0	0	0	2				
Jesse Barfield, R (1, 9) OBP: 0.371, SLG: 0.539			4-0 S BB		0-3 K		0-0 1-2 1B			2	0	1	0	1	1	1				
Garth Iorg, R (1, 4) OBP: 0.356, SLG: 0.468			0-3 K		0-3 K2-3		0-0 F7			2	0	0	0	0	2	2				
Rick Leach, L (7, PH) OBP: 0.265, SLG: 0.281			1-2 K							1	0	0	0	0	0	2				
Manuel Lee, S (7, 4) OBP: 0.205, SLG: 0.184										0	0	0	0	0	0	0				
Inning Stats	R: 0 E: 0 K: 0 S: 3	H: 1 LOB: 0 BB: 0 P: 3	R: 0 E: 0 K: 0 S: 3	H: 0 LOB: 0 BB: 0 P: 3	R: 0 E: 0 K: 2 S: 5	H: 0 LOB: 2 BB: 2 P: 13	R: 0 E: 0 K: 0 S: 3	H: 1 LOB: 1 BB: 0 P: 3	R: 0 E: 0 K: 2 S: 8	H: 1 LOB: 1 BB: 0 P: 8	R: 0 E: 0 K: 1 S: 7	H: 1 LOB: 2 BB: 0 P: 7	R: 0 E: 0 K: 1 S: 7	H: 0 LOB: 0 BB: 0 P: 7	R: 0 E: 0 K: 0 S: 4	H: 1 LOB: 1 BB: 0 P: 4	1B: 6 2B: 0 3B: 0 HR: 0	SF: 0 SAC: 0 DP: 3 HBP: 0	WP: 1 PB: 0 SB: 2 CS: 0	PA: 34
PITCHER Walt Terrell, R (1, 1) ERA: 3.85	IP: 9.0 WLS: W BF: 34 H: 6 R: 0 ER: 0 SO: 6 BB: 3 IBB: 0 HBP: 0 BLK: 0 WP: 1 HR: 0 S: 43 P: 55 ERA: 0.00 WHIP: 1.000											PITCHER	IP: WLS: BF: H: R: ER: SO: BB: IBB: HBP: BLK: WP: HR: S: P: ERA: WHIP:							

Batter	1	2	3	4	5	6	7	8	9	AB	R	H	RBI	BB	SO	LOB	BOTTOM			
Lou Whitaker, L (1, 4) OBP: 0.364, SLG: 0.459	0-0 6-3		0-3 K		0-0 F8			0-0 F8		4	0	0	0	0	1	1	Toronto Blue Jays @ Detroit Tigers Tiger Stadium, Detroit, MI Thu Oct 03 1985, 7:05 PM EDT Att: 23,381 - Unknown			
Darrell Evans, L (1, 3) OBP: 0.354, SLG: 0.524	0-0 F7			0-0 F6		4-0 G3-6-3 BB		0-3 K		3	0	0	0	1	1	0				
Kirk Gibson, L (1, 9) OBP: 0.361, SLG: 0.518	0-0 F5			0-0 F4		0-0 G3-6-3 1-2				3	0	0	0	0	0	1				
Lance Parrish, R (1, 2) OBP: 0.321, SLG: 0.470		0-3 K		0-0 5-3		0-0 1B				3	0	1	0	0	1	0				
Johnny Grubb, L (1, 7) OBP: 0.341, SLG: 0.404		0-0 3-1 2B			4-0 CS BB		0-0 G3			2	0	1	0	1	0	1				
Larry Herndon, R (7, 7) OBP: 0.296, SLG: 0.386										0	0	0	0	0	0	0				
Nelson Simmons, S (1, 10) OBP: 0.304, SLG: 0.401		0-0 3-1 2-3			4-0 FC6-4 1B 1-2 3B BB		0-0 4-3			2	1	0	0	1	0	1				
Chet Lemon, R (1, 8) OBP: 0.330, SLG: 0.429		0-0 5-3			0-0 FC6-4 1B		0-0 6-3			3	0	1	0	0	0	1				
Alan Trammell, R (1, 6) OBP: 0.313, SLG: 0.381			0-0 5-3		4-0 FC6-4 1B 1-2 3B		0-0 F9			3	1	0	0	0	0	2				
Tom Brookens, R (1, 5) OBP: 0.276, SLG: 0.371			0-3 K		0-0 1-1 3H 3B		0-0 F3			3	0	1	2	0	1	0				
Inning Stats	R: 0 E: 0 K: 0 S: 3	H: 0 LOB: 0 BB: 0 P: 3	R: 0 E: 0 K: 1 S: 6	H: 1 LOB: 0 BB: 0 P: 6	R: 0 E: 0 K: 2 S: 7	H: 0 LOB: 0 BB: 0 P: 7	R: 0 E: 0 K: 0 S: 3	H: 0 LOB: 0 BB: 0 P: 3	R: 0 E: 0 K: 1 S: 5	H: 0 LOB: 0 BB: 0 P: 5	R: 0 E: 0 K: 0 S: 3	H: 0 LOB: 0 BB: 0 P: 3	R: 0 E: 0 K: 1 S: 5	H: 0 LOB: 0 BB: 0 P: 5	R: 0 E: 0 K: 0 S: 3	H: 0 LOB: 0 BB: 0 P: 3	1B: 2 2B: 1 3B: 1 HR: 0	SF: 0 SAC: 0 DP: 1 HBP: 0	WP: 0 PB: 0 SB: 0 CS: 1	PA: 29
PITCHER Jim Clancy, R (1, 1) ERA: 3.78	IP: 4.2 WLS: L BF: 18 H: 3 R: 2 ER: 2 SO: 3 BB: 2 IBB: 0 HBP: 0 BLK: 0 WP: 0 HR: 0 S: 22 P: 30 ERA: 3.86 WHIP: 1.071											PITCHER	IP: WLS: BF: H: R: ER: SO: BB: IBB: HBP: BLK: WP: HR: S: P: ERA: WHIP:							
Gary Lavelle, L (5, 1) ERA: 3.1	1.0	3	0	0	0	0	1	0	0	0	0	2	6	0.00	1.000					
Dennis Lamp, R (6, 1) ERA: 3.33	1.1	5	1	0	0	0	0	0	0	0	0	5	5	0.00	0.750					
Tom Henke, R (8, 1) ERA: 1.88	1.0	3	0	0	0	1	0	0	0	0	0	5	5	0.00	0.000					

AB	31
R	0
H	6
RBI	0
BB	3
SO	6
LOB	14



livebaseballscorecards.com

Batter	1	2	3	4	5	6	7	8	9	AB	R	H	RBI	BB	SO	LOB	TOP										
Rickey Henderson, R OBP: 0.423, SLG: 0.522	4-0 BB		0-0 F9		0-0 G6-4-3 1B		4-0 BB		4-0 BB	2	0	1	1	3	0	0	New York Yankees @ Toronto Blue Jays Exhibition Stadium, Toronto, ON Fri Oct 04 1985, 7:05 PM EDT Att: 47,686 - Unknown										
Don Mattingly, L OBP: 0.369, SLG: 0.563	0-0 F9		0-3 K		0-0 G6-4-3		0-0 5-3		0-0 E8 FC5-4	5	0	0	0	0	1	5											
Dave Winfield, R OBP: 0.331, SLG: 0.476	0-0 5-3		0-0 5-3		0-0 6-3		0-0 6-3		0-0 FC5-4	5	0	0	0	0	0	3											
Don Baylor, R OBP: 0.332, SLG: 0.434	4-0 BB			0-0 F7		0-0 FC6-4 1B		0-0 5-3		3	0	1	0	1	0	0											
Henry Cotto, R OBP: 0.327, SLG: 0.308 Ken Griffey, L OBP: 0.331, SLG: 0.424	0-0 1-3			0-0 6-3		0-0 FC6-4		0-0 F5		3	0	0	0	0	0	3											
Andre Robertson, R OBP: 0.394, SLG: 0.423 Mike Pagliarulo, L OBP: 0.326, SLG: 0.439		0-0 F8		0-0 5-3		0-0 L5			0-0 F4	3	0	0	0	0	0	1											
Willie Randolph, R OBP: 0.376, SLG: 0.356		0-0 2B			0-0 2B 1B		4-0 FC1-6 BB		0-3 K	3	1	2	0	1	1	0											
Butch Wynegar, S OBP: 0.357, SLG: 0.324		0-0 5-3			0-0 F9		0-0 FC1-6 FC1-6		0-0 HR	4	1	1	1	0	0	3											
Bobby Meacham, S OBP: 0.305, SLG: 0.269		0-0 5-3			0-0 1B 2B		0-0 FC1-6 BB		0-0 BB E 1B	4	2	2	1	0	0	2											
Inning Stats	R: 0 E: 0 K: 0 S: 3	H: 0 LOB: 2 BB: 2 P: 11	R: 0 E: 0 K: 0 S: 4	H: 1 LOB: 1 BB: 0 P: 4	R: 0 E: 0 K: 1 S: 5	H: 0 LOB: 0 BB: 0 P: 5	R: 0 E: 0 K: 0 S: 3	H: 0 LOB: 0 BB: 0 P: 3	R: 2 E: 0 K: 0 S: 5	H: 3 LOB: 0 BB: 0 P: 5	R: 0 E: 0 K: 0 S: 4	H: 1 LOB: 1 BB: 0 P: 4	R: 0 E: 0 K: 0 S: 3	H: 0 LOB: 2 BB: 2 P: 11	R: 0 E: 0 K: 0 S: 3	H: 0 LOB: 0 BB: 0 P: 3	R: 2 E: 1 K: 1 S: 8	H: 2 LOB: 2 BB: 1 P: 12	1B: 4 2B: 2 3B: 0 HR: 1	SF: 0 SAC: 0 DP: 1 HBP: 0	WP: 0 PB: 0 SB: 1 CS: 0	PA: 39					
PITCHER	IP	WLS	BF	H	R	ER	SO	BB	IBB	HBP	BLK	WP	HR	S	P	ERA	WHIP										
Jimmy Key, L ERA: 3.0	(1, 1)	7.0	29	5	2	2	1	4	0	0	0	0	0	27	43	2.57	1.286										
Tom Henke, R ERA: 2.03	(8, 1)	1.2	L	8	2	2	1	1	0	0	0	0	1	9	13	5.40	1.800										
Steve Davis, L ERA: 3.33	(9, 1)	0.0		1	0	0	0	0	0	0	0	0	0	1	1	∞	∞										
Dennis Lamp, R ERA: 3.32	(9, 1)	0.1		1	0	0	0	0	0	0	0	0	0	1	1	0.00	0.000										

AB	34
R	4
H	7
RBI	3
BB	5
SO	2
LOB	17



Batter	1	2	3	4	5	6	7	8	9	AB	R	H	RBI	BB	SO	LOB	BOTTOM										
Damaso Garcia, R OBP: 0.305, SLG: 0.380	0-0 5-3		0-0 F7		0-0 WP E 1B		0-0 G6-4-3		0-0 FC5-4	5	1	1	0	0	0	4	New York Yankees @ Toronto Blue Jays Exhibition Stadium, Toronto, ON Fri Oct 04 1985, 7:05 PM EDT Att: 47,686 - Unknown										
Lloyd Moseby, L OBP: 0.343, SLG: 0.421	0-0 F3		0-0 5-3		0-0 E5		4-0 SH2-4 1B BB		0-0 4-3	4	1	0	0	1	0	3											
Rance Mulliniks, L OBP: 0.354, SLG: 0.455 Garth Iorg, R OBP: 0.356, SLG: 0.468	0-3 K			0-0 F9	4-0 BB			0-0 SH2-4		2	0	0	0	1	1	0											
Willie Upshaw, L OBP: 0.341, SLG: 0.441		0-0 F8		0-0 2B	0-3 K			0-0 F5		4	0	1	0	0	1	3											
Cliff Johnson, R OBP: 0.333, SLG: 0.417 Ron Shepherd, R OBP: 0.176, SLG: 0.188		0-3 K		0-0 5-3		0-3 K		0-0 S 1B		4	0	1	1	0	2	1											
George Bell, R OBP: 0.329, SLG: 0.482		0-0 5-3		0-0 L5		0-0 F4		4-0 1B IBB		3	0	0	0	1	0	1											
Ernie Whitt, L OBP: 0.323, SLG: 0.439			0-0 F9		4-0 WP E 1B BB	0-3 K		0-0 4-3		3	1	0	0	1	1	2											
Jesse Barfield, R OBP: 0.370, SLG: 0.536			4-0 1B BB		0-3 K		0-3 K		0-0 6-3	3	0	0	0	1	2	1											
Tony Fernandez, S OBP: 0.338, SLG: 0.385			0-0 1-2 1B		0-0 F2		0-0 G6-4-3 1B		0-0 FC5-4 1B	4	0	3	0	0	0	1											
Inning Stats	R: 0 E: 0 K: 1 S: 5	H: 0 LOB: 0 BB: 0 P: 5	R: 0 E: 0 K: 1 S: 5	H: 0 LOB: 0 BB: 0 P: 5	R: 0 E: 0 K: 0 S: 4	H: 1 LOB: 2 BB: 1 P: 8	R: 0 E: 0 K: 0 S: 4	H: 1 LOB: 1 BB: 0 P: 4	R: 2 E: 1 K: 2 S: 9	H: 1 LOB: 2 BB: 2 P: 17	R: 0 E: 0 K: 2 S: 7	H: 0 LOB: 0 BB: 0 P: 7	R: 0 E: 0 K: 1 S: 5	H: 1 LOB: 0 BB: 0 P: 5	R: 1 E: 0 K: 0 S: 4	H: 1 LOB: 2 BB: 2 P: 12	R: 0 E: 0 K: 0 S: 4	H: 1 LOB: 1 BB: 0 P: 4	1B: 5 2B: 1 3B: 0 HR: 0	SF: 0 SAC: 1 DP: 1 HBP: 0	WP: 1 PB: 0 SB: 1 CS: 0	PA: 38					
PITCHER	IP	WLS	BF	H	R	ER	SO	BB	IBB	HBP	BLK	WP	HR	S	P	ERA	WHIP										
Ed Whitson, R ERA: 4.88	(1, 1)	4.2		21	3	2	0	3	3	0	0	0	0	24	36	0.00	1.286										
Rod Seery, L ERA: 3.13	(5, 1)	3.1	W	13	2	1	1	4	1	1	0	0	0	19	27	2.70	0.900										
Dave Righetti, L ERA: 2.78	(9, 1)	1.0	S	4	1	0	0	0	0	0	0	0	0	4	4	0.00	1.000										

AB	32
R	3
H	6
RBI	1
BB	5
SO	7
LOB	16



Batter	1	2	3	4	5	6	7	8	9	AB	R	H	RBI	BB	SO	LOB	TOP			
Rickey Henderson, R OBP: 0.421, SLG: 0.518	F4		6-3		F9			5-3		4	0	0	0	0	0	1	New York Yankees @ Toronto Blue Jays Exhibition Stadium, Toronto, ON Sat Oct 05 1985, 3:33 AM EDT Att: 44,608 - Unknown			
Ken Griffey, L OBP: 0.331, SLG: 0.425	4-3			3-1 1B 2B		F8		F7		4	1	1	0	0	0					
Don Mattingly, L OBP: 0.368, SLG: 0.561	F7			3-1			FC6-4 1B		G3	4	0	1	0	0	0	1				
Dave Winfield, R OBP: 0.330, SLG: 0.475		6-3					FC6-4 1B		F7	4	0	1	1	0	0	1				
Ron Hassey, L OBP: 0.369, SLG: 0.509	F8			F9			F7		F7	4	0	0	0	0	2					
Don Baylor, R OBP: 0.332, SLG: 0.433				1-3					F8	3	0	1	0	0	0	1				
Mike Pagliarulo, L OBP: 0.324, SLG: 0.435									F8	3	0	0	0	0	0	1				
Willie Randolph, R OBP: 0.376, SLG: 0.356			5-3					F7		3	0	1	0	0	0	0				
Bobby Meacham, S OBP: 0.304, SLG: 0.268								F7		2	0	0	0	0	0	1				
Dan Pasqua, L OBP: 0.293, SLG: 0.432			F6							1	0	0	0	0	0	0				
Keith Smith, S OBP: 0.293, SLG: 0.432										0	0	0	0	0	0	0				
Inning Stats	R: 0 E: 0 K: 0 S: 3	H: 0 LOB: 0 BB: 0 P: 3	R: 0 E: 0 K: 0 S: 4	H: 1 LOB: 1 BB: 0 P: 4	R: 0 E: 0 K: 0 S: 3	H: 0 LOB: 0 BB: 0 P: 3	R: 1 E: 0 K: 0 S: 5	H: 2 LOB: 1 BB: 0 P: 5	R: 0 E: 0 K: 0 S: 4	H: 1 LOB: 1 BB: 0 P: 4	R: 0 E: 0 K: 0 S: 3	H: 0 LOB: 0 BB: 0 P: 3	R: 0 E: 0 K: 0 S: 3	H: 0 LOB: 0 BB: 0 P: 3	R: 0 E: 0 K: 0 S: 3	H: 0 LOB: 0 BB: 0 P: 3	1B: 4 2B: 1 3B: 0 HR: 0	SF: 0 SAC: 0 DP: 0 HBP: 0	WP: 0 PB: 0 SB: 1 CS: 0	PA: 32
PITCHER Doyle Alexander, R ERA: 3.45	IP: 9.0 WLS: W BF: 32 H: 5 R: 1 ER: 1 SO: 0 BB: 0 IBB: 0 HBP: 0 BLK: 0 WP: 0 HR: 0 S: 32 P: 32 ERA: 1.00 WHIP: 0.556																			

Batter	1	2	3	4	5	6	7	8	9	AB	R	H	RBI	BB	SO	LOB	BOTTOM			
Damaso Garcia, R OBP: 0.304, SLG: 0.379	5-3		4-3	WP BB 2H 1B		L4		G1-4-3		5	0	1	1	0	0	1	New York Yankees @ Toronto Blue Jays Exhibition Stadium, Toronto, ON Sat Oct 05 1985, 3:33 AM EDT Att: 44,608 - Unknown			
Lloyd Moseby, L OBP: 0.345, SLG: 0.426							1-3			2	1	1	1	2	0	0				
Willie Upshaw, L OBP: 0.342, SLG: 0.447	F9			HR						4	1	2	1	0	1	3				
Al Oliver, L OBP: 0.286, SLG: 0.357										2	1	1	0	0	0	1				
Cliff Johnson, R OBP: 0.334, SLG: 0.417	G3			1B SF8 2B						2	0	1	0	0	0	2				
Rance Mulliniks, L OBP: 0.383, SLG: 0.454										1	0	0	0	0	0	0				
Garth Iorg, R OBP: 0.359, SLG: 0.470		4-3								3	0	2	0	0	0	2				
George Bell, R OBP: 0.327, SLG: 0.479		F9		SF8		FC4		L9		3	0	0	1	0	0	3				
Ernie Whitt, L OBP: 0.323, SLG: 0.444										4	1	1	1	0	0	2				
Jesse Barfield, R OBP: 0.369, SLG: 0.536										4	0	1	0	0	0	0				
Tony Fernandez, S OBP: 0.339, SLG: 0.387										4	1	2	0	0	0	1				
Inning Stats	R: 0 E: 0 K: 0 S: 3	H: 0 LOB: 1 BB: 1 P: 7	R: 1 E: 0 K: 0 S: 5	H: 2 LOB: 0 BB: 0 P: 5	R: 3 E: 0 K: 0 S: 7	H: 4 LOB: 1 BB: 0 P: 7	R: 1 E: 0 K: 1 S: 7	H: 2 LOB: 1 BB: 1 P: 11	R: 0 E: 0 K: 0 S: 3	H: 1 LOB: 0 BB: 0 P: 3	R: 0 E: 0 K: 0 S: 3	H: 0 LOB: 0 BB: 0 P: 3	R: 0 E: 0 K: 0 S: 5	H: 2 LOB: 2 BB: 0 P: 5	R: 0 E: 0 K: 0 S: 4	H: 1 LOB: 1 BB: 0 P: 4	1B: 6 2B: 3 3B: 0 HR: 3	SF: 1 SAC: 0 DP: 1 HBP: 0	WP: 1 PB: 0 SB: 1 CS: 0	PA: 37
PITCHER Joe Cowley, R ERA: 3.95	IP: 2.1 WLS: L BF: 12 H: 4 R: 3 ER: 3 SO: 3 BB: 1 IBB: 0 HBP: 0 BLK: 0 WP: 0 HR: 0 S: 15 P: 15 ERA: 11.57 WHIP: 2.143																			
Bob Shirley, L ERA: 2.64	IP: 0.0 WLS: 0 BF: 2 H: 2 R: 0 ER: 0 SO: 0 BB: 0 IBB: 0 HBP: 0 BLK: 0 WP: 0 HR: 0 S: 2 P: 2 ERA: - WHIP: -																			
Rich Bardi, R ERA: 3.21	IP: 1.0 WLS: 0 BF: 6 H: 2 R: 2 ER: 2 SO: 1 BB: 0 IBB: 0 HBP: 0 BLK: 0 WP: 0 HR: 0 S: 5 P: 9 ERA: 18.00 WHIP: 3.000																			
Dennis Rasmussen, L ERA: 3.98	IP: 0.1 WLS: 0 BF: 1 H: 0 R: 0 ER: 0 SO: 0 BB: 0 IBB: 0 HBP: 0 BLK: 0 WP: 0 HR: 0 S: 3 P: 3 ERA: 0.00 WHIP: 0.000																			
Neil Allen, R ERA: 4.17	IP: 4.1 WLS: 0 BF: 16 H: 4 R: 0 ER: 0 SO: 0 BB: 0 IBB: 0 HBP: 0 BLK: 0 WP: 1 HR: 0 S: 16 P: 16 ERA: 0.00 WHIP: 0.923																			



Batter	1	2	3	4	5	6	7	8	9	AB	R	H	RBI	BB	SO	LOB	TOP										
Rickey Henderson, R OBP: 0.419, SLG: 0.516 Dan Pasqua, L OBP: 0.389, SLG: 0.426	F7	K		F7		K		F6		3	0	0	0	0	1	0											
Don Mattingly, L OBP: 0.371, SLG: 0.567	F7 E WP HBP	4-3			HR				HR	5	3	4	1	0	0	0											
Dave Winfield, R OBP: 0.328, SLG: 0.471	1-3	K			K		F5		5-3	5	0	0	0	0	2	3											
Don Baylor, R OBP: 0.330, SLG: 0.430	HBP E 1B BB			F8		F7		F7	F8	4	1	0	0	1	0	2											
Andre Robertson, R OBP: 0.358, SLG: 0.416 Mike Pagliarulo, L OBP: 0.324, SLG: 0.442	E4 HBP 1B			F9		HR		F8	K	2	1	0	0	0	0	2											
Willie Randolph, R OBP: 0.382, SLG: 0.356	WP 1B HBP					S BB			HR BB	0	1	0	1	3	0	0											
Henry Cotto, R OBP: 0.339, SLG: 0.375	WP 1B			F9		6-3			HR	4	1	2	4	0	0	2											
Butch Wynegar, S OBP: 0.356, SLG: 0.320	1-2 2-3 BB			F6		3-1		F9		3	0	0	0	1	0	0											
Bobby Meacham, S OBP: 0.302, SLG: 0.266	F8			K		4-3		F9		4	0	0	0	0	1	3											
Inning Stats	R: 3 E: 1 K: 0 S: 6	H: 2 LOB: 3 BB: 2 P: 15	R: 0 E: 0 K: 0 S: 7	H: 0 LOB: 0 BB: 0 P: 7	R: 0 E: 0 K: 0 S: 3	H: 0 LOB: 1 BB: 1 P: 7	R: 0 E: 0 K: 1 S: 5	H: 0 LOB: 0 BB: 0 P: 5	R: 2 E: 0 K: 1 S: 7	H: 2 LOB: 1 BB: 1 P: 11	R: 0 E: 0 K: 0 S: 4	H: 1 LOB: 1 BB: 0 P: 4	R: 2 E: 0 K: 0 S: 4	H: 1 LOB: 0 BB: 1 P: 8	R: 1 E: 0 K: 1 S: 6	H: 1 LOB: 0 BB: 0 P: 6	1B: 4 2B: 0 3B: 0 HR: 3	SF: 0 SAC: 0 DP: 0 HBP: 1	WP: 2 PB: 2 SB: 0 CS: 1	PA: 41							
PITCHER	IP	WLS	BF	H	R	ER	SO	BB	IBB	HBP	BLK	WP	HR	S	P	ERA	WHIP										
John Cerutti, L ERA: 5.4	4.0	L	19	2	3	0	3	3	0	1	0	2	0	21	34	0.00	1.250										
Jim Acker, R ERA: 3.23	2.0		9	2	2	2	2	1	0	0	0	0	1	12	16	9.00	1.500										
Bill Caudill, R ERA: 2.99	2.0		9	2	2	2	2	1	0	0	0	0	1	8	12	9.00	1.500										
Steve Davis, L ERA: 3.54	1.0		4	1	1	1	1	0	0	0	0	0	1	6	6	9.00	1.000										

New York Yankees @ Toronto Blue Jays
Exhibition Stadium, Toronto, ON
Sun Oct 06 1985, 3:33 AM EDT
Att: 44,422 - Unknown

AB 35
R 8
H 7
RBI 8
BB 5
SO 6
LOB 13



Batter	1	2	3	4	5	6	7	8	9	AB	R	H	RBI	BB	SO	LOB	BOTTOM										
Damaso Garcia, R OBP: 0.302, SLG: 0.377 Garth Iorg, R OBP: 0.358, SLG: 0.469	F8			F7		G6-4-3		FC6-4		3	0	0	0	0	1												
Rick Leach, L OBP: 0.283, SLG: 0.257	K			1B BB		K			1-3	3	0	0	0	1	2	0											
Lou Thornton, L OBP: 0.267, SLG: 0.319	K			F8			F6		F2	4	0	0	0	0	1	1											
Cecil Fielder, R OBP: 0.358, SLG: 0.527 Tony Fernandez, S OBP: 0.340, SLG: 0.390							G3			2	0	1	0	1	0	0											
Jeff Burroughs, R OBP: 0.366, SLG: 0.429				1-3 1B		K			2B	1	0	1	0	0	0	0											
Kelly Gruber, R OBP: 0.231, SLG: 0.231									K	4	0	1	0	0	2	4											
Ron Shepherd, R OBP: 0.162, SLG: 0.171										3	0	0	0	0	0	0											
Jeff Hearnon, R OBP: 0.143, SLG: 0.143										3	0	0	0	0	0	0											
Manuel Lee, S OBP: 0.238, SLG: 0.200										2	0	1	0	1	0	0											
Inning Stats	R: 0 E: 0 K: 2 S: 7	H: 0 LOB: 0 BB: 0 P: 7	R: 0 E: 0 K: 0 S: 2	H: 0 LOB: 0 BB: 1 P: 6	R: 0 E: 0 K: 0 S: 3	H: 0 LOB: 0 BB: 0 P: 3	R: 0 E: 0 K: 1 S: 6	H: 1 LOB: 2 BB: 1 P: 10	R: 0 E: 0 K: 0 S: 3	H: 0 LOB: 0 BB: 0 P: 3	R: 0 E: 0 K: 1 S: 4	H: 0 LOB: 0 BB: 1 P: 8	R: 0 E: 0 K: 0 S: 4	H: 1 LOB: 1 BB: 0 P: 4	R: 0 E: 0 K: 0 S: 4	H: 1 LOB: 1 BB: 0 P: 4	R: 0 E: 0 K: 1 S: 6	H: 1 LOB: 1 BB: 0 P: 6	1B: 2 2B: 2 3B: 0 HR: 0	SF: 0 SAC: 0 DP: 2 HBP: 0	WP: 0 PB: 0 SB: 0 CS: 0	PA: 32					
PITCHER	IP	WLS	BF	H	R	ER	SO	BB	IBB	HBP	BLK	WP	HR	S	P	ERA	WHIP										
Phil Niekro, R ERA: 4.09	9.0	W	32	4	0	0	5	3	0	0	0	0	0	39	51	0.00	0.778										

New York Yankees @ Toronto Blue Jays
Exhibition Stadium, Toronto, ON
Sun Oct 06 1985, 3:33 AM EDT
Att: 44,422 - Unknown

AB 29
R 0
H 4
RBI 0
BB 3
SO 5
LOB 8



Batter	1	2	3	4	5	6	7	8	9	AB	R	H	RBI	BB	SO	LOB	TOP			
Lonnie Smith, R (1,7)										4	0	0	0	0	0	1				
Willie Wilson, S (1,8) OBP: 0.250, SLG: 0.250										4	1	1	0	0	1	0				
George Brett, L (1,5) OBP: 0.750, SLG: 1.000										4	0	3	0	0	1	0				
Jorge Orta, L (1,10)										4	0	0	0	0	1	4				
Pat Sheridan, L (1,9)										3	0	0	1	1	1	1				
Frank White, R (1,4)										4	0	0	0	0	1	3				
Steve Balboni, R (1,3)										3	0	0	0	0	1	0				
Jim Sundberg, R (1,2)										3	0	0	0	0	1	0				
Buddy Biancalana, S (1,6) Dane Iorg, L (8, PH) Onix Concepcion, R (8, PR)										2	0	0	0	0	1	0				
										1	0	1	0	0	0	0				
										0	0	0	0	0	0	0				
Inning Stats	R: 0 E: 0 K: 0 S: 4	H: 1 LOB: 1 BB: 0 P: 4	R: 0 E: 0 K: 1 S: 5	H: 0 LOB: 0 BB: 0 P: 5	R: 0 E: 0 K: 1 S: 5	H: 0 LOB: 0 BB: 0 P: 5	R: 0 E: 0 K: 1 S: 6	H: 1 LOB: 2 BB: 1 P: 10	R: 0 E: 0 K: 2 S: 7	H: 0 LOB: 0 BB: 0 P: 7	R: 0 E: 0 K: 1 S: 5	H: 0 LOB: 0 BB: 0 P: 5	R: 0 E: 0 K: 0 S: 4	H: 1 LOB: 1 BB: 0 P: 4	R: 1 E: 0 K: 0 S: 5	H: 2 LOB: 1 BB: 0 P: 5	1B: 3 2B: 2 3B: 0 HR: 0	SF: 0 SAC: 0 DP: 0 HBP: 0	WP: 0 PB: 0 SB: 0 CS: 0	PA: 33
PITCHER	IP WLS BF H R ER SO BB IBB HBP BLK WP HR S P ERA WHIP																			
Dave Stieb, R (1,1) ERA: 9.0	8.0 W 28 3 0 0 8 1 0 0 0 0 0 0 43 47 0.00 0.500																			
Tom Henke, R (9,1) ERA: 9.0	1.0 5 2 1 1 0 0 0 0 0 0 0 0 5 5 9.00 2.000																			

Kansas City Royals @ Toronto Blue Jays
Exhibition Stadium, Toronto, ON
Tue Oct 08 1985, 7:05 PM EDT
Att: 39,115 - Unknown - 57 F

AB 32
R 1
H 5
RBI 1
BB 1
SO 8
LOB 9

Batter	1	2	3	4	5	6	7	8	9	AB	R	H	RBI	BB	SO	LOB	BOTTOM			
Damaso Garcia, R (1,4) Manuel Lee, S (8, PR)										5	0	2	0	0	0	2				
Lloyd Moseby, L (1,8)										5	0	0	0	0	1	7				
George Bell, R (1,7) Cliff Johnson, R (1,10)										5	1	2	0	0	0	5				
Cliff Johnson, R (1,10) Jesse Barfield, R (1,9)										4	1	1	0	0	1	1				
Jesse Barfield, R (1,9) Willie Upshaw, L (1,3)										2	1	1	0	2	0	0				
Willie Upshaw, L (1,3) Garth Iorg, R (1,5)										3	2	1	0	0	1	1				
Garth Iorg, R (1,5) Rance Mulliniks, L (3, PH)										1	1	0	0	0	2					
Rance Mulliniks, L (3, PH) Ernie Whitt, L (1,2)										3	0	1	2	1	0	0				
Ernie Whitt, L (1,2) Tony Fernandez, S (1,6)										3	0	2	2	0	0					
Tony Fernandez, S (1,6)										3	0	2	2	0	0					
Inning Stats	R: 2 E: 0 K: 0 S: 4	H: 4 LOB: 3 BB: 0 P: 8	R: 3 E: 0 K: 0 S: 6	H: 3 LOB: 2 BB: 2 P: 14	R: 1 E: 1 K: 0 S: 4	H: 1 LOB: 0 BB: 0 P: 4	R: 0 E: 0 K: 0 S: 3	H: 0 LOB: 0 BB: 0 P: 3	R: 0 E: 0 K: 0 S: 3	H: 0 LOB: 0 BB: 0 P: 3	R: 0 E: 0 K: 2 S: 7	H: 0 LOB: 1 BB: 1 P: 11	R: 0 E: 0 K: 1 S: 7	H: 2 LOB: 2 BB: 0 P: 7	R: 0 E: 0 K: 0 S: 5	H: 1 LOB: 1 BB: 0 P: 5	1B: 9 2B: 2 3B: 0 HR: 0	SF: 1 SAC: 0 DP: 0 HBP: 1	WP: 0 PB: 0 SB: 1 CS: 0	PA: 39
PITCHER	IP WLS BF H R ER SO BB IBB HBP BLK WP HR S P ERA WHIP																			
Charlie Leibrandt, L (1,1) Steve Farr, R (3,1) Mark Gubicza, R (5,1) Danny Jackson, L (8,1)	2.0 L 15 7 5 5 0 1 0 0 0 0 0 0 8 12 4.50 1.500																			
Steve Farr, R (3,1) Mark Gubicza, R (5,1) Danny Jackson, L (8,1)	3.0 10 0 0 0 2 1 0 0 0 0 0 0 13 17 0.00 0.333																			
Danny Jackson, L (8,1)	1.0 5 2 0 0 1 0 0 0 0 0 0 0 7 7 0.00 2.000																			

Kansas City Royals @ Toronto Blue Jays
Exhibition Stadium, Toronto, ON
Tue Oct 08 1985, 7:05 PM EDT
Att: 39,115 - Unknown - 57 F

AB 34
R 6
H 11
RBI 5
BB 3
SO 3
LOB 19

Batter	1	2	3	4	5	6	7	8	9	10	AB	R	H	RBI	BB	SO	LOB					
Lonnie Smith, R (1, 7)	6-3		5-3	6-3			K		K		5	0	0	0	0	2	3					
Willie Wilson, S OBP: 0.444, SLG: 0.778 (1, 8)	FC4-6 1B		HR	F9			3-1			1B	5	2	3	2	0	0	1					
George Brett, L OBP: 0.444, SLG: 0.500 (1, 5)	FC4-6 1B		G3					CS BB		K	4	0	0	0	1	1	2					
Hal McRae, R OBP: 0.400, SLG: 0.400 (1, 10)	1B		1B				F8			K	5	0	2	0	0	1	2					
Frank White, R OBP: 0.333, SLG: 0.250 (1, 4)	FC5		1B				F9			1B	4	0	2	1	1	0	2					
Steve Balboni, R (1, 3)		F5	K				F9			4-3	5	0	0	0	0	2	4					
Darryl Motley, R (1, 9)		K					K				2	1	0	0	1	2	0					
Pat Sheridan, L OBP: 0.400, SLG: 1.000 (9, PH) (9, 9)						2B BB	K			HR	1	1	1	1	0	0	0					
Jim Sundberg, R OBP: 0.143, SLG: 0.286 (1, 2)		6-3					K			6-3	4	0	1	1	0	1	0					
Buddy Biancalana, S OBP: 0.250, SLG: 0.250 (9, PH) Dane Iorg, L OBP: 1.000, SLG: 2.000 Onix Concepcion, R (9, PR) (9, 6)						SH5-4 1B				G3	2	1	1	0	0	0	0					
						HR				CS BB	0	0	0	0	1	0	0					
											0	0	0	0	0	0	0					
Inning Stats	R: 0 E: 0 K: 0 S: 5	H: 2 LOB: 2 BB: 0 P: 5	R: 0 E: 0 K: 1 S: 5	H: 0 LOB: 0 BB: 0 P: 5	R: 2 E: 0 K: 1 S: 9	H: 4 LOB: 2 BB: 0 P: 8	R: 1 E: 0 K: 0 S: 4	H: 1 LOB: 1 BB: 1 P: 8	R: 0 E: 0 K: 2 S: 7	H: 0 LOB: 0 BB: 0 P: 7	R: 0 E: 0 K: 1 S: 5	H: 0 LOB: 0 BB: 0 P: 5	R: 0 E: 0 K: 1 S: 4	H: 0 LOB: 1 BB: 2 P: 12	R: 1 E: 0 K: 2 S: 9	H: 1 LOB: 1 BB: 1 P: 9	R: 1 E: 0 K: 2 S: 9	H: 2 LOB: 1 BB: 0 P: 9	1B: 7 2B: 2 3B: 0 HR: 2	SF: 0 SAC: 1 DP: 1 HBP: 0	WP: 0 PB: 0 SB: 1 CS: 2	PA: 42


PITCHER	IP	WLS	BF	H	R	ER	SO	BB	IBB	HBP	BLK	WP	HR	S	P	ERA	WHIP
Jimmy Key, L ERA: 8.1 (1, 1)	3.1		18	7	3	3	2	1	0	0	0	0	1	21	25	8.10	2.400
Dennis Lamp, R ERA: (4, 1)	3.2		11	0	0	0	3	0	0	0	0	0	0	17	17	0.00	0.000
Gary Lavelle, L ERA: (8, 1)	0.0		1	0	0	0	0	1	0	0	0	0	0	0	4	∞	∞
Tom Henke, R ERA: 6.75 (8, 1)	3.0	W	12	3	2	2	4	2	0	0	0	0	1	18	26	6.00	1.667

TOP

Kansas City Royals @ Toronto Blue Jays
Exhibition Stadium, Toronto, ON
Wed Oct 09 1985, 3:33 AM EDT
Att. 34,029 - Sunny - 65 F

livebaseballscorecards.com

AB	37
R	5
H	10
RBI	5
BB	4
SO	9
LOB	14



Batter	1	2	3	4	5	6	7	8	9	10	AB	R	H	RBI	BB	SO	LOB							
Damaso Garcia, R OBP: 0.200, SLG: 0.200 (1, 4)	F9		K					5-3		5-3	5	0	0	0	0	2	2							
Lloyd Moseby, L OBP: 0.200, SLG: 0.200 (1, 8)	4-3						4-3			1B	5	2	2	1	0	0	0							
George Bell, R OBP: 0.300, SLG: 0.375 (1, 7)	K						E5 2B			SF9 1B	3	2	0	1	0	1	1							
Cliff Johnson, R OBP: 0.429, SLG: 0.714 (6, PR) Lou Thornton, L OBP: 0.500, SLG: 0.500 (8, PH) Al Oliver, L OBP: 0.500, SLG: 0.500 (1, 9)		F9					1B HBP			F8	3	0	2	1	0	0	0							
Jesse Barfield, R OBP: 0.500, SLG: 0.333 (1, 9)		F8					1B 1B			F8	0	1	0	0	0	0	0							
Willie Upshaw, L OBP: 0.375, SLG: 0.286 (1, 3)		4-3					1B			1B	2	0	1	1	0	0	0							
Garth Iorg, R OBP: 0.250, SLG: 0.250 (9, PH) Rance Mulliniks, L OBP: 0.500, SLG: 0.500 (10, 5)							FC6-4 1B			4-3	4	0	1	2	0	1	0							
Ernie Whitt, L OBP: 0.250, SLG: 0.143 (1, 2)							1B			K	3	0	1	0	0	1	1							
Tony Fernandez, S OBP: 0.500, SLG: 0.500 (1, 6)							F2			FC1-6 G6-3 1B	1	0	1	0	0	1	1							
							K			G6-3	3	1	1	0	1	1	2							
										5-3 1B	3	1	1	0	1	1	2							
Inning Stats	R: 0 E: 0 K: 1 S: 5	H: 0 LOB: 0 BB: 0 P: 5	R: 0 E: 0 K: 0 S: 3	H: 0 LOB: 0 BB: 0 P: 3	R: 0 E: 0 K: 2 S: 7	H: 0 LOB: 1 BB: 0 P: 11	R: 1 E: 1 K: 0 S: 4	H: 1 LOB: 0 BB: 0 P: 4	R: 0 E: 0 K: 1 S: 6	H: 1 LOB: 1 BB: 0 P: 6	R: 2 E: 0 K: 1 S: 7	H: 2 LOB: 2 BB: 0 P: 8	R: 0 E: 0 K: 0 S: 3	H: 1 LOB: 0 BB: 0 P: 3	R: 1 E: 0 K: 0 S: 4	H: 1 LOB: 0 BB: 0 P: 4	R: 0 E: 0 K: 2 S: 8	H: 1 LOB: 1 BB: 0 P: 8	R: 2 E: 1 K: 0 S: 5	H: 3 LOB: 1 BB: 0 P: 5	1B: 9 2B: 1 3B: 0 HR: 0	SF: 1 SAC: 0 DP: 1 HBP: 1	WP: 1 PB: 0 SB: 1 CS: 0	PA: 40


PITCHER	IP	WLS	BF	H	R	ER	SO	BB	IBB	HBP	BLK	WP	HR	S	P	ERA	WHIP
Bud Black, L ERA: 2.57 (1, 1)	7.0		27	5	3	2	5	1	0	0	0	1	0	35	40	2.57	0.857
Dan Quisenberry, R ERA: 3.38 (8, 1)	2.2	L	13	5	3	1	2	0	0	0	0	0	0	17	17	3.38	1.875

BOTTOM

Kansas City Royals @ Toronto Blue Jays
Exhibition Stadium, Toronto, ON
Wed Oct 09 1985, 3:33 AM EDT
Att. 34,029 - Sunny - 65 F

livebaseballscorecards.com

AB	37
R	6
H	10
RBI	6
BB	1
SO	7
LOB	11



Batter	1	2	3	4	5	6	7	8	9	AB	R	H	RBI	BB	SO	LOB	TOP					
Damaso Garcia, R (1,4) OBP: 0.267, SLG: 0.400	1-2 6-3		0-1 E7 FC5-2 2B		0-2 1B 2B	0-0 FC6-4 G1-6-3		1-0 6-3	5	1	2	0	0	0	1							
Lloyd Moseby, L (1,8) OBP: 0.297, SLG: 0.214	4-1 G4-6-3 BB		2-2 FC5-2 PO		3-2 HR 1B	1-1 G1-6-3		2-2 F5	4	1	1	1	1	0	2							
Rance Mulliniks, L (1,5) OBP: 0.375, SLG: 0.750	1-2 G4-6-3		1-0 PO	2-3 K	1-2 HR		1-3 K		4	1	1	2	0	2	1							
Willie Upshaw, L (1,3) OBP: 0.333, SLG: 0.364		3-2 4-3		1-1 2B	3-1 4-3		2-2 F3		4	0	1	0	0	0	0							
Al Oliver, L (1,10) OBP: 0.500, SLG: 0.500 Cliff Johnson, R (5,PH) OBP: 0.444, SLG: 0.667		0-0 1B 1B		1-1 F7	2-1 BB 1B 1B		1-3 K		2	0	1	0	0	0	1							
George Bell, R (1,7) OBP: 0.429, SLG: 0.500		1-0 1B		1-3 K	1-0 BB 1B		0-0 CS 1B		4	0	3	0	0	1	1							
Ernie Whitt, L (1,2) OBP: 0.333, SLG: 0.200		0-3 K			HR 1B		1-3 K		3	1	1	0	1	2	3							
Jesse Barfield, R (1,9) OBP: 0.417, SLG: 0.600		3-3 K			HR		1-0 P4		4	1	1	2	0	1	5							
Tony Fernandez, S (1,6) OBP: 0.417, SLG: 0.400			0-0 F7		2-2 F7	0-0 FC6-4 1B		0-0 6-3	4	0	1	0	0	0	0							
Inning Stats	R: 0 E: 0 K: 0 S: 6	H: 0 LOB: 0 BB: 1 P: 11	R: 0 E: 0 K: 2 S: 13	H: 2 LOB: 2 BB: 0 P: 20	R: 0 E: 1 K: 0 S: 7	H: 1 LOB: 0 BB: 0 P: 9	R: 0 E: 0 K: 2 S: 11	H: 1 LOB: 1 BB: 0 P: 16	R: 5 E: 0 K: 0 S: 27	H: 7 LOB: 3 BB: 1 P: 45	R: 0 E: 0 K: 2 S: 4	H: 1 LOB: 0 BB: 0 P: 5	R: 0 E: 0 K: 2 S: 9	H: 0 LOB: 0 BB: 0 P: 13	R: 0 E: 0 K: 1 S: 5	H: 1 LOB: 0 BB: 0 P: 7	R: 0 E: 0 K: 0 S: 5	H: 0 LOB: 0 BB: 0 P: 8	1B: 8 2B: 4 3B: 0 HR: 2	SF: 0 SAC: 0 DP: 3 HBP: 0	WP: 0 PB: 0 SB: 0 CS: 1	PA: 39
PITCHER	IP	WLS	BF	H	R	ER	SO	BB	IBB	HBP	BLK	WP	HR	S	P	ERA	WHIP					
Bret Saberhagen, R (1,1) ERA: 10.38	4.1		21	9	5	5	4	1	0	0	0	0	2	55	81	10.38	2.308					
Bud Black, L (5,1) ERA: 2.45	0.1		4	2	0	0	0	1	0	0	0	0	0	6	16	0.00	9.000					
Steve Farr, R (5,1) ERA: 1.42	4.1	W	13	2	0	0	3	0	0	0	0	0	0	26	37	0.00	0.462					

Toronto Blue Jays @ Kansas City Royals
 Royals Stadium, Kansas City, MO
 Fri Oct 11 1985, 8:05 PM EDT
 Att: 40,224 - Unknown

AB	36
R	5
H	13
RBI	5
BB	2
SO	7
LOB	14

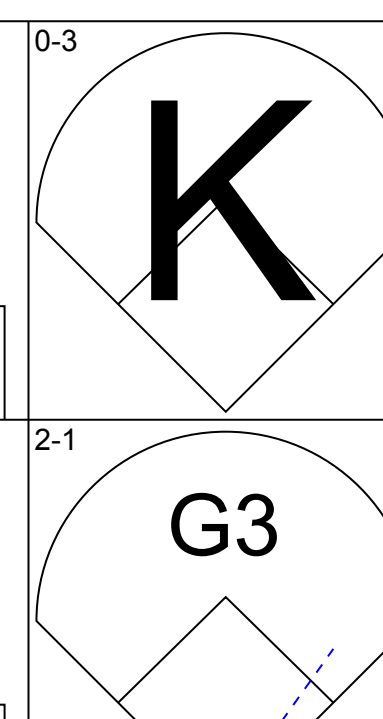
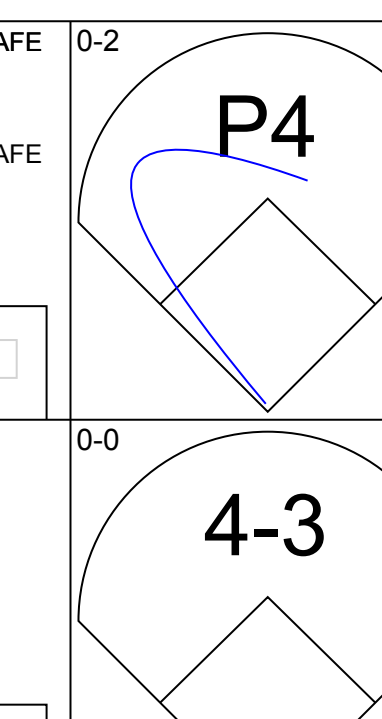
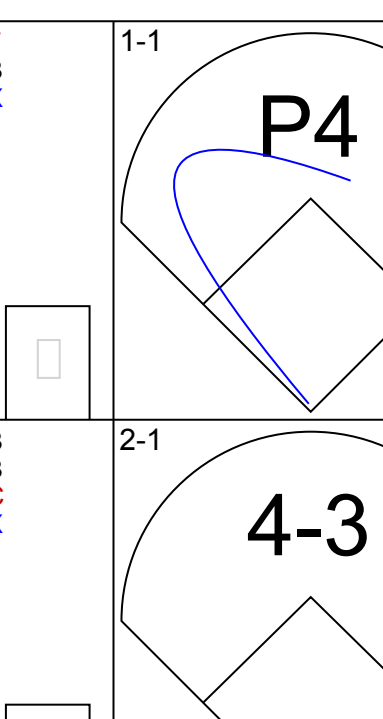
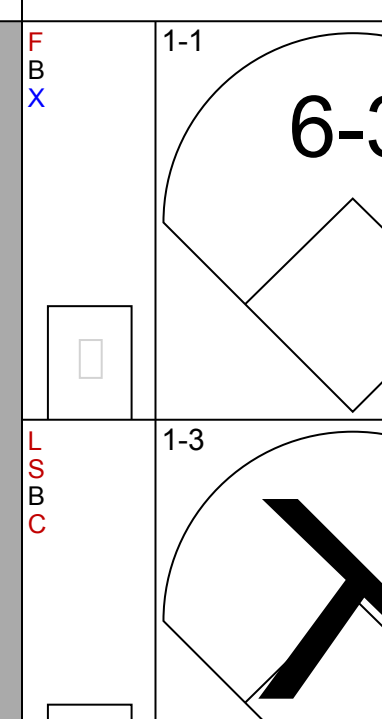
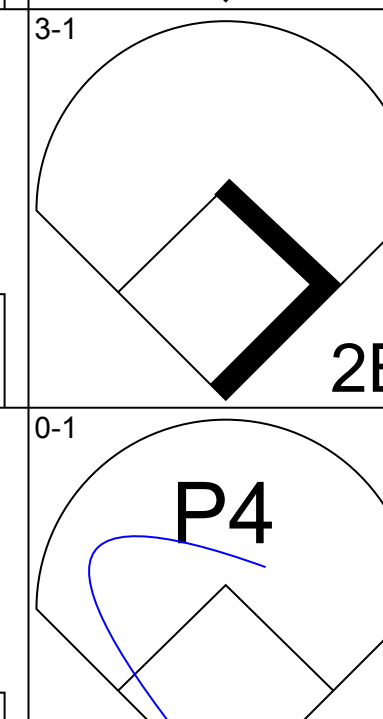




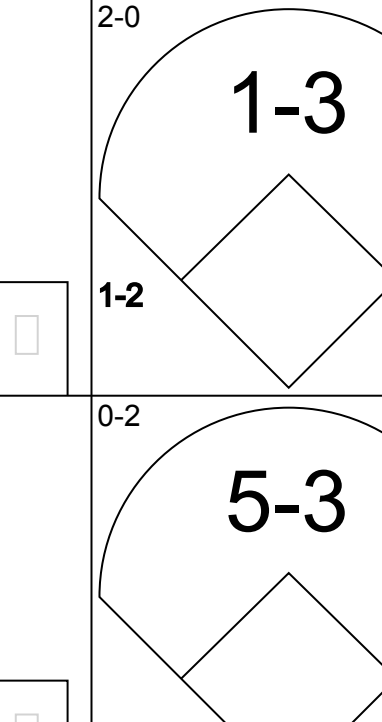
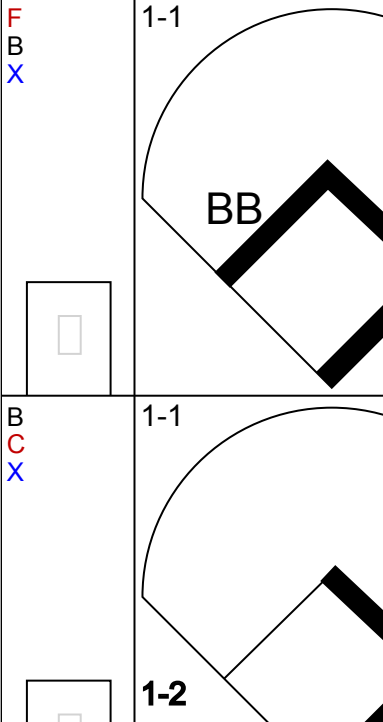
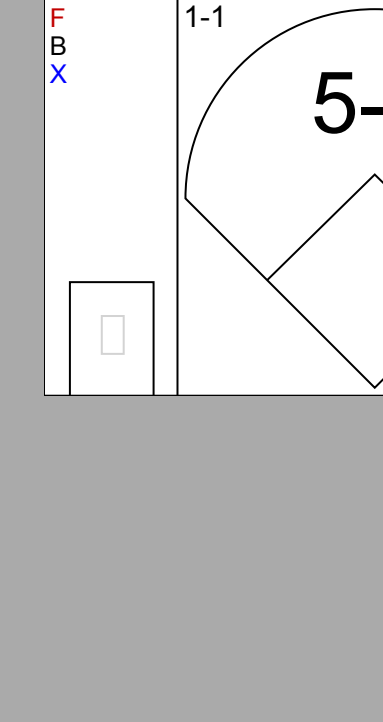


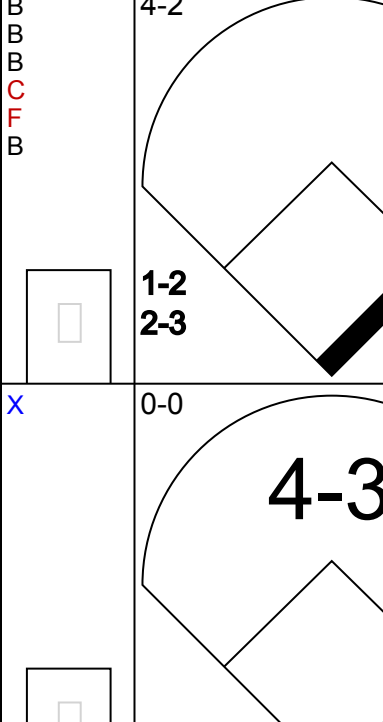

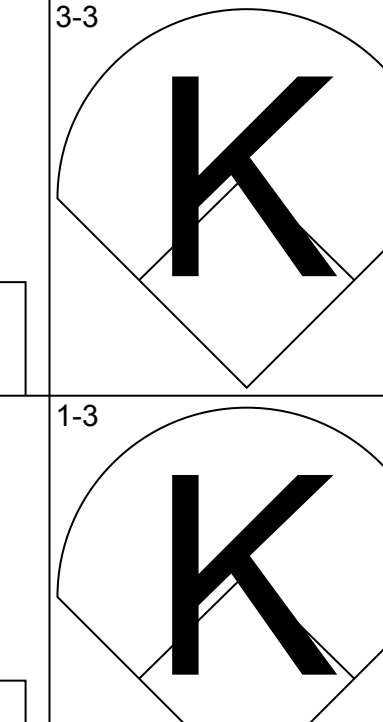
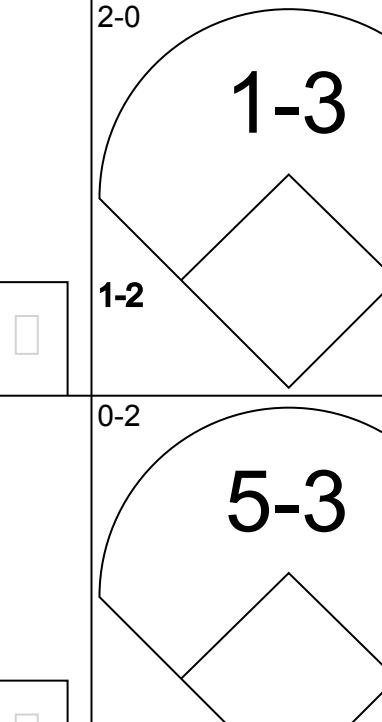
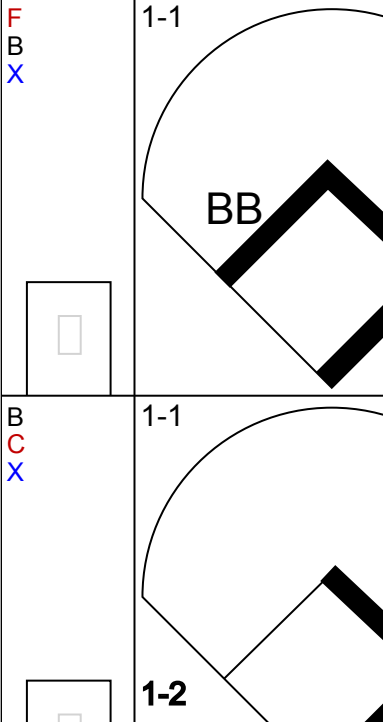
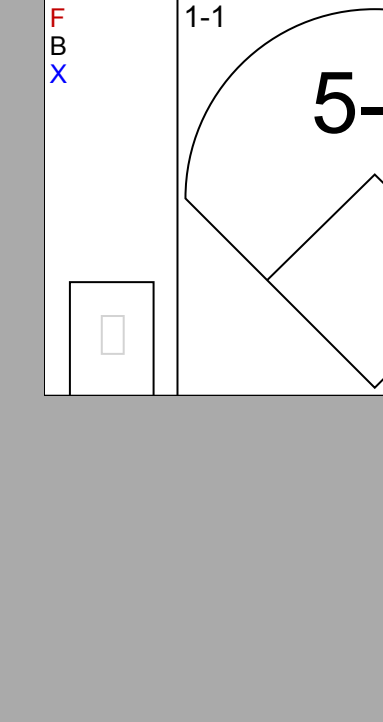

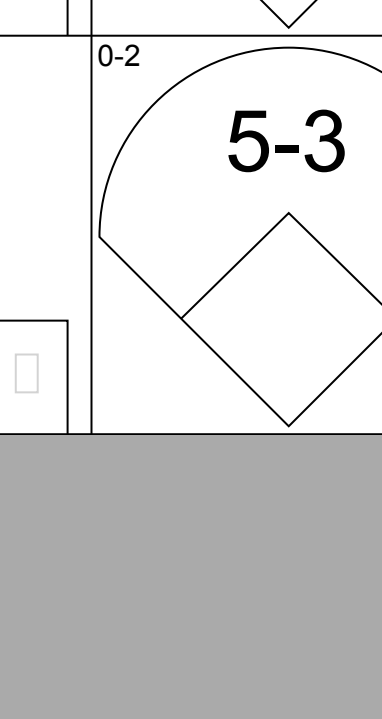
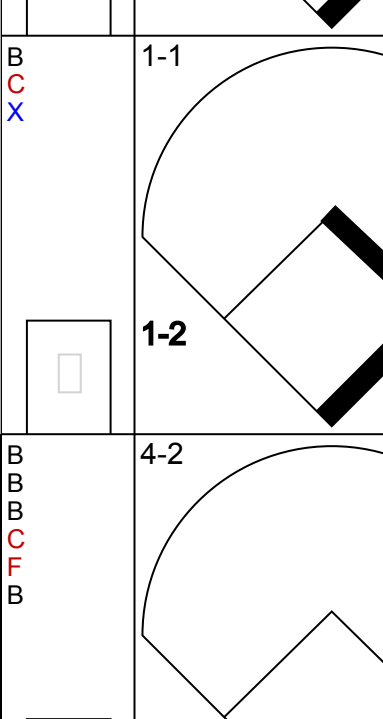
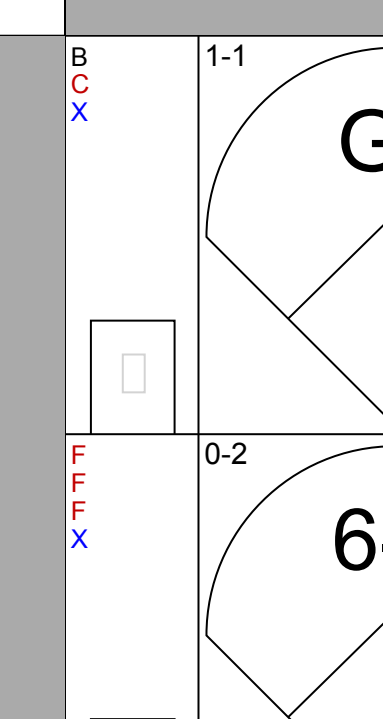

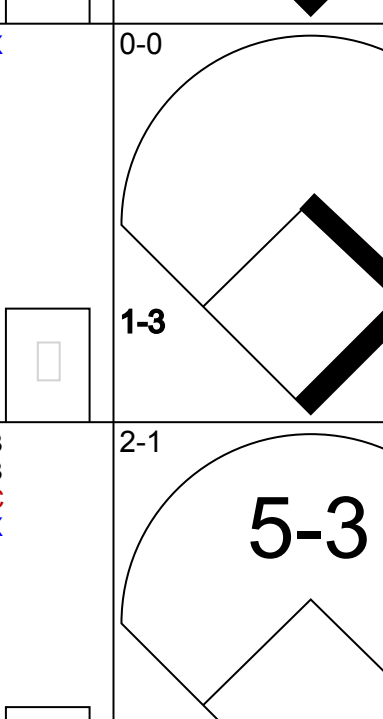
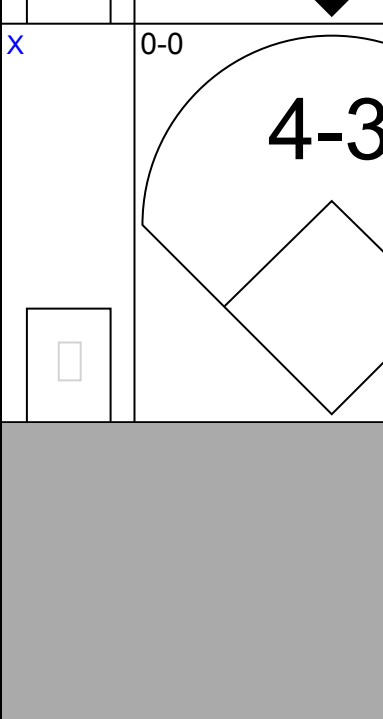
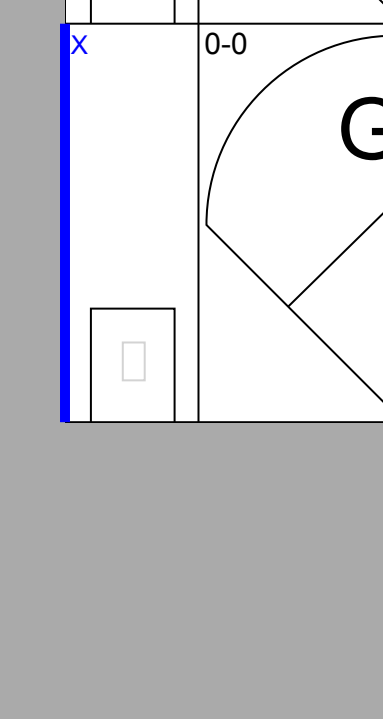
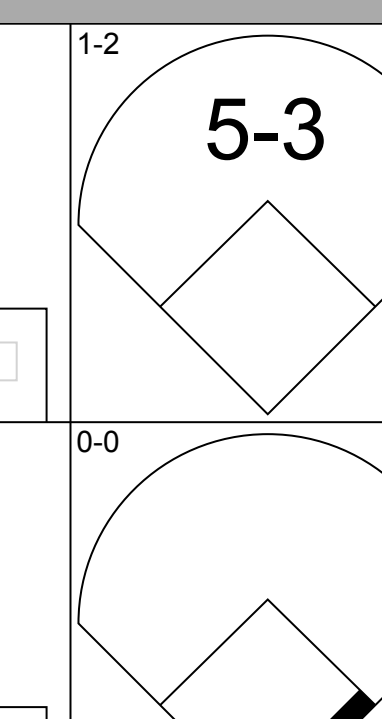
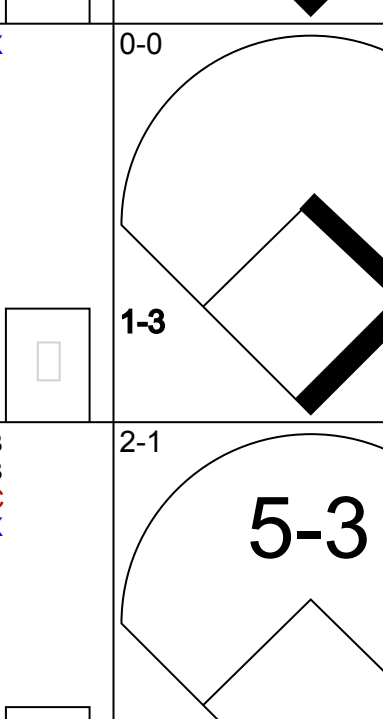
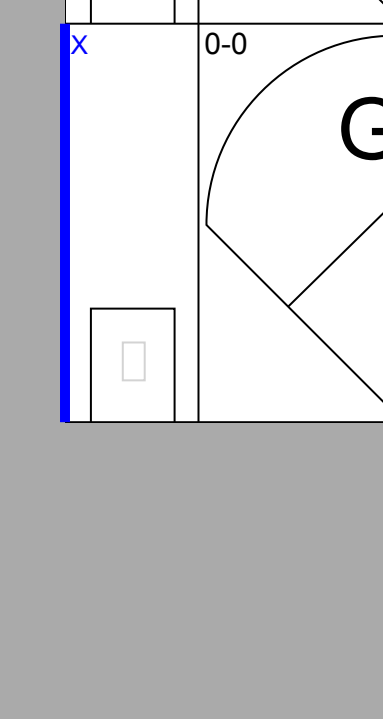
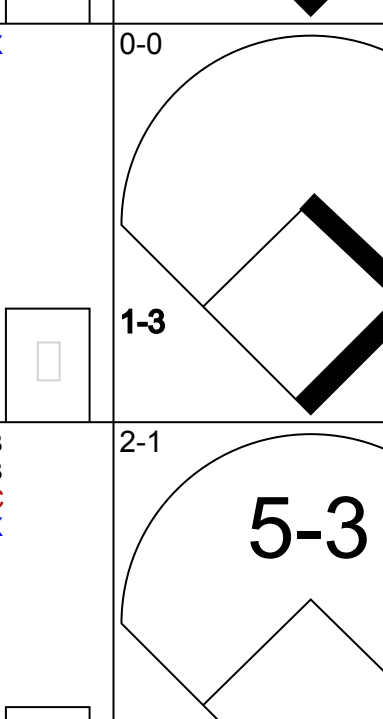
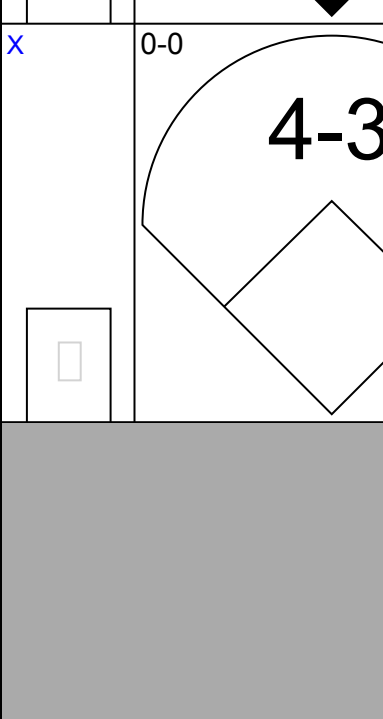
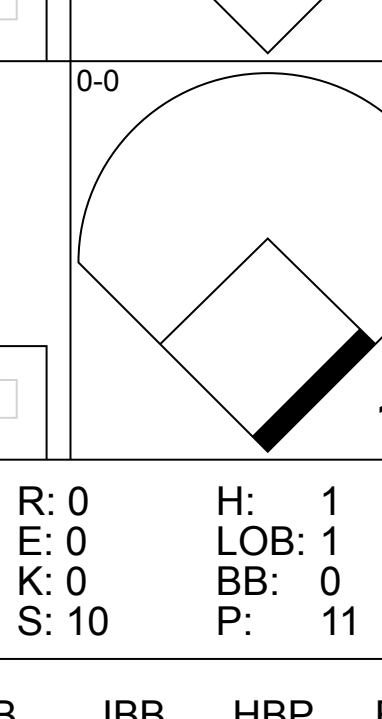
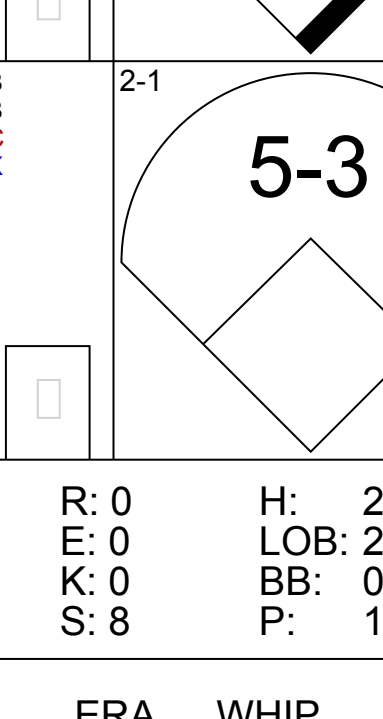
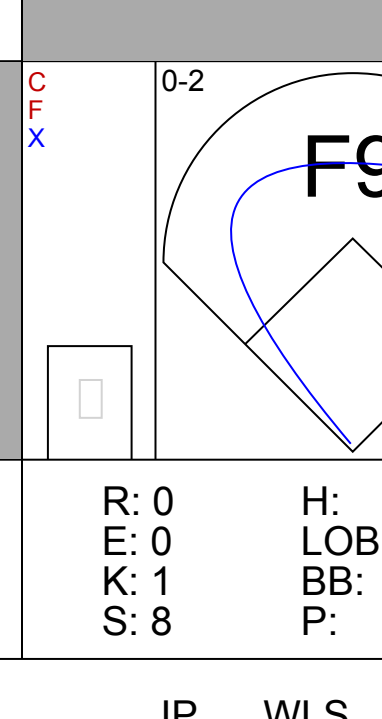


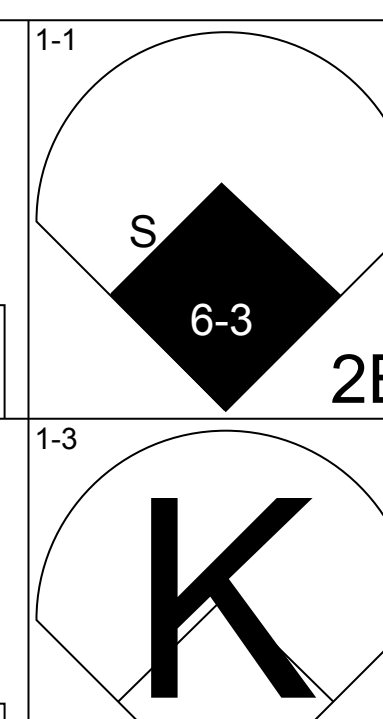
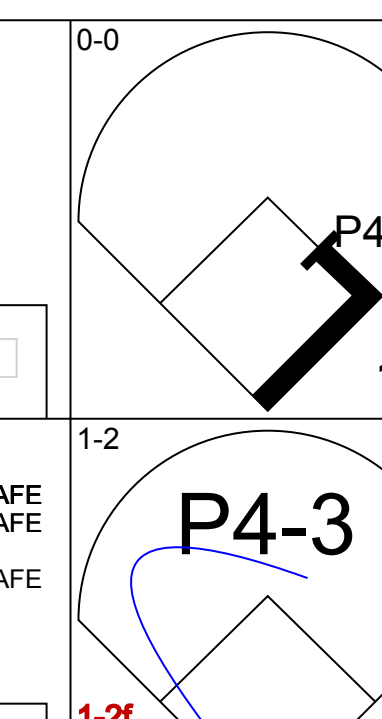
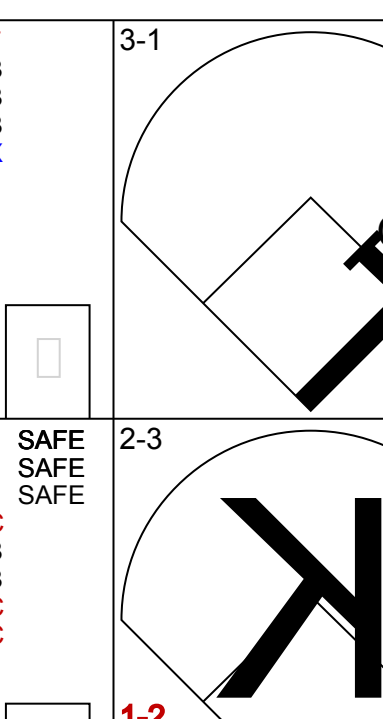
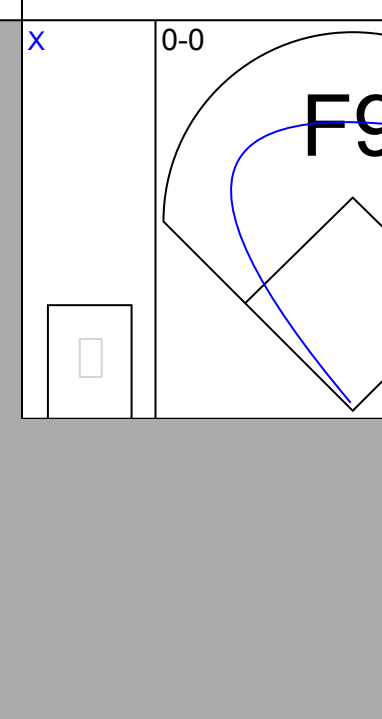
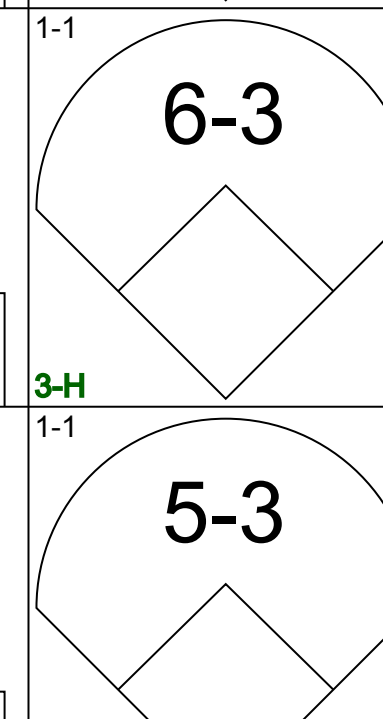
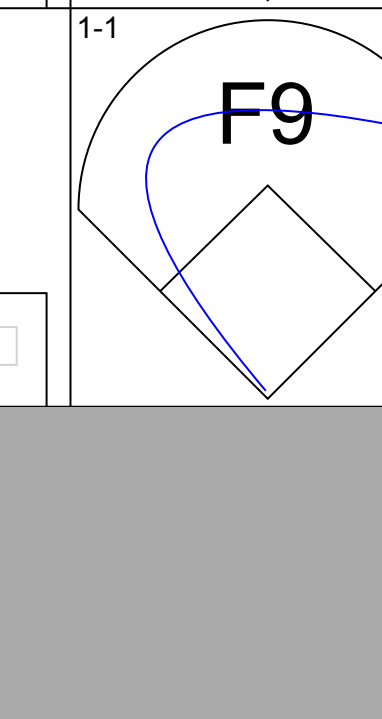








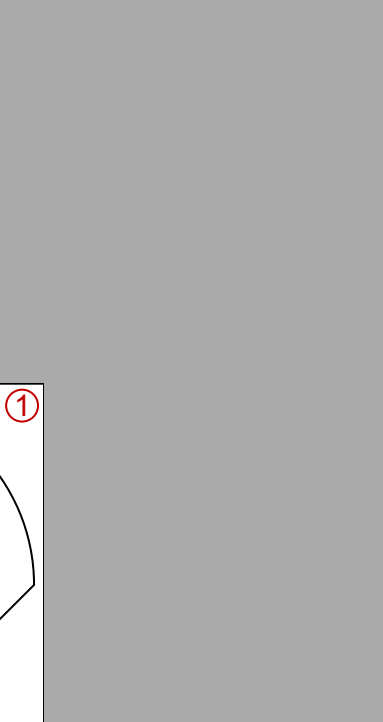
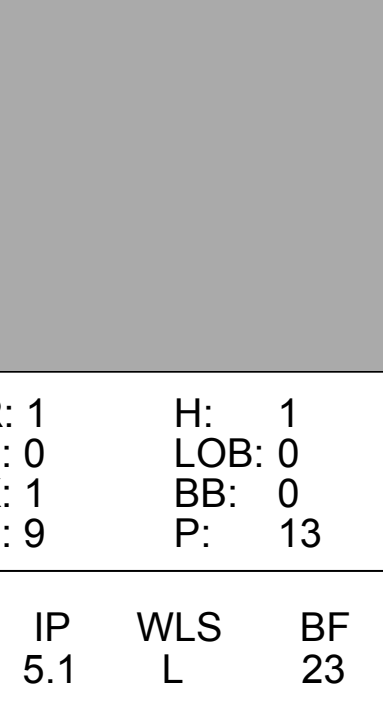
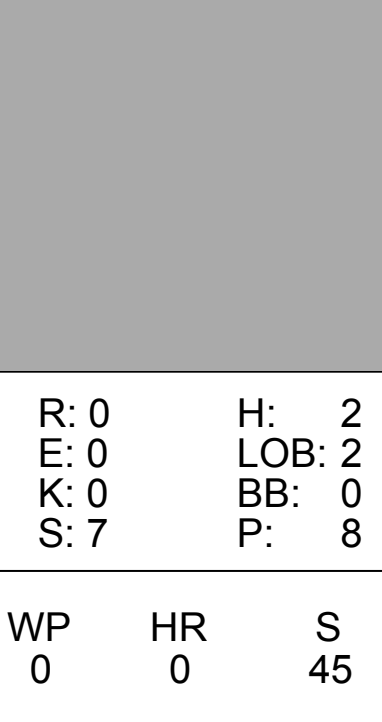
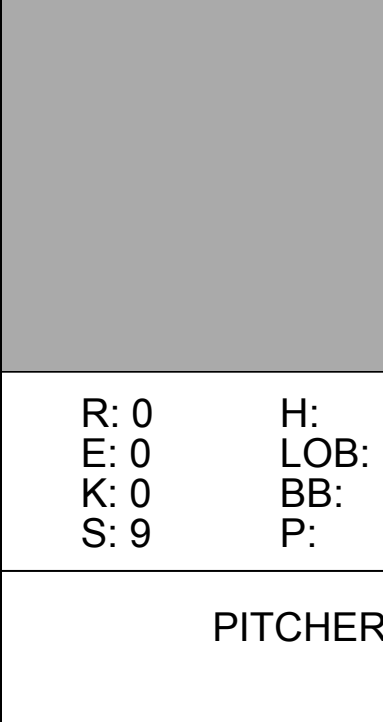
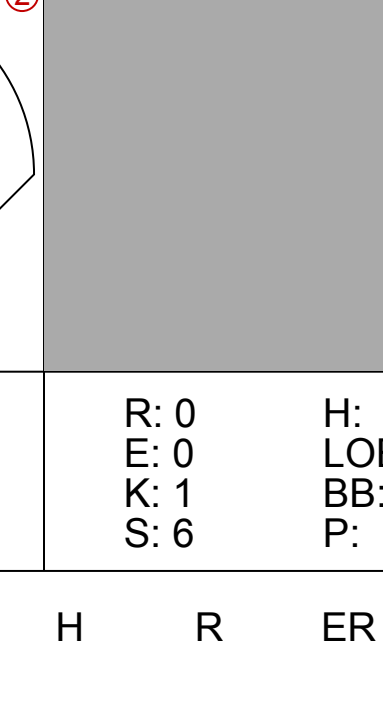
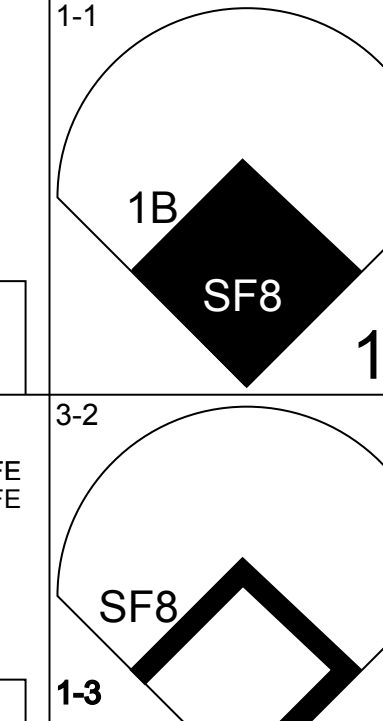
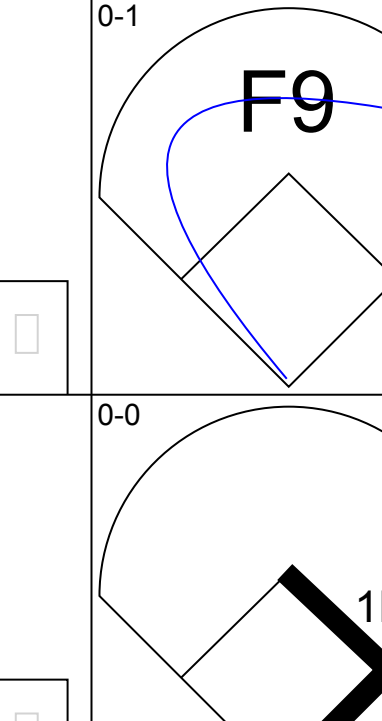
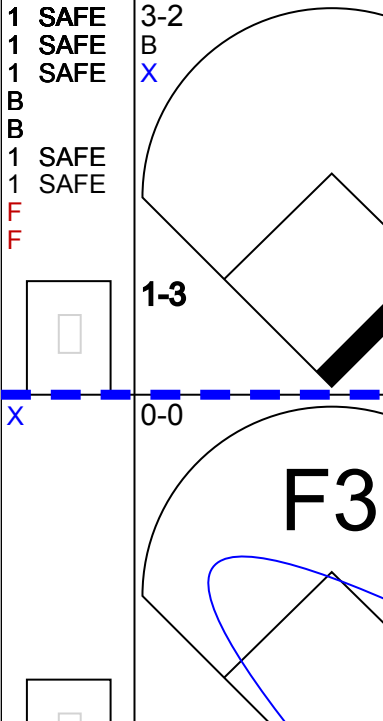

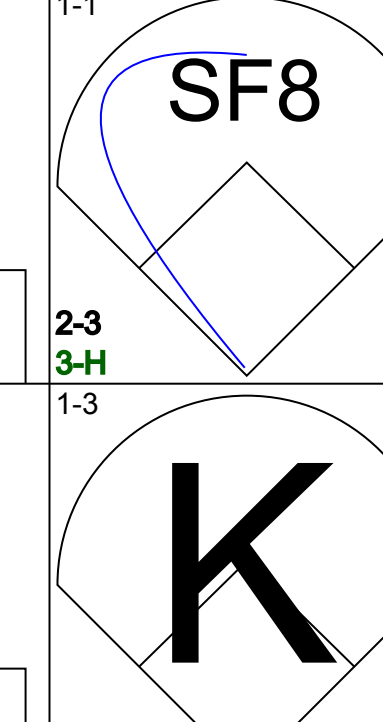
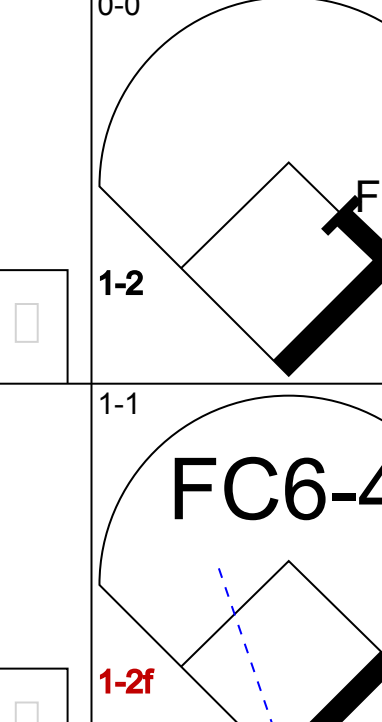
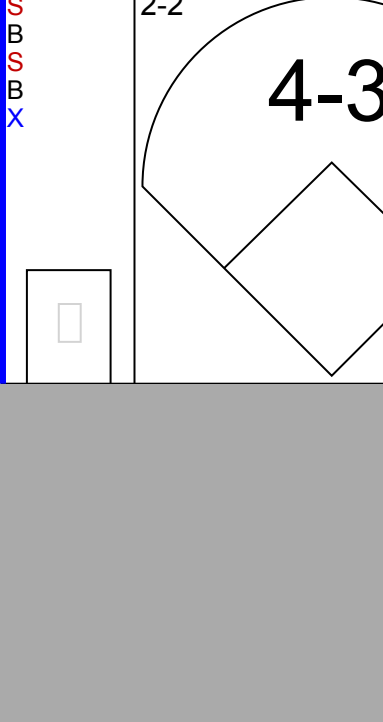
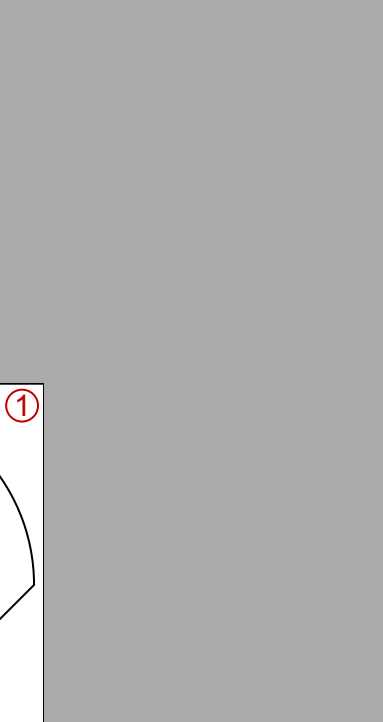
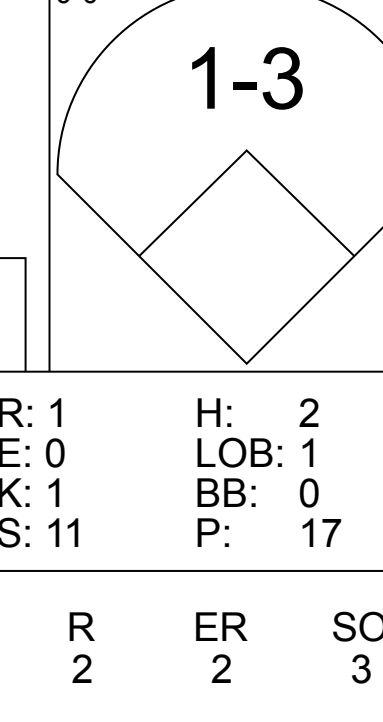
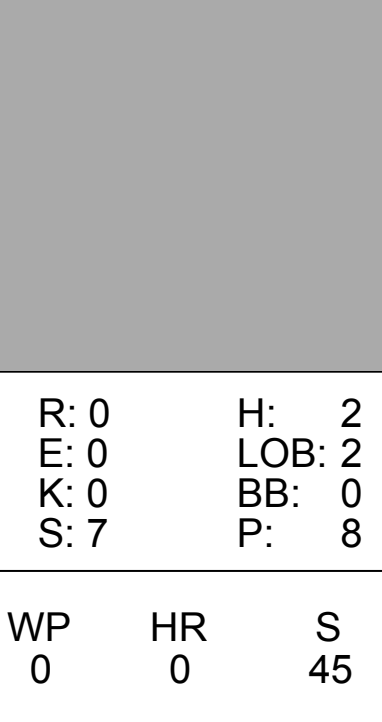
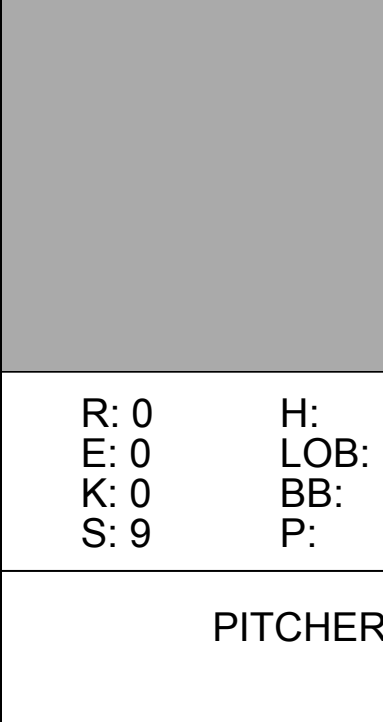


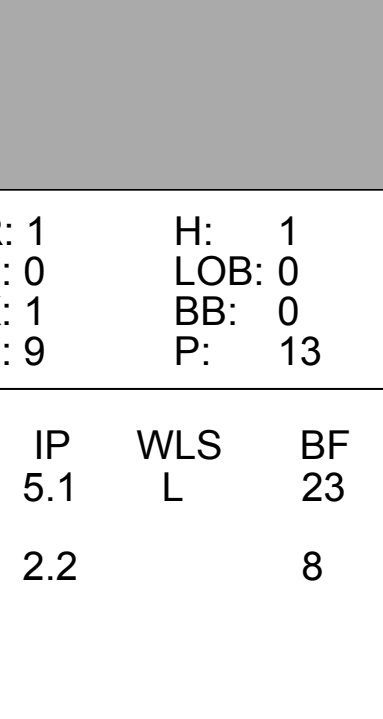
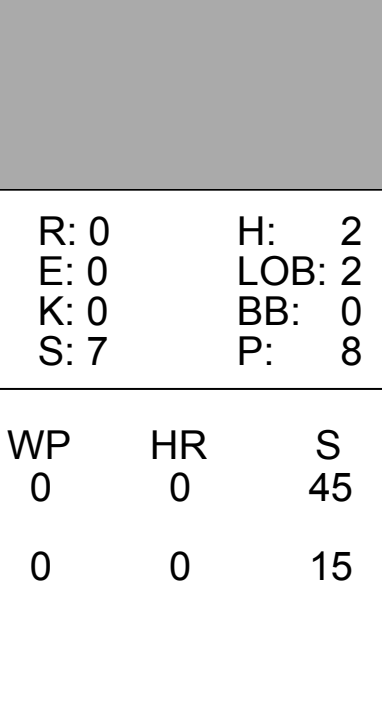
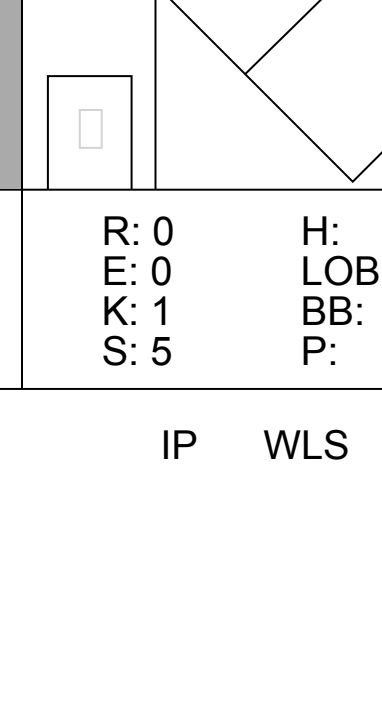



Batter	1	2	3	4	5	6	7	8	9	AB	R	H	RBI	BB	SO	LOB	BOTTOM					
Lonnie Smith, R (1,7) OBP: 0.077, SLG: 0.077 Lynn Jones, R (9,7)	0-0 F9		1-2 F9		0-3 K		1-0 1B		4	0	1	0	0	1	0							
Willie Wilson, S (1,8) OBP: 0.492, SLG: 0.692	3-1 CS 1B		3-1 3-1		1-1 HR 1B	0-0 L9		4	1	2	0	0	0	1								
George Brett, L (1,5) OBP: 0.615, SLG: 1.250	1-2 HR			0-1 F9 SF9 2B	1-1 HR	1-1 6-3 SH1-4 1B		4	4	4	3	0	0	0								
Hal McRae, R (1,10) OBP: 0.375, SLG: 0.500	2-3 K			1-2 F9	0-0 F9 2B	0-0 SH1-4		3	0	1	0	0	1	1								
Frank White, R (1,4) OBP: 0.231, SLG: 0.182		2-2 4-3		0-0 SF9	1-1 F9	0-0 6-3		3	0	0	1	0	0	2								
Pat Sheridan, L (1,9) OBP: 0.333, SLG: 0.571		2-2 E3		3-1 F9	1-2 1-3	4-0 1B IBB		3	0	0	0	1	0	1								
Steve Balboni, R (1,3) OBP: 0.083, SLG: 0.083		1-0 F9			2-2 F7	1-3 K		4	0	1	1	0	1	2								
Jim Sundberg, R (1,2) OBP: 0.182, SLG: 0.545		1-2 F8			0-1 HR	2-3 K		4	1	1	1	0	1	3								
Buddy Biancalana, S (1,6) OBP: 0.200, SLG: 0.200 Dane Long, L (5,PH) OBP: 0.667, SLG: 1.000 Onix Concepcion, R (6,6)			2-3 K		2-1 F7	1-0 6-3		1	0	0	0	0	1	0								
Inning Stats	R: 1 E: 0 K: 1 S: 8	H: 2 LOB: 0 BB: 0 P: 14	R: 0 E: 1 K: 0 S: 11	H: 0 LOB: 0 BB: 0 P: 17	R: 0 E: 0 K: 1 S: 8	H: 0 LOB: 0 BB: 0 P: 14	R: 1 E: 0 K: 0 S: 8	H: 1 LOB: 0 BB: 0 P: 9	R: 1 E: 0 K: 1 S: 11	H: 1 LOB: 0 BB: 0 P: 15	R: 2 E: 0 K: 1 S: 13	H: 3 LOB: 1 BB: 0 P: 18	R: 0 E: 0 K: 1 S: 6	H: 1 LOB: 0 BB: 0 P: 10	R: 1 E: 0 K: 0 S: 8	H: 2 LOB: 2 BB: 1 P: 18	R: 1 E: 0 K: 0 S: 1	H: 0 LOB: 0 BB: 0 P: 1	1B: 5 2B: 2 3B: 0 HR: 3	SF: 1 SAC: 1 DP: 0 HBP: 0	WP: 0 PB: 0 SB: 0 CS: 1	PA: 35
PITCHER	IP	WLS	BF	H	R	ER	SO	BB	IBB	HBP	BLK	WP	HR	S	P	ERA	WHIP					
Doyle Alexander, R (1,1) ERA: 9.0	5.0		22	7	5	5	3	0	0	0	0	0	0	14	21	9.00	1.400					
Dennis Lamp, R (6,1) ERA: 9.0	2.0		7	1	0	0	2	0	0	0	0	0	0	8	18	9.00	2.000					
Jim Clancy, R (8,1) ERA: 9.0	1.0	L	6	2	1	1	0	0	1	0	0	0	0	8	18	9.00	2.000					

Toronto Blue Jays @ Kansas City Royals
 Royals Stadium, Kansas City, MO
 Fri Oct 11 1985, 8:05 PM EDT
 Att: 40,224 - Unknown

AB	32
R	6
H	10
RBI	6
BB	1
SO	5
LOB	10



Batter	1	2	3	4	5	6	7	8	9	AB	R	H	RBI	BB	SO	LOB	TOP			
Damaso Garcia, R (1,4) OBP: 0.261, SLG: 0.364										4	0	0	0	0	1	3	Toronto Blue Jays @ Kansas City Royals Royals Stadium, Kansas City, MO Sun Oct 13 1985, 4:33 AM EDT Att: 40,046 - Cloudy - 70 F			
Lloyd Moseby, L (1,8) OBP: 0.217, SLG: 0.227										4	0	0	0	0	1	3				
George Bell, R (1,7) OBP: 0.409, SLG: 0.500										4	0	2	0	0	0	0				
Cliff Johnson, R (1,10) OBP: 0.375, SLG: 0.467										4	0	1	0	0	1	1				
Jesse Barfield, R (1,9) OBP: 0.400, SLG: 0.556										4	0	1	0	0	1	1				
Willie Upshaw, L (1,3) OBP: 0.250, SLG: 0.263										4	0	1	0	0	1	1				
Garth Iorg, R (1,5) OBP: 0.250, SLG: 0.182										3	0	1	0	1	1	0				
Ernie Whitt, L (1,2) OBP: 0.294, SLG: 0.267										3	0	1	0	0	0	3				
Cecil Fielder, R (9,PH) OBP: 0.500, SLG: 1.000										1	0	0	0	0	0	0				
Tony Fernandez, S (1,6) OBP: 0.333, SLG: 0.313										3	0	1	0	0	0	2				
Inning Stats	R: 0 E: 0 K: 1 S: 9	H: 1 LOB: 1 BB: 0 P: 14	R: 0 E: 0 K: 3 S: 9	H: 0 LOB: 0 BB: 0 P: 15	R: 0 E: 0 K: 0 S: 10	H: 1 LOB: 1 BB: 0 P: 11	R: 0 E: 0 K: 0 S: 10	H: 2 LOB: 1 BB: 0 P: 15	R: 0 E: 0 K: 0 S: 8	H: 2 LOB: 3 BB: 1 P: 13	R: 0 E: 0 K: 1 S: 11	H: 2 LOB: 0 BB: 0 P: 10	R: 0 E: 0 K: 0 S: 4	H: 0 LOB: 0 BB: 0 P: 6	R: 0 E: 0 K: 0 S: 7	H: 0 LOB: 0 BB: 0 P: 8	1B: 6 2B: 2 3B: 0 HR: 0	SF: 0 SAC: 0 DP: 0 HBP: 0	WP: 0 PB: 0 SB: 0 CS: 0	PA: 35
PITCHER Danny Jackson, L (1,1) ERA:	IP: 9.0 WLS: W BF: 35 H: 8 R: 0 ER: 0 SO: 6 BB: 1 IBB: 0 HBP: 0 BLK: 0 WP: 0 HR: 0 S: 76 P: 113 ERA: 0.00 WHIP: 1.000																			

Batter	1	2	3	4	5	6	7	8	9	AB	R	H	RBI	BB	SO	LOB	BOTTOM			
Lonnie Smith, R (1,7) OBP: 0.333, SLG: 0.278										4	1	3	0	0	0	0	Toronto Blue Jays @ Kansas City Royals Royals Stadium, Kansas City, MO Sun Oct 13 1985, 4:33 AM EDT Att: 40,046 - Cloudy - 70 F			
Lynn Jones, R (8,7)										0	0	0	0	0	0	0				
Willie Wilson, S (1,8) OBP: 0.400, SLG: 0.550										4	0	0	0	0	2	3				
George Brett, L (1,5) OBP: 0.524, SLG: 0.882										3	0	0	1	1	0	0				
Hal McRae, R (1,10) OBP: 0.250, SLG: 0.267										4	0	0	0	0	1	1				
Frank White, R (1,4) OBP: 0.250, SLG: 0.222										3	1	2	0	0	0	0				
Steve Balboni, R (1,3) OBP: 0.211, SLG: 0.167										3	0	2	0	0	0	2				
Darryl Motley, R (1,9) OBP: 0.400, SLG: 0.333										1	0	1	1	0	0	0				
Pat Sheridan, L (6,PH) OBP: 0.214, SLG: 0.333										1	0	0	0	0	0	2				
Jim Sundberg, R (1,2) OBP: 0.118, SLG: 0.353										3	0	0	0	0	2	3				
Buddy Biancalana, S (1,6) OBP: 0.182, SLG: 0.100										3	0	0	0	0	0	1				
Inning Stats	R: 1 E: 0 K: 1 S: 9	H: 1 LOB: 0 BB: 0 P: 13	R: 1 E: 0 K: 1 S: 11	H: 2 LOB: 1 BB: 0 P: 17	R: 0 E: 0 K: 0 S: 6	H: 1 LOB: 0 BB: 0 P: 8	R: 0 E: 0 K: 0 S: 7	H: 2 LOB: 2 BB: 0 P: 8	R: 0 E: 0 K: 1 S: 7	H: 1 LOB: 0 BB: 0 P: 12	R: 0 E: 0 K: 0 S: 9	H: 1 LOB: 2 BB: 1 P: 19	R: 0 E: 0 K: 1 S: 5	H: 0 LOB: 0 BB: 0 P: 7	R: 0 E: 0 K: 1 S: 6	H: 0 LOB: 0 BB: 0 P: 9	1B: 7 2B: 2 3B: 0 HR: 0	SF: 1 SAC: 0 DP: 1 HBP: 0	WP: 0 PB: 0 SB: 1 CS: 1	PA: 31
PITCHER Jimmy Key, L (1,1) ERA: 5.19	IP: 5.1 WLS: L BF: 23 H: 8 R: 2 ER: 2 SO: 3 BB: 1 IBB: 0 HBP: 0 BLK: 0 WP: 0 HR: 0 S: 45 P: 71 ERA: 3.38 WHIP: 1.688																			
PITCHER Jim Acker, R (6,1) ERA:	IP: 2.2 WLS: L BF: 8 H: 0 R: 0 ER: 0 SO: 2 BB: 0 IBB: 0 HBP: 0 BLK: 0 WP: 0 HR: 0 S: 15 P: 22 ERA: 0.00 WHIP: 0.000																			

