



# Toronto Blue Jays - 1986

Batter	1	2	3	4	5	6	7	8	9	AB	R	H	RBI	BB	SO	LOB	TOP			
Lloyd Moseby, L OBP: 0.250, SLG: 0.500 (1, 8)	F8		CS	4-3		2B 2B		F7		4	1	1	0	0	0	0	<p><b>Toronto Blue Jays @ Texas Rangers</b> Arlington Stadium, Arlington, TX Tue Apr 08 1986, 7:05 PM EST Att: 40,602 - Unknown</p> <p>livebaseballscores.com</p> <p>AB 35 R 3 H 10 RBI 3 BB 0 SO 4 LOB 15</p> 			
Tony Fernandez, S OBP: 0.250, SLG: 0.250 (1, 6)	G3			1B		F9		K		4	0	1	0	0	1	2				
Rance Mulliniks, L OBP: 0.500, SLG: 0.750 (1, 5)	F8			1B		4-3 2B		G3		4	1	2	2	0	0	0				
Willie Upshaw, L OBP: 0.250, SLG: 0.500 (1, 3)		4-3		G4-6-3		4-3		1B 2B		4	0	1	0	0	0	3				
George Bell, R OBP: 0.750, SLG: 0.750 (1, 7)		K				1B		2-3 1B		4	0	3	1	0	1	0				
Jesse Barfield, R (1, 9)		1-3				K		5-3		4	0	0	0	0	2	4				
Ernie Whitt, L (1, 2)				G3		F8		F5		4	0	0	0	0	0	3				
Cecil Fielder, R (1, 10)				3-1		5-3		5-3		4	0	0	0	0	0	3				
Damaso Garcia, R OBP: 0.667, SLG: 0.667 (1, 4)				CS 1B		2B 2B 1B		4-3		3	1	2	0	0	0	0				
<b>Inning Stats</b>	R: 0 E: 0 K: 0 S: 3	H: 0 LOB: 0 BB: 0 P: 3	R: 0 E: 0 K: 1 S: 5	H: 0 LOB: 0 BB: 0 P: 5	R: 0 E: 0 K: 0 S: 3	H: 1 LOB: 0 BB: 0 P: 3	R: 0 E: 0 K: 0 S: 4	H: 2 LOB: 1 BB: 0 P: 4	R: 0 E: 0 K: 1 S: 6	H: 1 LOB: 1 BB: 0 P: 6	R: 3 E: 0 K: 0 S: 7	H: 4 LOB: 1 BB: 0 P: 7	R: 0 E: 0 K: 0 S: 3	H: 0 LOB: 0 BB: 0 P: 3	R: 0 E: 0 K: 1 S: 5	H: 2 LOB: 2 BB: 0 P: 7	1B: 7 2B: 3 3B: 0 HR: 0	SF: 0 SAC: 0 DP: 1 HBP: 0	WP: 0 PB: 0 SB: 0 CS: 1	PA: 36
<b>PITCHER</b>	IP WLS BF H R ER SO BB IBB HBP BLK WP HR S P ERA WHIP	IP WLS BF H R ER SO BB IBB HBP BLK WP HR S P ERA WHIP																		
Jose Guzman, R ERA: 3.38 (1, 1)	8.0 W 30 8 3 3 3 0 0 0 0 0 0 36 36 3.38 1.000																			
Greg Harris, R ERA: (9, 1)	1.0 S 5 2 0 0 1 0 0 0 0 0 0 7 7 0.00 2.000																			

Batter	1	2	3	4	5	6	7	8	9	AB	R	H	RBI	BB	SO	LOB	BOTTOM			
Oddibe McDowell, L OBP: 0.600, SLG: 0.600 (1, 8)	K			BB 1B		BLK 1B		K		5	0	3	1	0	2	0	<p><b>Toronto Blue Jays @ Texas Rangers</b> Arlington Stadium, Arlington, TX Tue Apr 08 1986, 7:05 PM EST Att: 40,602 - Unknown</p> <p>livebaseballscores.com</p> <p>AB 32 R 6 H 8 RBI 6 BB 5 SO 7 LOB 12</p> 			
Toby Harrah, R (1, 4)				4-3		F9		F7		3	0	0	0	2	0	2				
Pete O'Brien, L (1, 3)	BB			BB		1-2 BB		F5		3	0	0	0	1	0	3				
Pete Incaviglia, R OBP: 0.250, SLG: 0.500 (1, 9)	K			4-3		1B HR 2B		K		4	1	1	0	0	2	5				
Gary Ward, R OBP: 0.250, SLG: 0.250 (1, 7)				5-3		F9 HR 1B		5-3		4	1	1	0	0	0	0				
Larry Parrish, R OBP: 0.500, SLG: 1.250 (1, 10)				F7		HR 1B		K		4	2	2	3	0	1	0				
Don Slaught, R OBP: 0.667, SLG: 2.000 Darrell Porter, L (6, 2)				BB		HR 1B		1-3		2	1	1	2	1	0	0				
Steve Buechele, R (1, 5)				BB		1-3 HR		FC6-4 HBP		0	0	0	0	0	0	0				
Steve Buechele, R (1, 5)				BB		6-3		FC6-4		4	0	0	0	0	2	2				
Curtis Wilkerson, S (1, 6)				G3		S BB		F8		3	1	0	0	1	0	0				
<b>Inning Stats</b>	R: 0 E: 0 K: 2 S: 7	H: 0 LOB: 1 BB: 1 P: 11	R: 0 E: 0 K: 1 S: 5	H: 0 LOB: 1 BB: 1 P: 9	R: 0 E: 0 K: 0 S: 4	H: 1 LOB: 2 BB: 1 P: 8	R: 3 E: 1 K: 0 S: 6	H: 3 LOB: 1 BB: 1 P: 10	R: 3 E: 0 K: 1 S: 8	H: 3 LOB: 0 BB: 0 P: 8	R: 0 E: 0 K: 1 S: 6	H: 1 LOB: 2 BB: 1 P: 10	R: 0 E: 0 K: 1 S: 5	H: 0 LOB: 0 BB: 0 P: 6	R: 0 E: 0 K: 1 S: 5	H: 0 LOB: 0 BB: 0 P: 5	1B: 5 2B: 1 3B: 0 HR: 2	SF: 0 SAC: 0 DP: 0 HBP: 1	WP: 0 PB: 0 SB: 2 CS: 0	PA: 38
<b>PITCHER</b>	IP WLS BF H R ER SO BB IBB HBP BLK WP HR S P ERA WHIP	IP WLS BF H R ER SO BB IBB HBP BLK WP HR S P ERA WHIP																		
Dave Stieb, R ERA: 10.38 (1, 1)	4.1 L 23 6 5 5 3 4 0 0 0 0 1 25 41 10.38 2.308																			
Mark Eichhorn, R ERA: 2.45 (5, 1)	3.2 15 2 1 1 4 0 1 1 1 0 1 21 26 2.46 0.545																			



Batter	1	2	3	4	5	6	7	8	9	AB	R	H	RBI	BB	SO	LOB	TOP				
Lloyd Moseby, L (1, 8) OBP: 0.333, SLG: 0.444	0-3 K		0-3 K		0-0 2B 1B		0-0 1B		0-3 K	5	1	2	0	0	3	1	<b>Toronto Blue Jays @ Texas Rangers</b> Arlington Stadium, Arlington, TX Wed Apr 09 1986, 7:05 PM EST Att: 8,589 - Unknown				
Tony Fernandez, S (1, 6) OBP: 0.375, SLG: 0.375	0-0 F8		0-0 F9		0-0 2B		0-0 L4		4-0 CS BB	4	0	1	2	1	0	2					
Rance Mulliniks, L (1, 5) Garth Iorg, R (9, PH) (9, 5)	0-0 F9			0-0 1B 1B	0-0 K		0-0 F7		0-0 CS	4	0	1	0	0	1	2					
Willie Upshaw, L (1, 3) OBP: 0.375, SLG: 0.429		4-0 WP S BB		0-0 1B 1B	0-0 G1		0-0 1-3			3	0	1	0	1	0	2					
George Bell, R (1, 7) OBP: 0.500, SLG: 0.500	0-0 F9			0-3 K		0-0 F3		0-0 1B CS 1B		4	0	1	0	0	1	3					
Jesse Barfield, R (1, 9) OBP: 0.125, SLG: 0.125	0-3 K			0-3 K		0-0 2B 1B		0-3 K		4	1	1	0	0	3	4					
Cecil Fielder, R (1, 10) OBP: 0.250, SLG: 0.375	0-3 K			0-0 FC5-4 1-2		0-0 1B 1B		0-0 1B 1-3		4	0	2	1	0	1	3					
Buck Martinez, R (1, 2)			0-3 K		0-0 5-3		0-0 L6		0-0 F3	4	0	0	0	0	1	3					
Damaso Garcia, R (1, 4) OBP: 0.571, SLG: 0.500			4-0 S BB		0-0 1B 2B 1B		0-0 1-3		0-0 4-3	3	1	1	0	1	0	1					
<b>Inning Stats</b>	R: 0 E: 0 K: 1 S: 5	H: 0 LOB: 0 BB: 0 P: 5	R: 0 E: 0 K: 2 S: 7	H: 0 LOB: 1 BB: 1 P: 11	R: 0 E: 0 K: 2 S: 9	H: 2 LOB: 2 BB: 0 P: 9	R: 2 E: 0 K: 1 S: 8	H: 3 LOB: 1 BB: 0 P: 8	R: 1 E: 0 K: 0 S: 5	H: 2 LOB: 1 BB: 0 P: 5	R: 0 E: 0 K: 0 S: 4	H: 1 LOB: 1 BB: 0 P: 4	R: 0 E: 0 K: 1 S: 6	H: 2 LOB: 1 BB: 0 P: 6	R: 0 E: 0 K: 1 S: 4	H: 0 LOB: 0 BB: 1 P: 8		1B: 8 2B: 2 3B: 0 HR: 0	SF: 0 SAC: 0 DP: 0 HBP: 0	WP: 1 PB: 0 SB: 3 CS: 2	PA: 39
<b>PITCHER</b>	IP WLS BF H R ER SO BB IBB HBP BLK WP HR S P ERA WHIP	5.0 L 22 5 2 2 8 2 0 0 0 1 0 36 44 3.60 1.400	3.0 13 5 1 1 1 0 0 0 0 0 0 0 15 15 3.00 1.667	1.0 3 0 0 0 0 1 1 0 0 0 0 0 4 8 0.00 1.000																	

AB	35
R	3
H	10
RBI	3
BB	3
SO	10
LOB	21



Batter	1	2	3	4	5	6	7	8	9	AB	R	H	RBI	BB	SO	LOB	BOTTOM			
Oddibe McDowell, L (1, 8) OBP: 0.444, SLG: 0.556	0-0 1B 2B		0-0 4-3		0-0 F7			0-0 G3		4	0	1	0	0	0	2	<b>Toronto Blue Jays @ Texas Rangers</b> Arlington Stadium, Arlington, TX Wed Apr 09 1986, 7:05 PM EST Att: 8,589 - Unknown			
Toby Harrah, R (1, 4)	0-0 6-3		0-0 L8			0-0 F9		0-0 F8		4	0	0	0	0	0	2				
Pete O'Brien, L (1, 3) OBP: 0.375, SLG: 0.714	0-0 2-3 1B		0-0 F8			0-3 K			0-0 HR	4	1	2	1	0	1	0				
Pete Incaviglia, R (1, 9) OBP: 0.125, SLG: 0.250	0-3 K			0-0 F9		0-0 4-3			0-0 4-3	4	0	0	0	0	1	2				
Gary Ward, R (1, 7) OBP: 0.250, SLG: 0.375	0-0 F9			0-0 5-3			0-3 K		0-0 2B	4	0	1	0	0	1	2				
Larry Parrish, R (1, 10) OBP: 0.250, SLG: 0.625		0-0 F8		0-3 K			0-0 F9		0-3 K	4	0	0	0	0	2	1				
Darrell Porter, L (1, 2) OBP: 0.600, SLG: 0.500		0-0 SH1-3 1B			0-0 FC6-4 1B			0-0 G3		4	0	2	0	0	1	1				
Steve Buechele, R (1, 5) OBP: 0.167, SLG: 0.167		0-0 SH1-3			0-0 L9			0-0 G3 1B		2	0	1	0	0	0	1				
Curtis Wilkerson, S (1, 6) George Wright, S (8, PH) Scott Fletcher, R (9, 6)		0-0 F9			0-0 FC6-4 1-2			0-0 L9		2	0	0	0	0	0	2				
<b>Inning Stats</b>	R: 0 E: 0 K: 1 S: 7	H: 2 LOB: 2 BB: 0 P: 7	R: 0 E: 0 K: 0 S: 4	H: 1 LOB: 0 BB: 0 P: 4	R: 0 E: 0 K: 1 S: 3	H: 0 LOB: 0 BB: 0 P: 3	R: 0 E: 0 K: 1 S: 5	H: 0 LOB: 0 BB: 0 P: 5	R: 0 E: 0 K: 0 S: 4	H: 1 LOB: 1 BB: 0 P: 4	R: 0 E: 0 K: 0 S: 4	H: 0 LOB: 0 BB: 0 P: 4	R: 0 E: 0 K: 0 S: 4	H: 1 LOB: 1 BB: 0 P: 4	R: 1 E: 0 K: 2 S: 9	H: 2 LOB: 1 BB: 0 P: 9		1B: 4 2B: 2 3B: 0 HR: 1	SF: 0 SAC: 1 DP: 0 HBP: 0	WP: 0 PB: 0 SB: 0 CS: 0
<b>PITCHER</b>	IP WLS BF H R ER SO BB IBB HBP BLK WP HR S P ERA WHIP	8.1 W 32 7 1 1 4 0 0 0 0 1 40 40 1.08 0.840	0.2 S 2 0 0 0 2 0 0 0 0 0 6 6 0.00 0.000																	

AB	33
R	1
H	7
RBI	1
BB	0
SO	6
LOB	14













Batter	1	2	3	4	5	6	7	8	9	AB	R	H	RBI	BB	SO	LOB	TOP			
Lloyd Moseby, L (1, 8) OBP: 0.417, SLG: 0.545	0-0 6-3		0-0 S 1B			0-0 F8			0-0 F9	4	0	1	0	0	0	0	Toronto Blue Jays @ Kansas City Royals Royals Stadium, Kansas City, MO Sat Apr 12 1986, 4:33 AM EST Att: 24,332 - Unknown			
Tony Fernandez, S (1, 6) OBP: 0.304, SLG: 0.286	0-0 G3		0-0 4-3			0-0 5-3			0-0 1B	4	0	1	0	0	0	1				
Rance Mulliniks, L (1, 5) OBP: 0.421, SLG: 0.333	0-3 K			0-0 F5			0-0 4-3		0-3 K	4	0	0	0	0	2	1				
Willie Upshaw, L (1, 3) OBP: 0.476, SLG: 0.647		0-0 F8		0-0 F8			0-0 F7			3	0	0	0	0	0	0				
George Bell, R (1, 7) OBP: 0.429, SLG: 0.800		0-0 F4		0-0 F4			0-0 F9			3	0	0	0	0	0	0				
Jesse Barfield, R (1, 9) OBP: 0.333, SLG: 0.368		0-0 2B			0-0 F7			0-0 F7		3	0	1	0	0	0	0				
Cecil Fielder, R (1, 10) OBP: 0.143, SLG: 0.333		0-0 F6			0-0 F8		0-3 K			3	0	0	0	0	1	1				
Buck Martinez, R (1, 2) OBP: 0.267, SLG: 0.083			0-0 6-3			0-0 F8		0-0 5-3		3	0	0	0	0	0	0				
Damaso Garcia, R (1, 4) OBP: 0.263, SLG: 0.222			0-0 F8			0-0 F8		0-0 F8		3	0	0	0	0	0	0				
<b>Inning Stats</b>	R: 0 E: 0 K: 1 S: 5	H: 0 LOB: 0 BB: 0 P: 5	R: 0 E: 0 K: 0 S: 4	H: 1 LOB: 1 BB: 0 P: 4	R: 0 E: 0 K: 0 S: 4	H: 1 LOB: 1 BB: 0 P: 4	R: 0 E: 0 K: 0 S: 3	H: 0 LOB: 0 BB: 0 P: 3	R: 0 E: 0 K: 0 S: 3	H: 0 LOB: 0 BB: 0 P: 3	R: 0 E: 0 K: 0 S: 3	H: 0 LOB: 0 BB: 0 P: 3	R: 0 E: 0 K: 1 S: 5	H: 0 LOB: 0 BB: 0 P: 5	R: 0 E: 0 K: 1 S: 6	H: 1 LOB: 1 BB: 0 P: 6	1B: 2 2B: 1 3B: 0 HR: 0	SF: 0 SAC: 0 DP: 0 HBP: 0	WP: 0 PB: 0 SB: 1 CS: 1	PA: 30
<b>PITCHER</b> Dennis Leonard, R (1, 1) ERA:	IP: 9.0 WLS: W BF: 30 H: 3 R: 0 ER: 0 SO: 3 BB: 0 IBB: 0 HBP: 0 BLK: 0 WP: 0 HR: 0 S: 36 P: 36 ERA: 0.00 WHIP: 0.333															<b>PITCHER</b>				

AB	30
R	0
H	3
RBI	0
BB	0
SO	3
LOB	3



Batter	1	2	3	4	5	6	7	8	9	AB	R	H	RBI	BB	SO	LOB	BOTTOM			
Lonnie Smith, R (1, 7) OBP: 0.273, SLG: 0.200 Lynn Jones, R (7, 7)	0-0 4-3			0-3 K		0-3 K		0-0 5-3		3	0	0	0	0	2	1	Toronto Blue Jays @ Kansas City Royals Royals Stadium, Kansas City, MO Sat Apr 12 1986, 4:33 AM EST Att: 24,332 - Unknown			
Willie Wilson, S (1, 8) OBP: 0.046, SLG: 0.048	0-0 F7			0-3 K		0-0 CS	0-0 4-3			3	0	0	0	0	1	0				
George Brett, L (1, 5) OBP: 0.476, SLG: 0.813	0-0 F7			4-0 S BB		1-2 6-3 1B				2	0	1	0	1	0	0				
Hal McRae, R (1, 10) OBP: 0.235, SLG: 0.357		0-0 F8		0-3 K		1-2 6-3		0-0 6-3		3	0	0	0	0	1	2				
Frank White, R (1, 4) OBP: 0.333, SLG: 0.429		0-3 K			0-0 G5-4-3 1B		0-0 F3			3	0	1	0	0	1	1				
Steve Balboni, R (1, 3) OBP: 0.333, SLG: 0.421		0-3 K			0-0 G5-4-3			0-0 F7		3	0	0	0	0	1	1				
Darryl Motley, R (1, 9) OBP: 0.300, SLG: 0.500			0-0 5-3		0-0 F6			0-0 F8		3	0	0	0	0	0	0				
Jim Sundberg, R (1, 2) OBP: 0.300, SLG: 0.222 Buddy Biancalana, S (8, PR) (9, 6)			0-0 F8			0-3 K		0-0 2B 1B		3	0	1	0	0	1	0				
Angel Salazar, R (1, 6) OBP: 0.214, SLG: 0.214 Jorge Orta, L (8, PH) (9, 2) Jamie Quirk, L (9, 2)			0-0 4-3			0-0 CS 1B		0-0 1B 2B		2	0	1	0	0	0	0				
<b>Inning Stats</b>	R: 0 E: 0 K: 0 S: 3	H: 0 LOB: 0 BB: 0 P: 3	R: 0 E: 0 K: 2 S: 7	H: 0 LOB: 0 BB: 0 P: 7	R: 0 E: 0 K: 0 S: 3	H: 0 LOB: 0 BB: 0 P: 3	R: 0 E: 0 K: 3 S: 9	H: 0 LOB: 1 BB: 1 P: 13	R: 0 E: 0 K: 0 S: 3	H: 1 LOB: 0 BB: 0 P: 3	R: 0 E: 0 K: 2 S: 7	H: 1 LOB: 0 BB: 0 P: 7	R: 0 E: 0 K: 0 S: 4	H: 1 LOB: 1 BB: 0 P: 4	R: 1 E: 0 K: 0 S: 5	H: 2 LOB: 2 BB: 0 P: 5	1B: 4 2B: 1 3B: 0 HR: 0	SF: 0 SAC: 0 DP: 1 HBP: 0	WP: 0 PB: 0 SB: 1 CS: 1	PA: 29
<b>PITCHER</b> Jim Acker, R (1, 1) ERA: 1.17 Don Gordon, R (8, 1) ERA: 19.0	IP: 7.2 WLS: L BF: 26 H: 4 R: 1 ER: 1 SO: 7 BB: 1 IBB: 0 HBP: 0 BLK: 0 WP: 0 HR: 0 S: 39 P: 43 ERA: 1.17 WHIP: 0.652															<b>PITCHER</b>				

AB	27
R	1
H	5
RBI	1
BB	1
SO	7
LOB	7





Batter	1	2	3	4	5	6	7	8	9	AB	R	H	RBI	BB	SO	LOB	TOP			
Lloyd Moseby, L OBP: 0.357, SLG: 0.462 (1, 8)										4	0	0	0	0	1	1	<b>Toronto Blue Jays @ Kansas City Royals</b> Royals Stadium, Kansas City, MO Sun Apr 13 1986, 4:33 AM EST Att: 26,684 - Unknown			
Tony Fernandez, S OBP: 0.296, SLG: 0.280 (1, 6)										4	0	1	0	0	0	1				
George Bell, R OBP: 0.400, SLG: 0.833 (1, 7)										4	1	1	1	0	1	1				
Jesse Barfield, R OBP: 0.320, SLG: 0.391 (1, 9)										4	1	1	0	0	2	0				
Willie Upshaw, L OBP: 0.480, SLG: 0.619 (1, 3)										4	1	2	1	0	1	0				
Cliff Johnson, R OBP: 0.500, SLG: 1.000 (1, 10)										4	1	2	1	0	0	1				
Damaso Garcia, R OBP: 0.217, SLG: 0.182 (1, 4)										4	0	0	0	0	0	3				
Garth Iorg, R OBP: 0.500, SLG: 0.600 (7, PH)										2	0	1	1	0	0	0				
Rick Leach, L OBP: 0.500, SLG: 0.500 (7, PH)										1	0	0	0	0	0	0				
Ernie Whitt, L (7, 2)										0	0	0	0	0	0	0				
Buck Martinez, R OBP: 0.294, SLG: 0.214 (7, PH)										2	0	1	0	0	0	1				
Rance Mulliniks, L OBP: 0.400, SLG: 0.313 (7, 5)										1	0	0	0	0	0	0				
<b>Inning Stats</b>	R: 0 E: 0 K: 1 S: 5	H: 0 LOB: 0 BB: 0 P: 5	R: 0 E: 0 K: 1 S: 6	H: 1 LOB: 1 BB: 0 P: 6	R: 0 E: 0 K: 0 S: 4	H: 1 LOB: 1 BB: 0 P: 4	R: 3 E: 0 K: 0 S: 7	H: 4 LOB: 1 BB: 0 P: 7	R: 1 E: 0 K: 1 S: 6	H: 1 LOB: 0 BB: 0 P: 6	R: 0 E: 0 K: 0 S: 3	H: 0 LOB: 0 BB: 0 P: 5	R: 0 E: 0 K: 1 S: 5	H: 1 LOB: 0 BB: 0 P: 5	R: 0 E: 0 K: 0 S: 3	H: 0 LOB: 0 BB: 0 P: 3	1B: 4 2B: 5 3B: 0 HR: 1	SF: 0 SAC: 0 DP: 2 HBP: 0	WP: 0 PB: 0 SB: 0 CS: 0	PA: 34
<b>PITCHER</b>	IP WLS BF H R ER SO BB IBB HBP BLK WP HR S P ERA WHIP	IP WLS BF H R ER SO BB IBB HBP BLK WP HR S P ERA WHIP																		
Bud Black, L ERA: 6.0 (1, 1)	5.0 W 23 8 4 4 3 0 0 0 0 0 1 29 29 7.20 1.600																			
Steve Farr, R ERA: (6, 1)	4.0 S 11 1 0 0 2 0 0 0 0 0 0 15 15 0.00 0.250																			

Batter	1	2	3	4	5	6	7	8	9	AB	R	H	RBI	BB	SO	LOB	BOTTOM			
Rudy Law, L OBP: 0.438, SLG: 0.643 (1, 7)										4	1	1	0	0	0	0	<b>Toronto Blue Jays @ Kansas City Royals</b> Royals Stadium, Kansas City, MO Sun Apr 13 1986, 4:33 AM EST Att: 26,684 - Unknown			
Willie Wilson, S OBP: 0.120, SLG: 0.240 (1, 8)										4	2	2	2	0	0	0				
George Brett, L OBP: 0.480, SLG: 0.895 (1, 5)										3	2	1	1	1	0	0				
Hal McRae, R OBP: 0.238, SLG: 0.333 (1, 10)										4	0	1	1	0	0	0				
Frank White, R OBP: 0.320, SLG: 0.400 (1, 4)										4	1	1	1	0	0	0				
Steve Balboni, R OBP: 0.320, SLG: 0.522 (1, 3)										4	1	1	1	0	0	3				
Darryl Motley, R OBP: 0.357, SLG: 0.500 (1, 9)										4	0	2	0	0	0	2				
Jim Sundberg, R OBP: 0.292, SLG: 0.227 (1, 2)										4	0	1	1	0	1	2				
Angel Salazar, R OBP: 0.176, SLG: 0.176 (1, 6)										3	0	0	0	0	2	2				
<b>Inning Stats</b>	R: 0 E: 0 K: 0 S: 3	H: 0 LOB: 0 BB: 0 P: 3	R: 1 E: 1 K: 1 S: 8	H: 2 LOB: 2 BB: 0 P: 8	R: 2 E: 0 K: 0 S: 5	H: 2 LOB: 0 BB: 0 P: 5	R: 1 E: 0 K: 0 S: 4	H: 1 LOB: 0 BB: 0 P: 4	R: 3 E: 0 K: 1 S: 9	H: 4 LOB: 2 BB: 1 P: 13	R: 0 E: 0 K: 1 S: 5	H: 0 LOB: 0 BB: 0 P: 5	R: 0 E: 0 K: 0 S: 3	H: 0 LOB: 0 BB: 0 P: 3	R: 0 E: 0 K: 0 S: 3	H: 1 LOB: 0 BB: 0 P: 3		1B: 6 2B: 1 3B: 0 HR: 3	SF: 0 SAC: 0 DP: 0 HBP: 0	WP: 0 PB: 0 SB: 1 CS: 0
<b>PITCHER</b>	IP WLS BF H R ER SO BB IBB HBP BLK WP HR S P ERA WHIP	IP WLS BF H R ER SO BB IBB HBP BLK WP HR S P ERA WHIP																		
Dave Stieb, R ERA: 10.8 (1, 1)	4.0 L 20 7 6 5 1 0 0 0 0 0 3 22 22 11.25 1.750																			
Dennis Lamp, R ERA: 2.05 (5, 1)	4.0 S 15 3 1 1 2 0 1 0 0 0 0 18 22 2.25 0.750																			



Batter	1	2	3	4	5	6	7	8	9	AB	R	H	RBI	BB	SO	LOB	TOP			
Alan Wiggins, S OBP: 0.161, SLG: 0.167 (1, 4)	0-0 4-3		0-0 2B		0-0 F6		0-0 G3			4	0	1	1	0	0	2				
Lee Lacy, R OBP: 0.385, SLG: 0.423 (1, 9)	0-0 CS 1B		0-3 K		0-3 K			0-0 5-3		4	0	1	0	0	2	3				
Cal Ripken Jr., R OBP: 0.400, SLG: 0.385 (1, 6)	0-3 K			0-0 FC6-4 1B	0-3 K			0-0 F4		4	0	1	0	0	2	3				
Eddie Murray, S OBP: 0.172, SLG: 0.111 (1, 3)		0-0 F4		0-0 FC6-4 1B		0-0 3-1		0-0 F8		4	0	0	0	0	0	1				
Fred Lynn, L OBP: 0.462, SLG: 0.545 (1, 8)		0-0 G3		0-0 G3-6 1B		4-0 S BB		0-0 F8		3	0	1	0	1	0	0				
Larry Sheets, L OBP: 0.167, SLG: 0.167 (1, 10)	0-0 4-3			0-0 G3-6		0-0 F5		0-0 1B		4	0	1	0	0	0	3				
John Shelby, S OBP: 0.250, SLG: 0.273 (1, 7)			0-3 K		0-0 1B 2B	1-2 4-3		0-0 F8		4	1	1	0	0	1	2				
Juan Bonilla, R OBP: 0.300, SLG: 0.400 (1, 5)			0-0 L9		0-0 2B 1B		0-0 F8		0-0 L5	4	0	1	0	0	0	1				
Rick Dempsey, R OBP: 0.375, SLG: 0.714 (1, 2)			0-0 2B		1-3 2B		0-0 F6			3	1	2	1	0	0	0				
<b>Inning Stats</b>	R: 0 E: 0 K: 1 S: 5	H: 1 LOB: 1 BB: 0 P: 5	R: 0 E: 0 K: 0 S: 3	H: 0 LOB: 0 BB: 0 P: 3	R: 1 E: 0 K: 2 S: 9	H: 2 LOB: 1 BB: 0 P: 9	R: 0 E: 0 K: 0 S: 4	H: 2 LOB: 1 BB: 0 P: 4	R: 1 E: 0 K: 2 S: 10	H: 3 LOB: 2 BB: 0 P: 10	R: 0 E: 0 K: 0 S: 3	H: 0 LOB: 1 BB: 1 P: 7	R: 0 E: 0 K: 0 S: 3	H: 0 LOB: 0 BB: 0 P: 3	R: 0 E: 0 K: 0 S: 4	H: 1 LOB: 1 BB: 0 P: 4	1B: 6 2B: 4 3B: 0 HR: 0	SF: 0 SAC: 0 DP: 2 HBP: 0	WP: 0 PB: 0 SB: 2 CS: 1	PA: 35
<b>PITCHER</b> Doyle Alexander, R ERA: 1.56 (1, 1)	IP: 9.0 WLS: L BF: 35	H: 9 R: 2 ER: 2 SO: 5	BB: 1 IBB: 0 HBP: 0 BLK: 0	WP: 0 HR: 0 S: 44 P: 48	ERA: 2.00 WHIP: 1.111															

Baltimore Orioles @ Toronto Blue Jays  
Exhibition Stadium, Toronto, ON  
Mon Apr 14 1986, 3:33 AM EST  
Att: 43,587 - Unknown

AB 34  
R 2  
H 9  
RBI 2  
BB 1  
SO 5  
LOB 15




Batter	1	2	3	4	5	6	7	8	9	AB	R	H	RBI	BB	SO	LOB	BOTTOM			
Lloyd Moseby, L OBP: 0.313, SLG: 0.400 (1, 8)	0-0 F8		0-0 1-6-3		0-3 K			0-0 F7		4	0	0	0	0	1	0				
Tony Fernandez, S OBP: 0.290, SLG: 0.276 (1, 6)	0-0 S E 1B		0-0 4-3			0-0 6-3		0-0 1-3		4	1	1	0	0	0	0				
Rance Mulliniks, L OBP: 0.458, SLG: 0.474 (1, 5)	0-0 1-H 2B			4-0 1B G3 BB		0-0 2B		0-0 F9		3	0	2	0	1	0	0				
Willie Upshaw, L OBP: 0.414, SLG: 0.520 (1, 3)	0-0 F7			0-0 G3		0-3 K		0-0 F8		4	0	0	0	0	1	3				
George Bell, R OBP: 0.379, SLG: 0.750 (1, 7)	0-0 F9			0-0 S 1B		0-0 5-3		0-0 F6		4	0	1	0	0	0	2				
Jesse Barfield, R OBP: 0.276, SLG: 0.333 (1, 9)		0-0 3-1		0-3 K		0-3 K		0-0 4-3		4	0	0	0	0	2	2				
Cliff Johnson, R OBP: 0.429, SLG: 0.667 (1, 10)		0-0 F9		0-3 K		4-0 BB				2	0	0	0	1	1	2				
Ernie Whitt, L (1, 2)		0-0 4-3			0-0 G3		0-0 F9			3	0	0	0	0	0	1				
Damaso Garcia, R OBP: 0.192, SLG: 0.160 (1, 4)			0-0 G3		0-0 G3		0-3 K			3	0	0	0	0	1	1				
<b>Inning Stats</b>	R: 1 E: 0 K: 0 S: 5	H: 2 LOB: 1 BB: 0 P: 5	R: 0 E: 0 K: 0 S: 3	H: 0 LOB: 0 BB: 0 P: 3	R: 0 E: 0 K: 2 S: 8	H: 1 LOB: 2 BB: 1 P: 12	R: 0 E: 0 K: 1 S: 5	H: 0 LOB: 0 BB: 0 P: 5	R: 0 E: 0 K: 1 S: 6	H: 1 LOB: 1 BB: 0 P: 6	R: 0 E: 0 K: 2 S: 7	H: 0 LOB: 1 BB: 1 P: 11	R: 0 E: 0 K: 0 S: 3	H: 0 LOB: 0 BB: 0 P: 3	R: 0 E: 0 K: 0 S: 3	H: 0 LOB: 0 BB: 0 P: 3	1B: 2 2B: 2 3B: 0 HR: 0	SF: 0 SAC: 0 DP: 0 HBP: 0	WP: 0 PB: 0 SB: 2 CS: 0	PA: 33
<b>PITCHER</b> Mike Boddicker, R ERA: 2.25 (1, 1)	IP: 9.0 WLS: W BF: 33	H: 4 R: 1 ER: 1 SO: 6	BB: 2 IBB: 0 HBP: 0 BLK: 0	WP: 0 HR: 0 S: 43 P: 51	ERA: 1.00 WHIP: 0.667															


Baltimore Orioles @ Toronto Blue Jays  
Exhibition Stadium, Toronto, ON  
Mon Apr 14 1986, 3:33 AM EST  
Att: 43,587 - Unknown

AB 31  
R 1  
H 4  
RBI 0  
BB 2  
SO 6  
LOB 11





Batter	1	2	3	4	5	6	7	8	9	AB	R	H	RBI	BB	SO	LOB	TOP			
Alan Wiggins, S (1,4) OBP: 0.167, SLG: 0.152	F7	SF7		1B 1-2			K	G3		3	0	0	1	1	1	3	<p>Baltimore Orioles @ Toronto Blue Jays Exhibition Stadium, Toronto, ON Thu Apr 17 1986, 3:33 AM EST Unknown</p> <p>AB 34 R 5 H 10 RBI 5 BB 5 SO 11 LOB 15</p> 			
Lee Lacy, R (1,9) OBP: 0.419, SLG: 0.484	HR	4-3		CS 1-3 2-H			2B	5-3		5	1	3	1	0	0	2				
Cal Ripken Jr., R (1,6) OBP: 0.371, SLG: 0.452	HR			F3			6-3	K		5	1	1	2	0	2	3				
Eddie Murray, S (1,3) OBP: 0.147, SLG: 0.094	K			K			6-3	K		5	0	0	0	0	3	1				
Fred Lynn, L (1,8) OBP: 0.500, SLG: 0.600	6-3			2B			CS 1B	2B BB		3	0	2	0	1	0	0				
Rick Dempsey, R (1,2) OBP: 0.321, SLG: 0.600		6-3		4-3			K	K		4	0	0	0	0	2	3				
Juan Beniquez, R (1,10) OBP: 0.333, SLG: 0.333		BB SF7 1B		K			F9	2B		4	1	2	0	0	1	0				
Mike Young, S (1,7) OBP: 0.577, SLG: 0.412		BB 1-2		BB 1B 2B			K	IBB		2	1	1	0	2	1	0				
Juan Bonilla, R (1,5) OBP: 0.385, SLG: 0.417 Jim Dwyer, L (8, PH) OBP: 0.273, SLG: 0.333 Jackie Gutierrez, R (8,5) OBP: 0.440, SLG: 0.450		1-2 2-3 BB		BB 1B 1B			1-3	K		2	1	1	1	1	0	0				
<b>Inning Stats</b>	R: 2 E: 0 K: 1 S: 7	H: 2 LOB: 0 BB: 0 P: 7	R: 1 E: 0 K: 0 S: 4	H: 1 LOB: 2 BB: 2 P: 12	R: 0 E: 0 K: 1 S: 6	H: 1 LOB: 1 BB: 0 P: 6	R: 2 E: 0 K: 2 S: 9	H: 3 LOB: 1 BB: 1 P: 13	R: 0 E: 0 K: 1 S: 5	H: 0 LOB: 0 BB: 0 P: 5	R: 0 E: 0 K: 1 S: 6	H: 1 LOB: 1 BB: 0 P: 6	R: 0 E: 0 K: 2 S: 8	H: 1 LOB: 3 BB: 2 P: 16	R: 0 E: 0 K: 2 S: 7	H: 0 LOB: 0 BB: 0 P: 7	1B: 5 2B: 5 3B: 0 HR: 1	SF: 1 SAC: 0 DP: 1 HBP: 0	WP: 0 PB: 0 SB: 0 CS: 2	PA: 40
<b>PITCHER</b>	IP WLS BF H R ER SO BB IBB HBP BLK WP HR S P ERA WHIP	IP WLS BF H R ER SO BB IBB HBP BLK WP HR S P ERA WHIP																		
Jimmy Key, L (1,1) ERA: 24.55	3.1 L 19 6 5 5 3 3 0 0 0 0 1 22 34 13.50 2.700																			
Don Gordon, R (4,1) ERA: 3.95	3.2 12 3 0 0 4 0 0 0 0 0 0 20 20 0.00 0.818																			
Steve Davis, L (8,1) ERA: 10.8	0.1 4 1 0 0 1 1 1 0 0 0 0 4 12 0.00 6.000																			
Mark Eichhorn, R (8,1) ERA: 1.23	1.2 5 0 0 0 3 0 0 0 0 0 0 11 11 0.00 0.000																			

Batter	1	2	3	4	5	6	7	8	9	AB	R	H	RBI	BB	SO	LOB	BOTTOM					
Lloyd Moseby, L (1,8) OBP: 0.306, SLG: 0.412	4-3			6-3 2B		6-3		F6		4	0	1	0	0	0	0	<p>Baltimore Orioles @ Toronto Blue Jays Exhibition Stadium, Toronto, ON Thu Apr 17 1986, 3:33 AM EST Unknown</p> <p>AB 33 R 3 H 5 RBI 3 BB 1 SO 6 LOB 10</p> 					
Tony Fernandez, S (1,6) OBP: 0.297, SLG: 0.242	6-3			6-3		F9		K		4	0	0	0	0	1	1						
George Bell, R (1,7) OBP: 0.333, SLG: 0.656	F9			F7		4-3		6-3		4	0	0	0	0	0	1						
Jesse Barfield, R (1,9) OBP: 0.273, SLG: 0.323		6-3		6-3		2B 1B		K		4	1	1	0	0	1	1						
Willie Upshaw, L (1,3) OBP: 0.394, SLG: 0.464		F8		G3		E8 2B		1-3 BB		3	1	0	0	1	0	1						
Cecil Fielder, R (1,10) OBP: 0.125, SLG: 0.292 Rance Mulliniks, L (8, PH) OBP: 0.440, SLG: 0.450		K		K		F3		1-3 1-2		3	0	0	0	0	2	2						
Damaso Garcia, R (1,4) OBP: 0.233, SLG: 0.241				1-3		1B		6-3		4	1	2	2	0	0	1						
Garth Iorg, R (1,5) OBP: 0.500, SLG: 0.500				K		K		FC5-4 1B		3	0	1	1	0	2	1						
Buck Martinez, R (1,2) OBP: 0.263, SLG: 0.188 Cliff Johnson, R (7, PH) OBP: 0.375, SLG: 0.571 Jeff Hearn, R (8,2) OBP: 0.440, SLG: 0.450				F9		F8		FC5-4 1-2		2	0	0	0	0	0	0						
<b>Inning Stats</b>	R: 0 E: 0 K: 0 S: 3	H: 0 LOB: 0 BB: 0 P: 3	R: 0 E: 0 K: 1 S: 5	H: 0 LOB: 0 BB: 0 P: 5	R: 0 E: 0 K: 1 S: 5	H: 0 LOB: 0 BB: 0 P: 5	R: 0 E: 0 K: 0 S: 4	H: 1 LOB: 1 BB: 0 P: 4	R: 0 E: 0 K: 2 S: 8	H: 1 LOB: 1 BB: 0 P: 8	R: 0 E: 0 K: 0 S: 3	H: 0 LOB: 0 BB: 0 P: 3	R: 3 E: 1 K: 0 S: 7	H: 3 LOB: 1 BB: 0 P: 7	R: 0 E: 0 K: 1 S: 5	H: 0 LOB: 0 BB: 0 P: 5	R: 0 E: 0 K: 1 S: 5	H: 0 LOB: 1 BB: 1 P: 9	1B: 3 2B: 2 3B: 0 HR: 0	SF: 0 SAC: 0 DP: 0 HBP: 0	WP: 0 PB: 0 SB: 0 CS: 0	PA: 34
<b>PITCHER</b>	IP WLS BF H R ER SO BB IBB HBP BLK WP HR S P ERA WHIP	IP WLS BF H R ER SO BB IBB HBP BLK WP HR S P ERA WHIP																				
Mike Flanagan, L (1,1) ERA: 3.38	6.2 W 26 6 3 0 4 1 0 0 0 0 9 34 0.00 0.750																					
Rich Bordi, R (7,1) ERA: 9.5	1.2 6 0 0 0 2 0 0 0 0 0 0 9 13 0.00 0.600																					
Tippy Martinez, L (9,1) ERA: 10.8	0.1 S 1 0 0 0 0 0 0 0 0 0 1 1 0.00 0.000																					
Don Aase, R (9,1) ERA: 1.23	0.1 S 1 0 0 0 0 0 0 0 0 0 1 1 0.00 0.000																					



Batter	1	2	3	4	5	6	7	8	9	AB	R	H	RBI	BB	SO	LOB	TOP								
Alan Wiggins, S OBP: 0.175, SLG: 0.162	G3		SH3		G3		K		K	4	0	1	0	0	2	2	<p><b>Baltimore Orioles @ Toronto Blue Jays</b> Exhibition Stadium, Toronto, ON Thu Apr 17 1986, 3:38 AM EST Att: 19,251 - Unknown</p>								
John Shelby, S OBP: 0.321, SLG: 0.360	1B		F8		G3			HR		3	2	2	1	1	0	2									
Cal Ripken Jr., R OBP: 0.333, SLG: 0.400	F7		F8		F2			F7		4	0	0	0	0	0	5									
Eddie Murray, S OBP: 0.184, SLG: 0.222	1B		F7					HR		4	1	2	3	0	0	1									
Fred Lynn, L OBP: 0.441, SLG: 0.517	F7				4-3			K		4	0	0	0	0	1	1									
Mike Young, S OBP: 0.500, SLG: 0.333		3-1			K			K		4	0	0	0	0	2	0									
Jim Dwyer, L OBP: 0.200, SLG: 0.231		F9			F6			F8		4	0	0	0	0	0	0									
John Stefero, L Jackie Gutierrez, R		K2-3			K2-1-3			1-3		2	0	0	0	2	2	0									
Juan Bonilla, R Larry Sheets, L					G3			1-3		2	1	1	0	1	0	1									
<b>Inning Stats</b>	R: 1 E: 0 K: 0 S: 4	H: 1 LOB: 1 BB: 1 P: 8	R: 0 E: 0 K: 1 S: 5	H: 0 LOB: 0 BB: 0 P: 5	R: 1 E: 0 K: 0 S: 5	H: 2 LOB: 1 BB: 0 P: 5	R: 0 E: 0 K: 1 S: 5	H: 0 LOB: 0 BB: 0 P: 5	R: 0 E: 0 K: 1 S: 6	H: 1 LOB: 2 BB: 1 P: 10	R: 0 E: 0 K: 0 S: 3	H: 0 LOB: 0 BB: 0 P: 3	R: 0 E: 0 K: 1 S: 5	H: 0 LOB: 1 BB: 1 P: 9	R: 2 E: 0 K: 2 S: 9	H: 2 LOB: 0 BB: 0 P: 9	R: 0 E: 0 K: 1 S: 5	H: 0 LOB: 1 BB: 1 P: 9	1B: 3 2B: 2 3B: 0 HR: 1	SF: 0 SAC: 1 DP: 0 HBP: 0	WP: 0 PB: 0 SB: 1 CS: 0	PA: 37			
<b>PITCHER</b>	IP	WLS	BF	H	R	ER	SO	BB	IBB	HBP	BLK	WP	HR	S	P	ERA	WHIP								
Jim Clancy, R	(1, 1)	7.0	28	4	2	2	4	3	0	0	0	0	0	33	45	2.57	1.000								
Dennis Lamp, R	(8, 1)	0.1	2	1	1	1	0	0	0	0	0	0	0	2	2	27.00	3.000								
Tom Henke, R	(8, 1)	1.2	W	7	1	1	3	1	0	0	0	0	1	12	16	5.40	1.200								

Batter	1	2	3	4	5	6	7	8	9	AB	R	H	RBI	BB	SO	LOB	BOTTOM								
Lloyd Moseby, L OBP: 0.366, SLG: 0.447	1B		F6		E		BB	1B		4	3	3	0	1	0	0	<p><b>Baltimore Orioles @ Toronto Blue Jays</b> Exhibition Stadium, Toronto, ON Thu Apr 17 1986, 3:38 AM EST Att: 19,251 - Unknown</p>								
Tony Fernandez, S OBP: 0.256, SLG: 0.243	F7		F5		S		SH1-4	F9		4	0	1	1	0	0	3									
Rance Mulliniks, L Cliff Johnson, R	F7				1B		SH1-4	F9		1	0	0	0	2	0	1									
Willie Upshaw, L OBP: 0.395, SLG: 0.500	K		F9		F7		BB	3B		1	2	1	1	1	4	0									
George Bell, R OBP: 0.316, SLG: 0.595			E5		F8		E3	F9		5	0	1	2	0	0	2									
Jesse Barfield, R OBP: 0.297, SLG: 0.303			HBP		F8		F7			2	0	0	0	1	0	1									
Kelly Gruber, R			K		K		FC3-6	G5-3		4	1	0	0	0	2	6									
Garth Iorg, R Rick Leach, L			F9		K		K			2	0	0	0	0	1	2									
Jeff Hearn, R Damaso Garcia, R Buck Martinez, R			F7		F3		K	1B		3	0	0	0	1	1	3									
<b>Inning Stats</b>	R: 0 E: 0 K: 1 S: 6	H: 1 LOB: 0 BB: 0 P: 6	R: 0 E: 1 K: 1 S: 6	H: 0 LOB: 2 BB: 0 P: 7	R: 0 E: 0 K: 0 S: 3	H: 0 LOB: 1 BB: 1 P: 7	R: 0 E: 0 K: 1 S: 5	H: 0 LOB: 0 BB: 0 P: 5	R: 1 E: 0 K: 1 S: 6	H: 1 LOB: 2 BB: 2 P: 14	R: 1 E: 1 K: 1 S: 7	H: 1 LOB: 1 BB: 0 P: 7	R: 2 E: 0 K: 0 S: 4	H: 2 LOB: 2 BB: 3 P: 16	R: 3 E: 0 K: 1 S: 8	H: 3 LOB: 2 BB: 1 P: 12	1B: 7 2B: 0 3B: 1 HR: 0	SF: 0 SAC: 1 DP: 1 HBP: 1	WP: 0 PB: 0 SB: 4 CS: 0	PA: 41					
<b>PITCHER</b>	IP	WLS	BF	H	R	ER	SO	BB	IBB	HBP	BLK	WP	HR	S	P	ERA	WHIP								
Ken Dixon, R	(1, 1)	6.0	27	3	2	0	5	3	0	1	0	0	0	33	46	0.00	1.000								
Brad Havens, L	(7, 1)	0.1	2	1	1	1	0	0	0	0	0	0	0	2	2	27.00	3.000								
Rich Bordi, R	(7, 1)	0.0	3	1	1	1	0	2	0	0	0	0	0	1	9	∞	∞								
Tippy Martinez, L	(7, 1)	1.1	L	6	1	2	2	1	1	1	0	0	0	6	14	13.50	1.500								
Don Aase, R	(8, 1)	0.1	3	2	1	1	0	0	0	0	0	0	0	3	3	27.00	6.000								



Batter	1	2	3	4	5	6	7	8	9	AB	R	H	RBI	BB	SO	LOB	TOP								
Rudy Law, L OBP: 0.394, SLG: 0.567 (1, 7)	F8			SH1-3		F7		FC6-4		4	0	1	2	0	0	2	<b>Kansas City Royals @ Toronto Blue Jays</b> Exhibition Stadium, Toronto, ON Fri Apr 18 1986, 6:05 PM EST Att: 21,224 - Unknown <a href="http://livebaseballscorecards.com">livebaseballscorecards.com</a>								
Willie Wilson, S OBP: 0.299, SLG: 0.293 (1, 8)	5-3 BB HBP	4-3		SF8		1-3			4-3	3	0	0	1	0	0	2									
George Brett, L OBP: 0.535, SLG: 0.714 (1, 5)	5-3 BB			2B BB			4-3		F7	2	1	0	0	3	0	0									
Frank White, R OBP: 0.256, SLG: 0.349 (1, 4)	5-3			1B SF9 2B		F4			6-3	5	1	1	1	0	0	3									
Steve Balboni, R OBP: 0.357, SLG: 0.615 (1, 3)	L6				0-3	K				4	0	1	0	0	2	2									
Hal McRae, R OBP: 0.216, SLG: 0.250 (1, 10)					0-0				6-3	3	1	1	1	0	0	0									
Darryl Motley, R OBP: 0.298, SLG: 0.323 (1, 9)										4	1	1	0	0	1	2									
Jim Sundberg, R OBP: 0.250, SLG: 0.211 (1, 2)										4	0	1	0	0	0	2									
Angel Salazar, R OBP: 0.226, SLG: 0.207 (1, 6)										3	2	1	0	1	0	2									
<b>Inning Stats</b>	R: 0 E: 0 K: 0 S: 3	H: 0 LOB: 2 BB: 1 P: 8	R: 2 E: 1 K: 1 S: 8	H: 2 LOB: 1 BB: 0 P: 8	R: 2 E: 0 K: 0 S: 5	H: 2 LOB: 1 BB: 1 P: 9	R: 1 E: 0 K: 0 S: 4	H: 1 LOB: 1 BB: 1 P: 8	R: 0 E: 0 K: 1 S: 5	H: 0 LOB: 1 BB: 1 P: 5	R: 0 E: 0 K: 1 S: 5	H: 0 LOB: 0 BB: 0 P: 5	R: 0 E: 0 K: 0 S: 5	H: 0 LOB: 0 BB: 0 P: 5	R: 1 E: 1 K: 0 S: 5	H: 2 LOB: 1 BB: 0 P: 5	R: 0 E: 0 K: 0 S: 3	H: 0 LOB: 0 BB: 0 P: 3	1B: 4 2B: 3 3B: 0 HR: 0	SF: 2 SAC: 1 DP: 0 HBP: 1	WP: 1 PB: 0 SB: 0 CS: 0	PA: 40			
<b>PITCHER</b>	IP	WLS	BF	H	R	ER	SO	BB	IBB	HBP	BLK	WP	HR	S	P	ERA	WHIP	<b>PITCHER</b>							
Dave Stieb, R ERA: 7.47 (1, 1)	7.1	L	35	7	6	3	3	4	0	1	0	1	0	36	53	3.68	1.500								
Dennis Lamp, R ERA: 2.53 (8, 1)	1.2	S	5	0	0	0	0	0	0	0	0	0	0	5	5	0.00	0.000								

Batter	1	2	3	4	5	6	7	8	9	AB	R	H	RBI	BB	SO	LOB	BOTTOM								
Lloyd Moseby, L OBP: 0.333, SLG: 0.405 (1, 8)	4-3									4	1	0	0	0	1	3	<b>Kansas City Royals @ Toronto Blue Jays</b> Exhibition Stadium, Toronto, ON Fri Apr 18 1986, 6:05 PM EST Att: 21,224 - Unknown <a href="http://livebaseballscorecards.com">livebaseballscorecards.com</a>								
Tony Fernandez, S OBP: 0.279, SLG: 0.268 (1, 6)										4	1	2	0	0	0	3									
Rance Mulliniks, L OBP: 0.469, SLG: 0.417 (1, 5)										3	1	1	2	1	0	1									
Willie Upshaw, L OBP: 0.405, SLG: 0.500 (1, 3)										4	0	2	1	0	0	1									
George Bell, R OBP: 0.310, SLG: 0.561 (1, 7)										4	0	1	0	0	0	2									
Jesse Barfield, R OBP: 0.288, SLG: 0.270 (1, 9)										4	0	0	0	0	2	2									
Cliff Johnson, R OBP: 0.429, SLG: 0.500 (1, 10)										4	0	1	0	0	2	1									
Garth Iorg, R OBP: 0.357, SLG: 0.357 (1, 4)										4	1	1	0	0	1	1									
Buck Martinez, R OBP: 0.238, SLG: 0.167 (1, 2)										2	0	0	0	0	1	2									
Rick Leach, L OBP: 0.400, SLG: 0.400 (7, PH)										1	0	0	0	0	0	1									
Jeff Hearn, R (8, 2)										0	0	0	0	0	0	0									
Cecil Fielder, R OBP: 0.120, SLG: 0.280 (8, PH)										1	0	0	0	0	0	0									
<b>Inning Stats</b>	R: 0 E: 0 K: 0 S: 3	H: 1 LOB: 0 BB: 0 P: 3	R: 0 E: 0 K: 1 S: 6	H: 1 LOB: 1 BB: 0 P: 6	R: 2 E: 3 K: 1 S: 8	H: 1 LOB: 1 BB: 0 P: 8	R: 0 E: 0 K: 1 S: 5	H: 0 LOB: 0 BB: 0 P: 5	R: 0 E: 0 K: 1 S: 6	H: 1 LOB: 1 BB: 0 P: 6	R: 0 E: 0 K: 1 S: 6	H: 1 LOB: 1 BB: 0 P: 6	R: 0 E: 0 K: 0 S: 4	H: 1 LOB: 0 BB: 0 P: 4	R: 2 E: 1 K: 0 S: 4	H: 2 LOB: 0 BB: 1 P: 8	R: 0 E: 0 K: 2 S: 7	H: 0 LOB: 0 BB: 0 P: 7	1B: 8 2B: 1 3B: 0 HR: 0	SF: 0 SAC: 0 DP: 2 HBP: 0	WP: 0 PB: 0 SB: 0 CS: 0	PA: 36			
<b>PITCHER</b>	IP	WLS	BF	H	R	ER	SO	BB	IBB	HBP	BLK	WP	HR	S	P	ERA	WHIP	<b>PITCHER</b>							
Dennis Leonard, R ERA: 0.56 (1, 1)	7.0	W	30	7	4	1	5	1	0	0	0	0	0	39	43	1.29	1.143								
Dan Quisenberry, R ERA: (8, 1)	2.0	S	6	1	0	0	2	0	0	0	0	0	0	10	10	0.00	0.500								



Batter	1	2	3	4	5	6	7	8	9	AB	R	H	RBI	BB	SO	LOB	TOP					
Rudy Law, L OBP: 0.395, SLG: 0.559 (1, 7)	F8		G3 1B BB		G3		5-3		G3 1B 2B	4	2	1	0	1	0	0	<b>Kansas City Royals @ Toronto Blue Jays</b> Exhibition Stadium, Toronto, ON Sat Apr 19 1986, 3:33 AM EST Att: 26,149 - Unknown					
Willie Wilson, S OBP: 0.295, SLG: 0.283 (1, 8)	F7		G3		F8			F9	G3 1B	5	0	1	1	0	0	1						
George Brett, L OBP: 0.542, SLG: 0.667 (1, 5)					F7				G3	2	1	0	1	1	0	1						
Frank White, R OBP: 0.271, SLG: 0.375 (1, 4)	K								F8	5	0	2	1	0	2	3						
Steve Balboni, R OBP: 0.326, SLG: 0.558 (1, 3)	K				F9					4	0	0	0	0	2	5						
Jorge Orta, L OBP: 0.286, SLG: 0.333 (1, 10)										3	0	0	0	1	2	0						
Darryl Motley, R OBP: 0.257, SLG: 0.400 (1, 9)										4	1	1	1	0	0	2						
Jim Sundberg, R OBP: 0.250, SLG: 0.195 (1, 2)										3	0	0	0	1	1	1						
Angel Salazar, R OBP: 0.212, SLG: 0.194 (1, 6)										2	0	0	0	0	1	1						
Dwight Taylor, L (7, PH) Buddy Biancalana, S (7, 6) Jamie Ouirk, L (9, PH) Greg Pryor, R (9, PR)										0	0	0	0	0	0	0						
<b>Inning Stats</b>	R: 0 E: 0 K: 2 S: 8	H: 0 LOB: 2 BB: 0 P: 9	R: 0 E: 0 K: 1 S: 5	H: 0 LOB: 0 BB: 0 P: 5	R: 1 E: 0 K: 0 S: 4	H: 1 LOB: 2 BB: 1 P: 9	R: 0 E: 1 K: 2 S: 8	H: 0 LOB: 0 BB: 0 P: 8	R: 0 E: 0 K: 0 S: 3	H: 0 LOB: 0 BB: 0 P: 3	R: 0 E: 0 K: 0 S: 9	H: 0 LOB: 0 BB: 0 P: 9	R: 1 E: 0 K: 0 S: 4	H: 1 LOB: 0 BB: 0 P: 4	R: 1 E: 1 K: 0 S: 4	H: 1 LOB: 2 BB: 2 P: 12	R: 2 E: 0 K: 0 S: 5	H: 2 LOB: 2 BB: 1 P: 9	1B: 2 2B: 2 3B: 0 HR: 1	SF: 0 SAC: 0 DP: 0 HBP: 2	WP: 0 PB: 1 SB: 0 CS: 0	PA: 40
<b>PITCHER</b>	IP WLS BF H R ER SO BB IBB HBP BLK WP HR S P ERA WHIP																					
Doyle Alexander, R (1, 1) ERA: 2.19	7.1 W 31 3 3 3 8 2 0 2 0 0 1 43 53 3.68 0.682																					
Mark Eichhorn, R (8, 1) ERA: 1.13	0.2 3 0 0 0 0 1 0 0 0 0 0 2 6 0.00 1.500																					
Tom Henke, R (9, 1) ERA: 5.06	1.0 S 6 2 2 2 0 1 0 0 0 0 0 5 9 18.00 3.000																					



Batter	1	2	3	4	5	6	7	8	9	AB	R	H	RBI	BB	SO	LOB	BOTTOM			
Lloyd Moseby, L OBP: 0.360, SLG: 0.489 (1, 8)										5	1	3	4	0	0	1	<b>Kansas City Royals @ Toronto Blue Jays</b> Exhibition Stadium, Toronto, ON Sat Apr 19 1986, 3:33 AM EST Att: 26,149 - Unknown			
Tony Fernandez, S OBP: 0.271, SLG: 0.261 (1, 6)										5	0	1	0	0	0	4				
Cliff Johnson, R (1, 10) Rance Mulliniks, L (6, PH)										3	0	1	0	0	1	2				
Jesse Barfield, R OBP: 0.289, SLG: 0.317 (1, 9)										4	1	2	0	0	0	2				
Willie Upshaw, L OBP: 0.413, SLG: 0.474 (1, 3)										2	0	0	0	2	0	1				
Kelly Gruber, R OBP: 0.125, SLG: 0.500 (1, 5)										4	1	1	2	0	3	5				
Garth Iorg, R OBP: 0.333, SLG: 0.333 (1, 4)										4	1	1	0	0	0	2				
Rick Leach, L (1, 7)										4	1	2	0	0	0	2				
Jeff Hearnon, R OBP: 0.500, SLG: 0.333 (1, 2)										3	1	2	0	1	1	1				
<b>Inning Stats</b>	R: 0 E: 1 K: 1 S: 7	H: 2 LOB: 3 BB: 1 P: 11	R: 2 E: 0 K: 0 S: 6	H: 3 LOB: 1 BB: 0 P: 6	R: 0 E: 0 K: 1 S: 6	H: 1 LOB: 2 BB: 1 P: 10	R: 0 E: 0 K: 1 S: 6	H: 1 LOB: 0 BB: 0 P: 6	R: 0 E: 0 K: 0 S: 5	H: 0 LOB: 0 BB: 0 P: 5	R: 2 E: 1 K: 0 S: 5	H: 3 LOB: 1 BB: 1 P: 9	R: 2 E: 0 K: 1 S: 8	H: 3 LOB: 1 BB: 0 P: 8	R: 0 E: 0 K: 0 S: 3	H: 0 LOB: 0 BB: 0 P: 3		1B: 10 2B: 1 3B: 0 HR: 2	SF: 0 SAC: 0 DP: 1 HBP: 0	WP: 0 PB: 0 SB: 0 CS: 0
<b>PITCHER</b>	IP WLS BF H R ER SO BB IBB HBP BLK WP HR S P ERA WHIP																			
Bud Black, L (1, 1) ERA: 6.43	2.0 L 14 6 2 2 1 2 0 0 0 0 0 1 14 22 9.00 4.000																			
Mark Huisman, R (3, 1) ERA: 2.89	4.0 16 4 2 2 3 1 0 0 0 0 0 0 21 25 4.50 1.250																			
Alan Hargeshimer, R (7, 1) ERA: 6.36	2.0 9 3 2 2 1 0 0 0 0 0 0 1 11 11 9.00 1.500																			





Batter	1	2	3	4	5	6	7	8	9	AB	R	H	RBI	BB	SO	LOB	TOP										
<b>Rudy Law, L</b> OBP: 0.419, SLG: 0.579 (1, 7)	0-0 3-1 S 1B	0-0 1-3 3-H 2B			4-0 S BB		0-0 F8		0-0 6-3	4	0	2	1	1	0	1											
<b>Willie Wilson, S</b> OBP: 0.205, SLG: 0.275 (1, 8)	0-0 F8	0-0 F8			0-0 F8		0-0 HR 1B		0-0 F9	5	1	1	1	0	0	4											
<b>George Brett, L</b> OBP: 0.547, SLG: 0.625 (1, 5)	0-0 3-1				4-0 FC6-4 IBB		4-0 HR IBB		4-0 1B BB	2	1	0	0	3	0	1											
<b>Frank White, R</b> OBP: 0.283, SLG: 0.434 (1, 4)	0-0 G1				0-0 FC6-4 1-2		0-0 HR		0-0 1B	5	1	2	3	0	0	3											
<b>Steve Balboni, R</b> OBP: 0.333, SLG: 0.542 (1, 3)		0-0 2B SF8 1B			0-3 K		0-0 1B		0-3 K	5	1	2	0	0	3	2											
<b>Hal McRae, R</b> OBP: 0.220, SLG: 0.278 (1, 10)		0-0 1B 1-3 2B			0-0 F9		0-0 4-3		0-0 4-3	4	1	1	0	0	0	1											
<b>Darryl Motley, R</b> OBP: 0.231, SLG: 0.359 (1, 9)		0-0 F8			0-0 6-3		0-0 6-3		0-3 K	4	0	0	0	0	1	2											
<b>Jamie Quirk, L</b> OBP: 0.167, SLG: 0.200 (1, 2)		0-0 SF8			0-0 4-3		0-0 SH1-3 1B		0-0 G3	3	1	1	1	0	0	0											
<b>Buddy Biancalana, S</b> OBP: 0.250, SLG: 0.250 (1, 6)		0-0 2B 2-3 1B			0-0 6-3		0-0 SH1-3 1-2		0-0 F7	3	0	1	0	0	0	0											
<b>Inning Stats</b>	R: 0 E: 0 K: 0 S: 4	H: 1 LOB: 1 BB: 0 P: 4	R: 2 E: 0 K: 0 S: 7	H: 4 LOB: 2 BB: 0 P: 7	R: 0 E: 0 K: 1 S: 5	H: 0 LOB: 0 BB: 0 P: 5	R: 0 E: 0 K: 0 S: 3	H: 0 LOB: 0 BB: 0 P: 3	R: 0 E: 0 K: 1 S: 5	H: 0 LOB: 0 BB: 0 P: 5	R: 4 E: 0 K: 0 S: 7	H: 4 LOB: 1 BB: 1 P: 11	R: 0 E: 0 K: 1 S: 5	H: 0 LOB: 0 BB: 0 P: 5	R: 0 E: 0 K: 1 S: 6	H: 1 LOB: 2 BB: 1 P: 10	1B: 7 2B: 2 3B: 0 HR: 1	SF: 1 SAC: 1 DP: 0 HBP: 0	WP: 0 PB: 0 SB: 2 CS: 0	PA: 41							
<b>PITCHER</b>	IP	WLS	BF	H	R	ER	SO	BB	IBB	HBP	BLK	WP	HR	S	P	ERA	WHIP										
<b>Jim Acker, R</b> ERA: 2.13 (1, 1)	5.0		22	5	2	2	1	1	1	0	0	0	0	22	30	3.60	1.200										
<b>Dennis Lamp, R</b> ERA: 4.97 (6, 1)	2.0	L	11	4	4	4	1	0	1	0	0	0	1	12	16	18.00	2.000										
<b>Don Gordon, R</b> ERA: 2.7 (8, 1)	2.0		8	1	0	0	2	1	0	0	0	0	0	11	15	0.00	1.000										

Kansas City Royals @ Toronto Blue Jays  
Exhibition Stadium, Toronto, ON  
Sun Apr 20 1986, 3:33 AM EST  
Att: 38,141 - Unknown

AB	35
R	6
H	10
RBI	6
BB	4
SO	4
LOB	14



Batter	1	2	3	4	5	6	7	8	9	AB	R	H	RBI	BB	SO	LOB	BOTTOM										
<b>Lloyd Moseby, L</b> OBP: 0.364, SLG: 0.538 (1, 8)	0-0 HR	0-0 1B			0-0 F8		0-3 K		0-0 3-1	5	1	2	1	0	1	0											
<b>Tony Fernandez, S</b> OBP: 0.283, SLG: 0.260 (1, 6)	0-3 K	0-0 G1-6-3			4-0 BB		0-0 6-3		0-0 L6-3 1B	4	0	1	0	1	1	1											
<b>Cliff Johnson, R</b> OBP: 0.409, SLG: 0.474 (1, 10)	0-0 1B 2B				4-0 1-2 BB		0-0 K		0-0 L6-3 1-2	4	1	1	0	1	0	1											
<b>Jesse Barfield, R</b> OBP: 0.306, SLG: 0.318 (1, 9)	0-0 1B				0-3 K		0-3 K		4-0 1B 1B BB	3	1	1	0	1	2	3											
<b>Willie Upshaw, L</b> OBP: 0.420, SLG: 0.476 (1, 3)	0-0 1B				0-3 K		0-0 K		0-0 1B 1B	4	1	2	1	0	1	3											
<b>Garth Iorg, R</b> OBP: 0.286, SLG: 0.286 (1, 4)	0-3 K				0-0 F6		0-0 F6		0-0 1B 1B	3	0	0	0	0	1	3											
<b>George Bell, R</b> OBP: 0.326, SLG: 0.571 (8, PH)									0-0 1B 1B	1	0	1	0	0	0	0											
<b>Damaso Garcia, R</b> OBP: 0.233, SLG: 0.241 (8, PR)									1-2 2-3 1B	0	0	0	0	0	0	0											
<b>Buck Martinez, R</b> OBP: 0.238, SLG: 0.167 (9, 2)									0-0 1B	0	0	0	0	0	0	0											
<b>Kelly Gruber, R</b> OBP: 0.273, SLG: 0.545 (1, 5)	0-0 3-1				0-0 CS 1B		0-0 G1-6-3 1B		0-0 L6	3	0	2	0	0	0	2											
<b>Rance Mulliniks, L</b> OBP: 0.429, SLG: 0.370 (8, PH) (9, 4)									0-0 1B	1	0	0	0	0	0	3											
<b>Rick Leach, L</b> OBP: 0.385, SLG: 0.385 (1, 7)					0-0 4-3		0-0 F7		0-0 G1-6-3	4	0	1	2	0	0	2											
<b>Jeff Hearnon, R</b> OBP: 0.364, SLG: 0.222 (1, 2)					0-0 6-3		0-0 1-2		0-0 1B	3	0	0	0	0	1	1											
<b>Cecil Fielder, R</b> OBP: 0.115, SLG: 0.269 (8, PH) (9, 5)					0-0 K		0-0 F4		0-3 K	1	0	0	0	0	1	2											
<b>Inning Stats</b>	R: 2 E: 0 K: 2 S: 11	H: 4 LOB: 2 BB: 0 P: 11	R: 0 E: 0 K: 1 S: 6	H: 1 LOB: 1 BB: 0 P: 6	R: 0 E: 1 K: 1 S: 6	H: 0 LOB: 1 BB: 0 P: 6	R: 0 E: 0 K: 0 S: 3	H: 1 LOB: 0 BB: 0 P: 3	R: 0 E: 0 K: 2 S: 7	H: 0 LOB: 2 BB: 2 P: 15	R: 0 E: 0 K: 0 S: 3	H: 1 LOB: 0 BB: 0 P: 3	R: 0 E: 0 K: 1 S: 5	H: 0 LOB: 0 BB: 0 P: 5	R: 2 E: 0 K: 1 S: 8	H: 3 LOB: 2 BB: 1 P: 12	R: 0 E: 0 K: 0 S: 3	H: 1 LOB: 0 BB: 0 P: 3	1B: 9 2B: 2 3B: 0 HR: 1	SF: 0 SAC: 0 DP: 2 HBP: 0	WP: 0 PB: 0 SB: 0 CS: 1	PA: 39					
<b>PITCHER</b>	IP	WLS	BF	H	R	ER	SO	BB	IBB	HBP	BLK	WP	HR	S	P	ERA	WHIP										
<b>Charlie Leibrandt, L</b> ERA: 5.09 (1, 1)	7.1	W	32	8	4	4	7	3	0	0	0	0	0	43	55	4.91	1.500										
<b>Dan Quisenberry, R</b> ERA: (8, 1)	1.2	S	7	3	0	0	1	0	0	0	0	0	0	9	9	0.00	1.800										

Kansas City Royals @ Toronto Blue Jays  
Exhibition Stadium, Toronto, ON  
Sun Apr 20 1986, 3:33 AM EST  
Att: 38,141 - Unknown

AB	36
R	4
H	11
RBI	4
BB	3
SO	8
LOB	21





Batter	1	2	3	4	5	6	7	8	9	AB	R	H	RBI	BB	SO	LOB	TOP										
<b>Oddibe McDowell, L</b> (1, 8) OBP: 0.377, SLG: 0.442	0-3 K		0-0 5-3		0-0 1-3 2B	0-0 L4		0-3 K		5	1	1	0	0	2	1	<b>Texas Rangers @ Toronto Blue Jays</b> Exhibition Stadium, Toronto, ON Mon Apr 21 1986, 6:05 PM EST Att: 16,219 - Unknown  livebaseballscores.com										
<b>Scott Fletcher, R</b> (1, 6) OBP: 0.353, SLG: 0.419	0-0 6-3			0-0 1B	0-0 L4	0-0 6-3		0-3 K		4	1	1	0	0	0	1											
<b>Darrell Porter, L</b> (9, PH) OBP: 0.316, SLG: 0.667				0-0 2B	1-2					1	0	0	0	0	1	0											
<b>Pete O'Brien, L</b> (1, 3) OBP: 0.490, SLG: 0.780	0-0 4-3			0-0 2B	4-0 1-3 2B		0-0 L9			3	2	1	1	1	0	0											
<b>Pete Incaviglia, R</b> (1, 9) OBP: 0.170, SLG: 0.326		0-0 F9		0-0 2B	0-0 1-3		0-3 K			4	1	1	0	0	1	2											
<b>Gary Ward, R</b> (1, 7) OBP: 0.370, SLG: 0.325		0-0 F3		4-0 FC4-6	0-0 2B		0-3 K			3	1	1	2	1	1	0											
<b>Larry Parrish, R</b> (1, 10) OBP: 0.304, SLG: 0.476		0-0 5-3		4-0 FC4-6	0-0 2B		0-3 K			3	0	1	2	1	1	0											
<b>Don Slaught, R</b> (1, 2) OBP: 0.386, SLG: 0.677			0-0 5-3	0-0 F3	1-0 WP		0-0 F4			3	0	0	0	0	0	3											
<b>Tom Paciorek, R</b> (1, 5) OBP: 0.354, SLG: 0.400			0-0 1-3	0-0 FC4-6	0-3 K		0-3 K			3	0	0	1	0	1	4											
<b>Curtis Wilkerson, S</b> (5, 6) OBP: 0.182, SLG: 0.133				1-2 2-3 3-H	1-2 2-3					1	0	0	0	0	1	0											
<b>Steve Buechele, R</b> (1, 4) OBP: 0.324, SLG: 0.588			4-0 BB	0-0 F8		0-0 L9		0-0 F9		3	0	0	0	1	0	2											
<b>Inning Stats</b>	R: 0 E: 0 K: 1 S: 5	H: 0 LOB: 0 BB: 0 P: 5	R: 0 E: 0 K: 0 S: 3	H: 0 LOB: 0 BB: 0 P: 3	R: 0 E: 0 K: 0 S: 3	H: 0 LOB: 1 BB: 1 P: 7	R: 3 E: 0 K: 0 S: 6	H: 3 LOB: 2 BB: 2 P: 14	R: 3 E: 0 K: 1 S: 8	H: 3 LOB: 0 BB: 0 P: 13	R: 0 E: 0 K: 2 S: 7	H: 0 LOB: 0 BB: 0 P: 7	R: 0 E: 0 K: 2 S: 7	H: 0 LOB: 0 BB: 0 P: 7	R: 0 E: 0 K: 2 S: 7	H: 0 LOB: 0 BB: 0 P: 7	1B: 2 2B: 4 3B: 0 HR: 0	SF: 0 SAC: 0 DP: 0 HBP: 1	WP: 1 PB: 0 SB: 1 CS: 0	PA: 38							
<b>PITCHER</b>	IP	WLS	BF	H	R	ER	SO	BB	IBB	HBP	BLK	WP	HR	S	P	ERA	WHIP										
<b>Jimmy Key, L</b> (1, 1) ERA: 17.28	4.2		23	5	6	6	1	4	0	0	0	0	0	21	37	11.57	1.929										
<b>Mark Eichhorn, R</b> (5, 1) ERA: 9.79	3.1	W	12	1	0	0	5	0	0	1	0	1	0	21	22	0.00	0.300										
<b>Tom Henke, R</b> (9, 1) ERA: 4.26	1.0	S	3	0	0	0	2	0	0	0	0	0	0	7	7	0.00	0.000										

Batter	1	2	3	4	5	6	7	8	9	AB	R	H	RBI	BB	SO	LOB	BOTTOM										
<b>Lloyd Moseby, L</b> (1, 8) OBP: 0.356, SLG: 0.518	0-3 K		0-3 K		0-0 1-3			0-0 1B		4	1	1	0	0	2	3	<b>Texas Rangers @ Toronto Blue Jays</b> Exhibition Stadium, Toronto, ON Mon Apr 21 1986, 6:05 PM EST Att: 16,219 - Unknown  livebaseballscores.com										
<b>Tony Fernandez, S</b> (1, 6) OBP: 0.283, SLG: 0.241	0-0 1-5-3		0-0 G4-6-3		0-0 G3			0-0 G1		4	0	0	0	0	0	4											
<b>Rance Mulliniks, L</b> (1, 5) OBP: 0.462, SLG: 0.400	0-3 K			4-0 1B		0-0 1B		0-0 E		3	2	2	0	1	1	0											
<b>Willie Upshaw, L</b> (1, 3) OBP: 0.426, SLG: 0.467		0-0 F7		4-0 1B		0-0 1B		0-3 K		3	1	1	0	1	1	2											
<b>George Bell, R</b> (1, 7) OBP: 0.340, SLG: 0.565		0-0 F4		1-2 G4-6-3		0-0 1-3		0-0 E		4	1	2	1	0	0	1											
<b>Kelly Gruber, R</b> (8, PR) OBP: 0.273, SLG: 0.545				1-2 2-3		1-2		1-2 2B		0	1	0	0	0	0	0											
<b>Jesse Barfield, R</b> (1, 9) OBP: 0.302, SLG: 0.313		0-0 1-3		0-0 1B		0-0 F2		0-0 E6		4	1	1	1	0	0	3											
<b>Cliff Johnson, R</b> (1, 10) OBP: 0.423, SLG: 0.522			0-0 E		0-0 G4-6-3		0-3 K		0-0 2B	4	0	2	3	0	1	2											
<b>Damaso Garcia, R</b> (8, PR) OBP: 0.233, SLG: 0.241			1-2 2-3 3-H		0-0 1B		0-0 K		1-2 2-3 3-H	0	0	0	0	0	0	0											
<b>Garth Iorg, R</b> (1, 4) OBP: 0.280, SLG: 0.280			0-0 E		0-0 F8		0-3 K		0-0 G3	4	0	1	0	0	1	2											
<b>Buck Martinez, R</b> (1, 2) OBP: 0.217, SLG: 0.150			0-0 FC		0-0 F9		0-0 1-3			2	0	0	0	0	0	2											
<b>Rick Leach, L</b> (7, PH) OBP: 0.357, SLG: 0.357										1	0	0	0	0	0	0											
<b>Jeff Hearn, R</b> (8, 2) OBP: 0.364, SLG: 0.222			1-2 2-3							0	0	0	0	0	0	0											
<b>Inning Stats</b>	R: 0 E: 0 K: 2 S: 7	H: 0 LOB: 0 BB: 0 P: 7	R: 0 E: 0 K: 0 S: 3	H: 0 LOB: 0 BB: 0 P: 3	R: 0 E: 1 K: 1 S: 7	H: 2 LOB: 2 BB: 0 P: 7	R: 3 E: 0 K: 0 S: 4	H: 2 LOB: 0 BB: 2 P: 12	R: 0 E: 0 K: 0 S: 3	H: 0 LOB: 0 BB: 0 P: 3	R: 0 E: 0 K: 2 S: 7	H: 2 LOB: 1 BB: 0 P: 4	R: 0 E: 0 K: 2 S: 7	H: 0 LOB: 0 BB: 0 P: 7	R: 4 E: 1 K: 1 S: 10	H: 4 LOB: 2 BB: 0 P: 10	1B: 9 2B: 1 3B: 0 HR: 0	SF: 0 SAC: 0 DP: 2 HBP: 0	WP: 1 PB: 0 SB: 0 CS: 0	PA: 35							
<b>PITCHER</b>	IP	WLS	BF	H	R	ER	SO	BB	IBB	HBP	BLK	WP	HR	S	P	ERA	WHIP										
<b>Ed Correa, R</b> (1, 1) ERA: 3.05	7.2		32	9	6	4	6	2	0	0	0	0	0	42	50	4.70	1.435										
<b>Greg Harris, R</b> (8, 1) ERA: 4.5	0.1	L	3	1	1	0	0	0	0	0	0	0	0	3	3	0.00	3.000										



AB 33  
R 6  
H 6  
RBI 6  
BB 4  
SO 8  
LOB 13



AB 33  
R 7  
H 10  
RBI 5  
BB 2  
SO 6  
LOB 19





Batter	1	2	3	4	5	6	7	8	9	AB	R	H	RBI	BB	SO	LOB	TOP										
<b>Oddibe McDowell, L</b> OBP: 0.345, SLG: 0.396 (1, 8)	0-0 4-3	0-0 E3		0-0 4-3		0-3 K		0-0 F6		5	0	0	0	0	1	1	<b>Texas Rangers @ Toronto Blue Jays</b> Exhibition Stadium, Toronto, ON Tue Apr 22 1986, 6:05 PM EST Att: 16,161 - Unknown  <b>AB 36</b> <b>R 10</b> <b>H 12</b> <b>RBI 10</b> <b>BB 5</b> <b>SO 4</b> <b>LOB 12</b> 										
<b>Scott Fletcher, R</b> OBP: 0.385, SLG: 0.412 (1, 4)	4-0 1B	0-0 1B		0-0 9-2		4-0 HR		0-0 6-3		3	2	1	0	2	0	1											
<b>Pete O'Brien, L</b> OBP: 0.844, SLG: 0.844 <b>Tom Paciorek, R</b> OBP: 0.333, SLG: 0.364 (6, 3)	0-0 1B	0-0 G4-6-3				0-0 FC6-4		0-0 4-3		4	2	3	2	0	0	2											
<b>Pete Incaviglia, R</b> OBP: 0.212, SLG: 0.391 (1, 9)	4-0 1B			0-0 HR		0-0 FC6-4		4-0 F9		3	3	1	1	2	0	1											
<b>Gary Ward, R</b> OBP: 0.373, SLG: 0.400 (1, 7)	0-0 SF9			0-0 F9		0-0 HR		0-0 G6-3		5	1	2	4	0	0	1											
<b>Larry Parrish, R</b> OBP: 0.314, SLG: 0.457 (1, 10)	0-0 1B			0-0 F8		0-0 F7		4-0 5-3		4	0	1	0	1	0	0											
<b>Don Slaught, R</b> OBP: 0.462, SLG: 0.676 <b>Geno Petralli, L</b> OBP: 0.250, SLG: 0.143 (7, 2)	0-0 SF9			0-0 F9		0-0 1B		0-0 5-3		3	1	1	1	0	0	1											
<b>Steve Buechele, R</b> OBP: 0.341, SLG: 0.658 (1, 5)	0-0 F4			0-0 HR		0-0 1B		0-3 K		4	1	2	2	0	1	3											
<b>Curtis Wilkerson, S</b> OBP: 0.189, SLG: 0.147 (1, 6)				0-0 HR		0-3 K		0-0 2-3		4	0	1	0	0	2	2											
<b>Inning Stats</b>	R: 3 E: 0 K: 0 S: 6	H: 3 LOB: 2 BB: 2 P: 14	R: 0 E: 1 K: 1 S: 6	H: 1 LOB: 1 BB: 0 P: 6	R: 1 E: 0 K: 0 S: 4	H: 1 LOB: 0 BB: 0 P: 4	R: 1 E: 0 K: 0 S: 4	H: 2 LOB: 0 BB: 0 P: 4	R: 3 E: 0 K: 1 S: 9	H: 4 LOB: 1 BB: 0 P: 9	R: 2 E: 0 K: 1 S: 5	H: 1 LOB: 0 BB: 2 P: 13	R: 0 E: 0 K: 1 S: 5	H: 0 LOB: 1 BB: 1 P: 9	R: 0 E: 0 K: 0 S: 3	H: 0 LOB: 0 BB: 0 P: 3		R: 0 E: 0 K: 0 S: 3	H: 0 LOB: 0 BB: 0 P: 3	1B: 7 2B: 2 3B: 0 HR: 4	SF: 1 SAC: 0 DP: 3 HBP: 0	WP: 1 PB: 0 SB: 1 CS: 0	PA: 42				
<b>PITCHER</b>	IP	WLS	BF	H	R	ER	SO	BB	IBB	HBP	BLK	WP	HR	S	P	ERA	WHIP										
<b>Jim Clancy, R</b> ERA: 4.5 (1, 1)	4.0	L	20	7	5	5	1	2	0	0	0	0	2	20	28	11.25	2.250										
<b>Steve Davis, L</b> ERA: 17.18 (5, 1)	2.0		12	5	5	5	2	2	0	0	0	1	2	14	22	22.50	3.500										
<b>Don Gordon, R</b> ERA: 1.86 (7, 1)	3.0	S	10	0	0	0	1	1	0	0	0	0	0	11	15	0.00	0.333										
Batter	1	2	3	4	5	6	7	8	9	AB	R	H	RBI	BB	SO	LOB	BOTTOM										
<b>Lloyd Moseby, L</b> OBP: 0.339, SLG: 0.492 <b>Rick Leach, L</b> OBP: 0.333, SLG: 0.333 (7, 9)	0-0 4-3			0-3 K				0-0 F2		3	0	0	0	0	2	4	<b>Texas Rangers @ Toronto Blue Jays</b> Exhibition Stadium, Toronto, ON Tue Apr 22 1986, 6:05 PM EST Att: 16,161 - Unknown  <b>AB 31</b> <b>R 1</b> <b>H 4</b> <b>RBI 1</b> <b>BB 4</b> <b>SO 6</b> <b>LOB 14</b> 										
<b>Tony Fernandez, S</b> OBP: 0.287, SLG: 0.232 <b>Kelly Gruber, R</b> OBP: 0.250, SLG: 0.500 (7, 6)	4-0 1B			0-0 5-3		0-0 F7		0-3 K		2	1	0	0	1	0	0											
<b>Rance Mulliniks, L</b> OBP: 0.442, SLG: 0.382 (1, 5)	0-3 K			0-0 4-3		0-3 K		0-0 WP		4	0	1	0	0	2	1											
<b>Willie Upshaw, L</b> OBP: 0.414, SLG: 0.449 (1, 3)	0-0 WP			0-0 F7		0-0 F4		0-0 4-3		4	0	1	1	0	0	1											
<b>George Bell, R</b> OBP: 0.360, SLG: 0.563 <b>Cecil Fielder, R</b> OBP: 0.111, SLG: 0.259 (7, 7)	4-0 WP			0-0 FC1-6		0-0 F9		0-0 F7		2	0	1	0	1	0	0											
<b>Jesse Barfield, R</b> OBP: 0.281, SLG: 0.288 (7, 8)	0-0 F3			0-0 FC1-6		0-3 K		0-0 F8		4	0	0	0	0	1	3											
<b>Cliff Johnson, R</b> OBP: 0.433, SLG: 0.500 (1, 10)				0-0 FC4		0-0 F8		0-0 F9		3	0	1	0	1	0	0											
<b>Garth Iorg, R</b> OBP: 0.241, SLG: 0.241 (1, 4)				0-0 FC4		0-0 F6		0-0 F3		4	0	0	0	0	0	3											
<b>Buck Martinez, R</b> OBP: 0.231, SLG: 0.136 (1, 2)				0-0 4-3		4-0 1B		0-0 F7		2	0	0	0	1	0	1											
<b>Inning Stats</b>	R: 1 E: 0 K: 1 S: 6	H: 1 LOB: 2 BB: 2 P: 14	R: 0 E: 0 K: 1 S: 5	H: 0 LOB: 1 BB: 1 P: 9	R: 0 E: 0 K: 0 S: 3	H: 0 LOB: 0 BB: 0 P: 3	R: 0 E: 0 K: 1 S: 7	H: 2 LOB: 3 BB: 1 P: 11	R: 0 E: 0 K: 1 S: 5	H: 0 LOB: 0 BB: 0 P: 5	R: 0 E: 0 K: 1 S: 5	H: 0 LOB: 0 BB: 0 P: 5	R: 0 E: 0 K: 1 S: 3	H: 0 LOB: 1 BB: 0 P: 3	R: 0 E: 0 K: 0 S: 6	H: 1 LOB: 0 BB: 0 P: 6		R: 0 E: 0 K: 0 S: 3	H: 0 LOB: 0 BB: 0 P: 3	1B: 4 2B: 0 3B: 0 HR: 0	SF: 0 SAC: 0 DP: 0 HBP: 0	WP: 2 PB: 0 SB: 3 CS: 0	PA: 35				
<b>PITCHER</b>	IP	WLS	BF	H	R	ER	SO	BB	IBB	HBP	BLK	WP	HR	S	P	ERA	WHIP										
<b>Bobby Witt, R</b> ERA: 5.02 (1, 1)	6.0	W	25	3	1	1	5	4	0	0	0	0	0	31	47	1.50	1.167										
<b>Mickey Mahler, L</b> ERA: 3.39 (7, 1)	3.0	S	10	1	0	0	1	0	0	0	0	1	0	12	12	0.00	0.333										



Batter	1	2	3	4	5	6	7	8	9	AB	R	H	RBI	BB	SO	LOB	TOP										
<b>Oddibe McDowell, L</b> OBP: 0.333, SLG: 0.396 (1, 8)	0-0 B1-3	0-0 2B		0-0 4-3		0-3 K		0-0 4-3		5	0	1	0	0	1	1											
<b>Scott Fletcher, R</b> OBP: 0.386, SLG: 0.378 (1, 4)	0-0 6-3	1-0 HBP			4-0 CS BB		0-3 K	0-0 5-3		3	0	0	0	1	1	0											
<b>Pete O'Brien, L</b> OBP: 0.500, SLG: 0.800 (1, 3)	0-0 1B	0-0 F8			0-0 F8		0-0 FC5-4 1B		0-0 F7	5	1	2	0	0	0	3											
<b>Pete Incaviglia, R</b> OBP: 0.211, SLG: 0.373 (1, 9)	0-0 1B		0-3 K		0-0 4-3		0-0 FC5-4 2B		0-3 K	5	2	1	0	0	2	2											
<b>George Wright, S</b> OBP: 0.500, SLG: 0.714 (1, 7)	0-0 WP 1B		0-0 1B			0-0 HR	0-0 2B		0-0 F8	5	3	4	2	0	0	0											
<b>Larry Parrish, R</b> OBP: 0.384, SLG: 0.580 (1, 10)	0-0 FC5-4 1B		0-0 1B		0-0 G4-6-3 1B	0-0 HR	0-0 HR	0-0 2B		4	2	4	5	0	0	0											
<b>Don Slaught, R</b> OBP: 0.342, SLG: 0.711 (1, 2)	0-0 FC5-4 1B		0-0 G4-6-3 1B		0-0 6-3	0-0 HR	0-0 HR			4	1	1	2	0	0	3											
<b>Steve Buechele, R</b> OBP: 0.311, SLG: 0.595 (1, 5)		0-0 F8		0-0 F4		0-0 F6	0-3 K			4	0	0	0	0	1	0											
<b>Curtis Wilkerson, S</b> OBP: 0.195, SLG: 0.158 (1, 6)		0-0 3-1		0-0		0-0		0-0 F8		4	0	1	0	0	0	0											
<b>Inning Stats</b>	R: 3 E: 0 K: 0 S: 7	H: 4 LOB: 1 BB: 0 P: 7	R: 0 E: 0 K: 0 S: 4	H: 1 LOB: 2 BB: 0 P: 5	R: 0 E: 0 K: 1 S: 6	H: 2 LOB: 1 BB: 0 P: 6	R: 0 E: 0 K: 0 S: 3	H: 0 LOB: 0 BB: 1 P: 3	R: 0 E: 0 K: 1 S: 2	H: 0 LOB: 0 BB: 1 P: 6	R: 2 E: 0 K: 1 S: 8	H: 3 LOB: 1 BB: 0 P: 8	R: 4 E: 0 K: 2 S: 11	H: 4 LOB: 0 BB: 0 P: 11	R: 0 E: 0 K: 0 S: 3	H: 0 LOB: 0 BB: 0 P: 3	R: 0 E: 0 K: 1 S: 5	H: 0 LOB: 0 BB: 0 P: 5	1B: 9 2B: 2 3B: 0 HR: 3	SF: 0 SAC: 0 DP: 1 HBP: 1	WP: 1 PB: 0 SB: 1 CS: 1	PA: 41					
<b>PITCHER</b>	IP	WLS	BF	H	R	ER	SO	BB	IBB	HBP	BLK	WP	HR	S	P	ERA	WHIP										
<b>Dave Stieb, R</b> ERA: 7.84 (1, 1)	5.0		24	9	5	5	1	1	0	1	0	1	2	24	29	9.00	2.000										
<b>Dennis Lamp, R</b> ERA: 6.91 (6, 1)	1.2	L	10	5	4	4	2	0	0	0	0	0	1	14	14	21.60	3.000										
<b>Mark Eichhorn, R</b> ERA: 0.71 (7, 1)	1.1		4	0	0	0	1	0	0	0	0	0	0	6	6	0.00	0.000										
<b>Bill Caudill, R</b> ERA: (9, 1)	1.0		3	0	0	0	1	0	0	0	0	0	0	5	5	0.00	0.000										

Texas Rangers @ Toronto Blue Jays  
Exhibition Stadium, Toronto, ON  
Wed Apr 23 1986, 3:33 AM EST  
Att: 17,281 - Unknown

AB 39  
R 9  
H 14  
RBI 9  
BB 1  
SO 5  
LOB 9



Batter	1	2	3	4	5	6	7	8	9	AB	R	H	RBI	BB	SO	LOB	BOTTOM										
<b>Lloyd Moseby, L</b> OBP: 0.343, SLG: 0.476 (1, 8)	0-3 K	0-3 K		0-0 FC6-4 1B		0-0 G3			4-0 1B HR BB	4	1	1	0	1	2	3											
<b>Tony Fernandez, S</b> OBP: 0.282, SLG: 0.230 (1, 6)	0-0 G3	0-0 G5-3		0-0 FC6-4 1B			0-3 K		0-0 1B HR	5	1	1	0	0	1	4											
<b>George Bell, R</b> OBP: 0.382, SLG: 0.615 (1, 7)	4-0 BB		0-0 2B SF7 1B		0-0 4-3		0-0 F4		0-0 1B HR	4	2	2	3	1	0	0											
<b>Jesse Barfield, R</b> OBP: 0.274, SLG: 0.298 (1, 9)	0-3 K		0-0 CS 2B		0-0 3-1		0-3 K		0-3 K	5	0	1	0	0	3	1											
<b>Willie Upshaw, L</b> OBP: 0.429, SLG: 0.451 (1, 3)		4-0 1B 1B BB	0-0 SF7		0-0 G3			0-0 1B	4-0 1B BB	2	1	1	1	2	0	0											
<b>Cliff Johnson, R</b> OBP: 0.429, SLG: 0.484 (1, 10)		0-0 1B 1B 1B	0-0 F8		0-0 4-3			0-0 1B	0-3 K	5	1	2	0	0	1	2											
<b>Kelly Gruber, R</b> OBP: 0.313, SLG: 0.688 (9, 4)		0-0 1B 1B		0-0 F3		0-0 HR		0-3 K		4	2	2	1	0	1	2											
<b>Garth Iorg, R</b> OBP: 0.281, SLG: 0.258 (8, PH)		0-0 G5-3 1B		0-0 G3		4-0 S BLK BB		0-0 G6-3 1B		2	0	1	1	1	0	0											
<b>Rance Mulliniks, L</b> OBP: 0.432, SLG: 0.371 (9, 5)		1-2 2-3 3-H						0-0 G6-3 1B		1	0	0	0	0	0	2											
<b>Jeff Hearnon, R</b> OBP: 0.429, SLG: 0.273 (8, PH)		0-0 1B		4-0 1B		0-3 K			0-0 4-3	2	0	1	2	1	1	1											
<b>Rick Leach, L</b> OBP: 0.313, SLG: 0.313 (9, PH)		1-2 2-H 3-H								1	0	0	0	0	0	0											
<b>Inning Stats</b>	R: 0 E: 0 K: 2 S: 7	H: 0 LOB: 1 BB: 1 P: 11	R: 3 E: 0 K: 1 S: 8	H: 4 LOB: 1 BB: 1 P: 12	R: 1 E: 0 K: 0 S: 4	H: 2 LOB: 0 BB: 0 P: 4	R: 0 E: 0 K: 0 S: 4	H: 1 LOB: 2 BB: 1 P: 8	R: 0 E: 0 K: 0 S: 3	H: 0 LOB: 0 BB: 0 P: 3	R: 1 E: 0 K: 1 S: 6	H: 1 LOB: 1 BB: 1 P: 10	R: 0 E: 0 K: 2 S: 7	H: 0 LOB: 0 BB: 0 P: 7	R: 0 E: 0 K: 1 S: 6	H: 2 LOB: 1 BB: 0 P: 6	R: 3 E: 0 K: 2 S: 9	H: 2 LOB: 1 BB: 2 P: 17	1B: 9 2B: 1 3B: 0 HR: 2	SF: 1 SAC: 0 DP: 2 HBP: 0	WP: 0 PB: 0 SB: 1 CS: 1	PA: 42					
<b>PITCHER</b>	IP	WLS	BF	H	R	ER	SO	BB	IBB	HBP	BLK	WP	HR	S	P	ERA	WHIP										
<b>Mike Mason, L</b> ERA: 4.91 (1, 1)	5.1		25	8	5	5	3	3	0	0	0	0	1	28	40	8.44	2.062										
<b>Mitch Williams, L</b> ERA: (6, 1)	0.2	W	3	0	0	0	1	1	0	0	1	0	0	4	8	0.00	1.500										
<b>Greg Harris, R</b> ERA: 5.73 (7, 1)	3.0	S	14	4	3	3	5	2	0	0	0	0	1	22	30	9.00	2.000										

Texas Rangers @ Toronto Blue Jays  
Exhibition Stadium, Toronto, ON  
Wed Apr 23 1986, 3:33 AM EST  
Att: 17,281 - Unknown

AB 35  
R 8  
H 12  
RBI 8  
BB 6  
SO 9  
LOB 15







Batter	1	2	3	4	5	6	7	8	9	10	AB	R	H	RBI	BB	SO	LOB	TOP				
Lloyd Moseby, L OBP: 0.347, SLG: 0.463 (1, 8)	3-1		FC5-2 1-3 1B		BB	4-0 BB		E4 CS	F7		4	0	1	0	1	0	3	<b>Toronto Blue Jays @ Baltimore Orioles</b> Memorial Stadium, Baltimore, MD Fri Apr 25 1986, 6:05 PM EST Att: 20,524 - Unknown <a href="http://livebaseballscores.com">livebaseballscores.com</a>				
Tony Fernandez, S OBP: 0.286, SLG: 0.288 (1, 6)	3B		FC5-2 1-3 3-H		F7			1-2 1B		G3 2B 1B	5	1	3	0	0	0	3					
Rance Mulliniks, L OBP: 0.388, SLG: 0.325 Garth Iorg, R OBP: 0.281, SLG: 0.258 (1, 5) (10, 5)	K		K			L5		G3		G3	5	0	0	0	0	2	5					
Willie Upshaw, L OBP: 0.412, SLG: 0.418 (1, 3)	3-1					4-3			F7	2B BB	4	0	0	0	1	1	1					
George Bell, R OBP: 0.387, SLG: 0.571 (1, 7)		6-3				F8			F6	K	4	0	0	0	1	2	2					
Jesse Barfield, R OBP: 0.298, SLG: 0.387 (1, 9)		K				K					5	1	3	2	0	2	1					
Cliff Johnson, R OBP: 0.410, SLG: 0.441 Kelly Gruber, R OBP: 0.294, SLG: 0.647 (1, 10) (9, PR)		G3				K		F8 1B		HR	3	0	0	0	1	2	2					
Jeff Hearson, R OBP: 0.353, SLG: 0.214 Rick Leach, L OBP: 0.353, SLG: 0.353 Buck Martinez, R OBP: 0.231, SLG: 0.136 (1, 2) (9, PH) (9, 2)			K			F8		F8		BB 1B BB	3	0	0	0	0	1	0					
Damaso Garcia, R OBP: 0.265, SLG: 0.250 (1, 4)			1B FC5-2 1B			K2-3		F4		1-2 2-3 BB	3	0	1	0	1	1	0					
<b>Inning Stats</b>	R: 0 E: 0 K: 1 S: 6	H: 1 LOB: 1 BB: 0 P: 6	R: 0 E: 0 K: 1 S: 5	H: 0 LOB: 0 BB: 0 P: 5	R: 0 E: 0 K: 2 S: 9	H: 2 LOB: 2 BB: 0 P: 9	R: 0 E: 0 K: 3 S: 9	H: 0 LOB: 1 BB: 1 P: 13	R: 0 E: 0 K: 1 S: 5	H: 0 LOB: 0 BB: 0 P: 3	R: 0 E: 0 K: 0 S: 3	H: 1 LOB: 0 BB: 0 P: 3	R: 0 E: 1 K: 0 S: 4	H: 1 LOB: 1 BB: 0 P: 4	R: 1 E: 0 K: 0 S: 5	H: 2 LOB: 3 BB: 2 P: 13	R: 1 E: 0 K: 1 S: 7		H: 2 LOB: 2 BB: 1 P: 11	1B: 6 2B: 1 3B: 1 HR: 1	SF: 0 SAC: 0 DP: 0 HBP: 0	WP: 0 PB: 0 SB: 0 CS: 1
<b>PITCHER</b>	IP 8.2	WLS L	BF 34	H 6	R 1	ER 1	SO 8	BB 3	IBB 0	HBP 0	BLK 0	WP 0	HR 1	S 47	P 59	ERA 1.04	WHIP 1.038					
Storm Davis, R ERA: 1.13 (1, 1)	0.2		6	2	1	1	0	2	0	0	0	0	0	4	12	13.50	6.000					
Don Aase, R ERA: 1.8 (9, 1)	0.2		3	1	0	0	1	0	0	0	0	0	0	5	5	0.00	1.500					
Rich Bordi, R ERA: 1.54 (10, 1)																						

Batter	1	2	3	4	5	6	7	8	9	10	AB	R	H	RBI	BB	SO	LOB	BOTTOM				
Alan Wiggins, S OBP: 0.239, SLG: 0.226 (1, 4)	E 1B		G3			F8		E8 1-3 SF7 1B		4-3	5	1	2	0	0	0	0	<b>Toronto Blue Jays @ Baltimore Orioles</b> Memorial Stadium, Baltimore, MD Fri Apr 25 1986, 6:05 PM EST Att: 20,524 - Unknown <a href="http://livebaseballscores.com">livebaseballscores.com</a>				
Lee Lacy, R OBP: 0.310, SLG: 0.357 (1, 9)	K		1-3			2B 1B		1-3		L9	5	0	1	0	0	1	2					
Cal Ripken Jr., R OBP: 0.333, SLG: 0.383 (1, 6)	E1 1B					F3		SF7			3	0	1	1	0	0	1					
Eddie Murray, S OBP: 0.343, SLG: 0.450 (1, 3)	F4					1B 1B		1-3			4	0	2	0	0	0	2					
Fred Lynn, L OBP: 0.349, SLG: 0.370 (1, 8)	4-3					5-3				4-3	4	0	1	0	0	0	4					
Larry Sheets, L OBP: 0.222, SLG: 0.389 Jackie Gutierrez, R (9, PR)			G4-6-3 1B			G4-6-3				E3	4	0	1	0	0	0	2					
John Shelby, S OBP: 0.234, SLG: 0.250 (1, 7)			G4-6-3			F9		F6		F9	4	0	0	0	0	0	2					
Floyd Rayford, R OBP: 0.286, SLG: 0.231 (1, 5)			1-3			1-3				K	4	0	1	0	0	1	1					
Rick Dempsey, R OBP: 0.294, SLG: 0.413 Jim Dwyer, L OBP: 0.250, SLG: 0.381 (1, 2) (10, PH)			6-3			6-3		K		4-3	3	0	0	0	0	1	1					
<b>Inning Stats</b>	R: 0 E: 1 K: 1 S: 7	H: 2 LOB: 2 BB: 0 P: 7	R: 0 E: 0 K: 0 S: 3	H: 1 LOB: 0 BB: 0 P: 3	R: 0 E: 0 K: 0 S: 3	H: 0 LOB: 0 BB: 0 P: 3	R: 0 E: 0 K: 0 S: 4	H: 2 LOB: 1 BB: 0 P: 4	R: 0 E: 0 K: 0 S: 3	H: 0 LOB: 0 BB: 0 P: 3	R: 0 E: 0 K: 0 S: 5	H: 1 LOB: 1 BB: 0 P: 6	R: 1 E: 1 K: 0 S: 4	H: 1 LOB: 0 BB: 0 P: 4	R: 0 E: 1 K: 1 S: 6	H: 0 LOB: 1 BB: 0 P: 6	R: 0 E: 0 K: 0 S: 3		H: 0 LOB: 0 BB: 0 P: 3	1B: 8 2B: 1 3B: 0 HR: 0	SF: 1 SAC: 0 DP: 2 HBP: 0	WP: 0 PB: 0 SB: 0 CS: 0
<b>PITCHER</b>	IP 7.0	WLS W	BF 27	H 8	R 1	ER 0	SO 2	BB 0	IBB 0	HBP 0	BLK 0	WP 0	HR 0	S 31	P 31	ERA 0.00	WHIP 1.143					
Doyle Alexander, R ERA: 1.71 (8, 1)	3.0		11	1	1	0	1	0	0	0	0	0	0	13	13	0.00	0.333					
Mark Eichhorn, R ERA: 0.57 (8, 1)																						





Batter	1	2	3	4	5	6	7	8	9	AB	R	H	RBI	BB	SO	LOB	TOP																	
Lloyd Moseby, L (1, 8) OBP: 0.364, SLG: 0.500	F3		FC3-6 1B		BB 1B	1-H 2-H 3B		F2		5	0	3	2	0	0	2	<b>Toronto Blue Jays @ Baltimore Orioles</b> Memorial Stadium, Baltimore, MD Sat Apr 26 1986, 3:33 AM EST Att: 22,659 - Unknown  <b>livebaseballscores.com</b>  <b>AB 36</b> <b>R 5</b> <b>H 11</b> <b>RBI 5</b> <b>BB 5</b> <b>SO 4</b> <b>LOB 21</b> 																	
Tony Fernandez, S (1, 6) OBP: 0.293, SLG: 0.286	1B		FC3-6 1B		BB 1B	B1-3		4-3		4	0	1	0	1	0	2																		
George Bell, R (1, 7) OBP: 0.369, SLG: 0.557	K		G6-3 1B		G6-4-3 BB		6-3		5	0	2	0	0	1	4																			
Jesse Barfield, R (1, 9) OBP: 0.278, SLG: 0.358	6-3		G6-3		5-3		6-3		5	0	0	0	0	1	4																			
Willie Upshaw, L (1, 3) OBP: 0.411, SLG: 0.407		S 1B			F9	HR BB	F7		4	1	1	0	1	1	1																			
Cliff Johnson, R (1, 10) OBP: 0.419, SLG: 0.514	K		4-3		4-3				3	1	1	2	1	1	1																			
Kelly Gruber, R (8, FR) OBP: 0.294, SLG: 0.647						HR		FC1-6-4 1B BB		0	1	0	0	0	0																			
Damaso Garcia, R (1, 4) OBP: 0.263, SLG: 0.250	F7		G3		4-3			FC1-6-4 1B BB		4	0	1	0	0	0	1																		
Garth Iorg, R (1, 5) OBP: 0.343, SLG: 0.281								FC1-6-4 1B BB		1	1	1	0	2	0	0																		
Rance Mulliniks, L (8, PH) OBP: 0.380, SLG: 0.317						BB 1B		FC1-6-4 1B BB		1	0	0	0	0	0	2																		
Buck Martinez, R (1, 2) OBP: 0.207, SLG: 0.120								FC1-6-4 1B BB		3	1	0	0	0	4																			
Rick Leach, L (8, PH) OBP: 0.369, SLG: 0.389	L7					F6		FC1-6-4 1B BB		1	0	1	1	0	0																			
Jeff Hearnon, R (8, 2) OBP: 0.353, SLG: 0.214						E5 3B		FC1-6-4 1B BB		0	0	0	0	0	0																			
<b>Inning Stats</b>	R: 0 E: 0 K: 1 S: 6	H: 1 LOB: 1 BB: 0 P: 6	R: 0 E: 0 K: 1 S: 6	H: 1 LOB: 2 BB: 1 P: 10	R: 0 E: 0 K: 0 S: 4	H: 2 LOB: 1 BB: 0 P: 4	R: 0 E: 0 K: 0 S: 3	H: 0 LOB: 0 BB: 0 P: 3	R: 0 E: 0 K: 0 S: 4	H: 2 LOB: 2 BB: 1 P: 8	R: 0 E: 0 K: 0 S: 3	H: 0 LOB: 0 BB: 0 P: 3	R: 0 E: 0 K: 0 S: 4	H: 2 LOB: 2 BB: 1 P: 8	R: 0 E: 0 K: 2 S: 8	H: 1 LOB: 1 BB: 0 P: 8		1B: 9 2B: 0 3B: 1 HR: 1	SF: 0 SAC: 0 DP: 2 HBP: 0	WP: 0 PB: 0 SB: 1 CS: 0	PA: 41													
<b>PITCHER</b>	IP WLS BF H R ER SO BB IBB HBP BLK WP HR S P ERA WHIP																																	
Mike Flanagan, L (1, 1) ERA: 4.33	5.2	28	8	4	2	2	4	0	0	0	0	0	0	1	28	44	3.18	2.118																
Nate Snell, R (8, 1) ERA: 6.75	1.1	5	0	1	1	0	1	0	0	0	0	0	0	0	4	8	6.75	0.750																
Rich Bardi, R (8, 1) ERA: 1.46	0.2	3	2	0	0	0	0	0	0	0	0	0	0	0	3	3	0.00	3.000																
Brad Havens, L (8, 1) ERA: 8.99	1.1	W 5	1	0	0	2	0	0	0	0	0	0	0	0	9	9	0.00	0.750																

Batter	1	2	3	4	5	6	7	8	9	AB	R	H	RBI	BB	SO	LOB	BOTTOM																	
John Shelby, S (1, 8) OBP: 0.266, SLG: 0.306	6-3		K			E 2B	1B 2-H	S 2B		5	2	3	2	0	1	0	<b>Toronto Blue Jays @ Baltimore Orioles</b> Memorial Stadium, Baltimore, MD Sat Apr 26 1986, 3:33 AM EST Att: 22,659 - Unknown  <b>livebaseballscores.com</b>  <b>AB 37</b> <b>R 11</b> <b>H 14</b> <b>RBI 11</b> <b>BB 4</b> <b>SO 5</b> <b>LOB 10</b> 																	
Lee Lacy, R (1, 9) OBP: 0.323, SLG: 0.367	K		L1			F8 1B	FC6-4 1B	2B BB		4	0	2	2	0	1	0																		
Jackie Gutierrez, R (8, 4)										0	1	0	0	1	0	0																		
Cal Ripken Jr., R (1, 6) OBP: 0.324, SLG: 0.385	6-3		F8			F8 2-H	FC6-4 1B			5	0	1	2	0	0	3																		
Eddie Murray, S (1, 3) OBP: 0.333, SLG: 0.422		5-3				G3		K		4	0	0	0	1	1																			
Juan Beniquez, R (1, 10) OBP: 0.444, SLG: 0.381										2	0	2	0	0	0	0																		
Jim Dwyer, L (7, PH) OBP: 0.259, SLG: 0.417			G4-3 1B			1B		FC4 BB		3	1	1	0	0	0	2																		
Floyd Rayford, R (1, 5) OBP: 0.222, SLG: 0.176		G4-3				F8		K		4	0	0	0	0	1	3																		
Mike Young, S (1, 7) OBP: 0.451, SLG: 0.375			L7			L7				2	2	0	0	2	0	1																		
Juan Bonilla, R (1, 4) OBP: 0.419, SLG: 0.444										2	0	0	0	0	1	0																		
Fred Lynn, L (7, PH) OBP: 0.369, SLG: 0.393			K							2	2	2	1	0	0	0																		
Rick Dempsey, R (1, 2) OBP: 0.302, SLG: 0.438										2	1	1	0	0	0	0																		
John Stefero, L (7, PH) OBP: 0.600, SLG: 0.875			F3							2	2	2	4	0	0	0																		
<b>Inning Stats</b>	R: 0 E: 0 K: 1 S: 5	H: 0 LOB: 0 BB: 0 P: 5	R: 0 E: 0 K: 0 S: 3	H: 1 LOB: 0 BB: 0 P: 3	R: 0 E: 0 K: 1 S: 5	H: 0 LOB: 0 BB: 0 P: 5	R: 0 E: 0 K: 1 S: 5	H: 0 LOB: 0 BB: 0 P: 5	R: 0 E: 0 K: 0 S: 4	H: 1 LOB: 1 BB: 0 P: 4	R: 2 E: 1 K: 0 S: 6	H: 3 LOB: 1 BB: 0 P: 6	R: 3 E: 0 K: 0 S: 7	H: 4 LOB: 2 BB: 1 P: 11	R: 6 E: 0 K: 2 S: 12	H: 5 LOB: 3 BB: 3 P: 24		1B: 9 2B: 4 3B: 0 HR: 1	SF: 0 SAC: 0 DP: 1 HBP: 0	WP: 0 PB: 0 SB: 1 CS: 0	PA: 41													
<b>PITCHER</b>	IP WLS BF H R ER SO BB IBB HBP BLK WP HR S P ERA WHIP																																	
Jimmy Key, L (1, 1) ERA: 11.85	5.1	19	4	2	2	3	0	0	0	0	0	0	0	0	6	10	13.50	2.250																
Don Gordon, R (8, 1) ERA: 3.27	1.1	7	2	2	2	0	1	0	0	0	0	0	0	0	3	3	∞	∞																
Dennis Lamp, R (7, 1) ERA: 7.53	0.0	3	3	1	1	0	0	0	0	0	0	0	0	0	1	1	0.00	0.000																
Bill Caudill, R (7, 1) ERA:	0.1	L 1	0	0	0	0	0	0	0	0	0	0	0	0	1	1	0.00	0.000																
Tom Henke, R (8, 1) ERA: 11.57	0.2	L 9	5	6	6	2	2	0	0	0	0	1	11	19	81.00	10.500																		







Batter	1	2	3	4	5	6	7	8	9	AB	R	H	RBI	BB	SO	LOB	TOP											
<b>Rick Burleson, R</b> OBP: 0.424, SLG: 0.420 <b>Dick Schofield, R</b> OBP: 0.250, SLG: 0.581	0-3 K		0-0 4-3		0-0 2B		1-0 FC5 SH1-3 1-2 HBP		0-0 CI FC3-6 1B	4	1	2	0	0	1	0												
<b>Ruppert Jones, L</b> OBP: 0.355, SLG: 0.367	0-0 F7		0-0 F9		4-0 BB		0-0 SH1-3		0-1 CI FC3-6	2	0	0	0	1	0	0												
<b>Wally Joyner, L</b> OBP: 0.385, SLG: 0.595	0-0 4-3			0-0 HR	0-3 K		4-0 IBB		0-0 FC3-6 1-2 2-H	4	1	1	1	1	1	3												
<b>Doug DeCinces, R</b> OBP: 0.306, SLG: 0.408		0-0 F9		0-0 E8 2-3 3B	5-3		0-3 K		0-0 F8	5	1	0	0	0	1	6												
<b>Brian Downing, R</b> OBP: 0.402, SLG: 0.606		0-0 BB 1B		0-0 2-3		0-0 F6	0-0 FC5 2-3f			4	1	1	0	0	0	4												
<b>Reggie Jackson, L</b> OBP: 0.516, SLG: 0.780	4-0 1B 1-2 BB		0-3 K		0-0 1-3		0-3 K			3	0	0	0	1	2	1												
<b>Rob Wilfong, L</b> OBP: 0.315, SLG: 0.431	0-0 1-3 2-H 1B		0-0 2-H 3B		0-0 2B		0-0 K			4	0	3	2	0	0	0												
<b>Gary Pettis, S</b> OBP: 0.272, SLG: 0.257	0-0 5-3		0-0 G3		0-3 K		0-3 K			4	0	0	0	0	2	3												
<b>Bob Boone, R</b> OBP: 0.274, SLG: 0.328			0-0 6-3		0-0 L4		0-0 SH1-3 HBP 1B		0-0 F2	4	0	1	0	0	0	0												
<b>Inning Stats</b>	R: 0 E: 0 K: 1 S: 5	H: 0 LOB: 0 BB: 0 P: 5	R: 1 E: 0 K: 0 S: 4	H: 2 LOB: 1 BB: 1 P: 8	R: 0 E: 0 K: 0 S: 3	H: 0 LOB: 0 BB: 0 P: 3	R: 2 E: 1 K: 1 S: 8	H: 2 LOB: 1 BB: 0 P: 8	R: 0 E: 0 K: 1 S: 6	H: 1 LOB: 2 BB: 1 P: 10	R: 0 E: 0 K: 1 S: 6	H: 1 LOB: 1 BB: 0 P: 6	R: 0 E: 0 K: 2 S: 7	H: 0 LOB: 0 BB: 0 P: 7	R: 1 E: 1 K: 0 S: 5	H: 1 LOB: 1 BB: 0 P: 5	1B: 4 2B: 2 3B: 1 HR: 1	SF: 0 SAC: 1 DP: 0 HBP: 1	WP: 0 PB: 0 SB: 0 CS: 0	PA: 40								
<b>PITCHER</b>	IP	WLS	BF	H	R	ER	SO	BB	IBB	HBP	BLK	WP	HR	S	P	ERA	WHIP											
<b>Dave Stieb, R</b> ERA: 6.75	(1, 1)	6.0	L	28	7	3	2	4	2	0	1	0	0	1	33	42	3.00	1.500										
<b>Mark Eichhorn, R</b> ERA: 0.45	(7, 1)	3.0	L	12	1	1	0	3	0	1	0	0	0	0	17	21	0.00	0.333										

California Angels @ Toronto Blue Jays  
Exhibition Stadium, Toronto, ON  
Tue Apr 29 1986, 7:05 PM EDT  
Att: 18,103 - Unknown


AB	34
R	4
H	8
RBI	3
BB	3
SO	7
LOB	17



Batter	1	2	3	4	5	6	7	8	9	AB	R	H	RBI	BB	SO	LOB	BOTTOM											
<b>Lloyd Moseby, L</b> OBP: 0.345, SLG: 0.463	0-0 F5	0-0 F7		0-0 6-3			0-0 FC5-4 1B		0-0 F9	5	0	1	0	0	0	1												
<b>Tony Fernandez, S</b> OBP: 0.310, SLG: 0.316	0-0 4-3 1B		0-0 F7 2B		0-0 1B		0-0 FC5-4 PB 1-2f			4	2	3	0	0	0	1												
<b>Rance Mulliniks, L</b> OBP: 0.345, SLG: 0.347 <b>Cliff Johnson, R</b> OBP: 0.432, SLG: 0.514 <b>Kelly Gruber, R</b> OBP: 0.294, SLG: 0.647	0-0 4-3 1-2		0-0 F7 2-3		0-0 F8		4-0 IBB			3	0	0	0	0	0	3												
<b>Willie Upshaw, L</b> OBP: 0.390, SLG: 0.373	0-0 E S 2-H 1B		0-3 K		0-0 F5		0-3 K			4	0	1	1	0	2	4												
<b>George Bell, R</b> OBP: 0.397, SLG: 0.618	4-0 1-3 BB		0-0 1B 2B		0-0 4-3			0-0 4-3		3	1	1	1	1	0	1												
<b>Cecil Fielder, R</b> OBP: 0.143, SLG: 0.343	0-3 K		0-0 2-H 1B		0-0 6-3		0-0 K		0-3 K	4	0	1	1	0	2	2												
<b>Rick Leach, L</b> OBP: 0.364, SLG: 0.333		0-0 F7	0-0 4-3		4-0 G6-4-3 BB		0-0 6-3		0-0 6-3	3	0	0	0	1	0	1												
<b>Jeff Hearn, R</b> OBP: 0.320, SLG: 0.273		0-3 K		0-0 L4		0-0 G6-4-3 1-2f		0-0 6-3		4	0	0	0	0	1	1												
<b>Damaso Garcia, R</b> OBP: 0.279, SLG: 0.250 <b>Garth Iorg, R</b> OBP: 0.316, SLG: 0.257		1-0 HBP		0-3 K		0-0 6-3		0-3 K		0	0	0	0	0	0	0												
<b>Inning Stats</b>	R: 1 E: 0 K: 1 S: 7	H: 2 LOB: 2 BB: 1 P: 11	R: 0 E: 0 K: 1 S: 5	H: 0 LOB: 1 BB: 0 P: 6	R: 2 E: 0 K: 1 S: 8	H: 3 LOB: 1 BB: 0 P: 8	R: 0 E: 0 K: 1 S: 5	H: 0 LOB: 0 BB: 0 P: 5	R: 0 E: 0 K: 0 S: 4	H: 1 LOB: 1 BB: 0 P: 4	R: 0 E: 0 K: 0 S: 2	H: 0 LOB: 0 BB: 1 P: 6	R: 0 E: 0 K: 1 S: 6	H: 1 LOB: 2 BB: 1 P: 10	R: 0 E: 0 K: 1 S: 5	H: 0 LOB: 0 BB: 0 P: 5	R: 0 E: 0 K: 1 S: 5	H: 0 LOB: 0 BB: 0 P: 5	1B: 5 2B: 2 3B: 0 HR: 0	SF: 0 SAC: 0 DP: 1 HBP: 1	WP: 0 PB: 1 SB: 1 CS: 0	PA: 37						
<b>PITCHER</b>	IP	WLS	BF	H	R	ER	SO	BB	IBB	HBP	BLK	WP	HR	S	P	ERA	WHIP											
<b>Kirk McCaskill, R</b> ERA: 3.13	(1, 1)	6.1	W	28	7	3	3	4	2	0	1	0	0	0	33	42	4.26	1.421										
<b>Terry Forster, L</b> ERA: 1.59	(7, 1)	1.2	W	6	0	0	0	2	0	1	0	0	0	9	13	0.00	0.000											
<b>Donnie Moore, R</b> ERA: 3.27	(9, 1)	1.0	S	3	0	0	0	1	0	0	0	0	0	5	5	0.00	0.000											

California Angels @ Toronto Blue Jays  
Exhibition Stadium, Toronto, ON  
Tue Apr 29 1986, 7:05 PM EDT  
Att: 18,103 - Unknown

AB	33
R	3
H	7
RBI	3
BB	3
SO	7
LOB	14









Batter	1	2	3	4	5	6	7	8	9	AB	R	H	RBI	BB	SO	LOB	TOP										
<b>Rick Burleson, R</b> OBP: 0.456, SLG: 0.517 (1, 10)	F9	FC4-6 1B		2B 1B		1-3		L9		5	1	2	1	0	0	0											
<b>Wally Joyner, L</b> OBP: 0.380, SLG: 0.582 (1, 3)	BB BB	FC4-6		L7			E4 3B 1B		K	4	1	1	0	1	1	3											
<b>Brian Downing, R</b> OBP: 0.406, SLG: 0.633 (1, 7)	BB BB			1B 2B			1B 3B		K	4	2	3	3	1	1	0											
<b>Doug DeCinces, R</b> OBP: 0.298, SLG: 0.400 (1, 5)	F9		6-3	G3			FC5-4 1B		E5 FC5-4	5	0	1	1	0	0	4											
<b>George Hendrick, R</b> OBP: 0.412, SLG: 0.774 (1, 9)	F4		F8				K		FC5-4	5	0	0	0	0	2	5											
<b>Bobby Grich, R</b> OBP: 0.314, SLG: 0.433 (1, 4)		2B BB	2B 1B			4-3	F9			3	1	1	1	1	0	1											
<b>Dick Schofield, R</b> OBP: 0.250, SLG: 0.571 (1, 6)		1B 2B	K			F8	FC5-4			4	1	1	1	0	1	2											
<b>Bob Boone, R</b> OBP: 0.271, SLG: 0.318 (1, 2)	F9					L7			5-3	4	0	1	0	0	0	1											
<b>Gary Pettis, S</b> OBP: 0.259, SLG: 0.244 (1, 8)							K		6-3	1	0	0	0	0	1	1											
<b>Darrell Miller, R</b> OBP: 0.219, SLG: 0.207 (2, 8)										3	1	0	0	0	1	1											
<b>Inning Stats</b>	R: 0 E: 0 K: 0 S: 3	H: 0 LOB: 2 BB: 2 P: 11	R: 2 E: 0 K: 1 S: 7	H: 2 LOB: 1 BB: 1 P: 11	R: 1 E: 0 K: 1 S: 7	H: 2 LOB: 1 BB: 0 P: 7	R: 2 E: 0 K: 0 S: 6	H: 3 LOB: 1 BB: 0 P: 6	R: 0 E: 0 K: 1 S: 5	H: 0 LOB: 0 BB: 0 P: 5	R: 2 E: 1 K: 1 S: 8	H: 3 LOB: 1 BB: 0 P: 8	R: 0 E: 0 K: 0 S: 3	H: 0 LOB: 0 BB: 0 P: 3	R: 0 E: 1 K: 2 S: 8	H: 0 LOB: 1 BB: 0 P: 8	1B: 6 2B: 3 3B: 1 HR: 0	SF: 0 SAC: 0 DP: 0 HBP: 0	WP: 0 PB: 0 SB: 1 CS: 0	PA: 41							
<b>PITCHER</b>	IP	WLS	BF	H	R	ER	SO	BB	IBB	HBP	BLK	WP	HR	S	P	ERA	WHIP										
<b>Jimmy Key, L</b> ERA: 11.94 (1, 1)	3.2	L	21	7	5	5	2	3	0	0	0	0	0	22	34	12.27	2.727										
<b>Dennis Lamp, R</b> ERA: 7.56 (4, 1)	2.1		10	3	2	2	2	0	0	0	0	0	0	14	14	7.71	1.286										
<b>Don Gordon, R</b> ERA: 3.0 (7, 1)	1.0		3	0	0	0	1	0	0	0	0	0	0	5	5	0.00	0.000										
<b>Bill Caudill, R</b> ERA: 10.13 (8, 1)	1.0		3	0	0	0	0	0	0	0	0	0	0	3	3	0.00	0.000										
<b>Tom Henke, R</b> ERA: 10.13 (9, 1)	1.0		4	0	0	0	2	0	0	0	0	0	0	8	8	0.00	0.000										
<b>Batter</b>	<b>1</b>	<b>2</b>	<b>3</b>	<b>4</b>	<b>5</b>	<b>6</b>	<b>7</b>	<b>8</b>	<b>9</b>	<b>AB</b>	<b>R</b>	<b>H</b>	<b>RBI</b>	<b>BB</b>	<b>SO</b>	<b>LOB</b>	<b>BOTTOM</b>										
<b>Lloyd Moseby, L</b> OBP: 0.333, SLG: 0.433 (1, 8)	F5		3-1				4-3		F7	4	0	0	0	1	0	3											
<b>Tony Fernandez, S</b> OBP: 0.301, SLG: 0.318 (1, 6)	3-1		6-3 2B				K		G3	5	0	1	0	0	1	3											
<b>Rance Mulliniks, L</b> OBP: 0.313, SLG: 0.309 (1, 5)										3	0	0	0	0	0	2											
<b>Cecil Fielder, R</b> OBP: 0.139, SLG: 0.333 (6, PH) (9, 5)	F6		6-3				4-3		K	1	0	0	0	0	1	0											
<b>Willie Upshaw, L</b> OBP: 0.422, SLG: 0.419 (1, 3)		G5-3 1B	4-3				L5		1B	4	0	2	0	0	0	1											
<b>George Bell, R</b> OBP: 0.395, SLG: 0.587 (1, 7)		G5-3 1B		FC5-4 1B			F9		K	3	1	1	0	1	1	1											
<b>Jesse Barfield, R</b> OBP: 0.310, SLG: 0.456 (1, 9)		G5-3		FC5-4 1B			F3		HR	4	1	2	1	0	0	2											
<b>Cliff Johnson, R</b> OBP: 0.423, SLG: 0.477 (1, 10)		HR BB		FC5-4 CS			4-3		6-3	3	1	0	0	1	0	2											
<b>Ernie Whitt, L</b> OBP: 0.071, SLG: 0.286 (7, PH) (8, 2)				K					1B	2	1	1	3	0	1	2											
<b>Buck Martinez, R</b> OBP: 0.233, SLG: 0.192 (9, PH) (8, 2)									1B	1	0	1	0	0	0	0											
<b>Rick Leach, L</b> OBP: 0.391, SLG: 0.364 (9, PH) (1, 4)		HR					2B		1B	1	0	1	0	0	0	0											
<b>Kelly Gruber, R</b> OBP: 0.286, SLG: 0.571 (1, 4)		6-3					6-3		K	4	0	1	0	0	1	1											
<b>Inning Stats</b>	R: 0 E: 0 K: 0 S: 3	H: 0 LOB: 0 BB: 0 P: 3	R: 3 E: 0 K: 0 S: 5	H: 3 LOB: 0 BB: 1 P: 9	R: 0 E: 0 K: 1 S: 4	H: 1 LOB: 1 BB: 0 P: 4	R: 0 E: 0 K: 1 S: 5	H: 1 LOB: 2 BB: 1 P: 9	R: 0 E: 0 K: 0 S: 3	H: 0 LOB: 0 BB: 0 P: 3	R: 0 E: 0 K: 1 S: 6	H: 1 LOB: 1 BB: 0 P: 6	R: 0 E: 0 K: 2 S: 8	H: 1 LOB: 2 BB: 0 P: 8	R: 1 E: 0 K: 0 S: 6	H: 3 LOB: 2 BB: 0 P: 6	1B: 6 2B: 3 3B: 0 HR: 2	SF: 0 SAC: 0 DP: 2 HBP: 0	WP: 0 PB: 0 SB: 1 CS: 1	PA: 38							
<b>PITCHER</b>	IP	WLS	BF	H	R	ER	SO	BB	IBB	HBP	BLK	WP	HR	S	P	ERA	WHIP										
<b>Jim Slaton, R</b> ERA: 4.06 (7, 1)	6.0	W	24	5	3	3	2	3	0	0	0	0	0	14	14	0.00	1.000										
<b>Terry Forster, L</b> ERA: 2.25 (9, 1)	0.1		3	2	1	1	0	0	0	0	0	0	1	3	3	27.00	6.000										
<b>Donnie Moore, R</b> ERA: 4.38 (9, 1)	0.2	S	3	1	0	0	0	0	0	0	0	0	0	3	3	0.00	1.500										

California Angels @ Toronto Blue Jays  
Exhibition Stadium, Toronto, ON  
Thu May 01 1986, 7:05 PM EDT  
Att: 20,102 - Unknown

AB	38
R	7
H	10
RBI	7
BB	3
SO	7
LOB	18



California Angels @ Toronto Blue Jays  
Exhibition Stadium, Toronto, ON  
Thu May 01 1986, 7:05 PM EDT  
Att: 20,102 - Unknown

AB	35
R	4
H	10
RBI	4
BB	3
SO	5
LOB	17









Batter	1	2	3	4	5	6	7	8	9	AB	R	H	RBI	BB	SO	LOB	TOP			
<b>Spike Owen, S</b> OBP: 0.276, SLG: 0.296 (1, 6)	F9		1-3		FC3-6		1-3		6-3	5	0	0	0	0	0	3				
<b>Phil Bradley, R</b> OBP: 0.340, SLG: 0.359 (1, 8)	K			2B	CS	1-3		1B		4	2	2	0	0	1	0				
<b>Alvin Davis, L</b> OBP: 0.350, SLG: 0.529 (1, 3)				2B				1B		4	1	4	1	0	0	0				
<b>Gorman Thomas, R</b> OBP: 0.363, SLG: 0.474 (1, 10)	F5			2B	F8		F9	1B		4	1	2	2	0	0	2				
<b>Al Cowens, R</b> OBP: 0.196, SLG: 0.186 (1, 9)		F8			F8		K			4	0	0	0	0	2	4				
<b>Danny Tartabull, R</b> OBP: 0.351, SLG: 0.481 (1, 4)	K			SF9			BB	F4		2	0	0	1	1	1	2				
<b>Jim Presley, R</b> OBP: 0.261 (1, 5)	K			6-3			K	K		4	0	0	0	0	3	3				
<b>Barry Bonnell, R</b> OBP: 0.087, SLG: 0.091 (1, 7)			K		5-3		K		K	4	0	0	0	0	3	1				
<b>Steve Yeager, R</b> OBP: 0.244, SLG: 0.250 <b>Bob Keamey, R</b> OBP: 0.161, SLG: 0.167 (8, 2)	F7				FC3-6		BB	F9		2	0	1	0	1	0	0				
<b>Inning Stats</b>	R: 0 E: 0 K: 1 S: 6	H: 1 LOB: 1 BB: 0 P: 6	R: 0 E: 0 K: 2 S: 7	H: 0 LOB: 0 BB: 0 P: 7	R: 0 E: 0 K: 1 S: 5	H: 0 LOB: 0 BB: 0 P: 5	R: 3 E: 0 K: 0 S: 6	H: 3 LOB: 0 BB: 0 P: 6	R: 0 E: 0 K: 1 S: 3	H: 1 LOB: 1 BB: 0 P: 3	R: 0 E: 0 K: 2 S: 7	H: 0 LOB: 2 BB: 2 P: 15	R: 1 E: 0 K: 2 S: 10	H: 3 LOB: 2 BB: 0 P: 10	R: 0 E: 0 K: 1 S: 5	H: 0 LOB: 0 BB: 0 P: 5	1B: 6 2B: 3 3B: 0 HR: 0	SF: 1 SAC: 0 DP: 0 HBP: 0	WP: 0 PB: 0 SB: 2 CS: 1	PA: 38
<b>PITCHER</b>	IP	WLS	BF	H	R	ER	SO	BB	IBB	HBP	BLK	WP	HR	S	P	ERA	WHIP			
<b>Jim Acker, R</b> ERA: 2.84 (1, 1)	6.0	L	23	6	3	3	5	0	0	0	0	0	0	33	33	4.50	1.000			
<b>Dennis Lamp, R</b> ERA: 7.54 (7, 1)	1.0		7	2	1	1	2	2	0	0	0	0	0	9	17	9.00	4.000			
<b>Tom Henke, R</b> ERA: 8.1 (8, 1)	2.0		7	1	0	0	3	0	0	0	0	0	0	13	13	0.00	0.500			

Seattle Mariners @ Toronto Blue Jays  
Exhibition Stadium, Toronto, ON  
Sat May 03 1986, 3:33 AM EDT  
Att: 27,115 - Unknown

AB 34  
R 4  
H 9  
RBI 4  
BB 2  
SO 10  
LOB 15



Batter	1	2	3	4	5	6	7	8	9	AB	R	H	RBI	BB	SO	LOB	BOTTOM			
<b>Lloyd Moseby, L</b> OBP: 0.349, SLG: 0.434 (1, 8)	F5		G6-4-3		F9		G3		S	4	0	2	0	1	0	0				
<b>Tony Fernandez, S</b> OBP: 0.311, SLG: 0.320 (1, 6)	G3		G6-4-3		E7		G3		4-3	5	0	1	0	0	0	3				
<b>Cliff Johnson, R</b> OBP: 0.393, SLG: 0.423 (1, 10)	K		G6-4-3		4-3		K			4	0	0	0	1	2	5				
<b>Willie Upshaw, L</b> OBP: 0.400, SLG: 0.386 (1, 3)		4-3	F9			FC3-6		4-1	F6	4	1	1	0	1	0	3				
<b>George Bell, R</b> OBP: 0.389, SLG: 0.578 (1, 7)	4-3			6-3		FC3-6				4	0	1	0	0	0	2				
<b>Jesse Barfield, R</b> OBP: 0.290, SLG: 0.455 (1, 9)	F9			F7		F3		1-3		4	0	0	0	0	0	3				
<b>Rance Mulliniks, L</b> OBP: 0.329, SLG: 0.344 <b>Cecil Fielder, R</b> OBP: 0.162, SLG: 0.333 <b>Damaso Garcia, R</b> OBP: 0.261, SLG: 0.233 (8, 4)		1B				CS		1B		3	1	3	1	0	0	0				
<b>Ernie Whitt, L</b> OBP: 0.200, SLG: 0.400 <b>Buck Martinez, R</b> OBP: 0.250, SLG: 0.185 (8, 2)		1B			4-3		1B		6-3	3	0	2	1	0	0	1				
<b>Kelly Gruber, R</b> OBP: 0.259, SLG: 0.556 <b>Rick Leach, L</b> OBP: 0.375, SLG: 0.348 <b>Garth Iorg, R</b> OBP: 0.286, SLG: 0.231 (9, 5)		1B			K		F9		K	2	0	0	0	0	1	2				
<b>Inning Stats</b>	R: 0 E: 0 K: 1 S: 5	H: 3 LOB: 2 BB: 0 P: 6	R: 0 E: 0 K: 0 S: 3	H: 1 LOB: 1 BB: 1 P: 7	R: 0 E: 0 K: 0 S: 4	H: 1 LOB: 1 BB: 0 P: 4	R: 0 E: 1 K: 1 S: 6	H: 0 LOB: 1 BB: 0 P: 6	R: 0 E: 0 K: 0 S: 2	H: 0 LOB: 0 BB: 1 P: 6	R: 1 E: 0 K: 1 S: 8	H: 3 LOB: 2 BB: 0 P: 8	R: 0 E: 0 K: 0 S: 4	H: 1 LOB: 3 BB: 1 P: 8	R: 0 E: 0 K: 1 S: 6	H: 1 LOB: 2 BB: 1 P: 10	1B: 8 2B: 1 3B: 1 HR: 0	SF: 0 SAC: 0 DP: 1 HBP: 0	WP: 0 PB: 0 SB: 2 CS: 1	PA: 41
<b>PITCHER</b>	IP	WLS	BF	H	R	ER	SO	BB	IBB	HBP	BLK	WP	HR	S	P	ERA	WHIP			
<b>Mike Morgan, R</b> ERA: 2.12 (1, 1)	7.0	W	30	8	2	2	3	2	0	0	0	0	0	34	42	2.57	1.429			
<b>Jerry Reed, R</b> ERA: (8, 1)	0.2		3	1	0	0	0	0	0	0	0	0	0	3	3	0.00	1.500			
<b>Matt Young, L</b> ERA: 5.91 (8, 1)	0.0		1	0	0	0	0	1	0	0	0	0	0	4						
<b>Pete Ladd, R</b> ERA: 3.0 (8, 1)	1.1	S	6	1	0	0	1	1	0	0	0	0	0	7	11	0.00	1.500			

Seattle Mariners @ Toronto Blue Jays  
Exhibition Stadium, Toronto, ON  
Sat May 03 1986, 3:33 AM EDT  
Att: 27,115 - Unknown

AB 36  
R 2  
H 10  
RBI 2  
BB 4  
SO 4  
LOB 22





Batter	1	2	3	4	5	6	7	8	9	AB	R	H	RBI	BB	SO	LOB	TOP								
<b>Spike Owen, S</b> OBP: 0.288, SLG: 0.311 (1, 6)										3	0	1	0	1	1	2	<b>Seattle Mariners @ Toronto Blue Jays</b> Exhibition Stadium, Toronto, ON Sun May 04 1986, 3:33 AM EDT Att: 22,154 - Unknown								
<b>Phil Bradley, R</b> OBP: 0.327, SLG: 0.344 (1, 8) (9, 7)										4	0	0	0	0	3	4									
<b>Alvin Davis, L</b> OBP: 0.369, SLG: 0.528 <b>Dave Henderson, R</b> OBP: 0.271, SLG: 0.259 (1, 3) (9, PR) (9, 8)										2	0	1	0	2	1	1									
<b>Gorman Thomas, R</b> OBP: 0.358, SLG: 0.463 (1, 10)											4	0	1	0	0	1		2							
<b>Al Cowens, R</b> OBP: 0.200, SLG: 0.174 (1, 9)										3	1	0	0	1	0	4									
<b>Danny Tartabull, R</b> OBP: 0.347, SLG: 0.482 (1, 4)											4	1	1	1	0	1		1							
<b>Barry Bonnell, R</b> OBP: 0.185, SLG: 0.231 (1, 7) (9, 3)											4	0	3	1	0	1		0							
<b>Domingo Ramos, R</b> OBP: 0.200, SLG: 0.200 (8, PH) <b>Ken Phelps, L</b> OBP: 0.357, SLG: 0.429 <b>Jim Presley, R</b> OBP: 0.206, SLG: 0.258 (1, 5) (8, PH) (8, 5)											2	0	0	0	0	0		1							
<b>Steve Yeager, R</b> OBP: 0.233, SLG: 0.237 <b>Ivan Calderon, R</b> OBP: 0.299, SLG: 0.356 <b>Bob Kearney, R</b> OBP: 0.161, SLG: 0.167 (1, 2) (8, PH) (8, 2)											2	0	0	0	0	0		0							
<b>Inning Stats</b>	R: 0 E: 0 K: 1 S: 6	H: 2 LOB: 2 BB: 1 P: 10	R: 0 E: 0 K: 1 S: 5	H: 0 LOB: 0 BB: 0 P: 5	R: 0 E: 0 K: 2 S: 7	H: 0 LOB: 0 BB: 0 P: 7	R: 0 E: 0 K: 1 S: 4	H: 0 LOB: 0 BB: 1 P: 8	R: 0 E: 0 K: 1 S: 5	H: 1 LOB: 0 BB: 0 P: 5	R: 0 E: 0 K: 1 S: 5	H: 0 LOB: 1 BB: 1 P: 9	R: 0 E: 0 K: 0 S: 2	H: 0 LOB: 0 BB: 1 P: 6	R: 0 E: 0 K: 1 S: 7	H: 2 LOB: 2 BB: 0 P: 7		R: 2 E: 0 K: 0 S: 6	H: 3 LOB: 3 BB: 0 P: 6	1B: 5 2B: 3 3B: 0 HR: 0	SF: 0 SAC: 0 DP: 3 HBP: 0	WP: 0 PB: 0 SB: 0 CS: 0	PA: 35		
<b>PITCHER</b>	IP	WLS	BF	H	R	ER	SO	BB	IBB	HBP	BLK	WP	HR	S	P	ERA	WHIP								
<b>Dave Stieb, R</b> ERA: 5.6 <b>Tom Henke, R</b> ERA: 7.94	(1, 1)	8.2	34	8	2	2	8	4	0	0	0	0	0	46	62	2.08	1.385								
(9, 1)	0.1	W	1	0	0	0	0	0	0	0	0	0	0	1	1	0.00	0.000								

AB	31
R	2
H	8
RBI	2
BB	4
SO	8
LOB	18



Batter	1	2	3	4	5	6	7	8	9	AB	R	H	RBI	BB	SO	LOB	BOTTOM								
<b>Lloyd Moseby, L</b> OBP: 0.369, SLG: 0.441 (1, 8)											3	0	2	0	2	0	0								
<b>Tony Fernandez, S</b> OBP: 0.305, SLG: 0.314 (1, 6)											5	0	1	0	0	0	4								
<b>Rance Mulliniks, L</b> OBP: 0.333, SLG: 0.328 (1, 5)										3	0	0	0	2	0	3									
<b>Willie Upshaw, L</b> OBP: 0.400, SLG: 0.398 (1, 3)										5	0	2	1	0	1	4									
<b>George Bell, R</b> OBP: 0.372, SLG: 0.552 (1, 7)											4	0	0	0	0	3									
<b>Jesse Barfield, R</b> OBP: 0.288, SLG: 0.446 (1, 9)										4	1	1	0	0	0	2									
<b>Cliff Johnson, R</b> OBP: 0.400, SLG: 0.482 (1, 10)										4	1	2	1	0	0	2									
<b>Ernie Whitt, L</b> OBP: 0.208, SLG: 0.348 <b>Damaso Garcia, R</b> OBP: 0.261, SLG: 0.233 (1, 2) (9, PR)											3	0	0	1	1	0	1								
<b>Garth Iorg, R</b> OBP: 0.273, SLG: 0.220 <b>Kelly Gruber, R</b> OBP: 0.250, SLG: 0.536 (1, 4) (5, 4)											2	0	0	0	0	1	1								
<b>Inning Stats</b>	R: 0 E: 0 K: 1 S: 7	H: 1 LOB: 2 BB: 0 P: 7	R: 1 E: 0 K: 1 S: 6	H: 1 LOB: 0 BB: 0 P: 6	R: 0 E: 0 K: 0 S: 3	H: 0 LOB: 1 BB: 1 P: 7	R: 1 E: 0 K: 0 S: 5	H: 2 LOB: 1 BB: 0 P: 5	R: 0 E: 0 K: 0 S: 3	H: 0 LOB: 0 BB: 1 P: 7	R: 0 E: 0 K: 0 S: 3	H: 0 LOB: 0 BB: 0 P: 3	R: 0 E: 0 K: 0 S: 4	H: 1 LOB: 1 BB: 0 P: 4	R: 0 E: 2 K: 0 S: 5	H: 1 LOB: 3 BB: 2 P: 5	R: 1 E: 0 K: 0 S: 3	H: 1 LOB: 3 BB: 3 P: 15	1B: 6 2B: 1 3B: 0 HR: 1	SF: 0 SAC: 1 DP: 0 HBP: 0	WP: 0 PB: 0 SB: 2 CS: 0	PA: 40			
<b>PITCHER</b>	IP	WLS	BF	H	R	ER	SO	BB	IBB	HBP	BLK	WP	HR	S	P	ERA	WHIP								
<b>Mike Moore, R</b> ERA: 2.49	(1, 1)	8.2	L	40	8	3	3	2	3	2	0	0	0	39	59	3.12	1.269								

AB	34
R	3
H	8
RBI	3
BB	5
SO	2
LOB	20






Batter	1	2	3	4	5	6	7	8	9	AB	R	H	RBI	BB	SO	LOB	TOP										
<b>Tony Phillips, S</b> OBP: 0.435, SLG: 0.351 (1, 4)	F7	F4					K		G3	5	1	1	0	0	1	1	<b>Oakland Athletics @ Toronto Blue Jays</b> Exhibition Stadium, Toronto, ON Mon May 05 1986, 7:05 PM EDT Att: 20,111 - Unknown										
<b>Bruce Bochte, L</b> OBP: 0.365, SLG: 0.352 (1, 3)	HR	F8					K		G3	4	1	1	0	1	1												
<b>Jose Canseco, R</b> OBP: 0.398, SLG: 0.548 (1, 9)	HR						K			4	1	2	2	0	0												
<b>Dave Kingman, R</b> OBP: 0.218, SLG: 0.324 (1, 10)	F9						K		FC3-2 E HBP	3	0	0	0	0	1	2											
<b>Dusty Baker Jr., R</b> OBP: 0.277, SLG: 0.317 (1, 7)	K						K		K	4	0	0	0	0	3	3											
<b>Carney Lansford, R</b> OBP: 0.324, SLG: 0.333 (1, 5)		HR					5-3		E4 FC3-2	4	1	1	0	0	0	1											
<b>Mike Davis, L</b> OBP: 0.265, SLG: 0.385 (1, 8)		HR					HR		FC3-2 1-2 2-3	4	2	2	3	0	0	2											
<b>Alfredo Griffin, S</b> OBP: 0.327, SLG: 0.297 (1, 6)		G1					F5		3-1	4	0	0	0	0	1	2											
<b>Bill Bathe, R</b> OBP: 0.233, SLG: 0.276 (1, 2)							F9		6-3	3	0	1	0	0	0	0											
<b>Rick Peters, S</b> OBP: 0.471, SLG: 0.500 (9, PH)							F9			1	0	0	0	0	0	0											
<b>Inning Stats</b>	R: 2 E: 0 K: 1 S: 6	H: 1 LOB: 0 BB: 1 P: 10	R: 2 E: 0 K: 0 S: 6	H: 3 LOB: 1 BB: 0 P: 6	R: 0 E: 0 K: 1 S: 5	H: 0 LOB: 0 BB: 0 P: 5	R: 0 E: 0 K: 1 S: 5	H: 0 LOB: 0 BB: 0 P: 5	R: 1 E: 0 K: 0 S: 10	H: 3 LOB: 2 BB: 0 P: 10	R: 1 E: 0 K: 0 S: 4	H: 1 LOB: 0 BB: 0 P: 4	R: 0 E: 0 K: 3 S: 9	H: 0 LOB: 0 BB: 0 P: 9	R: 0 E: 1 K: 1 S: 6	H: 0 LOB: 0 BB: 0 P: 7	R: 0 E: 0 K: 0 S: 3	H: 0 LOB: 0 BB: 0 P: 3	1B: 4 2B: 1 3B: 0 HR: 3	SF: 0 SAC: 0 DP: 0 HBP: 1	WP: 1 PB: 0 SB: 0 CS: 0	PA: 38					
<b>PITCHER</b>	IP	WLS	BF	H	R	ER	SO	BB	IBB	HBP	BLK	WP	HR	S	P	ERA	WHIP										
<b>Doyle Alexander, R</b> ERA: 3.0 (1, 1)	4.1		21	7	5	5	3	1	0	0	0	1	2	26	30	10.38	1.846										
<b>Mark Eichhorn, R</b> ERA: 1.0 (5, 1)	4.2	W	17	1	1	1	6	0	0	1	0	0	1	28	29	1.93	0.214										

Batter	1	2	3	4	5	6	7	8	9	AB	R	H	RBI	BB	SO	LOB	BOTTOM										
<b>Lloyd Moseby, L</b> OBP: 0.371, SLG: 0.467 (1, 8)	F8		3-1	CS				4-3		5	1	2	4	0	0	0	<b>Oakland Athletics @ Toronto Blue Jays</b> Exhibition Stadium, Toronto, ON Mon May 05 1986, 7:05 PM EDT Att: 20,111 - Unknown										
<b>Tony Fernandez, S</b> OBP: 0.310, SLG: 0.318 (1, 6)	G3			1B	6-3		F9		1B	5	0	2	0	0	0	1											
<b>Rance Mulliniks, L</b> OBP: 0.321, SLG: 0.313 (1, 5)									1B	3	0	0	0	0	0	1											
<b>Garth Iorg, R</b> OBP: 0.304, SLG: 0.256 (6, PH) (7, 5)	F8		4-3				1-3		1B	2	0	2	0	0	0	0											
<b>Willie Upshaw, L</b> OBP: 0.400, SLG: 0.402 (1, 3)		F7					4-3		F4	4	2	1	0	1	0	3											
<b>George Bell, R</b> OBP: 0.374, SLG: 0.538 (1, 7)		BB					4-3		K	4	1	1	0	1	1	3											
<b>Jesse Barfield, R</b> OBP: 0.297, SLG: 0.442 (1, 9)		K					4-3			3	1	1	0	1	1	1											
<b>Cliff Johnson, R</b> OBP: 0.406, SLG: 0.474 (1, 10)							HR		BB	1	1	0	1	2	0	1											
<b>Ernie Whitt, L</b> OBP: 0.250, SLG: 0.462 (1, 2)		F2							HR	3	2	1	2	1	0	2											
<b>Damaso Garcia, R</b> OBP: 0.280, SLG: 0.255 (1, 4)			G1-4-3						6-3	4	2	2	2	0	0	0											
<b>Inning Stats</b>	R: 0 E: 0 K: 0 S: 3	H: 0 LOB: 0 BB: 0 P: 3	R: 0 E: 0 K: 1 S: 5	H: 0 LOB: 2 BB: 2 P: 13	R: 0 E: 0 K: 0 S: 4	H: 1 LOB: 1 BB: 0 P: 4	R: 5 E: 0 K: 0 S: 5	H: 3 LOB: 0 BB: 3 P: 17	R: 1 E: 1 K: 0 S: 5	H: 2 LOB: 1 BB: 0 P: 5	R: 2 E: 0 K: 0 S: 6	H: 3 LOB: 1 BB: 0 P: 6	R: 2 E: 0 K: 0 S: 4	H: 1 LOB: 0 BB: 1 P: 8	R: 0 E: 0 K: 1 S: 7	H: 2 LOB: 2 BB: 0 P: 7	1B: 9 2B: 1 3B: 0 HR: 2	SF: 1 SAC: 0 DP: 0 HBP: 0	WP: 0 PB: 0 SB: 0 CS: 1	PA: 41							
<b>PITCHER</b>	IP	WLS	BF	H	R	ER	SO	BB	IBB	HBP	BLK	WP	HR	S	P	ERA	WHIP										
<b>Jose Rijo, R</b> ERA: 5.63 (1, 1)	3.1		19	4	5	5	1	5	0	0	0	0	0	16	36	13.50	2.700										
<b>Bill Krueger, L</b> ERA: 4.38 (4, 1)	4.1	L	21	8	5	4	0	1	0	0	0	0	2	20	24	8.31	2.077										
<b>Keith Atherton, R</b> ERA: 4.82 (8, 1)	0.1		1	0	0	0	1	0	0	0	0	0	0	3	3	0.00	0.000										

**AB 36**  
**R 6**  
**H 8**  
**RBI 5**  
**BB 1**  
**SO 9**  
**LOB 12**



**AB 34**  
**R 10**  
**H 12**  
**RBI 9**  
**BB 6**  
**SO 2**  
**LOB 12**





Batter	1	2	3	4	5	6	7	8	9	AB	R	H	RBI	BB	SO	LOB	TOP								
<b>Tony Phillips, S</b> OBP: 0.455, SLG: 0.394 (1, 5)	5-3		1B HR						E4 2B	5	3	4	3	1	0	0	<b>Oakland Athletics @ Toronto Blue Jays</b> Exhibition Stadium, Toronto, ON Tue May 06 1986, 3:33 AM EDT Att: 22,177 - Unknown								
<b>Donnie Hill, S</b> OBP: 0.387, SLG: 0.586 <b>Rick Peters, S</b> OBP: 0.500, SLG: 0.500 (9, FH) (9, 4)	6-3		F9	F5	F9		1B 3B		2B SF8	5	0	1	1	0	0	4									
<b>Jose Canseco, R</b> OBP: 0.395, SLG: 0.545 (1, 9)	5-3		1B HR	K					2B	6	1	2	1	0	2	3									
<b>Dave Kingman, R</b> OBP: 0.238, SLG: 0.421 (1, 10)		HR	HR		FC1 E 1B	K			SF8	5	3	3	5	0	1	0									
<b>Carney Lansford, R</b> OBP: 0.325, SLG: 0.362 (1, 3)	5-3		HR		2B 1B	F4			F8	6	2	2	1	0	0	1									
<b>Steve Henderson, R</b> OBP: 0.063, SLG: 0.133 (1, 7)	F8		F4		FC1 2B SF8				F9	5	1	0	0	0	0	1									
<b>Mike Davis, L</b> OBP: 0.274, SLG: 0.391 (1, 8)			K		SF8 2B	1-3			E6 2B 1B	4	2	1	1	1	1	0									
<b>Alfredo Griffin, S</b> OBP: 0.340, SLG: 0.337 (1, 6)	F6				SF8				E 2B	4	2	3	1	0	0	1									
<b>Mickey Tettleton, S</b> OBP: 0.242, SLG: 0.231 (1, 2)			HR		4-3 1B	4-3			F5	3	2	1	2	1	0	3									
<b>Inning Stats</b>	R: 0 E: 0 K: 0 S: 3	H: 0 LOB: 0 BB: 0 P: 3	R: 1 E: 0 K: 0 S: 4	H: 1 LOB: 1 BB: 1 P: 8	R: 5 E: 0 K: 1 S: 10	H: 5 LOB: 0 BB: 0 P: 10	R: 0 E: 0 K: 1 S: 6	H: 1 LOB: 2 BB: 1 P: 10	R: 4 E: 1 K: 0 S: 8	H: 4 LOB: 1 BB: 0 P: 8	R: 0 E: 0 K: 2 S: 7	H: 0 LOB: 0 BB: 0 P: 7	R: 3 E: 0 K: 0 S: 6	H: 3 LOB: 1 BB: 1 P: 10	R: 0 E: 0 K: 0 S: 3	H: 0 LOB: 0 BB: 0 P: 3	R: 4 E: 2 K: 0 S: 7	H: 3 LOB: 1 BB: 1 P: 11	1B: 8 2B: 4 3B: 1 HR: 4	SF: 3 SAC: 0 DP: 0 HBP: 0	WP: 0 PB: 0 SB: 0 CS: 0	PA: 50			
<b>PITCHER</b>	IP	WLS	BF	H	R	ER	SO	BB	IBB	HBP	BLK	WP	HR	S	P	ERA	WHIP								
<b>Jimmy Key, L</b> ERA: 13.27 (1, 1)	2.1	L	14	6	6	6	0	1	0	0	0	0	4	13	17	23.14	3.000								
<b>Don Gordon, R</b> ERA: 3.5 (3, 1)	2.2		15	5	4	2	2	1	0	0	0	0	0	18	22	6.75	2.250								
<b>Bill Caudill, R</b> ERA: 6.23 (6, 1)	2.0		10	3	3	3	2	1	0	0	0	0	0	13	17	13.50	2.000								
<b>Dennis Lamp, R</b> ERA: 7.23 (8, 1)	1.0		3	0	0	0	0	0	0	0	0	0	0	3	3	0.00	0.000								
<b>Tom Henke, R</b> ERA: 8.74 (9, 1)	1.0		8	3	4	2	0	1	0	0	0	0	0	7	11	18.00	4.000								

AB 43  
R 17  
H 17  
RBI 15  
BB 4  
SO 4  
LOB 13



Batter	1	2	3	4	5	6	7	8	9	AB	R	H	RBI	BB	SO	LOB	BOTTOM								
<b>Lloyd Moseby, L</b> OBP: 0.370, SLG: 0.459 <b>Rick Leach, L</b> OBP: 0.400, SLG: 0.375 (7, 9)	F9		K			4-3 S BB				2	1	0	0	1	1	0	<b>Oakland Athletics @ Toronto Blue Jays</b> Exhibition Stadium, Toronto, ON Tue May 06 1986, 3:33 AM EDT Att: 22,177 - Unknown								
<b>Tony Fernandez, S</b> OBP: 0.299, SLG: 0.306 (1, 6)	K		F6			4-3			F7	4	0	0	0	0	1	3									
<b>Rance Mulliniks, L</b> OBP: 0.329, SLG: 0.324 (1, 5)					K					4	0	2	1	0	1	0									
<b>Willie Upshaw, L</b> OBP: 0.389, SLG: 0.389 <b>Cecil Fielder, R</b> OBP: 0.196, SLG: 0.324 (7, 3)	F8				6-3				F9	3	0	0	0	0	0	1									
<b>George Bell, R</b> OBP: 0.373, SLG: 0.532 <b>Kelly Gruber, R</b> OBP: 0.241, SLG: 0.517 (8, 7)			FC6-4 1B		F7				F9	3	0	1	0	0	1	0									
<b>Jesse Barfield, R</b> OBP: 0.305, SLG: 0.505 (7, 8)	F8				HR				HR	4	2	2	2	0	0	1									
<b>Cliff Johnson, R</b> OBP: 0.397, SLG: 0.450 (1, 10)	FC6-4				K				G6-4-3 BB	3	0	0	0	1	1	1									
<b>Ernie Whitt, L</b> OBP: 0.226, SLG: 0.414 <b>Buck Martinez, R</b> OBP: 0.242, SLG: 0.179 (9, 2)	F6				4-3				F9	3	0	0	0	0	0	1									
<b>Damaso Garcia, R</b> OBP: 0.283, SLG: 0.260 (1, 4)			6-3		F9				1B 1B 1B	3	0	1	0	0	0	0									
<b>Inning Stats</b>	R: 0 E: 0 K: 1 S: 6	H: 1 LOB: 1 BB: 0 P: 6	R: 0 E: 0 K: 0 S: 4	H: 1 LOB: 0 BB: 0 P: 4	R: 0 E: 0 K: 1 S: 5	H: 0 LOB: 0 BB: 0 P: 5	R: 0 E: 0 K: 1 S: 5	H: 0 LOB: 0 BB: 0 P: 5	R: 1 E: 0 K: 1 S: 6	H: 1 LOB: 0 BB: 0 P: 6	R: 1 E: 0 K: 0 S: 3	H: 0 LOB: 0 BB: 1 P: 7	R: 0 E: 0 K: 1 S: 5	H: 0 LOB: 0 BB: 0 P: 5	R: 0 E: 0 K: 0 S: 6	H: 3 LOB: 3 BB: 0 P: 6	R: 1 E: 0 K: 0 S: 3	H: 1 LOB: 0 BB: 1 P: 7	1B: 5 2B: 0 3B: 0 HR: 2	SF: 0 SAC: 0 DP: 1 HBP: 0	WP: 0 PB: 0 SB: 1 CS: 0	PA: 35			
<b>PITCHER</b>	IP	WLS	BF	H	R	ER	SO	BB	IBB	HBP	BLK	WP	HR	S	P	ERA	WHIP								
<b>Moose Haas, R</b> ERA: 1.85 (1, 1)	7.0	W	25	3	2	2	5	1	0	0	0	0	1	34	38	2.57	0.571								
<b>Keith Atherton, R</b> ERA: 4.35 (8, 1)	1.0		6	3	0	0	0	0	0	0	0	0	0	6	6	0.00	3.000								
<b>Steve Ontiveros, R</b> ERA: 3.12 (9, 1)	1.0		4	1	1	1	0	1	0	0	0	0	1	3	7	9.00	2.000								

AB 33  
R 3  
H 7  
RBI 3  
BB 2  
SO 5  
LOB 11





Batter	1	2	3	4	5	6	7	8	9	AB	R	H	RBI	BB	SO	LOB	TOP					
Lloyd Moseby, L (1, 8) OBP: 0.358, SLG: 0.442										4	0	0	0	0	2	1	<b>Toronto Blue Jays @ California Angels</b> Anaheim Stadium, Anaheim, CA Wed May 07 1986, 10:05 PM EDT Att: 24,895 - Unknown <a href="http://livebaseballscorecards.com">livebaseballscorecards.com</a>					
Tony Fernandez, S (1, 6) OBP: 0.298, SLG: 0.296										4	0	0	0	0	1	0						
Willie Upshaw, L (1, 3) OBP: 0.402, SLG: 0.414										4	1	3	0	0	0	0						
George Bell, R (1, 7) OBP: 0.387, SLG: 0.551										4	0	3	1	0	0	0						
Jesse Barfield, R (1, 9) OBP: 0.294, SLG: 0.485										4	0	0	0	0	2	4						
Cliff Johnson, R (1, 10) OBP: 0.390, SLG: 0.469										4	1	1	0	0	1	0						
Ernie Whitt, L (1, 2) OBP: 0.200, SLG: 0.364										4	0	0	0	0	0	1						
Garth Iorg, R (1, 5) OBP: 0.313, SLG: 0.267										2	0	1	0	0	0	0						
Rick Leach, L (7, PH) OBP: 0.385, SLG: 0.375										0	0	0	1	0	0	0						
Kelly Gruber, R (7, 5) OBP: 0.233, SLG: 0.500										1	0	0	0	0	1	0						
Damaso Garcia, R (1, 4) OBP: 0.286, SLG: 0.264										3	0	1	0	0	0	1						
<b>Inning Stats</b>	R: 1 E: 0 K: 2 S: 9	H: 2 LOB: 1 BB: 0 P: 9	R: 0 E: 0 K: 0 S: 4	H: 1 LOB: 1 BB: 0 P: 4	R: 0 E: 0 K: 0 S: 3	H: 1 LOB: 1 BB: 0 P: 3	R: 0 E: 0 K: 1 S: 5	H: 0 LOB: 0 BB: 0 P: 5	R: 0 E: 0 K: 1 S: 6	H: 1 LOB: 1 BB: 0 P: 6	R: 0 E: 1 K: 1 S: 6	H: 1 LOB: 1 BB: 0 P: 6	R: 1 E: 0 K: 0 S: 4	H: 1 LOB: 0 BB: 0 P: 4	R: 0 E: 0 K: 1 S: 7	H: 2 LOB: 2 BB: 0 P: 7	R: 0 E: 0 K: 1 S: 5	H: 0 LOB: 0 BB: 0 P: 5	1B: 6 2B: 2 3B: 1 HR: 0	SF: 1 SAC: 0 DP: 0 HBP: 0	WP: 0 PB: 0 SB: 0 CS: 0	PA: 35
<b>PITCHER</b>	IP WLS BF H R ER SO BB IBB HBP BLK WP HR S P ERA WHIP																					
Don Sutton, R (1, 1) ERA: 7.63	6.0 W 23 6 1 1 5 0 0 0 0 0 0 0 33 33 1.50 1.000																					
Doug Corbett, R (7, 1) ERA: 1.99	3.0 S 12 3 1 1 2 0 0 0 0 0 0 0 16 16 3.00 1.000																					

Batter	1	2	3	4	5	6	7	8	9	AB	R	H	RBI	BB	SO	LOB	BOTTOM			
Rick Burleson, R (1, 5) OBP: 0.407, SLG: 0.453										4	1	1	0	1	2	7	<b>Toronto Blue Jays @ California Angels</b> Anaheim Stadium, Anaheim, CA Wed May 07 1986, 10:05 PM EDT Att: 24,895 - Unknown <a href="http://livebaseballscorecards.com">livebaseballscorecards.com</a>			
Ruppert Jones, L (1, 7) OBP: 0.338, SLG: 0.338										4	0	0	0	1	1	3				
Wally Joyner, L (1, 3) OBP: 0.359, SLG: 0.559										5	1	2	2	0	1	3				
Reggie Jackson, L (1, 9) OBP: 0.425, SLG: 0.603										4	0	1	0	0	0	3				
Darrell Miller, R (7, PR) OBP: 0.189, SLG: 0.176										1	1	0	0	0	0	0				
Rob Wilfong, L (1, 4) OBP: 0.319, SLG: 0.449										4	2	2	2	0	1	0				
George Hendrick, R (1, 8) OBP: 0.358, SLG: 0.673										4	0	1	1	0	2	0				
Jerry Narron, L (1, 10) OBP: 0.333, SLG: 0.385										3	0	2	1	1	0	0				
Dick Schofield, R (1, 6) OBP: 0.322, SLG: 0.500										4	0	2	0	0	0	3				
Bob Boone, R (1, 2) OBP: 0.310, SLG: 0.325										2	1	1	0	1	0	2				
<b>Inning Stats</b>	R: 0 E: 0 K: 1 S: 6	H: 1 LOB: 1 BB: 0 P: 6	R: 0 E: 0 K: 2 S: 7	H: 0 LOB: 0 BB: 0 P: 7	R: 0 E: 0 K: 1 S: 7	H: 1 LOB: 2 BB: 0 P: 7	R: 0 E: 0 K: 1 S: 5	H: 0 LOB: 0 BB: 0 P: 5	R: 2 E: 0 K: 0 S: 5	H: 3 LOB: 2 BB: 2 P: 13	R: 1 E: 0 K: 1 S: 7	H: 2 LOB: 2 BB: 1 P: 11	R: 3 E: 0 K: 0 S: 8	H: 5 LOB: 3 BB: 1 P: 12	R: 0 E: 0 K: 1 S: 5	H: 0 LOB: 0 BB: 0 P: 5	1B: 10 2B: 1 3B: 0 HR: 1	SF: 0 SAC: 1 DP: 1 HBP: 0	WP: 1 PB: 0 SB: 0 CS: 0	PA: 40
<b>PITCHER</b>	IP WLS BF H R ER SO BB IBB HBP BLK WP HR S P ERA WHIP																			
Jim Clancy, R (1, 1) ERA: 3.2	5.1 L 25 6 3 3 5 3 0 0 0 0 0 0 10 10 5.06 1.688																			
Dennis Lamp, R (6, 1) ERA: 8.24	1.0 8 5 3 3 1 0 0 0 0 0 0 0 10 10 27.00 5.000																			
Bill Caudill, R (7, 1) ERA: 5.4	0.2 4 1 0 0 0 1 0 0 0 0 0 0 3 7 0.00 3.000																			
Don Gordon, R (8, 1) ERA: 3.38	1.0 3 0 0 0 1 0 0 0 0 0 0 0 5 5 0.00 0.000																			



Batter	1	2	3	4	5	6	7	8	9	AB	R	H	RBI	BB	SO	LOB	TOP					
Damaso Garcia, R OBP: 0.262, SLG: 0.241	4-3	F9			F4	6-3		6-3		5	0	0	0	0	0	5						
Lloyd Moseby, L OBP: 0.375, SLG: 0.443	3-1			CS BB	1B	1B	1B FC3 HBP	CS BB		2	2	1	0	2	0	0						
Rance Mulliniks, L OBP: 0.318, SLG: 0.315 Garth Iorg, R OBP: 0.320, SLG: 0.277	F7		F8		SF7		1B FC3	CS	F3	2	0	0	1	0	0	1						
Willie Upshaw, L OBP: 0.393, SLG: 0.404		4-3	1-3				FC3 1B		1-3	5	1	1	2	0	0	2						
George Bell, R OBP: 0.378, SLG: 0.544		WP SF7 2B			K	F7			1-3	5	1	1	0	0	1	3						
Jesse Barfield, R OBP: 0.310, SLG: 0.491		WP 2B BB				1B			4-3	3	1	2	0	1	0	2						
Ernie Whitt, L OBP: 0.189, SLG: 0.353 Buck Martinez, R OBP: 0.257, SLG: 0.200	SF7				F8		F9			1	0	0	1	0	0	1						
Rick Leach, L OBP: 0.393, SLG: 0.423 Cecil Fielder, R OBP: 0.175, SLG: 0.316		1-2 2-H			F9		2-H 3-H	1B		2	0	1	1	0	0	1						
Tony Fernandez, S OBP: 0.296, SLG: 0.303						1B SF7 1B			B5-3	4	1	2	0	0	1	2						
<b>Inning Stats</b>	R: 0 E: 0 K: 0 S: 3	H: 0 LOB: 0 BB: 3 P: 3	R: 2 E: 0 K: 0 S: 6	H: 3 LOB: 2 BB: 1 P: 10	R: 0 E: 0 K: 0 S: 2	H: 0 LOB: 0 BB: 1 P: 6	R: 0 E: 0 K: 1 S: 6	H: 1 LOB: 1 BB: 0 P: 6	R: 2 E: 0 K: 0 S: 6	H: 3 LOB: 1 BB: 0 P: 6	R: 0 E: 0 K: 1 S: 6	H: 1 LOB: 2 BB: 1 P: 10	R: 3 E: 0 K: 0 S: 6	H: 2 LOB: 1 BB: 0 P: 7	R: 0 E: 0 K: 0 S: 2	H: 0 LOB: 0 BB: 0 P: 6	R: 0 E: 0 K: 0 S: 3	H: 0 LOB: 0 BB: 0 P: 3	1B: 8 2B: 2 3B: 0 HR: 0	SF: 2 SAC: 0 DP: 0 HBP: 1	WP: 1 PB: 0 SB: 0 CS: 2	PA: 42
<b>PITCHER</b>	IP	WLS	BF	H	R	ER	SO	BB	IBB	HBP	BLK	WP	HR	S	P	ERA	WHIP					
Ron Romanick, R ERA: 4.62	5.0		24	8	4	4	1	2	0	0	0	1	0	24	32	7.20	2.000					
Tery Forster, L ERA: 4.5	1.2	L	10	2	3	3	1	1	0	1	0	0	0	10	15	16.20	1.800					
T.R. Bryden, R ERA: 4.08	1.1		4	0	0	0	0	1	0	0	0	0	0	3	7	0.00	0.750					
Donnie Moore, R ERA: 4.8	1.0		3	0	0	0	0	0	0	0	0	0	0	3	3	0.00	0.000					

Toronto Blue Jays @ California Angels  
Anaheim Stadium, Anaheim, CA  
Thu May 08 1986, 10:05 PM EDT  
Att: 23,650 - Unknown


AB 34  
R 7  
H 10  
RBI 7  
BB 4  
SO 2  
LOB 19



Batter	1	2	3	4	5	6	7	8	9	AB	R	H	RBI	BB	SO	LOB	BOTTOM				
Ruppert Jones, L OBP: 0.353, SLG: 0.362	L9			4-3		E7				4	1	2	1	1	0	0					
Rob Wilfong, L OBP: 0.312, SLG: 0.425	6-3			6-3		L7				4	1	0	0	1	0	2					
Wally Joyner, L OBP: 0.368, SLG: 0.582	G3									4	1	2	4	1	0	0					
Reggie Jackson, L OBP: 0.412, SLG: 0.575		3-1				K				5	1	1	0	0	3	2					
Doug DeCinces, R OBP: 0.300, SLG: 0.382				F7		F4				4	0	2	0	1	0	2					
Brian Downing, R OBP: 0.426, SLG: 0.620				5-3						3	0	0	0	2	1	3					
George Hendrick, R OBP: 0.351, SLG: 0.660				K		L8				4	0	1	1	0	1	3					
Dick Schofield, R OBP: 0.306, SLG: 0.475 Jery Nannon, L OBP: 0.313, SLG: 0.357 Rick Burleson, R OBP: 0.407, SLG: 0.453				K		4-3				3	0	0	0	0	1	2					
Bob Boone, R OBP: 0.318, SLG: 0.325						6-3				3	2	1	0	1	0	0					
<b>Inning Stats</b>	R: 0 E: 0 K: 0 S: 3	H: 1 LOB: 1 BB: 0 P: 6	R: 5 E: 0 K: 1 S: 9	H: 4 LOB: 2 BB: 3 P: 21	R: 0 E: 0 K: 0 S: 3	H: 0 LOB: 0 BB: 0 P: 3	R: 0 E: 0 K: 1 S: 6	H: 2 LOB: 2 BB: 1 P: 10	R: 0 E: 1 K: 0 S: 4	H: 1 LOB: 1 BB: 0 P: 4	R: 0 E: 0 K: 2 S: 7	H: 0 LOB: 1 BB: 1 P: 11	R: 1 E: 0 K: 1 S: 6	H: 1 LOB: 1 BB: 1 P: 10	R: 0 E: 0 K: 1 S: 5	H: 0 LOB: 1 BB: 1 P: 9	1B: 5 2B: 3 3B: 0 HR: 1	SF: 0 SAC: 0 DP: 0 HBP: 0	WP: 1 PB: 0 SB: 1 CS: 1	PA: 42	
<b>PITCHER</b>	IP	WLS	BF	H	R	ER	SO	BB	IBB	HBP	BLK	WP	HR	S	P	ERA	WHIP				
Jim Acker, R ERA: 4.57	2.2		16	5	5	5	2	3	0	0	0	0	0	14	18	0.00	1.200				
Mark Eichhorn, R ERA: 9.59	3.1	W	13	3	0	0	1	1	0	0	0	0	0	3	7	0.00	3.000				
Jimmy Key, L ERA: 13.05	0.1		2	0	0	0	1	1	0	0	0	0	0	3	7	0.00	3.000				
Tom Henke, R ERA: 7.71	2.2	S	11	1	1	1	3	2	0	0	0	1	0	15	23	3.38	1.125				

Toronto Blue Jays @ California Angels  
Anaheim Stadium, Anaheim, CA  
Thu May 08 1986, 10:05 PM EDT  
Att: 23,650 - Unknown

AB 35  
R 6  
H 9  
RBI 6  
BB 7  
SO 7  
LOB 14





Batter	1	2	3	4	5	6	7	8	9	AB	R	H	RBI	BB	SO	LOB	TOP				
<b>Damaso Garcia, R</b> OBP: 0.277, SLG: 0.246 (1, 4)										3	1	1	0	1	0	1	<b>Toronto Blue Jays @ Seattle Mariners</b> The Kingdome, Seattle, WA Fri May 09 1986, 10:05 PM EDT Att: 12,026 - Unknown				
<b>Lloyd Moseby, L</b> OBP: 0.371, SLG: 0.437 (1, 8)										4	0	1	0	0	0	2					
<b>Rance Mulliniks, L</b> OBP: 0.303, SLG: 0.299 (1, 5)										4	0	0	0	0	1	4					
<b>Willie Upshaw, L</b> OBP: 0.397, SLG: 0.407 (1, 3)										4	0	2	1	0	0	1					
<b>George Bell, R</b> OBP: 0.365, SLG: 0.523 (1, 7)										4	0	0	0	0	1	4					
<b>Jesse Barfield, R</b> OBP: 0.308, SLG: 0.509 (1, 9)										4	1	1	1	0	0	3					
<b>Ernie Whitt, L</b> OBP: 0.175, SLG: 0.324 (1, 2)										3	0	0	0	0	1	1					
<b>Cecil Fielder, R</b> OBP: 0.209, SLG: 0.400 (1, 10)										2	1	1	1	0	1	0					
<b>Tony Fernandez, S</b> OBP: 0.289, SLG: 0.295 (1, 6)										3	0	0	0	0	0	1					
<b>Inning Stats</b>	R: 1 E: 1 K: 1 S: 7	H: 1 LOB: 2 BB: 1 P: 11	R: 1 E: 0 K: 0 S: 4	H: 1 LOB: 0 BB: 0 P: 4	R: 0 E: 0 K: 1 S: 5	H: 0 LOB: 0 BB: 0 P: 5	R: 0 E: 1 K: 0 S: 3	H: 0 LOB: 0 BB: 0 P: 3	R: 0 E: 0 K: 0 S: 4	H: 1 LOB: 1 BB: 0 P: 4	R: 1 E: 0 K: 2 S: 8	H: 1 LOB: 0 BB: 0 P: 8	R: 0 E: 0 K: 0 S: 3	H: 1 LOB: 0 BB: 0 P: 3	R: 0 E: 0 K: 0 S: 3	H: 1 LOB: 0 BB: 0 P: 3	1B: 4 2B: 0 3B: 0 HR: 2	SF: 0 SAC: 0 DP: 3 HBP: 1	WP: 0 PB: 0 SB: 0 CS: 1	PA: 33	
<b>PITCHER</b> <b>Mike Moore, R</b> ERA: 2.41 (1, 1)	IP: 9.0 WLS: W BF: 33	H: 6 R: 3 ER: 2 SO: 4	BB: 1 IBB: 0 HBP: 1 BLK: 0	WP: 0 HR: 2 S: 39 P: 44	ERA: 2.00 WHIP: 0.778											<b>PITCHER</b>	IP: 9.0 WLS: W BF: 33	H: 6 R: 3 ER: 2 SO: 4	BB: 1 IBB: 0 HBP: 1 BLK: 0	WP: 0 HR: 2 S: 39 P: 44	ERA: 2.00 WHIP: 0.778

Batter	1	2	3	4	5	6	7	8	9	AB	R	H	RBI	BB	SO	LOB	BOTTOM				
<b>Spike Owen, S</b> OBP: 0.294, SLG: 0.330 (1, 6)										3	3	1	0	2	0	1	<b>Toronto Blue Jays @ Seattle Mariners</b> The Kingdome, Seattle, WA Fri May 09 1986, 10:05 PM EDT Att: 12,026 - Unknown				
<b>Phil Bradley, R</b> OBP: 0.354, SLG: 0.382 (1, 7)										4	4	2	1	1	1	3					
<b>Alvin Davis, L</b> OBP: 0.429, SLG: 0.632 (1, 3)										4	3	3	8	1	0	0					
<b>Gorman Thomas, R</b> OBP: 0.328, SLG: 0.460 (1, 10)										5	2	2	3	0	2	1					
<b>Ivan Calderon, R</b> OBP: 0.276, SLG: 0.319 (1, 9)										5	0	1	0	0	0	1					
<b>Danny Tartabull, R</b> OBP: 0.328, SLG: 0.461 (1, 4)										3	0	1	0	2	0	0					
<b>Jim Prestley, R</b> OBP: 0.221, SLG: 0.278 (1, 5)										4	0	1	1	0	2	3					
<b>Dave Henderson, R</b> OBP: 0.247, SLG: 0.264 (1, 8)										4	0	0	0	0	1	4					
<b>Steve Yeager, R</b> OBP: 0.235, SLG: 0.205 (1, 2)										2	1	0	0	2	0	2					
<b>Inning Stats</b>	R: 3 E: 0 K: 3 S: 11	H: 2 LOB: 2 BB: 3 P: 23	R: 1 E: 0 K: 1 S: 7	H: 2 LOB: 1 BB: 0 P: 7	R: 0 E: 0 K: 1 S: 5	H: 1 LOB: 0 BB: 0 P: 5	R: 0 E: 0 K: 0 S: 2	H: 0 LOB: 0 BB: 1 P: 6	R: 1 E: 0 K: 1 S: 6	H: 1 LOB: 0 BB: 0 P: 6	R: 5 E: 1 K: 0 S: 7	H: 3 LOB: 2 BB: 3 P: 19	R: 3 E: 0 K: 0 S: 5	H: 2 LOB: 0 BB: 1 P: 9	R: 0 E: 0 K: 0 S: 3	H: 2 LOB: 0 BB: 0 P: 3	1B: 4 2B: 4 3B: 0 HR: 4	SF: 0 SAC: 0 DP: 1 HBP: 0	WP: 0 PB: 0 SB: 0 CS: 1	PA: 43	
<b>PITCHER</b> <b>Dave Stieb, R</b> ERA: 6.02 <b>Don Gordon, R</b> ERA: 5.29 <b>Bill Caudill, R</b> ERA: 7.71	IP: 5.0 WLS: L BF: 23	H: 6 R: 5 ER: 5 SO: 6	BB: 4 IBB: 0 HBP: 0 BLK: 0	WP: 0 HR: 2 S: 31 P: 47	ERA: 9.00 WHIP: 2.000											<b>PITCHER</b>	IP: 5.0 WLS: L BF: 23	H: 6 R: 5 ER: 5 SO: 6	BB: 4 IBB: 0 HBP: 0 BLK: 0	WP: 0 HR: 2 S: 31 P: 47	ERA: 9.00 WHIP: 2.000



Batter	1	2	3	4	5	6	7	8	9	10	11	AB	R	H	RBI	BB	SO	LOB	TOP			
Damaso Garcia, R OBP: 0.296, SLG: 0.258 (1.4)	WP 1B	K		F7			1B		HBP 1B		6-3	5	1	2	0	1	1	2				
Lloyd Moseby, L OBP: 0.364, SLG: 0.468 (1.8)	K		F9		FC4-6 1B		1B		HBP 1B		HR	5	1	3	2	0	1	1				
George Bell, R OBP: 0.364, SLG: 0.505 (1.7)	1B 2B BB		CS BB		FC4-6 FC1-6		G6-4-3 1B		F4		F8	4	1	0	0	2	0	6				
Jesse Barfield, R OBP: 0.303, SLG: 0.500 (1.9)	2B 4-3 1B		F3		FC1-6			G1-6-3	SF8			4	1	1	2	0	0	2				
Willie Upshaw, L OBP: 0.397, SLG: 0.416 (1.3)	2B			1B SF9 1B	6-3			K	F5			5	1	2	1	0	1	3				
Cecil Fielder, R OBP: 0.213, SLG: 0.372 (1.10)	4-3			K				K			K	3	0	0	1	1	2	2				
Kelly Gruber, R OBP: 0.233, SLG: 0.500 (8. PR)												0	0	0	0	0	0	0				
Rick Leach, L OBP: 0.379, SLG: 0.407 (10. PH)				1-2				BB				1	0	0	0	0	1	0				
Garth Iorg, R OBP: 0.315, SLG: 0.275 (1.5)	5-3			SF9 BB 1B				F3			F7	4	0	1	0	0	1	2				
Rance Mulliniks, L OBP: 0.300, SLG: 0.295 (10.5)								K				1	0	0	0	0	0	0				
Buck Martinez, R OBP: 0.263, SLG: 0.188 (1.2)											F3	2	0	0	0	1	0	0				
Cliff Johnson, R OBP: 0.397, SLG: 0.477 (9. PR)									1B HBP 1B		F3	1	0	1	0	0	0	0				
Dave Stieb, R (9. PR)												0	1	0	0	0	0	0				
Ernie Whitt, L OBP: 0.171, SLG: 0.316 (9.2)												1	0	0	0	0	0	0				
Tony Fernandez, S OBP: 0.266, SLG: 0.294 (1.6)					SF9				HBP 1B SF8 1B		F7	4	1	1	1	0	0	0				
<b>Inning Stats</b>	R: 3 E: 0 K: 1 S: 7	H: 2 LOB: 1 BB: 2 P: 15	R: 0 E: 0 K: 1 S: 5	H: 0 LOB: 0 BB: 0 P: 5	R: 0 E: 0 K: 0 S: 2	H: 0 LOB: 0 BB: 1 P: 6	R: 1 E: 0 K: 1 S: 7	H: 2 LOB: 2 BB: 1 P: 11	R: 0 E: 0 K: 2 S: 4	H: 0 LOB: 0 BB: 0 P: 7	R: 0 E: 0 K: 0 S: 5	H: 0 LOB: 1 BB: 1 P: 9	R: 2 E: 0 K: 0 S: 6	H: 3 LOB: 2 BB: 0 P: 7	R: 0 E: 0 K: 1 S: 5	H: 0 LOB: 0 BB: 0 P: 5	R: 1 E: 0 K: 0 S: 4	H: 1 LOB: 0 BB: 0 P: 4	1B: 9 2B: 1 3B: 0 HR: 1	SF: 2 SAC: 0 DP: 1 HBP: 1	WP: 1 PB: 0 SB: 1 CS: 1	PA: 48
<b>PITCHER</b>	IP WLS BF H R ER SO BB IBB HBP BLK WP HR S P ERA WHIP	<b>PITCHER</b>										IP WLS BF H R ER SO BB IBB HBP BLK WP HR S P ERA WHIP										
Mark Langston, L ERA: 5.75 (1.1)	8.0	0.0	1	0	0	0	0	0	0	0	0	1	∞	∞								
Matt Young, L ERA: 6.35 (9.1)	0.0	0.0	1	0	0	0	0	0	0	0	0	1	∞	∞								
Pete Ladd, R ERA: 3.6 (9.1)	3.0	W	10	1	1	1	1	0	0	0	0	0	1	12	12	3.00	0.333					

Toronto Blue Jays @ Seattle Mariners  
The Kingdom, Seattle, WA  
Sat May 10 1986, 10:05 PM EDT  
Att. 20,155 - Unknown

AB	40
R	7
H	11
RBI	7
BB	5
SO	7
LOB	18



Batter	1	2	3	4	5	6	7	8	9	10	11	AB	R	H	RBI	BB	SO	LOB	BOTTOM			
Spike Owen, S OBP: 0.280, SLG: 0.313 (1.6)	F7			F8	G3-6-3		G3			K		5	0	0	0	0	1	1				
Phil Bradley, R OBP: 0.356, SLG: 0.377 (1.7)	K			2B 1B	1B BB		6-3			K		4	1	1	0	1	2	0				
Alvin Davis, L OBP: 0.427, SLG: 0.630 (1.3)	K			HR 2B	1B		L3			2-3		5	1	2	1	0	1	0				
Ken Phelps, L OBP: 0.353, SLG: 0.500 (1.10)												4	1	1	2	1	1	2				
Domingo Ramos, R OBP: 0.174, SLG: 0.174 (11. PR)											2B BB	0	1	0	0	0	0	0				
Ivan Calderon, R OBP: 0.272, SLG: 0.343 (1.9)											K	5	1	1	1	0	2	1				
Danny Tartabull, R OBP: 0.315, SLG: 0.439 (1.4)											K	5	0	0	0	0	2	1				
Jim Presley, R OBP: 0.237, SLG: 0.336 (1.5)											K	5	2	3	2	0	1	0				
Dave Henderson, R OBP: 0.256, SLG: 0.303 (1.8)											K	4	1	1	1	1	1	1				
Steve Yeager, R OBP: 0.241, SLG: 0.213 (1.2)												3	0	1	0	0	0	0				
Gorman Thomas, R OBP: 0.325, SLG: 0.455 (9. PH)												1	0	0	0	0	1	0				
Bob Keamey, R OBP: 0.195, SLG: 0.225 (10.2)												1	0	1	1	0	0	0				
<b>Inning Stats</b>	R: 0 E: 0 K: 2 S: 7	H: 0 LOB: 0 BB: 0 P: 7	R: 0 E: 0 K: 0 S: 3	H: 0 LOB: 0 BB: 0 P: 3	R: 0 E: 0 K: 1 S: 5	H: 0 LOB: 0 BB: 1 P: 5	R: 5 E: 0 K: 0 S: 8	H: 5 LOB: 0 BB: 0 P: 8	R: 0 E: 0 K: 1 S: 6	H: 1 LOB: 1 BB: 1 P: 10	R: 0 E: 0 K: 0 S: 4	H: 0 LOB: 0 BB: 0 P: 4	R: 0 E: 0 K: 1 S: 10	H: 0 LOB: 0 BB: 0 P: 10	R: 0 E: 0 K: 2 S: 7	H: 0 LOB: 0 BB: 0 P: 7	R: 2 E: 0 K: 2 S: 8	H: 2 LOB: 2 BB: 2 P: 16	1B: 4 2B: 3 3B: 0 HR: 4	SF: 0 SAC: 0 DP: 1 HBP: 0	WP: 0 PB: 0 SB: 0 CS: 0	PA: 45
<b>PITCHER</b>	IP WLS BF H R ER SO BB IBB HBP BLK WP HR S P ERA WHIP	<b>PITCHER</b>										IP WLS BF H R ER SO BB IBB HBP BLK WP HR S P ERA WHIP										
Doyle Alexander, R ERA: 3.6 (6.1)	5.0	2.0	7	1	0	0	0	0	0	0	0	0	0	0	0	0	0	0				
Jim Acker, R ERA: 4.16 (8.1)	1.0	3	0	0	0	1	0	0	0	0	0	0	0	5	5	0.00	0.000					
Mark Eichhorn, R ERA: 0.86 (9.1)	2.2	L	12	2	3	3	7	1	1	0	0	0	1	24	32	10.12	1.125					
Tom Henke, R ERA: 8.1 (11.1)	0.0	1	1	0	0	0	0	0	0	0	0	0	0	1	1	∞	∞					

Toronto Blue Jays @ Seattle Mariners  
The Kingdom, Seattle, WA  
Sat May 10 1986, 10:05 PM EDT  
Att. 20,155 - Unknown

AB	42
R	8
H	11
RBI	8
BB	3
SO	12
LOB	6





Batter	1	2	3	4	5	6	7	8	9	AB	R	H	RBI	BB	SO	LOB	TOP								
<b>Damaso Garcia, R</b> (1, 4) OBP: 0.289, SLG: 0.254	0-0 6-3		0-0 4-3	0-0 FC4-6 1B			0-0 6-3		0-0 L7	5	0	1	3	0	0	2									
<b>Lloyd Moseby, L</b> (1, 8) OBP: 0.392, SLG: 0.469	4-0 CS 2-3 BB		0-0 3-H 1B	0-0 FC4-6 1-2			0-0 G3		0-0 WP 1B	4	0	2	1	1	0	2									
<b>Rance Mulliniks, L</b> (1, 5) OBP: 0.312, SLG: 0.300	0-0 2-3		0-0 1-2 BB				0-0 1B		0-0 6-3	2	0	1	0	1	0	1									
<b>Garth Iorg, R</b> (7, FH) OBP: 0.321, SLG: 0.283	1-2		0-0 1-2 BB				0-0 1B		0-0 6-3	2	0	1	0	0	0	2									
<b>Willie Upshaw, L</b> (1, 3) OBP: 0.385, SLG: 0.402	0-0 CS	0-0 6-3	0-0 K				0-0 F5		0-0 F6	4	0	0	0	0	1	4									
<b>George Bell, R</b> (1, 7) OBP: 0.352, SLG: 0.487		0-0 L6					0-0 F8		0-0 L5	4	0	0	0	0	0	1									
<b>Jesse Barfield, R</b> (1, 9) OBP: 0.310, SLG: 0.491	1-0 CS HBP		0-0 F9				0-0 6-3		0-0 G4-6-3 HBP	2	0	0	0	0	0	1									
<b>Ernie Whitt, L</b> (1, 2) OBP: 0.178, SLG: 0.310	0-0 CS	0-0 K	0-0 K	0-0 1B 1B			0-0 G3		0-0 G4-6-3	4	1	1	0	0	1	1									
<b>Rick Leach, L</b> (1, 10) OBP: 0.419, SLG: 0.448			0-0 2B 4-3	0-0 1B			0-0 K		0-0 1B	2	2	2	0	0	0	0									
<b>Cecil Fielder, R</b> (6, FH) OBP: 0.224, SLG: 0.378			0-0 1B	0-0 1B			0-0 K		0-0 1B	2	0	1	0	0	1	0									
<b>Kelly Gruber, R</b> (9, FR) OBP: 0.233, SLG: 0.500			0-0 4-3 1B	0-0 1B			0-0 1-3		0-0 K	4	1	2	0	0	1	1									
<b>Tony Fernandez, S</b> (1, 6) OBP: 0.292, SLG: 0.308			0-0 1-3 1B	0-0 2B			0-0 1-3		0-0 K	4	1	2	0	0	1	1									
<b>Inning Stats</b>	R: 0 E: 0 K: 0 S: 2	H: 0 LOB: 0 BB: 1 P: 6	R: 0 E: 0 K: 0 S: 2	H: 0 LOB: 0 BB: 0 P: 3	R: 2 E: 0 K: 2 S: 10	H: 3 LOB: 2 BB: 1 P: 14	R: 2 E: 0 K: 0 S: 7	H: 4 LOB: 2 BB: 0 P: 7	R: 0 E: 0 K: 0 S: 4	H: 1 LOB: 1 BB: 0 P: 4	R: 0 E: 0 K: 0 S: 5	H: 0 LOB: 0 BB: 0 P: 5	R: 0 E: 0 K: 0 S: 4	H: 1 LOB: 1 BB: 0 P: 4	R: 0 E: 0 K: 0 S: 2	H: 0 LOB: 0 BB: 0 P: 3	R: 0 E: 0 K: 1 S: 7	H: 2 LOB: 3 BB: 0 P: 7	1B: 10 2B: 1 3B: 0 HR: 0	SF: 0 SAC: 0 DP: 1 HBP: 2	WP: 1 PB: 0 SB: 1 CS: 2	PA: 41			
<b>PITCHER</b>	IP	WLS	BF	H	R	ER	SO	BB	IBB	HBP	BLK	WP	HR	S	P	ERA	WHIP								
<b>Bill Swift, R</b> (1, 1) ERA: 6.67	3.2	L	19	7	4	4	2	2	0	1	0	0	0	20	29	9.82	2.455								
<b>Lee Guetterman, L</b> (4, 1) ERA: 4.05	5.0		19	4	0	0	2	0	0	1	0	0	0	22	23	0.00	0.800								
<b>Karl Best, R</b> (9, 1) ERA: 3.52	0.1	S	1	0	0	0	0	0	0	0	0	1	0	1	1	0.00	0.000								

Toronto Blue Jays @ Seattle Mariners  
The Kingdom, Seattle, WA  
Sun May 11 1986, 6:33 AM EDT  
Att: 10,172 - Unknown

AB 35  
R 4  
H 11  
RBI 4  
BB 2  
SO 4  
LOB 15



Batter	1	2	3	4	5	6	7	8	9	AB	R	H	RBI	BB	SO	LOB	BOTTOM								
<b>Spike Owen, S</b> (1, 6) OBP: 0.279, SLG: 0.304	0-0 L9		4-0 2B BB				0-0 4-3		0-0 F4	3	1	0	0	1	0	2									
<b>Phil Bradley, R</b> (1, 7) OBP: 0.353, SLG: 0.381	0-0 L5		0-0 1B 2B				0-0 4-3		0-0 F9	4	1	1	1	0	0	1									
<b>Alvin Davis, L</b> (1, 3) OBP: 0.430, SLG: 0.625	0-3 K		0-0 2H 1B				0-0 1B		0-0 6-3	4	0	2	1	0	1	0									
<b>Gorman Thomas, R</b> (1, 10) OBP: 0.314, SLG: 0.438		0-3 K	0-0 5-3				0-0 F5		0-0 L3	4	0	0	0	0	1	2									
<b>Ivan Calderon, R</b> (1, 9) OBP: 0.262, SLG: 0.330	0-0 L1		0-0 F9				0-0 F7		0-3 K	4	0	0	0	0	1	1									
<b>Danny Tartabull, R</b> (1, 4) OBP: 0.307, SLG: 0.427		0-0 6-3					0-0 F4		4-0 FC5-4 BB	3	0	0	0	0	1	1									
<b>Ken Phelps, L</b> (9, FH) OBP: 0.371, SLG: 0.500		0-0 6-3					0-0 K			0	0	0	0	1	0	0									
<b>Domingo Ramos, R</b> (9, FR) OBP: 0.174, SLG: 0.174							0-0 K			0	0	0	0	0	0	0									
<b>Jim Presley, R</b> (1, 5) OBP: 0.236, SLG: 0.342			0-0 1B SF8 2B				0-0 F8		0-0 F7	4	1	1	0	0	0	1									
<b>Dave Henderson, R</b> (1, 8) OBP: 0.266, SLG: 0.313			0-0 2-3 1B				0-0 FC5-4 1B		0-3 K2-3	4	0	2	0	0	2	1									
<b>Bob Kearney, R</b> (1, 2) OBP: 0.205, SLG: 0.220			0-0 SF8				0-0 FC5-4 4-3		4-0 BB	1	0	0	1	1	0	1									
<b>Inning Stats</b>	R: 0 E: 0 K: 1 S: 5	H: 0 LOB: 0 BB: 0 P: 5	R: 0 E: 0 K: 1 S: 5	H: 0 LOB: 0 BB: 0 P: 5	R: 3 E: 0 K: 0 S: 6	H: 4 LOB: 1 BB: 1 P: 10	R: 0 E: 0 K: 1 S: 5	H: 0 LOB: 0 BB: 0 P: 5	R: 0 E: 0 K: 0 S: 4	H: 1 LOB: 1 BB: 0 P: 4	R: 0 E: 0 K: 0 S: 4	H: 1 LOB: 1 BB: 0 P: 4	R: 0 E: 0 K: 1 S: 5	H: 0 LOB: 1 BB: 1 P: 9	R: 0 E: 0 K: 0 S: 3	H: 0 LOB: 0 BB: 0 P: 3	R: 0 E: 0 K: 2 S: 7	H: 0 LOB: 1 BB: 1 P: 11	1B: 4 2B: 2 3B: 0 HR: 0	SF: 1 SAC: 0 DP: 0 HBP: 0	WP: 0 PB: 0 SB: 0 CS: 0	PA: 35			
<b>PITCHER</b>	IP	WLS	BF	H	R	ER	SO	BB	IBB	HBP	BLK	WP	HR	S	P	ERA	WHIP								
<b>Jimmy Key, L</b> (1, 1) ERA: 10.41	7.2	W	30	6	3	3	4	2	0	0	0	0	0	36	44	3.52	1.043								
<b>Mark Eichhorn, R</b> (8, 1) ERA: 0.93	1.1	S	5	0	0	0	2	1	0	0	0	0	0	8	12	0.00	0.750								

Toronto Blue Jays @ Seattle Mariners  
The Kingdom, Seattle, WA  
Sun May 11 1986, 6:33 AM EDT  
Att: 10,172 - Unknown

AB 31  
R 3  
H 6  
RBI 3  
BB 3  
SO 6  
LOB 10





Batter	1	2	3	4	5	6	7	8	9	AB	R	H	RBI	BB	SO	LOB	TOP										
<b>Damaso Garcia, R</b> (1, 4) OBP: 0.296, SLG: 0.267	0-0 3-1	0-0 FC6-4					0-0 1B 2B	0-0 F3	4-0 BB								4 1 1 0 1 0 2										
<b>Lloyd Moseby, L</b> (1, 8) OBP: 0.405, SLG: 0.485	0-0 2B 2B		0-0 1B 6-3				0-0 1B 1B	4-0 F	0-3 K								4 3 3 1 1 1 2										
<b>Rance Mulliniks, L</b> (1, 5) OBP: 0.320, SLG: 0.321	0-0 2B		0-0 L8				0-0 6-3 1B	0-0 E6		0-0 5-3							4 0 2 1 0 0 2										
<b>Garth Iorg, R</b> (7, 5) OBP: 0.316, SLG: 0.278	2-H 2B		0-0 1B				2-H 1B	1-3 F8									1 0 0 0 0 0 0										
<b>Willie Upshaw, L</b> (1, 3) OBP: 0.393, SLG: 0.405	0-0 F8		0-0 6-3 1B				0-0 6-3	0-0 FC6-4		4-0 FC5							4 0 2 1 1 0 2										
<b>George Bell, R</b> (1, 7) OBP: 0.338, SLG: 0.467	0-0 F7		0-0 6-3				0-3 K	3-H F8		0-3 K							5 0 0 1 0 2 6										
<b>Jesse Barfield, R</b> (1, 9) OBP: 0.305, SLG: 0.504		0-0 F5	0-0 F8				0-0 HR	0-0 FC6-4		0-0 FC5							5 1 1 1 0 0 4										
<b>Cliff Johnson, R</b> (1, 10) OBP: 0.233, SLG: 0.500		0-3 K					0-3 K			0-0 3-1							4 0 1 0 0 2 0										
<b>Kelly Gruber, R</b> (8, PR)										CS 2B							0 0 0 0 0 0 0										
<b>Ernie Whitt, L</b> (1, 2) OBP: 0.204, SLG: 0.295		4-0 BB BB					4-0 G4-6-3 BB			0-0 3-1							2 0 0 0 2 0 1										
<b>Tony Fernandez, S</b> (1, 6) OBP: 0.298, SLG: 0.303		4-0 FC6-4 BB					0-0 G4-6-3			4-0 BB							2 0 0 0 2 0 1										
<b>Inning Stats</b>	R: 1 E: 0 K: 0 S: 5	H: 2 LOB: 1 BB: 0 P: 5	R: 0 E: 0 K: 1 S: 5	H: 0 LOB: 2 BB: 2 P: 13	R: 1 E: 0 K: 0 S: 5	H: 2 LOB: 1 BB: 0 P: 5	R: 0 E: 0 K: 0 S: 2	H: 0 LOB: 0 BB: 1 P: 6	R: 1 E: 0 K: 1 S: 7	H: 3 LOB: 1 BB: 0 P: 7	R: 1 E: 0 K: 0 S: 6	H: 1 LOB: 0 BB: 0 P: 6	R: 1 E: 1 K: 0 S: 5	H: 1 LOB: 2 BB: 1 P: 9	R: 0 E: 0 K: 1 S: 5	H: 1 LOB: 2 BB: 2 P: 13	R: 0 E: 0 K: 1 S: 5	H: 0 LOB: 1 BB: 1 P: 9	1B: 5 2B: 4 3B: 0 HR: 1	SF: 0 SAC: 0 DP: 1 HBP: 0	WP: 0 PB: 0 SB: 1 CS: 1	PA: 42					
<b>PITCHER</b>	IP	WLS	BF	H	R	ER	SO	BB	IBB	HBP	BLK	WP	HR	S	P	ERA	WHIP										
<b>Joaquin Andujar, R</b> (1, 1) ERA: 4.1	1.0	L	5	2	1	1	0	0	0	0	0	0	0	5	5	9.00	2.000										
<b>Eric Plunk, R</b> (2, 1) ERA: 5.06	5.1		24	6	4	3	3	4	0	0	0	0	1	26	42	5.06	1.875										
<b>Keith Atherton, R</b> (7, 1) ERA: 4.4	2.2		13	2	0	0	2	3	0	0	0	0	0	14	26	0.00	1.875										
<b>Batter</b>	<b>1</b>	<b>2</b>	<b>3</b>	<b>4</b>	<b>5</b>	<b>6</b>	<b>7</b>	<b>8</b>	<b>9</b>	<b>AB</b>	<b>R</b>	<b>H</b>	<b>RBI</b>	<b>BB</b>	<b>SO</b>	<b>LOB</b>	<b>BOTTOM</b>										
<b>Tony Phillips, S</b> (1, 4) OBP: 0.413, SLG: 0.378	0-0 L6		0-0 F9				0-0 SF 1B		0-0 F8								5 1 2 2 0 0 1										
<b>Bruce Bochte, L</b> (1, 3) OBP: 0.363, SLG: 0.369	4-0 BB		0-0 G3-6-1				0-0 SF FC5-4		0-0 5-3								2 0 0 1 1 0 1										
<b>Jose Canseco, R</b> (1, 9) OBP: 0.379, SLG: 0.545	0-3 K						0-0 FC6-4 1B		0-0 F8								4 0 2 0 0 1 3										
<b>Dave Kingman, R</b> (1, 10) OBP: 0.248, SLG: 0.386	0-0 F8						0-0 FC6-4 1B		0-0 FC5-4								4 0 0 0 0 1 5										
<b>Carney Lansford, R</b> (1, 5) OBP: 0.358, SLG: 0.463			0-0 F9				0-0 6-3		4-0 G6-4-3								3 0 1 0 1 0 0										
<b>Dusty Baker Jr., R</b> (1, 7) OBP: 0.287, SLG: 0.290			0-0 1B				0-0 3		0-0 4-3								4 0 1 0 0 0 3										
<b>Mike Davis, L</b> (1, 8) OBP: 0.295, SLG: 0.384			0-0 F8				4-0 1B 1B		4-0 WP BB								2 1 0 0 2 0 1										
<b>Alfredo Griffin, S</b> (1, 6) OBP: 0.362, SLG: 0.365			0-3 K				0-0 1B SF		0-0 6-3								4 1 1 0 0 1 2										
<b>Bill Bathe, R</b> (1, 2) OBP: 0.217, SLG: 0.378							0-3 K										3 0 1 0 0 1 2										
<b>Donnie Hill, S</b> (8, PH) OBP: 0.417, SLG: 0.535							G3-6-1 1B										1 0 0 0 0 0 0										
<b>Inning Stats</b>	R: 0 E: 0 K: 1 S: 5	H: 0 LOB: 1 BB: 1 P: 9	R: 0 E: 0 K: 1 S: 6	H: 1 LOB: 0 BB: 0 P: 6	R: 0 E: 0 K: 0 S: 3	H: 1 LOB: 0 BB: 0 P: 3	R: 0 E: 0 K: 0 S: 4	H: 2 LOB: 1 BB: 0 P: 4	R: 2 E: 1 K: 1 S: 8	H: 2 LOB: 2 BB: 1 P: 12	R: 0 E: 0 K: 0 S: 3	H: 0 LOB: 1 BB: 1 P: 7	R: 1 E: 0 K: 1 S: 7	H: 2 LOB: 1 BB: 0 P: 7	R: 0 E: 0 K: 0 S: 2	H: 0 LOB: 0 BB: 1 P: 6	R: 0 E: 0 K: 0 S: 3	H: 0 LOB: 0 BB: 0 P: 3	1B: 7 2B: 1 3B: 0 HR: 1	SF: 1 SAC: 0 DP: 3 HBP: 0	WP: 1 PB: 0 SB: 0 CS: 0	PA: 37					
<b>PITCHER</b>	IP	WLS	BF	H	R	ER	SO	BB	IBB	HBP	BLK	WP	HR	S	P	ERA	WHIP										
<b>Jim Clancy, R</b> (1, 1) ERA: 3.33	6.2	W	30	8	3	3	3	3	0	0	0	0	1	33	45	4.05	1.650										
<b>Mark Eichhorn, R</b> (7, 1) ERA: 0.77	2.1	S	7	0	0	0	1	1	0	0	0	0	0	8	12	0.00	0.429										

Toronto Blue Jays @ Oakland Athletics  
Oakland-Alameda County Coliseum, Oakland, CA

AB 35  
R 5  
H 10  
RBI 5  
BB 7  
SO 5  
LOB 20



WP: 0  
PB: 0  
SB: 1  
CS: 1  
PA: 42

Toronto Blue Jays @ Oakland Athletics  
Oakland-Alameda County Coliseum, Oakland, CA

AB 32  
R 3  
H 8  
RBI 3  
BB 4  
SO 4  
LOB 18



WP: 1  
PB: 0  
SB: 0  
CS: 0  
PA: 37

Mon May 12 1986, 7:05 PM PDT  
Att: 20,126 - Unknown

Mon May 12 1986, 7:05 PM PDT  
Att: 20,126 - Unknown

livebaseballscores.com

livebaseballscores.com



Batter	1	2	3	4	5	6	7	8	9	10	AB	R	H	RBI	BB	SO	LOB	TOP				
Damaso Garcia, R (1, 4) OBP: 0.291, SLG: 0.253	1-3			FC4-6 1B		F7	FC6-4		6-3		4	1	0	0	1	0	4					
Lloyd Moseby, L (1, 8) OBP: 0.418, SLG: 0.515				FC4-6 1B		HR		F8 BB		F9	4	1	3	1	1	0	0					
Rance Mulliniks, L (1, 5) OBP: 0.327, SLG: 0.356 Garth Iorg, R (8, PR) OBP: 0.328, SLG: 0.291 (8, 5)	3-1			FC4-6		HR		G6-4-3 BB			3	1	1	2	1	0	2					
Willie Upshaw, L (1, 3) OBP: 0.386, SLG: 0.397		4-3		F5				F8		G3	5	0	1	0	0	0	4					
George Bell, R (1, 7) OBP: 0.326, SLG: 0.448		L4		1-3		F8		G6-4-3		6-3	5	0	0	0	0	0	5					
Jesse Barfield, R (1, 9) OBP: 0.304, SLG: 0.504		6-3				4-3		F9		1B	4	0	1	0	0	0	0					
Cliff Johnson, R (1, 10) OBP: 0.395, SLG: 0.479			6-3			G1-6-3 1B		1B		K	4	0	2	0	0	1	1					
Ernie Whitt, L (1, 2) OBP: 0.189, SLG: 0.271			4-3			G1-6-3		F4		F7	4	0	0	0	0	0	3					
Tony Fernandez, S (1, 6) OBP: 0.303, SLG: 0.309			4-3			G3		FC6-4 1B			4	0	2	0	0	0	0					
<b>Inning Stats</b>	R: 0 E: 0 K: 0 S: 2	H: 0 LOB: 0 BB: 1 P: 6	R: 0 E: 0 K: 0 S: 3	H: 0 LOB: 0 BB: 0 P: 3	R: 0 E: 0 K: 0 S: 3	H: 0 LOB: 0 BB: 0 P: 3	R: 1 E: 0 K: 0 S: 4	H: 1 LOB: 1 BB: 1 P: 8	R: 0 E: 0 K: 0 S: 3	H: 1 LOB: 0 BB: 0 P: 3	R: 2 E: 0 K: 0 S: 6	H: 3 LOB: 1 BB: 0 P: 6	R: 0 E: 0 K: 0 S: 5	H: 2 LOB: 2 BB: 0 P: 5	R: 0 E: 0 K: 1 S: 7	H: 2 LOB: 2 BB: 0 P: 7	R: 0 E: 0 K: 1 S: 4	H: 1 LOB: 1 BB: 0 P: 4	1B: 8 2B: 1 3B: 0 HR: 2	SF: 0 SAC: 0 DP: 2 HBP: 0	WP: 0 PB: 0 SB: 0 CS: 1	PA: 41
<b>PITCHER</b>	IP 7.0	WLS 30	H 8	R 3	ER 3	SO 0	BB 3	IBB 0	HBP 0	BLK 0	WP 0	HR 2	S 27	P 39	ERA 3.86	WHIP 1.571						
Chris Codrilli, R (1, 1) ERA: 2.44	3.0	W	11	3	0	0	1	0	0	0	0	0	13	13	0.00	1.000						
Bill Mooneyham, R (8, 1) ERA: 1.29																						

Toronto Blue Jays @ Oakland Athletics  
Oakland-Alameda County Coliseum, Oakland, CA  
Tue May 13 1986, 7:05 PM PDT  
Att: 7,124 - Unknown

AB	38
R	3
H	11
RBI	3
BB	3
SO	1
LOB	19



Batter	1	2	3	4	5	6	7	8	9	10	AB	R	H	RBI	BB	SO	LOB	BOTTOM				
Tony Phillips, S (1, 5) OBP: 0.413, SLG: 0.374	F8		F8			1-3		E BB		HR 1B	4	1	1	0	1	0	0					
Donnie Hill, S (1, 4) OBP: 0.415, SLG: 0.521				K		1B		K		B5	5	0	2	0	0	2	3					
Jose Canseco, R (1, 9) OBP: 0.367, SLG: 0.540	L8			S BB		F7		E4 1B		HR BB	3	1	1	0	2	0	2					
Dave Kingman, R (1, 10) OBP: 0.246, SLG: 0.406	K			B1-3		4-3		K		HR	5	1	1	3	0	2	4					
Bruce Bochte, L (1, 3) OBP: 0.359, SLG: 0.386		4-3		F8		HR		F7			4	1	1	1	0	0	1					
Dusty Baker Jr., R (1, 7) OBP: 0.266, SLG: 0.288 Rick Peters, S (9, PR) OBP: 0.375, SLG: 0.364 (10, 7)		4-3				F7		2B 1B			4	0	1	0	0	0	0					
Mike Davis, L (1, 8) OBP: 0.283, SLG: 0.367		1-3				4-3		4-3		K	4	0	0	0	0	1	1					
Alfredo Griffin, S (1, 6) OBP: 0.359, SLG: 0.370			F6			G3		F8		2B	4	0	1	1	0	0	0					
Bill Bathe, R (1, 2) OBP: 0.208, SLG: 0.362 Jerry Willard, L (8, PH) (9, 2)			L1			K		1B BB E BB		K	2	0	0	0	1	1	2					
<b>Inning Stats</b>	R: 0 E: 0 K: 1 S: 6	H: 1 LOB: 1 BB: 0 P: 6	R: 0 E: 0 K: 0 S: 3	H: 0 LOB: 0 BB: 0 P: 3	R: 0 E: 0 K: 0 S: 3	H: 0 LOB: 0 BB: 0 P: 3	R: 0 E: 0 K: 1 S: 5	H: 1 LOB: 1 BB: 1 P: 9	R: 0 E: 0 K: 0 S: 6	H: 1 LOB: 1 BB: 0 P: 6	R: 1 E: 0 K: 2 S: 4	H: 1 LOB: 0 BB: 0 P: 4	R: 1 E: 1 K: 2 S: 8	H: 1 LOB: 2 BB: 2 P: 16	R: 1 E: 0 K: 2 S: 9	H: 2 LOB: 2 BB: 0 P: 9	R: 3 E: 0 K: 0 S: 3	H: 2 LOB: 0 BB: 1 P: 7	1B: 5 2B: 1 3B: 0 HR: 2	SF: 0 SAC: 0 DP: 0 HBP: 0	WP: 0 PB: 0 SB: 2 CS: 0	PA: 40
<b>PITCHER</b>	IP 7.1	WLS 27	H 3	R 2	ER 1	SO 3	BB 2	IBB 0	HBP 0	BLK 0	WP 0	HR 1	S 31	P 39	ERA 1.23	WHIP 0.682						
Jim Acker, R (1, 1) ERA: 3.48	1.2	9	3	1	1	4	1	0	0	0	0	0	16	20	5.40	2.400						
Tom Henke, R (8, 1) ERA: 7.85	0.1	L	4	2	3	3	0	1	0	0	0	1	3	7	81.00	9.000						
Dennis Lamp, R (10, 1) ERA: 9.45																						

Toronto Blue Jays @ Oakland Athletics  
Oakland-Alameda County Coliseum, Oakland, CA  
Tue May 13 1986, 7:05 PM PDT  
Att: 7,124 - Unknown

AB	36
R	6
H	8
RBI	5
BB	4
SO	7
LOB	13





Batter	1	2	3	4	5	6	7	8	9	AB	R	H	RBI	BB	SO	LOB	TOP								
<b>Damaso Garcia, R</b> OBP: 0.296, SLG: 0.241 (1, 4)	0-0 6-3 HBP	1-0 HBP		0-0 4-3			0-3 K		0-0 L4	4	0	0	0	0	1	1									
<b>Lloyd Moseby, L</b> OBP: 0.405, SLG: 0.496 (1, 8)	0-0 F9	0-0 F9				0-3 K			0-0 F5	5	0	0	0	0	2	3									
<b>George Bell, R</b> OBP: 0.343, SLG: 0.457 (1, 7)	4-0 BB		0-0 FC5-4 1B		0-0 G6-4-3 1B			0-0 E8 1B	0-0 F9	4	1	3	0	1	0	1									
<b>Jesse Barfield, R</b> OBP: 0.295, SLG: 0.488 (1, 9)	0-3 K		0-0 FC5-4 FC3-6 1-2		0-0 G6-4-3 1-2			0-3 K		4	0	0	0	0	2	4									
<b>Willie Upshaw, L</b> OBP: 0.389, SLG: 0.395 (1, 3)		1-0 BB 2B HBP	0-0 FC3-6 1-2			0-0 F8		0-0 1B	0-0 1B	3	1	1	1	0	0	1									
<b>Cliff Johnson, R</b> OBP: 0.422, SLG: 0.533 (1, 10)		4-0 2B SF8 BB	4-0 BB			0-0 HR		0-0 1B	0-0 1B	2	2	2	1	2	0	0									
<b>Kelly Gruber, R</b> OBP: 0.212, SLG: 0.455 <b>Rance Mulliniks, L</b> OBP: 0.406, SLG: 0.352 (8, PH) (8, 5)		0-0 F8	0-0 F7			0-0 F8		0-0 F8	0-0 F8	3	0	0	0	0	0	4									
<b>Buck Martinez, R</b> OBP: 0.268, SLG: 0.229 <b>Rick Leach, L</b> OBP: 0.406, SLG: 0.433 <b>Ernie Whitt, L</b> OBP: 0.189, SLG: 0.271 (1, 2) (8, PH) (8, 2)		0-0 2B		0-0 F8		0-3 K		0-0 F8	0-0 F8	3	0	1	1	0	1	0									
<b>Tony Fernandez, S</b> OBP: 0.302, SLG: 0.309 (1, 6)	0-0 SF8 3H		0-0 1-3				0-0 6-3		0-0 1B	3	0	1	1	0	0	0									
<b>Inning Stats</b>	R: 0 E: 0 K: 1 S: 5	H: 0 LOB: 1 BB: 1 P: 9	R: 2 E: 0 K: 0 S: 4	H: 1 LOB: 2 BB: 1 P: 10	R: 0 E: 1 K: 0 S: 4	H: 1 LOB: 2 BB: 1 P: 8	R: 0 E: 0 K: 0 S: 3	H: 0 LOB: 0 BB: 0 P: 3	R: 0 E: 0 K: 1 S: 5	H: 1 LOB: 0 BB: 0 P: 5	R: 1 E: 0 K: 1 S: 6	H: 1 LOB: 0 BB: 0 P: 6	R: 0 E: 0 K: 2 S: 7	H: 0 LOB: 0 BB: 0 P: 7	R: 1 E: 1 K: 1 S: 8	H: 3 LOB: 2 BB: 0 P: 8	R: 0 E: 0 K: 0 S: 4	H: 1 LOB: 1 BB: 0 P: 4	1B: 6 2B: 1 3B: 0 HR: 1	SF: 1 SAC: 0 DP: 1 HBP: 2	WP: 0 PB: 0 SB: 0 CS: 0	PA: 39			
<b>PITCHER</b>	IP	WLS	BF	H	R	ER	SO	BB	IBB	HBP	BLK	WP	HR	S	P	ERA	WHIP								
<b>Curt Young, L</b> ERA: 3.38 <b>Steve Ontiveros, R</b> ERA: 4.13	(1, 1) (8, 1)	7.1 1.2	W 7	32 2	6 0	4 0	4 0	6 0	3 0	0 0	2 0	0 0	0 0	1 7	39 7	53 0.00	4.91 1.200								

Toronto Blue Jays @ Oakland Athletics  
Oakland-Alameda County Coliseum, Oakland, CA  
Wed May 14, 1986, 3:33 AM PDT  
Att: 10,940 - Unknown

AB	33
R	4
H	8
RBI	4
BB	3
SO	6
LOB	18



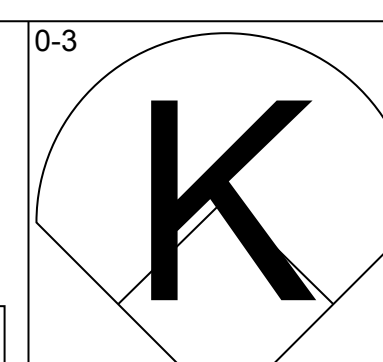
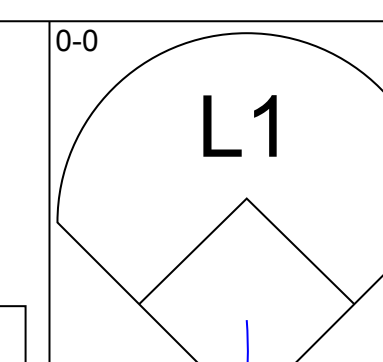
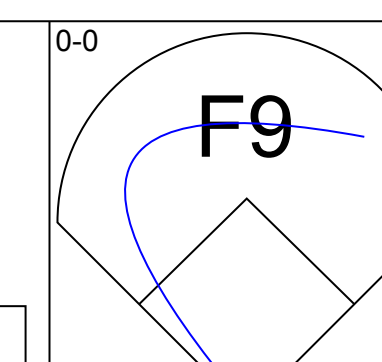
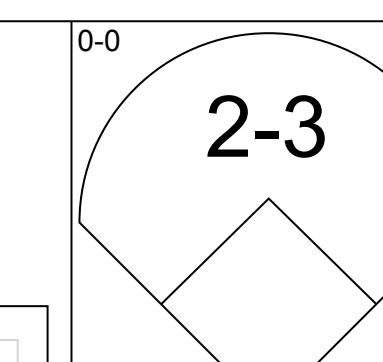
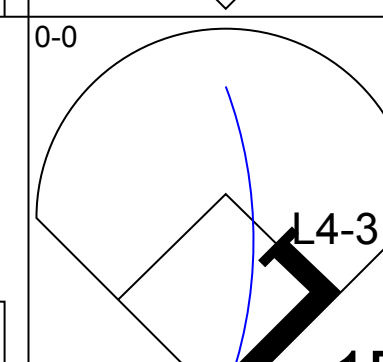
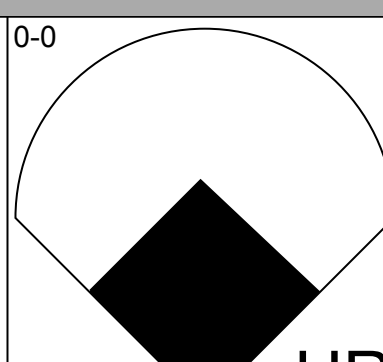
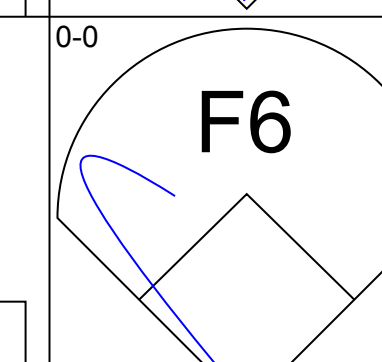
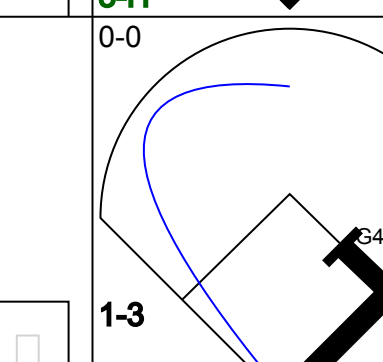
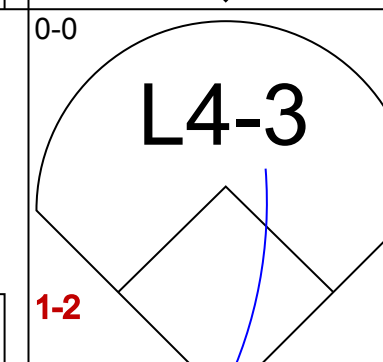
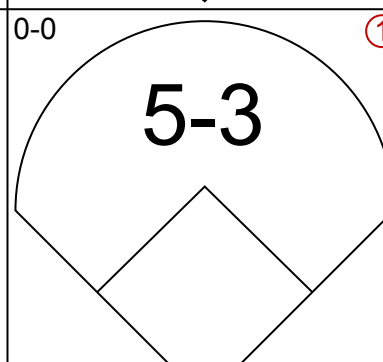
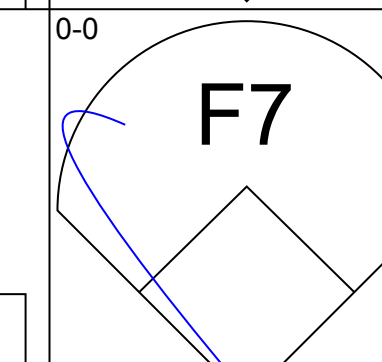
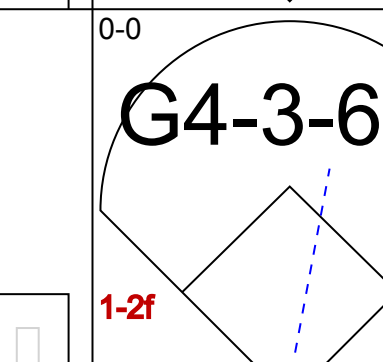
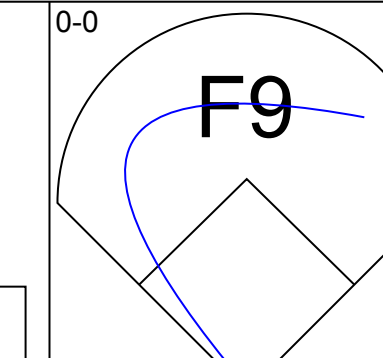
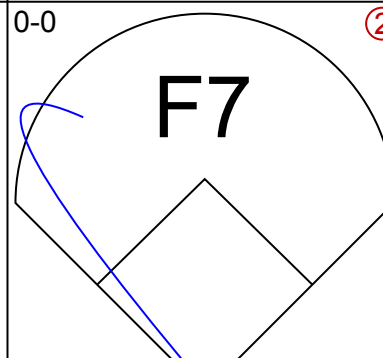
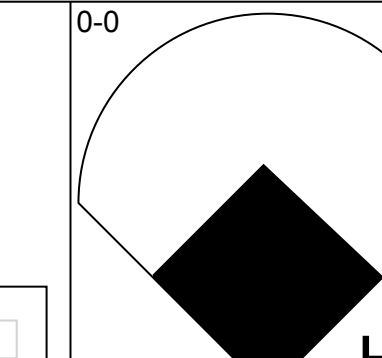
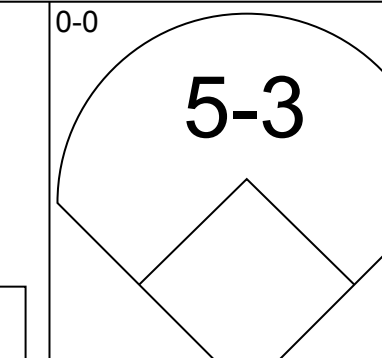
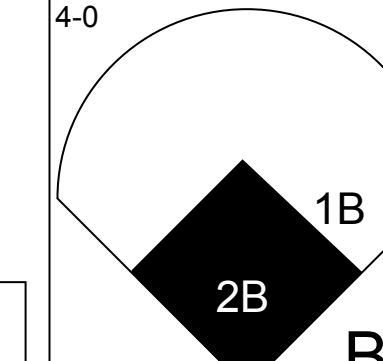
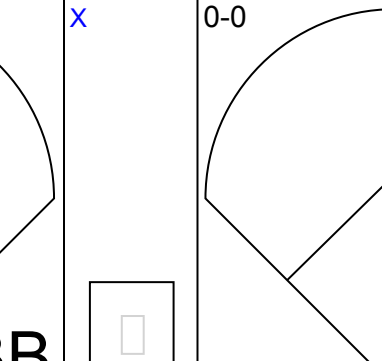
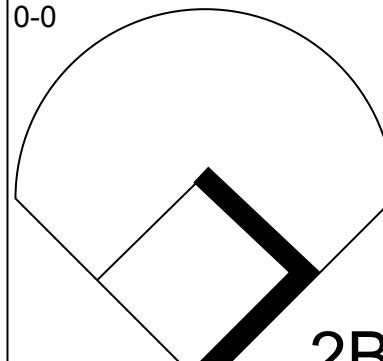
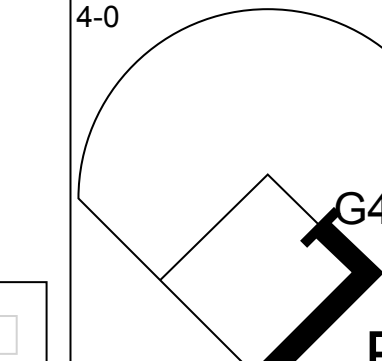
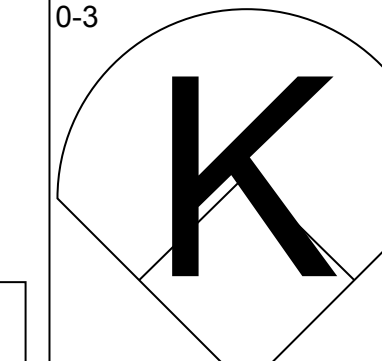
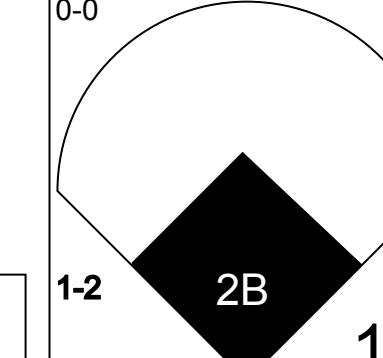
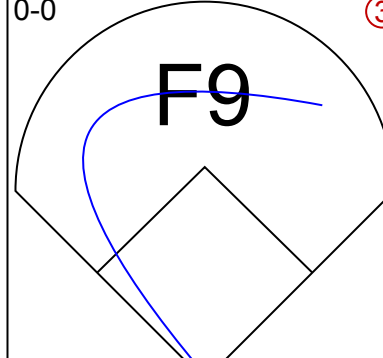
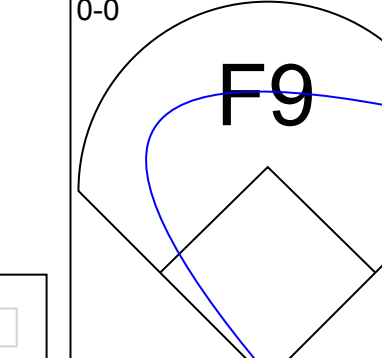
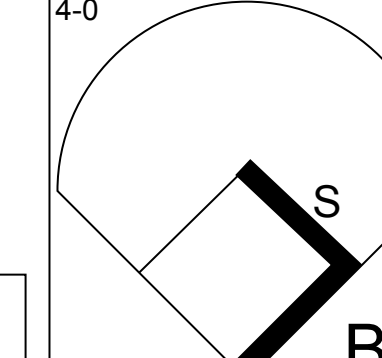
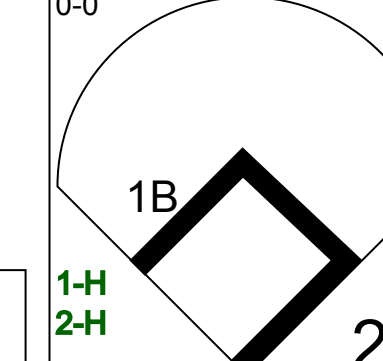
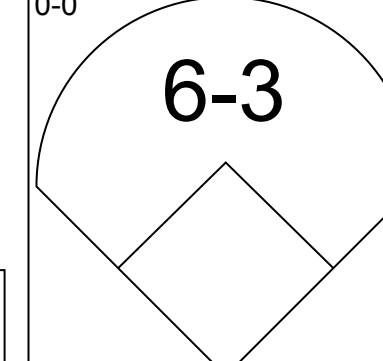
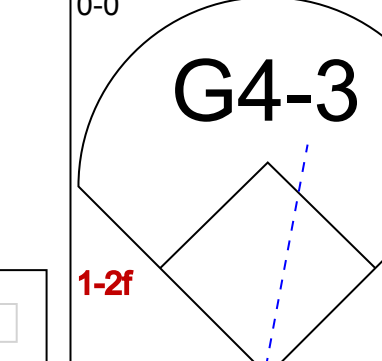
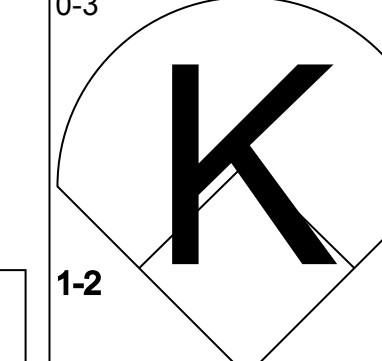
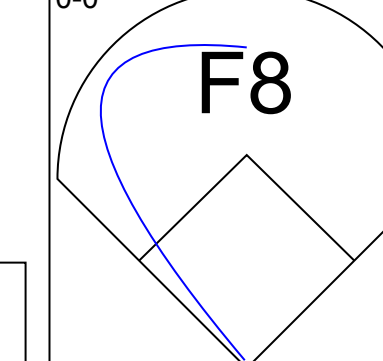
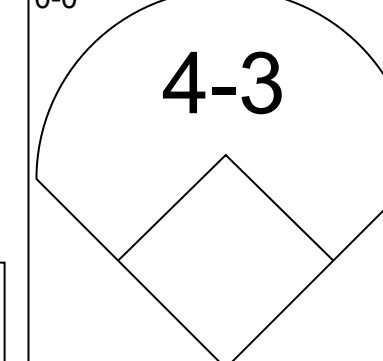
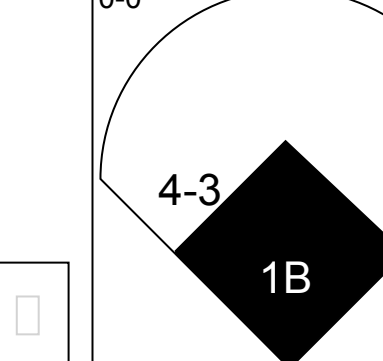
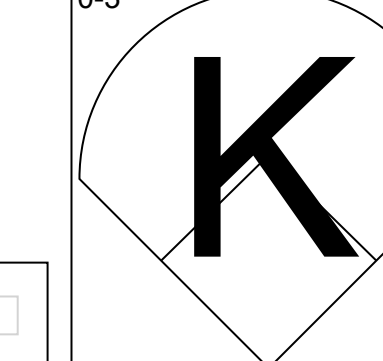
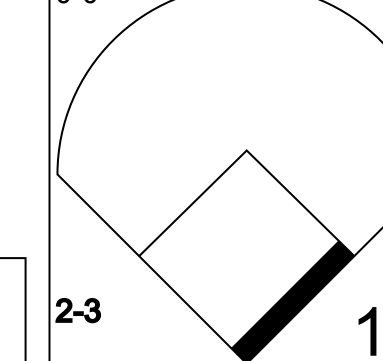
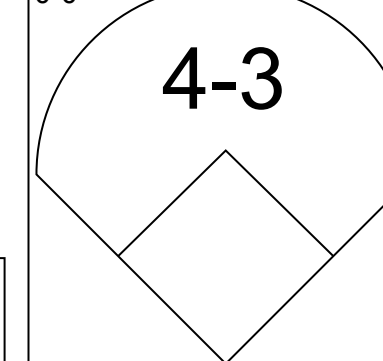
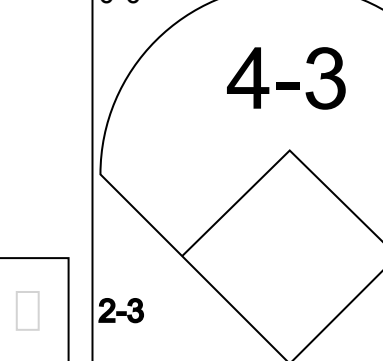
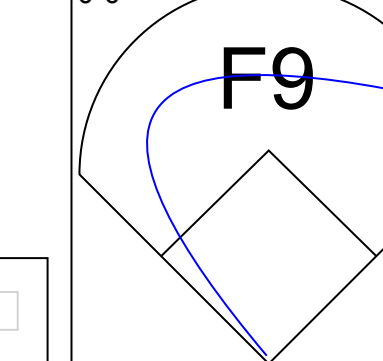
Batter	1	2	3	4	5	6	7	8	9	AB	R	H	RBI	BB	SO	LOB	BOTTOM								
<b>Tony Phillips, S</b> OBP: 0.415, SLG: 0.368 (1, 5)	1-0 G4-6-3 HBP	0-0 F9		0-0 1-3			0-0 SH5-4	4-0 BB 1B		2	1	0	0	1	0	0									
<b>Rick Peters, S</b> OBP: 0.379, SLG: 0.320 (1, 7)	0-0 G4-6-3 1-2	4-0 BB			0-0 F7		0-0 E4 HR	4-0 1B BB		3	1	0	0	2	0	1									
<b>Jose Canseco, R</b> OBP: 0.400, SLG: 0.577 (1, 9)	4-0 1B BB	0-0 5-3			0-0 2B		0-0 HR	0-0 FC5-4 1B		4	2	3	3	1	0	1									
<b>Dave Kingman, R</b> OBP: 0.252, SLG: 0.432 (1, 10)	0-0 BB 1B		0-0 F7		0-0 F8		0-0 HR	0-0 FC5-4 1-2		5	2	2	1	0	0	3									
<b>Bruce Bochte, L</b> OBP: 0.364, SLG: 0.402 (1, 3)	0-0 1B 1B		0-0 1B		0-0 6-3		0-0 5-3			4	1	2	1	0	0	1									
<b>Mike Davis, L</b> OBP: 0.291, SLG: 0.398 (1, 8)	4-0 1B BB		0-0 F7			0-0 F5	0-0 HR			3	1	1	1	1	0	1									
<b>Donnie Hill, S</b> OBP: 0.404, SLG: 0.500 (1, 4)	0-0 1B		0-0 L3			0-0 F7	0-0 4-3			4	0	1	2	0	0	1									
<b>Alfredo Griffin, S</b> OBP: 0.348, SLG: 0.358 (1, 6)	0-0 F7			0-0 4-3		0-0 5-3		0-0 F8		4	0	0	0	0	0	2									
<b>Jerry Willard, L</b> OBP: 0.286, SLG: 0.167 (1, 2)		0-0 F8		0-0 L9			0-0 SH5-4 E	0-3 K		4	1	1	0	0	1	0									
<b>Inning Stats</b>	R: 3 E: 0 K: 0 S: 5	H: 3 LOB: 2 BB: 2 P: 14	R: 0 E: 0 K: 0 S: 3	H: 0 LOB: 1 BB: 1 P: 7	R: 0 E: 0 K: 0 S: 4	H: 1 LOB: 0 BB: 0 P: 4	R: 0 E: 0 K: 0 S: 3	H: 0 LOB: 0 BB: 0 P: 3	R: 0 E: 0 K: 0 S: 3	H: 1 LOB: 1 BB: 0 P: 4	R: 5 E: 1 K: 0 S: 8	H: 4 LOB: 0 BB: 0 P: 8	R: 1 E: 0 K: 1 S: 6	H: 1 LOB: 2 BB: 2 P: 14	1B: 6 2B: 1 3B: 0 HR: 3	SF: 0 SAC: 1 DP: 1 HBP: 1	WP: 0 PB: 0 SB: 0 CS: 0	PA: 40							
<b>PITCHER</b>	IP	WLS	BF	H	R	ER	SO	BB	IBB	HBP	BLK	WP	HR	S	P	ERA	WHIP								
<b>Dave Stieb, R</b> ERA: 6.32 <b>Bill Caudill, R</b> ERA: 7.56	(1, 1) (7, 1)	6.2 1.1	L 7	33 1	9 1	8 1	6 1	0 1	3 0	1 0	0 0	0 0	0 7	29 15	42 15	8.10 6.75	1.800 2.250								

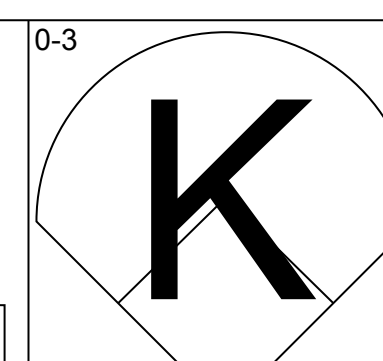
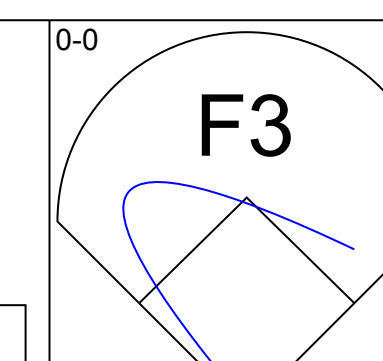
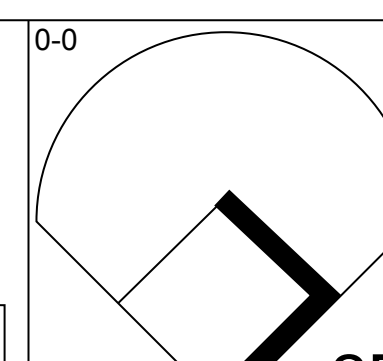
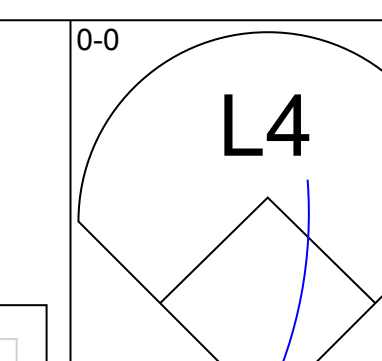
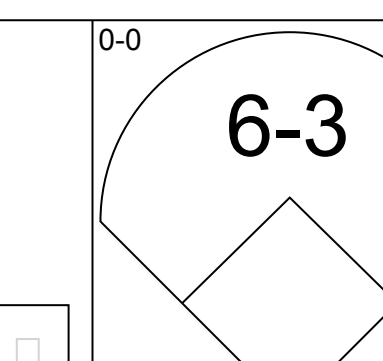
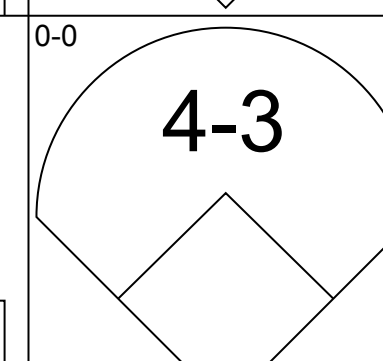
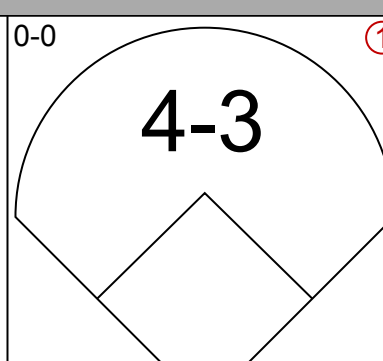
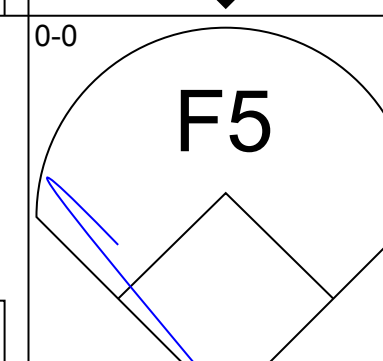
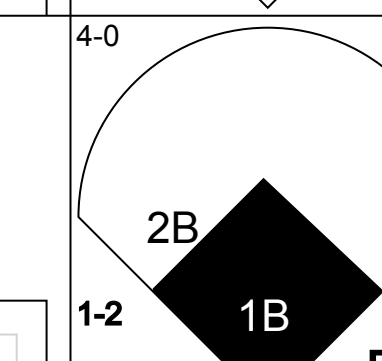
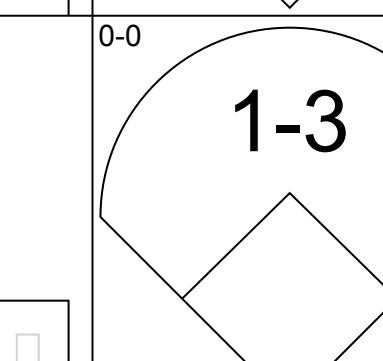
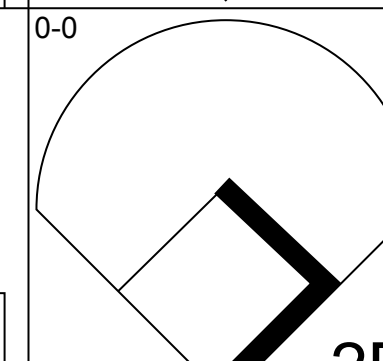
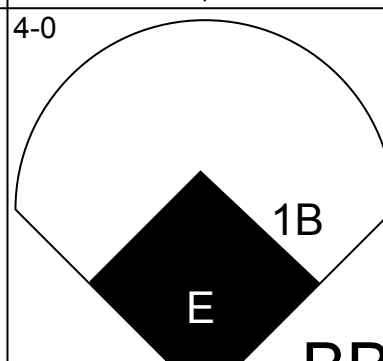
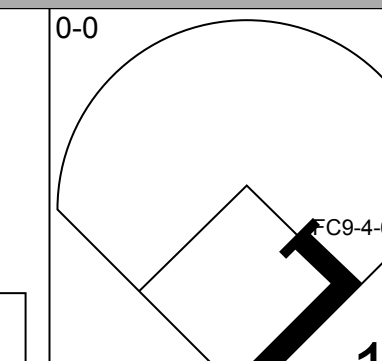
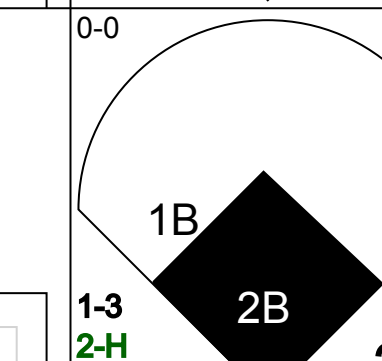
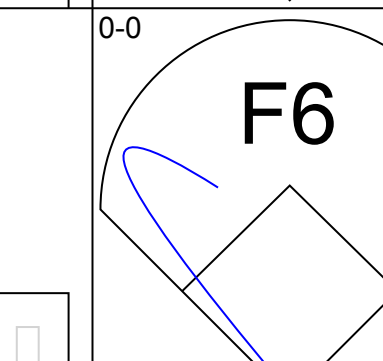
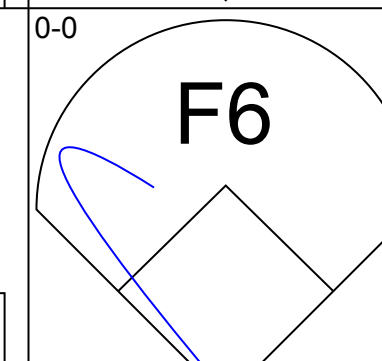
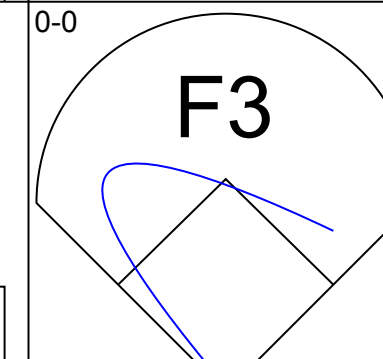
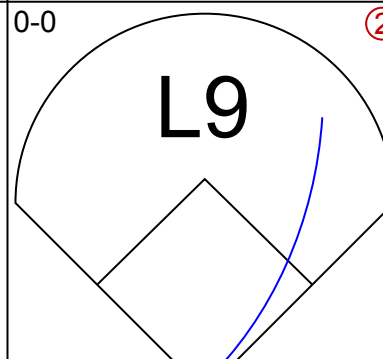
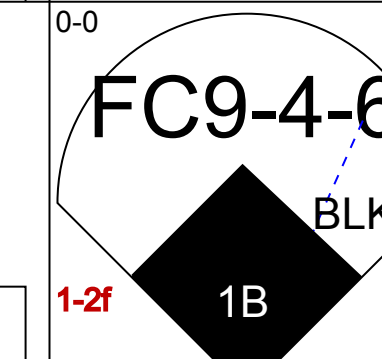
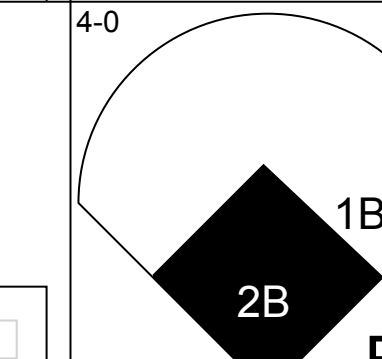
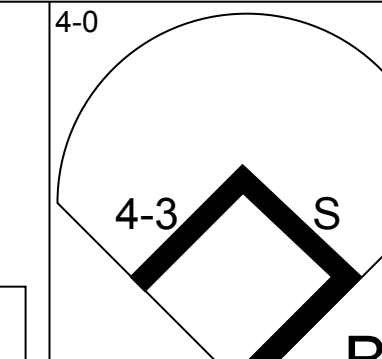
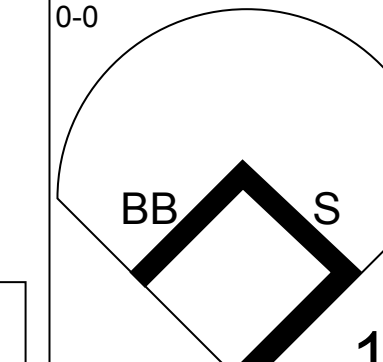
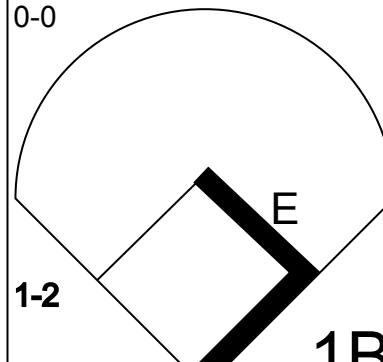
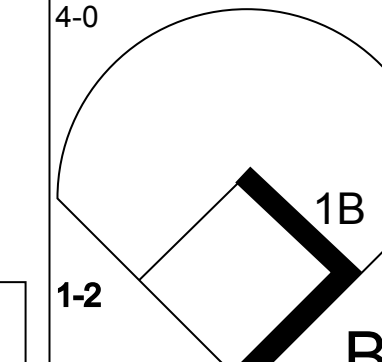
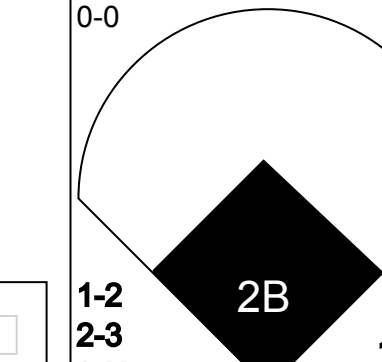

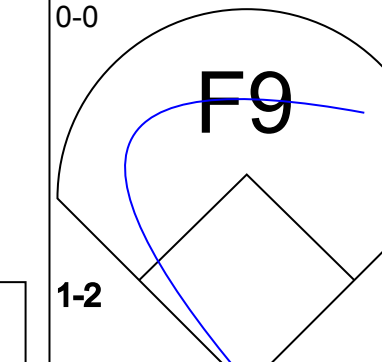
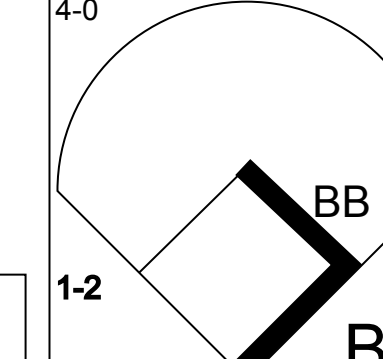
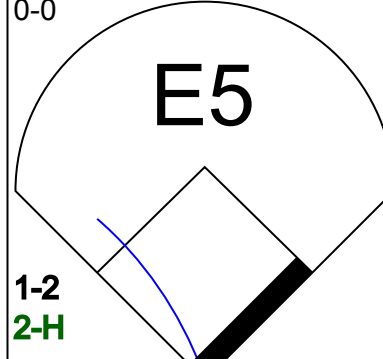
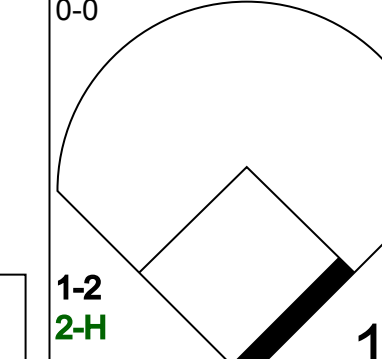
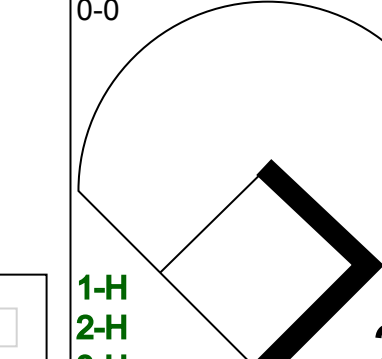

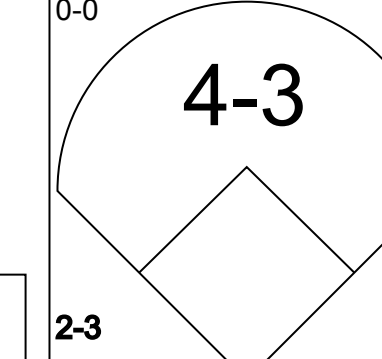
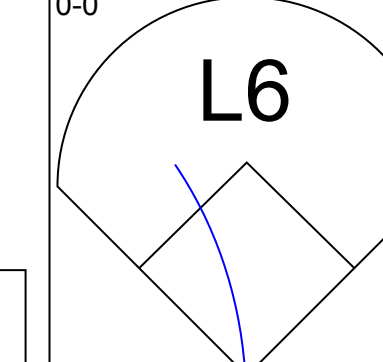
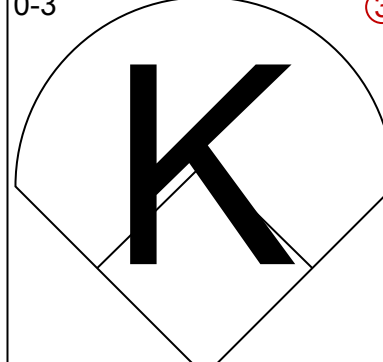
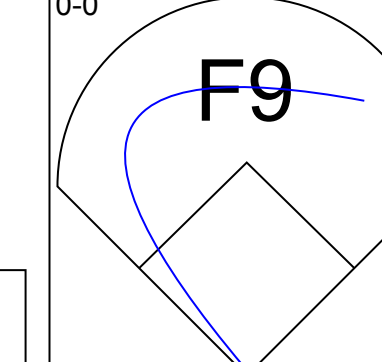
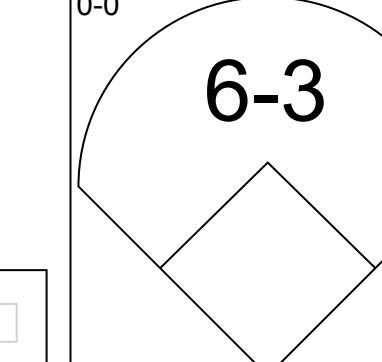
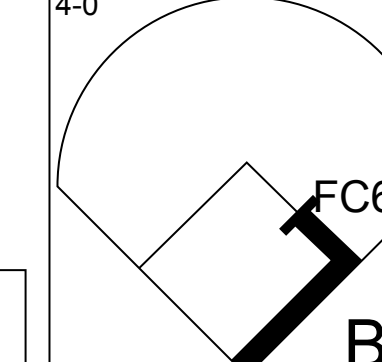
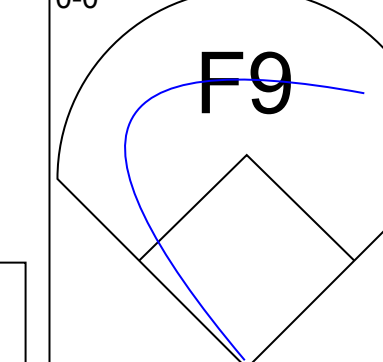
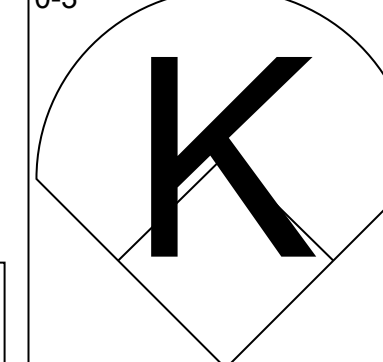
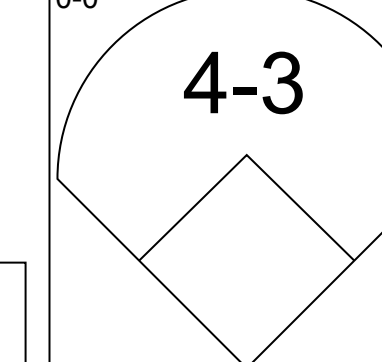
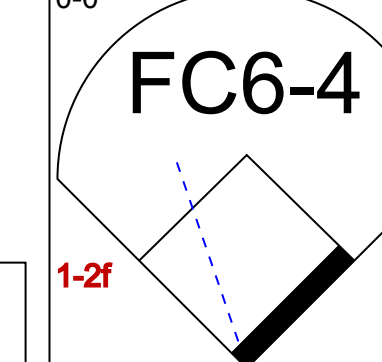
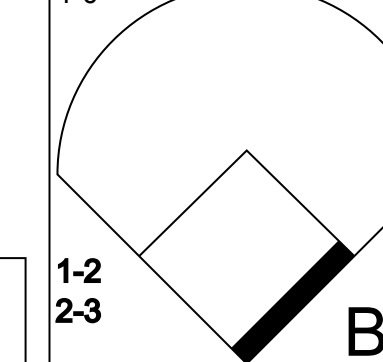
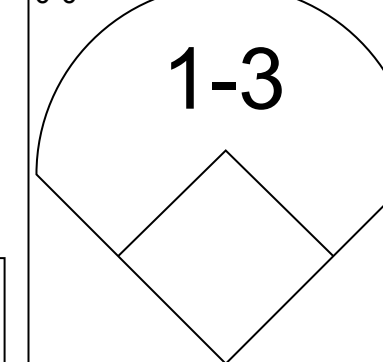
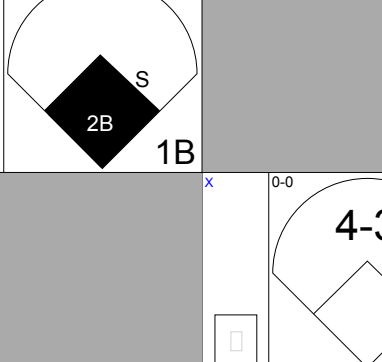

Toronto Blue Jays @ Oakland Athletics  
Oakland-Alameda County Coliseum, Oakland, CA  
Wed May 14, 1986, 3:33 AM PDT  
Att: 10,940 - Unknown

AB	33
R	9
H	10
RBI	8
BB	5
SO	1
LOB	10





Batter	1	2	3	4	5	6	7	8	9	AB	R	H	RBI	BB	SO	LOB	TOP								
<b>Brett Butler, L</b> OBP: 0.346, SLG: 0.328 (1, 8)										5	1	1	1	0	1	2	<b>Cleveland Indians @ Toronto Blue Jays</b> Exhibition Stadium, Toronto, ON Fri May 16 1986, 7:05 PM EDT Att: 21,251 - Unknown								
<b>Julio Franco, R</b> OBP: 0.299, SLG: 0.377 (1, 6)										4	1	3	1	0	0	0									
<b>Joe Carter, R</b> OBP: 0.297, SLG: 0.402 (1, 9)										4	0	0	0	0	0	2									
<b>Andre Thornton, R</b> OBP: 0.307, SLG: 0.397 (1, 10)										4	1	1	1	0	0	0									
<b>Pat Tabler, R</b> OBP: 0.375, SLG: 0.496 (1, 3)		  BB				 BB				2	1	1	0	2	1	0									
<b>Brook Jacoby, R</b> OBP: 0.350, SLG: 0.453 (8, FR) (8, 7)	 1-2							 BB		3	1	1	0	1	0	2									
<b>Mel Hall, L</b> OBP: 0.267, SLG: 0.372 <b>Tony Bernazard, S</b> OBP: 0.361, SLG: 0.422 (8, 4)	 1-1 2-H					 1-2		 1-2		4	0	1	2	0	1	2									
<b>Chris Bando, S</b> OBP: 0.400, SLG: 0.424 (1, 2)							 1B 2B			4	1	1	0	0	1	1									
<b>Dan Rohn, L</b> OBP: 0.167, SLG: 0.167 (8, 5)	 2-3					 2-3				4	0	1	0	0	0	1									
<b>Inning Stats</b>	R: 0 E: 0 K: 1 S: 5	H: 1 LOB: 0 BB: 0 P: 5	R: 2 E: 0 K: 0 S: 6	H: 3 LOB: 2 BB: 1 P: 10	R: 1 E: 0 K: 0 S: 5	H: 2 LOB: 1 BB: 0 P: 5	R: 0 E: 0 K: 0 S: 3	H: 0 LOB: 0 BB: 0 P: 3	R: 0 E: 0 K: 0 S: 3	H: 0 LOB: 0 BB: 0 P: 3	R: 1 E: 0 K: 0 S: 3	H: 1 LOB: 0 BB: 1 P: 7	R: 2 E: 0 K: 0 S: 5	H: 3 LOB: 0 BB: 0 P: 5	R: 0 E: 0 K: 2 S: 7	H: 0 LOB: 2 BB: 1 P: 11		R: 0 E: 0 K: 1 S: 5	H: 0 LOB: 0 BB: 0 P: 5	1B: 5 2B: 4 3B: 0 HR: 2	SF: 0 SAC: 0 DP: 3 HBP: 0	WP: 0 PB: 0 SB: 1 CS: 0	PA: 37		
<b>PITCHER</b>	IP	WLS	BF	H	R	ER	SO	BB	IBB	HBP	BLK	WP	HR	S	P	ERA	WHIP								
<b>Doyle Alexander, R</b> ERA: 3.93 (1, 1)	5.0		23	7	4	4	1	2	0	0	0	0	2	23	31	7.20	1.800								
<b>Jim Acker, R</b> ERA: 3.62 (6, 1)	1.1	W	4	1	1	1	0	0	0	0	0	0	0	4	4	6.75	0.750								
<b>Mark Eichhorn, R</b> ERA: 0.96 (7, 1)	2.2	S	10	2	1	1	3	1	0	0	0	0	0	15	19	3.38	1.125								

Batter	1	2	3	4	5	6	7	8	9	AB	R	H	RBI	BB	SO	LOB	BOTTOM								
<b>Damaso Garcia, R</b> OBP: 0.281, SLG: 0.250 (1, 4)										5	0	1	0	0	1	4	<b>Cleveland Indians @ Toronto Blue Jays</b> Exhibition Stadium, Toronto, ON Fri May 16 1986, 7:05 PM EDT Att: 21,251 - Unknown								
<b>Lloyd Moseby, L</b> OBP: 0.395, SLG: 0.483 (1, 8)						 1-2				4	1	0	0	1	0	1									
<b>Rance Mulliniks, L</b> OBP: 0.346, SLG: 0.391 <b>Garth Iorg, R</b> OBP: 0.328, SLG: 0.291 (8, 5)			 E BB		 E0+4+6	 1-3 2-H	 2B			4	2	3	1	1	0	0									
<b>Willie Upshaw, L</b> OBP: 0.390, SLG: 0.386 (1, 3)					 1-2 1B	 2B		 S BB		3	2	0	0	2	0	3									
<b>George Bell, R</b> OBP: 0.359, SLG: 0.466 (1, 7)		 S 1B	 1B		 1-2 BB	 1-2 2-3 3-H				4	1	3	1	1	0	1									
<b>Jesse Barfield, R</b> OBP: 0.306, SLG: 0.496 (1, 9)		 1-2 BB	 1-2 2-H		 1-2 2-H	 1-H 2-H 3-H		 2-3		4	0	2	4	1	0	2									
<b>Cliff Johnson, R</b> OBP: 0.411, SLG: 0.506 (1, 10)								 BB		4	0	0	0	1	1	7									
<b>Ernie Whitt, L</b> OBP: 0.193, SLG: 0.255 <b>Buck Martinez, R</b> OBP: 0.262, SLG: 0.222 (8, PH) (9, 2)								 1-2		3	0	0	0	1	1	4									
<b>Tony Fernandez, S</b> OBP: 0.307, SLG: 0.310 (1, 6)	 1-2 2-3				 2B					3	1	1	0	1	0	2									
<b>Inning Stats</b>	R: 0 E: 0 K: 1 S: 6	H: 1 LOB: 1 BB: 0 P: 6	R: 0 E: 0 K: 0 S: 4	H: 1 LOB: 3 BB: 2 P: 12	R: 1 E: 1 K: 1 S: 7	H: 1 LOB: 2 BB: 1 P: 11	R: 0 E: 0 K: 1 S: 6	H: 1 LOB: 1 BB: 0 P: 6	R: 1 E: 0 K: 0 S: 5	H: 2 LOB: 2 BB: 1 P: 9	R: 5 E: 0 K: 0 S: 7	H: 4 LOB: 3 BB: 3 P: 19	R: 0 E: 0 K: 0 S: 3	H: 0 LOB: 0 BB: 0 P: 3	R: 0 E: 0 K: 0 S: 3	H: 0 LOB: 2 BB: 2 P: 11		1B: 6 2B: 4 3B: 0 HR: 0	SF: 0 SAC: 0 DP: 0 HBP: 0	WP: 0 PB: 0 SB: 3 CS: 0	PA: 44				
<b>PITCHER</b>	IP	WLS	BF	H	R	ER	SO	BB	IBB	HBP	BLK	WP	HR	S	P	ERA	WHIP								
<b>Tom Candiotti, R</b> ERA: 3.8 (1, 1)	5.1	L	33	10	7	6	3	6	0	0	1	0	0	33	57	10.12	3.000								
<b>Jim Kern, R</b> ERA: 6.48 (8, 1)	2.1		10	0	0	0	0	3	0	0	0	0	0	7	19	0.00	1.286								
<b>Scott Bailes, L</b> ERA: 6.65 (8, 1)	0.1		1	0	0	0	0	0	0	0	0	0	0	1	1	0.00	0.000								



Batter	1	2	3	4	5	6	7	8	9	AB	R	H	RBI	BB	SO	LOB	TOP										
Brett Butler, L (1, 8) OBP: 0.360, SLG: 0.333 Eddie Williams, R (7, 7) OBP: 0.295, SLG: 0.367	0-0 F4-5 S 1B		4-0 FC4-6 BB		4-0 BB		0-0 FC5-4 E		0-3 K	1	0	1	0	2	0	0											
Julio Franco, R (1, 6) OBP: 0.296, SLG: 0.369	4-0 1-2 BB		0-0 FC4-6 1-2		0-3 K		0-0 SF		0-0 L7	3	1	0	1	1	1	2											
Joe Carter, R (1, 7) OBP: 0.295, SLG: 0.421 Mel Hall, L (9, 7) OBP: 0.264, SLG: 0.367	0-0 F4-5 2-3		0-3 K		0-0 HR		0-0 F4		0-3 K	4	1	1	1	0	1	3											
Andy Thornton, R (1, 10) OBP: 0.305, SLG: 0.387	0-3 K				0-0 5-3		4-0 FC6 BB		0-0 1-3	3	0	0	0	1	1	1											
Pat Tabler, R (1, 3) OBP: 0.379, SLG: 0.504					0-0 5-3		0-0 F8		0-0 5-3 2B 1B	4	1	2	0	0	0	1											
Brook Jacoby, R (1, 5) OBP: 0.347, SLG: 0.443					0-0 L4		0-0 F9		0-0 5-3	3	0	0	0	1	0	3											
Carmen Castillo, R (1, 9) OBP: 0.295, SLG: 0.333					0-0 5-3		0-0 F6		0-0 FC6 1-2	4	0	1	1	0	0	3											
Tony Bernazard, S (1, 4) OBP: 0.357, SLG: 0.416					0-0 F6		0-0 F8		0-0 G3	4	1	1	0	0	0	2											
Andy Allanson, R (1, 2) OBP: 0.341, SLG: 0.358					0-0 5-3		0-0 F4		0-0 5-3	4	0	1	0	0	0	1											
<b>Inning Stats</b>	R: 0 E: 0 K: 1 S: 5	H: 1 LOB: 1 BB: 1 P: 9	R: 0 E: 0 K: 0 S: 4	H: 1 LOB: 1 BB: 0 P: 4	R: 0 E: 0 K: 1 S: 5	H: 0 LOB: 1 BB: 1 P: 9	R: 0 E: 0 K: 0 S: 3	H: 0 LOB: 1 BB: 1 P: 7	R: 0 E: 0 K: 1 S: 5	H: 0 LOB: 1 BB: 1 P: 9	R: 1 E: 0 K: 0 S: 4	H: 1 LOB: 1 BB: 1 P: 8	R: 3 E: 1 K: 0 S: 6	H: 2 LOB: 0 BB: 0 P: 6	R: 1 E: 0 K: 0 S: 5	H: 2 LOB: 1 BB: 0 P: 5	R: 0 E: 0 K: 2 S: 7	H: 0 LOB: 0 BB: 0 P: 7	1B: 4 2B: 3 3B: 0 HR: 1	SF: 1 SAC: 0 DP: 1 HBP: 0	WP: 0 PB: 0 SB: 1 CS: 0	PA: 39					
<b>PITCHER</b>	IP	WLS	BF	H	R	ER	SO	BB	IBB	HBP	BLK	WP	HR	S	P	ERA	WHIP										
Jimmy Key, L (1, 1) ERA: 8.83	7.0	W	31	5	4	2	3	5	0	0	0	0	1	32	52	2.57	1.429										
Dennis Lamp, R (8, 1) ERA: 9.43	1.0		5	2	1	1	0	0	0	0	0	0	0	5	5	9.00	2.000										
Tom Henke, R (9, 1) ERA: 7.45	1.0		3	0	0	0	2	0	0	0	0	0	0	7	7	0.00	0.000										

Cleveland Indians @ Toronto Blue Jays  
Exhibition Stadium, Toronto, ON  
Sat May 17 1986, 3:33 AM EDT  
Att: 27,473 - Unknown

AB 33  
R 5  
H 7  
RBI 3  
BB 5  
SO 5  
LOB 18



Batter	1	2	3	4	5	6	7	8	9	AB	R	H	RBI	BB	SO	LOB	BOTTOM										
Damaso Garcia, R (1, 4) OBP: 0.300, SLG: 0.264 Kelly Gruber, R (7, 5) OBP: 0.206, SLG: 0.441	0-0 E BB 1B				0-0 1B		4-0 HR BB		0-0 3-1	3	3	2	0	1	0	0											
Lloyd Moseby, L (1, 8) OBP: 0.395, SLG: 0.477	4-0 1-2 BB				0-0 E BB 1B		0-3 K		0-3 K	4	2	1	0	1	2	2											
George Bell, R (1, 7) OBP: 0.356, SLG: 0.460 Rick Leach, L (7, 7) OBP: 0.394, SLG: 0.419	0-0 PB HR 1B				0-0 E9 BB 1B		0-0 F7		0-3 K	4	2	1	1	0	0	4											
Jesse Barfield, R (1, 9) OBP: 0.315, SLG: 0.529	0-0 1-2 2-3 HR 1B				0-0 F4		0-0 2B		0-3 K	5	2	3	6	0	1	0											
Willie Upshaw, L (1, 3) OBP: 0.386, SLG: 0.378 Fred McGriff, L (8, 3)	0-3 K				0-0 F8		0-0 F6		4-0 BB	3	0	0	0	1	1	3											
Cliff Johnson, R (1, 10) OBP: 0.414, SLG: 0.537	0-0 1-3 HR				0-0 4-3		4-0 BB		0-3 K	3	1	1	3	1	1	1											
Garth Iorg, R (1, 5) OBP: 0.306, SLG: 0.271	0-0 5-3				0-0 5-3		0-3 K		0-0 F9	4	0	0	0	0	1	2											
Buck Martinez, R (1, 2) OBP: 0.261, SLG: 0.205	0-0 5-3				4-0 BB		0-0 F2		0-0 6-3	3	0	0	0	1	0	2											
Tony Fernandez, S (1, 6) OBP: 0.312, SLG: 0.329					0-0 F8		0-0 HR 2B		0-0 2B	4	1	2	0	0	0	1											
<b>Inning Stats</b>	R: 5 E: 1 K: 1 S: 9	H: 3 LOB: 0 BB: 1 P: 13	R: 0 E: 0 K: 0 S: 3	H: 0 LOB: 0 BB: 0 P: 3	R: 0 E: 0 K: 0 S: 3	H: 0 LOB: 1 BB: 1 P: 7	R: 0 E: 0 K: 0 S: 3	H: 0 LOB: 1 BB: 1 P: 7	R: 3 E: 0 K: 2 S: 9	H: 2 LOB: 2 BB: 2 P: 17	R: 0 E: 0 K: 0 S: 4	H: 1 LOB: 1 BB: 0 P: 4	R: 0 E: 0 K: 3 S: 9	H: 0 LOB: 0 BB: 0 P: 9	R: 0 E: 0 K: 3 S: 9	H: 0 LOB: 0 BB: 0 P: 9	1B: 5 2B: 3 3B: 0 HR: 2	SF: 0 SAC: 0 DP: 0 HBP: 0	WP: 0 PB: 1 SB: 1 CS: 0	PA: 40							
<b>PITCHER</b>	IP	WLS	BF	H	R	ER	SO	BB	IBB	HBP	BLK	WP	HR	S	P	ERA	WHIP										
Neal Heaton, L (1, 1) ERA: 5.09	4.0	L	20	5	7	6	1	2	0	0	0	0	1	20	28	13.50	1.750										
Reggie Ritter, R (5, 1) ERA: 18.0	2.0		13	4	4	4	3	3	0	0	0	0	1	16	28	18.00	3.500										
Jamie Easterly, L (7, 1) ERA: 6.0	2.0		7	1	0	0	3	0	0	0	0	0	0	13	13	0.00	0.500										

Cleveland Indians @ Toronto Blue Jays  
Exhibition Stadium, Toronto, ON  
Sat May 17 1986, 3:33 AM EDT  
Att: 27,473 - Unknown

AB 35  
R 11  
H 10  
RBI 10  
BB 5  
SO 7  
LOB 16



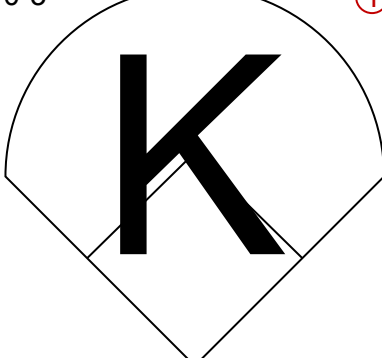
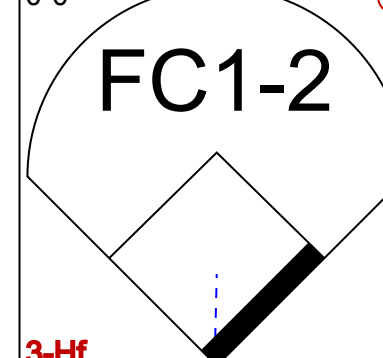
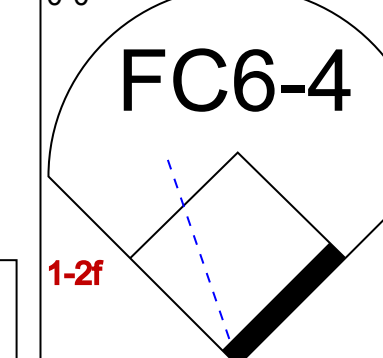
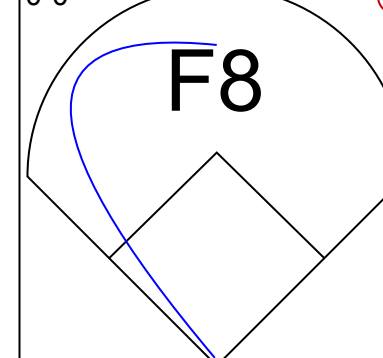
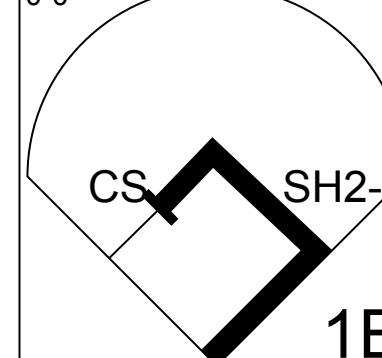
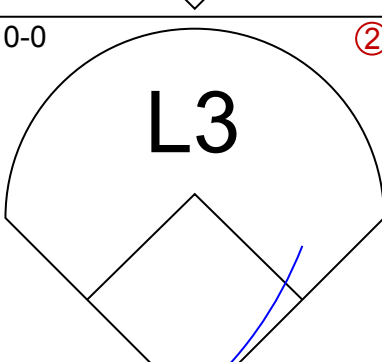
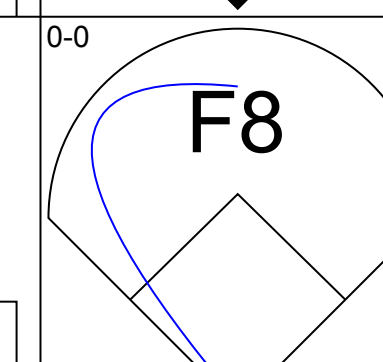
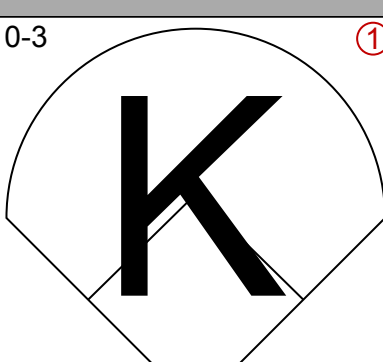
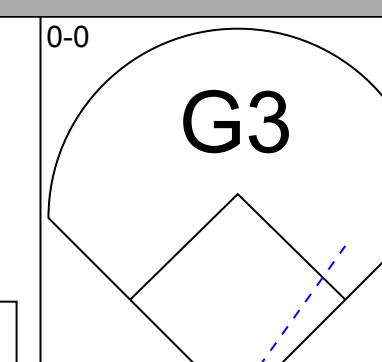
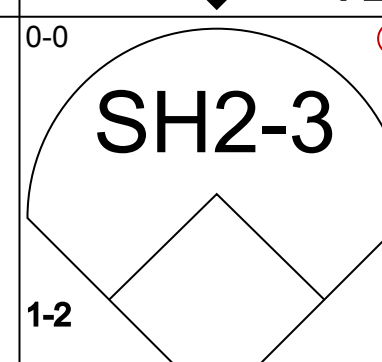
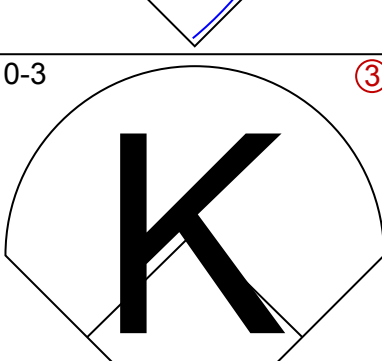
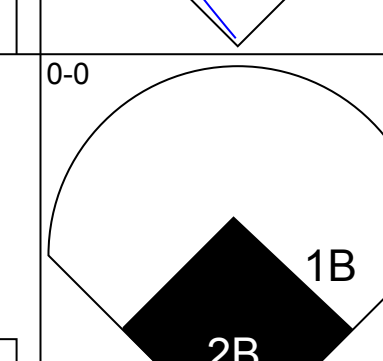
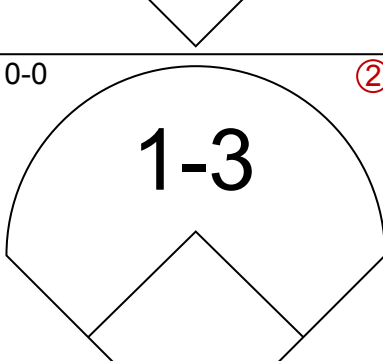
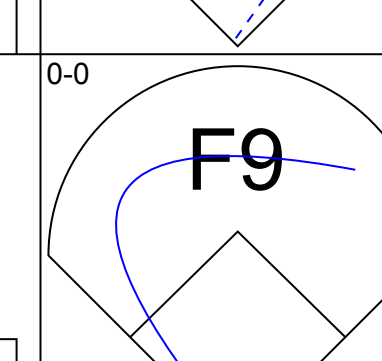
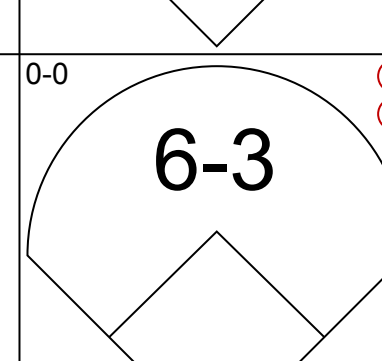
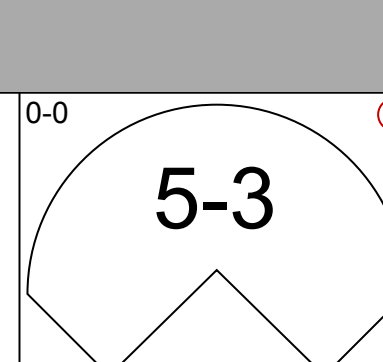
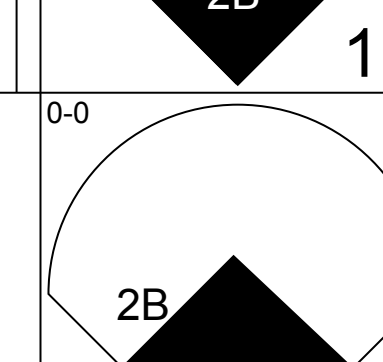
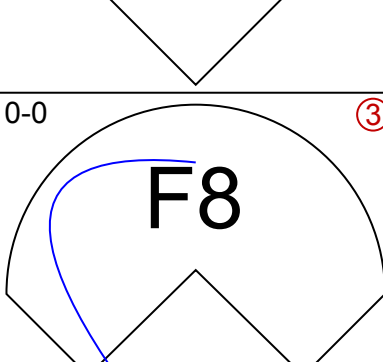
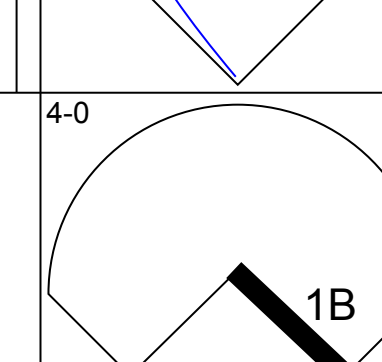
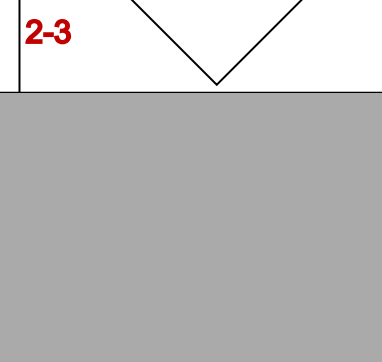
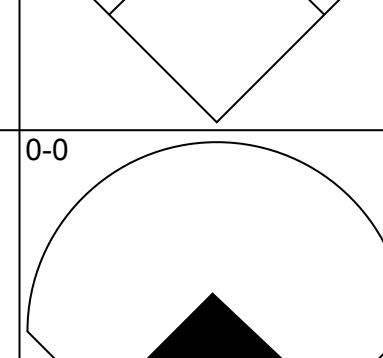
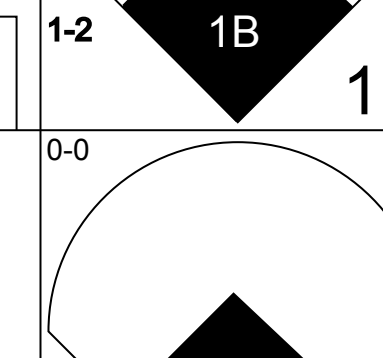
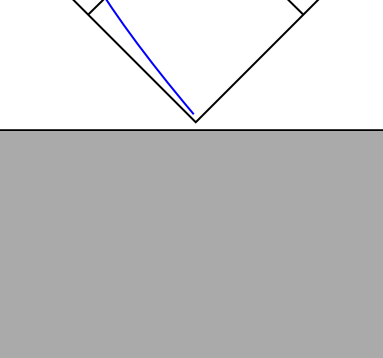
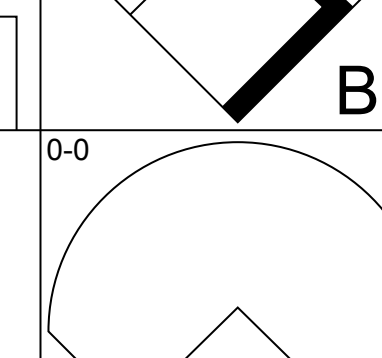

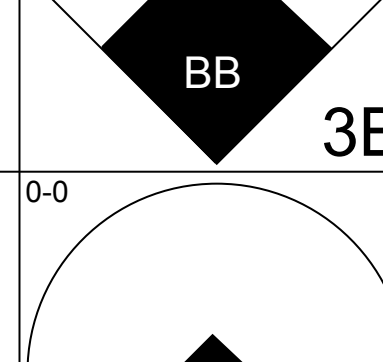
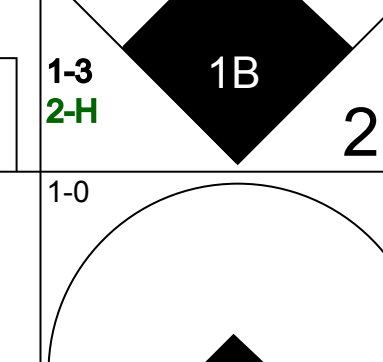

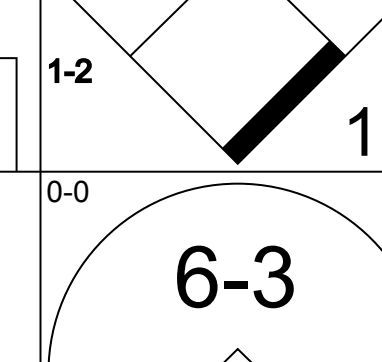
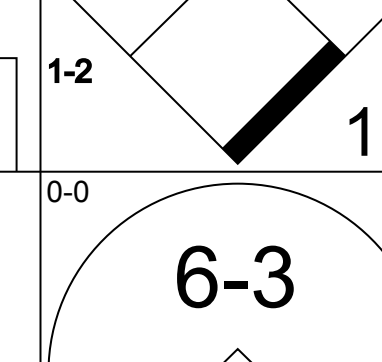

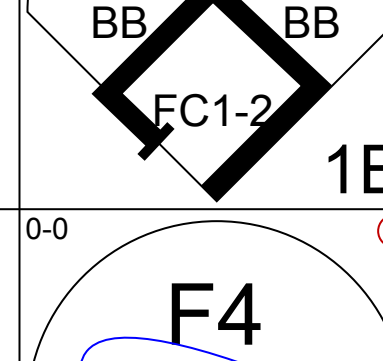
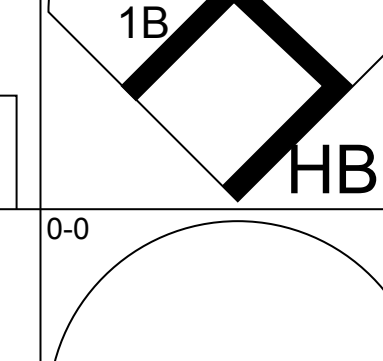
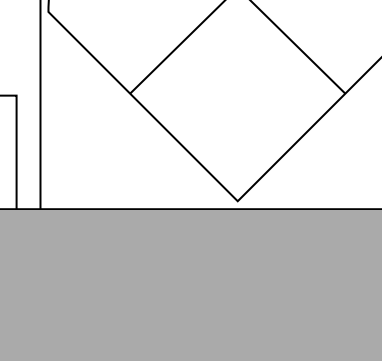

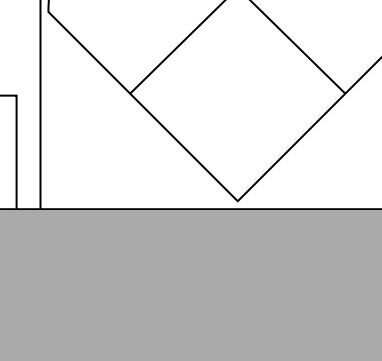

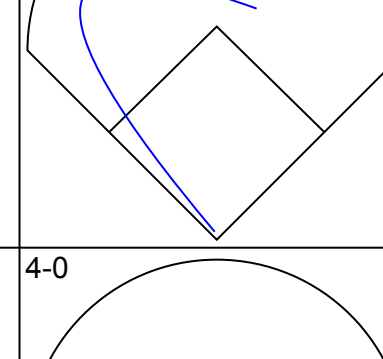


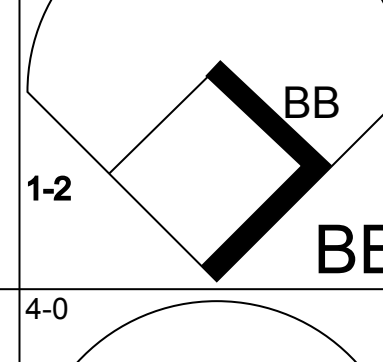






Batter	1	2	3	4	5	6	7	8	9	AB	R	H	RBI	BB	SO	LOB	TOP										
<b>Brett Butler, L</b> OBP: 0.350, SLG: 0.322 (1, 8)	0-3 K		0-0 4-3		0-0 B2			0-0 G3		4	0	0	0	0	1	1	<b>Cleveland Indians @ Toronto Blue Jays</b> Exhibition Stadium, Toronto, ON Sun May 18 1986, 3:33 AM EDT Att: 28,063 - Unknown										
<b>Julio Franco, R</b> OBP: 0.295, SLG: 0.366 (1, 6)	0-0 6-3		0-0 6-3		0-3 K			0-0 1B		4	0	1	0	0	1	1											
<b>Joe Carter, R</b> OBP: 0.301, SLG: 0.424 <b>Otis Nixon, S</b> OBP: 0.308, SLG: 0.280 (1, 9) (8, 7)	0-0 F8			0-0 6-3 1B		0-0 1B		0-3 K		4	1	2	0	0	1	1											
<b>Andre Thornton, R</b> OBP: 0.297, SLG: 0.374 (1, 10)		0-0 F7		0-0 F8		0-0 F9		0-0 F7		4	0	0	0	0	0	3											
<b>Pat Tabler, R</b> OBP: 0.375, SLG: 0.496 (1, 3)		0-0 F8		0-0 6-3		0-0 1B		0-0 F2		4	0	1	0	0	0	1											
<b>Brook Jacoby, R</b> OBP: 0.347, SLG: 0.440 <b>Dan Rohn, L</b> OBP: 0.143, SLG: 0.143 (1, 5) (6, 5)		0-0 6-3		0-0 2B 1B		0-3 K		0-0 F8		3	0	1	1	0	1	1											
<b>Mel Hall, L</b> OBP: 0.286, SLG: 0.427 (1, 7) (8, 9)			0-0 HR	0-0 2B		0-0 F9		4-0 BB		3	1	2	1	1	0	0											
<b>Tony Bernazard, S</b> OBP: 0.354, SLG: 0.405 (1, 4)			4-0 4-3 1-3 BB	0-3 K		0-0 3-1		0-0 F9		3	0	0	0	1	1	3											
<b>Andy Allanson, R</b> OBP: 0.330, SLG: 0.345 (1, 2)			0-0 1-3		0-0 F8		0-0 6-3			3	0	0	0	0	0	1											
<b>Inning Stats</b>	R: 0 E: 0 K: 1 S: 5	H: 0 LOB: 0 BB: 0 P: 5	R: 0 E: 0 K: 0 S: 3	H: 0 LOB: 0 BB: 0 P: 3	R: 1 E: 0 K: 0 S: 4	H: 1 LOB: 1 BB: 1 P: 8	R: 1 E: 0 K: 1 S: 8	H: 3 LOB: 2 BB: 0 P: 8	R: 0 E: 0 K: 1 S: 5	H: 0 LOB: 0 BB: 0 P: 5	R: 0 E: 0 K: 0 S: 6	H: 2 LOB: 1 BB: 0 P: 6	R: 0 E: 0 K: 0 S: 3	H: 0 LOB: 0 BB: 0 P: 3	R: 0 E: 0 K: 1 S: 6	H: 1 LOB: 1 BB: 1 P: 6		R: 0 E: 0 K: 0 S: 3	H: 0 LOB: 1 BB: 1 P: 7	1B: 5 2B: 1 3B: 0 HR: 1	SF: 0 SAC: 0 DP: 0 HBP: 0	WP: 0 PB: 0 SB: 1 CS: 0	PA: 35				
<b>PITCHER</b>	IP	WLS	BF	H	R	ER	SO	BB	IBB	HBP	BLK	WP	HR	S	P	ERA	WHIP										
<b>Jim Clancy, R</b> ERA: 3.17 <b>Bill Caudill, R</b> ERA: 6.75 (1, 1) (9, 1)	8.0	W	31	7	2	2	5	1	0	0	0	0	1	40	44	2.25	1.000										

Batter	1	2	3	4	5	6	7	8	9	AB	R	H	RBI	BB	SO	LOB	BOTTOM										
<b>Damaso Garcia, R</b> OBP: 0.305, SLG: 0.271 (1, 4)	0-0 5-3		0-0 4-3 1B		0-0 5-3			0-0 F9		5	0	2	4	0	0	1	<b>Cleveland Indians @ Toronto Blue Jays</b> Exhibition Stadium, Toronto, ON Sun May 18 1986, 3:33 AM EDT Att: 28,063 - Unknown										
<b>Lloyd Moseby, L</b> OBP: 0.395, SLG: 0.467 <b>Rick Leach, L</b> OBP: 0.382, SLG: 0.406 (1, 8) (8, 9)	1-0 2B	0-0 4-3	0-0 4-3		0-0 5-3		0-3 K	0-0 F7		3	1	0	0	0	1	2											
<b>Rance Mulliniks, L</b> OBP: 0.330, SLG: 0.371 (1, 5)	0-3 K	0-0 4-3		0-0 6-3		0-0 3-1		0-3 K		5	0	0	0	0	2	3											
<b>Willie Upshaw, L</b> OBP: 0.395, SLG: 0.391 (1, 3)	0-0 2B		0-0 1B G6-4-3	0-0 4-3		4-0 BB		0-0 5-3		3	2	2	1	1	0	0											
<b>George Bell, R</b> OBP: 0.359, SLG: 0.468 (1, 7)	0-0 2B		0-0 1B G6-4-3	0-0 F8		0-0 5-3				4	1	2	1	0	0	1											
<b>Jesse Barfield, R</b> OBP: 0.314, SLG: 0.518 (1, 9) (8, 8)	0-0 F4		4-0 1-2 BB		0-0 4-3		0-0 4-3			3	0	0	0	1	0	1											
<b>Fred McGriff, L</b> OBP: 1.000, SLG: 1.000 <b>Cliff Johnson, R</b> OBP: 0.412, SLG: 0.529 (1, 10) (3, PH)		0-0 G3 1B	0-0 G6-4-3		0-0 HR 1B		0-0 F7			1	1	1	0	0	0	0											
<b>Ernie Whitt, L</b> OBP: 0.230, SLG: 0.321 (1, 2)		4-0 G3 1B	4-0 1B BB		0-0 HR 1B		0-3 K			2	3	1	2	2	1	0											
<b>Tony Fernandez, S</b> OBP: 0.313, SLG: 0.329 <b>Kelly Gruber, R</b> OBP: 0.229, SLG: 0.441 (1, 6) (8, 6)		0-0 G3	0-0 1B BB		0-0 5-3		4-0 BB			3	1	1	1	0	0	2											
<b>Inning Stats</b>	R: 2 E: 0 K: 1 S: 7	H: 2 LOB: 1 BB: 0 P: 8	R: 2 E: 0 K: 0 S: 5	H: 2 LOB: 1 BB: 1 P: 9	R: 4 E: 0 K: 0 S: 6	H: 4 LOB: 1 BB: 2 P: 14	R: 0 E: 0 K: 0 S: 3	H: 0 LOB: 0 BB: 0 P: 3	R: 2 E: 0 K: 1 S: 5	H: 2 LOB: 1 BB: 1 P: 9	R: 0 E: 0 K: 1 S: 5	H: 0 LOB: 0 BB: 0 P: 5	R: 0 E: 0 K: 1 S: 5	H: 0 LOB: 1 BB: 1 P: 9	R: 0 E: 0 K: 1 S: 5	H: 0 LOB: 1 BB: 1 P: 9		1B: 7 2B: 2 3B: 0 HR: 1	SF: 0 SAC: 0 DP: 1 HBP: 1	WP: 1 PB: 0 SB: 2 CS: 0	PA: 39						
<b>PITCHER</b>	IP	WLS	BF	H	R	ER	SO	BB	IBB	HBP	BLK	WP	HR	S	P	ERA	WHIP										
<b>Don Schulze, R</b> ERA: 3.41 <b>Jamie Easterly, L</b> ERA: 7.11 <b>Jim Kern, R</b> ERA: 6.97 <b>Rich Yett, R</b> ERA: 2.84 (1, 1) (2, 1) (3, 1) (7, 1)	1.1	L	10	4	4	4	1	1	0	0	0	0	0	4	8	40.50	4.500										

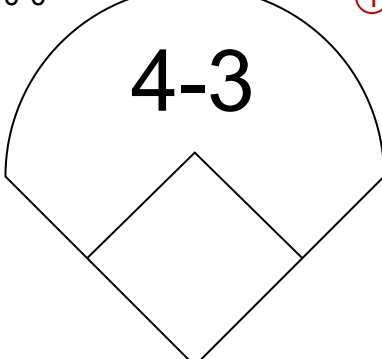
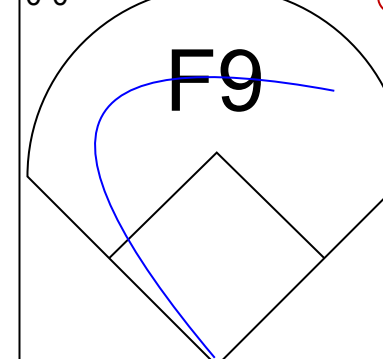
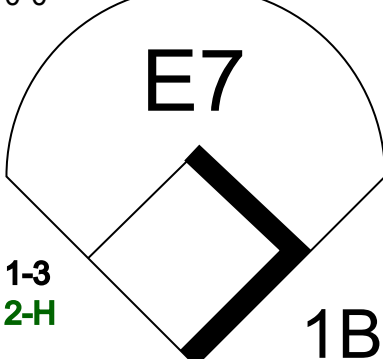
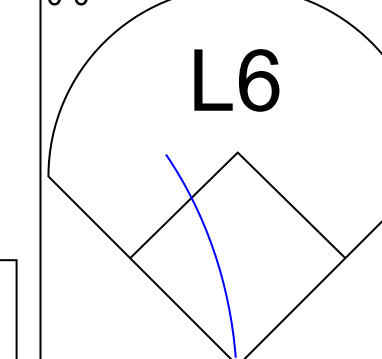

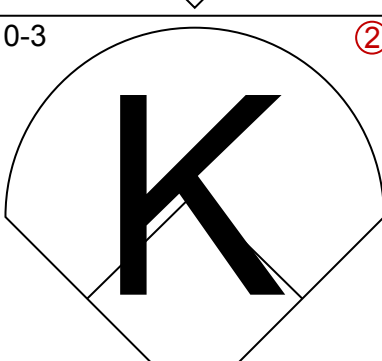
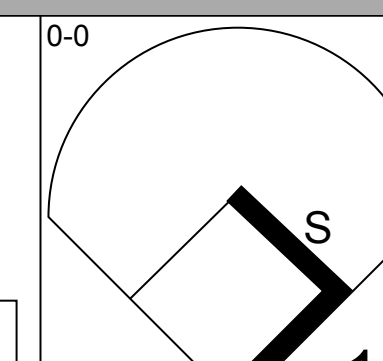
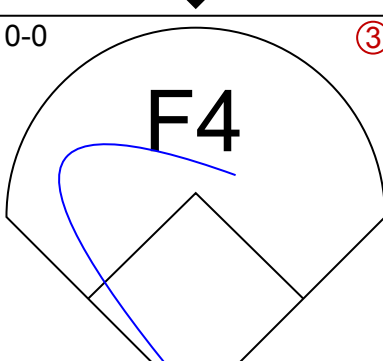



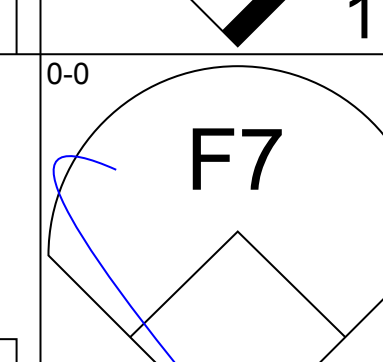
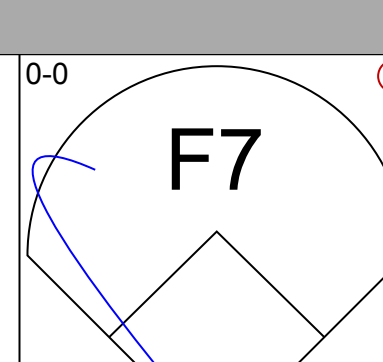



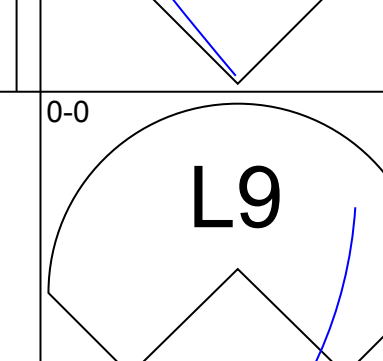
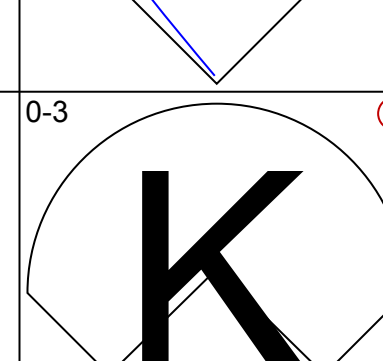



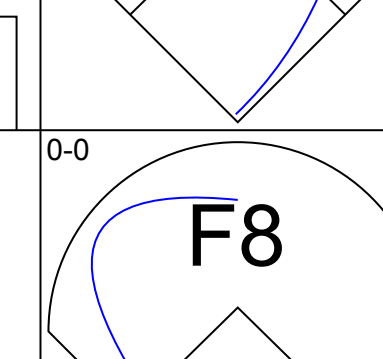
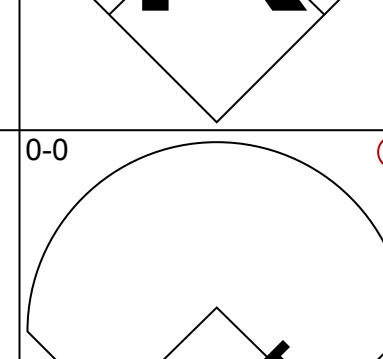

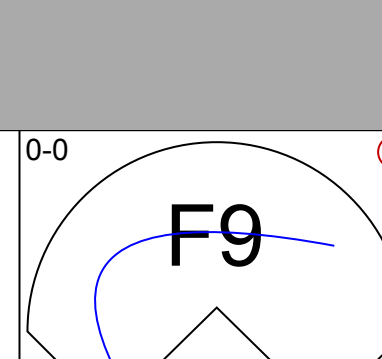
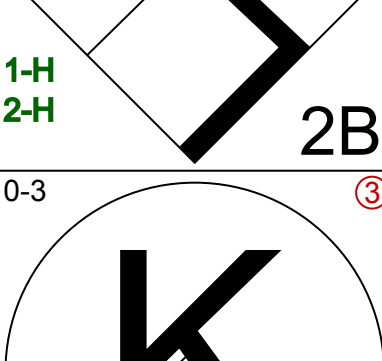
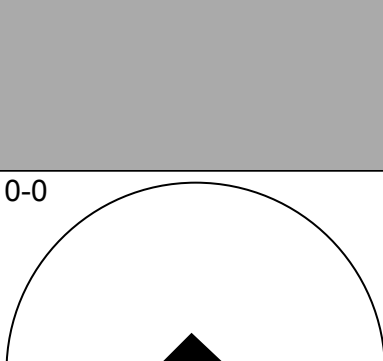
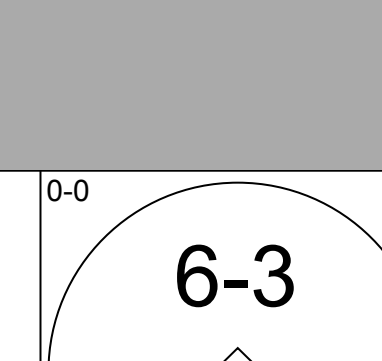
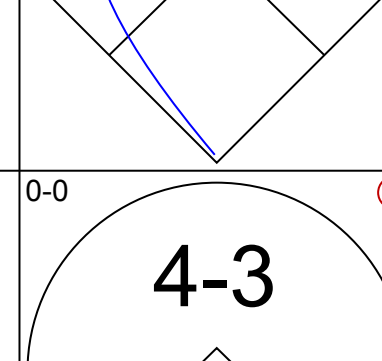
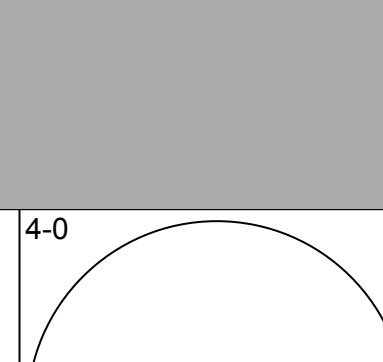

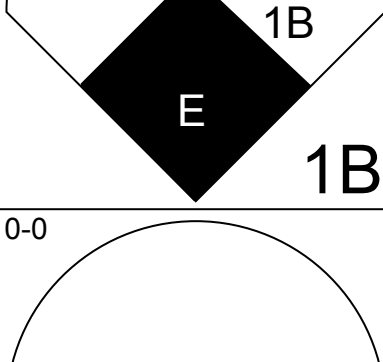
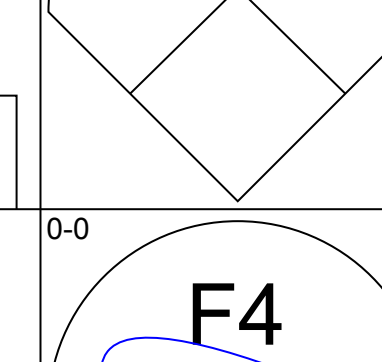
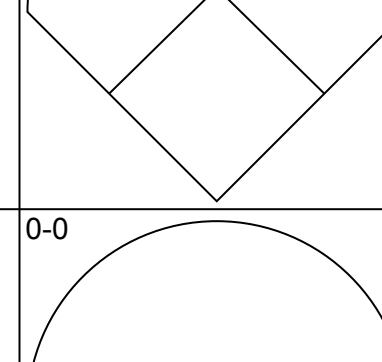
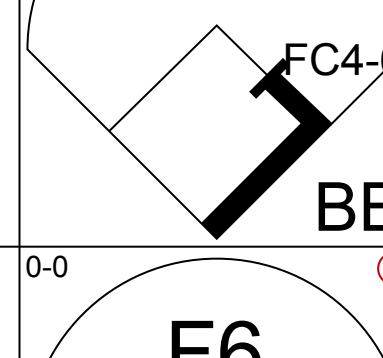

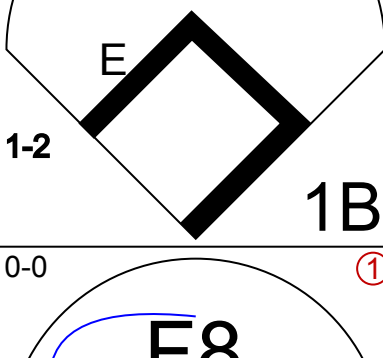
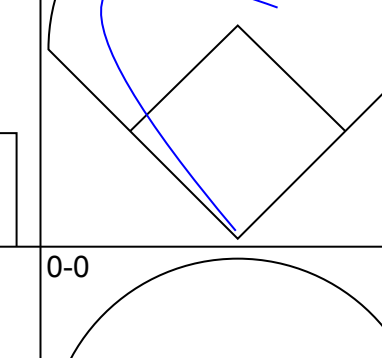
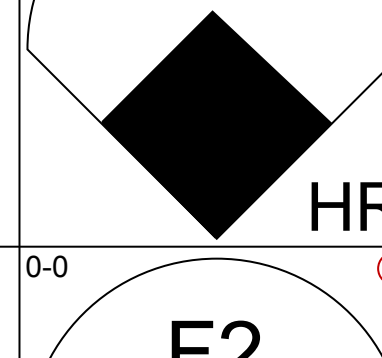
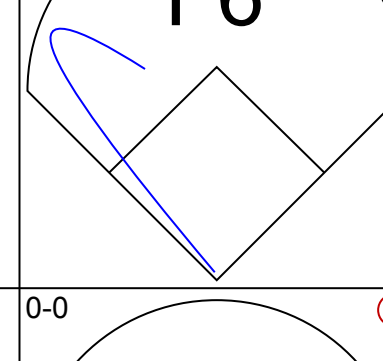

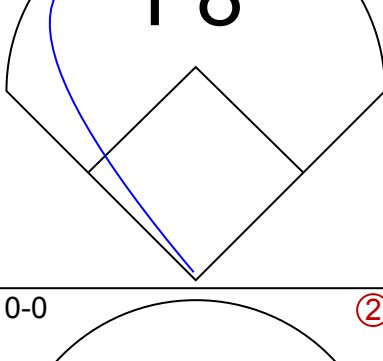
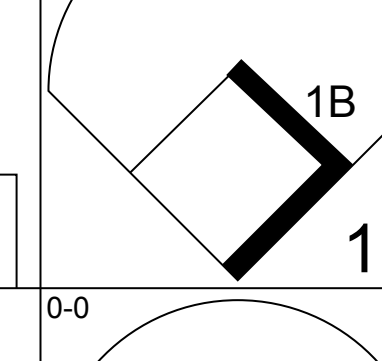
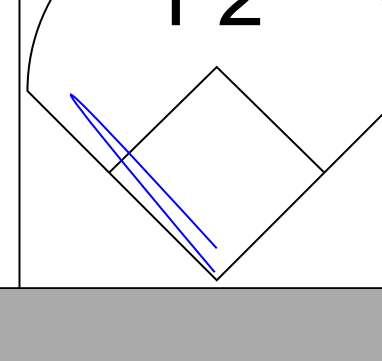




Batter	1	2	3	4	5	6	7	8	9	AB	R	H	RBI	BB	SO	LOB	TOP	
<b>Otis Nixon, S</b> <small>OBP: 0.290, SLG: 0.267</small> 										5	0	1	0	0	1	8	<b>Cleveland Indians @ Toronto Blue Jays</b> Exhibition Stadium, Toronto, ON <small>Mon May 19 1986, 3:33 AM EDT</small> <small>Att: 27,202 - Unknown</small>	
<b>Tony Bernazard, S</b> <small>OBP: 0.343, SLG: 0.392</small> 										4	0	0	0	0	1			
<b>Julio Franco, R</b> <small>OBP: 0.292, SLG: 0.360</small> 										5	1	1	0	0	1			
<b>Andre Thornton, R</b> <small>OBP: 0.300, SLG: 0.370</small> 										4	1	1	0	1	0			
<b>Mel Hall, L</b> <small>OBP: 0.323, SLG: 0.488</small> <b>Brett Butler, L</b> <small>OBP: 0.350, SLG: 0.322</small> 										4	3	4	1	1	0	0		
<b>Pat Tabler, R</b> <small>OBP: 0.376, SLG: 0.489</small> 										4	0	1	0	0	2	4		
<b>Joe Carter, R</b> <small>OBP: 0.305, SLG: 0.423</small> 										5	0	2	3	0	1	3		
<b>Brook Jacoby, R</b> <small>OBP: 0.362, SLG: 0.445</small> 										3	0	2	0	2	1	2		
<b>Chris Bando, S</b> <small>OBP: 0.425, SLG: 0.417</small> <b>Andy Allanson, R</b> <small>OBP: 0.330, SLG: 0.345</small> 										3	0	1	2	2	1	3		
<b>Inning Stats</b> <small>R: 0 H: 0 E: 0 LOB: 0 K: 2 S: 7</small>	<small>R: 1 H: 2 E: 0 LOB: 3 K: 0 S: 5</small>	<small>R: 3 H: 4 E: 0 LOB: 3 K: 1 S: 9</small>	<small>R: 0 H: 0 E: 0 LOB: 0 K: 1 S: 5</small>	<small>R: 1 H: 3 E: 0 LOB: 2 K: 1 S: 8</small>	<small>R: 0 H: 1 E: 0 LOB: 2 K: 0 S: 4</small>	<small>R: 0 H: 0 E: 0 LOB: 0 K: 1 S: 3</small>	<small>R: 1 H: 2 E: 0 LOB: 2 K: 2 S: 9</small>	<small>R: 1 H: 2 E: 0 LOB: 2 K: 2 S: 9</small>	<small>1B: 11 SF: 0 2B: 1 SAC: 1 3B: 1 DP: 1 HR: 0 HBP: 1</small>	<small>WP: 0 PA: 45 FB: 0 SB: 1 CS: 1</small>								
<b>PITCHER</b> <b>Dave Stieb, R</b> <small>ERA: 6.33</small> <b>Jim Acker, R</b> <small>ERA: 3.67</small>	<small>IP: 7.0 WLS: L BF: 36 H: 10 R: 5 ER: 5 SO: 6 BB: 5 IBB: 0 HBP: 1 BLK: 0 WP: 0 HR: 0 S: 42 P: 63 ERA: 6.43 WHIP: 2.143</small>	<small>IP: 2.0 WLS: S BF: 9 H: 3 R: 1 ER: 1 SO: 2 BB: 1 IBB: 0 HBP: 0 BLK: 0 WP: 0 HR: 0 S: 12 P: 16 ERA: 4.50 WHIP: 2.000</small>		<small>PITCHER</small>														

**AB** 37  
**R** 6  
**H** 13  
**RBI** 6  
**BB** 6  
**SO** 8  
**LOB** 21



Batter	1	2	3	4	5	6	7	8	9	AB	R	H	RBI	BB	SO	LOB	BOTTOM
<b>Damaso Garcia, R</b> <small>OBP: 0.300, SLG: 0.267</small> 											5	0	1	1	0	1	4
<b>Lloyd Moseby, L</b> <small>OBP: 0.395, SLG: 0.465</small> 										5	0	2	0	0	2	2	
<b>Rance Mulliniks, L</b> <small>OBP: 0.328, SLG: 0.360</small> <b>Kelly Gruber, R</b> <small>OBP: 0.222, SLG: 0.429</small> 										3	1	0	0	1	0	1	
<b>Willie Upshaw, L</b> <small>OBP: 0.389, SLG: 0.380</small> 										4	1	0	0	1	1	3	
<b>George Bell, R</b> <small>OBP: 0.363, SLG: 0.476</small> 											4	0	2	2	0	0	1
<b>Jesse Barfield, R</b> <small>OBP: 0.312, SLG: 0.510</small> 										4	1	1	0	0	1	1	
<b>Cliff Johnson, R</b> <small>OBP: 0.425, SLG: 0.568</small> 										3	1	2	1	1	0	0	
<b>Ernie Whitt, L</b> <small>OBP: 0.231, SLG: 0.316</small> 										4	0	1	0	0	0	3	
<b>Tony Fernandez, S</b> <small>OBP: 0.317, SLG: 0.340</small> 										4	0	2	0	0	0	3	
<b>Inning Stats</b> <small>R: 2 H: 1 E: 0 LOB: 1 K: 2 S: 8</small>	<small>R: 0 H: 0 E: 0 LOB: 1 K: 0 S: 3</small>	<small>R: 0 H: 1 E: 0 LOB: 1 K: 0 S: 4</small>	<small>R: 1 H: 3 E: 1 LOB: 2 K: 0 S: 6</small>	<small>R: 0 H: 1 E: 0 LOB: 1 K: 1 S: 5</small>	<small>R: 0 H: 0 E: 0 LOB: 0 K: 1 S: 5</small>	<small>R: 1 H: 1 E: 0 LOB: 2 K: 0 S: 4</small>	<small>R: 0 H: 2 E: 0 LOB: 2 K: 1 S: 7</small>	<small>1B: 8 SF: 0 2B: 2 SAC: 0 3B: 0 DP: 0 HR: 1 HBP: 0</small>	<small>WP: 0 PA: 40 FB: 0 SB: 1 CS: 0</small>								
<b>PITCHER</b> <b>Phil Niekro, R</b> <small>ERA: 3.54</small> <b>Scott Bailes, L</b> <small>ERA: 6.35</small>	<small>IP: 8.0 WLS: W BF: 36 H: 10 R: 4 ER: 4 SO: 4 BB: 3 IBB: 0 HBP: 0 BLK: 0 WP: 0 HR: 1 S: 41 P: 53 ERA: 4.50 WHIP: 1.625</small>	<small>IP: 1.0 WLS: S BF: 4 H: 1 R: 0 ER: 0 SO: 1 BB: 0 IBB: 0 HBP: 0 BLK: 0 WP: 0 HR: 0 S: 6 P: 6 ERA: 0.00 WHIP: 1.000</small>		<small>PITCHER</small>													

**AB** 37  
**R** 4  
**H** 11  
**RBI** 4  
**BB** 3  
**SO** 5  
**LOB** 20





Batter	1	2	3	4	5	6	7	8	9	AB	R	H	RBI	BB	SO	LOB	TOP					
<b>Damaso Garcia, R</b> (1, 4) OBP: 0.298, SLG: 0.267										4	0	1	0	0	0	1	<b>Toronto Blue Jays @ Chicago White Sox</b> Comiskey Park, Chicago, IL Tue May 20 1986, 8:05 PM EDT Att: 12,837 - Unknown					
<b>Lloyd Moseby, L</b> (1, 8) OBP: 0.403, SLG: 0.488										3	0	2	0	1	0	1						
<b>Rance Mulliniks, L</b> (1, 5) <b>Kelly Gruber, R</b> (9, PR) OBP: 0.222, SLG: 0.429										4	0	1	0	0	2	2						
<b>Willie Upshaw, L</b> (1, 3) OBP: 0.386, SLG: 0.377										4	0	1	0	0	1	2						
<b>George Bell, R</b> (1, 7) OBP: 0.366, SLG: 0.477										4	0	2	0	0	0	2						
<b>Jesse Barfield, R</b> (1, 9) OBP: 0.311, SLG: 0.503										4	0	1	1	0	1	2						
<b>Fred McGriff, L</b> (1, 10) OBP: 0.200, SLG: 0.200										4	0	0	0	0	2	1						
<b>Ernie Whitt, L</b> (1, 2) OBP: 0.235, SLG: 0.305										2	0	0	0	1	0	0						
<b>Tony Fernandez, S</b> (1, 6) OBP: 0.317, SLG: 0.335										2	0	0	0	1	0	1						
<b>Inning Stats</b>	R: 0 E: 0 K: 1 S: 5	H: 0 LOB: 1 BB: 1 P: 9	R: 0 E: 0 K: 0 S: 3	H: 1 LOB: 0 BB: 0 P: 3	R: 0 E: 0 K: 0 S: 3	H: 0 LOB: 1 BB: 1 P: 7	R: 0 E: 0 K: 1 S: 6	H: 1 LOB: 0 BB: 0 P: 6	R: 0 E: 0 K: 1 S: 4	H: 0 LOB: 1 BB: 1 P: 8	R: 0 E: 0 K: 1 S: 6	H: 1 LOB: 0 BB: 0 P: 6	R: 0 E: 0 K: 1 S: 5	H: 0 LOB: 0 BB: 0 P: 5	R: 0 E: 0 K: 0 S: 4	H: 2 LOB: 2 BB: 0 P: 4		R: 1 E: 0 K: 1 S: 7	H: 3 LOB: 1 BB: 0 P: 7	1B: 6 2B: 1 3B: 1 HR: 0	SF: 0 SAC: 0 DP: 2 HBP: 0	WP: 0 PB: 0 SB: 1 CS: 1
<b>PITCHER</b> <b>Joel Davis, R</b> (1, 1) ERA: 3.25	IP: 9.0 WLS: W BF: 34 H: 8 R: 1 ER: 1 SO: 6 BB: 3 IBB: 0 HBP: 0 BLK: 0 WP: 0 HR: 0 S: 43 P: 55 ERA: 1.00 WHIP: 1.222															<b>PITCHER</b>						

Batter	1	2	3	4	5	6	7	8	9	AB	R	H	RBI	BB	SO	LOB	BOTTOM			
<b>Wayne Tolleson, S</b> (1, 5) OBP: 0.373, SLG: 0.406										3	1	1	0	1	0	0	<b>Toronto Blue Jays @ Chicago White Sox</b> Comiskey Park, Chicago, IL Tue May 20 1986, 8:05 PM EDT Att: 12,837 - Unknown			
<b>Tim Lincecum, R</b> (1, 4) OBP: 0.313, SLG: 0.387										4	0	2	0	0	0	1				
<b>Harold Baines, L</b> (1, 9) OBP: 0.335, SLG: 0.486										4	0	1	0	0	1	2				
<b>Carlton Fisk, R</b> (1, 2) OBP: 0.299, SLG: 0.336										3	0	1	1	1	2	1				
<b>Greg Walker, L</b> (1, 3) OBP: 0.510, SLG: 0.750										3	0	0	0	1	1	2				
<b>Ron Kittle, R</b> (1, 10) OBP: 0.250, SLG: 0.425										3	0	1	0	0	1	3				
<b>Bobby Bonilla, S</b> (1, 7) OBP: 0.361, SLG: 0.365										3	0	0	0	0	0	4				
<b>Reid Nichols, R</b> (1, 8) OBP: 0.233, SLG: 0.262										3	0	0	0	0	2	1				
<b>Ozzie Guillen, L</b> (1, 6) OBP: 0.252, SLG: 0.324										3	1	1	1	0	0	1				
<b>Inning Stats</b>	R: 1 E: 0 K: 1 S: 7	H: 2 LOB: 3 BB: 2 P: 15	R: 0 E: 0 K: 0 S: 3	H: 0 LOB: 0 BB: 0 P: 3	R: 0 E: 0 K: 1 S: 5	H: 1 LOB: 1 BB: 1 P: 9	R: 0 E: 0 K: 1 S: 6	H: 1 LOB: 1 BB: 0 P: 6	R: 0 E: 0 K: 0 S: 3	H: 0 LOB: 0 BB: 0 P: 3	R: 1 E: 0 K: 1 S: 6	H: 1 LOB: 0 BB: 0 P: 6	R: 0 E: 0 K: 2 S: 7	H: 0 LOB: 0 BB: 0 P: 7	R: 0 E: 0 K: 0 S: 7	H: 0 LOB: 0 BB: 0 P: 7		1B: 5 2B: 1 3B: 0 HR: 1	SF: 0 SAC: 0 DP: 1 HBP: 0	WP: 1 PB: 0 SB: 0 CS: 1
<b>PITCHER</b> <b>John Cerutti, L</b> (1, 1) ERA: 2.57 <b>Mark Eichhorn, R</b> (8, 1) ERA: 0.93	IP: 7.0 WLS: L BF: 29 H: 7 R: 2 ER: 2 SO: 5 BB: 3 IBB: 0 HBP: 0 BLK: 0 WP: 1 HR: 1 S: 36 P: 48 ERA: 2.57 WHIP: 1.429															<b>PITCHER</b>				



Batter	1	2	3	4	5	6	7	8	9	AB	R	H	RBI	BB	SO	LOB	TOP				
<b>Damaso Garcia, R</b> OBP: 0.294, SLG: 0.273 (1, 4)	F7						5-3		G6-4-3	5	0	1	1	0	1	1	<b>Toronto Blue Jays @ Chicago White Sox</b> Comiskey Park, Chicago, IL Wed May 21 1986, 8:05 PM EDT Att: 13,976 - Unknown				
<b>Lloyd Moseby, L</b> OBP: 0.400, SLG: 0.482 (1, 8)	G3						B1-3			4	0	1	0	0	0	1					
<b>Rance Mulliniks, L</b> OBP: 0.325, SLG: 0.355 <b>Garth Iorg, R</b> OBP: 0.302, SLG: 0.267 (7, PH) (7, 5)	K			F7			F8			3	0	1	0	0	1	0					
<b>Willie Upshaw, L</b> OBP: 0.394, SLG: 0.392 (1, 3)							F8			2	1	1	0	2	0	2					
<b>George Bell, R</b> OBP: 0.358, SLG: 0.464 (1, 7)							F3			4	0	0	0	0	1	5					
<b>Jesse Barfield, R</b> OBP: 0.305, SLG: 0.493 (1, 9)							5-3			3	1	0	0	1	0	2					
<b>Cliff Johnson, R</b> OBP: 0.427, SLG: 0.593 (1, 10)							6-3			3	1	1	3	1	0	1					
<b>Ernie Whitt, L</b> OBP: 0.236, SLG: 0.317 (1, 2)							F8			4	1	1	0	0	0	1					
<b>Tony Fernandez, S</b> OBP: 0.316, SLG: 0.333 (1, 6)							F9			4	0	1	0	0	0	2					
<b>Inning Stats</b>	R: 0 E: 0 K: 1 S: 5	H: 0 LOB: 0 BB: 0 P: 5	R: 4 E: 0 K: 1 S: 8	H: 3 LOB: 1 BB: 2 P: 16	R: 0 E: 0 K: 0 S: 4	H: 1 LOB: 1 BB: 0 P: 4	R: 0 E: 0 K: 0 S: 3	H: 0 LOB: 0 BB: 0 P: 3	R: 0 E: 0 K: 1 S: 7	H: 2 LOB: 2 BB: 1 P: 7	R: 0 E: 0 K: 0 S: 3	H: 0 LOB: 0 BB: 0 P: 3	R: 0 E: 0 K: 0 S: 3	H: 0 LOB: 1 BB: 1 P: 7	R: 0 E: 0 K: 0 S: 3	H: 1 LOB: 0 BB: 0 P: 3		1B: 3 2B: 2 3B: 1 HR: 1	SF: 0 SAC: 0 DP: 1 HBP: 0	WP: 1 PB: 0 SB: 1 CS: 0	PA: 37
<b>PITCHER</b>	IP	WLS	BF	H	R	ER	SO	BB	IBB	HBP	BLK	WP	HR	S	P	ERA	WHIP				
<b>Neil Allen, R</b> ERA: 4.76 (1, 1)	1.2		10	3	4	4	2	2	0	0	0	0	1	12	20	21.60	3.000				
<b>Dave Schmidt, R</b> ERA: 5.91 (2, 1)	3.1		13	3	0	0	1	0	0	0	0	0	0	15	15	0.00	0.900				
<b>Joel McKeon, L</b> ERA: (6, 1)	2.0		8	0	0	0	0	2	0	0	0	0	0	6	14	0.00	1.000				
<b>Gene Nelson, R</b> ERA: 2.6 (8, 1)	2.0	W	6	1	0	0	0	0	0	0	0	1	0	6	6	0.00	0.500				

Batter	1	2	3	4	5	6	7	8	9	AB	R	H	RBI	BB	SO	LOB	BOTTOM				
<b>John Cangelosi, S</b> OBP: 0.391, SLG: 0.313 (1, 8)										4	2	3	2	0	0	1	<b>Toronto Blue Jays @ Chicago White Sox</b> Comiskey Park, Chicago, IL Wed May 21 1986, 8:05 PM EDT Att: 13,976 - Unknown				
<b>Jerry Hairston, S</b> OBP: 0.353, SLG: 0.444 (8, PH)										1	0	1	1	0	0	0					
<b>Reid Nichols, R</b> OBP: 0.233, SLG: 0.262 (8, PR) (9, 8)										0	0	0	0	0	0	0					
<b>Ozzie Guillen, L</b> OBP: 0.241, SLG: 0.310 (1, 6)										5	0	0	1	0	0	5					
<b>Harold Baines, L</b> OBP: 0.350, SLG: 0.493 (1, 9)										4	0	3	1	1	0	0					
<b>Greg Walker, L</b> OBP: 0.500, SLG: 0.733 (1, 3)										5	0	2	0	0	0	3					
<b>Carlton Fisk, R</b> OBP: 0.291, SLG: 0.326 (1, 2)										4	0	0	0	0	0	5					
<b>Bobby Bonilla, S</b> OBP: 0.358, SLG: 0.361 (1, 7)										4	0	1	0	0	2	4					
<b>Ron Kittle, R</b> OBP: 0.258, SLG: 0.422 (1, 10)										3	1	1	0	0	0	3					
<b>Tim Hulett, R</b> OBP: 0.320, SLG: 0.392 (1, 4)										4	2	2	0	0	1	2					
<b>Wayne Tolleson, S</b> OBP: 0.373, SLG: 0.405 (1, 5)										3	0	1	0	0	0	3					
<b>Inning Stats</b>	R: 1 E: 0 K: 0 S: 5	H: 2 LOB: 1 BB: 0 P: 5	R: 1 E: 0 K: 0 S: 6	H: 3 LOB: 2 BB: 0 P: 6	R: 0 E: 0 K: 2 S: 8	H: 1 LOB: 1 BB: 0 P: 8	R: 0 E: 0 K: 2 S: 8	H: 1 LOB: 2 BB: 0 P: 8	R: 1 E: 0 K: 0 S: 4	H: 1 LOB: 1 BB: 0 P: 5	R: 0 E: 0 K: 0 S: 5	H: 2 LOB: 2 BB: 0 P: 5	R: 1 E: 0 K: 0 S: 5	H: 2 LOB: 2 BB: 1 P: 9	1B: 13 2B: 1 3B: 0 HR: 0	SF: 0 SAC: 1 DP: 0 HBP: 1	WP: 0 PB: 1 SB: 4 CS: 0	PA: 40			
<b>PITCHER</b>	IP	WLS	BF	H	R	ER	SO	BB	IBB	HBP	BLK	WP	HR	S	P	ERA	WHIP				
<b>Doyle Alexander, R</b> ERA: 4.2 (1, 1)	5.0		25	9	4	4	3	0	0	1	0	0	0	30	31	7.20	1.800				
<b>Jim Acker, R</b> ERA: 3.68 (6, 1)	2.1	L	11	4	1	1	0	0	0	0	0	0	0	11	11	3.86	1.714				
<b>Mark Eichhorn, R</b> ERA: 0.92 (8, 1)	0.2		4	1	0	0	0	0	1	0	0	0	0	3	7	0.00	1.500				

AB 33  
R 4  
H 7  
RBI 4  
BB 4  
SO 3  
LOB 15



AB 37  
R 5  
H 14  
RBI 5  
BB 1  
SO 3  
LOB 26





Batter	1	2	3	4	5	6	7	8	9	AB	R	H	RBI	BB	SO	LOB	TOP										
<b>Damaso Garcia, R</b> OBP: 0.306, SLG: 0.281 (1, 4)										4	0	2	0	1	0	1	<b>Toronto Blue Jays @ Chicago White Sox</b> Comiskey Park, Chicago, IL Thu May 22 1986, 8:05 PM EDT Att: 12,605 - Unknown <a href="http://livebaseballscorecards.com">livebaseballscorecards.com</a>										
<b>Lloyd Moseby, L</b> OBP: 0.395, SLG: 0.473 (1, 8)										5	0	1	0	0	1	3											
<b>Willie Upshaw, L</b> OBP: 0.391, SLG: 0.388 (1, 3)										4	0	1	0	0	0	0											
<b>Cliff Johnson, R</b> OBP: 0.430, SLG: 0.585 (1, 10)										3	1	1	0	1	0	2											
<b>Jesse Barfield, R</b> OBP: 0.314, SLG: 0.494 (1, 9)										4	1	2	0	0	0	1											
<b>Rick Leach, L</b> OBP: 0.342, SLG: 0.361 (1, 7)										4	1	0	0	0	0	4											
<b>Rance Mulliniks, L</b> OBP: 0.328, SLG: 0.352 <b>Garth Iorg, R</b> OBP: 0.308, SLG: 0.262 (6, PH) (6, 5)										1	1	0	0	1	0	1											
<b>Ernie Whitt, L</b> OBP: 0.263, SLG: 0.394 (1, 2)										3	1	2	4	1	1	1											
<b>Tony Fernandez, S</b> OBP: 0.309, SLG: 0.325 (1, 6)										4	0	0	0	0	1	3											
<b>Inning Stats</b>	R: 0 E: 0 K: 0 S: 4	H: 3 LOB: 1 BB: 0 P: 4	R: 1 E: 0 K: 1 S: 6	H: 1 LOB: 1 BB: 1 P: 10	R: 0 E: 0 K: 0 S: 3	H: 1 LOB: 0 BB: 0 P: 3	R: 4 E: 0 K: 1 S: 7	H: 2 LOB: 1 BB: 3 P: 19	R: 0 E: 0 K: 0 S: 3	H: 0 LOB: 0 BB: 0 P: 3	R: 0 E: 0 K: 1 S: 5	H: 0 LOB: 1 BB: 1 P: 9	R: 0 E: 0 K: 0 S: 3	H: 0 LOB: 0 BB: 0 P: 3	R: 0 E: 0 K: 0 S: 4	H: 1 LOB: 1 BB: 0 P: 4		R: 0 E: 0 K: 0 S: 4	H: 1 LOB: 1 BB: 0 P: 4	1B: 7 2B: 1 3B: 0 HR: 1	SF: 0 SAC: 0 DP: 1 HBP: 0	WP: 1 PB: 1 SB: 1 CS: 1	PA: 38				
<b>PITCHER</b>	IP	WLS	BF	H	R	ER	SO	BB	IBB	HBP	BLK	WP	HR	S	P	ERA	WHIP										
<b>Richard Dotson, R</b> ERA: 6.16 (1, 1)	3.2	L	19	7	5	4	1	4	0	0	0	1	1	17	33	9.82	3.000										
<b>Bryan Clark, L</b> ERA: (4, 1)	3.1		11	0	0	0	2	1	0	0	0	0	0	14	18	0.00	0.300										
<b>Bill Dawley, R</b> ERA: 2.45 (8, 1)	1.0		4	1	0	0	0	0	0	0	0	0	0	4	4	0.00	1.000										
<b>Bob James, R</b> ERA: 6.48 (9, 1)	1.0		4	1	0	0	0	0	0	0	0	0	0	4	4	0.00	1.000										

Batter	1	2	3	4	5	6	7	8	9	AB	R	H	RBI	BB	SO	LOB	BOTTOM										
<b>Wayne Tolleson, S</b> OBP: 0.363, SLG: 0.393 (1, 5) (9, 6)										4	0	0	0	0	0	3	<b>Toronto Blue Jays @ Chicago White Sox</b> Comiskey Park, Chicago, IL Thu May 22 1986, 8:05 PM EDT Att: 12,605 - Unknown <a href="http://livebaseballscorecards.com">livebaseballscorecards.com</a>										
<b>Tim Lincecum, R</b> OBP: 0.308, SLG: 0.376 (1, 4) (9, 5)										4	0	0	0	0	2	0											
<b>Harold Baines, L</b> OBP: 0.350, SLG: 0.486 <b>John Cangelosi, S</b> OBP: 0.386, SLG: 0.313 (1, 9) (8, 8)										2	0	0	0	0	0	0											
<b>Carlton Fisk, R</b> OBP: 0.286, SLG: 0.319 <b>Joel Skinner, R</b> OBP: 0.203, SLG: 0.186 (1, 2) (9, 2)										3	0	0	0	0	1	1											
<b>Greg Walker, L</b> OBP: 0.483, SLG: 0.688 (1, 3)										3	0	0	0	1	2	1											
<b>Ron Kittle, R</b> OBP: 0.260, SLG: 0.415 (1, 10)										2	0	0	0	1	1	0											
<b>Bobby Bonilla, S</b> OBP: 0.349, SLG: 0.351 (1, 7)										3	0	0	0	0	1	2											
<b>Reid Nichols, R</b> OBP: 0.217, SLG: 0.244 (1, 8) (8, 9) (9, 4)										3	0	0	0	0	0	2											
<b>Ozzie Guillen, L</b> OBP: 0.246, SLG: 0.313 <b>Jerry Hairston, S</b> OBP: 0.346, SLG: 0.435 (1, 6) (8, PH) (9, 9)										2	0	1	0	0	1	0											
<b>Inning Stats</b>	R: 0 E: 0 K: 1 S: 5	H: 0 LOB: 0 BB: 0 P: 6	R: 0 E: 0 K: 2 S: 7	H: 0 LOB: 0 BB: 0 P: 7	R: 0 E: 0 K: 1 S: 5	H: 0 LOB: 0 BB: 0 P: 5	R: 0 E: 0 K: 1 S: 5	H: 0 LOB: 3 BB: 2 P: 12	R: 0 E: 0 K: 1 S: 5	H: 0 LOB: 0 BB: 0 P: 5	R: 0 E: 0 K: 2 S: 7	H: 0 LOB: 0 BB: 0 P: 7	R: 0 E: 0 K: 0 S: 3	H: 0 LOB: 0 BB: 0 P: 3	R: 0 E: 0 K: 0 S: 3	H: 0 LOB: 1 BB: 1 P: 7		1B: 1 2B: 0 3B: 0 HR: 0	SF: 0 SAC: 0 DP: 0 HBP: 1	WP: 0 PB: 0 SB: 0 CS: 0	PA: 32						
<b>PITCHER</b>	IP	WLS	BF	H	R	ER	SO	BB	IBB	HBP	BLK	WP	HR	S	P	ERA	WHIP										
<b>Jimmy Key, L</b> ERA: 7.01 (1, 1)	9.0	W	32	1	0	0	8	3	0	1	0	0	0	44	57	0.00	0.444										



Batter	1	2	3	4	5	6	7	8	9	AB	R	H	RBI	BB	SO	LOB	TOP	
Damaso Garcia, R (1,4) OBP: 0.299, SLG: 0.274 Rick Leach, L (8,PH) Garth Iorg, R (8,4) OBP: 0.308, SLG: 0.262	0-3 K		0-0 F3			0-0 1-3		0-0 F6		3	0	0	0	0	1	0	Toronto Blue Jays @ Cleveland Indians Cleveland Municipal Stadium, Cleveland, OH Fri May 23 1986, 7:05 PM EDT Att: 61,340 - Unknown	
Lloyd Moseby, L (1,8) OBP: 0.387, SLG: 0.462	0-0 4-3		0-0 F8			0-0 F6			0-0 G3	4	0	0	0	0	0	0		
Willie Upshaw, L (1,3) OBP: 0.383, SLG: 0.378	0-0 F6		0-0 4-3			0-0 1-3			0-0 3-1	4	0	0	0	0	0	0		
George Bell, R (1,7) OBP: 0.355, SLG: 0.478		0-0 HR		0-0 F3			0-0 F8		0-0 F2	4	1	1	1	0	0	0		
Cliff Johnson, R (1,10) OBP: 0.419, SLG: 0.567		0-0 4-3		0-0 G3			0-0 5-3			3	0	0	0	0	0	0		
Jesse Barfield, R (1,9) OBP: 0.314, SLG: 0.487		4-0 1B BB		0-0 F7			0-0 5-3			2	0	0	0	1	0	0		
Ernie Whitt, L (1,2) OBP: 0.266, SLG: 0.391		0-0 1-3 1B			0-0 5-3			0-0 G3		3	0	1	0	0	0	0		
Kelly Gruber, R (1,5) OBP: 0.211, SLG: 0.405 Rance Mulliniks, L (8,PH) OBP: 0.333, SLG: 0.352		0-0 F6			0-0 F7			4-0 BB		2	0	0	0	0	0	2		
Tony Fernandez, S (1,6) OBP: 0.303, SLG: 0.319		0-0 5-3			0-0 1-3			0-0 F9		0	0	0	0	0	3	0		
<b>Inning Stats</b>	R: 0 E: 0 K: 1 S: 5	H: 0 LOB: 0 BB: 0 P: 5	R: 1 E: 0 K: 0 S: 5	H: 2 LOB: 2 BB: 1 P: 9	R: 0 E: 0 K: 0 S: 3	H: 0 LOB: 0 BB: 0 P: 3	R: 0 E: 0 K: 0 S: 3	H: 0 LOB: 0 BB: 0 P: 3	R: 0 E: 0 K: 0 S: 3	H: 0 LOB: 0 BB: 0 P: 3	R: 0 E: 0 K: 0 S: 3	H: 0 LOB: 1 BB: 1 P: 7	R: 0 E: 0 K: 0 S: 3	H: 0 LOB: 0 BB: 0 P: 3	1B: 1 2B: 0 3B: 0 HR: 1	SF: 0 SAC: 0 DP: 0 HBP: 0		WP: 0 PB: 0 SB: 0 CS: 0
<b>PITCHER</b> Don Schultze, R (1,1) ERA: 3.26	IP: 9.0 WLS: W BF: 31 H: 2 R: 1 ER: 1 SO: 1 BB: 2 IBB: 0 HBP: 0 BLK: 0 WP: 0 HR: 1 S: 31 P: 39 ERA: 1.00 WHIP: 0.444																	

Batter	1	2	3	4	5	6	7	8	9	AB	R	H	RBI	BB	SO	LOB	BOTTOM
Brett Butler, L (1,8) OBP: 0.346, SLG: 0.341	0-0 1-3			0-0 6-3		0-0 3B 1B		0-0 F5		4	1	1	0	0	0	0	Toronto Blue Jays @ Cleveland Indians Cleveland Municipal Stadium, Cleveland, OH Fri May 23 1986, 7:05 PM EDT Att: 61,340 - Unknown
Julio Franco, R (1,6) OBP: 0.291, SLG: 0.384	0-0 5-3			0-0 F8		0-0 1B 3B		0-3 K		4	0	1	2	0	1	0	
Joe Carter, R (1,9) OBP: 0.302, SLG: 0.401	0-0 F6			0-0 F7		0-3 K		0-0 1B		4	0	1	0	0	1	1	
Andre Thornton, R (1,10) OBP: 0.307, SLG: 0.353 Carmen Castillo, R (7,PR) OBP: 0.266, SLG: 0.333		0-0 1-3			0-0 5-3		0-0 BB SF8 1B	0-0 F5		3	0	1	0	0	0	0	
Mel Hall, L (1,7) OBP: 0.301, SLG: 0.452 Otis Nixon, S (8,7) OBP: 0.281, SLG: 0.258		0-0 F6			0-0 G3		0-0 F5		0-0 F5	3	0	0	0	0	0	1	
Pat Tabler, R (1,3) OBP: 0.370, SLG: 0.490		0-3 K			0-0 1-3		0-0 SF8 BB 1B			0	0	0	0	0	0	0	
Brook Jacoby, R (1,5) OBP: 0.357, SLG: 0.428			0-0 F8			0-0 1B 1B		4-0 BB		2	0	1	0	1	0	0	
Tony Bernazard, S (1,4) OBP: 0.360, SLG: 0.406			0-3 K			0-0 1B 3B 1B		0-0 SF8		2	1	1	1	0	1	0	
Andy Allanson, R (1,2) OBP: 0.298, SLG: 0.330			0-0 6-3			0-0 F8 1B		0-0 F9		3	0	0	0	0	4	0	
<b>Inning Stats</b>	R: 0 E: 0 K: 0 S: 3	H: 0 LOB: 0 BB: 0 P: 3	R: 0 E: 0 K: 1 S: 5	H: 0 LOB: 0 BB: 0 P: 5	R: 0 E: 0 K: 0 S: 3	H: 0 LOB: 0 BB: 0 P: 3	R: 2 E: 0 K: 1 S: 8	H: 4 LOB: 1 BB: 0 P: 8	R: 1 E: 0 K: 0 S: 5	H: 2 LOB: 2 BB: 1 P: 9	R: 0 E: 0 K: 1 S: 6	H: 1 LOB: 1 BB: 0 P: 6	1B: 6 2B: 0 3B: 1 HR: 0	SF: 1 SAC: 0 DP: 0 HBP: 0	WP: 0 PB: 0 SB: 0 CS: 0	PA: 31	
<b>PITCHER</b> Jim Clancy, R (1,1) ERA: 3.25 Tom Henke, R (8,1) ERA: 7.08	IP: 7.0 WLS: L BF: 27 H: 6 R: 3 ER: 3 SO: 3 BB: 1 IBB: 0 HBP: 0 BLK: 0 WP: 0 HR: 0 S: 32 P: 36 ERA: 3.86 WHIP: 1.000																



Batter	1	2	3	4	5	6	7	8	9	AB	R	H	RBI	BB	SO	LOB	TOP										
Damaso Garcia, R (1, 4) Kelly Gruber, R (9, 5) OBP: 0.311, SLG: 0.289 OBP: 0.211, SLG: 0.405	0-0 G4-6-3 1B		0-0 2B 2B		0-0 F7		0-0 6-3		1-0 1B HBP	4	1	2	0	0	0	1											
Lloyd Moseby, L (1, 8) OBP: 0.397, SLG: 0.466	0-0 F7		0-0 1B 2B		0-0 E4 FC4-6 1B HR		0-0 1-3		0-0 FC4-6 1B	5	2	2	4	0	0	2											
Rance Mulliniks, L (1, 5) Garth Iorg, R (9, PH) OBP: 0.338, SLG: 0.357 OBP: 0.303, SLG: 0.258	0-0 G4-6-3		0-0 1B 1B		0-0 FC4-6 1B		0-0 4-3		0-0 FC4-6 1B	4	0	2	1	0	0	1											
Willie Upshaw, L (1, 3) OBP: 0.383, SLG: 0.379		0-0 F8	0-0 1-2 1B		0-0 FC4-6 HR			0-0 CS 1B	0-0 1-3	5	1	2	1	0	0	4											
George Bell, R (1, 7) OBP: 0.353, SLG: 0.491		0-3 K	0-0 4-3		0-0 HR			0-0 F8		4	1	1	3	0	1	3											
Cliff Johnson, R (1, 10) OBP: 0.405, SLG: 0.545		0-0 5-3			0-0 F5			0-0 F7		4	0	0	0	0	0	0											
Tony Fernandez, S (1, 6) OBP: 0.308, SLG: 0.320			0-0 F7	4-0 BB		0-0 F1			0-0 2B 1B	3	1	1	0	1	0	0											
Rick Leach, L (1, 9) Jesse Barfield, R (9, PR) OBP: 0.326, SLG: 0.366 OBP: 0.314, SLG: 0.487			0-0 4-3	0-0 G6-4-3		0-0 3-1			0-0 1B 2B	4	0	1	0	0	0	1											
Buck Martinez, R (1, 2) Ernie Whitt, L (9, PH) OBP: 0.286, SLG: 0.238 OBP: 0.263, SLG: 0.386			0-0 2B 1B		0-0 1B E FC4-6 1B		0-0 F7		0-0 F5	3	2	2	0	0	0	0											
<b>Inning Stats</b>	R: 0 E: 0 K: 0 S: 3	H: 1 LOB: 0 BB: 0 P: 3	R: 0 E: 0 K: 1 S: 5	H: 0 LOB: 0 BB: 0 P: 5	R: 3 E: 0 K: 0 S: 8	H: 5 LOB: 2 BB: 0 P: 8	R: 0 E: 0 K: 0 S: 2	H: 0 LOB: 0 BB: 1 P: 6	R: 4 E: 1 K: 0 S: 7	H: 3 LOB: 0 BB: 0 P: 7	R: 0 E: 0 K: 0 S: 3	H: 0 LOB: 0 BB: 0 P: 3	R: 0 E: 0 K: 0 S: 3	H: 1 LOB: 0 BB: 0 P: 3	R: 2 E: 0 K: 0 S: 6	H: 3 LOB: 2 BB: 0 P: 7	1B: 9 2B: 3 3B: 0 HR: 1	SF: 0 SAC: 0 DP: 2 HBP: 1	WP: 0 PB: 0 SB: 0 CS: 1	PA: 40							
<b>PITCHER</b>	IP	WLS	BF	H	R	ER	SO	BB	IBB	HBP	BLK	WP	HR	S	P	ERA	WHIP										
Phil Niekro, R (1, 1) ERA: 3.73	4.1		21	8	6	4	1	1	0	0	0	0	0	22	26	8.31	2.077										
Jamie Easterly, L (5, 1) ERA: 7.41	0.1	L	2	1	1	0	0	0	0	0	0	0	1	2	2	0.00	3.000										
Reggie Ritter, R (5, 1) ERA: 8.53	3.1		12	3	2	2	0	0	0	0	0	0	0	12	12	5.40	0.900										
Rich Yett, R (9, 1) ERA: 3.29	0.1		2	0	0	0	0	0	0	1	0	0	0	1	2	0.00	0.000										
Scott Bailes, L (9, 1) ERA: 5.54	0.2		3	1	0	0	0	0	0	0	0	0	0	3	3	0.00	1.500										
Batter	1	2	3	4	5	6	7	8	9	AB	R	H	RBI	BB	SO	LOB	BOTTOM										
Brett Butler, L (1, 8) OBP: 0.341, SLG: 0.336	0-0 3-1			0-0 F4			0-0 4-3		0-0 F9	5	0	1	1	0	0	1											
Julio Franco, R (1, 6) OBP: 0.291, SLG: 0.377	0-3 K	0-0 F9			0-3 K		4-0 BB			3	0	0	0	1	2	1											
Joe Carter, R (1, 9) OBP: 0.301, SLG: 0.397	0-0 G3		0-0 F7 1B		0-0 6-3		0-3 K			4	1	1	0	0	1	1											
Andre Thornton, R (1, 10) OBP: 0.312, SLG: 0.352		0-0 BB HBP 2B 1B	0-0 F7		4-0 FC6-4 BB		0-0 5-3			3	1	1	0	1	0	1											
Mel Hall, L (1, 7) Otis Nixon, S (2, PR) OBP: 0.308, SLG: 0.452 OBP: 0.286, SLG: 0.265		1-0 BB HBP 2B	0-0 CS 1B		0-0 FC6-4		0-0 G3			0	0	0	0	0	0	0											
Pat Tabler, R (1, 3) OBP: 0.367, SLG: 0.481		4-0 BB HBP 2B	0-3 K		0-0 F6		0-0 6-3			3	1	0	0	1	1	1											
Brook Jacoby, R (1, 5) OBP: 0.355, SLG: 0.429		0-0 4-3 1B 2B		0-0 F9		0-0 F8		0-0 5-3		4	1	1	3	0	0	0											
Tony Bernazard, S (1, 4) OBP: 0.351, SLG: 0.394		0-0 4-3		0-3 K		0-0 4-3		0-3 K		4	0	0	0	0	2	2											
Chris Bando, S (1, 2) OBP: 0.432, SLG: 0.500		0-0 5-3		0-0 HR		0-0 1-3		0-0 1B		4	1	2	1	0	0	2											
<b>Inning Stats</b>	R: 0 E: 0 K: 1 S: 5	H: 0 LOB: 0 BB: 0 P: 5	R: 4 E: 0 K: 0 S: 6	H: 3 LOB: 2 BB: 1 P: 11	R: 1 E: 0 K: 1 S: 6	H: 2 LOB: 0 BB: 0 P: 6	R: 1 E: 0 K: 1 S: 6	H: 1 LOB: 0 BB: 0 P: 6	R: 0 E: 0 K: 0 S: 3	H: 0 LOB: 0 BB: 0 P: 3	R: 0 E: 0 K: 1 S: 5	H: 0 LOB: 1 BB: 1 P: 9	R: 0 E: 0 K: 0 S: 3	H: 0 LOB: 0 BB: 0 P: 3	R: 0 E: 0 K: 1 S: 6	H: 1 LOB: 1 BB: 0 P: 6	1B: 5 2B: 1 3B: 0 HR: 1	SF: 0 SAC: 0 DP: 0 HBP: 1	WP: 0 PB: 0 SB: 1 CS: 1	PA: 37							
<b>PITCHER</b>	IP	WLS	BF	H	R	ER	SO	BB	IBB	HBP	BLK	WP	HR	S	P	ERA	WHIP										
Dave Stieb, R (1, 1) ERA: 6.83	4.0		19	6	6	6	3	1	0	1	0	0	1	23	28	13.50	1.750										
Dennis Lamp, R (5, 1) ERA: 8.37	2.2	W	10	0	0	0	1	2	0	0	0	0	0	10	18	0.00	0.750										
Mark Eichhorn, R (7, 1) ERA: 0.86	2.1	S	8	1	0	0	2	0	0	0	0	0	0	12	12	0.00	0.429										

Toronto Blue Jays @ Cleveland Indians  
Cleveland Municipal Stadium, Cleveland, OH  
Sat May 24 1986, 3:33 AM EDT  
Att: 12,348 - Unknown

AB	38
R	9
H	13
RBI	9
BB	1
SO	1
LOB	16



Toronto Blue Jays @ Cleveland Indians  
Cleveland Municipal Stadium, Cleveland, OH  
Sat May 24 1986, 3:33 AM EDT  
Att: 12,348 - Unknown

AB	33
R	6
H	7
RBI	6
BB	3
SO	6
LOB	10









Batter	1	2	3	4	5	6	7	8	9	AB	R	H	RBI	BB	SO	LOB	TOP										
Damaso Garcia, R OBP: 0.322, SLG: 0.333 (1,4)	4-3		G6-3 1B				L6		G6-4-3	5	0	2	0	0	0	4	<b>Toronto Blue Jays @ Minnesota Twins</b> Hubert H. Humphrey Metrodome, Minneapolis, MN Mon May 26 1986, 4:33 AM EDT Att: 10,885 - Unknown										
Lloyd Moseby, L OBP: 0.375, SLG: 0.456 (1,8)	K		G6-3 1-2				F8		F7	4	0	0	0	0	1	3											
Rance Mulliniks, L OBP: 0.345, SLG: 0.392 (1,5)	5-3			6-3			3-1		2B	4	0	1	0	0	0	0											
Willie Upshaw, L OBP: 0.381, SLG: 0.365 (1,3)		F8		1B BB			4-3		K	3	0	0	0	1	1	1											
George Bell, R OBP: 0.357, SLG: 0.491 (1,7)							F8		L5	4	0	2	0	0	0	1											
Jesse Barfield, R OBP: 0.326, SLG: 0.512 (1,9)										4	1	1	1	0	1	3											
Cliff Johnson, R OBP: 0.400, SLG: 0.519 (1,10)									HR	3	0	1	0	1	0	3											
Ernie Whitt, L OBP: 0.270, SLG: 0.372 (1,2)			1B BB				F8		G6-4-3 1B	3	0	2	0	1	0	0											
Tony Fernandez, S OBP: 0.305, SLG: 0.333 (1,6)			F8				F9		F7	4	0	0	0	0	0	5											
<b>Inning Stats</b>	R: 0 E: 0 K: 1 S: 5	H: 0 LOB: 0 BB: 0 P: 5	R: 0 E: 0 K: 0 S: 4	H: 1 LOB: 1 BB: 0 P: 4	R: 0 E: 0 K: 0 S: 3	H: 1 LOB: 1 BB: 1 P: 7	R: 0 E: 0 K: 0 S: 4	H: 1 LOB: 2 BB: 1 P: 8	R: 0 E: 0 K: 0 S: 3	H: 0 LOB: 0 BB: 0 P: 3	R: 0 E: 0 K: 1 S: 7	H: 2 LOB: 2 BB: 0 P: 7	R: 0 E: 0 K: 1 S: 6	H: 1 LOB: 1 BB: 0 P: 6	R: 1 E: 0 K: 0 S: 4	H: 2 LOB: 1 BB: 1 P: 8	1B: 6 2B: 2 3B: 0 HR: 1	SF: 0 SAC: 0 DP: 2 HBP: 0	WP: 0 PB: 0 SB: 0 CS: 0	PA: 37							
<b>PITCHER</b>	IP	WLS	BF	H	R	ER	SO	BB	IBB	HBP	BLK	WP	HR	S	P	ERA	WHIP										
Mark Portugal, R ERA: 6.56 (1,1)	8.0	W	35	9	1	1	3	3	0	0	0	0	1	38	50	1.12	1.500										
Keith Atherton, R ERA: 5.31 (9,1)	1.0		2	0	0	0	0	0	0	0	0	0	0	2	2	0.00	0.000										

Batter	1	2	3	4	5	6	7	8	9	AB	R	H	RBI	BB	SO	LOB	BOTTOM										
Kirby Puckett, R OBP: 0.418, SLG: 0.668 (1,8)	F8		SH3-4 1-2 2-3				HR			4	3	3	3	0	0	0	<b>Toronto Blue Jays @ Minnesota Twins</b> Hubert H. Humphrey Metrodome, Minneapolis, MN Mon May 26 1986, 4:33 AM EDT Att: 10,885 - Unknown										
Al Woods, L OBP: 0.286, SLG: 0.250 (1,10)	F7		SF9							2	0	1	1	0	0	0											
Roy Smalley, S OBP: 0.340, SLG: 0.468 (5, FR)							1B			2	0	0	0	0	0	2											
Kent Hrbek, L OBP: 0.388, SLG: 0.542 (1,3)	F8		F8				K			5	2	2	4	0	1	2											
Tom Brunansky, R OBP: 0.323, SLG: 0.456 (1,9)				4-3			K			5	0	0	0	0	2	1											
Gary Gaetti, R OBP: 0.352, SLG: 0.556 (1,5)							L5			4	1	1	0	0	1	0											
Mickey Hatcher, R OBP: 0.209, SLG: 0.247 (1,7)										3	0	3	0	1	0	0											
Steve Lombardozzi, R OBP: 0.321, SLG: 0.446 (1,4)										4	0	1	1	0	0	3											
Jeff Reed, L OBP: 0.182, SLG: 0.100 (1,2)										4	1	1	0	0	0	3											
Greg Gagne, R OBP: 0.318, SLG: 0.435 (1,6)			SH3-4 SF9 1B							2	2	1	0	2	1	0											
<b>Inning Stats</b>	R: 0 E: 0 K: 0 S: 3	H: 0 LOB: 0 BB: 0 P: 3	R: 0 E: 0 K: 2 S: 7	H: 0 LOB: 1 BB: 1 P: 11	R: 1 E: 0 K: 0 S: 4	H: 1 LOB: 1 BB: 1 P: 8	R: 0 E: 0 K: 0 S: 4	H: 1 LOB: 1 BB: 0 P: 4	R: 2 E: 0 K: 2 S: 9	H: 2 LOB: 1 BB: 1 P: 13	R: 0 E: 0 K: 0 S: 4	H: 1 LOB: 1 BB: 0 P: 4	R: 4 E: 0 K: 0 S: 9	H: 6 LOB: 2 BB: 0 P: 9	R: 2 E: 0 K: 1 S: 7	H: 2 LOB: 0 BB: 0 P: 7	1B: 9 2B: 0 3B: 1 HR: 3	SF: 1 SAC: 1 DP: 0 HBP: 0	WP: 0 PB: 0 SB: 0 CS: 0	PA: 40							
<b>PITCHER</b>	IP	WLS	BF	H	R	ER	SO	BB	IBB	HBP	BLK	WP	HR	S	P	ERA	WHIP										
Doyle Alexander, R ERA: 4.61 (1,1)	6.1	L	30	8	6	6	4	8	6	6	4	0	0	35	47	8.53	1.737										
Jim Acker, R ERA: 3.86 (7,1)	0.2		5	3	1	1	0	0	0	0	0	0	0	5	5	13.50	4.500										
Bill Caudill, R ERA: 7.15 (8,1)	1.0		5	2	2	2	1	0	0	0	0	0	1	7	7	18.00	2.000										





Batter	1	2	3	4	5	6	7	8	9	10	11	AB	R	H	RBI	BB	SO	LOB	TOP	
Damaso Garcia, R OBP: 0.313, SLG: 0.324 (1, 4)	6-3		G6-4-3		6-3		K		SH3-4			4	0	0	0	0	1	2		
Lloyd Moseby, L OBP: 0.380, SLG: 0.452 (1, 8)	F6			1B		4-3	5-3			G4-6-3	IBB	4	1	1	0	1	0	0		
Rance Mulliniks, L OBP: 0.340, SLG: 0.379 (1, 5)	4-3			1B	WP		F7		4-3		G4-6-3	4	1	0	0	1	0	2		
Willie Upshaw, L OBP: 0.387, SLG: 0.373 Rick Leach, L OBP: 0.340, SLG: 0.400 (1, 3) (4, 3)		G5-4-3		1B	WP		1B	2B			G3	2	0	2	1	0	0	0		
George Bell, R OBP: 0.358, SLG: 0.491 (1, 7)		G5-4-3		1B	SF8		1B	1B	E9		4-3	4	2	2	2	0	0	1		
Jesse Barfield, R OBP: 0.317, SLG: 0.497 (1, 9)		F8		6-3		E5		K			F8	5	0	0	0	0	1	3		
Cliff Johnson, R OBP: 0.400, SLG: 0.513 (1, 10)			FC6-4	1B		K		E9			F9	5	0	2	1	0	1	1		
Ernie Whitt, L OBP: 0.277, SLG: 0.373 (1, 2)			FC6-4	1B		F7		F6		L3		5	0	2	0	0	0	3		
Tony Fernandez, S OBP: 0.303, SLG: 0.330 (1, 6)			FC6-4	G6-4-3		G3		K			SH3-4	5	0	1	0	0	1	3		
<b>Inning Stats</b>	R: 0 E: 0 K: 0 S: 3	H: 0 LOB: 0 BB: 0 P: 3	R: 0 E: 0 K: 0 S: 3	H: 1 LOB: 0 BB: 0 P: 3	R: 0 E: 0 K: 0 S: 4	H: 2 LOB: 1 BB: 0 P: 4	R: 2 E: 0 K: 0 S: 7	H: 3 LOB: 2 BB: 0 P: 7	R: 0 E: 0 K: 2 S: 7	H: 0 LOB: 0 BB: 0 P: 7	R: 2 E: 2 K: 1 S: 8	H: 2 LOB: 1 BB: 0 P: 8	R: 0 E: 0 K: 0 S: 3	H: 0 LOB: 0 BB: 0 P: 3	R: 0 E: 0 K: 0 S: 3	H: 1 LOB: 0 BB: 0 P: 3	1B: 11 2B: 1 3B: 0 HR: 0	SF: 1 SAC: 1 DP: 4 HBP: 0	WP: 1 PB: 0 SB: 0 CS: 0	PA: 45
<b>PITCHER</b>	IP ERA WLS BF H R ER SO BB IBB HBP BLK WP HR S P ERA WHIP	IP ERA WLS BF H R ER SO BB IBB HBP BLK WP HR S P ERA WHIP	IP ERA WLS BF H R ER SO BB IBB HBP BLK WP HR S P ERA WHIP	IP ERA WLS BF H R ER SO BB IBB HBP BLK WP HR S P ERA WHIP	IP ERA WLS BF H R ER SO BB IBB HBP BLK WP HR S P ERA WHIP	IP ERA WLS BF H R ER SO BB IBB HBP BLK WP HR S P ERA WHIP	IP ERA WLS BF H R ER SO BB IBB HBP BLK WP HR S P ERA WHIP	IP ERA WLS BF H R ER SO BB IBB HBP BLK WP HR S P ERA WHIP	IP ERA WLS BF H R ER SO BB IBB HBP BLK WP HR S P ERA WHIP	IP ERA WLS BF H R ER SO BB IBB HBP BLK WP HR S P ERA WHIP	IP ERA WLS BF H R ER SO BB IBB HBP BLK WP HR S P ERA WHIP	IP ERA WLS BF H R ER SO BB IBB HBP BLK WP HR S P ERA WHIP	IP ERA WLS BF H R ER SO BB IBB HBP BLK WP HR S P ERA WHIP	IP ERA WLS BF H R ER SO BB IBB HBP BLK WP HR S P ERA WHIP	IP ERA WLS BF H R ER SO BB IBB HBP BLK WP HR S P ERA WHIP	IP ERA WLS BF H R ER SO BB IBB HBP BLK WP HR S P ERA WHIP	IP ERA WLS BF H R ER SO BB IBB HBP BLK WP HR S P ERA WHIP	IP ERA WLS BF H R ER SO BB IBB HBP BLK WP HR S P ERA WHIP	IP ERA WLS BF H R ER SO BB IBB HBP BLK WP HR S P ERA WHIP	IP ERA WLS BF H R ER SO BB IBB HBP BLK WP HR S P ERA WHIP
John Butcher, R ERA: 5.55 (1, 1)	5.2	24	7	4	3	0	2	0	0	0	0	0	0	0	0	0	0	0	0	
Ron Davis, R ERA: 9.37 (6, 1)	1.2	8	3	2	0	2	0	0	0	0	0	0	0	0	0	0	0	0	0	
Frank Pastore, R ERA: 1.05 (8, 1)	3.2	W 13	2	0	0	1	0	1	0	0	0	0	0	0	0	0	0	0	0	

Toronto Blue Jays @ Minnesota Twins  
Hubert H. Humphrey Metrodome, Minneapolis, MN  
Tue May 27 1986, 8:05 PM EDT  
Att: 9,052 - Unknown

AB	41
R	6
H	12
RBI	4
BB	2
SO	4
LOB	15



Batter	1	2	3	4	5	6	7	8	9	10	11	AB	R	H	RBI	BB	SO	LOB	BOTTOM			
Kirby Puckett, R OBP: 0.406, SLG: 0.648 (1, 8)	6-3	5-3		G6-4-3		F7		FC6-2		F8		6	0	0	0	0	0	4				
Mickey Hatcher, R OBP: 0.239, SLG: 0.276 (1, 7)	HR			4-3		G4-6-3		FC6-4			F7	6	2	4	0	0	0	2				
Kent Hrbek, L OBP: 0.386, SLG: 0.529 (1, 3)	F6			4-3		G4-6-3		K		E	2B	4	1	0	0	2	1	4				
Tom Brunansky, R OBP: 0.333, SLG: 0.486 (1, 9)	HR			2B		S		F7		F7		6	2	4	3	0	0	2				
Gary Gaetti, R OBP: 0.357, SLG: 0.552 (1, 5)				F9		E7		5-3		F4		5	1	2	1	1	0	3				
Tim Laudner, R OBP: 0.441, SLG: 0.659 (1, 2)	K			1B		1B		5-3		E6		5	0	2	2	0	1	2				
Steve Lombardozzi, R OBP: 0.321, SLG: 0.445 Randy Bush, L OBP: 0.365, SLG: 0.449 Ron Washington, R OBP: 0.298, SLG: 0.381 (1, 4) (8, PH) (9, 4)				1-3		6-3		2B		K		3	0	1	0	0	0	3				
Billy Beane, R OBP: 0.280, SLG: 0.283 Roy Smalley, S OBP: 0.340, SLG: 0.473 (1, 10) (6, PH)		G3-6-3		1B		FC1-6		4-3		E	FC6-2	1	0	0	0	1	0	1				
Greg Gagne, R OBP: 0.314, SLG: 0.423 (1, 6)				FC1-6		G6-4-3		K		E6	FC6-2	4	0	0	0	1	2	2				
<b>Inning Stats</b>	R: 2 E: 0 K: 1 S: 8	H: 3 LOB: 1 BB: 0 P: 8	R: 0 E: 0 K: 0 S: 3	H: 1 LOB: 1 BB: 1 P: 7	R: 1 E: 0 K: 0 S: 6	H: 3 LOB: 2 BB: 0 P: 6	R: 0 E: 0 K: 0 S: 2	H: 0 LOB: 0 BB: 1 P: 6	R: 2 E: 1 K: 0 S: 6	H: 4 LOB: 1 BB: 0 P: 6	R: 0 E: 0 K: 1 S: 5	H: 1 LOB: 1 BB: 0 P: 6	R: 1 E: 1 K: 0 S: 6	H: 2 LOB: 2 BB: 1 P: 10	R: 0 E: 0 K: 2 S: 7	H: 0 LOB: 0 BB: 0 P: 7	R: 1 E: 0 K: 0 S: 3	H: 1 LOB: 2 BB: 2 P: 11	1B: 10 2B: 4 3B: 0 HR: 1	SF: 1 SAC: 0 DP: 3 HBP: 0	WP: 0 PB: 0 SB: 1 CS: 0	PA: 51
<b>PITCHER</b>	IP ERA WLS BF H R ER SO BB IBB HBP BLK WP HR S P ERA WHIP	IP ERA WLS BF H R ER SO BB IBB HBP BLK WP HR S P ERA WHIP	IP ERA WLS BF H R ER SO BB IBB HBP BLK WP HR S P ERA WHIP	IP ERA WLS BF H R ER SO BB IBB HBP BLK WP HR S P ERA WHIP	IP ERA WLS BF H R ER SO BB IBB HBP BLK WP HR S P ERA WHIP	IP ERA WLS BF H R ER SO BB IBB HBP BLK WP HR S P ERA WHIP	IP ERA WLS BF H R ER SO BB IBB HBP BLK WP HR S P ERA WHIP	IP ERA WLS BF H R ER SO BB IBB HBP BLK WP HR S P ERA WHIP	IP ERA WLS BF H R ER SO BB IBB HBP BLK WP HR S P ERA WHIP	IP ERA WLS BF H R ER SO BB IBB HBP BLK WP HR S P ERA WHIP	IP ERA WLS BF H R ER SO BB IBB HBP BLK WP HR S P ERA WHIP	IP ERA WLS BF H R ER SO BB IBB HBP BLK WP HR S P ERA WHIP	IP ERA WLS BF H R ER SO BB IBB HBP BLK WP HR S P ERA WHIP	IP ERA WLS BF H R ER SO BB IBB HBP BLK WP HR S P ERA WHIP	IP ERA WLS BF H R ER SO BB IBB HBP BLK WP HR S P ERA WHIP	IP ERA WLS BF H R ER SO BB IBB HBP BLK WP HR S P ERA WHIP	IP ERA WLS BF H R ER SO BB IBB HBP BLK WP HR S P ERA WHIP	IP ERA WLS BF H R ER SO BB IBB HBP BLK WP HR S P ERA WHIP	IP ERA WLS BF H R ER SO BB IBB HBP BLK WP HR S P ERA WHIP	IP ERA WLS BF H R ER SO BB IBB HBP BLK WP HR S P ERA WHIP		
Jimmy Key, L ERA: 7.05 (1, 1)	4.2	22	3	2	1	0	0	0	0	0	0	0	0	0	0	0	0	0	0			
Dennis Lamp, R ERA: 8.25 (5, 1)	0.1	3	2	1	0	0	0	0	0	0	0	0	0	0	0	0	0	0	0			
Mark Eichhorn, R ERA: 1.01 (6, 1)	3.0	13	3	1	1	2	0	0	0	0	0	0	0	0	0	0	0	0	0			
Tom Henke, R ERA: 6.75 (9, 1)	2.1	L 12	1	1	1	3	2	1	0	0	0	0	0	0	0	0	0	0	0			
Jim Acker, R ERA: 3.82 (11, 1)	0.1	1	0	0	0	0	0	0	0	0	0	0	0	0	0	0	0	0	0			

Toronto Blue Jays @ Minnesota Twins  
Hubert H. Humphrey Metrodome, Minneapolis, MN  
Tue May 27 1986, 8:05 PM EDT  
Att: 9,052 - Unknown

AB	45
R	7
H	15
RBI	7
BB	5
SO	6
LOB	25





Batter	1	2	3	4	5	6	7	8	9	AB	R	H	RBI	BB	SO	LOB	TOP																						
Damaso Garcia, R (1,4) OBP: 0.303, SLG: 0.314 Garth Iorg, R (8,4) OBP: 0.299, SLG: 0.254	5-3		F9		3-1		F4	SF8	F7	4	0	0	1	0	0	1																							
Rance Mulliniks, L (1,5) OBP: 0.336, SLG: 0.372	3-1		6-3			K	K	2B		5	1	1	0	0	2	1																							
Lloyd Moseby, L (1,8) OBP: 0.380, SLG: 0.455	K					K	K	1B		5	1	2	3	0	3	1																							
George Bell, R (1,7) OBP: 0.370, SLG: 0.523										3	2	2	1	2	0	1																							
Cliff Johnson, R (1,10) OBP: 0.396, SLG: 0.504 Ron Shepherd, R (8, PR) OBP: 1.000, SLG: 1.000	G3									4	0	1	0	0	1	3																							
Rick Leach, L (1,3) OBP: 0.346, SLG: 0.417	SF8									3	2	2	2	0	1	1																							
Jesse Barfield, R (1,9) OBP: 0.325, SLG: 0.517	K									5	3	3	2	0	2	2																							
Ernie Whitt, L (1,2) OBP: 0.278, SLG: 0.372 Buck Martinez, R (8, PH) OBP: 0.294, SLG: 0.233			K				F4			3	1	1	1	0	1	0																							
Tony Fernandez, S (1,6) OBP: 0.310, SLG: 0.344							6-3			4	2	2	3	1	0	0																							
<b>Inning Stats</b>	R: 0 E: 0 K: 1 S: 5	H: 0 LOB: 0 BB: 0 P: 5	R: 1 E: 0 K: 1 S: 6	H: 1 LOB: 0 BB: 0 P: 6	R: 1 E: 0 K: 1 S: 5	H: 0 LOB: 0 BB: 1 P: 9	R: 0 E: 0 K: 2 S: 8	H: 1 LOB: 1 BB: 0 P: 8	R: 1 E: 0 K: 0 S: 4	H: 1 LOB: 0 BB: 0 P: 4	R: 0 E: 0 K: 2 S: 7	H: 0 LOB: 1 BB: 1 P: 11	R: 3 E: 0 K: 2 S: 11	H: 4 LOB: 1 BB: 0 P: 11	R: 8 E: 0 K: 1 S: 13	H: 8 LOB: 2 BB: 2 P: 21	R: 0 E: 0 K: 1 S: 5	H: 0 LOB: 0 BB: 0 P: 5	1B: 10 2B: 1 3B: 2 HR: 2	SF: 3 SAC: 0 DP: 0 HBP: 0	WP: 0 PB: 0 CS: 3	PA: 46																	
<b>PITCHER</b>	IP	WLS	BF	H	R	ER	SO	BB	IBB	HBP	BLK	WP	HR	S	P	ERA	WHIP	<b>PITCHER</b>				IP	WLS	BF	H	R	ER	SO	BB	IBB	HBP	BLK	WP	HR	S	P	ERA	WHIP	
Bert Blyleven, R (1,1) ERA: 5.04	7.0	L	32	9	8	7	9	2	0	0	0	0	2	48	56	9.00	1.571																						
Keith Atherton, R (8,1) ERA: 8.2	0.0		2	2	0	0	0	0	0	0	0	0	0	2	2	∞	∞																						
Juan Agosto, L (8,1) ERA: 8.27	0.0		2	1	1	1	0	1	0	0	0	0	0	1	5	∞	∞																						
Ron Davis, R (8,1) ERA: 10.26	0.1		4	2	4	4	0	1	0	0	0	0	0	3	7	108.00	9.000																						
Roy Lee Jackson, R (8,1) ERA: 4.15	1.2		6	1	1	1	2	0	0	0	0	0	0	10	10	5.40	0.600																						

Toronto Blue Jays @ Minnesota Twins  
Hubert H. Humphrey Metrodome, Minneapolis, MN

AB 39  
R 14  
H 15  
RBI 13  
BB 4  
SO 11  
LOB 10



WP: 0  
PB: 0  
CS: 3  
PA: 46

Toronto Blue Jays @ Minnesota Twins  
Hubert H. Humphrey Metrodome, Minneapolis, MN

AB 40  
R 8  
H 13  
RBI 8  
BB 2  
SO 10  
LOB 19



WP: 1  
PB: 1  
CS: 0  
PA: 42

Batter	1	2	3	4	5	6	7	8	9	AB	R	H	RBI	BB	SO	LOB	BOTTOM																						
Kirby Puckett, R (1,8) OBP: 0.401, SLG: 0.652	6-3		4-3	G5-4-3				K		5	1	1	1	0	1	1																							
Roy Smalley, S (1,10) OBP: 0.344, SLG: 0.474 Mickey Hatcher, R (9, PH) OBP: 0.247, SLG: 0.295	PB		1B				K	L9		4	0	2	0	0	1	0																							
Kent Hrbek, L (1,3) OBP: 0.394, SLG: 0.531 Billy Beane, R (9, PH) OBP: 0.255, SLG: 0.277	L4		1B							3	1	2	0	1	0	1																							
Tom Brunansky, R (1,9) OBP: 0.340, SLG: 0.505	F6		1B							5	2	3	2	0	0	2																							
Randy Bush, L (1,7) OBP: 0.360, SLG: 0.447			F5							5	1	1	1	0	0	4																							
Gary Gaetti, R (1,5) OBP: 0.353, SLG: 0.559	K		F7							5	1	1	3	0	1	5																							
Steve Lombardozzi, R (1,4) OBP: 0.329, SLG: 0.467										3	1	1	1	1	2	1																							
Jeff Reed, L (1,2) OBP: 0.143, SLG: 0.077 Ron Washington, R (8, PH) OBP: 0.227, SLG: 0.384	3-1									3	0	0	0	0	0	2																							
Greg Gagne, R (1,6) OBP: 0.314, SLG: 0.421 Tim Laudner, R (8, PH) OBP: 0.433, SLG: 0.644	K									3	0	1	0	0	2	2																							
<b>Inning Stats</b>	R: 0 E: 0 K: 0 S: 4	H: 1 LOB: 1 BB: 0 P: 4	R: 0 E: 1 K: 2 S: 8	H: 0 LOB: 2 BB: 1 P: 12	R: 0 E: 0 K: 0 S: 6	H: 3 LOB: 3 BB: 0 P: 6	R: 1 E: 0 K: 0 S: 4	H: 2 LOB: 0 BB: 0 P: 4	R: 2 E: 0 K: 2 S: 10	H: 3 LOB: 1 BB: 0 P: 10	R: 1 E: 0 K: 1 S: 6	H: 1 LOB: 0 BB: 0 P: 6	R: 2 E: 0 K: 1 S: 6	H: 1 LOB: 0 BB: 1 P: 10	R: 0 E: 0 K: 3 S: 9	H: 0 LOB: 0 BB: 0 P: 9	R: 2 E: 0 K: 1 S: 7	H: 2 LOB: 0 BB: 0 P: 7	1B: 7 2B: 2 3B: 0 HR: 4	SF: 0 SAC: 0 DP: 1 HBP: 0	WP: 1 PB: 1 CS: 0	PA: 42																	
<b>PITCHER</b>	IP	WLS	BF	H	R	ER	SO	BB	IBB	HBP	BLK	WP	HR	S	P	ERA	WHIP	<b>PITCHER</b>				IP	WLS	BF	H	R	ER	SO	BB	IBB	HBP	BLK	WP	HR	S	P	ERA	WHIP	
Jim Clancy, R (1,1) ERA: 3.71	7.0	W	34	11	6	6	6	2	0	0	0	0	3	44	52	7.71	1.857																						
John Cerutti, L (8,1) ERA: 2.65	2.0		8	2	2	2	4	0	0	0	0	0	1	16	16	9.00	1.000																						

Wed May 28 1986, 8:05 PM EDT  
Att: 9,133 - Unknown



Batter	1	2	3	4	5	6	7	8	9	AB	R	H	RBI	BB	SO	LOB	TOP			
<b>John Cangelosi, S</b> OBP: 0.386, SLG: 0.281 (1, 8)										3	0	2	0	1	1	0				
<b>Scott Bradley, L</b> OBP: 0.333, SLG: 0.250 (1, 10)										3	0	0	0	0	0	2				
<b>Harold Baines, L</b> OBP: 0.339, SLG: 0.455 (1, 9)										4	0	1	0	0	0	1				
<b>Greg Walker, L</b> OBP: 0.430, SLG: 0.613 (1, 3)										4	0	1	0	0	0	2				
<b>Carlton Fisk, R</b> OBP: 0.290, SLG: 0.316 (1, 2)										1	0	0	0	2	0	2				
<b>Ron Kittle, R</b> OBP: 0.255, SLG: 0.388 (1, 7)										3	0	0	0	0	0	3				
<b>Tim Lulett, R</b> OBP: 0.302, SLG: 0.410 (1, 4)										3	0	0	0	0	1	2				
<b>Ozzie Guillen, L</b> OBP: 0.255, SLG: 0.314 (1, 6)									3	0	0	0	0	0	0	0				
<b>Wayne Tolleson, S</b> OBP: 0.353, SLG: 0.356 (1, 5)									3	0	0	0	0	3	0					
<b>Inning Stats</b>	R: 0 E: 0 K: 0 S: 3	H: 1 LOB: 0 BB: 0 P: 3	R: 0 E: 0 K: 0 S: 2	H: 0 LOB: 0 BB: 1 P: 6	R: 0 E: 0 K: 2 S: 7	H: 0 LOB: 0 BB: 0 P: 7	R: 0 E: 0 K: 0 S: 3	H: 0 LOB: 0 BB: 0 P: 3	R: 0 E: 0 K: 1 S: 5	H: 1 LOB: 0 BB: 0 P: 5	R: 0 E: 0 K: 0 S: 4	H: 1 LOB: 2 BB: 1 P: 8	R: 0 E: 0 K: 2 S: 7	H: 0 LOB: 0 BB: 0 P: 7	R: 0 E: 0 K: 0 S: 3	H: 0 LOB: 0 BB: 0 P: 3	1B: 3 2B: 2 3B: 0 HR: 0	SF: 0 SAC: 0 DP: 2 HBP: 1	WP: 0 PB: 0 CS: 2	PA: 31
<b>PITCHER</b> <b>Dave Stieb, R</b> ERA: 5.91 (1, 1)	IP: 9.0 WLS: W BF: 31 H: 4 R: 0 ER: 0 SO: 5 BB: 3 IBB: 0 HBP: 1 BLK: 0 WP: 0 HR: 0 S: 37 P: 50 ERA: 0.00 WHIP: 0.778															<b>PITCHER</b>				

Chicago White Sox @ Toronto Blue Jays  
Exhibition Stadium, Toronto, ON  
Fri May 30 1986, 7:05 PM EDT  
Att: 31,125 - Unknown

AB	27
R	0
H	4
RBI	0
BB	3
SO	5
LOB	12



Batter	1	2	3	4	5	6	7	8	9	AB	R	H	RBI	BB	SO	LOB	BOTTOM			
<b>Damaso Garcia, R</b> OBP: 0.308, SLG: 0.319 (1, 4)										4	1	2	0	0	0	2				
<b>Rance Mulliniks, L</b> OBP: 0.333, SLG: 0.391 (1, 5)										4	1	1	3	0	0	1				
<b>Lloyd Moseby, L</b> OBP: 0.382, SLG: 0.459 (1, 8)										3	1	1	0	1	1	0				
<b>George Bell, R</b> OBP: 0.372, SLG: 0.533 (1, 7)										4	1	2	0	0	0	0				
<b>Cliff Johnson, R</b> OBP: 0.400, SLG: 0.508 <b>Kelly Gruber, R</b> OBP: 0.196, SLG: 0.341 (3, PH)										1	0	1	1	0	0	0				
<b>Rick Leach, L</b> OBP: 0.357, SLG: 0.500 (1, 3)										4	1	2	1	0	0	1				
<b>Jesse Barfield, R</b> OBP: 0.328, SLG: 0.511 (1, 9)										2	0	0	0	2	2	0				
<b>Ernie Whitt, L</b> OBP: 0.277, SLG: 0.360 (1, 2)										3	0	0	0	1	0	2				
<b>Tony Fernandez, S</b> OBP: 0.309, SLG: 0.339 (1, 6)										3	1	0	0	1	2	2				
<b>Inning Stats</b>	R: 2 E: 0 K: 0 S: 4	H: 2 LOB: 1 BB: 1 P: 8	R: 0 E: 0 K: 0 S: 3	H: 0 LOB: 2 BB: 2 P: 11	R: 0 E: 0 K: 0 S: 4	H: 2 LOB: 1 BB: 0 P: 4	R: 4 E: 0 K: 2 S: 10	H: 3 LOB: 0 BB: 1 P: 14	R: 0 E: 0 K: 1 S: 5	H: 1 LOB: 0 BB: 0 P: 5	R: 0 E: 0 K: 0 S: 3	H: 0 LOB: 1 BB: 1 P: 7	R: 0 E: 0 K: 2 S: 7	H: 0 LOB: 0 BB: 0 P: 7	R: 0 E: 0 K: 0 S: 3	H: 0 LOB: 0 BB: 0 P: 7	1B: 4 2B: 2 3B: 1 HR: 2	SF: 0 SAC: 0 DP: 1 HBP: 0	WP: 2 PB: 0 CS: 0	PA: 36
<b>PITCHER</b> <b>Joel Davis, R</b> ERA: 3.57 <b>Dave Schmidt, R</b> ERA: 5.59 <b>Bryan Clark, L</b> ERA: 5.14 (7, 1)	IP: 3.2 WLS: L BF: 20 H: 7 R: 6 ER: 6 SO: 1 BB: 4 IBB: 0 HBP: 0 BLK: 0 WP: 0 HR: 2 S: 18 P: 34 ERA: 14.73 WHIP: 3.000															<b>PITCHER</b>				

Chicago White Sox @ Toronto Blue Jays  
Exhibition Stadium, Toronto, ON  
Fri May 30 1986, 7:05 PM EDT  
Att: 31,125 - Unknown

AB	30
R	6
H	9
RBI	5
BB	6
SO	5
LOB	9





Batter	1	2	3	4	5	6	7	8	9	10	11	AB	R	H	RBI	BB	SO	LOB	TOP				
John Cangelosi, S OBP: 0.361, SLG: 0.279	G6-3 1B			L3		B3			F6		4-3	5	0	1	0	0	0	0					
Ozzie Guillen, L OBP: 0.247, SLG: 0.303	G6-3 1-2f			K		F6			6-3		4-3	5	0	0	0	0	1	1					
Harold Baines, L OBP: 0.335, SLG: 0.464	F8			4-3			K				4-3	5	1	1	1	0	1	0					
Greg Walker, L OBP: 0.423, SLG: 0.595	G4-6-3 1B					F8			F8			4	0	1	0	0	0	0					
Scott Bradley, L OBP: 0.303, SLG: 0.250 Reid Nichols, R OBP: 0.208, SLG: 0.234	G4-6-3 1-2f			F6		F6			F8		6-3 1B 1B	4	0	1	0	0	0	1					
Ron Kittle, R OBP: 0.255, SLG: 0.384	K			G3					F8		6-3 1B	4	0	1	0	0	1	0					
Tim Hulett, R OBP: 0.308, SLG: 0.421				F9							6-3	4	1	2	0	0	0	2					
Joel Skinner, R OBP: 0.225, SLG: 0.258 Bobby Bonilla, S OBP: 0.336, SLG: 0.323 Carlton Fisk, R OBP: 0.290, SLG: 0.316	F8			F8					K		1-2 2-3 K	3	1	1	2	0	1	1					
Julio Cruz, S OBP: 0.309, SLG: 0.121 Jerry Hairston, S OBP: 0.309, SLG: 0.350 Wayne Tolleson, S OBP: 0.351, SLG: 0.354	F9			F9		G3			F4		K	1	0	0	0	0	1	3					
<b>Inning Stats</b>	R: 0 E: 0 K: 0 S: 3	H: 1 LOB: 0 BB: 0 P: 3	R: 0 E: 0 K: 1 S: 5	H: 1 LOB: 0 BB: 0 P: 5	R: 0 E: 0 K: 0 S: 3	H: 0 LOB: 0 BB: 0 P: 3	R: 0 E: 0 K: 1 S: 5	H: 0 LOB: 0 BB: 0 P: 5	R: 0 E: 0 K: 0 S: 5	H: 0 LOB: 0 BB: 0 P: 5	R: 0 E: 0 K: 1 S: 6	H: 1 LOB: 1 BB: 0 P: 6	R: 0 E: 0 K: 0 S: 4	H: 1 LOB: 0 BB: 0 P: 4	R: 0 E: 0 K: 2 S: 9	H: 2 LOB: 3 BB: 0 P: 9	R: 0 E: 0 K: 0 S: 3	H: 0 LOB: 0 BB: 0 P: 3	1B: 5 2B: 1 3B: 0 HR: 2	SF: 0 SAC: 0 DP: 2 HBP: 0	WP: 0 PB: 0 CS: 0	PA: 39	
<b>PITCHER</b>	IP 9.0	WLS 3	BF 31	H 6	R 3	ER 3	SO 4	BB 0	IBB 0	HBP 0	BLK 0	WP 0	HR 2	S 39	P 39	ERA 3.00	WHIP 0.667						
Doyle Alexander, R ERA: 4.42																							
Mark Eichhorn, R ERA: 1.0	0.1	3	2	0	0	0	0	0	0	0	0	0	0	3	3	0.00	6.000						
Tom Henke, R ERA: 6.29	1.2	W	5	0	0	0	2	0	0	0	0	0	0	9	9	0.00	0.000						

Chicago White Sox @ Toronto Blue Jays  
Exhibition Stadium, Toronto, ON  
Sat May 31 1986, 3:33 AM EDT  
Att: 40,145 - Unknown

AB	39
R	3
H	8
RBI	3
BB	0
SO	6
LOB	12



Batter	1	2	3	4	5	6	7	8	9	10	11	AB	R	H	RBI	BB	SO	LOB	BOTTOM			
Damaso Garcia, R OBP: 0.302, SLG: 0.311	5-3	G3		SF7		1B BB			F3		F9	4	0	0	1	1	0	4				
Rance Mulliniks, L OBP: 0.340, SLG: 0.391	HR 1B			F7		1-3					F7	5	1	2	0	1	0	0				
Lloyd Moseby, L OBP: 0.386, SLG: 0.477	HR			BB 1B BB		4-3			F8		F7	5	1	2	3	1	0	2				
George Bell, R OBP: 0.373, SLG: 0.530	F9			F8		WP BB 1B			6-4 4-3 1B		F8	5	0	2	0	0	0	1				
Rick Leach, L OBP: 0.344, SLG: 0.474	6-3			BB 1B		K			4-3		F7	5	0	1	0	0	1	2				
Jesse Barfield, R OBP: 0.335, SLG: 0.506				CS BB		WP BB			6-4		F3	2	0	0	0	3	0	1				
Ernie Whitt, L OBP: 0.264, SLG: 0.340	F9			F2		3-1			F8		G3	5	0	0	0	0	6					
Garth Iorg, R OBP: 0.319, SLG: 0.294	1B 1-2			SH4-3 SF7 2B		F9			K		SH1-3 2B 1B	5	2	3	0	0	1	0				
Tony Fernandez, S OBP: 0.314, SLG: 0.344	1-3 1B			SH4-3		G3					SH1-3	3	0	2	0	0	0	0				
<b>Inning Stats</b>	R: 2 E: 0 K: 0 S: 5	H: 2 LOB: 0 BB: 0 P: 5	R: 0 E: 0 K: 0 S: 4	H: 2 LOB: 2 BB: 1 P: 8	R: 0 E: 0 K: 0 S: 4	H: 1 LOB: 3 BB: 12 P: 12	R: 1 E: 0 K: 0 S: 4	H: 1 LOB: 0 BB: 0 P: 4	R: 0 E: 0 K: 1 S: 6	H: 1 LOB: 2 BB: 1 P: 8	R: 0 E: 0 K: 0 S: 3	H: 1 LOB: 1 BB: 0 P: 3	R: 0 E: 0 K: 0 S: 3	H: 0 LOB: 0 BB: 0 P: 3	R: 0 E: 0 K: 0 S: 3	H: 0 LOB: 0 BB: 0 P: 3	R: 1 E: 0 K: 0 S: 4	H: 2 LOB: 2 BB: 1 P: 8	1B: 9 2B: 3 3B: 0 HR: 1	SF: 1 SAC: 2 DP: 1 HBP: 0	WP: 1 PB: 0 SB: 0 CS: 1	PA: 48
<b>PITCHER</b>	IP 5.2	WLS 3	BF 29	H 8	R 3	ER 3	SO 1	BB 5	IBB 0	HBP 0	BLK 0	WP 1	HR 1	S 26	P 46	ERA 4.76	WHIP 2.294					
Neil Allen, R ERA: 4.95																						
Joel McKeon, L ERA: 0.87	0.2	3	1	0	0	0	0	0	0	0	0	0	0	3	3	0.00	1.500					
Gene Nelson, R ERA: 2.15	4.1	L	16	3	1	1	1	1	0	0	0	0	0	17	21	2.08	0.923					

Chicago White Sox @ Toronto Blue Jays  
Exhibition Stadium, Toronto, ON  
Sat May 31 1986, 3:33 AM EDT  
Att: 40,145 - Unknown

AB	39
R	4
H	12
RBI	4
BB	6
SO	2
LOB	16





Batter	1	2	3	4	5	6	7	8	9	AB	R	H	RBI	BB	SO	LOB	TOP					
Wayne Tolleson, S (1,6) OBP: 0.352, SLG: 0.380 (9,5)	F3			F4		HR		SH5-3 E	G3	5	2	3	0	0	1		Chicago White Sox @ Toronto Blue Jays Exhibition Stadium, Toronto, ON Sun Jun 01 1986, 3:33 AM EDT Att: 31,302 - Unknown					
Tim Hulett, R (1,5) OBP: 0.316, SLG: 0.426 (9,4)	6-3			G4-6-3 1B		1B		SH5-3		3	0	2	0	0	0							
Harold Baines, L (1,9) OBP: 0.328, SLG: 0.454 (9,5)	K			G4-6-3 1-2		F8		E3 E S HR		4	1	0	0	0	1	2						
Carlton Fisk, R (1,10) OBP: 0.284, SLG: 0.309 (9,2)		K			4-3	F7		K		4	0	0	0	0	2	2						
Ron Kittle, R (1,7) OBP: 0.256, SLG: 0.383 John Cangelosi, S (7, PR) OBP: 0.361, SLG: 0.279 (7,8)		K			5-3					3	0	1	0	0	1	0						
Greg Walker, L (8, PH) OBP: 0.429, SLG: 0.635 (8,3)							S SH1-3 1B	HR		1	1	1	2	0	0	0						
Bobby Bonilla, S (1,3) OBP: 0.329, SLG: 0.316 (8,7)		K			L3		SH1-3	G3		3	0	0	0	0	1	0						
Reid Nichols, R (1,8) OBP: 0.212, SLG: 0.220 (7,7) (8,8)				K		F9			K	3	0	0	0	1	2	0						
Joel Skinner, R (1,2) OBP: 0.240, SLG: 0.271 Ozzie Guillen, L (9, PR) OBP: 0.247, SLG: 0.303 (9,6)				5-3		HR	F3			4	1	2	0	0	0	2						
Julio Cruz, S (1,4) OBP: 0.244, SLG: 0.139 Jerry Hairston, S (9, PH) OBP: 0.304, SLG: 0.344 Bob James, R (9, 1)				K		HR	3-1		F7	3	1	1	0	0	1	2						
<b>Inning Stats</b>	R: 0 E: 0 K: 1 S: 5	H: 0 LOB: 0 BB: 0 P: 5	R: 0 E: 0 K: 3 S: 9	H: 0 LOB: 0 BB: 0 P: 9	R: 0 E: 0 K: 2 S: 7	H: 0 LOB: 0 BB: 0 P: 7	R: 0 E: 0 K: 0 S: 3	H: 1 LOB: 0 BB: 0 P: 3	R: 0 E: 0 K: 0 S: 3	H: 0 LOB: 0 BB: 0 P: 3	R: 3 E: 0 K: 0 S: 7	H: 4 LOB: 1 BB: 0 P: 7	R: 0 E: 0 K: 0 S: 4	H: 1 LOB: 2 BB: 1 P: 8	R: 3 E: 2 K: 1 S: 8	H: 2 LOB: 0 BB: 0 P: 8	R: 0 E: 0 K: 1 S: 6	H: 1 LOB: 1 BB: 0 P: 6	1B: 6 2B: 1 3B: 0 HR: 2	SF: 0 SAC: 2 DP: 1 HBP: 0	WP: 0 PB: 0 SB: 3 CS: 0	PA: 37
<b>PITCHER</b>	IP WLS BF H R ER SO BB IBB HBP BLK WP HR S P ERA WHIP																					
Jimmy Key, L (1,1) ERA: 6.75	6.1 L 25 6 3 3 6 1 0 0 0 0 0 1 36 40 4.26 1.105																					
Jim Acker, R (7,1) ERA: 3.66	1.2 8 2 3 0 1 0 0 0 0 0 0 1 10 10 0.00 1.200																					
Bill Caudill, R (9,1) ERA: 6.57	1.0 4 1 0 0 1 0 0 0 0 0 0 0 6 6 0.00 1.000																					

Batter	1	2	3	4	5	6	7	8	9	AB	R	H	RBI	BB	SO	LOB	BOTTOM			
Damaso Garcia, R (1,4) OBP: 0.299, SLG: 0.314 (9,3)	1B SF8 2B		4-3		4-3		F6		6-3	5	1	1	0	0	0	1	Chicago White Sox @ Toronto Blue Jays Exhibition Stadium, Toronto, ON Sun Jun 01 1986, 3:33 AM EDT Att: 31,302 - Unknown			
Rance Mulliniks, L (1,10) OBP: 0.348, SLG: 0.394 (9,10)	G3 2-3 1B		4-0 BB BB		G3			1B SF8 1B	6-3	4	1	2	0	1	0	0				
Lloyd Moseby, L (1,8) OBP: 0.390, SLG: 0.483 (9,8)	G3 1B		4-0 1-2 BB		F2 2B			F5	K	4	0	2	0	1	1	1				
George Bell, R (1,7) OBP: 0.371, SLG: 0.527 (9,7)	SF8		F9		F2			HR	1B	3	1	1	1	0	0	3				
Rick Leach, L (1,3) OBP: 0.328, SLG: 0.450 Cliff Johnson, R (8, PH) OBP: 0.397, SLG: 0.508 Buck Martinez, R (9,2) OBP: 0.294, SLG: 0.233 (9,2)	G3		4-3		1-3			SF8		3	0	0	0	0	0	5				
Jesse Barfield, R (1,9) OBP: 0.333, SLG: 0.516 (9,9)	K			F4		K		HR		4	1	1	2	0	2	3				
Ernie Whitt, L (1,2) OBP: 0.255, SLG: 0.327 Kelly Gruber, R (8, PR) OBP: 0.196, SLG: 0.341 (9,5)		F2		3-1			4-3	E4		4	0	0	0	0	0	0				
Garth Iorg, R (1,5) OBP: 0.316, SLG: 0.282 (9,4)		K		F7			4-3			3	0	0	0	1	1	0				
Tony Fernandez, S (1,6) OBP: 0.313, SLG: 0.342 (9,6)		K			4-3			4-3		4	0	1	0	0	1	2				
<b>Inning Stats</b>	R: 1 E: 0 K: 1 S: 8	H: 3 LOB: 2 BB: 0 P: 8	R: 0 E: 0 K: 2 S: 7	H: 0 LOB: 0 BB: 0 P: 7	R: 0 E: 0 K: 0 S: 3	H: 0 LOB: 2 BB: 2 P: 11	R: 0 E: 0 K: 0 S: 3	H: 0 LOB: 0 BB: 0 P: 3	R: 0 E: 0 K: 1 S: 6	H: 1 LOB: 1 BB: 0 P: 6	R: 0 E: 0 K: 0 S: 4	H: 1 LOB: 1 BB: 0 P: 4	R: 3 E: 1 K: 0 S: 7	H: 3 LOB: 2 BB: 1 P: 11	R: 0 E: 0 K: 1 S: 5	H: 0 LOB: 0 BB: 0 P: 5		1B: 5 2B: 2 3B: 0 HR: 1	SF: 2 SAC: 0 DP: 0 HBP: 0	WP: 0 PB: 0 SB: 1 CS: 0
<b>PITCHER</b>	IP WLS BF H R ER SO BB IBB HBP BLK WP HR S P ERA WHIP																			
Richard Dotson, R (1,1) ERA: 5.71	0.1 1 0 0 0 0 0 0 0 0 0 0 0 1 1 0.00 0.000																			
Joel McKeon, L (8,1) ERA: 0.84	1.1 7 1 1 1 1 1 0 0 0 0 0 1 8 12 6.75 1.500																			
Bob James, R (9,1) ERA: 6.37	1.1 7 1 1 1 1 1 0 0 0 0 0 1 8 12 6.75 1.500																			



Batter	1	2	3	4	5	6	7	8	9	AB	R	H	RBI	BB	SO	LOB	TOP		
Kirby Puckett, R OBP: 0.404, SLG: 0.637 (1, 8)	F8		FC6-4			F5		6-3		4	0	0	0	0	0	3			
Roy Smalley, S OBP: 0.345, SLG: 0.500 Ron Washington, R OBP: 0.240, SLG: 0.360 (1, 6)	3-1			4-3		G3			SF7 1B	4	0	1	0	0	0	1			
Kent Hrbek, L OBP: 0.395, SLG: 0.531 (1, 3)	G3			F9					E5 1B	4	0	2	0	0	0	0			
Tom Brunansky, R OBP: 0.336, SLG: 0.520 (1, 9)		F9		K			K		SF7	3	0	0	1	0	2	1			
Randy Bush, L OBP: 0.339, SLG: 0.415 (1, 7)	F8				F8		F7		K	4	0	0	0	0	1	3			
Gary Gaetti, R OBP: 0.336, SLG: 0.524 (1, 5)	K				K		F8		K	4	0	0	0	0	3	3			
Mickey Hatcher, R OBP: 0.245, SLG: 0.309 (1, 10)			5-3		1-3			F8		3	0	0	0	0	0	0			
Jeff Reed, L OBP: 0.231, SLG: 0.250 (1, 2)			F6			K		K		3	0	0	0	0	2	0			
Steve Lombardozzi, R OBP: 0.336, SLG: 0.462 Andre David, L OBP: 0.260, SLG: 0.333 Greg Gagne, R OBP: 0.304, SLG: 0.404 (1, 4)										0	0	0	0	2	0	0			
<b>Inning Stats</b>	R: 0 E: 0 K: 0 S: 3	H: 0 LOB: 0 BB: 0 P: 3	R: 0 E: 0 K: 1 S: 5	H: 0 LOB: 0 BB: 0 P: 5	R: 0 E: 0 K: 0 S: 3	H: 0 LOB: 1 BB: 1 P: 7	R: 0 E: 0 K: 1 S: 5	H: 0 LOB: 0 BB: 0 P: 5	R: 0 E: 0 K: 1 S: 5	H: 0 LOB: 1 BB: 1 P: 9	R: 0 E: 0 K: 1 S: 6	H: 1 LOB: 1 BB: 0 P: 6	R: 0 E: 0 K: 1 S: 5	H: 0 LOB: 1 BB: 0 P: 6	R: 1 E: 1 K: 2 S: 9	H: 2 LOB: 2 BB: 0 P: 9	1B: 3 2B: 0 3B: 0 HR: 0	SF: 1 SAC: 0 DP: 0 HBP: 1	WP: 0 PA: 33 SB: 0 CS: 0
<b>PITCHER</b>	IP	WLS	BF	H	R	ER	SO	BB	IBB	HBP	BLK	WP	HR	S	P	ERA	WHIP		
Jim Clancy, R ERA: 3.43 Tom Henke, R ERA: 6.04 (1, 1)	8.0	W	30	3	1	1	6	2	0	1	0	0	0	39	48	1.12	0.625		
(9, 1)	1.0	S	3	0	0	0	2	0	0	0	0	0	0	7	7	0.00	0.000		

Minnesota Twins @ Toronto Blue Jays  
Exhibition Stadium, Toronto, ON  
Mon Jun 02 1986, 7:05 PM EDT  
Att: 26,022 - Unknown

AB	29
R	1
H	3
RBI	1
BB	2
SO	8
LOB	11



Batter	1	2	3	4	5	6	7	8	9	AB	R	H	RBI	BB	SO	LOB	BOTTOM		
Damaso Garcia, R OBP: 0.292, SLG: 0.306 (1, 4)	K	L9-3			4-3		4-3			4	0	0	0	0	1	2			
Rance Mulliniks, L OBP: 0.345, SLG: 0.386 Garth Iorg, R OBP: 0.316, SLG: 0.282 (1, 5)	HR BB	K			L9			F9		3	1	0	0	1	1	0			
Lloyd Moseby, L OBP: 0.384, SLG: 0.473 (1, 8)	K				4-3			K		4	0	0	0	0	3	1			
George Bell, R OBP: 0.373, SLG: 0.539 (1, 7)	HR			5-3		5-3				3	1	1	2	1	0	0			
Jesse Barfield, R OBP: 0.337, SLG: 0.521 (1, 9)	1B 1B					K		F5		4	1	2	0	0	1	1			
Rick Leach, L OBP: 0.328, SLG: 0.444 (1, 3)	1B			G3		F7				3	0	1	0	0	0	1			
Cliff Johnson, R OBP: 0.396, SLG: 0.504 (1, 10)	1B			5-3			K			3	0	1	1	0	1	0			
Ernie Whitt, L OBP: 0.248, SLG: 0.317 (1, 2)	F5				F9		4-3			3	0	0	0	0	0	2			
Tony Fernandez, S OBP: 0.318, SLG: 0.357 (1, 6)			L9-3 1B		4-3					3	0	2	0	0	0	0			
<b>Inning Stats</b>	R: 3 E: 0 K: 2 S: 11	H: 4 LOB: 2 BB: 1 P: 15	R: 0 E: 0 K: 1 S: 5	H: 1 LOB: 0 BB: 0 P: 5	R: 0 E: 0 K: 1 S: 6	H: 1 LOB: 1 BB: 0 P: 6	R: 0 E: 0 K: 0 S: 3	H: 0 LOB: 0 BB: 0 P: 3	R: 0 E: 0 K: 1 S: 5	H: 0 LOB: 0 BB: 0 P: 5	R: 0 E: 0 K: 1 S: 6	H: 1 LOB: 1 BB: 0 P: 6	R: 0 E: 0 K: 1 S: 5	H: 0 LOB: 1 BB: 1 P: 9	1B: 4 2B: 2 3B: 1 HR: 1	SF: 0 SAC: 0 DP: 1 HBP: 0	WP: 0 PA: 32 SB: 1 CS: 0		
<b>PITCHER</b>	IP	WLS	BF	H	R	ER	SO	BB	IBB	HBP	BLK	WP	HR	S	P	ERA	WHIP		
Bert Blyleven, R ERA: 4.89 (1, 1)	8.0	L	32	7	3	3	7	2	0	0	0	0	1	44	52	3.38	1.125		

Minnesota Twins @ Toronto Blue Jays  
Exhibition Stadium, Toronto, ON  
Mon Jun 02 1986, 7:05 PM EDT  
Att: 26,022 - Unknown

AB	30
R	3
H	7
RBI	3
BB	2
SO	7
LOB	7





Batter	1	2	3	4	5	6	7	8	9	AB	R	H	RBI	BB	SO	LOB	TOP					
Kirby Puckett, R OBP: 0.409, SLG: 0.635 (1, 8)										4	1	2	0	1	0	4	<b>Minnesota Twins @ Toronto Blue Jays</b> Exhibition Stadium, Toronto, ON Tue Jun 03 1986, 7:05 PM EDT Att: 27,112 - Unknown					
Mickey Hatcher, R OBP: 0.252, SLG: 0.314 (1, 10)										5	1	2	0	0	0	1						
Gary Gaetti, R OBP: 0.340, SLG: 0.534 (1, 5)										4	1	1	3	1	0	2						
Tom Brunansky, R OBP: 0.342, SLG: 0.530 (1, 9)										4	1	2	0	1	0	1						
Tim Laudner, R OBP: 0.412, SLG: 0.577 Andre David, L OBP: 0.400, SLG: 0.250 (9, PH)										3	1	1	0	1	0	2						
Kent Hrbek, L OBP: 0.395, SLG: 0.528 (1, 3)										5	0	2	1	0	0	2						
Billy Beane, R OBP: 0.271, SLG: 0.271 Randy Bush, L OBP: 0.336, SLG: 0.409 (3, PH)										1	0	0	0	0	0	1						
Steve Lombardozi, R OBP: 0.344, SLG: 0.463 (1, 4)										4	0	2	0	1	0	1						
Greg Gagne, R OBP: 0.300, SLG: 0.399 Roy Smalley, S OBP: 0.351, SLG: 0.497 (5, PH)										2	0	0	0	0	1	1						
										1	0	0	1	1	0	1						
<b>Inning Stats</b>	R: 4 E: 0 K: 0 S: 7	H: 5 LOB: 0 BB: 0 P: 7	R: 0 E: 0 K: 1 S: 5	H: 1 LOB: 0 BB: 0 P: 5	R: 0 E: 1 K: 0 S: 5	H: 1 LOB: 3 BB: 1 P: 9	R: 0 E: 0 K: 0 S: 4	H: 1 LOB: 2 BB: 1 P: 8	R: 1 E: 0 K: 1 S: 6	H: 1 LOB: 3 BB: 3 P: 18	R: 0 E: 0 K: 0 S: 4	H: 1 LOB: 1 BB: 0 P: 4	R: 0 E: 0 K: 1 S: 6	H: 1 LOB: 1 BB: 0 P: 6	R: 0 E: 0 K: 0 S: 3	H: 1 LOB: 1 BB: 0 P: 7	R: 0 E: 0 K: 1 S: 6	H: 1 LOB: 1 BB: 0 P: 6	1B: 10 2B: 2 3B: 0 HR: 1	SF: 0 SAC: 0 DP: 3 HBP: 0	WP: 0 PB: 0 SB: 0 CS: 0	PA: 44
<b>PITCHER</b>	IP WLS BF H R ER SO BB IBB HBP BLK WP HR S P ERA WHIP																					
John Cerutti, L ERA: 4.67 Dennis Lamp, R ERA: 7.39 Mark Eichhorn, R ERA: 0.93 Tom Henke, R ERA: 5.74	(1, 1) (1, 1) (5, 1) (8, 1)	0.1 4.0 3.1 1.1	6 18 15 5	5 4 3 1	4 1 0 0	4 1 0 0	0 1 2 1	0 3 3 0	0 0 0 0	0 0 0 0	0 0 0 0	0 0 0 0	0 0 0 0	0 17 16 7	6 29 28 7	6 2.25 0.00 0.00	108.00 1.750 1.800 0.750					

AB	38
R	5
H	13
RBI	5
BB	6
SO	4
LOB	21



Batter	1	2	3	4	5	6	7	8	9	AB	R	H	RBI	BB	SO	LOB	BOTTOM			
Damaso Garcia, R OBP: 0.289, SLG: 0.302 Garth Iorg, R OBP: 0.321, SLG: 0.301 (4, PH)										2	0	0	0	0	0	2	<b>Minnesota Twins @ Toronto Blue Jays</b> Exhibition Stadium, Toronto, ON Tue Jun 03 1986, 7:05 PM EDT Att: 27,112 - Unknown			
Rance Mulliniks, L OBP: 0.355, SLG: 0.392 (1, 5)										3	1	2	1	1	0	0				
Lloyd Moseby, L OBP: 0.386, SLG: 0.486 (1, 8)										3	2	1	3	1	1	3				
George Bell, R OBP: 0.376, SLG: 0.544 (1, 7)										4	0	2	1	0	0	1				
Jesse Barfield, R OBP: 0.335, SLG: 0.521 (1, 9)										4	0	1	0	0	1	1				
Rick Leach, L OBP: 0.310, SLG: 0.418 (1, 3)										4	0	0	0	0	0	1				
Cliff Johnson, R OBP: 0.385, SLG: 0.488 (1, 10)										4	0	0	0	0	1	0				
Ernie Whitt, L OBP: 0.256, SLG: 0.333 (1, 2)										4	1	2	0	0	0	0				
Tony Fernandez, S OBP: 0.321, SLG: 0.360 (1, 6)										4	2	2	0	0	0	1				
										1	0	0	0	0	0	1				
<b>Inning Stats</b>	R: 0 E: 0 K: 0 S: 4	H: 1 LOB: 1 BB: 0 P: 4	R: 0 E: 0 K: 1 S: 5	H: 0 LOB: 0 BB: 0 P: 5	R: 4 E: 0 K: 0 S: 8	H: 6 LOB: 1 BB: 0 P: 8	R: 1 E: 0 K: 2 S: 9	H: 2 LOB: 2 BB: 1 P: 13	R: 0 E: 0 K: 0 S: 3	H: 0 LOB: 0 BB: 0 P: 3	R: 0 E: 0 K: 0 S: 3	H: 0 LOB: 0 BB: 0 P: 3	R: 1 E: 0 K: 0 S: 4	H: 1 LOB: 1 BB: 1 P: 8	R: 0 E: 0 K: 0 S: 4	H: 1 LOB: 1 BB: 0 P: 4	1B: 6 2B: 4 3B: 0 HR: 1	SF: 0 SAC: 0 DP: 0 HBP: 0	WP: 1 PB: 0 SB: 0 CS: 0	PA: 36
<b>PITCHER</b>	IP WLS BF H R ER SO BB IBB HBP BLK WP HR S P ERA WHIP																			
John Butcher, R ERA: 5.95 Keith Atherton, R ERA: 4.75 Frank Pastore, R ERA: 0.96	(1, 1) (3, 1) (8, 1)	2.1 4.2 1.0	13 19 4	6 4 1	4 2 0	4 2 0	1 2 0	0 0 0	0 0 0	0 1 0	0 0 0	0 0 0	0 0 0	0 21 4	15 29 4	15.43 3.86 1.000				

AB	34
R	6
H	11
RBI	6
BB	2
SO	3
LOB	9





Batter	1	2	3	4	5	6	7	8	9	AB	R	H	RBI	BB	SO	LOB	TOP					
<b>Kirby Puckett, R</b> OBP: 0.400, SLG: 0.621 (1, 8)	F8	K		3-1		FC5		F9		5	0	0	0	0	1	4	<b>Minnesota Twins @ Toronto Blue Jays</b> Exhibition Stadium, Toronto, ON Wed Jun 04 1986, 7:05 PM EDT Att: 30,234 - Unknown					
<b>Gary Gaetti, R</b> OBP: 0.336, SLG: 0.523 (1, 5)	F8	FC6-4-5				5-3		4-3		4	0	0	1	1	0	1						
<b>Kent Hrbek, L</b> OBP: 0.395, SLG: 0.519 (1, 3)	HR					K		4-3		3	1	0	0	2	1	1						
<b>Tom Brunansky, R</b> OBP: 0.344, SLG: 0.556 (1, 9)	HR	K				K				5	2	2	3	0	2	2						
<b>Randy Bush, L</b> OBP: 0.338, SLG: 0.409 (1, 7)								F7		5	1	2	0	0	0	0						
<b>Roy Smalley, S</b> OBP: 0.353, SLG: 0.533 (1, 10)	F8							F5		5	2	2	3	0	0	1						
<b>Steve Lombardozzi, R</b> OBP: 0.354, SLG: 0.471 (1, 4)										4	2	3	0	0	0	0						
<b>Jeff Reed, L</b> OBP: 0.333, SLG: 0.423 (1, 2)										2	2	2	2	2	0	0						
<b>Greg Gagne, R</b> OBP: 0.299, SLG: 0.395 (1, 6)										4	0	1	1	0	1	3						
<b>Inning Stats</b>	R: 2 E: 0 K: 0 S: 5	H: 2 LOB: 1 BB: 1 P: 9	R: 2 E: 0 K: 2 S: 10	H: 3 LOB: 2 BB: 1 P: 14	R: 0 E: 0 K: 0 S: 3	H: 0 LOB: 0 BB: 0 P: 3	R: 0 E: 0 K: 0 S: 2	H: 0 LOB: 0 BB: 1 P: 6	R: 0 E: 0 K: 1 S: 7	H: 0 LOB: 0 BB: 1 P: 7	R: 0 E: 0 K: 1 S: 7	H: 2 LOB: 2 BB: 1 P: 11	R: 5 E: 0 K: 0 S: 8	H: 5 LOB: 0 BB: 0 P: 8	R: 0 E: 0 K: 0 S: 2	H: 0 LOB: 0 BB: 0 P: 6	R: 0 E: 0 K: 0 S: 3	H: 0 LOB: 0 BB: 0 P: 3	1B: 7 2B: 1 3B: 0 HR: 5	SF: 0 SAC: 0 DP: 2 HBP: 0	WP: 0 PB: 1 SB: 2 CS: 0	PA: 42
<b>PITCHER</b>	IP	WLS	BF	H	R	ER	SO	BB	IBB	HBP	BLK	WP	HR	S	P	ERA	WHIP					
<b>Dave Stieb, R</b> ERA: 6.23 (1, 1)	6.2	L	33	10	8	7	5	4	0	0	0	0	4	39	55	9.45	2.100					
<b>Jim Acker, R</b> ERA: 3.98 (7, 1)	1.1		6	2	2	2	0	1	0	0	0	0	1	5	9	13.50	2.250					
<b>Bill Caudill, R</b> ERA: 6.08 (9, 1)	1.0		3	0	0	0	0	0	0	0	0	0	0	3	3	0.00	0.000					

Batter	1	2	3	4	5	6	7	8	9	AB	R	H	RBI	BB	SO	LOB	BOTTOM					
<b>Damaso Garcia, R</b> OBP: 0.288, SLG: 0.301 (1, 10)	K		G6-3							4	0	1	1	0	2	1	<b>Minnesota Twins @ Toronto Blue Jays</b> Exhibition Stadium, Toronto, ON Wed Jun 04 1986, 7:05 PM EDT Att: 30,234 - Unknown					
<b>Willie Upshaw, L</b> OBP: 0.385, SLG: 0.371 (9, FH)	K									1	0	0	0	0	1	0						
<b>Garth Iorg, R</b> OBP: 0.317, SLG: 0.299 (1, 4)	K									4	0	1	0	0	1	2						
<b>Lloyd Moseby, L</b> OBP: 0.383, SLG: 0.481 (1, 8)										4	0	1	1	0	1	2						
<b>George Bell, R</b> OBP: 0.378, SLG: 0.558 (1, 7)	6-3									4	2	2	1	0	0	2						
<b>Cliff Johnson, R</b> OBP: 0.382, SLG: 0.477 (1, 3)										3	0	0	0	1	0	1						
<b>Jesse Barfield, R</b> OBP: 0.338, SLG: 0.518 (1, 9)										3	0	1	1	1	0	1						
<b>Kelly Gruber, R</b> OBP: 0.204, SLG: 0.326 (1, 5)										2	0	0	0	1	1	2						
<b>Rance Mulliniks, L</b> OBP: 0.353, SLG: 0.389 (9, 5)										1	0	0	0	0	1	0						
<b>Tony Fernandez, S</b> OBP: 0.320, SLG: 0.357 (1, 6)										4	1	1	0	0	0	3						
<b>Buck Martinez, R</b> OBP: 0.309, SLG: 0.277 (1, 2)										4	1	2	0	0	1	2						
<b>Inning Stats</b>	R: 0 E: 0 K: 2 S: 8	H: 1 LOB: 1 BB: 0 P: 8	R: 0 E: 0 K: 1 S: 5	H: 0 LOB: 1 BB: 1 P: 9	R: 0 E: 0 K: 1 S: 6	H: 2 LOB: 1 BB: 0 P: 6	R: 1 E: 0 K: 0 S: 5	H: 2 LOB: 2 BB: 1 P: 9	R: 0 E: 0 K: 1 S: 5	H: 0 LOB: 0 BB: 0 P: 5	R: 1 E: 0 K: 0 S: 3	H: 1 LOB: 0 BB: 1 P: 7	R: 2 E: 0 K: 0 S: 6	H: 3 LOB: 1 BB: 0 P: 6	R: 0 E: 0 K: 1 S: 5	H: 0 LOB: 0 BB: 0 P: 5	R: 0 E: 0 K: 2 S: 7	H: 0 LOB: 0 BB: 0 P: 7	1B: 7 2B: 1 3B: 0 HR: 1	SF: 0 SAC: 0 DP: 1 HBP: 0	WP: 2 PB: 0 SB: 0 CS: 1	PA: 38
<b>PITCHER</b>	IP	WLS	BF	H	R	ER	SO	BB	IBB	HBP	BLK	WP	HR	S	P	ERA	WHIP					
<b>Frank Viola, L</b> ERA: 5.33 (1, 1)	7.0	W	31	9	4	4	5	3	0	0	0	0	1	38	50	5.14	1.714					
<b>Frank Pastore, R</b> ERA: 0.87 (8, 1)	2.0		6	0	0	0	3	0	0	0	0	0	0	12	12	0.00	0.000					



Batter	1	2	3	4	5	6	7	8	9	AB	R	H	RBI	BB	SO	LOB	TOP								
<b>Damaso Garcia, R</b> OBP: 0.290, SLG: 0.320 (1, 4)	F8		F6		4-3		HR		6-3	6	1	2	2	0	0	1									
<b>Rance Mulliniks, L</b> OBP: 0.347, SLG: 0.382 (1, 5)	F9				4-3					3	0	0	0	0	1	1									
<b>Kelly Gruber, R</b> OBP: 0.196, SLG: 0.313 (5, PH) (5, 5) (7, 6)	F9	K			4-3		F3		5-3	2	0	0	0	0	0	0									
<b>Lloyd Moseby, L</b> OBP: 0.397, SLG: 0.475 (1, 8)	F7				4-3					5	1	1	0	0	2	0									
<b>Rick Leach, L</b> OBP: 0.310, SLG: 0.418 (8, 9)	F7				4-3		K		K	0	0	0	0	0	0	0									
<b>George Bell, R</b> OBP: 0.387, SLG: 0.567 (1, 7)										4	4	3	0	1	0	0									
<b>Willie Upshaw, L</b> OBP: 0.390, SLG: 0.379 (1, 3)										4	2	2	0	1	1	3									
<b>Jesse Barfield, R</b> OBP: 0.348, SLG: 0.535 (1, 9) (8, 8)										3	2	2	4	2	0	0									
<b>Cliff Johnson, R</b> OBP: 0.397, SLG: 0.489 (1, 10)										3	1	3	2	0	0	0									
<b>Ron Shepherd, R</b> OBP: 0.500, SLG: 0.500 (8, PH)										1	0	0	0	0	0	2									
<b>Ernie Whitt, L</b> OBP: 0.254, SLG: 0.327 (1, 2)										5	1	1	1	0	0	5									
<b>Tony Fernandez, S</b> OBP: 0.319, SLG: 0.355 (1, 6)										4	0	1	2	0	0	1									
<b>Garth Iorg, R</b> OBP: 0.313, SLG: 0.295 (7, 5)										1	0	0	0	0	0	0									
<b>Inning Stats</b>	R: 0 E: 0 K: 0 S: 3	H: 0 LOB: 0 BB: 0 P: 3	R: 4 E: 0 K: 1 S: 9	H: 4 LOB: 1 BB: 1 P: 13	R: 4 E: 0 K: 1 S: 9	H: 5 LOB: 1 BB: 1 P: 13	R: 2 E: 0 K: 0 S: 7	H: 4 LOB: 2 BB: 0 P: 7	R: 0 E: 0 K: 0 S: 3	H: 0 LOB: 0 BB: 0 P: 3	R: 1 E: 1 K: 1 S: 7	H: 1 LOB: 2 BB: 0 P: 8	R: 1 E: 0 K: 1 S: 6	H: 1 LOB: 0 BB: 0 P: 6	R: 0 E: 0 K: 0 S: 2	H: 0 LOB: 1 BB: 2 P: 10	R: 0 E: 0 K: 0 S: 3	H: 0 LOB: 0 BB: 0 P: 3	1B: 11 2B: 2 3B: 0 HR: 2	SF: 0 SAC: 0 DP: 1 HBP: 1	WP: 1 PB: 0 SB: 0 CS: 0	PA: 46			
<b>PITCHER</b>	IP	WLS	BF	H	R	ER	SO	BB	IBB	HBP	BLK	WP	HR	S	P	ERA	WHIP								
<b>Walt Terrell, R</b> ERA: 4.75 (1, 1)	1.2	L	10	4	4	4	0	1	0	0	0	0	1	9	13	21.60	3.000								
<b>Chuck Cary, L</b> ERA: 3.95 (2, 1)	0.1		1	0	0	0	1	0	0	0	0	0	0	3	3	0.00	0.000								
<b>Dave LaPoint, L</b> ERA: 6.29 (3, 1)	2.0		15	9	6	6	1	0	1	0	0	0	0	16	20	27.00	4.500								
<b>Bill Scherrer, L</b> ERA: 5.74 (5, 1)	5.0		20	2	2	1	2	2	0	1	0	1	1	21	30	1.80	0.800								

Toronto Blue Jays @ Detroit Tigers  
Tiger Stadium, Detroit, MI  
Fri Jun 06 1986, 7:05 PM EDT  
Att: 37,353 - Unknown

AB 41  
R 12  
H 15  
RBI 11  
BB 4  
SO 4  
LOB 13



Batter	1	2	3	4	5	6	7	8	9	AB	R	H	RBI	BB	SO	LOB	BOTTOM								
<b>Lou Whitaker, L</b> OBP: 0.341, SLG: 0.465 (1, 4)	L6									3	0	0	0	1	0	1									
<b>Tom Brookens, R</b> OBP: 0.375, SLG: 0.397 (8, 4)	L6									1	0	0	0	0	0	1									
<b>Dave Collins, S</b> OBP: 0.371, SLG: 0.360 (1, 10)										5	0	1	0	0	2	2									
<b>Kirk Gibson, L</b> OBP: 0.439, SLG: 0.538 (1, 9)										2	2	0	0	2	0	2									
<b>Lance Parrish, R</b> OBP: 0.342, SLG: 0.500 (1, 2)										3	0	1	0	0	0	1									
<b>Dwight Lowry, L</b> OBP: 0.545, SLG: 0.500 (7, 2)										1	0	1	0	0	0	0									
<b>Darrell Evans, L</b> OBP: 0.313, SLG: 0.415 (1, 3)										2	0	1	1	0	0	0									
<b>Dave Bergman, L</b> OBP: 0.393, SLG: 0.350 (8, 3)										0	0	0	0	1	0	0									
<b>Darnell Coles, R</b> OBP: 0.350, SLG: 0.538 (1, 5)										3	0	1	1	0	0	1									
<b>Chet Lemon, R</b> OBP: 0.359, SLG: 0.457 (1, 8)										1	0	0	0	0	0	1									
<b>Johnny Grubb, L</b> OBP: 0.385, SLG: 0.435 (5, 7)										2	0	0	0	0	1	2									
<b>Dave Engle, R</b> OBP: 0.294, SLG: 0.267 (8, PH) (9, 7)										1	0	0	0	0	0	2									
<b>Pat Sheridan, L</b> OBP: 0.224, SLG: 0.311 (1, 7) (5, 8)										4	0	1	0	0	0	1									
<b>Alan Trammell, R</b> OBP: 0.292, SLG: 0.395 (1, 6)										4	0	1	0	0	0	1									
<b>Inning Stats</b>	R: 0 E: 0 K: 0 S: 4	H: 1 LOB: 1 BB: 0 P: 4	R: 0 E: 0 K: 0 S: 4	H: 1 LOB: 1 BB: 0 P: 4	R: 0 E: 0 K: 0 S: 3	H: 0 LOB: 1 BB: 1 P: 7	R: 0 E: 0 K: 0 S: 3	H: 0 LOB: 0 BB: 0 P: 3	R: 0 E: 0 K: 1 S: 6	H: 1 LOB: 1 BB: 0 P: 6	R: 1 E: 0 K: 1 S: 7	H: 2 LOB: 2 BB: 1 P: 11	R: 0 E: 0 K: 0 S: 3	H: 0 LOB: 0 BB: 0 P: 3	R: 1 E: 0 K: 0 S: 4	H: 1 LOB: 2 BB: 2 P: 12	R: 0 E: 0 K: 1 S: 6	H: 1 LOB: 1 BB: 0 P: 6	1B: 6 2B: 1 3B: 0 HR: 0	SF: 2 SAC: 0 DP: 0 HBP: 0	WP: 0 PB: 0 SB: 1 CS: 0	PA: 38			
<b>PITCHER</b>	IP	WLS	BF	H	R	ER	SO	BB	IBB	HBP	BLK	WP	HR	S	P	ERA	WHIP								
<b>Doyle Alexander, R</b> ERA: 4.15 (1, 1)	7.0	W	28	5	1	1	2	2	0	0	0	0	0	4	12	9.00	3.000								
<b>John Cerutti, L</b> ERA: 4.91 (8, 1)	1.0		6	1	1	1	0	2	0	0	0	0	0	4	12	9.00	3.000								
<b>Dennis Lamp, R</b> ERA: 7.14 (9, 1)	1.0		4	1	0	0	1	0	0	0	0	0	0	6	6	0.00	1.000								

Toronto Blue Jays @ Detroit Tigers  
Tiger Stadium, Detroit, MI  
Fri Jun 06 1986, 7:05 PM EDT  
Att: 37,353 - Unknown

AB 32  
R 2  
H 7  
RBI 2  
BB 4  
SO 3  
LOB 15





Batter	1	2	3	4	5	6	7	8	9	AB	R	H	RBI	BB	SO	LOB	TOP					
Damaso Garcia, R (1, 4) OBP: 0.283, SLG: 0.312										4	0	0	0	0	1	4						
Lloyd Moseby, L (1, 8) OBP: 0.392, SLG: 0.480										4	0	2	0	0	0	0						
Cliff Johnson, R (1, 10) OBP: 0.394, SLG: 0.478										3	0	0	0	1	0	1						
George Bell, R (1, 7) OBP: 0.385, SLG: 0.560										4	0	1	0	0	0	2						
Willie Upshaw, L (1, 3) OBP: 0.388, SLG: 0.373										3	1	0	0	1	2	1						
Jesse Barfield, R (1, 9) OBP: 0.347, SLG: 0.530										4	0	1	0	0	1	1						
Garth Iorg, R (1, 5) OBP: 0.310, SLG: 0.293										4	0	1	0	0	0	2						
Buck Martinez, R (1, 2) OBP: 0.310, SLG: 0.265										2	0	0	0	1	1	1						
Ron Shephard, R (7, PR) OBP: 0.500, SLG: 0.500										0	0	0	0	0	0	0						
Ernie Whitt, L (7, 2) OBP: 0.252, SLG: 0.324										1	0	0	0	0	1	1						
Tony Fernandez, S (1, 6) OBP: 0.326, SLG: 0.363										4	0	3	1	0	0	1						
<b>Inning Stats</b>	R: 0 E: 0 K: 1 S: 5	H: 1 LOB: 1 BB: 1 P: 9	R: 0 E: 0 K: 2 S: 8	H: 1 LOB: 1 BB: 0 P: 8	R: 0 E: 0 K: 0 S: 4	H: 2 LOB: 1 BB: 0 P: 4	R: 0 E: 0 K: 1 S: 5	H: 0 LOB: 0 BB: 0 P: 5	R: 0 E: 0 K: 0 S: 3	H: 1 LOB: 1 BB: 0 P: 4	R: 0 E: 0 K: 0 S: 3	H: 0 LOB: 0 BB: 0 P: 3	R: 1 E: 0 K: 0 S: 4	H: 1 LOB: 2 BB: 2 P: 12	R: 0 E: 0 K: 1 S: 6	H: 1 LOB: 1 BB: 0 P: 6	R: 0 E: 0 K: 1 S: 6	H: 1 LOB: 1 BB: 0 P: 6	1B: 7 2B: 1 3B: 0 HR: 0	SF: 0 SAC: 0 DP: 1 HBP: 0	WP: 0 PB: 0 SB: 0 CS: 1	PA: 36
<b>PITCHER</b>	IP WLS BF H R ER SO BB IBB HBP BLK WP HR S P ERA WHIP																					
Frank Tanana, L (1, 1) ERA: 3.03	7.0 W 28 6 1 1 4 3 0 0 0 0 0 0 33 45 1.29 1.286																					
Willie Hernandez, L (8, 1) ERA: 3.03	2.0 S 8 2 0 0 2 0 0 0 0 0 0 0 12 12 0.00 1.000																					

Toronto Blue Jays @ Detroit Tigers  
Tiger Stadium, Detroit, MI  
Sat Jun 07 1986, 7:05 PM EDT  
Att: 37,750 - Unknown

AB	33
R	1
H	8
RBI	1
BB	3
SO	6
LOB	14



Batter	1	2	3	4	5	6	7	8	9	AB	R	H	RBI	BB	SO	LOB	BOTTOM			
Lou Whitaker, L (1, 4) OBP: 0.340, SLG: 0.471										4	0	1	0	0	2	2				
Alan Trammell, R (1, 6) OBP: 0.291, SLG: 0.392										4	0	1	0	0	0	3				
Kirk Gibson, L (1, 9) OBP: 0.429, SLG: 0.509										3	0	0	0	1	2	1				
Lance Parrish, R (1, 2) OBP: 0.340, SLG: 0.495										4	0	1	0	0	2	2				
Darnell Coles, R (1, 5) OBP: 0.348, SLG: 0.532										4	1	1	0	0	1	2				
Larry Hemdon, R (1, 7) OBP: 0.288, SLG: 0.385										4	1	2	2	0	1	1				
Dave Engle, R (1, 3) OBP: 0.381, SLG: 0.389										3	0	2	0	1	0	2				
Tom Brookens, R (1, 10) OBP: 0.358, SLG: 0.377										3	0	0	0	0	0	3				
Pat Sheridan, L (1, 8) OBP: 0.228, SLG: 0.312										3	0	1	0	0	1	1				
<b>Inning Stats</b>	R: 0 E: 0 K: 1 S: 4	H: 0 LOB: 0 BB: 1 P: 8	R: 2 E: 0 K: 1 S: 8	H: 3 LOB: 1 BB: 0 P: 8	R: 0 E: 0 K: 2 S: 8	H: 1 LOB: 1 BB: 0 P: 8	R: 0 E: 0 K: 1 S: 5	H: 0 LOB: 1 BB: 1 P: 9	R: 0 E: 0 K: 1 S: 5	H: 1 LOB: 1 BB: 0 P: 5	R: 0 E: 0 K: 0 S: 4	H: 1 LOB: 1 BB: 0 P: 4	R: 0 E: 0 K: 1 S: 7	H: 2 LOB: 2 BB: 0 P: 7	R: 0 E: 0 K: 2 S: 9	H: 1 LOB: 2 BB: 0 P: 9	1B: 6 2B: 1 3B: 1 HR: 1	SF: 0 SAC: 0 DP: 0 HBP: 0	WP: 1 PB: 0 SB: 0 CS: 1	PA: 35
<b>PITCHER</b>	IP WLS BF H R ER SO BB IBB HBP BLK WP HR S P ERA WHIP																			
Jimmy Key, L (1, 1) ERA: 6.28	7.0 L 30 8 2 2 8 2 0 0 0 0 0 0 1 44 52 2.57 1.429																			
Jim Acker, R (8, 1) ERA: 3.89	1.0 4 1 0 0 1 0 0 0 0 0 0 0 6 6 0.00 1.000																			

Toronto Blue Jays @ Detroit Tigers  
Tiger Stadium, Detroit, MI  
Sat Jun 07 1986, 7:05 PM EDT  
Att: 37,750 - Unknown

AB	32
R	2
H	9
RBI	2
BB	2
SO	9
LOB	17





Batter	1	2	3	4	5	6	7	8	9	AB	R	H	RBI	BB	SO	LOB	TOP								
Tony Fernandez, S (1, 6) OBP: 0.321, SLG: 0.356	0-0 4-3			0-0 F9		0-0 L3		0-0 6-3		4	0	1	0	0	1		Toronto Blue Jays @ Detroit Tigers Tiger Stadium, Detroit, MI Sun Jun 08 1986, 3:33 AM EDT Att: 36,681 - Unknown								
Rance Mulliniks, L (1, 5) OBP: 0.339, SLG: 0.372	0-0 4-3			0-0 4-3		0-0 6-3		0-0 F7		4	0	0	0	0	2										
Lloyd Moseby, L (1, 8) OBP: 0.379, SLG: 0.476	0-0 F8			0-3 K				0-0 1B		4	0	1	0	0	1	0									
George Bell, R (1, 7) OBP: 0.387, SLG: 0.559		0-0 F3				0-0 1B		0-0 F6		4	1	2	0	0	0	1									
Willie Upshaw, L (1, 3) OBP: 0.385, SLG: 0.367		0-0 F6				0-0 F8		0-0 F5		3	1	0	0	1	0	2									
Jesse Barfield, R (1, 9) OBP: 0.348, SLG: 0.544		0-0 F6				0-0 HR		0-0 F2		4	1	2	2	0	0	1									
Cliff Johnson, R (1, 10) OBP: 0.396, SLG: 0.474			0-3 K		4-0 BB			0-3 K		3	0	1	1	1	2	0									
Ernie Whitt, L (1, 2) OBP: 0.254, SLG: 0.325			0-0 3-1		0-0 L3			0-0 6-3		3	0	1	0	0	0	1									
Ron Shepherd, R (8, PR) OBP: 0.500, SLG: 0.500								0-0 1B		0	1	0	0	0	0	0									
Buck Martinez, R (8, 2) OBP: 0.305, SLG: 0.260								0-0 1B		1	0	0	0	0	0	2									
Kelly Gruber, R (1, 4) OBP: 0.189, SLG: 0.300			0-0 6-3					0-0 1B		2	0	0	0	0	0	0									
Rick Leach, L (8, PH) OBP: 0.319, SLG: 0.426								0-0 1B		1	0	1	0	0	0	0									
Garth Iorg, R (8, PR) OBP: 0.310, SLG: 0.293								0-0 1B		0	0	0	0	0	0	0									
<b>Inning Stats</b>	R: 0 E: 0 K: 0 S: 3	H: 0 LOB: 0 BB: 0 P: 3	R: 0 E: 0 K: 0 S: 3	H: 0 LOB: 0 BB: 0 P: 3	R: 0 E: 0 K: 1 S: 5	H: 0 LOB: 0 BB: 0 P: 5	R: 0 E: 0 K: 1 S: 5	H: 0 LOB: 0 BB: 0 P: 5	R: 2 E: 0 K: 0 S: 4	H: 2 LOB: 1 BB: 1 P: 8	R: 0 E: 0 K: 0 S: 3	H: 0 LOB: 0 BB: 0 P: 3	R: 0 E: 0 K: 0 S: 4	H: 1 LOB: 1 BB: 0 P: 4	R: 1 E: 0 K: 1 S: 7	H: 2 LOB: 2 BB: 0 P: 7	R: 1 E: 0 K: 0 S: 5	H: 3 LOB: 2 BB: 1 P: 9	1B: 7 2B: 1 3B: 0 HR: 1	SF: 0 SAC: 0 DP: 1 HBP: 0	WP: 0 PB: 0 SB: 1 CS: 1	PA: 35			
<b>PITCHER</b>	IP	WLS	BF	H	R	ER	SO	BB	IBB	HBP	BLK	WP	HR	S	P	ERA	WHIP								
Eric King, R (1, 1) ERA: 1.55	7.0		24	3	2	2	2	1	0	0	0	0	1	27	31	2.57	0.571								
Randy O'Neal, R (8, 1) ERA: 5.84	2.0	L	11	5	2	2	1	1	0	0	0	0	0	12	16	9.00	3.000								

AB	33
R	4
H	8
RBI	4
BB	2
SO	3
LOB	10



Batter	1	2	3	4	5	6	7	8	9	AB	R	H	RBI	BB	SO	LOB	BOTTOM								
Lou Whitaker, L (1, 4) OBP: 0.332, SLG: 0.459	0-0 F8		0-0 F8	0-0 F4			0-0 B1-3		0-3 K	5	0	0	0	0	1	4	Toronto Blue Jays @ Detroit Tigers Tiger Stadium, Detroit, MI Sun Jun 08 1986, 3:33 AM EDT Att: 36,681 - Unknown								
Dave Collins, S (1, 7) OBP: 0.379, SLG: 0.358	4-0 CS		0-0 FC6-4		4-0 BB		4-0 BB			1	0	0	0	3	0	1									
Kirk Gibson, L (1, 9) OBP: 0.419, SLG: 0.483	0-0 G3		0-0 3-1		4-0 BB		0-0 4-3			3	0	0	0	1	0	3									
Lance Parrish, R (1, 10) OBP: 0.338, SLG: 0.489		0-0 1B		0-0 F8	0-3 K			0-3 K		4	0	1	0	0	2	2									
Darrell Evans, L (1, 3) OBP: 0.312, SLG: 0.411		0-0 1B		0-0 F8	0-0 8-4-2			0-0 G3		4	0	1	0	0	0	2									
Darnell Coles, R (1, 5) OBP: 0.346, SLG: 0.524		0-3 K		4-0 1B		0-3 K		0-3 K		3	1	0	0	1	3	2									
Pat Sheridan, L (1, 8) OBP: 0.231, SLG: 0.313		0-3 K		0-0 1B		0-3 K			0-0 1B	3	1	1	0	0	2	2									
Johnny Grubb, L (8, PH) OBP: 0.407, SLG: 0.458				1-3 1B						1	0	1	0	0	0	0									
Alan Trammell, R (1, 6) OBP: 0.290, SLG: 0.389		0-0 L5		0-0 1B		0-3 K			0-3 K	4	0	1	1	0	2	3									
Dwight Lowry, L (1, 2) OBP: 0.533, SLG: 0.500			0-0 FC6-4	1-2 1B			0-3 K		0-0 F7	4	0	2	1	0	1	1									
<b>Inning Stats</b>	R: 0 E: 0 K: 0 S: 2	H: 2 LOB: 2 BB: 1 P: 6	R: 0 E: 0 K: 2 S: 9	H: 2 LOB: 0 BB: 0 P: 9	R: 0 E: 0 K: 0 S: 4	H: 1 LOB: 1 BB: 0 P: 4	R: 2 E: 0 K: 0 S: 6	H: 3 LOB: 2 BB: 1 P: 10	R: 0 E: 0 K: 1 S: 4	H: 0 LOB: 1 BB: 2 P: 12	R: 0 E: 0 K: 3 S: 9	H: 0 LOB: 0 BB: 0 P: 9	R: 0 E: 0 K: 1 S: 5	H: 0 LOB: 1 BB: 1 P: 9	R: 0 E: 0 K: 2 S: 7	H: 0 LOB: 0 BB: 0 P: 7	R: 0 E: 0 K: 2 S: 8	H: 1 LOB: 1 BB: 0 P: 8	1B: 7 2B: 1 3B: 0 HR: 0	SF: 0 SAC: 0 DP: 1 HBP: 0	WP: 0 PB: 0 SB: 0 CS: 1	PA: 37			
<b>PITCHER</b>	IP	WLS	BF	H	R	ER	SO	BB	IBB	HBP	BLK	WP	HR	S	P	ERA	WHIP								
Jim Clancy, R (1, 1) ERA: 3.49	4.0		21	6	2	2	2	4	0	0	0	0	0	21	37	4.50	2.500								
Mark Eichhorn, R (5, 1) ERA: 0.99	4.0	W	12	0	0	0	7	1	0	0	0	0	0	25	29	0.00	0.250								
Tom Henke, R (8, 1) ERA: 5.53	1.0	S	4	1	0	0	2	0	0	0	0	0	0	8	8	0.00	1.000								

AB	32
R	2
H	7
RBI	2
BB	5
SO	11
LOB	20





Batter	1	2	3	4	5	6	7	8	9	AB	R	H	RBI	BB	SO	LOB	TOP				
Marty Barrett, R OBP: 0.343, SLG: 0.388 (1, 4)	5-3		5-3			5-3		F7		4	0	0	0	0	0	1	<b>Boston Red Sox @ Toronto Blue Jays</b> Exhibition Stadium, Toronto, ON Mon Jun 09 1986, 7:05 PM EDT Att: 27,551 - Unknown				
Wade Boggs, L OBP: 0.436, SLG: 0.548 (1, 5)	6-3		1-3			1B BB		F7		3	0	0	0	1	0	1					
Bill Buckner, L OBP: 0.285, SLG: 0.371 (1, 3)	L9			4-3		1B		1B		3	1	1	0	1	0	0					
Jim Rice, R OBP: 0.387, SLG: 0.462 (1, 7)		5-3		F9		1B		1B		4	0	2	0	0	0	0					
Don Baylor, R OBP: 0.346, SLG: 0.466 (1, 10)	1-3 1B			K				F7		4	0	1	0	0	2	2					
Dwight Evans, R OBP: 0.350, SLG: 0.400 (1, 9)	1-3 1B				4-3			6-3		3	0	1	1	0	0	0					
Steve Lyons, L OBP: 0.296, SLG: 0.351 (1, 8)	1-3 1-2 2-3				K			F8		4	0	0	0	0	2	3					
Marc Sullivan, R OBP: 0.296, SLG: 0.250 (1, 2)	6-3				K			K		3	0	0	0	0	2	2					
Rey Quinones, R OBP: 0.408, SLG: 0.361 (1, 6)			K			4-3		1B		3	0	1	0	0	1	0					
<b>Inning Stats</b>	R: 0 E: 0 K: 0 S: 3	H: 0 LOB: 0 BB: 0 P: 3	R: 0 E: 0 K: 0 S: 5	H: 2 LOB: 2 BB: 0 P: 5	R: 0 E: 0 K: 1 S: 5	H: 0 LOB: 0 BB: 0 P: 5	R: 0 E: 0 K: 2 S: 7	H: 0 LOB: 0 BB: 0 P: 7	R: 0 E: 0 K: 0 S: 4	H: 2 LOB: 2 BB: 1 P: 8	R: 0 E: 0 K: 0 S: 3	H: 0 LOB: 0 BB: 0 P: 3	R: 0 E: 0 K: 1 S: 6	H: 1 LOB: 1 BB: 0 P: 6	R: 1 E: 0 K: 2 S: 8	H: 1 LOB: 1 BB: 1 P: 12	1B: 5 2B: 1 3B: 0 HR: 0	SF: 1 SAC: 0 DP: 0 HBP: 0	WP: 0 PB: 0 SB: 0 CS: 0	PA: 34	
<b>PITCHER</b>	IP	WLS	BF	H	R	ER	SO	BB	IBB	HBP	BLK	WP	HR	S	P	ERA	WHIP				
Dave Stieb, R ERA: 5.73 (1, 1)	8.0	W	31	6	1	1	5	2	0	0	0	0	0	39	47	1.12	1.000				
Tom Henke, R ERA: 5.34 (9, 1)	1.0		3	0	0	0	2	0	0	0	0	0	0	7	7	0.00	0.000				

Batter	1	2	3	4	5	6	7	8	9	AB	R	H	RBI	BB	SO	LOB	BOTTOM				
Tony Fernandez, S OBP: 0.328, SLG: 0.363 (1, 6)	BB 1B		FC6-4 1B		1B SF8 1B		L8			4	1	3	0	0	0	0	<b>Boston Red Sox @ Toronto Blue Jays</b> Exhibition Stadium, Toronto, ON Mon Jun 09 1986, 7:05 PM EDT Att: 27,551 - Unknown				
Rance Mulliniks, L OBP: 0.342, SLG: 0.371 (1, 5)	L5-4 BB 1-2 BB		FC6-4 1-2		1B 3-H 1B		6-3			3	0	1	1	1	0	1					
Lloyd Moseby, L OBP: 0.361, SLG: 0.489 (1, 8)	1-2 BB			HR	SF8		K			2	1	1	2	1	1	0					
George Bell, R OBP: 0.380, SLG: 0.549 (1, 7)	L5-4 2-3			L7	L6		5-3			4	0	0	0	0	0	3					
Willie Upshaw, L OBP: 0.382, SLG: 0.370 (1, 3)	G4-1			WP 2B		K		5-3		4	1	1	0	0	1	0					
Jesse Barfield, R OBP: 0.348, SLG: 0.552 (1, 9)	K			5-3	2-H	HR		E5		4	1	1	1	0	1	0					
Cliff Johnson, R OBP: 0.387, SLG: 0.461 (1, 10)	6-3			1-3		K		4-3		4	0	0	0	0	1	1					
Ernie Whitt, L OBP: 0.264, SLG: 0.328 (1, 2)			F8		FC3-6 1B		BB			2	0	1	0	1	0	0					
Garth Iorg, R OBP: 0.300, SLG: 0.282 (1, 4)			5-3		FC3-6 1B		F3			3	1	0	0	0	0	2					
<b>Inning Stats</b>	R: 0 E: 0 K: 0 S: 2	H: 1 LOB: 1 BB: 2 P: 10	R: 0 E: 0 K: 1 S: 5	H: 0 LOB: 0 BB: 0 P: 5	R: 0 E: 0 K: 0 S: 4	H: 1 LOB: 1 BB: 0 P: 4	R: 2 E: 0 K: 0 S: 5	H: 2 LOB: 0 BB: 0 P: 5	R: 2 E: 0 K: 0 S: 6	H: 3 LOB: 1 BB: 0 P: 6	R: 1 E: 0 K: 2 S: 8	H: 1 LOB: 1 BB: 1 P: 12	R: 0 E: 0 K: 1 S: 5	H: 0 LOB: 0 BB: 0 P: 5	R: 0 E: 1 K: 0 S: 4	H: 0 LOB: 1 BB: 0 P: 4	1B: 5 2B: 2 3B: 0 HR: 2	SF: 1 SAC: 0 DP: 1 HBP: 0	WP: 2 PB: 0 SB: 0 CS: 0	PA: 34	
<b>PITCHER</b>	IP	WLS	BF	H	R	ER	SO	BB	IBB	HBP	BLK	WP	HR	S	P	ERA	WHIP				
Bob Woodward, R ERA: 4.5 (1, 1)	4.1	L	20	7	4	4	1	2	0	0	0	0	1	20	28	8.31	2.077				
Tim Lollar, L ERA: 4.43 (5, 1)	2.2		10	1	1	1	3	1	0	0	0	0	1	15	19	3.38	0.750				
Bob Stanley, R ERA: 3.81 (8, 1)	1.0		4	0	0	0	0	0	0	0	0	0	0	4	4	0.00	0.000				

AB	31
R	1
H	6
RBI	1
BB	2
SO	7
LOB	9

















Batter	1	2	3	4	5	6	7	8	9	AB	R	H	RBI	BB	SO	LOB	TOP					
<b>Lou Whitaker, L</b> OBP: 0.343, SLG: 0.449 (1, 4)										4	1	1	0	1	2	1	<b>Detroit Tigers @ Toronto Blue Jays</b> Exhibition Stadium, Toronto, ON Fri Jun 13 1986, 7:05 PM EDT Att: 36,471 - Unknown					
<b>Dave Collins, S</b> OBP: 0.376, SLG: 0.358 (1, 7)										5	1	2	0	0	0	3						
<b>Kirk Gibson, L</b> OBP: 0.449, SLG: 0.438 (1, 9)										4	2	1	0	1	1	1						
<b>Lance Parrish, R</b> OBP: 0.338, SLG: 0.488 (1, 10)										5	2	2	2	0	2	2						
<b>Darrell Evans, L</b> OBP: 0.324, SLG: 0.429 (1, 3)										4	2	3	4	1	0	0						
<b>Darnell Coles, R</b> OBP: 0.348, SLG: 0.505 (1, 5)										5	0	1	1	0	0	2						
<b>Pat Sheridan, L</b> OBP: 0.260, SLG: 0.391 (1, 8)										5	2	3	2	0	0	0						
<b>Alan Trammell, R</b> OBP: 0.282, SLG: 0.362 (1, 6)										4	0	1	0	1	0	3						
<b>Dwight Lowry, L</b> OBP: 0.450, SLG: 0.421 (1, 2)										5	0	1	1	0	0	2						
<b>Inning Stats</b>	R: 3 E: 0 K: 1 S: 9	H: 4 LOB: 2 BB: 1 P: 13	R: 0 E: 0 K: 0 S: 3	H: 0 LOB: 0 BB: 0 P: 3	R: 4 E: 0 K: 0 S: 8	H: 5 LOB: 2 BB: 1 P: 12	R: 0 E: 0 K: 1 S: 5	H: 0 LOB: 1 BB: 1 P: 9	R: 1 E: 0 K: 1 S: 7	H: 3 LOB: 2 BB: 0 P: 7	R: 0 E: 0 K: 1 S: 6	H: 1 LOB: 1 BB: 0 P: 6	R: 0 E: 0 K: 0 S: 3	H: 0 LOB: 0 BB: 0 P: 3	R: 2 E: 0 K: 1 S: 7	H: 2 LOB: 0 BB: 0 P: 7	R: 0 E: 0 K: 0 S: 3	H: 0 LOB: 1 BB: 1 P: 7	1B: 11 2B: 1 3B: 0 HR: 3	SF: 0 SAC: 0 DP: 0 HBP: 0	WP: 0 PB: 0 SB: 2 CS: 0	PA: 45
<b>PITCHER</b>	IP WLS BF H R ER SO BB IBB HBP BLK WP HR S P ERA WHIP																					
<b>Jim Clancy, R</b> ERA: 4.06 (1, 1)	2.0 L 14 7 6 6 1 1 0 0 0 0 0 1 15 19 27.00 4.000																					
<b>Jim Acker, R</b> ERA: 4.03 (3, 1)	3.0 15 5 2 2 2 2 0 0 0 0 0 1 17 25 6.00 2.333																					
<b>Dennis Lamp, R</b> ERA: 6.55 (6, 1)	3.0 12 3 2 2 2 0 0 0 0 0 0 1 16 16 6.00 1.000																					
<b>Bill Caudill, R</b> ERA: 5.65 (9, 1)	1.0 4 0 0 0 0 0 1 0 0 0 0 0 0 3 7 0.00 1.000																					

Batter	1	2	3	4	5	6	7	8	9	AB	R	H	RBI	BB	SO	LOB	BOTTOM					
<b>Tony Fernandez, S</b> OBP: 0.336, SLG: 0.370 (1, 6)										4	1	1	0	1	1	1	<b>Detroit Tigers @ Toronto Blue Jays</b> Exhibition Stadium, Toronto, ON Fri Jun 13 1986, 7:05 PM EDT Att: 36,471 - Unknown					
<b>Rance Mulliniks, L</b> OBP: 0.343, SLG: 0.374 (1, 5)										4	1	1	1	0	0	2						
<b>Ron Shepherd, R</b> OBP: 0.333, SLG: 0.333 (9, PH)										1	0	0	0	0	0	0						
<b>Lloyd Moseby, L</b> OBP: 0.385, SLG: 0.475 (1, 8)										3	1	1	0	2	1	1						
<b>George Bell, R</b> OBP: 0.369, SLG: 0.524 (1, 7)										5	0	1	0	0	0	4						
<b>Willie Upshaw, L</b> OBP: 0.379, SLG: 0.362 (1, 3)										4	1	2	1	1	1	2						
<b>Jesse Barfield, R</b> OBP: 0.344, SLG: 0.544 (1, 9)										4	0	1	1	0	0	3						
<b>Rick Leach, L</b> OBP: 0.329, SLG: 0.423 (1, 10)										3	0	1	1	0	0	2						
<b>Cliff Johnson, R</b> OBP: 0.379, SLG: 0.490 (6, PH)										1	1	1	1	0	0	0						
<b>Ernie Whitt, L</b> OBP: 0.264, SLG: 0.306 (1, 2)										2	0	0	0	1	0	3						
<b>Buck Martinez, R</b> OBP: 0.317, SLG: 0.315 (8, PH)										1	0	0	0	0	1	0						
<b>Kelly Gruber, R</b> OBP: 0.213, SLG: 0.379 (1, 4)										4	0	0	0	0	1	3						
<b>Inning Stats</b>	R: 4 E: 0 K: 0 S: 8	H: 5 LOB: 2 BB: 1 P: 12	R: 0 E: 0 K: 0 S: 3	H: 0 LOB: 1 BB: 1 P: 7	R: 0 E: 0 K: 0 S: 3	H: 0 LOB: 1 BB: 1 P: 7	R: 0 E: 0 K: 2 S: 8	H: 1 LOB: 0 BB: 0 P: 8	R: 0 E: 0 K: 0 S: 4	H: 1 LOB: 1 BB: 0 P: 4	R: 0 E: 0 K: 0 S: 3	H: 0 LOB: 1 BB: 1 P: 7	R: 0 E: 0 K: 1 S: 5	H: 0 LOB: 1 BB: 1 P: 9	R: 1 E: 0 K: 2 S: 8	H: 1 LOB: 0 BB: 0 P: 8	R: 0 E: 0 K: 0 S: 4	H: 1 LOB: 1 BB: 0 P: 4	1B: 6 2B: 2 3B: 0 HR: 1	SF: 0 SAC: 0 DP: 0 HBP: 0	WP: 0 PB: 0 SB: 1 CS: 0	PA: 41
<b>PITCHER</b>	IP WLS BF H R ER SO BB IBB HBP BLK WP HR S P ERA WHIP																					
<b>Eric King, R</b> ERA: 2.29 (1, 1)	6.1 W 31 7 4 4 4 2 5 0 0 0 0 0 0 4 4 0.00 1.895																					
<b>Chuck Cary, L</b> ERA: 3.38 (7, 1)	0.2 2 0 0 0 0 1 0 0 0 0 0 0 0 4 4 0.00 0.000																					
<b>Willie Hernandez, L</b> ERA: 2.75 (8, 1)	2.0 8 2 1 1 2 0 0 0 0 0 0 1 12 12 4.50 1.000																					

AB	41
R	10
H	15
RBI	10
BB	4
SO	5
LOB	14



AB	36
R	5
H	9
RBI	5
BB	5
SO	5
LOB	21





Batter	1	2	3	4	5	6	7	8	9	AB	R	H	RBI	BB	SO	LOB	TOP				
Lou Whitaker, L (1,4) OBP: 0.344, SLG: 0.462	K	4-3			1B SF7		HR		L7	5	2	1	0	1	2						
Dave Collins, S (1,7) OBP: 0.381, SLG: 0.361 Larry Herndon, R (9,7) OBP: 0.285, SLG: 0.368	G3		E		1B		K			4	1	2	0	0	1	0					
Kirk Gibson, L (1,9) OBP: 0.451, SLG: 0.461	K		F9		1B		3B			3	0	1	0	1	1	1					
Lance Parrish, R (1,10) OBP: 0.336, SLG: 0.486		G3-6-3	K		SF7		K			3	0	1	1	0	2	2					
Darrell Evans, L (1,3) OBP: 0.318, SLG: 0.420	G3-6-3		P6		K				3-1	4	0	0	0	1	3						
Darnell Coles, R (1,5) OBP: 0.347, SLG: 0.498		1B 2B		P5		K			3-1	3	1	0	0	1	1	0					
Pat Sheridan, L (1,8) OBP: 0.260, SLG: 0.387		2B		L6		K			F8	4	1	1	0	0	1	0					
Alan Trammell, R (1,6) OBP: 0.282, SLG: 0.365		1B		F8		K			6-3	4	0	1	2	0	1	0					
Dwight Lowry, L (1,2) OBP: 0.417, SLG: 0.364		2B		4-3					G3	3	0	0	0	1	0	0					
<b>Inning Stats</b>	R: 0 E: 0 K: 2 S: 7	H: 0 LOB: 0 BB: 7	R: 2 E: 0 K: 0 S: 5	H: 3 LOB: 2 BB: 13	R: 1 E: 0 K: 1 S: 6	H: 1 LOB: 0 BB: 6	R: 0 E: 0 K: 0 S: 3	H: 0 LOB: 0 BB: 3	R: 1 E: 0 K: 1 S: 7	H: 2 LOB: 2 BB: 11	R: 0 E: 0 K: 3 S: 9	H: 0 LOB: 0 BB: 9	R: 1 E: 0 K: 2 S: 9	H: 2 LOB: 1 BB: 9	R: 0 E: 0 K: 0 S: 3	H: 0 LOB: 0 BB: 3	R: 0 E: 0 K: 0 S: 3	1B: 5 2B: 1 3B: 1 HR: 1	SF: 1 SAC: 0 DP: 1 HBP: 0	WP: 0 PB: 0 SB: 2 CS: 0	PA: 37
<b>PITCHER</b>	IP	WLS	BF	H	R	ER	SO	BB	IBB	HBP	BLK	WP	HR	S	P	ERA	WHIP				
Dave Stieb, R (1,1) ERA: 5.76	4.1		21	6	4	3	3	3	0	0	0	0	0	24	36	6.23	2.077				
Mark Eichhorn, R (5,1) ERA: 1.07	3.1		12	2	1	1	6	0	0	0	0	0	1	24	24	2.70	0.600				
Tom Henke, R (8,1) ERA: 5.1	1.1	W	4	0	0	0	0	0	0	0	0	0	0	4	4	0.00	0.000				

Detroit Tigers @ Toronto Blue Jays  
Exhibition Stadium, Toronto, ON  
Sat Jun 14 1986, 7:05 PM EDT  
Att: 40,063 - Unknown

AB 33  
R 5  
H 8  
RBI 4  
BB 3  
SO 9  
LOB 8



Batter	1	2	3	4	5	6	7	8	9	AB	R	H	RBI	BB	SO	LOB	BOTTOM					
Tony Fernandez, S (1,6) OBP: 0.331, SLG: 0.364	F2	G3			L9		6-3			4	0	0	0	0	2							
Rance Mulliniks, L (1,5) OBP: 0.342, SLG: 0.371	K		G3		F8		4-3			4	0	1	0	0	1	0						
Lloyd Moseby, L (1,8) OBP: 0.387, SLG: 0.471	S		G3		K			L5-3		2	0	0	0	2	1	1						
George Bell, R (1,7) OBP: 0.363, SLG: 0.515	G3		P4			5-3		L5-3		4	0	0	0	0	3							
Willie Upshaw, L (1,3) OBP: 0.377, SLG: 0.356		F2		P5				F7		3	0	0	0	1	0	0						
Jesse Barfield, R (1,9) OBP: 0.346, SLG: 0.552		1B		F3		K			HR	4	2	2	0	0	1	2						
Cliff Johnson, R (1,10) OBP: 0.387, SLG: 0.516		E5		G3-6-3					HR	4	1	3	2	0	0	1						
Ernie Whitt, L (1,2) OBP: 0.266, SLG: 0.307 Buck Martinez, R (9,PH) OBP: 0.326, SLG: 0.382		G3-6-3		G3-6-3		FC4-6			HR	3	1	1	1	0	0	2						
Garth Iorg, R (1,4) OBP: 0.283, SLG: 0.258 Rick Leach, L (7,PH) OBP: 0.338, SLG: 0.472 Kelly Gruber, R (8,4) OBP: 0.213, SLG: 0.379		1B		F7		HR			HR	1	1	1	2	0	0	0						
<b>Inning Stats</b>	R: 0 E: 0 K: 1 S: 5	H: 0 LOB: 1 BB: 1	R: 1 E: 1 K: 0 S: 6	H: 2 LOB: 2 BB: 0	R: 0 E: 0 K: 0 S: 4	H: 1 LOB: 2 BB: 1	R: 0 E: 0 K: 0 S: 3	H: 1 LOB: 0 BB: 0	R: 0 E: 0 K: 1 S: 5	H: 0 LOB: 0 BB: 0	R: 0 E: 0 K: 1 S: 5	H: 0 LOB: 0 BB: 0	R: 2 E: 0 K: 0 S: 5	H: 2 LOB: 0 BB: 0	R: 0 E: 0 K: 0 S: 2	H: 0 LOB: 0 BB: 1	R: 3 E: 0 K: 0 S: 3	H: 3 LOB: 0 BB: 0	1B: 5 2B: 1 3B: 1 HR: 3	SF: 0 SAC: 0 DP: 2 HBP: 0	WP: 0 PB: 0 SB: 1 CS: 0	PA: 35
<b>PITCHER</b>	IP	WLS	BF	H	R	ER	SO	BB	IBB	HBP	BLK	WP	HR	S	P	ERA	WHIP					
Jack Morris, R (1,1) ERA: 4.84	8.0		33	7	4	3	3	3	0	0	0	0	2	2	2	*	*					
Willie Hernandez, L (9,1) ERA: 3.2	0.0	L	2	2	2	2	0	0	0	0	0	0	2	2	2	*	*					

Detroit Tigers @ Toronto Blue Jays  
Exhibition Stadium, Toronto, ON  
Sat Jun 14 1986, 7:05 PM EDT  
Att: 40,063 - Unknown

AB 32  
R 6  
H 9  
RBI 6  
BB 3  
SO 3  
LOB 13





Batter	1	2	3	4	5	6	7	8	9	AB	R	H	RBI	BB	SO	LOB	TOP				
Tom Brookens, R (1,4) OBP: 0.383, SLG: 0.397 Lou Whitaker, L (7,PH) OBP: 0.346, SLG: 0.462 (7,4)	0-0 HR 1B		0-0 6-3			0-0 F8 SH1-3 1B	0-0 FC5-4 1B		0-0 F7	3	2	2	0	0	0	0					
Alan Trammell, R (1,6) OBP: 0.276, SLG: 0.358	0-0 F8		0-0 F8			0-0 SH1-3 1B	0-0 FC5-4 1B BB		0-0 6-3	4	0	0	1	0	0	2					
Kirk Gibson, L (1,9) OBP: 0.453, SLG: 0.494	0-0 1-H HR		0-0 F6			0-0 F8 2-3	0-0 1B BB			3	1	1	2	1	0	1					
Lance Parrish, R (1,2) OBP: 0.340, SLG: 0.500 Dwight Lowry, L (6,2) OBP: 0.440, SLG: 0.391	0-0 HR			0-3 K		4-0 BB 1B BB	0-0 G5-4-3 1B			2	2	1	1	1	1	0					
Darnell Coles, R (1,5) OBP: 0.346, SLG: 0.493	0-3 K		0-0 F9			0-0 BB BB 1B	0-0 G5-4-3 1B			4	0	1	1	0	1	3					
Chet Lemon, R (1,8) OBP: 0.354, SLG: 0.444	0-0 4-3		0-0 5-3			4-0 BB BB		0-0 4-3		3	0	0	0	1	0	0					
Lary Hemdon, R (1,7) OBP: 0.281, SLG: 0.363 Darrell Evans, L (6,PH) OBP: 0.319, SLG: 0.418 (6,3)		0-0 5-3		0-0 1-3		4-0 1-2 2-3 BB		0-3 K		2	0	0	0	0	0	0					
Dave Engle, R (1,3) OBP: 0.361, SLG: 0.323 Pat Sheridan, L (6,PH) OBP: 0.256, SLG: 0.380 (6,7)			0-0 G4-6-3 1B		0-0 G6-3 1B			0-3 K		2	0	2	0	0	0	0					
Dave Collins, S (1,10) OBP: 0.378, SLG: 0.355		0-0 G4-6-3 1-2		0-0 G6-3 1-2		4-0 1B FC5-4 BB		0-0 G3		3	1	0	0	1	0	2					
<b>Inning Stats</b>	R: 3 E: 0 K: 1 S: 8	H: 3 LOB: 0 BB: 0 P: 8	R: 0 E: 0 K: 0 S: 3	H: 1 LOB: 0 BB: 0 P: 3	R: 0 E: 0 K: 1 S: 5	H: 0 LOB: 0 BB: 0 P: 5	R: 0 E: 0 K: 1 S: 5	H: 1 LOB: 0 BB: 0 P: 3	R: 2 E: 0 K: 1 S: 7	H: 2 LOB: 2 BB: 3 P: 19	R: 1 E: 0 K: 0 S: 4	H: 2 LOB: 2 BB: 2 P: 12	R: 0 E: 0 K: 2 S: 7	H: 0 LOB: 0 BB: 0 P: 7	R: 0 E: 0 K: 0 S: 3	H: 0 LOB: 0 BB: 0 P: 3	1B: 7 2B: 0 3B: 0 HR: 2	SF: 0 SAC: 1 DP: 3 HBP: 0	WP: 0 PB: 0 SB: 0 CS: 0	PA: 38	
<b>PITCHER</b>	IP WLS BF H R ER SO BB IBB HBP BLK WP HR S P ERA WHIP	IP WLS BF H R ER SO BB IBB HBP BLK WP HR S P ERA WHIP	IP WLS BF H R ER SO BB IBB HBP BLK WP HR S P ERA WHIP	IP WLS BF H R ER SO BB IBB HBP BLK WP HR S P ERA WHIP	IP WLS BF H R ER SO BB IBB HBP BLK WP HR S P ERA WHIP	IP WLS BF H R ER SO BB IBB HBP BLK WP HR S P ERA WHIP	IP WLS BF H R ER SO BB IBB HBP BLK WP HR S P ERA WHIP	IP WLS BF H R ER SO BB IBB HBP BLK WP HR S P ERA WHIP	IP WLS BF H R ER SO BB IBB HBP BLK WP HR S P ERA WHIP	IP WLS BF H R ER SO BB IBB HBP BLK WP HR S P ERA WHIP	IP WLS BF H R ER SO BB IBB HBP BLK WP HR S P ERA WHIP	IP WLS BF H R ER SO BB IBB HBP BLK WP HR S P ERA WHIP	IP WLS BF H R ER SO BB IBB HBP BLK WP HR S P ERA WHIP	IP WLS BF H R ER SO BB IBB HBP BLK WP HR S P ERA WHIP	IP WLS BF H R ER SO BB IBB HBP BLK WP HR S P ERA WHIP	IP WLS BF H R ER SO BB IBB HBP BLK WP HR S P ERA WHIP	IP WLS BF H R ER SO BB IBB HBP BLK WP HR S P ERA WHIP				
John Cerutti, L (1,1) ERA: 5.34 Jim Acker, R (6,1) ERA: 4.03 Bill Caudill, R (6,1) ERA: 6.14 Dennis Lamp, R (7,1) ERA: 6.19 Tom Henke, R (9,1) ERA: 4.94	5.2 0.0 0.1 2.0 1.0	23 2 3 7 3	7 0 1 1 0	5 0 1 0 0	2 0 0 0 0	26 0 4 10 3	30 8 8 14 3	7.94 ∞ 27.00 0.00 0.00	1.235 ∞ 6.000 1.000 0.000												
<b>Batter</b>	<b>1</b>	<b>2</b>	<b>3</b>	<b>4</b>	<b>5</b>	<b>6</b>	<b>7</b>	<b>8</b>	<b>9</b>	<b>AB</b>	<b>R</b>	<b>H</b>	<b>RBI</b>	<b>BB</b>	<b>SO</b>	<b>LOB</b>	<b>BOTTOM</b>				
Tony Fernandez, S (1,6) OBP: 0.332, SLG: 0.362	0-0 6-3		0-0 F7	0-0 CS BB	4-0 HR 1B			0-0 FC6-4 1-2		4	1	1	0	1	0	1					
Rance Mulliniks, L (1,5) OBP: 0.341, SLG: 0.388 Garth Iorg, R (6,PH) OBP: 0.290, SLG: 0.298 (7,5)	0-3 K		0-0 HR	0-3 K 1-2	0-0 HR			0-0 HR 1B		3	1	1	1	0	2	1					
Lloyd Moseby, L (1,8) OBP: 0.389, SLG: 0.467	0-0 F8		4-0 2B BB	0-0 2B BB	0-0 3-1			0-0 F8 L5-4 SH1-4 1B		2	2	0	0	2	0	0					
George Bell, R (1,7) OBP: 0.365, SLG: 0.519		0-0 F7		0-0 1-H 2B	0-0 2B BB			0-0 SH1-4 1B		4	0	2	1	0	0	1					
Willie Upshaw, L (1,3) OBP: 0.380, SLG: 0.366		0-0 G3		0-0 BB 2B	0-0 2B BB			0-0 SH1-4 1B		3	1	2	0	0	0	0					
Jesse Barfield, R (1,9) OBP: 0.348, SLG: 0.554		0-0 6-3		4-0 BB BB	4-0 BB BB			0-0 L5-4 1B		3	1	1	2	1	0	1					
Cliff Johnson, R (1,10) OBP: 0.384, SLG: 0.506			0-0 F3	4-0 1-2 2-3 BB	0-0 BB BB			0-0 E5 1B		3	1	0	0	1	0	0					
Ernie Whitt, L (1,2) OBP: 0.262, SLG: 0.302 Buck Martinez, R (6,PH) OBP: 0.318, SLG: 0.368 (7,2)			0-0 F8	0-0 F7	0-0 F7			0-0 F7		2	0	0	0	0	0	3					
Damaso Garcia, R (1,4) OBP: 0.286, SLG: 0.315			0-0 6-3		0-0 F7			0-0 FC6-4 1B		4	1	2	1	0	0	0					
<b>Inning Stats</b>	R: 0 E: 0 K: 1 S: 5	H: 0 LOB: 0 BB: 0 P: 5	R: 0 E: 0 K: 0 S: 3	H: 0 LOB: 0 BB: 0 P: 3	R: 0 E: 0 K: 0 S: 3	H: 0 LOB: 0 BB: 0 P: 3	R: 2 E: 0 K: 0 S: 5	H: 3 LOB: 3 BB: 3 P: 17	R: 0 E: 0 K: 1 S: 4	H: 0 LOB: 1 BB: 1 P: 8	R: 7 E: 1 K: 0 S: 9	H: 5 LOB: 0 BB: 1 P: 13	R: 0 E: 0 K: 0 S: 3	H: 1 LOB: 0 BB: 0 P: 3	R: 0 E: 0 K: 0 S: 4	H: 1 LOB: 1 BB: 0 P: 4	1B: 5 2B: 5 3B: 0 HR: 2	SF: 0 SAC: 1 DP: 2 HBP: 0	WP: 0 PB: 0 SB: 0 CS: 1	PA: 37	
<b>PITCHER</b>	IP WLS BF H R ER SO BB IBB HBP BLK WP HR S P ERA WHIP	IP WLS BF H R ER SO BB IBB HBP BLK WP HR S P ERA WHIP	IP WLS BF H R ER SO BB IBB HBP BLK WP HR S P ERA WHIP	IP WLS BF H R ER SO BB IBB HBP BLK WP HR S P ERA WHIP	IP WLS BF H R ER SO BB IBB HBP BLK WP HR S P ERA WHIP	IP WLS BF H R ER SO BB IBB HBP BLK WP HR S P ERA WHIP	IP WLS BF H R ER SO BB IBB HBP BLK WP HR S P ERA WHIP	IP WLS BF H R ER SO BB IBB HBP BLK WP HR S P ERA WHIP	IP WLS BF H R ER SO BB IBB HBP BLK WP HR S P ERA WHIP	IP WLS BF H R ER SO BB IBB HBP BLK WP HR S P ERA WHIP	IP WLS BF H R ER SO BB IBB HBP BLK WP HR S P ERA WHIP	IP WLS BF H R ER SO BB IBB HBP BLK WP HR S P ERA WHIP	IP WLS BF H R ER SO BB IBB HBP BLK WP HR S P ERA WHIP	IP WLS BF H R ER SO BB IBB HBP BLK WP HR S P ERA WHIP	IP WLS BF H R ER SO BB IBB HBP BLK WP HR S P ERA WHIP	IP WLS BF H R ER SO BB IBB HBP BLK WP HR S P ERA WHIP	IP WLS BF H R ER SO BB IBB HBP BLK WP HR S P ERA WHIP				
Walt Terrell, R (1,1) ERA: 5.07 Chuck Cary, L (6,1) ERA: 3.64 Bill Scherrer, L (6,1) ERA: 7.32	5.1 0.1 2.1	22 L 8	3 5 2	3 6 0	3 1 0	2 0 0	21 7 8	41 7 8	5.06 27.00 0.00	1.500 15.000 0.857											

**Detroit Tigers @ Toronto Blue Jays**  
 Exhibition Stadium, Toronto, ON  
 Sun Jun 15 1986, 3:33 AM EDT  
 Att: 38,157 - Unknown

AB	32
R	6
H	9
RBI	6
BB	5
SO	5
LOB	11



**Detroit Tigers @ Toronto Blue Jays**  
 Exhibition Stadium, Toronto, ON  
 Sun Jun 15 1986, 3:33 AM EDT  
 Att: 38,157 - Unknown

AB	31
R	9
H	10
RBI	8
BB	5
SO	2
LOB	8













Batter	1	2	3	4	5	6	7	8	9	AB	R	H	RBI	BB	SO	LOB	TOP			
Tony Fernandez, S OBP: 0.330, SLG: 0.373 (1, 6)			4-3				FC5-4			4	0	2	0	0	0	2	<b>Toronto Blue Jays @ Milwaukee Brewers</b> Milwaukee County Stadium, Milwaukee, WI Wed Jun 18 1986, 4:33 AM EDT Att: 21,652 - Unknown			
Damaso Garcia, R OBP: 0.296, SLG: 0.319 (1, 4)			F4		CS	F8		1-3		4	1	1	0	0	0	0				
Cliff Johnson, R OBP: 0.381, SLG: 0.506 (1, 10) Ron Shepherd, R OBP: 0.250, SLG: 0.250 (6, PR)			K			6-3				4	0	2	1	0	1	0				
George Bell, R OBP: 0.358, SLG: 0.518 (1, 7)					K			F7		4	0	1	0	0	1	2				
Willie Upshaw, L OBP: 0.371, SLG: 0.350 (1, 3)	K							F5		3	0	0	0	1	2	3				
Jesse Barfield, R OBP: 0.357, SLG: 0.555 (1, 8)		SH1-3			K				F8	3	0	1	0	1	1	1				
Garth Iorg, R OBP: 0.306, SLG: 0.317 (1, 5)		SH1-3			K					3	0	1	0	0	2	1				
Buck Martinez, R OBP: 0.296, SLG: 0.339 (1, 2)		F5				F3				4	0	0	0	0	1	3				
Kelly Gruber, R OBP: 0.197, SLG: 0.349 (1, 9)		5-3				5-3		FC4-6		3	0	0	0	0	0	3				
<b>Inning Stats</b>	R: 1 E: 0 K: 1 S: 7	H: 3 LOB: 1 BB: 0 P: 7	R: 0 E: 0 K: 0 S: 4	H: 1 LOB: 1 BB: 0 P: 4	R: 0 E: 0 K: 1 S: 5	H: 0 LOB: 0 BB: 0 P: 5	R: 0 E: 0 K: 3 S: 9	H: 0 LOB: 1 BB: 1 P: 13	R: 0 E: 0 K: 0 S: 3	H: 1 LOB: 0 BB: 0 P: 3	R: 0 E: 0 K: 1 S: 6	H: 1 LOB: 2 BB: 1 P: 6	R: 0 E: 0 K: 0 S: 4	H: 1 LOB: 1 BB: 0 P: 8	R: 0 E: 0 K: 2 S: 7	H: 0 LOB: 0 BB: 0 P: 7		1B: 6 2B: 2 3B: 0 HR: 0	SF: 0 SAC: 1 DP: 0 HBP: 0	WP: 0 PB: 0 SB: 0 CS: 1
<b>PITCHER</b> Teddy Higuera, L ERA: 2.21 (1, 1)	IP: 9.0 WLS: W BF: 35	H: 8 R: 1 ER: 1 SO: 8	BB: 2 IBB: 0 HBP: 0 BLK: 0	WP: 0 HR: 0 S: 49 P: 57	ERA: 1.00 WHIP: 1.111	<b>PITCHER</b>										IP: 9.0 WLS: W BF: 35	H: 8 R: 1 ER: 1 SO: 8	BB: 2 IBB: 0 HBP: 0 BLK: 0	WP: 0 HR: 0 S: 49 P: 57	ERA: 1.00 WHIP: 1.111

Batter	1	2	3	4	5	6	7	8	9	AB	R	H	RBI	BB	SO	LOB	BOTTOM			
Mike Felder, S OBP: 0.333, SLG: 0.390 (1, 8)	K									3	1	2	2	1	1	0	<b>Toronto Blue Jays @ Milwaukee Brewers</b> Milwaukee County Stadium, Milwaukee, WI Wed Jun 18 1986, 4:33 AM EDT Att: 21,652 - Unknown			
Ernest Riles, L OBP: 0.324, SLG: 0.362 (1, 6)										3	1	2	0	1	1	1				
Cecil Cooper, L OBP: 0.299, SLG: 0.366 (1, 10)										4	0	0	0	0	1	4				
Ben Oglivie, L OBP: 0.384, SLG: 0.468 (1, 9) (6, 7)										3	0	1	1	0	0	0				
Paul Moltor, R OBP: 0.379, SLG: 0.458 (1, 7) Rick Manning, L OBP: 0.261, SLG: 0.328 (6, 9)										2	0	0	0	0	1	0				
Billy Jo Robidoux, L OBP: 0.384, SLG: 0.364 (1, 3)										1	0	1	0	0	0	0				
Billy Jo Robidoux, L OBP: 0.384, SLG: 0.364 (1, 3)										3	0	0	0	0	0	2				
Dale Sveum, S OBP: 0.346, SLG: 0.430 (1, 5)										3	0	0	0	0	1	0				
Jim Gantner, L OBP: 0.320, SLG: 0.365 (1, 4)										3	0	0	0	0	0	0				
Charlie Moore, R OBP: 0.389, SLG: 0.440 (1, 2)										2	1	1	0	1	0	0				
<b>Inning Stats</b>	R: 0 E: 0 K: 1 S: 4	H: 0 LOB: 0 BB: 1 P: 8	R: 0 E: 0 K: 1 S: 5	H: 0 LOB: 0 BB: 0 P: 5	R: 2 E: 0 K: 1 S: 7	H: 2 LOB: 1 BB: 1 P: 11	R: 0 E: 0 K: 0 S: 3	H: 0 LOB: 0 BB: 0 P: 3	R: 0 E: 0 K: 0 S: 4	H: 2 LOB: 2 BB: 0 P: 4	R: 1 E: 0 K: 0 S: 5	H: 3 LOB: 1 BB: 0 P: 5	R: 0 E: 0 K: 0 S: 3	H: 0 LOB: 0 BB: 0 P: 3	R: 0 E: 0 K: 2 S: 6	H: 0 LOB: 0 BB: 1 P: 10	1B: 5 2B: 1 3B: 0 HR: 1	SF: 0 SAC: 0 DP: 2 HBP: 0	WP: 0 PB: 0 SB: 2 CS: 0	PA: 30
<b>PITCHER</b> Jim Clancy, R ERA: 4.15 (1, 1) Dennis Lamp, R ERA: 5.75 (3, 1) Bill Caudill, R ERA: 5.74 (8, 1)	IP: 2.2 WLS: L BF: 10	H: 1 R: 2 ER: 2 SO: 3	BB: 2 IBB: 0 HBP: 0 BLK: 0	WP: 0 HR: 1 S: 14 P: 22	ERA: 6.75 WHIP: 1.125	<b>PITCHER</b>										IP: 1.0 WLS: L BF: 2	H: 0 R: 0 ER: 0 SO: 2	BB: 0 IBB: 0 HBP: 0 BLK: 0	WP: 0 HR: 0 S: 6 P: 6	ERA: 0.00 WHIP: 0.000



Batter	1	2	3	4	5	6	7	8	9	10	AB	R	H	RBI	BB	SO	LOB	TOP							
Rickey Henderson, R OBP: 0.370, SLG: 0.509	1-3	L7					1B	HR		6-3	6	2	3	1	0	0	0								
Don Mattingly, L OBP: 0.367, SLG: 0.514	4-3 2B		1B			6-3	1B	1B		F9	6	3	4	0	0	0	2								
Ken Griffey, L OBP: 0.335, SLG: 0.458	4-3		1B			K	F9	1B		1B	6	1	4	1	0	1	3								
Mike Easter, L OBP: 0.372, SLG: 0.490	BB		G4-6-3				G3	1B		1B	4	1	2	2	2	1	3								
Dan Pasqua, L OBP: 0.423, SLG: 0.538	BB		G3			L8	F9	L3		K	6	0	1	0	0	1	9								
Mike Pagliarulo, L OBP: 0.331, SLG: 0.517	BB					3-1	G3	HR			3	2	1	2	2	0	1								
Ron Hassey, L OBP: 0.367, SLG: 0.408	K					4-3	1B	K			5	0	2	1	0	2	3								
Willie Randolph, R OBP: 0.411, SLG: 0.326		6-3				K	SF9	L8			4	0	0	1	0	1	1								
Mike Fischlin, R OBP: 0.321, SLG: 0.292		K					G5-4-3				2	0	1	0	0	1	0								
Dave Winfield, R OBP: 0.343, SLG: 0.464											1	0	0	0	0	0	1								
Ivan De Jesus, R OBP: 0.324, SLG: 0.357											0	0	0	0	0	0	0								
Butch Wynegar, S OBP: 0.380, SLG: 0.432											1	0	0	0	0	0	0								
Dale Berra, R OBP: 0.380, SLG: 0.432											1	0	0	0	0	1	0								
<b>Inning Stats</b>	R: 1 E: 0 K: 1 S: 8	H: 3 LOB: 3 BB: 1 P: 12	R: 0 E: 0 K: 1 S: 5	H: 0 LOB: 0 BB: 0 P: 5	R: 1 E: 0 K: 1 S: 4	H: 2 LOB: 0 BB: 0 P: 4	R: 0 E: 0 K: 1 S: 5	H: 0 LOB: 0 BB: 0 P: 5	R: 0 E: 0 K: 1 S: 7	H: 1 LOB: 3 BB: 1 P: 11	R: 4 E: 0 K: 0 S: 8	H: 5 LOB: 1 BB: 0 P: 8	R: 1 E: 0 K: 1 S: 8	H: 3 LOB: 2 BB: 0 P: 8	R: 1 E: 0 K: 2 S: 8	H: 1 LOB: 0 BB: 0 P: 8	R: 0 E: 0 K: 1 S: 6	H: 1 LOB: 2 BB: 1 P: 10	1B: 15 2B: 1 3B: 0 HR: 2	SF: 1 SAC: 0 DP: 2 HBP: 0	WP: 0 PB: 0 SB: 1 CS: 0	PA: 50			
<b>PITCHER</b>	IP WLS BF H R ER SO ERA WHIP	IP WLS BF H R ER SO ERA WHIP	IP WLS BF H R ER SO ERA WHIP	IP WLS BF H R ER SO ERA WHIP	IP WLS BF H R ER SO ERA WHIP	IP WLS BF H R ER SO ERA WHIP	IP WLS BF H R ER SO ERA WHIP	IP WLS BF H R ER SO ERA WHIP	IP WLS BF H R ER SO ERA WHIP	IP WLS BF H R ER SO ERA WHIP	IP WLS BF H R ER SO ERA WHIP	IP WLS BF H R ER SO ERA WHIP	IP WLS BF H R ER SO ERA WHIP	IP WLS BF H R ER SO ERA WHIP	IP WLS BF H R ER SO ERA WHIP	IP WLS BF H R ER SO ERA WHIP	IP WLS BF H R ER SO ERA WHIP	IP WLS BF H R ER SO ERA WHIP	IP WLS BF H R ER SO ERA WHIP	IP WLS BF H R ER SO ERA WHIP	IP WLS BF H R ER SO ERA WHIP	IP WLS BF H R ER SO ERA WHIP	IP WLS BF H R ER SO ERA WHIP	IP WLS BF H R ER SO ERA WHIP	
Dave Stieb, R ERA: 5.67	6.0	0.0	4.0	4.0	4.0	4.0	4.0	4.0	4.0	4.0	4.50	1.833													
Don Gordon, R ERA: 6.43	7.1	0.0	4.0	4.0	4.0	4.0	4.0	4.0	4.0	4.0	∞	∞													
Jim Acker, R ERA: 3.94	7.1	1.0	4.0	1.0	0.0	0.0	0.0	0.0	0.0	0.0	0.00	1.000													
Tom Henke, R ERA: 4.79	8.1	2.2	14.0	5.0	2.0	3.0	0.0	1.0	0.0	2.0	6.75	1.875													
Bill Caudill, R ERA: 5.63	10.1	0.1	W	1.0	0.0	0.0	1.0	0.0	0.0	0.0	0.00	0.000													

New York Yankees @ Toronto Blue Jays  
Exhibition Stadium, Toronto, ON  
Thu Jun 19 1986, 7:05 PM EDT  
Att: 35,389 - Unknown

AB	45
R	9
H	18
RBI	8
BB	4
SO	8
LOB	23



Batter	1	2	3	4	5	6	7	8	9	10	AB	R	H	RBI	BB	SO	LOB	BOTTOM							
Tony Fernandez, S OBP: 0.335, SLG: 0.385	L9		5-3				1B	1B			5	1	3	1	0	0	0								
Lloyd Moseby, L OBP: 0.379, SLG: 0.459	K		2B			FC1-4-6	SF8	F4			4	0	1	1	0	1	2								
Cliff Johnson, R OBP: 0.363, SLG: 0.506	L5		F9				HR	1B			4	1	2	0	0	0	1								
Ron Shepherd, R OBP: 0.400, SLG: 0.400			F8				HR	1B			1	1	1	0	0	0	0								
George Bell, R OBP: 0.358, SLG: 0.527		F8	HR				HR	L6			5	2	2	2	0	0	3								
Jesse Barfield, R OBP: 0.361, SLG: 0.565		HR	BB			K	HR	1B			3	2	1	1	2	1	1								
Garth Iorg, R OBP: 0.302, SLG: 0.312		F8				6-3	F8	1B			5	0	1	1	0	0	3								
Willie Upshaw, L OBP: 0.372, SLG: 0.365		HR				F4	K	K			5	2	2	3	0	2	2								
Buck Martinez, R OBP: 0.280, SLG: 0.318		6-3									4	0	0	0	0	0	0								
Kelly Gruber, R OBP: 0.197, SLG: 0.349		6-3				6-3	6-3				0	0	0	0	0	0	0								
Damaso Garcia, R OBP: 0.289, SLG: 0.326		F4				K		F7			5	1	2	1	0	1	0								
<b>Inning Stats</b>	R: 0 E: 0 K: 1 S: 5	H: 0 LOB: 0 BB: 0 P: 5	R: 3 E: 0 K: 0 S: 5	H: 2 LOB: 0 BB: 1 P: 9	R: 0 E: 0 K: 0 S: 4	H: 1 LOB: 1 BB: 0 P: 4	R: 0 E: 0 K: 1 S: 5	H: 0 LOB: 0 BB: 0 P: 5	R: 0 E: 0 K: 1 S: 6	H: 1 LOB: 1 BB: 0 P: 6	R: 3 E: 0 K: 1 S: 9	H: 4 LOB: 2 BB: 1 P: 13	R: 0 E: 0 K: 0 S: 4	H: 1 LOB: 1 BB: 0 P: 4	R: 0 E: 0 K: 0 S: 4	H: 1 LOB: 1 BB: 0 P: 4	R: 1 E: 0 K: 0 S: 3	H: 2 LOB: 3 BB: 0 P: 3	1B: 9 2B: 2 3B: 1 HR: 3	SF: 1 SAC: 1 DP: 0 HBP: 0	WP: 0 PB: 0 SB: 0 CS: 0	PA: 45			
<b>PITCHER</b>	IP WLS BF H R ER SO ERA WHIP	IP WLS BF H R ER SO ERA WHIP	IP WLS BF H R ER SO ERA WHIP	IP WLS BF H R ER SO ERA WHIP	IP WLS BF H R ER SO ERA WHIP	IP WLS BF H R ER SO ERA WHIP	IP WLS BF H R ER SO ERA WHIP	IP WLS BF H R ER SO ERA WHIP	IP WLS BF H R ER SO ERA WHIP	IP WLS BF H R ER SO ERA WHIP	IP WLS BF H R ER SO ERA WHIP	IP WLS BF H R ER SO ERA WHIP	IP WLS BF H R ER SO ERA WHIP	IP WLS BF H R ER SO ERA WHIP	IP WLS BF H R ER SO ERA WHIP	IP WLS BF H R ER SO ERA WHIP	IP WLS BF H R ER SO ERA WHIP	IP WLS BF H R ER SO ERA WHIP	IP WLS BF H R ER SO ERA WHIP	IP WLS BF H R ER SO ERA WHIP	IP WLS BF H R ER SO ERA WHIP	IP WLS BF H R ER SO ERA WHIP	IP WLS BF H R ER SO ERA WHIP	IP WLS BF H R ER SO ERA WHIP	
Dennis Rasmussen, L ERA: 4.2	5.0	2.0	7.0	6.0	6.0	3.0	1.0	0.0	0.0	0.0	10.80	1.600													
Bob Shirley, L ERA: 4.91	8.1	1.1	7.0	3.0	3.0	1.0	0.0	0.0	0.0	0.0	20.25	2.250													
Alfonso Pulido, L ERA: 3.7	7.1	1.2	9.0	3.0	0.0	0.0	1.0	1.0	0.0	0.0	0.00	2.400													
Dave Righetti, L ERA: 3.46	8.1	1.0	L	6.0	2.0	1.0	1.0	0.0	0.0	0.0	9.00	2.000													

New York Yankees @ Toronto Blue Jays  
Exhibition Stadium, Toronto, ON  
Thu Jun 19 1986, 7:05 PM EDT  
Att: 35,389 - Unknown

AB	41
R	10
H	15
RBI	10
BB	2
SO	5
LOB	12





Batter	1	2	3	4	5	6	7	8	9	10	AB	R	H	RBI	BB	SO	LOB	TOP							
Rickey Henderson, R OBP: 0.373, SLG: 0.514	(1, 8) BB 4-0 CS		X 0-0 F8		X 0-0 F8		X 0-0 SH5-3 WP 2B	0-3 K		X 0-0 E 1B 2B	5	2	2	1	1	1	1								
Willie Randolph, R OBP: 0.414, SLG: 0.329	(1, 4) S 0-3 K		X 0-0 F8		X 0-0 2B 1B		X 0-0 SH5-3 2-3			X 4-0 WP BB 1B	4	1	2	2	1	1	1								
Don Mattingly, L OBP: 0.373, SLG: 0.521	(1, 3) X 0-0 FC6-4 1B			X 0-0 F7	X 0-0 2B		X 0-3 K		X 0-0 WP SF7 1B	X 0-0 1-3 1B	6	1	4	0	0	1	1								
Dave Winfield, R OBP: 0.339, SLG: 0.454	(1, 9) X 0-0 FC6-4			X 0-0 F9	X 4-0 IBB		X 0-3 K		X 0-0 6-3	X 0-0 F8	5	0	0	0	1	1	4								
Gary Roenicke, R OBP: 0.437, SLG: 0.418	(1, 7)	X 0-0		X 4-0 1B BB	X 0-0 4-3		X 0-0 G3 1B HR		X 0-0 SF7		2	0	1	0	1	0	3								
Ken Griffey, L OBP: 0.337, SLG: 0.462	(8, PH) (8, 7)			X 0-0 2B	X 0-0 BB		X 0-0 G3 1B		X 0-0 SF7		1	1	1	1	0	0	0								
Mike Easter, L OBP: 0.373, SLG: 0.488	(1, 10)	X 0-3 K		X 0-0 FC5-4 1B	X 0-0 F7		X 0-0 HR		X 0-0 4-3		5	1	2	0	0	1	1								
Butch Wynegar, S OBP: 0.320, SLG: 0.374	(1, 2)	X 0-0 F9		X 0-0 FC5-4 1-2	X 0-0 HR		X 0-3 K		X 0-0 4-3		5	1	1	1	0	1	5								
Mike Pagliarulo, L OBP: 0.332, SLG: 0.519	(1, 5)	X 0-3 K		X 0-0 1-3 1B	X 0-3 K		X 0-0 G3		X 0-0 2B		5	2	2	0	0	2	3								
Dale Berra, R OBP: 0.358, SLG: 0.404	(1, 6)		X 0-0 F7		X 0-0 1-3 1B		X 0-0 HR		X 0-3 K		3	0	0	0	0	0	1								
Ron Hassey, L OBP: 0.371, SLG: 0.438	(8, PH)			X 0-0 1-3	X 0-0 F9		X 0-0 K		X 0-3 K		1	1	1	3	0	0	0								
Mike Fischlin, R OBP: 0.321, SLG: 0.292	(8, 6)			X 0-0 1-2	X 0-0 F9		X 0-0 K		X 0-3 K		0	0	0	0	0	0	0								
Dan Pasqua, L OBP: 0.418, SLG: 0.530	(10, PH)			X 0-0 1-2	X 0-0 F9		X 0-0 K		X 0-3 K		1	0	0	0	0	1	1								
Ivan De Jesus, R OBP: 0.337, SLG: 0.514	(10, 6)			X 0-0 1-2	X 0-0 F9		X 0-0 K		X 0-3 K		0	0	0	0	0	0	0								
<b>Inning Stats</b>	R: 0 E: 0 K: 1 S: 5	H: 1 LOB: 1 BB: 1 P: 9	R: 0 E: 0 K: 2 S: 8	H: 1 LOB: 1 BB: 0 P: 8	R: 0 E: 0 K: 0 S: 3	H: 0 LOB: 0 BB: 0 P: 3	R: 0 E: 0 K: 0 S: 4	H: 1 LOB: 2 BB: 1 P: 8	R: 1 E: 0 K: 0 S: 6	H: 3 LOB: 3 BB: 1 P: 10	R: 1 E: 0 K: 2 S: 8	H: 1 LOB: 0 BB: 0 P: 8	R: 3 E: 0 K: 2 S: 10	H: 3 LOB: 0 BB: 0 P: 10	R: 2 E: 0 K: 0 S: 4	H: 1 LOB: 0 BB: 1 P: 8	R: 2 E: 1 K: 1 S: 9	H: 4 LOB: 2 BB: 0 P: 9	1B: 9 2B: 5 3B: 0 HR: 2	SF: 1 SAC: 1 DP: 0 HBP: 0	WP: 3 PB: 0 SB: 1 CS: 1	PA: 49			
<b>PITCHER</b>	IP 6.2	WLS 30	BF 8	H 3	R 3	ER 3	SO 5	BB 2	IBB 0	HBP 0	BLK 0	WP 0	HR 1	S 37	P 49	ERA 4.05	WHIP 1.500								
John Cerutti, L ERA: 5.09	(1, 1)																								
Jim Acker, R ERA: 4.69	(7, 1)	2.1	12	4	5	5	3	1	0	0	0	2	1	17	21	19.29	2.143								
Don Gordon, R ERA: 7.06	(10, 1)	0.2	L	5	3	2	2	1	0	0	0	0	0	7	7	27.00	4.500								
Bill Caudill, R ERA: 5.51	(10, 1)	0.1	2	1	0	0	0	0	0	0	0	0	0	2	2	0.00	3.000								
<b>PITCHER</b>	IP 8.0	WLS 34	BF 8	H 4	R 4	ER 4	SO 3	BB 3	IBB 0	HBP 0	BLK 0	WP 0	HR 2	S 37	P 49	ERA 4.50	WHIP 1.375								
Doug Drabek, R ERA: 5.49	(1, 1)																								
Dave Righetti, L ERA: 4.31	(9, 1)	0.2	6	3	4	4	2	1	0	0	0	0	1	9	13	54.00	6.000								
Brian Fisher, R ERA: 5.59	(9, 1)	1.1	W	4	0	0	0	2	0	0	0	0	0	8	8	0.00	0.000								
<b>Batter</b>	<b>1</b>	<b>2</b>	<b>3</b>	<b>4</b>	<b>5</b>	<b>6</b>	<b>7</b>	<b>8</b>	<b>9</b>	<b>10</b>	<b>AB</b>	<b>R</b>	<b>H</b>	<b>RBI</b>	<b>BB</b>	<b>SO</b>	<b>LOB</b>	<b>BOTTOM</b>							
Tony Fernandez, S OBP: 0.336, SLG: 0.385	(1, 6) X 0-0 1B 1B	X 0-0 L8		X 0-0 F8				X 0-0 6-3	X 0-0 BB HR 1B		5	1	2	1	0	0	1								
Rance Mulliniks, L OBP: 0.353, SLG: 0.416	(1, 5) X 0-0 FC6-4 1B		X 0-0 F9		X 4-0 2B BB		X 0-0 HR		X 4-0 HR BB		3	1	2	1	1	0	0								
Garth Iorg, R OBP: 0.308, SLG: 0.312	(9, PH) (10, 5)	X 1-2 1B		X 0-0 F3	X 0-0 2B		X 0-0 FC5-4 BB		X 0-3 K		0	1	0	0	1	0	0								
Lloyd Moseby, L OBP: 0.379, SLG: 0.459	(1, 8) S 0-3 K		X 0-0 F3	X 0-0 6-3	X 0-0 F6		X 0-0 FC5-4 BB		X 0-0 K		4	0	1	0	1	2	5								
George Bell, R OBP: 0.356, SLG: 0.532	(1, 7) X 0-0 F3		X 0-0 6-3	X 0-0 F8	X 0-0 K		X 0-0 K		X 0-0 FC5-4 HR		5	1	1	4	0	0	5								
Jesse Barfield, R OBP: 0.355, SLG: 0.553	(1, 9) X 0-0 FC6-4		X 0-0 F8	X 0-0 F8	X 0-3 K		X 0-0 K		X 0-0 5-3	X 0-0 K	5	0	0	0	0	2	5								
Cliff Johnson, R OBP: 0.379, SLG: 0.497	(1, 10)	X 0-0 F7		X 0-0 F9	X 0-0 4-3		X 0-0 4-3		X 0-0 BB 1B	X 0-3 K	5	1	1	0	0	1	2								
Willie Upshaw, L OBP: 0.368, SLG: 0.358	(1, 3)	X 0-3 K		X 0-0 4-3	X 0-0 F8		X 0-0 F8		X 4-0 1B BB	X 0-0 F9	4	1	0	0	1	1	0								
Ernie Whitt, L OBP: 0.276, SLG: 0.367	(1, 2)	X 0-0 HR		X 0-0 2B	X 0-0 F7		X 0-0 F8		X 0-3 K	X 0-0 F7	3	1	2	1	0	0	0								
Buck Martinez, R OBP: 0.276, SLG: 0.313	(9, PH) (10, 2)			X 0-0 HR	X 0-0 2B		X 0-0 F8		X 0-0 K	X 0-0 F7	1	0	0	0	0	1	2								
Rick Leach, L OBP: 0.325, SLG: 0.449	(10, PH)			X 0-0 1B	X 0-0 5-3		X 0-0 4-3		X 0-0 BB HR 1B		1	0	0	0	0	0	0								
Damaso Garcia, R OBP: 0.293, SLG: 0.330	(1, 4)	X 0-0 1B		X 0-0 5-3	X 0-0 4-3		X 0-0 4-3		X 0-0 BB HR 1B		4	1	2	1	0	0	0								
<b>Inning Stats</b>	R: 0 E: 0 K: 1 S: 7	H: 2 LOB: 2 BB: 0 P: 7	R: 1 E: 0 K: 1 S: 7	H: 2 LOB: 1 BB: 0 P: 7	R: 0 E: 0 K: 0 S: 3	H: 0 LOB: 0 BB: 0 P: 3	R: 0 E: 0 K: 0 S: 3	H: 0 LOB: 0 BB: 0 P: 3	R: 0 E: 0 K: 1 S: 6	H: 1 LOB: 2 BB: 1 P: 10	R: 0 E: 0 K: 0 S: 3	H: 0 LOB: 0 BB: 0 P: 3	R: 1 E: 0 K: 0 S: 4	H: 1 LOB: 1 BB: 1 P: 8	R: 6 E: 3 K: 3 S: 13	H: 4 LOB: 0 BB: 2 P: 21	R: 0 E: 0 K: 1 S: 5	H: 0 LOB: 0 BB: 0 P: 5	1B: 6 2B: 2 3B: 0 HR: 3	SF: 0 SAC: 0 DP: 0 HBP: 0	WP: 0 PB: 0 SB: 0 CS: 0	PA: 44			
<b>PITCHER</b>	IP 8.0	WLS 34	BF 8	H 4	R 4	ER 4	SO 3	BB 3	IBB 0	HBP 0	BLK 0	WP 0	HR 2	S 37	P 49	ERA 4.50	WHIP 1.375								
Doug Drabek, R ERA: 5.49	(1, 1)																								
Dave Righetti, L ERA: 4.31	(9, 1)	0.2	6	3	4	4	2	1	0	0	0	0	1	9	13	54.00	6.000								
Brian Fisher, R ERA: 5.59	(9, 1)	1.1	W	4	0	0	0	2	0	0	0	0	0	8	8	0.00	0.000								

New York Yankees @ Toronto Blue Jays  
Exhibition Stadium, Toronto, ON  
Fri Jun 20 1986, 7:05 PM EDT  
Att: 38,109 - Unknown

AB 43  
R 10  
H 16  
RBI 8  
BB 4  
SO 9  
LOB 21



New York Yankees @ Toronto Blue Jays  
Exhibition Stadium, Toronto, ON  
Fri Jun 20 1986, 7:05 PM EDT  
Att: 38,109 - Unknown

AB 40  
R 8  
H 11  
RBI 8  
BB 4  
SO 7  
LOB 20





Batter	1	2	3	4	5	6	7	8	9	10	AB	R	H	RBI	BB	SO	LOB	TOP									
Rickey Henderson, R OBP: 0.370, SLG: 0.507	(1, 8) 0-3 K	(1, 8) 0-0 5-3			(1, 8) 0-3 K		(1, 8) 0-0 6-3			(1, 8) 4-0 1B BB	4	1	0	0	1	2	2										
Ken Griffey, L OBP: 0.344, SLG: 0.468	(1, 7) 4-0 1B BB	(1, 7) 0-3 K			(1, 7) 0-0 2B		(1, 7) 0-0 F8			(1, 7) 0-0 1B BB	4	2	2	1	1	1	2										
Don Mattingly, L OBP: 0.373, SLG: 0.519	(1, 3) 0-0 1B				(1, 3) 0-0 F8		(1, 3) 0-0 F7		(1, 3) 0-0 F4	(1, 3) 0-0 1B BB	5	1	2	0	0	0	1										
Mike Easter, L OBP: 0.362, SLG: 0.502	(1, 10) 0-0 1B				(1, 10) 0-0 2B		(1, 10) 4-0 1B		(1, 10) 0-3 K	(1, 10) 0-0 1B BB	4	0	3	3	1	1	0										
Dan Pasqua, L OBP: 0.405, SLG: 0.521	(1, 9) 0-0 F8				(1, 9) 0-0 2B		(1, 9) 0-0 F9		(1, 9) 0-0 4-3	(1, 9) 0-3 K	5	0	1	0	0	1	5										
Mike Pagliarulo, L OBP: 0.325, SLG: 0.507	(1, 5) 0-3 K				(1, 5) 0-0 F9		(1, 5) 0-0 1-3		(1, 5) 0-0 6-3	(1, 5) 0-0 F9	5	0	0	0	0	1	4										
Ron Hassey, L OBP: 0.379, SLG: 0.440					(1, 2) 0-0 2B 1B		(1, 2) 0-0 4-3		(1, 2) 0-0 4-3	(1, 2) 0-0 1B BB	4	0	2	0	1	0	0										
Willie Randolph, R OBP: 0.407, SLG: 0.322	(1, 4) 0-0 F3				(1, 4) 0-3 K		(1, 4) 0-0 5-3		(1, 4) 0-3 K	(1, 4) 0-0 F3	5	0	0	0	0	2	4										
Dale Berra, R OBP: 0.351, SLG: 0.412	(1, 6) 0-0 1-3 2B				(1, 6) 0-0 5-3		(1, 6) 0-0 4-3		(1, 6) 0-0 F3		4	0	1	0	0	0	1										
<b>Inning Stats</b>	R: 1 E: 0 K: 2 S: 9	H: 2 LOB: 2 BB: 1 P: 13	R: 0 E: 0 K: 1 S: 7	H: 2 LOB: 2 BB: 0 P: 7	R: 0 E: 0 K: 0 S: 4	H: 2 LOB: 1 BB: 0 P: 4	R: 0 E: 0 K: 1 S: 5	H: 0 LOB: 0 BB: 0 P: 5	R: 0 E: 0 K: 0 S: 3	H: 0 LOB: 0 BB: 0 P: 3	R: 0 E: 0 K: 1 S: 5	H: 1 LOB: 1 BB: 0 P: 6	R: 0 E: 0 K: 0 S: 6	H: 0 LOB: 0 BB: 0 P: 10	R: 0 E: 0 K: 0 S: 3	H: 0 LOB: 0 BB: 0 P: 3	R: 0 E: 0 K: 1 S: 6	H: 1 LOB: 1 BB: 0 P: 6	R: 3 E: 0 K: 1 S: 8	H: 3 LOB: 2 BB: 2 P: 16	1B: 6 2B: 5 3B: 0 HR: 0	SF: 0 SAC: 0 DP: 0 HBP: 0	WP: 0 PB: 0 SB: 1 CS: 0	PA: 44			
<b>PITCHER</b>	IP WLS BF H R ER SO BB IBB HBP BLK WP HR S P ERA WHIP	IP WLS BF H R ER SO BB IBB HBP BLK WP HR S P ERA WHIP	IP WLS BF H R ER SO BB IBB HBP BLK WP HR S P ERA WHIP	IP WLS BF H R ER SO BB IBB HBP BLK WP HR S P ERA WHIP	IP WLS BF H R ER SO BB IBB HBP BLK WP HR S P ERA WHIP	IP WLS BF H R ER SO BB IBB HBP BLK WP HR S P ERA WHIP	IP WLS BF H R ER SO BB IBB HBP BLK WP HR S P ERA WHIP	IP WLS BF H R ER SO BB IBB HBP BLK WP HR S P ERA WHIP	IP WLS BF H R ER SO BB IBB HBP BLK WP HR S P ERA WHIP	IP WLS BF H R ER SO BB IBB HBP BLK WP HR S P ERA WHIP	IP WLS BF H R ER SO BB IBB HBP BLK WP HR S P ERA WHIP	IP WLS BF H R ER SO BB IBB HBP BLK WP HR S P ERA WHIP	IP WLS BF H R ER SO BB IBB HBP BLK WP HR S P ERA WHIP	IP WLS BF H R ER SO BB IBB HBP BLK WP HR S P ERA WHIP	IP WLS BF H R ER SO BB IBB HBP BLK WP HR S P ERA WHIP	IP WLS BF H R ER SO BB IBB HBP BLK WP HR S P ERA WHIP	IP WLS BF H R ER SO BB IBB HBP BLK WP HR S P ERA WHIP	IP WLS BF H R ER SO BB IBB HBP BLK WP HR S P ERA WHIP	IP WLS BF H R ER SO BB IBB HBP BLK WP HR S P ERA WHIP	IP WLS BF H R ER SO BB IBB HBP BLK WP HR S P ERA WHIP	IP WLS BF H R ER SO BB IBB HBP BLK WP HR S P ERA WHIP	IP WLS BF H R ER SO BB IBB HBP BLK WP HR S P ERA WHIP	IP WLS BF H R ER SO BB IBB HBP BLK WP HR S P ERA WHIP	IP WLS BF H R ER SO BB IBB HBP BLK WP HR S P ERA WHIP	IP WLS BF H R ER SO BB IBB HBP BLK WP HR S P ERA WHIP	IP WLS BF H R ER SO BB IBB HBP BLK WP HR S P ERA WHIP	IP WLS BF H R ER SO BB IBB HBP BLK WP HR S P ERA WHIP

New York Yankees @ Toronto Blue Jays  
Exhibition Stadium, Toronto, ON  
Sat Jun 21 1986, 3:33 AM EDT  
Att: 43,678 - Unknown

AB	40
R	4
H	11
RBI	4
BB	4
SO	8
LOB	19



Batter	1	2	3	4	5	6	7	8	9	10	AB	R	H	RBI	BB	SO	LOB	BOTTOM									
Tony Fernandez, S OBP: 0.337, SLG: 0.385	(1, 6) 0-0 1B 1B				(1, 6) 0-0 6-3		(1, 6) 0-0 FC6-4		(1, 6) 0-0 FC3-6		5	0	2	0	0	0	3										
Lloyd Moseby, L OBP: 0.373, SLG: 0.451	(1, 8) 0-0 F4				(1, 8) 0-0 5-3		(1, 8) 0-0 F6		(1, 8) 0-0 4-3	(1, 8) 0-0 F8	5	0	0	0	0	0	2										
Cliff Johnson, R OBP: 0.380, SLG: 0.508	(1, 10) 0-0 F8				(1, 10) 4-0 BB		(1, 10) 0-0 6-3		(1, 10) 0-0 F4	(1, 10) 0-0 HR	4	1	1	1	1	0	1										
George Bell, R OBP: 0.353, SLG: 0.526	(1, 7) 0-0 1B				(1, 7) 0-0 F4		(1, 7) 0-0 F8		(1, 7) 0-0 6-3	(1, 7) 0-0 L6	5	0	1	0	0	0	2										
Jesse Barfield, R OBP: 0.355, SLG: 0.549	(1, 9) 0-0 1-2 2-3 1B				(1, 9) 0-3 K		(1, 9) 4-0 BB		(1, 9) 0-0 F8	(1, 9) 0-0 1-3	4	0	1	0	1	1	0										
Damaso Garcia, R OBP: 0.292, SLG: 0.333	(1, 4) 0-0 F4				(1, 4) 0-0 5-3		(1, 4) 0-0 F9		(1, 4) 0-0 1B 2B		4	1	1	0	0	0	1										
Willie Upshaw, L OBP: 0.370, SLG: 0.361	(1, 3) 0-3 K				(1, 3) 0-0 1B		(1, 3) 0-0 F8		(1, 3) 0-0 F9 1B	(1, 3) 2-H 1B	4	0	2	1	0	1	0										
Garth Iorg, R OBP: 0.306, SLG: 0.310	(1, 5) 0-0 L6				(1, 5) 0-0 L6		(1, 5) 0-0 F3		(1, 5) 0-0 FC3-6 1B	(1, 5) 1-2 1B	4	0	1	0	0	0	1										
Buck Martinez, R OBP: 0.278, SLG: 0.394	(1, 2) 0-0 5-3				(1, 2) 0-0 5-3		(1, 2) 0-0 FC6-4 BB		(1, 2) 0-0 F9	(1, 2) 2-3 1B	2	0	0	0	1	0	0										
Ron Shepherd, R OBP: 0.400, SLG: 0.400	(7, PR) 0-0 5-3										0	0	0	0	0	0	0										
Ernie Whitt, L OBP: 0.274, SLG: 0.364	(8, 2) 0-0 5-3										1	0	0	0	0	0	2										
<b>Inning Stats</b>	R: 0 E: 0 K: 0 S: 5	H: 3 LOB: 2 BB: 0 P: 5	R: 0 E: 0 K: 1 S: 5	H: 0 LOB: 0 BB: 0 P: 5	R: 0 E: 0 K: 0 S: 4	H: 1 LOB: 2 BB: 1 P: 8	R: 0 E: 0 K: 1 S: 6	H: 1 LOB: 1 BB: 0 P: 6	R: 0 E: 0 K: 0 S: 3	H: 0 LOB: 1 BB: 1 P: 7	R: 0 E: 0 K: 0 S: 3	H: 0 LOB: 0 BB: 0 P: 3	R: 1 E: 0 K: 0 S: 6	H: 3 LOB: 2 BB: 0 P: 6	R: 1 E: 0 K: 0 S: 4	H: 1 LOB: 0 BB: 0 P: 4	1B: 7 2B: 1 3B: 0 HR: 1	SF: 0 SAC: 0 DP: 0 HBP: 0	WP: 0 PB: 0 SB: 0 CS: 0	PA: 41							
<b>PITCHER</b>	IP WLS BF H R ER SO BB IBB HBP BLK WP HR S P ERA WHIP	IP WLS BF H R ER SO BB IBB HBP BLK WP HR S P ERA WHIP	IP WLS BF H R ER SO BB IBB HBP BLK WP HR S P ERA WHIP	IP WLS BF H R ER SO BB IBB HBP BLK WP HR S P ERA WHIP	IP WLS BF H R ER SO BB IBB HBP BLK WP HR S P ERA WHIP	IP WLS BF H R ER SO BB IBB HBP BLK WP HR S P ERA WHIP	IP WLS BF H R ER SO BB IBB HBP BLK WP HR S P ERA WHIP	IP WLS BF H R ER SO BB IBB HBP BLK WP HR S P ERA WHIP	IP WLS BF H R ER SO BB IBB HBP BLK WP HR S P ERA WHIP	IP WLS BF H R ER SO BB IBB HBP BLK WP HR S P ERA WHIP	IP WLS BF H R ER SO BB IBB HBP BLK WP HR S P ERA WHIP	IP WLS BF H R ER SO BB IBB HBP BLK WP HR S P ERA WHIP	IP WLS BF H R ER SO BB IBB HBP BLK WP HR S P ERA WHIP	IP WLS BF H R ER SO BB IBB HBP BLK WP HR S P ERA WHIP	IP WLS BF H R ER SO BB IBB HBP BLK WP HR S P ERA WHIP	IP WLS BF H R ER SO BB IBB HBP BLK WP HR S P ERA WHIP	IP WLS BF H R ER SO BB IBB HBP BLK WP HR S P ERA WHIP	IP WLS BF H R ER SO BB IBB HBP BLK WP HR S P ERA WHIP	IP WLS BF H R ER SO BB IBB HBP BLK WP HR S P ERA WHIP	IP WLS BF H R ER SO BB IBB HBP BLK WP HR S P ERA WHIP	IP WLS BF H R ER SO BB IBB HBP BLK WP HR S P ERA WHIP	IP WLS BF H R ER SO BB IBB HBP BLK WP HR S P ERA WHIP	IP WLS BF H R ER SO BB IBB HBP BLK WP HR S P ERA WHIP	IP WLS BF H R ER SO BB IBB HBP BLK WP HR S P ERA WHIP	IP WLS BF H R ER SO BB IBB HBP BLK WP HR S P ERA WHIP	IP WLS BF H R ER SO BB IBB HBP BLK WP HR S P ERA WHIP	IP WLS BF H R ER SO BB IBB HBP BLK WP HR S P ERA WHIP

New York Yankees @ Toronto Blue Jays  
Exhibition Stadium, Toronto, ON  
Sat Jun 21 1986, 3:33 AM EDT  
Att: 43,678 - Unknown

AB	38
R	2
H	9
RBI	2
BB	3
SO	2
LOB	12





Batter	1	2	3	4	5	6	7	8	9	AB	R	H	RBI	BB	SO	LOB	TOP
Rickey Henderson, R OBP: 0.368, SLG: 0.504 Dan Pasqua, L OBP: 0.412, SLG: 0.528	(1,8) 0-3 K	(1,8) 0-0 F4			(1,8) 0-0 F6		(1,8) 0-0 1B		(1,8) 0-0 FC6	4	0	1	0	0	1	1	<b>New York Yankees @ Toronto Blue Jays</b> Exhibition Stadium, Toronto, ON Sun Jun 22 1986, 3:33 AM EDT Att: 40,101 - Unknown
Willie Randolph, R OBP: 0.411, SLG: 0.346 Mike Fischlin, R OBP: 0.315, SLG: 0.286	(1,4) 0-0 HR		(1,4) 0-0 F8		(1,4) 0-0 2B		(1,4) 0-0 1B		(1,4) 0-0 F9	4	1	3	1	0	0	0	
Don Mattingly, L OBP: 0.373, SLG: 0.519	(1,3) 0-0 2B		(1,3) 0-0 F9		(1,3) 4-0 BB		(1,3) 0-0 FC6-4		(1,3) 0-0 FC6	4	0	1	0	1	0	3	
Dave Winfield, R OBP: 0.341, SLG: 0.452	(1,9) 0-0 1B				(1,9) 0-0 G5-4-3				(1,9) 0-3 K	3	0	1	0	1	1	2	
Gary Roenicke, R OBP: 0.418, SLG: 0.394	(1,7) 0-0 F6		(1,7) 0-0 F3						(1,7) 0-3 K	4	0	0	0	0	2	3	
Mike Easter, L OBP: 0.384, SLG: 0.502	(1,10) 0-3 K				(1,10) 0-0 1B		(1,10) 0-3 K		(1,10) 0-0 1B	4	0	2	0	0	2	2	
Butch Wynegar, S OBP: 0.318, SLG: 0.370		(1,2) 0-0 6-3		(1,2) 0-0 F7		(1,2) 0-0 F9		(1,2) 0-0 1B		4	0	1	0	0	0	1	
Mike Pagliarulo, L OBP: 0.320, SLG: 0.498 Ivan De Jesus, R (8,6)	(1,5) 0-0 F8		(1,5) 0-0 F8		(1,5) 0-3 K		(1,5) 0-0 F8		(1,5) 0-0 F5	4	0	0	0	0	1	3	
Dale Berra, R OBP: 0.344, SLG: 0.389	(1,6) 0-0 BB		(1,6) 4-0 BB		(1,6) 0-0 F8		(1,6) 0-0 L8		(1,6) 0-0 5-3	3	0	0	0	1	0	1	
<b>Inning Stats</b>	R: 1 E: 0 K: 2 S: 10	H: 3 LOB: 2 BB: 0 P: 10	R: 0 E: 0 K: 0 S: 3	H: 0 LOB: 1 BB: 1 P: 7	R: 0 E: 0 K: 1 S: 6	H: 1 LOB: 1 BB: 0 P: 6	R: 0 E: 0 K: 2 S: 7	H: 0 LOB: 0 BB: 0 P: 7	R: 0 E: 0 K: 2 S: 9	H: 2 LOB: 2 BB: 0 P: 9	R: 0 E: 0 K: 2 S: 4	H: 1 LOB: 1 BB: 0 P: 4	1B: 7 2B: 2 3B: 0 HR: 1	SF: 0 SAC: 0 DP: 1 HBP: 0	WP: 0 PB: 0 SB: 1 CS: 0	PA: 39	
<b>PITCHER</b>	IP WLS BF H R ER SO BB IBB HBP BLK WP HR S P ERA WHIP	IP WLS BF H R ER SO BB IBB HBP BLK WP HR S P ERA WHIP															
Jimmy Key, L ERA: 4.67 Tom Henke, R ERA: 4.66	(1,1) 8.0 W 35 9 1 1 7 3 0 0 0 0 1 46 58 1.12 1.500	(9,1) 1.0 4 1 0 0 0 0 0 0 0 0 0 0 4 4 0.00 1.000															

Batter	1	2	3	4	5	6	7	8	9	AB	R	H	RBI	BB	SO	LOB	BOTTOM			
Tony Fernandez, S OBP: 0.340, SLG: 0.409	(1,6) 0-0 G3		(1,6) 0-0 3B		(1,6) 0-0 3-1		(1,6) 0-0 G3		(1,6) 0-0 4-3	6	2	3	4	0	0	2	<b>New York Yankees @ Toronto Blue Jays</b> Exhibition Stadium, Toronto, ON Sun Jun 22 1986, 3:33 AM EDT Att: 40,101 - Unknown			
Rance Mulliniks, L OBP: 0.353, SLG: 0.411 Garth Iorg, R OBP: 0.301, SLG: 0.304	(1,5) 0-0 3-1		(1,5) 0-0 4-3		(1,5) 4-0 BB		(1,5) 0-0 G3		(1,5) 0-0 6-3	2	1	0	0	1	0	1				
Lloyd Moseby, L OBP: 0.351, SLG: 0.455 Kelly Gruber, R OBP: 0.194, SLG: 0.344	(1,8) 4-0 BB				(1,8) 0-0 1B		(1,8) 0-0 E		(1,8) 0-0 K	2	2	2	0	2	0	0				
George Bell, R OBP: 0.354, SLG: 0.524 Ron Shepherd, R OBP: 0.400, SLG: 0.400	(1,7) 0-0 L3				(1,7) 0-0 L5		(1,7) 0-0 SF7		(1,7) 0-0 1B	3	1	1	1	1	0	2				
Willie Upshaw, L OBP: 0.375, SLG: 0.363	(1,3) 0-0 6-3		(1,3) 4-0 1B		(1,3) 0-0 E4		(1,3) 0-0 FC4-6		(1,3) 0-0 2B	4	2	2	2	1	0	1				
Cliff Johnson, R OBP: 0.377, SLG: 0.508 Rick Leach, L OBP: 0.333, SLG: 0.468	(1,10) 0-0 6-3		(1,10) 0-3 K		(1,10) 0-0 2B		(1,10) 0-0 F7		(1,10) 0-0 2B	4	0	1	1	0	1	2				
Jesse Barfield, R OBP: 0.356, SLG: 0.546	(1,9) 0-0 5-3		(1,9) 0-0 1B		(1,9) 0-0 5-3		(1,9) 0-0 HR		(1,9) 0-3 K	5	1	2	1	0	1	4				
Ernie Whitt, L OBP: 0.284, SLG: 0.396	(1,2) 0-0 4-3		(1,2) 0-0 G3		(1,2) 4-0 2B		(1,2) 0-0 HR		(1,2) 0-0 2B	4	2	2	4	1	0	2				
Damaso Garcia, R OBP: 0.294, SLG: 0.340	(1,4) 0-0 6-3		(1,4) 0-0 6-3		(1,4) 0-0 2B		(1,4) 0-0 HR		(1,4) 0-3 K	5	2	2	0	0	1	2				
<b>Inning Stats</b>	R: 0 E: 0 K: 0 S: 3	H: 0 LOB: 0 BB: 1 P: 7	R: 0 E: 0 K: 0 S: 3	H: 0 LOB: 0 BB: 0 P: 3	R: 0 E: 0 K: 1 S: 4	H: 1 LOB: 0 BB: 0 P: 4	R: 1 E: 0 K: 1 S: 7	H: 2 LOB: 2 BB: 1 P: 11	R: 4 E: 1 K: 0 S: 6	H: 3 LOB: 1 BB: 2 P: 14	R: 3 E: 0 K: 0 S: 5	H: 2 LOB: 1 BB: 2 P: 13	R: 4 E: 0 K: 1 S: 9	H: 4 LOB: 0 BB: 0 P: 9	R: 3 E: 0 K: 2 S: 11	H: 4 LOB: 2 BB: 0 P: 11		1B: 8 2B: 5 3B: 1 HR: 2	SF: 1 SAC: 0 DP: 0 HBP: 0	WP: 0 PB: 0 SB: 2 CS: 0
<b>PITCHER</b>	IP WLS BF H R ER SO BB IBB HBP BLK WP HR S P ERA WHIP	IP WLS BF H R ER SO BB IBB HBP BLK WP HR S P ERA WHIP																		
Joe Niekro, R ERA: 4.01 Bob Shirley, L ERA: 5.43 Ed Whitson, R ERA: 7.61	(1,1) 5.0 L 27 7 7 5 1 5 0 0 0 0 1 8 12 27.00 3.750	(6,1) 1.1 9 4 4 4 0 1 0 0 0 0 1 8 12 27.00 3.750	(7,1) 1.2 10 5 4 4 3 0 0 0 0 0 1 16 16 21.60 3.000																	



Batter	1	2	3	4	5	6	7	8	9	AB	R	H	RBI	BB	SO	LOB	TOP				
Mike Felder, S OBP: 0.345, SLG: 0.412	F7	SF9		4-3			1-3		L8	4	0	0	1	0	0	0					
Robin Yount, R OBP: 0.443, SLG: 0.510	WP 1B	K			F3		HR 2B		E4 1B	5	2	3	0	0	1	0					
Cecil Cooper, L OBP: 0.300, SLG: 0.379	6-3		K		K		HR		E4 1B	5	1	2	2	0	2	1					
Ben Oglivie, L OBP: 0.380, SLG: 0.458	1B				5-3		6-3		E4	5	1	2	1	0	0	2					
Rick Manning, L OBP: 0.291, SLG: 0.328	1B		BB 1B						1-3 2H	0	0	0	0	0	0	0					
Billy Jo Robidoux, L OBP: 0.381, SLG: 0.343	1B		FC5-4 BB			F8	L7		4-3	4	0	1	0	1	0	2					
Ernest Riles, L OBP: 0.330, SLG: 0.361	1B		F7			1B			SH3-4 1B	4	0	3	1	0	0	2					
Bill Schroeder, R OBP: 0.290, SLG: 0.341	K		FC5-4			K			SH3-4	3	0	0	0	0	2	5					
Jim Gantner, L OBP: 0.322, SLG: 0.366		SF9 2B		4-3					F5	4	1	2	0	0	0	1					
Juan Castillo, S OBP: 0.325, SLG: 0.206	1-3			L7		4-3			6-3	4	0	0	0	0	0	4					
<b>Inning Stats</b>	R: 2 E: 0 K: 1 S: 9	H: 4 LOB: 2 BB: 0 P: 9	R: 1 E: 1 K: 1 S: 6	H: 1 LOB: 0 BB: 0 P: 6	R: 0 E: 0 K: 1 S: 6	H: 1 LOB: 1 BB: 2 P: 10	R: 0 E: 0 K: 0 S: 3	H: 0 LOB: 0 BB: 0 P: 3	R: 0 E: 0 K: 1 S: 5	H: 2 LOB: 2 BB: 0 P: 7	R: 2 E: 0 K: 0 S: 5	H: 2 LOB: 1 BB: 0 P: 4	R: 0 E: 0 K: 0 S: 4	H: 1 LOB: 1 BB: 0 P: 4	R: 0 E: 1 K: 0 S: 5	H: 2 LOB: 2 BB: 0 P: 5	1B: 10 2B: 2 3B: 0 HR: 1	SF: 1 SAC: 1 DP: 0 HBP: 0	WP: 1 PB: 0 CS: 0	PA: 41	
<b>PITCHER</b>	IP	WLS	BF	H	R	ER	SO	BB	IBB	HBP	BLK	WP	HR	S	P	ERA	WHIP				
Dave Stieb, R ERA: 5.64	(1, 1)	7.0	L	32	10	5	4	5	1	0	0	0	1	1	41	45	5.14	1.571			
Jim Acker, R ERA: 4.5	(8, 1)	2.0		9	3	0	0	0	0	0	0	0	0	0	9	9	0.00	1.500			

Milwaukee Brewers @ Toronto Blue Jays  
Exhibition Stadium, Toronto, ON  
Mon Jun 23 1986, 7:05 PM EDT  
Att: 26,110 - Unknown

AB 38  
R 5  
H 13  
RBI 5  
BB 1  
SO 5  
LOB 17




Batter	1	2	3	4	5	6	7	8	9	AB	R	H	RBI	BB	SO	LOB	BOTTOM					
Tony Fernandez, S OBP: 0.341, SLG: 0.409	3B 1B		F8		F6		F6		1-3 1B	5	1	2	0	0	0	1						
Rance Mulliniks, L OBP: 0.360, SLG: 0.434	F9		1H 1B		1B		HR		K	4	1	3	2	0	0	1						
Garth Iorg, R OBP: 0.298, SLG: 0.302			1B		1B		HR		K	1	0	0	0	0	1	1						
Lloyd Moseby, L OBP: 0.378, SLG: 0.450	1-3		F8		1B		K		1-3	5	0	1	0	0	1	3						
George Bell, R OBP: 0.351, SLG: 0.525	2H 3B		1-3		F5		6-3		K	5	0	1	1	0	1	4						
Jesse Barfield, R OBP: 0.351, SLG: 0.538	6-3		F3		F5		K		K	4	0	0	0	0	1	1						
Cliff Johnson, R OBP: 0.375, SLG: 0.503	5-3		K		B1-3		1B		1B	4	0	1	0	0	1	0						
Ron Shepherd, R OBP: 0.400, SLG: 0.400									1B	0	0	0	0	0	0	0						
Willie Upshaw, L OBP: 0.376, SLG: 0.366	4-3		S 1B		E6 1B		F5		F5	4	0	2	0	0	0	1						
Ernie Whitt, L OBP: 0.285, SLG: 0.390	F5		F4		FC6-4 BB		FC5-4 1B		FC5-4 1B	2	0	0	0	1	0	1						
Buck Martinez, R OBP: 0.288, SLG: 0.314			1-2							1	0	1	0	0	0	0						
Damaso Garcia, R OBP: 0.294, SLG: 0.338			S 1B		L8		FC6-4		FC5-4	4	1	1	0	0	0	4						
<b>Inning Stats</b>	R: 1 E: 0 K: 0 S: 5	H: 2 LOB: 1 BB: 0 P: 5	R: 0 E: 0 K: 0 S: 3	H: 0 LOB: 0 BB: 0 P: 3	R: 1 E: 0 K: 0 S: 5	H: 2 LOB: 1 BB: 0 P: 5	R: 0 E: 0 K: 1 S: 6	H: 1 LOB: 1 BB: 0 P: 6	R: 0 E: 0 K: 0 S: 5	H: 2 LOB: 2 BB: 0 P: 5	R: 0 E: 1 K: 0 S: 4	H: 1 LOB: 2 BB: 1 P: 8	R: 1 E: 0 K: 1 S: 6	H: 1 LOB: 0 BB: 0 P: 6	R: 0 E: 0 K: 1 S: 7	H: 2 LOB: 2 BB: 0 P: 7	R: 0 E: 0 K: 2 S: 8	H: 1 LOB: 1 BB: 0 P: 8	1B: 10 2B: 0 3B: 1 HR: 1	SF: 0 SAC: 0 DP: 0 HBP: 0	WP: 0 PB: 0 CS: 0	PA: 40
<b>PITCHER</b>	IP	WLS	BF	H	R	ER	SO	BB	IBB	HBP	BLK	WP	HR	S	P	ERA	WHIP					
Danny Darwin, R ERA: 2.4	(1, 1)	7.1	W	33	10	3	3	3	1	0	0	0	0	1	38	42	3.68	1.500				
Dan Plesac, L ERA: 2.92	(8, 1)	1.2	S	7	2	0	0	2	0	0	0	0	0	11	11	0.00	1.200					


Milwaukee Brewers @ Toronto Blue Jays  
Exhibition Stadium, Toronto, ON  
Mon Jun 23 1986, 7:05 PM EDT  
Att: 26,110 - Unknown

AB 39  
R 3  
H 12  
RBI 3  
BB 1  
SO 5  
LOB 17







Batter	1	2	3	4	5	6	7	8	9	AB	R	H	RBI	BB	SO	LOB	TOP			
Mike Felder, S OBP: 0.350, SLG: 0.410 (1, 7)	F9		G4-6-3 BB		1B			4-3		3	0	1	0	1	0	0	<b>Milwaukee Brewers @ Toronto Blue Jays</b> Exhibition Stadium, Toronto, ON Tue Jun 24 1986, 7:05 PM EDT Att: 26,280 - Unknown <a href="http://livebaseballscores.com">livebaseballscores.com</a>			
Robin Yount, R OBP: 0.440, SLG: 0.510 (1, 8)	G3 2B		F9		F9			4-3		4	0	1	0	0	0	2				
Cecil Cooper, L OBP: 0.300, SLG: 0.376 (1, 3)	G3 1B		G4-6-3 1-2		F4			F5		4	0	1	0	0	0	1				
Ben Oglivie, L OBP: 0.378, SLG: 0.453 (1, 10)	G3 1-2 2-3			K				F5		4	0	1	0	0	1	2				
Dale Sveum, S OBP: 0.325, SLG: 0.390 (1, 5)	5-3				G6-4-3 1B			K		3	0	0	0	1	1	3				
Rob Deer, R OBP: 0.320, SLG: 0.466 (1, 9)										3	0	0	0	0	1	1				
Jim Gantner, L OBP: 0.326, SLG: 0.370 (1, 4)					F8			E8 1B		3	0	2	0	0	0	1				
Charlie Moore, R OBP: 0.366, SLG: 0.413 (1, 2)			K		F7			FC9-2-1-5 3-H		3	0	0	0	0	1	2				
Juan Castillo, S OBP: 0.302, SLG: 0.189 (1, 6)	FC6-4 1-2				3-1			5-3		3	0	0	0	0	0	1				
<b>Inning Stats</b>	R: 0 E: 0 K: 0 S: 5	H: 2 LOB: 2 BB: 0 P: 5	R: 0 E: 0 K: 1 S: 6	H: 1 LOB: 1 BB: 0 P: 6	R: 0 E: 0 K: 1 S: 2	H: 0 LOB: 0 BB: 1 P: 6	R: 0 E: 0 K: 1 S: 5	H: 0 LOB: 1 BB: 0 P: 9	R: 0 E: 0 K: 0 S: 4	H: 1 LOB: 1 BB: 0 P: 4	R: 0 E: 0 K: 0 S: 3	H: 1 LOB: 0 BB: 0 P: 3	R: 0 E: 0 K: 1 S: 5	H: 0 LOB: 0 BB: 0 P: 5	R: 0 E: 0 K: 1 S: 5	H: 0 LOB: 0 BB: 0 P: 5		1B: 5 2B: 2 3B: 0 HR: 0	SF: 0 SAC: 0 DP: 3 HBP: 0	WP: 0 PB: 0 CS: 0
<b>PITCHER</b> John Cerutti, L ERA: 4.06 (1, 1)	IP: 9.0 WLS: W BF: 32 H: 6 R: 0 ER: 0 SO: 4 BB: 2 IBB: 0 HBP: 0 BLK: 0 WP: 0 HR: 0 S: 38 P: 46 ERA: 0.00 WHIP: 0.889															<b>PITCHER</b>				

Batter	1	2	3	4	5	6	7	8	9	AB	R	H	RBI	BB	SO	LOB	BOTTOM			
Tony Fernandez, S OBP: 0.342, SLG: 0.409 (1, 6)	F8	F9		4-3			2B SF7 1B	BB E 1B		5	2	2	0	0	0	3	<b>Milwaukee Brewers @ Toronto Blue Jays</b> Exhibition Stadium, Toronto, ON Tue Jun 24 1986, 7:05 PM EDT Att: 26,280 - Unknown <a href="http://livebaseballscores.com">livebaseballscores.com</a>			
Lloyd Moseby, L OBP: 0.382, SLG: 0.455 (1, 8)	CS 1B		K		F5		1B 2B	FC5-4 BB		4	1	2	0	1	1	0				
Cliff Johnson, R OBP: 0.377, SLG: 0.505 (1, 10)								FC5-4 BB		3	1	1	0	1	1	3				
Rick Leach, L OBP: 0.328, SLG: 0.463 (6, PH)	K 1-2		HR 2B		1B BB		F4	FC5-4 1-2 2-H 3-H		1	0	0	1	0	0	1				
George Bell, R OBP: 0.359, SLG: 0.537 (1, 7)		2B 1B 1B	2-H HR		F8		1B IBB	BB		3	2	2	2	2	0	1				
Jesse Barfield, R OBP: 0.355, SLG: 0.548 (1, 9)		1B FC5-4 2B					SF7	F6		4	1	3	1	0	0	2				
Damaso Garcia, R OBP: 0.297, SLG: 0.341 (1, 4)							3-H			4	0	2	2	0	0	0				
Willie Upshaw, L OBP: 0.378, SLG: 0.363 (1, 3)							1-2 2-H	1B		2	0	0	0	2	2	4				
Garth Iorg, R OBP: 0.297, SLG: 0.300 (1, 5)								BB 1B FC5-4 1B		4	1	1	1	0	0	3				
Buck Martinez, R OBP: 0.286, SLG: 0.311 (1, 2)								BB 1B FC5-4 1B		4	0	1	0	0	1	3	<b>Inning Stats</b>			
<b>Inning Stats</b>	R: 0 E: 0 K: 1 S: 5	H: 1 LOB: 0 BB: 0 P: 5	R: 2 E: 0 K: 1 S: 9	H: 4 LOB: 2 BB: 0 P: 9	R: 2 E: 0 K: 1 S: 7	H: 3 LOB: 0 BB: 0 P: 7	R: 0 E: 0 K: 0 S: 3	H: 0 LOB: 1 BB: 1 P: 7	R: 0 E: 0 K: 0 S: 3	H: 1 LOB: 2 BB: 1 P: 7	R: 0 E: 0 K: 0 S: 3	H: 0 LOB: 1 BB: 1 P: 7	R: 2 E: 0 K: 1 S: 8	H: 3 LOB: 2 BB: 1 P: 12	R: 2 E: 1 K: 1 S: 7	H: 2 LOB: 2 BB: 2 P: 15		1B: 9 2B: 4 3B: 0 HR: 1	SF: 1 SAC: 0 DP: 0 HBP: 0	WP: 0 PB: 0 CS: 1
<b>PITCHER</b> Teddy Higuera, L ERA: 2.45 (1, 1)	IP: 2.2 WLS: L BF: 14 H: 8 R: 4 ER: 4 SO: 3 BB: 0 IBB: 0 HBP: 0 BLK: 0 WP: 0 HR: 1 S: 20 P: 20 ERA: 13.50 WHIP: 3.000															<b>PITCHER</b>				
Jaime Cocanower, R ERA: 3.57 (3, 1)	IP: 3.1 WLS: L BF: 13 H: 1 R: 0 ER: 0 SO: 0 BB: 3 IBB: 0 HBP: 0 BLK: 0 WP: 0 HR: 0 S: 10 P: 22 ERA: 0.00 WHIP: 1.200															<b>PITCHER</b>				
Ray Seavage, L ERA: 9.0 (7, 1)	IP: 0.1 WLS: L BF: 4 H: 2 R: 2 ER: 2 SO: 0 BB: 0 IBB: 1 HBP: 0 BLK: 0 WP: 0 HR: 0 S: 3 P: 7 ERA: 54.00 WHIP: 6.000															<b>PITCHER</b>				
Mark Clear, R ERA: 2.1 (7, 1)	IP: 1.2 WLS: L BF: 10 H: 3 R: 2 ER: 1 SO: 2 BB: 2 IBB: 0 HBP: 0 BLK: 0 WP: 0 HR: 0 S: 12 P: 20 ERA: 5.40 WHIP: 3.000															<b>PITCHER</b>				



Batter	1	2	3	4	5	6	7	8	9	AB	R	H	RBI	BB	SO	LOB	TOP								
Mike Felder, S OBP: 0.339, SLG: 0.394 (1, 9)	L4		F6			F7		6-3		4	0	0	0	0	0	1	<b>Milwaukee Brewers @ Toronto Blue Jays</b> Exhibition Stadium, Toronto, ON Wed Jun 25 1986, 3:33 AM EDT Att: 30,181 - Unknown <a href="http://livebaseballscorecards.com">livebaseballscorecards.com</a>								
Robin Yount, R OBP: 0.441, SLG: 0.512 (1, 8)	F BB		F4			3-1 1B 2B		6-3		3	1	1	0	1	0	1									
Cecil Cooper, L OBP: 0.299, SLG: 0.371 (1, 10)	K			K		3-1				3	0	0	0	1	2	2									
Ben Oglivie, L OBP: 0.375, SLG: 0.449 (1, 7)	4-3			L5				F9		4	0	1	1	0	0	2									
Billy Jo Robidoux, L OBP: 0.372, SLG: 0.333 (1, 3)			F9			F7				4	0	0	0	0	1	1									
Ernest Riles, L OBP: 0.332, SLG: 0.367 (1, 6)	6-3					F8 2B		F8		4	0	2	0	0	0	0									
Jim Gantner, L OBP: 0.325, SLG: 0.368 (1, 4)	K					F8 2-3		G6-4-3 1B		4	0	1	0	0	1	2									
Dale Sveum, S OBP: 0.323, SLG: 0.386 (1, 5)						F6		E7		4	0	1	0	0	0	2									
Charlie Moore, R OBP: 0.357, SLG: 0.402 (1, 2)			F9			P1		K		3	0	0	0	0	1	3									
<b>Inning Stats</b>	R: 0 E: 1 K: 1 S: 5	H: 0 LOB: 1 BB: 1 P: 9	R: 0 E: 0 K: 1 S: 5	H: 0 LOB: 0 BB: 0 P: 5	R: 0 E: 0 K: 0 S: 4	H: 1 LOB: 1 BB: 0 P: 4	R: 0 E: 0 K: 2 S: 7	H: 0 LOB: 0 BB: 0 P: 7	R: 0 E: 0 K: 0 S: 4	H: 1 LOB: 1 BB: 0 P: 4	R: 1 E: 0 K: 0 S: 5	H: 2 LOB: 1 BB: 0 P: 5	R: 0 E: 1 K: 1 S: 6	H: 1 LOB: 1 BB: 0 P: 6	R: 0 E: 0 K: 0 S: 3	H: 0 LOB: 1 BB: 1 P: 7	R: 0 E: 0 K: 0 S: 4	H: 1 LOB: 1 BB: 0 P: 4	1B: 4 2B: 2 3B: 0 HR: 0	SF: 0 SAC: 0 DP: 1 HBP: 0	WP: 0 PB: 0 CS: 0	PA: 35			
<b>PITCHER</b>	IP	WLS	BF	H	R	ER	SO	BB	IBB	HBP	BLK	WP	HR	S	P	ERA	WHIP								
Jim Clancy, R ERA: 3.97 (1, 1)	6.0	W	24	5	1	1	4	1	0	0	0	0	0	31	35	1.50	1.000								
Dennis Lamp, R ERA: 5.99 (7, 1)	3.0	S	11	1	0	0	1	1	0	0	0	0	0	12	16	0.00	0.667								

Batter	1	2	3	4	5	6	7	8	9	AB	R	H	RBI	BB	SO	LOB	BOTTOM								
Tony Fernandez, S OBP: 0.347, SLG: 0.417 (1, 6)	G1-4-3		WP 1-3 2B			G4-6-3 1B		HR 1B		4	1	3	0	0	0	0	<b>Milwaukee Brewers @ Toronto Blue Jays</b> Exhibition Stadium, Toronto, ON Wed Jun 25 1986, 3:33 AM EDT Att: 30,181 - Unknown <a href="http://livebaseballscorecards.com">livebaseballscorecards.com</a>								
Rance Mulliniks, L OBP: 0.358, SLG: 0.445 (1, 5)	3-1		K		G4-6-3 1-2		HR			4	1	1	2	0	1	2									
Lloyd Moseby, L OBP: 0.377, SLG: 0.448 (1, 8)	K		K			K		F8		4	0	0	0	0	3	1									
George Bell, R OBP: 0.360, SLG: 0.535 (1, 7)						6-3		L5		3	1	1	0	1	0	0									
Jesse Barfield, R OBP: 0.354, SLG: 0.555 (1, 9)			K		F2			F9		4	1	1	1	0	1	3									
Willie Upshaw, L OBP: 0.376, SLG: 0.358 (1, 3)			F8			G3		F7		3	0	0	0	1	0	1									
Rick Leach, L OBP: 0.330, SLG: 0.470 (1, 10)			1-H 2B		F7		HR	F8		3	0	1	1	0	0	1									
Ernie Whitt, L OBP: 0.280, SLG: 0.383 (1, 2)	F8				F6			G3		3	0	0	0	0	0	1									
Damaso Garcia, R OBP: 0.298, SLG: 0.341 (1, 4)					F7			6-3		3	1	1	0	0	0	0									
<b>Inning Stats</b>	R: 0 E: 0 K: 1 S: 5	H: 0 LOB: 0 BB: 0 P: 5	R: 1 E: 0 K: 1 S: 7	H: 2 LOB: 1 BB: 0 P: 7	R: 1 E: 0 K: 2 S: 9	H: 2 LOB: 2 BB: 1 P: 13	R: 0 E: 0 K: 0 S: 3	H: 0 LOB: 0 BB: 0 P: 3	R: 0 E: 0 K: 0 S: 3	H: 1 LOB: 0 BB: 0 P: 3	R: 1 E: 0 K: 1 S: 6	H: 1 LOB: 1 BB: 1 P: 10	R: 2 E: 0 K: 0 S: 5	H: 2 LOB: 0 BB: 0 P: 5	R: 0 E: 0 K: 0 S: 3	H: 0 LOB: 0 BB: 0 P: 3	R: 0 E: 0 K: 0 S: 3	H: 0 LOB: 0 BB: 0 P: 3	1B: 4 2B: 2 3B: 0 HR: 2	SF: 0 SAC: 0 DP: 1 HBP: 0	WP: 1 PB: 0 CS: 0	PA: 33			
<b>PITCHER</b>	IP	WLS	BF	H	R	ER	SO	BB	IBB	HBP	BLK	WP	HR	S	P	ERA	WHIP								
Tim Leary, R ERA: 4.4 (1, 1)	7.0	L	30	8	5	5	5	2	0	0	0	0	2	38	46	6.43	1.429								
Ray Searge, L ERA: 8.25 (8, 1)	1.0		3	0	0	0	0	0	0	0	0	0	0	3	3	0.00	0.000								



Batter	1	2	3	4	5	6	7	8	9	AB	R	H	RBI	BB	SO	LOB	TOP			
Tony Fernandez, S OBP: 0.347, SLG: 0.425										6	2	2	2	0	1	3	<b>Toronto Blue Jays @ New York Yankees</b> Yankee Stadium, Bronx, NY Fri Jun 27 1986, 7:05 PM EDT Att: 30,815 - Unknown			
Damaso Garcia, R OBP: 0.307, SLG: 0.369										6	3	4	1	0	1	1				
Lloyd Moseby, L OBP: 0.379, SLG: 0.456										6	2	3	3	0	1	2				
George Bell, R OBP: 0.361, SLG: 0.536										5	2	2	1	0	0	2				
Jesse Barfield, R OBP: 0.355, SLG: 0.565										4	1	2	5	0	0	2				
Willie Upshaw, L OBP: 0.373, SLG: 0.359										5	0	1	0	0	1	4				
Garth Iorg, R OBP: 0.300, SLG: 0.328										2	1	1	2	0	0	0				
Rance Mulliniks, L OBP: 0.358, SLG: 0.443										3	0	1	0	0	1	1				
Buck Martinez, R OBP: 0.279, SLG: 0.303										2	0	0	0	0	1	1				
Ernie Whitl, L OBP: 0.291, SLG: 0.382										3	1	1	0	0	0	1				
Kelly Gruber, R OBP: 0.191, SLG: 0.338										1	0	0	0	0	1	1				
Rick Leach, L OBP: 0.337, SLG: 0.471										4	2	2	0	0	0	1				
<b>Inning Stats</b>	R: 2 E: 0 K: 1 S: 8	H: 3 LOB: 1 BB: 0 P: 8	R: 0 E: 1 K: 2 S: 8	H: 0 LOB: 1 BB: 0 P: 8	R: 4 E: 0 K: 1 S: 9	H: 4 LOB: 0 BB: 0 P: 9	R: 0 E: 0 K: 0 S: 3	H: 0 LOB: 0 BB: 0 P: 3	R: 0 E: 0 K: 0 S: 4	H: 1 LOB: 1 BB: 0 P: 4	R: 3 E: 1 K: 1 S: 9	H: 3 LOB: 1 BB: 0 P: 9	R: 3 E: 0 K: 1 S: 10	H: 5 LOB: 2 BB: 0 P: 10	R: 2 E: 0 K: 1 S: 8	H: 3 LOB: 1 BB: 0 P: 8	1B: 9 2B: 6 3B: 1 HR: 3	SF: 1 SAC: 0 DP: 0 HBP: 0	WP: 0 PB: 0 SB: 0 CS: 0	PA: 48
<b>PITCHER</b>	IP WLS BF H R ER SO BB IBB HBP BLK WP HR S P ERA WHIP																			
Ron Guidry, L ERA: 4.06	(1, 1) 2.2 16 7 6 6 3 0 0 0 0 0 1 22 22 20.25 2.625																			
Doug Drabek, R ERA: 6.75	(3, 1) 2.2 9 1 0 0 1 0 0 0 0 0 0 11 11 0.00 0.375																			
Al Holland, L ERA: 4.26	(6, 1) 1.1 5 1 1 0 1 0 0 0 0 0 0 7 7 0.00 0.750																			
Brian Fisher, R ERA: 4.91	(7, 1) 0.1 L 4 2 2 0 0 0 0 0 0 0 0 1 4 4 0.00 6.000																			
Bob Shirley, L ERA: 6.02	(8, 1) 2.0 14 8 5 5 2 0 0 0 0 0 0 1 18 18 22.50 4.000																			

Batter	1	2	3	4	5	6	7	8	9	AB	R	H	RBI	BB	SO	LOB	BOTTOM					
Rickey Henderson, R OBP: 0.371, SLG: 0.503										6	1	2	4	0	0	8	<b>Toronto Blue Jays @ New York Yankees</b> Yankee Stadium, Bronx, NY Fri Jun 27 1986, 7:05 PM EDT Att: 30,815 - Unknown					
Dave Winfield, R OBP: 0.342, SLG: 0.444										5	0	0	0	0	2	2						
Don Mattingly, L OBP: 0.384, SLG: 0.537										5	1	3	1	0	1	2						
Mike Easter, L OBP: 0.385, SLG: 0.492										5	0	2	0	0	0	3						
Ken Griffey, L OBP: 0.347, SLG: 0.472										5	1	2	1	0	0	2						
Ron Hassey, L OBP: 0.401, SLG: 0.500										2	0	0	0	0	0	2						
Butch Wynegar, S OBP: 0.323, SLG: 0.367										3	1	1	0	0	0	2						
Mike Pagliarulo, L OBP: 0.328, SLG: 0.519										5	1	4	0	0	0	0						
Willie Randolph, R OBP: 0.406, SLG: 0.336										4	1	2	0	1	0	2						
Dale Berra, R OBP: 0.342, SLG: 0.403										2	1	2	1	0	0	0						
Dan Pasqua, L OBP: 0.419, SLG: 0.528										0	0	0	0	1	0	0						
Mike Fischlin, R OBP: 0.309, SLG: 0.280										1	0	0	0	0	1	2						
<b>Inning Stats</b>	R: 1 E: 0 K: 0 S: 6	H: 3 LOB: 2 BB: 0 P: 6	R: 2 E: 1 K: 1 S: 8	H: 2 LOB: 2 BB: 1 P: 12	R: 1 E: 0 K: 0 S: 4	H: 1 LOB: 0 BB: 0 P: 4	R: 2 E: 0 K: 1 S: 7	H: 2 LOB: 0 BB: 0 P: 7	R: 1 E: 1 K: 0 S: 6	H: 3 LOB: 2 BB: 0 P: 6	R: 0 E: 0 K: 1 S: 5	H: 1 LOB: 0 BB: 0 P: 5	R: 0 E: 0 K: 0 S: 5	H: 2 LOB: 2 BB: 1 P: 9	R: 0 E: 0 K: 0 S: 5	H: 2 LOB: 2 BB: 0 P: 5	R: 0 E: 0 K: 1 S: 6	H: 2 LOB: 1 BB: 0 P: 6	1B: 15 2B: 1 3B: 0 HR: 3	SF: 0 SAC: 1 DP: 3 HBP: 0	WP: 0 PB: 0 SB: 1 CS: 0	PA: 46
<b>PITCHER</b>	IP WLS BF H R ER SO BB IBB HBP BLK WP HR S P ERA WHIP																					
Doyle Alexander, R ERA: 3.99	(1, 1) 3.0 19 8 6 6 1 1 0 0 0 0 0 3 20 24 18.00 3.000																					
John Cerutti, L ERA: 3.94	(4, 1) 1.1 8 3 1 0 1 0 0 0 0 0 0 10 10 0.00 2.250																					
Jim Acker, R ERA: 4.3	(5, 1) 2.1 W 8 3 0 0 1 0 0 0 0 0 0 10 10 0.00 1.286																					
Tom Henke, R ERA: 4.38	(7, 1) 2.1 S 11 4 0 0 1 1 0 0 0 0 0 0 12 16 0.00 2.143																					

AB	47
R	14
H	19
RBI	14
BB	0
SO	7
LOB	19

















Batter	1	2	3	4	5	6	7	8	9	AB	R	H	RBI	BB	SO	LOB	TOP					
<b>Tony Fernandez, S</b> (1, 6) OBP: 0.355, SLG: 0.434										6	2	3	2	0	0	3						
<b>Rance Mulliniks, L</b> (1, 5) OBP: 0.354, SLG: 0.434										1	0	0	0	0	1	1						
<b>Garth Iorg, R</b> (2, 5) OBP: 0.290, SLG: 0.318										3	0	0	0	0	0	2						
<b>Rick Leach, L</b> (6, PH) OBP: 0.337, SLG: 0.462										1	0	1	1	0	0	0						
<b>Kelly Gruber, R</b> (6, 5) OBP: 0.188, SLG: 0.333										1	0	0	0	0	0	2						
<b>Lloyd Moseby, L</b> (1, 8) OBP: 0.380, SLG: 0.479										5	0	2	1	0	0	4						
<b>George Bell, R</b> (1, 7) OBP: 0.352, SLG: 0.531										5	0	1	1	0	0	2						
<b>Jesse Barfield, R</b> (1, 9) OBP: 0.356, SLG: 0.553										3	1	1	0	1	2	3						
<b>Cliff Johnson, R</b> (1, 10) OBP: 0.373, SLG: 0.493										5	1	2	1	0	0	2						
<b>Willie Upshaw, L</b> (1, 3) OBP: 0.370, SLG: 0.358										5	1	1	0	0	0	3						
<b>Ernie Whitt, L</b> (1, 2) OBP: 0.308, SLG: 0.422										4	1	2	0	0	0	1						
<b>Buck Martinez, R</b> (9, PH) OBP: 0.276, SLG: 0.300										1	0	1	0	0	0	0						
<b>Damaso Garcia, R</b> (1, 4) OBP: 0.323, SLG: 0.378										4	1	2	1	1	0	1						
<b>Inning Stats</b>	R: 1 E: 0 K: 1 S: 7	H: 2 LOB: 2 BB: 1 P: 11	R: 0 E: 0 K: 0 S: 4	H: 1 LOB: 1 BB: 0 P: 4	R: 0 E: 0 K: 1 S: 6	H: 1 LOB: 1 BB: 0 P: 6	R: 2 E: 0 K: 0 S: 6	H: 3 LOB: 2 BB: 1 P: 10	R: 1 E: 0 K: 0 S: 5	H: 1 LOB: 1 BB: 0 P: 5	R: 0 E: 0 K: 0 S: 3	H: 0 LOB: 0 BB: 0 P: 3	R: 0 E: 0 K: 0 S: 4	H: 1 LOB: 2 BB: 0 P: 5	R: 2 E: 0 K: 1 S: 9	H: 4 LOB: 2 BB: 0 P: 9	R: 1 E: 0 K: 0 S: 6	H: 3 LOB: 2 BB: 0 P: 6	1B: 14 2B: 1 3B: 1 HR: 0	SF: 0 SAC: 0 DP: 0 HBP: 1	WP: 0 PB: 0 SB: 0 CS: 0	PA: 47
<b>PITCHER</b>	IP	WLS	BF	H	R	ER	SO	BB	IBB	HBP	BLK	WP	HR	S	P	ERA	WHIP					
<b>Tom Seaver, R</b> (1, 1) ERA: 4.44	7.0	W	34	9	4	4	2	2	0	1	0	0	0	35	44	5.14	1.571					
<b>Steve Crawford, R</b> (8, 1) ERA: 4.45	0.1		4	3	2	2	0	0	0	0	0	0	0	4	4	54.00	9.000					
<b>Joe Sambito, L</b> (8, 1) ERA: 2.25	1.2	S	9	4	1	1	1	0	0	0	0	0	0	11	11	5.40	2.400					

Toronto Blue Jays @ Boston Red Sox  
Fenway Park, Boston, MA  
Tue Jul 01 1986, 7:05 PM EDT  
Att: 32,729 - Unknown

AB 44  
R 7  
H 16  
RBI 7  
BB 2  
SO 3  
LOB 24



Batter	1	2	3	4	5	6	7	8	9	AB	R	H	RBI	BB	SO	LOB	BOTTOM					
<b>Marty Barrett, R</b> (1, 4) OBP: 0.346, SLG: 0.386										5	0	2	1	0	0	1						
<b>Wade Boggs, L</b> (1, 5) OBP: 0.497, SLG: 0.528										3	1	1	0	2	1	3						
<b>Bill Buckner, L</b> (1, 3) OBP: 0.281, SLG: 0.384										5	0	1	1	0	2	3						
<b>Jim Rice, R</b> (1, 7) OBP: 0.387, SLG: 0.487										5	2	3	0	0	0	3						
<b>Don Baylor, R</b> (1, 10) OBP: 0.364, SLG: 0.469										4	1	2	0	0	0	1						
<b>Dwight Evans, R</b> (1, 9) OBP: 0.398, SLG: 0.434										5	1	2	3	0	0	3						
<b>Rich Gedman, L</b> (1, 2) OBP: 0.326, SLG: 0.389										4	2	2	2	1	0	0						
<b>Kevin Romine, R</b> (1, 8) OBP: 0.125, SLG: 0.250										3	1	1	1	0	2	4						
<b>Ed Romero, R</b> (1, 6) OBP: 0.286, SLG: 0.269										3	1	0	0	1	0	3						
<b>Inning Stats</b>	R: 4 E: 0 K: 1 S: 8	H: 3 LOB: 1 BB: 1 P: 13	R: 0 E: 0 K: 0 S: 4	H: 1 LOB: 1 BB: 0 P: 4	R: 3 E: 0 K: 0 S: 7	H: 4 LOB: 2 BB: 1 P: 11	R: 0 E: 0 K: 1 S: 6	H: 2 LOB: 1 BB: 0 P: 6	R: 2 E: 0 K: 0 S: 6	H: 1 LOB: 2 BB: 1 P: 10	R: 0 E: 0 K: 2 S: 8	H: 1 LOB: 1 BB: 0 P: 8	R: 0 E: 0 K: 0 S: 3	H: 0 LOB: 0 BB: 0 P: 3	R: 0 E: 0 K: 0 S: 3	H: 0 LOB: 0 BB: 0 P: 3	1B: 8 2B: 6 3B: 0 HR: 0	SF: 0 SAC: 1 DP: 2 HBP: 1	WP: 0 PB: 0 SB: 0 CS: 0	PA: 43		
<b>PITCHER</b>	IP	WLS	BF	H	R	ER	SO	BB	IBB	HBP	BLK	WP	HR	S	P	ERA	WHIP					
<b>Doyle Alexander, R</b> (1, 1) ERA: 4.46	2.2	L	19	8	7	7	1	2	0	1	0	0	0	18	27	23.62	3.750					
<b>Dennis Lamp, R</b> (3, 1) ERA: 6.08	3.1		17	5	2	0	2	0	2	0	0	0	0	19	27	0.00	1.500					
<b>Bill Caudill, R</b> (7, 1) ERA: 4.74	1.0		4	1	0	0	2	0	0	0	0	0	0	8	8	0.00	1.000					
<b>Mark Eichhorn, R</b> (8, 1) ERA: 1.06	1.0		3	0	0	0	0	0	0	0	0	0	0	3	3	0.00	0.000					

Toronto Blue Jays @ Boston Red Sox  
Fenway Park, Boston, MA  
Tue Jul 01 1986, 7:05 PM EDT  
Att: 32,729 - Unknown

AB 37  
R 9  
H 14  
RBI 8  
BB 4  
SO 5  
LOB 21





Batter	1	2	3	4	5	6	7	8	9	AB	R	H	RBI	BB	SO	LOB	TOP																					
Tony Fernandez, S OBP: 0.350, SLG: 0.428 (1, 6)	0-0 1-3		0-0 L1					0-0 FC1-5 2B 1B	0-0 FC6-4 1B	5	1	0	0	0	1	4																						
Rance Mulliniks, L OBP: 0.352, SLG: 0.435 Garth Iorg, R OBP: 0.295, SLG: 0.323 (8, FR) (8, 5)	0-3 K			0-3 K				0-0 1B SF8 2B	0-0 1B	4	0	1	1	0	2	0																						
Lloyd Moseby, L OBP: 0.381, SLG: 0.474 (1, 8)	0-3 K			0-3 K				4-0 F8 BB BB	4-0 BB 1B IBB	3	0	0	0	2	2	2																						
George Bell, R OBP: 0.354, SLG: 0.540 (1, 7)		0-3 K		0-0 HR				0-3 K	0-0 BB 1B	4	1	2	2	0	2	1																						
Jesse Barfield, R OBP: 0.354, SLG: 0.549 (1, 9)		0-3 K		0-0 F8				4-0 FC4-6 BB	0-0 SF8	2	0	0	1	1	1	0																						
Cliff Johnson, R OBP: 0.371, SLG: 0.486 (1, 10)		0-0 F9			0-0 L5			0-0 F8	4-0 BB	3	0	0	0	1	0	2																						
Willie Upshaw, L OBP: 0.366, SLG: 0.353 (1, 3)			0-0 1-3		0-0 F8			0-0 FC4-6 1-2	0-0 F3	4	0	0	0	0	0	5																						
Ernie Whitt, L OBP: 0.309, SLG: 0.417 Ron Shepherd, R OBP: 0.400, SLG: 0.400 Buck Martinez, R OBP: 0.275, SLG: 0.296 (8, FR) (8, 2)			0-0 4-3		0-0 F8			4-0 FC1-5 1B BB	0-0 F9	2	0	0	0	1	0	0																						
Damaso Garcia, R OBP: 0.325, SLG: 0.380 (1, 4)			0-0 E3			0-0 6-3		0-0 FC1-5 2B 1B	0-0 FC6-4 1B	4	1	2	0	0	0	0																						
<b>Inning Stats</b>	R: 0 E: 0 K: 2 S: 7	H: 0 LOB: 0 BB: 0 P: 7	R: 0 E: 0 K: 2 S: 7	H: 0 LOB: 0 BB: 0 P: 7	R: 0 E: 1 K: 0 S: 4	H: 0 LOB: 1 BB: 0 P: 4	R: 1 E: 0 K: 2 S: 8	H: 1 LOB: 0 BB: 0 P: 8	R: 0 E: 0 K: 1 S: 5	H: 0 LOB: 0 BB: 0 P: 5	R: 0 E: 0 K: 1 S: 5	H: 0 LOB: 2 BB: 2 P: 13	R: 3 E: 0 K: 0 S: 6	H: 3 LOB: 3 BB: 3 P: 18	R: 0 E: 0 K: 0 S: 5	H: 2 LOB: 2 BB: 0 P: 5	1B: 4 2B: 1 3B: 0 HR: 1	SF: 1 SAC: 0 DP: 0 HBP: 0	WP: 0 PB: 0 SB: 0 CS: 0	PA: 39																		
<b>PITCHER</b>	IP	WLS	BF	H	R	ER	SO	BB	IBB	HBP	BLK	WP	HR	S	P	ERA	WHIP	<b>PITCHER</b>				IP	WLS	BF	H	R	ER	SO	BB	IBB	HBP	BLK	WP	HR	S	P	ERA	WHIP
Roger Clemens, R ERA: 2.34 (1, 1)	7.1	L	29	3	4	4	8	3	0	0	0	0	1	42	54	4.91	0.818																					
Bob Stanley, R ERA: 3.75 (8, 1)	0.1		4	1	0	0	0	1	1	0	0	0	0	2	10	0.00	6.000																					
Joe Sambito, L ERA: 2.11 (8, 1)	1.1		6	2	0	0	0	0	0	0	0	0	0	6	6	0.00	1.500																					

Toronto Blue Jays @ Boston Red Sox  
Fenway Park, Boston, MA  
Wed Jul 02 1986, 7:05 PM EDT  
Att: 27,493 - Unknown

AB 33  
R 4  
H 6  
RBI 4  
BB 5  
SO 8  
LOB 14



Batter	1	2	3	4	5	6	7	8	9	AB	R	H	RBI	BB	SO	LOB	BOTTOM																					
Marty Barrett, R OBP: 0.351, SLG: 0.399 (1, 4)	0-0 G1-6-3 1B		4-0 FC3-6 BB		0-0 HR		0-0 F8			3	1	2	2	1	0	1																						
Wade Boggs, L OBP: 0.481, SLG: 0.519 (1, 5)	0-0 G1-6-3 1-2		0-0 FC3-6 1-2 2-3		0-0 6-3		0-3 K			4	0	0	0	0	1	4																						
Bill Buckner, L OBP: 0.281, SLG: 0.383 (1, 3)	0-0 1B		0-0 4-3		0-0 F3			0-0 3-1		4	0	1	0	0	0	2																						
Jim Rice, R OBP: 0.383, SLG: 0.480 (1, 7)	0-0 4-3			0-0 F8		0-0 6-3		0-0 1-3		4	0	0	0	0	0	1																						
Don Baylor, R OBP: 0.363, SLG: 0.466 (1, 10)		0-0 6-3		0-0 F9		0-0 BB 1B		0-0 F6		4	0	1	0	0	0	0																						
Dwight Evans, R OBP: 0.359, SLG: 0.433 (1, 9)		0-0 F8		0-0 1B		4-0 BB		0-3 K		3	0	1	0	1	1	0																						
Rich Gedman, L OBP: 0.321, SLG: 0.382 (1, 2)		0-3 K		0-0 F4		0-0 4-3		0-3 K		4	0	0	0	0	2	2																						
Kevin Romine, R OBP: 0.273, SLG: 0.364 Mike Stenhouse, L OBP: 0.529, SLG: 0.300 (9, PH)			0-0 FC3-6 SH1-4 1B		0-0 HR 1B		0-0 3-1		0-3 K	3	1	2	0	0	0	0																						
Ed Romero, R OBP: 0.288, SLG: 0.272 (1, 6)			0-0 SH1-4 1-2		0-0 F8		0-0 1B			2	0	1	0	0	0	1																						
<b>Inning Stats</b>	R: 0 E: 0 K: 0 S: 4	H: 2 LOB: 1 BB: 0 P: 4	R: 0 E: 0 K: 1 S: 5	H: 0 LOB: 0 BB: 0 P: 5	R: 0 E: 0 K: 0 S: 4	H: 1 LOB: 2 BB: 1 P: 8	R: 0 E: 0 K: 0 S: 4	H: 1 LOB: 0 BB: 0 P: 4	R: 2 E: 0 K: 0 S: 5	H: 2 LOB: 0 BB: 0 P: 5	R: 0 E: 0 K: 0 S: 3	H: 1 LOB: 1 BB: 1 P: 7	R: 0 E: 0 K: 1 S: 6	H: 1 LOB: 1 BB: 0 P: 6	R: 0 E: 0 K: 0 S: 3	H: 0 LOB: 0 BB: 0 P: 3	R: 0 E: 0 K: 3 S: 9	H: 0 LOB: 0 BB: 0 P: 9	1B: 7 2B: 0 3B: 0 HR: 1	SF: 0 SAC: 1 DP: 1 HBP: 0	WP: 0 PB: 0 SB: 0 CS: 0	PA: 35																
<b>PITCHER</b>	IP	WLS	BF	H	R	ER	SO	BB	IBB	HBP	BLK	WP	HR	S	P	ERA	WHIP	<b>PITCHER</b>				IP	WLS	BF	H	R	ER	SO	BB	IBB	HBP	BLK	WP	HR	S	P	ERA	WHIP
Jimmy Key, L ERA: 4.44 (1, 1)	7.2	W	31	8	2	2	2	2	0	0	0	0	0	10	10	0.00	1.304																					
Tom Henke, R ERA: 4.14 (8, 1)	1.1	S	4	0	0	0	3	0	0	0	0	0	0	10	10	0.00	0.000																					

Toronto Blue Jays @ Boston Red Sox  
Fenway Park, Boston, MA  
Wed Jul 02 1986, 7:05 PM EDT  
Att: 27,493 - Unknown

AB 32  
R 2  
H 8  
RBI 2  
BB 2  
SO 5  
LOB 11





Batter	1	2	3	4	5	6	7	8	9	AB	R	H	RBI	BB	SO	LOB	TOP										
Tony Fernandez, S OBP: 0.348, SLG: 0.427 (1, 6)			4-3		4-3	K		F9		5	1	1	1	0	1	2	<b>Toronto Blue Jays @ Boston Red Sox</b> Fenway Park, Boston, MA Thu Jul 03 1986, 7:05 PM EDT Att: 21,123 - Unknown										
Rance Mulliniks, L OBP: 0.359, SLG: 0.468 Garth Iorg, R OBP: 0.300, SLG: 0.328 (8, PH) (8, 5)			4-3		HR		HR	1B		4	2	3	4	0	0	0											
Lloyd Moseby, L OBP: 0.375, SLG: 0.466 (1, 8)	K		K		3-1		F8	F9		5	0	0	0	0	2	2											
George Bell, R OBP: 0.355, SLG: 0.535 (1, 7)	K			K	1B		HR	F9		3	1	0	0	2	2	2											
Jesse Barfield, R OBP: 0.358, SLG: 0.570 (1, 9)	4-3			HR	BB		HR		5-3	5	2	3	3	0	0	1											
Cliff Johnson, R OBP: 0.364, SLG: 0.475 (1, 10)		F7		5-3	K		K		F4	5	0	0	0	0	2	2											
Willie Upshaw, L OBP: 0.363, SLG: 0.350 (1, 3)		F2		K		3-1		F7		5	0	1	0	0	1	0											
Ernie Whitt, L OBP: 0.318, SLG: 0.424 (1, 2)		1B			2B	4-3	1B			4	1	3	0	0	0	0											
Damaso Garcia, R OBP: 0.328, SLG: 0.383 (1, 4)		F7			4-3	HR	2B		F7	3	1	1	0	1	0	3											
<b>Inning Stats</b>	R: 1 E: 0 K: 2 S: 9	H: 2 LOB: 1 BB: 0 P: 9	R: 0 E: 0 K: 0 S: 4	H: 1 LOB: 1 BB: 0 P: 4	R: 0 E: 0 K: 1 S: 5	H: 0 LOB: 0 BB: 0 P: 5	R: 1 E: 0 K: 2 S: 8	H: 1 LOB: 0 BB: 0 P: 8	R: 3 E: 0 K: 1 S: 9	H: 4 LOB: 2 BB: 1 P: 13	R: 0 E: 0 K: 1 S: 5	H: 0 LOB: 1 BB: 1 P: 9	R: 3 E: 0 K: 1 S: 9	H: 4 LOB: 2 BB: 1 P: 13	R: 0 E: 0 K: 0 S: 4	H: 1 LOB: 0 BB: 0 P: 4	R: 0 E: 0 K: 0 S: 3	H: 0 LOB: 0 BB: 0 P: 3	1B: 7 2B: 2 3B: 0 HR: 4	SF: 0 SAC: 0 DP: 0 HBP: 0	WP: 0 PB: 0 SB: 2 CS: 0	PA: 43					
<b>PITCHER</b>	IP	WLS	BF	H	R	ER	SO	BB	IBB	HBP	BLK	WP	HR	S	P	ERA	WHIP										
Oil Can Boyd, R ERA: 3.67 (1, 1)	4.2	L	23	8	5	5	5	1	0	0	0	0	2	32	36	9.64	1.929										
Mike Brown, R ERA: 4.75 (5, 1)	2.0		11	3	3	3	3	2	0	0	0	0	2	15	23	13.50	2.500										
Tim Lollar, L ERA: 5.06 (7, 1)	1.0		5	2	0	0	0	0	0	0	0	0	0	5	5	0.00	2.000										
Steve Crawford, R ERA: 4.28 (8, 1)	1.1		4	0	0	0	0	0	0	0	0	0	0	4	4	0.00	0.000										

Batter	1	2	3	4	5	6	7	8	9	AB	R	H	RBI	BB	SO	LOB	BOTTOM										
Marty Barrett, R OBP: 0.348, SLG: 0.396 (1, 4)			FC6-2		L9		5-3	5-3		5	0	1	0	0	0	2	<b>Toronto Blue Jays @ Boston Red Sox</b> Fenway Park, Boston, MA Thu Jul 03 1986, 7:05 PM EDT Att: 21,123 - Unknown										
Wade Boggs, L OBP: 0.473, SLG: 0.515 (1, 5)			4-3		BB		6-3	F9		4	0	1	0	1	0	2											
Bill Buckner, L OBP: 0.282, SLG: 0.383 (1, 3)	F6			2B	F3		1B	1B		5	2	2	0	0	0	3											
Jim Rice, R OBP: 0.386, SLG: 0.495 (1, 7)	G6-4-3			WP	1B		HR	1B	5-3	5	3	3	1	0	0	2											
Don Baylor, R OBP: 0.363, SLG: 0.465 (1, 10)		CS		SF8		F8	1B	K		3	0	1	2	1	1	0											
Dwight Evans, R OBP: 0.381, SLG: 0.432 (1, 9)	K			1B	BB		F4	FC6-4		3	0	1	1	1	1	1											
Tony Armas, R OBP: 0.330, SLG: 0.382 (1, 8)	F6			1-3	1B		WP	FC6-4		4	0	2	1	0	0	2											
Marc Sullivan, R OBP: 0.277, SLG: 0.224 Ed Romero, R OBP: 0.287, SLG: 0.270 (6, PR) (7, 6)			WP		K		K	5-3		2	0	0	0	1	2	2											
Rey Quinones, R OBP: 0.306, SLG: 0.286 Rich Gedman, L OBP: 0.323, SLG: 0.388 (6, PH) (7, 2)		SH2-3		SH2-3		K		4-3		1	0	0	0	0	1	0											
<b>Inning Stats</b>	R: 0 E: 0 K: 0 S: 4	H: 2 LOB: 0 BB: 0 P: 4	R: 0 E: 0 K: 1 S: 4	H: 0 LOB: 1 BB: 1 P: 8	R: 0 E: 0 K: 0 S: 3	H: 0 LOB: 1 BB: 1 P: 7	R: 2 E: 0 K: 1 S: 7	H: 3 LOB: 1 BB: 1 P: 11	R: 0 E: 0 K: 1 S: 5	H: 0 LOB: 1 BB: 1 P: 9	R: 1 E: 0 K: 1 S: 8	H: 2 LOB: 2 BB: 0 P: 8	R: 2 E: 0 K: 0 S: 7	H: 4 LOB: 2 BB: 0 P: 7	R: 0 E: 0 K: 0 S: 4	H: 1 LOB: 0 BB: 0 P: 4	R: 0 E: 0 K: 1 S: 5	H: 0 LOB: 0 BB: 0 P: 5	1B: 9 2B: 3 3B: 0 HR: 1	SF: 1 SAC: 1 DP: 2 HBP: 0	WP: 4 PB: 0 SB: 0 CS: 1	PA: 41					
<b>PITCHER</b>	IP	WLS	BF	H	R	ER	SO	BB	IBB	HBP	BLK	WP	HR	S	P	ERA	WHIP										
John Cerutti, L ERA: 3.88 (1, 1)	5.2	W	26	7	3	3	4	4	0	0	0	0	1	30	46	4.76	1.941										
Mark Eichhorn, R ERA: 1.31 (6, 1)	2.1		12	5	2	2	0	0	0	0	0	0	0	12	12	7.71	2.143										
Tom Henke, R ERA: 4.04 (9, 1)	1.0	S	3	0	0	0	1	0	0	0	0	0	0	5	5	0.00	0.000										



Batter	1	2	3	4	5	6	7	8	9	AB R H RBI BB SO LOB	TOP											
Ruppert Jones, L (1, 9) OBP: 0.361, SLG: 0.471	F9			E3		F8	K		K	5 0 0 0 1 2 7	<b>California Angels @ Toronto Blue Jays</b> Exhibition Stadium, Toronto, ON Fri Jul 04, 1986, 7:05 PM EDT Att: 30,283 - Unknown											
Rob Wilfong, L (1, 4) OBP: 0.297, SLG: 0.364	4-3		F4	L9		SF9	5-3			5 1 1 1 0 0 7												
Wally Joyner, L (1, 3) OBP: 0.346, SLG: 0.528			L6		HR	SF9		K		2 1 0 1 2 1 2												
Reggie Jackson, L (1, 10) OBP: 0.430, SLG: 0.442	K		K		HR	F8		3-1		4 1 0 0 1 2 3												
Jack Howell, L (1, 5) OBP: 0.269, SLG: 0.551							4-3	K		5 2 3 4 0 1 0												
Brian Downing, R (1, 7) OBP: 0.411, SLG: 0.485	FC6-4		FC6-4	HR	HR				F4	4 2 0 0 0 0 1												
Rick Burleson, R (1, 6) OBP: 0.366, SLG: 0.403				HR																		
Dick Schofield, R (7, PR) OBP: 0.319, SLG: 0.381	F8		FC6-4	1B	L8		1B	1B	1B	3 0 1 0 1 0 1												
Bob Boone, R (1, 2) OBP: 0.270, SLG: 0.274	FC6-4		FC6-4	5-3	5-3		2B	1B	1B	5 0 2 1 0 0 2												
Gary Pettis, S (1, 8) OBP: 0.320, SLG: 0.332				F7		BLK	1B	2B	FC3-6	5 1 3 2 0 0 3												
<b>Inning Stats</b>	R: 0 E: 0 K: 1 S: 5	H: 0 LOB: 1 BB: 1 P: 9	R: 0 E: 0 K: 0 S: 4	H: 1 LOB: 1 BB: 0 P: 4	R: 0 E: 0 K: 1 S: 6	H: 1 LOB: 2 BB: 1 P: 10	R: 2 E: 1 K: 0 S: 6	H: 2 LOB: 2 BB: 0 P: 7	R: 3 E: 0 K: 0 S: 4	H: 1 LOB: 0 BB: 2 P: 12	R: 2 E: 0 K: 1 S: 5	H: 2 LOB: 3 BB: 1 P: 5	R: 2 E: 1 K: 1 S: 8	H: 2 LOB: 3 BB: 1 P: 12	R: 0 E: 0 K: 2 S: 7	H: 0 LOB: 0 BB: 0 P: 7	R: 0 E: 0 K: 1 S: 7	H: 2 LOB: 2 BB: 0 P: 7	1B: 6 2B: 1 3B: 2 HR: 2	SF: 1 SAC: 0 DP: 0 HBP: 1	WP: 0 PB: 0 SB: 2 CS: 0	PA: 46
<b>PITCHER</b>	IP WLS BF H R ER SO BB IBB HBP BLK WP HR S P ERA WHIP											<b>PITCHER</b>	IP WLS BF H R ER SO BB IBB HBP BLK WP HR S P ERA WHIP									
Dave Stieb, R (1, 1) ERA: 5.78	4.0 L 23 5 5 5 2 4 0 0 1 0 0 2 22 39 11.25 2.250																					
Jim Acker, R (5, 1) ERA: 4.35	4.0 18 4 4 3 3 1 0 0 1 0 0 0 23 27 6.75 1.250																					
Dennis Lamp, R (9, 1) ERA: 5.96	1.0 5 2 0 0 0 1 0 0 0 0 0 0 7 7 0.00 2.000																					
<b>Batter</b>	<b>1</b>	<b>2</b>	<b>3</b>	<b>4</b>	<b>5</b>	<b>6</b>	<b>7</b>	<b>8</b>	<b>9</b>	<b>AB R H RBI BB SO LOB</b>	<b>BOTTOM</b>											
Tony Fernandez, S (1, 6) OBP: 0.344, SLG: 0.422	F8		6-3		4-3				L8	4 0 0 0 0 0 2	<b>California Angels @ Toronto Blue Jays</b> Exhibition Stadium, Toronto, ON Fri Jul 04, 1986, 7:05 PM EDT Att: 30,283 - Unknown											
Garth Iorg, R (9, 6) OBP: 0.300, SLG: 0.328										0 0 0 0 0 0 0												
Rance Mulliniks, L (1, 5) OBP: 0.353, SLG: 0.460	F7		4-3			4-3			4-3	4 0 0 0 0 0 0												
Lloyd Moseby, L (1, 8) OBP: 0.374, SLG: 0.463	B1-3			K		4-3			4-3	4 0 1 0 0 1 0												
George Bell, R (1, 7) OBP: 0.354, SLG: 0.541		HR		L8		F8		FC6-4	1B	4 1 1 1 0 0 1												
Jesse Barfield, R (1, 9) OBP: 0.355, SLG: 0.564			6-3					FC6-4		3 0 0 0 0 1 0												
Ron Shepherd, R (8, 9) OBP: 0.333, SLG: 0.333				K		5-3		5-3		1 0 0 0 0 0 1												
Ernie Whitt, L (1, 2) OBP: 0.318, SLG: 0.420		2B			F7		F5			2 0 0 0 1 0 0												
Willie Upshaw, L (1, 3) OBP: 0.362, SLG: 0.348			F8		2B	4-3		4-3		2 0 0 0 1 0 1												
Damaso Garcia, R (1, 4) OBP: 0.329, SLG: 0.388					F8			F6		2 0 1 0 0 0 1												
Kelly Gruber, R (8, 4) OBP: 0.186, SLG: 0.328										1 0 0 0 0 0 0												
Rick Leach, L (1, 10) OBP: 0.337, SLG: 0.469			K					F9		3 0 1 0 0 1 0												
<b>Inning Stats</b>	R: 0 E: 0 K: 0 S: 3	H: 0 LOB: 0 BB: 0 P: 3	R: 1 E: 0 K: 0 S: 4	H: 2 LOB: 2 BB: 1 P: 8	R: 0 E: 0 K: 1 S: 5	H: 0 LOB: 0 BB: 0 P: 5	R: 0 E: 0 K: 2 S: 7	H: 0 LOB: 0 BB: 0 P: 7	R: 0 E: 0 K: 0 S: 4	H: 1 LOB: 2 BB: 1 P: 8	R: 0 E: 0 K: 0 S: 3	H: 0 LOB: 0 BB: 0 P: 3	R: 0 E: 0 K: 0 S: 3	H: 0 LOB: 0 BB: 0 P: 3	R: 0 E: 0 K: 0 S: 3	H: 1 LOB: 1 BB: 0 P: 4	1B: 1 2B: 2 3B: 0 HR: 1	SF: 0 SAC: 0 DP: 0 HBP: 0	WP: 0 PB: 0 SB: 0 CS: 0	PA: 32		
<b>PITCHER</b>	IP WLS BF H R ER SO BB IBB HBP BLK WP HR S P ERA WHIP											<b>PITCHER</b>	IP WLS BF H R ER SO BB IBB HBP BLK WP HR S P ERA WHIP									
Don Sutton, R (1, 1) ERA: 4.59	9.0 W 32 4 1 1 3 2 0 0 0 0 0 1 36 44 1.00 0.667																					



Batter	1	2	3	4	5	6	7	8	9	AB	R	H	RBI	BB	SO	LOB	TOP				
Ruppert Jones, L OBP: 0.359, SLG: 0.464 (1, 9)	E3 SH5-3		F8		4-3			3-1 BB		3	0	0	0	1	0	0	<b>California Angels @ Toronto Blue Jays</b> Exhibition Stadium, Toronto, ON Sat Jul 05 1986, 3:33 AM EDT Att: 40,426 - Unknown				
Rob Wilfong, L OBP: 0.293, SLG: 0.358 (1, 4)	SH5-3		K		L5			3-1		3	0	0	0	0	1	2					
Wally Joyner, L OBP: 0.342, SLG: 0.523 (1, 3)	3-1			K		F8		SF8		3	0	0	1	0	1	1					
Reggie Jackson, L OBP: 0.431, SLG: 0.438 (1, 10)	BB			1-6-3 BB		6-3		F7		2	1	0	0	2	0	1					
Jack Howell, L OBP: 0.250, SLG: 0.509 (1, 5)	K			1-6-3		F9			F8	4	0	0	0	0	1	3					
Brian Downing, R OBP: 0.406, SLG: 0.477 (1, 7)		1-3		E5 1B		F8			F8	4	1	0	0	0	0	0					
Rick Burleson, R OBP: 0.365, SLG: 0.399 (1, 6)		6-3		1B		F8			F4	4	0	1	1	0	0	0					
Jerry Narron, L OBP: 0.289, SLG: 0.350 (1, 2)		4-3		F7		F8				3	0	0	0	0	0	1					
Gary Pettis, S OBP: 0.320, SLG: 0.332 (1, 8)			K		G3			3-1 BB SF8 1B		3	1	1	0	0	1	0					
<b>Inning Stats</b>	R: 0 E: 1 K: 1 S: 6	H: 0 LOB: 2 BB: 1 P: 10	R: 0 E: 0 K: 0 S: 3	H: 0 LOB: 0 BB: 0 P: 3	R: 0 E: 0 K: 2 S: 7	H: 0 LOB: 0 BB: 0 P: 7	R: 2 E: 1 K: 1 S: 7	H: 1 LOB: 1 BB: 1 P: 11	R: 0 E: 0 K: 0 S: 3	H: 0 LOB: 0 BB: 0 P: 3	R: 0 E: 0 K: 0 S: 3	H: 0 LOB: 0 BB: 0 P: 3	R: 0 E: 0 K: 0 S: 4	H: 1 LOB: 1 BB: 1 P: 8	R: 0 E: 0 K: 0 S: 3	H: 0 LOB: 0 BB: 0 P: 3	1B: 2 2B: 0 3B: 0 HR: 0	SF: 1 SAC: 1 DP: 0 HBP: 0	WP: 0 PB: 0 SB: 1 CS: 0	PA: 34	
<b>PITCHER</b>	IP	WLS	BF	H	R	ER	SO	BB	IBB	HBP	BLK	WP	HR	S	P	ERA	WHIP				
Jim Clancy, R ERA: 4.08 (1, 1)	8.0	W	31	2	3	1	4	3	0	0	0	0	0	36	48	1.12	0.625				
Tom Henke, R ERA: 3.95 (9, 1)	1.0		3	0	0	0	0	0	0	0	0	0	0	3	3	0.00	0.000				

Batter	1	2	3	4	5	6	7	8	9	AB	R	H	RBI	BB	SO	LOB	BOTTOM				
Tony Fernandez, S OBP: 0.342, SLG: 0.422 (1, 6)	6-3		4-3	5-3		1B 2B		4-3		5	1	1	2	0	0	1	<b>California Angels @ Toronto Blue Jays</b> Exhibition Stadium, Toronto, ON Sat Jul 05 1986, 3:33 AM EDT Att: 40,426 - Unknown				
Rance Mulliniks, L OBP: 0.350, SLG: 0.454 (1, 5)	K		K		4-3	1B		1-3		5	0	1	1	0	2	0					
Lloyd Moseby, L OBP: 0.370, SLG: 0.458 (1, 8)			G3		F9					4	0	0	0	0	1	1					
Ron Shepherd, R OBP: 0.333, SLG: 0.333 (7, 9)	K				4-3					0	0	0	0	0	0	0					
George Bell, R OBP: 0.350, SLG: 0.534 (1, 7)		F8		F6	F6		L4			4	0	0	0	0	0	0					
Jesse Barfield, R OBP: 0.354, SLG: 0.560 (7, 8)		F8		HR 1B		K	F8			4	1	1	0	0	1	0					
Cliff Johnson, R OBP: 0.372, SLG: 0.491 (1, 10)		1B BB		HR 1B		FC3-6 BB	1B			1	1	1	2	2	0	0					
Rick Leach, L OBP: 0.343, SLG: 0.474 (7, FH)		1B BB		G3 1B		1-2 1B	1B			1	0	1	0	0	0	0					
Willie Upshaw, L OBP: 0.367, SLG: 0.357 (1, 3)		1B BB		G3 2B		1-2 1B	1B			4	2	3	0	0	0	1					
Ernie Whitt, L OBP: 0.322, SLG: 0.415 (1, 2)		1-2 BB		G3		1B BB	K			2	1	0	0	2	1	3					
Garth Iorg, R OBP: 0.306, SLG: 0.333 (1, 4)		F8		3H 1B		1-2 2B 1B		K		4	1	2	2	0	1	3					
<b>Inning Stats</b>	R: 0 E: 0 K: 2 S: 7	H: 1 LOB: 3 BB: 2 P: 12	R: 0 E: 0 K: 0 S: 4	H: 1 LOB: 0 BB: 0 P: 5	R: 3 E: 0 K: 0 S: 7	H: 4 LOB: 1 BB: 0 P: 7	R: 0 E: 0 K: 0 S: 3	H: 0 LOB: 0 BB: 0 P: 3	R: 4 E: 0 K: 1 S: 8	H: 3 LOB: 1 BB: 2 P: 16	R: 0 E: 0 K: 1 S: 7	H: 2 LOB: 2 BB: 0 P: 7	R: 0 E: 0 K: 1 S: 5	H: 0 LOB: 0 BB: 0 P: 5	1B: 7 2B: 2 3B: 0 HR: 1	SF: 0 SAC: 0 DP: 0 HBP: 0	WP: 0 PB: 0 SB: 0 CS: 0	PA: 38			
<b>PITCHER</b>	IP	WLS	BF	H	R	ER	SO	BB	IBB	HBP	BLK	WP	HR	S	P	ERA	WHIP				
Ron Romanick, R ERA: 5.21 (1, 1)	5.2	L	28	7	7	4	4	0	0	0	0	0	0	2	2	0.00	3.000				
Terry Forster, L ERA: 3.99 (7, 1)	0.1		2	1	0	0	0	0	0	0	0	0	0	2	2	0.00	3.000				
Mike Cook, R ERA: 7.2 (7, 1)	2.0		8	2	0	0	2	0	0	0	0	0	0	12	12	0.00	1.000				



Batter	1	2	3	4	5	6	7	8	9	AB	R	H	RBI	BB	SO	LOB	TOP			
<b>Ruppert Jones, L</b> OBP: 0.364, SLG: 0.472 (1, 9)										5	2	3	0	0	0	0				
<b>Gary Pettis, S</b> OBP: 0.326, SLG: 0.342 (1, 8)										4	2	3	2	0	0	0				
<b>Wally Joyner, L</b> OBP: 0.344, SLG: 0.525 (1, 3)										4	0	2	1	0	1	2				
<b>Reggie Jackson, L</b> OBP: 0.434, SLG: 0.441 (1, 10)										3	1	1	1	2	0	3				
<b>Jack Howell, L</b> OBP: 0.271, SLG: 0.518 (9, PH)										3	1	2	0	0	1	2				
<b>Doug DeCinces, R</b> OBP: 0.314, SLG: 0.406 (9, 5)										1	0	0	0	0	0	1				
<b>Brian Downing, R</b> OBP: 0.403, SLG: 0.470 (1, 7)										4	1	0	0	1	1	4				
<b>Rob Wilfong, L</b> OBP: 0.302, SLG: 0.360 (9, PH)										2	0	1	1	2	0	0				
<b>Bobby Grich, R</b> OBP: 0.304, SLG: 0.375 (9, 4)										5	0	0	0	0	0	4				
<b>Dick Schofield, R</b> OBP: 0.312, SLG: 0.372 (1, 6)										5	0	0	0	0	0	4				
<b>Bob Boone, R</b> OBP: 0.266, SLG: 0.269 (1, 2)										4	0	0	0	0	2	2				
<b>Inning Stats</b>	R: 0 E: 1 K: 0 S: 4	H: 1 LOB: 1 BB: 0 P: 4	R: 1 E: 0 K: 0 S: 5	H: 2 LOB: 1 BB: 0 P: 5	R: 0 E: 0 K: 0 S: 3	H: 1 LOB: 0 BB: 2 P: 3	R: 0 E: 0 K: 0 S: 3	H: 0 LOB: 2 BB: 0 P: 11	R: 2 E: 0 K: 1 S: 9	H: 4 LOB: 2 BB: 0 P: 9	R: 0 E: 0 K: 2 S: 8	H: 1 LOB: 2 BB: 1 P: 12	R: 0 E: 0 K: 1 S: 5	H: 0 LOB: 1 BB: 1 P: 9	R: 5 E: 1 K: 0 S: 7	H: 4 LOB: 0 BB: 1 P: 11	1B: 8 2B: 5 3B: 0 HR: 1	SF: 0 SAC: 0 DP: 2 HBP: 0	WP: 0 PB: 0 SB: 1 CS: 0	PA: 44
<b>PITCHER</b>	IP	WLS	BF	H	R	ER	SO	BB	IBB	HBP	BLK	WP	HR	S	P	ERA	WHIP			
<b>Dennis Lamp, R</b> ERA: 5.81 (1, 1)	4.1	L	19	5	2	2	1	1	1	0	0	0	0	19	27	4.15	1.385			
<b>Mark Eichhorn, R</b> ERA: 1.39 (5, 1)	2.2		13	4	1	1	3	0	1	0	0	0	0	18	22	3.38	1.500			
<b>Bill Caudill, R</b> ERA: 4.5 (8, 1)	1.0		4	0	0	0	1	1	0	0	0	0	0	5	9	0.00	1.000			
<b>Stan Clarke, L</b> ERA: 45.0 (9, 1)	1.0		8	4	5	5	0	1	0	0	1	0	1	7	11	45.00	5.000			

California Angels @ Toronto Blue Jays  
Exhibition Stadium, Toronto, ON  
Sun Jul 06 1986, 3:33 AM EDT  
Att: 36,197 - Unknown

livebaseballscores.com

AB 36  
R 8  
H 13  
RBI 8  
BB 5  
SO 5  
LOB 18

Batter	1	2	3	4	5	6	7	8	9	AB	R	H	RBI	BB	SO	LOB	BOTTOM				
<b>Tony Fernandez, S</b> OBP: 0.341, SLG: 0.420 (1, 6)										4	0	1	0	0	0	0					
<b>Ernie Whitt, L</b> OBP: 0.325, SLG: 0.428 (1, 2)										4	1	2	0	0	1	0					
<b>Lloyd Moseby, L</b> OBP: 0.369, SLG: 0.455 (1, 8)										4	0	1	1	0	2	1					
<b>George Bell, R</b> OBP: 0.348, SLG: 0.529 (1, 7)										3	1	0	0	1	1	1					
<b>Jesse Barfield, R</b> OBP: 0.358, SLG: 0.565 (1, 9)										3	0	2	1	1	1	0					
<b>Willie Upshaw, L</b> OBP: 0.363, SLG: 0.352 (1, 3)										4	0	0	0	0	0	3					
<b>Garth Iorg, R</b> OBP: 0.299, SLG: 0.326 (1, 4)										3	0	0	0	0	2	2					
<b>Rick Leach, L</b> OBP: 0.333, SLG: 0.460 (1, 10)										3	0	0	0	0	1	1					
<b>Kelly Gruber, R</b> OBP: 0.178, SLG: 0.314 (1, 5)										3	0	0	0	0	1	0					
<b>Inning Stats</b>	R: 0 E: 0 K: 2 S: 7	H: 0 LOB: 0 BB: 0 P: 7	R: 0 E: 0 K: 2 S: 7	H: 0 LOB: 0 BB: 0 P: 7	R: 0 E: 0 K: 1 S: 5	H: 0 LOB: 0 BB: 0 P: 5	R: 0 E: 0 K: 1 S: 5	H: 0 LOB: 0 BB: 0 P: 5	R: 1 E: 0 K: 2 S: 8	H: 1 LOB: 1 BB: 1 P: 12	R: 0 E: 0 K: 1 S: 6	H: 2 LOB: 1 BB: 0 P: 6	R: 0 E: 0 K: 0 S: 3	H: 0 LOB: 0 BB: 1 P: 7	R: 0 E: 0 K: 0 S: 3	R: 1 E: 0 K: 0 S: 5	H: 3 LOB: 1 BB: 0 P: 5	1B: 4 2B: 1 3B: 1 HR: 0	SF: 0 SAC: 0 DP: 1 HBP: 0	WP: 0 PB: 0 SB: 0 CS: 0	PA: 33
<b>PITCHER</b>	IP	WLS	BF	H	R	ER	SO	BB	IBB	HBP	BLK	WP	HR	S	P	ERA	WHIP				
<b>Kirk McCaskill, R</b> ERA: 3.57 (1, 1)	9.0	W	33	6	2	2	9	2	0	0	0	0	0	49	57	2.00	0.889				

California Angels @ Toronto Blue Jays  
Exhibition Stadium, Toronto, ON  
Sun Jul 06 1986, 3:33 AM EDT  
Att: 36,197 - Unknown

livebaseballscores.com

AB 31  
R 2  
H 6  
RBI 2  
BB 2  
SO 9  
LOB 8







Batter	1	2	3	4	5	6	7	8	9	AB	R	H	RBI	BB	SO	LOB	TOP										
<b>John Moses, S</b> OBP: 0.335, SLG: 0.340 (1, 8)										4	1	2	2	1	2	2											
<b>Danny Tartabull, R</b> OBP: 0.365, SLG: 0.533 (1, 7)										5	1	0	0	0	2	3											
<b>Jim Presley, R</b> OBP: 0.328, SLG: 0.534 (1, 5)										5	1	2	2	0	3	1											
<b>Ken Phelps, L</b> OBP: 0.414, SLG: 0.580 (1, 3)										5	0	1	1	0	1	2											
<b>Dave Henderson, R</b> OBP: 0.332, SLG: 0.444 (1, 9)										3	2	1	0	1	1	0											
<b>Barry Bonnell, R</b> OBP: 0.196, SLG: 0.224 (1, 10)										3	1	2	0	1	0	0											
<b>Steve Yeager, R</b> OBP: 0.281, SLG: 0.278 (1, 2)										3	0	0	0	0	2	3											
<b>Domingo Ramos, R</b> OBP: 0.211, SLG: 0.200 (1, 6)										3	1	1	0	0	0	2											
<b>Harold Reynolds, S</b> OBP: 0.288, SLG: 0.293 (1, 4)										3	1	2	2	1	0	0											
<b>Inning Stats</b>	R: 0 E: 0 K: 1 S: 6	H: 1 LOB: 1 BB: 0 P: 6	R: 5 E: 1 K: 0 S: 8	H: 5 LOB: 1 BB: 1 P: 12	R: 1 E: 0 K: 2 S: 7	H: 1 LOB: 2 BB: 2 P: 16	R: 0 E: 0 K: 1 S: 5	H: 0 LOB: 0 BB: 0 P: 5	R: 0 E: 0 K: 2 S: 7	H: 0 LOB: 0 BB: 0 P: 7	R: 0 E: 0 K: 1 S: 5	H: 0 LOB: 0 BB: 0 P: 5	R: 0 E: 0 K: 2 S: 7	H: 0 LOB: 0 BB: 0 P: 7	R: 0 E: 0 K: 0 S: 5	H: 3 LOB: 3 BB: 0 P: 5	R: 0 E: 0 K: 2 S: 7	H: 1 LOB: 1 BB: 1 P: 11	1B: 10 2B: 1 3B: 0 HR: 0	SF: 0 SAC: 1 DP: 0 HBP: 1	WP: 0 PB: 1 SB: 1 CS: 2	PA: 40					
<b>PITCHER</b>	IP	WLS	BF	H	R	ER	SO	BB	IBB	HBP	BLK	WP	HR	S	P	ERA	WHIP										
<b>John Cerutti, L</b> ERA: 4.23 (1, 1)	2.0	L	13	6	6	3	1	1	0	0	0	0	0	14	18	13.50	3.500										
<b>Mark Eichhorn, R</b> ERA: 1.53 (3, 1)	6.0		23	4	2	2	8	2	0	1	0	0	0	36	45	3.00	1.000										
<b>Stan Clarke, L</b> ERA: 22.5 (9, 1)	1.0		4	1	0	0	2	1	0	0	0	0	0	7	11	0.00	2.000										

**Seattle Mariners @ Toronto Blue Jays**  
Exhibition Stadium, Toronto, ON  
Tue Jul 08 1986, 7:05 PM EDT  
Att: 28,241 - Unknown

AB 34  
R 8  
H 11  
RBI 7  
BB 4  
SO 11  
LOB 13

Batter	1	2	3	4	5	6	7	8	9	AB	R	H	RBI	BB	SO	LOB	BOTTOM										
<b>Tony Fernandez, S</b> OBP: 0.350, SLG: 0.435 (1, 6)										5	1	3	1	0	0	1											
<b>Willie Upshaw, L</b> OBP: 0.394, SLG: 0.367 (1, 3)										5	2	2	1	0	0	3											
<b>Jesse Barfield, R</b> OBP: 0.362, SLG: 0.566 (1, 8)										4	0	2	1	1	0	0											
<b>George Bell, R</b> OBP: 0.350, SLG: 0.527 (1, 7)										4	0	1	0	1	1	3											
<b>Damaso Garcia, R</b> OBP: 0.330, SLG: 0.388 (1, 10)										3	0	1	1	0	0	1											
<b>Lloyd Moseby, L</b> OBP: 0.367, SLG: 0.461 (7, PH)										2	0	0	0	0	1	3											
<b>Garth Iorg, R</b> OBP: 0.301, SLG: 0.336 (1, 4)										5	1	1	0	0	0	6											
<b>Buck Martinez, R</b> OBP: 0.272, SLG: 0.293 (1, 2)										1	0	0	0	0	0	1											
<b>Rance Mulliniks, L</b> OBP: 0.352, SLG: 0.457 (4, PH)										3	1	1	0	1	1	2											
<b>Ron Shepherd, R</b> OBP: 0.429, SLG: 0.429 (1, 9)										1	0	1	0	0	0	0											
<b>Rick Leach, L</b> OBP: 0.330, SLG: 0.449 (4, PH)										3	0	1	0	0	1	3											
<b>Kelly Gruber, R</b> OBP: 0.167, SLG: 0.297 (1, 5)										0	0	0	1	0	0	0											
<b>Ernie Whitt, L</b> OBP: 0.324, SLG: 0.425 (4, PH)										3	0	0	0	0	1	2											
<b>Inning Stats</b>	R: 2 E: 0 K: 0 S: 5	H: 2 LOB: 0 BB: 0 P: 5	R: 1 E: 0 K: 0 S: 5	H: 2 LOB: 1 BB: 0 P: 5	R: 1 E: 0 K: 1 S: 7	H: 3 LOB: 1 BB: 0 P: 7	R: 0 E: 0 K: 0 S: 4	H: 1 LOB: 2 BB: 2 P: 12	R: 0 E: 0 K: 0 S: 3	H: 0 LOB: 0 BB: 0 P: 3	R: 0 E: 0 K: 0 S: 4	H: 1 LOB: 1 BB: 0 P: 4	R: 0 E: 1 K: 1 S: 7	H: 1 LOB: 2 BB: 0 P: 7	R: 0 E: 0 K: 2 S: 8	H: 1 LOB: 2 BB: 1 P: 12	1B: 7 2B: 4 3B: 2 HR: 0	SF: 1 SAC: 0 DP: 0 HBP: 0	WP: 0 PB: 0 SB: 0 CS: 0	PA: 43							
<b>PITCHER</b>	IP	WLS	BF	H	R	ER	SO	BB	IBB	HBP	BLK	WP	HR	S	P	ERA	WHIP										
<b>Lee Guetterman, L</b> ERA: 6.67 (1, 1)	2.0		12	6	4	4	0	0	0	0	0	0	0	12	12	18.00	3.000										
<b>Mark Huisman, R</b> ERA: 3.96 (3, 1)	4.1	W	19	5	1	1	2	2	0	0	0	0	0	21	29	2.08	1.615										
<b>Matt Young, L</b> ERA: 3.76 (7, 1)	2.2	S	12	2	0	0	3	1	0	0	0	0	0	17	21	0.00	1.125										

**Seattle Mariners @ Toronto Blue Jays**  
Exhibition Stadium, Toronto, ON  
Tue Jul 08 1986, 7:05 PM EDT  
Att: 28,241 - Unknown

AB 39  
R 5  
H 13  
RBI 5  
BB 3  
SO 5  
LOB 25



Batter	1	2	3	4	5	6	7	8	9	AB	R	H	RBI	BB	SO	LOB	TOP										
<b>John Moses, S</b> OBP: 0.332, SLG: 0.331 (1, 8)	E5 G6-3	F7					K		K	4	0	0	0	1	2	4											
<b>Danny Tartabull, R</b> OBP: 0.380, SLG: 0.525 <b>Phil Bradley, R</b> OBP: 0.353, SLG: 0.391 (1, 7) (8, 7)	G6-3		F2				K		5-3	4	0	0	0	0	2	4											
<b>Jim Presley, R</b> OBP: 0.326, SLG: 0.532 (1, 5)	6-3		F4						K	5	1	1	0	0	1	0											
<b>Ken Phelps, L</b> OBP: 0.421, SLG: 0.610 (1, 3)		SH3 2B	F7							3	2	2	2	1	0	0											
<b>Scott Bradley, L</b> OBP: 0.300, SLG: 0.318 (1, 2)		SH3			E4 2B		FC3-6 BB		F8	3	1	0	0	0	0	1											
<b>Dave Henderson, R</b> OBP: 0.338, SLG: 0.457 (1, 9)		G3 1B			1-3 2B		F8		1B	4	1	3	2	0	0	1											
<b>Ricky Nelson, L</b> OBP: 0.250, SLG: 0.250 (1, 10)		G3			1-3				F4	4	0	1	0	0	0	3											
<b>Domingo Ramos, R</b> OBP: 0.230, SLG: 0.220 (1, 6)		1B			FC8-2-5		FC3-6 1B		1B	4	0	2	1	0	0	2											
<b>Harold Reynolds, S</b> OBP: 0.292, SLG: 0.297 (1, 4)		1B			B4-3		1B		F5	4	0	2	0	0	0	2											
<b>Inning Stats</b>	R: 0 E: 1 K: 0 S: 3	H: 0 LOB: 0 BB: 0 P: 3	R: 2 E: 0 K: 0 S: 7	H: 4 LOB: 2 BB: 0 P: 7	R: 0 E: 0 K: 0 S: 3	H: 0 LOB: 0 BB: 0 P: 3	R: 1 E: 1 K: 0 S: 4	H: 1 LOB: 0 BB: 1 P: 4	R: 0 E: 0 K: 1 S: 4	H: 0 LOB: 1 BB: 1 P: 8	R: 0 E: 0 K: 2 S: 9	H: 2 LOB: 2 BB: 0 P: 9	R: 2 E: 0 K: 0 S: 7	H: 4 LOB: 2 BB: 0 P: 7	R: 0 E: 0 K: 2 S: 7	H: 0 LOB: 0 BB: 0 P: 7	1B: 6 2B: 5 3B: 0 HR: 1	SF: 0 SAC: 1 DP: 2 HBP: 0	WP: 0 PB: 0 SB: 0 CS: 1	PA: 39							
<b>PITCHER</b>	IP	WLS	BF	H	R	ER	SO	BB	IBB	HBP	BLK	WP	HR	S	P	ERA	WHIP										
<b>Dave Stieb, R</b> ERA: 5.74 (1, 1)	7.0		31	9	5	4	3	2	0	0	0	0	1	35	43	5.14	1.571										
<b>Bill Caudill, R</b> ERA: 4.03 (8, 1)	1.0	W	5	2	0	0	0	0	0	0	0	0	0	5	5	0.00	2.000										
<b>Tom Henke, R</b> ERA: 4.0 (9, 1)	1.0	S	3	0	0	0	2	0	0	0	0	0	0	7	7	0.00	0.000										

Seattle Mariners @ Toronto Blue Jays  
Exhibition Stadium, Toronto, ON  
Wed Jul 09 1986, 7:05 PM EDT  
Att: 30,044 - Unknown

AB	36
R	5
H	11
RBI	5
BB	2
SO	5
LOB	17



Batter	1	2	3	4	5	6	7	8	9	AB	R	H	RBI	BB	SO	LOB	BOTTOM										
<b>Tony Fernandez, S</b> OBP: 0.349, SLG: 0.433 (1, 6)	L8		6-3		E3 2B			BB 1B SF8		4	2	1	0	0	0	1											
<b>Rance Mulliniks, L</b> OBP: 0.358, SLG: 0.470 <b>Kelly Gruber, R</b> OBP: 0.167, SLG: 0.297 (1, 5) (8, FR) (9, 5)	4-3 1B		F8		1-3 2B			SF8 BB 1B		4	1	3	2	0	0	0											
<b>Willie Upshaw, L</b> OBP: 0.362, SLG: 0.364 (1, 3)	4-3		4-3		F7			1B E BB		3	1	0	0	1	0	2											
<b>George Bell, R</b> OBP: 0.351, SLG: 0.527 (1, 7)	1B				CS BB		6-3	SF8		2	0	1	2	1	0	0											
<b>Jesse Barfield, R</b> OBP: 0.366, SLG: 0.567 (1, 8)	1-3 1B				K		G4-6-3 1B	1B IBB		3	0	2	0	1	1	1											
<b>Ernie Whitt, L</b> OBP: 0.319, SLG: 0.418 <b>Buck Martinez, R</b> OBP: 0.269, SLG: 0.289 (1, 2) (8, PH) (9, 2)	F9				4-3		G4-6-3	K		3	0	0	0	0	0	3											
<b>Rick Leach, L</b> OBP: 0.322, SLG: 0.436 <b>Cliff Johnson, R</b> OBP: 0.374, SLG: 0.493 <b>Ron Shepherd, R</b> OBP: 0.429, SLG: 0.429 (1, 9) (8, PH) (9, 9)		6-3			L5		F4	1B		3	0	0	0	0	0	0											
<b>Damaso Garcia, R</b> OBP: 0.325, SLG: 0.382 (1, 10)		K			K		1-3	K		4	0	0	0	0	3	2											
<b>Garth Iorg, R</b> OBP: 0.302, SLG: 0.331 (1, 4)		K			E 2B		6-3			2	1	0	0	1	1	0											
<b>Inning Stats</b>	R: 1 E: 0 K: 0 S: 6	H: 3 LOB: 2 BB: 0 P: 6	R: 0 E: 0 K: 2 S: 7	H: 0 LOB: 0 BB: 0 P: 7	R: 0 E: 0 K: 1 S: 4	H: 0 LOB: 0 BB: 1 P: 8	R: 2 E: 1 K: 1 S: 7	H: 1 LOB: 1 BB: 1 P: 11	R: 0 E: 0 K: 0 S: 3	H: 1 LOB: 0 BB: 0 P: 3	R: 0 E: 0 K: 0 S: 3	H: 0 LOB: 0 BB: 0 P: 3	R: 3 E: 1 K: 2 S: 10	H: 3 LOB: 2 BB: 2 P: 18	R: 0 E: 0 K: 2 S: 7	H: 0 LOB: 0 BB: 0 P: 7	1B: 6 2B: 3 3B: 0 HR: 0	SF: 1 SAC: 0 DP: 2 HBP: 0	WP: 0 PB: 0 SB: 0 CS: 1	PA: 35							
<b>PITCHER</b>	IP	WLS	BF	H	R	ER	SO	BB	IBB	HBP	BLK	WP	HR	S	P	ERA	WHIP										
<b>Mike Moore, R</b> ERA: 4.81 (1, 1)	7.0	L	30	7	6	4	4	3	0	0	0	0	0	35	47	5.14	1.429										
<b>Pete Ladd, R</b> ERA: 4.09 (8, 1)	0.1		2	0	0	0	0	0	1	0	0	0	0	1	5	0.00	0.000										
<b>Matt Young, L</b> ERA: 3.72 (8, 1)	0.2		3	1	0	0	2	0	0	0	0	0	0	7	7	0.00	1.500										

Seattle Mariners @ Toronto Blue Jays  
Exhibition Stadium, Toronto, ON  
Wed Jul 09 1986, 7:05 PM EDT  
Att: 30,044 - Unknown

AB	30
R	6
H	8
RBI	6
BB	4
SO	6
LOB	12





Batter	1	2	3	4	5	6	7	8	9	AB	R	H	RBI	BB	SO	LOB	TOP					
Tony Phillips, S OBP: 0.357, SLG: 0.324	B5-3		G3			1B		K		4	0	1	0	0	1	1						
Carney Lansford, R OBP: 0.329, SLG: 0.383	4-3		5-3			K		K		4	0	1	1	0	1	2						
Jose Canseco, R OBP: 0.355, SLG: 0.511	F7			4-3		SF7		K		3	0	0	1	0	1	1						
Bruce Bochte, L OBP: 0.355, SLG: 0.352		K		6-3		K		4-3		4	0	0	0	0	2	2						
Dave Kingman, R OBP: 0.241, SLG: 0.416		6-3		F5			HR		6-3	4	1	1	1	0	0	0						
Dwayne Murphy, L OBP: 0.376, SLG: 0.374					3-1					2	0	0	0	1	1	0						
Stan Javier, S OBP: 0.313, SLG: 0.247		BB				K			K	1	0	0	0	0	1	0						
Mike Davis, L OBP: 0.283, SLG: 0.407		F9			F7				F6	4	0	0	0	0	0	1						
Jerry Willard, L OBP: 0.365, SLG: 0.398					K				F8	3	1	1	1	0	1	0						
Alfredo Griffin, S OBP: 0.342, SLG: 0.376						1B				3	2	2	0	0	1	0						
<b>Inning Stats</b>	R: 0 E: 0 K: 0 S: 3	H: 0 LOB: 0 BB: 0 P: 3	R: 0 E: 0 K: 1 S: 5	H: 0 LOB: 1 BB: 1 P: 9	R: 1 E: 0 K: 1 S: 6	H: 1 LOB: 0 BB: 0 P: 6	R: 0 E: 0 K: 0 S: 3	H: 0 LOB: 0 BB: 0 P: 3	R: 0 E: 0 K: 1 S: 5	H: 0 LOB: 0 BB: 0 P: 5	R: 1 E: 0 K: 2 S: 9	H: 2 LOB: 1 BB: 0 P: 9	R: 1 E: 0 K: 1 S: 6	H: 1 LOB: 0 BB: 0 P: 6	R: 1 E: 0 K: 2 S: 9	H: 2 LOB: 1 BB: 0 P: 9	R: 0 E: 0 K: 1 S: 5	H: 0 LOB: 0 BB: 0 P: 5	1B: 4 2B: 0 3B: 0 HR: 2	SF: 1 SAC: 0 DP: 0 HBP: 0	WP: 0 PB: 0 SB: 2 CS: 0	PA: 34
<b>PITCHER</b>	IP	WLS	BF	H	R	ER	SO	BB	IBB	HBP	BLK	WP	HR	S	P	ERA	WHIP					
Jim Clancy, R ERA: 4.11	8.0	W	31	6	4	4	8	1	0	0	0	0	2	46	50	4.50	0.875					
Bill Caudill, R ERA: 3.86	1.0		3	0	0	0	1	0	0	0	0	0	0	5	5	0.00	0.000					

Oakland Athletics @ Toronto Blue Jays  
Exhibition Stadium, Toronto, ON  
Thu Jul 10 1986, 7:05 PM EDT  
Att: 28,172 - Unknown

livebaseballscores.com

AB 32  
R 4  
H 6  
RBI 4  
BB 1  
SO 9  
LOB 7



Batter	1	2	3	4	5	6	7	8	9	AB	R	H	RBI	BB	SO	LOB	BOTTOM					
Tony Fernandez, S OBP: 0.351, SLG: 0.436	5-3		SH5-3		2B	F8				4	1	2	1	0	0	1						
Rance Mulliniks, L OBP: 0.383, SLG: 0.475					1B					4	1	2	1	1	1	3						
Garth Iorg, R OBP: 0.302, SLG: 0.331			K		1B	4-3				0	0	0	0	0	0	0						
Lloyd Moseby, L OBP: 0.365, SLG: 0.457			L5		PB					5	0	1	1	0	0	5						
George Bell, R OBP: 0.352, SLG: 0.522			L4		F8					3	1	0	0	2	0	1						
Jesse Barfield, R OBP: 0.367, SLG: 0.566			F9		1B					4	1	1	1	1	1	2						
Willie Upshaw, L OBP: 0.369, SLG: 0.367			G4-6-3		BB					3	0	2	0	2	1	1						
Ernie Whitt, L OBP: 0.317, SLG: 0.412			G4-6-3		F9					5	1	1	1	0	0	7						
Rick Leach, L OBP: 0.328, SLG: 0.434			SH5-3		F9					3	1	1	0	1	0	2						
Damaso Garcia, R OBP: 0.335, SLG: 0.391			SH5-3		2B					4	2	4	1	0	0	0						
<b>Inning Stats</b>	R: 0 E: 0 K: 0 S: 4	H: 1 LOB: 1 BB: 0 P: 4	R: 0 E: 0 K: 0 S: 2	H: 0 LOB: 0 BB: 1 P: 6	R: 0 E: 0 K: 1 S: 7	H: 2 LOB: 2 BB: 0 P: 7	R: 0 E: 0 K: 0 S: 4	H: 1 LOB: 2 BB: 1 P: 8	R: 3 E: 0 K: 1 S: 8	H: 4 LOB: 2 BB: 2 P: 16	R: 0 E: 0 K: 0 S: 4	H: 1 LOB: 1 BB: 0 P: 4	R: 5 E: 1 K: 1 S: 9	H: 4 LOB: 3 BB: 3 P: 21	R: 0 E: 0 K: 0 S: 4	H: 1 LOB: 1 BB: 0 P: 4	1B: 11 2B: 3 3B: 0 HR: 0	SF: 0 SAC: 1 DP: 2 HBP: 0	WP: 0 PB: 1 SB: 0 CS: 0	PA: 43		
<b>PITCHER</b>	IP	WLS	BF	H	R	ER	SO	BB	IBB	HBP	BLK	WP	HR	S	P	ERA	WHIP					
Eric Plunk, R ERA: 4.75	6.1	L	31	9	4	3	2	4	1	0	0	0	0	6	10	81.00	9.000					
Steve Ontiveros, R ERA: 4.75	0.1		5	3	3	3	1	0	1	0	0	0	0	2	6	27.00	6.000					
Dave Vonohien, L ERA:	0.1		3	1	1	1	0	1	0	0	0	0	0	4	4	0.00	1.000					

Oakland Athletics @ Toronto Blue Jays  
Exhibition Stadium, Toronto, ON  
Thu Jul 10 1986, 7:05 PM EDT  
Att: 28,172 - Unknown

livebaseballscores.com

AB 35  
R 8  
H 14  
RBI 6  
BB 7  
SO 3  
LOB 22





Batter	1	2	3	4	5	6	7	8	9	AB	R	H	RBI	BB	SO	LOB	TOP										
Tony Phillips, S OBP: 0.358, SLG: 0.324 (1,4)	L9				G3		L4-3 BB		F8	4	0	1	0	1	0	0											
Dwayne Murphy, L OBP: 0.370, SLG: 0.366 (1,8)	F6	F5			1B		L4-3 1-2		K	5	0	1	0	0	1	3											
Jose Canseco, R OBP: 0.358, SLG: 0.512 (1,7)	F4				1B				K	5	0	3	0	0	1	0											
Bruce Bochte, L OBP: 0.353, SLG: 0.351 (1,3)		2B 1B		L8		K			K	4	1	1	0	0	2	3											
Dave Kingman, R OBP: 0.241, SLG: 0.417 (1,10)		1B 1B 2B		F9		K			K	4	1	1	1	0	2	2											
Mike Davis, L OBP: 0.290, SLG: 0.434 (1,9)		1B G3 1B		L8		HR			HR	4	3	3	2	0	0	0											
Donnie Hill, S OBP: 0.324, SLG: 0.367 (1,5)		1B G3 1B		3-1		F8			3-1	4	0	1	1	0	0	0											
Mickey Tettleton, S OBP: 0.279, SLG: 0.300 (1,2)		G3				K			K	3	0	0	1	1	2	1											
Stan Javier, S OBP: 0.313, SLG: 0.247 (8, PR)										0	0	0	0	0	0	0											
Jerry Willard, L OBP: 0.365, SLG: 0.398 (8, 2)										0	0	0	0	0	0	0											
Alfredo Griffin, S OBP: 0.338, SLG: 0.371 (1,6)		K				K			L4	4	0	0	0	0	2	3											
<b>Inning Stats</b>	R: 0 E: 0 K: 0 S: 3	H: 0 LOB: 0 BB: 0 P: 3	R: 3 E: 0 K: 1 S: 10	H: 5 LOB: 2 BB: 0 P: 10	R: 0 E: 0 K: 0 S: 3	H: 1 LOB: 0 BB: 0 P: 3	R: 0 E: 0 K: 1 S: 5	H: 0 LOB: 1 BB: 1 P: 9	R: 0 E: 0 K: 2 S: 9	H: 2 LOB: 2 BB: 0 P: 9	R: 1 E: 0 K: 1 S: 6	H: 1 LOB: 0 BB: 0 P: 6	R: 0 E: 0 K: 1 S: 5	H: 1 LOB: 1 BB: 1 P: 9	R: 1 E: 0 K: 2 S: 9	H: 1 LOB: 1 BB: 0 P: 9	R: 0 E: 0 K: 2 S: 7	H: 0 LOB: 0 BB: 0 P: 7	1B: 8 2B: 2 3B: 0 HR: 2	SF: 0 SAC: 0 DP: 1 HBP: 0	WP: 1 PB: 0 SB: 0 CS: 0	PA: 39					
<b>PITCHER</b>	IP	WLS	BF	H	R	ER	SO	BB	IBB	HBP	BLK	WP	HR	S	P	ERA	WHIP										
Joe Johnson, R ERA: 5.03 (1, 1)	4.1		21	8	3	3	2	1	0	0	0	0	0	24	28	6.23	2.077										
Mark Eichhorn, R ERA: 1.7 (5, 1)	3.2	W	15	3	2	2	6	1	0	0	0	1	2	26	30	4.91	1.091										
Tom Henke, R ERA: 3.91 (9, 1)	1.0	S	3	0	0	0	2	0	0	0	0	0	0	7	7	0.00	0.000										

Oakland Athletics @ Toronto Blue Jays  
Exhibition Stadium, Toronto, ON  
Fri Jul 11, 1986, 7:05 PM EDT  
Att: 30,370 - Unknown

AB	37
R	5
H	11
RBI	5
BB	2
SO	10
LOB	12



Batter	1	2	3	4	5	6	7	8	9	AB	R	H	RBI	BB	SO	LOB	BOTTOM										
Tony Fernandez, S OBP: 0.350, SLG: 0.434 (1,6)	G3						G3			4	0	1	0	0	1	0											
Rance Mulliniks, L OBP: 0.385, SLG: 0.473 (1,5)	4-3						F7			3	1	1	0	1	0	1											
Lloyd Moseby, L OBP: 0.361, SLG: 0.451 (1,8)	L7						F8			4	0	0	0	0	1	2											
George Bell, R OBP: 0.356, SLG: 0.531 (1,10)		1B E 2B		1B 2B 1B			L8			4	2	3	0	0	0	1											
Jesse Barfield, R OBP: 0.371, SLG: 0.567 (1,9)		FC3-6 SF9 1B		2B 1B			6-3			3	1	2	1	0	0	1											
Willie Upshaw, L OBP: 0.368, SLG: 0.370 (1,3)		E3 FC3-6 1B		2B			K			3	0	1	2	0	1	2											
Ernie Whitt, L OBP: 0.312, SLG: 0.406 (1,2)		FC3-6 HR								3	1	0	0	0	2	4											
Buck Martinez, R OBP: 0.266, SLG: 0.286 (8, PH) (9, 2)										1	0	0	0	0	0	1											
Rick Leach, L OBP: 0.320, SLG: 0.426 (1,7)		SF9 1B		L7						2	0	0	1	0	0	2											
Damaso Garcia, R OBP: 0.335, SLG: 0.402 (1,4)										3	1	1	2	0	1	0											
Garth Iorg, R OBP: 0.302, SLG: 0.331 (9, 4)		HR								0	0	0	0	0	0	0											
<b>Inning Stats</b>	R: 0 E: 0 K: 0 S: 3	H: 0 LOB: 0 BB: 0 P: 3	R: 4 E: 1 K: 1 S: 9	H: 3 LOB: 0 BB: 0 P: 9	R: 2 E: 0 K: 1 S: 8	H: 3 LOB: 2 BB: 1 P: 12	R: 0 E: 0 K: 1 S: 5	H: 1 LOB: 0 BB: 0 P: 5	R: 0 E: 0 K: 1 S: 6	H: 0 LOB: 0 BB: 0 P: 5	R: 0 E: 0 K: 1 S: 6	H: 1 LOB: 1 BB: 0 P: 6	R: 0 E: 0 K: 0 S: 2	H: 0 LOB: 0 BB: 0 P: 3	R: 0 E: 0 K: 0 S: 2	H: 0 LOB: 0 BB: 0 P: 3	1B: 5 2B: 4 3B: 0 HR: 1	SF: 1 SAC: 1 DP: 1 HBP: 1	WP: 0 PB: 0 SB: 1 CS: 1	PA: 35							
<b>PITCHER</b>	IP	WLS	BF	H	R	ER	SO	BB	IBB	HBP	BLK	WP	HR	S	P	ERA	WHIP										
Jose Rijo, R ERA: 4.71 (1, 1)	7.0	L	31	9	6	3	6	1	0	0	0	0	0	42	46	3.86	1.429										
Dave Leiper, L ERA: 3.38 (8, 1)	0.1		2	0	0	0	0	0	0	1	0	0	0	1	2	0.00	0.000										
Steve Ontiveros, R ERA: 4.71 (8, 1)	0.2		1	0	0	0	0	0	0	0	0	0	0	1	1	0.00	0.000										

Oakland Athletics @ Toronto Blue Jays  
Exhibition Stadium, Toronto, ON  
Fri Jul 11, 1986, 7:05 PM EDT  
Att: 30,370 - Unknown

AB	30
R	6
H	9
RBI	6
BB	1
SO	6
LOB	14









Batter	1	2	3	4	5	6	7	8	9	AB	R	H	RBI	BB	SO	LOB	TOP											
Tony Phillips, S OBP: 0.382, SLG: 0.336 (1, 4)	0-0 HR		0-0 6-3			4-0 G6-4-3 1B BB	4-0 FC6-4 BB	0-0 F9		3	2	1	1	2	0	1												
Alfredo Griffin, S OBP: 0.334, SLG: 0.366 (1, 6)	0-0 4-3			0-0 CS 1B		0-0 G6-4-3 1B	0-0 F9		0-0 5-3	5	0	2	0	0	0	3												
Jose Canseco, R OBP: 0.359, SLG: 0.526 Stan Javier, S OBP: 0.313, SLG: 0.247 (1, 7) (9, 7)	0-0 G3			0-0 F9		0-0 G6-4-3	0-0 FC6-4 S E		0-0 HR	5	2	1	2	0	0	5												
Dave Kingman, R OBP: 0.246, SLG: 0.416 (1, 10)	0-0 4-3			0-3 K		0-0 1B	0-0 E3		0-0 F2	5	0	1	1	0	1	1												
Carney Lansford, R OBP: 0.329, SLG: 0.381 (1, 3)		0-0 F7				0-0 FC5-4 1B	0-0 K		0-0 F8	5	0	1	0	0	2	2												
Dusty Baker Jr., R OBP: 0.318, SLG: 0.325 Dwayne Murphy, L OBP: 0.371, SLG: 0.368 (1, 9) (7, 8) (7, 8)		0-3 K				0-0 FC5-4 1-2	0-0 3B 1B	0-3 K		2	0	0	0	0	1	1												
Mike Davis, L OBP: 0.295, SLG: 0.442 (1, 8) (7, 9)		0-0 L5				0-0 F6	0-0 1B 3B	0-0 S 1B 1B		4	2	2	1	0	0	1												
Donnie Hill, S OBP: 0.326, SLG: 0.373 (1, 5)			0-0 F9			0-0 F7	0-0 BB S FC6-4 1B	0-0 F6		4	1	1	1	0	0	2												
Mickey Tettleton, S OBP: 0.306, SLG: 0.316 (1, 2)			0-3 K			4-0 1B BB G6-4-3 BB	4-0 FC6-4 BB E BB	0-0 1B		2	2	1	1	2	1	0												
<b>Inning Stats</b>	R: 1 E: 0 K: 0 S: 4	H: 1 LOB: 0 BB: 4 P: 4	R: 0 E: 0 K: 1 S: 5	H: 0 LOB: 0 BB: 5 P: 5	R: 0 E: 0 K: 1 S: 5	H: 1 LOB: 1 BB: 0 P: 5	R: 0 E: 0 K: 0 S: 4	H: 1 LOB: 1 BB: 0 P: 4	R: 2 E: 0 K: 1 S: 6	H: 2 LOB: 1 BB: 2 P: 14	R: 5 E: 1 K: 0 S: 7	H: 3 LOB: 1 BB: 2 P: 15	R: 1 E: 0 K: 1 S: 7	H: 2 LOB: 1 BB: 0 P: 7	R: 1 E: 0 K: 1 S: 6	H: 1 LOB: 0 BB: 0 P: 6	1B: 8 2B: 1 3B: 1 HR: 2	SF: 0 SAC: 0 DP: 2 HBP: 0	WP: 0 PB: 0 SB: 4 CS: 1	PA: 41								
<b>PITCHER</b>	IP	WLS	BF	H	R	ER	SO	BB	IBB	HBP	BLK	WP	HR	S	P	ERA	WHIP											
John Cerutti, L ERA: 4.33 (1, 1)	5.0		19	3	3	3	3	2	0	0	0	0	0	1	23	31	5.40	1.000										
Mark Eichhorn, R ERA: 1.79 (6, 1)	1.0	5	3	1	1	1	1	0	0	0	0	0	0	0	7	7	9.00	3.000										
Bill Caudill, R ERA: 4.63 (7, 1)	0.0	L	2	2	1	1	0	0	0	0	0	0	0	2	2	∞	∞											
Tom Henke, R ERA: 3.94 Stan Clarke, L ERA: 14.54 (7, 1) (9, 1)	2.0		11	2	4	2	1	2	0	0	0	0	0	11	19	9.00	2.000											
	1.0		4	1	1	1	1	0	0	0	0	0	1	6	6	9.00	1.000											
<b>Batter</b>	<b>1</b>	<b>2</b>	<b>3</b>	<b>4</b>	<b>5</b>	<b>6</b>	<b>7</b>	<b>8</b>	<b>9</b>	<b>AB</b>	<b>R</b>	<b>H</b>	<b>RBI</b>	<b>BB</b>	<b>SO</b>	<b>LOB</b>	<b>BOTTOM</b>											
Tony Fernandez, S OBP: 0.351, SLG: 0.434 (1, 6)	0-0 PB BB	0-0 3-H 2B		0-0 4-3		0-0 L9	0-0 FC6-4 1B		0-0 5-3	5	0	2	2	0	0	0												
Rance Mulliniks, L OBP: 0.383, SLG: 0.464 Garth Iorg, R OBP: 0.298, SLG: 0.327 (1, 5) (7, PH) (8, 5)	4-0 BB BB	4-0 BB BB		0-3 K		0-0 F7	0-0 FC6-4 FC6-4		0-0 FC6-4	2	0	0	0	2	1	0												
Lloyd Moseby, L OBP: 0.358, SLG: 0.444 (1, 8)	0-3 K	0-0 1-3		0-0 F2		0-0 E BB 1B	0-0 FC6-4		0-0 FC6-4	5	0	1	0	0	1	6												
George Bell, R OBP: 0.361, SLG: 0.547 (1, 10)	0-0 F3		0-0 HR			0-0 HBP 1B 1B	4-0 E BB	0-0 F9		4	2	2	1	1	0	2												
Jesse Barfield, R OBP: 0.373, SLG: 0.563 (1, 9)	4-0 BB		0-0 5-3			0-3 K	4-0 FC4 IBB	0-0 F8		3	0	0	0	2	1	1												
Willie Upshaw, L OBP: 0.365, SLG: 0.361 (1, 3)	0-0 G3		0-0 F7			1-0 1B SF8 HBP	0-0 FC4	0-3 K		4	1	0	0	0	1	6												
Rick Leach, L OBP: 0.331, SLG: 0.450 Ron Shepherd, R OBP: 0.545, SLG: 0.800 (1, 7) (6, PH) (6, 7)		0-0 5-3 2B 2B	0-0 1B 1B			0-0 SF8 1B 1B	4-0 1B BB	0-0 F8		2	1	2	0	0	0	0												
Ernie Whitt, L OBP: 0.313, SLG: 0.405 Buck Martinez, R OBP: 0.253, SLG: 0.284 (1, 2) (6, PH) (6, 2)		0-0 F6	0-0 1-2 1B			0-0 SF8	0-0 FC1-6 1B	0-0 1-3	0-0 1-3	2	0	1	0	0	0	1												
Damaso Garcia, R OBP: 0.324, SLG: 0.389 (1, 4)		0-0 5-3	0-0 6-3			0-0 F8	0-0 FC1-6 FC6-4 1B	0-0 6-3		5	0	0	0	0	0	6												
<b>Inning Stats</b>	R: 0 E: 1 K: 1 S: 6	H: 0 LOB: 3 BB: 2 P: 14	R: 1 E: 0 K: 0 S: 5	H: 2 LOB: 2 BB: 1 P: 9	R: 1 E: 0 K: 0 S: 6	H: 3 LOB: 0 BB: 0 P: 6	R: 0 E: 0 K: 1 S: 5	H: 0 LOB: 0 BB: 0 P: 5	R: 2 E: 0 K: 0 S: 7	H: 2 LOB: 1 BB: 0 P: 8	R: 0 E: 1 K: 0 S: 4	H: 1 LOB: 3 BB: 2 P: 12	R: 1 E: 0 K: 0 S: 5	H: 2 LOB: 2 BB: 1 P: 9	R: 0 E: 0 K: 1 S: 5	H: 0 LOB: 0 BB: 0 P: 5	R: 0 E: 0 K: 0 S: 3	H: 0 LOB: 0 BB: 0 P: 3	1B: 7 2B: 2 3B: 0 HR: 1	SF: 1 SAC: 0 DP: 0 HBP: 1	WP: 0 PB: 1 SB: 0 CS: 0	PA: 45						
<b>PITCHER</b>	IP	WLS	BF	H	R	ER	SO	BB	IBB	HBP	BLK	WP	HR	S	P	ERA	WHIP											
Bill Mooneyham, R ERA: 4.66 (1, 1)	4.1		24	6	4	4	3	3	0	1	0	0	0	7	15	8.31	2.077											
Curt Young, L ERA: 3.97 (5, 1)	1.2	W	9	2	0	0	0	1	1	0	0	0	0	7	15	0.00	1.800											
Rick Langford, R ERA: 7.36 Dave Leiper, L ERA: 2.84 (7, 1) (7, 1)	0.1		4	2	1	1	0	1	0	0	0	0	0	3	7	27.00	9.000											
	2.2	S	8	0	0	0	1	0	0	0	0	0	0	10	10	0.00	0.000											

Oakland Athletics @ Toronto Blue Jays  
Exhibition Stadium, Toronto, ON  
Sun Jul 13 1986, 3:33 AM EDT  
Att: 37,138 - Unknown

AB 37  
R 10  
H 11  
RBI 7  
BB 4  
SO 6  
LOB 16



Oakland Athletics @ Toronto Blue Jays  
Exhibition Stadium, Toronto, ON  
Sun Jul 13 1986, 3:33 AM EDT  
Att: 37,138 - Unknown

AB 37  
R 5  
H 10  
RBI 5  
BB 6  
SO 4  
LOB 24





Batter	1	2	3	4	5	6	7	8	9	AB	R	H	RBI	BB	SO	LOB	TOP										
Tony Fernandez, S OBP: 0.349, SLG: 0.431 (1, 6)	F9		K				K	G3		5	1	1	0	0	2	2	<b>Toronto Blue Jays @ California Angels</b> Anaheim Stadium, Anaheim, CA Thu Jul 17 1986, 10:05 PM EDT Att: 31,585 - Unknown <a href="http://livebaseballscores.com">livebaseballscores.com</a>										
Rance Mulliniks, L OBP: 0.386, SLG: 0.476 Garth Iorg, R OBP: 0.294, SLG: 0.322 (1, 5) (7, PH) (7, 5)	1B E BB		1-3				6-3	5-3		2	2	1	3	1	0	0											
Lloyd Moseby, L OBP: 0.359, SLG: 0.443 (1, 8)	E 1B			K	K		E7 BB CS 1B	L7		5	0	2	1	0	2	0											
George Bell, R OBP: 0.359, SLG: 0.541 (1, 7)	F8			K	6-3		BB BB	F8		4	0	0	0	1	1	1											
Jesse Barfield, R OBP: 0.374, SLG: 0.561 (1, 9)	F8			E2 1B	K		BB BB			3	0	1	0	1	1	1											
Willie Upshaw, L OBP: 0.363, SLG: 0.363 (1, 3)		K		3-1			1-3	CS 1B FC5-4 2B		4	1	1	0	0	1	1											
Cliff Johnson, R OBP: 0.375, SLG: 0.487 (1, 10)		G4-6-3 BB			1B 2B BB		K	1-3		2	1	0	0	2	1	1											
Ernie Whitt, L OBP: 0.316, SLG: 0.407 (1, 2)	G4-6-3				1B 2B 1B		F8	FC5-4 1B		4	1	2	0	0	0	1											
Damaso Garcia, R OBP: 0.326, SLG: 0.394 (1, 4)			F6		1B HR 2B		6-3 E 1B	FC5-4		4	2	2	3	0	0	1											
<b>Inning Stats</b>	R: 1 E: 1 K: 0 S: 4	H: 1 LOB: 1 BB: 1 P: 8	R: 0 E: 0 K: 1 S: 4	H: 0 LOB: 0 BB: 1 P: 8	R: 0 E: 0 K: 1 S: 5	H: 0 LOB: 0 BB: 0 P: 5	R: 0 E: 1 K: 2 S: 8	H: 1 LOB: 1 BB: 0 P: 8	R: 5 E: 0 K: 2 S: 11	H: 4 LOB: 0 BB: 1 P: 15	R: 0 E: 0 K: 1 S: 5	H: 0 LOB: 0 BB: 0 P: 5	R: 1 E: 1 K: 1 S: 6	H: 2 LOB: 2 BB: 2 P: 14	R: 1 E: 0 K: 0 S: 5	H: 2 LOB: 1 BB: 0 P: 5	R: 0 E: 0 K: 0 S: 3	H: 0 LOB: 0 BB: 0 P: 3	1B: 7 2B: 2 3B: 0 HR: 1	SF: 0 SAC: 0 DP: 1 HBP: 0	WP: 0 PB: 0 SB: 0 CS: 1	PA: 41					
<b>PITCHER</b>	IP	WLS	BF	H	R	ER	SO	BB	IBB	HBP	BLK	WP	HR	S	P	ERA	WHIP										
Don Sutton, R ERA: 4.6 (1, 1)	4.0	L	20	6	6	5	4	3	0	0	0	0	1	25	37	11.25	2.250										
Chuck Finley, L ERA: 3.39 (5, 1)	2.2		10	2	1	1	4	0	0	0	0	0	0	18	18	3.38	0.750										
Mike Cook, R ERA: 9.0 (7, 1)	0.1		2	0	0	0	0	2	0	0	0	0	0	0	8	0.00	6.000										
Gary Lucas, L ERA: 27.0 (8, 1)	0.1		3	2	1	1	0	0	0	0	0	0	0	3	3	27.00	6.000										
Doug Corbett, R ERA: 3.42 (8, 1)	1.2		5	0	0	0	0	0	0	0	0	0	0	5	5	0.00	0.000										

Batter	1	2	3	4	5	6	7	8	9	AB	R	H	RBI	BB	SO	LOB	BOTTOM										
Rick Burleson, R OBP: 0.387, SLG: 0.447 (1, 10)	HR		4-3		1B 1B	K		1B		5	2	3	1	0	1	2	<b>Toronto Blue Jays @ California Angels</b> Anaheim Stadium, Anaheim, CA Thu Jul 17 1986, 10:05 PM EDT Att: 31,585 - Unknown <a href="http://livebaseballscores.com">livebaseballscores.com</a>										
Wally Joyner, L OBP: 0.394, SLG: 0.544 (1, 3)	6-3		FC5-4 1B		1B 1B		HR 1B	L4		5	1	3	0	0	0	2											
Brian Downing, R OBP: 0.407, SLG: 0.462 (1, 7)	CS BB		FC5-4		K		K	2B G3 1B		4	1	1	0	1	2	4											
Doug DeCinces, R OBP: 0.310, SLG: 0.401 (1, 5) (9, 6)	K				6-3		K	F7		5	0	1	1	0	2	3											
George Hendrick, R OBP: 0.335, SLG: 0.461 Ruppert Jones, L OBP: 0.375, SLG: 0.491 (1, 9) (7, PH) (8, 9)		BB BB		1B BB	F2		HR	G3 2B		1	0	0	0	2	0	2											
Bobby Grich, R OBP: 0.345, SLG: 0.396 Reggie Jackson, L OBP: 0.413, SLG: 0.439 Rob Wilfong, L OBP: 0.303, SLG: 0.359 (1, 4) (7, PH) (8, 4)		BB BB		1B BB			F9	G3		2	0	2	0	1	0	0											
Dick Schofield, R OBP: 0.318, SLG: 0.382 Jerry Narron, L OBP: 0.288, SLG: 0.326 (1, 6) (8, PH) (9, 2)		F4		G4-6-3 BB	FC6-4 FC6-4 BB 1-2		K	HBP		2	0	0	0	1	0	3											
Bob Boone, R OBP: 0.273, SLG: 0.276 Jack Howell, L OBP: 0.239, SLG: 0.441 (1, 2) (8, PH) (9, 5)		G5-4-3		G4-6-3		FC6-4 BB	FC1-6 1B	4-3		2	0	0	0	1	0	5											
Gary Pettis, S OBP: 0.316, SLG: 0.328 (1, 8)			K		K	FC6-4	FC1-6 1B S			4	0	0	0	0	2	3											
<b>Inning Stats</b>	R: 1 E: 0 K: 1 S: 5	H: 1 LOB: 1 BB: 1 P: 9	R: 0 E: 0 K: 0 S: 2	H: 0 LOB: 2 BB: 2 P: 10	R: 0 E: 0 K: 1 S: 6	H: 1 LOB: 1 BB: 0 P: 6	R: 0 E: 0 K: 0 S: 3	H: 1 LOB: 2 BB: 2 P: 11	R: 1 E: 0 K: 2 S: 10	H: 3 LOB: 2 BB: 0 P: 10	R: 0 E: 0 K: 1 S: 6	H: 1 LOB: 2 BB: 1 P: 10	R: 2 E: 0 K: 2 S: 9	H: 2 LOB: 0 BB: 0 P: 9	R: 0 E: 0 K: 1 S: 7	H: 2 LOB: 2 BB: 0 P: 7	R: 1 E: 0 K: 0 S: 5	H: 2 LOB: 2 BB: 0 P: 6	1B: 10 2B: 2 3B: 0 HR: 2	SF: 0 SAC: 0 DP: 3 HBP: 1	WP: 0 PB: 0 SB: 1 CS: 1	PA: 44					
<b>PITCHER</b>	IP	WLS	BF	H	R	ER	SO	BB	IBB	HBP	BLK	WP	HR	S	P	ERA	WHIP										
Jimmy Key, L ERA: 4.31 (1, 1)	6.0	W	29	8	3	2	5	6	0	0	0	0	1	33	57	3.00	2.333										
Mark Eichhorn, R ERA: 1.97 (7, 1)	2.1		12	5	2	2	3	0	0	0	0	0	1	18	18	7.71	2.143										
John Cerutti, L ERA: 4.28 (9, 1)	0.2	S	3	0	0	0	0	0	0	1	0	0	0	2	3	0.00	0.000										



Batter	1	2	3	4	5	6	7	8	9	AB	R	H	RBI	BB	SO	LOB	TOP										
Tony Fernandez, S (1, 6) OBP: 0.348, SLG: 0.432										4	1	1	0	0	0	1	<b>Toronto Blue Jays @ California Angels</b> Anaheim Stadium, Anaheim, CA Fri Jul 18 1986, 10:05 PM EDT Att: 31,672 - Unknown										
Rance Mulliniks, L (1, 5) Garth Iorg, R (9, 5) OBP: 0.381, SLG: 0.469 OBP: 0.294, SLG: 0.322										4	0	0	0	0	0	1											
Lloyd Moseby, L (1, 8) OBP: 0.357, SLG: 0.439										3	1	0	0	1	0	1											
George Bell, R (1, 7) OBP: 0.360, SLG: 0.540										4	0	2	1	0	0	1											
Jesse Barfield, R (1, 9) OBP: 0.378, SLG: 0.560										2	0	1	0	1	0	1											
Ernie Whitt, L (1, 2) OBP: 0.310, SLG: 0.399										4	0	0	0	0	2	4											
Willie Upshaw, L (1, 3) OBP: 0.368, SLG: 0.368										4	0	3	1	0	0	0											
Damaso Garcia, R (1, 4) OBP: 0.325, SLG: 0.392										4	0	1	0	0	0	3											
Rick Leach, L (1, 10) Ron Shepherd, R (9, PH) OBP: 0.323, SLG: 0.439 OBP: 0.500, SLG: 0.727										3	0	0	0	0	0	1											
<b>Inning Stats</b>	R: 1 E: 0 K: 0 S: 5	H: 2 LOB: 2 BB: 1 P: 9	R: 0 E: 0 K: 0 S: 4	H: 1 LOB: 1 BB: 0 P: 4	R: 0 E: 0 K: 0 S: 4	H: 1 LOB: 0 BB: 0 P: 4	R: 0 E: 0 K: 0 S: 3	H: 0 LOB: 0 BB: 0 P: 3	R: 0 E: 0 K: 0 S: 7	H: 2 LOB: 2 BB: 1 P: 11	R: 0 E: 0 K: 0 S: 3	H: 0 LOB: 0 BB: 0 P: 3	R: 0 E: 0 K: 0 S: 2	H: 0 LOB: 0 BB: 0 P: 3	R: 0 E: 0 K: 2 S: 8	H: 2 LOB: 1 BB: 0 P: 8	1B: 7 2B: 1 3B: 0 HR: 0	SF: 0 SAC: 0 DP: 0 HBP: 1	WP: 0 PB: 0 SB: 0 CS: 2	PA: 37							
<b>PITCHER</b>	IP	WLS	BF	H	R	ER	SO	BB	IBB	HBP	BLK	WP	HR	S	P	ERA	WHIP										
Kirk McCaskill, R (1, 1) ERA: 3.26	8.0	L	32	6	2	2	1	2	0	1	0	0	0	31	40	2.25	1.000										
Chuck Finley, L (9, 1) ERA: 3.29	0.2	S	3	2	0	0	1	0	0	0	0	0	0	5	5	0.00	3.000										
Doug Corbett, R (9, 1) ERA: 3.4	0.1		1	0	0	0	1	0	0	0	0	0	0	3	3	0.00	0.000										

AB	33
R	2
H	8
RBI	2
BB	2
SO	3
LOB	14



Batter	1	2	3	4	5	6	7	8	9	AB	R	H	RBI	BB	SO	LOB	BOTTOM										
Ruppert Jones, L (1, 9) OBP: 0.374, SLG: 0.487										4	0	1	0	0	0	1	<b>Toronto Blue Jays @ California Angels</b> Anaheim Stadium, Anaheim, CA Fri Jul 18 1986, 10:05 PM EDT Att: 31,672 - Unknown										
Gary Pettis, S (1, 8) OBP: 0.313, SLG: 0.324										4	0	0	0	0	2	2											
Wally Joyner, L (1, 3) OBP: 0.365, SLG: 0.542										3	0	1	0	1	0	0											
Reggie Jackson, L (1, 10) OBP: 0.410, SLG: 0.433										3	0	0	0	1	1	2											
Rob Wilfong, L (1, 4) OBP: 0.302, SLG: 0.357										4	0	1	0	0	0	1											
Brian Downing, R (1, 7) OBP: 0.405, SLG: 0.457										3	0	0	0	1	0	2											
Jack Howell, L (1, 5) OBP: 0.240, SLG: 0.423										3	0	0	0	1	1	4											
Dick Schofield, R (1, 6) Jery Naron, L (9, 2) OBP: 0.318, SLG: 0.379 OBP: 0.298, SLG: 0.326										2	0	0	0	1	0	1											
Bob Boone, R (1, 2) Rick Burleson, R (8, PH) OBP: 0.272, SLG: 0.275 OBP: 0.385, SLG: 0.444										1	0	0	0	0	0	0											
<b>Inning Stats</b>	R: 0 E: 0 K: 1 S: 5	H: 0 LOB: 1 BB: 1 P: 9	R: 0 E: 0 K: 0 S: 3	H: 0 LOB: 1 BB: 1 P: 7	R: 0 E: 0 K: 0 S: 3	H: 1 LOB: 0 BB: 0 P: 3	R: 0 E: 0 K: 1 S: 6	H: 1 LOB: 2 BB: 1 P: 10	R: 0 E: 0 K: 0 S: 3	H: 0 LOB: 0 BB: 0 P: 3	R: 0 E: 0 K: 1 S: 5	H: 0 LOB: 0 BB: 0 P: 5	R: 0 E: 0 K: 1 S: 5	H: 0 LOB: 0 BB: 0 P: 5	R: 0 E: 0 K: 0 S: 4	H: 1 LOB: 2 BB: 1 P: 8	1B: 3 2B: 0 3B: 0 HR: 0	SF: 0 SAC: 1 DP: 1 HBP: 0	WP: 0 PB: 0 SB: 0 CS: 0	PA: 34							
<b>PITCHER</b>	IP	WLS	BF	H	R	ER	SO	BB	IBB	HBP	BLK	WP	HR	S	P	ERA	WHIP										
Jim Clancy, R (1, 1) ERA: 3.83	8.1	W	31	2	0	0	4	5	0	0	0	0	0	34	54	0.00	0.840										
Mark Eichhorn, R (9, 1) ERA: 1.95	0.2	S	3	1	0	0	0	0	0	0	0	0	0	3	3	0.00	1.500										

AB	28
R	0
H	3
RBI	0
BB	5
SO	4
LOB	13





Batter	1	2	3	4	5	6	7	8	9	AB	R	H	RBI	BB	SO	LOB	TOP								
<b>Tony Fernandez, S</b> (1, 6) OBP: 0.350, SLG: 0.435	FC1-6 1B			HR 2B	F9			F6		4	1	2	0	0	0	0									
<b>Lloyd Moseby, L</b> (1, 8) OBP: 0.354, SLG: 0.435	FC1-6 G6-3 1-2			1-3			K	F6		4	0	0	0	0	1	2									
<b>Damaso Garcia, R</b> (1, 4) OBP: 0.324, SLG: 0.394	G6-3 1-2			K					F7	4	0	1	0	0	1	2									
<b>George Bell, R</b> (1, 7) OBP: 0.362, SLG: 0.556				K						4	2	2	3	0	1	1									
<b>Jesse Barfield, R</b> (1, 9) OBP: 0.377, SLG: 0.557	F9			HR 2H				F9	F4	4	0	1	0	0	0	1									
<b>Willie Upshaw, L</b> (1, 3) OBP: 0.369, SLG: 0.371										3	0	1	0	1	1	0									
<b>Garth Iorg, R</b> (1, 5) OBP: 0.291, SLG: 0.318										2	0	0	0	0	0	2									
<b>Rance Mulliniks, L</b> (7, PH) OBP: 0.358, SLG: 0.465				5-3	FC5 2-3f				6-3	2	0	0	0	0	0	1									
<b>Buck Martinez, R</b> (1, 2) OBP: 0.257, SLG: 0.278										2	0	0	0	0	0	0									
<b>Ernie Whitt, L</b> (7, PH) OBP: 0.309, SLG: 0.397				F7				L7		1	0	0	0	0	0	0									
<b>Kelly Gruber, R</b> (1, 10) OBP: 0.163, SLG: 0.289										2	0	0	0	0	1	0									
<b>Rick Leach, L</b> (8, PH) OBP: 0.321, SLG: 0.435				F3				K	F8	1	0	0	0	0	0	0									
<b>Inning Stats</b>	R: 0 E: 0 K: 0 S: 3	H: 1 LOB: 0 BB: 0 P: 3	R: 0 E: 0 K: 2 S: 7	H: 0 LOB: 0 BB: 0 P: 7	R: 0 E: 0 K: 0 S: 3	H: 0 LOB: 0 BB: 0 P: 3	R: 2 E: 0 K: 1 S: 8	H: 3 LOB: 2 BB: 1 P: 12	R: 0 E: 0 K: 1 S: 5	H: 0 LOB: 0 BB: 0 P: 5	R: 0 E: 0 K: 0 S: 6	H: 1 LOB: 1 BB: 0 P: 6	R: 0 E: 0 K: 0 S: 3	H: 0 LOB: 0 BB: 0 P: 3	R: 0 E: 0 K: 0 S: 3	H: 0 LOB: 0 BB: 0 P: 3	R: 1 E: 0 K: 0 S: 5	H: 2 LOB: 1 BB: 0 P: 5	1B: 2 2B: 3 3B: 0 HR: 2	SF: 0 SAC: 0 DP: 1 HBP: 0	WP: 0 PB: 0 SB: 0 CS: 0	PA: 34			
<b>PITCHER</b>	IP	WLS	BF	H	R	ER	SO	BB	IBB	HBP	BLK	WP	HR	S	P	ERA	WHIP								
<b>John Candelaria, L</b> (1, 1) ERA: 3.06	5.1	W	20	4	2	2	5	1	0	0	0	0	1	29	33	3.38	0.938								
<b>Vern Ruhle, R</b> (6, 1) ERA	1.2		6	1	0	0	0	0	0	0	0	0	0	6	6	0.00	0.600								
<b>Donnie Moore, R</b> (8, 1) ERA: 3.9	2.0		8	2	1	1	0	0	0	0	0	0	1	8	8	4.50	1.000								

Toronto Blue Jays @ California Angels  
Anaheim Stadium, Anaheim, CA  
Sat Jul 19 1986, 6:33 AM EDT  
Att: 30,577 - Unknown

AB 33  
R 3  
H 7  
RBI 3  
BB 1  
SO 5  
LOB 9



Batter	1	2	3	4	5	6	7	8	9	AB	R	H	RBI	BB	SO	LOB	BOTTOM								
<b>Ruppert Jones, L</b> (1, 9) OBP: 0.378, SLG: 0.513	HR	E 1B HBP 1-2 2-3		K	4-3			HR 1-1H 2H		4	3	2	4	0	1	4									
<b>Rob Wilfong, L</b> (1, 4) OBP: 0.294, SLG: 0.349	G3	E3 CS 1B 1-3 2H 3H		SF8				F9	F8	4	0	0	2	0	0	1									
<b>Wally Joyner, L</b> (1, 3) OBP: 0.371, SLG: 0.544	K									4	0	3	1	1	1	0									
<b>Reggie Jackson, L</b> (1, 10) OBP: 0.407, SLG: 0.437	3B	F8 2-3		K					G3-6-1 1B 1-2	5	0	1	0	0	2	6									
<b>Jack Howell, L</b> (1, 5) OBP: 0.250, SLG: 0.413	BB			K					5-3	4	1	1	0	1	2	1									
<b>Brian Downing, R</b> (1, 7) OBP: 0.406, SLG: 0.454	F4			4-3						2	1	0	0	1	0	2									
<b>Rick Burleson, R</b> (1, 6) OBP: 0.394, SLG: 0.442										3	1	1	0	0	1	0									
<b>Dick Schofield, R</b> (8, 6) OBP: 0.318, SLG: 0.379		5-3		K					HR 1B 1-2 2-3	0	0	0	0	0	0	0									
<b>Gary Pettis, S</b> (1, 8) OBP: 0.318, SLG: 0.327		HBP S E 1B								3	2	2	0	1	1	2									
<b>Bob Boone, R</b> (1, 2) OBP: 0.272, SLG: 0.272		E5 HBP E								2	1	0	1	1	0	3									
<b>Inning Stats</b>	R: 1 E: 0 K: 1 S: 7	H: 2 LOB: 2 BB: 1 P: 11	R: 3 E: 2 K: 0 S: 6	H: 2 LOB: 1 BB: 0 P: 7	R: 0 E: 0 K: 2 S: 7	H: 0 LOB: 0 BB: 0 P: 7	R: 1 E: 0 K: 2 S: 9	H: 2 LOB: 2 BB: 1 P: 13	R: 0 E: 0 K: 0 S: 4	H: 1 LOB: 2 BB: 2 P: 12	R: 0 E: 0 K: 2 S: 7	H: 0 LOB: 1 BB: 1 P: 11	R: 3 E: 0 K: 1 S: 7	H: 2 LOB: 0 BB: 0 P: 8	R: 0 E: 0 K: 0 S: 3	H: 1 LOB: 0 BB: 0 P: 3	1B: 7 2B: 0 3B: 1 HR: 2	SF: 2 SAC: 1 DP: 1 HBP: 2	WP: 0 PB: 0 SB: 2 CS: 1	PA: 41					
<b>PITCHER</b>	IP	WLS	BF	H	R	ER	SO	BB	IBB	HBP	BLK	WP	HR	S	P	ERA	WHIP								
<b>Dave Stieb, R</b> (1, 1) ERA: 5.78	3.2	L	21	6	5	2	4	2	1	0	0	0	0	14	26	3.86	1.286								
<b>Stan Clarke, L</b> (4, 1) ERA: 10.8	2.1		11	1	1	1	3	2	1	0	0	0	1	7	8	27.00	2.000								
<b>Bill Caudill, R</b> (7, 1) ERA: 5.55	1.0		6	2	3	3	1	0	0	1	0	0	0	3	3	0.00	1.000								
<b>Dennis Lamp, R</b> (8, 1) ERA: 5.83	1.0		3	1	0	0	0	0	0	0	0	0	0	3	3	0.00	1.000								

Toronto Blue Jays @ California Angels  
Anaheim Stadium, Anaheim, CA  
Sat Jul 19 1986, 6:33 AM EDT  
Att: 30,577 - Unknown

AB 31  
R 9  
H 10  
RBI 8  
BB 5  
SO 8  
LOB 19





Batter	1	2	3	4	5	6	7	8	9	10	AB	R	H	RBI	BB	SO	LOB						
<b>Tony Fernandez, S</b> OBP: 0.346, SLG: 0.431 (1.6)	K		6-3			4-3		F8		SH1-4	4	0	0	0	0	1	1						
<b>Rance Mulliniks, L</b> OBP: 0.357, SLG: 0.459 (1.5)	F7			1-3				5-3		1B HR	3	0	0	0	1	0	0						
<b>Garth Iorg, R</b> OBP: 0.295, SLG: 0.323 (8.5)										1B	1	1	1	0	0	0	0						
<b>Lloyd Moseby, L</b> OBP: 0.357, SLG: 0.448 (1.8)				K				F8		HR	5	2	3	2	0	1	1						
<b>George Bell, R</b> OBP: 0.365, SLG: 0.565 (1.7)	F9								HR	1B	5	2	3	3	0	1	1						
<b>Jesse Barfield, R</b> OBP: 0.379, SLG: 0.563 (1.9)		F5						1B SF9		HR	5	0	3	0	0	1	1						
<b>Willie Upshaw, L</b> OBP: 0.367, SLG: 0.367 (1.3)		F5						G3 SF9		FC6-4	3	0	0	1	1	0	1						
<b>Ernie Whitt, L</b> OBP: 0.307, SLG: 0.390 (1.2)		F7						G3		FC6-4	4	0	0	0	1	0	3						
<b>Rick Leach, L</b> OBP: 0.313, SLG: 0.425 (1.10)										BB	3	0	0	0	0	2	1						
<b>Ron Shepherd, R</b> OBP: 0.429, SLG: 0.615 (9. PH)			3-1					K		K	2	0	0	0	0	2	4						
<b>Damaso Garcia, R</b> OBP: 0.327, SLG: 0.395 (1.4)										SH1-4	4	1	2	0	0	0	0						
<b>Inning Stats</b>	R: 0 E: 0 K: 1 S: 6	H: 1 LOB: 1 BB: 0 P: 6	R: 0 E: 0 K: 0 S: 3	H: 0 LOB: 0 BB: 0 P: 3	R: 0 E: 0 K: 0 S: 3	H: 1 LOB: 0 BB: 0 P: 3	R: 0 E: 0 K: 2 S: 8	H: 1 LOB: 1 BB: 0 P: 8	R: 0 E: 0 K: 1 S: 5	H: 0 LOB: 0 BB: 0 P: 5	R: 0 E: 0 K: 0 S: 3	H: 0 LOB: 1 BB: 1 P: 7	R: 1 E: 0 K: 1 S: 7	H: 2 LOB: 1 BB: 0 P: 7	R: 0 E: 0 K: 0 S: 3	H: 0 LOB: 0 BB: 0 P: 3	R: 1 E: 0 K: 2 S: 9	H: 2 LOB: 2 BB: 13 P: 13	R: 4 E: 0 K: 1 S: 10	H: 5 LOB: 2 BB: 1 P: 14	1B: 7 2B: 3 3B: 0 HR: 2	SF: 1 SAC: 1 DP: 0 HBP: 0	WP: 0 PA: 44
<b>PITCHER</b>	IP	WLS	BF	H	R	ER	SO	BB	IBB	HBP	BLK	WP	HR	S	P	ERA	WHIP						
<b>Mike Witt, R</b> ERA: 3.03 (1.1)	8.1		32	7	2	2	6	1	0	0	0	0	1	43	47	2.16	0.960						
<b>Chuck Finley, L</b> ERA: 3.2 (9.1)	0.1		2	0	0	0	0	1	0	0	0	0	0	1	5	0.00	3.000						
<b>Doug Corbett, R</b> ERA: 3.88 (9.1)	0.2	L	5	3	3	3	1	0	0	0	0	0	0	7	7	40.50	4.500						
<b>Donnie Moore, R</b> ERA: 4.13 (10.1)	0.2		5	2	1	1	1	0	1	0	0	0	0	1	6	10	13.50	3.000					


**TOP**

**Toronto Blue Jays @ California Angels**  
Anaheim Stadium, Anaheim, CA

Sun Jul 20 1986, 6:33 AM EDT  
Att: 27,795 - Unknown

livebaseballscores.com

AB 39  
R 6  
H 12  
RBI 6  
BB 3  
SO 8  
LOB 13



Batter	1	2	3	4	5	6	7	8	9	10	AB	R	H	RBI	BB	SO	LOB
<b>Ruppert Jones, L</b> OBP: 0.371, SLG: 0.502 (1.7)	K		F9			4-3		F9		F8	5	0	0	0	0	1	1
<b>Jack Howell, L</b> OBP: 0.259, SLG: 0.425 (1.5)	G3							K		G3	5	1	2	0	0	3	1
<b>Wally Joyner, L</b> OBP: 0.369, SLG: 0.540 (1.3)								K		1B	5	1	1	0	0	0	2
<b>Reggie Jackson, L</b> OBP: 0.410, SLG: 0.438 (1.10)								F8		G3	4	1	2	0	1	1	1
<b>George Hendrick, R</b> OBP: 0.333, SLG: 0.456 (1.9)										1B	4	0	1	1	0	1	2
<b>Jerry Naron, L</b> OBP: 0.304, SLG: 0.327 (1.2)										1B	3	0	1	0	1	0	1
<b>Dick Schofield, R</b> OBP: 0.318, SLG: 0.379 (9. PR)										BB	0	0	0	0	0	0	0
<b>Bob Boone, R</b> OBP: 0.272, SLG: 0.272 (10.2)										1B	0	0	0	0	0	0	0
<b>Doug DeCinces, R</b> OBP: 0.309, SLG: 0.399 (10. PH)										BB	1	0	0	0	0	0	2
<b>Rick Burleson, R</b> OBP: 0.388, SLG: 0.446 (1.6)										1B	3	0	2	1	0	1	1
<b>Bobby Grich, R</b> OBP: 0.341, SLG: 0.391 (1.4)										1B	2	0	0	0	0	0	2
<b>Rob Wilong, L</b> OBP: 0.298, SLG: 0.356 (8. PH)										BB	2	0	1	1	0	0	2
<b>Gary Pettis, S</b> OBP: 0.315, SLG: 0.324 (1.8)										1B	3	0	0	0	0	2	2
<b>Brian Downing, R</b> OBP: 0.405, SLG: 0.453 (10.7)										L5	1	0	0	0	0	0	2
<b>Inning Stats</b>	R: 0 E: 0 K: 1 S: 6	H: 1 LOB: 1 BB: 0 P: 6	R: 0 E: 0 K: 0 S: 4	H: 1 LOB: 1 BB: 0 P: 4	R: 0 E: 0 K: 2 S: 7	H: 0 LOB: 0 BB: 0 P: 7	R: 0 E: 0 K: 1 S: 5	H: 0 LOB: 0 BB: 0 P: 5	R: 0 E: 0 K: 1 S: 6	H: 1 LOB: 1 BB: 0 P: 6	R: 0 E: 0 K: 1 S: 6	H: 3 LOB: 2 BB: 1 P: 12	R: 1 E: 0 K: 0 S: 5	H: 2 LOB: 2 BB: 1 P: 9	1B: 8 2B: 2 3B: 0 HR: 0	SF: 0 SAC: 2 DP: 0 HBP: 0	WP: 0 PA: 42
<b>PITCHER</b>	IP	WLS	BF	H	R	ER	SO	BB	IBB	HBP	BLK	WP	HR	S	P	ERA	WHIP
<b>Joe Johnson, R</b> ERA: 4.7 (1.1)	6.1		23	4	0	0	6	0	0	0	0	0	0	35	35	0.00	0.632
<b>Mark Eichhorn, R</b> ERA: 1.93 (7.1)	1.0		4	1	0	0	1	0	0	0	0	0	0	6	6	0.00	1.000
<b>Tom Henke, R</b> ERA: 4.17 (8.1)	1.2	W	9	3	2	2	2	1	0	0	0	0	0	12	16	10.80	2.400
<b>Dennis Lamp, R</b> ERA: 5.93 (10.1)	0.2		5	2	1	1	0	1	0	0	0	0	0	4	8	13.50	4.500
<b>Bill Caudill, R</b> ERA: 5.47 (10.1)	0.1	S	1	0	0	0	0	0	0	0	0	0	0	1	1	0.00	0.000

**BOTTOM**

**Toronto Blue Jays @ California Angels**  
Anaheim Stadium, Anaheim, CA

Sun Jul 20 1986, 6:33 AM EDT  
Att: 27,795 - Unknown

livebaseballscores.com

AB 38  
R 3  
H 10  
RBI 3  
BB 2  
SO 9  
LOB 19





Batter	1	2	3	4	5	6	7	8	9	AB	R	H	RBI	BB	SO	LOB	TOP			
Tony Fernandez, S OBP: 0.349, SLG: 0.433										5	1	3	0	0	0	0				
Rance Mulliniks, L OBP: 0.361, SLG: 0.464										4	0	2	1	1	1	1				
Lloyd Moseby, L OBP: 0.353, SLG: 0.442										5	0	0	0	0	2	6				
George Bell, R OBP: 0.368, SLG: 0.582										5	2	3	2	0	0	4				
Jesse Barfield, R OBP: 0.382, SLG: 0.580										4	2	2	2	1	2	2				
Willie Upshaw, L OBP: 0.397, SLG: 0.369										4	1	1	0	1	1	1				
Ernie Whitt, L OBP: 0.305, SLG: 0.385										5	1	1	0	0	0	1				
Rick Leach, L OBP: 0.326, SLG: 0.458										4	1	3	1	0	0	2				
Ron Shepherd, R OBP: 0.400, SLG: 0.571										1	0	0	0	0	1	0				
Damaso Garcia, R OBP: 0.326, SLG: 0.393										4	0	1	0	0	0	4				
<b>Inning Stats</b>	R: 2 E: 0 K: 1 S: 7	H: 3 LOB: 0 BB: 7 P: 7	R: 0 E: 0 K: 0 S: 4	H: 1 LOB: 1 BB: 0 P: 4	R: 0 E: 0 K: 1 S: 5	H: 0 LOB: 0 BB: 0 P: 5	R: 5 E: 1 K: 1 S: 11	H: 6 LOB: 2 BB: 1 P: 15	R: 0 E: 0 K: 0 S: 4	H: 1 LOB: 2 BB: 1 P: 8	R: 1 E: 0 K: 0 S: 4	H: 2 LOB: 1 BB: 1 P: 8	R: 0 E: 0 K: 2 S: 9	H: 2 LOB: 0 BB: 0 P: 9	R: 0 E: 0 K: 2 S: 7	H: 0 LOB: 0 BB: 0 P: 7	1B: 8 2B: 3 3B: 1 HR: 4	SF: 0 SAC: 0 DP: 3 HBP: 0	WP: 0 PB: 0 SB: 1 CS: 0	PA: 44
<b>PITCHER</b>	IP WLS BF H R ER SO BB IBB HBP BLK WP HR S P ERA WHIP	IP WLS BF H R ER SO BB IBB HBP BLK WP HR S P ERA WHIP																		
Mark Huisman, R ERA: 5.05	(1, 1) 3.0 L 16 7 6 6 2 0 0 0 0 0 0 3 20 20 18.00 2.333																			
Jim Beattie, R ERA: 6.07	(4, 1) 0.0 4 3 1 0 0 1 0 0 0 0 0 0 3 7 ∞ ∞																			
Lee Guetterman, L ERA: 6.15	(4, 1) 2.0 7 1 0 0 1 1 0 0 0 0 0 0 8 12 0.00 1.000																			
Karl Best, R ERA: 5.29	(6, 1) 2.0 9 3 1 1 0 1 0 0 0 1 0 1 8 12 4.50 2.000																			
Pete Ladd, R ERA: 3.72	(8, 1) 1.0 5 2 0 0 2 0 0 0 0 0 0 0 9 9 0.00 2.000																			

Toronto Blue Jays @ Seattle Mariners  
The Kingdome, Seattle, WA  
Mon Jul 21 1986, 10:05 PM EDT  
Att: 17,823 - Unknown

AB	41
R	8
H	16
RBI	6
BB	3
SO	7
LOB	21



Batter	1	2	3	4	5	6	7	8	9	AB	R	H	RBI	BB	SO	LOB	BOTTOM			
John Moses, S OBP: 0.354, SLG: 0.355										4	1	1	0	0	0	0				
Phil Bradley, R OBP: 0.376, SLG: 0.408										2	1	2	0	2	0	0				
Jim Presley, R OBP: 0.307, SLG: 0.500										4	0	1	0	0	1	4				
Danny Tartabull, R OBP: 0.363, SLG: 0.529										3	0	0	1	0	0	2				
Alvin Davis, L OBP: 0.404, SLG: 0.490										4	0	0	0	0	0	2				
Dave Henderson, R OBP: 0.342, SLG: 0.467										3	1	1	0	1	0	0				
Spike Owen, S OBP: 0.318, SLG: 0.362											4	0	2	1	0	0				
Bob Kearney, R OBP: 0.269, SLG: 0.343											4	0	2	0	0	3				
Harold Reynolds, S OBP: 0.282, SLG: 0.289											4	0	0	0	0	4				
<b>Inning Stats</b>	R: 1 E: 0 K: 0 S: 5	H: 2 LOB: 1 BB: 0 P: 5	R: 1 E: 0 K: 0 S: 4	H: 2 LOB: 0 BB: 0 P: 4	R: 0 E: 0 K: 0 S: 2	H: 0 LOB: 0 BB: 1 P: 6	R: 0 E: 0 K: 0 S: 3	H: 0 LOB: 0 BB: 0 P: 3	R: 0 E: 0 K: 1 S: 6	H: 1 LOB: 1 BB: 1 P: 10	R: 0 E: 0 K: 0 S: 4	H: 1 LOB: 1 BB: 0 P: 4	R: 0 E: 0 K: 0 S: 4	H: 1 LOB: 2 BB: 1 P: 8	R: 0 E: 0 K: 0 S: 4	H: 1 LOB: 0 BB: 1 P: 8	1B: 7 2B: 1 3B: 1 HR: 0	SF: 1 SAC: 0 DP: 3 HBP: 0	WP: 0 PB: 0 SB: 0 CS: 0	PA: 36
<b>PITCHER</b>	IP WLS BF H R ER SO BB IBB HBP BLK WP HR S P ERA WHIP	IP WLS BF H R ER SO BB IBB HBP BLK WP HR S P ERA WHIP																		
John Cerutti, L ERA: 3.99	(1, 1) 9.0 W 36 9 3 2 1 3 0 0 0 0 0 0 35 47 2.00 1.333																			

Toronto Blue Jays @ Seattle Mariners  
The Kingdome, Seattle, WA  
Mon Jul 21 1986, 10:05 PM EDT  
Att: 17,823 - Unknown

AB	32
R	3
H	9
RBI	2
BB	3
SO	1
LOB	15





Batter	1	2	3	4	5	6	7	8	9	10	11	12	AB	R	H	RBI	BB	SO	LOB	TOP								
Tony Fernandez, S OBP: 0.394, SLG: 0.444	4-0 BB 1B	0-0 FC4-6 1B		0-0 SF8		0-0 PB 2B		0-0 5-3		0-0 3B			4	1	3	1	1	0	2									
Damaso Garcia, R OBP: 0.322, SLG: 0.386	4-0 1B HR	0-0 FC4-6		0-0 FC6-4		0-0 5-3		0-0 1-3			0-0 6-3		5	1	0	0	1	0	7									
Lloyd Moseby, L OBP: 0.350, SLG: 0.437	0-3 K		0-0 F3		0-0 F8		0-0 K		0-0 FC1-6 1B		0-0 1-3		6	0	1	0	0	2	2									
George Bell, R OBP: 0.367, SLG: 0.580	0-0 HR 1B		0-0 F3		0-0 2B		0-0 6-3		0-0 FC1-6		0-0 F7		6	1	2	1	0	0	1									
Jesse Barfield, R OBP: 0.384, SLG: 0.584	0-0 HR		0-3 K		4-0 G6-4-3 BB		0-0 F3		0-3 K			4-0 FC3-6 BB	4	1	1	3	2	2	1									
Cliff Johnson, R OBP: 0.370, SLG: 0.476	0-3 K			4-0 BB SF8 1B BB	0-0 G6-4-3			0-3 K		0-0 4-3		0-3 K	5	1	0	0	1	3	4									
Willie Upshaw, L OBP: 0.367, SLG: 0.377	0-0 F5			0-0 1B		0-3 K		0-0 HR		0-0 6-3		0-0 FC3-6	6	1	2	1	0	1	1									
Garth Iorg, R OBP: 0.288, SLG: 0.321		0-3 K		0-3 K		0-3 K		0-0 5-3 1B		4-0 3B BB		0-0 CS	4	0	1	0	1	3	2									
Rance Mulliniks, L OBP: 0.361, SLG: 0.464													0	0	0	0	0	0	0									
Buck Martinez, R OBP: 0.276, SLG: 0.323													3	1	2	1	1	1	0									
Ron Shepherd, R OBP: 0.400, SLG: 0.571													0	0	0	0	0	0	0									
Ernie Whitt, L OBP: 0.303, SLG: 0.384				1-2 2-3 BB				1-2 1B					1	0	0	0	0	1	1									
<b>Inning Stats</b>	R: 4 E: 0 K: 2 S: 9	H: 2 LOB: 0 BB: 2 P: 17	R: 0 E: 0 K: 2 S: 8	H: 1 LOB: 1 BB: 0 P: 8	R: 0 E: 0 K: 1 S: 5	H: 0 LOB: 0 BB: 0 P: 5	R: 1 E: 0 K: 1 S: 6	H: 1 LOB: 2 BB: 2 P: 14	R: 0 E: 0 K: 0 S: 3	H: 1 LOB: 1 BB: 1 P: 7	R: 1 E: 0 K: 2 S: 9	H: 2 LOB: 1 BB: 0 P: 9	R: 0 E: 0 K: 1 S: 5	H: 0 LOB: 0 BB: 0 P: 5	R: 1 E: 0 K: 1 S: 8	H: 3 LOB: 3 BB: 0 P: 8	R: 0 E: 0 K: 1 S: 6	H: 1 LOB: 1 BB: 1 P: 6	R: 0 E: 0 K: 1 S: 5	H: 0 LOB: 2 BB: 1 P: 9	R: 0 E: 0 K: 0 S: 3	H: 0 LOB: 0 BB: 0 P: 3	R: 0 E: 0 K: 1 S: 4	H: 0 LOB: 0 BB: 1 P: 8	1B: 6 2B: 2 3B: 1 HR: 3	SF: 1 SAC: 0 DP: 1 HBP: 0	WP: 0 PB: 1 SB: 0 CS: 1	PA: 53
<b>PITCHER</b>	IP WLS BF H R ER SO BB IBB HBP BLK WP HR S P ERA WHIP	IP WLS BF H R ER SO BB IBB HBP BLK WP HR S P ERA WHIP	<b>PITCHER</b>																		IP WLS BF H R ER SO BB IBB HBP BLK WP HR S P ERA WHIP							
Mark Langston, L ERA: 4.49	(1.1)	6.1	30	7	6	6	9	0	0	0	0	0	0	0	0	5	5	0.00	0.000									
Pete Ladd, R ERA: 3.64	(7.1)	1.0	3	0	0	0	1	0	0	0	0	0	0	0	0	5	5	0.00	0.000									
Matt Young, L ERA: 3.55	(8.1)	2.2	13	5	1	1	2	1	0	0	0	0	0	1	16	20	3.38	2.250										
Jerry Reed, R ERA: 3.6	(11.1)	2.0	W	6	0	0	0	1	1	0	0	0	0	0	7	11	0.00	0.500										

Toronto Blue Jays @ Seattle Mariners  
The Kingdom, Seattle, WA  
Tue Jul 22 1986, 10:05 PM EDT  
Att. 10,152 - Unknown

AB	44
R	7
H	12
RBI	7
BB	7
SO	13
LOB	21



Batter	1	2	3	4	5	6	7	8	9	10	11	12	AB	R	H	RBI	BB	SO	LOB	BOTTOM						
John Moses, S OBP: 0.351, SLG: 0.351	0-0 4-3		0-0 6-3	0-0 6-3		0-0 1B		0-3 K		0-3 K		4-0 1B BB	5	0	1	0	0	1	1							
Ken Phelps, L OBP: 0.407, SLG: 0.540													1	0	0	0	0	1	2							
Jerry Reed, R OBP: 0.262, SLG: 0.230													0	0	0	0	0	0	0							
Domingo Ramos, R OBP: 0.262, SLG: 0.230													0	0	0	0	1	0	0							
Phil Bradley, R OBP: 0.374, SLG: 0.403	0-0 4-3		0-3 K	0-0 6-3		0-3 K		0-3 K		1-0 SH3-4 HBP		0-3 K	6	0	1	1	0	3	3							
Jim Presley, R OBP: 0.308, SLG: 0.501	0-0 F9												5	1	2	0	0	1	1							
Danny Tartabull, R OBP: 0.362, SLG: 0.524		0-0 FC4-6 1B	0-3 K		0-0 5-3					0-0 F8		0-0 FC5-4 1B	6	0	2	0	0	2	3							
Alvin Davis, L OBP: 0.406, SLG: 0.487		0-0 FC4-6 HR		0-0 2B 1B	1-0 1B HBP		0-0 G4-1		4-0 IBB		0-0 FC5-4		4	2	1	0	1	0	2							
Dave Henderson, R OBP: 0.348, SLG: 0.483		0-0 HR		0-0 1B 2B	4-0 1B BB		0-0 1B			0-3 K			5	2	3	2	1	2	3							
Spike Owen, S OBP: 0.327, SLG: 0.372				0-0 1B	0-0 1B		0-3 K2-3			4-0 SH5-4 BB		0-0 SH3-4 1B	5	2	4	3	1	1	1							
Steve Yeager, R OBP: 0.285, SLG: 0.282				0-0 E	0-0 1B					0-0 SH5-4		0-0 SH3-4	2	1	1	0	0	0	1							
Scott Bradley, L OBP: 0.377, SLG: 0.514		0-0 F8		0-0 E7	0-0 G4-6-3					0-0 FC3-6		0-0 SH5-4	2	0	1	0	0	0	3							
Ricky Nelson, L OBP: 0.182, SLG: 0.182				1-0 SH3-4						1-2 1B		1-2 1B	0	0	0	0	0	0	0							
Bob Kearney, R OBP: 0.289, SLG: 0.343													0	0	0	0	0	0	0							
Harold Reynolds, S OBP: 0.280, SLG: 0.285		0-0 1-6-3		0-0 SH3-4		0-0 G3		0-0 FC3-6		4-0 BB		0-0 F3	4	0	0	1	1	0	3							
<b>Inning Stats</b>	R: 0 E: 0 K: 0 S: 3	H: 0 LOB: 0 BB: 0 P: 3	R: 2 E: 0 K: 0 S: 6	H: 3 LOB: 1 BB: 0 P: 6	R: 0 E: 0 K: 2 S: 6	H: 1 LOB: 1 BB: 0 P: 8	R: 4 E: 1 K: 0 S: 7	H: 4 LOB: 0 BB: 0 P: 7	R: 1 E: 0 K: 0 S: 4	H: 2 LOB: 1 BB: 1 P: 9	R: 0 E: 0 K: 2 S: 8	H: 1 LOB: 1 BB: 0 P: 8	R: 0 E: 0 K: 1 S: 5	H: 1 LOB: 1 BB: 0 P: 5	R: 0 E: 0 K: 1 S: 5	H: 0 LOB: 2 BB: 2 P: 10	R: 0 E: 0 K: 2 S: 7	H: 0 LOB: 2 BB: 2 P: 15	R: 0 E: 0 K: 1 S: 6	H: 1 LOB: 1 BB: 0 P: 6	R: 1 E: 0 K: 0 S: 4	H: 2 LOB: 2 BB: 1 P: 8	1B: 12 2B: 3 3B: 0 HR: 1	SF: 0 SAC: 4 DP: 1 HBP: 2	WP: 0 PB: 0 SB: 1 CS: 1	PA: 56
<b>PITCHER</b>	IP WLS BF H R ER SO BB IBB HBP BLK WP HR S P ERA WHIP	IP WLS BF H R ER SO BB IBB HBP BLK WP HR S P ERA WHIP	<b>PITCHER</b>																		IP WLS BF H R ER SO BB IBB HBP BLK WP HR S P ERA WHIP					
Jimmy Key, L ERA: 4.52	(1.1)	4.0	20	8	6	5	2	0	0	0	0	0	0	0	1	24	24	11.25	2.000							
Mark Eichhorn, R ERA: 1.97	(5.1)	3.0	15	5	1	1	4	1	0	1	0	0	0	0	0	21	26	3.00	2.000							
Tom Henke, R ERA: 3.93	(8.1)	3.0	12	0	0	0	4	2	1	1	0	0	0	0	0	16	29	0.00	0.667							
Bill Caudill, R ERA: 5.54	(11.1)	1.1	L	6	2	1	1	1	0	0	0	0	0	0	8	8	6.75	1.500								
Stan Clarke, L ERA: 10.29	(12.1)	0.1	3	1	0	0	0	1	0	0	0	0	0	0	2	6	0.00	6.000								

Toronto Blue Jays @ Seattle Mariners  
The Kingdom, Seattle, WA  
Tue Jul 22 1986, 10:05 PM EDT  
Att. 10,152 - Unknown



AB	45
R	8
H	16
RBI	7
BB	5
SO	11
LOB	23









Batter	1	2	3	4	5	6	7	8	9	10	AB	R	H	RBI	BB	SO	LOB	TOP				
<b>Tony Fernandez, S</b> (1.6) OBP: 0.352, SLG: 0.439	4-3	E4 BB 1B		L5		FC4-6 1-2r				5-3	6	1	1	0	0	0	4	<b>Toronto Blue Jays @ Oakland Athletics</b> <b>Oakland-Alameda County Coliseum, Oakland, CA</b> Fri Jul 25 1986, 7:05 PM PDT Att: 12,778 - Unknown  <b>AB 37</b> <b>R 5</b> <b>H 6</b> <b>RBI 5</b> <b>BB 10</b> <b>SO 4</b> <b>LOB 21</b> 				
<b>Rance Mulliniks, L</b> (1.5) OBP: 0.368, SLG: 0.459	F8			4-3						F9	2	1	0	0	1	0	0					
<b>Garth Iorg, R</b> (7. PH) OBP: 0.309, SLG: 0.319		BB									1	0	0	0	2	0	3					
<b>Lloyd Moseby, L</b> (1.8) OBP: 0.347, SLG: 0.429				G3						F7	3	0	0	1	2	0	4					
<b>George Bell, R</b> (1.7) OBP: 0.364, SLG: 0.571										F4	4	0	1	2	1	0	1					
<b>Jesse Barfield, R</b> (1.9) OBP: 0.163, SLG: 0.582				6-3						K	4	0	0	0	1	2	3					
<b>Willie Upshaw, L</b> (1.3) OBP: 0.381, SLG: 0.373	K									F4	5	0	0	0	0	2	3					
<b>Damaso Garcia, R</b> (1.4) OBP: 0.320, SLG: 0.381				G3						F9	5	1	1	0	0	0	0					
<b>Rick Leach, L</b> (1.10) OBP: 0.333, SLG: 0.445				6-3						F3	2	1	0	0	3	0	1					
<b>Ron Shepherd, R</b> (10. PR) OBP: 0.400, SLG: 0.571										4-3	0	0	0	0	0	0	0					
<b>Ernie Whitt, L</b> (1.2) OBP: 0.307, SLG: 0.403										4-3	4	1	2	2	0	0	2					
<b>Kelly Gruber, R</b> (8. PR) OBP: 0.163, SLG: 0.289										1B	0	0	0	0	0	0	0					
<b>Buck Martinez, R</b> (8.2) OBP: 0.280, SLG: 0.326										5-3	1	0	1	0	0	0	0					
<b>Inning Stats</b>	R: 0 E: 0 K: 1 S: 5	H: 0 LOB: 3 BB: 3 P: 17	R: 3 E: 1 K: 0 S: 5	H: 1 LOB: 2 BB: 3 P: 17	R: 0 E: 0 K: 1 S: 5	H: 0 LOB: 0 BB: 0 P: 5	R: 1 E: 0 K: 0 S: 4	H: 1 LOB: 0 BB: 0 P: 4	R: 0 E: 0 K: 0 S: 3	H: 0 LOB: 1 BB: 1 P: 7	R: 0 E: 0 K: 1 S: 5	H: 0 LOB: 1 BB: 1 P: 9	R: 1 E: 0 K: 0 S: 6	H: 3 LOB: 3 BB: 1 P: 10	R: 0 E: 0 K: 1 S: 5	H: 0 LOB: 0 BB: 0 P: 5	R: 0 E: 0 K: 0 S: 4	H: 1 LOB: 3 BB: 1 P: 8	1B: 5 2B: 0 3B: 0 HR: 1	SF: 0 SAC: 0 DP: 0 HBP: 0	WP: 0 PB: 0 SB: 3 CS: 0	PA: 47
<b>PITCHER</b>	IP	WLS	BF	H	R	ER	SO	BB	IBB	HBP	BLK	WP	HR	S	P	ERA	WHIP					
<b>Jose Rijo, R</b> (1.1) ERA: 4.38	5.1		26	2	4	1	2	7	0	0	0	0	1	23	51	1.69	1.688					
<b>Dave Leiper, L</b> (6.1) ERA: 2.7	0.2		2	0	0	0	0	0	0	0	0	0	0	2	2	0.00	0.000					
<b>Bill Mooneyham, R</b> (7.1) ERA: 4.52	1.2		10	3	1	1	1	2	0	0	0	0	0	10	18	5.40	3.000					
<b>Dave Vonohlen, L</b> (8.1) ERA:	0.1		1	0	0	0	0	0	0	0	0	0	0	1	1	0.00	0.000					
<b>Doug Bair, R</b> (9.1) ERA: 2.39	2.0	W	8	1	0	0	1	1	0	0	0	0	0	9	13	0.00	1.000					
<b>Batter</b>	<b>1</b>	<b>2</b>	<b>3</b>	<b>4</b>	<b>5</b>	<b>6</b>	<b>7</b>	<b>8</b>	<b>9</b>	<b>10</b>	<b>AB</b>	<b>R</b>	<b>H</b>	<b>RBI</b>	<b>BB</b>	<b>SO</b>	<b>LOB</b>	<b>BOTTOM</b>				
<b>Tony Phillips, S</b> (1.4) OBP: 0.357, SLG: 0.349	1-3		SF8		F6	K				K	4	0	0	1	0	2	1	<b>Toronto Blue Jays @ Oakland Athletics</b> <b>Oakland-Alameda County Coliseum, Oakland, CA</b> Fri Jul 25 1986, 7:05 PM PDT Att: 12,778 - Unknown  <b>AB 31</b> <b>R 6</b> <b>H 8</b> <b>RBI 6</b> <b>BB 6</b> <b>SO 5</b> <b>LOB 13</b> 				
<b>Dwayne Murphy, L</b> (1.8) OBP: 0.391, SLG: 0.393					3-1	G3				F6	4	0	1	0	1	0	1					
<b>Carney Lansford, R</b> (1.5) OBP: 0.339, SLG: 0.422					6-3					K	5	1	1	1	0	1	3					
<b>Bruce Bochte, L</b> (1.3) OBP: 0.369, SLG: 0.364										G3	2	1	0	0	2	1	2					
<b>Dave Kingman, R</b> (1.10) OBP: 0.249, SLG: 0.422										1-3	3	1	1	0	1	0	1					
<b>Mike Davis, L</b> (1.9) OBP: 0.300, SLG: 0.435										K	3	1	1	0	1	1	1					
<b>Jose Canseco, R</b> (1.7) OBP: 0.348, SLG: 0.496										F8	3	1	0	1	1	0	2					
<b>Jerry Willard, L</b> (1.2) OBP: 0.384, SLG: 0.415										F5	3	1	3	2	0	0	0					
<b>Dusty Baker Jr., R</b> (8. PH) OBP: 0.326, SLG: 0.331											1	0	0	0	0	0	0					
<b>Mickey Tettleton, S</b> (9.2) OBP: 0.304, SLG: 0.311											0	0	0	0	0	0	0					
<b>Alfredo Griffin, S</b> (1.6) OBP: 0.331, SLG: 0.363										F9	3	0	1	1	0	0	2					
<b>Inning Stats</b>	R: 0 E: 0 K: 0 S: 2	H: 0 LOB: 0 BB: 1 P: 6	R: 0 E: 0 K: 0 S: 3	H: 1 LOB: 1 BB: 1 P: 7	R: 1 E: 0 K: 1 S: 8	H: 3 LOB: 2 BB: 0 P: 8	R: 0 E: 0 K: 0 S: 4	H: 1 LOB: 2 BB: 1 P: 8	R: 0 E: 0 K: 0 S: 3	H: 0 LOB: 0 BB: 0 P: 3	R: 4 E: 0 K: 1 S: 7	H: 2 LOB: 1 BB: 3 P: 19	R: 0 E: 0 K: 1 S: 5	H: 0 LOB: 0 BB: 0 P: 5	R: 0 E: 0 K: 1 S: 5	H: 0 LOB: 0 BB: 0 P: 5	R: 1 E: 0 K: 0 S: 1	H: 1 LOB: 0 BB: 0 P: 1	1B: 7 2B: 0 3B: 0 HR: 1	SF: 1 SAC: 1 DP: 2 HBP: 0	WP: 0 PB: 0 SB: 0 CS: 0	PA: 39
<b>PITCHER</b>	IP	WLS	BF	H	R	ER	SO	BB	IBB	HBP	BLK	WP	HR	S	P	ERA	WHIP					
<b>Joe Johnson, R</b> (1.1) ERA: 4.82	5.0		24	6	4	4	1	5	0	0	0	0	0	21	41	7.20	2.200					
<b>Mark Eichhorn, R</b> (6.1) ERA: 2.03	2.0		8	1	1	1	2	1	0	0	0	0	0	11	15	4.50	1.000					
<b>Stan Clarke, L</b> (8.1) ERA: 8.0	2.0		6	0	0	0	2	0	0	0	0	0	0	10	10	0.00	0.000					
<b>Bill Caudill, R</b> (10.1) ERA: 5.88	0.0	L	1	1	1	1	0	0	0	0	0	0	1	1	1	∞	∞					



Batter	1	2	3	4	5	6	7	8	9	AB	R	H	RBI	BB	SO	LOB	TOP										
Tony Fernandez, S (1,6) OBP: 0.349, SLG: 0.435	0-0 6-3		0-0 F7		0-3 K		0-0 F8			4	0	0	0	0	1	0											
Rance Mulliniks, L (1,5) OBP: 0.380, SLG: 0.456 Garth Iorg, R (7,PH) OBP: 0.307, SLG: 0.317	0-3 K		4-0 1B BB		0-0 G3		0-0 5-3			2	0	0	0	1	1	0											
Lloyd Moseby, L (1,8) OBP: 0.349, SLG: 0.429	0-0 6-3		0-0 FC6-4 1B		4-0 FC4 BB		0-0 1-3			3	0	1	0	1	0	0											
George Bell, R (1,7) OBP: 0.361, SLG: 0.565		0-0 F3	0-0 FC6-4 1-2		0-0 FC4			0-0 6-3		4	0	0	0	0	0	3											
Willie Upshaw, L (1,3) OBP: 0.360, SLG: 0.370		4-0 BLK BB		0-0 4-3		0-0 F8		0-0 F2		3	0	0	0	1	0	0											
Damaso Garcia, R (1,4) OBP: 0.316, SLG: 0.376	0-0 F3		0-0 F8		0-0 F8		0-0 5-3		0-0 5-3	4	0	0	0	0	0	1											
Rick Leach, L (1,9) OBP: 0.344, SLG: 0.453	4-0 1-2 BB		0-0 2B		4-0 BB BB		4-0 BB BB		0-0 F5	2	0	1	0	2	0	0											
Cecil Fielder, R (1,10) OBP: 0.245, SLG: 0.362	0-3 K		4-0 BB		4-0 BB		1-2 BB		0-0 F8	2	0	0	0	2	1	2											
Ernie Whitt, L (1,2) OBP: 0.302, SLG: 0.396			0-0 F6		0-0 F8		0-0 F9		0-0 6-3	4	0	0	0	0	0	4											
<b>Inning Stats</b>	R: 0 E: 0 K: 1 S: 5	H: 0 LOB: 0 BB: 0 P: 5	R: 0 E: 0 K: 1 S: 5	H: 0 LOB: 2 BB: 13	R: 0 E: 0 K: 0 S: 4	H: 1 LOB: 2 BB: 1 P: 8	R: 0 E: 0 K: 0 S: 4	H: 1 LOB: 2 BB: 1 P: 8	R: 0 E: 0 K: 1 S: 5	H: 0 LOB: 1 BB: 1 P: 9	R: 0 E: 0 K: 0 S: 3	H: 0 LOB: 0 BB: 0 P: 3	R: 0 E: 0 K: 0 S: 3	H: 0 LOB: 0 BB: 0 P: 3	R: 0 E: 0 K: 0 S: 3	H: 0 LOB: 0 BB: 0 P: 3	1B: 1 2B: 1 3B: 0 HR: 0	SF: 0 SAC: 0 DP: 0 HBP: 0	WP: 0 PB: 0 SB: 0 CS: 0	PA: 36							
<b>PITCHER</b>	IP	WLS	BF	H	R	ER	SO	BB	IBB	HBP	BLK	WP	HR	S	P	ERA	WHIP										
Eric Plunk, R (1,1) ERA: 4.76	6.0	W	27	2	0	0	3	7	0	0	1	0	0	26	54	0.00	1.500										
Dave Leiper, L (7,1) ERA: 2.59	0.1		1	0	0	0	0	0	0	0	0	0	0	1	1	0.00	0.000										
Dave Stewart, R (7,1) ERA: 4.67	1.2		5	0	0	0	0	0	0	0	0	0	0	5	5	0.00	0.000										
Joaquin Andujar, R (9,1) ERA: 3.24	1.0	S	3	0	0	0	0	0	0	0	0	0	0	3	3	0.00	0.000										

Toronto Blue Jays @ Oakland Athletics  
Oakland-Alameda County Coliseum, Oakland, CA

AB 29  
R 0  
H 2  
RBI 0  
BB 7  
SO 3  
LOB 10



Sat Jul 26 1986, 3:33 AM PDT  
Att: 22,168 - Unknown

Batter	1	2	3	4	5	6	7	8	9	AB	R	H	RBI	BB	SO	LOB	BOTTOM										
Tony Phillips, S (1,4) OBP: 0.357, SLG: 0.347	0-0 5-3		4-0 1B BB		0-0 F7		0-0 SH1-4			2	1	0	0	1	0	1											
Alfredo Griffin, S (1,6) OBP: 0.335, SLG: 0.364	4-0 BB		0-0 1B		0-0 5-3		4-0 1B		0-0 IBB	2	0	1	0	2	0	1											
Jose Canseco, R (1,7) OBP: 0.350, SLG: 0.496	0-0 F3		0-0 1B		0-0 1B		0-0 K		0-3 K	4	1	2	1	0	1	4											
Dave Kingman, R (1,10) OBP: 0.247, SLG: 0.417	0-3 K		0-0 F7		0-0 6-3		0-3 K		0-0 6-3	4	0	0	0	0	2	7											
Carney Lansford, R (1,3) OBP: 0.338, SLG: 0.420		0-0 F8		0-0 F7		0-0 S 1B		0-0 6-3		4	0	1	1	0	0	0											
Dusty Baker Jr., R (1,9) OBP: 0.321, SLG: 0.326 Mike Davis, L (7,9) OBP: 0.299, SLG: 0.433		0-0 6-3		0-0 5-3		0-0 F9		0-0 4-3		3	0	0	0	0	0	1											
Dwayne Murphy, L (1,8) OBP: 0.382, SLG: 0.382	0-0 G3		0-0 5-3		0-3 K		0-3 K		0-3 K	4	0	0	0	0	2	1											
Donnie Hill, S (1,5) OBP: 0.325, SLG: 0.368			0-3 K		0-0 SH1 1B		0-0 SH1-4 S 1B			3	0	2	0	0	1	0											
Mickey Tettleton, S (1,2) OBP: 0.307, SLG: 0.308			0-0 5-3		0-0 SH1		1-0 SH1-4 HBP			1	0	0	0	0	0	0											
<b>Inning Stats</b>	R: 0 E: 0 K: 1 S: 5	H: 0 LOB: 1 BB: 1 P: 9	R: 0 E: 0 K: 0 S: 3	H: 0 LOB: 0 BB: 0 P: 3	R: 1 E: 0 K: 1 S: 7	H: 2 LOB: 1 BB: 1 P: 11	R: 0 E: 0 K: 0 S: 3	H: 0 LOB: 0 BB: 0 P: 3	R: 0 E: 0 K: 1 S: 7	H: 1 LOB: 1 BB: 0 P: 4	R: 1 E: 0 K: 1 S: 7	H: 2 LOB: 1 BB: 0 P: 7	R: 0 E: 0 K: 2 S: 8	H: 1 LOB: 3 BB: 1 P: 13	R: 0 E: 0 K: 1 S: 5	H: 0 LOB: 0 BB: 0 P: 5	1B: 6 2B: 0 3B: 0 HR: 0	SF: 0 SAC: 2 DP: 0 HBP: 1	WP: 0 PB: 0 SB: 3 CS: 0	PA: 34							
<b>PITCHER</b>	IP	WLS	BF	H	R	ER	SO	BB	IBB	HBP	BLK	WP	HR	S	P	ERA	WHIP										
John Cerutti, L (1,1) ERA: 3.91	6.0	L	25	5	2	2	3	2	0	0	0	0	0	29	37	3.00	1.167										
Dave Stieb, R (7,1) ERA: 5.7	0.1		4	1	0	0	0	0	1	1	0	0	0	2	7	0.00	3.000										
Tom Henke, R (7,1) ERA: 3.81	1.2		5	0	0	0	3	0	0	0	0	0	0	11	11	0.00	0.000										

Toronto Blue Jays @ Oakland Athletics  
Oakland-Alameda County Coliseum, Oakland, CA

AB 28  
R 2  
H 6  
RBI 2  
BB 3  
SO 6  
LOB 15



Sat Jul 26 1986, 3:33 AM PDT  
Att: 22,168 - Unknown







Batter	1	2	3	4	5	6	7	8	9	AB	R	H	RBI	BB	SO	LOB	TOP								
Tony Fernandez, S (1, 6) OBP: 0.350, SLG: 0.443	F7		L5		SF7 2B		HR			4	2	4	0	0	1		<b>Toronto Blue Jays @ Kansas City Royals</b> Royals Stadium, Kansas City, MO Mon Jul 28 1986, 8:05 PM EDT Att: 40,468 - Unknown <a href="http://livebaseballscorecards.com">livebaseballscorecards.com</a>								
Damaso Garcia, R (1, 4) OBP: 0.315, SLG: 0.375	F7 1B		F7		SF7		6-3			3	0	1	1	0	0	1									
Lloyd Moseby, L (1, 8) OBP: 0.345, SLG: 0.422	F2			6-3	F8			F8		4	0	0	0	0	1										
George Bell, R (1, 7) OBP: 0.357, SLG: 0.558	F8			F4		E5 G6-4-3		4-3		4	0	0	0	0	1										
Jesse Barfield, R (1, 9) OBP: 0.376, SLG: 0.571		5-3		6-3		G6-4-3 1-2		1B		4	0	1	0	0	0	1									
Willie Upshaw, L (1, 3) OBP: 0.357, SLG: 0.366	F4				1B 2B		4-3	F8		4	1	1	0	0	0	1									
Cecil Fielder, R (1, 10) Rick Leach, L (9, PH) OBP: 0.258, SLG: 0.345 OBP: 0.335, SLG: 0.441	6-3				2B 1B		L5	F7		3	1	1	0	0	0	0									
Garth Iorg, R (1, 5) OBP: 0.293, SLG: 0.302			5-3		F8		6-3	6-3		4	0	0	0	0	0	2									
Buck Martinez, R (1, 2) OBP: 0.292, SLG: 0.347			1B		1-3 2B		HR	1B		4	2	3	1	0	0	0									
<b>Inning Stats</b>	R: 0 E: 0 K: 0 S: 4	H: 1 LOB: 1 BB: 0 P: 4	R: 0 E: 0 K: 0 S: 3	H: 0 LOB: 0 BB: 0 P: 3	R: 0 E: 0 K: 0 S: 4	H: 1 LOB: 1 BB: 0 P: 4	R: 0 E: 0 K: 0 S: 3	H: 0 LOB: 0 BB: 0 P: 3	R: 4 E: 0 K: 0 S: 7	H: 4 LOB: 0 BB: 0 P: 7	R: 0 E: 0 K: 0 S: 3	H: 0 LOB: 0 BB: 0 P: 3	R: 2 E: 0 K: 0 S: 5	H: 2 LOB: 0 BB: 0 P: 5	R: 0 E: 0 K: 0 S: 4	H: 1 LOB: 1 BB: 0 P: 4	R: 0 E: 0 K: 0 S: 3	H: 0 LOB: 0 BB: 0 P: 3	1B: 6 2B: 2 3B: 0 HR: 1	SF: 1 SAC: 0 DP: 1 HBP: 0	WP: 0 PB: 0 SB: 0 CS: 0	PA: 36			
<b>PITCHER</b>	IP	WLS	BF	H	R	ER	SO	BB	IBB	HBP	BLK	WP	HR	S	P	ERA	WHIP								
Charlie Leibrandt, L (1, 1) ERA: 4.16	7.0	L	29	8	6	6	0	0	0	0	0	0	1	29	29	7.71	1.143								
Dan Quisenberry, R (8, 1) ERA: 2.9	2.0		7	1	0	0	0	0	0	0	0	0	0	7	7	0.00	0.500								

Batter	1	2	3	4	5	6	7	8	9	AB	R	H	RBI	BB	SO	LOB	BOTTOM								
Lonnie Smith, R (1, 7) OBP: 0.363, SLG: 0.409	F7 1B		5-3			4-3		F8		4	0	1	0	0	0	1	<b>Toronto Blue Jays @ Kansas City Royals</b> Royals Stadium, Kansas City, MO Mon Jul 28 1986, 8:05 PM EDT Att: 40,468 - Unknown <a href="http://livebaseballscorecards.com">livebaseballscorecards.com</a>								
Willie Wilson, S (1, 8) OBP: 0.304, SLG: 0.347	F7			G3		4-3		G3		4	0	0	0	0	0	2									
George Brett, L (1, 5) OBP: 0.406, SLG: 0.444	F8			4-3		3B		F8		4	0	1	0	0	0	1									
Jorge Orta, L (1, 10) OBP: 0.343, SLG: 0.437	4-3			2B		3-1		L7		4	0	1	0	0	0	2									
Frank White, R (1, 4) OBP: 0.319, SLG: 0.449	F3			F7		K		5-3		4	0	0	0	0	1	1									
Steve Balboni, R (1, 3) OBP: 0.296, SLG: 0.449	F8			F3		F8				3	0	0	0	0	0	0									
Mike Kingery, L (1, 9) OBP: 0.304, SLG: 0.391	4-3			G3		F7				3	0	0	0	0	0	0									
Jim Sundberg, R (1, 2) OBP: 0.292, SLG: 0.276			K		BB	6-3				2	0	0	0	1	1	0									
Buddy Biancalana, S (1, 6) Hal McRae, R (8, PH) Angel Salazar, R (8, PR) OBP: 0.316, SLG: 0.370 OBP: 0.307, SLG: 0.390 OBP: 0.283, SLG: 0.315			K		1-3			1B		2	0	0	0	0	1	1									
<b>Inning Stats</b>	R: 0 E: 0 K: 0 S: 4	H: 1 LOB: 1 BB: 0 P: 4	R: 0 E: 0 K: 0 S: 3	H: 0 LOB: 0 BB: 0 P: 3	R: 0 E: 0 K: 2 S: 7	H: 0 LOB: 0 BB: 0 P: 7	R: 0 E: 0 K: 0 S: 4	H: 1 LOB: 1 BB: 0 P: 4	R: 0 E: 0 K: 1 S: 5	H: 0 LOB: 0 BB: 0 P: 5	R: 0 E: 0 K: 0 S: 4	H: 1 LOB: 1 BB: 0 P: 4	R: 0 E: 0 K: 0 S: 3	H: 0 LOB: 0 BB: 0 P: 3	1B: 2 2B: 1 3B: 1 HR: 0	SF: 0 SAC: 0 DP: 0 HBP: 0	WP: 0 PB: 0 SB: 0 CS: 0	PA: 32							
<b>PITCHER</b>	IP	WLS	BF	H	R	ER	SO	BB	IBB	HBP	BLK	WP	HR	S	P	ERA	WHIP								
Jim Clancy, R (1, 1) ERA: 3.49	9.0	W	32	4	0	0	3	1	0	0	0	0	0	37	41	0.00	0.556								



Batter	1	2	3	4	5	6	7	8	9	AB	R	H	RBI	BB	SO	LOB	TOP										
Tony Fernandez, S (1, 6) OBP: 0.348, SLG: 0.441	G3		F4				F9		5-3	5	0	1	0	0	0	1											
Rance Mulliniks, L (1, 5) OBP: 0.354, SLG: 0.447	4-3		K				F8		F7	3	0	0	0	0	1	1											
Garth Iorg, R (7, PH) OBP: 0.290, SLG: 0.298										2	0	0	0	0	0	0											
Lloyd Moseby, L (1, 8) OBP: 0.345, SLG: 0.419	4-3						3-1			3	1	0	0	1	0	1											
George Bell, R (1, 7) OBP: 0.361, SLG: 0.562									F8	4	2	3	0	0	0	0											
Jesse Barfield, R (1, 9) OBP: 0.377, SLG: 0.570										4	0	2	0	0	0	3											
Willie Upshaw, L (1, 3) OBP: 0.356, SLG: 0.365										4	0	1	0	0	0	5											
Ernie Whitt, L (1, 2) OBP: 0.302, SLG: 0.397										4	0	1	2	0	0	4											
Rick Leach, L (1, 10) OBP: 0.331, SLG: 0.434										2	0	0	0	0	0	2											
Cecil Fielder, R (7, PH) OBP: 0.266, SLG: 0.351										2	1	1	0	0	1	2											
Damaso Garcia, R (1, 4) OBP: 0.317, SLG: 0.386										4	1	2	2	0	0	0											
<b>Inning Stats</b>	R: 0 E: 0 K: 0 S: 3	H: 0 LOB: 0 BB: 0 P: 3	R: 1 E: 0 K: 0 S: 5	H: 2 LOB: 1 BB: 0 P: 5	R: 0 E: 0 K: 1 S: 5	H: 1 LOB: 0 BB: 0 P: 5	R: 2 E: 1 K: 0 S: 5	H: 2 LOB: 1 BB: 0 P: 9	R: 0 E: 0 K: 0 S: 4	H: 1 LOB: 1 BB: 0 P: 4	R: 2 E: 0 K: 0 S: 5	H: 2 LOB: 0 BB: 0 P: 5	R: 0 E: 0 K: 1 S: 7	H: 2 LOB: 2 BB: 0 P: 7	R: 0 E: 0 K: 0 S: 3	H: 0 LOB: 0 BB: 0 P: 3	1B: 8 2B: 2 3B: 0 HR: 1	SF: 0 SAC: 0 DP: 0 HBP: 0	WP: 0 PB: 0 SB: 1 CS: 1	PA: 38							
<b>PITCHER</b>	IP	WLS	BF	H	R	ER	SO	BB	IBB	HBP	BLK	WP	HR	S	P	ERA	WHIP										
Scott Bankhead, R (1, 1) ERA: 4.03	5.1	L	23	7	3	2	1	1	0	0	0	0	0	24	28	3.38	1.500										
Bud Black, L (6, 1) ERA: 3.94	1.2		7	2	2	2	0	0	0	0	0	0	1	7	7	10.80	1.200										
Mark Gubicza, R (8, 1) ERA: 4.4	1.0		5	2	0	0	1	0	0	0	0	0	0	7	7	0.00	2.000										
Steve Farr, R (9, 1) ERA: 2.09	1.0		3	0	0	0	0	0	0	0	0	0	0	3	3	0.00	0.000										

Toronto Blue Jays @ Kansas City Royals  
 Royals Stadium, Kansas City, MO  
 Tue Jul 29 1986, 8:05 PM EDT  
 Att: 27,292 - Unknown

AB	37
R	5
H	11
RBI	4
BB	1
SO	2
LOB	19



Batter	1	2	3	4	5	6	7	8	9	AB	R	H	RBI	BB	SO	LOB	BOTTOM										
Lonnie Smith, R (1, 7) OBP: 0.361, SLG: 0.403	4-3		FC3-9-6		FC5-4		L5			4	0	0	0	1	0	4											
Willie Wilson, S (1, 8) OBP: 0.303, SLG: 0.344			K				F6		F8	4	0	0	0	0	1	3											
George Brett, L (1, 5) OBP: 0.407, SLG: 0.451			L8				G3			4	0	2	0	0	0	1											
Jorge Orta, L (1, 10) OBP: 0.338, SLG: 0.429							F7			4	0	0	0	0	0	3											
Frank White, R (1, 4) OBP: 0.318, SLG: 0.447							5-3			4	0	1	0	0	0	3											
Mike Kingery, L (1, 9) OBP: 0.315, SLG: 0.418							4-3			3	2	1	0	1	0	1											
Jamie Quirk, L (1, 3) OBP: 0.276, SLG: 0.308							4-3			3	0	1	1	1	1	1											
Jim Sundberg, R (1, 2) OBP: 0.291, SLG: 0.273										3	0	0	0	1	1	4											
Buddy Biancalana, S (1, 6) OBP: 0.321, SLG: 0.373										2	0	1	0	0	0	1											
Hal McRae, R (7, PH) OBP: 0.310, SLG: 0.394										1	0	1	1	0	0	0											
Angel Salazar, R (7, PH) OBP: 0.283, SLG: 0.315										0	0	0	0	0	0	0											
Steve Balboni, R (9, PH) OBP: 0.290, SLG: 0.448										1	0	0	0	0	1	1											
<b>Inning Stats</b>	R: 0 E: 0 K: 0 S: 4	H: 1 LOB: 2 BB: 0 P: 5	R: 0 E: 0 K: 1 S: 4	H: 0 LOB: 0 BB: 1 P: 8	R: 0 E: 0 K: 1 S: 6	H: 1 LOB: 1 BB: 0 P: 6	R: 0 E: 0 K: 0 S: 3	H: 0 LOB: 0 BB: 0 P: 3	R: 0 E: 0 K: 0 S: 3	H: 0 LOB: 0 BB: 0 P: 3	R: 1 E: 0 K: 0 S: 5	H: 2 LOB: 2 BB: 1 P: 9	R: 0 E: 0 K: 0 S: 4	H: 1 LOB: 1 BB: 0 P: 4	R: 1 E: 0 K: 2 S: 9	H: 2 LOB: 2 BB: 1 P: 13	1B: 4 2B: 2 3B: 1 HR: 0	SF: 0 SAC: 0 DP: 0 HBP: 1	WP: 0 PB: 0 SB: 0 CS: 1	PA: 38							
<b>PITCHER</b>	IP	WLS	BF	H	R	ER	SO	BB	IBB	HBP	BLK	WP	HR	S	P	ERA	WHIP										
Dave Stieb, R (1, 1) ERA: 5.47	6.2	W	27	4	1	1	2	3	0	1	0	0	0	27	40	1.35	1.050										
Mark Eichhorn, R (7, 1) ERA: 1.99	2.0		10	3	1	1	2	1	0	0	0	0	0	13	17	4.50	2.000										
Tom Henke, R (9, 1) ERA: 3.79	0.1	S	1	0	0	0	0	0	0	0	0	0	0	1	1	0.00	0.000										

Toronto Blue Jays @ Kansas City Royals  
 Royals Stadium, Kansas City, MO  
 Tue Jul 29 1986, 8:05 PM EDT  
 Att: 27,292 - Unknown

AB	33
R	2
H	7
RBI	2
BB	4
SO	4
LOB	22





Batter	1	2	3	4	5	6	7	8	9	AB	R	H	RBI	BB	SO	LOB	TOP				
Tony Fernandez, S (1, 6) OBP: 0.346, SLG: 0.438										5	1	1	0	0	0	1					
Rance Mulliniks, L (1, 5) Garth Iorg, R (8, 5) OBP: 0.353, SLG: 0.444 OBP: 0.289, SLG: 0.297										4	1	1	0	0	1	1					
Lloyd Moseby, L (1, 8) OBP: 0.346, SLG: 0.425										4	0	2	1	0	0	0					
George Bell, R (1, 7) OBP: 0.360, SLG: 0.567										4	1	1	1	0	0	2					
Jesse Barfield, R (1, 9) OBP: 0.378, SLG: 0.577										4	2	2	1	0	1	0					
Willie Upshaw, L (1, 3) OBP: 0.357, SLG: 0.372										4	1	2	1	0	0	0					
Ernie Whitt, L (1, 2) OBP: 0.301, SLG: 0.407										4	1	1	2	0	0	1					
Rick Leach, L (1, 10) OBP: 0.329, SLG: 0.430										4	0	1	0	0	0	0					
Damaso Garcia, R (1, 4) OBP: 0.314, SLG: 0.381										4	0	0	0	0	0	1					
<b>Inning Stats</b>	R: 0 E: 1 K: 0 S: 4	H: 1 LOB: 1 BB: 0 P: 4	R: 0 E: 0 K: 0 S: 3	H: 0 LOB: 0 BB: 0 P: 3	R: 0 E: 0 K: 0 S: 3	H: 0 LOB: 0 BB: 0 P: 3	R: 5 E: 1 K: 0 S: 9	H: 6 LOB: 1 BB: 0 P: 9	R: 0 E: 0 K: 1 S: 5	H: 0 LOB: 0 BB: 0 P: 5	R: 0 E: 0 K: 0 S: 3	H: 0 LOB: 0 BB: 0 P: 3	R: 2 E: 0 K: 1 S: 8	H: 3 LOB: 1 BB: 0 P: 8	R: 0 E: 0 K: 0 S: 4	H: 1 LOB: 1 BB: 0 P: 4	1B: 6 2B: 0 3B: 2 HR: 3	SF: 0 SAC: 0 DP: 1 HBP: 0	WP: 0 PB: 0 SB: 0 CS: 0	PA: 38	
<b>PITCHER</b>	IP	WLS	BF	H	R	ER	SO	BB	IBB	HBP	BLK	WP	HR	S	P	ERA	WHIP				
Dennis Leonard, R (1, 1) ERA: 4.09	4.2	L	20	6	5	4	0	0	0	0	0	0	2	20	20	7.71	1.286				
Bret Saberhagen, R (5, 1) ERA: 4.25	3.1		14	4	2	2	2	0	0	0	0	0	1	18	18	5.40	1.200				
Dan Quisenberry, R (9, 1) ERA: 2.84	1.0		4	1	0	0	0	0	0	0	0	0	0	4	4	0.00	1.000				

Toronto Blue Jays @ Kansas City Royals  
 Royals Stadium, Kansas City, MO  
 Wed Jul 30 1986, 8:05 PM EDT  
 Att: 35,750 - Unknown

AB 38  
 R 7  
 H 11  
 RBI 6  
 BB 0  
 SO 2  
 LOB 7



Batter	1	2	3	4	5	6	7	8	9	AB	R	H	RBI	BB	SO	LOB	BOTTOM				
Lonnie Smith, R (1, 7) OBP: 0.355, SLG: 0.396										5	0	0	0	0	1	0					
Willie Wilson, S (1, 8) OBP: 0.305, SLG: 0.350										2	1	2	0	2	0	0					
George Brett, L (1, 5) OBP: 0.408, SLG: 0.448										2	0	0	0	2	0	2					
Hal McRae, R (1, 10) OBP: 0.309, SLG: 0.391										4	0	1	0	0	0	3					
Frank White, R (1, 4) OBP: 0.315, SLG: 0.442										4	0	0	1	0	2	4					
Steve Balboni, R (1, 3) OBP: 0.292, SLG: 0.443										4	0	0	0	0	2	2					
Mike Kingery, L (1, 9) OBP: 0.325, SLG: 0.423										4	0	2	0	0	0	0					
Jamie Quirk, L (1, 2) OBP: 0.277, SLG: 0.308 Jim Sundberg, R (9, PH) OBP: 0.293, SLG: 0.287										3	0	1	0	0	0	1					
Buddy Biancalana, S (1, 6) OBP: 0.310, SLG: 0.359 Darryl Motley, R (9, PH) OBP: 0.219, SLG: 0.322										3	0	0	0	0	0	1					
<b>Inning Stats</b>	R: 0 E: 0 K: 0 S: 4	H: 2 LOB: 1 BB: 0 P: 4	R: 1 E: 0 K: 0 S: 4	H: 1 LOB: 2 BB: 2 P: 12	R: 0 E: 0 K: 0 S: 3	H: 0 LOB: 0 BB: 0 P: 3	R: 0 E: 0 K: 2 S: 8	H: 1 LOB: 1 BB: 0 P: 8	R: 0 E: 0 K: 1 S: 5	H: 0 LOB: 1 BB: 1 P: 9	R: 0 E: 0 K: 2 S: 7	H: 0 LOB: 0 BB: 0 P: 7	R: 1 E: 0 K: 0 S: 4	H: 1 LOB: 0 BB: 0 P: 4	1B: 5 2B: 1 3B: 0 HR: 1	SF: 0 SAC: 0 DP: 0 HBP: 0	WP: 0 PB: 0 SB: 0 CS: 0	PA: 37			
<b>PITCHER</b>	IP	WLS	BF	H	R	ER	SO	BB	IBB	HBP	BLK	WP	HR	S	P	ERA	WHIP				
Joe Johnson, R (1, 1) ERA: 4.61	6.2	W	29	6	1	1	3	3	1	0	0	0	0	31	47	1.35	1.350				
John Cerutti, L (7, 1) ERA: 3.91	2.1		8	1	1	1	2	0	0	0	0	0	1	12	12	3.86	0.429				

Toronto Blue Jays @ Kansas City Royals  
 Royals Stadium, Kansas City, MO  
 Wed Jul 30 1986, 8:05 PM EDT  
 Att: 35,750 - Unknown

AB 33  
 R 2  
 H 7  
 RBI 2  
 BB 4  
 SO 5  
 LOB 13





Batter	1	2	3	4	5	6	7	8	9	AB	R	H	RBI	BB	SO	LOB	TOP								
Juan Bonilla, R OBP: 0.327, SLG: 0.335 (1, 5)	6-3		1-3		5-3		5-3		BB	4	0	0	0	1	0	0	<p><b>Baltimore Orioles @ Toronto Blue Jays</b> Exhibition Stadium, Toronto, ON Fri Aug 01 1986, 7:05 PM EDT Att: 34,370 - Unknown</p>								
Lee Lacy, R OBP: 0.325, SLG: 0.392 (1, 9)	6-3		F8			1B	K		FC6-4	4	1	1	0	1	1	0									
Fred Lynn, L OBP: 0.382, SLG: 0.533 John Shelby, S OBP: 0.246, SLG: 0.339 (1, 8) (8, 8)	PO		FC6-4			1B			F9	4	1	4	0	0	0	0									
Cal Ripken Jr., R OBP: 0.387, SLG: 0.500 (1, 6)	PO	2B	FC6-4			F5	F6		FC6-4	5	1	1	0	0	0	6									
Juan Beniquez, R OBP: 0.375, SLG: 0.425 (1, 7)		1B			5-3	HR				4	2	3	2	0	0	0									
Tom Dodd, R OBP: 0.545, SLG: 0.750 (1, 10)		5-3			4-3	HR			K	4	1	1	2	0	1	3									
Rick Dempsey, R OBP: 0.324, SLG: 0.417 (1, 2)		5-3			F4	K			F8	4	0	0	1	0	1	2									
Jim Traber, L OBP: 0.396, SLG: 0.766 (1, 3)		1B			1-3	HR			L7	4	1	2	2	0	0	1									
Jackie Gutierrez, R OBP: 0.091, SLG: 0.095 (1, 4)		2-3			6-3	K			F3	4	0	0	0	0	1	1									
<b>Inning Stats</b>	R: 0 E: 0 K: 0 S: 3	H: 1 LOB: 0 BB: 0 P: 3	R: 2 E: 0 K: 0 S: 6	H: 3 LOB: 1 BB: 0 P: 6	R: 0 E: 0 K: 0 S: 4	H: 1 LOB: 1 BB: 0 P: 4	R: 0 E: 0 K: 0 S: 3	H: 0 LOB: 0 BB: 0 P: 3	R: 0 E: 0 K: 0 S: 3	H: 0 LOB: 0 BB: 0 P: 3	R: 5 E: 0 K: 2 S: 12	H: 5 LOB: 0 BB: 0 P: 12	R: 0 E: 0 K: 1 S: 6	H: 1 LOB: 1 BB: 0 P: 6	R: 0 E: 0 K: 1 S: 6	H: 1 LOB: 1 BB: 0 P: 6	R: 0 E: 0 K: 0 S: 3	H: 0 LOB: 2 BB: 2 P: 11	1B: 8 2B: 2 3B: 0 HR: 2	SF: 0 SAC: 0 DP: 0 HBP: 0	WP: 0 PB: 0 SB: 0 CS: 0	PA: 41			
<b>PITCHER</b>	IP	WLS	BF	H	R	ER	SO	BB	IBB	HBP	BLK	WP	HR	S	P	ERA	WHIP								
Jimmy Key, L ERA: 4.42 (1, 1)	5.1	L	24	9	6	6	0	0	0	0	0	0	1	24	7	10.12	1.688								
Mark Eichhorn, R ERA: 2.09 (6, 1)	0.2		3	1	1	1	2	0	0	0	0	0	1	7	7	13.50	1.500								
Dennis Lamp, R ERA: 5.82 (7, 1)	1.0		4	1	0	0	1	0	0	0	0	0	0	6	6	0.00	1.000								
Bill Caudill, R ERA: 5.67 (8, 1)	1.0		4	1	0	0	1	0	0	0	0	0	0	6	6	0.00	1.000								
Stan Clarke, L ERA: 7.59 (9, 1)	1.0		5	0	0	0	0	2	0	0	0	0	0	3	11	0.00	2.000								

Batter	1	2	3	4	5	6	7	8	9	AB	R	H	RBI	BB	SO	LOB	BOTTOM								
Tony Fernandez, S OBP: 0.343, SLG: 0.434 (1, 6)	6-3		6-3		6-3		G3			4	0	0	0	0	0	1	<p><b>Baltimore Orioles @ Toronto Blue Jays</b> Exhibition Stadium, Toronto, ON Fri Aug 01 1986, 7:05 PM EDT Att: 34,370 - Unknown</p>								
Rance Mulliniks, L OBP: 0.352, SLG: 0.445 (1, 5)	1B		K			3-1			K	4	0	1	0	0	2	0									
Lloyd Moseby, L OBP: 0.345, SLG: 0.423 (1, 8)	L9				F2	F9			1B	4	0	1	0	0	0	1									
George Bell, R OBP: 0.361, SLG: 0.573 (1, 7)	FC5-4				HR	K			F4	4	1	2	1	0	1	1									
Jesse Barfield, R OBP: 0.377, SLG: 0.574 (1, 9)	FC5-4				F5				K	4	1	1	0	0	1	3									
Willie Upshaw, L OBP: 0.356, SLG: 0.371 (1, 3)			3-1			BLK			K	4	0	1	0	0	2	1									
Ernie Whitt, L OBP: 0.300, SLG: 0.412 (1, 2)			F9		3-1				F9	4	1	1	1	0	0	1									
Rick Leach, L OBP: 0.327, SLG: 0.425 (1, 10)			L6			F7			F8	4	0	1	1	0	0	0									
Damaso Garcia, R OBP: 0.311, SLG: 0.378 (1, 4)			F4			F3			F4	3	0	0	0	0	0	1									
<b>Inning Stats</b>	R: 0 E: 0 K: 0 S: 5	H: 2 LOB: 2 BB: 0 P: 5	R: 0 E: 0 K: 0 S: 3	H: 0 LOB: 0 BB: 0 P: 3	R: 0 E: 0 K: 1 S: 5	H: 0 LOB: 0 BB: 0 P: 5	R: 1 E: 0 K: 0 S: 5	H: 2 LOB: 1 BB: 0 P: 5	R: 0 E: 0 K: 0 S: 3	H: 0 LOB: 0 BB: 0 P: 3	R: 0 E: 0 K: 1 S: 5	H: 0 LOB: 0 BB: 0 P: 5	R: 2 E: 0 K: 1 S: 8	H: 3 LOB: 1 BB: 0 P: 8	R: 0 E: 0 K: 2 S: 8	H: 1 LOB: 1 BB: 0 P: 8	R: 0 E: 0 K: 1 S: 5	H: 0 LOB: 0 BB: 0 P: 5	1B: 5 2B: 1 3B: 1 HR: 1	SF: 0 SAC: 0 DP: 0 HBP: 0	WP: 0 PB: 0 SB: 1 CS: 0	PA: 35			
<b>PITCHER</b>	IP	WLS	BF	H	R	ER	SO	BB	IBB	HBP	BLK	WP	HR	S	P	ERA	WHIP								
Ken Dixon, R ERA: 3.89 (1, 1)	7.1	W	30	8	3	3	4	0	0	0	1	0	1	38	38	3.68	1.091								
Rich Bordi, R ERA: 3.13 (8, 1)	1.2		5	0	0	0	2	0	0	0	0	0	0	9	9	0.00	0.000								

AB	38
R	7
H	12
RBI	7
BB	2
SO	4
LOB	15

AB	35
R	3
H	8
RBI	3
BB	0
SO	6
LOB	9





Batter	1	2	3	4	5	6	7	8	9	AB	R	H	RBI	BB	SO	LOB	TOP				
Juan Bonilla, R OBP: 0.330, SLG: 0.335 (1, 4)										3	2	1	1	1	0	1					
Lee Lacy, R OBP: 0.324, SLG: 0.390 (1, 9)										4	0	1	0	0	0	1	2				
Fred Lynn, L OBP: 0.383, SLG: 0.531 (1, 8)										1	1	0	1	2	0	0					
Cal Ripken Jr., R OBP: 0.386, SLG: 0.505 (1, 6)										4	1	1	3	0	1	2					
Jim Traber, L OBP: 0.386, SLG: 0.725 (1, 3)										4	0	1	0	0	0	1					
Larry Sheets, L OBP: 0.344, SLG: 0.507 (1, 10)										4	0	0	0	0	2	1					
Juan Beniquez, R OBP: 0.376, SLG: 0.423 John Shelby, S OBP: 0.248, SLG: 0.340 (1, 7) (6, 7)										1	0	0	0	0	0	0					
Tom O'Malley, L OBP: 0.335, SLG: 0.352 (1, 5)										3	0	1	0	1	1	2					
Rick Dempsey, R OBP: 0.319, SLG: 0.411 (1, 2)										4	0	0	0	0	2	5					
<b>Inning Stats</b>	R: 1 E: 1 K: 0 S: 4	H: 2 LOB: 0 BB: 0 P: 4	R: 0 E: 0 K: 1 S: 5	H: 0 LOB: 0 BB: 0 P: 5	R: 0 E: 0 K: 1 S: 5	H: 0 LOB: 0 BB: 0 P: 5	R: 0 E: 0 K: 1 S: 6	H: 1 LOB: 2 BB: 0 P: 7	R: 3 E: 0 K: 0 S: 4	H: 1 LOB: 0 BB: 2 P: 12	R: 1 E: 0 K: 1 S: 6	H: 1 LOB: 1 BB: 1 P: 10	R: 0 E: 0 K: 1 S: 4	H: 0 LOB: 0 BB: 1 P: 8	R: 0 E: 0 K: 3 S: 10	H: 1 LOB: 1 BB: 0 P: 10	1B: 4 2B: 2 3B: 0 HR: 1	SF: 1 SAC: 0 DP: 2 HBP: 1	WP: 0 PB: 0 SB: 0 CS: 0	PA: 36	
<b>PITCHER</b>	IP WLS BF H R ER SO BB IBB HBP BLK WP HR S P ERA WHIP																				
Jim Clancy, R ERA: 3.6 Mark Eichhorn, R ERA: 2.01	(1, 1) (7, 1)	6.0 3.0	L 11	25 1	5 0	5 0	4 0	3 5	2 2	0 0	1 0	0 0	0 0	0 0	0 19	28 27	37 0.00	6.00 1.000			

Baltimore Orioles @ Toronto Blue Jays  
Exhibition Stadium, Toronto, ON  
Sat Aug 02 1986, 3:33 AM EDT  
Att: 41,091 - Unknown

AB 30  
R 5  
H 6  
RBI 5  
BB 4  
SO 8  
LOB 14



Batter	1	2	3	4	5	6	7	8	9	AB	R	H	RBI	BB	SO	LOB	BOTTOM				
Tony Fernandez, S OBP: 0.347, SLG: 0.438 (1, 6)										3	1	2	0	0	0	0					
Damaso Garcia, R OBP: 0.313, SLG: 0.385 (1, 4)										4	0	2	1	0	0	3					
Lloyd Moseby, L OBP: 0.344, SLG: 0.420 (1, 8)										3	0	0	0	1	0	2					
George Bell, R OBP: 0.358, SLG: 0.568 (1, 7)										4	0	0	0	0	0	4					
Jesse Barfield, R OBP: 0.378, SLG: 0.580 (1, 9)										3	1	1	1	1	2	1					
Willie Upshaw, L OBP: 0.353, SLG: 0.367 (1, 3)										4	0	0	0	0	2	1					
Garth Iorg, R OBP: 0.289, SLG: 0.293 Rance Mulliniks, L OBP: 0.351, SLG: 0.444 (9, PH) (7, PH)										2	0	0	0	1	0	0					
Cecil Fielder, R OBP: 0.258, SLG: 0.339 Rick Leach, L OBP: 0.325, SLG: 0.422 (7, PH) (8, 2)										1	0	0	0	0	0	0					
Buck Martinez, R OBP: 0.296, SLG: 0.343 Ernie Whitt, L OBP: 0.299, SLG: 0.411 (7, PH) (8, 2)										1	0	0	0	1	0	0					
<b>Inning Stats</b>	R: 1 E: 0 K: 1 S: 7	H: 2 LOB: 1 BB: 0 P: 7	R: 0 E: 0 K: 2 S: 7	H: 0 LOB: 0 BB: 0 P: 7	R: 0 E: 0 K: 0 S: 4	H: 1 LOB: 2 BB: 1 P: 8	R: 0 E: 0 K: 1 S: 4	H: 0 LOB: 1 BB: 1 P: 9	R: 1 E: 0 K: 0 S: 4	H: 1 LOB: 0 BB: 0 P: 4	R: 0 E: 0 K: 0 S: 2	H: 0 LOB: 0 BB: 1 P: 6	R: 0 E: 0 K: 0 S: 4	H: 1 LOB: 0 BB: 0 P: 4	R: 0 E: 0 K: 1 S: 5	H: 0 LOB: 0 BB: 0 P: 5	1B: 1 2B: 3 3B: 0 HR: 1	SF: 0 SAC: 0 DP: 2 HBP: 1	WP: 0 PB: 0 SB: 0 CS: 1	PA: 34	
<b>PITCHER</b>	IP WLS BF H R ER SO BB IBB HBP BLK WP HR S P ERA WHIP																				
Scott McGregor, L ERA: 4.73 Rich Bordi, R ERA: 3.09 Don Aase, R ERA: 2.02	(1, 1) (7, 1) (8, 1)	6.0 1.0 2.0	W 3 S	25 1 6	4 0 0	2 0 0	2 0 0	5 0 1	4 0 0	0 0 0	1 0 0	0 0 0	0 0 0	0 0 0	0 3 8	30 3 8	47 3.00 0.000	1.333 1.000 0.000			

Baltimore Orioles @ Toronto Blue Jays  
Exhibition Stadium, Toronto, ON  
Sat Aug 02 1986, 3:33 AM EDT  
Att: 41,091 - Unknown

AB 29  
R 2  
H 5  
RBI 2  
BB 4  
SO 6  
LOB 12









Batter	1	2	3	4	5	6	7	8	9	AB	R	H	RBI	BB	SO	LOB	TOP					
Juan Bonilla, R OBP: 0.328, SLG: 0.330 (1,4)	4-3		L6	G6-4-3		K		FC5-4		5	0	1	1	0	1	1	<b>Baltimore Orioles @ Toronto Blue Jays</b> Exhibition Stadium, Toronto, ON Mon Aug 04 1986, 3:33 AM EDT Att: 35,041 - Unknown					
Lee Lacy, R OBP: 0.328, SLG: 0.396 (1,9)	F9		HR		1B		K	FC5-4		5	2	2	1	0	1	1						
Fred Lynn, L OBP: 0.387, SLG: 0.539 (1,8)	FC5-4		F8		HR			K		4	2	2	1	1	2							
Cal Ripken Jr., R OBP: 0.389, SLG: 0.508 (1,6)	FC5-4		HR		1B					5	1	3	0	0	0	1						
Jim Dwyer, L OBP: 0.364, SLG: 0.602 Tom Dodd, R OBP: 0.400, SLG: 0.500 (5, PH)		WP	HR		HR		G5-4-3			2	2	2	3	0	0	0						
Jim Traber, L OBP: 0.379, SLG: 0.733 (1,3)	L7		F9		HR			F8		3	0	0	0	0	1	3						
Larry Sheets, L OBP: 0.343, SLG: 0.522 John Shelby, S OBP: 0.252, SLG: 0.350 (4, PH)		HR			HR		F9			5	1	2	2	0	0	2						
Tom O'Malley, L OBP: 0.331, SLG: 0.346 (1,5)	4-3						L3			1	1	1	2	0	0	0						
Rick Dempsey, R OBP: 0.314, SLG: 0.402 (1,2)	F4		F9				K			3	2	1	1	1	0	1						
Inning Stats	R: 0 E: 0 K: 0 S: 3	H: 0 LOB: 1 BB: 1 P: 7	R: 2 E: 0 K: 0 S: 5	H: 2 LOB: 0 BB: 0 P: 5	R: 3 E: 0 K: 0 S: 6	H: 3 LOB: 0 BB: 0 P: 6	R: 1 E: 0 K: 0 S: 4	H: 2 LOB: 0 BB: 0 P: 4	R: 3 E: 0 K: 0 S: 6	H: 4 LOB: 0 BB: 0 P: 6	R: 0 E: 0 K: 2 S: 7	H: 0 LOB: 0 BB: 0 P: 7	R: 1 E: 0 K: 1 S: 7	H: 2 LOB: 1 BB: 0 P: 7	R: 2 E: 0 K: 2 S: 9	H: 2 LOB: 1 BB: 1 P: 13	R: 0 E: 0 K: 1 S: 6	H: 1 LOB: 1 BB: 0 P: 6	1B: 8 2B: 3 3B: 0 HR: 5	SF: 0 SAC: 0 DP: 2 HBP: 0	WP: 1 PB: 0 SB: 1 CS: 0	PA: 43
PITCHER	IP	WLS	BF	H	R	ER	SO	BB	IBB	HBP	BLK	WP	HR	S	P	ERA	WHIP					
Joe Johnson, R ERA: 4.89 (1,1)	3.0	L	15	5	5	5	0	1	0	0	0	1	2	14	18	15.00	2.000					
Stan Clarke, L ERA: 9.24 (4,1)	2.0		10	6	4	4	0	0	0	0	0	0	2	10	10	18.00	3.000					
Bill Caudill, R ERA: 6.14 (6,1)	2.1		12	4	3	3	4	1	0	0	0	0	1	19	23	11.57	2.143					
Mark Eichhorn, R ERA: 1.98 (8,1)	1.2		6	1	0	0	2	0	0	0	0	0	0	10	10	0.00	0.600					

Batter	1	2	3	4	5	6	7	8	9	AB	R	H	RBI	BB	SO	LOB	BOTTOM					
Tony Fernandez, S OBP: 0.346, SLG: 0.442 Kelly Gruber, R OBP: 0.160, SLG: 0.286 (7,8)	L9		G3			6-3		K		3	0	0	0	0	0	0	<b>Baltimore Orioles @ Toronto Blue Jays</b> Exhibition Stadium, Toronto, ON Mon Aug 04 1986, 3:33 AM EDT Att: 35,041 - Unknown					
Rance Mulliniks, L OBP: 0.350, SLG: 0.441 (1,5)	1-3				K		F7			4	0	1	1	0	1	0						
Lloyd Moseby, L OBP: 0.343, SLG: 0.418 Garth Iorg, R OBP: 0.287, SLG: 0.291 (7,6)	6-3				6-3		6-3			3	0	0	0	0	0	0						
George Bell, R OBP: 0.357, SLG: 0.570 Ron Shepherd, R OBP: 0.316, SLG: 0.444 (8,7)	6-3				F3					3	0	1	0	0	0	0						
Jesse Barfield, R OBP: 0.374, SLG: 0.571 (1,9)	6-3					E5		F4		4	1	0	0	0	0	1						
Willie Upshaw, L OBP: 0.348, SLG: 0.362 Cecil Fielder, R OBP: 0.243, SLG: 0.317 (8,3)					F8		G1-6-3			3	0	1	0	0	0	2						
Ernie Whitt, L OBP: 0.299, SLG: 0.414 (1,2)					K					3	0	1	0	0	1	1						
Rick Leach, L OBP: 0.325, SLG: 0.417 (1,10)					F7					2	1	0	1	1	0	1						
Damaso Garcia, R OBP: 0.315, SLG: 0.384 (1,4)					1-3					3	0	1	0	0	0	1						
Inning Stats	R: 0 E: 0 K: 0 S: 3	H: 0 LOB: 0 BB: 0 P: 3	R: 0 E: 0 K: 1 S: 6	H: 1 LOB: 1 BB: 0 P: 6	R: 0 E: 0 K: 0 S: 3	H: 0 LOB: 0 BB: 0 P: 3	R: 0 E: 0 K: 1 S: 5	H: 0 LOB: 0 BB: 0 P: 5	R: 1 E: 1 K: 0 S: 5	H: 1 LOB: 1 BB: 0 P: 5	R: 0 E: 0 K: 0 S: 3	H: 0 LOB: 0 BB: 0 P: 3	R: 0 E: 0 K: 0 S: 3	H: 1 LOB: 0 BB: 0 P: 3	R: 1 E: 0 K: 1 S: 7	H: 2 LOB: 2 BB: 1 P: 11	R: 0 E: 0 K: 1 S: 5	H: 0 LOB: 0 BB: 0 P: 5	1B: 4 2B: 1 3B: 0 HR: 0	SF: 0 SAC: 0 DP: 1 HBP: 0	WP: 0 PB: 0 SB: 1 CS: 0	PA: 33
PITCHER	IP	WLS	BF	H	R	ER	SO	BB	IBB	HBP	BLK	WP	HR	S	P	ERA	WHIP					
Mike Boddicker, R ERA: 3.9 (1,1)	8.0	W	30	5	2	1	3	1	0	0	0	0	0	35	39	1.12	0.750					
Nate Snell, R ERA: 3.77 (9,1)	1.0		3	0	0	0	1	0	0	0	0	0	0	5	5	0.00	0.000					

AB	41
R	12
H	16
RBI	11
BB	2
SO	6
LOB	14





Batter	1	2	3	4	5	6	7	8	9	AB	R	H	RBI	BB	SO	LOB	TOP					
Lonnie Smith, R OBP: 0.346, SLG: 0.382 Lynn Jones, R OBP: 0.239, SLG: 0.175	5-3		E1 WP	F8		K		F8		4	1	0	0	0	1	2	Kansas City Royals @ Toronto Blue Jays Exhibition Stadium, Toronto, ON Tue Aug 05 1986, 7:05 PM EDT Att: 30,437 - Unknown <a href="http://livebaseballscores.com">livebaseballscores.com</a>					
Willie Wilson, S OBP: 0.299, SLG: 0.344	4-3		G3	F9			HR	K		5	1	1	0	0	1	3						
George Brett, L OBP: 0.416, SLG: 0.474	F9		6-3 1B			K			K	5	2	2	2	0	2	0						
Jorge Orta, L OBP: 0.329, SLG: 0.412		F7	6-3 1-2		F4		P5		K	5	0	0	0	0	1	1						
Frank White, R OBP: 0.314, SLG: 0.437	5-3		1B	BB		G3			6-3	4	0	1	0	1	0	0						
Steve Balboni, R OBP: 0.294, SLG: 0.463	K		1-3 2-H	1B		K	K			4	0	1	1	0	3	1						
Mike Kingery, L OBP: 0.330, SLG: 0.425			1B	BB		F9			6-3	3	1	0	0	1	0	3						
Jim Sundberg, R OBP: 0.303, SLG: 0.299			E9 1B	E	1B	4-3				3	2	2	0	1	0	0						
Angel Salazar, R OBP: 0.268, SLG: 0.322			E	1B					F9	4	1	3	2	0	0	1						
			2-3 3-H	1B			1-H	2B														
<b>Inning Stats</b>	R: 0 E: 0 K: 0 S: 3	H: 0 LOB: 0 BB: 0 P: 3	R: 0 E: 0 K: 1 S: 5	H: 0 LOB: 0 BB: 0 P: 5	R: 5 E: 2 K: 0 S: 8	H: 4 LOB: 2 BB: 2 P: 16	R: 0 E: 0 K: 0 S: 4	H: 1 LOB: 1 BB: 0 P: 4	R: 0 E: 0 K: 1 S: 5	H: 0 LOB: 0 BB: 0 P: 5	R: 1 E: 0 K: 2 S: 8	H: 1 LOB: 1 BB: 1 P: 12	R: 2 E: 0 K: 1 S: 8	H: 3 LOB: 1 BB: 0 P: 8	R: 0 E: 0 K: 1 S: 6	H: 1 LOB: 1 BB: 0 P: 6	R: 0 E: 0 K: 2 S: 7	H: 0 LOB: 0 BB: 0 P: 7	1B: 7 2B: 2 3B: 0 HR: 1	SF: 0 SAC: 0 DP: 0 HBP: 0	WP: 1 PB: 0 CS: 0	PA: 41
<b>PITCHER</b>	IP	WLS	BF	H	R	ER	SO	BB	IBB	HBP	BLK	WP	HR	S	P	ERA	WHIP					
Dennis Lamp, R ERA: 6.05	(1, 1)	2.1	L	12	3	5	3	1	1	0	0	0	0	1	13	17	11.57	1.714				
John Cerutti, L ERA: 3.85	(3, 1)	4.2		22	6	3	3	4	2	0	0	0	0	1	28	36	5.79	1.714				
Mark Eichhorn, R ERA: 1.94	(8, 1)	2.0	S	7	1	0	0	3	0	0	0	0	0	0	13	13	0.00	0.500				

Batter	1	2	3	4	5	6	7	8	9	AB	R	H	RBI	BB	SO	LOB	BOTTOM					
Tony Fernandez, S OBP: 0.343, SLG: 0.438	F8		G6-4-3 1-2			F8		K		4	0	0	0	0	1	1	Kansas City Royals @ Toronto Blue Jays Exhibition Stadium, Toronto, ON Tue Aug 05 1986, 7:05 PM EDT Att: 30,437 - Unknown <a href="http://livebaseballscores.com">livebaseballscores.com</a>					
Rance Mulliniks, L OBP: 0.346, SLG: 0.436 Garth Iorg, R OBP: 0.286, SLG: 0.289	K		4-3			4-3		F9		3	0	0	0	0	1	0						
Lloyd Moseby, L OBP: 0.345, SLG: 0.434						6-3			HR	4	2	2	2	0	1	0						
George Bell, R OBP: 0.358, SLG: 0.576	F9						FC6-4 1B	6-3		4	1	2	1	0	0	0						
Jesse Barfield, R OBP: 0.371, SLG: 0.565			P4			FC6-4 1B	HR	K		4	1	0	0	0	2	1						
Willie Upshaw, L OBP: 0.346, SLG: 0.359	F2					K		6-3		4	0	0	0	0	1	1						
Ernie Whitt, L OBP: 0.303, SLG: 0.421 Buck Martinez, R OBP: 0.303, SLG: 0.337						K				3	1	2	0	0	1	0						
Rick Leach, L OBP: 0.326, SLG: 0.434 Cecil Fielder, R OBP: 0.239, SLG: 0.313							HR	1B		0	0	0	0	1	0	0						
Damaso Garcia, R OBP: 0.315, SLG: 0.384			G6-4-3 1B					6-3		3	1	1	3	0	1	1						
							1-H 2-H	HR		1	0	0	0	0	0	1						
<b>Inning Stats</b>	R: 1 E: 0 K: 1 S: 6	H: 1 LOB: 0 BB: 0 P: 6	R: 0 E: 0 K: 1 S: 6	H: 1 LOB: 0 BB: 0 P: 6	R: 0 E: 0 K: 0 S: 3	H: 1 LOB: 0 BB: 0 P: 3	R: 1 E: 0 K: 2 S: 8	H: 1 LOB: 0 BB: 0 P: 8	R: 0 E: 0 K: 1 S: 5	H: 0 LOB: 0 BB: 0 P: 5	R: 0 E: 0 K: 0 S: 3	H: 0 LOB: 0 BB: 0 P: 3	R: 3 E: 0 K: 1 S: 8	H: 3 LOB: 0 BB: 0 P: 8	R: 1 E: 0 K: 1 S: 6	H: 1 LOB: 0 BB: 0 P: 6	R: 0 E: 0 K: 1 S: 5	H: 0 LOB: 1 BB: 1 P: 9	1B: 3 2B: 1 3B: 0 HR: 4	SF: 0 SAC: 0 DP: 1 HBP: 0	WP: 0 PB: 0 CS: 0	PA: 35
<b>PITCHER</b>	IP	WLS	BF	H	R	ER	SO	BB	IBB	HBP	BLK	WP	HR	S	P	ERA	WHIP					
Scott Bankhead, R ERA: 4.24	(1, 1)	7.0	W	27	7	5	5	6	0	0	0	0	0	3	39	39	6.43	1.000				
Bud Black, L ERA: 3.73	(8, 1)	1.2		7	1	1	1	2	1	0	0	0	0	1	10	14	5.40	1.200				
Steve Farr, R ERA: 2.11	(9, 1)	0.1	S	1	0	0	0	0	0	0	0	0	0	1	1	0.00	0.000					





Batter	1	2	3	4	5	6	7	8	9	AB	R	H	RBI	BB	SO	LOB	TOP										
Lonnie Smith, R OBP: 0.345, SLG: 0.379 (1, 7)	F8		CS BB		F4			K		3	0	0	0	1	1	2	<b>Kansas City Royals @ Toronto Blue Jays</b> Exhibition Stadium, Toronto, ON Wed Aug 06 1986, 7:05 PM EDT Att: 32,130 - Unknown										
Willie Wilson, S OBP: 0.305, SLG: 0.343 (1, 8)	FC4-6 1B		CS	G1	6-3			1-3		4	0	1	0	0	0	2											
George Brett, L OBP: 0.412, SLG: 0.468 (1, 5)	FC4-6 1-2			K					F8	4	0	0	0	0	1	1											
Hal McRae, R OBP: 0.315, SLG: 0.408 (1, 10)	5-3			1B				K		4	0	2	0	0	1	1											
Frank White, R OBP: 0.314, SLG: 0.436 Greg Pryor, R OBP: 0.192, SLG: 0.208 (1, 4) (6, 4)				1B				5-3		3	0	1	0	0	0	0											
Steve Balboni, R OBP: 0.292, SLG: 0.459 (1, 3)	F7			1B					G4-6-3 1B	1	0	0	0	0	0	1											
Mike Kingery, L OBP: 0.320, SLG: 0.411 (1, 9)									G4-6-3 1-2	3	0	0	0	0	0	2											
Jim Sundberg, R OBP: 0.304, SLG: 0.297 (1, 2)										3	0	0	0	0	0	2											
Angel Salazar, R OBP: 0.268, SLG: 0.323 (1, 6)										3	0	1	0	0	1	0											
<b>Inning Stats</b>	R: 0 E: 0 K: 0 S: 4	H: 1 LOB: 1 BB: 0 P: 4	R: 0 E: 0 K: 1 S: 5	H: 0 LOB: 0 BB: 0 P: 5	R: 0 E: 0 K: 0 S: 2	H: 0 LOB: 0 BB: 1 P: 6	R: 0 E: 0 K: 1 S: 7	H: 2 LOB: 2 BB: 0 P: 7	R: 0 E: 0 K: 1 S: 6	H: 1 LOB: 2 BB: 1 P: 10	R: 0 E: 0 K: 1 S: 5	H: 0 LOB: 0 BB: 0 P: 5	R: 0 E: 0 K: 1 S: 5	H: 0 LOB: 0 BB: 0 P: 5	R: 0 E: 0 K: 2 S: 7	H: 0 LOB: 0 BB: 0 P: 7	R: 0 E: 0 K: 0 S: 3	H: 1 LOB: 0 BB: 0 P: 3	1B: 5 2B: 0 3B: 0 HR: 0	SF: 0 SAC: 0 DP: 1 HBP: 0	WP: 0 PB: 0 SB: 0 CS: 1	PA: 33					
<b>PITCHER</b>	IP	WLS	BF	H	R	ER	SO	BB	IBB	HBP	BLK	WP	HR	S	P	ERA	WHIP										
Jimmy Key, L ERA: 4.21 Tom Henke, R ERA: 3.59 (1, 1) (8, 1)	7.0	W	26	4	0	0	5	2	0	0	0	0	0	34	42	0.00	0.857										

Batter	1	2	3	4	5	6	7	8	9	AB	R	H	RBI	BB	SO	LOB	BOTTOM											
Tony Fernandez, S OBP: 0.340, SLG: 0.433 (1, 6)	K		K	G3		4-3		F6		5	0	0	0	0	2	1	<b>Kansas City Royals @ Toronto Blue Jays</b> Exhibition Stadium, Toronto, ON Wed Aug 06 1986, 7:05 PM EDT Att: 32,130 - Unknown											
Damaso Garcia, R OBP: 0.318, SLG: 0.394 Kelly Gruber, R OBP: 0.160, SLG: 0.286 (1, 4) (9, 4)	L6			FC2-6 1B	HR	F9				4	1	2	1	0	0	0												
Lloyd Moseby, L OBP: 0.344, SLG: 0.432 (1, 8)	6-3			FC2-6 1B 1B	6-3			2B 1B		4	2	1	0	0	0	1												
George Bell, R OBP: 0.359, SLG: 0.576 (1, 7)				1B 2B 1B	2B FC5-4 1B			F8		4	2	2	0	0	0	1												
Jesse Barfield, R OBP: 0.374, SLG: 0.571 (1, 9)				2B 1B	FC5-4 2B			K		3	1	2	0	1	1	1												
Cecil Fielder, R OBP: 0.247, SLG: 0.318 Willie Upshaw, L OBP: 0.349, SLG: 0.363 (1, 3) (5, FH) (6, 3)	F3			2B E 1B	FC5-4 IBB			BLK 2B		2	1	1	1	0	0	1												
Garth Iorg, R OBP: 0.285, SLG: 0.293 (1, 5)	6-3			E 2B	FC5-4			F8		4	1	1	3	0	0	4												
Buck Martinez, R OBP: 0.293, SLG: 0.324 (1, 2)				F8 E5	K			4-3		4	0	0	0	0	1	2												
Ron Shepherd, R OBP: 0.304, SLG: 0.455 (1, 10)	K			2B				6-3		4	0	1	0	0	1	0												
<b>Inning Stats</b>	R: 0 E: 0 K: 1 S: 5	H: 0 LOB: 0 BB: 0 P: 5	R: 0 E: 0 K: 0 S: 4	H: 1 LOB: 1 BB: 0 P: 4	R: 0 E: 0 K: 2 S: 7	H: 0 LOB: 0 BB: 0 P: 7	R: 5 E: 1 K: 0 S: 8	H: 5 LOB: 1 BB: 1 P: 12	R: 2 E: 0 K: 1 S: 8	H: 3 LOB: 2 BB: 1 P: 12	R: 0 E: 0 K: 0 S: 3	H: 0 LOB: 0 BB: 0 P: 3	R: 1 E: 0 K: 1 S: 7	H: 2 LOB: 1 BB: 0 P: 7	R: 0 E: 0 K: 0 S: 3	H: 0 LOB: 0 BB: 0 P: 3	1B: 5 2B: 5 3B: 0 HR: 1	SF: 0 SAC: 0 DP: 0 HBP: 0	WP: 0 PB: 0 SB: 0 CS: 0	PA: 37								
<b>PITCHER</b>	IP	WLS	BF	H	R	ER	SO	BB	IBB	HBP	BLK	WP	HR	S	P	ERA	WHIP											
Danny Jackson, L ERA: 4.2 Dennis Leonard, R ERA: 4.19 Dan Quisenberry, R ERA: 2.79 (1, 1) (4, 1) (8, 1)	3.2	L	17	5	5	5	3	1	0	0	0	0	0	1	20	24	8.10	1.636										

AB	30
R	0
H	5
RBI	0
BB	2
SO	7
LOB	9





Batter	1	2	3	4	5	6	7	8	9	AB	R	H	RBI	BB	SO	LOB	TOP					
<b>Lonnie Smith, R</b> OBP: 0.344, SLG: 0.377	0-3 K	0-0 1B		0-0 4-3		0-0 SH5-4		0-0 L5		4	0	1	1	0	1	0	<b>Kansas City Royals @ Toronto Blue Jays</b> Exhibition Stadium, Toronto, ON Thu Aug 07 1986, 7:05 PM EDT Att: 34,285 - Unknown <a href="http://livebaseballscorecards.com">livebaseballscorecards.com</a>					
<b>Willie Wilson, S</b> OBP: 0.305, SLG: 0.346	0-0 1B	0-0 1B		0-0 F8		0-0 1-3		0-0 1-3	5	0	2	1	0	0	2							
<b>George Brett, L</b> OBP: 0.415, SLG: 0.469	0-0 F7	0-0 F7			0-0 1B	4-0 FC4-6 IBB		0-0 1B	4	0	2	0	1	0	3							
<b>Jorge Orta, L</b> OBP: 0.331, SLG: 0.412	0-0 1B		0-0 L9		0-0 1B	0-0 FC4-6		0-3 K	5	0	2	0	0	1	4							
<b>Frank White, R</b> OBP: 0.313, SLG: 0.435	0-0 F5		0-0 HR		0-0 L6		0-3 K	0-0 F7	5	1	1	0	0	1	5							
<b>Steve Balboni, R</b> OBP: 0.292, SLG: 0.464		0-0 1-3	0-0 HR		0-3 K		0-0 F7		4	1	1	2	0	1	2							
<b>Mike Kingery, L</b> OBP: 0.307, SLG: 0.394		0-0 F8	0-3 K		0-0 4-3		0-0 L9		4	0	0	0	0	1	2							
<b>Jim Sundberg, R</b> OBP: 0.306, SLG: 0.297		0-0 BB 1B	0-0 F4			4-0 SH5-4 1B BB		0-0 5-3	3	1	1	0	1	0	0							
<b>Angel Salazar, R</b> OBP: 0.272, SLG: 0.323		4-0 1B BB		0-0 5-3		0-0 SH5-4 1B		0-3 K	3	1	1	0	1	1	0							
<b>Inning Stats</b>	R: 0 E: 0 K: 1 S: 7	H: 2 LOB: 2 BB: 0 P: 7	R: 2 E: 0 K: 0 S: 6	H: 3 LOB: 2 BB: 1 P: 10	R: 2 E: 0 K: 1 S: 7	H: 2 LOB: 0 BB: 0 P: 7	R: 0 E: 0 K: 0 S: 3	H: 0 LOB: 0 BB: 0 P: 3	R: 0 E: 0 K: 1 S: 7	H: 2 LOB: 2 BB: 0 P: 7	R: 0 E: 0 K: 0 S: 4	H: 1 LOB: 3 BB: 2 P: 12	R: 0 E: 0 K: 1 S: 5	H: 0 LOB: 0 BB: 0 P: 5	R: 0 E: 0 K: 1 S: 5	H: 0 LOB: 0 BB: 0 P: 5	R: 0 E: 0 K: 1 S: 6	H: 1 LOB: 1 BB: 0 P: 6	1B: 8 2B: 2 3B: 0 HR: 1	SF: 0 SAC: 1 DP: 0 HBP: 0	WP: 0 PB: 0 SB: 0 CS: 0	PA: 41
<b>PITCHER</b>	IP	WLS	BF	H	R	ER	SO	BB	IBB	HBP	BLK	WP	HR	S	P	ERA	WHIP					
<b>Jim Clancy, R</b> ERA: 3.72	5.0	W	26	9	4	4	3	2	0	0	0	0	1	30	38	7.20	2.200					
<b>Mark Eichhorn, R</b> ERA: 1.87	3.1	W	13	2	0	0	2	0	1	0	0	0	0	16	20	0.00	0.600					
<b>Mark Eichhorn, R</b> ERA: 1.87	3.1	W	13	2	0	0	2	0	1	0	0	0	0	16	20	0.00	0.600					
<b>Tom Henke, R</b> ERA: 3.55	0.2	S	2	0	0	0	1	0	0	0	0	0	0	4	4	0.00	0.000					

Batter	1	2	3	4	5	6	7	8	9	AB	R	H	RBI	BB	SO	LOB	BOTTOM				
<b>Tony Fernandez, S</b> OBP: 0.341, SLG: 0.440	0-0 1-3		0-0 2B 1B		0-0 F7		0-0 HR			4	2	2	1	0	0	0	<b>Kansas City Royals @ Toronto Blue Jays</b> Exhibition Stadium, Toronto, ON Thu Aug 07 1986, 7:05 PM EDT Att: 34,285 - Unknown <a href="http://livebaseballscorecards.com">livebaseballscorecards.com</a>				
<b>Damaso Garcia, R</b> OBP: 0.314, SLG: 0.390	0-0 4-3		0-0 F8		0-0 L7		0-0 F7		4	0	0	0	0	0	1						
<b>Lloyd Moseby, L</b> OBP: 0.347, SLG: 0.436	0-0 F5		0-0 1H 2B		0-0 1B		4-0 1B BLK BB		3	1	2	1	1	0	0						
<b>George Bell, R</b> OBP: 0.358, SLG: 0.573		0-0 6-3	0-0 5-3		0-0 F8		0-0 BLK 1B 1B		4	1	1	0	0	0	2						
<b>Jesse Barfield, R</b> OBP: 0.375, SLG: 0.570		0-0 BB 1B 1B	0-0 6-3			0-3 K		0-0 1B BLK 1B	4	1	2	0	0	1	1						
<b>Willie Upshaw, L</b> OBP: 0.351, SLG: 0.363		4-0 FC5 1B BB		0-0 1-3		0-0 F4		0-0 G5-3 WP 1B	3	0	1	1	1	0	0						
<b>Ernie Whitt, L</b> OBP: 0.307, SLG: 0.421		0-0 BB		4-0 1-3		0-3 K		0-0 1B BB	2	0	1	1	1	1	0						
<b>Cliff Johnson, R</b> OBP: 0.372, SLG: 0.476									0	0	0	0	0	1	0						
<b>Kelly Gruber, R</b> OBP: 0.160, SLG: 0.286									0	0	0	0	0	0	0						
<b>Mark Eichhorn, R</b> OBP: 0.375, SLG: 0.570		1-2 2H							0	0	0	0	0	0	0						
<b>Rick Leach, L</b> OBP: 0.320, SLG: 0.426		0-0 L9		0-0 F8				0-0 F8	3	0	0	0	0	0	3						
<b>Buck Martinez, R</b> OBP: 0.290, SLG: 0.321									1	0	0	0	0	0	3						
<b>Garth Iorg, R</b> OBP: 0.279, SLG: 0.287		0-0 FC5		0-3 K				0-0 F8	4	0	0	0	0	1	6						
<b>Inning Stats</b>	R: 0 E: 0 K: 0 S: 3	H: 0 LOB: 0 BB: 0 P: 3	R: 1 E: 0 K: 0 S: 5	H: 2 LOB: 2 BB: 1 P: 9	R: 1 E: 0 K: 0 S: 5	H: 2 LOB: 1 BB: 0 P: 5	R: 0 E: 0 K: 1 S: 5	H: 0 LOB: 1 BB: 1 P: 9	R: 0 E: 0 K: 2 S: 7	H: 0 LOB: 0 BB: 0 P: 7	R: 1 E: 0 K: 0 S: 4	H: 1 LOB: 0 BB: 0 P: 4	R: 2 E: 0 K: 0 S: 5	H: 3 LOB: 2 BB: 2 P: 13	R: 2 E: 0 K: 0 S: 5	H: 3 LOB: 2 BB: 2 P: 13	1B: 7 2B: 1 3B: 0 HR: 1	SF: 0 SAC: 0 DP: 1 HBP: 0	WP: 1 PB: 0 SB: 0 CS: 0	PA: 36	
<b>PITCHER</b>	IP	WLS	BF	H	R	ER	SO	BB	IBB	HBP	BLK	WP	HR	S	P	ERA	WHIP				
<b>Mark Gubicza, R</b> ERA: 4.29	7.0	L	30	6	4	4	3	3	0	0	0	0	1	33	45	5.14	1.286				
<b>Steve Farr, R</b> ERA: 2.21	0.0	L	3	3	1	1	0	0	0	0	1	0	0	3	3	∞	∞				
<b>Bud Black, L</b> ERA: 3.68	1.0		3	0	0	0	0	1	0	0	0	1	0	2	6	0.00	1.000				



Batter	1	2	3	4	5	6	7	8	9	AB	R	H	RBI	BB	SO	LOB	TOP										
<b>Tony Fernandez, S</b> OBP: 0.341, SLG: 0.439 (1, 6)	4-0 WP 1B BB	0-0 1-3 2-H 1B		0-0 FC3-6 S		0-0 F6		0-0 4-3		4	1	2	1	0	2												
<b>Willie Upshaw, L</b> OBP: 0.347, SLG: 0.358 (1, 3)	0-3 K	0-0 FC6		0-0 F9		0-3 K		0-0 3-1		5	0	0	0	0	2	5											
<b>Lloyd Moseby, L</b> OBP: 0.350, SLG: 0.439 (1, 8)	0-0 FC5-4 1B		4-0 L5-4 1B BB		0-3 K		0-0 WP 1B 2B	0-3 K		4	1	2	1	1	2	0											
<b>George Bell, R</b> OBP: 0.359, SLG: 0.571 (1, 7)	0-0 FC5-4 1-2		0-0 1-2 1B		0-0 3-1 HR 1B		0-3 K		0-0 F7	5	1	2	0	0	1	2											
<b>Ernie Whitt, L</b> OBP: 0.302, SLG: 0.413 (1, 2)	0-3 K		0-0 F7		0-0 3-1		0-0 F7		0-0 F7	5	0	0	0	0	1	5											
<b>Jesse Barfield, R</b> OBP: 0.377, SLG: 0.578 (1, 9)		0-0 F3	0-0 L5-4		0-0 HR		0-0 1B 1B		0-0 1B	5	2	3	3	0	0	2											
<b>Damaso Garcia, R</b> OBP: 0.315, SLG: 0.390 (1, 4)		0-0 F8		0-0 PB BB FC3-6 1B		0-0 6-3		0-0 1B 1B		5	1	2	0	0	0	1											
<b>Cliff Johnson, R</b> OBP: 0.378, SLG: 0.476 (1, 10)		4-0 1B BB		4-0 1B PB BB		0-0 F4		0-0 1-2 2-H 1B		2	1	1	1	2	0	0											
<b>Garth Iorg, R</b> OBP: 0.288, SLG: 0.297 (1, 5)		0-0 1B 1B		0-0 FC3-6 1B		0-0 1B		0-3 K		4	0	3	0	0	1	2											
<b>Inning Stats</b>	R: 1 E: 0 K: 2 S: 8	H: 1 LOB: 1 BB: 1 P: 12	R: 1 E: 0 K: 0 S: 5	H: 2 LOB: 2 BB: 1 P: 9	R: 0 E: 0 K: 0 S: 3	H: 1 LOB: 1 BB: 1 P: 7	R: 1 E: 0 K: 0 S: 4	H: 2 LOB: 1 BB: 1 P: 8	R: 2 E: 0 K: 1 S: 7	H: 2 LOB: 0 BB: 0 P: 7	R: 0 E: 0 K: 1 S: 6	H: 1 LOB: 1 BB: 0 P: 6	R: 2 E: 0 K: 2 S: 11	H: 4 LOB: 2 BB: 0 P: 11	R: 0 E: 0 K: 1 S: 5	H: 0 LOB: 0 BB: 0 P: 5	R: 0 E: 0 K: 0 S: 4	H: 1 LOB: 1 BB: 0 P: 4	1B: 12 2B: 2 3B: 0 HR: 1	SF: 0 SAC: 0 DP: 1 HBP: 0	WP: 3 PB: 1 SB: 1 CS: 0	PA: 43					
<b>PITCHER</b>	IP	WLS	BF	H	R	ER	SO	BB	IBB	HBP	BLK	WP	HR	S	P	ERA	WHIP										
<b>Charlie Hough, R</b> ERA: 3.84 (1, 1)	6.0		30	10	6	5	4	4	0	0	0	1	1	34	50	7.50	2.333										
<b>Dale Mohorcic, R</b> ERA: 1.99 (7, 1)	0.2		5	3	1	1	1	0	0	0	0	1	0	7	7	13.50	4.500										
<b>Greg Harris, R</b> ERA: 3.08 (7, 1)	2.1	W	8	1	0	0	2	0	0	0	0	0	0	12	12	0.00	0.429										

Toronto Blue Jays @ Texas Rangers  
Arlington Stadium, Arlington, TX  
Fri Aug 08 1986, 8:05 PM EDT  
Att: 31,197 - Unknown

AB 39  
R 7  
H 14  
RBI 7  
BB 4  
SO 7  
LOB 19



Batter	1	2	3	4	5	6	7	8	9	AB	R	H	RBI	BB	SO	LOB	BOTTOM										
<b>Oddibe McDowell, L</b> OBP: 0.339, SLG: 0.436 (1, 8)	0-0 4-3 1B		0-0 FC S 1B	0-3 K			0-0 F8	4-0 1B 1B IBB		4	1	2	0	1	1	0											
<b>Scott Fletcher, R</b> OBP: 0.382, SLG: 0.437 (1, 6)	0-0 4-3 1-2		0-0 FC HR		4-0 CS BB		0-0 6-3	0-0 1B 1B 1B		4	1	1	2	1	0	2											
<b>Pete O'Brien, L</b> OBP: 0.384, SLG: 0.495 (1, 3)	4-0 G6-4-3 BB		0-0 1-H HR		0-0 F4		0-0 1B 1B	0-0 1B 1B		4	1	3	3	1	0	1											
<b>Pete Incaviglia, R</b> OBP: 0.332, SLG: 0.476 (1, 9)	0-0 G6-4-3		1-0 HR		0-0 F4		0-0 1B	0-3 K		4	2	2	1	0	1	4											
<b>Tom Paciorek, R</b> OBP: 0.316, SLG: 0.388 (9, 5)	0-0 G6-4-3 1-2		0-0 HR HBP		0-0 HR		0-0 1B	0-0 K		0	0	0	0	0	0	0											
<b>Gary Ward, R</b> OBP: 0.379, SLG: 0.424 (1, 7)		0-0 F9	0-0 F9		0-0 1B		0-0 4-3			4	0	1	0	0	0	3											
<b>Larry Parrish, R</b> OBP: 0.355, SLG: 0.517 (1, 10)		0-0 WP 2B	0-0 HR		0-0 F8		0-0 F7			4	2	2	2	0	0	1											
<b>Don Slaught, R</b> OBP: 0.327, SLG: 0.527 (1, 2)		0-0 F7	0-0 F4		0-0 5-3		1-0 4-3 BB HBP			3	1	0	0	0	0	1											
<b>Steve Buechele, R</b> OBP: 0.301, SLG: 0.425 (1, 5)		4-0 BB		0-0 6-3		0-0 5-3		4-0 4-3 BB HBP		2	0	0	0	1	0	0											
<b>Darrell Porter, L</b> OBP: 0.344, SLG: 0.452 (8, PH)										0	0	0	0	1	0	0											
<b>Curtis Wilkerson, S</b> ERA: 2.45 (8, PR)										0	1	0	0	0	0	0											
<b>Toby Harrah, R</b> OBP: 0.298, SLG: 0.357 (1, 4)		0-0 2-H BB		0-0 6-3		0-3 K		0-0 4-3 BB		3	0	0	0	0	1	1											
<b>Ruben Sierra, S</b> OBP: 0.274, SLG: 0.409 (8, PH)		4-3		0-0 6-3		0-0 K		1-2 2-3 4-3		1	0	0	0	0	0	2											
<b>Inning Stats</b>	R: 0 E: 0 K: 0 S: 3	H: 1 LOB: 1 BB: 1 P: 7	R: 1 E: 0 K: 0 S: 4	H: 1 LOB: 1 BB: 1 P: 8	R: 4 E: 1 K: 0 S: 6	H: 3 LOB: 0 BB: 0 P: 7	R: 0 E: 0 K: 1 S: 5	H: 0 LOB: 0 BB: 0 P: 5	R: 1 E: 0 K: 0 S: 4	H: 2 LOB: 1 BB: 1 P: 8	R: 0 E: 0 K: 1 S: 5	H: 0 LOB: 0 BB: 0 P: 5	R: 0 E: 0 K: 0 S: 5	H: 2 LOB: 2 BB: 0 P: 5	R: 3 E: 0 K: 1 S: 7	H: 2 LOB: 2 BB: 2 P: 16	1B: 7 2B: 1 3B: 0 HR: 3	SF: 0 SAC: 1 DP: 1 HBP: 2	WP: 2 PB: 0 SB: 1 CS: 1	PA: 40							
<b>PITCHER</b>	IP	WLS	BF	H	R	ER	SO	BB	IBB	HBP	BLK	WP	HR	S	P	ERA	WHIP										
<b>Dave Stieb, R</b> ERA: 5.56 (1, 1)	3.0		16	5	2	2	0	2	0	0	0	0	0	13	22	6.00	2.333										
<b>Luis Aquino, R</b> ERA: 2.45 (4, 1)	3.2		13	2	1	1	2	1	0	0	0	0	1	16	20	2.46	0.818										
<b>John Cerutti, L</b> ERA: 3.86 (7, 1)	0.0		1	1	0	0	0	0	0	0	0	0	0	1	1	∞	∞										
<b>Bill Caudill, R</b> ERA: 6.3 (7, 1)	0.2		4	1	1	1	0	0	0	1	0	0	0	3	4	13.50	1.500										
<b>Mark Eichhorn, R</b> ERA: 2.04 (8, 1)	0.1	L	3	0	0	0	0	1	1	0	0	0	0	1	9	0.00	3.000										

Toronto Blue Jays @ Texas Rangers  
Arlington Stadium, Arlington, TX  
Fri Aug 08 1986, 8:05 PM EDT  
Att: 31,197 - Unknown

AB 33  
R 9  
H 11  
RBI 8  
BB 5  
SO 3  
LOB 15













Batter	1	2	3	4	5	6	7	8	9	AB	R	H	RBI	BB	SO	LOB	TOP										
Tony Fernandez, S (1, 6) OBP: 0.345, SLG: 0.441	E3 G5-4-3		F9			F9			F8 1-H 2B	4	0	1	1	0	0	1											
Willie Upshaw, L (1, 3) OBP: 0.346, SLG: 0.360	K								F8	3	0	0	0	0	2	1											
Damaso Garcia, R (9, PH) OBP: 0.316, SLG: 0.390	K								F8	0	0	0	0	0	0	0											
Rick Leach, L (9, PH) OBP: 0.316, SLG: 0.423	K								F8	1	0	0	0	0	0	1											
Cliff Johnson, R (1, 10) OBP: 0.370, SLG: 0.457	G5-4-3								6-3	4	0	0	0	0	0	2											
George Bell, R (1, 7) OBP: 0.361, SLG: 0.565									6-3	3	0	0	0	0	0	0											
Jesse Barfield, R (1, 8) OBP: 0.378, SLG: 0.570									5-3	3	0	0	0	0	2	0											
Garth Iorg, R (1, 4) OBP: 0.276, SLG: 0.283									F8	3	0	0	0	0	0	0											
Buck Martinez, R (1, 2) OBP: 0.289, SLG: 0.313									F8	3	0	0	0	0	1	0											
Kelly Gruber, R (1, 5) OBP: 0.170, SLG: 0.321									F3	3	0	0	0	0	0	0											
Ron Shepherd, R (1, 9) OBP: 0.346, SLG: 0.500									2B BB	2	1	1	0	1	1	0											
<b>Inning Stats</b>	R: 0 E: 1 K: 1 S: 5	H: 0 LOB: 0 BB: 0 P: 5	R: 0 E: 0 K: 1 S: 5	H: 0 LOB: 0 BB: 0 P: 5	R: 0 E: 1 K: 0 S: 4	H: 1 LOB: 1 BB: 0 P: 4	R: 0 E: 0 K: 1 S: 5	H: 0 LOB: 0 BB: 0 P: 5	R: 0 E: 0 K: 2 S: 7	H: 0 LOB: 0 BB: 0 P: 7	R: 0 E: 0 K: 0 S: 3	H: 0 LOB: 0 BB: 0 P: 3	R: 0 E: 0 K: 0 S: 3	H: 0 LOB: 0 BB: 0 P: 3	R: 1 E: 0 K: 0 S: 4	H: 1 LOB: 1 BB: 1 P: 8	1B: 0 2B: 2 3B: 0 HR: 0	SF: 0 SAC: 0 DP: 1 HBP: 0	WP: 0 PB: 0 SB: 0 CS: 0	PA: 30							
<b>PITCHER</b>	IP	WLS	BF	H	R	ER	SO	BB	IBB	HBP	BLK	WP	HR	S	P	ERA	WHIP										
Mike Flanagan, L (1, 1) ERA: 3.93	8.1	W	28	2	1	1	6	1	0	0	0	0	0	39	43	1.08	0.360										
Don Aase, R (9, 1) ERA: 2.1	0.2	S	2	0	0	0	0	0	0	0	0	0	0	2	2	0.00	0.000										

Toronto Blue Jays @ Baltimore Orioles  
Memorial Stadium, Baltimore, MD  
Mon Aug 11 1986, 7:05 PM EDT  
Att: 21,444 - Unknown

AB 29  
R 1  
H 2  
RBI 1  
BB 1  
SO 6  
LOB 5



Batter	1	2	3	4	5	6	7	8	9	AB	R	H	RBI	BB	SO	LOB	BOTTOM										
Juan Bonilla, R (1, 5) OBP: 0.321, SLG: 0.304	L4					E4 HBP 1B 7-5	F3			4	0	1	0	0	0	2											
Lee Lacy, R (1, 9) OBP: 0.342, SLG: 0.418	K					FC6-4 1B 1-2				4	1	2	0	0	1	1											
Fred Lynn, L (1, 8) OBP: 0.389, SLG: 0.524	F8					G3-6-1 1-2				3	0	0	0	0	1	2											
Eddie Murray, S (1, 3) OBP: 0.381, SLG: 0.435						F5	7-5			4	0	1	1	0	0	3											
Cal Ripken Jr., R (1, 6) OBP: 0.387, SLG: 0.488						BB				3	0	1	0	1	1	0											
Juan Beniquez, R (1, 7) OBP: 0.385, SLG: 0.406						K				4	0	0	0	0	1	3											
Jim Traber, L (1, 10) OBP: 0.396, SLG: 0.651						4-3				4	1	1	0	0	0	3											
Rick Dempsey, R (1, 2) OBP: 0.317, SLG: 0.395						F9				2	1	1	0	1	0	0											
Jackie Gutierrez, R (1, 4) OBP: 0.188, SLG: 0.226						F9				2	0	1	1	0	0	0											
<b>Inning Stats</b>	R: 0 E: 0 K: 1 S: 5	H: 0 LOB: 0 BB: 0 P: 5	R: 0 E: 0 K: 1 S: 5	H: 0 LOB: 0 BB: 0 P: 5	R: 0 E: 0 K: 0 S: 3	H: 0 LOB: 0 BB: 0 P: 3	R: 0 E: 0 K: 0 S: 3	H: 1 LOB: 0 BB: 0 P: 3	R: 0 E: 0 K: 1 S: 5	H: 0 LOB: 1 BB: 1 P: 9	R: 1 E: 1 K: 0 S: 4	H: 1 LOB: 2 BB: 1 P: 9	R: 1 E: 0 K: 0 S: 6	H: 3 LOB: 2 BB: 0 P: 6	R: 1 E: 0 K: 1 S: 8	H: 3 LOB: 2 BB: 0 P: 8	1B: 7 2B: 2 3B: 0 HR: 0	SF: 0 SAC: 1 DP: 2 HBP: 1	WP: 0 PB: 0 SB: 0 CS: 0	PA: 34							
<b>PITCHER</b>	IP	WLS	BF	H	R	ER	SO	BB	IBB	HBP	BLK	WP	HR	S	P	ERA	WHIP										
Jimmy Key, L (1, 1) ERA: 4.18	7.1	L	31	7	3	3	4	2	0	1	0	0	0	36	45	3.68	1.227										
Dennis Lamp, R (8, 1) ERA: 5.96	0.2		3	1	0	0	0	0	0	0	0	0	0	3	3	0.00	1.500										

Toronto Blue Jays @ Baltimore Orioles  
Memorial Stadium, Baltimore, MD  
Mon Aug 11 1986, 7:05 PM EDT  
Att: 21,444 - Unknown

AB 30  
R 3  
H 8  
RBI 2  
BB 2  
SO 4  
LOB 14













Batter	1	2	3	4	5	6	7	8	9	AB	R	H	RBI	BB	SO	LOB	TOP										
<b>Oddibe McDowell, L</b> (1, 8) OBP: 0.347, SLG: 0.445										4	0	2	0	0	1	0	<b>Texas Rangers @ Toronto Blue Jays</b> Exhibition Stadium, Toronto, ON Fri Aug 15 1986, 7:05 PM EDT Att: 31,411 - Unknown										
<b>Scott Fletcher, R</b> (1, 6) OBP: 0.377, SLG: 0.433										4	0	2	1	0	0	2											
<b>Pete O'Brien, L</b> (1, 3) OBP: 0.378, SLG: 0.494										4	0	0	0	0	0	3											
<b>Pete Incaviglia, R</b> (1, 9) OBP: 0.326, SLG: 0.471										4	0	0	0	0	1	3											
<b>Ruben Sierra, S</b> (1, 7) OBP: 0.282, SLG: 0.436										4	0	2	0	0	0	0											
<b>Larry Parrish, R</b> (1, 10) OBP: 0.347, SLG: 0.505										4	0	1	0	0	1	1											
<b>Don Slaught, R</b> (1, 2) OBP: 0.318, SLG: 0.502										3	0	0	0	1	1	2											
<b>Steve Buechele, R</b> (1, 5) OBP: 0.302, SLG: 0.419										4	1	0	0	0	0	2											
<b>Curtis Wilkerson, S</b> (1, 4) OBP: 0.283, SLG: 0.322										1	0	0	0	1	1	1											
<b>Darrell Porter, L</b> (7, PH) OBP: 0.350, SLG: 0.489										1	0	0	0	0	0	1											
<b>Toby Harrah, R</b> (7, 4) OBP: 0.294, SLG: 0.351										0	0	0	0	0	0	0											
<b>Inning Stats</b>	R: 0 E: 0 K: 1 S: 5	H: 0 LOB: 0 BB: 0 P: 5	R: 0 E: 0 K: 1 S: 6	H: 1 LOB: 1 BB: 0 P: 6	R: 1 E: 1 K: 2 S: 10	H: 2 LOB: 2 BB: 0 P: 10	R: 0 E: 0 K: 0 S: 3	H: 0 LOB: 0 BB: 0 P: 3	R: 0 E: 0 K: 0 S: 3	H: 1 LOB: 1 BB: 0 P: 7	R: 0 E: 0 K: 0 S: 5	H: 0 LOB: 1 BB: 1 P: 9	R: 0 E: 0 K: 1 S: 4	H: 1 LOB: 1 BB: 0 P: 4	R: 0 E: 0 K: 0 S: 4	H: 1 LOB: 1 BB: 0 P: 4	1B: 5 2B: 1 3B: 1 HR: 0	SF: 0 SAC: 0 DP: 1 HBP: 0	WP: 0 PB: 0 SB: 0 CS: 0	PA: 35							
<b>PITCHER</b>	IP	WLS	BF	H	R	ER	SO	BB	IBB	HBP	BLK	WP	HR	S	P	ERA	WHIP										
<b>Joe Johnson, R</b> (1, 1) ERA: 4.72	7.0	W	27	5	1	0	5	2	0	0	0	0	0	35	43	0.00	1.000										
<b>John Cerutti, L</b> (8, 1) ERA: 4.08	0.2		3	1	0	0	0	0	0	0	0	0	0	3	3	0.00	1.500										
<b>Mark Eichhorn, R</b> (8, 1) ERA: 1.91	1.1	S	5	1	0	0	0	0	0	0	0	0	0	5	5	0.00	0.750										

AB	33
R	1
H	7
RBI	1
BB	2
SO	5
LOB	15



Batter	1	2	3	4	5	6	7	8	9	AB	R	H	RBI	BB	SO	LOB	BOTTOM										
<b>Tony Fernandez, S</b> (1, 6) OBP: 0.343, SLG: 0.436										5	0	2	0	0	0	1	<b>Texas Rangers @ Toronto Blue Jays</b> Exhibition Stadium, Toronto, ON Fri Aug 15 1986, 7:05 PM EDT Att: 31,411 - Unknown										
<b>Willie Upshaw, L</b> (1, 3) OBP: 0.350, SLG: 0.370										3	0	2	0	1	0	0											
<b>Lloyd Moseby, L</b> (1, 8) OBP: 0.349, SLG: 0.434										3	1	0	0	1	1	5											
<b>George Bell, R</b> (1, 7) OBP: 0.359, SLG: 0.565										4	1	1	2	0	0	4											
<b>Jesse Barfield, R</b> (1, 9) OBP: 0.381, SLG: 0.582										2	1	0	0	2	1	0											
<b>Cliff Johnson, R</b> (1, 10) OBP: 0.376, SLG: 0.474										2	1	1	1	2	1	1											
<b>Ron Shepherd, R</b> (8, FR) OBP: 0.346, SLG: 0.500										0	1	0	0	0	0	0											
<b>Ernie Whitt, L</b> (1, 2) OBP: 0.303, SLG: 0.406										4	0	1	0	0	1	4											
<b>Damaso Garcia, R</b> (1, 4) OBP: 0.313, SLG: 0.384										3	0	0	0	0	1	3											
<b>Manuel Lee, S</b> (7, 4)										0	0	0	0	0	0	0											
<b>Garth Iorg, R</b> (8, PH) OBP: 0.279, SLG: 0.296										1	1	1	2	0	0	0											
<b>Kelly Gruber, R</b> (1, 5) OBP: 0.168, SLG: 0.302										3	0	0	1	0	0	0											
<b>Inning Stats</b>	R: 0 E: 0 K: 1 S: 6	H: 2 LOB: 1 BB: 0 P: 6	R: 0 E: 0 K: 1 S: 5	H: 0 LOB: 1 BB: 1 P: 9	R: 0 E: 0 K: 0 S: 3	H: 0 LOB: 0 BB: 0 P: 3	R: 2 E: 0 K: 1 S: 6	H: 1 LOB: 2 BB: 2 P: 14	R: 0 E: 0 K: 0 S: 3	H: 0 LOB: 1 BB: 1 P: 7	R: 1 E: 0 K: 1 S: 7	H: 2 LOB: 1 BB: 0 P: 7	R: 0 E: 0 K: 0 S: 5	H: 2 LOB: 2 BB: 0 P: 5	R: 3 E: 0 K: 1 S: 6	H: 1 LOB: 1 BB: 2 P: 14	1B: 4 2B: 1 3B: 1 HR: 2	SF: 1 SAC: 0 DP: 1 HBP: 0	WP: 0 PB: 0 SB: 2 CS: 0	PA: 37							
<b>PITCHER</b>	IP	WLS	BF	H	R	ER	SO	BB	IBB	HBP	BLK	WP	HR	S	P	ERA	WHIP										
<b>Ed Correa, R</b> (1, 1) ERA: 4.92	5.2	L	25	5	3	3	4	4	0	0	0	0	0	29	45	4.76	1.588										
<b>Dale Mohr, R</b> (6, 1) ERA: 1.9	0.2		3	1	0	0	0	0	0	0	0	0	0	3	3	0.00	1.500										
<b>Mitch Williams, L</b> (7, 1) ERA: 3.31	1.0		6	1	2	2	1	2	0	0	0	0	0	6	14	18.00	3.000										
<b>Jeff Russell, R</b> (8, 1) ERA: 4.27	0.2		3	1	1	1	0	0	0	0	0	0	0	3	3	13.50	1.500										

AB	30
R	6
H	8
RBI	6
BB	6
SO	5
LOB	18





Batter	1	2	3	4	5	6	7	8	9	AB	R	H	RBI	BB	SO	LOB	TOP				
Oddibe McDowell, L OBP: 0.346, SLG: 0.443 (1, 8)	F5		K			2B 1B		4-3		4	1	1	0	0	1	1	<p><b>Texas Rangers @ Toronto Blue Jays</b> Exhibition Stadium, Toronto, ON Sat Aug 16 1986, 3:33 AM EDT Att: 41,203 - Unknown</p>				
Scott Fletcher, R OBP: 0.379, SLG: 0.440 Curtis Wilkerson, S OBP: 0.286, SLG: 0.326 (1, 6) (7, 6)	2B		F4			4-3 1-H 2B		1B		3	0	2	1	0	0	1					
Pete O'Brien, L OBP: 0.377, SLG: 0.491 (1, 3)	K					4-3 2-3		F9		4	0	1	0	0	1	3					
Pete Incaviglia, R OBP: 0.323, SLG: 0.466 (1, 9)	6-3					K				4	0	0	0	0	1	3					
Gary Ward, R OBP: 0.366, SLG: 0.407 Geno Petralli, L OBP: 0.282, SLG: 0.390 (1, 7) (7, 5)	6-3							5-3		3	0	0	0	0	0	1					
Larry Parrish, R OBP: 0.345, SLG: 0.502 Ruben Sierra, S OBP: 0.279, SLG: 0.432 (1, 10) (7, PH)	6-3					L4		5-3		2	0	0	0	0	0	0					
Don Slaught, R OBP: 0.319, SLG: 0.505 (1, 2)	4-3					F3		2B		3	0	1	0	0	0	0					
Steve Buechele, R OBP: 0.300, SLG: 0.416 Tom Paciorek, R OBP: 0.317, SLG: 0.383 (1, 5) (6, 5) (7, 7)			K			F3		F7		2	0	0	0	0	1	0					
Toby Harrah, R OBP: 0.295, SLG: 0.348 (1, 4)						6-3		6-3		2	0	0	0	1	0	0					
<b>Inning Stats</b>	R: 0 E: 0 K: 1 S: 6	H: 1 LOB: 1 BB: 0 P: 6	R: 0 E: 0 K: 0 S: 3	H: 0 LOB: 0 BB: 0 P: 3	R: 0 E: 0 K: 2 S: 7	H: 0 LOB: 1 BB: 1 P: 11	R: 0 E: 0 K: 0 S: 3	H: 1 LOB: 0 BB: 0 P: 3	R: 0 E: 0 K: 0 S: 4	H: 1 LOB: 1 BB: 0 P: 4	R: 0 E: 0 K: 0 S: 4	H: 1 LOB: 1 BB: 0 P: 4	R: 0 E: 0 K: 0 S: 3	H: 0 LOB: 0 BB: 0 P: 3	1B: 3 2B: 3 3B: 0 HR: 0	SF: 0 SAC: 0 DP: 1 HBP: 0		WP: 0 PB: 0 SB: 0 CS: 0	PA: 33		
<b>PITCHER</b>	IP WLS BF H R ER SO BB IBB HBP BLK WP HR S P ERA WHIP	7.0 W 26 5 1 1 4 1 0 0 0 0 0 33 37 1.29 0.857	1.0 4 1 0 0 0 0 0 0 0 0 0 0 4 4 0.00 1.000	1.0 3 0 0 0 0 0 0 0 0 0 0 0 3 3 0.00 0.000	<b>PITCHER</b>										IP WLS BF H R ER SO BB IBB HBP BLK WP HR S P ERA WHIP						
Jimmy Key, L ERA: 4.06 (1, 1)											1.0 3 0 0 0 0 0 0 3 3 0.00 0.000										
Dennis Lamp, R ERA: 5.88 (8, 1)											1.0 3 0 0 0 0 0 0 3 3 0.00 0.000										
Bill Caudill, R ERA: 6.25 (9, 1)											1.0 3 0 0 0 0 0 0 3 3 0.00 0.000										

Batter	1	2	3	4	5	6	7	8	9	AB	R	H	RBI	BB	SO	LOB	BOTTOM				
Tony Fernandez, S OBP: 0.342, SLG: 0.441 Manuel Lee, S OBP: 1.000, SLG: 1.000 (1, 6) (7, 6)	HR	6-3		1-3	K			1B		4	1	1	1	0	1	1	<p><b>Texas Rangers @ Toronto Blue Jays</b> Exhibition Stadium, Toronto, ON Sat Aug 16 1986, 3:33 AM EDT Att: 41,203 - Unknown</p>				
Willie Upshaw, L OBP: 0.353, SLG: 0.377 (1, 3)	WP 2B	5-3			2B		F8			5	2	3	0	0	0	2					
Lloyd Moseby, L OBP: 0.348, SLG: 0.434 Ron Shepherd, R OBP: 0.333, SLG: 0.480 (1, 8) (7, PH) (8, 9)	K		4-3		2B	FC4-6 1B		K		4	2	1	1	0	1	2					
George Bell, R OBP: 0.360, SLG: 0.563 Rick Leach, L OBP: 0.313, SLG: 0.418 (1, 7) (7, 7)	WP 1B BB		F4		E9 2B	FC4-6 WP 2B		F4		2	3	0	0	2	0	1					
Jesse Barfield, R OBP: 0.387, SLG: 0.585 (1, 9) (8, 8)	1B BB				2B HR BB	2B BB		2B BB		1	3	1	2	4	0	0					
Ernie Whitt, L OBP: 0.307, SLG: 0.416 (1, 2)	1B 1B		F8		HR 2B	F8		2B		5	1	3	4	0	0	2					
Cliff Johnson, R OBP: 0.373, SLG: 0.467 (1, 10)	F8				HR 2B	F5		6-3		4	0	0	0	1	0	6					
Garth Iorg, R OBP: 0.282, SLG: 0.295 (1, 5) (7, 4)	1B				F3	F5		F9		4	0	1	1	1	0	4					
Damaso Garcia, R OBP: 0.313, SLG: 0.391 Kelly Gruber, R OBP: 0.167, SLG: 0.299 (1, 4) (7, 5)	F8				FC5	HR		F9		3	1	1	3	0	0	1					
<b>Inning Stats</b>	R: 4 E: 0 K: 1 S: 8	H: 4 LOB: 2 BB: 2 P: 16	R: 0 E: 0 K: 0 S: 3	H: 0 LOB: 0 BB: 0 P: 3	R: 0 E: 0 K: 0 S: 3	H: 0 LOB: 1 BB: 1 P: 7	R: 0 E: 0 K: 0 S: 3	H: 0 LOB: 1 BB: 1 P: 7	R: 6 E: 1 K: 1 S: 10	H: 4 LOB: 0 BB: 1 P: 14	R: 2 E: 0 K: 0 S: 5	H: 2 LOB: 1 BB: 1 P: 9	R: 0 E: 0 K: 1 S: 6	H: 1 LOB: 2 BB: 1 P: 10	R: 1 E: 0 K: 0 S: 4	H: 1 LOB: 1 BB: 1 P: 8		1B: 4 2B: 6 3B: 0 HR: 2	SF: 0 SAC: 0 DP: 0 HBP: 0	WP: 4 PB: 0 SB: 0 CS: 0	PA: 44
<b>PITCHER</b>	IP WLS BF H R ER SO BB IBB HBP BLK WP HR S P ERA WHIP	5.1 L 32 10 12 8 2 6 0 0 0 0 2 2 0.00 3.000	0.2 2 0 0 0 0 0 0 0 0 0 0 2 2 0.00 0.000	1.0 5 1 0 0 1 1 0 0 0 0 0 6 10 0.00 2.000	1.0 5 1 1 1 0 1 0 0 0 0 0 4 8 9.00 2.000	<b>PITCHER</b>										IP WLS BF H R ER SO BB IBB HBP BLK WP HR S P ERA WHIP					
Charlie Hough, R ERA: 4.22 (1, 1)											1.0 5 1 1 1 0 1 0 0 0 0 4 8 9.00 2.000										
Dale Mohorcic, R ERA: 1.88 (6, 1)											1.0 5 1 1 1 0 1 0 0 0 0 4 8 9.00 2.000										
Mitch Williams, L ERA: 3.27 (7, 1)											1.0 5 1 1 1 0 1 0 0 0 0 4 8 9.00 2.000										
Greg Harris, R ERA: 3.05 (8, 1)											1.0 5 1 1 1 0 1 0 0 0 0 4 8 9.00 2.000										



Batter	1	2	3	4	5	6	7	8	9	10	11	AB	R	H	RBI	BB	SO	LOB	TOP					
<b>Oddie McDowell, L</b> OBP: 0.349, SLG: 0.459 (1, 8)	L9	HR		F9			HR		1B			5	2	3	2	0	0	0						
<b>Gary Ward, R</b> OBP: 0.364, SLG: 0.404 (1, 7)	6-3	1B			K		F9		K			5	1	1	0	0	2	1						
<b>Pete O'Brien, L</b> OBP: 0.379, SLG: 0.491 (1, 3)	BB	BB			K					F4		4	1	2	1	1	1	0						
<b>Darrell Porter, L</b> OBP: 0.346, SLG: 0.473 <b>Don Slaughter, R</b> OBP: 0.317, SLG: 0.502 (1, 2) (9, 2)	BB	BB			K						K	3	1	0	0	1	3	2						
<b>Larry Parrish, R</b> OBP: 0.345, SLG: 0.512 (1, 10)	1B	2B			F8		HR		K			5	2	2	3	0	1	0						
<b>Ruben Sierra, S</b> OBP: 0.282, SLG: 0.436 (1, 9)					5-3		K					5	0	2	1	0	1	0						
<b>Sieve Buechele, R</b> OBP: 0.299, SLG: 0.413 (1, 5) (11, 4)	F2				5-3		K					5	0	1	0	0	1	1						
<b>Toby Harrah, R</b> OBP: 0.294, SLG: 0.344 <b>Geno Petrilli, L</b> OBP: 0.279, SLG: 0.386 <b>Tom Pacliorek, R</b> OBP: 0.317, SLG: 0.383 (1, 4) (11, PH) (11, 5)		6-3			B1-3				CS		F1	3	0	0	0	1	0	0						
<b>Curtis Wilkerson, S</b> OBP: 0.293, SLG: 0.321 <b>Pete Incaviglia, R</b> OBP: 0.323, SLG: 0.465 <b>Scott Fletcher, R</b> OBP: 0.379, SLG: 0.440 (1, 6) (9, PH) (9, 6)		G3			F9						K	3	0	0	0	0	1	1						
<b>Inning Stats</b>	R: 3 E: 0 K: 0 S: 5	H: 2 LOB: 1 BB: 2 P: 13	R: 2 E: 0 K: 1 S: 8	H: 3 LOB: 1 BB: 0 P: 8	R: 0 E: 0 K: 0 S: 3	H: 0 LOB: 0 BB: 0 P: 3	R: 0 E: 0 K: 0 S: 3	H: 0 LOB: 0 BB: 0 P: 3	R: 1 E: 0 K: 3 S: 10	H: 1 LOB: 1 BB: 1 P: 14	R: 1 E: 0 K: 1 S: 6	H: 2 LOB: 0 BB: 0 P: 6	R: 0 E: 0 K: 1 S: 5	H: 2 LOB: 0 BB: 0 P: 5	R: 0 E: 0 K: 2 S: 8	H: 1 LOB: 1 BB: 0 P: 8	R: 0 E: 0 K: 1 S: 5	H: 0 LOB: 0 BB: 0 P: 5	R: 0 E: 0 K: 0 S: 3	H: 0 LOB: 0 BB: 0 P: 3	1B: 6 2B: 2 3B: 0 HR: 3	SF: 0 SAC: 0 DP: 0 HBP: 0	WP: 1 SB: 2 CS: 2	PA: 45
<b>PITCHER</b>	IP ERA WLS BF H R ER SO BB IBB HBP BLK WP HR S P ERA WHIP	5.1 3.75 19 3 2 2 8 1 0 0 0 1 2 34 38 3.38 0.750	4.0 1.84 W 13 3 0 0 4 0 0 0 0 0 0 21 21 0.00 0.750																					

Texas Rangers @ Toronto Blue Jays  
Exhibition Stadium, Toronto, ON  
Sun Aug 17 1986, 3:33 AM EDT  
Att: 38,413 - Unknown

AB	41
R	7
H	11
RBI	7
BB	3
SO	12
LOB	5



Batter	1	2	3	4	5	6	7	8	9	10	11	AB	R	H	RBI	BB	SO	LOB	BOTTOM							
<b>Tony Fernandez, S</b> OBP: 0.343, SLG: 0.440 (1, 6)	5-3		6-3		6-3			6-3				5	0	2	1	0	0	0								
<b>Lloyd Moseby, L</b> OBP: 0.349, SLG: 0.436 (1, 8)	F8				F8		F9					5	1	2	0	0	0	3								
<b>Cliff Johnson, R</b> OBP: 0.378, SLG: 0.469 <b>Kelly Gruber, R</b> OBP: 0.165, SLG: 0.296 (1, 10) (7, PR)	5-3				1B					PO		3	2	2	0	1	0	1								
<b>George Bell, R</b> OBP: 0.361, SLG: 0.561 (1, 7)	3-1				1B							5	2	2	1	0	0	2								
<b>Jesse Barfield, R</b> OBP: 0.389, SLG: 0.589 (1, 9)					K							4	1	2	2	1	1	2								
<b>Damascus Garcia, R</b> OBP: 0.311, SLG: 0.389 (1, 4)												5	0	1	2	0	0	4								
<b>Willie Upshaw, L</b> OBP: 0.351, SLG: 0.374 (1, 3)					F2							4	0	0	1	1	2	3								
<b>Garth Iorg, R</b> OBP: 0.283, SLG: 0.296 <b>Rick Leach, L</b> OBP: 0.311, SLG: 0.416 <b>Manuel Lee, S</b> OBP: 0.500, SLG: 0.500 (1, 5) (7, PH) (8, 5)					4-3							3	1	1	0	0	1	2								
<b>Buck Martinez, R</b> OBP: 0.274, SLG: 0.294 <b>Ron Shepherd, R</b> OBP: 0.333, SLG: 0.480 <b>Ernie Whitl, L</b> OBP: 0.309, SLG: 0.428 (1, 2) (6, PR) (7, 2)					5-3							3	0	0	0	0	0	2								
<b>Inning Stats</b>	R: 0 E: 0 K: 0 S: 4	H: 1 LOB: 1 BB: 0 P: 4	R: 0 E: 0 K: 1 S: 4	H: 0 LOB: 0 BB: 1 P: 8	R: 0 E: 0 K: 1 S: 5	H: 0 LOB: 0 BB: 0 P: 5	R: 2 E: 0 K: 1 S: 8	H: 3 LOB: 2 BB: 1 P: 12	R: 0 E: 0 K: 0 S: 3	H: 0 LOB: 0 BB: 0 P: 3	R: 4 E: 0 K: 0 S: 9	H: 5 LOB: 2 BB: 1 P: 9	R: 1 E: 0 K: 0 S: 5	H: 2 LOB: 2 BB: 0 P: 9	R: 0 E: 0 K: 0 S: 3	H: 1 LOB: 0 BB: 0 P: 3	R: 0 E: 0 K: 1 S: 5	H: 0 LOB: 0 BB: 0 P: 5	R: 0 E: 0 K: 1 S: 5	H: 0 LOB: 0 BB: 0 P: 5	R: 1 E: 0 K: 0 S: 1	H: 1 LOB: 0 BB: 0 P: 1	1B: 9 2B: 3 3B: 0 HR: 1	SF: 0 SAC: 0 DP: 1 HBP: 0	WP: 0 SB: 0 CS: 0	PA: 46
<b>PITCHER</b>	IP ERA WLS BF H R ER SO BB IBB HBP BLK WP HR S P ERA WHIP	5.0 4.47 2 6 3 2 2 0 2 0 0 0 0 0 2 2 27.00 4.500	0.1 2.22 1 1 1 0 0 0 0 0 0 0 0 0 2 2 27.00 3.000	4.0 2.91 L 1 1 1 0 0 0 0 0 0 1 1 1 ∞ ∞																						

Texas Rangers @ Toronto Blue Jays  
Exhibition Stadium, Toronto, ON  
Sun Aug 17 1986, 3:33 AM EDT  
Att: 38,413 - Unknown

AB	42
R	8
H	13
RBI	8
BB	3
SO	5
LOB	21







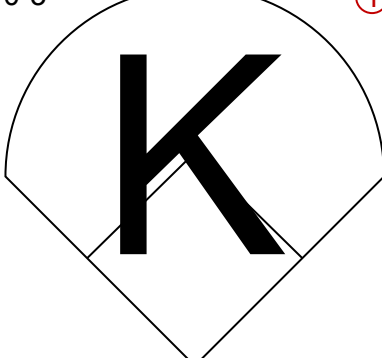
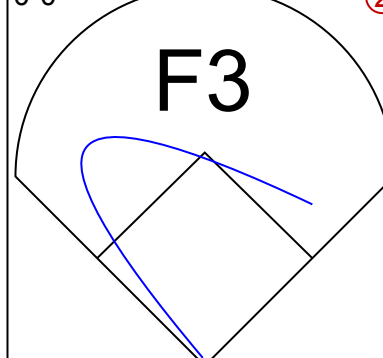
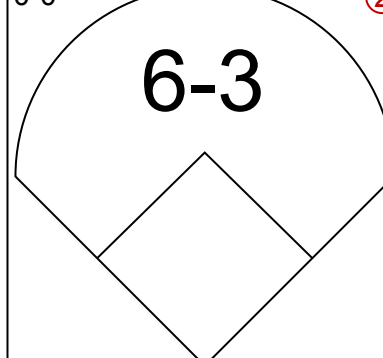
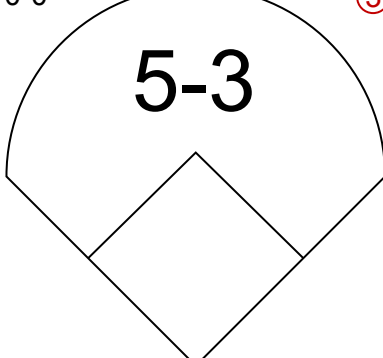
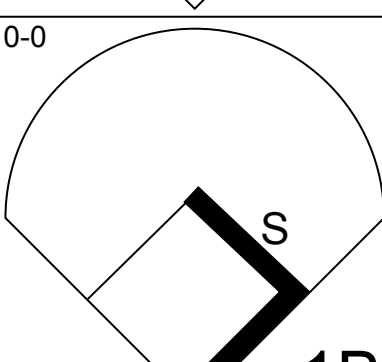
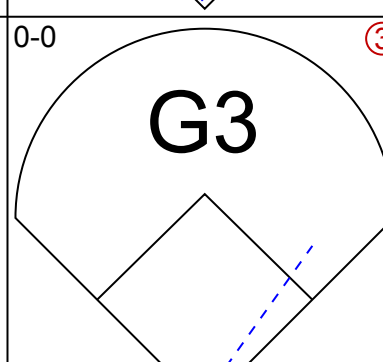
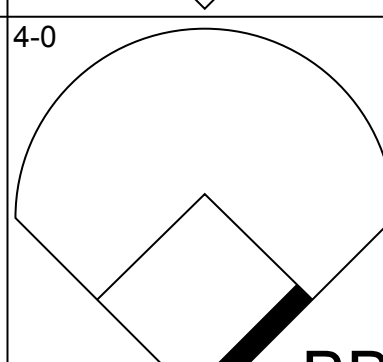
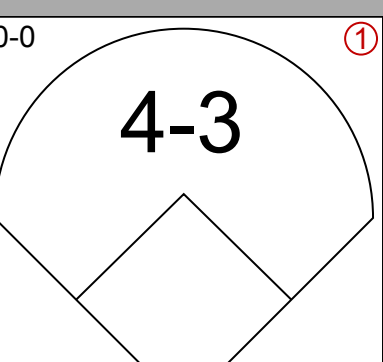
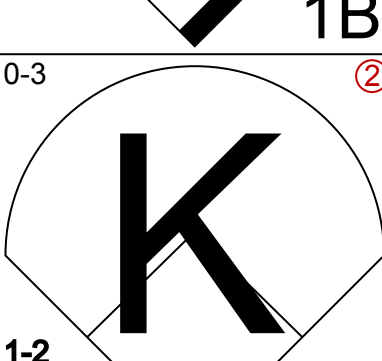
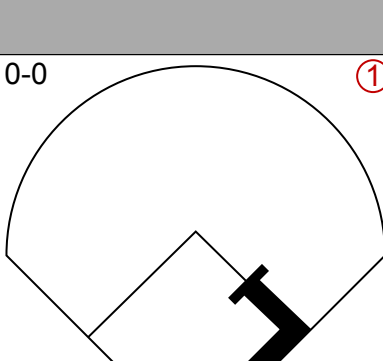
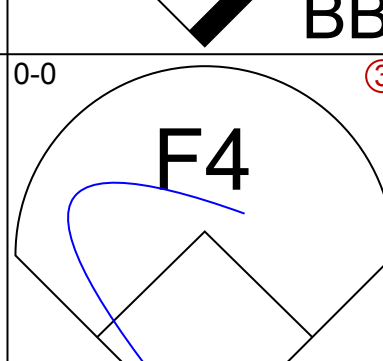
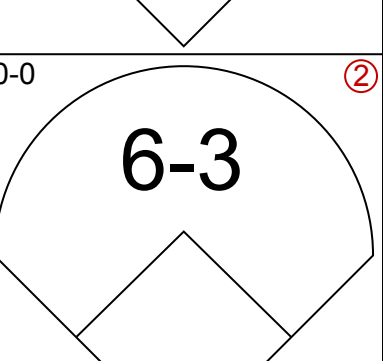
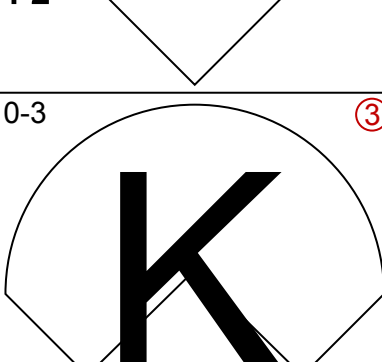
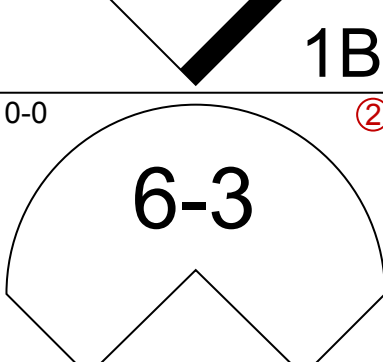
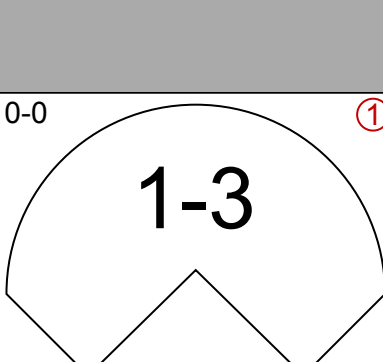
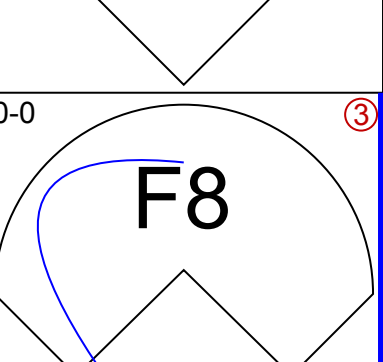
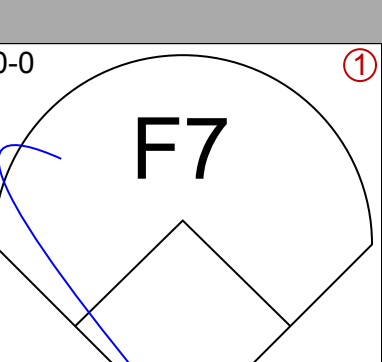
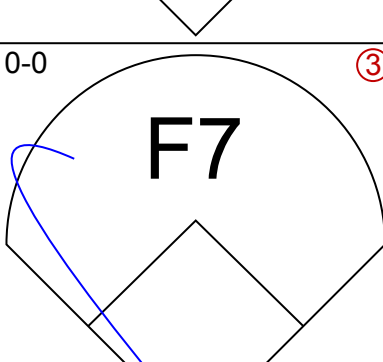
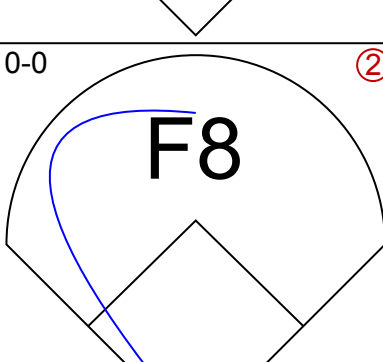
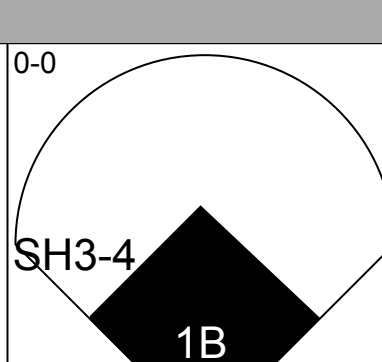
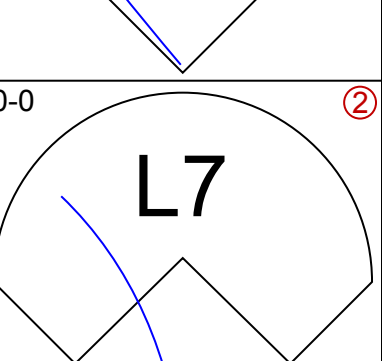
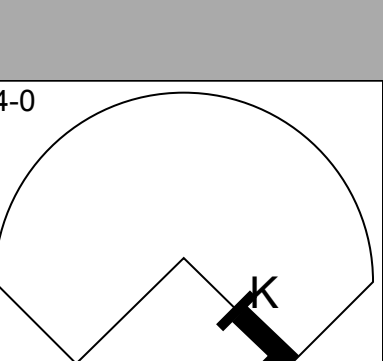
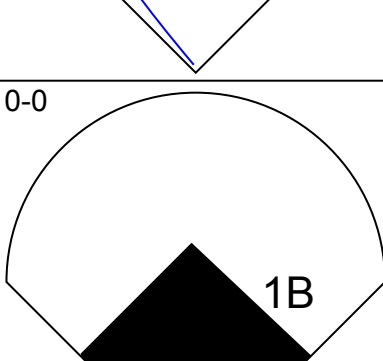
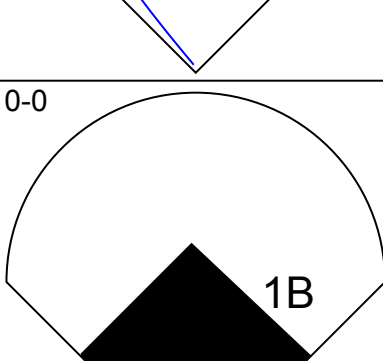
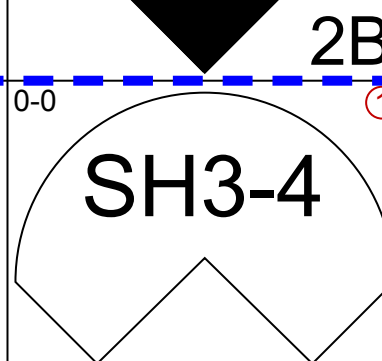
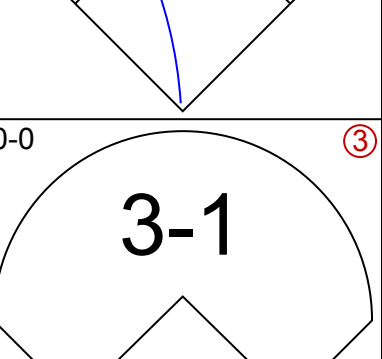
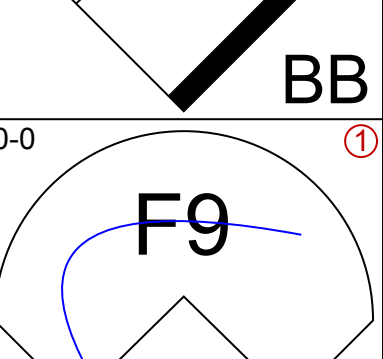
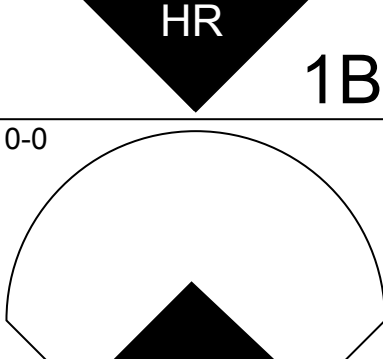
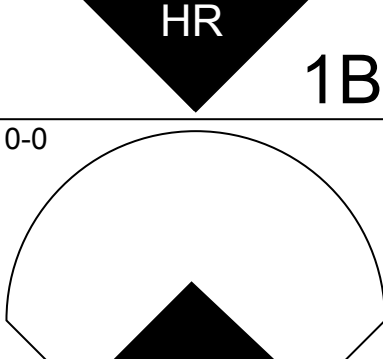
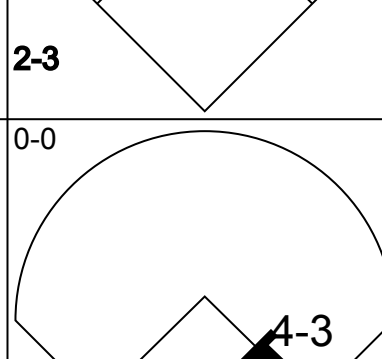
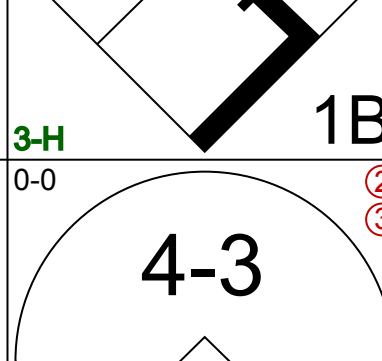
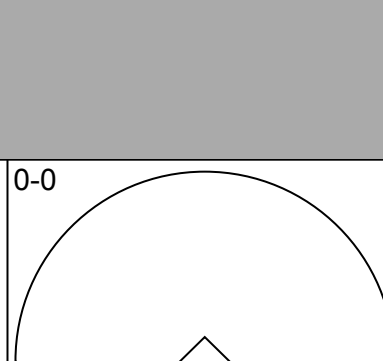
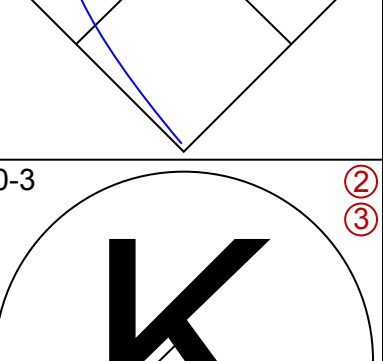
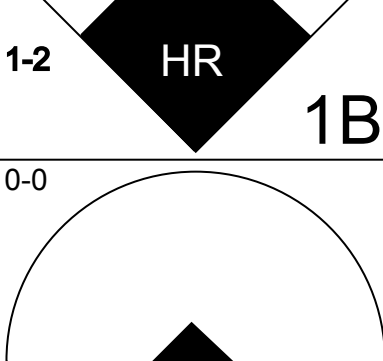
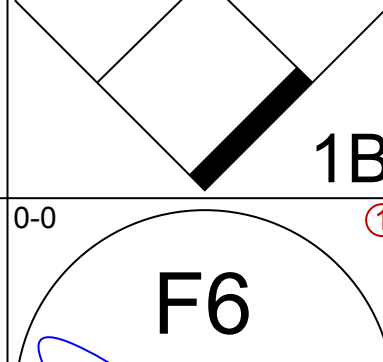
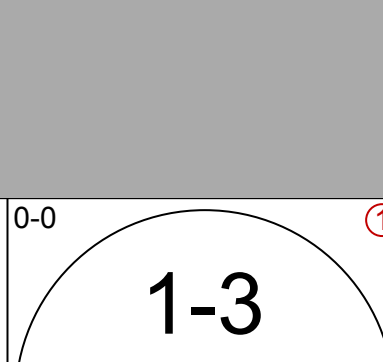
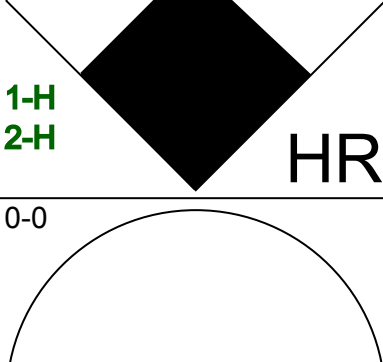


Batter	1	2	3	4	5	6	7	8	9	AB	R	H	RBI	BB	SO	LOB	TOP										
Daryl Boston, L (1, 8) OBP: 0.394, SLG: 0.633	5-3		K			4-3			1B	4	1	1	0	0	1	1	<b>Chicago White Sox @ Toronto Blue Jays</b> Exhibition Stadium, Toronto, ON Wed Aug 20 1986, 7:05 PM EDT Att: 33,493 - Unknown <a href="http://livebaseballscorecards.com">livebaseballscorecards.com</a>										
Tim Hulett, R (1, 5) OBP: 0.282, SLG: 0.436	4-3			5-3		1B			F5	4	0	1	0	0	0	1											
Harold Baines, L (1, 9) OBP: 0.343, SLG: 0.480	4-3			K		4-3			1B	4	0	1	0	0	1	1											
George Foster, R (1, 7) OBP: 0.285, SLG: 0.433		K			1B		F4		F6	4	0	1	0	0	1	2											
Ron Hassey, L (1, 10) OBP: 0.393, SLG: 0.496	3-1			F6		6-3			1B	4	0	1	1	0	0	1											
Russ Morman, R (1, 3) OBP: 0.281, SLG: 0.362	K				1B		5-3		F9	4	0	1	0	0	1	2											
Ozzie Guillen, L (1, 6) OBP: 0.264, SLG: 0.318			5-3			1B			6-3	3	0	1	0	0	0	0											
Julio Cruz, S (1, 4) OBP: 0.354, SLG: 0.232			L6			G4-6-3			F6	2	0	0	0	0	0	1											
Carlton Fisk, R (8, PH) OBP: 0.295, SLG: 0.325						1-2			F6	1	0	0	0	0	0	0											
Ron Karkovics, R (1, 2) OBP: 0.222, SLG: 0.222									5-3	2	0	1	0	0	0	0											
Jerry Hairston, S (8, PH) OBP: 0.378, SLG: 0.441									F9	1	0	0	0	0	0	0											
Brian Giles, R (8, 4)									1B	0	0	0	0	0	0	0											
<b>Inning Stats</b>	R: 0 E: 0 K: 0 S: 3	H: 0 LOB: 0 BB: 0 P: 3	R: 0 E: 0 K: 2 S: 7	H: 0 LOB: 0 BB: 0 P: 7	R: 0 E: 0 K: 1 S: 6	H: 1 LOB: 1 BB: 0 P: 6	R: 0 E: 0 K: 1 S: 6	H: 1 LOB: 1 BB: 0 P: 6	R: 0 E: 0 K: 0 S: 3	H: 2 LOB: 0 BB: 0 P: 3	R: 0 E: 0 K: 0 S: 4	H: 1 LOB: 1 BB: 0 P: 4	R: 0 E: 0 K: 0 S: 3	H: 0 LOB: 0 BB: 0 P: 3	R: 0 E: 0 K: 0 S: 3	H: 0 LOB: 0 BB: 0 P: 3	R: 1 E: 0 K: 0 S: 6	H: 3 LOB: 2 BB: 0 P: 6	1B: 8 2B: 0 3B: 0 HR: 0	SF: 0 SAC: 0 DP: 1 HBP: 0	WP: 0 PB: 0 CS: 0	PA: 33					
<b>PITCHER</b>	IP	WLS	BF	H	R	ER	SO	BB	IBB	HBP	BLK	WP	HR	S	P	ERA	WHIP										
Joe Johnson, R (1, 1) ERA: 4.51	8.0	W	28	6	1	1	4	0	0	0	0	0	0	36	36	1.12	0.750										
Tom Henke, R (9, 1) ERA: 3.41	1.0		5	2	0	0	0	0	0	0	0	0	0	5	5	0.00	2.000										

Batter	1	2	3	4	5	6	7	8	9	AB	R	H	RBI	BB	SO	LOB	BOTTOM										
Tony Fernandez, S (1, 6) OBP: 0.340, SLG: 0.435	F8		G3			F6			G3	4	0	0	0	0	0	1	<b>Chicago White Sox @ Toronto Blue Jays</b> Exhibition Stadium, Toronto, ON Wed Aug 20 1986, 7:05 PM EDT Att: 33,493 - Unknown <a href="http://livebaseballscorecards.com">livebaseballscorecards.com</a>										
Willie Upshaw, L (1, 3) OBP: 0.352, SLG: 0.381	F3		4-3			HR			E9	3	2	1	0	1	0	0											
Lloyd Moseby, L (1, 8) OBP: 0.357, SLG: 0.450	S		F6			HR			S	2	2	1	2	2	0	0											
George Bell, R (1, 7) OBP: 0.365, SLG: 0.560	BB					1B			F8	3	0	1	0	1	0	1											
Jesse Barfield, R (1, 9) OBP: 0.387, SLG: 0.583	F7					1B			F8	4	0	1	1	0	2	3											
Cliff Johnson, R (1, 10) OBP: 0.376, SLG: 0.464						1B			F9	4	0	2	0	0	0	1											
Ernie Whitt, L (1, 2) OBP: 0.304, SLG: 0.419			K			F8			G3	4	0	0	0	0	2	4											
Garth Iorg, R (1, 5) OBP: 0.274, SLG: 0.286			L4			F9			F5	3	0	0	0	0	0	3											
Manuel Lee, S (1, 4) OBP: 0.444, SLG: 0.444			K						6-3	3	0	1	0	0	1	1											
<b>Inning Stats</b>	R: 0 E: 0 K: 0 S: 3	H: 0 LOB: 2 BB: 2 P: 11	R: 0 E: 0 K: 2 S: 8	H: 1 LOB: 1 BB: 0 P: 8	R: 0 E: 0 K: 0 S: 3	H: 0 LOB: 0 BB: 0 P: 3	R: 0 E: 0 K: 1 S: 7	H: 2 LOB: 0 BB: 0 P: 7	R: 2 E: 0 K: 0 S: 4	H: 2 LOB: 0 BB: 1 P: 8	R: 0 E: 0 K: 2 S: 7	H: 0 LOB: 0 BB: 0 P: 7	R: 0 E: 0 K: 0 S: 3	H: 0 LOB: 0 BB: 0 P: 3	R: 2 E: 1 K: 0 S: 5	H: 2 LOB: 1 BB: 1 P: 9		1B: 5 2B: 1 3B: 0 HR: 1	SF: 0 SAC: 0 DP: 0 HBP: 0	WP: 0 PB: 0 CS: 1	PA: 34						
<b>PITCHER</b>	IP	WLS	BF	H	R	ER	SO	BB	IBB	HBP	BLK	WP	HR	S	P	ERA	WHIP										
Jose DeLeon, R (1, 1) ERA: 4.15	7.0	L	30	6	4	4	5	4	0	0	0	0	0	36	52	5.14	1.429										
Bobby Thigpen, R (8, 1) ERA: 1.39	1.0		4	1	0	0	0	0	0	0	0	0	0	4	4	0.00	1.000										




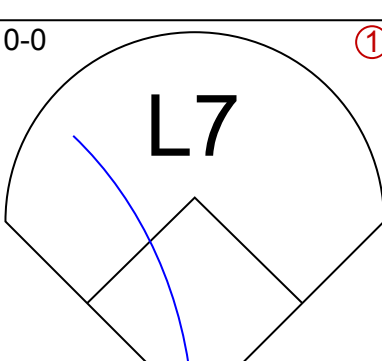
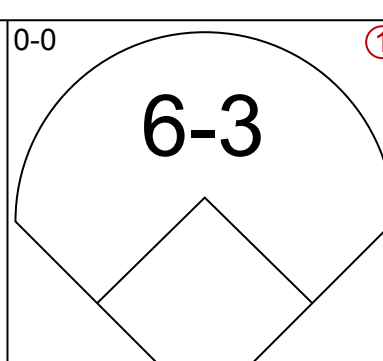
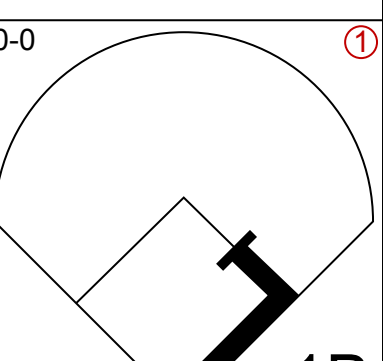
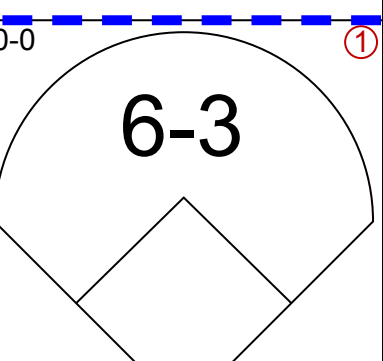
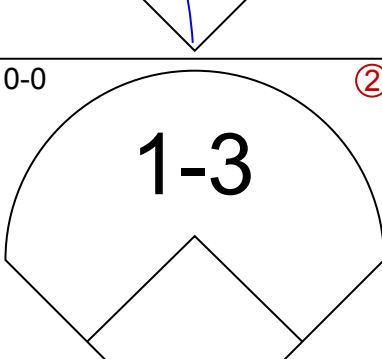
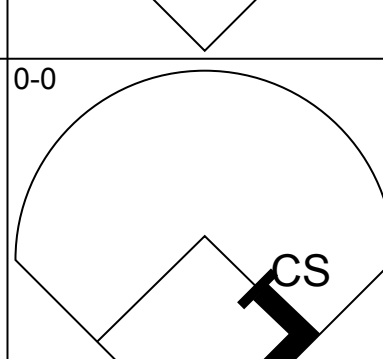
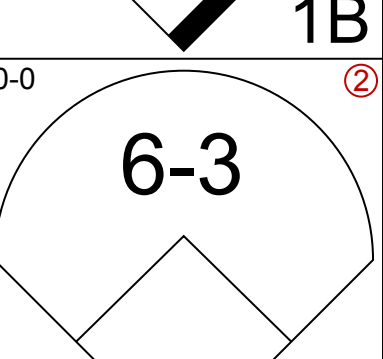
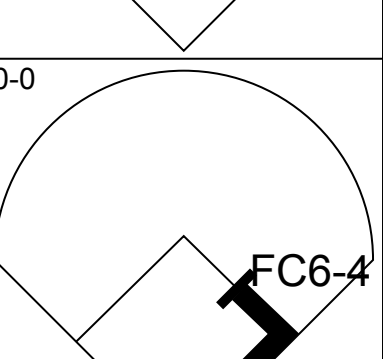
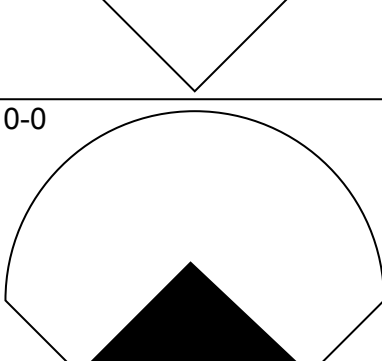
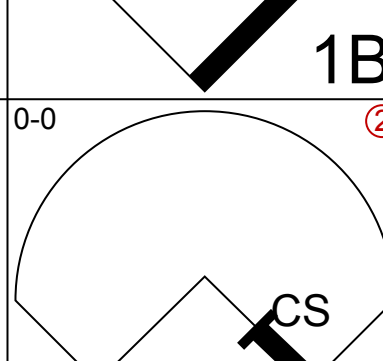
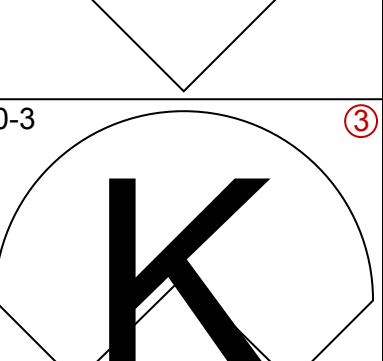
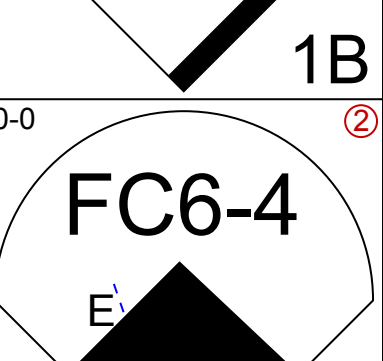
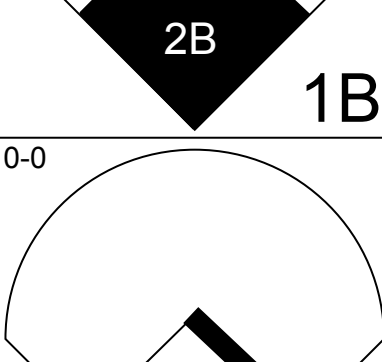
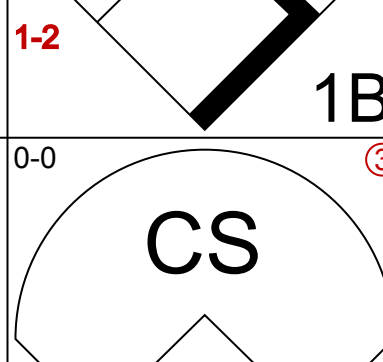
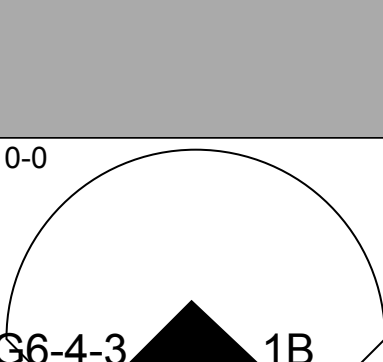
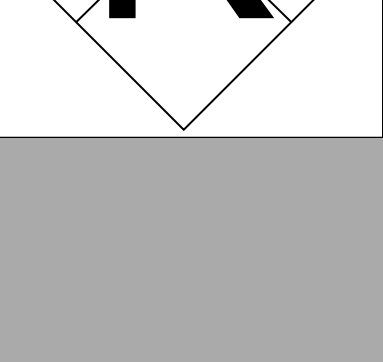
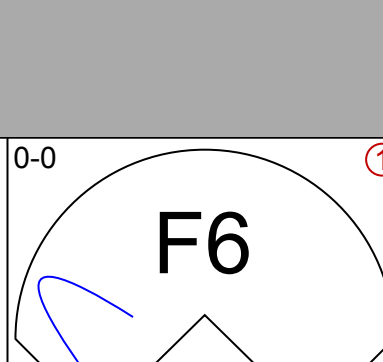
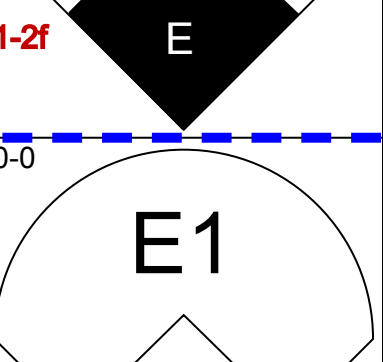
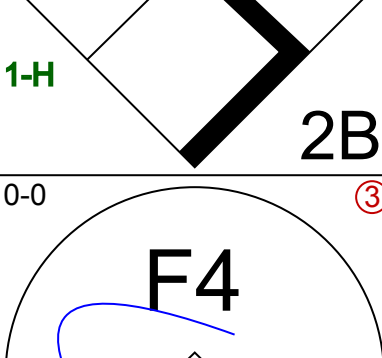
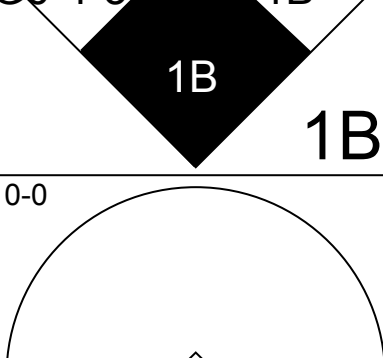

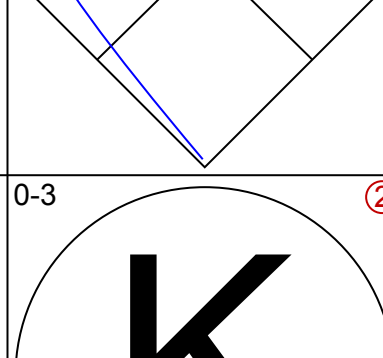
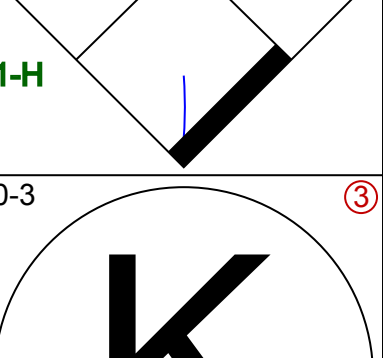
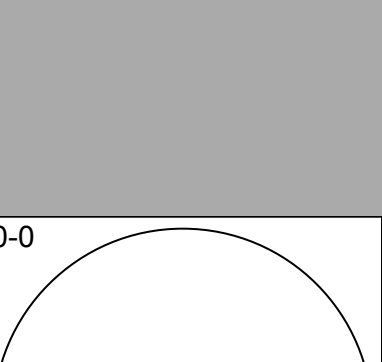
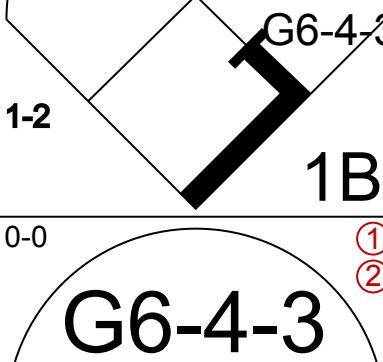

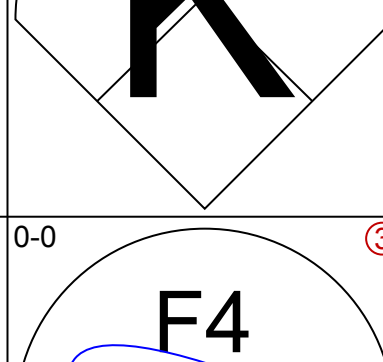
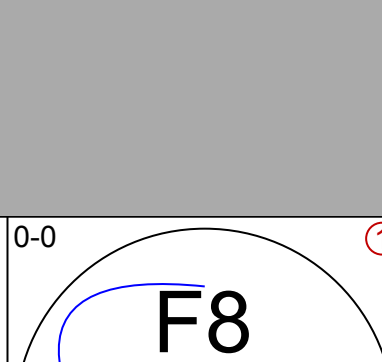
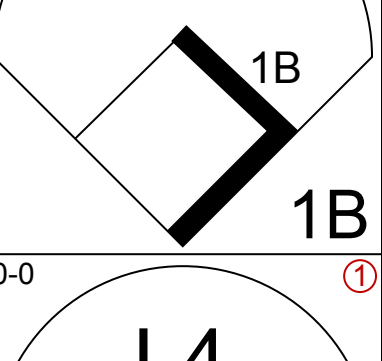
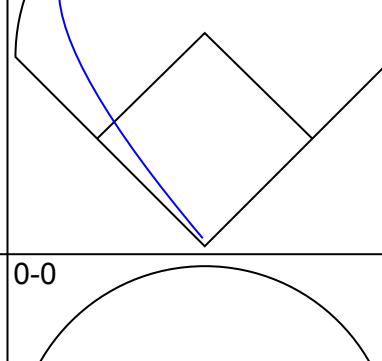
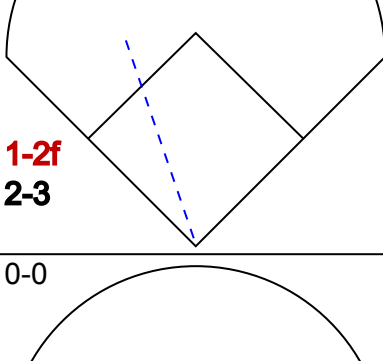
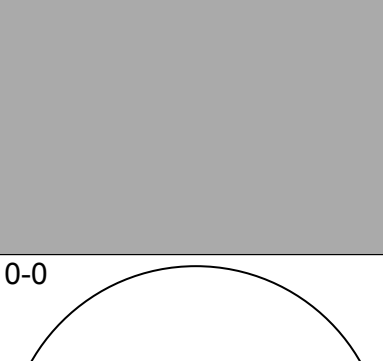
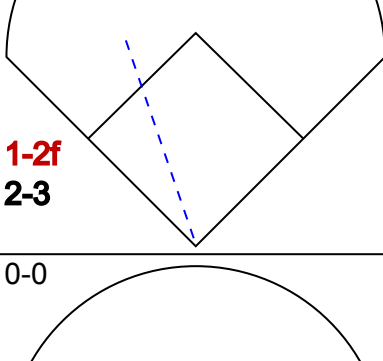
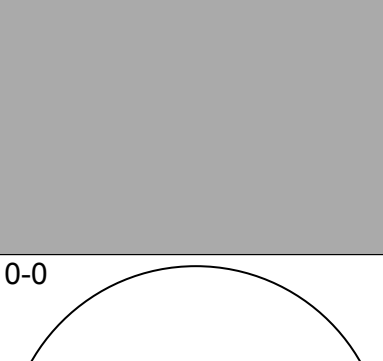
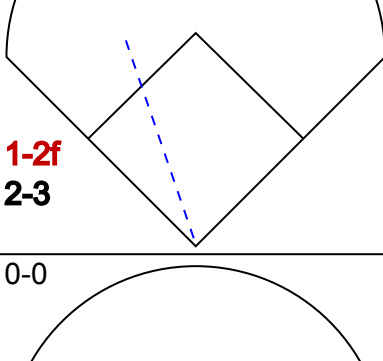
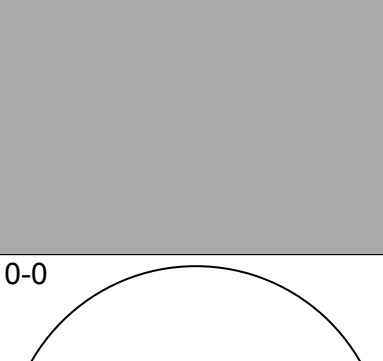
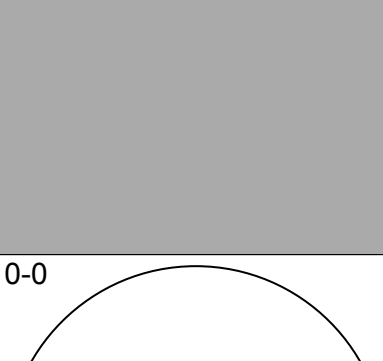
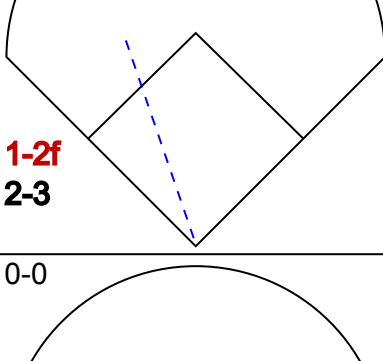
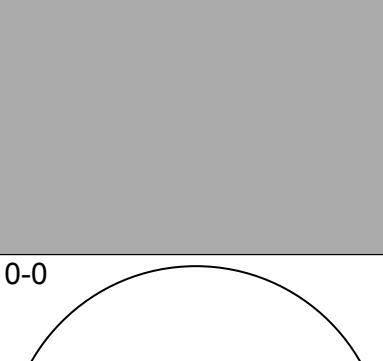
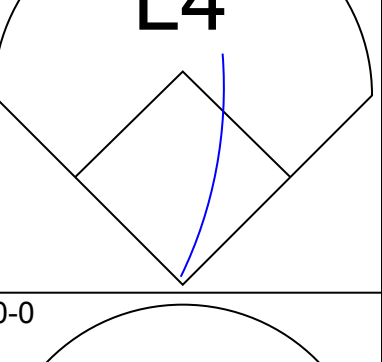
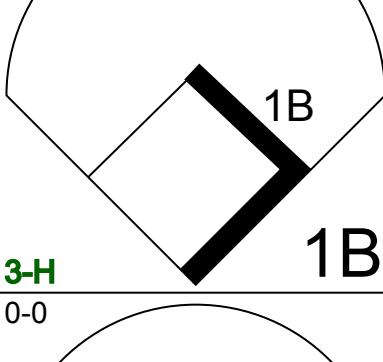

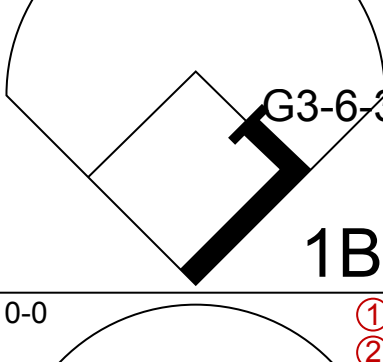


Batter	1	2	3	4	5	6	7	8	9	AB	R	H	RBI	BB	SO	LOB	TOP								
John Cangelosi, S (1, 9) OBP: 0.354, SLG: 0.313										4	0	0	0	0	1	2									
Daryl Boston, L (1, 8) OBP: 0.400, SLG: 0.619										3	0	1	0	1	0	1									
Tim Hulett, R (1, 5) OBP: 0.281, SLG: 0.434										4	0	1	0	0	1	2									
George Foster, R (1, 7) OBP: 0.281, SLG: 0.426										4	0	0	0	0	1	1									
Reid Nichols, R (8, 7) OBP: 0.259, SLG: 0.243										0	0	0	0	0	0	0									
Jerry Hairston, S (1, 10) OBP: 0.375, SLG: 0.443										4	1	1	0	0	0	0									
Russ Morman, R (1, 3) OBP: 0.299, SLG: 0.367										2	1	1	0	1	0	0									
Ozzie Guillen, L (1, 6) OBP: 0.266, SLG: 0.320										4	1	2	1	0	0	1									
Brian Giles, R (1, 4) OBP: 0.167, SLG: 0.167										2	0	1	0	0	1	1									
Carlton Fisk, R (7, PH) OBP: 0.266, SLG: 0.335										1	1	1	3	0	0	0									
Julio Cruz, S (7, 4) OBP: 0.352, SLG: 0.231										1	0	0	0	0	0	1									
Ron Karkovice, R (1, 2) OBP: 0.250, SLG: 0.333										3	0	1	0	0	0	1									
<b>Inning Stats</b>	R: 0 E: 0 K: 3 S: 10	H: 1 LOB: 1 BB: 0 P: 10	R: 0 E: 0 K: 0 S: 3	H: 0 LOB: 0 BB: 0 P: 3	R: 0 E: 0 K: 0 S: 4	H: 1 LOB: 1 BB: 0 P: 4	R: 0 E: 0 K: 0 S: 3	H: 1 LOB: 0 BB: 0 P: 3	R: 0 E: 0 K: 1 S: 4	H: 0 LOB: 0 BB: 1 P: 8	R: 0 E: 0 K: 0 S: 3	H: 0 LOB: 1 BB: 1 P: 7	R: 3 E: 0 K: 0 S: 7	H: 4 LOB: 1 BB: 0 P: 7	R: 0 E: 0 K: 0 S: 3	H: 0 LOB: 0 BB: 0 P: 3	R: 1 E: 0 K: 0 S: 4	H: 2 LOB: 0 BB: 0 P: 4	1B: 6 2B: 3 3B: 0 HR: 1	SF: 0 SAC: 1 DP: 1 HBP: 0	WP: 0 PB: 0 SB: 1 CS: 0	PA: 35			
<b>PITCHER</b>	IP	WLS	BF	H	R	ER	SO	BB	IBB	HBP	BLK	WP	HR	S	P	ERA	WHIP								
Jimmy Key, L (1, 1) ERA: 4.08	8.0	L	32	8	4	4	4	2	0	0	0	0	1	38	46	4.50	1.250								
Mark Eichhorn, R (9, 1) ERA: 1.83	1.0		3	1	0	0	0	0	0	0	0	0	0	3	3	0.00	1.000								

Chicago White Sox @ Toronto Blue Jays  
Exhibition Stadium, Toronto, ON  
Thu Aug 21 1986, 3:33 AM EDT  
Att: 35,393 - Unknown

AB 32  
R 4  
H 9  
RBI 4  
BB 2  
SO 4  
LOB 10



Batter	1	2	3	4	5	6	7	8	9	AB	R	H	RBI	BB	SO	LOB	BOTTOM								
Tony Fernandez, S (1, 6) OBP: 0.339, SLG: 0.434										4	0	1	0	0	0	0									
Willie Upshaw, L (1, 3) OBP: 0.353, SLG: 0.382										4	0	2	0	0	0	0									
Lloyd Moseby, L (1, 8) OBP: 0.358, SLG: 0.450										4	2	2	0	0	1	1									
George Bell, R (1, 7) OBP: 0.366, SLG: 0.562										4	1	2	1	0	0	0									
Jesse Barfield, R (1, 9) OBP: 0.386, SLG: 0.580										4	0	1	0	0	2	2									
Cliff Johnson, R (1, 10) OBP: 0.376, SLG: 0.461										4	0	1	0	0	0	2									
Ernie Whitt, L (1, 2) OBP: 0.307, SLG: 0.422										3	0	2	1	0	0	1									
Ron Shepherd, R (7, PR) OBP: 0.333, SLG: 0.480										0	0	0	0	0	0	0									
Buck Martinez, R (8, 2) OBP: 0.279, SLG: 0.300										1	0	1	0	0	0	0									
Kelly Gruber, R (9, PR) OBP: 0.165, SLG: 0.296										0	0	0	0	0	0	0									
Garth Iorg, R (1, 5) OBP: 0.280, SLG: 0.293										2	0	2	0	0	0	0									
Rick Leach, L (7, PH) OBP: 0.309, SLG: 0.413										1	0	0	0	0	0	1									
Manuel Lee, S (8, 5) OBP: 0.400, SLG: 0.400										1	0	0	0	0	0	1									
Damaso Garcia, R (1, 4) OBP: 0.308, SLG: 0.385										4	0	0	0	0	0	7									
<b>Inning Stats</b>	R: 1 E: 0 K: 0 S: 5	H: 2 LOB: 1 BB: 0 P: 5	R: 0 E: 0 K: 0 S: 4	H: 2 LOB: 1 BB: 0 P: 4	R: 0 E: 0 K: 0 S: 3	H: 2 LOB: 0 BB: 0 P: 3	R: 1 E: 0 K: 0 S: 6	H: 4 LOB: 2 BB: 0 P: 6	R: 0 E: 0 K: 1 S: 5	H: 1 LOB: 0 BB: 0 P: 5	R: 0 E: 0 K: 1 S: 3	H: 1 LOB: 1 BB: 0 P: 3	R: 1 E: 2 K: 1 S: 7	H: 1 LOB: 1 BB: 0 P: 7	R: 0 E: 0 K: 0 S: 4	H: 1 LOB: 2 BB: 0 P: 4	1B: 13 2B: 1 3B: 0 HR: 0	SF: 0 SAC: 0 DP: 3 HBP: 0	WP: 0 PB: 0 SB: 0 CS: 2	PA: 37					
<b>PITCHER</b>	IP	WLS	BF	H	R	ER	SO	BB	IBB	HBP	BLK	WP	HR	S	P	ERA	WHIP								
Richard Dotson, R (1, 1) ERA: 5.83	7.0		27	12	2	2	2	0	0	0	0	0	0	31	31	2.57	1.714								
Ray Seavage, L (8, 1) ERA: 4.41	0.2		3	1	1	0	0	0	0	0	0	0	0	3	3	0.00	1.500								
Dave Schmidt, R (8, 1) ERA: 3.61	1.0	W	5	1	0	0	1	0	0	0	0	0	0	7	7	0.00	1.000								
Gene Nelson, R (9, 1) ERA: 3.84	0.1	S	1	0	0	0	0	0	0	0	0	0	0	1	1	0.00	0.000								

Chicago White Sox @ Toronto Blue Jays  
Exhibition Stadium, Toronto, ON  
Thu Aug 21 1986, 3:33 AM EDT  
Att: 35,393 - Unknown

AB 36  
R 3  
H 14  
RBI 2  
BB 0  
SO 3  
LOB 15





Batter	1	2	3	4	5	6	7	8	9	AB	R	H	RBI	BB	SO	LOB	TOP					
Tony Fernandez, S OBP: 0.338, SLG: 0.434 (1, 6)										4	0	1	0	0	1	1	<b>Toronto Blue Jays @ Minnesota Twins</b> Hubert H. Humphrey Metrodome, Minneapolis, MN Fri Aug 22 1986, 8:05 PM EDT Att: 14,359 - Unknown					
Willie Upshaw, L OBP: 0.350, SLG: 0.379 (1, 3)										4	1	0	0	0	2	1						
Lloyd Moseby, L OBP: 0.357, SLG: 0.449 (1, 8)										4	0	1	0	0	1	2						
George Bell, R OBP: 0.367, SLG: 0.563 (1, 10)										4	1	2	1	0	1	2						
Jesse Barfield, R OBP: 0.386, SLG: 0.578 Ron Shepherd, R OBP: 0.321, SLG: 0.462 (7, 9)										3	1	1	0	0	2	1						
Ernie Whitt, L OBP: 0.304, SLG: 0.418 (1, 2)										3	0	0	1	0	2	1						
Rick Leach, L OBP: 0.308, SLG: 0.409 (1, 7)										4	0	1	0	0	0	1						
Garth Iorg, R OBP: 0.278, SLG: 0.290 Cliff Johnson, R OBP: 0.378, SLG: 0.463 Kelly Gruber, R OBP: 0.163, SLG: 0.293 (7, 7)										2	0	0	0	0	0	1						
Damaso Garcia, R OBP: 0.308, SLG: 0.384 (1, 4)										3	0	1	0	0	0	1						
<b>Inning Stats</b>	R: 0 E: 1 K: 0 S: 4	H: 1 LOB: 1 BB: 0 P: 4	R: 0 E: 0 K: 1 S: 6	H: 1 LOB: 1 BB: 0 P: 6	R: 0 E: 0 K: 0 S: 3	H: 1 LOB: 0 BB: 0 P: 3	R: 0 E: 0 K: 3 S: 10	H: 1 LOB: 1 BB: 0 P: 10	R: 0 E: 0 K: 0 S: 3	H: 0 LOB: 0 BB: 0 P: 3	R: 0 E: 0 K: 2 S: 7	H: 0 LOB: 0 BB: 0 P: 7	R: 2 E: 1 K: 0 S: 6	H: 3 LOB: 1 BB: 0 P: 6	R: 1 E: 0 K: 2 S: 9	H: 1 LOB: 1 BB: 0 P: 9		R: 0 E: 0 K: 1 S: 5	H: 0 LOB: 0 BB: 0 P: 5	1B: 6 2B: 2 3B: 0 HR: 0	SF: 1 SAC: 0 DP: 1 HBP: 0	WP: 1 PB: 0 SB: 1 CS: 0
<b>PITCHER</b>	IP WLS BF H R ER SO BB IBB HBP BLK WP HR S P ERA WHIP																					
Bert Blyleven, R ERA: 4.04 (1, 1)	7.0 W 27	H 7 R 2 ER 1 SO 6	BB 0 IBB 0 HBP 0 BLK 0	WP 0 HR 0 S 39 P 39	ERA 1.29 WHIP 1.000																	
Ray Fontenot, L ERA: 3.81 (8, 1)	0.2	4 1 1 1 2	0 0 0 0	1 0 8 8	13.50 1.500																	
George Frazier, R ERA: 5.13 (8, 1)	1.1 S 4	0 0 0 1	0 0 0 0	0 0 6 6	0.00 0.000																	

AB	34
R	3
H	8
RBI	3
BB	0
SO	9
LOB	12



Batter	1	2	3	4	5	6	7	8	9	AB	R	H	RBI	BB	SO	LOB	BOTTOM					
Steve Lombardozzi, R OBP: 0.326, SLG: 0.380 (1, 4)										3	0	1	0	0	0	0	<b>Toronto Blue Jays @ Minnesota Twins</b> Hubert H. Humphrey Metrodome, Minneapolis, MN Fri Aug 22 1986, 8:05 PM EDT Att: 14,359 - Unknown					
Randy Bush, L OBP: 0.340, SLG: 0.419 Billy Beane, R OBP: 0.237, SLG: 0.236 (7, 7)										4	0	0	0	0	1	2						
Kirby Puckett, R OBP: 0.387, SLG: 0.569 (1, 8)										4	0	0	0	0	1							
Kent Hrbek, L OBP: 0.368, SLG: 0.510 (1, 3)										3	0	1	0	0	0	0						
Gary Gaetti, R OBP: 0.341, SLG: 0.499 (1, 5)										3	0	0	0	0	1	1						
Tom Brunansky, R OBP: 0.319, SLG: 0.442 (1, 9)										2	1	0	0	1	0	0						
Roy Smalley, S OBP: 0.333, SLG: 0.461 (1, 10)										3	1	1	0	0	1	1						
Tim Laudner, R OBP: 0.343, SLG: 0.466 (1, 2)										3	0	0	0	0	1	2						
Greg Gagne, R OBP: 0.298, SLG: 0.369 (1, 6)										3	2	3	4	0	0	0						
<b>Inning Stats</b>	R: 0 E: 0 K: 0 S: 3	H: 0 LOB: 0 BB: 0 P: 3	R: 0 E: 0 K: 0 S: 3	H: 0 LOB: 0 BB: 0 P: 3	R: 2 E: 0 K: 0 S: 5	H: 2 LOB: 0 BB: 0 P: 5	R: 0 E: 0 K: 1 S: 5	H: 0 LOB: 0 BB: 0 P: 5	R: 2 E: 0 K: 0 S: 5	H: 2 LOB: 1 BB: 1 P: 9	R: 0 E: 0 K: 2 S: 3	H: 1 LOB: 0 BB: 0 P: 3	R: 0 E: 0 K: 2 S: 7	H: 0 LOB: 0 BB: 0 P: 7	R: 0 E: 0 K: 1 S: 6	H: 1 LOB: 1 BB: 0 P: 6		R: 0 E: 0 K: 0 S: 3	H: 0 LOB: 0 BB: 0 P: 3	1B: 3 2B: 1 3B: 0 HR: 2	SF: 0 SAC: 1 DP: 1 HBP: 0	WP: 0 PB: 0 SB: 0 CS: 0
<b>PITCHER</b>	IP WLS BF H R ER SO BB IBB HBP BLK WP HR S P ERA WHIP																					
Jim Clancy, R ERA: 3.83 Mark Eichhorn, R ERA: 1.79 (7, 1)	6.0 L 23	H 5 R 4 ER 4 SO 4	BB 1 IBB 0 HBP 0 BLK 0	WP 0 HR 2 S 24 P 28	ERA 6.00 WHIP 1.000																	
	2.0	7 1 0 0 3	0 0 0 0	0 0 13 13	0.00 0.500																	

AB	28
R	4
H	6
RBI	4
BB	1
SO	4
LOB	7





Batter	1	2	3	4	5	6	7	8	9	AB	R	H	RBI	BB	SO	LOB	TOP																							
Tony Fernandez, S (1, 6) OBP: 0.337, SLG: 0.432	F7			F9		K		4-3		5	0	1	1	0	1	0	<b>Toronto Blue Jays @ Minnesota Twins</b> Hubert H. Humphrey Metrodome, Minneapolis, MN Sat Aug 23 1986, 8:05 PM EDT Att: 22,604 - Unknown <a href="http://livebaseballscorecards.com">livebaseballscorecards.com</a>																							
Willie Upshaw, L (1, 3) OBP: 0.346, SLG: 0.375	F8			6-3		F8			3-1	5	0	0	0	0	2																									
Lloyd Moseby, L (1, 8) OBP: 0.358, SLG: 0.453	HR	K			1B BB		F8		3-1	4	1	1	1	1	1	0																								
George Bell, R (1, 7) OBP: 0.367, SLG: 0.566	1B	2B		6-3		F9		F9		5	1	2	0	0	0	1																								
Cliff Johnson, R (1, 10) OBP: 0.377, SLG: 0.460	2B	1B		5-3		F3		6-3		4	1	1	1	0	0	2																								
Ernie Whitt, L (1, 2) OBP: 0.309, SLG: 0.425	E	2B			FC4-6	1B		4-3		4	1	3	0	0	0	1																								
Rick Leach, L (1, 9) OBP: 0.317, SLG: 0.434	E2	1B		FC4-6	1B					4	2	3	2	0	0	1																								
Garth Iorg, R (1, 5) OBP: 0.278, SLG: 0.289	1B	1B		L3		F8		L3		4	1	1	0	0	0	4																								
Damaso Garcia, R (1, 4) OBP: 0.308, SLG: 0.384				6-3				4-3		3	0	1	1	0	0	0																								
Manuel Lee, S (7, 4) OBP: 0.364, SLG: 0.364	1B	1B				F4				1	0	0	0	0	0	0																								
<b>Inning Stats</b>	R: 6 E: 1 K: 0 S: 11	H: 8 LOB: 2 BB: 0 P: 11	R: 0 E: 0 K: 1 S: 5	H: 0 LOB: 0 BB: 0 P: 5	R: 0 E: 0 K: 0 S: 3	H: 1 LOB: 0 BB: 0 P: 3	R: 0 E: 0 K: 0 S: 3	H: 0 LOB: 0 BB: 0 P: 3	R: 0 E: 0 K: 1 S: 5	H: 2 LOB: 3 BB: 1 P: 9	R: 0 E: 0 K: 0 S: 4	H: 1 LOB: 1 BB: 0 P: 4	R: 1 E: 0 K: 0 S: 4	H: 1 LOB: 0 BB: 0 P: 4	R: 0 E: 0 K: 0 S: 3	H: 0 LOB: 0 BB: 0 P: 3	1B: 8 2B: 4 3B: 0 HR: 2	SF: 0 SAC: 0 DP: 1 HBP: 0	WP: 0 PB: 0 SB: 0 CS: 0	PA: 40																				
<b>PITCHER</b>	IP	WLS	BF	H	R	ER	SO	BB	IBB	HBP	BLK	WP	HR	S	P	ERA	WHIP	<b>PITCHER</b>				IP	WLS	BF	H	R	ER	SO	BB	IBB	HBP	BLK	WP	HR	S	P	ERA	WHIP		
Mike Smithson, R (1, 1) ERA: 5.05	0.2	L	9	7	6	3	0	0	0	0	0	0	0	1	9	9	40.50	10.500																						
Allan Anderson, L (1, 1) ERA: 5.63	5.2		22	5	0	0	2	1	0	0	0	0	0	0	25	29	0.00	1.059																						
Keith Atherton, R (7, 1) ERA: 4.06	1.2		6	1	1	1	0	0	0	0	0	0	0	1	6	6	5.40	0.600																						
Ray Fontenot, L (9, 1) ERA: 3.75	1.0		3	0	0	0	0	0	0	0	0	0	0	0	3	3	0.00	0.000																						

Batter	1	2	3	4	5	6	7	8	9	AB	R	H	RBI	BB	SO	LOB	BOTTOM																						
Steve Lombardozzi, R (1, 4) OBP: 0.325, SLG: 0.376	F7				F9		K		4-3	3	0	0	0	1	1	1	<b>Toronto Blue Jays @ Minnesota Twins</b> Hubert H. Humphrey Metrodome, Minneapolis, MN Sat Aug 23 1986, 8:05 PM EDT Att: 22,604 - Unknown <a href="http://livebaseballscorecards.com">livebaseballscorecards.com</a>																						
Roy Smalley, S (9, PH) OBP: 0.333, SLG: 0.459		BB								1	0	0	0	0	0	0																							
Mickey Hatcher, R (1, 10) OBP: 0.310, SLG: 0.351	F8			4-3		G6-4-3		5-3		4	0	2	0	0	0	2																							
Kirby Puckett, R (1, 8) OBP: 0.384, SLG: 0.564	F8			L7-6-3-1		G6-4-3		K		4	0	0	0	0	1	3																							
Gary Gaetti, R (1, 5) OBP: 0.340, SLG: 0.503	F6			F9				K		4	1	1	1	0	1	1																							
Tom Brunansky, R (1, 9) OBP: 0.320, SLG: 0.440		1B		6-3		F3		FC4-6		2	1	0	0	2	0	0																							
Kent Hrbek, L (1, 3) OBP: 0.365, SLG: 0.505	K			F5		F4		FC4-6		4	0	0	0	0	1	2																							
Tim Laudner, R (1, 2) OBP: 0.339, SLG: 0.460				F6				4-3		2	0	0	0	0	0	1																							
Mark Salas, L (6, PH) OBP: 0.281, SLG: 0.355					5-3		2B			2	1	1	0	0	0	1																							
Billy Beane, R (1, 7) OBP: 0.241, SLG: 0.241										2	1	1	0	0	1	0																							
Randy Bush, L (6, PH) OBP: 0.341, SLG: 0.423		2B			K				G3	2	0	1	1	0	0	0																							
Greg Gagne, R (1, 6) OBP: 0.301, SLG: 0.374										3	0	2	2	0	0	1																							
Jeff Reed, L (9, PH) OBP: 0.277, SLG: 0.294		1B				4-3		K		1	0	0	0	0	1	0																							
<b>Inning Stats</b>	R: 0 E: 0 K: 0 S: 4	H: 1 LOB: 1 BB: 0 P: 4	R: 2 E: 0 K: 1 S: 7	H: 2 LOB: 2 BB: 2 P: 15	R: 0 E: 0 K: 0 S: 3	H: 0 LOB: 0 BB: 0 P: 3	R: 0 E: 0 K: 1 S: 5	H: 0 LOB: 0 BB: 0 P: 5	R: 0 E: 0 K: 0 S: 4	H: 2 LOB: 1 BB: 0 P: 4	R: 2 E: 0 K: 0 S: 6	H: 3 LOB: 1 BB: 0 P: 6	R: 0 E: 0 K: 2 S: 7	H: 0 LOB: 0 BB: 0 P: 7	R: 0 E: 0 K: 1 S: 5	H: 0 LOB: 1 BB: 1 P: 9	R: 0 E: 0 K: 1 S: 5	H: 0 LOB: 0 BB: 0 P: 5	1B: 3 2B: 3 3B: 1 HR: 1	SF: 0 SAC: 0 DP: 1 HBP: 0	WP: 0 PB: 0 SB: 0 CS: 0	PA: 37																	
<b>PITCHER</b>	IP	WLS	BF	H	R	ER	SO	BB	IBB	HBP	BLK	WP	HR	S	P	ERA	WHIP	<b>PITCHER</b>				IP	WLS	BF	H	R	ER	SO	BB	IBB	HBP	BLK	WP	HR	S	P	ERA	WHIP	
John Cerutti, L (1, 1) ERA: 4.08	5.2	W	24	6	3	3	2	2	0	0	0	0	0	26	34	4.76	1.412																						
Luis Aquino, R (6, 1) ERA: 7.5	0.0		2	2	1	1	0	0	0	0	0	0	0	2	2	∞	∞																						
Mark Eichhorn, R (6, 1) ERA: 1.74	3.1	S	11	0	0	0	4	1	0	0	0	0	0	18	22	0.00	0.300																						


AB	39
R	7
H	13
RBI	6
BB	1
SO	2
LOB	11










Batter	1	2	3	4	5	6	7	8	9	AB	R	H	RBI	BB	SO	LOB	TOP								
Tony Fernandez, S OBP: 0.337, SLG: 0.432	F8		K		4-3			6-3	FC6-4 E	5	0	1	1	0	1	2	Toronto Blue Jays @ Cleveland Indians Cleveland Municipal Stadium, Cleveland, OH Tue Aug 26 1986, 7:05 PM EDT Att: 5,400 - Unknown  AB 37 R 6 H 9 RBI 6 BB 3 SO 4 LOB 15  								
Garth Iorg, R OBP: 0.285, SLG: 0.295	L4		6-3					1B	E6 FC6-4	4	0	1	2	1	0	2									
Lloyd Moseby, L OBP: 0.352, SLG: 0.452	F4			4-3	G3			K	FC6-4	5	0	0	0	0	1	4									
George Bell, R OBP: 0.362, SLG: 0.556	F8			L6				6-3	F7	5	0	1	0	0	0	2									
Cliff Johnson, R OBP: 0.375, SLG: 0.454	K			HR	BB			F8	1-3	3	1	0	0	1	1	2									
Ron Shenhart, R OBP: 0.371, SLG: 0.594										3	1	2	2	0	0	0									
Rick Leach, L OBP: 0.325, SLG: 0.434										0	1	0	0	1	0	0									
Willie Upshaw, L OBP: 0.344, SLG: 0.372	F9			3-1				4-3	WP 1B	4	1	1	0	0	0	1									
Buck Martinez, R OBP: 0.280, SLG: 0.307										3	0	0	0	0	0	0									
Ernie Whitt, L OBP: 0.313, SLG: 0.429			5-3		L5			F6	1B WP E	1	1	1	1	0	0	0									
Damaso Garcia, R OBP: 0.309, SLG: 0.383										0	0	0	0	0	0	0									
Manuel Lee, S OBP: 0.400, SLG: 0.400										3	1	2	0	0	1	0									
Jesse Barfield, R OBP: 0.385, SLG: 0.577										1	0	0	0	0	0	2									
Kelly Gruber, R OBP: 0.163, SLG: 0.293										0	0	0	0	0	0	0									
<b>Inning Stats</b>	R: 0 E: 0 K: 0 S: 3	H: 0 LOB: 0 BB: 0 P: 3	R: 0 E: 0 K: 1 S: 6	H: 1 LOB: 1 BB: 0 P: 6	R: 0 E: 0 K: 1 S: 6	H: 1 LOB: 1 BB: 0 P: 6	R: 2 E: 0 K: 0 S: 4	H: 1 LOB: 0 BB: 1 P: 8	R: 1 E: 0 K: 0 S: 5	H: 2 LOB: 1 BB: 0 P: 5	R: 0 E: 0 K: 0 S: 3	H: 0 LOB: 0 BB: 0 P: 3	R: 0 E: 0 K: 1 S: 5	H: 0 LOB: 0 BB: 0 P: 5	R: 0 E: 0 K: 1 S: 6	H: 1 LOB: 2 BB: 1 P: 10	R: 3 E: 1 K: 0 S: 7	H: 3 LOB: 2 BB: 1 P: 11	1B: 7 2B: 1 3B: 0 HR: 1	SF: 0 SAC: 0 DP: 0 HBP: 0	WP: 1 PB: 0 SB: 1 CS: 0	PA: 40			
<b>PITCHER</b>	IP	WLS	BF	H	R	ER	SO	BB	IBB	HBP	BLK	WP	HR	S	P	ERA	WHIP								
Scott Bailes, L ERA: 4.73	(1, 1)	7.2	31	6	3	3	4	2	0	0	0	0	1	37	45	3.52	1.043								
Ernie Camacho, R ERA: 4.01	(8, 1)	0.2	7	3	3	3	0	1	0	0	0	1	0	6	10	40.50	6.000								
Frank Willis, R ERA: 3.48	(9, 1)	0.2	2	0	0	0	0	0	0	0	0	0	0	2	2	0.00	0.000								

Batter	1	2	3	4	5	6	7	8	9	AB	R	H	RBI	BB	SO	LOB	BOTTOM									
Tony Bernazard, S OBP: 0.377, SLG: 0.460	1B	F8		4-3					5-3	5	1	1	0	0	0	0	Toronto Blue Jays @ Cleveland Indians Cleveland Municipal Stadium, Cleveland, OH Tue Aug 26 1986, 7:05 PM EDT Att: 5,400 - Unknown  AB 39 R 6 H 15 RBI 5 BB 0 SO 4 LOB 12  									
Julio Franco, R OBP: 0.325, SLG: 0.397	1B		L5		F3			6-3	K	5	1	1	0	0	1	0										
Joe Carter, R OBP: 0.330, SLG: 0.489	1B		4-3		F6				K	5	1	2	1	0	1	0										
Mel Hall, L OBP: 0.349, SLG: 0.512	1B									4	2	2	1	0	0	1										
Otis Nixon, S OBP: 0.262, SLG: 0.246	1B		2B	1B				4-3	F4	0	0	0	0	0	0	0										
Cory Snyder, R OBP: 0.311, SLG: 0.525	1B									4	1	4	1	0	0	0										
Pat Tabler, R OBP: 0.363, SLG: 0.426	1B									4	0	4	2	0	0	0										
Brook Jacoby, R OBP: 0.343, SLG: 0.420	G6-3				F9				K	4	0	0	0	0	1	6										
Brett Butler, L OBP: 0.337, SLG: 0.342		F7			L4				FC3-6	4	0	1	0	0	0	2										
Chris Bando, S OBP: 0.352, SLG: 0.349		F7			4-3				K	4	0	0	0	0	1	3										
<b>Inning Stats</b>	R: 4 E: 0 K: 0 S: 7	H: 6 LOB: 0 BB: 0 P: 7	R: 0 E: 0 K: 0 S: 3	H: 0 LOB: 0 BB: 0 P: 3	R: 1 E: 0 K: 0 S: 6	H: 3 LOB: 2 BB: 0 P: 6	R: 0 E: 0 K: 0 S: 3	H: 0 LOB: 0 BB: 0 P: 3	R: 0 E: 0 K: 0 S: 5	H: 3 LOB: 1 BB: 0 P: 5	R: 0 E: 0 K: 0 S: 4	H: 1 LOB: 1 BB: 0 P: 4	R: 0 E: 0 K: 2 S: 9	H: 2 LOB: 2 BB: 0 P: 9	R: 0 E: 0 K: 2 S: 7	H: 0 LOB: 0 BB: 0 P: 7		1B: 13 2B: 2 3B: 0 HR: 0	SF: 0 SAC: 0 DP: 2 HBP: 0	WP: 0 PB: 0 SB: 1 CS: 0	PA: 39					
<b>PITCHER</b>	IP	WLS	BF	H	R	ER	SO	BB	IBB	HBP	BLK	WP	HR	S	P	ERA		WHIP								
Joe Johnson, R ERA: 4.74	(1, 1)	3.0	16	9	5	5	0	0	0	0	0	0	0	16	16	15.00		3.000								
Dennis Lamp, R ERA: 5.65	(4, 1)	4.0	17	6	1	1	0	0	0	0	0	0	0	17	17	2.25	1.500									
Bill Caudill, R ERA: 6.06	(8, 1)	1.0	3	0	0	0	2	0	0	0	0	0	0	7	7	0.00	0.000									
Mark Eichhorn, R ERA: 1.73	(9, 1)	1.0	3	0	0	0	2	0	0	0	0	0	0	7	7	0.00	0.000									







Batter	1	2	3	4	5	6	7	8	9	AB	R	H	RBI	BB	SO	LOB	TOP								
Willie Upshaw, L (1, 3) OBP: 0.342, SLG: 0.368	G3		F7	F7			SH1-3 1B	6-4		5	0	2	0	0	0	3	Toronto Blue Jays @ Cleveland Indians Cleveland Municipal Stadium, Cleveland, OH Wed Aug 27 1986, 7:05 PM EDT Att: 9,051 - Unknown								
Rick Leach, L (1, 7) OBP: 0.318, SLG: 0.425 Ron Shepherd, R (9, 7) OBP: 0.351, SLG: 0.559	4-3		SF9	3-1			SH1-3 1B	4-3	4	0	1	1	0	0	0	0									
Lloyd Moseby, L (1, 8) OBP: 0.355, SLG: 0.456				F7			SH1-3		3	1	2	0	1	0	0										
George Bell, R (1, 10) OBP: 0.361, SLG: 0.552	5-3		L3	F6			IBB		4	1	1	1	1	0	3										
Jesse Barfield, R (1, 9) OBP: 0.385, SLG: 0.572		K		1B BB SF7 BB			F9	K	4	1	1	1	1	2	3										
Ernie Whitt, L (1, 2) OBP: 0.313, SLG: 0.445		F9		F9				4-3	5	1	1	1	0	0	5										
Garth Iorg, R (1, 4) OBP: 0.293, SLG: 0.313		5-3		E 1B BB			1B	SH1-3 2B 1B	4	1	2	0	1	0	1										
Kelly Gruber, R (1, 5) OBP: 0.187, SLG: 0.314			1B SF9 1B	1-2 2-3 1B			G6-4-3 1B	SH1-3	3	1	3	0	0	0	0										
Manuel Lee, S (1, 6) OBP: 0.304, SLG: 0.318 Tony Fernandez, S (8, PH) OBP: 0.340, SLG: 0.434			K	SF7			G6-4-3 1-2	6-4 2B	2	0	0	1	0	1	3										
				2-3 3-H					1	0	1	1	0	0	0										
<b>Inning Stats</b>	R: 0 E: 0 K: 0 S: 4	H: 1 LOB: 1 BB: 0 P: 4	R: 0 E: 0 K: 1 S: 5	H: 0 LOB: 0 BB: 0 P: 5	R: 1 E: 0 K: 1 S: 7	H: 2 LOB: 2 BB: 1 P: 11	R: 1 E: 1 K: 0 S: 4	H: 1 LOB: 2 BB: 2 P: 12	R: 0 E: 0 K: 0 S: 3	H: 0 LOB: 0 BB: 0 P: 3	R: 1 E: 0 K: 0 S: 5	H: 3 LOB: 1 BB: 0 P: 5	R: 0 E: 0 K: 1 S: 7	H: 2 LOB: 3 BB: 1 P: 11	R: 1 E: 0 K: 0 S: 4	H: 2 LOB: 0 BB: 0 P: 4	R: 2 E: 0 K: 0 S: 6	H: 3 LOB: 1 BB: 0 P: 6	1B: 10 2B: 4 HR: 1	SF: 2 SAC: 2 DP: 2 HBP: 0	WP: 0 PB: 0 SB: 0 CS: 0	PA: 43			
<b>PITCHER</b>	IP	WLS	BF	H	R	ER	SO	BB	IBB	HBP	BLK	WP	HR	S	P	ERA	WHIP	<b>PITCHER</b>							
Jose Roman, R (1, 1) ERA: 6.55	3.1		17	4	2	2	2	3	0	0	0	0	0	18	30	5.40	2.100								
Dickie Niles, R (4, 1) ERA: 5.44	3.2		16	5	1	1	1	0	1	0	0	0	1	17	21	2.46	1.364								
Frank Willis, R (8, 1) ERA: 4.37	2.0	L	10	5	3	3	0	0	0	0	0	0	0	10	10	13.50	2.500								

AB 35  
R 6  
H 14  
RBI 6  
BB 4  
SO 3  
LOB 18



Batter	1	2	3	4	5	6	7	8	9	AB	R	H	RBI	BB	SO	LOB	BOTTOM								
Tony Bernazard, S (1, 4) OBP: 0.375, SLG: 0.458	F8		1B 2B				FC5-4 1B		K	5	1	3	1	0	1	0	Toronto Blue Jays @ Cleveland Indians Cleveland Municipal Stadium, Cleveland, OH Wed Aug 27 1986, 7:05 PM EDT Att: 9,051 - Unknown								
Otis Nixon, S (1, 8) OBP: 0.250, SLG: 0.234 Julio Franco, R (7, PH) OBP: 0.325, SLG: 0.399	F4		F8				F4		3	0	0	0	0	0	2										
Joe Carter, R (1, 7) OBP: 0.332, SLG: 0.491	F9		1B				1-3		4	0	1	1	0	1	3										
Andre Thornton, R (1, 10) OBP: 0.333, SLG: 0.382		F6	1B				K		3	1	2	1	1	0	0										
Cory Snyder, R (1, 6) OBP: 0.304, SLG: 0.511		K	K				F9		4	0	0	0	0	2	3										
Pat Tabler, R (1, 3) OBP: 0.365, SLG: 0.433				3-1			G1-6-3 1B		3	0	2	0	1	0	0										
Brook Jacoby, R (1, 5) OBP: 0.339, SLG: 0.414 Mel Hall, L (8, PH) OBP: 0.348, SLG: 0.513		F9		K			G1-6-3 1-2		3	0	0	0	0	1	2										
Carmen Castillo, R (1, 9) OBP: 0.294, SLG: 0.391 Brett Butler, L (8, 8) OBP: 0.335, SLG: 0.340			F9	5-3			F9		3	0	0	0	0	0	0										
Andy Allanson, R (1, 2) OBP: 0.267, SLG: 0.290 Chris Bando, S (8, PH) OBP: 0.347, SLG: 0.343			2B 2B				F8		3	1	2	0	0	0	0										
									1	0	0	0	0	1	0										
<b>Inning Stats</b>	R: 0 E: 0 K: 0 S: 3	H: 0 LOB: 0 BB: 0 P: 3	R: 0 E: 0 K: 1 S: 5	H: 0 LOB: 1 BB: 1 P: 9	R: 2 E: 0 K: 1 S: 9	H: 4 LOB: 0 BB: 0 P: 9	R: 0 E: 0 K: 1 S: 5	H: 0 LOB: 0 BB: 0 P: 5	R: 0 E: 0 K: 0 S: 4	H: 1 LOB: 0 BB: 0 P: 4	R: 1 E: 0 K: 0 S: 4	H: 2 LOB: 0 BB: 0 P: 4	R: 0 E: 0 K: 1 S: 7	H: 2 LOB: 2 BB: 0 P: 7	R: 0 E: 0 K: 0 S: 3	H: 1 LOB: 1 BB: 1 P: 7	R: 0 E: 0 K: 3 S: 9	H: 0 LOB: 0 BB: 0 P: 9	1B: 7 2B: 2 HR: 1	SF: 0 SAC: 0 DP: 2 HBP: 0	WP: 0 PB: 0 SB: 0 CS: 0	PA: 37			
<b>PITCHER</b>	IP	WLS	BF	H	R	ER	SO	BB	IBB	HBP	BLK	WP	HR	S	P	ERA	WHIP	<b>PITCHER</b>							
John Cerutti, L (1, 1) ERA: 4.05	7.1		32	9	3	3	4	2	0	0	0	0	0	11	46	3.68	1.500								
Tom Henke, R (8, 1) ERA: 3.35	1.2	S	5	1	0	0	3	0	0	0	0	0	0	11	11	0.00	0.600								

AB 35  
R 3  
H 10  
RBI 3  
BB 2  
SO 7  
LOB 14





Batter	1	2	3	4	5	6	7	8	9	AB R H RBI BB SO LOB	TOP												
Tony Fernandez, S (1, 6) OBP: 0.344, SLG: 0.442	0-0 5-3 1B		0-0 1B	0-0 2B		0-3 K	0-0 E9 WP 1B		0-0 L9	6 2 4 1 0 1 1	<b>Toronto Blue Jays @ Cleveland Indians</b> Cleveland Municipal Stadium, Cleveland, OH Thu Aug 28 1986, 7:05 PM EDT Att: 7,466 - Unknown												
Willie Upshaw, L (1, 3) OBP: 0.341, SLG: 0.366	0-0 5-3		0-0 FC6-4 1B	0-0 G3		0-0 L7	4-0 BB		0-0 F5	5 0 1 1 1 0 3													
Lloyd Moseby, L (1, 8) OBP: 0.354, SLG: 0.453 Ron Shepherd, R (9, 8) OBP: 0.351, SLG: 0.559	0-3 K		0-0 FC6-4 1B		0-0 E S 2B 1B	0-0 1-3	0-0 6-3			5 1 1 0 0 1 4 0 0 0 0 0 0 0													
George Bell, R (1, 7) OBP: 0.365, SLG: 0.559 Kelly Gruber, R (8, PR) OBP: 0.197, SLG: 0.314	0-0 2H 1B		0-0 1-2 1B		0-0 1H 2B 2B	0-0 5-3	0-0 4-3 2B			5 1 4 2 0 0 0 0 0 0 0 0 0 0													
Ernie Whitt, L (1, 2) OBP: 0.308, SLG: 0.438	0-3 K		0-0 F8		0-0 F4	0-0 F9	0-0 4-3			5 0 0 0 0 1 5													
Cliff Johnson, R (1, 10) OBP: 0.370, SLG: 0.442		0-0 L5	0-0 L5		0-0 2B BB	0-0 BB 2B	0-0 5-3			3 1 0 0 2 0 4													
Rick Leach, L (1, 9) OBP: 0.330, SLG: 0.443		0-0 1B		0-0 6-3 2B	0-0 1-3 2H 2B	0-0 2B BB	0-0 F2			4 2 3 1 1 0 2													
Garth Iorg, R (1, 5) OBP: 0.295, SLG: 0.319		0-0 F9		0-0 6-3	0-3 K	0-0 1B 2B		0-0 1B		5 1 2 2 0 1 4													
Manuel Lee, S (1, 4) OBP: 0.286, SLG: 0.296		0-0 F7		0-0 G3	0-0 6-3	0-0 2H E 1B 1B		0-0 F8		5 1 1 1 0 0 5													
<b>Inning Stats</b>	R: 1 E: 0 K: 2 S: 9	H: 2 LOB: 1 BB: 0 P: 9	R: 0 E: 0 K: 0 S: 4	H: 1 LOB: 1 BB: 0 P: 4	R: 1 E: 0 K: 0 S: 6	H: 3 LOB: 2 BB: 0 P: 6	R: 1 E: 0 K: 0 S: 5	H: 2 LOB: 1 BB: 0 P: 5	R: 2 E: 0 K: 1 S: 8	H: 3 LOB: 2 BB: 1 P: 12	R: 0 E: 0 K: 1 S: 5	H: 0 LOB: 0 BB: 0 P: 5	R: 4 E: 1 K: 0 S: 6	H: 3 LOB: 2 BB: 3 P: 18	R: 0 E: 0 K: 0 S: 4	H: 1 LOB: 2 BB: 0 P: 4	R: 0 E: 0 K: 0 S: 4	H: 1 LOB: 1 BB: 0 P: 4	1B: 9 2B: 6 3B: 1 HR: 0	SF: 0 SAC: 0 DP: 0 HBP: 0	WP: 1 PB: 0 SB: 1 CS: 0	PA: 47	
<b>PITCHER</b>	IP WLS BF H R ER SO BB IBB HBP BLK WP HR S P ERA WHIP											<b>PITCHER</b>	IP WLS BF H R ER SO BB IBB HBP BLK WP HR S P ERA WHIP										
Ken Schrom, R (1, 1) ERA: 4.5	4.0 L 22 10 5 5 2 0 0 0 0 0 0 0 26 26 11.25 2.500																						
Rich Yett, R (5, 1) ERA: 5.95	2.2 15 4 4 4 2 3 0 0 0 0 0 0 16 28 13.50 2.625																						
Bryan Oelkers, L (7, 1) ERA: 4.69	2.1 10 2 0 0 0 1 0 0 0 0 1 0 9 13 0.00 1.286																						

AB	43
R	9
H	16
RBI	8
BB	4
SO	4
LOB	28



Batter	1	2	3	4	5	6	7	8	9	AB R H RBI BB SO LOB	BOTTOM												
Tony Bernazard, S (1, 4) OBP: 0.374, SLG: 0.458	0-0 2B		0-0 G3		0-3 K			0-0 L1		4 0 1 0 0 1 2	<b>Toronto Blue Jays @ Cleveland Indians</b> Cleveland Municipal Stadium, Cleveland, OH Thu Aug 28 1986, 7:05 PM EDT Att: 7,466 - Unknown												
Brett Butler, L (1, 8) OBP: 0.337, SLG: 0.342	0-0 F9		0-0 S 1B		0-0 G3			0-0 G6-3 1B		4 0 2 0 0 0 3													
Joe Carter, R (1, 9) OBP: 0.330, SLG: 0.487	0-0 F3		0-0 F8			0-3 K		0-0 G6-3		4 0 0 0 0 1 3													
Mel Hall, L (1, 7) OBP: 0.347, SLG: 0.510	0-0 4-3			0-0 4-3		0-0 G3			0-0 1B 1B	4 0 1 0 0 0 1													
Andre Thornton, R (1, 10) OBP: 0.332, SLG: 0.389		0-0 F6		0-0 F9		0-0 HR		0-0 F2		4 1 1 1 0 0 1													
Cory Snyder, R (1, 6) OBP: 0.304, SLG: 0.507 Carmen Castillo, R (9, PH) OBP: 0.294, SLG: 0.391		0-0 3-1 1B		0-3 K		0-0 F8		0-3 K		3 0 1 0 0 1 0 1 0 0 0 0 1 1													
Pat Tabler, R (1, 3) OBP: 0.366, SLG: 0.434		0-0 3-1			0-0 1B 1B		0-0 F2		0-0 1-2 1B	4 0 2 0 0 0 1													
Brook Jacoby, R (1, 5) OBP: 0.337, SLG: 0.410		0-0 F9			0-0 F9		0-0 6-3		0-3 K	4 0 0 0 0 1 4													
Andy Allanson, R (1, 2) OBP: 0.268, SLG: 0.291			0-0 6-3		0-0 1-2 1B		0-0 F6			3 0 1 0 0 0 0													
<b>Inning Stats</b>	R: 0 E: 0 K: 0 S: 4	H: 1 LOB: 1 BB: 0 P: 4	R: 0 E: 0 K: 0 S: 4	H: 1 LOB: 1 BB: 0 P: 4	R: 0 E: 0 K: 1 S: 5	H: 0 LOB: 0 BB: 0 P: 5	R: 0 E: 0 K: 1 S: 7	H: 2 LOB: 2 BB: 0 P: 7	R: 1 E: 0 K: 1 S: 6	H: 1 LOB: 0 BB: 0 P: 6	R: 0 E: 0 K: 0 S: 3	H: 0 LOB: 0 BB: 0 P: 3	R: 0 E: 0 K: 0 S: 3	H: 1 LOB: 0 BB: 0 P: 3	R: 0 E: 0 K: 2 S: 9	H: 2 LOB: 2 BB: 0 P: 9	1B: 7 2B: 1 3B: 0 HR: 1	SF: 0 SAC: 0 DP: 1 HBP: 0	WP: 0 PB: 0 SB: 1 CS: 0	PA: 35			
<b>PITCHER</b>	IP WLS BF H R ER SO BB IBB HBP BLK WP HR S P ERA WHIP											<b>PITCHER</b>	IP WLS BF H R ER SO BB IBB HBP BLK WP HR S P ERA WHIP										
Jim Clancy, R (1, 1) ERA: 3.69	9.0 W 35 9 1 1 5 0 0 0 0 0 0 1 45 45 1.00 1.000																						

AB	35
R	1
H	9
RBI	1
BB	0
SO	5
LOB	16





Batter	1	2	3	4	5	6	7	8	9	AB	R	H	RBI	BB	SO	LOB	TOP								
Kirby Puckett, R OBP: 0.382, SLG: 0.556 (1, 8)	F2		K			BB 2B 1B		F4		4	1	1	0	0	1	0	<b>Minnesota Twins @ Toronto Blue Jays</b> Exhibition Stadium, Toronto, ON Fri Aug 29 1986, 7:05 PM EDT Att: 38,241 - Unknown								
Randy Bush, L OBP: 0.340, SLG: 0.427 (1, 7)	K		2B			F6		4-3		4	0	1	0	0	1	1									
Kent Hrbek, L OBP: 0.366, SLG: 0.510 (1, 3)	1B		F6			BB 1-2 2B		G3		3	1	1	0	1	0	1									
Gary Gaetti, R OBP: 0.341, SLG: 0.511 (1, 5)	F7					BB 1B 2B		F4		4	1	1	2	0	0	1									
Roy Smalley, S OBP: 0.336, SLG: 0.466 Billy Beane, R OBP: 0.231, SLG: 0.230 (9, PR)	3B 1B		F6			1-2 2H 1B		2B		4	1	3	1	0	0	0									
Tom Brunansky, R OBP: 0.320, SLG: 0.438 (1, 9)	F9		3-1			K		1B 2B		4	0	1	1	0	1	1									
Mark Salas, L OBP: 0.279, SLG: 0.361 (1, 2)	CS 3B					G1		F5		4	0	1	1	0	1	1									
Steve Lombardozzi, R OBP: 0.323, SLG: 0.370 (1, 4)	G3					F8		6-3		4	0	1	0	0	0	1									
Greg Gagne, R OBP: 0.296, SLG: 0.373 (1, 6)	3-H		6-3			K		K		3	0	0	0	0	2	0									
<b>Inning Stats</b>	R: 0 E: 0 K: 1 S: 6	H: 1 LOB: 1 BB: 0 P: 6	R: 1 E: 0 K: 0 S: 4	H: 2 LOB: 0 BB: 4 P: 4	R: 0 E: 0 K: 1 S: 6	H: 1 LOB: 1 BB: 0 P: 6	R: 0 E: 0 K: 0 S: 3	H: 0 LOB: 0 BB: 0 P: 3	R: 0 E: 0 K: 1 S: 5	H: 0 LOB: 0 BB: 0 P: 5	R: 3 E: 0 K: 1 S: 7	H: 3 LOB: 0 BB: 1 P: 11	R: 0 E: 0 K: 0 S: 5	H: 0 LOB: 0 BB: 0 P: 5	R: 0 E: 0 K: 0 S: 3	H: 0 LOB: 0 BB: 0 P: 3		R: 1 E: 0 K: 1 S: 7	H: 3 LOB: 3 BB: 0 P: 7	1B: 5 2B: 4 3B: 1 HR: 0	SF: 0 SAC: 0 DP: 0 HBP: 0	WP: 0 PB: 0 SB: 0 CS: 1	PA: 35		
<b>PITCHER</b>	IP	WLS	BF	H	R	ER	SO	BB	IBB	HBP	BLK	WP	HR	S	P	ERA	WHIP								
Dave Stieb, R ERA: 5.37 Mark Eichhorn, R ERA: 1.71	(1, 1)	7.0	27	7	4	4	5	1	0	0	0	0	0	36	40	5.14	1.143								
(8, 1)	2.0	W	8	3	1	1	1	0	0	0	0	0	0	10	10	4.50	1.500								

AB	34
R	5
H	10
RBI	5
BB	1
SO	6
LOB	6



Batter	1	2	3	4	5	6	7	8	9	AB	R	H	RBI	BB	SO	LOB	BOTTOM								
Tony Fernandez, S OBP: 0.344, SLG: 0.442 (1, 6)	F9		S 1B			F9		G3		5	1	2	0	0	0	1	<b>Minnesota Twins @ Toronto Blue Jays</b> Exhibition Stadium, Toronto, ON Fri Aug 29 1986, 7:05 PM EDT Att: 38,241 - Unknown								
Willie Upshaw, L OBP: 0.338, SLG: 0.362 (1, 3)	K		L5			F2		K		5	0	0	0	0	2	4									
Cliff Johnson, R OBP: 0.374, SLG: 0.453 (1, 10)	FC6-4 HBP		5-3			F7		HR		4	1	2	2	0	0	1									
George Bell, R OBP: 0.365, SLG: 0.558 (1, 7)	FC6-4		1-2			L4		K		4	0	1	0	1	1	1									
Jesse Barfield, R OBP: 0.384, SLG: 0.568 (1, 8)	1B		FC4-2 2B			L4		K		4	0	1	0	1	1	1									
Jesse Barfield, R OBP: 0.384, SLG: 0.568 (1, 8)	1B		4-3			F9		F9		5	0	1	1	0	0	3									
Ernie Whitt, L OBP: 0.310, SLG: 0.439 (1, 2)	F5		FC4-2			1B		1B		4	1	2	0	0	0	2									
Rick Leach, L OBP: 0.338, SLG: 0.450 (1, 9)	G6-3 1B		3-H			1B		1B		4	1	3	0	0	1	1									
Garth Iorg, R OBP: 0.295, SLG: 0.318 (8, 4)	G6-3		6-3			G3		FC6-4		4	0	1	1	0	0	4									
Manuel Lee, S OBP: 0.300, SLG: 0.414 Ron Shepherd, R OBP: 0.351, SLG: 0.559 Lloyd Moseby, L OBP: 0.353, SLG: 0.452 Kelly Gruber, R OBP: 0.194, SLG: 0.314 (8, 5)	3-1		3-1			G3		1B		2	1	1	1	0	0	0									
<b>Inning Stats</b>	R: 0 E: 0 K: 1 S: 5	H: 0 LOB: 1 BB: 0 P: 6	R: 0 E: 0 K: 0 S: 4	H: 2 LOB: 1 BB: 0 P: 4	R: 0 E: 0 K: 0 S: 4	H: 1 LOB: 1 BB: 0 P: 4	R: 0 E: 0 K: 1 S: 6	H: 1 LOB: 0 BB: 0 P: 6	R: 1 E: 0 K: 0 S: 4	H: 1 LOB: 0 BB: 0 P: 4	R: 0 E: 0 K: 0 S: 3	H: 0 LOB: 0 BB: 0 P: 3	R: 2 E: 0 K: 1 S: 8	H: 3 LOB: 1 BB: 0 P: 8	R: 1 E: 0 K: 0 S: 8	H: 3 LOB: 2 BB: 0 P: 8	R: 2 E: 1 K: 0 S: 4	H: 2 LOB: 3 BB: 2 P: 12	1B: 10 2B: 1 3B: 0 HR: 2	SF: 0 SAC: 0 DP: 1 HBP: 1	WP: 0 PB: 0 SB: 1 CS: 0	PA: 41			
<b>PITCHER</b>	IP	WLS	BF	H	R	ER	SO	BB	IBB	HBP	BLK	WP	HR	S	P	ERA	WHIP								
Mike Smithson, R ERA: 5.03 Ray Fontenot, L ERA: 3.65 George Frazier, R ERA: 5.0 Keith Atherton, R ERA: 4.11	(1, 1)	6.0	25	7	3	3	2	0	0	0	0	0	0	1	1	4.50	1.167								
(7, 1)	0.0	1	1	0	0	0	0	0	0	0	0	0	0	1	1	∞	∞								
(7, 1)	2.0	10	3	2	2	2	2	1	0	0	0	0	1	13	17	9.00	2.000								
(9, 1)	0.2	L	5	2	1	1	0	0	1	0	0	0	0	4	8	13.50	3.000								

AB	38
R	6
H	13
RBI	6
BB	2
SO	4
LOB	18







Batter	1	2	3	4	5	6	7	8	9	AB	R	H	RBI	BB	SO	LOB	TOP										
<b>Kirby Puckett, R</b> OBP: 0.381, SLG: 0.554 (1, 8)	0-0 4-3		0-0 4-3					0-0 6-3		4	0	1	0	0	0	0	<b>Minnesota Twins @ Toronto Blue Jays</b> Exhibition Stadium, Toronto, ON Sat Aug 30 1986, 3:33 AM EDT Att: 43,556 - Unknown										
<b>Mickey Hatcher, R</b> OBP: 0.305, SLG: 0.344 (1, 7)	0-0 6-3			0-0 G3		0-0 E5		0-0 5-3		4	0	0	0	0	0	1											
<b>Kent Hrbek, L</b> OBP: 0.365, SLG: 0.508 (1, 3)	0-3 K			0-0 F3		0-0 F8		0-0 1B		4	0	1	0	0	1	2											
<b>Gary Gaetti, R</b> OBP: 0.340, SLG: 0.508 (1, 5)		0-0 6-3		0-3 K		1-0 1B		0-3 K		3	0	0	0	0	2	1											
<b>Roy Smalley, S</b> OBP: 0.335, SLG: 0.464 (1, 10)		0-3 K			0-0 SH1-3	0-3 K		0-0 4-3		4	1	1	0	0	2	3											
<b>Tom Brunansky, R</b> OBP: 0.321, SLG: 0.439 (1, 9)		0-0 1B			0-0 1B	0-0 F6		0-0 F4		4	0	2	0	0	0	3											
<b>Jeff Reed, L</b> OBP: 0.293, SLG: 0.313 <b>Steve Lombardozzi, R</b> OBP: 0.322, SLG: 0.369 <b>Randy Bush, L</b> OBP: 0.339, SLG: 0.426 (1, 2) (5, 4) (9, PH)		0-0 F8			0-0 SH1-3		0-0 5-3	0-0 L6		1	0	0	0	0	0	1											
<b>Greg Gagne, R</b> OBP: 0.297, SLG: 0.372 (1, 6)			0-0 F7		0-0 1B	0-0 F9				3	0	1	1	0	0	0											
<b>Alvaro Espinoza, R</b> OBP: 0.067, SLG: 0.067 <b>Mark Salas, L</b> OBP: 0.277, SLG: 0.357 (1, 4) (5, PH)			0-0 6-3		0-0 G4-6-3		0-0 F4			1	0	0	0	0	0	0											
<b>Inning Stats</b>	R: 0 E: 0 K: 1 S: 5	H: 0 LOB: 0 BB: 0 P: 5	R: 0 E: 0 K: 1 S: 6	H: 1 LOB: 1 BB: 0 P: 6	R: 0 E: 0 K: 0 S: 3	H: 0 LOB: 0 BB: 0 P: 3	R: 0 E: 0 K: 1 S: 5	H: 0 LOB: 0 BB: 0 P: 5	R: 1 E: 0 K: 0 S: 5	H: 3 LOB: 3 BB: 0 P: 5	R: 0 E: 1 K: 1 S: 7	H: 1 LOB: 3 BB: 0 P: 8	R: 0 E: 0 K: 0 S: 3	H: 0 LOB: 1 BB: 0 P: 3	R: 0 E: 0 K: 1 S: 6	H: 1 LOB: 1 BB: 0 P: 6		R: 0 E: 0 K: 0 S: 3	H: 0 LOB: 0 BB: 0 P: 3	1B: 6 2B: 0 3B: 0 HR: 0	SF: 0 SAC: 1 DP: 1 HBP: 1	WP: 0 PB: 0 SB: 0 CS: 0	PA: 34				
<b>PITCHER</b>	IP	WLS	BF	H	R	ER	SO	BB	IBB	HBP	BLK	WP	HR	S	P	ERA	WHIP										
<b>Joe Johnson, R</b> ERA: 4.63 (1, 1)	5.1	W	22	5	1	1	3	0	0	1	0	0	0	27	28	1.69	0.938										
<b>Bill Caudill, R</b> ERA: 5.94 (6, 1)	0.2		2	0	0	0	1	0	0	0	0	0	0	4	4	0.00	0.000										
<b>Dennis Lamp, R</b> ERA: 5.4 (7, 1)	3.0	S	10	1	0	0	1	0	0	0	0	0	0	12	12	0.00	0.333										

Batter	1	2	3	4	5	6	7	8	9	AB	R	H	RBI	BB	SO	LOB	BOTTOM										
<b>Tony Fernandez, S</b> OBP: 0.345, SLG: 0.441 (1, 6)	0-0 5-3	0-0 1B		0-0 F9	0-0 F2			0-0 5-3		5	0	2	2	0	0	4	<b>Minnesota Twins @ Toronto Blue Jays</b> Exhibition Stadium, Toronto, ON Sat Aug 30 1986, 3:33 AM EDT Att: 43,556 - Unknown										
<b>Garth Iorg, R</b> OBP: 0.293, SLG: 0.319 (1, 5)	0-0 2B	0-0 F9			0-0 K		0-0 5-3	0-0 5-3		5	0	1	0	0	1	6											
<b>Cliff Johnson, R</b> OBP: 0.371, SLG: 0.449 (1, 10)	0-0 L7		0-0 6-3		0-0 1B	0-3 K		0-0 6-3		5	1	1	0	0	1	3											
<b>George Bell, R</b> OBP: 0.369, SLG: 0.559 (1, 7)	0-3 K		0-0 1B		4-0 1B	1-0 HBP		0-0 1B		3	1	2	0	1	1	1											
<b>Jesse Barfield, R</b> OBP: 0.384, SLG: 0.566 (1, 9)		0-3 K	0-0 1B	0-0 G5-4-3	1-3 1B	4-0 1B	0-0 F4	0-0 F8		4	1	1	0	1	1	2											
<b>Buck Martinez, R</b> OBP: 0.278, SLG: 0.304 (1, 2)		0-0 3B	0-0 1B	0-0 G5-4-3	1-2 1B	0-0 1B	0-0 F4	0-0 G6-3		5	2	2	2	0	0	4											
<b>Ron Shepherd, R</b> OBP: 0.359, SLG: 0.556 <b>Lloyd Moseby, L</b> OBP: 0.354, SLG: 0.451 (1, 8) (5, PH) (6, 8)		0-0 3B	0-0 1B		0-3 K	4-0 1B	0-0 5-3			2	1	1	0	0	1	0											
<b>Willie Upshaw, L</b> OBP: 0.341, SLG: 0.363 (1, 3)		0-0 2-3			0-0 1B	4-0 1B	4-0 1B			2	1	1	1	2	0	2											
<b>Manuel Lee, S</b> OBP: 0.353, SLG: 0.515 (1, 4)		0-0 1B			0-0 F9	1-2 1B	0-0 5-3			4	1	3	3	0	0	1											
<b>Inning Stats</b>	R: 0 E: 0 K: 1 S: 6	H: 1 LOB: 1 BB: 0 P: 6	R: 3 E: 0 K: 1 S: 9	H: 4 LOB: 1 BB: 0 P: 9	R: 0 E: 0 K: 0 S: 4	H: 2 LOB: 1 BB: 0 P: 4	R: 0 E: 0 K: 1 S: 6	H: 1 LOB: 1 BB: 0 P: 6	R: 4 E: 0 K: 1 S: 8	H: 3 LOB: 3 BB: 4 P: 24	R: 0 E: 0 K: 1 S: 5	H: 0 LOB: 1 BB: 0 P: 6	R: 1 E: 0 K: 0 S: 5	H: 2 LOB: 2 BB: 1 P: 9	R: 0 E: 0 K: 0 S: 3	H: 1 LOB: 0 BB: 0 P: 3		1B: 12 2B: 1 3B: 1 HR: 0	SF: 0 SAC: 0 DP: 2 HBP: 1	WP: 0 PB: 0 SB: 0 CS: 0	PA: 42						
<b>PITCHER</b>	IP	WLS	BF	H	R	ER	SO	BB	IBB	HBP	BLK	WP	HR	S	P	ERA	WHIP										
<b>Frank Viola, L</b> ERA: 4.64 (1, 1)	4.1	L	24	10	7	7	3	2	0	0	0	0	0	28	36	14.54	2.769										
<b>Roy Lee Jackson, R</b> ERA: 3.99 (5, 1)	3.2		18	4	1	1	2	3	0	1	0	0	0	18	31	2.46	1.909										

**AB 32**  
**R 1**  
**H 6**  
**RBI 1**  
**BB 0**  
**SO 5**  
**LOB 13**



**AB 36**  
**R 8**  
**H 14**  
**RBI 8**  
**BB 5**  
**SO 5**  
**LOB 23**





Batter	1	2	3	4	5	6	7	8	9	AB	R	H	RBI	BB	SO	LOB	TOP									
Greg Gagne, R OBP: 0.299, SLG: 0.376 (1, 6)	1-3			F8			G4-6-3 1B			4	0	2	2	0	0	0	<b>Minnesota Twins @ Toronto Blue Jays</b> Exhibition Stadium, Toronto, ON Sun Aug 31 1986, 3:33 AM EDT Att: 45,161 - Unknown <a href="http://livebaseballscores.com">livebaseballscores.com</a>									
Kirby Puckett, R OBP: 0.382, SLG: 0.561 (1, 8)		6-3					G4-6-3 1-2 2B			4	1	2	1	0	0	2										
Gary Gaetti, R OBP: 0.339, SLG: 0.508 (1, 5)	F3							5-3		4	0	1	0	0	1	1										
Tom Brunansky, R OBP: 0.319, SLG: 0.435 (1, 9)	F7			F4				F9		4	0	0	0	0	2	2										
Kent Hrbek, L OBP: 0.366, SLG: 0.506 (1, 3)										2	1	0	0	2	1	1										
Mickey Hatcher, R OBP: 0.307, SLG: 0.345 (6, PH)										2	1	1	0	0	0	2										
Roy Smalley, S OBP: 0.333, SLG: 0.462 (6, PH)										2	0	0	0	0	0	0										
Tim Laudner, R OBP: 0.333, SLG: 0.447 (6, PH)										2	0	0	0	0	0	4										
Jeff Reed, L OBP: 0.296, SLG: 0.333 (6, 2)										2	1	1	0	0	0	0										
Billy Beane, R OBP: 0.236, SLG: 0.235 (6, PH)										2	1	1	1	0	0	0										
Randy Bush, L OBP: 0.337, SLG: 0.423 (6, 7)										2	0	0	1	0	0	0										
Sieve Lombardozzi, R OBP: 0.319, SLG: 0.385 (1, 4)										4	0	0	0	0	0	2										
<b>Inning Stats</b>	R: 1 E: 0 K: 0 S: 4	H: 1 LOB: 0 BB: 0 P: 4	R: 3 E: 0 K: 0 S: 6	H: 3 LOB: 1 BB: 1 P: 10	R: 0 E: 0 K: 0 S: 4	H: 1 LOB: 2 BB: 1 P: 8	R: 0 E: 0 K: 0 S: 3	H: 0 LOB: 0 BB: 0 P: 3	R: 0 E: 0 K: 0 S: 6	H: 1 LOB: 1 BB: 0 P: 6	R: 0 E: 0 K: 0 S: 3	H: 0 LOB: 0 BB: 0 P: 3	R: 0 E: 0 K: 0 S: 5	H: 0 LOB: 0 BB: 0 P: 5	R: 1 E: 0 K: 0 S: 4	H: 1 LOB: 0 BB: 0 P: 4		1B: 3 2B: 3 3B: 1 HR: 1	SF: 0 SAC: 0 DP: 1 HBP: 0	WP: 0 PB: 0 SB: 0 CS: 0	PA: 36					
<b>PITCHER</b>	IP	WLS	BF	H	R	ER	SO	BB	IBB	HBP	BLK	WP	HR	S	P	ERA		WHIP								
John Cerutti, L ERA: 4.31 (1, 1)	1.2		10	4	4	4	0	1	0	0	0	0	1	9	13	21.60		3.000								
Luis Aquino, R ERA: 4.66 (2, 1)	3.2	W	14	2	0	0	1	0	1	0	0	0	0	15	19	0.00		0.545								
Mark Eichhorn, R ERA: 1.73 (6, 1)	3.2	S	12	2	1	1	1	0	0	0	0	0	0	14	14	2.46	0.545									

Batter	1	2	3	4	5	6	7	8	9	AB	R	H	RBI	BB	SO	LOB	BOTTOM									
Tony Fernandez, S OBP: 0.347, SLG: 0.442 (1, 6)	G3 WP 1B									4	1	2	1	1	0	0	<b>Minnesota Twins @ Toronto Blue Jays</b> Exhibition Stadium, Toronto, ON Sun Aug 31 1986, 3:33 AM EDT Att: 45,161 - Unknown <a href="http://livebaseballscores.com">livebaseballscores.com</a>									
Willie Upshaw, L OBP: 0.344, SLG: 0.372 (1, 3)	G3									4	3	2	1	1	1	2										
Lloyd Moseby, L OBP: 0.355, SLG: 0.457 (1, 8)										3	1	1	4	1	2	1										
George Bell, R OBP: 0.368, SLG: 0.558 (1, 7)	F8									4	0	1	1	0	0	1										
Jesse Barfield, R OBP: 0.386, SLG: 0.568 (1, 9)										2	0	1	0	2	1	0										
Ernie Whitt, L OBP: 0.310, SLG: 0.437 (1, 2)										4	0	1	0	0	2	4										
Rick Leach, L OBP: 0.337, SLG: 0.447 (1, 10)										1	0	0	0	0	1	2										
Cliff Johnson, R OBP: 0.371, SLG: 0.446 (4, PH)										2	0	0	0	0	0	3										
Ron Shepherd, R OBP: 0.359, SLG: 0.556 (8, FR)										0	1	0	0	0	0	0										
Garth Iorg, R OBP: 0.289, SLG: 0.314 (1, 5)										4	0	0	0	0	0	3										
Manuel Lee, S OBP: 0.342, SLG: 0.472 (1, 4)										3	1	0	0	1	0	2										
<b>Inning Stats</b>	R: 0 E: 0 K: 1 S: 6	H: 1 LOB: 1 BB: 0 P: 6	R: 0 E: 0 K: 1 S: 5	H: 1 LOB: 1 BB: 1 P: 9	R: 4 E: 0 K: 2 S: 8	H: 1 LOB: 0 BB: 3 P: 20	R: 0 E: 0 K: 0 S: 3	H: 0 LOB: 0 BB: 0 P: 3	R: 1 E: 0 K: 1 S: 7	H: 2 LOB: 3 BB: 2 P: 15	R: 0 E: 0 K: 0 S: 3	H: 0 LOB: 0 BB: 0 P: 3	R: 1 E: 0 K: 1 S: 7	H: 2 LOB: 1 BB: 0 P: 7	R: 1 E: 0 K: 1 S: 6	H: 1 LOB: 1 BB: 0 P: 7		1B: 3 2B: 3 3B: 0 HR: 2	SF: 0 SAC: 0 DP: 1 HBP: 1	WP: 2 PB: 0 SB: 0 CS: 0	PA: 38					
<b>PITCHER</b>	IP	WLS	BF	H	R	ER	SO	BB	IBB	HBP	BLK	WP	HR	S	P	ERA		WHIP								
Mark Portugal, R ERA: 4.97 (1, 1)	2.0		12	3	4	4	2	4	0	0	0	0	0	12	28	18.00		3.500								
Allan Anderson, L ERA: 5.64 (3, 1)	2.2	L	12	2	1	1	3	1	1	0	0	0	0	16	24	3.38		1.125								
Keith Atherton, R ERA: 4.12 (5, 1)	2.0		8	2	1	1	1	0	0	0	0	0	1	10	10	4.50		1.000								
Ray Fontenot, L ERA: 3.71 (7, 1)	1.1		6	1	1	1	1	0	0	1	0	1	0	7	8	6.75	0.750									

**Minnesota Twins @ Toronto Blue Jays**  
 Exhibition Stadium, Toronto, ON  
 Sun Aug 31 1986, 3:33 AM EDT  
 Att: 45,161 - Unknown

AB	34
R	5
H	8
RBI	5
BB	2
SO	2
LOB	14



**Minnesota Twins @ Toronto Blue Jays**  
 Exhibition Stadium, Toronto, ON  
 Sun Aug 31 1986, 3:33 AM EDT  
 Att: 45,161 - Unknown

AB	31
R	7
H	8
RBI	7
BB	6
SO	7
LOB	18





Batter	1	2	3	4	5	6	7	8	9	AB	R	H	RBI	BB	SO	LOB	TOP										
Tony Bernazard, S (1,4) OBP: 0.370, SLG: 0.449	L6	F9		F9			6-3		K	5	0	0	0	0	1	3	<b>Cleveland Indians @ Toronto Blue Jays</b> Exhibition Stadium, Toronto, ON Mon Sep 01 1986, 3:33 AM EDT Att: 44,335 - Unknown										
Brett Butler, L (1,8) OBP: 0.332, SLG: 0.339	L9		1-3		HR	1B	1B		F6	5	1	2	0	0	0	0											
Julio Franco, R (1,6) OBP: 0.324, SLG: 0.402			F2		L8		F3			4	0	1	0	0	0	2											
Joe Carter, R (1,7) OBP: 0.332, SLG: 0.501					F9				F7	3	0	1	0	1	0	2											
Cory Snyder, R (1,9) OBP: 0.296, SLG: 0.509		F8	F8			HR			K	4	1	1	2	0	1	3											
Pat Tabler, R (1,3) OBP: 0.377, SLG: 0.441					L9				K	4	1	2	0	0	1	0											
Brook Jacoby, R (1,5) OBP: 0.335, SLG: 0.410		L7			K		5-3		F3	4	0	0	0	0	1	2											
Carmen Castillo, R (1,10) OBP: 0.299, SLG: 0.423							6-3		K	3	1	1	2	1	1	0											
Chris Bando, S (1,2) OBP: 0.343, SLG: 0.335					F8				K	4	0	1	0	0	1	2											
<b>Inning Stats</b>	R: 0 E: 0 K: 0 S: 4	H: 1 LOB: 1 BB: 0 P: 4	R: 2 E: 0 K: 0 S: 6	H: 3 LOB: 1 BB: 0 P: 6	R: 0 E: 0 K: 1 S: 3	H: 0 LOB: 1 BB: 1 P: 7	R: 0 E: 0 K: 1 S: 6	H: 1 LOB: 2 BB: 1 P: 10	R: 2 E: 0 K: 0 S: 5	H: 2 LOB: 0 BB: 0 P: 5	R: 0 E: 0 K: 1 S: 7	H: 2 LOB: 2 BB: 0 P: 7	R: 0 E: 0 K: 2 S: 7	H: 0 LOB: 0 BB: 0 P: 7	R: 0 E: 0 K: 2 S: 7	H: 0 LOB: 0 BB: 0 P: 7	R: 0 E: 0 K: 2 S: 7	H: 0 LOB: 0 BB: 0 P: 7	1B: 7 2B: 0 3B: 0 HR: 2	SF: 0 SAC: 0 DP: 0 HBP: 0	WP: 0 PB: 0 SB: 0 CS: 0	PA: 38					
<b>PITCHER</b>	IP	WLS	BF	H	R	ER	SO	BB	IBB	HBP	BLK	WP	HR	S	P	ERA	WHIP										
Jimmy Key, L (1,1) ERA: 4.09	6.2		31	9	4	4	1	2	0	0	0	0	2	31	39	5.40	1.650										
Tom Henke, R (7,1) ERA: 3.27	2.1	W	7	0	0	0	5	0	0	0	0	0	0	17	17	0.00	0.000										

Batter	1	2	3	4	5	6	7	8	9	AB	R	H	RBI	BB	SO	LOB	BOTTOM											
Tony Fernandez, S (1,6) OBP: 0.346, SLG: 0.440	K		FC4-6 1B		K		L7		FC6-2 1B	5	0	1	0	0	2	3	<b>Cleveland Indians @ Toronto Blue Jays</b> Exhibition Stadium, Toronto, ON Mon Sep 01 1986, 3:33 AM EDT Att: 44,335 - Unknown											
Lloyd Moseby, L (1,8) OBP: 0.355, SLG: 0.455	HR BB		FC4-6 1-2		K		4-3		1-2 2-3 3-H 1B	4	1	1	1	1	1	1												
Cliff Johnson, R (1,10) OBP: 0.372, SLG: 0.459	1-H HR		K 1-3			HR 2B			F8	4	2	2	2	0	1	1												
George Bell, R (1,7) OBP: 0.369, SLG: 0.565			K			HR			F8	4	1	2	2	0	1	1												
Jesse Barfield, R (1,9) OBP: 0.385, SLG: 0.564	K				5-3		K			3	0	0	0	1	2	1												
Garth Iorg, R (1,5) OBP: 0.289, SLG: 0.318					F8					3	0	1	0	0	0	1												
Rance Mulliniks, L (8, PH) OBP: 0.345, SLG: 0.435	6-3						2B		6-3	1	0	0	0	0	0	1												
Buck Martinez, R (1,2) OBP: 0.279, SLG: 0.299										2	0	0	0	1	2	1												
Ernie Whitt, L (9, PH) OBP: 0.312, SLG: 0.438		K							SH FC6-2 1B	1	0	1	0	0	0	0												
Ron Shepherd, R (9, PR) OBP: 0.359, SLG: 0.556										0	0	0	0	0	0	0												
Willie Upshaw, L (1,3) OBP: 0.342, SLG: 0.370		F2			F8		F8		SH FC6-2 1B	3	1	0	0	0	0	2												
Damaso Garcia, R (1,4) OBP: 0.306, SLG: 0.380										3	0	0	0	0	0	0												
Rick Leach, L (9, PH) OBP: 0.340, SLG: 0.447		F8			F8		5-3		1B FC6-2 IBB	0	0	0	0	1	0	0												
<b>Inning Stats</b>	R: 2 E: 0 K: 2 S: 9	H: 2 LOB: 1 BB: 1 P: 13	R: 0 E: 0 K: 1 S: 5	H: 0 LOB: 0 BB: 0 P: 5	R: 0 E: 0 K: 2 S: 8	H: 1 LOB: 1 BB: 0 P: 8	R: 0 E: 0 K: 0 S: 3	H: 0 LOB: 1 BB: 1 P: 7	R: 0 E: 0 K: 2 S: 7	H: 0 LOB: 0 BB: 0 P: 7	R: 2 E: 0 K: 2 S: 10	H: 3 LOB: 1 BB: 0 P: 10	R: 0 E: 0 K: 0 S: 3	H: 0 LOB: 0 BB: 0 P: 3	R: 0 E: 0 K: 0 S: 3	H: 0 LOB: 1 BB: 1 P: 7	R: 1 E: 1 K: 0 S: 4	H: 2 LOB: 3 BB: 1 P: 8	1B: 3 2B: 3 3B: 0 HR: 2	SF: 0 SAC: 1 DP: 0 HBP: 0	WP: 0 PB: 0 SB: 1 CS: 0	PA: 38						
<b>PITCHER</b>	IP	WLS	BF	H	R	ER	SO	BB	IBB	HBP	BLK	WP	HR	S	P	ERA	WHIP											
Greg Swindell, L (1,1) ERA: 4.82	7.2		32	6	4	4	9	3	0	0	0	0	0	2	47	59	4.70	1.174										
Ernie Camacho, R (8,1) ERA: 3.97	0.2	L	6	2	1	1	0	0	1	0	0	0	0	5	9	13.50	3.000											





Batter	1	2	3	4	5	6	7	8	9	AB	R	H	RBI	BB	SO	LOB	TOP										
<b>Tony Bernazard, S</b> OBP: 0.372, SLG: 0.450 (1, 4)	4-3		1B SF7	SF8 1B		G3			E S 2B 1B	5	2	3	1	0	0	1											
<b>Brett Butler, L</b> OBP: 0.336, SLG: 0.343 (1, 8)	3-1		FC3-6 1B 1-2 3-H	HBP					5-3 2B BB	3	1	2	2	1	0	0											
<b>Julio Franco, R</b> OBP: 0.325, SLG: 0.403 (1, 6)	1B		FC3-6 1B 1-2 2-3	SF8		F9			5-3	4	0	2	1	0	0	3											
<b>Joe Carter, R</b> OBP: 0.333, SLG: 0.500 (1, 9)	1-2 1B		SF7	6-3					5-3 2B IBB	3	1	1	1	1	0	2											
<b>Mel Hall, L</b> OBP: 0.343, SLG: 0.500 <b>Andre Thornton, R</b> OBP: 0.334, SLG: 0.391 <b>Otis Nixon, S</b> OBP: 0.250, SLG: 0.234 (1, 7)	L7		FC3-6		1-3				3-1 WP 2B	4	0	0	0	0	0	4											
<b>Pat Tabler, R</b> OBP: 0.372, SLG: 0.435 (1, 3)		F8	F8		5-3				3-1	5	0	0	0	0	0	3											
<b>Cory Snyder, R</b> OBP: 0.291, SLG: 0.500 (1, 5)		5-3		5-3		F8			F3	5	0	0	0	0	1	1											
<b>Carmen Castillo, R</b> OBP: 0.309, SLG: 0.430 (1, 10)		K		1B 1B		G3 SH5-3 2B 1B			G4-6-3 1B	4	2	3	0	0	1	0											
<b>Andy Allanson, R</b> OBP: 0.268, SLG: 0.291 (1, 2)			1B 1B	1B SF8 1B		SH5-3			G4-6-3	3	2	2	0	0	0	1											
<b>Inning Stats</b>	R: 0 E: 0 K: 0 S: 5	H: 2 LOB: 2 BB: 0 P: 5	R: 0 E: 0 K: 1 S: 5	H: 0 LOB: 0 BB: 0 P: 5	R: 2 E: 0 K: 0 S: 7	H: 4 LOB: 2 BB: 0 P: 7	R: 2 E: 0 K: 0 S: 6	H: 3 LOB: 2 BB: 0 P: 7	R: 0 E: 0 K: 0 S: 3	H: 0 LOB: 0 BB: 0 P: 3	R: 1 E: 0 K: 0 S: 5	H: 2 LOB: 1 BB: 0 P: 5	R: 0 E: 0 K: 0 S: 3	H: 0 LOB: 0 BB: 0 P: 3	R: 0 E: 0 K: 0 S: 3	H: 1 LOB: 0 BB: 0 P: 3	R: 4 E: 0 K: 1 S: 7	H: 2 LOB: 1 BB: 2 P: 15	1B: 12 2B: 2 3B: 0 HR: 0	SF: 2 SAC: 1 DP: 1 HBP: 1	WP: 1 PB: 0 SB: 1 CS: 0	PA: 43					
<b>PITCHER</b>	IP	WLS	BF	H	R	ER	SO	BB	IBB	HBP	BLK	WP	HR	S	P	ERA	WHIP										
<b>Jim Clancy, R</b> ERA: 3.82 (1, 1)	3.1	L	19	9	4	4	1	0	0	0	0	0	0	21	21	10.80	2.700										
<b>Mickey Mahler, L</b> ERA: 4.14 (4, 1)	0.0		1	0	0	0	0	0	0	1	0	0	0	0	1	∞	∞										
<b>Dennis Lamp, R</b> ERA: 5.17 (4, 1)	4.2		16	3	1	1	0	0	0	0	0	0	0	16	16	1.93	0.643										
<b>Jeff Musselman, L</b> ERA: 81.0 (9, 1)	0.1		4	1	3	3	0	1	1	0	0	0	0	2	10	81.00	6.000										
<b>Luis Aquino, R</b> ERA: 5.23 (9, 1)	0.2		3	1	1	1	1	0	0	0	0	1	0	5	5	13.50	1.500										
Batter	1	2	3	4	5	6	7	8	9	AB	R	H	RBI	BB	SO	LOB	BOTTOM										
<b>Tony Fernandez, S</b> OBP: 0.348, SLG: 0.441 (1, 6)	F5		1-2 1B		F6		1B 1B		2B HR 1B	5	1	3	0	0	0	2											
<b>Willie Upshaw, L</b> OBP: 0.341, SLG: 0.368 (1, 3)	G3		F7		FC6-4 1B		F8		F8	5	0	1	1	0	0	4											
<b>Lloyd Moseby, L</b> OBP: 0.355, SLG: 0.455 (1, 8)	HBP		F4		FC6-4 S		K		HR 2B	4	1	1	1	0	1	4											
<b>George Bell, R</b> OBP: 0.370, SLG: 0.570 (1, 7)	F4		F8		F2		1B		HR	5	1	2	3	0	0	4											
<b>Jesse Barfield, R</b> OBP: 0.384, SLG: 0.559 (1, 9)		F9		F4		FC6-4 BB		F7	5-3	4	0	0	0	1	0	2											
<b>Rick Leach, L</b> OBP: 0.333, SLG: 0.438 (1, 10)		G3		3-1		FC6-4 2B		G3		4	0	0	0	0	0	1											
<b>Ernie Whitt, L</b> OBP: 0.311, SLG: 0.439 (1, 2)		2B		F8		F5		G3		4	0	1	0	0	0	1											
<b>Rance Mulliniks, L</b> OBP: 0.347, SLG: 0.437 (1, 5)		F9			1B HBP		2B		1-3	3	1	1	0	0	0	1											
<b>Damaso Garcia, R</b> OBP: 0.308, SLG: 0.380 (1, 4)			1B HBP		1B FC6-4 1B		6-3		L8	3	1	1	0	0	0	2											
<b>Inning Stats</b>	R: 0 E: 0 K: 0 S: 3	H: 0 LOB: 1 BB: 0 P: 4	R: 0 E: 0 K: 0 S: 4	H: 1 LOB: 1 BB: 0 P: 4	R: 0 E: 0 K: 0 S: 4	H: 1 LOB: 2 BB: 0 P: 5	R: 0 E: 0 K: 0 S: 3	H: 0 LOB: 0 BB: 0 P: 3	R: 2 E: 0 K: 0 S: 5	H: 2 LOB: 1 BB: 0 P: 6	R: 0 E: 0 K: 0 S: 4	H: 1 LOB: 2 BB: 1 P: 8	R: 0 E: 0 K: 1 S: 7	H: 2 LOB: 2 BB: 0 P: 7	R: 0 E: 0 K: 0 S: 3	H: 0 LOB: 0 BB: 0 P: 3	R: 3 E: 0 K: 0 S: 6	H: 3 LOB: 0 BB: 0 P: 6	1B: 6 2B: 3 3B: 0 HR: 1	SF: 0 SAC: 0 DP: 0 HBP: 3	WP: 0 PB: 0 SB: 1 CS: 0	PA: 41					
<b>PITCHER</b>	IP	WLS	BF	H	R	ER	SO	BB	IBB	HBP	BLK	WP	HR	S	P	ERA	WHIP										
<b>Ken Schrom, R</b> ERA: 4.45 (1, 1)	6.0	W	28	6	2	2	0	1	0	3	0	0	0	24	31	3.00	1.167										
<b>Bryan Oelkers, L</b> ERA: 4.62 (7, 1)	0.2		3	1	0	0	1	0	0	0	0	0	0	5	5	0.00	1.500										
<b>Frank Willis, R</b> ERA: 5.06 (7, 1)	2.1	S	10	3	3	3	0	0	0	0	0	0	1	10	10	11.57	1.286										

Cleveland Indians @ Toronto Blue Jays  
Exhibition Stadium, Toronto, ON  
Tue Sep 02 1986, 7:05 PM EDT  
Att: 33,535 - Unknown

AB 37  
R 9  
H 14  
RBI 8  
BB 2  
SO 2  
LOB 15



Cleveland Indians @ Toronto Blue Jays  
Exhibition Stadium, Toronto, ON  
Tue Sep 02 1986, 7:05 PM EDT  
Att: 33,535 - Unknown

AB 37  
R 5  
H 10  
RBI 5  
BB 1  
SO 1  
LOB 21





Batter	1	2	3	4	5	6	7	8	9	AB	R	H	RBI	BB	SO	LOB	TOP										
<b>Tony Bernazard, S</b> (1, 4) OBP: 0.371, SLG: 0.448										3	0	0	0	0	0	1	<b>Cleveland Indians @ Toronto Blue Jays</b> Exhibition Stadium, Toronto, ON Wed Sep 03 1986, 7:05 PM EDT Att: 31,532 - Unknown										
<b>Brett Butler, L</b> (1, 8) OBP: 0.340, SLG: 0.345										3	0	2	1	1	0	2											
<b>Julio Franco, R</b> (1, 6) OBP: 0.324, SLG: 0.402										4	0	1	0	0	0	3											
<b>Joe Carter, R</b> (1, 3) OBP: 0.332, SLG: 0.498										4	0	1	0	0	1	2											
<b>Mel Hall, L</b> (1, 7) OBP: 0.339, SLG: 0.495										4	0	0	0	0	0	1											
<b>Pat Tabler, R</b> (1, 10) OBP: 0.371, SLG: 0.431										3	0	0	0	1	0	0											
<b>Cory Snyder, R</b> (1, 5) OBP: 0.291, SLG: 0.497										4	1	1	0	0	2	1											
<b>Dave Clark, L</b> (1, 9) OBP: 0.333, SLG: 0.333										3	0	1	0	0	1	1											
<b>Chris Bando, S</b> (1, 2) OBP: 0.343, SLG: 0.335										3	0	1	0	0	0	1											
<b>Inning Stats</b>	R: 0 E: 0 K: 0 S: 3	H: 1 LOB: 0 BB: 0 P: 3	R: 0 E: 0 K: 0 S: 3	H: 0 LOB: 0 BB: 0 P: 3	R: 1 E: 0 K: 1 S: 6	H: 2 LOB: 1 BB: 0 P: 7	R: 0 E: 0 K: 0 S: 3	H: 1 LOB: 0 BB: 0 P: 3	R: 0 E: 0 K: 1 S: 5	H: 0 LOB: 0 BB: 0 P: 5	R: 0 E: 0 K: 0 S: 5	H: 2 LOB: 2 BB: 0 P: 5	R: 0 E: 0 K: 1 S: 5	H: 0 LOB: 0 BB: 0 P: 5	R: 0 E: 0 K: 0 S: 4	H: 1 LOB: 2 BB: 1 P: 8	R: 0 E: 0 K: 1 S: 5	H: 0 LOB: 1 BB: 1 P: 9	1B: 7 2B: 0 3B: 0 HR: 0	SF: 0 SAC: 0 DP: 2 HBP: 1	WP: 0 PB: 0 SB: 0 CS: 1	PA: 35					
<b>PITCHER</b>	IP	WLS	BF	H	R	ER	SO	BB	IBB	HBP	BLK	WP	HR	S	P	ERA	WHIP										
<b>Dave Stieb, R</b> (1, 1) ERA: 5.18	7.2	W	29	7	1	1	3	1	0	1	0	0	0	33	38	1.17	1.043										
<b>Tom Henke, R</b> (8, 1) ERA: 3.21	1.1	S	5	0	0	0	1	1	0	0	0	0	0	6	10	0.00	0.750										

Batter	1	2	3	4	5	6	7	8	9	AB	R	H	RBI	BB	SO	LOB	BOTTOM										
<b>Tony Fernandez, S</b> (1, 6) OBP: 0.347, SLG: 0.440										4	1	1	0	0	0	0	<b>Cleveland Indians @ Toronto Blue Jays</b> Exhibition Stadium, Toronto, ON Wed Sep 03 1986, 7:05 PM EDT Att: 31,532 - Unknown										
<b>Rance Mulliniks, L</b> (1, 5) OBP: 0.343, SLG: 0.431										4	0	0	0	0	3	1											
<b>Garth Iorg, R</b> (9, 5) OBP: 0.289, SLG: 0.318										0	0	0	0	0	0	0											
<b>Lloyd Moseby, L</b> (1, 8) OBP: 0.353, SLG: 0.453										3	0	0	1	0	1	0											
<b>George Bell, R</b> (1, 7) OBP: 0.370, SLG: 0.573										4	1	2	0	0	2	0											
<b>Jesse Barfield, R</b> (1, 9) OBP: 0.385, SLG: 0.559										2	1	1	0	1	0	1											
<b>Cliff Johnson, R</b> (1, 10) OBP: 0.369, SLG: 0.455										3	0	0	0	0	0	4											
<b>Willie Upshaw, L</b> (1, 3) OBP: 0.341, SLG: 0.368										1	0	0	1	1	0	1											
<b>Ernie Whitt, L</b> (1, 2) OBP: 0.314, SLG: 0.441										3	0	2	1	0	0	0											
<b>Damaso Garcia, R</b> (1, 4) OBP: 0.306, SLG: 0.377										3	0	0	0	0	1	4											
<b>Inning Stats</b>	R: 1 E: 0 K: 1 S: 6	H: 1 LOB: 0 BB: 0 P: 6	R: 1 E: 0 K: 0 S: 4	H: 2 LOB: 1 BB: 1 P: 8	R: 0 E: 0 K: 1 S: 5	H: 0 LOB: 0 BB: 0 P: 5	R: 1 E: 0 K: 0 S: 5	H: 2 LOB: 2 BB: 1 P: 9	R: 0 E: 0 K: 1 S: 5	H: 0 LOB: 0 BB: 0 P: 5	R: 0 E: 0 K: 0 S: 4	H: 1 LOB: 1 BB: 0 P: 4	R: 0 E: 0 K: 1 S: 5	H: 0 LOB: 0 BB: 0 P: 5	R: 0 E: 0 K: 3 S: 9	H: 0 LOB: 0 BB: 0 P: 9	1B: 4 2B: 2 3B: 0 HR: 0	SF: 2 SAC: 0 DP: 1 HBP: 0	WP: 0 PB: 0 SB: 0 CS: 0	PA: 31							
<b>PITCHER</b>	IP	WLS	BF	H	R	ER	SO	BB	IBB	HBP	BLK	WP	HR	S	P	ERA	WHIP										
<b>Tom Candiotti, R</b> (1, 1) ERA: 3.62	8.0	L	31	6	3	3	7	2	0	0	0	0	0	43	51	3.38	1.000										





Batter	1	2	3	4	5	6	7	8	9	AB	R	H	RBI	BB	SO	LOB	TOP			
Tony Fernandez, S OBP: 0.345, SLG: 0.437	0-0 4-3		0-0 F5		0-0 F8			0-0 4-3		4	0	0	0	0	0	0	Toronto Blue Jays @ Chicago White Sox Comiskey Park, Chicago, IL Fri Sep 05 1986, 8:05 PM EDT Att: 11,650 - Unknown <a href="http://livebaseballscorecards.com">livebaseballscorecards.com</a>			
Willie Upshaw, L OBP: 0.342, SLG: 0.367	0-0 1B		4-0 BB			0-3 K		0-0 4-3		3	0	1	0	1	1	0				
Lloyd Moseby, L OBP: 0.351, SLG: 0.449	0-0 F7		0-0 B2-3			0-0 F8			0-0 F8	4	0	0	0	0	2					
George Bell, R OBP: 0.370, SLG: 0.570	0-0 4-3			0-0 F6					0-0 F8	4	0	1	0	0	1					
Jesse Barfield, R OBP: 0.384, SLG: 0.559		0-0 G3 2B		0-3 K					0-3 K	4	0	1	0	0	3	1				
Cliff Johnson, R OBP: 0.369, SLG: 0.457		0-0 G3		0-0 2B					0-0 5-3	3	0	1	0	0	1					
Ernie Whitt, L OBP: 0.311, SLG: 0.437		0-3 K		0-0 3-1					0-0 F3	3	0	0	0	0	1	2				
Rance Mulliniks, L OBP: 0.340, SLG: 0.427		0-0 F8							0-0 4-3	3	0	0	0	0	1					
Damaso Garcia, R OBP: 0.304, SLG: 0.374			0-0 1-3						0-0 F8	3	0	0	0	0	0					
<b>Inning Stats</b>	R: 0 E: 0 K: 0 S: 4	H: 1 LOB: 1 BB: 0 P: 4	R: 0 E: 0 K: 1 S: 6	H: 1 LOB: 1 BB: 0 P: 6	R: 0 E: 0 K: 1 S: 3	H: 0 LOB: 1 BB: 1 P: 7	R: 0 E: 0 K: 1 S: 6	H: 1 LOB: 0 BB: 0 P: 6	R: 0 E: 0 K: 2 S: 8	H: 0 LOB: 0 BB: 0 P: 3	R: 0 E: 0 K: 0 S: 3	H: 0 LOB: 0 BB: 0 P: 3	R: 0 E: 0 K: 1 S: 5	H: 0 LOB: 0 BB: 0 P: 5	R: 0 E: 0 K: 1 S: 5	H: 0 LOB: 0 BB: 0 P: 5	1B: 2 2B: 2 3B: 0 HR: 0	SF: 0 SAC: 0 DP: 0 HBP: 0	WP: 0 PB: 0 SB: 0 CS: 0	PA: 32
<b>PITCHER</b> Richard Dotson, R ERA: 5.43	IP: 9.0 WLS: W BF: 32 H: 4 R: 0 ER: 0 SO: 5 BB: 1 IBB: 0 HBP: 0 BLK: 0 WP: 0 HR: 0 S: 41 P: 45 ERA: 0.00 WHIP: 0.556															<b>PITCHER</b>				

Batter	1	2	3	4	5	6	7	8	9	AB	R	H	RBI	BB	SO	LOB	BOTTOM			
Daryl Boston, L OBP: 0.358, SLG: 0.471	0-0 F7			0-3 K					0-0 4-3	3	1	0	0	1	1	0	Toronto Blue Jays @ Chicago White Sox Comiskey Park, Chicago, IL Fri Sep 05 1986, 8:05 PM EDT Att: 11,650 - Unknown <a href="http://livebaseballscorecards.com">livebaseballscorecards.com</a>			
Steve Lyons, L OBP: 0.294, SLG: 0.325	0-0 E7	4-0 FC3-6 BB 1-2 2-3 2B							0-0 5-3	1	1	1	0	0	0	0				
Reid Nichols, R OBP: 0.275, SLG: 0.247	0-0 4-3 1B	4-0 FC3-6 BB 1-2 2-3 3-H							0-0 5-3 1B	2	0	1	1	1	0	0				
Harold Baines, L OBP: 0.338, SLG: 0.472	0-0 4-3	0-0 FC3-6 1-2 2-3 3-H		0-3 K					0-0 5-3 1B	4	0	1	2	0	1	3				
Ron Hassey, L OBP: 0.387, SLG: 0.473	0-0 1B	0-0 SF8							0-0 F8	3	0	1	1	0	0	1				
Tim Hulett, R OBP: 0.281, SLG: 0.411	0-0 1-3 1B	0-3 K							0-3 K	4	0	1	0	0	2	1				
Dave Cochrane, S OBP: 0.287, SLG: 0.167	0-3 K		0-0 L1						0-3 K	4	0	0	0	0	3	2				
Ozzie Guillen, L OBP: 0.270, SLG: 0.315		0-0 1B 1B		0-0 6-3					0-0 E4 FC4-6	4	1	1	0	0	0	0				
Russ Morman, R OBP: 0.336, SLG: 0.394		0-0 BB 1B 1-3 BB 1B		0-3 K					0-0 FC4-6 G5-4-3	3	1	1	0	0	1	1				
Ron Karkovice, R OBP: 0.271, SLG: 0.386		0-0 BB BB 1-2 FC3-6 1B		0-0 F3					0-0 G5-4-3	3	1	1	1	0	0	1				
<b>Inning Stats</b>	R: 1 E: 1 K: 1 S: 8	H: 3 LOB: 2 BB: 0 P: 8	R: 4 E: 0 K: 1 S: 8	H: 3 LOB: 1 BB: 2 P: 16	R: 0 E: 0 K: 1 S: 5	H: 0 LOB: 0 BB: 0 P: 5	R: 0 E: 0 K: 2 S: 8	H: 1 LOB: 1 BB: 0 P: 8	R: 0 E: 0 K: 1 S: 5	H: 0 LOB: 0 BB: 0 P: 5	R: 0 E: 0 K: 0 S: 3	H: 0 LOB: 0 BB: 0 P: 3	R: 0 E: 0 K: 0 S: 4	H: 1 LOB: 1 BB: 0 P: 4	R: 0 E: 0 K: 2 S: 7	H: 0 LOB: 0 BB: 0 P: 7	1B: 8 2B: 0 3B: 0 HR: 0	SF: 1 SAC: 0 DP: 1 HBP: 0	WP: 0 PB: 0 SB: 0 CS: 0	PA: 34
<b>PITCHER</b> Joe Johnson, R ERA: 4.9 John Cerutti, L ERA: 4.1 Mark Eichhorn, R ERA: 1.72	IP: 1.0 WLS: L BF: 10 H: 2 R: 0 ER: 0 SO: 5 BB: 1 IBB: 0 HBP: 0 BLK: 0 WP: 0 HR: 0 S: 30 P: 34 ERA: 0.00 WHIP: 0.500															<b>PITCHER</b>				



Batter	1	2	3	4	5	6	7	8	9	AB	R	H	RBI	BB	SO	LOB	TOP		
<b>Tony Fernandez, S</b> (1, 6) OBP: 0.343, SLG: 0.434	L3		F9			6-3			L4	4	0	0	0	0	0	0			
<b>Lloyd Moseby, L</b> (1, 8) OBP: 0.350, SLG: 0.446	HBP			F7		4-3			F7	3	0	0	0	0	0	0			
<b>Cliff Johnson, R</b> (1, 10) <b>Kelly Gruber, R</b> (9, PR) OBP: 0.194, SLG: 0.314	F9			1-3					E5	4	0	0	0	0	0	1			
<b>George Bell, R</b> (1, 7) OBP: 0.371, SLG: 0.575	F8			HR					2B	4	2	2	1	0	1	1			
<b>Jesse Barfield, R</b> (1, 9) OBP: 0.383, SLG: 0.555		5-3		4-3					2B	3	1	0	0	1	0	0			
<b>Garth Iorg, R</b> (1, 5) OBP: 0.292, SLG: 0.322		F8							SH3	3	0	1	3	1	0	0			
<b>Buck Martinez, R</b> (1, 2) OBP: 0.290, SLG: 0.295		F8							2B	2	0	0	0	1	0	1			
<b>Willie Upshaw, L</b> (1, 3) OBP: 0.339, SLG: 0.364			4-3						5-3	4	0	0	0	0	0	4			
<b>Damaso Garcia, R</b> (1, 4) OBP: 0.302, SLG: 0.372			F8							3	0	0	0	0	1	1			
<b>Inning Stats</b>	R: 0 E: 0 K: 0 S: 3	H: 0 LOB: 1 BB: 0 P: 4	R: 0 E: 0 K: 0 S: 3	H: 0 LOB: 0 BB: 0 P: 3	R: 0 E: 0 K: 0 S: 3	H: 0 LOB: 0 BB: 0 P: 3	R: 1 E: 0 K: 0 S: 4	H: 1 LOB: 0 BB: 0 P: 4	R: 0 E: 1 K: 0 S: 3	H: 0 LOB: 0 BB: 0 P: 3	R: 0 E: 0 K: 1 S: 5	H: 0 LOB: 0 BB: 0 P: 5	R: 0 E: 0 K: 1 S: 5	H: 0 LOB: 1 BB: 1 P: 9	R: 3 E: 1 K: 0 S: 6	H: 2 LOB: 2 BB: 2 P: 14	1B: 1 2B: 1 3B: 0 HR: 1	SF: 0 SAC: 1 DP: 1 HBP: 1	WP: 0 PA: 35 PB: 0 SB: 1 CS: 0
<b>PITCHER</b> <b>Floyd Bannister, L</b> (1, 1) ERA: 3.48	IP: 9.0 WLS: L BF: 35 H: 3 R: 4 ER: 1 SO: 2 BB: 3 IBB: 0 HBP: 1 BLK: 0 WP: 0 HR: 1 S: 35 P: 48 ERA: 1.00 WHIP: 0.667																		

Toronto Blue Jays @ Chicago White Sox  
Comiskey Park, Chicago, IL  
Sat Sep 06 1986, 4:33 AM EDT  
Att: 22,014 - Unknown

AB 30  
R 4  
H 3  
RBI 4  
BB 3  
SO 2  
LOB 8



Batter	1	2	3	4	5	6	7	8	9	AB	R	H	RBI	BB	SO	LOB	BOTTOM
<b>Daryl Boston, L</b> (1, 8) OBP: 0.358, SLG: 0.476	6-3		6-3			4-3			SH5-3	3	0	1	0	0	0	0	
<b>Reid Nichols, R</b> (1, 7) OBP: 0.274, SLG: 0.247	6-3			FC4-6		6-3			F7	4	0	1	0	0	0	3	
<b>Harold Baines, L</b> (1, 9) OBP: 0.338, SLG: 0.470	F7			FC4-6					4-3	4	0	1	0	0	0	4	
<b>Carlton Fisk, R</b> (1, 10) OBP: 0.259, SLG: 0.324	K			FC5-4		F6			F9	4	0	0	0	1	3		
<b>Tim Hulett, R</b> (1, 4) OBP: 0.281, SLG: 0.409		F9		FC5-4					6-3	4	0	1	0	0	0	1	
<b>Russ Morman, R</b> (1, 3) OBP: 0.342, SLG: 0.392		K				5-3			1B	3	0	1	0	1	2	1	
<b>Ozzie Guillen, L</b> (1, 6) OBP: 0.268, SLG: 0.313		6-3				SH1-4			4-3	3	0	0	0	0	2		
<b>Dave Cochrane, S</b> (1, 5) OBP: 0.222, SLG: 0.133				K		5-3			K	3	0	0	0	0	2	2	
<b>Ron Karkovics, R</b> (1, 2) OBP: 0.260, SLG: 0.370 <b>George Foster, R</b> (8, PH) OBP: 0.294, SLG: 0.415 <b>John Cangelosi, S</b> (6, PR) OBP: 0.357, SLG: 0.313 <b>Ron Hassey, L</b> (9, 2) OBP: 0.387, SLG: 0.473				F3		K			SH5-3	2	0	0	0	0	1	1	
<b>Inning Stats</b>	R: 0 E: 0 K: 1 S: 6	H: 1 LOB: 1 BB: 0 P: 6	R: 0 E: 0 K: 1 S: 5	H: 0 LOB: 0 BB: 0 P: 5	R: 0 E: 0 K: 1 S: 5	H: 0 LOB: 0 BB: 0 P: 5	R: 0 E: 0 K: 0 S: 4	H: 1 LOB: 1 BB: 0 P: 4	R: 0 E: 0 K: 2 S: 8	H: 1 LOB: 1 BB: 0 P: 8	R: 0 E: 0 K: 0 S: 3	H: 0 LOB: 2 BB: 1 P: 7	R: 0 E: 0 K: 0 S: 4	H: 1 LOB: 1 BB: 0 P: 4	1B: 4 2B: 1 3B: 0 HR: 0	SF: 0 SAC: 2 DP: 0 HBP: 0	WP: 0 PA: 34 PB: 0 SB: 0 CS: 0
<b>PITCHER</b> <b>Jimmy Key, L</b> (1, 1) ERA: 3.92 <b>Tom Henke, R</b> (9, 1) ERA: 3.17	IP: 8.0 WLS: W BF: 30 H: 4 R: 0 ER: 0 SO: 6 BB: 2 IBB: 0 HBP: 0 BLK: 0 WP: 0 HR: 0 S: 40 P: 48 ERA: 0.00 WHIP: 0.750																

Toronto Blue Jays @ Chicago White Sox  
Comiskey Park, Chicago, IL  
Sat Sep 06 1986, 4:33 AM EDT  
Att: 22,014 - Unknown

AB 30  
R 0  
H 5  
RBI 0  
BB 2  
SO 6  
LOB 17






Batter	1	2	3	4	5	6	7	8	9	AB	R	H	RBI	BB	SO	LOB	TOP										
<b>Tony Fernandez, S</b> OBP: 0.340, SLG: 0.430	0-0 4-3		0-3 K		0-0 F8		0-0 F8		0-0 1-3	5	0	0	0	0	1	0											
<b>Lloyd Moseby, L</b> OBP: 0.349, SLG: 0.445	0-3 K			0-0 1B BB 1B	0-3 K		0-0 4-3			4	1	1	0	0	2	0											
<b>Cliff Johnson, R</b> OBP: 0.369, SLG: 0.450	4-0 BB			4-0 1B BB 1B	4-0 1B BB 1B		0-0 5-3			1	1	0	0	3	0	0											
<b>George Bell, R</b> OBP: 0.373, SLG: 0.578	0-0 F9			0-0 1B BB 1B	0-0 1B BB FC6-4					4	1	3	0	0	0	1											
<b>Jesse Barfield, R</b> OBP: 0.382, SLG: 0.552		4-0 BB		0-0 F3	0-0 FC6-4			0-3 K		3	0	0	0	1	1	6											
<b>Garth Iorg, R</b> OBP: 0.296, SLG: 0.330	0-0 F9			0-0 1B BB 1B	0-0 2B			0-0 4-3		3	0	2	1	0	0	1											
<b>Rance Mulliniks, L</b> OBP: 0.339, SLG: 0.426				1-2 2-3 3-H	0-3 K			0-0 F8		1	0	0	0	0	0	1											
<b>Buck Martinez, R</b> OBP: 0.317, SLG: 0.436				0-0 G6-4-3	0-0 K			0-0 F8		2	0	0	0	0	1	4											
<b>Ernie Whitt, L</b> OBP: 0.310, SLG: 0.435				1-2 2-3 3-H	0-3 K			0-0 F8		2	0	0	0	0	1	2											
<b>Willie Upshaw, L</b> OBP: 0.339, SLG: 0.363				0-0 F7	0-0 1B		0-0 F5		0-0 F8	4	0	1	2	0	0	1											
<b>Manuel Lee, S</b> OBP: 0.317, SLG: 0.436				0-0 5-3	0-0 G3		0-3 K		0-3 K	3	0	0	0	0	1	3											
<b>Ron Shepherd, R</b> OBP: 0.350, SLG: 0.541									0-0 K	1	0	0	0	0	1	0											
<b>Inning Stats</b>	R: 0 E: 0 K: 1 S: 5	H: 0 LOB: 1 BB: 1 P: 9	R: 0 E: 0 K: 0 S: 2	H: 0 LOB: 0 BB: 1 P: 6	R: 0 E: 0 K: 1 S: 5	H: 0 LOB: 0 BB: 0 P: 5	R: 3 E: 0 K: 1 S: 9	H: 4 LOB: 2 BB: 1 P: 13	R: 0 E: 0 K: 2 S: 8	H: 1 LOB: 1 BB: 0 P: 8	R: 0 E: 0 K: 0 S: 3	H: 0 LOB: 0 BB: 0 P: 3	R: 0 E: 0 K: 1 S: 6	H: 1 LOB: 1 BB: 0 P: 6	R: 0 E: 0 K: 1 S: 5	H: 0 LOB: 0 BB: 0 P: 5	1B: 5 2B: 2 3B: 0 HR: 0	SF: 0 SAC: 0 DP: 1 HBP: 0	WP: 0 PB: 0 SB: 0 CS: 0	PA: 37							
<b>PITCHER</b>	IP	WLS	BF	H	R	ER	SO	BB	IBB	HBP	BLK	WP	HR	S	P	ERA	WHIP										
<b>Steve Carlton, L</b> ERA: 5.61	3.2		17	4	3	3	3	3	0	0	0	0	0	20	32	7.36	1.909										
<b>Dave Schmidt, R</b> ERA: 3.4	0.1		1	0	0	0	0	0	0	0	0	0	0	1	1	0.00	0.000										
<b>Gene Nelson, R</b> ERA: 4.06	3.0	W	12	2	0	0	3	1	0	0	0	0	0	17	21	0.00	1.000										
<b>Bobby Thigpen, R</b> ERA: 0.78	2.0	S	7	1	0	0	2	0	0	0	0	0	0	11	11	0.00	0.500										

Toronto Blue Jays @ Chicago White Sox  
Comiskey Park, Chicago, IL  
Sun Sep 07 1986, 4:33 AM EDT  
Att: 13,553 - Unknown

livebaseballscores.com

AB 33  
R 3  
H 7  
RBI 3  
BB 4  
SO 8  
LOB 19




Batter	1	2	3	4	5	6	7	8	9	AB	R	H	RBI	BB	SO	LOB	BOTTOM										
<b>Daryl Boston, L</b> OBP: 0.359, SLG: 0.469	0-0 F9		4-0 SH1-4 2B BB		0-0 G3		0-0 BB BB 1B	0-0 4-3		4	2	1	0	1	0	1											
<b>Steve Lyons, L</b> OBP: 0.299, SLG: 0.340	0-0 FC1-5-5 3B		0-0 SH1-4		0-0 1B		0-3 K			3	0	2	0	0	1	2											
<b>Harold Baines, L</b> OBP: 0.337, SLG: 0.468	0-0 FC1-5-2-6		0-3 K		0-0 F9		0-0 BB BB 1B			4	0	1	1	0	1	4											
<b>Ron Hassey, L</b> OBP: 0.388, SLG: 0.475	0-0 F7		0-0 2B		0-0 F9		4-0 BB BB BB			3	0	1	2	1	0	2											
<b>Jerry Hairston, S</b> OBP: 0.358, SLG: 0.404		4-0 BB		0-0 4-3		0-0 5-3	4-0 1B BB BB			2	0	0	1	2	0	1											
<b>Tim Lincecum, R</b> OBP: 0.276, SLG: 0.406	0-3 K			0-0 L6		0-0 F8	0-0 F7			4	0	0	0	0	1	4											
<b>Ozzie Guillen, L</b> OBP: 0.266, SLG: 0.310	0-0 F9			0-0 6-3		0-3 K		0-0 6-3		4	0	0	0	0	1	1											
<b>Russ Morman, R</b> OBP: 0.347, SLG: 0.390	0-0 F9			4-0 BB			0-0 F6	0-0 S 1B		3	0	1	0	1	0	1											
<b>Jack Perconte, L</b> OBP: 0.409, SLG: 0.235			4-0 SH1-4 2B BB		0-0 3-1		4-0 1B BB BB	0-3 K		2	2	0	0	2	1	2											
<b>Inning Stats</b>	R: 0 E: 0 K: 0 S: 4	H: 1 LOB: 1 BB: 0 P: 4	R: 0 E: 0 K: 1 S: 5	H: 0 LOB: 1 BB: 1 P: 9	R: 2 E: 0 K: 1 S: 6	H: 1 LOB: 2 BB: 2 P: 14	R: 0 E: 0 K: 0 S: 3	H: 0 LOB: 1 BB: 1 P: 7	R: 0 E: 0 K: 1 S: 4	H: 1 LOB: 1 BB: 0 P: 4	R: 0 E: 0 K: 1 S: 5	H: 0 LOB: 0 BB: 0 P: 5	R: 2 E: 0 K: 1 S: 7	H: 2 LOB: 3 BB: 3 P: 19	R: 0 E: 0 K: 1 S: 6	H: 1 LOB: 1 BB: 0 P: 6	1B: 4 2B: 1 3B: 1 HR: 0	SF: 0 SAC: 1 DP: 0 HBP: 0	WP: 0 PB: 0 SB: 1 CS: 0	PA: 37							
<b>PITCHER</b>	IP	WLS	BF	H	R	ER	SO	BB	IBB	HBP	BLK	WP	HR	S	P	ERA	WHIP										
<b>Jim Clancy, R</b> ERA: 3.89	6.1	L	28	4	4	4	3	5	0	0	0	0	0	29	49	5.68	1.421										
<b>Mark Eichhorn, R</b> ERA: 1.7	1.2		9	2	0	0	2	2	0	0	0	0	0	11	19	0.00	2.400										

Toronto Blue Jays @ Chicago White Sox  
Comiskey Park, Chicago, IL  
Sun Sep 07 1986, 4:33 AM EDT  
Att: 13,553 - Unknown

livebaseballscores.com

AB 29  
R 4  
H 6  
RBI 4  
BB 7  
SO 5  
LOB 18





Batter	1	2	3	4	5	6	7	8	9	AB	R	H	RBI	BB	SO	LOB	TOP			
Rickey Henderson, R OBP: 0.362, SLG: 0.474 (1, 8)										3	1	2	0	2	0	2	<p><b>New York Yankees @ Toronto Blue Jays</b> Exhibition Stadium, Toronto, ON Tue Sep 09 1986, 7:05 PM EDT Att: 35,353 - Unknown</p> <p>livebaseballscores.com</p> <p>AB 34 R 3 H 10 RBI 2 BB 5 SO 6 LOB 20</p>			
Willie Randolph, R OBP: 0.394, SLG: 0.324 (1, 4)										4	0	1	1	0	1	5				
Don Mattingly, L OBP: 0.383, SLG: 0.554 (1, 3)										4	2	3	0	1	0	0				
Dan Pasqua, L OBP: 0.399, SLG: 0.516 (1, 10)										4	0	0	0	1	2	3				
Dave Winfield, R OBP: 0.351, SLG: 0.450 (1, 9)										4	0	0	0	0	1	2				
Mike Easter, L OBP: 0.364, SLG: 0.449 Henry Cotto, R OBP: 0.190, SLG: 0.196 (8, 8)										3	0	1	1	1	0	1				
Mike Pagliarulo, L OBP: 0.325, SLG: 0.514 (1, 5)										4	0	0	0	0	1	4				
Joel Skinner, R OBP: 0.256, SLG: 0.311 Claudell Washington, L OBP: 0.302, SLG: 0.421 Juan Espino, R OBP: 0.233, SLG: 0.286 (8, 2)										3	0	1	0	0	0	1				
Wayne Tolleson, S OBP: 0.336, SLG: 0.331 (1, 6)										4	0	2	0	0	0	0				
<b>Inning Stats</b>	R: 0 E: 0 K: 0 S: 4	H: 2 LOB: 1 BB: 0 P: 4	R: 0 E: 0 K: 1 S: 5	H: 0 LOB: 0 BB: 0 P: 5	R: 0 E: 0 K: 0 S: 4	H: 2 LOB: 2 BB: 0 P: 4	R: 1 E: 1 K: 0 S: 5	H: 1 LOB: 1 BB: 0 P: 5	R: 0 E: 0 K: 0 S: 4	H: 0 LOB: 0 BB: 0 P: 5	R: 0 E: 0 K: 1 S: 6	H: 1 LOB: 3 BB: 2 P: 14	R: 1 E: 0 K: 2 S: 9	H: 2 LOB: 2 BB: 1 P: 13	R: 1 E: 0 K: 1 S: 5	H: 0 LOB: 1 BB: 2 P: 13		1B: 7 2B: 3 3B: 1 HR: 0	SF: 1 SAC: 0 DP: 2 HBP: 0	WP: 0 PB: 0 SB: 2 CS: 0
<b>PITCHER</b>	IP WLS BF H R ER SO BB IBB HBP BLK WP HR S P ERA WHIP	6.2 L 6 2 1 1 1 2 0 0 0 0 0 0 6 14 0.00 1.350	0.2 L 6 2 1 1 1 2 0 0 0 0 0 0 6 14 13.50 6.000	1.2 S 7 0 1 1 3 2 0 0 1 0 0 0 11 19 5.40 1.200																

Batter	1	2	3	4	5	6	7	8	9	AB	R	H	RBI	BB	SO	LOB	BOTTOM			
Tony Fernandez, S OBP: 0.339, SLG: 0.429 (1, 6)										4	0	1	0	0	0	2	<p><b>New York Yankees @ Toronto Blue Jays</b> Exhibition Stadium, Toronto, ON Tue Sep 09 1986, 7:05 PM EDT Att: 35,353 - Unknown</p> <p>livebaseballscores.com</p> <p>AB 30 R 1 H 5 RBI 1 BB 1 SO 5 LOB 9</p>			
Garth Iorg, R OBP: 0.295, SLG: 0.329 (1, 5)										4	0	1	0	0	0	1				
Lloyd Moseby, L OBP: 0.348, SLG: 0.443 (1, 8)										4	0	1	1	0	1	1				
George Bell, R OBP: 0.372, SLG: 0.576 (1, 7)										4	0	1	0	0	1	2				
Jesse Barfield, R OBP: 0.380, SLG: 0.548 (1, 9)										3	0	0	0	0	1	2				
Cliff Johnson, R OBP: 0.366, SLG: 0.445 (1, 10)										3	0	0	0	0	0	0				
Willie Upshaw, L OBP: 0.337, SLG: 0.361 (1, 3)										3	0	0	0	0	2	0				
Buck Martinez, R OBP: 0.278, SLG: 0.287 Kelly Gruber, R OBP: 0.194, SLG: 0.314 Ernie Whitt, L OBP: 0.310, SLG: 0.435 (8, 2)										2	0	0	0	1	0	0				
Damaso Garcia, R OBP: 0.302, SLG: 0.371 (1, 4)										3	1	1	0	0	0	1				
<b>Inning Stats</b>	R: 0 E: 0 K: 1 S: 5	H: 0 LOB: 0 BB: 0 P: 5	R: 0 E: 0 K: 1 S: 5	H: 0 LOB: 0 BB: 0 P: 5	R: 0 E: 0 K: 0 S: 3	H: 0 LOB: 0 BB: 0 P: 3	R: 0 E: 0 K: 0 S: 5	H: 2 LOB: 2 BB: 0 P: 5	R: 0 E: 0 K: 0 S: 5	H: 3 LOB: 1 BB: 0 P: 5	R: 0 E: 0 K: 2 S: 7	H: 0 LOB: 0 BB: 0 P: 7	R: 0 E: 0 K: 0 S: 2	H: 0 LOB: 1 BB: 1 P: 6	R: 0 E: 0 K: 0 S: 3	H: 0 LOB: 0 BB: 0 P: 3		1B: 5 2B: 1 3B: 0 HR: 0	SF: 0 SAC: 0 DP: 2 HBP: 0	WP: 0 PB: 0 SB: 0 CS: 0
<b>PITCHER</b>	IP WLS BF H R ER SO BB IBB HBP BLK WP HR S P ERA WHIP	7.0 W 25 5 1 1 5 0 0 0 0 0 0 0 35 35 0.00 0.714	2.0 S 6 0 0 0 0 1 0 0 0 0 0 0 5 9 0.00 0.500																	



Batter	1	2	3	4	5	6	7	8	9	AB	R	H	RBI	BB	SO	LOB	TOP			
Rickey Henderson, R OBP: 0.363, SLG: 0.472	4-0 SH1 BB		4-0 F9-6 BB		0-0 5-3		0-0 5-3			2	0	0	0	2	0	1				
Wayne Tolleson, S OBP: 0.334, SLG: 0.328	0-0 SH1		0-0 F9-6			0-3 K		0-0 6-3		3	0	0	0	0	1	2				
Don Mattingly, L OBP: 0.385, SLG: 0.555	0-0 F4			0-0 HR 1B		4-0 WP 2B BB		0-0 WP 1B		3	2	2	0	1	0	1				
Dave Winfield, R OBP: 0.350, SLG: 0.451	0-3 K			0-0 F7		0-0 F8 2B		0-0 F3		4	0	1	1	0	1	3				
Ron Kittle, R OBP: 0.282, SLG: 0.415		0-0 F4		0-0 HR		0-0 F8		4-0 IBB		3	1	1	2	1	0	1				
Henry Cotto, R OBP: 0.177, SLG: 0.183		0-0 F8		0-0 5-3		0-0 6-3		0-3 K		4	0	0	0	0	1	3				
Mike Pagliarulo, L OBP: 0.324, SLG: 0.512		0-0 F7		0-0 4-3			0-0 FC1-6 1B		0-0 5-3	4	0	1	0	0	0	0				
Joel Skinner, R OBP: 0.256, SLG: 0.310			0-0 6-3		0-0 CS 1B		0-0 FC1-6 FC5-4		0-0 F8	4	0	1	0	0	0	1				
Bryan Little, S OBP: 0.236, SLG: 0.200			0-0 2B		0-0 5-3		0-0 FC5-4		0-3 K	4	0	1	0	0	1	2				
<b>Inning Stats</b>	R: 0 E: 0 K: 1 S: 5	H: 0 LOB: 1 BB: 1 P: 9	R: 0 E: 0 K: 0 S: 3	H: 0 LOB: 0 BB: 0 P: 3	R: 0 E: 0 K: 0 S: 3	H: 1 LOB: 1 BB: 1 P: 7	R: 2 E: 0 K: 0 S: 5	H: 2 LOB: 0 BB: 0 P: 5	R: 0 E: 0 K: 1 S: 6	H: 1 LOB: 1 BB: 1 P: 10	R: 0 E: 0 K: 0 S: 4	H: 1 LOB: 2 BB: 1 P: 10	R: 0 E: 0 K: 1 S: 6	H: 0 LOB: 0 BB: 0 P: 5	R: 0 E: 0 K: 1 S: 5	H: 0 LOB: 0 BB: 0 P: 5	1B: 4 2B: 3 3B: 0 HR: 1	SF: 0 SAC: 1 DP: 1 HBP: 0	WP: 2 PB: 2 SB: 0 CS: 1	PA: 36
<b>PITCHER</b> Jimmy Key, L ERA: 3.88	IP: 9.0 WLS: L BF: 36 H: 7 R: 3 ER: 3 SO: 4 BB: 3 IBB: 1 HBP: 0 BLK: 0 WP: 2 HR: 1 S: 40 P: 56 ERA: 3.00 WHIP: 1.111															<b>PITCHER</b>				

New York Yankees @ Toronto Blue Jays  
Exhibition Stadium, Toronto, ON  
Thu Sep 11 1986, 3:33 AM EDT  
Unknown

AB	31
R	3
H	7
RBI	3
BB	4
SO	4
LOB	14




Batter	1	2	3	4	5	6	7	8	9	AB	R	H	RBI	BB	SO	LOB	BOTTOM			
Tony Fernandez, S OBP: 0.342, SLG: 0.434	0-0 F7		0-0 2H 1B			0-0 3B			0-0 2B SF8 1B	4	1	3	0	0	0	0				
Willie Upshaw, L OBP: 0.336, SLG: 0.362	0-0 4-3			0-0 F7		0-0 F8		0-0 2B		4	0	1	0	0	0	1				
Lloyd Moseby, L OBP: 0.346, SLG: 0.441	0-3 K			0-0 4-3		0-0 F6		0-0 SF8		3	0	0	1	0	1	0				
George Bell, R OBP: 0.370, SLG: 0.572		0-0 1-3		0-0 F2		0-0 6-3		0-0 F6		4	0	0	0	0	0	1				
Jesse Barfield, R OBP: 0.378, SLG: 0.544		0-3 K			0-3 K		0-0 F7		0-0 4-3	4	0	0	0	0	2	1				
Cliff Johnson, R OBP: 0.363, SLG: 0.441		0-0 F8			0-0 6-3		0-0 F9			3	0	0	0	0	0	0				
Ernie Whitt, L OBP: 0.310, SLG: 0.434			0-0 F6		0-0 4-3		0-0 FC6-4 1B			3	0	1	0	0	0	0				
Rance Mulliniks, L OBP: 0.340, SLG: 0.426						0-0 L6		0-0 F7		2	0	1	0	0	0	0				
Garth Iorg, R OBP: 0.294, SLG: 0.327						0-0 CS 1B		0-0 F7		1	0	0	0	0	0	1				
Damaso Garcia, R OBP: 0.302, SLG: 0.373			0-0 1B 2B			0-3 K		0-0 FC6-4		3	0	1	0	0	1	2				
<b>Inning Stats</b>	R: 0 E: 0 K: 1 S: 5	H: 0 LOB: 0 BB: 0 P: 5	R: 0 E: 0 K: 1 S: 5	H: 0 LOB: 0 BB: 0 P: 5	R: 0 E: 0 K: 0 S: 4	H: 2 LOB: 2 BB: 0 P: 4	R: 0 E: 0 K: 0 S: 3	H: 0 LOB: 0 BB: 0 P: 3	R: 0 E: 0 K: 1 S: 6	H: 2 LOB: 1 BB: 0 P: 6	R: 0 E: 0 K: 0 S: 3	H: 0 LOB: 0 BB: 0 P: 3	R: 0 E: 0 K: 0 S: 4	H: 1 LOB: 1 BB: 0 P: 4	R: 1 E: 0 K: 0 S: 5	H: 2 LOB: 1 BB: 0 P: 5	1B: 4 2B: 3 3B: 1 HR: 0	SF: 1 SAC: 0 DP: 1 HBP: 0	WP: 0 PB: 0 SB: 0 CS: 1	PA: 32
<b>PITCHER</b> Doug Drabek, R ERA: 4.56	IP: 7.1 WLS: W BF: 25 H: 5 R: 0 ER: 0 SO: 4 BB: 0 IBB: 0 HBP: 0 BLK: 0 WP: 0 HR: 0 S: 33 P: 33 ERA: 0.00 WHIP: 0.682															<b>PITCHER</b>				
Dave Righetti, L ERA: 2.5	IP: 1.2 WLS: S BF: 7 H: 2 R: 1 ER: 1 SO: 0 BB: 0 IBB: 0 HBP: 0 BLK: 0 WP: 0 HR: 0 S: 7 P: 7 ERA: 5.40 WHIP: 1.200															<b>PITCHER</b>				


New York Yankees @ Toronto Blue Jays  
Exhibition Stadium, Toronto, ON  
Thu Sep 11 1986, 3:33 AM EDT  
Unknown

AB	31
R	1
H	7
RBI	1
BB	0
SO	4
LOB	6





Batter	1	2	3	4	5	6	7	8	9	AB	R	H	RBI	BB	SO	LOB	TOP									
Rickey Henderson, R OBP: 0.362, SLG: 0.475	0-3 K		0-3 K					0-0 E6	0-0 FC5-4	5	1	1	1	0	2	2	<p><b>New York Yankees @ Toronto Blue Jays</b> Exhibition Stadium, Toronto, ON Thu Sep 11 1986, 7:05 PM EDT Att: 33,292 - Unknown</p> <p>AB 37 R 7 H 10 RBI 7 BB 0 SO 9 LOB 13</p> 									
Henry Cotto, R OBP: 0.197, SLG: 0.172 Claudell Washington, L OBP: 0.301, SLG: 0.419	0-0 1-3			0-0 L8			0-3 K	0-0 F6	0-0 6-3	4	0	0	0	0	1	1										
Don Mattingly, L OBP: 0.386, SLG: 0.558	0-0 5-3			0-0 1B 5-3 2B			0-0 4-3		0-0 1B 2B	4	2	2	0	0	0	1										
Dave Winfield, R OBP: 0.353, SLG: 0.455		0-0 E9 2B		0-0 5-3 1B				0-0 F8	0-0 1B 2B 1B	4	1	3	0	0	0	0										
Ron Kittle, R OBP: 0.282, SLG: 0.423 Mike Easter, L OBP: 0.365, SLG: 0.450	0-0 F6			0-0 5-3				0-0 HR	0-0 1B 2B 1B	3	1	1	2	0	0	2										
Leo Hernandez, R OBP: 0.176, SLG: 0.412 Mike Pagliarulo, L OBP: 0.326, SLG: 0.513	0-3 K			0-3 K2-3				0-0 F3	0-0 1B 2B 1B	3	0	0	0	0	2	2										
Juan Espino, R OBP: 0.212, SLG: 0.258 Dan Pasqua, L OBP: 0.402, SLG: 0.522 Joel Skinner, R OBP: 0.256, SLG: 0.310	0-3 K				0-0 L7			0-0 1-3	0-0 FC5-4 2B	3	0	0	0	0	1	1										
Wayne Tolleson, S OBP: 0.333, SLG: 0.326			0-0 F7		0-0 L1			0-3 K	0-0 FC5-4 HBP	3	0	0	0	0	1	0										
Bryan Little, S OBP: 0.228, SLG: 0.192 Phil Lombardi, R OBP: 0.400, SLG: 0.667 Mike Fischlin, R OBP: 0.252, SLG: 0.214			0-3 K		0-0 1-3			0-0 F3	0-3 K	2	0	0	0	0	1	0										
<b>Inning Stats</b>	R: 0 E: 0 K: 1 S: 5	H: 0 LOB: 0 BB: 0 P: 5	R: 0 E: 1 K: 2 S: 8	H: 1 LOB: 1 BB: 0 P: 8	R: 0 E: 0 K: 2 S: 7	H: 0 LOB: 0 BB: 0 P: 7	R: 1 E: 0 K: 1 S: 7	H: 2 LOB: 1 BB: 0 P: 7	R: 0 E: 0 K: 0 S: 3	H: 0 LOB: 0 BB: 0 P: 3	R: 0 E: 1 K: 1 S: 5	H: 0 LOB: 0 BB: 0 P: 5	R: 1 E: 0 K: 0 S: 4	H: 1 LOB: 0 BB: 0 P: 4	R: 1 E: 0 K: 1 S: 6	H: 1 LOB: 0 BB: 0 P: 6		R: 4 E: 0 K: 1 S: 10	H: 5 LOB: 2 BB: 0 P: 11	1B: 4 2B: 4 3B: 0 HR: 2	SF: 0 SAC: 0 DP: 0 HBP: 1	WP: 0 PB: 0 SB: 1 CS: 1	PA: 38			
<b>PITCHER</b>	IP	WLS	BF	H	R	ER	SO	BB	IBB	HBP	BLK	WP	HR	S	P	ERA		WHIP								
John Cerutti, L ERA: 4.05	8.0		29	5	3	3	8	0	0	0	0	0	2	45	45	3.38		0.625								
Tom Henke, R ERA: 3.69	0.0	L	4	4	4	4	0	0	0	0	0	0	0	4	4	∞		∞								
Mark Eichhorn, R ERA: 1.74	1.0		5	1	0	0	1	0	0	1	0	0	0	6	7	0.00		1.000								

Batter	1	2	3	4	5	6	7	8	9	AB	R	H	RBI	BB	SO	LOB	BOTTOM									
Tony Fernandez, S OBP: 0.342, SLG: 0.434	0-0 4-3		0-0 L8		0-3 K				0-0 FC5 BB 1B	5	0	2	0	0	1	0	<p><b>New York Yankees @ Toronto Blue Jays</b> Exhibition Stadium, Toronto, ON Thu Sep 11 1986, 7:05 PM EDT Att: 33,292 - Unknown</p> <p>AB 38 R 5 H 12 RBI 5 BB 1 SO 5 LOB 11</p> 									
Willie Upshaw, L OBP: 0.335, SLG: 0.360	0-3 K		0-0 4-3			0-0 1-3	0-0 F3		0-0 BB	4	0	0	0	1	1	1										
Rance Mulliniks, L OBP: 0.342, SLG: 0.427 Ron Shepherd, R OBP: 0.341, SLG: 0.526	0-0 1B 1B		0-0 1B			0-0 G3		0-0 F7	0-0 FC5	4	1	2	0	0	0	0										
George Bell, R OBP: 0.369, SLG: 0.570	0-0 1B 1-3 1B		0-0 F9			0-0 5-3		0-0 6-3		4	0	1	0	0	0	1										
Jesse Barfield, R OBP: 0.380, SLG: 0.552	0-0 1-2 3-H 1B			0-3 K			0-0 FC1-5 1B	0-0 HR		4	1	3	2	0	1	0										
Ernie Whitt, L OBP: 0.310, SLG: 0.433 Kelly Gruber, R OBP: 0.194, SLG: 0.314 Buck Martinez, R OBP: 0.292, SLG: 0.292	0-0 F9			0-0 F9			0-0 FC1-5 HR 1B	0-0 1B		3	0	1	0	0	0	2										
Cliff Johnson, R OBP: 0.359, SLG: 0.436		0-3 K		0-3 K			0-0 FC1-5 HR	0-0 F4		4	1	0	0	0	2	3										
Rick Leach, L OBP: 0.338, SLG: 0.457 Garth Iorg, R OBP: 0.253, SLG: 0.326	0-0 S6-3 1B				0-0 5-3			0-0 HR	0-0 F7	3	1	2	3	0	0	0										
Manuel Lee, S OBP: 0.289, SLG: 0.395	0-0 G6-3				0-0 6-3			0-0 F9		4	0	0	0	0	2	2										
<b>Inning Stats</b>	R: 1 E: 0 K: 1 S: 8	H: 3 LOB: 2 BB: 0 P: 8	R: 0 E: 0 K: 1 S: 5	H: 1 LOB: 0 BB: 0 P: 5	R: 0 E: 0 K: 0 S: 4	H: 1 LOB: 1 BB: 0 P: 4	R: 0 E: 0 K: 2 S: 7	H: 0 LOB: 0 BB: 0 P: 7	R: 0 E: 0 K: 1 S: 5	H: 0 LOB: 0 BB: 0 P: 5	R: 0 E: 0 K: 0 S: 3	H: 0 LOB: 0 BB: 0 P: 3	R: 3 E: 0 K: 0 S: 7	H: 4 LOB: 1 BB: 0 P: 7	R: 1 E: 0 K: 0 S: 5	H: 2 LOB: 1 BB: 0 P: 5		R: 0 E: 0 K: 0 S: 4	H: 1 LOB: 2 BB: 1 P: 8	1B: 10 2B: 0 3B: 0 HR: 2	SF: 0 SAC: 0 DP: 1 HBP: 0	WP: 0 PB: 0 SB: 0 CS: 0	PA: 39			
<b>PITCHER</b>	IP	WLS	BF	H	R	ER	SO	BB	IBB	HBP	BLK	WP	HR	S	P	ERA		WHIP								
Bob Tewksbury, R ERA: 3.73	6.0		23	6	2	2	5	0	0	0	0	0	0	1	1	∞		∞								
Rod Seery, L ERA: 2.53	0.0		1	1	0	0	0	0	0	0	0	0	0	1	1	∞		∞								
Brian Fisher, R ERA: 4.82	2.0	W	10	4	3	3	0	0	0	0	0	0	2	10	10	13.50		2.000								
Dave Righetti, L ERA: 2.47	1.0	S	5	1	0	0	0	1	0	0	0	0	0	4	8	0.00	2.000									







Batter	1	2	3	4	5	6	7	8	9	AB	R	H	RBI	BB	SO	LOB	TOP					
Tony Fernandez, S (1, 6) OBP: 0.344, SLG: 0.436										5	2	4	1	0	0	1	<p><b>Toronto Blue Jays @ Milwaukee Brewers</b> Milwaukee County Stadium, Milwaukee, WI</p> <p>Sat Sep 13 1986, 8:05 PM EDT Att: 10,472 - Unknown</p> <p>livebaseballscores.com</p>					
Rance Mulliniks, L (1, 5) Garth Iorg, R (7, PH) (7, 5) OBP: 0.337, SLG: 0.420 OBP: 0.296, SLG: 0.326										3	0	0	0	0	1	4						
Lloyd Moseby, L (1, 8) OBP: 0.344, SLG: 0.438										5	0	1	2	0	1	4						
George Bell, R (1, 10) OBP: 0.365, SLG: 0.562										5	0	0	0	0	0	6						
Jesse Barfield, R (1, 9) OBP: 0.380, SLG: 0.550										5	2	1	0	0	2	2						
Willie Upshaw, L (1, 3) OBP: 0.338, SLG: 0.366										4	1	2	2	1	1	3						
Ernie Whitt, L (1, 2) OBP: 0.310, SLG: 0.431										3	0	0	1	0	1	2						
Rick Leach, L (1, 7) Ron Shepherd, R (8, PH) (8, 7) OBP: 0.341, SLG: 0.458 OBP: 0.316, SLG: 0.488										3	1	2	0	0	0	0						
Manuel Lee, S (1, 4) OBP: 0.327, SLG: 0.400										1	1	1	0	1	0	0						
<b>Inning Stats</b>	R: 0 E: 0 K: 0 S: 4	H: 1 LOB: 1 BB: 0 P: 4	R: 1 E: 0 K: 0 S: 4	H: 1 LOB: 0 BB: 0 P: 4	R: 0 E: 0 K: 2 S: 9	H: 2 LOB: 2 BB: 0 P: 9	R: 0 E: 0 K: 1 S: 5	H: 1 LOB: 0 BB: 0 P: 5	R: 0 E: 0 K: 0 S: 4	H: 1 LOB: 1 BB: 0 P: 4	R: 2 E: 1 K: 0 S: 5	H: 1 LOB: 0 BB: 0 P: 5	R: 2 E: 0 K: 0 S: 6	H: 3 LOB: 1 BB: 0 P: 6	R: 0 E: 0 K: 2 S: 7	H: 0 LOB: 1 BB: 1 P: 11	R: 2 E: 0 K: 2 S: 9	H: 2 LOB: 2 BB: 2 P: 17	1B: 9 2B: 2 3B: 0 HR: 1	SF: 1 SAC: 2 DP: 1 HBP: 0	WP: 0 PB: 0 SB: 2 CS: 0	PA: 42
<b>PITCHER</b>	IP WLS BF H R ER SO BB IBB HBP BLK WP HR S P ERA WHIP																					
Pete Vuckovich, R (1, 1) ERA: 4.08	6.1 L 28 9 5 3 3 0 0 0 0 0 1 34 34 4.26 1.421																					
John Henry Johnson, L (7, 1) ERA: 3.08	0.2 3 1 0 0 0 0 0 0 0 0 0 3 3 0.00 1.500																					
Bryan Clutterbuck, R (8, 1) ERA: 5.11	2.0 11 2 2 2 4 3 0 0 0 0 0 0 16 28 9.00 2.500																					

Batter	1	2	3	4	5	6	7	8	9	AB	R	H	RBI	BB	SO	LOB	BOTTOM			
Paul Molitor, R (1, 5) OBP: 0.346, SLG: 0.430										2	0	0	0	2	0	0	<p><b>Toronto Blue Jays @ Milwaukee Brewers</b> Milwaukee County Stadium, Milwaukee, WI</p> <p>Sat Sep 13 1986, 8:05 PM EDT Att: 10,472 - Unknown</p> <p>livebaseballscores.com</p>			
Robin Yount, R (1, 8) OBP: 0.394, SLG: 0.440										4	1	1	0	0	0	3				
Cecil Cooper, L (1, 3) OBP: 0.304, SLG: 0.371										4	0	2	0	0	0	2				
Ben Oglivie, L (1, 7) OBP: 0.342, SLG: 0.388										3	0	0	1	0	0	1				
Rob Deer, R (1, 9) OBP: 0.335, SLG: 0.523										3	0	0	0	1	2	1				
Billy Jo Robidoux, L (1, 10) OBP: 0.359, SLG: 0.506										4	0	0	0	0	2	2				
Dale Sveum, S (1, 6) OBP: 0.325, SLG: 0.380										3	0	0	0	0	1	2				
Jim Gantner, L (1, 4) OBP: 0.317, SLG: 0.375										3	0	0	0	0	0	0				
Charlie Moore, R (1, 2) OBP: 0.329, SLG: 0.376										3	0	1	0	0	0	0				
<b>Inning Stats</b>	R: 1 E: 0 K: 0 S: 5	H: 2 LOB: 1 BB: 0 P: 5	R: 0 E: 0 K: 1 S: 5	H: 0 LOB: 0 BB: 0 P: 5	R: 0 E: 0 K: 0 S: 2	H: 0 LOB: 1 BB: 1 P: 6	R: 0 E: 0 K: 2 S: 8	H: 1 LOB: 2 BB: 1 P: 12	R: 0 E: 0 K: 0 S: 3	H: 0 LOB: 0 BB: 0 P: 3	R: 0 E: 0 K: 1 S: 5	H: 0 LOB: 0 BB: 0 P: 5	R: 0 E: 0 K: 0 S: 4	H: 1 LOB: 2 BB: 1 P: 8	R: 0 E: 0 K: 1 S: 5	H: 0 LOB: 0 BB: 0 P: 5	1B: 4 2B: 0 3B: 0 HR: 0	SF: 1 SAC: 0 DP: 1 HBP: 0	WP: 0 PB: 0 SB: 0 CS: 0	PA: 33
<b>PITCHER</b>	IP WLS BF H R ER SO BB IBB HBP BLK WP HR S P ERA WHIP																			
Joe Johnson, R (1, 1) ERA: 4.73	7.1 W 28 4 1 1 4 3 0 0 0 0 0 0 33 45 1.23 0.955																			
Mark Eichhorn, R (8, 1) ERA: 1.71	1.2 S 5 0 0 0 1 0 0 0 0 0 0 0 7 7 0.00 0.000																			



Batter	1	2	3	4	5	6	7	8	9	AB	R	H	RBI	BB	SO	LOB	TOP			
Tony Fernandez, S OBP: 0.345, SLG: 0.436	6-3		WP 1B			L5		1B 1B		4	0	2	0	0	0	0	<b>Toronto Blue Jays @ Milwaukee Brewers</b> Milwaukee County Stadium, Milwaukee, WI Sun Sep 14 1986, 4:33 AM EDT Att: 8,706 - Unknown <a href="http://livebaseballscorecards.com">livebaseballscorecards.com</a>			
Garth Iorg, R OBP: 0.302, SLG: 0.333	G3 2B		1-3 BB			F8		1-2 1B		3	0	2	0	1	0	0				
Lloyd Moseby, L OBP: 0.342, SLG: 0.434	G3 2-3		F8			4-3		4-3		4	0	0	0	0	0	5				
George Bell, R OBP: 0.363, SLG: 0.558	F8									4	0	0	0	0	1	1				
Jesse Barfield, R OBP: 0.379, SLG: 0.547			F9			5-3				4	0	1	0	0	0	0				
Cliff Johnson, R OBP: 0.357, SLG: 0.431			G4-6-3 BB			F7				3	0	0	0	1	0	1				
Cecil Fielder, R OBP: 0.237, SLG: 0.304			G4-6-3 1-2							3	0	0	0	0	2	2				
Buck Martinez, R OBP: 0.283, SLG: 0.288						F9				2	0	0	0	1	0	0				
Kelly Gruber, R OBP: 0.202, SLG: 0.324			G5-4-3 1-2							3	0	0	0	0	1	1				
<b>Inning Stats</b>	R: 0 E: 0 K: 0 S: 4	H: 1 LOB: 1 BB: 0 P: 4	R: 0 E: 0 K: 0 S: 2	H: 0 LOB: 0 BB: 1 P: 6	R: 0 E: 0 K: 0 S: 3	H: 1 LOB: 2 BB: 2 P: 11	R: 0 E: 0 K: 1 S: 5	H: 0 LOB: 0 BB: 0 P: 5	R: 0 E: 0 K: 2 S: 7	H: 0 LOB: 0 BB: 0 P: 7	R: 0 E: 0 K: 1 S: 6	H: 1 LOB: 1 BB: 0 P: 6	R: 0 E: 0 K: 0 S: 5	H: 2 LOB: 2 BB: 0 P: 5	R: 0 E: 0 K: 0 S: 3	H: 0 LOB: 0 BB: 0 P: 3	1B: 4 2B: 1 3B: 0 HR: 0	SF: 0 SAC: 0 DP: 2 HBP: 0	WP: 1 PB: 0 SB: 0 CS: 0	PA: 33
<b>PITCHER</b> Teddy Higuera, L ERA: 2.79	IP: 9.0 WLS: W BF: 33 H: 5 R: 0 ER: 0 SO: 4 BB: 3 IBB: 0 HBP: 0 BLK: 0 WP: 1 HR: 0 S: 38 P: 50 ERA: 0.00 WHIP: 0.889															<b>PITCHER</b>				

Batter	1	2	3	4	5	6	7	8	9	AB	R	H	RBI	BB	SO	LOB	BOTTOM			
Paul Molitor, R OBP: 0.347, SLG: 0.430	L3		F9			S 1B		K		5	1	2	0	0	1	0	<b>Toronto Blue Jays @ Milwaukee Brewers</b> Milwaukee County Stadium, Milwaukee, WI Sun Sep 14 1986, 4:33 AM EDT Att: 8,706 - Unknown <a href="http://livebaseballscorecards.com">livebaseballscorecards.com</a>			
Robin Yount, R OBP: 0.394, SLG: 0.444	K		1B			K		F8		5	1	2	0	0	2	1				
Cecil Cooper, L OBP: 0.310, SLG: 0.378	2B		1-2 1B			1-3 1B		1B E 1B		4	1	4	2	0	0	0				
Rob Deer, R OBP: 0.333, SLG: 0.518	5-3		K			1-3 1-2		K		4	0	0	0	0	2	5				
Ernest Riles, L OBP: 0.323, SLG: 0.354			WP BB			G3		E 1B		3	0	1	0	1	0	3				
Rick Manning, L OBP: 0.322, SLG: 0.438	L9					F6		G3		4	0	0	0	0	0	2				
Glenn Braggs, R OBP: 0.284, SLG: 0.366						K		HR 1B		3	1	1	0	1	1	2				
Dale Sveum, S OBP: 0.327, SLG: 0.392			1-2 BB			K		F2		4	1	2	2	0	1	4				
Charlie Moore, R OBP: 0.323, SLG: 0.369	F2					1B		F6		4	0	0	0	0	1	3				
<b>Inning Stats</b>	R: 0 E: 0 K: 1 S: 6	H: 1 LOB: 1 BB: 0 P: 6	R: 0 E: 0 K: 1 S: 5	H: 0 LOB: 2 BB: 2 P: 13	R: 0 E: 0 K: 1 S: 7	H: 2 LOB: 0 BB: 0 P: 7	R: 0 E: 0 K: 2 S: 8	H: 1 LOB: 1 BB: 0 P: 8	R: 1 E: 0 K: 1 S: 7	H: 2 LOB: 1 BB: 0 P: 7	R: 2 E: 0 K: 0 S: 5	H: 3 LOB: 0 BB: 0 P: 5	R: 2 E: 1 K: 1 S: 9	H: 3 LOB: 2 BB: 0 P: 9	R: 0 E: 0 K: 1 S: 5	H: 0 LOB: 0 BB: 0 P: 5	1B: 9 2B: 1 3B: 1 HR: 1	SF: 0 SAC: 0 DP: 0 HBP: 0	WP: 1 PB: 0 SB: 1 CS: 1	PA: 39
<b>PITCHER</b> Dave Stieb, R ERA: 4.96 Jeff Musselman, L ERA: 54.0 Bill Caudill, R ERA: 5.82 Tom Henke, R ERA: 3.83	IP: 6.0 WLS: L BF: 28 H: 9 R: 3 ER: 3 SO: 6 BB: 2 IBB: 0 HBP: 0 BLK: 0 WP: 1 HR: 1 S: 38 P: 46 ERA: 4.50 WHIP: 1.833															<b>PITCHER</b>				







Batter	1	2	3	4	5	6	7	8	9	AB	R	H	RBI	BB	SO	LOB	TOP
Lou Whitaker, L (1, 4) OBP: 0.340, SLG: 0.439	0-3 K		0-0 FC1-5-2		0-0 F5		0-0 FC5 1B		0-0 F6	5	1	1	1	0	1	2	
Alan Trammell, R (1, 6) OBP: 0.342, SLG: 0.463	0-0 4-3 2B		0-0 F7			0-0 1B	0-0 FC5 1B		0-0 F8	5	0	2	1	0	0	3	
Larry Herndon, R (1, 7) OBP: 0.306, SLG: 0.374 Johnny Grubb, L (7, PH) OBP: 0.418, SLG: 0.637	0-0 4-3			0-0 F3		0-0 F9	0-0 1B	0-0 1-3 2-H	0-0 1B	3	0	0	0	0	0	2	
Darrell Evans, L (1, 3) OBP: 0.371, SLG: 0.470	0-3 K			0-3 K		0-3 K	0-3 K			4	0	0	0	0	4	4	
Darnell Coles, R (1, 9) OBP: 0.330, SLG: 0.450		0-3 K		0-0 5-3		0-0 F7		0-0 G6-4-3 1B		4	0	1	0	0	1	1	
Chet Lemon, R (1, 8) OBP: 0.329, SLG: 0.407		0-0 5-3			4-0 SH5-4 6-3 1B BB		0-0 BB E 1B	0-0 G6-4-3 1B		3	2	1	0	1	0	1	
Tom Brookens, R (1, 5) Bruce Fields, L (8, PH) OBP: 0.428, SLG: 0.615		0-0 4-1			0-0 SH5-4 1B		0-0 1B BB FC5	0-0 1B		3	1	1	0	0	0	1	
Tim Tolman, R (1, 10) OBP: 0.250, SLG: 0.188 Dave Bergman, L (8, PH) OBP: 0.345, SLG: 0.333			0-0 F9 FC1-2-2 1B		0-0 SH5-4		4-0 FC5 1B BB	0-0 F9		1	0	1	0	1	0	0	
Mike Heath, R (1, 2) OBP: 0.291, SLG: 0.344 Dave Collins, S (9, PH) OBP: 0.344, SLG: 0.334			0-0 F9		0-0 6-3		0-0 F3	0-3 K		3	0	0	1	0	0	5	
<b>Inning Stats</b>	R: 0 E: 0 K: 2 S: 8	H: 1 LOB: 1 BB: 0 P: 8	R: 0 E: 0 K: 1 S: 5	H: 0 LOB: 0 BB: 0 P: 5	R: 0 E: 0 K: 1 S: 4	H: 1 LOB: 1 BB: 0 P: 4	R: 0 E: 0 K: 1 S: 5	H: 0 LOB: 0 BB: 0 P: 5	R: 3 E: 1 K: 1 S: 9	H: 3 LOB: 2 BB: 1 P: 13	R: 0 E: 0 K: 0 S: 4	H: 2 LOB: 1 BB: 0 P: 4	R: 0 E: 0 K: 1 S: 5	H: 0 LOB: 0 BB: 0 P: 5	1B: 8 2B: 1 3B: 0 HR: 0	SF: 0 SAC: 1 DP: 1 HBP: 0	WP: 0 PA: 38 PB: 0 SB: 1 CS: 0
<b>PITCHER</b>	IP WLS BF H R ER SO BB IBB HBP BLK WP HR S P ERA WHIP	6.1 W 28 6 4 2 5 2 0 0 0 0 0 36 44 2.84 1.263	7.1 L 6 3 0 0 1 0 0 0 0 0 0 8 8 0.00 2.250	8.1 S 4 0 0 0 1 0 0 0 0 0 0 6 6 0.00 0.000													

Detroit Tigers @ Toronto Blue Jays  
Exhibition Stadium, Toronto, ON  
Tue Sep 16 1986, 7:05 PM EDT  
Att: 31,128 - Unknown

AB 35  
R 4  
H 9  
RBI 4  
BB 2  
SO 7  
LOB 20



Batter	1	2	3	4	5	6	7	8	9	AB	R	H	RBI	BB	SO	LOB	BOTTOM		
Tony Fernandez, S (1, 6) OBP: 0.343, SLG: 0.433	0-0 F7		0-0 F8		0-0 PB 4-3 2B 1B	0-0 6-3				4	1	1	0	0	0	1			
Rance Mulliniks, L (1, 5) OBP: 0.334, SLG: 0.419 Garth Iorg, R (7, PH) OBP: 0.305, SLG: 0.344	0-0 B2-3 2B		0-0 6-3		0-0 4-3		0-0 SH2-3 2B			3	0	1	0	0	0	2			
Lloyd Moseby, L (1, 8) OBP: 0.343, SLG: 0.435	0-0 B2-3		0-0 3-1		4-0 2B BB		0-0 SH2-3			2	0	0	0	1	0	1			
George Bell, R (1, 7) OBP: 0.362, SLG: 0.557	0-0 5-3			0-3 K	0-0 1-3 3-H 2B		0-0 1-3			4	0	1	1	0	1	2			
Jesse Barfield, R (1, 9) OBP: 0.379, SLG: 0.546				0-0 1-3	0-0 6-3		0-0 2B			4	0	2	1	0	0	2			
Willie Upshaw, L (1, 3) OBP: 0.338, SLG: 0.372			0-0 FC1-6 BB 1B	0-0 L3		0-0 3-1	0-0 F2			4	1	0	0	0	0	2			
Ernie Whitt, L (1, 2) OBP: 0.319, SLG: 0.443		4-0 1B BB			0-0 2B 1B	0-0 HR		4-0 5-3 BB		2	1	2	1	2	0	0			
Rick Leach, L (1, 10) OBP: 0.348, SLG: 0.468 Damaso Garcia, R (6, PH) OBP: 0.305, SLG: 0.375					0-0 E 2B	0-0 FC5-4 1B		0-0 F9		2	1	2	1	0	0	0			
Manuel Lee, S (1, 4) OBP: 0.281, SLG: 0.340		0-0 G6-4-3			0-0 E4 4-3 1B PB	0-0 FC5-4		0-0 5-3		4	1	0	1	0	0	4			
<b>Inning Stats</b>	R: 0 E: 0 K: 0 S: 4	H: 1 LOB: 1 BB: 0 P: 4	R: 1 E: 0 K: 0 S: 4	H: 2 LOB: 1 BB: 1 P: 8	R: 0 E: 0 K: 1 S: 5	H: 0 LOB: 0 BB: 0 P: 3	R: 0 E: 0 K: 1 S: 5	H: 0 LOB: 0 BB: 0 P: 5	R: 3 E: 1 K: 0 S: 7	H: 4 LOB: 2 BB: 1 P: 11	R: 1 E: 0 K: 0 S: 5	H: 2 LOB: 1 BB: 0 P: 5	R: 1 E: 0 K: 0 S: 5	H: 2 LOB: 1 BB: 0 P: 5	R: 0 E: 0 K: 0 S: 2	H: 0 LOB: 0 BB: 1 P: 6	1B: 5 2B: 6 3B: 0 HR: 1	SF: 0 SAC: 1 DP: 2 HBP: 0	WP: 0 PA: 36 PB: 1 SB: 0 CS: 0
<b>PITCHER</b>	IP WLS BF H R ER SO BB IBB HBP BLK WP HR S P ERA WHIP	5.1 L 25 8 5 3 1 2 0 0 0 0 1 25 33 5.06 1.875	6.1 L 5 2 1 1 0 0 0 0 0 0 0 5 5 9.00 2.000	7.1 L 6 1 0 0 0 1 0 0 0 0 0 5 9 0.00 1.200															

Detroit Tigers @ Toronto Blue Jays  
Exhibition Stadium, Toronto, ON  
Tue Sep 16 1986, 7:05 PM EDT  
Att: 31,128 - Unknown

AB 32  
R 6  
H 11  
RBI 5  
BB 3  
SO 1  
LOB 15





Batter	1	2	3	4	5	6	7	8	9	AB	R	H	RBI	BB	SO	LOB	TOP			
Lou Whitaker, L (1, 4) OBP: 0.339, SLG: 0.436	F4	3-1			F9		1B HR		4-3	5	1	1	0	0	0	2				
Alan Trammell, R (1, 6) OBP: 0.345, SLG: 0.466	K		1B WP		F6		1B HR		5-3	5	2	3	1	0	1	0				
Bruce Fields, L (1, 7) OBP: 0.471, SLG: 0.688 Larry Herndon, R (7, PH) OBP: 0.308, SLG: 0.386	2B		1B WP SF9		K		HR		5-3	3	1	2	0	0	1	0				
Johnny Grubb, L (1, 10) OBP: 0.413, SLG: 0.627	K		SF9		F8		G1			3	0	0	1	1	1	1				
Darrell Evans, L (1, 3) OBP: 0.367, SLG: 0.465		G3	F7		F7		4-3		F8	5	0	0	0	0	0	2				
Darnell Coles, R (1, 5) OBP: 0.333, SLG: 0.454		3-1 1B	F8				1B			3	2	2	0	1	0	0				
Pat Sheridan, L (1, 9) OBP: 0.295, SLG: 0.366		3-1 2B			L7		G3		6-3	4	0	0	0	0	0	3				
Chet Lemon, R (1, 8) OBP: 0.328, SLG: 0.403		4-0 1B BB	F8		F8		K		4-3	3	0	0	1	1	1	0				
Dwight Lowry, L (1, 2) OBP: 0.399, SLG: 0.401		1-2 3-H 1B	F9		F9		1B 1B		K	4	1	2	1	0	1	0				
<b>Inning Stats</b>	R: 0 E: 0 K: 2 S: 8	H: 1 LOB: 1 BB: 0 P: 8	R: 1 E: 0 K: 0 S: 5	H: 2 LOB: 2 BB: 1 P: 9	R: 2 E: 0 K: 0 S: 5	H: 2 LOB: 0 BB: 0 P: 5	R: 0 E: 0 K: 1 S: 3	H: 0 LOB: 0 BB: 0 P: 3	R: 0 E: 0 K: 1 S: 4	H: 1 LOB: 1 BB: 0 P: 4	R: 4 E: 0 K: 1 S: 9	H: 4 LOB: 0 BB: 0 P: 9	R: 1 E: 0 K: 1 S: 5	H: 0 LOB: 0 BB: 1 P: 9	R: 0 E: 0 K: 0 S: 4	H: 1 LOB: 2 BB: 1 P: 8	1B: 7 2B: 3 3B: 0 HR: 1	SF: 1 SAC: 0 DP: 0 HBP: 0	WP: 2 PB: 0 SB: 1 CS: 0	PA: 41
<b>PITCHER</b>	IP	WLS	BF	H	R	ER	SO	BB	IBB	HBP	BLK	WP	HR	S	P	ERA	WHIP			
Jim Clancy, R (1, 1) ERA: 4.03	6.1	L	29	9	6	6	4	1	0	0	0	1	0	36	40	8.53	1.579			
Jeff Musselman, L (7, 1) ERA: 23.14	1.2		7	1	2	2	1	1	0	0	0	0	1	8	12	10.80	1.200			
Duane Ward, R (9, 1) ERA: 6.88	1.0		5	1	0	0	0	1	0	0	0	0	0	4	8	0.00	2.000			

Detroit Tigers @ Toronto Blue Jays  
Exhibition Stadium, Toronto, ON  
Wed Sep 17 1986, 7:05 PM EDT  
Att: 30,116 - Unknown

AB	37
R	8
H	11
RBI	7
BB	3
SO	5
LOB	9



Batter	1	2	3	4	5	6	7	8	9	AB	R	H	RBI	BB	SO	LOB	BOTTOM					
Tony Fernandez, S (1, 6) OBP: 0.341, SLG: 0.430 Kelly Gruber, R (8, 6) OBP: 0.209, SLG: 0.358	K		G3		F7		K		HR	4	0	0	0	0	2	0						
Rance Mulliniks, L (1, 5) OBP: 0.333, SLG: 0.417 Damaso Garcia, R (9, PH) OBP: 0.306, SLG: 0.377	FC6-4 1B		L1		K		G1		1B	4	0	1	0	0	1	0						
Lloyd Moseby, L (1, 10) OBP: 0.340, SLG: 0.431	K		4-3		G3		K		K	5	0	0	0	0	3	2						
George Bell, R (1, 7) OBP: 0.362, SLG: 0.560	FC6-4 1-2		HR		6-3		5-3			4	1	1	1	0	0	1						
Jesse Barfield, R (1, 8) OBP: 0.380, SLG: 0.557		5-3	5-3		HR		HR		HR	4	2	2	2	0	0	0						
Willie Upshaw, L (1, 3) OBP: 0.340, SLG: 0.371		4-0 S 1B BB	K		K		1B BB		K	2	1	0	0	2	2	0						
Ernie Whitt, L (1, 2) OBP: 0.321, SLG: 0.444		K							F4	4	0	2	0	0	1	1						
Rick Leach, L (1, 9) OBP: 0.351, SLG: 0.469					L7		F9		HR	4	1	2	1	0	0	3						
Manuel Lee, S (1, 4) OBP: 0.262, SLG: 0.316		4-3			4-3		4-3		F7	4	0	0	0	0	0	2						
<b>Inning Stats</b>	R: 0 E: 0 K: 2 S: 8	H: 1 LOB: 1 BB: 0 P: 8	R: 1 E: 0 K: 1 S: 6	H: 1 LOB: 1 BB: 1 P: 10	R: 0 E: 0 K: 0 S: 3	H: 0 LOB: 0 BB: 0 P: 3	R: 1 E: 0 K: 1 S: 7	H: 2 LOB: 1 BB: 0 P: 7	R: 0 E: 0 K: 1 S: 5	H: 0 LOB: 0 BB: 0 P: 5	R: 1 E: 0 K: 0 S: 5	H: 2 LOB: 2 BB: 1 P: 9	R: 0 E: 0 K: 1 S: 5	H: 0 LOB: 0 BB: 0 P: 5	R: 1 E: 0 K: 2 S: 8	H: 1 LOB: 0 BB: 0 P: 8	R: 2 E: 0 K: 1 S: 8	H: 3 LOB: 1 BB: 0 P: 8	1B: 6 2B: 0 3B: 0 HR: 4	SF: 0 SAC: 0 DP: 0 HBP: 0	WP: 0 PB: 0 SB: 1 CS: 0	PA: 39
<b>PITCHER</b>	IP	WLS	BF	H	R	ER	SO	BB	IBB	HBP	BLK	WP	HR	S	P	ERA	WHIP					
Jack Morris, R (1, 1) ERA: 3.58	8.2	W	37	9	6	6	8	2	0	0	0	0	4	51	59	6.23	1.269					
Willie Hernandez, L (9, 1) ERA: 3.42	0.1	S	2	1	0	0	1	0	0	0	0	0	0	4	4	0.00	3.000					

Detroit Tigers @ Toronto Blue Jays  
Exhibition Stadium, Toronto, ON  
Wed Sep 17 1986, 7:05 PM EDT  
Att: 30,116 - Unknown

AB	37
R	6
H	10
RBI	6
BB	2
SO	9
LOB	9







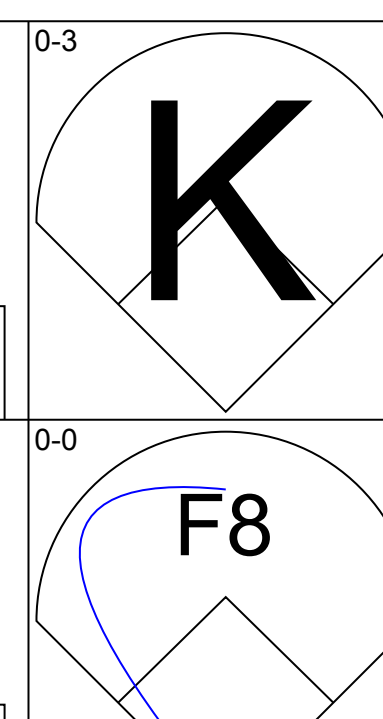
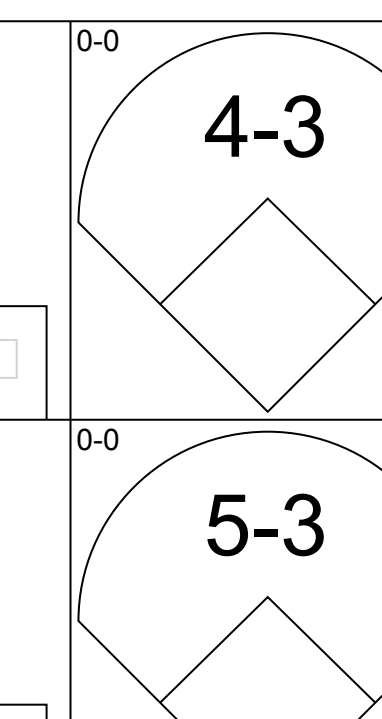
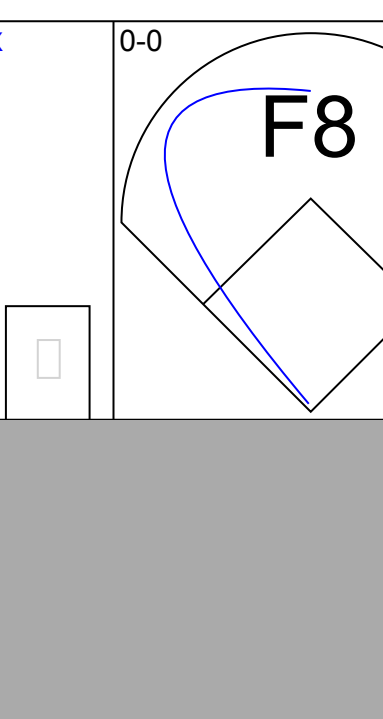
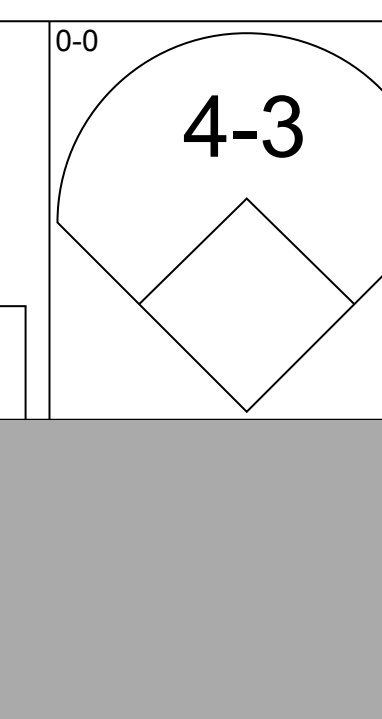
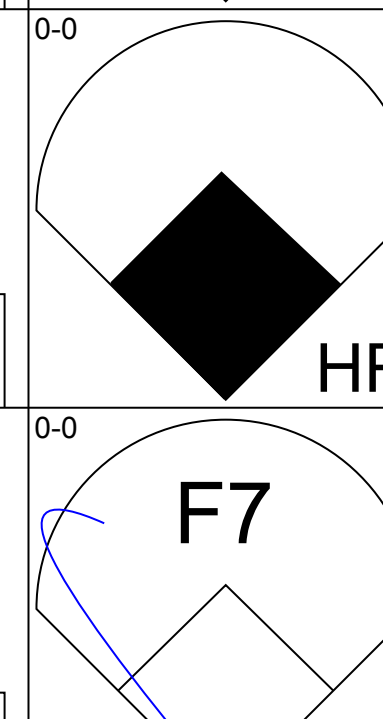

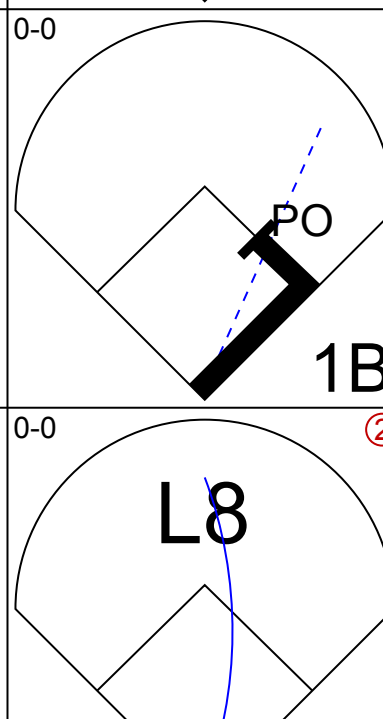
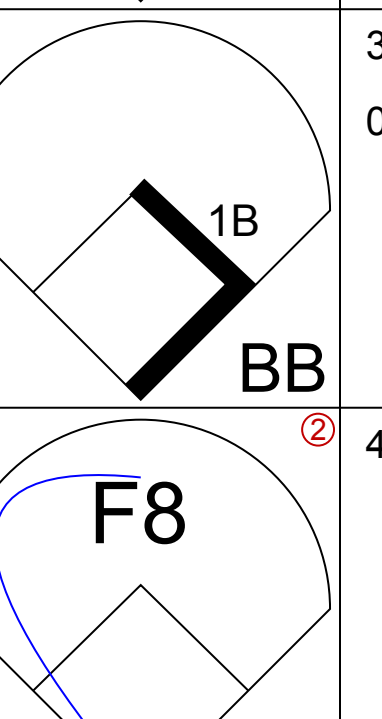

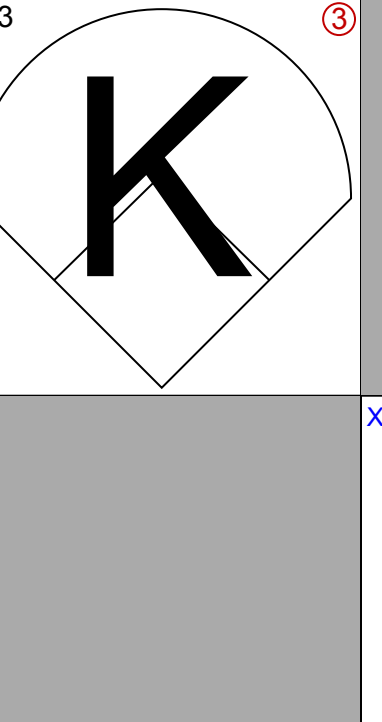
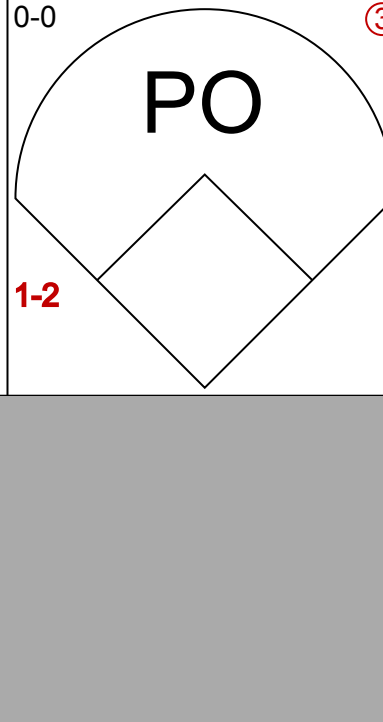
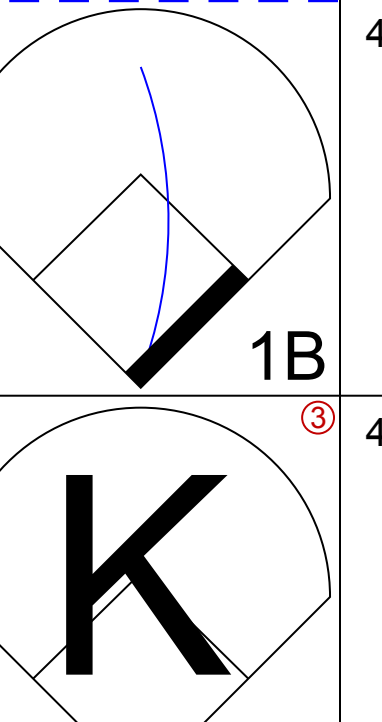





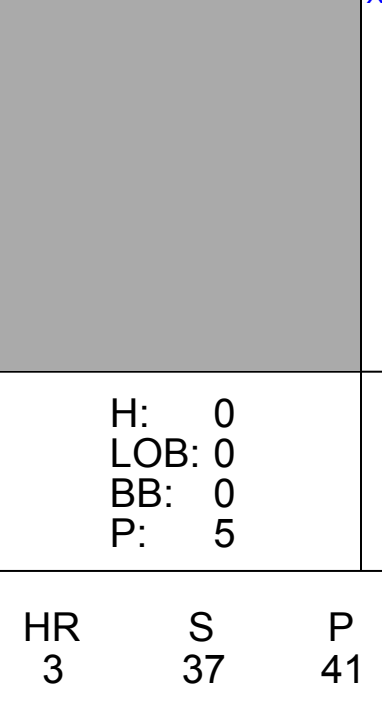

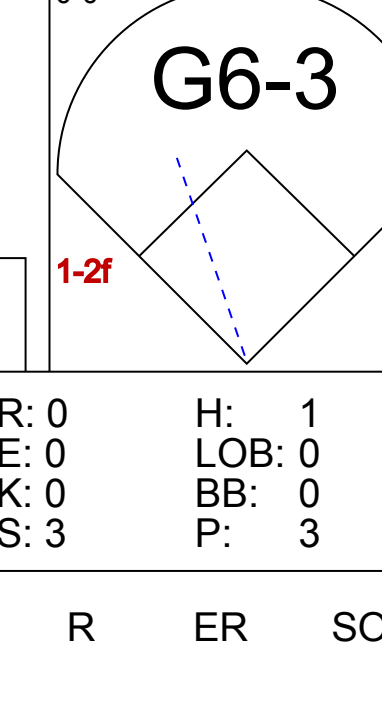
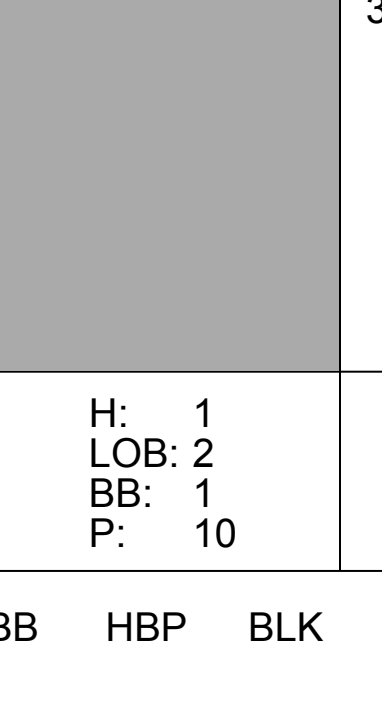
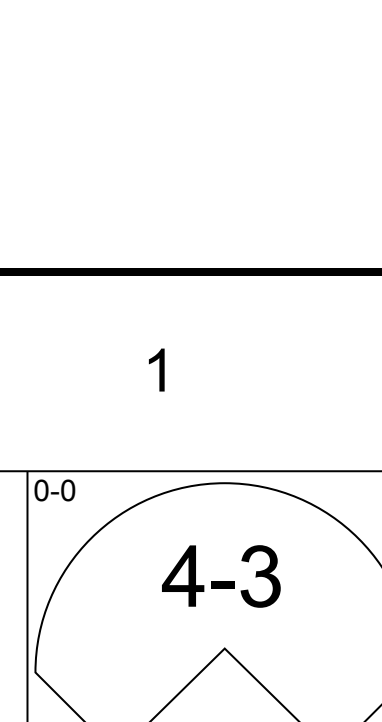
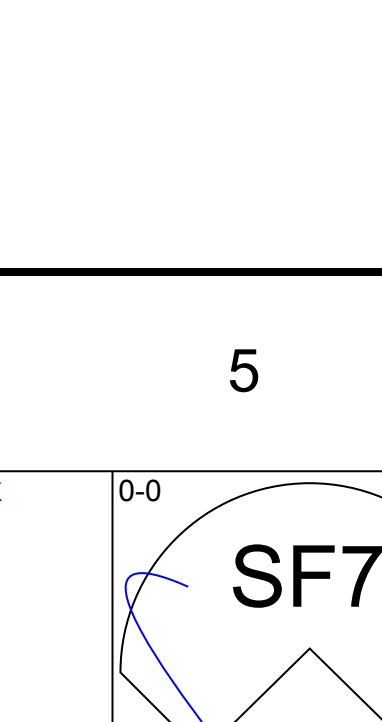
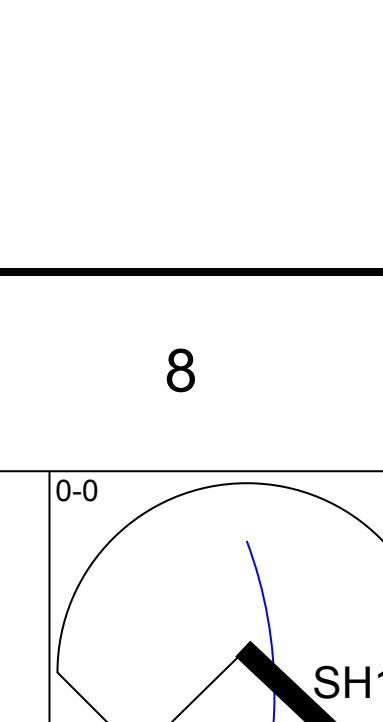
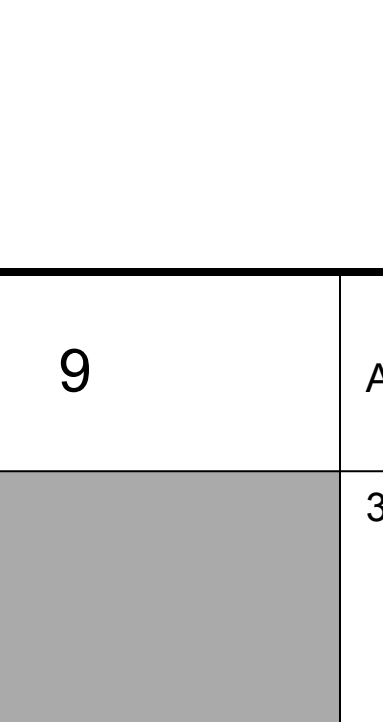
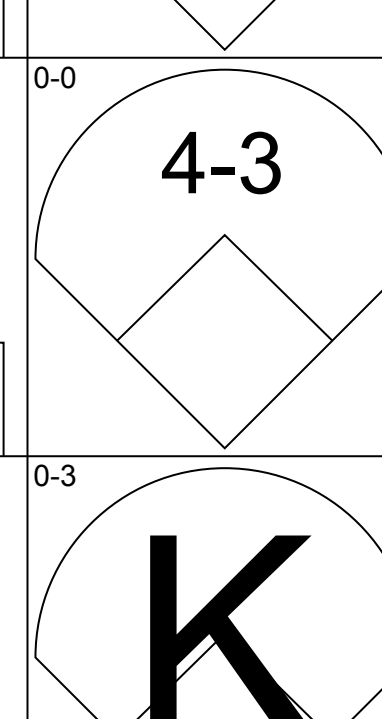
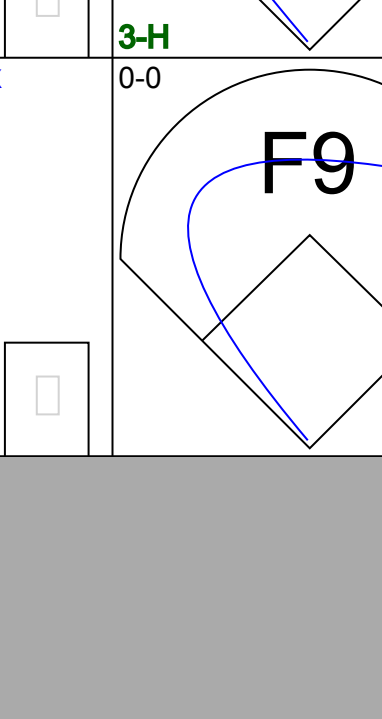
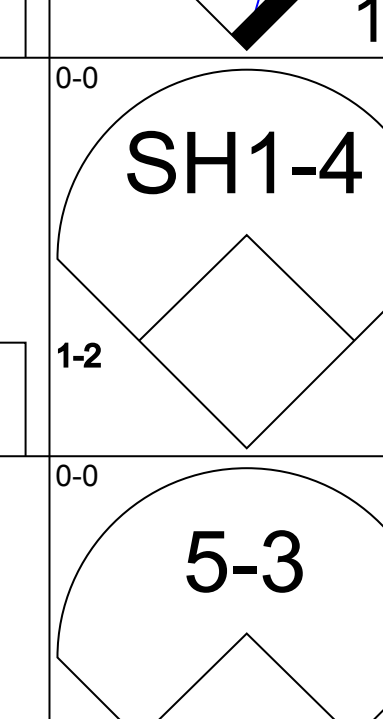


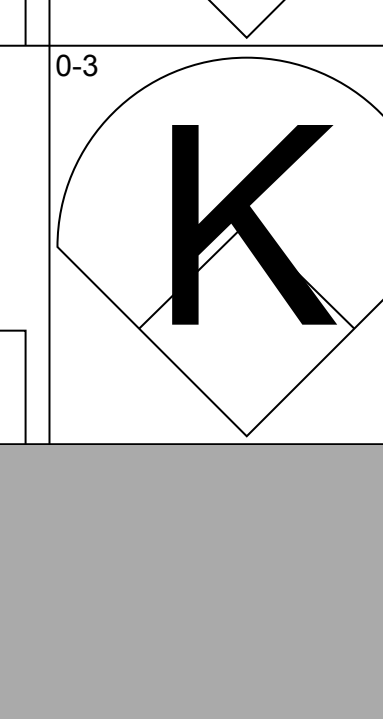





Batter	1	2	3	4	5	6	7	8	9	AB	R	H	RBI	BB	SO	LOB	TOP																			
Wade Boggs, L (1, 5) OBP: 0.348, SLG: 0.481	6-3		4-3					L9		4	0	1	0	0	0	0	<b>Boston Red Sox @ Toronto Blue Jays</b> Exhibition Stadium, Toronto, ON Sat Sep 20 1986, 3:33 AM EDT Att: 43,713 - Unknown																			
Marty Barrett, R (1, 4) OBP: 0.355, SLG: 0.390	5-3		F7					1B BB		3	0	0	0	1	0	2																				
Bill Buckner, L (1, 3) OBP: 0.316, SLG: 0.435 Dave Stapleton, R (8, PR) OBP: 0.156, SLG: 0.161 (8, 3)	F7		G3					G5-4-3 1B		4	0	1	0	0	0	0																				
Jim Rice, R (1, 7) OBP: 0.384, SLG: 0.502			F8		G6-4-3 HBP			G5-4-3 1B		3	0	0	0	0	0	2																				
Don Baylor, R (1, 10) OBP: 0.340, SLG: 0.440	5-3		G6-4-3					L7		4	0	0	0	0	1	1																				
Dwight Evans, R (1, 9) OBP: 0.378, SLG: 0.480			F8					L6		4	1	2	0	0	1	0																				
Tony Armas, R (1, 8) OBP: 0.313, SLG: 0.430			1B 2B					2B		4	1	1	0	0	1	1																				
Rich Gedman, L (1, 2) OBP: 0.313, SLG: 0.417			1B 2B					F8		3	0	2	2	0	0	1																				
Spike Owen, S (1, 6) OBP: 0.300, SLG: 0.315 Mike Greenwell, L (7, PH) OBP: 0.344, SLG: 0.321 Ed Romero, R (7, 6) OBP: 0.276, SLG: 0.280	K		K					F9		2	0	0	0	0	1	2																				
Inning Stats	R: 0 E: 0 K: 0 S: 3	H: 0 LOB: 0 BB: 0 P: 3	R: 2 E: 0 K: 1 S: 8	H: 3 LOB: 1 BB: 0 P: 8	R: 0 E: 0 K: 0 S: 3	H: 0 LOB: 0 BB: 0 P: 3	R: 0 E: 0 K: 0 S: 2	H: 0 LOB: 0 BB: 0 P: 3	R: 0 E: 0 K: 0 S: 5	H: 2 LOB: 2 BB: 0 P: 5	R: 0 E: 0 K: 0 S: 3	H: 0 LOB: 0 BB: 0 P: 3	R: 0 E: 0 K: 0 S: 4	H: 1 LOB: 1 BB: 0 P: 4	R: 0 E: 0 K: 0 S: 3	H: 1 LOB: 2 BB: 1 P: 7		R: 0 E: 0 K: 3 S: 9	H: 0 LOB: 0 BB: 0 P: 9	1B: 5 2B: 2 3B: 0 HR: 0	SF: 0 SAC: 0 DP: 2 HBP: 1	WP: 0 PB: 0 SB: 0 CS: 0	PA: 34													
PITCHER	IP	WLS	BF	H	R	ER	SO	BB	IBB	HBP	BLK	WP	HR	S	P	ERA	WHIP	PITCHER		IP	WLS	BF	H	R	ER	SO	BB	IBB	HBP	BLK	WP	HR	S	P	ERA	WHIP
Joe Johnson, R (1, 1) ERA: 4.62	7.1	W	30	7	2	2	1	1	0	1	0	0	0	30	35	2.46	1.091																			
Mark Eichhorn, R (8, 1) ERA: 1.67	1.2	S	4	0	0	0	3	0	0	0	0	0	0	10	10	0.00	0.000																			

Batter	1	2	3	4	5	6	7	8	9	AB	R	H	RBI	BB	SO	LOB	BOTTOM																			
Tony Fernandez, S (1, 6) OBP: 0.341, SLG: 0.430	E1				F9			G3-6-3 1B		4	0	2	0	0	0	1	<b>Boston Red Sox @ Toronto Blue Jays</b> Exhibition Stadium, Toronto, ON Sat Sep 20 1986, 3:33 AM EDT Att: 43,713 - Unknown																			
Willie Upshaw, L (1, 3) OBP: 0.340, SLG: 0.369	4-3		F7					G3-6-3 1B		4	1	1	0	0	0	3																				
Lloyd Moseby, L (1, 8) OBP: 0.339, SLG: 0.428	1-5-3							F7		4	1	1	0	0	0	1																				
George Bell, R (1, 7) OBP: 0.363, SLG: 0.564								K		4	1	2	2	0	1	0																				
Jesse Barfield, R (1, 9) OBP: 0.381, SLG: 0.557								1B 3B		4	1	2	1	0	0	1																				
Ernie Whitt, L (1, 2) OBP: 0.322, SLG: 0.439								1B L3		3	1	1	0	1	0	2																				
Rick Leach, L (1, 10) OBP: 0.349, SLG: 0.463								1B K		3	0	1	0	0	1	1																				
Kelly Gruber, R (1, 5) OBP: 0.208, SLG: 0.351								E8 1B		3	0	0	1	0	0	1																				
Manuel Lee, S (1, 4) OBP: 0.250, SLG: 0.297								F7		3	0	0	0	0	0	1																				
Inning Stats	R: 0 E: 1 K: 0 S: 3	H: 0 LOB: 0 BB: 0 P: 3	R: 0 E: 0 K: 1 S: 5	H: 0 LOB: 1 BB: 1 P: 9	R: 0 E: 0 K: 0 S: 4	H: 1 LOB: 1 BB: 0 P: 4	R: 4 E: 1 K: 0 S: 8	H: 5 LOB: 1 BB: 0 P: 8	R: 1 E: 0 K: 0 S: 5	H: 2 LOB: 1 BB: 0 P: 5	R: 0 E: 0 K: 0 S: 3	H: 0 LOB: 0 BB: 0 P: 3	R: 0 E: 0 K: 0 S: 3	H: 1 LOB: 0 BB: 0 P: 3	R: 0 E: 0 K: 1 S: 5	H: 1 LOB: 0 BB: 0 P: 5		R: 0 E: 0 K: 1 S: 5	H: 0 LOB: 0 BB: 0 P: 9	1B: 8 2B: 2 3B: 1 HR: 0	SF: 0 SAC: 0 DP: 2 HBP: 0	WP: 0 PB: 1 SB: 0 CS: 1	PA: 33													
PITCHER	IP	WLS	BF	H	R	ER	SO	BB	IBB	HBP	BLK	WP	HR	S	P	ERA	WHIP	PITCHER		IP	WLS	BF	H	R	ER	SO	BB	IBB	HBP	BLK	WP	HR	S	P	ERA	WHIP
Al Nipper, R (1, 1) ERA: 5.51	3.0	L	16	6	4	3	1	1	0	0	0	0	0	17	21	9.00	2.333																			
Steve Crawford, R (4, 1) ERA: 3.74	4.0		14	3	1	1	0	0	0	0	0	0	0	14	14	2.25	0.750																			
Bob Stanley, R (8, 1) ERA: 4.31	1.0		3	1	0	0	1	0	0	0	0	0	0	5	5	0.00	1.000																			



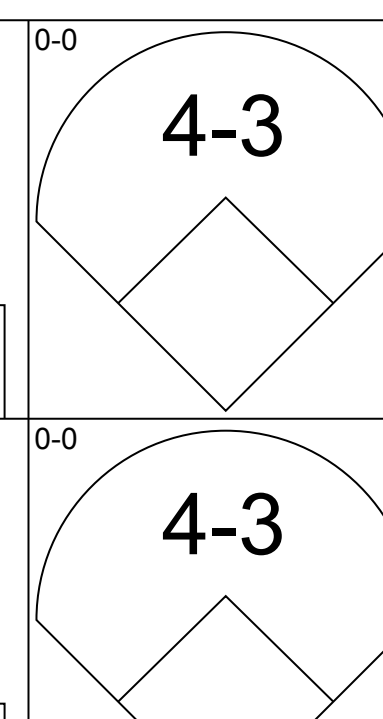
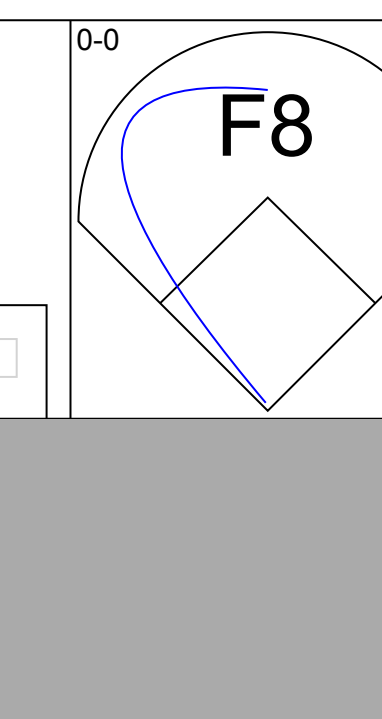
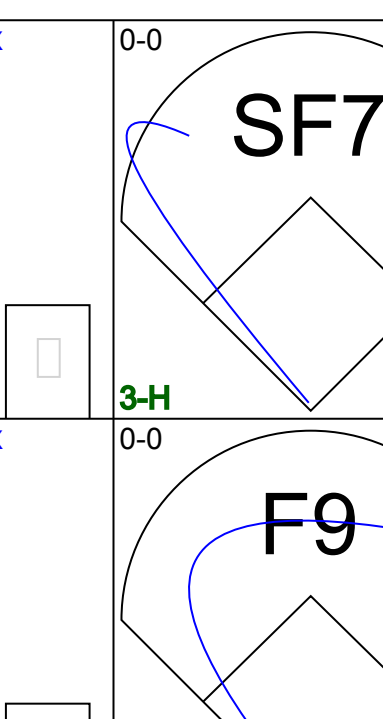
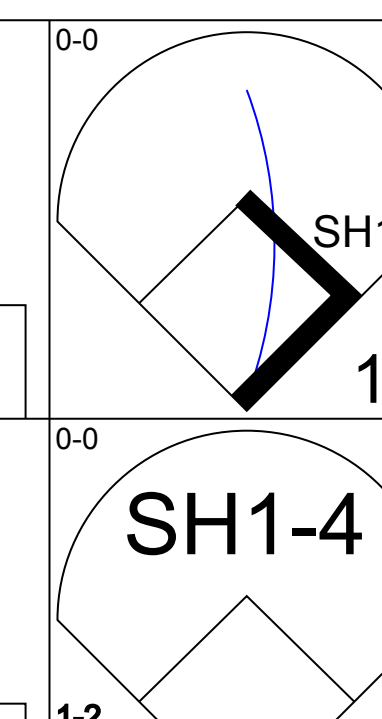
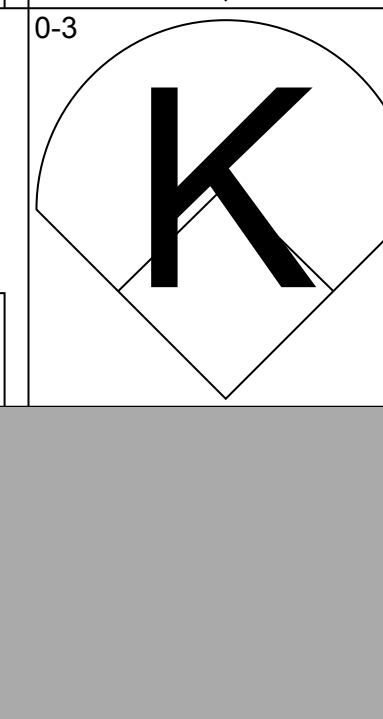
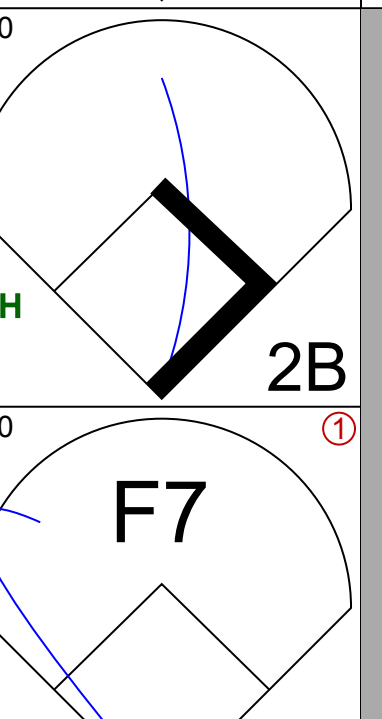

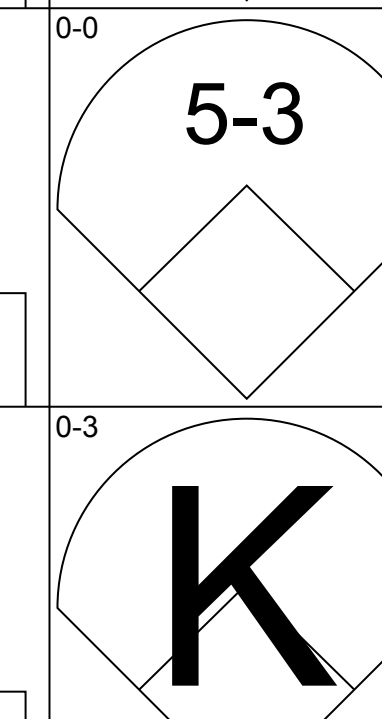

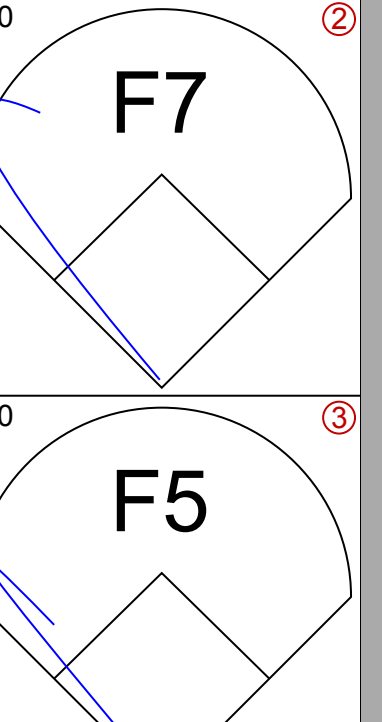
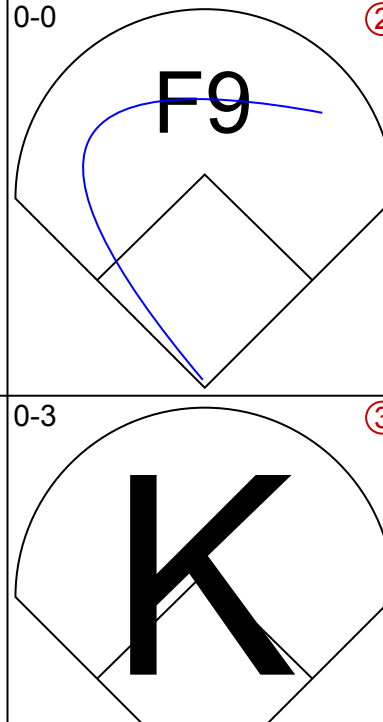

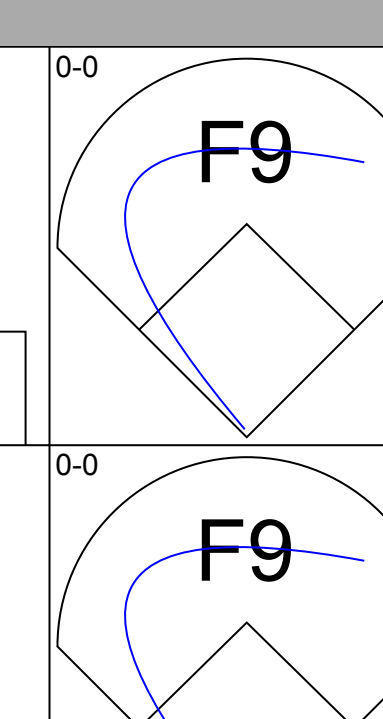
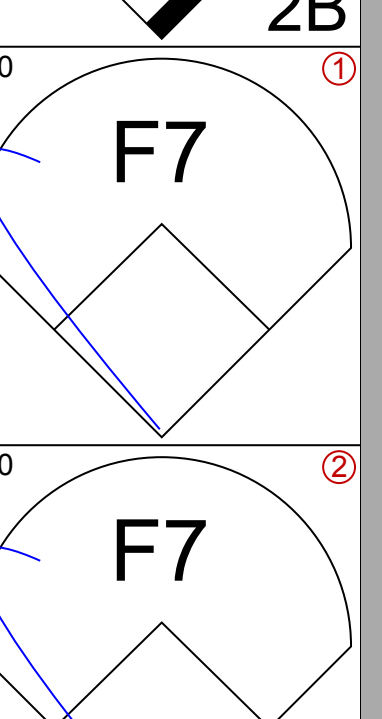
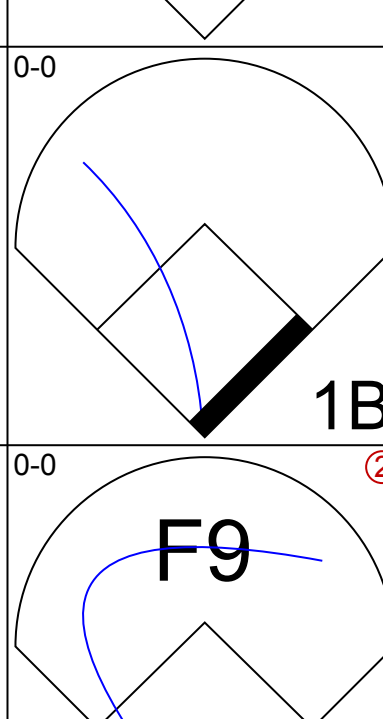
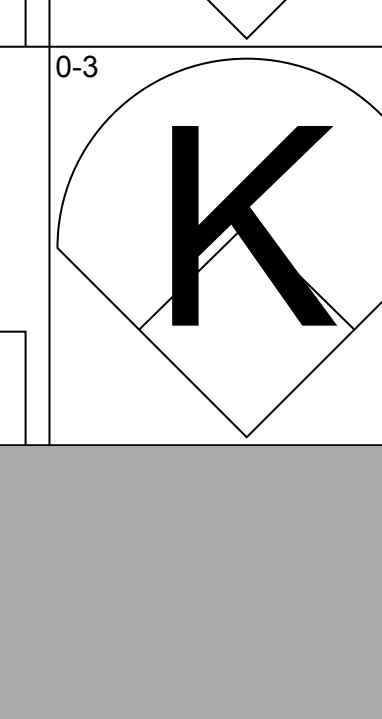
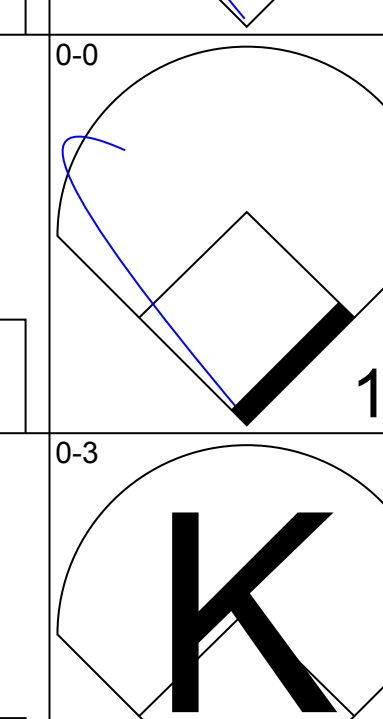
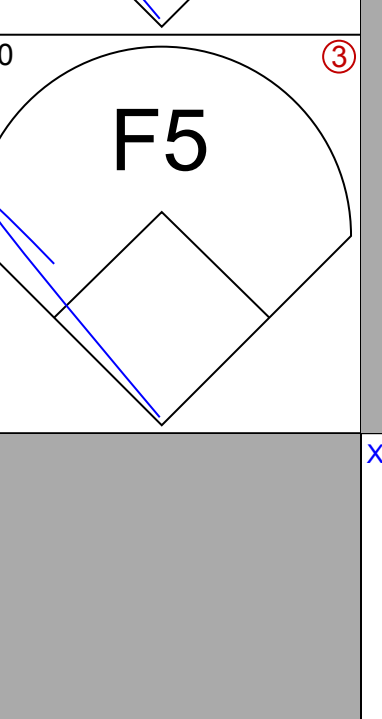

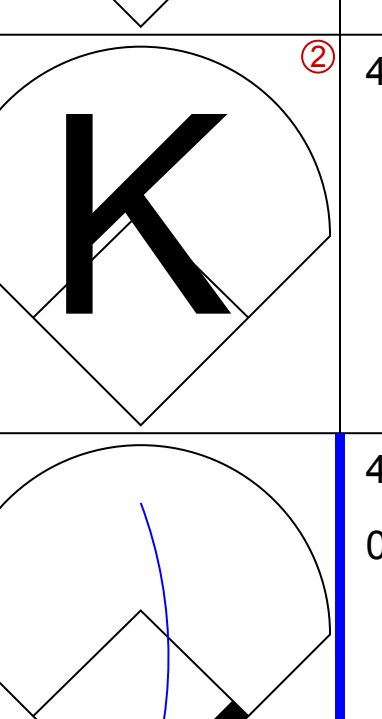



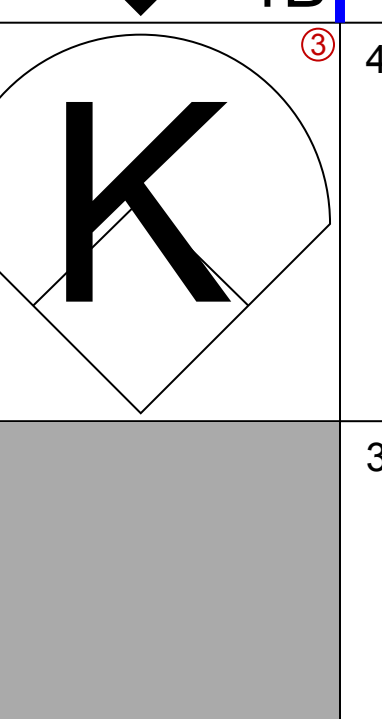
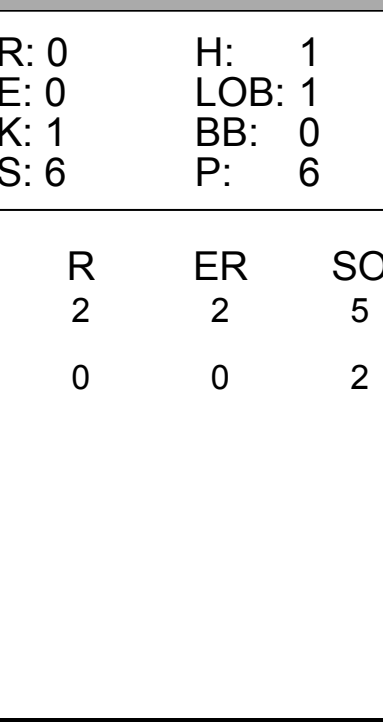
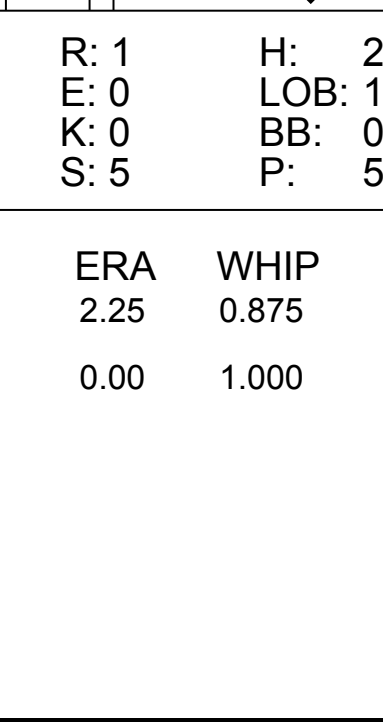
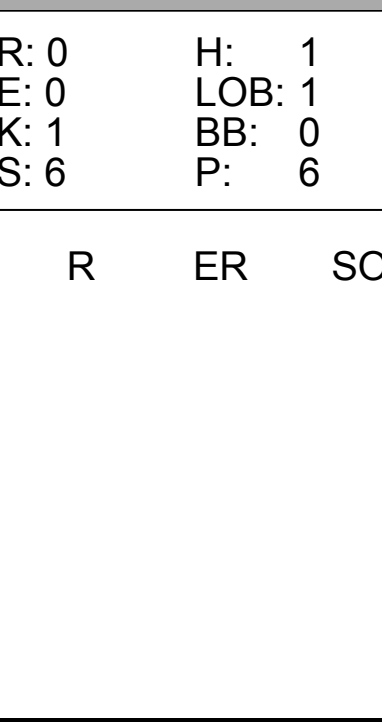
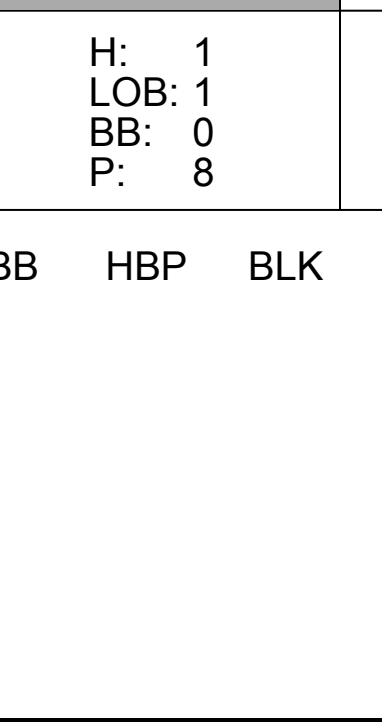
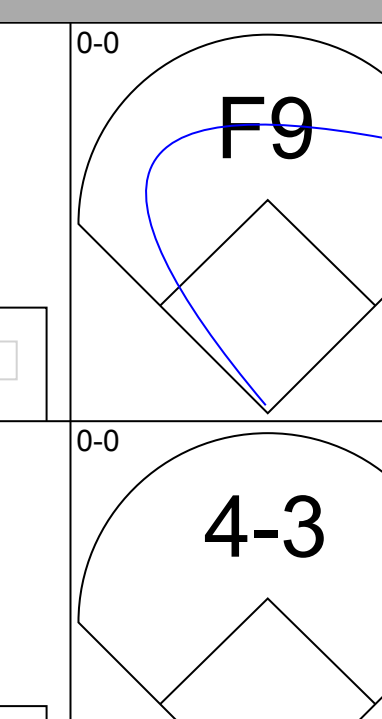
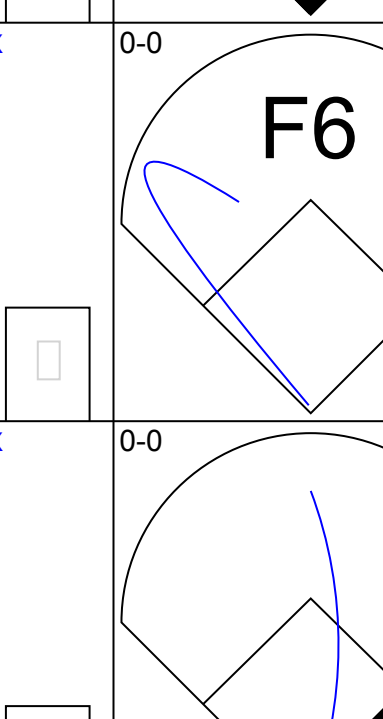

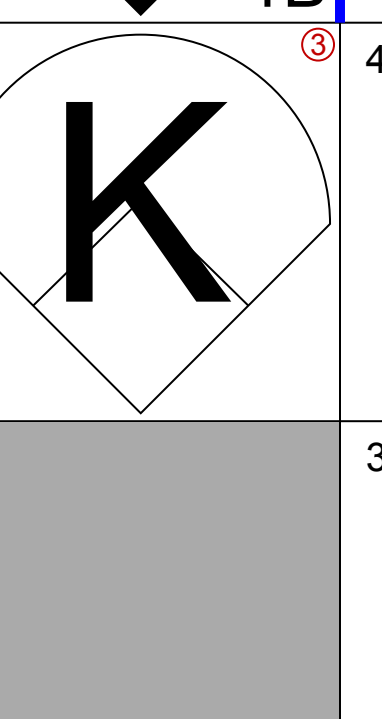
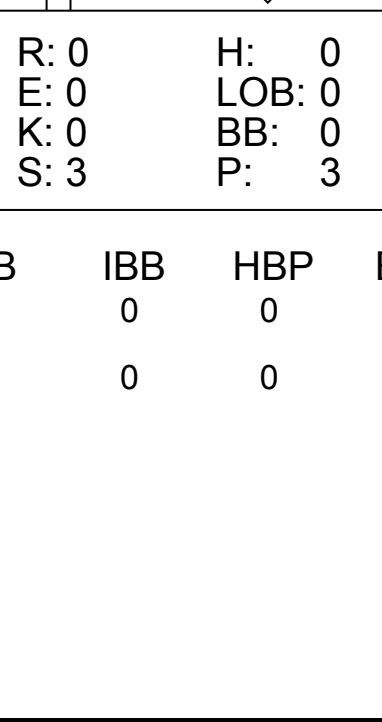
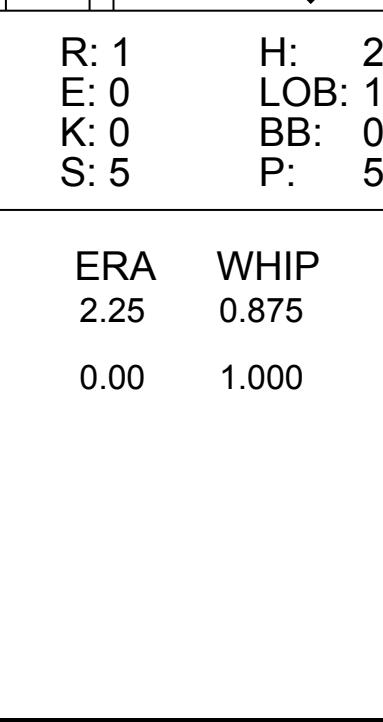
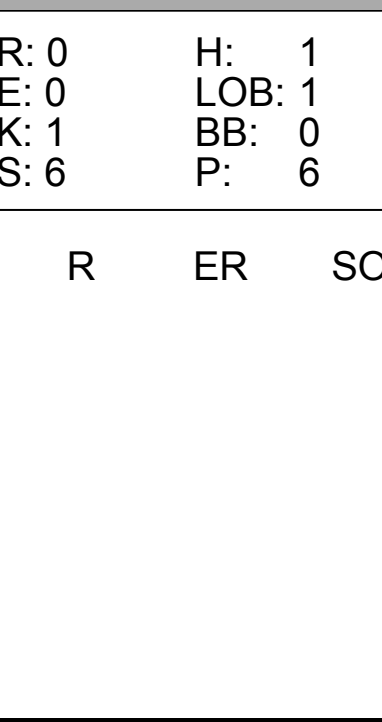



Batter	1	2	3	4	5	6	7	8	9	AB	R	H	RBI	BB	SO	LOB	TOP					
Wade Boggs, L (1, 5) OBP: 0.345, SLG: 0.477										4	0	0	0	0	1	1						
Marty Barrett, R (1, 4) OBP: 0.353, SLG: 0.387										4	0	0	0	0	0	0						
Dave Sax, R (1, 3) OBP: 0.310, SLG: 1.333 Dave Stapleton, R (8, 3) OBP: 0.182, SLG: 0.161										3	1	2	1	0	0	0						
Jim Rice, R (1, 7) OBP: 0.381, SLG: 0.498										4	0	0	0	0	0	2						
Don Baylor, R (1, 10) OBP: 0.340, SLG: 0.439										4	0	1	0	0	2	0						
Dwight Evans, R (1, 9) OBP: 0.377, SLG: 0.484										4	1	1	1	0	1	2						
Tony Armas, R (1, 8) OBP: 0.310, SLG: 0.426 Dave Henderson, R (8, 8) OBP: 0.341, SLG: 0.468										3	0	0	0	0	0	0						
Rich Gedman, L (1, 2) OBP: 0.315, SLG: 0.426										3	1	2	1	0	1	0						
Spike Owen, S (1, 6) OBP: 0.300, SLG: 0.315										3	0	1	0	0	0	1						
<b>Inning Stats</b>	R: 1 E: 0 K: 1 S: 6	H: 1 LOB: 0 BB: 0 P: 6	R: 0 E: 0 K: 1 S: 5	H: 0 LOB: 0 BB: 0 P: 5	R: 1 E: 0 K: 0 S: 4	H: 1 LOB: 0 BB: 0 P: 4	R: 0 E: 0 K: 1 S: 5	H: 0 LOB: 0 BB: 0 P: 5	R: 1 E: 0 K: 1 S: 7	H: 2 LOB: 1 BB: 0 P: 7	R: 0 E: 0 K: 0 S: 3	H: 1 LOB: 0 BB: 0 P: 3	R: 0 E: 0 K: 0 S: 3	H: 0 LOB: 0 BB: 0 P: 3	R: 0 E: 0 K: 0 S: 3	H: 1 LOB: 2 BB: 1 P: 3	R: 0 E: 0 K: 0 S: 6	H: 1 LOB: 2 BB: 1 P: 10	1B: 4 2B: 0 3B: 0 HR: 3	SF: 0 SAC: 0 DP: 1 HBP: 0	WP: 0 PB: 0 SB: 0 CS: 0	PA: 34
<b>PITCHER</b>	IP WLS BF H R ER SO BB IBB HBP BLK WP HR S P ERA WHIP																					
Jimmy Key, L (1, 1) ERA: 3.82	8.1 L 30 6 3 3 4 1 0 0 0 0 0 3 37 41 3.24 0.840																					
Mark Eichhorn, R (9, 1) ERA: 1.66	0.2 3 1 0 0 1 0 0 0 0 0 0 0 5 5 0.00 1.500																					

**Boston Red Sox @ Toronto Blue Jays**  
Exhibition Stadium, Toronto, ON  
Sun Sep 21 1986, 3:33 AM EDT  
Att: 44,197 - Unknown

AB 32  
R 3  
H 7  
RBI 3  
BB 1  
SO 5  
LOB 6



Batter	1	2	3	4	5	6	7	8	9	AB	R	H	RBI	BB	SO	LOB	BOTTOM					
Tony Fernandez, S (1, 6) OBP: 0.341, SLG: 0.429										3	0	1	1	0	0	0						
Rance Mulliniks, L (1, 5) OBP: 0.334, SLG: 0.415										3	1	1	0	0	0	1						
Lloyd Moseby, L (1, 8) OBP: 0.338, SLG: 0.428										4	0	1	1	0	2	1						
George Bell, R (1, 7) OBP: 0.363, SLG: 0.562										4	0	1	0	0	1	2						
Jesse Barfield, R (1, 9) OBP: 0.379, SLG: 0.553										4	0	0	0	0	0	2						
Willie Upshaw, L (1, 3) OBP: 0.340, SLG: 0.368										4	0	1	0	0	2	2						
Ernie Whitt, L (1, 2) ERA: 2.95 Ron Shepherd, R (9, PR) OBP: 0.318, SLG: 0.488										4	1	2	0	0	1	1						
Rick Leach, L (1, 10) OBP: 0.343, SLG: 0.455										4	0	0	0	0	1	2						
Manuel Lee, S (1, 4) OBP: 0.254, SLG: 0.299										3	0	1	0	0	0	0						
<b>Inning Stats</b>	R: 0 E: 0 K: 1 S: 5	H: 0 LOB: 0 BB: 0 P: 5	R: 0 E: 0 K: 0 S: 3	H: 1 LOB: 1 BB: 0 P: 6	R: 0 E: 0 K: 0 S: 3	H: 0 LOB: 0 BB: 0 P: 3	R: 1 E: 0 K: 0 S: 5	H: 2 LOB: 1 BB: 0 P: 5	R: 1 E: 0 K: 0 S: 5	H: 2 LOB: 1 BB: 0 P: 5	R: 0 E: 0 K: 2 S: 8	H: 1 LOB: 1 BB: 0 P: 8	R: 0 E: 0 K: 0 S: 3	H: 0 LOB: 0 BB: 0 P: 3	R: 0 E: 0 K: 1 S: 6	H: 1 LOB: 1 BB: 0 P: 6	R: 0 E: 0 K: 2 S: 8	H: 1 LOB: 1 BB: 0 P: 8	1B: 6 2B: 2 3B: 0 HR: 0	SF: 1 SAC: 1 DP: 0 HBP: 0	WP: 0 PB: 0 SB: 0 CS: 0	PA: 35
<b>PITCHER</b>	IP WLS BF H R ER SO BB IBB HBP BLK WP HR S P ERA WHIP																					
Roger Clemens, R (1, 1) ERA: 2.95	8.0 W 31 7 2 2 5 0 0 0 0 0 0 0 41 41 2.25 0.875																					
Calvin Schiraldi, R (9, 1) ERA: 1.23	1.0 S 4 1 0 0 2 0 0 0 0 0 0 0 8 8 0.00 1.000																					

**Boston Red Sox @ Toronto Blue Jays**  
Exhibition Stadium, Toronto, ON  
Sun Sep 21 1986, 3:33 AM EDT  
Att: 44,197 - Unknown

AB 33  
R 2  
H 8  
RBI 2  
BB 0  
SO 7  
LOB 11





Batter	1	2	3	4	5	6	7	8	9	AB	R	H	RBI	BB	SO	LOB	TOP			
Tony Fernandez, S OBP: 0.340, SLG: 0.428	F4		F9					F8		4	0	1	0	0	0	0	Toronto Blue Jays @ Detroit Tigers Tiger Stadium, Detroit, MI Mon Sep 22 1986, 7:05 PM EDT Att: 14,979 - Unknown			
Rance Mulliniks, L OBP: 0.331, SLG: 0.410	4-3		1-3					F7		4	0	0	0	0	1	2				
Lloyd Moseby, L OBP: 0.338, SLG: 0.427	1B		F3					L7		4	0	1	0	0	0	0				
George Bell, R OBP: 0.361, SLG: 0.558	6-3			L8				F9		4	0	0	0	0	0	1				
Jesse Barfield, R OBP: 0.376, SLG: 0.549		6-3		K				L5		4	0	0	0	0	1	0				
Ernie Whitt, L OBP: 0.326, SLG: 0.451				L8						4	1	2	1	0	0	0				
Ron Shepherd, R OBP: 0.318, SLG: 0.488	HR							G3		0	0	0	0	0	0	0				
Willie Upshaw, L OBP: 0.341, SLG: 0.368								F8		3	0	1	0	1	1	1				
Rick Leach, L OBP: 0.339, SLG: 0.448								1B		3	0	0	0	0	2	2				
Manuel Lee, S OBP: 0.257, SLG: 0.300								F7		3	0	1	0	0	0	2				
<b>Inning Stats</b>	R: 0 E: 0 K: 0 S: 4	H: 1 LOB: 1 BB: 0 P: 4	R: 1 E: 0 K: 1 S: 6	H: 1 LOB: 1 BB: 1 P: 10	R: 0 E: 0 K: 0 S: 3	H: 0 LOB: 0 BB: 0 P: 3	R: 0 E: 0 K: 1 S: 5	H: 0 LOB: 0 BB: 0 P: 5	R: 0 E: 0 K: 1 S: 7	H: 2 LOB: 2 BB: 0 P: 7	R: 0 E: 0 K: 0 S: 3	H: 0 LOB: 0 BB: 0 P: 3	R: 0 E: 0 K: 1 S: 6	H: 1 LOB: 1 BB: 0 P: 6	R: 0 E: 0 K: 0 S: 3	H: 1 LOB: 1 BB: 0 P: 6	1B: 5 2B: 0 3B: 0 HR: 1	SF: 0 SAC: 0 DP: 0 HBP: 0	WP: 0 PB: 0 SB: 2 CS: 0	PA: 34
<b>PITCHER</b> Jack Morris, R ERA: 3.48	IP: 9.0 WLS: W BF: 34 H: 6 R: 1 ER: 1 SO: 5 BB: 1 IBB: 0 HBP: 0 BLK: 0 WP: 0 HR: 1 S: 43 P: 47 ERA: 1.00 WHIP: 0.778																			

Batter	1	2	3	4	5	6	7	8	9	AB	R	H	RBI	BB	SO	LOB	BOTTOM			
Lou Whitaker, L OBP: 0.337, SLG: 0.428	FC6-4 BB	4-3			F7			F6		3	0	0	0	1	0	1	Toronto Blue Jays @ Detroit Tigers Tiger Stadium, Detroit, MI Mon Sep 22 1986, 7:05 PM EDT Att: 14,979 - Unknown			
Alan Trammell, R OBP: 0.345, SLG: 0.469	FC6-4 G3 2B		F8					F8		4	1	0	0	0	0	2				
Kirk Gibson, L OBP: 0.372, SLG: 0.480	G3		4-3					K		3	0	0	0	0	1	1				
Johnny Grubb, L OBP: 0.413, SLG: 0.624	G3 1B 2B		G3					F7		3	1	1	1	0	0	0				
Darrell Evans, L OBP: 0.368, SLG: 0.458	1B BB				F8			F9		2	0	0	0	1	0	0				
Darnell Coles, R OBP: 0.332, SLG: 0.448					K			L6		3	0	1	1	0	1	0				
Bruce Fields, L OBP: 0.400, SLG: 0.545	4-3				K			4-3		3	0	0	0	0	1	2				
Chet Lemon, R OBP: 0.329, SLG: 0.410		6-3			5-3			FC1-8 1B		3	0	1	0	0	0	0				
Mike Heath, R OBP: 0.291, SLG: 0.342		4-3			K			FC1-6 1-2		3	0	0	0	0	1	1				
<b>Inning Stats</b>	R: 2 E: 0 K: 0 S: 5	H: 2 LOB: 2 BB: 2 P: 13	R: 0 E: 0 K: 0 S: 3	H: 0 LOB: 0 BB: 0 P: 3	R: 0 E: 0 K: 2 S: 7	H: 0 LOB: 0 BB: 0 P: 7	R: 0 E: 0 K: 1 S: 5	H: 0 LOB: 0 BB: 0 P: 5	R: 0 E: 0 K: 0 S: 3	H: 0 LOB: 0 BB: 0 P: 3	R: 0 E: 0 K: 0 S: 4	H: 1 LOB: 1 BB: 0 P: 4	R: 0 E: 0 K: 0 S: 3	H: 0 LOB: 0 BB: 0 P: 3	R: 0 E: 0 K: 0 S: 4	H: 1 LOB: 1 BB: 0 P: 4	1B: 2 2B: 1 3B: 0 HR: 0	SF: 0 SAC: 0 DP: 0 HBP: 0	WP: 0 PB: 1 SB: 0 CS: 0	PA: 29
<b>PITCHER</b> Jim Clancy, R ERA: 3.96	IP: 8.0 WLS: L BF: 29 H: 3 R: 2 ER: 2 SO: 4 BB: 2 IBB: 0 HBP: 0 BLK: 0 WP: 0 HR: 0 S: 35 P: 43 ERA: 2.25 WHIP: 0.625																			

AB	33
R	1
H	6
RBI	1
BB	1
SO	5
LOB	8





Batter	1	2	3	4	5	6	7	8	9	AB	R	H	RBI	BB	SO	LOB	TOP										
Tony Fernandez, S OBP: 0.339, SLG: 0.428 (1, 6)	5-3		K		F8			F7	2B	5	0	1	2	0	1	0	<p>Toronto Blue Jays @ Detroit Tigers</p> <p>Tiger Stadium, Detroit, MI</p> <p>Tue Sep 23 1986, 7:05 PM EDT</p> <p>Att: 14,364 - Unknown</p>										
Willie Upshaw, L OBP: 0.341, SLG: 0.366 (1, 3)	F7			1-3				F5	IBB	3	0	0	0	2	0	0											
Rance Mulliniks, L OBP: 0.331, SLG: 0.409 Kelly Gruber, R OBP: 0.208, SLG: 0.351 (8, FH)	K				K			K	F4	3	1	1	0	0	2	1											
Lloyd Moseby, L OBP: 0.337, SLG: 0.426 (8, FH)	K			BB	1B			K		0	0	0	0	0	0	0											
Manuel Lee, S OBP: 0.253, SLG: 0.296 (8, 4)				BB	1B			K		1	0	0	0	0	1	0											
George Bell, R OBP: 0.360, SLG: 0.556 (1, 7)					E1				F3	4	1	1	0	0	1	1											
Jesse Barfield, R OBP: 0.377, SLG: 0.553 (1, 9)					BB			G5-4-3	1B	3	1	1	1	1	0	1											
Ernie Whitt, L OBP: 0.330, SLG: 0.455 (1, 2)					F8				HR	4	1	3	2	0	0	0											
Rick Leach, L OBP: 0.336, SLG: 0.444 Damaso Garcia, R OBP: 0.307, SLG: 0.377 (7, FH)	K				BB				1B	2	0	0	0	0	1	3											
Ron Shepherd, R OBP: 0.292, SLG: 0.444 (1, 8)				6-3	FC5-4				F9	4	0	0	0	0	0	4											
Garth Iorg, R OBP: 0.305, SLG: 0.346 (8, 5)				1-3					F7	4	1	1	1	0	0	0											
<b>Inning Stats</b>	R: 0 E: 0 K: 1 S: 5	H: 0 LOB: 0 BB: 0 P: 5	R: 0 E: 0 K: 2 S: 8	H: 1 LOB: 1 BB: 0 P: 8	R: 0 E: 0 K: 1 S: 5	H: 0 LOB: 0 BB: 0 P: 5	R: 2 E: 1 K: 0 S: 6	H: 2 LOB: 2 BB: 1 P: 10	R: 0 E: 0 K: 1 S: 5	H: 0 LOB: 1 BB: 1 P: 9	R: 0 E: 0 K: 0 S: 3	H: 0 LOB: 0 BB: 0 P: 3	R: 0 E: 0 K: 1 S: 5	H: 0 LOB: 0 BB: 0 P: 5	R: 4 E: 0 K: 0 S: 8	H: 5 LOB: 2 BB: 1 P: 12	1B: 6 2B: 2 3B: 0 HR: 1	SF: 0 SAC: 0 DP: 1 HBP: 0	WP: 0 PB: 0 SB: 0 CS: 0	PA: 39							
<b>PITCHER</b>	IP	WLS	BF	H	R	ER	SO	BB	IBB	HBP	BLK	WP	HR	S	P	ERA	WHIP										
Bryan Kelly, R ERA: 2.7 Mark Thurmond, L ERA: 4.61 Eric King, R ERA: 3.65 Willie Hernandez, L ERA: 3.68 Bill Campbell, R ERA: 4.92	6.0		24	4	2	1	5	2	0	0	0	0	0	32	40	1.50	1.000										

AB	36
R	6
H	9
RBI	6
BB	3
SO	6
LOB	12



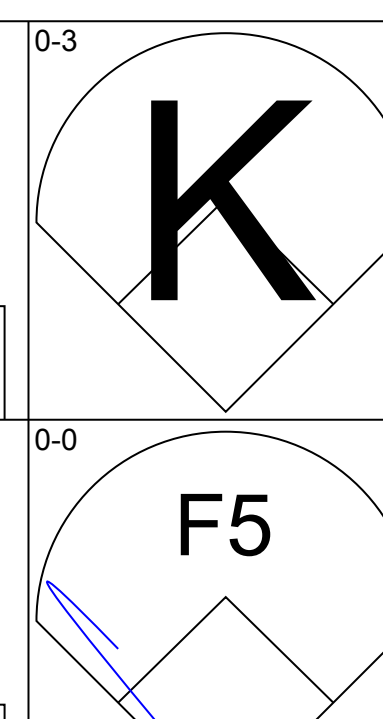
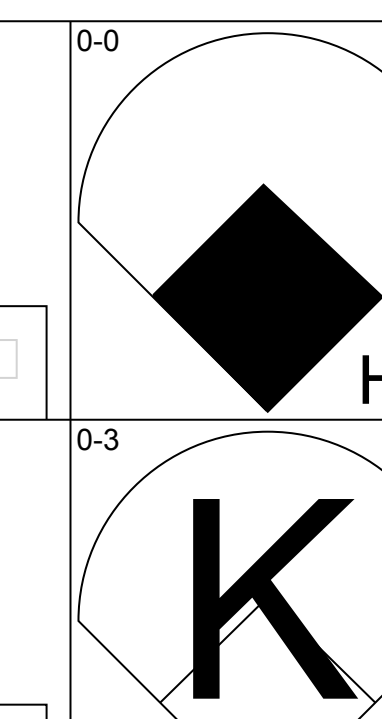
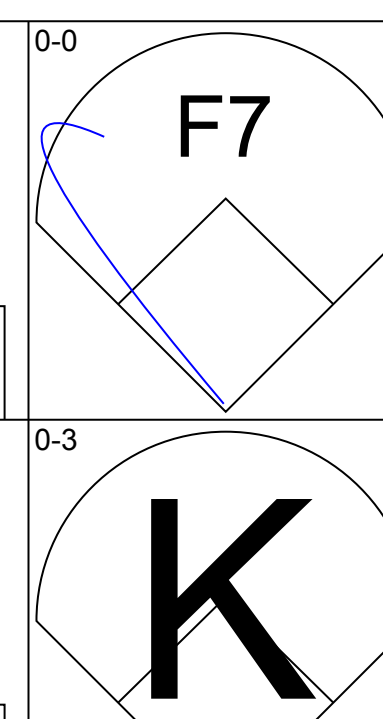
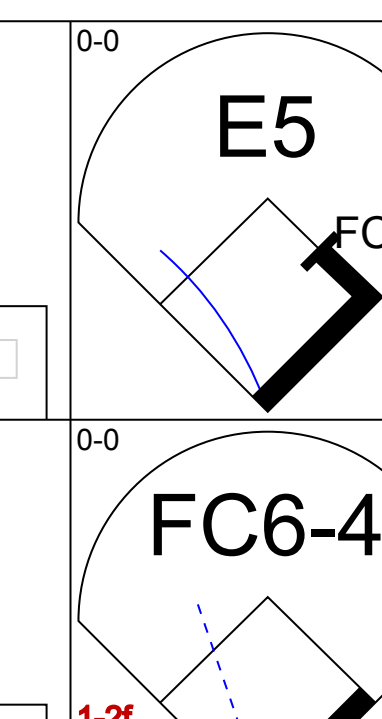
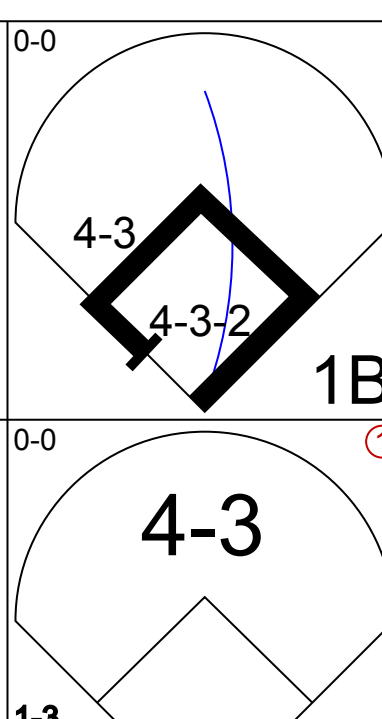
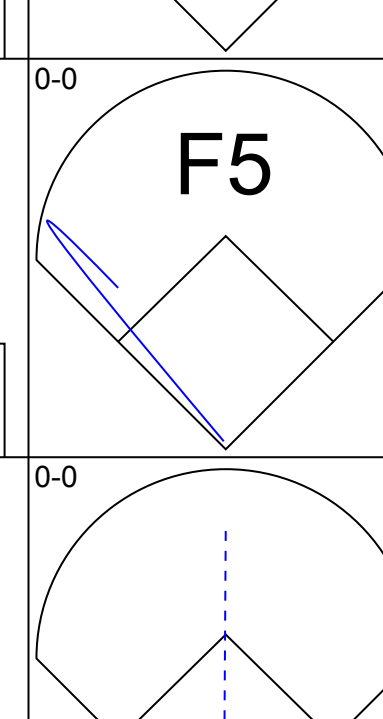
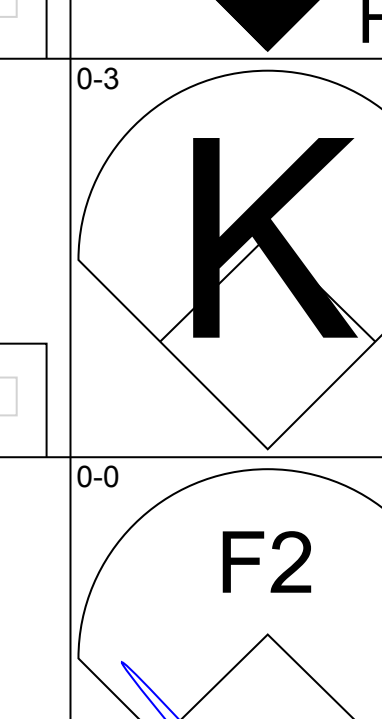
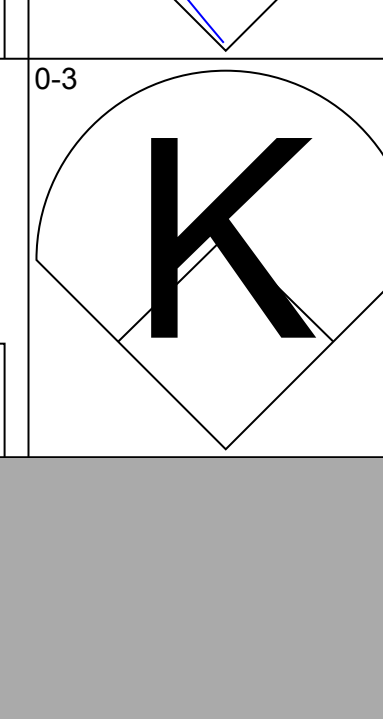
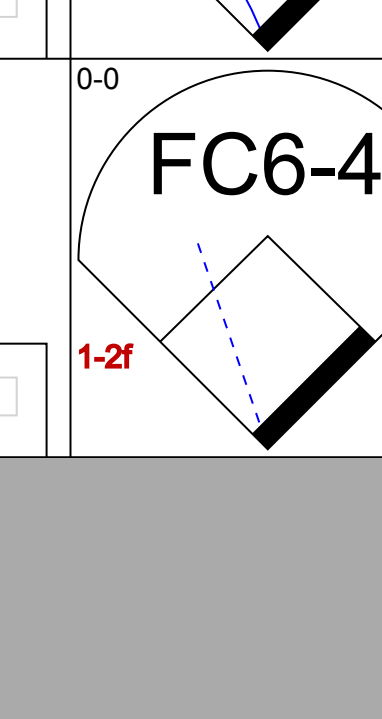
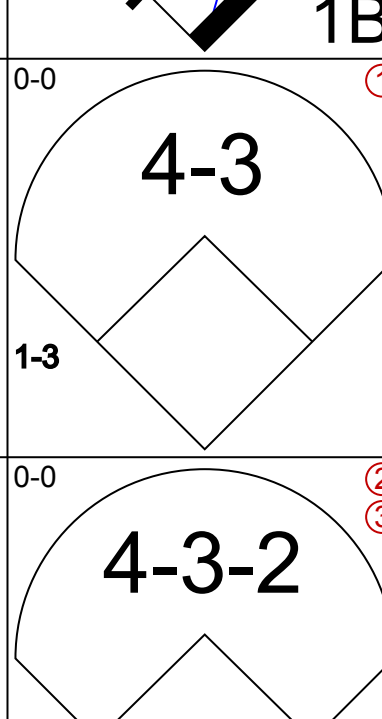
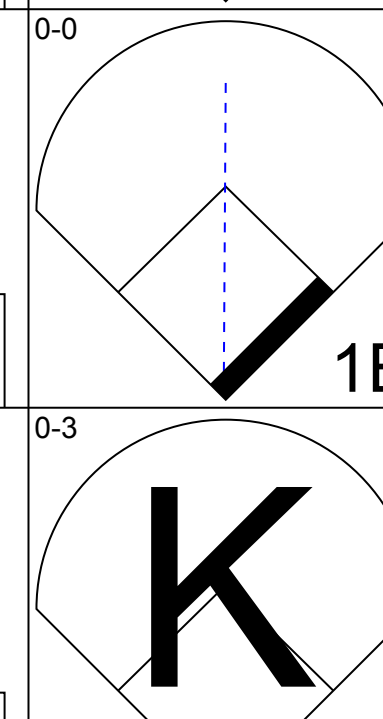
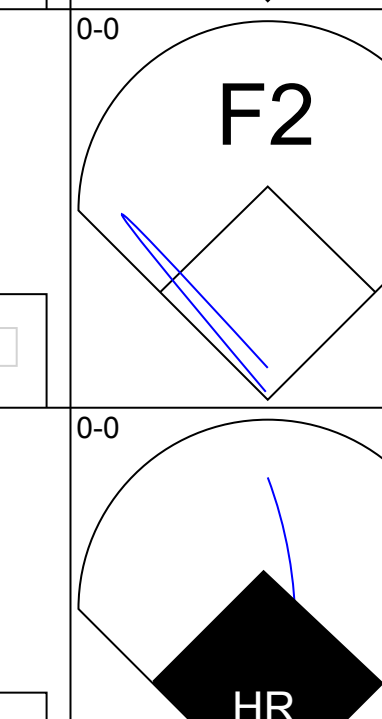
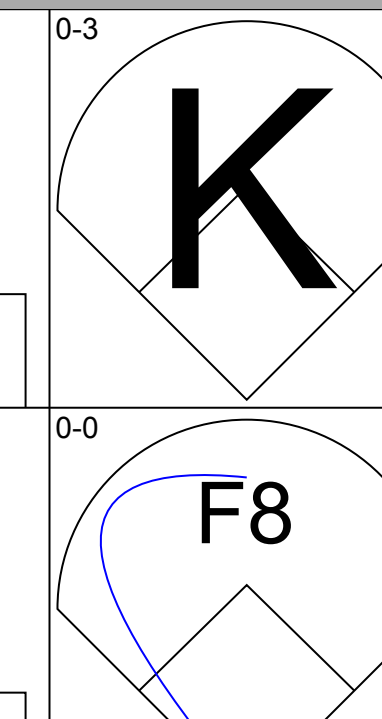
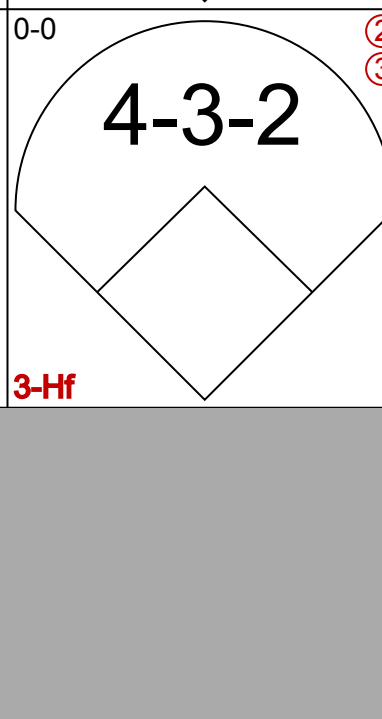
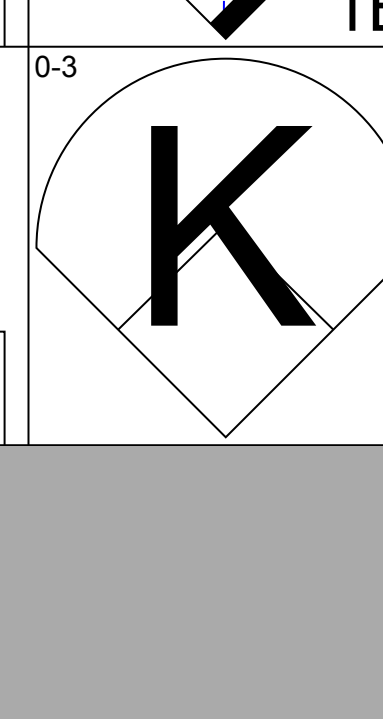
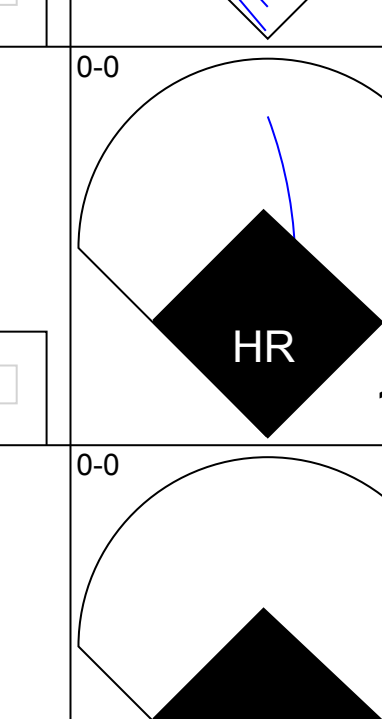
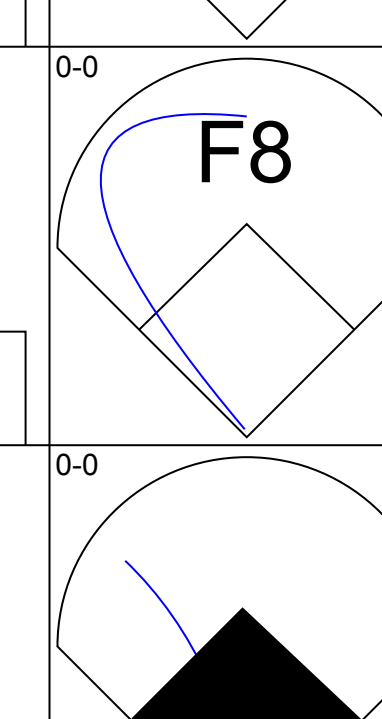
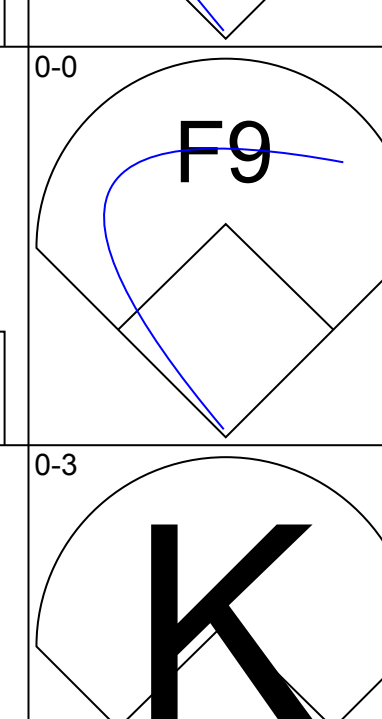
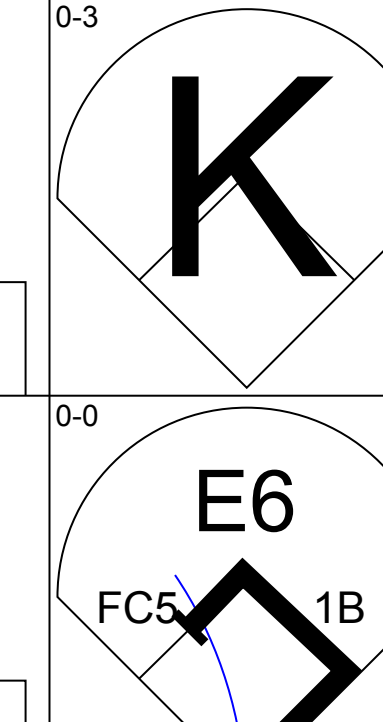
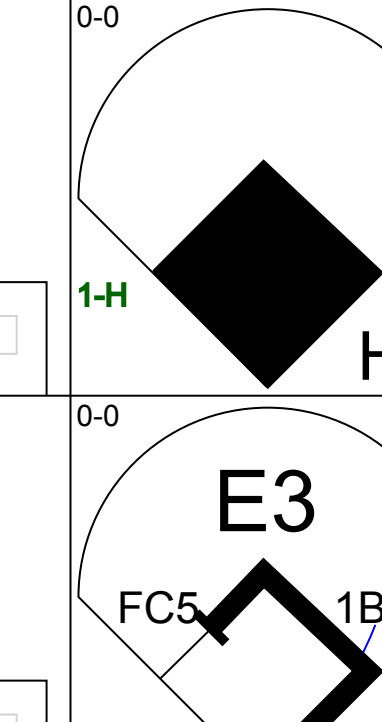
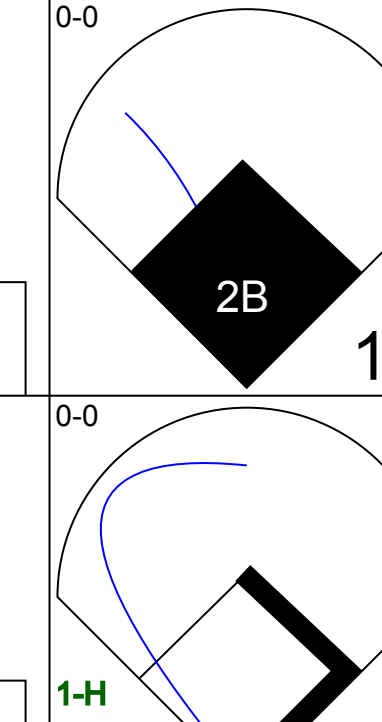

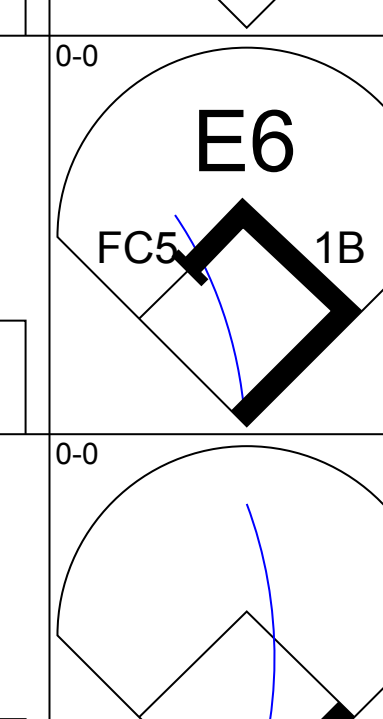
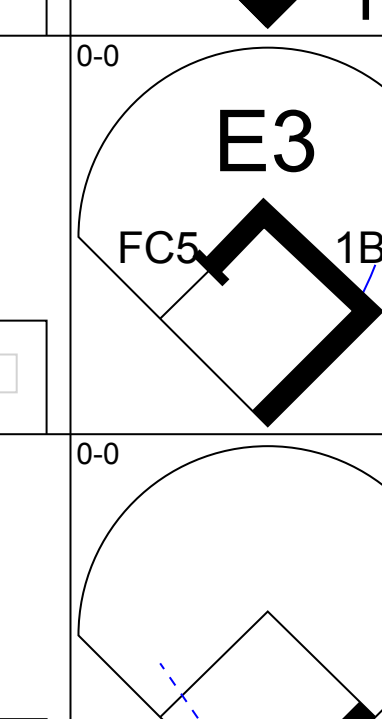
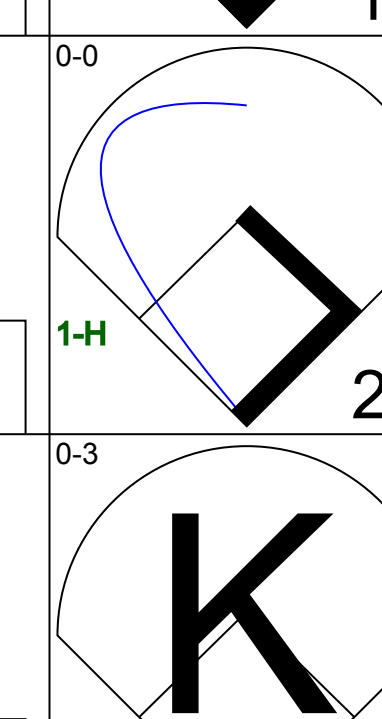
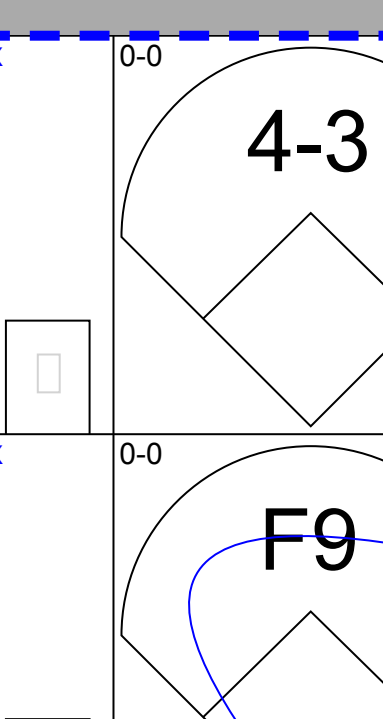
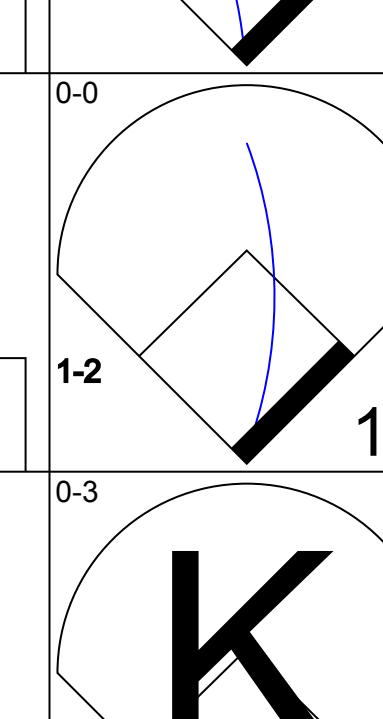
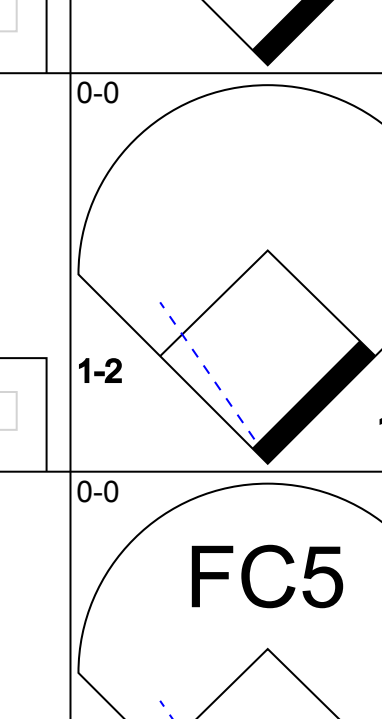
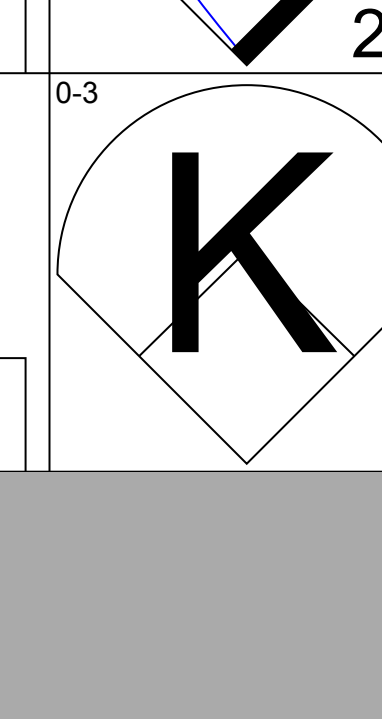
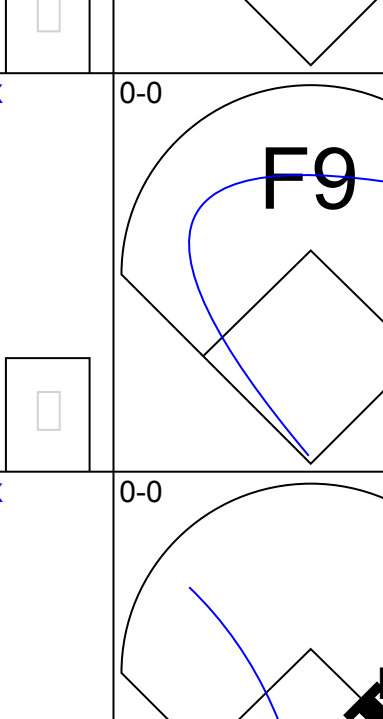
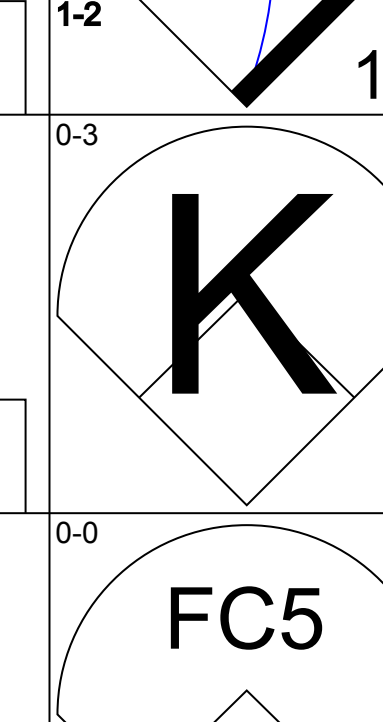
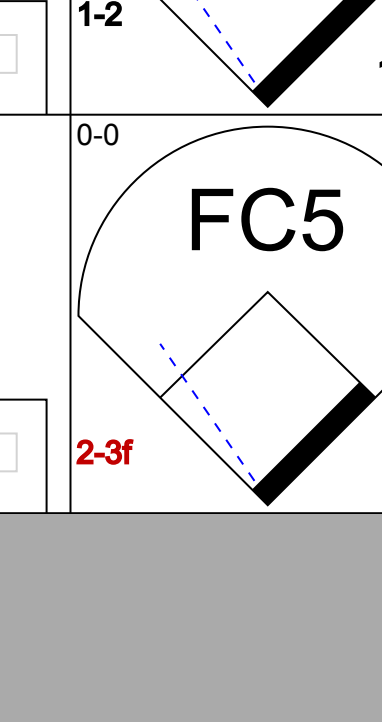
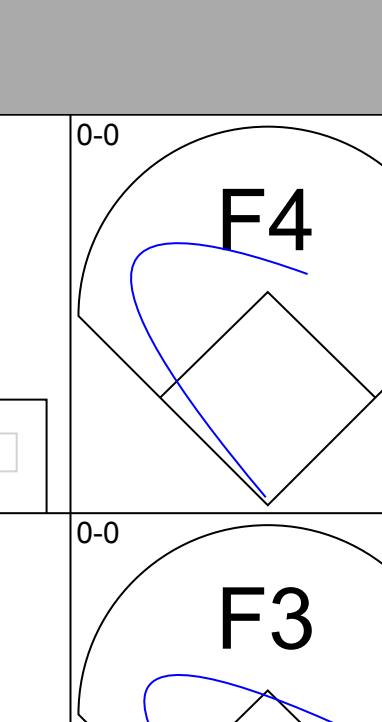
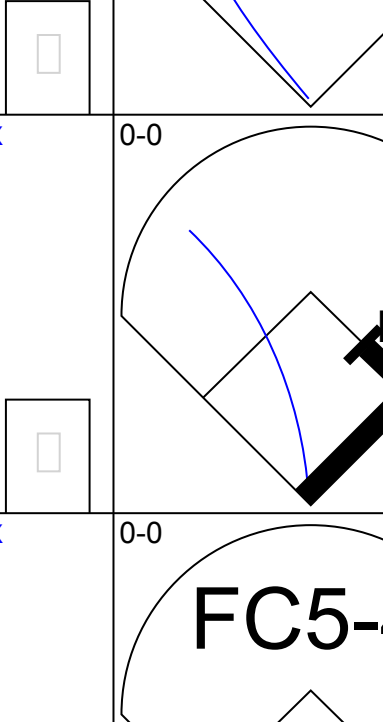
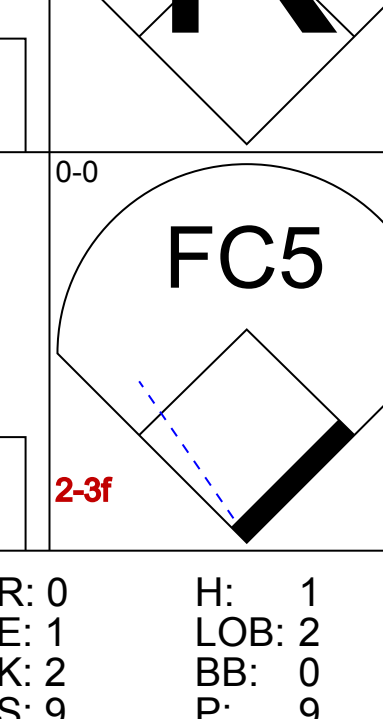
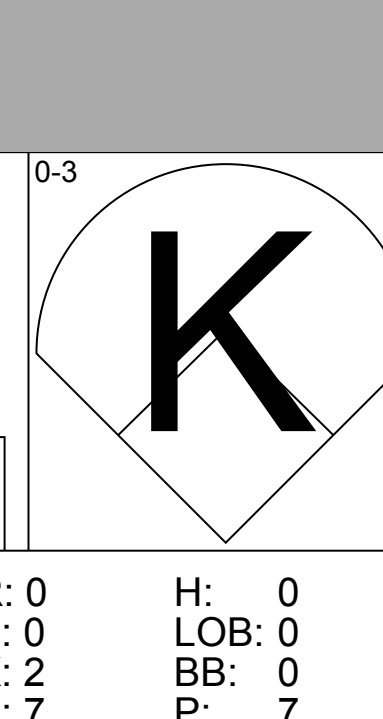
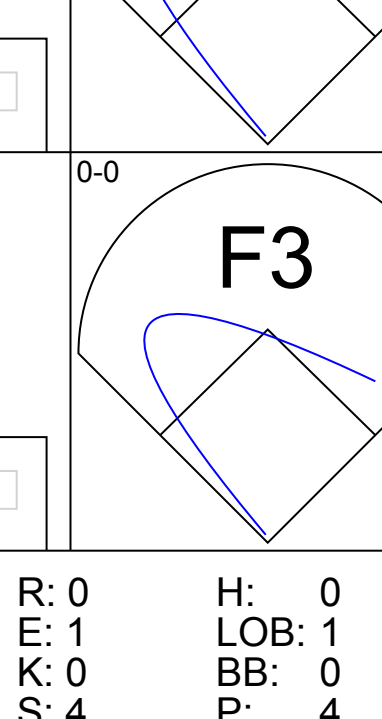
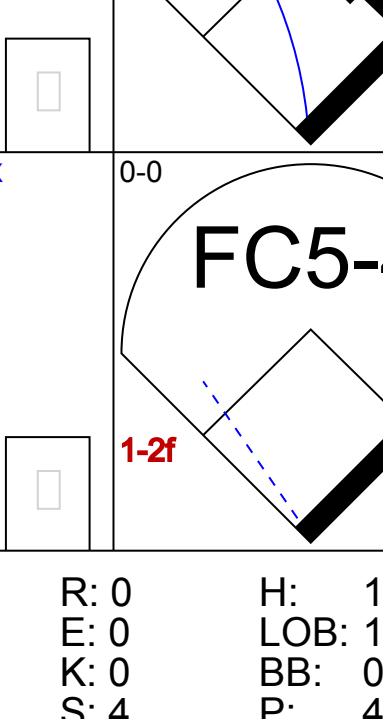
Batter	1	2	3	4	5	6	7	8	9	AB	R	H	RBI	BB	SO	LOB	BOTTOM										
Lou Whitaker, L OBP: 0.337, SLG: 0.427 (1, 4)	F7		1-3		1B				F9	4	0	1	0	1	0	0	<p>Toronto Blue Jays @ Detroit Tigers</p> <p>Tiger Stadium, Detroit, MI</p> <p>Tue Sep 23 1986, 7:05 PM EDT</p> <p>Att: 14,364 - Unknown</p>										
Alan Trammell, R OBP: 0.346, SLG: 0.469 (1, 6)	L4		F5		1B			F6		4	0	2	1	0	0	1											
Kirk Gibson, L OBP: 0.369, SLG: 0.475 (1, 9)	L4		4-3		F7				K	4	0	0	0	0	1	4											
Larry Herndon, R OBP: 0.305, SLG: 0.380 Johnny Grubb, L OBP: 0.414, SLG: 0.621 (6, FH)			4-3		5-3				G3	2	0	0	0	0	0	0											
Pat Sheridan, L OBP: 0.296, SLG: 0.365 (8, PR)									CS	0	0	0	0	0	0	0											
Darnell Coles, R OBP: 0.335, SLG: 0.457 (1, 10)									HR	4	1	3	1	0	1	0											
Chet Lemon, R OBP: 0.325, SLG: 0.406 (1, 8)					5-3				FC6-4	4	0	0	0	0	2	3											
Tom Brookens, R OBP: 0.318, SLG: 0.359 (1, 5)					1-3				K	4	0	1	0	0	2	3											
Tim Tolman, R OBP: 0.276, SLG: 0.174 Darrell Evans, L OBP: 0.309, SLG: 0.465 (7, FH)					FC5				2B	1	0	0	0	1	0	0											
Mike Heath, R OBP: 0.291, SLG: 0.342 Bruce Fields, L OBP: 0.385, SLG: 0.522 (8, PH)					BB				4-3	2	1	1	1	0	1	0											
Mike Heath, R OBP: 0.291, SLG: 0.342 Bruce Fields, L OBP: 0.385, SLG: 0.522 (8, PH)					FC5				BB	3	1	1	0	0	1	2											
<b>Inning Stats</b>	R: 0 E: 0 K: 0 S: 3	H: 1 LOB: 0 BB: 0 P: 3	R: 1 E: 0 K: 1 S: 7	H: 2 LOB: 2 BB: 1 P: 11	R: 0 E: 0 K: 0 S: 3	H: 0 LOB: 0 BB: 0 P: 3	R: 0 E: 0 K: 0 S: 4	H: 1 LOB: 1 BB: 0 P: 4	R: 1 E: 0 K: 0 S: 6	H: 3 LOB: 2 BB: 0 P: 6	R: 0 E: 0 K: 3 S: 9	H: 0 LOB: 0 BB: 0 P: 9	R: 1 E: 0 K: 2 S: 8	H: 1 LOB: 1 BB: 1 P: 12	R: 0 E: 0 K: 1 S: 5	H: 1 LOB: 2 BB: 0 P: 6	R: 0 E: 0 K: 2 S: 7	H: 0 LOB: 0 BB: 0 P: 7	1B: 6 2B: 1 3B: 0 HR: 2	SF: 0 SAC: 0 DP: 0 HBP: 1	WP: 0 PB: 0 SB: 3 CS: 2	PA: 37					
<b>PITCHER</b>	IP	WLS	BF	H	R	ER	SO	BB	IBB	HBP	BLK	WP	HR	S	P	ERA	WHIP										
John Cerutti, L ERA: 4.0 Mark Eichhorn, R ERA: 1.99 Tom Henke, R ERA: 3.36	4.2		21	7	2	2	1	1	0	0	0	0	1	23	28	2.70	0.900										







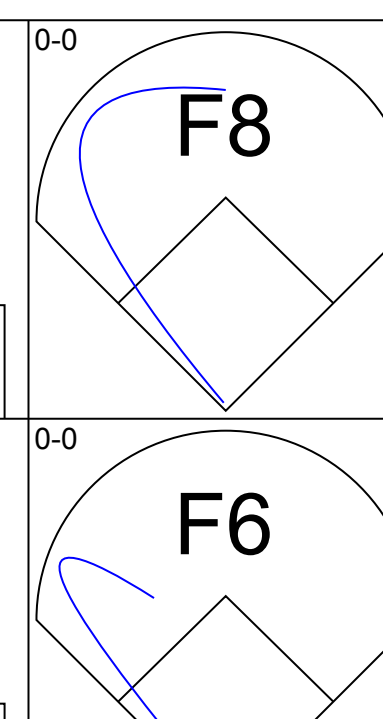
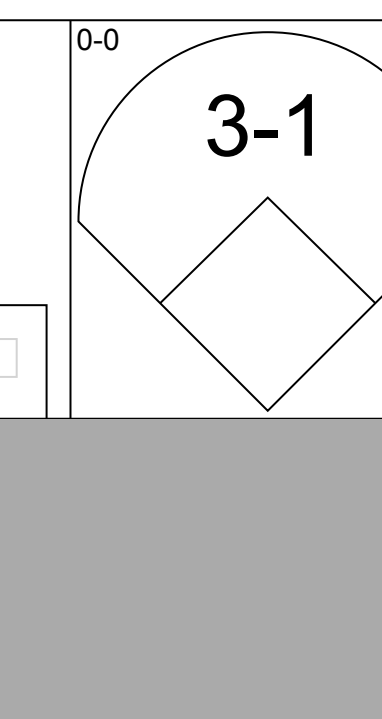
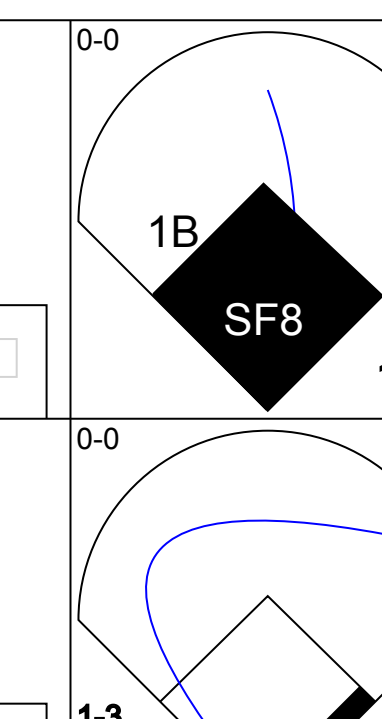
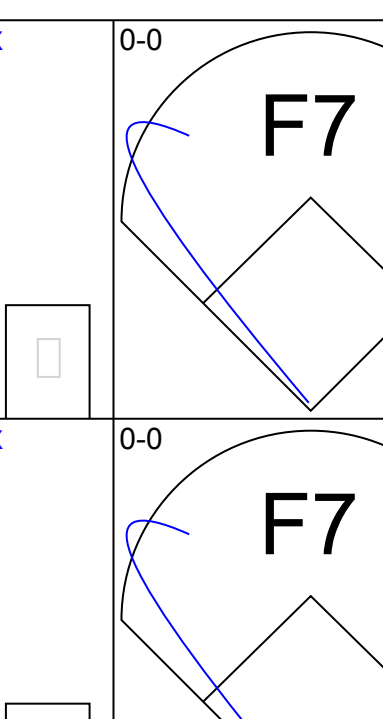
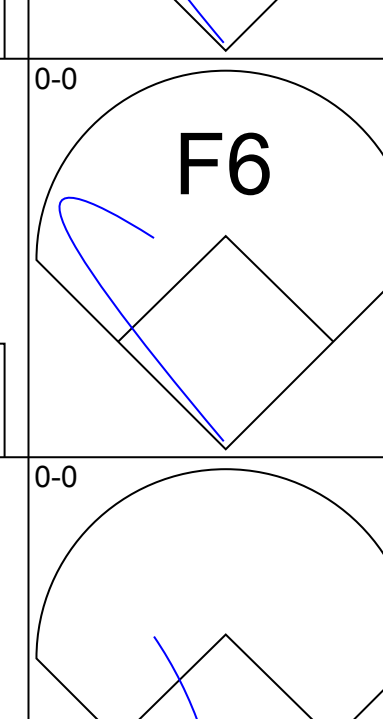
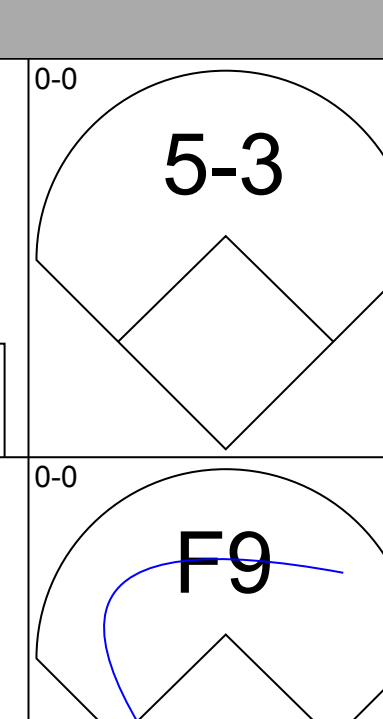
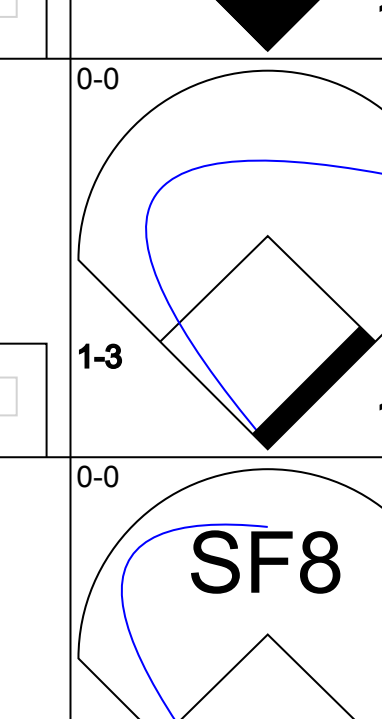
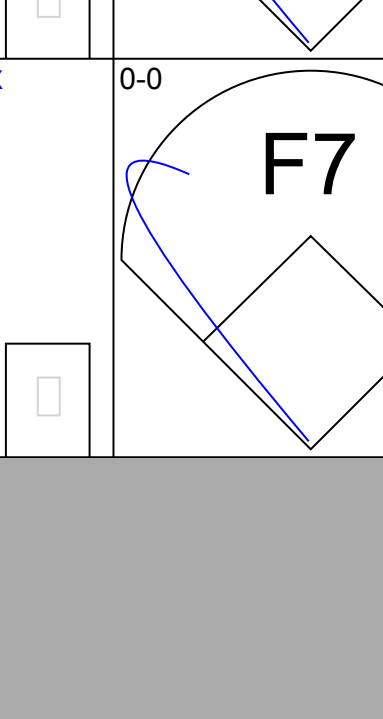
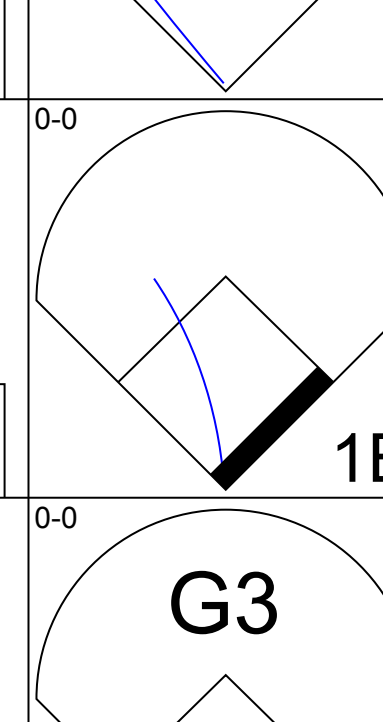
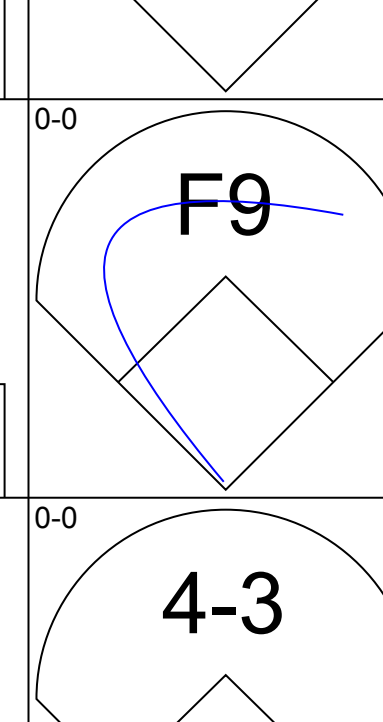
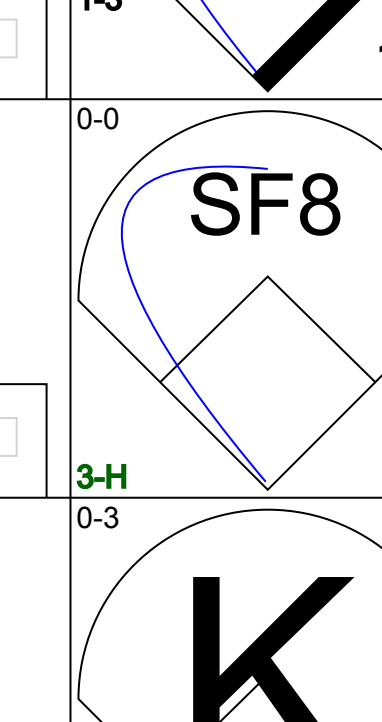
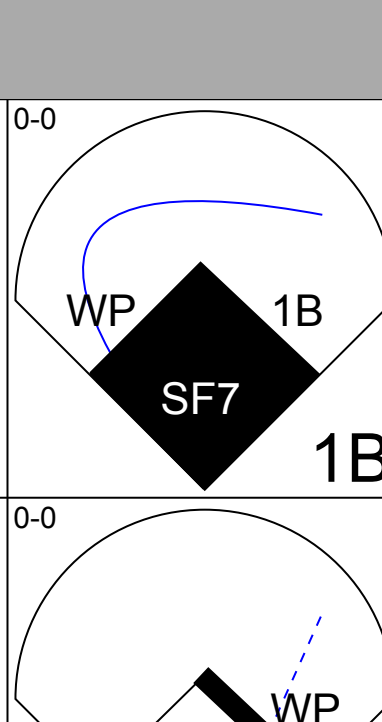
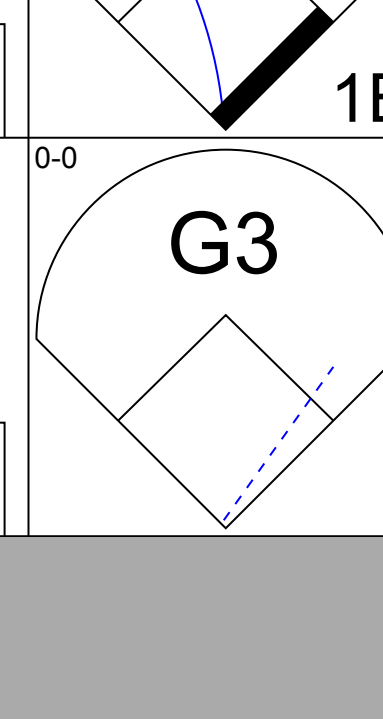
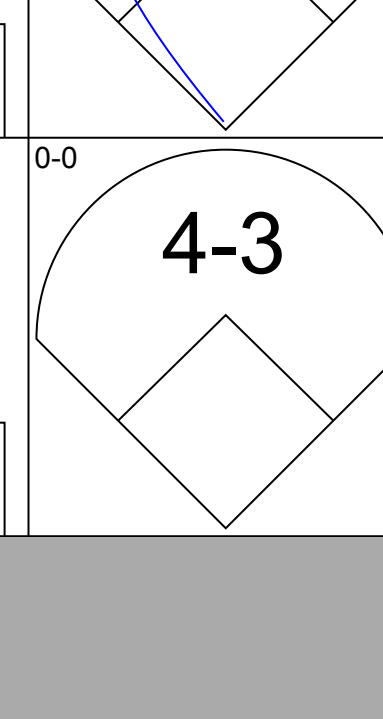
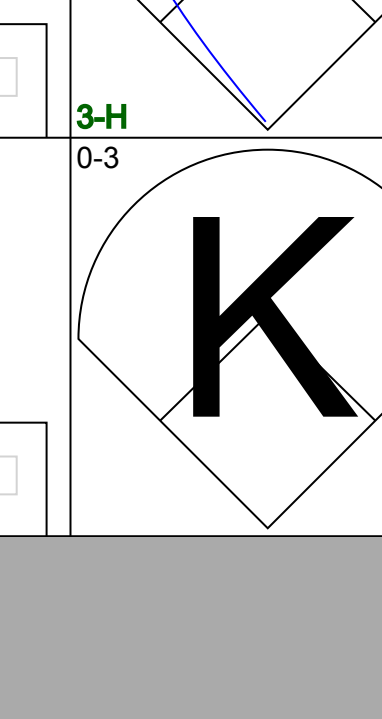
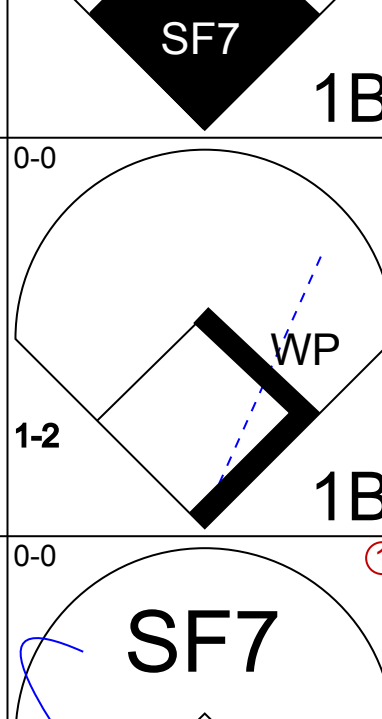
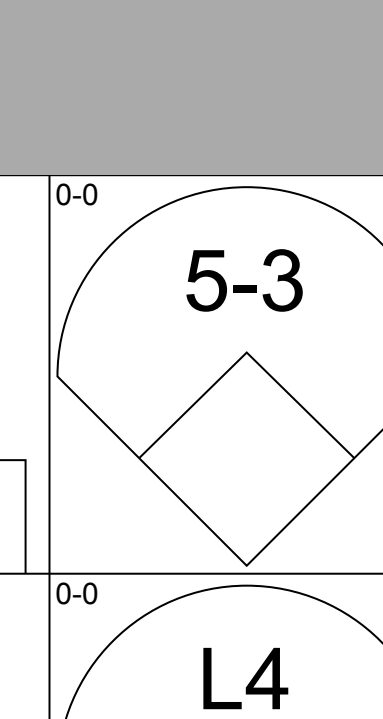
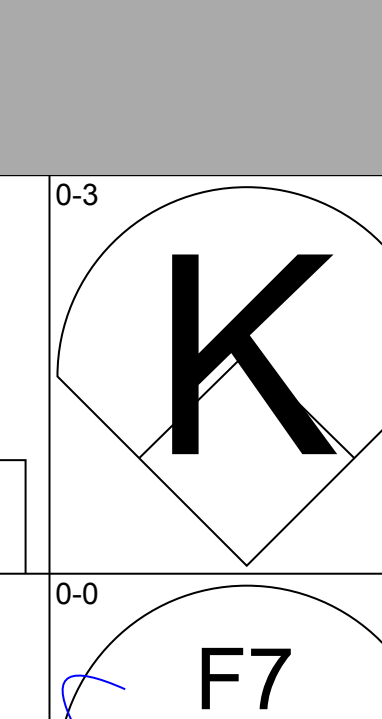

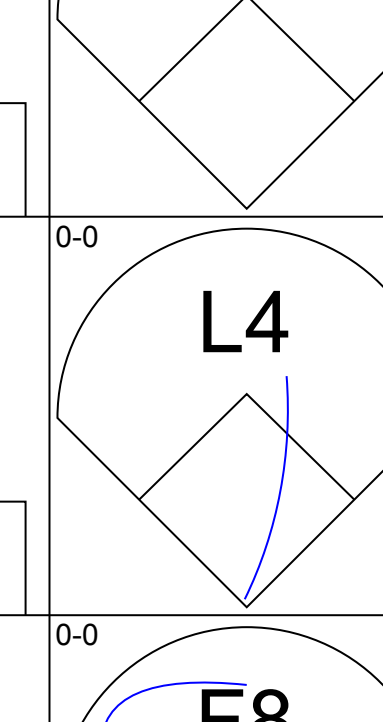
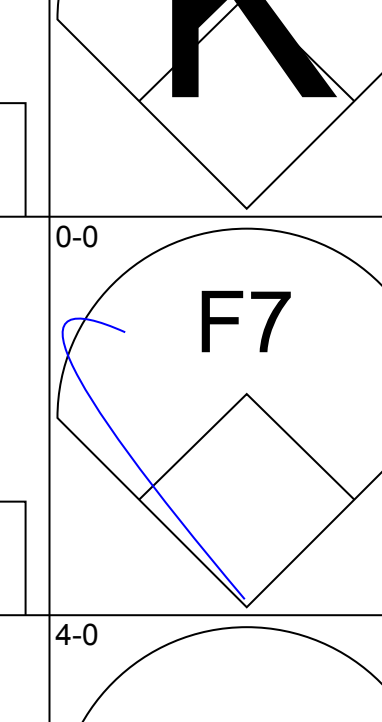

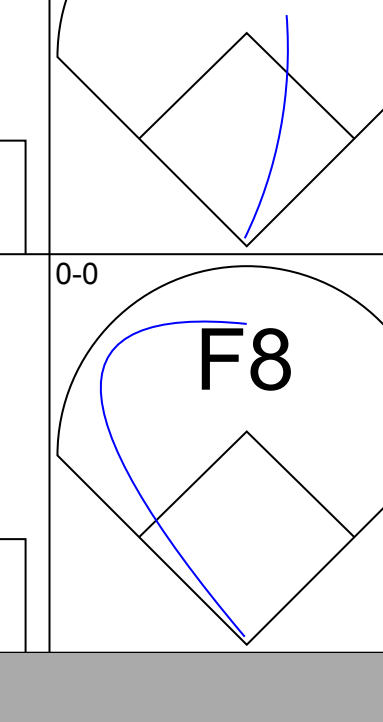
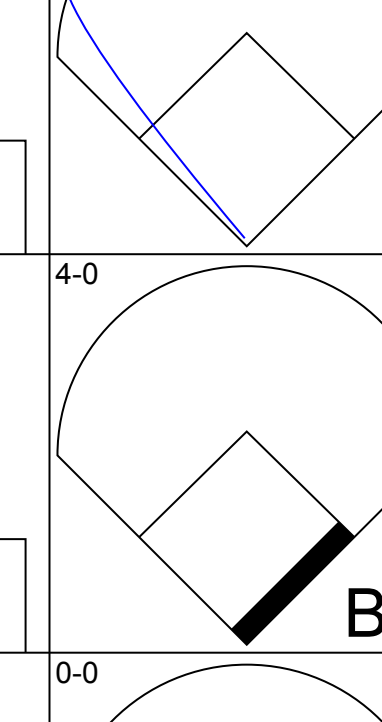

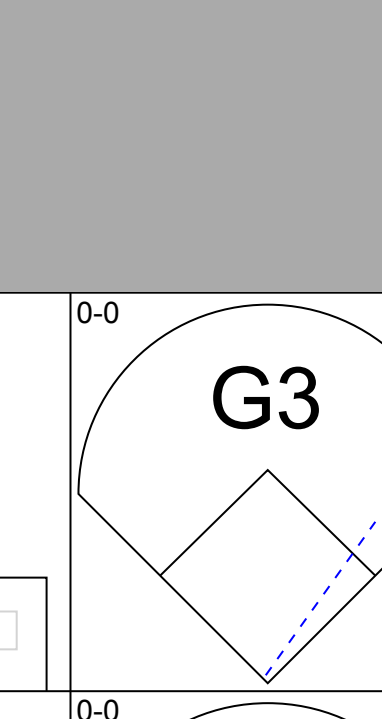
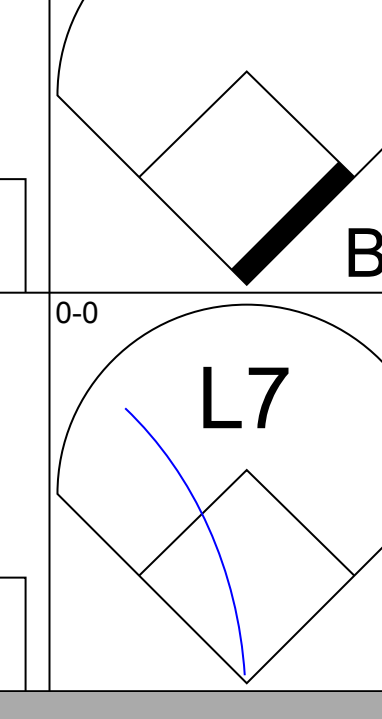
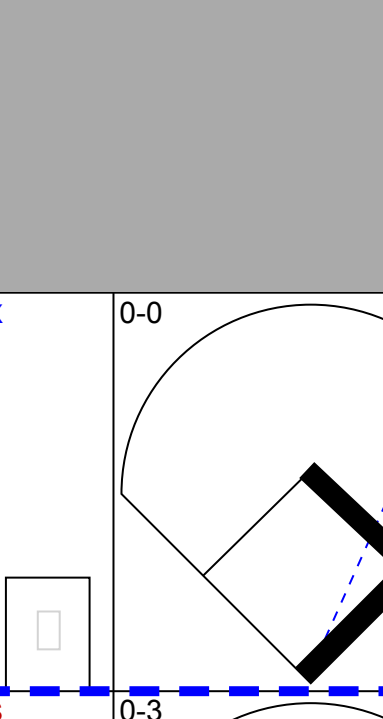
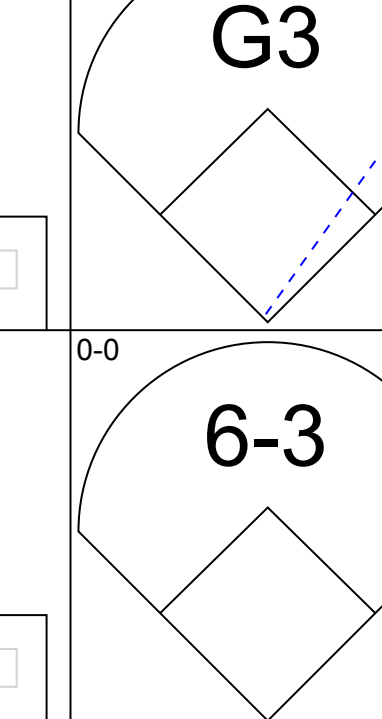
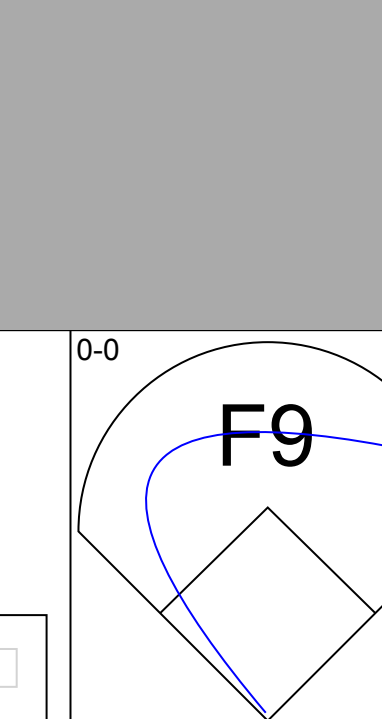
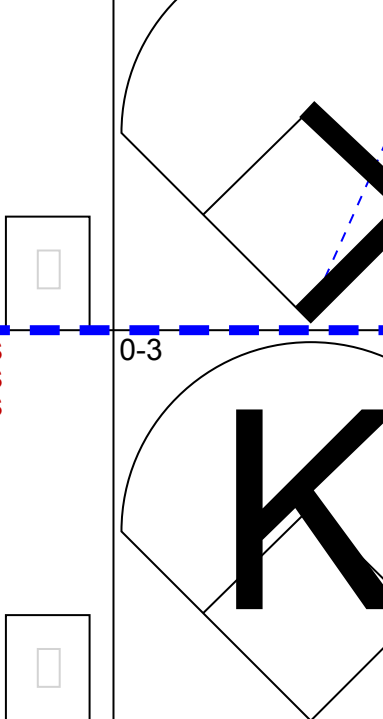


Batter	1	2	3	4	5	6	7	8	9	AB	R	H	RBI	BB	SO	LOB	TOP					
<b>Tony Fernandez, S</b> OBP: 0.339, SLG: 0.436 (1, 6)										5	1	2	1	0	1	0						
<b>Garth Iorg, R</b> OBP: 0.302, SLG: 0.342 (1, 4)										5	0	0	0	0	2	2						
<b>Damaso Garcia, R</b> OBP: 0.307, SLG: 0.376 <b>Rick Leach, L</b> OBP: 0.328, SLG: 0.437 (9, PH)										4	0	1	0	0	1	0						
<b>George Bell, R</b> OBP: 0.359, SLG: 0.552 (1, 7)										4	1	1	0	0	1	1						
<b>Jesse Barfield, R</b> OBP: 0.377, SLG: 0.555 (1, 9)										4	2	2	2	0	2	0						
<b>Cecil Fielder, R</b> OBP: 0.241, SLG: 0.355 <b>Willie Upshaw, L</b> OBP: 0.341, SLG: 0.365 (8, 3)										3	0	1	1	0	0	0						
<b>Kelly Gruber, R</b> OBP: 0.218, SLG: 0.356 (1, 5)										4	0	2	0	0	1	1						
<b>Ron Shepherd, R</b> OBP: 0.286, SLG: 0.415 (1, 8)										4	0	1	0	0	1	4						
<b>Buck Martinez, R</b> OBP: 0.276, SLG: 0.280 (1, 2)										4	0	0	0	0	1	3						
<b>Inning Stats</b>	R: 0 E: 0 K: 2 S: 8	H: 1 LOB: 1 BB: 0 P: 8	R: 0 E: 1 K: 2 S: 9	H: 1 LOB: 2 BB: 0 P: 9	R: 3 E: 1 K: 1 S: 10	H: 4 LOB: 2 BB: 0 P: 10	R: 0 E: 0 K: 2 S: 7	H: 0 LOB: 0 BB: 0 P: 7	R: 1 E: 0 K: 2 S: 9	H: 2 LOB: 1 BB: 0 P: 9	R: 0 E: 1 K: 0 S: 4	H: 0 LOB: 1 BB: 0 P: 4	R: 0 E: 0 K: 1 S: 5	H: 0 LOB: 0 BB: 0 P: 5	R: 0 E: 0 K: 0 S: 4	H: 1 LOB: 1 BB: 0 P: 4	R: 0 E: 0 K: 3 S: 3	H: 1 LOB: 0 BB: 0 P: 3	1B: 7 2B: 2 3B: 0 HR: 2	SF: 0 SAC: 0 DP: 1 HBP: 0	WP: 0 PB: 0 SB: 0 CS: 0	PA: 39
<b>PITCHER</b>	IP	WLS	BF	H	R	ER	SO	BB	IBB	HBP	BLK	WP	HR	S	P	ERA	WHIP					
<b>Frank Tanana, L</b> ERA: 4.27 (1, 1)	7.0	L	32	8	4	4	10	0	0	0	0	0	2	52	52	5.14	1.143					
<b>Jim Slaton, R</b> ERA: 4.7 (8, 1)	2.0		7	2	0	0	0	0	0	0	0	0	0	7	7	0.00	1.000					

Toronto Blue Jays @ Detroit Tigers  
Tiger Stadium, Detroit, MI  
Thu Sep 25 1986, 7:05 PM EDT  
Att: 16,591 - Unknown

AB 39  
R 4  
H 10  
RBI 4  
BB 0  
SO 10  
LOB 12



Batter	1	2	3	4	5	6	7	8	9	AB	R	H	RBI	BB	SO	LOB	BOTTOM				
<b>Lou Whitaker, L</b> OBP: 0.337, SLG: 0.427 (1, 4)										4	1	1	0	0	0	1					
<b>Bruce Fields, L</b> OBP: 0.324, SLG: 0.419 (1, 7)										4	0	1	0	0	0	1					
<b>Kirk Gibson, L</b> OBP: 0.368, SLG: 0.472 (1, 9)										3	1	2	1	0	0	0					
<b>Darrell Evans, L</b> OBP: 0.367, SLG: 0.463 (1, 10)										4	0	1	0	0	1	2					
<b>Darnell Coles, R</b> OBP: 0.332, SLG: 0.453 (1, 5)										3	0	0	1	0	1	0					
<b>Dave Bergman, L</b> OBP: 0.336, SLG: 0.323 (1, 3)										4	0	0	0	0	0	1					
<b>Chet Lemon, R</b> OBP: 0.325, SLG: 0.404 <b>Johnny Grubb, L</b> OBP: 0.411, SLG: 0.613 (9, PH)										2	0	0	0	1	0	0					
<b>Matt Nokes, L</b> OBP: 0.143, SLG: 0.286 (1, 2)										3	0	1	0	0	0	1					
<b>Doug Baker, S</b> OBP: 0.278, SLG: 0.250 <b>Dave Collins, S</b> OBP: 0.340, SLG: 0.330 <b>Tom Brookens, R</b> OBP: 0.318, SLG: 0.359 (9, 6)										2	0	0	0	0	0	0					
<b>Inning Stats</b>	R: 0 E: 0 K: 0 S: 4	H: 1 LOB: 1 BB: 0 P: 4	R: 0 E: 0 K: 0 S: 3	H: 0 LOB: 0 BB: 0 P: 3	R: 0 E: 0 K: 0 S: 3	H: 0 LOB: 0 BB: 0 P: 3	R: 0 E: 0 K: 1 S: 5	H: 0 LOB: 1 BB: 1 P: 9	R: 1 E: 0 K: 1 S: 7	H: 2 LOB: 1 BB: 0 P: 7	R: 0 E: 0 K: 0 S: 3	H: 0 LOB: 0 BB: 0 P: 3	R: 0 E: 0 K: 1 S: 6	H: 1 LOB: 1 BB: 0 P: 6	R: 1 E: 0 K: 0 S: 5	H: 2 LOB: 1 BB: 0 P: 5	1B: 5 2B: 1 3B: 0 HR: 0	SF: 2 SAC: 0 DP: 0 HBP: 0	WP: 1 PB: 0 SB: 0 CS: 0	PA: 34	
<b>PITCHER</b>	IP	WLS	BF	H	R	ER	SO	BB	IBB	HBP	BLK	WP	HR	S	P	ERA	WHIP				
<b>Joe Johnson, R</b> ERA: 4.48 (1, 1)	7.0		26	4	1	1	2	1	0	0	0	0	0	29	33	1.29	0.714				
<b>Tom Henke, R</b> ERA: 3.39 (8, 1)	2.0	S	8	2	1	1	1	0	0	0	0	1	0	10	10	4.50	1.000				

Toronto Blue Jays @ Detroit Tigers  
Tiger Stadium, Detroit, MI  
Thu Sep 25 1986, 7:05 PM EDT  
Att: 16,591 - Unknown

AB 31  
R 2  
H 6  
RBI 2  
BB 1  
SO 3  
LOB 8









Batter	1	2	3	4	5	6	7	8	9	AB	R	H	RBI	BB	SO	LOB	TOP			
<b>Tony Fernandez, S</b> (1, 6) OBP: 0.342, SLG: 0.437	0-3 K		0-0 G5-4-3 1B			0-0 F9		0-0 FC5-4 1B		4	0	2	0	0	1	0				
<b>Garth Iorg, R</b> (1, 4) OBP: 0.298, SLG: 0.340	0-3 K		0-0 G5-4-3			0-0 F9		0-0 FC5-4		3	0	0	0	0	1	1				
<b>Cliff Johnson, R</b> (8, FH) OBP: 0.356, SLG: 0.429	0-3 K		0-0 G5-4-3			0-0 F9		0-0 FC5-4		1	0	0	0	0	0	1				
<b>Manuel Lee, S</b> (8, 4) OBP: 0.250, SLG: 0.292	0-3 K		0-0 G5-4-3			0-0 F9		0-0 FC5-4		0	0	0	0	0	0	0				
<b>Damaso Garcia, R</b> (1, 10) OBP: 0.306, SLG: 0.375	0-0 FC4-6 1B			0-0 F3		0-0 5-3			0-0 F3	4	0	1	0	0	0	0				
<b>George Bell, R</b> (1, 7) OBP: 0.354, SLG: 0.544	0-0 FC4-6			0-3 K			0-0 4-3		0-0 6-3	4	0	0	0	0	1	1				
<b>Jesse Barfield, R</b> (1, 9) OBP: 0.375, SLG: 0.555		0-3 K		0-3 K			0-0 1B		0-3 K	4	0	1	0	0	3	0				
<b>Willie Upshaw, L</b> (1, 3) OBP: 0.341, SLG: 0.365		0-0 3-1			0-0 4-3		0-3 K			3	0	0	0	0	1	1				
<b>Kelly Gruber, R</b> (1, 5) OBP: 0.225, SLG: 0.366		0-0 1B			0-0 2B		0-0 F8			3	0	2	0	0	0	1				
<b>Ron Shepherd, R</b> (1, 8) OBP: 0.254, SLG: 0.367		0-0 F9			0-0 5-3			0-3 K		3	0	0	0	0	1	2				
<b>Buck Martinez, R</b> (1, 2) OBP: 0.272, SLG: 0.275			0-3 K		0-0 L8			0-0 5-3		3	0	0	0	0	1	1				
<b>Inning Stats</b>	R: 0 E: 0 K: 2 S: 8	H: 1 LOB: 1 BB: 0 P: 8	R: 0 E: 0 K: 1 S: 6	H: 1 LOB: 1 BB: 0 P: 6	R: 0 E: 0 K: 1 S: 5	H: 1 LOB: 0 BB: 0 P: 5	R: 0 E: 0 K: 2 S: 7	H: 0 LOB: 0 BB: 0 P: 7	R: 0 E: 0 K: 0 S: 4	H: 1 LOB: 1 BB: 0 P: 4	R: 0 E: 0 K: 1 S: 6	H: 1 LOB: 1 BB: 0 P: 6	R: 0 E: 0 K: 1 S: 6	H: 1 LOB: 1 BB: 0 P: 6	R: 0 E: 0 K: 1 S: 5	H: 0 LOB: 0 BB: 0 P: 5	1B: 5 2B: 1 3B: 0 HR: 0	SF: 0 SAC: 0 DP: 1 HBP: 0	WP: 0 PB: 0 SB: 0 CS: 0	PA: 32
<b>PITCHER</b> <b>Bruce Hurst, L</b> (1, 1) ERA: 2.87	IP: 9.0 WLS: W BF: 32 H: 6 R: 0 ER: 0 SO: 9 BB: 0 IBB: 0 HBP: 0 BLK: 0 WP: 0 HR: 0 S: 50 P: 50 ERA: 0.00 WHIP: 0.667															<b>PITCHER</b>				

Toronto Blue Jays @ Boston Red Sox  
Fenway Park, Boston, MA  
Sat Sep 27 1986, 3:33 AM EDT  
Att: 33,358 - Unknown

AB 32  
R 0  
H 6  
RBI 0  
BB 0  
SO 9  
LOB 8



Batter	1	2	3	4	5	6	7	8	9	AB	R	H	RBI	BB	SO	LOB	BOTTOM			
<b>Wade Boggs, L</b> (1, 5) OBP: 0.346, SLG: 0.480	0-0 6-3			0-0 3-1		0-0 G6-3 1-2		0-0 1B		4	0	1	0	0	0	1				
<b>Marty Barrett, R</b> (1, 4) OBP: 0.346, SLG: 0.382	0-3 K			0-0 F3			0-0 1B	0-0 4-3		4	1	1	0	0	1	1				
<b>Bill Buckner, L</b> (1, 3) OBP: 0.316, SLG: 0.433	0-0 3-1			0-3 K			0-0 1B	0-0 1B		3	0	1	0	0	1	0				
<b>Jim Rice, R</b> (1, 7) OBP: 0.381, SLG: 0.494		0-0 5-3			0-0 F9		0-0 F3		0-0 F3	3	0	0	0	0	0	2				
<b>Don Baylor, R</b> (1, 10) OBP: 0.338, SLG: 0.442		0-0 5-3			0-0 6-3		0-0 1B	0-0 1B		3	0	1	1	0	0	0				
<b>Dwight Evans, R</b> (1, 9) OBP: 0.376, SLG: 0.484		0-3 K			0-0 HR		0-3 K		0-3 K	3	1	1	1	0	2	2				
<b>Tony Armas, R</b> (1, 8) OBP: 0.305, SLG: 0.419			0-0 F3		0-0 6-3		0-0 F9			3	0	0	0	0	0	2				
<b>Dave Henderson, R</b> (8, 8) OBP: 0.339, SLG: 0.464			0-0 F3		0-0 6-3		0-0 F9			0	0	0	0	0	0	0				
<b>Rich Gedman, L</b> (1, 2) OBP: 0.312, SLG: 0.420			0-0 F7			0-0 G3		0-0 G3		3	0	0	0	0	0	0				
<b>Spike Owen, S</b> (1, 6) OBP: 0.297, SLG: 0.311			0-3 K			0-0 G6-3 BB		0-0 4-3		2	0	0	0	1	1	0				
<b>Inning Stats</b>	R: 0 E: 0 K: 1 S: 5	H: 0 LOB: 0 BB: 0 P: 5	R: 0 E: 0 K: 1 S: 5	H: 0 LOB: 0 BB: 0 P: 5	R: 0 E: 0 K: 1 S: 5	H: 0 LOB: 0 BB: 0 P: 5	R: 0 E: 0 K: 1 S: 5	H: 0 LOB: 0 BB: 0 P: 5	R: 1 E: 0 K: 0 S: 4	H: 1 LOB: 0 BB: 0 P: 4	R: 0 E: 0 K: 0 S: 2	H: 0 LOB: 0 BB: 1 P: 6	R: 1 E: 0 K: 1 S: 8	H: 3 LOB: 2 BB: 0 P: 8	R: 0 E: 0 K: 0 S: 4	H: 1 LOB: 1 BB: 0 P: 4	1B: 4 2B: 0 3B: 0 HR: 1	SF: 0 SAC: 0 DP: 1 HBP: 0	WP: 0 PB: 0 SB: 0 CS: 0	PA: 29
<b>PITCHER</b> <b>Jim Clancy, R</b> (1, 1) ERA: 3.9	IP: 8.0 WLS: L BF: 29 H: 5 R: 2 ER: 2 SO: 5 BB: 1 IBB: 0 HBP: 0 BLK: 0 WP: 0 HR: 1 S: 38 P: 42 ERA: 2.25 WHIP: 0.750															<b>PITCHER</b>				

Toronto Blue Jays @ Boston Red Sox  
Fenway Park, Boston, MA  
Sat Sep 27 1986, 3:33 AM EDT  
Att: 33,358 - Unknown

AB 28  
R 2  
H 5  
RBI 2  
BB 1  
SO 5  
LOB 8





Batter	1	2	3	4	5	6	7	8	9	AB	R	H	RBI	BB	SO	LOB	TOP			
Tony Fernandez, S OBP: 0.342, SLG: 0.437 Kelly Gruber, R OBP: 0.227, SLG: 0.373	0-0 G4-6-3 1B		0-3 K		0-0 1B 2B	0-0 F4		0-0 F3		2 3	0 1	1 0	0 0	1 0	1 1					
Rance Mulliniks, L OBP: 0.338, SLG: 0.414	0-0 G4-6-3 1-2			0-0 HR 2B	4-0 1B BB		0-3 K			3 1	1 1	0 0	1 1	1 1						
Lloyd Moseby, L OBP: 0.339, SLG: 0.433	0-3 K			0-0 HR 2H	0-0 1-2 2-H 1B		0-0 6-3			4 1	2 3	0 0	1 1	0 1						
George Bell, R OBP: 0.353, SLG: 0.542 Ron Shepherd, R OBP: 0.254, SLG: 0.367		1-0 CS HBP		0-0 6-3	0-0 F7		0-3 K			3 0	0 0	0 0	0 0	1 1	2 0					
Jesse Barfield, R OBP: 0.372, SLG: 0.551 Garth Iorg, R OBP: 0.298, SLG: 0.340		0-3 K		0-3 K		0-0 F6		0-0 F9		4 0	0 0	0 0	0 0	2 0	1 0					
Willie Upshaw, L OBP: 0.344, SLG: 0.367		4-0 CS 1-2 BB		0-0 1B		0-0 1B BB 1B		0-0 F7		3 0	2 0	1 1	0 0							
Ernie Whitt, L OBP: 0.323, SLG: 0.442 Jeff Hearnon, R OBP: 0.308, SLG: 0.261	0-0 CS 1-2		0-0 L9	0-0 3-1		4-0 1B BB		0-0 F5		2 1	0 0	0 0	1 0	1 0						
Rick Leach, L OBP: 0.336, SLG: 0.441			0-3 K		0-0 F7		0-0 1-2 2-3 1B		0-3 K	4 0	1 1	0 0	2 2	0						
Manuel Lee, S OBP: 0.250, SLG: 0.280			4-0 BB		0-0 F8		0-3 K		0-0 F7	3 0	0 0	1 1	1 3							
<b>Inning Stats</b>	R: 0 E: 0 K: 1 S: 5	H: 1 LOB: 0 BB: 0 P: 5	R: 0 E: 0 K: 1 S: 3	H: 0 LOB: 0 BB: 1 P: 8	R: 0 E: 0 K: 2 S: 7	H: 0 LOB: 1 BB: 1 P: 11	R: 2 E: 0 K: 1 S: 8	H: 3 LOB: 1 BB: 0 P: 8	R: 1 E: 0 K: 0 S: 5	H: 2 LOB: 2 BB: 1 P: 9	R: 0 E: 0 K: 2 S: 7	H: 0 LOB: 0 BB: 0 P: 7	R: 0 E: 0 K: 0 S: 3	H: 0 LOB: 0 BB: 0 P: 3	R: 0 E: 0 K: 1 S: 5	H: 0 LOB: 0 BB: 0 P: 5	1B: 5 2B: 2 3B: 0 HR: 1	SF: 0 SAC: 0 DP: 1 HBP: 1	WP: 0 PB: 0 SB: 0 CS: 2	PA: 38
<b>PITCHER</b> Oil Can Boyd, R ERA: 3.78	IP: 9.0 WLS: W BF: 37 H: 8 R: 3 ER: 3 SO: 9 BB: 4 IBB: 0 HBP: 1 BLK: 0 WP: 0 HR: 1 S: 50 P: 67 ERA: 3.00 WHIP: 1.333																			

Toronto Blue Jays @ Boston Red Sox  
Fenway Park, Boston, MA  
Sun Sep 28 1986, 3:33 AM EDT  
Att: 32,929 - Unknown

AB 32  
R 3  
H 8  
RBI 3  
BB 4  
SO 9  
LOB 12



Batter	1	2	3	4	5	6	7	8	9	AB	R	H	RBI	BB	SO	LOB	BOTTOM			
Wade Boggs, L OBP: 0.349, SLG: 0.479	4-0 3-1 BB BB	4-0 E 1B BB	0-0 F9	0-0 1-3 2-H 3-H 1B		0-0 3-1		0-0 4-3		4 1	1 3	3 2	0 4							
Marty Barrett, R OBP: 0.353, SLG: 0.384	4-0 1-2 BB BB	4-0 E 1B BB	0-0 1B	0-0 1-2 3-H 1B		0-0 1-3		0-0 1B		4 1	3 4	2 0	2							
Bill Buckner, L OBP: 0.315, SLG: 0.430	0-0 1-2 2-3 BB	0-0 FC1 1B 1B	0-0 F6	0-0 1-3		0-0 F7		0-0 1B		6 0	1 1	0 0	0 7							
Jim Rice, R OBP: 0.379, SLG: 0.490	0-3 K	0-0 F7		0-0 E6 2B BB	4-0 G5-4-3 BB		0-0 F9	0-0 F9		5 1	0 0	0 1	1 7							
Don Baylor, R OBP: 0.340, SLG: 0.441	1-0 HBP	0-0 1B 1B		0-0 L7	0-0 G5-4-3 1-2		4-0 BB			3 0	1 2	1 0	2							
Dwight Evans, R OBP: 0.376, SLG: 0.485	0-0 F8	0-0 G5-4-3 1B		0-0 BB 1B 2B	0-0 5-3		0-3 K			5 1	2 0	0 1	4							
Tony Armas, R OBP: 0.309, SLG: 0.420		0-0 G5-4-3 1B		0-0 1-3		0-0 F3 E 1B		4-0 2B 4-3 BB		4 2	2 0	1 0	5							
Rich Gedman, L OBP: 0.315, SLG: 0.425		0-0 FC3 1-H BB 2B	0-3 K	4-0 BB 1B IBB		0-0 E5 F3		0-0 4-3 1B 2B		4 3	2 1	1 1	1							
Spike Owen, S OBP: 0.298, SLG: 0.310		0-0 FC3 BB E	0-0 S 1B 1B	4-0 1B 1B BB		0-0 F3		0-3 K		4 3	1 1	1 1	5							
<b>Inning Stats</b>	R: 0 E: 0 K: 1 S: 5	H: 0 LOB: 3 BB: 2 P: 14	R: 5 E: 1 K: 0 S: 8	H: 4 LOB: 2 BB: 2 P: 16	R: 1 E: 0 K: 1 S: 7	H: 2 LOB: 1 BB: 0 P: 7	R: 4 E: 1 K: 0 S: 7	H: 3 LOB: 2 BB: 2 P: 15	R: 0 E: 0 K: 0 S: 2	H: 0 LOB: 0 BB: 1 P: 6	R: 0 E: 1 K: 0 S: 5	H: 1 LOB: 2 BB: 0 P: 5	R: 0 E: 0 K: 1 S: 5	H: 0 LOB: 1 BB: 1 P: 9	R: 2 E: 0 K: 1 S: 8	H: 3 LOB: 2 BB: 1 P: 12	1B: 10 2B: 3 3B: 0 HR: 0	SF: 0 SAC: 0 DP: 2 HBP: 1	WP: 1 PB: 0 SB: 1 CS: 0	PA: 49
<b>PITCHER</b> Duane Ward, R ERA: 8.0 Joe Johnson, R ERA: 4.54 Dennis Lamp, R ERA: 5.13 Jeff Musselman, L ERA: 11.57 Mickey Mahler, L ERA: 4.69	IP: 1.0 WLS: L BF: 10 H: 4 R: 4 ER: 4 SO: 1 BB: 3 IBB: 0 HBP: 1 BLK: 0 WP: 1 HR: 0 S: 8 P: 21 ERA: 36.00 WHIP: 5.000																			
<b>PITCHER</b> Bill Caudill, R ERA: 5.5 Luis Aquino, R ERA: 6.35	IP: 7.1 WLS: L BF: 4 H: 0 R: 0 ER: 0 SO: 1 BB: 1 IBB: 0 HBP: 0 BLK: 0 WP: 0 HR: 0 S: 5 P: 12 ERA: 0.00 WHIP: 1.000																			

Toronto Blue Jays @ Boston Red Sox  
Fenway Park, Boston, MA  
Sun Sep 28 1986, 3:33 AM EDT  
Att: 32,929 - Unknown

AB 39  
R 12  
H 13  
RBI 11  
BB 9  
SO 4  
LOB 37





Batter	1	2	3	4	5	6	7	8	9	AB	R	H	RBI	BB	SO	LOB	TOP	
Tony Fernandez, S OBP: 0.343, SLG: 0.436 Manuel Lee, S OBP: 0.250, SLG: 0.280	5-3		BB		5-3			1-2		3	0	1	0	1	0	0	<b>Toronto Blue Jays @ New York Yankees</b> Yankee Stadium, Bronx, NY Mon Sep 29 1986, 7:05 PM EDT Att: 15,770 - Unknown <a href="http://livebaseballscores.com">livebaseballscores.com</a>	
Lloyd Moseby, L OBP: 0.336, SLG: 0.431	F8		F6			G5-4-3		F8		4	0	1	0	0	0	4		
Cliff Johnson, R OBP: 0.355, SLG: 0.426	K					G5-4-3		F8		3	0	0	0	1	1	3		
George Bell, R OBP: 0.353, SLG: 0.539 Ron Shepherd, R OBP: 0.254, SLG: 0.367		BB	F8			L5		4-3		3	0	0	0	1	0	5		
Jesse Barfield, R OBP: 0.370, SLG: 0.547	F9						K			4	0	0	0	0	1	1		
Willie Upshaw, L OBP: 0.345, SLG: 0.373	F4					G4-6-3		G3		4	1	2	1	0	0	1		
Kelly Gruber, R OBP: 0.228, SLG: 0.369	K					G4-6-3		1B		4	0	1	0	0	1	2		
Garth Iorg, R OBP: 0.298, SLG: 0.342			BB				F8			4	0	1	0	0	0	1		
Buck Martinez, R OBP: 0.273, SLG: 0.271	F9					5-3		1B		2	0	0	0	1	0	1		
<b>Inning Stats</b>	R: 0 E: 0 K: 1 S: 5	H: 0 LOB: 0 BB: 0 P: 5	R: 0 E: 0 K: 1 S: 5	H: 0 LOB: 1 BB: 1 P: 9	R: 0 E: 0 K: 0 S: 4	H: 1 LOB: 3 BB: 2 P: 12	R: 0 E: 0 K: 0 S: 3	H: 1 LOB: 0 BB: 0 P: 3	R: 0 E: 0 K: 1 S: 6	H: 1 LOB: 1 BB: 0 P: 6	R: 0 E: 0 K: 0 S: 4	H: 1 LOB: 2 BB: 1 P: 8	R: 1 E: 0 K: 0 S: 4	H: 1 LOB: 0 BB: 0 P: 4	1B: 4 2B: 1 3B: 0 HR: 1	SF: 0 SAC: 0 DP: 2 HBP: 0		WP: 0 PB: 0 SB: 0 CS: 0
<b>PITCHER</b> Dennis Rasmussen, L ERA: 3.96	IP: 9.0 WLS: W BF: 35 H: 6 R: 1 ER: 1 SO: 3 BB: 4 IBB: 0 HBP: 0 BLK: 0 WP: 0 HR: 1 S: 37 P: 53 ERA: 1.00 WHIP: 1.111											<b>PITCHER</b>	IP: 9.0 WLS: W BF: 35 H: 6 R: 1 ER: 1 SO: 3 BB: 4 IBB: 0 HBP: 0 BLK: 0 WP: 0 HR: 1 S: 37 P: 53 ERA: 1.00 WHIP: 1.111					

Batter	1	2	3	4	5	6	7	8	9	AB	R	H	RBI	BB	SO	LOB	BOTTOM	
Rickey Henderson, R OBP: 0.353, SLG: 0.460	2B		F9	K			BLK	K		4	2	1	0	1	2	2	<b>Toronto Blue Jays @ New York Yankees</b> Yankee Stadium, Bronx, NY Mon Sep 29 1986, 7:05 PM EDT Att: 15,770 - Unknown <a href="http://livebaseballscores.com">livebaseballscores.com</a>	
Willie Randolph, R OBP: 0.391, SLG: 0.339 Mike Fischlin, R OBP: 0.261, SLG: 0.225	6-3		6-3				SH5-3	5-3		3	0	1	0	1	0	0		
Don Mattingly, L OBP: 0.390, SLG: 0.567	SF7		F7				BLK	E6		3	1	0	1	1	0	1		
Dave Winfield, R OBP: 0.351, SLG: 0.461	6-3			4-3			BLK	FC5-4		5	1	1	2	0	1	3		
Ron Kittle, R OBP: 0.288, SLG: 0.429	6-3			HR			BLK	FC5-4		4	2	2	1	0	0	1		
Phil Lombardi, R OBP: 0.387, SLG: 0.593 Henry Cotto, R OBP: 0.205, SLG: 0.224	6-3			1B			BLK	E5		2	1	0	0	1	0	0		
Mike Pagliarulo, L OBP: 0.316, SLG: 0.471	K		K				BLK	1B		4	0	0	0	0	4	4		
Joel Skinner, R OBP: 0.275, SLG: 0.326				1B			F4	FC6		4	0	3	1	0	0	1		
Wayne Tolleson, S OBP: 0.340, SLG: 0.339	F7			1-2			F5	FC6		3	1	1	1	1	0	3		
<b>Inning Stats</b>	R: 1 E: 0 K: 0 S: 5	H: 2 LOB: 1 BB: 0 P: 5	R: 0 E: 0 K: 1 S: 6	H: 1 LOB: 0 BB: 0 P: 6	R: 0 E: 0 K: 0 S: 3	H: 0 LOB: 0 BB: 0 P: 3	R: 2 E: 0 K: 2 S: 10	H: 3 LOB: 2 BB: 1 P: 14	R: 0 E: 0 K: 1 S: 4	H: 0 LOB: 1 BB: 1 P: 8	R: 5 E: 1 K: 1 S: 9	H: 4 LOB: 2 BB: 3 P: 21	R: 0 E: 1 K: 1 S: 6	H: 0 LOB: 1 BB: 0 P: 6	1B: 8 2B: 2 3B: 0 HR: 1	SF: 1 SAC: 1 DP: 1 HBP: 0		WP: 0 PB: 0 SB: 0 CS: 1
<b>PITCHER</b> John Cerutti, L ERA: 4.15 Bill Caudill, R ERA: 6.19 Jeff Musselman, L ERA: 10.13 Dennis Lamp, R ERA: 5.05	IP: 6.0 WLS: L BF: 28 H: 6 R: 5 ER: 5 SO: 5 BB: 4 IBB: 0 HBP: 0 BLK: 0 WP: 0 HR: 1 S: 34 P: 50 ERA: 7.50 WHIP: 1.667											<b>PITCHER</b>	IP: 6.0 WLS: L BF: 28 H: 6 R: 5 ER: 5 SO: 5 BB: 4 IBB: 0 HBP: 0 BLK: 0 WP: 0 HR: 1 S: 34 P: 50 ERA: 7.50 WHIP: 1.667					



Batter	1	2	3	4	5	6	7	8	9	AB	R	H	RBI	BB	SO	LOB	TOP			
Tony Fernandez, S (1, 6) OBP: 0.344, SLG: 0.437	B4-3		4-3 1B		4-3		1B			4	0	2	0	0	0	0	<b>Toronto Blue Jays @ New York Yankees</b> Yankee Stadium, Bronx, NY Tue Sep 30 1986, 7:05 PM EDT Att: 15,166 - Unknown			
Rance Mulliniks, L (1, 5) OBP: 0.340, SLG: 0.417 Kelly Gruber, R (7, PH) OBP: 0.226, SLG: 0.366	1B		4-3		1B		F8			3	0	2	0	0	0	1				
Lloyd Moseby, L (1, 8) OBP: 0.336, SLG: 0.428	K		F8		F8			K		4	0	0	0	0	2	3				
George Bell, R (1, 7) OBP: 0.352, SLG: 0.537	1B			F4		5-3		K		4	0	1	0	0	1	0				
Jesse Barfield, R (1, 9) OBP: 0.369, SLG: 0.551	K			HR		K		F7		4	1	1	1	0	2	2				
Willie Upshaw, L (1, 3) OBP: 0.344, SLG: 0.373		4-3		1B		F2			F7	4	0	1	0	0	0	0				
Ernie Whitt, L (1, 2) OBP: 0.328, SLG: 0.452 Garth Iorg, R (9, PH) OBP: 0.297, SLG: 0.341 Cliff Johnson, R (9, PH) OBP: 0.355, SLG: 0.426	G4-6-3 BB			1B			HR		K	2	1	2	1	1	0	0				
Rick Leach, L (1, 10) OBP: 0.332, SLG: 0.435 Cecil Fielder, R (9, PH) OBP: 0.236, SLG: 0.351	G4-6-3			1B		G3		K		3	0	0	0	0	0	3				
Manuel Lee, S (1, 4) OBP: 0.241, SLG: 0.269			4-3		4-3		G3			3	0	0	0	0	0	0				
<b>Inning Stats</b>	R: 0 E: 0 K: 2 S: 9	H: 2 LOB: 2 P: 9	R: 0 E: 0 K: 0 S: 2	H: 0 LOB: 0 BB: 1 P: 6	R: 0 E: 0 K: 0 S: 4	H: 1 LOB: 1 BB: 0 P: 4	R: 1 E: 0 K: 0 S: 5	H: 3 LOB: 1 BB: 0 P: 5	R: 0 E: 0 K: 1 S: 5	H: 0 LOB: 0 BB: 0 P: 5	R: 1 E: 0 K: 0 S: 5	H: 2 LOB: 1 BB: 0 P: 5	R: 0 E: 0 K: 2 S: 7	H: 0 LOB: 0 BB: 0 P: 7	R: 0 E: 0 K: 2 S: 7	H: 0 LOB: 0 BB: 0 P: 7		1B: 7 2B: 0 3B: 0 HR: 2	SF: 0 SAC: 0 DP: 2 HBP: 0	WP: 0 PB: 0 SB: 1 CS: 0
<b>PITCHER</b>	IP WLS BF H R ER SO BB IBB HBP BLK WP HR S P ERA WHIP	IP WLS BF H R ER SO BB IBB HBP BLK WP HR S P ERA WHIP																		
Scott Nielsen, R (1, 1) ERA: 4.79	6.2	W	28	9	2	2	3	1	0	0	0	0	0	0	0	0	2.70	1.500		
Dave Righetti, L (7, 1) ERA: 2.5	2.1	S	7	0	0	0	4	0	0	0	0	0	0	0	0	15	0.00	0.000		

Batter	1	2	3	4	5	6	7	8	9	AB	R	H	RBI	BB	SO	LOB	BOTTOM			
Rickey Henderson, R (1, 8) OBP: 0.355, SLG: 0.467	HR	F9		BB			2B	FC6-4		4	1	2	1	1	0	2	<b>Toronto Blue Jays @ New York Yankees</b> Yankee Stadium, Bronx, NY Tue Sep 30 1986, 7:05 PM EDT Att: 15,166 - Unknown			
Willie Randolph, R (1, 4) OBP: 0.392, SLG: 0.339	1B			BB	F8		1-3			3	1	1	0	1	0	3				
Don Mattingly, L (1, 3) OBP: 0.391, SLG: 0.566	1B	G3		1B	F7		G4-6-3 IBB			3	1	1	0	1	0	3				
Mike Easter, L (1, 10) OBP: 0.356, SLG: 0.442	F9		K		F8		G4-6-3			4	0	0	0	0	1	4				
Dave Winfield, R (1, 9) OBP: 0.352, SLG: 0.462	2B		K		F4			3-1 1B		4	2	2	1	0	1	0				
Dan Pasqua, L (1, 7) OBP: 0.397, SLG: 0.526	1B			BB	K			3-1		3	0	1	2	1	1	1				
Mike Pagliarulo, L (1, 5) OBP: 0.317, SLG: 0.470	G6-3		K			K		FC3-6 IBB		3	0	1	0	1	2	1				
Joel Skinner, R (1, 2) OBP: 0.276, SLG: 0.323 Claudell Washington, L (8, PH) OBP: 0.307, SLG: 0.431 Juan Espino, R (9, 2) OBP: 0.200, SLG: 0.242	G6-3			FC3-6 BB		K		FC3-6 1B		2	0	0	0	1	1	2				
Wayne Tolleson, S (1, 6) OBP: 0.338, SLG: 0.336		F7		FC3-6 BB		3-1		FC3-6		4	0	0	0	0	0	3				
<b>Inning Stats</b>	R: 4 E: 0 K: 0 S: 7	H: 5 LOB: 1 BB: 1 P: 11	R: 0 E: 0 K: 0 S: 4	H: 1 LOB: 1 BB: 0 P: 4	R: 0 E: 0 K: 3 S: 9	H: 0 LOB: 1 BB: 1 P: 13	R: 0 E: 0 K: 0 S: 3	H: 0 LOB: 2 BB: 2 P: 11	R: 0 E: 0 K: 1 S: 5	H: 0 LOB: 0 BB: 0 P: 5	R: 0 E: 0 K: 2 S: 7	H: 0 LOB: 0 BB: 0 P: 7	R: 0 E: 0 K: 0 S: 3	H: 1 LOB: 1 BB: 1 P: 7	R: 1 E: 0 K: 0 S: 5	H: 2 LOB: 2 BB: 1 P: 9		1B: 6 2B: 2 3B: 0 HR: 1	SF: 0 SAC: 0 DP: 2 HBP: 0	WP: 0 PB: 0 SB: 0 CS: 0
<b>PITCHER</b>	IP WLS BF H R ER SO BB IBB HBP BLK WP HR S P ERA WHIP	IP WLS BF H R ER SO BB IBB HBP BLK WP HR S P ERA WHIP																		
Dave Stieb, R (1, 1) ERA: 4.82	5.1	L	25	6	4	4	5	4	0	0	0	0	0	0	0	0	6.75	1.875		
Mark Eichhorn, R (6, 1) ERA: 1.69	2.2		12	3	1	1	1	0	2	0	0	0	0	0	0	12	3.38	1.125		



Batter	1	2	3	4	5	6	7	8	9	AB	R	H	RBI	BB	SO	LOB	TOP			
<b>Tony Fernandez, S</b> (1, 6) OBP: 0.344, SLG: 0.436	F7	F9			6-3			L6-3 1B		4	0	1	0	0	0	1				
<b>Garth Iorg, R</b> (1, 4) OBP: 0.299, SLG: 0.343	F6		G4-6-3 1B			6-3 1B		L6-3 1-2		4	0	2	0	0	0	1				
<b>Lloyd Moseby, L</b> (1, 8) OBP: 0.334, SLG: 0.425	E7		G4-6-3 1-2		6-3				F8	4	0	0	0	0	0	2				
<b>George Bell, R</b> (1, 10) OBP: 0.350, SLG: 0.534	F9		F8		F4				K	4	0	0	0	0	1	2				
<b>Jesse Barfield, R</b> (1, 9) OBP: 0.370, SLG: 0.561		HR			F4				K	4	2	2	2	0	1	1				
<b>Kelly Gruber, R</b> (1, 5) OBP: 0.220, SLG: 0.356		F7			F9					4	0	0	0	0	1	0				
<b>Cecil Fielder, R</b> (1, 3) OBP: 0.230, SLG: 0.338		F8			6-3					3	0	0	0	0	0	0				
<b>Willie Upshaw, L</b> (7, 3) OBP: 0.344, SLG: 0.373										0	0	0	0	0	0	0				
<b>Ron Shepherd, R</b> (1, 7) OBP: 0.258, SLG: 0.381					F4					3	1	1	0	0	0	0				
<b>Buck Martinez, R</b> (1, 2) OBP: 0.274, SLG: 0.272									F7	3	0	1	1	0	1	0				
<b>Inning Stats</b>	R: 0 E: 1 K: 0 S: 4	H: 0 LOB: 1 BB: 0 P: 4	R: 2 E: 0 K: 0 S: 6	H: 3 LOB: 1 BB: 0 P: 6	R: 0 E: 0 K: 0 S: 3	H: 1 LOB: 0 BB: 0 P: 3	R: 0 E: 0 K: 0 S: 3	H: 0 LOB: 0 BB: 0 P: 3	R: 0 E: 0 K: 1 S: 6	H: 1 LOB: 1 BB: 0 P: 6	R: 0 E: 0 K: 0 S: 3	H: 0 LOB: 0 BB: 0 P: 3	R: 0 E: 0 K: 1 S: 5	H: 1 LOB: 0 BB: 0 P: 5	R: 1 E: 0 K: 2 S: 8	H: 1 LOB: 0 BB: 0 P: 8	1B: 4 2B: 2 3B: 0 HR: 2	SF: 0 SAC: 0 DP: 2 HBP: 0	WP: 0 PB: 0 CS: 0	PA: 33
<b>PITCHER</b> <b>Ron Guidry, L</b> (1, 1) ERA: 3.98	IP: 9.0 WLS: L BF: 33 H: 7 R: 3 ER: 3 SO: 4 BB: 0 IBB: 0 HBP: 0 BLK: 0 WP: 0 HR: 2 S: 41 P: 41 ERA: 3.00 WHIP: 0.778																			

Toronto Blue Jays @ New York Yankees  
Yankee Stadium, Bronx, NY  
Wed Oct 01 1986, 7:05 PM EDT  
Att: 17,876 - Unknown

AB	33
R	3
H	7
RBI	3
BB	0
SO	4
LOB	7



Batter	1	2	3	4	5	6	7	8	9	AB	R	H	RBI	BB	SO	LOB	BOTTOM					
<b>Rickey Henderson, R</b> (1, 8) OBP: 0.357, SLG: 0.473	5-3		G4-6-3 BB							3	0	2	0	1	0	0						
<b>Willie Randolph, R</b> (1, 4) OBP: 0.391, SLG: 0.337	F7		G4-6-3 1-2			G1-6-3 BB		F9		3	0	0	0	1	0	3						
<b>Don Mattingly, L</b> (1, 3) OBP: 0.392, SLG: 0.565						G1-6-3 1-2			F9	4	0	2	0	0	0	2						
<b>Dave Winfield, R</b> (1, 9) OBP: 0.350, SLG: 0.458					1-3				K	4	0	0	0	0	1	1						
<b>Ron Kittle, R</b> (1, 10) OBP: 0.286, SLG: 0.425					6-3					3	0	0	0	0	0	0						
<b>Mike Easter, L</b> (9, PH) OBP: 0.357, SLG: 0.443										1	0	1	0	0	0	0						
<b>Phil Lombardi, R</b> (1, 7) OBP: 0.333, SLG: 0.533						K				3	0	0	0	0	3	0						
<b>Claudell Washington, L</b> (9, PH) OBP: 0.306, SLG: 0.429										1	0	0	0	0	1	1						
<b>Leo Hernandez, R</b> (1, 5) OBP: 0.200, SLG: 0.368										2	0	0	0	1	1	0						
<b>Joel Skinner, R</b> (1, 2) OBP: 0.273, SLG: 0.320										3	0	0	0	0	0	1						
<b>Wayne Tolleson, S</b> (1, 6) OBP: 0.338, SLG: 0.336										3	0	1	0	0	0	0						
<b>Inning Stats</b>	R: 0 E: 0 K: 0 S: 4	H: 1 LOB: 1 BB: 0 P: 4	R: 0 E: 0 K: 1 S: 5	H: 0 LOB: 1 BB: 1 P: 9	R: 0 E: 0 K: 0 S: 2	H: 0 LOB: 0 BB: 1 P: 6	R: 0 E: 0 K: 0 S: 3	H: 1 LOB: 0 BB: 0 P: 3	R: 0 E: 0 K: 2 S: 7	H: 0 LOB: 0 BB: 0 P: 7	R: 0 E: 0 K: 0 S: 3	H: 1 LOB: 1 BB: 1 P: 7	R: 0 E: 0 K: 1 S: 5	H: 0 LOB: 0 BB: 0 P: 5	R: 0 E: 0 K: 0 S: 5	H: 2 LOB: 2 BB: 0 P: 5	R: 0 E: 0 K: 2 S: 8	H: 1 LOB: 1 BB: 0 P: 8	1B: 4 2B: 1 3B: 1 HR: 0	SF: 0 SAC: 0 DP: 2 HBP: 0	WP: 0 PB: 0 CS: 0	PA: 33
<b>PITCHER</b> <b>Jimmy Key, L</b> (1, 1) ERA: 3.57	IP: 7.2 WLS: W BF: 28 H: 5 R: 0 ER: 0 SO: 4 BB: 3 IBB: 0 HBP: 0 BLK: 0 WP: 0 HR: 0 S: 33 P: 45 ERA: 0.00 WHIP: 1.043																					
<b>Tom Henke, R</b> (8, 1) ERA: 3.31	IP: 1.1 WLS: S BF: 5 H: 1 R: 0 ER: 0 SO: 2 BB: 0 IBB: 0 HBP: 0 BLK: 0 WP: 0 HR: 0 S: 9 P: 9 ERA: 0.00 WHIP: 0.750																					

Toronto Blue Jays @ New York Yankees  
Yankee Stadium, Bronx, NY  
Wed Oct 01 1986, 7:05 PM EDT  
Att: 17,876 - Unknown

AB	30
R	0
H	6
RBI	0
BB	3
SO	6
LOB	8





Batter	1	2	3	4	5	6	7	8	9	AB	R	H	RBI	BB	SO	LOB	TOP			
Paul Moltitor, R OBP: 0.344, SLG: 0.430 (1, 5)										5	1	2	0	0	1	0	<b>Milwaukee Brewers @ Toronto Blue Jays</b> Exhibition Stadium, Toronto, ON Fri Oct 03 1986, 7:05 PM EDT Att: 26,619 - Unknown			
Robin Yount, R OBP: 0.387, SLG: 0.442 (1, 8)										4	2	1	1	1	0	0				
Cecil Cooper, L OBP: 0.305, SLG: 0.370 (1, 3)										3	0	2	1	1	0	0				
Ben Oglivie, L OBP: 0.338, SLG: 0.394 (1, 10)										4	0	1	1	0	1	2				
Glenn Braggs, R OBP: 0.273, SLG: 0.349 (1, 9)										4	0	0	0	0	3	2				
Rick Manning, L OBP: 0.307, SLG: 0.437 (1, 7)										3	1	2	1	1	1	0				
Bill Schroeder, R OBP: 0.261, SLG: 0.377 (1, 2)										4	0	0	0	0	1	4				
Jim Gantner, L OBP: 0.312, SLG: 0.369 (1, 4)										4	0	1	0	0	0	3				
Ernest Riles, L OBP: 0.322, SLG: 0.358 (1, 6)										4	0	0	0	0	1	1				
<b>Inning Stats</b>	R: 0 E: 0 K: 1 S: 5	H: 0 LOB: 1 BB: 1 P: 9	R: 0 E: 0 K: 1 S: 5	H: 0 LOB: 0 BB: 0 P: 5	R: 2 E: 0 K: 0 S: 6	H: 3 LOB: 1 BB: 0 P: 6	R: 1 E: 0 K: 3 S: 11	H: 2 LOB: 1 BB: 0 P: 11	R: 0 E: 0 K: 0 S: 3	H: 1 LOB: 0 BB: 0 P: 6	R: 0 E: 0 K: 0 S: 3	H: 1 LOB: 0 BB: 0 P: 3	R: 1 E: 0 K: 1 S: 7	H: 2 LOB: 2 BB: 2 P: 15	R: 0 E: 0 K: 1 S: 5	H: 0 LOB: 0 BB: 0 P: 5	1B: 5 2B: 2 3B: 1 HR: 1	SF: 0 SAC: 0 DP: 0 HBP: 0	WP: 0 PB: 0 CS: 1	PA: 39
<b>PITCHER</b>	IP WLS BF H R ER SO BB IBB HBP BLK WP HR S P ERA WHIP																			
Jim Clancy, R ERA: 3.94 (1, 1)	7.0 L 31 9 4 4 6 2 0 0 0 0 0 1 41 49 5.14 1.571																			
Mark Eichhorn, R ERA: 1.65 (8, 1)	2.0 7 0 0 0 2 0 1 0 0 0 0 0 10 14 0.00 0.000																			

Batter	1	2	3	4	5	6	7	8	9	AB	R	H	RBI	BB	SO	LOB	BOTTOM					
Tony Fernandez, S OBP: 0.342, SLG: 0.433 (1, 6)										4	0	0	0	0	0	1	<b>Milwaukee Brewers @ Toronto Blue Jays</b> Exhibition Stadium, Toronto, ON Fri Oct 03 1986, 7:05 PM EDT Att: 26,619 - Unknown					
Willie Upshaw, L OBP: 0.342, SLG: 0.370 (1, 3)										4	0	0	0	0	0	1						
Lloyd Moseby, L OBP: 0.332, SLG: 0.422 (1, 8)										4	0	0	0	0	2	0						
Jesse Barfield, R OBP: 0.370, SLG: 0.564 (1, 9)										4	1	1	1	0	2	0						
Ernie Whitt, L OBP: 0.326, SLG: 0.450 (7, PH)										2	0	0	0	0	0	0						
Buck Martinez, R OBP: 0.271, SLG: 0.269 (8, 2)										2	0	0	0	0	0	0						
Rick Leach, L OBP: 0.333, SLG: 0.436 (1, 10)										2	0	1	0	0	0	0						
Cecil Fielder, R OBP: 0.227, SLG: 0.333 (7, PH)										1	0	0	0	0	1	0						
Kelly Gruber, R OBP: 0.229, SLG: 0.358 (1, 5)										2	0	1	0	1	0	0						
Garth Iorg, R OBP: 0.299, SLG: 0.346 (1, 4)										3	0	1	0	0	0	3						
Ron Shepherd, R OBP: 0.246, SLG: 0.364 (1, 7)										3	0	0	0	0	0	2						
<b>Inning Stats</b>	R: 0 E: 0 K: 1 S: 5	H: 0 LOB: 0 BB: 0 P: 5	R: 0 E: 1 K: 1 S: 7	H: 2 LOB: 2 BB: 0 P: 7	R: 0 E: 0 K: 0 S: 3	H: 0 LOB: 0 BB: 0 P: 3	R: 0 E: 0 K: 1 S: 5	H: 0 LOB: 0 BB: 0 P: 5	R: 0 E: 0 K: 0 S: 3	H: 0 LOB: 1 BB: 1 P: 7	R: 0 E: 0 K: 1 S: 5	H: 0 LOB: 0 BB: 0 P: 5	R: 1 E: 0 K: 0 S: 6	H: 1 LOB: 0 BB: 0 P: 6	R: 0 E: 0 K: 0 S: 4	H: 1 LOB: 1 BB: 0 P: 4	R: 0 E: 0 K: 0 S: 3	H: 0 LOB: 0 BB: 0 P: 3	1B: 2 2B: 1 3B: 0 HR: 1	SF: 0 SAC: 0 DP: 0 HBP: 0	WP: 1 PB: 0 CS: 0	PA: 32
<b>PITCHER</b>	IP WLS BF H R ER SO BB IBB HBP BLK WP HR S P ERA WHIP																					
Bill Wegman, R ERA: 5.13 (1, 1)	6.0 W 22 3 1 0 0 0 1 0 0 0 0 1 29 33 1.50 0.667																					
John Henry Johnson, L ERA: 2.66 (7, 1)	2.0 7 1 0 0 1 0 0 0 0 0 1 0 9 9 0.00 0.500																					
Dan Plesac, L ERA: 3.02 (8, 1)	1.0 S 3 0 0 0 0 0 0 0 0 0 0 0 3 3 0.00 0.000																					



Batter	1	2	3	4	5	6	7	8	9	AB	R	H	RBI	BB	SO	LOB	TOP				
Paul Moltis, R OBP: 0.341, SLG: 0.426 (1, 5)	0-0 6-3			0-0 F9		0-3 K		0-0 F9		4	0	0	0	0	1	1	<b>Milwaukee Brewers @ Toronto Blue Jays</b> Exhibition Stadium, Toronto, ON Sun Oct 05 1986, 3:33 AM EDT Unknown				
Robin Yount, R OBP: 0.387, SLG: 0.444 (1, 8)	0-0 F8			0-0 F8			0-0 1B SF9 2B	0-0 1B 1-H		4	1	2	1	0	0	0					
Cecil Cooper, L OBP: 0.308, SLG: 0.372 (1, 3)	0-0 F8			0-0 1B			0-0 1B 2-3	4-0 1B BB		3	0	2	0	1	0	0					
Ben Oglivie, L OBP: 0.334, SLG: 0.390 (1, 10)		0-3 K		0-0 4-3			0-0 SF9	0-3 K		3	0	0	1	0	2	3					
Glenn Braggs, R OBP: 0.274, SLG: 0.349 Charlie Moore, R OBP: 0.318, SLG: 0.377 (8, 9)		0-0 4-3			0-3 K		0-0 3-H 1-3 1B	0-0 1-3	0-0 1-3	3	0	1	0	0	1	0					
Rick Manning, L OBP: 0.302, SLG: 0.429 (1, 7)		0-0 F9			0-0 1-3		0-3 K	0-0 G3		4	0	0	0	0	1	2					
Rick Cerone, R OBP: 0.304, SLG: 0.380 (1, 2)			0-0 CS 1B		0-0 L6		0-0 4-3	0-3 K		4	0	1	0	0	1	2					
Jim Gantner, L OBP: 0.314, SLG: 0.371 (1, 4)			0-0 1-2 G6-3 1B			0-0 6-3		0-0 S 1B 1B		3	1	2	0	0	0	0					
Ernest Riles, L OBP: 0.321, SLG: 0.356 (1, 6)			0-0 1-2 G6-3			0-0 4-3		0-0 F4		3	0	0	0	0	0	2					
<b>Inning Stats</b>	R: 0 E: 0 K: 0 S: 3	H: 0 LOB: 0 BB: 0 P: 3	R: 0 E: 0 K: 1 S: 5	H: 0 LOB: 0 BB: 0 P: 5	R: 0 E: 0 K: 0 S: 3	H: 2 LOB: 0 BB: 0 P: 3	R: 0 E: 0 K: 0 S: 4	H: 1 LOB: 1 BB: 0 P: 4	R: 0 E: 0 K: 1 S: 5	H: 0 LOB: 0 BB: 0 P: 5	R: 1 E: 0 K: 1 S: 8	H: 3 LOB: 2 BB: 0 P: 8	R: 1 E: 0 K: 1 S: 7	H: 2 LOB: 2 BB: 1 P: 11	R: 0 E: 0 K: 1 S: 5	H: 0 LOB: 0 BB: 0 P: 5		1B: 7 2B: 1 3B: 0 HR: 0	SF: 1 SAC: 0 DP: 1 HBP: 0	WP: 0 PB: 0 CS: 1	PA: 34
<b>PITCHER</b>	IP	WLS	BF	H	R	ER	SO	BB	IBB	HBP	BLK	WP	HR	S	P	ERA	WHIP				
Joe Johnson, R ERA: 4.42 (1, 1)	6.1		23	6	1	1	3	0	0	0	0	0	0	29	29	1.42	0.947				
Tom Henke, R ERA: 3.35 (7, 1)	1.2	L	8	2	1	1	2	1	0	0	0	0	0	11	15	5.40	1.800				
Mark Eichhorn, R ERA: 1.64 (9, 1)	1.0		3	0	0	0	1	0	0	0	0	0	0	5	5	0.00	0.000				

Batter	1	2	3	4	5	6	7	8	9	AB	R	H	RBI	BB	SO	LOB	BOTTOM					
Tony Fernandez, S OBP: 0.340, SLG: 0.430 (1, 6)	0-0 F4		0-0 E9			0-0 4-3		0-0 G5-4-3 1-2		4	0	0	0	0	0	1	<b>Milwaukee Brewers @ Toronto Blue Jays</b> Exhibition Stadium, Toronto, ON Sun Oct 05 1986, 3:33 AM EDT Unknown					
Willie Upshaw, L OBP: 0.340, SLG: 0.367 (1, 3)	0-0 F9		0-0 F8			0-0 3-1		0-0 L4		4	0	0	0	0	0	1						
Lloyd Moseby, L OBP: 0.331, SLG: 0.421 (1, 8)	0-0 4-3			0-0 G3		0-0 S 1B		0-3 K		4	0	1	0	0	1	0						
Jesse Barfield, R OBP: 0.369, SLG: 0.561 (1, 9)		0-0 1B FC6-4 1B		0-0 F7		0-3 K		0-0 F5		4	1	1	0	0	1	1						
Ernie Whitt, L OBP: 0.326, SLG: 0.452 (1, 2)		0-0 F7		0-0 2B		0-0 F8				3	0	1	0	0	0	1						
Rick Leach, L OBP: 0.333, SLG: 0.434 (1, 10)		0-0 FC6-4 1B		0-0 F4		0-0 F7				3	0	1	0	0	0	1						
Kelly Gruber, R OBP: 0.224, SLG: 0.350 (1, 5)		0-0 FC6-4 CS		0-0 G3		0-0 F7				3	0	0	1	0	0	1						
Garth Iorg, R OBP: 0.300, SLG: 0.346 (1, 4)		0-0 CS	0-0 3-1		0-3 K		0-0 FC1-8 1B			3	0	1	0	0	1	0						
Ron Shepherd, R OBP: 0.236, SLG: 0.348 (1, 7)			0-3 K		0-3 K		0-0 FC1-6 G5-4-3 1-2			3	0	0	0	0	2	1						
<b>Inning Stats</b>	R: 0 E: 0 K: 0 S: 3	H: 0 LOB: 0 BB: 0 P: 3	R: 1 E: 0 K: 0 S: 4	H: 2 LOB: 0 BB: 0 P: 4	R: 0 E: 1 K: 1 S: 6	H: 0 LOB: 1 BB: 0 P: 6	R: 0 E: 0 K: 0 S: 4	H: 1 LOB: 1 BB: 0 P: 4	R: 0 E: 0 K: 2 S: 7	H: 0 LOB: 0 BB: 0 P: 7	R: 0 E: 0 K: 1 S: 6	H: 1 LOB: 1 BB: 0 P: 6	R: 0 E: 0 K: 0 S: 3	H: 0 LOB: 0 BB: 0 P: 3	R: 0 E: 0 K: 0 S: 3	H: 1 LOB: 0 BB: 0 P: 3		R: 0 E: 0 K: 1 S: 5	H: 0 LOB: 0 BB: 0 P: 5	1B: 4 2B: 1 3B: 0 HR: 0	SF: 0 SAC: 0 DP: 1 HBP: 0	WP: 0 PB: 0 CS: 1
<b>PITCHER</b>	IP	WLS	BF	H	R	ER	SO	BB	IBB	HBP	BLK	WP	HR	S	P	ERA	WHIP					
Tim Leary, R ERA: 4.21 (1, 1)	7.0		25	4	1	1	4	0	0	0	0	0	0	33	33	1.29	0.571					
Dan Plesac, L ERA: 2.97 (8, 1)	1.2		5	1	0	0	1	0	0	0	0	0	0	7	7	0.00	0.600					
Mark Clear, R ERA: 2.22 (9, 1)	0.1	S	1	0	0	0	0	0	0	0	0	0	0	1	1	0.00	0.000					



Batter	1	2	3	4	5	6	7	8	9	AB	R	H	RBI	BB	SO	LOB	TOP											
Paul Moltis, R OBP: 0.340, SLG: 0.426 (1, 5)										5	1	1	0	0	0	1	<b>Milwaukee Brewers @ Toronto Blue Jays</b> Exhibition Stadium, Toronto, ON Sun Oct 05 1986, 3:38 AM EDT Att: 34,176 - Unknown											
Charlie Moore, R OBP: 0.317, SLG: 0.374 (1, 9)										4	0	1	0	0	2	1												
Robin Yount, R OBP: 0.388, SLG: 0.450 (1, 8)										4	1	2	1	0	0	0												
Billy Jo Robidoux, L OBP: 0.344, SLG: 0.287 (1, 3)										4	0	0	0	0	1	1												
Gorman Thomas, R OBP: 0.316, SLG: 0.371 Cecil Cooper, L OBP: 0.310, SLG: 0.373 (9, PH)										2	0	0	0	1	1	0												
Rick Manning, L OBP: 0.310, SLG: 0.434 (1, 7)										2	0	1	0	2	1	1												
Bill Schroeder, R OBP: 0.282, SLG: 0.373 Jim Gantner, L OBP: 0.313, SLG: 0.370 (9, PH)										2	0	0	0	0	1	4												
Dale Sveum, S OBP: 0.316, SLG: 0.366 Rick Cerone, R OBP: 0.304, SLG: 0.380 (9, 2)										4	1	1	1	0	0	3												
Edgar Diaz, R OBP: 0.286, SLG: 0.231 Ernest Riles, L OBP: 0.321, SLG: 0.357 (7, PH)										2	0	0	0	0	1	0												
										2	0	1	1	0	0	0												
<b>Inning Stats</b>	R: 1 E: 0 K: 1 S: 6	H: 1 LOB: 0 BB: 0 P: 6	R: 0 E: 0 K: 2 S: 7	H: 0 LOB: 1 BB: 1 P: 11	R: 0 E: 0 K: 0 S: 3	H: 1 LOB: 0 BB: 0 P: 3	R: 1 E: 0 K: 0 S: 5	H: 2 LOB: 2 BB: 0 P: 6	R: 0 E: 0 K: 1 S: 5	H: 0 LOB: 0 BB: 0 P: 5	R: 0 E: 0 K: 0 S: 3	H: 0 LOB: 0 BB: 0 P: 3	R: 0 E: 0 K: 2 S: 7	H: 0 LOB: 0 BB: 0 P: 7	R: 2 E: 0 K: 2 S: 10	H: 3 LOB: 1 BB: 0 P: 10	1B: 5 2B: 2 3B: 0 HR: 1	SF: 0 SAC: 0 DP: 1 HBP: 1	WP: 0 PB: 0 CS: 1	PA: 38								
<b>PITCHER</b>	IP	WLS	BF	H	R	ER	SO	BB	IBB	HBP	BLK	WP	HR	S	P	ERA	WHIP											
Dave Stieb, R ERA: 4.74 Mark Eichhorn, R ERA: 1.72	(1, 1)	5.1	23	5	2	1	4	2	0	1	0	0	0	1	28	37	1.69	1.312										
(6, 1)	3.2	L	14	3	2	2	4	1	0	0	0	0	0	0	21	25	4.91	1.091										

Batter	1	2	3	4	5	6	7	8	9	AB	R	H	RBI	BB	SO	LOB	BOTTOM											
Tony Fernandez, S OBP: 0.338, SLG: 0.428 (1, 6)										4	0	0	0	0	1	2	<b>Milwaukee Brewers @ Toronto Blue Jays</b> Exhibition Stadium, Toronto, ON Sun Oct 05 1986, 3:38 AM EDT Att: 34,176 - Unknown											
Willie Upshaw, L OBP: 0.341, SLG: 0.368 (1, 3)										4	0	2	1	0	0	0												
Lloyd Moseby, L OBP: 0.329, SLG: 0.418 (1, 8)										4	1	0	0	0	1	2												
George Bell, R OBP: 0.349, SLG: 0.532 (1, 7)										4	0	1	0	0	1	1												
Jesse Barfield, R OBP: 0.368, SLG: 0.559 (1, 9)										3	1	0	0	1	1	1												
Ernie Whitt, L OBP: 0.326, SLG: 0.448 Ron Shepherd, R OBP: 0.236, SLG: 0.348 (9, FR)										3	0	0	0	1	1	2												
Rick Leach, L OBP: 0.335, SLG: 0.435 Cecil Fielder, R OBP: 0.222, SLG: 0.325 (7, PH)										2	0	1	1	0	0	0												
Kelly Gruber, R OBP: 0.220, SLG: 0.343 (1, 5)										3	0	0	0	0	1	1												
Garth Iorg, R OBP: 0.303, SLG: 0.352 (1, 4)										3	1	2	0	0	0	0												
										3	1	2	0	0	0	0												
<b>Inning Stats</b>	R: 0 E: 0 K: 0 S: 3	H: 0 LOB: 0 BB: 0 P: 3	R: 1 E: 0 K: 2 S: 8	H: 1 LOB: 1 BB: 1 P: 12	R: 1 E: 0 K: 0 S: 4	H: 2 LOB: 0 BB: 0 P: 4	R: 0 E: 0 K: 0 S: 3	H: 1 LOB: 0 BB: 0 P: 3	R: 0 E: 0 K: 1 S: 6	H: 1 LOB: 1 BB: 0 P: 6	R: 0 E: 0 K: 1 S: 5	H: 0 LOB: 0 BB: 0 P: 5	R: 0 E: 0 K: 2 S: 7	H: 0 LOB: 0 BB: 0 P: 7	R: 0 E: 0 K: 0 S: 3	H: 0 LOB: 0 BB: 0 P: 3	R: 1 E: 1 K: 0 S: 5	H: 1 LOB: 2 BB: 1 P: 9	1B: 5 2B: 1 3B: 0 HR: 0	SF: 0 SAC: 0 DP: 2 HBP: 0	WP: 1 PB: 0 CS: 0	PA: 34						
<b>PITCHER</b>	IP	WLS	BF	H	R	ER	SO	BB	IBB	HBP	BLK	WP	HR	S	P	ERA	WHIP											
Mike Birkbeck, R ERA: 4.5 Juan Nieves, L ERA: 4.92 Mark Clear, R ERA: 2.2	(1, 1)	5.0	19	5	2	2	3	1	0	0	0	0	0	0	24	28	3.60	1.200										
(6, 1)	3.1	W	11	1	1	0	3	0	0	0	0	0	0	0	17	17	0.00	0.300										
(9, 1)	0.2	S	4	0	0	0	0	1	0	0	0	1	0	3	7	0.00	1.500											

AB	33
R	4
H	8
RBI	3
BB	3
SO	8
LOB	12

