

Toronto Blue Jays - 1987

Batter	1	2	3	4	5	6	7	8	9	AB	R	H	RBI	BB	SO	LOB	TOP			
Tony Bernazard, S OBP: 0.111, SLG: 0.111	F5		F9		FC6-4 1B		K		G3	5	0	1	0	0	1	3				
Brett Butler, L (1, 8)	G3		FC4-6		FC6-4		FC3-6			4	0	0	1	0	0	3				
Julio Franco, R OBP: 0.375, SLG: 0.571					1-3		5-3			3	0	1	0	1	0	2				
Joe Carter, R OBP: 0.250, SLG: 0.375	F7		F8				1B		1-3 1B	4	0	2	0	0	0	3				
Mel Hall, L OBP: 0.200, SLG: 0.200		F8		4-3		2B			1-3 K	4	0	1	0	0	1	1				
Pat Tabler, R OBP: 0.375, SLG: 0.750				E6 FC6-4		1B			1-3	4	0	1	0	0	1	3				
Brook Jacoby, R (1, 5)		P3		L8			G5-4-3		5-3	4	0	0	0	0	0	5				
Cory Snyder, R OBP: 0.375, SLG: 0.667			K		FC6-4				5-3	3	1	0	0	1	1	2				
Rick Dempsey, R OBP: 0.667, SLG: 0.667 Carmen Castillo, R (9, PH)					5-3		1B FC3-6 BB		K	3	0	2	0	0	0	0				
							1B			1	0	0	0	0	1	0				
Inning Stats	R: 0 E: 0 K: 0 S: 4	H: 1 LOB: 1 BB: 0 P: 4	R: 0 E: 0 K: 1 S: 6	H: 1 LOB: 1 BB: 0 P: 6	R: 0 E: 0 K: 0 S: 4	H: 0 LOB: 1 BB: 0 P: 4	R: 0 E: 1 K: 0 S: 4	H: 1 LOB: 1 BB: 0 P: 4	R: 0 E: 0 K: 1 S: 6	H: 2 LOB: 1 BB: 0 P: 6	R: 1 E: 0 K: 1 S: 6	H: 1 LOB: 1 BB: 1 P: 10	R: 0 E: 0 K: 1 S: 6	H: 1 LOB: 1 BB: 0 P: 6	R: 0 E: 0 K: 1 S: 5	H: 0 LOB: 0 BB: 0 P: 5	1B: 6 2B: 2 3B: 0 HR: 0	SF: 0 SAC: 0 DP: 1 HBP: 0	WP: 0 PB: 0 SB: 5 CS: 0	PA: 37
PITCHER	IP	WLS	BF	H	R	ER	SO	BB	IBB	HBP	BLK	WP	HR	S	P	ERA	WHIP			
Jim Clancy, R ERA: 1.5	(1, 1)	6.0	W	27	7	1	1	2	2	0	0	0	0	29	37	1.50	1.500			
Jeff Musselman, L ERA:	(7, 1)	0.2		2	0	0	0	1	0	0	0	0	0	4	4	0.00	0.000			
Mark Eichhorn, R ERA: 2.08	(7, 1)	2.1		8	1	0	0	2	0	0	0	0	0	12	12	0.00	0.429			

Cleveland Indians @ Toronto Blue Jays
Exhibition Stadium, Toronto, ON
Wed Apr 08 1987, 3:33 AM EDT
Att: 20,388 - Unknown

AB 35
R 1
H 8
RBI 1
BB 2
SO 5
LOB 22



Batter	1	2	3	4	5	6	7	8	9	AB	R	H	RBI	BB	SO	LOB	BOTTOM			
Tony Fernandez, S OBP: 0.556, SLG: 0.750	4-3 1B		F9		G6-4-3 1B		F8			4	0	2	0	0	0	0				
Kelly Gruber, R (1, 5)	4-3		F8		G6-4-3		F7			4	0	0	0	0	0	2				
Lloyd Moseby, L OBP: 0.250, SLG: 0.625	FC1-6-5 1B		K		4-3				F6	4	1	0	0	0	1	1				
George Bell, R OBP: 0.571, SLG: 0.667 Rick Leach, L	BB 1B			5-3		4-3			G1 BB	3	0	1	1	0	0	0				
Jesse Barfield, R OBP: 0.625, SLG: 1.167	4-0 BB			HR		HR BB			G1	2	2	1	1	2	0	1				
Willie Upshaw, L OBP: 0.250, SLG: 1.000	1-2 BB		K		F8		HR		6-3	4	1	1	2	0	1	3				
Matt Stark, R OBP: 0.333, SLG: 0.333		6-3			1B		6-3			3	0	1	0	0	0	0				
Cecil Fielder, R (1, 10)		K			F8		K			3	0	0	0	0	2	1				
Mike Sharperson, R OBP: 0.286, SLG: 0.429		K			1B G6-4-3 1B		K			3	1	1	0	0	2	0				
Inning Stats	R: 1 E: 0 K: 1 S: 7	H: 2 LOB: 2 BB: 1 P: 11	R: 0 E: 0 K: 2 S: 7	H: 0 LOB: 0 BB: 0 P: 7	R: 0 E: 0 K: 1 S: 5	H: 0 LOB: 0 BB: 0 P: 5	R: 1 E: 0 K: 0 S: 5	H: 2 LOB: 1 BB: 0 P: 5	R: 1 E: 0 K: 0 S: 4	H: 2 LOB: 0 BB: 0 P: 4	R: 2 E: 0 K: 1 S: 6	H: 1 LOB: 0 BB: 1 P: 10	R: 0 E: 0 K: 1 S: 5	H: 0 LOB: 0 BB: 0 P: 5	R: 0 E: 0 K: 0 S: 3	H: 0 LOB: 1 BB: 1 P: 7	1B: 5 2B: 0 3B: 0 HR: 2	SF: 0 SAC: 0 DP: 1 HBP: 0	WP: 0 PB: 0 SB: 0 CS: 0	PA: 33
PITCHER	IP	WLS	BF	H	R	ER	SO	BB	IBB	HBP	BLK	WP	HR	S	P	ERA	WHIP			
Greg Swindell, L ERA: 7.5	(1, 1)	6.0	L	26	7	5	5	5	2	0	0	0	0	34	42	7.50	1.500			
Rich Yett, R ERA:	(7, 1)	1.0		3	0	0	0	1	0	0	0	0	0	5	5	0.00	0.000			
Ed Vande Berg, L ERA:	(8, 1)	1.0		4	0	0	0	0	1	0	0	0	0	3	7	0.00	1.000			

Cleveland Indians @ Toronto Blue Jays
Exhibition Stadium, Toronto, ON
Wed Apr 08 1987, 3:33 AM EDT
Att: 20,388 - Unknown

AB 30
R 5
H 7
RBI 4
BB 3
SO 6
LOB 8



Batter	1	2	3	4	5	6	7	8	9	AB	R	H	RBI	BB	SO	LOB	TOP					
Tony Bernazard, S (1, 4) OBP: 0.267, SLG: 0.533										6	2	3	1	0	1	0	Cleveland Indians @ Toronto Blue Jays Exhibition Stadium, Toronto, ON Thu Apr 09 1987, 3:33 AM EDT Att: 21,088 - Unknown					
Brett Butler, L (1, 8) OBP: 0.286, SLG: 0.333										5	1	2	0	1	1	1						
Julio Franco, R (1, 6) OBP: 0.429, SLG: 0.750										5	2	2	2	1	0	2						
Joe Carter, R (1, 3) OBP: 0.462, SLG: 0.750										4	4	3	3	1	0	0						
Mel Hall, L (1, 7) Otis Nixon, S (7, 7)										2	2	0	0	2	1	1						
Pat Tabler, R (1, 10) OBP: 0.462, SLG: 0.667										4	1	2	1	0	1	1						
Brook Jacoby, R (1, 5) OBP: 0.308, SLG: 0.273										4	1	2	3	0	0	1						
Cory Snyder, R (1, 9) OBP: 0.308, SLG: 0.727										5	1	1	4	0	4	3						
Chris Bando, S (1, 2) OBP: 0.125, SLG: 0.250										5	0	0	0	0	0	0						
Inning Stats	R: 6 E: 0 K: 0 S: 6	H: 3 LOB: 0 BB: 1 P: 12	R: 0 E: 0 K: 0 S: 3	H: 0 LOB: 0 BB: 0 P: 3	R: 0 E: 0 K: 0 S: 4	H: 1 LOB: 1 BB: 0 P: 4	R: 1 E: 0 K: 1 S: 7	H: 2 LOB: 1 BB: 0 P: 7	R: 1 E: 0 K: 3 S: 10	H: 1 LOB: 1 BB: 1 P: 14	R: 4 E: 0 K: 1 S: 10	H: 5 LOB: 2 BB: 1 P: 14	R: 0 E: 0 K: 2 S: 7	H: 0 LOB: 0 BB: 0 P: 7	R: 2 E: 0 K: 1 S: 6	H: 1 LOB: 0 BB: 1 P: 10	R: 0 E: 0 K: 1 S: 6	H: 2 LOB: 2 BB: 1 P: 10	1B: 7 2B: 4 3B: 0 HR: 4	SF: 0 SAC: 0 DP: 0 HBP: 2	WP: 0 PB: 1 SB: 2 CS: 0	PA: 48
PITCHER	IP WLS BF H R ER SO BB IBB HBP BLK WP HR S P ERA WHIP																					
Joe Johnson, R (1, 1) ERA: 15.75	4.0 L 21 6 7 7 1 1 0 2 0 0 2 20 26 15.75 1.750																					
John Cerutti, L (5, 1) ERA: 27.0	1.2 12 5 5 5 3 2 0 0 0 0 1 16 24 27.00 4.200																					
Jose Antonio Nunez, R (6, 1) ERA: 7.71	2.1 10 2 2 2 4 1 0 0 0 0 1 17 21 7.71 1.286																					
Duane Ward, R (9, 1) ERA:	1.0 5 2 0 0 1 1 0 0 0 0 0 6 10 0.00 3.000																					

AB 41
R 14
H 15
RBI 14
BB 5
SO 9
LOB 9



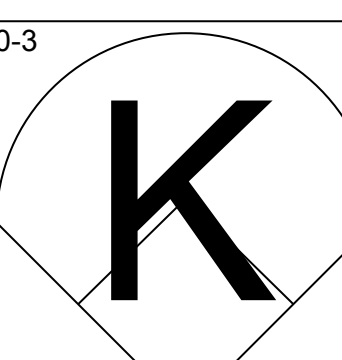
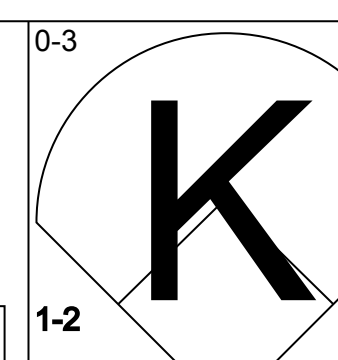
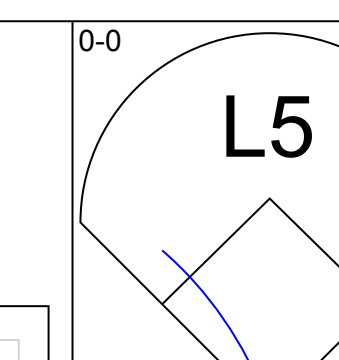
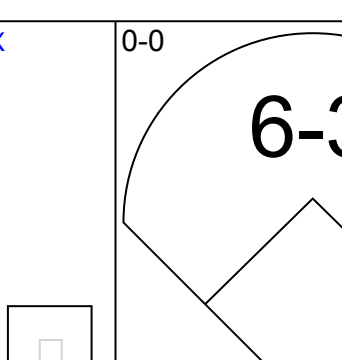
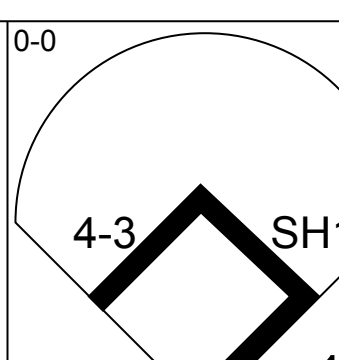
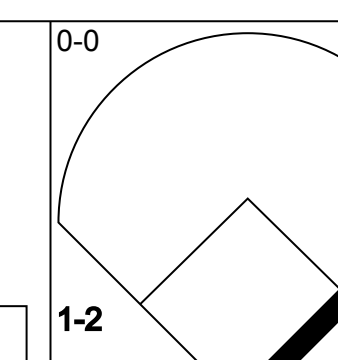
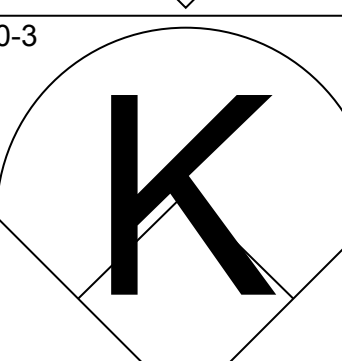
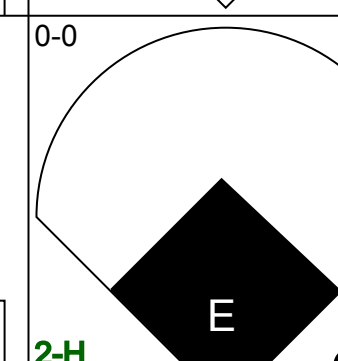
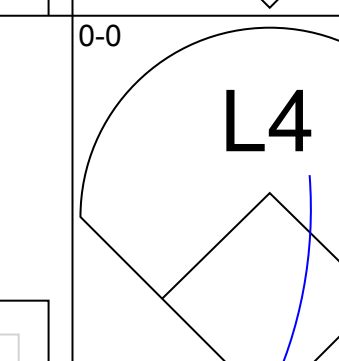
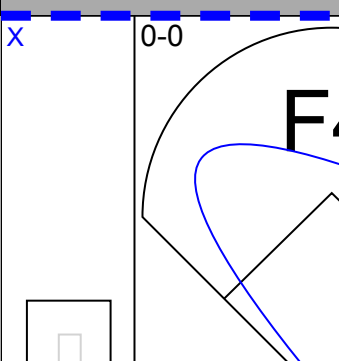
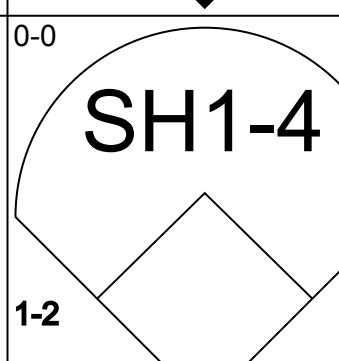
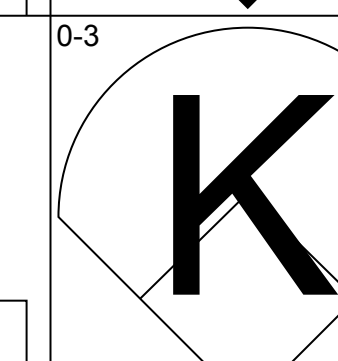
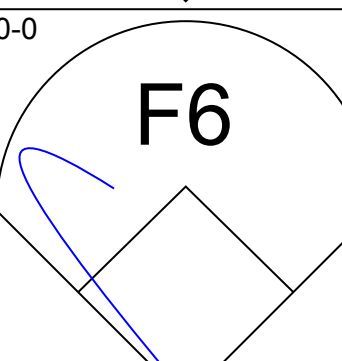
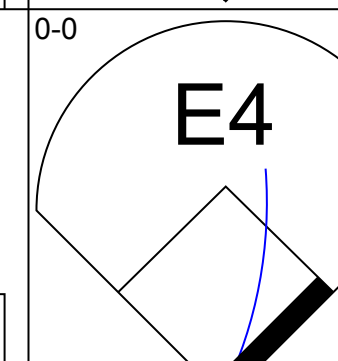
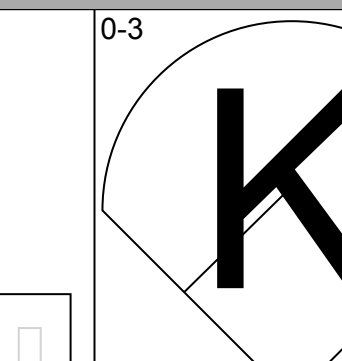
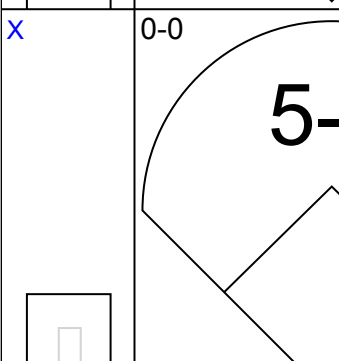
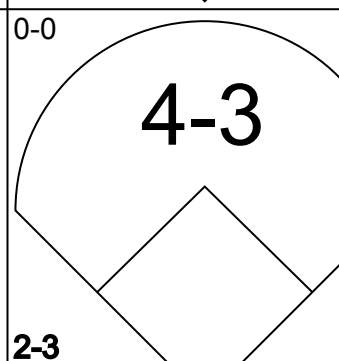
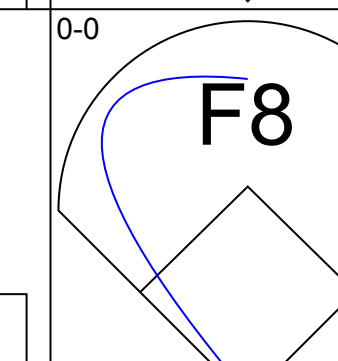
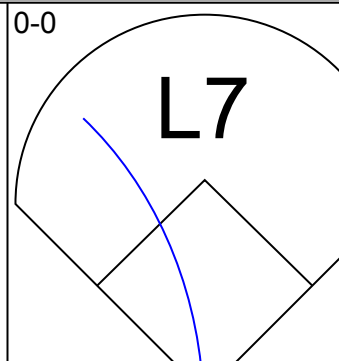
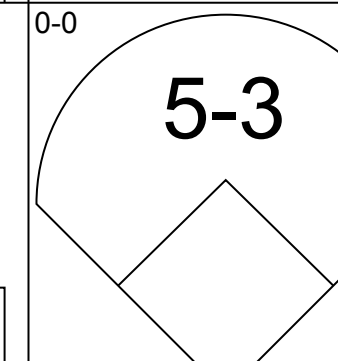
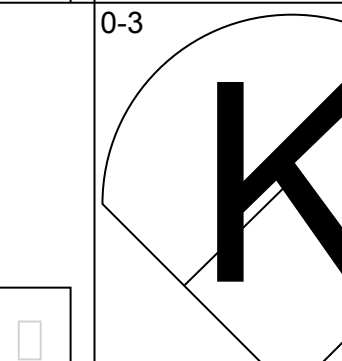
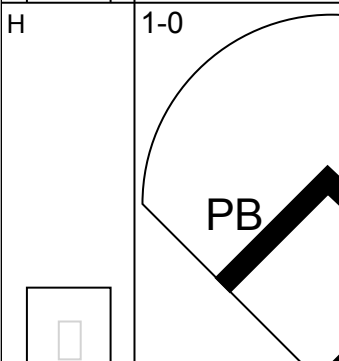
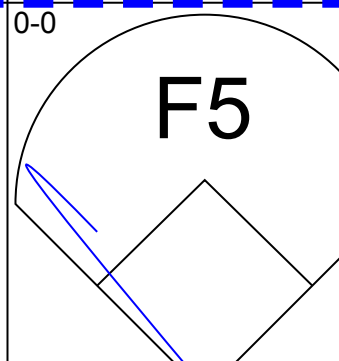
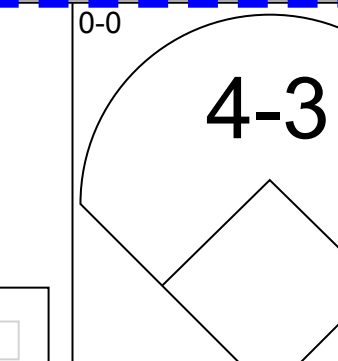
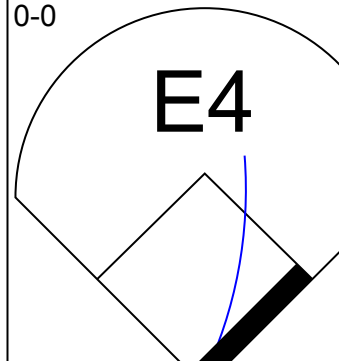
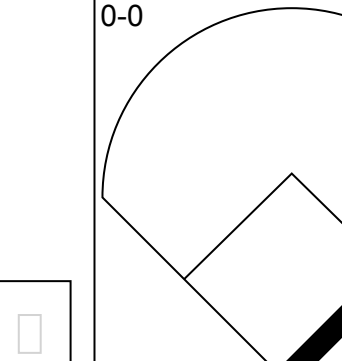
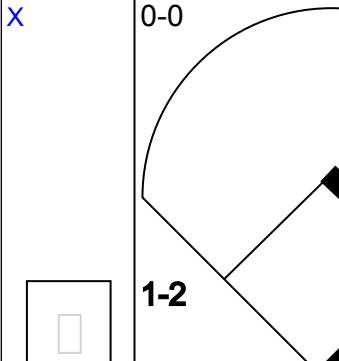

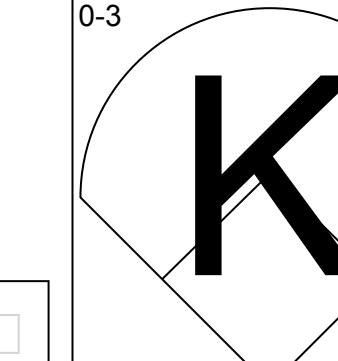

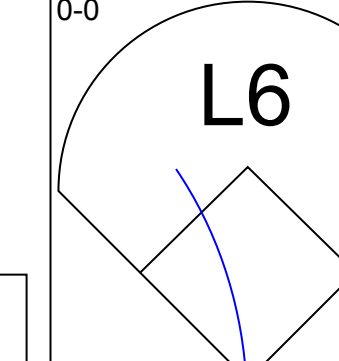
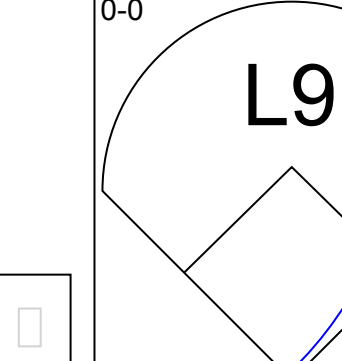
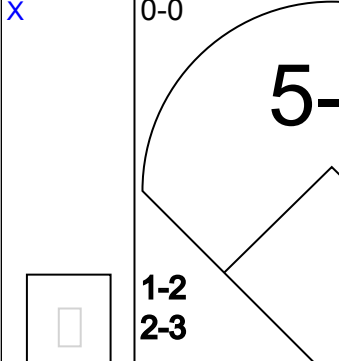

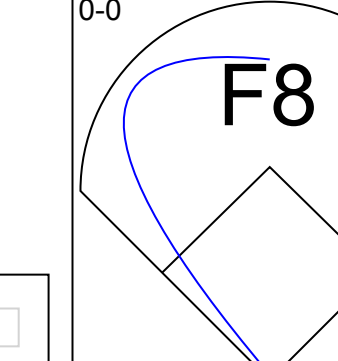

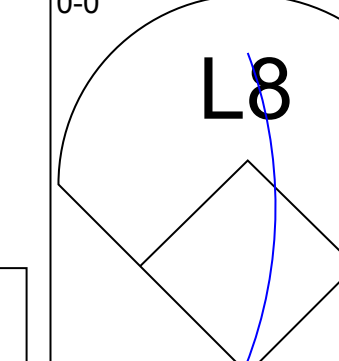
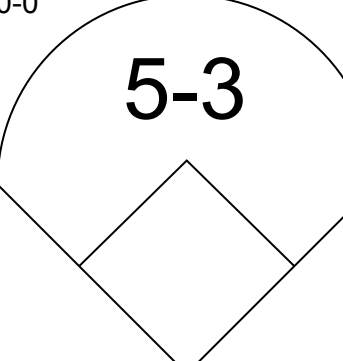
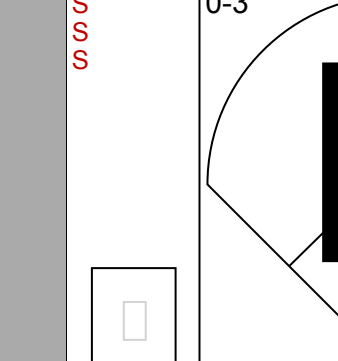
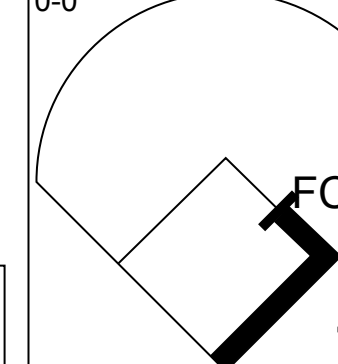
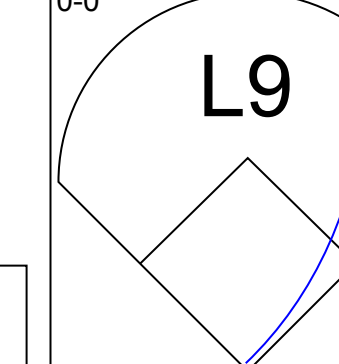
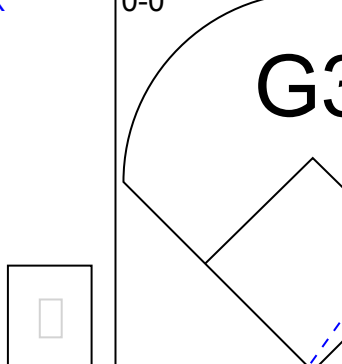
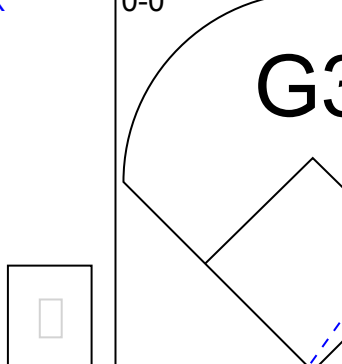
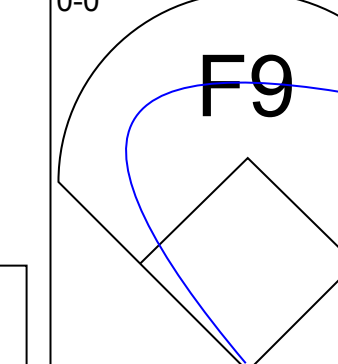
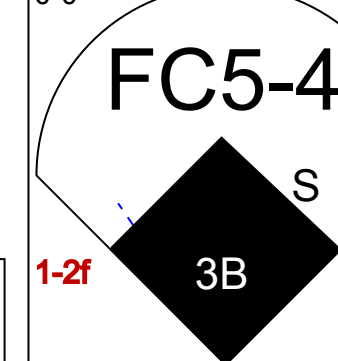
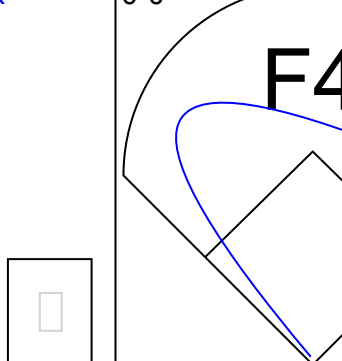
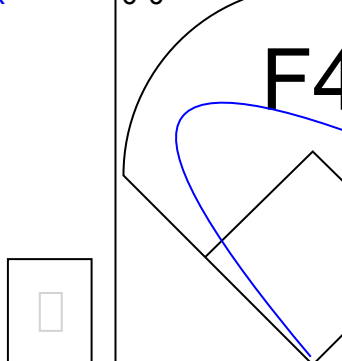
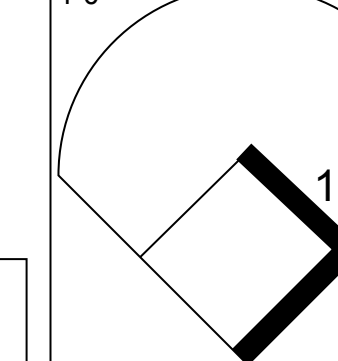
Batter	1	2	3	4	5	6	7	8	9	AB	R	H	RBI	BB	SO	LOB	BOTTOM			
Tony Fernandez, S (1, 6) OBP: 0.429, SLG: 0.769										5	1	1	1	0	0	2	Cleveland Indians @ Toronto Blue Jays Exhibition Stadium, Toronto, ON Thu Apr 09 1987, 3:33 AM EDT Att: 21,088 - Unknown			
Rance Mulliniks, L (1, 5) Garth Iorg, R (7, PH) (8, 5)										2	1	2	0	1	0	0				
Lloyd Moseby, L (1, 8) OBP: 0.385, SLG: 0.615										5	0	3	0	0	1	3				
George Bell, R (1, 7) OBP: 0.500, SLG: 0.818										5	1	2	1	0	1	3				
Jesse Barfield, R (1, 9) OBP: 0.500, SLG: 0.800										4	0	1	0	0	0	2				
Willie Upshaw, L (1, 3) OBP: 0.333, SLG: 0.800										2	0	0	0	2	0	0				
Ernie Whitt, L (1, 2) OBP: 0.167, SLG: 0.333										2	0	0	0	0	3					
Matt Stark, R (6, PH) (7, 2) OBP: 0.200, SLG: 0.200										2	0	0	0	0	2					
Fred McGriff, L (1, 10) Cecil Fielder, R (8, PH)										3	0	1	0	0	1	0				
Mike Sharperson, R (1, 4) OBP: 0.273, SLG: 0.364										4	0	1	0	0	0	1				
Inning Stats	R: 1 E: 0 K: 0 S: 6	H: 3 LOB: 3 BB: 1 P: 10	R: 0 E: 0 K: 1 S: 6	H: 1 LOB: 2 BB: 1 P: 10	R: 1 E: 0 K: 0 S: 4	H: 1 LOB: 0 BB: 0 P: 4	R: 1 E: 0 K: 0 S: 5	H: 2 LOB: 1 BB: 0 P: 5	R: 0 E: 0 K: 1 S: 5	H: 0 LOB: 0 BB: 0 P: 5	R: 0 E: 0 K: 1 S: 4	H: 1 LOB: 1 BB: 0 P: 4	R: 0 E: 0 K: 0 S: 3	H: 1 LOB: 1 BB: 1 P: 7	R: 0 E: 0 K: 0 S: 4	H: 2 LOB: 2 BB: 1 P: 8	1B: 8 2B: 1 3B: 1 HR: 1	SF: 0 SAC: 0 DP: 2 HBP: 0	WP: 1 PB: 0 SB: 0 CS: 0	PA: 40
PITCHER	IP WLS BF H R ER SO BB IBB HBP BLK WP HR S P ERA WHIP																			
Phil Niekro, R (1, 1) ERA: 5.4	5.0 W 24 7 3 3 2 2 0 0 0 0 1 26 34 5.40 1.800																			
Steve Carlton, L (6, 1) ERA:	4.0 S 16 4 0 0 1 2 0 0 0 0 0 16 24 0.00 1.500																			

AB 36
R 3
H 11
RBI 2
BB 4
SO 3
LOB 17




Batter	1	2	3	4	5	6	7	8	9	AB	R	H	RBI	BB	SO	LOB	TOP					
Tony Fernandez, S OBP: 0.389, SLG: 0.647	5-3		FC6-4			FC5-4			6-3	4	0	1	0	0	0	1	<p>Toronto Blue Jays @ Boston Red Sox Fenway Park, Boston, MA Fri Apr 10 1987, 3:33 AM EDT Att: 33,679 - Unknown</p> <p>livebaseballscores.com</p>					
Kelly Gruber, R (1, 5)	F3		CS	6-3		FC5-4			L7	4	0	0	0	0	0	1						
Lloyd Moseby, L OBP: 0.313, SLG: 0.500	K			K					4-3	3	0	0	0	0	2	0						
George Bell, R OBP: 0.400, SLG: 0.643		K		F8					F7	3	0	0	0	0	1	0						
Jesse Barfield, R OBP: 0.400, SLG: 0.615		E6				6-3			K	3	0	0	0	0	1	0						
Willie Upshaw, L OBP: 0.333, SLG: 0.667		F7				4-3			G4-6-3	2	0	0	0	1	0	1						
Matt Stark, R OBP: 0.125, SLG: 0.125		FC5-4				F9			G4-6-3	3	0	0	0	0	0	2						
Cecil Fielder, R (1, 10)			K			F4			F8	3	0	0	0	0	1	0						
Garth Iorg, R OBP: 0.300, SLG: 0.250						6-3			K	3	0	1	0	0	1	0						
Inning Stats	R: 0 E: 0 K: 1 S: 5	H: 0 LOB: 0 BB: 0 P: 5	R: 0 E: 1 K: 1 S: 6	H: 0 LOB: 1 BB: 0 P: 6	R: 0 E: 0 K: 1 S: 5	H: 1 LOB: 0 BB: 0 P: 5	R: 0 E: 0 K: 1 S: 5	H: 0 LOB: 0 BB: 0 P: 5	R: 0 E: 0 K: 0 S: 3	H: 0 LOB: 0 BB: 0 P: 3	R: 0 E: 0 K: 0 S: 4	H: 1 LOB: 1 BB: 0 P: 4	R: 0 E: 0 K: 1 S: 5	H: 0 LOB: 0 BB: 0 P: 5	R: 0 E: 0 K: 0 S: 2	H: 0 LOB: 0 BB: 1 P: 6	R: 0 E: 0 K: 1 S: 5	H: 0 LOB: 0 BB: 0 P: 5	1B: 2 2B: 0 3B: 0 HR: 0	SF: 0 SAC: 0 DP: 1 HBP: 0	WP: 0 PB: 0 SB: 0 CS: 1	PA: 30
PITCHER Bruce Hurst, L ERA:	IP: 9.0	WLS: W	BF: 29	H: 2	R: 0	ER: 0	SO: 6	BB: 1	IBB: 0	HBP: 0	BLK: 0	WP: 0	HR: 0	S: 40	P: 44	ERA: 0.00	WHIP: 0.333					

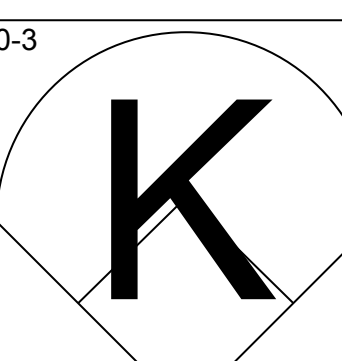
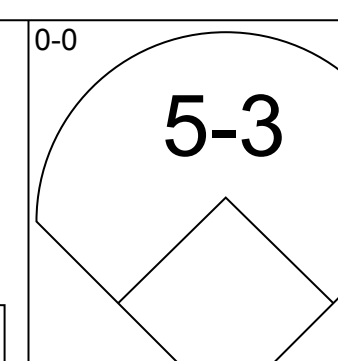
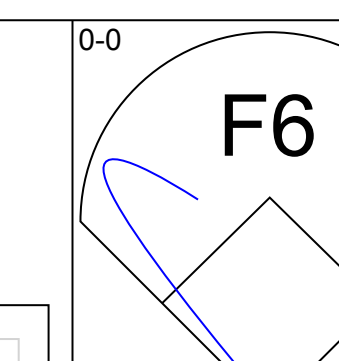
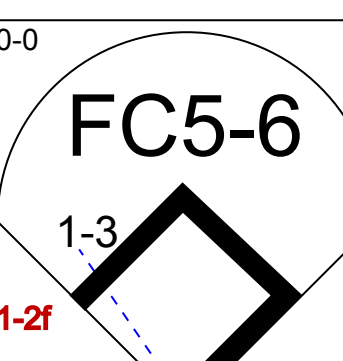
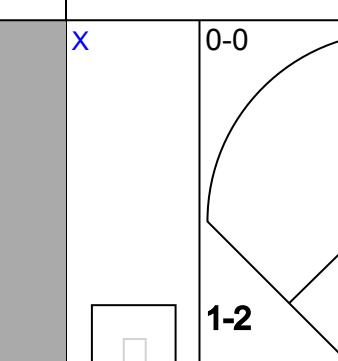
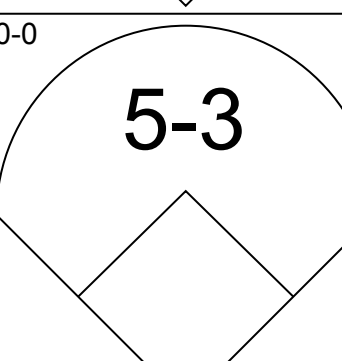
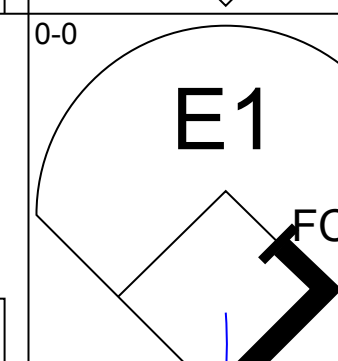
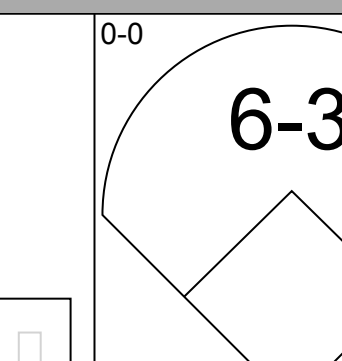
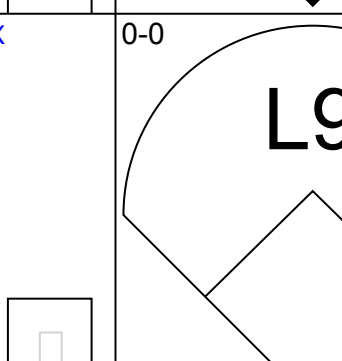
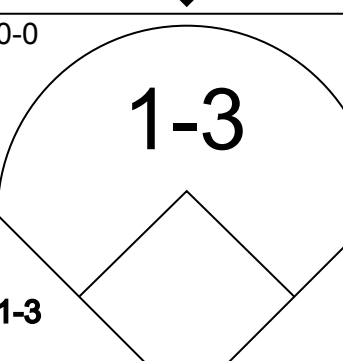
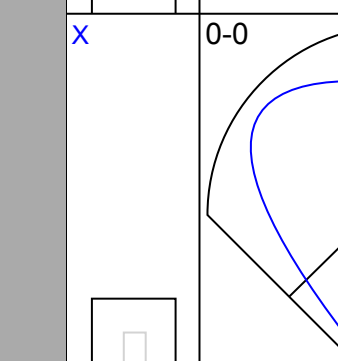
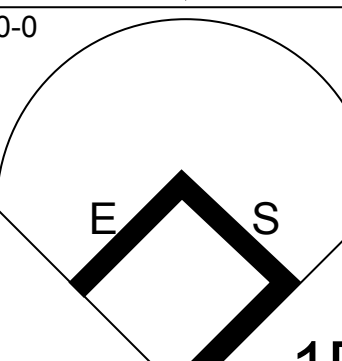
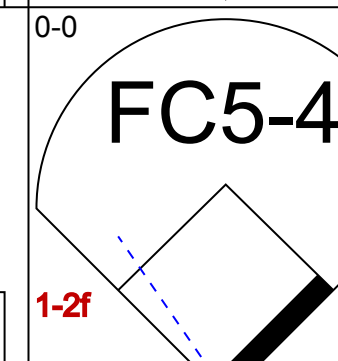
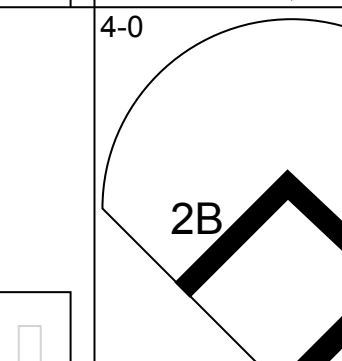
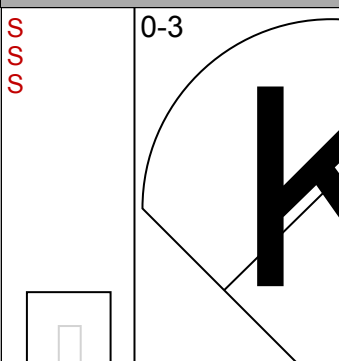
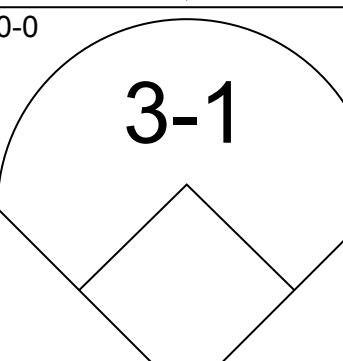
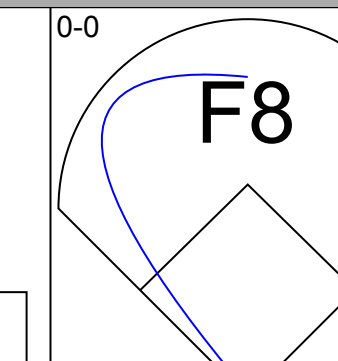
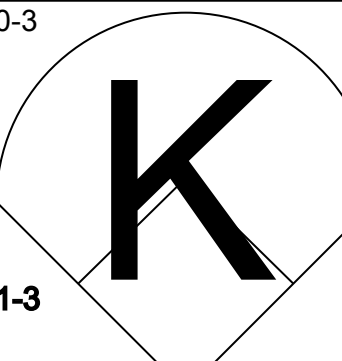
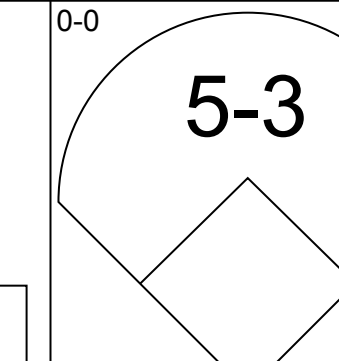
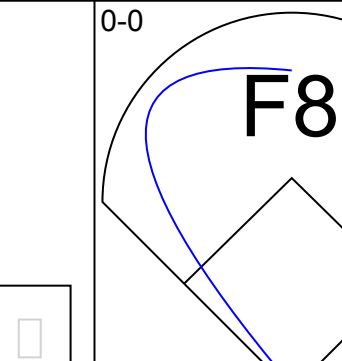
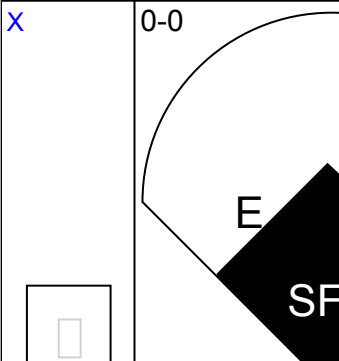
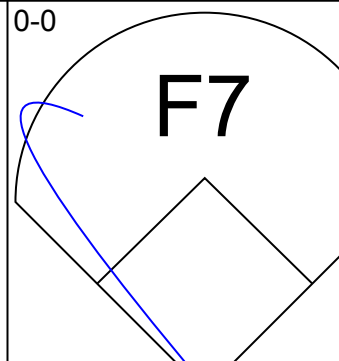
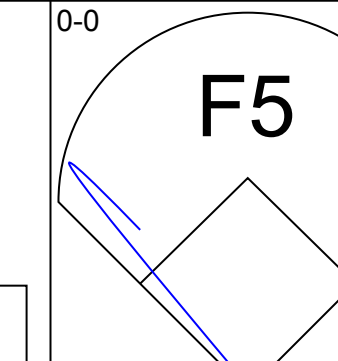
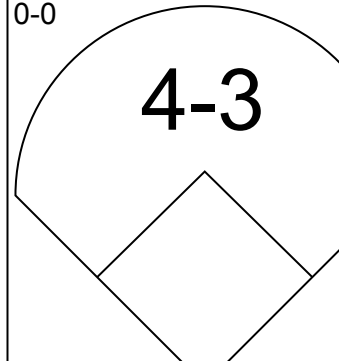
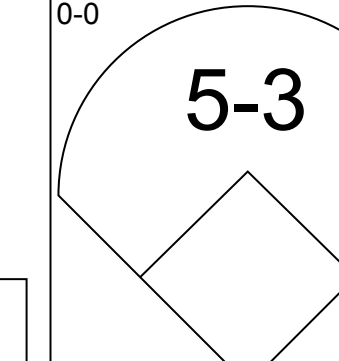
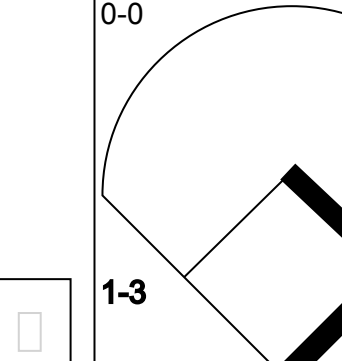
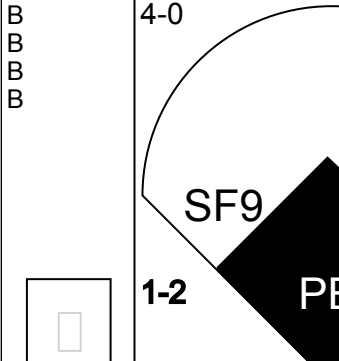
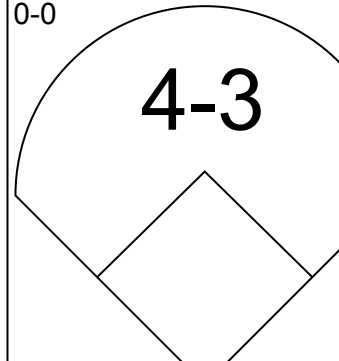
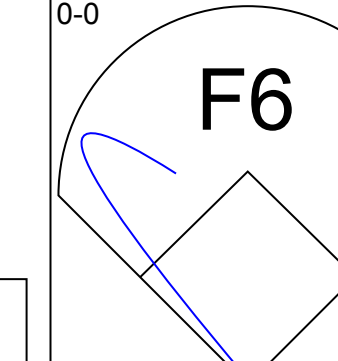
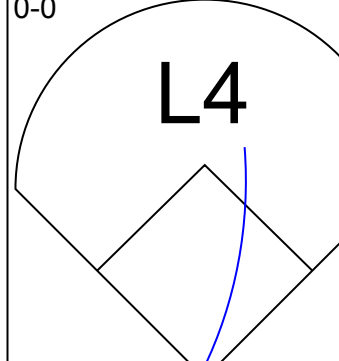
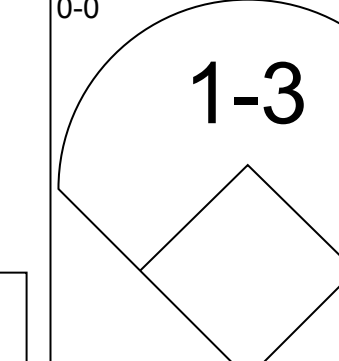
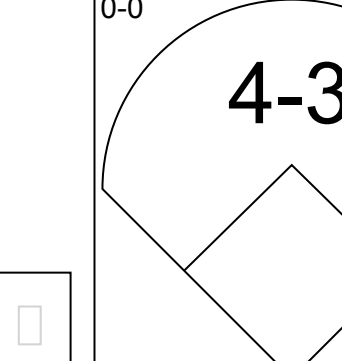
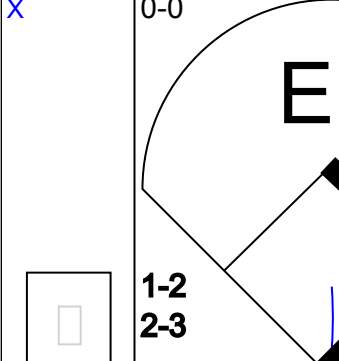
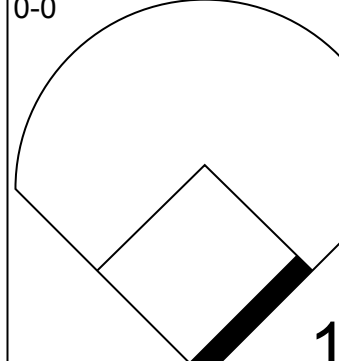
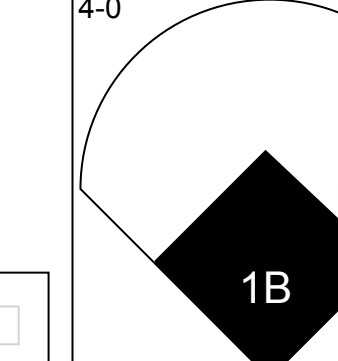
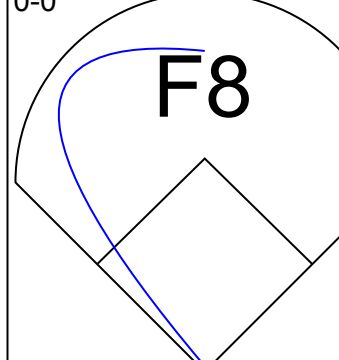
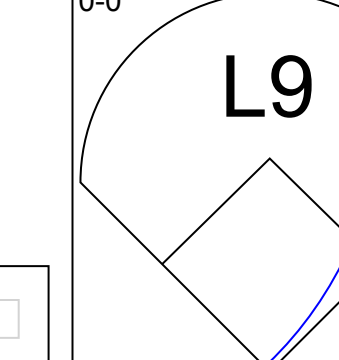
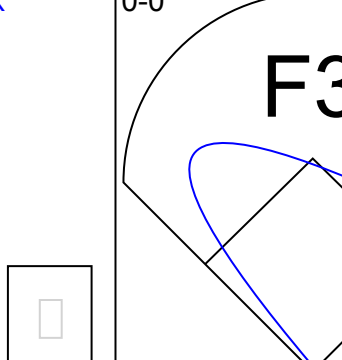
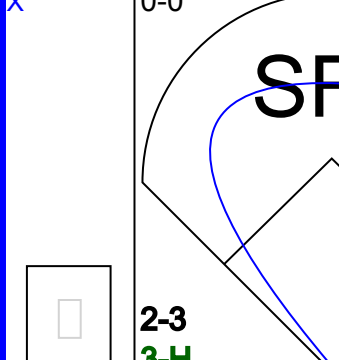
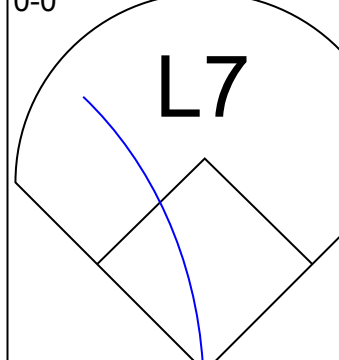
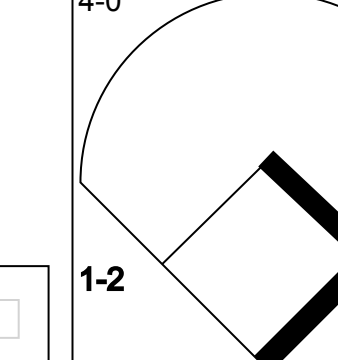
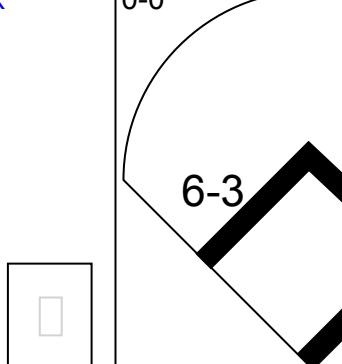
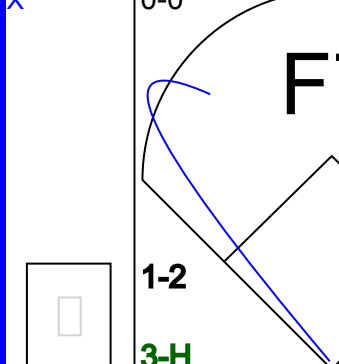
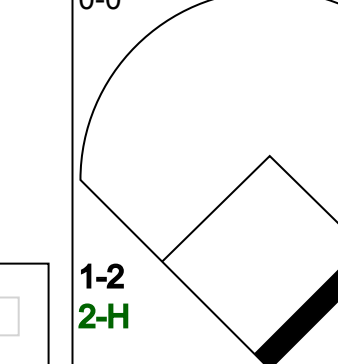
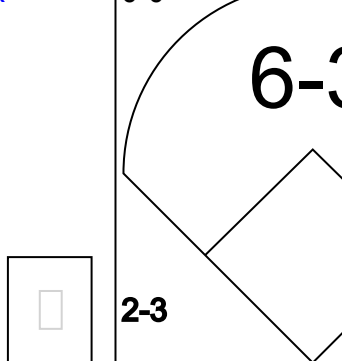


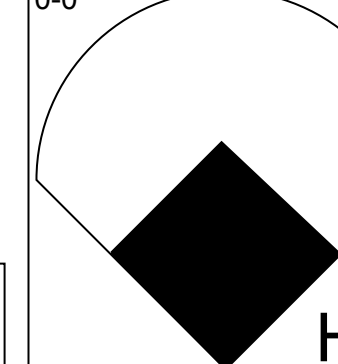
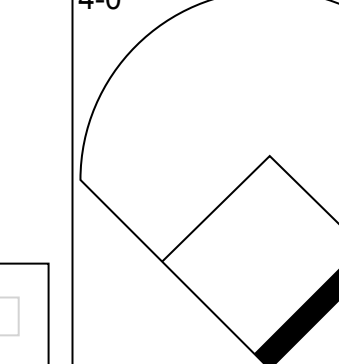
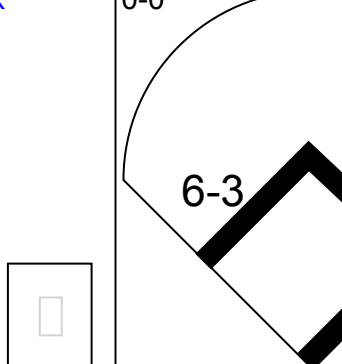
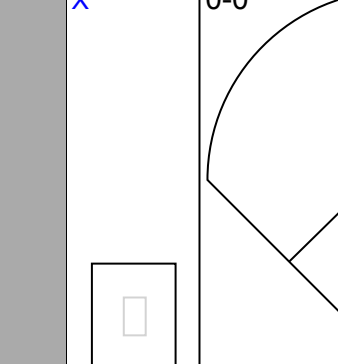
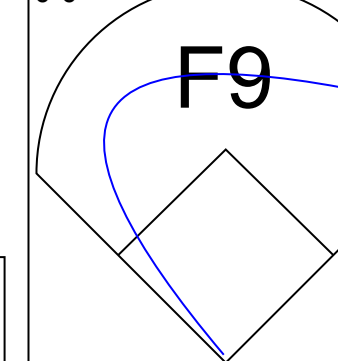

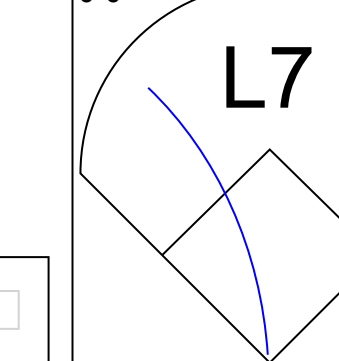
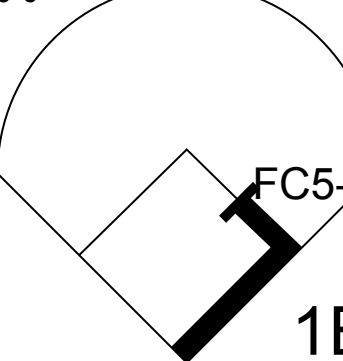
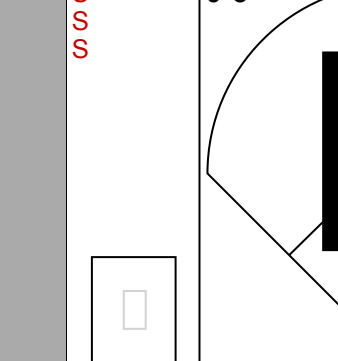
Batter	1	2	3	4	5	6	7	8	9	AB	R	H	RBI	BB	SO	LOB	BOTTOM					
Wade Boggs, L OBP: 0.412, SLG: 0.571	4-3		6-3						F7	4	1	1	0	0	0	0	<p>Toronto Blue Jays @ Boston Red Sox Fenway Park, Boston, MA Fri Apr 10 1987, 3:33 AM EDT Att: 33,679 - Unknown</p> <p>livebaseballscores.com</p>					
Marty Barrett, R OBP: 0.294, SLG: 0.200	K								F9	2	0	0	0	1	1	0						
Bill Buckner, L OBP: 0.294, SLG: 0.353	4-3									4	0	2	1	0	0	1						
Pat Dodson, L (9, 3)			F7							0	0	0	0	0	0	0						
Jim Rice, R OBP: 0.235, SLG: 0.529		HR							L4	4	1	1	1	0	1	2						
Don Baylor, R OBP: 0.188, SLG: 0.071		K							G3	3	0	0	0	0	1	0						
Dwight Evans, R OBP: 0.583, SLG: 0.615		K								2	0	1	0	1	1	0						
Dave Henderson, R OBP: 0.143, SLG: 0.308										3	0	0	0	0	1	2						
Marc Sullivan, R OBP: 0.300, SLG: 0.700										3	1	1	1	0	1	0						
Spike Owen, S (1, 6)			HR							3	0	0	0	0	1	0						
Inning Stats	R: 0 E: 0 K: 1 S: 5	H: 0 LOB: 0 BB: 0 P: 5	R: 1 E: 0 K: 2 S: 8	H: 1 LOB: 0 BB: 0 P: 8	R: 1 E: 0 K: 1 S: 6	H: 1 LOB: 1 BB: 1 P: 10	R: 0 E: 0 K: 0 S: 3	H: 0 LOB: 1 BB: 1 P: 7	R: 1 E: 0 K: 1 S: 7	H: 2 LOB: 2 BB: 0 P: 8	R: 0 E: 0 K: 1 S: 5	H: 1 LOB: 0 BB: 0 P: 5	R: 0 E: 0 K: 1 S: 5	H: 0 LOB: 0 BB: 0 P: 5	R: 0 E: 0 K: 0 S: 3	H: 1 LOB: 0 BB: 0 P: 3	R: 0 E: 0 K: 0 S: 3	H: 1 LOB: 0 BB: 0 P: 3	1B: 3 2B: 1 3B: 0 HR: 2	SF: 0 SAC: 0 DP: 0 HBP: 1	WP: 0 PB: 0 SB: 0 CS: 1	PA: 31
PITCHER Dave Stieb, R ERA: 3.86	IP: 7.0	WLS: L	BF: 28	H: 5	R: 3	ER: 3	SO: 7	BB: 2	IBB: 0	HBP: 1	BLK: 0	WP: 0	HR: 2	S: 39	P: 48	ERA: 3.86	WHIP: 1.000					
PITCHER Tom Henke, R ERA:	IP: 1.0	WLS: 3	BF: 1	H: 0	R: 0	ER: 0	SO: 0	BB: 0	IBB: 0	HBP: 0	BLK: 0	WP: 0	HR: 0	S: 3	P: 3	ERA: 0.00	WHIP: 1.000					

Batter	1	2	3	4	5	6	7	8	9	10	11	12	13	AB	R	H	RBI	BB	SO	LOB	TOP									
Gary Redus, R OBP: 0.362, SLG: 0.370 (1, 7)														6	0	2	0	0	2	1										
Donnie Hill, S OBP: 0.273, SLG: 0.406 (1, 4)														5	1	1	1	0	2	2										
Greg Walker, L OBP: 0.188, SLG: 0.207 (1, 3)															6	0	0	0	0	1	3									
Ron Hassey, L OBP: 0.176, SLG: 0.188 (8, PR)														3	0	0	0	0	1	1										
Steve Lyons, L (6, PR)														0	0	0	0	0	0	0										
Jerry Hairston, S (10, PH)														2	0	0	0	0	0	1										
Ivan Calderon, R OBP: 0.267, SLG: 0.345 (1, 9)														6	0	3	0	0	1	0										
Daryl Boston, L OBP: 0.182, SLG: 0.100 (1, 8)														6	0	0	0	0	0	5										
Tim Hulett, R OBP: 0.310, SLG: 0.500 (1, 5)														5	1	1	1	0	1	2										
Ozzie Guillen, L OBP: 0.357, SLG: 0.360 (1, 6)														5	0	1	0	0	0	1										
Ron Karkovics, R OBP: 0.238, SLG: 0.111 (1, 2)														4	1	0	0	1	0	1										
Inning Stats	R: 0 E: 0 K: 2 S: 7	H: 0 LOB: 0 BB: 0 P: 7	R: 0 E: 1 K: 0 S: 4	H: 0 LOB: 1 BB: 0 P: 4	R: 2 E: 1 K: 1 S: 8	H: 2 LOB: 1 BB: 0 P: 8	R: 0 E: 0 K: 0 S: 4	H: 1 LOB: 1 BB: 0 P: 4	R: 0 E: 0 K: 0 S: 8	H: 1 LOB: 0 BB: 0 P: 8	R: 1 E: 0 K: 0 S: 4	H: 1 LOB: 0 BB: 0 P: 4	R: 0 E: 0 K: 0 S: 8	H: 1 LOB: 1 BB: 0 P: 8	R: 0 E: 0 K: 0 S: 3	H: 0 LOB: 0 BB: 0 P: 3	R: 0 E: 0 K: 0 S: 5	H: 1 LOB: 0 BB: 0 P: 5	R: 0 E: 0 K: 0 S: 4	H: 0 LOB: 0 BB: 0 P: 3	R: 0 E: 0 K: 1 S: 5	H: 0 LOB: 0 BB: 0 P: 5	R: 0 E: 0 K: 1 S: 6	H: 1 LOB: 2 BB: 1 P: 10	R: 0 E: 0 K: 1 S: 5	H: 0 LOB: 0 BB: 0 P: 5	1B: 6 2B: 0 3B: 1 HR: 1	SF: 0 SAC: 1 DP: 0 HBP: 1	WP: 0 PB: 1 SB: 1 CS: 0	PA: 51
PITCHER	IP	WLS	BF	H	R	ER	SO	BB	IBB	HBP	BLK	WP	HR	S	P	ERA	WHIP													
Joe Johnson, R ERA: 7.36 (1, 1)	7.0		28	5	3	2	5	0	0	0	0	0	1	38	11	2.57	0.714													
Jeff Musselman, L ERA: (8, 1)	2.2		11	2	0	0	0	0	0	1	0	0	0	10	11	0.00	0.750													
Tom Henke, R ERA: (10, 1)	2.1		9	1	0	0	2	1	0	0	0	0	0	12	16	0.00	0.857													
Mark Eichhorn, R ERA: 3.12 (13, 1)	1.0	W	3	0	0	0	1	0	0	0	0	0	0	5	5	0.00	0.000													

Chicago White Sox @ Toronto Blue Jays
Exhibition Stadium, Toronto, ON
Tue Apr 14 1987, 7:05 PM EDT
Att. 17,324 - Unknown


AB 48
R 3
H 8
RBI 2
BB 1
SO 8
LOB 17



Batter	1	2	3	4	5	6	7	8	9	10	11	12	13	AB	R	H	RBI	BB	SO	LOB	BOTTOM						
Tony Fernandez, S OBP: 0.257, SLG: 0.355 (1, 6)														5	0	0	0	1	1	3							
Mike Sharperson, R OBP: 0.240, SLG: 0.250 (1, 4)														6	0	0	0	0	0	5							
Lloyd Moseby, L OBP: 0.313, SLG: 0.400 (1, 8)														5	0	1	0	1	1	2							
George Bell, R OBP: 0.300, SLG: 0.393 (1, 7)														6	1	1	0	0	1	2							
Jesse Barfield, R OBP: 0.433, SLG: 0.654 (1, 9)														5	1	1	0	1	0	0							
Willie Upshaw, L OBP: 0.367, SLG: 0.654 (1, 3)														5	1	1	0	1	0	4							
Matt Stark, R OBP: 0.091, SLG: 0.091 (8, PH)														3	0	0	0	0	0	0							
Ernie Whitl, L OBP: 0.444, SLG: 0.462 (9, 2)														1	0	0	1	1	0	0							
Cecil Fielder, R OBP: 0.300, SLG: 0.667 (7, PR)														2	1	2	1	1	0	0							
Kelly Gruber, R ERA: (8, PH)														0	0	0	0	0	0	0							
Rick Leach, L OBP: 0.800, SLG: 0.667 (6, PH)														3	0	2	1	0	0	1							
Garth Iorg, R OBP: 0.222, SLG: 0.125 (9, PH)														3	0	0	0	0	0	2							
Rance Mulliniks, L OBP: 0.389, SLG: 0.438 (10, 5)														2	0	1	0	0	1	1							
Inning Stats	R: 0 E: 0 K: 2 S: 8	H: 1 LOB: 1 BB: 0 P: 8	R: 0 E: 0 K: 0 S: 3	H: 0 LOB: 0 BB: 0 P: 3	R: 1 E: 1 K: 0 S: 5	H: 1 LOB: 1 BB: 0 P: 5	R: 0 E: 0 K: 0 S: 3	H: 0 LOB: 0 BB: 0 P: 3	R: 0 E: 0 K: 0 S: 4	H: 1 LOB: 1 BB: 1 P: 8	R: 0 E: 0 K: 0 S: 4	H: 1 LOB: 1 BB: 0 P: 4	R: 0 E: 0 K: 1 S: 6	H: 1 LOB: 1 BB: 0 P: 6	R: 0 E: 0 K: 0 S: 3	H: 0 LOB: 0 BB: 0 P: 3	R: 1 E: 0 K: 0 S: 1	H: 1 LOB: 2 BB: 2 P: 9	1B: 6 2B: 2 3B: 0 HR: 1	SF: 1 SAC: 0 DP: 0 HBP: 0	WP: 1 PB: 1 SB: 1 CS: 0	PA: 53					
PITCHER	IP	WLS	BF	H	R	ER	SO	BB	IBB	HBP	BLK	WP	HR	S	P	ERA	WHIP										
Floyd Bannister, L ERA: 5.73 (8, 1)	7.1		31	5	2	1	3	3	0	0	0	0	1	34	46	1.23	1.091										
Bob James, R ERA: 10.8 (8, 1)	0.1		3	0	0	0	0	1	0	0	0	1	0	2	6	0.00	3.000										
Ray Searage, L ERA: (8, 1)	0.1		1	0	1	0	0	0	0	0	0	0	0	1	1	0.00	0.000										
Bobby Thippen, R ERA: 2.53 (8, 1)	4.0		15	3	0	0	1	0	0	0	0	0	0	17	17	0.00	0.750										
Joel McKeon, L ERA: 11.25 (13, 1)	0.0	L	3	1	1	1	0	2	0	0	0	0	0	1	9	∞	∞										

Chicago White Sox @ Toronto Blue Jays
Exhibition Stadium, Toronto, ON
Tue Apr 14 1987, 7:05 PM EDT
Att. 17,324 - Unknown

AB 46
R 4
H 9
RBI 3
BB 6
SO 4
LOB 21



Batter	1	2	3	4	5	6	7	8	9	AB	R	H	RBI	BB	SO	LOB	TOP				
Gary Redus, R OBP: 0.385, SLG: 0.355 (1, 7)	0-0 6-3		4-0 CS	0-0 CS	0-0 F7		0-0 K		0-3 K	4	0	1	0	1	1	1	Chicago White Sox @ Toronto Blue Jays Exhibition Stadium, Toronto, ON Wed Apr 15 1987, 7:05 PM EDT Att: 17,285 - Unknown				
Donnie Hill, S OBP: 0.289, SLG: 0.371 (1, 4)	0-0 F9		4-0 BB		0-0 F9		0-3 K		4-0 BB	3	0	0	0	2	1	1					
Greg Walker, L OBP: 0.162, SLG: 0.176 (1, 3)	0-0 F9		0-3 K		0-3 K		0-0 F4		0-3 K	5	0	0	0	0	3	4					
Ron Hassey, L OBP: 0.190, SLG: 0.158 Steve Lyons, L (8, PR)		0-0 4-3		0-0 F4		0-0 F8		4-0 BB	0-0 F5	3	0	0	0	1	0	0					
Carlton Fisk, R OBP: 0.273, SLG: 0.167 (1, 2)		4-0 BB		0-0 PB 1B 2B 1B		4-0 1B 1B BB		0-0 E4 BB		2	2	1	0	2	0	1					
Ivan Calderon, R OBP: 0.294, SLG: 0.364 (1, 9)		0-0 F9		0-0 PB 2B 1B		0-0 1B BB		0-0 F6		4	2	2	0	0	0	3					
Daryl Boston, L OBP: 0.192, SLG: 0.125 (1, 8)		0-0 F5		0-3 K		0-0 1B BB		0-3 K		4	0	1	0	0	2	5					
Tim Hulett, R OBP: 0.364, SLG: 0.563 (1, 5)				0-0 FC1-6 1B		0-0 1B 2B		0-3 K		4	1	3	4	0	1	2					
Ozzie Guillen, L OBP: 0.375, SLG: 0.379 (1, 6)				0-0 FC1-6 CS		0-0 G1-6-3 1B			0-0 BB 1B	4	0	2	1	0	0	3					
Inning Stats	R: 0 E: 0 K: 0 S: 3	H: 0 LOB: 0 BB: 0 P: 3	R: 0 E: 0 K: 0 S: 3	H: 0 LOB: 1 BB: 1 P: 7	R: 0 E: 0 K: 1 S: 5	H: 1 LOB: 2 BB: 2 P: 13	R: 3 E: 0 K: 1 S: 8	H: 4 LOB: 0 BB: 0 P: 8	R: 0 E: 0 K: 1 S: 5	H: 0 LOB: 0 BB: 0 P: 5	R: 2 E: 0 K: 0 S: 5	H: 3 LOB: 1 BB: 1 P: 9	R: 0 E: 1 K: 2 S: 8	H: 0 LOB: 2 BB: 1 P: 12	R: 0 E: 0 K: 2 S: 8	H: 1 LOB: 2 BB: 1 P: 12		1B: 9 2B: 1 3B: 0 HR: 0	SF: 0 SAC: 0 DP: 1 HBP: 0	WP: 0 PB: 1 SB: 2 CS: 2	PA: 41
PITCHER	IP	WLS	BF	H	R	ER	SO	BB	IBB	HBP	BLK	WP	HR	S	P	ERA	WHIP				
Dave Steb, R ERA: 5.84 (1, 1)	5.1	L	26	8	5	5	3	4	0	0	0	0	0	28	44	8.44	2.250				
John Cerutti, L ERA: 10.38 (6, 1)	2.2		9	1	0	0	3	1	0	0	0	0	0	14	18	0.00	0.750				
Jose Antonio Nunez, R ERA: 5.4 (9, 1)	1.0		5	1	0	0	2	1	0	0	0	0	0	8	12	0.00	2.000				

Batter	1	2	3	4	5	6	7	8	9	AB	R	H	RBI	BB	SO	LOB	BOTTOM				
Tony Fernandez, S OBP: 0.300, SLG: 0.371 (1, 6)	0-0 4-3		0-0 F5		4-0 S BB		0-0 1B		0-0 G6-4-3 1B	4	0	2	0	1	0	1	Chicago White Sox @ Toronto Blue Jays Exhibition Stadium, Toronto, ON Wed Apr 15 1987, 7:05 PM EDT Att: 17,285 - Unknown				
Mike Sharperson, R OBP: 0.214, SLG: 0.222 Rance Mulliniks, L OBP: 0.368, SLG: 0.412 (7, PH) (8, 5)	0-0 5-3		0-0 F7		0-0 5-3		0-3 K		0-0 G6-4-3	3	0	0	0	0	0	2					
Cecil Fielder, R OBP: 0.273, SLG: 0.600 (9, PH)			0-3 K		1-2 K		0-0 F3		1-2 K	1	0	0	0	0	0	1					
Lloyd Moseby, L OBP: 0.278, SLG: 0.353 (1, 8)	0-3 K		0-3 K		0-0 4-3		0-0 F3			4	0	0	0	0	2	4					
George Bell, R OBP: 0.294, SLG: 0.355 (1, 7)		0-0 F6		0-0 F7		0-3 K		4-0 BLK BB		3	0	0	0	1	1	1					
Jesse Barfield, R OBP: 0.412, SLG: 0.586 (1, 9)		0-3 K		1-0 1B HBP		0-3 K		0-3 K		3	0	0	0	0	3	1					
Willie Upshaw, L OBP: 0.382, SLG: 0.621 (1, 3)		4-0 S BB		0-0 S 1B		0-0 F7		0-3 K		3	0	1	0	1	1	1					
Fred McGriff, L OBP: 0.450, SLG: 0.333 (1, 10)		4-0 BB		0-3 K		0-0 F7		4-0 BB		2	0	0	0	2	1	2					
Ernie Whitt, L OBP: 0.476, SLG: 0.467 Matt Stark, R OBP: 0.083, SLG: 0.083 (8, PH) (9, 2)		0-0 F7		4-0 BB		0-0 BB		0-0 G1-4-3		2	0	1	0	1	0	2					
Garth Iorg, R OBP: 0.231, SLG: 0.091 (8, 4)				1-0 HBP		0-0 F7		0-0 F9		3	0	0	0	0	0	4					
Inning Stats	R: 0 E: 0 K: 1 S: 5	H: 0 LOB: 0 BB: 0 P: 5	R: 0 E: 0 K: 1 S: 5	H: 0 LOB: 2 BB: 2 P: 13	R: 0 E: 0 K: 1 S: 5	H: 0 LOB: 1 BB: 0 P: 6	R: 0 E: 0 K: 1 S: 6	H: 1 LOB: 3 BB: 1 P: 11	R: 0 E: 0 K: 1 S: 5	H: 0 LOB: 0 BB: 0 P: 5	R: 0 E: 0 K: 1 S: 7	H: 2 LOB: 2 BB: 0 P: 7	R: 0 E: 0 K: 2 S: 7	H: 0 LOB: 2 BB: 2 P: 15	R: 0 E: 0 K: 0 S: 3	H: 1 LOB: 0 BB: 0 P: 3	1B: 4 2B: 0 3B: 0 HR: 0	SF: 0 SAC: 0 DP: 1 HBP: 2	WP: 0 PB: 0 SB: 3 CS: 0	PA: 38	
PITCHER	IP	WLS	BF	H	R	ER	SO	BB	IBB	HBP	BLK	WP	HR	S	P	ERA	WHIP				
Jose DeLeon, R ERA: (1, 1)	7.2	W	34	3	0	0	9	6	0	0	0	0	0	44	70	0.00	1.174				
Ray Searage, L ERA: (8, 1)	1.1		4	1	0	0	0	0	0	0	0	0	0	4	4	0.00	0.750				

Batter	1	2	3	4	5	6	7	8	9	AB	R	H	RBI	BB	SO	LOB	TOP																					
Wade Boggs, L (1, 5) OBP: 0.368, SLG: 0.406	6-3		6-3			L8		G4-6-3 1B		4	0	1	0	0	0	1																						
Ed Romero, R (1, 4) OBP: 0.316, SLG: 0.235	P3			4-3				G4-6-3 1-2		2	0	0	0	1	0	0																						
Mike Greenwell, L (8, PH) Glenn Hoffman, R (8, PH)						BB 1-2				0	0	0	0	0	0	0																						
Pat Dodson, L (1, 3)	L5			K		K			F2	1	0	0	0	0	0	1																						
Jim Rice, R (1, 7) OBP: 0.324, SLG: 0.515		6-3			HR				2B 1B	4	0	0	0	0	2	2																						
Don Baylor, R (1, 10) OBP: 0.333, SLG: 0.548		K			G3				1-3 2B	4	0	1	0	0	1	3																						
Dwight Evans, R (1, 9) OBP: 0.417, SLG: 0.567						F9			F3	4	0	0	0	0	0	2																						
Dave Henderson, R (1, 8) OBP: 0.353, SLG: 0.621						F9			F8	4	1	1	1	0	1	2																						
Marc Sullivan, R (1, 2) OBP: 0.160, SLG: 0.320				L4		6-3				3	0	0	0	0	1	0																						
Spike Owen, S (1, 6) OBP: 0.207, SLG: 0.154				6-3					4-3	2	0	0	0	1	0	0																						
						BB BLK BB																																
Inning Stats	R: 0 E: 0 K: 0 S: 3	H: 0 LOB: 0 BB: 0 P: 3	R: 0 E: 0 K: 1 S: 5	H: 0 LOB: 0 BB: 0 P: 5	R: 1 E: 0 K: 0 S: 4	H: 1 LOB: 0 BB: 0 P: 4	R: 1 E: 0 K: 1 S: 6	H: 1 LOB: 0 BB: 0 P: 6	R: 0 E: 0 K: 0 S: 3	H: 0 LOB: 0 BB: 3 P: 3	R: 0 E: 0 K: 2 S: 7	H: 0 LOB: 0 BB: 0 P: 7	R: 0 E: 0 K: 0 S: 3	H: 1 LOB: 0 BB: 0 P: 3	R: 0 E: 0 K: 0 S: 5	H: 2 LOB: 2 BB: 0 P: 5	1B: 2 2B: 1 3B: 0 HR: 2	SF: 0 SAC: 0 DP: 1 HBP: 0	WP: 0 PB: 0 SB: 0 CS: 0	PA: 34																		
PITCHER	IP	WLS	BF	H	R	ER	SO	BB	IBB	HBP	BLK	WP	HR	S	P	ERA	WHIP	PITCHER				IP	WLS	BF	H	R	ER	SO	BB	IBB	HBP	BLK	WP	HR	S	P	ERA	WHIP
Jimmy Key, L (1, 1) ERA: 2.25	6.0	W	23	2	2	2	3	3	0	0	1	0	2	26	38	3.00	0.833																					
Mark Eichhorn, R (7, 1) ERA: 2.7	1.1		5	1	0	0	2	0	0	0	0	0	0	9	9	0.00	0.750																					
Jeff Musselman, L (8, 1) ERA:	0.2		1	0	0	0	0	0	0	0	0	0	0	1	1	0.00	0.000																					
Tom Henke, R (9, 1) ERA:	1.0	S	5	2	0	0	0	0	0	0	0	0	0	5	5	0.00	2.000																					

Boston Red Sox @ Toronto Blue Jays
Exhibition Stadium, Toronto, ON
Thu Apr 16 1987, 7:05 PM EDT
Att: 22,065 - Unknown

AB 31
R 2
H 5
RBI 2
BB 3
SO 5
LOB 11



Batter	1	2	3	4	5	6	7	8	9	AB	R	H	RBI	BB	SO	LOB	BOTTOM																					
Tony Fernandez, S (1, 6) OBP: 0.318, SLG: 0.368	S 1B		F9			1B 1-2 HBP		K		3	0	1	0	0	1	0																						
Rance Mulliniks, L (1, 5) OBP: 0.435, SLG: 0.619	F7			4-3 E 1B		1-3 2H 1B		HR		4	2	3	2	0	0	1																						
Lloyd Moseby, L (1, 8) OBP: 0.275, SLG: 0.324	F7			4-3 1-2		K		BB S BB		3	0	0	0	1	1	4																						
George Bell, R (1, 7) OBP: 0.289, SLG: 0.371	1-3			F4		1B 2B		K		4	1	1	0	0	1	3																						
Jesse Barfield, R (1, 9) OBP: 0.421, SLG: 0.563				K		E4 2H		G4-6-3 1B		3	0	1	1	1	1	0																						
Willie Upshaw, L (1, 3) OBP: 0.342, SLG: 0.545				K		6-3		G4-6-3 1-2		4	0	0	0	0	2	4																						
Fred McGriff, L (1, 10) ERA: 5.56						G3				3	0	0	0	0	2	0																						
Cecil Fielder, R (8, PH) OBP: 0.273, SLG: 0.600								BB IBB		0	0	0	0	0	0	0																						
Rick Leach, L (8, PH) OBP: 0.833, SLG: 0.667								1-2 2-3 BB		0	0	0	0	1	0	0																						
Ernie Whitt, L (1, 2) OBP: 0.400, SLG: 0.368				K				F5		4	0	0	0	0	1	3																						
Mike Sharperson, R (1, 4) OBP: 0.226, SLG: 0.233				4-3		S 1B		K		3	1	1	0	0	1	0																						
Inning Stats	R: 0 E: 0 K: 0 S: 4	H: 1 LOB: 1 BB: 0 P: 4	R: 0 E: 0 K: 3 S: 9	H: 0 LOB: 0 BB: 0 P: 9	R: 0 E: 0 K: 1 S: 5	H: 0 LOB: 0 BB: 0 P: 5	R: 1 E: 1 K: 0 S: 5	H: 1 LOB: 1 BB: 0 P: 5	R: 1 E: 0 K: 1 S: 7	H: 2 LOB: 0 BB: 0 P: 6	R: 0 E: 0 K: 2 S: 7	H: 0 LOB: 0 BB: 0 P: 7	R: 1 E: 0 K: 2 S: 8	H: 1 LOB: 3 BB: 3 P: 20	1B: 5 2B: 1 3B: 0 HR: 1	SF: 0 SAC: 0 DP: 1 HBP: 1	WP: 0 PB: 0 SB: 3 CS: 0	PA: 35																				
PITCHER	IP	WLS	BF	H	R	ER	SO	BB	IBB	HBP	BLK	WP	HR	S	P	ERA	WHIP	PITCHER				IP	WLS	BF	H	R	ER	SO	BB	IBB	HBP	BLK	WP	HR	S	P	ERA	WHIP
Roger Clemens, R (1, 1) ERA: 5.56	7.1	L	32	7	4	3	9	1	1	0	0	0	1	47	56	3.68	1.091																					
Joe Sambito, L (8, 1) ERA:	0.1		1	0	0	0	1	0	0	0	0	0	0	3	3	0.00	0.000																					
Calvin Schiraldi, R (8, 1) ERA: 9.36	0.1		2	0	0	0	0	1	0	0	0	0	0	1	5	0.00	3.000																					

Boston Red Sox @ Toronto Blue Jays
Exhibition Stadium, Toronto, ON
Thu Apr 16 1987, 7:05 PM EDT
Att: 22,065 - Unknown

AB 31
R 4
H 7
RBI 3
BB 3
SO 10
LOB 15



Batter	1	2	3	4	5	6	7	8	9	AB	R	H	RBI	BB	SO	LOB	TOP										
Wade Boggs, L (1,5) OBP: 0.305, SLG: 0.429										3	0	2	1	1	0	0											
Ed Romero, R (1,4) OBP: 0.304, SLG: 0.238										4	0	1	0	0	0	4											
Bill Buckner, L (1,3) OBP: 0.242, SLG: 0.333										4	0	0	0	0	1	3											
Jim Rice, R (1,7)										4	1	1	0	0	0	1											
Don Baylor, R (1,10) OBP: 0.375, SLG: 0.629										4	1	3	0	0	0	0											
Dwight Evans, R (1,9) OBP: 0.400, SLG: 0.559										4	1	1	2	0	1	3											
Dave Henderson, R (1,8) OBP: 0.342, SLG: 0.576										4	1	1	1	0	1	1											
Marc Sullivan, R (1,2) OBP: 0.185, SLG: 0.333										2	1	1	0	0	0	0											
Dave Sax, R (7,PH) (7,2)										2	0	0	0	0	1	0											
Spike Owen, S (1,6) OBP: 0.219, SLG: 0.143										2	0	0	0	1	0	0											
Mike Greenwell, L (9,PH)										1	0	0	0	0	0	0											
Inning Stats	R: 0 E: 0 K: 0 S: 2	H: 0 LOB: 0 BB: 1 P: 6	R: 5 E: 0 K: 1 S: 10	H: 6 LOB: 1 BB: 1 P: 14	R: 0 E: 0 K: 0 S: 3	H: 0 LOB: 0 BB: 0 P: 3	R: 0 E: 0 K: 0 S: 3	H: 1 LOB: 0 BB: 0 P: 3	R: 0 E: 0 K: 2 S: 8	H: 1 LOB: 0 BB: 0 P: 8	R: 0 E: 0 K: 1 S: 5	H: 0 LOB: 0 BB: 0 P: 5	R: 0 E: 0 K: 0 S: 3	H: 2 LOB: 2 BB: 0 P: 5	R: 0 E: 0 K: 0 S: 3	H: 0 LOB: 0 BB: 0 P: 3	1B: 7 2B: 3 3B: 0 HR: 0	SF: 0 SAC: 0 DP: 3 HBP: 0	WP: 0 PB: 0 SB: 0 CS: 0	PA: 36							
PITCHER	IP	WLS	BF	H	R	ER	SO	BB	IBB	HBP	BLK	WP	HR	S	P	ERA	WHIP										
Duane Ward, R (1,1) ERA: 15.0	1.0		8	5	5	5	0	1	0	0	0	0	0	7	11	45.00	6.000										
John Cerutti, L (2,1) ERA: 5.4	4.0	W	13	2	0	0	1	1	0	0	0	0	0	14	18	0.00	0.750										
Mark Eichhorn, R (6,1) ERA: 1.93	4.0	S	15	3	0	0	3	0	0	0	0	0	0	21	21	0.00	0.750										

Boston Red Sox @ Toronto Blue Jays
Exhibition Stadium, Toronto, ON
Fri Apr 17 1987, 3:33 AM EDT
Att: 36,400 - Unknown

AB 34
R 5
H 10
RBI 4
BB 2
SO 4
LOB 12



Batter	1	2	3	4	5	6	7	8	9	AB	R	H	RBI	BB	SO	LOB	BOTTOM										
Tony Fernandez, S (1,6) OBP: 0.306, SLG: 0.349										5	0	1	1	0	0	2											
Rance Mulliniks, L (1,5) OBP: 0.494, SLG: 0.654										5	1	3	0	0	1	3											
Lloyd Moseby, L (1,8) OBP: 0.267, SLG: 0.310										5	0	1	1	0	2	5											
George Bell, R (1,7) OBP: 0.302, SLG: 0.359										4	1	1	0	1	0	2											
Jesse Barfield, R (1,9) OBP: 0.465, SLG: 0.694										4	3	3	1	1	0	1											
Willie Upshaw, L (1,3) OBP: 0.372, SLG: 0.541										4	2	2	1	1	0	3											
Fred McGriff, L (1,10) OBP: 0.429, SLG: 0.500										4	2	2	3	1	0	1											
Ernie Whitt, L (1,2) OBP: 0.367, SLG: 0.333										5	1	1	0	0	0	4											
Mike Sharperson, R (1,4) OBP: 0.286, SLG: 0.324										4	0	3	2	0	0												
Inning Stats	R: 0 E: 1 K: 1 S: 6	H: 0 LOB: 1 BB: 0 P: 6	R: 2 E: 1 K: 0 S: 6	H: 3 LOB: 1 BB: 0 P: 6	R: 0 E: 0 K: 0 S: 4	H: 1 LOB: 1 BB: 0 P: 4	R: 1 E: 1 K: 0 S: 4	H: 2 LOB: 1 BB: 1 P: 8	R: 4 E: 0 K: 0 S: 6	H: 4 LOB: 0 BB: 1 P: 10	R: 1 E: 0 K: 2 S: 10	H: 2 LOB: 3 BB: 0 P: 10	R: 1 E: 0 K: 0 S: 5	H: 2 LOB: 1 BB: 0 P: 5	R: 1 E: 0 K: 0 S: 5	H: 2 LOB: 1 BB: 0 P: 5	1B: 11 2B: 4 3B: 0 HR: 2	SF: 0 SAC: 0 DP: 1 HBP: 0	WP: 1 PB: 1 SB: 1 CS: 0	PA: 44							
PITCHER	IP	WLS	BF	H	R	ER	SO	BB	IBB	HBP	BLK	WP	HR	S	P	ERA	WHIP										
Bob Stanley, R (1,1) ERA: 5.6	5.0	L	26	10	7	6	1	2	0	0	0	0	0	4	12	13.50	6.000										
Bob Woodward, R (6,1) ERA: 13.5	0.2		6	2	1	1	0	2	0	0	0	0	0	4	12	13.50	4.500										
Steve Crawford, R (6,1) ERA: 8.38	0.2		5	3	1	1	0	0	0	0	0	0	0	5	5	13.50	4.500										
Joe Sambito, L (7,1) ERA:	0.2		2	0	0	0	2	0	0	0	0	0	0	6	6	0.00	0.000										
Wes Gardner, R (8,1) ERA: 5.14	1.0		5	2	1	1	0	0	0	0	0	0	0	5	5	9.00	2.000										

Boston Red Sox @ Toronto Blue Jays
Exhibition Stadium, Toronto, ON
Fri Apr 17 1987, 3:33 AM EDT
Att: 36,400 - Unknown

AB 40
R 10
H 17
RBI 9
BB 4
SO 3
LOB 21



Batter	1	2	3	4	5	6	7	8	9	AB	R	H	RBI	BB	SO	LOB	TOP					
Wade Boggs, L (1,5) OBP: 0.304, SLG: 0.410	L7		1B	FC5-4 1B		K		F8		4	0	1	0	1	1	0	Boston Red Sox @ Toronto Blue Jays Exhibition Stadium, Toronto, ON Sat Apr 18 1987, 3:33 AM EDT Att: 39,107 - Unknown					
Ed Romero, R (1,4) OBP: 0.321, SLG: 0.269	E		1B	FC6-4 1B		F8		K		5	1	2	0	0	1	3						
Bill Buckner, L (1,3) Pat Dodson, L (8,3)	F9		F8			6-3		G4-1		5	1	1	0	0	0	3						
Jim Rice, R (1,7) OBP: 0.283, SLG: 0.429	E8		FC6-4			E4		6-3		5	1	0	0	0	1	3						
Don Baylor, R (1,10) OBP: 0.422, SLG: 0.658	5-3			1B 2B		4-3 1B 2B		BB 2B		3	3	2	1	2	0	1						
Dwight Evans, R (1,9) OBP: 0.378, SLG: 0.500		K		F6		4-3		2B BB		4	0	0	1	1	2	2						
Dave Henderson, R (1,8) OBP: 0.357, SLG: 0.556		G4-6-3 BB		2B 1B		K		K		3	0	1	0	1	2	3						
Danny Sheaffer, R (1,2) OBP: 0.500, SLG: 1.000		G4-6-3		F7						4	0	2	2	0	0	3						
Spike Owen, S (1,6) OBP: 0.222, SLG: 0.188			3-1			5-3		K		4	0	1	1	0	1	3						
Inning Stats	R: 1 E: 1 K: 0 S: 5	H: 1 LOB: 1 BB: 0 P: 5	R: 0 E: 0 K: 1 S: 4	H: 0 LOB: 0 BB: 1 P: 8	R: 0 E: 0 K: 0 S: 5	H: 2 LOB: 2 BB: 0 P: 5	R: 1 E: 0 K: 0 S: 5	H: 2 LOB: 3 BB: 2 P: 13	R: 3 E: 1 K: 1 S: 9	H: 3 LOB: 1 BB: 0 P: 9	R: 0 E: 0 K: 1 S: 5	H: 0 LOB: 0 BB: 0 P: 5	R: 1 E: 0 K: 2 S: 8	H: 1 LOB: 2 BB: 2 P: 16	R: 0 E: 0 K: 1 S: 5	H: 0 LOB: 0 BB: 0 P: 5		R: 0 E: 0 K: 2 S: 7	H: 1 LOB: 0 BB: 0 P: 7	1B: 7 2B: 3 3B: 0 HR: 0	SF: 0 SAC: 0 DP: 1 HBP: 0	WP: 0 PB: 0 SB: 0 CS: 0
PITCHER	IP	WLS	BF	H	R	ER	SO	BB	IBB	HBP	BLK	WP	HR	S	P	ERA	WHIP					
Jim Clancy, R (1,1) ERA: 6.39	4.0	L	23	7	5	2	1	2	1	0	0	0	0	22	34	4.50	2.250					
Jeff Musselman, L (5,1) ERA: 1.0	4.0		16	2	1	1	5	2	0	0	0	0	0	24	32	2.25	1.000					
Tom Henke, R (9,1) ERA:	1.0		3	1	0	0	2	0	0	0	0	0	0	7	7	0.00	1.000					

Batter	1	2	3	4	5	6	7	8	9	AB	R	H	RBI	BB	SO	LOB	BOTTOM					
Tony Fernandez, S (1,6) OBP: 0.296, SLG: 0.333	1-3	F8		L6			6-3		1B	5	0	1	0	0	0	2	Boston Red Sox @ Toronto Blue Jays Exhibition Stadium, Toronto, ON Sat Apr 18 1987, 3:33 AM EDT Att: 39,107 - Unknown					
Rance Mulliniks, L (1,5) Garth Iorg, R (7, PH) (8,5)	4-3		4-3		G3		FC6-4 BB		1B	3	0	0	0	0	0	0						
Lloyd Moseby, L (1,8) OBP: 0.260, SLG: 0.298	G1		G3 1B		4-3		FC6-4 1-2		K	5	0	1	0	0	1	3						
Rick Leach, L (1,7) George Bell, R (7, PH) (8,7)		HR	1B	1-2		1B		F9		3	1	2	0	0	0	1						
Jesse Barfield, R (1,9) OBP: 0.426, SLG: 0.625		F6		K		K		K		4	0	0	0	0	2	3						
Willie Upshaw, L (1,3) OBP: 0.404, SLG: 0.650		HR		2B		2B		F7		3	2	2	2	1	0	0						
Fred McGriff, L (1,10) OBP: 0.436, SLG: 0.538		HR		K		K		5-3		4	1	2	0	0	1	1						
Ernie Whitt, L (1,2) OBP: 0.412, SLG: 0.407		CS		2B		2B		BLK 1B		3	0	2	2	1	1	1						
Mike Sharperson, R (1,4) OBP: 0.308, SLG: 0.351		2B		5-3		2B		F9		3	0	1	0	1	0	1						
Inning Stats	R: 0 E: 0 K: 0 S: 3	H: 0 LOB: 0 BB: 0 P: 3	R: 3 E: 0 K: 0 S: 6	H: 4 LOB: 1 BB: 1 P: 10	R: 0 E: 0 K: 1 S: 6	H: 1 LOB: 1 BB: 0 P: 6	R: 1 E: 0 K: 1 S: 7	H: 2 LOB: 1 BB: 0 P: 7	R: 0 E: 0 K: 1 S: 6	H: 1 LOB: 1 BB: 0 P: 6	R: 0 E: 0 K: 0 S: 3	H: 1 LOB: 2 BB: 1 P: 7	R: 0 E: 0 K: 0 S: 3	H: 0 LOB: 1 BB: 1 P: 7	R: 0 E: 0 K: 1 S: 5	H: 1 LOB: 1 BB: 1 P: 9		R: 0 E: 0 K: 2 S: 9	H: 2 LOB: 2 BB: 0 P: 9	1B: 7 2B: 4 3B: 0 HR: 1	SF: 0 SAC: 0 DP: 0 HBP: 0	WP: 0 PB: 0 SB: 1 CS: 1
PITCHER	IP	WLS	BF	H	R	ER	SO	BB	IBB	HBP	BLK	WP	HR	S	P	ERA	WHIP					
Jeff Sellers, R (1,1) ERA: 9.72	6.0	W	27	9	4	4	3	2	0	0	0	0	0	31	39	6.00	1.833					
Joe Sambito, L (7,1) ERA:	0.2		3	0	0	0	0	1	0	0	0	0	0	2	6	0.00	1.500					
Calvin Schiraldi, R (7,1) ERA: 1.8	2.1	S	10	3	0	0	3	1	0	0	1	0	0	15	19	0.00	1.714					



Batter	1	2	3	4	5	6	7	8	9	AB	R	H	RBI	BB	SO	LOB	TOP								
Wade Boggs, L (1, 5) OBP: 0.304, SLG: 0.465	3-1		F8		CS	HR	G3		1B	4	1	1	1	1	0	0	Boston Red Sox @ Toronto Blue Jays Exhibition Stadium, Toronto, ON Sun Apr 19 1987, 3:33 AM EDT Att: 28,140 - Unknown								
Ed Romero, R (1, 4) OBP: 0.333, SLG: 0.290	6-3		1B			K	F9		1B	5	0	2	2	0	1	0									
Bill Buckner, L (1, 3) Pat Dodson, L (8, 3)	6-3								K	4	1	2	0	0	0	0									
Jim Rice, R (1, 7) OBP: 0.280, SLG: 0.400		1-3								3	0	0	0	1	1										
Don Baylor, R (1, 10) OBP: 0.429, SLG: 0.634		WP								3	0	1	0	1	1										
Dwight Evans, R (1, 9) OBP: 0.388, SLG: 0.488		BB								3	0	1	0	1	0	3									
Dave Henderson, R (1, 8) OBP: 0.326, SLG: 0.500										4	1	0	0	0	0	6									
Danny Sheaffer, R (1, 2) OBP: 0.333, SLG: 0.667										4	0	0	0	0	2	6									
Spike Owen, S (1, 6) Mike Greenwell, L (9, PH) Glenn Hoffman, R (9, 6)			F8				B3		1B	3	0	1	0	0	0	0									
Inning Stats	R: 0 E: 0 K: 0 S: 3	H: 0 LOB: 0 BB: 0 P: 3	R: 0 E: 0 K: 1 S: 5	H: 0 LOB: 2 BB: 2 P: 13	R: 0 E: 0 K: 0 S: 3	H: 1 LOB: 1 BB: 0 P: 3	R: 0 E: 0 K: 1 S: 6	H: 1 LOB: 1 BB: 0 P: 6	R: 0 E: 0 K: 0 S: 3	H: 1 LOB: 0 BB: 0 P: 3	R: 2 E: 1 K: 2 S: 11	H: 3 LOB: 3 BB: 1 P: 15	R: 0 E: 0 K: 0 S: 3	H: 0 LOB: 0 BB: 0 P: 3	R: 0 E: 0 K: 1 S: 5	H: 0 LOB: 0 BB: 0 P: 5	R: 2 E: 0 K: 1 S: 8	H: 3 LOB: 2 BB: 1 P: 12	1B: 6 2B: 2 3B: 0 HR: 1	SF: 0 SAC: 0 DP: 0 HBP: 0	WP: 1 PB: 0 SB: 0 CS: 1	PA: 40			
PITCHER	IP	WLS	BF	H	R	ER	SO	BB	IBB	HBP	BLK	WP	HR	S	P	ERA	WHIP								
Joe Johnson, R (1, 1) ERA: 5.51	5.1	L	22	5	2	1	3	3	0	0	0	1	1	25	37	1.69	1.500								
Mark Eichhorn, R (6, 1) ERA: 2.5	3.1		15	3	2	2	2	0	1	0	0	0	0	18	22	5.40	0.900								
Tom Henke, R (9, 1) ERA:	0.1		2	1	0	0	1	0	0	0	0	0	0	4	4	0.00	3.000								

Batter	1	2	3	4	5	6	7	8	9	AB	R	H	RBI	BB	SO	LOB	BOTTOM								
Tony Fernandez, S (1, 6) OBP: 0.276, SLG: 0.308	5-3		1-3					F9		4	0	0	0	0	0	0	Boston Red Sox @ Toronto Blue Jays Exhibition Stadium, Toronto, ON Sun Apr 19 1987, 3:33 AM EDT Att: 28,140 - Unknown								
Lloyd Moseby, L (1, 8) OBP: 0.278, SLG: 0.333	L9		1B					K		4	0	2	0	0	1	0									
Ernie Whitt, L (1, 2) Cecil Fielder, R (8, PH) Rance Mulliniks, L (8, PH) Jeffrey DeWitt, R (9, 2)	E6		F7					L5		3	0	1	0	0	0	1									
George Bell, R (1, 7) OBP: 0.306, SLG: 0.422										3	0	1	0	0	0	0									
Jesse Barfield, R (1, 9) OBP: 0.392, SLG: 0.568										4	1	2	1	0	0	2									
Willie Upshaw, L (1, 3) OBP: 0.373, SLG: 0.591										4	0	0	0	0	0	2									
Fred McGriff, L (1, 10) OBP: 0.400, SLG: 0.483										3	0	0	0	0	1	0									
Kelly Gruber, R (1, 5)										3	0	0	0	0	0	0									
Mike Sharperson, R (1, 4) OBP: 0.286, SLG: 0.325										3	0	0	0	0	1	0									
Inning Stats	R: 0 E: 1 K: 0 S: 5	H: 1 LOB: 2 BB: 0 P: 5	R: 0 E: 0 K: 0 S: 3	H: 0 LOB: 0 BB: 0 P: 3	R: 0 E: 0 K: 0 S: 4	H: 1 LOB: 1 BB: 0 P: 4	R: 1 E: 0 K: 1 S: 6	H: 1 LOB: 0 BB: 0 P: 6	R: 0 E: 0 K: 0 S: 3	H: 0 LOB: 0 BB: 0 P: 3	R: 0 E: 0 K: 1 S: 7	H: 2 LOB: 2 BB: 0 P: 7	R: 0 E: 0 K: 1 S: 5	H: 0 LOB: 0 BB: 0 P: 5	R: 0 E: 0 K: 1 S: 5	H: 0 LOB: 0 BB: 0 P: 5	R: 0 E: 0 K: 1 S: 5	H: 0 LOB: 0 BB: 0 P: 5	1B: 3 2B: 1 3B: 0 HR: 1	SF: 0 SAC: 0 DP: 0 HBP: 0	WP: 1 PB: 0 SB: 0 CS: 0	PA: 33			
PITCHER	IP	WLS	BF	H	R	ER	SO	BB	IBB	HBP	BLK	WP	HR	S	P	ERA	WHIP								
Al Nipper, R (1, 1) ERA: 1.77	7.0	W	27	5	1	1	3	0	0	0	0	1	1	33	33	1.29	0.714								
Joe Sambito, L (8, 1) ERA:	0.2		2	0	0	0	1	0	0	0	0	0	0	4	4	0.00	0.000								
Wes Gardner, R (8, 1) ERA: 4.32	1.1	S	4	0	0	0	1	0	0	0	0	0	0	6	6	0.00	0.000								



Batter	1	2	3	4	5	6	7	8	9	AB	R	H	RBI	BB	SO	LOB	TOP
Tony Fernandez, S (1, 6) OBP: 0.281, SLG: 0.345	0-0 1B			0-0 4-3		0-0 4-3		0-0 F9									4 0 1 0 0 0 1
Willie Upshaw, L (1, 3) OBP: 0.350, SLG: 0.519	0-0 4-3			0-0 F8		0-0 1-3			0-0 1-3								4 0 0 0 0 0 1
Lloyd Moseby, L (1, 8) OBP: 0.266, SLG: 0.344	0-0 F8			0-0 4-3		0-3 K			0-0 1B 2B								4 0 1 0 0 1 1
George Bell, R (1, 7) OBP: 0.322, SLG: 0.455		0-0 E5			0-0 6-3			0-0 F9 2B	0-0 2B 1B								4 0 2 0 0 0 0
Jesse Barfield, R (1, 9) OBP: 0.400, SLG: 0.540		0-0 G6-4-3			4-0 1B WP BB			0-0 F9	0-0 F7								3 0 0 0 1 0 4
Fred McGriff, L (1, 10) OBP: 0.390, SLG: 0.441		0-0 F8			0-0 1-3 1B			0-0 1-3	0-0 4-3								4 0 1 0 0 0 3
Ernie Whitt, L (1, 2) OBP: 0.372, SLG: 0.361			0-0 F8		0-0 F7			0-0 L8									3 0 0 0 0 0 3
Kelly Gruber, R (1, 5) OBP: 0.143, SLG: 0.100			0-0 F9		0-3 K			0-3 K									3 0 0 0 0 2 2
Mike Sharperson, R (1, 4) OBP: 0.292, SLG: 0.326			0-0 F8			0-0 4-3 S 1B		0-0 5-3									3 0 1 0 0 0 0
Inning Stats	R: 0 E: 0 K: 0 S: 3	H: 1 LOB: 0 BB: 0 P: 3	R: 0 E: 1 K: 0 S: 3	H: 0 LOB: 0 BB: 0 P: 3	R: 0 E: 0 K: 0 S: 3	H: 0 LOB: 0 BB: 0 P: 3	R: 0 E: 0 K: 1 S: 6	H: 1 LOB: 2 BB: 1 P: 10	R: 0 E: 0 K: 0 S: 4	H: 1 LOB: 1 BB: 0 P: 4	R: 0 E: 0 K: 1 S: 5	H: 0 LOB: 0 BB: 0 P: 5	R: 0 E: 0 K: 0 S: 5	H: 2 LOB: 2 BB: 0 P: 5	1B: 4 2B: 2 3B: 0 HR: 0	SF: 0 SAC: 0 DP: 1 HBP: 0	WP: 1 PA: 33 PB: 0 SB: 1 CS: 0
PITCHER Tom Candiotti, R (1, 1) ERA: 5.33	IP: 9.0 WLS: W BF: 33 H: 6 R: 0 ER: 0 SO: 3 BB: 1 IBB: 0 HBP: 0 BLK: 0 WP: 1 HR: 0 S: 38 P: 42 ERA: 0.00 WHIP: 0.778																

Toronto Blue Jays @ Cleveland Indians
Cleveland Municipal Stadium, Cleveland, OH
Tue Apr 21 1987, 7:05 PM EDT
Att: 7,203 - Unknown

AB 32
R 0
H 6
RBI 0
BB 1
SO 3
LOB 15



Batter	1	2	3	4	5	6	7	8	9	AB	R	H	RBI	BB	SO	LOB	BOTTOM		
Julio Franco, R (1, 4) OBP: 0.371, SLG: 0.429	0-0 WP 1B		4-0 BLK 1B BB		0-0 HR 1B		4-0 IBB			2 2 2 0 2 0 0									
Pat Tabler, R (1, 3) OBP: 0.361, SLG: 0.536	0-0 4-3		0-0 1-2 1B		0-0 1-H HR		0-0 F6			4 1 2 3 0 0 4									
Joe Carter, R (1, 7) OBP: 0.309, SLG: 0.603	0-3 K		0-3 K		0-0 F8		0-0 FC6-5			4 0 0 0 0 2 4									
Andre Thornton, R (1, 10) OBP: 0.227, SLG: 0.200	0-3 K		0-0 HR 1B		0-0 5-3		0-0 F4			4 1 1 0 0 1 1									
Cory Snyder, R (1, 6) OBP: 0.349, SLG: 0.667		0-0 P3		0-0 1-H HR		0-0 F8		0-3 K		4 1 1 2 0 1 0									
Brook Jacoby, R (1, 5) OBP: 0.339, SLG: 0.358		0-0 F3		0-0 6-3		0-0 5-3		4-0 BB		3 0 0 0 1 0 0									
Carmen Castillo, R (1, 9) OBP: 0.077, SLG: 0.077		0-0 1-3		0-0 F9		0-0 SH1-4 1B		0-0 F9		3 0 1 0 0 0 0									
Otis Nixon, S (7, PR) OBP: 0.200, SLG: 0.059										1 0 0 0 0 0 1									
Dave Gallagher, R (1, 8) OBP: 0.118, SLG: 0.176			0-0 F6		0-0 L5		0-0 FC6-5 SH1-4 1B			3 0 1 0 0 0 0									
Chris Bando, S (1, 2) OBP: 0.208, SLG: 0.261			0-0 F3		0-0 5-3		0-0 SH1-4			2 0 0 0 0 0 0									
Inning Stats	R: 0 E: 0 K: 2 S: 8	H: 1 LOB: 1 BB: 0 P: 8	R: 0 E: 0 K: 0 S: 3	H: 0 LOB: 0 BB: 0 P: 3	R: 1 E: 0 K: 0 S: 3	H: 1 LOB: 1 BB: 1 P: 7	R: 2 E: 0 K: 1 S: 7	H: 2 LOB: 0 BB: 0 P: 7	R: 2 E: 0 K: 0 S: 5	H: 2 LOB: 0 BB: 0 P: 5	R: 0 E: 0 K: 0 S: 3	H: 0 LOB: 0 BB: 0 P: 3	R: 0 E: 0 K: 1 S: 5	H: 2 LOB: 3 BB: 1 P: 9	R: 0 E: 0 K: 1 S: 5	H: 0 LOB: 1 BB: 1 P: 9	1B: 6 2B: 0 3B: 0 HR: 2	SF: 0 SAC: 1 DP: 0 HBP: 0	WP: 1 PA: 34 PB: 0 SB: 0 CS: 0
PITCHER Jimmy Key, L (1, 1) ERA: 3.21	IP: 8.0 WLS: L BF: 34 H: 8 R: 5 ER: 5 SO: 4 BB: 2 IBB: 1 HBP: 0 BLK: 0 WP: 1 HR: 2 S: 39 P: 51 ERA: 5.62 WHIP: 1.250																		

Toronto Blue Jays @ Cleveland Indians
Cleveland Municipal Stadium, Cleveland, OH
Tue Apr 21 1987, 7:05 PM EDT
Att: 7,203 - Unknown

AB 30
R 5
H 8
RBI 5
BB 3
SO 4
LOB 10



Batter	1	2	3	4	5	6	7	8	9	AB	R	H	RBI	BB	SO	LOB	TOP				
Tony Fernandez, S OBP: 0.290, SLG: 0.339 (1, 6)	G3		S 1B		FC4-6		F9		BB E IBB	4	1	1	0	1	0	2					
Rance Mulliniks, L OBP: 0.395, SLG: 0.500 Garth Iorg, R OBP: 0.278, SLG: 0.143 (1, 10) (8, PH)	F7		4-3				F9		6-3	3	0	0	0	0	0	1					
Lloyd Moseby, L OBP: 0.290, SLG: 0.354 (1, 8)	S 1B								E6 1B	4	1	2	0	1	1	0					
George Bell, R OBP: 0.313, SLG: 0.433 (1, 7)	6-3				F7		F8		E5	5	0	1	0	0	0	3					
Jesse Barfield, R OBP: 0.385, SLG: 0.509 (1, 9)					1-3				F9	5	1	1	0	0	1	5					
Willie Upshaw, L OBP: 0.359, SLG: 0.554 (1, 3)	F2								F8	4	1	2	2	0	0	2					
Ernie Whitt, L OBP: 0.362, SLG: 0.359 (1, 2)	F6				CS				SF9	3	1	1	1	0	0	0					
Kelly Gruber, R OBP: 0.200, SLG: 0.130 (1, 5)					F9				SH2-4 SF9 1B	3	1	1	0	1	0	0					
Mike Sharperson, R OBP: 0.294, SLG: 0.327 (1, 4)					5-3				SF9 SH2-4 E 1B	3	0	1	0	0	0	1					
Inning Stats	R: 0 E: 0 K: 0 S: 4	H: 1 LOB: 1 BB: 0 P: 4	R: 0 E: 0 K: 1 S: 5	H: 0 LOB: 0 BB: 0 P: 5	R: 0 E: 0 K: 0 S: 4	H: 1 LOB: 1 BB: 0 P: 4	R: 1 E: 0 K: 0 S: 4	H: 2 LOB: 0 BB: 0 P: 4	R: 0 E: 0 K: 0 S: 5	H: 0 LOB: 0 BB: 0 P: 5	R: 2 E: 0 K: 0 S: 5	H: 2 LOB: 1 BB: 1 P: 9	R: 0 E: 1 K: 0 S: 5	H: 1 LOB: 2 BB: 0 P: 5	R: 3 E: 1 K: 0 S: 6	H: 2 LOB: 2 BB: 2 P: 14	1B: 9 2B: 0 3B: 1 HR: 0	SF: 2 SAC: 1 DP: 0 HBP: 0	WP: 0 PB: 0 SB: 3 CS: 1	PA: 42	
PITCHER	IP	WLS	BF	H	R	ER	SO	BB	IBB	HBP	BLK	WP	HR	S	P	ERA	WHIP				
Ken Schrom, R ERA: 12.19 (1, 1)	6.1	L	26	7	3	3	2	1	0	0	0	0	0	29	33	4.26	1.263				
Steve Carlton, L ERA: 4.02 (7, 1)	2.1	L	13	3	3	1	0	1	1	0	0	0	0	11	19	3.86	1.714				
Rich Yett, R ERA: 3.77 (9, 1)	0.1	S	2	0	0	0	0	0	0	0	0	0	0	2	2	0.00	0.000				

Toronto Blue Jays @ Cleveland Indians
Cleveland Municipal Stadium, Cleveland, OH
Wed Apr 22 1987, 7:05 PM EDT
Att: 6,000 - Unknown

AB 35
R 6
H 10
RBI 4
BB 3
SO 2
LOB 14



Batter	1	2	3	4	5	6	7	8	9	AB	R	H	RBI	BB	SO	LOB	BOTTOM				
Tony Bernazard, S OBP: 0.294, SLG: 0.408 (1, 4)	3-1	F4		K			5-3		3-1	5	0	0	0	0	1	2					
Julio Franco, R OBP: 0.373, SLG: 0.418 (1, 6)	6-3		K		F8 S 1B		E S BB		F9	4	0	1	0	1	1	0					
Joe Carter, R OBP: 0.315, SLG: 0.603 (1, 3)			6-3 2B		F7		F2		F9	5	0	2	0	0	0	2					
Mel Hall, L OBP: 0.271, SLG: 0.409 Otis Nixon, S OBP: 0.200, SLG: 0.059 (1, 7) (8, PR) (9, 7)	F2		6-3		F8				CS 1B	4	0	1	0	0	0	3					
Cory Snyder, R OBP: 0.358, SLG: 0.651 (1, 9)			F8 BB SF9 1B		K		5-3		BB 1B BB	3	1	1	0	1	1	2					
Pat Tabler, R OBP: 0.385, SLG: 0.534 (1, 10)			4-0 1-2 3B BB		5-3		G4-6-3 BB		BB 1B	2	1	1	0	2	0	0					
Brook Jacoby, R OBP: 0.333, SLG: 0.404 (1, 5)			F8				G4-6-3		K	4	1	1	1	0	1	5					
Rick Dempsey, R OBP: 0.400, SLG: 0.385 Chris Bando, S OBP: 0.240, SLG: 0.261 (1, 2) (8, PH) (9, 2)	SF9				K		5-3		BB	2	0	0	1	0	1	0					
Dave Gallagher, R OBP: 0.190, SLG: 0.300 (1, 8)			3-H 1-H 3B				F7		5-3	3	0	1	1	1	0	3					
Inning Stats	R: 0 E: 0 K: 0 S: 4	H: 1 LOB: 1 BB: 0 P: 4	R: 2 E: 0 K: 0 S: 5	H: 2 LOB: 1 BB: 1 P: 9	R: 0 E: 0 K: 2 S: 8	H: 1 LOB: 1 BB: 0 P: 8	R: 1 E: 0 K: 2 S: 8	H: 1 LOB: 1 BB: 1 P: 12	R: 0 E: 0 K: 0 S: 4	H: 0 LOB: 0 BB: 1 P: 4	R: 0 E: 0 K: 0 S: 2	H: 0 LOB: 1 BB: 1 P: 6	R: 0 E: 0 K: 1 S: 6	H: 2 LOB: 2 BB: 2 P: 14	R: 0 E: 0 K: 0 S: 3	H: 0 LOB: 0 BB: 0 P: 3	1B: 5 2B: 1 3B: 1 HR: 1	SF: 1 SAC: 0 DP: 1 HBP: 0	WP: 0 PB: 0 SB: 2 CS: 1	PA: 39	
PITCHER	IP	WLS	BF	H	R	ER	SO	BB	IBB	HBP	BLK	WP	HR	S	P	ERA	WHIP				
Jim Clancy, R ERA: 5.59 (1, 1)	6.2	W	29	6	3	3	4	4	0	0	0	0	0	1	33	4.05	1.500				
Mark Eichhorn, R ERA: 2.41 (7, 1)	1.1	W	7	2	0	0	1	2	0	0	0	0	0	7	15	0.00	3.000				
Tom Henke, R ERA: (9, 1)	1.0	S	3	0	0	0	0	0	0	0	0	0	0	3	3	0.00	0.000				

Toronto Blue Jays @ Cleveland Indians
Cleveland Municipal Stadium, Cleveland, OH
Wed Apr 22 1987, 7:05 PM EDT
Att: 6,000 - Unknown

AB 32
R 3
H 8
RBI 3
BB 6
SO 5
LOB 17



Batter	1	2	3	4	5	6	7	8	9	10	AB	R	H	RBI	BB	SO	LOB				
Tony Fernandez, S OBP: 0.270, SLG: 0.318 (1, 6)	K	K			6-3		SF9		G1-2-3		4	0	0	1	0	2	6				
Rance Mulliniks, L OBP: 0.415, SLG: 0.486 (7, PH)						F9	6-3			SH1-3 HR	1	0	0	0	2	0	0				
Kelly Gruber, R OBP: 0.222, SLG: 0.160 (7, 5)	BB				G1-6-3						2	1	1	0	0	0	2				
Lloyd Moseby, L OBP: 0.274, SLG: 0.333 (1, 8)	K				G1-6-3					SH1-3	4	0	0	0	0	2	2				
George Bell, R OBP: 0.304, SLG: 0.462 (1, 7)	F9				F9					HR	5	1	1	2	0	0	1				
Jesse Barfield, R OBP: 0.366, SLG: 0.506 (1, 9)					K					6-3	4	1	1	0	1	2	0				
Willie Upshaw, L OBP: 0.377, SLG: 0.557 (1, 3)										6-3	5	1	3	0	0	1	1				
Ernie Whitt, L OBP: 0.353, SLG: 0.349 (1, 2)					8-3						4	0	1	0	0	0	4				
Fred McGriff, L OBP: 0.422, SLG: 0.459 (1, 10)											3	0	2	1	1	1	0				
Mike Sharperson, R OBP: 0.302, SLG: 0.320 (7, PH)											1	0	0	0	1	0	0				
Rick Leach, L OBP: 0.727, SLG: 0.571 (7, PH)											0	0	0	0	0	0	0				
Garth Iorg, R OBP: 0.300, SLG: 0.133 (7, 4)											1	0	0	0	1	0	3				
Inning Stats	R: 0 E: 0 K: 2 S: 7	H: 0 LOB: 1 BB: 1 P: 11	R: 0 E: 0 K: 2 S: 8	H: 1 LOB: 3 BB: 2 P: 16	R: 0 E: 0 K: 1 S: 5	H: 0 LOB: 0 BB: 1 P: 6	R: 0 E: 0 K: 1 S: 5	H: 0 LOB: 0 BB: 0 P: 5	R: 0 E: 0 K: 1 S: 5	H: 0 LOB: 0 BB: 0 P: 5	R: 2 E: 0 K: 0 S: 6	H: 3 LOB: 2 BB: 1 P: 10	R: 0 E: 0 K: 1 S: 5	H: 0 LOB: 0 BB: 0 P: 5	R: 0 E: 1 K: 0 S: 4	H: 2 LOB: 2 BB: 1 P: 8	R: 2 E: 0 K: 0 S: 5	H: 2 LOB: 0 BB: 0 P: 5	1B: 7 2B: 2 3B: 0 HR: 1	SF: 1 SAC: 1 DP: 3 HBP: 0	WP: 0 PA: 42
PITCHER	IP	WLS	BF	H	R	ER	SO	BB	IBB	HBP	BLK	WP	HR	S	P	ERA	WHIP				
Richard Dotson, R ERA: 5.47 (1, 1)	6.1		26	5	2	2	7	4	0	0	0	0	0	36	52	2.84	1.421				
Ray Searage, L ERA: (7, 1)	0.1		2	0	0	0	0	1	0	0	0	0	0	1	5	0.00	3.000				
Bobby Thigpen, R ERA: 2.2 (7, 1)	2.1		9	2	0	0	1	0	1	0	0	0	0	10	14	0.00	0.857				
Bob James, R ERA: 13.5 (10, 1)	1.0	L	5	2	2	2	0	0	0	0	0	0	1	5	5	18.00	2.000				


TOP

Toronto Blue Jays @ Chicago White Sox
Comiskey Park, Chicago, IL

Fri Apr 24 1987, 8:05 PM EDT
Att. 10,105 - Unknown

livebaseballscorecards.com

AB 34
R 4
H 9
RBI 4
BB 6
SO 8
LOB 19



WP: 0 PA: 42
PB: 0
SB: 0
CS: 0

Batter	1	2	3	4	5	6	7	8	9	10	AB	R	H	RBI	BB	SO	LOB				
Gary Redus, R OBP: 0.368, SLG: 0.304 (1, 7)	1B				G3		K			F4	5	0	1	1	0	1	2				
Donnie Hill, S OBP: 0.298, SLG: 0.431 (1, 4)	1B				G3						4	0	1	0	0	0	1				
Greg Walker, L OBP: 0.172, SLG: 0.283 (1, 3)	K										4	1	1	0	0	3	2				
Ron Hassey, L OBP: 0.262, SLG: 0.242 (1, 10)	K				3-1		F8				4	0	0	1	0	1	2				
Carlton Fisk, R OBP: 0.354, SLG: 0.405 (1, 2)	6-3				6-3						4	0	1	0	0	1	2				
Ivan Calderon, R OBP: 0.291, SLG: 0.358 (1, 9)					3-1		K			F7	4	0	0	0	0	1	1				
Daryl Boston, L OBP: 0.238, SLG: 0.289 (1, 8)										F7	4	1	1	0	0	1	0				
Tim Lueft, R OBP: 0.304, SLG: 0.491 (1, 5)										F7	4	1	1	0	0	1	0				
Ozzie Guillen, L OBP: 0.400, SLG: 0.449 (1, 6)										6-3	3	0	1	0	1	1	0				
Inning Stats	R: 0 E: 0 K: 2 S: 9	H: 2 LOB: 2 BB: 0 P: 9	R: 0 E: 0 K: 1 S: 5	H: 0 LOB: 0 BB: 0 P: 5	R: 0 E: 0 K: 1 S: 5	H: 0 LOB: 0 BB: 1 P: 5	R: 1 E: 0 K: 0 S: 4	H: 1 LOB: 0 BB: 0 P: 4	R: 1 E: 0 K: 0 S: 4	H: 1 LOB: 1 BB: 1 P: 8	R: 0 E: 0 K: 2 S: 8	H: 1 LOB: 1 BB: 0 P: 8	R: 0 E: 0 K: 1 S: 5	H: 0 LOB: 0 BB: 0 P: 5	R: 0 E: 0 K: 1 S: 5	H: 0 LOB: 0 BB: 0 P: 5	R: 0 E: 0 K: 1 S: 5	H: 0 LOB: 0 BB: 0 P: 5	1B: 3 2B: 3 3B: 0 HR: 0	SF: 0 SAC: 1 DP: 0 HBP: 0	WP: 1 PA: 37 PB: 0 SB: 0 CS: 0
PITCHER	IP	WLS	BF	H	R	ER	SO	BB	IBB	HBP	BLK	WP	HR	S	P	ERA	WHIP				
Joe Johnson, R ERA: 5.06 (1, 1)	5.0		20	4	2	2	4	1	0	0	0	1	0	27	31	3.60	1.000				
John Cerutti, L ERA: 4.93 (6, 1)	1.2		7	2	0	0	3	0	0	0	0	0	0	13	13	0.00	1.200				
Mark Eichhorn, R ERA: 2.14 (7, 1)	2.1	W	7	0	0	0	3	0	0	0	0	0	0	13	13	0.00	0.000				
Tom Henke, R ERA: (10, 1)	1.0	S	3	0	0	0	1	0	0	0	0	0	0	5	5	0.00	0.000				


BOTTOM

Toronto Blue Jays @ Chicago White Sox
Comiskey Park, Chicago, IL

Fri Apr 24 1987, 8:05 PM EDT
Att. 10,105 - Unknown

livebaseballscorecards.com

AB 35
R 2
H 6
RBI 2
BB 1
SO 11
LOB 10




WP: 1 PA: 37
PB: 0
SB: 0
CS: 0

Batter	1	2	3	4	5	6	7	8	9	AB	R	H	RBI	BB	SO	LOB	TOP								
Tony Fernandez, S (1, 6) OBP: 0.282, SLG: 0.329	0-3 K			0-0 5-3	0-0 1B			0-0 CS 1B		4	0	2	0	0	1	0									
Garth Iorg, R (1, 5) OBP: 0.281, SLG: 0.111	0-0 F9			0-0 F9	0-0 6-3			0-0 1-2 2B		3	0	0	0	0	0	1									
Rance Mulliniks, L (8, PH) OBP: 0.429, SLG: 0.528										1	0	1	0	0	0	0									
Lloyd Moseby, L (1, 8) OBP: 0.260, SLG: 0.315	0-3 K			0-0 F7		0-0 F8		0-0 L9		4	0	0	0	0	1	1									
George Bell, R (1, 7) OBP: 0.288, SLG: 0.435		0-3 K			0-0 L7	0-0 6-3		0-0 F9		4	0	0	0	0	1	0									
Jesse Barfield, R (1, 9) OBP: 0.378, SLG: 0.540		0-3 K			0-0 HR	0-3 K		0-0 F4		4	1	1	1	0	2	0									
Willie Upshaw, L (1, 3) OBP: 0.384, SLG: 0.578		0-0 4-3			0-0 2B 3B		0-0 6-3	4-0 BB BB BB E BB		3	1	1	0	1	0	0									
Cecil Fielder, R (1, 10) OBP: 0.235, SLG: 0.533			0-0 4-3		0-0 HR 2B		0-0 6-3	4-0 1-2 FC6-4 IBB		3	1	1	1	0	0	0									
Rick Leach, L (9, PH) OBP: 0.750, SLG: 0.571					3H 2B					0	0	0	0	0	1	0									
Mike Sharperson, R (1, 4) OBP: 0.281, SLG: 0.296			0-0 F8		0-0 F8		0-3 K	0-0 FC6-4		4	0	0	0	0	1	3									
Jeffrey DeWitt, R (1, 2) OBP: 0.500, SLG: 1.250			0-0 F5		0-0 HR			0-0 F4		2	1	1	2	0	0	0									
Ernie Whitt, L (8, PH) OBP: 0.346, SLG: 0.341					2H HR					1	0	0	0	0	0	0									
Inning Stats	R: 0 E: 2 K: 2 S: 7	H: 0 LOB: 0 BB: 0 P: 7	R: 0 E: 0 K: 2 S: 7	H: 0 LOB: 0 BB: 0 P: 7	R: 0 E: 0 K: 0 S: 3	H: 0 LOB: 0 BB: 0 P: 3	R: 0 E: 0 K: 0 S: 3	H: 0 LOB: 0 BB: 0 P: 3	R: 4 E: 0 K: 0 S: 8	H: 5 LOB: 1 BB: 0 P: 8	R: 0 E: 0 K: 1 S: 5	H: 0 LOB: 0 BB: 0 P: 5	R: 0 E: 0 K: 1 S: 5	H: 0 LOB: 0 BB: 0 P: 5	R: 0 E: 0 K: 0 S: 4	H: 2 LOB: 1 BB: 0 P: 4	R: 0 E: 1 K: 0 S: 3	H: 0 LOB: 2 BB: 2 P: 11	1B: 2 2B: 2 3B: 1 HR: 2	SF: 0 SAC: 0 DP: 0 HBP: 0	WP: 0 PB: 0 SB: 0 CS: 1	PA: 35			
PITCHER	IP	WLS	BF	H	R	ER	SO	BB	IBB	HBP	BLK	WP	HR	S	P	ERA	WHIP								
Floyd Bannister, L (1, 1) ERA: 4.74	4.2		19	5	4	4	4	0	0	0	0	0	2	27	13	7.71	1.071								
Jim Winn, R (5, 1) ERA: 4.53	2.2		9	1	0	0	2	0	0	0	0	0	0	13	13	0.00	0.375								
Ray Searage, L (8, 1) ERA:	0.2		2	1	0	0	0	0	0	0	0	0	0	2	2	0.00	1.500								
Bob James, R (9, 1) ERA: 9.82	1.0	W	5	0	0	0	0	1	1	0	0	0	0	3	11	0.00	1.000								

Toronto Blue Jays @ Chicago White Sox
Comiskey Park, Chicago, IL
Sat Apr 25 1987, 8:05 PM EDT
Att: 18,644 - Unknown

livebaseballscorecards.com

AB 33
R 4
H 7
RBI 4
BB 2
SO 6
LOB 5




Batter	1	2	3	4	5	6	7	8	9	AB	R	H	RBI	BB	SO	LOB	BOTTOM								
Gary Redus, R (1, 7) OBP: 0.370, SLG: 0.317	0-3 K	0-3 K			0-0 G3	4-0 CS BB			0-0 SH1-4 BB 2B	4	1	1	0	1	2	2									
Steve Lyons, L (1, 8) OBP: 0.231, SLG: 0.250	0-3 K	0-3 K			0-3 K2-3	0-0 CS	0-0 4-3 2B		0-0 SH1-4	3	0	0	0	0	3	2									
Daryl Boston, L (7, PR) OBP: 0.238, SLG: 0.289		1-2 2-3							2-3	0	0	0	0	0	0	0									
Ivan Calderon, R (1, 9) OBP: 0.300, SLG: 0.339	4-0 E 1B BB	0-0 F7			4-0 1B BB		0-0 L8		0-0 1-3	3	2	0	0	2	0	4									
Ron Hassey, L (1, 10) OBP: 0.295, SLG: 0.243	0-0 E5 1B			0-0 4-3		0-0 BB 1B	0-0 4-3		4-0 BB IBB	4	1	1	0	1	0	2									
Ron Karkovics, R (9, PR) OBP: 0.195, SLG: 0.083	1-3 1B				1-3 1B		0-0 G3		4-0 BB IBB	0	0	0	0	0	0	0									
Carlton Fisk, R (1, 2) OBP: 0.396, SLG: 0.435	0-0 CS 1B			0-0 CS 1B		0-0 FC5 BB 1B	0-0 G3		4-0 BB IBB	4	0	3	3	1	0	2									
Greg Walker, L (1, 3) OBP: 0.203, SLG: 0.274	2H 3H 1B	0-0 4-3		0-0 F7		4-0 1-2 2-3 BB		4-0 BB	4-0 1-2 2-3 3H BB	2	0	0	1	3	0	2									
Donnie Hill, S (1, 4) OBP: 0.295, SLG: 0.407		4-0 1B BB		0-0 CS	0-0 4-3	0-0 FC5		0-0 F7		3	1	0	0	1	0	4									
Tim Lueft, R (1, 5) OBP: 0.300, SLG: 0.475		0-0 WP 1B		0-0 F8		0-0 F4		0-3 K		4	0	1	0	0	1	1									
Ozzie Guillen, L (1, 6) OBP: 0.390, SLG: 0.434		0-0 WP 1B		0-0 4-3		0-0 6-3		0-3 K		4	0	1	1	0	1	1									
Inning Stats	R: 2 E: 1 K: 2 S: 9	H: 1 LOB: 1 BB: 1 P: 13	R: 1 E: 0 K: 2 S: 9	H: 2 LOB: 2 BB: 1 P: 13	R: 0 E: 0 K: 0 S: 3	H: 1 LOB: 0 BB: 0 P: 3	R: 0 E: 0 K: 0 S: 3	H: 0 LOB: 0 BB: 0 P: 3	R: 1 E: 0 K: 1 S: 7	H: 2 LOB: 3 BB: 2 P: 15	R: 0 E: 0 K: 0 S: 2	H: 0 LOB: 0 BB: 1 P: 6	R: 0 E: 0 K: 0 S: 4	H: 1 LOB: 2 BB: 0 P: 4	R: 0 E: 0 K: 2 S: 7	H: 0 LOB: 1 BB: 1 P: 11	R: 1 E: 0 K: 0 S: 3	H: 1 LOB: 3 BB: 3 P: 15	1B: 6 2B: 2 3B: 0 HR: 0	SF: 0 SAC: 1 DP: 0 HBP: 0	WP: 1 PB: 0 SB: 0 CS: 2	PA: 44			
PITCHER	IP	WLS	BF	H	R	ER	SO	BB	IBB	HBP	BLK	WP	HR	S	P	ERA	WHIP								
Dave Stieb, R (1, 1) ERA: 6.63	4.2		24	6	4	2	5	4	0	0	0	0	0	30	46	3.86	2.143								
Jeff Musselman, L (5, 1) ERA: 1.46	1.1		5	1	0	0	0	1	0	0	0	0	0	4	8	0.00	1.500								
Mark Eichhorn, R (7, 1) ERA: 2.28	2.2	L	12	1	1	1	2	1	2	0	0	0	0	13	25	3.38	0.750								
Tom Henke, R (9, 1) ERA:	0.0		1	0	0	0	0	1	0	0	0	0	0	0	4	∞	∞								

Toronto Blue Jays @ Chicago White Sox
Comiskey Park, Chicago, IL
Sat Apr 25 1987, 8:05 PM EDT
Att: 18,644 - Unknown

livebaseballscorecards.com

AB 32
R 5
H 8
RBI 5
BB 9
SO 7
LOB 20



Batter	1	2	3	4	5	6	7	8	9	AB	R	H	RBI	BB	SO	LOB	TOP										
Tony Fernandez, S (1, 6) OBP: 0.301, SLG: 0.338	4-0 BB G6-3		0-0 6-3		0-0 F8		0-0 1B		0-0 1B	4	0	2	1	1	0	0	Toronto Blue Jays @ Chicago White Sox Comiskey Park, Chicago, IL Sun Apr 26 1987, 4:33 AM EDT Att: 20,443 - Unknown livebaseballscorecards.com										
Rance Mulliniks, L (1, 5) OBP: 0.413, SLG: 0.487 Garth Iorg, R (8, 5) OBP: 0.250, SLG: 0.105	0-0 G6-3		0-3 K		4-0 BB		0-0 F8		0-0 F7	3	0	0	0	1	1	3											
Lloyd Moseby, L (1, 8) OBP: 0.259, SLG: 0.303	4-0 HR BB				0-0 3-1		0-0 F7		0-0 F6	3	1	0	0	1	0	1											
George Bell, R (1, 7) OBP: 0.299, SLG: 0.521	0-0 HR				0-0 F8		0-3 K		0-0 HR	4	2	2	3	0	1	1											
Jesse Barfield, R (1, 9) OBP: 0.385, SLG: 0.576	0-0 F5				4-0 BB BB		0-0 F9		0-0 HR	3	1	1	1	1	0	1											
Willie Upshaw, L (1, 3) OBP: 0.377, SLG: 0.552					0-0 F7		4-0 BB 1-2		0-3 K	3	0	0	0	1	1	0											
Fred McGriff, L (1, 10) OBP: 0.408, SLG: 0.425					0-0 F9		0-0 3-1		4-0 FC4-6 BB	3	0	0	0	1	1	2											
Ernie Whitt, L (1, 2) OBP: 0.339, SLG: 0.319					0-0 4-3		0-0 3-1		4-0 FC4-6 BB 1B	3	1	0	0	1	0	1											
Mike Sharperson, R (1, 4) OBP: 0.279, SLG: 0.281					0-0 F2		0-0 5-3		4-0 1B BB	3	0	0	0	1	0	1											
Inning Stats	R: 2 E: 1 K: 0 S: 3	H: 1 LOB: 0 BB: 2 P: 11	R: 0 E: 0 K: 0 S: 3	H: 0 LOB: 0 BB: 0 P: 3	R: 0 E: 0 K: 1 S: 5	H: 0 LOB: 0 BB: 0 P: 5	R: 0 E: 0 K: 0 S: 3	H: 0 LOB: 2 BB: 2 P: 11	R: 0 E: 0 K: 0 S: 3	H: 0 LOB: 1 BB: 1 P: 9	R: 1 E: 0 K: 0 S: 4	H: 1 LOB: 2 BB: 2 P: 12	R: 2 E: 0 K: 2 S: 9	H: 2 LOB: 0 BB: 0 P: 9	R: 0 E: 0 K: 0 S: 3	H: 1 LOB: 1 BB: 1 P: 7	1B: 2 2B: 0 3B: 0 HR: 3	SF: 0 SAC: 0 DP: 2 HBP: 0	WP: 0 PB: 0 SB: 0 CS: 0	PA: 38							
PITCHER	IP	WLS	BF	H	R	ER	SO	BB	IBB	HBP	BLK	WP	HR	S	P	ERA	WHIP										
Jose DeLeon, R (1, 1) ERA: 2.6	6.2	L	28	2	3	3	2	7	0	0	0	0	1	25	53	4.05	1.350										
Bobby Thigpen, R (7, 1) ERA: 3.09	1.1		6	2	2	2	2	0	0	0	0	0	2	10	10	13.50	1.500										
Joel McKeon, L (9, 1) ERA: 9.0	1.0		4	1	0	0	0	1	0	0	0	0	0	3	7	0.00	2.000										

Batter	1	2	3	4	5	6	7	8	9	AB	R	H	RBI	BB	SO	LOB	BOTTOM										
Gary Redus, R (1, 8) OBP: 0.346, SLG: 0.292	0-0 F7		0-3 K		0-0 1-3		0-0 F8		0-0 F8	5	0	0	0	0	1	0	Toronto Blue Jays @ Chicago White Sox Comiskey Park, Chicago, IL Sun Apr 26 1987, 4:33 AM EDT Att: 20,443 - Unknown livebaseballscorecards.com										
Jerry Royster, R (1, 7) OBP: 0.235, SLG: 0.250 Daryl Boston, L (9, PH) OBP: 0.256, SLG: 0.308	0-0 6-3		0-0 1B		0-0 F3		0-0 F8		0-0 1B	4	0	1	0	0	0	0											
Ivan Calderon, R (1, 9) OBP: 0.308, SLG: 0.383	0-0 HR		0-3 K		0-0 F4		4-0 BB		0-3 K	4	1	1	1	1	2	2											
Carlton Fisk, R (1, 3) OBP: 0.379, SLG: 0.400	0-0 6-3				0-0 6-3		4-0 1B BB		0-3 K	4	1	0	0	1	1	2											
Jerry Hairston, S (1, 10) OBP: 0.182, SLG: 0.100					0-0 5-3		0-0 F3		0-0 5-3	3	0	0	0	1	0	1											
Tim Lincecum, R (1, 5) OBP: 0.297, SLG: 0.460					0-0 F8		0-3 K		0-0 F9	4	0	1	0	0	1	1											
Fred Manrique, R (1, 4) OBP: 0.583, SLG: 0.600					0-0 E5		4-0 1B BB		0-0 1B	3	0	2	1	1	0	0											
Ozzie Guillen, L (1, 6) OBP: 0.413, SLG: 0.446					0-0 FC6-4		0-0 1B BB		4-0 1B	3	0	2	0	1	0	1											
Ron Karkovics, R (1, 2) OBP: 0.167, SLG: 0.074 Greg Walker, L (8, PH) OBP: 0.200, SLG: 0.270					0-0 6-3		0-0 F9		0-0 F8	3	0	0	0	0	0	3											
Inning Stats	R: 1 E: 0 K: 0 S: 4	H: 1 LOB: 0 BB: 0 P: 4	R: 0 E: 1 K: 0 S: 4	H: 0 LOB: 1 BB: 0 P: 4	R: 0 E: 0 K: 2 S: 8	H: 1 LOB: 0 BB: 0 P: 8	R: 0 E: 0 K: 1 S: 5	H: 1 LOB: 2 BB: 2 P: 13	R: 0 E: 0 K: 0 S: 3	H: 0 LOB: 0 BB: 0 P: 3	R: 1 E: 0 K: 0 S: 5	H: 2 LOB: 3 BB: 2 P: 13	R: 0 E: 0 K: 0 S: 3	H: 0 LOB: 1 BB: 1 P: 7	R: 0 E: 0 K: 0 S: 5	H: 2 LOB: 2 BB: 0 P: 5	R: 0 E: 0 K: 2 S: 8	H: 1 LOB: 1 BB: 0 P: 8	1B: 7 2B: 0 3B: 0 HR: 1	SF: 0 SAC: 0 DP: 0 HBP: 0	WP: 0 PB: 0 SB: 0 CS: 0	PA: 40					
PITCHER	IP	WLS	BF	H	R	ER	SO	BB	IBB	HBP	BLK	WP	HR	S	P	ERA	WHIP										
Jimmy Key, L (1, 1) ERA: 3.03	7.2	W	35	7	2	2	3	5	0	0	0	0	1	36	56	2.35	1.565										
Jeff Musselman, L (8, 1) ERA: 1.42	0.1		1	0	0	0	0	0	0	0	0	0	0	1	1	0.00	0.000										
Tom Henke, R (9, 1) ERA:	1.0	S	4	1	0	0	2	0	0	0	0	0	0	8	8	0.00	1.000										

Batter	1	2	3	4	5	6	7	8	9	AB	R	H	RBI	BB	SO	LOB	TOP					
Randy Bush, L OBP: 0.310, SLG: 0.431	4-0 SH3-4 1B BB		0-0 F9					0-0 F9		3	0	0	0	1	1	1						
Steve Lombardozzi, R OBP: 0.389, SLG: 0.379	0-0 SH3-4 1-2		0-0 6-3					0-0 FC6 1B		3	0	1	0	0	0	1						
Kirby Puckett, R OBP: 0.402, SLG: 0.628	0-0 2H 1B			0-0 4-3				0-0 FC6 1-2		4	0	1	0	0	0	1						
Kent Hrbek, L OBP: 0.378, SLG: 0.386	0-3 K			0-0 HR				0-0 G1-6-3 BB		3	1	2	1	1	1	1						
Gary Gaetti, R OBP: 0.277, SLG: 0.519		0-3 K		0-0 F7				0-0 G1-6-3 1-2		4	0	0	0	0	1	2						
Roy Smalley, S OBP: 0.313, SLG: 0.533		0-0 F4		0-0 1B				0-0 F9		4	0	1	0	0	0	1						
Tom Brunansky, R OBP: 0.306, SLG: 0.323		4-0 BB		0-0 F8				0-0 G5-4-3 1B		3	0	1	0	1	0	2						
Greg Gagne, R OBP: 0.314, SLG: 0.511		0-0 F6			0-0 1-3			0-0 G5-4-3 1-2		3	0	0	0	0	0	2						
Tom Nieto, R OBP: 0.308, SLG: 0.340			0-0 4-3		0-0 E6			0-0 4-3		3	0	0	0	0	0	0						
Inning Stats	R: 0 E: 0 K: 1 S: 5	H: 1 LOB: 1 BB: 1 P: 9	R: 0 E: 0 K: 1 S: 5	H: 0 LOB: 1 BB: 1 P: 9	R: 0 E: 0 K: 0 S: 3	H: 0 LOB: 0 BB: 0 P: 3	R: 1 E: 0 K: 0 S: 5	H: 2 LOB: 1 BB: 0 P: 5	R: 0 E: 1 K: 1 S: 6	H: 0 LOB: 1 BB: 0 P: 6	R: 0 E: 0 K: 0 S: 2	H: 0 LOB: 0 BB: 1 P: 6	R: 0 E: 0 K: 0 S: 3	H: 1 LOB: 0 BB: 0 P: 3	R: 0 E: 0 K: 0 S: 4	H: 1 LOB: 1 BB: 0 P: 4	R: 0 E: 0 K: 0 S: 4	H: 1 LOB: 1 BB: 0 P: 4	1B: 5 2B: 0 3B: 0 HR: 1	SF: 0 SAC: 1 DP: 2 HBP: 0	WP: 0 PB: 0 SB: 0 CS: 0	PA: 34
PITCHER Jim Clancy, R ERA: 4.13	IP: 9.0 WLS: W BF: 34 H: 6 R: 1 ER: 1 SO: 3 BB: 3 IBB: 0 HBP: 0 BLK: 0 WP: 0 HR: 1 S: 37 P: 49 ERA: 1.00 WHIP: 1.000															PITCHER						

Minnesota Twins @ Toronto Blue Jays
Exhibition Stadium, Toronto, ON
Tue Apr 28 1987, 7:05 PM EDT
Att: 21,182 - Unknown

AB 30
R 1
H 6
RBI 1
BB 3
SO 3
LOB 11



Batter	1	2	3	4	5	6	7	8	9	AB	R	H	RBI	BB	SO	LOB	BOTTOM			
Tony Fernandez, S OBP: 0.299, SLG: 0.325	0-0 1-3		4-0 1B FC4-5 BB					0-0 F8		3	1	0	0	1	0	0				
Garth Iorg, R OBP: 0.214, SLG: 0.087	0-0 5-3		0-0 4-3 1-2					0-0 F5		4	0	0	0	0	1	1				
Lloyd Moseby, L OBP: 0.271, SLG: 0.313	0-3 K		0-0 FC4-5 2-3 1B					0-3 K		4	1	2	0	0	2	0				
George Bell, R OBP: 0.321, SLG: 0.560		4-0 2B 1B BB	0-0 FC4-5 BB					0-0 G4-6-3 HR HBP		2	2	1	3	1	0	1				
Jesse Barfield, R OBP: 0.402, SLG: 0.588		0-0 1B 2B	4-0 1-2 BB					0-0 G4-6-3 1-2		2	1	1	0	2	0	1				
Willie Upshaw, L OBP: 0.358, SLG: 0.521		0-0 F6	0-0 L8					0-0 F7		4	0	0	0	0	0	5				
Cecil Fielder, R OBP: 0.316, SLG: 0.563		0-0		4-0 FC2-6 BB				0-3 K		1	0	1	2	1	0	0				
Fred McGriff, L OBP: 0.400, SLG: 0.415		2H 3H 1B		0-0 FC2-6 BB				0-0 K		1	0	0	0	0	1	0				
Jeffrey DeWitt, R OBP: 0.286, SLG: 0.714		0-3 K		0-0 FC2-6 G6-3				0-3 K		3	0	0	0	0	2	2				
Mike Sharperson, R OBP: 0.266, SLG: 0.267		0-3 K		0-0 G6-3				0-0 5-3		3	0	0	0	0	1	2				
Inning Stats	R: 0 E: 0 K: 1 S: 5	H: 0 LOB: 0 BB: 0 P: 5	R: 2 E: 0 K: 2 S: 9	H: 2 LOB: 1 BB: 1 P: 13	R: 1 E: 0 K: 0 S: 4	H: 1 LOB: 2 BB: 2 P: 12	R: 0 E: 0 K: 0 S: 2	H: 0 LOB: 0 BB: 1 P: 6	R: 2 E: 0 K: 1 S: 7	H: 2 LOB: 1 BB: 1 P: 11	R: 0 E: 0 K: 2 S: 7	H: 0 LOB: 0 BB: 0 P: 7	R: 0 E: 0 K: 1 S: 5	H: 0 LOB: 0 BB: 0 P: 5	R: 0 E: 0 K: 0 S: 2	H: 0 LOB: 0 BB: 0 P: 3	1B: 3 2B: 1 3B: 0 HR: 1	SF: 0 SAC: 0 DP: 2 HBP: 1	WP: 0 PB: 0 SB: 0 CS: 0	PA: 33
PITCHER Frank Viola, L ERA: 3.55 Les Straker, R ERA: 2.08 Jeff Reardon, R ERA: 7.27	IP: 5.0 WLS: L BF: 24 H: 5 R: 5 ER: 5 SO: 4 BB: 5 IBB: 0 HBP: 0 BLK: 0 WP: 0 HR: 1 S: 27 P: 47 ERA: 9.00 WHIP: 2.000															PITCHER				

Minnesota Twins @ Toronto Blue Jays
Exhibition Stadium, Toronto, ON
Tue Apr 28 1987, 7:05 PM EDT
Att: 21,182 - Unknown

AB 27
R 5
H 5
RBI 5
BB 5
SO 7
LOB 12



Batter	1	2	3	4	5	6	7	8	9	AB	R	H	RBI	BB	SO	LOB	TOP								
Steve Lombardozzi, R OBP: 0.362, SLG: 0.347 (1.4)	0-0 1-3		0-0 5-3			0-0 5-3		0-3 K		4	0	0	0	0	1	0									
Randy Bush, L OBP: 0.306, SLG: 0.407 (1.9)	4-0 4-3 BB		0-0 F4			0-0 4-3			0-0 3-1	3	0	0	0	1	0	0									
Kirby Puckett, R OBP: 0.407, SLG: 0.622 (1.8)	0-0 4-3 1-2			0-0 5-3 4-3 1B		0-0 6-3			0-0 3-4-1 1B	4	0	2	0	0	0	1									
Kent Hrbek, L OBP: 0.360, SLG: 0.365 (1.3)	0-0 G3			0-0 4-3 1-2			0-0 L4		0-0 3-4-1 1-2	4	0	0	0	0	0	3									
Gary Gaetti, R OBP: 0.264, SLG: 0.494 (1.5)		0-0 F9		0-0 5-3 2-3			0-0 F7		0-3 K	4	0	0	0	0	1	2									
Roy Smalley, S OBP: 0.313, SLG: 0.516 (1.10)		4-0 FC6 BB		0-0 F6			0-0 G3			2	0	0	0	1	0	1									
Tom Brunansky, R OBP: 0.320, SLG: 0.328 (1.7)		0-0 F8			4-0 CS BB					2	1	1	0	1	0	1									
Greg Gagne, R OBP: 0.315, SLG: 0.520 (1.6)		0-0 FC6 1-2			0-0 5-3 1-2			0-0 1-H 2B		3	0	1	1	0	0	2									
Tom Nieto, R OBP: 0.291, SLG: 0.320 (1.2)			0-0 F7			0-0 1-3			0-0 5-3	3	0	0	0	0	0	0									
Inning Stats	R: 0 E: 0 K: 0 S: 3	H: 0 LOB: 1 BB: 1 P: 7	R: 0 E: 0 K: 0 S: 3	H: 0 LOB: 1 BB: 1 P: 7	R: 0 E: 0 K: 0 S: 3	H: 0 LOB: 0 BB: 0 P: 3	R: 0 E: 0 K: 0 S: 4	H: 1 LOB: 1 BB: 0 P: 4	R: 0 E: 0 K: 0 S: 2	H: 0 LOB: 0 BB: 1 P: 6	R: 0 E: 0 K: 0 S: 3	H: 0 LOB: 0 BB: 0 P: 3	R: 0 E: 0 K: 0 S: 3	H: 0 LOB: 0 BB: 0 P: 3	R: 1 E: 0 K: 1 S: 6	H: 2 LOB: 0 BB: 0 P: 6	R: 0 E: 0 K: 1 S: 6	H: 1 LOB: 1 BB: 0 P: 6	1B: 3 2B: 1 3B: 0 HR: 0	SF: 0 SAC: 0 DP: 0 HBP: 0	WP: 0 PB: 0 SB: 0 CS: 1	PA: 32			
PITCHER	IP	WLS	BF	H	R	ER	SO	BB	IBB	HBP	BLK	WP	HR	S	P	ERA	WHIP								
Joe Johnson, R ERA: 4.08 (1.1)	7.1	W	26	3	1	1	0	3	0	0	0	0	0	23	35	1.23	0.818								
Mark Eichhorn, R ERA: 2.19 (8.1)	1.0		4	1	0	0	1	0	0	0	0	0	0	6	6	0.00	1.000								
Tom Henke, R ERA: (9.1)	0.2		2	0	0	0	1	0	0	0	0	0	0	4	4	0.00	0.000								

Minnesota Twins @ Toronto Blue Jays
Exhibition Stadium, Toronto, ON
Wed Apr 29 1987, 7:05 PM EDT
Att: 19,020 - Unknown

AB 29
R 1
H 4
RBI 1
BB 3
SO 2
LOB 10



Batter	1	2	3	4	5	6	7	8	9	AB	R	H	RBI	BB	SO	LOB	BOTTOM								
Tony Fernandez, S OBP: 0.293, SLG: 0.317 (1.6)	0-0 F6		0-0 4-3 1-3			0-0 F7	0-0 1B	0-0 6-3		5	0	1	0	0	0	2									
Rance Mulliniks, L OBP: 0.420, SLG: 0.512 (1.5)	0-0		0-0 4-3			0-0 F7	0-0 1B			4	1	2	0	0	0	1									
Garth Iorg, R OBP: 0.214, SLG: 0.087 (7, PR) (8.5)		0-0 1B 2B				0-0 F7	0-0 1B			0	0	0	0	0	0	0									
Lloyd Moseby, L OBP: 0.281, SLG: 0.357 (1.8)	0-0 2-H 1B			0-0 F7		0-0 HR	0-0 F9			4	1	2	2	0	0	2									
George Bell, R OBP: 0.306, SLG: 0.532 (1.7)	0-0 F9			0-0 F8		0-3 K		0-0 5-3		4	0	0	0	0	1	0									
Jesse Barfield, R OBP: 0.407, SLG: 0.577 (1.9)		0-0 G4-6-3 1B		0-0 F7			0-0 E9 2B	4-0 CS 2B BB		3	2	1	0	1	0	0									
Willie Upshaw, L OBP: 0.353, SLG: 0.520 (1.3)	0-0 F7				0-0 F5		0-0 2-H HR 2B	0-3 K		4	1	1	1	0	1	2									
Ernie Whitt, L OBP: 0.367, SLG: 0.388 (1.2)	0-0 G4-6-3				4-0 3-1 BB		0-0 2-H HR	4-0 2B 3B IBB		2	2	1	2	2	0	1									
Fred McGriff, L OBP: 0.389, SLG: 0.422 (1.10)			0-0 G3		0-0 3-1		0-3 K	0-0 3B 2B		4	1	1	1	0	1	1									
Mike Sharperson, R OBP: 0.279, SLG: 0.302 (1.4)			4-0 4-3 E BB		0-0 6-3		0-0 4-3	0-0 3-H 3B		3	0	1	2	1	0	1									
Inning Stats	R: 1 E: 0 K: 0 S: 4	H: 2 LOB: 0 BB: 0 P: 4	R: 0 E: 0 K: 0 S: 3	H: 1 LOB: 0 BB: 0 P: 3	R: 0 E: 0 K: 0 S: 3	H: 0 LOB: 0 BB: 1 P: 7	R: 0 E: 0 K: 0 S: 3	H: 0 LOB: 0 BB: 0 P: 3	R: 1 E: 0 K: 1 S: 6	H: 1 LOB: 0 BB: 0 P: 6	R: 3 E: 0 K: 1 S: 10	H: 4 LOB: 2 BB: 0 P: 10	R: 3 E: 0 K: 1 S: 7	H: 2 LOB: 1 BB: 2 P: 15	R: 0 E: 0 K: 1 S: 6	H: 2 LOB: 1 BB: 2 P: 6	1B: 4 2B: 3 3B: 1 HR: 2	SF: 0 SAC: 0 DP: 1 HBP: 0	WP: 0 PB: 0 SB: 0 CS: 1	PA: 37					
PITCHER	IP	WLS	BF	H	R	ER	SO	BB	IBB	HBP	BLK	WP	HR	S	P	ERA	WHIP								
Mike Smithson, R ERA: 3.48 (1.1)	6.0	L	25	6	5	4	1	2	0	0	0	0	0	25	33	6.00	1.333								
Juan Berenguer, R ERA: 2.06 (7.1)	1.0		5	2	0	0	1	0	0	0	0	0	0	7	7	0.00	2.000								
Keith Atherton, R ERA: 2.92 (8.1)	1.0		7	2	3	0	1	1	1	0	0	0	0	7	15	0.00	3.000								

Minnesota Twins @ Toronto Blue Jays
Exhibition Stadium, Toronto, ON
Wed Apr 29 1987, 7:05 PM EDT
Att: 19,020 - Unknown

AB 33
R 8
H 10
RBI 8
BB 4
SO 3
LOB 10



Batter	1	2	3	4	5	6	7	8	9	AB	R	H	RBI	BB	SO	LOB	TOP								
Jerry Browne, S OBP: 0.375, SLG: 0.410	6-3	G1				6-3		5-3		5	0	1	1	0	0	3	<p>Texas Rangers @ Toronto Blue Jays</p> <p>Exhibition Stadium, Toronto, ON</p> <p>Sat May 02 1987, 3:33 AM EDT</p> <p>Att: 28,352 - Unknown</p>								
Scott Fletcher, R OBP: 0.385, SLG: 0.435	1-3	5-3		L6		G3		K		5	0	0	0	0	1	5									
Oddibe McDowell, L OBP: 0.320, SLG: 0.381	HR			K		S BB 1B BB		HR BB		3	3	1	1	2	2	0									
Pete Incaviglia, R OBP: 0.407, SLG: 0.720	S 1B			K		1B S 1-2 BB		1-H HR		4	2	2	2	1	2	0									
Pete O'Brien, L OBP: 0.276, SLG: 0.377	1-H 1B			3-1				1-3		5	2	3	3	0	0	0									
Ruben Sierra, S OBP: 0.259, SLG: 0.380	CS 1B			K		K		L9		5	0	2	1	0	2	2									
Darrell Porter, L OBP: 0.391, SLG: 0.222	CS 1-2			G1 BB 2B BB		K		F9		3	1	0	0	2	1	3									
Geno Petralli, L OBP: 0.500, SLG: 0.357				F9		F7				3	0	0	0	0	0	4									
Don Staight, R OBP: 0.326, SLG: 0.459		F8						5-3 1B		1	0	1	0	0	0	0									
Steve Buechele, R OBP: 0.303, SLG: 0.333				2B 1-2 BB		K		F6		2	0	0	0	2	1	1									
Inning Stats	R: 3 E: 0 K: 0 S: 6	H: 4 LOB: 0 BB: 0 P: 6	R: 0 E: 0 K: 0 S: 3	H: 0 LOB: 2 BB: 2 P: 11	R: 0 E: 0 K: 2 S: 7	H: 0 LOB: 0 BB: 0 P: 7	R: 1 E: 0 K: 1 S: 6	H: 1 LOB: 2 BB: 2 P: 14	R: 1 E: 0 K: 2 S: 8	H: 1 LOB: 2 BB: 2 P: 16	R: 0 E: 0 K: 1 S: 5	H: 0 LOB: 0 BB: 0 P: 5	R: 2 E: 0 K: 0 S: 4	H: 1 LOB: 0 BB: 1 P: 8	R: 0 E: 0 K: 1 S: 6	H: 1 LOB: 1 BB: 0 P: 6	R: 1 E: 0 K: 2 S: 9	H: 2 LOB: 1 BB: 0 P: 9	1B: 6 2B: 1 3B: 0 HR: 3	SF: 0 SAC: 0 DP: 0 HBP: 0	WP: 0 PB: 0 SB: 3 CS: 1	PA: 44			
PITCHER	IP	WLS	BF	H	R	ER	SO	BB	IBB	HBP	BLK	WP	HR	S	P	ERA	WHIP								
Dave Stieb, R ERA: 7.43	4.0		22	5	5	5	3	6	0	0	0	0	1	22	46	11.25	2.750								
John Cerutti, L ERA: 4.85	2.0		9	2	2	2	3	1	0	0	0	0	1	14	18	9.00	1.500								
Jeff Musselman, L ERA: 1.23	1.0		3	0	0	0	0	0	0	0	0	0	0	3	3	0.00	0.000								
Mark Eichhorn, R ERA: 2.2	2.0	W	9	3	1	1	3	0	0	0	0	0	1	15	15	4.50	1.500								
Batter	1	2	3	4	5	6	7	8	9	AB	R	H	RBI	BB	SO	LOB	BOTTOM								
Tony Fernandez, S OBP: 0.294, SLG: 0.311	G1-6-3 BB		4-3	4-3		BB 1B BB		FC6-4		4	1	1	2	2	0	4	<p>Texas Rangers @ Toronto Blue Jays</p> <p>Exhibition Stadium, Toronto, ON</p> <p>Sat May 02 1987, 3:33 AM EDT</p> <p>Att: 28,352 - Unknown</p>								
Rance Mulliniks, L OBP: 0.393, SLG: 0.469	G1-6-3		4-3		4-3			5-3		3	0	0	0	0	0	1									
Kelly Gruber, R OBP: 0.233, SLG: 0.148	1-2					1B 1-2 2-3 BB				1	0	0	0	1	0	0									
Lloyd Moseby, L OBP: 0.286, SLG: 0.359	S BB			E 2B		1-3 2-H 3-H 0-3		K		4	0	2	2	1	1	0									
George Bell, R OBP: 0.298, SLG: 0.500	F7 1-2			K		F4		K		5	0	1	0	0	2	4									
Jesse Barfield, R OBP: 0.400, SLG: 0.625				K		5-3		6-3		5	1	1	0	0	2	1									
Willie Upshaw, L OBP: 0.395, SLG: 0.518	1-3			K		3-1		S 2B		5	1	1	0	0	1	1									
Ernie Whitt, L OBP: 0.368, SLG: 0.393	6-3			1B 1B BB		1B 1B		4-3		4	2	2	1	1	0	1									
Fred McGriff, L OBP: 0.441, SLG: 0.447				1B		1B 1B		1B 2B		2	2	2	1	3	0	0									
Garth Iorg, R OBP: 0.250, SLG: 0.148	5-3			1B		E 1B BB		FC6-4 IBB		3	1	2	2	0	0	1									
Rick Leach, L ERA: 4.3						E9 BB		K		0	0	0	0	0	0	0									
Cecil Fielder, R OBP: 0.300, SLG: 0.529						1-H 2-H 1B				1	0	0	0	0	1	2									
Mike Sharperson, R OBP: 0.268, SLG: 0.288						1-2 3-H 1B				0	0	0	0	0	0	0									
Rob Ducey, L OBP: 0.667, SLG: 0.667										1	1	1	0	0	0	0									
Inning Stats	R: 0 E: 0 K: 0 S: 2	H: 0 LOB: 1 BB: 2 P: 10	R: 1 E: 0 K: 0 S: 5	H: 2 LOB: 1 BB: 0 P: 5	R: 0 E: 1 K: 1 S: 6	H: 1 LOB: 1 BB: 0 P: 6	R: 1 E: 0 K: 2 S: 9	H: 2 LOB: 1 BB: 1 P: 13	R: 0 E: 0 K: 0 S: 3	H: 0 LOB: 0 BB: 0 P: 3	R: 4 E: 1 K: 1 S: 8	H: 3 LOB: 2 BB: 3 P: 20	R: 1 E: 0 K: 1 S: 7	H: 2 LOB: 2 BB: 1 P: 11	R: 0 E: 0 K: 2 S: 8	H: 1 LOB: 1 BB: 0 P: 8	R: 2 E: 0 K: 0 S: 4	H: 2 LOB: 1 BB: 1 P: 8	1B: 10 2B: 3 3B: 0 HR: 0	SF: 0 SAC: 0 DP: 1 HBP: 0	WP: 0 PB: 0 SB: 3 CS: 0	PA: 46			
PITCHER	IP	WLS	BF	H	R	ER	SO	BB	IBB	HBP	BLK	WP	HR	S	P	ERA	WHIP								
Charlie Hough, R ERA: 5.17	5.2		28	7	6	6	3	5	0	0	0	0	0	29	49	9.53	2.118								
Mitch Williams, L ERA: 4.3	0.0		2	1	0	0	0	1	0	0	0	0	0	1	5										
Dale Mohorcic, R ERA: 3.71	0.2		5	2	1	1	1	0	1	0	0	0	0	6	10	13.50	3.000								
Mike Mason, L ERA: 6.23	0.2		2	0	0	0	1	0	0	0	0	0	0	4	4	0.00	0.000								
Greg Harris, R ERA: 4.67	1.2	L	9	3	2	2	2	1	0	0	0	0	0	12	16	10.80	2.400								

Batter	1	2	3	4	5	6	7	8	9	AB	R	H	RBI	BB	SO	LOB	TOP				
Jerry Browne, S OBP: 0.368, SLG: 0.391	F8		4-3			L4			FC BB BB	3	0	0	0	1	0	0					
Scott Fletcher, R OBP: 0.368, SLG: 0.416	6-3			5-3			4-3		K	4	0	0	0	0	1	2					
Oddibe McDowell, L OBP: 0.315, SLG: 0.356	L6			K			K		FC BB	3	0	0	0	1	2	0					
Pete Incaviglia, R OBP: 0.394, SLG: 0.694		6-3							FC	3	0	0	0	0	2	0					
Larry Parrish, R OBP: 0.293, SLG: 0.403									FC	1	0	0	1	0	0	2					
Bob Brower, R OBP: 0.420, SLG: 0.439									FC	0	0	0	0	0	0	0					
Pete O'Brien, L OBP: 0.275, SLG: 0.370		K							FC BB	4	0	1	0	0	1	3					
Ruben Sierra, S OBP: 0.281, SLG: 0.370									FC	2	0	0	0	1	1	1					
Darrell Porter, L OBP: 0.346, SLG: 0.190									FC	3	0	0	0	0	1	1					
Geno Petralli, L OBP: 0.476, SLG: 0.412				F8					BB FC	3	1	1	0	0	0	0					
Steve Buechele, R OBP: 0.291, SLG: 0.319				F8					L9	3	0	0	0	0	0	1					
Inning Stats	R: 0 E: 0 K: 0 S: 3	H: 0 LOB: 0 BB: 0 P: 3	R: 0 E: 0 K: 1 S: 5	H: 0 LOB: 1 BB: 1 P: 9	R: 0 E: 0 K: 2 S: 7	H: 0 LOB: 0 BB: 0 P: 7	R: 0 E: 0 K: 0 S: 3	H: 1 LOB: 0 BB: 0 P: 3	R: 0 E: 0 K: 0 S: 3	H: 0 LOB: 0 BB: 0 P: 3	R: 0 E: 0 K: 2 S: 7	H: 0 LOB: 0 BB: 0 P: 7	R: 0 E: 0 K: 2 S: 7	H: 0 LOB: 0 BB: 0 P: 7	R: 1 E: 0 K: 1 S: 7	H: 1 LOB: 3 BB: 2 P: 15	1B: 1 2B: 1 3B: 0 HR: 0	SF: 0 SAC: 0 DP: 1 HBP: 0	WP: 0 PB: 0 SB: 0 CS: 0	PA: 32	
PITCHER	IP	WLS	BF	H	R	ER	SO	BB	IBB	HBP	BLK	WP	HR	S	P	ERA	WHIP				
Jim Clancy, R ERA: 3.44	8.1	W	28	2	1	1	7	2	0	0	0	0	0	40	48	1.08	0.480				
Tom Henke, R ERA:	0.2	S	4	0	0	0	1	1	0	0	0	0	0	5	9	0.00	1.500				

Texas Rangers @ Toronto Blue Jays
Exhibition Stadium, Toronto, ON
Sun May 03 1987, 3:33 AM EDT
Att: 32,325 - Unknown

AB	29
R	1
H	2
RBI	1
BB	3
SO	8
LOB	10



Batter	1	2	3	4	5	6	7	8	9	AB	R	H	RBI	BB	SO	LOB	BOTTOM				
Tony Fernandez, S OBP: 0.311, SLG: 0.323	S									3	1	2	1	1	0	0					
Rance Mulliniks, L OBP: 0.367, SLG: 0.434	1B									4	0	0	0	0	1	5					
Kelly Gruber, R OBP: 0.233, SLG: 0.148	F7									0	0	0	0	0	0	0					
Fred McGriff, L OBP: 0.429, SLG: 0.420	F9									3	0	0	0	1	1	1					
George Bell, R OBP: 0.296, SLG: 0.495	3-1									3	0	1	1	0	0	1					
Jesse Barfield, R OBP: 0.404, SLG: 0.610										2	0	0	0	2	1	0					
Ernie Whitt, L OBP: 0.361, SLG: 0.400										4	1	1	0	0	0	4					
Rick Leach, L OBP: 0.688, SLG: 0.550										3	1	1	0	0	0	1					
Rob Ducey, L OBP: 0.429, SLG: 0.400										2	0	0	1	1	1	3					
Mike Sharperson, R OBP: 0.270, SLG: 0.279										2	0	0	0	1	0	0					
Inning Stats	R: 0 E: 0 K: 0 S: 4	H: 1 LOB: 1 BB: 0 P: 4	R: 1 E: 0 K: 0 S: 4	H: 1 LOB: 3 BB: 3 P: 16	R: 0 E: 0 K: 2 S: 7	H: 0 LOB: 0 BB: 0 P: 7	R: 1 E: 0 K: 0 S: 4	H: 1 LOB: 0 BB: 0 P: 4	R: 1 E: 0 K: 1 S: 6	H: 1 LOB: 2 BB: 2 P: 14	R: 0 E: 0 K: 1 S: 5	H: 0 LOB: 0 BB: 0 P: 5	R: 0 E: 0 K: 0 S: 3	H: 0 LOB: 0 BB: 0 P: 3	R: 0 E: 0 K: 0 S: 3	H: 1 LOB: 2 BB: 1 P: 8	1B: 4 2B: 2 3B: 0 HR: 0	SF: 2 SAC: 0 DP: 1 HBP: 1	WP: 0 PB: 0 SB: 0 CS: 0	PA: 35	
PITCHER	IP	WLS	BF	H	R	ER	SO	BB	IBB	HBP	BLK	WP	HR	S	P	ERA	WHIP				
Ed Correa, R ERA: 3.09	7.0	L	30	4	3	2	4	4	1	0	0	0	0	33	53	2.57	1.143				
Bobby Witt, R ERA: 4.32	0.1		4	1	0	0	0	1	0	1	0	0	0	2	7	0.00	6.000				
Mitch Williams, L ERA: 4.11	0.2		1	0	0	0	0	0	0	0	0	0	0	1	1	0.00	0.000				

Texas Rangers @ Toronto Blue Jays
Exhibition Stadium, Toronto, ON
Sun May 03 1987, 3:33 AM EDT
Att: 32,325 - Unknown

AB	26
R	3
H	5
RBI	3
BB	6
SO	4
LOB	15



Batter	1	2	3	4	5	6	7	8	9	AB	R	H	RBI	BB	SO	LOB	TOP								
Tony Fernandez, S OBP: 0.316, SLG: 0.320 (1, 6)										4	0	1	0	0	0	2	Toronto Blue Jays @ Kansas City Royals Royals Stadium, Kansas City, MO Wed May 06 1987, 8:05 PM EDT Att: 28,083 - Unknown livebaseballscorecards.com								
Kelly Gruber, R OBP: 0.189, SLG: 0.118 (1, 5) (7, 4)										4	0	0	1	0	0	1									
Lloyd Moseby, L OBP: 0.283, SLG: 0.350 (1, 8)										4	1	1	0	0	1	0									
George Bell, R OBP: 0.321, SLG: 0.535 (1, 7)										4	1	3	0	0	1	1									
Jesse Barfield, R OBP: 0.402, SLG: 0.584 (1, 9)										3	0	0	1	1	0	2									
Willie Upshaw, L OBP: 0.356, SLG: 0.516 (1, 3)										4	0	2	0	0	0	2									
Cecil Fielder, R OBP: 0.320, SLG: 0.682 (1, 10)										2	0	0	0	0	0	3									
Rick Leach, L OBP: 0.684, SLG: 0.500 (7, PH)										2	0	1	1	0	0	1									
Mike Sharperson, R OBP: 0.266, SLG: 0.274 (1, 4)										2	0	1	0	0	0	0									
Ernie Whitt, L OBP: 0.347, SLG: 0.381 (7, PH) (7, 2)										2	0	0	0	0	0	3									
Jeffrey DeWitt, R OBP: 0.273, SLG: 0.636 (1, 2)										2	1	1	0	0	1	1									
Rance Mulliniks, L OBP: 0.355, SLG: 0.418 (7, 5)										1	0	0	0	0	0	0									
Inning Stats	R: 0 E: 0 K: 1 S: 5	H: 1 LOB: 0 BB: 0 P: 5	R: 0 E: 0 K: 0 S: 3	H: 1 LOB: 1 BB: 1 P: 7	R: 0 E: 0 K: 1 S: 5	H: 1 LOB: 0 BB: 0 P: 5	R: 0 E: 0 K: 0 S: 4	H: 1 LOB: 1 BB: 0 P: 4	R: 0 E: 1 K: 0 S: 3	H: 0 LOB: 0 BB: 0 P: 3	R: 1 E: 0 K: 0 S: 4	H: 1 LOB: 0 BB: 0 P: 4	R: 1 E: 0 K: 0 S: 5	H: 2 LOB: 1 BB: 0 P: 5	R: 0 E: 0 K: 0 S: 3	H: 0 LOB: 0 BB: 0 P: 3	R: 1 E: 0 K: 1 S: 8	H: 3 LOB: 2 BB: 0 P: 8	1B: 6 2B: 3 3B: 1 HR: 0	SF: 0 SAC: 0 DP: 4 HBP: 0	WP: 0 PB: 0 SB: 0 CS: 0	PA: 35			
PITCHER	IP	WLS	BF	H	R	ER	SO	BB	IBB	HBP	BLK	WP	HR	S	P	ERA	WHIP								
Bud Black, L ERA: 2.63 (1, 1)	6.0	W	22	6	2	2	2	1	0	0	0	0	0	25	29	3.00	1.167								
Dan Quisenberry, R ERA: 0.84 (7, 1)	2.2		12	4	1	1	1	0	0	0	0	0	0	14	14	3.38	1.500								
Jerry Don Gleaton, L ERA: (9, 1)	0.1	S	1	0	0	0	0	0	0	0	0	0	0	1	1	0.00	0.000								

Batter	1	2	3	4	5	6	7	8	9	AB	R	H	RBI	BB	SO	LOB	BOTTOM								
Juan Beniquez, R OBP: 0.318, SLG: 0.308 (1, 7)										3	1	2	2	0	0	1	Toronto Blue Jays @ Kansas City Royals Royals Stadium, Kansas City, MO Wed May 06 1987, 8:05 PM EDT Att: 28,083 - Unknown livebaseballscorecards.com								
Kevin Seitzer, R OBP: 0.443, SLG: 0.554 (1, 5) (8, 3)										4	0	1	1	0	0	2									
Danny Tartabull, R OBP: 0.327, SLG: 0.374 (1, 9)										4	1	1	0	0	0	2									
Thad Bosley, L OBP: 0.333, SLG: 0.421 (8, 9)										0	0	0	0	0	0	0									
Hal McRae, R OBP: 0.350, SLG: 0.529 (1, 10)										4	1	1	2	0	0	0									
Frank White, R OBP: 0.290, SLG: 0.315 (1, 4)										4	0	1	1	0	1	0									
Bo Jackson, R OBP: 0.333, SLG: 0.512 (1, 8)										4	0	0	0	0	2	1									
Steve Balboni, R OBP: 0.213, SLG: 0.246 (1, 3)										3	0	0	0	0	0	1									
Bill Pecota, R OBP: 0.667, SLG: 0.667 (7, PR) (8, 5)										0	1	0	0	0	0	0									
Angel Salazar, R OBP: 0.283, SLG: 0.356 (1, 6)										3	1	2	0	0	1	1									
Larry Owen, R OBP: 0.240, SLG: 0.318 (1, 2)										3	1	1	0	0	0	2									
Inning Stats	R: 3 E: 0 K: 1 S: 9	H: 4 LOB: 1 BB: 0 P: 9	R: 0 E: 0 K: 0 S: 3	H: 1 LOB: 0 BB: 0 P: 3	R: 0 E: 0 K: 0 S: 3	H: 0 LOB: 0 BB: 0 P: 3	R: 0 E: 0 K: 0 S: 3	H: 0 LOB: 0 BB: 0 P: 3	R: 1 E: 1 K: 0 S: 5	H: 2 LOB: 1 BB: 0 P: 5	R: 0 E: 0 K: 0 S: 3	H: 0 LOB: 0 BB: 0 P: 3	R: 2 E: 1 K: 1 S: 8	H: 2 LOB: 1 BB: 0 P: 8	R: 0 E: 0 K: 2 S: 7	H: 0 LOB: 0 BB: 0 P: 7	1B: 5 2B: 5 3B: 0 HR: 0	SF: 1 SAC: 0 DP: 1 HBP: 0	WP: 1 PB: 0 SB: 0 CS: 0	PA: 33					
PITCHER	IP	WLS	BF	H	R	ER	SO	BB	IBB	HBP	BLK	WP	HR	S	P	ERA	WHIP								
Jimmy Key, L ERA: 3.31 (1, 1)	6.1	L	27	8	6	4	2	0	0	0	0	0	0	31	31	5.68	1.263								
Tom Henke, R ERA: (7, 1)	1.0		4	1	0	0	0	0	0	0	0	1	0	4	4	0.00	1.000								
Jose Antonio Nunez, R ERA: 4.0 (8, 1)	0.2		2	0	0	0	2	0	0	0	0	0	0	6	6	0.00	0.000								

Batter	1	2	3	4	5	6	7	8	9	AB	R	H	RBI	BB	SO	LOB	TOP										
Tony Fernandez, S (1, 6) OBP: 0.319, SLG: 0.324	0-0 1B	0-0 4-3		0-0 1B		0-0 E1		0-0 6-3		5	1	2	0	0	0	1											
Rance Mulliniks, L (1, 5) OBP: 0.348, SLG: 0.407	0-0 1B	0-0 3-1		0-3 K		0-0 4-3		0-3 K		4	1	1	0	0	1	1											
Kelly Gruber, R (6, 5) OBP: 0.184, SLG: 0.114	1-2 1B									1	0	0	0	0	1	1											
Lloyd Moseby, L (1, 8) OBP: 0.288, SLG: 0.352	0-0 1B			0-0 F8		0-3 K		0-0 1B		5	1	2	1	0	1	1											
George Bell, R (1, 7) OBP: 0.333, SLG: 0.538	0-0 1B			0-0 HR		0-0 K		0-0 6-3		5	2	3	1	0	1	1											
Rob Ducey, L (9, 7) OBP: 0.429, SLG: 0.400	1-3 HR			1-3 HR		1-3 K		0-0 6-3		0	0	0	0	0	0	0											
Jesse Barfield, R (1, 9) OBP: 0.402, SLG: 0.638	0-0 HR			0-0 HR		0-3 K		0-0 1-3		5	2	2	5	0	2	2											
Willie Upshaw, L (1, 3) OBP: 0.352, SLG: 0.500	1-3 HR			1-3 HR		0-3 K		0-3 K		3	0	0	0	1	2	0											
Fred McGriff, L (1, 10) OBP: 0.433, SLG: 0.415	0-0 BB			0-0 BB		0-0 1B		0-3 K		3	0	1	0	1	2	1											
Ernie Whitt, L (1, 2) OBP: 0.342, SLG: 0.364	0-0 6-3			0-0 BB		0-0 F9		0-3 K		3	0	0	0	1	1	1											
Mike Sharperson, R (1, 4) OBP: 0.265, SLG: 0.263				0-0 F8		0-0 4-3		1-0 HBP		3	0	0	0	0	0	3											
Garth Iorg, R (8, PR) OBP: 0.265, SLG: 0.172				0-0 F8		0-0 4-3				0	0	0	0	0	0	0											
Inning Stats	R: 5 E: 0 K: 1 S: 9	H: 5 LOB: 0 BB: 1 P: 13	R: 0 E: 0 K: 0 S: 3	H: 0 LOB: 0 BB: 0 P: 3	R: 2 E: 0 K: 0 S: 5	H: 2 LOB: 2 BB: 2 P: 13	R: 0 E: 0 K: 3 S: 11	H: 2 LOB: 2 BB: 0 P: 11	R: 0 E: 0 K: 1 S: 6	H: 1 LOB: 1 BB: 0 P: 6	R: 0 E: 1 K: 1 S: 6	H: 0 LOB: 0 BB: 0 P: 6	R: 0 E: 0 K: 3 S: 9	H: 0 LOB: 1 BB: 0 P: 9	R: 0 E: 0 K: 2 S: 7	H: 0 LOB: 1 BB: 0 P: 8	R: 0 E: 0 K: 0 S: 3	H: 0 LOB: 0 BB: 0 P: 3	1B: 9 2B: 1 3B: 0 HR: 2	SF: 0 SAC: 0 DP: 1 HBP: 1	WP: 0 PB: 0 SB: 1 CS: 1	PA: 41					
PITCHER	IP	WLS	BF	H	R	ER	SO	BB	IBB	HBP	BLK	WP	HR	S	P	ERA	WHIP										
Jose Guzman, R (1, 1) ERA: 6.67	2.1	L	14	7	7	7	1	1	0	0	0	0	2	15	19	27.00	3.429										
Ron Meredith, L (3, 1) ERA:	1.1		8	2	0	0	2	2	0	0	0	0	0	10	18	0.00	3.000										
Mike Loynd, R (4, 1) ERA: 2.19	2.1		9	2	0	0	3	0	0	0	0	0	0	15	15	0.00	0.857										
Greg Harris, R (7, 1) ERA: 4.19	2.0		7	0	0	0	5	0	0	1	0	0	0	16	17	0.00	0.000										
Dale Mohorovic, R (9, 1) ERA: 4.29	1.0		3	0	0	0	0	0	0	0	0	0	0	3	3	0.00	0.000										
Batter	1	2	3	4	5	6	7	8	9	AB	R	H	RBI	BB	SO	LOB	BOTTOM										
Jerry Browne, S (1, 4) OBP: 0.341, SLG: 0.355	0-0 1-3			0-0 4-3		0-0 6-3		0-0 5-3		4	0	1	0	0	0	0											
Scott Fletcher, R (1, 6) OBP: 0.359, SLG: 0.402	0-0 CS			0-0 4-3		0-0 E4		0-3 K		3	0	1	0	0	0	1											
Jeff Kunkel, R (7, 6) OBP: 0.359, SLG: 0.402	0-0 1B			0-0 4-3		0-0 E4		0-3 K		1	0	0	0	0	1	0											
Pete O'Brien, L (1, 3) OBP: 0.280, SLG: 0.393	0-3 K			0-0 F6		0-0 F8		0-0 4-3		4	0	0	0	0	1	3											
Pete Incaviglia, R (1, 7) OBP: 0.402, SLG: 0.684				0-0 WP		0-0 F3		0-0 5-3		4	1	1	0	0	0	1											
Ruben Sierra, S (1, 9) OBP: 0.277, SLG: 0.380				0-0 2B		0-0 F9		0-0 5-3		2	0	0	0	2	1	1											
Larry Parrish, R (1, 10) OBP: 0.315, SLG: 0.506				0-0 2B		0-0 F9		0-0 BB		3	1	2	1	1	0	1											
Don Slaught, R (1, 2) OBP: 0.316, SLG: 0.425				0-0 P3		0-0 F9		0-0 G3		4	1	1	0	0	0	2											
Steve Buechele, R (1, 5) OBP: 0.276, SLG: 0.312				0-3 K		0-0 5-3		0-0 F3		2	0	0	0	0	1	1											
Darrell Porter, L (7, PH) OBP: 0.333, SLG: 0.182						0-0 5-3		0-0 F9		1	0	0	0	0	0	2											
Curtis Wilkerson, S (8, 6) OBP: 0.400, SLG: 0.400						0-0 5-3		0-0 F9		1	0	0	0	0	0	0											
Bob Brower, R (1, 8) OBP: 0.386, SLG: 0.396				0-3 K		0-0 6-3		0-0 G3		2	0	0	0	0	1	0											
Geno Petralli, L (7, PH) OBP: 0.500, SLG: 0.579						0-0 6-3		0-0 G3		2	1	1	3	0	0	0											
Inning Stats	R: 0 E: 0 K: 1 S: 5	H: 1 LOB: 1 BB: 0 P: 5	R: 1 E: 0 K: 1 S: 6	H: 2 LOB: 1 BB: 1 P: 10	R: 0 E: 0 K: 1 S: 6	H: 1 LOB: 1 BB: 0 P: 6	R: 0 E: 0 K: 0 S: 3	H: 0 LOB: 1 BB: 1 P: 7	R: 0 E: 0 K: 0 S: 3	H: 0 LOB: 0 BB: 0 P: 3	R: 0 E: 1 K: 1 S: 6	H: 0 LOB: 1 BB: 0 P: 6	R: 3 E: 0 K: 1 S: 8	H: 3 LOB: 0 BB: 0 P: 8	R: 0 E: 0 K: 0 S: 3	H: 0 LOB: 1 BB: 1 P: 7	R: 0 E: 0 K: 0 S: 3	H: 0 LOB: 0 BB: 0 P: 3	1B: 5 2B: 2 3B: 0 HR: 1	SF: 0 SAC: 0 DP: 1 HBP: 0	WP: 1 PB: 0 SB: 0 CS: 1	PA: 36					
PITCHER	IP	WLS	BF	H	R	ER	SO	BB	IBB	HBP	BLK	WP	HR	S	P	ERA	WHIP										
Jim Clancy, R (1, 1) ERA: 3.77	6.1	W	27	7	4	4	4	2	0	0	0	0	1	33	41	5.68	1.421										
Mark Eichhorn, R (7, 1) ERA: 1.89	2.2	S	9	0	0	0	1	1	0	0	0	0	0	10	14	0.00	0.375										

Toronto Blue Jays @ Texas Rangers
Arlington Stadium, Arlington, TX
Fri May 08 1987, 8:05 PM EDT
Att: 21,832 - Unknown

AB	37
R	7
H	11
RBI	7
BB	3
SO	11
LOB	12



Toronto Blue Jays @ Texas Rangers
Arlington Stadium, Arlington, TX
Fri May 08 1987, 8:05 PM EDT
Att: 21,832 - Unknown

AB	33
R	4
H	7
RBI	4
BB	3
SO	5
LOB	12



Batter	1	2	3	4	5	6	7	8	9	AB	R	H	RBI	BB	SO	LOB	TOP																					
Tony Fernandez, S OBP: 0.341, SLG: 0.357 (1, 6)	4-0 HR BB	0-0 1-3		0-0 G3 1B		4-0 BB		0-0 3-H 1B		3	1	2	2	2	0	0																						
Rob Ducey, L OBP: 0.400, SLG: 0.200 (1, 7)	4-0 HR BB	4-0 E BB		0-0 G3		0-0 F8		0-0 5-3		3	2	0	0	2	0	3																						
Lloyd Moseby, L OBP: 0.311, SLG: 0.429 (1, 8)	0-0 1-H 2-H HR	0-0 E7		0-0 F7				0-0 G6-4-3 1B		5	2	3	4	0	0	1																						
Jesse Barfield, R OBP: 0.390, SLG: 0.592 (1, 9)	4-0 G4-6-3 BB	0-3 K						0-0 G6-4-3 1-2		4	0	0	0	1	2	2																						
Fred McGriff, L OBP: 0.421, SLG: 0.403 (1, 10)	0-0 G4-6-3 1-2			0-3 K		0-0 S 1B		0-0 F7		5	0	1	0	0	1	1																						
Willie Upshaw, L OBP: 0.365, SLG: 0.510 (1, 3)	4-0 1B BB			0-0 4-3		0-0 F8		4-0 BB 1B G6-4-3 BB		2	1	0	0	3	0	1																						
Ernie Whitt, L OBP: 0.333, SLG: 0.351 (8, PH) Cecil Fielder, R OBP: 0.393, SLG: 0.708 (8, 2) Jeffrey DeWitt, R OBP: 0.250, SLG: 0.583	0-0 1-3 1B			0-0 L8		0-0 3-1		0-0 G6-4-3 BB 1-2 1B		3	0	1	0	0	0	1	AB 34																					
Kelly Gruber, R OBP: 0.255, SLG: 0.233 (8, 4)	0-0 6-3			0-0 4-3 1B 2B		0-3 K		4-0 1-2 2-3 G6-4-3 BB		3	1	1	0	1	1	2	R 8																					
Garth Iorg, R OBP: 0.262, SLG: 0.167 (8, PH) Rance Mulliniks, L OBP: 0.343, SLG: 0.400 (8, 5)				0-3 K		0-0 4-3		0-0 P4 2-3		3	0	0	0	0	1	1	H 9																					
Inning Stats	R: 3 E: 0 K: 0 S: 4	H: 2 LOB: 2 BB: 4 P: 20	R: 1 E: 1 K: 2 S: 8	H: 0 LOB: 1 BB: 1 P: 12	R: 0 E: 0 K: 1 S: 5	H: 0 LOB: 0 BB: 0 P: 5	R: 1 E: 0 K: 0 S: 5	H: 2 LOB: 1 BB: 0 P: 5	R: 0 E: 0 K: 1 S: 6	H: 1 LOB: 0 BB: 0 P: 6	R: 0 E: 0 K: 1 S: 5	H: 0 LOB: 1 BB: 1 P: 9	R: 0 E: 0 K: 0 S: 3	H: 1 LOB: 0 BB: 0 P: 3	R: 2 E: 0 K: 0 S: 4	H: 2 LOB: 1 BB: 2 P: 12	R: 1 E: 0 K: 1 S: 6	H: 1 LOB: 1 BB: 1 P: 10	1B: 6 2B: 3 3B: 0 HR: 2	SF: 0 SAC: 0 DP: 3 HBP: 0	WP: 0 PB: 0 SB: 3 CS: 0	PA: 43																
PITCHER	IP	WLS	BF	H	R	ER	SO	BB	IBB	HBP	BLK	WP	HR	S	P	ERA	WHIP	PITCHER				IP	WLS	BF	H	R	ER	SO	BB	IBB	HBP	BLK	WP	HR	S	P	ERA	WHIP
Bobby Witt, R ERA: 4.56	(1, 1)	7.0	W	32	6	5	4	5	6	0	0	0	0	1	36	60	5.14	1.714																				
Mitch Williams, L ERA: 4.59	(8, 1)	0.0		3	1	2	2	0	2	0	0	0	0	0	1	9	∞	∞																				
Dale Mohorcic, R ERA: 4.5	(8, 1)	2.0	S	8	2	1	1	1	1	0	0	0	0	1	9	13	4.50	1.500																				

Toronto Blue Jays @ Texas Rangers
Arlington Stadium, Arlington, TX
Sun May 10 1987, 4:33 AM EDT
Att: 17,356 - Unknown

AB	34
R	8
H	9
RBI	6
BB	9
SO	6
LOB	15



Batter	1	2	3	4	5	6	7	8	9	AB	R	H	RBI	BB	SO	LOB	BOTTOM																					
Oddibe McDowell, L OBP: 0.299, SLG: 0.339 (7, PH) Bob Brower, R OBP: 0.373, SLG: 0.380 (8, 8)	0-0 4-3 2B			0-0 F8		4-0 SH5-3 1B BB		0-0 SF8		2	1	1	1	1	0	1																						
Scott Fletcher, R OBP: 0.369, SLG: 0.429 (1, 6)	0-0 4-3			0-0 4-3		0-0 SH5-3		0-0 FC6-4 1B		4	1	2	2	0	0	1																						
Ruben Sierra, S OBP: 0.291, SLG: 0.396 (1, 9)	0-3 K			0-0 4-3		0-0 G5-4-3 1B		0-0 FC6-4		5	0	2	3	0	1	3																						
Pete Incaviglia, R OBP: 0.405, SLG: 0.657 (1, 7)	4-0 BB			0-0 1B		0-0 G5-4-3		0-3 K		3	0	1	0	2	1	1																						
Pete O'Brien, L OBP: 0.278, SLG: 0.375 (1, 3)	0-0 4-3			0-0 P4		0-0 1-3		4-0 WP 2B BB		4	1	0	0	1	0	4																						
Larry Parrish, R OBP: 0.330, SLG: 0.522 Steve Buechele, R OBP: 0.284, SLG: 0.333 (7, FR) (8, 5)				0-0 6-3		0-0 F2		0-0 BB BB 1B		3	1	1	0	1	0	0																						
Darrell Porter, L OBP: 0.323, SLG: 0.160 Jeff Kunkel, R OBP: 0.200, SLG: 0.200 (7, PH) (1, 10)				0-0 G3		0-0 F8		4-0 BB BB SF8 BB		2	1	0	0	1	0	0																						
Geno Petralli, L OBP: 0.484, SLG: 0.600 (1, 2)				0-0 4-3		0-0 L6		4-0 SF8 BB 1B BB		3	1	1	2	1	0	0																						
Jerry Browne, S OBP: 0.370, SLG: 0.385 (1, 4)				0-0 3B 1B		0-0 SH5-3 1B 2B		4-0 1-2 2-3 BB		2	2	2	1	2	0	0																						
Inning Stats	R: 0 E: 0 K: 1 S: 6	H: 1 LOB: 2 BB: 1 P: 10	R: 0 E: 0 K: 0 S: 3	H: 0 LOB: 0 BB: 0 P: 3	R: 2 E: 0 K: 0 S: 6	H: 3 LOB: 1 BB: 0 P: 6	R: 0 E: 0 K: 0 S: 3	H: 0 LOB: 0 BB: 0 P: 3	R: 2 E: 0 K: 0 S: 4	H: 2 LOB: 2 BB: 1 P: 8	R: 3 E: 0 K: 0 S: 5	H: 2 LOB: 3 BB: 3 P: 17	R: 2 E: 0 K: 2 S: 8	H: 1 LOB: 2 BB: 3 P: 20	R: 0 E: 0 K: 0 S: 3	H: 1 LOB: 1 BB: 1 P: 7	1B: 6 2B: 3 3B: 1 HR: 0	SF: 1 SAC: 1 DP: 1 HBP: 0	WP: 1 PB: 0 SB: 0 CS: 1	PA: 41																		
PITCHER	IP	WLS	BF	H	R	ER	SO	BB	IBB	HBP	BLK	WP	HR	S	P	ERA	WHIP	PITCHER				IP	WLS	BF	H	R	ER	SO	BB	IBB	HBP	BLK	WP	HR	S	P	ERA	WHIP
Joe Johnson, R ERA: 5.71	(1, 1)	4.1		21	6	4	4	1	2	0	0	0	0	21	29	8.31	1.846																					
Mark Eichhorn, R ERA: 2.62	(5, 1)	1.0	L	6	1	3	3	0	3	0	0	0	0	3	15	27.00	4.000																					
Jeff Musselman, L ERA: 0.63	(6, 1)	1.0		6	1	2	2	1	1	1	0	0	1	0	6	14	18.00	2.000																				
Jose Antonio Nunez, R ERA: 3.38	(7, 1)	1.2		8	2	0	0	1	2	0	0	0	0	0	8	16	0.00	2.400																				

Toronto Blue Jays @ Texas Rangers
Arlington Stadium, Arlington, TX
Sun May 10 1987, 4:33 AM EDT
Att: 17,356 - Unknown

AB	30
R	9
H	10
RBI	9
BB	9
SO	3
LOB	14



Batter	1	2	3	4	5	6	7	8	9	AB	R	H	RBI	BB	SO	LOB	TOP		
Angel Salazar, R (1, 6) OBP: 0.295, SLG: 0.351	0-0 4-3			0-0 L8		0-0 1-3			0-3 K	4	0	0	0	0	1	0	Kansas City Royals @ Toronto Blue Jays Exhibition Stadium, Toronto, ON Mon May 11 1987, 7:05 PM EDT Att: 24,154 - Unknown livebaseballscorecards.com		
Kevin Seitzer, R (1, 3) OBP: 0.432, SLG: 0.505	0-0 CS 1B			0-0 4-3		0-0 F8			0-0 4-3	4	0	1	0	0	0	0			
Juan Beniquez, R (1, 7) OBP: 0.355, SLG: 0.474	0-3 K			0-0 6-3					0-0 4-3	3	0	0	0	0	1	1			
Frank White, R (1, 4) OBP: 0.274, SLG: 0.286				0-0 F9		0-0 6-3			0-0 6-3	3	0	0	0	0	0	0			
Bo Jackson, R (1, 8) OBP: 0.321, SLG: 0.500				0-3 K		0-0 E 1B			0-3 K	3	0	1	0	0	2	0			
Thad Bosley, L (1, 9) OBP: 0.324, SLG: 0.486				0-0 4-3		0-3 K			0-3 K2-3	3	0	0	0	0	2	1			
Steve Balboni, R (1, 10) OBP: 0.256, SLG: 0.272				0-0 F9		0-0 E4 1-3			0-0 G6-4-3 1B	3	0	1	0	0	0	1			
Bill Pecota, R (1, 5) OBP: 0.467, SLG: 0.643				0-0 K 1B		0-0 1-3			0-0 G6-4-3 1-2	3	0	1	0	0	0	3			
Larry Owen, R (1, 2) OBP: 0.226, SLG: 0.321				0-3 K		0-0 F8			0-0 F4	2	0	0	0	0	1	1			
Danny Tartabull, R (9, PH) OBP: 0.314, SLG: 0.351										1	0	0	0	0	0	0			
Inning Stats	R: 0 E: 0 K: 1 S: 5	H: 1 LOB: 1 BB: 0 P: 5	R: 0 E: 0 K: 1 S: 5	H: 0 LOB: 0 BB: 0 P: 5	R: 0 E: 0 K: 1 S: 5	H: 1 LOB: 0 BB: 0 P: 5	R: 0 E: 0 K: 0 S: 3	H: 0 LOB: 0 BB: 0 P: 3	R: 0 E: 1 K: 1 S: 7	H: 1 LOB: 2 BB: 0 P: 7	R: 0 E: 0 K: 1 S: 5	H: 0 LOB: 0 BB: 0 P: 5	R: 0 E: 0 K: 1 S: 5	H: 1 LOB: 0 BB: 0 P: 5	R: 0 E: 0 K: 1 S: 5	H: 0 LOB: 0 BB: 0 P: 5	1B: 4 2B: 1 3B: 0 HR: 0	SF: 0 SAC: 0 DP: 2 HBP: 0	WP: 0 PA: 29 PB: 0 SB: 0 CS: 1
PITCHER Jimmy Key, L (1, 1) ERA: 2.79	IP: 9.0 WLS: W BF: 29 H: 4 R: 0 ER: 0 SO: 7 BB: 0 IBB: 0 HBP: 0 BLK: 0 WP: 0 HR: 0 S: 43 P: 43 ERA: 0.00 WHIP: 0.444															PITCHER			

Batter	1	2	3	4	5	6	7	8	9	AB	R	H	RBI	BB	SO	LOB	BOTTOM		
Tony Fernandez, S (1, 6) OBP: 0.338, SLG: 0.353	0-0 6-3									4	0	1	0	0	0	0	Kansas City Royals @ Toronto Blue Jays Exhibition Stadium, Toronto, ON Mon May 11 1987, 7:05 PM EDT Att: 24,154 - Unknown livebaseballscorecards.com		
Kelly Gruber, R (1, 5) OBP: 0.275, SLG: 0.261	4-0 FC3-6 BB			0-0 E 1B		0-3 K			0-0 1B 2B	3	1	1	0	1	1	1			
Lloyd Moseby, L (1, 8) OBP: 0.301, SLG: 0.414	0-0 FC3-6 1-2 CS			0-0 1-3		0-3 K			0-0 5-3	4	0	0	0	0	1	3			
George Bell, R (1, 7) OBP: 0.350, SLG: 0.628	0-0 CS 1-2			0-1 CI F9 1B 6-3		0-0 6-3			0-0 2H 1B	3	2	2	2	0	0	0			
Jesse Barfield, R (1, 9) OBP: 0.386, SLG: 0.579				0-0 L8		0-3 K			0-3 K	4	0	1	0	0	2	1			
Willie Upshaw, L (1, 3) OBP: 0.361, SLG: 0.500				0-0 K		0-0 F9			0-0 F5	4	0	1	0	0	1	3			
Cecil Fielder, R (1, 10) OBP: 0.387, SLG: 0.778				0-0 K HR		0-0 6-3			0-3 K	3	1	1	2	0	1	2			
Garth Iorg, R (1, 4) OBP: 0.267, SLG: 0.158				0-0 K HR		0-0 6-3			0-0 K	2	0	0	0	1	1	0			
Jeffrey DeWitt, R (1, 2) OBP: 0.200, SLG: 0.467				0-0 P3		0-0 F4			0-0 F8	3	0	0	0	0	0	2			
Inning Stats	R: 0 E: 0 K: 0 S: 2	H: 0 LOB: 0 BB: 1 P: 6	R: 2 E: 0 K: 1 S: 7	H: 2 LOB: 0 BB: 0 P: 7	R: 0 E: 1 K: 0 S: 4	H: 1 LOB: 1 BB: 0 P: 4	R: 1 E: 1 K: 0 S: 5	H: 1 LOB: 2 BB: 1 P: 9	R: 0 E: 0 K: 2 S: 7	H: 0 LOB: 0 BB: 0 P: 7	R: 0 E: 0 K: 2 S: 8	H: 1 LOB: 1 BB: 0 P: 8	R: 0 E: 0 K: 1 S: 5	H: 0 LOB: 0 BB: 0 P: 5	R: 1 E: 0 K: 1 S: 7	H: 2 LOB: 1 BB: 0 P: 7	1B: 4 2B: 1 3B: 0 HR: 2	SF: 0 SAC: 0 DP: 0 HBP: 0	WP: 1 PA: 34 PB: 0 SB: 0 CS: 1
PITCHER Charlie Leibrandt, L (1, 1) ERA: 3.0	IP: 8.0 WLS: L BF: 33 H: 7 R: 4 ER: 3 SO: 7 BB: 2 IBB: 0 HBP: 0 BLK: 1 WP: 1 HR: 2 S: 45 P: 53 ERA: 3.38 WHIP: 1.125															PITCHER			

Batter	1	2	3	4	5	6	7	8	9	AB	R	H	RBI	BB	SO	LOB	TOP										
Angel Salazar, R OBP: 0.289, SLG: 0.354 (1, 6)										5	1	1	0	0	0	5	Kansas City Royals @ Toronto Blue Jays Exhibition Stadium, Toronto, ON Tue May 12 1987, 7:05 PM EDT Att: 30,034 - Unknown										
Kevin Seitzer, R OBP: 0.446, SLG: 0.509 (1, 7)										3	1	2	0	2	0	1											
Juan Beniquez, R OBP: 0.358, SLG: 0.475 (1, 9)										4	0	1	1	1	1	4											
Danny Tartabull, R OBP: 0.318, SLG: 0.350 (1, 10)										3	0	1	1	1	1	3											
Frank White, R OBP: 0.270, SLG: 0.282 (1, 4)										5	0	1	0	0	2	2											
Steve Balboni, R OBP: 0.242, SLG: 0.256 (1, 3)										5	0	0	0	0	3	4											
Bo Jackson, R OBP: 0.310, SLG: 0.481 (1, 8)										4	0	0	0	0	3	3											
Bill Pecota, R OBP: 0.579, SLG: 0.889 (1, 5)										4	1	4	1	0	0	0											
Larry Owen, R OBP: 0.250, SLG: 0.345 (1, 2)										1	0	1	0	0	0	0											
Inning Stats	R: 2 E: 0 K: 1 S: 7	H: 2 LOB: 1 BB: 1 P: 11	R: 1 E: 0 K: 0 S: 5	H: 2 LOB: 1 BB: 0 P: 5	R: 0 E: 0 K: 2 S: 8	H: 1 LOB: 2 BB: 1 P: 12	R: 0 E: 0 K: 0 S: 5	H: 2 LOB: 2 BB: 0 P: 5	R: 0 E: 0 K: 2 S: 8	H: 1 LOB: 1 BB: 0 P: 8	R: 0 E: 0 K: 2 S: 7	H: 0 LOB: 0 BB: 0 P: 7	R: 0 E: 0 K: 1 S: 7	H: 2 LOB: 2 BB: 0 P: 7	R: 0 E: 0 K: 2 S: 7	H: 0 LOB: 0 BB: 0 P: 7	1B: 8 2B: 2 3B: 0 HR: 1	SF: 1 SAC: 3 DP: 0 HBP: 0	WP: 1 PB: 0 SB: 0 CS: 0	PA: 42							
PITCHER	IP	WLS	BF	H	R	ER	SO	BB	IBB	HBP	BLK	WP	HR	S	P	ERA	WHIP										
John Cerutti, L ERA: 4.58 (1, 1)	2.1	L	14	5	3	3	1	2	0	0	0	1	1	14	22	11.57	3.000										
Jose Antonio Nunez, R ERA: 2.57 (3, 1)	3.1		15	4	0	0	4	1	0	0	0	0	0	22	26	0.00	1.500										
Mark Eichhorn, R ERA: 2.48 (6, 1)	2.0		9	2	0	0	2	1	0	0	0	0	0	12	16	0.00	1.500										
Tom Henke, R ERA: (8, 1)	1.1		4	0	0	0	3	0	0	0	0	0	0	10	10	0.00	0.000										

Batter	1	2	3	4	5	6	7	8	9	AB	R	H	RBI	BB	SO	LOB	BOTTOM										
Tony Fernandez, S OBP: 0.336, SLG: 0.345 (1, 6)										3	1	0	0	1	2	0	Kansas City Royals @ Toronto Blue Jays Exhibition Stadium, Toronto, ON Tue May 12 1987, 7:05 PM EDT Att: 30,034 - Unknown										
Kelly Gruber, R OBP: 0.273, SLG: 0.280 (1, 5)										4	0	1	0	0	1	1											
Willie Upshaw, L OBP: 0.358, SLG: 0.491 (1, 3)										4	0	1	0	0	1	2											
George Bell, R OBP: 0.347, SLG: 0.615 (1, 7)										4	0	1	1	0	1	1											
Jesse Barfield, R OBP: 0.389, SLG: 0.577 (1, 9)										4	0	2	0	0	0	1											
Cecil Fielder, R OBP: 0.382, SLG: 0.733 (1, 10)										3	0	1	0	0	0	1											
Rick Leach, L OBP: 0.667, SLG: 0.462 (9, FH)										1	0	0	0	0	0	1											
Rob Ducey, L OBP: 0.389, SLG: 0.167 (1, 8)										2	0	0	0	1	0	1											
Garth Iorg, R OBP: 0.250, SLG: 0.146 (1, 4)										3	0	0	0	0	0	2											
Jeffrey DeWitt, R OBP: 0.167, SLG: 0.389 (1, 2)										3	0	0	0	0	1	1											
Inning Stats	R: 0 E: 0 K: 1 S: 5	H: 0 LOB: 0 BB: 0 P: 5	R: 0 E: 0 K: 0 S: 3	H: 0 LOB: 0 BB: 0 P: 3	R: 0 E: 0 K: 1 S: 5	H: 0 LOB: 0 BB: 0 P: 5	R: 1 E: 0 K: 0 S: 4	H: 1 LOB: 1 BB: 1 P: 8	R: 0 E: 0 K: 2 S: 8	H: 1 LOB: 1 BB: 0 P: 8	R: 0 E: 0 K: 0 S: 3	H: 1 LOB: 1 BB: 1 P: 7	R: 0 E: 0 K: 2 S: 8	H: 1 LOB: 1 BB: 0 P: 8	R: 0 E: 0 K: 0 S: 3	H: 1 LOB: 0 BB: 0 P: 3	1B: 5 2B: 1 3B: 0 HR: 0	SF: 0 SAC: 0 DP: 2 HBP: 0	WP: 1 PB: 0 SB: 0 CS: 0	PA: 33							
PITCHER	IP	WLS	BF	H	R	ER	SO	BB	IBB	HBP	BLK	WP	HR	S	P	ERA	WHIP										
Bud Black, L ERA: 2.08 (1, 1)	8.0		30	5	1	1	6	2	0	0	0	0	0	3	3	0.00	1.000										
Dan Quisenberry, R ERA: 2.03 (9, 1)	1.0	S	3	1	0	0	0	0	0	0	0	0	0	3	3	0.00	1.000										

AB	34
R	3
H	11
RBI	3
BB	4
SO	10
LOB	22



AB	31
R	1
H	6
RBI	1
BB	2
SO	6
LOB	11




Batter	1	2	3	4	5	6	7	8	9	AB	R	H	RBI	BB	SO	LOB	TOP				
Tony Fernandez, S OBP: 0.338, SLG: 0.347 (1, 6)	G3		FC4			G3				5	0	2	1	0	0	1	Toronto Blue Jays @ Minnesota Twins Hubert H. Humphrey Metrodome, Minneapolis, MN Wed May 13 1987, 8:05 PM EDT Att: 9,158 - Unknown				
Rob Ducey, L OBP: 0.348, SLG: 0.125 (1, 9)		4-3		G3		G3		K		4	1	0	0	1	1	4					
Lloyd Moseby, L OBP: 0.289, SLG: 0.397 (1, 8)	K		F6	F8			K	F7		5	0	0	0	0	2	4					
George Bell, R OBP: 0.352, SLG: 0.636 Rick Leach, L OBP: 0.536, SLG: 0.429 (8, 7)				6-3			F7		K	4	1	2	2	0	0	0					
Ernie Whitt, L OBP: 0.337, SLG: 0.359 (1, 2)	FC3-6			HR					K	1	0	0	0	0	1	0					
Willie Upshaw, L OBP: 0.359, SLG: 0.504 (1, 3)		4-3			F9				P3	4	1	1	0	1	0	1					
Fred McGriff, L OBP: 0.418, SLG: 0.446 Cecil Fielder, R OBP: 0.389, SLG: 0.710 (8, PH)				2B						5	1	2	1	0	0	1					
Kelly Gruber, R OBP: 0.305, SLG: 0.333 (1, 5)									K	3	1	1	1	0	2	2					
Garth Iorg, R OBP: 0.250, SLG: 0.156 (1, 4)		4-3							K	1	0	0	0	1	1	1					
Inning Stats	R: 1 E: 0 K: 1 S: 6	H: 1 LOB: 1 BB: 1 P: 10	R: 2 E: 0 K: 0 S: 6	H: 3 LOB: 1 BB: 0 P: 6	R: 4 E: 0 K: 1 S: 10	H: 5 LOB: 1 BB: 0 P: 10	R: 0 E: 0 K: 0 S: 3	H: 0 LOB: 0 BB: 0 P: 3	R: 0 E: 1 K: 1 S: 6	H: 0 LOB: 1 BB: 0 P: 6	R: 0 E: 0 K: 1 S: 5	H: 0 LOB: 1 BB: 1 P: 9	R: 0 E: 0 K: 1 S: 7	H: 2 LOB: 3 BB: 1 P: 11	R: 0 E: 0 K: 2 S: 8	H: 1 LOB: 1 BB: 0 P: 8		1B: 6 2B: 4 3B: 0 HR: 2	SF: 0 SAC: 0 DP: 0 HBP: 0	WP: 0 PB: 0 SB: 2 CS: 0	PA: 43
PITCHER	IP	WLS	BF	H	R	ER	SO	BB	IBB	HBP	BLK	WP	HR	S	P	ERA	WHIP				
Mark Portugal, R ERA: 8.6 (1, 1)	2.1	L	15	7	6	6	1	1	0	0	0	0	2	16	20	23.14	3.429				
Joe Klink, L ERA: 3.18 (3, 1)	6.2		28	5	1	1	6	2	0	0	0	0	0	38	46	1.35	1.050				

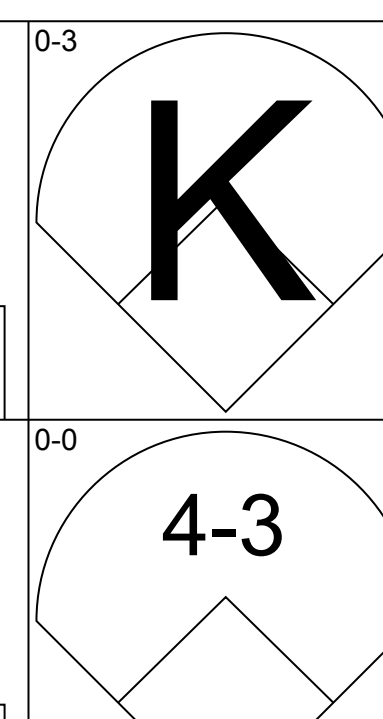
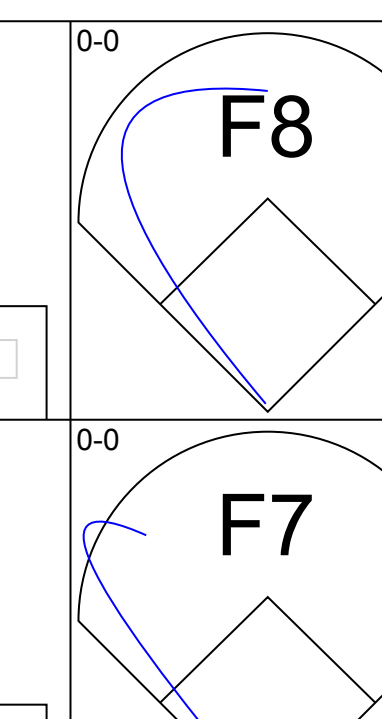
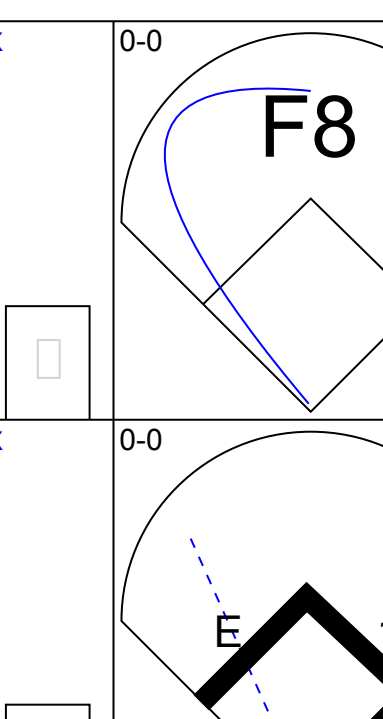
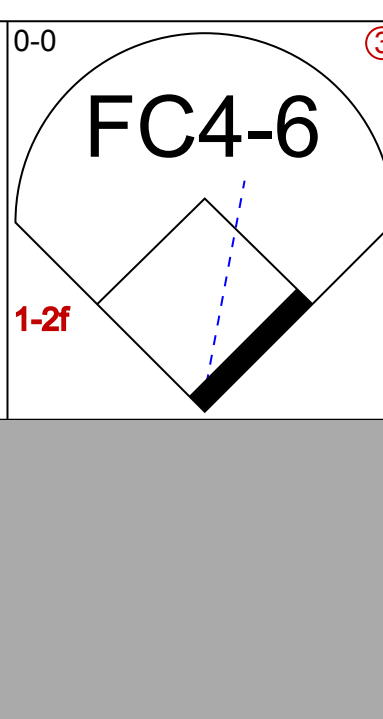
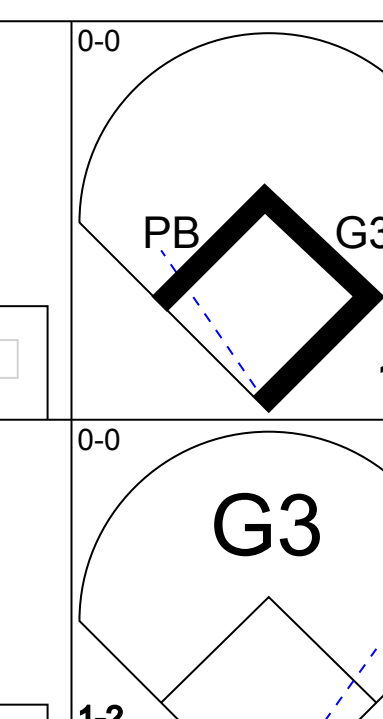
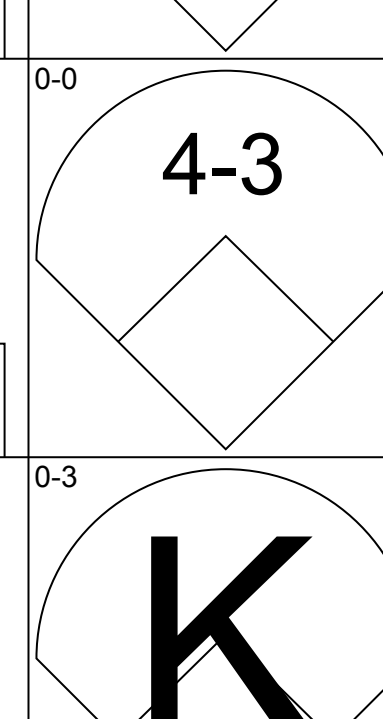
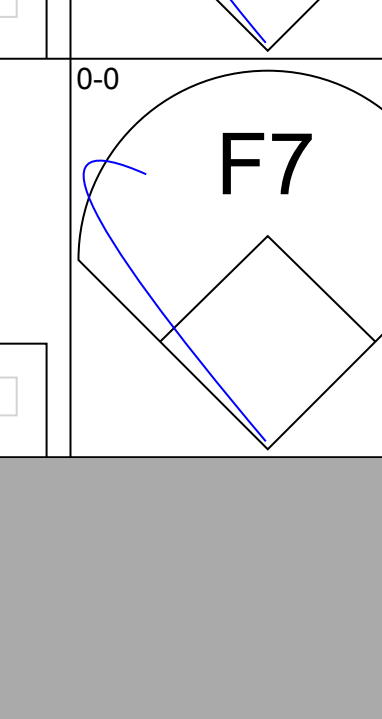
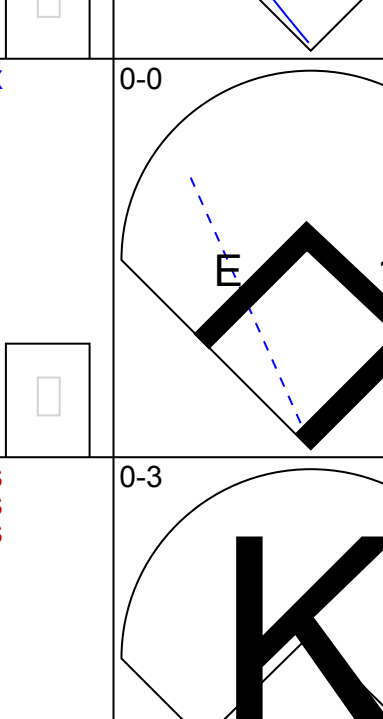
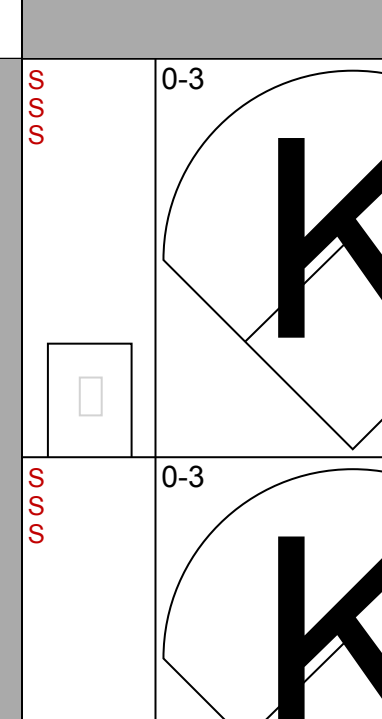
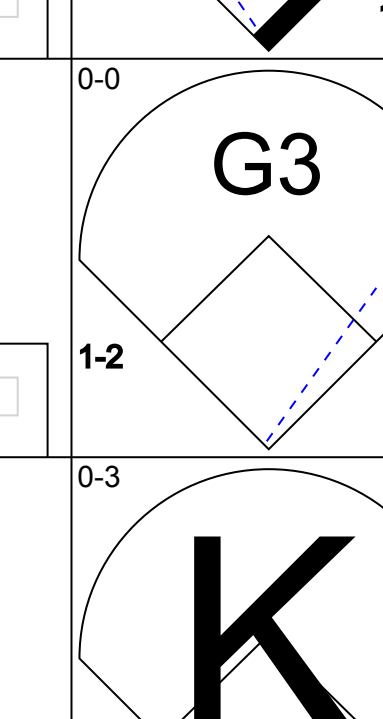
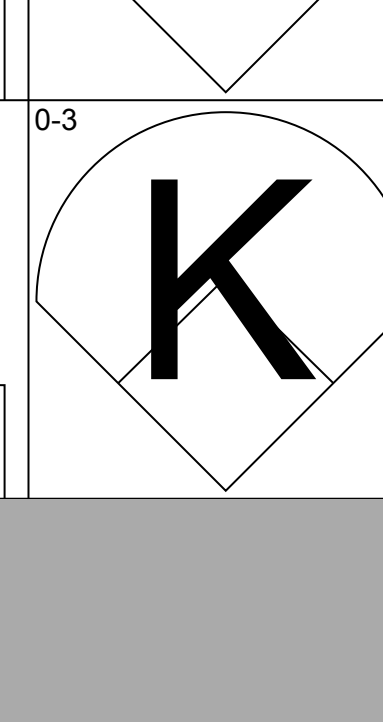
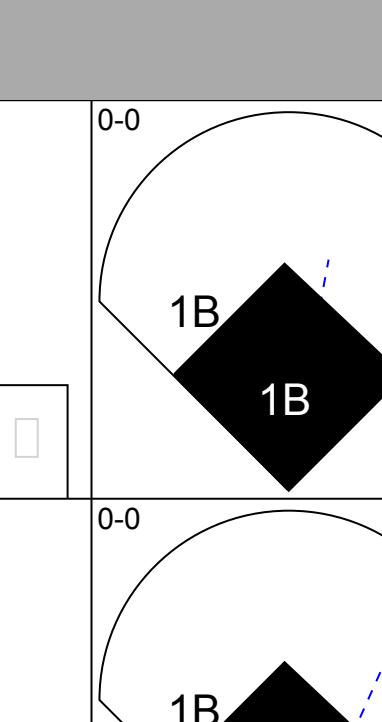
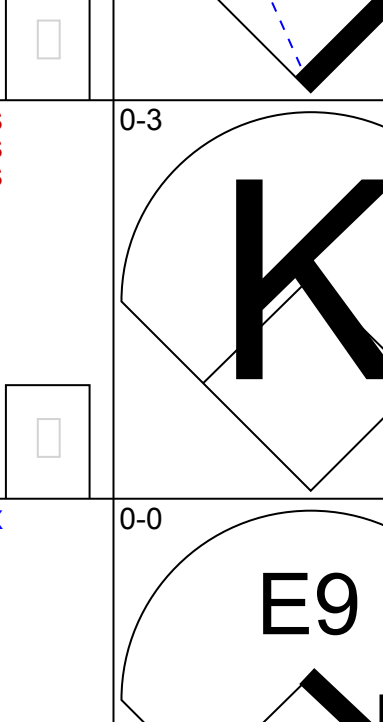
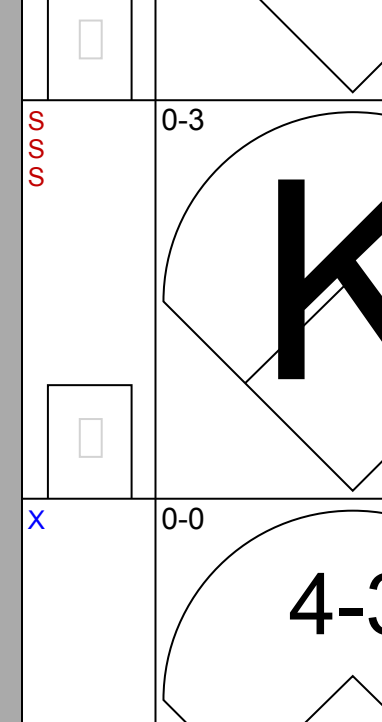
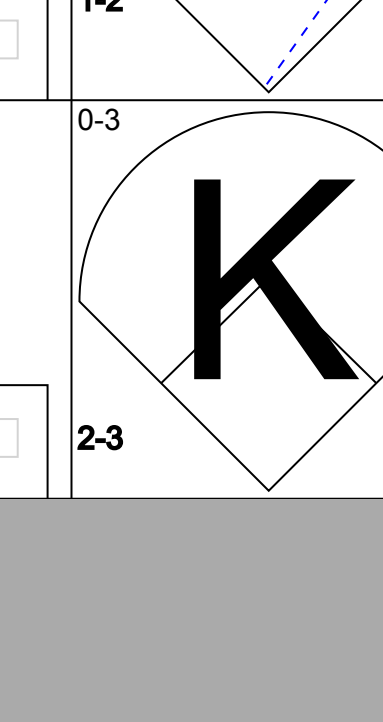
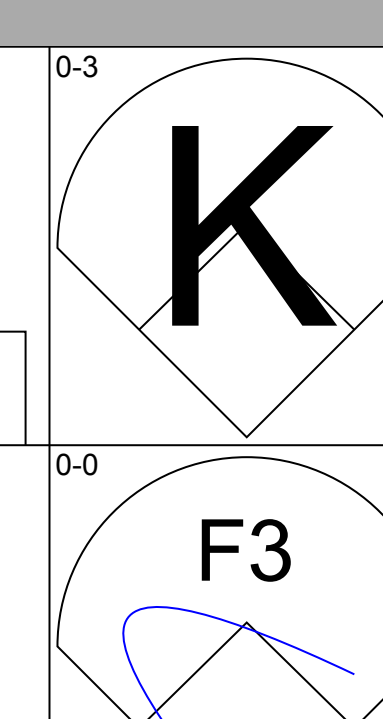
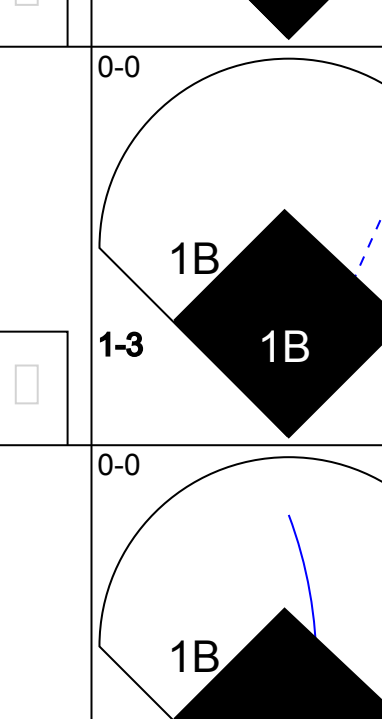
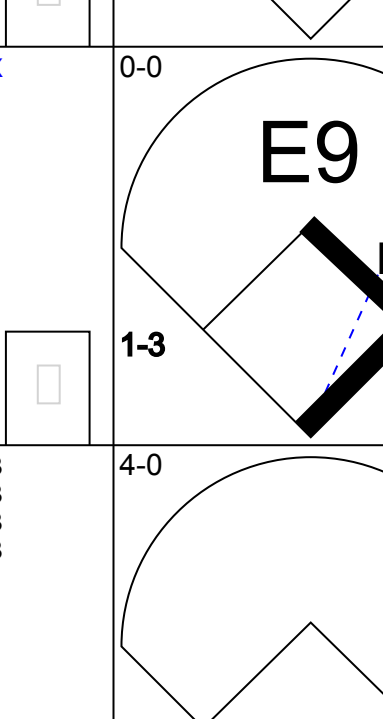
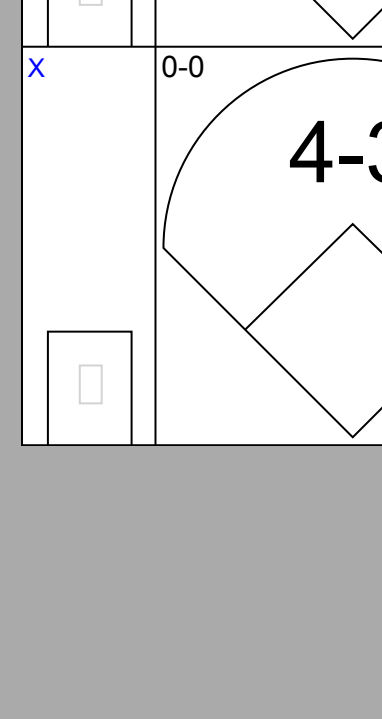
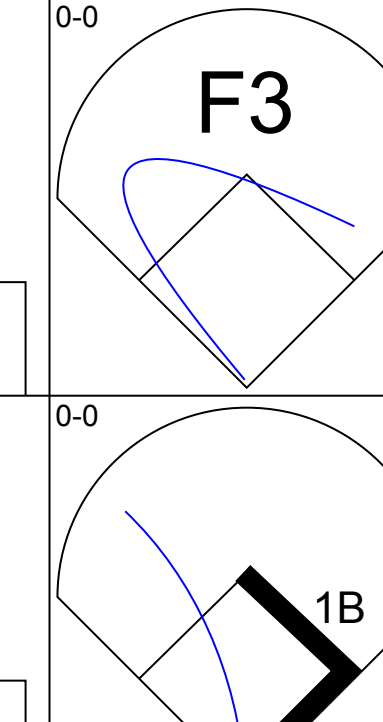
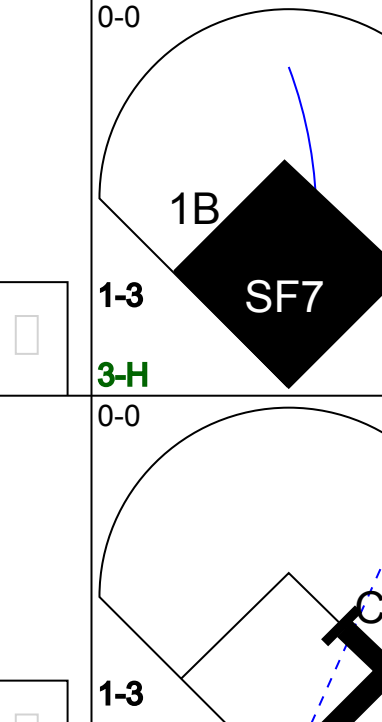
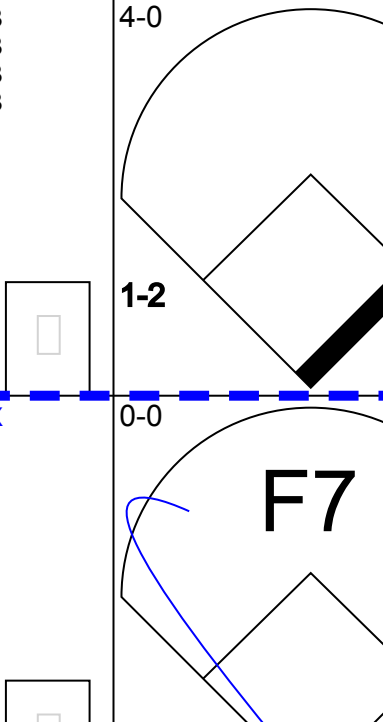
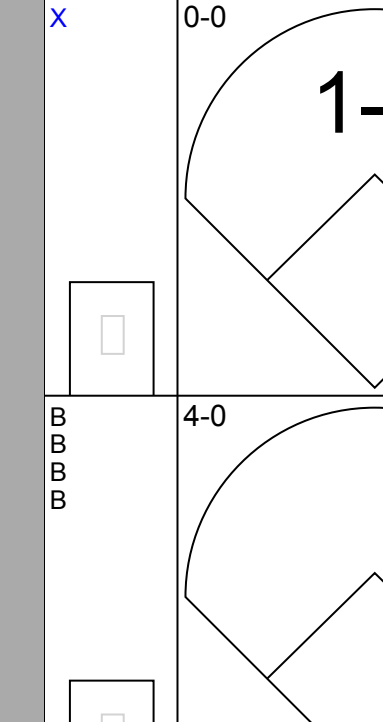
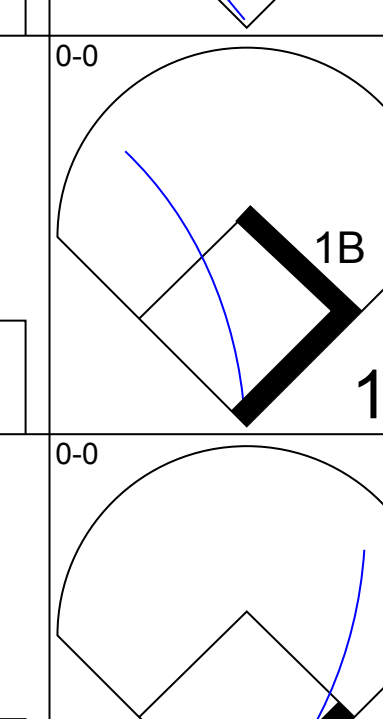
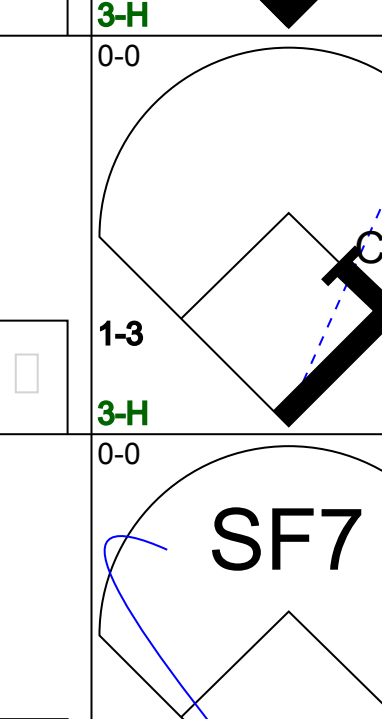
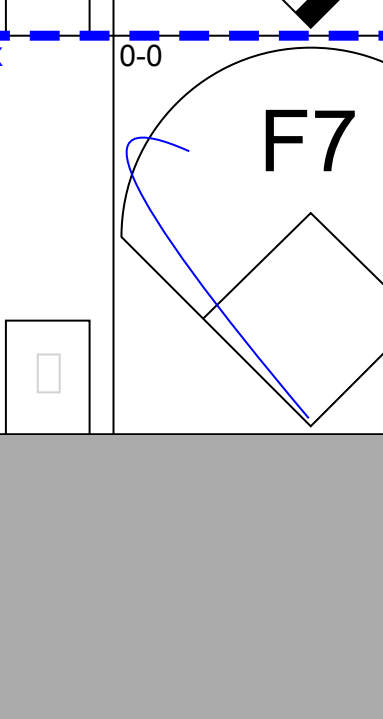
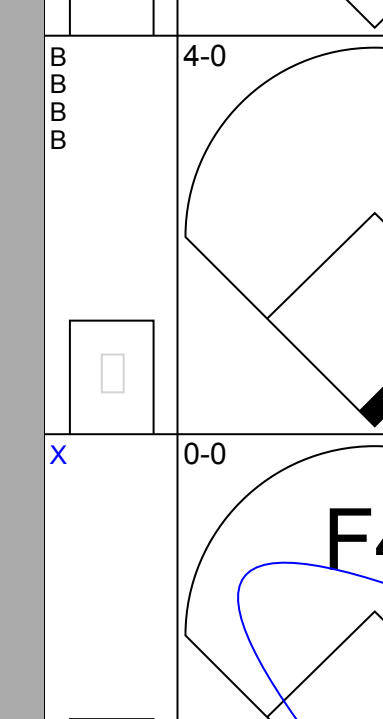
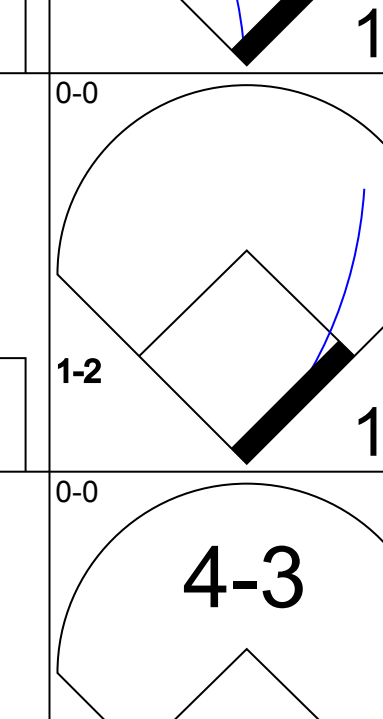
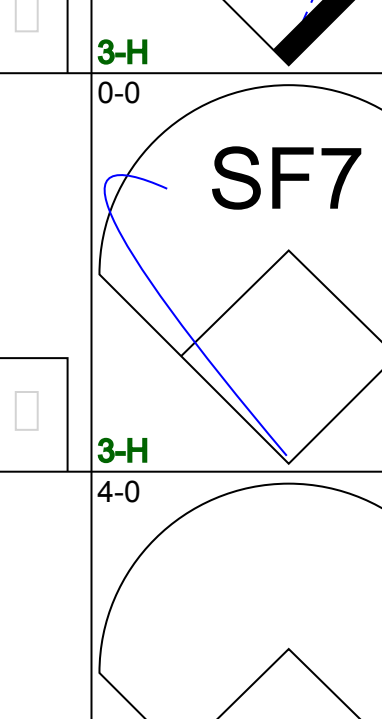
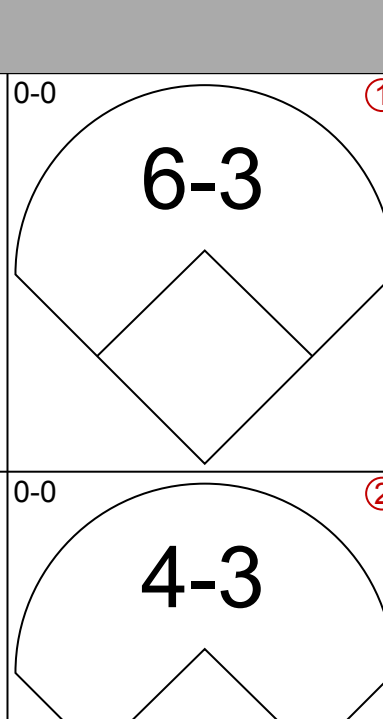
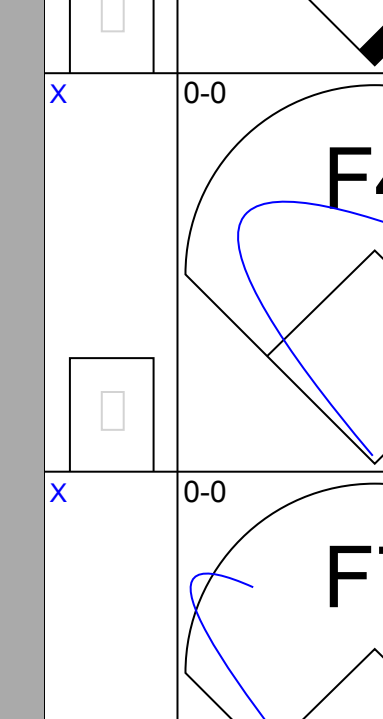
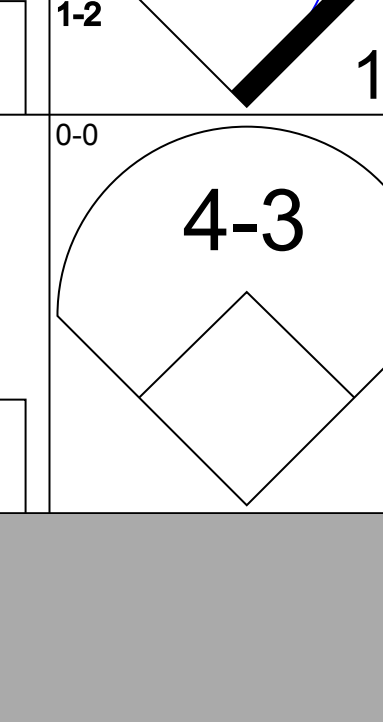
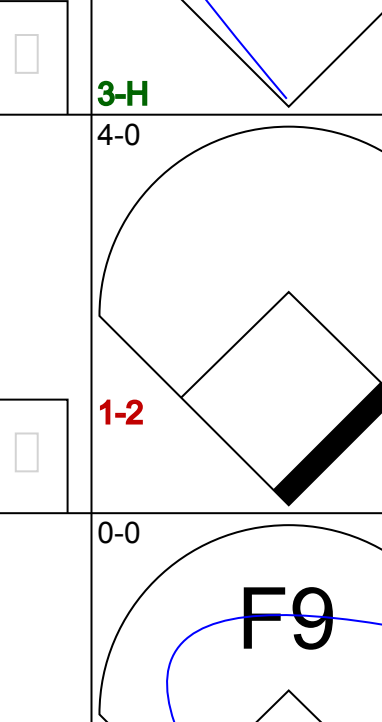
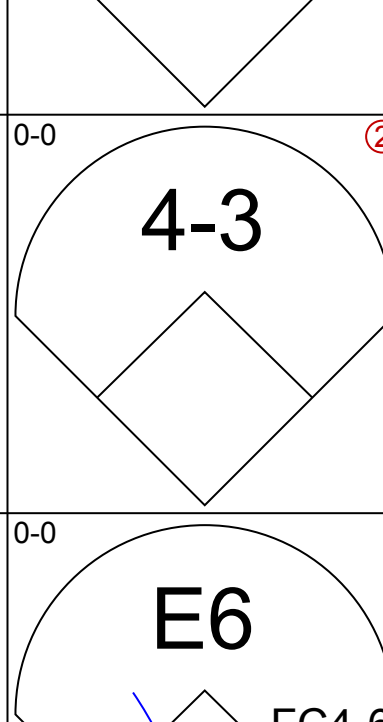
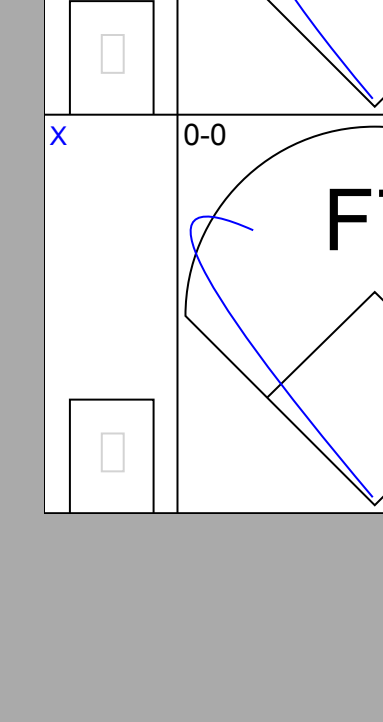
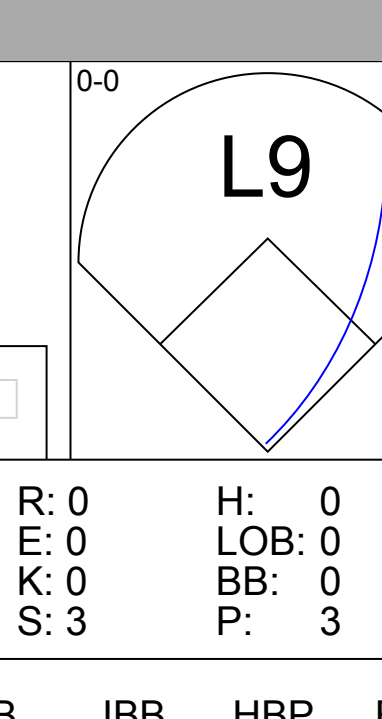
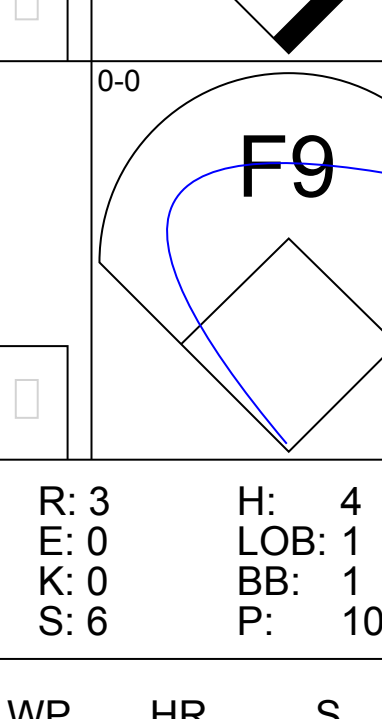
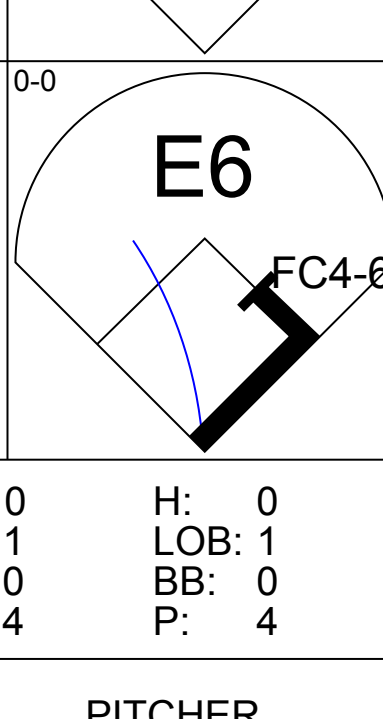
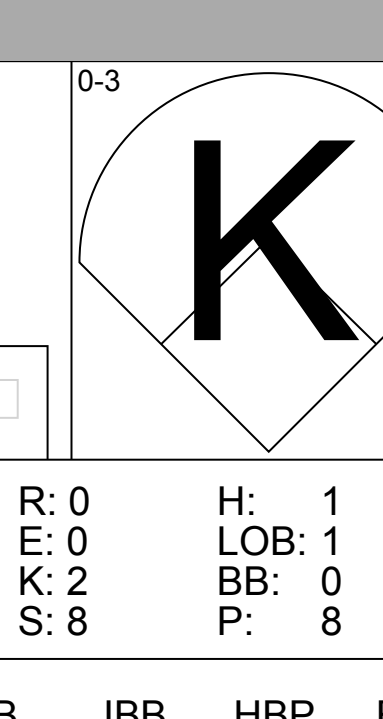
AB 40
R 7
H 12
RBI 7
BB 3
SO 7
LOB 18



Batter	1	2	3	4	5	6	7	8	9	AB	R	H	RBI	BB	SO	LOB	BOTTOM					
Steve Lombardozzi, R OBP: 0.356, SLG: 0.409 (1, 4)	4-3		G3-4-1			E6		F8		4	0	0	0	0	0	3	Toronto Blue Jays @ Minnesota Twins Hubert H. Humphrey Metrodome, Minneapolis, MN Wed May 13 1987, 8:05 PM EDT Att: 9,158 - Unknown					
Randy Bush, L OBP: 0.329, SLG: 0.379 (1, 9)	3-1				F8		F6	K		4	0	0	0	0	1	4						
Kirby Puckett, R OBP: 0.366, SLG: 0.534 (1, 8)	F7				4-3					3	0	0	0	1	0	0						
Kent Hrbek, L OBP: 0.331, SLG: 0.348 (1, 3)		4-3							BB	4	0	0	0	0	1	1						
Gary Gaetti, R OBP: 0.283, SLG: 0.469 (1, 5)										4	0	0	0	0	2	1						
Roy Smalley, S OBP: 0.313, SLG: 0.468 (1, 10)										4	0	2	0	0	2	1						
Tom Brunansky, R OBP: 0.358, SLG: 0.434 (1, 7)										2	0	0	0	1	0	1						
Tim Laudner, R OBP: 0.094, SLG: 0.161 (1, 2)										3	0	0	0	0	1	2						
Greg Gagne, R OBP: 0.264, SLG: 0.426 Mark Salas, L OBP: 0.391, SLG: 0.316 Al Newman, S OBP: 0.311, SLG: 0.378 (8, PH) (8, 6)										2	0	0	0	0	0	0						
Inning Stats	R: 0 E: 0 K: 0 S: 3	H: 0 LOB: 0 BB: 0 P: 3	R: 0 E: 0 K: 1 S: 6	H: 1 LOB: 1 BB: 0 P: 6	R: 0 E: 0 K: 0 S: 3	H: 0 LOB: 0 BB: 0 P: 3	R: 0 E: 0 K: 1 S: 5	H: 0 LOB: 0 BB: 0 P: 5	R: 0 E: 1 K: 1 S: 6	H: 0 LOB: 1 BB: 0 P: 6	R: 0 E: 0 K: 2 S: 7	H: 0 LOB: 0 BB: 0 P: 7	R: 0 E: 1 K: 1 S: 6	H: 0 LOB: 1 BB: 0 P: 6	R: 0 E: 0 K: 1 S: 7	H: 2 LOB: 3 BB: 1 P: 11		R: 0 E: 0 K: 1 S: 5	H: 0 LOB: 1 BB: 1 P: 9	1B: 3 2B: 0 3B: 0 HR: 0	SF: 0 SAC: 0 DP: 0 HBP: 0	WP: 0 PB: 0 SB: 0 CS: 0
PITCHER	IP	WLS	BF	H	R	ER	SO	BB	IBB	HBP	BLK	WP	HR	S	P	ERA	WHIP					
Jim Clancy, R ERA: 3.22 (1, 1)	7.1	W	27	3	0	0	5	1	0	0	0	0	0	36	40	0.00	0.545					
Tom Henke, R ERA: (8, 1)	1.2		6	0	0	0	2	1	0	0	0	0	0	9	13	0.00	0.600					

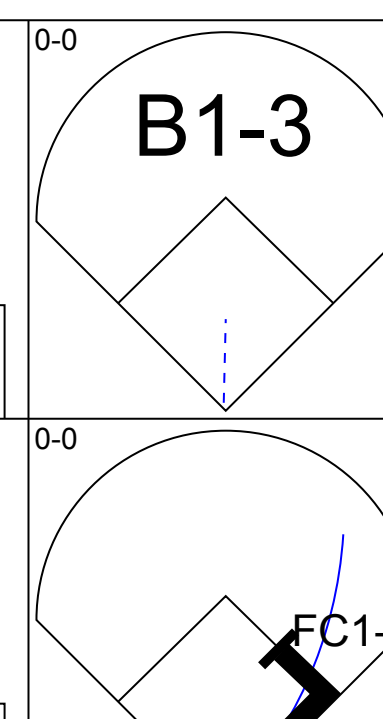
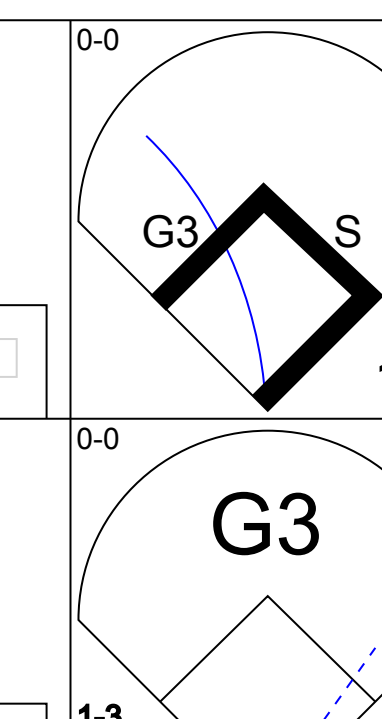
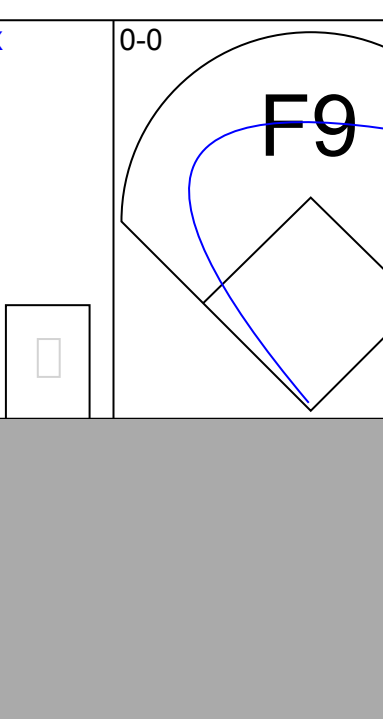
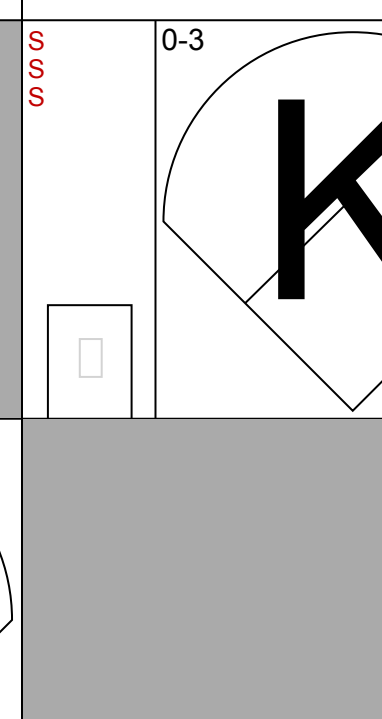
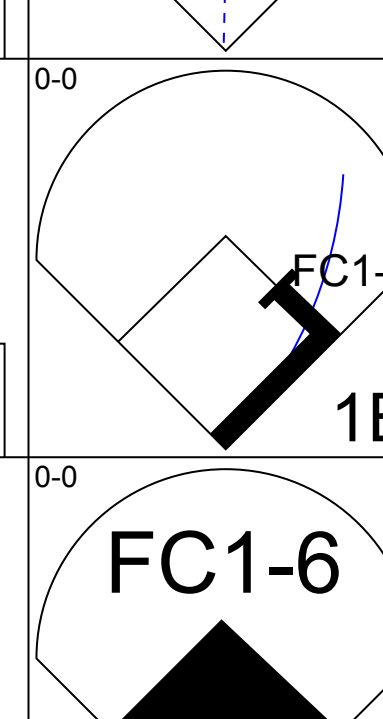
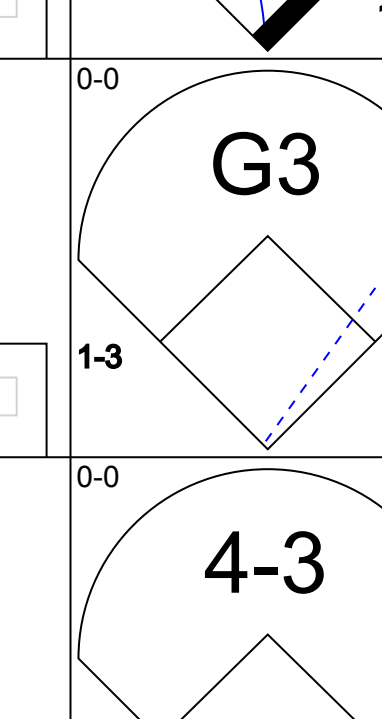
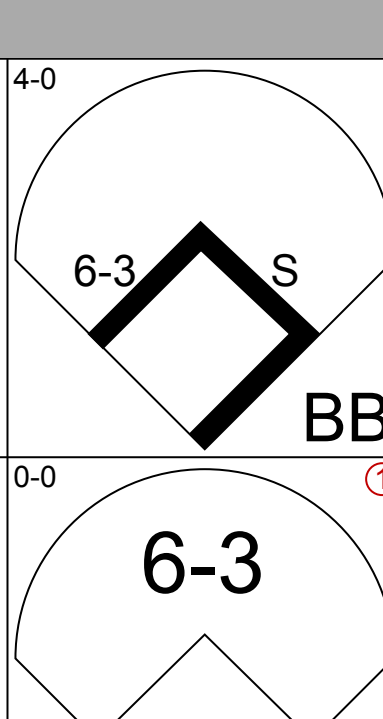
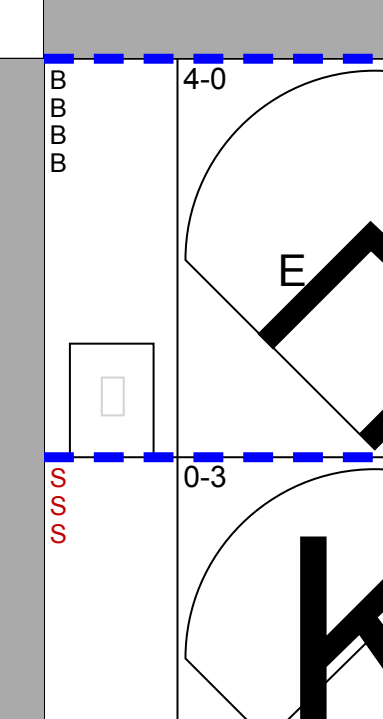
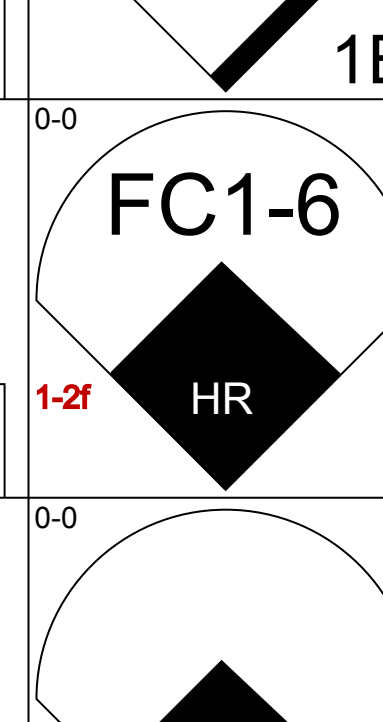
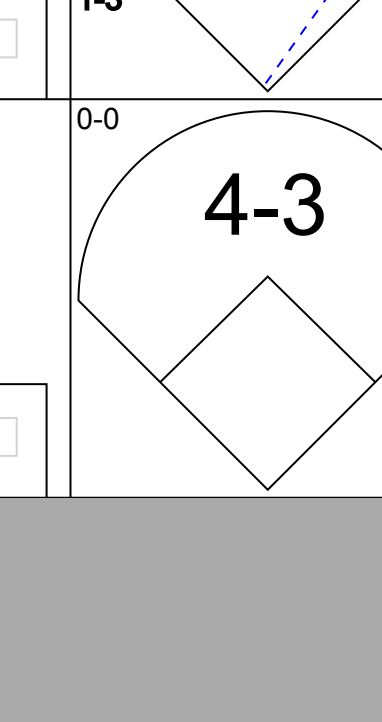
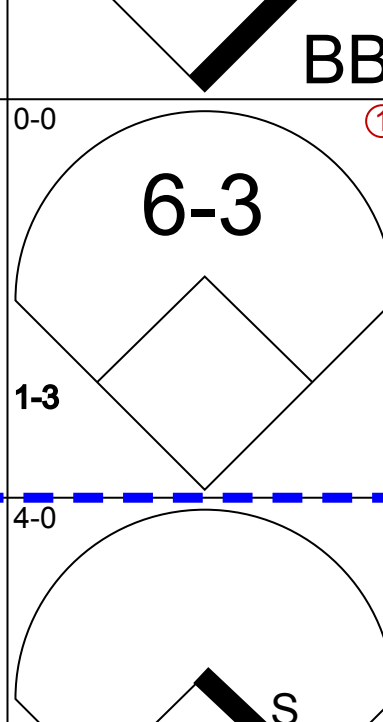
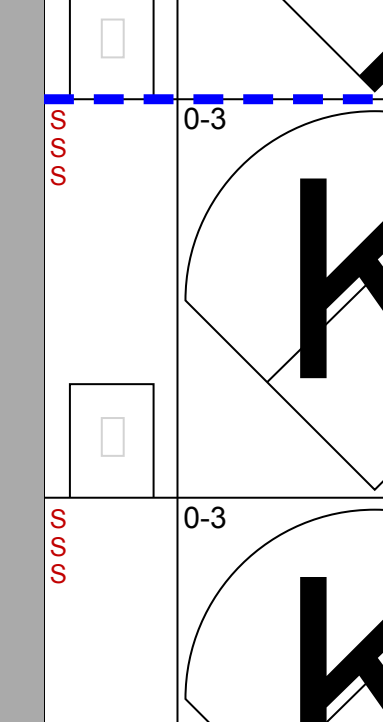
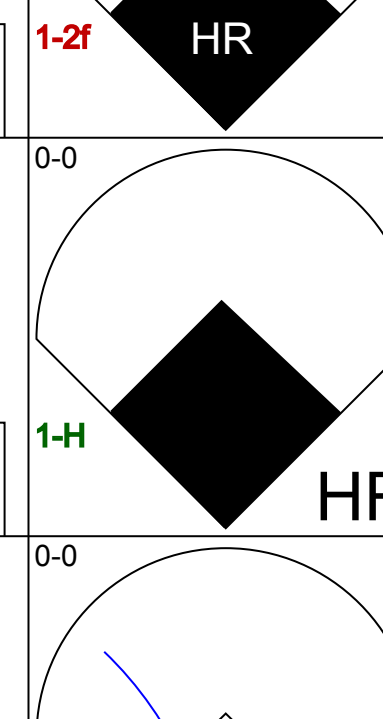
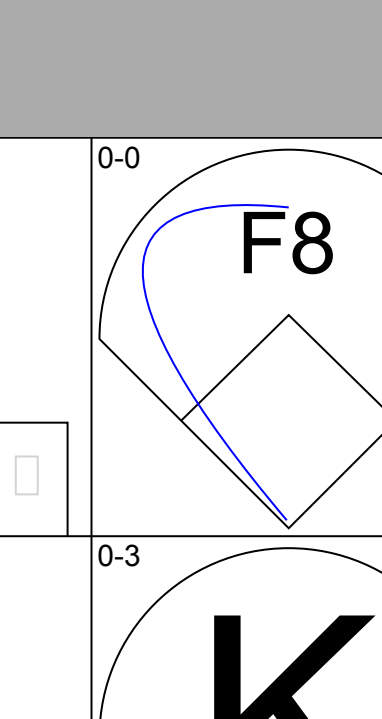
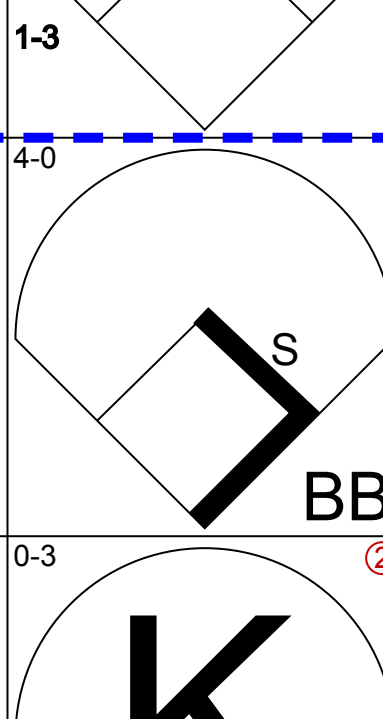
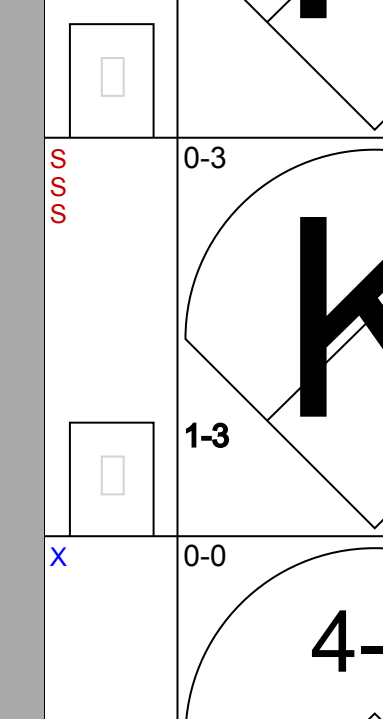
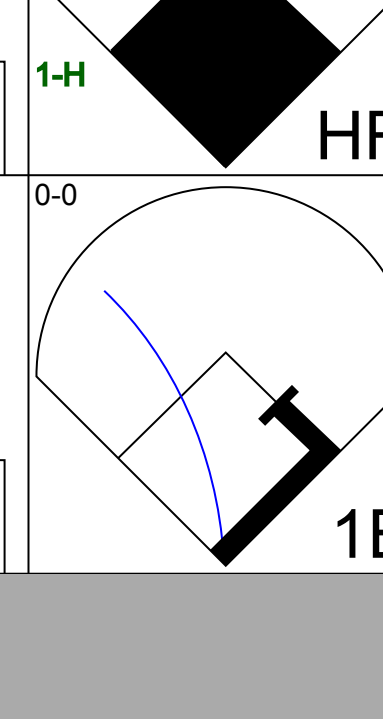
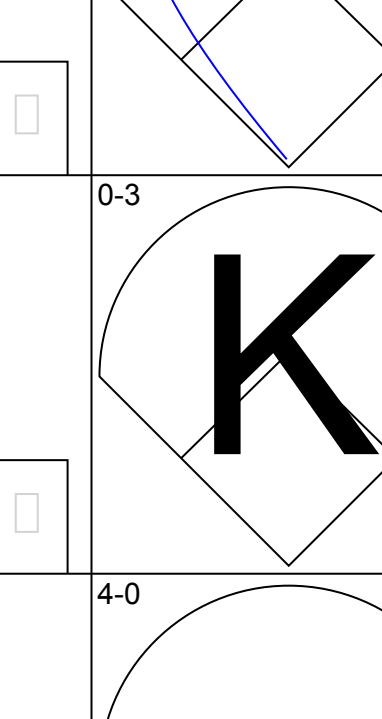
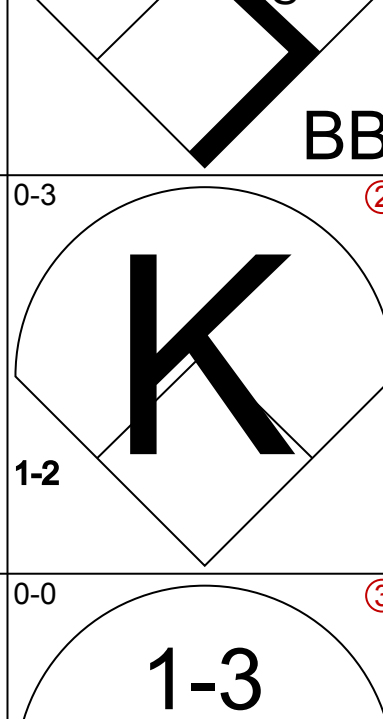
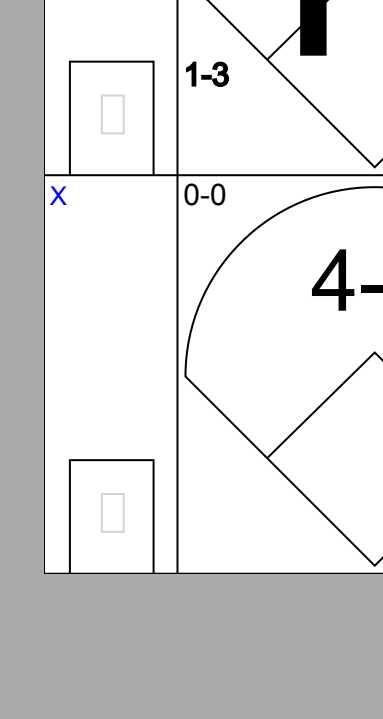
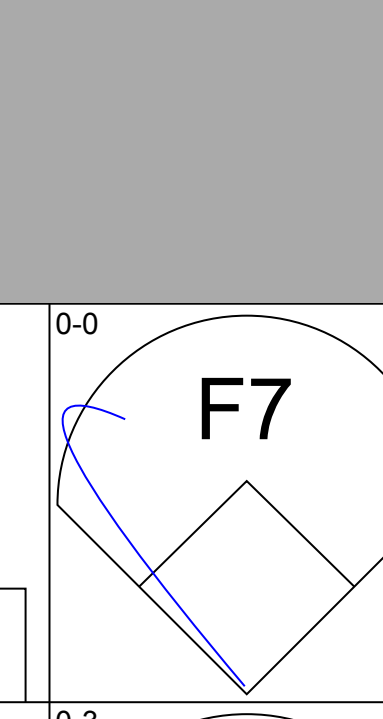
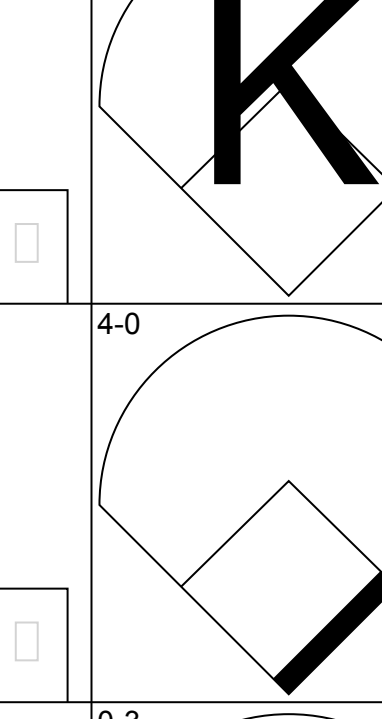
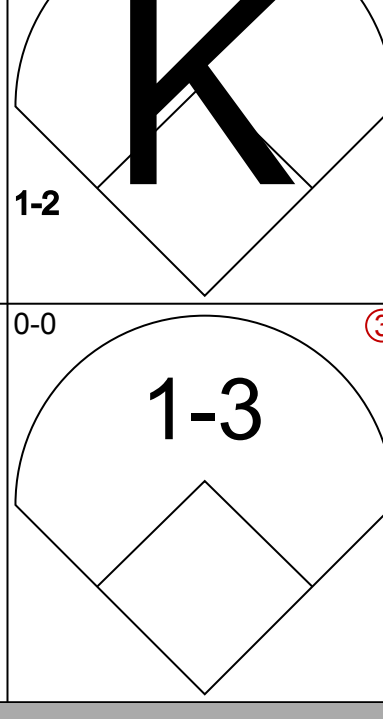
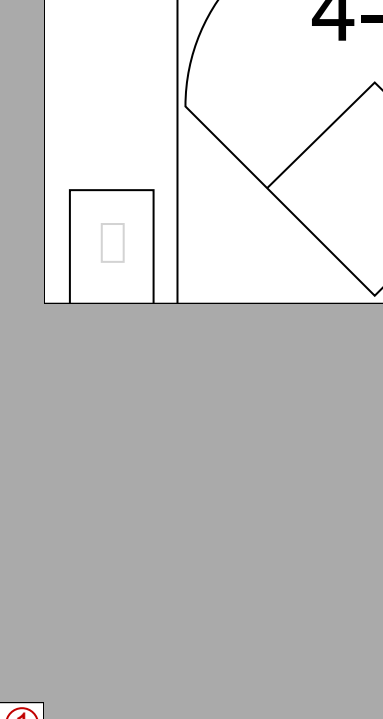
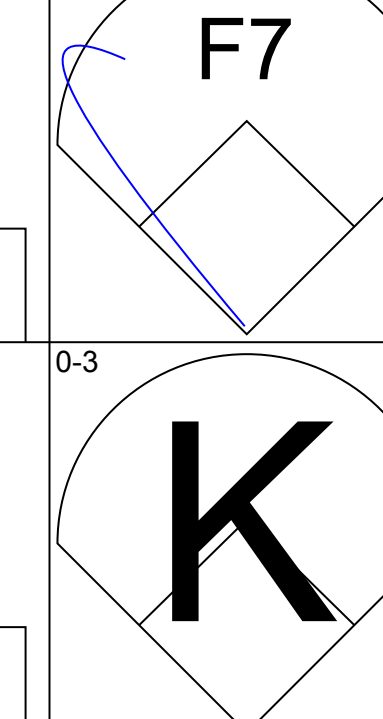
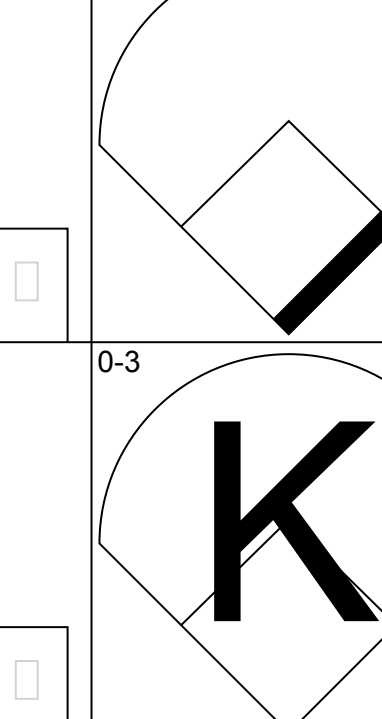
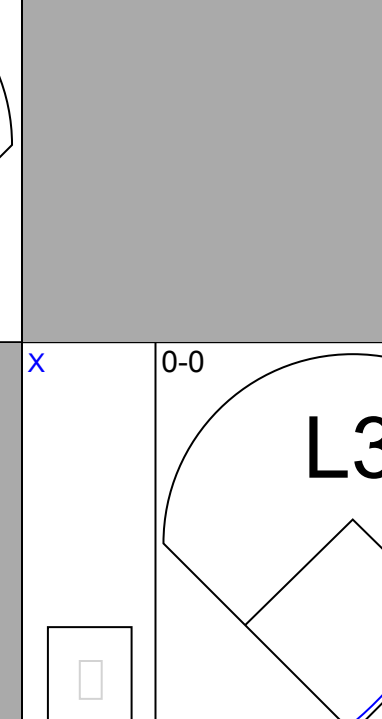
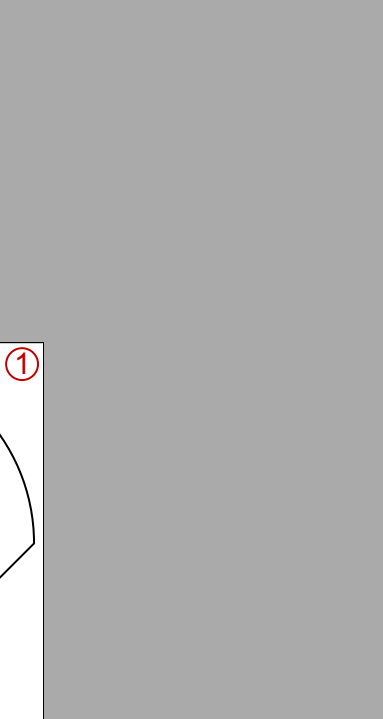
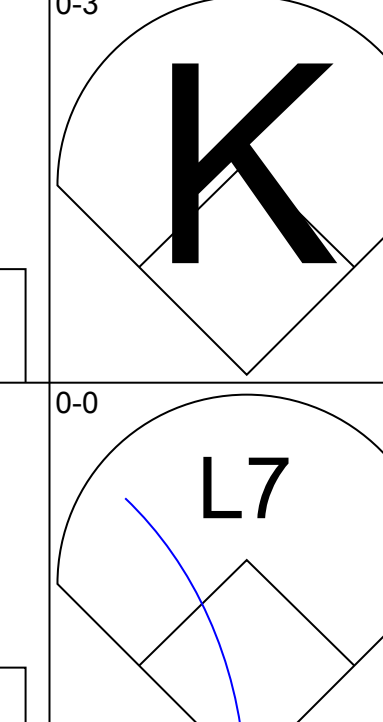
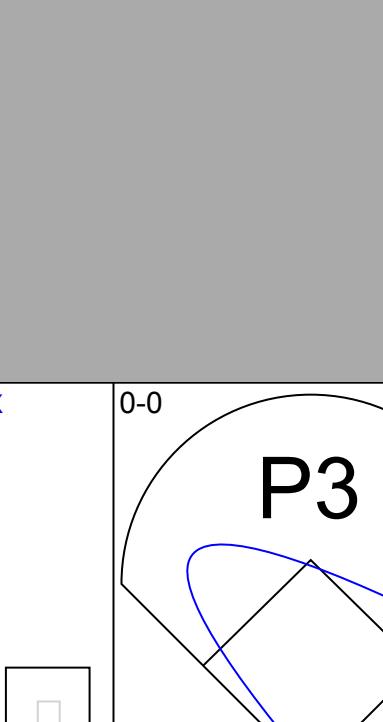
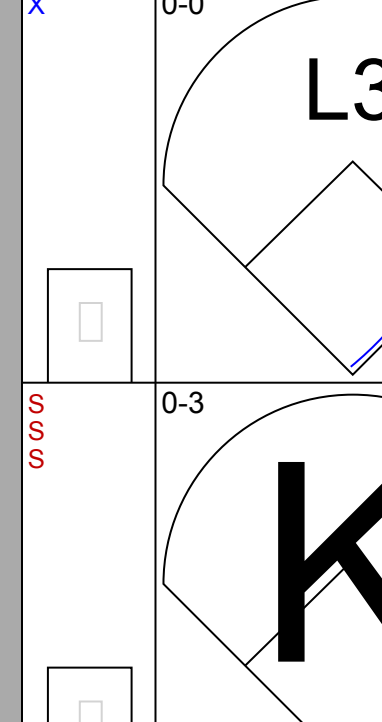
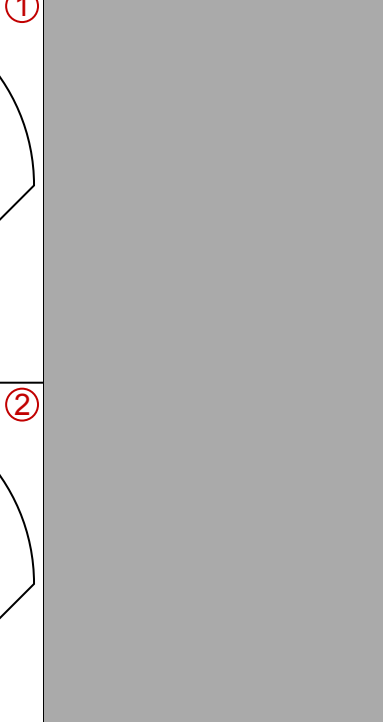
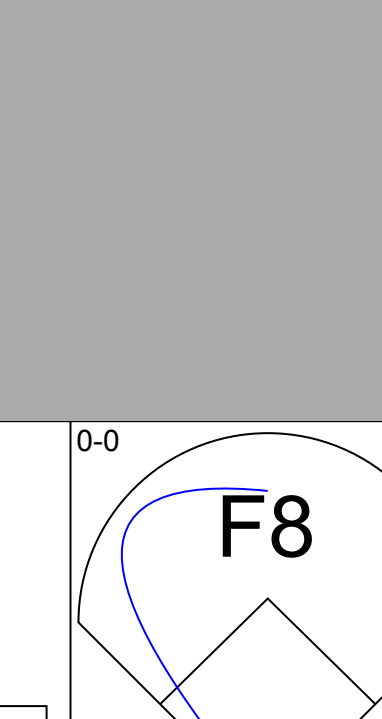
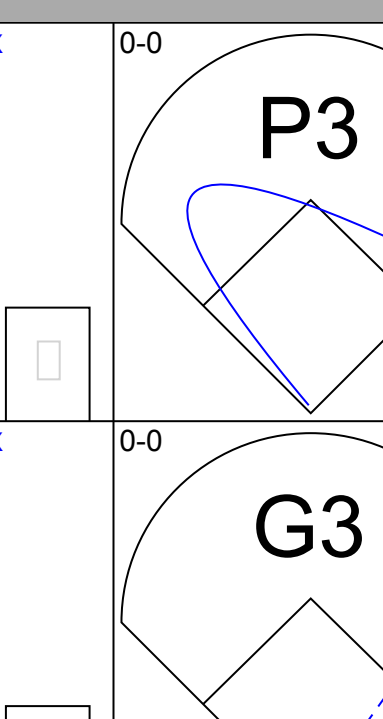
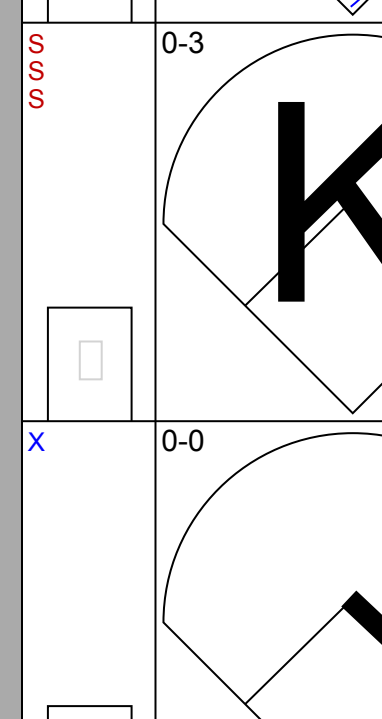
AB 31
R 0
H 3
RBI 0
BB 2
SO 7
LOB 13



Batter	1	2	3	4	5	6	7	8	9	AB	R	H	RBI	BB	SO	LOB	TOP																		
Kelly Gruber, R OBP: 0.319, SLG: 0.333 (1, 6)										5	0	1	0	0	1	1	Toronto Blue Jays @ Oakland Athletics Oakland-Alameda County Coliseum, Oakland, CA Fri May 15 1987, 7:05 PM PDT Att: 13,139 - Unknown																		
Rance Mulliniks, L OBP: 0.338, SLG: 0.391 Tony Fernandez, S OBP: 0.349, SLG: 0.369 (1, 5)										4	0	1	0	0	1	0																			
Lloyd Moseby, L OBP: 0.307, SLG: 0.438 (1, 8)										5	1	1	0	0	4	2																			
George Bell, R OBP: 0.350, SLG: 0.615 (1, 7)										4	1	2	0	0	1	0																			
Jesse Barfield, R OBP: 0.383, SLG: 0.546 (1, 9)										3	1	1	1	1	0	0																			
Willie Upshaw, L OBP: 0.370, SLG: 0.533 (1, 3)										3	0	2	1	1	0	3																			
Rick Leach, L OBP: 0.593, SLG: 0.500 (1, 10)										3	0	1	1	0	0	1																			
Ernie Whitt, L OBP: 0.353, SLG: 0.391 (1, 2)										3	0	0	0	1	0	3																			
Garth Iorg, R OBP: 0.246, SLG: 0.151 (1, 4)										4	0	0	0	0	1	1																			
Inning Stats	R: 0 E: 0 K: 2 S: 7	H: 0 LOB: 0 BB: 0 P: 7	R: 0 E: 0 K: 1 S: 7	H: 2 LOB: 2 BB: 0 P: 7	R: 0 E: 0 K: 0 S: 3	H: 0 LOB: 0 BB: 0 P: 3	R: 3 E: 0 K: 0 S: 6	H: 4 LOB: 1 BB: 1 P: 10	R: 0 E: 1 K: 1 S: 7	H: 2 LOB: 3 BB: 1 P: 11	R: 0 E: 0 K: 0 S: 4	H: 0 LOB: 0 BB: 0 P: 4	R: 0 E: 0 K: 2 S: 7	H: 0 LOB: 0 BB: 0 P: 7	R: 0 E: 0 K: 0 S: 3	H: 0 LOB: 1 BB: 0 P: 7	R: 0 E: 0 K: 2 S: 8	H: 1 LOB: 1 BB: 0 P: 8	1B: 9 2B: 0 3B: 0 HR: 0	SF: 1 SAC: 0 DP: 0 HBP: 0	WP: 0 PB: 1 SB: 0 CS: 1	PA: 39													
PITCHER	IP WLS BF H R ER SO BB IBB HBP BLK WP HR S P ERA WHIP																																		
Eric Plunk, R ERA: 4.37 Steve Ontiveros, R ERA: 3.77	(1, 1) (5, 1)	4.2 4.1	L 16	23 1	8 0	3 0	4 0	2 1	0 0	0 0	0 0	0 0	0 0	0 23	37 27	0.00 0.462																			

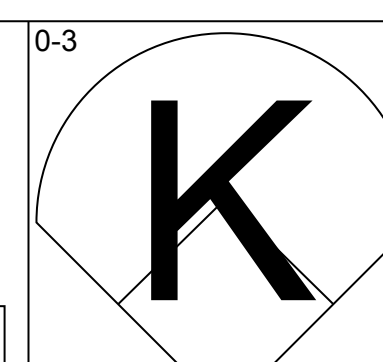
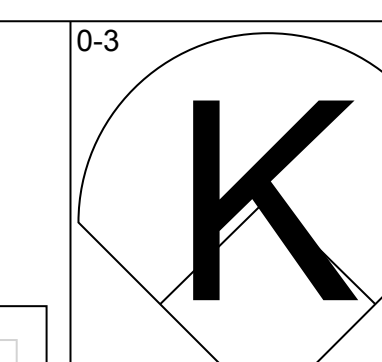
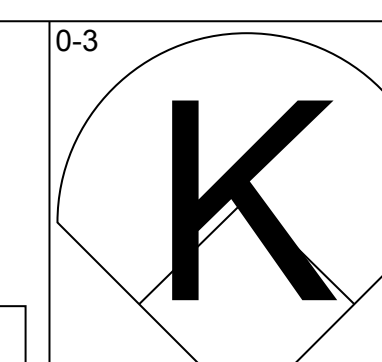

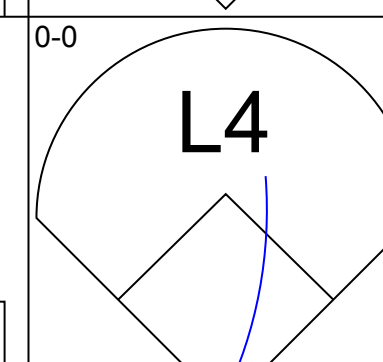
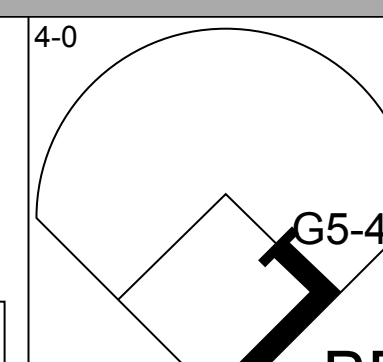
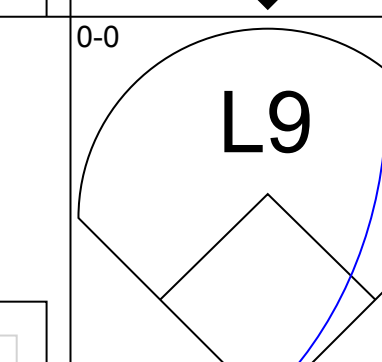
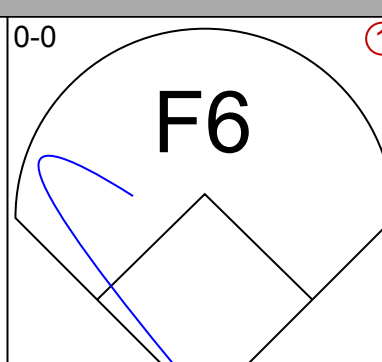
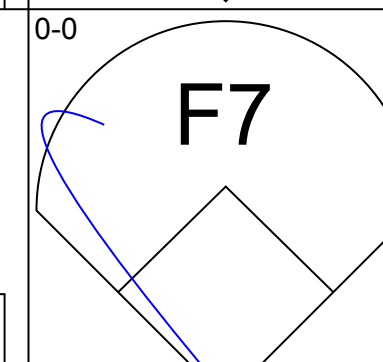
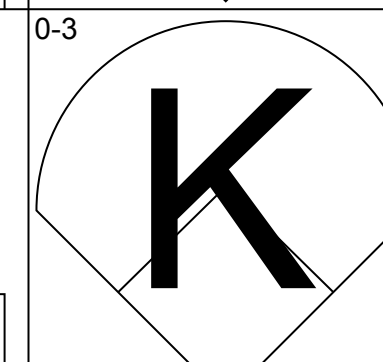
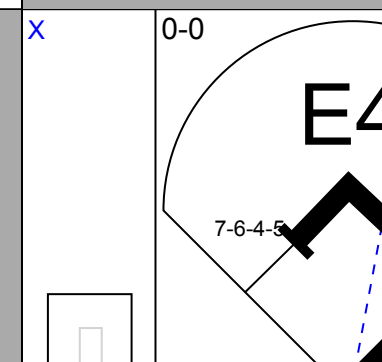
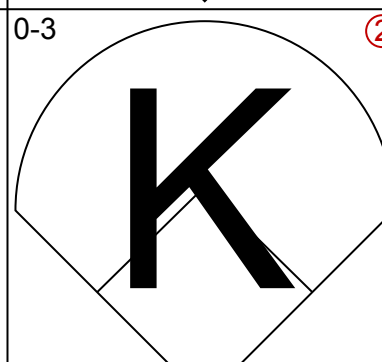
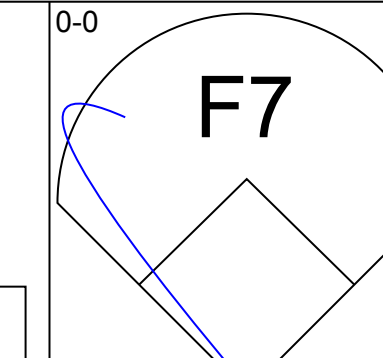
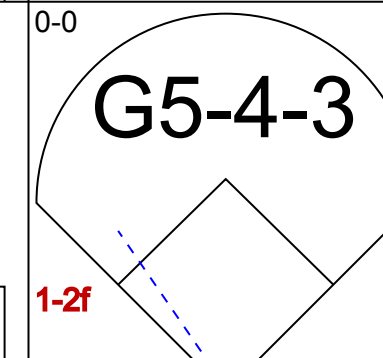
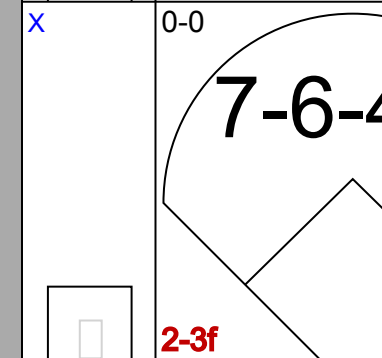
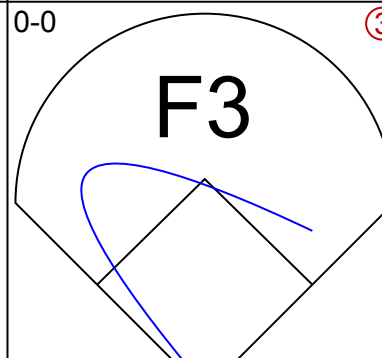
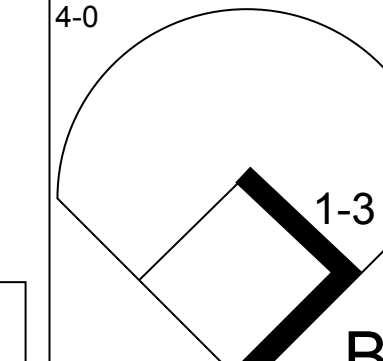
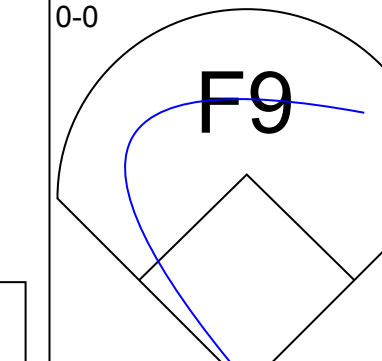
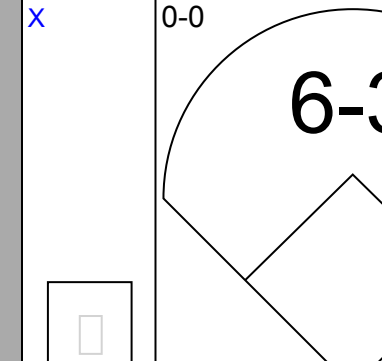
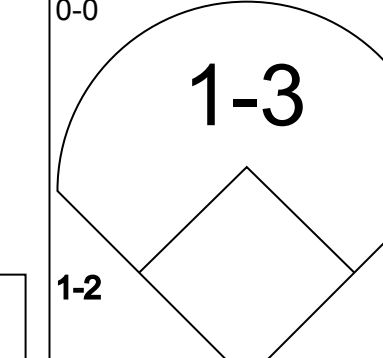
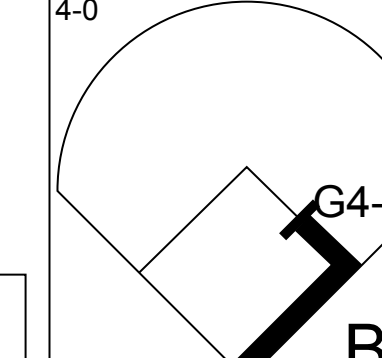
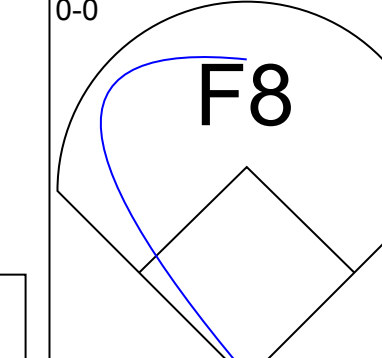
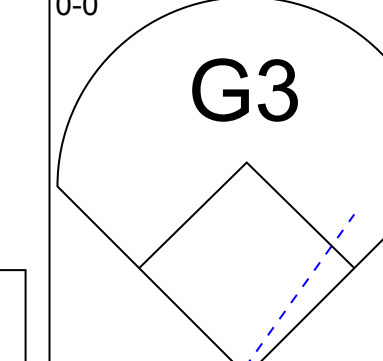
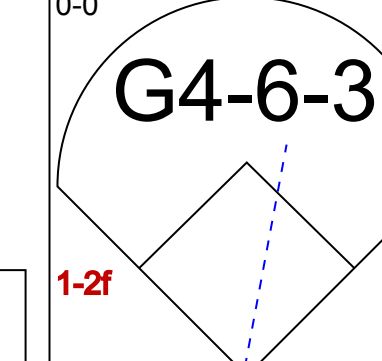
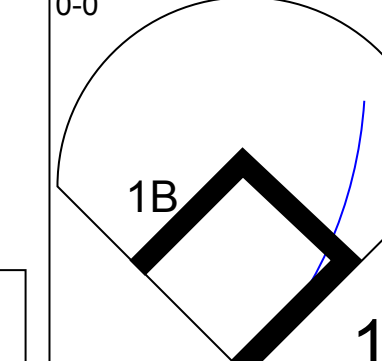
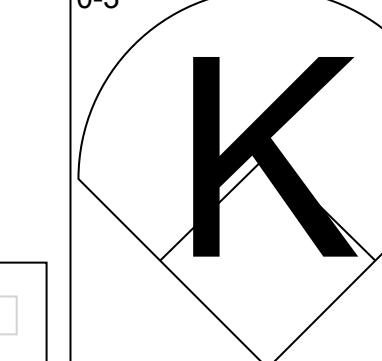
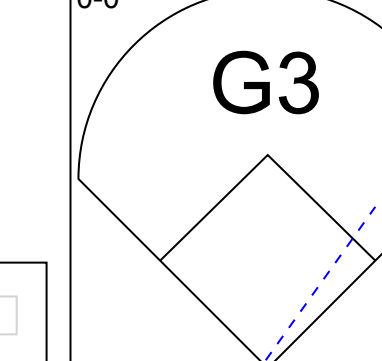
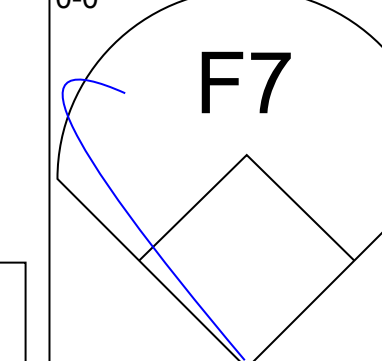
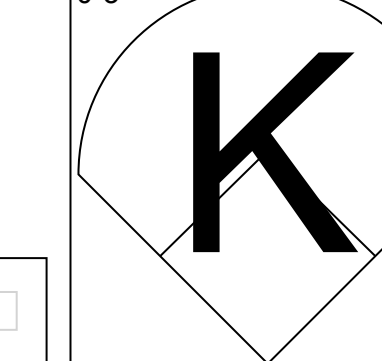
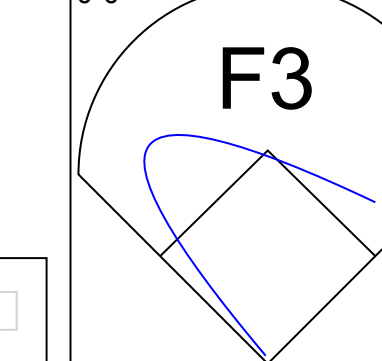
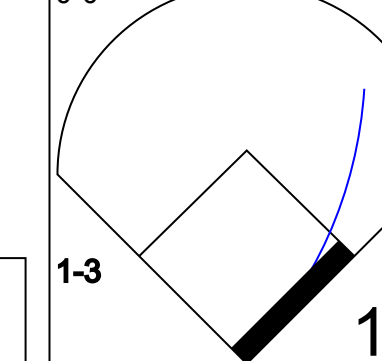
AB	35
R	3
H	9
RBI	3
BB	3
SO	8
LOB	12

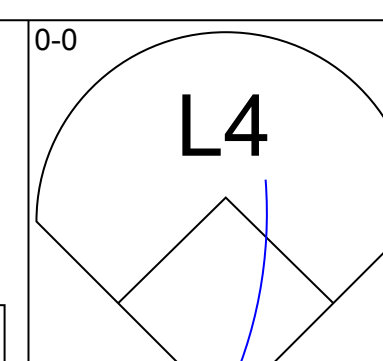
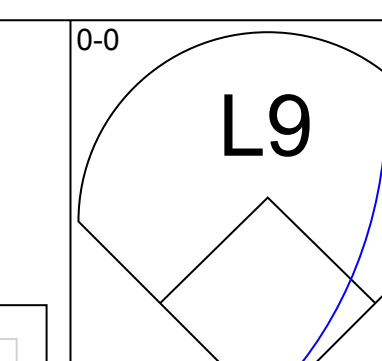

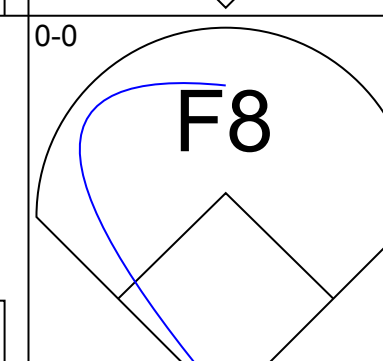
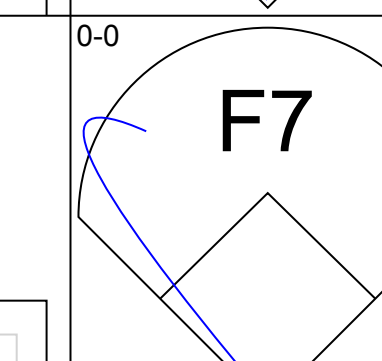
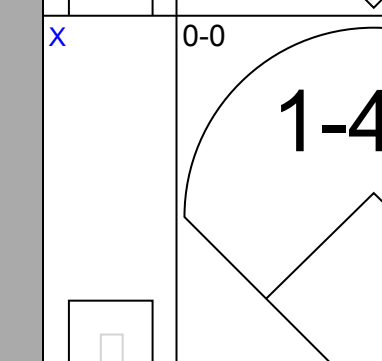
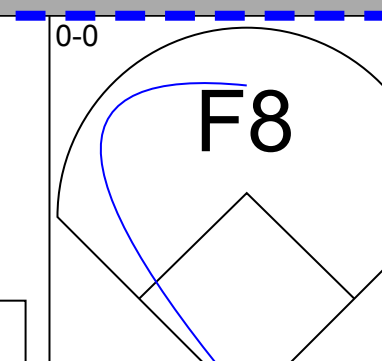
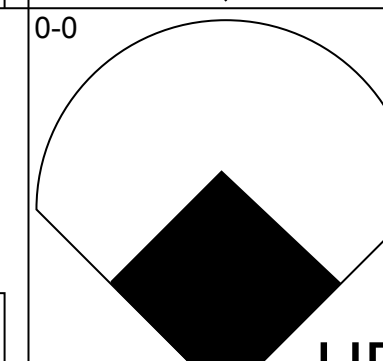
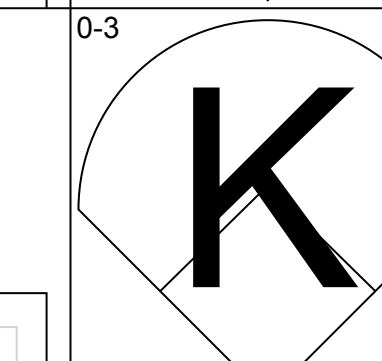
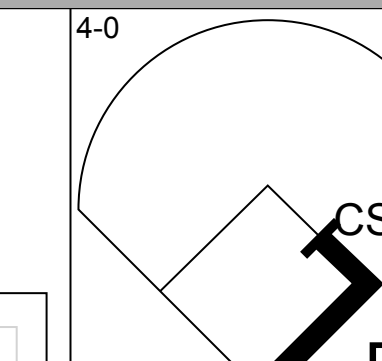
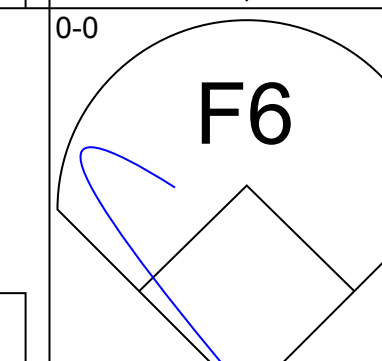
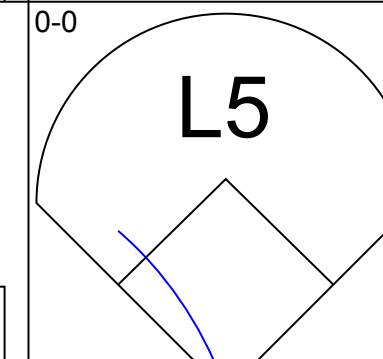
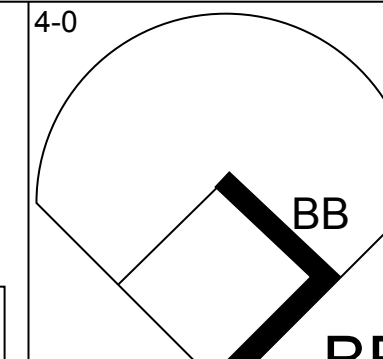
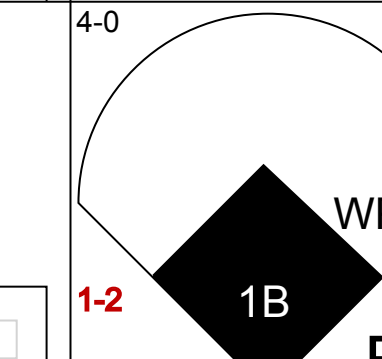
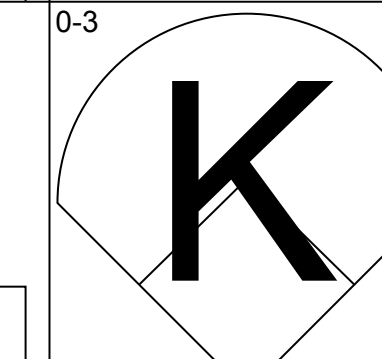
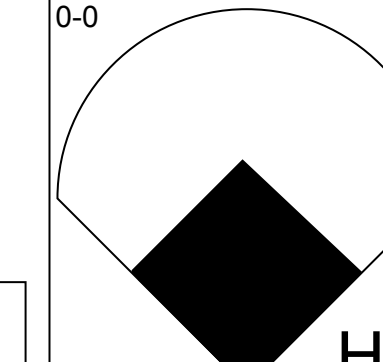
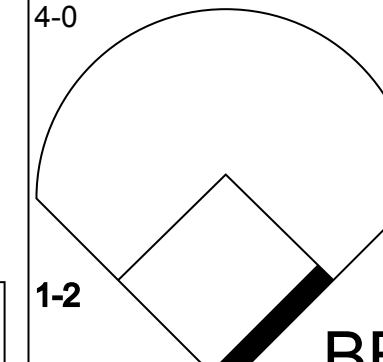
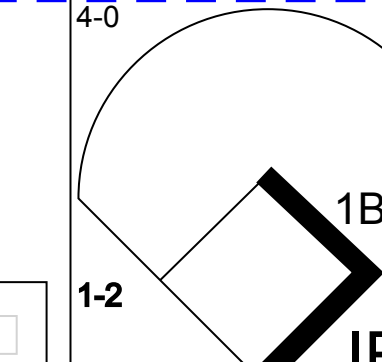
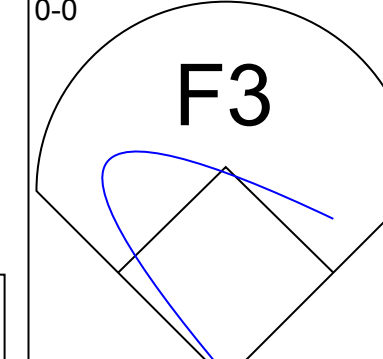
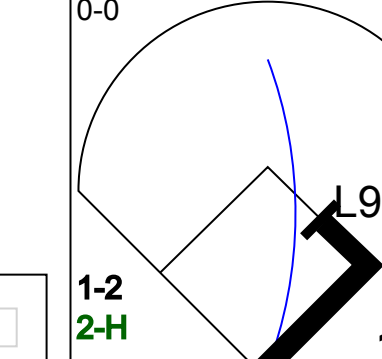
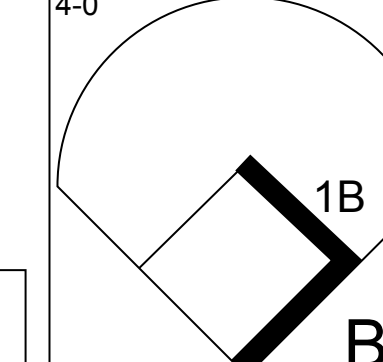
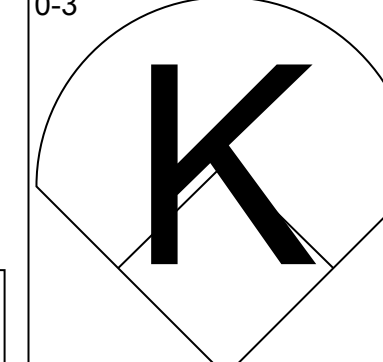
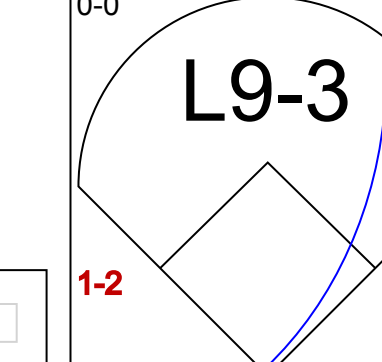
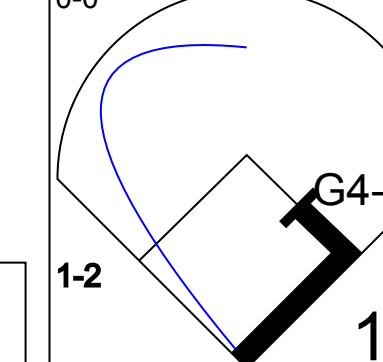
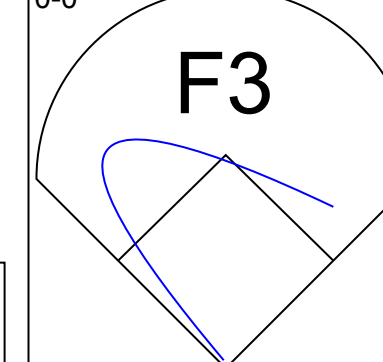

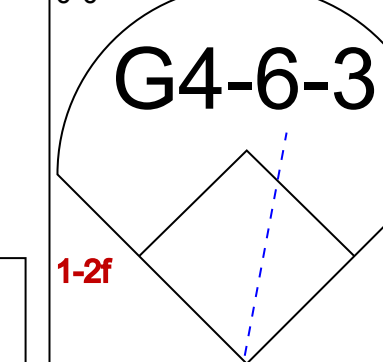

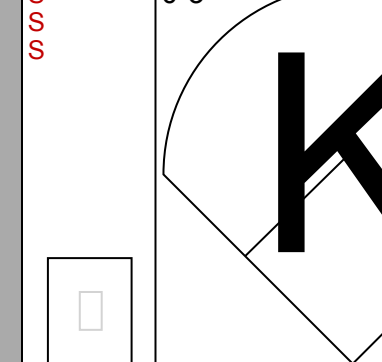
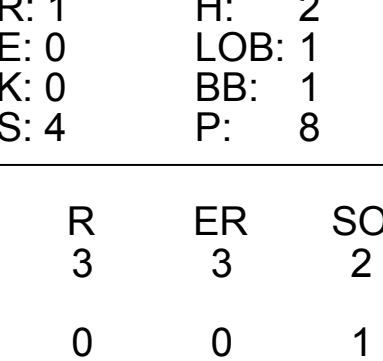
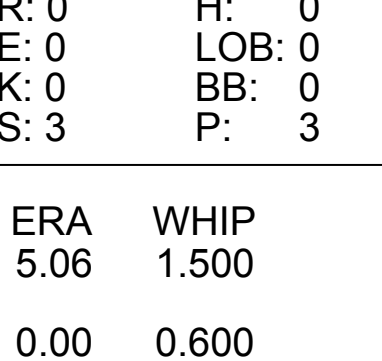
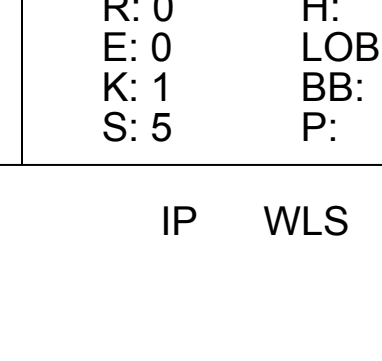


Batter	1	2	3	4	5	6	7	8	9	AB	R	H	RBI	BB	SO	LOB	BOTTOM																	
Luis Polonia, L OBP: 0.316, SLG: 0.389 (1, 8)										4	0	1	0	0	1	1	Toronto Blue Jays @ Oakland Athletics Oakland-Alameda County Coliseum, Oakland, CA Fri May 15 1987, 7:05 PM PDT Att: 13,139 - Unknown																	
Mike Davis, L OBP: 0.341, SLG: 0.631 (1, 9)									2	0	1	0	2	0	1																			
Carney Lansford, R OBP: 0.361, SLG: 0.377 (1, 5)									4	1	0	0	0	1	4																			
Jose Canseco, R OBP: 0.288, SLG: 0.386 (1, 7)									3	1	1	2	1	1	1																			
Reggie Jackson, L OBP: 0.277, SLG: 0.364 (1, 10)									4	0	1	0	0	2	3																			
Mark McSwire, R OBP: 0.360, SLG: 0.611 (1, 3)									3	0	0	0	1	1	2																			
Tony Phillips, S OBP: 0.347, SLG: 0.365 (1, 4)									4	0	0	0	0	3	1																			
Terry Steinbach, R OBP: 0.341, SLG: 0.432 (1, 2)									4	0	0	0	0	1	0																			
Alfredo Griffin, S OBP: 0.288, SLG: 0.339 (1, 6)										3	0	1	0	0	0	0																		
Inning Stats	R: 2 E: 0 K: 0 S: 5	H: 3 LOB: 1 BB: 0 P: 5	R: 0 E: 0 K: 1 S: 5	H: 0 LOB: 0 BB: 0 P: 5	R: 0 E: 0 K: 0 S: 4	H: 1 LOB: 1 BB: 0 P: 4	R: 0 E: 0 K: 2 S: 7	H: 0 LOB: 1 BB: 1 P: 11	R: 0 E: 0 K: 0 S: 3	H: 0 LOB: 0 BB: 0 P: 3	R: 0 E: 0 K: 1 S: 5	H: 0 LOB: 2 BB: 2 P: 13	R: 0 E: 0 K: 2 S: 8	H: 1 LOB: 0 BB: 0 P: 8	R: 0 E: 0 K: 2 S: 7	H: 0 LOB: 1 BB: 1 P: 11	R: 0 E: 0 K: 2 S: 7	H: 0 LOB: 0 BB: 0 P: 7	1B: 3 2B: 1 3B: 0 HR: 1	SF: 0 SAC: 0 DP: 0 HBP: 0	WP: 0 PB: 0 SB: 4 CS: 0	PA: 35												
PITCHER	IP WLS BF H R ER SO BB IBB HBP BLK WP HR S P ERA WHIP																																	
Joe Johnson, R ERA: 5.4 Mark Eichhorn, R ERA: 2.37 Jeff Musselman, L ERA: 3.2 Tom Henke, R ERA:	(1, 1) (6, 1) (8, 1) (8, 1)	5.1 1.2 0.0 2.0	W 7 1 S	21 1 0 6	4 0 0 0	2 0 0 0	3 3 0 4	2 1 0 0	0 0 0 0	0 0 0 0	0 0 0 0	0 12 4 14	25 16 4 14	33 16 ∞ 0.00	0.00 1.200 ∞ 0.00																			

AB	31
R	2
H	5
RBI	2
BB	4
SO	10
LOB	13



Batter	1	2	3	4	5	6	7	8	9	AB	R	H	RBI	BB	SO	LOB	TOP					
Tony Fernandez, S (1, 6) OBP: 0.354, SLG: 0.370										4	0	1	0	0	3	2	<p>Toronto Blue Jays @ Oakland Athletics Oakland-Alameda County Coliseum, Oakland, CA</p> <p>Sun May 17 1987, 3:33 AM PDT Att: 30,511 - Unknown</p> <p>livebaseballscores.com</p> <p>AB 28 R 0 H 4 RBI 0 BB 3 SO 7 LOB 10</p> 					
Rance Mulliniks, L (1, 5) OBP: 0.333, SLG: 0.362										3	0	0	0	1	0	1						
Lloyd Moseby, L (1, 8) OBP: 0.301, SLG: 0.424										4	0	1	0	0	2	1						
George Bell, R (1, 10) OBP: 0.345, SLG: 0.623										4	0	0	0	0	0	2						
Jesse Barfield, R (1, 9) OBP: 0.392, SLG: 0.565										2	0	0	0	1	0	0						
Fred McGriff, L (1, 3) OBP: 0.382, SLG: 0.392										2	0	0	0	1	0	1						
Ernie Whitt, L (1, 2) OBP: 0.358, SLG: 0.394										3	0	1	0	0	0	2						
Rob Ducey, L (1, 7) OBP: 0.333, SLG: 0.105										3	0	0	0	0	1	1						
Mike Sharperson, R (1, 4) OBP: 0.270, SLG: 0.280										2	0	0	0	0	1	0						
Willie Upshaw, L (8, PH) OBP: 0.371, SLG: 0.528										1	0	1	0	0	0	0						
Garth Iorg, R (8, 4) OBP: 0.246, SLG: 0.151										0	0	0	0	0	0	0						
Inning Stats	R: 0 E: 0 K: 1 S: 5	H: 0 LOB: 0 BB: 0 P: 5	R: 0 E: 0 K: 0 S: 3	H: 0 LOB: 1 BB: 1 P: 7	R: 0 E: 0 K: 3 S: 9	H: 0 LOB: 0 BB: 0 P: 9	R: 0 E: 0 K: 1 S: 4	H: 0 LOB: 0 BB: 1 P: 8	R: 0 E: 0 K: 0 S: 2	H: 0 LOB: 0 BB: 1 P: 6	R: 0 E: 0 K: 0 S: 4	H: 1 LOB: 1 BB: 0 P: 4	R: 0 E: 1 K: 0 S: 3	H: 1 LOB: 0 BB: 0 P: 3	R: 0 E: 0 K: 1 S: 7	H: 2 LOB: 2 BB: 0 P: 7	R: 0 E: 0 K: 1 S: 5	H: 0 LOB: 0 BB: 0 P: 5	1B: 4 2B: 1 3B: 0 HR: 0	SF: 0 SAC: 0 DP: 3 HBP: 0	WP: 0 PB: 0 SB: 0 CS: 0	PA: 31
PITCHER Dave Stewart, R (1, 1) ERA: 4.33	IP: 9.0 WLS: W BF: 31 H: 4 R: 0 ER: 0 SO: 7 BB: 3 IBB: 0 HBP: 0 BLK: 0 WP: 0 HR: 0 S: 42 P: 54 ERA: 0.00 WHIP: 0.778															PITCHER						

Batter	1	2	3	4	5	6	7	8	9	AB	R	H	RBI	BB	SO	LOB	BOTTOM			
Alfredo Griffin, S (1, 6) OBP: 0.307, SLG: 0.361										4	0	0	0	0	0	0	<p>Toronto Blue Jays @ Oakland Athletics Oakland-Alameda County Coliseum, Oakland, CA</p> <p>Sun May 17 1987, 3:33 AM PDT Att: 30,511 - Unknown</p> <p>livebaseballscores.com</p> <p>AB 25 R 3 H 4 RBI 3 BB 6 SO 4 LOB 10</p> 			
Camey Lansford, R (1, 5) OBP: 0.352, SLG: 0.361										4	0	0	0	0	0	0				
Jose Canseco, R (1, 7) OBP: 0.291, SLG: 0.403										3	1	1	1	1	1	0				
Mark McGwire, R (1, 3) OBP: 0.367, SLG: 0.618										2	1	0	0	2	1	0				
Ron Cey, R (1, 10) OBP: 0.457, SLG: 0.412										1	1	1	1	2	0	0				
Luis Polonia, L (6, PR) OBP: 0.328, SLG: 0.418										0	0	0	0	0	0	0				
Mike Davis, L (1, 9) OBP: 0.349, SLG: 0.621										3	0	1	1	0	0	2				
Mickey Tettleton, S (1, 2) OBP: 0.250, SLG: 0.208										2	0	0	0	1	1	4				
Stan Javier, S (1, 8) OBP: 0.362, SLG: 0.356										3	0	1	0	0	0	2				
Mike Gallego, R (1, 4) OBP: 0.356, SLG: 0.400										3	0	0	0	0	1	2				
Inning Stats	R: 1 E: 0 K: 0 S: 4	H: 1 LOB: 0 BB: 0 P: 4	R: 1 E: 0 K: 0 S: 4	H: 2 LOB: 1 BB: 1 P: 8	R: 0 E: 0 K: 1 S: 5	H: 0 LOB: 0 BB: 0 P: 5	R: 0 E: 0 K: 1 S: 5	H: 0 LOB: 2 BB: 2 P: 13	R: 0 E: 0 K: 0 S: 3	H: 0 LOB: 0 BB: 0 P: 3	R: 1 E: 0 K: 0 S: 2	H: 1 LOB: 1 BB: 3 P: 14	R: 0 E: 0 K: 1 S: 5	H: 0 LOB: 0 BB: 0 P: 5	R: 0 E: 0 K: 1 S: 5	H: 0 LOB: 0 BB: 0 P: 5	1B: 2 2B: 1 3B: 0 HR: 2	SF: 0 SAC: 0 DP: 2 HBP: 0	WP: 1 PB: 0 SB: 0 CS: 1	PA: 31
PITCHER John Cerutti, L (1, 1) ERA: 4.68	IP: 5.1 WLS: L BF: 22 H: 3 R: 3 ER: 3 SO: 2 BB: 3 IBB: 0 HBP: 0 BLK: 0 WP: 0 HR: 2 S: 21 P: 41 ERA: 5.06 WHIP: 1.500															PITCHER				
Jeff Musselman, L (6, 1) ERA: 2.95	1.2 6 1 0 0 1 0 1 0 0 1 0 7 11 0.00 0.600																			
Mark Eichhorn, R (8, 1) ERA: 2.31	1.0 3 0 0 0 1 0 0 0 0 0 0 5 5 0.00 0.000																			

Batter	1	2	3	4	5	6	7	8	9	AB	R	H	RBI	BB	SO	LOB	TOP								
Tony Fernandez, S (1, 6) OBP: 0.362, SLG: 0.385 Garth Iorg, R (8, 5) OBP: 0.242, SLG: 0.148										5	2	3	1	0	0	2									
Rance Mulliniks, L (1, 10) OBP: 0.333, SLG: 0.375 Cecil Fielder, R (7, PH) OBP: 0.415, SLG: 0.686										3	0	1	0	0	0	2									
Lloyd Moseby, L (1, 8) OBP: 0.300, SLG: 0.441 Rob Ducey, L (7, 8) OBP: 0.357, SLG: 0.150										4	2	1	2	0	0	3									
George Bell, R (1, 7) OBP: 0.353, SLG: 0.620										4	1	2	2	1	1	0									
Jesse Barfield, R (1, 9) OBP: 0.392, SLG: 0.563										4	2	1	0	1	2	4									
Willie Upshaw, L (1, 3) OBP: 0.372, SLG: 0.530										5	2	2	2	0	1	2									
Ernie Whitt, L (1, 2) OBP: 0.360, SLG: 0.418										4	1	1	3	1	0	2									
Kelly Gruber, R (1, 5) OBP: 0.316, SLG: 0.329										5	0	2	0	0	3	0									
Mike Sharperson, R (1, 4) OBP: 0.266, SLG: 0.276										5	1	1	0	0	0	3									
Inning Stats	R: 0 E: 0 K: 0 S: 3	H: 1 LOB: 0 BB: 0 P: 3	R: 3 E: 0 K: 2 S: 9	H: 2 LOB: 0 BB: 1 P: 13	R: 0 E: 0 K: 0 S: 4	H: 1 LOB: 2 BB: 1 P: 8	R: 0 E: 0 K: 0 S: 4	H: 1 LOB: 1 BB: 0 P: 4	R: 2 E: 0 K: 1 S: 7	H: 2 LOB: 0 BB: 0 P: 7	R: 0 E: 0 K: 2 S: 7	H: 0 LOB: 0 BB: 0 P: 7	R: 7 E: 2 K: 0 S: 10	H: 6 LOB: 2 BB: 2 P: 18	R: 0 E: 0 K: 1 S: 7	H: 2 LOB: 2 BB: 0 P: 7	R: 0 E: 0 K: 1 S: 5	H: 0 LOB: 0 BB: 0 P: 5	1B: 9 2B: 4 3B: 0 HR: 2	SF: 0 SAC: 0 DP: 1 HBP: 0	WP: 2 PB: 0 SB: 2 CS: 0	PA: 46			
PITCHER	IP	WLS	BF	H	R	ER	SO	BB	IBB	HBP	BLK	WP	HR	S	P	ERA	WHIP								
Mike Cook, R (1, 1) ERA: 6.26	5.0	L	23	7	5	5	3	2	0	0	0	1	2	27	35	9.00	1.800								
Chuck Finley, L (6, 1) ERA: 6.05	1.0		10	5	7	6	2	1	0	0	0	0	0	13	17	54.00	6.000								
Bryan Harvey, R (7, 1) ERA:	2.0		10	3	0	0	1	1	0	0	0	1	0	11	15	0.00	2.000								
Gary Lucas, L (9, 1) ERA: 11.4	1.0		3	0	0	0	1	0	0	0	0	0	0	5	5	0.00	0.000								

Toronto Blue Jays @ California Angels
Anaheim Stadium, Anaheim, CA
Mon May 18 1987, 10:05 PM EDT
Att: 23,710 - Unknown


AB	42
R	12
H	15
RBI	10
BB	4
SO	7
LOB	20



Batter	1	2	3	4	5	6	7	8	9	AB	R	H	RBI	BB	SO	LOB	BOTTOM								
Brian Downing, R (1, 10) OBP: 0.440, SLG: 0.622										4	0	0	0	0	0	2									
Wally Joyner, L (1, 3) OBP: 0.351, SLG: 0.508										4	0	0	0	0	2	1									
Devon White, S (1, 9) OBP: 0.321, SLG: 0.513 Mark Ryal, L (8, 9) OBP: 0.235, SLG: 0.438										3	0	1	0	0	1	0									
Jack Howell, L (1, 7) OBP: 0.357, SLG: 0.557										3	0	0	0	0	1	1									
Doug DeCinces, R (1, 5) OBP: 0.370, SLG: 0.402 Ruppert Jones, L (8, 7) OBP: 0.265, SLG: 0.276										3	0	0	0	0	2	0									
Dick Schofield, R (1, 6) OBP: 0.276, SLG: 0.317										3	0	0	0	0	1	0									
Bob Boone, R (1, 2) OBP: 0.484 Darrell Miller, R (9, 2) OBP: 0.229, SLG: 0.286										3	0	0	0	0	0	0									
Gary Pettis, S (1, 8) OBP: 0.305, SLG: 0.304										3	0	0	0	0	2	0									
Mark McLemore, S (1, 4) OBP: 0.340, SLG: 0.302										2	0	1	0	1	0	0									
Inning Stats	R: 0 E: 0 K: 1 S: 5	H: 0 LOB: 0 BB: 0 P: 5	R: 0 E: 0 K: 2 S: 7	H: 0 LOB: 0 BB: 0 P: 7	R: 0 E: 0 K: 1 S: 5	H: 0 LOB: 1 BB: 1 P: 9	R: 0 E: 0 K: 2 S: 7	H: 0 LOB: 0 BB: 0 P: 7	R: 0 E: 0 K: 1 S: 5	H: 0 LOB: 0 BB: 0 P: 5	R: 0 E: 0 K: 1 S: 6	H: 1 LOB: 1 BB: 0 P: 6	R: 0 E: 0 K: 0 S: 3	H: 1 LOB: 0 BB: 0 P: 3	R: 0 E: 0 K: 1 S: 5	H: 0 LOB: 0 BB: 0 P: 5	R: 0 E: 0 K: 0 S: 3	H: 0 LOB: 0 BB: 0 P: 3	1B: 2 2B: 0 3B: 0 HR: 0	SF: 0 SAC: 0 DP: 1 HBP: 0	WP: 0 PB: 0 SB: 0 CS: 0	PA: 29			
PITCHER	IP	WLS	BF	H	R	ER	SO	BB	IBB	HBP	BLK	WP	HR	S	P	ERA	WHIP								
Jim Clancy, R (1, 1) ERA: 2.73	9.0	W	29	2	0	0	9	1	0	0	0	0	0	46	50	0.00	0.333								

Toronto Blue Jays @ California Angels
Anaheim Stadium, Anaheim, CA
Mon May 18 1987, 10:05 PM EDT
Att: 23,710 - Unknown

AB	28
R	0
H	2
RBI	0
BB	1
SO	9
LOB	4



Batter	1	2	3	4	5	6	7	8	9	AB	R	H	RBI	BB	SO	LOB	TOP										
Tony Fernandez, S (1, 6) OBP: 0.367, SLG: 0.386	0-0 3-1 WP 1B		4-0 FC3-2 BB		0-0 F8			0-0 SH5-4		2	1	1	0	1	0	1	Toronto Blue Jays @ California Angels Anaheim Stadium, Anaheim, CA Tue May 19 1987, 10:05 PM EDT Att: 23,622 - Unknown										
Rance Mulliniks, L (1, 10) OBP: 0.318, SLG: 0.355	0-0 3-1		0-0 FC3-2			0-0 F7		0-0 G3		4	0	0	0	0	0	5											
Lloyd Moseby, L (1, 8) OBP: 0.299, SLG: 0.432	0-0 P3		1-2 3-H 0-3 K			4-0 BB		0-3 K		3	0	0	0	1	2	5											
George Bell, R (1, 7) OBP: 0.351, SLG: 0.610	0-0 F8			0-0 F7		0-0 F7			0-0 E7 F9 1B	4	0	1	0	0	0	1											
Jesse Barfield, R (1, 9) OBP: 0.389, SLG: 0.553		0-0 8-4 G3 1B		0-0 6-3		0-0 5-3			0-0 F7	4	0	1	0	0	0	2											
Willie Upshaw, L (1, 3) OBP: 0.368, SLG: 0.519		0-0 G3		0-0 F8			0-0 6-3		4-0 BB	3	0	0	0	1	0	1											
Ernie Whitt, L (1, 2) OBP: 0.356, SLG: 0.412		0-0 8-4			0-0 G5-4-3 1B		0-0 P4		0-0 F9	4	0	1	0	0	0	3											
Kelly Gruber, R (1, 5) OBP: 0.316, SLG: 0.329			0-0 FC3-2 1B		0-0 G5-4-3		0-0 F2		0-0 F8	3	0	1	0	0	0	1											
Fred McGriff, L (9, PH) OBP: 0.376, SLG: 0.387					1-2					1	0	0	0	0	0	2											
Mike Sharperson, R (1, 4) OBP: 0.271, SLG: 0.273			0-3 K		4-0 BB			0-0 G3 SH5-4 1B		1	0	0	0	1	1	1											
Rick Leach, L (8, PH) OBP: 0.607, SLG: 0.526			1-3							1	0	1	0	0	0	0											
Garth Iorg, R (8, 4) OBP: 0.242, SLG: 0.148										0	0	0	0	0	0	0											
Inning Stats	R: 1 E: 0 K: 0 S: 4	H: 1 LOB: 0 BB: 0 P: 4	R: 0 E: 0 K: 0 S: 3	H: 1 LOB: 0 BB: 0 P: 3	R: 0 E: 0 K: 2 S: 8	H: 1 LOB: 2 BB: 1 P: 12	R: 0 E: 0 K: 0 S: 3	H: 0 LOB: 0 BB: 0 P: 3	R: 0 E: 0 K: 0 S: 3	H: 1 LOB: 1 BB: 1 P: 7	R: 0 E: 0 K: 0 S: 3	H: 0 LOB: 0 BB: 0 P: 3	R: 0 E: 0 K: 1 S: 6	H: 1 LOB: 2 BB: 0 P: 6	R: 0 E: 1 K: 0 S: 4	H: 1 LOB: 2 BB: 1 P: 8	1B: 6 2B: 1 3B: 0 HR: 0	SF: 0 SAC: 1 DP: 2 HBP: 0	WP: 1 PB: 0 SB: 3 CS: 0	PA: 35							
PITCHER	IP	WLS	BF	H	R	ER	SO	BB	IBB	HBP	BLK	WP	HR	S	P	ERA	WHIP										
Don Sutton, R (1, 1) ERA: 4.44	7.0		26	4	1	1	2	3	0	0	0	1	0	27	39	1.29	1.000										
DeWayne Buice, R (8, 1) ERA: 3.18	1.0	W	4	1	0	0	1	0	0	0	0	0	0	6	6	0.00	1.000										
Donnie Moore, R (9, 1) ERA: 2.18	1.0	S	5	1	0	0	0	1	0	0	0	0	0	4	8	0.00	2.000										

Batter	1	2	3	4	5	6	7	8	9	AB	R	H	RBI	BB	SO	LOB	BOTTOM										
Ruppert Jones, L (1, 10) OBP: 0.316, SLG: 0.313	0-0 5-3		0-0 1-3 1B		4-0 L4-3 BB		0-0 G4-6-3 1B			3	0	2	0	1	0	0	Toronto Blue Jays @ California Angels Anaheim Stadium, Anaheim, CA Tue May 19 1987, 10:05 PM EDT Att: 23,622 - Unknown										
Wally Joyner, L (1, 3) OBP: 0.342, SLG: 0.493	0-0 6-3		0-0 F7		0-0 L4-3		0-0 G4-6-3			4	0	0	0	0	0	5											
Devon White, S (1, 9) OBP: 0.320, SLG: 0.506	0-3 K			0-0 F8 BB 1B		0-0 G3		0-0 4-3		4	1	1	0	0	1	1											
Jack Howell, L (1, 7) OBP: 0.362, SLG: 0.560		0-3 K		4-0 1B BB		0-0 F7		0-0 FC4-6 1B 2B		3	1	1	0	1	1	0											
Doug DeCinces, R (1, 5) OBP: 0.367, SLG: 0.391		0-0 L5		0-0 F8		0-0 4-3		4-0 FC4-6 1B		3	0	0	0	1	0	2											
Gary Pettis, S (1, 8) OBP: 0.310, SLG: 0.309		0-0 CS 1B		0-0 P5		0-0 S S 1B		0-0 FC4-6 1B		4	0	2	0	0	0	4											
Mark McLemore, S (1, 4) OBP: 0.358, SLG: 0.318		0-0 CS		0-0 1B 1B		4-0 S BB 1B		0-0 1-2 3-H 1B		3	0	3	2	1	0	0											
Bob Boone, R (1, 2) OBP: 0.429, SLG: 0.419			0-0 F8		0-0 F8		0-3 K		0-0 3-1	4	0	0	0	0	1	7											
Dick Schofield, R (1, 6) OBP: 0.273, SLG: 0.310			0-0 F7			0-0 E5			0-0 5-3	3	0	0	0	0	0	1											
Inning Stats	R: 0 E: 0 K: 1 S: 5	H: 0 LOB: 0 BB: 0 P: 5	R: 0 E: 0 K: 1 S: 5	H: 1 LOB: 0 BB: 0 P: 5	R: 0 E: 0 K: 0 S: 5	H: 2 LOB: 2 BB: 0 P: 5	R: 1 E: 0 K: 0 S: 5	H: 2 LOB: 2 BB: 1 P: 9	R: 0 E: 0 K: 0 S: 3	H: 1 LOB: 0 BB: 0 P: 7	R: 0 E: 0 K: 1 S: 6	H: 1 LOB: 2 BB: 1 P: 10	R: 0 E: 0 K: 0 S: 3	H: 1 LOB: 0 BB: 0 P: 3	R: 1 E: 0 K: 0 S: 5	H: 2 LOB: 2 BB: 1 P: 9		1B: 8 2B: 2 3B: 0 HR: 0	SF: 0 SAC: 0 DP: 2 HBP: 0	WP: 0 PB: 0 SB: 3 CS: 1	PA: 36						
PITCHER	IP	WLS	BF	H	R	ER	SO	BB	IBB	HBP	BLK	WP	HR	S	P	ERA	WHIP										
Dave Stieb, R (1, 1) ERA: 5.36	5.2		25	6	1	1	2	3	0	0	0	0	0	26	38	1.59	1.588										
Mark Eichhorn, R (6, 1) ERA: 2.27	0.2		3	1	0	0	1	0	0	0	0	0	0	5	5	0.00	1.500										
Jeff Musselman, L (7, 1) ERA: 3.13	1.2	L	7	2	1	1	0	0	1	0	0	0	0	6	10	5.40	1.200										

Batter	1	2	3	4	5	6	7	8	9	10	AB	R	H	RBI	BB	SO	LOB	TOP	
Tony Fernandez, S OBP: 0.368, SLG: 0.383 (1, 6)	F7		F8			1B		FC6-4		BB	4	0	1	0	1	0	1	Toronto Blue Jays @ California Angels Anaheim Stadium, Anaheim, CA Wed May 20 1987, 10:05 PM EDT Att: 23,766 - Unknown AB 35 R 4 H 7 RBI 3 BB 3 SO 5 LOB 13	
Rob Ducey, L OBP: 0.333, SLG: 0.160 (1, 8)	F7		F8			F8			K	BB	5	0	1	0	0	1			
Fred McGriff, L OBP: 0.372, SLG: 0.418 Cecil Fielder, R OBP: 0.429, SLG: 0.686 (10, PH)	P5			K		3				HR	4	1	1	1	0	1			
George Bell, R OBP: 0.342, SLG: 0.593 (1, 7)		F9		5-3			F4		CI	G5-4-3	4	1	0	0	0	3			
Jesse Barfield, R OBP: 0.391, SLG: 0.570 (1, 9)				1-3			K			4-3 2B HBP	3	2	1	1	0	1			
Willie Upshaw, L OBP: 0.385, SLG: 0.511 (1, 3)		F7				S 1B	F9			4-3	4	0	1	0	0	2			
Ernie Whitt, L OBP: 0.361, SLG: 0.425 (1, 2)						F8		4-3			4	0	2	1	0	1			
Kelly Gruber, R OBP: 0.309, SLG: 0.320 Rick Leach, L OBP: 0.588, SLG: 0.500 Mike Sharperson, R OBP: 0.288, SLG: 0.270 (8, PH)						K		F8		F8	2	0	0	0	0	1			
Garth Iorg, R OBP: 0.234, SLG: 0.143 Rance Mulliniks, L OBP: 0.322, SLG: 0.351 (8, PH)			K			F8				G3	2	0	0	0	0	1			
Inning Stats	R: 0 E: 0 K: 0 S: 3	H: 0 LOB: 0 BB: 0 P: 3	R: 1 E: 0 K: 0 S: 5	H: 2 LOB: 1 BB: 0 P: 5	R: 0 E: 0 K: 1 S: 5	H: 0 LOB: 0 BB: 0 P: 5	R: 0 E: 0 K: 1 S: 6	H: 1 LOB: 1 BB: 0 P: 6	R: 0 E: 0 K: 0 S: 3	H: 0 LOB: 0 BB: 0 P: 5	R: 0 E: 0 K: 1 S: 5	H: 0 LOB: 1 BB: 1 P: 7	R: 3 E: 1 K: 1 S: 8	H: 2 LOB: 1 BB: 0 P: 9	R: 0 E: 0 K: 0 S: 3	H: 1 LOB: 2 BB: 2 P: 11	1B: 4 2B: 2 3B: 0 HR: 2		SF: 0 SAC: 0 DP: 2 HBP: 1
PITCHER	IP WLS BF H R ER SO	IP WLS BF H R ER SO	IP WLS BF H R ER SO	IP WLS BF H R ER SO	IP WLS BF H R ER SO	IP WLS BF H R ER SO	IP WLS BF H R ER SO	IP WLS BF H R ER SO	IP WLS BF H R ER SO	IP WLS BF H R ER SO	IP WLS BF H R ER SO	IP WLS BF H R ER SO	IP WLS BF H R ER SO	IP WLS BF H R ER SO	IP WLS BF H R ER SO	IP WLS BF H R ER SO	ERA WHIP	ERA WHIP	
Jack Lazorko, R ERA: 2.16 (1, 1)	8.1	7	5	3	3	5	BB: 1 IBB: 0 HBP: 0 BLK: 0	WP: 0 HR: 2 S: 40 P: 44	3.24	0.720									
DeWayne Buice, R ERA: 3.42 (9, 1)	1.0	7	2	1	0	0	1	0	1	0	0	0	5	10	0.00	3.000			
Gary Lucas, L ERA: 10.81 (10, 1)	0.2	W	2	0	0	0	1	0	0	0	0	0	1	5	0.00	1.500			

Batter	1	2	3	4	5	6	7	8	9	10	AB	R	H	RBI	BB	SO	LOB	BOTTOM	
Dick Schofield, R OBP: 0.270, SLG: 0.306 (1, 6)	BLK 1B	6-3		F9			6-3			P4	5	1	1	0	0	0	1	Toronto Blue Jays @ California Angels Anaheim Stadium, Anaheim, CA Wed May 20 1987, 10:05 PM EDT Att: 23,766 - Unknown AB 36 R 5 H 9 RBI 5 BB 2 SO 9 LOB 10	
Wally Joyner, L OBP: 0.344, SLG: 0.511 (1, 3)	BLK 1B			F7		G3	K			HR	5	2	2	1	0	1			
Brian Downing, R OBP: 0.430, SLG: 0.605 (1, 10)	F7		F7			K		K			4	0	0	0	0	2			
Doug DeCinces, R OBP: 0.371, SLG: 0.395 (1, 5)	1B 1-3		FC5-4		L5		K	K			4	0	2	2	0	1			
Devon White, S OBP: 0.318, SLG: 0.506 (1, 9)	1-3		FC5-4			6-3					4	0	1	0	0	2			
Bob Boone, R OBP: 0.438, SLG: 0.412 (1, 2)				6-3		6-3	3B BB				3	1	1	0	1	1			
Jack Howell, L OBP: 0.367, SLG: 0.573 (1, 7)	F7			2B BB			CS 3B				3	1	1	1	1	2			
Gary Pettis, S OBP: 0.302, SLG: 0.301 (1, 8)		6-3		K		K		K			4	0	0	0	0	3			
Mark McLemore, S OBP: 0.355, SLG: 0.323 (1, 4)		6-3						F2		3-1	4	0	1	1	0	0			
Inning Stats	R: 2 E: 0 K: 0 S: 7	H: 4 LOB: 2 BB: 0 P: 7	R: 0 E: 0 K: 0 S: 3	H: 0 LOB: 0 BB: 0 P: 3	R: 0 E: 0 K: 0 S: 4	H: 1 LOB: 1 BB: 0 P: 4	R: 1 E: 0 K: 1 S: 6	H: 1 LOB: 1 BB: 1 P: 10	R: 0 E: 0 K: 1 S: 5	H: 0 LOB: 0 BB: 0 P: 5	R: 0 E: 0 K: 3 S: 10	H: 1 LOB: 1 BB: 0 P: 10	R: 0 E: 0 K: 2 S: 7	H: 0 LOB: 0 BB: 0 P: 7	R: 1 E: 0 K: 0 S: 2	H: 1 LOB: 0 BB: 0 P: 2	1B: 5 2B: 2 3B: 1 HR: 1		SF: 0 SAC: 0 DP: 0 HBP: 0
PITCHER	IP WLS BF H R ER SO	IP WLS BF H R ER SO	IP WLS BF H R ER SO	IP WLS BF H R ER SO	IP WLS BF H R ER SO	IP WLS BF H R ER SO	IP WLS BF H R ER SO	IP WLS BF H R ER SO	IP WLS BF H R ER SO	IP WLS BF H R ER SO	IP WLS BF H R ER SO	IP WLS BF H R ER SO	IP WLS BF H R ER SO	IP WLS BF H R ER SO	IP WLS BF H R ER SO	IP WLS BF H R ER SO	ERA WHIP	ERA WHIP	
Jimmy Key, L ERA: 3.69 (1, 1)	7.0	7	4	4	4	4	BB: 2 IBB: 0 HBP: 0 BLK: 1	WP: 0 HR: 0 S: 35 P: 43	3.86	0.857									
Tom Henke, R ERA: 0.42 (8, 1)	2.1	L	9	2	1	5	0	0	0	0	0	1	19	19	3.86	0.857			

Batter	1	2	3	4	5	6	7	8	9	AB	R	H	RBI	BB	SO	LOB	TOP										
Tony Fernandez, S (1, 6) OBP: 0.369, SLG: 0.379										4	1	1	0	1	0	1											
Ernie Whitt, L (1, 2) OBP: 0.354, SLG: 0.414										5	1	1	0	0	0	2											
Willie Upshaw, L (1, 3) OBP: 0.373, SLG: 0.514										5	0	3	1	0	1	0											
George Bell, R (1, 7) OBP: 0.348, SLG: 0.634										3	2	2	2	0	1	1											
Rick Leach, L (5, 7) OBP: 0.000, SLG: 0.524										1	0	1	1	0	0	0											
Rob Ducey, L (7, PR) OBP: 0.324, SLG: 0.154										1	0	0	0	0	1	2											
Jesse Barfield, R (1, 9) OBP: 0.386, SLG: 0.557										5	0	1	0	0	1	4											
Lloyd Moseby, L (1, 8) OBP: 0.297, SLG: 0.447										4	1	1	1	0	1	1											
Fred McGriff, L (1, 10) OBP: 0.357, SLG: 0.398										4	0	0	0	0	3	1											
Kelly Gruber, R (1, 5) OBP: 0.341, SLG: 0.430										4	2	4	2	0	0	0											
Mike Sharperson, R (1, 4) OBP: 0.267, SLG: 0.269										4	0	1	0	0	1	3											
Garth Iorg, R (8, 4) OBP: 0.234, SLG: 0.143										0	0	0	0	0	0	0											
Inning Stats	R: 0 E: 0 K: 1 S: 5	H: 0 LOB: 0 BB: 0 P: 5	R: 1 E: 0 K: 2 S: 10	H: 3 LOB: 2 BB: 0 P: 10	R: 0 E: 0 K: 0 S: 3	H: 1 LOB: 0 BB: 0 P: 3	R: 2 E: 0 K: 1 S: 8	H: 3 LOB: 1 BB: 0 P: 8	R: 0 E: 0 K: 1 S: 6	H: 0 LOB: 0 BB: 0 P: 6	R: 0 E: 0 K: 1 S: 5	H: 0 LOB: 0 BB: 0 P: 5	R: 3 E: 1 K: 1 S: 8	H: 3 LOB: 2 BB: 1 P: 12	R: 1 E: 0 K: 1 S: 7	H: 2 LOB: 1 BB: 0 P: 7	R: 0 E: 0 K: 1 S: 6	H: 2 LOB: 1 BB: 0 P: 6	1B: 10 2B: 0 3B: 0 HR: 5	SF: 0 SAC: 0 DP: 2 HBP: 0	WP: 0 PB: 0 SB: 0 CS: 1	PA: 41					
PITCHER	IP	WLS	BF	H	R	ER	SO	BB	IBB	HBP	BLK	WP	HR	S	P	ERA	WHIP										
Scott Bankhead, R (1, 1) ERA: 4.66	6.1	L	31	11	6	5	7	1	0	0	0	0	4	44	48	7.11	1.895										
Jerry Reed, R (7, 1) ERA: 3.97	1.2		6	2	1	1	1	0	0	0	0	0	1	8	8	5.40	1.200										
Bill Wilkinson, L (9, 1) ERA: 6.75	0.1		3	2	0	0	1	0	0	0	0	0	0	5	5	0.00	6.000										
Steve Shields, R (9, 1) ERA: 2.53	0.2		1	0	0	0	0	0	0	0	0	0	0	1	1	0.00	0.000										

Toronto Blue Jays @ Seattle Mariners
The Kingdome, Seattle, WA
Fri May 22, 1987, 10:05 PM EDT
Att: 10,012 - Unknown

AB	40
R	7
H	15
RBI	7
BB	1
SO	9
LOB	15



Batter	1	2	3	4	5	6	7	8	9	AB	R	H	RBI	BB	SO	LOB	BOTTOM										
John Moses, S (1, 8) OBP: 0.329, SLG: 0.349										4	0	0	0	0	1	3											
Phil Bradley, R (1, 7) OBP: 0.339, SLG: 0.338										4	1	2	0	1	1	0											
Jim Presley, R (1, 5) OBP: 0.312, SLG: 0.443										5	1	1	1	0	3	2											
Ken Phelps, L (1, 10) OBP: 0.444, SLG: 0.701										4	1	1	0	1	2	1											
Dave Valle, R (1, 2) OBP: 0.274, SLG: 0.517										3	1	0	0	0	0	2											
Alvin Davis, L (1, 3) OBP: 0.390, SLG: 0.443										3	0	2	1	1	0	0											
John Christensen, R (1, 9) OBP: 0.290, SLG: 0.353										1	0	0	0	0	0	1											
Mike Kingery, L (4, PH) OBP: 0.292, SLG: 0.424										2	0	1	1	0	0	3											
Rey Quinones, R (1, 6) OBP: 0.311, SLG: 0.401										3	1	0	1	0	0	2											
Scott Bradley, L (8, PH) OBP: 0.353, SLG: 0.448										1	0	0	0	0	0	1											
Rick Renteria, R (9, 6) OBP: 0.182, SLG: 0.200										0	0	0	0	0	0	0											
Domingo Ramos, R (1, 4) OBP: 0.385, SLG: 0.417										3	0	1	0	1	0	0											
Harold Reynolds, S (8, PR) OBP: 0.331, SLG: 0.366										0	0	0	0	0	0	0											
Inning Stats	R: 0 E: 0 K: 2 S: 8	H: 1 LOB: 1 BB: 0 P: 8	R: 0 E: 0 K: 0 S: 4	H: 1 LOB: 0 BB: 0 P: 4	R: 0 E: 0 K: 0 S: 3	H: 0 LOB: 0 BB: 0 P: 3	R: 4 E: 1 K: 1 S: 9	H: 4 LOB: 1 BB: 0 P: 10	R: 0 E: 0 K: 1 S: 5	H: 0 LOB: 3 BB: 3 P: 17	R: 0 E: 0 K: 0 S: 2	H: 0 LOB: 0 BB: 0 P: 3	R: 1 E: 0 K: 0 S: 4	H: 1 LOB: 0 BB: 0 P: 4	R: 0 E: 0 K: 0 S: 4	H: 1 LOB: 2 BB: 1 P: 8	R: 0 E: 0 K: 3 S: 9	H: 0 LOB: 0 BB: 0 P: 9	1B: 4 2B: 2 3B: 2 HR: 0	SF: 1 SAC: 0 DP: 0 HBP: 2	WP: 0 PB: 0 SB: 1 CS: 1	PA: 41					
PITCHER	IP	WLS	BF	H	R	ER	SO	BB	IBB	HBP	BLK	WP	HR	S	P	ERA	WHIP										
John Cerutti, L (1, 1) ERA: 4.82	3.0		13	4	2	2	2	0	0	0	0	0	0	17	17	6.00	1.333										
Mark Eichhorn, R (4, 1) ERA: 2.51	3.1	W	17	3	3	2	2	2	1	2	0	0	0	16	30	5.40	1.500										
Jeff Musselman, L (7, 1) ERA: 3.0	1.0		4	1	0	0	0	0	0	0	0	0	0	4	4	0.00	1.000										
Tom Henke, R (8, 1) ERA: 0.39	1.2	S	6	0	0	0	3	1	0	0	0	0	0	11	15	0.00	0.600										

Toronto Blue Jays @ Seattle Mariners
The Kingdome, Seattle, WA
Fri May 22, 1987, 10:05 PM EDT
Att: 10,012 - Unknown

AB	33
R	5
H	8
RBI	4
BB	4
SO	7
LOB	15




Batter	1	2	3	4	5	6	7	8	9	AB	R	H	RBI	BB	SO	LOB	TOP								
Tony Fernandez, S (1, 6) OBP: 0.376, SLG: 0.378	6-3		G1-6-3 BB		1B 1-2 BB		CS 1B	L8		3	1	1	0	2	0	0									
Rance Mulliniks, L (1, 10) OBP: 0.330, SLG: 0.358	G1-6-3 1B		G1-6-3 1-2		1B 1-3 3-H		CS 1-2	6-3		4	0	2	1	0	0	1									
Willie Upshaw, L (1, 3) OBP: 0.376, SLG: 0.514	G1-6-3 1-2			G3				FC4 1B		4	0	2	1	0	0	1									
George Bell, R (1, 7) OBP: 0.339, SLG: 0.618		6-3		6-3	F7			FC4 1B 1-2		4	0	0	0	0	0	3									
Jesse Barfield, R (1, 9) OBP: 0.382, SLG: 0.549		F9		K						4	0	1	0	0	2	0									
Lloyd Moseby, L (1, 8) OBP: 0.302, SLG: 0.444		HR BB			6-3			4-3		3	1	1	0	1	0	2									
Ernie Whitt, L (1, 2) OBP: 0.359, SLG: 0.452		HR								4	2	2	2	0	0	1									
Kelly Gruber, R (1, 5) OBP: 0.337, SLG: 0.458		HR			E 1B 2B				L5	4	2	1	1	0	1	1									
Mike Sharperson, R (1, 4) OBP: 0.289, SLG: 0.271		5-3			E5 1B 1B					4	2	1	1	0	1	1									
Garth Iorg, R (7, 4) OBP: 0.231, SLG: 0.140				G3					5-3	3	0	1	1	0	1	0									
										1	0	0	0	0	0	0									
Inning Stats	R: 0 E: 0 K: 0 S: 3	H: 1 LOB: 0 BB: 0 P: 3	R: 2 E: 0 K: 0 S: 4	H: 1 LOB: 0 BB: 1 P: 8	R: 0 E: 0 K: 0 S: 2	H: 0 LOB: 0 BB: 1 P: 6	R: 0 E: 0 K: 1 S: 5	H: 0 LOB: 0 BB: 0 P: 5	R: 3 E: 1 K: 0 S: 7	H: 4 LOB: 2 BB: 1 P: 11	R: 0 E: 0 K: 2 S: 5	H: 1 LOB: 0 BB: 0 P: 5	R: 0 E: 0 K: 2 S: 7	H: 1 LOB: 0 BB: 0 P: 7	R: 0 E: 0 K: 0 S: 5	H: 2 LOB: 2 BB: 0 P: 5	R: 1 E: 0 K: 0 S: 4	H: 1 LOB: 0 BB: 0 P: 4	1B: 8 2B: 1 3B: 0 HR: 2	SF: 0 SAC: 0 DP: 3 HBP: 0	WP: 0 PB: 0 SB: 0 CS: 2	PA: 38			
PITCHER	IP	WLS	BF	H	R	ER	SO	BB	IBB	HBP	BLK	WP	HR	S	P	ERA	WHIP								
Mike Moore, R (1, 1) ERA: 4.92	4.2	L	21	6	5	2	1	3	0	0	0	0	1	20	32	3.86	1.929								
Mike Trujillo, R (5, 1) ERA: 7.59	3.0		11	4	0	0	3	0	0	0	0	0	0	17	17	0.00	1.333								
Stan Clarke, L (8, 1) ERA: 4.32	1.1		5	1	1	1	0	0	0	0	0	0	1	5	5	6.75	0.750								

Toronto Blue Jays @ Seattle Mariners
The Kingdome, Seattle, WA
Sat May 23 1987, 10:05 PM EDT
Att: 13,489 - Unknown

livebaseballscores.com

AB 34
R 6
H 11
RBI 6
BB 3
SO 4
LOB 9




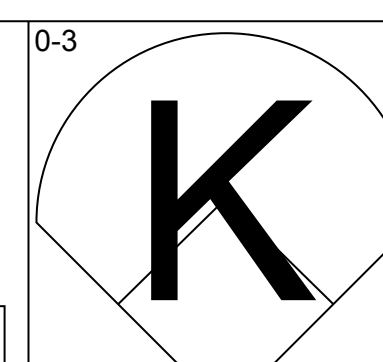
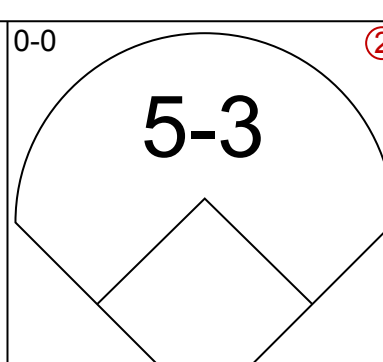
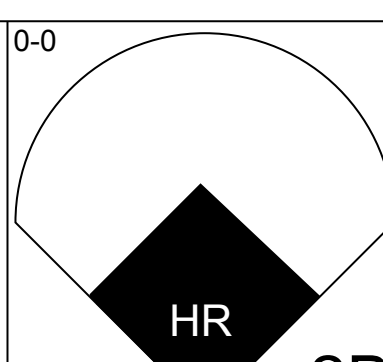
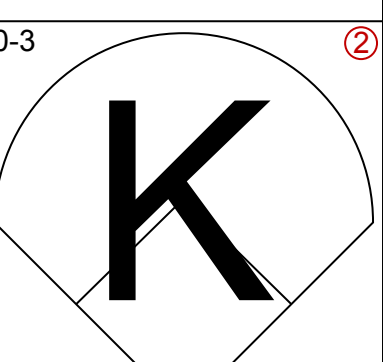
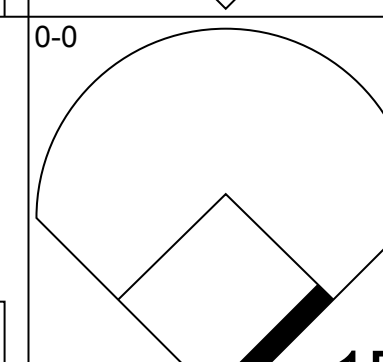
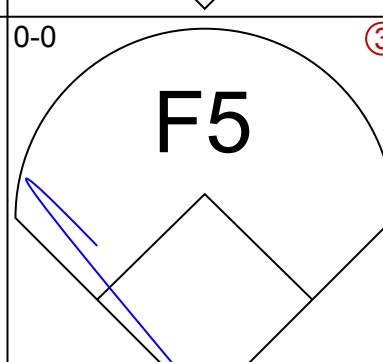
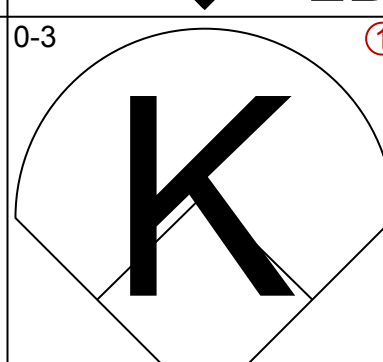
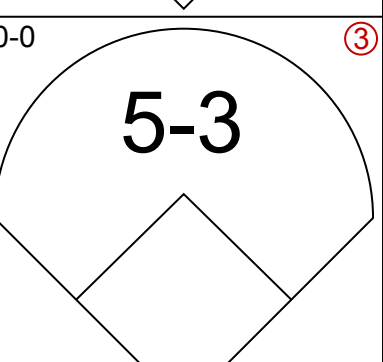
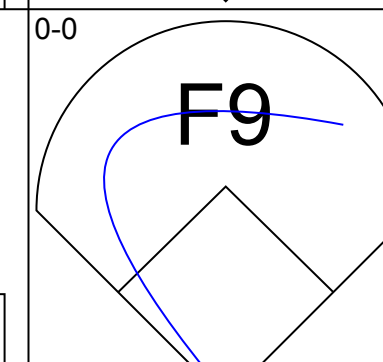
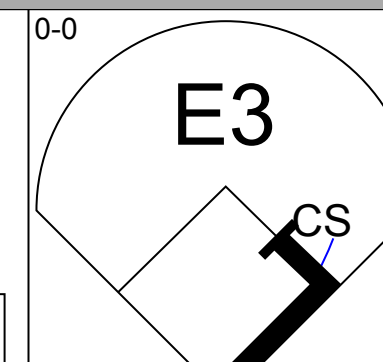
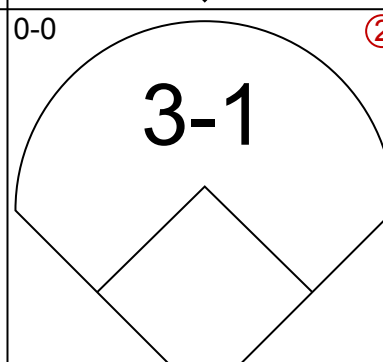
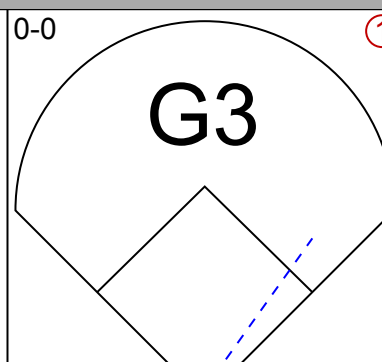
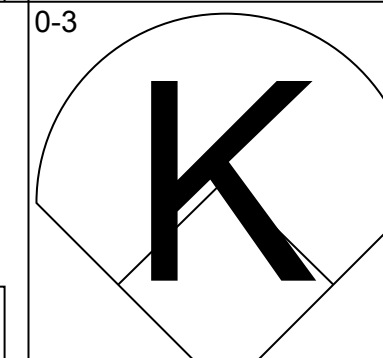
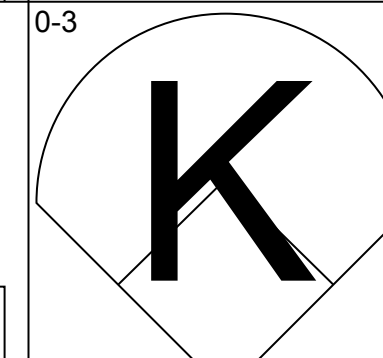
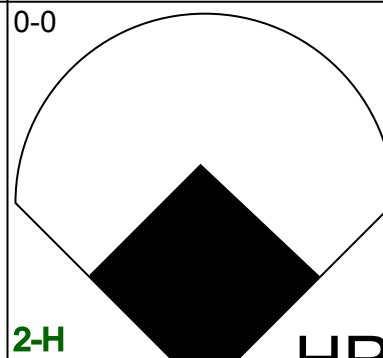
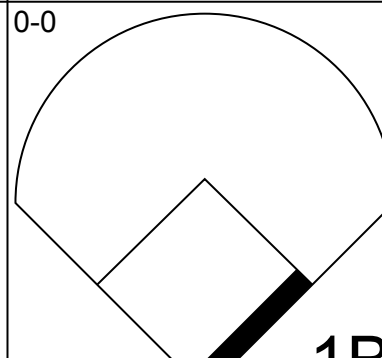
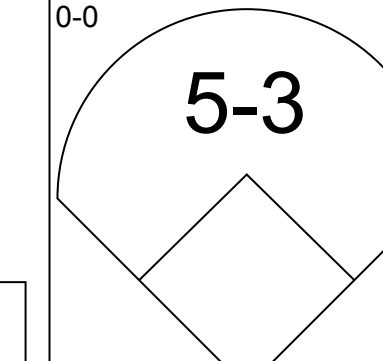
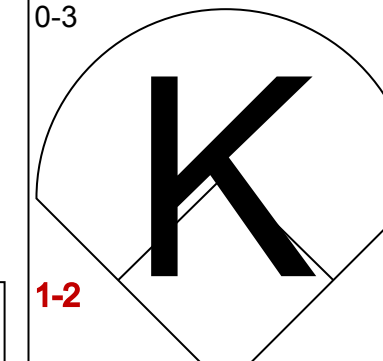
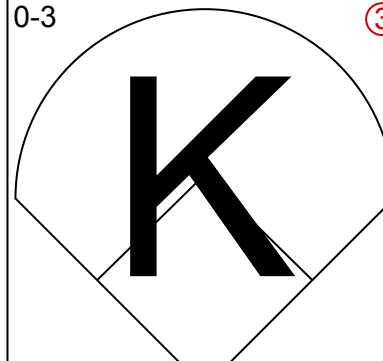
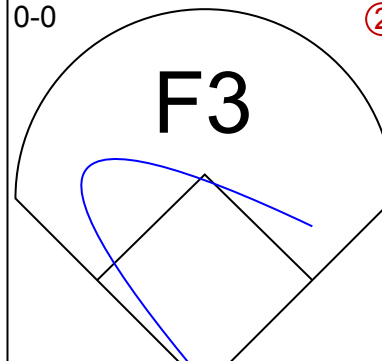
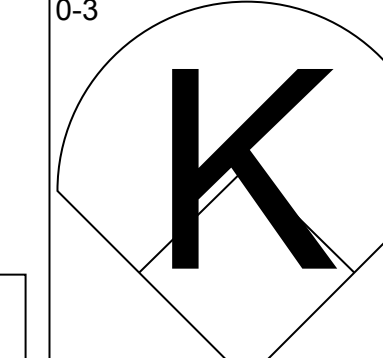
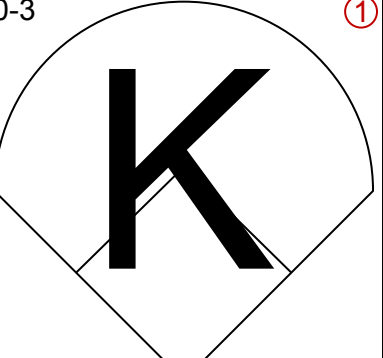
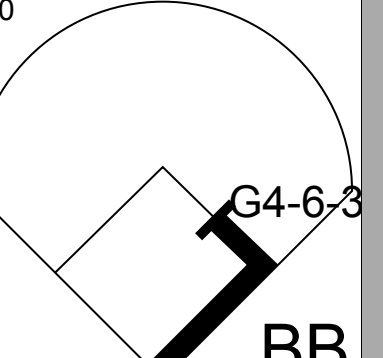
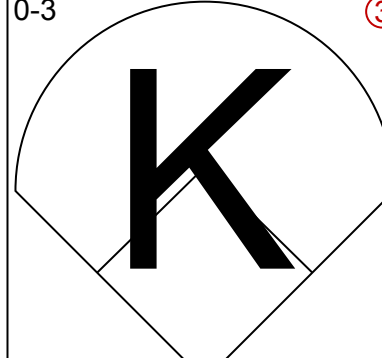
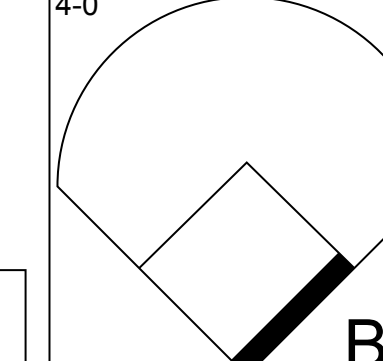
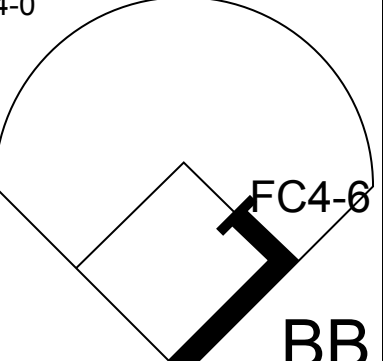

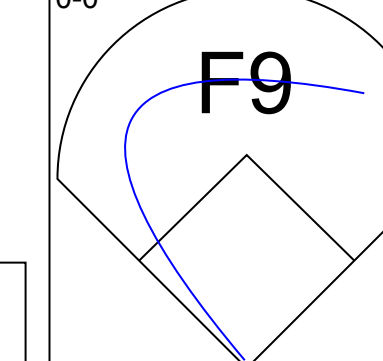
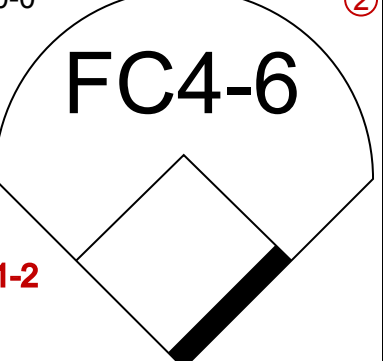
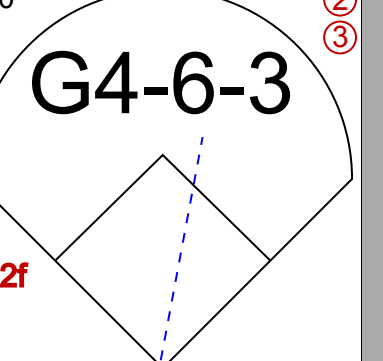

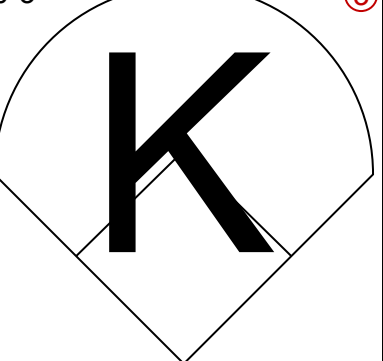
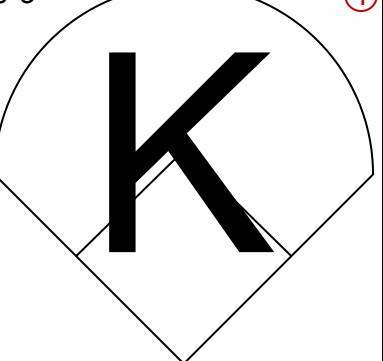
Batter	1	2	3	4	5	6	7	8	9	AB	R	H	RBI	BB	SO	LOB	BOTTOM								
John Moses, S (1, 8) OBP: 0.321, SLG: 0.340	3-1		F9 1-3		F8			B1-3		4	0	0	0	0	0	2									
Phil Bradley, R (1, 7) OBP: 0.342, SLG: 0.342	5-3							K		4	1	2	1	0	1	0									
Scott Bradley, L (1, 2) OBP: 0.358, SLG: 0.450								K		4	0	2	0	0	1	1									
Ken Phelps, L (1, 10) OBP: 0.432, SLG: 0.676	L4									4	0	0	0	0	1	2									
Jim Prestey, R (1, 5) OBP: 0.305, SLG: 0.432										4	0	0	0	0	3	0									
Alvin Davis, L (1, 3) OBP: 0.387, SLG: 0.444										4	0	1	0	0	1	0									
Mike Kingery, L (1, 9) OBP: 0.294, SLG: 0.422										3	0	1	0	0	0	1									
Rey Quinones, R (1, 6) OBP: 0.305, SLG: 0.393										3	0	0	0	0	1	2									
Harold Reynolds, S (1, 4) OBP: 0.324, SLG: 0.358										3	1	0	0	0	1	3									
Inning Stats	R: 0 E: 0 K: 0 S: 4	H: 1 LOB: 1 BB: 0 P: 4	R: 0 E: 0 K: 1 S: 5	H: 0 LOB: 0 BB: 0 P: 5	R: 1 E: 1 K: 0 S: 5	H: 1 LOB: 1 BB: 0 P: 5	R: 0 E: 0 K: 0 S: 3	H: 0 LOB: 0 BB: 0 P: 3	R: 0 E: 0 K: 0 S: 4	H: 1 LOB: 1 BB: 0 P: 4	R: 1 E: 0 K: 1 S: 6	H: 2 LOB: 0 BB: 0 P: 6	R: 0 E: 0 K: 2 S: 8	H: 1 LOB: 1 BB: 0 P: 8	R: 0 E: 0 K: 2 S: 7	H: 0 LOB: 0 BB: 0 P: 7	R: 0 E: 0 K: 3 S: 9	H: 0 LOB: 0 BB: 0 P: 9	1B: 5 2B: 1 3B: 0 HR: 0	SF: 0 SAC: 0 DP: 1 HBP: 0	WP: 0 PB: 0 SB: 1 CS: 0	PA: 33			
PITCHER	IP	WLS	BF	H	R	ER	SO	BB	IBB	HBP	BLK	WP	HR	S	P	ERA	WHIP								
Jim Clancy, R (1, 1) ERA: 2.5	9.0	W	33	6	2	1	9	0	0	0	0	0	0	51	51	1.00	0.667								

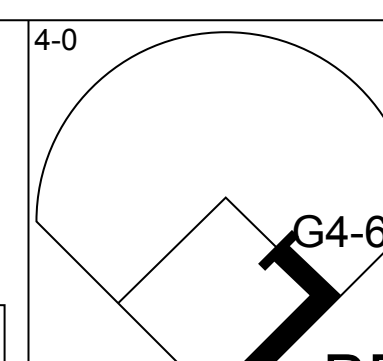
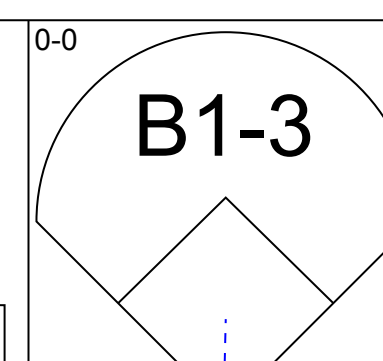
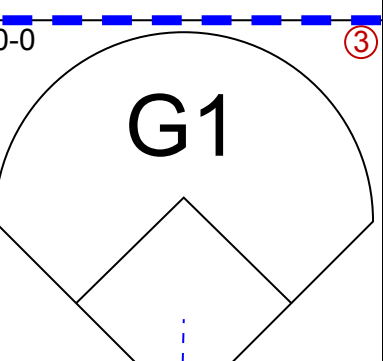
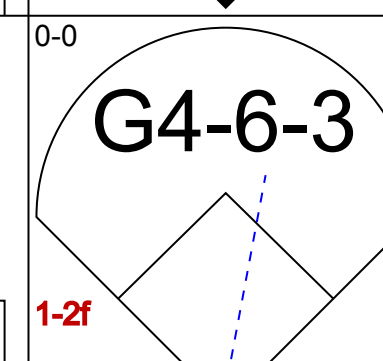
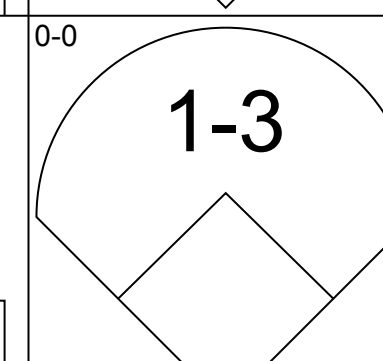
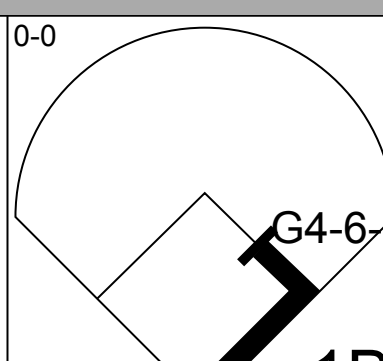
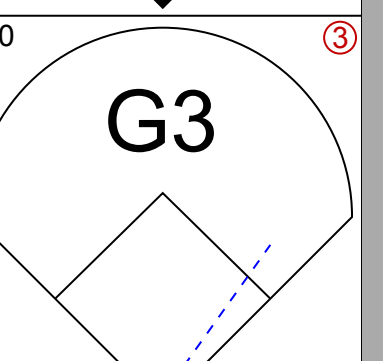
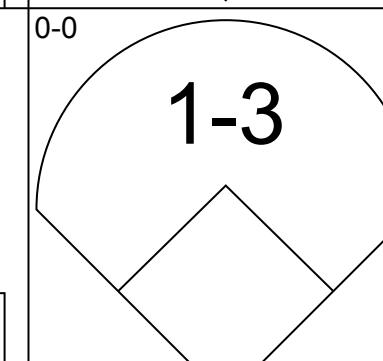
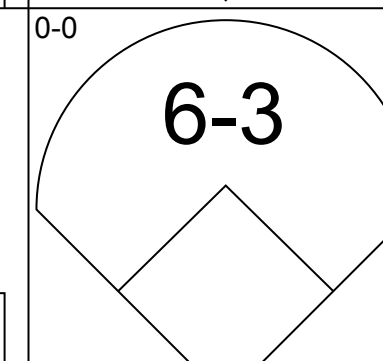
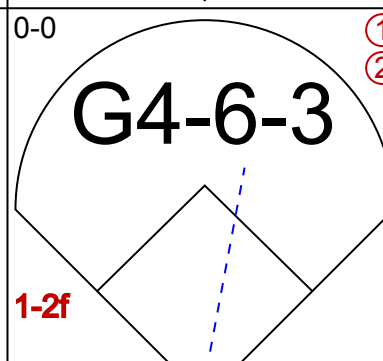
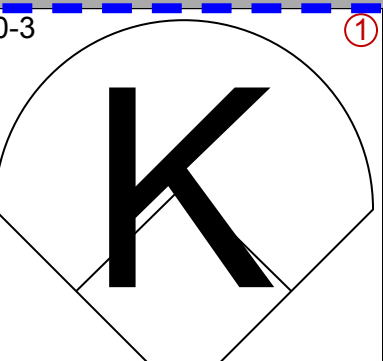

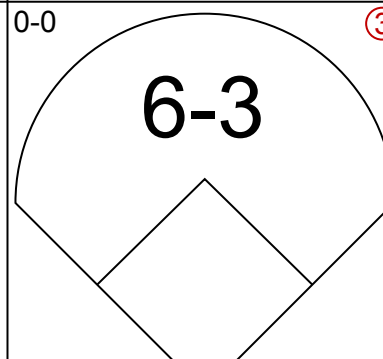
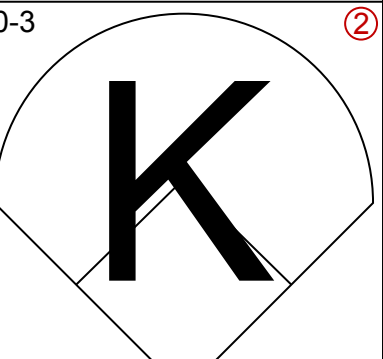
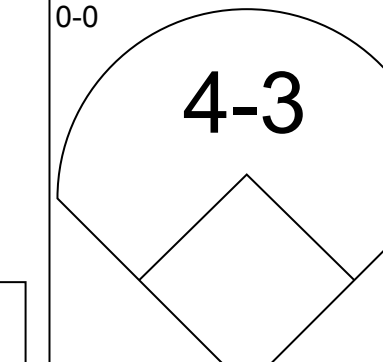
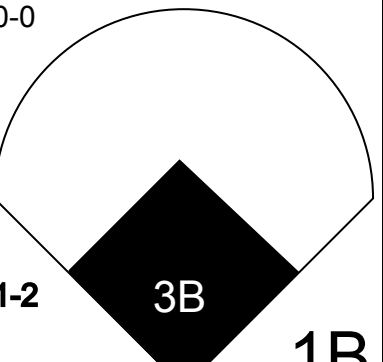

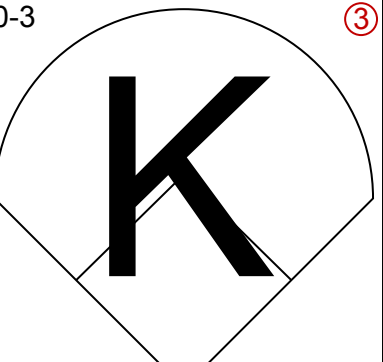
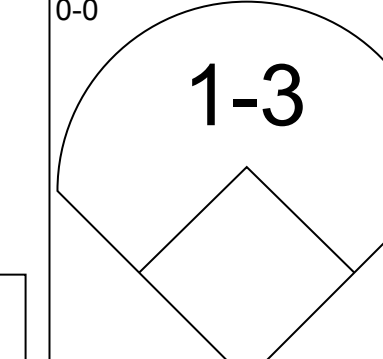
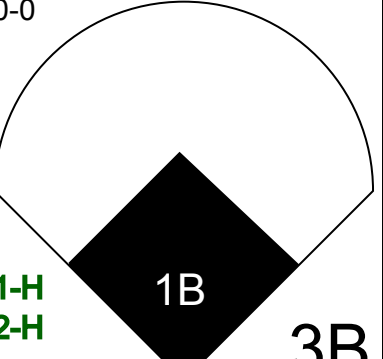
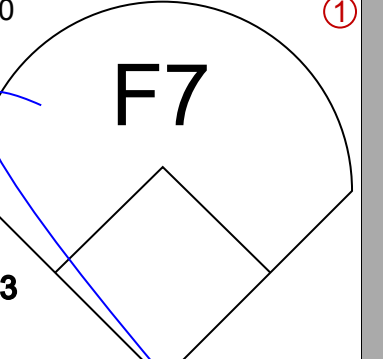


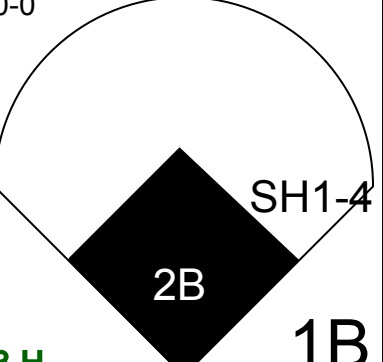
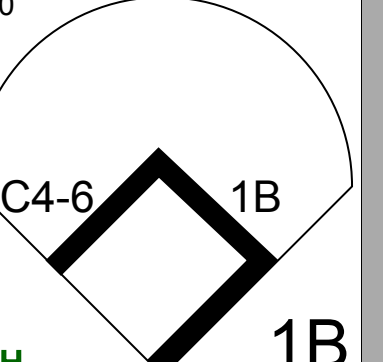
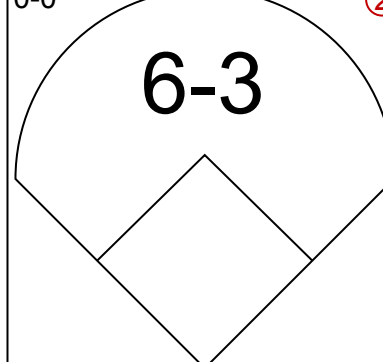
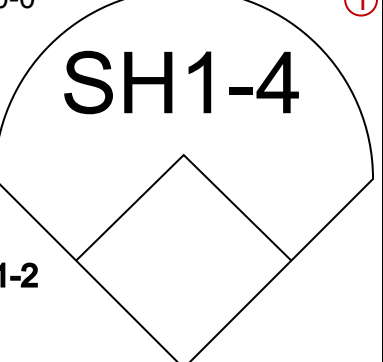
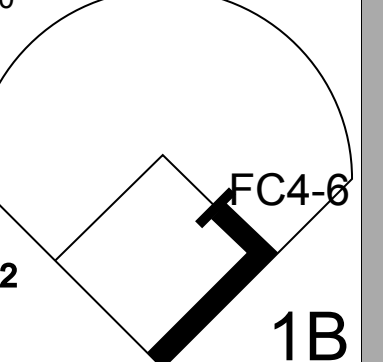
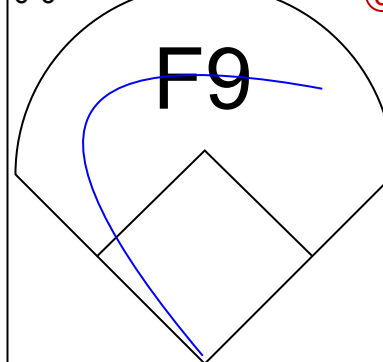
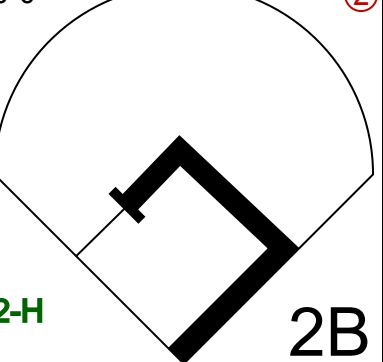
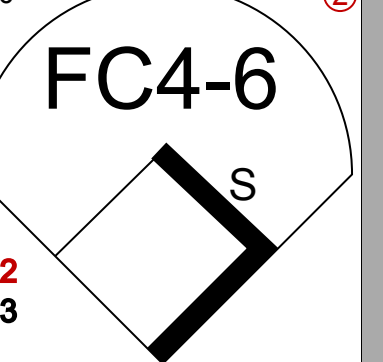
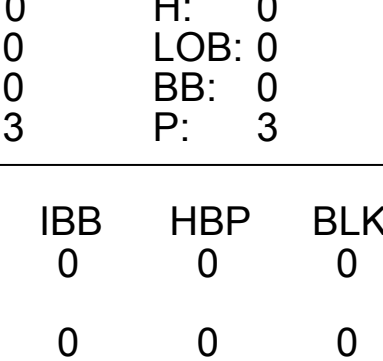
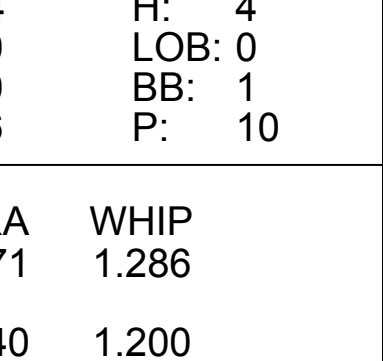
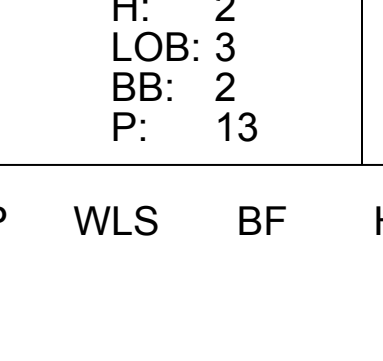
Toronto Blue Jays @ Seattle Mariners
The Kingdome, Seattle, WA
Sat May 23 1987, 10:05 PM EDT
Att: 13,489 - Unknown

livebaseballscores.com

AB 33
R 2
H 6
RBI 1
BB 0
SO 9
LOB 11



Batter	1	2	3	4	5	6	7	8	9	AB	R	H	RBI	BB	SO	LOB	TOP					
Tony Fernandez, S (1,6) OBP: 0.373, SLG: 0.381										4	1	1	0	0	2	0	<p>Toronto Blue Jays @ Seattle Mariners The Kingdome, Seattle, WA Sun May 24 1987, 10:05 PM EDT Att: 12,751 - Unknown</p>					
Kelly Gruber, R (1,5) OBP: 0.333, SLG: 0.448										4	0	1	0	0	1	1						
Willie Upshaw, L (1,3) OBP: 0.367, SLG: 0.500										4	0	0	0	0	0	2						
George Bell, R (1,7) OBP: 0.343, SLG: 0.634										4	1	2	2	0	2	2						
Jesse Barfield, R (1,9) OBP: 0.374, SLG: 0.534										4	0	0	0	0	2	2						
Lloyd Moseby, L (1,8) OBP: 0.301, SLG: 0.436										3	0	0	0	1	3	1						
Cecil Fielder, R (1,10) OBP: 0.444, SLG: 0.667										1	0	0	0	2	1	1						
Garth Iorg, R (1,4) OBP: 0.221, SLG: 0.133										3	0	0	0	0	0	3						
Jeffrey DeWitt, R (1,2) OBP: 0.143, SLG: 0.333										3	0	0	0	0	3	1						
Inning Stats	R: 0 E: 0 K: 2 S: 8	H: 1 LOB: 1 BB: 0 P: 8	R: 0 E: 0 K: 1 S: 5	H: 0 LOB: 1 BB: 1 P: 9	R: 0 E: 0 K: 1 S: 5	H: 0 LOB: 0 BB: 0 P: 5	R: 0 E: 1 K: 2 S: 7	H: 0 LOB: 0 BB: 0 P: 7	R: 0 E: 0 K: 2 S: 7	H: 0 LOB: 1 BB: 1 P: 11	R: 2 E: 0 K: 1 S: 9	H: 2 LOB: 0 BB: 0 P: 9	R: 0 E: 0 K: 1 S: 4	H: 0 LOB: 0 BB: 1 P: 8	R: 0 E: 0 K: 2 S: 7	H: 0 LOB: 0 BB: 0 P: 7	R: 0 E: 0 K: 1 S: 6	H: 1 LOB: 1 BB: 0 P: 6	1B: 2 2B: 1 3B: 0 HR: 1	SF: 0 SAC: 0 DP: 1 HBP: 0	WP: 0 PB: 0 SB: 0 CS: 1	PA: 33
PITCHER Mark Langston, L (1,1) ERA: 4.02	IP: 9.0 WLS: W BF: 33	H: 4 R: 2 ER: 2 SO: 14	BB: 3 IBB: 0 HBP: 0 BLK: 0	WP: 0 HR: 1 S: 58 P: 70	ERA: 2.00 WHIP: 0.778	PITCHER										IP: 9.0 WLS: W BF: 33	H: 4 R: 2 ER: 2 SO: 14	BB: 3 IBB: 0 HBP: 0 BLK: 0	WP: 0 HR: 1 S: 58 P: 70	ERA: 2.00 WHIP: 0.778		

Batter	1	2	3	4	5	6	7	8	9	AB	R	H	RBI	BB	SO	LOB	BOTTOM			
John Moses, S (1,8) OBP: 0.326, SLG: 0.335										2	0	0	0	2	0	0	<p>Toronto Blue Jays @ Seattle Mariners The Kingdome, Seattle, WA Sun May 24 1987, 10:05 PM EDT Att: 12,751 - Unknown</p>			
Phil Bradley, R (1,7) OBP: 0.340, SLG: 0.340										4	0	1	0	0	0	4				
Scott Bradley, L (1,5) OBP: 0.349, SLG: 0.437										3	0	0	0	0	0	1				
Jim Presley, R (8,5) OBP: 0.303, SLG: 0.429										1	0	0	0	0	1	0				
Ken Phelps, L (1,10) OBP: 0.427, SLG: 0.658										3	1	0	0	1	2	0				
Alvin Davis, L (1,3) OBP: 0.390, SLG: 0.442										3	2	1	0	1	1	0				
Mike Kingery, L (1,9) OBP: 0.295, SLG: 0.438										3	1	1	2	0	0	1				
Dave Valle, R (1,2) OBP: 0.292, SLG: 0.525										3	1	2	2	0	0	0				
Domingo Ramos, R (1,6) OBP: 0.400, SLG: 0.429										2	0	1	0	0	0	0				
Harold Reynolds, S (1,4) OBP: 0.325, SLG: 0.364										3	0	1	1	0	0	2				
Inning Stats	R: 0 E: 0 K: 0 S: 2	H: 0 LOB: 0 BB: 1 P: 6	R: 0 E: 0 K: 1 S: 5	H: 0 LOB: 0 BB: 0 P: 5	R: 0 E: 0 K: 0 S: 3	H: 0 LOB: 0 BB: 0 P: 3	R: 0 E: 0 K: 0 S: 3	H: 0 LOB: 0 BB: 0 P: 3	R: 4 E: 0 K: 0 S: 6	H: 4 LOB: 0 BB: 1 P: 10	R: 0 E: 0 K: 0 S: 3	H: 1 LOB: 0 BB: 0 P: 3	R: 1 E: 0 K: 0 S: 5	H: 2 LOB: 3 BB: 2 P: 13	R: 0 E: 0 K: 3 S: 9	H: 0 LOB: 0 BB: 0 P: 9	1B: 5 2B: 1 3B: 1 HR: 0	SF: 0 SAC: 1 DP: 2 HBP: 0	WP: 0 PB: 0 SB: 1 CS: 0	PA: 32
PITCHER Dave Stieb, R (1,1) ERA: 5.6	IP: 4.2 WLS: L BF: 18	H: 4 R: 4 ER: 4 SO: 1	BB: 2 IBB: 0 HBP: 0 BLK: 0	WP: 0 HR: 0 S: 18 P: 26	ERA: 7.71 WHIP: 1.286	PITCHER										IP: 4.2 WLS: L BF: 18	H: 4 R: 4 ER: 4 SO: 1	BB: 2 IBB: 0 HBP: 0 BLK: 0	WP: 0 HR: 0 S: 18 P: 26	ERA: 7.71 WHIP: 1.286
Jeff Musselman, L (5,1) ERA: 3.16	1.2	6	1	1	1	0	1	0	0	0	0	5	9	5.40	1.200					
Mark Eichhorn, R (7,1) ERA: 2.47	0.2	5	2	0	0	0	0	1	0	0	0	4	8	0.00	3.000					
John Cerutti, L (8,1) ERA: 4.66	1.0	3	0	0	0	3	0	0	0	0	0	9	9	0.00	0.000					

AB	30
R	2
H	4
RBI	2
BB	3
SO	14
LOB	13



AB	27
R	5
H	7
RBI	5
BB	4
SO	4
LOB	8



Batter	1	2	3	4	5	6	7	8	9	AB	R	H	RBI	BB	SO	LOB	TOP																		
Tony Fernandez, S OBP: 0.379, SLG: 0.384 (1, 6)	4-0 CS BB		0-0 G1-6-3			0-0 3-1 WP SF9 1B		0-0 E7 1B 1B	0-0 F7	4	2	2	0	1	0	3																			
Rance Mulliniks, L OBP: 0.337, SLG: 0.357 Rob Ducey, L OBP: 0.324, SLG: 0.154 (1, 10) (8, FR)	0-3 K			0-0 G3		4-0 SF9 3-1 BB		0-0 HR BB 1B	3-H	3	0	1	1	1	1	1																			
Willie Upshaw, L OBP: 0.364, SLG: 0.490 (1, 3)	0-3 K			0-0 4-3		0-0 3-1		4-0 HR BB	1-2	3	1	0	0	1	1	2																			
George Bell, R OBP: 0.347, SLG: 0.671 (1, 7)		0-0 4-3		0-0 HR		0-0 SF9		0-0 HR HR	1-2 2-3	3	2	2	5	0	0	0																			
Ernie Whitt, L OBP: 0.348, SLG: 0.437 (1, 2)	0-0 F5			0-0 F6		0-0 L8		0-0 6-3	3-H	4	0	0	0	0	0	2																			
Lloyd Moseby, L OBP: 0.294, SLG: 0.425 (1, 8)	0-0 1-3					0-0 F6		0-0 E6		4	0	0	0	0	0	1																			
Rick Leach, L OBP: 0.576, SLG: 0.500 Jesse Barfield, R OBP: 0.371, SLG: 0.530 (8, PH) (8, 9)			0-3 K			0-0 5-3 1B		0-0 F7	0-3 K	3	0	1	0	0	1	0																			
Kelly Gruber, R OBP: 0.340, SLG: 0.456 (1, 5)			1-0 1B HBP			0-0 5-3		0-0 F8	0-0 SH1-3 CS 2B	3	0	1	0	0	0	1																			
Garth Iorg, R OBP: 0.225, SLG: 0.143 (1, 4)			0-0 G1-6-3 1B			0-0 4-3		0-0 F7	0-0 SH1-3	3	0	1	0	0	0	1																			
Inning Stats	R: 0 E: 0 K: 2 S: 6	H: 0 LOB: 0 BB: 1 P: 10	R: 0 E: 0 K: 0 S: 3	H: 0 LOB: 0 BB: 0 P: 3	R: 0 E: 0 K: 1 S: 5	H: 1 LOB: 1 BB: 0 P: 6	R: 1 E: 0 K: 0 S: 4	H: 1 LOB: 0 BB: 0 P: 4	R: 0 E: 0 K: 0 S: 4	H: 0 LOB: 0 BB: 0 P: 3	R: 4 E: 2 K: 1 S: 9	H: 3 LOB: 1 BB: 1 P: 13	R: 0 E: 0 K: 0 S: 3	H: 1 LOB: 0 BB: 0 P: 3	1B: 5 2B: 1 3B: 0 HR: 2	SF: 1 SAC: 1 DP: 1 HBP: 1	WP: 1 PA: 37 PB: 0 SB: 0 CS: 2																		
PITCHER	IP	WLS	BF	H	R	ER	SO	BB	IBB	HBP	BLK	WP	HR	S	P	ERA	WHIP	PITCHER	IP	WLS	BF	H	R	ER	SO	BB	IBB	HBP	BLK	WP	HR	S	P	ERA	WHIP
Mike Morgan, R ERA: 4.86 (1, 1)	7.1	L	30	6	5	5	3	3	0	1	0	1	1	32	45	6.14	1.227																		
Steve Shields, R ERA: 3.39 (8, 1)	0.0		1	1	1	1	0	0	0	0	0	0	1	1	1	∞	∞																		
Bill Wilkinson, L ERA: 6.11 (8, 1)	1.2		6	1	0	0	1	0	0	0	0	0	0	8	8	0.00	0.600																		

Toronto Blue Jays @ Seattle Mariners
The Kingdome, Seattle, WA
Mon May 25 1987, 6:33 AM EDT
Att: 8,499 - Unknown

AB	31
R	6
H	8
RBI	6
BB	3
SO	4
LOB	12





Batter	1	2	3	4	5	6	7	8	9	AB	R	H	RBI	BB	SO	LOB	BOTTOM																			
John Moses, S OBP: 0.316, SLG: 0.325 (1, 8)	0-3 K		0-0 F6			0-0 6-3		0-0 5-3	0-0 G4-6-3	5	0	0	0	0	1	3																				
Phil Bradley, R OBP: 0.344, SLG: 0.350 (1, 7)	0-0 1B 2B		0-0 F9			0-3 K		0-0 WP 3B 1B		4	2	2	0	0	1	0																				
John Christensen, R OBP: 0.299, SLG: 0.333 Mike Kingery, L OBP: 0.292, SLG: 0.434 (1, 9) (8, PH) (9, 9)	0-0 G3 1B		0-0 5-3			0-0 E5 2B SF7		0-0 F5		3	1	1	0	0	0	0																				
Jim Presley, R OBP: 0.313, SLG: 0.455 (1, 5)	0-0 G3 1B			0-3 K		0-0 K		0-0 SF5 3B		4	1	3	2	0	1	0																				
Alvin Davis, L OBP: 0.381, SLG: 0.436 (1, 3)	0-0 G3			0-0 F9		0-0 SF7		0-0 SF5		2	0	0	2	0	0	2																				
Dave Valle, R OBP: 0.279, SLG: 0.500 Ken Phelps, L OBP: 0.431, SLG: 0.670 Rick Renteria, R OBP: 0.192, SLG: 0.200 (1, 10) (8, PH) (8, FR)	0-0 6-3			0-3 K		0-0 4-3		0-0 2B		3	0	0	0	0	1	3																				
Bob Kearney, R OBP: 0.346, SLG: 0.346 Scott Bradley, L OBP: 0.345, SLG: 0.433 (1, 2) (8, PH) (9, 2)		0-3 K		0-0 F9		0-0 F9		0-0 6-3	0-0 F5	3	0	0	0	0	1	0																				
Rey Quinones, R OBP: 0.316, SLG: 0.419 (1, 6)		0-0 F9		0-0 E9 WP FC4-2 1B		0-0 HR		4-0 G4-6-3 BB		3	1	2	1	1	0	0																				
Harold Reynolds, S OBP: 0.323, SLG: 0.361 (1, 4)		0-3 K		0-0 FC4-2 BLK		0-0 CS 1B		0-0 B1		4	0	1	0	0	1	2																				
Inning Stats	R: 1 E: 0 K: 1 S: 8	H: 3 LOB: 2 BB: 0 P: 8	R: 0 E: 0 K: 2 S: 7	H: 0 LOB: 0 BB: 0 P: 7	R: 0 E: 0 K: 0 S: 3	H: 0 LOB: 0 BB: 0 P: 3	R: 0 E: 0 K: 2 S: 7	H: 0 LOB: 0 BB: 0 P: 7	R: 0 E: 1 K: 1 S: 4	H: 1 LOB: 1 BB: 0 P: 4	R: 1 E: 1 K: 1 S: 7	H: 1 LOB: 1 BB: 0 P: 7	R: 1 E: 0 K: 0 S: 4	H: 2 LOB: 0 BB: 0 P: 4	R: 2 E: 0 K: 0 S: 6	H: 3 LOB: 1 BB: 0 P: 6	R: 0 E: 0 K: 0 S: 2	H: 0 LOB: 0 BB: 1 P: 6	1B: 5 2B: 3 3B: 1 HR: 1	SF: 2 SAC: 0 DP: 1 HBP: 0	WP: 2 PA: 37 PB: 0 SB: 0 CS: 1															
PITCHER	IP	WLS	BF	H	R	ER	SO	BB	IBB	HBP	BLK	WP	HR	S	P	ERA	WHIP	PITCHER	IP	WLS	BF	H	R	ER	SO	BB	IBB	HBP	BLK	WP	HR	S	P	ERA	WHIP	
Jimmy Key, L ERA: 3.58 (1, 1)	7.0	W	28	7	3	2	6	0	0	0	1	1	1	40	40	2.57	1.000																			
Tom Henke, R ERA: 1.11 (8, 1)	1.0		7	3	2	2	0	1	0	0	0	1	0	6	10	18.00	4.000																			
Jeff Musselman, L ERA: 3.04 (9, 1)	1.0	S	2	0	0	0	0	0	0	0	0	0	0	2	2	0.00	0.000																			

Toronto Blue Jays @ Seattle Mariners
The Kingdome, Seattle, WA
Mon May 25 1987, 6:33 AM EDT
Att: 8,499 - Unknown

AB	34
R	5
H	10
RBI	5
BB	1
SO	6
LOB	12



Batter	1	2	3	4	5	6	7	8	9	AB	R	H	RBI	BB	SO	LOB	TOP											
Luis Polonia, L (1, 8) OBP: 0.385, SLG: 0.521	0-3 K		0-0 F8		0-0 HR		4-0 S 1B BB		0-0 F8	4	2	1	1	1	1	0	<p>Oakland Athletics @ Toronto Blue Jays Exhibition Stadium, Toronto, ON Wed May 27 1987, 7:05 PM EDT Att: 25,245 - Unknown</p> <p>livebaseballscores.com</p> <p>AB 33 R 4 H 7 RBI 4 BB 5 SO 6 LOB 10</p> 											
Mike Davis, L (1, 9) OBP: 0.338, SLG: 0.597	0-0 F9		0-0 2B		0-0 G3		0-3 K		0-3 K	5	0	1	0	0	2	1												
Jose Canseco, R (1, 7) OBP: 0.287, SLG: 0.406	0-0 2B		0-0 P3		0-0 6-3		4-0 1B 1-2 BB			3	0	1	0	1	0	1												
Mark McGwire, R (1, 3) OBP: 0.399, SLG: 0.724	4-0 BB				0-0 HR		0-0 G3-6 1-3 2-H 1B			3	1	2	2	1	0	0												
Reggie Jackson, L (1, 10) OBP: 0.275, SLG: 0.339	0-0 F8				0-0 L3		0-0 F8		0-0 G3-6 1-2	4	0	0	0	0	0	4												
Carney Lansford, R (1, 5) OBP: 0.343, SLG: 0.362		0-3 K			0-0 2B 4-3 1B		0-0 6-3		0-0 F8	4	1	1	0	0	1	0												
Tony Phillips, S (1, 4) OBP: 0.356, SLG: 0.378		0-0 L3			0-0 4-3 1-3 2B		4-0 BB BB		0-3 K	3	0	1	0	1	1	0												
Mickey Tettleton, S (1, 2) OBP: 0.256, SLG: 0.206		0-0 F6			0-0 4-3		4-0 1-2 BB		0-3 K	3	0	0	1	1	1	1												
Alfredo Griffin, S (1, 6) OBP: 0.313, SLG: 0.367					0-0 4-3		0-0 3-1		0-0 F9	4	0	0	0	0	0	3												
Inning Stats	R: 0 E: 0 K: 1 S: 6	H: 1 LOB: 2 BB: 1 P: 10	R: 0 E: 0 K: 1 S: 5	H: 0 LOB: 0 BB: 0 P: 5	R: 0 E: 0 K: 0 S: 4	H: 1 LOB: 1 BB: 0 P: 4	R: 2 E: 0 K: 0 S: 6	H: 3 LOB: 1 BB: 0 P: 6	R: 1 E: 0 K: 0 S: 4	H: 1 LOB: 0 BB: 2 P: 4	R: 0 E: 0 K: 0 S: 3	H: 0 LOB: 2 BB: 2 P: 11	R: 1 E: 0 K: 1 S: 5	H: 1 LOB: 1 BB: 2 P: 13	R: 0 E: 0 K: 2 S: 7	H: 0 LOB: 0 BB: 0 P: 7	R: 0 E: 0 K: 1 S: 5	H: 0 LOB: 0 BB: 0 P: 5	1B: 2 2B: 3 3B: 0 HR: 2	SF: 0 SAC: 0 DP: 1 HBP: 0	WP: 0 PB: 0 SB: 1 CS: 0	PA: 38						
PITCHER	IP WLS BF H R ER SO BB IBB HBP BLK WP HR S P ERA WHIP	5.2 L 26 6 3 3 2 3 0 0 0 0 2 27 39 4.76 1.588	0.2 0 2 1 0 0 0 1 0 0 0 0 0 4 8 13.50 1.500	0.0 0 2 1 0 0 0 1 0 0 0 0 0 1 5 ∞ ∞	2.2 0 7 0 0 0 3 0 0 0 0 0 0 13 13 0.00 0.000	PITCHER										IP WLS BF H R ER SO BB IBB HBP BLK WP HR S P ERA WHIP												
Joe Johnson, R (1, 1) ERA: 5.32											5.2	L	26	6	3	3	2	3	0	0	0	0	0	2	27	39	4.76	1.588
John Cerutti, L (6, 1) ERA: 4.85											0.2	0	2	1	0	0	0	1	0	0	0	0	0	4	8	13.50	1.500	
Mark Eichhorn, R (7, 1) ERA: 2.47											0.0	0	2	1	0	0	0	1	0	0	0	0	0	1	5	∞	∞	
Jose Antonio Nunez, R (7, 1) ERA: 3.22											2.2	0	7	0	0	0	3	0	0	0	0	0	0	13	13	0.00	0.000	

Batter	1	2	3	4	5	6	7	8	9	AB	R	H	RBI	BB	SO	LOB	BOTTOM										
Tony Fernandez, S (1, 6) OBP: 0.371, SLG: 0.375	0-0 5-3		0-0 F8		0-0 F8			0-0 4-3		4	0	0	0	0	0	0	<p>Oakland Athletics @ Toronto Blue Jays Exhibition Stadium, Toronto, ON Wed May 27 1987, 7:05 PM EDT Att: 25,245 - Unknown</p> <p>livebaseballscores.com</p> <p>AB 33 R 1 H 6 RBI 1 BB 0 SO 8 LOB 9</p> 										
Rance Mulliniks, L (1, 10) OBP: 0.333, SLG: 0.364	0-0 4-3 2B		0-0 1-3		0-3 K		0-3 K			4	0	1	0	0	2	0											
Willie Upshaw, L (1, 3) OBP: 0.356, SLG: 0.478	0-0 4-3				0-0 F8		0-0 F8		0-3 K	4	0	0	0	0	1	1											
George Bell, R (1, 7) OBP: 0.345, SLG: 0.661	0-0 4-3				0-0 FC4-6 1B 1B		0-0 5-3		0-0 F8	4	1	1	0	0	0	1											
Jesse Barfield, R (1, 9) OBP: 0.374, SLG: 0.529					0-0 FC4-6 1-2 1B		0-3 K		0-0 1B	4	0	2	0	0	1	0											
Lloyd Moseby, L (1, 8) OBP: 0.293, SLG: 0.427					0-0 FC4-6 1-2 2-3 1B		0-0 G3		0-3 K	4	0	1	0	0	1	3											
Ernie Whitt, L (1, 2) OBP: 0.348, SLG: 0.434					0-0 1-2 3-H 1B		0-3 K			3	0	1	1	0	1	1											
Kelly Gruber, R (1, 5) OBP: 0.330, SLG: 0.441					0-0 F3		0-0 F6			3	0	0	0	0	0	3											
Garth Iorg, R (1, 4) OBP: 0.219, SLG: 0.138					0-0 F8				0-3 K	2	0	0	0	0	1	0											
Rick Leach, L (8, PH) OBP: 0.559, SLG: 0.480										1	0	0	0	0	1	0											
Manuel Lee, S (9, 4)										0	0	0	0	0	0	0											
Inning Stats	R: 0 E: 0 K: 0 S: 4	H: 1 LOB: 1 BB: 0 P: 4	R: 0 E: 0 K: 0 S: 4	H: 1 LOB: 0 BB: 0 P: 4	R: 0 E: 0 K: 1 S: 5	H: 0 LOB: 0 BB: 0 P: 5	R: 1 E: 0 K: 0 S: 6	H: 3 LOB: 2 BB: 0 P: 6	R: 0 E: 0 K: 1 S: 5	H: 0 LOB: 0 BB: 0 P: 5	R: 0 E: 0 K: 1 S: 5	H: 0 LOB: 0 BB: 0 P: 5	R: 0 E: 0 K: 2 S: 7	H: 0 LOB: 0 BB: 0 P: 7	R: 0 E: 0 K: 2 S: 8	H: 1 LOB: 1 BB: 0 P: 8	1B: 4 2B: 2 3B: 0 HR: 0	SF: 0 SAC: 0 DP: 0 HBP: 0	WP: 0 PB: 0 SB: 0 CS: 0	PA: 33							
PITCHER	IP WLS BF H R ER SO BB IBB HBP BLK WP HR S P ERA WHIP	6.0 W 23 5 1 1 3 0 0 0 0 0 0 4 4 0.00 0.833	0.2 0 2 0 0 0 1 0 0 0 0 0 0 4 4 0.00 0.000	2.1 S 8 1 0 0 4 0 0 0 0 0 0 16 16 0.00 0.429	PITCHER										IP WLS BF H R ER SO BB IBB HBP BLK WP HR S P ERA WHIP												
Moose Haas, R (1, 1) ERA: 5.24											6.0	W	23	5	1	1	3	0	0	0	0	0	0	4	4	0.00	0.833
Dave Leiper, L (7, 1) ERA: 1.42											0.2	0	2	0	0	0	1	0	0	0	0	0	4	4	0.00	0.000	
Steve Ontiveros, R (7, 1) ERA: 4.43											2.1	S	8	1	0	0	4	0	0	0	0	0	16	16	0.00	0.429	

Batter	1	2	3	4	5	6	7	8	9	AB	R	H	RBI	BB	SO	LOB	TOP										
Ruppert Jones, L OBP: 0.354, SLG: 0.462 (1, 7)										3	1	1	1	1	1	0	California Angels @ Toronto Blue Jays Exhibition Stadium, Toronto, ON Fri May 29 1987, 7:05 PM EDT Att: 33,107 - Unknown										
Wally Joyner, L OBP: 0.347, SLG: 0.523 (1, 3)										4	0	1	0	0	0	2											
Devon White, S OBP: 0.312, SLG: 0.479 (1, 9)										4	0	1	0	0	1	0											
Jack Howell, L OBP: 0.353, SLG: 0.576 (1, 5)										4	0	2	0	0	0	2											
Mark Ryal, L OBP: 0.282, SLG: 0.486 Brian Downing, R OBP: 0.411, SLG: 0.566 (8, PH)									3	0	1	0	0	0	1	2											
Gary Pettis, S OBP: 0.314, SLG: 0.322 (1, 8)										4	0	1	0	0	1	3											
Mark McLemore, S OBP: 0.326, SLG: 0.294 (1, 4)										4	0	0	0	0	0	1											
Bob Boone, R OBP: 0.365, SLG: 0.362 (1, 2)										4	0	0	0	0	1	1											
Dick Schofield, R OBP: 0.265, SLG: 0.322 (1, 6)										4	0	1	0	0	0	1											
Inning Stats	R: 1 E: 0 K: 1 S: 8	H: 3 LOB: 2 BB: 0 P: 8	R: 0 E: 0 K: 0 S: 3	H: 0 LOB: 0 BB: 0 P: 3	R: 0 E: 0 K: 0 S: 5	H: 2 LOB: 2 BB: 0 P: 5	R: 0 E: 0 K: 1 S: 6	H: 1 LOB: 1 BB: 0 P: 6	R: 0 E: 0 K: 1 S: 5	H: 0 LOB: 0 BB: 0 P: 5	R: 0 E: 0 K: 0 S: 4	H: 1 LOB: 2 BB: 1 P: 8	R: 0 E: 1 K: 1 S: 6	H: 1 LOB: 1 BB: 0 P: 6	R: 0 E: 0 K: 0 S: 3	H: 0 LOB: 0 BB: 0 P: 3	1B: 7 2B: 0 3B: 0 HR: 1	SF: 0 SAC: 0 DP: 0 HBP: 0	WP: 0 PB: 0 SB: 0 CS: 0	PA: 36							
PITCHER	IP	WLS	BF	H	R	ER	SO	BB	IBB	HBP	BLK	WP	HR	S	P	ERA	WHIP										
Dave Stieb, R ERA: 5.02 (1, 1)	7.0	W	29	7	1	1	4	1	0	0	0	0	1	36	40	1.29	1.143										
Jeff Musselman, L ERA: 2.53 (8, 1)	0.1		2	1	0	0	0	0	0	0	0	0	0	2	2	0.00	3.000										
Tom Henke, R ERA: 1.04 (8, 1)	1.2	S	5	0	0	0	1	0	0	0	0	0	0	7	7	0.00	0.000										

AB 35
R 1
H 8
RBI 1
BB 1
SO 5
LOB 13



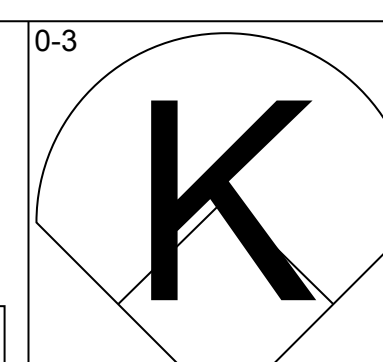
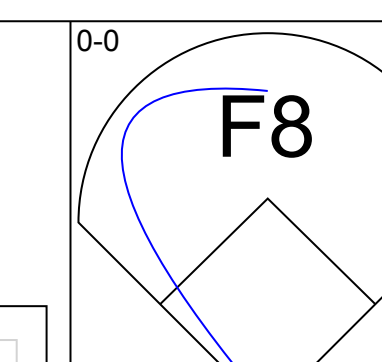
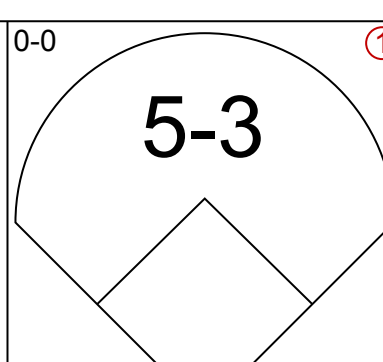
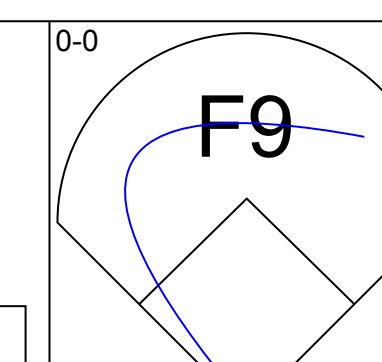
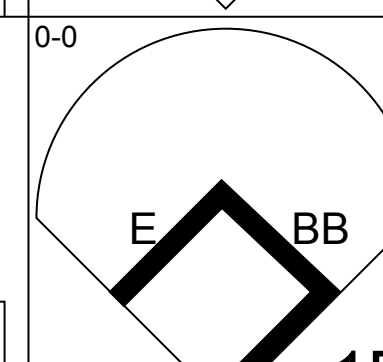
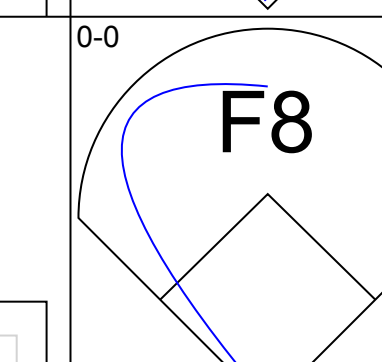
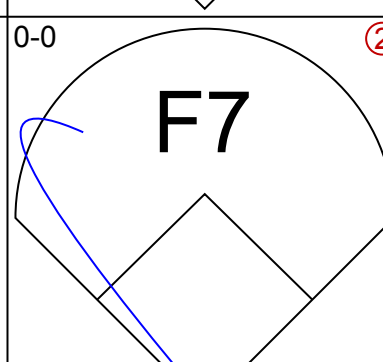
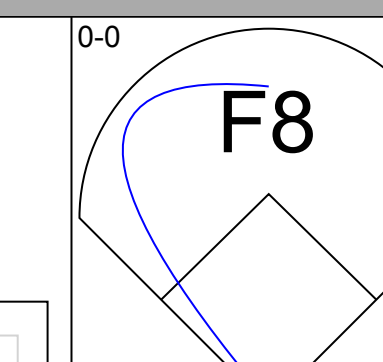
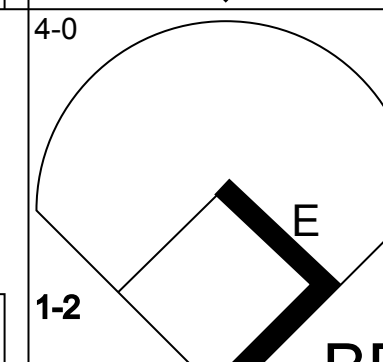
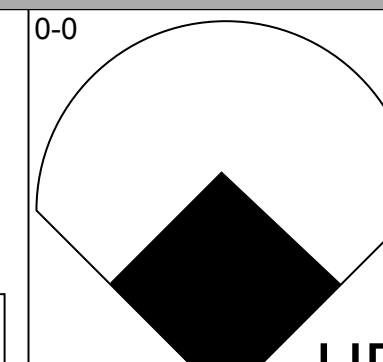
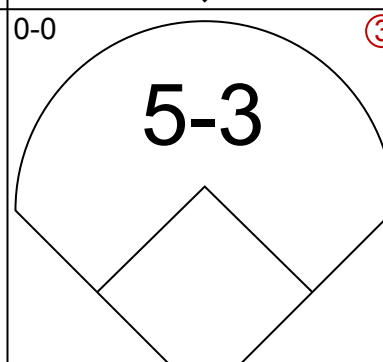
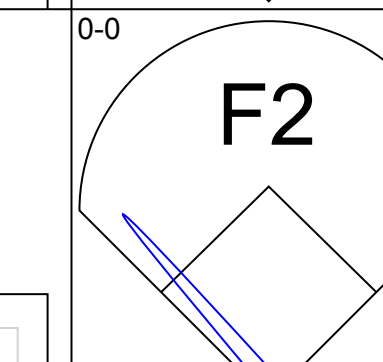
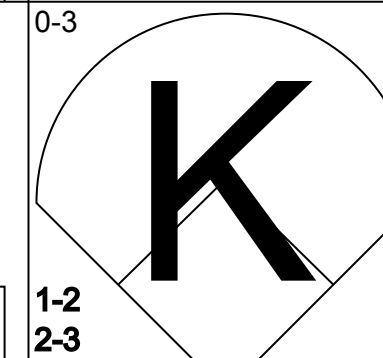
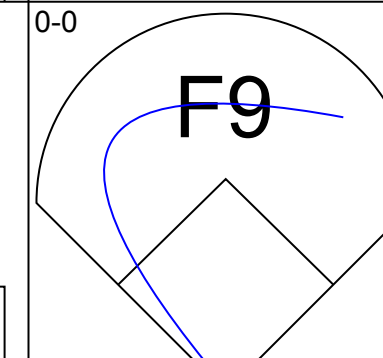
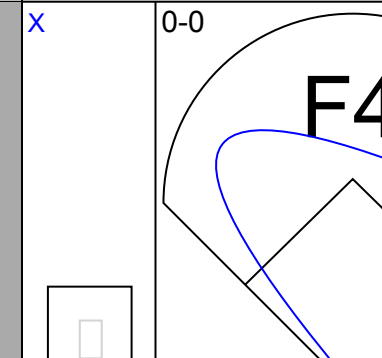
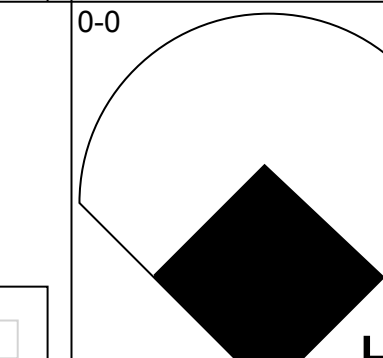
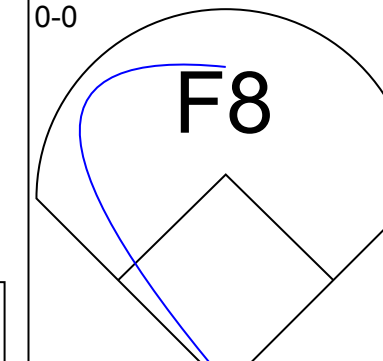
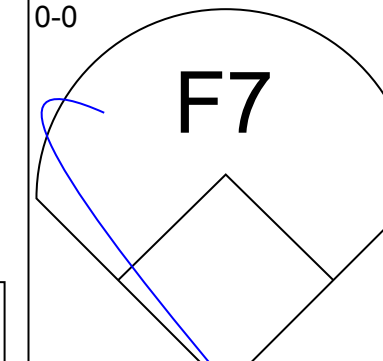
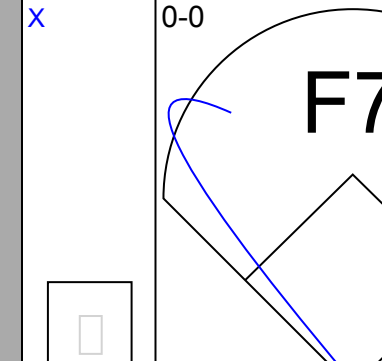
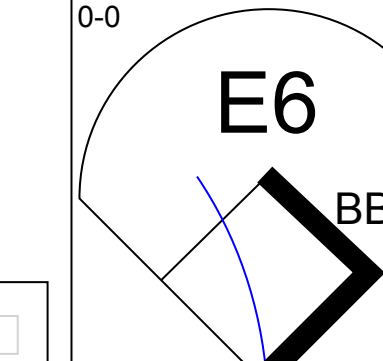
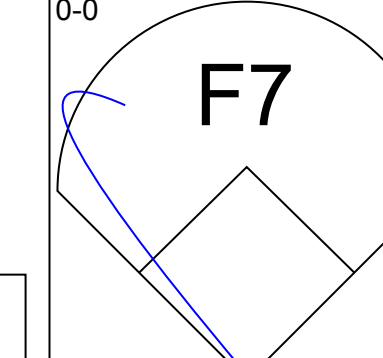
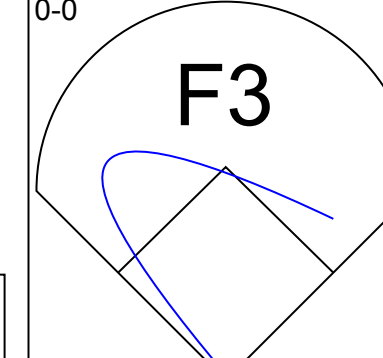
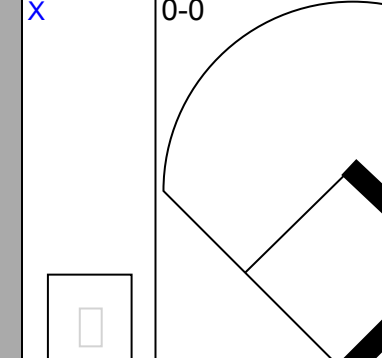
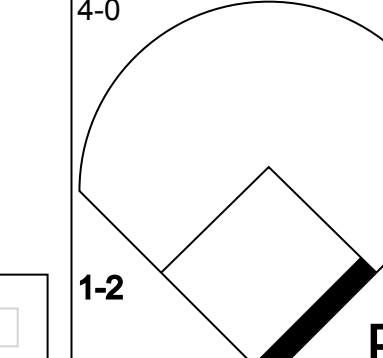
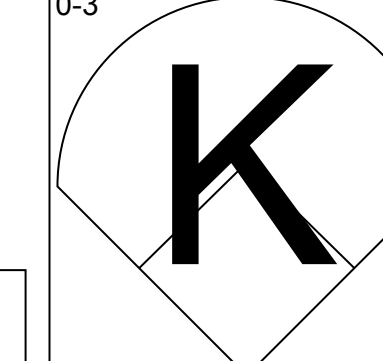
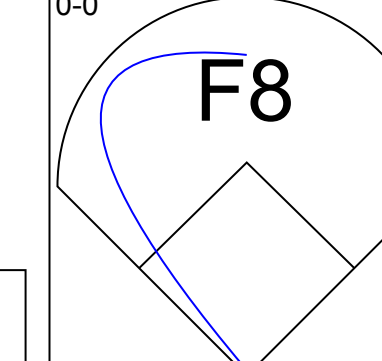
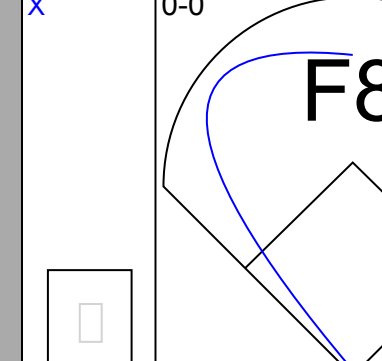
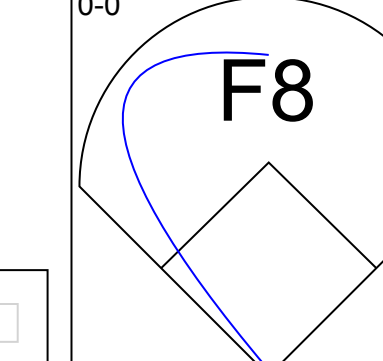
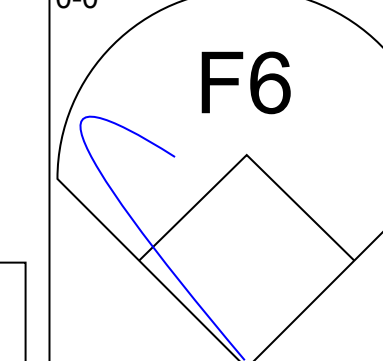
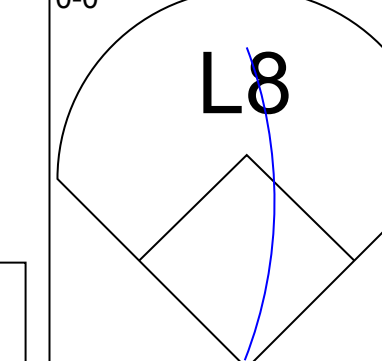
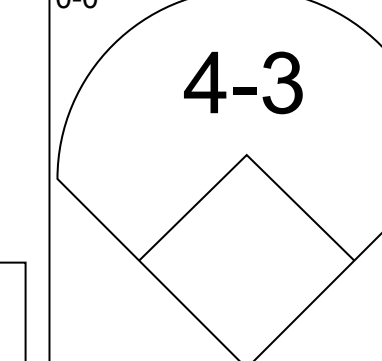
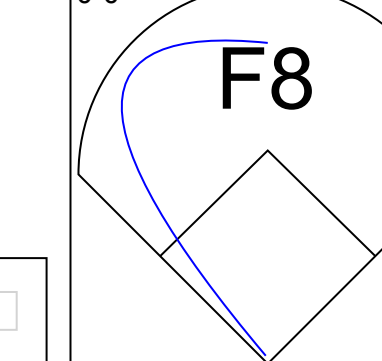
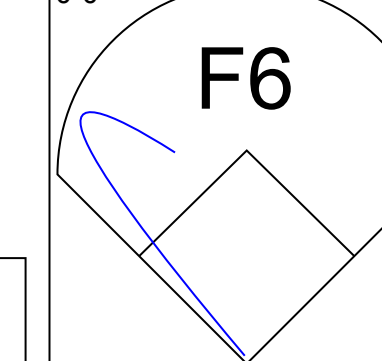
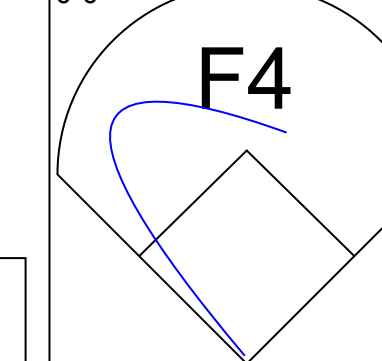
Batter	1	2	3	4	5	6	7	8	9	AB	R	H	RBI	BB	SO	LOB	BOTTOM										
Tony Fernandez, S OBP: 0.376, SLG: 0.403 (1, 6)										4	2	2	0	0	0	1	California Angels @ Toronto Blue Jays Exhibition Stadium, Toronto, ON Fri May 29 1987, 7:05 PM EDT Att: 33,107 - Unknown										
Lloyd Moseby, L OBP: 0.296, SLG: 0.427 (1, 8)										4	0	3	1	0	0	0											
Rance Mulliniks, L OBP: 0.330, SLG: 0.368 (1, 10)										4	0	2	1	0	1	3											
George Bell, R OBP: 0.335, SLG: 0.642 (1, 7)										4	0	0	0	0	1	3											
Jesse Barfield, R OBP: 0.374, SLG: 0.538 (1, 9)										4	1	1	0	0	0	1											
Fred McGriff, L OBP: 0.371, SLG: 0.402 (1, 3)										2	0	1	0	2	0	0											
Ernie Whitt, L OBP: 0.331, SLG: 0.411 (1, 2)										4	0	0	0	0	0	4											
Kelly Gruber, R OBP: 0.327, SLG: 0.433 (1, 5)										3	0	1	0	0	0	2											
Manuel Lee, S OBP: 0.200, SLG: 0.200 Garth Iorg, R OBP: 0.219, SLG: 0.138 (7, PR) (8, 4)										3	0	1	0	0	1	2											
Inning Stats	R: 1 E: 0 K: 0 S: 4	H: 2 LOB: 0 BB: 0 P: 4	R: 1 E: 0 K: 0 S: 5	H: 2 LOB: 1 BB: 0 P: 5	R: 1 E: 0 K: 0 S: 5	H: 3 LOB: 1 BB: 0 P: 5	R: 0 E: 0 K: 1 S: 6	H: 1 LOB: 1 BB: 0 P: 6	R: 0 E: 0 K: 0 S: 4	H: 0 LOB: 0 BB: 1 P: 4	R: 0 E: 0 K: 0 S: 2	H: 0 LOB: 0 BB: 1 P: 6	R: 0 E: 0 K: 1 S: 7	H: 2 LOB: 2 BB: 0 P: 7	R: 0 E: 0 K: 1 S: 5	H: 0 LOB: 1 BB: 1 P: 9	1B: 8 2B: 2 3B: 1 HR: 0	SF: 0 SAC: 0 DP: 2 HBP: 0	WP: 1 PB: 0 SB: 0 CS: 1	PA: 34							
PITCHER	IP	WLS	BF	H	R	ER	SO	BB	IBB	HBP	BLK	WP	HR	S	P	ERA	WHIP										
Don Sutton, R ERA: 4.84 (1, 1)	8.0	L	34	11	3	3	3	2	0	0	0	1	0	38	46	3.38	1.625										

AB 32
R 3
H 11
RBI 2
BB 2
SO 3
LOB 16



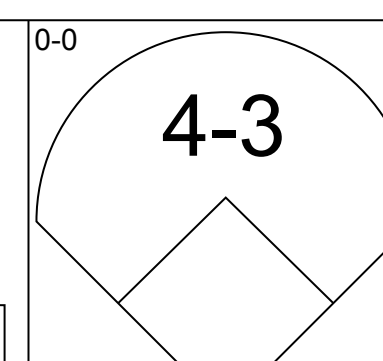
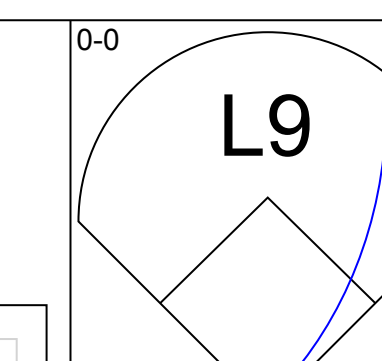
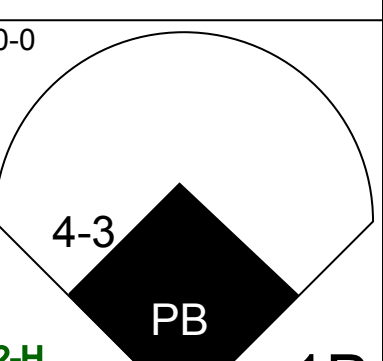
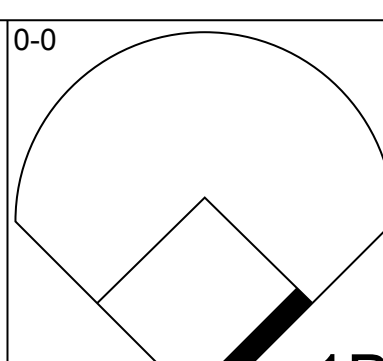
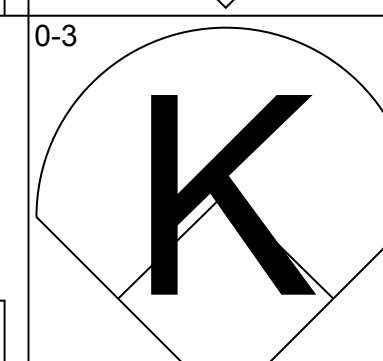
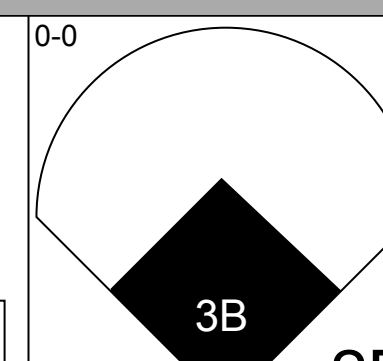
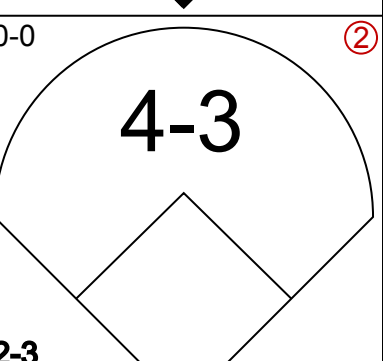
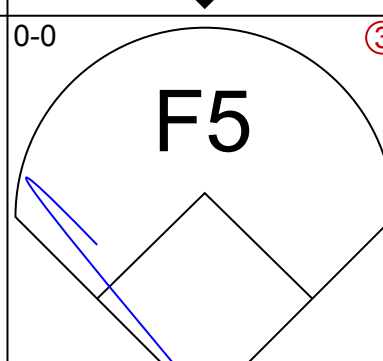
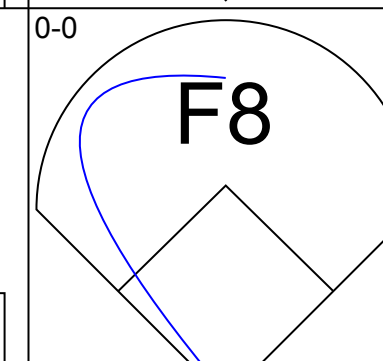
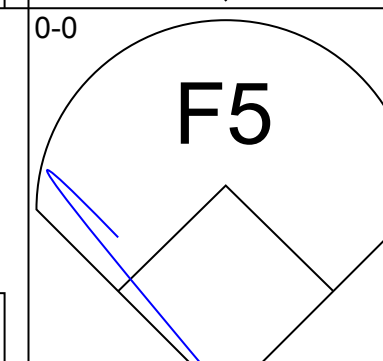
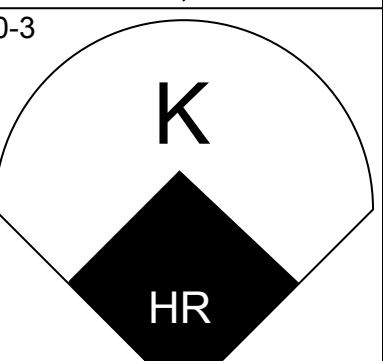
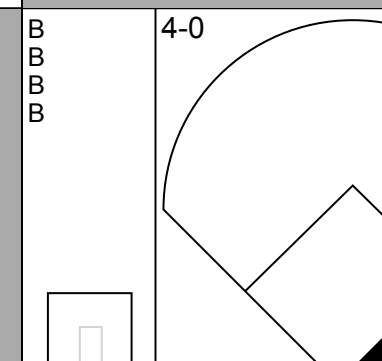

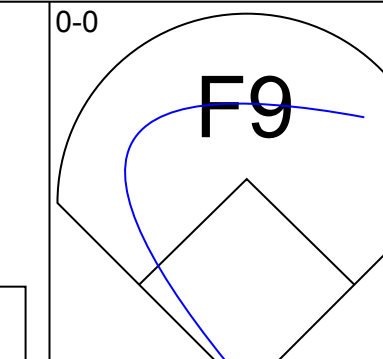
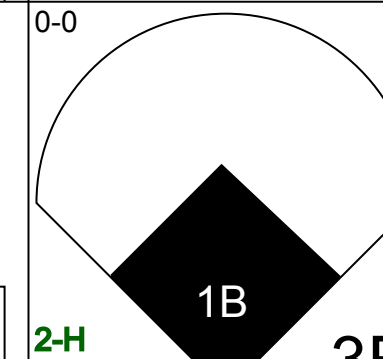
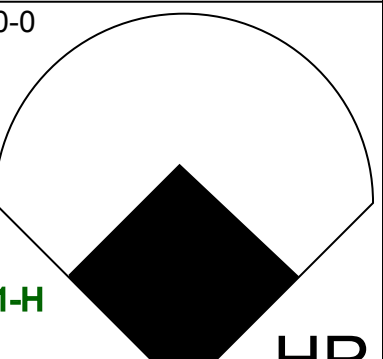


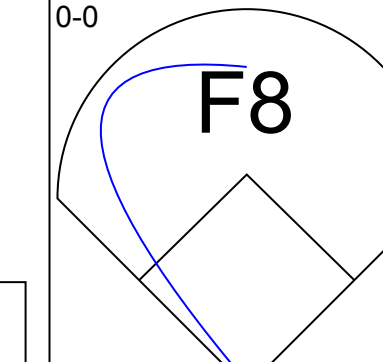
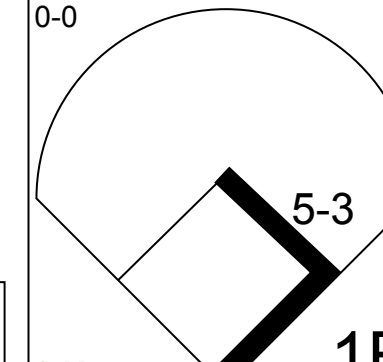
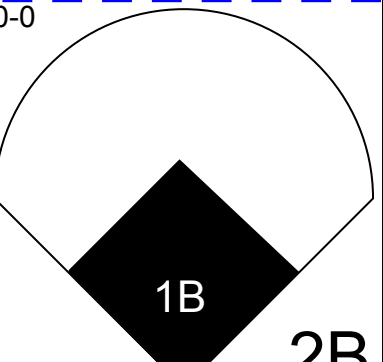


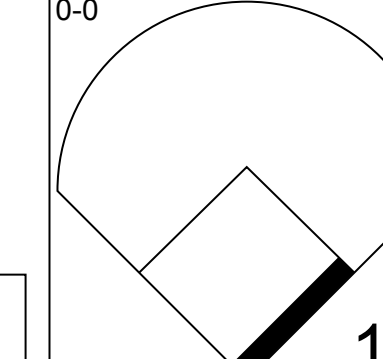
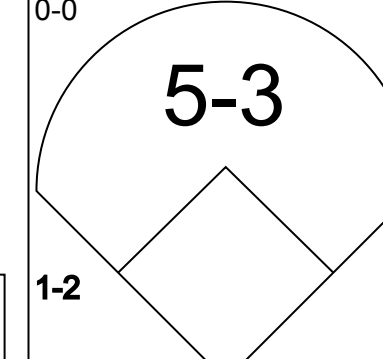
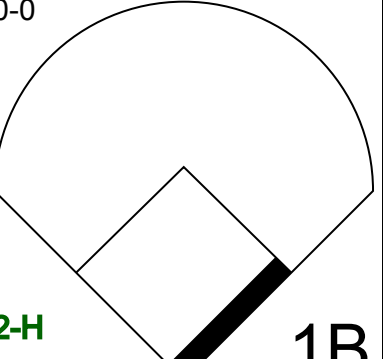

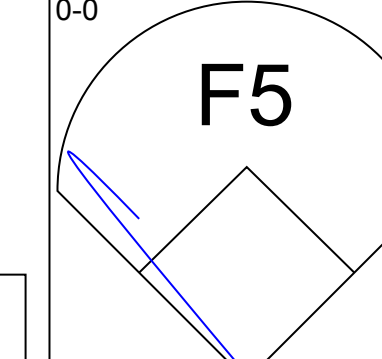
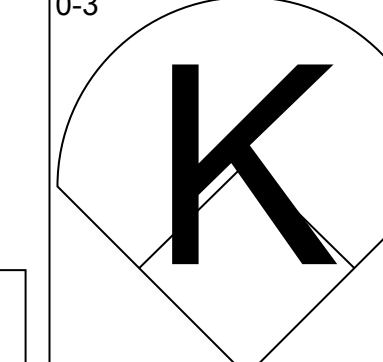
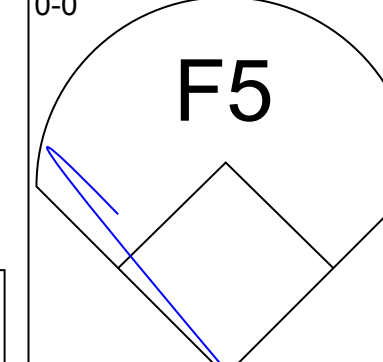
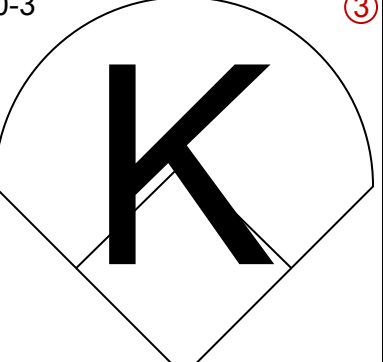
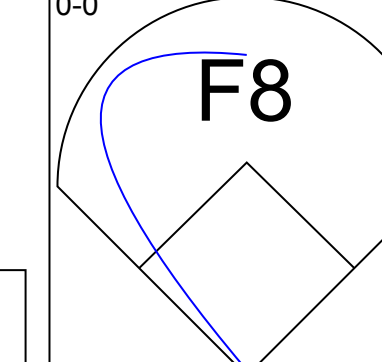
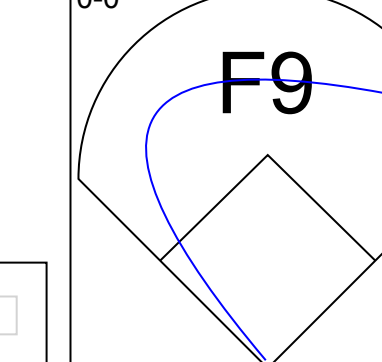
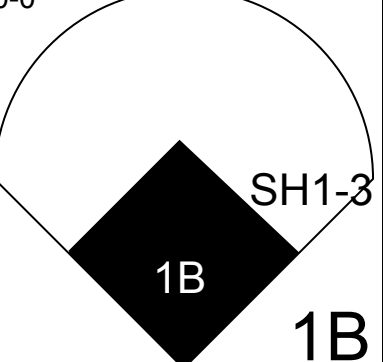
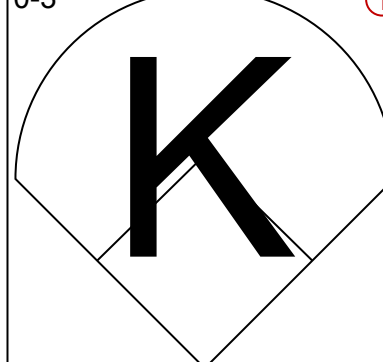
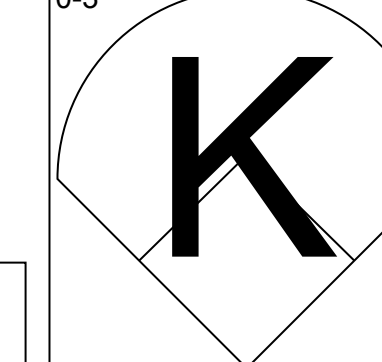
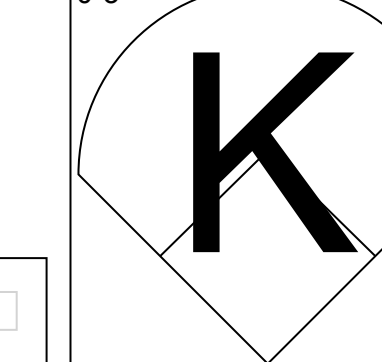
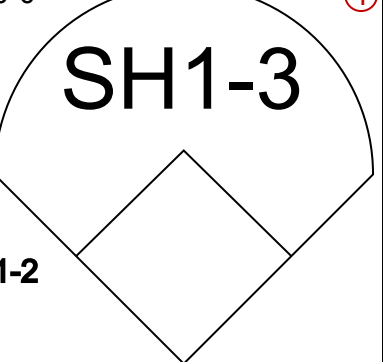
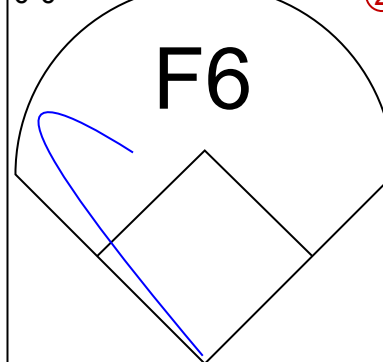
Batter	1	2	3	4	5	6	7	8	9	10	AB	R	H	RBI	BB	SO	LOB	TOP				
Dick Schofield, R OBP: 0.259, SLG: 0.315 (1, 6)	1-3		F3			K		FC5-4			4	0	0	0	0	1	1	California Angels @ Toronto Blue Jays Exhibition Stadium, Toronto, ON Sat May 30 1987, 3:33 AM EDT Att: 36,055 - Unknown livebaseballscorecards.com				
Wally Joyner, L OBP: 0.347, SLG: 0.517 Gus Polidor, R OBP: 0.083, SLG: 0.083 (1, 3) (7, 5)	K		L8				HR HBP	FC5-4			2	1	0	0	0	1	0					
Brian Downing, R OBP: 0.413, SLG: 0.580 (1, 10)	FC6-4 BB		6-3				HR	K			3	1	1	2	1	1	1					
Doug DeCinces, R OBP: 0.349, SLG: 0.368 (1, 5) (7, 3)	FC6-4		L9				HR				4	1	1	1	0	1	1					
Devon White, S OBP: 0.326, SLG: 0.470 (1, 9)		6-3			L9		F2			K	4	0	0	0	0	1	0					
Bob Boone, R OBP: 0.358, SLG: 0.344 (1, 2)		5-3			6-3					F6	3	0	0	0	1	0	0					
Jack Howell, L OBP: 0.344, SLG: 0.559 (1, 7)	K				G3			K			4	0	0	0	0	3	1					
Gary Pettis, S OBP: 0.308, SLG: 0.315 (1, 8)			F6			K	L9			1-3	4	0	0	0	0	1	1					
Mark McLemore, S OBP: 0.324, SLG: 0.293 (1, 4)		1-3			5-3			FC5-4 1B		F4	4	0	1	0	0	0	0					
Inning Stats	R: 0 E: 0 K: 1 S: 5	H: 0 LOB: 1 BB: 1 P: 9	R: 0 E: 0 K: 1 S: 5	H: 0 LOB: 0 BB: 0 P: 5	R: 0 E: 0 K: 0 S: 3	H: 0 LOB: 0 BB: 0 P: 3	R: 0 E: 0 K: 0 S: 3	H: 0 LOB: 0 BB: 0 P: 3	R: 0 E: 0 K: 2 S: 7	H: 0 LOB: 0 BB: 0 P: 7	R: 3 E: 0 K: 1 S: 7	H: 2 LOB: 1 BB: 1 P: 12	R: 0 E: 0 K: 1 S: 6	H: 1 LOB: 1 BB: 0 P: 6	R: 0 E: 0 K: 2 S: 7	H: 0 LOB: 0 BB: 0 P: 7	R: 0 E: 0 K: 1 S: 5		H: 0 LOB: 0 BB: 0 P: 5	1B: 1 2B: 0 3B: 0 HR: 2	SF: 0 SAC: 0 DP: 0 HBP: 1	WP: 0 PB: 0 SB: 0 CS: 0
PITCHER	IP 8.0	WLS 3	BF 30	H 3	R 3	ER 3	SO 6	BB 2	IBB 0	HBP 1	BLK 0	WP 0	HR 2	S 39	P 48	ERA 3.38	WHIP 0.625					
Jimmy Key, L ERA: 3.56 (1, 1)																						
Mark Eichhorn, R ERA: 2.36 (9, 1)	IP 2.0	WLS 0	BF 6	H 0	R 0	ER 0	SO 3	BB 0	IBB 0	HBP 0	BLK 0	WP 0	HR 0	S 12	P 12	ERA 0.00	WHIP 0.000					

Batter	1	2	3	4	5	6	7	8	9	10	AB	R	H	RBI	BB	SO	LOB	BOTTOM				
Tony Fernandez, S OBP: 0.374, SLG: 0.400 (1, 6)	HR 1B		3-1		4-3			SH3-4		FC5-2 BB FC2	4	1	1	0	0	0	3	California Angels @ Toronto Blue Jays Exhibition Stadium, Toronto, ON Sat May 30 1987, 3:33 AM EDT Att: 36,055 - Unknown livebaseballscorecards.com				
Lloyd Moseby, L OBP: 0.296, SLG: 0.420 (1, 8)	HR 1B		F8			K		6-3		FC2 BB	5	1	1	0	0	1	4					
Rick Leach, L OBP: 0.528, SLG: 0.552 Rob Ducey, L OBP: 0.333, SLG: 0.148 (1, 7) (7, 7)	HR		4-3			F8		F7		BB	3	1	1	3	0	0	0					
George Bell, R OBP: 0.328, SLG: 0.628 (1, 10)	5-3				F6		5-3			6-3	4	0	0	0	0	0	0					
Jesse Barfield, R OBP: 0.372, SLG: 0.530 (1, 9)	5-3						F8			1-3	4	0	1	0	0	0	0					
Fred McGriff, L OBP: 0.358, SLG: 0.385 (1, 3)	F8				F8		4-3			F7	4	0	0	0	0	0	1					
Ernie Whitt, L OBP: 0.336, SLG: 0.417 (1, 2)		F8			G3			BB BB BB		BB	3	0	1	0	1	0	1					
Kelly Gruber, R OBP: 0.324, SLG: 0.426 (1, 5) (9, 4)		6-3			5-3			K		FC5-2 2B	4	0	1	0	0	1	1					
Garth Iorg, R OBP: 0.213, SLG: 0.134 Rance Mulliniks, L OBP: 0.338, SLG: 0.375 (1, 4) (8, PH) (9, 5)		F9			F9			SH3-4 1B		FC2 BB FC5-2 1B	2	0	0	0	0	0	0					
Cecil Fielder, R OBP: 0.447, SLG: 0.649 Manuel Lee, S OBP: 0.200, SLG: 0.200 (10, PH) (10, PR)										FC2 BB FC5-2 IBB	0	0	0	0	1	0	0					
Inning Stats	R: 3 E: 0 K: 0 S: 6	H: 3 LOB: 0 BB: 0 P: 6	R: 0 E: 0 K: 0 S: 3	H: 0 LOB: 0 BB: 0 P: 3	R: 0 E: 0 K: 0 S: 3	H: 0 LOB: 0 BB: 0 P: 3	R: 0 E: 0 K: 0 S: 4	H: 1 LOB: 1 BB: 0 P: 4	R: 0 E: 0 K: 0 S: 3	H: 0 LOB: 0 BB: 0 P: 5	R: 0 E: 0 K: 0 S: 4	H: 1 LOB: 1 BB: 0 P: 4	R: 0 E: 0 K: 0 S: 3	H: 0 LOB: 0 BB: 0 P: 3	R: 1 E: 0 K: 0 S: 4	H: 2 LOB: 3 BB: 2 P: 12	1B: 5 2B: 1 3B: 0 HR: 1	SF: 0 SAC: 1 DP: 0 HBP: 0	WP: 0 PB: 0 SB: 0 CS: 0	PA: 39		
PITCHER	IP 9.0	WLS L	BF 35	H 7	R 4	ER 4	SO 2	BB 1	IBB 0	HBP 0	BLK 0	WP 0	HR 1	S 38	P 42	ERA 4.00	WHIP 0.889					
Jack Lazorko, R ERA: 3.91 (1, 1)																						
Gary Lucas, L ERA: 9.47 (10, 1)	IP 0.2	WLS 0	BF 4	H 0	R 0	ER 0	SO 0	BB 1	IBB 1	HBP 0	BLK 0	WP 0	HR 0	S 2	P 10	ERA 0.00	WHIP 1.500					

Batter	1	2	3	4	5	6	7	8	9	AB	R	H	RBI	BB	SO	LOB	TOP			
Gary Pettis, S OBP: 0.302, SLG: 0.308 (1, 8)										4	0	0	0	0	1	0	California Angels @ Toronto Blue Jays Exhibition Stadium, Toronto, ON Sun May 31 1987, 3:33 AM EDT Att: 40,313 - Unknown			
Devon White, S OBP: 0.305, SLG: 0.465 (1, 9)										4	0	1	0	0	0	0				
Brian Downing, R OBP: 0.415, SLG: 0.592 (1, 10)										3	1	1	1	1	0	0				
Doug DeCinces, R OBP: 0.347, SLG: 0.385 (1, 3)										4	1	1	1	0	1	2				
Darrell Miller, R OBP: 0.241, SLG: 0.292 (1, 7)										4	0	0	0	0	0	2				
Dick Schofield, R OBP: 0.284, SLG: 0.321 (1, 6)										3	0	1	0	1	0	0				
Bob Boone, R OBP: 0.343, SLG: 0.328 Jack Fimple, R (7, 2)										3	0	0	0	0	1	1				
Jack Howell, L OBP: 0.338, SLG: 0.547 (1, 5)										3	0	0	0	0	0	0				
Mark McLemore, S OBP: 0.319, SLG: 0.287 (1, 4)										3	0	0	0	0	0	0				
Inning Stats	R: 0 E: 1 K: 2 S: 8	H: 1 LOB: 2 BB: 1 P: 12	R: 0 E: 0 K: 1 S: 5	H: 0 LOB: 0 BB: 0 P: 5	R: 0 E: 0 K: 0 S: 3	H: 0 LOB: 0 BB: 0 P: 3	R: 1 E: 0 K: 0 S: 4	H: 1 LOB: 0 BB: 0 P: 4	R: 0 E: 0 K: 0 S: 3	H: 0 LOB: 0 BB: 0 P: 3	R: 0 E: 0 K: 0 S: 4	H: 1 LOB: 1 BB: 0 P: 4	R: 0 E: 0 K: 0 S: 3	H: 0 LOB: 0 BB: 0 P: 3	R: 1 E: 1 K: 0 S: 5	H: 1 LOB: 2 BB: 1 P: 9		1B: 1 2B: 1 3B: 0 HR: 2	SF: 0 SAC: 0 DP: 0 HBP: 0	WP: 0 PB: 0 SB: 0 CS: 0
PITCHER John Cerutti, L ERA: 4.19 (1, 1)	IP: 9.0 WLS: W BF: 34 H: 4 R: 2 ER: 2 SO: 3 BB: 2 IBB: 0 HBP: 0 BLK: 0 WP: 0 HR: 2 S: 38 P: 46 ERA: 2.00 WHIP: 0.667															PITCHER IP: WLS: BF: H: R: ER: SO: BB: IBB: HBP: BLK: WP: HR: S: P: ERA: WHIP:				

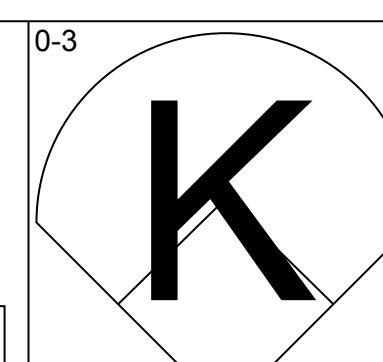
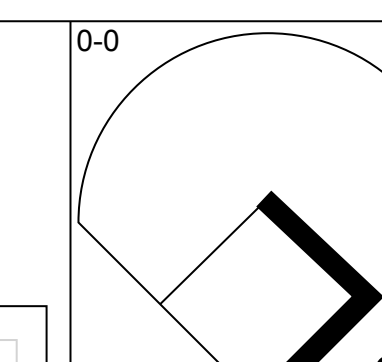
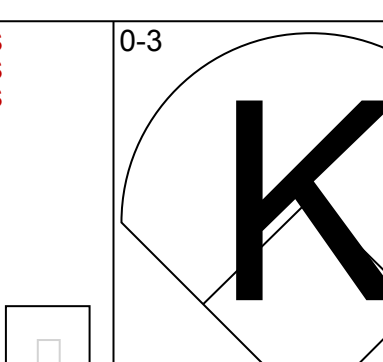
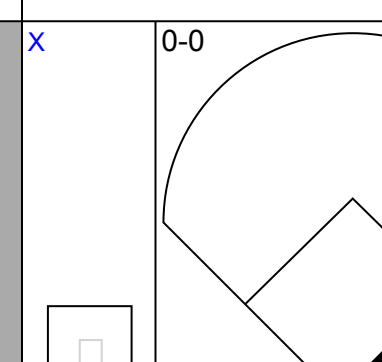
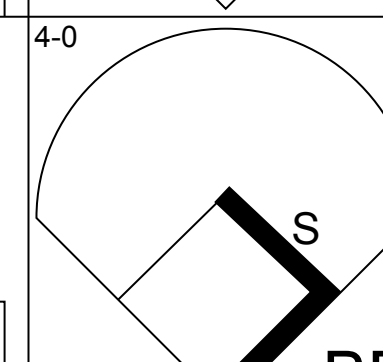
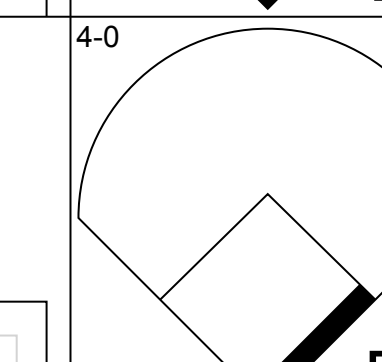
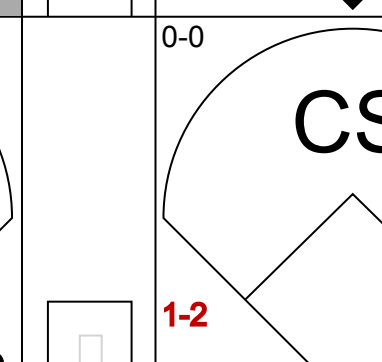
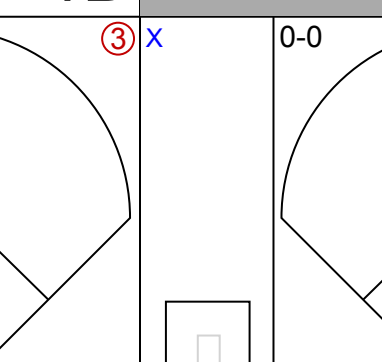
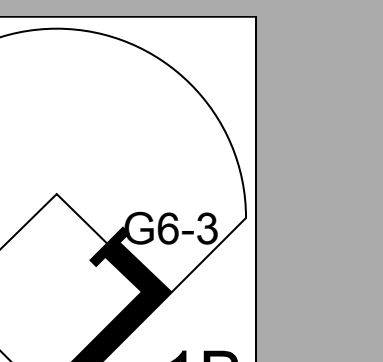
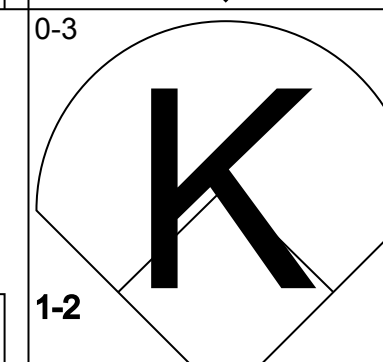
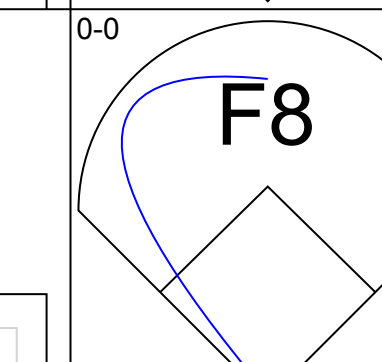

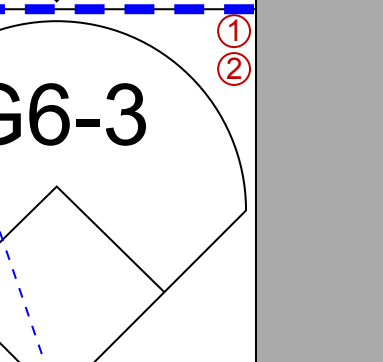
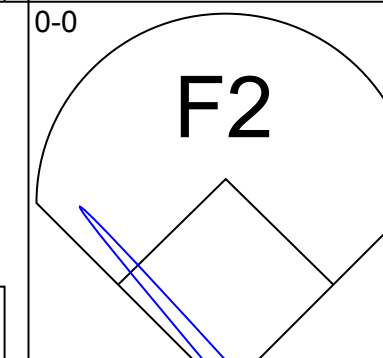
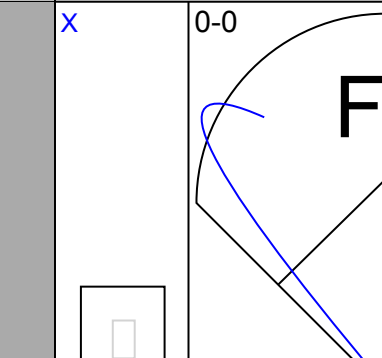
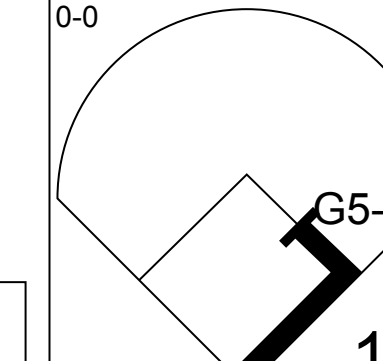
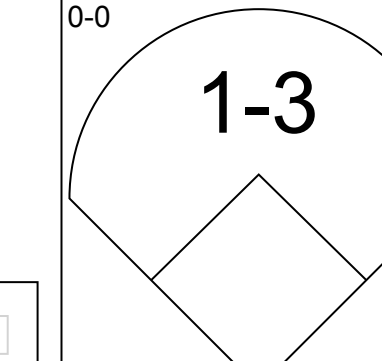
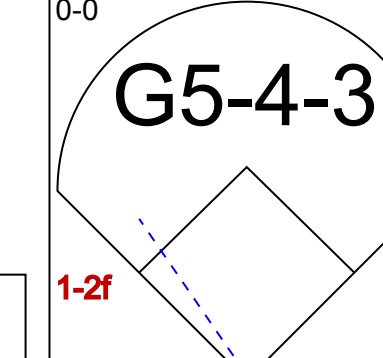
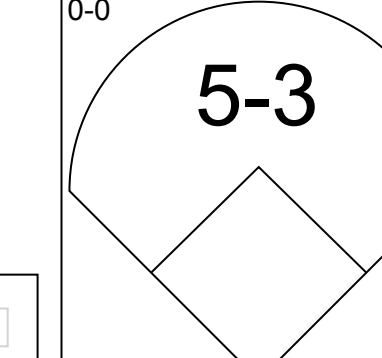
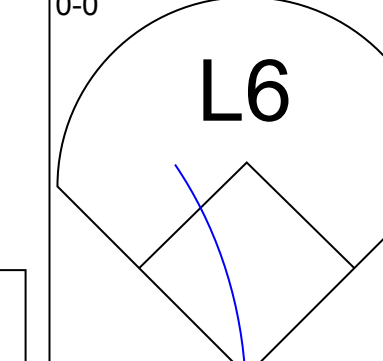
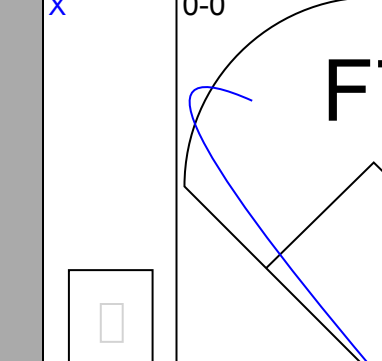
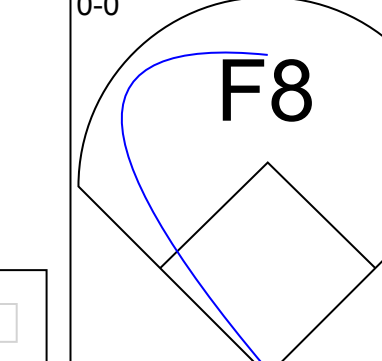
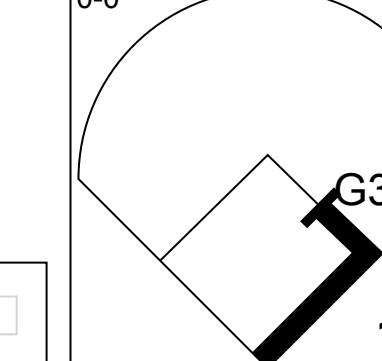
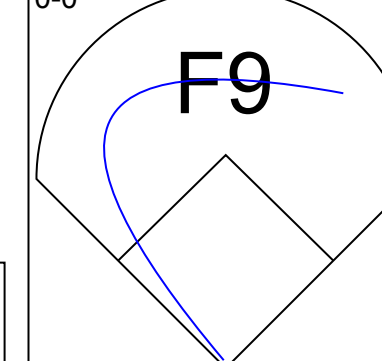
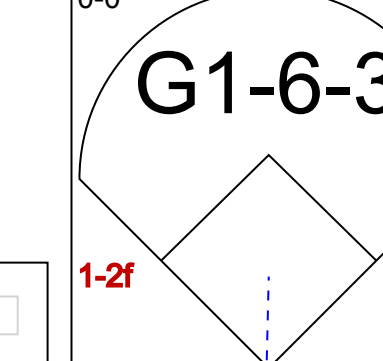
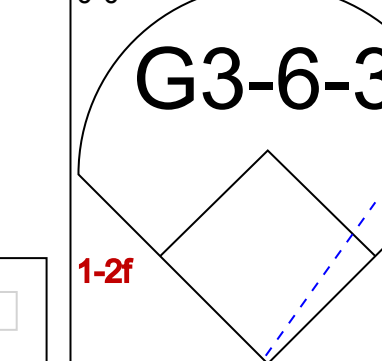
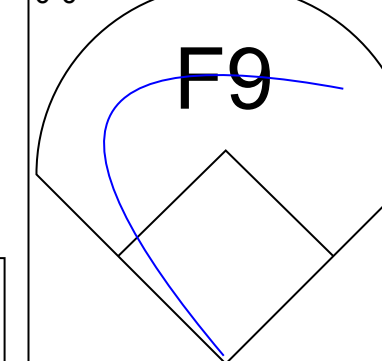
AB	32
R	2
H	4
RBI	2
BB	2
SO	3
LOB	7



Batter	1	2	3	4	5	6	7	8	9	AB	R	H	RBI	BB	SO	LOB	BOTTOM			
Tony Fernandez, S OBP: 0.376, SLG: 0.402 (1, 6)										4	1	2	1	0	0	0	California Angels @ Toronto Blue Jays Exhibition Stadium, Toronto, ON Sun May 31 1987, 3:33 AM EDT Att: 40,313 - Unknown			
Lloyd Moseby, L OBP: 0.295, SLG: 0.422 (1, 8)										4	1	1	0	0	1	2				
Cecil Fielder, R OBP: 0.431, SLG: 0.600 (1, 3)										3	1	0	0	1	1	1				
George Bell, R OBP: 0.332, SLG: 0.652 (1, 7)										4	2	2	3	0	0	1				
Jesse Barfield, R OBP: 0.374, SLG: 0.536 (1, 9)										4	1	2	1	0	0	0				
Kelly Gruber, R OBP: 0.330, SLG: 0.429 (1, 5)										4	0	2	1	0	0	1				
Rick Leach, L OBP: 0.476, SLG: 0.485 (1, 10)										4	0	0	0	0	2	3				
Garth Iorg, R OBP: 0.215, SLG: 0.141 (1, 4)										4	1	1	0	0	2	0				
Jeffrey DeWitt, R OBP: 0.130, SLG: 0.304 (1, 2)										2	0	0	0	0	1	0				
Inning Stats	R: 0 E: 0 K: 1 S: 5	H: 0 LOB: 0 BB: 0 P: 5	R: 0 E: 0 K: 1 S: 6	H: 1 LOB: 0 BB: 0 P: 6	R: 0 E: 0 K: 1 S: 5	H: 0 LOB: 0 BB: 0 P: 5	R: 2 E: 0 K: 0 S: 6	H: 3 LOB: 1 BB: 0 P: 6	R: 5 E: 0 K: 2 S: 13	H: 5 LOB: 1 BB: 0 P: 13	R: 0 E: 0 K: 1 S: 6	H: 1 LOB: 0 BB: 0 P: 6	R: 0 E: 0 K: 0 S: 2	H: 0 LOB: 0 BB: 1 P: 6	R: 0 E: 0 K: 1 S: 5	H: 0 LOB: 0 BB: 0 P: 5		1B: 6 2B: 2 3B: 1 HR: 1	SF: 0 SAC: 1 DP: 1 HBP: 0	WP: 0 PB: 1 SB: 0 CS: 0
PITCHER John Candelaria, L ERA: 4.15 Mike Cook, R ERA: 5.03 (5, 1)	IP: 4.2 WLS: L BF: 22 H: 7 R: 6 ER: 3 SO: 4 BB: 0 IBB: 0 HBP: 0 BLK: 0 WP: 0 HR: 1 S: 30 P: 30 ERA: 5.79 WHIP: 1.500															PITCHER IP: WLS: BF: H: R: ER: SO: BB: IBB: HBP: BLK: WP: HR: S: P: ERA: WHIP:				

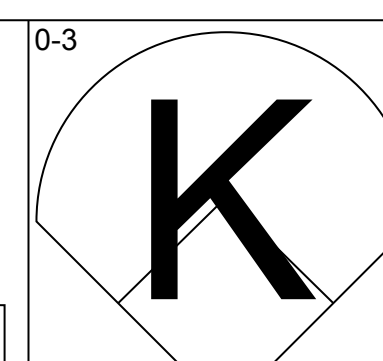
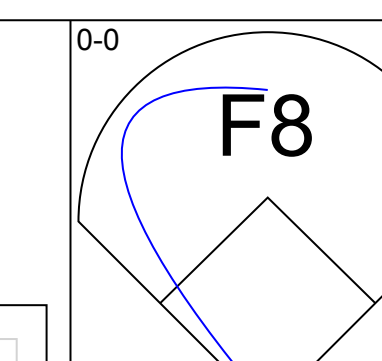
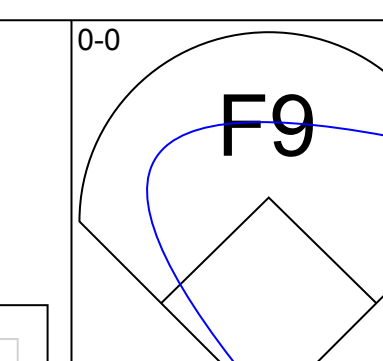
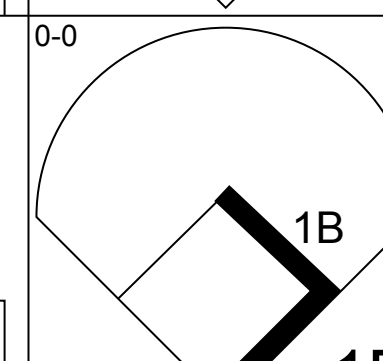
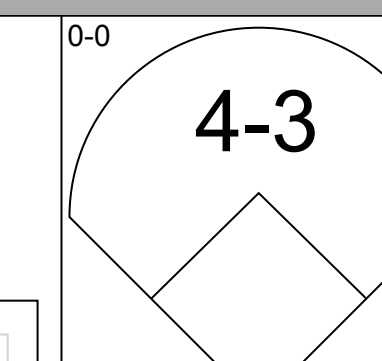
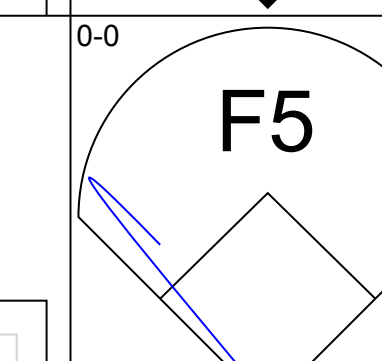
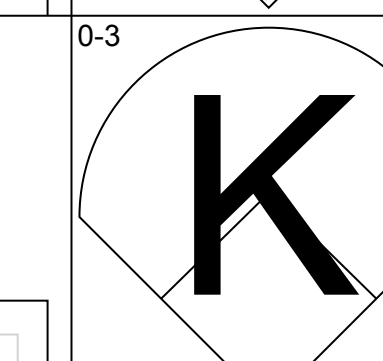
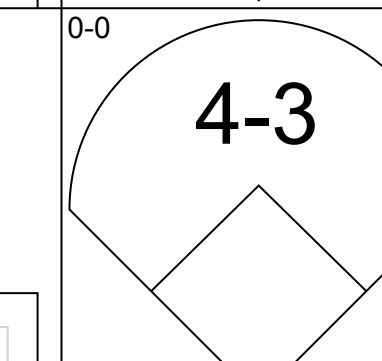
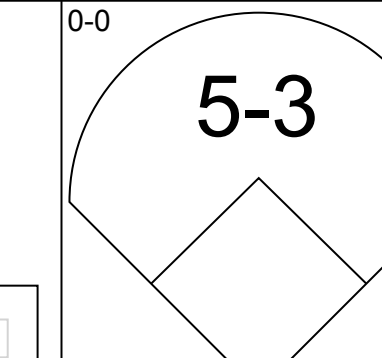



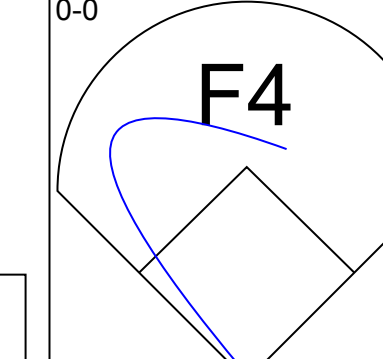
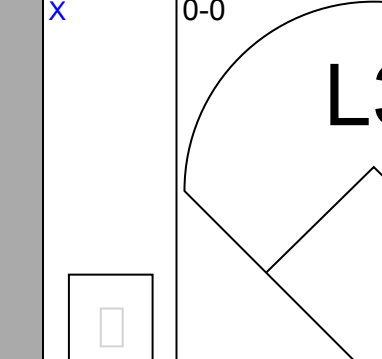
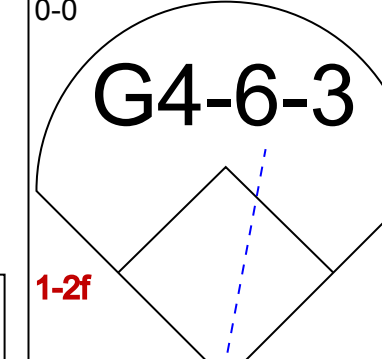
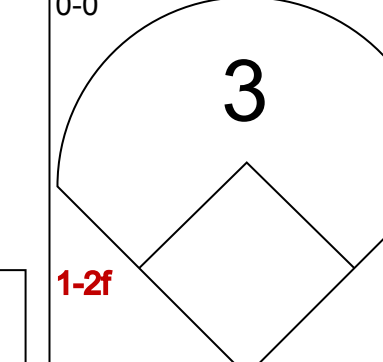
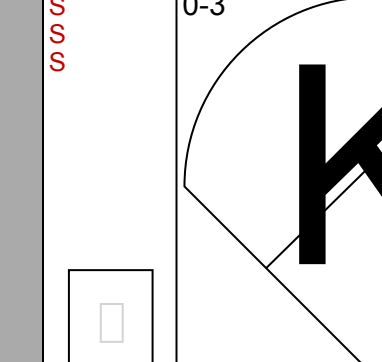




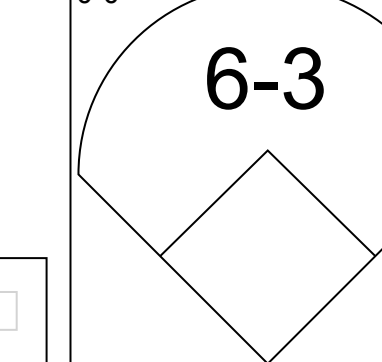
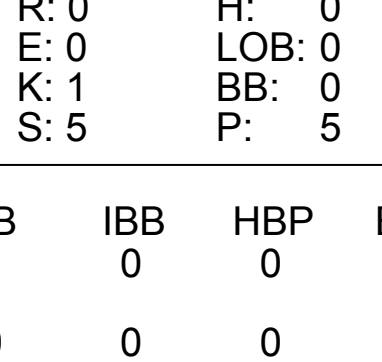

AB	33
R	7
H	10
RBI	6
BB	1
SO	7
LOB	8



Batter	1	2	3	4	5	6	7	8	9	AB	R	H	RBI	BB	SO	LOB	TOP										
John Moses, S OBP: 0.345, SLG: 0.365 (1, 8)										4	0	2	0	0	2	1	Seattle Mariners @ Toronto Blue Jays Exhibition Stadium, Toronto, ON Mon Jun 01 1987, 7:05 PM EDT Att: 28,294 - Unknown										
Phil Bradley, R OBP: 0.357, SLG: 0.381 (1, 7)										2	1	2	0	2	0	0											
Scott Bradley, L OBP: 0.346, SLG: 0.425 (1, 2)										4	1	0	0	0	1	5											
Ken Phelps, L OBP: 0.421, SLG: 0.661 (1, 10)										3	0	1	1	0	0	1											
Alvin Davis, L OBP: 0.373, SLG: 0.426 (1, 3)										4	0	1	0	0	1	3											
Jim Prestey, R OBP: 0.314, SLG: 0.484 (1, 5)										3	0	1	1	0	0	1											
Mike Kingery, L OBP: 0.291, SLG: 0.442 (1, 9)										4	0	0	0	0	1	2											
Rey Quinones, R OBP: 0.319, SLG: 0.414 (1, 6)										4	0	1	0	0	0	1											
Harold Reynolds, S OBP: 0.326, SLG: 0.373 (1, 4)										3	0	1	0	0	0	1											
Inning Stats	R: 0 E: 0 K: 2 S: 7	H: 0 LOB: 1 BB: 1 P: 11	R: 0 E: 0 K: 0 S: 3	H: 1 LOB: 0 BB: 0 P: 3	R: 0 E: 0 K: 0 S: 4	H: 2 LOB: 2 BB: 1 P: 8	R: 0 E: 0 K: 0 S: 3	H: 0 LOB: 0 BB: 0 P: 3	R: 0 E: 0 K: 1 S: 6	H: 1 LOB: 1 BB: 0 P: 6	R: 2 E: 1 K: 0 S: 6	H: 2 LOB: 1 BB: 0 P: 6	R: 0 E: 0 K: 0 S: 3	H: 1 LOB: 0 BB: 0 P: 3	R: 0 E: 0 K: 1 S: 5	H: 1 LOB: 1 BB: 0 P: 6		R: 0 E: 0 K: 1 S: 5	H: 1 LOB: 0 BB: 0 P: 5	R: 0 E: 0 K: 1 S: 5	H: 1 LOB: 1 BB: 0 P: 5	1B: 7 2B: 2 3B: 0 HR: 0	SF: 1 SAC: 0 DP: 4 HBP: 1	WP: 0 PB: 0 SB: 1 CS: 1	PA: 36		
PITCHER	IP	WLS	BF	H	R	ER	SO	BB	IBB	HBP	BLK	WP	HR	S	P	ERA	WHIP										
Joe Johnson, R ERA: 4.61 (1, 1)	7.0	L	29	8	2	0	3	2	0	0	0	0	0	33	41	0.00	1.429										
Jeff Musselman, L ERA: 2.7 (8, 1)	1.1		5	1	0	0	2	0	0	1	0	0	0	8	9	0.00	0.750										
Mark Eichhorn, R ERA: 2.33 (9, 1)	0.2		1	0	0	0	0	0	0	0	0	0	0	1	1	0.00	0.000										

AB	31
R	2
H	9
RBI	2
BB	2
SO	5
LOB	15



Batter	1	2	3	4	5	6	7	8	9	AB	R	H	RBI	BB	SO	LOB	BOTTOM										
Tony Fernandez, S OBP: 0.369, SLG: 0.394 (1, 6)										4	0	0	0	0	1	1	Seattle Mariners @ Toronto Blue Jays Exhibition Stadium, Toronto, ON Mon Jun 01 1987, 7:05 PM EDT Att: 28,294 - Unknown										
Lloyd Moseby, L OBP: 0.294, SLG: 0.418 (1, 8)										4	0	1	0	0	1	2											
Willie Upshaw, L OBP: 0.348, SLG: 0.464 (1, 3)										3	0	1	0	0	0	2											
Cecil Fielder, R OBP: 0.423, SLG: 0.585 (9, PH)										1	0	0	0	0	0	0											
George Bell, R OBP: 0.327, SLG: 0.642 (1, 7)										3	0	0	0	0	0	2											
Jesse Barfield, R OBP: 0.379, SLG: 0.538 (1, 9)										3	0	2	0	0	0	0											
Ernie Whitt, L OBP: 0.329, SLG: 0.407 (1, 2)										3	0	0	0	0	0	2											
Kelly Gruber, R OBP: 0.322, SLG: 0.417 (1, 5)										3	0	0	0	0	2	1											
Fred McGriff, L OBP: 0.351, SLG: 0.376 (1, 10)										2	0	0	0	0	2	0											
Garth Iorg, R OBP: 0.213, SLG: 0.139 (8, PH)										1	0	0	0	0	0	0											
Manuel Lee, S OBP: 0.250, SLG: 0.143 (1, 4)										2	0	0	0	1	0	0											
Inning Stats	R: 0 E: 0 K: 1 S: 6	H: 2 LOB: 1 BB: 0 P: 6	R: 0 E: 0 K: 0 S: 3	H: 1 LOB: 0 BB: 0 P: 3	R: 0 E: 0 K: 1 S: 5	H: 0 LOB: 0 BB: 0 P: 5	R: 0 E: 0 K: 0 S: 3	H: 0 LOB: 0 BB: 0 P: 3	R: 0 E: 0 K: 1 S: 5	H: 0 LOB: 2 BB: 1 P: 5	R: 0 E: 1 K: 1 S: 6	H: 0 LOB: 1 BB: 1 P: 10	R: 0 E: 0 K: 0 S: 3	H: 1 LOB: 0 BB: 0 P: 3	R: 0 E: 0 K: 1 S: 5	H: 0 LOB: 0 BB: 0 P: 5	R: 0 E: 0 K: 1 S: 5	H: 0 LOB: 0 BB: 0 P: 5	R: 0 E: 0 K: 1 S: 5	H: 0 LOB: 0 BB: 0 P: 5	1B: 4 2B: 1 3B: 0 HR: 0	SF: 0 SAC: 0 DP: 3 HBP: 0	WP: 0 PB: 0 SB: 0 CS: 0	PA: 30			
PITCHER	IP	WLS	BF	H	R	ER	SO	BB	IBB	HBP	BLK	WP	HR	S	P	ERA	WHIP										
Scott Bankhead, R ERA: 4.37 (1, 1)	7.0	W	24	4	0	0	4	1	0	0	0	0	0	31	35	0.00	0.714										
Bill Wilkinson, L ERA: 5.57 (8, 1)	2.0	S	6	0	0	0	2	0	0	0	0	0	0	10	10	0.00	0.000										

AB	29
R	0
H	4
RBI	0
BB	1
SO	6
LOB	10



Batter	1	2	3	4	5	6	7	8	9	AB	R	H	RBI	BB	SO	LOB	TOP										
John Moses, S OBP: 0.343, SLG: 0.368 (1, 8)	4-3	CS	F7				F8			4	0	1	2	0	0	1	Seattle Mariners @ Toronto Blue Jays Exhibition Stadium, Toronto, ON Tue Jun 02 1987, 7:05 PM EDT Att: 31,076 - Unknown livebaseballscores.com										
Phil Bradley, R OBP: 0.360, SLG: 0.380 (1, 7)	1B		4-3		4-3		BB			3	0	1	0	1	0	1											
Scott Bradley, L OBP: 0.344, SLG: 0.415 (1, 2)	L8		F5		BB		F7			3	0	0	0	1	0	3											
Ken Phelps, L OBP: 0.423, SLG: 0.654 (1, 10)	BB				G3		G6-4-3			3	0	1	0	1	1	2											
Alvin Davis, L OBP: 0.365, SLG: 0.417 (1, 3)	L9				G3		F8			4	0	0	0	0	0	3											
Jim Presley, R OBP: 0.316, SLG: 0.500 (1, 5)		HR			6-3		G5-4-3			4	1	2	1	0	1	1											
Mike Kingery, L OBP: 0.295, SLG: 0.438 (1, 9)					F8		G5-4-3			1	0	0	0	1	0	1											
John Christensen, R OBP: 0.306, SLG: 0.333 (6, 9)							1B			2	0	0	0	0	1	1											
Rey Quinones, R OBP: 0.323, SLG: 0.413 (1, 6)							2B			3	1	1	0	1	0	1											
Harold Reynolds, S OBP: 0.331, SLG: 0.385 (1, 4)							SH3-4			3	1	2	0	0	1	0											
Inning Stats	R: 0 E: 0 K: 0 S: 4	H: 1 LOB: 2 BB: 1 P: 8	R: 1 E: 0 K: 0 S: 3	H: 2 LOB: 0 BB: 1 P: 7	R: 0 E: 0 K: 0 S: 3	H: 0 LOB: 0 BB: 0 P: 3	R: 0 E: 0 K: 0 S: 4	H: 1 LOB: 1 BB: 0 P: 4	R: 2 E: 0 K: 0 S: 5	H: 3 LOB: 1 BB: 1 P: 9	R: 0 E: 0 K: 0 S: 3	H: 1 LOB: 0 BB: 0 P: 3	R: 0 E: 0 K: 0 S: 3	H: 0 LOB: 2 BB: 2 P: 11	R: 0 E: 0 K: 2 S: 7	H: 0 LOB: 0 BB: 0 P: 7	R: 0 E: 0 K: 0 S: 7	H: 0 LOB: 0 BB: 0 P: 7	R: 0 E: 0 K: 0 S: 7	H: 0 LOB: 0 BB: 0 P: 7	1B: 5 2B: 2 3B: 0 HR: 1	SF: 0 SAC: 1 DP: 3 HBP: 0	WP: 0 PB: 0 SB: 1 CS: 1	PA: 37			
PITCHER	IP	WLS	BF	H	R	ER	SO	BB	IBB	HBP	BLK	WP	HR	S	P	ERA	WHIP										
Jim Clancy, R ERA: 2.81 (1, 1)	4.1		20	7	3	3	0	2	0	0	0	0	1	18	26	6.23	2.077										
Jeff Musselman, L ERA: 2.51 (5, 1)	2.1	W	8	1	0	0	0	2	0	0	0	0	0	6	14	0.00	1.286										
Tom Henke, R ERA: 0.95 (7, 1)	2.1	S	8	0	0	0	4	1	0	0	0	0	0	15	19	0.00	0.429										

Batter	1	2	3	4	5	6	7	8	9	AB	R	H	RBI	BB	SO	LOB	BOTTOM										
Tony Fernandez, S OBP: 0.367, SLG: 0.396 (1, 6)	F8						F8			4	0	1	1	0	0	0	Seattle Mariners @ Toronto Blue Jays Exhibition Stadium, Toronto, ON Tue Jun 02 1987, 7:05 PM EDT Att: 31,076 - Unknown livebaseballscores.com										
Lloyd Moseby, L OBP: 0.293, SLG: 0.415 (1, 8)	K						F5			4	0	1	0	0	2	1											
Willie Upshaw, L OBP: 0.346, SLG: 0.459 (1, 3)	F7						G5-4-3			4	0	1	0	0	0	1											
George Bell, R OBP: 0.325, SLG: 0.649 (1, 7)							G5-4-3			4	1	1	1	0	1	1											
Jesse Barfield, R OBP: 0.378, SLG: 0.534 (1, 9)							F8			3	0	1	0	0	0	0											
Rance Mulliniks, L OBP: 0.345, SLG: 0.384 (1, 10)							2B			3	1	2	0	0	0	0											
Ernie Whitt, L OBP: 0.329, SLG: 0.413 (1, 2)							1B			3	1	1	1	0	1	2											
Kelly Gruber, R OBP: 0.322, SLG: 0.423 (1, 5)							2B			3	1	1	1	0	1	0											
Manuel Lee, S OBP: 0.182, SLG: 0.100 (1, 4)							1-3			3	0	0	0	0	0	1											
Inning Stats	R: 0 E: 0 K: 1 S: 5	H: 0 LOB: 0 BB: 0 P: 5	R: 4 E: 0 K: 1 S: 10	H: 5 LOB: 1 BB: 0 P: 10	R: 0 E: 0 K: 0 S: 3	H: 1 LOB: 0 BB: 0 P: 3	R: 0 E: 0 K: 1 S: 5	H: 0 LOB: 0 BB: 0 P: 5	R: 0 E: 0 K: 2 S: 9	H: 2 LOB: 2 BB: 0 P: 9	R: 0 E: 0 K: 0 S: 3	H: 0 LOB: 0 BB: 0 P: 3	R: 0 E: 0 K: 0 S: 3	H: 1 LOB: 0 BB: 0 P: 3	R: 0 E: 0 K: 0 S: 3	H: 0 LOB: 0 BB: 0 P: 3		1B: 5 2B: 3 3B: 0 HR: 1	SF: 0 SAC: 0 DP: 1 HBP: 0	WP: 0 PB: 0 SB: 0 CS: 1	PA: 31						
PITCHER	IP	WLS	BF	H	R	ER	SO	BB	IBB	HBP	BLK	WP	HR	S	P	ERA	WHIP										
Mike Moore, R ERA: 5.12 (1, 1)	5.2	L	24	8	4	4	0	0	0	0	0	0	1	32	32	6.35	1.412										
Stan Clarke, L ERA: 4.15 (6, 1)	0.1		1	0	0	0	1	0	0	0	0	0	0	3	3	0.00	0.000										
Mike Trujillo, R ERA: 7.36 (7, 1)	2.0		6	1	0	0	0	0	0	0	0	0	0	6	6	0.00	0.500										

Batter	1	2	3	4	5	6	7	8	9	AB	R	H	RBI	BB	SO	LOB	TOP					
John Moses, S OBP: 0.341, SLG: 0.365	F7			E1		G3-6-3	G3			4	1	1	0	0	0	1						
Phil Bradley, R OBP: 0.336, SLG: 0.378	F9			G4-6-3		G3-6-3	1-3			4	0	1	1	0	0	1						
Scott Bradley, L OBP: 0.341, SLG: 0.409	4-3			BB		G3-6-3	F8			4	0	1	0	0	0	1						
Ken Phelps, L OBP: 0.431, SLG: 0.652		F6		BB		FC5	1B			2	0	1	0	2	0	0						
Alvin Davis, L OBP: 0.368, SLG: 0.424	3-1			BB		BB	F8			4	0	2	0	0	0	2						
Jim Prestey, R OBP: 0.372, SLG: 0.490	K			F4		1B	F8			4	0	0	0	0	1	3						
Mike Kingery, L OBP: 0.286, SLG: 0.424				F8		2-3f	F9			4	0	0	0	0	0	1						
Rey Quinones, R OBP: 0.316, SLG: 0.403				F4			K			4	0	0	0	0	1	1						
Harold Reynolds, S OBP: 0.337, SLG: 0.392				1-3		1B	BLK			2	1	1	0	1	0	0						
Inning Stats	R: 0 E: 0 K: 0 S: 3	H: 0 LOB: 0 BB: 0 P: 3	R: 0 E: 0 K: 1 S: 5	H: 0 LOB: 0 BB: 0 P: 5	R: 0 E: 0 K: 0 S: 3	H: 0 LOB: 0 BB: 0 P: 3	R: 0 E: 1 K: 0 S: 4	H: 1 LOB: 2 BB: 1 P: 8	R: 0 E: 0 K: 0 S: 3	H: 0 LOB: 0 BB: 0 P: 3	R: 2 E: 0 K: 0 S: 6	H: 4 LOB: 2 BB: 1 P: 10	R: 0 E: 0 K: 1 S: 5	H: 0 LOB: 1 BB: 1 P: 9	R: 0 E: 0 K: 0 S: 3	H: 1 LOB: 1 BB: 0 P: 3	R: 0 E: 0 K: 0 S: 4	H: 1 LOB: 1 BB: 0 P: 4	1B: 5 2B: 2 HR: 0	SF: 0 SAC: 0 DP: 2 HBP: 0	WP: 0 PB: 0 SB: 0 CS: 0	PA: 35
PITCHER	IP	WLS	BF	H	R	ER	SO	BB	IBB	HBP	BLK	WP	HR	S	P	ERA	WHIP					
Dave Stieb, R ERA: 4.84	5.2	W	22	4	2	2	1	2	0	0	0	0	0	22	30	3.18	1.059					
John Cerutti, L ERA: 4.19	0.0		1	1	0	0	0	0	0	0	0	0	0	1	1	∞	∞					
Mark Eichhorn, R ERA: 2.17	3.1	S	12	2	0	0	1	1	0	0	1	0	0	13	17	0.00	0.900					

Seattle Mariners @ Toronto Blue Jays
Exhibition Stadium, Toronto, ON
Wed Jun 03 1987, 3:33 AM EDT
Att: 30,502 - Unknown

AB	32
R	2
H	7
RBI	1
BB	3
SO	2
LOB	10





Batter	1	2	3	4	5	6	7	8	9	AB	R	H	RBI	BB	SO	LOB	BOTTOM					
Tony Fernandez, S OBP: 0.372, SLG: 0.395	3B		G3	BB		F8				3	1	1	0	2	0	1						
Lloyd Moseby, L OBP: 0.296, SLG: 0.427	K		HR	F8			WP			4	2	1	1	1	1	4						
Jesse Barfield, R OBP: 0.379, SLG: 0.542	1B		K				2B			5	1	2	1	0	2	2						
George Bell, R OBP: 0.328, SLG: 0.644	1B		HR	BB			F9			3	1	1	1	1	1	2						
Cecil Fielder, R OBP: 0.429, SLG: 0.667	F9		HR	K			1B			4	2	2	3	0	1	2						
Willie Upshaw, L OBP: 0.344, SLG: 0.454	F9		G3				6-3			4	0	1	1	0	0	2						
Kelly Gruber, R OBP: 0.320, SLG: 0.412		K		5-3		K				3	0	0	0	1	2	0						
Manuel Lee, S OBP: 0.133, SLG: 0.071	4-3			F8		5-3	F7			4	0	0	0	0	0	2						
Jeffrey DeWitt, R OBP: 0.185, SLG: 0.280	K			BB		BB				2	0	0	0	2	2	0						
Inning Stats	R: 2 E: 0 K: 1 S: 7	H: 2 LOB: 1 BB: 1 P: 11	R: 0 E: 0 K: 2 S: 7	H: 0 LOB: 0 BB: 0 P: 7	R: 3 E: 0 K: 1 S: 7	H: 2 LOB: 0 BB: 1 P: 11	R: 0 E: 0 K: 0 S: 3	H: 0 LOB: 2 BB: 2 P: 11	R: 0 E: 0 K: 2 S: 8	H: 1 LOB: 1 BB: 0 P: 8	R: 0 E: 0 K: 1 S: 5	H: 0 LOB: 1 BB: 1 P: 9	R: 2 E: 0 K: 1 S: 7	H: 2 LOB: 2 BB: 2 P: 15	R: 0 E: 0 K: 1 S: 6	H: 1 LOB: 1 BB: 0 P: 6	1B: 4 2B: 1 3B: 1 HR: 2	SF: 0 SAC: 0 DP: 0 HBP: 0	WP: 1 PB: 0 SB: 0 CS: 0	PA: 39		
PITCHER	IP	WLS	BF	H	R	ER	SO	BB	IBB	HBP	BLK	WP	HR	S	P	ERA	WHIP					
Mark Langston, L ERA: 4.3	6.2	L	33	7	7	7	8	6	0	0	0	0	0	2	43	67	9.45	1.950				
Steve Shields, R ERA: 2.64	1.1		6	1	0	0	1	1	0	0	0	0	0	7	11	0.00	1.500					

Seattle Mariners @ Toronto Blue Jays
Exhibition Stadium, Toronto, ON
Wed Jun 03 1987, 3:33 AM EDT
Att: 30,502 - Unknown

AB	32
R	7
H	8
RBI	7
BB	7
SO	9
LOB	15



Batter	1	2	3	4	5	6	7	8	9	AB	R	H	RBI	BB	SO	LOB	TOP					
Mike Young, S OBP: 0.350, SLG: 0.471 (1, 10)	0-0 4-3		0-0 6-3		0-0 F7			0-0 3B 1B		4	1	1	0	0	0	0	<p>Baltimore Orioles @ Toronto Blue Jays Exhibition Stadium, Toronto, ON Fri Jun 05 1987, 7:05 PM EDT Att: 32,514 - Unknown</p> <p>AB 31 R 2 H 5 RBI 2 BB 3 SO 6 LOB 9</p> 					
Lee Lacy, R OBP: 0.337, SLG: 0.379 (1, 9)	0-0 F7		0-0 FC6-4 1B			0-0 6-3		0-0 1-H 3B		4	0	2	1	0	0	0						
Cal Ripken Jr., R OBP: 0.350, SLG: 0.533 (1, 6)	4-0 BB 1B BB		0-0 FC6-4 1-2			4-0 G6-3 BB		0-3 K		2	1	0	0	2	1	2						
Eddie Murray, S OBP: 0.335, SLG: 0.507 (1, 3)	4-0 1B 1-2 BB		0-3 K			0-0 G6-3 1-2		0-0 6-3		3	0	0	0	1	1	3						
Fred Lynn, L OBP: 0.340, SLG: 0.444 (1, 8)	0-0 FC5-4 1-3 2-H 1B				0-0 F8			0-0 G3		4	0	1	1	0	0	0						
Ray Knight, R OBP: 0.348, SLG: 0.427 (1, 5)	0-0 FC5-4 1-2				0-0 F8			0-0 1B		4	0	1	0	0	1	2						
Terry Kennedy, L OBP: 0.319, SLG: 0.435 (1, 2)			0-0 G3		0-3 K			0-3 K		4	0	0	0	0	2	1						
Ken Gerhart, R OBP: 0.285, SLG: 0.432 (1, 7)			0-3 K			0-0 6-3		0-0 F7		3	0	0	0	0	1	1						
Rick Burleson, R OBP: 0.285, SLG: 0.315 (1, 4)			0-0 1-3			0-0 5-3			0-0 3-1	3	0	0	0	0	0	0						
Inning Stats	R: 1 E: 0 K: 0 S: 4	H: 1 LOB: 2 BB: 2 P: 12	R: 0 E: 0 K: 1 S: 5	H: 0 LOB: 0 BB: 0 P: 5	R: 0 E: 0 K: 1 S: 6	H: 0 LOB: 0 BB: 0 P: 6	R: 0 E: 0 K: 1 S: 5	H: 0 LOB: 0 BB: 0 P: 5	R: 0 E: 0 K: 0 S: 3	H: 0 LOB: 0 BB: 0 P: 3	R: 0 E: 0 K: 0 S: 2	H: 0 LOB: 0 BB: 1 P: 6	R: 0 E: 0 K: 1 S: 6	H: 1 LOB: 1 BB: 0 P: 6	R: 1 E: 0 K: 1 S: 7	H: 2 LOB: 1 BB: 0 P: 7	R: 0 E: 0 K: 1 S: 5	H: 0 LOB: 0 BB: 0 P: 5	1B: 4 2B: 0 3B: 1 HR: 0	SF: 0 SAC: 0 DP: 1 HBP: 0	WP: 0 PB: 0 SB: 0 CS: 0	PA: 34
PITCHER Jimmy Key, L ERA: 3.41 (1, 1)	IP: 9.0 WLS: W BF: 34 H: 5 R: 2 ER: 2 SO: 6 BB: 3 IBB: 0 HBP: 0 BLK: 0 WP: 0 HR: 0 S: 43 P: 55 ERA: 2.00 WHIP: 0.889															PITCHER	IP: 9.0 WLS: W BF: 34 H: 5 R: 2 ER: 2 SO: 6 BB: 3 IBB: 0 HBP: 0 BLK: 0 WP: 0 HR: 0 S: 43 P: 55 ERA: 2.00 WHIP: 0.889					

Batter	1	2	3	4	5	6	7	8	9	AB	R	H	RBI	BB	SO	LOB	BOTTOM			
Tony Fernandez, S OBP: 0.373, SLG: 0.392 (1, 6)	0-0 L9	4-0 1-2 2-3 BB	0-0 1-3 2-H 1B		0-0 1-2 F7			0-0 L9		4	0	1	1	1	0	2	<p>Baltimore Orioles @ Toronto Blue Jays Exhibition Stadium, Toronto, ON Fri Jun 05 1987, 7:05 PM EDT Att: 32,514 - Unknown</p> <p>AB 36 R 6 H 12 RBI 6 BB 3 SO 6 LOB 14</p> 			
Lloyd Moseby, L OBP: 0.288, SLG: 0.416 (1, 8)	0-0 F4	0-0 4-3	0-0 L8 1-2			0-3 K		0-3 K		5	0	0	0	0	2	5				
Jesse Barfield, R OBP: 0.384, SLG: 0.560 (1, 9)	0-0 1B		0-0 HR 1B	0-3 K		0-0 HR K		0-0 F3		5	2	3	1	0	1	0				
George Bell, R OBP: 0.327, SLG: 0.652 (1, 7)	0-0 F5		0-0 HR K	0-0 6-3		0-0 F9		0-0 K		4	1	1	2	0	0	1				
Cecil Fielder, R OBP: 0.433, SLG: 0.714 (1, 10)		0-0 F3	0-0 HR K	0-0 FC4-6 1B		0-3 K				4	1	2	1	0	1	0				
Willie Upshaw, L OBP: 0.342, SLG: 0.449 (1, 3)		0-0 2B 1B	0-0 G3	0-0 FC4-6 1-2			0-0 F8			4	1	1	0	0	0	1				
Kelly Gruber, R OBP: 0.326, SLG: 0.436 Garth Iorg, R OBP: 0.222, SLG: 0.151 (6, 5)		0-0 BB 1-H 2B	0-3 K		0-0 FC1-5-6 2B			0-0 1B		3	0	2	1	0	1	0				
Ernie Whitt, L OBP: 0.327, SLG: 0.404 (1, 2)		0-3 K	4-0 1B 1B BB		0-0 L9		0-0 F9			3	1	0	0	1	1	3				
Manuel Lee, S OBP: 0.211, SLG: 0.118 (1, 4)		4-0 BB BB	0-0 1B 1-2 1B		0-0 FC1-5-6 2-3			0-0 1-3		3	0	1	0	1	0	2				
Inning Stats	R: 0 E: 0 K: 0 S: 4	H: 1 LOB: 1 BB: 0 P: 4	R: 1 E: 0 K: 1 S: 7	H: 2 LOB: 2 BB: 2 P: 15	R: 4 E: 0 K: 1 S: 10	H: 5 LOB: 2 BB: 1 P: 14	R: 0 E: 0 K: 1 S: 6	H: 1 LOB: 1 BB: 0 P: 6	R: 0 E: 0 K: 0 S: 4	H: 1 LOB: 0 BB: 0 P: 4	R: 1 E: 0 K: 2 S: 8	H: 1 LOB: 0 BB: 0 P: 8	R: 0 E: 0 K: 0 S: 4	H: 1 LOB: 1 BB: 0 P: 4	R: 0 E: 0 K: 1 S: 5	H: 0 LOB: 0 BB: 0 P: 5	1B: 7 2B: 2 3B: 0 HR: 3	SF: 0 SAC: 0 DP: 0 HBP: 0	WP: 0 PB: 0 SB: 2 CS: 0	PA: 39
PITCHER Eric Bell, L ERA: 4.86 Mark Williamson, R ERA: 4.07 Scott McGregor, L ERA: 5.9 (1, 1) (3, 1) (8, 1)	IP: 2.2 WLS: L BF: 17 H: 6 R: 5 ER: 5 SO: 2 BB: 3 IBB: 0 HBP: 0 BLK: 0 WP: 0 HR: 2 S: 18 P: 30 ERA: 16.88 WHIP: 3.375															PITCHER	IP: 2.2 WLS: L BF: 17 H: 6 R: 5 ER: 5 SO: 2 BB: 3 IBB: 0 HBP: 0 BLK: 0 WP: 0 HR: 2 S: 18 P: 30 ERA: 16.88 WHIP: 3.375			

Batter	1	2	3	4	5	6	7	8	9	10	11	AB	R	H	RBI	BB	SO	LOB	TOP											
Alan Wiggins, S OBP: 0.331, SLG: 0.344 (1, 4)	4-3	K		L9		4-3		2B		FC1-6 BB		6	0	1	0	0	1	2												
Jim Dwyer, L OBP: 0.332, SLG: 0.588 Lee Lacy, R OBP: 0.343, SLG: 0.379 (10, 9)	1B	L3			BB 1B 1B			6-3			BB	5	2	3	0	0	0	2												
Cal Ripken Jr., R OBP: 0.353, SLG: 0.532 (1, 6)	1B	6-3			1B BB 1B					BB		6	2	3	1	0	0	4												
Eddie Murray, S OBP: 0.335, SLG: 0.500 (1, 3)	1B			F4		F9				K		5	0	1	0	1	2	4												
Fred Lynn, L OBP: 0.345, SLG: 0.439 (1, 8)	F4			BB		BB				F2		4	1	1	0	2	0	3												
Ray Knight, R OBP: 0.352, SLG: 0.429 (1, 5)	1B			BB		BB						6	0	3	1	0	1	5												
Terry Kennedy, L OBP: 0.319, SLG: 0.431 (1, 2)	1B			G6-4-3								6	0	2	1	0	1	6												
Larry Sheets, L OBP: 0.401, SLG: 0.694 (1, 7)	FC6			F6						FC1-6 1B		6	0	2	2	0	0	5												
Mike Young, S OBP: 0.323, SLG: 0.429 (1, 10)		E5 WP CS		F6		G3				K		5	0	0	0	0	1	3												
Inning Stats	R: 2 E: 0 K: 0 S: 8	H: 5 LOB: 3 BB: 0 P: 8	R: 0 E: 1 K: 1 S: 6	H: 0 LOB: 1 BB: 0 P: 6	R: 0 E: 0 K: 0 S: 3	H: 1 LOB: 1 BB: 1 P: 7	R: 0 E: 0 K: 0 S: 3	H: 0 LOB: 0 BB: 0 P: 3	R: 3 E: 0 K: 0 S: 7	H: 4 LOB: 2 BB: 1 P: 11	R: 0 E: 0 K: 1 S: 6	H: 1 LOB: 1 BB: 0 P: 6	R: 0 E: 0 K: 1 S: 5	H: 0 LOB: 0 BB: 0 P: 5	R: 0 E: 0 K: 0 S: 4	H: 1 LOB: 1 BB: 0 P: 4	R: 0 E: 0 K: 2 S: 9	H: 2 LOB: 2 BB: 0 P: 9	R: 0 E: 0 K: 1 S: 6	H: 1 LOB: 2 BB: 1 P: 10	R: 0 E: 0 K: 0 S: 4	H: 1 LOB: 2 BB: 1 P: 8	1B: 14 2B: 2 3B: 0 HR: 0	SF: 0 SAC: 0 DP: 1 HBP: 0	WP: 1 PB: 0 SB: 1 CS: 1	PA: 53				
PITCHER	Joe Johnson, R ERA: 4.89 (1, 1)	IP: 0.2 WLS: 0 BF: 7	H: 5 R: 2 ER: 2 SO: 0	R: 0 E: 1 K: 1 S: 6	H: 0 LOB: 1 BB: 0 P: 6	R: 0 E: 0 K: 0 S: 3	H: 1 LOB: 1 BB: 1 P: 7	R: 0 E: 0 K: 0 S: 3	H: 0 LOB: 0 BB: 0 P: 3	R: 3 E: 0 K: 0 S: 7	H: 4 LOB: 2 BB: 1 P: 11	PITCHER Jeff Musselman, L ERA: 2.41 (10, 1)														IP: 1.1 WLS: 1 BF: 7	H: 1 R: 0 ER: 0 SO: 0	BB: 2 IBB: 0 HBP: 0 BLK: 0	WP: 0 HR: 0 S: 5 P: 13	ERA: 0.00 WHIP: 2.250
John Cerutti, L ERA: 4.46 (1, 1)	3.2	16	3	3	3	1	2	0	0	0	0	1	0	16	24	7.36	1.364													
Mark Eichhorn, R ERA: 2.1 (5, 1)	1.2	8	3	0	0	1	0	0	0	0	0	0	0	10	10	0.00	1.800													
Gary Lavelle, L ERA: 2.1 (7, 1)	2.0	7	1	0	0	1	0	0	0	0	0	0	0	9	9	0.00	0.500													
Tom Henke, R ERA: 0.9 (9, 1)	1.2	8	3	0	0	3	0	0	0	0	0	0	0	14	14	0.00	1.800													
Batter	1	2	3	4	5	6	7	8	9	10	11	AB	R	H	RBI	BB	SO	LOB	BOTTOM											
Tony Fernandez, S OBP: 0.376, SLG: 0.410 (1, 6)	F8	E6			F7					FC6-4 1B		6	1	3	1	0	0	2												
Lloyd Moseby, L OBP: 0.290, SLG: 0.411 (1, 8)	K				F9					L7		5	1	1	1	1	1	3												
Jesse Barfield, R OBP: 0.382, SLG: 0.566 (1, 9)	FC5-4 BB				K					K		5	1	1	3	1	3	4												
George Bell, R OBP: 0.324, SLG: 0.639 (1, 7)	FC5-4				F8					FC6-4		4	0	0	0	1	0	3												
Willie Upshaw, L OBP: 0.338, SLG: 0.440 (1, 3)		K			S BB					F9		4	0	0	0	1	1	1												
Rance Mulliniks, L OBP: 0.348, SLG: 0.396 Garth Iorg, R OBP: 0.226, SLG: 0.158 (6, 5)					F8					G5-4-3		2	1	1	0	0	0	1												
Ernie Whitt, L OBP: 0.329, SLG: 0.401 Charlie Moore, R OBP: 0.667, SLG: 2.000 (8, 2)		BB E 2B								HR 1B		1	0	0	0	1	1	1												
Fred McGriff, L OBP: 0.354, SLG: 0.372 Cecil Fielder, R OBP: 0.429, SLG: 0.686 (7, 7)		K								F2		3	2	2	2	0	0	0												
Manuel Lee, S OBP: 0.238, SLG: 0.111 Rick Leach, L OBP: 0.467, SLG: 0.457 (8, 7)		E BB HBP								K		1	0	0	0	0	2	0												
Inning Stats	R: 0 E: 0 K: 1 S: 5	H: 0 LOB: 1 BB: 1 P: 9	R: 1 E: 1 K: 2 S: 8	H: 1 LOB: 2 BB: 1 P: 13	R: 0 E: 0 K: 1 S: 5	H: 0 LOB: 0 BB: 0 P: 5	R: 0 E: 0 K: 0 S: 3	H: 0 LOB: 0 BB: 0 P: 11	R: 0 E: 0 K: 0 S: 2	H: 1 LOB: 1 BB: 2 P: 6	R: 2 E: 0 K: 1 S: 7	H: 2 LOB: 1 BB: 1 P: 11	R: 0 E: 0 K: 1 S: 7	H: 2 LOB: 0 BB: 0 P: 7	R: 0 E: 0 K: 1 S: 6	H: 1 LOB: 1 BB: 1 P: 10	R: 0 E: 0 K: 0 S: 3	H: 0 LOB: 0 BB: 0 P: 3	R: 3 E: 0 K: 2 S: 8	H: 2 LOB: 0 BB: 1 P: 12	1B: 3 2B: 3 3B: 1 HR: 2	SF: 0 SAC: 0 DP: 2 HBP: 1	WP: 0 PB: 0 SB: 0 CS: 1	PA: 48						
PITCHER	John Habyan, R ERA: 4.0 (6, 1)	IP: 5.0 WLS: 1 BF: 22	H: 2 R: 1 ER: 0 SO: 4	R: 1 E: 1 K: 2 S: 8	H: 1 LOB: 2 BB: 1 P: 13	R: 0 E: 0 K: 1 S: 5	H: 0 LOB: 0 BB: 0 P: 5	R: 0 E: 0 K: 0 S: 3	H: 0 LOB: 0 BB: 0 P: 11	R: 2 E: 0 K: 1 S: 7	H: 2 LOB: 1 BB: 1 P: 11	R: 0 E: 0 K: 1 S: 7	H: 2 LOB: 0 BB: 0 P: 7	R: 0 E: 0 K: 1 S: 6	H: 1 LOB: 1 BB: 1 P: 10	R: 0 E: 0 K: 0 S: 3	H: 0 LOB: 0 BB: 0 P: 3	R: 3 E: 0 K: 2 S: 8	H: 2 LOB: 0 BB: 1 P: 12	1B: 3 2B: 3 3B: 1 HR: 2	SF: 0 SAC: 0 DP: 2 HBP: 1	WP: 0 PB: 0 SB: 0 CS: 1	PA: 48							
Jack O'Connor, L ERA: 6.46 (6, 1)	1.0	4	1	2	2	0	1	0	0	0	0	0	0	3	7	18.00	2.000													
Dave Schmidt, R ERA: 2.85 (7, 1)	0.2	3	1	0	0	0	0	0	0	0	0	0	0	3	3	0.00	1.500													
Ken Dixon, R ERA: 6.19 (7, 1)	4.0	L	19	5	5	5	5	1	1	0	0	0	2	27	35	11.25	1.500													

Baltimore Orioles @ Toronto Blue Jays
Exhibition Stadium, Toronto, ON
Sat Jun 06 1987, 3:33 AM EDT
Att: 36,345 - Unknown

AB 49
R 5
H 16
RBI 5
BB 4
SO 6
LOB 34



Baltimore Orioles @ Toronto Blue Jays
Exhibition Stadium, Toronto, ON
Sat Jun 06 1987, 3:33 AM EDT
Att: 36,345 - Unknown

AB 39
R 8
H 9
RBI 7
BB 8
SO 9
LOB 22



Batter	1	2	3	4	5	6	7	8	9	AB	R	H	RBI	BB	SO	LOB	TOP					
Alan Wiggins, S (1.4) OBP: 0.329, SLG: 0.338	4-0 S BB		0-0 F9		0-0 6-3		0-0 SH1-3		0-0 1-3	3	0	0	0	1	0	2						
Jim Dwyer, L (1.9) OBP: 0.385, SLG: 0.569	0-3 K		0-3 K		0-0 F2		0-0 G3		0-0 S 1B	5	0	1	0	0	2	4						
Cal Ripken Jr., R (1.6) OBP: 0.354, SLG: 0.540	0-0 5-3		0-0 F2		0-0 HR		4-0 BB		0-3 K	4	1	1	1	1	1	3						
Eddie Murray, S (1.3) OBP: 0.337, SLG: 0.505	0-0 F7			0-0 G5-4-3 1B		0-0 2B		0-0 4-3		4	0	2	0	0	0	3						
Fred Lynn, L (1.8) OBP: 0.338, SLG: 0.429		0-0 F8		0-0 F8		0-0 F9		0-3 K		4	0	0	0	0	1	2						
Ray Knight, R (1.5) OBP: 0.360, SLG: 0.430		0-0 E9 1B 7-2 1B		0-0 G5-4-3 1-2		4-0 BB		4-0 BB		2	0	1	0	2	0	1						
Terry Kennedy, L (1.2) OBP: 0.322, SLG: 0.433		0-0 2-3 1B			0-0 2B 1B		0-3 K		0-0 F6	4	1	2	0	0	1	3						
Larry Sheets, L (1.7) OBP: 0.397, SLG: 0.688		0-0 7-2			0-0 6-3 1-H 2B		0-3 K		0-3 K	4	0	1	1	0	2	5						
Mike Young, S (1.10) OBP: 0.333, SLG: 0.450			0-0 1B		0-0 F7		0-0 SH1-3 2B		0-0 4-3	4	0	2	0	0	0	1						
Inning Stats	R: 0 E: 0 K: 1 S: 5	H: 0 LOB: 1 BB: 1 P: 9	R: 0 E: 1 K: 0 S: 4	H: 2 LOB: 1 BB: 0 P: 4	R: 0 E: 0 K: 1 S: 6	H: 1 LOB: 0 BB: 0 P: 6	R: 0 E: 0 K: 0 S: 3	H: 1 LOB: 0 BB: 0 P: 3	R: 1 E: 0 K: 0 S: 5	H: 2 LOB: 1 BB: 0 P: 5	R: 1 E: 0 K: 2 S: 9	H: 2 LOB: 2 BB: 1 P: 13	R: 0 E: 0 K: 0 S: 4	H: 1 LOB: 2 BB: 1 P: 8	R: 0 E: 0 K: 2 S: 7	H: 0 LOB: 1 BB: 1 P: 11	R: 0 E: 0 K: 1 S: 6	H: 1 LOB: 1 BB: 0 P: 6	1B: 6 2B: 4 HR: 1	SF: 0 SAC: 1 DP: 2 HBP: 0	WP: 0 PB: 0 CS: 2	PA: 39
PITCHER	IP WLS BF H R ER SO BB IBB HBP BLK WP HR S P ERA WHIP	8.2 L 38 10 2 2 6 4 0 0 0 0 1 46 62 2.08 1.615	(9, 1) 0.1 W 1 0 0 0 1 0 0 0 0 0 0 3 3 0.00 0.000	PITCHER										IP WLS BF H R ER SO BB IBB HBP BLK WP HR S P ERA WHIP								

Baltimore Orioles @ Toronto Blue Jays
Exhibition Stadium, Toronto, ON
Sun Jun 07 1987, 3:33 AM EDT
Att: 42,254 - Unknown

AB 34
R 2
H 10
RBI 2
BB 4
SO 7
LOB 24



Batter	1	2	3	4	5	6	7	8	9	AB	R	H	RBI	BB	SO	LOB	BOTTOM			
Tony Fernandez, S (1.6) OBP: 0.374, SLG: 0.411	0-0 F8		0-0 5-3		0-0 F9			0-0 4-3 2B		4	0	1	0	0	0	1				
Lloyd Moseby, L (1.8) OBP: 0.289, SLG: 0.413	0-0 2B		0-0 F7		0-3 K			0-0 L5		4	0	1	0	0	1	2				
Jesse Barfield, R (1.9) OBP: 0.376, SLG: 0.554	0-0 F5		0-0 F8			0-0 F5		0-0 4-3		4	0	0	0	0	0	2				
George Bell, R (1.7) OBP: 0.318, SLG: 0.626	0-0 4-3			0-0 G3		0-0 F3		0-0 5-3		4	0	0	0	0	0	2				
Rance Mulliniks, L (1.5) OBP: 0.345, SLG: 0.385		0-0 F5		0-3 K		0-0 G3			4-0 SH1-3 1B BB	3	0	0	0	1	1	0				
Manuel Lee, S (9, PR) OBP: 0.238, SLG: 0.111										0	1	0	0	0	0	0				
Willie Upshaw, L (1.3) OBP: 0.343, SLG: 0.443		0-0 S HR 1B		0-0 1B			0-0 F7		0-0 SH1-3	3	1	2	0	0	0	0				
Ernie Whitt, L (1.2) OBP: 0.339, SLG: 0.428		0-0 1-H HR		0-0 F5			0-0 1B		4-0 1B IBB	3	1	2	2	1	0	1				
Rick Leach, L (1.10) OBP: 0.449, SLG: 0.462		0-0 1-3			0-0 FC6-5 2B		0-3 K		0-0 F5	4	0	1	0	0	1	3				
Garth Iorg, R (1.4) OBP: 0.227, SLG: 0.163		0-0 L1			0-0 FC6-5		0-0 1-3		0-0 1-2 2-H 1B	4	0	1	1	0	0	2				
Inning Stats	R: 0 E: 0 K: 0 S: 4	H: 1 LOB: 1 BB: 0 P: 4	R: 2 E: 0 K: 0 S: 5	H: 2 LOB: 0 BB: 0 P: 5	R: 0 E: 0 K: 1 S: 3	H: 0 LOB: 0 BB: 0 P: 3	R: 0 E: 0 K: 1 S: 6	H: 1 LOB: 1 BB: 0 P: 6	R: 0 E: 0 K: 0 S: 3	H: 0 LOB: 0 BB: 0 P: 3	R: 0 E: 0 K: 1 S: 6	H: 1 LOB: 1 BB: 0 P: 6	R: 0 E: 0 K: 0 S: 4	H: 1 LOB: 1 BB: 0 P: 4	R: 1 E: 0 K: 0 S: 3	H: 1 LOB: 2 BB: 2 P: 11	1B: 4 2B: 3 HR: 1	SF: 0 SAC: 1 DP: 0 HBP: 0	WP: 0 PB: 0 CS: 0	PA: 36
PITCHER	IP WLS BF H R ER SO BB IBB HBP BLK WP HR S P ERA WHIP	8.2 L 36 8 3 3 3 1 1 0 0 0 1 40 48 3.12 1.038	PITCHER										IP WLS BF H R ER SO BB IBB HBP BLK WP HR S P ERA WHIP							

Baltimore Orioles @ Toronto Blue Jays
Exhibition Stadium, Toronto, ON
Sun Jun 07 1987, 3:33 AM EDT
Att: 42,254 - Unknown

AB 33
R 3
H 8
RBI 3
BB 2
SO 3
LOB 13



Batter	1	2	3	4	5	6	7	8	9	AB	R	H	RBI	BB	SO	LOB	TOP					
Tony Fernandez, S (1,6) Manuel Lee, S (4,6) OBP: 0.371, SLG: 0.408 OBP: 0.250, SLG: 0.190	F8			6-3	HR	4-3		F7		2	0	0	0	0	0	0	Toronto Blue Jays @ New York Yankees Yankee Stadium, Bronx, NY Mon Jun 08 1987, 7:05 PM EDT Att: 25,526 - Unknown					
Lloyd Moseby, L (1,8) OBP: 0.291, SLG: 0.419	5-3			4-3	HR	4-3		4-3		4	2	1	0	1	0	2						
Jesse Barfield, R (1,9) OBP: 0.367, SLG: 0.543	3-1			4-3	SF7					4	0	0	2	0	1	0						
George Bell, R (1,7) OBP: 0.324, SLG: 0.654		F7		3-H	HR			F4		5	2	3	4	0	0	0						
Rance Mulliniks, L (1,5) OBP: 0.339, SLG: 0.376		K		6-3	HR			K		5	1	1	0	0	2	1						
Willie Upshaw, L (1,3) OBP: 0.348, SLG: 0.458		4-3			F8					5	1	3	1	0	0	0						
Ernie Whitt, L (1,2) OBP: 0.341, SLG: 0.447				K	HR					5	2	2	2	0	1	2						
Fred McGriff, L (1,10) OBP: 0.368, SLG: 0.412					HR					3	1	2	2	1	1	0						
Garth Iorg, R (1,4) OBP: 0.228, SLG: 0.167				G5-4-3	HR					4	1	1	0	0	0	2						
Inning Stats	R: 0 E: 0 K: 0 S: 3	H: 0 LOB: 0 BB: 0 P: 3	R: 0 E: 0 K: 1 S: 5	H: 0 LOB: 0 BB: 0 P: 5	R: 0 E: 0 K: 1 S: 4	H: 0 LOB: 0 BB: 1 P: 8	R: 1 E: 0 K: 0 S: 5	H: 2 LOB: 1 BB: 0 P: 5	R: 7 E: 0 K: 0 S: 10	H: 7 LOB: 1 BB: 1 P: 14	R: 0 E: 1 K: 1 S: 6	H: 0 LOB: 0 BB: 0 P: 6	R: 0 E: 0 K: 2 S: 7	H: 0 LOB: 0 BB: 0 P: 7	R: 2 E: 0 K: 0 S: 6	H: 3 LOB: 1 BB: 0 P: 6		R: 1 E: 0 K: 0 S: 5	H: 2 LOB: 1 BB: 0 P: 5	1B: 6 2B: 3 3B: 1 HR: 4	SF: 1 SAC: 0 DP: 1 HBP: 0	WP: 0 SB: 0 CS: 0
PITCHER	IP	WLS	BF	H	R	ER	SO	BB	IBB	HBP	BLK	WP	HR	S	P	ERA	WHIP					
Rick Rhoden, R (1,1) ERA: 4.29	4.2	L	22	7	7	7	2	1	1	0	0	0	0	9	9	13.50	1.714					
Pat Clements, L (5,1) ERA: 3.43	1.1		7	2	1	1	1	0	0	0	0	0	0	9	9	6.75	1.500					
Tim Stoddard, R (7,1) ERA: 3.41	2.0		9	3	2	2	2	0	0	0	0	0	1	13	13	9.00	1.500					
Rich Bordi, R (9,1) ERA: 4.05	1.0		5	2	1	1	0	0	0	0	0	0	1	5	5	9.00	2.000					

Batter	1	2	3	4	5	6	7	8	9	AB	R	H	RBI	BB	SO	LOB	BOTTOM		
Willie Randolph, R (1,4) Lenn Sakata, R (9,4) OBP: 0.422, SLG: 0.444 OBP: 0.294, SLG: 0.438	5-3									2	0	1	0	2	0	0	Toronto Blue Jays @ New York Yankees Yankee Stadium, Bronx, NY Mon Jun 08 1987, 7:05 PM EDT Att: 25,526 - Unknown		
Claudell Washington, L (1,8) OBP: 0.327, SLG: 0.442	F7			BB						4	0	0	0	0	1	4			
Dave Winfield, R (1,9) OBP: 0.376, SLG: 0.510	1-3									3	0	0	0	1	0	1			
Gary Ward, R (1,7) OBP: 0.320, SLG: 0.436										4	0	1	0	0	0	4			
Mike Pagliarulo, L (1,5) OBP: 0.308, SLG: 0.416										4	0	0	0	0	0	1			
Dan Pasqua, L (1,3) OBP: 0.333, SLG: 0.345										3	0	0	0	1	0	1			
Mark Salas, L (1,10) OBP: 0.418, SLG: 0.583										3	0	0	0	0	1	2			
Rick Cerone, R (1,2) OBP: 0.312, SLG: 0.309										3	0	1	0	1	1	1			
Wayne Tolleson, S (1,6) Bobby Meacham, S (8, PR) OBP: 0.347, SLG: 0.302 OBP: 0.250, SLG: 0.273										2	0	0	0	1	1	1			
Inning Stats	R: 0 E: 0 K: 0 S: 3	H: 1 LOB: 1 BB: 0 P: 4	R: 0 E: 0 K: 1 S: 5	H: 0 LOB: 1 BB: 1 P: 9	R: 0 E: 0 K: 0 S: 3	H: 0 LOB: 0 BB: 0 P: 3	R: 0 E: 0 K: 0 S: 4	H: 1 LOB: 1 BB: 0 P: 4	R: 0 E: 0 K: 2 S: 7	H: 0 LOB: 1 BB: 1 P: 11	R: 0 E: 0 K: 1 S: 4	H: 0 LOB: 2 BB: 3 P: 16	R: 0 E: 0 K: 0 S: 4	H: 1 LOB: 2 BB: 0 P: 5	1B: 3 2B: 0 3B: 0 HR: 0	SF: 0 SAC: 0 DP: 1 HBP: 1		WP: 1 SB: 1 CS: 0	PA: 36
PITCHER	IP	WLS	BF	H	R	ER	SO	BB	IBB	HBP	BLK	WP	HR	S	P	ERA	WHIP		
Dave Stieb, R (1,1) ERA: 4.31	7.0	W	28	2	0	0	3	5	0	0	0	0	0	29	49	0.00	1.000		
Mark Eichhorn, R (8,1) ERA: 2.01	2.0		8	1	0	0	1	1	0	1	0	1	0	8	13	0.00	1.000		

Batter	1	2	3	4	5	6	7	8	9	AB	R	H	RBI	BB	SO	LOB	TOP										
Tony Fernandez, S OBP: 0.371, SLG: 0.405 (1, 6)	F9		WP 1B	5-3		PB 2B BB		L4-3		4	1	1	0	1	0	2	Toronto Blue Jays @ New York Yankees Yankee Stadium, Bronx, NY Tue Jun 09 1987, 7:05 PM EDT Att: 29,765 - Unknown										
Lloyd Moseby, L OBP: 0.289, SLG: 0.411 (1, 8)	P6		K	G3		2B BB		P6		4	0	0	0	1	1	3											
Jesse Barfield, R OBP: 0.368, SLG: 0.557 (1, 9)	HR		6-3		PB S 1B	SF8			K	4	2	2	3	0	1	1											
George Bell, R OBP: 0.335, SLG: 0.665 (1, 7)	2B		IBB		K PB	3H 2B			E 1B	4	0	3	1	1	1	1											
Cecil Fielder, R OBP: 0.403, SLG: 0.636 (1, 10)	1-3		F5		K	5-3			K	4	0	0	0	0	1	7											
Fred McGriff, L OBP: 0.364, SLG: 0.408 (9, PH)					K				K	1	0	0	0	0	1	1											
Charlie Moore, R OBP: 0.291, SLG: 0.750 (1, 2)		6-3		F3	P4				E5	5	0	0	0	0	0	3											
Garth Iorg, R OBP: 0.227, SLG: 0.169 (1, 5)		5-3		HBP 1B	K				4-3	5	1	1	0	0	1	3											
Willie Upshaw, L OBP: 0.352, SLG: 0.453 (1, 3)		5-3		3B HBP		PB BB SF8 BB			F7	2	2	0	0	1	0	0											
Manuel Lee, S OBP: 0.321, SLG: 0.360 (1, 4)			WP 1B 6-3 1B		1H 2H 3B	F5			L4-3 1B	4	1	3	2	0	0	1											
Inning Stats	R: 1 E: 0 K: 0 S: 5	H: 2 LOB: 1 BB: 0 P: 5	R: 0 E: 0 K: 0 S: 3	H: 0 LOB: 0 BB: 0 P: 3	R: 1 E: 0 K: 1 S: 7	H: 2 LOB: 2 BB: 1 P: 11	R: 2 E: 0 K: 0 S: 5	H: 2 LOB: 1 BB: 0 P: 6	R: 1 E: 0 K: 3 S: 11	H: 1 LOB: 1 BB: 0 P: 11	R: 2 E: 0 K: 0 S: 4	H: 1 LOB: 2 BB: 3 P: 16	R: 0 E: 0 K: 0 S: 3	H: 0 LOB: 0 BB: 0 P: 3	R: 0 E: 1 K: 2 S: 9	H: 1 LOB: 2 BB: 0 P: 9	1B: 6 2B: 3 3B: 1 HR: 1	SF: 1 SAC: 0 DP: 1 HBP: 1	WP: 1 PB: 3 CS: 0	PA: 43							
PITCHER	IP	WLS	BF	H	R	ER	SO	BB	IBB	HBP	BLK	WP	HR	S	P	ERA	WHIP										
Ron Guidry, L ERA: 4.76 (1, 1)	4.0	L	20	6	4	4	1	0	1	1	0	1	1	20	25	9.00	1.500										
Cecilio Guante, R ERA: 5.28 (5, 1)	2.0		12	2	3	2	3	3	0	0	0	0	0	15	27	9.00	2.500										
Rich Bordin, R ERA: 3.77 (7, 1)	1.0		3	0	0	0	0	0	0	0	0	0	0	3	3	0.00	0.000										
Charles Hudson, R ERA: 3.64 (8, 1)	2.0		8	2	0	0	2	0	0	0	0	0	0	12	12	0.00	1.000										

Batter	1	2	3	4	5	6	7	8	9	AB	R	H	RBI	BB	SO	LOB	BOTTOM										
Claudell Washington, L OBP: 0.324, SLG: 0.434 (1, 8)	4-3			F8		BB 1B		K		4	0	1	0	0	1	0	Toronto Blue Jays @ New York Yankees Yankee Stadium, Bronx, NY Tue Jun 09 1987, 7:05 PM EDT Att: 29,765 - Unknown										
Willie Randolph, R OBP: 0.420, SLG: 0.438 (1, 4)	3-1			1-3		FC6-4 BB		K		3	0	0	0	1	1	0											
Dave Winfield, R OBP: 0.374, SLG: 0.502 (1, 9)	F7			6-3		FC6-4		FC1-4 BB		3	0	0	0	1	0	2											
Gary Ward, R OBP: 0.323, SLG: 0.437 (1, 3)		G4-3 1B				FC6-4 1B		6-3	FC1-4	4	0	2	0	0	0	1											
Ron Kittle, R OBP: 0.360, SLG: 0.568 (1, 10)		G4-3			F8			HR	BB BB	3	1	1	1	1	0	2											
Henry Cotto, R OBP: 0.236, SLG: 0.550 (1, 7)		L5			FC6-4			HR	BB	3	1	1	1	1	0	1											
Mike Pagliarulo, L OBP: 0.307, SLG: 0.410 (1, 5)			1-3		K			BB		3	0	0	0	1	2	3											
Rick Cerone, R OBP: 0.302, SLG: 0.298 (1, 2)				L6		F7		K		3	0	0	0	0	1	1											
Mark Salas, L OBP: 0.411, SLG: 0.571 (9, PH)						G1-6-3		K		1	0	0	0	0	1	2											
Wayne Tolleson, S OBP: 0.341, SLG: 0.297 (1, 6)				K				K		3	0	0	0	0	2	1											
Dan Pasqua, L OBP: 0.331, SLG: 0.343 (9, PH)								K		1	0	0	0	0	1	2											
Inning Stats	R: 0 E: 0 K: 0 S: 3	H: 0 LOB: 0 BB: 0 P: 3	R: 0 E: 0 K: 0 S: 3	H: 1 LOB: 0 BB: 0 P: 3	R: 0 E: 0 K: 1 S: 5	H: 0 LOB: 0 BB: 0 P: 5	R: 0 E: 0 K: 0 S: 3	H: 0 LOB: 0 BB: 0 P: 3	R: 0 E: 0 K: 1 S: 6	H: 1 LOB: 1 BB: 0 P: 6	R: 0 E: 0 K: 0 S: 4	H: 1 LOB: 2 BB: 1 P: 8	R: 2 E: 0 K: 2 S: 9	H: 2 LOB: 1 BB: 1 P: 13	R: 0 E: 0 K: 2 S: 7	H: 0 LOB: 1 BB: 1 P: 11	R: 0 E: 0 K: 2 S: 7	H: 0 LOB: 2 BB: 2 P: 15	1B: 3 2B: 0 3B: 0 HR: 2	SF: 0 SAC: 0 DP: 1 HBP: 0	WP: 0 PB: 0 CS: 0	PA: 36					
PITCHER	IP	WLS	BF	H	R	ER	SO	BB	IBB	HBP	BLK	WP	HR	S	P	ERA	WHIP										
John Cerutti, L ERA: 3.94 (1, 1)	5.2	W	20	3	0	0	2	1	0	0	0	0	0	23	27	0.00	0.706										
Mark Eichhorn, R ERA: 2.32 (6, 1)	0.2		4	2	2	2	0	0	0	0	0	0	2	4	4	27.00	3.000										
Jeff Musselman, L ERA: 2.29 (7, 1)	1.2		9	0	0	0	4	4	0	0	0	0	0	13	29	0.00	2.400										
Tom Henke, R ERA: 0.87 (9, 1)	1.0		3	0	0	0	2	0	0	0	0	0	0	7	7	0.00	0.000										

Batter	1	2	3	4	5	6	7	8	9	AB	R	H	RBI	BB	SO	LOB	TOP										
Tony Fernandez, S (1, 6) OBP: 0.364, SLG: 0.395	5-3		K	5-3			F8		5-3	5	0	0	0	0	1	1	Toronto Blue Jays @ New York Yankees Yankee Stadium, Bronx, NY Wed Jun 10 1987, 7:05 PM EDT Att: 26,806 - Unknown										
Lloyd Moseby, L (1, 8) OBP: 0.292, SLG: 0.408	F9 1B BB		S HR 1B			E4 WP 1B	P6	F8	F8	4	1	1	0	1	0	1											
Jesse Barfield, R (1, 9) OBP: 0.369, SLG: 0.553			E5 HR			WP 1B	K	K	K	5	1	2	0	0	2	1											
George Bell, R (1, 7) OBP: 0.333, SLG: 0.671	F9 2-3		HR			1-3		F3		4	1	1	3	0	0	4											
Cecil Fielder, R (1, 10) OBP: 0.408, SLG: 0.621	6-3		6-3			L3 IBB		BB 1B		3	0	1	0	1	0	2											
Garth Iorg, R (1, 5) OBP: 0.228, SLG: 0.163		4-3				L3		F9		3	0	0	0	1	0	4											
Willie Upshaw, L (1, 3) OBP: 0.356, SLG: 0.451		6-3 1B	1-3			K		BB 1-2		3	0	1	0	1	1	1											
Charlie Moore, R (1, 2) OBP: 0.167, SLG: 0.500	6-3			L5		F7		K		4	0	0	0	0	1	3											
Manuel Lee, S (1, 4) OBP: 0.313, SLG: 0.345	6-3			5-3		4-3		F8 BLK PB 1B		4	1	1	0	0	0	1											
Inning Stats	R: 0 E: 0 K: 0 S: 4	H: 1 LOB: 2 BB: 1 P: 8	R: 0 E: 0 K: 0 S: 4	H: 1 LOB: 1 BB: 0 P: 4	R: 3 E: 1 K: 1 S: 8	H: 2 LOB: 1 BB: 1 P: 12	R: 0 E: 0 K: 0 S: 3	H: 0 LOB: 0 BB: 0 P: 3	R: 0 E: 1 K: 1 S: 4	H: 1 LOB: 2 BB: 1 P: 8	R: 0 E: 0 K: 1 S: 5	H: 0 LOB: 0 BB: 0 P: 5	R: 0 E: 0 K: 1 S: 5	H: 0 LOB: 0 BB: 0 P: 5	R: 0 E: 0 K: 1 S: 6	H: 1 LOB: 2 BB: 1 P: 10	R: 1 E: 0 K: 1 S: 6	H: 1 LOB: 0 BB: 0 P: 6	1B: 6 2B: 1 3B: 0 HR: 1	SF: 0 SAC: 0 DP: 1 HBP: 0	WP: 1 PB: 1 CS: 0	PA: 39					
PITCHER	IP	WLS	BF	H	R	ER	SO	BB	IBB	HBP	BLK	WP	HR	S	P	ERA	WHIP										
Tommy John, L (1, 1) ERA: 3.22	7.2	L	34	6	3	2	3	3	1	0	0	1	1	36	52	2.35	1.174										
Dave Righetti, L (8, 1) ERA: 4.41	1.1	S	5	1	1	0	2	0	0	0	1	0	0	9	9	0.00	0.750										

Batter	1	2	3	4	5	6	7	8	9	AB	R	H	RBI	BB	SO	LOB	BOTTOM										
Claudell Washington, L (1, 7) OBP: 0.343, SLG: 0.461	G4-3 1B			G5-4-3 1B				K		3	0	3	0	0	0	0	Toronto Blue Jays @ New York Yankees Yankee Stadium, Bronx, NY Wed Jun 10 1987, 7:05 PM EDT Att: 26,806 - Unknown										
Dan Pasqua, L (6, PR) OBP: 0.329, SLG: 0.340						2B		1-2		1	0	0	0	0	1	1											
Willie Randolph, R (1, 4) OBP: 0.413, SLG: 0.430	F3			G5-4-3 1-2		4-3		F8		4	0	0	0	0	0	4											
Dave Winfield, R (1, 9) OBP: 0.372, SLG: 0.498	G4-3 1-2			5-3				F9 1B		4	0	1	0	0	0	1											
Gary Ward, R (1, 3) OBP: 0.326, SLG: 0.438		K				E4 S 6-3		FC4-6 1B		4	1	2	0	0	1	0											
Ron Kittle, R (1, 10) OBP: 0.344, SLG: 0.541		F8				K		F7		4	0	0	0	0	2	4											
Henry Cotto, R (1, 8) OBP: 0.206, SLG: 0.478						6-3		F9		3	0	0	1	0	1	2											
Mike Easter, L (9, PH) OBP: 0.322, SLG: 0.351								2-3		1	0	1	0	0	0	0											
Lenn Sakata, R (1, 5) OBP: 0.270, SLG: 0.400				4-3				FC4-6 1-2		3	0	0	0	0	0	2											
Mike Pagliarulo, L (9, PH) OBP: 0.305, SLG: 0.407						5-3				1	0	0	0	0	0	2											
Rick Cerone, R (1, 2) OBP: 0.303, SLG: 0.291				5-3				FC6-4 BB		2	0	0	0	1	0	0											
Wayne Tolleson, S (1, 6) OBP: 0.337, SLG: 0.292				F7				FC6-4 WP 1-2		3	0	0	0	0	0	1											
Inning Stats	R: 0 E: 0 K: 0 S: 3	H: 1 LOB: 0 BB: 0 P: 3	R: 0 E: 0 K: 2 S: 7	H: 0 LOB: 0 BB: 0 P: 7	R: 0 E: 0 K: 0 S: 3	H: 0 LOB: 0 BB: 0 P: 3	R: 0 E: 0 K: 0 S: 3	H: 1 LOB: 0 BB: 0 P: 3	R: 1 E: 1 K: 1 S: 6	H: 0 LOB: 0 BB: 0 P: 6	R: 0 E: 0 K: 0 S: 4	H: 1 LOB: 1 BB: 0 P: 4	R: 0 E: 0 K: 0 S: 5	H: 2 LOB: 2 BB: 0 P: 5	R: 0 E: 0 K: 1 S: 5	H: 0 LOB: 1 BB: 1 P: 9	R: 0 E: 0 K: 1 S: 7	H: 2 LOB: 2 BB: 0 P: 7	1B: 6 2B: 1 3B: 0 HR: 0	SF: 0 SAC: 0 DP: 2 HBP: 0	WP: 1 PB: 0 CS: 0	PA: 34					
PITCHER	IP	WLS	BF	H	R	ER	SO	BB	IBB	HBP	BLK	WP	HR	S	P	ERA	WHIP										
Jimmy Key, L (1, 1) ERA: 3.15	7.2	W	28	5	1	0	4	1	0	0	0	0	0	35	39	0.00	0.783										
Tom Henke, R (8, 1) ERA: 0.84	1.1	S	6	2	0	0	1	0	0	0	0	0	0	8	8	0.00	1.500										

Batter	1	2	3	4	5	6	7	8	9	AB	R	H	RBI	BB	SO	LOB	TOP					
Tony Fernandez, S OBP: 0.365, SLG: 0.409 (1, 6)										5	2	2	0	0	0	0						
Rance Mulliniks, L OBP: 0.352, SLG: 0.393 (1, 5) Kelly Gruber, R OBP: 0.333, SLG: 0.466 (7, FR) (7, 5)										3	1	2	0	1	0	1						
Jesse Barfield, R OBP: 0.365, SLG: 0.543 (1, 8) (8, 9)										4	1	0	1	1	1	2						
George Bell, R OBP: 0.339, SLG: 0.696 (1, 7)										5	2	3	6	0	1	1						
Willie Upshaw, L OBP: 0.357, SLG: 0.455 (1, 3)										3	0	1	0	1	0	1						
Fred McGriff, L OBP: 0.352, SLG: 0.392 (1, 10)										4	0	0	0	0	2	2						
Ernie Whitt, L OBP: 0.333, SLG: 0.435 (1, 2)										4	0	0	0	0	0	0						
Rick Leach, L OBP: 0.434, SLG: 0.429 (1, 9) Lloyd Moseby, L OBP: 0.292, SLG: 0.408 (8, FR) (8, 8)										3	0	0	0	0	0	0						
Garth Iorg, R OBP: 0.219, SLG: 0.156 (1, 4)										4	0	0	0	0	0	1						
Inning Stats	R: 2 E: 0 K: 1 S: 8	H: 3 LOB: 1 BB: 0 P: 8	R: 0 E: 0 K: 0 S: 3	H: 0 LOB: 0 BB: 0 P: 3	R: 0 E: 0 K: 0 S: 4	H: 1 LOB: 1 BB: 0 P: 4	R: 0 E: 0 K: 0 S: 3	H: 0 LOB: 0 BB: 0 P: 3	R: 4 E: 0 K: 1 S: 7	H: 2 LOB: 1 BB: 3 P: 19	R: 0 E: 0 K: 0 S: 3	H: 0 LOB: 0 BB: 0 P: 3	R: 1 E: 0 K: 0 S: 5	H: 2 LOB: 1 BB: 0 P: 5	R: 0 E: 0 K: 0 S: 3	H: 0 LOB: 2 BB: 0 P: 4	R: 1 E: 0 K: 2 S: 8	H: 1 LOB: 0 BB: 0 P: 8	1B: 2 2B: 3 3B: 1 HR: 3	SF: 0 SAC: 0 DP: 0 HBP: 1	WP: 1 PB: 0 SB: 1 CS: 0	PA: 40
PITCHER	IP WLS BF H R ER SO BB IBB HBP BLK WP HR S P ERA WHIP	IP WLS BF H R ER SO BB IBB HBP BLK WP HR S P ERA WHIP															IP WLS BF H R ER SO BB IBB HBP BLK WP HR S P ERA WHIP					
John Habyan, R ERA: 5.47 (1, 1)	6.2 L 31 8 7 7 2 3 0 0 0 1 2 32 44 9.45 1.650	2.1 9 1 1 1 2 0 0 1 0 0 1 12 13 3.86 0.429																				
Mark Williamson, R ERA: 4.01 (7, 1)																						

Toronto Blue Jays @ Baltimore Orioles
Memorial Stadium, Baltimore, MD
Thu Jun 11 1987, 7:05 PM EDT
Att: 17,409 - Unknown

AB 36
R 8
H 9
RBI 8
BB 3
SO 4
LOB 8



Batter	1	2	3	4	5	6	7	8	9	AB	R	H	RBI	BB	SO	LOB	BOTTOM			
Lee Lacy, R OBP: 0.360, SLG: 0.418 (1, 9)										4	0	1	0	0	1	1				
Fred Lynn, L OBP: 0.325, SLG: 0.429 (1, 8)										4	1	1	1	0	0	1				
Cal Ripken Jr., R OBP: 0.358, SLG: 0.540 (1, 6)										4	1	1	0	0	0	0				
Eddie Murray, S OBP: 0.324, SLG: 0.478 (1, 3)										4	0	1	0	0	1	1				
Larry Sheets, L OBP: 0.363, SLG: 0.618 (1, 7)										4	1	1	0	0	0	1				
Ray Knight, R OBP: 0.361, SLG: 0.445 (1, 5)										4	1	1	1	0	0	0				
Terry Kennedy, L OBP: 0.329, SLG: 0.458 (1, 2)										4	1	1	1	0	1	0				
Mike Young, S OBP: 0.365, SLG: 0.534 (1, 10)										4	1	2	3	0	0	0				
Rick Burleson, R OBP: 0.272, SLG: 0.305 (1, 4) Jim Dwyer, L OBP: 0.382, SLG: 0.551 (8, PH)										3	0	1	0	0	2	0				
Inning Stats	R: 0 E: 0 K: 0 S: 3	H: 0 LOB: 0 BB: 0 P: 3	R: 0 E: 0 K: 0 S: 3	H: 0 LOB: 0 BB: 0 P: 3	R: 0 E: 0 K: 0 S: 4	H: 1 LOB: 1 BB: 0 P: 4	R: 1 E: 0 K: 0 S: 4	H: 2 LOB: 0 BB: 0 P: 4	R: 0 E: 0 K: 2 S: 7	H: 0 LOB: 0 BB: 0 P: 7	R: 5 E: 0 K: 1 S: 11	H: 6 LOB: 1 BB: 0 P: 11	R: 0 E: 0 K: 1 S: 5	H: 0 LOB: 0 BB: 0 P: 5	R: 0 E: 0 K: 2 S: 8	H: 1 LOB: 1 BB: 0 P: 8	1B: 7 2B: 1 3B: 0 HR: 2	SF: 0 SAC: 0 DP: 1 HBP: 0	WP: 0 PB: 0 SB: 0 CS: 0	PA: 36
PITCHER	IP WLS BF H R ER SO BB IBB HBP BLK WP HR S P ERA WHIP	IP WLS BF H R ER SO BB IBB HBP BLK WP HR S P ERA WHIP															IP WLS BF H R ER SO BB IBB HBP BLK WP HR S P ERA WHIP			
Joe Johnson, R ERA: 4.98 (1, 1)	6.1 W 24 6 4 4 2 0 0 0 0 0 1 2 2 5.68 0.947	0.0 2 2 2 2 0 0 0 0 0 0 0 1 2 2 "																		
Jeff Musselman, L ERA: 2.5 (7, 1)																				
Mark Eichhorn, R ERA: 2.25 (7, 1)	1.2 6 1 0 0 2 0 0 0 0 0 0 10 10 0.00 0.600																			
Tom Henke, R ERA: 0.81 (9, 1)	1.0 S 4 1 0 0 2 0 0 0 0 0 0 8 8 0.00 1.000																			

Toronto Blue Jays @ Baltimore Orioles
Memorial Stadium, Baltimore, MD
Thu Jun 11 1987, 7:05 PM EDT
Att: 17,409 - Unknown

AB 36
R 6
H 10
RBI 6
BB 0
SO 6
LOB 5



Batter	1	2	3	4	5	6	7	8	9	AB	R	H	RBI	BB	SO	LOB	TOP								
Tony Fernandez, S (1, 6) OBP: 0.377, SLG: 0.444	0-3 K		0-0 HR		0-0 E 2B	0-0 S 1B		0-0 S HR 1B		5	3	4	1	0	1	0	Toronto Blue Jays @ Baltimore Orioles Memorial Stadium, Baltimore, MD Sat Jun 13 1987, 7:05 PM EDT Att: 25,359 - Unknown								
Lloyd Moseby, L (1, 8) OBP: 0.305, SLG: 0.417	4-0 BB		4-0 CS BB		E3 FC5-4	F9		4-0 HR IBB		2	1	0	0	3	0	2									
Jesse Barfield, R (1, 9) OBP: 0.360, SLG: 0.546	0-0 F8		0-0 5-3		FC5-4 1B BB	K		0-0 HR		5	1	1	3	0	1	5									
George Bell, R (1, 7) OBP: 0.337, SLG: 0.677	0-0 F3				0-0 1B 1B	1-2 BB		0-0 F7		4	1	1	0	1	0	1									
Willie Upshaw, L (1, 3) OBP: 0.346, SLG: 0.452	0-3 K		0-0 F3		0-0 K			0-0 4-3		5	0	0	0	0	2	3									
Kelly Gruber, R (1, 5) OBP: 0.360, SLG: 0.512	4-0 S BB		4-0 1B 1B		1-2 1B	1-2 2-3 1B		0-3 K		4	1	3	1	1	1	0									
Cecil Fielder, R (1, 10) OBP: 0.392, SLG: 0.590	0-3 K		0-0 F7		0-0 F9			0-0 F7		3	0	0	0	0	1	6									
Rance Mulliniks, L (8, PH) OBP: 0.341, SLG: 0.373	1-2 K							0-0 4-3		2	0	0	0	0	0	0									
Charlie Moore, R (1, 2) OBP: 0.235, SLG: 0.438	0-0 F8				4-0 1B SH1-4 BB			0-0 E7 SF7		4	1	1	1	1	0	1									
Garth Iorg, R (1, 4) OBP: 0.221, SLG: 0.165			0-3 K		0-0 4-3			0-0 SH1-4		2	0	0	1	0	1	2									
Inning Stats	R: 0 E: 0 K: 1 S: 5	H: 0 LOB: 1 BB: 1 P: 9	R: 0 E: 0 K: 2 S: 7	H: 0 LOB: 1 BB: 1 P: 11	R: 1 E: 0 K: 1 S: 5	H: 1 LOB: 0 BB: 1 P: 9	R: 1 E: 0 K: 0 S: 6	H: 3 LOB: 2 BB: 0 P: 6	R: 1 E: 1 K: 1 S: 8	H: 2 LOB: 3 BB: 1 P: 12	R: 0 E: 0 K: 1 S: 5	H: 0 LOB: 0 BB: 0 P: 5	R: 0 E: 0 K: 0 S: 6	H: 1 LOB: 2 BB: 1 P: 10	R: 0 E: 0 K: 1 S: 5	H: 0 LOB: 0 BB: 0 P: 5	R: 4 E: 1 K: 0 S: 6	H: 2 LOB: 0 BB: 1 P: 10	R: 1 E: 0 K: 0 S: 4	H: 1 LOB: 0 BB: 0 P: 4	1B: 6 2B: 1 3B: 0 HR: 3	SF: 1 SAC: 1 DP: 0 HBP: 0	WP: 0 PB: 0 SB: 3 CS: 1	PA: 44	
PITCHER	IP	WLS	BF	H	R	ER	SO	BB	IBB	HBP	BLK	WP	HR	S	P	ERA	WHIP								
Scott McGregor, L (1, 1) ERA: 5.57	5.2	L	29	7	3	2	5	5	0	0	0	0	1	34	54	3.18	2.118								
Luis DeLeon, R (6, 1) ERA:	2.1		11	2	4	0	2	0	1	0	0	0	1	14	18	0.00	0.857								
Tony Arnold, R (9, 1) ERA: 5.6	1.0		4	1	1	1	0	0	0	0	0	0	1	4	4	9.00	1.000								

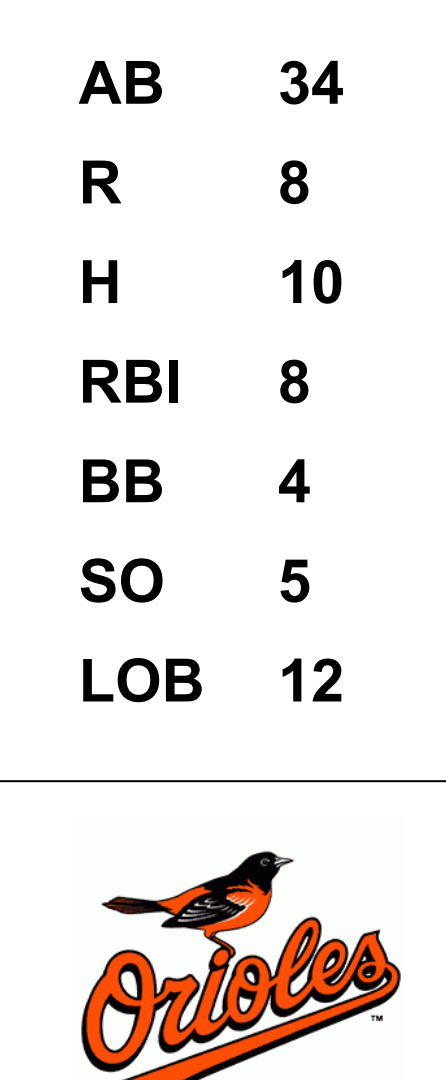
Batter	1	2	3	4	5	6	7	8	9	AB	R	H	RBI	BB	SO	LOB	BOTTOM								
Lee Lacy, R (1, 9) OBP: 0.369, SLG: 0.408	4-0 G4-6-3 BB		4-0 1-2 BB		0-0 F9		0-0 G3			2	0	0	0	2	0	1	Toronto Blue Jays @ Baltimore Orioles Memorial Stadium, Baltimore, MD Sat Jun 13 1987, 7:05 PM EDT Att: 25,359 - Unknown								
Fred Lynn, L (1, 8) OBP: 0.326, SLG: 0.423	0-0 G4-6-3 1-2		0-0 F5			0-0 F6		4-0 G4-6-3 BB		3	0	0	0	1	0	3									
Cal Ripken Jr., R (1, 6) OBP: 0.355, SLG: 0.528	0-0 6-3				0-0 6-3		0-0 5-3		0-0 G4-6-3 1-2	4	0	0	0	0	0	1									
Eddie Murray, S (1, 3) OBP: 0.323, SLG: 0.475		0-0 L7		0-3 K		0-0 BB 1B		0-0 F4		4	0	1	0	0	1	0									
Larry Sheets, L (1, 7) OBP: 0.370, SLG: 0.616		0-0 4-3		0-0 4-3		4-0 1-2 BB		0-0 4-3 2B		3	0	1	0	1	0	0									
Ray Knight, R (1, 5) OBP: 0.357, SLG: 0.438		0-3 K			0-0 F9		0-3 K		0-0 F9	4	0	0	0	0	2	3									
Terry Kennedy, L (1, 2) OBP: 0.326, SLG: 0.477			0-0 P1		0-0 F4		0-0 HR		0-0 4-3	4	1	1	1	0	0	1									
Mike Young, S (1, 10) OBP: 0.355, SLG: 0.538			0-0 5-3		0-0 HR		0-3 K		0-0 5-3	4	1	1	1	0	1	1									
Rick Burleson, R (1, 4) OBP: 0.278, SLG: 0.312			1-0 BB HBP		0-0 1B		0-0 5-3			2	0	1	0	0	0	0									
Inning Stats	R: 0 E: 0 K: 0 S: 2	H: 0 LOB: 0 BB: 1 P: 6	R: 0 E: 0 K: 1 S: 5	H: 0 LOB: 0 BB: 0 P: 5	R: 0 E: 0 K: 1 S: 3	H: 0 LOB: 2 BB: 1 P: 8	R: 0 E: 0 K: 1 S: 5	H: 0 LOB: 0 BB: 0 P: 5	R: 1 E: 0 K: 0 S: 5	H: 2 LOB: 1 BB: 0 P: 5	R: 0 E: 0 K: 1 S: 6	H: 1 LOB: 2 BB: 1 P: 10	R: 1 E: 0 K: 1 S: 6	H: 1 LOB: 0 BB: 0 P: 6	R: 0 E: 0 K: 0 S: 2	H: 0 LOB: 0 BB: 1 P: 6	R: 0 E: 0 K: 0 S: 4	H: 1 LOB: 1 BB: 0 P: 4	1B: 2 2B: 1 3B: 0 HR: 2	SF: 0 SAC: 0 DP: 2 HBP: 1	WP: 0 PB: 0 SB: 0 CS: 0	PA: 35			
PITCHER	IP	WLS	BF	H	R	ER	SO	BB	IBB	HBP	BLK	WP	HR	S	P	ERA	WHIP								
John Cerutti, L (1, 1) ERA: 3.63	9.0	W	35	5	2	2	4	4	0	1	0	0	2	38	55	2.00	1.000								



Batter	1	2	3	4	5	6	7	8	9	AB	R	H	RBI	BB	SO	LOB	TOP								
Tony Fernandez, S (1, 6) OBP: 0.383, SLG: 0.462	0-3 K		0-0 CS 1B		0-0 FC6 1B		0-0 HR		4 1 3 1 0 1 0								Toronto Blue Jays @ Baltimore Orioles Memorial Stadium, Baltimore, MD Sun Jun 14 1987, 3:33 AM EDT Att: 31,368 - Unknown								
Lloyd Moseby, L (1, 8) OBP: 0.304, SLG: 0.414	0-3 K		0-0 CS 1-2	0-0 4-3	0-0 FC6 1-2		0-0 1B		4 0 1 0 0 1 1																
Rance Mulliniks, L (1, 10) OBP: 0.331, SLG: 0.361	0-3 K			0-0 F5		0-0 4-3	0-0 L9		4 0 0 0 0 1 1																
Jesse Barfield, R (1, 9) OBP: 0.363, SLG: 0.559		0-0 HR		0-0 6-3		0-0 G5-4-3 1B		0-0 E6 1B 1B	4 2 2 1 0 0 0																
Ernie Whitt, L (1, 2) OBP: 0.339, SLG: 0.442		0-0 G6-3 1B			0-0 F2		0-0 G5-4-3 1-2	0-0 F9	4 0 1 0 0 0 2																
Fred McGriff, L (1, 3) OBP: 0.357, SLG: 0.390	0-3 K				0-3 K			4-0 WP E G3 BB	3 1 1 0 1 2 1																
Kelly Gruber, R (1, 5) OBP: 0.357, SLG: 0.504	0-0 G6-3 1-2				0-3 K			0-0 E6 G3 WP SF9	4 1 1 1 0 1 2																
Rick Leach, L (1, 7) OBP: 0.400, SLG: 0.408			0-0 F8		0-0 F8			0-0 G3	3 0 0 1 0 0 1																
Garth Iorg, R (8, 4) OBP: 0.221, SLG: 0.165								0-0 F9	0 0 0 0 0 0 0																
Willie Upshaw, L (9, PH) OBP: 0.345, SLG: 0.450								1-3 2H	1 0 0 0 0 0 2																
Manuel Lee, S (1, 4) OBP: 0.294, SLG: 0.323				0-0 6-3		0-0 G3		0-0 SF9	2 0 0 0 0 0 0																
George Bell, R (8, PH) OBP: 0.335, SLG: 0.674								0-0 F6	1 0 0 1 0 0 2																
Inning Stats	R: 0 E: 0 K: 3 S: 9	H: 0 LOB: 0 BB: 0 P: 9	R: 1 E: 0 K: 1 S: 6	H: 2 LOB: 0 BB: 0 P: 6	R: 0 E: 0 K: 0 S: 3	H: 1 LOB: 0 BB: 0 P: 3	R: 0 E: 0 K: 0 S: 3	H: 0 LOB: 0 BB: 0 P: 3	R: 0 E: 0 K: 2 S: 7	H: 0 LOB: 0 BB: 0 P: 7	R: 0 E: 0 K: 0 S: 4	H: 1 LOB: 1 BB: 0 P: 4	R: 0 E: 0 K: 0 S: 3	H: 1 LOB: 0 BB: 0 P: 3	R: 3 E: 1 K: 0 S: 6	H: 2 LOB: 1 BB: 1 P: 10	R: 1 E: 1 K: 0 S: 6	H: 2 LOB: 2 BB: 0 P: 6	1B: 7 2B: 0 3B: 0 HR: 2	SF: 1 SAC: 0 DP: 2 HBP: 0	WP: 1 PB: 0 SB: 0 CS: 1	PA: 37			
PITCHER	IP	WLS	BF	H	R	ER	SO	BB	IBB	HBP	BLK	WP	HR	S	P	ERA	WHIP								
Dave Schmidt, R (1, 1) ERA: 2.35	7.1	W	26	5	3	2	6	1	0	0	0	1	1	37	41	2.46	0.818								
Tom Niedenfuer, R (8, 1) ERA: 4.51	1.0		8	4	2	0	0	0	0	0	0	0	1	8	8	0.00	4.000								
Mark Williamson, R (9, 1) ERA: 3.99	0.1	S	1	0	0	0	0	0	0	0	0	0	0	1	1	0.00	0.000								
Luis DeLeon, R (9, 1) ERA:	0.1	S	1	0	0	0	0	0	0	0	0	0	0	1	1	0.00	0.000								

Batter	1	2	3	4	5	6	7	8	9	AB	R	H	RBI	BB	SO	LOB	BOTTOM								
Alan Wiggins, S (1, 4) OBP: 0.333, SLG: 0.337	0-0 5-3		0-0 S 1B		4-0 1-2 BB		0-0 HR 1B	0-0 3-1		4 2 2 0 1 0 0							Toronto Blue Jays @ Baltimore Orioles Memorial Stadium, Baltimore, MD Sun Jun 14 1987, 3:33 AM EDT Att: 31,368 - Unknown								
Lee Lacy, R (1, 9) OBP: 0.370, SLG: 0.402	4-0 6-3 S BB		0-0 FC5-4 1B		0-0 6-3		0-0 F9	0-3 K	4 0 1 1 1 1 3																
Cal Ripken Jr., R (1, 6) OBP: 0.353, SLG: 0.536	0-0 6-3 1-3		0-0 FC5-4 1-2		0-0 1-3		0-0 HR		4 1 1 2 0 0 2																
Eddie Murray, S (1, 3) OBP: 0.322, SLG: 0.471	0-0 4-3			0-0 5-3		0-0 HR 1B	0-0 1-3		4 1 1 0 0 0 1																
Ray Knight, R (1, 5) OBP: 0.355, SLG: 0.448		0-0 L9		0-0 F9		0-0 HR 1B	0-3 K		4 1 1 2 0 1 0																
Terry Kennedy, L (1, 2) OBP: 0.323, SLG: 0.475	0-3 K			0-0 1-3		0-0 2B 1B	4-0 HR BB		3 1 1 0 1 1 0																
Mike Young, S (1, 10) OBP: 0.351, SLG: 0.524	0-0 5-3				0-0 BLK 1B	0-3 K	0-0 B1		4 0 1 0 0 1 2																
Larry Sheets, L (1, 7) OBP: 0.373, SLG: 0.617			0-0 F8		0-0 F4	0-0 1-3 2B	4-0 HR BB		3 1 1 0 1 0 1																
Ken Gerhart, R (1, 8) OBP: 0.272, SLG: 0.412			0-0 L5		0-0 F8	0-3 K	0-0 HR		3 0 0 0 0 1 3																
Jim Dwyer, L (8, PH) OBP: 0.387, SLG: 0.583									1 1 1 3 0 0 0																
Fred Lynn, L (9, 8) OBP: 0.326, SLG: 0.423									0 0 0 0 0 0 0																
Inning Stats	R: 0 E: 0 K: 0 S: 3	H: 0 LOB: 1 BB: 1 P: 7	R: 0 E: 0 K: 1 S: 5	H: 0 LOB: 0 BB: 0 P: 5	R: 1 E: 0 K: 0 S: 5	H: 2 LOB: 1 BB: 0 P: 5	R: 0 E: 0 K: 0 S: 3	H: 0 LOB: 0 BB: 0 P: 3	R: 0 E: 0 K: 0 S: 4	H: 1 LOB: 2 BB: 1 P: 8	R: 2 E: 0 K: 2 S: 11	H: 4 LOB: 2 BB: 0 P: 11	R: 2 E: 0 K: 1 S: 7	H: 2 LOB: 0 BB: 0 P: 7	R: 3 E: 0 K: 1 S: 6	H: 1 LOB: 0 BB: 2 P: 14	1B: 6 2B: 1 3B: 0 HR: 3	SF: 0 SAC: 0 DP: 0 HBP: 0	WP: 0 PB: 0 SB: 3 CS: 0	PA: 38					
PITCHER	IP	WLS	BF	H	R	ER	SO	BB	IBB	HBP	BLK	WP	HR	S	P	ERA	WHIP								
Jeff Musselman, L (1, 1) ERA: 2.57	4.2		18	3	1	1	1	1	0	0	0	0	19	23	1.93	0.857									
Mark Eichhorn, R (5, 1) ERA: 2.79	1.2	L	12	6	4	4	2	1	0	0	1	0	2	15	19	21.60	4.200								
Gary Lavelle, L (7, 1) ERA: 9.82	1.0		5	0	2	2	1	2	0	0	0	0	0	5	13	18.00	2.000								
Tom Henke, R (8, 1) ERA: 1.06	0.2		3	1	1	1	1	0	0	0	0	0	1	5	5	13.50	1.500								

AB	34
R	5
H	9
RBI	5
BB	1
SO	6
LOB	12



Batter	1	2	3	4	5	6	7	8	9	AB	R	H	RBI	BB	SO	LOB	TOP			
Lou Whitaker, L (1, 4) OBP: 0.327, SLG: 0.424	5-3		K			6-3			L6	4	0	0	0	0	1	1				
Bill Madlock, R (1, 3) OBP: 0.325, SLG: 0.398	F5				3B 1B	F8			5-3	4	1	1	0	0	0	0				
Kirk Gibson, L (1, 7) OBP: 0.345, SLG: 0.456	F7				F4	K			CS 1B	4	0	1	0	0	1	1				
Alan Trammell, R (1, 6) OBP: 0.407, SLG: 0.531		K			SF9 3B			F9	CS	3	1	1	1	0	1	0				
Larry Herndon, R (1, 10) OBP: 0.379, SLG: 0.510	4-3				SF9			F7		2	0	0	1	0	0	0				
Mike Heath, R (1, 2) OBP: 0.377, SLG: 0.500	4-3				5-3			6-3		3	0	0	0	0	0	0				
Chet Lemon, R (1, 8) OBP: 0.389, SLG: 0.486			K		5-3			5-3		3	0	0	0	0	1	0				
Terry Harper, R (1, 9) OBP: 0.308, SLG: 0.357					6-3			K		3	0	1	0	0	1	0				
Pat Sheridan, L (8, 9) OBP: 0.350, SLG: 0.394			FC6-4 1B		6-3			K		0	0	0	0	0	0	0				
Tom Brookens, R (1, 5) OBP: 0.310, SLG: 0.432			FC6-4 1-2		3-1			K		3	0	0	0	0	1	1				
Inning Stats	R: 0 E: 0 K: 0 S: 3	H: 0 LOB: 0 BB: 0 P: 3	R: 0 E: 0 K: 1 S: 5	H: 0 LOB: 0 BB: 0 P: 5	R: 0 E: 0 K: 2 S: 8	H: 1 LOB: 1 BB: 0 P: 8	R: 2 E: 0 K: 0 S: 5	H: 2 LOB: 0 BB: 0 P: 5	R: 0 E: 0 K: 0 S: 3	H: 0 LOB: 0 BB: 0 P: 3	R: 0 E: 0 K: 0 S: 3	H: 0 LOB: 0 BB: 0 P: 3	R: 0 E: 0 K: 2 S: 7	H: 0 LOB: 0 BB: 0 P: 7	R: 0 E: 0 K: 0 S: 3	H: 1 LOB: 0 BB: 0 P: 3	1B: 3 2B: 0 3B: 1 HR: 0	SF: 1 SAC: 0 DP: 0 HBP: 0	WP: 0 PB: 0 SB: 0 CS: 1	PA: 31
PITCHER	IP WLS BF H R ER SO BB IBB HBP BLK WP HR S P ERA WHIP																			
Jimmy Key, L (1, 1) ERA: 3.06	9.0 L 30 4 2 2 6 0 0 0 0 0 0 0 42 42 2.00 0.444																			

Detroit Tigers @ Toronto Blue Jays
Exhibition Stadium, Toronto, ON
Mon Jun 15 1987, 7:05 PM EDT
Att: 36,225 - Unknown

AB 29
R 2
H 4
RBI 2
BB 0
SO 6
LOB 3



Batter	1	2	3	4	5	6	7	8	9	AB	R	H	RBI	BB	SO	LOB	BOTTOM					
Tony Fernandez, S (1, 6) OBP: 0.377, SLG: 0.456	F7		G6-4-3 1-2			L7		SF7		3	0	0	1	0	0	1						
Lloyd Moseby, L (1, 8) OBP: 0.299, SLG: 0.407	F7			4-3		4-3		L8		4	0	0	0	0	0	1						
Jesse Barfield, R (1, 9) OBP: 0.369, SLG: 0.563			FC6-4 1B		1B			1B		4	0	3	0	0	0	0						
George Bell, R (1, 7) OBP: 0.333, SLG: 0.667			FC6-4 1-2		F7		K		1B	4	0	1	0	0	1	3						
Willie Upshaw, L (1, 3) OBP: 0.339, SLG: 0.441			F7		F7		L7		F7	4	0	0	0	0	0	3						
Kelly Gruber, R (1, 5) OBP: 0.350, SLG: 0.493					K		G3			3	0	0	0	0	1	1						
Fred McGriff, L (8, PH) OBP: 0.354, SLG: 0.387			6-3					K		1	0	0	0	0	1	1						
Rick Leach, L (1, 10) OBP: 0.413, SLG: 0.431			K		4-3 BB			F9 SF7 2B		2	1	1	0	1	1	0						
Ernie Whitt, L (1, 2) OBP: 0.333, SLG: 0.434					K		L4-3 1-2	F9 2-3		3	0	0	0	0	1	2						
Garth Iorg, R (1, 4) OBP: 0.226, SLG: 0.163						1-3				1	0	0	0	1	0	0						
Rance Mulliniks, L (8, PH) OBP: 0.336, SLG: 0.361										0	0	0	0	1	0	0						
Manuel Lee, S (8, PR) OBP: 0.294, SLG: 0.323										0	0	0	0	0	0	0						
Inning Stats	R: 0 E: 0 K: 0 S: 4	H: 1 LOB: 1 BB: 0 P: 4	R: 0 E: 0 K: 1 S: 5	H: 0 LOB: 0 BB: 0 P: 5	R: 0 E: 0 K: 1 S: 4	H: 0 LOB: 1 BB: 1 P: 8	R: 0 E: 0 K: 0 S: 4	H: 1 LOB: 1 BB: 0 P: 4	R: 0 E: 0 K: 1 S: 4	H: 0 LOB: 0 BB: 1 P: 8	R: 0 E: 0 K: 0 S: 3	H: 0 LOB: 0 BB: 0 P: 3	R: 0 E: 0 K: 1 S: 6	H: 1 LOB: 1 BB: 0 P: 6	R: 1 E: 0 K: 0 S: 4	H: 1 LOB: 1 BB: 1 P: 8	R: 0 E: 0 K: 1 S: 6	H: 1 LOB: 1 BB: 0 P: 6	1B: 4 2B: 2 3B: 0 HR: 0	SF: 1 SAC: 0 DP: 2 HBP: 0	WP: 0 PB: 0 SB: 0 CS: 0	PA: 33
PITCHER	IP WLS BF H R ER SO BB IBB HBP BLK WP HR S P ERA WHIP																					
Walt Terrell, R (1, 1) ERA: 3.6	7.2 W 28 4 1 1 4 3 0 0 0 0 0 0 33 45 1.17 0.913																					
Willie Hernandez, L (8, 1) ERA: 5.27	0.1 1 0 0 0 0 0 0 0 0 0 0 0 1 1 0.00 0.000																					
Eric King, R (8, 1) ERA: 4.25	1.0 S 4 1 0 0 1 0 0 0 0 0 0 0 6 6 0.00 1.000																					

Detroit Tigers @ Toronto Blue Jays
Exhibition Stadium, Toronto, ON
Mon Jun 15 1987, 7:05 PM EDT
Att: 36,225 - Unknown

AB 29
R 1
H 5
RBI 1
BB 3
SO 5
LOB 12



Batter	1	2	3	4	5	6	7	8	9	AB	R	H	RBI	BB	SO	LOB	TOP								
Lou Whitaker, L (1,4) OBP: 0.321, SLG: 0.417	F9	6-3			4-3		3-1		5-3	4	0	0	0	0	0	1	Detroit Tigers @ Toronto Blue Jays Exhibition Stadium, Toronto, ON Tue Jun 16 1987, 7:05 PM EDT Att: 36,398 - Unknown								
Jim Walewander, S (7,4) OBP: 0.300, SLG: 0.333										0	0	0	0	0	0	0									
Terry Harper, R (9,PH) OBP: 0.303, SLG: 0.351										1	0	0	0	0	0	1									
Bill Madlock, R (1,10) OBP: 0.339, SLG: 0.439	BB E 1B			HR						4	2	3	1	0	1	0									
Kirk Gibson, L (1,7) OBP: 0.343, SLG: 0.450										4	0	1	0	0	2	1									
Alan Trammell, R (1,6) OBP: 0.413, SLG: 0.552	E5 G4-6-3 1-2 2H BB									3	1	2	1	1	0	1									
Matt Nokes, L (1,2) OBP: 0.367, SLG: 0.522	G4-6-3 1-2									4	0	0	0	0	1	3									
Pat Sheridan, L (1,9) OBP: 0.346, SLG: 0.389										2	0	0	0	0	0	1									
Larry Herndon, R (6,PH) OBP: 0.381, SLG: 0.510										2	0	1	0	0	0	0									
Darrell Evans, L (1,3) OBP: 0.378, SLG: 0.451										3	0	0	0	1	1	1									
Chet Lemon, R (1,8) OBP: 0.385, SLG: 0.486										4	1	1	0	0	0	2									
Tom Brookens, R (1,5) OBP: 0.309, SLG: 0.434										4	0	1	1	0	1	1									
Inning Stats	R: 1 E: 1 K: 0 S: 4	H: 2 LOB: 1 BB: 1 P: 8	R: 1 E: 0 K: 0 S: 5	H: 2 LOB: 1 BB: 0 P: 5	R: 1 E: 0 K: 1 S: 7	H: 2 LOB: 1 BB: 0 P: 7	R: 0 E: 0 K: 0 S: 3	H: 0 LOB: 0 BB: 0 P: 3	R: 0 E: 0 K: 1 S: 6	H: 1 LOB: 1 BB: 0 P: 6	R: 0 E: 0 K: 1 S: 6	H: 1 LOB: 1 BB: 0 P: 6	R: 0 E: 0 K: 1 S: 7	H: 0 LOB: 0 BB: 0 P: 7	R: 1 E: 0 K: 1 S: 6	H: 1 LOB: 0 BB: 0 P: 6	R: 0 E: 0 K: 0 S: 3	H: 0 LOB: 1 BB: 1 P: 7	1B: 4 2B: 3 3B: 0 HR: 2	SF: 0 SAC: 0 DP: 1 HBP: 0	WP: 1 PB: 0 SB: 0 CS: 0	PA: 37			
PITCHER	IP	WLS	BF	H	R	ER	SO	BB	IBB	HBP	BLK	WP	HR	S	P	ERA	WHIP								
Joe Johnson, R (1,1) ERA: 4.95	4.0		18	6	3	2	1	1	0	0	0	1	1	19	23	4.50	1.750								
Gary Lavelle, L (5,1) ERA: 6.35	2.0	W	8	2	0	0	2	0	0	0	0	0	0	12	12	0.00	1.000								
Mark Eichhorn, R (7,1) ERA: 2.85	2.0		7	1	1	1	3	0	0	0	0	0	1	13	13	4.50	0.500								
John Cerutti, L (9,1) ERA: 3.57	1.0		4	0	0	0	0	1	0	0	0	0	0	3	7	0.00	1.000								

Batter	1	2	3	4	5	6	7	8	9	AB	R	H	RBI	BB	SO	LOB	BOTTOM								
Tony Fernandez, S (1,6) OBP: 0.388, SLG: 0.469	4-3 1B									4	2	4	3	1	0	0	Detroit Tigers @ Toronto Blue Jays Exhibition Stadium, Toronto, ON Tue Jun 16 1987, 7:05 PM EDT Att: 36,398 - Unknown								
Manuel Lee, S (8,6) OBP: 0.294, SLG: 0.323										0	0	0	0	0	0	0									
Lloyd Moseby, L (1,8) OBP: 0.297, SLG: 0.403	4-3 1-2									5	1	1	1	0	1	6									
Jesse Barfield, R (1,9) OBP: 0.377, SLG: 0.568										5	1	4	2	0	0	0									
George Bell, R (1,7) OBP: 0.335, SLG: 0.660										4	1	1	1	1	2	4									
Ernie Whitt, L (1,2) OBP: 0.335, SLG: 0.439	G4-6-3 1-2									5	0	2	2	0	1	4									
Rance Mulliniks, L (1,5) OBP: 0.331, SLG: 0.355										2	1	0	0	0	1	0									
Kelly Gruber, R (4,PH) OBP: 0.342, SLG: 0.482	E4 BB 1B									3	0	0	0	0	1	2									
Willie Upshaw, L (1,3) OBP: 0.336, SLG: 0.436										5	1	1	0	0	0	4									
Fred McGriff, L (1,10) OBP: 0.364, SLG: 0.394										3	1	1	0	2	2	2									
Garth Iorg, R (1,4) OBP: 0.233, SLG: 0.174										5	2	2	1	0	1	4									
Inning Stats	R: 1 E: 0 K: 0 S: 4	H: 2 LOB: 1 BB: 1 P: 8	R: 1 E: 1 K: 2 S: 9	H: 1 LOB: 2 BB: 1 P: 13	R: 0 E: 0 K: 1 S: 5	H: 0 LOB: 0 BB: 0 P: 5	R: 6 E: 2 K: 2 S: 15	H: 7 LOB: 2 BB: 0 P: 15	R: 1 E: 0 K: 1 S: 8	H: 3 LOB: 2 BB: 0 P: 8	R: 0 E: 1 K: 2 S: 8	H: 1 LOB: 1 BB: 0 P: 8	R: 1 E: 0 K: 1 S: 7	H: 2 LOB: 2 BB: 1 P: 11	R: 0 E: 0 K: 0 S: 3	H: 0 LOB: 1 BB: 1 P: 7	1B: 13 2B: 3 3B: 0 HR: 0	SF: 0 SAC: 0 DP: 1 HBP: 0	WP: 0 PB: 0 SB: 1 CS: 0	PA: 45					
PITCHER	IP	WLS	BF	H	R	ER	SO	BB	IBB	HBP	BLK	WP	HR	S	P	ERA	WHIP								
Jeff Robinson, R (1,1) ERA: 4.67	3.2		22	9	8	6	5	2	0	0	0	0	0	30	38	14.73	3.000								
Mark Thurmond, L (4,1) ERA: 3.09	0.1		3	1	0	0	0	0	0	0	0	0	0	3	3	0.00	3.000								
Morris Madden, L (5,1) ERA: 16.2	0.2		5	3	1	1	0	0	0	0	0	0	0	5	5	13.50	4.500								
Mike Henneman, R (5,1) ERA: 2.22	3.1		15	3	1	1	4	2	0	0	0	0	0	21	29	2.70	1.500								



Batter	1	2	3	4	5	6	7	8	9	AB	R	H	RBI	BB	SO	LOB	TOP			
Lou Whitaker, L (1,4) OBP: 0.319, SLG: 0.425										5	1	1	1	0	1	3				
Bill Madlock, R (1,10) OBP: 0.336, SLG: 0.432										4	0	1	0	0	0	1				
Kirk Gibson, L (1,7) OBP: 0.347, SLG: 0.458										4	0	2	1	0	0	1				
Alan Trammell, R (1,6) OBP: 0.406, SLG: 0.542										4	0	0	0	0	0	3				
Matt Nokes, L (1,2) OBP: 0.369, SLG: 0.536										3	1	1	1	1	0	1				
Pat Sheridan, L (1,9) OBP: 0.348, SLG: 0.389										3	0	1	0	1	0	0				
Darrell Evans, L (1,3) OBP: 0.371, SLG: 0.441										4	0	0	0	0	2	4				
Chet Lemon, R (1,8) OBP: 0.377, SLG: 0.473										4	0	0	0	0	2	1				
Tom Brookens, R (1,5) OBP: 0.313, SLG: 0.443										3	1	1	0	1	0	0				
Inning Stats	R: 1 E: 0 K: 0 S: 5	H: 2 LOB: 1 BB: 0 P: 5	R: 0 E: 0 K: 2 S: 7	H: 0 LOB: 2 BB: 2 P: 15	R: 0 E: 0 K: 0 S: 5	H: 2 LOB: 3 BB: 1 P: 9	R: 0 E: 0 K: 0 S: 3	H: 0 LOB: 0 BB: 0 P: 3	R: 0 E: 0 K: 2 S: 8	H: 1 LOB: 0 BB: 0 P: 8	R: 1 E: 0 K: 0 S: 5	H: 2 LOB: 1 BB: 0 P: 5	R: 0 E: 0 K: 0 S: 3	H: 0 LOB: 0 BB: 0 P: 3	R: 0 E: 0 K: 1 S: 5	H: 0 LOB: 0 BB: 0 P: 5	1B: 3 2B: 1 3B: 1 HR: 2	SF: 0 SAC: 0 DP: 0 HBP: 0	WP: 1 PB: 0 SB: 0 CS: 0	PA: 37
PITCHER	IP WLS BF H R ER SO BB IBB HBP BLK WP HR S P ERA WHIP																			
Jim Clancy, R (1,1) ERA: 2.89	8.0 L 34 7 3 3 4 3 0 0 0 1 2 39 51 3.38 1.250																			
Tom Henke, R (9,1) ERA: 1.03	1.0 3 0 0 0 1 0 0 0 0 0 0 5 5 0.00 0.000																			

Detroit Tigers @ Toronto Blue Jays
Exhibition Stadium, Toronto, ON
Wed Jun 17 1987, 3:33 AM EDT
Att: 46,227 - Unknown

AB 34
R 3
H 7
RBI 3
BB 3
SO 5
LOB 14



Batter	1	2	3	4	5	6	7	8	9	AB	R	H	RBI	BB	SO	LOB	BOTTOM			
Tony Fernandez, S (1,6) OBP: 0.382, SLG: 0.460										5	0	0	0	0	1	3				
Lloyd Moseby, L (1,8) OBP: 0.300, SLG: 0.402										3	1	1	0	1	1	0				
Jesse Barfield, R (1,9) OBP: 0.379, SLG: 0.569										3	0	1	1	1	0	2				
George Bell, R (1,7) OBP: 0.333, SLG: 0.652										3	0	0	0	1	1	3				
Cecil Fielder, R (1,10) OBP: 0.390, SLG: 0.609										3	1	1	0	0	1	0				
Rick Leach, L (8,PH) OBP: 0.406, SLG: 0.423										1	0	0	0	0	1	2				
Kelly Gruber, R (1,5) OBP: 0.333, SLG: 0.468										4	0	0	0	0	2	1				
Garth Iorg, R (1,4) OBP: 0.234, SLG: 0.188										3	0	1	1	0	0	0				
Willie Upshaw, L (1,3) OBP: 0.335, SLG: 0.441										4	0	1	0	0	1	1				
Charlie Moore, R (1,2) OBP: 0.286, SLG: 0.389										2	0	0	0	2	0	0				
Inning Stats	R: 0 E: 1 K: 1 S: 5	H: 0 LOB: 1 BB: 1 P: 9	R: 0 E: 0 K: 1 S: 5	H: 0 LOB: 0 BB: 0 P: 5	R: 0 E: 0 K: 1 S: 5	H: 0 LOB: 0 BB: 0 P: 5	R: 0 E: 0 K: 1 S: 6	H: 1 LOB: 1 BB: 0 P: 6	R: 0 E: 0 K: 0 S: 4	H: 1 LOB: 2 BB: 1 P: 8	R: 1 E: 0 K: 0 S: 4	H: 1 LOB: 0 BB: 0 P: 4	R: 1 E: 0 K: 2 S: 8	H: 1 LOB: 2 BB: 2 P: 16	R: 0 E: 0 K: 1 S: 6	H: 1 LOB: 2 BB: 1 P: 10	1B: 1 2B: 2 3B: 2 HR: 0	SF: 1 SAC: 0 DP: 0 HBP: 0	WP: 0 PB: 0 SB: 0 CS: 0	PA: 37
PITCHER	IP WLS BF H R ER SO BB IBB HBP BLK WP HR S P ERA WHIP																			
Frank Tanana, L (1,1) ERA: 3.87	7.2 W 29 3 2 2 6 3 0 0 0 0 0 38 50 2.35 0.783																			
Eric King, R (8,PH) ERA: 4.25	0.0 2 1 0 0 0 0 1 0 0 0 0 1 5 - - -																			
Willie Hernandez, L (8,1) ERA: 4.8	1.1 S 6 1 0 0 2 1 0 0 0 0 0 9 13 0.00 1.500																			

Detroit Tigers @ Toronto Blue Jays
Exhibition Stadium, Toronto, ON
Wed Jun 17 1987, 3:33 AM EDT
Att: 46,227 - Unknown

AB 31
R 2
H 5
RBI 2
BB 5
SO 8
LOB 12



Batter	1	2	3	4	5	6	7	8	9	AB	R	H	RBI	BB	SO	LOB	TOP																	
Paul Molitor, R OBP: 0.406, SLG: 0.532 (1, 5)										4	3	3	0	1	1	1	Milwaukee Brewers @ Toronto Blue Jays Exhibition Stadium, Toronto, ON Fri Jun 19 1987, 7:05 PM EDT Att: 31,230 - Unknown																	
Robin Yount, R OBP: 0.365, SLG: 0.454 (1, 8)										5	1	2	3	0	0	1																		
Cecil Cooper, L OBP: 0.270, SLG: 0.372 (1, 10)										4	0	0	0	1	0	2																		
Rob Deer, R OBP: 0.378, SLG: 0.568 (1, 7)										4	1	1	2	1	2	3																		
Jim Paciorek, R OBP: 0.356, SLG: 0.387 (1, 3)										4	0	1	0	0	0	2																		
Glenn Briggs, R OBP: 0.335, SLG: 0.407 (1, 9)										3	0	0	0	1	2	1																		
Bill Schroeder, R OBP: 0.361, SLG: 0.522 (1, 2)										4	1	3	1	0	0	1																		
Juan Castillo, S OBP: 0.371, SLG: 0.439 (8, PH)										2	0	0	0	1	0	1																		
Jim Gantner, L OBP: 0.333, SLG: 0.385 (8, 4)										1	0	0	0	0	1	2																		
Dale Sveum, S OBP: 0.276, SLG: 0.377 (1, 6)										4	0	0	0	0	0	1																		
Inning Stats	R: 3 E: 1 K: 1 S: 8	H: 3 LOB: 0 BB: 0 P: 8	R: 0 E: 0 K: 0 S: 3	H: 1 LOB: 0 BB: 0 P: 3	R: 1 E: 0 K: 1 S: 7	H: 2 LOB: 1 BB: 0 P: 7	R: 1 E: 0 K: 2 S: 8	H: 1 LOB: 1 BB: 1 P: 12	R: 0 E: 0 K: 0 S: 3	H: 0 LOB: 0 BB: 1 P: 7	R: 0 E: 0 K: 0 S: 2	H: 0 LOB: 0 BB: 1 P: 6	R: 1 E: 0 K: 0 S: 3	H: 0 LOB: 0 BB: 1 P: 7	R: 0 E: 0 K: 2 S: 9	H: 2 LOB: 2 BB: 0 P: 9	R: 0 E: 0 K: 0 S: 4	H: 1 LOB: 2 BB: 1 P: 8	1B: 6 2B: 2 3B: 0 HR: 2	SF: 0 SAC: 0 DP: 2 HBP: 0	WP: 0 PB: 0 SB: 1 CS: 0	PA: 40												
PITCHER	IP WLS BF H R ER SO BB IBB HBP BLK WP HR S P ERA WHIP	IP WLS BF H R ER SO BB IBB HBP BLK WP HR S P ERA WHIP																																
John Cerutti, L ERA: 4.05 (1, 1)	2.0	11	6	4	4	1	0	0	0	0	0	0	0	1	13	13	18.00	3.000																
Jose Antonio Nunez, R ERA: 3.33 (3, 1)	2.2	11	1	1	1	3	2	0	0	0	0	0	1	15	23	3.38	1.125																	
Jeff Musselman, L ERA: 2.64 (5, 1)	2.1	W	8	0	1	1	0	2	0	0	1	0	0	6	14	3.86	0.857																	
Tom Henke, R ERA: 1.0 (8, 1)	1.0	5	2	0	0	2	0	0	0	0	0	0	0	9	9	0.00	2.000																	
Mark Eichhorn, R ERA: 2.93 (9, 1)	1.0	5	1	0	0	0	1	0	0	0	0	0	0	4	8	0.00	2.000																	

Batter	1	2	3	4	5	6	7	8	9	AB	R	H	RBI	BB	SO	LOB	BOTTOM																
Tony Fernandez, S OBP: 0.390, SLG: 0.465 (1, 6)										4	1	2	2	1	0	1	Milwaukee Brewers @ Toronto Blue Jays Exhibition Stadium, Toronto, ON Fri Jun 19 1987, 7:05 PM EDT Att: 31,230 - Unknown																
Garth Iorg, R OBP: 0.227, SLG: 0.181 (9, 4)										0	0	0	0	0	0	0																	
Lloyd Moseby, L OBP: 0.305, SLG: 0.411 (1, 8)										4	3	2	2	1	0	1																	
Rick Leach, L OBP: 0.406, SLG: 0.423 (9, 9)										0	0	0	0	0	0	0																	
Jesse Barfield, R OBP: 0.381, SLG: 0.581 (1, 9)										5	3	3	2	0	0	2																	
George Bell, R OBP: 0.326, SLG: 0.636 (1, 7)										5	0	0	0	0	1	5																	
Cecil Fielder, R OBP: 0.415, SLG: 0.676 (1, 10)										4	3	3	2	1	0	0																	
Kelly Gruber, R OBP: 0.346, SLG: 0.493 (1, 5)										3	2	2	3	1	0	0																	
Charlie Moore, R OBP: 0.286, SLG: 0.360 (1, 2)										3	0	1	0	0	0	3																	
Ernie Whitt, L OBP: 0.337, SLG: 0.436 (7, PH)										1	1	0	1	1	0	0																	
Willie Upshaw, L OBP: 0.332, SLG: 0.432 (1, 3)										3	1	0	2	1	1	2																	
Manuel Lee, S OBP: 0.325, SLG: 0.333 (1, 4)										3	1	1	1	1	0	1																	
Inning Stats	R: 0 E: 0 K: 0 S: 3	H: 2 LOB: 1 BB: 0 P: 4	R: 0 E: 0 K: 0 S: 3	H: 1 LOB: 0 BB: 0 P: 3	R: 3 E: 0 K: 1 S: 9	H: 4 LOB: 1 BB: 0 P: 9	R: 0 E: 0 K: 0 S: 2	H: 0 LOB: 0 BB: 1 P: 6	R: 3 E: 0 K: 1 S: 8	H: 3 LOB: 1 BB: 0 P: 9	R: 9 E: 0 K: 0 S: 7	H: 4 LOB: 1 BB: 6 P: 31	R: 0 E: 0 K: 0 S: 3	H: 0 LOB: 0 BB: 0 P: 3	1B: 6 2B: 5 3B: 1 HR: 2	SF: 0 SAC: 0 DP: 2 HBP: 1	WP: 1 PB: 0 SB: 0 CS: 0	PA: 43															
PITCHER	IP WLS BF H R ER SO BB IBB HBP BLK WP HR S P ERA WHIP	IP WLS BF H R ER SO BB IBB HBP BLK WP HR S P ERA WHIP																															
Teddy Higuera, L ERA: 5.16 (1, 1)	6.0	L	6	0	4	4	0	4	0	0	0	0	0	2	18	54.00	6.000																
Mark Clear, R ERA: 4.59 (7, 1)	0.0	1	0	0	0	0	1	0	0	0	0	0	0	0	4	∞	∞																
Chris Bosio, R ERA: 5.17 (7, 1)	1.1	9	4	5	5	0	1	0	0	0	0	0	0	8	12	33.75	3.750																

AB	35
R	6
H	10
RBI	6
BB	5
SO	6
LOB	15



Batter	1	2	3	4	5	6	7	8	9	AB	R	H	RBI	BB	SO	LOB	TOP			
Mike Felder, S (1, 8) OBP: 0.269, SLG: 0.353	0-0 SH3 2B		0-0 F4			0-0 SH1-4	0-0 F7			3	1	1	0	0	0	1				
Robin Yount, R (1, 10) OBP: 0.359, SLG: 0.446	0-0 4-3		0-0 6-3			0-0 FC6-4 BB		0-3 K		4	0	0	0	0	1	2				
Paul Molitor, R (1, 5) OBP: 0.405, SLG: 0.525	0-0 SH3			0-0 4-3		4-0 1-2 BB		0-0 F4		2	0	0	1	1	0	0				
Rob Deer, R (1, 7) OBP: 0.371, SLG: 0.556	0-3 K			0-0 4-3		0-0 F8		0-0 F4		4	0	0	0	0	1	2				
Jim Pacionek, R (1, 3) OBP: 0.338, SLG: 0.364		0-0 G3		0-0 6-3			0-0 E5 1B		0-3 K	4	1	0	0	0	1	0				
Glenn Braggs, R (1, 9) OBP: 0.333, SLG: 0.400		0-0 4-3			0-0 6-3		0-0 E5 1B SF7		0-3 K	4	1	0	0	0	1	1				
Rick Manning, L (9, 9) OBP: 0.377, SLG: 0.400										0	0	0	0	0	0	0				
Bill Schroeder, R (1, 2) OBP: 0.366, SLG: 0.516		4-0 FC6-4 BB			0-0 1-3		0-0 1-3 2-H 1B		0-0 1-3	3	0	1	1	1	0	0				
Jim Gantner, L (1, 4) OBP: 0.329, SLG: 0.381		0-0 FC6-4			0-0 1-3		0-0 SF7			2	0	0	1	0	0	1				
Dale Sveum, S (1, 6) OBP: 0.277, SLG: 0.377			0-0 6-3			0-0 FC6-4 SH1-4 1B		0-0 6-3		3	0	1	0	0	0	1				
Inning Stats	R: 1 E: 0 K: 1 S: 6	H: 1 LOB: 0 BB: 0 P: 6	R: 0 E: 0 K: 0 S: 3	H: 0 LOB: 1 BB: 1 P: 7	R: 0 E: 0 K: 0 S: 3	H: 0 LOB: 0 BB: 0 P: 3	R: 0 E: 0 K: 0 S: 3	H: 0 LOB: 0 BB: 0 P: 3	R: 0 E: 0 K: 0 S: 4	H: 1 LOB: 2 BB: 1 P: 8	R: 2 E: 2 K: 0 S: 6	H: 1 LOB: 0 BB: 0 P: 6	R: 0 E: 0 K: 1 S: 5	H: 0 LOB: 0 BB: 0 P: 5	R: 0 E: 0 K: 2 S: 7	H: 0 LOB: 0 BB: 0 P: 7	1B: 2 2B: 1 3B: 0 HR: 0	SF: 1 SAC: 2 DP: 0 HBP: 0	WP: 0 PB: 0 CS: 0	PA: 34
PITCHER Jimmy Key, L (1, 1) ERA: 2.9	IP: 9.0 WLS: L BF: 34 H: 3 R: 3 ER: 1 SO: 4 BB: 2 IBB: 0 HBP: 0 BLK: 0 WP: 0 HR: 0 S: 40 P: 48 ERA: 1.00 WHIP: 0.556															PITCHER				

Milwaukee Brewers @ Toronto Blue Jays
Exhibition Stadium, Toronto, ON
Sat Jun 20 1987, 3:33 AM EDT
Att: 38,465 - Unknown

AB 29
R 3
H 3
RBI 3
BB 2
SO 4
LOB 8



Batter	1	2	3	4	5	6	7	8	9	AB	R	H	RBI	BB	SO	LOB	BOTTOM					
Tony Fernandez, S (1, 6) OBP: 0.387, SLG: 0.460	0-0 G3		0-0 E HR 1B	0-0 F6			0-0 6-3		0-0 G4-6-3	5	1	1	0	0	0	5						
Lloyd Moseby, L (1, 8) OBP: 0.308, SLG: 0.422	4-0 4-3 BB		0-0 1-H HR	0-0 3-1			0-3 K			3	1	1	2	1	1	3						
Jesse Barfield, R (1, 9) OBP: 0.375, SLG: 0.571	0-0 4-3 1-2		0-0 6-3		0-0 6-3		0-0 F7			4	0	0	0	0	0	1						
George Bell, R (1, 7) OBP: 0.325, SLG: 0.630	0-0 F6		0-0 1B		0-0 6-3			0-0 P3		4	0	1	0	0	0	1						
Ernie Whitt, L (1, 2) OBP: 0.335, SLG: 0.429		0-0 F7	0-0 F7		0-0 6-3			4-0 G1-6-3 BB		3	0	0	0	1	0	1						
Charlie Moore, R (8, PR) OBP: 0.286, SLG: 0.360										0	0	0	0	0	0	0						
Willie Upshaw, L (1, 3) OBP: 0.332, SLG: 0.431		0-0 4-3		0-0 BB 1B		0-0 5-3		0-0 G1-6-3		3	0	1	0	0	0	0						
Garth Iorg, R (8, PH) OBP: 0.225, SLG: 0.179								0-0 G1-6-3		1	0	0	0	0	0	1						
Rick Leach, L (9, 3) OBP: 0.406, SLG: 0.423								1-2 1B		0	0	0	0	0	0	0						
Kelly Gruber, R (1, 5) OBP: 0.350, SLG: 0.493		0-0 1B		0-0 BB 1B		0-0 F8			0-3 K	4	0	2	0	0	1	0						
Fred McGriff, L (1, 10) OBP: 0.370, SLG: 0.396		0-0 F7		4-0 BB 1B		0-0 1B		4-0 1B BB		2	0	1	0	1	0	1						
Cecil Fielder, R (9, PH) OBP: 0.422, SLG: 0.676				1-2 2-3 BB						0	0	0	0	1	0	0						
Dave Stieb, R (9, PR)										0	0	0	0	0	0	0						
Manuel Lee, S (1, 4) OBP: 0.318, SLG: 0.325			0-0 4-3	0-3 K		0-0 F8		0-0 G4-6-3 1B		4	0	1	0	0	1	4						
Inning Stats	R: 0 E: 0 K: 0 S: 3	H: 0 LOB: 1 BB: 1 P: 7	R: 0 E: 0 K: 0 S: 4	H: 1 LOB: 1 BB: 0 P: 4	R: 2 E: 1 K: 0 S: 6	H: 3 LOB: 1 BB: 0 P: 6	R: 0 E: 0 K: 1 S: 7	H: 2 LOB: 3 BB: 1 P: 11	R: 0 E: 0 K: 0 S: 3	H: 0 LOB: 0 BB: 0 P: 3	R: 0 E: 0 K: 0 S: 4	H: 1 LOB: 1 BB: 0 P: 4	R: 0 E: 0 K: 1 S: 5	H: 0 LOB: 0 BB: 0 P: 5	R: 0 E: 0 K: 0 S: 2	H: 0 LOB: 1 BB: 1 P: 6	R: 0 E: 0 K: 1 S: 5	H: 1 LOB: 2 BB: 1 P: 9	1B: 7 2B: 0 3B: 0 HR: 1	SF: 0 SAC: 0 DP: 2 HBP: 0	WP: 0 PB: 0 CS: 0	PA: 37
PITCHER Bill Wegman, R (1, 1) ERA: 4.21	IP: 7.1 WLS: W BF: 32 H: 7 R: 2 ER: 2 SO: 2 BB: 3 IBB: 0 HBP: 0 BLK: 0 WP: 0 HR: 1 S: 33 P: 45 ERA: 2.46 WHIP: 1.364															PITCHER						
Dan Plesac, L (8, 1) ERA: 1.5	IP: 1.2 WLS: S BF: 5 H: 1 R: 0 ER: 0 SO: 1 BB: 1 IBB: 0 HBP: 0 BLK: 0 WP: 0 HR: 0 S: 6 P: 10 ERA: 0.00 WHIP: 1.200															PITCHER						

Milwaukee Brewers @ Toronto Blue Jays
Exhibition Stadium, Toronto, ON
Sat Jun 20 1987, 3:33 AM EDT
Att: 38,465 - Unknown

AB 33
R 2
H 8
RBI 2
BB 4
SO 3
LOB 17



Batter	1	2	3	4	5	6	7	8	9	AB	R	H	RBI	BB	SO	LOB	TOP					
Tony Fernandez, S OBP: 0.387, SLG: 0.455	0-0 4-3		0-0 F8			0-0 FC4-6 1B		0-0 6-3		4	0	1	0	0	0	0	<p>Toronto Blue Jays @ Detroit Tigers</p> <p>Tiger Stadium, Detroit, MI</p> <p>Mon Jun 22 1987, 7:05 PM EDT</p> <p>Att: 28,978 - Unknown</p>					
Lloyd Moseby, L OBP: 0.317, SLG: 0.438	4-0 1B BB		0-0 FC6-4 1B			0-0 FC4-6 BB 1-2		0-0 E 1B		3	0	2	0	1	0	1						
Jesse Barfield, R OBP: 0.372, SLG: 0.560	0-0 1-2 1B		0-0 FC6-4 1-2			4-0 BB 1-2		0-0 E6 1-2		3	0	1	0	1	0	2						
George Bell, R OBP: 0.323, SLG: 0.619	0-0 F8			0-3 K		0-0 F3		0-0 F9		4	0	0	0	0	1	6						
Cecil Fielder, R OBP: 0.398, SLG: 0.630	0-3 K			0-3 K		0-0 F6			0-0 F8	4	0	0	0	0	2	4						
Kelly Gruber, R OBP: 0.339, SLG: 0.475		0-0 P3		0-0 F9			0-3 K		0-0 F6	4	0	0	0	0	1	0						
Garth Iorg, R OBP: 0.226, SLG: 0.182		0-0 P3			0-0 F9		0-0 CS 1B		0-0 6-3	4	0	1	0	0	0	0						
Willie Upshaw, L OBP: 0.331, SLG: 0.444		0-0 P3			0-3 K		0-3 K 1-2			3	0	0	0	0	2	1						
Charlie Moore, R OBP: 0.258, SLG: 0.321			0-0 F8		0-0 4-3			0-0 F8		3	0	0	0	0	0	0						
Inning Stats	R: 0 E: 0 K: 1 S: 6	H: 1 LOB: 2 BB: 1 P: 10	R: 0 E: 0 K: 0 S: 3	H: 0 LOB: 0 BB: 0 P: 3	R: 0 E: 0 K: 0 S: 4	H: 1 LOB: 1 BB: 0 P: 4	R: 0 E: 0 K: 2 S: 7	H: 0 LOB: 0 BB: 0 P: 7	R: 0 E: 0 K: 1 S: 5	H: 0 LOB: 0 BB: 0 P: 5	R: 0 E: 0 K: 0 S: 4	H: 1 LOB: 2 BB: 1 P: 8	R: 0 E: 1 K: 2 S: 7	H: 1 LOB: 2 BB: 0 P: 7	R: 0 E: 0 K: 0 S: 5	H: 1 LOB: 2 BB: 0 P: 5	R: 0 E: 0 K: 0 S: 3	H: 0 LOB: 0 BB: 0 P: 3	1B: 5 2B: 0 3B: 0 HR: 0	SF: 0 SAC: 0 DP: 0 HBP: 0	WP: 0 PB: 0 SB: 0 CS: 1	PA: 34
PITCHER Frank Tanana, L ERA: 3.33	IP: 9.0 WLS: W BF: 34 H: 5 R: 0 ER: 0 SO: 6 BB: 2 IBB: 0 HBP: 0 BLK: 0 WP: 0 HR: 0 S: 44 P: 52 ERA: 0.00 WHIP: 0.778															PITCHER						

Batter	1	2	3	4	5	6	7	8	9	AB	R	H	RBI	BB	SO	LOB	BOTTOM					
Lou Whitaker, L OBP: 0.330, SLG: 0.425	0-3 K		4-0 FC1-5 BB	4-0 1-2 BB		4-0 CS 1B				2	0	1	0	2	1	0	<p>Toronto Blue Jays @ Detroit Tigers</p> <p>Tiger Stadium, Detroit, MI</p> <p>Mon Jun 22 1987, 7:05 PM EDT</p> <p>Att: 28,978 - Unknown</p>					
Bill Madlock, R OBP: 0.306, SLG: 0.390	0-3 K		0-0 FC1-5 1-2 3H	0-0 B5-3		0-0 F7 1-2				4	0	0	0	0	1	6						
Kirk Gibson, L OBP: 0.366, SLG: 0.518	0-0 2B		0-0 G3		0-0 4-3		0-0 CS 1B			4	0	2	0	0	0	2						
Alan Trammell, R OBP: 0.401, SLG: 0.563	0-3 K			0-0 HR	0-0 F3		0-0 CS 1-2	0-0 L6		4	1	1	1	0	1	1						
Matt Nokes, L OBP: 0.375, SLG: 0.574		0-3 K		0-0 SF8 3B	4-0 BB			0-0 1B 1B		3	1	2	0	1	1	0						
Pat Sheridan, L OBP: 0.352, SLG: 0.395		0-0 F8		0-0 SF8	0-0 G3			0-3 K		3	0	0	1	0	1	2						
Darrell Evans, L OBP: 0.379, SLG: 0.477		0-3 K		3H 4-0 2B FC6-2 BB		0-0 L9		0-0 1-3 1B		3	0	1	0	1	1	0						
Chet Lemon, R OBP: 0.378, SLG: 0.506			0-0 G3 BLK FC1-5 1B	0-0 FC6-2 1-3 2B		0-0 L4-3 1B		0-3 K		4	0	3	0	0	1	2						
Tom Brookens, R OBP: 0.309, SLG: 0.437			0-0 G3	0-0 FC6-2 BB		0-0 L4-3				3	0	0	0	0	0	4						
Inning Stats	R: 0 E: 0 K: 3 S: 10	H: 1 LOB: 0 BB: 0 P: 10	R: 0 E: 0 K: 2 S: 7	H: 0 LOB: 0 BB: 0 P: 7	R: 0 E: 0 K: 0 S: 4	H: 1 LOB: 2 BB: 1 P: 8	R: 2 E: 0 K: 0 S: 6	H: 3 LOB: 3 BB: 2 P: 14	R: 0 E: 0 K: 0 S: 3	H: 0 LOB: 1 BB: 1 P: 7	R: 0 E: 0 K: 0 S: 3	H: 1 LOB: 0 BB: 0 P: 3	R: 0 E: 0 K: 0 S: 3	H: 2 LOB: 0 BB: 0 P: 3	R: 0 E: 0 K: 2 S: 9	H: 2 LOB: 2 BB: 0 P: 9	R: 0 E: 0 K: 2 S: 9	H: 2 LOB: 2 BB: 0 P: 9	1B: 6 2B: 3 3B: 1 HR: 1	SF: 1 SAC: 0 DP: 1 HBP: 0	WP: 0 PB: 0 SB: 0 CS: 2	PA: 36
PITCHER Jim Clancy, R ERA: 2.85 Mark Eichhorn, R ERA: 3.16	IP: 7.2 WLS: L BF: 34 H: 10 R: 2 ER: 2 SO: 6 BB: 4 IBB: 0 HBP: 0 BLK: 1 WP: 0 HR: 1 S: 42 P: 58 ERA: 2.35 WHIP: 1.826															PITCHER						

AB	32
R	0
H	5
RBI	0
BB	2
SO	6
LOB	14



Batter	1	2	3	4	5	6	7	8	9	AB	R	H	RBI	BB	SO	LOB	TOP								
Tony Fernandez, S OBP: 0.384, SLG: 0.451 (1, 6)										5	0	1	0	0	0	1	Toronto Blue Jays @ Detroit Tigers Tiger Stadium, Detroit, MI Tue Jun 23 1987, 7:05 PM EDT Att: 29,275 - Unknown								
Lloyd Moseby, L OBP: 0.315, SLG: 0.431 (1, 8)										4	0	0	0	1	0	3									
Jesse Barfield, R OBP: 0.369, SLG: 0.551 (1, 9)										4	2	0	0	1	2	2									
George Bell, R OBP: 0.332, SLG: 0.634 (1, 7)										3	2	3	1	1	0	0									
Ernie Whitt, L OBP: 0.332, SLG: 0.418 (1, 2)										3	1	1	1	1	0	1									
Willie Upshaw, L OBP: 0.330, SLG: 0.453 (1, 3)										4	1	1	4	0	0	3									
Kelly Gruber, R OBP: 0.337, SLG: 0.470 (1, 5)										4	1	1	0	0	0	0									
Fred McGriff, L OBP: 0.380, SLG: 0.458 (1, 10)										4	1	1	2	0	1	0									
Manuel Lee, S OBP: 0.314, SLG: 0.326 (1, 4)										4	0	2	0	0	0	0									
Inning Stats	R: 0 E: 1 K: 1 S: 5	H: 0 LOB: 0 BB: 0 P: 5	R: 0 E: 0 K: 0 S: 3	H: 1 LOB: 0 BB: 0 P: 3	R: 0 E: 0 K: 1 S: 5	H: 0 LOB: 0 BB: 0 P: 5	R: 6 E: 0 K: 0 S: 7	H: 4 LOB: 0 BB: 2 P: 15	R: 1 E: 0 K: 0 S: 4	H: 1 LOB: 2 BB: 0 P: 12	R: 0 E: 0 K: 0 S: 4	H: 1 LOB: 1 BB: 0 P: 4	R: 1 E: 0 K: 0 S: 4	H: 1 LOB: 0 BB: 0 P: 4	R: 0 E: 0 K: 0 S: 3	H: 0 LOB: 0 BB: 0 P: 3	R: 0 E: 0 K: 1 S: 6	H: 2 LOB: 1 BB: 0 P: 6	1B: 7 2B: 0 3B: 0 HR: 3	SF: 0 SAC: 0 DP: 3 HBP: 0	WP: 0 PB: 0 SB: 0 CS: 0	PA: 39			
PITCHER	IP	WLS	BF	H	R	ER	SO	BB	IBB	HBP	BLK	WP	HR	S	P	ERA	WHIP								
Jeff Robinson, R ERA: 5.29 (1, 1)	4.2	L	22	5	7	7	2	4	0	0	0	0	2	22	38	13.50	1.929								
Mike Henneman, R ERA: 2.51 (5, 1)	2.1		10	3	1	1	0	0	0	0	0	0	1	10	10	3.86	1.286								
Willie Hernandez, L ERA: 4.0 (8, 1)	2.0		7	2	0	0	1	0	0	0	0	0	0	9	9	0.00	1.000								

Batter	1	2	3	4	5	6	7	8	9	AB	R	H	RBI	BB	SO	LOB	BOTTOM								
Lou Whitaker, L OBP: 0.327, SLG: 0.425 (1, 4)										5	1	1	1	0	1	2	Toronto Blue Jays @ Detroit Tigers Tiger Stadium, Detroit, MI Tue Jun 23 1987, 7:05 PM EDT Att: 29,275 - Unknown								
Bill Madlock, R OBP: 0.302, SLG: 0.378 (1, 10)										4	0	0	0	0	2	1									
Kirk Gibson, L OBP: 0.372, SLG: 0.517 (1, 7)										4	1	2	2	1	1	0									
Alan Trammell, R OBP: 0.401, SLG: 0.572 (1, 6)										5	1	2	2	0	0	3									
Matt Nokes, L OBP: 0.379, SLG: 0.574 Mike Heath, R OBP: 0.373, SLG: 0.489 (7, PH) (8, 2)										2	0	1	0	1	0	0									
Pat Sheridan, L OBP: 0.353, SLG: 0.392 (1, 9)										4	1	1	0	1	1	2									
Darrell Evans, L OBP: 0.381, SLG: 0.490 (1, 3)										3	1	1	2	1	0	2									
Chet Lemon, R OBP: 0.371, SLG: 0.494 (1, 8)										4	1	0	0	0	1	3									
Tom Brookens, R OBP: 0.314, SLG: 0.440 Johnny Grubb, L OBP: 0.278, SLG: 0.188 Larry Herndon, R OBP: 0.377, SLG: 0.510 Jim Walewander, S OBP: 0.300, SLG: 0.333 (1, 5) (8, PH) (6, PH) (9, 5)										3	1	2	0	0	0	1									
Inning Stats	R: 0 E: 0 K: 2 S: 7	H: 0 LOB: 0 BB: 0 P: 7	R: 0 E: 0 K: 0 S: 4	H: 2 LOB: 2 BB: 1 P: 8	R: 0 E: 0 K: 1 S: 5	H: 1 LOB: 0 BB: 0 P: 5	R: 0 E: 0 K: 0 S: 3	H: 0 LOB: 2 BB: 2 P: 11	R: 1 E: 1 K: 0 S: 5	H: 1 LOB: 2 BB: 0 P: 6	R: 0 E: 0 K: 1 S: 5	H: 0 LOB: 0 BB: 0 P: 5	R: 2 E: 1 K: 0 S: 7	H: 3 LOB: 2 BB: 0 P: 7	R: 2 E: 0 K: 2 S: 9	H: 2 LOB: 0 BB: 0 P: 9	R: 2 E: 0 K: 1 S: 6	H: 1 LOB: 0 BB: 1 P: 10	1B: 7 2B: 2 3B: 0 HR: 2	SF: 0 SAC: 0 DP: 2 HBP: 1	WP: 0 PB: 0 SB: 1 CS: 0	PA: 42			
PITCHER	IP	WLS	BF	H	R	ER	SO	BB	IBB	HBP	BLK	WP	HR	S	P	ERA	WHIP								
Dave Stieb, R ERA: 4.32 (1, 1)	6.2	W	29	6	3	2	4	3	0	0	0	0	0	33	46	2.70	1.350								
Gary Lavelle, L ERA: 5.4 (7, 1)	0.0		2	1	0	0	0	0	0	0	0	0	0	2	2	∞	∞								
Mark Eichhorn, R ERA: 3.41 (7, 1)	0.2		4	2	2	2	1	0	0	0	0	0	1	6	6	27.00	3.000								
Jeff Musselman, L ERA: 2.61 (8, 1)	1.0		4	0	1	1	1	1	0	0	0	0	0	5	9	9.00	1.000								
Tom Henke, R ERA: 1.4 (9, 1)	0.2	S	3	1	1	1	1	0	0	0	0	0	1	5	5	13.50	1.500								

AB	35
R	8
H	10
RBI	8
BB	4
SO	3
LOB	10



Batter	1	2	3	4	5	6	7	8	9	AB	R	H	RBI	BB	SO	LOB	TOP					
Tony Fernandez, S OBP: 0.385, SLG: 0.451 (1, 6)	F9		1B		F7		HR			4	1	2	0	0	0	1	<p>Toronto Blue Jays @ Detroit Tigers</p> <p>Tiger Stadium, Detroit, MI</p> <p>Wed Jun 24 1987, 7:05 PM EDT</p> <p>Att: 34,866 - Unknown</p>					
Rance Mulliniks, L OBP: 0.340, SLG: 0.411 Kelly Gruber, R OBP: 0.337, SLG: 0.470 (1, 5) (7, 5)	HR		1B		4-3		HR			4	2	3	3	0	0	1						
Jesse Barfield, R OBP: 0.364, SLG: 0.542 (1, 8) (8, 9)	6-3		F8		E5	WP	K			4	1	0	0	0	1	2						
George Bell, R OBP: 0.331, SLG: 0.640 (1, 7)	K			HR	4-3		5-3			4	1	1	1	0	1	1						
Ernie Whitt, L OBP: 0.330, SLG: 0.414 (1, 2)		F9		F8		F8		F8		4	0	1	1	0	0	0						
Rick Leach, L OBP: 0.382, SLG: 0.393 Lloyd Moseby, L OBP: 0.315, SLG: 0.431 (1, 9) (8, 8)	5-3		1-3		L6		F8			4	0	0	0	0	0	1						
Willie Upshaw, L OBP: 0.325, SLG: 0.445 (1, 3)	K		F9		6-3			F8		4	0	0	0	0	1	1						
Fred McGriff, L OBP: 0.377, SLG: 0.446 (1, 10)			F8		SH1-3	BB	L3			3	0	0	0	1	0	0						
Manuel Lee, S OBP: 0.296, SLG: 0.306 (1, 4)			K		SH1-3		4-3		F7	3	0	0	0	0	1	0						
Inning Stats	R: 1 E: 0 K: 1 S: 6	H: 1 LOB: 0 BB: 0 P: 6	R: 0 E: 0 K: 1 S: 5	H: 0 LOB: 0 BB: 0 P: 5	R: 0 E: 0 K: 1 S: 7	H: 2 LOB: 2 BB: 0 P: 7	R: 1 E: 0 K: 0 S: 4	H: 1 LOB: 0 BB: 0 P: 4	R: 0 E: 0 K: 0 S: 3	H: 0 LOB: 1 BB: 1 P: 7	R: 1 E: 1 K: 0 S: 5	H: 1 LOB: 1 BB: 0 P: 5	R: 2 E: 0 K: 1 S: 7	H: 2 LOB: 0 BB: 0 P: 7	R: 0 E: 0 K: 0 S: 3	H: 0 LOB: 0 BB: 0 P: 3	R: 0 E: 0 K: 0 S: 3	H: 0 LOB: 0 BB: 0 P: 3	1B: 4 2B: 0 3B: 0 HR: 3	SF: 0 SAC: 1 DP: 0 HBP: 0	WP: 1 PB: 0 SB: 0 CS: 0	PA: 36
PITCHER Jack Morris, R ERA: 3.79 (1, 1)	IP: 9.0 WLS: L BF: 36 H: 7 R: 5 ER: 4 SO: 4 BB: 1 IBB: 0 HBP: 0 BLK: 0 WP: 1 HR: 3 S: 43 P: 47 ERA: 4.00 WHIP: 0.889																					

Batter	1	2	3	4	5	6	7	8	9	AB	R	H	RBI	BB	SO	LOB	BOTTOM			
Lou Whitaker, L OBP: 0.330, SLG: 0.431 (1, 4)	F7		SF8		K		BB			3	1	1	0	1	1	0	<p>Toronto Blue Jays @ Detroit Tigers</p> <p>Tiger Stadium, Detroit, MI</p> <p>Wed Jun 24 1987, 7:05 PM EDT</p> <p>Att: 34,866 - Unknown</p>			
Bill Madlock, R OBP: 0.294, SLG: 0.369 (1, 3)	F7		SF8		F7		F2			3	0	0	1	0	0	1				
Kirk Gibson, L OBP: 0.374, SLG: 0.517 (1, 7)	1B		K		4-3		L6-4	1B		4	0	2	0	0	1	0				
Alan Trammell, R OBP: 0.395, SLG: 0.563 (1, 6)	F9		F9		4-3		L6-4			4	0	0	0	0	0	2				
Larry Herndon, R OBP: 0.372, SLG: 0.514 Pat Sheridan, L OBP: 0.352, SLG: 0.390 (1, 9) (8, PH) (9, 9)	6-3		F8	1B		F8	1B	L3		3	0	2	0	0	0	0				
Chet Lemon, R OBP: 0.398, SLG: 0.488 (1, 8)	1B	FC5-4	1B		F8		F9		F7	4	1	1	0	0	0	2				
Mike Heath, R OBP: 0.372, SLG: 0.486 Matt Nokes, L OBP: 0.377, SLG: 0.571 (1, 2) (9, PH)	FC5-4	1B			F8		F7		F9	3	0	1	0	0	0	1				
Terry Harper, R OBP: 0.301, SLG: 0.391 (1, 10)	FC5-4	1-2			F3		HR		6-3	4	1	1	2	0	0	2				
Tom Brookens, R OBP: 0.310, SLG: 0.434 (1, 5)	K				L8		F8			3	0	0	0	0	1	1				
Inning Stats	R: 0 E: 0 K: 0 S: 4	H: 1 LOB: 1 BB: 0 P: 4	R: 1 E: 0 K: 1 S: 7	H: 2 LOB: 1 BB: 0 P: 7	R: 1 E: 0 K: 1 S: 6	H: 1 LOB: 0 BB: 0 P: 6	R: 0 E: 0 K: 0 S: 4	H: 1 LOB: 1 BB: 0 P: 4	R: 0 E: 0 K: 0 S: 3	H: 1 LOB: 1 BB: 0 P: 3	R: 1 E: 0 K: 0 S: 4	H: 1 LOB: 1 BB: 1 P: 8	R: 0 E: 0 K: 0 S: 3	H: 1 LOB: 0 BB: 0 P: 3	R: 0 E: 0 K: 0 S: 3	H: 0 LOB: 0 BB: 0 P: 3	1B: 6 2B: 1 3B: 1 HR: 1	SF: 1 SAC: 0 DP: 1 HBP: 0	WP: 0 PB: 0 SB: 0 CS: 0	PA: 35
PITCHER John Cerutti, L ERA: 4.05 Jose Antonio Nunez, R ERA: 3.14 Jeff Musselman, L ERA: 2.57 (1, 1) (7, 1) (9, 1)	IP: 6.2 WLS: W BF: 28 H: 7 R: 3 ER: 3 SO: 3 BB: 1 IBB: 0 HBP: 0 BLK: 0 WP: 0 HR: 1 S: 33 P: 37 ERA: 4.05 WHIP: 1.200																			

Batter	1	2	3	4	5	6	7	8	9	AB	R	H	RBI	BB	SO	LOB	TOP							
Willie Upshaw, L (1, 3) OBP: 0.330, SLG: 0.452										5	1	3	0	0	0	2	<p>Toronto Blue Jays @ Milwaukee Brewers Milwaukee County Stadium, Milwaukee, WI</p> <p>Fri Jun 26 1987, 8:05 PM EDT Att: 29,461 - Unknown</p> <p>livebaseballscorecards.com</p>							
Lloyd Moseby, L (1, 8) OBP: 0.389, SLG: 0.432										4	0	2	1	1	1	3								
Rance Mulliniks, L (1, 5) OBP: 0.333, SLG: 0.402										3	0	0	0	0	0	6								
Kelly Gruber, R (7, PH) OBP: 0.333, SLG: 0.464										2	0	0	0	0	0	2								
George Bell, R (1, 7) OBP: 0.329, SLG: 0.645										4	1	1	2	0	1	2								
Ernie Whitt, L (1, 2) OBP: 0.324, SLG: 0.405										4	0	0	0	0	2	3								
Charlie Moore, R (9, PH) OBP: 0.250, SLG: 0.310										1	0	0	0	0	0	0								
Fred McGriff, L (1, 10) OBP: 0.380, SLG: 0.444										3	1	1	0	1	0	0								
Cecil Fielder, R (9, PH) OBP: 0.393, SLG: 0.622										1	0	0	0	0	1	1								
Rick Leach, L (1, 9) OBP: 0.389, SLG: 0.390										3	0	1	0	1	0	1								
Jesse Barfield, R (8, PR) OBP: 0.364, SLG: 0.542										0	1	0	0	0	0	0								
Garth Iorg, R (1, 4) OBP: 0.241, SLG: 0.200										4	0	3	1	0	0	0								
Manuel Lee, S (1, 6) OBP: 0.310, SLG: 0.321										4	1	2	1	0	0	3								
Inning Stats	R: 0 E: 0 K: 0 S: 3	H: 1 LOB: 0 BB: 0 P: 3	R: 0 E: 0 K: 1 S: 5	H: 0 LOB: 0 BB: 0 P: 5	R: 0 E: 0 K: 0 S: 5	H: 2 LOB: 3 BB: 1 P: 9	R: 2 E: 0 K: 0 S: 6	H: 4 LOB: 1 BB: 0 P: 6	R: 1 E: 1 K: 0 S: 5	H: 1 LOB: 1 BB: 0 P: 5	R: 0 E: 0 K: 0 S: 2	H: 0 LOB: 0 BB: 1 P: 6	R: 1 E: 0 K: 1 S: 8	H: 3 LOB: 2 BB: 0 P: 8	R: 1 E: 0 K: 1 S: 7	H: 2 LOB: 2 BB: 1 P: 11	R: 0 E: 1 K: 2 S: 8	H: 0 LOB: 1 BB: 0 P: 8	1B: 11 2B: 1 3B: 0 HR: 1	SF: 1 SAC: 0 DP: 2 HBP: 0	WP: 0 PB: 0 SB: 1 CS: 1	PA: 42		
PITCHER	IP WLS BF H R ER SO BB IBB HBP BLK WP HR S P ERA WHIP	IP WLS BF H R ER SO BB IBB HBP BLK WP HR S P ERA WHIP	IP WLS BF H R ER SO BB IBB HBP BLK WP HR S P ERA WHIP	IP WLS BF H R ER SO BB IBB HBP BLK WP HR S P ERA WHIP	IP WLS BF H R ER SO BB IBB HBP BLK WP HR S P ERA WHIP	IP WLS BF H R ER SO BB IBB HBP BLK WP HR S P ERA WHIP	IP WLS BF H R ER SO BB IBB HBP BLK WP HR S P ERA WHIP	IP WLS BF H R ER SO BB IBB HBP BLK WP HR S P ERA WHIP	IP WLS BF H R ER SO BB IBB HBP BLK WP HR S P ERA WHIP	IP WLS BF H R ER SO BB IBB HBP BLK WP HR S P ERA WHIP	IP WLS BF H R ER SO BB IBB HBP BLK WP HR S P ERA WHIP	IP WLS BF H R ER SO BB IBB HBP BLK WP HR S P ERA WHIP	IP WLS BF H R ER SO BB IBB HBP BLK WP HR S P ERA WHIP	IP WLS BF H R ER SO BB IBB HBP BLK WP HR S P ERA WHIP	IP WLS BF H R ER SO BB IBB HBP BLK WP HR S P ERA WHIP	IP WLS BF H R ER SO BB IBB HBP BLK WP HR S P ERA WHIP	IP WLS BF H R ER SO BB IBB HBP BLK WP HR S P ERA WHIP	IP WLS BF H R ER SO BB IBB HBP BLK WP HR S P ERA WHIP	IP WLS BF H R ER SO BB IBB HBP BLK WP HR S P ERA WHIP	IP WLS BF H R ER SO BB IBB HBP BLK WP HR S P ERA WHIP	IP WLS BF H R ER SO BB IBB HBP BLK WP HR S P ERA WHIP	IP WLS BF H R ER SO BB IBB HBP BLK WP HR S P ERA WHIP	IP WLS BF H R ER SO BB IBB HBP BLK WP HR S P ERA WHIP	IP WLS BF H R ER SO BB IBB HBP BLK WP HR S P ERA WHIP
Bill Wegman, R (1, 1) ERA: 4.35	6.0	28	10	4	3	0	1	2	0	0	0	0	0	0	0	0	0	0	0	1	28	36	4.50	2.000
Paul Mirabella, L (7, 1) ERA: 7.9	0.0	1	1	0	0	0	0	0	0	0	0	0	0	0	0	0	0	0	0	0	1	1	∞	∞
Mark Clear, R (7, 1) ERA: 4.23	1.1	7	2	1	1	1	1	0	0	0	0	0	0	0	8	12	6.75	2.250						
Dan Plesac, L (8, 1) ERA: 1.37	1.2	W 6	0	0	0	0	3	0	0	0	0	0	0	0	12	12	0.00	0.000						

Batter	1	2	3	4	5	6	7	8	9	AB	R	H	RBI	BB	SO	LOB	BOTTOM						
Mike Felder, S (1, 7) OBP: 0.257, SLG: 0.324										5	0	1	0	0	1	2	<p>Toronto Blue Jays @ Milwaukee Brewers Milwaukee County Stadium, Milwaukee, WI</p> <p>Fri Jun 26 1987, 8:05 PM EDT Att: 29,461 - Unknown</p> <p>livebaseballscorecards.com</p>						
Robin Yount, R (1, 8) OBP: 0.372, SLG: 0.464										4	1	3	1	1	0	0							
Paul Molitor, R (1, 5) OBP: 0.397, SLG: 0.503										3	1	0	0	0	1	2							
Rick Manning, L (7, PH) OBP: 0.375, SLG: 0.383										0	0	0	0	0	1	0							
Juan Castillo, S (8, 4) OBP: 0.368, SLG: 0.429										0	1	0	0	1	0	0							
Cecil Cooper, L (1, 10) OBP: 0.281, SLG: 0.365										4	1	1	2	1	3	4							
Rob Deer, R (1, 9) OBP: 0.376, SLG: 0.565										4	1	2	1	1	2	5							
B.J. Surhoff, L (1, 2) OBP: 0.341, SLG: 0.447										4	1	3	2	1	0	0							
Bill Schroeder, R (1, 3) OBP: 0.382, SLG: 0.515										4	2	1	0	1	1	5							
Jim Gantner, L (1, 4) OBP: 0.329, SLG: 0.377										3	0	1	0	0	0	0							
Dale Sveum, S (1, 6) OBP: 0.273, SLG: 0.371										4	2	2	3	0	1	1							
Inning Stats	R: 0 E: 0 K: 0 S: 3	H: 0 LOB: 0 BB: 0 P: 3	R: 0 E: 0 K: 2 S: 7	H: 1 LOB: 2 BB: 1 P: 11	R: 0 E: 0 K: 1 S: 5	H: 0 LOB: 0 BB: 0 P: 5	R: 0 E: 0 K: 2 S: 7	H: 1 LOB: 2 BB: 1 P: 11	R: 1 E: 0 K: 1 S: 7	H: 2 LOB: 1 BB: 1 P: 11	R: 1 E: 0 K: 2 S: 10	H: 2 LOB: 3 BB: 1 P: 14	R: 1 E: 1 K: 1 S: 10	H: 3 LOB: 3 BB: 1 P: 14	R: 7 E: 1 K: 1 S: 10	H: 5 LOB: 1 BB: 3 P: 22	R: 0 E: 0 K: 2 S: 8	H: 0 LOB: 1 BB: 0 P: 8	1B: 10 2B: 6 3B: 0 HR: 0	SF: 0 SAC: 1 DP: 2 HBP: 0	WP: 1 PB: 0 SB: 2 CS: 2	PA: 43	
PITCHER	IP WLS BF H R ER SO BB IBB HBP BLK WP HR S P ERA WHIP	IP WLS BF H R ER SO BB IBB HBP BLK WP HR S P ERA WHIP	IP WLS BF H R ER SO BB IBB HBP BLK WP HR S P ERA WHIP	IP WLS BF H R ER SO BB IBB HBP BLK WP HR S P ERA WHIP	IP WLS BF H R ER SO BB IBB HBP BLK WP HR S P ERA WHIP	IP WLS BF H R ER SO BB IBB HBP BLK WP HR S P ERA WHIP	IP WLS BF H R ER SO BB IBB HBP BLK WP HR S P ERA WHIP	IP WLS BF H R ER SO BB IBB HBP BLK WP HR S P ERA WHIP	IP WLS BF H R ER SO BB IBB HBP BLK WP HR S P ERA WHIP	IP WLS BF H R ER SO BB IBB HBP BLK WP HR S P ERA WHIP	IP WLS BF H R ER SO BB IBB HBP BLK WP HR S P ERA WHIP	IP WLS BF H R ER SO BB IBB HBP BLK WP HR S P ERA WHIP	IP WLS BF H R ER SO BB IBB HBP BLK WP HR S P ERA WHIP	IP WLS BF H R ER SO BB IBB HBP BLK WP HR S P ERA WHIP	IP WLS BF H R ER SO BB IBB HBP BLK WP HR S P ERA WHIP	IP WLS BF H R ER SO BB IBB HBP BLK WP HR S P ERA WHIP	IP WLS BF H R ER SO BB IBB HBP BLK WP HR S P ERA WHIP	IP WLS BF H R ER SO BB IBB HBP BLK WP HR S P ERA WHIP	IP WLS BF H R ER SO BB IBB HBP BLK WP HR S P ERA WHIP	IP WLS BF H R ER SO BB IBB HBP BLK WP HR S P ERA WHIP	IP WLS BF H R ER SO BB IBB HBP BLK WP HR S P ERA WHIP	IP WLS BF H R ER SO BB IBB HBP BLK WP HR S P ERA WHIP	IP WLS BF H R ER SO BB IBB HBP BLK WP HR S P ERA WHIP
Jimmy Key, L (1, 1) ERA: 2.9	6.0	25	6	2	2	6	3	0	0	0	0	0	0	0	0	0	3.00	1.500					
Jeff Musselman, L (7, 1) ERA: 2.74	0.1	3	2	1	1	0	0	0	0	0	0	0	0	0	3	3	27.00	6.000					
Tom Henke, R (7, 1) ERA: 2.7	1.1	L 12	4	6	6	3	3	1	0	0	0	0	0	14	30	40.50	5.250						
Jose Antonio Nunez, R (8, 1) ERA: 3.41	0.1	3	2	1	1	0	0	0	0	0	0	0	0	3	3	27.00	6.000						


Batter	1	2	3	4	5	6	7	8	9	AB	R	H	RBI	BB	SO	LOB	TOP			
Tony Fernandez, S OBP: 0.395, SLG: 0.456 (1, 6)										4	2	2	0	1	2	2	Toronto Blue Jays @ Milwaukee Brewers Milwaukee County Stadium, Milwaukee, WI Sun Jun 28 1987, 4:33 AM EDT Att: 42,389 - Unknown livebaseballscorecards.com			
Lloyd Moseby, L OBP: 0.332, SLG: 0.451 (1, 8)										5	1	3	1	0	1	1				
Jesse Barfield, R OBP: 0.362, SLG: 0.544 (1, 9)										5	0	2	1	0	2	3				
George Bell, R OBP: 0.321, SLG: 0.636 (1, 10)										5	1	1	2	0	3	5				
Cecil Fielder, R OBP: 0.368, SLG: 0.575 Fred McGriff, L OBP: 0.382, SLG: 0.468 (8, PH) (8, 3)										3	0	0	0	0	1	0				
Kelly Gruber, R OBP: 0.335, SLG: 0.460 (8, 4)										4	0	1	0	0	2	0				
Garth Iorg, R OBP: 0.250, SLG: 0.206 Rance Mulliniks, L OBP: 0.336, SLG: 0.403 (8, PH) (8, 5)										3	0	0	0	0	1	1				
Charlie Moore, R OBP: 0.263, SLG: 0.343 Rick Leach, L OBP: 0.397, SLG: 0.400 (8, PH) (8, 7)										3	0	1	0	0	2	1				
Ernie Whitt, L OBP: 0.318, SLG: 0.397 (1, 2)										4	0	0	0	0	2	3				
Inning Stats	R: 2 E: 0 K: 1 S: 7	H: 2 LOB: 0 BB: 0 P: 7	R: 0 E: 0 K: 2 S: 8	H: 1 LOB: 1 BB: 0 P: 8	R: 0 E: 0 K: 2 S: 8	H: 1 LOB: 1 BB: 0 P: 8	R: 0 E: 0 K: 2 S: 8	H: 0 LOB: 0 BB: 0 P: 5	R: 1 E: 1 K: 3 S: 11	H: 2 LOB: 2 BB: 1 P: 15	R: 1 E: 0 K: 3 S: 8	H: 3 LOB: 2 BB: 0 P: 8	R: 0 E: 0 K: 3 S: 10	H: 1 LOB: 1 BB: 0 P: 10	1B: 9 2B: 2 3B: 0 HR: 2	SF: 0 SAC: 0 DP: 0 HBP: 0		WP: 0 PB: 0 SB: 0 CS: 0		
PITCHER	IP WLS BF H R ER SO BB IBB HBP BLK WP HR S P ERA WHIP																			
Teddy Higuera, L ERA: 5.37 Jay Aldrich, R ERA: 4.91 Dan Plesac, L ERA: 1.32	(1, 1) (8, 1) (8, 1)	7.0 0.1 1.2	W 4 6	L 3 1	B 3 0	F 31 1 0	H 9 4 0	R 4 1 0	ER 4 1 0	SO 13 0 4	BB 1 0 0	IBB 0 0 0	HBP 0 0 0	BLK 0 0 0	WP 0 1 0	HR 1 4 14	S 56 4 14	P 60 4 14	ERA 5.14 27.00 0.00	WHIP 1.429 9.000 0.600

Batter	1	2	3	4	5	6	7	8	9	AB	R	H	RBI	BB	SO	LOB	BOTTOM				
Mike Felder, S OBP: 0.263, SLG: 0.351 (1, 7)										5	3	2	1	0	0	3	Toronto Blue Jays @ Milwaukee Brewers Milwaukee County Stadium, Milwaukee, WI Sun Jun 28 1987, 4:33 AM EDT Att: 42,389 - Unknown livebaseballscorecards.com				
Robin Yount, R OBP: 0.381, SLG: 0.476 (1, 8)										3	3	3	3	2	0	0					
Cecil Cooper, L OBP: 0.287, SLG: 0.377 (1, 10)										4	1	2	3	1	1	2					
Greg Brock, L OBP: 0.333, SLG: 0.434 (1, 3)										5	1	3	2	0	0	5					
Rob Deer, R OBP: 0.375, SLG: 0.556 (1, 9)										5	1	2	0	0	2	2					
B.J. Surhoff, L OBP: 0.335, SLG: 0.430 (1, 2)										4	1	1	0	1	1	2					
Jim Gantner, L OBP: 0.331, SLG: 0.379 (1, 5)										4	1	1	1	0	0	4					
Juan Castillo, S OBP: 0.362, SLG: 0.418 (1, 4)										5	0	2	1	0	2	1					
Dale Sveum, S OBP: 0.272, SLG: 0.366 (1, 6)										5	0	1	0	0	1	4					
Inning Stats	R: 2 E: 2 K: 0 S: 6	H: 3 LOB: 2 BB: 1 P: 10	R: 2 E: 0 K: 2 S: 9	H: 2 LOB: 0 BB: 0 P: 9	R: 4 E: 1 K: 0 S: 8	H: 4 LOB: 3 BB: 2 P: 16	R: 0 E: 0 K: 1 S: 6	H: 1 LOB: 1 BB: 0 P: 6	R: 0 E: 0 K: 1 S: 5	H: 1 LOB: 0 BB: 0 P: 5	R: 3 E: 0 K: 2 S: 11	H: 4 LOB: 1 BB: 0 P: 11	R: 0 E: 0 K: 0 S: 4	H: 1 LOB: 2 BB: 0 P: 5	1B: 12 2B: 1 3B: 1 HR: 3	SF: 1 SAC: 0 DP: 0 HBP: 1		WP: 0 PB: 0 SB: 1 CS: 1			
PITCHER	IP WLS BF H R ER SO BB IBB HBP BLK WP HR S P ERA WHIP																				
Dave Stieb, R ERA: 4.67 Gary Lavelle, L ERA: 4.66 Mark Eichhorn, R ERA: 3.66	(1, 1) (3, 1) (6, 1)	2.0 3.0 3.0	L 17 15	W 4 6	L 2 3	B 0 3	F 14 2 3	H 7 4 6	R 6 2 3	ER 5 0 3	SO 2 2 3	BB 1 2 0	IBB 0 1 0	HBP 0 0 1	BLK 0 0 0	WP 0 0 1	HR 2 18 21	S 17 30 21	P 21 30 21	ERA 22.50 0.00 9.00	WHIP 4.000 2.000 2.000

Batter	1	2	3	4	5	6	7	8	9	AB	R	H	RBI	BB	SO	LOB	TOP								
Rickey Henderson, R OBP: 0.441, SLG: 0.571	L8	F6		5-3		K		HR		5	1	1	0	0	1	3									
Willie Randolph, R OBP: 0.426, SLG: 0.440	HR	HR		F7		1B		K		4	2	2	0	1	1	2									
Don Mattingly, L OBP: 0.394, SLG: 0.507	F7	HR			6-3	1B		HR		4	2	2	5	1	0	1									
Dave Winfield, R OBP: 0.392, SLG: 0.542	HR	K			K	K		HR		5	2	2	6	0	3	2									
Gary Ward, R OBP: 0.306, SLG: 0.419	IHR	F9			L9			K		4	1	0	0	1	1	0									
Ron Kittle, R OBP: 0.352, SLG: 0.570	IHR			K		5-3				3	1	1	2	0	1	0									
Claudell Washington, L OBP: 0.353, SLG: 0.448								F7		2	0	0	0	0	0	0									
Rick Cerone, R OBP: 0.304, SLG: 0.269	1-3			F8		HR				4	1	1	0	1	0	0									
Mike Pagliarulo, L OBP: 0.315, SLG: 0.439		BB		K		HR		K		4	2	2	2	1	2	1									
Wayne Tolleson, S OBP: 0.331, SLG: 0.273	HR	BB		4-3		E5		FC4-6		3	3	0	0	1	0	1									
Inning Stats	R: 4 E: 0 K: 0 S: 6	H: 3 LOB: 0 BB: 1 P: 10	R: 4 E: 0 K: 1 S: 7	H: 2 LOB: 0 BB: 2 P: 15	R: 0 E: 0 K: 2 S: 7	H: 0 LOB: 0 BB: 0 P: 7	R: 0 E: 0 K: 0 S: 3	H: 0 LOB: 0 BB: 0 P: 3	R: 0 E: 0 K: 1 S: 5	H: 0 LOB: 0 BB: 0 P: 5	R: 3 E: 1 K: 2 S: 11	H: 3 LOB: 2 BB: 1 P: 15	R: 0 E: 0 K: 0 S: 3	H: 0 LOB: 0 BB: 0 P: 3	R: 4 E: 0 K: 2 S: 9	H: 2 LOB: 0 BB: 2 P: 17	R: 0 E: 0 K: 1 S: 5	H: 1 LOB: 1 BB: 0 P: 5	1B: 6 2B: 1 3B: 0 HR: 5	SF: 0 SAC: 0 DP: 1 HBP: 0	WP: 0 PB: 0 SB: 0 CS: 1	PA: 44			
PITCHER	IP	WLS	BF	H	R	ER	SO	BB	IBB	HBP	BLK	WP	HR	S	P	ERA	WHIP								
John Cerutti, L ERA: 5.03	(1, 1)	1.1	12	5	8	8	0	3	0	0	0	0	2	9	21	54.00	6.000								
Jose Antonio Nunez, R ERA: 3.51	(2, 1)	4.1	18	3	3	2	5	1	0	0	0	0	1	27	31	4.15	0.923								
Mark Eichhorn, R ERA: 3.59	(6, 1)	1.1	4	0	0	0	1	0	0	0	0	0	0	6	6	0.00	0.000								
Jeff Musselman, L ERA: 3.08	(8, 1)	0.1	3	1	2	2	0	1	0	0	0	0	0	2	6	54.00	6.000								
Tom Henke, R ERA: 3.92	(8, 1)	1.2	L 7	2	2	2	3	1	0	0	0	0	1	12	16	10.80	1.800								
Batter	1	2	3	4	5	6	7	8	9	AB	R	H	RBI	BB	SO	LOB	BOTTOM								
Tony Fernandez, S OBP: 0.397, SLG: 0.458	F8	4-3			E	FC4-6				5	2	2	2	1	0	3									
Lloyd Moseby, L OBP: 0.332, SLG: 0.459	1B			4-3	L7	HR		K		6	2	2	3	0	1	4									
Jesse Barfield, R OBP: 0.358, SLG: 0.536	K			F4	K	6-3		F7		6	0	1	2	0	2	3									
George Bell, R OBP: 0.329, SLG: 0.638	HR			K						4	2	3	0	1	1	0									
Cecil Fielder, R OBP: 0.378, SLG: 0.627	HR			WP						3	2	2	2	0	0	2									
Fred McGriff, L OBP: 0.383, SLG: 0.465	HR			2B		F7		K		1	1	0	0	1	1	2									
Kelly Gruber, R OBP: 0.332, SLG: 0.449	F6			F7		F2		F8		4	0	0	0	1	0	1									
Willie Upshaw, L OBP: 0.333, SLG: 0.469		4-3				HR		4-3		5	2	2	3	0	0	2									
Charlie Moore, R OBP: 0.250, SLG: 0.324										2	0	0	0	0	0	1									
Ernie Whitl, L OBP: 0.318, SLG: 0.396		F9		6-3		E4		4-3		3	2	1	1	0	0	1									
Garth Iorg, R OBP: 0.253, SLG: 0.211										2	0	1	0	0	0	1									
Rance Mulliniks, L OBP: 0.340, SLG: 0.407				5-3		FC4-6				1	0	1	0	0	0	0									
Manuel Lee, S OBP: 0.317, SLG: 0.327		1B				1B		1B		2	1	1	0	0	1	0									
Inning Stats	R: 3 E: 0 K: 1 S: 8	H: 3 LOB: 0 BB: 0 P: 8	R: 0 E: 0 K: 0 S: 4	H: 1 LOB: 1 BB: 0 P: 4	R: 0 E: 0 K: 1 S: 5	H: 0 LOB: 0 BB: 0 P: 5	R: 1 E: 0 K: 0 S: 5	H: 2 LOB: 1 BB: 0 P: 5	R: 0 E: 0 K: 1 S: 6	H: 1 LOB: 2 BB: 1 P: 10	R: 4 E: 0 K: 0 S: 7	H: 4 LOB: 0 BB: 0 P: 7	R: 3 E: 2 K: 1 S: 11	H: 5 LOB: 2 BB: 2 P: 19	R: 0 E: 0 K: 0 S: 3	H: 0 LOB: 0 BB: 0 P: 3	R: 0 E: 0 K: 2 S: 7	H: 0 LOB: 1 BB: 1 P: 11	1B: 10 2B: 3 3B: 0 HR: 3	SF: 0 SAC: 0 DP: 0 HBP: 0	WP: 2 PB: 0 SB: 1 CS: 0	PA: 48			
PITCHER	IP	WLS	BF	H	R	ER	SO	BB	IBB	HBP	BLK	WP	HR	S	P	ERA	WHIP								
Dennis Rasmussen, L ERA: 4.15	(1, 1)	5.0	23	7	4	4	3	1	0	0	0	0	2	28	32	7.20	1.600								
Cecilio Guante, R ERA: 5.5	(6, 1)	0.2	6	4	4	4	0	0	0	0	0	0	2	6	6	54.00	6.000								
Tim Stoddard, R ERA: 3.78	(6, 1)	0.1	2	1	1	1	0	0	0	0	0	0	0	2	2	27.00	3.000								
Pat Clements, L ERA: 3.03	(7, 1)	0.0	2	0	0	0	0	2	0	0	0	0	0	0	8	=	=								
Dave Righetti, L ERA: 4.38	(7, 1)	3.0	W 15	4	5	2	3	1	0	0	0	0	0	20	24	6.00	1.667								

New York Yankees @ Toronto Blue Jays
Exhibition Stadium, Toronto, ON
Mon Jun 29 1987, 7:05 PM EDT
Att: 42,179 - Unknown

AB 38
R 15
H 11
RBI 15
BB 6
SO 9
LOB 10




New York Yankees @ Toronto Blue Jays
Exhibition Stadium, Toronto, ON
Mon Jun 29 1987, 7:05 PM EDT
Att: 42,179 - Unknown

AB 44
R 14
H 16
RBI 13
BB 4
SO 6
LOB 20



Batter	1	2	3	4	5	6	7	8	9	AB	R	H	RBI	BB	SO	LOB	TOP					
Rickey Henderson, R OBP: 0.440, SLG: 0.564 (1, 7)										4	0	1	0	1	2	3	New York Yankees @ Toronto Blue Jays Exhibition Stadium, Toronto, ON Tue Jun 30 1987, 7:05 PM EDT Att: 45,297 - Unknown					
Willie Randolph, R OBP: 0.427, SLG: 0.441 (1, 4)										4	0	1	2	1	0	2						
Don Mattingly, L OBP: 0.392, SLG: 0.502 (1, 3)										4	2	1	0	0	1	2						
Dave Winfield, R OBP: 0.393, SLG: 0.541 (1, 9)										4	0	2	0	0	1	0						
Gary Ward, R OBP: 0.308, SLG: 0.420 (1, 8)										4	0	2	2	0	0	0						
Ron Kittle, R OBP: 0.346, SLG: 0.560 Claudell Washington, L OBP: 0.355, SLG: 0.444 (5, PH)										2	0	0	0	0	1	2						
Rick Cerone, R OBP: 0.302, SLG: 0.277 (1, 2)										4	0	1	0	0	1	3						
Mike Pagliarulo, L OBP: 0.314, SLG: 0.436 (1, 5)										4	1	1	0	0	2	2						
Wayne Tolleson, S OBP: 0.331, SLG: 0.274 Paul Zuvella, R OBP: 0.286, SLG: 0.286 (6, 6)										3	1	1	0	0	0	1						
Inning Stats	R: 1 E: 0 K: 0 S: 5	H: 3 LOB: 2 BB: 1 P: 9	R: 2 E: 0 K: 3 S: 12	H: 3 LOB: 1 BB: 0 P: 12	R: 0 E: 0 K: 1 S: 5	H: 0 LOB: 0 BB: 0 P: 5	R: 0 E: 0 K: 0 S: 4	H: 1 LOB: 2 BB: 1 P: 8	R: 1 E: 0 K: 0 S: 5	H: 3 LOB: 1 BB: 0 P: 5	R: 0 E: 0 K: 2 S: 7	H: 0 LOB: 0 BB: 0 P: 7	R: 0 E: 0 K: 1 S: 5	H: 0 LOB: 0 BB: 0 P: 5	R: 0 E: 0 K: 1 S: 5	H: 0 LOB: 1 BB: 1 P: 9	R: 0 E: 0 K: 0 S: 3	H: 1 LOB: 0 BB: 0 P: 3	1B: 9 2B: 2 3B: 0 HR: 0	SF: 0 SAC: 0 DP: 2 HBP: 0	WP: 3 PB: 0 SB: 0 CS: 1	PA: 38
PITCHER	IP WLS BF H R ER SO BB IBB HBP BLK WP HR S P ERA WHIP	IP WLS BF H R ER SO BB IBB HBP BLK WP HR S P ERA WHIP															IP WLS BF H R ER SO BB IBB HBP BLK WP HR S P ERA WHIP					
David Wells, L ERA: 9.0 (1, 1)	4.0 L 22 9 4 4 4 2 0 0 0 3 0 28 36 9.00 2.750																					
Mark Eichhorn, R ERA: 3.44 (5, 1)	3.0 9 1 0 0 3 0 0 0 0 0 0 15 15 0.00 0.333																					
Gary Lavelle, L ERA: 3.86 (8, 1)	2.0 7 1 0 0 1 1 0 0 0 0 0 8 12 0.00 1.000																					

AB	35
R	4
H	11
RBI	4
BB	3
SO	8
LOB	17



Batter	1	2	3	4	5	6	7	8	9	AB	R	H	RBI	BB	SO	LOB	BOTTOM					
Tony Fernandez, S OBP: 0.392, SLG: 0.452 (1, 6)										4	0	0	0	0	0	1	New York Yankees @ Toronto Blue Jays Exhibition Stadium, Toronto, ON Tue Jun 30 1987, 7:05 PM EDT Att: 45,297 - Unknown					
Lloyd Moseby, L OBP: 0.334, SLG: 0.457 (1, 8)										3	0	1	0	1	2	0						
Jesse Barfield, R OBP: 0.357, SLG: 0.536 (1, 9)										4	0	1	0	0	2	1						
George Bell, R OBP: 0.328, SLG: 0.633 (1, 7)										4	0	1	0	0	1	3						
Cecil Fielder, R OBP: 0.386, SLG: 0.628 Rance Mulliniks, L OBP: 0.338, SLG: 0.404 (9, PH)										3	0	2	0	0	1	1						
Kelly Gruber, R OBP: 0.326, SLG: 0.442 Rick Leach, L OBP: 0.392, SLG: 0.393 (9, PH)										3	0	0	0	0	2	2						
Garth Iorg, R OBP: 0.262, SLG: 0.221 Ernie Whitt, L OBP: 0.317, SLG: 0.394 (9, PH)										3	0	2	0	0	0	0						
Willie Upshaw, L OBP: 0.330, SLG: 0.464 (1, 3)										3	0	0	0	0	1	2						
Charlie Moore, R OBP: 0.233, SLG: 0.300 (1, 2)										3	0	0	0	0	0	1						
Inning Stats	R: 0 E: 0 K: 1 S: 6	H: 1 LOB: 1 BB: 0 P: 6	R: 0 E: 0 K: 1 S: 6	H: 2 LOB: 1 BB: 0 P: 6	R: 0 E: 0 K: 1 S: 5	H: 0 LOB: 0 BB: 0 P: 5	R: 0 E: 0 K: 2 S: 8	H: 1 LOB: 1 BB: 0 P: 8	R: 0 E: 0 K: 0 S: 4	H: 1 LOB: 1 BB: 0 P: 4	R: 0 E: 0 K: 3 S: 10	H: 1 LOB: 1 BB: 0 P: 10	R: 0 E: 0 K: 1 S: 5	H: 0 LOB: 0 BB: 0 P: 5	R: 0 E: 0 K: 0 S: 4	H: 1 LOB: 2 BB: 1 P: 8	R: 0 E: 0 K: 1 S: 5	H: 0 LOB: 0 BB: 0 P: 5	1B: 6 2B: 1 3B: 0 HR: 0	SF: 0 SAC: 0 DP: 1 HBP: 0	WP: 0 PB: 0 SB: 0 CS: 0	PA: 34
PITCHER	IP WLS BF H R ER SO BB IBB HBP BLK WP HR S P ERA WHIP	IP WLS BF H R ER SO BB IBB HBP BLK WP HR S P ERA WHIP															IP WLS BF H R ER SO BB IBB HBP BLK WP HR S P ERA WHIP					
Ron Guidry, L ERA: 3.0 (1, 1)	7.2 W 29 6 0 0 9 1 0 0 0 0 46 50 0.00 0.913																					
Tim Stoddard, R ERA: 3.63 (8, 1)	1.1 5 1 0 0 1 0 0 0 0 0 0 7 7 0.00 0.750																					

AB	33
R	0
H	7
RBI	0
BB	1
SO	10
LOB	11



Batter	1	2	3	4	5	6	7	8	9	AB	R	H	RBI	BB	SO	LOB	TOP										
Tony Fernandez, S (1, 6) OBP: 0.388, SLG: 0.446										5	1	2	0	0	1	1	Toronto Blue Jays @ Kansas City Royals Royals Stadium, Kansas City, MO Fri Jul 03 1987, 8:05 PM EDT Unknown										
Lloyd Moseby, L (1, 8) OBP: 0.336, SLG: 0.450										2	0	0	0	2	1												
Jesse Barfield, R (1, 9) OBP: 0.358, SLG: 0.528										4	0	0	0	0	1	3											
George Bell, R (1, 7) OBP: 0.327, SLG: 0.627										3	1	1	1	0	0	1											
Willie Upshaw, L (1, 3) OBP: 0.330, SLG: 0.461										4	1	2	0	0	0	1											
Rance Mulliniks, L (1, 5) OBP: 0.331, SLG: 0.394										4	0	1	0	0	0	3											
Ernie Whitt, L (1, 2) OBP: 0.316, SLG: 0.391										4	0	1	1	0	1	1											
Fred McGriff, L (1, 10) OBP: 0.377, SLG: 0.477										4	1	1	1	0	0	3											
Garth Iorg, R (1, 4) OBP: 0.250, SLG: 0.210										2	0	0	0	0	1	2											
Rick Leach, L (7, PH) OBP: 0.387, SLG: 0.387										1	0	0	0	0	0	0											
Manuel Lee, S (7, 4) OBP: 0.328, SLG: 0.339										1	0	1	0	0	0	0											
Inning Stats	R: 0 E: 1 K: 1 S: 5	H: 0 LOB: 0 BB: 0 P: 5	R: 2 E: 1 K: 1 S: 8	H: 3 LOB: 1 BB: 0 P: 8	R: 1 E: 0 K: 0 S: 4	H: 1 LOB: 1 BB: 1 P: 8	R: 0 E: 0 K: 1 S: 6	H: 1 LOB: 1 BB: 0 P: 6	R: 0 E: 0 K: 0 S: 3	H: 0 LOB: 0 BB: 0 P: 3	R: 0 E: 0 K: 1 S: 6	H: 1 LOB: 1 BB: 0 P: 6	R: 0 E: 0 K: 1 S: 6	H: 1 LOB: 1 BB: 0 P: 6	R: 1 E: 0 K: 0 S: 4	H: 2 LOB: 0 BB: 0 P: 4	1B: 7 2B: 1 3B: 0 HR: 1	SF: 1 SAC: 0 DP: 2 HBP: 0	WP: 0 PB: 0 SB: 3 CS: 1	PA: 38							
PITCHER	IP	WLS	BF	H	R	ER	SO	BB	IBB	HBP	BLK	WP	HR	S	P	ERA	WHIP										
Mark Gubicza, R (1, 1) ERA: 4.17	8.1	W	36	9	4	3	5	2	0	0	0	0	1	44	52	3.24	1.320										
Jerry Don Gleaton, L (9, 1) ERA: 3.86	0.2	S	1	0	0	0	0	0	0	0	0	0	0	1	1	0.00	0.000										

Batter	1	2	3	4	5	6	7	8	9	AB	R	H	RBI	BB	SO	LOB	BOTTOM										
Willie Wilson, S (1, 8) OBP: 0.319, SLG: 0.389										5	1	3	1	0	0	1	Toronto Blue Jays @ Kansas City Royals Royals Stadium, Kansas City, MO Fri Jul 03 1987, 8:05 PM EDT Unknown										
Kevin Seitzer, R (1, 5) OBP: 0.392, SLG: 0.421										4	2	1	0	1	0	4											
George Brett, L (1, 3) OBP: 0.415, SLG: 0.540										4	1	2	2	1	0	1											
Danny Tartabull, R (1, 9) OBP: 0.386, SLG: 0.478										4	1	3	0	1	1	0											
Frank White, R (1, 4) OBP: 0.298, SLG: 0.354										4	0	0	2	0	1	5											
Jim Eisenreich, L (1, 10) OBP: 0.273, SLG: 0.550										3	0	1	1	1	1	1											
Bo Jackson, R (1, 7) OBP: 0.325, SLG: 0.514										4	0	0	0	0	2	4											
Angel Salazar, R (1, 6) OBP: 0.214, SLG: 0.254										3	1	0	0	1	0	3											
Jamie Quirk, L (1, 2) OBP: 0.297, SLG: 0.329										3	0	1	0	0	1	0											
Steve Balboni, R (7, PH) OBP: 0.276, SLG: 0.387										1	0	1	0	0	0	0											
Larry Owen, R (8, 2) OBP: 0.263, SLG: 0.352										0	0	0	0	0	0	0											
Inning Stats	R: 2 E: 0 K: 1 S: 8	H: 3 LOB: 1 BB: 0 P: 8	R: 0 E: 0 K: 1 S: 6	H: 1 LOB: 0 BB: 0 P: 6	R: 2 E: 0 K: 0 S: 5	H: 2 LOB: 1 BB: 1 P: 9	R: 0 E: 0 K: 1 S: 5	H: 0 LOB: 0 BB: 0 P: 5	R: 1 E: 0 K: 1 S: 8	H: 3 LOB: 3 BB: 1 P: 12	R: 0 E: 0 K: 0 S: 4	H: 1 LOB: 2 BB: 2 P: 12	R: 1 E: 0 K: 0 S: 5	H: 2 LOB: 2 BB: 1 P: 9	R: 0 E: 0 K: 2 S: 7	H: 0 LOB: 0 BB: 0 P: 7	1B: 9 2B: 3 3B: 0 HR: 0	SF: 0 SAC: 1 DP: 0 HBP: 0	WP: 0 PB: 0 SB: 2 CS: 0	PA: 41							
PITCHER	IP	WLS	BF	H	R	ER	SO	BB	IBB	HBP	BLK	WP	HR	S	P	ERA	WHIP										
Jim Clancy, R (1, 1) ERA: 2.99	4.0	L	22	9	5	5	3	1	0	0	0	0	0	27	31	11.25	2.500										
Mark Eichhorn, R (5, 1) ERA: 3.54	2.2		13	1	1	1	1	2	2	0	0	0	0	11	27	3.38	1.125										
Gary Lavelle, L (7, 1) ERA: 3.29	1.1		6	2	0	0	2	0	0	0	0	0	0	10	10	0.00	1.500										

Batter	1	2	3	4	5	6	7	8	9	AB	R	H	RBI	BB	SO	LOB	TOP																					
Tony Fernandez, S OBP: 0.386, SLG: 0.442	5-3		2B 1B	1-3			F7		4-3	5	1	1	0	0	0	3																						
Lloyd Moseby, L OBP: 0.336, SLG: 0.454	K		1B 2B			G6-4-3 1B	F9			4	1	2	2	0	1	0																						
Jesse Barfield, R OBP: 0.357, SLG: 0.527	K		F7				F7		3-1 2B	4	0	1	0	0	1	2																						
George Bell, R OBP: 0.326, SLG: 0.622		F9	1B		G6-4-3			3-1		4	0	1	1	0	0	2																						
Cecil Fielder, R OBP: 0.383, SLG: 0.637	6-3		F5					F8		3	1	1	1	0	0	1																						
Fred McGriff, L OBP: 0.375, SLG: 0.474										1	0	0	0	0	0	1																						
Kelly Gruber, R OBP: 0.322, SLG: 0.444	3B			E5 FC3-6 1B			K		K	4	0	1	0	0	2	1																						
Charlie Moore, R OBP: 0.250, SLG: 0.298	5-3						G4-6-3 BB		K	3	0	0	0	1	2	2																						
Willie Upshaw, L OBP: 0.332, SLG: 0.462			2B 1B			G4-6-3			E3	4	1	2	0	0	0	1																						
Manuel Lee, S OBP: 0.308, SLG: 0.317	L5		L5	FC3-6			1-3		L7	4	0	0	0	0	0	4																						
Inning Stats	R: 0 E: 0 K: 2 S: 7	H: 0 LOB: 0 BB: 0 P: 7	R: 0 E: 0 K: 0 S: 4	H: 1 LOB: 1 BB: 0 P: 4	R: 3 E: 0 K: 0 S: 7	H: 4 LOB: 1 BB: 0 P: 7	R: 0 E: 1 K: 1 S: 7	H: 1 LOB: 2 BB: 0 P: 7	R: 0 E: 0 K: 0 S: 3	H: 1 LOB: 0 BB: 1 P: 3	R: 0 E: 0 K: 0 S: 3	H: 0 LOB: 0 BB: 0 P: 3	R: 0 E: 0 K: 1 S: 6	H: 1 LOB: 1 BB: 0 P: 6	R: 0 E: 1 K: 1 S: 6	H: 0 LOB: 1 BB: 0 P: 6	R: 0 E: 0 K: 1 S: 6	H: 0 LOB: 1 BB: 0 P: 6	1B: 5 2B: 2 3B: 1 HR: 1	SF: 0 SAC: 0 DP: 2 HBP: 0	WP: 0 PB: 0 CS: 0	PA: 37																
PITCHER	IP	WLS	BF	H	R	ER	SO	BB	IBB	HBP	BLK	WP	HR	S	P	ERA	WHIP	PITCHER				IP	WLS	BF	H	R	ER	SO	BB	IBB	HBP	BLK	WP	HR	S	P	ERA	WHIP
Danny Jackson, L ERA: 4.29	(1, 1)	7.0	30	9	4	4	4	1	0	0	0	0	1	37	41	5.14	1.429																					
Steve Farr, R ERA: 4.17	(8, 1)	2.0	W	7	0	0	2	0	0	0	0	0	0	11	11	0.00	0.000																					

Toronto Blue Jays @ Kansas City Royals
 Royals Stadium, Kansas City, MO
 Fri Jul 03 1987, 8:05 PM EDT
 Att: 40,619 - Unknown

AB 36
 R 4
 H 9
 RBI 4
 BB 1
 SO 6
 LOB 17



Batter	1	2	3	4	5	6	7	8	9	AB	R	H	RBI	BB	SO	LOB	BOTTOM																					
Juan Beniquez, R OBP: 0.290, SLG: 0.346	K		1B		2B 1B		FC5-4 1B		BB S WP 1B	5	1	3	0	0	1	1																						
Willie Wilson, S OBP: 0.319, SLG: 0.389										0	1	0	0	0	0	0																						
Kevin Seitzer, R OBP: 0.393, SLG: 0.423	K		L7						K	5	0	2	1	0	2	3																						
George Brett, L OBP: 0.407, SLG: 0.521	4-3		F9		L9		F8		WP BB 1B IBB	4	1	0	0	1	0	5																						
Danny Tartabull, R OBP: 0.386, SLG: 0.482		F9				K		G3	1B WP BB	4	0	1	0	1	1	0																						
Frank White, R OBP: 0.303, SLG: 0.373		HR		K		6-3		E9 SF8 2B	1-3 2-H 3-H 1B	5	2	3	2	0	1	1																						
Steve Balboni, R OBP: 0.276, SLG: 0.386	K		F6			FC5-4 1B		SF8		3	0	1	1	0	1	1																						
Bo Jackson, R OBP: 0.324, SLG: 0.508	K					FC5-4				3	0	0	0	1	2	2																						
Buddy Biancalana, S OBP: 0.270, SLG: 0.361			K							3	0	0	0	0	1	0																						
Thad Bosley, L OBP: 0.319, SLG: 0.391					G1-6-3		F9	G3		1	0	0	0	0	0	1																						
Angel Salazar, R OBP: 0.214, SLG: 0.254										0	0	0	0	0	0	0																						
Larry Owen, R OBP: 0.278, SLG: 0.347					L5				F9	1	0	0	0	2	0	0																						
Jim Eisenreich, L OBP: 0.261, SLG: 0.524							FC5-4 BB			1	0	0	0	0	0	0																						
Inning Stats	R: 0 E: 0 K: 2 S: 7	H: 0 LOB: 0 BB: 0 P: 7	R: 1 E: 0 K: 2 S: 8	H: 1 LOB: 0 BB: 0 P: 8	R: 0 E: 0 K: 1 S: 6	H: 1 LOB: 2 BB: 1 P: 10	R: 0 E: 0 K: 2 S: 8	H: 1 LOB: 1 BB: 0 P: 8	R: 1 E: 0 K: 0 S: 5	H: 2 LOB: 1 BB: 0 P: 5	R: 0 E: 0 K: 1 S: 6	H: 1 LOB: 1 BB: 0 P: 6	R: 0 E: 0 K: 0 S: 4	H: 1 LOB: 2 BB: 1 P: 8	R: 1 E: 1 K: 0 S: 4	H: 1 LOB: 1 BB: 1 P: 8	R: 2 E: 0 K: 1 S: 6	H: 2 LOB: 2 BB: 2 P: 14	1B: 6 2B: 2 3B: 1 HR: 1	SF: 1 SAC: 0 DP: 0 HBP: 0	WP: 1 PB: 0 SB: 1 CS: 0	PA: 41																
PITCHER	IP	WLS	BF	H	R	ER	SO	BB	IBB	HBP	BLK	WP	HR	S	P	ERA	WHIP	PITCHER				IP	WLS	BF	H	R	ER	SO	BB	IBB	HBP	BLK	WP	HR	S	P	ERA	WHIP
John Cerutti, L ERA: 4.82	(1, 1)	6.2	29	7	2	2	8	2	0	0	0	0	1	43	51	2.70	1.350																					
Jeff Musselman, L ERA: 3.55	(7, 1)	0.2	3	1	1	0	0	0	0	0	0	0	0	3	3	0.00	1.500																					
Tom Henke, R ERA: 3.09	(8, 1)	1.1	L	9	2	2	1	2	1	0	0	1	0	8	20	13.50	3.000																					

Toronto Blue Jays @ Kansas City Royals
 Royals Stadium, Kansas City, MO
 Fri Jul 03 1987, 8:05 PM EDT
 Att: 40,619 - Unknown


AB 35
 R 5
 H 10
 RBI 4
 BB 5
 SO 9
 LOB 14



Batter	1	2	3	4	5	6	7	8	9	AB	R	H	RBI	BB	SO	LOB	TOP										
Tony Fernandez, S OBP: 0.390, SLG: 0.446 Garth Iorg, R OBP: 0.250, SLG: 0.210	0-0 FC5-4 1B		0-0 S 1B		0-0 F8			0-0 G4-6-3 1B		4	0	3	0	0	0	0											
Lloyd Moseby, L OBP: 0.334, SLG: 0.448 Rance Mulliniks, L OBP: 0.331, SLG: 0.394	0-0 F7		0-0 G3			0-0 F7		0-0 G4-6-3 1-2		4	0	0	0	0	0	3											
Jesse Barfield, R OBP: 0.355, SLG: 0.524	0-3 K			0-0 F9				0-3 K		4	0	1	0	0	2	1											
George Bell, R OBP: 0.326, SLG: 0.619 Rick Leach, L OBP: 0.395, SLG: 0.397	0-0 FC5-4 1-2			0-0 1B G3 1B				0-0 F8 1B		3	1	1	0	0	0	2											
Cecil Fielder, R OBP: 0.382, SLG: 0.628 Fred McGriff, L OBP: 0.373, SLG: 0.470		0-0 F7		0-0 G3 1B				0-0 F4		3	0	1	0	0	0	1											
Willie Upshaw, L OBP: 0.328, SLG: 0.455		0-3 K		0-0 G3 1-2				0-0 F7		4	0	0	1	0	2	2											
Kelly Gruber, R OBP: 0.316, SLG: 0.435		0-3 K		0-0 4-3				0-0 F4		4	0	0	0	0	2	2											
Manuel Lee, S OBP: 0.309, SLG: 0.317			0-0 L8		0-0 F7					3	0	1	0	0	0	0											
Charlie Moore, R OBP: 0.241, SLG: 0.286 Ernie Whitt, L OBP: 0.314, SLG: 0.389			0-0 F4		0-0 F3			0-3 K		2	0	0	0	0	0	0											
Inning Stats	R: 0 E: 0 K: 1 S: 6	H: 1 LOB: 1 BB: 0 P: 6	R: 0 E: 0 K: 2 S: 7	H: 0 LOB: 0 BB: 0 P: 7	R: 0 E: 0 K: 0 S: 4	H: 1 LOB: 1 BB: 0 P: 4	R: 1 E: 0 K: 0 S: 5	H: 2 LOB: 1 BB: 0 P: 5	R: 0 E: 0 K: 3 S: 4	H: 1 LOB: 1 BB: 0 P: 4	R: 0 E: 0 K: 3 S: 10	H: 1 LOB: 1 BB: 0 P: 10	R: 0 E: 0 K: 1 S: 5	H: 1 LOB: 1 BB: 0 P: 6	R: 0 E: 0 K: 1 S: 6	H: 1 LOB: 1 BB: 0 P: 6	1B: 8 2B: 0 3B: 0 HR: 0	SF: 0 SAC: 0 DP: 1 HBP: 0	WP: 0 PB: 0 SB: 1 CS: 1	PA: 34							
PITCHER	IP	WLS	BF	H	R	ER	SO	BB	IBB	HBP	BLK	WP	HR	S	P	ERA	WHIP										
Bud Black, L ERA: 2.4	(1, 1)	6.0	W	23	5	1	1	3	0	0	0	0	0	29	29	1.50	0.833										
Bob Stoddard, R ERA: 1.39	(7, 1)	3.0	S	11	3	0	0	5	0	0	0	0	0	21	21	0.00	1.000										

Toronto Blue Jays @ Kansas City Royals
Royals Stadium, Kansas City, MO
Sat Jul 04 1987, 8:05 PM EDT
Att: 40,746 - Unknown


AB	34
R	1
H	8
RBI	1
BB	0
SO	8
LOB	13



Batter	1	2	3	4	5	6	7	8	9	AB	R	H	RBI	BB	SO	LOB	BOTTOM										
Willie Wilson, S OBP: 0.324, SLG: 0.399	0-3 K	0-0 BB 1B	0-0 4-3			0-0 1B		0-0 5-3 3B		5	2	3	0	0	1	0											
Kevin Seitzer, R OBP: 0.395, SLG: 0.421	4-0 1B BB	4-0 1B BB		4-0 1B SF7 BB		0-3 K		0-3 K		2	2	0	0	3	2	2											
George Brett, L OBP: 0.414, SLG: 0.525	0-0 2B 1-3	0-0 BB 1B		0-0 G6-4-3 1B		0-3 K		0-0 5-3 3-H		5	1	3	3	0	1	1											
Danny Tartabull, R OBP: 0.383, SLG: 0.489	0-3 K	0-0 P3		0-0 SF7				0-0 HR		4	1	1	2	0	2	4											
Frank White, R OBP: 0.306, SLG: 0.378 Buddy Biancalana, S OBP: 0.263, SLG: 0.351	0-0 1B 3-H	4-0 BB		0-0 G6-4-3 1-2		0-0 F5				2	1	1	1	1	0	1											
Juan Beniquez, R OBP: 0.295, SLG: 0.350	0-0 2B 2-H 3-H	0-0 6-3			0-3 K			0-0 BB 1B		4	0	2	2	0	1	3											
Bo Jackson, R OBP: 0.323, SLG: 0.516	0-0 L6		0-0 HR		0-0 F9			0-3 K		4	1	1	1	0	1	2											
Angel Salazar, R OBP: 0.215, SLG: 0.251		0-0 E9 CS		0-0 F3		0-0 F9		4-0 1-2 BB		3	0	0	0	1	0	0											
Larry Owen, R OBP: 0.277, SLG: 0.342		0-0 BB 1B 1-2		0-3 K		0-3 K				4	1	1	0	0	3	2											
Inning Stats	R: 3 E: 0 K: 2 S: 10	H: 3 LOB: 1 BB: 1 P: 14	R: 2 E: 1 K: 0 S: 6	H: 3 LOB: 3 BB: 2 P: 14	R: 1 E: 0 K: 1 S: 6	H: 1 LOB: 0 BB: 0 P: 6	R: 1 E: 0 K: 0 S: 3	H: 1 LOB: 0 BB: 1 P: 7	R: 0 E: 0 K: 1 S: 5	H: 0 LOB: 0 BB: 0 P: 5	R: 0 E: 0 K: 3 S: 10	H: 1 LOB: 1 BB: 0 P: 10	R: 1 E: 0 K: 2 S: 9	H: 2 LOB: 2 BB: 1 P: 13	R: 1 E: 0 K: 2 S: 8	H: 1 LOB: 0 BB: 0 P: 8	1B: 8 2B: 1 3B: 1 HR: 2	SF: 1 SAC: 0 DP: 1 HBP: 0	WP: 0 PB: 0 SB: 0 CS: 1	PA: 40							
PITCHER	IP	WLS	BF	H	R	ER	SO	BB	IBB	HBP	BLK	WP	HR	S	P	ERA	WHIP										
David Wells, L ERA: 15.19	(1, 1)	1.1	L	12	6	5	5	2	2	0	0	0	0	14	22	33.75	6.000										
Jose Antonio Nunez, R ERA: 3.83	(2, 1)	6.2		28	6	4	4	9	3	0	0	0	0	43	55	5.40	1.350										

Toronto Blue Jays @ Kansas City Royals
Royals Stadium, Kansas City, MO
Sat Jul 04 1987, 8:05 PM EDT
Att: 40,746 - Unknown

AB	34
R	9
H	12
RBI	9
BB	5
SO	11
LOB	15



Batter	1	2	3	4	5	6	7	8	9	AB	R	H	RBI	BB	SO	LOB	TOP																			
Bob Brower, R (1, 8) OBP: 0.367, SLG: 0.436 Geno Petralli, L (8, FH) OBP: 0.404, SLG: 0.448 Ondibe McDowell, L (8, 8) OBP: 0.376, SLG: 0.497	E6 FC6-4		G1-4-3			1B		SF7 3-H		3	0	1	0	0	0	0	Texas Rangers @ Toronto Blue Jays Exhibition Stadium, Toronto, ON Mon Jul 06 1987, 7:05 PM EDT Att: 28,264 - Unknown																			
Scott Fletcher, R (1, 6) OBP: 0.371, SLG: 0.428	FC6-4 1-2			1-3		F9		FC6-4 1-2		4	0	0	0	0	0	3																				
Ruben Sierra, S (1, 9) OBP: 0.313, SLG: 0.418	G6-4-3 1-2			F8			P3	K		4	0	0	0	0	1	2																				
Larry Parrish, R (1, 5) OBP: 0.336, SLG: 0.546				F8			F9		K	4	0	1	0	0	1	0																				
Pete O'Brien, L (1, 3) OBP: 0.337, SLG: 0.498			G1-6-3 1-2		G3		G3		F6	4	0	0	0	0	0	1																				
Pete Incaviglia, R (1, 7) OBP: 0.326, SLG: 0.510					K				K	4	2	2	1	0	2	0																				
Mike Stanley, R (1, 2) OBP: 0.387, SLG: 0.451					K				K	2	1	0	0	1	2	0																				
Don Slaught, R (1, 10) OBP: 0.278, SLG: 0.385					K				2B 1B BB	3	1	1	1	0	2	0																				
Steve Buechele, R (1, 4) OBP: 0.266, SLG: 0.379					K		4-3		2B 1B SF7 2B	3	0	1	1	0	1	0																				
Inning Stats	R: 0 E: 1 K: 0 S: 3	H: 0 LOB: 0 BB: 0 P: 3	R: 1 E: 0 K: 1 S: 6	H: 2 LOB: 0 BB: 0 P: 6	R: 0 E: 0 K: 2 S: 7	H: 0 LOB: 0 BB: 0 P: 7	R: 0 E: 0 K: 0 S: 3	H: 0 LOB: 0 BB: 0 P: 3	R: 0 E: 0 K: 2 S: 7	H: 0 LOB: 0 BB: 0 P: 7	R: 0 E: 0 K: 1 S: 6	H: 1 LOB: 1 BB: 0 P: 6	R: 0 E: 0 K: 0 S: 3	H: 0 LOB: 0 BB: 0 P: 3	R: 3 E: 0 K: 1 S: 8	H: 3 LOB: 1 BB: 1 P: 12	R: 0 E: 0 K: 2 S: 7	H: 0 LOB: 0 BB: 0 P: 7	1B: 3 2B: 2 3B: 0 HR: 1	SF: 1 SAC: 0 DP: 2 HBP: 0	WP: 0 PB: 0 SB: 0 CS: 0	PA: 33														
PITCHER	IP	WLS	BF	H	R	ER	SO	BB	IBB	HBP	BLK	WP	HR	S	P	ERA	WHIP	PITCHER		IP	WLS	BF	H	R	ER	SO	BB	IBB	HBP	BLK	WP	HR	S	P	ERA	WHIP
Jimmy Key, L (1, 1) ERA: 2.93	7.0	W	27	6	4	4	6	1	0	0	0	0	1	38	42	5.14	1.000			7.0	W	27	6	4	4	6	1	0	0	0	0	1	38	42	5.14	1.000
Tom Henke, R (8, 1) ERA: 2.96	2.0	S	6	0	0	0	3	0	0	0	0	0	0	12	12	0.00	0.000			2.0	S	6	0	0	0	3	0	0	0	0	0	12	12	0.00	0.000	


AB	31
R	4
H	6
RBI	4
BB	1
SO	9
LOB	6




Batter	1	2	3	4	5	6	7	8	9	AB	R	H	RBI	BB	SO	LOB	BOTTOM																			
Tony Fernandez, S (1, 6) OBP: 0.391, SLG: 0.444	F7			4-3		4-3				4	0	1	1	0	0	0	Texas Rangers @ Toronto Blue Jays Exhibition Stadium, Toronto, ON Mon Jul 06 1987, 7:05 PM EDT Att: 28,264 - Unknown																			
Lloyd Moseby, L (1, 8) OBP: 0.328, SLG: 0.439	4-3			F8				6-3		4	0	0	0	0	0	1																				
Jesse Barfield, R (1, 9) OBP: 0.352, SLG: 0.512	K			F4		4-3		L7		4	0	0	0	0	1	0																				
George Bell, R (1, 7) OBP: 0.326, SLG: 0.624						L5		1-3		4	1	1	1	0	1	0																				
Ernie Whitt, L (1, 2) OBP: 0.321, SLG: 0.402								4-3		2	2	1	1	2	0	0																				
Willie Upshaw, L (1, 3) OBP: 0.328, SLG: 0.453								F6		3	1	1	0	1	1	1																				
Fred McGriff, L (1, 10) OBP: 0.376, SLG: 0.467								K		3	1	1	1	1	1	1																				
Garth Iorg, R (1, 4) OBP: 0.255, SLG: 0.216										3	1	1	1	0	1	2																				
Kelly Gruber, R (1, 5) OBP: 0.307, SLG: 0.424										2	0	0	1	0	1	2																				
Inning Stats	R: 0 E: 0 K: 1 S: 5	H: 0 LOB: 0 BB: 0 P: 5	R: 4 E: 0 K: 1 S: 9	H: 4 LOB: 1 BB: 1 P: 13	R: 2 E: 0 K: 0 S: 5	H: 2 LOB: 2 BB: 2 P: 13	R: 0 E: 0 K: 0 S: 3	H: 0 LOB: 0 BB: 0 P: 3	R: 0 E: 0 K: 1 S: 5	H: 0 LOB: 1 BB: 1 P: 9	R: 0 E: 0 K: 2 S: 7	H: 0 LOB: 0 BB: 0 P: 7	R: 0 E: 0 K: 0 S: 3	H: 0 LOB: 0 BB: 0 P: 3	R: 0 E: 0 K: 1 S: 5	H: 0 LOB: 0 BB: 0 P: 5	R: 0 E: 0 K: 1 S: 5	H: 0 LOB: 0 BB: 0 P: 5	1B: 3 2B: 1 3B: 0 HR: 2	SF: 1 SAC: 0 DP: 0 HBP: 0	WP: 0 PB: 3 SB: 0 CS: 0	PA: 34														
PITCHER	IP	WLS	BF	H	R	ER	SO	BB	IBB	HBP	BLK	WP	HR	S	P	ERA	WHIP	PITCHER		IP	WLS	BF	H	R	ER	SO	BB	IBB	HBP	BLK	WP	HR	S	P	ERA	WHIP
Charlie Hough, R (1, 1) ERA: 3.82	8.0	L	34	6	6	5	6	4	0	0	0	0	2	42	58	5.62	1.250			8.0	L	34	6	6	5	6	4	0	0	0	0	2	42	58	5.62	1.250

AB	29
R	6
H	6
RBI	6
BB	4
SO	6
LOB	7



Batter	1	2	3	4	5	6	7	8	9	AB	R	H	RBI	BB	SO	LOB	TOP					
Ruben Sierra, S (1.9) OBP: 0.315, SLG: 0.422	CS 5-3 1B		F6			F4				4	0	2	0	0	0	0	<p>Texas Rangers @ Toronto Blue Jays Exhibition Stadium, Toronto, ON Tue Jul 07 1987, 7:05 PM EDT Att: 28,013 - Unknown</p> <p>livebaseballscorecards.com</p> <p>AB 31 R 2 H 6 RBI 2 BB 1 SO 5 LOB 6</p> 					
Scott Fletcher, R (1.6) OBP: 0.366, SLG: 0.422	5-3 1-2			4-3		6-3		5-3		4	0	0	0	0	0	3						
Pete O'Brien, L (1.3) OBP: 0.333, SLG: 0.492	L8			K			G3		K	4	0	0	0	0	2	1						
Pete Incaviglia, R (1.7) OBP: 0.325, SLG: 0.505	CS 2-3	6-3		F4			6-3		G3-6-1 BB	3	0	0	0	1	0	0						
Darrell Porter, L (1.10) OBP: 0.356, SLG: 0.394		K			HR		F5		G3-6-1 1-2	4	1	1	1	0	1	1						
Larry Parrish, R (1.5) OBP: 0.335, SLG: 0.544					F6 1B			F6		3	0	1	0	0	0	0						
Oddibe McDowell, L (1.8) OBP: 0.376, SLG: 0.510					G3				HR	3	1	1	1	0	0	1						
Geno Petralli, L (1.2) OBP: 0.393, SLG: 0.433				F7		K2-3			K	3	0	0	0	0	2	0						
Curtis Wilkerson, S (1.4) OBP: 0.311, SLG: 0.424				1-3			F7		2B 1B	3	0	1	0	0	0	0						
Inning Stats	R: 0 E: 0 K: 0 S: 3	H: 1 LOB: 0 BB: 0 P: 3	R: 0 E: 0 K: 1 S: 6	H: 1 LOB: 1 BB: 0 P: 6	R: 0 E: 0 K: 0 S: 3	H: 0 LOB: 0 BB: 0 P: 3	R: 0 E: 0 K: 1 S: 5	H: 0 LOB: 0 BB: 0 P: 5	R: 1 E: 0 K: 1 S: 6	H: 1 LOB: 0 BB: 0 P: 6	R: 0 E: 0 K: 0 S: 3	H: 0 LOB: 0 BB: 0 P: 3	R: 0 E: 0 K: 0 S: 3	H: 0 LOB: 0 BB: 0 P: 3	R: 1 E: 0 K: 1 S: 8	H: 3 LOB: 2 BB: 0 P: 8	R: 0 E: 0 K: 1 S: 4	H: 0 LOB: 0 BB: 1 P: 8	1B: 3 2B: 1 3B: 0 HR: 2	SF: 0 SAC: 0 DP: 1 HBP: 0	WP: 0 PB: 0 SB: 0 CS: 1	PA: 33
PITCHER	IP WLS BF H R ER SO BB IBB HBP BLK WP HR S P ERA WHIP																					
Jim Clancy, R (1.1) ERA: 2.95	7.2 W 28 6 2 2 4 0 0 0 0 0 2 36 36 2.35 0.783																					
Tom Henke, R (8.1) ERA: 2.89	1.1 S 4 0 0 0 1 1 0 0 0 0 0 5 9 0.00 0.750																					

Batter	1	2	3	4	5	6	7	8	9	AB	R	H	RBI	BB	SO	LOB	BOTTOM			
Tony Fernandez, S (1.6) OBP: 0.390, SLG: 0.444	G3		F8		6-3 WP 2B	4-3				4	1	1	2	0	0	2	<p>Texas Rangers @ Toronto Blue Jays Exhibition Stadium, Toronto, ON Tue Jul 07 1987, 7:05 PM EDT Att: 28,013 - Unknown</p> <p>livebaseballscorecards.com</p> <p>AB 34 R 6 H 10 RBI 5 BB 2 SO 8 LOB 13</p> 			
Rance Mulliniks, L (1.5) OBP: 0.333, SLG: 0.411			L9		6-3			F8 S 2B		3	1	1	1	0	0	2				
Kelly Gruber, R (7.5) OBP: 0.310, SLG: 0.427	HR							1B		1	1	1	0	0	0	0				
Jesse Barfield, R (1.8) OBP: 0.348, SLG: 0.505				F2	K 1B			L8		4	0	0	0	0	2	1				
George Bell, R (1.7) OBP: 0.326, SLG: 0.619	4-3			E6 PO BB	1B			F8		4	0	1	0	0	0	1				
Ernie Whitt, L (1.2) OBP: 0.319, SLG: 0.404			F4		K	G3				4	0	1	1	0	1	3				
Willie Upshaw, L (1.3) OBP: 0.330, SLG: 0.450			F5		BB			2B		2	0	0	0	2	1	1				
Fred McGriff, L (1.10) OBP: 0.373, SLG: 0.461			K		PO	1B 2B		F8		4	1	1	0	0	2	1				
Rick Leach, L (1.9) OBP: 0.400, SLG: 0.418			L3			1B 2B				4	1	2	0	0	1	0				
Lloyd Moseby, L (9.8) OBP: 0.329, SLG: 0.439					L3	FC5-4 1B		1B 2B		0	0	0	0	0	0	0				
Garth Iorg, R (1.4) OBP: 0.261, SLG: 0.224					1B	FC5-4 2B				4	1	2	1	0	1	2				
Inning Stats	R: 1 E: 0 K: 1 S: 6	H: 1 LOB: 0 BB: 0 P: 6	R: 0 E: 0 K: 1 S: 5	H: 0 LOB: 0 BB: 0 P: 5	R: 0 E: 0 K: 0 S: 4	H: 1 LOB: 1 BB: 0 P: 4	R: 0 E: 1 K: 1 S: 5	H: 0 LOB: 1 BB: 1 P: 9	R: 3 E: 0 K: 1 S: 10	H: 4 LOB: 2 BB: 0 P: 10	R: 1 E: 0 K: 0 S: 4	H: 2 LOB: 1 BB: 1 P: 8	R: 1 E: 0 K: 1 S: 7	H: 2 LOB: 1 BB: 0 P: 7	R: 0 E: 0 K: 3 S: 9	H: 0 LOB: 0 BB: 0 P: 9	1B: 6 2B: 3 3B: 0 HR: 1	SF: 0 SAC: 0 DP: 0 HBP: 0	WP: 1 PB: 0 SB: 1 CS: 1	PA: 37
PITCHER	IP WLS BF H R ER SO BB IBB HBP BLK WP HR S P ERA WHIP																			
Mike Loynd, R (1.1) ERA: 4.69	4.2 L 22 6 4 4 4 1 0 0 0 0 0 5 9 6.75 2.250																			
Paul Kilgus, L (5.1) ERA: 1.84	1.1 6 2 1 1 0 1 0 0 0 0 0 0 3 3 13.50 1.500																			
Jeff Russell, R (7.1) ERA: 2.86	0.2 3 1 1 1 0 0 0 0 0 0 0 0 13 0.00 0.750																			
Mitch Williams, L (7.1) ERA: 3.78	1.1 5 1 0 0 4 0 0 0 0 0 0 0 13 0.00 0.750																			

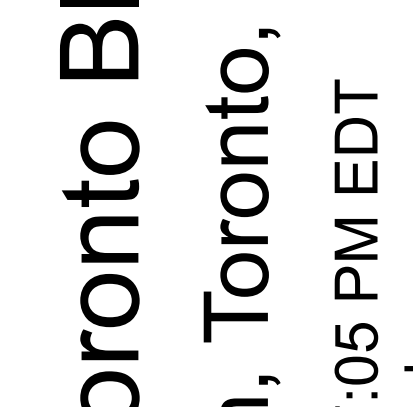
Batter	1	2	3	4	5	6	7	8	9	AB	R	H	RBI	BB	SO	LOB	TOP										
Oddibe McDowell, L (1, 8) <small>OBP: 0.369, SLG: 0.500</small> Don Slaught, R (9, PH) <small>OBP: 0.282, SLG: 0.396</small>										4	0	0	0	0	1	1	Texas Rangers @ Toronto Blue Jays Exhibition Stadium, Toronto, ON Wed Jul 08 1987, 7:05 PM EDT Att: 30,341 - Unknown										
Scott Fletcher, R (1, 6) <small>OBP: 0.367, SLG: 0.420</small>										4	0	1	0	1	1	1											
Ruben Sierra, S (1, 9) <small>OBP: 0.315, SLG: 0.429</small>										4	1	1	1	0	0	3											
Pete Incaviglia, R (1, 7) <small>OBP: 0.327, SLG: 0.502</small>										2	0	0	0	2	1	0											
Pete O'Brien, L (1, 3) <small>OBP: 0.332, SLG: 0.492</small>										4	0	1	0	0	1	2											
Larry Parrish, R (1, 10) <small>OBP: 0.334, SLG: 0.538</small>										3	0	0	0	1	0	2											
Mike Stanley, R (1, 2) <small>OBP: 0.392, SLG: 0.459</small>										3	0	1	0	1	1	2											
Steve Buechele, R (1, 5) <small>OBP: 0.266, SLG: 0.376</small>										4	0	1	0	0	0	1											
Curtis Wilkerson, S (1, 4) <small>OBP: 0.313, SLG: 0.468</small> Bob Brower, R (9, PH) <small>OBP: 0.364, SLG: 0.432</small>										3	1	1	1	0	0	2											
Inning Stats	R: 1 E: 0 K: 1 S: 6	H: 1 LOB: 1 BB: 1 P: 10	R: 0 E: 0 K: 0 S: 3	H: 0 LOB: 1 BB: 1 P: 7	R: 0 E: 0 K: 1 S: 5	H: 0 LOB: 0 BB: 0 P: 5	R: 0 E: 0 K: 0 S: 4	H: 1 LOB: 1 BB: 0 P: 4	R: 1 E: 0 K: 0 S: 5	H: 2 LOB: 1 BB: 0 P: 5	R: 0 E: 0 K: 1 S: 5	H: 1 LOB: 2 BB: 1 P: 9	R: 0 E: 0 K: 1 S: 6	H: 1 LOB: 2 BB: 1 P: 10	R: 0 E: 0 K: 1 S: 5	H: 0 LOB: 1 BB: 1 P: 9	R: 0 E: 0 K: 0 S: 4	H: 1 LOB: 1 BB: 0 P: 4	1B: 2 2B: 3 3B: 0 HR: 2	SF: 0 SAC: 0 DP: 0 HBP: 0	WP: 2 PB: 0 SB: 0 CS: 0	PA: 38					
PITCHER	IP	WLS	BF	H	R	ER	SO	BB	IBB	HBP	BLK	WP	HR	S	P	ERA	WHIP										
John Cerutti, L (1, 1) ERA: 4.67	6.1		27	6	2	2	3	3	0	0	0	1	2	30	42	2.84	1.421										
Jeff Musselman, L (7, 1) ERA: 3.35	2.1	W	10	1	0	0	2	1	1	0	0	1	0	12	20	0.00	0.857										
Tom Henke, R (9, 1) ERA: 2.86	0.1	S	1	0	0	0	0	0	0	0	0	0	0	1	1	0.00	0.000										

Batter	1	2	3	4	5	6	7	8	9	AB	R	H	RBI	BB	SO	LOB	BOTTOM										
Tony Fernandez, S (1, 6) <small>OBP: 0.388, SLG: 0.440</small>										3	1	0	1	1	0	3	Texas Rangers @ Toronto Blue Jays Exhibition Stadium, Toronto, ON Wed Jul 08 1987, 7:05 PM EDT Att: 30,341 - Unknown										
Lloyd Moseby, L (1, 8) <small>OBP: 0.326, SLG: 0.435</small>										3	1	0	0	1	0	1											
Rance Mulliniks, L (1, 5) <small>OBP: 0.333, SLG: 0.416</small> Kelly Gruber, R (8, 5) <small>OBP: 0.313, SLG: 0.430</small>										3	0	1	1	0	0	0											
George Bell, R (1, 7) <small>OBP: 0.325, SLG: 0.613</small>										3	1	0	0	1	2	1											
Ernie Whitt, L (1, 2) <small>OBP: 0.322, SLG: 0.403</small>										3	0	1	1	1	0	1											
Willie Upshaw, L (1, 3) <small>OBP: 0.329, SLG: 0.445</small>										3	1	0	0	0	0	4											
Fred McGriff, L (1, 10) <small>OBP: 0.370, SLG: 0.451</small>										3	1	0	1	1	2	2											
Rick Leach, L (1, 9) <small>OBP: 0.398, SLG: 0.406</small> Jesse Barfield, R (7, PR) <small>OBP: 0.350, SLG: 0.505</small> Garth Iorg, R (1, 4) <small>OBP: 0.266, SLG: 0.232</small>										2	0	0	0	1	0	0											
Inning Stats	R: 1 E: 0 K: 0 S: 4	H: 1 LOB: 1 BB: 1 P: 8	R: 0 E: 0 K: 1 S: 5	H: 0 LOB: 0 BB: 0 P: 5	R: 0 E: 0 K: 1 S: 5	H: 0 LOB: 1 BB: 1 P: 9	R: 0 E: 0 K: 1 S: 6	H: 1 LOB: 1 BB: 0 P: 6	R: 0 E: 0 K: 1 S: 5	H: 0 LOB: 0 BB: 0 P: 5	R: 2 E: 0 K: 0 S: 2	H: 0 LOB: 2 BB: 3 P: 15	R: 2 E: 1 K: 1 S: 7	H: 2 LOB: 3 BB: 3 P: 19	R: 0 E: 0 K: 1 S: 5	H: 0 LOB: 1 BB: 1 P: 19	1B: 2 2B: 2 3B: 0 HR: 0	SF: 0 SAC: 0 DP: 0 HBP: 1	WP: 0 PB: 0 SB: 1 CS: 0	PA: 37							
PITCHER	IP	WLS	BF	H	R	ER	SO	BB	IBB	HBP	BLK	WP	HR	S	P	ERA	WHIP										
Bobby Witt, R (1, 1) ERA: 4.03	4	L	26	2	3	3	5	4	0	1	0	0	0	31	48	4.26	0.947										
Jeff Russell, R (7, 1) ERA: 2.64	0.1		2	0	0	0	0	1	0	0	0	0	0	1	5	0.00	3.000										
Mitch Williams, L (7, 1) ERA: 3.93	0.1		1	0	1	1	0	1	0	0	0	0	0	0	4	27.00	3.000										
Dale Mohorcic, R (8, 1) ERA: 2.41	1.0		7	2	1	1	1	1	1	0	0	0	0	7	15	9.00	3.000										

AB 33
R 2
H 7
RBI 2
BB 5
SO 5
LOB 14



AB 27
R 5
H 4
RBI 5
BB 8
SO 6
LOB 15



Batter	1	2	3	4	5	6	7	8	9	AB	R	H	RBI	BB	SO	LOB	TOP										
Willie Wilson, S (1, 8) OBP: 0.326, SLG: 0.399	0-0 1B 3B		0-0 F9		0-3 K			0-0 4-3 1-3 1B		4	1	2	0	0	1	1	Kansas City Royals @ Toronto Blue Jays Exhibition Stadium, Toronto, ON Thu Jul 09 1987, 7:05 PM EDT Att: 31,290 - Unknown livebaseballscorecards.com										
Kevin Seitzer, R (1, 5) OBP: 0.394, SLG: 0.422	0-0 S 1B		0-0 1B		0-3 K			0-0 1-3 1-2		4	0	2	1	0	1	2											
George Brett, L (1, 3) OBP: 0.414, SLG: 0.525	0-3 3-H K		0-0 F7		0-0 F9			0-0 4-3 2-3		4	0	0	0	0	1	3											
Danny Tartabull, R (1, 9) OBP: 0.377, SLG: 0.481	0-3 K		0-0 F4		0-0 L7			0-3 K		1	0	0	0	0	1	1											
Juan Beniquez, R (1, 9) OBP: 0.292, SLG: 0.328										3	0	0	0	0	1	2											
Frank White, R (1, 4) OBP: 0.301, SLG: 0.365	0-3 1-2 K			0-0 F2		0-3 K			0-0 F9	4	0	0	0	0	2	1											
Jim Eisenreich, L (1, 10) OBP: 0.282, SLG: 0.556		0-0 L7		0-0 6-3			0-0 E6 FC6		0-0 F7	4	0	0	0	0	0	0											
Bo Jackson, R (1, 7) OBP: 0.313, SLG: 0.505		0-3 K		0-3 K			0-3 K		0-0 F6	4	0	0	0	0	3	1											
Angel Salazar, R (1, 6) OBP: 0.223, SLG: 0.258		0-0 1B			0-0 2B		0-0 F9			3	0	2	0	0	0	1											
Larry Owen, R (1, 2) OBP: 0.260, SLG: 0.299		0-0 F5			0-3 K		0-0 FC6 1-2			3	0	0	0	0	1	3											
Inning Stats	R: 1 E: 0 K: 3 S: 11	H: 2 LOB: 1 BB: 0 P: 11	R: 0 E: 0 K: 1 S: 6	H: 1 LOB: 1 BB: 0 P: 6	R: 0 E: 0 K: 0 S: 4	H: 0 LOB: 0 BB: 0 P: 4	R: 0 E: 0 K: 1 S: 5	H: 0 LOB: 0 BB: 0 P: 5	R: 0 E: 0 K: 1 S: 10	H: 0 LOB: 1 BB: 0 P: 10	R: 0 E: 1 K: 1 S: 6	H: 0 LOB: 1 BB: 0 P: 6	R: 0 E: 0 K: 0 S: 3	H: 1 LOB: 0 BB: 0 P: 3	R: 0 E: 0 K: 0 S: 3	H: 0 LOB: 0 BB: 0 P: 3	1B: 4 2B: 1 3B: 1 HR: 0	SF: 0 SAC: 0 DP: 0 HBP: 0	WP: 0 PB: 0 SB: 1 CS: 0	PA: 34							
PITCHER	IP	WLS	BF	H	R	ER	SO	BB	IBB	HBP	BLK	WP	HR	S	P	ERA	WHIP										
Jose Antonio Nunez, R (1, 1) ERA: 3.38	8.0	W	31	6	1	1	11	0	0	0	0	0	0	53	53	1.12	0.750										
Mark Eichhorn, R (9, 1) ERA: 3.48	1.0		3	0	0	0	0	0	0	0	0	0	0	3	3	0.00	0.000										

Batter	1	2	3	4	5	6	7	8	9	AB	R	H	RBI	BB	SO	LOB	BOTTOM										
Tony Fernandez, S (1, 6) OBP: 0.386, SLG: 0.437	0-0 F7	0-0 5-3		0-0 1B 1B	0-0 F9			0-0 6-3		5	0	1	0	0	0	2	Kansas City Royals @ Toronto Blue Jays Exhibition Stadium, Toronto, ON Thu Jul 09 1987, 7:05 PM EDT Att: 31,290 - Unknown livebaseballscorecards.com										
Lloyd Moseby, L (1, 8) OBP: 0.327, SLG: 0.438	0-0 1B 3B		0-3 K HR	0-0 F8	0-3 K			0-0 1-3		5	2	1	0	0	2	3											
Jesse Barfield, R (1, 9) OBP: 0.351, SLG: 0.503	0-0 5-3		4-0 HR BB	0-0 FC6-4 1B		0-3 K				3	1	1	0	1	1	1											
George Bell, R (1, 7) OBP: 0.324, SLG: 0.609	0-0 1B 1B		0-0 L7	0-0 FC6-4 1-2		0-0 4-3				4	1	1	1	0	0	4											
Cecil Fielder, R (1, 10) OBP: 0.368, SLG: 0.594	0-0 1B 1B		0-3 K		0-0 F4		0-0 6-3			4	0	1	0	0	1	2											
Willie Upshaw, L (1, 3) OBP: 0.334, SLG: 0.458	0-0 1-2 2-H 1B		0-0 HR		4-0 3B BB		0-0 G3			3	2	2	4	1	0	0											
Kelly Gruber, R (1, 5) OBP: 0.317, SLG: 0.441	0-0 F8		0-0 1B		0-0 1B 3B		0-0 F2			4	1	2	1	0	0	2											
Garth Iorg, R (1, 4) OBP: 0.266, SLG: 0.233		0-0 L6	0-0 F9		0-0 BB 1B		0-0 6-3			4	0	1	1	0	0	1											
Charlie Moore, R (1, 2) OBP: 0.259, SLG: 0.308		0-0 2B		0-0 6-3		0-0 1-2 BB		0-0 6-3		3	0	1	0	1	0	0											
Inning Stats	R: 2 E: 0 K: 0 S: 7	H: 4 LOB: 2 BB: 0 P: 7	R: 0 E: 0 K: 0 S: 3	H: 1 LOB: 0 BB: 0 P: 3	R: 3 E: 0 K: 2 S: 10	H: 2 LOB: 1 BB: 1 P: 14	R: 0 E: 0 K: 0 S: 5	H: 2 LOB: 2 BB: 0 P: 5	R: 2 E: 0 K: 1 S: 7	H: 2 LOB: 2 BB: 2 P: 15	R: 0 E: 0 K: 1 S: 5	H: 0 LOB: 0 BB: 0 P: 5	R: 0 E: 0 K: 0 S: 3	H: 0 LOB: 0 BB: 0 P: 3	R: 0 E: 0 K: 0 S: 3	H: 0 LOB: 0 BB: 0 P: 3	1B: 7 2B: 1 3B: 2 HR: 1	SF: 0 SAC: 0 DP: 0 HBP: 0	WP: 0 PB: 1 SB: 1 CS: 0	PA: 38							
PITCHER	IP	WLS	BF	H	R	ER	SO	BB	IBB	HBP	BLK	WP	HR	S	P	ERA	WHIP										
Bud Black, L (1, 1) ERA: 2.56	4.0	L	22	9	5	2	2	1	0	0	0	0	0	18	26	4.50	2.500										
Danny Jackson, L (5, 1) ERA: 4.28	4.0		16	2	2	2	2	2	0	0	0	0	0	18	26	4.50	1.000										

Batter	1	2	3	4	5	6	7	8	9	AB	R	H	RBI	BB	SO	LOB	TOP					
Willie Wilson, S (1.8) OBP: 0.322, SLG: 0.394	3-1		K			F8		5-3		4	0	0	0	0	1	1	Kansas City Royals @ Toronto Blue Jays Exhibition Stadium, Toronto, ON Fri Jul 10 1987, 7:05 PM EDT Att: 35,200 - Unknown livebaseballscorecards.com					
Kevin Seitzer, R (1.5) OBP: 0.393, SLG: 0.423	F9			K					E5	4	0	1	0	0	1	0						
George Brett, L (1.3) OBP: 0.410, SLG: 0.514	4-3					L4			L4	3	0	0	0	1	0	2						
Danny Tartabull, R (1.9) OBP: 0.375, SLG: 0.481		6-3		K						4	0	1	0	0	1	2						
Frank White, R (1.4) OBP: 0.297, SLG: 0.360		6-3		K						4	0	0	0	0	2	3						
Jim Eisenreich, L (1.10) OBP: 0.279, SLG: 0.525						L3				4	0	1	0	0	0	2						
Bo Jackson, R (1.7) OBP: 0.311, SLG: 0.502			K							2	0	0	0	0	2	0						
Thad Bosley, L (7.7) OBP: 0.316, SLG: 0.378						K				1	0	0	0	0	0	1						
Angel Salazar, R (1.6) OBP: 0.229, SLG: 0.261										1	0	1	0	1	0	0						
Hai McRae, R (8.7) OBP: 0.417, SLG: 0.516										1	0	0	0	0	0	0						
Buddy Biancalana, S (8.6) OBP: 0.244, SLG: 0.325										0	0	0	0	0	0	0						
Larry Owen, R (1.2) OBP: 0.255, SLG: 0.292										2	0	0	0	0	0	2						
Steve Balboni, R (8.7) OBP: 0.293, SLG: 0.403										1	0	0	0	0	0	0						
Jamie Quirk, L (8.2) OBP: 0.296, SLG: 0.322										0	0	0	0	0	0	0						
Inning Stats	R: 0 E: 0 K: 0 S: 3	H: 0 LOB: 0 BB: 0 P: 3	R: 0 E: 0 K: 0 S: 3	H: 0 LOB: 0 BB: 0 P: 3	R: 0 E: 0 K: 2 S: 8	H: 1 LOB: 1 BB: 0 P: 8	R: 0 E: 0 K: 3 S: 9	H: 0 LOB: 1 BB: 1 P: 13	R: 0 E: 0 K: 1 S: 5	H: 0 LOB: 1 BB: 1 P: 9	R: 0 E: 0 K: 0 S: 4	H: 1 LOB: 1 BB: 0 P: 4	R: 0 E: 0 K: 0 S: 3	H: 1 LOB: 0 BB: 0 P: 3	R: 0 E: 0 K: 0 S: 3	H: 0 LOB: 0 BB: 0 P: 3	R: 0 E: 1 K: 1 S: 7	H: 1 LOB: 2 BB: 0 P: 7	1B: 2 2B: 3 3B: 0 HR: 0	SF: 0 SAC: 0 DP: 1 HBP: 0	WP: 0 PB: 0 SB: 1 CS: 0	PA: 33
PITCHER Dave Stieb, R (1.1) ERA: 4.05	IP: 9.0 WLS: W BF: 33 H: 4 R: 0 ER: 0 SO: 7 BB: 2 IBB: 0 HBP: 0 BLK: 0 WP: 0 HR: 0 S: 45 P: 53 ERA: 0.00 WHIP: 0.667															PITCHER						

Batter	1	2	3	4	5	6	7	8	9	AB	R	H	RBI	BB	SO	LOB	BOTTOM			
Tony Fernandez, S (1.6) OBP: 0.386, SLG: 0.436	F8		F9	FC5-4			6-3			5	1	2	1	0	0	1	Kansas City Royals @ Toronto Blue Jays Exhibition Stadium, Toronto, ON Fri Jul 10 1987, 7:05 PM EDT Att: 35,200 - Unknown livebaseballscorecards.com			
Lloyd Moseby, L (1.8) OBP: 0.330, SLG: 0.437	4-3									3	0	1	1	2	1	0				
Jesse Barfield, R (1.9) OBP: 0.346, SLG: 0.495	1-3									5	0	0	0	0	1	6				
George Bell, R (1.7) OBP: 0.326, SLG: 0.617										4	2	2	2	0	0	1				
Cecil Fielder, R (1.10) OBP: 0.383, SLG: 0.631										2	1	2	1	1	0	0				
Fred McGriff, L (8.7) OBP: 0.368, SLG: 0.448										1	0	0	0	0	0	0				
Willie Upshaw, L (1.3) OBP: 0.334, SLG: 0.455										2	0	0	0	1	1	2				
Kelly Gruber, R (1.5) OBP: 0.320, SLG: 0.442										4	1	2	1	0	0	1				
Garth Iorg, R (1.4) OBP: 0.271, SLG: 0.239										4	1	2	1	0	0	3				
Charlie Moore, R (1.2) OBP: 0.274, SLG: 0.327										3	1	1	0	1	0	2				
Inning Stats	R: 0 E: 0 K: 0 S: 3	H: 3 LOB: 2 BB: 0 P: 5	R: 2 E: 0 K: 0 S: 6	H: 3 LOB: 2 BB: 1 P: 10	R: 0 E: 0 K: 0 S: 4	H: 1 LOB: 1 BB: 0 P: 4	R: 0 E: 0 K: 1 S: 5	H: 0 LOB: 0 BB: 0 P: 5	R: 1 E: 0 K: 0 S: 4	H: 1 LOB: 1 BB: 1 P: 8	R: 0 E: 0 K: 0 S: 2	H: 0 LOB: 0 BB: 1 P: 6	R: 3 E: 0 K: 2 S: 11	H: 4 LOB: 3 BB: 2 P: 19	R: 0 E: 0 K: 0 S: 11	H: 0 LOB: 0 BB: 0 P: 19	1B: 9 2B: 1 3B: 0 HR: 2	SF: 0 SAC: 1 DP: 0 HBP: 0	WP: 2 PB: 1 SB: 0 CS: 1	PA: 39
PITCHER Charlie Leibrandt, L (1.1) ERA: 2.87	IP: 5.0 WLS: L BF: 25 H: 8 R: 4 ER: 4 SO: 4 BB: 2 IBB: 0 HBP: 0 BLK: 0 WP: 0 HR: 1 S: 24 P: 32 ERA: 7.20 WHIP: 2.000															PITCHER				
Steve Farr, R (8.1) ERA: 4.73	IP: 2.0 WLS: 0 BF: 7 H: 1 R: 1 ER: 1 SO: 1 BB: 1 IBB: 0 HBP: 0 BLK: 0 WP: 0 HR: 0 S: 6 P: 10 ERA: 4.50 WHIP: 1.000																			
Jerry Don Gleaton, L (8.1) ERA: 4.94	IP: 1.0 WLS: 0 BF: 8 H: 3 R: 2 ER: 2 SO: 2 BB: 2 IBB: 0 HBP: 0 BLK: 0 WP: 1 HR: 0 S: 10 P: 18 ERA: 18.00 WHIP: 5.000																			

Batter	1	2	3	4	5	6	7	8	9	AB	R	H	RBI	BB	SO	LOB	TOP			
Willie Wilson, S (1, 8) OBP: 0.318, SLG: 0.389	E3 		K 			F9 		5-3 		4	0	0	0	0	1	1	Kansas City Royals @ Toronto Blue Jays Exhibition Stadium, Toronto, ON Sat Jul 11 1987, 3:33 AM EDT Att: 38,289 - Unknown livebaseballscorecards.com			
Kevin Seitzer, R (1, 5) OBP: 0.389, SLG: 0.418	F9 		FC6 			6-3 			4-3 	4	0	0	0	0	0	2				
George Brett, L (1, 10) OBP: 0.401, SLG: 0.500	F9 			3-1 			3-1 		K 	4	0	0	0	0	1	0				
Danny Tartabull, R (1, 9) OBP: 0.374, SLG: 0.477		K 		K 		F7 		FC6-4 BB 		3	0	0	0	1	2	0				
Frank White, R (1, 4) OBP: 0.296, SLG: 0.359		1B 		6-3 		5-3 		FC6-4 1-2 		4	0	1	0	0	0	1				
Steve Balboni, R (1, 3) OBP: 0.280, SLG: 0.397		K 		6-3 		F7 				3	0	0	0	0	1	1				
Bo Jackson, R (1, 7) OBP: 0.311, SLG: 0.500		K 		F9 		HR 1B 				3	1	1	0	0	1	1				
Angel Salazar, R (1, 6) OBP: 0.227, SLG: 0.258			K 		K 		F9 			3	0	0	0	0	2	1				
Larry Owen, R (1, 2) OBP: 0.267, SLG: 0.330			FC6 BB 		K 		HR 1-H 			2	1	1	2	1	1	0				
Inning Stats	R: 0 E: 1 K: 0 S: 3	H: 0 LOB: 0 BB: 0 P: 3	R: 0 E: 0 K: 3 S: 10	H: 1 LOB: 1 BB: 0 P: 10	R: 0 E: 0 K: 2 S: 7	H: 0 LOB: 1 BB: 1 P: 11	R: 0 E: 0 K: 1 S: 5	H: 0 LOB: 0 BB: 0 P: 5	R: 0 E: 0 K: 1 S: 5	H: 0 LOB: 0 BB: 0 P: 5	R: 0 E: 0 K: 0 S: 3	H: 0 LOB: 0 BB: 0 P: 3	R: 2 E: 0 K: 0 S: 5	H: 2 LOB: 0 BB: 0 P: 5	R: 0 E: 0 K: 1 S: 5	H: 0 LOB: 1 BB: 1 P: 9	1B: 2 2B: 0 3B: 0 HR: 1	SF: 0 SAC: 0 DP: 0 HBP: 0	WP: 0 PB: 0 SB: 0 CS: 1	PA: 32
PITCHER Jimmy Key, L (1, 1) ERA: 2.87	IP: 9.0 WLS: L BF: 32	H: 3 R: 2 ER: 2 SO: 9	BB: 2 IBB: 0 HBP: 0 BLK: 0	WP: 0 HR: 1 S: 48 P: 56	ERA: 2.00 WHIP: 0.556	PITCHER														

Batter	1	2	3	4	5	6	7	8	9	AB	R	H	RBI	BB	SO	LOB	BOTTOM					
Tony Fernandez, S (1, 6) OBP: 0.382, SLG: 0.431	K 			F8 		G3 		F8 		4	0	0	0	0	1	1	Kansas City Royals @ Toronto Blue Jays Exhibition Stadium, Toronto, ON Sat Jul 11 1987, 3:33 AM EDT Att: 38,289 - Unknown livebaseballscorecards.com					
Lloyd Moseby, L (1, 8) OBP: 0.327, SLG: 0.431	F5 			K 		6-3 		K 		4	0	0	0	0	2	1						
Jesse Barfield, R (1, 9) OBP: 0.348, SLG: 0.494	1-3 			BB 		K 		2-H 1B 		3	0	1	1	1	1	0						
George Bell, R (1, 7) OBP: 0.322, SLG: 0.609		6-3 		F8 		F4 		4-3 		4	0	0	0	0	0	2						
Ernie Whitt, L (1, 2) OBP: 0.318, SLG: 0.397		F9 		4-3 		K 				3	0	0	0	0	1	0						
Willie Upshaw, L (1, 3) OBP: 0.331, SLG: 0.450		K 		4-3 		K 		K 		3	0	0	0	0	2	0						
Rance Mulliniks, L (1, 10) OBP: 0.333, SLG: 0.414			K 		FC6-4 1B 		K 			3	0	1	0	0	2	0						
Kelly Gruber, R (1, 5) OBP: 0.317, SLG: 0.438			6-3 		FC6-4 1-2 		4-3 			2	0	0	0	0	0	1						
Rick Leach, L (8, PH) OBP: 0.393, SLG: 0.400										1	0	0	0	0	0	0						
Manuel Lee, S (9, 4) OBP: 0.306, SLG: 0.313										0	0	0	0	0	0	0						
Garth Iorg, R (1, 4) OBP: 0.272, SLG: 0.247			K 		3-1 				1B 2B 	3	1	1	0	0	1	0						
Inning Stats	R: 0 E: 0 K: 1 S: 5	H: 0 LOB: 0 BB: 0 P: 5	R: 0 E: 0 K: 1 S: 5	H: 0 LOB: 0 BB: 0 P: 5	R: 0 E: 0 K: 2 S: 7	H: 0 LOB: 0 BB: 0 P: 7	R: 0 E: 0 K: 1 S: 5	H: 0 LOB: 1 BB: 1 P: 9	R: 0 E: 0 K: 1 S: 4	H: 1 LOB: 1 BB: 0 P: 4	R: 0 E: 0 K: 0 S: 3	H: 0 LOB: 0 BB: 0 P: 3	R: 0 E: 0 K: 2 S: 7	H: 0 LOB: 0 BB: 0 P: 7	R: 0 E: 0 K: 2 S: 7	H: 0 LOB: 0 BB: 0 P: 7	R: 1 E: 0 K: 1 S: 7	H: 2 LOB: 1 BB: 0 P: 7	1B: 2 2B: 1 3B: 0 HR: 0	SF: 0 SAC: 0 DP: 0 HBP: 0	WP: 0 PB: 0 SB: 0 CS: 0	PA: 31
PITCHER Bret Saberhagen, R (1, 1) ERA: 2.47	IP: 9.0 WLS: W BF: 31	H: 3 R: 1 ER: 1 SO: 10	BB: 1 IBB: 0 HBP: 0 BLK: 0	WP: 0 HR: 0 S: 50 P: 54	ERA: 1.00 WHIP: 0.444	PITCHER																

Batter	1	2	3	4	5	6	7	8	9	AB	R	H	RBI	BB	SO	LOB	TOP			
Willie Wilson, S (1, 8) OBP: 0.317, SLG: 0.387										4	0	1	0	0	0	1	Kansas City Royals @ Toronto Blue Jays Exhibition Stadium, Toronto, ON Sun Jul 12 1987, 3:33 AM EDT Att: 40,268 - Unknown			
Kevin Seitzer, R (1, 5) OBP: 0.387, SLG: 0.419										4	0	1	0	0	1					
George Brett, L (1, 10) OBP: 0.403, SLG: 0.507										4	1	2	0	0	2					
Danny Tartabull, R (1, 9) OBP: 0.372, SLG: 0.484										4	1	1	2	0	1					
Steve Balboni, R (1, 3) OBP: 0.224, SLG: 0.392										3	0	0	0	1	1					
Bo Jackson, R (1, 7) OBP: 0.311, SLG: 0.496										4	0	1	0	0	2					
Angel Salazar, R (1, 6) OBP: 0.227, SLG: 0.255										3	0	0	0	0	2					
Thad Bosley, L (9, PH) OBP: 0.323, SLG: 0.378										0	0	0	0	1	0					
Buddy Biancalana, S (1, 4) OBP: 0.227, SLG: 0.302										3	0	0	0	0	3					
Jim Eisenreich, L (9, PH) OBP: 0.273, SLG: 0.512										1	0	0	0	0	2					
Larry Owen, R (1, 2) OBP: 0.269, SLG: 0.330										3	0	1	0	0	1					
Inning Stats	R: 0 E: 0 K: 1 S: 6	H: 2 LOB: 1 BB: 0 P: 6	R: 0 E: 0 K: 2 S: 7	H: 0 LOB: 1 BB: 1 P: 11	R: 0 E: 0 K: 2 S: 8	H: 1 LOB: 1 BB: 0 P: 8	R: 0 E: 0 K: 0 S: 3	H: 0 LOB: 0 BB: 0 P: 3	R: 0 E: 0 K: 2 S: 8	H: 1 LOB: 1 BB: 0 P: 8	R: 2 E: 0 K: 2 S: 9	H: 2 LOB: 0 BB: 0 P: 9	R: 0 E: 0 K: 1 S: 5	H: 0 LOB: 0 BB: 0 P: 5	R: 0 E: 0 K: 1 S: 6	H: 1 LOB: 2 BB: 1 P: 10	1B: 4 2B: 2 3B: 0 HR: 1	SF: 0 SAC: 0 DP: 0 HBP: 0	WP: 0 PB: 0 SB: 1 CS: 0	PA: 35
PITCHER	IP WLS BF H R ER SO BB IBB HBP BLK WP HR S P ERA WHIP																			
Jim Clancy, R (1, 1) ERA: 2.92	7.2 W 29 6 2 2 11 1 0 0 0 0 1 50 54 2.35 0.913																			
Jeff Musselman, L (8, 1) ERA: 3.33	0.1 1 0 0 0 1 0 0 0 0 0 0 3 3 0.00 0.000																			
Tom Henke, R (9, 1) ERA: 2.81	1.0 S 5 1 0 0 1 1 0 0 0 0 0 6 10 0.00 2.000																			

Batter	1	2	3	4	5	6	7	8	9	AB	R	H	RBI	BB	SO	LOB	BOTTOM			
Tony Fernandez, S (1, 6) OBP: 0.380, SLG: 0.429										4	1	1	0	0	0	1	Kansas City Royals @ Toronto Blue Jays Exhibition Stadium, Toronto, ON Sun Jul 12 1987, 3:33 AM EDT Att: 40,268 - Unknown			
Lloyd Moseby, L (1, 8) OBP: 0.334, SLG: 0.444										2	1	2	2	2	0					
Rance Mulliniks, L (1, 5) OBP: 0.333, SLG: 0.413										3	0	1	0	0	2					
Kelly Gruber, R (7, PH) OBP: 0.316, SLG: 0.436										1	1	0	0	0	1					
Jesse Barfield, R (1, 9) OBP: 0.350, SLG: 0.494										4	0	2	1	0	2					
Willie Upshaw, L (1, 3) OBP: 0.333, SLG: 0.449										3	0	1	0	1	1					
Fred McGriff, L (1, 10) OBP: 0.369, SLG: 0.456										2	0	1	0	0	1					
Cecil Fielder, R (6, PH) OBP: 0.377, SLG: 0.619										2	0	0	0	0	0					
Ernie Whitt, L (1, 2) OBP: 0.321, SLG: 0.399										4	0	2	0	0	1					
Rick Leach, L (1, 7) OBP: 0.375, SLG: 0.378										4	0	0	0	0	1					
Garth Iorg, R (1, 4) OBP: 0.268, SLG: 0.243										3	0	0	0	0	2					
Inning Stats	R: 2 E: 0 K: 1 S: 7	H: 3 LOB: 0 BB: 0 P: 7	R: 0 E: 0 K: 2 S: 8	H: 1 LOB: 1 BB: 0 P: 8	R: 0 E: 0 K: 1 S: 7	H: 2 LOB: 3 BB: 1 P: 11	R: 0 E: 0 K: 1 S: 6	H: 1 LOB: 1 BB: 0 P: 6	R: 0 E: 0 K: 0 S: 5	H: 1 LOB: 1 BB: 1 P: 9	R: 1 E: 1 K: 1 S: 6	H: 1 LOB: 1 BB: 1 P: 10	R: 0 E: 0 K: 1 S: 5	H: 0 LOB: 0 BB: 0 P: 5	R: 0 E: 0 K: 1 S: 5	H: 0 LOB: 0 BB: 0 P: 5	1B: 8 2B: 2 3B: 0 HR: 1	SF: 0 SAC: 0 DP: 1 HBP: 0	WP: 0 PB: 0 SB: 1 CS: 1	PA: 36
PITCHER	IP WLS BF H R ER SO BB IBB HBP BLK WP HR S P ERA WHIP																			
Mark Gubicza, R (1, 1) ERA: 4.24	4.1 L 7 1 1 0 0 1 0 0 0 0 0 6 10 0.00 1.000																			
Bud Black, L (5, 1) ERA: 2.57	2.0 7 1 1 0 0 1 0 0 0 0 0 6 10 0.00 1.000																			
Steve Farr, R (7, 1) ERA: 4.6	1.2 6 1 0 0 2 0 0 0 0 0 0 10 10 0.00 0.600																			

AB	33
R	2
H	7
RBI	2
BB	2
SO	13
LOB	9



Batter	1	2	3	4	5	6	7	8	9	AB	R	H	RBI	BB	SO	LOB	TOP										
Tony Fernandez, S (1, 6) OBP: 0.381, SLG: 0.427	0-0 6-3		0-3 K		4-0 S 1B BB	0-3 K2-3		0-0 FC6-4 1B		4	1	1	1	1	2	0	Toronto Blue Jays @ Minnesota Twins Hubert H. Humphrey Metrodome, Minneapolis, MN Thu Jul 16 1987, 4:33 AM EDT Att: 34,334 - Unknown livebaseballscorecards.com										
Lloyd Moseby, L (1, 8) OBP: 0.335, SLG: 0.440	4-0 S 2B BB		0-3 K		4-0 G5-4-3 1B BB		0-0 3-1	0-0 FC6-4 1B		3	2	0	0	2	1	2											
Jesse Barfield, R (1, 9) OBP: 0.356, SLG: 0.502	0-3 K		0-0 BB 1B		0-0 G5-4-3 1B		0-0 1B 2B		0-0 G6-4-3 1B	5	0	4	1	0	1	1											
George Bell, R (1, 7) OBP: 0.326, SLG: 0.611	0-0 2H 2B		4-0 BB 1B		0-0 G5-4-3 1B		0-0 G3-6-3 1B		0-0 G6-4-3 1B	4	0	2	1	1	0	3											
Ernie Whitt, L (1, 2) OBP: 0.323, SLG: 0.399	0-0 1-3		0-0 3-1		0-0 3H 1B		0-0 G3-6-3 1B		0-0 1B	5	0	2	1	0	0	5											
Willie Upshaw, L (1, 3) OBP: 0.334, SLG: 0.448		0-0 G5-3 BB 1B		0-0 6-3		0-0 1-2 1B		0-0 F9	0-0 F7	5	0	2	0	0	0	1											
Fred McGriff, L (1, 10) OBP: 0.378, SLG: 0.477		4-0 G5-3 BB		0-0 HR		0-3 K		4-0 HBP 1B BB		2	2	1	1	2	1	2											
Garth Iorg, R (1, 4) OBP: 0.262, SLG: 0.237		0-0 G5-3 1-2 2-3		0-0 6-3		0-0 F9		0-0 L4		4	0	0	0	0	0	3											
Kelly Gruber, R (1, 5) OBP: 0.314, SLG: 0.430		0-0 4-3		0-0 4-3		0-0 L7		1-0 1B HBP		3	0	0	0	0	0	1											
Inning Stats	R: 1 E: 0 K: 1 S: 6	H: 1 LOB: 1 BB: 1 P: 10	R: 0 E: 0 K: 0 S: 3	H: 1 LOB: 1 BB: 1 P: 7	R: 0 E: 0 K: 2 S: 8	H: 1 LOB: 2 BB: 1 P: 12	R: 1 E: 0 K: 0 S: 4	H: 1 LOB: 0 BB: 0 P: 4	R: 2 E: 0 K: 1 S: 7	H: 3 LOB: 2 BB: 2 P: 15	R: 0 E: 0 K: 1 S: 5	H: 0 LOB: 0 BB: 0 P: 5	R: 0 E: 0 K: 0 S: 4	H: 2 LOB: 1 BB: 0 P: 4	R: 1 E: 0 K: 0 S: 4	H: 1 LOB: 2 BB: 1 P: 9	R: 0 E: 0 K: 0 S: 4	H: 2 LOB: 1 BB: 0 P: 4	1B: 9 2B: 2 3B: 0 HR: 1	SF: 0 SAC: 0 DP: 4 HBP: 1	WP: 0 PB: 0 CS: 0	PA: 42					
PITCHER	IP	WLS	BF	H	R	ER	SO	BB	IBB	HBP	BLK	WP	HR	S	P	ERA	WHIP										
Bert Blyleven, R (1, 1) ERA: 4.48	7.2	L	37	10	5	5	5	6	0	1	0	0	1	40	65	5.87	2.087										
Dan Schatzeder, L (8, 1) ERA: 5.52	0.1		1	0	0	0	0	0	0	0	0	0	0	1	1	0.00	0.000										
Keith Atherton, R (9, 1) ERA: 3.99	1.0		4	2	0	0	0	0	0	0	0	0	0	4	4	0.00	2.000										

Batter	1	2	3	4	5	6	7	8	9	AB	R	H	RBI	BB	SO	LOB	BOTTOM										
Dan Gladden, R (1, 7) OBP: 0.336, SLG: 0.403	0-0 F9		0-0 FC1-6 E 3B		0-0 2B 1B		0-3 K		0-3 K	4	1	1	0	0	1	1	Toronto Blue Jays @ Minnesota Twins Hubert H. Humphrey Metrodome, Minneapolis, MN Thu Jul 16 1987, 4:33 AM EDT Att: 34,334 - Unknown livebaseballscorecards.com										
Randy Bush, L (9, PH) OBP: 0.339, SLG: 0.427			2-3		1-2 1B					1	0	0	0	0	1	3											
Steve Lombardozzi, R (1, 4) OBP: 0.366, SLG: 0.366	4-0 BB		0-0 1H 3B		0-0 1-3 2H 2B		0-3 K		0-3 K	3	0	2	2	1	1	0											
Kirby Puckett, R (1, 10) OBP: 0.373, SLG: 0.517	0-3 K		0-0 F2		0-0 L8		0-0 F8		0-0 F8	4	0	0	0	0	1	4											
Gary Gaetti, R (1, 5) OBP: 0.299, SLG: 0.454	0-0 5-3				0-0 6-3		0-0 6-3		0-0 1-3	4	0	0	0	0	0	1											
Kent Hrbek, L (1, 3) OBP: 0.369, SLG: 0.537		0-3 K		0-0 L4-3 1B		0-3 K		0-0 BB 1B	0-0 1B	4	0	2	0	0	2	0											
Tom Brunansky, R (1, 9) OBP: 0.384, SLG: 0.491		0-0 1-3		0-0 L4-3 1-2		4-0 FC4 BB		1-2 BB 1B		3	0	1	0	1	0	1											
Mark Davidson, R (1, 8) OBP: 0.346, SLG: 0.348		0-0 F6			0-0 E3 G4-6-3		0-0 FC4 1-2		0-0 F3	3	0	0	0	0	0	1											
Roy Smalley, S (9, PH) OBP: 0.374, SLG: 0.463					0-0 E3 G4-6-3		1-2		0-0 F3	1	0	0	0	0	0	2											
Greg Gagne, R (1, 6) OBP: 0.296, SLG: 0.407			0-0 FC1-6 SH1 1B		0-0 G4-6-3 1-2		0-3 K		0-0 F9	3	0	1	0	0	1	1											
Gene Larkin, S (9, PH) OBP: 0.336, SLG: 0.385					1-2 1B				0-0 F9	1	0	0	0	0	0	2											
Sal Butera, R (1, 2) OBP: 0.246, SLG: 0.344			0-0 SH1		0-0 1B		0-0 1-3		4-0 1-2 2-3 BB	2	1	1	0	0	0	0											
Tim Laudner, R (9, PH) OBP: 0.241, SLG: 0.436			1-2		0-0 2B 1B				0-0 1-2 2-3 BB	0	0	0	0	1	0	0											
Inning Stats	R: 0 E: 0 K: 1 S: 5	H: 0 LOB: 1 BB: 1 P: 9	R: 0 E: 0 K: 1 S: 5	H: 0 LOB: 0 BB: 0 P: 5	R: 1 E: 1 K: 0 S: 5	H: 2 LOB: 1 BB: 0 P: 5	R: 0 E: 0 K: 0 S: 3	H: 1 LOB: 0 BB: 0 P: 3	R: 1 E: 1 K: 0 S: 6	H: 3 LOB: 2 BB: 0 P: 6	R: 0 E: 0 K: 1 S: 5	H: 0 LOB: 1 BB: 1 P: 9	R: 0 E: 0 K: 2 S: 7	H: 0 LOB: 0 BB: 0 P: 7	R: 0 E: 0 K: 1 S: 5	H: 0 LOB: 0 BB: 0 P: 5	R: 0 E: 0 K: 1 S: 7	H: 2 LOB: 3 BB: 1 P: 11	1B: 6 2B: 2 3B: 1 HR: 0	SF: 0 SAC: 1 DP: 2 HBP: 0	WP: 0 PB: 0 CS: 0	PA: 37					
PITCHER	IP	WLS	BF	H	R	ER	SO	BB	IBB	HBP	BLK	WP	HR	S	P	ERA	WHIP										
Jimmy Key, L (1, 1) ERA: 2.88	6.0	W	25	6	2	2	3	2	0	0	0	0	0	29	37	3.00	1.333										
Mark Eichhorn, R (7, 1) ERA: 3.39	2.0		8	2	0	0	3	0	0	0	0	0	0	14	14	0.00	1.000										
Jeff Musselman, L (9, 1) ERA: 3.29	0.2		3	0	0	0	0	1	0	0	0	0	0	2	6	0.00	1.500										
Tom Henke, R (9, 1) ERA: 2.79	0.1	S	1	0	0	0	1	0	0	0	0	0	0	3	3	0.00	0.000										

Batter	1	2	3	4	5	6	7	8	9	AB	R	H	RBI	BB	SO	LOB	TOP			
Tony Fernandez, S (1, 6) OBP: 0.380, SLG: 0.426			SH1-3		K2-3		F8			3	1	1	0	0	1	0	Toronto Blue Jays @ Minnesota Twins Hubert H. Humphrey Metrodome, Minneapolis, MN Fri Jul 17 1987, 8:05 PM EDT Att: 28,234 - Unknown			
Lloyd Moseby, L (1, 8) OBP: 0.337, SLG: 0.450					4-3		4-3			4	1	2	2	0	0	0				
Jesse Barfield, R (1, 9) OBP: 0.355, SLG: 0.498	K		K							4	0	1	0	0	2	2				
George Bell, R (1, 7) OBP: 0.322, SLG: 0.604	K		K							4	0	0	0	0	2	3				
Cecil Fielder, R (1, 10) OBP: 0.368, SLG: 0.602 Fred McGriff, L (8, PH) OBP: 0.376, SLG: 0.473	K				6-3		K			3	0	0	0	0	2	0				
Willie Upshaw, L (1, 3) OBP: 0.333, SLG: 0.446		K								4	0	1	0	0	3	0				
Garth Iorg, R (1, 4) OBP: 0.363, SLG: 0.239 Rance Mulliniks, L (9, PH) OBP: 0.337, SLG: 0.417 Manuel Lee, S (9, PR) OBP: 0.306, SLG: 0.313		4-3			F4					3	0	1	0	0	0	1				
Kelly Gruber, R (1, 5) OBP: 0.315, SLG: 0.429 Ernie Whitt, L (9, PH) OBP: 0.322, SLG: 0.397		6-3					F8			3	0	1	0	0	0	1				
Charlie Moore, R (1, 2) OBP: 0.277, SLG: 0.328 Rick Leach, L (9, PH) OBP: 0.371, SLG: 0.373					5-3		F4			3	0	1	0	0	0	2				
										1	0	0	0	0	0	1				
Inning Stats	R: 2 E: 0 K: 3 S: 11	H: 2 LOB: 0 BB: 0 P: 11	R: 0 E: 0 K: 1 S: 5	H: 0 LOB: 0 BB: 0 P: 5	R: 0 E: 0 K: 2 S: 9	H: 2 LOB: 2 BB: 0 P: 9	R: 0 E: 0 K: 0 S: 5	H: 2 LOB: 0 BB: 0 P: 5	R: 0 E: 0 K: 1 S: 6	H: 1 LOB: 1 BB: 0 P: 6	R: 0 E: 0 K: 0 S: 3	H: 0 LOB: 0 BB: 0 P: 3	R: 0 E: 0 K: 1 S: 5	H: 0 LOB: 0 BB: 0 P: 5	R: 0 E: 0 K: 2 S: 8	H: 1 LOB: 1 BB: 0 P: 8	1B: 8 2B: 0 3B: 0 HR: 1	SF: 0 SAC: 1 DP: 0 HBP: 0	WP: 0 PB: 0 CS: 0	PA: 36
PITCHER	IP WLS BF H R ER SO BB IBB HBP BLK WP HR S P ERA WHIP																			
Frank Viola, L (1, 1) ERA: 2.94	7.0 W 29 8 2 2 9 0 0 0 0 0 1 47 47 2.57 1.143																			
Juan Berenguer, R (8, 1) ERA: 3.94	1.0 3 0 0 0 1 0 0 0 0 0 0 5 5 0.00 0.000																			
Jeff Reardon, R (9, 1) ERA: 5.2	1.0 S 4 1 0 0 2 0 0 0 0 0 0 8 8 0.00 1.000																			

AB	35
R	2
H	9
RBI	2
BB	0
SO	12
LOB	11



Batter	1	2	3	4	5	6	7	8	9	AB	R	H	RBI	BB	SO	LOB	BOTTOM			
Dan Gladden, R (1, 7) OBP: 0.338, SLG: 0.402	F9									3	0	1	0	1	0	1	Toronto Blue Jays @ Minnesota Twins Hubert H. Humphrey Metrodome, Minneapolis, MN Fri Jul 17 1987, 8:05 PM EDT Att: 28,234 - Unknown			
Al Newman, S (1, 6) OBP: 0.284, SLG: 0.319	4-3									4	1	2	1	0	0	2				
Kirby Puckett, R (1, 8) OBP: 0.371, SLG: 0.513	K									3	0	0	0	1	2	3				
Kent Hrbek, L (1, 3) OBP: 0.367, SLG: 0.536		F5								4	0	1	0	0	1	3				
Gary Gaetti, R (1, 5) OBP: 0.299, SLG: 0.461										4	1	1	1	0	1	4				
Roy Smalley, S (1, 10) OBP: 0.372, SLG: 0.456										3	0	0	0	1	1	0				
Tom Brunansky, R (1, 9) OBP: 0.365, SLG: 0.490										3	0	1	0	1	0	2				
Steve Lombardozzi, R (1, 4) OBP: 0.300, SLG: 0.331										4	0	0	0	0	1	2				
Tim Laudner, R (1, 2) OBP: 0.255, SLG: 0.444 Mark Davidson, R (7, PR) OBP: 0.337, SLG: 0.348 Sal Butera, R (8, 2) OBP: 0.257, SLG: 0.354										2	0	2	0	1	0	0				
										0	1	0	0	0	0	0				
										1	0	1	0	0	0	0				
Inning Stats	R: 0 E: 0 K: 1 S: 5	H: 0 LOB: 0 BB: 0 P: 5	R: 1 E: 0 K: 0 S: 4	H: 1 LOB: 0 BB: 0 P: 4	R: 0 E: 0 K: 1 S: 5	H: 0 LOB: 2 BB: 2 P: 13	R: 0 E: 0 K: 2 S: 7	H: 0 LOB: 0 BB: 0 P: 7	R: 0 E: 0 K: 0 S: 3	H: 1 LOB: 1 BB: 1 P: 7	R: 1 E: 0 K: 0 S: 5	H: 2 LOB: 2 BB: 1 P: 9	R: 1 E: 0 K: 1 S: 8	H: 3 LOB: 3 BB: 1 P: 12	R: 0 E: 0 K: 1 S: 6	H: 2 LOB: 2 BB: 0 P: 6	1B: 6 2B: 2 3B: 0 HR: 1	SF: 0 SAC: 0 DP: 1 HBP: 0	WP: 1 PB: 1 SB: 2 CS: 0	PA: 36
PITCHER	IP WLS BF H R ER SO BB IBB HBP BLK WP HR S P ERA WHIP																			
Jim Clancy, R (1, 1) ERA: 2.94	5.1 L 22 4 2 2 4 3 0 0 0 0 0 0 7 11 9.00 2.000																			
Mark Eichhorn, R (6, 1) ERA: 3.49	1.0 6 2 1 1 1 0 1 0 0 0 0 0 7 11 9.00 2.000																			
Jeff Musselman, L (7, 1) ERA: 3.2	1.2 8 3 0 0 1 0 1 0 0 0 0 0 9 13 0.00 1.800																			



Batter	1	2	3	4	5	6	7	8	9	AB	R	H	RBI	BB	SO	LOB	TOP										
Tony Fernandez, S (1, 6) OBP: 0.381, SLG: 0.429	0-3 K FC6-4		0-0 FC6-4 1B		0-0 1-3		0-0 2B 2B		0-0 F7	5	1	2	0	0	1	1	Toronto Blue Jays @ Minnesota Twins Hubert H. Humphrey Metrodome, Minneapolis, MN Sat Jul 18 1987, 8:05 PM EDT Att: 38,365 - Unknown livebaseballscorecards.com										
Lloyd Moseby, L (1, 8) OBP: 0.336, SLG: 0.450	4-0 FC6-4 BB		0-0 F7		0-0 F7		0-0 2B		0-0 G6-4-3	4	0	1	1	1	0	2											
Jesse Barfield, R (1, 9) OBP: 0.354, SLG: 0.494	0-0 FC6-4 G6-4-3 1-2 2-3		0-0 FC6-4 1-2		1-0 HBP HR HBP		0-0 5-3			3	1	0	0	0	0	4											
George Bell, R (1, 7) OBP: 0.322, SLG: 0.599	0-0 G6-4-3 1-2		0-0 5-3		1-0 HR HBP		0-0 F5			3	1	0	0	0	0	4											
Rance Mulliniks, L (1, 10) OBP: 0.341, SLG: 0.444		0-0 PB 1B 2B		0-0 4-3		0-0 HR		0-0 G3		4	2	2	3	0	0	1											
Fred McGriff, L (1, 3) OBP: 0.378, SLG: 0.467	4-0 WP FC5-3 BB		0-0 HR BB		0-0 G3				0-0 G3	2	1	0	0	2	0	0											
Ernie Whitt, L (1, 2) OBP: 0.324, SLG: 0.412	0-0 WP 1B		0-0 HR		0-0 5-3				0-0 F7	4	1	2	3	0	0	0											
Kelly Gruber, R (1, 5) OBP: 0.309, SLG: 0.421	0-0 F3		0-0 6-3		0-0 6-3				0-3 K	4	0	0	0	0	1	2											
Manuel Lee, S (1, 4) OBP: 0.303, SLG: 0.310	0-0 FC5-3 1-2 2-H		0-3 K		0-0 4-3				0-0 G6-4-3 1B	4	0	1	0	0	1	2											
Inning Stats	R: 0 E: 0 K: 1 S: 5	H: 0 LOB: 1 BB: 1 P: 9	R: 1 E: 0 K: 0 S: 4	H: 2 LOB: 1 BB: 1 P: 8	R: 0 E: 0 K: 0 S: 4	H: 1 LOB: 1 BB: 0 P: 4	R: 2 E: 0 K: 1 S: 6	H: 1 LOB: 0 BB: 1 P: 10	R: 3 E: 0 K: 0 S: 4	H: 1 LOB: 0 BB: 0 P: 6	R: 0 E: 0 K: 0 S: 3	H: 0 LOB: 0 BB: 0 P: 3	R: 1 E: 0 K: 0 S: 5	H: 2 LOB: 1 BB: 0 P: 5	R: 0 E: 0 K: 1 S: 5	H: 0 LOB: 0 BB: 0 P: 5	R: 0 E: 0 K: 0 S: 3	H: 1 LOB: 0 BB: 0 P: 3	1B: 3 2B: 4 3B: 0 HR: 2	SF: 0 SAC: 0 DP: 3 HBP: 2	WP: 1 PB: 2 SB: 1 CS: 0	PA: 38					
PITCHER	IP	WLS	BF	H	R	ER	SO	BB	IBB	HBP	BLK	WP	HR	S	P	ERA	WHIP										
Joe Niekro, R (1, 1) ERA: 4.47	6.0	L	29	7	7	6	2	3	0	2	0	1	2	28	42	9.00	1.667										
George Frazier, R (7, 1) ERA: 5.71	3.0		9	1	0	0	1	0	0	0	0	0	0	11	11	0.00	0.333										

Batter	1	2	3	4	5	6	7	8	9	AB	R	H	RBI	BB	SO	LOB	BOTTOM										
Dan Gladden, R (1, 7) OBP: 0.339, SLG: 0.400	4-0 FC4-6 BB		0-0 E 1B 1B		0-0 L5		0-0 9-2 3-H		0-3 K	4	1	1	0	1	1	1	Toronto Blue Jays @ Minnesota Twins Hubert H. Humphrey Metrodome, Minneapolis, MN Sat Jul 18 1987, 8:05 PM EDT Att: 38,365 - Unknown livebaseballscorecards.com										
Al Newman, S (1, 4) OBP: 0.284, SLG: 0.314	0-0 FC4-6 S 1-2		0-0 E3 BB G1		4-0 4-3 BB				0-0 F4	3	1	0	1	1	0	2											
Kirby Puckett, R (1, 8) OBP: 0.373, SLG: 0.513	0-3 K		0-0 G1 BB 1B		0-0 4-3				0-0 WP 2B 1B	4	1	2	1	0	1	2											
Kent Hrbek, L (1, 3) OBP: 0.366, SLG: 0.531	0-3 K		0-0 G1 BB		0-0 1-3				0-0 F6	3	0	0	0	1	1	3											
Gary Gaetti, R (1, 5) OBP: 0.301, SLG: 0.467		0-0 3-1 P6-2 2B		0-0 G1		0-0 1-3			0-0 1-H 2B	4	0	2	2	0	0	2											
Roy Smalley, S (1, 10) OBP: 0.386, SLG: 0.448		0-0 3-1 2-3		0-0 4-3		0-0 4-3			0-3 K	4	0	0	0	0	1	4											
Tom Brunansky, R (1, 9) OBP: 0.364, SLG: 0.497		0-0 P6-2 3-H		0-0 F8		0-0 4-3			0-0 HR	4	1	1	1	0	0	1											
Tim Laudner, R (1, 2) OBP: 0.254, SLG: 0.445			0-3 K		0-0 F8		0-0 F9 9-2 2B		0-0 6-3	4	0	1	0	0	1	0											
Greg Gagne, R (1, 6) OBP: 0.297, SLG: 0.406			0-0 1B E 1B		0-0 F9		0-0 F9		0-3 K	3	1	1	0	0	0	1											
Randy Bush, L (9, PH) OBP: 0.337, SLG: 0.424					0-0 F9					1	0	0	0	0	1	0											
Inning Stats	R: 0 E: 0 K: 2 S: 7	H: 0 LOB: 1 BB: 1 P: 11	R: 0 E: 0 K: 0 S: 3	H: 1 LOB: 0 BB: 0 P: 3	R: 3 E: 1 K: 1 S: 9	H: 3 LOB: 2 BB: 1 P: 13	R: 0 E: 0 K: 0 S: 3	H: 0 LOB: 0 BB: 0 P: 3	R: 0 E: 0 K: 0 S: 3	H: 0 LOB: 0 BB: 0 P: 3	R: 0 E: 0 K: 0 S: 3	H: 0 LOB: 0 BB: 0 P: 3	R: 1 E: 0 K: 1 S: 7	H: 2 LOB: 1 BB: 0 P: 7	R: 0 E: 0 K: 2 S: 8	H: 1 LOB: 0 BB: 0 P: 8	1B: 4 2B: 5 3B: 0 HR: 1	SF: 0 SAC: 0 DP: 2 HBP: 0	WP: 1 PB: 0 SB: 2 CS: 0	PA: 37							
PITCHER	IP	WLS	BF	H	R	ER	SO	BB	IBB	HBP	BLK	WP	HR	S	P	ERA	WHIP										
Dave Stieb, R (1, 1) ERA: 3.94	7.0	W	28	5	3	2	3	3	0	0	0	1	0	31	43	2.57	1.143										
Tom Henke, R (8, 1) ERA: 3.02	2.0		9	3	2	2	3	0	0	0	0	1	1	15	15	9.00	1.500										



Batter	1	2	3	4	5	6	7	8	9	AB	R	H	RBI	BB	SO	LOB	TOP										
Lloyd Moseby, L OBP: 0.336, SLG: 0.445 (1, 8)										4	1	0	0	1	2	2	Toronto Blue Jays @ Minnesota Twins Hubert H. Humphrey Metrodome, Minneapolis, MN Sun Jul 19 1987, 4:33 AM EDT Att: 32,095 - Unknown livebaseballscorecards.com										
Rick Leach, L OBP: 0.383, SLG: 0.392 (1, 7)										4	2	2	1	1	0	0											
Rance Mulliniks, L OBP: 0.341, SLG: 0.460 Cecil Fielder, R OBP: 0.370, SLG: 0.627 (1, 10) (6, PH)										3	1	1	2	0	0	1											
Jesse Barfield, R OBP: 0.349, SLG: 0.487 (1, 9)										5	0	0	0	0	3	1											
Ernie Whitt, L OBP: 0.333, SLG: 0.430 Willie Upshaw, L OBP: 0.333, SLG: 0.446 (1, 2) (9, PR)										4	1	3	2	1	1	0											
Fred McGriff, L OBP: 0.383, SLG: 0.468 Juan Beniquez, R OBP: 0.279, SLG: 0.324 (1, 3) (7, PH)										2	0	1	0	1	1	0											
Kelly Gruber, R OBP: 0.308, SLG: 0.418 (1, 5)										4	0	1	0	0	0	2											
Garth Iorg, R OBP: 0.264, SLG: 0.236 Tony Fernandez, S OBP: 0.380, SLG: 0.427 (1, 4) (8, PH)										2	0	0	0	1	1	4											
Manuel Lee, S OBP: 0.300, SLG: 0.307 (1, 6) (8, 4)										4	0	1	0	0	1	0											
Inning Stats	R: 2 E: 0 K: 0 S: 6	H: 3 LOB: 3 BB: 2 P: 14	R: 2 E: 0 K: 0 S: 5	H: 2 LOB: 0 BB: 0 P: 5	R: 1 E: 0 K: 2 S: 9	H: 2 LOB: 2 BB: 1 P: 13	R: 0 E: 0 K: 1 S: 5	H: 0 LOB: 0 BB: 0 P: 5	R: 0 E: 0 K: 2 S: 8	H: 1 LOB: 1 BB: 0 P: 8	R: 0 E: 0 K: 1 S: 5	H: 0 LOB: 1 BB: 1 P: 9	R: 0 E: 0 K: 1 S: 6	H: 1 LOB: 1 BB: 0 P: 6	R: 0 E: 0 K: 1 S: 5	H: 0 LOB: 0 BB: 1 P: 5		R: 1 E: 0 K: 1 S: 6	H: 1 LOB: 1 BB: 1 P: 10	1B: 6 2B: 1 3B: 0 HR: 3	SF: 0 SAC: 0 DP: 0 HBP: 0	WP: 1 PB: 0 SB: 1 CS: 0	PA: 42				
PITCHER	IP	WLS	BF	H	R	ER	SO	BB	IBB	HBP	BLK	WP	HR	S	P	ERA	WHIP										
Mike Smithson, R ERA: 5.96 (1, 1)	2.2		18	7	5	5	1	3	0	0	0	0	2	17	29	16.88	3.750										
Dan Schatzeder, L ERA: 5.11 (3, 1)	3.2	W	14	2	0	0	6	1	0	0	0	1	0	25	29	0.00	0.818										
Keith Atherton, R ERA: 3.86 (7, 1)	1.2		5	0	0	0	1	0	0	0	0	0	0	7	7	0.00	0.000										
Jeff Reardon, R ERA: 5.28 (9, 1)	1.0	S	5	1	1	1	1	1	0	0	0	0	1	6	10	9.00	2.000										

Batter	1	2	3	4	5	6	7	8	9	AB	R	H	RBI	BB	SO	LOB	BOTTOM										
Dan Gladden, R OBP: 0.343, SLG: 0.399 (1, 8) (9, 7)										3	1	1	0	2	0	2	Toronto Blue Jays @ Minnesota Twins Hubert H. Humphrey Metrodome, Minneapolis, MN Sun Jul 19 1987, 4:33 AM EDT Att: 32,095 - Unknown livebaseballscorecards.com										
Steve Lombardozzi, R OBP: 0.290, SLG: 0.325 Al Newman, S OBP: 0.283, SLG: 0.313 (1, 4) (8, PH) (9, 4)										4	0	0	0	0	2	2											
Randy Bush, L OBP: 0.335, SLG: 0.419 Tim Laudner, R OBP: 0.254, SLG: 0.445 (1, 9) (9, 2)										4	1	1	0	0	1	1											
Gary Gaetti, R OBP: 0.300, SLG: 0.465 (1, 5)										4	1	1	1	0	1	1											
Kent Hrbek, L OBP: 0.370, SLG: 0.530 (1, 3)										2	1	1	0	2	0	0											
Tom Brunansky, R OBP: 0.386, SLG: 0.507 (1, 7) (9, 9)										4	1	2	3	0	0	1											
Gene Larkin, S OBP: 0.342, SLG: 0.390 (1, 10)										4	1	2	0	0	2												
Greg Gagne, R OBP: 0.300, SLG: 0.408 (1, 6)										4	1	2	0	0	2	1											
Sal Butera, R OBP: 0.250, SLG: 0.343 Roy Smalley, S OBP: 0.364, SLG: 0.446 Mark Davidson, R OBP: 0.337, SLG: 0.348 (1, 2) (8, PH) (8, 8)										2	0	0	0	0	1	1											
Inning Stats	R: 4 E: 0 K: 0 S: 7	H: 3 LOB: 0 BB: 1 P: 11	R: 0 E: 0 K: 3 S: 10	H: 1 LOB: 1 BB: 0 P: 10	R: 0 E: 0 K: 0 S: 3	H: 0 LOB: 1 BB: 1 P: 7	R: 0 E: 0 K: 1 S: 6	H: 1 LOB: 1 BB: 0 P: 6	R: 1 E: 0 K: 1 S: 7	H: 2 LOB: 2 BB: 1 P: 11	R: 1 E: 0 K: 0 S: 4	H: 1 LOB: 0 BB: 0 P: 4	R: 0 E: 0 K: 2 S: 7	H: 0 LOB: 0 BB: 0 P: 7	R: 1 E: 1 K: 1 S: 7	H: 2 LOB: 2 BB: 1 P: 11		1B: 9 2B: 0 3B: 0 HR: 1	SF: 0 SAC: 1 DP: 0 HBP: 0	WP: 2 PB: 0 SB: 3 CS: 0	PA: 38						
PITCHER	IP	WLS	BF	H	R	ER	SO	BB	IBB	HBP	BLK	WP	HR	S	P	ERA	WHIP										
Jose Antonio Nunez, R ERA: 3.93 (1, 1)	4.2		24	7	5	5	5	3	0	0	0	1	1	32	44	9.64	2.143										
Gary Lavelle, L ERA: 3.31 (5, 1)	2.2	L	11	3	2	1	2	0	0	0	0	1	0	15	15	3.38	1.125										
Mark Eichhorn, R ERA: 3.43 (8, 1)	0.2		3	0	0	0	1	0	1	0	0	0	0	4	8	0.00	0.000										

Batter	1	2	3	4	5	6	7	8	9	AB	R	H	RBI	BB	SO	LOB	TOP			
Tony Fernandez, S (1, 6) OBP: 0.375, SLG: 0.421	F8		K	K		6-3		K		5	0	0	0	0	3	3				
Lloyd Moseby, L (1, 8) OBP: 0.339, SLG: 0.444	WP PB 1B		WP BLK 1B BB	PB BB			3-1	F8		3	1	1	0	2	0	0				
Willie Upshaw, L (1, 3) OBP: 0.334, SLG: 0.445	K		1-H 1B	K			1B 1B	K		5	0	2	1	0	3	3				
George Bell, R (1, 7) OBP: 0.320, SLG: 0.593	5-3		F7		K		G4-6-3 1B	F3		5	0	1	0	0	1	2				
Ernie Whitt, L (1, 2) OBP: 0.332, SLG: 0.427		P5		HR 1B	L4		G4-6-3 1-2			4	1	1	0	0	0	2				
Fred McGriff, L (1, 10) OBP: 0.387, SLG: 0.487	K			HR 1B				K		2	1	1	2	1	1	0				
Cecil Fielder, R (8, PH) OBP: 0.367, SLG: 0.622				HR						1	0	0	0	0	1	0				
Garth Iorg, R (1, 4) OBP: 0.274, SLG: 0.286				HR	L4					4	2	3	2	0	0	1				
Rick Leach, L (1, 9) OBP: 0.371, SLG: 0.378										3	0	0	0	0	0	0				
Jesse Barfield, R (8, PH) OBP: 0.351, SLG: 0.487	4-3		L3			F2				0	0	0	0	1	0	0				
Kelly Gruber, R (1, 5) OBP: 0.307, SLG: 0.412			6-3	PB S HBP		F7		F8		3	0	0	0	0	0	2				
Inning Stats	R: 0 E: 0 K: 1 S: 6	H: 1 LOB: 1 BB: 0 P: 6	R: 1 E: 0 K: 1 S: 6	H: 1 LOB: 0 BB: 0 P: 6	R: 1 E: 0 K: 1 S: 6	H: 1 LOB: 1 BB: 1 P: 10	R: 3 E: 0 K: 2 S: 10	H: 3 LOB: 2 BB: 1 P: 15	R: 0 E: 0 K: 1 S: 5	H: 0 LOB: 1 BB: 1 P: 9	R: 0 E: 0 K: 0 S: 4	H: 2 LOB: 1 BB: 0 P: 4	R: 0 E: 0 K: 2 S: 8	H: 1 LOB: 2 BB: 1 P: 12	R: 0 E: 0 K: 1 S: 5	H: 0 LOB: 0 BB: 0 P: 5	1B: 5 2B: 1 3B: 0 HR: 3	SF: 0 SAC: 0 DP: 1 HBP: 1	WP: 2 PB: 3 CS: 0	PA: 40
PITCHER	IP WLS BF H R ER SO BB IBB HBP BLK WP HR S P ERA WHIP																			
Charlie Hough, R (1, 1) ERA: 3.99	6.1 L 31 8 5 5 6 3 0 1 1 2 3 39 52 7.11 1.737																			
Mitch Williams, L (7, 1) ERA: 3.63	2.2 9 1 0 0 3 0 1 0 0 0 0 0 14 18 0.00 0.375																			

Toronto Blue Jays @ Texas Rangers
Arlington Stadium, Arlington, TX
Mon Jul 20 1987, 8:05 PM EDT
Att: 27,501 - Unknown

AB	35
R	5
H	9
RBI	5
BB	4
SO	9
LOB	13



Batter	1	2	3	4	5	6	7	8	9	AB	R	H	RBI	BB	SO	LOB	BOTTOM					
Bob Brower, R (1, 8) OBP: 0.358, SLG: 0.446	5-3		K		L5-3		1-3			4	0	0	0	0	1	3						
Scott Fletcher, R (1, 6) OBP: 0.370, SLG: 0.416	4-3					F8		3-1		4	0	1	0	0	0	0						
Ruben Sierra, S (1, 9) OBP: 0.322, SLG: 0.470	L7		F8			L9		P6		4	0	0	0	0	0	1						
Pete Incaviglia, R (1, 7) OBP: 0.339, SLG: 0.498		BB 2B BB			6-3					3	1	1	0	1	1	0						
Pete O'Brien, L (1, 3) OBP: 0.339, SLG: 0.503		F7					4-3	F3		4	0	1	0	0	0	2						
Larry Parrish, R (1, 10) OBP: 0.343, SLG: 0.531		BB 2B BB			P4		HR			3	2	1	1	1	0	1						
Mike Stanley, R (1, 2) OBP: 0.406, SLG: 0.455			F7				L3			3	0	0	0	0	0	3						
Geno Petralli, L (9, PH) OBP: 0.400, SLG: 0.446					F8					1	0	0	0	0	0	0						
Steve Buechele, R (1, 5) OBP: 0.285, SLG: 0.409										3	0	2	2	0	0	0						
Darrell Porter, L (9, PH) OBP: 0.344, SLG: 0.378		1-H 2H 2B			6-3		BB 1B			1	0	0	0	0	1	0						
Jerry Browne, S (1, 4) OBP: 0.362, SLG: 0.336			6-3			L5-3 BB				1	0	0	0	2	0	0						
Inning Stats	R: 0 E: 0 K: 0 S: 3	H: 0 LOB: 0 BB: 0 P: 3	R: 2 E: 0 K: 0 S: 3	H: 1 LOB: 1 BB: 2 P: 11	R: 0 E: 0 K: 1 S: 6	H: 1 LOB: 1 BB: 0 P: 6	R: 0 E: 0 K: 0 S: 4	H: 1 LOB: 1 BB: 0 P: 4	R: 0 E: 0 K: 0 S: 2	H: 0 LOB: 0 BB: 1 P: 6	R: 0 E: 0 K: 1 S: 5	H: 0 LOB: 0 BB: 0 P: 5	R: 1 E: 0 K: 0 S: 5	H: 2 LOB: 2 BB: 1 P: 9	R: 0 E: 0 K: 0 S: 4	H: 1 LOB: 1 BB: 0 P: 4	R: 0 E: 0 K: 1 S: 5	H: 0 LOB: 0 BB: 0 P: 5	1B: 2 2B: 4 3B: 0 HR: 1	SF: 0 SAC: 0 DP: 1 HBP: 0	WP: 0 PB: 0 CS: 0	PA: 35
PITCHER	IP WLS BF H R ER SO BB IBB HBP BLK WP HR S P ERA WHIP																					
John Cerutti, L (1, 1) ERA: 4.62	6.2 W 26 5 3 3 2 3 0 0 0 0 1 27 39 4.05 1.200																					
Jeff Musselman, L (7, 1) ERA: 3.18	0.1 2 0 0 0 0 1 0 0 0 0 0 0 1 5 0.00 3.000																					
Tom Henke, R (8, 1) ERA: 2.91	2.0 S 7 1 0 0 1 0 0 0 0 0 0 0 9 9 0.00 0.500																					

Toronto Blue Jays @ Texas Rangers
Arlington Stadium, Arlington, TX
Mon Jul 20 1987, 8:05 PM EDT
Att: 27,501 - Unknown

AB	31
R	3
H	6
RBI	3
BB	4
SO	3
LOB	10



Batter	1	2	3	4	5	6	7	8	9	AB	R	H	RBI	BB	SO	LOB	TOP										
Tony Fernandez, S (1, 6) OBP: 0.371, SLG: 0.417	6-3		FC6-4			G6-4-3		K		4	0	0	0	0	1	3											
Juan Benquez, R (1, 9) OBP: 0.276, SLG: 0.322	6-3			5-3			4-3	1B		4	0	1	1	0	0	0											
Jesse Barfield, R (1, 8) OBP: 0.350, SLG: 0.493	K			F8			HR	K		4	1	1	1	0	2	1											
George Bell, R (1, 7) OBP: 0.319, SLG: 0.598		F8		6-3			HR		6-3	4	1	1	1	0	0	0											
Cecil Fielder, R (1, 10) OBP: 0.359, SLG: 0.605		F8				K				3	0	0	0	0	1	0											
Rance Mulliniks, L (9, PH) OBP: 0.344, SLG: 0.463		F8							5-3	1	0	1	0	0	0	0											
Lloyd Moseby, L (9, PR) OBP: 0.339, SLG: 0.444									1B	0	0	0	0	0	0	0											
Willie Upshaw, L (1, 3) OBP: 0.331, SLG: 0.439		4-3				F8			5-3	4	0	0	0	0	0	1											
Kelly Gruber, R (1, 5) OBP: 0.302, SLG: 0.405			6-3			F8			5-3	4	0	0	0	0	1	2											
Garth Iorg, R (1, 4) OBP: 0.280, SLG: 0.288			6-3							2	1	1	0	1	0	0											
Charlie Moore, R (1, 2) OBP: 0.279, SLG: 0.361										3	1	1	1	0	1	1											
Ernie Whitt, L (8, 2) OBP: 0.332, SLG: 0.427			E6			K				0	0	0	0	0	0	0											
Inning Stats	R: 0 E: 0 K: 1 S: 5	H: 0 LOB: 0 BB: 0 P: 5	R: 0 E: 0 K: 0 S: 3	H: 0 LOB: 0 BB: 0 P: 3	R: 0 E: 1 K: 0 S: 4	H: 0 LOB: 1 BB: 0 P: 4	R: 0 E: 0 K: 0 S: 3	H: 0 LOB: 0 BB: 0 P: 3	R: 0 E: 0 K: 1 S: 5	H: 1 LOB: 0 BB: 0 P: 5	R: 2 E: 0 K: 0 S: 5	H: 2 LOB: 0 BB: 0 P: 5	R: 2 E: 0 K: 2 S: 9	H: 2 LOB: 1 BB: 1 P: 13	R: 0 E: 0 K: 1 S: 6	H: 1 LOB: 2 BB: 0 P: 6	1B: 3 2B: 0 3B: 1 HR: 2	SF: 0 SAC: 0 DP: 1 HBP: 0	WP: 0 PB: 0 SB: 0 CS: 0	PA: 34							
PITCHER	IP	WLS	BF	H	R	ER	SO	BB	IBB	HBP	BLK	WP	HR	S	P	ERA	WHIP										
Paul Kilgus, L (1, 1) ERA: 3.29	7.1		27	4	4	4	3	1	0	0	0	0	2	32	36	4.91	0.682										
Mitch Williams, L (8, 1) ERA: 3.91	0.1		2	1	0	0	1	0	0	0	0	0	0	4	4	0.00	3.000										
Dale Mohorcic, R (8, 1) ERA: 2.62	1.1	W	5	1	0	0	2	0	0	0	0	0	0	9	9	0.00	0.750										

Toronto Blue Jays @ Texas Rangers
Arlington Stadium, Arlington, TX
Tue Jul 21 1987, 8:05 PM EDT
Att: 13,791 - Unknown

AB	33
R	4
H	6
RBI	4
BB	1
SO	6
LOB	8



Batter	1	2	3	4	5	6	7	8	9	AB	R	H	RBI	BB	SO	LOB	BOTTOM										
Bob Brower, R (1, 8) OBP: 0.359, SLG: 0.444	6-3		K							5	2	2	0	0	1	3											
Scott Fletcher, R (1, 6) OBP: 0.370, SLG: 0.414	L7			3-1						4	0	1	1	1	0	1											
Ruben Sierra, S (1, 9) OBP: 0.323, SLG: 0.485	F7									5	2	2	3	0	0	4											
Pete Incaviglia, R (1, 7) OBP: 0.338, SLG: 0.494		F9								3	0	0	0	1	1	0											
Pete O'Brien, L (1, 3) OBP: 0.338, SLG: 0.509		4-3								4	1	1	1	0	0	1											
Larry Parrish, R (1, 10) OBP: 0.339, SLG: 0.525		5-3								4	0	0	0	0	1	1											
Mike Stanley, R (1, 2) OBP: 0.462, SLG: 0.452										3	0	1	0	0	1	0											
Darrell Porter, L (8, PH) OBP: 0.352, SLG: 0.378										0	0	0	0	1	0	0											
Currie Wilkerson, S (9, 5) OBP: 0.291, SLG: 0.416										0	0	0	0	0	0	0											
Steve Buechele, R (1, 5) OBP: 0.289, SLG: 0.410										2	0	1	0	1	0	1											
Geno Petralli, L (8, PH) OBP: 0.400, SLG: 0.446										0	0	0	0	0	0	0											
Don Slaught, R (8, PH) OBP: 0.286, SLG: 0.394										1	0	1	0	0	0	0											
Jerry Browne, S (1, 4) OBP: 0.361, SLG: 0.335										4	1	1	0	0	0	4											
Inning Stats	R: 0 E: 0 K: 0 S: 3	H: 0 LOB: 0 BB: 0 P: 3	R: 0 E: 0 K: 0 S: 3	H: 0 LOB: 0 BB: 0 P: 3	R: 0 E: 0 K: 1 S: 6	H: 1 LOB: 1 BB: 0 P: 6	R: 1 E: 0 K: 1 S: 6	H: 1 LOB: 1 BB: 1 P: 10	R: 2 E: 0 K: 0 S: 5	H: 2 LOB: 1 BB: 1 P: 9	R: 0 E: 0 K: 1 S: 5	H: 0 LOB: 0 BB: 0 P: 5	R: 0 E: 0 K: 1 S: 7	H: 2 LOB: 3 BB: 1 P: 11	R: 0 E: 0 K: 0 S: 5	H: 2 LOB: 2 BB: 1 P: 9	R: 2 E: 0 K: 0 S: 3	H: 2 LOB: 0 BB: 0 P: 3	1B: 7 2B: 0 3B: 0 HR: 3	SF: 0 SAC: 0 DP: 0 HBP: 0	WP: 0 PB: 1 SB: 0 CS: 0	PA: 39					
PITCHER	IP	WLS	BF	H	R	ER	SO	BB	IBB	HBP	BLK	WP	HR	S	P	ERA	WHIP										
Jimmy Key, L (1, 1) ERA: 2.91	7.1		32	7	4	3	4	2	1	0	0	0	2	37	49	3.68	1.227										
Mark Eichhorn, R (8, 1) ERA: 3.42	0.1		2	0	0	0	0	1	0	0	0	0	0	1	5	0.00	3.000										
Jeff Musselman, L (8, 1) ERA: 3.45	0.2	L	5	3	2	2	0	0	0	0	1	0	1	5	5	27.00	4.500										

Toronto Blue Jays @ Texas Rangers
Arlington Stadium, Arlington, TX
Tue Jul 21 1987, 8:05 PM EDT
Att: 13,791 - Unknown

AB	35
R	6
H	10
RBI	5
BB	4
SO	4
LOB	15



Batter	1	2	3	4	5	6	7	8	9	AB	R	H	RBI	BB	SO	LOB	TOP								
Tony Fernandez, S (1, 6) OBP: 0.374, SLG: 0.419	0-3 K		0-0 S 1B		0-0 E7 5-3 1B		0-0 S 1B		0-0 FC6-4	5	1	3	1	0	1	2									
Lloyd Moseby, L (1, 8) OBP: 0.336, SLG: 0.439	0-3 K		4-0 FC1-6 BB		0-0 5-3		0-3 K		0-0 1-3	4	0	0	1	1	2	3									
Jesse Barfield, R (1, 9) OBP: 0.346, SLG: 0.487	0-0 6-3		0-0 FC1-6 1-2		0-0 5-3		0-3 K			4	0	0	0	0	1	3									
George Bell, R (1, 7) OBP: 0.324, SLG: 0.599		0-0 E S 1B		0-0 F8 S 1B		0-0 5-3		0-0 G6-3 1B		4	0	3	0	0	0	0									
Rance Mulliniks, L (1, 5) OBP: 0.339, SLG: 0.455	0-3 K		0-3 K		0-3 K		0-0 F8		0-0 G6-3	3	0	0	0	0	2	2									
Kelly Gruber, R (6, 5) OBP: 0.301, SLG: 0.403										1	0	0	0	0	0	1									
Ernie Whitt, L (1, 2) OBP: 0.331, SLG: 0.422	0-3 K		0-3 K		0-0 F8		4-0 BB		0-3 K	3	0	0	0	1	2	2									
Willie Upshaw, L (1, 3) OBP: 0.327, SLG: 0.434	0-0 4-3		0-0 3-1		0-3 K		0-0 G3			4	0	0	0	0	1	3									
Fred McGriff, L (1, 10) OBP: 0.390, SLG: 0.488			0-3 K		0-0 BB 1B		0-0 F9		0-0 FC6-4 HBP 1B	4	1	2	0	0	1	1									
Garth Iorg, R (1, 4) OBP: 0.281, SLG: 0.285			0-3 K		4-0 BB 1B		0-0 F9		1-0 FC6-4 HBP	2	1	0	0	1	1	0									
Rick Leach, L (9, PH) OBP: 0.371, SLG: 0.378										0	0	0	0	0	0	0									
Juan Beniquez, R (9, PH) OBP: 0.282, SLG: 0.322										0	0	0	0	0	0	0									
Inning Stats	R: 0 E: 0 K: 2 S: 7	H: 0 LOB: 0 BB: 0 P: 7	R: 0 E: 1 K: 2 S: 8	H: 1 LOB: 1 BB: 0 P: 8	R: 0 E: 0 K: 2 S: 8	H: 1 LOB: 2 BB: 1 P: 12	R: 0 E: 0 K: 1 S: 6	H: 1 LOB: 1 BB: 0 P: 6	R: 3 E: 1 K: 0 S: 5	H: 2 LOB: 0 BB: 1 P: 9	R: 0 E: 0 K: 1 S: 5	H: 0 LOB: 1 BB: 1 P: 9	R: 0 E: 0 K: 2 S: 8	H: 1 LOB: 0 BB: 0 P: 8	R: 0 E: 0 K: 1 S: 5	H: 1 LOB: 0 BB: 0 P: 5	R: 0 E: 0 K: 0 S: 4	H: 1 LOB: 2 BB: 0 P: 5	1B: 8 2B: 0 3B: 0 HR: 0	SF: 0 SAC: 0 DP: 1 HBP: 1	WP: 0 PB: 0 SB: 4 CS: 0	PA: 38			
PITCHER	IP	WLS	BF	H	R	ER	SO	BB	IBB	HBP	BLK	WP	HR	S	P	ERA	WHIP								
Bobby Witt, R (1, 1) ERA: 4.3	7.0		30	6	3	1	10	3	0	0	0	0	0	47	59	1.29	1.286								
Jeff Russell, R (8, 1) ERA: 3.08	1.1	W	5	2	0	0	1	0	0	0	0	0	0	7	7	0.00	1.500								
Mitch Williams, L (9, 1) ERA: 3.81	0.0		1	0	0	0	0	0	0	1	0	0	0	0	1	∞	∞								
Dale Mohorcic, R (9, 1) ERA: 2.99	0.2	S	2	0	0	0	0	0	0	0	0	0	0	2	2	0.00	0.000								

Toronto Blue Jays @ Texas Rangers
Arlington Stadium, Arlington, TX
Wed Jul 22 1987, 8:05 PM EDT
Att: 16,380 - Unknown

AB 34
R 3
H 8
RBI 2
BB 3
SO 11
LOB 17



Batter	1	2	3	4	5	6	7	8	9	AB	R	H	RBI	BB	SO	LOB	BOTTOM								
Jerry Browne, S (1, 4) OBP: 0.361, SLG: 0.333	0-3 K		0-3 K		0-0 5-3		0-0 SH4-3 1B	4-0 BB BB		4	0	1	1	1	2	1									
Scott Fletcher, R (1, 6) OBP: 0.371, SLG: 0.416	0-0 4-3 1B		0-0 F7		0-0 6-3		0-0 SH4-3	4-0 BB BB		3	1	1	2	1	0	1									
Ruben Sierra, S (1, 9) OBP: 0.324, SLG: 0.485	0-0 4-3		0-0 2B		0-3 K		0-0 F2			4	0	1	0	1	1	4									
Pete O'Brien, L (1, 3) OBP: 0.340, SLG: 0.507	0-0 WP 1B		0-0 4-3		4-0 BB		0-0 3-1			3	1	1	1	1	0	3									
Pete Incaviglia, R (1, 7) OBP: 0.338, SLG: 0.493	0-0 S 1B		0-3 K		0-3 K		4-0 BB SH2-4 BB			3	1	1	1	1	2	1									
Darrell Porter, L (1, 10) OBP: 0.351, SLG: 0.377	0-3 K		0-3 K		0-0 1B		0-0 SH2-4			3	0	1	0	0	2	1									
Bob Brower, R (8, PH) OBP: 0.359, SLG: 0.444	1-2 K									0	0	0	0	0	0	0									
Oddibe McDowell, L (1, 8) OBP: 0.367, SLG: 0.500		0-0 E L1-5 2B		0-0 CS 1B		0-0 4-3		0-0 P4		4	0	2	0	0	0	3									
Geno Petralli, L (1, 2) OBP: 0.407, SLG: 0.474		0-0 G3		0-0 CS		0-0 3B		4-0 BB BB		3	1	2	0	0	0	1									
Mike Stanley, R (8, PH) OBP: 0.410, SLG: 0.452		2-3 G3		1-2 CS		0-0 3B		4-0 BB BB		0	1	0	0	1	0	0									
Steve Buechele, R (1, 5) OBP: 0.290, SLG: 0.406		0-0 L1-5		0-0 6-3		0-0 6-3		4-0 BB BB		2	0	0	0	1	0	2									
Inning Stats	R: 2 E: 0 K: 2 S: 10	H: 3 LOB: 1 BB: 0 P: 10	R: 0 E: 1 K: 0 S: 3	H: 1 LOB: 0 BB: 0 P: 3	R: 0 E: 0 K: 1 S: 6	H: 1 LOB: 1 BB: 0 P: 6	R: 0 E: 0 K: 2 S: 7	H: 1 LOB: 0 BB: 0 P: 7	R: 0 E: 0 K: 0 S: 4	H: 1 LOB: 1 BB: 0 P: 4	R: 0 E: 0 K: 2 S: 8	H: 1 LOB: 2 BB: 1 P: 12	R: 1 E: 0 K: 0 S: 5	H: 2 LOB: 2 BB: 1 P: 9	R: 2 E: 0 K: 0 S: 3	H: 0 LOB: 3 BB: 5 P: 23	1B: 6 2B: 4 3B: 1 HR: 0	SF: 0 SAC: 3 DP: 1 HBP: 0	WP: 1 PB: 0 SB: 1 CS: 1	PA: 40					
PITCHER	IP	WLS	BF	H	R	ER	SO	BB	IBB	HBP	BLK	WP	HR	S	P	ERA	WHIP								
Jim Clancy, R (1, 1) ERA: 2.99	6.2		30	10	3	3	7	1	0	0	0	0	0	42	50	4.05	1.650								
Gary Lavelle, L (7, 1) ERA: 4.15	1.0	L	5	0	2	2	0	2	0	0	0	0	0	3	11	18.00	2.000								
Mark Eichhorn, R (8, 1) ERA: 3.42	0.0		3	0	0	0	0	3	0	0	0	0	0	0	12	∞	∞								
John Cerutti, L (8, 1) ERA: 4.6	0.1		1	0	0	0	0	0	0	0	0	0	0	1	1	0.00	0.000								

Toronto Blue Jays @ Texas Rangers
Arlington Stadium, Arlington, TX
Wed Jul 22 1987, 8:05 PM EDT
Att: 16,380 - Unknown


AB 29
R 5
H 10
RBI 5
BB 7
SO 7
LOB 17



Batter	1	2	3	4	5	6	7	8	9	AB	R	H	RBI	BB	SO	LOB	TOP					
Dan Gladden, R (1, 7) OBP: 0.340, SLG: 0.389	4-0 1B BB		0-0 L3		0-3 K		0-3 K			3	1	0	0	1	2	0						
Greg Gagne, R (1, 6) OBP: 0.301, SLG: 0.414	0-0 1B FC3-6		0-0 L8		0-0 L1			0-3 K		4	1	1	0	0	1	0						
Kirby Puckett, R (1, 8) OBP: 0.365, SLG: 0.507	0-0 FC3-6 1B		0-3 K		0-0 F8			0-0 F8		4	0	1	1	0	1	0						
Kent Hrbek, L (1, 3) OBP: 0.373, SLG: 0.529	0-0 FC3-6 CS			0-0 F4		0-0 F6		0-0 F4		4	0	0	1	0	0	1						
Gary Gaetti, R (1, 5) OBP: 0.295, SLG: 0.462	0-0 L5			0-0 F2		0-0 HR		0-0 F3		4	1	1	1	0	0	1						
Randy Bush, L (1, 10) OBP: 0.333, SLG: 0.414	0-0 CS	0-3 K		0-0 E BB 1B		0-3 K		0-3 K		4	0	1	0	0	3	0						
Tom Brunansky, R (1, 9) OBP: 0.369, SLG: 0.511				4-0 E BB 1B		0-0 F8		0-0 1-3		3	0	1	0	1	0	0						
Steve Lombardozzi, R (1, 4) OBP: 0.296, SLG: 0.326		0-3 K		0-0 E4		4-0 G6-4-3 BB				2	0	0	0	1	1	3						
Sal Butera, R (1, 2) OBP: 0.240, SLG: 0.329			0-0 F6		0-0 L5		0-0 G6-4-3			3	0	0	0	0	0	5						
Inning Stats	R: 2 E: 0 K: 0 S: 4	H: 2 LOB: 0 BB: 1 P: 8	R: 0 E: 0 K: 2 S: 8	H: 1 LOB: 1 BB: 0 P: 8	R: 0 E: 0 K: 1 S: 5	H: 0 LOB: 0 BB: 0 P: 5	R: 0 E: 1 K: 0 S: 5	H: 1 LOB: 3 BB: 1 P: 9	R: 0 E: 0 K: 1 S: 5	H: 0 LOB: 0 BB: 0 P: 5	R: 1 E: 0 K: 1 S: 6	H: 1 LOB: 0 BB: 0 P: 6	R: 0 E: 0 K: 1 S: 4	H: 0 LOB: 0 BB: 1 P: 8	R: 0 E: 0 K: 1 S: 5	H: 0 LOB: 0 BB: 0 P: 5	R: 0 E: 0 K: 1 S: 5	H: 0 LOB: 0 BB: 0 P: 5	1B: 3 2B: 1 3B: 0 HR: 1	SF: 0 SAC: 0 DP: 1 HBP: 0	WP: 0 PB: 0 SB: 0 CS: 1	PA: 35
PITCHER Dave Stieb, R (1, 1) ERA: 3.87	IP: 9.0 WLS: W BF: 34	H: 5 R: 3 ER: 3 SO: 8	BB: 3 IBB: 0 HBP: 0 BLK: 0	WP: 0 HR: 1 S: 47 P: 59	ERA: 3.00 WHIP: 0.889	PITCHER	IP: 9.0 WLS: W BF: 34	H: 5 R: 3 ER: 3 SO: 8	BB: 3 IBB: 0 HBP: 0 BLK: 0	WP: 0 HR: 1 S: 47 P: 59	ERA: 3.00 WHIP: 0.889											

Minnesota Twins @ Toronto Blue Jays
Exhibition Stadium, Toronto, ON
Thu Jul 23 1987, 7:05 PM EDT
Att: 35,320 - Unknown


AB	31
R	3
H	5
RBI	3
BB	3
SO	8
LOB	10



Batter	1	2	3	4	5	6	7	8	9	AB	R	H	RBI	BB	SO	LOB	BOTTOM			
Tony Fernandez, S (1, 6) OBP: 0.377, SLG: 0.420	4-0 1B S FC5-2 BB		0-0 F3 S E 1B	0-0 F7			0-0 4-3		0-0 1B	4	1	2	0	1	0	1				
Lloyd Moseby, L (1, 8) OBP: 0.341, SLG: 0.440	0-0 FC5-2 1B		4-0 E S BB		0-3 K			0-3 K	0-0 1B	4	1	2	1	1	2	0				
Jesse Barfield, R (1, 9) OBP: 0.345, SLG: 0.483	0-0 FC5-2		0-0 F3		0-3 K			4-0 PB BB BB		3	0	0	0	1	1	4				
George Bell, R (1, 7) OBP: 0.321, SLG: 0.593	0-0 F7		0-3 K		0-3 K			0-0 L8		4	0	0	0	0	2	5				
Rance Mulliniks, L (1, 5) OBP: 0.339, SLG: 0.453 (8, PH)	0-0 4-3		0-0 E7		0-3 K			4-0 PB BB		3	0	1	2	0	0	2				
Juan Beniquez, R (8, PH) OBP: 0.286, SLG: 0.322			0-0 E7					4-0 PB BB		0	0	0	0	1	0	0				
Charlie Moore, R (9, 2) OBP: 0.279, SLG: 0.361			2-3 2-H 3-H 1B					1-2 BB		0	0	0	0	0	0	0				
Ernie Whitt, L (1, 2) OBP: 0.327, SLG: 0.417 (8, PH)		0-0 5-3	0-3 K					0-0 F4		3	0	0	0	0	1	1				
Kelly Gruber, R (8, PH) OBP: 0.301, SLG: 0.403 (8, PH)			0-0 K					0-0 F8		0	0	0	0	0	0	0				
Rick Leach, L (8, PH) OBP: 0.307, SLG: 0.373 (8, PH)			0-0 K					1-2 2-3		1	0	0	0	0	0	2				
Manuel Lee, S (9, 4) OBP: 0.300, SLG: 0.307										0	0	0	0	0	0	0				
Fred McGriff, L (1, 10) OBP: 0.387, SLG: 0.500		0-0 HR		0-0 G3		0-0 F2			0-3 K	4	1	1	1	0	1	0				
Willie Upshaw, L (1, 3) OBP: 0.323, SLG: 0.429		0-0 F4		0-0 4-3					0-0 4-3	4	0	0	0	0	0	0				
Garth Iorg, R (1, 4) OBP: 0.285, SLG: 0.289 (9, 5)		0-0 F9		0-0 S 1B					0-0 5-3	4	1	2	0	0	0	0				
Inning Stats	R: 0 E: 0 K: 0 S: 4	H: 1 LOB: 2 BB: 1 P: 8	R: 1 E: 0 K: 0 S: 4	H: 1 LOB: 0 BB: 0 P: 4	R: 2 E: 1 K: 2 S: 9	H: 2 LOB: 1 BB: 1 P: 13	R: 0 E: 0 K: 0 S: 4	H: 1 LOB: 1 BB: 0 P: 4	R: 0 E: 0 K: 3 S: 9	H: 0 LOB: 0 BB: 0 P: 9	R: 0 E: 0 K: 0 S: 3	H: 0 LOB: 0 BB: 0 P: 3	R: 0 E: 0 K: 1 S: 5	H: 0 LOB: 2 BB: 2 P: 13	R: 1 E: 0 K: 1 S: 7	H: 3 LOB: 2 BB: 0 P: 7	1B: 7 2B: 0 3B: 0 HR: 1	SF: 0 SAC: 0 DP: 0 HBP: 0	WP: 0 PB: 1 SB: 4 CS: 0	PA: 38
PITCHER Joe Niekro, R (1, 1) ERA: 4.39	IP: 7.2 WLS: 1 BF: 31	H: 5 R: 3 ER: 3 SO: 6	BB: 3 IBB: 0 HBP: 0 BLK: 0	WP: 0 HR: 1 S: 40 P: 52	ERA: 3.52 WHIP: 1.043	PITCHER	IP: 7.2 WLS: 1 BF: 31	H: 5 R: 3 ER: 3 SO: 6	BB: 3 IBB: 0 HBP: 0 BLK: 0	WP: 0 HR: 1 S: 40 P: 52	ERA: 3.52 WHIP: 1.043									
Dan Schatzeder, L (8, 1) ERA: 5.11	0.0	1	0	0	0	0	1	0	0	0	0	0	0	0	0	4				
George Frazier, R (8, 1) ERA: 5.73	1.0	L	4	1	1	1	1	0	0	0	0	0	0	0	6	6				
Keith Atherton, R (9, 1) ERA: 3.86	0.0	2	2	0	0	0	0	0	0	0	0	0	0	0	2	2				

Minnesota Twins @ Toronto Blue Jays
Exhibition Stadium, Toronto, ON
Thu Jul 23 1987, 7:05 PM EDT
Att: 35,320 - Unknown

AB	34
R	4
H	8
RBI	4
BB	4
SO	7
LOB	15



Batter	1	2	3	4	5	6	7	8	9	AB	R	H	RBI	BB	SO	LOB	TOP			
Dan Gladden, R OBP: 0.336, SLG: 0.384 (1, 7)										4	0	0	0	0	2	1	Minnesota Twins @ Toronto Blue Jays Exhibition Stadium, Toronto, ON Fri Jul 24, 1987, 7:05 PM EDT Att: 30,382 - Unknown			
Al Newman, S OBP: 0.283, SLG: 0.316 (1, 4)										4	0	1	0	0	1	0				
Kirby Puckett, R OBP: 0.364, SLG: 0.503 (1, 8)										3	1	0	0	1	0	1				
Kent Hrbek, L OBP: 0.373, SLG: 0.527 Gene Larkin, S OBP: 0.345, SLG: 0.412 (5, 3)										3	1	1	0	0	1	0				
Gary Gaetti, R OBP: 0.295, SLG: 0.462 (1, 5)										4	1	1	1	0	1	0				
Roy Smalley, S OBP: 0.357, SLG: 0.435 (1, 10)										4	0	1	0	0	0	2				
Tom Brunansky, R OBP: 0.370, SLG: 0.513 (1, 9)										3	2	1	0	1	0	1				
Greg Gagne, R OBP: 0.305, SLG: 0.421 Randy Bush, L OBP: 0.331, SLG: 0.412 (9, PH)										3	1	2	2	0	0	1				
Sal Butera, R OBP: 0.244, SLG: 0.342 Tim Laudner, R OBP: 0.260, SLG: 0.449 (9, PH)										3	0	1	2	0	0	1				
Inning Stats	R: 0 E: 0 K: 1 S: 5	H: 0 LOB: 0 BB: 0 P: 5	R: 0 E: 0 K: 1 S: 5	H: 0 LOB: 0 BB: 0 P: 5	R: 1 E: 0 K: 1 S: 6	H: 2 LOB: 0 BB: 0 P: 6	R: 5 E: 0 K: 1 S: 9	H: 4 LOB: 1 BB: 2 P: 17	R: 0 E: 0 K: 0 S: 3	H: 1 LOB: 1 BB: 0 P: 4	R: 0 E: 0 K: 0 S: 4	H: 1 LOB: 1 BB: 0 P: 4	R: 0 E: 0 K: 1 S: 5	H: 0 LOB: 0 BB: 0 P: 5	R: 0 E: 0 K: 2 S: 7	H: 0 LOB: 0 BB: 0 P: 7		1B: 4 2B: 4 3B: 0 HR: 0	SF: 0 SAC: 0 DP: 1 HBP: 0	WP: 0 PB: 0 SB: 1 CS: 0
PITCHER	IP WLS BF H R ER SO BB IBB HBP BLK WP HR S P ERA WHIP																			
Jose Antonio Nunez, R ERA: 4.63 (1, 1)	3.2 17 5 6 6 3 1 1 0 0 0 0 0 21 29 14.73 1.636																			
Mark Eichhorn, R ERA: 3.28 (4, 1)	3.1 W 13 3 0 0 1 0 0 0 0 0 0 0 15 15 0.00 0.900																			
Tom Henke, R ERA: 2.81 (8, 1)	2.0 S 6 0 0 0 3 0 0 0 0 0 0 0 12 12 0.00 0.000																			

Batter	1	2	3	4	5	6	7	8	9	AB	R	H	RBI	BB	SO	LOB	BOTTOM	
Tony Fernandez, S OBP: 0.379, SLG: 0.425 (1, 6)										5	2	3	0	0	0	1	Minnesota Twins @ Toronto Blue Jays Exhibition Stadium, Toronto, ON Fri Jul 24, 1987, 7:05 PM EDT Att: 30,382 - Unknown	
Lloyd Moseby, L OBP: 0.344, SLG: 0.442 (1, 8)										3	1	1	0	2	0	3		
Jesse Barfield, R OBP: 0.348, SLG: 0.483 (1, 9)										4	1	2	1	1	0	3		
George Bell, R OBP: 0.319, SLG: 0.588 (1, 7)										3	0	0	1	1	0	4		
Rance Mulliniks, L OBP: 0.339, SLG: 0.451 (1, 5)										3	0	1	0	0	0	1		
Juan Beniquez, R OBP: 0.289, SLG: 0.343 Kelly Gruber, R OBP: 0.300, SLG: 0.402 (7, PH) (8, 5)										1	1	1	3	0	0	0		
Ernie Whitt, L OBP: 0.327, SLG: 0.416 Charlie Moore, R OBP: 0.290, SLG: 0.361 (7, PH) (8, 2)										3	0	1	0	0	0	1		
Fred McGriff, L OBP: 0.386, SLG: 0.497 Cecil Fielder, R OBP: 0.359, SLG: 0.605 Willie Upshaw, L OBP: 0.325, SLG: 0.430 (7, PH) (7, PH) (8, 3)										3	0	1	0	0	0	1		
Rick Leach, L OBP: 0.363, SLG: 0.402 (1, 10)										4	1	1	3	0	0	3		
Garth Iorg, R OBP: 0.289, SLG: 0.290 (1, 4)										3	0	1	0	0	0	0		
Inning Stats	R: 1 E: 0 K: 0 S: 4	H: 2 LOB: 1 BB: 1 P: 8	R: 0 E: 0 K: 0 S: 3	H: 0 LOB: 0 BB: 0 P: 3	R: 0 E: 0 K: 0 S: 4	H: 1 LOB: 1 BB: 0 P: 4	R: 0 E: 0 K: 0 S: 5	H: 2 LOB: 2 BB: 0 P: 5	R: 0 E: 0 K: 0 S: 4	H: 1 LOB: 1 BB: 0 P: 4	R: 7 E: 0 K: 0 S: 8	H: 5 LOB: 0 BB: 2 P: 16	R: 0 E: 0 K: 1 S: 5	H: 1 LOB: 2 BB: 2 P: 13	1B: 9 2B: 2 3B: 0 HR: 2	SF: 1 SAC: 0 DP: 1 HBP: 1	WP: 1 PB: 0 SB: 1 CS: 0	PA: 41
PITCHER	IP WLS BF H R ER SO BB IBB HBP BLK WP HR S P ERA WHIP																	
Mike Smithson, R ERA: 5.79 (1, 1)	4.0 19 6 1 1 0 1 0 1 0 0 0 0 11 15 10.12 1.500																	
Keith Atherton, R ERA: 4.18 (5, 1)	2.2 12 3 3 3 0 1 0 0 0 0 0 0 11 15 10.12 1.500																	
Dan Schatzeder, L ERA: 5.47 (7, 1)	0.0 2 1 1 1 0 1 0 0 0 0 0 1 1 5 ∞ ∞																	
Jeff Reardon, R ERA: 5.51 (7, 1)	0.1 L 3 2 3 3 0 0 0 0 0 0 0 1 3 3 81.00 6.000																	
George Frazier, R ERA: 5.63 (8, 1)	1.0 5 1 0 0 1 1 1 0 0 0 1 0 5 13 0.00 2.000																	



Batter	1	2	3	4	5	6	7	8	9	AB	R	H	RBI	BB	SO	LOB	TOP							
Dan Gladden, R OBP: 0.336, SLG: 0.381 (1, 7)										5	0	1	1	1	1	4								
Mark Davidson, R OBP: 0.333, SLG: 0.330 Randy Bush, L OBP: 0.326, SLG: 0.404 (6, PH)										1	1	0	0	2	0	0								
Kirby Puckett, R OBP: 0.365, SLG: 0.507 (1, 10)										5	2	2	0	0	1	2								
Gary Gaetti, R OBP: 0.299, SLG: 0.471 (1, 5)										4	2	2	4	1	0	0								
Gene Larkin, S OBP: 0.356, SLG: 0.443 (1, 3)										4	2	2	3	1	0	1								
Tom Brunansky, R OBP: 0.371, SLG: 0.509 (6, 7)										4	1	1	0	1	0	2								
Tim Laudner, R OBP: 0.263, SLG: 0.441 (1, 2)										3	1	0	0	2	0	0								
Steve Lombardozi, R OBP: 0.298, SLG: 0.331 (1, 4)										5	2	2	1	0	0	2								
Greg Gagne, R OBP: 0.311, SLG: 0.427 (1, 6)										4	1	2	2	1	1	1								
Inning Stats	R: 0 E: 0 K: 1 S: 4	H: 0 LOB: 0 BB: 1 P: 8	R: 0 E: 0 K: 0 S: 3	H: 0 LOB: 0 BB: 0 P: 3	R: 0 E: 0 K: 1 S: 5	H: 0 LOB: 0 BB: 0 P: 5	R: 4 E: 0 K: 0 S: 5	H: 2 LOB: 5 BB: 0 P: 25	R: 0 E: 0 K: 1 S: 5	H: 0 LOB: 0 BB: 0 P: 5	R: 7 E: 1 K: 0 S: 9	H: 6 LOB: 1 BB: 2 P: 17	R: 0 E: 0 K: 0 S: 4	H: 1 LOB: 1 BB: 0 P: 4	R: 1 E: 0 K: 0 S: 4	H: 1 LOB: 1 BB: 1 P: 8	R: 1 E: 1 K: 0 S: 5	H: 2 LOB: 1 BB: 0 P: 5	1B: 7 2B: 2 3B: 1 HR: 2	SF: 0 SAC: 0 DP: 0 HBP: 0	WP: 0 PB: 0 SB: 5 CS: 0	PA: 47		
PITCHER	IP WLS BF H R ER SO BB IBB HBP BLK WP HR S P ERA WHIP	IP WLS BF H R ER SO BB IBB HBP BLK WP HR S P ERA WHIP																						
John Cerutti, L ERA: 4.83 Don Gordon, R ERA: 10.8 Jeff Musselman, L ERA: 3.92 Mark Eichhorn, R ERA: 3.47 Gary Lavelle, L ERA: 4.43	3.1 15 2 4 4 2 4 0 0 0 0 1 15 31 10.80 1.800	1.2 9 2 2 2 1 2 0 0 0 0 1 9 17 10.80 2.400	0.0 L 3 2 1 1 0 1 0 0 0 0 0 2 6 ∞ ∞	0.2 5 2 4 4 0 0 1 0 0 0 0 4 8 54.00 3.000	3.0 14 4 2 2 0 0 1 0 0 0 0 13 17 6.00 1.333	0.1 1 0 0 0 0 0 0 0 0 0 0 1 1 0.00 0.000																		

Minnesota Twins @ Toronto Blue Jays
Exhibition Stadium, Toronto, ON
Sat Jul 25 1987, 3:33 AM EDT
Att: 36,395 - Unknown

AB	38
R	13
H	12
RBI	12
BB	9
SO	3
LOB	14



Batter	1	2	3	4	5	6	7	8	9	AB	R	H	RBI	BB	SO	LOB	BOTTOM							
Tony Fernandez, S OBP: 0.386, SLG: 0.431 (1, 6)										4	1	3	1	2	0	2								
Lloyd Moseby, L OBP: 0.342, SLG: 0.435 (1, 8)										5	1	0	0	1	0	6								
Rance Mulliniks, L OBP: 0.344, SLG: 0.457 Kelly Gruber, R OBP: 0.302, SLG: 0.415 (6, PH)										2	1	1	1	1	0	1								
Jesse Barfield, R OBP: 0.351, SLG: 0.486 (1, 9)										4	1	2	1	1	0	2								
Fred McGriff, L OBP: 0.385, SLG: 0.512 Cecil Fielder, R OBP: 0.361, SLG: 0.603 (6, PH)										3	1	1	3	0	1	4								
Ernie Whitt, L OBP: 0.325, SLG: 0.412 (1, 2)										5	0	1	0	0	1	3								
Willie Upshaw, L OBP: 0.328, SLG: 0.431 Juan Benquez, R OBP: 0.286, SLG: 0.339 (7, 3)										2	0	1	0	1	0	0								
Rick Leach, L OBP: 0.374, SLG: 0.424 (1, 7)										5	1	3	0	0	0	1								
Garth Iorg, R OBP: 0.292, SLG: 0.313 (1, 4)										5	2	2	2	0	0	3								
Inning Stats	R: 0 E: 1 K: 1 S: 6	H: 0 LOB: 2 BB: 1 P: 10	R: 0 E: 0 K: 0 S: 5	H: 2 LOB: 0 BB: 0 P: 5	R: 4 E: 0 K: 0 S: 4	H: 2 LOB: 3 BB: 0 P: 16	R: 2 E: 0 K: 1 S: 8	H: 3 LOB: 2 BB: 1 P: 12	R: 0 E: 0 K: 1 S: 7	H: 2 LOB: 2 BB: 0 P: 7	R: 3 E: 0 K: 0 S: 6	H: 4 LOB: 0 BB: 0 P: 6	R: 0 E: 0 K: 1 S: 5	H: 1 LOB: 0 BB: 0 P: 5	R: 0 E: 0 K: 0 S: 4	H: 1 LOB: 1 BB: 0 P: 4	1B: 8 2B: 5 3B: 0 HR: 3	SF: 0 SAC: 0 DP: 2 HBP: 0	WP: 1 PB: 0 SB: 0 CS: 1	PA: 47				
PITCHER	IP WLS BF H R ER SO BB IBB HBP BLK WP HR S P ERA WHIP	IP WLS BF H R ER SO BB IBB HBP BLK WP HR S P ERA WHIP																						
Les Straker, R ERA: 4.32 Dan Schatzeder, L ERA: 5.5 Keith Atherton, R ERA: 4.3 Joe Niekro, R ERA: 4.33 Jeff Reardon, R ERA: 5.4	3.0 19 6 6 6 1 4 0 0 0 1 1 19 27 6.00 2.000	3.0 W 17 6 2 2 2 0 2 0 0 0 1 1 19 27 6.00 2.000	0.2 3 2 1 1 0 0 0 0 0 0 0 1 3 3 13.50 3.000	1.1 4 1 0 0 1 0 0 0 0 0 0 6 6 0.00 0.750	1.0 4 1 0 0 0 0 0 0 0 0 0 4 4 0.00 1.000	0.1 1 0 0 0 0 0 0 0 0 0 0 1 1 0.00 0.000																		

Minnesota Twins @ Toronto Blue Jays
Exhibition Stadium, Toronto, ON
Sat Jul 25 1987, 3:33 AM EDT
Att: 36,395 - Unknown

AB	41
R	9
H	16
RBI	9
BB	6
SO	4
LOB	25



Batter	1	2	3	4	5	6	7	8	9	AB	R	H	RBI	BB	SO	LOB	TOP			
Dan Gladden, R OBP: 0.335, SLG: 0.379	F9		L4-3 1B			B1			F3	4	0	1	1	0	0	0				
Mark Davidson, R OBP: 0.322, SLG: 0.317	5-3		L4-3			6-3			K2-3	4	0	0	0	0	1	1				
Kirby Puckett, R OBP: 0.368, SLG: 0.516	HR					6-3			HBP	3	1	2	1	0	0	0				
Gary Gaetti, R OBP: 0.296, SLG: 0.466	K					5-3			K	4	0	0	0	0	3	2				
Gene Larkin, S OBP: 0.347, SLG: 0.431		1-3				6-3			K	3	0	0	0	0	1	1				
Tom Brunansky, R OBP: 0.368, SLG: 0.505		5-3				L6			5-3	3	0	0	0	0	0	1				
Tim Laudner, R OBP: 0.299, SLG: 0.434		1-3				K			5-3	3	0	0	0	0	1	0				
Steve Lombardozi, R OBP: 0.298, SLG: 0.335						4-3			F9	3	1	1	0	0	0	0				
Greg Gagne, R OBP: 0.308, SLG: 0.423			SH1 1B 2B			5-3			6-3	2	0	0	0	0	0	0				
Inning Stats	R: 1 E: 0 K: 1 S: 6	H: 1 LOB: 0 BB: 0 P: 6	R: 0 E: 0 K: 0 S: 3	H: 0 LOB: 0 BB: 0 P: 3	R: 1 E: 0 K: 0 S: 4	H: 2 LOB: 0 BB: 0 P: 4	R: 0 E: 0 K: 0 S: 4	H: 1 LOB: 1 BB: 0 P: 4	R: 0 E: 0 K: 1 S: 5	H: 0 LOB: 0 BB: 0 P: 5	R: 0 E: 0 K: 2 S: 7	H: 0 LOB: 0 BB: 0 P: 7	R: 0 E: 0 K: 0 S: 3	H: 0 LOB: 0 BB: 0 P: 3	R: 0 E: 0 K: 2 S: 7	H: 0 LOB: 1 BB: 0 P: 8	1B: 2 2B: 2 3B: 0 HR: 1	SF: 0 SAC: 1 DP: 1 HBP: 1	WP: 0 PB: 0 SB: 0 CS: 0	PA: 31
PITCHER	IP	WLS	BF	H	R	ER	SO	BB	IBB	HBP	BLK	WP	HR	S	P	ERA	WHIP			
Jimmy Key, L ERA: 2.87	(1, 1)	8.2	W	30	4	2	2	5	0	0	1	0	0	39	40	2.08	0.462			
Tom Henke, R ERA: 2.79	(9, 1)	0.1	S	1	0	0	0	1	0	0	0	0	0	3	3	0.00	0.000			

Minnesota Twins @ Toronto Blue Jays
Exhibition Stadium, Toronto, ON
Sun Jul 26 1987, 3:33 AM EDT
Att: 33,353 - Unknown

AB 29
R 2
H 4
RBI 2
BB 0
SO 6
LOB 5



Batter	1	2	3	4	5	6	7	8	9	AB	R	H	RBI	BB	SO	LOB	BOTTOM			
Tony Fernandez, S OBP: 0.384, SLG: 0.429	1-3	K								4	0	1	0	0	2	1				
Lloyd Moseby, L OBP: 0.343, SLG: 0.435	1B S 1B									3	1	1	0	1	2	1				
Jesse Barfield, R OBP: 0.350, SLG: 0.483	K									4	0	1	0	0	3	1				
George Bell, R OBP: 0.326, SLG: 0.595	1B									4	1	4	1	0	0	0				
Fred McGriff, L OBP: 0.378, SLG: 0.500	K									4	0	0	0	0	4	6				
Ernie Whitt, L OBP: 0.324, SLG: 0.407										3	1	0	0	1	0	2				
Rick Leach, L OBP: 0.378, SLG: 0.421										3	1	1	0	1	0	2				
Garth Iorg, R OBP: 0.291, SLG: 0.317										4	0	1	1	0	0	1				
Kelly Gruber, R OBP: 0.297, SLG: 0.408										4	0	0	0	0	1	3				
Inning Stats	R: 0 E: 0 K: 2 S: 9	H: 2 LOB: 2 BB: 0 P: 9	R: 1 E: 1 K: 1 S: 7	H: 1 LOB: 1 BB: 0 P: 7	R: 0 E: 0 K: 3 S: 10	H: 1 LOB: 1 BB: 0 P: 10	R: 0 E: 0 K: 0 S: 3	H: 0 LOB: 1 BB: 1 P: 7	R: 1 E: 1 K: 2 S: 9	H: 2 LOB: 2 BB: 1 P: 13	R: 0 E: 0 K: 0 S: 3	H: 0 LOB: 0 BB: 0 P: 3	R: 0 E: 0 K: 2 S: 7	H: 1 LOB: 0 BB: 0 P: 7	R: 2 E: 0 K: 2 S: 9	H: 2 LOB: 1 BB: 1 P: 13	1B: 7 2B: 2 3B: 0 HR: 0	SF: 0 SAC: 0 DP: 0 HBP: 0	WP: 3 PB: 0 SB: 0 CS: 1	PA: 36
PITCHER	IP	WLS	BF	H	R	ER	SO	BB	IBB	HBP	BLK	WP	HR	S	P	ERA	WHIP			
Bert Blyleven, R ERA: 4.24	(1, 1)	8.0	L	36	9	4	3	12	3	0	0	2	0	57	69	3.38	1.500			

Minnesota Twins @ Toronto Blue Jays
Exhibition Stadium, Toronto, ON
Sun Jul 26 1987, 3:33 AM EDT
Att: 33,353 - Unknown

AB 33
R 4
H 9
RBI 2
BB 3
SO 12
LOB 17



Batter	1	2	3	4	5	6	7	8	9	AB	R	H	RBI	BB	SO	LOB	TOP									
Ellis Burks, R OBP: 0.317, SLG: 0.488 (1, 8)										5	1	1	0	0	2	0	Boston Red Sox @ Toronto Blue Jays Exhibition Stadium, Toronto, ON Tue Jul 28 1987, 7:05 PM EDT Att: 36,122 - Unknown									
Marty Barrett, R OBP: 0.332, SLG: 0.317 (1, 4)										5	0	2	0	0	0	0										
Wade Boggs, L OBP: 0.462, SLG: 0.615 (1, 5)										4	0	1	1	0	0	1										
Jim Rice, R OBP: 0.371, SLG: 0.438 (1, 7)										3	1	2	0	1	0	2										
Sam Horn, L OBP: 0.438, SLG: 0.857 (8, PH) Don Baylor, R OBP: 0.349, SLG: 0.411										3	1	1	0	0	1	3										
Dwight Evans, R OBP: 0.422, SLG: 0.575 (1, 3)										1	0	0	0	0	0	1										
Mike Greenwell, L OBP: 0.367, SLG: 0.565 (1, 9)										4	0	3	1	0	0	2										
Ed Romero, R OBP: 0.360, SLG: 0.322 (1, 6)										4	0	0	0	0	0	6										
Marc Sullivan, R OBP: 0.206, SLG: 0.240 (1, 2)										4	0	0	0	0	1	1										
Inning Stats	R: 0 E: 0 K: 1 S: 5	H: 0 LOB: 0 BB: 0 P: 5	R: 3 E: 1 K: 0 S: 6	H: 4 LOB: 0 BB: 0 P: 6	R: 1 E: 0 K: 0 S: 5	H: 3 LOB: 1 BB: 0 P: 5	R: 0 E: 0 K: 0 S: 4	H: 1 LOB: 1 BB: 0 P: 4	R: 0 E: 0 K: 1 S: 5	H: 0 LOB: 0 BB: 0 P: 5	R: 0 E: 0 K: 1 S: 6	H: 1 LOB: 2 BB: 1 P: 10	R: 0 E: 0 K: 1 S: 6	H: 1 LOB: 1 BB: 0 P: 6	R: 0 E: 0 K: 0 S: 4	H: 1 LOB: 2 BB: 1 P: 8		R: 0 E: 0 K: 0 S: 3	H: 0 LOB: 0 BB: 0 P: 3	1B: 9 2B: 3 3B: 0 HR: 0	SF: 0 SAC: 0 DP: 1 HBP: 0	WP: 0 PB: 0 SB: 0 CS: 1	PA: 39			
PITCHER	IP	WLS	BF	H	R	ER	SO	BB	IBB	HBP	BLK	WP	HR	S	P	ERA		WHIP								
Dave Stieb, R ERA: 4.0 Mark Eichhorn, R ERA: 3.39 Jeff Musselman, L ERA: 3.77 Tom Henke, R ERA: 2.7	5.1		23	8	4	4	3	1	0	0	0	0	0	28	32	6.75		1.688								

Batter	1	2	3	4	5	6	7	8	9	AB	R	H	RBI	BB	SO	LOB	BOTTOM									
Tony Fernandez, S OBP: 0.383, SLG: 0.435 (1, 6)										4	1	1	0	0	1	0	Boston Red Sox @ Toronto Blue Jays Exhibition Stadium, Toronto, ON Tue Jul 28 1987, 7:05 PM EDT Att: 36,122 - Unknown									
Lloyd Moseby, L OBP: 0.348, SLG: 0.431 (1, 8)										2	2	0	0	2	1	0										
Ernie Whitt, L OBP: 0.323, SLG: 0.408 (8, PH) Charlie Moore, R OBP: 0.290, SLG: 0.361 (9, 2)										3	0	1	0	0	0	2										
George Bell, R OBP: 0.333, SLG: 0.596 (1, 7)										3	1	2	2	1	1	1										
Fred McGriff, L OBP: 0.387, SLG: 0.517 (8, PH) Juan Beniquez, R OBP: 0.284, SLG: 0.335 Willie Upshaw, L OBP: 0.328, SLG: 0.431										2	1	1	2	1	1	1										
Jesse Barfield, R OBP: 0.350, SLG: 0.488 (1, 9)										4	0	1	1	0	1	1										
Rance Mulliniks, L OBP: 0.332, SLG: 0.440 Kelly Gruber, R OBP: 0.298, SLG: 0.421										4	0	0	0	0	0	2										
Rick Leach, L OBP: 0.395, SLG: 0.414 (1, 10)										2	0	0	0	1	1	0										
Garth Iorg, R OBP: 0.286, SLG: 0.308 (1, 4)										3	0	0	0	0	0	1										
Inning Stats	R: 0 E: 0 K: 2 S: 7	H: 0 LOB: 0 BB: 0 P: 7	R: 2 E: 0 K: 2 S: 9	H: 2 LOB: 0 BB: 0 P: 9	R: 2 E: 0 K: 1 S: 7	H: 2 LOB: 1 BB: 1 P: 11	R: 0 E: 0 K: 0 S: 3	H: 0 LOB: 1 BB: 1 P: 7	R: 0 E: 0 K: 1 S: 6	H: 1 LOB: 0 BB: 0 P: 6	R: 0 E: 0 K: 0 S: 2	H: 0 LOB: 0 BB: 1 P: 6	R: 0 E: 0 K: 0 S: 3	H: 0 LOB: 0 BB: 0 P: 3	R: 1 E: 0 K: 1 S: 6	H: 1 LOB: 2 BB: 2 P: 14		R: 0 E: 0 K: 1 S: 6	H: 0 LOB: 0 BB: 0 P: 3	1B: 3 2B: 2 3B: 0 HR: 1	SF: 0 SAC: 1 DP: 1 HBP: 0	WP: 0 PB: 0 SB: 0 CS: 0	PA: 34			
PITCHER	IP	WLS	BF	H	R	ER	SO	BB	IBB	HBP	BLK	WP	HR	S	P	ERA		WHIP								
Wes Gardner, R ERA: 6.0 Joe Sambito, L ERA: 4.34 Bob Stanley, R ERA: 5.04	7.0		28	5	4	4	6	3	0	0	0	0	1	37	49	5.14		1.143								

AB	36
R	4
H	11
RBI	3
BB	2
SO	4
LOB	17



AB	28
R	5
H	6
RBI	5
BB	5
SO	7
LOB	10



Batter	1	2	3	4	5	6	7	8	9	AB	R	H	RBI	BB	SO	LOB	TOP								
Ellis Burks, R OBP: 0.313, SLG: 0.482	F8		SH4-3	5-3		6-3		F7		4	0	0	0	0	0	4	Boston Red Sox @ Toronto Blue Jays Exhibition Stadium, Toronto, ON Wed Jul 29 1987, 7:05 PM EDT Att: 35,052 - Unknown								
Marty Barrett, R OBP: 0.333, SLG: 0.314	F7		1B WP 1B BB			F7		F7		3	1	0	1	2	0	0									
Wade Boggs, L OBP: 0.462, SLG: 0.618	1B		SF7			HR		F8		3	2	1	1	1	0	3									
Jim Rice, R OBP: 0.374, SLG: 0.441	1B		1B			L9		K		5	0	3	1	0	1	1									
Sam Horn, L OBP: 0.450, SLG: 0.944 Don Baylor, R OBP: 0.348, SLG: 0.409			K			HR		L7		4	1	2	3	0	1	0									
Dwight Evans, R OBP: 0.419, SLG: 0.568			K			1B		FC4-6		1	0	0	0	0	0	1									
Mike Greenwell, L Dave Henderson, R OBP: 0.304, SLG: 0.423			K			HR		F4		4	0	0	0	1	2	3									
Ed Romero, R OBP: 0.363, SLG: 0.322			1B			1B		FC4-6		3	0	2	0	0	0	0									
Marc Sullivan, R OBP: 0.207, SLG: 0.248			SH4-3 SF7			4-3		K		2	1	1	0	0	1	1									
Inning Stats	R: 1 E: 0 K: 0 S: 4	H: 2 LOB: 1 BB: 0 P: 4	R: 0 E: 0 K: 2 S: 8	H: 1 LOB: 1 BB: 0 P: 8	R: 2 E: 0 K: 1 S: 8	H: 3 LOB: 2 BB: 1 P: 12	R: 0 E: 0 K: 1 S: 5	H: 0 LOB: 1 BB: 1 P: 9	R: 2 E: 0 K: 0 S: 5	H: 2 LOB: 2 BB: 2 P: 13	R: 0 E: 0 K: 1 S: 5	H: 0 LOB: 0 BB: 0 P: 5	R: 0 E: 0 K: 1 S: 5	H: 0 LOB: 0 BB: 0 P: 5	R: 1 E: 0 K: 0 S: 6	H: 2 LOB: 3 BB: 1 P: 10		R: 0 E: 0 K: 1 S: 6	H: 1 LOB: 1 BB: 0 P: 6	1B: 8 2B: 1 3B: 1 HR: 1	SF: 1 SAC: 1 DP: 0 HBP: 0	WP: 1 PB: 0 SB: 0 CS: 0	PA: 43		
PITCHER	IP	WLS	BF	H	R	ER	SO	BB	IBB	HBP	BLK	WP	HR	S	P	ERA	WHIP								
Jose Antonio Nunez, R ERA: 4.98	4.2		23	7	5	5	4	3	0	0	0	1	1	28	40	9.64	2.143								
Don Gordon, R ERA: 4.15	2.2		10	1	0	0	1	1	0	0	0	0	0	11	15	0.00	0.750								
Gary Lavelle, L ERA: 4.87	0.0	L	1	1	0	0	0	0	0	0	0	0	0	1	1	∞	∞								
Mark Eichhorn, R ERA: 3.38	0.1		4	1	1	1	0	1	0	0	0	0	0	3	7	27.00	6.000								
John Cerutti, L ERA: 4.76	1.1		5	1	0	0	1	0	0	0	1	0	0	7	7	0.00	0.750								

Batter	1	2	3	4	5	6	7	8	9	AB	R	H	RBI	BB	SO	LOB	BOTTOM								
Tony Fernandez, S OBP: 0.381, SLG: 0.432	5-3		E5			F9		L5		5	1	1	0	0	0	0	Boston Red Sox @ Toronto Blue Jays Exhibition Stadium, Toronto, ON Wed Jul 29 1987, 7:05 PM EDT Att: 35,052 - Unknown								
Lloyd Moseby, L OBP: 0.351, SLG: 0.443	K		2B			1B		3-1		4	1	2	2	1	1	0									
Jesse Barfield, R OBP: 0.348, SLG: 0.484	1-3		F7			F8		G3		5	1	1	0	0	0	3									
George Bell, R OBP: 0.335, SLG: 0.611			F6			L7				4	2	2	2	0	0	3									
Cecil Fielder, R OBP: 0.360, SLG: 0.593 Rick Leach, L OBP: 0.400, SLG: 0.420			HR			HR		FC4		2	0	0	0	1	0	2									
Juan Beniquez, R OBP: 0.284, SLG: 0.340 Fred McGriff, L OBP: 0.385, SLG: 0.514			L9			1B		CS		1	0	1	1	0	0	0									
Kelly Gruber, R OBP: 0.295, SLG: 0.416 Rance Mulliniks, L OBP: 0.330, SLG: 0.437			WP			1B		1B		3	0	1	0	0	1	1									
Garth Iorg, R OBP: 0.290, SLG: 0.308			2B			K		K		3	0	0	0	0	1	2									
Charlie Moore, R OBP: 0.278, SLG: 0.344 Ernie Whitt, L OBP: 0.322, SLG: 0.406			K			4-3		K		1	0	0	0	0	1	0									
Inning Stats	R: 0 E: 0 K: 1 S: 5	H: 0 LOB: 0 BB: 0 P: 5	R: 1 E: 0 K: 1 S: 7	H: 2 LOB: 2 BB: 1 P: 11	R: 0 E: 0 K: 2 S: 7	H: 0 LOB: 0 BB: 0 P: 7	R: 0 E: 0 K: 1 S: 5	H: 0 LOB: 1 BB: 1 P: 9	R: 1 E: 0 K: 0 S: 5	H: 2 LOB: 2 BB: 1 P: 9	R: 3 E: 0 K: 1 S: 8	H: 4 LOB: 1 BB: 0 P: 8	R: 0 E: 0 K: 3 S: 9	H: 0 LOB: 0 BB: 0 P: 9	R: 0 E: 0 K: 0 S: 3	H: 0 LOB: 0 BB: 0 P: 3		1B: 4 2B: 3 3B: 0 HR: 3	SF: 0 SAC: 0 DP: 1 HBP: 0	WP: 1 PB: 0 SB: 0 CS: 1	PA: 39				
PITCHER	IP	WLS	BF	H	R	ER	SO	BB	IBB	HBP	BLK	WP	HR	S	P	ERA	WHIP								
Bruce Hurst, L ERA: 3.88	6.0		30	8	5	5	5	3	0	0	0	1	3	37	49	7.50	1.833								
Calvin Schiraldi, R ERA: 4.99	3.0	W	9	1	0	0	4	0	0	0	1	0	0	17	17	0.00	0.333								



Batter	1	2	3	4	5	6	7	8	9	AB	R	H	RBI	BB	SO	LOB	TOP					
Brett Butler, L OBP: 0.392, SLG: 0.395 (1, 8)	4-3		HR		FC3-6			K		4	1	1	1	0	1	1	Cleveland Indians @ Toronto Blue Jays Exhibition Stadium, Toronto, ON Fri Jul 31 1987, 7:05 PM EDT Att: 30,256 - Unknown					
Jay Bell, R OBP: 0.333, SLG: 0.426 (1, 6)	5-3		K		F7			F8		4	0	0	0	0	1	1						
Pat Tabler, R OBP: 0.388, SLG: 0.467 Mel Hall, L OBP: 0.282, SLG: 0.390 (8, 7)	E5				F9			F8		3	0	0	0	1	0	0						
Joe Carter, R OBP: 0.294, SLG: 0.488 (8, 3)	F4				BB 2B			F4		4	1	1	0	0	1	2						
Brook Jacoby, R OBP: 0.359, SLG: 0.515 (1, 5)	K				F8			G6-3		4	0	0	0	0	2	2						
Carmen Castillo, R OBP: 0.307, SLG: 0.508 (1, 10)	6-3				BB 2B					3	1	1	0	1	0	0						
Cory Snyder, R OBP: 0.274, SLG: 0.469 (1, 9)	K				BB 2B			K		4	0	1	2	0	3	1						
Chris Bando, S OBP: 0.247, SLG: 0.295 (1, 2)					K					3	0	1	0	0	1	1						
Junior Noboa, R OBP: 0.185, SLG: 0.154 (1, 4)	6-3				BB FC3-6			FC6-4		2	0	0	0	1	0	1						
Inning Stats	R: 0 E: 1 K: 0 S: 4	H: 0 LOB: 1 BB: 0 P: 4	R: 0 E: 0 K: 2 S: 7	H: 0 LOB: 0 BB: 0 P: 7	R: 1 E: 0 K: 1 S: 6	H: 1 LOB: 0 BB: 0 P: 6	R: 2 E: 0 K: 1 S: 7	H: 2 LOB: 1 BB: 1 P: 11	R: 0 E: 0 K: 0 S: 2	H: 0 LOB: 0 BB: 1 P: 6	R: 0 E: 0 K: 1 S: 6	H: 1 LOB: 1 BB: 0 P: 6	R: 0 E: 0 K: 3 S: 5	H: 0 LOB: 0 BB: 0 P: 5	R: 0 E: 0 K: 3 S: 10	H: 1 LOB: 1 BB: 0 P: 10		1B: 3 2B: 1 3B: 0 HR: 1	SF: 0 SAC: 0 DP: 1 HBP: 0	WP: 0 PB: 0 SB: 0 CS: 1	PA: 34	
PITCHER	IP	WLS	BF	H	R	ER	SO	BB	IBB	HBP	BLK	WP	HR	S	P	ERA	WHIP					
Jimmy Key, L ERA: 2.89 Tom Henke, R ERA: 2.66	(1, 1)	8.0	W	30	4	3	3	6	3	0	0	0	0	1	39	51	3.38	0.875				
PITCHER	IP	WLS	BF	H	R	ER	SO	BB	IBB	HBP	BLK	WP	HR	S	P	ERA	WHIP					

Batter	1	2	3	4	5	6	7	8	9	AB	R	H	RBI	BB	SO	LOB	BOTTOM				
Tony Fernandez, S OBP: 0.379, SLG: 0.429 (1, 6)	4-3		F8			1-3	1-3			5	0	1	2	0	0	3	Cleveland Indians @ Toronto Blue Jays Exhibition Stadium, Toronto, ON Fri Jul 31 1987, 7:05 PM EDT Att: 30,256 - Unknown				
Lloyd Moseby, L OBP: 0.349, SLG: 0.448 (1, 8)	K				F6	1-3		HR		5	1	1	1	0	2	2					
Rance Mulliniks, L OBP: 0.333, SLG: 0.449 Kelly Gruber, R OBP: 0.295, SLG: 0.416 (9, 5)	F8				2B					4	0	2	0	0	0	0					
George Bell, R OBP: 0.337, SLG: 0.610 (1, 7)	F6				F6			BB FC6-4		4	2	2	0	0	0	1					
Fred McGriff, L OBP: 0.387, SLG: 0.516 (1, 10)	F8				BB FC4-6			E FC6-4		3	0	1	1	1	0	1					
Jesse Barfield, R OBP: 0.345, SLG: 0.479 (1, 9)	6-3				FC4-6			BB FC6-4		4	1	0	1	0	0	5					
Willie Upshaw, L OBP: 0.326, SLG: 0.428 Juan Beniquez, R OBP: 0.288, SLG: 0.344 Charlie Moore, R OBP: 0.288, SLG: 0.344 (8, 2)	1-3				F8			BB FC3-6		2	0	0	0	0	0	0					
Ernie Whitt, L OBP: 0.323, SLG: 0.407 Cecil Fielder, R OBP: 0.360, SLG: 0.593 Rick Leach, L OBP: 0.402, SLG: 0.416 (8, 3)								BB FC3-6		2	0	1	0	0	1	0					
Garth Iorg, R OBP: 0.294, SLG: 0.312 (1, 4)	K				1-3			BB 1B		4	1	2	2	0	1	1					
Inning Stats	R: 0 E: 0 K: 1 S: 5	H: 0 LOB: 0 BB: 0 P: 5	R: 0 E: 0 K: 0 S: 3	H: 0 LOB: 0 BB: 0 P: 3	R: 0 E: 0 K: 1 S: 6	H: 1 LOB: 1 BB: 0 P: 6	R: 0 E: 0 K: 0 S: 4	H: 1 LOB: 2 BB: 1 P: 8	R: 0 E: 0 K: 0 S: 5	H: 0 LOB: 0 BB: 0 P: 5	R: 0 E: 0 K: 0 S: 3	H: 0 LOB: 0 BB: 0 P: 3	R: 2 E: 1 K: 0 S: 7	H: 3 LOB: 2 BB: 0 P: 7	R: 6 E: 1 K: 1 S: 10	H: 6 LOB: 2 BB: 2 P: 18		1B: 7 2B: 3 3B: 0 HR: 1	SF: 0 SAC: 0 DP: 0 HBP: 0	WP: 0 PB: 0 SB: 0 CS: 1	PA: 38
PITCHER	IP	WLS	BF	H	R	ER	SO	BB	IBB	HBP	BLK	WP	HR	S	P	ERA	WHIP				
Phil Niekro, R ERA: 5.88 Ken Schrom, R ERA: 5.95 Ed Vande Berg, L ERA: 5.32 Reggie Ritter, R ERA: 4.85 Sammy Stewart, R ERA: 4.5	(1, 1)	6.0		23	3	2	1	3	0	0	0	0	0	1	1	0.00	0.667				
PITCHER	IP	WLS	BF	H	R	ER	SO	BB	IBB	HBP	BLK	WP	HR	S	P	ERA	WHIP				

Batter	1	2	3	4	5	6	7	8	9	AB	R	H	RBI	BB	SO	LOB	TOP										
Brett Butler, L OBP: 0.389, SLG: 0.392 (1, 8)	6-3		F8		1-3		FC3-6 1B		L5	5	0	1	0	0	0	0											
Tommy Hinz, S OBP: 0.296, SLG: 0.267 (1, 4)	1B		1B		K		FC3-6 BB		1-3	5	2	2	0	0	1	2											
Pat Tabler, R OBP: 0.391, SLG: 0.468 (1, 10) (7, 3)	1B		E9		F9		BB			3	1	2	1	1	0	0											
Joe Carter, R OBP: 0.295, SLG: 0.486 (1, 3)										2	0	0	0	0	1	2											
Casey Parsons, L OBP: 0.136, SLG: 0.136 (7, PH)	F7									0	0	0	0	0	0	0											
Carmen Castillo, R OBP: 0.304, SLG: 0.504 (7, PH)										1	0	0	0	0	0	3											
Scott Bailes, L (7, 1)										0	0	0	0	0	0	0											
Sammy Stewart, R (9, 1)										0	0	0	0	0	0	0											
Brook Jacoby, R OBP: 0.358, SLG: 0.512 (1, 5)	1B		F8		6-3				F8	4	0	1	1	0	0	2											
Mel Hall, L OBP: 0.281, SLG: 0.386 (1, 7)	K				6-3				6-3	3	0	0	0	1	2	1											
Cory Snyder, R OBP: 0.274, SLG: 0.472 (1, 9)			K		P3					4	0	1	0	0	2	2											
Jay Bell, R OBP: 0.327, SLG: 0.400 (1, 6)			K		K					3	0	0	0	1	2	1											
Andy Allanson, R OBP: 0.111, SLG: 0.125 (1, 2)			F3						L5	4	0	0	0	0	0	1											
Inning Stats	R: 2 E: 0 K: 1 S: 8	H: 3 LOB: 1 BB: 0 P: 8	R: 0 E: 0 K: 2 S: 7	H: 0 LOB: 0 BB: 0 P: 7	R: 1 E: 1 K: 1 S: 7	H: 2 LOB: 1 BB: 0 P: 7	R: 0 E: 0 K: 2 S: 7	H: 0 LOB: 0 BB: 0 P: 7	R: 0 E: 0 K: 1 S: 5	H: 0 LOB: 0 BB: 1 P: 10	R: 0 E: 0 K: 0 S: 4	H: 1 LOB: 3 BB: 2 P: 12	R: 0 E: 0 K: 0 S: 4	H: 1 LOB: 1 BB: 0 P: 4	R: 0 E: 0 K: 0 S: 3	H: 0 LOB: 0 BB: 0 P: 3	1B: 6 2B: 0 3B: 1 HR: 0	SF: 0 SAC: 0 DP: 0 HBP: 1	WP: 0 PB: 0 SB: 3 CS: 0	PA: 38							
PITCHER	IP	WLS	BF	H	R	ER	SO	BB	IBB	HBP	BLK	WP	HR	S	P	ERA	WHIP										
Jim Clancy, R ERA: 3.3 (1, 1)	6.2	L	29	6	3	2	8	1	1	1	0	0	0	42	51	2.70	1.050										
Mark Eichhorn, R ERA: 3.39 (7, 1)	0.0		1	0	0	0	0	1	0	0	0	0	0	0	4	∞	∞										
Jeff Musselman, L ERA: 3.71 (7, 1)	1.0		4	1	0	0	0	0	0	0	0	0	0	4	4	0.00	1.000										
Don Gordon, R ERA: 3.18 (8, 1)	1.1		4	0	0	0	0	0	0	0	0	0	0	4	4	0.00	0.000										

Cleveland Indians @ Toronto Blue Jays
Exhibition Stadium, Toronto, ON
Sat Aug 01 1987, 3:33 AM EDT
Att: 38,435 - Unknown

AB 34
R 3
H 7
RBI 2
BB 3
SO 8
LOB 14



Batter	1	2	3	4	5	6	7	8	9	AB	R	H	RBI	BB	SO	LOB	BOTTOM										
Tony Fernandez, S OBP: 0.382, SLG: 0.428 (1, 6)	1B				1-3				4-3	3	0	1	0	1	0	2											
Juan Beniquez, R OBP: 0.286, SLG: 0.340 (1, 9)	K		F3						5-3	5	0	1	0	0	1	6											
Jesse Barfield, R OBP: 0.343, SLG: 0.474 (1, 8)	K		F5		K					4	0	0	0	1	2	3											
George Bell, R OBP: 0.340, SLG: 0.611 (1, 7)	1B				K					4	0	2	0	1	1	2											
Cecil Fielder, R OBP: 0.357, SLG: 0.582 (1, 10)	1B									4	0	1	0	0	0	3											
Rance Mulliniks, L OBP: 0.332, SLG: 0.447 (9, PH)	FC6-4		1-3						K	1	0	0	0	0	1	3											
Kelly Gruber, R OBP: 0.298, SLG: 0.415 (1, 5)			K		L8					3	0	1	0	1	1	3											
Garth Iorg, R OBP: 0.293, SLG: 0.307 (1, 4)					F9					3	0	0	0	1	0	1											
Willie Upshaw, L OBP: 0.323, SLG: 0.424 (1, 3)					4-3				F7	3	0	0	0	0	1	1											
Charlie Moore, R OBP: 0.299, SLG: 0.382 (1, 2)			5-3							4	0	2	0	0	0	2											
Inning Stats	R: 0 E: 0 K: 2 S: 8	H: 1 LOB: 2 BB: 1 P: 12	R: 0 E: 1 K: 0 S: 3	H: 0 LOB: 2 BB: 2 P: 12	R: 0 E: 0 K: 1 S: 6	H: 1 LOB: 1 BB: 0 P: 6	R: 0 E: 0 K: 0 S: 4	H: 1 LOB: 2 BB: 0 P: 4	R: 0 E: 0 K: 1 S: 5	H: 0 LOB: 0 BB: 0 P: 5	R: 0 E: 0 K: 0 S: 4	H: 1 LOB: 1 BB: 0 P: 4	R: 0 E: 0 K: 0 S: 4	H: 1 LOB: 1 BB: 0 P: 4	R: 0 E: 0 K: 1 S: 6	H: 1 LOB: 3 BB: 2 P: 14	1B: 5 2B: 3 3B: 0 HR: 0	SF: 0 SAC: 1 DP: 0 HBP: 1	WP: 0 PB: 0 SB: 0 CS: 0	PA: 41							
PITCHER	IP	WLS	BF	H	R	ER	SO	BB	IBB	HBP	BLK	WP	HR	S	P	ERA	WHIP										
Scott Bailes, L ERA: 3.94 (1, 1)	8.2	W	39	8	0	0	6	4	0	1	0	0	0	46	63	0.00	1.385										
Scott Bailes, L ERA: 3.94 (7, 1)	8.2	W	39	8	0	0	6	4	0	1	0	0	0	46	63	0.00	1.385										
Sammy Stewart, R ERA: 4.4 (9, 1)	0.1	S	2	0	0	0	1	1	0	0	0	0	0	3	7	0.00	3.000										

Cleveland Indians @ Toronto Blue Jays
Exhibition Stadium, Toronto, ON
Sat Aug 01 1987, 3:33 AM EDT
Att: 38,435 - Unknown


AB 34
R 0
H 8
RBI 0
BB 5
SO 7
LOB 26



Batter	1	2	3	4	5	6	7	8	9	AB	R	H	RBI	BB	SO	LOB	TOP					
Brett Butler, L OBP: 0.386, SLG: 0.387 (1, 8)	G3		3-1		4-3		K										4 0 0 0 1 1 1					
Tommy Hinzo, S OBP: 0.275, SLG: 0.277 (1, 4)	K		K		K		K										5 0 2 0 0 3 1					
Pat Tabler, R OBP: 0.386, SLG: 0.462 (1, 3)	5-3		K		K		FC3-6										5 0 0 0 0 2 5					
Brook Jacoby, R OBP: 0.358, SLG: 0.512 (1, 5)																	4 1 1 0 1 0 3					
Mel Hall, L OBP: 0.284, SLG: 0.391 (1, 7)	F7																4 2 2 1 0 0 1					
Carmen Castillo, R OBP: 0.303, SLG: 0.504 (1, 10)	K																4 0 1 1 0 2 2					
Cory Snyder, R OBP: 0.279, SLG: 0.480 (1, 9)																	2 1 1 2 2 0 1					
Jay Bell, R OBP: 0.305, SLG: 0.370 (1, 6)	F3																4 0 0 0 0 1 4					
Chris Bando, S OBP: 0.253, SLG: 0.327 (1, 2)																	4 1 2 1 0 1 0					
Inning Stats	R: 0 E: 0 K: 1 S: 5	H: 0 LOB: 0 BB: 0 P: 5	R: 0 E: 0 K: 1 S: 5	H: 0 LOB: 2 BB: 2 P: 13	R: 1 E: 0 K: 2 S: 8	H: 1 LOB: 0 BB: 0 P: 8	R: 1 E: 0 K: 0 S: 5	H: 2 LOB: 1 BB: 0 P: 5	R: 0 E: 0 K: 2 S: 8	H: 1 LOB: 1 BB: 0 P: 8	R: 3 E: 0 K: 1 S: 8	H: 3 LOB: 0 BB: 0 P: 8	R: 0 E: 0 K: 1 S: 6	H: 1 LOB: 1 BB: 0 P: 6	R: 0 E: 0 K: 2 S: 7	H: 0 LOB: 1 BB: 1 P: 11	R: 0 E: 0 K: 0 S: 4	H: 1 LOB: 2 BB: 1 P: 8	1B: 3 2B: 4 3B: 0 HR: 2	SF: 0 SAC: 0 DP: 0 HBP: 0	WP: 1 PB: 0 SB: 0 CS: 1	PA: 40
PITCHER	IP	WLS	BF	H	R	ER	SO	BB	IBB	HBP	BLK	WP	HR	S	P	ERA	WHIP					
Dave Stieb, R ERA: 4.17 (1, 1)	6.0	W	27	7	5	5	7	2	0	0	0	1	2	39	47	7.50	1.500					
Gary Lavelle, L ERA: 4.24 (7, 1)	3.0	S	13	2	0	0	3	2	0	0	0	0	0	17	25	0.00	1.333					

Cleveland Indians @ Toronto Blue Jays
Exhibition Stadium, Toronto, ON
Sun Aug 02 1987, 3:33 AM EDT
Att: 33,351 - Unknown

AB	36
R	5
H	9
RBI	5
BB	4
SO	10
LOB	18



Batter	1	2	3	4	5	6	7	8	9	AB	R	H	RBI	BB	SO	LOB	BOTTOM					
Tony Fernandez, S OBP: 0.378, SLG: 0.423 (1, 6)	F7	F7		3-1		4-3		5-3									5 0 0 0 0 0 4					
Lloyd Moseby, L OBP: 0.352, SLG: 0.456 (1, 8)																	4 2 2 3 1 1 0					
Ernie Whitt, L OBP: 0.331, SLG: 0.430 (1, 2)																	4 2 3 4 0 0 1					
George Bell, R OBP: 0.339, SLG: 0.615 (1, 7)	F4	6-3															4 1 1 2 0 0 2					
Fred McGriff, L OBP: 0.385, SLG: 0.516 (1, 10)	1-3																4 1 1 0 0 0 1					
Jesse Barfield, R OBP: 0.343, SLG: 0.472 (1, 9)																	4 1 1 0 0 2 2					
Rance Mulliniks, L ERA: 7.63 (1, 5)																	2 1 1 1 1 1 0					
Kelly Gruber, R OBP: 0.297, SLG: 0.414 (8, PH) (9, 5)																	1 0 0 0 0 0 0					
Willie Upshaw, L OBP: 0.325, SLG: 0.424 (1, 3)																	3 2 1 1 1 0 1					
Garth Iorg, R OBP: 0.292, SLG: 0.303 (1, 4)																	3 1 0 0 1 2 2					
Inning Stats	R: 2 E: 0 K: 0 S: 5	H: 2 LOB: 0 BB: 0 P: 5	R: 4 E: 0 K: 1 S: 8	H: 3 LOB: 1 BB: 2 P: 16	R: 0 E: 0 K: 1 S: 5	H: 0 LOB: 0 BB: 0 P: 5	R: 0 E: 0 K: 1 S: 5	H: 0 LOB: 0 BB: 0 P: 5	R: 3 E: 0 K: 1 S: 8	H: 3 LOB: 1 BB: 0 P: 9	R: 0 E: 0 K: 1 S: 5	H: 0 LOB: 0 BB: 0 P: 5	R: 0 E: 0 K: 1 S: 6	H: 1 LOB: 1 BB: 0 P: 6	R: 2 E: 1 K: 0 S: 4	H: 1 LOB: 1 BB: 2 P: 12	R: 0 E: 0 K: 0 S: 4	H: 0 LOB: 2 BB: 2 P: 12	1B: 5 2B: 1 3B: 1 HR: 3	SF: 0 SAC: 0 DP: 0 HBP: 1	WP: 0 PB: 0 SB: 0 CS: 1	PA: 39
PITCHER	IP	WLS	BF	H	R	ER	SO	BB	IBB	HBP	BLK	WP	HR	S	P	ERA	WHIP					
Darrel Akerfelds, R ERA: 7.63 (2, 1)	2.2	L	11	2	3	3	2	0	0	1	0	0	1	14	15	10.12	0.750					
Doug Jones, R ERA: 0.96 (5, 1)	2.2		10	2	0	0	3	0	0	0	0	0	0	16	16	0.00	0.750					
Ed Vande Berg, L ERA: 5.59 (8, 1)	1.0		6	1	2	2	0	2	0	0	0	0	0	4	12	18.00	3.000					

Cleveland Indians @ Toronto Blue Jays
Exhibition Stadium, Toronto, ON
Sun Aug 02 1987, 3:33 AM EDT
Att: 33,351 - Unknown

AB	34
R	11
H	10
RBI	11
BB	4
SO	6
LOB	13




Batter	1	2	3	4	5	6	7	8	9	AB	R	H	RBI	BB	SO	LOB	TOP											
Tony Fernandez, S OBP: 0.380, SLG: 0.428 Rance Mulliniks, L OBP: 0.337, SLG: 0.447	0-3 K		0-0 FC6-4 1B		0-0 G3 2B	0-0 1B 1B	0-0 3-1			5	1	3	2	0	1	0												
Lloyd Moseby, L OBP: 0.392, SLG: 0.455	0-0 F7		0-0 F7		0-0 G3	1-3 2-H 3-H 1B 2B 1B				5	1	2	1	0	0	2												
Jesse Barfield, R OBP: 0.341, SLG: 0.468	0-0 4-3		0-0 FC6-4 1-2		0-3 K	0-0 1-3 2-H 2B 1B				5	1	1	1	0	1	3												
George Bell, R OBP: 0.343, SLG: 0.619 Rick Leach, L OBP: 0.398, SLG: 0.412		0-0 HR 1B		0-0 F8		0-0 1B 1B		0-0 G3		4	3	3	2	0	0	0												
Cecil Fielder, R OBP: 0.366, SLG: 0.603		0-0 1-H HR		4-0 HR BB		0-0 1B 1B L9		0-0 6-3		4	3	2	2	1	0	1												
Kelly Gruber, R OBP: 0.303, SLG: 0.433	0-3 K		0-0 1-H HR		0-0 1B 1B	0-0 1B 1B		0-0 4-3		5	3	3	4	0	1	0												
Garth Iorg, R OBP: 0.290, SLG: 0.298	0-0 4-3		0-0 4-3		0-0 4-3	0-0 F4 BB			0-0 F6	4	0	0	0	1	0	2												
Willie Upshaw, L OBP: 0.326, SLG: 0.422	0-0 F6		0-0 1-3		0-0 1-3	0-0 1B 1B			0-0 F8	4	1	1	1	1	0	0												
Charlie Moore, R OBP: 0.293, SLG: 0.361			0-0 4-3		0-0 L6	1-0 1B 1B HBP			0-0 6-3	4	1	0	1	0	0	0												
Inning Stats	R: 0 E: 0 K: 1 S: 5	H: 0 LOB: 0 BB: 0 P: 5	R: 2 E: 0 K: 1 S: 7	H: 2 LOB: 0 BB: 0 P: 7	R: 0 E: 0 K: 0 S: 4	H: 1 LOB: 1 BB: 0 P: 4	R: 2 E: 0 K: 0 S: 4	H: 1 LOB: 1 BB: 0 P: 8	R: 0 E: 0 K: 1 S: 6	H: 1 LOB: 1 BB: 0 P: 6	R: 10 E: 0 K: 0 S: 11	H: 9 LOB: 2 BB: 2 P: 20	R: 0 E: 0 K: 0 S: 4	H: 1 LOB: 1 BB: 0 P: 4	R: 0 E: 0 K: 0 S: 3	H: 0 LOB: 0 BB: 0 P: 3	R: 0 E: 0 K: 0 S: 3	H: 0 LOB: 0 BB: 0 P: 3	1B: 10 2B: 3 3B: 0 HR: 2	SF: 0 SAC: 0 DP: 0 HBP: 1	WP: 1 PB: 0 CS: 0	PA: 45						
PITCHER	IP	WLS	BF	H	R	ER	SO	BB	IBB	HBP	BLK	WP	HR	S	P	ERA	WHIP											
Floyd Bannister, L ERA: 4.42	(1, 1)	5.0	L	24	8	7	7	3	1	0	0	0	2	29	33	12.60	1.800											
Jose DeLeon, R ERA: 4.45	(6, 1)	0.1		6	3	3	3	0	0	1	1	0	1	0	4	9	81.00	9.000										
Scott Nielsen, R ERA: 4.73	(6, 1)	3.2		15	4	4	4	0	1	0	0	0	0	0	14	18	9.82	1.364										

Toronto Blue Jays @ Chicago White Sox
Comiskey Park, Chicago, IL
Mon Aug 03 1987, 8:05 PM EDT
Att: 12,193 - Unknown

livebaseballscores.com

AB 41
R 14
H 15
RBI 14
BB 3
SO 3
LOB 8




Batter	1	2	3	4	5	6	7	8	9	AB	R	H	RBI	BB	SO	LOB	BOTTOM											
Ozzie Guillen, L OBP: 0.316, SLG: 0.359 Bill Lindsey, R OBP: 0.200, SLG: 0.222	0-3 K	0-0 F7		0-0 FC4-6 2-H 1B		0-0 1-2 2-3 2B		0-0 SF7		4	1	1	1	0	1	3												
Gary Redus, R OBP: 0.328, SLG: 0.376	4-0 S E BB	0-3 K		0-0 F4		0-0 1-H 3-H 2B		0-0 4-3		4	1	1	2	1	1	3												
Harold Baines, L OBP: 0.368, SLG: 0.510	0-0 E4 2B 1-H		0-0 BB 1B	0-0 FC4-6 1-2		0-0 K			0-0 F8	5	0	1	0	0	1	2												
Greg Walker, L OBP: 0.328, SLG: 0.464	0-0 2-3 2B		0-0 F9		4-0 G4-6-3 BB		0-0 F7		0-0 6-3	4	0	1	0	1	0	1												
Carlton Fisk, R OBP: 0.307, SLG: 0.421 Tim Lincecum, R OBP: 0.247, SLG: 0.351			0-0 K		0-0 F8		0-0 4-3		0-0 F9	2	0	0	0	1	1	2												
Daryl Boston, L OBP: 0.286, SLG: 0.384	0-3 K		4-0 1-2 BB		0-0 G4-6-3 1-2		0-0 F7			3	0	0	0	1	1	4												
Steve Lyons, L OBP: 0.315, SLG: 0.361	0-0 F4		0-3 K		0-0 4-3		0-0 L9			4	0	0	0	0	1	5												
Kenny Williams, R OBP: 0.315, SLG: 0.415		0-0 S 1B		0-0 F8		0-0 FC1-6 WP 2B 1B		1-0 E 1B SF7 HBP		3	2	2	0	0	0	0												
Fred Manrique, R OBP: 0.308, SLG: 0.350		0-0 L7		0-0 1B 2B		4-0 FC1-6 1-2 BB		0-0 E4		3	1	2	0	1	0	1												
Inning Stats	R: 1 E: 1 K: 2 S: 9	H: 1 LOB: 3 BB: 2 P: 17	R: 0 E: 0 K: 1 S: 6	H: 1 LOB: 1 BB: 0 P: 6	R: 0 E: 0 K: 2 S: 8	H: 1 LOB: 2 BB: 1 P: 12	R: 1 E: 0 K: 0 S: 5	H: 2 LOB: 1 BB: 0 P: 5	R: 0 E: 0 K: 0 S: 2	H: 0 LOB: 0 BB: 1 P: 6	R: 2 E: 0 K: 1 S: 7	H: 2 LOB: 1 BB: 1 P: 11	R: 0 E: 0 K: 0 S: 3	H: 0 LOB: 0 BB: 0 P: 3	R: 1 E: 1 K: 0 S: 4	H: 1 LOB: 1 BB: 0 P: 5	R: 0 E: 0 K: 0 S: 3	H: 0 LOB: 0 BB: 0 P: 3	1B: 5 2B: 3 3B: 0 HR: 0	SF: 1 SAC: 0 DP: 1 HBP: 1	WP: 1 PB: 0 CS: 0	PA: 41						
PITCHER	IP	WLS	BF	H	R	ER	SO	BB	IBB	HBP	BLK	WP	HR	S	P	ERA	WHIP											
Jose Antonio Nunez, R ERA: 4.98	(1, 1)	3.2		20	5	2	2	5	2	0	0	0	0	27	39	4.91	1.909											
Jeff Musselman, L ERA: 3.8	(4, 1)	3.1	W	13	2	2	2	1	2	0	0	0	1	0	13	21	5.40	1.200										
Mark Eichhorn, R ERA: 3.34	(8, 1)	1.0		5	1	1	0	0	0	0	1	0	0	0	4	5	0.00	1.000										
Don Gordon, R ERA: 2.7	(9, 1)	1.0		3	0	0	0	0	0	0	0	0	0	0	3	3	0.00	0.000										

Toronto Blue Jays @ Chicago White Sox
Comiskey Park, Chicago, IL
Mon Aug 03 1987, 8:05 PM EDT
Att: 12,193 - Unknown

livebaseballscores.com

AB 34
R 5
H 8
RBI 4
BB 5
SO 6
LOB 21



Batter	1	2	3	4	5	6	7	8	9	AB	R	H	RBI	BB	SO	LOB	TOP											
Tony Fernandez, S OBP: 0.380, SLG: 0.427										5	1	2	0	0	0	4												
Lloyd Moseby, L OBP: 0.349, SLG: 0.451										4	0	0	0	0	0	2												
Ernie Whitt, L OBP: 0.333, SLG: 0.431										4	0	2	1	0	0	0												
George Bell, R OBP: 0.342, SLG: 0.615										4	0	1	1	0	0	1												
Fred McGriff, L OBP: 0.387, SLG: 0.547										4	2	2	2	0	1	2												
Jesse Barfield, R OBP: 0.340, SLG: 0.465										3	0	0	0	1	2	0												
Rance Mulliniks, L OBP: 0.336, SLG: 0.446										3	0	1	0	0	0	3												
Kelly Gruber, R OBP: 0.301, SLG: 0.431										1	0	0	0	0	0	0												
Willie Upshaw, L OBP: 0.326, SLG: 0.418										3	0	0	0	1	0	0												
Garth Iorg, R OBP: 0.294, SLG: 0.303										3	1	1	0	1	1	0												
Inning Stats	R: 1 E: 0 K: 1 S: 8	H: 3 LOB: 3 BB: 1 P: 12	R: 0 E: 0 K: 0 S: 3	H: 1 LOB: 0 BB: 0 P: 3	R: 0 E: 0 K: 1 S: 3	H: 0 LOB: 0 BB: 0 P: 3	R: 1 E: 0 K: 1 S: 6	H: 2 LOB: 2 BB: 2 P: 14	R: 0 E: 0 K: 0 S: 3	H: 0 LOB: 0 BB: 0 P: 3	R: 1 E: 0 K: 1 S: 5	H: 2 LOB: 1 BB: 0 P: 5	R: 0 E: 0 K: 0 S: 3	H: 0 LOB: 0 BB: 0 P: 3	R: 0 E: 0 K: 1 S: 5	H: 0 LOB: 0 BB: 0 P: 5	1B: 6 2B: 2 3B: 0 HR: 2	SF: 0 SAC: 0 DP: 1 HBP: 0	WP: 0 PB: 0 SB: 0 CS: 1	PA: 38								
PITCHER	IP	WLS	BF	H	R	ER	SO	BB	IBB	HBP	BLK	WP	HR	S	P	ERA	WHIP											
Neil Allen, R ERA: 6.47	(1, 1)	7.0	L	31	9	4	4	3	3	0	0	0	0	2	34	46	5.14	1.714										
Ray Searge, L ERA: 3.95	(8, 1)	2.0	S	6	0	0	0	1	0	0	0	0	0	0	8	8	0.00	0.000										

Toronto Blue Jays @ Chicago White Sox
Comiskey Park, Chicago, IL
Tue Aug 04 1987, 8:05 PM EDT
Att: 13,319 - Unknown

livebaseballscores.com


AB 34
R 4
H 9
RBI 4
BB 3
SO 4
LOB 12


Batter	1	2	3	4	5	6	7	8	9	AB	R	H	RBI	BB	SO	LOB	BOTTOM											
Gary Redus, R OBP: 0.327, SLG: 0.373										3	0	0	0	1	1	1												
Jerry Royster, R OBP: 0.355, SLG: 0.479										4	0	1	0	0	2	1												
Kenny Williams, R OBP: 0.309, SLG: 0.407										4	0	0	0	0	1	2												
Ivan Calderon, R OBP: 0.358, SLG: 0.504										4	1	2	0	0	0	0												
Greg Walker, L OBP: 0.325, SLG: 0.459										4	0	0	0	0	0	2												
Tim Lyle, R OBP: 0.246, SLG: 0.350										3	0	1	0	0	0	0												
Harold Baines, L OBP: 0.370, SLG: 0.515										1	0	1	0	0	0	0												
Ozzie Guillen, L OBP: 0.313, SLG: 0.356										4	0	0	1	0	1	2												
Fred Manrique, R OBP: 0.315, SLG: 0.379										3	0	2	0	0	0	1												
Bill Lindsey, R OBP: 0.154, SLG: 0.167										3	0	0	0	0	1	2												
Inning Stats	R: 0 E: 0 K: 1 S: 4	H: 0 LOB: 1 BB: 1 P: 8	R: 0 E: 0 K: 0 S: 3	H: 0 LOB: 0 BB: 0 P: 3	R: 0 E: 0 K: 1 S: 6	H: 1 LOB: 1 BB: 0 P: 6	R: 0 E: 0 K: 0 S: 4	H: 1 LOB: 1 BB: 0 P: 4	R: 0 E: 0 K: 1 S: 6	H: 1 LOB: 1 BB: 0 P: 6	R: 1 E: 0 K: 1 S: 5	H: 2 LOB: 1 BB: 0 P: 5	R: 0 E: 0 K: 2 S: 8	H: 1 LOB: 1 BB: 0 P: 8	R: 0 E: 0 K: 0 S: 4	H: 1 LOB: 1 BB: 0 P: 4	1B: 3 2B: 3 3B: 1 HR: 0	SF: 0 SAC: 0 DP: 0 HBP: 0	WP: 0 PB: 0 SB: 0 CS: 1	PA: 34								
PITCHER	IP	WLS	BF	H	R	ER	SO	BB	IBB	HBP	BLK	WP	HR	S	P	ERA	WHIP											
John Cerutti, L ERA: 4.4	(1, 1)	7.2	W	29	6	1	0	5	1	0	0	0	0	0	38	42	0.00	0.913										
Tom Henke, R ERA: 2.6	(8, 1)	1.1	S	5	1	0	0	1	0	0	0	0	0	7	7	0.00	0.750											

Toronto Blue Jays @ Chicago White Sox
Comiskey Park, Chicago, IL
Tue Aug 04 1987, 8:05 PM EDT
Att: 13,319 - Unknown

livebaseballscores.com

AB 33
R 1
H 7
RBI 1
BB 1
SO 6
LOB 11

Batter	1	2	3	4	5	6	7	8	9	AB	R	H	RBI	BB	SO	LOB	TOP			
Tony Fernandez, S (1, 6) OBP: 0.383, SLG: 0.428	0-0 CS 1B		4-0 1B BB		0-0 4-3		0-0 FC4-6 1B		0-0 FC4-6 FC5-2 2B	4	1	2	0	1	0	2	<p>Toronto Blue Jays @ Chicago White Sox</p> <p>Comiskey Park, Chicago, IL</p> <p>Wed Aug 05 1987, 8:05 PM EDT</p> <p>Att: 13,360 - Unknown</p> <p>livebaseballscorecards.com</p> <p>AB 35 R 3 H 9 RBI 3 BB 5 SO 3 LOB 23</p> 			
Lloyd Moseby, L (1, 8) OBP: 0.350, SLG: 0.449	4-0 1B BB		0-0 F6		0-0 BB 1B		0-0 FC4-6 FC3-6		0-0 FC5-2 2B	4	2	1	0	1	0	4				
Ernie Whitt, L (1, 2)	0-0 F9		0-0 F5		0-0 F8		0-0 FC3-6 FC6-4		0-0 2B	5	0	1	2	0	0	4				
George Bell, R (1, 7) OBP: 0.345, SLG: 0.614	0-0 1-3 1B		0-0 BB 1B		4-0 1B BB		0-0 1-2 BB		0-0 6-3	4	0	2	0	1	0	2				
Fred McGriff, L (1, 10) OBP: 0.389, SLG: 0.544	0-3 K		4-0 1-2 BB		0-0 1-3 2-H 1B		0-0 F7			3	0	1	1	1	1	2				
Jesse Barfield, R (1, 9) OBP: 0.337, SLG: 0.460		0-3 K	0-0 F2		0-3 K		0-0 6-3			4	0	0	0	0	2	5				
Rance Mulliniks, L (1, 5) OBP: 0.340, SLG: 0.449		0-0 F9 2B		4-0 G6-3 BB		0-0 F9		0-0 6-3		3	0	1	0	1	0	0				
Willie Upshaw, L (1, 3) OBP: 0.325, SLG: 0.416		0-0 F9		0-0 G6-3		0-0 F8		0-0 FC4-6 FC5-2 1B		4	0	1	0	0	0	2				
Kelly Gruber, R (1, 4) OBP: 0.298, SLG: 0.426 Garth Iorg, R (9, PH) OBP: 0.292, SLG: 0.301		0-0 L1		0-0 4-3		0-0 F8		0-0 E6 FC4-6		3	0	0	0	0	0	1				
Inning Stats	R: 0 E: 0 K: 1 S: 6	H: 2 LOB: 2 BB: 1 P: 10	R: 0 E: 0 K: 1 S: 6	H: 1 LOB: 1 BB: 0 P: 6	R: 0 E: 0 K: 0 S: 4	H: 1 LOB: 3 BB: 2 P: 12	R: 0 E: 0 K: 0 S: 2	H: 0 LOB: 0 BB: 1 P: 6	R: 1 E: 0 K: 1 S: 7	H: 2 LOB: 2 BB: 1 P: 11	R: 0 E: 0 K: 0 S: 3	H: 1 LOB: 1 BB: 0 P: 4	R: 0 E: 0 K: 0 S: 3	H: 0 LOB: 0 BB: 0 P: 3	R: 2 E: 1 K: 0 S: 6	H: 2 LOB: 1 BB: 0 P: 6	1B: 7 2B: 2 3B: 0 HR: 0	SF: 0 SAC: 0 DP: 1 HBP: 0	WP: 0 PB: 0 SB: 0 CS: 1	PA: 40
PITCHER Richard Dotson, R (1, 1) ERA: 4.12	IP: 9.0 WLS: L BF: 40	H: 9 R: 3 ER: 1 SO: 3	BB: 5 IBB: 0 HBP: 0 BLK: 0	WP: 0 HR: 0 S: 41 P: 61	ERA: 1.00 WHIP: 1.556	PITCHER										IP: 9.0 WLS: L BF: 40	H: 9 R: 3 ER: 1 SO: 3	BB: 5 IBB: 0 HBP: 0 BLK: 0	WP: 0 HR: 0 S: 41 P: 61	ERA: 1.00 WHIP: 1.556

Batter	1	2	3	4	5	6	7	8	9	AB	R	H	RBI	BB	SO	LOB	BOTTOM			
Gary Redus, R (1, 7) OBP: 0.329, SLG: 0.381	0-0 6-3		0-0 3B		0-0 F8			0-0 SH5-4 1B		4	0	2	0	0	0	0	<p>Toronto Blue Jays @ Chicago White Sox</p> <p>Comiskey Park, Chicago, IL</p> <p>Wed Aug 05 1987, 8:05 PM EDT</p> <p>Att: 13,360 - Unknown</p> <p>livebaseballscorecards.com</p> <p>AB 34 R 2 H 9 RBI 2 BB 1 SO 6 LOB 15</p> 			
Jerry Royster, R (1, 5) OBP: 0.347, SLG: 0.468	0-0 5-3		0-0 L6		0-3 K		0-0 SH5-4			3	0	0	0	0	1	1				
Harold Baines, L (1, 10) OBP: 0.368, SLG: 0.511	0-0 F8		0-3 K		0-0 G5-4-3 1B		0-0 K			4	0	1	0	0	2	2				
Ivan Calderon, R (1, 9) OBP: 0.359, SLG: 0.503		0-0 5-3		0-0 HR 1B		0-0 G5-4-3		4-0 IBB		3	1	1	0	1	0	1				
Greg Walker, L (1, 3) OBP: 0.326, SLG: 0.467		0-0 1B 1B		0-0 1-H HR		0-3 K		0-0 1-3		4	1	2	2	0	1	2				
Kenny Williams, R (1, 8) OBP: 0.308, SLG: 0.406 Jerry Hairston, S (9, PH) OBP: 0.346, SLG: 0.500 Daryl Boston, L (9, PR) OBP: 0.298, SLG: 0.384		0-0 1-2 1B		0-0 F2		0-0 F8		0-0 FC1-6 1B		3	0	1	0	0	0	0				
Fred Manrique, R (1, 4) OBP: 0.314, SLG: 0.389		0-0 F8		0-0 6-3		0-0 K		0-0 FC1-6		4	0	1	0	0	0	3				
Ozzie Guillen, L (1, 6) OBP: 0.310, SLG: 0.352		0-0 6-3		0-0 4-3		0-3 K		0-0 F2		4	0	0	0	0	1	4				
Bill Lindsey, R (1, 2) OBP: 0.125, SLG: 0.133 Steve Lyons, L (9, PH) OBP: 0.311, SLG: 0.357			0-0 5-3		0-3 K		0-0 6-3		0-0 F8		3	0	0	0	0	1				
Inning Stats	R: 0 E: 0 K: 0 S: 3	H: 0 LOB: 0 BB: 0 P: 3	R: 0 E: 0 K: 0 S: 5	H: 2 LOB: 2 BB: 0 P: 5	R: 0 E: 0 K: 1 S: 6	H: 1 LOB: 1 BB: 0 P: 6	R: 2 E: 0 K: 0 S: 5	H: 2 LOB: 0 BB: 0 P: 5	R: 0 E: 0 K: 2 S: 7	H: 0 LOB: 0 BB: 0 P: 7	R: 0 E: 0 K: 1 S: 5	H: 1 LOB: 0 BB: 0 P: 5	R: 0 E: 0 K: 1 S: 6	H: 1 LOB: 2 BB: 1 P: 10	R: 0 E: 0 K: 0 S: 4	H: 1 LOB: 1 BB: 0 P: 4	1B: 6 2B: 0 3B: 2 HR: 1	SF: 0 SAC: 1 DP: 1 HBP: 0	WP: 0 PB: 0 SB: 0 CS: 0	PA: 36
PITCHER Jimmy Key, L (1, 1) ERA: 2.87 Tom Henke, R (9, 1) ERA: 2.96	IP: 8.0 WLS: W BF: 32	H: 8 R: 2 ER: 2 SO: 6	BB: 0 IBB: 1 HBP: 0 BLK: 0	WP: 0 HR: 1 S: 43 P: 47	ERA: 2.25 WHIP: 1.000	PITCHER										IP: 1.0 WLS: S BF: 4	H: 1 R: 0 ER: 0 SO: 0	BB: 0 IBB: 0 HBP: 0 BLK: 0	WP: 0 HR: 0 S: 4 P: 4	ERA: 0.00 WHIP: 1.000

Batter	1	2	3	4	5	6	7	8	9	AB	R	H	RBI	BB	SO	LOB	TOP				
Tony Fernandez, S OBP: 0.381, SLG: 0.426 Rance Mulliniks, L OBP: 0.340, SLG: 0.449	F8		L4				G3-6-1			4	0	1	0	0	0	2	Toronto Blue Jays @ Cleveland Indians Cleveland Municipal Stadium, Cleveland, OH Thu Aug 06 1987, 7:05 PM EDT Att: 7,978 - Unknown				
Lloyd Moseby, L OBP: 0.345, SLG: 0.447 Fred McGriff, L OBP: 0.389, SLG: 0.544	1B 2B 1B		K				F8	4-3		4	1	1	0	0	1	1					
Jesse Barfield, R OBP: 0.338, SLG: 0.468	2B 1B		F8				K	HR		4	2	2	1	0	1	0					
George Bell, R OBP: 0.346, SLG: 0.615	4-3 1H 2H			G6-4-3 BB			F8	K		3	0	1	2	1	1	0					
Cecil Fielder, R OBP: 0.356, SLG: 0.585	4-3		G6-4-3				K	1-3		4	0	0	0	0	1	2					
Kelly Gruber, R OBP: 0.297, SLG: 0.424	K		6-3					1B 4-3 1B		4	1	1	0	0	1	1					
Juan Beniquez, R OBP: 0.292, SLG: 0.359 Rick Leach, L OBP: 0.392, SLG: 0.404		G5-4-3 BB					4-3	F9		1	1	1	1	1	0	0					
Charlie Moore, R OBP: 0.291, SLG: 0.355	F9						6-3	F7		4	0	1	0	0	0	1					
Garth Iorg, R OBP: 0.293, SLG: 0.302	G5-4-3						L7			3	0	1	1	0	0	1					
Inning Stats	R: 2 E: 0 K: 1 S: 8	H: 3 LOB: 1 BB: 0 P: 8	R: 0 E: 0 K: 0 S: 2	H: 0 LOB: 0 BB: 1 P: 6	R: 0 E: 0 K: 1 S: 5	H: 0 LOB: 0 BB: 0 P: 5	R: 0 E: 0 K: 0 S: 2	H: 0 LOB: 1 BB: 0 P: 6	R: 1 E: 0 K: 0 S: 5	H: 2 LOB: 1 BB: 0 P: 5	R: 0 E: 0 K: 2 S: 7	H: 0 LOB: 0 BB: 0 P: 7	R: 1 E: 0 K: 0 S: 6	H: 3 LOB: 1 BB: 0 P: 5	R: 0 E: 0 K: 0 S: 3	H: 0 LOB: 0 BB: 0 P: 3		1B: 6 2B: 1 3B: 0 HR: 2	SF: 0 SAC: 0 DP: 3 HBP: 0	WP: 0 PB: 0 SB: 0 CS: 0	PA: 35
PITCHER	IP	WLS	BF	H	R	ER	SO	BB	IBB	HBP	BLK	WP	HR	S	P	ERA	WHIP				
Scott Bailes, L ERA: 4.02	5.0	W	20	5	3	3	2	2	0	0	0	0	1	22	30	5.40	1.400				
Doug Jones, R ERA: 3.53	2.0		8	3	1	1	2	0	0	0	0	0	0	12	12	4.50	1.500				
Ed Vande Berg, L ERA: 5.55	1.0		4	1	1	1	1	0	0	0	0	0	1	6	6	9.00	1.000				
Sammy Stewart, R ERA: 4.11	1.0		3	0	0	0	0	0	0	0	0	0	0	3	3	0.00	0.000				

Batter	1	2	3	4	5	6	7	8	9	AB	R	H	RBI	BB	SO	LOB	BOTTOM				
Brett Butler, L OBP: 0.389, SLG: 0.393	1B 1B	1B 1B		F8		F8	4-3			5	2	2	0	0	0	1	Toronto Blue Jays @ Cleveland Indians Cleveland Municipal Stadium, Cleveland, OH Thu Aug 06 1987, 7:05 PM EDT Att: 7,978 - Unknown				
Tommy Hinzo, S OBP: 0.315, SLG: 0.317	B3	1B		K		BB 1B HR 1B		E3 WP 1B		5	1	2	1	0	1	2					
Pat Tabler, R OBP: 0.390, SLG: 0.468	1B 1B BB	5-3			6-3	6-3	6-3	1B 1B		4	2	2	0	1	0	0					
Brook Jacoby, R OBP: 0.366, SLG: 0.513	1B 1B WP 1B			6-3	6-3	6-3	HR BB	K		4	2	1	1	1	1	2					
Mel Hall, L OBP: 0.285, SLG: 0.393	WP 2B 1B			G3	2B 2B	K		F8		5	2	2	1	0	1	5					
Carmen Castillo, R OBP: 0.329, SLG: 0.528 Casey Parsons, L OBP: 0.167, SLG: 0.292	4-3 1H 2H 3H			6-3	2B 2B	HR		4-3		3	1	2	2	0	0	0					
Cory Snyder, R OBP: 0.282, SLG: 0.490	4-3				HR	HR	2B	F7		4	2	2	2	0	0	1					
Jay Bell, R OBP: 0.289, SLG: 0.386	5-3			4-3	HR	HR	2B			4	1	1	2	0	1	1					
Andy Allanson, R OBP: 0.205, SLG: 0.256	5-3				1B			K		4	0	1	0	0	1	0					
Inning Stats	R: 4 E: 0 K: 0 S: 7	H: 4 LOB: 1 BB: 1 P: 11	R: 1 E: 0 K: 0 S: 4	H: 2 LOB: 0 BB: 0 P: 4	R: 0 E: 0 K: 0 S: 3	H: 0 LOB: 0 BB: 0 P: 3	R: 1 E: 0 K: 1 S: 7	H: 2 LOB: 1 BB: 0 P: 7	R: 4 E: 0 K: 0 S: 7	H: 4 LOB: 0 BB: 0 P: 7	R: 4 E: 0 K: 1 S: 8	H: 3 LOB: 0 BB: 1 P: 12	R: 0 E: 1 K: 1 S: 7	H: 1 LOB: 2 BB: 0 P: 7	1B: 9 2B: 4 3B: 0 HR: 3	SF: 0 SAC: 0 DP: 0 HBP: 0		WP: 2 PB: 0 SB: 2 CS: 0	PA: 42		
PITCHER	IP	WLS	BF	H	R	ER	SO	BB	IBB	HBP	BLK	WP	HR	S	P	ERA	WHIP				
Jim Clancy, R ERA: 3.51	0.1	L	6	4	4	4	0	1	0	0	0	0	0	5	9	108.00	15.000				
Don Gordon, R ERA: 4.09	4.1		17	5	3	3	1	0	0	0	0	0	1	19	19	6.23	1.154				
Gary Lavelle, L ERA: 6.29	1.0		9	5	6	6	1	1	0	0	0	0	1	10	14	54.00	6.000				
Mark Eichhorn, R ERA: 3.35	2.1		10	2	1	1	3	0	0	0	0	1	1	16	16	3.86	0.857				

Batter	1	2	3	4	5	6	7	8	9	AB	R	H	RBI	BB	SO	LOB	TOP									
Tony Fernandez, S OBP: 0.382, SLG: 0.430 Kelly Gruber, R OBP: 0.295, SLG: 0.420	B1-3	HBP		E 3B	FC5-2 2B		F9	F9		3	2	1	0	0	0	2										
Lloyd Moseby, L OBP: 0.351, SLG: 0.450	5-3	SF8		E3	2B		HR	1B	1B	4	2	2	1	1	0	0										
Ernie Whitt, L OBP: 0.334, SLG: 0.434	G3	4-3		F4	2B		HR	BB	BB	5	2	2	2	1	0	3										
George Bell, R OBP: 0.347, SLG: 0.618 Juan Beniquez, R OBP: 0.296, SLG: 0.362		F7	F8		BB		HR	HR	G3-6-1 BB	4	2	1	3	1	0	2										
Fred McGriff, L OBP: 0.396, SLG: 0.558		HR	BB	FC1-6-4 BB	1B	BB	3-1	3-1	G3-6-1 BB	4	2	2	1	2	1	0										
Rance Mulliniks, L OBP: 0.348, SLG: 0.450		HBP	FC1-6-4	1B	BB	FC3-6 1B	1B	1B	G3-6-1	4	2	2	0	2	0	3										
Willie Upshaw, L OBP: 0.325, SLG: 0.413	1B	2B	L9	FC4-6 FC5-2 1B	FC3-6 BB	1-2	K	K	5-3	5	1	1	1	0	1	4										
Rick Leach, L OBP: 0.400, SLG: 0.402	2B	SF8		F9	FC4-6 BB	1-2		6-3		3	1	1	2	2	0	0										
Garth Iorg, R OBP: 0.291, SLG: 0.304				F8	FC4-6 BB	1-2	K	F7		5	1	1	2	0	1	4										
Inning Stats	R: 0 E: 0 K: 0 S: 3	H: 0 LOB: 0 BB: 0 P: 3	R: 4 E: 0 K: 0 S: 6	H: 3 LOB: 2 BB: 1 P: 12	R: 0 E: 0 K: 0 S: 3	H: 0 LOB: 1 BB: 1 P: 7	R: 1 E: 1 K: 0 S: 5	H: 1 LOB: 1 BB: 0 P: 5	R: 5 E: 0 K: 0 S: 6	H: 3 LOB: 2 BB: 4 P: 22	R: 0 E: 0 K: 2 S: 8	H: 1 LOB: 2 BB: 1 P: 12	R: 3 E: 0 K: 1 S: 8	H: 3 LOB: 1 BB: 1 P: 12	R: 0 E: 0 K: 0 S: 3	H: 0 LOB: 0 BB: 0 P: 3	R: 2 E: 0 K: 0 S: 5	H: 3 LOB: 1 BB: 1 P: 9	1B: 8 2B: 3 3B: 1 HR: 2	SF: 1 SAC: 0 DP: 1 HBP: 2	WP: 0 PB: 0 SB: 0 CS: 0	PA: 52				
PITCHER	IP	WLS	BF	H	R	ER	SO	BB	IBB	HBP	BLK	WP	HR	S	P	ERA	WHIP									
Darrel Akerfelds, R ERA: 8.84	(1, 1)	4.0	L	23	5	7	6	0	3	0	2	0	0	1	18	32	13.50	2.000								
Jeff Kaiser, L ERA: 16.2	(5, 1)	0.2		7	2	3	3	0	3	0	0	0	0	0	4	16	40.50	7.500								
Reggie Ritter, R ERA: 6.23	(5, 1)	3.1		19	7	5	5	3	2	0	0	0	0	1	23	31	13.50	2.700								
Sammy Stewart, R ERA: 3.86	(9, 1)	1.0		3	0	0	0	0	1	0	0	0	0	0	2	6	0.00	1.000								

Toronto Blue Jays @ Cleveland Indians
Cleveland Municipal Stadium, Cleveland, OH

AB 40
R 15
H 14
RBI 13
BB 9
SO 3
LOB 18



WP: 0 PA: 52
PB: 0
SB: 0
CS: 0

Batter	1	2	3	4	5	6	7	8	9	AB	R	H	RBI	BB	SO	LOB	BOTTOM								
Brett Butler, L OBP: 0.390, SLG: 0.395	1B		4-3		FC4-6			G4-6-3 1B		4	0	2	0	0	0	1									
Tommy Hinzo, S OBP: 0.312, SLG: 0.314	L7		CS			F7		G4-6-3		4	0	1	0	0	0	2									
Pat Tabler, R OBP: 0.391, SLG: 0.470	F9		CS	F8	3-1		F8	5-3	5-3	4	1	2	0	0	0	0									
Brook Jacoby, R OBP: 0.363, SLG: 0.509 Junior Noboa, R OBP: 0.175, SLG: 0.148	F9			F8		5-3		1-3	1-3	3	0	0	0	0	0	3									
Mel Hall, L OBP: 0.282, SLG: 0.388	5-3			3-1			6-3	G3		4	0	0	1	0	0	2									
Carmen Castillo, R OBP: 0.323, SLG: 0.517		L6		F7			L7			3	0	0	0	0	0	0									
Cory Snyder, R OBP: 0.282, SLG: 0.489					L7		FC6-4 1B			3	0	1	0	0	1	0									
Jay Bell, R OBP: 0.278, SLG: 0.370		4-3			5-3		FC6-4			3	0	0	0	0	0	1									
Andy Allanson, R OBP: 0.213, SLG: 0.262			4-3				FC4-6 1B	P3		3	0	1	0	0	0	0									
Inning Stats	R: 0 E: 0 K: 0 S: 5	H: 2 LOB: 2 BB: 0 P: 5	R: 0 E: 0 K: 1 S: 5	H: 0 LOB: 0 BB: 0 P: 5	R: 0 E: 0 K: 0 S: 3	H: 1 LOB: 0 BB: 0 P: 3	R: 1 E: 0 K: 0 S: 4	H: 1 LOB: 0 BB: 0 P: 4	R: 0 E: 0 K: 0 S: 4	H: 1 LOB: 1 BB: 0 P: 4	R: 0 E: 0 K: 0 S: 3	H: 0 LOB: 0 BB: 0 P: 3	R: 0 E: 0 K: 0 S: 4	H: 1 LOB: 1 BB: 0 P: 4	R: 0 E: 0 K: 0 S: 3	H: 0 LOB: 0 BB: 0 P: 3	R: 0 E: 0 K: 0 S: 3	H: 0 LOB: 0 BB: 0 P: 3	1B: 6 2B: 1 3B: 0 HR: 0	SF: 0 SAC: 0 DP: 1 HBP: 0	WP: 0 PB: 0 SB: 1 CS: 1	PA: 33			
PITCHER	IP	WLS	BF	H	R	ER	SO	BB	IBB	HBP	BLK	WP	HR	S	P	ERA	WHIP								
Dave Stieb, R ERA: 3.98	(1, 1)	8.0	W	29	7	1	1	1	0	0	0	0	0	31	31	1.12	0.875								
Mark Eichhorn, R ERA: 3.31	(9, 1)	1.0		3	0	0	0	0	0	0	0	0	0	3	3	0.00	0.000								

Toronto Blue Jays @ Cleveland Indians
Cleveland Municipal Stadium, Cleveland, OH

AB 32
R 1
H 7
RBI 1
BB 0
SO 1
LOB 9



WP: 0 PA: 33
PB: 0
SB: 1
CS: 1

Batter	1	2	3	4	5	6	7	8	9	AB	R	H	RBI	BB	SO	LOB	TOP					
Tony Fernandez, S (1, 6) OBP: 0.381, SLG: 0.428 Kelly Gruber, R (4, 6) OBP: 0.293, SLG: 0.417	0-0 4-3		0-0 L6-3		0-0 F2		0-0 FC5			2	0	0	0	0	0	1	Toronto Blue Jays @ Cleveland Indians Cleveland Municipal Stadium, Cleveland, OH Sat Aug 08 1987, 3:33 AM EDT Att: 16,706 - Unknown					
Rance Mulliniks, L (1, 5) OBP: 0.351, SLG: 0.448	0-0 1-3			1B		0-0 F7		FC6-4 BB	3	0	1	0	1	0	0							
Ernie Whitt, L (1, 2) OBP: 0.333, SLG: 0.431	0-0 1-3			1B		0-0 4-3		P3	4	0	1	0	0	0	1							
George Bell, R (1, 7) OBP: 0.346, SLG: 0.622		0-0 6-3		F8		0-0 HR		FC6-4 WP	4	1	1	1	0	0	3							
Fred McGriff, L (1, 10) OBP: 0.393, SLG: 0.550		0-0 F4		K		0-0 F9		BB	3	0	0	0	1	1	2							
Jesse Barfield, R (1, 8) OBP: 0.338, SLG: 0.466		0-0 WP 1B		L9			0-0 F9	0-0 F4	4	0	1	0	0	0	4							
Willie Upshaw, L (1, 3) OBP: 0.322, SLG: 0.408	0-0 1-3				0-0 3-1		0-0 F8		0-0 1-3	4	0	0	0	0	1							
Rick Leach, L (1, 9) OBP: 0.396, SLG: 0.396			0-3 K		0-0 F8		0-0 FC5 1B		0-3 K	4	0	1	0	0	2							
Garth Iorg, R (1, 4) OBP: 0.298, SLG: 0.315			0-0 L6-3 1B		0-0 2B		0-0 1-2 1B		0-0 L6	4	0	3	0	0	0							
Inning Stats	R: 0 E: 0 K: 0 S: 3	H: 0 LOB: 0 BB: 0 P: 3	R: 0 E: 0 K: 0 S: 4	H: 1 LOB: 1 BB: 0 P: 4	R: 0 E: 0 K: 1 S: 5	H: 1 LOB: 0 BB: 0 P: 5	R: 0 E: 0 K: 1 S: 7	H: 2 LOB: 2 BB: 0 P: 7	R: 0 E: 0 K: 0 S: 4	H: 1 LOB: 1 BB: 0 P: 4	R: 1 E: 0 K: 0 S: 4	H: 1 LOB: 0 BB: 0 P: 4	R: 0 E: 0 K: 0 S: 5	H: 2 LOB: 2 BB: 0 P: 5	R: 0 E: 0 K: 0 S: 3	H: 0 LOB: 2 BB: 2 P: 11	R: 0 E: 0 K: 1 S: 5	H: 0 LOB: 0 BB: 0 P: 5	1B: 6 2B: 2 3B: 0 HR: 1	SF: 0 SAC: 0 DP: 1 HBP: 0	WP: 2 PB: 0 SB: 0 CS: 0	PA: 36
PITCHER Tom Candiotti, R (1, 1) ERA: 4.68	IP: 9.0 WLS: W BF: 36 H: 8 R: 1 ER: 1 SO: 3 BB: 2 IBB: 0 HBP: 0 BLK: 0 WP: 2 HR: 1 S: 40 P: 48 ERA: 1.00 WHIP: 1.111															PITCHER						

AB	34
R	1
H	8
RBI	1
BB	2
SO	3
LOB	15



Batter	1	2	3	4	5	6	7	8	9	AB	R	H	RBI	BB	SO	LOB	BOTTOM			
Brett Butler, L (1, 8) OBP: 0.393, SLG: 0.400	4-0 4-3 6-3 BB		0-0 BB SF8 2B	0-3 K			0-0 S BB FC5-2 1B			3	2	0	1	1	2	Toronto Blue Jays @ Cleveland Indians Cleveland Municipal Stadium, Cleveland, OH Sat Aug 08 1987, 3:33 AM EDT Att: 16,706 - Unknown				
Tommy Hinzo, S (1, 4) OBP: 0.299, SLG: 0.300	0-0 4-3 1-3		0-0 SF8 BB	0-0 G6-4-3			0-0 B1			4	0	0	0	0	5					
Pat Tabler, R (1, 3) OBP: 0.392, SLG: 0.468	0-0 6-3		4-0 FC6-4 1-2 2-3 BB		0-0 F8		4-0 FC5-2 BB			2	0	0	1	2	0					
Brook Jacoby, R (1, 5) OBP: 0.364, SLG: 0.512	4-0 BB		0-0 SF8		0-0 2B		0-0 FC5-2			2	0	1	1	1	0					
Mel Hall, L (1, 7) OBP: 0.282, SLG: 0.384	4-0 1-2 BB		2-3 3-H 0-3 K		0-3 K		0-0 F9			3	0	0	0	1	2					
Carmen Castillo, R (1, 10) OBP: 0.315, SLG: 0.503	0-3 K2-3		0-0 FC6-4		0-0 F7		0-3 K			4	0	0	0	0	2					
Cory Snyder, R (1, 9) OBP: 0.282, SLG: 0.489		0-0 5-3		0-0 1B 2B		0-0 L7		0-0 F3	4	1	1	0	0	0	0					
Jay Bell, R (1, 6) OBP: 0.289, SLG: 0.368		0-3 K		0-0 2H 1B		0-0 F4		4-0 S BB	3	0	1	1	1	1	0					
Andy Allanson, R (1, 2) OBP: 0.216, SLG: 0.261		0-0 F7		0-0 G6-4-3 1B		0-0 L4		0-0 6-3	4	0	1	0	0	0	1					
Inning Stats	R: 1 E: 0 K: 1 S: 5	H: 0 LOB: 2 BB: 3 P: 17	R: 0 E: 0 K: 1 S: 5	H: 0 LOB: 0 BB: 0 P: 5	R: 1 E: 1 K: 1 S: 7	H: 1 LOB: 2 BB: 1 P: 11	R: 1 E: 0 K: 1 S: 7	H: 3 LOB: 1 BB: 0 P: 7	R: 0 E: 0 K: 0 S: 6	H: 1 LOB: 1 BB: 0 P: 6	R: 0 E: 0 K: 0 S: 3	H: 0 LOB: 0 BB: 0 P: 3	R: 0 E: 0 K: 0 S: 4	H: 1 LOB: 2 BB: 1 P: 8	R: 0 E: 0 K: 1 S: 5	H: 0 LOB: 1 BB: 1 P: 9	1B: 3 2B: 3 3B: 0 HR: 0	SF: 1 SAC: 0 DP: 1 HBP: 0	WP: 0 PB: 0 SB: 3 CS: 0	PA: 36
PITCHER Jose Antonio Nunez, R (1, 1) ERA: 4.95 Jeff Musselman, L (3, 1) ERA: 3.71 Mark Eichhorn, R (7, 1) ERA: 3.29 Tom Henke, R (8, 1) ERA: 2.52	IP: 2.1 WLS: L BF: 13 H: 2 R: 2 ER: 1 SO: 2 BB: 4 IBB: 0 HBP: 0 BLK: 0 WP: 0 HR: 0 S: 13 P: 29 ERA: 3.86 WHIP: 2.143															PITCHER				



Batter	1	2	3	4	5	6	7	8	9	AB	R	H	RBI	BB	SO	LOB	TOP								
Willie Upshaw, L OBP: 0.323, SLG: 0.416	0-3 K		0-0 F5		0-0 HR		0-0 F8		0-0 1B	5	1	2	1	0	1	1	Toronto Blue Jays @ Cleveland Indians Cleveland Municipal Stadium, Cleveland, OH Sun Aug 09 1987, 3:33 AM EDT Att: 13,890 - Unknown								
Lloyd Moseby, L OBP: 0.351, SLG: 0.457	0-3 K		0-0 1B		0-0 F2		0-0 HR		0-0 F7	5	1	2	1	0	1	1									
Ernie Whitt, L OBP: 0.331, SLG: 0.427	0-0 P3		0-0 F4		0-0 1B		0-0 G3		0-3 K	5	0	1	0	0	1	3									
Rick Leach, L OBP: 0.396, SLG: 0.397		0-0 4-3		0-0 HR		0-0 K2-3		0-3 K	5	1	2	0	0	2	1										
Fred McGriff, L OBP: 0.387, SLG: 0.539		0-0 4-3		0-0 F8		0-3 K		0-0 6-3	4	0	0	0	0	1	3										
Jesse Barfield, R OBP: 0.341, SLG: 0.473		0-0 F9		0-0 HR		4-0 SH1-4 BB		4-0 1B BB	2	1	1	2	2	0	0										
Rance Mulliniks, L OBP: 0.355, SLG: 0.456			0-0 2B		0-0 F8		0-0 SH1-4		0-0 1B	3	1	2	0	0	0										
Garth Iorg, R OBP: 0.294, SLG: 0.310			0-3 K		0-0 F6		0-0 L4		0-0 F9	4	0	0	0	0	1	4									
Kelly Gruber, R OBP: 0.293, SLG: 0.419			0-0 1B 2B		0-0 F9		0-0 4-3		0-3 K	4	0	1	1	0	1	3									
Inning Stats	R: 0 E: 0 K: 2 S: 7	H: 0 LOB: 0 BB: 7 P: 7	R: 0 E: 0 K: 0 S: 3	H: 0 LOB: 0 BB: 0 P: 3	R: 1 E: 0 K: 1 S: 8	H: 3 LOB: 2 BB: 0 P: 8	R: 2 E: 0 K: 0 S: 5	H: 2 LOB: 0 BB: 0 P: 5	R: 1 E: 0 K: 1 S: 8	H: 3 LOB: 2 BB: 0 P: 8	R: 0 E: 0 K: 0 S: 3	H: 0 LOB: 1 BB: 1 P: 7	R: 1 E: 0 K: 1 S: 6	H: 1 LOB: 0 BB: 0 P: 6	R: 0 E: 0 K: 1 S: 6	H: 1 LOB: 2 BB: 1 P: 10	R: 0 E: 0 K: 2 S: 8	H: 1 LOB: 1 BB: 0 P: 8	1B: 6 2B: 2 HR: 3	SF: 0 SAC: 1 DP: 0 HBP: 0	WP: 0 PB: 0 SB: 2 CS: 0	PA: 40			
PITCHER	IP	WLS	BF	H	R	ER	SO	BB	IBB	HBP	BLK	WP	HR	S	P	ERA	WHIP								
Ken Schrom, R ERA: 5.82	4.2	L	22	8	4	4	3	0	0	0	0	0	2	28	28	7.71	1.714								
Jamie Easterly, L ERA: 3.86	2.1		9	1	1	1	2	1	0	0	0	0	1	12	16	3.86	0.857								
Ed Vande Berg, L ERA: 5.33	2.0		9	2	0	0	3	1	0	0	0	0	0	14	18	0.00	1.500								

AB	37
R	5
H	11
RBI	5
BB	2
SO	8
LOB	16



Batter	1	2	3	4	5	6	7	8	9	AB	R	H	RBI	BB	SO	LOB	BOTTOM								
Brett Butler, L OBP: 0.393, SLG: 0.400	0-0 SH5-3 1B		0-0 F4		0-3 K		0-0 1B		0-0 F7	5	0	2	0	0	1	1	Toronto Blue Jays @ Cleveland Indians Cleveland Municipal Stadium, Cleveland, OH Sun Aug 09 1987, 3:33 AM EDT Att: 13,890 - Unknown								
Tommy Hinzo, S OBP: 0.310, SLG: 0.344	0-0 SH5-3		0-0 1B		0-0 HR		0-3 K			3	1	2	1	0	1	2									
Pat Tabler, R OBP: 0.389, SLG: 0.463	0-0 F3		0-0 L7		0-0 4-3		0-3 K			4	0	0	0	0	1	2									
Brook Jacoby, R OBP: 0.366, SLG: 0.514	0-0 1B		0-3 K		0-0 F8		0-0 G3			4	0	2	0	0	1	0									
Joe Carter, R OBP: 0.296, SLG: 0.485	0-3 K		0-0 1B		0-0 F8		0-0 S BB			3	0	1	0	1	1	3									
Carmen Castillo, R OBP: 0.310, SLG: 0.494		0-0 F3		0-0 F8		0-0 F9		0-0 F9	3	0	0	0	0	0	2										
Casey Parsons, L OBP: 0.160, SLG: 0.280								0-0 F9	1	0	0	0	0	0	1										
Cory Snyder, R OBP: 0.284, SLG: 0.489		0-0 F8		0-3 K		0-0 FC5-4 1B		0-0 S 1B	4	0	2	0	0	1	1										
Jay Bell, R OBP: 0.276, SLG: 0.350		0-0 F9			0-0 F4		0-0 FC5-4 1B		0-3 K	4	0	0	0	0	1	2									
Andy Allanson, R OBP: 0.204, SLG: 0.245			0-0 P3		0-0 6-3		0-3 K		0-3 K	3	0	0	0	0	1	1									
Mei Hall, L OBP: 0.281, SLG: 0.383										1	0	0	0	0	1	1									
Inning Stats	R: 0 E: 0 K: 1 S: 7	H: 2 LOB: 2 BB: 0 P: 7	R: 0 E: 0 K: 0 S: 3	H: 0 LOB: 0 BB: 0 P: 3	R: 0 E: 0 K: 0 S: 4	H: 1 LOB: 1 BB: 0 P: 4	R: 0 E: 0 K: 2 S: 8	H: 1 LOB: 1 BB: 0 P: 8	R: 0 E: 0 K: 1 S: 5	H: 0 LOB: 0 BB: 0 P: 5	R: 1 E: 0 K: 0 S: 5	H: 2 LOB: 1 BB: 0 P: 5	R: 0 E: 0 K: 2 S: 9	H: 2 LOB: 2 BB: 0 P: 9	R: 0 E: 0 K: 1 S: 5	H: 0 LOB: 1 BB: 1 P: 9	R: 0 E: 0 K: 2 S: 8	H: 1 LOB: 1 BB: 0 P: 8	1B: 7 2B: 1 HR: 1	SF: 0 SAC: 1 DP: 0 HBP: 0	WP: 0 PB: 0 SB: 2 CS: 0	PA: 37			
PITCHER	IP	WLS	BF	H	R	ER	SO	BB	IBB	HBP	BLK	WP	HR	S	P	ERA	WHIP								
John Cerutti, L ERA: 4.23	6.0	W	25	7	1	1	4	0	0	0	0	0	1	33	33	1.50	1.167								
Mark Eichhorn, R ERA: 3.22	2.0		9	2	0	0	3	1	0	0	0	0	0	14	18	0.00	1.500								
Tom Henke, R ERA: 2.48	1.0		3	0	0	0	2	0	0	0	0	0	0	7	7	0.00	0.000								



Batter	1	2	3	4	5	6	7	8	9	AB	R	H	RBI	BB	SO	LOB	TOP					
Tony Fernandez, S (1, 6) OBP: 0.381, SLG: 0.429 Kelly Gruber, R (3, PR) OBP: 0.294, SLG: 0.419 (3, 6)	G3		1B		K		1B			2	0	1	0	0	0	0	Toronto Blue Jays @ Boston Red Sox Fenway Park, Boston, MA Mon Aug 10 1987, 7:05 PM EDT Att: 30,606 - Unknown					
Lloyd Moseby, L (1, 8) OBP: 0.351, SLG: 0.455	3-1		1B		K		L6			4	0	1	0	0	1	1						
Rance Mulliniks, L (1, 5) OBP: 0.358, SLG: 0.462	K		K		K		2B	FC6-4 1B		4	0	2	0	0	2	2						
George Bell, R (1, 7) OBP: 0.345, SLG: 0.621		2B	4-3		F7			F7		4	0	1	0	0	0	5						
Fred McGriff, L (1, 10) OBP: 0.381, SLG: 0.529	K				K		K	F7		4	0	0	0	0	3	2						
Jesse Barfield, R (1, 9) OBP: 0.338, SLG: 0.469	E9				1-3		4-3	FC6-4 1-2		4	0	0	0	0	0	2						
Willie Upshaw, L (1, 3) OBP: 0.322, SLG: 0.415	F5				1B		4-3			4	0	1	0	0	0	2						
Ernie Whitt, L (1, 2) OBP: 0.327, SLG: 0.421	F9				G3			F3		4	0	0	0	0	0	3						
Garth Iorg, R (1, 4) OBP: 0.294, SLG: 0.323 Rick Leach, L (9, PH) OBP: 0.393, SLG: 0.393			6-3				F8	K		3	1	1	1	0	0	0						
Inning Stats	R: 0 E: 0 K: 1 S: 5	H: 0 LOB: 0 BB: 0 P: 5	R: 0 E: 1 K: 1 S: 7	H: 1 LOB: 2 BB: 0 P: 7	R: 0 E: 0 K: 1 S: 7	H: 2 LOB: 3 BB: 0 P: 7	R: 0 E: 0 K: 1 S: 6	H: 1 LOB: 1 BB: 0 P: 6	R: 1 E: 0 K: 2 S: 9	H: 2 LOB: 1 BB: 0 P: 9	R: 0 E: 0 K: 1 S: 5	H: 0 LOB: 0 BB: 0 P: 5	R: 0 E: 0 K: 0 S: 4	H: 1 LOB: 1 BB: 0 P: 4	R: 0 E: 0 K: 0 S: 4	H: 1 LOB: 1 BB: 0 P: 4	R: 0 E: 0 K: 1 S: 5	H: 0 LOB: 0 BB: 0 P: 5	1B: 5 2B: 2 3B: 0 HR: 1	SF: 0 SAC: 0 DP: 0 HBP: 0	WP: 0 PB: 0 SB: 2 CS: 0	PA: 36
PITCHER Roger Clemens, R (1, 1) ERA: 3.17	IP: 9.0 WLS: W BF: 36 H: 8 R: 1 ER: 1 SO: 8 BB: 0 IBB: 0 HBP: 0 BLK: 0 WP: 0 HR: 1 S: 52 P: 52 ERA: 1.00 WHIP: 0.889															PITCHER						

AB	36
R	1
H	8
RBI	1
BB	0
SO	8
LOB	17



Batter	1	2	3	4	5	6	7	8	9	AB	R	H	RBI	BB	SO	LOB	BOTTOM			
Ellis Burks, R (1, 8) OBP: 0.323, SLG: 0.486	1B 2B	BB			K	K		F6		4	1	1	0	1	2	2	Toronto Blue Jays @ Boston Red Sox Fenway Park, Boston, MA Mon Aug 10 1987, 7:05 PM EDT Att: 30,606 - Unknown			
Marty Barrett, R (1, 4) OBP: 0.335, SLG: 0.317	F9	4-3			F6		4-3	5-3 BB HR 1B		5	1	1	0	0	0	3				
Wade Boggs, L (1, 5) OBP: 0.364, SLG: 0.606	1B				1B	BB		E 2B	5-3 HR BB	3	2	3	0	2	0	0				
Dwight Evans, R (1, 3) OBP: 0.419, SLG: 0.607	1B 2B				F2		5-3	5-3		5	1	1	1	0	1	5				
Mike Greenwell, L (1, 7) OBP: 0.390, SLG: 0.591 Dave Henderson, R (7, PR) OBP: 0.312, SLG: 0.423 (8, 9)	2H 1B				F6	2B WP 1B	E8 2B 1B	HR BB		4	1	3	2	0	0	1				
Sam Horn, L (1, 10) OBP: 0.423, SLG: 0.851	K				F9	WP 2B	BB 2B	HR BB		0	2	0	0	1	0	0				
Todd Benzinger, S (1, 9) OBP: 0.354, SLG: 0.333 (8, 7)		3-1			4-3	WP IBB	BB BB	K		3	0	0	0	2	1	0				
John Marzano, R (1, 2) OBP: 0.306, SLG: 0.400		5-3			K		2B BB			3	0	0	0	1	2	3				
Spike Owen, S (1, 6) OBP: 0.335, SLG: 0.352		BB 1B			K		L7	K		4	0	1	0	0	2	6				
Inning Stats	R: 2 E: 0 K: 1 S: 8	H: 4 LOB: 1 BB: 0 P: 8	R: 0 E: 0 K: 0 S: 4	H: 1 LOB: 1 BB: 1 P: 8	R: 0 E: 0 K: 0 S: 4	H: 1 LOB: 1 BB: 0 P: 4	R: 0 E: 0 K: 2 S: 7	H: 0 LOB: 0 BB: 0 P: 7	R: 0 E: 0 K: 2 S: 7	H: 0 LOB: 1 BB: 1 P: 11	R: 1 E: 0 K: 2 S: 9	H: 2 LOB: 2 BB: 1 P: 13	R: 2 E: 1 K: 1 S: 8	H: 3 LOB: 3 BB: 2 P: 16	R: 4 E: 0 K: 1 S: 7	H: 2 LOB: 0 BB: 2 P: 15	1B: 8 2B: 4 3B: 0 HR: 1	SF: 0 SAC: 0 DP: 0 HBP: 0	WP: 1 PB: 0 SB: 0 CS: 0	PA: 43
PITCHER Jim Clancy, R (1, 1) ERA: 3.64 Gary Lavelle, L (7, 1) ERA: 6.29 Jose Antonio Nunez, R (7, 1) ERA: 5.37	IP: 6.2 WLS: L BF: 32 H: 10 R: 5 ER: 5 SO: 7 BB: 2 IBB: 0 HBP: 0 BLK: 0 WP: 0 HR: 0 S: 43 P: 55 ERA: 6.75 WHIP: 1.800															PITCHER				



Batter	1	2	3	4	5	6	7	8	9	AB	R	H	RBI	BB	SO	LOB	TOP									
Willie Upshaw, L OBP: 0.320, SLG: 0.410	4-3		E3		K				F8	4	0	0	0	1	1	2										
Lloyd Moseby, L OBP: 0.351, SLG: 0.454	F6		4-3		1B		FC7-3-4		1B	5	2	2	2	0	0	2										
Ernie Whitt, L OBP: 0.328, SLG: 0.421	G3			4-3	1B				F7	5	1	2	0	0	0	1										
George Bell, R OBP: 0.343, SLG: 0.617		F5		P3	FC5-4		SF9		1B	4	0	1	1	0	0	2										
Fred McGriff, L OBP: 0.387, SLG: 0.535									1B	3	0	2	1	1	1	0										
Cecil Fielder, R OBP: 0.356, SLG: 0.585							K		1B	0	0	0	0	0	0	0										
Rick Leach, L OBP: 0.397, SLG: 0.398									1B	1	0	1	1	0	0	0										
Jesse Barfield, R OBP: 0.337, SLG: 0.473					F8		HR		F8	5	1	1	1	0	0	5										
Rance Mulliniks, L OBP: 0.364, SLG: 0.465										3	2	2	0	1	1	0										
Garth Iorg, R OBP: 0.295, SLG: 0.323										3	1	1	0	0	2	1										
Kelly Gruber, R OBP: 0.297, SLG: 0.431										4	1	2	2	0	0	2										
Inning Stats	R: 0 E: 0 K: 0 S: 3	H: 0 LOB: 0 BB: 0 P: 3	R: 0 E: 0 K: 0 S: 2	H: 0 LOB: 0 BB: 1 P: 6	R: 1 E: 0 K: 0 S: 5	H: 2 LOB: 1 BB: 0 P: 5	R: 0 E: 0 K: 0 S: 4	H: 1 LOB: 1 BB: 0 P: 4	R: 2 E: 0 K: 1 S: 9	H: 4 LOB: 2 BB: 0 P: 9	R: 1 E: 0 K: 2 S: 7	H: 1 LOB: 0 BB: 1 P: 11	R: 3 E: 0 K: 0 S: 6	H: 3 LOB: 1 BB: 1 P: 10	R: 0 E: 0 K: 2 S: 7	H: 0 LOB: 0 BB: 0 P: 7	R: 1 E: 0 K: 0 S: 6	H: 3 LOB: 2 BB: 0 P: 6	1B: 11 2B: 1 3B: 0 HR: 2	SF: 1 SAC: 1 DP: 1 HBP: 0	WP: 0 PB: 0 SB: 0 CS: 1	PA: 42				
PITCHER	IP	WLS	BF	H	R	ER	SO	BB	IBB	HBP	BLK	WP	HR	S	P	ERA	WHIP									
Bob Stanley, R ERA: 5.24	(1, 1)	6.0	L	26	8	4	4	3	2	0	0	0	0	1	30	38	6.00	1.667								
Tom Bolton, L ERA: 4.05	(7, 1)	0.1		4	2	3	3	0	1	0	0	0	0	1	3	7	81.00	9.000								
Wes Gardner, R ERA: 5.81	(7, 1)	1.2		6	1	0	0	2	0	0	0	0	0	0	10	10	0.00	0.600								
Joe Sambito, L ERA: 5.87	(9, 1)	0.2		4	2	1	1	0	0	0	0	0	0	4	4	13.50	3.000									
Calvin Schiraldi, R ERA: 5.33	(9, 1)	0.1		2	1	0	0	0	0	0	0	0	0	2	2	0.00	3.000									

Toronto Blue Jays @ Boston Red Sox
Fenway Park, Boston, MA
Tue Aug 11 1987, 7:05 PM EDT
Att: 32,555 - Unknown

AB	37
R	8
H	14
RBI	8
BB	3
SO	5
LOB	15



Batter	1	2	3	4	5	6	7	8	9	AB	R	H	RBI	BB	SO	LOB	BOTTOM								
Ellis Burks, R OBP: 0.318, SLG: 0.479	5-3			5-3		F2			F7	5	0	0	1	0	1	3									
Marty Barrett, R OBP: 0.337, SLG: 0.317	6-3						L7			3	1	1	0	1	0	0									
Wade Boggs, L OBP: 0.364, SLG: 0.605										4	0	2	0	0	0	2									
Dwight Evans, R OBP: 0.420, SLG: 0.609										4	0	2	1	0	0	1									
Don Baylor, R OBP: 0.351, SLG: 0.404										4	1	2	0	0	0	3									
Dave Henderson, R OBP: 0.310, SLG: 0.418										4	0	1	0	0	1	2									
Todd Benzinger, S OBP: 0.350, SLG: 0.329										4	1	1	0	0	1	3									
Spike Owen, S OBP: 0.334, SLG: 0.354										4	0	1	0	0	0	2									
Marc Sullivan, R OBP: 0.206, SLG: 0.254										3	0	1	1	0	0	2									
Ed Romero, R OBP: 0.348, SLG: 0.309										1	0	0	0	0	0	0									
Inning Stats	R: 0 E: 0 K: 0 S: 4	H: 1 LOB: 1 BB: 0 P: 4	R: 1 E: 0 K: 1 S: 8	H: 3 LOB: 0 BB: 0 P: 8	R: 1 E: 0 K: 1 S: 7	H: 3 LOB: 1 BB: 0 P: 7	R: 1 E: 0 K: 0 S: 5	H: 2 LOB: 2 BB: 1 P: 9	R: 0 E: 0 K: 0 S: 4	H: 1 LOB: 1 BB: 0 P: 4	R: 0 E: 0 K: 0 S: 3	H: 0 LOB: 0 BB: 0 P: 3	R: 0 E: 0 K: 1 S: 5	H: 1 LOB: 0 BB: 0 P: 5	R: 0 E: 0 K: 0 S: 3	H: 0 LOB: 0 BB: 0 P: 3	1B: 8 2B: 3 3B: 0 HR: 0	SF: 0 SAC: 0 DP: 1 HBP: 0	WP: 0 PB: 0 SB: 0 CS: 0	PA: 37					
PITCHER	IP	WLS	BF	H	R	ER	SO	BB	IBB	HBP	BLK	WP	HR	S	P	ERA	WHIP								
Jimmy Key, L ERA: 2.87	(1, 1)	9.0	W	37	11	3	3	3	1	0	0	0	0	42	46	3.00	1.333								

Toronto Blue Jays @ Boston Red Sox
Fenway Park, Boston, MA
Tue Aug 11 1987, 7:05 PM EDT
Att: 32,555 - Unknown

AB	36
R	3
H	11
RBI	3
BB	1
SO	3
LOB	18



Batter	1	2	3	4	5	6	7	8	9	AB	R	H	RBI	BB	SO	LOB	TOP					
Ozzie Guillen, L (1, 6) OBP: 0.320, SLG: 0.364										5	1	2	0	0	0	0	Chicago White Sox @ Toronto Blue Jays Exhibition Stadium, Toronto, ON Thu Aug 13 1987, 7:05 PM EDT Att: 45,152 - Unknown					
Gary Redus, R (1, 7) OBP: 0.323, SLG: 0.376										4	1	1	2	1	1	1						
Harold Baines, L (1, 10) OBP: 0.355, SLG: 0.504										5	0	0	0	0	1	2						
Ivan Calderon, R (1, 9) OBP: 0.359, SLG: 0.514										5	1	1	0	0	0	1						
Ron Hassey, L (1, 2) OBP: 0.291, SLG: 0.323 Carlton Fisk, R (8, PH) OBP: 0.310, SLG: 0.416										2	1	2	0	1	0	0						
Greg Walker, L (1, 3) OBP: 0.337, SLG: 0.464										4	2	2	1	1	1	1						
Donnie Hill, S (1, 5) OBP: 0.256, SLG: 0.332										3	2	1	3	1	1	3						
Kenny Williams, R (1, 8) OBP: 0.324, SLG: 0.429 Jery Hairston, S (8, PH) OBP: 0.351, SLG: 0.488 Steve Lyons, L (8, 8) OBP: 0.324, SLG: 0.354										3	0	0	0	0	0	3						
Fred Manrique, R (1, 4) OBP: 0.311, SLG: 0.409										4	1	1	3	0	2	0						
Inning Stats	R: 0 E: 0 K: 0 S: 4	H: 1 LOB: 1 BB: 0 P: 4	R: 0 E: 0 K: 1 S: 6	H: 1 LOB: 1 BB: 0 P: 6	R: 0 E: 0 K: 1 S: 5	H: 0 LOB: 1 BB: 1 P: 9	R: 0 E: 0 K: 0 S: 4	H: 1 LOB: 2 BB: 1 P: 8	R: 0 E: 0 K: 1 S: 5	H: 0 LOB: 0 BB: 0 P: 5	R: 3 E: 0 K: 0 S: 5	H: 2 LOB: 0 BB: 1 P: 9	R: 0 E: 0 K: 1 S: 5	H: 0 LOB: 0 BB: 0 P: 5	R: 7 E: 0 K: 1 S: 10	H: 5 LOB: 2 BB: 2 P: 18		R: 0 E: 0 K: 1 S: 5	H: 0 LOB: 0 BB: 0 P: 5	1B: 2 2B: 4 3B: 1 HR: 3	SF: 1 SAC: 0 DP: 0 HBP: 0	WP: 1 PB: 0 SB: 1 CS: 0
PITCHER	IP WLS BF H R ER SO BB IBB HBP BLK WP HR S P ERA WHIP																					
Phil Niekro, R (1, 1) ERA: 5.85	5.2 L 25 5 3 3 3 3 0 0 0 0 1 1 28 40 4.76 1.412																					
Mark Eichhorn, R (8, 1)	1.1 4 0 0 0 1 0 0 0 0 0 0 0 6 6 0.00 0.000																					
Jeff Musselman, L (8, 1)	0.1 5 2 4 4 1 1 1 0 0 0 0 0 5 13 108.00 9.000																					
Tom Henke, R (8, 1)	0.1 4 3 3 3 0 0 0 0 0 0 2 4 4 81.00 9.000																					
Gary Lavelle, L (8, 1)	1.1 4 0 0 0 1 0 0 0 0 0 0 0 6 6 0.00 0.000																					

Batter	1	2	3	4	5	6	7	8	9	AB	R	H	RBI	BB	SO	LOB	BOTTOM			
Tony Fernandez, S (1, 6) OBP: 0.380, SLG: 0.429										4	0	0	0	0	0	1	Chicago White Sox @ Toronto Blue Jays Exhibition Stadium, Toronto, ON Thu Aug 13 1987, 7:05 PM EDT Att: 45,152 - Unknown			
Juan Beniquez, R (1, 9) OBP: 0.295, SLG: 0.375										4	1	1	1	0	0	1				
Jesse Barfield, R (1, 8) OBP: 0.335, SLG: 0.474										4	0	0	0	0	0	0				
George Bell, R (1, 7) OBP: 0.345, SLG: 0.621										4	2	2	1	0	0	0				
Cecil Fielder, R (1, 10) OBP: 0.355, SLG: 0.579 Lloyd Moseby, L (7, PR) OBP: 0.351, SLG: 0.453										3	0	1	0	0	0	0				
Kelly Gruber, R (1, 5) OBP: 0.296, SLG: 0.429										4	0	1	1	0	0	0				
Garth Iorg, R (1, 4) OBP: 0.291, SLG: 0.322										3	0	0	0	0	0	2				
Willie Upshaw, L (1, 3) OBP: 0.319, SLG: 0.407										3	0	1	0	0	0	0				
Charlie Moore, R (1, 2) OBP: 0.281, SLG: 0.342										3	0	0	0	0	2	1				
Inning Stats	R: 0 E: 0 K: 0 S: 3	H: 0 LOB: 0 BB: 0 P: 3	R: 0 E: 0 K: 1 S: 5	H: 0 LOB: 0 BB: 0 P: 5	R: 1 E: 0 K: 0 S: 4	H: 1 LOB: 0 BB: 0 P: 4	R: 0 E: 0 K: 0 S: 3	H: 0 LOB: 0 BB: 0 P: 3	R: 0 E: 0 K: 0 S: 3	H: 0 LOB: 0 BB: 0 P: 3	R: 1 E: 0 K: 0 S: 6	H: 3 LOB: 2 BB: 0 P: 6	R: 0 E: 0 K: 1 S: 6	H: 1 LOB: 1 BB: 0 P: 6	R: 1 E: 0 K: 0 S: 4	H: 1 LOB: 0 BB: 0 P: 4		1B: 4 2B: 0 3B: 0 HR: 2	SF: 0 SAC: 0 DP: 0 HBP: 0	WP: 0 PB: 0 SB: 0 CS: 0
PITCHER	IP WLS BF H R ER SO BB IBB HBP BLK WP HR S P ERA WHIP																			
Floyd Bannister, L (1, 1) ERA: 4.38	9.0 W 33 6 3 3 2 0 0 0 0 0 2 37 37 3.00 0.667																			

Batter	1	2	3	4	5	6	7	8	9	AB	R	H	RBI	BB	SO	LOB	TOP										
Gary Redus, R OBP: 0.322, SLG: 0.377 (1, 7)										4	1	1	1	0	1	1											
Jerry Royster, R OBP: 0.345, SLG: 0.489 Donnie Hill, S OBP: 0.255, SLG: 0.330 (1, 5)										3	0	2	1	0	0	0											
Harold Baines, L OBP: 0.352, SLG: 0.499 (1, 10)										4	0	0	0	0	0	2											
Ivan Calderon, R OBP: 0.355, SLG: 0.509 (1, 9)										4	0	0	0	0	2	1											
Carlton Fisk, R OBP: 0.307, SLG: 0.412 (1, 2)										3	0	0	0	0	1	0											
Greg Walker, L OBP: 0.335, SLG: 0.461 (1, 3)										3	0	0	0	0	1	0											
Kenny Williams, R OBP: 0.320, SLG: 0.424 (1, 8)										3	0	0	0	0	1	0											
Fred Manrique, R OBP: 0.317, SLG: 0.416 (1, 4)										2	1	1	0	1	1	0											
Ozzie Guillen, L OBP: 0.317, SLG: 0.361 (1, 6)										3	0	0	0	0	1	2											
Inning Stats	R: 0 E: 0 K: 1 S: 5	H: 0 LOB: 0 BB: 0 P: 5	R: 0 E: 0 K: 0 S: 3	H: 0 LOB: 0 BB: 0 P: 3	R: 2 E: 0 K: 0 S: 6	H: 3 LOB: 1 BB: 0 P: 6	R: 0 E: 0 K: 3 S: 9	H: 0 LOB: 0 BB: 0 P: 9	R: 0 E: 0 K: 0 S: 3	H: 1 LOB: 0 BB: 0 P: 3	R: 0 E: 0 K: 1 S: 5	H: 0 LOB: 0 BB: 0 P: 5	R: 0 E: 0 K: 2 S: 7	H: 0 LOB: 0 BB: 0 P: 7	R: 0 E: 0 K: 1 S: 5	H: 0 LOB: 0 BB: 0 P: 5	1B: 1 2B: 4 3B: 0 HR: 0	SF: 0 SAC: 0 DP: 1 HBP: 0	WP: 0 PB: 0 CS: 0	PA: 31							
PITCHER	IP	WLS	BF	H	R	ER	SO	BB	IBB	HBP	BLK	WP	HR	S	P	ERA	WHIP										
John Cerutti, L ERA: 4.09 Tom Henke, R ERA: 2.64 (1, 1)	8.0	W	28	4	2	2	7	1	0	0	0	0	0	41	45	2.25	0.625										
(9, 1)	1.0	S	3	0	0	0	1	0	0	0	0	0	0	5	5	0.00	0.000										

Chicago White Sox @ Toronto Blue Jays
Exhibition Stadium, Toronto, ON
Fri Aug 14 1987, 7:05 PM EDT
Att: 37,236 - Unknown

livebaseballscores.com

AB 30
R 2
H 4
RBI 2
BB 1
SO 8
LOB 6

Batter	1	2	3	4	5	6	7	8	9	AB	R	H	RBI	BB	SO	LOB	BOTTOM										
Tony Fernandez, S OBP: 0.379, SLG: 0.426 (1, 6)										3	1	0	0	0	0	2											
Lloyd Moseby, L OBP: 0.352, SLG: 0.454 (1, 8)										4	0	2	0	0	1	1											
Ernie Whitt, L OBP: 0.326, SLG: 0.415 (1, 2)										4	0	1	1	0	0	2											
George Bell, R OBP: 0.347, SLG: 0.618 (1, 7)										2	0	0	0	1	0	3											
Fred McGriff, L OBP: 0.396, SLG: 0.545 (1, 10)										4	1	1	0	0	3	2											
Jesse Barfield, R OBP: 0.333, SLG: 0.471 (1, 9)										3	0	0	0	0	2	0											
Rance Mulliniks, L OBP: 0.369, SLG: 0.475 Kelly Gruber, R OBP: 0.296, SLG: 0.429 (1, 5)										3	1	1	1	0	1	0											
Willie Upshaw, L OBP: 0.319, SLG: 0.411 (1, 3)										3	0	1	1	0	1	0											
Garth Iorg, R OBP: 0.291, SLG: 0.322 (1, 4)										3	0	1	0	0	0	1											
Inning Stats	R: 0 E: 0 K: 1 S: 5	H: 0 LOB: 1 BB: 0 P: 6	R: 0 E: 0 K: 3 S: 9	H: 0 LOB: 0 BB: 0 P: 9	R: 1 E: 0 K: 0 S: 6	H: 3 LOB: 2 BB: 0 P: 6	R: 2 E: 0 K: 0 S: 6	H: 3 LOB: 1 BB: 0 P: 6	R: 0 E: 0 K: 1 S: 5	H: 0 LOB: 0 BB: 0 P: 9	R: 0 E: 0 K: 2 S: 7	H: 0 LOB: 0 BB: 0 P: 7	R: 0 E: 0 K: 0 S: 4	H: 1 LOB: 1 BB: 0 P: 4	R: 0 E: 0 K: 1 S: 4	H: 0 LOB: 0 BB: 0 P: 5	1B: 4 2B: 3 3B: 1 HR: 0	SF: 0 SAC: 1 DP: 1 HBP: 2	WP: 0 PB: 0 CS: 1	PA: 33							
PITCHER	IP	WLS	BF	H	R	ER	SO	BB	IBB	HBP	BLK	WP	HR	S	P	ERA	WHIP										
Jose DeLeon, R ERA: 4.48 (1, 1)	8.0	L	33	7	3	3	8	1	0	2	0	0	0	46	52	3.38	1.000										

Chicago White Sox @ Toronto Blue Jays
Exhibition Stadium, Toronto, ON
Fri Aug 14 1987, 7:05 PM EDT
Att: 37,236 - Unknown

livebaseballscores.com

AB 29
R 3
H 7
RBI 3
BB 1
SO 8
LOB 11

Batter	1	2	3	4	5	6	7	8	9	AB	R	H	RBI	BB	SO	LOB	TOP										
Ozzie Guillen, L OBP: 0.317, SLG: 0.359 (1, 6)										3	1	0	0	1	0	0											
Donnie Hill, S OBP: 0.251, SLG: 0.325 (1, 5)										4	0	0	0	0	1	1											
Harold Baines, L OBP: 0.348, SLG: 0.493 (1, 10)										4	0	0	1	0	1	1											
Ivan Calderon, R OBP: 0.354, SLG: 0.508 Kenny Williams, R OBP: 0.324, SLG: 0.427 (1, 9)										1	0	0	0	0	1	0											
Ron Hassey, L OBP: 0.299, SLG: 0.316 (1, 2)										2	0	0	0	2	0	2											
Greg Walker, L OBP: 0.333, SLG: 0.457 (1, 3)										3	0	0	0	0	1	3											
Jerry Hairston, S OBP: 0.340, SLG: 0.471 Gary Redus, R OBP: 0.322, SLG: 0.377 (1, 7)										3	0	0	0	0	1	3											
Steve Lyons, L OBP: 0.324, SLG: 0.363 (1, 8)										3	0	1	0	0	0	0											
Fred Manrique, R OBP: 0.312, SLG: 0.409 (1, 4)										3	0	0	0	0	0	0											
Inning Stats	R: 1 E: 0 K: 1 S: 5	H: 0 LOB: 0 BB: 1 P: 9	R: 0 E: 0 K: 0 S: 3	H: 0 LOB: 0 BB: 0 P: 3	R: 0 E: 0 K: 0 S: 3	H: 0 LOB: 0 BB: 0 P: 3	R: 0 E: 0 K: 1 S: 5	H: 0 LOB: 0 BB: 0 P: 5	R: 0 E: 0 K: 2 S: 7	H: 1 LOB: 2 BB: 1 P: 11	R: 0 E: 0 K: 0 S: 4	H: 1 LOB: 2 BB: 1 P: 8	R: 0 E: 0 K: 0 S: 3	H: 0 LOB: 0 BB: 0 P: 3	R: 0 E: 1 K: 1 S: 6	H: 1 LOB: 1 BB: 0 P: 6	1B: 2 2B: 1 3B: 0 HR: 0	SF: 0 SAC: 0 DP: 1 HBP: 0	WP: 0 PB: 0 SB: 2 CS: 0	PA: 32							
PITCHER	IP	WLS	BF	H	R	ER	SO	BB	IBB	HBP	BLK	WP	HR	S	P	ERA	WHIP										
Jim Clancy, R ERA: 3.53 (1, 1)	8.0	L	29	2	1	1	4	2	1	0	0	0	0	34	46	1.12	0.500										
Jeff Musselman, L ERA: 4.22 (9, 1)	1.0		3	1	0	0	1	0	0	0	0	0	0	5	5	0.00	1.000										

Chicago White Sox @ Toronto Blue Jays
Exhibition Stadium, Toronto, ON
Sat Aug 15 1987, 3:33 AM EDT
Att: 37,155 - Unknown

AB	29
R	1
H	3
RBI	1
BB	3
SO	5
LOB	10



Batter	1	2	3	4	5	6	7	8	9	AB	R	H	RBI	BB	SO	LOB	BOTTOM										
Tony Fernandez, S OBP: 0.380, SLG: 0.425 Kelly Gruber, R OBP: 0.294, SLG: 0.426 (1, 6)										1	0	0	0	1	0	0											
Lloyd Moseby, L OBP: 0.349, SLG: 0.449 (1, 8)										4	0	0	0	0	0	1											
Ernie Whitt, L OBP: 0.333, SLG: 0.424 (1, 2)										3	0	3	0	1	0	0											
Rick Leach, L OBP: 0.390, SLG: 0.390 (1, 7)										4	0	1	0	0	0	4											
Fred McGriff, L OBP: 0.390, SLG: 0.536 (1, 10)										4	0	0	0	0	3	6											
Jesse Barfield, R OBP: 0.331, SLG: 0.467 (1, 9)										4	0	0	0	0	1	1											
Rance Mulliniks, L OBP: 0.363, SLG: 0.467 (1, 5)										4	0	0	0	0	1	0											
Willie Upshaw, L OBP: 0.321, SLG: 0.412 (1, 3)										4	0	2	0	0	1	0											
Garth Iorg, R OBP: 0.288, SLG: 0.318 (1, 4)										3	0	0	0	0	0	2											
Inning Stats	R: 0 E: 0 K: 1 S: 6	H: 1 LOB: 2 BB: 1 P: 10	R: 0 E: 0 K: 1 S: 6	H: 1 LOB: 1 BB: 0 P: 6	R: 0 E: 0 K: 0 S: 5	H: 2 LOB: 2 BB: 0 P: 5	R: 0 E: 0 K: 0 S: 3	H: 0 LOB: 0 BB: 0 P: 3	R: 0 E: 0 K: 2 S: 7	H: 0 LOB: 1 BB: 1 P: 11	R: 0 E: 0 K: 0 S: 4	H: 1 LOB: 1 BB: 0 P: 4	R: 0 E: 0 K: 1 S: 6	H: 1 LOB: 1 BB: 0 P: 6	R: 0 E: 0 K: 1 S: 5	H: 0 LOB: 0 BB: 0 P: 5	1B: 5 2B: 1 3B: 0 HR: 0	SF: 0 SAC: 0 DP: 0 HBP: 0	WP: 0 PB: 0 SB: 0 CS: 0	PA: 35							
PITCHER	IP	WLS	BF	H	R	ER	SO	BB	IBB	HBP	BLK	WP	HR	S	P	ERA	WHIP										
Richard Dotson, R ERA: 3.91 (1, 1)	9.0	W	35	6	0	0	6	2	0	0	0	0	0	45	53	0.00	0.889										

Chicago White Sox @ Toronto Blue Jays
Exhibition Stadium, Toronto, ON
Sat Aug 15 1987, 3:33 AM EDT
Att: 37,155 - Unknown

AB	33
R	0
H	6
RBI	0
BB	2
SO	6
LOB	15



Batter	1	2	3	4	5	6	7	8	9	AB	R	H	RBI	BB	SO	LOB	TOP			
Gary Redus, R OBP: 0.320, SLG: 0.373 (1, 9)	E7 SH3 1B	CS BB			F8		6-3		K	4	1	0	0	1	1	1	Chicago White Sox @ Toronto Blue Jays Exhibition Stadium, Toronto, ON Sun Aug 16 1987, 3:33 AM EDT Att: 41,384 - Unknown livebaseballscorecards.com			
Donnie Hill, S OBP: 0.251, SLG: 0.336 (1, 5) (8, 4)	SH3	CS	F6		HR		F6		F2	4	1	1	1	0	0	1				
Jerry Royster, R OBP: 0.342, SLG: 0.479 Harold Baines, L OBP: 0.351, SLG: 0.494 Ivan Calderon, R OBP: 0.354, SLG: 0.508 (1, 10) (7, PH) (8, FR)	K		6-3		5-3					3	0	0	0	0	1	1				
Jerry Hairston, S OBP: 0.352, SLG: 0.506 (1, 7)	BB 1B BB				HR				BB	1	0	1	0	1	0	0				
Carlton Fisk, R OBP: 0.307, SLG: 0.410 (1, 2)					HR					4	0	1	1	0	1	1				
Greg Walker, L OBP: 0.334, SLG: 0.459 (1, 3)										3	0	1	0	1	0	0				
Kenny Williams, R OBP: 0.323, SLG: 0.436 (1, 8)	F8									4	1	1	1	0	1	4				
Fred Manrique, R OBP: 0.313, SLG: 0.408 Ron Hassey, L OBP: 0.295, SLG: 0.313 Steve Lyons, L OBP: 0.324, SLG: 0.363 (1, 4) (8, PH) (8, 5)		F9			F8				1-3	3	0	1	0	0	0	0				
Ozzie Guillen, L OBP: 0.316, SLG: 0.358 (1, 6)		5-3			6-3					1	0	0	0	0	0	1				
Inning Stats	R: 1 E: 1 K: 1 S: 7	H: 1 LOB: 3 BB: 2 P: 15	R: 0 E: 0 K: 0 S: 2	H: 0 LOB: 0 BB: 1 P: 6	R: 0 E: 0 K: 0 S: 4	H: 1 LOB: 0 BB: 0 P: 4	R: 1 E: 0 K: 0 S: 4	H: 1 LOB: 0 BB: 0 P: 4	R: 2 E: 0 K: 1 S: 7	H: 2 LOB: 0 BB: 0 P: 7	R: 0 E: 0 K: 0 S: 6	H: 1 LOB: 1 BB: 0 P: 6	R: 0 E: 0 K: 1 S: 6	H: 1 LOB: 1 BB: 0 P: 6	R: 0 E: 0 K: 2 S: 8	H: 1 LOB: 2 BB: 1 P: 12		1B: 5 2B: 1 3B: 0 HR: 3	SF: 0 SAC: 1 DP: 0 HBP: 0	WP: 0 PB: 0 SB: 0 CS: 1
PITCHER	IP	WLS	BF	H	R	ER	SO	BB	IBB	HBP	BLK	WP	HR	S	P	ERA	WHIP			
Jimmy Key, L ERA: 2.93 (1, 1)	5.0		23	5	4	3	2	3	0	0	0	0	3	24	36	5.40	1.600			
Mark Eichhorn, R ERA: 3.07 (6, 1)	2.0	W	8	2	0	0	1	0	0	0	0	0	0	10	10	0.00	1.000			
Tom Henke, R ERA: 2.75 (8, 1)	2.0	S	9	2	0	0	3	1	0	0	0	0	0	14	18	0.00	1.500			

Batter	1	2	3	4	5	6	7	8	9	AB	R	H	RBI	BB	SO	LOB	BOTTOM			
Willie Upshaw, L OBP: 0.320, SLG: 0.413 (1, 3)										4	1	1	0	0	0	2	Chicago White Sox @ Toronto Blue Jays Exhibition Stadium, Toronto, ON Sun Aug 16 1987, 3:33 AM EDT Att: 41,384 - Unknown livebaseballscorecards.com			
Lloyd Moseby, L OBP: 0.352, SLG: 0.459 (1, 8)										4	3	3	3	0	0	0				
Ernie Whitt, L OBP: 0.335, SLG: 0.425 (1, 2)										4	0	2	1	0	0	1				
George Bell, R OBP: 0.348, SLG: 0.619 (1, 7)										4	1	2	1	0	0	2				
Fred McGriff, L OBP: 0.388, SLG: 0.531 (1, 10)										4	0	1	0	0	0	2				
Rance Mulliniks, L OBP: 0.357, SLG: 0.461 (1, 5)										3	0	0	1	0	1	3				
Kelly Gruber, R OBP: 0.294, SLG: 0.421 (1, 6)										3	0	0	0	0	0	0				
Rick Leach, L OBP: 0.392, SLG: 0.400 Jesse Barfield, R OBP: 0.331, SLG: 0.465 (1, 9) (7, PH) (8, 9)										2	0	1	0	0	0	0				
Garth Iorg, R OBP: 0.288, SLG: 0.315 (1, 4)										3	1	0	0	1	0	3				
Inning Stats	R: 2 E: 0 K: 1 S: 8	H: 3 LOB: 1 BB: 0 P: 8	R: 0 E: 0 K: 0 S: 4	H: 1 LOB: 1 BB: 0 P: 4	R: 1 E: 0 K: 0 S: 5	H: 3 LOB: 1 BB: 0 P: 5	R: 0 E: 0 K: 0 S: 3	H: 0 LOB: 0 BB: 0 P: 3	R: 0 E: 0 K: 0 S: 3	H: 0 LOB: 0 BB: 0 P: 3	R: 1 E: 0 K: 0 S: 4	H: 1 LOB: 0 BB: 0 P: 4	R: 2 E: 0 K: 0 S: 5	H: 2 LOB: 1 BB: 1 P: 9	R: 0 E: 0 K: 0 S: 3	H: 0 LOB: 2 BB: 1 P: 8		1B: 6 2B: 3 3B: 0 HR: 1	SF: 1 SAC: 0 DP: 1 HBP: 1	WP: 0 PB: 0 SB: 0 CS: 0
PITCHER	IP	WLS	BF	H	R	ER	SO	BB	IBB	HBP	BLK	WP	HR	S	P	ERA	WHIP			
Bill Long, R ERA: 3.93 (1, 1)	6.0		25	8	4	4	1	0	0	0	0	0	0	27	27	6.00	1.333			
Ray Searage, L ERA: 4.05 (7, 1)	0.2	L	5	2	2	2	0	1	0	0	0	0	1	4	8	27.00	4.500			
Bobby Thigpen, R ERA: 3.29 (7, 1)	1.1		6	0	0	0	0	0	1	1	0	0	0	4	9	0.00	0.000			

Batter	1	2	3	4	5	6	7	8	9	AB	R	H	RBI	BB	SO	LOB	TOP			
Willie Upshaw, L (1, 3) OBP: 0.320, SLG: 0.413	0-0 4-3		0-0 1B		0-0 4-3			0-0 HR 1B	0-3 K	3	0	1	0	0	0	0	Toronto Blue Jays @ Oakland Athletics Oakland-Alameda County Coliseum, Oakland, CA Tue Aug 18 1987, 7:05 PM PDT Att: 34,823 - Unknown			
Cecil Fielder, R (8, PH) OBP: 0.359, SLG: 0.582										4	0	1	0	0	1	1				
Jose Antonio Nunez, R (8, PR) OBP: 0.278, SLG: 0.338										3	0	0	0	0	0	2				
Charlie Moore, R (8, PR) OBP: 0.278, SLG: 0.338										0	0	0	0	0	0	0				
Lloyd Moseby, L (1, 8) OBP: 0.352, SLG: 0.457	0-0 5-3		0-0 1-3 1B		0-0 3-1			0-3 K		4	1	2	2	0	1	0				
Ernie Whitt, L (1, 2) OBP: 0.332, SLG: 0.421	0-0 6-3		0-0 F8		0-0 P3			0-3 K		3	0	0	0	0	0	2				
Juan Beniquez, R (8, PH) OBP: 0.295, SLG: 0.375										0	0	0	0	0	0	0				
Rick Leach, L (8, PH) OBP: 0.389, SLG: 0.397										1	0	0	0	0	1	1				
George Bell, R (1, 7) OBP: 0.349, SLG: 0.627		0-0 F4		0-0 BB 2B		0-3 K		0-0 HR		4	1	2	2	0	1	0				
Fred McGriff, L (1, 10) OBP: 0.386, SLG: 0.530		0-3 K		0-3 K		0-3 K		0-0 2B		4	0	1	0	0	3	1				
Jesse Barfield, R (1, 9) OBP: 0.331, SLG: 0.466		0-0 2B		0-3 K		0-3 K		0-0 F7		4	0	1	0	0	2	3				
Rance Mulliniks, L (1, 5) OBP: 0.357, SLG: 0.457		0-0 6-3		4-0 BB BB		0-3 K		0-0 SH1-4 PB 1B		2	0	0	0	1	1	1				
Tony Fernandez, S (8, 6) OBP: 0.381, SLG: 0.426										1	0	1	0	0	0	0				
Garth Iorg, R (1, 4) OBP: 0.288, SLG: 0.312			0-0 F4	4-0 BB BB		0-0 L8		0-0 SH1-4		2	0	0	0	1	0	0				
Kelly Gruber, R (1, 6) OBP: 0.290, SLG: 0.415			0-0 F7	0-0 1-2 2-3 BB		0-0 F9		0-3 K		4	0	0	0	0	1	4				
Inning Stats	R: 0 E: 0 K: 0 S: 3	H: 0 LOB: 0 BB: 0 P: 3	R: 0 E: 0 K: 1 S: 6	H: 1 LOB: 1 BB: 0 P: 6	R: 0 E: 0 K: 0 S: 5	H: 2 LOB: 2 BB: 0 P: 5	R: 0 E: 0 K: 2 S: 8	H: 1 LOB: 3 BB: 2 P: 16	R: 0 E: 0 K: 0 S: 9	H: 0 LOB: 0 BB: 0 P: 9	R: 0 E: 0 K: 1 S: 5	H: 0 LOB: 0 BB: 0 P: 5	R: 2 E: 0 K: 2 S: 10	H: 3 LOB: 2 BB: 0 P: 10	R: 0 E: 0 K: 2 S: 8	H: 1 LOB: 1 BB: 0 P: 8	1B: 4 2B: 3 3B: 0 HR: 1	SF: 0 SAC: 1 DP: 0 HBP: 0	WP: 0 PB: 1 SB: 0 CS: 0	PA: 37
PITCHER	IP	WLS	BF	H	R	ER	SO	BB	IBB	HBP	BLK	WP	HR	S	P	ERA	WHIP			
Gene Nelson, R (1, 1) ERA: 2.93	6.0		24	4	0	0	6	2	0	0	0	0	0	34	42	0.00	1.000			
Dennis Lamp, R (7, 1) ERA: 4.17	1.0		3	0	0	0	1	0	0	0	0	0	0	5	5	0.00	0.000			
Dave Leiper, L (8, 1) ERA: 3.24	0.1		2	1	1	1	1	0	0	0	0	0	0	4	4	27.00	3.000			
Dennis Eckersley, R (8, 1) ERA: 2.95	1.2	L	8	3	1	1	3	0	0	0	0	0	1	14	14	5.40	1.800			

Batter	1	2	3	4	5	6	7	8	9	AB	R	H	RBI	BB	SO	LOB	BOTTOM			
Tony Bernazard, S (1, 4) OBP: 0.336, SLG: 0.443	4-0 CS BB			0-0 F4		0-0 FC5 1-3 2-H 2B		0-3 K		3	0	1	1	1	1	0	Toronto Blue Jays @ Oakland Athletics Oakland-Alameda County Coliseum, Oakland, CA Tue Aug 18 1987, 7:05 PM PDT Att: 34,823 - Unknown			
Mike Davis, L (1, 9) OBP: 0.328, SLG: 0.496				0-0 F7		4-0 IBB		0-0 WP S 1B		3	0	1	0	1	0	1				
Luis Polonia, L (8, PR) OBP: 0.331, SLG: 0.411				0-0 F8						0	0	0	0	0	0	0				
Jose Canseco, R (1, 7) OBP: 0.320, SLG: 0.492				0-0 F4		0-3 K		0-0 F9		4	0	0	0	0	2	5				
Mark McGwire, R (1, 3) OBP: 0.360, SLG: 0.612	0-0 CS 1-2	0-3 K		0-0 F9		0-0 FC5 2-3f		0-3 K		4	0	0	0	0	2	4				
Dwayne Murphy, L (1, 8) OBP: 0.413, SLG: 0.346				0-0 F7		4-0 BB G4-6-3		0-3 K		3	0	0	0	1	1	2				
Camey Lansford, R (1, 5) OBP: 0.370, SLG: 0.444				0-0 CS 1B		0-0 G4-6-3 1-2f		0-0 5-3		3	0	1	0	0	0	1				
Reggie Jackson, L (1, 10) OBP: 0.281, SLG: 0.400			0-0 CS 1-2	0-0 3-1		4-0 BB 1B 2B BB		0-3 K		2	1	0	0	1	1	0				
Terry Steinbach, R (1, 2) OBP: 0.351, SLG: 0.473				0-0 6-3		0-3 K		0-0 6-3		3	0	0	0	0	1	1				
Alfredo Griffin, S (1, 6) OBP: 0.317, SLG: 0.345				0-0 F8		0-0 2B 1-2 1B		0-0 G3		3	0	1	0	0	0	0				
Inning Stats	R: 0 E: 0 K: 0 S: 2	H: 0 LOB: 0 BB: 1 P: 6	R: 0 E: 0 K: 1 S: 5	H: 1 LOB: 0 BB: 0 P: 5	R: 0 E: 0 K: 0 S: 3	H: 0 LOB: 0 BB: 0 P: 3	R: 0 E: 0 K: 1 S: 5	H: 0 LOB: 0 BB: 0 P: 5	R: 1 E: 0 K: 2 S: 9	H: 2 LOB: 3 BB: 2 P: 17	R: 0 E: 0 K: 2 S: 7	H: 0 LOB: 0 BB: 0 P: 7	R: 0 E: 0 K: 1 S: 5	H: 0 LOB: 0 BB: 0 P: 5	R: 0 E: 0 K: 1 S: 6	H: 1 LOB: 2 BB: 0 P: 6	1B: 3 2B: 1 3B: 0 HR: 0	SF: 0 SAC: 0 DP: 1 HBP: 0	WP: 1 PB: 0 SB: 1 CS: 2	PA: 34
PITCHER	IP	WLS	BF	H	R	ER	SO	BB	IBB	HBP	BLK	WP	HR	S	P	ERA	WHIP			
Dave Stieb, R (1, 1) ERA: 3.76	8.0		28	3	1	1	7	3	1	0	0	1	0	38	54	1.12	0.750			
Tom Henke, R (8, 1) ERA: 2.71	1.0	S	4	1	0	0	1	0	0	0	0	1	0	6	6	0.00	1.000			

AB	34
R	2
H	8
RBI	2
BB	2
SO	11
LOB	14



Batter	1	2	3	4	5	6	7	8	9	AB	R	H	RBI	BB	SO	LOB	TOP			
Tony Fernandez, S (1, 6) OBP: 0.380, SLG: 0.425	0-3 K		0-0 6-3		0-3 K		0-0 1B			4	0	1	0	0	2	0	Toronto Blue Jays @ Oakland Athletics Oakland-Alameda County Coliseum, Oakland, CA Wed Aug 19 1987, 3:33 AM PDT Att: 16,039 - Unknown			
Lloyd Moseby, L (1, 8) OBP: 0.349, SLG: 0.453	0-3 K		0-3 K		0-3 K		0-0 F9			4	0	0	0	0	3	1				
Ernie Whitt, L (1, 2) OBP: 0.331, SLG: 0.419	0-0 F8			0-0 HR		0-0 F6		0-0 L3		4	1	1	0	0	0	0				
George Bell, R (1, 7) OBP: 0.348, SLG: 0.630		0-0 F8		0-0 HR		0-3 K		0-0 F8		4	1	1	2	0	1	0				
Rick Leach, L (1, 10) OBP: 0.392, SLG: 0.408		0-0 1B		0-0 1B		0-0 F7		0-0 G3		4	1	2	0	0	0	0				
Jesse Barfield, R (1, 9) OBP: 0.330, SLG: 0.463		0-3 K		0-0 F8		4-0 BB		0-3 K		3	0	0	0	1	2	2				
Willie Upshaw, L (1, 3) OBP: 0.322, SLG: 0.414		0-0 1B		0-0 1B		0-3 K		0-0 4-3		4	0	2	1	0	1	1				
Garth Iorg, R (1, 4) OBP: 0.285, SLG: 0.309		0-3 K		0-0 F9			0-0 6-3		0-0 3-1	3	0	0	0	0	1	3				
Rance Mulliniks, L (9, PH) OBP: 0.355, SLG: 0.455										1	0	0	0	0	0	0				
Kelly Gruber, R (1, 5) OBP: 0.287, SLG: 0.411			0-0 5-3		0-0 F9		0-0 4-3			3	0	0	0	0	0	2				
Inning Stats	R: 0 E: 0 K: 2 S: 7	H: 0 LOB: 0 BB: 0 P: 7	R: 1 E: 0 K: 2 S: 9	H: 2 LOB: 1 BB: 0 P: 9	R: 0 E: 0 K: 1 S: 5	H: 0 LOB: 0 BB: 0 P: 5	R: 2 E: 0 K: 0 S: 7	H: 4 LOB: 2 BB: 0 P: 7	R: 0 E: 0 K: 2 S: 7	H: 0 LOB: 1 BB: 1 P: 11	R: 0 E: 0 K: 0 S: 4	H: 1 LOB: 1 BB: 0 P: 4	R: 0 E: 0 K: 0 S: 3	H: 0 LOB: 0 BB: 0 P: 3	R: 0 E: 0 K: 1 S: 5	H: 0 LOB: 0 BB: 0 P: 5	1B: 5 2B: 1 3B: 0 HR: 1	SF: 0 SAC: 0 DP: 0 HBP: 0	WP: 0 PB: 0 SB: 0 CS: 0	PA: 35
PITCHER Dave Stewart, R (1, 1) ERA: 3.67	IP: 9.0 WLS: W BF: 35 H: 7 R: 3 ER: 3 SO: 10 BB: 1 IBB: 0 HBP: 0 BLK: 0 WP: 0 HR: 1 S: 54 P: 58 ERA: 3.00 WHIP: 0.889															PITCHER				

Batter	1	2	3	4	5	6	7	8	9	AB	R	H	RBI	BB	SO	LOB	BOTTOM			
Tony Bernazard, S (1, 4) OBP: 0.336, SLG: 0.440	0-0 F9	0-0 F7		0-0 4-3		0-0 SH1-4		4-0 BB		3	0	0	0	1	0	2	Toronto Blue Jays @ Oakland Athletics Oakland-Alameda County Coliseum, Oakland, CA Wed Aug 19 1987, 3:33 AM PDT Att: 16,039 - Unknown			
Alfredo Griffin, S (1, 6) OBP: 0.320, SLG: 0.352	4-0 HR	0-0 6-3		4-0 BB		0-0 HR		0-0 F7		3	2	1	2	2	0	4				
Jose Canseco, R (1, 7) OBP: 0.321, SLG: 0.503	0-0 HR		0-0 HR	0-0 HR		0-0 F6		0-0 F9		5	2	2	3	0	0	3				
Mark McGwire, R (1, 3) OBP: 0.361, SLG: 0.614	0-0 F4		0-0 SH5-3	0-0 SF9		0-0 1B		0-0 F2		4	1	2	0	0	0	0				
Carney Lansford, R (1, 10) OBP: 0.374, SLG: 0.446			0-0 SH5-3	0-0 2B		0-0 1B		4-0 CS		2	0	2	0	1	0	0				
Steve Henderson, R (1, 9) OBP: 0.429, SLG: 0.544			4-0 2B	0-0 IBB		0-0 F5		0-0 F7		1	0	0	0	0	0	1				
Mike Davis, L (3, PH) OBP: 0.328, SLG: 0.493										2	1	0	0	1	0	3				
Mickey Tettleton, S (1, 2) OBP: 0.305, SLG: 0.527		0-0 1B		0-0 SF9		0-3 K		0-3 K		3	0	1	1	0	2	3				
Dwayne Murphy, L (1, 8) OBP: 0.415, SLG: 0.355		0-3 K		0-0 2B		0-3 K		4-0 SH5-3		3	0	1	1	1	2	3				
Mike Gallego, R (1, 5) OBP: 0.305, SLG: 0.337			0-0 1B	0-0 4-3		0-0 E1		0-0 SH5-3		3	1	2	0	0	0	1				
Inning Stats	R: 2 E: 0 K: 0 S: 5	H: 2 LOB: 1 BB: 1 P: 9	R: 0 E: 0 K: 1 S: 7	H: 2 LOB: 2 BB: 0 P: 7	R: 3 E: 0 K: 0 S: 6	H: 3 LOB: 1 BB: 1 P: 10	R: 0 E: 0 K: 0 S: 2	H: 0 LOB: 0 BB: 1 P: 6	R: 0 E: 0 K: 2 S: 9	H: 2 LOB: 2 BB: 0 P: 9	R: 2 E: 1 K: 0 S: 5	H: 2 LOB: 0 BB: 0 P: 5	R: 0 E: 0 K: 1 S: 4	H: 0 LOB: 0 BB: 1 P: 8	R: 0 E: 0 K: 0 S: 3	H: 0 LOB: 2 BB: 2 P: 11	1B: 6 2B: 3 3B: 0 HR: 3	SF: 1 SAC: 3 DP: 1 HBP: 0	WP: 0 PB: 0 SB: 3 CS: 1	PA: 39
PITCHER John Cerutti, L (1, 1) ERA: 4.33	IP: 2.0 WLS: L BF: 13 H: 6 R: 4 ER: 4 SO: 1 BB: 1 IBB: 4 HBP: 0 BLK: 0 WP: 0 HR: 2 S: 14 P: 18 ERA: 18.00 WHIP: 3.500															PITCHER				
Mark Eichhorn, R (3, 1) ERA: 3.24	IP: 3.1 WLS: L BF: 16 H: 5 R: 3 ER: 3 SO: 2 BB: 1 IBB: 1 HBP: 0 BLK: 0 WP: 0 HR: 1 S: 18 P: 26 ERA: 8.10 WHIP: 1.800															PITCHER				
Jose Antonio Nunez, R (6, 1) ERA: 5.26	IP: 1.2 WLS: L BF: 5 H: 0 R: 0 ER: 0 SO: 1 BB: 0 IBB: 0 HBP: 0 BLK: 0 WP: 0 HR: 0 S: 6 P: 10 ERA: 0.00 WHIP: 0.600															PITCHER				
Gary Lavelle, L (8, 1) ERA: 5.74	IP: 1.0 WLS: L BF: 5 H: 0 R: 0 ER: 0 SO: 0 BB: 2 IBB: 0 HBP: 0 BLK: 0 WP: 0 HR: 0 S: 3 P: 11 ERA: 0.00 WHIP: 2.000															PITCHER				

AB	34
R	3
H	7
RBI	3
BB	1
SO	10
LOB	9



Batter	1	2	3	4	5	6	7	8	9	AB	R	H	RBI	BB	SO	LOB	TOP								
Lloyd Moseby, L OBP: 0.347, SLG: 0.450 (1, 8)	F7		K				5-3		E4	5	1	1	0	0	1	2	Toronto Blue Jays @ Oakland Athletics Oakland-Alameda County Coliseum, Oakland, CA Thu Aug 20 1987, 3:33 AM PDT Att: 12,607 - Unknown livebaseballscorecards.com								
Juan Beniquez, R OBP: 0.297, SLG: 0.380 (1, 7)	5-3			HR	BB		F8		FC	5	1	2	3	0	0	1									
Jesse Barfield, R OBP: 0.329, SLG: 0.466 (1, 9)	K2-3			HR			F9		F3	5	1	1	2	0	2	4									
George Bell, R OBP: 0.349, SLG: 0.627 (1, 10)		G6-3		6-3	BB		F9		K	4	0	1	0	1	1	2									
Cecil Fielder, R OBP: 0.355, SLG: 0.574 Willie Upshaw, L (5, PH) OBP: 0.323, SLG: 0.413 (5, 3)	F8		K		BB		K			2	0	0	0	0	1	1									
Kelly Gruber, R OBP: 0.283, SLG: 0.405 (1, 6)	G6-3		K		BB		K			4	0	0	0	0	3	4									
Garth Iorg, R OBP: 0.288, SLG: 0.312 (1, 4)			5-3		1B	SH1-4	F9		SH1-4	4	2	2	0	0	0	0									
Rance Mulliniks, L OBP: 0.357, SLG: 0.455 (1, 5)					SH1-4		6-3		SH1-4	2	0	1	0	0	0	0									
Charlie Moore, R OBP: 0.287, SLG: 0.349 Ernie Whitt, L OBP: 0.331, SLG: 0.419 (9, 2)	F8				1B		6-3		E	3	2	1	1	1	0	1									
					2B	BB			2B	0	0	0	0	0	0	0									
Inning Stats	R: 0 E: 0 K: 1 S: 5	H: 0 LOB: 0 BB: 0 P: 5	R: 0 E: 0 K: 0 S: 3	H: 1 LOB: 0 BB: 0 P: 3	R: 0 E: 0 K: 1 S: 6	H: 1 LOB: 1 BB: 0 P: 6	R: 2 E: 0 K: 2 S: 9	H: 2 LOB: 0 BB: 0 P: 9	R: 3 E: 0 K: 2 S: 10	H: 3 LOB: 3 BB: 3 P: 22	R: 0 E: 0 K: 0 S: 3	H: 0 LOB: 0 BB: 0 P: 3	R: 0 E: 0 K: 2 S: 7	H: 0 LOB: 0 BB: 0 P: 3	R: 0 E: 0 K: 2 S: 7	H: 0 LOB: 0 BB: 0 P: 7	R: 2 E: 1 K: 1 S: 9	H: 2 LOB: 2 BB: 0 P: 9	1B: 6 2B: 2 3B: 0 HR: 1	SF: 0 SAC: 2 DP: 1 HBP: 0	WP: 0 PB: 0 SB: 0 CS: 0	PA: 40			
PITCHER	IP	WLS	BF	H	R	ER	SO	BB	IBB	HBP	BLK	WP	HR	S	P	ERA	WHIP								
Curt Young, L ERA: 4.27 (1, 1)	4.1		20	7	5	5	4	1	0	0	0	0	1	27	31	10.38	1.846								
Dennis Lamp, R ERA: 4.14 (5, 1)	0.1		2	0	0	0	1	0	1	0	0	0	0	3	7	0.00	0.000								
Greg Cadaret, L ERA: 3.8 (5, 1)	3.2	L	14	2	2	1	3	1	0	0	0	0	0	19	23	2.46	0.818								
Dave Leiper, L ERA: 3.24 (9, 1)	0.0		2	0	0	0	0	0	0	0	0	0	0	2	2	=	=								
Dennis Eckersley, R ERA: 2.99 (9, 1)	0.2		2	0	0	0	1	0	0	0	0	0	0	4	4	0.00	0.000								

Batter	1	2	3	4	5	6	7	8	9	AB	R	H	RBI	BB	SO	LOB	BOTTOM								
Tony Bernazard, S OBP: 0.339, SLG: 0.440 (1, 4)	G3		FC4-6		K		SH3-4			4	1	2	0	1	1	0	Toronto Blue Jays @ Oakland Athletics Oakland-Alameda County Coliseum, Oakland, CA Thu Aug 20 1987, 3:33 AM PDT Att: 12,607 - Unknown livebaseballscorecards.com								
Mike Davis, L OBP: 0.329, SLG: 0.496 (1, 9)	3-1		FC4-6			2B	SH3-4			4	2	2	1	0	0	1									
Jose Canseco, R OBP: 0.324, SLG: 0.510 (1, 7)	K					2B			F9	5	1	3	3	0	1	2									
Mark McGwire, R OBP: 0.361, SLG: 0.609 (1, 3)		L9-6		6-3		F3			K	3	0	0	0	2	1	2									
Dwayne Murphy, L OBP: 0.415, SLG: 0.345 (1, 8)		WP			F5				K	3	0	0	0	2	2	2									
Camey Lansford, R OBP: 0.371, SLG: 0.441 (1, 5)		L9-6			F8		F3		F6	5	0	0	0	0	1	6									
Reggie Jackson, L OBP: 0.280, SLG: 0.398 (1, 10)			K		K				K	4	0	1	1	0	3	1									
Mickey Tettleton, S OBP: 0.309, SLG: 0.346 (1, 2)					6-3		K			3	1	1	1	1	1	0									
Alfredo Griffin, S OBP: 0.319, SLG: 0.349 (1, 6)					B4-3		F4		F6	3	1	0	0	1	0	3									
					1B	FC4-6																			
Inning Stats	R: 0 E: 0 K: 1 S: 5	H: 0 LOB: 0 BB: 0 P: 5	R: 0 E: 0 K: 1 S: 4	H: 0 LOB: 2 BB: 2 P: 12	R: 2 E: 0 K: 0 S: 5	H: 2 LOB: 1 BB: 1 P: 9	R: 0 E: 0 K: 1 S: 5	H: 0 LOB: 0 BB: 0 P: 5	R: 0 E: 0 K: 2 S: 7	H: 0 LOB: 0 BB: 0 P: 7	R: 2 E: 0 K: 0 S: 6	H: 3 LOB: 3 BB: 2 P: 14	R: 1 E: 0 K: 1 S: 6	H: 1 LOB: 2 BB: 2 P: 14	R: 1 E: 0 K: 1 S: 8	H: 3 LOB: 2 BB: 0 P: 8	R: 0 E: 0 K: 3 S: 9	H: 0 LOB: 0 BB: 0 P: 9	1B: 4 2B: 5 3B: 0 HR: 1	SF: 0 SAC: 1 DP: 1 HBP: 0	WP: 1 PB: 0 SB: 0 CS: 0	PA: 42			
PITCHER	IP	WLS	BF	H	R	ER	SO	BB	IBB	HBP	BLK	WP	HR	S	P	ERA	WHIP								
Jim Clancy, R ERA: 3.61 (1, 1)	5.2		26	5	4	4	5	5	0	0	0	0	0	31	51	6.35	1.765								
Jeff Musselman, L ERA: 4.29 (6, 1)	1.0		6	1	1	1	1	1	1	0	0	0	0	6	14	9.00	2.000								
Mark Eichhorn, R ERA: 3.3 (7, 1)	1.0		5	2	1	1	1	0	0	0	0	0	1	7	7	9.00	2.000								
Gary Lavelle, L ERA: 5.67 (8, 1)	0.1	W	2	1	0	0	0	0	0	0	0	0	0	2	2	0.00	3.000								
Tom Henke, R ERA: 2.67 (9, 1)	1.0	S	3	0	0	0	3	0	0	0	0	0	0	9	9	0.00	0.000								




Batter	1	2	3	4	5	6	7	8	9	AB	R	H	RBI	BB	SO	LOB	TOP										
Lloyd Moseby, L (1, 8) OBP: 0.347, SLG: 0.448	6-3		1B		4-3		5-3			4	0	1	0	0	0	3	Toronto Blue Jays @ California Angels Anaheim Stadium, Anaheim, CA Fri Aug 21, 1987, 10:05 PM EDT Att: 47,925 - Unknown										
Juan Beniquez, R (1, 10) OBP: 0.298, SLG: 0.380 Rick Leach, L (7, PH) OBP: 0.396, SLG: 0.408	K		K			FC6-5 1B	BB			3	0	1	0	0	2	1											
Jesse Barfield, R (1, 9) OBP: 0.328, SLG: 0.464	K		K			FC6-5 1B	K			4	0	1	0	0	3	4											
George Bell, R (1, 7) OBP: 0.346, SLG: 0.621		F8		5-3		FC6-5 1B		6-3		4	0	0	0	0	2												
Cecil Fielder, R (1, 3) OBP: 0.361, SLG: 0.572 Willie Upshaw, L (8, PH) OBP: 0.322, SLG: 0.411	2B 4-3 1B			G6-4-3 BB		K		4-3		2	1	1	0	1	1	2											
Kelly Gruber, R (1, 6) OBP: 0.283, SLG: 0.407	2B			G6-4-3 1B		F3		6-3		4	0	1	0	0	3												
Garth Iorg, R (1, 4) OBP: 0.284, SLG: 0.307	4-3					F8		5-3		4	0	0	1	0	0	1											
Rance Mulliniks, L (1, 5) OBP: 0.355, SLG: 0.451	K					F7	2B 1B	F8		4	0	1	0	0	1	1											
Charlie Moore, R (1, 2) OBP: 0.299, SLG: 0.372 Ernie Whitt, L (9, PH) OBP: 0.331, SLG: 0.418			5-3				1B	1-3 2B	1-3	3	0	2	0	0	0	0											
Inning Stats	R: 0 E: 0 K: 2 S: 7	H: 0 LOB: 0 BB: 0 P: 7	R: 1 E: 0 K: 1 S: 7	H: 2 LOB: 1 BB: 0 P: 7	R: 0 E: 0 K: 2 S: 8	H: 1 LOB: 1 BB: 0 P: 8	R: 0 E: 0 K: 0 S: 2	H: 0 LOB: 0 BB: 1 P: 6	R: 0 E: 0 K: 0 S: 4	H: 1 LOB: 1 BB: 0 P: 4	R: 0 E: 0 K: 1 S: 7	H: 2 LOB: 2 BB: 0 P: 7	R: 0 E: 0 K: 1 S: 7	H: 2 LOB: 2 BB: 1 P: 11	R: 0 E: 0 K: 0 S: 3	H: 0 LOB: 0 BB: 0 P: 3		R: 0 E: 0 K: 0 S: 3	H: 0 LOB: 0 BB: 0 P: 3	1B: 6 2B: 2 3B: 0 HR: 0	SF: 0 SAC: 0 DP: 1 HBP: 0	WP: 0 PB: 0 SB: 1 CS: 0	PA: 36				
PITCHER	IP	WLS	BF	H	R	ER	SO	BB	IBB	HBP	BLK	WP	HR	S	P	ERA	WHIP										
Jerry Reuss, L (1, 1) ERA: 5.59 Greg Minton, R (7, 1) ERA: 2.92	6.2	W	28	8	1	1	6	1	0	0	0	0	0	39	43	1.35	1.350										

Batter	1	2	3	4	5	6	7	8	9	AB	R	H	RBI	BB	SO	LOB	BOTTOM										
Ruppert Jones, L (1, 7) OBP: 0.304, SLG: 0.448	1B BLK 1B		K		4-3		K			4	1	1	0	0	2	2	Toronto Blue Jays @ California Angels Anaheim Stadium, Anaheim, CA Fri Aug 21, 1987, 10:05 PM EDT Att: 47,925 - Unknown										
Devon White, S (1, 8) OBP: 0.319, SLG: 0.477	G6-4-3 1B		CS S BB			HR	K			3	1	2	1	1	1	2											
Wally Joyner, L (1, 3) OBP: 0.358, SLG: 0.519	G6-4-3 1B		CS BB			K		F8		3	0	1	1	1	1	0											
Bill Buckner, L (1, 10) OBP: 0.307, SLG: 0.339	G6-4-3 1B		CS BB		P4	F9		4-3		4	0	0	0	0	2												
Tony Armas, R (1, 9) OBP: 0.222, SLG: 0.556	P4				F9	HR		K		4	1	1	1	0	1	1											
Jack Howell, L (1, 5) OBP: 0.337, SLG: 0.449		F7			3B	F7				3	0	1	0	0	0	0											
Dick Schofield, R (1, 6) OBP: 0.307, SLG: 0.357		F9		6-3				5-3		3	0	0	0	0	1												
Bob Boone, R (1, 2) OBP: 0.329, SLG: 0.335	K					F9		1B 1B		3	0	1	0	0	1	0											
Mark McLemore, S (1, 4) OBP: 0.305, SLG: 0.294			6-3			G3		1B		3	0	1	0	0	0	0											
Inning Stats	R: 1 E: 0 K: 0 S: 5	H: 3 LOB: 1 BB: 0 P: 5	R: 0 E: 0 K: 1 S: 5	H: 0 LOB: 0 BB: 0 P: 5	R: 0 E: 0 K: 1 S: 4	H: 0 LOB: 2 BB: 2 P: 12	R: 0 E: 0 K: 0 S: 4	H: 1 LOB: 1 BB: 0 P: 4	R: 0 E: 0 K: 0 S: 3	H: 0 LOB: 0 BB: 0 P: 3	R: 2 E: 0 K: 1 S: 7	H: 2 LOB: 0 BB: 0 P: 7	R: 0 E: 0 K: 2 S: 9	H: 2 LOB: 2 BB: 0 P: 9	R: 0 E: 0 K: 1 S: 5	H: 0 LOB: 0 BB: 0 P: 5		1B: 5 2B: 0 3B: 1 HR: 2	SF: 0 SAC: 0 DP: 1 HBP: 0	WP: 0 PB: 0 SB: 1 CS: 1	PA: 33						
PITCHER	IP	WLS	BF	H	R	ER	SO	BB	IBB	HBP	BLK	WP	HR	S	P	ERA	WHIP										
Phil Niekro, R (1, 1) ERA: 5.8 Jeff Musseman, L (6, 1) ERA: 4.15	5.2	L	23	6	3	3	3	0	0	0	1	0	0	15	15	0.00	0.857										

Batter	1	2	3	4	5	6	7	8	9	AB	R	H	RBI	BB	SO	LOB	TOP					
Willie Upshaw, L OBP: 0.319, SLG: 0.407 (1, 3)										4	0	0	0	0	1	2						
Lloyd Mosesby, L OBP: 0.346, SLG: 0.449 (1, 8)										4	0	1	0	0	1	0						
Ernie Whitt, L OBP: 0.332, SLG: 0.417 (1, 2)										3	0	1	0	1	0	1						
George Bell, R OBP: 0.345, SLG: 0.617 (1, 7)										3	0	0	0	1	1	2						
Fred McGriff, L OBP: 0.384, SLG: 0.523 (1, 10)										3	0	0	0	1	0	3						
Rick Leach, L OBP: 0.401, SLG: 0.409 Jesse Barfield, R OBP: 0.327, SLG: 0.463 (7, PR) (7, 9)										2	0	1	0	1	0	1						
Rance Mulliniks, L OBP: 0.362, SLG: 0.471 Tony Fernandez, S OBP: 0.379, SLG: 0.424 (7, 6)										3	1	3	2	0	0	0						
Garth Iorg, R OBP: 0.282, SLG: 0.304 (1, 4)										3	0	0	0	0	1	3						
Kelly Gruber, R OBP: 0.280, SLG: 0.403 (7, 5)										3	0	0	0	0	0	2						
Inning Stats	R: 0 E: 0 K: 3 S: 9	H: 0 LOB: 1 BB: 1 P: 13	R: 0 E: 0 K: 0 S: 3	H: 1 LOB: 1 BB: 1 P: 7	R: 0 E: 0 K: 0 S: 3	H: 0 LOB: 0 BB: 0 P: 3	R: 0 E: 0 K: 0 S: 3	H: 0 LOB: 1 BB: 0 P: 7	R: 0 E: 0 K: 0 S: 4	H: 1 LOB: 1 BB: 0 P: 4	R: 0 E: 0 K: 0 S: 4	H: 1 LOB: 1 BB: 0 P: 4	R: 2 E: 0 K: 1 S: 7	H: 2 LOB: 1 BB: 0 P: 7	R: 0 E: 0 K: 0 S: 3	H: 1 LOB: 1 BB: 1 P: 7	R: 0 E: 0 K: 0 S: 3	H: 0 LOB: 0 BB: 0 P: 3	1B: 4 2B: 1 3B: 0 HR: 1	SF: 0 SAC: 1 DP: 2 HBP: 0	WP: 0 PB: 0 SB: 0 CS: 0	PA: 35
PITCHER Mike Witt, R ERA: 3.71 (1, 1)	IP: 9.0 WLS: L BF: 35 H: 6 R: 2 ER: 2 SO: 4 BB: 4 IBB: 0 HBP: 0 BLK: 0 WP: 0 HR: 1 S: 39 P: 55 ERA: 2.00 WHIP: 1.111																					

Toronto Blue Jays @ California Angels
Anaheim Stadium, Anaheim, CA
Sat Aug 22 1987, 10:05 PM EDT
Att: 34,209 - Unknown


AB	30
R	2
H	6
RBI	2
BB	4
SO	4
LOB	14



Batter	1	2	3	4	5	6	7	8	9	AB	R	H	RBI	BB	SO	LOB	BOTTOM					
Ruppert Jones, L OBP: 0.297, SLG: 0.436 (1, 7)										4	0	0	0	0	3	0						
Jack Howell, L OBP: 0.338, SLG: 0.456 (9, 4)										4	0	2	0	0	2	0						
Devon White, S OBP: 0.316, SLG: 0.473 (1, 8)										4	0	0	0	0	1	2						
Wally Joyner, L OBP: 0.357, SLG: 0.517 (1, 3)										4	0	1	0	0	1	1						
Bill Buckner, L OBP: 0.304, SLG: 0.335 (1, 10)										4	0	0	0	0	0	2						
Doug DeCinces, R OBP: 0.348, SLG: 0.393 (1, 5)										2	0	0	0	1	1	1						
Dick Schofield, R OBP: 0.309, SLG: 0.356 (1, 6)										1	0	0	0	2	1	1						
Bob Boone, R OBP: 0.326, SLG: 0.331 (1, 2)										3	0	0	0	0	1	3						
Mark McLemore, S OBP: 0.304, SLG: 0.293 Tony Armas, R OBP: 0.200, SLG: 0.500 (8, PH) (9, 9)										2	0	0	0	0	0	0						
Inning Stats	R: 0 E: 0 K: 2 S: 7	H: 0 LOB: 0 BB: 0 P: 7	R: 0 E: 0 K: 1 S: 6	H: 1 LOB: 2 BB: 1 P: 10	R: 0 E: 0 K: 1 S: 5	H: 0 LOB: 0 BB: 0 P: 5	R: 0 E: 0 K: 0 S: 3	H: 0 LOB: 0 BB: 0 P: 3	R: 0 E: 0 K: 0 S: 2	H: 0 LOB: 0 BB: 1 P: 6	R: 0 E: 0 K: 1 S: 6	H: 1 LOB: 1 BB: 0 P: 6	R: 0 E: 0 K: 1 S: 5	H: 0 LOB: 1 BB: 1 P: 9	R: 0 E: 0 K: 3 S: 9	H: 0 LOB: 0 BB: 0 P: 9	R: 0 E: 0 K: 2 S: 8	H: 1 LOB: 1 BB: 0 P: 8	1B: 1 2B: 2 3B: 0 HR: 0	SF: 0 SAC: 0 DP: 1 HBP: 0	WP: 0 PB: 0 SB: 1 CS: 0	PA: 32
PITCHER Jose Antonio Nunez, R ERA: 4.79 Tom Henke, R ERA: 2.59 (7, 1)	IP: 6.2 WLS: W BF: 24 H: 2 R: 0 ER: 0 SO: 5 BB: 3 IBB: 0 HBP: 0 BLK: 0 WP: 0 HR: 0 S: 31 P: 43 ERA: 0.00 WHIP: 0.750																					

Toronto Blue Jays @ California Angels
Anaheim Stadium, Anaheim, CA
Sat Aug 22 1987, 10:05 PM EDT
Att: 34,209 - Unknown

AB	29
R	0
H	3
RBI	0
BB	3
SO	11
LOB	10

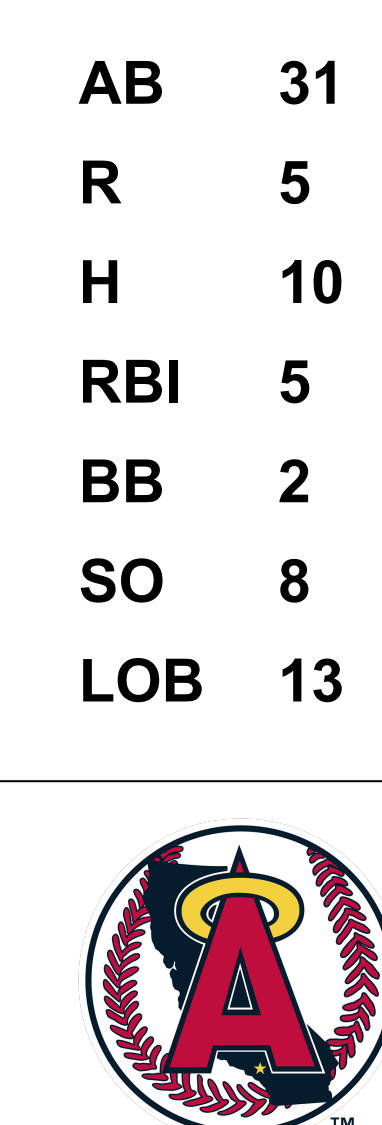


Batter	1	2	3	4	5	6	7	8	9	AB	R	H	RBI	BB	SO	LOB	TOP			
Tony Fernandez, S (1,6) OBP: 0.378, SLG: 0.422	F7		F7				L4		G3	5	0	1	0	0	0	0	Toronto Blue Jays @ California Angels Anaheim Stadium, Anaheim, CA Sun Aug 23 1987, 6:33 AM EDT Att: 42,000 - Unknown			
Lloyd Moseby, L (1,8) OBP: 0.347, SLG: 0.455	HR		1B				L7			3	1	1	1	1	0	1				
Ernie Whitt, L (1,2) OBP: 0.334, SLG: 0.418	P6						F8			4	0	2	0	0	0	1				
George Bell, R (1,7) OBP: 0.345, SLG: 0.614	1-3		F8				FC5-4			4	1	1	0	0	0	3				
Fred McGriff, L (1,10) OBP: 0.382, SLG: 0.517							2B			3	0	0	0	1	2	1				
Jesse Barfield, R (1,9) OBP: 0.325, SLG: 0.459							F8			4	0	0	0	0	3	2				
Rance Mulliniks, L (1,5) OBP: 0.364, SLG: 0.475										4	0	2	1	0	1	1				
Willie Upshaw, L (1,3) OBP: 0.321, SLG: 0.405										2	0	0	0	2	0	2				
Garth Iorg, R (1,4) OBP: 0.279, SLG: 0.301										3	0	0	0	0	1	2				
Rick Leach, L (9,PH) OBP: 0.399, SLG: 0.406										1	0	0	0	0	0	1				
Inning Stats	R: 1 E: 0 K: 0 S: 4	H: 1 LOB: 0 BB: 0 P: 4	R: 0 E: 0 K: 1 S: 5	H: 0 LOB: 1 BB: 1 P: 9	R: 0 E: 0 K: 1 S: 4	H: 1 LOB: 2 BB: 1 P: 8	R: 0 E: 0 K: 1 S: 6	H: 1 LOB: 1 BB: 0 P: 6	R: 0 E: 0 K: 1 S: 6	H: 1 LOB: 1 BB: 0 P: 6	R: 1 E: 0 K: 1 S: 7	H: 2 LOB: 2 BB: 1 P: 11	R: 0 E: 0 K: 3 S: 9	H: 1 LOB: 0 BB: 0 P: 9	R: 0 E: 0 K: 0 S: 2	H: 0 LOB: 0 BB: 1 P: 6	1B: 5 2B: 1 3B: 0 HR: 1	SF: 0 SAC: 0 DP: 1 HBP: 0	WP: 0 PB: 0 SB: 0 CS: 0	PA: 37
PITCHER	IP WLS BF H R ER SO BB IBB HBP BLK WP HR S P ERA WHIP																			
Kirk McCaskill, R (1,1) ERA: 5.18	6.2 W 30 7 2 2 4 3 0 0 0 0 1 35 47 2.70 1.500																			
DeWayne Buice, R (7,1) ERA: 2.55	2.1 S 7 0 0 0 3 1 0 0 0 0 0 0 12 16 0.00 0.429																			

AB	33
R	2
H	7
RBI	2
BB	4
SO	7
LOB	14



Batter	1	2	3	4	5	6	7	8	9	AB	R	H	RBI	BB	SO	LOB	BOTTOM			
Mark McLemore, S (1,4) OBP: 0.304, SLG: 0.294	3-1		1B				SH3-4		SH1-4	2	1	1	0	0	0	0	Toronto Blue Jays @ California Angels Anaheim Stadium, Anaheim, CA Sun Aug 23 1987, 6:33 AM EDT Att: 42,000 - Unknown			
Jack Howell, L (1,9) OBP: 0.337, SLG: 0.453	K		1B				K		K	4	1	1	0	0	3	2				
Devon White, S (1,8) OBP: 0.314, SLG: 0.470	K		1B				3-1		K2-3	3	0	0	1	0	2	2				
Wally Joyner, L (1,3) OBP: 0.358, SLG: 0.526										4	2	2	2	0	0	0				
Bill Buckner, L (1,10) OBP: 0.304, SLG: 0.343										3	1	1	1	0	0	0				
Brian Downing, R (8,PH) OBP: 0.389, SLG: 0.478										1	0	0	0	0	1	1				
Ruppert Jones, L (1,7) OBP: 0.298, SLG: 0.434										3	0	1	0	0	0	1				
Tony Armas, R (8,PH) OBP: 0.273, SLG: 0.636										1	0	1	1	0	0	0				
Doug DeCinces, R (1,5) OBP: 0.349, SLG: 0.392										3	0	1	0	1	1	1				
Bob Boone, R (1,2) OBP: 0.325, SLG: 0.330										4	0	1	0	0	1	3				
Dick Schofield, R (1,6) OBP: 0.311, SLG: 0.356										3	0	1	0	1	0	3				
Inning Stats	R: 0 E: 0 K: 2 S: 7	H: 0 LOB: 0 BB: 0 P: 7	R: 0 E: 1 K: 0 S: 5	H: 1 LOB: 2 BB: 0 P: 5	R: 3 E: 0 K: 0 S: 6	H: 3 LOB: 0 BB: 0 P: 6	R: 0 E: 0 K: 1 S: 5	H: 0 LOB: 0 BB: 0 P: 5	R: 0 E: 0 K: 1 S: 5	H: 0 LOB: 1 BB: 1 P: 9	R: 1 E: 0 K: 1 S: 7	H: 2 LOB: 1 BB: 0 P: 7	R: 0 E: 0 K: 2 S: 8	H: 1 LOB: 1 BB: 0 P: 8	R: 0 E: 0 K: 1 S: 7	H: 3 LOB: 2 BB: 1 P: 11	1B: 6 2B: 2 3B: 0 HR: 2	SF: 1 SAC: 2 DP: 1 HBP: 0	WP: 0 PB: 0 SB: 1 CS: 0	PA: 36
PITCHER	IP WLS BF H R ER SO BB IBB HBP BLK WP HR S P ERA WHIP																			
Dave Stieb, R (1,1) ERA: 3.87	5.1 L 24 4 0 0 1 0 0 0 0 0 0 2 31 35 6.75 1.312																			
Mark Eichhorn, R (6,1) ERA: 3.29	1.0 4 1 0 0 1 0 0 0 0 0 0 6 6 0.00 1.000																			
Jeff Musselman, L (7,1) ERA: 4.22	1.0 4 1 1 1 3 0 0 0 0 0 0 10 10 9.00 1.000																			
Gary Lavelle, L (8,1) ERA: 5.53	0.2 4 2 0 0 0 0 0 1 0 0 0 0 3 7 0.00 3.000																			



Batter	1	2	3	4	5	6	7	8	9	AB	R	H	RBI	BB	SO	LOB	TOP																									
Tony Fernandez, S (1, 6) OBP: 0.380, SLG: 0.432	0-0 4-3	0-0 2B			0-0 F8		0-0 HR		0-0 BB 1B	5	1	3	1	0	0	0	Toronto Blue Jays @ Seattle Mariners The Kingdome, Seattle, WA Mon Aug 24 1987, 10:05 PM EDT Att: 11,869 - Unknown																									
Rance Mulliniks, L (1, 5) OBP: 0.384, SLG: 0.474	0-0 4-3	0-0 4-3			0-0 HR 1B		0-0 F2		0-3 K	3	1	1	0	0	0	2																										
Kelly Gruber, R (7, PH) OBP: 0.279, SLG: 0.400	0-0 4-3	0-0 4-3			0-0 HR 1B		0-0 F2		0-3 K	2	0	0	0	0	1	1																										
Ernie Whitt, L (1, 2) OBP: 0.340, SLG: 0.432	0-0 L9			0-0 WP 2B		0-0 HR		4-0 2B BB	4-0 BB 1-2 BB	3	1	2	2	2	0	0																										
George Bell, R (1, 7) OBP: 0.345, SLG: 0.614		0-0 1B 2B 1B		0-0 L4		0-0 6-3		0-0 2B BB	0-0 F5	5	1	2	0	0	0	3																										
Fred McGriff, L (1, 10) OBP: 0.379, SLG: 0.510		0-0 2B E 1B		0-3 K		0-3 K		0-3 2B	0-0 F6	5	1	1	0	0	3	4																										
Jesse Barfield, R (1, 8) OBP: 0.324, SLG: 0.462		0-0 F8		0-0 F9		0-0 1B 3B		0-0 5-3		4	1	1	0	0	0	3																										
Rick Leach, L (1, 9) OBP: 0.401, SLG: 0.416		0-0 E 2B		0-0 G3		0-0 G5-4-3 1B		0-0 F8		4	1	2	2	0	0	0																										
Willie Upshaw, L (1, 3) OBP: 0.320, SLG: 0.404		0-0 E4 FC4-6		0-0 F7		0-0 L8		0-0 K		4	0	1	1	0	0	1																										
Garth Iorg, R (1, 4) OBP: 0.275, SLG: 0.297		0-0 FC4-6 2B		0-0 F3		0-0 G5-4-3		0-3 K		4	0	0	0	0	1	3																										
Inning Stats	R: 0 E: 0 K: 0 S: 3	H: 0 LOB: 0 BB: 0 P: 3	R: 3 E: 1 K: 0 S: 8	H: 4 LOB: 2 BB: 0 P: 8	R: 0 E: 0 K: 1 S: 6	H: 1 LOB: 1 BB: 0 P: 6	R: 0 E: 0 K: 0 S: 3	H: 0 LOB: 0 BB: 0 P: 3	R: 2 E: 0 K: 1 S: 7	H: 2 LOB: 0 BB: 0 P: 7	R: 1 E: 0 K: 0 S: 4	H: 2 LOB: 0 BB: 0 P: 4	R: 1 E: 0 K: 1 S: 6	H: 2 LOB: 1 BB: 1 P: 10	R: 0 E: 0 K: 1 S: 6	H: 1 LOB: 2 BB: 0 P: 6	R: 0 E: 0 K: 1 S: 6	H: 1 LOB: 2 BB: 1 P: 10	1B: 6 2B: 4 3B: 1 HR: 2	SF: 0 SAC: 0 DP: 1 HBP: 0	WP: 1 PB: 0 SB: 0 CS: 0	PA: 41																				
PITCHER	IP	WLS	BF	H	R	ER	SO	BB	IBB	HBP	BLK	WP	HR	S	P	ERA	WHIP	PITCHER								IP	WLS	BF	H	R	ER	SO	BB	IBB	HBP	BLK	WP	HR	S	P	ERA	WHIP
Mike Morgan, R (1, 1) ERA: 4.69	5.0	L	23	7	5	4	2	0	0	0	0	1	1	27	27	7.20	1.400																									
Lee Guetterman, L (6, 1) ERA: 4.22	2.0		9	4	2	2	1	1	0	0	0	0	1	10	14	9.00	2.500																									
Ed Nunez, R (8, 1) ERA: 3.92	2.0		9	2	0	0	2	1	0	0	0	0	0	12	16	0.00	1.500																									

AB	39
R	7
H	13
RBI	6
BB	2
SO	5
LOB	17



Batter	1	2	3	4	5	6	7	8	9	AB	R	H	RBI	BB	SO	LOB	BOTTOM																											
John Moses, S (1, 8) OBP: 0.290, SLG: 0.325	0-0 L9		0-0 6-3		0-3 K		0-0 F9		0-0 F5	5	0	0	0	0	1	2	Toronto Blue Jays @ Seattle Mariners The Kingdome, Seattle, WA Mon Aug 24 1987, 10:05 PM EDT Att: 11,869 - Unknown																											
Phil Bradley, R (1, 7) OBP: 0.383, SLG: 0.476	0-0 5-3 1B		0-0 F9		0-0 1B		0-0 2B 1B		0-0 3B 2B	4	1	3	0	0	0	0																												
Alvin Davis, L (1, 3) OBP: 0.400, SLG: 0.532	0-0 5-3 1-2		0-0 F7		0-0 F8		0-0 F3		0-0 F8	4	0	0	0	0	0	4																												
Gary Matthews, R (1, 10) OBP: 0.347, SLG: 0.386	4-0 BB		0-3 K		0-0 F2		0-0 F8		0-0 F8	3	0	0	0	1	1	1																												
Jim Presteley, R (1, 5) OBP: 0.294, SLG: 0.448	0-0 5-3		0-0 2B		0-0 5-3		0-0 5-3		0-0 HR 3B	4	1	2	1	0	0	2																												
Dave Valle, R (1, 2) OBP: 0.315, SLG: 0.513		0-0 2B		0-0 F4		0-0 F8		0-0 HR		4	1	2	2	0	0	1																												
Mickey Brantley, R (1, 9) OBP: 0.302, SLG: 0.407		0-0 6-3		0-0 F6		0-0 1B		0-0 2-3		4	0	1	0	0	0	2																												
Rey Quinones, R (1, 6) OBP: 0.319, SLG: 0.399		0-0 6-3		0-0 1B 2B		0-0 L5		0-0 F8		4	0	1	0	0	0	2																												
Harold Reynolds, S (1, 4) OBP: 0.332, SLG: 0.381		0-0 L6		0-0 5-3		0-0 L6		0-0 G3		4	0	0	0	0	0	3																												
Inning Stats	R: 0 E: 0 K: 0 S: 4	H: 1 LOB: 2 BB: 1 P: 8	R: 0 E: 0 K: 0 S: 4	H: 1 LOB: 1 BB: 0 P: 4	R: 0 E: 0 K: 1 S: 6	H: 0 LOB: 0 BB: 0 P: 3	R: 0 E: 0 K: 1 S: 6	H: 1 LOB: 1 BB: 0 P: 6	R: 0 E: 0 K: 0 S: 4	H: 2 LOB: 2 BB: 0 P: 7	R: 0 E: 0 K: 0 S: 3	H: 0 LOB: 0 BB: 0 P: 3	R: 0 E: 0 K: 0 S: 4	H: 1 LOB: 1 BB: 0 P: 4	R: 3 E: 0 K: 0 S: 6	H: 3 LOB: 0 BB: 0 P: 6	R: 0 E: 0 K: 0 S: 3	H: 0 LOB: 0 BB: 0 P: 3	1B: 3 2B: 4 3B: 1 HR: 1	SF: 0 SAC: 0 DP: 0 HBP: 0	WP: 0 PB: 0 SB: 0 CS: 0	PA: 37																						
PITCHER	IP	WLS	BF	H	R	ER	SO	BB	IBB	HBP	BLK	WP	HR	S	P	ERA	WHIP	PITCHER								IP	WLS	BF	H	R	ER	SO	BB	IBB	HBP	BLK	WP	HR	S	P	ERA	WHIP		
John Cerutti, L (1, 1) ERA: 4.28	7.2	W	33	9	3	3	2	1	0	0	0	0	1	36	40	3.52	1.304																											
Mark Eichhorn, R (8, 1) ERA: 3.22	1.1		4	0	0	0	0	0	0	0	0	0	0	4	4	0.00	0.000																											



Batter	1	2	3	4	5	6	7	8	9	AB	R	H	RBI	BB	SO	LOB	TOP			
Nelson Liriano, S OBP: 0.200, SLG: 0.200 (1, 4)										5	1	1	0	0	1	4				
Lloyd Moseby, L OBP: 0.347, SLG: 0.461 (1, 8)										5	1	2	2	0	1	1				
Tony Fernandez, S OBP: 0.379, SLG: 0.430 Kelly Gruber, R OBP: 0.278, SLG: 0.399 (1, 6) (7, 6)										4	0	1	0	0	0	2				
George Bell, R OBP: 0.346, SLG: 0.616 Juan Beniquez, R OBP: 0.303, SLG: 0.384 (1, 7) (4, 7)										2	1	1	0	0	0	1				
Ernie Whitt, L OBP: 0.341, SLG: 0.428 (1, 2)										3	1	0	0	2	0	4				
Rance Mulliniks, L OBP: 0.382, SLG: 0.474 Garth Iorg, R OBP: 0.275, SLG: 0.297 (1, 5) (8, 5)										4	1	1	1	0	0	4				
Jesse Barfield, R OBP: 0.322, SLG: 0.458 (1, 9)										4	0	0	0	0	1	2				
Fred McGriff, L OBP: 0.384, SLG: 0.530 (1, 10)										4	1	3	3	0	0	1				
Willie Upshaw, L OBP: 0.319, SLG: 0.402 (1, 3)										4	0	1	0	0	1	3				
Inning Stats	R: 0 E: 0 K: 0 S: 4	H: 1 LOB: 1 BB: 0 P: 4	R: 0 E: 0 K: 1 S: 5	H: 0 LOB: 0 BB: 0 P: 5	R: 2 E: 0 K: 0 S: 5	H: 2 LOB: 0 BB: 0 P: 5	R: 3 E: 0 K: 1 S: 8	H: 3 LOB: 1 BB: 1 P: 12	R: 0 E: 0 K: 1 S: 7	H: 2 LOB: 2 BB: 0 P: 7	R: 0 E: 0 K: 1 S: 6	H: 1 LOB: 2 BB: 1 P: 10	R: 0 E: 1 K: 0 S: 4	H: 0 LOB: 1 BB: 0 P: 4	R: 0 E: 1 K: 0 S: 4	H: 1 LOB: 1 BB: 0 P: 4	1B: 7 2B: 3 3B: 0 HR: 2	SF: 0 SAC: 0 DP: 1 HBP: 0	WP: 0 PB: 0 SB: 0 CS: 1	PA: 41
PITCHER Mike Moore, R ERA: 4.87 (1, 1)	IP: 9.0 WLS: L BF: 41	H: 12 R: 6 ER: 6 SO: 5	BB: 2 IBB: 0 HBP: 0 BLK: 0	WP: 0 HR: 2 S: 49 P: 57	ERA: 6.00 WHIP: 1.556	PITCHER	IP: 9.0 WLS: L BF: 41	H: 12 R: 6 ER: 6 SO: 5	BB: 2 IBB: 0 HBP: 0 BLK: 0	WP: 0 HR: 2 S: 49 P: 57	ERA: 6.00 WHIP: 1.556	PITCHER	IP: 9.0 WLS: L BF: 41	H: 12 R: 6 ER: 6 SO: 5	BB: 2 IBB: 0 HBP: 0 BLK: 0	WP: 0 HR: 2 S: 49 P: 57	ERA: 6.00 WHIP: 1.556			

Toronto Blue Jays @ Seattle Mariners
The Kingdome, Seattle, WA
Tue Aug 25 1987, 10:05 PM EDT
Att: 12,367 - Unknown

AB 39
R 6
H 12
RBI 6
BB 2
SO 5
LOB 23

Batter	1	2	3	4	5	6	7	8	9	AB	R	H	RBI	BB	SO	LOB	BOTTOM			
Mickey Brantley, R OBP: 0.297, SLG: 0.400 (1, 8) (8, 9)										4	0	0	0	0	0	3				
Phil Bradley, R OBP: 0.382, SLG: 0.474 (1, 7)										4	1	1	0	0	1	1				
Alvin Davis, L OBP: 0.399, SLG: 0.536 (1, 3)										4	1	1	2	0	1	0				
Ken Phelps, L OBP: 0.402, SLG: 0.536 (1, 10)										3	1	0	0	1	0	0				
Jim Prestey, R OBP: 0.292, SLG: 0.445 (1, 5)										4	0	0	0	0	1	1				
Mike Kingery, L OBP: 0.324, SLG: 0.463 John Moses, S OBP: 0.289, SLG: 0.324 (1, 9) (8, 8)										3	0	1	1	0	1	0				
Dave Valle, R OBP: 0.310, SLG: 0.504 (1, 2)										4	0	0	0	0	1	1				
Rey Quinones, R OBP: 0.321, SLG: 0.400 (1, 6)										2	0	1	0	1	0	0				
Harold Reynolds, S OBP: 0.332, SLG: 0.383 (1, 4)										3	0	1	0	0	0	1				
Inning Stats	R: 0 E: 0 K: 0 S: 3	H: 0 LOB: 0 BB: 0 P: 3	R: 0 E: 0 K: 0 S: 3	H: 0 LOB: 0 BB: 0 P: 3	R: 0 E: 0 K: 2 S: 10	H: 3 LOB: 1 BB: 1 P: 14	R: 0 E: 0 K: 1 S: 5	H: 0 LOB: 1 BB: 1 P: 9	R: 0 E: 0 K: 1 S: 7	H: 2 LOB: 2 BB: 0 P: 7	R: 0 E: 0 K: 0 S: 3	H: 0 LOB: 0 BB: 0 P: 3	R: 0 E: 0 K: 0 S: 3	H: 0 LOB: 0 BB: 0 P: 3	R: 0 E: 0 K: 0 S: 3	H: 0 LOB: 0 BB: 0 P: 3	1B: 2 2B: 2 3B: 0 HR: 1	SF: 0 SAC: 0 DP: 0 HBP: 0	WP: 0 PB: 0 SB: 0 CS: 0	PA: 34
PITCHER Jim Clancy, R ERA: 3.63 Mark Eichhorn, R ERA: 3.15 (1, 1) (7, 1)	IP: 6.2 WLS: W BF: 27	H: 5 R: 3 ER: 3 SO: 5	BB: 2 IBB: 0 HBP: 0 BLK: 0	WP: 0 HR: 1 S: 35 P: 43	ERA: 4.05 WHIP: 1.050	PITCHER	IP: 2.1 WLS: S BF: 7	H: 0 R: 0 ER: 0 SO: 0	BB: 0 IBB: 0 HBP: 0 BLK: 0	WP: 0 HR: 0 S: 7 P: 7	ERA: 0.00 WHIP: 0.000	PITCHER	IP: 2.1 WLS: S BF: 7	H: 0 R: 0 ER: 0 SO: 0	BB: 0 IBB: 0 HBP: 0 BLK: 0	WP: 0 HR: 0 S: 7 P: 7	ERA: 0.00 WHIP: 0.000			

Toronto Blue Jays @ Seattle Mariners
The Kingdome, Seattle, WA
Tue Aug 25 1987, 10:05 PM EDT
Att: 12,367 - Unknown

AB 32
R 3
H 5
RBI 3
BB 2
SO 5
LOB 7

Batter	1	2	3	4	5	6	7	8	9	AB	R	H	RBI	BB	SO	LOB	TOP								
Tony Bernazard, S (1, 10) OBP: 0.341, SLG: 0.430	E6 1B	5-3			F8			F3-1		4	1	0	0	0	0	1									
Steve Henderson, R (1, 9) OBP: 0.370, SLG: 0.453 Mickey Tettleton, S (7, 2) OBP: 0.309, SLG: 0.358	E1 1B HR		K			6-3		4-3		3	1	0	0	0	1	1									
Jose Canseco, R (1, 7) OBP: 0.321, SLG: 0.505			K			F9			K	4	1	1	1	0	2	0									
Carney Lansford, R (1, 5) OBP: 0.373, SLG: 0.459					F4			F4		4	1	1	3	0	0	0									
Mark McGwire, R (1, 3) OBP: 0.357, SLG: 0.594	F9				6-3			6-3		4	0	0	0	0	1	0									
Terry Steinbach, R (1, 2) OBP: 0.348, SLG: 0.466 Mike Davis, L (7, PH) OBP: 0.333, SLG: 0.500					K			F6		2	0	0	0	0	2	0									
Dwayne Murphy, L (1, 8) OBP: 0.409, SLG: 0.325					K				BB	2	0	0	0	1	1	0									
Alfredo Griffin, S (1, 6) OBP: 0.313, SLG: 0.349			K			F8		L9		3	0	0	0	0	1	1									
Mike Gallego, R (1, 4) OBP: 0.306, SLG: 0.330			6-3			6-3		F3-1 BB		2	0	0	0	1	0	0									
Inning Stats	R: 4 E: 2 K: 1 S: 9	H: 2 LOB: 0 BB: 0 P: 9	R: 0 E: 0 K: 1 S: 5	H: 0 LOB: 0 BB: 0 P: 5	R: 0 E: 0 K: 2 S: 7	H: 0 LOB: 0 BB: 0 P: 7	R: 0 E: 0 K: 2 S: 7	H: 0 LOB: 0 BB: 0 P: 7	R: 0 E: 0 K: 0 S: 3	H: 0 LOB: 0 BB: 0 P: 3	R: 0 E: 0 K: 0 S: 3	H: 0 LOB: 0 BB: 0 P: 3	R: 0 E: 0 K: 0 S: 3	H: 0 LOB: 0 BB: 0 P: 7	R: 0 E: 0 K: 2 S: 7	H: 0 LOB: 0 BB: 0 P: 6	R: 0 E: 0 K: 2 S: 7	H: 0 LOB: 0 BB: 0 P: 7	1B: 1 2B: 1 3B: 0 HR: 1	SF: 0 SAC: 0 DP: 1 HBP: 0	WP: 0 PB: 0 SB: 0 CS: 0	PA: 32			
PITCHER	IP	WLS	BF	H	R	ER	SO	BB	IBB	HBP	BLK	WP	HR	S	P	ERA	WHIP								
Jimmy Key, L (1, 1) ERA: 2.94	6.0	W	22	2	4	2	6	0	0	0	0	0	1	34	34	3.00	0.333								
Mark Eichhorn, R (7, 1) ERA: 3.13	0.2		3	0	0	0	0	1	0	0	0	0	0	2	6	0.00	1.500								
Jeff Musselman, L (7, 1) ERA: 4.14	1.1		4	0	0	0	0	1	0	0	0	0	0	3	7	0.00	0.750								
Tom Henke, R (9, 1) ERA: 2.55	1.0		3	0	0	0	2	0	0	0	0	0	0	7	7	0.00	0.000								

Oakland Athletics @ Toronto Blue Jays
Exhibition Stadium, Toronto, ON
Thu Aug 27 1987, 7:05 PM EDT
Att: 38,026 - Unknown

AB	30
R	4
H	2
RBI	4
BB	2
SO	8
LOB	3



Batter	1	2	3	4	5	6	7	8	9	AB	R	H	RBI	BB	SO	LOB	BOTTOM								
Nelson Liriano, S (1, 4) OBP: 0.400, SLG: 0.250	1B 2B BB	K				BB HR BB	K	G6-4-3 1B		3	2	1	0	2	2	1									
Lloyd Moseby, L (1, 8) OBP: 0.346, SLG: 0.458	K		F7		F6		FC5 1B	G6-4-3 1B		5	0	1	0	0	1	4									
Tony Fernandez, S (1, 6) OBP: 0.383, SLG: 0.437	2B 1B		G3		HR BB		FC5 1B	3B		4	2	3	0	1	0	0									
George Bell, R (1, 7) OBP: 0.346, SLG: 0.622	2B		F6		HR		FC5 1B WP	F8		5	2	2	5	0	0	3									
Ernie Whitt, L (1, 2) OBP: 0.343, SLG: 0.429	K			4-3			WP G3 1B	1B		4	1	2	1	0	1	2									
Rance Mulliniks, L (1, 5) OBP: 0.357, SLG: 0.467 Kelly Gruber, R (8, 5) OBP: 0.278, SLG: 0.399	K			5-3		F7	G3			4	0	0	0	0	1	5									
Rick Leach, L (1, 9) OBP: 0.396, SLG: 0.410 Jesse Barfield, R (6, PH) OBP: 0.322, SLG: 0.458			L3		3-1		F6	BB 1B		2	0	0	0	0	0	0									
Fred McGriff, L (1, 10) OBP: 0.393, SLG: 0.544						FC1-8 BB	HR	BB		1	1	1	1	3	0	0									
Willie Upshaw, L (1, 3) OBP: 0.317, SLG: 0.399			L6			FC1-6 BB HR	K	F5		4	1	0	0	0	1	4									
Inning Stats	R: 1 E: 0 K: 3 S: 11	H: 2 LOB: 2 BB: 1 P: 15	R: 0 E: 0 K: 1 S: 5	H: 0 LOB: 1 BB: 1 P: 9	R: 0 E: 0 K: 0 S: 3	H: 0 LOB: 0 BB: 0 P: 3	R: 0 E: 0 K: 0 S: 3	H: 0 LOB: 0 BB: 0 P: 3	R: 4 E: 0 K: 0 S: 5	H: 2 LOB: 1 BB: 3 P: 17	R: 1 E: 0 K: 2 S: 8	H: 1 LOB: 0 BB: 0 P: 8	R: 3 E: 0 K: 0 S: 7	H: 4 LOB: 2 BB: 1 P: 11	R: 0 E: 0 K: 0 S: 4	H: 2 LOB: 1 BB: 0 P: 4	1B: 7 2B: 1 3B: 1 HR: 2	SF: 0 SAC: 0 DP: 1 HBP: 0	WP: 1 PB: 0 SB: 1 CS: 0	PA: 40					
PITCHER	IP	WLS	BF	H	R	ER	SO	BB	IBB	HBP	BLK	WP	HR	S	P	ERA	WHIP								
Steve Ontiveros, R (1, 1) ERA: 3.91	4.1		19	2	3	3	4	4	0	0	0	0	0	23	39	6.23	1.385								
Greg Cadaret, L (5, 1) ERA: 4.45	1.2	L	11	5	5	5	2	1	0	0	0	0	2	14	18	27.00	3.600								
Dennis Lamp, R (7, 1) ERA: 4.1	1.0		6	2	1	1	0	1	0	0	0	1	0	5	9	9.00	3.000								
Rick Rodriguez, R (8, 1) ERA: 2.96	1.0		4	2	0	0	0	0	0	0	0	0	0	4	4	0.00	2.000								

Oakland Athletics @ Toronto Blue Jays
Exhibition Stadium, Toronto, ON
Thu Aug 27 1987, 7:05 PM EDT
Att: 38,026 - Unknown


AB	34
R	9
H	11
RBI	8
BB	6
SO	6
LOB	19



Batter	1	2	3	4	5	6	7	8	9	AB	R	H	RBI	BB	SO	LOB	TOP					
Luis Polonia, L (1, 7) OBP: 0.325, SLG: 0.407	0-3 K		0-0 4-3		0-0 4-3 2H 1B		0-0 4-3			4	0	1	1	0	1	0						
Tony Bernazard, S (1, 4) OBP: 0.336, SLG: 0.426	0-0 F8		0-0 L3		0-0 4-3 2-3			0-0 4-3		4	0	0	0	0	0	1						
Jose Canseco, R (1, 10) OBP: 0.320, SLG: 0.502	0-3 K			1-0 G1-6-3 1B HBP		0-0 F8		0-3 K		3	0	0	0	0	2	1						
Carney Lansford, R (1, 3) OBP: 0.376, SLG: 0.471		0-0 HR		0-0 G1-6-3 1B		0-0 F9 SF8 2B		0-0 6-3		4	2	3	1	0	0	0						
Mike Davis, L (1, 9) OBP: 0.330, SLG: 0.495	0-3 K		0-0 G1-6-3		0-0 F9			0-0 4-3		4	0	0	0	0	1	3						
Dwayne Murphy, L (1, 8) OBP: 0.405, SLG: 0.320	0-0 F7		4-0 BB		0-0 SF8			0-0 3-1		2	0	0	1	1	0	0						
Tony Phillips, S (1, 5) OBP: 0.357, SLG: 0.391	4-0 BB		0-3 K		0-0 F7			0-0 L4		3	0	0	0	1	1	2						
Mickey Tettleton, S (1, 2) OBP: 0.304, SLG: 0.352	0-3 K			0-0 3-1			0-0 F8			3	0	0	0	0	1	1						
Alfredo Griffin, S (1, 6) OBP: 0.314, SLG: 0.351			0-0 F7		0-0 1B 2B			0-0 L3		3	1	1	0	0	0	0						
Inning Stats	R: 0 E: 0 K: 2 S: 7	H: 0 LOB: 0 BB: 0 P: 7	R: 1 E: 0 K: 2 S: 8	H: 1 LOB: 1 BB: 1 P: 12	R: 0 E: 0 K: 0 S: 3	H: 0 LOB: 0 BB: 0 P: 3	R: 0 E: 0 K: 1 S: 5	H: 1 LOB: 2 BB: 1 P: 10	R: 1 E: 0 K: 0 S: 5	H: 2 LOB: 1 BB: 0 P: 5	R: 1 E: 0 K: 0 S: 4	H: 1 LOB: 0 BB: 0 P: 4	R: 0 E: 0 K: 0 S: 3	H: 0 LOB: 0 BB: 0 P: 3	R: 0 E: 0 K: 0 S: 5	H: 0 LOB: 0 BB: 0 P: 5	R: 0 E: 0 K: 0 S: 3	H: 0 LOB: 0 BB: 0 P: 3	1B: 2 2B: 2 HR: 1	SF: 1 SAC: 0 HBP: 1	WP: 0 PB: 0 SB: 0 CS: 0	PA: 34
PITCHER Dave Stieb, R (1, 1) ERA: 3.82	IP: 9.0 WLS: L BF: 34 H: 5 R: 3 ER: 3 SO: 6 BB: 2 IBB: 0 HBP: 1 BLK: 0 WP: 0 HR: 1 S: 43 P: 52 ERA: 3.00 WHIP: 0.778															PITCHER						

Oakland Athletics @ Toronto Blue Jays
Exhibition Stadium, Toronto, ON
Fri Aug 28 1987, 7:05 PM EDT
Att: 32,256 - Unknown

AB 30
R 3
H 5
RBI 3
BB 2
SO 6
LOB 8



Batter	1	2	3	4	5	6	7	8	9	AB	R	H	RBI	BB	SO	LOB	BOTTOM					
Nelson Liriano, S (1, 4) OBP: 0.357, SLG: 0.182	0-0 F8		0-0 SH1-3		4-0 BB 1B BB		0-0 F8		0-0 F6	3	1	0	0	1	0	0						
Lloyd Moseby, L (1, 8) OBP: 0.345, SLG: 0.455	0-3 K		0-3 K		4-0 1B BB		0-0 F7			3	0	0	0	1	2	2						
Tony Fernandez, S (1, 6) OBP: 0.385, SLG: 0.439	4-0 FC5-4 BB		0-0 F9		0-0 WP 1B			0-0 1B 1B		3	0	2	1	1	0	1						
George Bell, R (1, 7) OBP: 0.344, SLG: 0.617	0-0 FC5-4		2-3 3H		0-0 F7		0-0 F8		0-0 F7	4	0	0	0	0	0	4						
Ernie Whitt, L (1, 2) OBP: 0.345, SLG: 0.430		0-0 G4-6-3 1B		0-0 1B		0-0 F9		0-0 F8		4	0	2	0	0	0	1						
Rance Mulliniks, L (1, 5) OBP: 0.356, SLG: 0.463 Kelly Gruber, R (8, FR) (9, 5) OBP: 0.278, SLG: 0.399		0-0 G4-6-3		0-3 K		0-0 4-3		0-0 1B		4	0	1	0	0	1	2						
Rick Leach, L (1, 9) OBP: 0.387, SLG: 0.399	0-3 K		0-0 6-3		0-0 E4		0-0 G3			4	0	0	0	0	1	3						
Fred McGriff, L (1, 10) OBP: 0.391, SLG: 0.544			0-0 SH1-3 WP 2B		0-0 4-3		0-3 K		0-0 F6	4	1	1	0	0	1	1						
Willie Upshaw, L (1, 3) OBP: 0.316, SLG: 0.396		4-0 WP SH1-3 BB		0-0 L3		0-0 F4		0-3 K		3	0	0	0	1	1	0						
Inning Stats	R: 0 E: 0 K: 1 S: 5	H: 0 LOB: 1 BB: 1 P: 9	R: 0 E: 0 K: 1 S: 5	H: 1 LOB: 0 BB: 0 P: 5	R: 1 E: 0 K: 1 S: 6	H: 1 LOB: 1 BB: 1 P: 10	R: 0 E: 0 K: 1 S: 6	H: 1 LOB: 1 BB: 0 P: 6	R: 1 E: 0 K: 0 S: 4	H: 1 LOB: 2 BB: 2 P: 12	R: 0 E: 1 K: 1 S: 6	H: 0 LOB: 1 BB: 0 P: 6	R: 0 E: 0 K: 0 S: 3	H: 0 LOB: 0 BB: 0 P: 3	R: 0 E: 0 K: 0 S: 5	H: 2 LOB: 2 BB: 0 P: 5	R: 0 E: 0 K: 1 S: 5	H: 0 LOB: 0 BB: 0 P: 5	1B: 5 2B: 1 3B: 0 HR: 0	SF: 0 SAC: 1 DP: 1 HBP: 0	WP: 2 PB: 0 SB: 0 CS: 0	PA: 37
PITCHER Dave Stewart, R (1, 1) ERA: 3.59 Dennis Eckersley, R (8, 1) ERA: 2.86	IP: 7.2 WLS: W BF: 33 H: 7 R: 2 ER: 2 SO: 5 BB: 4 IBB: 0 HBP: 0 BLK: 0 WP: 0 HR: 0 S: 39 P: 55 ERA: 2.35 WHIP: 1.304															PITCHER						

Oakland Athletics @ Toronto Blue Jays
Exhibition Stadium, Toronto, ON
Fri Aug 28 1987, 7:05 PM EDT
Att: 32,256 - Unknown

AB 32
R 2
H 6
RBI 1
BB 4
SO 6
LOB 14



Batter	1	2	3	4	5	6	7	8	9	10	AB	R	H	RBI	BB	SO	LOB									
Luis Polonia, L (1, 7) OBP: 0.328, SLG: 0.414											6	1	3	0	0	0	3									
Tony Bernazard, S (1, 4) OBP: 0.335, SLG: 0.421											5	0	0	0	0	0	5									
Jose Canseco, R (1, 10) OBP: 0.319, SLG: 0.498											4	1	0	0	1	1	1									
Carney Lansford, R (1, 5) OBP: 0.378, SLG: 0.477											2	1	1	3	1	0	1									
Tony Phillips, S (5, 5) OBP: 0.354, SLG: 0.388											2	0	0	0	0	1	0									
Dwayne Murphy, L (1, 8) OBP: 0.413, SLG: 0.328											3	1	2	0	1	0	0									
Steve Henderson, R (7, PR) OBP: 0.366, SLG: 0.487											1	0	0	0	0	1	0									
Mark McGwire, R (1, 3) OBP: 0.361, SLG: 0.605											3	2	2	2	2	0	0									
Mike Davis, L (1, 9) OBP: 0.328, SLG: 0.491											5	0	1	0	0	1	3									
Mickey Tettleton, S (1, 2) OBP: 0.306, SLG: 0.349											4	0	1	1	1	0	3									
Alfredo Griffin, S (1, 6) OBP: 0.315, SLG: 0.359											4	0	2	0	0	0	1									
Inning Stats	R: 5 E: 0 K: 1 S: 9	H: 4 LOB: 1 BB: 2 P: 17	R: 0 E: 0 K: 0 S: 4	H: 1 LOB: 1 BB: 0 P: 7	R: 0 E: 0 K: 0 S: 3	H: 0 LOB: 0 BB: 0 P: 3	R: 0 E: 0 K: 0 S: 4	H: 1 LOB: 1 BB: 0 P: 4	R: 0 E: 0 K: 1 S: 5	H: 0 LOB: 2 BB: 1 P: 13	R: 0 E: 0 K: 0 S: 3	H: 0 LOB: 1 BB: 1 P: 7	R: 0 E: 0 K: 1 S: 7	H: 2 LOB: 3 BB: 1 P: 11	R: 0 E: 0 K: 0 S: 3	H: 1 LOB: 0 BB: 0 P: 3	R: 0 E: 0 K: 1 S: 5	H: 0 LOB: 0 BB: 0 P: 5	R: 1 E: 0 K: 0 S: 5	H: 2 LOB: 1 BB: 0 P: 5	1B: 6 2B: 1 3B: 3 HR: 2	SF: 0 SAC: 1 DP: 0 HBP: 0	WP: 1 PB: 0 SB: 0 CS: 1	PA: 46		
PITCHER	IP WLS BF H R ER SO BB IBB HBP BLK WP HR S P ERA WHIP	IP WLS BF H R ER SO BB IBB HBP BLK WP HR S P ERA WHIP	IP WLS BF H R ER SO BB IBB HBP BLK WP HR S P ERA WHIP	IP WLS BF H R ER SO BB IBB HBP BLK WP HR S P ERA WHIP	IP WLS BF H R ER SO BB IBB HBP BLK WP HR S P ERA WHIP	IP WLS BF H R ER SO BB IBB HBP BLK WP HR S P ERA WHIP	IP WLS BF H R ER SO BB IBB HBP BLK WP HR S P ERA WHIP	IP WLS BF H R ER SO BB IBB HBP BLK WP HR S P ERA WHIP	IP WLS BF H R ER SO BB IBB HBP BLK WP HR S P ERA WHIP	IP WLS BF H R ER SO BB IBB HBP BLK WP HR S P ERA WHIP	IP WLS BF H R ER SO BB IBB HBP BLK WP HR S P ERA WHIP	IP WLS BF H R ER SO BB IBB HBP BLK WP HR S P ERA WHIP	IP WLS BF H R ER SO BB IBB HBP BLK WP HR S P ERA WHIP	IP WLS BF H R ER SO BB IBB HBP BLK WP HR S P ERA WHIP	IP WLS BF H R ER SO BB IBB HBP BLK WP HR S P ERA WHIP	IP WLS BF H R ER SO BB IBB HBP BLK WP HR S P ERA WHIP	IP WLS BF H R ER SO BB IBB HBP BLK WP HR S P ERA WHIP	IP WLS BF H R ER SO BB IBB HBP BLK WP HR S P ERA WHIP	IP WLS BF H R ER SO BB IBB HBP BLK WP HR S P ERA WHIP	IP WLS BF H R ER SO BB IBB HBP BLK WP HR S P ERA WHIP	IP WLS BF H R ER SO BB IBB HBP BLK WP HR S P ERA WHIP	IP WLS BF H R ER SO BB IBB HBP BLK WP HR S P ERA WHIP	IP WLS BF H R ER SO BB IBB HBP BLK WP HR S P ERA WHIP	IP WLS BF H R ER SO BB IBB HBP BLK WP HR S P ERA WHIP	IP WLS BF H R ER SO BB IBB HBP BLK WP HR S P ERA WHIP	IP WLS BF H R ER SO BB IBB HBP BLK WP HR S P ERA WHIP

TOP

Oakland Athletics @ Toronto Blue Jays
Exhibition Stadium, Toronto, ON
Sat Aug 29 1987, 3:33 AM EDT
Att: 42,388 - Unknown

livebaseballscorecards.com

AB 39
R 6
H 12
RBI 6
BB 6
SO 4
LOB 17

Batter	1	2	3	4	5	6	7	8	9	10	AB	R	H	RBI	BB	SO	LOB									
Nelson Liriano, S (1, 4) OBP: 0.333, SLG: 0.200											4	0	1	0	0	2	0									
Lloyd Moseby, L (1, 8) OBP: 0.348, SLG: 0.455											2	1	1	0	0	0	0									
Jesse Barfield, R (5, 8) OBP: 0.321, SLG: 0.455											3	0	0	0	0	2	2									
Tony Fernandez, S (1, 6) OBP: 0.367, SLG: 0.440											5	0	3	2	0	0	1									
Garth Iorg, R (9, PR) OBP: 0.275, SLG: 0.297											0	0	0	0	0	0	0									
George Bell, R (1, 7) OBP: 0.342, SLG: 0.612											4	1	0	0	1	1	4									
Ernie Whitt, L (1, 2) OBP: 0.340, SLG: 0.424											5	0	0	0	0	2	1									
Willie Upshaw, L (1, 3) OBP: 0.315, SLG: 0.394											2	0	0	0	0	1	0									
Cecil Fielder, R (6, PH) OBP: 0.369, SLG: 0.572											0	0	0	0	2	0	0									
Charlie Moore, R (7, 3) OBP: 0.296, SLG: 0.368											1	0	0	0	0	1	0									
Fred McGriff, L (1, 10) OBP: 0.391, SLG: 0.542											1	0	0	0	1	0	0									
Juan Beniquez, R (6, PH) OBP: 0.303, SLG: 0.384											0	0	0	0	0	0	0									
Rance Mulliniks, L (6, PH) OBP: 0.352, SLG: 0.458											3	0	0	0	0	3	3									
Rick Leach, L (1, 9) OBP: 0.390, SLG: 0.408											4	1	2	1	0	0	2									
Kelly Gruber, R (1, 5) OBP: 0.280, SLG: 0.408											3	2	1	2	1	1	2									
Inning Stats	R: 0 E: 0 K: 2 S: 8	H: 1 LOB: 1 BB: 0 P: 8	R: 0 E: 0 K: 1 S: 5	H: 0 LOB: 0 BB: 1 P: 9	R: 1 E: 0 K: 1 S: 7	H: 2 LOB: 1 BB: 0 P: 7	R: 0 E: 0 K: 0 S: 3	H: 0 LOB: 0 BB: 0 P: 3	R: 2 E: 0 K: 1 S: 7	H: 2 LOB: 2 BB: 0 P: 7	R: 1 E: 0 K: 3 S: 10	H: 1 LOB: 1 BB: 2 P: 18	R: 0 E: 0 K: 1 S: 6	H: 1 LOB: 1 BB: 0 P: 6	R: 0 E: 0 K: 2 S: 7	H: 0 LOB: 1 BB: 1 P: 11	R: 0 E: 0 K: 0 S: 4	H: 1 LOB: 1 BB: 1 P: 8	R: 0 E: 0 K: 2 S: 7	H: 0 LOB: 0 BB: 0 P: 7	1B: 6 2B: 1 3B: 0 HR: 1	SF: 0 SAC: 1 DP: 0 HBP: 0	WP: 0 PB: 1 SB: 2 CS: 0	PA: 43		
PITCHER	IP WLS BF H R ER SO BB IBB HBP BLK WP HR S P ERA WHIP	IP WLS BF H R ER SO BB IBB HBP BLK WP HR S P ERA WHIP	IP WLS BF H R ER SO BB IBB HBP BLK WP HR S P ERA WHIP	IP WLS BF H R ER SO BB IBB HBP BLK WP HR S P ERA WHIP	IP WLS BF H R ER SO BB IBB HBP BLK WP HR S P ERA WHIP	IP WLS BF H R ER SO BB IBB HBP BLK WP HR S P ERA WHIP	IP WLS BF H R ER SO BB IBB HBP BLK WP HR S P ERA WHIP	IP WLS BF H R ER SO BB IBB HBP BLK WP HR S P ERA WHIP	IP WLS BF H R ER SO BB IBB HBP BLK WP HR S P ERA WHIP	IP WLS BF H R ER SO BB IBB HBP BLK WP HR S P ERA WHIP	IP WLS BF H R ER SO BB IBB HBP BLK WP HR S P ERA WHIP	IP WLS BF H R ER SO BB IBB HBP BLK WP HR S P ERA WHIP	IP WLS BF H R ER SO BB IBB HBP BLK WP HR S P ERA WHIP	IP WLS BF H R ER SO BB IBB HBP BLK WP HR S P ERA WHIP	IP WLS BF H R ER SO BB IBB HBP BLK WP HR S P ERA WHIP	IP WLS BF H R ER SO BB IBB HBP BLK WP HR S P ERA WHIP	IP WLS BF H R ER SO BB IBB HBP BLK WP HR S P ERA WHIP	IP WLS BF H R ER SO BB IBB HBP BLK WP HR S P ERA WHIP	IP WLS BF H R ER SO BB IBB HBP BLK WP HR S P ERA WHIP	IP WLS BF H R ER SO BB IBB HBP BLK WP HR S P ERA WHIP	IP WLS BF H R ER SO BB IBB HBP BLK WP HR S P ERA WHIP	IP WLS BF H R ER SO BB IBB HBP BLK WP HR S P ERA WHIP	IP WLS BF H R ER SO BB IBB HBP BLK WP HR S P ERA WHIP	IP WLS BF H R ER SO BB IBB HBP BLK WP HR S P ERA WHIP	IP WLS BF H R ER SO BB IBB HBP BLK WP HR S P ERA WHIP	IP WLS BF H R ER SO BB IBB HBP BLK WP HR S P ERA WHIP

BOTTOM

Oakland Athletics @ Toronto Blue Jays
Exhibition Stadium, Toronto, ON
Sat Aug 29 1987, 3:33 AM EDT
Att: 42,388 - Unknown

livebaseballscorecards.com

AB 37
R 5
H 8
RBI 5
BB 5
SO 13
LOB 15

Batter	1	2	3	4	5	6	7	8	9	AB	R	H	RBI	BB	SO	LOB	TOP			
Luis Polonia, L OBP: 0.327, SLG: 0.412	(1,8) X G3		X 0-0 F9 1B	X 0-0 G1			X 0-3 K			4	1	1	0	0	1	2				
Tony Bernazard, S OBP: 0.332, SLG: 0.418 Mickey Tettleton, S OBP: 0.306, SLG: 0.349	(1,4) X F8		X 0-0 SF8		X 0-0 F8		X 0-0 4-3			3	0	0	1	0	0	0				
Jose Canseco, R OBP: 0.318, SLG: 0.496 Dennis Lamp, R	(1,7) S K		X 3-H F9		X 0-0 F8		X 0-0 G6-3 1B			4	0	1	0	0	1	1				
Carney Lansford, R OBP: 0.379, SLG: 0.478 Mike Gallego, R OBP: 0.336, SLG: 0.330		X 0-0 2B 1B	X 0-0 2H 1B		X 0-0 F9		X 0-0 G6-3			4	1	2	1	0	0	1				
Reggie Jackson, L OBP: 0.285, SLG: 0.397 Dwayne Murphy, L OBP: 0.414, SLG: 0.326		X 0-0 P6-4 1H 2B	X 0-0 F2		X 4-0 CS BB		X 0-3 K			1	0	1	1	0	0	0				
Mark McGwire, R OBP: 0.360, SLG: 0.604		X 0-0 P6-4 2B			X 0-0 F7		X 0-0 F6			4	0	0	0	0	0	2				
Mike Davis, L OBP: 0.325, SLG: 0.486	(1,10) X P6-4 2-3f				X 0-0 F4		X 0-0 F8			4	0	2	0	0	1	1				
Tony Phillips, S OBP: 0.356, SLG: 0.393	(1,5) X 2B		X 2B 1B		X 0-0 F8		X 0-3 K			3	0	1	0	0	1	1				
Terry Steinbach, R OBP: 0.348, SLG: 0.468	(1,2) X 6-3		X 1-3 2B		X 0-3 K		X 0-3 K			3	1	1	0	0	1	2				
Alfredo Griffin, S OBP: 0.315, SLG: 0.361 Steve Henderson, R OBP: 0.366, SLG: 0.487	(1,6) X SF8 2B				X 0-0 F7		X 0-3 K			0	0	0	0	0	0	0				
Inning Stats	R: 0 E: 0 K: 1 S: 5	H: 0 LOB: 0 BB: 0 P: 5	R: 1 E: 0 K: 0 S: 5	H: 3 LOB: 1 BB: 0 P: 5	R: 2 E: 0 K: 0 S: 6	H: 3 LOB: 1 BB: 0 P: 6	R: 0 E: 0 K: 0 S: 5	H: 2 LOB: 2 BB: 0 P: 5	R: 0 E: 0 K: 0 S: 3	H: 0 LOB: 0 BB: 1 P: 3	R: 0 E: 0 K: 3 S: 9	H: 0 LOB: 0 BB: 0 P: 9	R: 0 E: 0 K: 0 S: 3	H: 1 LOB: 0 BB: 0 P: 3	R: 0 E: 0 K: 2 S: 7	H: 0 LOB: 0 BB: 0 P: 7	1B: 5 2B: 5 3B: 0 HR: 0	SF: 1 SAC: 0 DP: 2 HBP: 0	WP: 0 PB: 0 SB: 0 CS: 1	PA: 34
PITCHER	IP WLS BF H R ER SO BB IBB HBP BLK WP HR S P ERA WHIP																			
Jim Clancy, R ERA: 3.62	(1,1) 8.0 W 31 9 3 3 4 1 0 0 0 0 0 0 38 42 3.38 1.250																			
Tom Henke, R ERA: 2.52	(9,1) 1.0 3 0 0 0 2 0 0 0 0 0 0 0 7 7 0.00 0.000																			

Oakland Athletics @ Toronto Blue Jays
Exhibition Stadium, Toronto, ON
Sun Aug 30 1987, 3:33 AM EDT
Att: 38,211 - Unknown

AB	32
R	3
H	9
RBI	3
BB	1
SO	6
LOB	11



Batter	1	2	3	4	5	6	7	8	9	AB	R	H	RBI	BB	SO	LOB	BOTTOM			
Nelson Liriano, S OBP: 0.333, SLG: 0.381	(1,4) X F4	X 0-0 G1-4-3			X 0-0 3-1		X 0-0 BB 1B	X 0-0 G3		6	2	2	3	0	0	4				
Rick Leach, L OBP: 0.386, SLG: 0.400 Lloyd Moseby, L OBP: 0.347, SLG: 0.456	(1,9) X F8		X 0-0 6-3		X 0-0 4-3		X 0-0 HR BB 1B			3	0	0	0	1	0	0				
Tony Fernandez, S OBP: 0.366, SLG: 0.438 Garth Iorg, R OBP: 0.275, SLG: 0.297	(1,6) X F4		X 0-0 5-3		X 0-0 1B		X 0-0 E4 HR F7			5	1	1	0	0	0	2				
George Bell, R OBP: 0.345, SLG: 0.626 Charlie Moore, R OBP: 0.296, SLG: 0.368	(1,7) X 5-3		X 0-0 2B		X 0-0 F8		X 0-0 HR HR			5	2	3	4	0	0	1				
Ernie Whitt, L OBP: 0.341, SLG: 0.435	(1,2) X 3B 2B		X 0-0 4-3		X 0-3 K		X 0-0 HR K			5	2	2	1	0	2	1				
Jesse Barfield, R OBP: 0.323, SLG: 0.463	(1,8) X E5 3B		X 0-0 HR		X 0-0 1B 1B		X 0-0 6-3 1B 1B			5	3	3	1	0	0	2				
Fred McGriff, L OBP: 0.366, SLG: 0.535 Cecil Fielder, R OBP: 0.370, SLG: 0.571	(1,10) X F7		X 0-3 K		X 0-3 K		X 0-0 FC3-6 1B 1B			3	0	0	0	0	2	3				
Rance Mulliniks, L OBP: 0.355, SLG: 0.468 Kelly Gruber, R OBP: 0.285, SLG: 0.412	(1,5) X 1H 2H 3B		X 0-0 4-3		X 0-0 K		X 0-0 BB HR 1B			3	0	2	2	0	0	0				
Willie Upshaw, L OBP: 0.316, SLG: 0.391	(1,3) X F7		X 0-0 K		X 0-3 K		X 4-0 HR BB			3	1	0	0	2	1	4				
Inning Stats	R: 0 E: 0 K: 0 S: 3	H: 0 LOB: 0 BB: 0 P: 3	R: 2 E: 1 K: 0 S: 6	H: 2 LOB: 2 BB: 1 P: 10	R: 0 E: 0 K: 0 S: 4	H: 1 LOB: 1 BB: 0 P: 4	R: 1 E: 0 K: 1 S: 6	H: 1 LOB: 0 BB: 0 P: 6	R: 0 E: 0 K: 0 S: 4	H: 1 LOB: 1 BB: 0 P: 4	R: 0 E: 0 K: 3 S: 11	H: 2 LOB: 2 BB: 0 P: 11	R: 8 E: 1 K: 1 S: 12	H: 6 LOB: 1 BB: 2 P: 20	R: 2 E: 0 K: 1 S: 9	H: 4 LOB: 2 BB: 0 P: 9	1B: 9 2B: 2 3B: 1 HR: 5	SF: 0 SAC: 0 DP: 0 HBP: 0	WP: 0 PB: 0 SB: 0 CS: 0	PA: 46
PITCHER	IP WLS BF H R ER SO BB IBB HBP BLK WP HR S P ERA WHIP																			
Jose Rijo, R ERA: 5.94	(1,1) 6.0 L 32 10 9 6 4 2 0 0 0 0 0 1 38 46 9.00 2.000																			
Dave Leiper, L ERA: 3.79	(7,1) 1.0 7 3 2 2 1 1 0 0 0 0 0 1 8 12 18.00 4.000																			
Dennis Lamp, R ERA: 4.36	(8,1) 1.0 7 4 2 2 1 0 0 0 0 0 0 1 9 9 18.00 4.000																			
Dennis Lamp, R ERA: 4.36	(8,1) 1.0 7 4 2 2 1 0 0 0 0 0 0 1 9 9 18.00 4.000																			

Oakland Athletics @ Toronto Blue Jays
Exhibition Stadium, Toronto, ON
Sun Aug 30 1987, 3:33 AM EDT
Att: 38,211 - Unknown

AB	43
R	13
H	17
RBI	12
BB	3
SO	6
LOB	18



Batter	1	2	3	4	5	6	7	8	9	10	AB	R	H	RBI	BB	SO	LOB	TOP	
Brian Downing, R OBP: 0.388, SLG: 0.479 (1, 10)	3-1		1B BB		F9	5-3			FC6-2 BB		3	0	0	0	2	0	1		
Dick Schofield, R OBP: 0.308, SLG: 0.364 (1, 6)	F9		FC6-4 1B		5-3 1B		1-3		FC6-2		5	0	2	0	0	0	2		
Doug DeCinces, R OBP: 0.346, SLG: 0.405 (1, 5)	5-3		K		5-3		K		4-3		5	0	0	0	0	2	5		
George Hendrick, R OBP: 0.322, SLG: 0.423 Ruppert Jones, L OBP: 0.301, SLG: 0.431 (7, 7)		4-3	FC6-4 1-2f		6-3		K			G4-6-3 1B	3	0	0	0	0	0	3		
Devon White, S OBP: 0.305, SLG: 0.453 (9, 9)		B5-3			4-3		WP 1B		K		5	1	1	0	0	1	1		
Johnny Ray, S OBP: 0.335, SLG: 0.366 (1, 4)		2B 1B			G3 1B		E BB G5-4-3 1B		L9		5	2	3	1	0	0	1		
Wally Joyner, L OBP: 0.372, SLG: 0.538 (1, 3)		1B 2B			G3 1B		G5-4-3 E BB		F9		3	0	2	1	1	0	0		
Tony Armas, R OBP: 0.194, SLG: 0.417 Bill Buckner, L OBP: 0.307, SLG: 0.345 Gary Pettis, S OBP: 0.300, SLG: 0.260 (9, 8)		L3			G3		E5 G5-4-3		SH1-4 S FC6-2 1B		3	0	0	0	0	0	5		
Bob Boone, R OBP: 0.314, SLG: 0.322 (1, 2)					1-3		G5-4-3		SH1-4		3	0	0	0	0	0	4		
Inning Stats	R: 0 E: 0 K: 0 S: 3	H: 0 LOB: 0 BB: 0 P: 3	R: 1 E: 0 K: 0 S: 5	H: 2 LOB: 1 BB: 0 P: 5	R: 0 E: 0 K: 1 S: 6	H: 1 LOB: 2 BB: 1 P: 10	R: 0 E: 0 K: 0 S: 5	H: 2 LOB: 2 BB: 0 P: 5	R: 0 E: 0 K: 2 S: 7	H: 0 LOB: 0 BB: 0 P: 7	R: 0 E: 0 K: 1 S: 5	H: 0 LOB: 0 BB: 0 P: 5	R: 0 E: 0 K: 0 S: 4	H: 1 LOB: 2 BB: 1 P: 8	R: 0 E: 0 K: 0 S: 3	H: 1 LOB: 0 BB: 0 P: 3	1B: 9 2B: 1 3B: 0 HR: 0	SF: 0 SAC: 1 DP: 2 HBP: 0	WP: 1 PA: 42
PITCHER	IP WLS BF H R ER SO BB IBB HBP BLK WP HR S P ERA WHIP	IP WLS BF H R ER SO BB IBB HBP BLK WP HR S P ERA WHIP	IP WLS BF H R ER SO BB IBB HBP BLK WP HR S P ERA WHIP	IP WLS BF H R ER SO BB IBB HBP BLK WP HR S P ERA WHIP	IP WLS BF H R ER SO BB IBB HBP BLK WP HR S P ERA WHIP	IP WLS BF H R ER SO BB IBB HBP BLK WP HR S P ERA WHIP	IP WLS BF H R ER SO BB IBB HBP BLK WP HR S P ERA WHIP	IP WLS BF H R ER SO BB IBB HBP BLK WP HR S P ERA WHIP	IP WLS BF H R ER SO BB IBB HBP BLK WP HR S P ERA WHIP	IP WLS BF H R ER SO BB IBB HBP BLK WP HR S P ERA WHIP	IP WLS BF H R ER SO BB IBB HBP BLK WP HR S P ERA WHIP	IP WLS BF H R ER SO BB IBB HBP BLK WP HR S P ERA WHIP	IP WLS BF H R ER SO BB IBB HBP BLK WP HR S P ERA WHIP	IP WLS BF H R ER SO BB IBB HBP BLK WP HR S P ERA WHIP	IP WLS BF H R ER SO BB IBB HBP BLK WP HR S P ERA WHIP	IP WLS BF H R ER SO BB IBB HBP BLK WP HR S P ERA WHIP	IP WLS BF H R ER SO BB IBB HBP BLK WP HR S P ERA WHIP	IP WLS BF H R ER SO BB IBB HBP BLK WP HR S P ERA WHIP	IP WLS BF H R ER SO BB IBB HBP BLK WP HR S P ERA WHIP
Jimmy Key, L ERA: 2.95 Mark Eichhorn, R ERA: 3.69 Jeff Musselman, L ERA: 4.06																			

California Angels @ Toronto Blue Jays
Exhibition Stadium, Toronto, ON
Tue Sep 01 1987, 7:05 PM EDT
Att: 31,101 - Unknown

AB	38
R	3
H	10
RBI	2
BB	3
SO	4
LOB	22



Batter	1	2	3	4	5	6	7	8	9	10	AB	R	H	RBI	BB	SO	LOB	BOTTOM			
Nelson Liriano, S OBP: 0.323, SLG: 0.357 (1, 4)	K	F3		F6			E8 1B		FC4-6 S		5	0	1	0	0	1	3				
Lloyd Moseby, L OBP: 0.345, SLG: 0.452 (1, 8)	K			FC4-6 1B		F7		K		K	5	0	1	0	0	3	2				
Tony Fernandez, S OBP: 0.346, SLG: 0.441 Kelly Gruber, R OBP: 0.283, SLG: 0.409 (1, 6)	BB 2B			FC4-6 1-2f		F7		F8		FC1-5 1B	5	1	2	0	0	0	2				
George Bell, R OBP: 0.346, SLG: 0.621 Rob Ducey, L OBP: 0.351, SLG: 0.179 (9, 7)	BB 2B			F9		F3		1B		FC1-5 2B 1B	3	1	1	0	1	0	1				
Ernie Whitt, L OBP: 0.342, SLG: 0.430 (1, 2)	2B BB			L8		F7		F8		FC1-5 2B	4	0	0	0	1	0	4				
Jesse Barfield, R OBP: 0.325, SLG: 0.468 (1, 9)	2B			F8		5-3		G4-6-3 1B			5	0	3	3	0	0	0				
Rance Mulliniks, L OBP: 0.357, SLG: 0.469 (1, 5)	F7			FC5-4 1B		F7		G4-6-3 1-2f			4	0	1	0	0	0	4				
Rick Leach, L OBP: 0.387, SLG: 0.400 (1, 10)		G3		FC5-4 1B		1-3		6-3			4	0	1	0	0	0	0				
Willie Upshaw, L OBP: 0.317, SLG: 0.389 (1, 3)	F6			FC5-4 1-2f 2-3		1B E BB		FC4-6 BB			2	1	0	0	2	0	2				
Inning Stats	R: 2 E: 0 K: 2 S: 9	H: 2 LOB: 2 BB: 2 P: 17	R: 0 E: 0 K: 0 S: 3	H: 0 LOB: 0 BB: 0 P: 3	R: 0 E: 0 K: 0 S: 4	H: 1 LOB: 1 BB: 0 P: 4	R: 0 E: 0 K: 0 S: 5	H: 2 LOB: 2 BB: 0 P: 5	R: 0 E: 0 K: 0 S: 3	H: 0 LOB: 0 BB: 0 P: 3	R: 1 E: 1 K: 1 S: 6	H: 1 LOB: 1 BB: 1 P: 10	R: 0 E: 0 K: 0 S: 4	H: 2 LOB: 2 BB: 0 P: 4	R: 0 E: 0 K: 1 S: 5	H: 0 LOB: 1 BB: 1 P: 9	R: 1 E: 0 K: 0 S: 4	H: 3 LOB: 2 BB: 0 P: 4	1B: 8 2B: 3 3B: 0 HR: 0	SF: 0 SAC: 0 DP: 1 HBP: 0	WP: 0 PA: 42
PITCHER	IP WLS BF H R ER SO BB IBB HBP BLK WP HR S P ERA WHIP	IP WLS BF H R ER SO BB IBB HBP BLK WP HR S P ERA WHIP	IP WLS BF H R ER SO BB IBB HBP BLK WP HR S P ERA WHIP	IP WLS BF H R ER SO BB IBB HBP BLK WP HR S P ERA WHIP	IP WLS BF H R ER SO BB IBB HBP BLK WP HR S P ERA WHIP	IP WLS BF H R ER SO BB IBB HBP BLK WP HR S P ERA WHIP	IP WLS BF H R ER SO BB IBB HBP BLK WP HR S P ERA WHIP	IP WLS BF H R ER SO BB IBB HBP BLK WP HR S P ERA WHIP	IP WLS BF H R ER SO BB IBB HBP BLK WP HR S P ERA WHIP	IP WLS BF H R ER SO BB IBB HBP BLK WP HR S P ERA WHIP	IP WLS BF H R ER SO BB IBB HBP BLK WP HR S P ERA WHIP	IP WLS BF H R ER SO BB IBB HBP BLK WP HR S P ERA WHIP	IP WLS BF H R ER SO BB IBB HBP BLK WP HR S P ERA WHIP	IP WLS BF H R ER SO BB IBB HBP BLK WP HR S P ERA WHIP	IP WLS BF H R ER SO BB IBB HBP BLK WP HR S P ERA WHIP	IP WLS BF H R ER SO BB IBB HBP BLK WP HR S P ERA WHIP	IP WLS BF H R ER SO BB IBB HBP BLK WP HR S P ERA WHIP	IP WLS BF H R ER SO BB IBB HBP BLK WP HR S P ERA WHIP	IP WLS BF H R ER SO BB IBB HBP BLK WP HR S P ERA WHIP		
Mike Witt, R ERA: 3.8																					

California Angels @ Toronto Blue Jays
Exhibition Stadium, Toronto, ON
Tue Sep 01 1987, 7:05 PM EDT
Att: 31,101 - Unknown

AB	38
R	4
H	11
RBI	3
BB	4
SO	4
LOB	18



Batter	1	2	3	4	5	6	7	8	9	10	AB	R	H	RBI	BB	SO	LOB
Mickey Brantley, R OBP: 0.322, SLG: 0.440	(1, 8) 0-3 K		(1, 0) F4		(4, 0) BB S BB		(4, 0) BB E BB	(4, 0) 4-3 S BB		(1, 0) F8	4	1	1	0	2	1	0
Phil Bradley, R OBP: 0.382, SLG: 0.480	(1, 7) 0-0 E S 1B		(1, 0) 1-3		(1, 2) K		(4, 0) BB E BB	(4, 0) 4-3			4	1	1	0	1	1	3
Alvin Davis, L OBP: 0.388, SLG: 0.521	(1, 3) 0-3 K		(1, 0) 4-3		(4, 0) FC6-5 BB BB		(4, 0) F8	(4, 0) 3-1			4	0	0	0	1	1	4
Ken Phelps, L OBP: 0.408, SLG: 0.560	(1, 10) 4-0 BB BB				(4, 0) HR		(4, 0) E BB		(4, 0) G3 SH1-4		1	1	1	2	2	0	0
Gary Matthews, R OBP: 0.347, SLG: 0.379	(7, PH) 0-0 BB				(1, 2) 2-3 3-4		(1, 2) 2-3 BB		(4, 0) SH1-4		0	0	0	0	1	0	0
Domingo Ramos, R OBP: 0.312, SLG: 0.382	(7, PR) 0-0 BB				(2, 3) 2-3		(1, 3) 2-3 SH		(1, 2) 2-3		1	0	1	0	0	0	0
Jim Presley, R OBP: 0.226, SLG: 0.434	(1, 5) 0-0 1-3				(0, 0) F9		(0, 0) FC6-5		(4, 0) E7		4	0	1	2	0	0	5
Mike Kinsay, L OBP: 0.227, SLG: 0.458	(1, 9) 0-0				(0, 0) F6		(0, 0) G5-4-3		(4, 0) G3		3	0	2	0	0	0	0
John Christensen, R OBP: 0.310, SLG: 0.372	(7, PH) 0-0				(0, 0) FC1-6 2B		(0, 0) 1B		(2, 3) 2-3		0	0	0	0	0	0	0
Scott Bradley, L OBP: 0.308, SLG: 0.377	(7, PH) 0-0				(0, 0) P3		(0, 0) G5-4-3		(0, 3) K		1	0	0	0	1	0	1
Dave Valle, R OBP: 0.312, SLG: 0.494	(1, 2) 0-0				(0, 0) FC1-6		(0, 0) 1B		(0, 3) K		5	0	0	0	0	2	6
Rey Quinones, R OBP: 0.309, SLG: 0.380	(1, 6) 0-3				(0, 3) K		(0, 0) 6-3		(0, 3) K		5	0	0	0	0	3	4
Harold Reynolds, S OBP: 0.338, SLG: 0.394	(1, 4) 0-0				(0, 0) F9		(0, 0) E S BB		(0, 3) K		5	2	2	0	0	1	1

Inning Stats	R: 0	H: 1	R: 0	H: 1	R: 0	H: 0	R: 1	H: 1	R: 1	H: 1	R: 0	H: 1	R: 3	H: 3	R: 0	H: 0	R: 0	H: 1	R: 0	H: 0	1B: 6	SF: 0	WP: 0	PA: 46
	E: 1	LOB: 2	E: 0	LOB: 1	E: 0	LOB: 0	E: 0	LOB: 0	E: 0	LOB: 3	E: 0	LOB: 1	E: 0	LOB: 3	E: 0	LOB: 1	E: 0	LOB: 0	E: 0	LOB: 0	2B: 2 <td>SAC: 1 <td>PB: 0 <td></td> </td></td>	SAC: 1 <td>PB: 0 <td></td> </td>	PB: 0 <td></td>	
	K: 2	BB: 1	K: 1	BB: 0	K: 0	BB: 0	K: 0	BB: 0	K: 2	BB: 3	K: 1	BB: 1	K: 2	BB: 3	K: 1	BB: 0	K: 0	BB: 0	K: 0	BB: 0	3B: 0	DP: 1 <td>SB: 4</td> <td></td>	SB: 4	
	S: 8	P: 12	S: 6	P: 6	S: 3	P: 3	S: 4	P: 4	S: 8	P: 20	S: 5	P: 9	S: 10	P: 22	S: 6	P: 6	S: 3	P: 3	S: 3	P: 3	HR: 1	HBP: 0	CS: 0	


Batter	1	2	3	4	5	6	7	8	9	10	AB	R	H	RBI	BB	SO	LOB
Nelson Liriano, S OBP: 0.325, SLG: 0.378	(1, 4) 0-0 1B 2B		(1, 0) F6		(1, 2) 1-3		(1, 0) 1B		(1, 0) 1B		5	1	3	0	0	0	4
Lloyd Moseby, L OBP: 0.346, SLG: 0.456	(1, 8) 0-3 K		(1, 0) F6		(2, H) 2B		(1, 3) 1B		(1, 2) 1B		5	0	2	1	0	1	6
Tony Fernandez, S OBP: 0.367, SLG: 0.438	(1, 6) 0-0		(1, 0) 1-3		(4, 3) 4-3		(0, 0) G3		(0, 3) K		5	0	1	1	0	1	7
George Bell, R OBP: 0.342, SLG: 0.618	(1, 7) 0-0 FC6-4		(1, 0) L6		(1, 0) F8		(1, 0) F4		(1, 0) F4		5	0	0	0	0	0	1
Ernie Whitt, L OBP: 0.338, SLG: 0.423	(1, 2) 4-0 FC6-4		(1, 0) F4		(4, 3) 4-3		(0, 0) F2		(0, 0) 4-3		4	0	0	0	1	0	0
Jesse Barfield, R OBP: 0.321, SLG: 0.461	(1, 9) 0-0 FC6-4		(1, 0) 6-3		(0, 0) 6-3		(0, 0) 1B		(0, 0) F5		5	0	1	0	0	0	2
Rance Mulliniks, L OBP: 0.357, SLG: 0.471	(1, 5) 0-0		(0, 0) G3		(0, 0) F8		(0, 3) K		(0, 0) HR		3	0	1	0	0	0	0
Kelly Gruber, R OBP: 0.283, SLG: 0.413	(7, 5) 0-0 1B 2B										1	0	0	0	0	1	1
Rick Leach, L OBP: 0.390, SLG: 0.404	(10, PH) 0-0										0	0	0	0	0	0	0
Cecil Fielder, R OBP: 0.367, SLG: 0.599	(10, PH) 0-0										1	1	1	1	0	0	0
Fred McGriff, L OBP: 0.389, SLG: 0.531	(1, 10) 4-0 1B BB				(4, 0) E 2B		(4, 0) HR BB		(0, 0) F7		2	2	1	0	2	0	0
Willie Upshaw, L OBP: 0.320, SLG: 0.396	(1, 3) 0-0 1B				(0, 0) E4		(0, 0) HR		(4, 0) 1B BB		3	2	2	2	1	0	0

Inning Stats	R: 1	H: 2	R: 0	H: 2	R: 0	H: 0	R: 2	H: 2	R: 0	H: 1	R: 0	H: 0	R: 0	H: 0	R: 1	H: 1	R: 0	H: 1	R: 0	H: 0	1B: 6	SF: 0	WP: 0	PA: 43
	E: 1	LOB: 2	E: 0	LOB: 3	E: 0	LOB: 0	E: 1	LOB: 1	E: 0	LOB: 2	E: 0	LOB: 0	E: 0	LOB: 2	E: 0	LOB: 0	E: 0	LOB: 0	E: 0	LOB: 0	2B: 4	SAC: 0	PB: 0	
	K: 1	BB: 1	K: 0	BB: 1	K: 0	BB: 0	K: 0	BB: 0	K: 1	BB: 1	K: 1	BB: 0	K: 1	BB: 1	K: 0	BB: 0	K: 0	BB: 0	K: 0	BB: 0	3B: 0	DP: 0	SB: 0	
	S: 7	P: 11	S: 5	P: 9	S: 3	P: 3	S: 5	P: 5	S: 6	P: 10	S: 6	P: 6	S: 6	P: 10	S: 3	P: 3	S: 1	P: 1	S: 1	P: 1	HR: 2	HBP: 0	CS: 0	

PITCHER	IP	WLS	BF	H	R	ER	SO	BB	IBB	HBP	BLK	WP	HR	S	P	ERA	WHIP
Mike Moore, R ERA: 4.76	(1, 1)	7.1	37	11	5	3	2	3	1	0	0	0	1	37	53	3.68	1.909
Bill Wilkinson, L ERA: 3.40	(8, 1)	0.2	2	0	0	0	1	0	0	0	0	0	0	4	4	0.00	0.000
Jerry Reed, R ERA: 3.36	(9, 1)	1.0	3	0	0	0	0	0	0	0	0	0	0	3	3	0.00	0.000
Dennis Powell, L ERA: 3.75	(10, 1)	0.0	L	1	1	1	0	0	0	0	0	0	1	1	1	∞	∞


Seattle Mariners @ Toronto Blue Jays
 Exhibition Stadium, Toronto, ON
 Fri Sep 04 1987, 7:05 PM EDT
 Att: 33,042 - Unknown

AB 37
 R 5
 H 9
 RBI 4
 BB 8
 SO 9
 LOB 24



Seattle Mariners @ Toronto Blue Jays
 Exhibition Stadium, Toronto, ON
 Fri Sep 04 1987, 7:05 PM EDT
 Att: 33,042 - Unknown

AB 39
 R 6
 H 12
 RBI 5
 BB 4
 SO 3
 LOB 21



Batter	1	2	3	4	5	6	7	8	9	AB	R	H	RBI	BB	SO	LOB	TOP					
Mickey Brantley, R OBP: 0.321, SLG: 0.441	F4		6-3			K		2B		4	0	1	0	0	1	1						
Phil Bradley, R OBP: 0.353, SLG: 0.484	G3 2B			1-3		K		K		4	0	2	0	0	1	1						
Alvin Davis, L OBP: 0.385, SLG: 0.517	G3 2-3			K		G3			3-1	4	0	0	0	0	1	3						
Gary Matthews, R OBP: 0.340, SLG: 0.370 Ken Phelps, L OBP: 0.406, SLG: 0.558	6-3			4-3			K		K	3	0	0	0	0	1	1						
Jim Prestley, R OBP: 0.284, SLG: 0.430		K				K		1-3	6-3	4	0	0	0	0	2	0						
Dave Valle, R OBP: 0.313, SLG: 0.491		6-3				K		BB		2	0	0	0	1	1	0						
John Christensen, R OBP: 0.309, SLG: 0.363			F4			K		F9		3	0	0	0	0	1	1						
Rey Quinones, R OBP: 0.309, SLG: 0.380			F7			FC6-4 1B		K		3	0	1	0	0	1	0						
Harold Reynolds, S OBP: 0.336, SLG: 0.392			F8			FC6-4 2B		4-3		3	0	0	0	0	0	1						
Inning Stats	R: 0 E: 0 K: 0 S: 4	H: 1 LOB: 1 BB: 0 P: 4	R: 0 E: 0 K: 1 S: 5	H: 0 LOB: 0 BB: 0 P: 5	R: 0 E: 0 K: 1 S: 3	H: 0 LOB: 0 BB: 0 P: 3	R: 0 E: 0 K: 3 S: 5	H: 0 LOB: 0 BB: 0 P: 5	R: 0 E: 0 K: 1 S: 9	H: 0 LOB: 0 BB: 0 P: 9	R: 0 E: 0 K: 1 S: 7	H: 2 LOB: 2 BB: 0 P: 7	R: 0 E: 0 K: 1 S: 5	H: 0 LOB: 1 BB: 1 P: 9	R: 0 E: 0 K: 1 S: 8	H: 1 LOB: 1 BB: 0 P: 8	R: 0 E: 0 K: 1 S: 5	H: 0 LOB: 0 BB: 0 P: 5	1B: 1 2B: 3 3B: 0 HR: 0	SF: 0 SAC: 0 DP: 0 HBP: 0	WP: 0 PB: 0 SB: 0 CS: 0	PA: 32
PITCHER	IP	WLS	BF	H	R	ER	SO	BB	IBB	HBP	BLK	WP	HR	S	P	ERA	WHIP					
Mike Flanagan, L ERA: 4.57	(1, 1)	7.2	W	28	4	0	0	8	1	0	0	0	0	43	47	0.00	0.652					
Tom Henke, R ERA: 2.57	(8, 1)	1.1	S	4	0	0	0	2	0	0	0	0	0	8	8	0.00	0.000					

Seattle Mariners @ Toronto Blue Jays
Exhibition Stadium, Toronto, ON
Sat Sep 05 1987, 3:33 AM EDT
Att: 38,436 - Unknown

AB 31
R 0
H 4
RBI 0
BB 1
SO 10
LOB 8



Batter	1	2	3	4	5	6	7	8	9	AB	R	H	RBI	BB	SO	LOB	BOTTOM				
Nelson Liriano, S OBP: 0.341, SLG: 0.359	F6		F8 SF9 BB	IBB		L9				2	1	0	0	2	0	3					
Lloyd Moseby, L OBP: 0.345, SLG: 0.456	1B 2B		F8 1-3	4-3		FC6-4 1-2				4	1	1	0	0	0	7					
Tony Fernandez, S OBP: 0.386, SLG: 0.438	BB 2H 1B		SF9 3H		5-3			6-3		3	0	1	2	0	0	0					
George Bell, R OBP: 0.342, SLG: 0.614 Rob Ducey, L OBP: 0.351, SLG: 0.179	F5		K		G1-4-3 BB			5-3		3	0	0	0	1	1	1					
Ernie Whitt, L OBP: 0.340, SLG: 0.422	BB 1-2 BB		F9		G1-4-3 1-2			1B		3	0	1	0	1	0	1					
Jesse Barfield, R OBP: 0.322, SLG: 0.463	K			BB 2B BB		BB 2B		L7		3	1	1	0	1	1	3					
Fred McGriff, L OBP: 0.390, SLG: 0.529 Cecil Fielder, R OBP: 0.365, SLG: 0.595 Rick Leach, L OBP: 0.388, SLG: 0.401		5-3		2B 1-2 BB		K		F7		1	0	0	0	1	0	0					
Willie Upshaw, L OBP: 0.321, SLG: 0.398		4-3		1-3 2H 2B		BB BB		F8		3	0	1	1	1	0	0					
Kelly Gruber, R OBP: 0.283, SLG: 0.411 Garth Iorg, R OBP: 0.272, SLG: 0.293		1-3		K		FC6-4 1-2 2-3 BB		K		2	0	0	0	1	1	2					
Inning Stats	R: 1 E: 0 K: 1 S: 7	H: 2 LOB: 2 BB: 1 P: 11	R: 0 E: 0 K: 0 S: 3	H: 0 LOB: 0 BB: 0 P: 3	R: 1 E: 0 K: 1 S: 5	H: 0 LOB: 0 BB: 1 P: 9	R: 1 E: 0 K: 1 S: 6	H: 1 LOB: 3 BB: 3 P: 18	R: 0 E: 0 K: 0 S: 2	H: 0 LOB: 0 BB: 1 P: 6	R: 0 E: 0 K: 0 S: 6	H: 1 LOB: 2 BB: 2 P: 14	R: 0 E: 0 K: 0 S: 4	H: 1 LOB: 1 BB: 0 P: 4	R: 0 E: 0 K: 1 S: 5	H: 0 LOB: 0 BB: 0 P: 5	1B: 2 2B: 3 3B: 0 HR: 0	SF: 1 SAC: 0 DP: 1 HBP: 0	WP: 0 PB: 0 SB: 1 CS: 0	PA: 36	
PITCHER	IP	WLS	BF	H	R	ER	SO	BB	IBB	HBP	BLK	WP	HR	S	P	ERA	WHIP				
Mike Campbell, R ERA: 7.25	(1, 1)	3.2	L	18	3	3	3	3	4	0	0	0	0	20	36	7.36	1.909				
Lee Guetterman, L ERA: 4.0	(4, 1)	3.1		15	2	0	0	1	3	1	0	0	0	13	29	0.00	1.500				
Ed Nunez, R ERA: 3.79	(8, 1)	1.0		3	0	0	0	1	0	0	0	0	0	5	5	0.00	0.000				

Seattle Mariners @ Toronto Blue Jays
Exhibition Stadium, Toronto, ON
Sat Sep 05 1987, 3:33 AM EDT
Att: 38,436 - Unknown

AB 27
R 3
H 5
RBI 3
BB 8
SO 5
LOB 18



Batter	1	2	3	4	5	6	7	8	9	AB	R	H	RBI	BB	SO	LOB	TOP								
Nelson Litano, S (1,4) OBP: 0.370, SLG: 0.383										3	2	1	0	2	0	0									
Lloyd Moseby, L (1,8) OBP: 0.344, SLG: 0.452										3	0	0	0	0	0	1									
Garth Iorg, R (8,PH) OBP: 0.274, SLG: 0.298										1	0	1	0	0	0	0									
Lou Thornton, L (8,7)										1	1	0	0	0	0	2									
Tony Fernandez, S (1,6) OBP: 0.385, SLG: 0.436										4	1	2	2	0	0	0									
George Bell, R (1,7) OBP: 0.344, SLG: 0.620										0	0	0	0	0	0	0									
Rob Ducey, L (1,PR) OBP: 0.353, SLG: 0.167										2	0	0	0	0	0	0									
Juan Beniquez, R (8,PH) OBP: 0.300, SLG: 0.381										0	0	0	1	0	0	0									
Charlie Moore, R (8,9) OBP: 0.297, SLG: 0.360										0	0	0	0	0	0	0									
Ernie Whitt, L (1,2) OBP: 0.336, SLG: 0.417										4	1	1	0	0	0	3									
Jesse Barfield, R (1,9) OBP: 0.323, SLG: 0.459										4	0	1	0	0	1	3									
Rance Mulliniks, L (1,5) OBP: 0.350, SLG: 0.471										3	0	1	0	0	0	0									
Kelly Gruber, R (7,PR) OBP: 0.282, SLG: 0.408										1	0	0	0	0	1	2									
Fred McGriff, L (1,10)										3	0	0	0	1	1	2									
Willie Upshaw, L (1,3) OBP: 0.319, SLG: 0.396										4	0	1	0	0	0	3									
Inning Stats	R: 1 E: 0 K: 0 S: 5	H: 2 LOB: 2 BB: 0 P: 6	R: 0 E: 0 K: 0 S: 3	H: 0 LOB: 0 BB: 0 P: 3	R: 0 E: 0 K: 0 S: 3	H: 0 LOB: 0 BB: 0 P: 3	R: 0 E: 0 K: 1 S: 5	H: 0 LOB: 0 BB: 0 P: 5	R: 0 E: 0 K: 0 S: 3	H: 1 LOB: 0 BB: 0 P: 3	R: 0 E: 0 K: 0 S: 3	H: 0 LOB: 0 BB: 0 P: 3	R: 1 E: 2 K: 1 S: 8	H: 2 LOB: 2 BB: 0 P: 8	R: 3 E: 0 K: 1 S: 8	H: 3 LOB: 2 BB: 1 P: 12	R: 0 E: 0 K: 0 S: 2	H: 0 LOB: 1 BB: 2 P: 10	1B: 7 2B: 1 3B: 0 HR: 0	SF: 1 SAC: 0 DP: 1 HBP: 1	WP: 2 PB: 2 SB: 0 CS: 1	PA: 39			
PITCHER	IP	WLS	BF	H	R	ER	SO	BB	IBB	HBP	BLK	WP	HR	S	P	ERA	WHIP								
Bill Wegman, R (1,1) ERA: 4.08	6.1		23	4	2	1	1	0	0	1	0	0	0	24	25	1.42	0.632								
Chuck Cnm, R (7,1) ERA: 3.79	0.2	L	4	1	0	0	1	0	0	0	0	0	0	6	6	0.00	1.500								
Dan Plesac, L (8,1) ERA: 2.45	0.2		6	3	3	3	0	1	0	0	0	1	0	5	9	40.50	6.000								
Mark Clear, R (8,1) ERA: 4.9	1.1		5	0	0	0	1	2	0	0	0	0	0	5	13	0.00	1.500								

Toronto Blue Jays @ Milwaukee Brewers
Milwaukee County Stadium, Milwaukee, WI
Mon Sep 07 1987, 4:33 AM EDT
Att: 16,935 - Unknown

AB 33
R 5
H 8
RBI 3
BB 3
SO 3
LOB 16



Batter	1	2	3	4	5	6	7	8	9	AB	R	H	RBI	BB	SO	LOB	BOTTOM								
Paul Molitor, R (1,10) OBP: 0.426, SLG: 0.548										3	0	0	0	2	1	4									
Robin Yount, R (1,8) OBP: 0.373, SLG: 0.458										5	0	0	0	0	0	6									
Glenn Braggs, R (1,9) OBP: 0.331, SLG: 0.426										4	1	2	0	0	0	2									
Greg Brock, L (1,3) OBP: 0.373, SLG: 0.451										4	1	2	2	0	2	0									
Rob Deer, R (1,7) OBP: 0.365, SLG: 0.482										4	0	0	0	0	2	3									
Dale Sveum, S (1,6) OBP: 0.295, SLG: 0.427										3	0	1	0	1	1	1									
Bill Schroeder, R (1,2) OBP: 0.380, SLG: 0.548										3	0	1	0	1	0	2									
Rick Manning, L (9,PR) OBP: 0.343, SLG: 0.359										0	0	0	0	0	0	0									
Ernest Riles, L (1,5) OBP: 0.325, SLG: 0.358										4	1	2	0	0	1	2									
Juan Castillo, S (1,4) OBP: 0.296, SLG: 0.320										3	0	2	1	0	1	1									
B.J. Surhoff, L (9,PH) OBP: 0.344, SLG: 0.419										1	0	0	0	0	1	3									
Inning Stats	R: 0 E: 0 K: 1 S: 7	H: 2 LOB: 2 BB: 0 P: 7	R: 0 E: 0 K: 2 S: 8	H: 2 LOB: 1 BB: 0 P: 8	R: 0 E: 0 K: 0 S: 2	H: 0 LOB: 0 BB: 1 P: 6	R: 0 E: 0 K: 2 S: 8	H: 0 LOB: 1 BB: 0 P: 8	R: 0 E: 0 K: 1 S: 7	H: 2 LOB: 1 BB: 1 P: 11	R: 1 E: 0 K: 0 S: 4	H: 2 LOB: 1 BB: 1 P: 8	R: 0 E: 0 K: 2 S: 7	H: 0 LOB: 0 BB: 0 P: 7	R: 0 E: 0 K: 1 S: 6	H: 1 LOB: 3 BB: 1 P: 10	1B: 7 2B: 1 3B: 1 HR: 1	SF: 0 SAC: 0 DP: 2 HBP: 0	WP: 0 PB: 1 SB: 0 CS: 2	PA: 39					
PITCHER	IP	WLS	BF	H	R	ER	SO	BB	IBB	HBP	BLK	WP	HR	S	P	ERA	WHIP								
John Cerutti, L (1,1) ERA: 4.01	5.2		24	7	2	2	6	2	0	0	0	0	1	34	42	3.18	1.588								
Mark Eichhorn, R (6,1) ERA: 3.19	0.1		3	2	1	1	0	0	0	0	0	0	0	3	3	27.00	6.000								
Duane Ward, R (7,1) ERA: 8.44	1.0	W	3	0	0	0	0	1	0	0	0	0	0	2	6	0.00	1.000								
Tom Henke, R (8,1) ERA: 2.5	2.0	S	8	1	0	0	3	1	0	0	0	0	0	13	17	0.00	1.000								

Toronto Blue Jays @ Milwaukee Brewers
Milwaukee County Stadium, Milwaukee, WI
Mon Sep 07 1987, 4:33 AM EDT
Att: 16,935 - Unknown

AB 34
R 3
H 10
RBI 3
BB 4
SO 9
LOB 24



Batter	1	2	3	4	5	6	7	8	9	AB	R	H	RBI	BB	SO	LOB	TOP								
Nelson Liriano, S OBP: 0.373, SLG: 0.373	6-3		1-3 BB		FC4-6 1B		F7		1B	4	0	1	0	1	0	2	Toronto Blue Jays @ Milwaukee Brewers Milwaukee County Stadium, Milwaukee, WI Tue Sep 08 1987, 8:05 PM EDT Att: 8,053 - Unknown livebaseballscorecards.com								
Lloyd Moseby, L OBP: 0.346, SLG: 0.455	F7		1-3		1-2 1B		2B		1B	5	0	3	1	0	0	1									
Tony Fernandez, S OBP: 0.384, SLG: 0.433	BB 1B		3-1		G3		F7		G1-6-3 1B	5	0	1	0	0	0	6									
George Bell, R OBP: 0.346, SLG: 0.624	1-2 BB			1B 2B		WP 4-3 2B		F4		3	2	2	0	1	0	0									
Ernie Whitt, L OBP: 0.336, SLG: 0.423	F7			F7		F8		HR		4	1	1	1	0	0	4									
Jesse Barfield, R OBP: 0.322, SLG: 0.458		0-3 K		2H 1B		4-3		1-3		4	0	1	2	0	1	0									
Rance Mulliniks, L OBP: 0.358, SLG: 0.468 Kelly Gruber, R OBP: 0.282, SLG: 0.408	F7			4-3		K		E S 1B		4	0	1	0	0	1	0									
Fred McGriff, L OBP: 0.388, SLG: 0.517 Lou Thornton, L	4-3				F7		2B 1-3 BB	CS BB		2	1	0	0	2	0	0									
Willie Upshaw, L OBP: 0.319, SLG: 0.394			F9		FC4-6 1B		1-3	CS	F8	4	0	1	0	0	0	1									
Inning Stats	R: 0 E: 0 K: 0 S: 4	H: 1 LOB: 2 BB: 1 P: 8	R: 0 E: 0 K: 1 S: 5	H: 0 LOB: 0 BB: 0 P: 5	R: 0 E: 0 K: 0 S: 3	H: 0 LOB: 1 BB: 1 P: 7	R: 1 E: 0 K: 0 S: 4	H: 2 LOB: 0 BB: 0 P: 4	R: 0 E: 0 K: 0 S: 5	H: 2 LOB: 2 BB: 0 P: 5	R: 1 E: 0 K: 1 S: 6	H: 1 LOB: 0 BB: 0 P: 6	R: 1 E: 0 K: 0 S: 4	H: 1 LOB: 1 BB: 1 P: 8	R: 1 E: 0 K: 0 S: 4	H: 2 LOB: 2 BB: 1 P: 8		R: 0 E: 0 K: 0 S: 4	H: 2 LOB: 1 BB: 0 P: 4	1B: 7 2B: 3 3B: 0 HR: 1	SF: 0 SAC: 0 DP: 1 HBP: 0	WP: 1 PB: 0 SB: 1 CS: 1	PA: 40		
PITCHER	IP	WLS	BF	H	R	ER	SO	BB	IBB	HBP	BLK	WP	HR	S	P	ERA	WHIP								
Chris Bosio, R ERA: 5.2	6.2	W	29	7	3	3	2	3	0	0	0	1	0	30	42	4.05	1.500								
Jay Aldrich, R ERA: 5.3	1.0		5	2	1	1	0	0	0	0	0	0	1	5	5	9.00	2.000								
Chuck Crim, R ERA: 3.75	1.1	S	5	2	0	0	0	1	0	0	0	0	0	4	8	0.00	2.250								

Batter	1	2	3	4	5	6	7	8	9	AB	R	H	RBI	BB	SO	LOB	BOTTOM								
Paul Molitor, R OBP: 0.424, SLG: 0.542	E BB	K		5-3		K		K		4	0	0	0	1	3	3	Toronto Blue Jays @ Milwaukee Brewers Milwaukee County Stadium, Milwaukee, WI Tue Sep 08 1987, 8:05 PM EDT Att: 8,053 - Unknown livebaseballscorecards.com								
Robin Yount, R OBP: 0.373, SLG: 0.461	F8	3B		F3		CS 1B		6-3		5	0	2	2	0	0	2									
Glenn Braggs, R OBP: 0.335, SLG: 0.430	F8	BB			3-1 SH6-3 2B	CS		1B SF9 1B		3	2	2	0	1	0	1									
Greg Brock, L OBP: 0.374, SLG: 0.450	BB	F7			3-1			BB 1B		3	0	1	0	1	0	3									
Rob Deer, R OBP: 0.364, SLG: 0.478	F6		K		SH6-3 BB			K		3	0	0	0	1	2	4									
B.J. Surhoff, L OBP: 0.341, SLG: 0.416		3-1	4-3		SH6-3			SF9		2	0	0	2	0	0	0									
Ernest Riles, L OBP: 0.332, SLG: 0.360		1B 2B BB		CS 1B		F8		BB		2	1	1	0	2	0	1									
Dale Sveum, S OBP: 0.299, SLG: 0.430		2B 1B		CS	E5 SH1-3 1B			E5 SH5-3 1B		4	2	3	0	0	0	2									
Juan Castillo, S OBP: 0.297, SLG: 0.325		3B 2B			SH1-3			SH5-3		2	1	1	2	0	0	0									
Inning Stats	R: 0 E: 1 K: 0 S: 3	H: 0 LOB: 2 BB: 2 P: 11	R: 3 E: 0 K: 1 S: 8	H: 3 LOB: 2 BB: 2 P: 16	R: 0 E: 0 K: 1 S: 5	H: 1 LOB: 0 BB: 0 P: 5	R: 0 E: 1 K: 0 S: 4	H: 1 LOB: 1 BB: 0 P: 4	R: 1 E: 0 K: 0 S: 4	H: 1 LOB: 1 BB: 1 P: 8	R: 1 E: 1 K: 1 S: 6	H: 2 LOB: 0 BB: 0 P: 6	R: 1 E: 0 K: 1 S: 7	H: 2 LOB: 2 BB: 1 P: 11	R: 0 E: 0 K: 1 S: 5	H: 0 LOB: 0 BB: 0 P: 5		1B: 7 2B: 2 3B: 1 HR: 0	SF: 1 SAC: 3 DP: 0 HBP: 0	WP: 0 PB: 0 SB: 0 CS: 2	PA: 40				
PITCHER	IP	WLS	BF	H	R	ER	SO	BB	IBB	HBP	BLK	WP	HR	S	P	ERA	WHIP								
Dave Steb, R ERA: 3.88	1.2	L	12	3	3	3	1	4	0	0	0	0	0	10	26	16.20	4.200								
Jose Antonio Nunez, R ERA: 4.93	4.1		17	5	2	2	2	1	0	0	0	0	0	20	24	4.15	1.385								
David Wells, L ERA: 12.38	0.0		2	2	1	1	0	0	0	0	0	0	0	2	2	*	*								
Mark Eichhorn, R ERA: 3.17	0.2		2	0	0	0	1	0	0	0	0	0	0	4	4	0.00	0.000								
Duane Ward, R ERA: 6.75	1.1		5	0	0	0	1	1	0	0	0	0	0	6	10	0.00	0.750								

Batter	1	2	3	4	5	6	7	8	9	AB	R	H	RBI	BB	SO	LOB	TOP								
Nelson Liriano, S OBP: 0.365, SLG: 0.382 (1, 4)										4	1	1	0	0	1	5	Toronto Blue Jays @ Milwaukee Brewers Milwaukee County Stadium, Milwaukee, WI Wed Sep 09 1987, 8:05 PM EDT Att: 10,555 - Unknown livebaseballscorecards.com								
Lloyd Moseby, L OBP: 0.346, SLG: 0.453 (1, 8)										4	1	1	2	0	1	1									
Tony Fernandez, S OBP: 0.383, SLG: 0.434 (1, 6)										4	1	1	1	0	0	1									
George Bell, R OBP: 0.348, SLG: 0.623 (1, 7)										4	0	2	1	0	0	1									
Ernie Whitt, L OBP: 0.333, SLG: 0.419 (1, 2)										4	0	0	0	0	1	2									
Rick Leach, L OBP: 0.388, SLG: 0.414 Jesse Barfield, R OBP: 0.321, SLG: 0.457 (7, PR) (7, 9)										3	0	1	0	0	0	0									
Rance Mulliniks, L OBP: 0.358, SLG: 0.467 Kelly Gruber, R OBP: 0.282, SLG: 0.408 (7, PR) (7, 5)										0	0	0	0	0	0	0									
Rob Ducey, L OBP: 0.325, SLG: 0.161 (9, PH)										1	0	0	0	0	1	0									
Fred McGriff, L OBP: 0.387, SLG: 0.513 (1, 10)										4	1	1	0	0	2	2									
Willie Upshaw, L OBP: 0.319, SLG: 0.394 (1, 3)										3	0	1	0	0	1	2									
Inning Stats	R: 1 E: 0 K: 0 S: 4	H: 2 LOB: 0 BB: 0 P: 4	R: 0 E: 0 K: 1 S: 5	H: 0 LOB: 0 BB: 0 P: 5	R: 0 E: 0 K: 2 S: 7	H: 0 LOB: 0 BB: 0 P: 7	R: 0 E: 0 K: 1 S: 5	H: 0 LOB: 0 BB: 0 P: 5	R: 0 E: 0 K: 0 S: 3	H: 0 LOB: 0 BB: 0 P: 3	R: 3 E: 0 K: 0 S: 7	H: 4 LOB: 1 BB: 0 P: 7	R: 0 E: 0 K: 2 S: 9	H: 2 LOB: 2 BB: 0 P: 9	R: 0 E: 0 K: 0 S: 4	H: 1 LOB: 1 BB: 0 P: 4	R: 0 E: 0 K: 1 S: 5	H: 0 LOB: 0 BB: 0 P: 5	1B: 7 2B: 2 3B: 0 HR: 0	SF: 0 SAC: 0 DP: 0 HBP: 0	WP: 0 PB: 0 SB: 0 CS: 1	PA: 35			
PITCHER	IP	WLS	BF	H	R	ER	SO	BB	IBB	HBP	BLK	WP	HR	S	P	ERA	WHIP								
Len Barker, R ERA: 4.62 (1, 1)	5.2		22	6	4	4	4	0	0	0	0	0	0	30	30	6.35	1.059								
Ray Burns, R ERA: 6.43 (6, 1)	0.1		3	2	0	0	0	0	0	0	0	0	0	3	3	0.00	6.000								
Mark Clear, R ERA: 4.7 (7, 1)	3.0	W	10	1	0	0	3	0	0	0	0	0	0	16	16	0.00	0.333								

Batter	1	2	3	4	5	6	7	8	9	AB	R	H	RBI	BB	SO	LOB	BOTTOM								
Paul Molitor, R OBP: 0.421, SLG: 0.537 (1, 10)										5	1	1	0	0	2	1	Toronto Blue Jays @ Milwaukee Brewers Milwaukee County Stadium, Milwaukee, WI Wed Sep 09 1987, 8:05 PM EDT Att: 10,555 - Unknown livebaseballscorecards.com								
Robin Yount, R OBP: 0.377, SLG: 0.470 (1, 8)										3	3	3	1	1	0	0									
Glenn Braggs, R OBP: 0.332, SLG: 0.427 (1, 9)										3	0	0	1	0	1	2									
Greg Brock, L OBP: 0.377, SLG: 0.451 (1, 3)										3	1	2	1	1	1	0									
Rob Deer, R OBP: 0.363, SLG: 0.479 (1, 7)										4	1	1	1	0	2	2									
B.J. Surhoff, L OBP: 0.343, SLG: 0.417 (1, 2)										4	0	2	2	0	0	1									
Ernest Riles, L OBP: 0.335, SLG: 0.362 (1, 5)										4	0	2	0	0	1	1									
Dale Sveum, S OBP: 0.296, SLG: 0.426 (1, 6)										4	0	0	0	0	3	4									
Juan Castillo, S OBP: 0.297, SLG: 0.322 (1, 4)										3	0	0	0	1	1	0									
Inning Stats	R: 1 E: 0 K: 1 S: 7	H: 2 LOB: 1 BB: 0 P: 7	R: 0 E: 0 K: 2 S: 7	H: 0 LOB: 0 BB: 0 P: 7	R: 0 E: 0 K: 3 S: 9	H: 0 LOB: 1 BB: 1 P: 13	R: 0 E: 0 K: 1 S: 6	H: 1 LOB: 2 BB: 1 P: 10	R: 1 E: 0 K: 1 S: 5	H: 1 LOB: 0 BB: 1 P: 9	R: 0 E: 0 K: 2 S: 9	H: 2 LOB: 2 BB: 0 P: 9	R: 4 E: 0 K: 0 S: 8	H: 5 LOB: 1 BB: 0 P: 8	R: 0 E: 0 K: 1 S: 5	H: 0 LOB: 0 BB: 0 P: 5		1B: 9 2B: 1 3B: 0 HR: 1	SF: 1 SAC: 0 DP: 0 HBP: 0	WP: 0 PB: 0 SB: 2 CS: 1	PA: 37				
PITCHER	IP	WLS	BF	H	R	ER	SO	BB	IBB	HBP	BLK	WP	HR	S	P	ERA	WHIP								
Jim Clancy, R ERA: 3.71 (1, 1)	6.1		28	7	3	3	10	3	0	0	0	0	0	45	57	4.26	1.579								
Duane Ward, R ERA: 7.71 (7, 1)	0.1		2	1	0	0	0	0	0	0	0	0	0	2	2	0.00	3.000								
David Wells, L ERA: 13.5 (7, 1)	0.0	L	1	1	0	0	0	0	0	0	0	0	0	1	1	∞	∞								
Tom Henke, R ERA: 2.57 (7, 1)	1.1		6	2	3	3	1	0	0	0	0	0	0	8	8	20.25	1.500								

Batter	1	2	3	4	5	6	7	8	9	10	AB	R	H	RBI	BB	SO	LOB	TOP									
Rickey Henderson, R OBP: 0.431, SLG: 0.495 (1, 10)	6-3							K				4	1	2	0	2	1	0									
Willie Randolph, R OBP: 0.402, SLG: 0.410 (1, 4)	L8											5	1	2	0	1	0	4									
Don Mattingly, L OBP: 0.391, SLG: 0.573 (1, 3)	K											6	2	3	2	0	1	3									
Dave Winfield, R OBP: 0.369, SLG: 0.476 (1, 9)												5	1	3	0	0	1	2									
Gary Ward, R OBP: 0.299, SLG: 0.374 Claudell Washington, L OBP: 0.324, SLG: 0.406 Ron Kittle, R OBP: 0.318, SLG: 0.535 Roberto Kelly, R OBP: 0.385, SLG: 0.571 (7, PH) (7, PH) (7, PR) (7, 8)												2	0	1	0	1	0	1									
Jay Buhner, R OBP: 0.312, SLG: 0.402 (1, 7)												4	0	0	1	0	0	7									
Dan Pasqua, L OBP: 0.312, SLG: 0.402 (9, PH) (9, 7)												1	0	0	0	0	0	0									
Rick Cerone, R OBP: 0.308, SLG: 0.329 (1, 2)												4	0	1	0	1	2	3									
Mike Pagliarulo, L OBP: 0.309, SLG: 0.505 (1, 5)												4	0	0	0	1	1	6									
Wayne Tolleson, S OBP: 0.306, SLG: 0.241 Orestes Destrade, S OBP: 0.322, SLG: 0.370 Bobby Meacham, S OBP: 0.322, SLG: 0.370 (6, PH) (6, PR) (6, 6)												2	0	0	0	0	2	0									
Inning Stats	R: 0 E: 0 K: 1 S: 5	H: 0 LOB: 0 BB: 0 P: 5	R: 0 E: 0 K: 1 S: 7	H: 2 LOB: 2 BB: 0 P: 7	R: 0 E: 0 K: 1 S: 6	H: 1 LOB: 1 BB: 0 P: 6	R: 1 E: 1 K: 1 S: 7	H: 1 LOB: 1 BB: 0 P: 7	R: 1 E: 0 K: 1 S: 8	H: 3 LOB: 3 BB: 1 P: 12	R: 0 E: 0 K: 0 S: 3	H: 1 LOB: 3 BB: 2 P: 11	R: 1 E: 0 K: 0 S: 4	H: 2 LOB: 2 BB: 1 P: 9	R: 2 E: 0 K: 2 S: 8	H: 1 LOB: 0 BB: 1 P: 12	R: 0 E: 0 K: 1 S: 5	H: 0 LOB: 0 BB: 0 P: 5	R: 0 E: 0 K: 1 S: 5	H: 1 LOB: 2 BB: 2 P: 13	1B: 7 2B: 4 3B: 0 HR: 1	SF: 0 SAC: 0 DP: 2 HBP: 1	WP: 2 PB: 0 SB: 1 CS: 0	PA: 48			
PITCHER	IP	WLS	BF	H	R	ER	SO	BB	IBB	HBP	BLK	WP	HR	S	P	ERA	WHIP										
Mike Flanagan, L ERA: 4.51 Mark Eichhorn, R ERA: 3.23 Jeff Musselman, L ERA: 4.18 Jose Antonio Nunez, R ERA: 4.89 David Wells, L ERA: 11.17 (1, 1) (6, 1) (7, 1) (8, 1) (8, 1)	5.1	0	27	8	2	2	5	1	0	0	0	1	0	35	43	3.38	1.688										
Tommy John, L ERA: 3.93 Neil Allen, R ERA: 6.12 Dave Righetti, L ERA: 3.38 (1, 1) (7, 1) (8, 1)	6.1	0	30	10	5	4	3	2	0	0	0	3	0	33	45	5.68	1.895										
	0.2	3	1	0	0	1	0	0	0	0	0	0	0	5	5	0.00	1.500										
	2.2	L	12	2	1	1	3	1	1	0	0	0	0	16	24	3.38	1.125										

New York Yankees @ Toronto Blue Jays
Exhibition Stadium, Toronto, ON
Fri Sep 11 1987, 7:05 PM EDT
Att: 38,540 - Unknown

AB 40
R 5
H 12
RBI 3
BB 7
SO 9
LOB 27





Batter	1	2	3	4	5	6	7	8	9	10	AB	R	H	RBI	BB	SO	LOB	BOTTOM									
Nelson Liriano, S OBP: 0.353, SLG: 0.367 (1, 4)	G3											5	1	1	0	0	0	0									
Lloyd Moseby, L OBP: 0.350, SLG: 0.457 (1, 8)												3	2	2	0	2	1	0									
Tony Fernandez, S OBP: 0.385, SLG: 0.436 Manuel Lee, S OBP: 0.296, SLG: 0.303 (1, 6) (8, 6)												4	2	3	1	0	0	1									
George Bell, R OBP: 0.348, SLG: 0.620 (1, 7)												4	0	1	1	1	1	4									
Cecil Fielder, R OBP: 0.296, SLG: 0.588 Rance Mulliniks, L OBP: 0.357, SLG: 0.465 Willie Upshaw, L OBP: 0.320, SLG: 0.395 (1, 3) (7, PH) (7, PR) (8, 3)												3	0	2	2	0	0	0									
Jesse Barfield, R OBP: 0.320, SLG: 0.454 (1, 9)												1	0	0	0	0	1	0									
Juan Beniquez, R OBP: 0.300, SLG: 0.385 Fred McGriff, L OBP: 0.387, SLG: 0.513 Garth Iorg, R OBP: 0.272, SLG: 0.296 (1, 10) (8, PH) (8, PH)												3	0	1	0	0	2	4									
Kelly Gruber, R OBP: 0.283, SLG: 0.404 (1, 5)												0	0	0	0	0	0	0									
Charlie Moore, R OBP: 0.288, SLG: 0.348 Ernie Whitt, L OBP: 0.333, SLG: 0.419 (1, 2) (8, 2)												2	0	1	1	0	0	0									
Inning Stats	R: 2 E: 0 K: 1 S: 7	H: 2 LOB: 2 BB: 2 P: 15	R: 0 E: 0 K: 0 S: 3	H: 0 LOB: 0 BB: 0 P: 3	R: 0 E: 0 K: 1 S: 5	H: 1 LOB: 0 BB: 0 P: 5	R: 0 E: 0 K: 0 S: 4	H: 2 LOB: 2 BB: 1 P: 8	R: 2 E: 1 K: 1 S: 9	H: 4 LOB: 2 BB: 0 P: 9	R: 0 E: 0 K: 0 S: 3	H: 0 LOB: 0 BB: 0 P: 3	R: 1 E: 1 K: 1 S: 7	H: 2 LOB: 1 BB: 0 P: 7	R: 0 E: 0 K: 0 S: 3	H: 0 LOB: 0 BB: 0 P: 3	R: 0 E: 0 K: 1 S: 5	H: 0 LOB: 1 BB: 1 P: 9	R: 1 E: 0 K: 2 S: 8	H: 2 LOB: 2 BB: 1 P: 12	1B: 11 2B: 3 3B: 0 HR: 0	SF: 0 SAC: 0 DP: 3 HBP: 0	WP: 3 PB: 0 SB: 1 CS: 0	PA: 45			
PITCHER	IP	WLS	BF	H	R	ER	SO	BB	IBB	HBP	BLK	WP	HR	S	P	ERA	WHIP										
Tommy John, L ERA: 3.93 Neil Allen, R ERA: 6.12 Dave Righetti, L ERA: 3.38 (1, 1) (7, 1) (8, 1)	6.1	0	30	10	5	4	3	2	0	0	0	3	0	33	45	5.68	1.895										
	0.2	3	1	0	0	1	0	0	0	0	0	0	0	5	5	0.00	1.500										
	2.2	L	12	2	1	1	3	1	1	0	0	0	0	16	24	3.38	1.125										

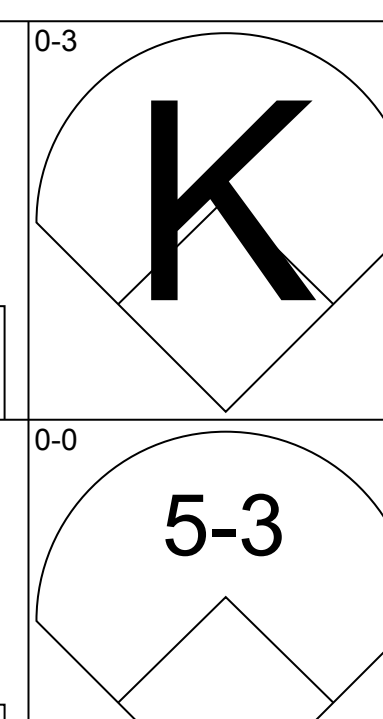
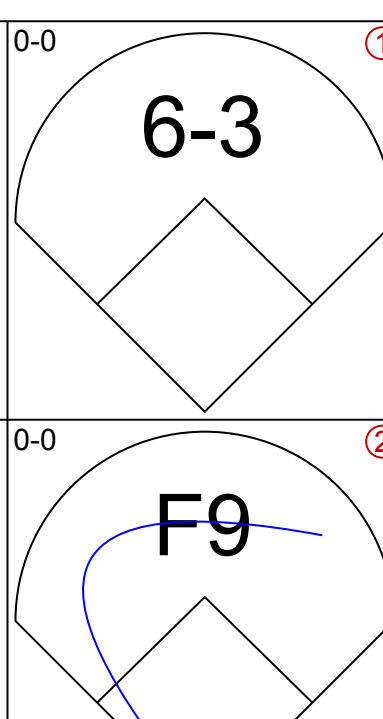
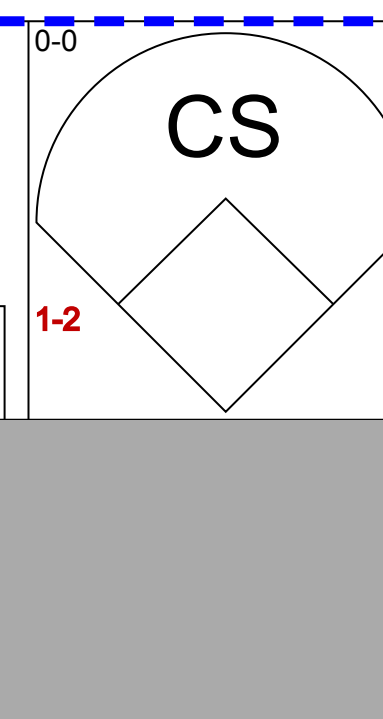
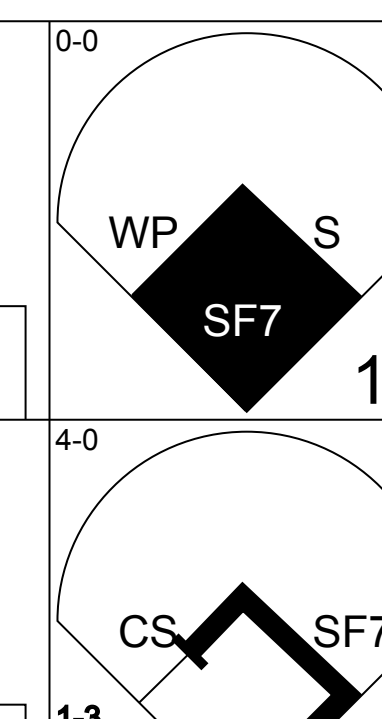
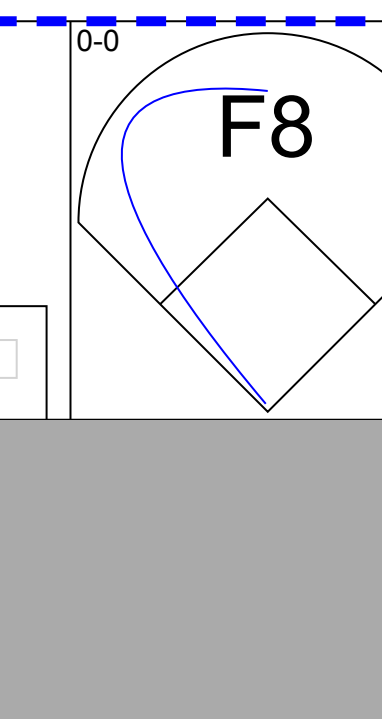
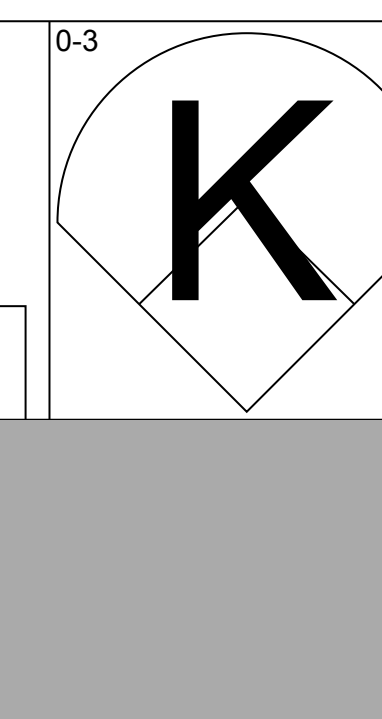
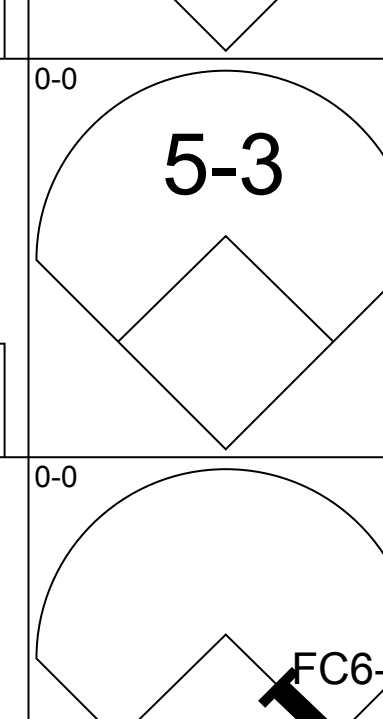
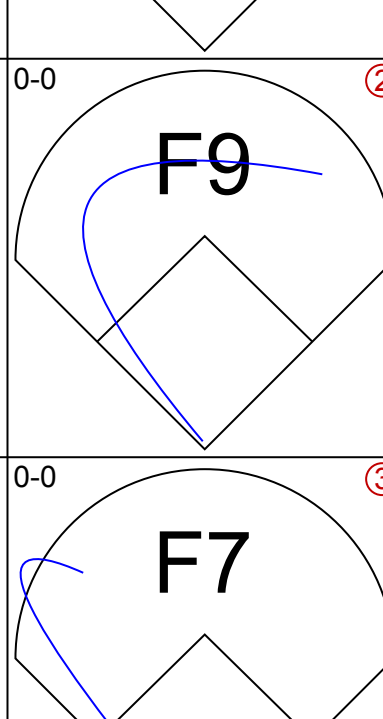
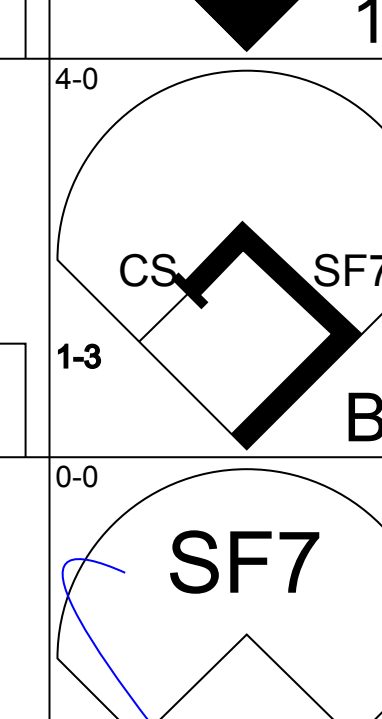
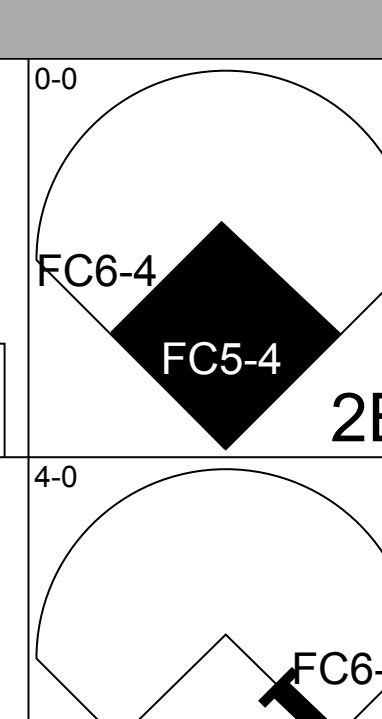
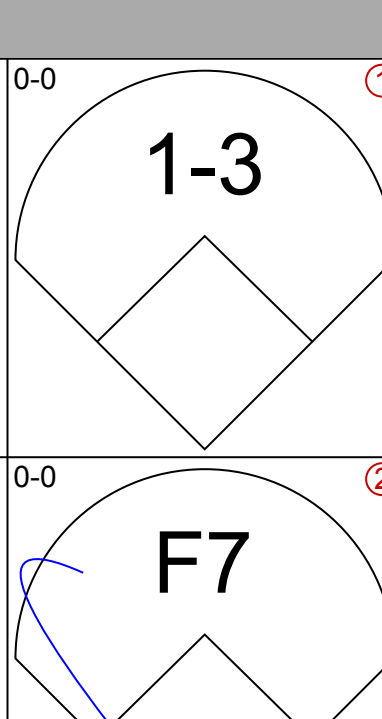
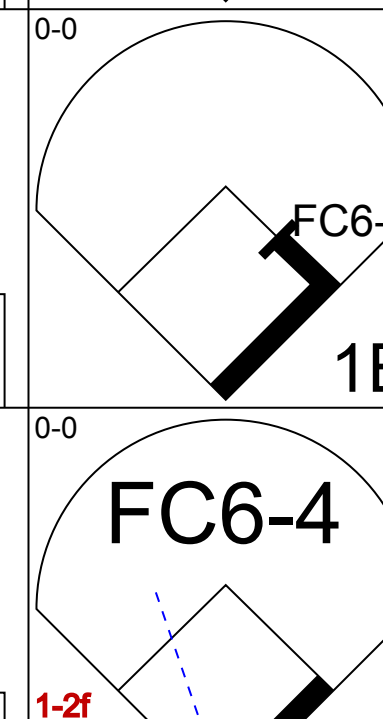
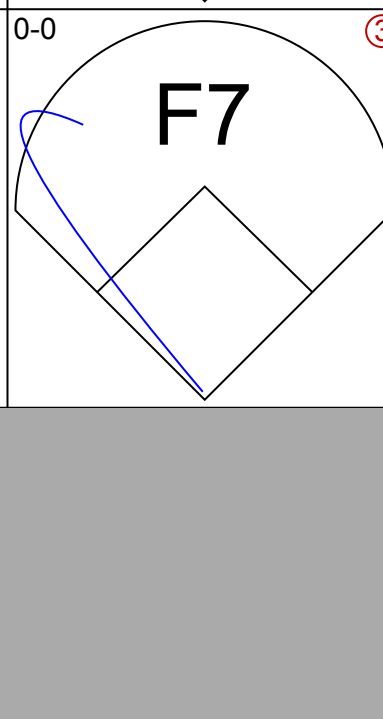
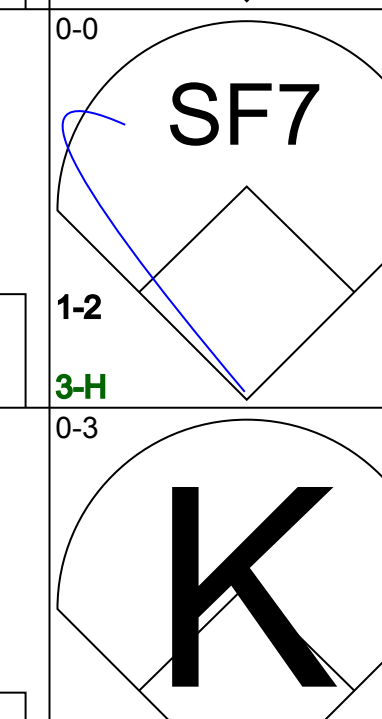
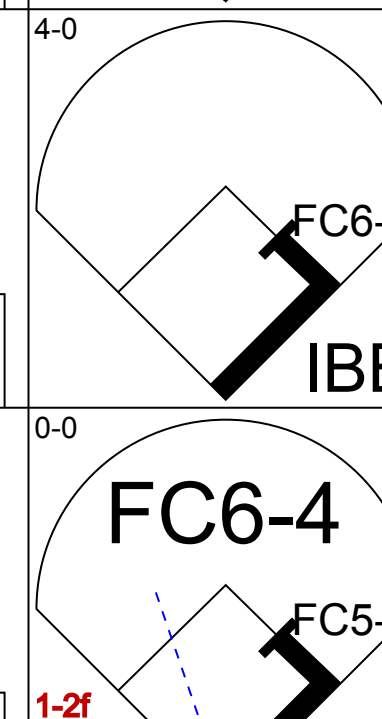
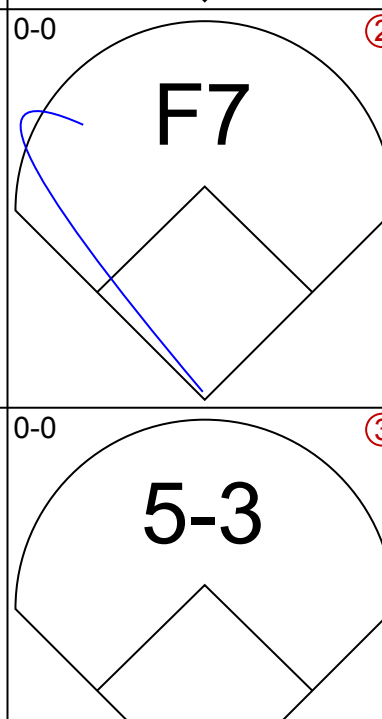
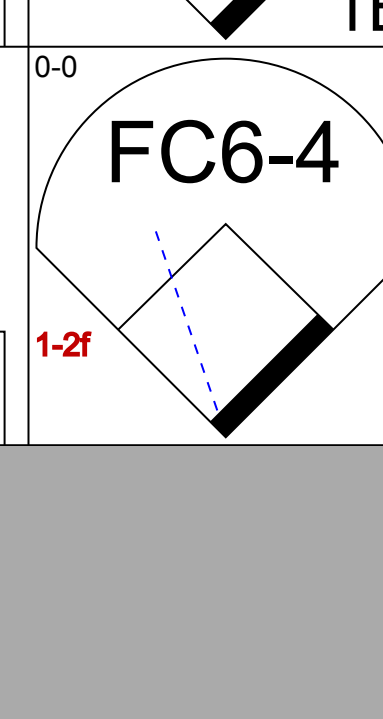
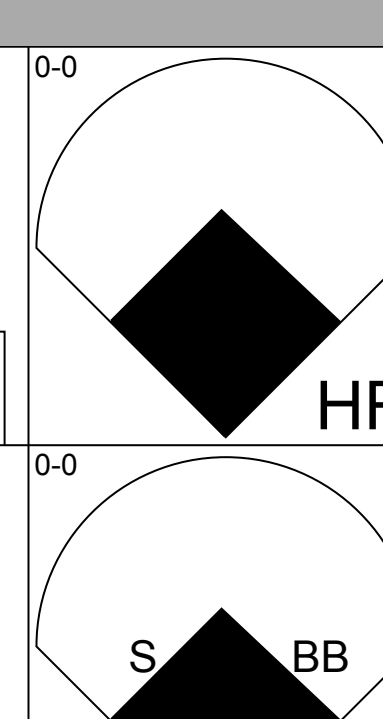
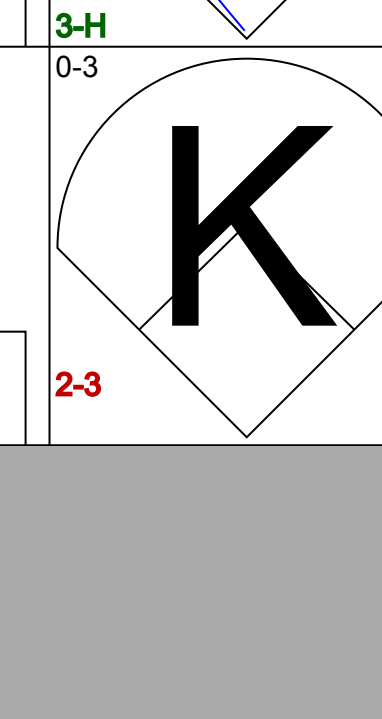
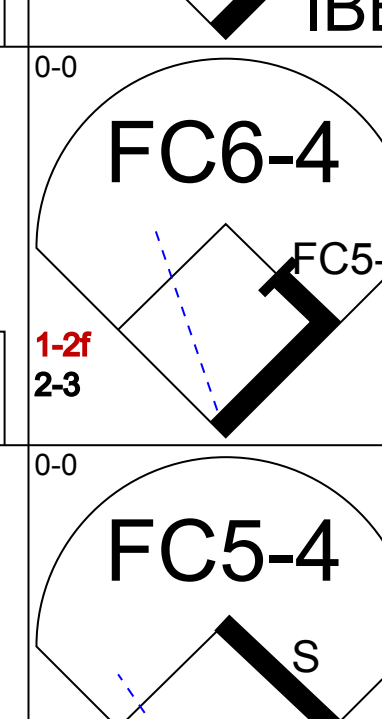
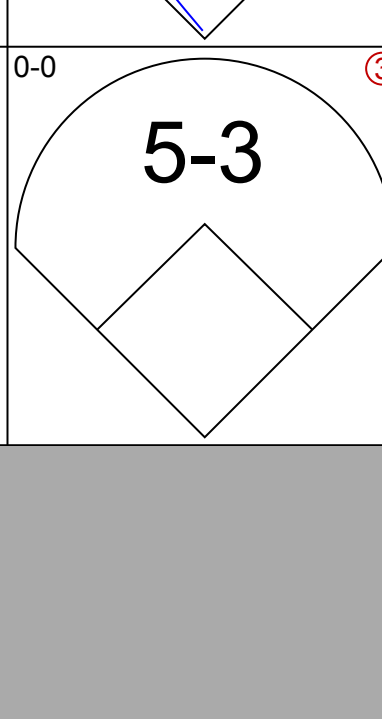
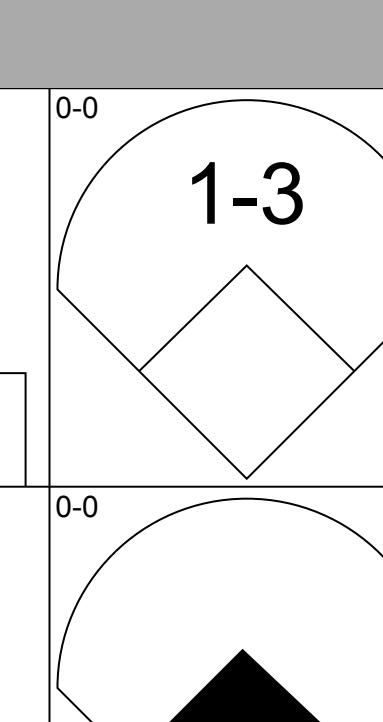
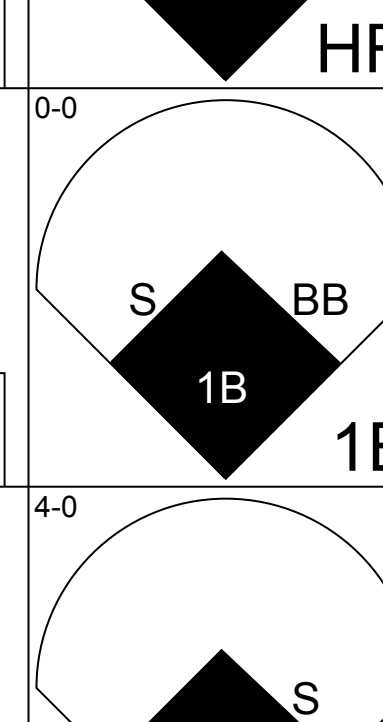
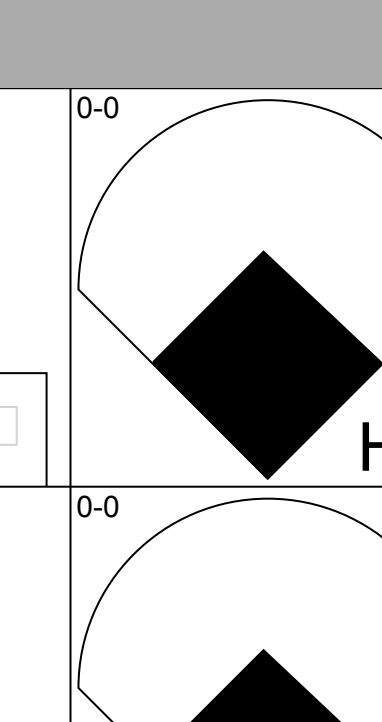

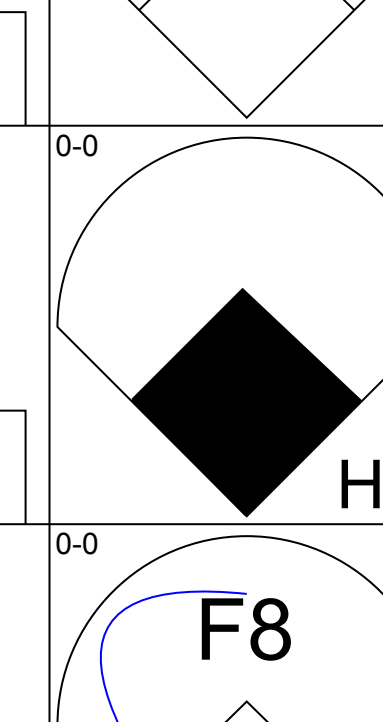
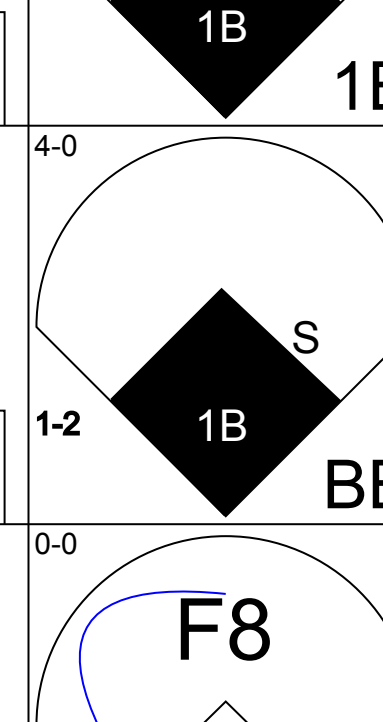
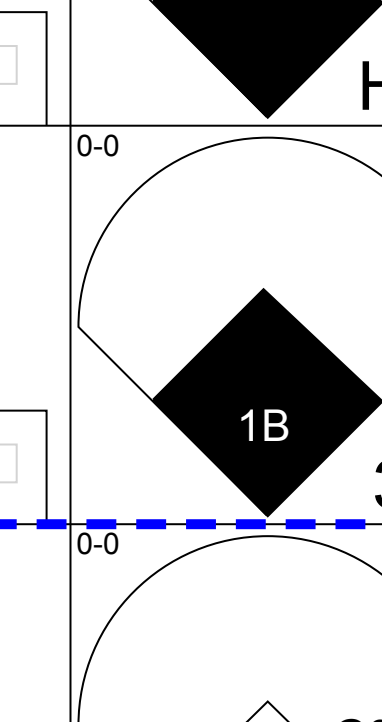
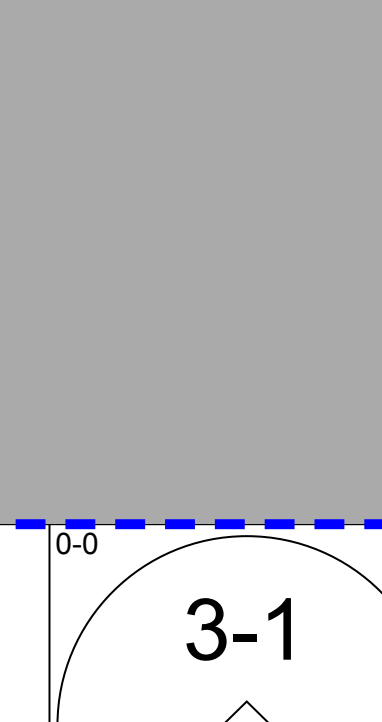
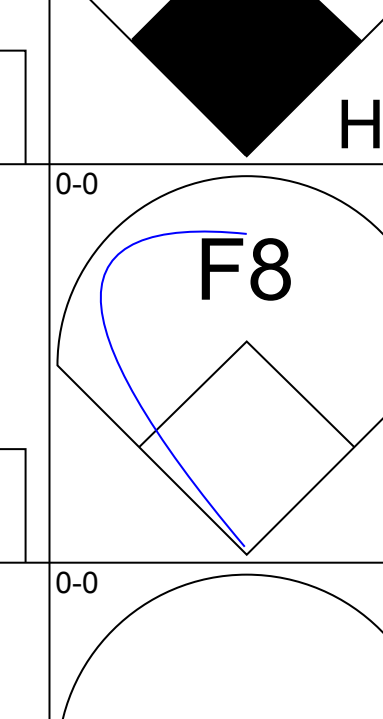
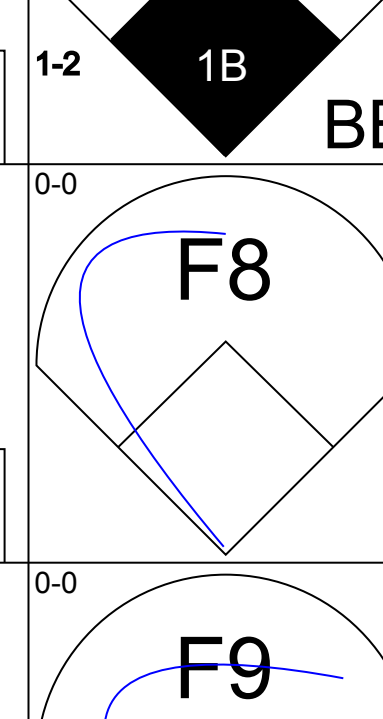
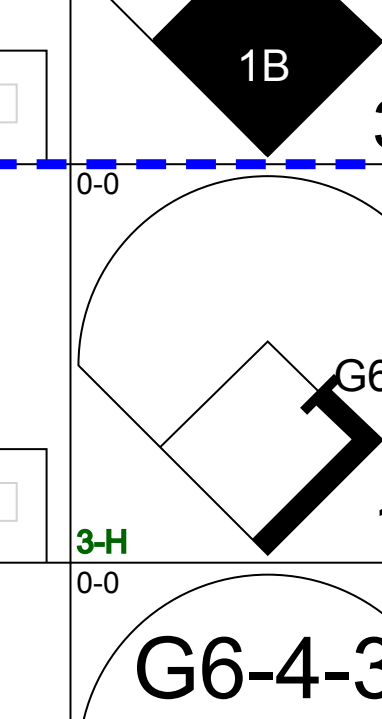
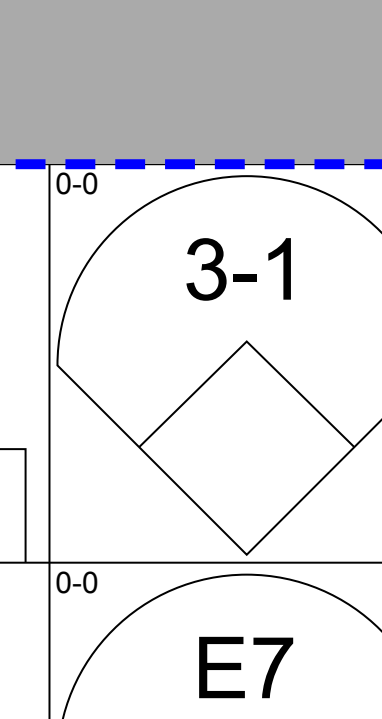
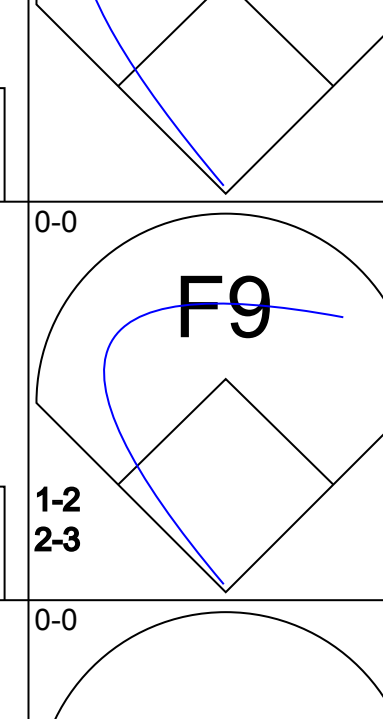
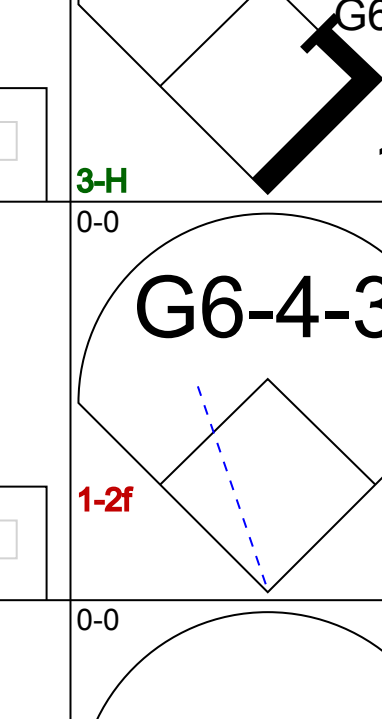
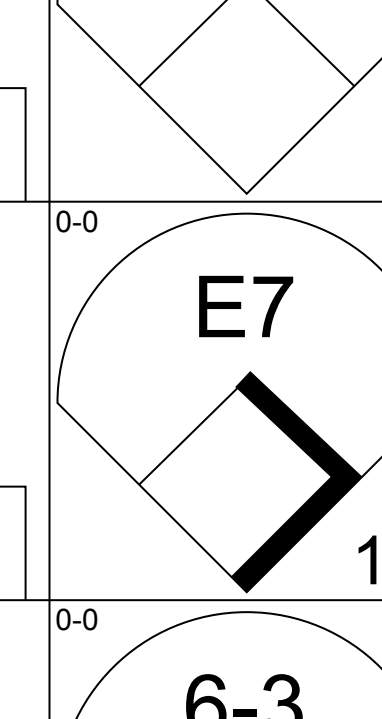
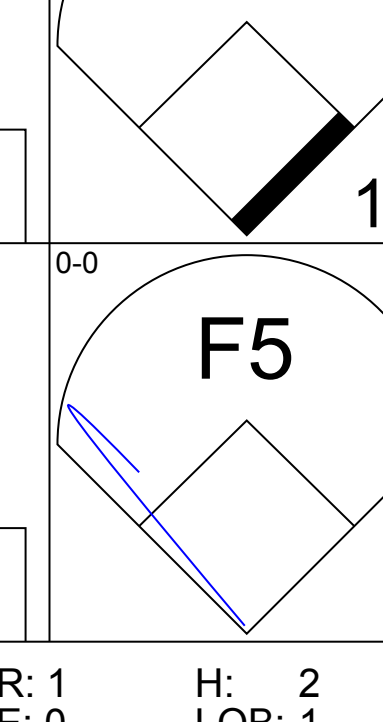
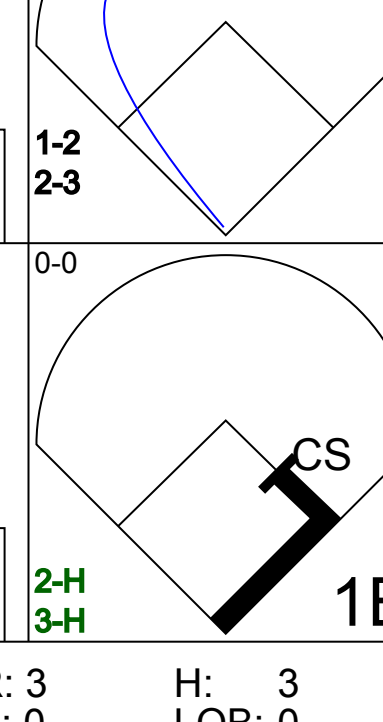
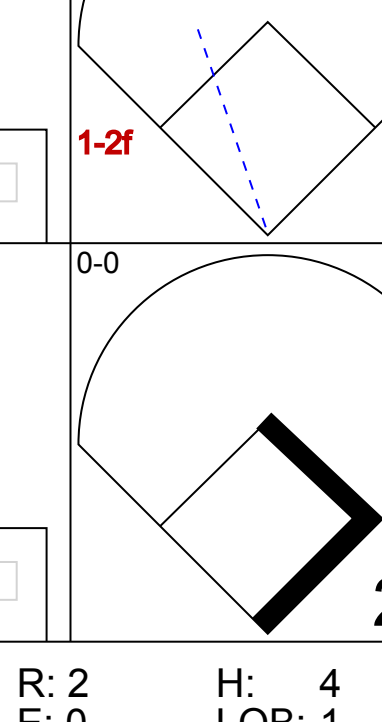
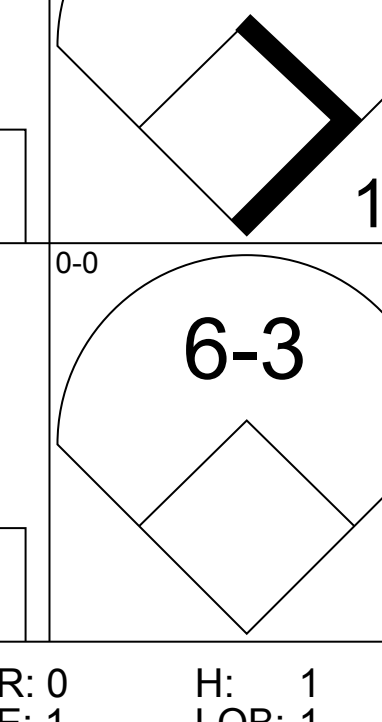
New York Yankees @ Toronto Blue Jays
Exhibition Stadium, Toronto, ON
Fri Sep 11 1987, 7:05 PM EDT
Att: 38,540 - Unknown

AB 40
R 6
H 13
RBI 5
BB 5
SO 7
LOB 20



Batter	1	2	3	4	5	6	7	8	9	AB	R	H	RBI	BB	SO	LOB	TOP										
Rickey Henderson, R OBP: 0.428, SLG: 0.488 (1, 10)	F7		5-3			3-1		F4		4	0	0	0	0	0	1	<p>New York Yankees @ Toronto Blue Jays Exhibition Stadium, Toronto, ON Sat Sep 12 1987, 3:33 AM EDT Att: 45,648 - Unknown</p> <p>livebaseballscores.com</p> <p>AB 31 R 1 H 6 RBI 1 BB 1 SO 4 LOB 9</p> 										
Wille Randolph, R OBP: 0.401, SLG: 0.408 (1, 4)	F9			1B		F7		F9		4	0	1	0	0	0	0											
Don Mattingly, L OBP: 0.388, SLG: 0.568 (1, 3)	F3			F8		4-3		K		4	0	0	0	0	1	1											
Dave Winfield, R OBP: 0.370, SLG: 0.475 (1, 9)	F9			G1-6-3 1B		2B	BB	K		3	1	1	0	1	1	0											
Gary Ward, R OBP: 0.285, SLG: 0.376 (1, 8)	5-3			G1-6-3 1B		FC4-6 1-H	2B	K2-3		4	0	1	1	0	1	2											
Jay Buhner, R OBP: 0.286, SLG: 0.286 (1, 7)	5-3					FC4-6 1B				3	0	2	0	0	0	0											
Jerry Royster, R OBP: 0.325, SLG: 0.428 (1, 5)			6-3		G1-6-3 1B	FC4-6 FC5-4				3	0	0	0	0	0	3											
Joel Skinner, R OBP: 0.193, SLG: 0.242 Phil Lombardi, R (7, PH)	5-3					FC5-4				2	0	0	0	0	1	0											
Rick Cerone, R OBP: 0.308, SLG: 0.329 (7, 2)										1	0	0	0	0	0	2											
Bobby Meacham, S OBP: 0.323, SLG: 0.370 (1, 6)										0	0	0	0	0	0	0											
Inning Stats	R: 0 E: 0 K: 0 S: 3	H: 0 LOB: 0 BB: 0 P: 3	R: 0 E: 0 K: 0 S: 3	H: 0 LOB: 0 BB: 0 P: 3	R: 0 E: 0 K: 0 S: 4	H: 1 LOB: 1 BB: 0 P: 4	R: 0 E: 0 K: 0 S: 4	H: 2 LOB: 1 BB: 0 P: 4	R: 0 E: 0 K: 0 S: 5	H: 1 LOB: 0 BB: 0 P: 5	R: 0 E: 0 K: 0 S: 3	H: 0 LOB: 0 BB: 0 P: 3	R: 1 E: 0 K: 0 S: 5	H: 2 LOB: 2 BB: 1 P: 9	R: 0 E: 0 K: 0 S: 3	H: 0 LOB: 0 BB: 0 P: 3	R: 0 E: 0 K: 3 S: 9	H: 0 LOB: 0 BB: 0 P: 9	1B: 5 2B: 1 3B: 0 HR: 0	SF: 0 SAC: 0 DP: 2 HBP: 0	WP: 0 PB: 0 SB: 0 CS: 0	PA: 32					
PITCHER	IP	WLS	BF	H	R	ER	SO	BB	IBB	HBP	BLK	WP	HR	S	P	ERA	WHIP										
Jimmy Key, L ERA: 2.85 Duane Ward, R ERA: 6.75	(1, 1)	8.0	W	29	6	1	1	1	1	1	0	0	0	30	34	1.12	0.875										

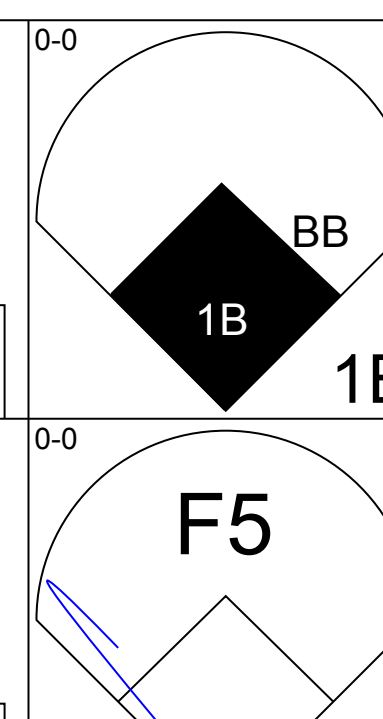
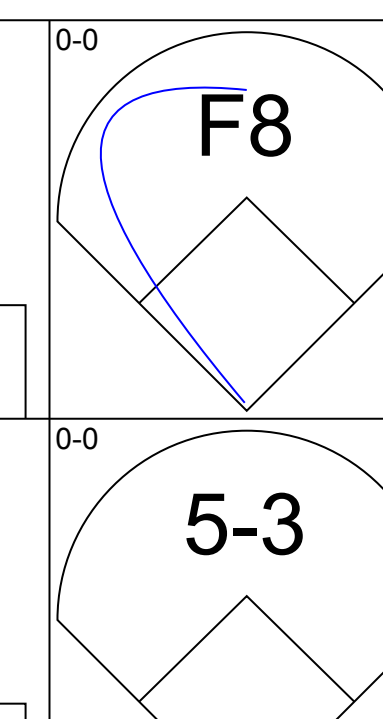
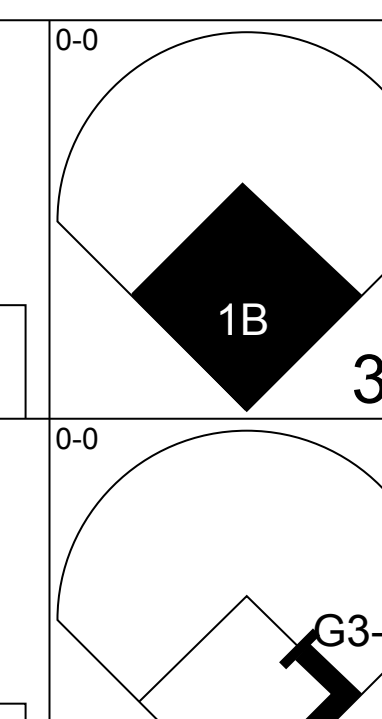
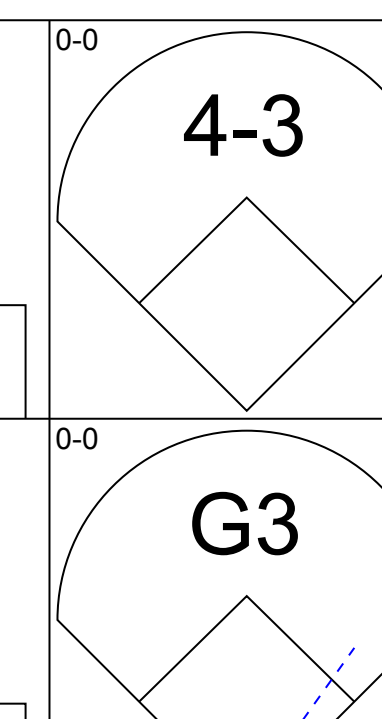
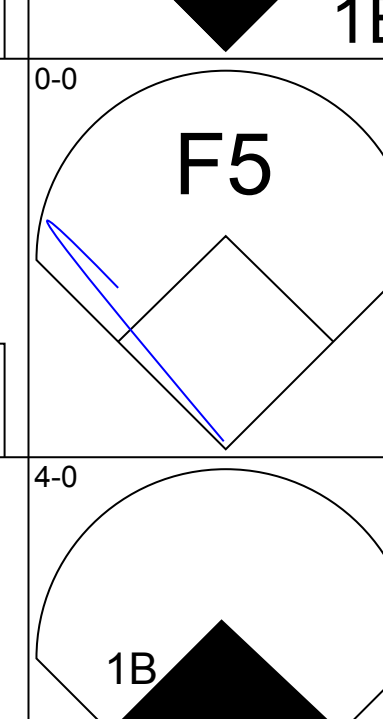
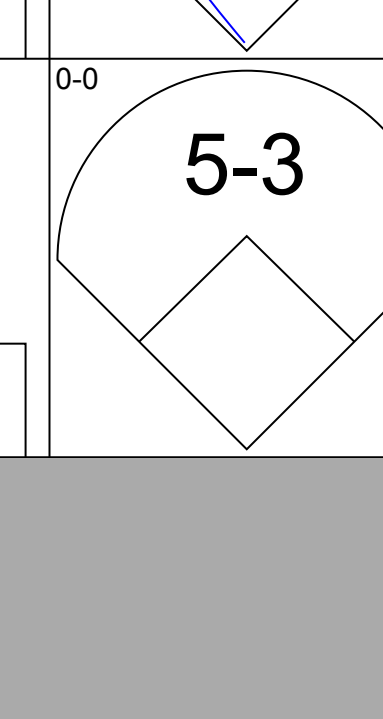
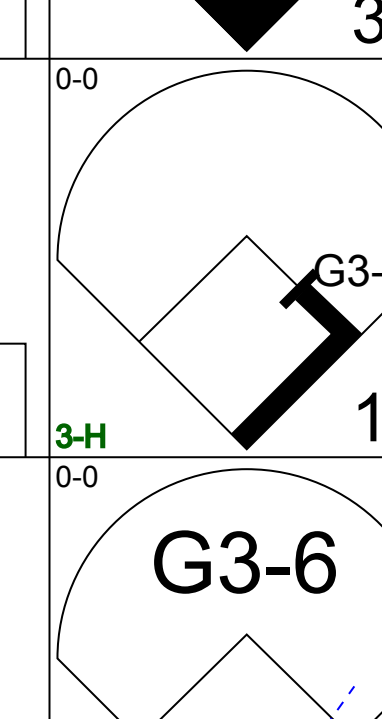
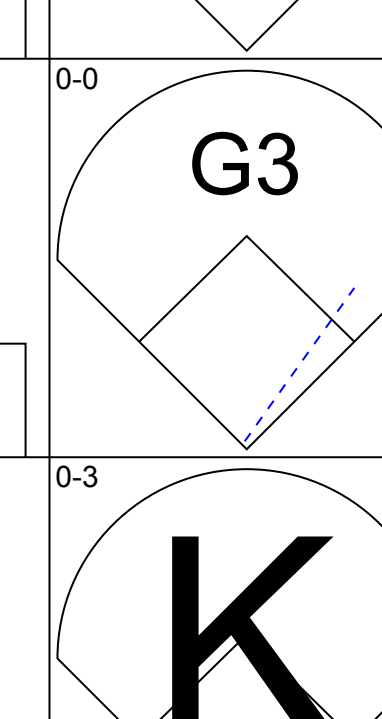
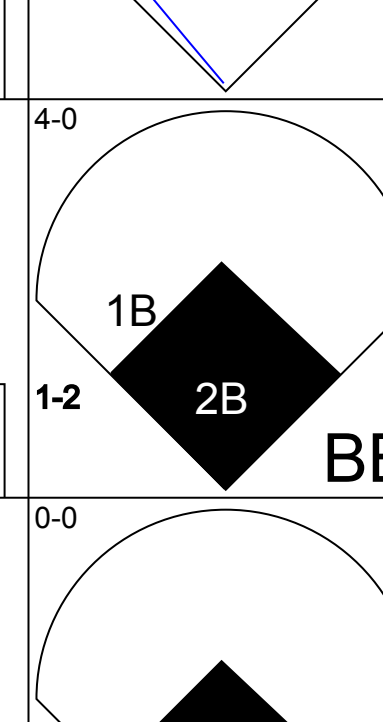
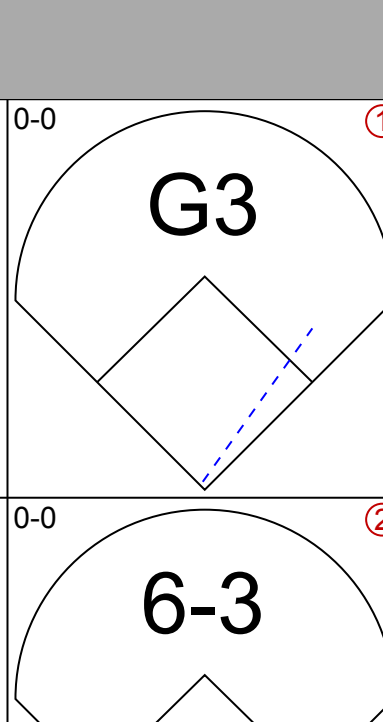
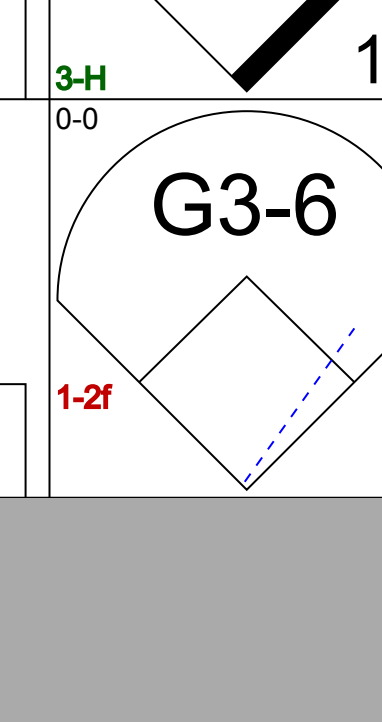
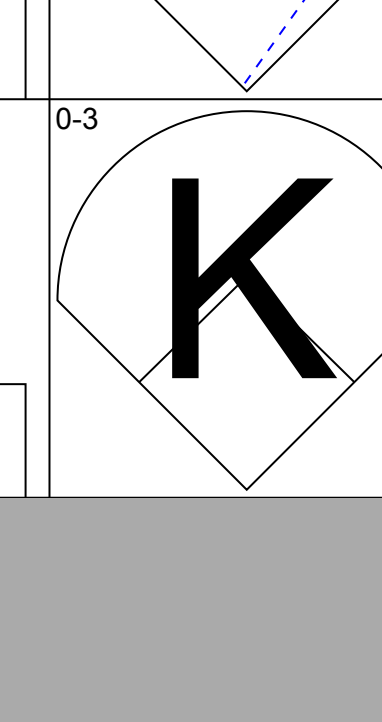
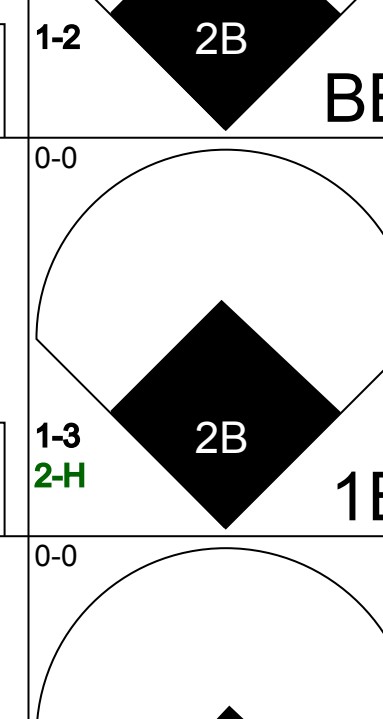
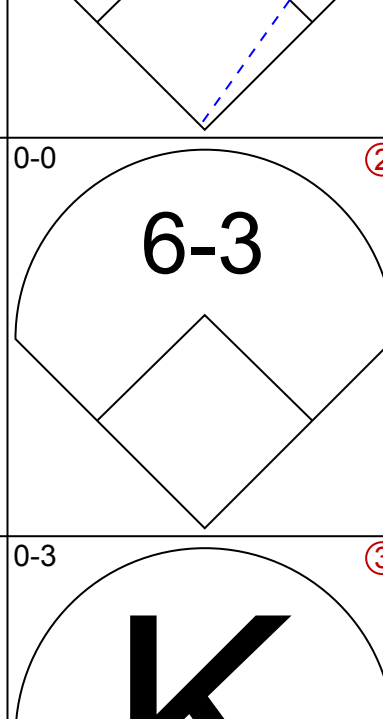
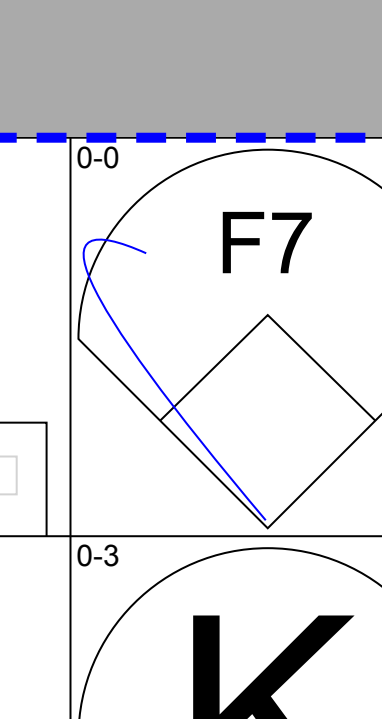
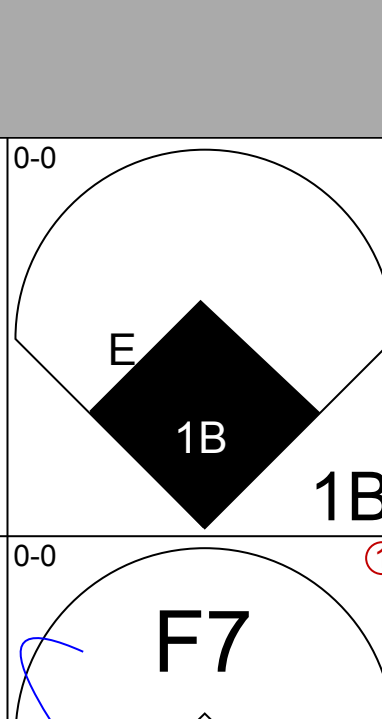
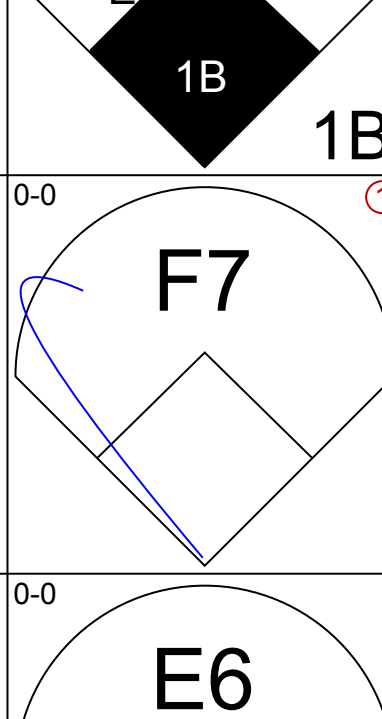
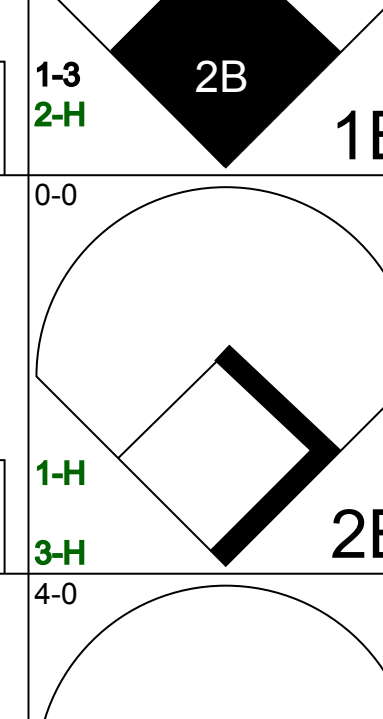
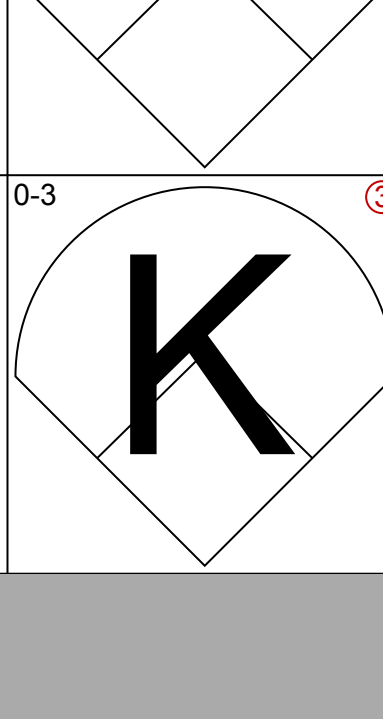
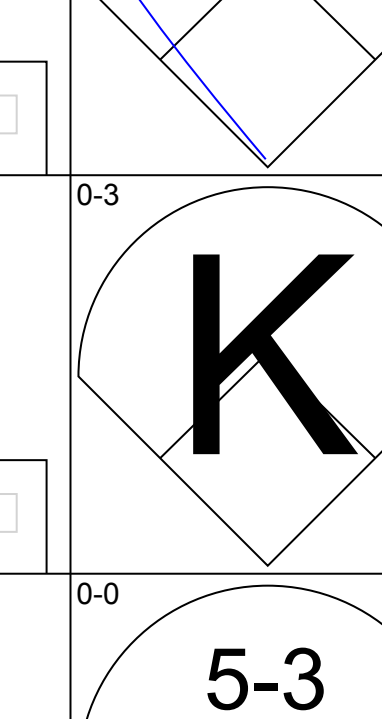
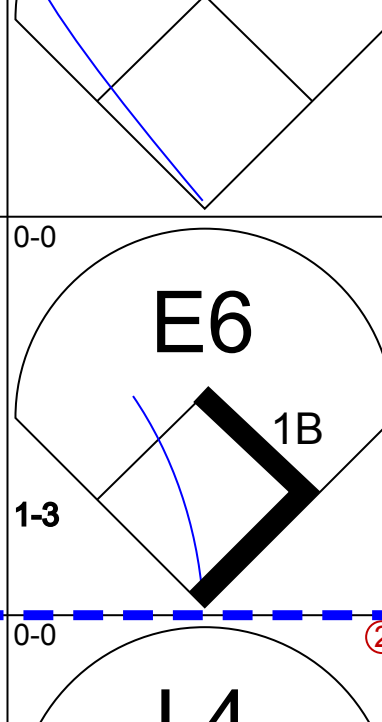
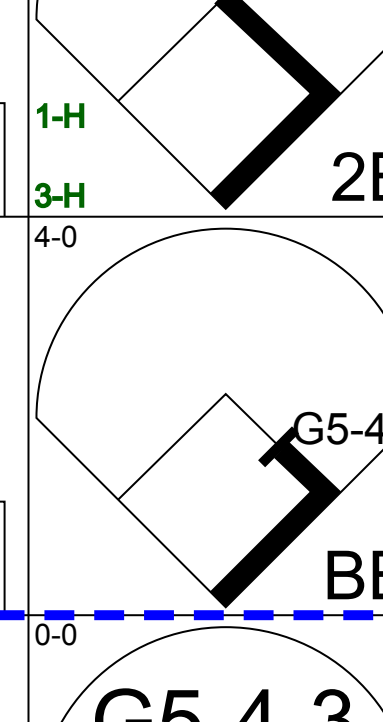
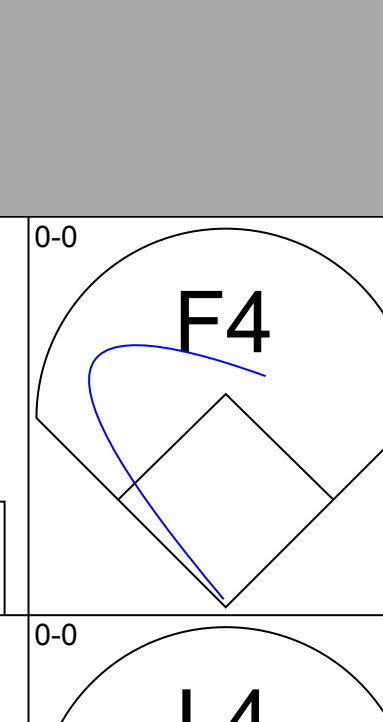
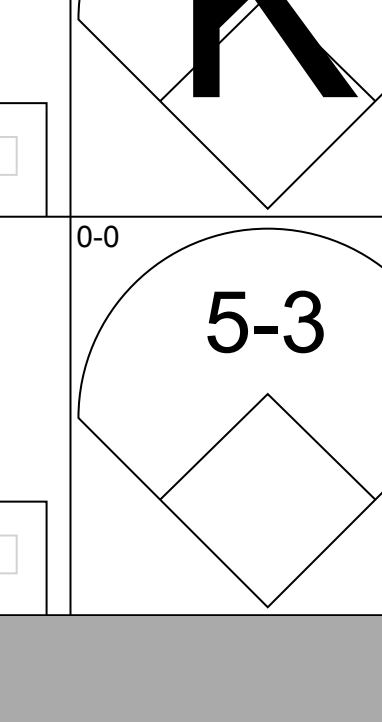
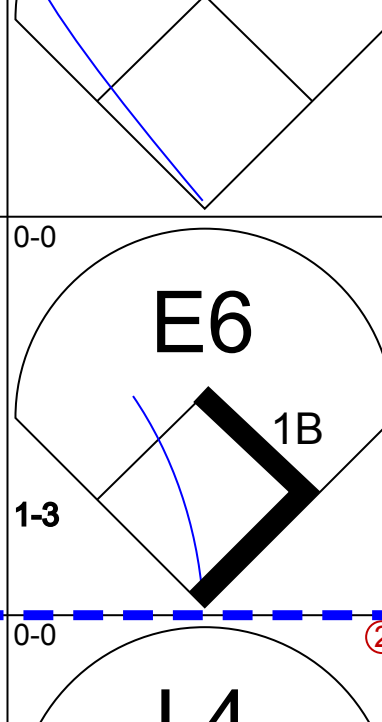
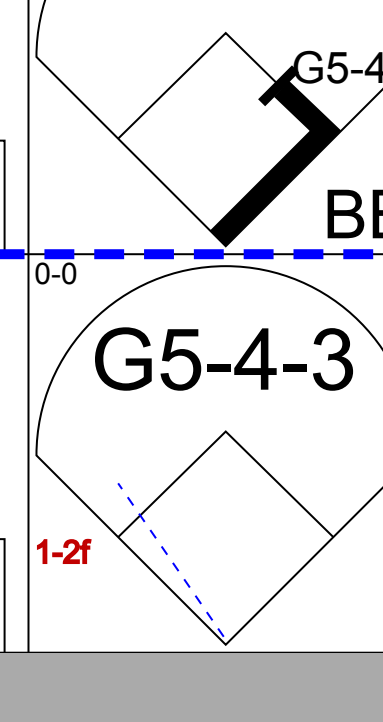
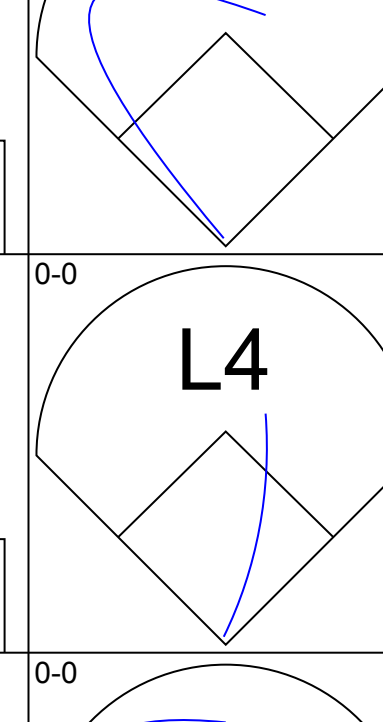
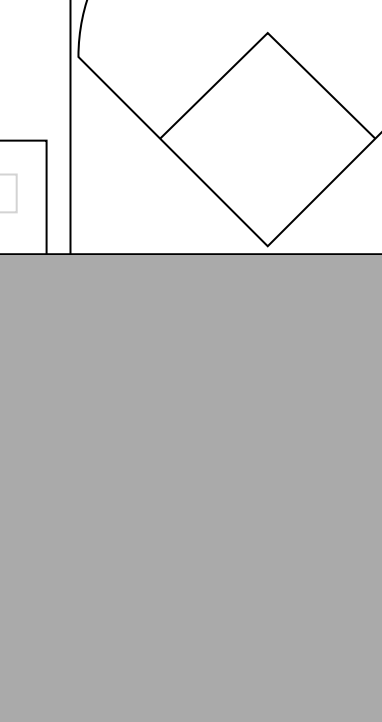
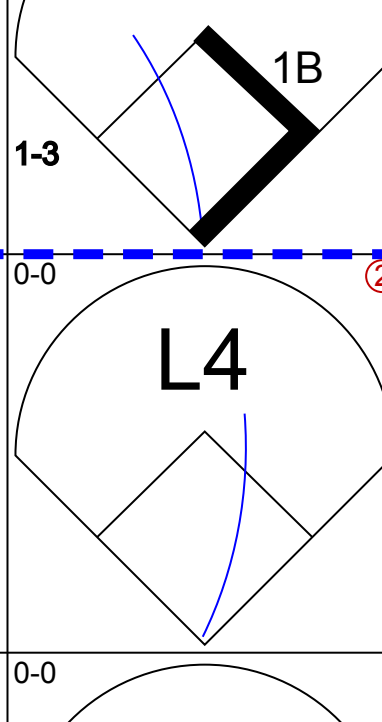
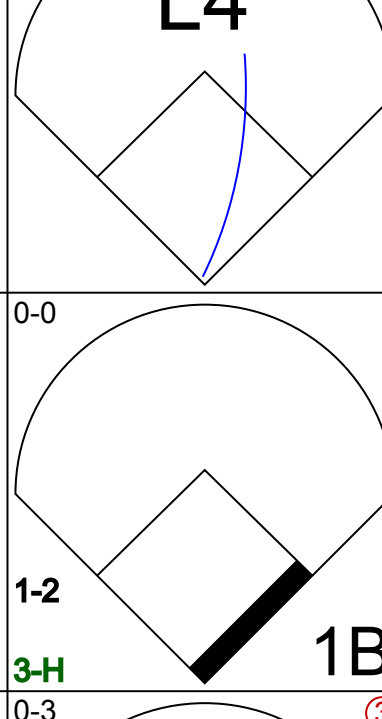
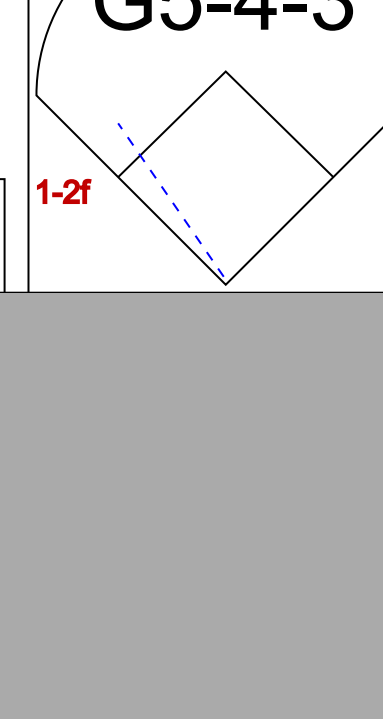
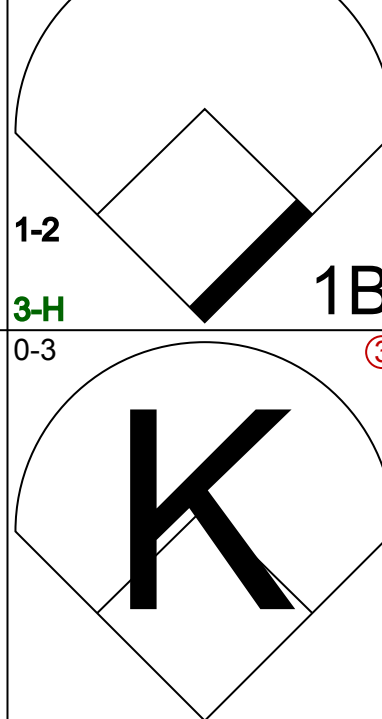
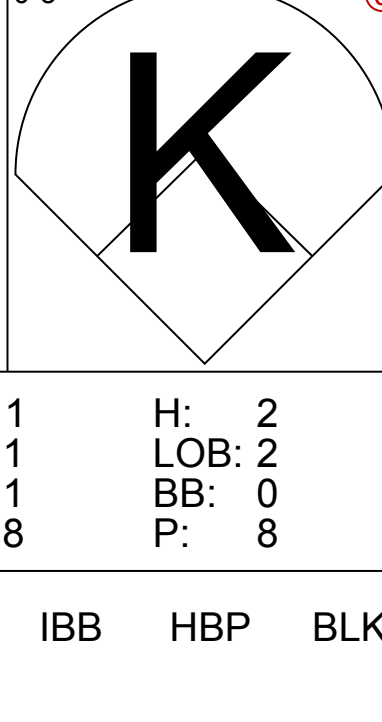

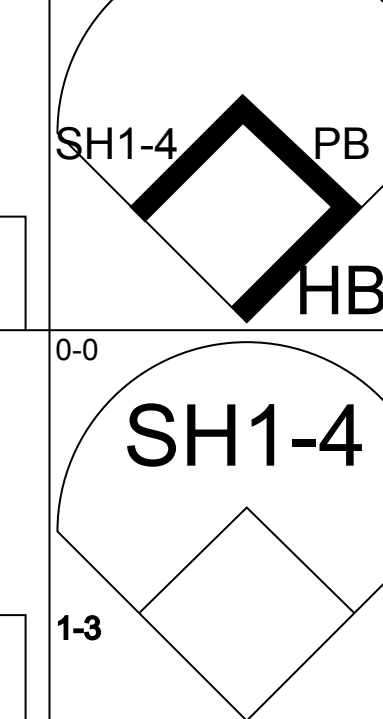

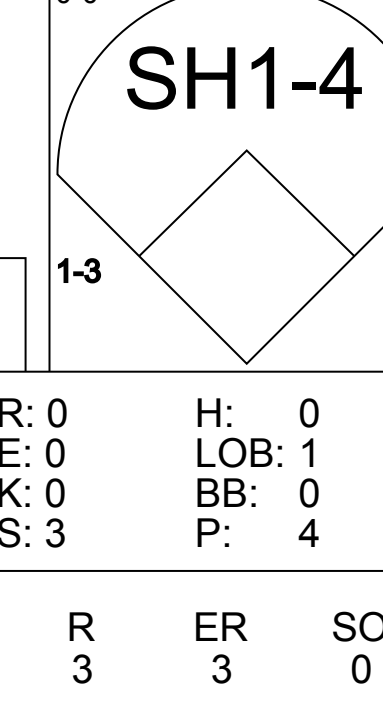
Batter	1	2	3	4	5	6	7	8	9	AB	R	H	RBI	BB	SO	LOB	BOTTOM										
Nelson Liriano, S OBP: 0.329, SLG: 0.338 (1, 4)	L8		L8		F8	5-3		F8		5	0	0	0	0	0	0	<p>New York Yankees @ Toronto Blue Jays Exhibition Stadium, Toronto, ON Sat Sep 12 1987, 3:33 AM EDT Att: 45,648 - Unknown</p> <p>livebaseballscores.com</p> <p>AB 42 R 13 H 19 RBI 13 BB 1 SO 2 LOB 13</p> 										
Lloyd Moseby, L OBP: 0.352, SLG: 0.457 Lou Thornton, L (9, 7)	S 2B		L7		1B	1B	HBP	5-3		4	2	2	0	0	0	0											
Tony Fernandez, S OBP: 0.386, SLG: 0.439 Manuel Lee, S OBP: 0.305, SLG: 0.312 (8, 6)	WP 1-H		G3		1B	4-3	1B	1B	HR	4	1	2	1	0	0	1											
George Bell, R OBP: 0.352, SLG: 0.625 (1, 10)	K			HR	3B	1B	1B	HR	1B	4	3	3	1	0	1	1											
Ernie Whitt, L OBP: 0.334, SLG: 0.434 Greg Myers, L (9, 2)	G3			HR	4-3		F7	HR		5	2	2	6	0	0	3											
Rick Leach, L OBP: 0.384, SLG: 0.409 Jesse Barfield, R OBP: 0.324, SLG: 0.463 (5, PH)	5-3			HR	F9	WP	1B	HR		2	0	0	0	0	0	0											
Rance Mulliniks, L OBP: 0.334, SLG: 0.479 Kelly Gruber, R OBP: 0.287, SLG: 0.416 (5, PH)	HR			1B	1B	1B	HR	HR		3	2	3	2	0	0	0											
Willie Upshaw, L OBP: 0.323, SLG: 0.398 (1, 3)	F9			1B	F8		HR	HR		4	0	2	0	1	0	1											
Rob Ducey, L OBP: 0.289, SLG: 0.139 (9, 8)	G3			L7		F8	FC4-6	F4		5	0	0	0	0	0	5											
Inning Stats	R: 1 E: 0 K: 1 S: 7	H: 2 LOB: 1 BB: 0 P: 7	R: 1 E: 0 K: 0 S: 4	H: 1 LOB: 0 BB: 0 P: 4	R: 0 E: 0 K: 0 S: 3	H: 0 LOB: 0 BB: 0 P: 3	R: 2 E: 0 K: 0 S: 6	H: 4 LOB: 1 BB: 0 P: 6	R: 4 E: 0 K: 0 S: 8	H: 5 LOB: 1 BB: 0 P: 8	R: 0 E: 0 K: 0 S: 3	H: 0 LOB: 1 BB: 0 P: 4	R: 0 E: 0 K: 1 S: 6	H: 1 LOB: 3 BB: 1 P: 11	R: 5 E: 0 K: 0 S: 9	H: 6 LOB: 1 BB: 0 P: 9		R: 2 E: 0 K: 3 S: 9	H: 0 LOB: 0 BB: 0 P: 9	1B: 11 2B: 2 3B: 1 HR: 5	SF: 0 SAC: 0 DP: 0 HBP: 2	WP: 2 PB: 0 SB: 1 CS: 0	PA: 45				
PITCHER	IP	WLS	BF	H	R	ER	SO	BB	IBB	HBP	BLK	WP	HR	S	P	ERA	WHIP										
Rick Rhoden, R ERA: 3.86 Pat Clements, L ERA: 4.94 Bill Fulton, R ERA: 27.0 Pete Filson, L ERA: 7.88	(1, 1)	4.0	L	18	7	4	4	0	0	0	0	1	0	11	12	18.00	2.500										

Batter	1	2	3	4	5	6	7	8	9	AB	R	H	RBI	BB	SO	LOB	TOP					
Roberto Kelly, R OBP: 0.355, SLG: 0.500 (1, 8)										5	1	1	0	0	2	2						
Willie Randolph, R OBP: 0.401, SLG: 0.409 (1, 4)										4	1	1	0	1	0	0						
Don Mattingly, L OBP: 0.388, SLG: 0.566 (1, 3)										3	0	1	1	1	0	0						
Dave Winfield, R OBP: 0.369, SLG: 0.478 (1, 9)										5	1	1	1	0	1	4						
Rickey Henderson, R OBP: 0.427, SLG: 0.498 (1, 7)										4	2	2	2	0	0	1						
Gary Ward, R OBP: 0.289, SLG: 0.388 (1, 10)										3	3	2	1	1	1	1						
Mike Pagliarulo, L OBP: 0.308, SLG: 0.503 (1, 5)										4	0	1	1	0	0	2						
Rick Cerone, R OBP: 0.311, SLG: 0.332 (1, 2)										4	0	2	0	0	0	3						
Bobby Meacham, S OBP: 0.327, SLG: 0.380 (1, 6)										4	0	2	2	0	0	2						
Inning Stats	R: 0 E: 0 K: 1 S: 6	H: 1 LOB: 1 BB: 0 P: 6	R: 1 E: 0 K: 0 S: 5	H: 2 LOB: 1 BB: 0 P: 5	R: 0 E: 0 K: 0 S: 3	H: 0 LOB: 0 BB: 0 P: 3	R: 3 E: 0 K: 0 S: 5	H: 3 LOB: 0 BB: 1 P: 9	R: 1 E: 0 K: 1 S: 5	H: 1 LOB: 0 BB: 1 P: 9	R: 2 E: 0 K: 0 S: 6	H: 4 LOB: 1 BB: 0 P: 6	R: 1 E: 0 K: 1 S: 6	H: 1 LOB: 1 BB: 1 P: 10	R: 0 E: 1 K: 1 S: 6	H: 1 LOB: 1 BB: 0 P: 6	R: 0 E: 0 K: 0 S: 3	H: 0 LOB: 0 BB: 0 P: 3	1B: 7 2B: 2 3B: 1 HR: 3	SF: 1 SAC: 0 DP: 1 HBP: 0	WP: 1 PB: 1 SB: 0 CS: 2	PA: 41
PITCHER	IP	WLS	BF	H	R	ER	SO	BB	IBB	HBP	BLK	WP	HR	S	P	ERA	WHIP					
John Cerutti, L ERA: 4.18 (1, 1)	3.2	L	18	6	4	4	1	1	0	0	0	0	2	19	23	9.82	1.909					
Jose Antonio Nunez, R ERA: 5.12 (4, 1)	1.1		6	3	3	3	1	1	0	0	0	1	1	7	11	20.25	3.000					
David Wells, L ERA: 10.45 (6, 1)	0.2		3	2	0	0	0	0	0	0	0	0	0	3	3	0.00	3.000					
Mark Eichhorn, R ERA: 3.27 (6, 1)	1.1		6	1	1	1	1	0	1	0	0	0	0	7	11	6.75	0.750					
Dave Steb, R ERA: 3.93 (8, 1)	2.0		7	1	0	0	1	0	0	0	0	0	0	9	9	0.00	0.500					

New York Yankees @ Toronto Blue Jays
Exhibition Stadium, Toronto, ON
Sun Sep 13 1987, 3:33 AM EDT
Att: 45,312 - Unknown

AB 36
R 8
H 13
RBI 8
BB 3
SO 4
LOB 15



Batter	1	2	3	4	5	6	7	8	9	AB	R	H	RBI	BB	SO	LOB	BOTTOM					
Nelson Liriano, S OBP: 0.338, SLG: 0.377 (1, 4)										4	2	2	0	0	0	1						
Lloyd Moseby, L OBP: 0.351, SLG: 0.455 (1, 8)										4	0	1	1	0	0	2						
Tony Fernandez, S OBP: 0.385, SLG: 0.436 (1, 6)										3	1	0	0	1	1	1						
George Bell, R OBP: 0.353, SLG: 0.624 (1, 7)										4	2	2	1	0	0	0						
Cecil Fielder, R OBP: 0.367, SLG: 0.594 (1, 3)										2	0	1	2	0	1	0						
Willie Upshaw, L OBP: 0.322, SLG: 0.397 (6, PH) (7, 3)										2	0	0	0	0	1	1						
Jesse Barfield, R OBP: 0.323, SLG: 0.461 (1, 9)										3	0	0	0	1	0	1						
Juan Beniquez, R OBP: 0.299, SLG: 0.383 (1, 10)										1	0	0	0	0	0	2						
Rick Leach, L OBP: 0.380, SLG: 0.404 (4, PH)										2	0	0	0	0	0	0						
Garth Iorg, R OBP: 0.272, SLG: 0.295 (9, PH)										1	0	0	0	0	0	2						
Kelly Gruber, R OBP: 0.288, SLG: 0.415 (1, 5)										1	0	0	0	0	0	0						
Rance Mulliniks, L OBP: 0.360, SLG: 0.478 (7, PH) (8, 5)										1	0	0	0	0	0	0						
Manuel Lee, S OBP: 0.313, SLG: 0.321 (9, PH)										1	0	1	1	0	0	0						
Charlie Moore, R OBP: 0.288, SLG: 0.348 (1, 2)										0	0	0	0	0	0	0						
Ernie Whitt, L OBP: 0.332, SLG: 0.431 (5, PH) (6, 2)										3	0	0	0	0	2	2						
Inning Stats	R: 3 E: 0 K: 0 S: 5	H: 3 LOB: 1 BB: 2 P: 13	R: 0 E: 0 K: 0 S: 3	H: 0 LOB: 1 BB: 0 P: 4	R: 0 E: 0 K: 1 S: 5	H: 0 LOB: 0 BB: 0 P: 5	R: 0 E: 0 K: 0 S: 3	H: 0 LOB: 0 BB: 0 P: 3	R: 1 E: 0 K: 0 S: 4	H: 2 LOB: 0 BB: 0 P: 4	R: 0 E: 0 K: 1 S: 5	H: 0 LOB: 0 BB: 0 P: 5	R: 0 E: 0 K: 1 S: 5	H: 0 LOB: 0 BB: 0 P: 5	R: 0 E: 1 K: 1 S: 5	H: 2 LOB: 2 BB: 0 P: 8	R: 1 E: 1 K: 1 S: 8	H: 2 LOB: 2 BB: 0 P: 8	1B: 5 2B: 1 3B: 1 HR: 0	SF: 0 SAC: 1 DP: 2 HBP: 1	WP: 0 PB: 1 SB: 0 CS: 0	PA: 36
PITCHER	IP	WLS	BF	H	R	ER	SO	BB	IBB	HBP	BLK	WP	HR	S	P	ERA	WHIP					
Steve Trout, L ERA: 4.27 (1, 1)	0.1		6	3	3	3	0	2	0	0	0	0	0	16	17	1.93	0.429					
Charles Hudson, R ERA: 3.9 (1, 1)	4.2	W	15	2	1	1	1	0	0	1	0	0	0	4	12	1.93	0.429					
Neil Allen, R ERA: 5.79 (6, 1)	3.1		12	1	1	0	3	0	0	0	0	0	0	18	18	0.00	0.300					
Dave Righetti, L ERA: 3.35 (9, 1)	0.2	S	3	1	0	0	1	0	0	0	0	0	0	5	5	0.00	1.500					

New York Yankees @ Toronto Blue Jays
Exhibition Stadium, Toronto, ON
Sun Sep 13 1987, 3:33 AM EDT
Att: 45,312 - Unknown

AB 32
R 5
H 7
RBI 5
BB 2
SO 5
LOB 12



Batter	1	2	3	4	5	6	7	8	9	AB	R	H	RBI	BB	SO	LOB	TOP								
Pete Staniczek, S OBP: 0.326, SLG: 0.317 (1, 10)	L6		K		1-4-3		4-3			5	0	1	0	0	1	0	Baltimore Orioles @ Toronto Blue Jays Exhibition Stadium, Toronto, ON Mon Sep 14 1987, 7:05 PM EDT Att: 27,446 - Unknown								
Billy Ripken, R OBP: 0.361, SLG: 0.372 (1, 4)	2B BB		P3			WP 2B 1B		6-3	F8	4	1	1	0	1	0	2									
Larry Sheets, L OBP: 0.358, SLG: 0.576 (1, 9)	K						F8	1B FC6-4		4	1	2	0	0	1	2									
Eddie Murray, S OBP: 0.346, SLG: 0.491 (1, 3)							2B 1-2 1B	1B FC6-4		4	0	3	0	0	0	1									
Cal Ripken Jr., R OBP: 0.335, SLG: 0.434 Ron Washington, R OBP: 0.271, SLG: 0.397 (1, 6) (8, 6)	6-3				G6-4-3 1B		1-3 2-H 2B	FC6-4 1B		4	0	2	2	0	0	3									
Ray Knight, R OBP: 0.311, SLG: 0.379 Rene Gonzales, R OBP: 0.281, SLG: 0.333 (1, 5) (8, 5)		K		G6-4-3 1B		K		1-3 3-H 1B	1-3	4	0	0	0	0	2	4									
Terry Kennedy, L OBP: 0.305, SLG: 0.384 Carl Nichols, R OBP: 0.333, SLG: 0.333 (1, 2) (8, 2)		F4		F4		F9			1B 1B	3	0	0	0	0	0	2									
Mike Young, S OBP: 0.329, SLG: 0.411 (1, 7)		K				L6		3-1	K	4	0	0	0	0	2	1									
Mike Hart, L OBP: 0.226, SLG: 0.480 (1, 8)						K		F9	K	4	1	1	1	0	2	1									
Inning Stats	R: 0 E: 0 K: 1 S: 6	H: 1 LOB: 2 BB: 1 P: 10	R: 0 E: 0 K: 2 S: 7	H: 0 LOB: 0 BB: 0 P: 7	R: 1 E: 0 K: 1 S: 7	H: 2 LOB: 1 BB: 0 P: 7	R: 0 E: 0 K: 0 S: 3	H: 1 LOB: 0 BB: 0 P: 3	R: 0 E: 0 K: 1 S: 5	H: 0 LOB: 0 BB: 0 P: 5	R: 1 E: 0 K: 0 S: 8	H: 3 LOB: 2 BB: 0 P: 8	R: 0 E: 0 K: 0 S: 3	H: 0 LOB: 0 BB: 0 P: 3	R: 1 E: 0 K: 0 S: 5	H: 2 LOB: 1 BB: 0 P: 5		R: 0 E: 0 K: 2 S: 9	H: 2 LOB: 2 BB: 0 P: 9	1B: 8 2B: 2 3B: 0 HR: 1	SF: 0 SAC: 0 DP: 1 HBP: 0	WP: 1 PB: 0 SB: 0 CS: 0	PA: 38		
PITCHER	IP	WLS	BF	H	R	ER	SO	BB	IBB	HBP	BLK	WP	HR	S	P	ERA	WHIP								
Jim Clancy, R ERA: 3.67 (1, 1)	7.0	W	28	7	2	2	6	1	0	0	0	1	1	39	43	2.57	1.143								
Mark Eichhorn, R ERA: 3.32 (8, 1)	1.0		5	2	1	1	0	0	0	0	0	0	0	5	5	9.00	2.000								
Tom Henke, R ERA: 2.54 (9, 1)	1.0		5	2	0	0	2	0	0	0	0	0	0	9	9	0.00	2.000								

Batter	1	2	3	4	5	6	7	8	9	AB	R	H	RBI	BB	SO	LOB	BOTTOM								
Nelson Liriano, S OBP: 0.373, SLG: 0.411 (1, 4)	G3 2B	HR BB		4-3 1B BB	FC4-6		1-2 2-H HR 1B			4	3	3	1	2	0	2	Baltimore Orioles @ Toronto Blue Jays Exhibition Stadium, Toronto, ON Mon Sep 14 1987, 7:05 PM EDT Att: 27,446 - Unknown								
Lloyd Moseby, L OBP: 0.350, SLG: 0.460 Rob Ducey, L OBP: 0.298, SLG: 0.237 (1, 8) (7, 8)	K	1-H HR		4-3 1-2		5-3	1-H 2-H HR 1B	K		4	1	1	2	0	1	2									
Tony Fernandez, S OBP: 0.354, SLG: 0.634 Manuel Lee, S OBP: 0.318, SLG: 0.325 (1, 6) (7, 6)	G3	F4				4-3	1B HR 1B	F8		4	0	1	1	0	0	1									
George Bell, R OBP: 0.354, SLG: 0.634 Lou Thornton, L OBP: 0.697, SLG: 0.500 (1, 7) (7, 7)	F9				F8		HR 1-3 HR 1B			4	2	2	2	0	0	2									
Ernie Whitt, L OBP: 0.335, SLG: 0.455 Greg Myers, L (1, 2) (8, 2)		HR		6-3		2-3	1-H 3-H HR			5	3	3	5	0	0	0									
Jesse Barfield, R OBP: 0.328, SLG: 0.466 (1, 9)		HR 2B		F7			2B-4-3 1B			5	1	4	0	0	0	0									
Rance Mulliniks, L OBP: 0.363, SLG: 0.500 Kelly Gruber, R OBP: 0.286, SLG: 0.412 (1, 5) (7, PH) (8, 5)		2-H HR			F7		G6-4-3 1-2 F9 1B			3	2	2	3	0	0	1									
Fred McGriff, L OBP: 0.387, SLG: 0.520 (1, 10)	K	K			F8		4-0 1B 1B BB			4	2	1	1	1	2	1									
Willie Upshaw, L OBP: 0.322, SLG: 0.395 (1, 3)	4-3				F8		1-2 FC4-6 BB	F8		4	1	1	0	1	0	0									
Inning Stats	R: 0 E: 0 K: 1 S: 6	H: 1 LOB: 0 BB: 0 P: 6	R: 5 E: 0 K: 1 S: 9	H: 4 LOB: 0 BB: 1 P: 13	R: 2 E: 0 K: 1 S: 7	H: 2 LOB: 0 BB: 0 P: 7	R: 1 E: 0 K: 0 S: 4	H: 1 LOB: 1 BB: 1 P: 8	R: 1 E: 0 K: 0 S: 5	H: 2 LOB: 2 BB: 1 P: 9	R: 1 E: 0 K: 0 S: 4	H: 1 LOB: 0 BB: 0 P: 4	R: 7 E: 0 K: 0 S: 10	H: 8 LOB: 1 BB: 1 P: 14	R: 1 E: 0 K: 1 S: 7	H: 2 LOB: 1 BB: 0 P: 7		1B: 9 2B: 2 3B: 0 HR: 10	SF: 0 SAC: 0 DP: 1 HBP: 0	WP: 0 PB: 0 SB: 0 CS: 0	PA: 48				
PITCHER	IP	WLS	BF	H	R	ER	SO	BB	IBB	HBP	BLK	WP	HR	S	P	ERA	WHIP								
Ken Dixon, R ERA: 6.43 (1, 1)	1.2	L	11	5	5	5	2	1	0	0	0	0	2	8	8	13.50	1.500								
Eric Bell, L ERA: 5.52 (2, 1)	1.1		6	2	2	2	1	0	0	0	0	0	2	8	8	13.50	1.500								
Mike Griffin, R ERA: 4.1 (4, 1)	2.0		11	3	2	2	0	2	0	0	0	0	1	9	17	9.00	2.500								
Mike Kinnunen, L ERA: 5.84 (6, 1)	1.2		11	6	6	6	0	1	0	0	0	0	2	10	14	32.40	4.200								
Tony Arnold, R ERA: 5.79 (7, 1)	0.2		7	5	3	3	0	0	0	0	0	0	2	7	7	40.50	7.500								
Jack O'Connor, L ERA: 4.99 (8, 1)	0.2																								



Batter	1	2	3	4	5	6	7	8	9	AB	R	H	RBI	BB	SO	LOB	TOP				
Pete Stanicek, S OBP: 0.298, SLG: 0.289 (1, 10)	F9		5-3			F9		F9		4	0	0	0	0	0	0	Baltimore Orioles @ Toronto Blue Jays Exhibition Stadium, Toronto, ON Tue Sep 15 1987, 7:05 PM EDT Att: 27,192 - Unknown livebaseballscorecards.com				
Billy Ripken, R OBP: 0.363, SLG: 0.372 Ron Washington, R OBP: 0.258, SLG: 0.377 (1, 4)	1B		L7			4-3		6-3		0	0	0	0	1	0	0					
Lee Lacy, R OBP: 0.322, SLG: 0.390 (1, 9)	K							6-3		3	0	1	0	1	1	1					
Eddie Murray, S OBP: 0.346, SLG: 0.489 (1, 3)	1B					K				4	0	1	0	0	1	2					
Cal Ripken Jr., R OBP: 0.334, SLG: 0.431 (1, 6)	F9					F8		2B		3	1	0	0	1	0	3					
Ray Knight, R OBP: 0.311, SLG: 0.380 (1, 5)	K					6-3		4-3		4	1	1	0	0	1	1					
Terry Kennedy, L OBP: 0.307, SLG: 0.386 Carl Nichols, R OBP: 0.333, SLG: 0.333 (7, PR)	4-3							4-3		3	0	2	0	0	0	0					
Jim Dwyer, L OBP: 0.384, SLG: 0.516 (9, PH)								2B		1	0	0	1	0	0	1					
Larry Sheets, L OBP: 0.359, SLG: 0.575 (1, 7)	5-3					G6-4-3		1B		4	0	2	1	0	0	1					
Mike Hart, L OBP: 0.218, SLG: 0.462 Mike Young, S OBP: 0.327, SLG: 0.408 (7, PH)			K			4-3		K		2	0	0	0	0	1	0					
Inning Stats	R: 0 E: 0 K: 1 S: 6	H: 1 LOB: 2 BB: 1 P: 10	R: 0 E: 0 K: 1 S: 5	H: 0 LOB: 0 BB: 0 P: 5	R: 0 E: 0 K: 1 S: 5	H: 0 LOB: 0 BB: 0 P: 5	R: 0 E: 0 K: 0 S: 3	H: 0 LOB: 1 BB: 1 P: 7	R: 0 E: 0 K: 1 S: 6	H: 1 LOB: 0 BB: 0 P: 6	R: 0 E: 0 K: 1 S: 7	H: 2 LOB: 2 BB: 0 P: 7	R: 0 E: 0 K: 0 S: 3	H: 0 LOB: 0 BB: 0 P: 3	R: 2 E: 0 K: 1 S: 7	H: 2 LOB: 1 BB: 1 P: 11	1B: 5 2B: 2 3B: 0 HR: 0	SF: 0 SAC: 0 DP: 1 HBP: 0	WP: 0 PB: 0 SB: 0 CS: 0	PA: 36	
PITCHER	IP	WLS	BF	H	R	ER	SO	BB	IBB	HBP	BLK	WP	HR	S	P	ERA	WHIP				
Mike Flanagan, L ERA: 4.2 Duane Ward, R ERA: 8.0	(1, 1)	0.0	W	0	0	0	0	0	0	0	0	0	0	0	0	∞	∞				
PITCHER	IP	WLS	BF	H	R	ER	SO	BB	IBB	HBP	BLK	WP	HR	S	P	ERA	WHIP				
	(9, 1)	1.0	6	2	2	2	1	1	0	0	0	0	0	7	11	18.00	3.000				

Batter	1	2	3	4	5	6	7	8	9	AB	R	H	RBI	BB	SO	LOB	BOTTOM				
Nelson Liriano, S OBP: 0.364, SLG: 0.410 (1, 4)	F8	E3		HR	K			F7		5	2	1	0	0	1	2	Baltimore Orioles @ Toronto Blue Jays Exhibition Stadium, Toronto, ON Tue Sep 15 1987, 7:05 PM EDT Att: 27,192 - Unknown livebaseballscorecards.com				
Lloyd Moseby, L OBP: 0.353, SLG: 0.470 (1, 8)	1B	3B		HR		G1		F7		5	1	3	4	0	0	0					
Tony Fernandez, S OBP: 0.354, SLG: 0.434 Manuel Lee, S OBP: 0.318, SLG: 0.325 (1, 6)	1B	F7		HR	6-3					4	0	1	0	0	1	1					
George Bell, R OBP: 0.353, SLG: 0.631 Rob Ducey, L OBP: 0.296, SLG: 0.237 (9, 7)	1B			L8	F4			F7		3	0	0	0	1	0	0					
Ernie Whitt, L OBP: 0.336, SLG: 0.466 (1, 2)	K			4-3						4	1	2	1	0	1	3					
Jesse Barfield, R OBP: 0.325, SLG: 0.466 (1, 9)	F3				HR			6-3		4	0	2	0	0	0	4					
Rance Mulliniks, L OBP: 0.354, SLG: 0.498 Kelly Gruber, R OBP: 0.286, SLG: 0.412 (7, PR)		FC3-6		G3	4-3			1B		3	0	1	0	1	0	2					
Fred McGriff, L OBP: 0.382, SLG: 0.512 (1, 10)	F7			K	K			L3		4	0	0	0	0	2	4					
Willie Upshaw, L OBP: 0.324, SLG: 0.395 (1, 3)	FC3-6			2B				G3		3	2	1	0	1	0	1					
Inning Stats	R: 0 E: 0 K: 1 S: 7	H: 2 LOB: 3 BB: 1 P: 11	R: 2 E: 1 K: 0 S: 6	H: 2 LOB: 1 BB: 0 P: 6	R: 0 E: 0 K: 0 S: 4	H: 1 LOB: 1 BB: 0 P: 4	R: 3 E: 0 K: 1 S: 8	H: 3 LOB: 0 BB: 0 P: 8	R: 1 E: 0 K: 2 S: 9	H: 2 LOB: 2 BB: 1 P: 13	R: 0 E: 0 K: 1 S: 5	H: 0 LOB: 0 BB: 0 P: 5	R: 0 E: 0 K: 0 S: 3	H: 1 LOB: 2 BB: 1 P: 7	R: 0 E: 0 K: 0 S: 3	H: 0 LOB: 0 BB: 0 P: 3		1B: 6 2B: 3 3B: 1 HR: 2	SF: 0 SAC: 0 DP: 1 HBP: 0	WP: 0 PB: 0 SB: 0 CS: 0	PA: 38
PITCHER	IP	WLS	BF	H	R	ER	SO	BB	IBB	HBP	BLK	WP	HR	S	P	ERA	WHIP				
Jose Mesa, R ERA: 6.3 Mark Williamson, R ERA: 3.86	(1, 1)	4.0	L	24	1	0	0	3	1	1	0	0	0	18	26	0.00	0.500				
PITCHER	IP	WLS	BF	H	R	ER	SO	BB	IBB	HBP	BLK	WP	HR	S	P	ERA	WHIP				
	(5, 1)	4.0	14	1	0	0	3	1	1	0	0	0	0	18	26	0.00	0.500				

Batter	1	2	3	4	5	6	7	8	9	AB	R	H	RBI	BB	SO	LOB	TOP										
Pete Stanciek, S (1, 4) OBP: 0.275, SLG: 0.265	5-3		4-3		4-3			6-3		4	0	0	0	0	0	2											
Ron Washington, R (1, 5) OBP: 0.246, SLG: 0.359	G3				F8			5-3		3	0	0	0	0	0	0											
Jim Dwyer, L (9, PH) OBP: 0.383, SLG: 0.514									K	1	0	0	0	0	1	0											
Lee Lacy, R (1, 9) OBP: 0.321, SLG: 0.388	F8							6-3		4	0	1	0	0	0	0											
Eddie Murray, S (1, 3)									5-3	4	0	1	0	0	0	0											
Cal Ripken Jr., R (1, 6) OBP: 0.336, SLG: 0.433									F8	4	0	1	0	0	0	1											
Ray Knight, R (1, 10) OBP: 0.309, SLG: 0.378										3	0	2	0	0	0	2											
Larry Sheets, L (1, 7) OBP: 0.359, SLG: 0.576										3	0	1	0	0	0	2											
Floyd Rayford, R (1, 2) OBP: 0.250, SLG: 0.340										3	0	1	0	0	0	0											
Mike Hart, L (1, 8) OBP: 0.211, SLG: 0.444										2	0	0	0	0	2	2											
Mike Young, S (8, PH) OBP: 0.326, SLG: 0.407										1	0	0	0	0	0	0											
Inning Stats	R: 0 E: 0 K: 0 S: 3	H: 0 LOB: 0 BB: 0 P: 3	R: 0 E: 0 K: 0 S: 4	H: 2 LOB: 1 BB: 0 P: 4	R: 0 E: 0 K: 1 S: 5	H: 0 LOB: 0 BB: 0 P: 5	R: 0 E: 1 K: 0 S: 4	H: 1 LOB: 1 BB: 0 P: 4	R: 0 E: 0 K: 2 S: 9	H: 2 LOB: 2 BB: 0 P: 9	R: 0 E: 0 K: 0 S: 3	H: 0 LOB: 0 BB: 0 P: 3	R: 0 E: 0 K: 1 S: 5	H: 1 LOB: 0 BB: 0 P: 5	R: 0 E: 0 K: 0 S: 3	H: 0 LOB: 0 BB: 0 P: 3	R: 0 E: 0 K: 1 S: 5	H: 0 LOB: 0 BB: 0 P: 5	1B: 5 2B: 1 3B: 0 HR: 0	SF: 0 SAC: 0 DP: 3 HBP: 0	WP: 0 PB: 0 SB: 0 CS: 0	PA: 31					
PITCHER	IP	WLS	BF	H	R	ER	SO	BB	IBB	HBP	BLK	WP	HR	S	P	ERA	WHIP										
Jimmy Key, L (1, 1) ERA: 2.77	7.0	W	25	6	0	0	4	0	0	0	0	0	0	33	33	0.00	0.857										
Jeff Musselman, L (8, 1) ERA: 4.13	1.0		3	0	0	0	0	0	0	0	0	0	0	3	3	0.00	0.000										
Tom Henke, R (9, 1) ERA: 2.51	1.0		3	0	0	0	1	0	0	0	0	0	0	5	5	0.00	0.000										

Baltimore Orioles @ Toronto Blue Jays
Exhibition Stadium, Toronto, ON
Wed Sep 16 1987, 7:05 PM EDT
Att: 29,353 - Unknown

AB	31
R	0
H	6
RBI	0
BB	0
SO	5
LOB	12



Batter	1	2	3	4	5	6	7	8	9	AB	R	H	RBI	BB	SO	LOB	BOTTOM										
Nelson Liriano, S (1, 4) OBP: 0.376, SLG: 0.446	K							L9		5	2	3	0	0	1	0											
Lloyd Moseby, L (1, 8) OBP: 0.353, SLG: 0.471										4	2	2	2	0	1	2											
Lou Thornton, L (9, 7) OBP: 0.667, SLG: 0.500										0	0	0	0	0	0	0											
Tony Fernandez, S (1, 6) OBP: 0.396, SLG: 0.436										4	1	3	3	0	0	0											
Manuel Lee, S (7, 6) OBP: 0.314, SLG: 0.321										1	0	0	0	0	0	0											
George Bell, R (1, 7) OBP: 0.354, SLG: 0.629										3	0	1	2	1	1	1											
Rob Ducey, L (7, 7) OBP: 0.296, SLG: 0.237										0	0	0	0	0	0	0											
Ernie Whitt, L (1, 2) OBP: 0.338, SLG: 0.463										2	0	0	0	2	0	4											
Greg Myers, L (9, 2)										0	0	0	0	0	0	0											
Jesse Barfield, R (1, 9) OBP: 0.328, SLG: 0.464										4	0	1	0	0	1	3											
Charlie Moore, R (9, 9) OBP: 0.288, SLG: 0.348										0	0	0	0	0	0	0											
Rance Mulliniks, L (1, 5) OBP: 0.363, SLG: 0.493										3	1	0	0	1	1	2											
Kelly Gruber, R (8, 5) OBP: 0.286, SLG: 0.412										0	0	0	0	0	0	0											
Willie Upshaw, L (1, 3) OBP: 0.323, SLG: 0.394										4	1	1	0	0	0	2											
Rick Leach, L (1, 10) OBP: 0.372, SLG: 0.394										4	0	0	0	0	1	2											
Inning Stats	R: 1 E: 0 K: 1 S: 7	H: 2 LOB: 2 BB: 1 P: 11	R: 2 E: 0 K: 1 S: 8	H: 3 LOB: 3 BB: 2 P: 16	R: 0 E: 0 K: 1 S: 5	H: 0 LOB: 0 BB: 0 P: 5	R: 1 E: 0 K: 0 S: 4	H: 1 LOB: 0 BB: 0 P: 4	R: 0 E: 0 K: 1 S: 6	H: 1 LOB: 2 BB: 1 P: 10	R: 3 E: 0 K: 0 S: 7	H: 4 LOB: 1 BB: 0 P: 7	R: 0 E: 0 K: 1 S: 5	H: 0 LOB: 0 BB: 0 P: 5	R: 0 E: 0 K: 1 S: 5	H: 0 LOB: 0 BB: 0 P: 5	1B: 10 2B: 0 3B: 1 HR: 0	SF: 1 SAC: 0 DP: 0 HBP: 0	WP: 0 PB: 0 SB: 1 CS: 0	PA: 39							
PITCHER	IP	WLS	BF	H	R	ER	SO	BB	IBB	HBP	BLK	WP	HR	S	P	ERA	WHIP										
Mike Boddicker, R (1, 1) ERA: 4.36	5.1	L	30	10	7	7	4	4	0	0	0	0	0	34	50	11.81	2.625										
Luis DeLeon, R (6, 1) ERA: 5.69	2.2		9	1	0	0	2	0	0	0	0	0	0	13	13	0.00	0.375										

Baltimore Orioles @ Toronto Blue Jays
Exhibition Stadium, Toronto, ON
Wed Sep 16 1987, 7:05 PM EDT
Att: 29,353 - Unknown

AB	34
R	7
H	11
RBI	7
BB	4
SO	6
LOB	16



Batter	1	2	3	4	5	6	7	8	9	AB	R	H	RBI	BB	SO	LOB	TOP										
Nelson Liriano, S OBP: 0.367, SLG: 0.432 (1, 4)	6-3		4-3			F8			FC4-6	5	1	1	0	0	0	2	Toronto Blue Jays @ New York Yankees Yankee Stadium, Bronx, NY Thu Sep 17 1987, 7:05 PM EDT Att: 27,032 - Unknown										
Lloyd Moseby, L OBP: 0.351, SLG: 0.467 (1, 8)	K		6-3			E8			CS	4	1	0	0	0	1	1											
Juan Beniquez, R OBP: 0.306, SLG: 0.400 (1, 10)										3	1	2	3	1	0	0											
George Bell, R OBP: 0.354, SLG: 0.626 (1, 7)	E5									4	0	1	0	0	0	2											
Cecil Fielder, R OBP: 0.363, SLG: 0.586 Willie Upshaw, L OBP: 0.322, SLG: 0.392 (5, PH) (5, 3)	FC6-4									2	0	0	0	0	1	3											
Jesse Barfield, R OBP: 0.326, SLG: 0.461 (1, 9)										2	0	0	0	0	0	1											
Kelly Gruber, R OBP: 0.286, SLG: 0.408 (1, 5)										4	0	0	0	0	3	2											
Manuel Lee, S OBP: 0.311, SLG: 0.318 (1, 6)										3	1	0	0	1	1	0											
Charlie Moore, R OBP: 0.283, SLG: 0.340 Ernie Whitt, L OBP: 0.338, SLG: 0.462 (6, PH) (6, 2)										4	0	1	0	0	0	1											
										2	1	0	0	0	0	1											
										1	0	0	0	1	1	1											
Inning Stats	R: 0 E: 1 K: 1 S: 7	H: 1 LOB: 2 BB: 0 P: 7	R: 0 E: 0 K: 1 S: 5	H: 0 LOB: 0 BB: 0 P: 5	R: 0 E: 0 K: 0 S: 3	H: 0 LOB: 0 BB: 0 P: 3	R: 0 E: 0 K: 2 S: 7	H: 0 LOB: 1 BB: 1 P: 11	R: 5 E: 1 K: 0 S: 8	H: 3 LOB: 1 BB: 1 P: 12	R: 0 E: 0 K: 0 S: 3	H: 0 LOB: 0 BB: 0 P: 7	R: 0 E: 0 K: 2 S: 7	H: 0 LOB: 0 BB: 0 P: 7	R: 0 E: 0 K: 1 S: 5	H: 1 LOB: 0 BB: 0 P: 5	1B: 4 2B: 0 3B: 0 HR: 1	SF: 0 SAC: 0 DP: 0 HBP: 0	WP: 2 PB: 0 CS: 1	PA: 38							
PITCHER	IP	WLS	BF	H	R	ER	SO	BB	IBB	HBP	BLK	WP	HR	S	P	ERA	WHIP										
Steve Trout, L ERA: 4.42 (1, 1)	4.1		21	3	5	4	4	2	0	0	0	2	1	27	35	8.31	1.154										
Charles Hudson, R ERA: 3.79 (5, 1)	3.2		13	1	0	0	2	1	0	0	0	0	0	16	20	0.00	0.545										
Dave Righetti, L ERA: 3.27 (9, 1)	1.0	W	3	1	0	0	1	0	0	0	0	0	0	5	5	0.00	1.000										

Batter	1	2	3	4	5	6	7	8	9	AB	R	H	RBI	BB	SO	LOB	BOTTOM										
Rickey Henderson, R OBP: 0.428, SLG: 0.505 (1, 10)										4	1	1	1	1	1	2	Toronto Blue Jays @ New York Yankees Yankee Stadium, Bronx, NY Thu Sep 17 1987, 7:05 PM EDT Att: 27,032 - Unknown										
Willie Randolph, R OBP: 0.409, SLG: 0.413 (1, 4)										4	2	2	1	1	1	2											
Don Mattingly, L OBP: 0.388, SLG: 0.572 (1, 3)										4	1	2	2	1	1	2											
Dave Winfield, R OBP: 0.367, SLG: 0.473 (1, 9)										5	0	1	0	0	2	3											
Gary Ward, R OBP: 0.285, SLG: 0.381 Dan Pasqua, L OBP: 0.309, SLG: 0.397 (3, PH) (4, 7)										1	0	0	0	0	1	1											
Henry Cotto, R OBP: 0.288, SLG: 0.432 (1, 8)										4	1	1	1	0	0	1											
Mike Pagliarulo, L OBP: 0.306, SLG: 0.419 Jerry Royster, R OBP: 0.322, SLG: 0.423 (8, PH) (9, 5)										2	0	1	0	1	1	1											
Rick Cerone, R OBP: 0.320, SLG: 0.340 Joel Skinner, R OBP: 0.193, SLG: 0.242 Phil Lombardi, R (8, PH)										1	0	0	0	1	0	1											
Roberto Kelly, R OBP: 0.331, SLG: 0.419 Mark Salas, L OBP: 0.327, SLG: 0.416 (8, PR) (9, 2)										0	0	0	0	0	0	0											
Bobby Meacham, S OBP: 0.331, SLG: 0.401 Mike Easter, L OBP: 0.326, SLG: 0.360 Wayne Tolleson, S OBP: 0.306, SLG: 0.241 (8, PH) (9, 6)										0	0	0	0	0	0	0											
										3	0	1	1	1	1	1											
										2	0	1	0	1	1	1											
										1	0	0	0	0	1	0											
Inning Stats	R: 3 E: 0 K: 1 S: 7	H: 3 LOB: 0 BB: 1 P: 11	R: 0 E: 0 K: 0 S: 5	H: 2 LOB: 0 BB: 0 P: 5	R: 1 E: 0 K: 0 S: 5	H: 2 LOB: 3 BB: 2 P: 13	R: 0 E: 0 K: 3 S: 9	H: 0 LOB: 1 BB: 1 P: 13	R: 0 E: 0 K: 1 S: 5	H: 0 LOB: 1 BB: 1 P: 9	R: 0 E: 0 K: 0 S: 3	H: 0 LOB: 0 BB: 0 P: 7	R: 0 E: 0 K: 2 S: 7	H: 0 LOB: 0 BB: 0 P: 7	R: 1 E: 0 K: 2 S: 8	H: 1 LOB: 1 BB: 0 P: 8	R: 1 E: 0 K: 1 S: 6	H: 2 LOB: 1 BB: 0 P: 6	1B: 7 2B: 3 3B: 0 HR: 1	SF: 0 SAC: 1 DP: 1 HBP: 0	WP: 1 PB: 1 SB: 2 CS: 0	PA: 42					
PITCHER	IP	WLS	BF	H	R	ER	SO	BB	IBB	HBP	BLK	WP	HR	S	P	ERA	WHIP										
John Cerutti, L ERA: 4.34 (1, 1)	0.0			2	3	3	0	1	0	0	0	0	0	25	41	2.08	1.846										
Dave Stieb, R ERA: 3.89 (5, 1)	4.1		21	5	1	1	4	3	1	0	0	0	0	4	4	0.00	0.000										
Jeff Musselman, L ERA: 4.09 (6, 1)	0.2		2	0	0	0	1	0	0	0	0	0	0	2	6	0.00	1.500										
Mark Eichhorn, R ERA: 3.3 David Wells, L ERA: 9.0 (6, 1)	0.2		3	0	0	0	0	1	0	0	0	0	0	2	6	0.00	0.000										
	1.2		6	0	1	0	4	0	0	0	0	0	0	14	14	0.00	0.000										
PITCHER	IP	WLS	BF	H	R	ER	SO	BB	IBB	HBP	BLK	WP	HR	S	P	ERA	WHIP										
Tom Henke, R ERA: 2.88 (8, 1)	1.1	L	6	3	1	1	1	0	0	0	0	0	0	8	8	6.75	2.250										

Batter	1	2	3	4	5	6	7	8	9	AB	R	H	RBI	BB	SO	LOB	TOP					
Nelson Liriano, S OBP: 0.369, SLG: 0.424 (1, 4)	0-0 CS 1B	4-0 BB		0-3 K		0-0 G1-6-3		0-3 K		4	0	1	0	1	2	2						
Lloyd Moseby, L OBP: 0.353, SLG: 0.471 (1, 8)	4-0 1-2 BB	0-0 3-1		0-0 2B			0-0 1B SF7 2B		0-0 F7	4	1	2	0	1	0	2						
Tony Fernandez, S OBP: 0.311, SLG: 0.318 Manuel Lee, S (9, 6)	0-0 L4		0-0 F7	0-0 F4			0-0 1B FC6 1B		0-0 6-3	5	1	1	0	0	0	2						
George Bell, R OBP: 0.351, SLG: 0.622 Rob Ducey, L OBP: 0.236, SLG: 0.237 (1, 7) (9, 7)	0-0 F5		0-0 6-3		0-0 L5		0-0 SF7		0-0 F3	4	0	0	1	0	0	1						
Ernie Whitt, L OBP: 0.342, SLG: 0.467 (1, 2)		0-0 2B 1B		0-0 2B		0-0 F7	0-0 FC6 1B			4	1	3	0	0	0	0						
Jesse Barfield, R OBP: 0.326, SLG: 0.461 (1, 9)		0-0 2B 2B		0-0 F8		0-3 K	0-0 FC6			4	1	1	2	0	1	2						
Rance Mulliniks, L OBP: 0.384, SLG: 0.497 Kelly Gruber, R OBP: 0.284, SLG: 0.406 (6, PH) (6, 5)		0-0 2B		0-0 4-3		0-0 F9	0-3 K			2	0	1	1	0	0	0						
Fred McGriff, L OBP: 0.383, SLG: 0.512 Juan Benitez, R OBP: 0.306, SLG: 0.401 (1, 10) (6, PH)		0-3 K		0-0 HR 1B		0-0 BB 1B			0-0 F7	2	1	1	0	0	1	1						
Willie Upshaw, L OBP: 0.323, SLG: 0.398 (1, 3)		0-3 K		0-0 HR		4-0 G1-6-3 BB			0-0 4-3	3	1	1	2	1	1	1						
Inning Stats	R: 0 E: 0 K: 0 S: 3	H: 1 LOB: 1 BB: 1 P: 7	R: 2 E: 0 K: 2 S: 10	H: 3 LOB: 2 BB: 1 P: 14	R: 0 E: 0 K: 0 S: 4	H: 1 LOB: 1 BB: 0 P: 4	R: 2 E: 0 K: 1 S: 8	H: 3 LOB: 1 BB: 0 P: 8	R: 0 E: 0 K: 0 S: 5	H: 0 LOB: 0 BB: 1 P: 5	R: 2 E: 0 K: 1 S: 8	H: 3 LOB: 1 BB: 0 P: 8	R: 0 E: 0 K: 1 S: 5	H: 0 LOB: 0 BB: 0 P: 5	R: 0 E: 0 K: 0 S: 3	H: 0 LOB: 0 BB: 0 P: 3	1B: 6 2B: 5 3B: 0 HR: 1	SF: 1 SAC: 0 DP: 1 HBP: 0	WP: 0 PB: 0 SB: 0 CS: 1	PA: 40		
PITCHER	IP WLS BF H R ER SO BB IBB HBP BLK WP HR S P ERA WHIP	IP WLS BF H R ER SO BB IBB HBP BLK WP HR S P ERA WHIP	IP WLS BF H R ER SO BB IBB HBP BLK WP HR S P ERA WHIP	IP WLS BF H R ER SO BB IBB HBP BLK WP HR S P ERA WHIP	IP WLS BF H R ER SO BB IBB HBP BLK WP HR S P ERA WHIP	IP WLS BF H R ER SO BB IBB HBP BLK WP HR S P ERA WHIP	IP WLS BF H R ER SO BB IBB HBP BLK WP HR S P ERA WHIP	IP WLS BF H R ER SO BB IBB HBP BLK WP HR S P ERA WHIP	IP WLS BF H R ER SO BB IBB HBP BLK WP HR S P ERA WHIP	IP WLS BF H R ER SO BB IBB HBP BLK WP HR S P ERA WHIP	IP WLS BF H R ER SO BB IBB HBP BLK WP HR S P ERA WHIP	IP WLS BF H R ER SO BB IBB HBP BLK WP HR S P ERA WHIP	IP WLS BF H R ER SO BB IBB HBP BLK WP HR S P ERA WHIP	IP WLS BF H R ER SO BB IBB HBP BLK WP HR S P ERA WHIP	IP WLS BF H R ER SO BB IBB HBP BLK WP HR S P ERA WHIP	IP WLS BF H R ER SO BB IBB HBP BLK WP HR S P ERA WHIP	IP WLS BF H R ER SO BB IBB HBP BLK WP HR S P ERA WHIP	IP WLS BF H R ER SO BB IBB HBP BLK WP HR S P ERA WHIP	IP WLS BF H R ER SO BB IBB HBP BLK WP HR S P ERA WHIP	IP WLS BF H R ER SO BB IBB HBP BLK WP HR S P ERA WHIP	IP WLS BF H R ER SO BB IBB HBP BLK WP HR S P ERA WHIP	IP WLS BF H R ER SO BB IBB HBP BLK WP HR S P ERA WHIP

Toronto Blue Jays @ New York Yankees
Yankee Stadium, Bronx, NY
Fri Sep 18 1987, 7:05 PM EDT
Att: 34,110 - Unknown

AB 36
R 6
H 12
RBI 6
BB 3
SO 6
LOB 12



Batter	1	2	3	4	5	6	7	8	9	AB	R	H	RBI	BB	SO	LOB	BOTTOM					
Rickey Henderson, R OBP: 0.427, SLG: 0.502 (1, 10)	0-0 S 1B	4-3		0-3 K			4-0 E BB		0-3 K	4	1	1	1	1	2	3						
Willie Randolph, R OBP: 0.307, SLG: 0.409 (1, 4)	0-0 4-3	0-0 1-3			4-0 BB		0-0 E6 G4-3		0-0 F8	4	0	0	0	1	0	4						
Don Mattingly, L OBP: 0.386, SLG: 0.569 (1, 3)	0-0 BB 2H 1B		0-0 F6		0-0 F9		0-0 G4-3		0-0 6-3	5	0	1	1	0	0	4						
Dave Winfield, R OBP: 0.366, SLG: 0.470 (1, 9)	0-0 P3		0-0 6-3		0-0 F8			4-0 1B BB		3	0	0	0	1	0	2						
Mike Pagliarulo, L OBP: 0.306, SLG: 0.492 Jerry Royster, R OBP: 0.320, SLG: 0.420 (1, 5) (8, PH) (9, 5)	4-0 BB		0-3 K		0-0 F7			0-0 F8		2	0	0	0	1	1	1						
Claudell Washington, L OBP: 0.329, SLG: 0.412 Gary Ward, R OBP: 0.280, SLG: 0.382 (1, 8) (8, PH) (9, 7)	0-3 K			0-0 WP SF8 1B		0-0 G1-6-3 1B		0-0 1-3 1B		3	1	2	0	0	1	2						
Dan Pasqua, L OBP: 0.306, SLG: 0.490 Henry Cotto, R OBP: 0.286, SLG: 0.429 (1, 7) (8, PH) (9, 8)		0-0 1B 4-3 1B		0-0 WP 1B		0-0 F7		0-3 K		3	1	2	0	0	0	1						
Mark Salas, L OBP: 0.329, SLG: 0.417 Rick Cerone, R OBP: 0.318, SLG: 0.337 (1, 2) (6, PH) (7, 2)		0-0 4-3 1B		0-3 K		0-0 G1-6-3		0-0 1-3		2	0	1	0	0	1	2						
Bobby Meacham, S OBP: 0.329, SLG: 0.400 (1, 6)		0-3 K		0-0 SF8			0-3 K		0-0 1B	3	0	1	1	0	2	2						
Inning Stats	R: 1 E: 0 K: 1 S: 7	H: 2 LOB: 2 BB: 1 P: 11	R: 1 E: 0 K: 1 S: 7	H: 2 LOB: 1 BB: 0 P: 7	R: 0 E: 0 K: 1 S: 5	H: 0 LOB: 0 BB: 0 P: 5	R: 1 E: 0 K: 2 S: 9	H: 2 LOB: 1 BB: 0 P: 9	R: 0 E: 0 K: 0 S: 3	H: 0 LOB: 1 BB: 1 P: 3	R: 0 E: 0 K: 1 S: 5	H: 0 LOB: 1 BB: 1 P: 9	R: 0 E: 0 K: 1 S: 6	H: 1 LOB: 2 BB: 1 P: 10	R: 0 E: 0 K: 1 S: 6	H: 1 LOB: 1 BB: 0 P: 6	1B: 9 2B: 0 3B: 0 HR: 0	SF: 1 SAC: 0 DP: 2 HBP: 0	WP: 1 PB: 0 SB: 1 CS: 0	PA: 39		
PITCHER	IP WLS BF H R ER SO BB IBB HBP BLK WP HR S P ERA WHIP	IP WLS BF H R ER SO BB IBB HBP BLK WP HR S P ERA WHIP	IP WLS BF H R ER SO BB IBB HBP BLK WP HR S P ERA WHIP	IP WLS BF H R ER SO BB IBB HBP BLK WP HR S P ERA WHIP	IP WLS BF H R ER SO BB IBB HBP BLK WP HR S P ERA WHIP	IP WLS BF H R ER SO BB IBB HBP BLK WP HR S P ERA WHIP	IP WLS BF H R ER SO BB IBB HBP BLK WP HR S P ERA WHIP	IP WLS BF H R ER SO BB IBB HBP BLK WP HR S P ERA WHIP	IP WLS BF H R ER SO BB IBB HBP BLK WP HR S P ERA WHIP	IP WLS BF H R ER SO BB IBB HBP BLK WP HR S P ERA WHIP	IP WLS BF H R ER SO BB IBB HBP BLK WP HR S P ERA WHIP	IP WLS BF H R ER SO BB IBB HBP BLK WP HR S P ERA WHIP	IP WLS BF H R ER SO BB IBB HBP BLK WP HR S P ERA WHIP	IP WLS BF H R ER SO BB IBB HBP BLK WP HR S P ERA WHIP	IP WLS BF H R ER SO BB IBB HBP BLK WP HR S P ERA WHIP	IP WLS BF H R ER SO BB IBB HBP BLK WP HR S P ERA WHIP	IP WLS BF H R ER SO BB IBB HBP BLK WP HR S P ERA WHIP	IP WLS BF H R ER SO BB IBB HBP BLK WP HR S P ERA WHIP	IP WLS BF H R ER SO BB IBB HBP BLK WP HR S P ERA WHIP	IP WLS BF H R ER SO BB IBB HBP BLK WP HR S P ERA WHIP	IP WLS BF H R ER SO BB IBB HBP BLK WP HR S P ERA WHIP	IP WLS BF H R ER SO BB IBB HBP BLK WP HR S P ERA WHIP

Toronto Blue Jays @ New York Yankees
Yankee Stadium, Bronx, NY
Fri Sep 18 1987, 7:05 PM EDT
Att: 34,110 - Unknown

AB 34
R 3
H 9
RBI 3
BB 4
SO 8
LOB 27



Batter	1	2	3	4	5	6	7	8	9	AB	R	H	RBI	BB	SO	LOB	TOP	
Nelson Liriano, S (1,4) OBP: 0.355, SLG: 0.406	0-0 4-3	0-0 G3			0-0 F8			0-0 4-3		4	0	0	0	0	0	0	Toronto Blue Jays @ New York Yankees Yankee Stadium, Bronx, NY Sat Sep 19 1987, 3:33 AM EDT Att: 38,239 - Unknown	
Lloyd Moseby, L (1,8) OBP: 0.353, SLG: 0.470	0-0	0-0			0-0			0-3		3	1	1	0	0	0	0		
Juan Beniquez, R (8, PH) OBP: 0.306, SLG: 0.399								K		1	0	0	0	0	1	0		
Rob Ducey, L (8,8) OBP: 0.298, SLG: 0.237										0	0	0	0	0	0	0		
Tony Fernandez, S (1,6) OBP: 0.382, SLG: 0.431	0-0 E4 2B 1-2				0-0 F8			0-0 F8		4	0	0	0	0	0	1		
George Bell, R (1,7) OBP: 0.350, SLG: 0.621	0-0 1-3 2H 2B				0-0 L8			0-0 F4		4	0	1	1	0	0	0		
Ernie Whitt, L (1,2) OBP: 0.342, SLG: 0.465	4-0				0-0			0-0		2	0	0	0	1	0	0		
Manuel Lee, S (9, PH) OBP: 0.308, SLG: 0.314					0-0			0-0		1	0	0	0	0	0	0		
Jesse Barfield, R (1,9) OBP: 0.323, SLG: 0.458	0-3 K				0-0 F8			0-3 K		4	0	0	0	0	3	3		
Rance Mulliniks, L (1,5) OBP: 0.360, SLG: 0.492	0-0 L5				0-0 G3			0-0 4-3		3	0	0	0	0	0	3		
Fred McGriff, L (1,10) OBP: 0.386, SLG: 0.523					0-0 6-3			4-0 BB		2	1	1	1	1	0	0		
Willie Upshaw, L (1,3) OBP: 0.321, SLG: 0.395					0-0 F5			0-0 F7		3	0	0	0	0	0	1		
Inning Stats	R: 1 E: 1 K: 1 S: 8	H: 2 LOB: 3 BB: 1 P: 12	R: 1 E: 0 K: 0 S: 4	H: 1 LOB: 0 BB: 0 P: 4	R: 0 E: 0 K: 0 S: 3	H: 0 LOB: 0 BB: 0 P: 3	R: 0 E: 0 K: 0 S: 3	H: 0 LOB: 0 BB: 0 P: 3	R: 0 E: 0 K: 1 S: 5	H: 0 LOB: 1 BB: 1 P: 9	R: 0 E: 0 K: 1 S: 5	H: 0 LOB: 0 BB: 0 P: 5	R: 0 E: 0 K: 1 S: 5	H: 0 LOB: 0 BB: 0 P: 5	1B: 1 2B: 1 3B: 0 HR: 1	SF: 0 SAC: 0 DP: 0 HBP: 0	WP: 0 PB: 0 SB: 0 CS: 0	PA: 33
PITCHER	IP WLS BF H R ER SO BB IBB HBP BLK WP HR S P ERA WHIP																	
Bill Gullickson, R (1,1) ERA: 4.63	7.0 W 27 3 2 1 2 1 1 0 0 0 1 29 37 1.29 0.571																	
Dave Righetti, L (8,1) ERA: 3.19	2.0 S 6 0 0 0 2 0 0 0 0 0 0 0 10 10 0.00 0.000																	

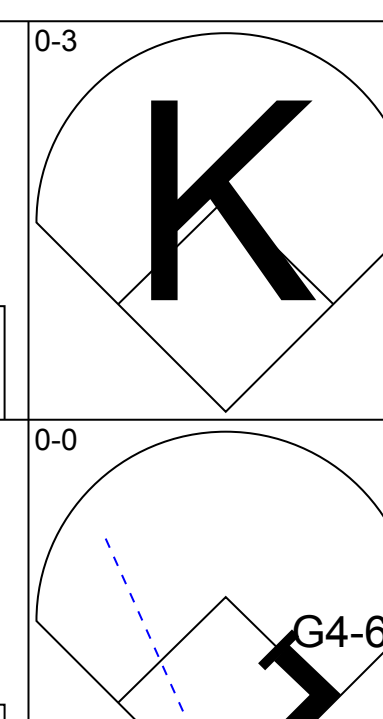
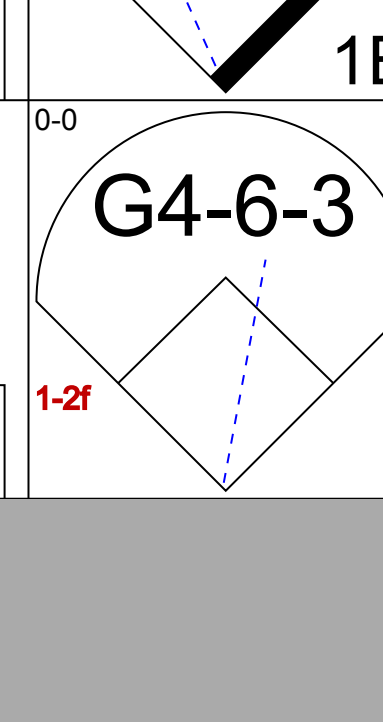

Batter	1	2	3	4	5	6	7	8	9	AB	R	H	RBI	BB	SO	LOB	BOTTOM	
Rickey Henderson, R (1,10) OBP: 0.431, SLG: 0.513	0-0 HR				0-0 4-3			0-0 G3 S 1-3 3H 1B		3	1	2	2	1	0	0	Toronto Blue Jays @ New York Yankees Yankee Stadium, Bronx, NY Sat Sep 19 1987, 3:33 AM EDT Att: 38,239 - Unknown	
Willie Randolph, R (1,4) OBP: 0.410, SLG: 0.409	0-0 BB 1B				0-0 6-3			4-0 1B FC6-4 BB		2	1	1	0	2	0	1		
Don Mattingly, L (1,3) OBP: 0.385, SLG: 0.565	0-3 K				4-0 BB			0-0 F8		3	0	0	1	1	1	4		
Dave Winfield, R (1,9) OBP: 0.367, SLG: 0.469	4-0 G1-6-3 BB				0-0 1-3			0-0 FC6-4 1B		3	0	1	0	1	1	4		
Gary Ward, R (1,7) OBP: 0.285, SLG: 0.380	0-0 G1-6-3				0-0 4-3			0-0 FC6-4		3	0	0	1	0	0	3		
Claudell Washington, L (8, PH) OBP: 0.329, SLG: 0.411	1-2 G1-6-3							0-0 1-3		1	0	0	0	0	0	0		
Henry Cotto, R (1,8) OBP: 0.280, SLG: 0.420					0-0 F2			0-3 K		3	0	0	0	0	1	1		
Dan Pasqua, L (8, PH) OBP: 0.312, SLG: 0.399					0-0 F8			0-3 K		1	0	0	0	0	1	0		
Mike Pagliarulo, L (1,5) OBP: 0.306, SLG: 0.490	0-0 4-3				0-0 F3			0-0 K		4	1	1	0	0	1	0		
Joel Skinner, R (1,2) OBP: 0.188, SLG: 0.236	0-3 K				0-0 5-3			0-0 F2		3	0	0	0	0	1	1		
Bobby Meacham, S (1,6) OBP: 0.330, SLG: 0.399					0-3 K			0-0 1B G3 1B		3	1	1	0	0	1	0		
Inning Stats	R: 1 E: 0 K: 1 S: 6	H: 2 LOB: 1 BB: 1 P: 10	R: 0 E: 0 K: 1 S: 5	H: 0 LOB: 0 BB: 0 P: 5	R: 0 E: 0 K: 1 S: 5	H: 0 LOB: 2 BB: 2 P: 13	R: 0 E: 0 K: 0 S: 3	H: 0 LOB: 0 BB: 0 P: 3	R: 0 E: 0 K: 1 S: 6	H: 1 LOB: 1 BB: 1 P: 10	R: 2 E: 0 K: 1 S: 8	H: 3 LOB: 2 BB: 1 P: 12	R: 0 E: 0 K: 2 S: 7	H: 0 LOB: 0 BB: 0 P: 7	1B: 5 2B: 0 3B: 0 HR: 1	SF: 0 SAC: 0 DP: 1 HBP: 0	WP: 0 PB: 0 SB: 1 CS: 0	PA: 34
PITCHER	IP WLS BF H R ER SO BB IBB HBP BLK WP HR S P ERA WHIP																	
Mike Flanagan, L (1,1) ERA: 4.28	6.1 L 27 5 4 4 4 4 4 0 0 0 0 0 1 31 47 5.68 1.421																	
Jose Antonio Nunez, R (7,1) ERA: 5.12	0.0 2 1 0 0 0 0 1 0 0 0 0 0 0 1 5 - - -																	
John Cerutti, L (7,1) ERA: 4.33	0.1 1 0 0 0 0 0 0 0 0 0 0 0 0 1 1 0.00 0.000																	
Mark Eichhorn, R (7,1) ERA: 3.26	1.1 4 0 0 0 0 3 0 0 0 0 0 0 0 10 10 0.00 0.000																	

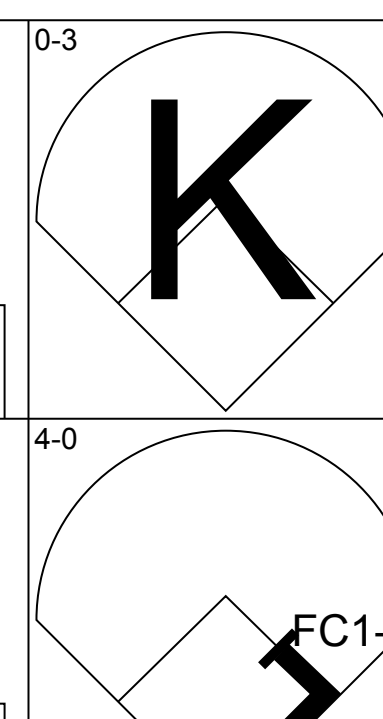
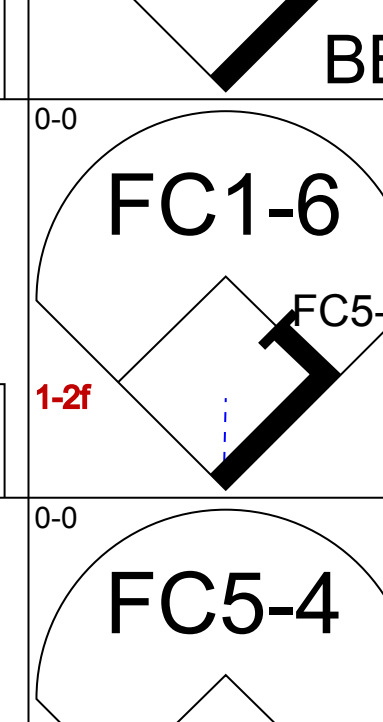


AB	31
R	2
H	3
RBI	2
BB	2
SO	4
LOB	8



AB	29
R	4
H	6
RBI	4
BB	5
SO	7
LOB	14



Batter	1	2	3	4	5	6	7	8	9	AB	R	H	RBI	BB	SO	LOB	TOP					
Nelson Liriano, S OBP: 0.348, SLG: 0.426			6-3		F7		HR		G5-4-3	5	1	2	0	1	1		Toronto Blue Jays @ New York Yankees Yankee Stadium, Bronx, NY Sun Sep 20 1987, 3:33 AM EDT Att: 45,267 - Unknown					
Juan Beniquez, R OBP: 0.313, SLG: 0.403			6-3			FC6-4 BB	1B			3	0	2	0	1	0	0						
Tony Fernandez, S OBP: 0.381, SLG: 0.428				HR		FC6-4 1-2	F4			3	1	0	0	1	0	3						
George Bell, R OBP: 0.349, SLG: 0.624		K		HR		F8		K		4	1	1	2	0	2	1						
Cecil Fielder, R OBP: 0.357, SLG: 0.575		K		F7						3	0	0	0	0	2	1						
Willie Upshaw, L OBP: 0.323, SLG: 0.403						K		HR		1	1	1	1	0	0	0						
Jesse Barfield, R OBP: 0.326, SLG: 0.460				4-3			WP SH1-4 1B	G6-4-3 1B		4	1	3	0	0	0	0						
Kelly Gruber, R OBP: 0.285, SLG: 0.404				K			SH1-4 1-2	G6-4-3 1-2		2	0	0	0	1	1	1						
Charlie Moore, R OBP: 0.284, SLG: 0.340					6-3					3	1	1	1	0	0	2						
Ernie Whitt, L OBP: 0.341, SLG: 0.464							2H HR 1B		F5	1	0	0	0	0	0	0						
Rob Ducey, L OBP: 0.294, SLG: 0.238					F4					4	0	1	0	0	2	1						
Inning Stats	R: 0 E: 0 K: 1 S: 5	H: 1 LOB: 0 BB: 0 P: 5	R: 0 E: 0 K: 2 S: 8	H: 1 LOB: 2 BB: 1 P: 12	R: 0 E: 0 K: 0 S: 3	H: 0 LOB: 0 BB: 0 P: 3	R: 2 E: 0 K: 1 S: 6	H: 1 LOB: 0 BB: 1 P: 10	R: 0 E: 0 K: 1 S: 5	H: 0 LOB: 0 BB: 0 P: 5	R: 0 E: 0 K: 1 S: 5	H: 0 LOB: 1 BB: 0 P: 9	R: 3 E: 0 K: 1 S: 9	H: 4 LOB: 1 BB: 0 P: 9	R: 1 E: 0 K: 1 S: 6	H: 2 LOB: 0 BB: 0 P: 6	R: 0 E: 0 K: 0 S: 3	H: 1 LOB: 0 BB: 0 P: 3	1B: 7 2B: 0 3B: 0 HR: 3	SF: 0 SAC: 1 DP: 3 HBP: 0	WP: 1 PB: 0 CS: 0	PA: 37
PITCHER	IP WLS BF H R ER SO BB IBB HBP BLK WP HR S P ERA WHIP																					
Al Leiter, L ERA: 4.26	(1, 1) 6.2 L 29 7 5 5 7 3 0 0 0 0 1 2 40 52 6.75 1.500																					
Pat Clements, L ERA: 4.94	(7, 1) 0.1 1 0 0 0 0 0 0 0 0 0 0 1 1 0.00 0.000																					
Bill Fulton, R ERA: 20.25	(8, 1) 1.0 4 2 1 1 1 0 0 0 0 0 1 6 6 9.00 2.000																					
Pete Filson, L ERA: 7.0	(9, 1) 1.0 3 1 0 0 0 0 0 0 0 0 0 0 3 0.00 1.000																					

Batter	1	2	3	4	5	6	7	8	9	AB	R	H	RBI	BB	SO	LOB	BOTTOM			
Rickey Henderson, R OBP: 0.428, SLG: 0.506			5-3		G4-6-3 1-2				K	4	0	0	0	1	2	2	Toronto Blue Jays @ New York Yankees Yankee Stadium, Bronx, NY Sun Sep 20 1987, 3:33 AM EDT Att: 45,267 - Unknown			
Willie Randolph, R OBP: 0.410, SLG: 0.406			F8			1B 1B BB	L8		F8	3	1	0	0	2	0	3				
Don Mattingly, L OBP: 0.386, SLG: 0.565			3-1			G1-6-4-3 1B		1B		4	0	2	0	0	0	2				
Dave Winfield, R OBP: 0.366, SLG: 0.468				5-3			1-2 2-3 1B		K	4	0	1	0	0	1	2				
Gary Ward, R OBP: 0.285, SLG: 0.379					F9					2	0	0	0	1	0	2				
Claudell Washington, L OBP: 0.330, SLG: 0.413						G1-6-4-3 1-2 2-3 3H		BB		1	0	1	0	0	0	0				
Jay Buhner, R OBP: 0.133, SLG: 0.133								1B		3	0	0	0	0	2	2				
Dan Pasqua, L OBP: 0.314, SLG: 0.399				5-3						0	0	0	0	1	0	0				
Mike Pagliarulo, L OBP: 0.305, SLG: 0.488										4	1	1	0	0	1	4				
Joel Skinner, R OBP: 0.186, SLG: 0.233										2	0	0	0	0	1	2				
Phil Lombardi, R OBP: 0.318, SLG: 0.337										1	0	0	0	0	1	0				
Mike Easter, L OBP: 0.358										1	0	0	0	0	1	3				
Rick Cerone, R OBP: 0.318, SLG: 0.337										0	0	0	0	0	0	0				
Bobby Meacham, S OBP: 0.335, SLG: 0.410										3	0	2	1	0	0	0				
Mark Salas, L OBP: 0.327, SLG: 0.414										1	0	0	0	0	1	0				
Inning Stats	R: 0 E: 0 K: 1 S: 5	H: 0 LOB: 1 BB: 1 P: 9	R: 0 E: 0 K: 3 S: 9	H: 0 LOB: 1 BB: 1 P: 13	R: 0 E: 0 K: 0 S: 4	H: 1 LOB: 0 BB: 0 P: 4	R: 0 E: 0 K: 0 S: 3	H: 0 LOB: 0 BB: 0 P: 3	R: 1 E: 0 K: 1 S: 6	H: 2 LOB: 1 BB: 1 P: 10	R: 0 E: 0 K: 1 S: 6	H: 1 LOB: 2 BB: 1 P: 10	R: 0 E: 0 K: 2 S: 9	H: 2 LOB: 3 BB: 1 P: 13	R: 0 E: 0 K: 2 S: 7	H: 0 LOB: 0 BB: 0 P: 7	1B: 6 2B: 1 3B: 0 HR: 0	SF: 0 SAC: 0 DP: 2 HBP: 0	WP: 1 PB: 0 CS: 0	PA: 38
PITCHER	IP WLS BF H R ER SO BB IBB HBP BLK WP HR S P ERA WHIP																			
Jimmy Key, L ERA: 2.78	(1, 1) 5.0 W 22 4 2 2 4 3 0 0 0 0 0 0 11 15 0.00 1.500																			
David Wells, L ERA: 6.89	(6, 1) 2.0 8 2 0 0 2 1 0 0 0 0 0 0 11 15 0.00 1.500																			
Tom Henke, R ERA: 2.52	(8, 1) 2.0 8 1 0 0 4 1 0 0 0 0 0 0 15 19 0.00 1.000																			

Batter	1	2	3	4	5	6	7	8	9	AB	R	H	RBI	BB	SO	LOB	TOP										
Nelson Lirio, S OBP: 0.331, SLG: 0.400	6-3		1B		F4		1-3	G3		5	0	1	0	0	0	3	<p>Toronto Blue Jays @ Baltimore Orioles Memorial Stadium, Baltimore, MD Tue Sep 22 1987, 7:05 PM EDT Att: 13,923 - Unknown</p>										
Lloyd Moseby, L OBP: 0.352, SLG: 0.471			F7							4	1	1	0	1	1	3											
Tony Fernandez, S OBP: 0.379, SLG: 0.426 Manuel Lee, S OBP: 0.308, SLG: 0.314	5-3				6-3			1B	F8	5	2	2	0	0	0	1											
George Bell, R OBP: 0.352, SLG: 0.624 Rob Ducey, L OBP: 0.294, SLG: 0.238	5-3			HR	F7			1B	F8	5	1	2	1	0	0	2											
Cecil Fielder, R OBP: 0.351, SLG: 0.564 Willie Upshaw, L OBP: 0.322, SLG: 0.403		5-3			K			K	F6	3	0	0	0	0	1	2											
Jesse Barfield, R OBP: 0.328, SLG: 0.458		F7			HR			2B		3	2	1	1	1	0	1											
Juan Beniquez, R OBP: 0.421 Lou Thornton, L OBP: 0.667, SLG: 0.500		F9			HR		6-3	2B		4	1	2	4	0	0	0											
Kelly Gruber, R OBP: 0.284, SLG: 0.400			5-3		F5		K	IBB		3	0	0	0	1	1	0											
Charlie Moore, R OBP: 0.286, SLG: 0.333 Ernie Whitt, L OBP: 0.340, SLG: 0.463			F7						F6	2	0	0	0	1	0	0											
										1	0	1	2	0	0	0											
Inning Stats	R: 0 E: 0 K: 0 S: 4	H: 1 LOB: 1 BB: 0 P: 4	R: 0 E: 0 K: 0 S: 3	H: 0 LOB: 0 BB: 0 P: 3	R: 0 E: 0 K: 1 S: 4	H: 1 LOB: 1 BB: 0 P: 4	R: 3 E: 0 K: 1 S: 7	H: 2 LOB: 0 BB: 1 P: 11	R: 0 E: 0 K: 1 S: 5	H: 0 LOB: 0 BB: 0 P: 5	R: 0 E: 0 K: 0 S: 4	H: 1 LOB: 1 BB: 0 P: 4	R: 0 E: 0 K: 1 S: 5	H: 0 LOB: 1 BB: 1 P: 9	R: 5 E: 0 K: 1 S: 10	H: 5 LOB: 2 BB: 2 P: 18	R: 0 E: 0 K: 0 S: 3	H: 0 LOB: 0 BB: 0 P: 3	1B: 6 2B: 3 3B: 0 HR: 1	SF: 0 SAC: 0 DP: 0 HBP: 0	WP: 0 PB: 0 SB: 0 CS: 0	PA: 41					
PITCHER	IP	WLS	BF	H	R	ER	SO	BB	IBB	HBP	BLK	WP	HR	S	P	ERA	WHIP										
Jeff Ballard, L ERA: 7.14	7.0	L	29	5	4	4	3	3	0	0	1	0	1	32	44	5.14	1.143										
Mark Williamson, R ERA: 3.95	0.0		2	2	0	0	0	0	0	0	0	0	0	2	2	∞	∞										
Jack O'Connor, L ERA: 4.68	0.1		1	0	0	0	1	0	0	0	0	0	0	3	3	0.00	0.000										
Mike Griffin, R ERA: 4.75	0.0		3	2	2	2	0	0	1	0	0	0	0	2	6	∞	∞										
Tom Niedenfuer, R ERA: 4.57	1.2		6	1	2	2	0	0	0	0	0	0	0	6	6	10.80	0.600										

Batter	1	2	3	4	5	6	7	8	9	AB	R	H	RBI	BB	SO	LOB	BOTTOM										
Pete Stanicek, S OBP: 0.308, SLG: 0.264	F5		G3-4		F7		S		K	4	0	1	0	1	1	1	<p>Toronto Blue Jays @ Baltimore Orioles Memorial Stadium, Baltimore, MD Tue Sep 22 1987, 7:05 PM EDT Att: 13,923 - Unknown</p>										
Fred Lynn, L OBP: 0.321, SLG: 0.493	6-3		G3-4				K			4	0	1	0	0	1	2											
Cal Ripken Jr., R OBP: 0.335, SLG: 0.432			K			G6-4-3		1B	2B	3	2	1	0	1	1	1											
Eddie Murray, S OBP: 0.353, SLG: 0.491					K			1B	K	3	2	1	2	1	2	1											
Larry Sheets, L OBP: 0.367, SLG: 0.575	F7							2B	F9	4	0	2	0	0	0	1											
Ray Knight, R OBP: 0.312, SLG: 0.378					F7					4	0	3	2	0	0	1											
Terry Kennedy, L OBP: 0.305, SLG: 0.388			G6-4-3		F7					4	0	1	0	0	1	4											
Mike Young, S OBP: 0.326, SLG: 0.405					L4				K	4	0	1	0	0	2	1											
Mike Hart, L OBP: 0.221, SLG: 0.366 Lee Lacy, R OBP: 0.324, SLG: 0.394					K				F5	3	0	0	0	0	1	1											
									F8	1	0	0	0	0	0	1											
Inning Stats	R: 2 E: 0 K: 0 S: 4	H: 1 LOB: 1 BB: 0 P: 8	R: 0 E: 0 K: 0 S: 4	H: 2 LOB: 1 BB: 0 P: 4	R: 0 E: 0 K: 1 S: 4	H: 0 LOB: 0 BB: 1 P: 8	R: 0 E: 0 K: 1 S: 6	H: 1 LOB: 1 BB: 0 P: 6	R: 0 E: 0 K: 1 S: 5	H: 0 LOB: 0 BB: 0 P: 5	R: 1 E: 0 K: 1 S: 7	H: 3 LOB: 2 BB: 1 P: 11	R: 0 E: 0 K: 2 S: 8	H: 1 LOB: 1 BB: 0 P: 8	R: 1 E: 0 K: 1 S: 6	H: 2 LOB: 1 BB: 0 P: 6	R: 0 E: 0 K: 2 S: 8	H: 1 LOB: 1 BB: 0 P: 8	1B: 8 2B: 2 3B: 0 HR: 1	SF: 0 SAC: 0 DP: 3 HBP: 0	WP: 0 PB: 0 SB: 2 CS: 0	PA: 37					
PITCHER	IP	WLS	BF	H	R	ER	SO	BB	IBB	HBP	BLK	WP	HR	S	P	ERA	WHIP										
Jose Antonio Nunez, R ERA: 5.15	3.0		12	3	2	2	1	2	0	0	0	0	1	12	20	6.00	1.667										
John Cerutti, L ERA: 4.31	2.2		11	3	1	1	2	1	0	0	0	0	0	14	18	3.38	1.500										
Mark Eichhorn, R ERA: 3.26	0.0		1	1	0	0	0	0	0	0	0	0	0	1	1	∞	∞										
David Wells, L ERA: 6.16	3.1	W	13	4	1	1	6	0	0	0	0	0	0	25	25	2.70	1.200										

AB	37
R	8
H	10
RBI	8
BB	4
SO	4
LOB	14




AB	34
R	4
H	11
RBI	4
BB	3
SO	9
LOB	14



Batter	1	2	3	4	5	6	7	8	9	AB	R	H	RBI	BB	SO	LOB	TOP								
Nelson Liriano, S OBP: 0.333, SLG: 0.400 (1, 4)	0-0 3-1		0-0 3-6-5 1B		0-0 4-3			0-0 E S 2B 1B	0-0 F9	5	1	2	1	0	0	1									
Lloyd Moseby, L OBP: 0.353, SLG: 0.473 (1, 8)	0-0 5-3 1B		0-0 3-6-5			0-0 P3		0-0 1-H 2B		4	0	2	1	0	0	1									
Tony Fernandez, S OBP: 0.380, SLG: 0.426 (1, 6)	0-0 5-3 1-2					0-0 HR 1B		0-0 5-3		4	1	2	0	0	0	2									
George Bell, R OBP: 0.353, SLG: 0.628 (1, 10)		0-0 L3	0-0 F3			0-0 1-H HR		4-0 IBB		3	1	1	2	1	0	1									
Ernie Whitt, L OBP: 0.339, SLG: 0.468 (1, 2)		0-0 HR			0-0 F9		0-0 F9	0-0 L7		4	1	1	1	0	0	2									
Rance Mulliniks, L OBP: 0.357, SLG: 0.489 Juan Beniquez, R OBP: 0.315, SLG: 0.419 Kelly Gruber, R OBP: 0.294, SLG: 0.400 (8, 5)		0-3 K			0-0 L7		0-0 4-3	0-0 F4		3	0	0	0	0	1	0									
Willie Upshaw, L OBP: 0.319, SLG: 0.400 (1, 3)		0-0 6-3			0-0 G3			0-0 5-3		4	0	0	0	0	0	0									
Rick Leach, L OBP: 0.366, SLG: 0.386 Jesse Barfield, R OBP: 0.326, SLG: 0.458 (7, 9)			0-0 2B 1B 1B		0-0 F6		0-0 F7	0-0 F7		3	1	1	0	0	0	0									
Rob Ducey, L OBP: 0.309, SLG: 0.283 (7, 7)			0-0 1B 3-6-5 2B		0-3 K		0-0 F9		0-0 1B	4	1	2	0	0	1	0									
Inning Stats	R: 0 E: 0 K: 0 S: 3	H: 1 LOB: 0 BB: 0 P: 3	R: 1 E: 0 K: 1 S: 6	H: 1 LOB: 0 BB: 0 P: 6	R: 2 E: 0 K: 0 S: 6	H: 4 LOB: 1 BB: 0 P: 6	R: 0 E: 0 K: 0 S: 3	H: 0 LOB: 0 BB: 0 P: 3	R: 0 E: 0 K: 1 S: 5	H: 0 LOB: 0 BB: 0 P: 5	R: 2 E: 0 K: 0 S: 5	H: 2 LOB: 0 BB: 0 P: 5	R: 0 E: 0 K: 0 S: 3	H: 0 LOB: 0 BB: 0 P: 3	R: 1 E: 0 K: 0 S: 5	H: 2 LOB: 2 BB: 1 P: 9	R: 0 E: 0 K: 0 S: 4	H: 1 LOB: 1 BB: 0 P: 4	1B: 7 2B: 3 3B: 0 HR: 2	SF: 0 SAC: 0 DP: 1 HBP: 0	WP: 0 PB: 0 SB: 2 CS: 0	PA: 37			
PITCHER	IP	WLS	BF	H	R	ER	SO	BB	IBB	HBP	BLK	WP	HR	S	P	ERA	WHIP	PITCHER							
John Habyan, R ERA: 4.94 Jack O'Connor, L ERA: 4.47	(1, 1) (8, 1)	7.0 2.0	L 9	28 2	9 0	6 0	2 0	0 0	0 1	0 0	0 0	0 0	2 0	32 8	32 12	7.71 0.00	1.286 1.000								

Toronto Blue Jays @ Baltimore Orioles
Memorial Stadium, Baltimore, MD
Wed Sep 23 1987, 7:05 PM EDT
Att: 22,590 - Unknown


AB 36
R 6
H 11
RBI 5
BB 1
SO 2
LOB 9



Batter	1	2	3	4	5	6	7	8	9	AB	R	H	RBI	BB	SO	LOB	BOTTOM								
Pete Stanicek, S OBP: 0.305, SLG: 0.263 (1, 4)	0-3 K		0-0 3-1			0-0 G4-6-3 1B		0-0 F7		4	0	1	0	0	1	3									
Fred Lynn, L OBP: 0.318, SLG: 0.488 (1, 10)	0-0 3-1				0-0 F8		0-0 G4-6-3 1-2		0-0 F9	4	0	0	0	0	0	1									
Cal Ripken Jr., R OBP: 0.336, SLG: 0.437 (1, 6)	0-0 L3				0-0 5-3		0-0 HR		4-0 G3-6-3 BB	3	1	1	1	1	0	0									
Eddie Murray, S OBP: 0.351, SLG: 0.487 (1, 3)		0-0 G3			0-3 K		0-0 G3		0-0 G3-6-3 1-2	4	0	0	0	0	1	1									
Larry Sheets, L OBP: 0.367, SLG: 0.573 (9, 7)		0-0 F5				0-0 WP 1B		0-0 4-3		3	0	1	0	0	0	0									
Ray Knight, R OBP: 0.310, SLG: 0.376 (1, 5)		0-0 F6			0-3 K		0-3 K			3	0	0	0	0	2	1									
Terry Kennedy, L OBP: 0.305, SLG: 0.387 Carl Nichols, R OBP: 0.250, SLG: 0.250 (8, 2)			0-3 K			0-0 F8		0-0 WP G3 1B		3	0	1	0	0	1	1									
Mike Young, S OBP: 0.326, SLG: 0.408 (9, 8)					0-0 2B		0-0 3-1		0-0 G3	3	0	1	0	0	0	2									
Mike Hart, L OBP: 0.215, SLG: 0.356 Jim Dwyer, L OBP: 0.380, SLG: 0.518 (8, 9)					0-0 L8		0-3 K		0-3 K	2	0	0	0	0	1	1									
Inning Stats	R: 0 E: 0 K: 1 S: 5	H: 0 LOB: 0 BB: 0 P: 5	R: 0 E: 0 K: 0 S: 3	H: 0 LOB: 0 BB: 0 P: 3	R: 0 E: 0 K: 1 S: 6	H: 1 LOB: 1 BB: 0 P: 6	R: 0 E: 0 K: 1 S: 5	H: 0 LOB: 0 BB: 0 P: 5	R: 0 E: 0 K: 1 S: 5	H: 1 LOB: 0 BB: 0 P: 5	R: 1 E: 0 K: 1 S: 6	H: 1 LOB: 0 BB: 0 P: 6	R: 0 E: 0 K: 1 S: 6	H: 1 LOB: 2 BB: 0 P: 6	R: 0 E: 0 K: 0 S: 2	H: 0 LOB: 0 BB: 1 P: 6	1B: 3 2B: 1 3B: 0 HR: 1	SF: 0 SAC: 0 DP: 2 HBP: 0	WP: 2 PB: 0 SB: 0 CS: 0	PA: 31					
PITCHER	IP	WLS	BF	H	R	ER	SO	BB	IBB	HBP	BLK	WP	HR	S	P	ERA	WHIP	PITCHER							
Jim Clancy, R ERA: 3.6	(1, 1)	9.0	W	31	5	1	1	1	7	1	0	0	0	0	2	1.00	0.667								

Toronto Blue Jays @ Baltimore Orioles
Memorial Stadium, Baltimore, MD
Wed Sep 23 1987, 7:05 PM EDT
Att: 22,590 - Unknown

AB 30
R 1
H 5
RBI 1
BB 1
SO 7
LOB 12



Batter	1	2	3	4	5	6	7	8	9	AB	R	H	RBI	BB	SO	LOB	TOP		
Lou Whitaker, L (1, 4) OBP: 0.344, SLG: 0.437										5	1	2	0	0	0	1			
Bill Madlock, R (1, 10) OBP: 0.342, SLG: 0.445 Jim Morrison, R (5, FH) OBP: 0.296, SLG: 0.397 Dave Bergman, L (9, FH) OBP: 0.390, SLG: 0.470										2	0	1	0	0	0	1			
Kirk Gibson, L (1, 7) OBP: 0.378, SLG: 0.499										5	1	2	0	0	2	1			
Alan Trammell, R (1, 6) OBP: 0.397, SLG: 0.548										3	0	1	1	1	1	1			
Larry Herndon, R (1, 9) OBP: 0.378, SLG: 0.519										3	1	1	0	1	0	5			
Chet Lemon, R (1, 8) OBP: 0.387, SLG: 0.488										4	0	1	1	0	0	4			
Darrell Evans, L (1, 3) OBP: 0.376, SLG: 0.496										4	0	0	0	0	2	2			
Tom Brookens, R (1, 5) OBP: 0.301, SLG: 0.395										4	0	1	0	0	1	1			
Mike Heath, R (1, 2) OBP: 0.339, SLG: 0.427										4	0	1	0	0	0	1			
Inning Stats	R: 0 E: 1 K: 1 S: 7	H: 2 LOB: 3 BB: 1 P: 11	R: 0 E: 0 K: 1 S: 6	H: 1 LOB: 1 BB: 0 P: 6	R: 2 E: 1 K: 0 S: 6	H: 3 LOB: 1 BB: 0 P: 6	R: 0 E: 0 K: 0 S: 3	H: 0 LOB: 0 BB: 0 P: 3	R: 0 E: 0 K: 2 S: 7	H: 0 LOB: 1 BB: 1 P: 11	R: 1 E: 0 K: 0 S: 6	H: 3 LOB: 2 BB: 0 P: 6	R: 0 E: 0 K: 0 S: 4	H: 1 LOB: 1 BB: 0 P: 4	R: 0 E: 0 K: 2 S: 7	H: 0 LOB: 0 BB: 0 P: 7	1B: 9 2B: 1 3B: 0 HR: 0	SF: 0 SAC: 0 DP: 0 HBP: 0	WP: 1 PA: 39 PB: 0 SB: 0 CS: 0
PITCHER	IP WLS BF H R ER SO BB IBB HBP BLK WP HR S P ERA WHIP	IP WLS BF H R ER SO BB IBB HBP BLK WP HR S P ERA WHIP	IP WLS BF H R ER SO BB IBB HBP BLK WP HR S P ERA WHIP	IP WLS BF H R ER SO BB IBB HBP BLK WP HR S P ERA WHIP	IP WLS BF H R ER SO BB IBB HBP BLK WP HR S P ERA WHIP	IP WLS BF H R ER SO BB IBB HBP BLK WP HR S P ERA WHIP	IP WLS BF H R ER SO BB IBB HBP BLK WP HR S P ERA WHIP	IP WLS BF H R ER SO BB IBB HBP BLK WP HR S P ERA WHIP	IP WLS BF H R ER SO BB IBB HBP BLK WP HR S P ERA WHIP	IP WLS BF H R ER SO BB IBB HBP BLK WP HR S P ERA WHIP	IP WLS BF H R ER SO BB IBB HBP BLK WP HR S P ERA WHIP	IP WLS BF H R ER SO BB IBB HBP BLK WP HR S P ERA WHIP	IP WLS BF H R ER SO BB IBB HBP BLK WP HR S P ERA WHIP	IP WLS BF H R ER SO BB IBB HBP BLK WP HR S P ERA WHIP	IP WLS BF H R ER SO BB IBB HBP BLK WP HR S P ERA WHIP	IP WLS BF H R ER SO BB IBB HBP BLK WP HR S P ERA WHIP	IP WLS BF H R ER SO BB IBB HBP BLK WP HR S P ERA WHIP	IP WLS BF H R ER SO BB IBB HBP BLK WP HR S P ERA WHIP	IP WLS BF H R ER SO BB IBB HBP BLK WP HR S P ERA WHIP

Detroit Tigers @ Toronto Blue Jays
Exhibition Stadium, Toronto, ON
Thu Sep 24 1987, 7:05 PM EDT
Att: 42,436 - Unknown

AB 37
R 3
H 10
RBI 2
BB 2
SO 8
LOB 18



Batter	1	2	3	4	5	6	7	8	9	AB	R	H	RBI	BB	SO	LOB	BOTTOM		
Nelson Liriano, S (1, 4) OBP: 0.336, SLG: 0.395										4	1	1	0	1	2	1			
Lloyd Moseby, L (1, 8) OBP: 0.355, SLG: 0.472										3	1	1	0	2	0	1			
Tony Fernandez, S (1, 6) OBP: 0.379, SLG: 0.426 Manuel Lee, S (3, 6) OBP: 0.295, SLG: 0.300										1	0	0	0	0	0	0			
George Bell, R (1, 7) OBP: 0.356, SLG: 0.629										4	1	3	0	0	0	0			
Ernie Whitt, L (1, 2) OBP: 0.340, SLG: 0.467										3	1	1	2	1	0	2			
Rance Mulliniks, L (1, 5) OBP: 0.356, SLG: 0.489 Garth Iorg, R (8, 5) OBP: 0.272, SLG: 0.295											4	0	1	1	0	2			
Rick Leach, L (1, 9) OBP: 0.369, SLG: 0.382 Jesse Barfield, R (9, 9) OBP: 0.328, SLG: 0.458										2	0	0	0	2	0	0			
Willie Upshaw, L (1, 3) OBP: 0.319, SLG: 0.397										3	0	0	0	1	1	6			
Fred McGriff, L (1, 10) OBP: 0.384, SLG: 0.517										3	0	0	0	1	3	6			
Inning Stats	R: 0 E: 0 K: 1 S: 5	H: 0 LOB: 0 BB: 0 P: 5	R: 0 E: 0 K: 1 S: 6	H: 1 LOB: 3 BB: 2 P: 14	R: 4 E: 0 K: 3 S: 13	H: 4 LOB: 2 BB: 2 P: 21	R: 0 E: 0 K: 1 S: 7	H: 2 LOB: 2 BB: 0 P: 7	R: 0 E: 0 K: 1 S: 5	H: 0 LOB: 0 BB: 0 P: 5	R: 0 E: 0 K: 1 S: 5	H: 0 LOB: 0 BB: 0 P: 5	R: 0 E: 0 K: 1 S: 5	H: 0 LOB: 3 BB: 3 P: 17	R: 0 E: 0 K: 1 S: 5	H: 0 LOB: 0 BB: 0 P: 7	1B: 6 2B: 1 3B: 0 HR: 0	SF: 0 SAC: 0 DP: 0 HBP: 0	WP: 1 PA: 39 PB: 0 SB: 2 CS: 0
PITCHER	IP WLS BF H R ER SO BB IBB HBP BLK WP HR S P ERA WHIP	IP WLS BF H R ER SO BB IBB HBP BLK WP HR S P ERA WHIP	IP WLS BF H R ER SO BB IBB HBP BLK WP HR S P ERA WHIP	IP WLS BF H R ER SO BB IBB HBP BLK WP HR S P ERA WHIP	IP WLS BF H R ER SO BB IBB HBP BLK WP HR S P ERA WHIP	IP WLS BF H R ER SO BB IBB HBP BLK WP HR S P ERA WHIP	IP WLS BF H R ER SO BB IBB HBP BLK WP HR S P ERA WHIP	IP WLS BF H R ER SO BB IBB HBP BLK WP HR S P ERA WHIP	IP WLS BF H R ER SO BB IBB HBP BLK WP HR S P ERA WHIP	IP WLS BF H R ER SO BB IBB HBP BLK WP HR S P ERA WHIP	IP WLS BF H R ER SO BB IBB HBP BLK WP HR S P ERA WHIP	IP WLS BF H R ER SO BB IBB HBP BLK WP HR S P ERA WHIP	IP WLS BF H R ER SO BB IBB HBP BLK WP HR S P ERA WHIP	IP WLS BF H R ER SO BB IBB HBP BLK WP HR S P ERA WHIP	IP WLS BF H R ER SO BB IBB HBP BLK WP HR S P ERA WHIP	IP WLS BF H R ER SO BB IBB HBP BLK WP HR S P ERA WHIP	IP WLS BF H R ER SO BB IBB HBP BLK WP HR S P ERA WHIP	IP WLS BF H R ER SO BB IBB HBP BLK WP HR S P ERA WHIP	IP WLS BF H R ER SO BB IBB HBP BLK WP HR S P ERA WHIP

Detroit Tigers @ Toronto Blue Jays
Exhibition Stadium, Toronto, ON
Thu Sep 24 1987, 7:05 PM EDT
Att: 42,436 - Unknown

AB 31
R 4
H 7
RBI 3
BB 8
SO 9
LOB 25



Batter	1	2	3	4	5	6	7	8	9	10	11	12	13	AB	R	H	RBI	BB	SO	LOB	TOP	
Lou Whitaker, L OBP: 0.362, SLG: 0.431 (1, 4)	1-3		6-3			L3		B1-3		F6			SH1-4	5	0	0	0	0	0	1		
Darrell Evans, L OBP: 0.378, SLG: 0.504 (1, 3)	L4			K				F9					1B	5	1	2	1	1	1	0		
Kirk Gibson, L OBP: 0.378, SLG: 0.502 (1, 7)	K			P3		F6				HR			1B	6	1	3	2	0	1	1		
Alan Trammell, R OBP: 0.402, SLG: 0.553 (1, 6)		6-3								HR			1B	5	0	1	0	1	1	3		
Matt Nokes, L OBP: 0.345, SLG: 0.535 (1, 2)														5	0	0	0	0	2	4		
Mike Heath, R OBP: 0.344, SLG: 0.431 (12, 2)	F9			G3		4-3				K			1B	1	0	1	0	0	0	0		
Johnny Grubb, L OBP: 0.299, SLG: 0.318 (12, PH)														4	0	2	0	0	0	0		
Jim Morrison, R OBP: 0.295, SLG: 0.395 (12, PH)								F9		F6			K	2	0	0	0	0	2	3		
Chet Lemon, R OBP: 0.380, SLG: 0.479 (1, 8)						G6-4-3		5-3						5	0	0	0	0	2	2		
Scott Lusader, L OBP: 0.333, SLG: 0.424 (1, 9)			3-1					G3						5	0	2	0	0	1	0		
Tom Brookens, R OBP: 0.298, SLG: 0.389 (6, PH)			1-3											2	0	0	0	0	0	1		
Dave Bergman, L OBP: 0.384, SLG: 0.462 (8, 5)			1-3			F7		4-3		SH1-4			SH1-4	1	0	0	0	0	0	0		
Jim Walewander, S OBP: 0.296, SLG: 0.333 (8, 5)													1B	0	1	0	0	1	0	0		
Inning Stats	R: 0 E: 0 K: 1 S: 5	H: 0 LOB: 0 BB: 0 P: 5	R: 0 E: 0 K: 1 S: 6	H: 1 LOB: 1 BB: 0 P: 6	R: 0 E: 0 K: 0 S: 3	H: 0 LOB: 0 BB: 0 P: 3	R: 0 E: 0 K: 1 S: 6	H: 1 LOB: 1 BB: 0 P: 6	R: 0 E: 0 K: 0 S: 4	H: 0 LOB: 0 BB: 0 P: 3	R: 0 E: 0 K: 2 S: 8	H: 1 LOB: 1 BB: 0 P: 8	R: 1 E: 0 K: 1 S: 6	H: 2 LOB: 1 BB: 0 P: 6	R: 0 E: 0 K: 2 S: 7	H: 0 LOB: 0 BB: 0 P: 7	R: 1 E: 0 K: 1 S: 7	H: 2 LOB: 3 BB: 2 P: 15	1B: 6 2B: 4 3B: 0 HR: 2	SF: 0 SAC: 2 DP: 2 HBP: 0	WIP: 0 PB: 0 SB: 0 CS: 1	PA: 51
PITCHER	IP WLS BF H R ER SO BB IBB HBP BLK WP HR S P ERA WHIP	IP WLS BF H R ER SO BB IBB HBP BLK WP HR S P ERA WHIP	IP WLS BF H R ER SO BB IBB HBP BLK WP HR S P ERA WHIP	IP WLS BF H R ER SO BB IBB HBP BLK WP HR S P ERA WHIP	IP WLS BF H R ER SO BB IBB HBP BLK WP HR S P ERA WHIP	IP WLS BF H R ER SO BB IBB HBP BLK WP HR S P ERA WHIP	IP WLS BF H R ER SO BB IBB HBP BLK WP HR S P ERA WHIP	IP WLS BF H R ER SO BB IBB HBP BLK WP HR S P ERA WHIP	IP WLS BF H R ER SO BB IBB HBP BLK WP HR S P ERA WHIP	IP WLS BF H R ER SO BB IBB HBP BLK WP HR S P ERA WHIP	IP WLS BF H R ER SO BB IBB HBP BLK WP HR S P ERA WHIP	IP WLS BF H R ER SO BB IBB HBP BLK WP HR S P ERA WHIP	IP WLS BF H R ER SO BB IBB HBP BLK WP HR S P ERA WHIP	IP WLS BF H R ER SO BB IBB HBP BLK WP HR S P ERA WHIP	IP WLS BF H R ER SO BB IBB HBP BLK WP HR S P ERA WHIP	IP WLS BF H R ER SO BB IBB HBP BLK WP HR S P ERA WHIP	IP WLS BF H R ER SO BB IBB HBP BLK WP HR S P ERA WHIP	IP WLS BF H R ER SO BB IBB HBP BLK WP HR S P ERA WHIP	IP WLS BF H R ER SO BB IBB HBP BLK WP HR S P ERA WHIP	IP WLS BF H R ER SO BB IBB HBP BLK WP HR S P ERA WHIP	IP WLS BF H R ER SO BB IBB HBP BLK WP HR S P ERA WHIP	IP WLS BF H R ER SO BB IBB HBP BLK WP HR S P ERA WHIP
Jim Clancy, R ERA: 3.15 (8, 1)	7.0	2.2	10.1	2.2	1.0	4.2	1.1	2.2	0.1	1.0	1.1	1.1	1.1	1.1	1.1	1.1	1.1	1.1	1.1	1.1		
Tom Henke, R ERA: 2.49 (10, 1)	2.2	1.0	4.2	1.1	2.2	1.0	1.1	1.1	1.1	1.1	1.1	1.1	1.1	1.1	1.1	1.1	1.1	1.1	1.1	1.1		
David Wells, L ERA: 5.32 (11, 1)	0.1	1.0	4.2	1.1	2.2	1.0	1.1	1.1	1.1	1.1	1.1	1.1	1.1	1.1	1.1	1.1	1.1	1.1	1.1	1.1		
Jeff Musselman, L ERA: 3.08 (12, 1)	1.1	1.1	1.1	1.1	1.1	1.1	1.1	1.1	1.1	1.1	1.1	1.1	1.1	1.1	1.1	1.1	1.1	1.1	1.1	1.1		
Jose Antonio Nunez, R ERA: 5.13 (13, 1)	1.1	1.1	1.1	1.1	1.1	1.1	1.1	1.1	1.1	1.1	1.1	1.1	1.1	1.1	1.1	1.1	1.1	1.1	1.1	1.1		

Detroit Tigers @ Toronto Blue Jays
Exhibition Stadium, Toronto, ON
Sun Sep 27 1987, 3:33 AM EDT
Att. 46,346 - Unknown

AB 46
R 3
H 11
RBI 3
BB 3
SO 10
LOB 15



Batter	1	2	3	4	5	6	7	8	9	10	11	12	13	AB	R	H	RBI	BB	SO	LOB	BOTTOM	
Nelson Lirio, S OBP: 0.353, SLG: 0.388 (1, 4)			3-1					F8		F7		3-1		6	1	2	0	0	0	2		
Lloyd Moseby, L OBP: 0.351, SLG: 0.462 (1, 8)	F7		F7		G3			L5			K	F2		6	0	0	0	0	1	3		
Rance Mulliniks, L OBP: 0.315, SLG: 0.411 (9, 1)			4-3											1	0	0	0	2	0	0		
Garth Reynolds, R OBP: 0.315, SLG: 0.211 (11, PH)														1	0	0	0	0	1	0		
Kevin Cramer, R OBP: 0.310, SLG: 0.423 (12, 5)														0	1	0	0	0	0	0		
Rob Ducey, L OBP: 0.284, SLG: 0.277 (13, PH)														1	0	0	0	0	0	0		
George Bell, R OBP: 0.357, SLG: 0.624 (1, 7)					5-3			F9		K		F8		5	0	1	1	0	1	2		
Ernie Whitt, L OBP: 0.334, SLG: 0.458 (1, 2)														5	0	0	0	1	0	4		
Alexis Infante, R (13, PR)	F5							G3-6-3		F8			FC3-6	0	0	0	0	0	0	0		
Jesse Barfield, R OBP: 0.333, SLG: 0.469 (1, 9)	6-3												FC3-6	2	0	0	0	0	0	0		
Willie Upshaw, L OBP: 0.323, SLG: 0.397 (1, 3)														6	0	1	1	0	0	3		
Rick Leach, L OBP: 0.370, SLG: 0.401 (11, 1)														4	0	0	0	0	0	1		
Lou Thornton, L OBP: 0.361, SLG: 0.500 (10, PR)														0	0	0	0	0	0	0		
Cecil Fielder, R OBP: 0.351, SLG: 0.560 (11, PH)														0	0	0	0	0	0	0		
Fred McGriff, L OBP: 0.383, SLG: 0.516 (11, PH)														1	0	0	0	0	0	3		
Manuel Lee, S OBP: 0.296, SLG: 0.314 (1, 6)														4	0	1	0	1	0	0		
Inning Stats	R: 1 E: 0 K: 0 S: 5	H: 2 LOB: 2 BB: 1 P: 9	R: 0 E: 0 K: 0 S: 3	H: 0 LOB: 0 BB: 0 P: 3	R: 0 E: 0 K: 0 S: 3	H: 0 LOB: 0 BB: 0 P: 3	R: 0 E: 0 K: 1 S: 7	H: 2 LOB: 2 BB: 0 P: 7	R: 0 E: 0 K: 0 S: 3	H: 0 LOB: 0 BB: 0 P: 3	R: 0 E: 0 K: 2 S: 7	H: 0 LOB: 0 BB: 0 P: 7	R: 0 E: 1 K: 1 S: 7	H: 1 LOB: 3 BB: 2 P: 15	R: 0 E: 0 K: 0 S: 3	H: 0 LOB: 0 BB: 0 P: 3	R: 0 E: 0 K: 0 S: 3	H: 0 LOB: 1 BB: 0 P: 4	1B: 6 2B: 0 3B: 0 HR: 0	SF: 0 SAC: 0 DP: 1 HBP: 1	WIP: 0 PB: 0 SB: 1 CS: 0	PA: 51
PITCHER	IP WLS BF H R ER SO BB IBB HBP BLK WP HR S P ERA WHIP	IP WLS BF H R ER SO BB IBB HBP BLK WP HR S P ERA WHIP	IP WLS BF H R ER SO BB IBB HBP BLK WP HR S P ERA WHIP	IP WLS BF H R ER SO BB IBB HBP BLK WP HR S P ERA WHIP	IP WLS BF H R ER SO BB IBB HBP BLK WP HR S P ERA WHIP	IP WLS BF H R ER SO BB IBB HBP BLK WP HR S P ERA WHIP	IP WLS BF H R ER SO BB IBB HBP BLK WP HR S P ERA WHIP	IP WLS BF H R ER SO BB IBB HBP BLK WP HR S P ERA WHIP	IP WLS BF H R ER SO BB IBB HBP BLK WP HR S P ERA WHIP	IP WLS BF H R ER SO BB IBB HBP BLK WP HR S P ERA WHIP	IP WLS BF H R ER SO BB IBB HBP BLK WP HR S P ERA WHIP	IP WLS BF H R ER SO BB IBB HBP BLK WP HR S P ERA WHIP	IP WLS BF H R ER SO BB IBB HBP BLK WP HR S P ERA WHIP	IP WLS BF H R ER SO BB IBB HBP BLK WP HR S P ERA WHIP	IP WLS BF H R ER SO BB IBB HBP BLK WP HR S P ERA WHIP	IP WLS BF H R ER SO BB IBB HBP BLK WP HR S P ERA WHIP	IP WLS BF H R ER SO BB IBB HBP BLK WP HR S P ERA WHIP	IP WLS BF H R ER SO BB IBB HBP BLK WP HR S P ERA WHIP	IP WLS BF H R ER SO BB IBB HBP BLK WP HR S P ERA WHIP	IP WLS BF H R ER SO BB IBB HBP BLK WP HR S P ERA WHIP	IP WLS BF H R ER SO BB IBB HBP BLK WP HR S P ERA WHIP	IP WLS BF H R ER SO BB IBB HBP BLK WP HR S P ERA WHIP
Doyle Alexander, R ERA: 2.98 (11, 1)	10.2	0.0	1.2	0.1	0.1	0.1	0.1	0.1	0.1	0.1	0.1	0.1	0.1	0.1	0.1	0.1	0.1	0.1	0.1	0.1		
Willie Hernandez, L ERA: 3.67 (11, 1)	0.0	1.2	0.1	0.1	0.1	0.1	0.1	0.1	0.1	0.1	0.1	0.1	0.1	0.1	0.1	0.1	0.1	0.1	0.1	0.1		
Mike Henneman, R ERA: 3.14 (13, 1)	0.1	1.0	0.1	0.1	0.1	0.1	0.1	0.1	0.1	0.1	0.1	0.1	0.1	0.1	0.1	0.1	0.1	0.1	0.1	0.1		
Mark Thurmond, L ERA: 4.3 (13, 1)	0.1	1.0	0.1	0.1	0.1	0.1	0.1	0.1	0.1	0.1	0.1	0.1	0.1	0.1	0.1	0.1	0.1	0.1	0.1	0.1		
Dickie Noles, R ERA: 3.53 (13, 1)	0.1	1.0	0.1	0.1	0.1	0.1	0.1	0.1	0.1	0.1	0.1	0.1	0.1	0.1	0.1	0.1	0.1	0.1	0.1	0.1		

Detroit Tigers @ Toronto Blue Jays
Exhibition Stadium, Toronto, ON
Sun Sep 27 1987, 3:33 AM EDT
Att. 46,346 - Unknown

AB 45
R 2
H 6
RBI 2
BB 5
SO 4
LOB 18



Batter	1	2	3	4	5	6	7	8	9	AB	R	H	RBI	BB	SO	LOB	TOP										
Paul Moltzer, R OBP: 0.436, SLG: 0.570 (1, 4)	L6		F9		HR			K		5	1	1	1	0	1	4	Milwaukee Brewers @ Toronto Blue Jays Exhibition Stadium, Toronto, ON Mon Sep 28 1987, 7:05 PM EDT Att: 34,113 - Unknown										
Robin Yount, R OBP: 0.394, SLG: 0.476 (1, 8)	6-3		1B		1B	2B	1B	5-3	G3	5	2	3	0	0	0	0											
Glenn Braggs, R OBP: 0.332, SLG: 0.433 (1, 10)	2B		F8		F7	1-3		G3	5	0	1	0	0	0	4												
Greg Brock, L OBP: 0.373, SLG: 0.435 (1, 3)	K		K		1B	2B	BB	F8	4	1	1	1	1	2	3												
Rob Deer, R OBP: 0.360, SLG: 0.456 (8, 9)		K			HR	2B	1B	K	4	2	2	1	1	2	0												
Rick Manning, L OBP: 0.328, SLG: 0.340 (9, PH)					HR	2B	1B	K	0	0	0	0	0	0	0												
Dale Sveum, S OBP: 0.301, SLG: 0.447 (1, 6)	K				P3	1B	2B	K	5	0	1	3	0	2	2												
Bill Schroeder, R OBP: 0.383, SLG: 0.543 (1, 2)					FC5-4	BB	1-3	K	4	0	2	0	1	1	2												
Brad Komminsk, R OBP: 0.167, SLG: 0.091 (8, PH)					1-2	2-3	1B		3	0	0	0	0	2	4												
Mike Felder, S OBP: 0.326, SLG: 0.343 (8, 7)	K		K		1-3			L9	1	0	0	0	0	0	0												
Juan Castillo, S OBP: 0.304, SLG: 0.316 (1, 5)			1B		FC5-4	1-2	BB	F7	3	0	1	0	1	0	1												
Inning Stats	R: 0 E: 0 K: 1 S: 6	H: 1 LOB: 1 BB: 0 P: 6	R: 0 E: 0 K: 3 S: 10	H: 1 LOB: 1 BB: 0 P: 10	R: 0 E: 0 K: 1 S: 7	H: 2 LOB: 2 BB: 0 P: 7	R: 1 E: 0 K: 1 S: 6	H: 1 LOB: 1 BB: 1 P: 10	R: 4 E: 0 K: 0 S: 8	H: 5 LOB: 3 BB: 2 P: 16	R: 0 E: 0 K: 1 S: 5	H: 0 LOB: 0 BB: 0 P: 5	R: 0 E: 0 K: 1 S: 5	H: 0 LOB: 0 BB: 0 P: 5	R: 1 E: 0 K: 2 S: 9	H: 2 LOB: 2 BB: 1 P: 13	1B: 8 2B: 2 3B: 0 HR: 2	SF: 0 SAC: 0 DP: 0 HBP: 0	WP: 1 PB: 0 CS: 1	PA: 43							
PITCHER	IP	WLS	BF	H	R	ER	SO	BB	IBB	HBP	BLK	WP	HR	S	P	ERA	WHIP										
Mike Flanagan, L ERA: 4.33 (1, 1)	4.1	L	22	7	4	4	6	2	0	0	0	0	2	32	40	8.31	2.077										
Duane Ward, R ERA: 8.94 (5, 1)	0.1		5	3	1	1	0	1	0	0	0	0	0	4	8	27.00	12.000										
Mark Eichhorn, R ERA: 3.21 (5, 1)	3.2		12	1	1	1	2	0	0	0	0	0	0	16	16	2.46	0.273										
John Cerutti, L ERA: 4.42 (9, 1)	0.2		4	1	0	0	2	0	1	0	0	1	0	7	11	0.00	1.500										

Batter	1	2	3	4	5	6	7	8	9	AB	R	H	RBI	BB	SO	LOB	BOTTOM										
Nelson Liriano, S OBP: 0.322, SLG: 0.374 (1, 4)	L7		L9		K			K	G3	5	0	0	0	0	2	3	Milwaukee Brewers @ Toronto Blue Jays Exhibition Stadium, Toronto, ON Mon Sep 28 1987, 7:05 PM EDT Att: 34,113 - Unknown										
Lloyd Moseby, L OBP: 0.352, SLG: 0.462 (1, 8)	K		P2			F8	1B	SF9	1B	3	1	1	0	1	1												
Rance Mulliniks, L OBP: 0.369, SLG: 0.503 (8, PH)								G6-4-3	BB	2	1	2	1	1	0												
Garth Iorg, R OBP: 0.267, SLG: 0.290 (9, 5)	BB				HR			K		1	0	0	0	0	1												
George Bell, R OBP: 0.355, SLG: 0.620 (1, 7)	F9				F6			F8	G6-4-3	4	0	0	0	0	4												
Ernie Whitt, L OBP: 0.332, SLG: 0.454 (8, PH)			F8		F8			SF9		2	0	0	1	0	0												
Charlie Moore, R OBP: 0.293, SLG: 0.350 (9, PH)								3-H	4-3	1	1	1	0	0	0												
Jesse Barfield, R OBP: 0.334, SLG: 0.468 (1, 9)			P1		S			K	4-3	2	1	0	0	2	1												
Willie Upshaw, L OBP: 0.321, SLG: 0.394 (1, 3)			L8		1-3			F6	4-3	4	0	0	0	0	3												
Rick Leach, L OBP: 0.370, SLG: 0.405 (9, PH)			F5					4-3	K	3	0	1	0	0	0												
Cecil Fielder, R OBP: 0.349, SLG: 0.557 (9, PH)								F9	2B	1	0	0	0	0	1												
Manuel Lee, S OBP: 0.300, SLG: 0.311 (7, PH)								F7		1	0	0	0	0	0												
Fred McGriff, L OBP: 0.312, SLG: 0.421 (7, PH)									F9	1	0	0	0	0	1												
Juan Beniquez, R OBP: 0.284, SLG: 0.400 (8, 6)										0	0	0	0	0	0												
Kelly Gruber, R OBP: 0.284, SLG: 0.400 (9, PH)										1	0	0	0	0	0												
Rob Ducey, L OBP: 0.298, SLG: 0.271 (9, PH)										0	0	0	0	0	0												
Inning Stats	R: 0 E: 0 K: 1 S: 5	H: 0 LOB: 1 BB: 1 P: 9	R: 0 E: 0 K: 0 S: 3	H: 0 LOB: 0 BB: 0 P: 3	R: 0 E: 0 K: 0 S: 3	H: 0 LOB: 1 BB: 1 P: 7	R: 1 E: 0 K: 0 S: 4	H: 1 LOB: 1 BB: 1 P: 8	R: 0 E: 0 K: 1 S: 5	H: 0 LOB: 0 BB: 0 P: 5	R: 1 E: 0 K: 1 S: 7	H: 2 LOB: 1 BB: 0 P: 7	R: 0 E: 0 K: 1 S: 6	H: 1 LOB: 1 BB: 0 P: 6	R: 0 E: 0 K: 1 S: 4	H: 0 LOB: 0 BB: 1 P: 8	R: 2 E: 1 K: 1 S: 7	H: 1 LOB: 1 BB: 1 P: 11	1B: 2 2B: 2 3B: 0 HR: 1	SF: 1 SAC: 0 DP: 1 HBP: 0	WP: 0 PB: 0 CS: 0	PA: 37					
PITCHER	IP	WLS	BF	H	R	ER	SO	BB	IBB	HBP	BLK	WP	HR	S	P	ERA	WHIP										
Bill Wegman, R ERA: 4.21 (1, 1)	6.1	W	26	4	2	2	3	3	0	0	0	0	0	29	41	2.84	1.105										
Paul Mirabella, L ERA: 5.09 (7, 1)	2.0		8	1	2	0	2	2	0	0	0	0	0	10	18	0.00	1.500										
Mark Clear, R ERA: 4.48 (9, 1)	0.2	S	3	0	0	0	1	0	0	0	0	0	0	5	5	0.00	0.000										

AB	39
R	6
H	12
RBI	6
BB	4
SO	10
LOB	20



AB	31
R	4
H	5
RBI	2
BB	5
SO	6
LOB	16



Batter	1	2	3	4	5	6	7	8	9	AB	R	H	RBI	BB	SO	LOB	TOP					
Paul Moltzer, R OBP: 0.437, SLG: 0.571 (1, 4)	L7		5-3		1B	2B		1B		3	1	1	1	2	0	0	Milwaukee Brewers @ Toronto Blue Jays Exhibition Stadium, Toronto, ON Tue Sep 29 1987, 7:05 PM EDT Att: 34,314 - Unknown					
Mike Felder, S OBP: 0.330, SLG: 0.348 (1, 7)	CS		1B		B2			F9		5	0	3	1	0	0	3						
Robin Yount, R OBP: 0.385, SLG: 0.475 (1, 8)	CS		1B		5-3					4	0	1	0	1	0	1						
Greg Brock, L OBP: 0.373, SLG: 0.438 (1, 3)	K				1B	3B		F4		4	1	1	0	1	1	4						
Glenn Braggs, R OBP: 0.332, SLG: 0.433 (1, 10)		6-3			G5-4-3	1B		1B		5	0	2	2	0	2	1						
Dale Sveum, S OBP: 0.301, SLG: 0.445 (1, 6)	1B				G5-4-3	1B		F8		4	0	1	0	0	0	4						
B.J. Surhoff, L OBP: 0.352, SLG: 0.429 (1, 2)	1B				HR			6-3		4	2	3	1	0	0	0						
Brad Komminsk, R OBP: 0.133, SLG: 0.071 (1, 9)	6-3				6-3			SH2-3		3	0	0	0	0	1	1						
Juan Castillo, S OBP: 0.306, SLG: 0.316 (1, 5)			1-3			2B		F9		3	1	1	0	1	0	1						
Inning Stats	R: 0 E: 0 K: 1 S: 6	H: 2 LOB: 1 BB: 0 P: 6	R: 0 E: 0 K: 0 S: 4	H: 2 LOB: 1 BB: 0 P: 4	R: 0 E: 0 K: 0 S: 4	H: 1 LOB: 1 BB: 0 P: 4	R: 2 E: 0 K: 0 S: 5	H: 3 LOB: 0 BB: 0 P: 5	R: 2 E: 0 K: 0 S: 6	H: 3 LOB: 2 BB: 1 P: 10	R: 1 E: 0 K: 0 S: 4	H: 2 LOB: 2 BB: 1 P: 8	R: 0 E: 0 K: 1 S: 5	H: 0 LOB: 1 BB: 1 P: 9	R: 0 E: 0 K: 1 S: 5	H: 0 LOB: 2 BB: 2 P: 13	R: 0 E: 0 K: 1 S: 5	H: 0 LOB: 0 BB: 0 P: 5	1B: 10 2B: 1 3B: 1 HR: 1	SF: 0 SAC: 1 DP: 1 HBP: 0	WP: 0 PB: 1 CS: 2	PA: 41
PITCHER	IP	WLS	BF	H	R	ER	SO	BB	IBB	HBP	BLK	WP	HR	S	P	ERA	WHIP					
Jimmy Key, L ERA: 2.81 (1, 1)	5.1	L	26	12	5	4	1	0	1	0	0	0	1	27	31	6.75	2.250					
Jose Antonio Nunez, R ERA: 5.01 (6, 1)	2.1		11	1	0	0	2	2	2	0	0	0	0	11	27	0.00	1.286					
David Wells, L ERA: 5.01 (8, 1)	1.1		4	0	0	0	1	0	0	0	0	0	0	6	6	0.00	0.000					

Batter	1	2	3	4	5	6	7	8	9	AB	R	H	RBI	BB	SO	LOB	BOTTOM					
Nelson Liriano, S OBP: 0.314, SLG: 0.364 (1, 4)	6-3		3-1		1-3			4-3		4	0	0	0	0	0	1	Milwaukee Brewers @ Toronto Blue Jays Exhibition Stadium, Toronto, ON Tue Sep 29 1987, 7:05 PM EDT Att: 34,314 - Unknown					
Lloyd Moseby, L OBP: 0.354, SLG: 0.474 (1, 8)	6-3		HR		HR			1B		4	2	3	3	0	0	0						
Rance Mulliniks, L OBP: 0.370, SLG: 0.506 (1, 5)	2B		F8		1B			4-3		4	0	2	0	0	0	1						
George Bell, R OBP: 0.352, SLG: 0.616 (1, 7)	K		F8		F8			5-3		4	0	0	0	0	1	2						
Ernie Whitt, L OBP: 0.334, SLG: 0.455 (1, 2)					G3			F9		3	0	2	0	0	0	0						
Charlie Moore, R OBP: 0.293, SLG: 0.350 (7, 2)										0	0	0	0	0	0	0						
Rick Leach, L OBP: 0.368, SLG: 0.403 (6, PH)		FC3-6								1	0	0	0	0	0	0						
Greg Myers, L (9, 2)		1B								0	0	0	0	0	0	0						
Jesse Barfield, R OBP: 0.333, SLG: 0.465 (1, 9)		FC3-6			5-3			K		3	0	0	0	1	1	1						
Fred McGriff, L OBP: 0.379, SLG: 0.509 (1, 10)		K			F9			F9		4	0	0	0	0	1	3						
Willie Upshaw, L OBP: 0.320, SLG: 0.391 (1, 3)		FC3-6						F7		3	1	0	0	1	0	3						
Manuel Lee, S OBP: 0.292, SLG: 0.302 (1, 6)					HR					3	0	0	0	0	1	3						
Juan Beniquez, R OBP: 0.311, SLG: 0.420 (9, PH)		L3			L6			K		1	0	0	0	0	0	0						
Inning Stats	R: 0 E: 0 K: 1 S: 6	H: 1 LOB: 1 BB: 0 P: 6	R: 0 E: 0 K: 1 S: 6	H: 1 LOB: 2 BB: 1 P: 10	R: 1 E: 0 K: 0 S: 4	H: 1 LOB: 0 BB: 0 P: 4	R: 0 E: 0 K: 0 S: 3	H: 0 LOB: 0 BB: 0 P: 3	R: 2 E: 0 K: 0 S: 5	H: 2 LOB: 1 BB: 1 P: 9	R: 0 E: 0 K: 0 S: 4	H: 1 LOB: 1 BB: 0 P: 4	R: 0 E: 0 K: 1 S: 6	H: 1 LOB: 0 BB: 0 P: 6	R: 0 E: 0 K: 1 S: 5	H: 0 LOB: 0 BB: 0 P: 5	R: 0 E: 0 K: 0 S: 3	H: 0 LOB: 0 BB: 0 P: 3	1B: 4 2B: 1 3B: 0 HR: 2	SF: 0 SAC: 0 DP: 0 HBP: 0	WP: 0 PB: 1 CS: 0	PA: 36
PITCHER	IP	WLS	BF	H	R	ER	SO	BB	IBB	HBP	BLK	WP	HR	S	P	ERA	WHIP					
Chris Bosio, R ERA: 5.28 (1, 1)	9.0	W	36	7	3	3	4	2	0	0	0	0	2	42	50	3.00	1.000					

Batter	1	2	3	4	5	6	7	8	9	AB	R	H	RBI	BB	SO	LOB	TOP				
Nelson Lirio, S (1,4) OBP: 0.311, SLG: 0.349										2	0	0	0	2	0	0					
Lloyd Moseby, L (1,8) OBP: 0.356, SLG: 0.475										4	0	1	0	0	1	3					
Rance Mulliniks, L (1,5) OBP: 0.375, SLG: 0.506 Kelly Gruber, R (6, PR) OBP: 0.283, SLG: 0.399										2	0	1	0	2	0	2					
George Bell, R (1,7) OBP: 0.351, SLG: 0.610										4	0	0	0	0	2	5					
Juan Beniquez, R (1,10) OBP: 0.301, SLG: 0.406										4	0	0	0	0	0	4					
Jesse Barfield, R (1,9) OBP: 0.334, SLG: 0.463										4	1	2	0	0	0	0					
Willie Upshaw, L (1,3) OBP: 0.322, SLG: 0.392										4	0	2	0	0	0	2					
Greg Myers, L (1,2) OBP: 0.250, SLG: 0.250										4	1	1	0	0	2	2					
Manuel Lee, S (1,6) OBP: 0.294, SLG: 0.330										3	1	2	3	0	0	0					
Inning Stats	R: 0 E: 0 K: 2 S: 7	H: 0 LOB: 2 BB: 2 P: 15	R: 3 E: 0 K: 0 S: 6	H: 3 LOB: 0 BB: 0 P: 6	R: 0 E: 0 K: 0 S: 3	H: 1 LOB: 0 BB: 0 P: 3	R: 0 E: 0 K: 1 S: 5	H: 1 LOB: 1 BB: 1 P: 5	R: 0 E: 0 K: 1 S: 6	H: 1 LOB: 0 BB: 0 P: 6	R: 0 E: 0 K: 1 S: 5	H: 0 LOB: 0 BB: 0 P: 5	R: 0 E: 0 K: 0 S: 3	H: 1 LOB: 2 BB: 1 P: 7	R: 0 E: 0 K: 0 S: 3	H: 1 LOB: 0 BB: 0 P: 3	1B: 8 2B: 1 3B: 0 HR: 1	SF: 0 SAC: 0 DP: 5 HBP: 0	WP: 0 PB: 0 SB: 2 CS: 1	PA: 35	
PITCHER	IP	WLS	BF	H	R	ER	SO	BB	IBB	HBP	BLK	WP	HR	S	P	ERA	WHIP				
Doyle Alexander, R (1,1) ERA: 3.01	7.0	W	30	8	3	3	5	4	0	0	0	0	1	36	52	3.86	1.714				
Mike Henneman, R (8,1) ERA: 3.07	2.0	S	5	1	0	0	0	0	0	0	0	0	0	5	5	0.00	0.500				

Toronto Blue Jays @ Detroit Tigers
Tiger Stadium, Detroit, MI
Fri Oct 02 1987, 7:05 PM EDT
Att: 45,167 - Unknown

AB 31
R 3
H 9
RBI 3
BB 4
SO 5
LOB 18



Batter	1	2	3	4	5	6	7	8	9	AB	R	H	RBI	BB	SO	LOB	BOTTOM				
Lou Whitaker, L (1,4) OBP: 0.340, SLG: 0.427										4	0	1	0	1	0	1					
Bill Madlock, R (1,10) OBP: 0.340, SLG: 0.444										5	0	0	0	0	2	3					
Kirk Gibson, L (1,7) OBP: 0.373, SLG: 0.495										3	0	1	0	1	0	2					
Alan Trammell, R (1,6) OBP: 0.402, SLG: 0.554										2	1	1	1	2	0	2					
Darrell Evans, L (1,3) OBP: 0.382, SLG: 0.507										3	1	2	0	1	0	2					
Matt Nokes, L (1,2) OBP: 0.345, SLG: 0.536 Mike Heath, R (9,2) OBP: 0.341, SLG: 0.427										4	0	1	0	0	2	4					
Chet Lemon, R (1,8) OBP: 0.376, SLG: 0.486										4	1	0	0	0	1	2					
Scott Lusader, L (1,9) OBP: 0.377, SLG: 0.489										4	1	2	2	0	0	0					
Tom Brookens, R (1,5) OBP: 0.298, SLG: 0.380										3	0	0	0	1	1	2					
Inning Stats	R: 0 E: 0 K: 0 S: 4	H: 1 LOB: 3 BB: 2 P: 12	R: 2 E: 1 K: 0 S: 6	H: 2 LOB: 1 BB: 0 P: 6	R: 2 E: 1 K: 0 S: 4	H: 2 LOB: 0 BB: 1 P: 8	R: 0 E: 0 K: 0 S: 3	H: 0 LOB: 2 BB: 2 P: 11	R: 0 E: 0 K: 3 S: 11	H: 2 LOB: 2 BB: 0 P: 11	R: 0 E: 0 K: 1 S: 6	H: 1 LOB: 1 BB: 1 P: 10	R: 0 E: 0 K: 1 S: 5	H: 0 LOB: 0 BB: 0 P: 5	R: 0 E: 0 K: 1 S: 5	H: 0 LOB: 0 BB: 0 P: 5	1B: 5 2B: 1 3B: 0 HR: 2	SF: 0 SAC: 0 DP: 1 HBP: 0	WP: 0 PB: 0 SB: 0 CS: 0	PA: 38	
PITCHER	IP	WLS	BF	H	R	ER	SO	BB	IBB	HBP	BLK	WP	HR	S	P	ERA	WHIP				
Jim Clancy, R (1,1) ERA: 3.54	2.0	L	14	4	4	2	0	3	0	0	0	0	2	11	23	9.00	3.500				
David Wells, L (3,1) ERA: 3.99	6.0		24	4	0	0	6	3	0	0	0	0	0	33	45	0.00	1.167				

Toronto Blue Jays @ Detroit Tigers
Tiger Stadium, Detroit, MI
Fri Oct 02 1987, 7:05 PM EDT
Att: 45,167 - Unknown

AB 32
R 4
H 8
RBI 3
BB 6
SO 6
LOB 18



Batter	1	2	3	4	5	6	7	8	9	10	11	12	AB	R	H	RBI	BB	SO	LOB	TOP				
Nelson Lirio, S OBP: 0.312, SLG: 0.348			F6				6-3		6-3			G3	6	1	2	1	0	0	0					
Lloyd Moseby, L OBP: 0.359, SLG: 0.474			5-3		L7				K				5	0	2	0	1	1	1					
Rance Mulliniks, L OBP: 0.371, SLG: 0.500			3-1			3-1			K			K	4	0	0	1	1	2	1					
George Bell, R OBP: 0.391, SLG: 0.606				K2-3		F6		FC5-4			F9		4	0	0	0	2	1	2					
Rick Leach, L OBP: 0.371, SLG: 0.405			3-1										4	0	2	0	0	1	2					
Lou Thornton, L OBP: 0.667, SLG: 0.500				3-1									0	0	0	0	0	0	0					
Fred McGriff, L OBP: 0.376, SLG: 0.505													2	0	0	0	0	1	2					
Jesse Barfield, R OBP: 0.353, SLG: 0.461				K									5	0	1	0	0	2	3					
Willie Upshaw, L OBP: 0.324, SLG: 0.391													2	0	0	0	3	1	0					
Greg Myers, L OBP: 0.111, SLG: 0.111			G4-6-3										5	0	0	0	0	1	6					
Manuel Lee, S OBP: 0.290, SLG: 0.333													5	1	1	0	0	0	2					
Inning Stats	R: 1 E: 0 K: 1 S: 7	H: 2 LOB: 2 BB: 1 P: 11	R: 0 E: 0 K: 0 S: 2	H: 0 LOB: 0 BB: 1 P: 6	R: 0 E: 0 K: 0 S: 3	H: 0 LOB: 0 BB: 0 P: 3	R: 0 E: 0 K: 2 S: 7	H: 0 LOB: 0 BB: 0 P: 7	R: 1 E: 0 K: 1 S: 7	H: 2 LOB: 1 BB: 0 P: 7	R: 0 E: 0 K: 0 S: 5	H: 1 LOB: 2 BB: 1 P: 8	R: 0 E: 0 K: 2 S: 4	H: 1 LOB: 2 BB: 1 P: 8	R: 0 E: 0 K: 1 S: 7	H: 0 LOB: 0 BB: 0 P: 7	R: 0 E: 0 K: 1 S: 5	H: 0 LOB: 0 BB: 0 P: 5	R: 0 E: 0 K: 2 S: 7	H: 0 LOB: 2 BB: 2 P: 15	1B: 7 2B: 1 3B: 0 HR: 0	SF: 1 SAC: 0 DP: 1 HBP: 0	WP: 1 PB: 0 SB: 5 CS: 0	PA: 50
PITCHER	IP WLS BF H R ER SO BB IBB HBP BLK WP HR S P ERA WHIP	9.0 2 39 8 2 2 6 3 2 0 0 1 0 46 66 2.00 1.222	3.0 W 11 0 0 0 4 1 1 0 0 0 0 17 25 0.00 0.333																					

Toronto Blue Jays @ Detroit Tigers
Tiger Stadium, Detroit, MI
Sat Oct 03 1987, 3:33 AM EDT
Alt. 45.026 - Unknown

AB 42
R 2
H 8
RBI 2
BB 7
SO 10
LOB 19



Batter	1	2	3	4	5	6	7	8	9	10	11	12	AB	R	H	RBI	BB	SO	LOB	BOTTOM						
Lou Whitaker, L OBP: 0.340, SLG: 0.426	6-3		F7		F4				F7				6	0	2	0	0	0	2							
Jim Walewander, S OBP: 0.328, SLG: 0.389													0	1	0	0	0	0	0							
Bill Madlock, R OBP: 0.339, SLG: 0.445	6-3				K							F9	6	0	2	1	0	2	2							
Kirk Gibson, L OBP: 0.372, SLG: 0.491													4	0	0	0	2	2	2							
Alan Trammell, R OBP: 0.401, SLG: 0.552	F8												6	0	2	1	0	1	1							
Larry Herndon, R OBP: 0.378, SLG: 0.509													3	0	1	0	0	0	0							
Scott Lusader, L OBP: 0.377, SLG: 0.489				3-1									0	0	0	0	0	0	0							
Jim Morrison, R OBP: 0.294, SLG: 0.394													1	0	0	0	0	0	1							
Pat Sheridan, L OBP: 0.327, SLG: 0.361													1	0	0	0	0	0	0							
Chet Lemon, R OBP: 0.378, SLG: 0.484													4	0	1	0	1	1	1							
Darrell Evans, L OBP: 0.381, SLG: 0.504													5	0	1	0	0	1	4							
Tom Brookens, R OBP: 0.295, SLG: 0.376													5	1	0	0	0	2	1							
Mike Heath, R OBP: 0.342, SLG: 0.434													5	1	2	1	0	0	0							
Inning Stats	R: 0 E: 0 K: 0 S: 3	H: 0 LOB: 1 BB: 1 P: 1	R: 0 E: 0 K: 0 S: 3	H: 0 LOB: 0 BB: 0 P: 3	R: 1 E: 0 K: 2 S: 3	H: 2 LOB: 1 BB: 0 P: 9	R: 0 E: 0 K: 0 S: 4	H: 1 LOB: 0 BB: 0 P: 4	R: 1 E: 1 K: 1 S: 7	H: 1 LOB: 1 BB: 0 P: 7	R: 0 E: 0 K: 2 S: 6	H: 1 LOB: 1 BB: 0 P: 6	R: 0 E: 0 K: 0 S: 4	H: 1 LOB: 2 BB: 1 P: 8	R: 0 E: 0 K: 0 S: 3	H: 0 LOB: 0 BB: 0 P: 3	R: 0 E: 0 K: 2 S: 7	H: 0 LOB: 0 BB: 0 P: 7	R: 0 E: 0 K: 1 S: 6	H: 1 LOB: 1 BB: 0 P: 6	R: 1 E: 0 K: 0 S: 4	H: 3 LOB: 3 BB: 1 P: 8	1B: 8 2B: 3 3B: 0 HR: 0	SF: 0 SAC: 0 DP: 0 HBP: 0	WP: 0 PB: 0 SB: 0 CS: 0	PA: 49
PITCHER	IP WLS BF H R ER SO BB IBB HBP BLK WP HR S P ERA WHIP	11.0 1 44 8 2 1 9 1 1 0 0 0 0 60 68 0.82 0.818	0.0 L 4 2 1 0 0 0 0 0 0 0 0 3 7 27.00 9.000																							

Toronto Blue Jays @ Detroit Tigers
Tiger Stadium, Detroit, MI
Sat Oct 03 1987, 3:33 AM EDT
Alt. 45.026 - Unknown

AB 46
R 3
H 11
RBI 3
BB 3
SO 9
LOB 14



Batter	1	2	3	4	5	6	7	8	9	AB	R	H	RBI	BB	SO	LOB	TOP					
Nelson Liriano, S (1, 4) OBP: 0.310, SLG: 0.342										3	0	0	0	1	1	4						
Lloyd Moseby, L (1, 8) OBP: 0.356, SLG: 0.473										4	0	1	0	0	2	2						
George Bell, R (1, 7) OBP: 0.352, SLG: 0.605										3	0	1	0	1	0	1						
Juan Beniquez, R (1, 10) OBP: 0.297, SLG: 0.400										4	0	0	0	0	1	5						
Jesse Barfield, R (1, 9) OBP: 0.331, SLG: 0.458										4	0	0	0	0	1	3						
Cecil Fielder, R (1, 3) OBP: 0.345, SLG: 0.560										4	0	1	0	0	2	0						
Manuel Lee, S (1, 6) OBP: 0.289, SLG: 0.347										4	0	1	0	0	0	0						
Garth Iorg, R (1, 5) OBP: 0.262, SLG: 0.284										4	0	0	0	0	2	1						
Charlie Moore, R (1, 2) OBP: 0.306, SLG: 0.355										2	0	2	0	1	0	0						
Inning Stats	R: 0 E: 0 K: 2 S: 8	H: 1 LOB: 2 BB: 1 P: 12	R: 0 E: 0 K: 1 S: 5	H: 0 LOB: 0 BB: 0 P: 5	R: 0 E: 0 K: 2 S: 8	H: 1 LOB: 2 BB: 1 P: 12	R: 0 E: 0 K: 1 S: 6	H: 2 LOB: 1 BB: 0 P: 6	R: 0 E: 0 K: 0 S: 2	H: 0 LOB: 0 BB: 1 P: 6	R: 0 E: 0 K: 0 S: 3	H: 0 LOB: 0 BB: 0 P: 3	R: 0 E: 0 K: 2 S: 9	H: 1 LOB: 2 BB: 0 P: 9	R: 0 E: 0 K: 0 S: 4	H: 1 LOB: 1 BB: 0 P: 4	R: 0 E: 0 K: 1 S: 5	H: 0 LOB: 0 BB: 0 P: 5	1B: 5 2B: 0 3B: 1 HR: 0	SF: 0 SAC: 0 DP: 1 HBP: 0	WP: 2 PB: 0 SB: 1 CS: 1	PA: 35
PITCHER Frank Tanana, L (1, 1) ERA: 3.91	IP: 9.0 WLS: W BF: 35 H: 6 R: 0 ER: 0 SO: 9 BB: 2 IBB: 1 HBP: 0 BLK: 0 WP: 2 HR: 0 S: 50 P: 62 ERA: 0.00 WHIP: 0.889															PITCHER						

Toronto Blue Jays @ Detroit Tigers
Tiger Stadium, Detroit, MI
Sun Oct 04 1987, 3:33 AM EDT
Att: 51,005 - Unknown

AB 32
R 0
H 6
RBI 0
BB 3
SO 9
LOB 16



Batter	1	2	3	4	5	6	7	8	9	AB	R	H	RBI	BB	SO	LOB	BOTTOM			
Lou Whitaker, L (1, 4) OBP: 0.341, SLG: 0.427										3	0	2	0	0	1	0				
Bill Madlock, R (1, 10) OBP: 0.337, SLG: 0.442										3	0	0	0	0	1	2				
Kirk Gibson, L (1, 7) OBP: 0.372, SLG: 0.489										2	0	0	0	1	1	0				
Alan Trammell, R (1, 6) OBP: 0.402, SLG: 0.551										1	0	0	0	2	0	0				
Larry Herndon, R (1, 9) OBP: 0.378, SLG: 0.520										3	1	1	1	0	1	3				
Scott Lusader, L (8, 9) OBP: 0.377, SLG: 0.489										0	0	0	0	0	0	0				
Chet Lemon, R (1, 8) OBP: 0.376, SLG: 0.481										3	0	0	0	0	1	2				
Darrell Evans, L (1, 3) OBP: 0.379, SLG: 0.501										3	0	0	0	0	1	0				
Jim Morrison, R (1, 5) OBP: 0.292, SLG: 0.391										3	0	0	0	0	1	0				
Jim Walewander, S (9, 5) OBP: 0.329, SLG: 0.389										0	0	0	0	0	0	0				
Mike Heath, R (1, 2) OBP: 0.339, SLG: 0.430										3	0	0	0	0	1	0				
Inning Stats	R: 0 E: 0 K: 0 S: 3	H: 1 LOB: 0 BB: 0 P: 3	R: 1 E: 0 K: 0 S: 4	H: 1 LOB: 0 BB: 0 P: 4	R: 0 E: 0 K: 1 S: 5	H: 0 LOB: 0 BB: 0 P: 5	R: 0 E: 0 K: 2 S: 7	H: 0 LOB: 2 BB: 2 P: 15	R: 0 E: 0 K: 0 S: 3	H: 0 LOB: 0 BB: 0 P: 3	R: 0 E: 0 K: 1 S: 5	H: 1 LOB: 0 BB: 0 P: 5	R: 0 E: 0 K: 1 S: 4	H: 0 LOB: 0 BB: 1 P: 8	R: 0 E: 0 K: 3 S: 9	H: 0 LOB: 0 BB: 0 P: 9	1B: 2 2B: 0 3B: 0 HR: 1	SF: 0 SAC: 0 DP: 3 HBP: 0	WP: 0 PB: 0 SB: 1 CS: 0	PA: 27
PITCHER Jimmy Key, L (1, 1) ERA: 2.76	IP: 8.0 WLS: L BF: 27 H: 3 R: 1 ER: 1 SO: 8 BB: 2 IBB: 1 HBP: 0 BLK: 0 WP: 0 HR: 1 S: 40 P: 52 ERA: 1.12 WHIP: 0.625															PITCHER				

Toronto Blue Jays @ Detroit Tigers
Tiger Stadium, Detroit, MI
Sun Oct 04 1987, 3:33 AM EDT
Att: 51,005 - Unknown

AB 24
R 1
H 3
RBI 1
BB 3
SO 8
LOB 7

