

Toronto Blue Jays - 1988

Batter	1	2	3	4	5	6	7	8	9	AB R H RBI BB SO LOB	TOP												
Nelson Liriano, S (1, 4) S B X	1-1 F8		2-0 L8		1-0 SH1-3		0-0 F8		2-2 FC6-4	4 0 0 0 0 0 3													
Lloyd Moseby, L (1, 7) C C F F B X	1-2 4-3			2-2 E3 HR	0-0 P6			0-1 L7		4 1 0 0 0 0 1													
Tony Fernandez, S (1, 6) B F F C X	1-2 1-3			1 SAFE 2-1 F7	2-0 F9			2-3 K		4 0 0 0 0 1 2													
George Bell, R (1, 10) OBP: 0.750, SLG: 3.000		0-0 HR		2-2 HR		1-1 F7		2-1 HR		4 3 3 4 0 0 0													
Rance Mulliniks, L (1, 5) OBP: 0.250, SLG: 0.500 Kelly Gruber, R (8, 5)		2-1 F8		1-0 1B SF8 2B		0-0 F8		1-3 K		4 1 1 0 0 1 0 0 0 0 0 0 0 0													
Ernie Whitt, L (1, 2) OBP: 0.250, SLG: 0.250		0-2 P5		2-1 1B		1-3 K		1-0 F7		4 0 1 0 0 1 0													
Jesse Barfield, R (1, 9) OBP: 0.250, SLG: 0.333		1-3 K		0-0 SF8		2-3 K			2-1 1B 1B	3 0 1 1 0 2 0													
Fred McGriff, L (1, 3) OBP: 0.500, SLG: 0.750			1-3 K	1-3 K		1-2 2B			3-2 FC6-4 1B	4 0 2 0 0 2 1													
Sil Campusano, R (1, 8) OBP: 0.250, SLG: 0.500			1-1 G3		1-1 SH1-3 2B		1-0 P6		0-0 P5	4 0 1 0 0 0 3													
Inning Stats	R: 0 E: 0 K: 0 S: 11	H: 0 LOB: 0 BB: 0 P: 14	R: 1 E: 0 K: 1 S: 10	H: 1 LOB: 0 BB: 0 P: 13	R: 0 E: 0 K: 1 S: 6	H: 0 LOB: 0 BB: 0 P: 10	R: 3 E: 1 K: 1 S: 16	H: 3 LOB: 1 BB: 0 P: 26	R: 0 E: 0 K: 0 S: 5	H: 1 LOB: 1 BB: 0 P: 9	R: 0 E: 0 K: 1 S: 6	H: 0 LOB: 0 BB: 0 P: 8	R: 0 E: 0 K: 1 S: 9	H: 1 LOB: 1 BB: 0 P: 13	R: 1 E: 0 K: 2 S: 10	H: 1 LOB: 0 BB: 0 P: 15	R: 0 E: 0 K: 0 S: 10	H: 2 LOB: 2 BB: 0 P: 18	1B: 3 2B: 3 3B: 0 HR: 3	SF: 1 SAC: 1 DP: 0 HBP: 0	WP: 0 PB: 0 SB: 0 CS: 0	PA: 37	
PITCHER Bret Saberhagen, R (1, 1) ERA: 3.38 Dan Quisenberry, R (9, 1) ERA:	IP 8.0 1.0	WLS L 5	BF 32 5	H 7 2	R 5 0	ER 3 0	SO 7 0	BB 0 0	IBB 0 0	HBP 0 0	BLK 0 0	WP 0 0	HR 3 0	S 73 10	P 108 18	ERA 3.38 0.00	WHIP 0.875 2.000						ERA WHIP

Toronto Blue Jays @ Kansas City Royals
 Royals Stadium, Kansas City, MO
 Mon Apr 04 1988, 4:33 AM EDT
 Att. 40,648 - Sunny - 72 F

livebaseballscorecards.com

AB	35
R	5
H	9
RBI	5
BB	0
SO	7
LOB	10



Batter	1	2	3	4	5	6	7	8	9	AB R H RBI BB SO LOB
Willie Wilson, S OBP: 0.400, SLG: 0.800 (1, 8)	1-1 L8	1-3 K			0-0 G3 BB 1B		3-2 SF8 3B		0-2 P4	5 1 2 0 0 1 1
Kevin Seitzer, R OBP: 0.400, SLG: 0.333 (1, 5)	1-0 S HR 1B		2-1 6-3		4-2 G3 BB		1-0 SF8		1-2 1-3	3 1 1 1 1 0 0
George Brett, L OBP: 0.400, SLG: 1.000 (1, 10)	1-1 1-H HR		2-2 4-3		0-2 G3		2-2 3-H 2B 1B		3-2 P5	5 1 2 2 0 0 2
Danny Tartabull, R OBP: 0.500, SLG: 1.000 (1, 9)	2-3 K2-3		2-1 2B		2-2 P5		3-2 1-3 2B			4 0 2 0 0 1 2
Frank White, R OBP: 0.250, SLG: 0.250 (1, 4)	1-0 1B		2-2 F8		2-1 F7		0-0 P3			4 0 1 0 0 0 5
Steve Balboni, R Scotti Madison, S (7, PH) (8, 3)	0-0 P4			0-2 5-3		1-2 F9	1-1 3-1			3 0 0 0 0 0 1 1 0 0 0 0 0 2
Bo Jackson, R OBP: 0.250, SLG: 0.500 (1, 7)		2-3 K		1-1 L9 2B		0-0 F8		0-1 5-3		4 0 1 0 0 1 0
Mike Macfarlane, R OBP: 0.500, SLG: 1.000 (1, 2)		1-1 2B		3-2 L9 2B		1-1 2B		1-3 K		4 0 2 0 0 1 1
Kurt Stillwell, S (1, 6)		2-3 K		0-1 F9		0-0 P1		1-1 P2		4 0 0 0 0 1 3

Inning Stats	R: 2 E: 0 K: 1 S: 10	H: 3 LOB: 1 BB: 0 P: 16	R: 0 E: 0 K: 3 S: 14	H: 1 LOB: 1 BB: 0 P: 20	R: 0 E: 0 K: 0 S: 12	H: 1 LOB: 1 BB: 0 P: 20	R: 0 E: 0 K: 0 S: 11	H: 1 LOB: 1 BB: 0 P: 15	R: 0 E: 0 K: 0 S: 12	H: 1 LOB: 2 BB: 1 P: 20	R: 0 E: 0 K: 0 S: 10	H: 1 LOB: 1 BB: 0 P: 12	R: 1 E: 0 K: 0 S: 16	H: 3 LOB: 2 BB: 0 P: 26	R: 0 E: 0 K: 1 S: 7	H: 0 LOB: 0 BB: 0 P: 9	R: 0 E: 0 K: 0 S: 15	H: 0 LOB: 0 BB: 0 P: 19	1B: 4 2B: 5 3B: 1 HR: 1	SF: 1 SAC: 0 DP: 0 HBP: 0	WP: 0 PB: 0 SB: 1 CS: 0	PA: 39
--------------	-------------------------------	----------------------------------	-------------------------------	----------------------------------	-------------------------------	----------------------------------	-------------------------------	----------------------------------	-------------------------------	----------------------------------	-------------------------------	----------------------------------	-------------------------------	----------------------------------	------------------------------	---------------------------------	-------------------------------	----------------------------------	----------------------------------	------------------------------------	----------------------------------	--------

PITCHER	IP	WLS	BF	H	R	ER	SO	BB	IBB	HBP	BLK	WP	HR	S	P	ERA	WHIP
Jimmy Key, L ERA: 3.0	(1, 1)	6.0	27	8	2	2	4	1	0	0	0	0	1	69	103	3.00	1.500
David Wells, L ERA: 27.0	(7, 1)	0.1	3	2	1	1	0	0	0	0	0	0	0	10	16	27.00	6.000
Mark Eichhorn, R ERA:	(7, 1)	0.2	3	1	0	0	0	0	0	0	0	0	0	6	10	0.00	1.500
Tom Henke, R ERA:	(8, 1)	2.0	S 6	0	0	0	1	0	0	0	0	0	0	22	28	0.00	0.000

BOTTOM

Toronto Blue Jays @ Kansas City Royals
Royals Stadium, Kansas City, MO
 Mon Apr 04 1988, 4:33 AM EDT
 Att: 40,648 - Sunny - 72 F

livebaseballscores.com

AB	37
R	3
H	11
RBI	3
BB	1
SO	5
LOB	17



Batter	1	2	3	4	5	6	7	8	9	AB R H RBI BB SO LOB
Willie Wilson, S OBP: 0.400, SLG: 0.600 (1, 8)	1-1 S 1B 1B		1-1 F8 1B	2-0 F7 1B			3-1 1-3 1B		0-2 CS BB 1B	5 1 2 0 0 0 3
Kevin Seitzer, R OBP: 0.400, SLG: 0.286 (1, 5)	2-0 E S 1-2 3-1 1B		1-1 5-3 1B		4-1 BB		2-2 6-3 1B		1-0 F9 1B	4 1 1 0 1 0 1
George Brett, L OBP: 0.500, SLG: 0.750 (1, 10)	2-2 3-1 1-H 2-H		3-2 1B		2-2 F8 1B			4-0 F9 1B BB	4-1 PB BB BB	3 1 1 1 2 0 1
Danny Tartabull, R OBP: 0.444, SLG: 0.625 (1, 9)	3-1 5-3		2-0 P4 1B		3-2 F8 1B			3-1 1B 1B	4-2 PB BB	4 1 1 0 1 0 2
Frank White, R OBP: 0.125, SLG: 0.125 (1, 4)	1-0 5-3			1-2 F9 1B	2-1 F9 1B			0-0 F9 1B	3-2 P5 1B	4 0 0 0 0 0 3
Brad Wellman, R (9, 4)										0 0 0 0 0 0 0
Scotti Madison, S (9, PH)										1 0 0 0 0 0 2
Steve Balboni, R OBP: 0.143, SLG: 0.143 (1, 3)		0-0 5-3		1-0 6-3		1-3 K		1-1 1B 1B		4 0 1 1 0 1 0
Bo Jackson, R OBP: 0.375, SLG: 0.500 (1, 7)		2-3 K		2-2 HBP 1B 1B		1-3 K		1-2 3-H 1B		4 0 2 1 0 2 0
Jim Eisenreich, L (8, PR) (9, 7)								2-0 1-2 2-H 1B		0 0 0 0 0 0 0
Mike Macfarlane, R OBP: 0.571, SLG: 1.000 (1, 2)		1-1 1B		1-1 HBP 1B		1-3 K		1-2 P5		3 0 2 0 0 1 0
Thad Bosley, L (8, PH)				1-2 1B						1 0 0 0 0 0 2
Jamie Quirk, L (9, 2)		0-0 2B		2-2 1B HBP						0 0 0 0 0 0 0
Kurt Stillwell, S (1, 6)			0-0 L4	2-2 HBP		1-0 6-3		2-2 F9		3 0 0 0 0 0 3

Inning Stats	R: 2	H: 2	E: 0	K: 0	S: 9	H: 2	LOB: 0	BB: 0	P: 18	R: 0	H: 1	E: 0	K: 1	S: 7	R: 0	H: 1	E: 0	K: 0	S: 9	R: 0	H: 0	E: 0	K: 0	S: 9	R: 0	H: 0	E: 0	K: 3	S: 9	R: 0	H: 3	E: 0	K: 0	S: 13	R: 0	H: 1	E: 0	K: 0	S: 11	1B: 9	2B: 1	3B: 0	HR: 0	SF: 0	SAC: 0	DP: 0	HBP: 1	WP: 0	PA: 41
--------------	------	------	------	------	------	------	--------	-------	-------	------	------	------	------	------	------	------	------	------	------	------	------	------	------	------	------	------	------	------	------	------	------	------	------	-------	------	------	------	------	-------	-------	-------	-------	-------	-------	--------	-------	--------	-------	--------

PITCHER	IP	WLS	BF	H	R	ER	SO	BB	IBB	HBP	BLK	WP	HR	S	P	ERA	WHIP
Mike Flanagan, L ERA: 1.5 (1, 1)	6.0	W	26	6	2	1	4	1	0	1	0	0	0	55	97	1.50	1.167
Duane Ward, R ERA: (7, 1)	1.0		3	0	0	0	0	0	0	0	0	0	0	6	12	0.00	0.000
John Cerutti, L ERA: 54.0 (8, 1)	0.1		5	3	2	2	0	1	0	0	0	0	0	6	16	54.00	12.000
Todd Stottlemyre, R ERA: (8, 1)	1.2		7	1	0	0	0	2	0	0	0	0	0	18	33	0.00	1.800

BOTTOM

Toronto Blue Jays @ Kansas City Royals
Royals Stadium, Kansas City, MO

Wed Apr 06 1988, 8:05 PM EDT
 Att: 18,938 - Unknown - 62 F

livebaseballscorecards.com

AB	36
R	4
H	10
RBI	3
BB	4
SO	4
LOB	17



Batter	1	2	3	4	5	6	7	8	9	AB R H RBI BB SO LOB	TOP			
Nelson Liriano, S (1, 4) OBP: 0.143, SLG: 0.143	1-1 6-3	1-0 3-1		1-0 P5			0-1 F9		1-3 K	5 0 0 0 0 1 5				
Rance Mulliniks, L (1, 5) OBP: 0.143, SLG: 0.286 Kelly Gruber, R (7, PH) OBP: 0.200, SLG: 0.200 Juan Beniquez, R (9, PH)	2-1 4-3		1-0 6-3		2-1 4-3		2-2 P4		4-2 BB	3 0 0 0 0 0 0 1 0 0 0 0 0 0 0 0 0 0 1 0 0				
Tony Fernandez, S (1, 6) OBP: 0.143, SLG: 0.143	1-2 3-1		3-3 K		2-0 G3		1-3 K		0-3 K	5 0 0 0 0 3 2				
George Bell, R (1, 7) OBP: 0.692, SLG: 1.583			3-1 F8	4-0 BB		3-2 P4		1-0 F9		3 0 0 0 1 0 0				
Ernie Whitt, L (1, 2) OBP: 0.286, SLG: 0.286 Pat Borders, R (8, PH) OBP: 0.600, SLG: 1.000		2-2 1B BB 1B	3-2 4-3		0-0 4-3		2-2 L7			3 1 1 0 0 0 1 1 0 0 0 0 0 0				
Jesse Barfield, R (1, 9) OBP: 0.385, SLG: 0.500		4-0 1B 1-2 1B BB		3-2 4-3 2B		2-0 5-3		3-1 P3		3 1 1 0 1 0 0				
Fred McGriff, L (1, 3) OBP: 0.625, SLG: 1.250		3-2 1B 1-2 2-3 1B		1-1 4-3		2-2 HR		0-1 2B		4 2 3 1 0 0 1				
Rick Leach, L (1, 10) OBP: 1.000, SLG: 1.500		1-0 1B 1-2 2-H 3-H 1B		4-2 BB		4-2 BB		1-1 G3 2B		2 0 2 3 2 0 0				
Sil Campusano, R (1, 8) OBP: 0.182, SLG: 0.273 Lloyd Moseby, L (9, PH)		2-2 P4		2-3 K		0-1 P3		2-2 G3		3 0 0 0 0 1 5 1 0 0 0 0 0 1				
Inning Stats	R: 0 E: 0 K: 0 S: 7 H: 0 LOB: 0 BB: 0 P: 11	R: 2 E: 0 K: 0 S: 14 H: 3 LOB: 2 BB: 1 P: 30	R: 0 E: 0 K: 1 S: 7 H: 0 LOB: 1 BB: 1 P: 18	R: 0 E: 0 K: 1 S: 12 H: 1 LOB: 2 BB: 1 P: 23	R: 0 E: 0 K: 0 S: 6 H: 0 LOB: 0 BB: 0 P: 13	R: 1 E: 0 K: 0 S: 9 H: 1 LOB: 1 BB: 1 P: 17	R: 0 E: 0 K: 1 S: 8 H: 0 LOB: 0 BB: 0 P: 11	R: 0 E: 0 K: 0 S: 6 H: 0 LOB: 0 BB: 0 P: 12	R: 1 E: 0 K: 2 S: 17 H: 2 LOB: 2 BB: 1 P: 25	1B: 3 2B: 3 3B: 0 HR: 1 SF: 0 SAC: 0 DP: 0 HBP: 0	WP: 0 PB: 0 SB: 0 CS: 0 PA: 39			
PITCHER	IP WLS BF H R ER SO BB IBB HBP BLK WP HR S P ERA WHIP												PITCHER	IP WLS BF H R ER SO BB IBB HBP BLK WP HR S P ERA WHIP
Mark Gubicza, R (1, 1) ERA: 4.5	6.0 W 27 5 3 3 2 4 0 0 0 0 0 1 55 112 4.50 1.500													
Bud Black, L (7, 1) ERA: 2.25	2.0 6 0 0 0 1 0 0 0 0 0 0 0 14 23 0.00 0.000													
Steve Farr, R (9, 1) ERA: 9.0	1.0 6 2 1 1 2 1 0 0 0 0 0 0 17 25 9.00 3.000													

Toronto Blue Jays @ Kansas City Royals
Royals Stadium, Kansas City, MO
Thu Apr 07 1988, 8:05 PM EDT
Att. 29,070 - Unknown - 69 F

livebaseballscorecards.com

AB	34
R	4
H	7
RBI	4
BB	5
SO	5
LOB	15



Batter	1	2	3	4	5	6	7	8	9
Willie Wilson, S OBP: 0.333, SLG: 0.467 (1, 8)	1-2 1-3		0-2 F7		1-1 F9	1-1 4-3		2-0 CS 1B	
Kevin Seitzer, R OBP: 0.500, SLG: 0.700 (1, 5)	4-1 1B HR BB		1-1 4-3		1-1 E8 1B		0-1 HR	2-1 CS 1-2	
George Brett, L OBP: 0.571, SLG: 0.700 (1, 3)	2-2 1-3 HR 1B		4-0 S BB		4-0 E IBB		3-2 F8		
Danny Tartabull, R OBP: 0.385, SLG: 0.750 (1, 9)	1-0 1-H 3-H HR		3-1 6-3		0-1 E6		1-1 5-3		
Jim Eisenreich, L OBP: 0.250, SLG: 0.500 (1, 10)	0-0 4-3			0-1 6-3	0-1 G1		2-2 2B		
Frank White, R OBP: 0.167, SLG: 0.091 (1, 4)	2-3 K			2-3 K		1-2 6-3	4-0 IBB		
Thad Bosley, L (1, 7)		2-3 K		2-3 K		0-0 P6	0-1 3-1		
Jamie Quirk, L (1, 2)		2-3 K			1-0 P5	2-1 E4 IHR		0-2 6-3	
Kurt Stillwell, S (1, 6)		2-1 G3			2-1 E 2B	0-0 IHR		3-3 K	

AB	R	H	RBI	BB	SO	LOB
5	0	1	0	0	0	1
3	2	2	2	1	0	0
2	1	1	0	2	0	0
4	1	1	3	0	0	3
4	0	1	0	0	0	3
3	0	0	0	1	2	0
4	0	0	0	0	2	2
4	1	0	0	0	1	0
4	2	2	2	0	1	0

BOTTOM

Toronto Blue Jays @ Kansas City Royals
Royals Stadium, Kansas City, MO

Thu Apr 07 1988, 8:05 PM EDT
 Att: 29,070 - Unknown - 69 F

AB	33
R	7
H	8
RBI	7
BB	4
SO	6
LOB	9



Inning Stats		R: 3	H: 2	E: 0	K: 1	S: 14	LOB: 0	BB: 1	P: 24
R: 0		H: 0	E: 0	K: 2	S: 8	LOB: 0	BB: 0	P: 14	
R: 0		H: 0	E: 0	K: 0	S: 7	LOB: 1	BB: 1	P: 15	
R: 0		H: 0	E: 0	K: 2	S: 10	LOB: 0	BB: 0	P: 14	
R: 1		H: 2	E: 2	K: 0	S: 11	LOB: 3	BB: 1	P: 20	
R: 2		H: 1	E: 1	K: 0	S: 10	LOB: 0	BB: 0	P: 14	
R: 1		H: 2	E: 0	K: 0	S: 13	LOB: 2	BB: 1	P: 23	
R: 0		H: 1	E: 0	K: 1	S: 8	LOB: 0	BB: 0	P: 15	

PITCHER	IP	WLS	BF	H	R	ER	SO	BB	IBB	HBP	BLK	WP	HR	S	P	ERA	WHIP
Jim Clancy, R ERA: 7.5 (1, 1)	6.0	L	29	6	7	5	5	2	1	0	0	0	2	62	103	7.50	1.333
John Cerutti, L ERA: 7.71 (7, 1)	2.0		8	2	0	0	1	0	1	0	0	0	0	19	36	0.00	1.000

PITCHER	IP	WLS	BF	H	R	ER	SO	BB	IBB	HBP	BLK	WP	HR	S	P	ERA	WHIP

WP: 0	PA: 38
PB: 0	
SB: 1	
CS: 1	

Batter	1	2	3	4	5	6	7	8	9	AB R H RBI BB SO LOB	TOP											
Nelson Liriano, S (1, 4) OBP: 0.111, SLG: 0.111 Juan Beniquez, R (9, PH)	2-3 K		1-0 G4-3		0-0 FC4-6			1-3 K	3-2 P6	4 0 0 0 0 2 3 1 0 0 0 0 0 2												
Lloyd Moseby, L (1, 8) OBP: 0.222, SLG: 0.556	2-2 P5			1-0 1B		0-0 HR		3-3 K		4 2 2 1 0 1 1												
Tony Fernandez, S (1, 6) OBP: 0.222, SLG: 0.176	1-0 F7			0-2 1B		2-3 K		4-1 BB		3 0 1 1 1 1 0												
George Bell, R (1, 7) OBP: 0.588, SLG: 1.267		4-1 BB		0-0 F9		1-1 F8		1-3 K		3 0 0 0 1 1 3												
Rance Mulliniks, L (1, 5) OBP: 0.091, SLG: 0.182		3-2 G4-6-3		1-3 K		2-2 F7			2-1 F8	4 0 0 0 0 1 2												
Ernie Whitt, L (1, 2) OBP: 0.273, SLG: 0.273		0-1 F7		1-2 G3			2-0 P3		2-2 BLK E 1B	4 1 1 0 0 0 1												
Jesse Barfield, R (1, 9) OBP: 0.353, SLG: 0.429			0-1 G6-3		1-0 L8-3 1B		2-2 F9		0-3 K	4 0 1 0 0 1 1												
Fred McGriff, L (1, 3) OBP: 0.500, SLG: 0.909			2-1 F7		1-2 L8-3		3-2 P5		4-2 E BB	3 0 0 0 1 0 1												
Rick Leach, L (1, 10) OBP: 0.875, SLG: 1.167			2-2 E9 2B		1-2 FC4-6 1B			2-2 WP BLK 1B	1-2 E7	4 0 3 0 0 0 1												
Inning Stats	R: 0 E: 0 K: 1 S: 9	H: 0 LOB: 0 BB: 0 P: 14	R: 0 E: 0 K: 0 S: 6	H: 0 LOB: 0 BB: 1 P: 13	R: 0 E: 1 K: 0 S: 8	H: 1 LOB: 1 BB: 0 P: 13	R: 1 E: 0 K: 1 S: 13	H: 2 LOB: 1 BB: 0 P: 16	R: 0 E: 0 K: 0 S: 8	H: 2 LOB: 1 BB: 0 P: 11	R: 1 E: 0 K: 1 S: 9	H: 1 LOB: 0 BB: 0 P: 14	R: 0 E: 0 K: 0 S: 7	H: 0 LOB: 0 BB: 0 P: 14	R: 0 E: 0 K: 3 S: 16	H: 1 LOB: 2 BB: 1 P: 27	R: 1 E: 1 K: 1 S: 20	H: 1 LOB: 2 BB: 1 P: 32	1B: 6 2B: 2 3B: 0 HR: 1	SF: 0 SAC: 0 DP: 2 HBP: 0	WP: 1 PB: 0 SB: 1 CS: 0	PA: 37
PITCHER	IP WLS BF H R ER SO BB IBB HBP BLK WP HR S P ERA WHIP																					
Bert Blyleven, R (1, 1) ERA: 3.0	6.0 W 23 6 2 2 3 1 0 0 1 0 1 53 81 3.00 1.167																					
Juan Berenguer, R (7, 1) ERA: 7.36	1.2 7 1 0 0 2 1 0 0 1 1 0 19 36 0.00 1.200																					
Jeff Reardon, R (8, 1) ERA:	1.1 S 7 1 1 0 2 1 0 0 1 0 0 24 37 0.00 1.500																					

Toronto Blue Jays @ Minnesota Twins
 Hubert H. Humphrey Metrodome, Minneapolis, MN

Fri Apr 08 1988, 8:05 PM EDT
 Att. 53,067 - Dome - 70 F

AB	34
R	3
H	8
RBI	2
BB	3
SO	7
LOB	15



Batter	1	2	3	4	5	6	7	8	9	AB R H RBI BB SO LOB	TOP									
Nelson Liriano, S (1, 4) OBP: 0.130, SLG: 0.261	1-0 P5		2-1 G4-3	0-0 G6-3		2-2 HR		0-3 K		5 1 1 1 0 1 2										
Lloyd Moseby, L (1, 7) OBP: 0.286, SLG: 0.571	2-1 S 1B		2-3 K		1-1 G5-3	1-1 P5		3-2 2B		5 0 2 2 0 1 0										
Tony Fernandez, S (1, 6) OBP: 0.217, SLG: 0.182	0-3 K		1-2 CI 1B		1-1 G4-3		0-0 G4-3	1-2 G6-3		5 1 1 0 0 1 2										
George Bell, R (1, 10) OBP: 0.571, SLG: 1.316	2-3 K		0-0 CI 1B		2-1 2B		2-1 HR	1-1 G5-3		4 1 2 1 0 1 1										
Ernie Whitt, L (1, 2) OBP: 0.375, SLG: 0.438		1-2 WP 1B	0-2 WP 1B		1-0 G4-3		1-2 G4-3	3-1 1B 2B		5 2 3 1 0 0 1										
Rance Mulliniks, L (1, 5) OBP: 0.071, SLG: 0.143		1-0 P5	3-2 G3			0-0 G3-1	2-2 G5-3	3-1 BLK 1B		3 0 0 0 0 0 3										
Kelly Gruber, R (7, PH) OBP: 0.286, SLG: 0.286		1-2	1-2					2-H		2 0 1 1 0 0 0										
Jesse Barfield, R (1, 9) OBP: 0.455, SLG: 0.647		3-1 S 1B		0-0 HR		4-1 HR BB		4-1 2B BLK BB	1-3 K	3 3 2 2 2 1 1	AB 41									
Fred McGriff, L (1, 3) OBP: 0.500, SLG: 1.067		3-3 K 1B		1-2 G3-1		1 SAFE 2-0 HR		3-1 2B 2B	2-3 K	4 2 2 2 0 1 1	R 10									
Cecil Fielder, R (9, PH) OBP: 0.500, SLG: 0.500		1-2		1-2 P6		0-0 F8		1-3 2B	1-2 K	1 0 0 0 0 1 1	H 14									
Sil Campusano, R (1, 8) OBP: 0.133, SLG: 0.200		1-2 P3						0-1 G5-3		4 0 0 0 0 0 3	RBI 10									
Inning Stats	R: 0 E: 0 K: 2 S: 10	H: 1 LOB: 1 BB: 0 P: 15	R: 1 E: 0 K: 1 S: 14	H: 2 LOB: 1 BB: 0 P: 23	R: 1 E: 1 K: 1 S: 17	H: 1 LOB: 0 BB: 0 P: 10	R: 0 E: 0 K: 0 S: 7	H: 1 LOB: 1 BB: 0 P: 12	R: 3 E: 0 K: 0 S: 9	H: 2 LOB: 0 BB: 1 P: 18	R: 1 E: 0 K: 0 S: 11	H: 1 LOB: 0 BB: 0 P: 16	R: 2 E: 0 K: 1 S: 14	H: 2 LOB: 1 BB: 1 P: 25	R: 1 E: 0 K: 2 S: 14	H: 2 LOB: 1 BB: 0 P: 24	1B: 6 2B: 4 3B: 0 HR: 4	SF: 0 SAC: 0 DP: 0 HBP: 0	WP: 2 PB: 0 SB: 2 CS: 0	PA: 44
PITCHER	IP WLS BF H R ER SO BB IBB HBP BLK WP HR S P ERA WHIP																			
Charlie Lea, R (1, 1) ERA: 6.75	5.1 L 26 8 5 4 4 1 0 0 0 2 2 59 94 6.75 1.688																			
Steve Carlton, L (6, 1) ERA: 13.5	2.2 13 4 4 4 1 1 0 0 1 0 2 31 50 13.50 1.875																			
Tippy Martinez, L (9, 1) ERA: 9.0	1.0 5 2 1 1 2 0 0 0 1 0 0 14 24 9.00 2.000																			

Toronto Blue Jays @ Minnesota Twins
 Hubert H. Humphrey Metrodome, Minneapolis, MN
 Sat Apr 09 1988, 4:33 AM EDT
 Att. 49,451 - Dome - 70 F

AB	41
R	10
H	14
RBI	10
BB	2
SO	7
LOB	15



Batter	1	2	3	4	5	6	7	8	9	AB R H RBI BB SO LOB
Dan Gladden, R (1, 7) OBP: 0.500, SLG: 1.000	1-1 F9			X 0-0 L8		X 0-0 FC6-4 2-3 1B			B 1-1 G3	4 0 1 0 0 0 0
Greg Gagne, R (1, 6) OBP: 0.267, SLG: 0.333 Randy Bush, L (9, PH) OBP: 0.143, SLG: 0.143	1-2 G4-6-3 1B			C 1-2 G6-3		S 1-1 FC6-4 1-2f		S 0-2 1B	3 0 1 0 0 0 2 1 0 1 0 0 0 0	
Kirby Puckett, R (1, 8) OBP: 0.125, SLG: 0.067	0-0 G4-6-3 1-2f			C 2-3 K		B 3-1 L9		B 1-3 K	4 0 0 0 0 2 2	
Gary Gaetti, R (1, 5) OBP: 0.267, SLG: 0.385		S 1-2 G5-3		F 3-3 K		X 0-0 F9		S 0-3 K	4 0 0 0 0 2 1	
Gene Larkin, S (1, 10) OBP: 0.250, SLG: 0.143		C 1-1 G5-3		B 1-0 G6-3		B 1-0 1B			3 0 1 0 0 0 0	
Kent Hrbek, L (1, 3) OBP: 0.100, SLG: 0.200		C 2-1 F9		C 3-2 L3		B 1-0 G3			3 0 0 0 0 0 1	
Tom Brunansky, R (1, 9) OBP: 0.429, SLG: 0.714 Dwight Lowry, L (9, 2)			B 1-1 F9		C 0-3 K		B 2-1 P4		3 0 0 0 0 1 0 0 0 0 0 0 0 0	
Steve Lombardozzi, R (1, 4) OBP: 0.300, SLG: 0.556		C 3-1 G5-3		C 1-1 G4-3		B 3-2 G6-3			3 0 0 0 0 0 0	
Tim Laudner, R (1, 2) OBP: 0.286, SLG: 0.571 Mark Davidson, R (9, 9)			C 0-3 K		B 1-0 1B 2B		F 0-3 K		3 0 1 0 0 2 0 0 0 0 0 0 0 0	

Inning Stats	R: 0	H: 1	E: 0	LOB: 0	K: 0	BB: 0	S: 6	P: 8	R: 0	H: 0	E: 0	LOB: 0	K: 0	BB: 0	S: 7	P: 11	R: 0	H: 0	E: 0	LOB: 0	K: 1	BB: 0	S: 7	P: 11	R: 0	H: 0	E: 0	LOB: 0	K: 1	BB: 0	S: 9	P: 16	R: 0	H: 2	E: 0	LOB: 2	K: 1	BB: 0	S: 9	P: 12	R: 0	H: 1	E: 0	LOB: 1	K: 0	BB: 0	S: 5	P: 10	R: 0	H: 0	E: 0	LOB: 0	K: 1	BB: 0	S: 8	P: 13	R: 0	H: 1	E: 0	LOB: 1	K: 2	BB: 0	S: 11	P: 13	1B: 4	SF: 0	2B: 1	SAC: 0	3B: 0	DP: 1	HR: 0	HBP: 0	WP: 0	PA: 31
--------------	------	------	------	--------	------	-------	------	------	------	------	------	--------	------	-------	------	-------	------	------	------	--------	------	-------	------	-------	------	------	------	--------	------	-------	------	-------	------	------	------	--------	------	-------	------	-------	------	------	------	--------	------	-------	------	-------	------	------	------	--------	------	-------	------	-------	------	------	------	--------	------	-------	-------	-------	-------	-------	-------	--------	-------	-------	-------	--------	-------	--------

PITCHER	IP	WLS	BF	H	R	ER	SO	BB	IBB	HBP	BLK	WP	HR	S	P	ERA	WHIP
Jimmy Key, L (1, 1) ERA: 1.5	6.0	W	20	3	0	0	4	0	0	0	0	0	0	45	68	0.00	0.500
Duane Ward, R (7, 1) ERA:	3.0	S	11	2	0	0	3	0	0	0	0	0	0	24	36	0.00	0.667

BOTTOM

Toronto Blue Jays @ Minnesota Twins
 Hubert H. Humphrey Metrodome, Minneapolis, MN

Sat Apr 09 1988, 4:33 AM EDT
 Att. 49,451 - Dome - 70 F

livebaseballscorecards.com

AB	31
R	0
H	5
RBI	0
BB	0
SO	7
LOB	6



Batter	1	2	3	4	5	6	7	8	9	AB	R	H	RBI	BB	SO	LOB
Dan Gladden, R OBP: 0.455, SLG: 0.909 (1, 7)	F8		F3		1B		G5-3			4	1	1	1	0	0	1
Greg Gagne, R OBP: 0.316, SLG: 0.333 (1, 6)	FC6-4 BB		K		CS			P6		3	0	1	2	1	1	0
Kirby Puckett, R OBP: 0.100, SLG: 0.053 (1, 8)	FC6-4			K	K			L9		4	0	0	0	0	2	2
Kent Hrbek, L OBP: 0.071, SLG: 0.143 (1, 3)	L6			K			G3	F8		4	0	0	0	0	1	1
Gary Gaetti, R OBP: 0.222, SLG: 0.313 (1, 5)			K		K					3	0	0	0	0	2	0
Randy Bush, L OBP: 0.300, SLG: 0.400 (1, 10)							S			3	1	2	0	0	0	0
Tom Brunansky, R OBP: 0.471, SLG: 0.667 (1, 9)							S			1	1	0	0	2	0	1
Steve Lombardozzi, R OBP: 0.333, SLG: 0.500 (1, 4)								SH1-3		1	1	0	0	1	1	1
Tom Nieto, R (1, 2)										3	0	0	0	0	1	3

Inning Stats																	1B	2B	3B	HR	SF	SAC	DP	HBP	WP	HR	S	P	ERA	WHIP																					
R: 0	H: 0	E: 0	K: 13	R: 0	H: 1	E: 0	K: 2	S: 11	R: 0	H: 0	E: 0	K: 1	S: 7	R: 0	H: 0	E: 0	K: 3	S: 9	R: 4	H: 3	E: 0	K: 2	S: 20	R: 0	H: 0	E: 0	K: 0	S: 6	R: 0	H: 0	E: 0	K: 0	S: 5	R: 0	H: 0	E: 0	K: 0	S: 4	1B: 2	SF: 0	2B: 2	SAC: 1	3B: 0	DP: 0	HR: 0	HBP: 0	WP: 0	PA: 31	PB: 0	SB: 3	CS: 1

Toronto Blue Jays @ Minnesota Twins
 Hubert H. Humphrey Metrodome, Minneapolis, MN

Sun Apr 10 1988, 4:33 AM EDT
 Att. 40,086 - Dome - 70 F

livebaseballscorecards.com

AB	26
R	4
H	4
RBI	3
BB	4
SO	8
LOB	9



New York Yankees @ Toronto Blue Jays

Exhibition Stadium, Toronto, ON

Mon Apr 11 1988, 3:33 AM EDT
Att. 45,185 - Sunny

AB	35
R	9
H	12
RBI	7
BB	5
SO	6
LOB	26



Batter	1	2	3	4	5	6	7	8	9	AB	R	H	RBI	BB	SO	LOB	TOP								
Rickey Henderson, R OBP: 0.560, SLG: 1.043 (1, 7)	3-1 S 2B 1B	3-2 1-2 1B		1-0 BLK S SF9 1B		3-2 S G3 2B		2-2 1-H G3 PB 2B		5	4	5	1	0	0	0									
Bobby Meacham, S OBP: 0.333, SLG: 0.500 (1, 4)	3-2 1-H 1B 2B	1-3 K		2-2 1-H SF9		4-2 G3 S BB		2-2 2-3 G3		3	1	1	2	1	1	3									
Don Mattingly, L OBP: 0.200, SLG: 0.182 (1, 3)	0-0 2-H SH1-3 2B 1B	0-2 F8		1-2 G4-3		1-0 G3		1-1 F2		5	1	1	2	0	0	4									
Gary Ward, R OBP: 0.471, SLG: 0.333 (1, 10)	0-1 SH1-3 1-2			4-1 BB		4-2 E BB SF9 BB		4-0 G6-3 BB		1	1	0	0	3	0	0									
Dave Winfield, R OBP: 0.583, SLG: 0.950 (1, 9)	3-2 2-H F9 2B			2-1 F9		4-2 1-2 E BB		3-1 1-2f G6-3		1-0 WP 1B	4	0	2	1	1	0	3								
Roberto Kelly, R OBP: 0.313, SLG: 0.267 (1, 8)	3-2 2-3 F9			0-0 L9		2-3 K		3-1 G6-3		2-3 1-2 K	5	0	0	0	0	2	5								
Mike Pagliarulo, L OBP: 0.292, SLG: 0.526 (1, 5)	0-1 G4-3			2-3 K		0-2 1-2 2-3 E4		1-0 G5-4-3 HBP		1-3 K	4	0	0	0	0	2	5								
Don Slaught, R OBP: 0.667, SLG: 1.000 (1, 2)				2-2 1B 1B		2-2 G3 BLK 2B		2-2 1-2f G5-4-3		1-3 K	4	1	2	1	0	1	2								
Rafael Santana, R OBP: 0.167, SLG: 0.176 (1, 6)				2-2 F8		3-2 G3		0-0 B1-3		1-2 2B 1B	4	1	1	0	0	0	4								
Inning Stats	R: 3 E: 0 K: 0 S: 23	H: 4 LOB: 1 BB: 0 P: 35	R: 0 E: 0 K: 1 S: 17	H: 2 LOB: 2 BB: 0 P: 25	R: 0 E: 0 K: 1 S: 8	H: 0 LOB: 1 BB: 1 P: 16	R: 2 E: 0 K: 0 S: 14	H: 2 LOB: 0 BB: 0 P: 23	R: 1 E: 1 K: 1 S: 14	H: 0 LOB: 2 BB: 2 P: 26	R: 1 E: 0 K: 0 S: 8	H: 1 LOB: 1 BB: 2 P: 23	R: 0 E: 0 K: 0 S: 5	H: 0 LOB: 0 BB: 0 P: 11	R: 2 E: 0 K: 0 S: 16	H: 2 LOB: 0 BB: 0 P: 23	R: 0 E: 0 K: 3 S: 12	H: 1 LOB: 1 BB: 0 P: 17	1B: 7 2B: 5 3B: 0 HR: 0	SF: 2 SAC: 1 DP: 2 HBP: 1	WP: 1 PB: 1 SB: 5 CS: 0	PA: 44			
PITCHER	IP	WLS	BF	H	R	ER	SO	BB	IBB	HBP	BLK	WP	HR	S	P	ERA	WHIP								
Mike Flanagan, L ERA: 5.4 (1, 1)	4.0		21	8	5	5	2	1	0	0	2	0	0	62	99	11.25	2.250								
Duane Ward, R ERA: 1.8 (5, 1)	1.0		8	1	2	1	1	3	0	0	0	0	0	19	38	9.00	4.000								
David Wells, L ERA: 4.76 (6, 1)	4.0	W	15	3	2	1	3	1	0	1	0	1	0	36	62	2.25	1.000								

livebaseballscorecards.com

BOTTOM

New York Yankees @ Toronto Blue Jays
 Exhibition Stadium, Toronto, ON
 Mon Apr 11 1988, 3:33 AM EDT
 Att. 45,185 - Sunny

livebaseballscores.com

AB	44
R	17
H	20
RBI	16
BB	9
SO	4
LOB	29



1B: 13	SF: 1	WP: 1	PA: 56
2B: 5	SAC: 0	PB: 0	
3B: 0	DP: 1	SB: 2	
HR: 2	HBP: 2	CS: 0	

AB R H RBI BB SO LOB

5	1	1	1	1	1	5
6	3	3	1	0	1	6
4	1	0	1	1	0	2
4	2	3	2	2	0	2
5	2	2	3	1	0	5
0	0	0	0	0	0	0
6	3	4	5	0	1	3
5	1	2	1	1	0	1
3	2	1	0	3	1	1
6	2	4	2	0	0	4

R: 6	H: 4	R: 0	H: 1	R: 3	H: 3	R: 0	H: 1	R: 3	H: 3	R: 1	H: 2	R: 4	H: 5
E: 1	LOB: 1	E: 0	LOB: 2	E: 0	LOB: 2	E: 0	LOB: 1	E: 0	LOB: 2	E: 0	LOB: 1	E: 1	LOB: 3
K: 0	BB: 2	K: 1	BB: 1	K: 0	BB: 2	K: 0	BB: 0	K: 1	BB: 0	K: 0	BB: 0	K: 1	BB: 1
S: 16	P: 32	S: 15	P: 23	S: 16	P: 32	S: 7	P: 16	S: 15	P: 26	S: 14	P: 21	S: 18	P: 27

Batter	1	2	3	4	5	6	7	8	9
Nelson Liriano, S OBP: 0.176, SLG: 0.250 (1, 4)	G1-3		SF9	BB		HBP 1B	F5	K	
Lloyd Moseby, L OBP: 0.440, SLG: 0.833 (1, 8)	BB 1B	P4	FC4-6 WP 1B	K		HBP 1B			
Tony Fernandez, S OBP: 0.273, SLG: 0.179 (1, 6)	E6 1B	G3	FC4-6 BB		F9	1B HBP		F8	
George Bell, R OBP: 0.581, SLG: 1.154 (1, 7)	1B 2B BB	2B	FC4-6		G4-3 2B	1B		1B HR BB	
Ernie Whitt, L OBP: 0.391, SLG: 0.409 (1, 2)	2B G6-3 1B	BB	G4-3		G4-3	G6-3		HR 1B	
Rance Mulliniks, L OBP: 0.133, SLG: 0.200 (1, 5)	G6-3 2B			BB BB	G6-3		HR	HR	
Kelly Gruber, R OBP: 0.438, SLG: 0.938 (1, 5)		K		G3-2-3 1B					
Jesse Barfield, R OBP: 0.406, SLG: 0.500 (1, 9)	G6-3		1B BB SF9 1B	G3-2-3 BB		F8	G4-3 1B	E5 1B 1B	
Fred McGriff, L OBP: 0.538, SLG: 0.857 (1, 3)	2B BB		1B BB	G3-2-3 BB		K	F3	1B	
Rick Leach, L OBP: 0.733, SLG: 1.000 (1, 10)	2B		1B WP 1B	G3-2-3		1B HBP 2B	G4-3	1B	

PITCHER	IP	WLS	BF	H	R	ER	SO	BB	IBB	HBP	BLK	WP	HR	S	P	ERA	WHIP
Rick Rhoden, R ERA: 3.97 (1, 1)	2.1	L	20	8	9	5	1	4	0	0	0	0	0	41	76	19.29	5.143
Tommy John, L ERA: 15.43 (3, 1)	0.2		5	1	0	0	0	2	0	0	0	1	0	10	20	0.00	4.500
Lee Guetterman, L ERA: 3.38 (4, 1)	1.2		7	1	0	0	1	2	0	0	0	0	0	12	27	0.00	1.800
Tim Stoddard, R ERA: 10.8 (5, 1)	1.0		6	2	3	3	1	0	0	1	0	0	0	11	23	27.00	2.000
Cecilio Guante, R ERA: 3.18 (6, 1)	1.1		8	3	1	1	0	0	0	1	0	0	1	20	29	6.75	2.250

PITCHER	IP	WLS	BF	H	R	ER	SO	BB	IBB	HBP	BLK	WP	HR	S	P	ERA	WHIP
Charles Hudson, R ERA: 6.75 (8, 1)	1.0		10	5	4	4	1	1	0	0	0	0	1	18	27	36.00	6.000

Batter	1	2	3	4	5	6	7	8	9	AB R H RBI BB SO LOB	TOP	
Rickey Henderson, R OBP: 0.484, SLG: 0.897 (1, 7) B C F F X	1-2 F8 ①	2-1 F8 ③		1-2 F8 ①		2-1 F8 ①		3-1 G6-3 ①	0-1 E 2B	6 1 1 0 0 0 0		
Bobby Meacham, S OBP: 0.500, SLG: 0.778 (1, 4) B F B B	4-1 BB 1B 2B BB		1-1 1B 2B 2B	2-3 K		1-1 2B		1-2 1B 1B	3-2 E6 2B 2-H 3-H	5 3 3 0 1 1 0		
Don Mattingly, L OBP: 0.323, SLG: 0.357 (1, 3) B X	1-0 BB 1-2 2B 1B		1-1 2B 1B 1B	1-1 1B		1-3 K		1-1 1-3 1B 1B	3-2 2B 1-H	6 2 5 1 0 1 1		
Mike Pagliarulo, L OBP: 0.300, SLG: 0.500 (1, 5) B C B B B	4-1 2B 1-2 2-3 G6-3 BB		0-0 1-3 3-H 1B 2B	3-3 K		0-0 G4-3 ③		1-3 K	3-3 K ③	5 2 1 1 1 3 5		
Claudell Washington, L OBP: 0.333, SLG: 0.455 (1, 8) (9, 9) F X	0-1 1-3 2-H 3-H 2B		4-0 1B 1B FC5-4 IBB		1-0 G3 2B		1-2 F8	0-0 G4-3 ③		4 1 2 2 1 0 2		
Dave Winfield, R OBP: 0.552, SLG: 0.880 Roberto Kelly, R OBP: 0.313, SLG: 0.267 (1, 9) (9, 8) C B X	1-1 G6-3 ② 3-H		1-1 FC5-4 1B 1-2 2-H 3-H 1B	2-3 K		1-1 2B 2B		1-2 G1-3 ①	5 1 2 3 0 1 2 0 0 0 0 0 0 0			
Jose Cruz, L OBP: 0.308, SLG: 0.385 (1, 10) B X	1-0 G4-3 ③		1-0 FC5-4 1-2 2-3 1B	0-1 G3 ②		0-1 2B 2B		0-1 2B 1B	5 1 3 1 0 0 2			
Don Slaught, R OBP: 0.588, SLG: 0.867 (1, 2) X		0-0 F8 ①	0-0 FC5-4 G4-6-3 1-2 2-3 3-H 2B	4-1 BB		0-0 F7 ②		0-0 FC1-6 1-H 2B	4 0 1 2 1 0 3			
Rafael Santana, R OBP: 0.130, SLG: 0.136 (1, 6) X		0-0 P4 ②	2-0 G4-6-3 ③ 1-2	0-3 K ③		1-2 G6-3 ③		0-1 FC1-6 2B E 2-3	5 1 0 0 0 1 6			
Inning Stats	R: 3 H: 2 E: 0 LOB: 1 K: 0 BB: 2 S: 12 P: 24	R: 0 H: 0 E: 0 LOB: 0 K: 0 BB: 0 S: 4 P: 6	R: 4 H: 5 E: 0 LOB: 1 K: 0 BB: 1 S: 10 P: 20	R: 0 H: 1 E: 0 LOB: 1 K: 2 BB: 0 S: 11 P: 18	R: 0 H: 1 E: 0 LOB: 2 K: 2 BB: 1 S: 10 P: 17	R: 0 H: 1 E: 0 LOB: 1 K: 1 BB: 0 S: 8 P: 12	R: 1 H: 2 E: 0 LOB: 1 K: 0 BB: 0 S: 11 P: 14	R: 0 H: 2 E: 0 LOB: 2 K: 1 BB: 0 S: 11 P: 17	R: 4 H: 4 E: 1 LOB: 1 K: 1 BB: 0 S: 20 P: 33	1B: 8 SF: 0 2B: 10 SAC: 0 3B: 0 DP: 1 HR: 0 HBP: 0	WP: 0 PA: 49 PB: 0 SB: 0 CS: 0	
PITCHER Jim Clancy, R ERA: 13.5 John Cerutti, L ERA: 3.86 (1, 1) (3, 1)	IP WLS BF H R ER SO BB IBB HBP BLK WP HR S P ERA WHIP	2.0 L 15 6 7 7 0 2 1 0 0 0 0 0 23 44 31.50 4.000	7.0 34 12 5 2 7 1 0 0 0 0 0 0 74 117 2.57 1.857	PITCHER IP WLS BF H R ER SO BB IBB HBP BLK WP HR S P ERA WHIP								

New York Yankees @ Toronto Blue Jays
Exhibition Stadium, Toronto, ON
Tue Apr 12 1988, 7:05 PM EDT
Att. 24,116 - Unknown

AB	45
R	12
H	18
RBI	10
BB	4
SO	7
LOB	21



Batter	1	2	3	4	5	6	7	8	9	AB	R	H	RBI	BB	SO	LOB
Nelson Liriano, S OBP: 0.184, SLG: 0.250 (1, 4)	2-1 G5-3		2-3 K			1-2 HR 1B		1-1 G4-3		4	1	1	0	0	1	0
Juan Beniquez, R OBP: 0.250, SLG: 0.455 (1, 10)	1-3 K			2-2 FC1-6 1B		1-1 HR		1-2 G6-3		4	1	2	2	0	1	0
Tony Fernandez, S OBP: 0.270, SLG: 0.188 (1, 6) Manuel Lee, S (9, 6)	1-2 P4			2-0 FC1-6 FC5-4 1-2f		1-2 F7		0-2 WP BLK 1B		4	0	1	0	0	0	1
George Bell, R OBP: 0.543, SLG: 1.033 (1, 7)		1-2 1B		2-0 F9		2-2 G6-3		2-2 F8		4	0	1	0	0	0	2
Jesse Barfield, R OBP: 0.361, SLG: 0.433 (1, 9)		1-3 K		0-2 FC5-4 1-2f		1-2 G6-3			2-2 G6-3	4	0	0	0	0	1	2
Cecil Fielder, R OBP: 0.400, SLG: 0.750 (1, 3)		0-3 K			1-3 K		0-0 G6-3		2-2 HR	4	1	1	1	0	2	1
Kelly Gruber, R OBP: 0.350, SLG: 0.750 (1, 5)		1-0 F3			0-1 G5-3		1-3 K		1-0 F9	4	0	0	0	0	1	1
Pat Borders, R OBP: 0.500, SLG: 0.750 (1, 2)			0-0 G5-3		2-1 1B		0-0 1B		0-0 2B	4	0	3	0	0	0	0
Sil Campusano, R OBP: 0.095, SLG: 0.143 (1, 8)			0-1 G3		1-1 F8		0-0 F4		2-0 F6	4	0	0	0	0	0	3

Inning Stats	R: 0	H: 0	E: 0	K: 1	S: 8	R: 0	H: 1	E: 0	K: 2	S: 12	R: 0	H: 0	E: 0	K: 1	S: 6	R: 0	H: 1	E: 0	K: 0	S: 8	R: 0	H: 1	E: 0	K: 1	S: 10	R: 2	H: 2	E: 0	K: 0	S: 16	R: 0	H: 1	E: 0	K: 1	S: 7	R: 0	H: 1	E: 0	K: 0	S: 11	R: 1	H: 2	E: 0	K: 0	S: 12	1B: 6	SF: 0	2B: 1	SAC: 0	3B: 0	DP: 0	HR: 2	HBP: 0	WP: 1	PA: 36
PITCHER John Candelaria, L ERA: 3.0 (1, 1)	IP	WLS	BF	H	R	ER	SO	BB	IBB	HBP	BLK	WP	HR	S	P	ERA	WHIP	IP	WLS	BF	H	R	ER	SO	BB	IBB	HBP	BLK	WP	HR	S	P	ERA	WHIP	IP	WLS	BF	H	R	ER	SO	BB	IBB	HBP	BLK	WP	HR	S	P	ERA	WHIP				


BOTTOM

New York Yankees @ Toronto Blue Jays
Exhibition Stadium, Toronto, ON

Tue Apr 12 1988, 7:05 PM EDT
Att. 24,116 - Unknown

livebaseballscorecards.com

AB 36
R 3
H 9
RBI 3
BB 0
SO 6
LOB 10



Batter	1	2	3	4	5	6	7	8	9	AB R H RBI BB SO LOB	TOP									
Rickey Henderson, R OBP: 0.472, SLG: 0.818 (1, 7)										4 1 1 0 1 1 3										
Willie Randolph, R OBP: 0.261, SLG: 0.364 (1, 4)										5 1 1 0 0 3 1										
Don Mattingly, L OBP: 0.278, SLG: 0.303 (1, 3)										5 0 0 0 0 1 3										
Mike Pagliarulo, L OBP: 0.324, SLG: 0.519 (1, 5)										3 1 1 1 1 1 1										
Claudell Washington, L OBP: 0.313, SLG: 0.400 (1, 8) (9, 9)										4 1 1 1 0 0 2										
Dave Winfield, R OBP: 0.545, SLG: 0.862 (1, 9)										4 1 2 1 0 0 1 0 0 0 0 0 0 0										
Roberto Kelly, R OBP: 0.313, SLG: 0.267 (9, 8)																				
Jose Cruz, L OBP: 0.294, SLG: 0.313 (1, 10)										3 0 0 0 1 1 2										
Don Slaught, R OBP: 0.571, SLG: 0.778 (1, 2)										3 0 1 1 1 1 2										
Bobby Meacham, S OBP: 0.438, SLG: 0.615 (1, 6)										4 0 1 1 0 2 3										
Inning Stats	R: 5 E: 0 K: 2 S: 23	H: 7 LOB: 2 BB: 0 P: 39	R: 0 E: 1 K: 2 S: 11	H: 0 LOB: 1 BB: 0 P: 15	R: 0 E: 0 K: 1 S: 8	H: 0 LOB: 0 BB: 0 P: 12	R: 0 E: 0 K: 1 S: 7	H: 0 LOB: 1 BB: 1 P: 13	R: 0 E: 0 K: 1 S: 9	H: 0 LOB: 1 BB: 1 P: 16	R: 0 E: 0 K: 1 S: 7	H: 0 LOB: 0 BB: 0 P: 11	R: 0 E: 0 K: 1 S: 10	H: 1 LOB: 2 BB: 1 P: 21	R: 0 E: 0 K: 1 S: 9	H: 0 LOB: 0 BB: 0 P: 13	1B: 6 2B: 3 3B: 0 HR: 0	SF: 0 SAC: 0 DP: 1 HBP: 0	WP: 0 PB: 0 SB: 4 CS: 1	PA: 39
PITCHER	IP WLS BF H R ER SO BB IBB HBP BLK WP HR S P ERA WHIP																			
Dave Stieb, R ERA: 6.0 (1, 1)	6.0 L 28 7 5 5 7 3 0 0 0 0 0 0 65 110 7.50 1.667																			
Mark Eichhorn, R ERA: 1.29 (7, 1)	3.0 11 1 0 0 3 0 1 0 0 0 0 0 26 45 0.00 0.333																			

New York Yankees @ Toronto Blue Jays
Exhibition Stadium, Toronto, ON
 Wed Apr 13 1988, 7:05 PM EDT
 Att. 24,105 - Unknown - 40 F

AB	35
R	5
H	8
RBI	5
BB	4
SO	10
LOB	18



BOTTOM

New York Yankees @ Toronto Blue Jays
Exhibition Stadium, Toronto, ON
Wed Apr 13 1988, 7:05 PM EDT
Att: 24,105 - Unknown - 40 F

livebaseballscorecards.com

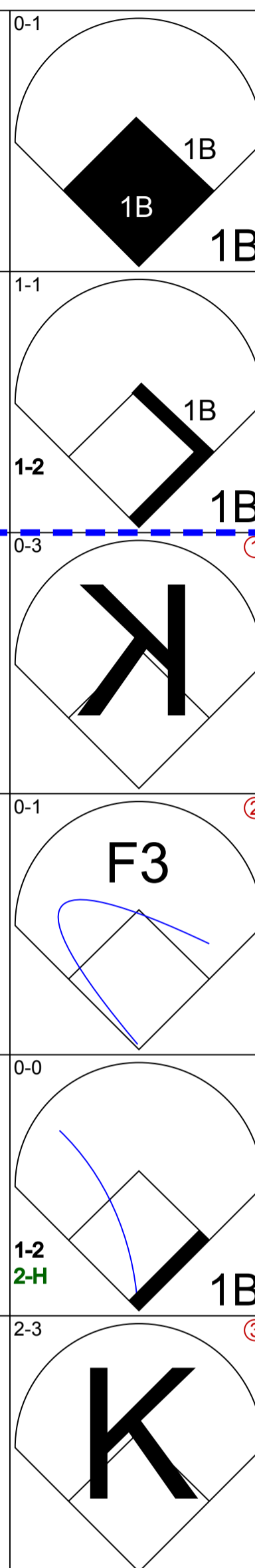
AB	32
R	1
H	5
RBI	1
BB	1
SO	3
LOB	11



WP:	0	PA:	33
PB:	0	SB:	0
CS:	0		

AB R H RBI BB SO LOB

4	1	1	0	0	0	0
4	0	1	0	0	0	0
4	0	2	0	0	2	2
3	0	0	0	1	0	4
3	0	0	0	0	0	2
1	0	1	1	0	0	0
4	0	0	0	0	1	3
3	0	0	0	0	0	0
3	0	0	0	0	0	0
2	0	0	0	0	0	0
1	0	0	0	0	0	0



R: 0	H: 0	R: 0	H: 0	R: 0	H: 0	R: 0	H: 0	R: 0	H: 0	R: 1	H: 3
E: 0	LOB: 0	E: 0	LOB: 0	E: 0	LOB: 0	E: 0	LOB: 0	E: 0	LOB: 0	E: 0	LOB: 2
K: 0	BB: 0	K: 0	BB: 0	K: 0	BB: 0	K: 0	BB: 0	K: 0	BB: 0	K: 2	BB: 0
S: 6	P: 9	S: 7	P: 10	S: 6	P: 9	S: 7	P: 10	S: 7	P: 10	S: 13	P: 16

R: 0	H: 0	R: 0	H: 0	R: 0	H: 0	R: 0	H: 0	R: 0	H: 0	R: 0	H: 0
E: 0	LOB: 0	E: 0	LOB: 0	E: 0	LOB: 0	E: 0	LOB: 0	E: 0	LOB: 0	E: 0	LOB: 0
K: 1	BB: 1	K: 1	BB: 1	K: 1	BB: 1	K: 1	BB: 1	K: 1	BB: 1	K: 1	BB: 1
S: 10	P: 22	S: 10	P: 22	S: 10	P: 22	S: 10	P: 22	S: 10	P: 22	S: 10	P: 22

R: 0	H: 0	R: 0	H: 0	R: 0	H: 0	R: 0	H: 0	R: 0	H: 0	R: 0	H: 0
E: 0	LOB: 0	E: 0	LOB: 0	E: 0	LOB: 0	E: 0	LOB: 0	E: 0	LOB: 0	E: 0	LOB: 0
K: 0	BB: 0	K: 0	BB: 0	K: 0	BB: 0	K: 0	BB: 0	K: 0	BB: 0	K: 0	BB: 0
S: 6	P: 9	S: 6	P: 9	S: 6	P: 9	S: 6	P: 9	S: 6	P: 9	S: 6	P: 9

R: 0	H: 0	R: 0	H: 0	R: 0	H: 0	R: 0	H: 0	R: 0	H: 0	R: 0	H: 0
E: 0	LOB: 0	E: 0	LOB: 0	E: 0	LOB: 0	E: 0	LOB: 0	E: 0	LOB: 0	E: 0	LOB: 0
K: 0	BB: 0	K: 0	BB: 0	K: 0	BB: 0	K: 0	BB: 0	K: 0	BB: 0	K: 0	BB: 0
S: 4	P: 7	S: 4	P: 7	S: 4	P: 7	S: 4	P: 7	S: 4	P: 7	S: 4	P: 7

R: 0	H: 0	R: 0	H: 0	R: 0	H: 0	R: 0	H: 0	R: 0	H: 0	R: 0	H: 0
E: 0	LOB: 0	E: 0	LOB: 0	E: 0	LOB: 0	E: 0	LOB: 0	E: 0	LOB: 0	E: 0	LOB: 0
K: 0	BB: 0	K: 0	BB: 0	K: 0	BB: 0	K: 0	BB: 0	K: 0	BB: 0	K: 0	BB: 0
S: 7	P: 10	S: 7	P: 10	S: 7	P: 10	S: 7	P: 10	S: 7	P: 10	S: 7	P: 10

R: 0	H: 0	R: 0	H: 0	R: 0	H: 0	R: 0	H: 0	R: 0	H: 0	R: 0	H: 0
E: 0	LOB: 0	E: 0	LOB: 0	E: 0	LOB: 0	E: 0	LOB: 0	E: 0	LOB: 0	E: 0	LOB: 0
K: 0	BB: 0	K: 0	BB: 0	K: 0	BB: 0	K: 0	BB: 0	K: 0	BB: 0	K: 0	BB: 0
S: 7	P: 10	S: 7	P: 10	S: 7	P: 10	S: 7	P: 10	S: 7	P: 10	S: 7	P: 10

R: 0	H: 0	R: 0	H: 0	R: 0	H: 0	R: 0	H: 0	R: 0	H: 0	R: 0	H: 0
E: 0	LOB: 0	E: 0	LOB: 0	E: 0	LOB: 0	E: 0	LOB: 0	E: 0	LOB: 0	E: 0	LOB: 0
K: 0	BB: 0	K: 0	BB: 0	K: 0	BB: 0	K: 0	BB: 0	K: 0	BB: 0	K: 0	BB: 0
S: 6	P: 9	S: 6	P: 9	S: 6	P: 9	S: 6	P: 9	S: 6	P: 9	S: 6	P: 9

R: 0	H: 1	R: 0	H: 0	R: 0	H: 0	R: 0	H: 0	R: 0	H: 0	R: 0	H: 0
E: 0	LOB: 1	E: 0	LOB: 0	E: 0	LOB: 0	E: 0	LOB: 0	E: 0	LOB: 0	E: 0	LOB: 0
K: 0	BB: 0	K: 0	BB: 0	K: 0	BB: 0	K: 0	BB: 0	K: 0	BB: 0	K: 0	BB: 0
S: 6	P: 7	S: 6	P: 9	S: 6	P: 9	S: 6	P: 9	S: 6	P: 9	S: 6	P: 9

R: 0	H: 1	R: 0	H: 0	R: 0	H: 0	R: 0	H: 0	R: 0	H: 0	R: 0	H: 0
E: 0	LOB: 1	E: 0	LOB: 0	E: 0	LOB: 0	E: 0	LOB: 0	E: 0	LOB: 0	E: 0	LOB: 0
K: 0	BB: 0	K: 0	BB: 0	K: 0	BB: 0	K: 0	BB: 0	K: 0	BB: 0	K: 0	BB: 0
S: 6	P: 7	S: 6	P: 9	S: 6	P: 9	S: 6	P: 9	S: 6	P: 9	S: 6	P: 9

PITCHER													PITCHER																																		
Richard Dotson, R	(1, 1)	8.0	WLS	W	BF	29	H	4	R	1	ER	1	SO	1	BB	1	IBB	0	HBP	0	BLK	0	WP	0	HR	0	S	62	P	98	ERA	1.12	WHIP	0.625													
Dave Righetti, L	(9, 1)	1.0			4		1	0	0	0	0	2	0	0	0	0	0	0	0	0	0	0	0	0	0	0	9	11	0.00	1.000																	

New York Yankees @ Toronto Blue Jays

Exhibition Stadium, Toronto, ON

Thu Apr 14 1988, 3:33 AM EDT
Att. 24,524 - Overcast

livebaseballscorecards.com

AB	37
R	7
H	14
RBI	7
BB	3
SO	5
LOB	14



AB		R	H	RBI	BB	SO	LOB
4	1	3	2	0	1	0	
4	0	0	0	1	1	3	
5	2	2	0	0	0	3	
5	2	3	0	0	0	2	
5	1	2	4	0	0	2	
0	0	0	0	0	0	0	
4	1	3	1	0	1	1	
3	0	0	0	1	2	2	
4	0	1	0	0	0	1	
3	0	0	0	1	0	0	

Batter	1	2	3	4	5	6	7	8	9
Rickey Henderson, R OBP: 0.488, SLG: 0.892 (1, 7) CS 1B	1-2 CS 1B		0-0 HR	2-1 SF9		3-2 FC5 S 1B		0-3 K	
Willie Randolph, R OBP: 0.250, SLG: 0.308 (1, 4) SAFE F9	1-1 F9		1-0 G5-3	1-3 K		4-2 SAFE BB		2-1 F8	
Don Mattingly, L OBP: 0.293, SLG: 0.342 (1, 3) SAFE E6 1B 3B	0-2 E6 1B 3B		3-2 G4-3		0-0 HR 2B	1-1 FC5		1-1 G1-6-3 1B	
Gary Ward, R OBP: 0.500, SLG: 0.412 (1, 10) SAFE 3B 1B	0-2 3B 1B		0-0 1B		1-0 P6		0-0 6-3 1B	0-0 G1-6-3 1B	
Dave Winfield, R OBP: 0.526, SLG: 0.941 Claudell Washington, L OBP: 0.313, SLG: 0.400 (1, 9) (9, 9) SAFE 3B	3-0 3B		2-2 G1-3		1-1 HR		3-2 6-3	1-2 5-3	
Roberto Kelly, R OBP: 0.400, SLG: 0.368 (1, 8) SAFE K	3-3 K		2-2 BB 1B SF9 1B	0-2 E S CS 1B		0-1 BB 1B		2-H BB 1B	
Mike Pagliarulo, L OBP: 0.316, SLG: 0.467 (1, 5) SAFE K		2-3 K	2-3 K	3-1 P7		4-2 FC6-4 BB		4-2 FC6-4 BB	
Don Slaught, R OBP: 0.520, SLG: 0.682 (1, 2) SAFE F7		2-2 F7	0-2 BB 1B	1-1 CS		0-0 G4-3		0-0 FC6-4	
Bobby Meacham, S OBP: 0.400, SLG: 0.500 (1, 6) SAFE L5		2-2 L5	4-2 BB			1-0 5-3		2-1 F7	
Inning Stats	R: 2 E: 1 K: 1 S: 17 H: 3 LOB: 1 BB: 0 P: 25	R: 0 E: 0 K: 1 S: 11 H: 0 LOB: 0 BB: 0 P: 17	R: 1 E: 0 K: 0 S: 10 H: 2 LOB: 1 BB: 0 P: 16	R: 1 E: 0 K: 2 S: 17 H: 2 LOB: 2 BB: 1 P: 28	R: 2 E: 0 K: 0 S: 10 H: 3 LOB: 0 BB: 0 P: 16	R: 0 E: 0 K: 0 S: 11 H: 1 LOB: 2 BB: 1 P: 19	R: 1 E: 0 K: 0 S: 10 H: 2 LOB: 1 BB: 1 P: 17	R: 0 E: 0 K: 1 S: 7 H: 0 LOB: 0 BB: 0 P: 11	R: 0 E: 0 K: 0 S: 6 H: 1 LOB: 0 BB: 0 P: 8

PITCHER																
IP	WLS	BF	H	R	ER	SO	BB	IBB	HBP	BLK	WP	HR	S	P	ERA	WHIP
4.1	L	23	9	6	4	4	1	0	0	0	0	2	59	92	8.31	2.308
2.0		10	4	1	1	0	1	0	0	0	0	0	24	39	4.50	2.500
1.2		5	0	0	0	1	1	0	0	0	0	0	10	18	0.00	0.600
1.0		3	1	0	0	0	0	0	0	0	0	0	6	8	0.00	1.000

BOTTOM

New York Yankees @ Toronto Blue Jays
Exhibition Stadium, Toronto, ON
Thu Apr 14 1988, 3:33 AM EDT
Att. 24,524 - Overcast

livebaseballscorecards.com

AB 31
R 3
H 4
RBI 3
BB 2
SO 12
LOB 10



WP: 0 PA: 35
PB: 0
SB: 1
CS: 0

AB R H RBI BB SO LOB

3 0 0 0 0 0 0

1 1 0 0 2 1 1

4 0 1 0 0 0 3

4 0 1 1 0 2 3

4 1 1 1 0 1 3

4 0 0 0 0 1 0

3 0 0 0 0 2 0

1 0 0 0 0 0 0

4 0 0 0 0 3 0

3 1 1 1 0 2 0

1B: 2 SF: 0
2B: 0 SAC: 0
3B: 0 DP: 0
HR: 2 HBP: 2

Batter	1	2	3	4	5	6	7	8	9
Nelson Liriano, S (1, 4) OBP: 0.196, SLG: 0.233	0-1 G1-3		1-0 G5-3		2-2 HBP			1-2 G6-3	
Lloyd Moseby, L (1, 7) OBP: 0.455, SLG: 0.724	4-2 BLK 1B BB		2-1 E S HBP		1-3 SAFE K			4-1 1B BB	
Tony Fernandez, S (1, 6) OBP: 0.289, SLG: 0.225	2-2 G5-3		1-2 L9		1-2 F9			2-2 1B	
George Bell, R (1, 10) OBP: 0.488, SLG: 0.865	2-2 FC6-4 1B		1-2 P4		1-3 K			1-3 K	
Pat Borders, R (1, 2) OBP: 0.471, SLG: 0.824	1-2 FC6-4			1-0 HR				0-1 4-3	
Jesse Barfield, R (1, 9) OBP: 0.295, SLG: 0.342		1-0 F9		0-0 P8				3-2 F6	
Kelly Gruber, R (1, 5) OBP: 0.269, SLG: 0.577		2-3 K		2-1 F3				1-1 G4-3	
Rick Leach, L (9, PH) OBP: 0.647, SLG: 0.867									
Fred McGriff, L (1, 3) OBP: 0.424, SLG: 0.643		0-1 F9		1-3 K				2-3 K	
Sil Campusano, R (1, 8) OBP: 0.115, SLG: 0.269			1-1 HR		2-3 K				

Inning Stats	R: 1	H: 1	E: 0	K: 0	S: 17	R: 0	H: 0	E: 0	K: 1	S: 9	R: 1	H: 1	E: 0	K: 0	S: 12	R: 0	H: 0	E: 0	K: 2	S: 12	R: 0	H: 0	E: 0	K: 3	S: 9	R: 0	H: 1	E: 0	K: 1	S: 8	R: 0	H: 0	E: 0	K: 1	S: 8	1B: 2	2B: 0	3B: 0	HR: 2	SF: 0	SAC: 0	DP: 0	HBP: 2	WP: 0	PA: 35
--------------	------	------	------	------	-------	------	------	------	------	------	------	------	------	------	-------	------	------	------	------	-------	------	------	------	------	------	------	------	------	------	------	------	------	------	------	------	-------	-------	-------	-------	-------	--------	-------	--------	-------	--------

PITCHER	IP	WLS	BF	H	R	ER	SO	BB	IBB	HBP	BLK	WP	HR	S	P	ERA	WHIP
Al Leiter, L (1, 1) ERA: 2.4	8.0	W	32	4	3	3	11	2	0	2	1	0	2	88	131	3.38	0.750
Cecilio Guante, R (9, 1) ERA: 2.7	1.0		3	0	0	0	1	0	0	0	0	0	0	8	14	0.00	0.000

Batter	1	2	3	4	5	6	7	8	9	AB R H RBI BB SO LOB	TOP															
Dan Gladden, R OBP: 0.389, SLG: 0.636 (1, 7)	2-3 K	1-0 FC5			0-0 SH1-3		1-0 ES HBP		3-2 F9	3 0 0 0 0 1 3																
Greg Gagne, R OBP: 0.324, SLG: 0.429 (1, 6)	1-2 G4-3		0-1 L4		2-3 K		1-3 K		2-2 G5-3	5 0 0 0 0 2 2																
Kirby Puckett, R OBP: 0.184, SLG: 0.216 (1, 8)	2-1 F9		1-0 F7		2-2 1B		2-3 K			4 0 1 0 0 1 1																
Kent Hrbek, L OBP: 0.258, SLG: 0.222 (1, 3)		4-0 1B G1-3 BB	4-1 FC5-4 BB		1-0 F8		1-1 G4-3			2 1 0 0 2 0 3																
Gary Gaetti, R OBP: 0.286, SLG: 0.469 (1, 5)		0-1 G1-3	2-1 FC5-4		0-0 G3-1 1B			0-0 HR		4 2 2 1 0 0 2																
Randy Bush, L OBP: 0.417, SLG: 0.455 (1, 10)		2-0 BB BB 1B		0-1 L8		1-0 G3-1		4-1 L3 BB		3 0 1 0 1 0 1																
Tom Brunansky, R OBP: 0.382, SLG: 0.393 (1, 9)		4-0 FC5 BB BB		2-1 G6-3		0-1 1B		0-0 F7		3 0 1 1 1 0 1																
Steve Lombardozzi, R OBP: 0.217, SLG: 0.250 (1, 4)		2-2 F9		1-0 G6-3		3-3 K		0-2 L3		4 0 0 0 0 1 5																
Tim Laudner, R OBP: 0.467, SLG: 0.538 (1, 2)		4-2 BB		3-2 1B SH1-3 1B		2-1 G6-3			2-1 P4	3 0 1 1 1 0 1																
Inning Stats	R: 0 E: 0 K: 1 S: 8 H: 0 LOB: 0 BB: 0 P: 13	R: 1 E: 0 K: 0 S: 11 H: 1 LOB: 3 BB: 3 P: 28	R: 0 E: 0 K: 0 S: 6 H: 0 LOB: 1 BB: 1 P: 13	R: 0 E: 0 K: 0 S: 5 H: 0 LOB: 0 BB: 0 P: 8	R: 0 E: 0 K: 1 S: 13 H: 2 LOB: 2 BB: 0 P: 21	R: 1 E: 0 K: 1 S: 9 H: 2 LOB: 1 BB: 0 P: 15	R: 0 E: 1 K: 2 S: 9 H: 0 LOB: 1 BB: 0 P: 13	R: 1 E: 0 K: 0 S: 6 H: 1 LOB: 0 BB: 1 P: 10	R: 0 E: 0 K: 0 S: 11 H: 0 LOB: 0 BB: 0 P: 18	1B: 5 2B: 1 3B: 0 HR: 1 SF: 0 SAC: 1 DP: 1 HBP: 1	WP: 0 PB: 0 SB: 1 CS: 0 PA: 38															
PITCHER	IP WLS BF H R ER SO BB IBB HBP BLK WP HR S P ERA WHIP											PITCHER	IP WLS BF H R ER SO BB IBB HBP BLK WP HR S P ERA WHIP													
Todd Stottlemyre, R ERA: 5.87 (1, 1)	1.2	9	1	1	1	1	3	0	0	0	0	0	18	39	5.40	2.400										
Mark Eichhorn, R ERA: 1.59 (2, 1)	4.1	19	4	1	1	2	1	0	1	0	0	0	34	60	2.08	1.154										
David Wells, L ERA: 3.48 (7, 1)	3.0	L 10	1	1	1	2	1	0	0	0	0	1	26	40	3.00	0.667										

Minnesota Twins @ Toronto Blue Jays
Exhibition Stadium, Toronto, ON

Sat Apr 16 1988, 3:33 AM EDT
Att. 26,095 - Overcast - 43 F

livebaseballscorecards.com

AB	31
R	3
H	6
RBI	3
BB	5
SO	5
LOB	19



BOTTOM

Minnesota Twins @ Toronto Blue Jays
 Exhibition Stadium, Toronto, ON
 Sat Apr 16 1988, 3:33 AM EDT
 Att. 26,095 - Overcast - 43 F

livebaseballscorecards.com

AB	37
R	2
H	9
RBI	2
BB	2
SO	10
LOB	22



WP: 1	PA: 39
PB: 1	
SB: 1	
CS: 0	

AB R H RBI BB SO LOB

5	0	1	0	0	0	3
5	0	1	0	0	4	4
3	0	0	0	0	0	2
2	0	0	0	0	2	2
4	0	2	0	0	0	1
3	0	1	0	0	1	1
1	0	0	0	0	0	1
4	0	0	0	0	1	3
2	1	0	0	1	1	0
0	0	0	0	1	0	0
4	1	2	1	0	0	4
3	0	1	1	0	1	1
1	0	1	0	0	0	0

1B: 5	SF: 0
2B: 3	SAC: 0
3B: 1	DP: 0
HR: 0	HBP: 0

Batter	1	2	3	4	5	6	7	8	9
Tony Fernandez, S (1, 6) OBP: 0.280, SLG: 0.222	1-0 L3		3-2 G6-3		0-0 G1-3		2-1 WP BLK 1B		0-2 F8
Lloyd Moseby, L (1, 8) OBP: 0.421, SLG: 0.647	0-1 G6-3 1B		2-3 K		2-3 K		3-3 K 1-2		2-3 K
Cecil Fielder, R (1, 3) OBP: 0.308, SLG: 0.545 Fred McGriff, L (7, PH) OBP: 0.400, SLG: 0.600	3-2 G6-3 1-2				3-2 F3 1-2 F8		3-3 K 2-3		1-3 K
George Bell, R (1, 7) OBP: 0.489, SLG: 0.854	1-2 G6-3				2-1 1B		1-0 P6		3-2 PB 2B
Pat Borders, R (1, 2) OBP: 0.450, SLG: 0.750 Ernie Whitt, L (8, PH) OBP: 0.333, SLG: 0.346			2-2 F8		0-3 K		1-2 BB 1B		3-0 P4
Jesse Barfield, R (1, 9) OBP: 0.271, SLG: 0.310			3-2 F8		1-2 F3		1-0 P6		2-3 K
Juan Beniquez, R (1, 10) OBP: 0.287, SLG: 0.385 Rick Leach, L (8, PH) OBP: 0.667, SLG: 0.867			1-3 K				4-0 E9 3B 1-2 BB		4-0 IBB
Kelly Gruber, R (1, 5) OBP: 0.300, SLG: 0.667			3-2 G6-3 2B		3-1 2B 3B		3-1 G4-3		2-1 P4
Manuel Lee, S (1, 4) OBP: 0.333, SLG: 0.667 Nelson Liriano, S (9, PH) OBP: 0.213, SLG: 0.250			0-1 G1-3		2-2 2B		2-3 K		3-2 S 1B

Inning Stats	R: 0	H: 1	E: 0	K: 13	H: 0	LOB: 0	BB: 0	P: 18	R: 0	H: 0	E: 0	K: 12	H: 1	LOB: 1	BB: 0	P: 18	R: 0	H: 1	E: 0	K: 11	H: 1	LOB: 1	BB: 0	P: 19	R: 0	H: 1	E: 0	K: 11	H: 1	LOB: 2	BB: 1	P: 17	R: 0	H: 1	E: 0	K: 16	H: 2	LOB: 1	BB: 0	P: 25	R: 0	H: 1	E: 0	K: 7	H: 1	LOB: 2	BB: 1	P: 17	R: 0	H: 1	E: 0	K: 13	H: 1	LOB: 1	BB: 0	P: 23	R: 0	H: 1	E: 0	K: 9	H: 1	LOB: 2	BB: 1	P: 23	R: 0	H: 1	E: 0	K: 14	H: 1	LOB: 1	BB: 0	P: 20
--------------	------	------	------	-------	------	--------	-------	-------	------	------	------	-------	------	--------	-------	-------	------	------	------	-------	------	--------	-------	-------	------	------	------	-------	------	--------	-------	-------	------	------	------	-------	------	--------	-------	-------	------	------	------	------	------	--------	-------	-------	------	------	------	-------	------	--------	-------	-------	------	------	------	------	------	--------	-------	-------	------	------	------	-------	------	--------	-------	-------

PITCHER	IP	WLS	BF	H	R	ER	SO	BB	IBB	HBP	BLK	WP	HR	S	P	ERA	WHIP
Frank Viola, L (1, 1) ERA: 4.34	6.0		26	6	2	1	4	1	0	0	0	0	0	70	114	1.50	1.167
Juan Berenguer, R (7, 1) ERA: 9.95	1.2	W	8	2	0	0	4	0	1	0	1	1	0	20	42	0.00	1.200
Jeff Reardon, R (8, 1) ERA:	1.1	S	5	1	0	0	2	0	0	0	0	0	0	16	24	0.00	0.750

Batter	1	2	3	4	5	6	7	8	9	AB R H RBI BB SO LOB	TOP											
Dan Gladden, R (1, 7) OBP: 0.375, SLG: 0.583	0-0 G6-3		1-3 K		2-2 F4			4-2 1B BB		3 0 0 0 1 1 1												
Al Newman, S (1, 6) OBP: 0.273, SLG: 0.200 Randy Bush, L (8, PH) OBP: 0.440, SLG: 0.478 Mark Davidson, R (8, PR) (8, 5)	2-1 F8		1-1 F8			1-1 G5-3		0-0 1B		3 0 0 0 0 0 1 1 0 1 0 0 0 0 0 0 0 0 0 0 0												
Kirby Puckett, R (1, 8) OBP: 0.190, SLG: 0.220	0-1 FC6-4 1B			0-0 F7		2-2 F8		2-3 K		4 0 1 0 0 1 3												
Gary Gaetti, R (1, 5) OBP: 0.282, SLG: 0.444 (8, 6)	1-0 FC6-4 1-2f			2-1 FC5 1B 1B		1-3 K		3-3 K		4 0 1 0 0 2 4												
Tom Brunansky, R (1, 9) OBP: 0.368, SLG: 0.355		0-1 G3		2-1 F8		4-2 FC1-6 BB		2-3 K		3 0 0 0 1 1 1												
Kent Hrbek, L (1, 3) OBP: 0.286, SLG: 0.258		2-0 P5		0-0 1B		3-0 FC1-6 G6-4-3 1-2f		2-2 BB 1B		4 0 2 0 0 0 1												
Gene Larkin, S (1, 10) OBP: 0.250, SLG: 0.118		2-1 G5-3		0-2 FC5 2-3f		2-0 G6-4-3 1-2f		0-0 F9		4 0 0 0 0 0 4												
Tim Laudner, R (1, 2) OBP: 0.526, SLG: 0.563			3-2 F9		3-2 G5-4-3 1B		3-2 1B G4-3 1B		4-2 BB	3 0 2 0 1 0 0												
Steve Lombardozzi, R (1, 4) OBP: 0.240, SLG: 0.238 Dwight Lowry, L (8, PH) Greg Gagne, R (8, 4) OBP: 0.316, SLG: 0.417			4-1 BLK BB		0-0 G5-4-3 1-2f		1-1 G4-3 1-2		1-3 K	1 0 0 0 1 0 1 1 0 0 0 0 0 1 1 0 0 0 0 1 2												
Inning Stats	R: 0 E: 0 K: 0 S: 6	H: 1 LOB: 1 BB: 0 P: 9	R: 0 E: 0 K: 0 S: 5	H: 0 LOB: 0 BB: 0 P: 9	R: 0 E: 0 K: 1 S: 9	H: 0 LOB: 1 BB: 1 P: 18	R: 0 E: 0 K: 0 S: 9	H: 2 LOB: 2 BB: 0 P: 13	R: 0 E: 0 K: 0 S: 7	H: 1 LOB: 0 BB: 0 P: 12	R: 0 E: 0 K: 1 S: 8	H: 0 LOB: 0 BB: 0 P: 12	R: 0 E: 0 K: 0 S: 4	H: 0 LOB: 0 BB: 1 P: 13	R: 0 E: 0 K: 2 S: 18	H: 2 LOB: 3 BB: 1 P: 31	R: 0 E: 0 K: 2 S: 14	H: 1 LOB: 2 BB: 1 P: 23	1B: 7 2B: 0 3B: 0 HR: 0	SF: 0 SAC: 0 DP: 2 HBP: 0	WP: 0 PB: 0 SB: 0 CS: 0	PA: 36
PITCHER	IP WLS BF H R ER SO BB IBB HBP BLK WP HR S P ERA WHIP											PITCHER	IP WLS BF H R ER SO BB IBB HBP BLK WP HR S P ERA WHIP									
Mike Flanagan, L (1, 1) ERA: 3.18	7.0 W 26 5 0 0 2 2 0 0 1 0 0 53 94 0.00 1.000											Tom Henke, R (8, 1) ERA:	2.0 S 10 2 0 0 4 2 0 0 0 0 0 27 46 0.00 2.000									

Minnesota Twins @ Toronto Blue Jays
Exhibition Stadium, Toronto, ON
Sun Apr 17 1988, 3:33 AM EDT
Att. 37,532 - Sunny - 61 F

livebaseballscorecards.com

AB	32
R	0
H	7
RBI	0
BB	4
SO	6
LOB	19



Batter	1	2	3	4	5	6	7	8	9
Tony Fernandez, S (1, 6) OBP: 0.278, SLG: 0.224	2-1 G4-3		2-1 1B		3-3 K			1-2 G1-3	
Lloyd Moseby, L (1, 8) OBP: 0.405, SLG: 0.605	2-1 P5		1-0 1B		1-3 K			2-0 P7	
Rick Leach, L (1, 10) Cecil Fielder, R (8, PH)	3-1 G4-3		2-2 G1-3			1-1 1B		2-2 G6-3	
George Bell, R (1, 7) Sil Campusano, R (9, 8)		0-2 F8		2-1 1B		0-0 L5-3			
Ernie Whitt, L (1, 2)		2-1 F8		1-0 SAFE		1-2 F5			
Fred McGriff, L (1, 3)		1-3 K		2-0 F8			1-1 SH1-3		
Jesse Barfield, R (1, 9)			1-1 L6	1-0 FC4-6			0-0 SH1-3		
Kelly Gruber, R (1, 5)			2-1 G3-1	0-0 FC4-6			0-1 SF7		
Manuel Lee, S (1, 4)			0-0 G3-1		3-2 G1-3		1-0 G4-3		

Inning Stats	R: 0	H: 0	E: 0	LOB: 0	K: 0	S: 6	P: 13	R: 0	H: 0	E: 0	LOB: 0	K: 1	S: 8	P: 11	R: 1	H: 3	E: 0	LOB: 2	K: 0	S: 11	R: 0	H: 2	E: 0	LOB: 2	K: 0	S: 6	P: 12	R: 0	H: 0	E: 0	LOB: 0	K: 2	S: 9	P: 16	R: 0	H: 1	E: 0	LOB: 0	K: 0	S: 6	P: 8	R: 1	H: 1	E: 0	LOB: 0	K: 0	S: 6	P: 8	R: 0	H: 0	E: 0	LOB: 0	K: 0	S: 9	P: 14
--------------	------	------	------	--------	------	------	-------	------	------	------	--------	------	------	-------	------	------	------	--------	------	-------	------	------	------	--------	------	------	-------	------	------	------	--------	------	------	-------	------	------	------	--------	------	------	------	------	------	------	--------	------	------	------	------	------	------	--------	------	------	-------

PITCHER	IP	WLS	BF	H	R	ER	SO	BB	IBB	HBP	BLK	WP	HR	S	P	ERA	WHIP
Les Straker, R (1, 1) ERA: 4.32	7.0	L	27	7	2	2	3	0	0	0	0	0	0	52	87	2.57	1.000
Steve Carlton, L (8, 1) ERA: 9.82	1.0		3	0	0	0	0	0	0	0	0	0	0	9	14	0.00	0.000

BOTTOM


Minnesota Twins @ Toronto Blue Jays
Exhibition Stadium, Toronto, ON

Sun Apr 17 1988, 3:33 AM EDT
Att: 37,532 - Sunny - 61 F

AB	R	H	RBI	BB	SO	LOB
4	0	1	1	0	1	0
4	0	1	0	0	1	0
3	0	1	0	0	0	2
1	0	0	0	0	0	0
3	0	1	0	0	0	1
0	0	0	0	0	0	0
3	0	0	0	0	0	1
3	1	1	0	0	1	1
2	0	1	0	0	0	0
2	1	1	1	0	0	2
3	0	0	0	0	0	1

livebaseballscorecards.com

AB	28
R	2
H	7
RBI	2
BB	0
SO	3
LOB	8



WP	PA
0	30
PB	0
SB	0
CS	0

Batter	1	2	3	4	5	6	7	8	9	AB R H RBI BB SO LOB	TOP											
Willie Wilson, S (1, 8) OBP: 0.310, SLG: 0.345 Thad Bosley, L (7, 8) OBP: 0.182, SLG: 0.100	0-3 K		2-2 FC5-4 1B SF8		0-1 L6		3-0 4-3			4 1 0 0 0 1 2 0 0 0 0 0 0 0												
Kevin Seitzer, R (1, 5) OBP: 0.411, SLG: 0.490	2-3 K		2-2 SAFE 1-3 S 1B			3-2 1B 3B		0-0 G3		4 1 2 0 0 1 0												
George Brett, L (1, 3) OBP: 0.411, SLG: 0.630 Bill Pecota, R (8, 3)	1-2 2B 1B		2-0 SF8			3-2 3-H 1B		2-1 4-3		3 1 2 2 0 0 0 0 0 0 0 0 0 0												
Danny Tartabull, R (1, 9) OBP: 0.418, SLG: 0.574	0-1 1-H 2B		3-2 F9			0-3 K		4-1 BB		3 0 1 1 1 1 2												
Jim Eisenreich, L (1, 10) OBP: 0.156, SLG: 0.226	0-3 K			2-1 3-1		0-3 K		1-0 F8		4 0 0 0 0 2 3												
Frank White, R (1, 4) OBP: 0.192, SLG: 0.245 Brad Weisman, R (6, 4)		0-3 K		2-3 K		1-3 K			0-2 6-3	3 0 0 0 0 3 1 1 0 0 0 0 0 0												
Bo Jackson, R (1, 7) OBP: 0.234, SLG: 0.444		1-3 K		1-3 K			4-0 BB		2-3 K	3 0 0 0 1 3 0												
Jamie Quirk, L (1, 2) OBP: 0.258, SLG: 0.414 Scotti Madison, S (7, 2)		2-1 G3			3-3 K		0-1 P6		1-1 P6	3 0 0 0 0 1 1 1 0 0 0 0 0 0												
Kurt Stillwell, S (1, 6) OBP: 0.289, SLG: 0.333			0-1 FC5-4 1B		2-0 F7		1-3 K			3 0 1 0 0 1 1												
Inning Stats	R: 1 E: 0 K: 3 S: 16	H: 2 LOB: 1 BB: 0 P: 19	R: 0 E: 0 K: 2 S: 9	H: 0 LOB: 0 BB: 0 P: 12	R: 1 E: 0 K: 0 S: 14	H: 2 LOB: 1 BB: 0 P: 22	R: 0 E: 0 K: 2 S: 8	H: 0 LOB: 0 BB: 0 P: 13	R: 0 E: 0 K: 1 S: 6	H: 0 LOB: 0 BB: 0 P: 11	R: 1 E: 0 K: 3 S: 17	H: 2 LOB: 1 BB: 0 P: 24	R: 0 E: 0 K: 1 S: 6	H: 0 LOB: 1 BB: 1 P: 14	R: 0 E: 0 K: 0 S: 5	H: 0 LOB: 1 BB: 1 P: 12	R: 0 E: 0 K: 1 S: 8	H: 0 LOB: 0 BB: 0 P: 11	1B: 4 2B: 1 3B: 1 HR: 0	SF: 1 SAC: 0 DP: 0 HBP: 0	WP: 0 PB: 0 SB: 1 CS: 0	PA: 35
PITCHER	IP WLS BF H R ER SO BB IBB HBP BLK WP HR S P ERA WHIP																					
Jim Clancy, R (1, 1) ERA: 9.0	7.0 W 28 6 3 3 12 1 0 0 0 0 0 0 76 115 3.86 1.000																					
John Cerutti, L (8, 1) ERA: 3.48	1.0 4 0 0 0 0 1 0 0 0 0 0 0 5 12 0.00 1.000																					
Duane Ward, R (9, 1) ERA: 2.25	1.0 3 0 0 0 0 1 0 0 0 0 0 0 8 11 0.00 0.000																					

Kansas City Royals @ Toronto Blue Jays
Exhibition Stadium, Toronto, ON
Tue Apr 19 1988, 7:05 PM EDT
Att. 21,231 - Unknown

livebaseballscorecards.com

AB	32
R	3
H	6
RBI	3
BB	2
SO	13
LOB	10



Batter	1	2	3	4	5	6	7	8	9
Tony Fernandez, S (1, 6) OBP: 0.276, SLG: 0.212 Nelson Liriano, S (7, PH) OBP: 0.208, SLG: 0.244 (8, 4)	1-3 K		3-2 SAFE F7	3-2 4-3		4-2 FC6-4 BB	0-2 G4-6-3		
Lloyd Moseby, L (1, 8) OBP: 0.413, SLG: 0.575 Lou Thornton, L (8, 7)	1-1 2-3		1-2 SAFE 1B BB E BB	4-0 E S 3B BB		1-3 K		1-1 1-3	
Rick Leach, L (1, 10) OBP: 0.538, SLG: 0.636	1-1 4-3		4-1 SAFE E BB 1-2 2-3	2-2 F7		2-3 K		1-1 F2	
George Bell, R (1, 7) OBP: 0.481, SLG: 0.792 Sil Campusano, R (8, 8) OBP: 0.148, SLG: 0.333		2-2 1B 1B	1-2 E9 1B HR 1B	1-1 E5 3B		0-0 FC6-4		1-2 1B 2B	
Ernie Whitt, L (1, 2) OBP: 0.371, SLG: 0.406		0-0 P4	4-0 1B HR IBB	3-2 1-H 3-H 3B		4-2 HR BB		2-1 1B	
Fred McGriff, L (1, 3) OBP: 0.395, SLG: 0.658		0-3 K	1-2 HR 1B	2-2 F7		1-1 1-H HR		0-3 K	
Jesse Barfield, R (1, 9) OBP: 0.315, SLG: 0.404		1-0 1B	0-0 HR		1-3 K		4-2 1B BB		
Kelly Gruber, R (1, 5) OBP: 0.270, SLG: 0.611		1-3 K	1-1 P4		2-3 K		0-3 K		
Manuel Lee, S (1, 4) OBP: 0.300, SLG: 0.400 (8, 6)			1-2 BB 1B	4-3		0-0 5-3		1-2 G4-6-3 1B	

Inning Stats	R: 0 E: 0 K: 1 S: 8	H: 0 LOB: 0 BB: 0 P: 11	R: 0 E: 0 K: 2 S: 11	H: 2 LOB: 2 BB: 0 P: 15	R: 7 E: 1 K: 0 S: 25	H: 4 LOB: 0 BB: 3 P: 47	R: 2 E: 1 K: 0 S: 18	H: 1 LOB: 1 BB: 1 P: 33	R: 0 E: 0 K: 2 S: 12	H: 0 LOB: 0 BB: 0 P: 15	R: 0 E: 0 K: 2 S: 11	H: 0 LOB: 1 BB: 1 P: 18	R: 2 E: 0 K: 1 S: 20	H: 2 LOB: 1 BB: 2 P: 30	R: 1 E: 0 K: 1 S: 12	H: 2 LOB: 1 BB: 0 P: 17
--------------	------------------------------	----------------------------------	-------------------------------	----------------------------------	-------------------------------	----------------------------------	-------------------------------	----------------------------------	-------------------------------	----------------------------------	-------------------------------	----------------------------------	-------------------------------	----------------------------------	-------------------------------	----------------------------------


PITCHER	IP	WLS	BF	H	R	ER	SO	BB	IBB	HBP	BLK	WP	HR	S	P	ERA	WHIP
Bret Saberhagen, R (1, 1) ERA: 5.13	4.0	L	24	7	9	7	3	3	1	0	0	0	1	62	106	15.75	2.500
Steve Farr, R (5, 1) ERA: 6.52	3.0		13	2	2	2	5	3	0	0	0	0	1	43	63	6.00	1.667
Dan Quisenberry, R (8, 1) ERA: 4.76	1.0		5	2	1	1	1	0	0	0	0	0	0	12	17	9.00	2.000

BOTTOM

AB	R	H	RBI	BB	SO	LOB
3	0	0	0	1	1	1
1	0	0	0	0	0	2
2	2	0	0	2	1	1
1	0	0	0	0	0	0
4	1	0	0	1	1	2
4	2	2	1	0	0	2
1	1	1	0	0	0	0
3	2	2	3	2	0	1
5	2	2	3	0	2	3
3	1	2	4	1	1	0
4	0	0	0	0	3	3
4	1	2	0	0	0	0

AB 35
R 12
H 11
RBI 11
BB 7
SO 9
LOB 15

WP: 0 PA: 42
PB: 0
SB: 1
CS: 0



Kansas City Royals @ Toronto Blue Jays
Exhibition Stadium, Toronto, ON
Tue Apr 19 1988, 7:05 PM EDT
Att. 21,231 - Unknown

livebaseballscorecards.com

Batter	1	2	3	4	5	6	7	8	9	AB R H RBI BB SO LOB	TOP									
Willie Wilson, S (1, 8) OBP: 0.323, SLG: 0.356	1-3 			1-1 		2-1 		1-1 		4 0 2 0 0 1 0										
Kevin Seitzer, R (1, 5) OBP: 0.417, SLG: 0.481	3-2 			1-2 		1-1 		3-2 		3 0 1 0 0 0 1										
George Brett, L (1, 3) OBP: 0.383, SLG: 0.580	3-1 			0-1 		1-1 		1-0 		4 0 0 0 0 0 4										
Danny Tartabull, R (1, 9) OBP: 0.390, SLG: 0.529		2-1 		1-1 		0-1 		3-2 		4 0 0 0 0 0 4										
Jim Eisenreich, L (1, 7) OBP: 0.139, SLG: 0.200		0-1 			1-2 		1-3 	1-3 		4 0 0 0 0 2 2										
Mike Macfarlane, R (1, 2) OBP: 0.450, SLG: 0.684		2-3 			0-3 		0-1 		0-0 	4 0 2 0 0 2 0										
Thad Bosley, L (1, 10) OBP: 0.267, SLG: 0.214			1-2 		1-0 		2-2 		2-3 	4 0 2 0 0 1 1										
Brad Wellman, R (1, 4) OBP: 0.333, SLG: 0.333			3-3 		2-2 		1-3 		2-3 	2 0 1 0 0 1 0										
Scotti Madison, S (7, PH)										1 0 0 0 0 1 2										
Bill Pecota, R (7, 6)										0 0 0 0 0 0 0										
Jamie Quirk, L (9, PH) OBP: 0.250, SLG: 0.400					1-3 					1 0 0 0 0 1 1										
Kurt Stillwell, S (1, 6) OBP: 0.277, SLG: 0.318			1-0 		1-0 		3-3 		0-0 	2 0 0 0 0 0 2										
Frank White, R (7, PH) OBP: 0.185, SLG: 0.235										2 0 0 0 0 1 3										
Inning Stats	R: 0 E: 0 K: 1 S: 8	H: 0 LOB: 0 BB: 0 P: 15	R: 0 E: 0 K: 1 S: 7	H: 0 LOB: 0 BB: 0 P: 11	R: 0 E: 0 K: 1 S: 7	H: 0 LOB: 0 BB: 0 P: 12	R: 0 E: 0 K: 0 S: 10	H: 1 LOB: 1 BB: 0 P: 13	R: 0 E: 0 K: 0 S: 14	H: 2 LOB: 2 BB: 0 P: 19	R: 0 E: 0 K: 3 S: 17	H: 2 LOB: 2 BB: 0 P: 24	R: 0 E: 1 K: 1 S: 13	H: 1 LOB: 2 BB: 0 P: 22	R: 0 E: 0 K: 2 S: 12	H: 1 LOB: 1 BB: 0 P: 16	1B: 7 2B: 1 3B: 0 HR: 0	SF: 0 SAC: 0 DP: 0 HBP: 1	WP: 0 PB: 0 SB: 0 CS: 1	PA: 36
PITCHER	IP WLS BF H R ER SO BB IBB HBP BLK WP HR S P ERA WHIP																			
Dave Stieb, R (1, 1) ERA: 3.93	6.1 W 25 6 0 0 5 0 0 1 0 0 0 64 95 0.00 0.947																			
David Wells, L (7, 1) ERA: 3.18	1.0 5 1 0 0 2 0 0 0 0 0 0 12 21 0.00 1.000																			
Tom Henke, R (8, 1) ERA:	1.2 S 6 1 0 0 3 0 0 0 0 0 0 19 27 0.00 0.600																			

Kansas City Royals @ Toronto Blue Jays
 Exhibition Stadium, Toronto, ON
 Wed Apr 20 1988, 7:05 PM EDT
 Att. 20,202 - Unknown - 35 F

AB	35
R	0
H	8
RBI	0
BB	0
SO	10
LOB	20



Batter	1	2	3	4	5	6	7	8	9	AB	R	H	RBI	BB	SO	LOB
Tony Fernandez, S OBP: 0.290, SLG: 0.232 (1, 6)	1-1 FC1-6 1B	1-2 1B		0-0 F8			1-2 6-3			4	0	2	2	0	0	1
Lloyd Moseby, L OBP: 0.400, SLG: 0.545 (1, 8) (9, 7)	1-1 FC1-6 1B	1-1 1B		0-0 G4-6-3			2-3 K			4	0	1	0	0	1	2
Cecil Fielder, R OBP: 0.222, SLG: 0.375 (1, 3)	2-2 G6-4-3 1-2f	1-1 3-1				0-0 F7	1-1 4-3			4	0	0	0	0	0	4
George Bell, R OBP: 0.483, SLG: 0.808 (1, 7) Sil Campusano, R OBP: 0.148, SLG: 0.333 (9, 8)		1-2 1B	2-2 G3		0-0 F8			2-2 6-3 BLK 1B		4	1	2	0	0	0	0
Jesse Barfield, R OBP: 0.310, SLG: 0.392 (1, 9)		2-3 K	1-2 CS 1B		2-0 P3-4-1			2-0 F7		4	0	1	0	0	1	2
Pat Borders, R OBP: 0.417, SLG: 0.667 (1, 2)		1-1 5-3	1-1 BB 1B			1-2 1-3		2-1 6-3		4	0	1	0	0	0	2
Juan Beniquez, R OBP: 0.368, SLG: 0.400 (1, 10)		3-2 E 1B	4-2 BB			4-1 FC6-4 BB		3-2 6-3		2	1	1	1	2	0	1
Kelly Gruber, R OBP: 0.275, SLG: 0.590 (1, 5)		0-1 E 1B	2-2 4-3			2-2 FC6-4		1-2 1-2f		3	1	1	0	0	0	3
Manuel Lee, S OBP: 0.308, SLG: 0.385 (1, 4)		1-1 E4 1B		1-0 G4-6-3 1B			2-2 6-3			3	0	1	0	0	0	3

Inning Stats	R: 0	H: 1	E: 0	K: 0	S: 9	R: 3	H: 5	E: 1	K: 1	S: 28	R: 0	H: 2	E: 0	K: 0	S: 19	R: 0	H: 1	E: 0	K: 0	S: 3	R: 0	H: 0	E: 0	K: 0	S: 3	R: 0	H: 0	E: 0	K: 1	S: 12	R: 0	H: 0	E: 0	K: 0	S: 9	R: 0	H: 1	E: 0	K: 0	S: 11
		LOB: 0		BB: 0	P: 12		LOB: 3		BB: 0	P: 39		LOB: 0		BB: 0	P: 4		LOB: 0		BB: 0	P: 5		LOB: 1		LOB: 0		BB: 1	P: 21		LOB: 0		LOB: 0		BB: 0	P: 13		LOB: 1		BB: 0	P: 20	

PITCHER	IP	WLS	BF	H	R	ER	SO	BB	IBB	HBP	BLK	WP	HR	S	P	ERA	WHIP
Charlie Leibrandt, L ERA: 4.07 (1, 1)	6.0	L	27	9	3	1	1	2	0	0	0	0	0	74	110	1.50	1.833
Bud Black, L ERA: 4.32 (7, 1)	2.0		7	1	0	0	1	0	0	0	1	0	0	20	33	0.00	0.500

BOTTOM

Kansas City Royals @ Toronto Blue Jays
Exhibition Stadium, Toronto, ON

AB	32
R	3
H	10
RBI	3
BB	2
SO	2
LOB	18



WP	PA	3B	HR	S	P	ERA	WHIP
0	34	0	0	2	0	0.00	0.500

Wed Apr 20 1988, 7:05 PM EDT
Att: 20,202 - Unknown - 35 F

livebaseballscores.com

Batter	1	2	3	4	5	6	7	8	9	AB R H RBI BB SO LOB	TOP									
Tony Fernandez, S (1, 6) OBP: 0.315, SLG: 0.269	0-0 1B	2-1 1B		0-0 4-3			2-3 K		0-1 1B	5 0 3 1 0 1 1										
Lloyd Moseby, L (1, 8) OBP: 0.393, SLG: 0.500	1-1 F8	1-3 K				0-1 4-3	1-3 K		4-1 IBB	4 0 0 0 1 2 3										
Pat Borders, R (1, 2) OBP: 0.344, SLG: 0.531	2-0 L9					1-0 F8		3-1 F8	0-3 K	5 0 0 0 0 1 3										
George Bell, R (1, 7) OBP: 0.462, SLG: 0.763 Sil Campusano, R (9, 8) OBP: 0.172, SLG: 0.321	1-3 K			0-2 F9		1-1 6-3		1-2 BB		4 0 2 0 0 1 1 0 0 0 0 0 0 0										
Jesse Barfield, R (1, 9) OBP: 0.309, SLG: 0.367		1-3 K		4-1 BB		3-2 P4		0-1 F9		3 0 0 0 1 1 1										
Cecil Fielder, R (1, 3) OBP: 0.250, SLG: 0.333		3-2 P3		0-1 F9		0-0 CS		4-2 BB		3 0 1 0 1 0 2										
Juan Beniquez, R (1, 10) OBP: 0.375, SLG: 0.421		0-1 2B		3-2 6-3		2-1 6-3		0-1 L7		4 1 1 0 0 0 5										
Kelly Gruber, R (1, 5) OBP: 0.286, SLG: 0.583		0-0 E		0-3 K			1-1 4-3		2-2 L8	4 1 1 1 0 1 0										
Manuel Lee, S (1, 4) OBP: 0.348, SLG: 0.364		2-1 E9		1-2 L9			1-1 1B		0-3 K	4 1 2 1 0 1 0										
Inning Stats	R: 0 E: 0 K: 1 S: 9	H: 1 LOB: 1 BB: 0 P: 13	R: 3 E: 1 K: 2 S: 20	H: 4 LOB: 1 BB: 0 P: 29	R: 0 E: 0 K: 0 S: 12	H: 1 LOB: 2 BB: 1 P: 22	R: 0 E: 0 K: 1 S: 7	H: 0 LOB: 0 BB: 0 P: 8	R: 0 E: 0 K: 0 S: 5	H: 0 LOB: 0 BB: 0 P: 7	R: 0 E: 0 K: 2 S: 14	H: 1 LOB: 1 BB: 0 P: 19	R: 0 E: 0 K: 0 S: 14	H: 1 LOB: 2 BB: 1 P: 22	R: 0 E: 0 K: 2 S: 13	H: 1 LOB: 2 BB: 1 P: 19	1B: 7 2B: 3 3B: 0 HR: 0	SF: 0 SAC: 0 DP: 0 HBP: 0	WP: 0 PB: 0 SB: 1 CS: 1	PA: 39
PITCHER	IP WLS BF H R ER SO BB IBB HBP BLK WP HR S P ERA WHIP																			
John Candelaria, L (1, 1) ERA: 3.9	8.0 L 34 9 3 2 6 2 0 0 0 0 0 0 88 132 2.25 1.375																			
Cecilio Guante, R (9, 1) ERA: 3.21	1.0 5 1 0 0 2 0 1 0 1 0 0 0 13 19 0.00 1.000																			

Toronto Blue Jays @ New York Yankees
Yankee Stadium, Bronx, NY

Sat Apr 23 1988, 7:05 PM EDT
Att. 24,046 - Unknown - 46 F

livebaseballscorecards.com

AB 36
R 3
H 10
RBI 3
BB 3
SO 8
LOB 16



Batter	1	2	3	4	5	6	7	8	9
Rickey Henderson, R OBP: 0.457, SLG: 0.662 (1, 7)	3-2 P4 ①		3-2 6-3 ③			4-1 4-3 BB ②		1-2 1B HBP SF9 1B	
Willie Randolph, R OBP: 0.264, SLG: 0.255 (1, 4)	3-1 L7 ②			1-0 G6-4-3 1B ①		2-1 4-3 ②		1-0 1B HBP 1 SAFE 1 SAFE 1 SAFE 1 SAFE 1 SAFE	
Don Mattingly, L OBP: 0.295, SLG: 0.338 (1, 3)	1-3 K ③			2-1 F7 ①		1-3 K ③		0-2 1B 1-2 2-3	
Jack Clark, R OBP: 0.323, SLG: 0.360 (1, 10)				0-0 G6-4-3 ② ③ 1-2f				3-2 SF9 ②	
Dave Winfield, R OBP: 0.486, SLG: 0.794 (1, 9)								3-H 4-3 ③	
Roberto Kelly, R OBP: 0.324, SLG: 0.389 (1, 8)									
Mike Pagliarulo, L OBP: 0.324, SLG: 0.508 (1, 5)									
Don Slaught, R OBP: 0.453, SLG: 0.681 Claudell Washington, L OBP: 0.286, SLG: 0.515 Joel Skinner, R OBP: 0.250, SLG: 0.286 (1, 2) (7, PH) (8, 2)									
Rafael Santana, R OBP: 0.310, SLG: 0.351 Jose Cruz, L OBP: 0.217, SLG: 0.227 Bobby Meacham, S OBP: 0.304, SLG: 0.359 Gary Ward, R OBP: 0.500, SLG: 0.400 (1, 6) (8, PH) (9, 6) (9, PH)									

Inning Stats	R: 0 E: 0 K: 1 S: 9	H: 0 LOB: 0 BB: 0 P: 16	R: 0 E: 0 K: 0 S: 7	H: 1 LOB: 1 BB: 0 P: 14	R: 0 E: 0 K: 0 S: 9	H: 0 LOB: 0 BB: 0 P: 16	R: 0 E: 0 K: 0 S: 4	H: 1 LOB: 0 BB: 0 P: 7	R: 0 E: 0 K: 0 S: 10	H: 1 LOB: 1 BB: 0 P: 14	R: 0 E: 0 K: 1 S: 9	H: 0 LOB: 1 BB: 1 P: 18	R: 1 E: 1 K: 3 S: 16	H: 1 LOB: 1 BB: 0 P: 24	R: 1 E: 0 K: 1 S: 15	H: 2 LOB: 2 BB: 0 P: 21	R: 0 E: 0 K: 3 S: 11	H: 1 LOB: 1 BB: 0 P: 16
--------------	------------------------------	----------------------------------	------------------------------	----------------------------------	------------------------------	----------------------------------	------------------------------	---------------------------------	-------------------------------	----------------------------------	------------------------------	----------------------------------	-------------------------------	----------------------------------	-------------------------------	----------------------------------	-------------------------------	----------------------------------

PITCHER	IP	WLS	BF	H	R	ER	SO	BB	IBB	HBP	BLK	WP	HR	S	P	ERA	WHIP
John Cerutti, L ERA: 2.7 (1, 1)	6.1		23	4	1	1	3	1	0	0	0	0	1	54	94	1.42	0.789
Duane Ward, R ERA: 2.25 (7, 1)	0.0		1	0	0	0	0	0	0	0	0	0	0	2	3	∞	∞
David Wells, L ERA: 2.51 (7, 1)	0.1		1	0	0	0	1	0	0	0	0	0	0	4	5	0.00	0.000
Mark Eichhorn, R ERA: 2.03 (7, 1)	0.2		4	1	1	1	2	0	0	1	1	0	0	10	15	13.50	1.500
Tom Henke, R ERA: 0.87 (8, 1)	1.2	S	7	2	0	0	3	0	0	0	0	0	0	20	29	0.00	1.200

BOTTOM

Toronto Blue Jays @ New York Yankees
Yankee Stadium, Bronx, NY

Sat Apr 23 1988, 7:05 PM EDT
Att: 24,046 - Unknown - 46 F

AB	33
R	2
H	7
RBI	2
BB	1
SO	9
LOB	12

livebaseballscorecards.com



WP	PA	1B	SF	2B	SAC	3B	DP	HR	HBP
0	36	4	1	1	0	1	1	1	1
0		1	0	0	0	0	0	0	0
0		0	0	0	0	0	0	0	0
0		1	0	0	0	0	1	1	0

Batter	1	2	3	4	5	6	7	8	9	AB R H RBI BB SO LOB	TOP						
Tony Fernandez, S (1, 6) OBP: 0.312, SLG: 0.310	0-0 B5		3-2 HR		3-2 F7		1-2 4-3			4 1 1 1 0 0 3							
Lloyd Moseby, L (1, 8) OBP: 0.385, SLG: 0.483	2-2 F8		1-1 F8			0-0 3-1		2-1 FC5-4 1B		4 0 1 0 0 0 0							
Rick Leach, L (1, 10) OBP: 0.424, SLG: 0.483	2-1 F7		0-3 K			1-2 F7		0-1 F9		4 0 0 0 0 1 1							
George Bell, R (1, 7) OBP: 0.435, SLG: 0.714		1-0 F7		2-0 L6		2-0 6-3		1-0 FC5-4		4 0 0 0 0 0 1							
Ernie Whitt, L (1, 2) OBP: 0.333, SLG: 0.359		0-1 1-3		2-2 4-3			0-2 F7	1-2 F7		4 0 0 0 0 0 1							
Fred McGriff, L (1, 3) OBP: 0.434, SLG: 0.696		2-0 HR		4-2 BB			0-0 BB FC3-2 1B	0-1 F8		3 1 2 1 1 0 0							
Jesse Barfield, R (1, 9) OBP: 0.306, SLG: 0.349		2-2 F9		1-1 F8			1 SAFE 4-0 FC3-2 BB	1-2 F7		3 0 0 0 1 0 1							
Kelly Gruber, R (1, 5) OBP: 0.302, SLG: 0.627			1-0 HR		1-0 L7		4-2 FC3-2 BB	3-2 P3		3 1 1 1 1 0 0							
Manuel Lee, S (1, 4) OBP: 0.308, SLG: 0.320			2-1 4-3		1-1 4-3		1-0 FC3-2			3 0 0 0 0 0 3							
Inning Stats	R: 0 E: 0 K: 0 S: 6 H: 0 LOB: 0 BB: 0 P: 10	R: 1 E: 0 K: 0 S: 7 H: 1 LOB: 0 BB: 0 P: 12	R: 2 E: 0 K: 1 S: 13 H: 2 LOB: 0 BB: 0 P: 20	R: 0 E: 0 K: 0 S: 9 H: 0 LOB: 1 BB: 1 P: 18	R: 0 E: 0 K: 0 S: 6 H: 0 LOB: 0 BB: 0 P: 11	R: 0 E: 0 K: 0 S: 5 H: 0 LOB: 0 BB: 0 P: 8	R: 0 E: 0 K: 0 S: 13 H: 1 LOB: 3 BB: 2 P: 23	R: 0 E: 0 K: 0 S: 9 H: 1 LOB: 1 BB: 0 P: 12	R: 0 E: 0 K: 0 S: 8 H: 0 LOB: 0 BB: 0 P: 12	1B: 2 2B: 0 3B: 0 HR: 3 SF: 0 SAC: 0 DP: 0 HBP: 0	WP: 0 PB: 0 SB: 0 CS: 0 PA: 35						
PITCHER	IP WLS BF H R ER SO BB IBB HBP BLK WP HR S P ERA WHIP																
Richard Dotson, R (1, 1) ERA: 3.65	6.1	26	4	3	3	1	3	0	0	0	0	0	3	54	95	4.26	1.105
Charles Hudson, R (7, 1) ERA: 2.81	2.2	9	1	0	0	0	0	0	0	0	0	0	0	22	31	0.00	0.375

Toronto Blue Jays @ New York Yankees
 Yankee Stadium, Bronx, NY
 Sun Apr 24 1988, 3:33 AM EDT
 Att. 52,073 - Overcast - 57 F

livebaseballscorecards.com

AB	32
R	3
H	5
RBI	3
BB	3
SO	1
LOB	10



Batter	1	2	3	4	5	6	7	8	9
Rickey Henderson, R OBP: 0.447, SLG: 0.640 (1, 7)	1-0 5-3 ①		0-2 4-3 ②		1-2 G6-4-3 ③ 1-2f			0-1 S 1B	
Willie Randolph, R OBP: 0.263, SLG: 0.240 (1, 4)	2-0 5-3 ②		2-2 6-3 ③			2-2 6-3 ①		1 SAFE 1 SAFE 1 SAFE 4-1 B WP S 1-2 2B BB	
Don Mattingly, L OBP: 0.305, SLG: 0.347 (1, 3)	2-2 P6 ③			1-0 PB WP 2B 1B		0-1 G6-4-3 1B		1-1 F9 ①	
Jack Clark, R OBP: 0.314, SLG: 0.321 (1, 10)		4-2 E 1B BB		3-3 K 1-2 ①		2-2 G6-4-3 ② 1-2f		3-2 F6 ② 1-3 2-H	
Claudell Washington, L OBP: 0.333, SLG: 0.568 (1, 8)		1-1 E8 1B 1-H		0-0 F8 ②			2-1 S 1B	0-1 BLK 2B	
Dave Winfield, R OBP: 0.487, SLG: 0.788 (1, 9)		2-3 K ①		1-2 2-H 2B			1-2 5-3 ① 1-2	4-2 BB	
Mike Pagliarulo, L OBP: 0.321, SLG: 0.492 (1, 5)		0-2 4-3 ②		3-3 K ③			2-2 2-H 1B	1-3 K ③	
Don Slaught, R OBP: 0.429, SLG: 0.640 (1, 2)		0-1 F7 ③			0-3 K ①		1-3 K ②		
Rafael Santana, R OBP: 0.318, SLG: 0.342 (1, 6)			2-2 F8 ①				0-0 1-3 ③		
Jose Cruz, L OBP: 0.208, SLG: 0.217 (7, PH)									
Bobby Meacham, S OBP: 0.304, SLG: 0.359 (8, 6)									

Inning Stats	R: 0 E: 0 K: 5 S: 5	H: 0 LOB: 0 BB: 0 P: 10	R: 1 E: 1 K: 14 S: 14	H: 1 LOB: 1 BB: 1 P: 21	R: 0 E: 0 K: 9 S: 9	H: 0 LOB: 0 BB: 0 P: 13	R: 1 E: 0 K: 2 S: 13	H: 2 LOB: 1 BB: 0 P: 21	R: 0 E: 0 K: 12 S: 12	H: 0 LOB: 0 BB: 1 P: 17	R: 0 E: 0 K: 10 S: 10	H: 1 LOB: 0 BB: 0 P: 14	R: 1 E: 0 K: 1 S: 12	H: 2 LOB: 1 BB: 0 P: 18	R: 2 E: 0 K: 16 S: 16	H: 2 LOB: 2 BB: 2 P: 29
--------------	------------------------------	----------------------------------	--------------------------------	----------------------------------	------------------------------	----------------------------------	-------------------------------	----------------------------------	--------------------------------	----------------------------------	--------------------------------	----------------------------------	-------------------------------	----------------------------------	--------------------------------	----------------------------------

PITCHER	IP	WLS	BF	H	R	ER	SO	BB	IBB	HBP	BLK	WP	HR	S	P	ERA	WHIP
Jim Clancy, R ERA: 7.17 (1, 1)	6.1		25	6	3	2	4	2	0	0	0	1	0	71	109	2.84	1.263
Mark Eichhorn, R ERA: 3.07 (7, 1)	1.1	L	7	2	2	2	1	1	0	0	0	1	0	14	23	13.50	2.250
Duane Ward, R ERA: 2.16 (8, 1)	0.1		2	0	0	0	1	1	0	0	1	0	0	6	11	0.00	3.000

BOTTOM

Toronto Blue Jays @ New York Yankees
Yankee Stadium, Bronx, NY


Sun Apr 24 1988, 3:33 AM EDT
Att. 52,073 - Overcast - 57 F

AB	R	H	RBI	BB	SO	LOB
4	1	1	0	0	0	1
3	1	0	0	1	0	0
4	1	2	0	0	0	2
3	1	0	0	1	1	3
4	1	3	1	0	0	1
3	0	1	1	1	1	2
4	0	1	1	0	2	4
3	0	0	0	0	2	2
1	0	0	0	1	0	0
1	0	0	0	0	0	1
0	0	0	0	0	0	0

AB	30
R	5
H	8
RBI	3
BB	4
SO	6
LOB	16

1B	2B	3B	HR	SF	SAC	DP	HBP	WP	PB	SB	CS
6	2	0	0	0	2	2	0	2	1	4	0

WP	PA	ERA	WHIP
2	34		



livebaseballscores.com

Batter	1	2	3	4	5	6	7	8	9	AB	R	H	RBI	BB	SO	LOB
Tony Fernandez, S OBP: 0.316, SLG: 0.306 Nelson Liriano, S OBP: 0.216, SLG: 0.250	3-2 F8			4-1 L7-3 BB		1-0 P6		1-2 G4-3		1	0	0	0	1	0	0
Lloyd Moseby, L OBP: 0.362, SLG: 0.452	1-3 K			2-3 K		3-1 L6			1-1 G1-3	4	0	0	0	0	2	1
Rick Leach, L OBP: 0.405, SLG: 0.455	3-3 K			0-0 L7-3		3-3 K			0-0 1B	4	0	1	0	0	2	1
George Bell, R OBP: 0.425, SLG: 0.687			2-0 F7		2-1 FC5-6 1B		1-2 L4		2-3 K	4	0	1	0	0	1	1
Ernie Whitt, L OBP: 0.326, SLG: 0.349			2-1 G4-6-3 1B		2-2 FC5-6 BB 1B		0-0 F8		1-1 P6	4	1	1	0	0	0	2
Fred McGriff, L OBP: 0.446, SLG: 0.688			2-2 G4-6-3		4-2 BB 1B BB		0-0 FC6-4 1B			2	0	1	0	1	0	1
Jesse Barfield, R OBP: 0.293, SLG: 0.333			2-2 P6		2-3 K		1-1 FC6-4			3	0	0	0	0	1	3
Kelly Gruber, R OBP: 0.304, SLG: 0.604			2-3 K		4-2 1B BB		3-2 G6-3			2	0	0	0	1	1	0
Manuel Lee, S OBP: 0.310, SLG: 0.321			1-3 K		2-2 1B		0-0 F7			3	0	1	1	0	1	0

Inning Stats		R: 0	H: 0	R: 0	H: 1	R: 0	H: 0	R: 0	H: 2	R: 0	H: 0	R: 0	H: 1	R: 0	H: 0	R: 0	H: 1	R: 0	H: 1	1B: 5	SF: 0	WP: 0	PA: 32	
		E: 0	LOB: 0	E: 0	LOB: 0	E: 0	LOB: 0	E: 0	LOB: 2	E: 0	LOB: 0	E: 0	LOB: 1	E: 0	LOB: 0	E: 0	LOB: 1	E: 0	LOB: 1	2B: 1	SAC: 0	PB: 0		
		K: 2	BB: 0	K: 0	BB: 0	K: 1	BB: 1	K: 1	BB: 2	K: 0	BB: 0	K: 0	BB: 0	K: 1	BB: 0	K: 1	BB: 0	K: 1	BB: 0	3B: 0	DP: 2	SB: 0		
		S: 10	P: 17	S: 6	P: 12	S: 11	P: 16	S: 5	P: 11	S: 7	P: 14	S: 7	P: 9	S: 9	P: 13	S: 8	P: 12	S: 8	P: 12	HR: 0	HBP: 0	CS: 0		
PITCHER	IP	WLS	BF	H	R	ER	SO	BB	IBB	HBP	BLK	WP	HR	S	P	ERA	WHIP						ERA	WHIP
Storm Davis, R ERA: 2.84	(1, 1)	7.0	W	25	4	1	1	7	3	0	0	0	0	66	115	1.29	1.000							
Dennis Eckersley, R ERA:	(8, 1)	2.0	S	7	1	0	0	1	0	0	0	0	0	17	25	0.00	0.500							

BOTTOM

Oakland Athletics @ Toronto Blue Jays
Exhibition Stadium, Toronto, ON

Tue Apr 26 1988, 7:05 PM EDT
Att. 21,280 - Unknown

livebaseballscorecards.com

AB	29
R	1
H	5
RBI	1
BB	3
SO	8
LOB	9



Batter	1	2	3	4	5	6	7	8	9	AB R H RBI BB SO LOB	TOP
Tony Phillips, S (1, 7) OBP: 0.380, SLG: 0.286	4-2 G5-4-3 BB		2-0 BB 1B		2-2 FC6 2B		0-0 B1-3		3-2 E4 SF4	4 0 2 0 1 0 2	
Carney Lansford, R (1, 5) OBP: 0.378, SLG: 0.467	0-2 G5-4-3 1-2f		4-2 FC6-4 BB		0-0 FC6 CS		1-0 6-3		2-3 K	4 0 0 1 1 1 5	
Jose Canseco, R (1, 9) OBP: 0.367, SLG: 0.566	2-2 1-3		1-1 FC6-4 1-2f		2-0 CS 1-2		0-0 5-3		0-1 5-3 SF4	4 0 0 1 0 0 2	
Mark McGwire, R (1, 3) OBP: 0.398, SLG: 0.579									0-1 5-3 K	5 1 1 1 0 0 2	
Dave Henderson, R (1, 8) OBP: 0.344, SLG: 0.704									0-0 5-3 HR	3 2 2 1 1 0 0	
Don Baylor, R (1, 10) OBP: 0.296, SLG: 0.234									2-2 1B 1B	4 0 2 1 0 0 1	
Terry Steinbach, R (1, 2) OBP: 0.321, SLG: 0.261									1-0 1B HBP	3 0 0 0 0 0 2	
Glenn Hubbard, R (1, 4) OBP: 0.323, SLG: 0.296 Dave Parker, L (8, PH) OBP: 0.307, SLG: 0.313 Walt Weiss, S (8, 6) OBP: 0.196, SLG: 0.163									1-2 1B HBP	2 1 0 0 1 1 0 1 0 1 0 0 0 0 0 0 0 0 0 0 0	
Mike Gallego, R (1, 6) OBP: 0.323, SLG: 0.259 (8, 4)									4-1 E SF4 BB	3 1 1 0 1 0 1	
Inning Stats	R: 0 H: 0 E: 0 LOB: 0 K: 0 BB: 1 S: 9 P: 15	R: 1 H: 1 E: 0 LOB: 0 K: 0 BB: 0 S: 7 P: 14	R: 0 H: 1 E: 0 LOB: 2 K: 1 BB: 1 S: 10 P: 18	R: 0 H: 0 E: 0 LOB: 1 K: 1 BB: 1 S: 8 P: 16	R: 1 H: 1 E: 0 LOB: 0 K: 0 BB: 1 S: 7 P: 18	R: 1 H: 2 E: 0 LOB: 1 K: 0 BB: 0 S: 9 P: 15	R: 0 H: 1 E: 0 LOB: 1 K: 0 BB: 0 S: 5 P: 8	R: 1 H: 3 E: 0 LOB: 2 K: 0 BB: 0 S: 10 P: 14	R: 1 H: 0 E: 1 LOB: 1 K: 2 BB: 1 S: 15 P: 26	1B: 5 SF: 1 2B: 2 SAC: 0 3B: 0 DP: 1 HR: 2 HBP: 1	WP: 0 PA: 41 PB: 0 SB: 1 CS: 1
PITCHER Mike Flanagan, L (1, 1) ERA: 3.41 Duane Ward, R (8, 1) ERA: 1.86	IP WLS BF H R ER SO BB IBB HBP BLK WP HR S P ERA WHIP	7.2 L 33 8 4 4 2 4 0 0 0 0 0 2 62 113 4.70 1.565	1.1 7 1 1 0 2 1 0 1 0 0 0 0 18 31 0.00 1.500	PITCHER IP WLS BF H R ER SO BB IBB HBP BLK WP HR S P ERA WHIP							

Oakland Athletics @ Toronto Blue Jays
Exhibition Stadium, Toronto, ON
Wed Apr 27 1988, 7:05 PM EDT
Att. 20,236 - Unknown - 43 F

livebaseballscorecards.com

AB	33
R	5
H	9
RBI	5
BB	5
SO	4
LOB	14



Batter	1	2	3	4	5	6	7	8	9	AB R H RBI BB SO LOB
Manuel Lee, S (1, 6) OBP: 0.265, SLG: 0.273	0-2 5-3		0-2 F3		1-2 6-3			3-3 K	2-1 4-3	5 0 0 0 0 1 1
Lloyd Moseby, L (1, 8) OBP: 0.384, SLG: 0.508	1-2 4-3		2-1 HR		0-1 1B			4-1 BB 1B BB		3 2 2 1 1 0 0
Pat Borders, R (1, 2) OBP: 0.343, SLG: 0.543 Ernie Whitt, L (8, PH) OBP: 0.340, SLG: 0.349 (9, 2)	1-3 K		2-2 2B		1-0 1-3			4-2 BLK 1B BB		3 0 1 0 0 1 1 0 0 0 0 1 0 0
George Bell, R (1, 7) OBP: 0.429, SLG: 0.676		1-1 5-3	3-1 1B		1-0 F2			2-1 BLK 1B		4 0 2 1 0 0 0
Jesse Barfield, R (1, 9) OBP: 0.291, SLG: 0.343		1-0 E 2B	2-2 F3		3-3 K			1-2 F2		4 1 1 0 0 1 4
Cecil Fielder, R (1, 3) OBP: 0.214, SLG: 0.280		2-1 F4		2-2 5-3		3-2 F9		2-2 6-3		4 0 0 0 0 0 3
Juan Beniquez, R (1, 10) OBP: 0.385, SLG: 0.429 Rick Leach, L (7, PH) OBP: 0.385, SLG: 0.429		0-0 E7 1B		2-1 F8		2-2 L6		0-0 P7		2 0 1 1 0 0 0 2 0 0 0 0 0 0
Kelly Gruber, R (1, 5) OBP: 0.300, SLG: 0.579		3-2 F8		2-2 5-3		1-2 G3		2-2 1B		4 0 1 0 0 0 1
Nelson Liriano, S (1, 4) OBP: 0.204, SLG: 0.235 Fred McGriff, L (9, PH) OBP: 0.439, SLG: 0.673			2-3 K		1-3 K		1-3 K	3-3 K		3 0 0 0 0 3 0 1 0 0 0 0 1 1

Inning Stats	R: 0 E: 0 K: 10 S: 10	H: 0 LOB: 0 BB: 12	R: 1 E: 1 K: 10 S: 10	H: 2 LOB: 1 BB: 17	R: 1 E: 0 K: 1 S: 20	H: 3 LOB: 2 BB: 31	R: 0 E: 0 K: 0 S: 9	H: 0 LOB: 0 BB: 15	R: 0 E: 0 K: 1 S: 9	H: 1 LOB: 1 BB: 12	R: 0 E: 0 K: 1 S: 8	H: 0 LOB: 0 BB: 15	R: 0 E: 0 K: 1 S: 9	H: 0 LOB: 0 BB: 13	R: 1 E: 0 K: 1 S: 16	H: 1 LOB: 2 BB: 32	R: 0 E: 0 K: 1 S: 11	H: 1 LOB: 1 BB: 18	1B: 5 2B: 2 3B: 0 HR: 1	SF: 0 SAC: 0 DP: 0 HBP: 0
--------------	--------------------------------	--------------------------	--------------------------------	--------------------------	-------------------------------	--------------------------	------------------------------	--------------------------	------------------------------	--------------------------	------------------------------	--------------------------	------------------------------	--------------------------	-------------------------------	--------------------------	-------------------------------	--------------------------	----------------------------------	------------------------------------


BOTTOM

Oakland Athletics @ Toronto Blue Jays
Exhibition Stadium, Toronto, ON

Wed Apr 27 1988, 7:05 PM EDT
Att: 20,236 - Unknown - 43 F

livebaseballscorecards.com

AB	35
R	3
H	8
RBI	3
BB	2
SO	7
LOB	11



PITCHER	IP	WLS	BF	H	R	ER	SO	BB	IBB	HBP	BLK	WP	HR	S	P	ERA	WHIP
Curt Young, L (1, 1) ERA: 4.96	6.0		24	6	2	2	4	0	0	0	0	0	1	66	102	3.00	1.000
Gene Nelson, R (7, 1) ERA: 5.87	1.1		5	0	1	1	2	1	0	0	0	0	0	14	25	6.75	0.750
Greg Cadaret, L (8, 1) ERA: 3.27	0.0		1	0	0	0	0	1	0	0	0	0	0	3	7	∞	∞
Eric Plunk, R (8, 1) ERA: 3.65	1.0		5	2	0	0	0	0	0	0	1	0	0	13	20	0.00	2.000
Rick Honeycutt, L (9, 1) ERA: 1.72	0.2	S	2	0	0	0	1	0	0	0	0	0	0	6	11	0.00	0.000

Batter	1	2	3	4	5	6	7	8	9	AB R H RBI BB SO LOB	TOP											
Tony Phillips, S OBP: 0.368, SLG: 0.279 (1, 5)	2-2 1B	1-3 K		1-1 F7	2-2 G3			0-1 G3		5 0 1 1 0 1 5												
Stan Javier, S OBP: 0.355, SLG: 0.446 (1, 8) (7, 7)	0-0 1B		1-2 F8		1-2 F9			0-2 1B		5 1 3 0 0 0 2												
Jose Canseco, R OBP: 0.369, SLG: 0.547 (1, 9)	1-0 P6		2-3 K		4-0 HR BB	1-3 K		4-1 BB		3 1 0 0 2 2 2												
Dave Parker, L OBP: 0.315, SLG: 0.357 Dave Henderson, R OBP: 0.333, SLG: 0.679 (1, 7) (7, 8)	1-2 F7		0-1 1B		0-0 HR	6-3		1-0 F8		4 1 2 3 0 0 2 1 0 0 0 0 0 2												
Mark McGwire, R OBP: 0.376, SLG: 0.543 (1, 3)	0-3 K		1-1 P3		0-0 P3	P4		1-3 K		5 0 0 0 0 2 5												
Ron Hassey, L OBP: 0.265, SLG: 0.405 (1, 2)		1-0 5-3		1-0 HR	1-1 1B BB 1B		1-3 K		3-1 F7	5 2 2 1 0 1 0												
Don Baylor, R OBP: 0.305, SLG: 0.220 (1, 10)		3-0 6-3		4-2 BB	4-1 1B 1B G3 BB		0-0 6-3		1-3 K	3 1 0 0 2 1 0	AB 38											
Mike Gallego, R OBP: 0.361, SLG: 0.267 (1, 4)		4-2 1B BB		1-0 1-3	1-0 G3 1B 1B		4-2 BB		1-0 F8	3 0 1 0 2 0 1	R 6											
Walt Weiss, S OBP: 0.217, SLG: 0.189 (1, 6)		3-1 1B		3-1 4-1	1-2 G3 1B		2-0 L9			4 0 2 1 0 0 2	H 11											
Inning Stats	R: 0 E: 0 K: 1 S: 14	H: 2 LOB: 2 BB: 0 P: 18	R: 0 E: 0 K: 1 S: 12	H: 1 LOB: 2 BB: 1 P: 24	R: 0 E: 0 K: 1 S: 13	H: 1 LOB: 1 BB: 1 P: 17	R: 1 E: 0 K: 0 S: 11	H: 1 LOB: 1 BB: 1 P: 21	R: 5 E: 0 K: 0 S: 15	H: 5 LOB: 2 BB: 2 P: 29	R: 0 E: 0 K: 1 S: 7	H: 0 LOB: 0 BB: 0 P: 9	R: 0 E: 0 K: 1 S: 9	H: 0 LOB: 1 BB: 1 P: 16	R: 0 E: 0 K: 1 S: 10	H: 1 LOB: 2 BB: 1 P: 16	R: 0 E: 0 K: 1 S: 6	H: 0 LOB: 0 BB: 0 P: 11	1B: 9 2B: 0 3B: 0 HR: 2	SF: 0 SAC: 0 DP: 0 HBP: 0	WP: 0 PB: 0 SB: 2 CS: 0	PA: 44
PITCHER	IP WLS BF H R ER SO BB IBB HBP BLK WP HR S P ERA WHIP																					
Todd Stottlemire, R ERA: 7.5 (1, 1)	4.1 L 24 8 5 5 3 3 0 0 0 0 2 55 90 10.38 2.538																					
Mark Eichhorn, R ERA: 3.72 (5, 1)	3.2 17 3 1 1 3 3 0 0 0 0 0 36 60 2.46 1.636																					
Tom Henke, R ERA: 0.79 (9, 1)	1.0 3 0 0 0 0 1 0 0 0 0 0 6 11 0.00 0.000																					

Oakland Athletics @ Toronto Blue Jays
Exhibition Stadium, Toronto, ON
Thu Apr 28 1988, 7:05 PM EDT
Att. 21,178 - Unknown - 44 F

livebaseballscorecards.com

AB 38
R 6
H 11
RBI 6
BB 6
SO 7
LOB 21



Batter	1	2	3	4	5	6	7	8	9	AB	R	H	RBI	BB	SO	LOB
Manuel Lee, S OBP: 0.308, SLG: 0.351 (1, 6) B B C X	2-1 P6 ①		1-1 2B ①		2-3 K ①		4-1 BB ①		2-1 2B ①	4	0	2	0	1	1	1
Lloyd Moseby, L OBP: 0.359, SLG: 0.471 (1, 8) C S B F S	2-3 K ②		1-0 G3 ③		1-3 K ②		0-0 F7 ③		1-3 K ③	5	0	0	0	0	3	5
Ernie Whitt, L OBP: 0.333, SLG: 0.340 (1, 2) B X	1-0 F7 ③			1-1 2B BLK 1B ①	1-0 L8 ③			0-1 F7 ①		4	1	1	0	0	0	1
George Bell, R OBP: 0.432, SLG: 0.680 (1, 7) C X		0-1 F9 ①		1-0 BLK 1-3 SF9 2B ①	1-2 BLK 1B ①		2-1 F9 ②			4	1	2	0	0	0	0
Fred McGriff, L OBP: 0.443, SLG: 0.647 (1, 3) S B B B B S		1-3 K ②		4-2 SF9 BLK BB ①	2-3 K ①		4-0 BB ①			2	0	0	0	2	2	1
Jesse Barfield, R OBP: 0.289, SLG: 0.333 (1, 9) B B B B B S		4-0 BB ①		0-0 SF9 ①	2-1 F7 ②		1-2 F6 ③			2	0	0	1	1	0	2
Rick Leach, L OBP: 0.349, SLG: 0.385 (1, 10) S B B B S		2-3 K ③		0-0 F9 ②	1-0 6-3 ③			2-2 F9 ①		4	0	0	0	0	1	3
Kelly Gruber, R OBP: 0.297, SLG: 0.550 (1, 5) B B B B B S			3-2 6-3 ①	0-3 K ③		2-3 K ①		4-0 2B BB ①		3	0	0	0	1	2	1
Nelson Liriano, S OBP: 0.207, SLG: 0.236 (1, 4) B B X			2-0 4-3 ②		0-0 S 1B ①		3-2 F8 ②		1-3 K ②	4	0	1	0	0	1	1

Inning Stats	R: 0	H: 0	E: 0	K: 1	S: 7	LOB: 0	BB: 0	P: 12	R: 0	H: 0	E: 0	K: 2	S: 10	LOB: 1	BB: 1	P: 17	R: 0	H: 1	E: 0	K: 0	S: 9	LOB: 1	BB: 0	P: 16	R: 2	H: 2	E: 0	K: 1	S: 11	LOB: 1	BB: 1	P: 17	R: 0	H: 1	E: 0	K: 2	S: 8	LOB: 1	BB: 0	P: 12	R: 0	H: 1	E: 0	K: 1	S: 10	LOB: 1	BB: 0	P: 16	R: 0	H: 0	E: 0	K: 1	S: 11	LOB: 1	BB: 1	P: 20	R: 0	H: 0	E: 0	K: 0	S: 8	LOB: 1	BB: 1	P: 15	R: 0	H: 1	E: 0	K: 2	S: 12	LOB: 2	BB: 1	P: 22	1B: 3	SF: 1	2B: 3	SAC: 0	3B: 0	DP: 0	HR: 0	HBP: 0
--------------	------	------	------	------	------	--------	-------	-------	------	------	------	------	-------	--------	-------	-------	------	------	------	------	------	--------	-------	-------	------	------	------	------	-------	--------	-------	-------	------	------	------	------	------	--------	-------	-------	------	------	------	------	-------	--------	-------	-------	------	------	------	------	-------	--------	-------	-------	------	------	------	------	------	--------	-------	-------	------	------	------	------	-------	--------	-------	-------	-------	-------	-------	--------	-------	-------	-------	--------

PITCHER	IP	WLS	BF	H	R	ER	SO	BB	IBB	HBP	BLK	WP	HR	S	P	ERA	WHIP
Dave Stewart, R ERA: 2.98 (1, 1)	8.0	W	33	5	2	2	8	4	0	0	2	0	0	74	125	2.25	1.125
Eric Plunk, R ERA: 3.46 (9, 1)	0.2		4	1	0	0	1	1	0	0	0	0	0	8	17	0.00	3.000
Rick Honeycutt, L ERA: 1.69 (9, 1)	0.1	S	1	0	0	0	1	0	0	0	0	0	0	4	5	0.00	0.000


BOTTOM

Oakland Athletics @ Toronto Blue Jays
Exhibition Stadium, Toronto, ON


Thu Apr 28 1988, 7:05 PM EDT
Att: 21,178 - Unknown - 44 F

AB	32
R	2
H	6
RBI	1
BB	5
SO	10
LOB	15

livebaseballscorecards.com



WP: 0	PA: 38
PB: 0	
SB: 1	
CS: 0	

Batter	1	2	3	4	5	6	7	8	9	AB R H RBI BB SO LOB	TOP																
Mark McLemore, S (1, 4) OBP: 0.327, SLG: 0.371	1-0 G4-6-3 1B 2B	2-0 G4-6-3 1-2f			1-3 K		3-2 CS 1B		1 SAFE 0-0 SH3-4 1-2	4 1 2 0 0 1 1																	
Bill Buckner, L (1, 10) OBP: 0.294, SLG: 0.207 George Hendrick, R (7, PH) OBP: 0.308, SLG: 0.500	4-0 G4-6-3 BB		0-2 FC4-6 FC4-6 1B		0-0 L6		0-3 K		4-0 2B IBB	2 1 1 0 1 0 0 1 1 0 0 1 1 1																	
Wally Joyner, L (1, 3) OBP: 0.359, SLG: 0.342	0-1 G4-6-3 1-2f 2-3		4-1 FC4-6 1-2 BB		4-0 BB		0-0 F7		0-0 F8 2-3	3 0 0 0 2 0 5																	
Chili Davis, S (1, 9) OBP: 0.330, SLG: 0.484	0-1 2B 1B		0-0 FC4-6 1-2f 2-3		1-1 F9		0-2 CS 1-2	3-3 K	0-2 1B 2B 1-H 3-H	5 2 2 3 0 1 3																	
Johnny Ray, S (1, 7) OBP: 0.427, SLG: 0.592 Tony Armas, R (9, 7) OBP: 0.343, SLG: 0.469	1-1 1B 2B		1-1 FC4-6 1-2f 3-H		3-1 E4 1B 4-3		1-0 3B 2B	3-2 1B	5 3 3 3 0 0 1 0 0 0 0 0 0 0																		
Jack Howell, L (1, 5) OBP: 0.356, SLG: 0.438	3-2 1B		3-1 F6		2-3 K		2-3 K	0-0 3-1	5 0 1 1 0 2 4																		
Devon White, S (1, 8) OBP: 0.301, SLG: 0.360	1-0 F9		1-1 4-3		2-1 4-3 1-2		1-0 3B		4 0 1 1 0 0 2		AB 36 R 9 H 12 RBI 9 BB 5 SO 5 LOB 19																
Butch Wynegar, S (1, 2) OBP: 0.423, SLG: 0.571		1-2 G3		2-1 F9		0-1 FC6-4 1B 2-H	1-1 5-3		4 0 1 1 0 0 1																		
Dick Schofield, R (1, 6) OBP: 0.312, SLG: 0.394		4-2 G4-6-3 BB		1-1 L4		1-0 FC6-4 1-2f		0-0 F8 SH3-4 2B 1B	3 1 1 0 1 0 1																		
Inning Stats	R: 3 E: 0 K: 0 S: 12	H: 4 LOB: 1 BB: 1 P: 22	R: 0 E: 0 K: 0 S: 6	H: 0 LOB: 0 BB: 1 P: 13	R: 1 E: 0 K: 0 S: 11	H: 1 LOB: 1 BB: 1 P: 19	R: 0 E: 0 K: 0 S: 6	H: 0 LOB: 0 BB: 0 P: 10	R: 0 E: 0 K: 1 S: 6	H: 0 LOB: 1 BB: 1 P: 12	R: 1 E: 1 K: 1 S: 11	H: 1 LOB: 1 BB: 0 P: 19	R: 0 E: 0 K: 1 S: 10	H: 1 LOB: 0 BB: 0 P: 13	R: 1 E: 0 K: 2 S: 11	H: 2 LOB: 1 BB: 0 P: 19	R: 3 E: 0 K: 0 S: 11	H: 3 LOB: 1 BB: 1 P: 18	1B: 7 2B: 4 3B: 1 HR: 0	SF: 0 SAC: 1 DP: 2 HBP: 0	WP: 0 PB: 0 SB: 1 CS: 1	PA: 43					
PITCHER	IP WLS BF H R ER SO BB IBB HBP BLK WP HR S P ERA WHIP																										
Jim Clancy, R (1, 1) ERA: 6.91	6.0		27	6	5	4	2	4	0	0	0	0	0	52	95	6.00	1.667										
David Wells, L (7, 1) ERA: 4.58	2.2	L	13	5	4	4	3	0	1	0	0	0	0	27	42	13.50	1.875										
Duane Ward, R (9, 1) ERA: 1.8	0.1		2	1	0	0	0	0	0	0	0	0	0	5	8	0.00	3.000										

California Angels @ Toronto Blue Jays
Exhibition Stadium, Toronto, ON
Fri Apr 29 1988, 7:05 PM EDT
Att. 23,483 - Unknown - 48 F

livebaseballscorecards.com

BOTTOM

California Angels @ Toronto Blue Jays
Exhibition Stadium, Toronto, ON

livebaseballscorecards.com

AB	30
R	5
H	9
RBI	4
BB	5
SO	4
LOB	13



WP:	1	PA:	38
PB:	0		
SB:	3		
CS:	1		

Fri Apr 29 1988, 7:05 PM EDT
Att: 23,483 - Unknown - 48 F

AB R H RBI BB SO LOB

3 0 0 1 1 1 1

3 0 1 0 1 0 1

3 1 0 0 1 0 2

4 0 2 0 0 0 1

2 2 0 0 2 0 2

4 1 2 2 0 1 1

4 0 1 1 0 1 2

4 0 1 1 0 1 1

4 0 2 0 0 0 2

1B: 7 SF: 1
2B: 1 SAC: 0
3B: 1 DP: 3
HR: 0 HBP: 1

Batter	1	2	3	4	5	6	7	8	9
Manuel Lee, S OBP: 0.295, SLG: 0.325 (1, 6)	2-1 4-3		0-0 SF7		4-1 BB	2-0 CS	0-0 G3		2-3 K
Lloyd Moseby, L OBP: 0.366, SLG: 0.466 (1, 8)	4-0 BB		2-2 1B		0-0 G4-6-3		3-1 3-1		
Ernie Whitt, L OBP: 0.327, SLG: 0.320 (1, 2)	2-2 F7		2-1 F2			4-0 1B WP FC3-6 BB	0-1 F2		
George Bell, R OBP: 0.435, SLG: 0.671 (1, 7)	0-0 F5			2-1 6-3		1-2 1B FC3-6		2-2 1B G4-6-3	
Fred McGriff, L OBP: 0.446, SLG: 0.623 (1, 3)		4-1 BB		4-2 2B BB		2-1 3B FC3-6		3-2 1B G4-6-3	
Jesse Barfield, R OBP: 0.299, SLG: 0.382 (1, 9)		0-1 L8		1-2 2B		0-0 1B 3B		2-3 K	
Rick Leach, L OBP: 0.340, SLG: 0.372 (1, 10)		0-0 G1-6-3		3-3 K		0-0 1B FC6-4		0-1 3-1	
Kelly Gruber, R OBP: 0.309, SLG: 0.540 (1, 5)			2-0 1B S SF7 HBP		0-1 F9		2-1 1B FC6-4		2-3 K
Nelson Liriano, S OBP: 0.226, SLG: 0.254 (1, 4)			1-2 1B BLK 1B		0-0 B3-1		0-0 1B FC6-4		2-2 1B

Inning Stats	R: 0	H: 0	R: 0	H: 0	R: 1	H: 2	R: 1	H: 1	R: 0	H: 0	R: 3	H: 4	R: 0	H: 1	R: 0	H: 1	R: 0	H: 1	
E: 0	LOB: 1	E: 0	LOB: 0	E: 0	LOB: 1	E: 0	LOB: 1	E: 0	LOB: 0	E: 1	LOB: 1	E: 0	LOB: 1	E: 0	LOB: 0	E: 0	LOB: 0	E: 0	LOB: 1
K: 0	BB: 1	K: 0	BB: 1	K: 0	BB: 0	K: 1	BB: 1	K: 0	BB: 0	K: 0	BB: 1	K: 1	BB: 0	K: 1	BB: 0	K: 2	BB: 0	K: 0	BB: 0
S: 6	P: 14	S: 4	P: 8	S: 12	P: 19	S: 15	P: 25	S: 3	P: 7	S: 10	P: 21	S: 5	P: 8	S: 10	P: 17	S: 11	P: 17	S: 11	P: 17

PITCHER	IP	WLS	BF	H	R	ER	SO	BB	IBB	HBP	BLK	WP	HR	S	P	ERA	WHIP
Dan Petry, R ERA: 6.0 (1, 1)	5.1		24	5	5	5	1	5	0	1	1	1	0	46	86	8.44	1.875
Stu Cliburn, R ERA: 8.53 (6, 1)	0.2		3	2	0	0	0	0	0	0	0	0	0	4	8	0.00	3.000
Bryan Harvey, R ERA: (7, 1)	3.0	W	10	2	0	0	3	0	0	0	0	0	0	26	42	0.00	0.667

Batter	1	2	3	4	5	6	7	8	9	AB R H RBI BB SO LOB	TOP									
Mark McLemore, S (1, 4) OBP: 0.330, SLG: 0.366	0-1 F8			1-0 P5		0-1 G6-3		1-0 CS	4-2 BB	4 0 1 1 1 0 0										
Devon White, S (1, 8) OBP: 0.307, SLG: 0.400	3-2 G3			2-1 HR		0-3 K		1-2 CS	1-2 BB	5 2 2 1 0 1 3										
Wally Joyner, L (1, 3) OBP: 0.365, SLG: 0.375	2-1 F9			1-2 2B			1-1 G4-3		0-0 2B	4 1 2 0 0 0 0										
Chili Davis, S (1, 9) OBP: 0.337, SLG: 0.479		1-0 F8		0-0 1B			3-2 G4-3		4-0 1B	3 1 1 0 1 0 0										
Johnny Ray, S (1, 7) OBP: 0.442, SLG: 0.600		1-2 1B		2-1 G4-6-3			1-1 1B		0-1 1B	4 1 3 1 0 0 2										
Tony Armas, R (1, 10) OBP: 0.316, SLG: 0.429		2-1 L1-3		0-0 G6-3			3-3 K		0-1 1B	3 0 0 0 0 1 2										
Bill Buckner, L (9, PH) OBP: 0.314, SLG: 0.233		1-2 1B							1-2 3-H	1 0 1 1 0 0 0										
Dick Schofield, R (1, 6) OBP: 0.296, SLG: 0.373			1-0 G1-3		1-0 F9			0-1 G6-3	3-2 F9	4 0 0 0 0 0 3										
Bob Boone, R (1, 2) OBP: 0.328, SLG: 0.339			1-1 F9		2-2 G1-3			1-0 1B	1-2 BB	3 0 1 0 0 0 0										
Junior Noboa, R (8, PR)									1-2 3-H	0 1 0 0 0 0 0										
Jack Howell, L (8, 5) OBP: 0.363, SLG: 0.444									2-2 1B	1 0 1 1 0 0 0										
Gus Polidor, R (1, 5) OBP: 0.200, SLG: 0.200			0-1 G3-1			1-3 K2-3		2-1 G1-6-3	2-2 SF9	2 0 0 0 0 1 0										
George Hendrick, R (8, PH) OBP: 0.286, SLG: 0.462									2-3 3-H	1 0 0 0 0 0 1										
Butch Wynegar, S (8, 2) OBP: 0.407, SLG: 0.571										0 0 0 1 0 0 0										
Inning Stats	R: 0 E: 0 K: 0 S: 8	H: 0 LOB: 0 BB: 0 P: 13	R: 0 E: 0 K: 0 S: 6	H: 1 LOB: 0 BB: 0 P: 10	R: 0 E: 0 K: 0 S: 5	H: 0 LOB: 0 BB: 0 P: 7	R: 1 E: 0 K: 0 S: 9	H: 3 LOB: 1 BB: 0 P: 15	R: 0 E: 0 K: 2 S: 8	H: 0 LOB: 0 BB: 0 P: 9	R: 0 E: 0 K: 1 S: 14	H: 1 LOB: 1 BB: 0 P: 22	R: 1 E: 0 K: 1 S: 10	H: 2 LOB: 1 BB: 0 P: 14	R: 4 E: 0 K: 0 S: 23	H: 5 LOB: 3 BB: 2 P: 38	1B: 9 2B: 3 3B: 0 HR: 1	SF: 1 SAC: 0 DP: 2 HBP: 0	WP: 0 PB: 0 SB: 0 CS: 1	PA: 39
PITCHER	IP WLS BF H R ER SO BB IBB HBP BLK WP HR S P ERA WHIP																			
John Cerutti, L (1, 1) ERA: 2.59	7.2 L 28 7 2 2 3 0 0 0 0 0 0 1 61 94 2.35 0.913																			
Jose Antonio Nunez, R (8, 1) ERA: 27.0	0.1 1 1 1 1 0 0 0 0 0 0 0 0 6 7 27.00 3.000																			
David Wells, L (9, 1) ERA: 5.6	0.0 2 1 0 0 0 0 0 1 0 0 0 0 1 5 ∞ ∞																			
Mark Eichhorn, R (9, 1) ERA: 3.98	1.0 7 3 3 3 0 1 0 0 0 0 0 0 20 30 27.00 4.000																			

California Angels @ Toronto Blue Jays
Exhibition Stadium, Toronto, ON
Sat Apr 30 1988, 3:33 AM EDT
Att. 29,091 - Overcast - 50 F

AB	35
R	6
H	12
RBI	6
BB	2
SO	3
LOB	11



Batter	1	2	3	4	5	6	7	8	9	AB	R	H	RBI	BB	SO	LOB
--------	---	---	---	---	---	---	---	---	---	----	---	---	-----	----	----	-----

Tony Fernandez, S <small>(1, 6)</small> <small>OBP: 0.301, SLG: 0.289</small>	1-0 		2-2 			1-2 		0-0 		4	0	0	0	0	0	1
Lloyd Moseby, L <small>(1, 7)</small> <small>(9, 8)</small> <small>OBP: 0.360, SLG: 0.447</small>	4-2 		2-2 			3-3 		0-1 		3	0	0	0	1	1	1
Pat Borders, R <small>(1, 2)</small> <small>OBP: 0.333, SLG: 0.564</small>	1-2 		0-1 			0-0 			0-1 	4	0	1	0	0	0	2
George Bell, R <small>(1, 10)</small> <small>OBP: 0.416, SLG: 0.639</small>	3-1 			2-2 		0-0 			1-3 	4	0	0	0	0	1	2
Jesse Barfield, R <small>(1, 9)</small> <small>OBP: 0.297, SLG: 0.375</small>		1-1 		2-2 			3-2 		1-2 	4	1	1	0	0	0	0
Kelly Gruber, R <small>(1, 5)</small> <small>OBP: 0.324, SLG: 0.545</small>		0-0 		3-3 			1-1 			3	0	2	0	0	1	0
Cecil Fielder, R <small>(1, 3)</small> <small>OBP: 0.194, SLG: 0.250</small>		0-2 			1-0 		0-0 		1-2 	3	0	0	0	0	0	2
Manuel Lee, S <small>(1, 4)</small> <small>OBP: 0.277, SLG: 0.302</small>		0-1 			2-2 		3-1 			3	0	0	0	0	0	1
Sil Campusano, R <small>(1, 8)</small> <small>OBP: 0.194, SLG: 0.367</small>			2-0 		2-2 			2-3 		2	0	1	0	0	0	0
Juan Beniquez, R <small>(8, PH)</small> <small>OBP: 0.370, SLG: 0.409</small>										1	0	0	0	0	1	0
Rick Leach, L <small>(9, 7)</small> <small>OBP: 0.340, SLG: 0.372</small>										0	0	0	0	0	0	0

Inning Stats	R: 0	H: 0	E: 0	K: 0	S: 9	R: 1	H: 2	E: 0	K: 0	S: 8	R: 0	H: 1	E: 0	K: 0	S: 10	R: 0	H: 0	E: 0	K: 1	S: 13	R: 0	H: 0	E: 0	K: 0	S: 7	R: 0	H: 1	E: 0	K: 1	S: 8	R: 0	H: 1	E: 0	K: 0	S: 8	R: 0	H: 0	E: 0	K: 1	S: 6	R: 0	H: 0	E: 0	K: 1	S: 8	R: 0	H: 0	E: 0	K: 1	S: 10	1B: 3	SF: 0	2B: 1	SAC: 0	3B: 1	DP: 1	HR: 0	HBP: 0	WP: 0	PA: 32
--------------	------	------	------	------	------	------	------	------	------	------	------	------	------	------	-------	------	------	------	------	-------	------	------	------	------	------	------	------	------	------	------	------	------	------	------	------	------	------	------	------	------	------	------	------	------	------	------	------	------	------	-------	-------	-------	-------	--------	-------	-------	-------	--------	-------	--------

PITCHER	IP	WLS	BF	H	R	ER	SO	BB	IBB	HBP	BLK	WP	HR	S	P	ERA	WHIP	PITCHER	IP	WLS	BF	H	R	ER	SO	BB	IBB	HBP	BLK	WP	HR	S	P	ERA	WHIP																
Chuck Finley, L <small>(1, 1)</small> <small>ERA: 3.23</small>	9.0	W	32	5	1	1	4	1	0	0	0	0	0	77	120	1.00	0.667																																		

BOTTOM

California Angels @ Toronto Blue Jays
 Exhibition Stadium, Toronto, ON
 Sat Apr 30 1988, 3:33 AM EDT
 Att. 29,091 - Overcast - 50 F

livebaseballscorecards.com

AB	31
R	1
H	5
RBI	0
BB	1
SO	4
LOB	9



Batter	1	2	3	4	5	6	7	8	9	AB R H RBI BB SO LOB	TOP											
Mark McLemore, S (1, 4) OBP: 0.315, SLG: 0.351	2-2 4-3		2-2 G6-3		1-0 SF8		2-2 F9		1-0 F7	4 0 0 1 0 0 1												
Devon White, S (1, 8) OBP: 0.312, SLG: 0.393	2-2 1B		0-3 K		1-1 L4		4-0 BB		0-2 5-3	4 0 1 0 1 1 2												
Wally Joyner, L (1, 3) OBP: 0.376, SLG: 0.424	0-1 1B			3-3 K		3-2 HR	1-3 K		2-2 1B	5 2 3 1 0 2 1												
Chili Davis, S (1, 9) OBP: 0.340, SLG: 0.469	0-2 P4			2-3 K		4-2 1B	1-3 K		1-1 1B	4 1 1 0 1 2 3												
Johnny Ray, S (1, 10) OBP: 0.429, SLG: 0.576	1-0 6-3			3-1 4-3		0-0 L9		2-2 L7	0-1 1B	5 0 1 1 0 0 3												
Jack Howell, L (1, 5) OBP: 0.385, SLG: 0.477		2-2 CS			0-0 1B	0-1 BB		0-1 2B	0-3 K	5 1 4 0 0 1 2												
Tony Armas, R (1, 7) OBP: 0.333, SLG: 0.421		1-3 K			1-1 1B	4-2 BB		1-2 5-3		3 0 1 0 1 1 2												
Butch Wynegar, S (1, 2) OBP: 0.452, SLG: 0.565		2-2 4-3			0-0 1B	4-2 BB		4-1 BB		2 0 1 1 2 0 0												
Dick Schofield, R (1, 6) OBP: 0.301, SLG: 0.377			1-0 G6-3		2-2 F5	2-1 G6-4-3		2-3 K		2 0 1 0 0 0 3												
Bill Buckner, L (6, PH) OBP: 0.306, SLG: 0.226										1 0 0 0 0 0 3												
Gus Polidor, R (6, 6) OBP: 0.200, SLG: 0.200										0 0 0 0 0 0 0												
George Hendrick, R (8, PH) OBP: 0.267, SLG: 0.429										1 0 0 0 0 1 2												
Junior Noboa, R (8, 6)										0 0 0 0 0 0 0												
Inning Stats	R: 0 E: 0 K: 0 S: 12	H: 2 LOB: 2 BB: 0 P: 17	R: 0 E: 0 K: 1 S: 10	H: 1 LOB: 0 BB: 0 P: 15	R: 0 E: 0 K: 1 S: 8	H: 1 LOB: 0 BB: 0 P: 11	R: 0 E: 0 K: 2 S: 9	H: 0 LOB: 0 BB: 0 P: 17	R: 1 E: 0 K: 0 S: 10	H: 3 LOB: 2 BB: 0 P: 15	R: 2 E: 0 K: 0 S: 15	H: 2 LOB: 2 BB: 3 P: 32	R: 0 E: 0 K: 2 S: 12	H: 0 LOB: 1 BB: 1 P: 20	R: 0 E: 0 K: 1 S: 12	H: 1 LOB: 2 BB: 1 P: 21	R: 1 E: 0 K: 1 S: 17	H: 3 LOB: 2 BB: 0 P: 21	1B: 11 2B: 1 3B: 0 HR: 1	SF: 1 SAC: 0 DP: 2 HBP: 0	WP: 0 PB: 0 SB: 0 CS: 1	PA: 42
PITCHER	IP WLS BF H R ER SO BB IBB HBP BLK WP HR S P ERA WHIP												PITCHER	IP WLS BF H R ER SO BB IBB HBP BLK WP HR S P ERA WHIP								
Dave Stieb, R (1, 1) ERA: 4.06	5.1 W 25 9 3 3 4 2 0 0 0 0 0 1 59 96 5.06 2.062																					
Duane Ward, R (6, 1) ERA: 1.46	2.1 10 1 0 0 2 3 0 0 0 0 0 0 26 47 0.00 1.714																					
Tom Henke, R (8, 1) ERA: 1.42	1.1 S 7 3 1 1 2 0 0 0 0 0 0 0 20 26 6.75 2.250																					

California Angels @ Toronto Blue Jays
Exhibition Stadium, Toronto, ON
Sun May 01 1988, 3:33 AM EDT
Att. 36,115 - Sunny - 62 F

livebaseballscorecards.com

AB 36
R 4
H 13
RBI 4
BB 5
SO 8
LOB 22



Batter	1	2	3	4	5	6	7	8	9
Tony Fernandez, S OBP: 0.307, SLG: 0.296 (1, 6)	3-3 K		2-2 HR 1B	3-3 K			1-1 L9	2-2 1B	
Lloyd Moseby, L OBP: 0.363, SLG: 0.475 (1, 8)	2-2 4-3		3-1 HR	1-3 K			4-1 CS BB	2-2 4-3	
Ernie Whitt, L OBP: 0.322, SLG: 0.302 (1, 2)	3-2 4-3		0-2 F7				4-0 1B BB		
George Bell, R OBP: 0.419, SLG: 0.644 (1, 7)		0-0 F5	2-2 1B 2B				1-2 1B		
Fred McGriff, L OBP: 0.464, SLG: 0.643 (1, 3)		4-2 3B BB	1-1 1B				2-3 K		
Jesse Barfield, R OBP: 0.295, SLG: 0.393 (1, 9)		2-1 1B 3B	0-3 K					3-1 1-3	
Rick Leach, L OBP: 0.353, SLG: 0.383 (1, 10)		2-1 CS 1B		0-0 E9 BLK 1B 1B			0-1 3-1	2-2 4-3	
Kelly Gruber, R OBP: 0.320, SLG: 0.529 (1, 5)		3-1 6-3		3-2 6-3			1-3 K	2-2 1B 1B 1B	
Manuel Lee, S OBP: 0.294, SLG: 0.319 (1, 4)			1-0 5-3	0-1 S 1B			1-2 3-1	0-0 1B	

Inning Stats	R: 0 E: 0 K: 1 S: 10	H: 0 LOB: 0 BB: 0 P: 18	R: 2 E: 0 K: 0 S: 9	H: 2 LOB: 0 BB: 1 P: 20	R: 3 E: 0 K: 1 S: 20	H: 4 LOB: 1 BB: 0 P: 28	R: 1 E: 1 K: 2 S: 15	H: 2 LOB: 1 BB: 0 P: 22	R: 0 E: 0 K: 0 S: 8	H: 1 LOB: 1 BB: 0 P: 10	R: 0 E: 0 K: 1 S: 8	H: 0 LOB: 0 BB: 0 P: 10	R: 0 E: 0 K: 1 S: 10	H: 1 LOB: 2 BB: 2 P: 21	R: 0 E: 0 K: 0 S: 17	H: 3 LOB: 3 BB: 0 P: 28
--------------	-------------------------------	----------------------------------	------------------------------	----------------------------------	-------------------------------	----------------------------------	-------------------------------	----------------------------------	------------------------------	----------------------------------	------------------------------	----------------------------------	-------------------------------	----------------------------------	-------------------------------	----------------------------------

PITCHER	IP	WLS	BF	H	R	ER	SO	BB	IBB	HBP	BLK	WP	HR	S	P	ERA	WHIP
Mike Witt, R ERA: 6.06 (1, 1)	3.1	L	18	8	6	5	2	1	0	0	1	0	1	46	76	13.50	2.700
Ray Krawczyk, R ERA: 1.54 (4, 1)	2.2		9	1	0	0	3	0	0	0	0	0	0	24	32	0.00	0.375
DeWayne Buice, R ERA: 6.6 (7, 1)	1.0		5	1	0	0	1	2	0	0	0	0	0	10	21	0.00	3.000
Donnie Moore, R ERA: 6.14 (8, 1)	1.0		6	3	0	0	0	0	0	0	0	0	0	17	28	0.00	3.000

BOTTOM

AB R H RBI BB SO LOB

5 1 2 0 0 2 1

4 1 1 2 1 1 4

3 0 0 0 1 0 0

4 1 2 0 0 0 0

3 1 2 1 1 1 2

4 1 1 1 0 1 2

4 1 2 1 0 0 0

4 0 1 0 0 1 2


4 0 2 1 0 0 0

1B: 9 SF: 0
2B: 2 SAC: 0
3B: 1 DP: 0
HR: 1 HBP: 0

WP: 0 PA: 38
PB: 0
SB: 1
CS: 2

California Angels @ Toronto Blue Jays
Exhibition Stadium, Toronto, ON

Sun May 01 1988, 3:33 AM EDT
Att. 36,115 - Sunny - 62 F



AB	R	H	RBI	BB	SO	LOB
35	6	13	6	3	6	11

Batter	1	2	3	4	5	6	7	8	9	AB R H RBI BB SO LOB	TOP											
Tony Fernandez, S (1, 6) OBP: 0.323, SLG: 0.298	2-1 5-3		4-1 BB 1-2 BB		1-2 F9	4-1 BB 1B BB		1-2 BB 1B		3 0 1 0 2 0 1												
Juan Beniquez, R (1, 10) OBP: 0.400, SLG: 0.417 Rance Mulliniks, L (6, PH) OBP: 0.176, SLG: 0.235	1-2 6-3		4-0 BB 1-2 BB		0-0 1B	1-0 BB 1B		3-3 K		2 0 1 1 1 0 0 2 0 1 0 0 1 1												
Pat Borders, R (1, 2) OBP: 0.310, SLG: 0.524 Ernie Whitt, L (6, PH) OBP: 0.344, SLG: 0.315	0-0 5-3		2-1 G1-2-3		0-1 5-3	4-1 BB		2-2 BB 1B		3 0 0 0 0 0 5 1 0 1 1 1 0 0												
George Bell, R (1, 7) OBP: 0.408, SLG: 0.615		2-1 4-3		4-0 BB BB		F7 K		0-0 F8		4 0 0 0 1 1 5												
Jesse Barfield, R (1, 9) OBP: 0.293, SLG: 0.379 Lloyd Moseby, L (8, PH) OBP: 0.370, SLG: 0.475		2-1 4-3		4-1 BB SAFE		1-3 K	0-0 6-3	4-1 FC6-4 BB		3 0 0 0 1 1 0 0 0 0 0 1 0 0												
Kelly Gruber, R		0-3 K		0-2 G6-4-3		1-2 E5 1B 2B	3-2 WP FC5 1B	0-2 FC6-4		5 1 1 0 0 1 5												
Cecil Fielder, R			0-0 1B BB 2B	2-2 6-3		1-0 1B 2B 1B	1-2 FC5 WP		3-1 4-3	5 2 2 0 0 0 2	AB 37 R 5 H 10 RBI 5 BB 8 SO 7 LOB 26											
Fred McGriff, L (1, 3) OBP: 0.473, SLG: 0.633			0-2 BB BB 1B		4-2 1B BB	1-1 2B 1B	1-3 K		3-3 K	4 1 2 0 1 2 2												
Sil Campusano, R (1, 8) OBP: 0.182, SLG: 0.344 Rick Leach, L (6, PH) OBP: 0.352, SLG: 0.400			2-1 L6		2-3 K	2-0 1B BB 2B	3-1 L3		0-2 4-3	2 0 0 0 0 1 3 3 1 1 3 0 0 2												
Inning Stats	R: 0 E: 0 K: 0 S: 6	H: 0 LOB: 0 BB: 0 P: 9	R: 0 E: 0 K: 1 S: 7	H: 0 LOB: 0 BB: 0 P: 11	R: 1 E: 0 K: 0 S: 9	H: 2 LOB: 2 BB: 2 P: 21	R: 0 E: 0 K: 0 S: 7	H: 0 LOB: 1 BB: 2 P: 17	R: 0 E: 0 K: 1 S: 11	H: 1 LOB: 2 BB: 1 P: 18	R: 4 E: 1 K: 2 S: 17	H: 4 LOB: 3 BB: 2 P: 34	R: 0 E: 0 K: 1 S: 14	H: 1 LOB: 2 BB: 0 P: 22	R: 0 E: 0 K: 1 S: 15	H: 2 LOB: 3 BB: 1 P: 25	R: 0 E: 0 K: 1 S: 8	H: 0 LOB: 0 BB: 0 P: 14	1B: 8 2B: 2 3B: 0 HR: 0	SF: 0 SAC: 0 DP: 2 HBP: 0	WP: 1 PB: 0 SB: 0 CS: 0	PA: 45
PITCHER	IP WLS BF H R ER SO BB IBB HBP BLK WP HR S P ERA WHIP																					
Steve Trout, L (1, 1) ERA: 6.58	5.0 W 21 3 1 1 2 5 0 0 0 0 0 0 40 76 1.80 1.600																					
Ed Nunez, R (6, 1) ERA: 6.94	0.2 9 4 4 0 1 2 0 0 0 0 0 0 14 30 0.00 9.000																					
Jerry Reed, R (6, 1) ERA: 4.11	0.2 4 1 0 0 1 0 0 0 0 0 0 0 12 17 0.00 1.500																					
Bill Wilkinson, L (7, 1) ERA: 3.86	1.0 5 2 0 0 2 0 0 0 0 1 0 0 15 25 0.00 2.000																					
Julio Solano, R (8, 1) ERA: 2.0	1.2 S 6 0 0 0 1 1 0 0 0 0 0 0 13 23 0.00 0.600																					

Toronto Blue Jays @ Seattle Mariners
The Kingdom, Seattle, WA
Mon May 02 1988, 10:05 PM EDT
Att. 13,197 - Dome

livebaseballscorecards.com



Batter	1	2	3	4	5	6	7	8	9	AB	R	H	RBI	BB	SO	LOB
Mickey Brantley, R (1, 7) OBP: 0.256, SLG: 0.381	1-2 6-3		1-1 FC1-5-6-3 1-H 2B		1-1 1B 3B 1B	1-2 B1-4				4	1	2	1	0	0	1
Rick Renteria, R (1, 10) OBP: 0.333, SLG: 0.513 Ken Phelps, L (7, PH) OBP: 0.459, SLG: 0.644	0-0 F8		0-1 FC1-5-6-5 2-3		1-0 WP 3B 1B			4-2 2B BB		3	1	1	2	0	0	1
Henry Cotto, R (1, 8) OBP: 0.475, SLG: 0.597	1-0 5-3		4-2 BB		4-1 3B BB			1-0 2B		2	1	1	0	2	0	0
Alvin Davis, L (1, 3) OBP: 0.396, SLG: 0.413		3-2 F9	0-0 G3		1-0 F9			4-0 G4-6-3 IBB		3	0	0	0	1	0	5
Jim Presley, R (1, 5) OBP: 0.286, SLG: 0.404		1-2 F9		3-2 G4-3 1B		0-1 L6		2-3 K		4	0	1	0	0	1	6
Dave Valle, R (1, 2) OBP: 0.220, SLG: 0.289		2-0 F8		0-0 G4-3 1-2f		1-1 3B		2-2 G4-6-3 1-2f		4	0	1	3	0	0	4
Glenn Wilson, R (1, 9) OBP: 0.240, SLG: 0.275			0-1 1B SF9 2B		0-0 F9		2-3 K		0-0 F8	4	1	1	0	0	1	1
Rey Quinones, R (1, 6) OBP: 0.327, SLG: 0.402			3-1 2B 1B		0-0 1B 1B 1B		1-2 F8		0-0 P4	4	2	2	0	0	0	0
Harold Reynolds, S (1, 4) OBP: 0.305, SLG: 0.427			1-2 SF9 3-H		2-2 1B 1B		4-1 CS BB		0-2 4-3	2	1	1	1	1	0	0

Inning Stats		R: 0	H: 0	R: 0	H: 0	R: 2	H: 3	R: 0	H: 1	R: 5	H: 5	R: 0	H: 0	R: 0	H: 1	R: 0	H: 0
		E: 0	LOB: 0	E: 0	LOB: 0	E: 0	LOB: 2	E: 0	LOB: 0	E: 0	LOB: 1	E: 0	LOB: 0	E: 0	LOB: 2	E: 0	LOB: 0
		K: 0	BB: 0	K: 0	BB: 0	K: 0	BB: 1	K: 0	BB: 0	K: 1	BB: 1	K: 1	BB: 2	K: 0	BB: 2	K: 0	BB: 0
		S: 5	P: 7	S: 7	P: 13	S: 16	P: 25	S: 6	P: 9	S: 16	P: 28	S: 7	P: 13	S: 9	P: 22	S: 5	P: 5

PITCHER		IP	WLS	BF	H	R	ER	SO	BB	IBB	HBP	BLK	WP	HR	S	P	ERA	WHIP
Mike Flanagan, L (1, 1) ERA: 4.54		4.0	L	20	8	6	6	0	1	0	0	0	0	0	41	65	13.50	2.250
Jose Antonio Nunez, R (5, 1) ERA: 4.15		4.0		16	2	1	1	2	3	1	0	0	1	0	30	57	2.25	1.250

BOTTOM

Toronto Blue Jays @ Seattle Mariners
The Kingdom, Seattle, WA
Mon May 02 1988, 10:05 PM EDT
Att. 13,197 - Dome

AB	30
R	7
H	10
RBI	7
BB	5
SO	2
LOB	18

livebaseballscorecards.com



1B:	6	SF:	1	WP:	1	PA:	36
2B:	3	SAC:	0	PB:	0	SB:	0
3B:	1	DP:	2	CS:	1		
HR:	0	HBP:	0				

Batter	1	2	3	4	5	6	7	8	9	AB R H RBI BB SO LOB	TOP											
Tony Fernandez, S (1, 6) OBP: 0.327, SLG: 0.295	4-2 5-3 S BB		1-1 F8		2-1 F7		1-3 K2-3		1-0 BB HR 1B	4 1 1 0 1 1 3												
Lloyd Moseby, L (1, 8) OBP: 0.371, SLG: 0.458	0-2 5-3		0-0 FC6-4		4-1 E BB		3-3 K		4-1 BB HR BB	3 1 0 1 2 1 2												
Ernie Whitt, L (1, 2) OBP: 0.333, SLG: 0.356	0-3 K		1-0 F8		1-2 E4 G6-4-3			0-0 F8	0-0 1-H 2-H HR	5 1 1 3 0 1 4												
George Bell, R (1, 7) OBP: 0.408, SLG: 0.615	1-3 K			1-1 F9	1-2 G6-4-3			1-0 HR 1B	1-1 1B 2B	5 2 2 0 0 1 4												
Fred McGriff, L (1, 3) OBP: 0.494, SLG: 0.738		1-1 F9		1-2 HR		2-0 SH3-4 1B		1-0 HR 1B	1-2 1B	5 2 4 4 0 0 0												
Pat Borders, R		0-1 B2-3		0-3 K		0-1 SH3-4		2-1 F3	1-1 6-3	4 0 0 0 0 1 1												
Rick Leach, L (1, 9) OBP: 0.328, SLG: 0.370		0-0 F2		1-1 4-3		1-2 L4		0-2 5-3		4 0 0 0 0 0 1												
Jesse Barfield, R (8, 9) OBP: 0.293, SLG: 0.379										0 0 0 0 0 0 0												
Rance Mulliniks, L (1, 10) OBP: 0.250, SLG: 0.421			4-2 F8 1B FC6-4 BB		0-0 HR		1-1 5-3		2-3 K	2 2 1 1 1 0 1												
Cecil Fielder, R (9, PH) OBP: 0.216, SLG: 0.294			3-2 FC6-4 1B		1-0 E S 1B			0-2 F8	1-2 6-3	1 0 0 0 0 1 0												
Kelly Gruber, R										4 0 2 0 0 0 0												
Inning Stats	R: 0 E: 0 K: 2 S: 12	H: 0 LOB: 1 BB: 1 P: 17	R: 0 E: 0 K: 0 S: 5	H: 0 LOB: 0 BB: 0 P: 6	R: 1 E: 0 K: 0 S: 12	H: 1 LOB: 1 BB: 1 P: 20	R: 1 E: 0 K: 1 S: 10	H: 1 LOB: 0 BB: 0 P: 13	R: 1 E: 1 K: 0 S: 11	H: 2 LOB: 2 BB: 1 P: 20	R: 0 E: 0 K: 0 S: 8	H: 1 LOB: 1 BB: 0 P: 12	R: 0 E: 0 K: 2 S: 12	H: 0 LOB: 0 BB: 0 P: 16	R: 2 E: 0 K: 0 S: 8	H: 2 LOB: 0 BB: 0 P: 12	R: 4 E: 0 K: 1 S: 17	H: 4 LOB: 1 BB: 1 P: 28	1B: 6 2B: 1 3B: 0 HR: 4	SF: 0 SAC: 1 DP: 1 HBP: 0	WP: 0 PB: 0 SB: 3 CS: 0	PA: 42
PITCHER	IP WLS BF H R ER SO BB IBB HBP BLK WP HR S P ERA WHIP												IP WLS BF H R ER SO BB IBB HBP BLK WP HR S P ERA WHIP									
Mike Campbell, R (1, 1) ERA: 4.09	8.0 L 34 7 5 5 5 3 0 0 0 0 0 3 78 116 5.62 1.250																					
Bill Wilkinson, L (9, 1) ERA: 7.88	1.0 8 4 4 4 1 1 0 0 0 0 0 1 17 28 36.00 5.000																					

Toronto Blue Jays @ Seattle Mariners
The Kingdom, Seattle, WA
Tue May 03 1988, 10:05 PM EDT
Att. 9,970 - Dome

livebaseballscorecards.com

AB	37
R	9
H	11
RBI	9
BB	4
SO	6
LOB	16



Batter	1	2	3	4	5	6	7	8	9	AB R H RBI BB SO LOB	TOP		
Tony Fernandez, S (1, 6) OBP: 0.324, SLG: 0.304	3-2 F X F8 4-3 2B		1-1 1-3		2-1 G3			1-1 1-3		4 1 1 0 0 0 0	<p>Toronto Blue Jays @ Oakland Athletics</p> <p>Oakland-Alameda County Coliseum, Oakland, CA</p> <p>Wed May 04 1988, 7:05 PM PDT</p> <p>Att. 21,401 - Unknown - 55 F</p>		
Lloyd Moseby, L (1, 8) OBP: 0.376, SLG: 0.453	4-0 1B 4-3 BB		2-2 1B 1B		3-3 K			2-2 5-3		3 1 1 0 1 1 0			
Ernie Whitt, L (1, 2) OBP: 0.319, SLG: 0.339 Pat Borders, R (8, PH) OBP: 0.277, SLG: 0.468 (8, 2)	3-2 F X F8 2-3		2-1 F6		3-1 F9			0-3 K		3 0 0 0 0 0 3 1 0 0 0 0 1 0			
George Bell, R (1, 7) OBP: 0.411, SLG: 0.610	3-1 4-3 1-2 3-H		0-0 1B 1-2		1-1 G3-6-3 1B			1-3 K		4 0 2 1 0 1 1			
Fred McGriff, L (1, 3) OBP: 0.482, SLG: 0.710	0-0 2-H 1B		3-1 F7		3-1 G3-6-3 1-2f			3-3 K		4 0 1 1 0 1 3			
Jesse Barfield, R (1, 9) OBP: 0.282, SLG: 0.363		1-2 6-3		0-0 L7		3-2 5-3		0-2 F8		4 0 0 0 0 0 0			
Rance Mulliniks, L (1, 10) OBP: 0.261, SLG: 0.409		2-3 K		1-0 1-3		1-1 G6-4-3 1B				3 0 1 0 0 1 0			
Kelly Gruber, R (1, 5) OBP: 0.333, SLG: 0.500		4-0 BB		4-1 BB		0-2 G6-4-3 1-2f				1 0 0 0 2 0 1			
Manuel Lee, S (1, 4) OBP: 0.278, SLG: 0.300		1-3 K		0-0 L7		1-0 4-3				3 0 0 0 0 1 2			
Inning Stats	R: 2 H: 2 E: 0 LOB: 1 K: 0 BB: 1 S: 19 P: 32	R: 0 H: 0 E: 0 LOB: 1 K: 2 BB: 1 S: 11 P: 19	R: 0 H: 2 E: 0 LOB: 2 K: 0 BB: 0 S: 10 P: 18	R: 0 H: 0 E: 0 LOB: 1 K: 0 BB: 1 S: 4 P: 9	R: 0 H: 0 E: 0 LOB: 0 K: 1 BB: 0 S: 7 P: 15	R: 0 H: 1 E: 0 LOB: 0 K: 0 BB: 0 S: 8 P: 15	R: 0 H: 1 E: 0 LOB: 0 K: 0 BB: 0 S: 6 P: 8	R: 0 H: 0 E: 0 LOB: 0 K: 1 BB: 0 S: 8 P: 11	R: 0 H: 0 E: 0 LOB: 0 K: 2 BB: 0 S: 9 P: 13	1B: 5 SF: 0 2B: 1 SAC: 0 3B: 0 DP: 2 HR: 0 HBP: 0	WP: 0 PA: 33 PB: 0 SB: 0 CS: 0		
PITCHER	IP WLS BF H R ER SO BB IBB HBP BLK WP HR S P ERA WHIP											PITCHER	IP WLS BF H R ER SO BB IBB HBP BLK WP HR S P ERA WHIP
Bob Welch, R (1, 1) ERA: 4.98	7.0 W 27 6 2 2 3 3 0 0 0 0 0 0 65 116 2.57 1.286												
Rick Honeycutt, L (8, 1) ERA: 1.62	0.2 2 0 0 0 0 0 0 0 0 0 0 0 5 8 0.00 0.000												
Dennis Eckersley, R (8, 1) ERA:	1.1 S 4 0 0 0 3 0 0 0 0 0 0 0 12 16 0.00 0.000												

AB	30
R	2
H	6
RBI	2
BB	3
SO	6
LOB	10



Batter	1	2	3	4	5	6	7	8	9	AB	R	H	RBI	BB	SO	LOB
Carney Lansford, R OBP: 0.393, SLG: 0.527 (1, 5)	2-2 S 1B		1-0 HR	4-1 PB BB			0-2 L8			3	2	2	1	1	0	0
Stan Javier, S OBP: 0.358, SLG: 0.425 (1, 7)	1-2 F9 1B		0-0 4-3	3-1 F7			1-2 G3			4	1	1	1	0	0	2
Jose Canseco, R OBP: 0.386, SLG: 0.533 (1, 9)	1-0 F9 1B		4-2 1B BB			2-2 F8		0-0 CS 1B		3	0	1	0	1	0	1
Mark McGwire, R OBP: 0.376, SLG: 0.505 (1, 3)	1-0 1B		1-1 F4			0-0 6-3		2-3 K		4	0	1	1	0	1	2
Dave Henderson, R OBP: 0.408, SLG: 0.643 (1, 8)	1-3 K		0-1 1B			3-2 5-3		2-0 F6		4	0	1	0	0	1	1
Ron Hassey, L OBP: 0.258, SLG: 0.436 (1, 2)	0-2 F8		1-3 K			0-0 4-3				3	0	0	0	0	1	3
Don Baylor, R OBP: 0.312, SLG: 0.246 (1, 10)			0-1 F9			2-1 F8		1-1 F6		3	0	0	0	0	0	0
Glenn Hubbard, R OBP: 0.348, SLG: 0.350 (1, 4)			1-0 1-3			0-0 4-3		1-3 K		3	0	0	0	0	1	0
Walt Weiss, S OBP: 0.247, SLG: 0.182 Mike Gallego, R OBP: 0.333, SLG: 0.278 (5, 6)			3-2 G3			4-0 PB BB BB		2-2 6-3		1	0	0	0	1	0	0
										1	0	0	0	0	0	0

Inning Stats	R: 2	H: 3	E: 0	LOB: 1	K: 1	S: 14	P: 20	R: 0	H: 0	E: 0	LOB: 0	K: 0	S: 6	P: 10	R: 1	H: 2	E: 0	LOB: 2	K: 1	S: 11	P: 18	R: 0	H: 0	E: 0	LOB: 0	K: 0	S: 6	P: 19	R: 0	H: 0	E: 0	LOB: 0	K: 0	S: 7	P: 12	R: 0	H: 0	E: 0	LOB: 0	K: 1	S: 6	P: 8	R: 0	H: 0	E: 0	LOB: 0	K: 0	S: 10	P: 13	R: 0	H: 1	E: 0	LOB: 0	K: 1	S: 5	P: 9
--------------	------	------	------	--------	------	-------	-------	------	------	------	--------	------	------	-------	------	------	------	--------	------	-------	-------	------	------	------	--------	------	------	-------	------	------	------	--------	------	------	-------	------	------	------	--------	------	------	------	------	------	------	--------	------	-------	-------	------	------	------	--------	------	------	------

PITCHER	IP	WLS	BF	H	R	ER	SO	BB	IBB	HBP	BLK	WP	HR	S	P	ERA	WHIP
Jim Clancy, R ERA: 6.11 (1, 1)	8.0	L	32	6	3	3	4	3	0	0	0	0	1	65	109	3.38	1.125

BOTTOM

Toronto Blue Jays @ Oakland Athletics
Oakland-Alameda County Coliseum, Oakland, CA

AB	29
R	3
H	6
RBI	3
BB	3
SO	4
LOB	9



WP	PA	ERA	WHIP
0	32		

Wed May 04 1988, 7:05 PM PDT
Att: 21,401 - Unknown - 55 F

livebaseballscorecards.com

Batter	1	2	3	4	5	6	7	8	9	AB R H RBI BB SO LOB	TOP
Tony Fernandez, S (1, 6) OBP: 0.306, SLG: 0.287	1-0 1-3		1-0 G6-4-3 1-2f		0-1 4-3			1-2 BB 1B		4 0 1 0 0 0 2	
Lloyd Moseby, L (1, 8) OBP: 0.367, SLG: 0.424	1-2 L7			1-0 4-3		2-3 K		4-2 BB 1-2		3 0 0 0 1 1 0	
Rance Mulliniks, L (1, 10) OBP: 0.258, SLG: 0.345	2-3 K			1-3 K		0-3 K		1-1 F5		4 0 0 0 0 3 2	
George Bell, R (1, 7) OBP: 0.383, SLG: 0.565		2-0 5-3		1-1 F3		1-2 4-3		0-0 L5		4 0 0 0 0 0 2	
Fred McGriff, L (1, 3) OBP: 0.495, SLG: 0.760		1-0 HR			2-3 K		2-1 2B		1-3 K	4 1 2 1 0 2 0	
Ernie Whitt, L (1, 2) OBP: 0.316, SLG: 0.313		1-1 3-1			4-0 1B 2B BB		1-2 F8		1-1 4-3	3 1 0 0 1 0 1	
Jesse Barfield, R (1, 9) OBP: 0.270, SLG: 0.343		1-3 K			0-1 2B 1B		1-2 F8		2-2 5-3	4 1 1 0 0 1 1	
Kelly Gruber, R (1, 5) OBP: 0.351, SLG: 0.518			1-2 F8		1-2 2B		0-1 F9			3 0 1 2 0 0 1	
Manuel Lee, S (1, 4) OBP: 0.271, SLG: 0.291			0-1 G6-4-3 1B		2-1 F7			2-1 1-3		3 0 1 0 0 0 1	
Inning Stats	R: 0 E: 0 K: 1 S: 7 H: 0 LOB: 0 BB: 0 P: 11	R: 1 E: 0 K: 1 S: 7 H: 1 LOB: 0 BB: 0 P: 12	R: 0 E: 0 K: 0 S: 6 H: 1 LOB: 0 BB: 0 P: 8	R: 0 E: 0 K: 1 S: 6 H: 0 LOB: 0 BB: 0 P: 9	R: 2 E: 0 K: 1 S: 12 H: 2 LOB: 1 BB: 1 P: 21	R: 0 E: 0 K: 2 S: 10 H: 0 LOB: 0 BB: 0 P: 13	R: 0 E: 0 K: 0 S: 10 H: 1 LOB: 1 BB: 0 P: 14	R: 0 E: 0 K: 0 S: 12 H: 1 LOB: 2 BB: 1 P: 20	R: 0 E: 0 K: 1 S: 8 H: 0 LOB: 0 BB: 0 P: 12	1B: 3 2B: 2 3B: 0 HR: 1 SF: 0 SAC: 0 DP: 1 HBP: 0	WP: 0 PB: 0 SB: 0 CS: 0 PA: 34
PITCHER Mike Witt, R (1, 1) ERA: 5.44	IP: 9.0 WLS: L BF: 34 H: 6 R: 3 ER: 3 SO: 7 BB: 2 IBB: 0 HBP: 0 BLK: 0 WP: 0 HR: 1 S: 78 P: 120 ERA: 3.00 WHIP: 0.889										

Toronto Blue Jays @ California Angels
 Anaheim Stadium, Anaheim, CA
 Fri May 06 1988, 10:05 PM EDT
 Att: 29,237 - Unknown

livebaseballscorecards.com

AB	32
R	3
H	6
RBI	3
BB	2
SO	7
LOB	10



Batter	1	2	3	4	5	6	7	8	9	AB R H RBI BB SO LOB
Mark McLemore, S OBP: 0.318, SLG: 0.330 (1, 4)	4-2 BB 1B	3-1 1B 1-H			4-3		2-2 FC6-4 HBP			3 1 1 1 1 0 1
Brian Downing, R OBP: 0.364, SLG: 0.184 (1, 10)	4-2 BB 1B	1-0 5-3			1-3 K		2-0 G4-3 HBP			2 0 0 0 1 1 1
Wally Joyner, L OBP: 0.369, SLG: 0.417 (1, 3)	1-2 BB 1B	0-1 F8			4-0 BB		1-2 G4-3			3 0 1 1 1 0 3
Chili Davis, S OBP: 0.317, SLG: 0.449 (1, 9)	2-3 K		0-0 G3		2-2 G3		1-2 F7			4 0 0 0 0 1 3
Johnny Ray, S OBP: 0.400, SLG: 0.515 (1, 7)	4-0 BB		1-1 4-3		4-1 BB		1-2 F9			2 0 0 0 2 0 0
Jack Howell, L OBP: 0.357, SLG: 0.426 (1, 5)	2-3 K		2-2 G3		2-1 F3		2-3 K			4 0 0 0 0 2 4
Tony Armas, R OBP: 0.275, SLG: 0.340 (1, 8)	1-2 F4			1-3 K	1-0 F9					4 0 0 0 0 1 4
Bob Boone, R OBP: 0.301, SLG: 0.299 (1, 2)		2-1 FC1-6 1B		0-1 F7	1-2 F6					3 0 1 0 0 0 1
Butch Wynegar, S OBP: 0.444, SLG: 0.536 (9, PH)										1 0 0 0 0 0 0
Dick Schofield, R OBP: 0.300, SLG: 0.362 (1, 6)		1-2 FC1-6 1B		2-3 K			0-0 FC6-4 1B			3 1 1 0 0 1 1
Devon White, S OBP: 0.312, SLG: 0.378 (9, PH)										1 0 0 0 0 1 0

Inning Stats	R: 1 E: 0 K: 2 S: 18	H: 1 LOB: 3 BB: 3 P: 36	R: 1 E: 0 K: 0 S: 10	H: 2 LOB: 1 BB: 0 P: 17	R: 0 E: 0 K: 0 S: 8	H: 0 LOB: 0 BB: 0 P: 11	R: 0 E: 0 K: 2 S: 9	H: 0 LOB: 0 BB: 0 P: 12	R: 0 E: 0 K: 1 S: 9	H: 0 LOB: 1 BB: 1 P: 17	R: 0 E: 0 K: 0 S: 8	H: 0 LOB: 1 BB: 1 P: 15	R: 0 E: 0 K: 0 S: 7	H: 1 LOB: 1 BB: 0 P: 12	R: 0 E: 0 K: 1 S: 11	H: 0 LOB: 0 BB: 0 P: 15	R: 0 E: 0 K: 1 S: 8	H: 0 LOB: 0 BB: 0 P: 12	1B: 4 2B: 0 3B: 0 HR: 0	SF: 0 SAC: 0 DP: 1 HBP: 1	WP: 0 PB: 0 SB: 1 CS: 0	PA: 36
--------------	-------------------------------	----------------------------------	-------------------------------	----------------------------------	------------------------------	----------------------------------	------------------------------	----------------------------------	------------------------------	----------------------------------	------------------------------	----------------------------------	------------------------------	----------------------------------	-------------------------------	----------------------------------	------------------------------	----------------------------------	----------------------------------	------------------------------------	----------------------------------	--------

PITCHER	IP	WLS	BF	H	R	ER	SO	BB	IBB	HBP	BLK	WP	HR	S	P	ERA	WHIP
Dave Stieb, R ERA: 3.86 (1, 1)	6.1	W	29	4	2	2	5	5	0	1	0	0	0	66	116	2.84	1.421
David Wells, L ERA: 6.2 (7, 1)	0.2		1	0	0	0	0	0	0	0	0	0	0	3	4	0.00	0.000
Tom Henke, R ERA: 1.23 (8, 1)	2.0	S	6	0	0	0	2	0	0	0	0	0	0	19	27	0.00	0.000

BOTTOM

Toronto Blue Jays @ California Angels
Anaheim Stadium, Anaheim, CA
Fri May 06 1988, 10:05 PM EDT
Att. 29,237 - Unknown

livebaseballscorecards.com

AB	30
R	2
H	4
RBI	2
BB	5
SO	7
LOB	18



Batter	1	2	3	4	5	6	7	8	9	AB	R	H	RBI	BB	SO	LOB
Brian Downing, R (1, 10) OBP: 0.383, SLG: 0.214	0-0 5-3		4-1 1B 1B BB		2-1 1B 1B	3-1 1B		0-3 K		4	1	2	1	1	1	0
Mark McLemore, S (1, 4) OBP: 0.321, SLG: 0.328	0-0 F7		1-0 1B 1-2 1-3 1B		1-3 K	3-2 4-3			4-0 1B BB	4	1	1	0	1	1	2
Wally Joyner, L (1, 3) OBP: 0.378, SLG: 0.426	0-0 4-3		3-2 1-3 1B		3-2 F7		2-0 E 1B 1B		1-2 G6-4-3 1B	5	0	3	1	0	0	1
Chili Davis, S (1, 9) OBP: 0.321, SLG: 0.447		2-3 K	0-1 1-3		0-0 1-2 1B		2-2 E9 1B		1-0 F9	5	0	2	1	0	1	3
Johnny Ray, S (1, 7) OBP: 0.383, SLG: 0.491		2-1 E5 FC6-4	2-2 F7		1-0 P4		2-1 F7		0-1 G6-4-3	5	0	0	0	0	0	7
Tony Armas, R (1, 8) OBP: 0.273, SLG: 0.353		0-1 FC6-4 BB		2-3 K		0-0 2B 2B		2-3 K		4	1	1	0	0	2	3
Jack Howell, L (1, 5) OBP: 0.365, SLG: 0.437		4-0 1-2 BB		2-3 K		0-1 5-3 1B 2B		0-2 P6		2	1	1	1	1	1	0
George Hendrick, R (7, PH) OBP: 0.278, SLG: 0.412										1	0	0	0	0	0	2
Gus Polidor, R (8, 5) OBP: 0.250, SLG: 0.182										0	0	0	0	0	0	0
Bob Boone, R (1, 2) OBP: 0.299, SLG: 0.296		1-0 1-3		0-0 FC5-4 1B		3-2 5-3		2-0 6-3		4	0	1	0	0	0	3
Dick Schofield, R (1, 6) OBP: 0.288, SLG: 0.347			0-0 P3		1-1 FC5-4		0-1 5-3		1-3 K	4	0	0	0	0	1	2

Inning Stats	R: 0	H: 0	E: 0	K: 0	S: 3	R: 0	H: 0	E: 1	K: 1	S: 9	R: 2	H: 2	E: 0	K: 0	S: 11	R: 0	H: 1	E: 0	K: 2	S: 10	R: 0	H: 2	E: 0	K: 1	S: 10	R: 2	H: 3	E: 0	K: 0	S: 16	R: 0	H: 2	E: 1	K: 1	S: 12	R: 0	H: 0	E: 0	K: 2	S: 8	R: 0	H: 1	E: 0	K: 0	S: 6	1B: 9	2B: 2	3B: 0	HR: 0	SF: 0	SAC: 0	DP: 1	HBP: 0	WP: 0	PA: 41
PITCHER	IP	WLS	BF	H	R	ER	SO	BB	IBB	HBP	BLK	WP	HR	S	P	ERA	WHIP																																						
Mike Flanagan, L (1, 1) ERA: 4.75	6.0	W	29	8	4	4	4	2	0	0	0	0	0	59	97	6.00	1.667																																						
David Wells, L (7, 1) ERA: 5.4	3.0	S	12	3	0	0	3	1	0	0	0	0	0	26	43	0.00	1.333																																						

BOTTOM

Toronto Blue Jays @ California Angels
Anaheim Stadium, Anaheim, CA
 Sat May 07 1988, 10:05 PM EDT
 Att. 32,630 - Unknown

livebaseballscorecards.com

AB	38
R	4
H	11
RBI	4
BB	3
SO	7
LOB	23



Batter	1	2	3	4	5	6	7	8	9	AB R H RBI BB SO LOB	TOP		
Tony Fernandez, S (1, 6) OBP: 0.317, SLG: 0.318	2-2 WP 1B		1-0 1B			0-3 K		0-0 1B 2B		4 0 3 0 0 1 0			
Lloyd Moseby, L (1, 8) OBP: 0.373, SLG: 0.420	2-0 P3		0-1 L7			2-2 1B E 1B		0-2 BB 1B		4 1 2 0 0 0 2			
Rance Mulliniks, L (1, 10) OBP: 0.325, SLG: 0.459	1-2 L7		1-2 1-3			3-2 E 1-3 1B		4-2 1-2 BB		3 0 1 0 1 0 2			
George Bell, R (1, 7) OBP: 0.379, SLG: 0.590	1-1 P3				3-2 P3	0-0 F2		2-1 F4		4 0 0 0 0 0 6			
Fred McGriff, L (1, 3) OBP: 0.470, SLG: 0.695					1-0 L7	1-0 E4		2-0 F8		3 0 0 0 1 0 4			
Ernie Whitt, L (1, 2) OBP: 0.306, SLG: 0.293					3-2 1-3	3-2 F4		2-3 K		4 0 1 0 0 1 5			
Jesse Barfield, R (1, 9) OBP: 0.267, SLG: 0.333													
Kelly Gruber, R (1, 5) OBP: 0.343, SLG: 0.495													
Manuel Lee, S (1, 4) OBP: 0.242, SLG: 0.258 Rick Leach, L (9, PH) OBP: 0.322, SLG: 0.364													
Inning Stats	R: 0 H: 1 E: 0 LOB: 1 K: 0 BB: 0 S: 12 P: 18	R: 0 H: 1 E: 0 LOB: 1 K: 1 BB: 1 S: 17 P: 27	R: 0 H: 1 E: 0 LOB: 1 K: 0 BB: 0 S: 10 P: 12	R: 0 H: 0 E: 0 LOB: 0 K: 0 BB: 0 S: 11 P: 18	R: 0 H: 0 E: 0 LOB: 0 K: 3 BB: 0 S: 12 P: 16	R: 1 H: 2 E: 1 LOB: 2 K: 1 BB: 0 S: 15 P: 24	R: 0 H: 0 E: 0 LOB: 0 K: 2 BB: 0 S: 7 P: 12	R: 0 H: 2 E: 0 LOB: 3 K: 1 BB: 1 S: 13 P: 23	R: 0 H: 0 E: 0 LOB: 0 K: 0 BB: 0 S: 5 P: 6	1B: 6 SF: 0 2B: 2 SAC: 0 3B: 0 DP: 1 HR: 0 HBP: 0	WP: 1 PA: 36 PB: 0 SB: 0 CS: 0		
PITCHER	IP WLS BF H R ER SO BB IBB HBP BLK WP HR S P ERA WHIP											PITCHER	IP WLS BF H R ER SO BB IBB HBP BLK WP HR S P ERA WHIP
Kirk McCaskill, R (1, 1) ERA: 4.42 Bryan Harvey, R (8, 1) ERA: 0.64	7.0 W 27 5 1 0 7 1 0 0 0 1 0 84 127 0.00 0.857												

Toronto Blue Jays @ California Angels
Anaheim Stadium, Anaheim, CA
Sun May 08 1988, 6:33 AM EDT
Att. 29,026 - Sunny

livebaseballscorecards.com

AB 34
R 1
H 7
RBI 0
BB 2
SO 8
LOB 23



Batter	1	2	3	4	5	6	7	8	9
Brian Downing, R (1, 10) OBP: 0.391, SLG: 0.222 Tony Armas, R (8, PH) OBP: 0.286, SLG: 0.353	0-2 BLK 1B 4-3 1B	0-1 L8			2-1 P5		3-2 1B E HBP	4-2 BB	
Chico Walker, S (1, 8) OBP: 0.400, SLG: 0.400	2-2 4-3 BLK 1-2 1B		0-1 P5		1-2 6-3		1-0 1-2 2-3 E 1B	0-3 K	
Wally Joyner, L (1, 3) OBP: 0.374, SLG: 0.429	3-2 4-3		1-1 F7		2-1 2B		0-1 F5		
Chili Davis, S (1, 9) OBP: 0.311, SLG: 0.433	3-2 5-3		3-2 4-3		0-2 G3		1-0 E9 2B		
Johnny Ray, S (1, 7) OBP: 0.395, SLG: 0.518	0-1 BB 1B			2-1 4-3 2B		0-3 K	1-1 1B 2B		
Jack Howell, L (1, 5) OBP: 0.364, SLG: 0.429 Gus Polidor, R (7, PH) OBP: 0.308, SLG: 0.250 (8, 5)	4-2 1-2 BB		3-2 F7		0-2 4-3		2-1 1B		
Butch Wynegar, S (1, 2) OBP: 0.400, SLG: 0.469	0-0 P5		2-1 4-3		2-1 F8		1-3 K		
Mark McLemore, S (1, 4) OBP: 0.326, SLG: 0.341		1-1 6-3		3-1 2B		1-2 1B E HBP 1B	3-2 F8		
Dick Schofield, R (1, 6) OBP: 0.278, SLG: 0.333		2-3 K		1-3 K		2-1 P2	1-0 F2		

AB	R	H	RBI	BB	SO	LOB
3	2	1	0	0	0	0
0	0	0	0	1	0	0
5	2	2	0	0	1	1
4	0	1	1	0	0	4
4	1	0	0	0	0	2
4	2	3	2	0	1	0
2	0	0	0	1	0	1
1	0	1	1	0	0	0
4	0	0	0	0	1	4
4	1	2	1	0	0	0
4	0	0	0	0	2	2

AB	R	H	RBI	BB	SO	LOB
35	8	10	5	2	5	14

Inning Stats		R: 2	H: 3	E: 0	K: 0	S: 20	R: 0	H: 0	E: 0	K: 1	S: 8	R: 0	H: 0	E: 0	K: 0	S: 10	R: 1	H: 2	E: 0	K: 1	S: 13	R: 0	H: 1	E: 0	K: 0	S: 12	R: 0	H: 0	E: 0	K: 1	S: 8	R: 5	H: 4	E: 1	K: 1	S: 21	R: 0	H: 0	E: 0	K: 1	S: 10		
IP		6.0	0.1	0.1	0.1	6.0	LOB		2	0	0	LOB		0	0	0	LOB		1	0	0	LOB		0	0	LOB		1	0	0	LOB		1	0	0	LOB		1	0	0	LOB		1
WLS		L					WLS					WLS					WLS					WLS				WLS					WLS					WLS					WLS		
BF		26	2	4	6	26	BF		0	4	6	BF		0	4	6	BF		0	4	6	BF		0	4	BF		0	4	6	BF		0	4	6	BF		0	4	6	BF		0
H		7	0	2	1	7	H		0	0	0	H		0	0	0	H		0	0	0	H		0	0	H		0	0	0	H		0	0	0	H		0	0	0	H		0
R		4	0	2	1	4	R		0	0	0	R		0	0	0	R		0	0	0	R		0	0	R		0	0	0	R		0	0	0	R		0	0	0	R		0
ER		3	0	0	0	3	ER		0	0	0	ER		0	0	0	ER		0	0	0	ER		0	0	ER		0	0	0	ER		0	0	0	ER		0	0	0	ER		0
SO		3	0	0	0	3	SO		0	0	0	SO		0	0	0	SO		0	0	0	SO		0	0	SO		0	0	0	SO		0	0	0	SO		0	0	0	SO		0
BB		1	0	0	0	1	BB		0	0	0	BB		0	0	0	BB		0	0	0	BB		0	0	BB		0	0	0	BB		0	0	0	BB		0	0	0	BB		0
P:		32	1	4	6	32	P:		11	0	0	P:		14	0	0	P:		24	0	0	P:		17	0	P:		10	0	0	P:		32	0	0	P:		18	0	0	P:		18
SF:		0	0	0	0	0	SF:		0	0	0	SF:		0	0	0	SF:		0	0	0	SF:		0	0	SF:		0	0	0	SF:		0	0	0	SF:		0	0	0	SF:		0
SAC:		0	0	0	0	0	SAC:		0	0	0	SAC:		0	0	0	SAC:		0	0	0	SAC:		0	0	SAC:		0	0	0	SAC:		0	0	0	SAC:		0	0	0	SAC:		0
DP:		0	0	0	0	0	DP:		0	0	0	DP:		0	0	0	DP:		0	0	0	DP:		0	0	DP:		0	0	0	DP:		0	0	0	DP:		0	0	0	DP:		0
HBP:		1	0	0	0	1	HBP:		0	0	0	HBP:		0	0	0	HBP:		0	0	0	HBP:		0	0	HBP:		0	0	0	HBP:		0	0	0	HBP:		0	0	0	HBP:		0
WP:		0	0	0	0	0	WP:		0	0	0	WP:		0	0	0	WP:		0	0	0	WP:		0	0	WP:		0	0	0	WP:		0	0	0	WP:		0	0	0	WP:		0
HR:		0	0	0	0	0	HR:		0	0	0	HR:		0	0	0	HR:		0	0	0	HR:		0	0	HR:		0	0	0	HR:		0	0	0	HR:		0	0	0	HR:		0
S:		3	0	0	0	3	S:		11	0	0	S:		24	0	0	S:		17	0	0	S:		10	0	S:		32	0	0	S:		18	0	0	S:		18	0	0	S:		18
P:		113	10	9	26	113	P:		113	10	9	P:		113	10	9	P:		113	10	9	P:		113	10	P:		113	10	9	P:		113	10	9	P:		113	10	9	P:		113
ERA		4.50	0.00	0.00	0.00	4.50	ERA		0.00	0.00	0.00	ERA		0.00	0.00	0.00	ERA		0.00	0.00	ERA		0.00	0.00	ERA		0.00	0.00	0.00	ERA		0.00	0.00	0.00	ERA		0.00	0.00	0.00	ERA		0.00	
WHIP		1.333	6.000	6.000	1.500	1.333	WHIP		1.333	6.000	6.000	WHIP		1.500	1.500	1.500	WHIP		1.500	1.500	WHIP		1.500	1.500	WHIP		1.500	1.500	1.500	WHIP		1.500	1.500	1.500	WHIP		1.500	1.500	1.500	WHIP		1.500	

BOTTOM

Toronto Blue Jays @ California Angels
Anaheim Stadium, Anaheim, CA
 Sun May 08 1988, 6:33 AM EDT
 Att. 29,026 - Sunny

livebaseballscorecards.com



Batter	1	2	3	4	5	6	7	8	9	AB R H RBI BB SO LOB	TOP	
Edgar Martinez, R (1, 5) <small>B X</small>	1-1 4-3 <small>1-2 2-3 3-H</small>	0-1 FC1-2 <small>1-2 2-3 3-H</small>		2-2 L7			4-2 FC5 G3 BB		1-1 P5 <small>1-2</small>	4 0 0 0 1 0 5		
Scott Bradley, L (1, 2) <small>B X</small> OBP: 0.293, SLG: 0.382	1-0 P4	0-0 L9			0-2 G3		0-0 G3 <small>1-2</small>		0-0 1-3	5 0 0 0 0 0 4		
Henry Cotto, R (1, 8) <small>C B B B F X</small> OBP: 0.431, SLG: 0.520	3-2 L8		2-1 L8		3-2 5-3		1-2 FC5 <small>2-3</small>			4 0 0 0 0 0 1		
Alvin Davis, L (1, 3) <small>B B X</small> OBP: 0.442, SLG: 0.600		2-0 1B BB 1B	1-0 P6		3-2 L9		1-1 F7			4 1 1 0 0 0 0		
Ken Phelps, L (1, 10) <small>B B B B C X</small> OBP: 0.437, SLG: 0.577		4-2 1B 1B 1B BB	0-1 F8		2-3 K		2-2 F7			3 1 0 0 1 1 0		
Mickey Brantley, R (1, 7) <small>B B X</small> OBP: 0.296, SLG: 0.513		2-0 1B 1B 1B FC1-2		3-3 K		0-0 1-3		0-1 HR		4 1 2 1 0 1 0		
Glenn Wilson, R (1, 9) <small>B B C B C X</small> OBP: 0.264, SLG: 0.282		3-3 K		0-2 E4 2B 1B		0-0 1B		0-1 FC6-4 1B		4 1 3 0 0 1 3		
Rey Quinones, R (1, 6) <small>B X</small> OBP: 0.330, SLG: 0.404		1-0 FC1-2 1B 1B		0-0 4-3 2B		2-1 L9		1-1 FC6-4 <small>1-2f</small>		4 0 2 2 0 0 2		
Harold Reynolds, S (1, 4) <small>B C X</small> OBP: 0.286, SLG: 0.407		0-1 FC1-2 1B		3-2 4-3 2B		1-2 F7		0-0 CS 1B		4 0 2 1 0 0 1		
Inning Stats	R: 0 H: 0 E: 0 LOB: 0 K: 0 BB: 0 S: 7 P: 12	R: 2 H: 4 E: 0 LOB: 3 K: 1 BB: 1 S: 13 P: 25	R: 0 H: 0 E: 0 LOB: 0 K: 0 BB: 0 S: 5 P: 8	R: 1 H: 2 E: 1 LOB: 1 K: 1 BB: 0 S: 16 P: 24	R: 0 H: 0 E: 0 LOB: 0 K: 0 BB: 0 S: 11 P: 17	R: 0 H: 1 E: 0 LOB: 1 K: 1 BB: 0 S: 7 P: 11	R: 0 H: 0 E: 0 LOB: 1 K: 0 BB: 1 S: 9 P: 15	R: 1 H: 2 E: 0 LOB: 1 K: 0 BB: 0 S: 11 P: 15	R: 0 H: 1 E: 0 LOB: 0 K: 0 BB: 0 S: 4 P: 5	1B: 8 SF: 0 2B: 1 SAC: 0 3B: 0 DP: 0 HR: 1 HBP: 0	WP: 0 PA: 38 PB: 0 SB: 0 CS: 1	
PITCHER Jim Clancy, R (1, 1) ERA: 5.68	IP WLS BF H R ER SO BB IBB HBP BLK WP HR S P ERA WHIP	9.0 L 38 10 4 4 3 2 0 0 0 0 0 1 83 132 4.00 1.333										

Seattle Mariners @ Toronto Blue Jays
Exhibition Stadium, Toronto, ON
Tue May 10 1988, 7:05 PM EDT
Att. 28,290 - Cloudy - 61 F

AB	36
R	4
H	10
RBI	4
BB	2
SO	3
LOB	16



Batter	1	2	3	4	5	6	7	8	9	AB	R	H	RBI	BB	SO	LOB
Tony Fernandez, S OBP: 0.306, SLG: 0.307 (1, 6)	1-0 F9		2-1 L9			0-2 4-3		1-3 K		4	0	0	0	0	1	1
Lloyd Moseby, L OBP: 0.385, SLG: 0.437 (1, 8)	2-2 BLK HBP			1-0 4-3		1-0 FC4-6 1B		0-0 1-H 2B		3	0	2	1	0	0	0
Pat Borders, R OBP: 0.288, SLG: 0.462 (1, 2)	2-3 1-2 K			3-1 1B		1-3 K		2-3 K		4	0	1	0	0	3	3
George Bell, R OBP: 0.367, SLG: 0.570 (1, 7)	2-3 K			1-0 L9		0-0 FC4-6 1-2f		1-2 F9		4	0	0	0	0	1	4
Kelly Gruber, R OBP: 0.330, SLG: 0.474 (1, 4)		3-3 K		2-3 K			0-3 K		3-2 4-3	4	0	0	0	0	3	1
Jesse Barfield, R OBP: 0.266, SLG: 0.357 (1, 9)		2-3 K			1-3 K		0-0 4-3		1-0 HR	4	1	1	1	0	2	0
Juan Beniquez, R OBP: 0.441, SLG: 0.500 (1, 10)		2-3 K			1-1 2B		2-1 1B		0-2 WP 1B	4	0	3	0	0	1	0
Cecil Fielder, R OBP: 0.209, SLG: 0.256 (1, 3)			3-2 F9		3-3 K		2-3 K		3-3 K	4	0	0	0	0	3	3
Alexis Infante, R OBP: 0.250, SLG: 0.250 (1, 5)			2-3 K		1-2 L6			2-2 2B 1B	1-3 K	4	1	1	0	0	2	2

Inning Stats	R: 0	H: 0	E: 0	K: 2	S: 11	R: 0	H: 0	E: 0	K: 3	S: 9	R: 0	H: 0	E: 0	K: 1	S: 10	R: 0	H: 1	E: 0	K: 1	S: 7	R: 0	H: 1	E: 0	K: 2	S: 13	R: 0	H: 1	E: 0	K: 1	S: 9	R: 0	H: 1	E: 0	K: 2	S: 9	R: 1	H: 2	E: 0	K: 2	S: 18	R: 1	H: 2	E: 0	K: 2	S: 13	1B: 5	SF: 0	2B: 2	SAC: 0	3B: 0	DP: 0	HR: 1	HBP: 1	WP: 1	PA: 36
	0	0	0	2	11	0	0	0	3	9	0	0	0	1	10	0	1	0	1	7	0	1	0	0	2	13	0	1	0	0	1	9	0	1	0	2	9	1	2	0	2	18	1	2	0	0	0	1	1	36					

PITCHER	IP	WLS	BF	H	R	ER	SO	BB	IBB	HBP	BLK	WP	HR	S	P	ERA	WHIP
Mark Langston, L ERA: 3.92 (1, 1)	9.0	W	36	8	2	2	16	0	0	1	1	1	1	99	153	2.00	0.889


BOTTOM

Seattle Mariners @ Toronto Blue Jays
Exhibition Stadium, Toronto, ON

Tue May 10 1988, 7:05 PM EDT
Att. 28,290 - Cloudy - 61 F

livebaseballscorecards.com

AB	35
R	2
H	8
RBI	2
BB	0
SO	16
LOB	14



Batter	1	2	3	4	5	6	7	8	9	AB R H RBI BB SO LOB	TOP									
Edgar Martinez, R (1, 5) OBP: 0.300, SLG: 0.125	4-2 FC6-4 1B BB		3-3 K		0-0 F8		2-3 K		0-1 1B	4 0 1 0 1 2 2										
Scott Bradley, L (1, 2) OBP: 0.302, SLG: 0.373	0-0 FC6-4 1-2 1B		0-0 F7		0-0 6-3			4-1 HR BB	1-0 L7	4 1 1 0 1 0 1										
Henry Cotto, R (1, 8) OBP: 0.416, SLG: 0.500	3-1 FC6-4 1-2f 2-3		0-1 E5 1B		0-1 6-3			0-3 K		4 0 0 0 0 1 3										
Alvin Davis, L (1, 3) OBP: 0.444, SLG: 0.596	2-2 P6		1-0 1B		2-3 K			1-0 HR 1B	1-2 HR 1B	4 1 2 0 0 1 2										
Ken Phelps, L (1, 10) OBP: 0.429, SLG: 0.600	0-2 F8		1-0 P7		2-3 K			2-1 HR	1-H 2-H	4 1 1 3 0 1 4										
Mickey Brantley, R (1, 7) OBP: 0.294, SLG: 0.504		0-1 F3		3-2 F7			0-2 G3 BB 1B	0-1 L7		4 0 1 0 0 0 0										
Glenn Wilson, R (1, 9) OBP: 0.272, SLG: 0.283		2-0 FC4-6 1B		2-2 F2			4-0 G3 BB	1-2 1-3		3 0 1 0 1 0 0										
Rey Quinones, R (1, 6) OBP: 0.319, SLG: 0.389		0-2 F2		1-0 5-3			2-2 G3		0-0	4 0 0 0 0 0 3										
Harold Reynolds, S (1, 4) OBP: 0.276, SLG: 0.393		3-1 FC4-6 1-2f		3-2 G3			2-3 K		1-2 4-3	4 0 0 0 0 1 3										
Inning Stats	R: 0 E: 0 K: 0 S: 11	H: 1 LOB: 2 BB: 1 P: 20	R: 0 E: 0 K: 0 S: 9	H: 1 LOB: 1 BB: 0 P: 14	R: 0 E: 1 K: 1 S: 8	H: 0 LOB: 2 BB: 0 P: 13	R: 0 E: 0 K: 0 S: 9	H: 0 LOB: 0 BB: 0 P: 15	R: 0 E: 0 K: 2 S: 9	H: 0 LOB: 0 BB: 0 P: 13	R: 0 E: 0 K: 2 S: 13	H: 1 LOB: 2 BB: 1 P: 23	R: 3 E: 0 K: 1 S: 12	H: 2 LOB: 0 BB: 1 P: 20	R: 0 E: 0 K: 0 S: 7	H: 1 LOB: 1 BB: 0 P: 9	1B: 6 2B: 0 3B: 0 HR: 1	SF: 0 SAC: 0 DP: 0 HBP: 0	WP: 0 PB: 0 SB: 0 CS: 0	PA: 38
PITCHER	IP WLS BF H R ER SO BB IBB HBP BLK WP HR S P ERA WHIP																			
Dave Stieb, R (1, 1) ERA: 3.77	8.0 W 34 6 3 3 6 3 0 0 0 0 0 1 76 126 3.38 1.125																			
Mark Eichhorn, R (9, 1) ERA: 3.91	1.0 4 1 0 0 0 0 0 0 0 0 0 0 7 9 0.00 1.000																			

Seattle Mariners @ Toronto Blue Jays
 Exhibition Stadium, Toronto, ON
 Wed May 11 1988, 7:05 PM EDT
 Att. 27,575 - Unknown - 55 F

livebaseballscorecards.com

AB	35
R	3
H	7
RBI	3
BB	3
SO	6
LOB	18



BOTTOM

Seattle Mariners @ Toronto Blue Jays
Exhibition Stadium, Toronto, ON
Wed May 11 1988, 7:05 PM EDT
Att. 27,575 - Unknown - 55 F

livebaseballscorecards.com

AB	37
R	9
H	13
RBI	9
BB	2
SO	4
LOB	15



WP:	0	PA:	39
PB:	1	SB:	1
CS:	0		

AB R H RBI BB SO LOB

5	1	2	1	0	0	1
4	1	1	0	1	1	4
4	3	2	3	1	0	1
4	0	1	1	0	1	2
4	1	1	1	0	1	1
4	1	2	1	0	0	0
4	1	2	2	0	0	1
4	0	2	0	0	0	2
0	0	0	0	0	0	0
4	1	0	0	0	1	3

1B:	10	SF:	0
2B:	0	SAC:	0
3B:	1	DP:	1
HR:	2	HBP:	0

WP HR S P ERA WHIP

IP	WLS	BF	H	R	ER	SO	BB	IBB	HBP	BLK	WP	HR	S	P	ERA	WHIP
----	-----	----	---	---	----	----	----	-----	-----	-----	----	----	---	---	-----	------

Mike Moore, R	(1, 1)	5.0	L	27	10	7	4	2	2	0	0	0	0	0	1	13	18	18.00	2.000
Dennis Powell, L	(6, 1)	1.0		5	2	2	2	2	0	0	0	0	0	0	0	6	8	0.00	0.000
Jerry Reed, R	(7, 1)	1.0		3	0	0	0	0	0	0	0	0	0	0	0	5	8	0.00	1.000
Julio Solano, R	(8, 1)	1.0		4	1	0	0	0	0	0	0	0	0	0	0	5	8	0.00	1.000

Batter	1	2	3	4	5	6	7	8	9
Tony Fernandez, S OBP: 0.310, SLG: 0.311 (1, 6)	2-2 6-3 1B	2-1 4-3 1B	0-0 1-3 2-H 1B			1-2 HR 1B		1-0 G3 1B	
Lloyd Moseby, L OBP: 0.386, SLG: 0.430 (1, 8)	4-2 PB S 1B BB	1-2 P6	0-0 4-3			0-3 K 1B		0-1 1B	
Rance Mulliniks, L OBP: 0.356, SLG: 0.537 (1, 10)	4-1 1B 1-2 1B BB	1-1 3B 1B				3-2 HR 1-H		0-0 4-3	
George Bell, R OBP: 0.364, SLG: 0.576 (1, 7)	2-3 K	0-1 1-H 3B				0-0 F9 5-3			
Fred McGriff, L OBP: 0.462, SLG: 0.674 (1, 3)	3-2 1B 1-3 2-H 1B	2-1 P6				2-1 4-3 K			
Ernie Whitt, L OBP: 0.315, SLG: 0.304 (1, 2)	2-1 1B 1-3 3-H 1B					0-0 F4 1B 1B		1-1 F9	
Kelly Gruber, R OBP: 0.336, SLG: 0.505 (1, 5) (2, 4)	0-0 1-2 3-H 1B					3-2 F9 HR		1-1 F7	
Rick Leach, L OBP: 0.333, SLG: 0.373 (1, 9)	2-1 3-1					1-1 1B 1-2 1B G6-4-3		0-1 F9	
Manuel Lee, S OBP: 0.242, SLG: 0.258 Alexis Infante, R OBP: 0.125, SLG: 0.125 (1, 4) (2, 5)		1-1 E5 4-3 1B				1-2 G6-4-3 1-2f		2-0 6-3	

Inning Stats	R: 3	H: 3	E: 0	LOB: 2	K: 1	S: 20	P: 39	R: 2	H: 2	E: 1	LOB: 1	K: 0	S: 13	P: 20	R: 1	H: 3	E: 0	LOB: 2	K: 1	S: 12	P: 19	R: 0	H: 0	E: 0	LOB: 0	K: 0	S: 5	P: 9	R: 1	H: 2	E: 0	LOB: 0	K: 0	S: 10	P: 15	R: 2	H: 2	E: 0	LOB: 0	K: 2	S: 13	P: 18	R: 0	H: 0	E: 0	LOB: 0	K: 0	S: 6	P: 8	R: 0	H: 1	E: 0	LOB: 1	K: 0	S: 5	P: 8
--------------	------	------	------	--------	------	-------	-------	------	------	------	--------	------	-------	-------	------	------	------	--------	------	-------	-------	------	------	------	--------	------	------	------	------	------	------	--------	------	-------	-------	------	------	------	--------	------	-------	-------	------	------	------	--------	------	------	------	------	------	------	--------	------	------	------

PITCHER	IP	WLS	BF	H	R	ER	SO	BB	IBB	HBP	BLK	WP	HR	S	P	ERA	WHIP
---------	----	-----	----	---	---	----	----	----	-----	-----	-----	----	----	---	---	-----	------

Mike Moore, R	(1, 1)	5.0	L	27	10	7	4	2	2	0	0	0	0	0	0	1	13	18	18.00	2.000
Dennis Powell, L	(6, 1)	1.0		5	2	2	2	2	0	0	0	0	0	0	0	0	6	8	0.00	0.000
Jerry Reed, R	(7, 1)	1.0		3	0	0	0	0	0	0	0	0	0	0	0	0	5	8	0.00	1.000
Julio Solano, R	(8, 1)	1.0		4	1	0	0	0	0	0	0	0	0	0	0	0	5	8	0.00	1.000

BOTTOM

Seattle Mariners @ Toronto Blue Jays
Exhibition Stadium, Toronto, ON
Thu May 12 1988, 3:33 AM EDT
Att. 30,334 - Overcast - 66 F

livebaseballscorecards.com

AB 36
R 8
H 13
RBI 7
BB 4
SO 4
LOB 18



WP: 0 PA: 40
PB: 0
SB: 0
CS: 0

AB R H RBI BB SO LOB

4 1 2 0 1 0 2

4 0 0 0 1 2 5

3 0 1 1 0 0 0

2 0 1 0 0 0 2

5 0 1 0 0 0 4

4 3 2 0 0 0 1

4 2 2 1 0 0 1

3 2 1 2 1 0 1

4 0 3 3 0 1 1

3 0 0 0 1 1 1

1B: 9 SF: 0
2B: 4 SAC: 0
3B: 0 DP: 1
HR: 0 HBP: 0

Batter	1	2	3	4	5	6	7	8	9
Tony Fernandez, S (1, 6) OBP: 0.321, SLG: 0.317	0-0 E1 4-3 G3 1B		3-1 1B		0-0 F9	2-2 L6		4-2 1B BB	
Ernie Whitt, L (1, 2) OBP: 0.309, SLG: 0.289	3-2 4-3 2-3		2-1 4-3		4-1 1B BB	1-3 K		3-3 K	
Rance Mulliniks, L (1, 10) OBP: 0.354, SLG: 0.523 Juan Beniquez, R (6, PH) OBP: 0.444, SLG: 0.500	0-1 G3 3-H			2-1 4-3	2-1 1-2 1B	1-0 F3		3-2 1-2 FC6-4 1B	
George Bell, R (1, 7) OBP: 0.358, SLG: 0.562	0-1 4-3			1-0 FC1-4-6 1B	2-2 F5		2-1 F7	2-1 FC6-4 1-2f	
Fred McGriff, L (1, 3) OBP: 0.463, SLG: 0.689		0-0 4-3		2-2 FC1-4-6 2B 1-2f		2-0 1B E 2B	3-2 1-3 BLK 2B		
Jesse Barfield, R (1, 8) OBP: 0.273, SLG: 0.371		2-2 6-3		1-0 1-H 1B 2B		2-0 E 2B 1B	3-2 1-3		
Rick Leach, L (1, 9) OBP: 0.343, SLG: 0.371		2-0 4-3		3-1 2-H 1B 1B		1-0 E3 1-3 2B	4-0 BLK IBB		
Kelly Gruber, R (1, 5) OBP: 0.351, SLG: 0.524			2-1 G6-3 1B	0-2 2-H 1B		1-0 2-H 3-H 2B	0-3 K	1-2 3-H	
Nelson Liriano, S (1, 4) OBP: 0.227, SLG: 0.242			1-1 G6-3 1-2f		1-3 K	4-1 BB		3-1 F7	

Inning Stats	R: 1	H: 1	E: 1	K: 0	S: 8	H: 0	LOB: 0	BB: 0	P: 11	R: 0	H: 0	E: 0	K: 0	S: 5	R: 0	H: 2	E: 0	K: 0	S: 8	R: 3	H: 4	E: 0	K: 0	S: 13	R: 0	H: 1	E: 0	K: 1	S: 10	R: 3	H: 3	E: 1	K: 1	S: 12	R: 1	H: 1	E: 0	K: 1	S: 12	R: 0	H: 1	E: 0	K: 1	S: 16	H: 1	LOB: 2	BB: 1	P: 31
--------------	------	------	------	------	------	------	--------	-------	-------	------	------	------	------	------	------	------	------	------	------	------	------	------	------	-------	------	------	------	------	-------	------	------	------	------	-------	------	------	------	------	-------	------	------	------	------	-------	------	--------	-------	-------

PITCHER	IP	WLS	BF	H	R	ER	SO	BB	IBB	HBP	BLK	WP	HR	S	P	ERA	WHIP
Bill Swift, R (1, 1) ERA: 4.54	5.0	L	24	10	6	5	1	1	0	0	0	0	0	46	83	9.00	2.200
Dennis Powell, L (6, 1) ERA: 6.75	0.2		5	1	1	0	1	1	0	0	0	0	0	9	18	0.00	3.000
Michael Jackson, R (6, 1) ERA: 3.27	1.1		6	1	1	1	1	0	1	0	1	0	0	13	26	6.75	0.750
Bill Wilkinson, L (8, 1) ERA: 6.52	0.2		4	1	0	0	1	1	0	0	0	0	0	14	27	0.00	3.000
Jerry Reed, R (8, 1) ERA: 3.43	0.1		1	0	0	0	0	0	0	0	0	0	0	2	4	0.00	0.000

WP	HR	S	P	ERA	WHIP
0	0	1	1	0.00	0.000

Batter	1	2	3	4	5	6	7	8	9	AB R H RBI BB SO LOB	TOP																				
Tony Fernandez, S (1, 6) OBP: 0.312, SLG: 0.307	3-1 F7		1-1 F6		1-3 K			1-3 K2-3		4 0 0 0 0 2 2																					
Lloyd Moseby, L (1, 8) OBP: 0.374, SLG: 0.414	1-1 4-3		2-3 K		0-0 FC4-6			1-0 L9		4 0 0 0 0 1 2																					
Rance Mulliniks, L (1, 10) OBP: 0.365, SLG: 0.500	4-1 BB			1-1 4-3		4-2 G4-3 BB			1-1 F8	2 0 0 0 2 0 0																					
Fred McGriff, L (1, 3) OBP: 0.455, SLG: 0.702	2-2 L7		2-3 K	2-3 K	0-0 P4	0-0 P4		2-1 HR	2-1 HR	4 1 1 1 0 1 2																					
Ernie Whitt, L (1, 2) OBP: 0.306, SLG: 0.279		1-1 F9		4-0 BB	0-1 G4-3	0-1 G4-3		2-2 F8	2-2 F8	3 0 0 0 1 0 1																					
Jesse Barfield, R (1, 9) OBP: 0.273, SLG: 0.367		3-2 CS 1B		2-3 K	2-1 5-3	2-1 5-3		1-2 2-3	1-2 2-3	4 0 1 0 0 1 1																					
Rick Leach, L (1, 7) OBP: 0.343, SLG: 0.359		4-2 SAFE WP BB		1-1 P4	0-0 F9	0-0 F9				2 0 0 0 1 0 0																					
Kelly Gruber, R (1, 5) OBP: 0.350, SLG: 0.528		2-2 F8		1-0 E 2B	0-0 P4	0-0 P4				3 0 1 0 0 0 1																					
Nelson Liriano, S (1, 4) OBP: 0.217, SLG: 0.231			1-0 L9		0-0 E3 FC4-6	0-0 E3		1-1 F7	1-1 F7	3 0 0 0 0 0 1																					
Inning Stats	R: 0 E: 0 K: 0 S: 8	H: 0 LOB: 1 BB: 1 P: 18	R: 0 E: 0 K: 0 S: 12	H: 1 LOB: 1 BB: 1 P: 22	R: 0 E: 0 K: 1 S: 7	H: 0 LOB: 0 BB: 0 P: 11	R: 0 E: 0 K: 2 S: 10	H: 0 LOB: 1 BB: 1 P: 19	R: 0 E: 1 K: 1 S: 8	H: 1 LOB: 2 BB: 0 P: 11	R: 0 E: 0 K: 0 S: 5	H: 0 LOB: 0 BB: 1 P: 9	R: 0 E: 0 K: 0 S: 4	H: 0 LOB: 0 BB: 0 P: 6	R: 0 E: 0 K: 1 S: 6	H: 0 LOB: 0 BB: 0 P: 9	R: 1 E: 0 K: 0 S: 11	H: 1 LOB: 0 BB: 0 P: 17	1B: 1 2B: 1 3B: 0 HR: 1	SF: 0 SAC: 0 DP: 1 HBP: 0	WP: 1 PB: 0 SB: 0 CS: 1	PA: 33									
PITCHER Melido Perez, R (1, 1) ERA: 3.62	IP 9.0	WLS W	BF 33	H 3	R 1	ER 1	SO 5	BB 4	IBB 0	HBP 0	BLK 0	WP 1	HR 1	S 71	P 122	ERA 1.00	WHIP 0.778														
											PITCHER	IP	WLS	BF	H	R	ER	SO	BB	IBB	HBP	BLK	WP	HR	S	P	ERA	WHIP			

Toronto Blue Jays @ Chicago White Sox
Comiskey Park, Chicago, IL
Fri May 13 1988, 8:05 PM EDT
Att. 10,583 - Unknown - 53 F

livebaseballscorecards.com

AB	29
R	1
H	3
RBI	1
BB	4
SO	5
LOB	10



Batter	1	2	3	4	5	6	7	8	9	AB R H RBI BB SO LOB	TOP										
Tony Fernandez, S (1, 6) OBP: 0.315, SLG: 0.311	3-2 4-3		0-1 1-6-3		0-0 2-H 1B		0-0 2-3 3-H FC6-2		0-2 2-H 1B G3	5 0 2 2 0 0 2											
Lloyd Moseby, L (1, 8) OBP: 0.375, SLG: 0.414	3-2 E9 1B FC6-4 1B		1-2 1B		2-2 G3		2-1 F8		0-1 L7	5 1 2 0 0 0 4											
Juan Beniquez, R (1, 10) OBP: 0.436, SLG: 0.485 Rance Mulliniks, L (8, PH) OBP: 0.370, SLG: 0.500	1-0 FC6-4 2-3 1B			1-1 6-3		2-2 5-3		0-0 FC3-6 1B 1B	1-2 G3	3 0 1 0 0 0 0 2 1 1 0 0 0 1											
George Bell, R (1, 7) OBP: 0.359, SLG: 0.578	1-2 FC6-4 1-2f 3-H			2-1 HR		0-1 5-3		0-1 FC3-6 1B	2-1 F9	5 1 2 2 0 0 2											
Jesse Barfield, R (1, 9) OBP: 0.269, SLG: 0.361 Rick Leach, L (5, 9) OBP: 0.347, SLG: 0.379	1-3 K			2-3 K		0-0 2B		1-0 FC3-6 1B BB 1-2f 2-3		2 0 0 0 0 2 1 2 0 1 0 0 0 2											
Kelly Gruber, R (1, 5) OBP: 0.347, SLG: 0.514		0-0 L8		0-2 6-3		2-2 5-3		4-1 1B BB		3 0 0 0 1 0 1											
Cecil Fielder, R (1, 3) OBP: 0.239, SLG: 0.310 Fred McGriff, L (8, PH) OBP: 0.460, SLG: 0.705		0-1 F3			1-2 BLK 1B 2B		1-1 SH1-4 FC6-2 1B	3-2 G4-6-3 1-2 2-3 3-H 1B		3 1 2 0 0 0 0 1 0 1 1 0 0 0											
Pat Borders, R (1, 2) OBP: 0.291, SLG: 0.455 Ernie Whitt, L (8, PH) OBP: 0.303, SLG: 0.276		1-1 6-3			1-0 6-3		1-2 FC6-2 SH1-4 1B	3-1 G4-6-3 1-2f		3 0 1 0 0 0 1 1 0 0 0 0 0 3											
Nelson Liriano, S (1, 4) OBP: 0.222, SLG: 0.250			1-1 6-3		1-1 5-3		0-0 SH1-4		2-1 1B 2B	3 1 1 0 0 0 1											
Inning Stats	R: 1 E: 1 K: 1 S: 14	H: 2 LOB: 1 BB: 0 P: 23	R: 0 E: 0 K: 0 S: 5	H: 0 LOB: 0 BB: 0 P: 6	R: 0 E: 0 K: 0 S: 7	H: 1 LOB: 1 BB: 0 P: 9	R: 1 E: 0 K: 1 S: 11	H: 1 LOB: 0 BB: 0 P: 16	R: 1 E: 0 K: 0 S: 11	H: 2 LOB: 1 BB: 0 P: 16	R: 0 E: 0 K: 0 S: 9	H: 1 LOB: 1 BB: 0 P: 13	R: 0 E: 0 K: 0 S: 9	H: 2 LOB: 2 BB: 0 P: 13	R: 1 E: 0 K: 0 S: 12	H: 3 LOB: 2 BB: 1 P: 23	R: 1 E: 0 K: 0 S: 13	H: 2 LOB: 1 BB: 0 P: 18	1B: 10 2B: 3 3B: 0 HR: 1	SF: 0 SAC: 1 DP: 1 HBP: 0	WP: 0 PA: 40 PB: 0 SB: 0 CS: 0
PITCHER	IP WLS BF H R ER SO BB IBB HBP BLK WP HR S P ERA WHIP																				
Dave LaPoint, L (1, 1) ERA: 1.86	7.0 W 29 9 3 2 2 0 0 0 0 0 1 0 1 66 96 2.57 1.286																				
Bobby Thigpen, R (8, 1) ERA: 5.32	0.1 5 3 1 1 0 1 0 0 0 0 0 0 10 18 27.00 12.000																				
Bill Long, R (8, 1) ERA: 2.66	1.2 S 6 2 1 1 0 0 0 0 0 0 0 0 0 15 23 5.40 1.200																				

Toronto Blue Jays @ Chicago White Sox
Comiskey Park, Chicago, IL
Sat May 14 1988, 8:05 PM EDT
Att. 23,532 - Sunny - 69 F

AB	38
R	5
H	14
RBI	5
BB	1
SO	2
LOB	18



WP: 0	PA: 40
PB: 0	
SB: 0	
CS: 0	

ERA	WHIP

Batter	1	2	3	4	5	6	7	8	9	AB R H RBI BB SO LOB
Gary Redus, R (1, 7) OBP: 0.442, SLG: 0.472	1-2 G6-3 HBP		1-2 4-3 BLK 1B		2-3 K		1-2 1-H 3B			3 0 2 1 0 1 0
Ozzie Guillen, L (1, 6) OBP: 0.229, SLG: 0.237	1-0 L7		1-1 4-3 1-3		1-2 F7		2-1 4-3			4 0 0 0 0 0 4
Kenny Williams, R (1, 10) OBP: 0.236, SLG: 0.367	0-0 G6-3 1-2f		1-3 K		0-3 K			2-2 5-3		4 0 0 0 0 2 2
Ivan Calderon, R (1, 9) OBP: 0.284, SLG: 0.427		2-1 L9		0-0 SH1-3 FC5-2 2B		3-2 F7		0-0 5-3		4 0 1 0 0 0 0
Russ Morman, R (1, 3) OBP: 0.667, SLG: 1.000		3-2 3B 1B		1-1 SH1-3		0-0 5-3		3-2 PB 1B 2B		3 2 2 0 0 0 0
Dave Gallagher, R (1, 8) OBP: 0.750, SLG: 1.333		3-1 1-H 1B 3B		4-0 FC5-2 HR BB		1-3 K		1-0 S 1B		3 2 2 2 1 1 0
Donnie Hill, S (1, 5) OBP: 0.289, SLG: 0.228		0-3 K		0-0 FC5-2 HR			1-2 G6-3 1B		4-2 BB	3 1 1 0 0 1 3
Steve Lyons, L (7, PR) OBP: 0.353, SLG: 0.083				1-2 HR						0 0 0 0 1 0 0
Fred Manrique, R (1, 4) OBP: 0.326, SLG: 0.525		1-1 CS 1B		0-0 HR			0-2 G6-3 1-2f		2-3 K2-3	4 1 2 4 0 1 3
Ron Karkovice, R (1, 2) SAFE		1-0 CS 1-2		1-3 K			4-2 3B BB			2 1 0 0 1 2 0

Inning Stats	R: 0	H: 0	E: 0	K: 0	S: 5	R: 2	H: 3	E: 0	K: 1	S: 14	R: 0	H: 1	E: 0	K: 2	S: 13	R: 3	H: 2	E: 0	K: 1	S: 9	R: 0	H: 0	E: 0	K: 2	S: 9	R: 0	H: 0	E: 0	K: 1	S: 8	R: 1	H: 2	E: 0	K: 0	S: 17	R: 1	H: 2	E: 0	K: 1	S: 21
	LOB: 0	BB: 0	P: 7	LOB: 0	BB: 0	P: 24	LOB: 1	BB: 0	P: 17	LOB: 0	BB: 1	LOB: 0	BB: 0	P: 12	LOB: 2	BB: 1	LOB: 2	BB: 1	P: 33	1B: 5	SF: 0	2B: 2	SAC: 1	3B: 2	DP: 2	HR: 1	HBP: 1	WP: 0	PA: 36											

PITCHER	IP	WLS	BF	H	R	ER	SO	BB	IBB	HBP	BLK	WP	HR	S	P	ERA	WHIP
John Cerutti, L (1, 1) ERA: 4.04	6.0	L	25	7	6	6	7	1	0	1	1	0	1	61	91	9.00	1.333
Duane Ward, R (7, 1) ERA: 2.12	1.2		8	3	1	0	0	1	0	0	0	0	0	27	40	0.00	2.400
David Wells, L (8, 1) ERA: 4.97	0.1		2	0	0	0	1	1	0	0	0	0	0	8	14	0.00	3.000


BOTTOM

Toronto Blue Jays @ Chicago White Sox
Comiskey Park, Chicago, IL

Sat May 14 1988, 8:05 PM EDT
Att. 23,532 - Sunny - 69 F

livebaseballscorecards.com

AB	30
R	7
H	10
RBI	7
BB	3
SO	8
LOB	12



Batter	1	2	3	4	5	6	7	8	9	10	11	AB R H RBI BB SO LOB	TOP									
Tony Fernandez, S (1, 6) OBP: 0.318, SLG: 0.321	2-2 4-3		0-2 2B			0-3 K		0-0 G4-6-3		1-0 2B 1B		5 1 2 0 0 1 1										
Lloyd Moseby, L (1, 8) OBP: 0.369, SLG: 0.413	0-1 B1-3		1-1 6-3			0-3 K			1-3 K	1-1 2B		5 0 1 2 0 2 1										
Juan Beniguez, R (1, 10) OBP: 0.429, SLG: 0.457 Rance Mulliniks, L (9, PH) OBP: 0.375, SLG: 0.500	0-0 1-3					1-0 L7			1-1 BB 1B	1-3 K		2 1 0 0 1 0 0 2 1 1 0 0 1 1										
George Bell, R (1, 7) OBP: 0.361, SLG: 0.571						4-1 WP SF8 BB			2-2 BB 1B	2-2 F9		5 1 2 0 0 1 2										
Cecil Fielder, R (1, 3) OBP: 0.224, SLG: 0.295 Fred McGriff, L (9, PH) OBP: 0.461, SLG: 0.698						2-1 4-3			0-1 P3			2 0 0 1 0 1 1 1 0 0 0 1 0 0										
Kelly Gruber, R (1, 5) OBP: 0.349, SLG: 0.509						1-1 SF8			1-2 6-3			5 0 2 2 0 0 1										
Pat Borders, R (1, 2) OBP: 0.276, SLG: 0.431 Ernie Whitt, L (9, PH) OBP: 0.307, SLG: 0.281						0-1 4-3			3-2 L4-3 1B			3 0 0 0 0 1 2 2 0 1 0 0 0 2										
Rick Leach, L (1, 9) OBP: 0.329, SLG: 0.357 Jesse Barfield, R (10, 9) OBP: 0.267, SLG: 0.358						0-1 F8			0-0 L4-3			4 0 0 0 0 1 0 1 0 0 0 0 0 1										
Nelson Liriano, S (1, 4) OBP: 0.237, SLG: 0.254						1-1 6-3			1-3 K													
						1-1 P2				1-0 F7												
						3-1 F8				0-0 BB 2B 1B												
Inning Stats	R: 0 E: 0 K: 6 S: 6	H: 0 LOB: 0 BB: 0 P: 8	R: 0 E: 0 K: 3 S: 14	H: 1 LOB: 1 BB: 0 P: 18	R: 0 E: 0 K: 10 S: 10	H: 1 LOB: 1 BB: 0 P: 14	R: 1 E: 0 K: 0 S: 7	H: 0 LOB: 0 BB: 1 P: 14	R: 0 E: 0 K: 2 S: 7	H: 0 LOB: 0 BB: 0 P: 8	R: 0 E: 0 K: 1 S: 5	H: 0 LOB: 0 BB: 1 P: 10	R: 2 E: 0 K: 1 S: 14	H: 3 LOB: 1 BB: 1 P: 25	R: 2 E: 0 K: 1 S: 11	H: 3 LOB: 1 BB: 0 P: 17	R: 0 E: 0 K: 0 S: 8	H: 1 LOB: 1 BB: 0 P: 12	1B: 8 2B: 3 3B: 0 HR: 0	SF: 1 SAC: 0 DP: 2 HBP: 0	WP: 1 PB: 0 SB: 0 CS: 0	PA: 44
PITCHER	IP	WLS	BF	H	R	ER	SO	BB	IBB	HBP	BLK	WP	HR	S	P	ERA	WHIP					
Jerry Reuss, L (1, 1) ERA: 3.03	7.0		25	3	1	1	5	1	0	0	0	1	0	59	84	1.29	0.571					
John Davis, R (8, 1) ERA: 3.38	1.1		7	2	2	2	2	2	0	0	0	0	0	15	28	13.50	3.000					
Bill Long, R (9, 1) ERA: 3.2	1.2		8	4	2	2	1	0	0	0	0	0	0	15	24	10.80	2.400					
Bobby Thigpen, R (11, 1) ERA: 5.11	1.0	W	4	1	0	0	0	0	0	0	0	0	0	8	12	0.00	1.000					

Toronto Blue Jays @ Chicago White Sox
Comiskey Park, Chicago, IL
Sun May 15 1988, 4:33 AM EDT
Att: 13,948 - Cloudy - 73 F

AB	40
R	5
H	10
RBI	5
BB	3
SO	8
LOB	12



Batter	1	2	3	4	5	6	7	8	9	10	11	AB R H RBI BB SO LOB	BOTTOM											
Daryl Boston, L (1, 8) OBP: 0.195, SLG: 0.488 Dave Gallagher, R (7, PH) OBP: 0.571, SLG: 1.333 (8, 8)	0-1 HR		2-2 L8		2-0 3-1		3-1 FC6-4		1-0 F8		1-1 HR	3 1 1 1 0 0 1 3 1 1 1 0 0 2												
Ozzie Guillen, L (1, 6) OBP: 0.235, SLG: 0.245	3-2 L6		0-0 F5			2-2 F8		4-2 1B E BB		1-2 4-3 2B		4 2 1 0 1 0 0												
Harold Baines, L (1, 10) OBP: 0.399, SLG: 0.504	0-2 HR		0-1 F8			0-0 BB 1B		1 SAFE 1-2 E7 1B		2-1 4-3		5 1 3 1 0 0 1												
Ivan Calderon, R (1, 9) OBP: 0.295, SLG: 0.433	3-3 K			2-1 5-3		4-0 G4-6-3 BB		4-0 IBB		1-2 1B 2B		3 1 1 1 2 1 0												
Greg Walker, L (1, 3) OBP: 0.306, SLG: 0.381	4-0 BB			1-0 F8		2-1 G4-6-3		2-2 F2		1-2 P6		4 0 0 0 1 0 5												
Dan Pasqua, L (1, 7) OBP: 0.317, SLG: 0.387	1-1 P5			2-1 F7			2-1 3-1		1-3 K		4-0 1B IBB	4 0 0 0 1 1 3												
Mark Salas, L (1, 2) OBP: 0.306, SLG: 0.382 Gary Redus, R (7, PR) OBP: 0.442, SLG: 0.472 Ron Karkovice, R (8, 2) Donnie Hill, S (10, PH) OBP: 0.297, SLG: 0.238 (11, 5)		3-2 L9		2-1 B1-3		1-1 WP 1B		1-3 K		1-2 1-3 2-H 1B		3 0 1 0 0 0 0 0 0 0 0 0 0 0 1 0 0 0 0 1 2 1 0 1 1 0 0 0												
Steve Lyons, L (1, 5) OBP: 0.318, SLG: 0.176 (11, 2)		0-1 4-3		0-0 WP 2B		0-0 F9		3-2 F8		0-1 F9		5 0 1 0 0 0 3												
Fred Manrique, R (1, 4) OBP: 0.313, SLG: 0.477		1-3 K		0-3 K		4-0 FC6-4 IBB		3-2 F9		3-1 4-3		4 0 0 0 1 2 1												
Inning Stats	R: 2 H: 2 E: 0 K: 1 S: 16	H: 2 LOB: 1 BB: 1 P: 27	R: 0 H: 0 E: 0 K: 1 S: 9	H: 0 LOB: 0 BB: 0 P: 13	R: 0 H: 0 E: 0 K: 0 S: 7	H: 0 LOB: 0 BB: 0 P: 9	R: 0 H: 0 E: 0 K: 1 S: 7	H: 1 LOB: 1 BB: 0 P: 11	R: 0 H: 1 E: 0 K: 0 S: 7	H: 1 LOB: 2 BB: 1 P: 17	R: 1 H: 1 E: 1 K: 2 S: 18	H: 1 LOB: 2 BB: 2 P: 31	R: 0 H: 0 E: 0 K: 0 S: 7	H: 0 LOB: 0 BB: 0 P: 14	R: 2 H: 3 E: 0 K: 0 S: 19	H: 3 LOB: 2 BB: 1 P: 29	R: 1 H: 1 E: 0 K: 0 S: 4	H: 1 LOB: 0 BB: 0 P: 8	1B: 4 SF: 0 2B: 3 SAC: 0 3B: 0 DP: 1 HR: 3 HBP: 0	WP: 2 PA: 46 PB: 0 SB: 0 CS: 0				
PITCHER	IP WLS BF H R ER SO BB IBB HBP BLK WP HR S P ERA WHIP																							
Jim Clancy, R (1, 1) ERA: 5.33	6.1	25	5	2	2	3	2	0	0	0	1	2	55	92	2.84	1.105								
David Wells, L (7, 1) ERA: 4.85	0.2	6	1	1	0	0	1	2	0	0	1	0	9	25	0.00	3.000								
Tom Henke, R (8, 1) ERA: 1.93	3.0	13	3	2	2	2	0	1	0	0	0	0	38	59	6.00	1.000								
Mark Eichhorn, R (11, 1) ERA: 4.01	0.1	L 2	1	1	1	0	0	0	0	0	0	1	4	8	27.00	3.000								

Toronto Blue Jays @ Chicago White Sox
Comiskey Park, Chicago, IL
Sun May 15 1988, 4:33 AM EDT
Att: 13,948 - Cloudy - 73 F

livebaseballscores.com

AB	40
R	6
H	10
RBI	5
BB	6
SO	5
LOB	18



Batter	1	2	3	4	5	6	7	8	9	AB R H RBI BB SO LOB	TOP
Tony Fernandez, S (1, 6) OBP: 0.327, SLG: 0.329	4-2 G1-6-3 BB		2-2 L7		2-2 2B		4-2 1 SAFE BLK E BB		1-3 K	3 1 1 0 2 1 0	
Lloyd Moseby, L (1, 8) OBP: 0.366, SLG: 0.416	0-2 G1-6-3 1-2f			1-0 F8	2-1 2B		0-0 F7			4 0 1 1 0 0 3	
Juan Beniquez, R (1, 10) OBP: 0.422, SLG: 0.447 Rance Mulliniks, L (7, PH) OBP: 0.366, SLG: 0.490	0-1 L9			3-2 1B	0-0 5-3		3-3 K			3 0 1 0 0 0 1 1 0 0 0 0 1 1	
George Bell, R (1, 7) OBP: 0.358, SLG: 0.563		3-2 L4		1-0 F8		0-1 FC4 1B		2-2 6-3		4 0 1 0 0 0 1	
Cecil Fielder, R (1, 3) OBP: 0.216, SLG: 0.283 Fred McGriff, L (6, PH) OBP: 0.453, SLG: 0.684 (6, 3)		1-1 F9		0-1 5-3		2-3 K		3-3 K		2 0 0 0 0 0 1 2 0 0 0 0 2 1	
Kelly Gruber, R (1, 5) OBP: 0.362, SLG: 0.534		4-1 BB			4-2 HR BB	1-3 K		1-2 IHR		2 2 1 1 2 1 1	
Pat Borders, R (1, 2) OBP: 0.274, SLG: 0.468		1 SAFE 1-2 F8			1-1 HR	3-0 FC4 1-2f		1-1 F9		4 1 1 2 0 0 2	
Sil Campusano, R (1, 9) OBP: 0.162, SLG: 0.306			1-0 L7		0-1 6-3		1-2 5-3		1-3 K	4 0 0 0 0 1 0	
Nelson Liriano, S (1, 4) OBP: 0.238, SLG: 0.253			0-0 B5-3		0-1 F8		1-2 E BB BLK 1B		0-1 P6	4 1 1 0 0 0 0	
Inning Stats	R: 0 H: 0 E: 0 LOB: 0 K: 0 BB: 1 S: 7 P: 11	R: 0 H: 0 E: 0 LOB: 1 K: 0 BB: 1 S: 10 P: 19	R: 0 H: 0 E: 0 LOB: 0 K: 0 BB: 0 S: 5 P: 8	R: 0 H: 1 E: 0 LOB: 1 K: 0 BB: 0 S: 7 P: 12	R: 3 H: 3 E: 0 LOB: 1 K: 0 BB: 1 S: 15 P: 24	R: 0 H: 1 E: 0 LOB: 1 K: 2 BB: 0 S: 9 P: 15	R: 1 H: 1 E: 1 LOB: 1 K: 1 BB: 1 S: 15 P: 23	R: 1 H: 1 E: 0 LOB: 0 K: 1 BB: 0 S: 14 P: 21	R: 0 H: 0 E: 0 LOB: 0 K: 2 BB: 0 S: 8 P: 10	1B: 3 SF: 0 2B: 2 SAC: 0 3B: 0 DP: 1 HR: 2 HBP: 0	WP: 0 PA: 37 PB: 0 SB: 0 CS: 0
PITCHER	IP WLS BF H R ER SO BB IBB HBP BLK WP HR S P ERA WHIP										
Ricky Horton, L (1, 1) ERA: 5.2	5.0 L 21 4 3 3 0 3 0 0 0 0 0 1 44 74 5.40 1.400										
Jeff Bittiger, R (6, 1) ERA: 2.25	4.0 16 3 2 1 6 1 0 0 1 0 0 0 46 69 2.25 1.000										

Toronto Blue Jays @ Chicago White Sox
Comiskey Park, Chicago, IL
Mon May 16 1988, 8:05 PM EDT
Att: 8,310 - Unknown - 48 F

livebaseballscorecards.com

AB	33
R	5
H	7
RBI	4
BB	4
SO	6
LOB	11




Batter	1	2	3	4	5	6	7	8	9	AB R H RBI BB SO LOB
Daryl Boston, L OBP: 0.200, SLG: 0.467 (1, 8)	3-3 K			0-0 F8		1-1 1B			2-2 F7	4 0 1 1 0 1 0
Ozzie Guillen, L OBP: 0.235, SLG: 0.245 (1, 6)	0-1 L7			1-1 4-3		0-0 B5-3			1-2 FC6-4 1B	4 0 1 0 0 0 1
Harold Baines, L OBP: 0.388, SLG: 0.489 (1, 10)	0-1 4-3			0-0 6-3			3-2 F8		1-2 FC6-4 BLK 1-2f	4 0 0 0 0 0 1
Ivan Calderon, R OBP: 0.287, SLG: 0.420 (1, 9)			2-3 K		0-0 5-3		1-1 6-3		1-2 P6	4 0 0 0 0 1 1
Greg Walker, L OBP: 0.299, SLG: 0.372 (1, 3)			1-3 K		3-3 K		3-2 F7			3 0 0 0 0 2 0
Dan Pasqua, L OBP: 0.309, SLG: 0.376 (1, 7)			2-1 F9		1-2 3-1			1-2 G3		3 0 0 0 0 0 0
Mark Salas, L OBP: 0.359, SLG: 0.417 (1, 2)				1-1 G4-6-3 1B		1-2 6-3 1B G3 1B		4-2 BLK BB		2 1 2 0 1 0 0
Steve Lyons, L OBP: 0.280, SLG: 0.150 (1, 5)			0-0 B1		0-0 G3		0-1 G3	1-2 P4		3 0 0 0 0 0 3
Fred Manrique, R OBP: 0.300, SLG: 0.457 (1, 4) Donnie Hill, S OBP: 0.293, SLG: 0.235 (8, PH) (9, 4)			1-1 G4-6-3 1-2f		1-1 6-3		1-1 6-3	0-1 1-3		2 0 0 0 0 0 2 1 0 0 0 0 0 1

Inning Stats	R: 0 E: 0 K: 1 S: 8	H: 0 LOB: 0 BB: 0 P: 11	R: 0 E: 0 K: 2 S: 8	H: 0 LOB: 0 BB: 0 P: 13	R: 0 E: 0 K: 0 S: 5	H: 1 LOB: 0 BB: 0 P: 7	R: 0 E: 0 K: 0 S: 4	H: 0 LOB: 0 BB: 0 P: 5	R: 0 E: 0 K: 1 S: 8	H: 0 LOB: 0 BB: 0 P: 12	R: 1 E: 0 K: 0 S: 12	H: 2 LOB: 1 BB: 0 P: 15	R: 0 E: 0 K: 0 S: 9	H: 0 LOB: 0 BB: 0 P: 16	R: 0 E: 0 K: 0 S: 11	H: 0 LOB: 1 BB: 1 P: 17	R: 0 E: 0 K: 0 S: 14	H: 1 LOB: 1 BB: 0 P: 19	1B: 4 2B: 0 3B: 0 HR: 0	SF: 0 SAC: 0 DP: 1 HBP: 0	WP: 0 PB: 0 SB: 0 CS: 0	PA: 31
PITCHER Dave Stieb, R ERA: 3.31 (1, 1)	IP 9.0 WLS W BF 31 H 4 R 1 ER 1 SO 4 BB 1 IBB 0 HBP 0 BLK 2 WP 0 HR 0 S 79 P 115 ERA 1.00 WHIP 0.556																					

Toronto Blue Jays @ Chicago White Sox
 Comiskey Park, Chicago, IL
 Mon May 16 1988, 8:05 PM EDT
 Att. 8,310 - Unknown - 48 F

AB	30
R	1
H	4
RBI	1
BB	1
SO	4
LOB	9



Batter	1	2	3	4	5	6	7	8	9	10	11	12	13	14	AB R H RBI BB SO LOB	TOP																
Bob Brower, R (1, 8) OBP: 0.389, SLG: 0.323 Oddibe McDowell, L (8, PH) OBP: 0.273, SLG: 0.306 (8, 8)	F9	F9		1-3			2B	F7			SH		G3	SF7	3 1 0 0 1 0 3 2 0 0 1 1 0 0																	
Scott Fletcher, R (1, 6) OBP: 0.294, SLG: 0.280	BB		G3		1B		HBP		F9		FC5-2		1B	SF7	6 2 3 2 1 0 3																	
Ruben Sierra, S (1, 9) OBP: 0.295, SLG: 0.378	L6		P6		F8		K		P5		G4-6-3		1B	K	8 0 1 0 0 2 8																	
Pete Incaviglia, R (1, 7) OBP: 0.340, SLG: 0.532	BB		HR		F9		HBP		K			FC4-6	1B		4 1 2 2 2 1 1																	
Pete O'Brien, L (1, 3) OBP: 0.404, SLG: 0.515	1-3		K		L9		HBP			K		FC4-6	P6		6 0 0 0 1 2 6																	
Larry Parrish, R (1, 10) OBP: 0.259, SLG: 0.379 Jim Steels, L (12, PH) OBP: 0.235, SLG: 0.313		K		HR		F2		HBP		F7				2B	4 1 1 2 0 1 0 2 0 2 0 0 0 0																	
Mike Stanley, R (1, 2) OBP: 0.352, SLG: 0.351 Geno Petralli, L (12, PH) OBP: 0.276, SLG: 0.321 (12, 2)		F9		1B		5-3		K		4-3			F7	FC4-2	5 0 1 0 0 1 3 2 1 1 0 0 0 2																	
Steve Buechele, R (1, 5) OBP: 0.388, SLG: 0.513 Curtis Wilkerson, S (11, PR) OBP: 0.378, SLG: 0.415 (11, 5)		1B		K		F7		5-3			SH	1B		BB	3 0 0 0 2 1 1 1 1 0 0 1 0 2																	
Jerry Browne, S (1, 4) OBP: 0.276, SLG: 0.212		1B		K			F8		5-3		FC5-2	SH		FC4-2	7 0 2 0 0 1 4																	
Inning Stats	R: 0 E: 0 K: 0 S: 10	H: 0 LOB: 2 BB: 2 P: 21	R: 0 E: 0 K: 1 S: 10	H: 1 LOB: 2 BB: 1 P: 19	R: 1 E: 0 K: 1 S: 9	H: 1 LOB: 0 BB: 0 P: 17	R: 1 E: 0 K: 2 S: 15	H: 2 LOB: 1 BB: 0 P: 24	R: 0 E: 0 K: 0 S: 9	H: 1 LOB: 1 BB: 0 P: 12	R: 0 E: 0 K: 0 S: 7	H: 0 LOB: 0 BB: 0 P: 14	R: 2 E: 0 K: 2 S: 20	H: 1 LOB: 3 BB: 2 P: 38	R: 0 E: 0 K: 1 S: 9	H: 0 LOB: 0 BB: 0 P: 11	R: 0 E: 0 K: 1 S: 8	H: 0 LOB: 0 BB: 0 P: 13	R: 0 E: 0 K: 1 S: 8	H: 0 LOB: 0 BB: 0 P: 15	R: 0 E: 0 K: 0 S: 15	H: 1 LOB: 3 BB: 1 P: 23	R: 0 E: 0 K: 0 S: 15	H: 1 LOB: 2 BB: 1 P: 24	R: 1 E: 0 K: 1 S: 11	H: 3 LOB: 2 BB: 0 P: 18	R: 2 E: 0 K: 1 S: 12	H: 2 LOB: 2 BB: 2 P: 24	1B: 8 2B: 3 3B: 0 HR: 2	SF: 1 SAC: 1 DP: 1 HBP: 2	WP: 1 PB: 0 SB: 1 CS: 0	PA: 66
PITCHER	IP	WLS	BF	H	R	ER	SO	BB	IBB	HBP	BLK	WP	HR	S	P	ERA	WHIP															
Mike Flanagan, L (1, 1) ERA: 4.45	6.2		30	6	4	4	5	4	0	0	0	0	2	70	125	5.40	1.500															
Duane Ward, R (7, 1) ERA: 2.12	0.0		1	0	0	0	0	0	0	1	0	0	0	2	5	∞	∞															
John Cerutti, L (7, 1) ERA: 4.04	0.0		2	0	0	0	0	1	0	1	0	0	0	3	9	∞	∞															
Jose Antonio Nunez, R (7, 1) ERA: 3.38	2.1		7	0	0	0	2	0	0	0	0	0	0	22	30	0.00	0.000															
David Wells, L (10, 1) ERA: 4.67	1.0		6	1	0	0	1	1	0	0	0	0	0	17	31	0.00	2.000															
PITCHER	IP	WLS	BF	H	R	ER	SO	BB	IBB	HBP	BLK	WP	HR	S	P	ERA	WHIP															
Mark Eichhorn, R (11, 1) ERA: 4.5	3.1		18	6	3	3	0	2	1	0	0	1	0	38	66	8.10	2.400															
Tom Henke, R (14, 1) ERA: 1.86	0.2		2	0	0	0	1	0	0	0	0	0	0	6	7	0.00	0.000															

Texas Rangers @ Toronto Blue Jays
 Exhibition Stadium, Toronto, ON
 Tue May 17 1988, 7:05 PM EDT
 Att. 25,170 - Unknown - 54 F

livebaseballscorecards.com

AB	53
R	7
H	13
RBI	7
BB	9
SO	9
LOB	33



Batter	1	2	3	4	5	6	7	8	9	AB R H RBI BB SO LOB	TOP											
Oddibe McDowell, L (1, 8) OBP: 0.272, SLG: 0.298	0-3 K		4-2 2B BB		1-1 L6		0-2 G1-6-3			3 1 0 0 1 1 1												
Scott Fletcher, R (1, 6) OBP: 0.286, SLG: 0.272	0-1 F2		1-1 F7		1-1 F3		0-1 F7			4 0 0 0 0 0 2												
Geno Petralli, L (1, 2) OBP: 0.290, SLG: 0.351	2-3 K		0-0 2B			0-1 1B		1-2 F9		4 0 2 2 0 1 0												
Pete Incaviglia, R (1, 7) OBP: 0.338, SLG: 0.520		4-1 1B BB	1-3 K		1-3 K		1-1 6-3			3 0 0 0 1 2 2												
Pete O'Brien, L (1, 3) OBP: 0.394, SLG: 0.500		1-0 P5	0-1 G3		1-1 F9		0-1 F8			4 0 0 0 0 0 3												
Larry Parrish, R (1, 10) OBP: 0.259, SLG: 0.374		1-2 1B		3-3 K		3-3 K		1-3 K		4 0 1 0 0 3 1												
Ruben Sierra, S (1, 9) OBP: 0.302, SLG: 0.409		1-3 K		1-0 1B		2-1 HR		3-2 5-3		4 1 2 1 0 1 2												
Steve Buechele, R (1, 5) OBP: 0.391, SLG: 0.547		1-3 K		2-1 G6-4-3		1-2 HR		0-0 2B		4 1 2 1 0 1 3												
Curtis Wilkerson, S (1, 4) OBP: 0.388, SLG: 0.422			2-2 2B 1B		1-1 F8		2-1 1B		0-0 1-4-3	4 1 2 0 0 0 1												
Inning Stats	R: 0 E: 0 K: 2 S: 9	H: 0 LOB: 0 BB: 0 P: 11	R: 0 E: 0 K: 2 S: 12	H: 1 LOB: 2 BB: 1 P: 20	R: 2 E: 0 K: 1 S: 14	H: 2 LOB: 1 BB: 1 P: 22	R: 0 E: 0 K: 1 S: 8	H: 1 LOB: 0 BB: 0 P: 13	R: 0 E: 0 K: 0 S: 6	H: 0 LOB: 0 BB: 0 P: 9	R: 0 E: 0 K: 2 S: 12	H: 1 LOB: 1 BB: 0 P: 17	R: 2 E: 0 K: 0 S: 13	H: 3 LOB: 0 BB: 0 P: 18	R: 0 E: 0 K: 0 S: 8	H: 0 LOB: 0 BB: 0 P: 10	R: 0 E: 0 K: 1 S: 8	H: 1 LOB: 1 BB: 0 P: 12	1B: 5 2B: 2 3B: 0 HR: 2	SF: 0 SAC: 0 DP: 2 HBP: 0	WP: 0 PB: 0 SB: 0 CS: 0	PA: 36
PITCHER	IP WLS BF H R ER SO BB IBB HBP BLK WP HR S P ERA WHIP																					
Todd Stottlemire, R (1, 1) ERA: 5.2	6.0 L 26 7 4 4 8 2 0 0 0 0 2 67 101 6.00 1.500																					
John Cerutti, L (7, 1) ERA: 3.72	3.0 10 2 0 0 1 0 0 0 0 0 0 23 31 0.00 0.667																					

Texas Rangers @ Toronto Blue Jays
Exhibition Stadium, Toronto, ON
Wed May 18 1988, 7:05 PM EDT
Att. 25,029 - Unknown - 55 F

livebaseballscorecards.com

AB	34
R	4
H	9
RBI	4
BB	2
SO	9
LOB	15



Batter	1	2	3	4	5	6	7	8	9	AB R H RBI BB SO LOB
Tony Fernandez, S OBP: 0.329, SLG: 0.336 (1, 6)	2-2 SH1-3 BB PO 1B		4-2 G1-6-3 BB		2-3 K			0-0 G1-6-3 1-2f		3 0 1 0 1 1 3
Lloyd Moseby, L OBP: 0.353, SLG: 0.393 (1, 8)	4-2 SH1-3 BB 1-2		0-0 G1-6-3 1-2f		2-2 P9			0-0 G6-4-3 1B		3 0 1 0 1 0 1
Juan Beniquez, R OBP: 0.408, SLG: 0.429 (1, 10)	0-0 SH1-3 1-2 2-3			1-0 L4		1-1 1-3		0-1 G6-4-3 1-2f		3 0 0 0 0 0 1
George Bell, R OBP: 0.358, SLG: 0.542 (1, 7)	1-0 F9			2-1 L4		1-3 K		2-3 K		4 0 0 0 0 2 2
Kelly Gruber, R OBP: 0.353, SLG: 0.512 (1, 5)	0-0 PO 3-H	1-0 F8		1-2 P9			0-0 P4			3 0 0 0 0 0 0
Fred McGriff, L OBP: 0.452, SLG: 0.686 (1, 3)			2-1 G3		2-3 K		0-0 G6-4-3 1B			3 0 1 0 0 1 0
Pat Borders, R OBP: 0.279, SLG: 0.463 (1, 2)			0-0 2B		1-1 B1-3		3-2 G6-4-3 1-2f			3 0 1 0 0 0 1
Sil Campusano, R OBP: 0.167, SLG: 0.275 (1, 9)			1-3 K		4-0 1B BB		2-1 F8			2 0 0 0 1 1 1
Nelson Liriano, S OBP: 0.256, SLG: 0.284 (1, 4)			2-1 F9		2-2 1B		1-2 G1-6-3 1B			3 0 2 0 0 0 0

Inning Stats	R: 0 E: 0 K: 7 S: 7	H: 1 LOB: 1 BB: 1 P: 14	R: 0 E: 0 K: 1 S: 7	H: 1 LOB: 1 BB: 0 P: 11	R: 0 E: 0 K: 0 S: 7	H: 0 LOB: 0 BB: 1 P: 13	R: 0 E: 0 K: 0 S: 6	H: 0 LOB: 0 BB: 0 P: 10	R: 0 E: 0 K: 2 S: 12	H: 1 LOB: 2 BB: 1 P: 23	R: 0 E: 0 K: 1 S: 14	H: 0 LOB: 0 BB: 0 P: 18	R: 0 E: 0 K: 0 S: 6	H: 1 LOB: 0 BB: 0 P: 9	R: 0 E: 0 K: 1 S: 6	H: 1 LOB: 0 BB: 0 P: 8	1B: 5 2B: 1 3B: 0 HR: 0	SF: 0 SAC: 1 DP: 4 HBP: 0	WP: 0 PB: 0 SB: 0 CS: 0	PA: 32
PITCHER Ray Hayward, L ERA: 1.63 (1, 1)	IP 9.0 WLS W BF 31 H 6 R 0 ER 0 SO 5 BB 3 IBB 0 HBP 0 BLK 0 WP 0 HR 0 S 71 P 115 ERA 0.00 WHIP 1.000																			


BOTTOM

Texas Rangers @ Toronto Blue Jays
Exhibition Stadium, Toronto, ON

Wed May 18 1988, 7:05 PM EDT
Att: 25,029 - Unknown - 55 F

livebaseballscorecards.com

AB	27
R	0
H	6
RBI	0
BB	3
SO	5
LOB	9



Batter	1	2	3	4	5	6	7	8	9	AB R H RBI BB SO LOB	TOP											
Tony Fernandez, S (1, 6) OBP: 0.327, SLG: 0.333	0-2 5-3	0-1 F7		1-1 L8-3 1B			0-2 6-3			4 0 1 0 0 0 1												
Lloyd Moseby, L (1, 8) OBP: 0.363, SLG: 0.420	4-1 1B BB		1-0 HR	1-0 L8-3			2-2 1B			3 2 2 1 1 0 1												
Rance Mulliniks, L (1, 10) OBP: 0.373, SLG: 0.483 Juan Beniquez, R (7, PH) OBP: 0.400, SLG: 0.419	1 SAFE 1 SAFE 1B BB	4-2 1B BB	2-1 2B 1B				1-0 K G3			2 0 1 0 1 1 0 1 0 0 0 0 0 1												
George Bell, R (1, 7) OBP: 0.367, SLG: 0.551	1-0 1B		2-1 2B				4-1 G6-3 BB			3 0 2 1 1 0 0												
Fred McGriff, L (1, 3) OBP: 0.446, SLG: 0.667	1-2 G5-4-3		1-3 K				0-0 G6-3			3 0 0 0 1 1 5												
Ernie Whitt, L (1, 2) OBP: 0.296, SLG: 0.271		0-1 F7	1-1 G3				2-1 4-3			4 0 0 0 0 0 3												
Kelly Gruber, R (1, 5) OBP: 0.357, SLG: 0.504		4-0 S 1B BB	4-0 IBB				0-0 1-3			2 1 0 0 2 0 0												
Rick Leach, L (1, 9) OBP: 0.325, SLG: 0.342 Sil Campusano, R (9, 9) OBP: 0.167, SLG: 0.275	1 SAFE 1B BB	1-2 1B	0-3 K				0-1 4-3			4 0 1 1 0 1 3 0 0 0 0 0 0 0												
Nelson Liriano, S (1, 4) OBP: 0.244, SLG: 0.271		1-0 F7		1-3 K			0-2 F9			4 0 0 0 0 1 1												
Inning Stats	R: 1 E: 0 K: 0 S: 13	H: 1 LOB: 1 BB: 2 P: 23	R: 1 E: 0 K: 0 S: 8	H: 1 LOB: 1 BB: 1 P: 14	R: 1 E: 0 K: 2 S: 14	H: 3 LOB: 3 BB: 1 P: 25	R: 0 E: 0 K: 1 S: 7	H: 1 LOB: 0 BB: 0 P: 10	R: 0 E: 0 K: 1 S: 5	H: 0 LOB: 0 BB: 1 P: 10	R: 0 E: 0 K: 0 S: 5	H: 0 LOB: 0 BB: 0 P: 7	R: 0 E: 0 K: 0 S: 10	H: 1 LOB: 1 BB: 0 P: 13	R: 0 E: 0 K: 0 S: 3	H: 0 LOB: 0 BB: 1 P: 7	R: 0 E: 0 K: 0 S: 5	H: 0 LOB: 0 BB: 0 P: 8	1B: 5 2B: 2 3B: 0 HR: 1	SF: 0 SAC: 0 DP: 4 HBP: 0	WP: 0 PB: 0 SB: 2 CS: 0	PA: 36
PITCHER	IP WLS BF H R ER SO BB IBB HBP BLK WP HR S P ERA WHIP																					
Bill Wegman, R (1, 1) ERA: 4.09	2.0 L 13 5 3 3 0 3 0 0 0 0 0 1 26 47 13.50 4.000																					
Paul Mirabella, L (3, 1) ERA: 0.82	5.0 17 2 0 0 4 1 1 0 0 0 0 36 55 0.00 0.600																					
Chuck Crim, R (8, 1) ERA: 3.74	2.0 6 0 0 0 0 1 0 0 0 0 0 8 15 0.00 0.500																					

Toronto Blue Jays @ Milwaukee Brewers
Milwaukee County Stadium, Milwaukee, WI

Fri May 20 1988, 8:05 PM EDT
Att. 19,539 - Unknown - 72 F

livebaseballscorecards.com

AB	30
R	3
H	7
RBI	3
BB	6
SO	4
LOB	15



Batter	1	2	3	4	5	6	7	8	9	AB	R	H	RBI	BB	SO	LOB
Paul Molitor, R OBP: 0.381, SLG: 0.392 (1, 5) B B X	2-0 F6 ①		0-2 2B 1B		0-0 5-3 ①		1-0 2B 1-3		1-0 L4 ③	5	1	2	0	0	0	0
B.J. Surhoff, L OBP: 0.288, SLG: 0.267 (1, 2) C F X	0-2 L4 ②		0-1 2B 1-H		4-0 F8 CS BB		0-3 K ②			3	0	1	1	1	1	2
Robin Yount, R OBP: 0.339, SLG: 0.451 (1, 8) B B X	2-0 1B		2-2 P3 ①		4-1 BB 1-2		4-0 IBB			2	0	1	0	2	0	1
Greg Brock, L OBP: 0.388, SLG: 0.357 (1, 3) C B X	1-1 F4 ③		2-1 F9 ②		1-2 F8 ②		1-2 5-3 ③			4	0	0	0	0	0	7
Rob Deer, R OBP: 0.303, SLG: 0.407 (1, 7) C B B L B B X		3-3 K ①	0-3 K ③		2-1 CS ③	0-3 K ①		2-2 3-1 ①		4	0	0	0	0	3	1
Glenn Braggs, R OBP: 0.297, SLG: 0.393 (1, 9) C B B L B B X		2-2 E5 1B		0-2 5-3 ①		0-0 5-3 ②		2-3 K ②		4	0	0	0	0	1	0
Ernest Riles, L OBP: 0.327, SLG: 0.376 (1, 10) B SAFE X		1-0 SAFE		2-3 K ②		2-2 6-3 ③		2-3 K ③		3	0	1	0	0	1	0
Mike Felder, S OBP: 0.100, SLG: 0.100 (8, PH)		1-2 1B		1-1 S 1B						1	0	0	0	0	1	0
Dale Sveum, S OBP: 0.285, SLG: 0.417 (1, 6) S SAFE X		0-3 K ②		1-1 S 1B				0-0 F9 ①		4	0	1	0	0	2	2
Jim Gantner, L OBP: 0.298, SLG: 0.301 (1, 4) B B B X		2-3 K ③		2-2 6-3 ③				1-1 2B 1B		4	0	1	0	0	1	3

Inning Stats	R: 0	H: 1	E: 0	LOB: 1	K: 0	BB: 0	S: 8	P: 13	R: 0	H: 1	E: 1	LOB: 2	K: 3	BB: 0	S: 15	P: 23	R: 1	H: 2	E: 0	LOB: 1	K: 1	BB: 0	S: 13	R: 0	H: 1	E: 0	LOB: 1	K: 1	BB: 0	S: 11	R: 0	H: 0	E: 0	LOB: 1	K: 0	BB: 2	S: 6	R: 0	H: 0	E: 0	LOB: 0	K: 1	BB: 0	S: 8	R: 0	H: 2	E: 0	LOB: 3	K: 1	BB: 1	S: 12	R: 0	H: 0	E: 0	LOB: 0	K: 2	BB: 0	S: 13	R: 0	H: 0	E: 0	LOB: 0	K: 1	BB: 0	S: 10	R: 0	H: 0	E: 0	LOB: 0	K: 1	BB: 0	S: 14	1B: 5	SF: 0	2B: 2	SAC: 0	3B: 0	DP: 0	HR: 0	HBP: 0	WP: 0	PA: 38
--------------	------	------	------	--------	------	-------	------	-------	------	------	------	--------	------	-------	-------	-------	------	------	------	--------	------	-------	-------	------	------	------	--------	------	-------	-------	------	------	------	--------	------	-------	------	------	------	------	--------	------	-------	------	------	------	------	--------	------	-------	-------	------	------	------	--------	------	-------	-------	------	------	------	--------	------	-------	-------	------	------	------	--------	------	-------	-------	-------	-------	-------	--------	-------	-------	-------	--------	-------	--------

PITCHER	IP	WLS	BF	H	R	ER	SO	BB	IBB	HBP	BLK	WP	HR	S	P	ERA	WHIP
Jim Clancy, R ERA: 4.89 (1, 1)	6.1	W	28	7	1	1	6	2	0	0	0	0	0	65	102	1.42	1.421
David Wells, L ERA: 4.25 (7, 1)	2.2	S	9	0	0	0	4	0	1	0	0	0	0	31	46	0.00	0.000

Toronto Blue Jays @ Milwaukee Brewers
Milwaukee County Stadium, Milwaukee, WI
 Fri May 20 1988, 8:05 PM EDT
 Att: 19,539 - Unknown - 72 F

AB 34
 R 1
 H 7
 RBI 1
 BB 3
 SO 10
 LOB 16



Batter	1	2	3	4	5	6	7	8	9	AB R H RBI BB SO LOB	TOP						
Tony Fernandez, S (1, 6) OBP: 0.320, SLG: 0.325	0-0 F5		1-0 3-1			0-0 F7		1-1 L3		4 0 0 0 0 0 0							
Lloyd Moseby, L (1, 8) OBP: 0.360, SLG: 0.437	1-1 4-3			0-0 5-3		2-2 HR		2-0 L7		4 1 1 1 0 0 0							
Rance Mulliniks, L (1, 10) OBP: 0.366, SLG: 0.469	1-1 1-3			2-3 K		0-1 G4-6-3 1B		1-2 P5		4 0 1 0 0 1 0							
George Bell, R (1, 7) OBP: 0.365, SLG: 0.544		1-2 6-3		2-2 1B		2-1 G4-6-3 1-2f			1-1 E6 1B 1B	4 1 1 0 0 0 1							
Fred McGriff, L (1, 3) OBP: 0.448, SLG: 0.670		3-2 1B 2B		0-0 F7			1-0 4-3		1-1 G4-3 2B 1B	4 1 2 0 0 0 1							
Ernie Whitt, L (1, 2) OBP: 0.313, SLG: 0.300		1-2 G6-4-3 1B		1-0 E4 FC1-6-5 BLK			0-0 1B 2B		2-0 G4-3 1B	4 1 3 1 0 0 0							
Kelly Gruber, R (1, 5) OBP: 0.354, SLG: 0.496		0-2 G6-4-3 1-2f		0-0 F9			1-0 1B 1B		2-2 G4-3 1-2f 2-3	4 0 1 0 0 0 5							
Rick Leach, L (1, 9) OBP: 0.326, SLG: 0.342			0-0 4-3		1-1 FC1-6-5 1-3		0-0 G3-6-1 1B		2-0 G4-3 2B	3 0 1 1 0 0 1 1 0 1 1 0 0 0							
Sil Campusano, R (7, PR) OBP: 0.186, SLG: 0.317																	
Nelson Liriano, S (1, 4) OBP: 0.234, SLG: 0.258			0-1 4-3		1-0 3-1		1-0 G3-6-1 1-2f		0-1 F7	4 0 0 0 0 0 4							
Inning Stats	R: 0 E: 0 K: 0 S: 5 H: 0 LOB: 0 BB: 0 P: 7	R: 0 E: 0 K: 0 S: 14 H: 2 LOB: 1 BB: 0 P: 19	R: 0 E: 0 K: 0 S: 4 H: 0 LOB: 0 BB: 0 P: 5	R: 0 E: 0 K: 1 S: 10 H: 1 LOB: 1 BB: 0 P: 14	R: 0 E: 1 K: 0 S: 5 H: 0 LOB: 1 BB: 0 P: 8	R: 1 E: 0 K: 0 S: 8 H: 2 LOB: 0 BB: 0 P: 12	R: 1 E: 0 K: 0 S: 5 H: 3 LOB: 2 BB: 0 P: 8	R: 0 E: 0 K: 0 S: 6 H: 0 LOB: 0 BB: 0 P: 10	R: 2 E: 1 K: 0 S: 12 H: 3 LOB: 1 BB: 0 P: 20	1B: 7 2B: 3 3B: 0 HR: 1 SF: 0 SAC: 0 DP: 4 HBP: 0	WP: 0 PB: 0 SB: 0 CS: 0 PA: 36						
PITCHER Chris Bosio, R (1, 1) ERA: 1.98	IP: 9.0 WLS: L BF: 36 H: 11 R: 4 ER: 2 SO: 1 BB: 0 IBB: 0 HBP: 0 BLK: 1 WP: 0 HR: 1 S: 69 P: 103 ERA: 2.00 WHIP: 1.222																
PITCHER	IP	WLS	BF	H	R	ER	SO	BB	IBB	HBP	BLK	WP	HR	S	P	ERA	WHIP

Toronto Blue Jays @ Milwaukee Brewers
Milwaukee County Stadium, Milwaukee, WI

Sat May 21 1988, 8:05 PM EDT
Att. 38,124 - Unknown - 70 F

AB	36
R	4
H	11
RBI	4
BB	0
SO	1
LOB	12



Batter	1	2	3	4	5	6	7	8	9	AB	R	H	RBI	BB	SO	LOB
Paul Molitor, R OBP: 0.372, SLG: 0.382 (1, 5)	0-2 4-3		2-3 SAFE SAFE 1-2			0-0 F7		0-0 5-3		4	0	0	0	0	1	1
B.J. Surhoff, L OBP: 0.295, SLG: 0.269 (1, 2)	4-1 6-3 1B BB		0-1 F9			0-0 B2-3		0-1 1B 1B		3	0	1	0	1	0	0
Robin Yount, R OBP: 0.349, SLG: 0.459 (1, 8)	0-0 6-3 1-2 1B				2-2 F8	1-1 1B 1B		1-1 1-2 1B		4	0	3	0	0	0	0
Greg Brock, L OBP: 0.385, SLG: 0.353 (1, 3)	3-2 6-3 1-2 2-3				1-2 L7	3-2 1-3 1B		2-1 P6		4	0	1	0	0	0	4
Rob Deer, R OBP: 0.296, SLG: 0.396 (1, 7)	1-3 K				2-3 K	0-0 F8		1-2 6-3		4	0	0	0	0	2	6
Glenn Braggs, R OBP: 0.296, SLG: 0.384 (1, 9)		1-0 CS HBP			2-3 K			0-2 P4		3	0	0	0	0	1	0
Ernest Riles, L OBP: 0.343, SLG: 0.385 (1, 10)		2-2 SAFE SAFE 1-2			4-2 BB BB	1-0 1B 1B		0-1 1B 1B		3	0	2	0	1	0	1
Dale Sveum, S OBP: 0.284, SLG: 0.412 (1, 6)		1-3 K			0-1 SAFE SAFE F7	1-1 SAFE SAFE G6-4-3 1B		0-2 F7		4	0	1	0	0	1	2
Jim Gantner, L OBP: 0.296, SLG: 0.299 (1, 4)			0-1 CS 1B		2-0 SAFE SAFE F8	2-2 SAFE SAFE G6-4-3 1-2		1-0 F9		4	0	1	0	0	0	4

Inning Stats	R: 0	H: 1	E: 0	K: 1	S: 13	R: 0	H: 0	E: 0	K: 1	S: 7	R: 0	H: 1	E: 0	K: 1	S: 8	R: 0	H: 0	E: 0	K: 1	S: 9	R: 0	H: 0	E: 0	K: 1	S: 11	R: 0	H: 2	E: 0	K: 0	S: 9	R: 0	H: 2	E: 0	K: 0	S: 12	R: 0	H: 2	E: 0	K: 0	S: 10	R: 0	H: 1	E: 0	K: 0	S: 8	1B: 9	2B: 1	3B: 0	HR: 0	SF: 0	SAC: 0	DP: 2	HBP: 1	WP: 0	PB: 0	SB: 0	CS: 2	PA: 36
--------------	------	------	------	------	-------	------	------	------	------	------	------	------	------	------	------	------	------	------	------	------	------	------	------	------	-------	------	------	------	------	------	------	------	------	------	-------	------	------	------	------	-------	------	------	------	------	------	-------	-------	-------	-------	-------	--------	-------	--------	-------	-------	-------	-------	--------

PITCHER	IP	WLS	BF	H	R	ER	SO	BB	IBB	HBP	BLK	WP	HR	S	P	ERA	WHIP
Dave Stieb, R ERA: 2.93 (1, 1)	7.0	W	27	6	0	0	5	2	0	1	0	0	0	69	103	0.00	1.143
Tom Henke, R ERA: 1.69 (8, 1)	2.0	S	9	3	0	0	0	0	0	0	0	0	0	18	23	0.00	1.500

BOTTOM

Toronto Blue Jays @ Milwaukee Brewers
Milwaukee County Stadium, Milwaukee, WI

Sat May 21 1988, 8:05 PM EDT
Att: 38,124 - Unknown - 70 F

livebaseballscores.com

AB	33
R	0
H	9
RBI	0
BB	2
SO	5
LOB	18



Batter	1	2	3	4	5	6	7	8	9	AB R H RBI BB SO LOB	TOP									
Tony Fernandez, S (1, 6) OBP: 0.313, SLG: 0.317	1-2 G3		2-0 L8		1-0 F7			2-2 3-1		4 0 0 0 0 0 0										
Lloyd Moseby, L (1, 8) OBP: 0.357, SLG: 0.428	4-1 1B BB		1-2 L8			1-1 G3		0-1 4-3		3 1 0 0 1 0 0										
Rance Mulliniks, L (1, 10) OBP: 0.347, SLG: 0.441	2-3 SAFE 1 SAFE 1 SAFE 1 SAFE 1-2 K		2-1 4-3			2-3 K		1-0 6-3		4 0 0 0 0 2 1										
George Bell, R (1, 7) OBP: 0.362, SLG: 0.537	1-0 1B			1-1 E6 G4-6-3		0-0 6-3		1-1 F8		4 0 1 1 0 0 0										
Fred McGriff, L (1, 3) OBP: 0.442, SLG: 0.652	3-1 G3			0-0 G4-6-3 1-2f			4-1 FC3-6 BB	1-3 K		3 0 0 0 1 1 2										
Ernie Whitt, L (1, 2) OBP: 0.313, SLG: 0.294		2-2 L6		4-0 2B BB		2-1 FC3-6 1B 1-2f		0-0 1B 1B		2 0 0 0 1 0 1 1 0 1 0 0 0 0										
Pat Borders, R (9, PH) OBP: 0.290, SLG: 0.471																				
Kelly Gruber, R (1, 5) OBP: 0.358, SLG: 0.504		1-2 6-3		2-1 2B 1-H		0-0 P3		1-2 1B		4 0 2 0 0 0 1										
Rick Leach, L (1, 9) OBP: 0.333, SLG: 0.342		4-1 BB			2-2 F2		0-0 1B	0-3 K		0 0 0 0 1 0 0 3 0 1 0 0 1 2										
Sil Campusano, R (2, 9) OBP: 0.196, SLG: 0.318																				
Nelson Liriano, S (1, 4) OBP: 0.227, SLG: 0.250		2-1 G3			2-2 6-3		1-2 1-3			3 0 0 0 0 0 3										
Inning Stats	R: 1 E: 0 K: 1 S: 10	H: 1 LOB: 1 BB: 1 P: 21	R: 0 E: 0 K: 0 S: 10	H: 0 LOB: 1 BB: 1 P: 19	R: 0 E: 0 K: 0 S: 6	H: 1 LOB: 2 BB: 1 P: 12	R: 0 E: 0 K: 0 S: 8	H: 0 LOB: 0 BB: 0 P: 13	R: 0 E: 0 K: 1 S: 6	H: 0 LOB: 0 BB: 0 P: 9	R: 0 E: 1 K: 0 S: 8	H: 1 LOB: 2 BB: 1 P: 15	R: 0 E: 0 K: 0 S: 6	H: 0 LOB: 0 BB: 0 P: 9	R: 0 E: 0 K: 2 S: 12	H: 2 LOB: 2 BB: 0 P: 15	1B: 4 2B: 1 3B: 0 HR: 0	SF: 0 SAC: 0 DP: 1 HBP: 0	WP: 0 PB: 0 SB: 1 CS: 0	PA: 35
PITCHER	IP WLS BF H R ER SO BB IBB HBP BLK WP HR S P ERA WHIP																			
Mike Birkbeck, R (1, 1) ERA: 5.46	6.2 W 26 3 1 1 2 4 0 0 0 0 0 0 50 96 1.35 1.050																			
Chuck Crim, R (7, 1) ERA: 3.52	1.1 4 0 0 0 0 0 0 0 0 0 0 0 9 13 0.00 0.000																			
Dan Plesac, L (9, 1) ERA: 1.86	1.0 5 2 0 0 0 2 0 0 0 0 0 0 12 15 0.00 2.000																			

Toronto Blue Jays @ Milwaukee Brewers
 Milwaukee County Stadium, Milwaukee, WI
 Sun May 22 1988, 4:33 AM EDT
 Att. 37,658 - Sunny

AB	31
R	1
H	5
RBI	1
BB	4
SO	4
LOB	10



Batter	1	2	3	4	5	6	7	8	9	AB	R	H	RBI	BB	SO	LOB
Paul Molitor, R OBP: 0.374, SLG: 0.395 (1, 10)	3-3 K		0-0 S 2B 1B	3-2 FC5-4 1B		0-1 F9		1-1 B3 E 2B		5	2	3	0	0	1	1
B.J. Surhoff, L OBP: 0.299, SLG: 0.276 (1, 2)	0-0 F9		2-0 1B 2B	1-1 FC5-4 1-2f		4-1 G1-4-3 BB		0-0 B3 2-3		4	1	1	1	1	0	2
Robin Yount, R OBP: 0.359, SLG: 0.476 (1, 8)	4-0 BB		3-0 2B 1B		3-2 5-3	2-2 G1-4-3 1-2f		4-0 E IBB		3	1	1	1	2	0	2
Greg Brock, L OBP: 0.382, SLG: 0.367 (1, 3)	1-1 F2		2-0 E 1B 2B		1-2 1B 1B		2-2 F7	1-0 E6 1-2 3-H		5	2	2	1	0	0	2
Glenn Braggs, R OBP: 0.288, SLG: 0.422 (1, 9)		0-0 6-3	2-1 E5 1B 1B		1-0 1B 6-3 1B		0-0 HR	1-2 F9		5	3	2	1	0	0	3
Ernest Riles, L OBP: 0.349, SLG: 0.390 (1, 5)		3-2 F7	1-1 1B 1B		0-1 6-3 1B		1-2 4-3			4	0	2	2	0	0	0
Dale Sveum, S OBP: 0.295, SLG: 0.427 Juan Castillo, S OBP: 0.400, SLG: 0.400 (7, PR) (8, 6)		1-3 K	1-0 1B		3-2 6-3 1B		0-1 1B			4	0	2	2	0	1	1
Jim Gantner, L OBP: 0.288, SLG: 0.290 (1, 4)			0-3 K		2-2 F7		1-2 G3			4	0	0	0	0	1	2
Mike Felder, S OBP: 0.118, SLG: 0.118 (1, 7)			2-3 K		2-1 F2		0-0 BB 1B	0-0 G3		4	0	1	0	0	1	0

Inning Stats	R: 0	H: 0	E: 0	K: 1	S: 7	LOB: 1	BB: 1	P: 15	R: 0	H: 0	E: 0	K: 1	S: 8	LOB: 0	BB: 0	P: 12	R: 5	H: 6	E: 1	K: 2	S: 15	LOB: 2	BB: 0	P: 28	R: 0	H: 1	E: 0	K: 0	S: 10	LOB: 1	BB: 0	P: 18	R: 2	H: 3	E: 0	K: 0	S: 16	LOB: 1	BB: 0	P: 25	R: 0	H: 1	E: 0	K: 0	S: 8	LOB: 1	BB: 1	P: 14	R: 1	H: 2	E: 0	K: 0	S: 14	LOB: 1	BB: 0	P: 18	R: 1	H: 1	E: 1	K: 0	S: 8	LOB: 2	BB: 1	P: 15
--------------	------	------	------	------	------	--------	-------	-------	------	------	------	------	------	--------	-------	-------	------	------	------	------	-------	--------	-------	-------	------	------	------	------	-------	--------	-------	-------	------	------	------	------	-------	--------	-------	-------	------	------	------	------	------	--------	-------	-------	------	------	------	------	-------	--------	-------	-------	------	------	------	------	------	--------	-------	-------

PITCHER	IP	WLS	BF	H	R	ER	SO	BB	IBB	HBP	BLK	WP	HR	S	P	ERA	WHIP
Todd Stottlemyre, R ERA: 5.54 (1, 1)	2.2	L	15	5	5	3	4	1	0	0	0	0	0	29	53	10.12	2.250
Mark Eichhorn, R ERA: 4.73 (3, 1)	4.1		20	8	3	3	0	1	0	0	0	0	1	49	77	6.23	2.077
David Wells, L ERA: 4.11 (8, 1)	1.0		6	1	1	0	0	0	1	0	0	0	0	8	15	0.00	1.000

BOTTOM

Toronto Blue Jays @ Milwaukee Brewers
Milwaukee County Stadium, Milwaukee, WI

Mon May 23 1988, 8:05 PM EDT
Att: 10,523 - Unknown - 64 F

livebaseballscorecards.com

AB	38
R	9
H	14
RBI	8
BB	3
SO	4
LOB	13



1B: 10	SF: 0	WP: 0	PA: 41
2B: 3	SAC: 0	PB: 0	
3B: 0	DP: 1	SB: 1	
HR: 1	HBP: 0	CS: 0	

Batter	1	2	3	4	5	6	7	8	9	AB R H RBI BB SO LOB	TOP	
Tony Fernandez, S (1, 6) OBP: 0.314, SLG: 0.335 Alexis Infante, R (9, 6) OBP: 0.200, SLG: 0.111	0-0 L8		1-0 6-3		0-0 BB 1B			1-1 4-3	1-2 1B 2B 1B	5 1 2 1 0 0 0 0 0 0 0 0 0 0		
Lloyd Moseby, L (1, 8) OBP: 0.367, SLG: 0.444	2-1 S 2B 1B		2-2 S 3-1-2 1B		4-2 G4-6-3 1-2 BB			0-0 SF9 3B	0-3 K	4 2 3 0 1 1 2		
Juan Beniquez, R (1, 10) OBP: 0.375, SLG: 0.396	0-3 K		1-2 3-1-2 1-H 1B		2-2 G4-6-3 1-2f			0-0 SF9	3-2 2B 1B	4 1 1 2 0 1 4		
George Bell, R (1, 7) OBP: 0.361, SLG: 0.547	0-2 1-H 1B 2B			2-1 F6				0-0 6-3	4-0 2B IBB	4 2 1 1 1 0 0		
Kelly Gruber, R (1, 5) OBP: 0.356, SLG: 0.500	0-0 FC4-6 2-H 1B			3-2 5-3				1-1 F4	E9 2B 1B	5 2 3 4 0 0 0		
Fred McGriff, L (1, 3) OBP: 0.438, SLG: 0.664	3-1 FC4-6 1-2f			4-2 WP 1B BB				0-0 5-3	2B 2B	4 2 1 1 1 0 2		
Pat Borders, R (1, 2) OBP: 0.308, SLG: 0.519		0-1 5-3		1-1 1-H 1B				1-0 F7	2B 2B	5 1 3 3 0 0 0		
Sil Campusano, R (1, 9) OBP: 0.218, SLG: 0.327		2-2 4-3		1-1 F9				0-0 G4-6-3 1B	2B BB 6-3	4 1 1 0 1 0 2		
Nelson Liriano, S (1, 4) OBP: 0.229, SLG: 0.250		0-0 B1-3			0-0 6-3			0-0 G4-6-3 1-2f	1-3 2-H 1B 1B	4 1 1 1 0 0 1		
Inning Stats	R: 2 H: 3 E: 0 LOB: 1 K: 1 BB: 0 S: 12 P: 17	R: 0 H: 0 E: 0 LOB: 0 K: 0 BB: 0 S: 7 P: 9	R: 0 H: 1 E: 0 LOB: 0 K: 0 BB: 1 S: 9 P: 13	R: 1 H: 1 E: 0 LOB: 1 K: 0 BB: 1 S: 12 P: 23	R: 0 H: 1 E: 0 LOB: 1 K: 0 BB: 1 S: 7 P: 13	R: 0 H: 0 E: 0 LOB: 0 K: 0 BB: 0 S: 6 P: 9	R: 0 H: 1 E: 0 LOB: 0 K: 0 BB: 0 S: 3 P: 4	R: 1 H: 1 E: 0 LOB: 0 K: 0 BB: 0 S: 5 P: 6	R: 9 H: 8 E: 1 LOB: 1 K: 1 BB: 2 S: 22 P: 39	1B: 11 SF: 1 2B: 5 SAC: 0 3B: 1 DP: 3 HR: 0 HBP: 0	WP: 2 PA: 44 PB: 0 SB: 2 CS: 0	
PITCHER	IP WLS BF H R ER SO BB IBB HBP BLK WP HR S P ERA WHIP											
Ray Hayward, L (1, 1) ERA: 2.78	8.0 L 33 10 6 6 1 2 0 0 0 0 1 0 63 96 6.75 1.500											
Jose Cecena, R (9, 1) ERA: 5.4	0.0 4 3 2 2 0 1 0 0 0 0 0 0 6 11 ∞ ∞											
Mitch Williams, L (9, 1) ERA: 6.05	0.1 4 2 4 4 1 0 1 0 0 0 0 0 9 16 108.00 6.000											
Tony Fossas, L (9, 1) ERA: 7.36	0.2 3 1 1 1 0 0 0 0 0 0 1 0 5 10 13.50 1.500											

Toronto Blue Jays @ Texas Rangers
Arlington Stadium, Arlington, TX
Tue May 24 1988, 8:05 PM EDT
Att. 26,408 - Unknown - 81 F

AB	39
R	13
H	16
RBI	13
BB	4
SO	2
LOB	11



Batter	1	2	3	4	5	6	7	8	9	AB R H RBI BB SO LOB	TOP											
Tony Fernandez, S (1, 6) OBP: 0.323, SLG: 0.345	1-1 S 1B		0-0 K 1B			2-1 4-3		1-0 1B 1-2 3-H 1B		4 0 3 1 0 0 0												
Lloyd Moseby, L (1, 8) OBP: 0.365, SLG: 0.439	3-3 K 1-2		1-3 K 1-2			0-1 F7		1-2 2-2 1B 1-2 2-3 1B		4 0 1 0 0 2 2												
Rance Mulliniks, L (1, 10) OBP: 0.354, SLG: 0.466	4-1 BB							2-0 F8		3 0 0 0 1 0 3												
George Bell, R (1, 7) OBP: 0.353, SLG: 0.534	1-2 F9									4 0 0 0 0 1 2												
Fred McGriff, L (1, 3) OBP: 0.427, SLG: 0.643	1-0 F7									4 0 0 0 0 0 2												
Kelly Gruber, R (1, 5) OBP: 0.360, SLG: 0.500										4 1 2 0 0 0 0												
Ernie Whitt, L (1, 2) OBP: 0.303, SLG: 0.283										4 0 0 0 0 0 2												
Sil Campusano, R (1, 9) OBP: 0.224, SLG: 0.327										3 0 1 0 0 0 0												
Nelson Liriano, S (1, 4) OBP: 0.222, SLG: 0.243										3 0 0 0 0 0 2												
Inning Stats	R: 0 E: 0 K: 1 S: 10	H: 1 LOB: 2 BB: 1 P: 20	R: 0 E: 0 K: 0 S: 5	H: 0 LOB: 0 BB: 0 P: 6	R: 0 E: 0 K: 1 S: 6	H: 1 LOB: 0 BB: 0 P: 8	R: 0 E: 0 K: 0 S: 5	H: 0 LOB: 0 BB: 0 P: 9	R: 0 E: 0 K: 0 S: 7	H: 0 LOB: 0 BB: 0 P: 9	R: 0 E: 0 K: 1 S: 6	H: 0 LOB: 0 BB: 0 P: 9	R: 0 E: 0 K: 1 S: 6	H: 0 LOB: 0 BB: 0 P: 9	R: 1 E: 0 K: 0 S: 14	H: 4 LOB: 3 BB: 0 P: 20	R: 0 E: 0 K: 0 S: 7	H: 1 LOB: 1 BB: 0 P: 11	1B: 7 2B: 0 3B: 0 HR: 0	SF: 0 SAC: 0 DP: 0 HBP: 0	WP: 0 PB: 0 SB: 1 CS: 0	PA: 34
PITCHER	IP WLS BF H R ER SO BB IBB HBP BLK WP HR S P ERA WHIP												PITCHER	IP WLS BF H R ER SO BB IBB HBP BLK WP HR S P ERA WHIP								
Jeff Russell, R (1, 1) ERA: 2.7	7.2 W 29 6 1 1 3 1 0 0 0 0 0 0 58 86 1.17 0.913																					
Dale Mohorcic, R (8, 1) ERA: 0.48	1.1 S 5 1 0 0 0 0 0 0 0 0 0 0 8 14 0.00 0.750																					

Toronto Blue Jays @ Texas Rangers
Arlington Stadium, Arlington, TX
Wed May 25 1988, 8:05 PM EDT
Att. 13,528 - Unknown - 80 F

livebaseballscorecards.com

AB	33
R	1
H	7
RBI	1
BB	1
SO	3
LOB	13



Batter	1	2	3	4	5	6	7	8	9
Oddibe McDowell, L (1, 8) OBP: 0.270, SLG: 0.299	2-1 B1-3		3-3 K	0-1 G4-6-3		3-2 F7		1-0 F7	
Scott Fletcher, R (1, 6) OBP: 0.320, SLG: 0.288	1-1 6-3		4-2 E 1B BB		4-1 1B 2B BB		3-2 1B 1B	3-1 F7	
Ruben Sierra, S (1, 9) OBP: 0.317, SLG: 0.414	1-2 F8		3-1 F8		1-1 2B 1B		0-3 K		
Pete Incaviglia, R (1, 7) OBP: 0.348, SLG: 0.528		0-0 F9 1B 1B	0-1 E5 1B		1-1 F8		2-0 1B	1-3 1B	
Geno Petrali, L (1, 2) OBP: 0.319, SLG: 0.369		4-1 1B BB	3-1 1B		3-2 2B		2-1 1B		
Larry Parrish, R (1, 10) OBP: 0.252, SLG: 0.357 Jim Steels, L (7, PH) OBP: 0.227, SLG: 0.286		2-2 F9	0-0 F7		1-3 K		1-0 G3		
Pete O'Brien, L (1, 3) OBP: 0.380, SLG: 0.473		2-1 1B		1-0 WP 1B	1-2 F4		1-0 1B SH5-3 1B		
Steve Buechele, R (1, 5) OBP: 0.378, SLG: 0.538		1-1 L5		0-3 K		0-2 5-3	0-0 SH5-3		
Curtis Wilkerson, S (1, 4) OBP: 0.386, SLG: 0.434		1-0 F9		3-1 G4-6-3 1B		2-1 L7	1-1 1B		

Inning Stats	R: 0	H: 0	E: 0	K: 0	S: 7	LOB: 0	BB: 0	P: 11	R: 1	H: 2	E: 0	K: 0	S: 10	LOB: 2	BB: 1	P: 20	R: 1	H: 1	E: 1	K: 1	S: 13	LOB: 2	BB: 1	P: 26	R: 1	H: 2	E: 0	K: 1	S: 8	LOB: 0	BB: 0	P: 12	R: 2	H: 2	E: 0	K: 1	S: 15	LOB: 1	BB: 1	P: 26	R: 0	H: 0	E: 0	K: 0	S: 10	LOB: 0	BB: 0	P: 15	R: 0	H: 3	E: 0	K: 1	S: 11	LOB: 2	BB: 0	P: 19	R: 0	H: 2	E: 0	K: 0	S: 7	LOB: 2	BB: 0	P: 13
--------------	------	------	------	------	------	--------	-------	-------	------	------	------	------	-------	--------	-------	-------	------	------	------	------	-------	--------	-------	-------	------	------	------	------	------	--------	-------	-------	------	------	------	------	-------	--------	-------	-------	------	------	------	------	-------	--------	-------	-------	------	------	------	------	-------	--------	-------	-------	------	------	------	------	------	--------	-------	-------

PITCHER	IP	WLS	BF	H	R	ER	SO	BB	IBB	HBP	BLK	WP	HR	S	P	ERA	WHIP
Jim Clancy, R (1, 1) ERA: 4.92	3.1	L	18	5	3	2	2	2	0	0	0	1	0	36	67	5.40	2.100
Todd Stottliemyre, R (4, 1) ERA: 5.75	1.2		7	2	2	2	1	1	0	0	0	0	0	17	28	10.80	1.800
Mark Eichhorn, R (6, 1) ERA: 4.41	2.1		11	5	0	0	1	0	0	0	0	0	0	25	40	0.00	2.143
Jose Antonio Nunez, R (8, 1) ERA: 4.05	0.2		2	0	0	0	0	0	0	0	0	0	0	3	7	0.00	0.000

BOTTOM

Toronto Blue Jays @ Texas Rangers
Arlington Stadium, Arlington, TX

Wed May 25 1988, 8:05 PM EDT
Att: 13,528 - Unknown - 80 F

AB	34
R	5
H	12
RBI	5
BB	3
SO	4
LOB	23

livebaseballscores.com

1B: 11	SF: 0	WP: 1	PA: 38
2B: 1	SAC: 1	PB: 0	
3B: 0	DP: 1	SB: 1	
HR: 0	HBP: 0	CS: 0	



Batter	1	2	3	4	5	6	7	8	9	AB R H RBI BB SO LOB
Cecil Espy, S OBP: 0.302, SLG: 0.392 (1, 8)	1-2 E9 G3 2B		2-2 L7		1-0 E S 1B		0-0 6-3		1-2 F7	5 2 2 1 0 0 3
Scott Fletcher, R OBP: 0.328, SLG: 0.306 (1, 6)	0-2 F3		0-0 F7		2-1 FC3-6 1B		4-0 FC1-2 1B BB		3-1 1B 3B	4 2 2 2 1 0 1
Ruben Sierra, S OBP: 0.313, SLG: 0.406 (1, 9)	3-2 G3		0-3 K		0-0 FC3-6 1-2f		1-2 FC1-2 1B		1-0 1B	5 0 1 2 0 1 4
Pete Incaviglia, R OBP: 0.357, SLG: 0.527 (1, 7)	4-2 BB			4-1 E SF7 BB	2-3 K		0-0 1B			2 1 1 2 2 1 1
Pete O'Brien, L OBP: 0.371, SLG: 0.461 (1, 3)	3-1 4-3			1-0 L9		2-1 F7		1-3 2-H 3-H 1B		4 0 0 0 0 0 4
Larry Parrish, R OBP: 0.252, SLG: 0.352 (1, 10)		4-0 5-3 BB		2-0 SF7		2-3 K		0-0 F6		2 0 0 1 1 1 0
Mike Stanley, R OBP: 0.340, SLG: 0.333 (1, 2)		3-2 F8		2-3 K		1-3 K		0-0 CS 2B		4 0 1 0 0 2 1
Oddibe McDowell, L OBP: 0.270, SLG: 0.299 (8, PR)										0 0 0 0 0 0 0
Jerry Browne, S OBP: 0.294, SLG: 0.223 (9, 4)										0 0 0 0 0 0 0
Steve Buechele, R OBP: 0.377, SLG: 0.530 (1, 5)		2-1 5-3			3-2 5-3		4-1 6-3 FC1-2 1B BB		2-3 K	2 0 0 0 1 0 1
Geno Petrali, L OBP: 0.315, SLG: 0.364 (8, PH) (9, 2)		1-2								1 0 0 0 0 1 1
Curtis Wilkerson, S OBP: 0.410, SLG: 0.509 (1, 4) (9, 5)		0-3 K			0-0 1B 3B		2-2 FC1-2 1B 1B		0-0 CS 2B	4 3 3 0 0 1 1

Inning Stats	R: 1	H: 1	E: 1	LOB: 1	K: 0	S: 15	R: 0	H: 0	E: 0	LOB: 1	K: 1	S: 8	R: 0	H: 0	E: 0	LOB: 0	K: 1	S: 7	R: 1	H: 0	E: 1	LOB: 0	K: 1	S: 7	R: 2	H: 3	E: 0	LOB: 1	K: 1	S: 11	R: 0	H: 0	E: 0	LOB: 0	K: 2	S: 9	R: 2	H: 2	E: 0	LOB: 2	K: 0	S: 15	R: 0	H: 1	E: 0	LOB: 1	K: 1	S: 6	R: 2	H: 3	E: 0	LOB: 1	K: 0	S: 11	1B: 5	SF: 1	2B: 3	SAC: 0	3B: 2	DP: 0	HR: 0	HBP: 0	WP: 0	PA: 40
--------------	------	------	------	--------	------	-------	------	------	------	--------	------	------	------	------	------	--------	------	------	------	------	------	--------	------	------	------	------	------	--------	------	-------	------	------	------	--------	------	------	------	------	------	--------	------	-------	------	------	------	--------	------	------	------	------	------	--------	------	-------	-------	-------	-------	--------	-------	-------	-------	--------	-------	--------

PITCHER	IP	WLS	BF	H	R	ER	SO	BB	IBB	HBP	BLK	WP	HR	S	P	ERA	WHIP
Dave Stieb, R ERA: 2.98 (1, 1)	5.0		22	4	4	2	4	3	0	0	0	0	0	48	87	3.60	1.400
Duane Ward, R ERA: 3.0 (6, 1)	1.1		7	1	2	2	2	2	0	0	0	0	0	16	31	13.50	2.250
David Wells, L ERA: 3.94 (7, 1)	1.0		5	2	0	0	0	0	0	0	0	0	0	10	13	0.00	2.000
Tom Henke, R ERA: 2.25 (8, 1)	1.0	L	5	3	2	2	1	0	0	0	0	0	0	15	24	18.00	3.000

BOTTOM

Toronto Blue Jays @ Texas Rangers
Arlington Stadium, Arlington, TX
Thu May 26 1988, 8:05 PM EDT
Att: 13,035 - Unknown - 81 F

livebaseballscorecards.com

AB	33
R	8
H	10
RBI	8
BB	5
SO	7
LOB	17



Batter	1	2	3	4	5	6	7	8	9	AB R H RBI BB SO LOB	TOP		
Gary Redus, R (1, 7) OBP: 0.364, SLG: 0.448	2-1 G3			0-0 HR		2-1 L7	1-3 K		2-1 S 1B	5 1 2 1 0 1 3			
Dave Gallagher, R (1, 8) OBP: 0.333, SLG: 0.452	0-3 K			0-1 G4-6-3 1B		1-0 L7		0-1 4-3	1-0 6-3	5 0 1 0 0 1 2			
Harold Baines, L (1, 10) OBP: 0.349, SLG: 0.416	1-1 5-3			0-0 G4-6-3 1-2f		2-2 5-3		2-2 E4 1B		4 0 0 0 0 0 1			
Ivan Calderon, R (1, 9) OBP: 0.299, SLG: 0.452		0-0 F8		0-1 F8			3-1 IHR	1-2 F8		4 1 1 1 0 0 1			
Greg Walker, L (1, 3) OBP: 0.272, SLG: 0.335		0-1 4-3			1-0 L7		1-2 F7	1-1 FC5-4 1B		4 0 1 0 0 0 0			
Fred Manrique, R (1, 4) OBP: 0.259, SLG: 0.395		0-0 6-3			1-2 F7		2-2 F5	0-0 FC5-4 1-2f		4 0 0 0 0 0 2			
Ozzie Guillen, L (1, 6) OBP: 0.246, SLG: 0.258			1-1 5-3		0-0 1B 2B		1-2 BB WP 1B	0-2 L8		4 1 2 0 0 0 0	AB 37 R 3 H 10 RBI 3 BB 1 SO 2 LOB 11		
Steve Lyons, L (1, 5) OBP: 0.333, SLG: 0.262			2-1 6-3		3-2 FC5-4 2-H 1B		2-0 BB 1B	0-1 1B PB 1B		4 0 3 1 0 0 0			
Ron Karkovics, R (1, 2) OBP: 0.200, SLG: 0.048			2-1 6-3		1-0 FC5-4 1-2f		4-0 BB 1B 2-3	1-2 SAFE L8		3 0 0 0 1 0 2			
Inning Stats	R: 0 E: 0 K: 1 S: 7 H: 0 LOB: 0 BB: 0 P: 10	R: 0 E: 0 K: 0 S: 4 H: 0 LOB: 0 BB: 0 P: 4	R: 0 E: 0 K: 0 S: 6 H: 0 LOB: 0 BB: 0 P: 11	R: 1 E: 0 K: 0 S: 6 H: 2 LOB: 0 BB: 0 P: 6	R: 1 E: 0 K: 0 S: 9 H: 2 LOB: 1 BB: 0 P: 15	R: 0 E: 0 K: 0 S: 7 H: 0 LOB: 0 BB: 0 P: 12	R: 1 E: 0 K: 1 S: 16 H: 3 LOB: 3 BB: 1 P: 30	R: 0 E: 1 K: 0 S: 15 H: 1 LOB: 2 BB: 0 P: 19	R: 0 E: 0 K: 0 S: 15 H: 2 LOB: 2 BB: 0 P: 17	1B: 7 2B: 1 3B: 0 HR: 2 SF: 0 SAC: 0 DP: 1 HBP: 0	WP: 1 PB: 1 SB: 1 CS: 0 PA: 38		
PITCHER	IP WLS BF H R ER SO BB IBB HBP BLK WP HR S P ERA WHIP											PITCHER	IP WLS BF H R ER SO BB IBB HBP BLK WP HR S P ERA WHIP
Mike Flanagan, L (1, 1) ERA: 4.86	6.2 27 7 3 3 1 1 0 0 0 1 1 52 84 4.05 1.200												
Duane Ward, R (7, 1) ERA: 2.7	2.1 11 3 0 0 1 0 0 0 0 0 0 33 40 0.00 1.286												

Chicago White Sox @ Toronto Blue Jays
Exhibition Stadium, Toronto, ON

Fri May 27 1988, 7:05 PM EDT
Att. 31,454 - Unknown - 79 F

livebaseballscorecards.com



Batter	1	2	3	4	5	6	7	8	9	AB R H RBI BB SO LOB	TOP
Mike Woodard, L (1, 4) <small>OBP: 0.333, SLG: 0.333</small> Gary Redus, R (7, PH) <small>OBP: 0.358, SLG: 0.441</small> Fred Manrique, R (7, 4) <small>OBP: 0.259, SLG: 0.395</small>	0-0 		0-1 		1-1 		1-1 			3 0 1 0 0 0 1 1 0 0 0 0 0 2 0 0 0 0 0 0 0	Chicago White Sox @ Toronto Blue Jays Exhibition Stadium, Toronto, ON Sat May 28 1988, 3:33 AM EDT Att. 42,420 - Sunny - 80 F
Dave Gallagher, R (1, 8) <small>OBP: 0.306, SLG: 0.412</small>	0-0 		2-2 		1-1 		1-3 			3 0 0 0 0 1 2	
Harold Baines, L (1, 10) <small>OBP: 0.342, SLG: 0.406</small>	2-1 			0-1 		0-0 		0-1 		4 0 0 0 0 0 1	
Ivan Calderon, R (1, 9) <small>OBP: 0.298, SLG: 0.453</small>	3-3 			1-2 		1-2 		3-3 		4 0 1 0 0 2 1	
Greg Walker, L (1, 3) <small>OBP: 0.266, SLG: 0.328</small>		2-2 		2-0 		1-0 		0-0 		4 0 0 0 0 0 1	
Dan Pasqua, L (1, 7) <small>OBP: 0.296, SLG: 0.368</small>		3-2 		4-2 		0-1 		1-0 		3 1 1 0 1 0 0	
Mark Salas, L (1, 2) <small>OBP: 0.322, SLG: 0.375</small>		3-3 		0-0 		1-0 		3-2 		4 1 1 0 0 1 2	
Ozzie Guillen, L (1, 6) <small>OBP: 0.262, SLG: 0.274</small>			1-2 		0-1 		0-0 		0-0 	4 0 4 0 0 0 0	
Steve Lyons, L (1, 5) <small>OBP: 0.346, SLG: 0.348</small>			0-2 		0-0 		2-2 		2-0 	4 1 2 2 0 0 2	
Inning Stats	R: 0 H: 1 E: 0 LOB: 1 K: 1 BB: 0 S: 8 P: 12	R: 0 H: 0 E: 0 LOB: 0 K: 1 BB: 0 S: 11 P: 19	R: 1 H: 2 E: 0 LOB: 0 K: 0 BB: 0 S: 11 P: 14	R: 0 H: 1 E: 0 LOB: 2 K: 0 BB: 1 S: 11 P: 18	R: 0 H: 1 E: 0 LOB: 1 K: 0 BB: 0 S: 7 P: 9	R: 0 H: 0 E: 0 LOB: 0 K: 0 BB: 0 S: 5 P: 7	R: 2 H: 4 E: 0 LOB: 1 K: 1 BB: 0 S: 13 P: 17	R: 0 H: 0 E: 0 LOB: 0 K: 1 BB: 0 S: 6 P: 9	R: 0 H: 1 E: 0 LOB: 1 K: 0 BB: 0 S: 8 P: 13	1B: 8 SF: 0 2B: 1 SAC: 1 3B: 0 DP: 1 HR: 1 HBP: 0	WP: 1 PA: 36 PB: 0 SB: 1 CS: 1
PITCHER Jose Antonio Nunez, R (1, 1) <small>ERA: 3.63</small> Todd Stottliemyre, R (5, 1) <small>ERA: 5.91</small> David Wells, L (7, 1) <small>ERA: 3.6</small>	IP WLS BF H R ER SO BB IBB HBP BLK WP HR S P ERA WHIP 4.0 L 16 4 1 1 2 1 0 0 0 1 1 41 63 2.25 1.250						PITCHER IP WLS BF H R ER SO BB IBB HBP BLK WP HR S P ERA WHIP 2.0 2.0 10 4 2 2 0 0 0 0 0 0 17 21 9.00 2.000 3.0 3.0 10 2 0 0 2 0 0 0 0 0 22 34 0.00 0.667				

livebaseballscorecards.com

AB	34
R	3
H	10
RBI	2
BB	1
SO	4
LOB	12



Batter	1	2	3	4	5	6	7	8	9	AB	R	H	RBI	BB	SO	LOB
Tony Fernandez, S (1, 6) OBP: 0.317, SLG: 0.349	1-1 G3		0-0 4-3			1-0 F6		0-2 F8		4	0	0	0	0	0	0
Lloyd Moseby, L (1, 8) OBP: 0.365, SLG: 0.421	3-3 K			3-2 F8		3-3 K			0-1 4-3	4	0	0	0	0	2	0
Rance Mulliniks, L (1, 10) OBP: 0.371, SLG: 0.525 Juan Beniquez, R (9, PH) OBP: 0.387, SLG: 0.407	3-2 2B			2-2 HR		1-0 6-3			2-2 G3	3	1	2	1	0	0	0
Fred McGriff, L (1, 3) OBP: 0.454, SLG: 0.667 Alexis Infante, R (9, PR) OBP: 0.200, SLG: 0.111	1-3 K			4-2 1B SF8 BB		4-2 SH1-3 BB			1-2 2B	2	1	1	0	2	1	1
Kelly Gruber, R (1, 5) OBP: 0.358, SLG: 0.494			3-2 F9	1-1 CS 1B		0-0 SH1-3			1-0 F8	3	0	1	0	0	0	1
Ernie Whitt, L (1, 2) OBP: 0.298, SLG: 0.275 George Bell, R (7, PH) OBP: 0.340, SLG: 0.511			1-1 4-3	0-1 SF8		1-1 6-3				1	0	0	1	0	0	0
Rick Leach, L (1, 7) OBP: 0.326, SLG: 0.333 Pat Borders, R (7, PH) OBP: 0.286, SLG: 0.482			1-2 1-3	1-0 CS	1-3 K	0-0 6-3				1	0	0	0	0	0	1
Sil Campusano, R (1, 9) OBP: 0.250, SLG: 0.333			1-2 6-3		3-2 6-3				0-1 1-3	3	0	0	0	0	0	0
Nelson Liriano, S (1, 4) OBP: 0.218, SLG: 0.237			2-2 4-3		3-1 G3				2-3 K	3	0	0	0	0	1	0

Inning Stats	R: 0	H: 1	E: 0	K: 2	S: 15	R: 0	H: 0	E: 0	K: 0	S: 9	R: 0	H: 0	E: 0	K: 0	S: 12	R: 2	H: 2	E: 0	K: 0	S: 17	R: 0	H: 0	E: 0	K: 1	S: 10	R: 0	H: 0	E: 0	K: 1	S: 5	R: 0	H: 0	E: 0	K: 0	S: 6	R: 0	H: 0	E: 0	K: 1	S: 8	R: 0	H: 1	E: 0	K: 0	S: 9	1B: 1	2B: 2	3B: 0	HR: 1	SF: 1	SAC: 1	DP: 0	HBP: 0	WP: 0	PB: 0	SB: 0	CS: 1	PA: 33
--------------	------	------	------	------	-------	------	------	------	------	------	------	------	------	------	-------	------	------	------	------	-------	------	------	------	------	-------	------	------	------	------	------	------	------	------	------	------	------	------	------	------	------	------	------	------	------	------	-------	-------	-------	-------	-------	--------	-------	--------	-------	-------	-------	-------	--------

PITCHER	IP	WLS	BF	H	R	ER	SO	BB	IBB	HBP	BLK	WP	HR	S	P	ERA	WHIP
Melido Perez, R (1, 1) ERA: 3.3	6.0	W	21	3	2	2	4	1	0	0	0	0	1	68	107	3.00	0.667
Jerry Reuss, L (7, 1) ERA: 3.55	2.2		10	1	0	0	1	1	0	0	0	0	0	22	32	0.00	0.750
Bobby Thigpen, R (9, 1) ERA: 4.85	0.1	S	1	0	0	0	0	0	0	0	0	0	0	1	2	0.00	0.000

BOTTOM

Chicago White Sox @ Toronto Blue Jays
Exhibition Stadium, Toronto, ON
Sat May 28 1988, 3:33 AM EDT
Att. 42,420 - Sunny - 80 F

livebaseballscorecards.com

AB	28
R	2
H	4
RBI	2
BB	2
SO	5
LOB	4



Batter	1	2	3	4	5	6	7	8	9	AB R H RBI BB SO LOB	TOP	
Dave Gallagher, R (1, 8) OBP: 0.275, SLG: 0.368	2-1 6-3	0-1 4-3			1-1 F8			0-1 3-1		4 0 0 0 0 0 1		
Fred Manrique, R (1, 4) OBP: 0.247, SLG: 0.375	2-3 K		0-0 5-3			1-2 5-3		0-1 4-3		4 0 0 0 0 1 0		
Gary Redus, R (1, 7) OBP: 0.352, SLG: 0.429	0-0 FC5-4 1B		0-1 4-3			0-1 1-3			1-2 F7	4 0 1 0 0 0 0		
Ivan Calderon, R (1, 9) OBP: 0.303, SLG: 0.458	0-1 FC5-4 1-2f		4-0 CS BB			3-1 6-3			2-2 1B 2B	3 0 1 0 1 0 1		
Greg Walker, L (1, 3) OBP: 0.266, SLG: 0.326		3-2 5-3	2-2 CS 1-2	0-0 F7		2-2 F9		1-0 G6-3 1B		4 0 1 0 0 0 0		
Russ Morman, R (1, 10) Harold Baines, L (9, PH) OBP: 0.308, SLG: 0.385 OBP: 0.340, SLG: 0.404		0-0 G3 1B 2B 1B		1-2 F8		1-0 F9		1-2 G6-3 1-2f		3 1 1 0 0 0 0 1 0 0 0 0 0 2		
Ozzie Guillen, L (1, 6) OBP: 0.268, SLG: 0.280		0-1 SAFE G3 2B 1B		2-2 1-3		0-0 1B				3 1 2 0 0 0 0		
Steve Lyons, L (1, 5) OBP: 0.327, SLG: 0.327		2-2 G3 1-2 2-3		1-2 P6		1-0 F9				3 0 0 0 0 0 3		
Ron Karkovice, R (1, 2) OBP: 0.214, SLG: 0.125		0-2 2B 2-H 3-H		2-1 6-3				0-0 F9		3 0 1 2 0 0 0		
Inning Stats	R: 0 E: 0 K: 1 S: 9 H: 1 LOB: 1 BB: 0 P: 13	R: 2 E: 0 K: 0 S: 16 H: 3 LOB: 1 BB: 0 P: 21	R: 0 E: 0 K: 0 S: 5 H: 0 LOB: 0 BB: 1 P: 11	R: 0 E: 0 K: 0 S: 8 H: 0 LOB: 0 BB: 0 P: 11	R: 0 E: 0 K: 0 S: 7 H: 0 LOB: 0 BB: 0 P: 11	R: 0 E: 0 K: 0 S: 10 H: 0 LOB: 0 BB: 0 P: 14	R: 0 E: 0 K: 0 S: 8 H: 1 LOB: 1 BB: 0 P: 11	R: 0 E: 0 K: 0 S: 5 H: 0 LOB: 0 BB: 0 P: 5	R: 0 E: 0 K: 0 S: 12 H: 2 LOB: 1 BB: 0 P: 17	1B: 5 2B: 2 3B: 0 HR: 0 SF: 0 SAC: 0 DP: 1 HBP: 0	WP: 0 PB: 0 SB: 0 CS: 1 PA: 34	
PITCHER	IP WLS BF H R ER SO BB IBB HBP BLK WP HR S P ERA WHIP											
John Cerutti, L (1, 1) ERA: 3.25	8.0 W 29 5 2 2 1 1 0 0 0 0 0 0 68 97 2.25 0.750											
Tom Henke, R (9, 1) ERA: 2.22	0.1 3 2 0 0 0 0 0 0 0 0 0 0 7 11 0.00 6.000											
David Wells, L (9, 1) ERA: 3.53	0.2 S 1 0 0 0 0 0 0 0 0 0 0 0 5 6 0.00 0.000											

Chicago White Sox @ Toronto Blue Jays
Exhibition Stadium, Toronto, ON
Sun May 29 1988, 3:33 AM EDT
Att. 42,057 - Sunny - 79 F

AB	32
R	2
H	7
RBI	2
BB	1
SO	1
LOB	7



livebaseballscorecards.com

Batter	1	2	3	4	5	6	7	8	9
Tony Fernandez, S OBP: 0.317, SLG: 0.349 (1, 6)	1-1 G6-4-3 1B 1B		2-2 6-3		1-2 F9		0-1 SH3		
Lloyd Moseby, L OBP: 0.367, SLG: 0.422 (1, 8)	3-2 G6-4-3 1B		1-3 K			4-2 S BB	0-0 SF8		
Juan Beniquez, R OBP: 0.364, SLG: 0.379 (1, 10)	1-1 G6-4-3 1-2f 2-3		1-0 P3			1-1 SAFE F8	1-0 G3		
George Bell, R OBP: 0.343, SLG: 0.511 (1, 7)	3-1 3-H 1B		1-2 P4			0-0 P6	0-1 1B		
Kelly Gruber, R OBP: 0.356, SLG: 0.485 (1, 5)	0-0 G3		0-0 F9			4-1 BB	1-0 F9		
Fred McGriff, L OBP: 0.449, SLG: 0.655 (1, 3)		1-0 1B	2-2 F5			0-0 L8	2-2 F8		
Pat Borders, R OBP: 0.284, SLG: 0.506 (1, 2)		2-3 K	1-1 F9			1-0 HR	0-0 F8		
Sil Campusano, R OBP: 0.254, SLG: 0.348 (1, 9)		2-3 K	1-0 F8			0-0 SH 2B			
Nelson Liriano, S OBP: 0.223, SLG: 0.241 (1, 4)		1-3 K	0-1 1B			0-0 SH SH3 SF8			

Inning Stats	R: 1	H: 3	E: 0	K: 0	S: 10	LOB: 1	BB: 0	P: 18
	R: 0	H: 1	E: 0	K: 3	S: 10	LOB: 1	BB: 0	P: 16
	R: 0	H: 0	E: 0	K: 1	S: 7	LOB: 0	BB: 0	P: 11
	R: 0	H: 0	E: 0	K: 0	S: 9	LOB: 0	BB: 0	P: 12
	R: 0	H: 1	E: 0	K: 0	S: 9	LOB: 1	BB: 0	P: 12
	R: 0	H: 0	E: 0	K: 0	S: 7	LOB: 2	BB: 2	P: 16
	R: 3	H: 2	E: 1	K: 0	S: 7	LOB: 0	BB: 0	P: 9
	R: 0	H: 1	E: 0	K: 0	S: 8	LOB: 1	BB: 0	P: 11


PITCHER	IP	WLS	BF	H	R	ER	SO	BB	IBB	HBP	BLK	WP	HR	S	P	ERA	WHIP
Dave LaPoint, L ERA: 2.16 (1, 1)	7.0	L	30	7	4	3	4	2	0	0	0	0	1	59	94	3.86	1.286
Bill Long, R ERA: 2.92 (8, 1)	1.0		4	1	0	0	0	0	0	0	0	0	0	8	11	0.00	1.000

BOTTOM

Chicago White Sox @ Toronto Blue Jays
Exhibition Stadium, Toronto, ON

Sun May 29 1988, 3:33 AM EDT
Att: 42,057 - Sunny - 79 F

AB	29
R	4
H	8
RBI	3
BB	2
SO	4
LOB	14



1B: 6	SF: 1	WP: 0	PA: 34
2B: 1	SAC: 2	PB: 0	
3B: 0	DP: 1	SB: 1	
HR: 1	HBP: 0	CS: 0	

PITCHER	IP	WLS	BF	H	R	ER	SO	BB	IBB	HBP	BLK	WP	HR	S	P	ERA	WHIP
---------	----	-----	----	---	---	----	----	----	-----	-----	-----	----	----	---	---	-----	------

Batter	1	2	3	4	5	6	7	8	9	AB R H RBI BB SO LOB	TOP											
Paul Molitor, R OBP: 0.368, SLG: 0.376 (1, 5)	0-1 5-3		3-3 K		1-1 SH1-3		0-1 1B 6-3		0-0 G4-6-3 1B	4 1 2 1 0 1 1												
B.J. Surhoff, L OBP: 0.314, SLG: 0.333 (1, 2)	2-2 1B 2B		3-1 4-3		0-1 S 1B		2-2 6-3 1B		1-2 G4-6-3 1B	5 0 4 1 0 0 1												
Robin Yount, R OBP: 0.357, SLG: 0.444 (1, 8)	2-0 WP 1B 2-H		0-0 F8		1-1 F7		1-2 6-3		1-2 G4-6-3	5 0 1 1 0 0 5												
Greg Brock, L OBP: 0.389, SLG: 0.388 (1, 3)	3-2 L8			4-1 1B SF9 BB	2-1 L6		4-0 IBB		1-3 K	3 1 0 0 2 1 3												
Glenn Braggs, R OBP: 0.314, SLG: 0.455 (1, 9)		2-1 G1-6-3 1B		0-0 1-3 1B		2-2 1-3	0-0 5-3			4 0 2 0 0 0 2												
Ernest Riles, L OBP: 0.311, SLG: 0.339 (1, 10)		1-1 G1-6-3		0-0 F2		2-3 K		1-2 4-3		4 0 0 0 0 1 3												
Dale Sveum, S OBP: 0.309, SLG: 0.422 (1, 6)		3-1 E1		0-2 SF9		0-0 G3		4-2 BB		2 0 0 1 1 0 0												
Jim Gantner, L OBP: 0.321, SLG: 0.316 (1, 4)		0-1 F8		1-0 F6			0-0 1B SH3-4	1-3 K		4 1 1 0 0 1 3												
Mike Felder, S OBP: 0.217, SLG: 0.222 (1, 7)			0-1 4-3 2B		2-1 SH1-3 1B HBP		2-1 SH3-4	1-0 1-3		2 1 1 0 0 0 1												
Rob Deer, R OBP: 0.287, SLG: 0.366 (8, 7)										0 0 0 0 0 0 0												
Inning Stats	R: 0 E: 0 K: 0 S: 10	H: 2 LOB: 1 BB: 0 P: 17	R: 0 E: 1 K: 0 S: 8	H: 1 LOB: 1 BB: 0 P: 14	R: 0 E: 0 K: 1 S: 8	H: 1 LOB: 1 BB: 0 P: 14	R: 1 E: 0 K: 0 S: 8	H: 1 LOB: 1 BB: 1 P: 12	R: 1 E: 0 K: 0 S: 9	H: 1 LOB: 1 BB: 0 P: 15	R: 0 E: 0 K: 1 S: 9	H: 0 LOB: 0 BB: 0 P: 13	R: 2 E: 0 K: 0 S: 13	H: 3 LOB: 2 BB: 1 P: 22	R: 0 E: 0 K: 1 S: 9	H: 0 LOB: 1 BB: 1 P: 16	R: 0 E: 0 K: 1 S: 10	H: 2 LOB: 1 BB: 0 P: 13	1B: 9 2B: 2 3B: 0 HR: 0	SF: 1 SAC: 2 DP: 2 HBP: 1	WP: 1 PB: 0 SB: 2 CS: 0	PA: 40
PITCHER	IP WLS BF H R ER SO BB IBB HBP BLK WP HR S P ERA WHIP																					
Jim Clancy, R ERA: 5.0 (1, 1)	6.1 L 28 8 4 4 2 1 0 1 0 1 0 1 0 57 92 5.68 1.421																					
Duane Ward, R ERA: 2.42 (7, 1)	2.2 12 3 0 0 2 1 1 0 0 0 0 0 27 44 0.00 1.500																					

Milwaukee Brewers @ Toronto Blue Jays
Exhibition Stadium, Toronto, ON
Mon May 30 1988, 7:05 PM EDT
Att. 27,275 - Unknown - 85 F

AB	33
R	4
H	11
RBI	4
BB	3
SO	4
LOB	19



Batter	1	2	3	4	5	6	7	8	9	AB	R	H	RBI	BB	SO	LOB
Tony Fernandez, S OBP: 0.311, SLG: 0.342 (1, 6)	0-3 K		0-2 F9			0-1 F8	3-2 6-3			4	0	0	0	0	1	4
Lloyd Moseby, L OBP: 0.365, SLG: 0.418 (1, 8)	2-2 F7		0-2 G3			1-1 1B		2-2 3-1		4	0	1	0	0	0	2
Kelly Gruber, R OBP: 0.348, SLG: 0.473 (1, 5) (8, 4)	1-3 K		0-1 5-3			0-2 F4		1-2 L7		4	0	0	0	0	1	3
George Bell, R OBP: 0.341, SLG: 0.505 (1, 7)		3-3 K		2-2 F8		2-2 1B		3-2 F8		4	0	1	0	0	1	0
Fred McGriff, L OBP: 0.444, SLG: 0.643 (1, 3)		1-3 K		3-2 4-3		1-0 3-1			0-1 1B	4	0	1	0	0	1	2
Cecil Fielder, R OBP: 0.241, SLG: 0.346 (1, 10)		0-2 HR		3-3 K			3-2 FC5-4 1B		1-3 K	4	1	2	1	0	2	1
Pat Borders, R OBP: 0.272, SLG: 0.484 (1, 2)		0-0 6-3			2-3 K		2-3 K		2-2 F9	4	0	0	0	0	2	2
Sil Campusano, R OBP: 0.253, SLG: 0.343 (1, 9)			2-2 G3 1B		2-2 F8		0-1 FC5-4 BB		2-3 K	4	0	1	0	0	1	2
Nelson Liriano, S OBP: 0.228, SLG: 0.246 (1, 4)			1-0 1B		2-0 F8		4-2 BB			2	0	1	0	0	0	0
Juan Beniquez, R OBP: 0.373, SLG: 0.379 (7, PH)			1-2 G3 1B							0	0	0	0	1	0	0
Alexis Infante, R OBP: 0.200, SLG: 0.111 (8, 5)										0	0	0	0	0	0	0

Inning Stats	R: 0	H: 0	E: 0	K: 2	S: 12	R: 1	H: 1	E: 0	K: 2	S: 11	R: 0	H: 2	E: 0	K: 0	S: 13	R: 0	H: 0	E: 0	K: 1	S: 12	R: 0	H: 0	E: 0	K: 1	S: 8	R: 0	H: 2	E: 0	K: 0	S: 13	R: 0	H: 1	E: 0	K: 1	S: 17	R: 0	H: 0	E: 0	K: 0	S: 9	R: 0	H: 1	E: 0	K: 2	S: 14	R: 0	H: 1	E: 0	K: 2	S: 14	1B: 6	SF: 0	2B: 0	SAC: 0	3B: 0	DP: 0	HR: 1	HBP: 0	WP: 0	PA: 35
--------------	------	------	------	------	-------	------	------	------	------	-------	------	------	------	------	-------	------	------	------	------	-------	------	------	------	------	------	------	------	------	------	-------	------	------	------	------	-------	------	------	------	------	------	------	------	------	------	-------	------	------	------	------	-------	-------	-------	-------	--------	-------	-------	-------	--------	-------	--------

PITCHER	IP	WLS	BF	H	R	ER	SO	BB	IBB	HBP	BLK	WP	HR	S	P	ERA	WHIP
Teddy Higuera, L ERA: 2.54 (1, 1)	7.0	W	28	6	1	1	7	1	0	0	0	0	1	86	125	1.29	1.000
Chuck Crim, R ERA: 3.45 (8, 1)	1.0		3	0	0	0	0	0	0	0	0	0	0	9	15	0.00	0.000
Dan Plesac, L ERA: 1.59 (9, 1)	1.0	S	4	1	0	0	2	0	0	0	0	0	0	14	19	0.00	1.000

BOTTOM

Milwaukee Brewers @ Toronto Blue Jays
Exhibition Stadium, Toronto, ON
Mon May 30 1988, 7:05 PM EDT
Att: 27,275 - Unknown - 85 F

livebaseballscores.com

AB	34
R	1
H	7
RBI	1
BB	1
SO	9
LOB	16



Batter	1	2	3	4	5	6	7	8	9	AB R H RBI BB SO LOB	TOP
Paul Molitor, R (1, 5) X OBP: 0.363, SLG: 0.370 Ernest Riles, L (6, 5) OBP: 0.309, SLG: 0.336	0-0 ① 			1-0 ① 		0-0 ③ 			2-0 ③ 	3 0 0 0 0 0 0 1 0 0 0 0 0 0	
B.J. Surhoff, L (1, 2) B C X OBP: 0.315, SLG: 0.333 (7, 7) X	1-2 ② 			0-1 				2-2 ① 		3 0 1 0 0 0 0	
Robin Yount, R (1, 8) B B X OBP: 0.352, SLG: 0.438 Bill Schroeder, R (7, 2) X	2-0 ③ 			2-2 ② 				2-2 ② 		3 0 0 0 0 0 1 0 0 0 0 0 0 0	
Greg Brock, L (1, 3) C B X OBP: 0.383, SLG: 0.380 Joey Meyer, R (7, 3) X			1-1 ① 		1-0 ③ 				3-3 ③ 	3 0 0 0 0 1 1 0 0 0 0 0 0 0	
Rob Deer, R (1, 7) X OBP: 0.282, SLG: 0.360 (7, 8)			0-0 ② 		0-0 ① 				2-3 ① 	3 0 0 0 0 1 0	
Glenn Bragg, R (1, 9) S C B X OBP: 0.309, SLG: 0.447			1-3 ③ 		1-0 ② 				0-3 ② 	3 0 0 0 0 2 0	
Jim Adduci, L (1, 10) X OBP: 0.200, SLG: 0.214				0-0 ① 		2-1 ③ 			0-1 ③ 	3 0 0 0 0 0 0	
Dale Sveum, S (1, 6) B C B S X OBP: 0.306, SLG: 0.417 Juan Castillo, S (7, 6) X			3-2 ② 			0-0 ① 			1-3 ① 	2 0 0 0 0 0 0 1 0 0 0 0 1 0	
Jim Gantner, L (1, 4) X OBP: 0.315, SLG: 0.310			0-0 ③ 			2-2 ② 			3-2 ② 	3 0 0 0 0 0 0	
Inning Stats	R: 0 H: 0 E: 0 LOB: 0 K: 0 BB: 0 S: 5 P: 8	R: 0 H: 0 E: 0 LOB: 0 K: 1 BB: 0 S: 6 P: 8	R: 0 H: 0 E: 0 LOB: 0 K: 0 BB: 0 S: 5 P: 8	R: 0 H: 1 E: 0 LOB: 1 K: 0 BB: 0 S: 8 P: 12	R: 0 H: 0 E: 0 LOB: 0 K: 0 BB: 0 S: 4 P: 7	R: 0 H: 0 E: 0 LOB: 0 K: 0 BB: 0 S: 13 P: 15	R: 0 H: 0 E: 0 LOB: 0 K: 1 BB: 0 S: 9 P: 16	R: 0 H: 0 E: 0 LOB: 0 K: 2 BB: 0 S: 8 P: 10	R: 0 H: 0 E: 0 LOB: 0 K: 1 BB: 0 S: 9 P: 15	1B: 1 SF: 0 2B: 0 SAC: 0 3B: 0 DP: 0 HR: 0 HBP: 0	WP: 0 PA: 28 PB: 0 SB: 0 CS: 0
PITCHER Dave Stieb, R (1, 1) ERA: 2.63	IP WLS BF H R ER SO BB IBB HBP BLK WP HR S P ERA WHIP 9.0 W 28 1 0 0 5 0 0 0 0 0 0 0 67 99 0.00 0.111										

Milwaukee Brewers @ Toronto Blue Jays
 Exhibition Stadium, Toronto, ON
 Tue May 31 1988, 7:05 PM EDT
 Att. 28,446 - Unknown - 79 F

AB	28
R	0
H	1
RBI	0
BB	0
SO	5
LOB	2



Batter	1	2	3	4	5	6	7	8	9
Tony Fernandez, S (1, 6) OBP: 0.308, SLG: 0.343 Alexis Infante, R (9, 5) OBP: 0.200, SLG: 0.111	0-3 K2-3	0-0 E 2B		0-0 F9		0-1 1-4-3		1-2 4-3	
Lloyd Moseby, L (1, 8) OBP: 0.363, SLG: 0.413 Rick Leach, L (8, 7) OBP: 0.323, SLG: 0.329	2-1 F8	2-1 SF7		0-3 K			4-0 1B BB	0-0 F5	
Rance Mulliniks, L (1, 10) OBP: 0.376, SLG: 0.518	3-2 6-3	1-1 E1 1B			4-0 G5-4-3 1B BB		1-2 BB 1B 1B		
George Bell, R (1, 7) OBP: 0.349, SLG: 0.510 Sil Campusano, R (7, PR) OBP: 0.253, SLG: 0.343		5-3			0-0 G5-4-3 1B		3-2 BB 1B		
Fred McGriff, L (1, 3) OBP: 0.446, SLG: 0.637					3-2 G5-4-3 1B		4-1 1-2 2-3 BB		
Kelly Gruber, R (1, 5) OBP: 0.351, SLG: 0.486		0-1 1B 1B	1-2 6-3		0-0 E4 3B		3-2 F5		
Ernie Whitt, L (1, 2) OBP: 0.297, SLG: 0.274		1-1 1B 1B 2B 1B	1-1 F5		1-0 F7		1-3 K		
Jesse Barfield, R (1, 9) OBP: 0.266, SLG: 0.354		1-1 1B 2B 1B	1-2 6-3			0-0 F7	2-2 F8		
Nelson Liriano, S (1, 4) OBP: 0.228, SLG: 0.246		0-0 2B SF7 1B		0-2 L5		0-1 4-3		1-2 F9	

Inning Stats	R: 0	H: 0	E: 0	K: 1	S: 8	R: 6	H: 7	E: 1	K: 0	S: 17	R: 0	H: 0	E: 0	K: 0	S: 8	R: 0	H: 0	E: 0	K: 1	S: 7	R: 2	H: 2	E: 1	K: 0	S: 6	R: 0	H: 0	E: 0	K: 0	S: 5	R: 1	H: 2	E: 0	K: 1	S: 22	R: 0	H: 0	E: 0	K: 0	S: 9
	LOB: 0	BB: 0	P: 13	ER: 5	SO: 1	LOB: 2	BB: 0	P: 24	LOB: 0	BB: 0	P: 11	LOB: 0	BB: 0	P: 7	LOB: 0	BB: 1	P: 14	LOB: 0	BB: 0	P: 5	LOB: 3	BB: 2	P: 40	LOB: 0	BB: 0	P: 11	LOB: 0	BB: 0	P: 11	LOB: 0	SAC: 0	DP: 1	HBP: 0	WP: 0	PA: 38	ERA	WHIP			

PITCHER	IP	WLS	BF	H	R	ER	SO	BB	IBB	HBP	BLK	WP	HR	S	P	ERA	WHIP
Chris Bosio, R (1, 1) ERA: 2.65	1.2	L	13	7	6	5	1	0	0	0	0	0	0	23	34	27.00	4.200
Mark Knudson, R (2, 1) ERA: 2.08	4.1		15	2	2	1	1	1	0	0	0	0	0	28	40	2.08	0.692
Mark Clear, R (7, 1) ERA: 6.0	2.0		10	2	1	1	1	2	0	0	0	0	0	31	51	4.50	2.000

BOTTOM


AB	R	H	RBI	BB	SO	LOB
5	1	1	2	0	1	0
0	0	0	0	0	0	0
2	1	0	1	1	1	0
1	0	0	0	0	0	0
3	1	1	0	1	0	0
4	0	3	1	0	0	0
0	0	0	0	0	0	0
3	1	1	0	1	0	4
4	2	2	1	0	0	3
4	1	1	1	0	1	3
4	1	1	1	0	0	3
4	1	1	0	0	0	0

Milwaukee Brewers @ Toronto Blue Jays
Exhibition Stadium, Toronto, ON
 Tue May 31 1988, 7:05 PM EDT
 Att: 28,446 - Unknown - 79 F

AB	34
R	9
H	11
RBI	7
BB	3
SO	3
LOB	13



WP	PA	ERA	WHIP
0	38		

Batter	1	2	3	4	5	6	7	8	9	AB R H RBI BB SO LOB	TOP														
Paul Molitor, R (1, 5) OBP: 0.359, SLG: 0.366	1-0 6-3		1-3 K		1-0 FC3-6		0-1 1B		0-3 K	5 0 1 0 0 2 2	<p>Milwaukee Brewers @ Toronto Blue Jays Exhibition Stadium, Toronto, ON</p> <p>Wed Jun 01 1988, 7:05 PM EDT Att. 31,012 - Unknown - 57 F</p> <p>livebaseballscorecards.com</p> <table border="1"> <tr><td>AB</td><td>38</td></tr> <tr><td>R</td><td>2</td></tr> <tr><td>H</td><td>13</td></tr> <tr><td>RBI</td><td>2</td></tr> <tr><td>BB</td><td>1</td></tr> <tr><td>SO</td><td>8</td></tr> <tr><td>LOB</td><td>26</td></tr> </table> 	AB	38	R	2	H	13	RBI	2	BB	1	SO	8	LOB	26
AB	38																								
R	2																								
H	13																								
RBI	2																								
BB	1																								
SO	8																								
LOB	26																								
Juan Castillo, S (1, 4) OBP: 0.350, SLG: 0.350	3-2 1B S 1B		2-1 G6-4-3		1-2 4-3		1-3 K		0-1 1B	5 0 2 0 0 1 5															
Robin Yount, R (1, 8) OBP: 0.353, SLG: 0.437	1-1 1-3 1B		2-0 6-3			1-2 1B 1B	1-2 F9		0-3 K	5 0 2 0 0 1 3															
Rob Deer, R (1, 7) OBP: 0.286, SLG: 0.359	2-0 F3			4-2 G6-4-3 BB		1-2 1B		0-1 5-3		3 0 1 0 1 0 2															
Glenn Braggs, R (1, 9) OBP: 0.308, SLG: 0.448	1-2 4-3			1-1 G6-4-3		1-3 K		2-1 2B 2B		4 1 1 0 0 1 5															
Greg Brock, L (1, 3) OBP: 0.385, SLG: 0.396		2-1 E7 5-3 2B		0-3 K		2-0 F7		2-2 2B 2B		4 1 2 1 0 1 2															
Jim Adduci, L (8, PR) OBP: 0.200, SLG: 0.214										0 0 0 0 0 0 0															
Joey Meyer, R (1, 10) OBP: 0.210, SLG: 0.359		0-1 5-3			2-0 FC3-6 1B 1B		1-0 F7		3-3 K	4 0 1 1 0 1 3															
Bill Schroeder, R (1, 2) OBP: 0.214, SLG: 0.231		3-H 1-0 G5-4-3 1B			1-2 FC3-6 1B 1B		0-2 5-3		2-0 F9	4 0 2 0 0 0 1															
Dale Sveum, S (1, 6) OBP: 0.304, SLG: 0.413		2-0 G5-4-3			1-3 K		3-2 1B 1B		2-1 F7	4 0 1 0 0 1 3															
Inning Stats	R: 0 E: 0 K: 0 S: 11	H: 2 LOB: 2 BB: 0 P: 19	R: 1 E: 1 K: 0 S: 6	H: 2 LOB: 0 BB: 0 P: 11	R: 0 E: 0 K: 1 S: 7	H: 0 LOB: 0 BB: 1 P: 12	R: 0 E: 0 K: 1 S: 8	H: 0 LOB: 0 BB: 1 P: 13	R: 0 E: 0 K: 1 S: 14	H: 2 LOB: 2 BB: 0 P: 20	R: 0 E: 0 K: 1 S: 12	H: 2 LOB: 2 BB: 0 P: 18	R: 0 E: 0 K: 1 S: 19	H: 2 LOB: 2 BB: 0 P: 24	R: 1 E: 0 K: 1 S: 11	H: 2 LOB: 1 BB: 0 P: 20	R: 0 E: 0 K: 2 S: 10	H: 1 LOB: 1 BB: 0 P: 12	1B: 10 2B: 3 3B: 0 HR: 0	SF: 0 SAC: 0 DP: 3 HBP: 0	WP: 1 PB: 0 SB: 1 CS: 0	PA: 39			
PITCHER	IP WLS BF H R ER SO BB IBB HBP BLK WP HR S P ERA WHIP																								
Mike Flanagan, L (1, 1) ERA: 4.57	6.0 W 25 8 1 1 4 1 0 0 0 1 0 58 93 1.50 1.500																								
Duane Ward, R (7, 1) ERA: 2.48	3.0 S 14 5 1 1 4 0 0 0 0 0 0 40 56 3.00 1.667																								

Batter	1	2	3	4	5	6	7	8	9
Tony Fernandez, S OBP: 0.311, SLG: 0.350 (1, 6)	1-1 BB 1B	0-1 G3		2-1 F8		1-2 WP 2B		1-0 F7	
Lloyd Moseby, L OBP: 0.364, SLG: 0.409 (1, 8)	4-1 1B 1-2 BB	2-2 F5		0-1 1B		1-1 6-3 2-3		1-2 4-3	
Rance Mulliniks, L OBP: 0.381, SLG: 0.512 (1, 10)	3-2 PB 1B 1-3 2-H 3-H	4-0 BB		3-2 3-1		2-3 K			
George Bell, R OBP: 0.352, SLG: 0.515 (1, 7)	0-0 5-3 1-2 3-1 3-H	1-2 F7			0-0 FC1-6 2B	1-1 5-3			
Fred McGriff, L OBP: 0.441, SLG: 0.624 (1, 3)	4-2 3-1 5-3 1-2 2-3 E BB		1-0 1-3		2-3 K		0-0 F9		
Kelly Gruber, R OBP: 0.349, SLG: 0.480 (1, 5)	0-0 5-3		2-2 4-3 S 1B		1-2 FC1-6 1B 2-3		0-0 F8		
Ernie Whitt, L OBP: 0.303, SLG: 0.276 (1, 2)	0-2 3-1		1 SAFE 3-0 4-3		0-0 1-3 1B		4-1 BB		
Jesse Barfield, R OBP: 0.259, SLG: 0.344 (1, 9)	2-3 3-H 2-1 E5		3-1 4-3		3-3 K		2-0 4-3		
Nelson Liriano, S OBP: 0.221, SLG: 0.238 (1, 4)	1-0 4-3			0-0 F9		3-2 E3 2B		1-2 6-3	

Inning Stats	R: 5 E: 1 K: 0 S: 18	H: 3 LOB: 1 BB: 2 P: 33	R: 0 E: 0 K: 0 S: 10	H: 0 LOB: 1 BB: 1 P: 17	R: 0 E: 0 K: 0 S: 8	H: 1 LOB: 1 BB: 0 P: 17	R: 0 E: 0 K: 0 S: 9	H: 1 LOB: 1 BB: 0 P: 14	R: 0 E: 0 K: 2 S: 11	H: 2 LOB: 2 BB: 0 P: 17	R: 2 E: 1 K: 1 S: 14	H: 1 LOB: 0 BB: 0 P: 22	R: 0 E: 0 K: 0 S: 4	H: 0 LOB: 1 BB: 1 P: 10	R: 0 E: 0 K: 0 S: 8	H: 0 LOB: 0 BB: 0 P: 11
--------------	-------------------------------	----------------------------------	-------------------------------	----------------------------------	------------------------------	----------------------------------	------------------------------	----------------------------------	-------------------------------	----------------------------------	-------------------------------	----------------------------------	------------------------------	----------------------------------	------------------------------	----------------------------------

PITCHER	IP	WLS	BF	H	R	ER	SO	BB	IBB	HBP	BLK	WP	HR	S	P	ERA	WHIP
Mike Birkbeck, R ERA: 6.13 (1, 1)	5.0	L	28	8	7	5	2	3	0	0	0	0	0	63	109	9.00	2.200
Chuck Crim, R ERA: 3.13 (6, 1)	3.0		10	0	0	0	1	1	0	0	0	1	0	19	32	0.00	0.333

BOTTOM


Milwaukee Brewers @ Toronto Blue Jays
Exhibition Stadium, Toronto, ON

Wed Jun 01 1988, 7:05 PM EDT
Att: 31,012 - Unknown - 57 F

AB	R	H	RBI	BB	SO	LOB
5	2	2	1	0	0	0
4	1	1	0	1	0	1
3	1	1	1	1	1	1
4	1	2	1	0	0	1
3	1	0	0	1	1	1
4	0	1	1	0	0	3
3	0	1	1	1	0	2
4	0	0	0	0	1	4
4	1	0	0	0	0	1

AB	34
R	7
H	8
RBI	5
BB	4
SO	3
LOB	14

WP: 1 PA: 38
PB: 1
SB: 2
CS: 0



1B	2B	3B	HR	SF	SAC	DP	HBP
6	2	0	0	0	0	0	0

Batter	1	2	3	4	5	6	7	8	9	AB R H RBI BB SO LOB	TOP
Tony Fernandez, S (1, 6) OBP: 0.304, SLG: 0.341	2-3 K		2-3 K		0-0 6-3		0-2 FC6-4		0-0 6-3	5 0 0 0 0 2 1	
Lloyd Moseby, L (1, 8) OBP: 0.366, SLG: 0.411	2-3 K		3-2 FC6-4 1B			2-1 BLK HR 1B		2-1 F7		4 1 2 0 0 1 0	
Jesse Barfield, R (1, 9) OBP: 0.259, SLG: 0.341	3-3 K		0-0 FC6-4 1B			1 SAFE 2-2 1 SAFE F4		1-2 5-3		4 0 1 0 0 1 1	
George Bell, R (1, 7) OBP: 0.350, SLG: 0.524		1-3 K	1-2 FC6-4			1 SAFE 1-2 1 SAFE HR		1-2 F3		4 1 1 2 0 1 2	
Fred McGriff, L (1, 3) OBP: 0.443, SLG: 0.618		3-2 1B		3-3 K		2-3 K		4-2 SH1-4 HR BB		3 1 1 0 1 2 0	
Kelly Gruber, R (1, 5) OBP: 0.349, SLG: 0.478		0-0 1B		0-0 F5		2-0 L1		0-0 SH1-4		3 0 1 0 0 0 0	
Cecil Fielder, R (1, 10) OBP: 0.258, SLG: 0.411		0-3 K		1-2 F9			0-1 FC6-4 1B		1-0 HR	4 1 2 2 0 1 2	
Pat Borders, R (1, 2) OBP: 0.271, SLG: 0.505		1-3 K			0-2 5-3		1-3 K		2-0 HR	4 1 1 1 0 2 3	
Nelson Liriano, S (1, 4) OBP: 0.215, SLG: 0.231			0-2 6-3		1-2 1-3		1-3 K		3-2 G3	4 0 0 0 0 1 1	
Inning Stats	R: 0 H: 0 E: 0 LOB: 0 K: 3 BB: 0 S: 14 P: 21	R: 0 H: 2 E: 0 LOB: 2 K: 3 BB: 0 S: 13 P: 18	R: 0 H: 2 E: 0 LOB: 2 K: 1 BB: 0 S: 18 P: 24	R: 0 H: 0 E: 0 LOB: 0 K: 1 BB: 0 S: 9 P: 13	R: 0 H: 0 E: 0 LOB: 0 K: 0 BB: 0 S: 7 P: 8	R: 2 H: 2 E: 0 LOB: 0 K: 1 BB: 0 S: 13 P: 22	R: 0 H: 1 E: 0 LOB: 1 K: 2 BB: 0 S: 13 P: 15	R: 0 H: 0 E: 0 LOB: 0 K: 0 BB: 0 S: 8 P: 12	R: 3 H: 2 E: 0 LOB: 0 K: 0 BB: 1 S: 10 P: 20	1B: 6 SF: 0 2B: 0 SAC: 1 3B: 0 DP: 0 HR: 3 HBP: 0	WP: 0 PA: 37 PB: 0 SB: 0 CS: 0
PITCHER	IP WLS BF H R ER SO BB IBB HBP BLK WP HR S P ERA WHIP										
Bruce Hurst, L (1, 1) ERA: 3.92	8.1 L 35 9 5 5 11 1 0 0 1 0 3 100 145 5.40 1.200										
Bob Stanley, R (9, 1) ERA: 2.25	0.2 2 0 0 0 0 0 0 0 0 0 0 5 8 0.00 0.000										

Toronto Blue Jays @ Boston Red Sox
Fenway Park, Boston, MA
Thu Jun 02 1988, 7:05 PM EDT
Att. 32,144 - Unknown - 60 F

livebaseballscorecards.com

AB 35
R 5
H 9
RBI 5
BB 1
SO 11
LOB 10




Batter	1	2	3	4	5	6	7	8	9	AB R H RBI BB SO LOB
Ellis Burks, R OBP: 0.399, SLG: 0.496 (1, 8)	L9		1-1 CS 1B		K		L8		3-1 2B	5 1 2 0 0 1 2
Marty Barrett, R OBP: 0.335, SLG: 0.361 (1, 4)	F7		2-1 F8		BB			F9	0-1 1B 2B	4 0 1 2 1 0 1
Wade Boggs, L OBP: 0.482, SLG: 0.462 (1, 5)	BB 1B			5-3	F8			F7	4-0 1B IBB	4 0 1 0 1 0 3
Dwight Evans, R OBP: 0.379, SLG: 0.426 (1, 3)	1-2 BB			K		G6-3 1B		6-3	0-0 1-2 2-3 1B	4 0 2 0 1 1 0
Mike Greenwell, L OBP: 0.418, SLG: 0.473 (1, 10)	4-3			1-2 1B		G6-3			F5 F4	5 0 1 0 0 0 6
Todd Benzinger, S OBP: 0.295, SLG: 0.402 (1, 7)			1-3 K		F7		4-1 BB		4-2 2B 1B BB	2 1 0 0 2 1 1
Rick Cerone, R OBP: 0.405, SLG: 0.446 (1, 2)			1-3 K		1-2 1B		1-2 F4		1-2 L5	4 0 1 0 0 1 2
Spike Owen, S OBP: 0.320, SLG: 0.373 (1, 6)			0-1 4-3		0-2 BB 1B		0-1 F7		3-2 1-3 1B 2B	4 1 2 0 0 0 0
Brady Anderson, L OBP: 0.321, SLG: 0.310 (1, 9)			2-3 K		4-1 BB		2-3 K		0-0 2B 2B 1B	2 0 0 0 1 2 0
Jim Rice, R OBP: 0.295, SLG: 0.263 (9, PH)					1-2 BB				2-H 3-H	1 1 1 2 0 0 0

Inning Stats	R: 0 E: 0 K: 12	H: 1 LOB: 2 BB: 1 P: 21	R: 0 E: 0 K: 2 S: 8	H: 0 LOB: 0 BB: 0 P: 10	R: 0 E: 0 K: 1 S: 8	H: 1 LOB: 0 BB: 0 P: 12	R: 0 E: 0 K: 1 S: 14	H: 1 LOB: 1 BB: 0 P: 18	R: 0 E: 0 K: 1 S: 15	H: 2 LOB: 3 BB: 2 P: 28	R: 0 E: 0 K: 0 S: 8	H: 1 LOB: 1 BB: 1 P: 16	R: 0 E: 0 K: 1 S: 7	H: 0 LOB: 0 BB: 0 P: 9	R: 0 E: 0 K: 0 S: 6	H: 0 LOB: 0 BB: 0 P: 11	R: 4 E: 0 K: 0 S: 19	H: 5 LOB: 3 BB: 2 P: 36	1B: 8 2B: 3 3B: 0 HR: 0	SF: 0 SAC: 0 DP: 1 HBP: 0
--------------	-----------------------	----------------------------------	------------------------------	----------------------------------	------------------------------	----------------------------------	-------------------------------	----------------------------------	-------------------------------	----------------------------------	------------------------------	----------------------------------	------------------------------	---------------------------------	------------------------------	----------------------------------	-------------------------------	----------------------------------	----------------------------------	------------------------------------

PITCHER	IP	WLS	BF	H	R	ER	SO	BB	IBB	HBP	BLK	WP	HR	S	P	ERA	WHIP
Jose Antonio Nunez, R ERA: 2.91 (1, 1)	4.1		17	5	0	0	4	1	0	0	0	0	0	49	69	0.00	1.385
David Wells, L ERA: 3.6 (5, 1)	4.1	W	18	2	2	2	2	4	0	0	0	0	0	39	75	4.15	1.385
Tom Henke, R ERA: 2.96 (9, 1)	0.0		4	3	2	2	0	0	1	0	0	0	0	5	12	∞	∞
Mark Eichhorn, R ERA: 4.37 (9, 1)	0.1	S	2	1	0	0	0	0	0	0	0	0	0	4	5	0.00	3.000

Toronto Blue Jays @ Boston Red Sox
Fenway Park, Boston, MA
 Thu Jun 02 1988, 7:05 PM EDT
 Att: 32,144 - Unknown - 60 F

AB	35
R	4
H	11
RBI	4
BB	6
SO	6
LOB	15



WP: 0	PA: 41
PB: 0	
SB: 0	
CS: 1	

Batter	1	2	3	4	5	6	7	8	9	AB R H RBI BB SO LOB	TOP											
Tony Fernandez, S (1, 6) OBP: 0.303, SLG: 0.336	0-1 B6-3		0-0 L8		4-0 CS BB		2-2 F8			3 0 0 0 1 0 0												
Lloyd Moseby, L (1, 8) OBP: 0.364, SLG: 0.408	0-1 G3		1-1 CS 1B		0-0 P2		3-1 G3-1			4 0 1 0 0 0 1												
Rance Mulliniks, L (1, 10) OBP: 0.386, SLG: 0.517	3-1 2B		1-1 CS 1-2	1-1 G4-3	1-1 CS 1-2	4-0 3B BB		1-2 F8		3 1 1 0 1 0 0												
George Bell, R (1, 7) OBP: 0.348, SLG: 0.517	1-2 P4			4-2 1B 2B BB		0-2 F7		0-0 G4-3		3 1 0 0 1 0 2												
Fred McGriff, L (1, 3) OBP: 0.449, SLG: 0.641		3-1 G4-3 SF9 2B		0-0 2B BLK 1B		2-2 2B 3B		1-3 K		4 3 3 1 0 1 0												
Kelly Gruber, R (1, 5) OBP: 0.352, SLG: 0.489		0-1 G4-3		0-0 BLK 1B 2B		2-2 G4-3 2B		1-1 G6-3		4 1 2 2 0 0 1												
Ernie Whitt, L (1, 2) OBP: 0.301, SLG: 0.277		0-1 SF9		1-1 G6-4-3 1B		2-2 G4-3		0-1 G1-3		3 0 1 2 0 0 1												
Jesse Barfield, R (1, 9) OBP: 0.252, SLG: 0.331		2-1 L1		3-2 G6-4-3		2-2 L8		2-3 K		4 0 0 0 0 1 2												
Nelson Liriano, S (1, 4) OBP: 0.210, SLG: 0.226			1-3 K		0-0 F8		2-1 G4-3			3 0 0 0 0 1 0												
Inning Stats	R: 0 E: 0 K: 0 S: 10	H: 1 LOB: 1 BB: 0 P: 14	R: 1 E: 0 K: 0 S: 8	H: 1 LOB: 0 BB: 0 P: 13	R: 0 E: 0 K: 1 S: 10	H: 1 LOB: 0 BB: 0 P: 13	R: 3 E: 0 K: 0 S: 11	H: 3 LOB: 0 BB: 1 P: 20	R: 0 E: 0 K: 0 S: 4	H: 0 LOB: 0 BB: 1 P: 8	R: 2 E: 0 K: 0 S: 16	H: 2 LOB: 1 BB: 1 P: 28	R: 0 E: 0 K: 0 S: 7	H: 0 LOB: 0 BB: 0 P: 14	R: 0 E: 0 K: 1 S: 7	H: 0 LOB: 0 BB: 0 P: 9	R: 0 E: 0 K: 1 S: 7	H: 0 LOB: 0 BB: 0 P: 10	1B: 3 2B: 4 3B: 1 HR: 0	SF: 1 SAC: 0 DP: 1 HBP: 0	WP: 0 PB: 0 SB: 0 CS: 2	PA: 37
PITCHER	IP WLS BF H R ER SO BB IBB HBP BLK WP HR S P ERA WHIP																					
Oil Can Boyd, R (1, 1) ERA: 6.41	5.1 L 23 7 6 6 1 3 0 0 0 1 0 0 50 81 10.12 1.875																					
Dennis Lamp, R (6, 1) ERA: 2.38	3.2 12 1 0 0 2 0 0 0 0 0 0 0 30 48 0.00 0.273																					

Toronto Blue Jays @ Boston Red Sox
 Fenway Park, Boston, MA
 Fri Jun 03 1988, 7:05 PM EDT
 Att. 32,292 - Unknown - 52 F

livebaseballscorecards.com

AB 31
 R 6
 H 8
 RBI 5
 BB 3
 SO 3
 LOB 7



Batter	1	2	3	4	5	6	7	8	9	AB R H RBI BB SO LOB
Ellis Burks, R OBP: 0.399, SLG: 0.492 (1, 8)	1-0 S 1B		2-1 BLK 1B	0-1 P3			1-0 G3-1		2-2 FC6-4 1-2f	5 2 2 0 0 0 3
Marty Barrett, R OBP: 0.329, SLG: 0.354 (1, 4)	1-2 F8		3-1 L9	0-0 F7			2-1 G6-3			4 0 0 0 0 0 4
Wade Boggs, L OBP: 0.482, SLG: 0.460 (1, 5)	1-1 L7		1-0 F7		2-1 G6-4-3 1B			4-0 BB		3 0 1 0 1 0 2
Dwight Evans, R OBP: 0.381, SLG: 0.425 (1, 3)	4-1 1B BB		1-1 1B		1-0 G6-4-3 1-2f		2-2 P6			3 0 1 1 1 0 2
Mike Greenwell, L OBP: 0.415, SLG: 0.467 (1, 10)	0-1 1-3 2-H 1B		2-1 F9		3-2 G6-3		1-2 F7			4 0 1 1 0 0 2
Jim Rice, R OBP: 0.294, SLG: 0.263 (1, 7)	1-1 P6			0-0 E7 1B 1B			1-2 P4		1-2 F8	4 1 1 0 0 0 3
Rick Cerone, R OBP: 0.408, SLG: 0.448 (1, 2)		0-1 G4-3		1-1 1B 2-3 1B			3-1 G4-6-3 1B		2-3 K	4 0 2 0 0 1 0
Spike Owen, S OBP: 0.317, SLG: 0.368 (1, 6)		1-2 F7		1-0 1-2 3-H 1B			3-2 G4-6-3 1-2f		1-2 G6-3	4 0 1 1 0 0 1
Brady Anderson, L OBP: 0.315, SLG: 0.304 (1, 9)		1-1 B1-3		0-0 B3			1-3 K		4-1 FC6-4 BB	3 0 0 0 0 0 1 2
Sam Horn, L OBP: 0.278, SLG: 0.250 (9, PH)										0 0 0 0 1 0 0
Ed Romero, R OBP: 0.314, SLG: 0.273 (9, PR)										0 0 0 0 0 0 0

Inning Stats	R: 1	H: 2	E: 0	K: 0	S: 12	LOB: 2	BB: 1	P: 20	R: 0	H: 0	E: 0	K: 0	S: 7	LOB: 0	BB: 0	P: 9	R: 1	H: 2	E: 0	K: 0	S: 9	LOB: 1	BB: 0	P: 18	R: 1	H: 3	E: 1	K: 0	S: 8	LOB: 2	BB: 0	P: 10	R: 0	H: 1	E: 0	K: 0	S: 6	LOB: 0	BB: 0	P: 12	R: 0	H: 1	E: 0	K: 0	S: 9	LOB: 0	BB: 0	P: 16	R: 0	H: 0	E: 0	K: 1	S: 6	LOB: 0	BB: 0	P: 10	R: 0	H: 0	E: 0	K: 0	S: 11	LOB: 1	BB: 1	P: 19	R: 0	H: 0	E: 0	K: 1	S: 10	LOB: 1	BB: 1	P: 19	1B: 9	SF: 0	2B: 0	SAC: 0	3B: 0	DP: 2	HR: 0	HBP: 0	WP: 0	PA: 37
--------------	------	------	------	------	-------	--------	-------	-------	------	------	------	------	------	--------	-------	------	------	------	------	------	------	--------	-------	-------	------	------	------	------	------	--------	-------	-------	------	------	------	------	------	--------	-------	-------	------	------	------	------	------	--------	-------	-------	------	------	------	------	------	--------	-------	-------	------	------	------	------	-------	--------	-------	-------	------	------	------	------	-------	--------	-------	-------	-------	-------	-------	--------	-------	-------	-------	--------	-------	--------

PITCHER	IP	WLS	BF	H	R	ER	SO	BB	IBB	HBP	BLK	WP	HR	S	P	ERA	WHIP
John Cerutti, L ERA: 3.4 (1, 1)	3.0		16	6	3	2	0	1	0	0	1	0	0	31	51	6.00	2.333
Todd Stottliemyre, R ERA: 5.29 (4, 1)	5.0	W	17	3	0	0	1	1	0	0	0	0	0	37	63	0.00	0.800
Tom Henke, R ERA: 2.84 (9, 1)	1.0	S	4	0	0	0	1	1	0	0	0	0	0	10	19	0.00	1.000

BOTTOM

Toronto Blue Jays @ Boston Red Sox
Fenway Park, Boston, MA
Fri Jun 03 1988, 7:05 PM EDT
Att: 32,292 - Unknown - 52 F

livebaseballscorecards.com

AB	34
R	3
H	9
RBI	3
BB	3
SO	2
LOB	19



Batter	1	2	3	4	5	6	7	8	9	AB R H RBI BB SO LOB	TOP		
Tony Fernandez, S (1, 6) OBP: 0.300, SLG: 0.338	2-3 K		0-2 F8			1-1 SF9 2B		0-0 F7	1-1 L7	5 0 1 1 0 1 4			
Lloyd Moseby, L (1, 8) OBP: 0.369, SLG: 0.417	1-1 SF8 3B		3-1 CS	3-3 K		1-2 HBP		1-0 F7	4-2 2B BB	3 2 1 0 1 1 1			
Rance Mulliniks, L (1, 10) OBP: 0.371, SLG: 0.500 Sil Campusano, R (9, PR) OBP: 0.263, SLG: 0.366	0-0 SF8			0-0 F8		3-3 K		2-0 CS	E1 2B	3 0 0 1 0 1 3 1 0 1 3 0 0 0			
George Bell, R (1, 7) OBP: 0.341, SLG: 0.507	2-1 F9			1-0 F9		1-0 SF9			FC6-4 2B K	4 1 0 1 0 1 3			
Fred McGriff, L (1, 3) OBP: 0.445, SLG: 0.629						1-0 F9			4-0 HR BB	3 1 0 0 1 2 2			
Kelly Gruber, R (1, 5) OBP: 0.350, SLG: 0.500						1-0 P3		0-2 G4-3	0-0 HR	4 1 1 3 0 1 0			
Ernie Whitt, L (1, 2) OBP: 0.300, SLG: 0.270						1-0 P5		3-3 K	4-2 1B BB	3 1 0 0 1 1 0			
Jesse Barfield, R (1, 9) OBP: 0.252, SLG: 0.329						0-2 E8 1B 2B		3-3 K	1-2 BB 1B 2B 1B	4 2 1 0 0 2 0			
Nelson Liriano, S (1, 4) OBP: 0.232, SLG: 0.248						0-0 2B SF9 1B		1-0 CS 1B	1-1 BB 2B 1B	4 2 4 1 0 0 0			
Inning Stats	R: 1 E: 0 K: 1 S: 8 H: 1 LOB: 0 BB: 0 P: 13	R: 0 E: 0 K: 2 S: 11 H: 0 LOB: 0 BB: 0 P: 16	R: 0 E: 0 K: 1 S: 12 H: 1 LOB: 0 BB: 0 P: 16	R: 0 E: 0 K: 1 S: 8 H: 0 LOB: 0 BB: 0 P: 12	R: 0 E: 0 K: 1 S: 5 H: 0 LOB: 0 BB: 0 P: 8	R: 2 E: 1 K: 1 S: 14 H: 2 LOB: 2 BB: 0 P: 21	R: 0 E: 0 K: 2 S: 14 H: 0 LOB: 0 BB: 0 P: 20	R: 0 E: 0 K: 0 S: 4 H: 1 LOB: 0 BB: 0 P: 7	R: 7 E: 1 K: 1 S: 21 H: 4 LOB: 2 BB: 3 P: 42	1B: 5 2B: 2 3B: 1 HR: 1 SF: 2 SAC: 0 DP: 0 HBP: 1	WP: 0 PB: 0 SB: 0 CS: 2 PA: 42		
PITCHER	IP WLS BF H R ER SO BB IBB HBP BLK WP HR S P ERA WHIP											PITCHER	IP WLS BF H R ER SO BB IBB HBP BLK WP HR S P ERA WHIP
Roger Clemens, R (1, 1) ERA: 1.78	7.0 L 26 4 3 1 9 0 0 1 0 0 0 0 72 106 1.29 0.571												
Bob Stanley, R (8, 1) ERA: 2.12	1.0 3 1 0 0 0 0 0 0 0 0 0 0 4 7 0.00 1.000												
Lee Smith, R (9, 1) ERA: 4.5	0.1 7 3 6 4 0 2 0 0 0 0 0 1 11 23 108.00 15.000												
Zach Crouch, L (9, 1) ERA: 27.0	0.1 3 1 1 0 0 1 0 0 0 0 0 0 6 14 0.00 6.000												
John Trautwein, R (9, 1) ERA: 11.32	0.1 1 0 0 0 0 1 0 0 0 0 0 0 4 5 0.00 0.000												

Toronto Blue Jays @ Boston Red Sox
Fenway Park, Boston, MA
Sat Jun 04 1988, 3:33 AM EDT
Att. 33,067 - Overcast - 60 F

livebaseballscorecards.com

AB	34
R	10
H	9
RBI	10
BB	3
SO	10
LOB	13



Batter	1	2	3	4	5	6	7	8	9	AB	R	H	RBI	BB	SO	LOB
Wade Boggs, L (1, 5) OBP: 0.480, SLG: 0.455	0-2 G4-3		2-2 L7		4-1 1B BB			2-0 G5-4-3 1B	2-1 G6-3	4	0	1	0	1	0	0
Marty Barrett, R (1, 4) OBP: 0.336, SLG: 0.358	0-0 1B			4-0 WP G5-3 BB	0-1 1-2 2-H 1B			0-2 G5-4-3 1-2f		3	0	2	0	1	0	1
Ellis Burks, R (1, 8) OBP: 0.401, SLG: 0.516	0-1 F9			1-2 SAFE G5-3		3-2 1B		1-0 HR		4	1	2	1	0	0	2
Dwight Evans, R (1, 9) OBP: 0.379, SLG: 0.437	2-2 G1-3			1-0 G5-3		0-1 P6		1-2 HR		4	1	1	1	0	0	3
Mike Greenwell, L (1, 10) OBP: 0.416, SLG: 0.462		3-2 F7		4-2 2-3 BB		1-2 F7		4-0 1B BB		2	0	0	0	2	0	1
Jim Rice, R (1, 7) OBP: 0.293, SLG: 0.263		1-0 G6-3		0-0 F8		1-1 SAFE SAFE P2		0-2 1-2 1B		4	0	1	0	0	0	3
Pat Dodson, L (1, 3) OBP: 0.293, SLG: 0.263		0-1 G3-1			2-2 P4			3-2 F7		4	0	0	0	0	0	2
Rich Gedman, L (1, 2) OBP: 0.224, SLG: 0.227			0-0 G1-3		1-2 P6			1-0 G3		4	0	1	0	0	0	0
Spike Owen, S (1, 6) OBP: 0.317, SLG: 0.378			3-1 G6-3		2-1 1B 2B			2-1 G6-3		3	0	1	0	0	0	0
Sam Horn, L (9, PH) OBP: 0.274, SLG: 0.246									1-2 G5-4-3 1B 1-2f	1	0	0	0	0	0	1

Inning Stats	R: 0	H: 1	E: 0	LOB: 1	K: 0	S: 11	P: 13	R: 0	H: 0	E: 0	LOB: 0	K: 0	S: 7	P: 11	R: 0	H: 0	E: 0	LOB: 2	K: 0	S: 7	P: 17	R: 0	H: 2	E: 0	LOB: 2	K: 0	S: 11	P: 20	R: 0	H: 1	E: 0	LOB: 1	K: 0	S: 13	P: 18	R: 0	H: 0	E: 0	LOB: 0	K: 0	S: 4	P: 7	R: 2	H: 4	E: 0	LOB: 2	K: 0	S: 15	P: 26	R: 0	H: 1	E: 0	LOB: 0	K: 0	S: 7	P: 13	1B: 6	SF: 0	2B: 1	SAC: 0	3B: 0	DP: 2	HR: 2	HBP: 0	WP: 1	PA: 37
--------------	------	------	------	--------	------	-------	-------	------	------	------	--------	------	------	-------	------	------	------	--------	------	------	-------	------	------	------	--------	------	-------	-------	------	------	------	--------	------	-------	-------	------	------	------	--------	------	------	------	------	------	------	--------	------	-------	-------	------	------	------	--------	------	------	-------	-------	-------	-------	--------	-------	-------	-------	--------	-------	--------

PITCHER	IP	WLS	BF	H	R	ER	SO	BB	IBB	HBP	BLK	WP	HR	S	P	ERA	WHIP
Jim Clancy, R (1, 1) ERA: 4.72	7.2	W	31	7	2	2	0	3	0	0	0	1	2	68	110	2.35	1.304
Duane Ward, R (8, 1) ERA: 2.37	1.1	S	6	2	0	0	0	1	0	0	0	0	0	14	27	0.00	2.250

BOTTOM

Toronto Blue Jays @ Boston Red Sox
 Fenway Park, Boston, MA
 Sat Jun 04 1988, 3:33 AM EDT
 Att. 33,067 - Overcast - 60 F

livebaseballscorecards.com

AB	33
R	2
H	9
RBI	2
BB	4
SO	0
LOB	13



Batter	1	2	3	4	5	6	7	8	9	AB R H RBI BB SO LOB	TOP																									
Tony Fernandez, S (1, 6) OBP: 0.305, SLG: 0.344 Manuel Lee, S (9, 6) OBP: 0.242, SLG: 0.258	1-2 6-3	4-0 BB BB	1-0 F7		0-0 F8		2-1 FC1-6 1B		2-2 1B 2B	5 1 2 0 1 0 3 0 0 0 0 0 0 0																										
Lloyd Moseby, L (1, 8) OBP: 0.377, SLG: 0.435 Sil Campusano, R (9, 8) OBP: 0.263, SLG: 0.366	3-1 1B	4-1 BB		3-3 K	3-2 HR		1-1 FC1-6 1B		4-1 1B BB	4 3 2 3 2 1 1 0 0 0 0 0 0 0																										
Rance Mulliniks, L (1, 10) OBP: 0.400, SLG: 0.516 Cecil Fielder, R (9, PH) OBP: 0.270, SLG: 0.421	3-1 1B	4-1 BB		1-1 2B	4-2 BB		3-0 1B		0-0 1B 1B	3 1 3 2 2 0 0 1 0 1 2 0 0 0																										
George Bell, R (1, 7) OBP: 0.336, SLG: 0.498	1-2 P4	1-0 FC6-4		0-3 K	1-1 F7		0-2 6-3		2-1 1B 1B	6 0 1 1 0 1 8																										
Fred McGriff, L (1, 3) OBP: 0.452, SLG: 0.640	0-3 K		4-2 2B 1B BB		0-0 1B 2B	2-0 2B	1-0 F7		2-1 1B	5 3 3 1 1 1 3																										
Kelly Gruber, R (1, 5) OBP: 0.354, SLG: 0.510		2-0 P4	1-2 1B 2B	3-0 1B		1-1 L8 2B		0-2 4-3	0-0 FC6-2-5	6 0 3 2 0 0 3																										
Ernie Whitt, L (1, 2) OBP: 0.301, SLG: 0.268		4-2 6-3 1B BB BB	0-2 1B	1 SAFE 2-0 P6		1-1 L8		1-2 4-3	2-2 F7	5 1 1 1 1 0 4																										
Jesse Barfield, R (1, 9) OBP: 0.250, SLG: 0.324		0-1 BB 6-3 1B	0-3 K		2-2 L9	0-0 P4		1-3 K		5 1 1 0 0 2 3																										
Nelson Liriano, S (1, 4) OBP: 0.238, SLG: 0.254		1-2 6-3	0-0 P5		1-2 HR 1B	1-1 3-1			0-2 2B 1B 1B	5 2 2 0 0 0 5																										
Inning Stats	R: 0 E: 0 K: 1 S: 14	H: 2 LOB: 2 BB: 0 P: 21	R: 2 E: 0 K: 0 S: 11	H: 1 LOB: 3 BB: 4 P: 31	R: 1 E: 0 K: 1 S: 13	H: 2 LOB: 2 BB: 1 P: 19	R: 2 E: 0 K: 2 S: 12	H: 3 LOB: 1 BB: 0 P: 21	R: 2 E: 0 K: 0 S: 17	H: 2 LOB: 1 BB: 1 P: 28	R: 1 E: 0 K: 0 S: 8	H: 2 LOB: 1 BB: 0 P: 13	R: 1 E: 0 K: 0 S: 9	H: 2 LOB: 1 BB: 0 P: 16	R: 0 E: 0 K: 1 S: 9	H: 0 LOB: 0 BB: 0 P: 11	R: 3 E: 0 K: 0 S: 17	H: 5 LOB: 2 BB: 1 P: 29	1B: 13 2B: 5 3B: 0 HR: 1	SF: 0 SAC: 0 DP: 1 HBP: 0	WP: 0 PB: 0 SB: 3 CS: 0	PA: 52														
PITCHER	IP WLS BF H R ER SO BB IBB HBP BLK WP HR S P ERA WHIP																																			
Jeff Sellers, R (1, 1) ERA: 4.99	1.2		12	3	2	2	1	4	0	0	0	0	0	24	50	10.80	4.200																			
Mike Smithson, R (2, 1) ERA: 7.36	3.0	L	17	7	5	5	3	1	0	0	0	0	1	39	61	15.00	2.667																			
Bob Stanley, R (5, 1) ERA: 2.45	1.1		7	2	1	1	0	1	0	0	0	0	0	12	22	6.75	2.250																			
Dennis Lamp, R (7, 1) ERA: 3.65	2.0		11	4	4	4	1	1	0	0	0	0	0	26	41	18.00	2.500																			
Zach Crouch, L (9, 1) ERA: 6.75	1.0		5	3	0	0	0	0	0	0	0	0	0	9	15	0.00	3.000																			

Toronto Blue Jays @ Boston Red Sox
Fenway Park, Boston, MA
Sun Jun 05 1988, 3:33 AM EDT
Att. 33,756 - Sunny - 79 F

livebaseballscorecards.com

AB	45
R	12
H	19
RBI	12
BB	7
SO	5
LOB	30



Batter	1	2	3	4	5	6	7	8	9	AB	R	H	RBI	BB	SO	LOB
Wade Boggs, L OBP: 0.478, SLG: 0.451 (1, 5)	0-0 WP 1B	2-2 1-3		1-0 L3-4-3 1-2		1-3 K		4-2 G6-4-3 BB		4	1	1	0	1	1	2
Marty Barrett, R OBP: 0.338, SLG: 0.364 (1, 4)	3-2 WP 1-3 2B		3-3 K	2-1 1B 2B		1-0 HBP 1B 1B		2-2 G6-4-3 1-2f		2	0	1	0	0	1	0
Ed Romero, R OBP: 0.342, SLG: 0.333 (4, 4)										3	1	2	0	0	0	1
Ellis Burks, R OBP: 0.408, SLG: 0.515 (1, 8)	1-3 K		4-1 FC5-4 BB	1-1 1B 1B		2-0 HBP 1B 1B		1-0 5-3		4	0	2	1	1	1	1
Dwight Evans, R OBP: 0.375, SLG: 0.431 (1, 9)	0-3 K		1-1 FC5-4 2B	1-1 1B 1B		0-2 P2			2-2 F9	5	1	1	0	0	1	4
(8, 3)																
Mike Greenwell, L OBP: 0.425, SLG: 0.477 (1, 10)	4-0 S BB		2-0 3B 2B	2-2 P3		2-1 FC6-4 HBP			1-1 WP 2B	3	1	2	1	1	0	2
Jim Rice, R OBP: 0.296, SLG: 0.274 (1, 7)	1-2 6-3 1-2		1-0 3B		0-3 K	2-1 FC6-4			4-1 BB	4	0	1	1	1	1	5
Rich Gedman, L OBP: 0.250, SLG: 0.239 (1, 2)		0-0 F9	4-0 BB		3-1 1B 1B		0-1 G5-4-3 1B		1-2 L7	2	0	1	0	1	0	0
Rick Cerone, R OBP: 0.409, SLG: 0.449 (7, PH)										2	0	1	0	0	0	2
(8, 2)																
Pat Dodson, L OBP: 0.143, SLG: 0.143 (1, 3)		1-3 K	0-0 L4		0-1 L3-1-3 1B		0-3 K		0-0 L4	3	0	1	0	0	1	2
Kevin Romine, R OBP: 0.200, SLG: 0.300 (7, PH)										2	0	0	0	0	1	3
(8, 9)																
Spike Owen, S OBP: 0.324, SLG: 0.383 (1, 6)		2-1 1B		1-0 L3-4-3 1B		1-0 L3-1-3 1-2		1-1 G5-4-3 1-2f		4	0	2	0	0	0	3


Inning Stats	R: 1	H: 2	E: 0	K: 2	S: 13	R: 0	H: 1	E: 0	K: 1	S: 9	R: 0	H: 2	E: 0	K: 1	S: 10	R: 1	H: 4	E: 0	K: 0	S: 11	R: 0	H: 2	E: 0	K: 1	S: 8	R: 0	H: 1	E: 0	K: 1	S: 7	R: 0	H: 0	E: 0	K: 0	S: 6	R: 0	H: 1	E: 0	K: 0	S: 12	R: 0	H: 1	E: 0	K: 0	S: 12	1B: 10	2B: 6	3B: 1	HR: 0	SF: 0	SAC: 0	DP: 4	HBP: 1	WP: 2	PB: 0	SB: 1	CS: 0	PA: 44
--------------	------	------	------	------	-------	------	------	------	------	------	------	------	------	------	-------	------	------	------	------	-------	------	------	------	------	------	------	------	------	------	------	------	------	------	------	------	------	------	------	------	-------	------	------	------	------	-------	--------	-------	-------	-------	-------	--------	-------	--------	-------	-------	-------	-------	--------

PITCHER	IP	WLS	BF	H	R	ER	SO	BB	IBB	HBP	BLK	WP	HR	S	P	ERA	WHIP
Dave Stieb, R ERA: 2.96 (1, 1)	3.2		21	8	4	4	4	3	0	0	0	1	0	38	72	9.82	3.000
Mark Eichhorn, R ERA: 4.29 (4, 1)	0.2		5	3	0	0	1	0	0	0	0	0	0	12	18	0.00	4.500
David Wells, L ERA: 3.38 (5, 1)	2.2		11	3	0	0	2	1	0	1	0	0	0	21	35	0.00	1.500
Duane Ward, R ERA: 2.23 (8, 1)	2.0	W	7	1	0	0	0	1	0	0	0	1	0	16	27	0.00	1.000

BOTTOM

Toronto Blue Jays @ Boston Red Sox
Fenway Park, Boston, MA
 Sun Jun 05 1988, 3:33 AM EDT
 Att. 33,756 - Sunny - 79 F

AB	38
R	4
H	15
RBI	3
BB	5
SO	7
LOB	25



PITCHER	IP	WLS	BF	H	R	ER	SO	BB	IBB	HBP	BLK	WP	HR	S	P	ERA	WHIP
---------	----	-----	----	---	---	----	----	----	-----	-----	-----	----	----	---	---	-----	------

Batter	1	2	3	4	5	6	7	8	9	AB R H RBI BB SO LOB	TOP	
Tony Fernandez, S (1, 6) OBP: 0.303, SLG: 0.338	0-1 L9	0-1 FC4-6-3-2			4-2 G6-4-3 BB		0-1 L8		0-2 F9	4 0 0 1 1 0 3		
Lloyd Moseby, L (1, 8) OBP: 0.378, SLG: 0.428	4-1 CS BB		4-1 HBP BB		2-0 G6-4-3		1-0 L8		3-3 K	3 0 0 0 2 1 2		
Rance Mulliniks, L (1, 10) OBP: 0.412, SLG: 0.531	2-0 SAFE 1-2 2B		1-2 SAFE SAFE SAFE F6		1-1 1B		4-2 1-2 BB			3 0 2 0 1 0 1		
Fred McGriff, L (1, 3) OBP: 0.448, SLG: 0.631	0-2 F7		1-1 F7		0-1 1-3 1B		1-3 K			4 0 1 0 0 1 4		
Kelly Gruber, R (1, 5) OBP: 0.357, SLG: 0.523		0-0 HR	1-0 1-2 HBP		1-3 K		1-3 K			3 1 1 1 0 2 2		
Ernie Whitt, L (1, 2) OBP: 0.307, SLG: 0.275		2-2 1B FC4-6-3-2 1B	2-2 SAFE SAFE 5-3		1-0 G5-4-3 1B		1-3 K			4 1 2 0 0 1 2		
Rick Leach, L (1, 7) OBP: 0.320, SLG: 0.326		1-2 1B FC4-6-3-2 1B		0-0 4-3		1-2 F8		0-1 G3		4 0 1 0 0 0 1		
Jesse Barfield, R (1, 9) OBP: 0.250, SLG: 0.322		3-1 1-2 2-3 1B FC4-6-3-2		2-1 6-3		0-0 G5-4-3			0-2 6-3	4 0 1 0 0 0 1		
Nelson Liriano, S (1, 4) OBP: 0.245, SLG: 0.281		1-0 F3		1-0 G3			0-0 BB 1B		2-2 HR	4 1 2 1 0 0 3		
Inning Stats	R: 0 E: 0 K: 0 S: 7 H: 1 LOB: 1 BB: 1 P: 13	R: 2 E: 0 K: 0 S: 13 H: 4 LOB: 1 BB: 0 P: 20	R: 0 E: 0 K: 0 S: 9 H: 0 LOB: 2 BB: 1 P: 18	R: 0 E: 0 K: 0 S: 4 H: 0 LOB: 0 BB: 0 P: 7	R: 0 E: 0 K: 1 S: 10 H: 2 LOB: 2 BB: 1 P: 18	R: 0 E: 0 K: 0 S: 5 H: 1 LOB: 0 BB: 0 P: 7	R: 0 E: 0 K: 1 S: 9 H: 1 LOB: 2 BB: 1 P: 15	R: 0 E: 0 K: 2 S: 8 H: 0 LOB: 0 BB: 0 P: 10	R: 1 E: 0 K: 1 S: 14 H: 1 LOB: 0 BB: 0 P: 19	1B: 7 2B: 2 3B: 0 HR: 2 SF: 0 SAC: 0 DP: 3 HBP: 1	WP: 0 PB: 0 SB: 0 CS: 1 PA: 38	
PITCHER	IP WLS BF H R ER SO BB IBB HBP BLK WP HR S P ERA WHIP											
John Farrell, R (1, 1) ERA: 2.96	6.2 W 30 9 2 2 1 4 0 1 0 0 0 1 54 94 2.70 1.950											
Doug Jones, R (7, 1) ERA: 2.22	2.1 S 8 1 1 1 4 0 0 0 0 0 0 1 25 33 3.86 0.429											

Toronto Blue Jays @ Cleveland Indians
Cleveland Municipal Stadium, Cleveland, OH
Mon Jun 06 1988, 7:05 PM EDT
Att: 9,550 - Unknown - 78 F

livebaseballscorecards.com

AB	33
R	3
H	10
RBI	3
BB	4
SO	5
LOB	19



Batter	1	2	3	4	5	6	7	8	9	AB	R	H	RBI	BB	SO	LOB
Julio Franco, R (1, 4) OBP: 0.318, SLG: 0.385 Domingo Ramos, R (4, 4)	1-3 K		1-1 4-3		1-0 6-3	1-0 L7				2	0	0	0	0	1	0
Willie Upshaw, L (1, 3) OBP: 0.328, SLG: 0.393	4-1 FC3-6 BB		1-0 4-3		1-0 3-1		2-1 F8			3	0	0	0	1	0	1
Joe Carter, R (1, 8) OBP: 0.339, SLG: 0.521	1-1 FC3-6 2B			1-2 F4		2-1 4-3	0-1 F7			4	1	0	0	0	0	1
Brook Jacoby, R (1, 5) OBP: 0.330, SLG: 0.424	1-1 SAFE 2B			1-0 HR		4-1 BB 2B BB	3-1 BLK 1B			3	2	3	2	1	0	0
Ron Kittle, R (1, 10) OBP: 0.328, SLG: 0.439	3-1 F8			4-0 BB		4-0 2B HBP BB	0-0 4-3			2	1	0	0	2	0	2
Cory Snyder, R (1, 9) OBP: 0.327, SLG: 0.484		1-2 5-3		1-0 F7		0-0 HBP FC5-2 2B	1-0 5-3			4	0	1	1	0	0	1
Carmen Castillo, R (1, 7) OBP: 0.333, SLG: 0.345 Mel Hall, L (6, PH) OBP: 0.309, SLG: 0.343		2-1 G3		2-2 F6		4-0 FC5-2 BLK IBB	2-2 F9			2	0	0	0	0	0	1
Ron Washington, R (1, 6) OBP: 0.321, SLG: 0.340		0-1 F7			0-0 SH3-4 1B	1-0 BLK FC5-2 HBP	0-0 F9			3	1	1	1	0	0	0
Andy Allanson, R (1, 2) OBP: 0.297, SLG: 0.331			2-1 L8		1-1 SAFE SH3-4	2-1 BLK FC5-2				2	0	0	0	0	0	3

Inning Stats	R: 1	H: 1	E: 0	K: 1	S: 10	LOB: 1	BB: 1	P: 20	R: 0	H: 0	E: 0	K: 0	S: 10	LOB: 0	BB: 0	P: 13	R: 0	H: 0	E: 0	K: 0	S: 5	LOB: 0	BB: 0	P: 9	R: 1	H: 1	E: 0	K: 0	S: 8	LOB: 1	BB: 1	P: 17	R: 0	H: 1	E: 0	K: 0	S: 5	LOB: 1	BB: 0	P: 8	R: 4	H: 1	E: 0	K: 0	S: 7	LOB: 1	BB: 3	P: 25	R: 0	H: 1	E: 0	K: 0	S: 7	LOB: 1	BB: 0	P: 12	R: 0	H: 0	E: 0	K: 0	S: 5	LOB: 0	BB: 0	P: 8
--------------	------	------	------	------	-------	--------	-------	-------	------	------	------	------	-------	--------	-------	-------	------	------	------	------	------	--------	-------	------	------	------	------	------	------	--------	-------	-------	------	------	------	------	------	--------	-------	------	------	------	------	------	------	--------	-------	-------	------	------	------	------	------	--------	-------	-------	------	------	------	------	------	--------	-------	------


PITCHER	IP	WLS	BF	H	R	ER	SO	BB	IBB	HBP	BLK	WP	HR	S	P	ERA	WHIP
Mike Flanagan, L (1, 1) ERA: 4.84	5.1	L	24	4	5	5	1	4	0	0	0	0	1	42	81	8.44	1.500
Mark Eichhorn, R (6, 1) ERA: 4.23	2.2		11	1	1	1	0	0	1	1	2	0	0	15	31	3.38	0.375

BOTTOM

Toronto Blue Jays @ Cleveland Indians
Cleveland Municipal Stadium, Cleveland, OH

Mon Jun 06 1988, 7:05 PM EDT
Att. 9,550 - Unknown - 78 F

AB	28
R	6
H	5
RBI	4
BB	5
SO	1
LOB	11



WP	PA	ERA	WHIP
3	35		

Batter	1	2	3	4	5	6	7	8	9	AB R H RBI BB SO LOB	TOP
Tony Fernandez, S (1, 6) OBP: 0.300, SLG: 0.333	1-0 L8		1-1 4-3			1-2 5-3		0-0 SH1-3		3 0 0 0 0 0 1	
Lloyd Moseby, L (1, 8) OBP: 0.371, SLG: 0.419	2-1 F7			2-2 5-3			0-3 K	1-0 F7		4 0 0 0 0 1 1	
Jesse Barfield, R (1, 9) OBP: 0.244, SLG: 0.314	2-0 P6			0-0 P4			2-0 F8	2-2 G1		4 0 0 0 0 0 1	
George Bell, R (1, 7) OBP: 0.331, SLG: 0.489		0-2 F3		0-0 6-3			0-2 E4 1B	1-1 1-3		4 1 0 0 0 0 0	
Fred McGriff, L (1, 3) OBP: 0.444, SLG: 0.620		3-3 K			0-0 F7		4-0 1B E HBP	0-0 F6		3 1 0 0 0 1 0	
Kelly Gruber, R (1, 5) OBP: 0.355, SLG: 0.517		1-1 P3			0-0 F8		2-2 1-3 2-H E 1B	1-1 5-3		4 1 1 1 0 0 0	
Cecil Fielder, R (1, 10) OBP: 0.273, SLG: 0.417			1-0 6-3		0-0 F7		1-0 E7 2-H 3-H 1B			3 0 1 2 0 0 0	
Pat Borders, R (1, 2) OBP: 0.263, SLG: 0.490			1-0 6-3			0-0 P4	0-0 F8			3 0 0 0 0 0 1	
Manuel Lee, S (1, 4) OBP: 0.246, SLG: 0.262			1-0 E6			0-0 L6		0-2 E6 SH1-3 1B		3 0 1 0 0 0 0	
Inning Stats	R: 0 E: 0 K: 0 S: 4 H: 0 LOB: 0 BB: 0 P: 9	R: 0 E: 0 K: 1 S: 8 H: 0 LOB: 0 BB: 0 P: 12	R: 0 E: 1 K: 0 S: 5 H: 0 LOB: 1 BB: 0 P: 9	R: 0 E: 0 K: 0 S: 5 H: 0 LOB: 0 BB: 0 P: 7	R: 0 E: 0 K: 0 S: 3 H: 0 LOB: 0 BB: 0 P: 3	R: 0 E: 0 K: 0 S: 5 H: 0 LOB: 0 BB: 0 P: 6	R: 3 E: 2 K: 1 S: 13 H: 2 LOB: 1 BB: 0 P: 22	R: 0 E: 1 K: 0 S: 8 H: 1 LOB: 1 BB: 0 P: 11	R: 0 E: 0 K: 0 S: 5 H: 0 LOB: 0 BB: 0 P: 7	1B: 3 2B: 0 3B: 0 HR: 0 SF: 0 SAC: 1 DP: 0 HBP: 1	WP: 0 PB: 0 SB: 0 CS: 0 PA: 33
PITCHER Scott Bailes, L (1, 1) ERA: 3.79	IP: 9.0 WLS: W BF: 33 H: 3 R: 3 ER: 0 SO: 2 BB: 0 IBB: 0 HBP: 1 BLK: 0 WP: 0 HR: 0 S: 56 P: 86 ERA: 0.00 WHIP: 0.333										

Toronto Blue Jays @ Cleveland Indians
Cleveland Municipal Stadium, Cleveland, OH

Tue Jun 07 1988, 7:05 PM EDT
Att. 21,696 - Unknown - 72 F

livebaseballscorecards.com

AB	31
R	3
H	3
RBI	3
BB	0
SO	2
LOB	4



Batter	1	2	3	4	5	6	7	8	9	AB R H RBI BB SO LOB	TOP
Tony Fernandez, S (1, 6) OBP: 0.300, SLG: 0.330 Rick Leach, L (7, PH) OBP: 0.320, SLG: 0.326 Cecil Fielder, R (7, PH) OBP: 0.284, SLG: 0.426 Manuel Lee, S (7, PR) OBP: 0.243, SLG: 0.258 (7, 6)	3-2 	3-2 			4-1 		1-0 		3-3 	2 0 0 0 1 0 2 0 0 0 0 0 0 0 1 0 1 1 0 0 0 1 0 0 0 0 1 2	
Lloyd Moseby, L (1, 8) OBP: 0.369, SLG: 0.413	4-0 		2-2 		0-1 		3-3 			3 1 0 0 1 1 3	
Rance Mulliniks, L (1, 10) OBP: 0.410, SLG: 0.520 Jesse Barfield, R (8, PH) OBP: 0.243, SLG: 0.312	2-1 		4-0 		2-2 			1-3 		2 0 0 0 1 0 1 1 0 0 0 0 1 0	
George Bell, R (1, 7) OBP: 0.329, SLG: 0.485	3-2 		1-1 		0-0 			1-1 		4 0 1 1 0 0 1	
Fred McGriff, L (1, 3) OBP: 0.435, SLG: 0.606	2-3 			0-3 		0-0 		0-0 		4 0 0 0 0 2 1	
Kelly Gruber, R (1, 5) OBP: 0.353, SLG: 0.512		1-1 		2-2 			0-1 		1-1 	4 0 1 0 0 0 0	
Ernie Whitt, L (1, 2) OBP: 0.301, SLG: 0.269 Pat Borders, R (9, PH) OBP: 0.270, SLG: 0.495		0-0 		2-1 			2-2 		0-0 	3 0 0 0 0 0 1 1 0 1 0 0 0 0	
Sil Campusano, R (1, 9) OBP: 0.275, SLG: 0.356		4-1 			0-0 		4-2 		1-3 	2 1 0 0 2 1 1	
Nelson Liriano, S (1, 4) OBP: 0.258, SLG: 0.289		4-0 		1-1 			2-2 		1-1 	3 0 2 0 1 0 0	
Inning Stats	R: 1 H: 1 E: 0 LOB: 1 K: 1 BB: 1 S: 12 P: 26	R: 0 H: 1 E: 0 LOB: 2 K: 0 BB: 2 S: 8 P: 20	R: 0 H: 0 E: 0 LOB: 0 K: 0 BB: 1 S: 5 P: 12	R: 0 H: 0 E: 0 LOB: 0 K: 1 BB: 0 S: 8 P: 12	R: 0 H: 0 E: 0 LOB: 1 K: 0 BB: 1 S: 6 P: 11	R: 0 H: 0 E: 0 LOB: 0 K: 0 BB: 0 S: 6 P: 8	R: 1 H: 2 E: 0 LOB: 2 K: 1 BB: 1 S: 21 P: 33	R: 0 H: 0 E: 0 LOB: 0 K: 1 BB: 0 S: 6 P: 8	R: 0 H: 2 E: 0 LOB: 2 K: 2 BB: 0 S: 13 P: 19	1B: 6 SF: 0 2B: 0 SAC: 0 3B: 0 DP: 2 HR: 0 HBP: 0	WP: 0 PA: 37 PB: 0 SB: 0 CS: 0
PITCHER	Rich Yet, R (1, 1) ERA: 5.4 Bud Black, L (7, 1) ERA: 4.5 Doug Jones, R (9, 1) ERA: 2.17	IP WLS BF H R ER SO BB IBB HBP BLK WP HR S P ERA WHIP	IP WLS BF H R ER SO BB IBB HBP BLK WP HR S P ERA WHIP	PITCHER	IP WLS BF H R ER SO BB IBB HBP BLK WP HR S P ERA WHIP						

Toronto Blue Jays @ Cleveland Indians
 Cleveland Municipal Stadium, Cleveland, OH
 Wed Jun 08 1988, 7:05 PM EDT
 Att. 10,571 - Unknown - 60 F

livebaseballscorecards.com

AB	31
R	2
H	6
RBI	2
BB	6
SO	6
LOB	12



Batter	1	2	3	4	5	6	7	8	9	AB	R	H	RBI	BB	SO	LOB
Willie Upshaw, L OBP: 0.320, SLG: 0.378 (1, 3)	1-3 K		3-1 F9		4-0 1B IBB		1-1 F8			3	0	0	0	1	1	1
Domingo Ramos, R OBP: 0.167, SLG: 0.167 (1, 4)	1-1 6-3		0-3 K		0-0 1B		1-1 FC1-6 WP BB 1-2f WP			4	1	1	2	0	1	1
Joe Carter, R OBP: 0.336, SLG: 0.509 (1, 8)	0-0 WP E 1B			3-2 P6	0-3 K		4-1 WP WP BB 1-2			3	0	1	0	1	1	2
Mel Hall, L OBP: 0.308, SLG: 0.346 (1, 7)	0-0 E6 WP 1-2			3-1 L6	1-0 G3		2-3 K WP 1-2 2-3			4	0	0	0	0	1	5
Brook Jacoby, R OBP: 0.323, SLG: 0.413 (1, 5)	1-2 P6 1-2 2-3			0-0 1-3		1-1 3-1	1-3 K 1-2 2-3 3-H			4	0	0	0	0	1	4
Cory Snyder, R OBP: 0.324, SLG: 0.505 (1, 9)		2-1 F8			0-0 HR	0-0 6-3		0-0 6-3		4	1	1	1	0	0	0
Dave Clark, L OBP: 0.333, SLG: 0.298 (1, 10)		1-2 F9			0-0 SH5-4 1B SH	0-0 1B		0-0 4-3		4	1	1	0	0	0	0
Ron Washington, R OBP: 0.305, SLG: 0.321 (1, 6)		0-0 F3			0-0 SH SH5-4 1B	1-0 G3		0-3 K		3	1	0	0	0	1	1
Andy Allanson, R OBP: 0.300, SLG: 0.351 (1, 2)			0-1 6-3		0-0 SH5-4 1-2 2-3		0-1 FC1-6 1B			2	0	1	0	0	0	0

Inning Stats	R: 0	H: 1	E: 1	K: 1	S: 10	LOB: 2	BB: 0	P: 13	R: 0	H: 0	E: 0	K: 0	S: 6	LOB: 0	BB: 0	P: 9	R: 0	H: 0	E: 0	K: 1	S: 7	LOB: 0	BB: 0	P: 10	R: 0	H: 0	E: 0	K: 0	S: 6	LOB: 0	BB: 0	P: 12	R: 3	H: 2	E: 2	K: 1	S: 9	LOB: 2	BB: 1	P: 14	R: 0	H: 1	E: 0	K: 0	S: 6	LOB: 1	BB: 0	P: 7	R: 1	H: 1	E: 0	K: 2	S: 13	LOB: 2	BB: 1	P: 22	R: 0	H: 0	E: 0	K: 1	S: 6	LOB: 0	BB: 0	P: 6
--------------	------	------	------	------	-------	--------	-------	-------	------	------	------	------	------	--------	-------	------	------	------	------	------	------	--------	-------	-------	------	------	------	------	------	--------	-------	-------	------	------	------	------	------	--------	-------	-------	------	------	------	------	------	--------	-------	------	------	------	------	------	-------	--------	-------	-------	------	------	------	------	------	--------	-------	------

PITCHER	IP	WLS	BF	H	R	ER	SO	BB	IBB	HBP	BLK	WP	HR	S	P	ERA	WHIP
Jim Clancy, R ERA: 4.56 (1, 1)	6.2	L	30	5	4	2	3	1	1	0	0	1	1	51	78	2.70	0.900
John Cerutti, L ERA: 3.4 (7, 1)	0.0		1	0	0	0	1	0	0	0	0	1	0	3	5	∞	∞
Duane Ward, R ERA: 2.14 (7, 1)	1.1		4	0	0	0	2	0	0	0	0	1	0	9	10	0.00	0.000

BOTTOM

Toronto Blue Jays @ Cleveland Indians
Cleveland Municipal Stadium, Cleveland, OH
Wed Jun 08 1988, 7:05 PM EDT
Att: 10,571 - Unknown - 60 F

livebaseballscores.com

AB	31
R	4
H	5
RBI	3
BB	2
SO	6
LOB	14



1B:	4	SF:	0	WP:	3	PA:	35
2B:	0	SAC:	2	PB:	0	SB:	0
3B:	0	DP:	0	CS:	0		
HR:	1	HBP:	0				

Batter	1	2	3	4	5	6	7	8	9	AB	R	H	RBI	BB	SO	LOB
Tony Fernandez, S OBP: 0.298, SLG: 0.325 (1, 6)	0-0 F6		0-0 6-3	2-0 3-1		4-1 BB BB		2-0 F7		4	0	0	0	1	0	2
Lloyd Moseby, L OBP: 0.370, SLG: 0.420 (1, 8)	1-1 6-3		3-2 1B 3B		0-0 F7	4-0 BB BB		0-0 FC6-4		4	1	1	0	0	1	1
Rance Mulliniks, L OBP: 0.425, SLG: 0.544 (1, 10) Cecil Fielder, R OBP: 0.284, SLG: 0.426 (6, PH) Rick Leach, L OBP: 0.316, SLG: 0.322 (6, PH)	1-2 2B		1-0 WP 1B		1-0 BLK 1B	1-3 K				3	0	3	1	0	0	0
George Bell, R OBP: 0.328, SLG: 0.478 (1, 7)	4-2 BB		2-3 K		1-0 F9			1-2 5-3		3	0	0	0	1	1	2
Fred McGriff, L OBP: 0.437, SLG: 0.618 (1, 3)	2-3 K		4-0 1B IBB		1-1 F9			1-2 HR		3	1	1	1	1	1	3
Kelly Gruber, R OBP: 0.356, SLG: 0.512 (1, 5)		3-1 F7	1-1 1B			1-2 S 1B		1-3 K		4	1	2	0	0	1	0
Ernie Whitt, L OBP: 0.306, SLG: 0.270 (1, 2)		3-1 1B		4-0 WP BB		1-0 E4 BB SH3-4		1-3 K		3	0	1	0	1	1	0
Jesse Barfield, R OBP: 0.238, SLG: 0.306 (1, 9)		0-1 F4		2-3 K		0-0 SH3-4		2-0 L6		3	0	0	0	0	1	2
Nelson Liriano, S OBP: 0.253, SLG: 0.283 (1, 4) Manuel Lee, S OBP: 0.254, SLG: 0.269 (8, 4)		0-0 F9		2-1 4-3		3-1 F6		3-1 FC6-4 1B		3	0	0	0	0	0	3
				1-3						1	0	1	0	0	0	0

Inning Stats	R: 0	H: 1	E: 0	LOB: 2	K: 1	S: 16	P: 24	R: 0	H: 1	E: 0	LOB: 1	K: 0	S: 7	P: 13	R: 1	H: 3	E: 0	LOB: 2	K: 1	S: 11	P: 22	R: 0	H: 0	E: 0	LOB: 1	K: 1	S: 6	P: 16	R: 0	H: 1	E: 0	LOB: 1	K: 0	S: 5	P: 8	R: 1	H: 1	E: 1	LOB: 3	K: 1	S: 12	P: 26	R: 1	H: 1	E: 0	LOB: 0	K: 2	S: 13	P: 17	R: 0	H: 1	E: 0	LOB: 1	K: 0	S: 5	P: 12
--------------	------	------	------	--------	------	-------	-------	------	------	------	--------	------	------	-------	------	------	------	--------	------	-------	-------	------	------	------	--------	------	------	-------	------	------	------	--------	------	------	------	------	------	------	--------	------	-------	-------	------	------	------	--------	------	-------	-------	------	------	------	--------	------	------	-------

PITCHER	IP	WLS	BF	H	R	ER	SO	BB	IBB	HBP	BLK	WP	HR	S	P	ERA	WHIP
Jeff Sellers, R ERA: 4.66 (1, 1)	5.2	L	28	7	2	1	3	3	1	0	1	2	0	53	100	1.59	1.765
Zach Crouch, L ERA: 6.75 (6, 1)	0.0		1	0	0	0	0	1	0	0	0	0	0	4	4	∞	∞
Mike Smithson, R ERA: 7.33 (6, 1)	1.1		5	1	1	1	3	0	0	0	0	0	1	17	22	6.75	0.750
Bob Stanley, R ERA: 2.33 (8, 1)	1.0		4	1	0	0	0	0	0	0	0	0	0	5	12	0.00	1.000

BOTTOM

Boston Red Sox @ Toronto Blue Jays
Exhibition Stadium, Toronto, ON

Fri Jun 10 1988, 7:05 PM EDT
Att: 35,201 - Unknown - 64 F

AB	R	H	RBI	BB	SO	LOB
32	3	9	2	5	6	16

WP: 2 PA: 38
PB: 0
SB: 1
CS: 0



1B	2B	3B	HR	SF	SAC	DP	HBP
6	1	1	1	0	1	0	0

BOTTOM

Boston Red Sox @ Toronto Blue Jays
Exhibition Stadium, Toronto, ON

Sat Jun 11 1988, 3:33 AM EDT
Att. 40,461 - Sunny - 75 F

livebaseballscores.com

AB	40
R	4
H	12
RBI	3
BB	4
SO	5
LOB	20



AB R H RBI BB SO LOB

4 1 3 0 1 0 0

4 0 1 0 1 1 2

4 0 0 0 1 2 6

5 0 0 0 0 1 3

5 0 2 0 0 0 1

5 2 2 0 0 1 3

3 0 1 0 0 0 1

1 0 1 1 0 0 0

1 0 0 0 0 0 1

3 0 0 0 0 0 1

0 0 0 0 1 0 0

1 0 1 1 0 0 0

3 1 1 1 0 0 0

1 0 0 0 0 0 2

1B: 9 SF: 0

2B: 2 SAC: 0

3B: 0 DP: 0

HR: 1 HBP: 0

WP: 2 PA: 44

PB: 0

SB: 2

CS: 0

1B: 9 SF: 0

2B: 2 SAC: 0

3B: 0 DP: 0

HR: 1 HBP: 0

WP: 2 PA: 44

PB: 0

SB: 2

CS: 0

1B: 9 SF: 0

2B: 2 SAC: 0

3B: 0 DP: 0

HR: 1 HBP: 0

WP: 2 PA: 44

PB: 0

SB: 2

CS: 0

1B: 9 SF: 0

2B: 2 SAC: 0

3B: 0 DP: 0

HR: 1 HBP: 0

WP: 2 PA: 44

PB: 0

SB: 2

CS: 0

1B: 9 SF: 0

2B: 2 SAC: 0

3B: 0 DP: 0

HR: 1 HBP: 0

WP: 2 PA: 44

PB: 0

SB: 2

CS: 0

1B: 9 SF: 0

2B: 2 SAC: 0

3B: 0 DP: 0

HR: 1 HBP: 0

WP: 2 PA: 44

PB: 0

SB: 2

CS: 0

1B: 9 SF: 0

2B: 2 SAC: 0

3B: 0 DP: 0

HR: 1 HBP: 0

WP: 2 PA: 44

PB: 0

SB: 2

CS: 0

1B: 9 SF: 0

2B: 2 SAC: 0

3B: 0 DP: 0

HR: 1 HBP: 0

WP: 2 PA: 44

PB: 0

SB: 2

CS: 0

1B: 9 SF: 0

2B: 2 SAC: 0

3B: 0 DP: 0

HR: 1 HBP: 0

WP: 2 PA: 44

PB: 0

SB: 2

CS: 0

1B: 9 SF: 0

2B: 2 SAC: 0

3B: 0 DP: 0

HR: 1 HBP: 0

WP: 2 PA: 44

PB: 0

SB: 2

CS: 0

1B: 9 SF: 0

2B: 2 SAC: 0

3B: 0 DP: 0

HR: 1 HBP: 0

WP: 2 PA: 44

PB: 0

SB: 2

CS: 0

1B: 9 SF: 0

2B: 2 SAC: 0

3B: 0 DP: 0

HR: 1 HBP: 0

WP: 2 PA: 44

PB: 0

SB: 2

CS: 0

1B: 9 SF: 0

2B: 2 SAC: 0

3B: 0 DP: 0

HR: 1 HBP: 0

WP: 2 PA: 44

PB: 0

SB: 2

CS: 0

1B: 9 SF: 0

2B: 2 SAC: 0

3B: 0 DP: 0

HR: 1 HBP: 0

WP: 2 PA: 44

PB: 0

SB: 2

CS: 0

1B: 9 SF: 0

2B: 2 SAC: 0

3B: 0 DP: 0

HR: 1 HBP: 0

WP: 2 PA: 44

PB: 0

SB: 2

CS: 0

1B: 9 SF: 0

2B: 2 SAC: 0

3B: 0 DP: 0

HR: 1 HBP: 0

WP: 2 PA: 44

PB: 0

SB: 2

CS: 0

1B: 9 SF: 0

2B: 2 SAC: 0

3B: 0 DP: 0

HR: 1 HBP: 0

WP: 2 PA: 44

PB: 0

SB: 2

CS: 0

1B: 9 SF: 0

2B: 2 SAC: 0

3B: 0 DP: 0

HR: 1 HBP: 0

WP: 2 PA: 44

PB: 0

SB: 2

CS: 0

1B: 9 SF: 0

2B: 2 SAC: 0

3B: 0 DP: 0

HR: 1 HBP: 0

WP: 2 PA: 44

PB: 0

SB: 2

CS: 0

1B: 9 SF: 0

2B: 2 SAC: 0

3B: 0 DP: 0

HR: 1 HBP: 0

WP: 2 PA: 44

PB: 0

SB: 2

CS: 0

1B: 9 SF: 0

2B: 2 SAC: 0

3B: 0 DP: 0

HR: 1 HBP: 0

WP: 2 PA: 44

PB: 0

SB: 2

CS: 0

1B: 9 SF: 0

2B: 2 SAC: 0

3B: 0 DP: 0

HR: 1 HBP: 0

WP: 2 PA: 44

PB: 0

SB: 2

CS: 0

1B: 9 SF: 0

2B: 2 SAC: 0

3B: 0 DP: 0

HR: 1 HBP: 0

WP: 2 PA: 44

PB: 0

SB: 2

CS: 0

1B: 9 SF: 0

2B: 2 SAC: 0

3B: 0 DP: 0

HR: 1 HBP: 0

WP: 2 PA: 44

PB: 0

SB: 2

CS: 0

1B: 9 SF: 0

2B: 2 SAC: 0

3B: 0 DP: 0

HR: 1 HBP: 0

WP: 2 PA: 44

PB: 0

SB: 2

CS: 0

1B: 9 SF: 0

2B: 2 SAC: 0

3B: 0 DP: 0

HR: 1 HBP: 0

WP: 2 PA: 44

PB: 0

SB: 2

CS: 0

1B: 9 SF: 0

2B: 2 SAC: 0

3B: 0 DP: 0

HR: 1 HBP: 0

WP: 2 PA: 44

PB: 0

SB: 2

CS: 0

1B: 9 SF: 0

2B: 2 SAC: 0

3B: 0 DP: 0

HR: 1 HBP: 0

WP: 2 PA: 44

PB: 0

SB: 2

CS: 0

1B: 9 SF: 0

2B: 2 SAC: 0

3B: 0 DP: 0

HR: 1 HBP: 0

WP: 2 PA: 44

PB: 0

SB: 2

CS: 0

1B: 9 SF: 0

2B: 2 SAC: 0

3B: 0 DP: 0

HR: 1 HBP: 0

WP: 2 PA: 44

PB: 0

SB: 2

CS: 0

1B: 9 SF: 0

2B: 2 SAC: 0

3B: 0 DP: 0

HR: 1 HBP: 0

WP: 2 PA: 44

PB: 0

SB: 2

CS: 0

1B: 9 SF: 0

2B: 2 SAC: 0

3B: 0 DP: 0

HR: 1 HBP: 0

WP: 2 PA: 44

PB: 0

SB: 2

CS: 0

1B: 9 SF: 0

2B: 2 SAC: 0

3B: 0 DP: 0

HR: 1 HBP: 0

Batter	1	2	3	4	5	6	7	8	9	AB R H RBI BB SO LOB	TOP														
Spike Owen, S OBP: 0.311, SLG: 0.376 (1, 6)										5 0 1 0 0 0 2															
Marty Barrett, R OBP: 0.337, SLG: 0.361 (1, 4)										5 2 2 0 0 0 1															
Wade Boggs, L OBP: 0.487, SLG: 0.463 (1, 5)											4 1 1 1 1 0 0														
Dwight Evans, R OBP: 0.372, SLG: 0.413 (1, 3) (8, 9)											4 2 1 1 1 0 1														
Mike Greenwell, L OBP: 0.427, SLG: 0.497 (1, 10)											4 2 1 3 1 0 0														
Ellis Burks, R OBP: 0.379, SLG: 0.484 (1, 8)											4 1 2 1 0 0 2														
Kevin Romine, R OBP: 0.182, SLG: 0.190 (1, 9) (8, 7)											4 0 0 0 0 3 4														
Rich Gedman, L OBP: 0.215, SLG: 0.190 (1, 2)										4 0 0 1 0 0 1															
Randy Kutcher, R (1, 7)										3 0 0 0 0 0 2															
Pat Dodson, L OBP: 0.158, SLG: 0.263 (8, PH) (8, 3)										1 0 0 0 0 0 0															
Inning Stats	R: 5 E: 1 K: 0 S: 22	H: 4 LOB: 2 BB: 1 P: 39	R: 2 E: 1 K: 1 S: 13	H: 1 LOB: 1 BB: 1 P: 22	R: 0 E: 0 K: 0 S: 8	H: 0 LOB: 0 BB: 0 P: 15	R: 0 E: 0 K: 0 S: 6	H: 0 LOB: 0 BB: 0 P: 12	R: 0 E: 0 K: 1 S: 5	H: 0 LOB: 0 BB: 0 P: 9	R: 0 E: 0 K: 0 S: 7	H: 0 LOB: 0 BB: 0 P: 10	R: 1 E: 0 K: 1 S: 11	H: 2 LOB: 2 BB: 1 P: 21	R: 0 E: 0 K: 0 S: 7	H: 1 LOB: 1 BB: 0 P: 9	R: 0 E: 0 K: 0 S: 7	H: 0 LOB: 0 BB: 0 P: 13	1B: 5 2B: 2 3B: 0 HR: 1	SF: 0 SAC: 0 DP: 0 HBP: 0	WP: 0 PB: 0 SB: 2 CS: 0	PA: 41			
PITCHER	IP	WLS	BF	H	R	ER	SO	BB	IBB	HBP	BLK	WP	HR	S	P	ERA	WHIP								
John Cerutti, L ERA: 4.02 (1, 1)	0.1	L	8	4	5	4	0	1	0	0	0	0	1	20	36	108.00	15.000								
Mark Ross, R ERA: 1.5 (1, 1)	6.0		24	3	3	1	2	1	1	0	0	0	0	47	84	1.50	0.667								
Mark Eichhorn, R ERA: 3.95 (7, 1)	2.2		9	1	0	0	1	0	0	0	0	0	0	19	30	0.00	0.375								

Boston Red Sox @ Toronto Blue Jays
Exhibition Stadium, Toronto, ON
Sun Jun 12 1988, 3:33 AM EDT
Att: 40,123 - Sunny

AB	38
R	8
H	8
RBI	7
BB	3
SO	3
LOB	13



WP: 0	PA: 41
PB: 0	
SB: 2	
CS: 0	

BOTTOM

Boston Red Sox @ Toronto Blue Jays
Exhibition Stadium, Toronto, ON
Sun Jun 12 1988, 3:33 AM EDT
Att. 40,123 - Sunny

livebaseballscorecards.com

AB 32
R 2
H 8
RBI 2
BB 2
SO 2
LOB 10



WP: 0 PA: 35
PB: 0
SB: 0
CS: 1

AB R H RBI BB SO LOB

4 1 2 0 0 0 3

4 0 1 2 0 1 1

4 0 2 0 0 0 1

4 0 0 0 0 0 3

4 0 1 0 0 1 0

4 0 0 0 0 0 2

4 0 1 0 0 0 0

2 0 0 0 1 0 0

2 1 1 0 1 0 0

1B: 6 SF: 0
2B: 2 SAC: 0
3B: 0 DP: 2
HR: 0 HBP: 0

Batter	1	2	3	4	5	6	7	8	9
Tony Fernandez, S OBP: 0.311, SLG: 0.343 (1, 6)	1-1 F8		0-0 1B 2B		2-1 G4-6-3			1-0 4-1 1B	
Lloyd Moseby, L OBP: 0.369, SLG: 0.413 (1, 8)	3-2 6-3		0-2 CS 1B			1-1 1-3		3-3 K	
Rance Mulliniks, L OBP: 0.432, SLG: 0.556 (1, 10)	1-0 F8		1 SAFE 3-1 CS		0-0 G6-4-3 1B	1-1 1B 1B		0-0 4-1	
George Bell, R OBP: 0.316, SLG: 0.460 (1, 7)		3-1 5-3		1-0 G6-4-3		1-2 F4		0-0 F8	
Fred McGriff, L OBP: 0.432, SLG: 0.604 (1, 3)		2-3 K		0-0 4-3		0-0 1B		0-0 6-3	
Kelly Gruber, R OBP: 0.350, SLG: 0.500 (1, 5)		1-2 5-3			2-1 5-3	1-0 1-3		0-0 6-3	
Ernie Whitt, L OBP: 0.302, SLG: 0.275 (1, 2)			3-2 F6		2-1 BB 2B		0-0 F3		0-2 6-3
Sil Campusano, R OBP: 0.286, SLG: 0.355 (1, 9)			0-1 F7		4-1 BB BB		2-1 F8		
Nelson Liriano, S OBP: 0.259, SLG: 0.284 (1, 4)			0-0 2B 1B		4-0 G4-6-3 BB		2-2 F7		

Inning Stats	R: 0	H: 0	E: 0	K: 0	S: 9	R: 0	H: 0	E: 0	K: 1	S: 10	R: 2	H: 3	E: 0	K: 0	S: 13	R: 0	H: 1	E: 0	K: 0	S: 3	R: 0	H: 1	E: 0	K: 0	S: 7	R: 0	H: 2	E: 0	K: 0	S: 9	R: 0	H: 0	E: 0	K: 1	S: 6	R: 0	H: 1	E: 0	K: 0	S: 5	R: 0	H: 0	E: 0	K: 0	S: 5	1B: 6	SF: 0	2B: 2	SAC: 0	3B: 0	DP: 2	HR: 0	HBP: 0	WP: 0	PA: 35
--------------	------	------	------	------	------	------	------	------	------	-------	------	------	------	------	-------	------	------	------	------	------	------	------	------	------	------	------	------	------	------	------	------	------	------	------	------	------	------	------	------	------	------	------	------	------	------	-------	-------	-------	--------	-------	-------	-------	--------	-------	--------

PITCHER	IP	WLS	BF	H	R	ER	SO	BB	IBB	HBP	BLK	WP	HR	S	P	ERA	WHIP
Oil Can Boyd, R ERA: 5.76 (1, 1)	8.0	W	31	8	2	2	2	2	0	0	0	0	0	64	108	2.25	1.250
Bob Stanley, R ERA: 2.21 (9, 1)	1.0		3	0	0	0	0	0	0	0	0	0	0	5	5	0.00	0.000

PITCHER	IP	WLS	BF	H	R	ER	SO	BB	IBB	HBP	BLK	WP	HR	S	P	ERA	WHIP
---------	----	-----	----	---	---	----	----	----	-----	-----	-----	----	----	---	---	-----	------

Batter	1	2	3	4	5	6	7	8	9	AB R H RBI BB SO LOB	TOP	
Julio Franco, R (1, 4) OBP: 0.327, SLG: 0.404	3-2 5-3		2-1 SF8		1-1 6-3	2-1 4-3			1-1 FC5-4 1B	4 0 1 1 0 0 2		
Willie Upshaw, L (1, 3) OBP: 0.317, SLG: 0.398	0-1 4-3		1-1 L1		1-1 2B 2B			1-1 F5	2-1 FC5-4 1B	5 1 2 0 0 0 0		
Joe Carter, R (1, 8) OBP: 0.329, SLG: 0.500	2-0 L8			2-3 K2-3	1-3 K			0-2 F8	0-2 FC5-4 HBP	5 0 0 0 0 2 3		
Ron Kittle, R (1, 10) OBP: 0.355, SLG: 0.500		1-1 6-3		2-1 1B 2B HBP	1-0 2B 2B			0-0 HR	1-0 L4-3 HBP	3 2 2 2 0 0 0		
Brook Jacoby, R (1, 5) OBP: 0.324, SLG: 0.400		1-0 F8		2-2 2B 1B	2-2 5-3			4-0 BB	0-0 L4-3	4 1 1 0 1 0 4		
Mel Hall, L (1, 7) OBP: 0.313, SLG: 0.356		3-3 K		0-0 HR 2B			0-1 E3 1B 1B	0-2 G3		4 1 2 2 0 1 1		
Cory Snyder, R (1, 9) OBP: 0.314, SLG: 0.491			0-2 1B 6-3 1B	1-0 HR			0-2 F9		2-3 K	4 2 2 2 0 1 1		
Ron Washington, R (1, 6) OBP: 0.324, SLG: 0.353			0-1 6-3 SF8 1B	3-2 4-3			1-1 E3 1B		0-1 L6	4 1 2 0 0 0 0		
Andy Allanson, R (1, 2) OBP: 0.301, SLG: 0.344			0-2 6-3	1-0 5-3			1-0 E3		0-0 F9	4 0 0 1 0 0 3		
Inning Stats	R: 0 E: 0 K: 0 S: 7 H: 0 LOB: 0 BB: 0 P: 12	R: 0 E: 0 K: 1 S: 6 H: 0 LOB: 0 BB: 0 P: 11	R: 2 E: 0 K: 0 S: 12 H: 2 LOB: 0 BB: 0 P: 15	R: 4 E: 0 K: 1 S: 17 H: 3 LOB: 0 BB: 0 P: 28	R: 1 E: 0 K: 1 S: 13 H: 2 LOB: 1 BB: 0 P: 19	R: 0 E: 1 K: 0 S: 10 H: 2 LOB: 2 BB: 0 P: 14	R: 1 E: 0 K: 0 S: 9 H: 1 LOB: 1 BB: 1 P: 14	R: 0 E: 0 K: 1 S: 6 H: 0 LOB: 0 BB: 0 P: 8	R: 0 E: 0 K: 0 S: 8 H: 2 LOB: 2 BB: 0 P: 12	1B: 7 2B: 4 3B: 0 HR: 2 SF: 1 SAC: 0 DP: 1 HBP: 2	WP: 0 PB: 0 SB: 0 CS: 0 PA: 41	
PITCHER	IP WLS BF H R ER SO BB IBB HBP BLK WP HR S P ERA WHIP											
Jim Clancy, R (1, 1) ERA: 5.02	5.0 L 23 7 7 7 3 0 0 1 0 0 0 1 55 85 12.60 1.400											
Duane Ward, R (6, 1) ERA: 2.09	2.0 10 3 1 1 0 1 0 0 0 0 0 1 19 28 4.50 2.000											
Tom Henke, R (8, 1) ERA: 2.6	1.0 3 0 0 0 1 0 0 0 0 0 0 0 6 8 0.00 0.000											
Mark Eichhorn, R (9, 1) ERA: 3.86	1.0 5 2 0 0 0 0 0 0 1 0 0 0 8 12 0.00 2.000											

Cleveland Indians @ Toronto Blue Jays
Exhibition Stadium, Toronto, ON
Mon Jun 13 1988, 7:05 PM EDT
Att. 31,133 - Unknown - 75 F

livebaseballscorecards.com

AB 37
R 8
H 12
RBI 8
BB 1
SO 4
LOB 14



Batter	1	2	3	4	5	6	7	8	9	AB R H RBI BB SO LOB
Tony Fernandez, S (1, 6) OBP: 0.309, SLG: 0.340	2-2 5-3		1-1 3-4-1		0-2 E6 S BB		2-3 K		1-1 1-2 1B	5 0 1 0 0 1 1
Lloyd Moseby, L (1, 8) OBP: 0.369, SLG: 0.407	1-3 K		0-2 4-3		4-2 1-2 2-3 BB		4-2 WP HR BB		2-3 K	3 1 0 0 2 2 2
Rance Mulliniks, L (1, 10) OBP: 0.437, SLG: 0.587 Cecil Fielder, R (4, PH) OBP: 0.293, SLG: 0.456 Manuel Lee, S (9, PH) OBP: 0.253, SLG: 0.310	2-0 HR			1-2 FC6-4 1B	1-3 K		2-2 SAFE 1-H HR		1-3 K	1 1 1 1 0 0 0 3 1 2 2 0 1 3 1 0 0 0 0 1 2
George Bell, R (1, 7) OBP: 0.311, SLG: 0.455	3-2 5-3			0-0 L8	0-1 SF8		2-2 6-3			3 0 0 1 0 0 1
Fred McGriff, L (1, 3) OBP: 0.425, SLG: 0.592		2-2 5-3		2-2 FC6-4 HR 1-2f	3-2 G3		2-3 K			4 1 0 0 0 1 3
Kelly Gruber, R (1, 5) OBP: 0.349, SLG: 0.509		0-3 K		1-1 1-H HR		1-3 K		1-3 K		4 1 1 2 0 3 0
Ernie Whitt, L (1, 2) OBP: 0.307, SLG: 0.281		2-2 1B		0-0 1B		0-0 L4		2-2 F7		4 0 2 0 0 0 0
Sil Campusano, R (1, 9) OBP: 0.276, SLG: 0.342 Rick Leach, L (9, PH) OBP: 0.320, SLG: 0.319		3-2 F7		3-3 K		1-1 5-3			2-3 K	3 0 0 0 0 1 2 1 0 0 0 0 1 0
Nelson Liriano, S (1, 4) OBP: 0.265, SLG: 0.285			3-1 5-3		4-2 BB E SF8 BB		0-0 F7		1-2 1B 1B	3 1 1 0 1 0 0

Inning Stats	R: 1 E: 0 K: 1 S: 17	H: 1 LOB: 0 BB: 0 P: 25	R: 0 E: 0 K: 1 S: 12	H: 1 LOB: 1 BB: 0 P: 19	R: 0 E: 0 K: 0 S: 7	H: 0 LOB: 0 BB: 0 P: 11	R: 2 E: 0 K: 1 S: 17	H: 3 LOB: 1 BB: 0 P: 24	R: 1 E: 1 K: 1 S: 17	H: 0 LOB: 2 BB: 2 P: 29	R: 0 E: 0 K: 1 S: 6	H: 0 LOB: 0 BB: 0 P: 8	R: 2 E: 0 K: 1 S: 13	H: 1 LOB: 0 BB: 1 P: 23	R: 0 E: 0 K: 2 S: 10	H: 0 LOB: 0 BB: 0 P: 15	R: 0 E: 0 K: 3 S: 14	H: 2 LOB: 2 BB: 0 P: 21	1B: 5 2B: 0 3B: 0 HR: 3	SF: 1 SAC: 0 DP: 0 HBP: 0
--------------	-------------------------------	----------------------------------	-------------------------------	----------------------------------	------------------------------	----------------------------------	-------------------------------	----------------------------------	-------------------------------	----------------------------------	------------------------------	---------------------------------	-------------------------------	----------------------------------	-------------------------------	----------------------------------	-------------------------------	----------------------------------	----------------------------------	------------------------------------


BOTTOM

Cleveland Indians @ Toronto Blue Jays
Exhibition Stadium, Toronto, ON

Mon Jun 13 1988, 7:05 PM EDT
Att: 31,133 - Unknown - 75 F

livebaseballscorecards.com

AB	35
R	6
H	8
RBI	6
BB	3
SO	11
LOB	14



WP: 1	PA: 39
PB: 0	
SB: 1	
CS: 0	

PITCHER	IP	WLS	BF	H	R	ER	SO	BB	IBB	HBP	BLK	WP	HR	S	P	ERA	WHIP
Rich Yett, R (1, 1) ERA: 5.45	1.0		4	1	1	1	1	0	0	0	0	0	1	17	25	9.00	1.000
Bud Black, L (2, 1) ERA: 5.64	5.2	W	26	5	5	4	5	3	0	0	0	1	2	69	109	6.35	1.412
Doug Jones, R (7, 1) ERA: 2.01	2.1	S	9	2	0	0	5	0	0	0	0	0	0	27	41	0.00	0.857

Batter	1	2	3	4	5	6	7	8	9	AB R H RBI BB SO LOB	TOP															
Julio Franco, R (1, 4) OBP: 0.322, SLG: 0.398	1-0 1-3		0-0 4-3		0-2 F9		1-0 F9			4 0 0 0 0 0 0	Cleveland Indians @ Toronto Blue Jays Exhibition Stadium, Toronto, ON Tue Jun 14 1988, 7:05 PM EDT Att. 31,433 - Unknown - 89 F															
Willie Upshaw, L (1, 3) OBP: 0.316, SLG: 0.392	1-1 6-3		2-2 3-1		0-0 1-3			4-0 L5-3 BB	3 0 0 0 1 0 0																	
Joe Carter, R (1, 8) OBP: 0.324, SLG: 0.492	2-2 F9			1-1 F7		3-2 F8		2-2 L5-3 1-2	4 0 0 0 0 0 1																	
Ron Kittle, R (1, 10) OBP: 0.375, SLG: 0.618		2-0 F9		1-2 HR		0-1 HR		0-1 2B	4 2 3 2 0 0 0																	
Brook Jacoby, R (1, 5) OBP: 0.327, SLG: 0.402		2-2 1B		0-1 1B		0-0 5-3		2-3 K	4 0 2 0 0 1 1																	
Mel Hall, L (1, 7) OBP: 0.321, SLG: 0.360		2-0 1B		4-2 1B		1-2 1B		2-2 4-3	3 0 2 0 1 0 0																	
Cory Snyder, R (1, 9) OBP: 0.308, SLG: 0.482		2-3 K		0-0 P2		0-1 5-3		0-2 F9	4 0 0 0 0 1 5																	
Ron Washington, R (1, 6) OBP: 0.311, SLG: 0.338 Dave Clark, L (9, PH) OBP: 0.313, SLG: 0.271		0-1 F4		0-0 P3			1-1 F9	1-2 1-3	3 0 0 0 0 0 4 1 0 0 0 0 0 0																	
Chris Bando, S (1, 2) OBP: 0.250, SLG: 0.353			1-1 F5		2-1 6-3		2-1 4-3		3 0 0 0 0 0 0																	
Inning Stats	R: 0 H: 0 E: 0 LOB: 0 K: 0 BB: 0 S: 6 P: 10	R: 0 H: 2 E: 0 LOB: 2 K: 1 BB: 0 S: 10 P: 18	R: 0 H: 0 E: 0 LOB: 0 K: 0 BB: 0 S: 6 P: 9	R: 1 H: 2 E: 0 LOB: 2 K: 0 BB: 1 S: 15 P: 21	R: 0 H: 0 E: 0 LOB: 0 K: 0 BB: 0 S: 6 P: 8	R: 1 H: 2 E: 0 LOB: 1 K: 0 BB: 0 S: 13 P: 17	R: 0 H: 0 E: 0 LOB: 0 K: 0 BB: 0 S: 5 P: 9	R: 0 H: 1 E: 0 LOB: 1 K: 1 BB: 1 S: 8 P: 16	R: 0 H: 0 E: 0 LOB: 0 K: 0 BB: 0 S: 9 P: 12	1B: 4 SF: 0 2B: 2 SAC: 0 3B: 0 DP: 1 HR: 2 HBP: 0		WP: 0 PA: 35 PB: 0 SB: 0 CS: 0														
PITCHER	IP WLS BF H R ER SO BB IBB HBP BLK WP HR S P ERA WHIP											PITCHER	IP WLS BF H R ER SO BB IBB HBP BLK WP HR S P ERA WHIP													
Todd Stottlemire, R (1, 1) ERA: 4.66	7.2	31	7	2	2	1	2	0	0	0	0	2	66	103	2.35	1.174										
Duane Ward, R (8, 1) ERA: 2.03	1.1	W	4	0	0	0	1	0	0	0	0	0	12	17	0.00	0.000										

livebaseballscorecards.com

AB	33
R	2
H	7
RBI	2
BB	2
SO	2
LOB	11



Batter	1	2	3	4	5	6	7	8	9	AB	R	H	RBI	BB	SO	LOB
Tony Fernandez, S OBP: 0.304, SLG: 0.335 (1, 6)	F7		5-3		1-3		FC1-6-5-4			4	0	0	0	0	0	2
Lloyd Moseby, L OBP: 0.371, SLG: 0.406 (1, 8)	F5		CS BB			4-3		4-3 BLK 2B 1B		3	1	1	0	1	0	0
Rance Mulliniks, L OBP: 0.431, SLG: 0.575 (1, 10)	G3		CS	1-3	1-3	1B 1B		4-3 1-3		4	0	1	0	0	0	1
George Bell, R OBP: 0.318, SLG: 0.463 (1, 7)		K		1-0 BB 1B	1-1 1-2 1B			BB SF9 2B		4	1	3	1	0	1	0
Fred McGriff, L OBP: 0.426, SLG: 0.585 (1, 3)		L3		4-2 1-2 BB	2-3 K			BB BB		2	0	0	0	2	1	2
Kelly Gruber, R OBP: 0.351, SLG: 0.507 (1, 5)		S 1B		0-3 K	3-2 6-3			BB BB BB BB BB BB		3	0	1	0	1	1	4
Ernie Whitt, L OBP: 0.312, SLG: 0.304 (1, 2)		BB		1-2 G3	1-2 G3		HR	SF9		2	1	1	2	1	0	2
Rick Leach, L OBP: 0.320, SLG: 0.312 Sil Campusano, R OBP: 0.273, SLG: 0.338 (7, PR) (8, 9)	F7				1-2 G3		SH2-4 BB	K K		2	0	0	0	1	0	2
Nelson Liriano, S OBP: 0.262, SLG: 0.281 (1, 4)			B5-3		1-1 F6		SH2-4			1	0	0	0	0	0	0

Inning Stats	R: 0	H: 0	E: 0	K: 0	S: 6	R: 0	H: 1	E: 0	K: 1	S: 12	R: 0	H: 0	E: 0	K: 0	S: 12	R: 0	H: 1	E: 0	K: 1	S: 11	R: 0	H: 0	E: 0	K: 0	S: 6	R: 0	H: 2	E: 0	K: 1	S: 14	R: 1	H: 1	E: 0	K: 0	S: 7	R: 2	H: 2	E: 0	K: 1	S: 8
	LOB: 0	BB: 0	P: 10	LOB: 2	BB: 1	P: 25	LOB: 0	BB: 1	P: 19	LOB: 2	BB: 1	P: 18	LOB: 0	BB: 0	P: 8	LOB: 2	BB: 0	P: 24	LOB: 1	BB: 1	P: 15	LOB: 2	BB: 2	P: 19	1B: 5	SF: 1	2B: 2	SAC: 1	3B: 0	DP: 1	HR: 1	WP: 0	PB: 0	SB: 1	CS: 1	PA: 36				


BOTTOM

Cleveland Indians @ Toronto Blue Jays
Exhibition Stadium, Toronto, ON

Tue Jun 14 1988, 7:05 PM EDT
Att: 31,433 - Unknown - 89 F

livebaseballscorecards.com

AB	27
R	3
H	7
RBI	3
BB	6
SO	4
LOB	15



Batter	1	2	3	4	5	6	7	8	9	AB R H RBI BB SO LOB	TOP											
Julio Franco, R (1, 4) OBP: 0.325, SLG: 0.397	4-1 FC4-6 BB		1-1 5-3			2-1 1B		2-0 6-3		3 0 1 0 1 0 0												
Willie Upshaw, L (1, 3) OBP: 0.319, SLG: 0.409	1-0 FC4-6 1-2f			1-1 HR		2-0 4-3			0-2 2B 1B	4 2 2 1 0 0 1												
Joe Carter, R (1, 8) OBP: 0.323, SLG: 0.492	1-1 5-3 1-2			1-1 P6			2-1 F9		0-1 1B 2B	4 1 1 1 0 0 1												
Ron Kittle, R (1, 10) OBP: 0.381, SLG: 0.606	3-3 K			1-3 K			4-2 BLK 1B BB		1-2 BB BLK 1B 2-H	3 0 1 1 1 2 1												
Brook Jacoby, R (1, 5) OBP: 0.326, SLG: 0.399				0-0 6-3			2-1 BLK 1B		1-3 K	4 0 1 0 0 1 1												
Mel Hall, L (1, 7) OBP: 0.315, SLG: 0.353					3-1 F9		3-3 K		1-1 F8	4 0 0 0 0 1 3												
Cory Snyder, R (1, 9) OBP: 0.307, SLG: 0.475					1-3 K		1-0 F8		4-2 BB BB	3 0 0 0 1 2 2												
Andy Allanson, R (1, 2) OBP: 0.300, SLG: 0.339				3-2 6-3		2-1 F3		0-0 5-3	4-2 BB 1-2 2-3 BB	3 0 0 0 1 0 0												
Domingo Ramos, R (1, 6) OBP: 0.211, SLG: 0.211				1-1 3-1			1-3 K		0-0 F9	3 0 0 0 0 1 0												
Dave Clark, L (9, PH) OBP: 0.309, SLG: 0.268								0-1 F8	0-0 F9	1 0 0 0 0 0 3												
Inning Stats	R: 0 E: 0 K: 1 S: 7	H: 0 LOB: 1 BB: 1 P: 16	R: 0 E: 0 K: 1 S: 9	H: 0 LOB: 0 BB: 0 P: 14	R: 0 E: 0 K: 0 S: 7	H: 0 LOB: 0 BB: 0 P: 12	R: 1 E: 0 K: 1 S: 8	H: 1 LOB: 0 BB: 0 P: 11	R: 0 E: 0 K: 1 S: 9	H: 0 LOB: 0 BB: 0 P: 15	R: 0 E: 0 K: 1 S: 7	H: 1 LOB: 0 BB: 0 P: 12	R: 0 E: 0 K: 1 S: 13	H: 1 LOB: 2 BB: 1 P: 25	R: 0 E: 0 K: 0 S: 4	H: 0 LOB: 0 BB: 0 P: 6	R: 2 E: 0 K: 1 S: 20	H: 3 LOB: 3 BB: 2 P: 31	1B: 4 2B: 1 3B: 0 HR: 1	SF: 0 SAC: 0 DP: 0 HBP: 0	WP: 0 PB: 0 SB: 1 CS: 0	PA: 36
PITCHER	IP WLS BF H R ER SO BB IBB HBP BLK WP HR S P ERA WHIP																					
Dave Stieb, R (1, 1) ERA: 2.62	7.0 W 25 3 1 1 6 2 0 0 1 0 1 60 105 1.29 0.714																					
Mark Eichhorn, R (8, 1) ERA: 4.09	2.0 11 3 2 2 1 2 0 0 1 0 0 24 37 9.00 2.500																					

Cleveland Indians @ Toronto Blue Jays
Exhibition Stadium, Toronto, ON
Wed Jun 15 1988, 3:33 AM EDT
Att. 45,472 - Sunny - 88 F

livebaseballscorecards.com

AB	32
R	3
H	6
RBI	3
BB	4
SO	7
LOB	12



Batter	1	2	3	4	5	6	7	8	9
Tony Fernandez, S (1, 6) OBP: 0.313, SLG: 0.349 Nelson Liriano, S (8, 4) OBP: 0.260, SLG: 0.280	1-2 F8	0-1 1B		4-2 1B HBP BB	0-1 2B		1-2 E9 2B	0-1 P4	
Kelly Gruber, R (1, 5) OBP: 0.352, SLG: 0.500 Rance Mulliniks, L (8, 5) OBP: 0.431, SLG: 0.575	0-1 4-3	2-1 6-3		2-2 1B HBP		4-2 BB	0-0 F9		
Cecil Fielder, R (1, 10) OBP: 0.313, SLG: 0.548	3-3 K		1-2 HR	1-2 1B		0-0 F9		2-1 HR	
George Bell, R (1, 7) OBP: 0.317, SLG: 0.460 Rick Leach, L (8, 7) OBP: 0.327, SLG: 0.312		2-0 HR 1B	1-2 1-3	0-2 P3		0-3 K		4-0 HR BB	
Fred McGriff, L (1, 3) OBP: 0.430, SLG: 0.614		2-2 HR	4-1 G4-6-3 BB	0-3 K		2-1 G3		0-1 HR	
Pat Borders, R (1, 2) OBP: 0.278, SLG: 0.486		0-0 SH5-3 1B 1B	0-0 G4-6-3		0-0 6-3		3-1 F9 1B 1B	2-1 L9	
Jesse Barfield, R (1, 9) OBP: 0.244, SLG: 0.317		0-0 SH5-3 1B 1B		1-2 HBP 3B	0-0 F8		2-1 F3	4-2 1B HBP	
Sil Campusano, R (1, 8) OBP: 0.283, SLG: 0.357		0-0 SH5-3		0-1 1-3	0-1 3B 2B		0-0 E 1B	1-3 K	
Manuel Lee, S (1, 4) OBP: 0.275, SLG: 0.347		1-1 F9		4-2 HBP 1B BB	1-0 2B 3B		0-0 F9	0-2 1B	

Inning Stats	R: 0	H: 0	E: 0	K: 1	S: 8	LOB: 0	BB: 0	P: 12
	R: 4	H: 5	E: 0	K: 0	S: 13	LOB: 1	BB: 0	P: 20
	R: 1	H: 1	E: 0	K: 0	S: 8	LOB: 0	BB: 1	P: 14
	R: 2	H: 2	E: 0	K: 1	S: 22	LOB: 3	BB: 2	P: 33
	R: 2	H: 3	E: 0	K: 0	S: 7	LOB: 1	BB: 0	P: 8
	R: 0	H: 0	E: 0	K: 1	S: 8	LOB: 1	BB: 1	P: 14
	R: 3	H: 3	E: 1	K: 0	S: 10	LOB: 0	BB: 0	P: 16
	R: 3	H: 3	E: 0	K: 1	S: 17	LOB: 2	BB: 1	P: 30

PITCHER	IP	WLS	BF	H	R	ER	SO	BB	IBB	HBP	BLK	WP	HR	S	P	ERA	WHIP
Greg Swindell, L (1, 1) ERA: 2.83	2.1	L	14	6	5	5	1	1	0	0	0	0	2	28	45	19.29	3.000
Jeff Dedmon, R (3, 1) ERA: 4.38	3.2		18	5	4	4	2	3	0	1	0	0	0	38	56	9.82	2.182
Dan Schatzeder, L (7, 1) ERA: 7.82	2.0		14	6	6	4	1	1	0	1	0	0	2	27	46	18.00	3.500

AB R H RBI BB SO LOB

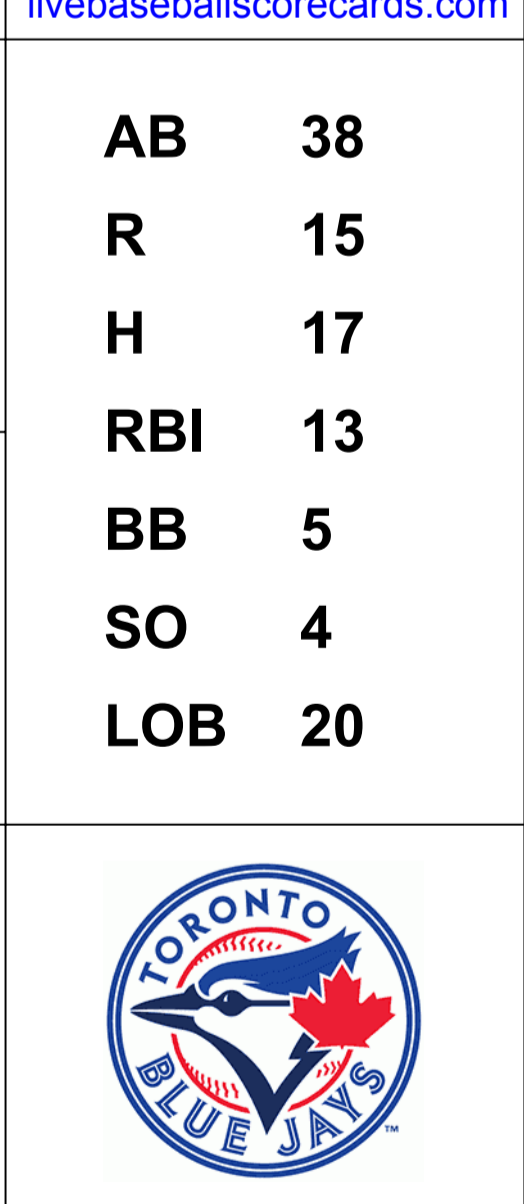
4	1	3	4	1	0	0
1	0	0	0	0	0	2
3	0	0	1	1	0	1
0	0	0	0	0	0	0
5	2	3	3	0	1	1
4	1	1	0	0	1	4
0	1	0	0	1	0	0
4	2	2	4	1	1	4
5	2	2	0	0	0	1
4	2	2	0	0	0	1
4	2	2	0	0	1	2
4	2	2	1	1	0	4

1B: 8	SF: 0	WP: 0	PA: 46
2B: 3	SAC: 1	PB: 0	
3B: 2	DP: 1	SB: 0	
HR: 4	HBP: 2	CS: 0	

AB	R	H	RBI	BB	SO	LOB
38	15	17	13	5	4	20

Cleveland Indians @ Toronto Blue Jays
 Exhibition Stadium, Toronto, ON
 Wed Jun 15 1988, 3:33 AM EDT
 Att: 45,472 - Sunny - 88 F

livebaseballscorecards.com



Batter	1	2	3	4	5	6	7	8	9	AB R H RBI BB SO LOB	TOP	
Tony Fernandez, S (1, 6) OBP: 0.319, SLG: 0.355 Manuel Lee, S (7, 6) OBP: 0.272, SLG: 0.342	0-0 E5 1B	0-3 K		3-2 1B		0-0 1B E 1B		1-3 K		4 2 3 0 0 1 0 1 0 0 0 0 1 1		
Lloyd Moseby, L (1, 8) OBP: 0.372, SLG: 0.404	3-3 K		4-2 1B FC6-4 BB	2-0 P3 1B		0-1 E8 1B 1-H 2-H		2-3 K		4 1 1 1 1 2 2		
Rance Mulliniks, L (1, 10) OBP: 0.437, SLG: 0.573	1-0 1B		0-2 FC6-4 1B 1-3	3-2 L7		3-2 G3-1			4-0 WP 3B BB	4 1 2 0 1 0 2		
George Bell, R (1, 7) OBP: 0.312, SLG: 0.453 Sil Campusano, R (8, 7) OBP: 0.280, SLG: 0.353	0-2 F8		1-1 FC6-4 1B 3B 1-2f 3-H		0-1 L9		3-3 K		1-2 P3 1-2	4 1 0 1 0 1 2 1 0 0 0 0 0 1		
Fred McGriff, L (1, 3) OBP: 0.421, SLG: 0.599	2-3 K		1-1 P6		0-3 K		2-2 G4-3		3-3 K	5 0 0 0 0 3 3		
Kelly Gruber, R (1, 5) OBP: 0.357, SLG: 0.509		4-2 G5-3 2B BB	1-2 WP 3B 1B		1-0 F8		1-1 G1-3		0-0 HR 3B	4 3 2 1 1 0 0		
Ernie Whitt, L (1, 2) OBP: 0.326, SLG: 0.353		3-2 G5-3	3-1 WP 3B		2-2 FC5-4 1B			1-0 2B 1B	1-2 HR	5 3 4 4 0 0 1		
Rick Leach, L (1, 9) OBP: 0.333, SLG: 0.312 Jesse Barfield, R (3, PH) OBP: 0.250, SLG: 0.327 (3, 9)		4-0 2B BB	1-3 K		3-2 FC5-4 1B 1-2f			3-2 2B 1-H	2-1 1B	0 1 0 0 1 0 0 4 1 2 1 0 1 1		
Nelson Liriano, S (1, 4) OBP: 0.259, SLG: 0.283		3-2 2B 1-H 3-H		0-2 G5-3		1-3 K		1-0 F7	0-0 L3	5 0 1 2 0 1 3		
Inning Stats	R: 1 H: 2 E: 1 LOB: 1 K: 2 BB: 0 S: 12 P: 18	R: 2 H: 1 E: 0 LOB: 0 K: 1 BB: 2 S: 14 P: 28	R: 4 H: 3 E: 1 LOB: 0 K: 1 BB: 1 S: 20 P: 31	R: 0 H: 1 E: 0 LOB: 1 K: 0 BB: 0 S: 11 P: 19	R: 0 H: 0 E: 0 LOB: 0 K: 1 BB: 0 S: 6 P: 7	R: 2 H: 3 E: 1 LOB: 1 K: 1 BB: 0 S: 16 P: 25	R: 0 H: 0 E: 0 LOB: 0 K: 1 BB: 0 S: 14 P: 20	R: 1 H: 2 E: 0 LOB: 1 K: 2 BB: 0 S: 12 P: 20	R: 3 H: 3 E: 0 LOB: 1 K: 1 BB: 1 S: 14 P: 25	1B: 10 SF: 0 2B: 2 SAC: 0 3B: 2 DP: 0 HR: 1 HBP: 0	WP: 3 PA: 45 PB: 0 SB: 1 CS: 0	
PITCHER	IP WLS BF H R ER SO BB IBB HBP BLK WP HR S P ERA WHIP											
Jack Morris, R (1, 1) ERA: 4.74	2.2 L 16 6 7 6 3 3 0 0 0 0 1 0 43 73 20.25 3.375											
Paul Gibson, L (3, 1) ERA: 3.62	3.1 14 4 2 1 3 0 0 0 0 1 0 36 55 2.70 1.200											
Mike Trujillo, R (7, 1) ERA: 10.8	3.0 15 5 4 4 4 1 0 0 0 1 1 40 65 12.00 2.000											

Toronto Blue Jays @ Detroit Tigers
Tiger Stadium, Detroit, MI
Thu Jun 16 1988, 7:05 PM EDT
Att. 22,927 - Unknown

livebaseballscorecards.com

AB	41
R	13
H	15
RBI	10
BB	4
SO	10
LOB	16



Batter	1	2	3	4	5	6	7	8	9	AB R H RBI BB SO LOB
Gary Pettis, S OBP: 0.314, SLG: 0.278 (1, 8)	3-2 FC5 S 1B		0-0 L9			2-3 K	1-0 P4		4-1 FC5-4 BB SF8 BB	4 1 1 0 1 1 2
Lou Whitaker, L OBP: 0.395, SLG: 0.426 (1, 4)	2-0 P2		0-3 K			2-2 2B 1B		1-3 K	4-1 FC5-4 1-2 BB 2-3	4 0 1 0 1 2 1
Luis Salazar, R OBP: 0.333, SLG: 0.444 (1, 7)	1-1 L8				0-1 B2	0-2 F8		0-0 WP 1B	1-2 FC5-4 1-2f 2-3 3-H	5 0 1 1 0 0 4
Alan Trammell, R OBP: 0.386, SLG: 0.498 (1, 6)	4-2 SAFE 1B				1-0 F8	3-1 1-3 2B		0-3 K	2-1 SF8 3-H	2 0 1 0 1 0 0 1 0 0 0 0 1 1 0 0 0 1 0 0 0
Jim Walewander, S OBP: 0.333, SLG: 0.414 (7, 6)	1-2 BB				4-1 FC6-4 BB	0-3 K		2-3 K	3-3 K	4 0 0 0 1 3 6
Dave Bergman, L OBP: 0.333, SLG: 0.296 (9, PH)								1-2 K		
Chet Lemon, R OBP: 0.350, SLG: 0.413 (1, 9)	0-0 FC5 2-3f				0-0 FC6-4 1-2f			4-2 1B BB	4-1 BB 2B BB	2 1 0 0 2 0 1
Larry Herndon, R OBP: 0.318, SLG: 0.351 (1, 10)		1-0 F8			0-0 FC6-4 1-2f					2 1 0 0 2 0 1
Tom Brookens, R OBP: 0.360, SLG: 0.420 (1, 5)		1-1 G5-3			4-0 G5-4-3 BB			3-2 1-2 1B	4-1 2B BB	2 1 1 0 2 0 0
Ray Knight, R OBP: 0.301, SLG: 0.322 (1, 3)		2-1 F8			2-1 G5-4-3 1-2f			0-0 F8	0-2 2B 1-H 2-H	4 1 1 2 0 0 3
Mike Heath, R OBP: 0.264, SLG: 0.289 (1, 2)			2-3 K		3-1 G4-3			0-1 F8	3-2 BB FC5-4 2-H 2B	4 1 1 1 0 1 2


Inning Stats	R: 0	H: 1	E: 0	K: 0	S: 12	R: 0	H: 0	E: 0	K: 0	S: 5	R: 0	H: 0	E: 0	K: 2	S: 7	R: 0	H: 0	E: 0	K: 0	S: 5	R: 0	H: 2	E: 0	K: 2	S: 15	R: 0	H: 1	E: 0	K: 3	S: 12	R: 5	H: 2	E: 0	K: 1	S: 22	1B: 4	2B: 3	3B: 0	HR: 0	SF: 1	SAC: 0	DP: 1	HBP: 0	WP: 1	PB: 0	SB: 1	CS: 0	PA: 41
	0	1	0	0	12	0	0	0	0	5	0	0	0	2	7	0	0	0	0	5	0	0	2	1	0	15	0	1	0	3	12	5	2	0	22	4	3	0	0	1	0	1	0	41				

PITCHER	IP	WLS	BF	H	R	ER	SO	BB	IBB	HBP	BLK	WP	HR	S	P	ERA	WHIP
Mike Flanagan, L ERA: 4.6 (1, 1)	8.0	W	34	5	2	2	7	6	0	0	0	1	0	72	128	2.25	1.375
Mark Ross, R ERA: 5.14 (9, 1)	1.0		7	2	3	3	1	2	0	0	0	0	0	20	37	27.00	4.000

BOTTOM

Toronto Blue Jays @ Detroit Tigers
Tiger Stadium, Detroit, MI
Thu Jun 16 1988, 7:05 PM EDT
Att. 22,927 - Unknown

AB	32
R	5
H	7
RBI	5
BB	8
SO	8
LOB	20



Batter	1	2	3	4	5	6	7	8	9	AB	R	H	RBI	BB	SO	LOB	TOP					
Tony Fernandez, S (1, 6) OBP: 0.314, SLG: 0.348	1-0 E8	1-0 FC5-4			0-1 G6-3	1-3 SAFE		1-2 G5-3		5	0	0	0	0	1	4						
Lloyd Moseby, L (1, 10) OBP: 0.369, SLG: 0.399	0-1 P6		3-3 K		2-2 E6 G3 1B	0-1 P5		0-2 E5 1B		5	1	1	0	0	1	3						
Cecil Fielder, R (1, 3) OBP: 0.301, SLG: 0.526	3-3 K		2-2 G5-3		1-0 G3		4-2 WP 1B BB	1-3 K		3	0	0	0	0	1	2						
Fred McGriff, L (7, PH) OBP: 0.421, SLG: 0.596					1-2					1	1	0	0	1	1	1						
George Bell, R (1, 7) OBP: 0.314, SLG: 0.452	2-3 K		1-2 F8		2-0 BB 1B		2-0 1B FC6-4 1B	3-2 G1-3		5	1	2	2	0	1	2						
Kelly Gruber, R (1, 5) OBP: 0.366, SLG: 0.517		2-3 K		3-1 1B SF8 2B	4-0 1-2 BB		1-1 FC6-4 BB 1-3 1B		0-0 BB 1B	4	1	3	0	1	1	0						
Jesse Barfield, R (1, 9) OBP: 0.255, SLG: 0.328		2-3 K		1-0 S 1B	2-2 G6-3		4-2 FC6-4 BB 1-2		0-1 F9	3	0	1	0	1	1	2						
Rance Mulliniks, L (9, PH) OBP: 0.434, SLG: 0.568				2-3 1B						1	0	0	0	0	0	1						
Pat Borders, R (1, 2) OBP: 0.286, SLG: 0.500		0-0 1B 2B		2-2 SF8		2-2 F9 1B 1B	1-0 FC6-4		4-1 1-2 BB	3	1	2	2	0	0	2						
Ernie Whitt, L (9, PH) OBP: 0.330, SLG: 0.353				3-H			1-2 1-2 1B			0	0	0	0	1	0	0						
Sil Campusano, R (1, 8) OBP: 0.289, SLG: 0.352		4-0 1B BB		1-3 K 1-2		0-0 1-2 1B	2-0 F9		0-3 K	3	0	1	0	1	1	3						
Rick Leach, L (9, PH) OBP: 0.330, SLG: 0.309				1-3 K						1	0	0	0	0	1	2						
Manuel Lee, S (1, 4) OBP: 0.271, SLG: 0.338		0-1 FC5-4 1B		1-3 K		0-0 F9	0-1 P2		1-0 G3	4	0	1	1	0	1	5						
Nelson Liriano, S (9, PH) OBP: 0.257, SLG: 0.281						2-3				1	0	0	0	0	0	2						
Inning Stats	R: 0 E: 1 K: 2 S: 9	H: 0 LOB: 1 BB: 0 P: 15	R: 1 E: 0 K: 2 S: 12	H: 2 LOB: 2 BB: 1 P: 21	R: 0 E: 0 K: 1 S: 9	H: 0 LOB: 0 BB: 0 P: 15	R: 1 E: 0 K: 2 S: 12	H: 2 LOB: 1 BB: 0 P: 20	R: 1 E: 1 K: 0 S: 13	H: 1 LOB: 2 BB: 1 P: 24	R: 0 E: 0 K: 1 S: 10	H: 2 LOB: 2 BB: 0 P: 13	R: 2 E: 0 K: 0 S: 11	H: 2 LOB: 2 BB: 2 P: 25	R: 0 E: 1 K: 1 S: 16	H: 1 LOB: 1 BB: 0 P: 21	R: 0 E: 0 K: 1 S: 8	H: 1 LOB: 2 BB: 1 P: 13	1B: 9 2B: 2 3B: 0 HR: 0	SF: 1 SAC: 0 DP: 0 HBP: 0	WP: 1 PB: 0 SB: 1 CS: 0	PA: 45
PITCHER	IP	WLS	BF	H	R	ER	SO	BB	IBB	HBP	BLK	WP	HR	S	P	ERA	WHIP					
Frank Tanana, L (1, 1) ERA: 5.2	5.1		27	7	3	2	7	2	0	0	0	0	0	60	102	3.38	1.688					
Eric King, R (6, 1) ERA: 4.22	0.2		6	2	2	2	1	2	0	0	0	1	0	12	24	27.00	6.000					
Willie Hernandez, L (7, 1) ERA: 2.41	2.0	W	7	1	0	0	1	0	0	0	0	0	0	20	28	0.00	0.500					
Mike Henneman, R (9, 1) ERA: 1.3	1.0		5	1	0	0	1	1	0	0	0	0	0	8	13	0.00	2.000					

Toronto Blue Jays @ Detroit Tigers
Tiger Stadium, Detroit, MI
 Fri Jun 17 1988, 7:05 PM EDT
 Att. 36,274 - Unknown - 73 F

livebaseballscorecards.com

AB	39
R	5
H	11
RBI	5
BB	5
SO	10
LOB	29



Batter	1	2	3	4	5	6	7	8	9	AB R H RBI BB SO LOB	TOP	
Nelson Liriano, S (1, 4) OBP: 0.268, SLG: 0.288 Sil Campusano, R (9, PR) OBP: 0.289, SLG: 0.352	0-0 CS 1B			3-2 FC6-4 1B		2-1 F7			1-1 G4-3 HBP	3 0 2 0 0 0 1 0 0 0 0 0 0 0		
Lloyd Moseby, L (1, 8) OBP: 0.363, SLG: 0.392	0-2 P5 1-2			0-0 F7		1-1 G4-3			1-0 F7	4 0 0 0 0 0 4		
Rance Mulliniks, L (1, 10) OBP: 0.421, SLG: 0.549	2-0 P6			1-1 F7			2-2 G4-3		0-1 G4-3 1-2f	4 0 0 0 0 0 2		
George Bell, R (1, 7) OBP: 0.314, SLG: 0.448				1-1 FC6-4 1-2f			1-3 K			2 0 0 0 1 1 1		
Fred McGriff, L (1, 3) OBP: 0.416, SLG: 0.587					2-2 F7			0-1 F7		3 0 0 0 0 0 1		
Kelly Gruber, R (1, 5) OBP: 0.362, SLG: 0.510										3 0 0 0 0 0 1		
Ernie Whitt, L (1, 2) OBP: 0.324, SLG: 0.346										3 0 0 0 0 0 0		
Jesse Barfield, R (1, 9) OBP: 0.257, SLG: 0.345										3 1 1 1 0 1 0		
Manuel Lee, S (1, 6) OBP: 0.261, SLG: 0.325										3 0 0 0 0 0 0		
Inning Stats	R: 0 H: 1 E: 0 LOB: 0 K: 0 BB: 0 S: 5 P: 7	R: 0 H: 0 E: 0 LOB: 0 K: 0 BB: 1 S: 7 P: 13	R: 0 H: 0 E: 0 LOB: 0 K: 1 BB: 0 S: 8 P: 11	R: 0 H: 1 E: 0 LOB: 1 K: 0 BB: 0 S: 8 P: 13	R: 0 H: 0 E: 0 LOB: 0 K: 0 BB: 0 S: 10 P: 16	R: 0 H: 0 E: 1 LOB: 1 K: 0 BB: 0 S: 9 P: 14	R: 0 H: 0 E: 0 LOB: 0 K: 1 BB: 0 S: 9 P: 12	R: 1 H: 1 E: 0 LOB: 0 K: 0 BB: 0 S: 8 P: 13	R: 0 H: 0 E: 0 LOB: 1 K: 0 BB: 0 S: 4 P: 6	1B: 2 SF: 0 2B: 0 SAC: 0 3B: 0 DP: 2 HR: 1 HBP: 1	WP: 0 PA: 30 PB: 0 SB: 0 CS: 1	
PITCHER Walt Terrell, R (1, 1) ERA: 4.02	IP WLS BF H R ER SO BB IBB HBP BLK WP HR S P ERA WHIP	9.0 W 30 3 1 1 2 1 0 1 0 0 1 68 105 1.00 0.444										

Toronto Blue Jays @ Detroit Tigers
Tiger Stadium, Detroit, MI
Sat Jun 18 1988, 3:33 AM EDT
Att. 42,186 - Sunny

livebaseballscorecards.com

AB	28
R	1
H	3
RBI	1
BB	1
SO	2
LOB	10




Batter	1	2	3	4	5	6	7	8	9
Dave Bergman, L (1, 7) <small>OBP: 0.357, SLG: 0.333</small> Gary Pettis, S (7, 8) <small>OBP: 0.318, SLG: 0.280</small>	1-0 SH5-3 HR 1B	2-3 K			4-0 1B 2B BB	2-1 2B		4-1 BB	
Lou Whitaker, L (1, 4) <small>OBP: 0.392, SLG: 0.423</small>	0-1 SH5-3 1-2	2-1 F7			0-1 2B 9-2 1B	3-2 F9		2-3 K	
Pat Sheridan, L (1, 8) <small>OBP: 0.351, SLG: 0.508</small> (7, 7) (9, 9)	3-2 HR 2-H		1-0 G4-3		1-2 HR 2B 1-3 2-H 3-H 2-2		3-1 F7	1-1 G4-3	
Alan Trammell, R (1, 6) <small>OBP: 0.384, SLG: 0.492</small>	2-2 F8		3-2 L7		9-2 3-H		0-2 F8		
Darrell Evans, L (1, 3) <small>OBP: 0.315, SLG: 0.343</small>	2-3 K		3-3 K		1-0 HR 2-H		4-1 BB		
Chet Lemon, R (1, 9) <small>OBP: 0.361, SLG: 0.446</small> Mike Heath, R (3, 9) <small>OBP: 0.265, SLG: 0.289</small> (9, 2)		2-1 E HBP HBP		1-3 K	3-0 1B		0-0 F8		
Matt Nokes, L (1, 2) <small>OBP: 0.268, SLG: 0.417</small> Jim Walewander, S (8, PR) <small>OBP: 0.353, SLG: 0.424</small> Luis Salazar, R (9, 7) <small>OBP: 0.330, SLG: 0.438</small>		2-3 K		0-3 K	3-3 K			0-0 SH1-3 1B 1B	
Ray Knight, R (1, 10) <small>OBP: 0.309, SLG: 0.320</small>		3-2 E HBP 1-2 HBP		3-3 K		0-2 G6-3		0-0 SH1-3 1B 1-2	
Tom Brookens, R (1, 5) <small>OBP: 0.361, SLG: 0.417</small>		0-1 E6 1-2 2-3			0-0 1B 2B 2B	1-3 K		0-0 SH1-3 1-2 2-3	

AB	R	H	RBI	BB	SO	LOB
3	2	2	0	1	1	3
0	0	0	0	1	0	0
4	0	1	0	0	1	7
5	2	2	4	0	0	3
4	0	0	0	0	0	2
3	1	1	2	1	2	0
0	0	0	0	0	0	0
3	0	1	0	0	1	1
4	0	1	0	0	3	2
0	0	0	0	0	0	0
0	0	0	0	0	0	0
3	0	1	0	0	1	0
3	1	1	0	0	1	2
1B: 5	SF: 0	2B: 4	SAC: 2	3B: 0	DP: 1	HR: 2
HBP: 2	WP: 0	PA: 39	CS: 0			

TORONTO BLUE JAYS @ DETROIT TIGERS
 Tiger Stadium, Detroit, MI
 Sat Jun 18 1988, 3:33 AM EDT
 Att. 42,186 - Sunny

AB	32
R	6
H	10
RBI	6
BB	3
SO	10
LOB	20



Inning Stats		R: 2	H: 2	E: 0	K: 1	S: 17	R: 0	H: 0	E: 1	K: 2	S: 17	R: 0	H: 0	E: 0	K: 1	S: 9	R: 0	H: 0	E: 0	K: 3	S: 12	R: 4	H: 5	E: 0	K: 1	S: 15	R: 0	H: 1	E: 0	K: 1	S: 15	R: 0	H: 0	E: 0	K: 0	S: 8	R: 0	H: 2	E: 0	K: 1	S: 9														
PITCHER		IP	WLS	BF	H	R	ER	SO	BB	IBB	HBP	BLK	WP	HR	S	P	ERA	WHIP	PITCHER		IP	WLS	BF	H	R	ER	SO	BB	IBB	HBP	BLK	WP	HR	S	P	ERA	WHIP																		
Jim Clancy, R	(1, 1)	4.0	L	21	5	6	6	7	1	0	2	0	0	1	61	96	13.50	1.500	Jose Antonio Nunez, R	(5, 1)	3.0		12	3	0	0	2	1	0	0	0	0	1	32	54	0.00	1.333	Tom Henke, R	(8, 1)	1.0		6	2	0	0	1	1	0	0	0	0	9	16	0.00	3.000

BOTTOM

Toronto Blue Jays @ Detroit Tigers
Tiger Stadium, Detroit, MI
Sun Jun 19 1988, 3:33 AM EDT
Att. 35,639 - Sunny - 87 F

livebaseballscorecards.com

AB	33
R	4
H	9
RBI	4
BB	7
SO	10
LOB	22



WP:	0	PA:	42
PB:	0	SB:	0
CS:	0		

AB R H RBI BB SO LOB

4 0 1 0 1 1 1

4 0 2 0 1 0 1

3 0 0 0 0 2 3

2 0 0 0 0 2 2

0 0 0 0 0 0 0

2 0 0 0 0 1 1

1 0 0 0 0 0 2

0 0 0 0 1 0 0

1 1 0 0 4 0 0

5 2 2 2 0 1 6

4 1 4 2 0 0 0

3 0 0 0 0 1 3

4 0 0 0 0 2 3

1B: 5 SF: 0

2B: 2 SAC: 1

3B: 0 DP: 2

HR: 2 HBP: 1

WP: 0 PA: 42

PB: 0 SB: 0

CS: 0

1B: 5 SF: 0

2B: 2 SAC: 1

3B: 0 DP: 2

HR: 2 HBP: 1

1B: 5 SF: 0

2B: 2 SAC: 1

3B: 0 DP: 2

HR: 2 HBP: 1

WP: 0 PA: 42

PB: 0 SB: 0

CS: 0

1B: 5 SF: 0

2B: 2 SAC: 1

3B: 0 DP: 2

HR: 2 HBP: 1

WP: 0 PA: 42

PB: 0 SB: 0

CS: 0

1B: 5 SF: 0

2B: 2 SAC: 1

3B: 0 DP: 2

HR: 2 HBP: 1

WP: 0 PA: 42

PB: 0 SB: 0

CS: 0

1B: 5 SF: 0

2B: 2 SAC: 1

3B: 0 DP: 2

HR: 2 HBP: 1

WP: 0 PA: 42

PB: 0 SB: 0

CS: 0

1B: 5 SF: 0

2B: 2 SAC: 1

3B: 0 DP: 2

HR: 2 HBP: 1

WP: 0 PA: 42

PB: 0 SB: 0

CS: 0

1B: 5 SF: 0

2B: 2 SAC: 1

3B: 0 DP: 2

HR: 2 HBP: 1

WP: 0 PA: 42

PB: 0 SB: 0

CS: 0

1B: 5 SF: 0

2B: 2 SAC: 1

3B: 0 DP: 2

HR: 2 HBP: 1

WP: 0 PA: 42

PB: 0 SB: 0

CS: 0

1B: 5 SF: 0

2B: 2 SAC: 1

3B: 0 DP: 2

HR: 2 HBP: 1

WP: 0 PA: 42

PB: 0 SB: 0

CS: 0

1B: 5 SF: 0

2B: 2 SAC: 1

3B: 0 DP: 2

HR: 2 HBP: 1

WP: 0 PA: 42

PB: 0 SB: 0

CS: 0

1B: 5 SF: 0

2B: 2 SAC: 1

3B: 0 DP: 2

HR: 2 HBP: 1

WP: 0 PA: 42

PB: 0 SB: 0

CS: 0

1B: 5 SF: 0

2B: 2 SAC: 1

3B: 0 DP: 2

HR: 2 HBP: 1

WP: 0 PA: 42

PB: 0 SB: 0

CS: 0

1B: 5 SF: 0

2B: 2 SAC: 1

3B: 0 DP: 2

HR: 2 HBP: 1

WP: 0 PA: 42

PB: 0 SB: 0

CS: 0

1B: 5 SF: 0

2B: 2 SAC: 1

3B: 0 DP: 2

HR: 2 HBP: 1

WP: 0 PA: 42

PB: 0 SB: 0

CS: 0

1B: 5 SF: 0

2B: 2 SAC: 1

3B: 0 DP: 2

HR: 2 HBP: 1

WP: 0 PA: 42

PB: 0 SB: 0

CS: 0

1B: 5 SF: 0

2B: 2 SAC: 1

3B: 0 DP: 2

HR: 2 HBP: 1

WP: 0 PA: 42

PB: 0 SB: 0

CS: 0

1B: 5 SF: 0

2B: 2 SAC: 1

3B: 0 DP: 2

HR: 2 HBP: 1

WP: 0 PA: 42

PB: 0 SB: 0

CS: 0

1B: 5 SF: 0

2B: 2 SAC: 1

3B: 0 DP: 2

HR: 2 HBP: 1

WP: 0 PA: 42

PB: 0 SB: 0

CS: 0

1B: 5 SF: 0

2B: 2 SAC: 1

3B: 0 DP: 2

HR: 2 HBP: 1

WP: 0 PA: 42

PB: 0 SB: 0

CS: 0

1B: 5 SF: 0

2B: 2 SAC: 1

3B: 0 DP: 2

HR: 2 HBP: 1

WP: 0 PA: 42

PB: 0 SB: 0

CS: 0

1B: 5 SF: 0

2B: 2 SAC: 1

3B: 0 DP: 2

HR: 2 HBP: 1

WP: 0 PA: 42

PB: 0 SB: 0

CS: 0

1B: 5 SF: 0

2B: 2 SAC: 1

3B: 0 DP: 2

HR: 2 HBP: 1

WP: 0 PA: 42

PB: 0 SB: 0

CS: 0

1B: 5 SF: 0

2B: 2 SAC: 1

3B: 0 DP: 2

HR: 2 HBP: 1

WP: 0 PA: 42

PB: 0 SB: 0

CS: 0

1B: 5 SF: 0

2B: 2 SAC: 1

3B: 0 DP: 2

HR: 2 HBP: 1

WP: 0 PA: 42

PB: 0 SB: 0

CS: 0

1B: 5 SF: 0

2B: 2 SAC: 1

3B: 0 DP: 2

HR: 2 HBP: 1

WP: 0 PA: 42

PB: 0 SB: 0

CS: 0

1B: 5 SF: 0

2B: 2 SAC: 1

3B: 0 DP: 2

HR: 2 HBP: 1

WP: 0 PA: 42

PB: 0 SB: 0

CS: 0

1B: 5 SF: 0

2B: 2 SAC: 1

3B: 0 DP: 2

HR: 2 HBP: 1

WP: 0 PA: 42

PB: 0 SB: 0

CS: 0

1B: 5 SF: 0

2B: 2 SAC: 1

3B: 0 DP: 2

HR: 2 HBP: 1

WP: 0 PA: 42

PB: 0 SB: 0

CS: 0

1B: 5 SF: 0

2B: 2 SAC: 1

3B: 0 DP: 2

HR: 2 HBP: 1

WP: 0 PA: 42

PB: 0 SB: 0

CS: 0

1B: 5 SF: 0

2B: 2 SAC: 1

3B: 0 DP: 2

HR: 2 HBP: 1

WP: 0 PA: 42

PB: 0 SB: 0

CS: 0

1B: 5 SF: 0

2B: 2 SAC: 1

3B: 0 DP: 2

HR: 2 HBP: 1

WP: 0 PA: 42

PB: 0 SB: 0

CS: 0

1B: 5 SF: 0

2B: 2 SAC: 1

3B: 0 DP: 2

HR: 2 HBP: 1

WP: 0 PA: 42

PB: 0 SB: 0

CS: 0

1B: 5 SF: 0

2B: 2 SAC: 1

3B: 0 DP: 2

HR: 2 HBP: 1

WP: 0 PA: 42

PB: 0 SB: 0

CS: 0

1B: 5 SF: 0

2B: 2 SAC: 1

3B: 0 DP: 2

HR: 2 HBP: 1

WP: 0 PA: 42

PB: 0 SB: 0

CS: 0

1B: 5 SF: 0

2B: 2 SAC: 1

3B: 0 DP: 2

HR: 2 HBP: 1

WP: 0 PA: 42

PB: 0 SB: 0

CS: 0

1B: 5 SF: 0

2B: 2 SAC: 1

3B: 0 DP: 2

HR: 2 HBP: 1

WP: 0 PA: 42

Batter	1	2	3	4	5	6	7	8	9	AB R H RBI BB SO LOB	TOP		
Joe Orsulak, L (1, 9) OBP: 0.316, SLG: 0.315	2-2 3-1		1-3 K		1 SAFE 2-2 2B WP 1-2 1B		4-1 CS BB		1-1 5-3	4 0 1 0 1 1 1			
Fred Lynn, L (1, 8) OBP: 0.310, SLG: 0.448	4-2 BB BB		3-1 3-1		1-1 P4 1-2 2-3		3-3 K 1-2			3 0 0 0 1 1 3			
Cal Ripken Jr., R (1, 6) OBP: 0.383, SLG: 0.444	4-1 1-2 BB		0-2 HR		0-2 2B 2-3 3-H		2-1 F7			3 1 2 2 1 0 0			
Eddie Murray, S (1, 3) OBP: 0.337, SLG: 0.404	1-2 P6		3-3 K		1-2 P6			0-0 L4-6 2B		4 0 1 0 0 1 4			
Jim Traber, L (1, 10) OBP: 0.304, SLG: 0.359	1-1 P6			1-1 4-3	1-0 4-3			2-2 L4-6 2-3		4 0 0 0 0 0 5			
Larry Sheets, L (1, 7) OBP: 0.303, SLG: 0.312		4-2 FC6-4 BB		3-3 K		3-1 FC3-6 1B		2-0 F7		3 0 1 0 1 1 0			
Terry Kennedy, L (1, 2) OBP: 0.241, SLG: 0.240		1-0 F8		3-2 HBP		0-0 FC3-6 FC5-4 1-2f		0-0 F7		3 0 0 0 0 0 2			
Rene Gonzales, R (1, 5) OBP: 0.271, SLG: 0.296 Jim Dwyer, L (9, PH) OBP: 0.365, SLG: 0.250		1-2 FC6-4 1-2f		1-3 K		0-2 FC5-4 1-2f		0-0 1B		3 0 0 0 0 1 3 1 0 1 0 0 0 0			
Billy Ripken, R (1, 4) OBP: 0.256, SLG: 0.250 Mickey Tettleton, S (9, PH) OBP: 0.280, SLG: 0.460		0-3 K		4-1 WP 1B 2B BB		0-1 4-3		3-3 K		2 1 0 0 1 1 2 1 0 0 0 0 1 1			
Inning Stats	R: 0 H: 0 E: 0 LOB: 2 K: 0 BB: 2 S: 14 P: 26	R: 0 H: 0 E: 0 LOB: 1 K: 1 BB: 1 S: 9 P: 15	R: 1 H: 1 E: 0 LOB: 0 K: 2 BB: 0 S: 11 P: 18	R: 0 H: 0 E: 0 LOB: 1 K: 2 BB: 0 S: 10 P: 18	R: 1 H: 2 E: 0 LOB: 2 K: 0 BB: 1 S: 13 P: 22	R: 0 H: 1 E: 0 LOB: 1 K: 0 BB: 0 S: 8 P: 11	R: 0 H: 0 E: 0 LOB: 0 K: 1 BB: 1 S: 6 P: 15	R: 0 H: 1 E: 0 LOB: 0 K: 0 BB: 0 S: 7 P: 11	R: 0 H: 1 E: 0 LOB: 1 K: 1 BB: 0 S: 7 P: 11	1B: 3 SF: 0 2B: 4 SAC: 0 3B: 0 DP: 2 HR: 1 HBP: 1	WP: 1 PA: 37 PB: 0 SB: 0 CS: 1		
PITCHER	IP WLS BF H R ER SO BB IBB HBP BLK WP HR S P ERA WHIP											PITCHER	IP WLS BF H R ER SO BB IBB HBP BLK WP HR S P ERA WHIP
Dave Stieb, R (1, 1) ERA: 2.65	6.0 W 27 4 2 2 5 4 0 1 0 1 1 65 110 3.00 1.333												
Duane Ward, R (7, 1) ERA: 2.89	2.0 6 1 0 0 1 1 0 0 0 0 0 0 13 26 0.00 1.000												
Tom Henke, R (9, 1) ERA: 2.35	1.0 S 4 1 0 0 1 0 0 0 0 0 0 0 7 11 0.00 1.000												

Baltimore Orioles @ Toronto Blue Jays
Exhibition Stadium, Toronto, ON
Mon Jun 20 1988, 7:05 PM EDT
Att. 28,301 - Unknown - 86 F

livebaseballscorecards.com

AB	31
R	2
H	6
RBI	2
BB	5
SO	7
LOB	21



Batter	1	2	3	4	5	6	7	8	9
Tony Fernandez, S OBP: 0.310, SLG: 0.343 (1, 6)	2-0 6-3 1B	0-2 E 1B		2-1 F7		1-0 FC6-4 1B		2-2 4-3	
Lloyd Moseby, L OBP: 0.360, SLG: 0.388 (1, 8)	0-1 2B 1B	1-2 SAFE SAFE P6 1-2		3-2 S 1B		0-0 FC6-4 1-2f			
Rance Mulliniks, L OBP: 0.419, SLG: 0.546 (1, 10)	0-0 1B 2B		3-1 2B 1B	2-3 K 1-2			0-2 P4		
George Bell, R OBP: 0.319, SLG: 0.457 (1, 7)	2-0 2B 4-3 1B		1-1 1-3 2B		0-0 P3		3-2 HR 1B		
Fred McGriff, L OBP: 0.415, SLG: 0.598 (1, 3)	0-0 4-3 1-3 2B		0-0 1-3		1-0 G3		2-1 1-H HR		
Kelly Gruber, R OBP: 0.354, SLG: 0.510 (1, 5)	0-1 4-3 2-3 3-H		2-3 K		3-2 F9		1-3 K		
Ernie Whitt, L OBP: 0.321, SLG: 0.333 (1, 2)	2-1 4-3		4-0 IBB			1-1 F2	1-0 G3		
Jesse Barfield, R OBP: 0.256, SLG: 0.357 (1, 9)		2-3 K	2-3 K			2-0 P6	3-1 F8		
Manuel Lee, S OBP: 0.281, SLG: 0.341 (1, 4)		1-0 F9		0-0 4-3		0-0 1B	3-2 6-3		

Inning Stats	R: 3	H: 4	E: 0	LOB: 1	K: 0	P: 16	R: 0	H: 1	E: 1	LOB: 1	K: 1	P: 14	R: 0	H: 2	E: 0	LOB: 3	K: 2	P: 24	R: 0	H: 1	E: 0	LOB: 1	K: 1	P: 17	R: 0	H: 0	E: 0	LOB: 0	K: 0	P: 10	R: 0	H: 2	E: 0	LOB: 2	K: 0	P: 10	R: 2	H: 2	E: 0	LOB: 0	K: 1	P: 20	R: 0	H: 0	E: 0	LOB: 0	K: 0	P: 17
1B: 8	SF: 0	2B: 3	SAC: 0	3B: 0	DP: 0	HR: 1	HBP: 0	WP: 0	PA: 37																																							

PITCHER	IP	WLS	BF	H	R	ER	SO	BB	IBB	HBP	BLK	WP	HR	S	P	ERA	WHIP
Mike Boddicker, R ERA: 4.15 (1, 1)	7.0	L	34	12	5	5	5	0	1	0	0	0	1	68	111	6.43	1.714
Don Aase, R ERA: 6.08 (8, 1)	1.0		3	0	0	0	0	0	0	0	0	0	0	9	17	0.00	0.000

BOTTOM

AB	R	H	RBI	BB	SO	LOB
5	0	2	0	0	0	0
4	1	2	0	0	0	3
4	1	2	1	0	1	1
4	2	3	1	0	0	0
4	1	2	2	0	0	2
4	0	0	1	0	2	3
3	0	0	0	1	0	1
4	0	0	0	0	2	3
4	0	1	0	0	0	0

AB	36
R	5
H	12
RBI	5
BB	1
SO	5
LOB	13



WP	PA	ERA	WHIP
0	37		

Baltimore Orioles @ Toronto Blue Jays
Exhibition Stadium, Toronto, ON
 Mon Jun 20 1988, 7:05 PM EDT
 Att: 28,301 - Unknown - 86 F

livebaseballscorecards.com

Batter	1	2	3	4	5	6	7	8	9	AB R H RBI BB SO LOB	TOP										
Pete Stanicek, S (1, 7) OBP: 0.338, SLG: 0.365 Fred Lynn, L (8, 8) OBP: 0.310, SLG: 0.448	1-2 5-3		1-3 K			0-2 SH5-3		1-2 FC6-4 3B		3 1 0 0 0 1 1 0 0 0 0 0 0 0											
Billy Ripken, R (1, 4) OBP: 0.260, SLG: 0.254	3-1 FC4-6 1B		0-1 F2			3-2 P6		2-1 3B 1B		4 1 2 0 0 0 1											
Cal Ripken Jr., R (1, 6) OBP: 0.385, SLG: 0.457	1-2 FC4-6 1-2f				2-1 F2		3-1 2B	1-1 3B		4 0 2 3 0 0 1											
Eddie Murray, S (1, 3) OBP: 0.332, SLG: 0.398	1-1 L8				2-1 5-3		0-0 4-3	2-2 P4		4 0 0 0 0 0 3											
Mickey Tettleton, S (1, 2) OBP: 0.289, SLG: 0.456					2-1 5-3		2-2 F7		4-1 G6-4-3 BB	3 0 1 0 1 0 0											
Jim Traber, L (1, 9) OBP: 0.288, SLG: 0.338 Joe Orsulak, L (9, 9) OBP: 0.316, SLG: 0.315					3-3 K		1-2 6-3	1-1 G6-4-3 1-2f		4 0 0 0 0 1 2 0 0 0 0 0 0 0											
Ken Gerhart, R (1, 8) OBP: 0.260, SLG: 0.382 (8, 7)					2-3 K		2-2 4-3	2-1 HR		4 1 1 1 0 1 1											
Rick Schu, R (1, 10) OBP: 0.298, SLG: 0.356					3-1 6-3			1-0 FC4-6 1B	0-0 S 1B	4 0 2 0 0 1 1											
Rene Gonzales, R (1, 5) OBP: 0.270, SLG: 0.288					0-1 6-3		4-1 SH5-3 2B BB	2-1 FC4-6 FC6-4 1-2f	3-3 K	3 1 0 0 1 1 2											
Inning Stats	R: 0 E: 0 K: 0 S: 10	H: 1 LOB: 1 BB: 0 P: 16	R: 0 E: 0 K: 1 S: 9	H: 1 LOB: 1 BB: 0 P: 13	R: 0 E: 0 K: 1 S: 7	H: 0 LOB: 0 BB: 0 P: 8	R: 0 E: 0 K: 0 S: 6	H: 0 LOB: 0 BB: 0 P: 12	R: 0 E: 0 K: 2 S: 8	H: 0 LOB: 0 BB: 0 P: 16	R: 1 E: 0 K: 0 S: 10	H: 1 LOB: 1 BB: 1 P: 20	R: 0 E: 0 K: 0 S: 11	H: 0 LOB: 0 BB: 0 P: 16	R: 2 E: 0 K: 0 S: 14	H: 3 LOB: 1 BB: 0 P: 23	R: 1 E: 0 K: 1 S: 10	H: 2 LOB: 1 BB: 1 P: 19	1B: 5 2B: 1 3B: 1 HR: 1	SF: 0 SAC: 1 DP: 1 HBP: 0	WP: 0 PA: 36 PB: 0 SB: 1 CS: 0
PITCHER	IP WLS BF H R ER SO BB IBB HBP BLK WP HR S P ERA WHIP																				
Mike Flanagan, L (1, 1) ERA: 4.52	7.2 L 29 5 3 3 4 1 0 0 0 0 0 0 69 115 3.52 0.783																				
Jose Antonio Nunez, R (8, 1) ERA: 2.92	0.0 1 1 0 0 0 0 0 0 0 0 0 0 2 3 ∞ ∞																				
David Wells, L (8, 1) ERA: 4.17	1.0 5 2 1 1 0 1 0 0 0 0 0 1 10 19 9.00 3.000																				
Mark Eichhorn, R (9, 1) ERA: 4.17	0.1 1 0 0 0 0 1 0 0 0 0 0 0 4 6 0.00 0.000																				

Baltimore Orioles @ Toronto Blue Jays
Exhibition Stadium, Toronto, ON
Tue Jun 21 1988, 7:05 PM EDT
Att. 28,259 - Unknown - 80 F

livebaseballscorecards.com

AB	33
R	4
H	8
RBI	4
BB	2
SO	5
LOB	12



Batter	1	2	3	4	5	6	7	8	9	AB R H RBI BB SO LOB	TOP									
Pete Stanicek, S (1, 7) OBP: 0.333, SLG: 0.403	0-0 HR	2-3			2-2 F7		0-1 5-3			4 1 1 1 0 1 1										
Billy Ripken, R (1, 4) OBP: 0.256, SLG: 0.250	0-0 F9	1-3 K			2-2 5-3		2-1 G3			4 0 0 0 0 1 1										
Cal Ripken Jr., R (1, 6) OBP: 0.386, SLG: 0.456	4-2 BLK BB				2-2 1B			3-2 5-3		3 0 1 0 1 0 0										
Eddie Murray, S (1, 3) OBP: 0.331, SLG: 0.396	2-3 SAFE K	1-2			0-1 F2 WP 1B			2-3 K		4 0 1 0 0 2 2										
Mickey Tettleton, S (1, 2) OBP: 0.307, SLG: 0.462	4-1 BB				3-2 F7 1-2		1-0 FC5-4 1B	1-2 FC6 1B		3 0 2 0 1 0 1										
Jim Traber, L (1, 9) OBP: 0.273, SLG: 0.319	3-3 K				1-2 4-3		3-3 K	2-2 FC6 1-2f		4 0 0 0 0 2 5										
Ken Gerhart, R (1, 8) OBP: 0.252, SLG: 0.370					0-0 6-3		1-2 F8	0-0 6-3		3 0 0 0 0 0 1										
Fred Lynn, L (9, PH) OBP: 0.309, SLG: 0.446										1 0 0 0 0 0 0										
Rick Schu, R (1, 10) OBP: 0.299, SLG: 0.349					1-1 F7		2-1 FC5-4	1-3 K		2 1 0 0 1 0 1										
Jim Dwyer, L (9, PH) OBP: 0.358, SLG: 0.244		4-2 2B BB					1-2f			1 0 0 0 0 1 0										
Rene Gonzales, R (1, 5) OBP: 0.272, SLG: 0.298					2-2 F8			2-1 F5		3 0 1 1 0 0 0										
Larry Sheets, L (9, PH) OBP: 0.302, SLG: 0.310		0-0 1-H 2B					0-0 6-3			1 0 0 0 0 0 0										
Inning Stats	R: 1 E: 0 K: 2 S: 13	H: 1 LOB: 2 BB: 2 P: 26	R: 1 E: 0 K: 2 S: 15	H: 1 LOB: 1 BB: 1 P: 23	R: 0 E: 0 K: 0 S: 10	H: 1 LOB: 1 BB: 0 P: 16	R: 0 E: 0 K: 0 S: 6	H: 0 LOB: 0 BB: 0 P: 9	R: 0 E: 0 K: 0 S: 13	H: 1 LOB: 1 BB: 0 P: 19	R: 0 E: 0 K: 0 S: 5	H: 0 LOB: 0 BB: 0 P: 7	R: 0 E: 0 K: 1 S: 15	H: 1 LOB: 1 BB: 0 P: 23	R: 0 E: 0 K: 1 S: 7	H: 0 LOB: 0 BB: 0 P: 10	1B: 4 2B: 1 3B: 0 HR: 1	SF: 0 SAC: 0 DP: 0 HBP: 0	WP: 1 PB: 0 SB: 0 CS: 0	PA: 36
PITCHER	IP WLS BF H R ER SO BB IBB HBP BLK WP HR S P ERA WHIP																			
John Cerutti, L (1, 1) ERA: 3.88	6.0 W 26 5 2 2 5 3 0 0 1 1 1 69 112 3.00 1.333																			
Duane Ward, R (7, 1) ERA: 2.7	3.0 S 10 1 0 0 2 0 0 0 0 0 0 0 27 40 0.00 0.333																			

Baltimore Orioles @ Toronto Blue Jays
Exhibition Stadium, Toronto, ON
Wed Jun 22 1988, 7:05 PM EDT
Att. 28,395 - Unknown - 80 F

AB	33
R	2
H	6
RBI	2
BB	3
SO	7
LOB	12



WP: 1	PA: 36
-------	--------

ERA	WHIP
-----	------

ERA	WHIP
-----	------

Batter	1	2	3	4	5	6	7	8	9	AB R H RBI BB SO LOB	TOP		
Ken Gerhart, R (1, 7) OBP: 0.252, SLG: 0.396	3-2 HR		1-3 K		0-0 FC6-5			1-3 K		4 1 1 1 0 2 1			
Fred Lynn, L (1, 8) OBP: 0.312, SLG: 0.458	1-2 HR		1-2 3-1			4-1 FC6-4 BB		1-1 F6		3 1 1 1 1 0 0			
Cal Ripken Jr., R (1, 6) OBP: 0.384, SLG: 0.452	0-2 F8		0-0 6-3			3-2 FC6-4 G6-4-3 1-2f			3-2 1B	4 0 1 0 0 0 1			
Eddie Murray, S (1, 3) OBP: 0.327, SLG: 0.390	3-1 F9			2-3 K		0-1 G6-4-3 1-2f			1-3 K	4 0 0 0 0 2 2			
Jim Traber, L (1, 9) OBP: 0.259, SLG: 0.303	2-1 F6			0-2 G3			3-2 6-3		1-3 K	4 0 0 0 0 1 1			
Larry Sheets, L (1, 10) OBP: 0.301, SLG: 0.309		3-1 F9		3-2 F8			3-2 1B		2-2 6-3	4 0 1 0 0 0 1			
Terry Kennedy, L (1, 2) OBP: 0.243, SLG: 0.250			2-3 K		2-2 FC6-5 2B		2-3 K			3 0 1 0 0 2 1			
Rick Schu, R (1, 5) OBP: 0.308, SLG: 0.352					1-0 L9-3 HBP		2-3 K			2 0 1 0 0 1 1			
Billy Ripken, R (1, 4) OBP: 0.253, SLG: 0.247			2-3 K		2-1 L9-3			1-2 6-3		3 0 0 0 0 1 3			
Inning Stats	R: 2 H: 2 E: 0 LOB: 0 K: 0 BB: 0 S: 13 P: 22	R: 0 H: 1 E: 0 LOB: 1 K: 2 BB: 0 S: 17 P: 26	R: 0 H: 0 E: 0 LOB: 0 K: 1 BB: 0 S: 7 P: 9	R: 0 H: 0 E: 0 LOB: 0 K: 1 BB: 0 S: 10 P: 15	R: 0 H: 1 E: 0 LOB: 1 K: 0 BB: 0 S: 9 P: 14	R: 0 H: 0 E: 0 LOB: 0 K: 0 BB: 1 S: 7 P: 14	R: 0 H: 1 E: 0 LOB: 1 K: 2 BB: 0 S: 12 P: 22	R: 0 H: 0 E: 0 LOB: 0 K: 1 BB: 0 S: 8 P: 11	R: 0 H: 1 E: 0 LOB: 1 K: 2 BB: 0 S: 13 P: 20	1B: 3 SF: 0 2B: 2 SAC: 0 3B: 0 DP: 2 HR: 2 HBP: 1	WP: 0 PA: 33 PB: 0 SB: 1 CS: 0		
PITCHER	IP WLS BF H R ER SO BB IBB HBP BLK WP HR S P ERA WHIP											PITCHER	IP WLS BF H R ER SO BB IBB HBP BLK WP HR S P ERA WHIP
Jim Clancy, R (1, 1) ERA: 5.16	6.0 W 22 4 2 2 4 1 0 1 0 0 2 63 100 3.00 0.833												
David Wells, L (7, 1) ERA: 3.93	3.0 S 11 2 0 0 5 0 0 0 0 0 0 0 33 53 0.00 0.667												

Baltimore Orioles @ Toronto Blue Jays
Exhibition Stadium, Toronto, ON
Thu Jun 23 1988, 7:05 PM EDT
Att. 28,259 - Unknown - 62 F

livebaseballscorecards.com

AB	31
R	2
H	6
RBI	2
BB	1
SO	9
LOB	11



Batter	1	2	3	4	5	6	7	8	9	AB R H RBI BB SO LOB	TOP											
Dave Bergman, L (1, 10) OBP: 0.370, SLG: 0.373	2-2 1B		1-0 F7		1-1 G3		3-2 2B		0-3 K	5 0 2 0 0 1 0												
Lou Whitaker, L (1, 4) OBP: 0.387, SLG: 0.415	0-0 F9		1-2 BLK SF7 2B		2-2 F8		2-2 5-3			4 1 1 0 0 0 2												
Pat Sheridan, L (1, 9) OBP: 0.350, SLG: 0.492 Larry Herndon, R (7, PH) OBP: 0.304, SLG: 0.330	3-2 F6		4-1 S BB		2-1 SF7		2-1 E 2B 1B		1-1 4-3	2 1 1 0 1 0 1 1 0 0 0 0 0 1												
Alan Trammell, R (1, 6) OBP: 0.385, SLG: 0.500	1-3 K		2-1 SF7		0-0 F6		4-1 BB			2 0 0 1 1 1 2												
Darrell Evans, L (1, 3) OBP: 0.326, SLG: 0.330		0-1 F8	0-0 F9		1 SAFE E3 2B		1-3 K		1-3 K	4 0 0 0 0 1 3												
Luis Salazar, R (1, 7) OBP: 0.337, SLG: 0.465		0-1 HR		3-2 5-3		1-3 K		0-3 K	4 1 1 1 0 2 3													
Matt Nokes, L (1, 2) OBP: 0.291, SLG: 0.444		4-0 FC1-4 BB		0-0 4-3		1-1 1-3 3-H 2B		3-1 4-3	3 0 1 1 1 0 1													
Tom Brookens, R (1, 5) OBP: 0.352, SLG: 0.416		1-2 FC1-4		1-3 K		0-0 L3		0-1 G4-6-3 1B	4 0 1 0 0 1 3													
Gary Pettis, S (1, 8) OBP: 0.299, SLG: 0.261		0-2 4-3		1-1 G3		1-3 K		0-1 G4-6-3	4 0 0 0 0 1 2													
Inning Stats	R: 0 E: 0 K: 1 S: 11	H: 1 LOB: 1 BB: 0 P: 17	R: 1 E: 0 K: 0 S: 11	H: 1 LOB: 1 BB: 1 P: 16	R: 1 E: 0 K: 0 S: 8	H: 1 LOB: 1 BB: 1 P: 16	R: 0 E: 0 K: 1 S: 8	H: 0 LOB: 0 BB: 0 P: 12	R: 0 E: 0 K: 0 S: 7	H: 0 LOB: 0 BB: 0 P: 11	R: 1 E: 1 K: 1 S: 11	H: 2 LOB: 2 BB: 0 P: 15	R: 0 E: 0 K: 1 S: 11	H: 1 LOB: 1 BB: 0 P: 18	R: 0 E: 0 K: 2 S: 9	H: 0 LOB: 1 BB: 1 P: 17	R: 0 E: 0 K: 1 S: 7	H: 1 LOB: 0 BB: 0 P: 7	1B: 3 2B: 3 3B: 0 HR: 1	SF: 1 SAC: 0 DP: 1 HBP: 0	WP: 0 PB: 0 SB: 1 CS: 0	PA: 37
PITCHER	IP WLS BF H R ER SO BB IBB HBP BLK WP HR S P ERA WHIP																					
Todd Stottlemyre, R (1, 1) ERA: 4.38	6.1 W 28 6 3 2 4 2 0 0 0 1 0 1 62 97 2.84 1.263																					
John Cerutti, L (7, 1) ERA: 3.86	0.1 1 0 0 0 0 0 0 0 0 0 0 0 3 5 0.00 0.000																					
Duane Ward, R (7, 1) ERA: 2.63	1.1 5 0 0 0 2 1 0 0 0 0 0 0 11 20 0.00 0.750																					
Tom Henke, R (9, 1) ERA: 2.27	1.0 S 3 1 0 0 1 0 0 0 0 0 0 0 7 7 0.00 1.000																					

Detroit Tigers @ Toronto Blue Jays
Exhibition Stadium, Toronto, ON

Fri Jun 24 1988, 7:05 PM EDT
Att. 40,533 - Unknown - 68 F

livebaseballscorecards.com

AB	33
R	3
H	7
RBI	3
BB	3
SO	7
LOB	18



Batter	1	2	3	4	5	6	7	8	9	AB R H RBI BB SO LOB	TOP											
Dave Bergman, L (1, 7) OBP: 0.384, SLG: 0.403 Tom Brookens, R (7, 5) OBP: 0.350, SLG: 0.414	1-3 	0-0 		2-1 		2-2 	0-1 		1-0 	5 0 3 1 0 1 2 1 0 0 0 0 0 0												
Lou Whitaker, L (1, 4) OBP: 0.382, SLG: 0.405	1-3 	2-1 		1-0 		0-0 	4-0 		1-1 	5 1 0 0 1 1 3												
Pat Sheridan, L (1, 9) OBP: 0.345, SLG: 0.477	4-2 	2-3 		1-1 		1-3 	2-3 			4 0 0 0 1 3 6												
Alan Trammell, R (1, 6) OBP: 0.389, SLG: 0.504	2-3 		1-2 	2-2 		0-1 	4-0 			4 0 2 1 1 1 1												
Darrell Evans, L (1, 3) OBP: 0.332, SLG: 0.346		0-2 	4-2 	0-0 		4-0 	3-1 			3 1 1 1 2 0 5												
Luis Salazar, R (1, 5) OBP: 0.343, SLG: 0.465 (7, 7)		0-3 	0-0 		1-1 	4-0 		1-3 		4 0 2 0 1 2 0												
Matt Nokes, L (1, 2) OBP: 0.283, SLG: 0.439		4-2 	2-2 		3-2 	2-2 		1-1 		4 1 1 0 1 0 6												
Ray Knight, R (1, 10) OBP: 0.311, SLG: 0.315		2-2 	2-2 		1 SAFE 2-1 1 SAFE K: 0 BB: 1 S: 10	2-1 		1-1 		4 2 1 0 1 0 4												
Gary Pettis, S (1, 8) OBP: 0.304, SLG: 0.276		2-0 		4-2 	2-1 		0-1 		0-0 	4 2 2 3 1 0 1												
Inning Stats	R: 0 E: 0 K: 3 S: 12	H: 0 LOB: 1 BB: 1 P: 20	R: 4 E: 0 K: 2 S: 21	H: 4 LOB: 1 BB: 1 P: 33	R: 0 E: 0 K: 0 S: 18	H: 1 LOB: 2 BB: 1 P: 27	R: 1 E: 0 K: 0 S: 12	H: 2 LOB: 2 BB: 1 P: 22	R: 0 E: 0 K: 0 S: 10	H: 1 LOB: 1 BB: 0 P: 17	R: 1 E: 0 K: 1 S: 18	H: 2 LOB: 3 BB: 2 P: 31	R: 1 E: 0 K: 1 S: 11	H: 1 LOB: 3 BB: 3 P: 28	R: 0 E: 0 K: 1 S: 7	H: 1 LOB: 0 BB: 0 P: 10	R: 0 E: 0 K: 0 S: 4	H: 0 LOB: 0 BB: 0 P: 6	1B: 7 2B: 3 3B: 0 HR: 2	SF: 0 SAC: 0 DP: 1 HBP: 0	WP: 0 PB: 0 SB: 2 CS: 0	PA: 47
PITCHER	IP WLS BF H R ER SO BB IBB HBP BLK WP HR S P ERA WHIP																					
Dave Stieb, R (1, 1) ERA: 3.01 Jose Antonio Nunez, R (4, 1) ERA: 3.18 Mark Eichhorn, R (7, 1) ERA: 3.97	3.0 L 19 6 5 5 5 4 0 0 0 0 2 56 91 15.00 3.333																					
	3.2 21 5 2 2 2 3 2 0 1 0 0 44 82 4.91 2.182																					
	2.1 7 1 0 0 1 0 0 0 0 0 0 13 21 0.00 0.429																					

Detroit Tigers @ Toronto Blue Jays
 Exhibition Stadium, Toronto, ON
 Sat Jun 25 1988, 3:33 AM EDT
 Att. 45,091 - Sunny - 82 F

livebaseballscorecards.com

AB	38
R	7
H	12
RBI	6
BB	9
SO	8
LOB	28



Batter	1	2	3	4	5	6	7	8	9	AB	R	H	RBI	BB	SO	LOB
Tony Fernandez, S OBP: 0.321, SLG: 0.364 (1, 6)	1-1 S 1B		2-3 K		3-2 F7		2-2 1-2 2-3 1B			4	0	2	0	0	1	0
Lloyd Moseby, L OBP: 0.358, SLG: 0.383 (1, 8)	0-1 F8		3-2 5-3			0-2 5-3	1-1 F9			4	0	0	0	0	0	4
Rance Mulliniks, L OBP: 0.402, SLG: 0.531 (1, 10)	1-3 SAFE K		2-1 2B			3-2 3-1		3-1 5-3 3B		4	1	2	0	0	1	1
George Bell, R OBP: 0.318, SLG: 0.456 (1, 7)	0-3 SAFE K		1-1 6-3			1-2 1B		0-0 5-3		4	0	1	1	0	1	2
Fred McGriff, L OBP: 0.399, SLG: 0.584 (1, 3)		1-1 4-3		0-3 K		0-0 F8		3-3 K		4	0	0	0	0	2	1
Kelly Gruber, R OBP: 0.358, SLG: 0.508 (1, 5)		0-1 HR		1-0 L8			1-0 1B BB 1B	2-1 F8		4	1	2	1	0	0	0
Ernie Whitt, L OBP: 0.327, SLG: 0.328 (1, 2)		3-1 F6		0-0 F7			1-1 P3		2-1 4-3	3	0	0	0	0	0	1
Pat Borders, R OBP: 0.291, SLG: 0.496 (9, PH)										1	0	0	0	0	0	0
Jesse Barfield, R OBP: 0.256, SLG: 0.345 (1, 9)		3-2 1B		0-2 L8			3-2 F7		2-3 K	4	0	1	0	0	1	1
Manuel Lee, S OBP: 0.292, SLG: 0.340 (1, 4)		3-3 SAFE K		2-1 6-3			4-1 1B 1-2 BB		0-0 1-3	3	0	0	0	1	1	1

Inning Stats	R: 0	H: 1	E: 0	K: 2	S: 10	R: 1	H: 2	E: 0	K: 1	S: 12	R: 0	H: 1	E: 0	K: 1	S: 10	R: 0	H: 0	E: 0	K: 1	S: 5	R: 0	H: 0	E: 0	K: 0	S: 11	R: 0	H: 1	E: 0	K: 0	S: 10	R: 0	H: 2	E: 0	K: 0	S: 13	R: 1	H: 1	E: 0	K: 1	S: 8	R: 0	H: 0	E: 0	K: 1	S: 6	R: 0	H: 0	E: 0	K: 1	S: 6	1B: 5	SF: 0	2B: 1	SAC: 0	3B: 1	DP: 0	HR: 1	HBP: 0	WP: 0	PA: 36
--------------	------	------	------	------	-------	------	------	------	------	-------	------	------	------	------	-------	------	------	------	------	------	------	------	------	------	-------	------	------	------	------	-------	------	------	------	------	-------	------	------	------	------	------	------	------	------	------	------	------	------	------	------	------	-------	-------	-------	--------	-------	-------	-------	--------	-------	--------

PITCHER	IP	WLS	BF	H	R	ER	SO	BB	IBB	HBP	BLK	WP	HR	S	P	ERA	WHIP
Doyle Alexander, R ERA: 3.25 (1, 1)	8.0	W	33	8	2	2	6	1	0	0	0	0	1	79	129	2.25	1.125
Willie Hernandez, L ERA: 2.31 (9, 1)	1.0		3	0	0	0	1	0	0	0	0	0	0	6	10	0.00	0.000


BOTTOM

Detroit Tigers @ Toronto Blue Jays
Exhibition Stadium, Toronto, ON

Sat Jun 25 1988, 3:33 AM EDT
Att: 45,091 - Sunny - 82 F

livebaseballscorecards.com

AB	35
R	2
H	8
RBI	2
BB	1
SO	7
LOB	11



Batter	1	2	3	4	5	6	7	8	9	AB R H RBI BB SO LOB	TOP		
Tom Brookens, R (1, 5) OBP: 0.344, SLG: 0.405	1-3 K		1-1 6-3			1-2 4-3		1-2 F8		4 0 0 0 0 1 0			
Jim Walewander, S (1, 4) OBP: 0.349, SLG: 0.405	0-2 G6-4-3 1B		0-1 F8 S 1B			3-3 K		2-1 6-3		4 0 2 0 0 1 0			
Luis Salazar, R (1, 7) OBP: 0.346, SLG: 0.466	1-0 G6-4-3 1-2f		1-3 K 1-2			2-2 1B				4 1 2 0 0 1 2			
Alan Trammell, R (1, 6) OBP: 0.390, SLG: 0.508		0-0 FC5-4 1B		1-1 F8 2-3		1-1 F9				4 0 2 0 0 0 2			
Ray Knight, R (1, 3) OBP: 0.306, SLG: 0.310 Dave Bergman, L (9, PH) OBP: 0.379, SLG: 0.397		0-0 F8		2-2 F9			3-3 K			3 0 0 0 0 1 2 1 0 0 1 0 0 1			
Larry Herndon, R (1, 10) OBP: 0.295, SLG: 0.319 Darrell Evans, L (9, PH) OBP: 0.330, SLG: 0.344		2-3 SAFE K		0-1 6-3			3-2 G3			3 0 0 0 0 1 1 1 0 0 0 0 0 1			
Mike Heath, R (1, 9) OBP: 0.297, SLG: 0.300 Lou Whitaker, L (9, PH) OBP: 0.380, SLG: 0.404		2-1 FC5-4 1-2f		3-2 1B			2-1 1B			3 0 2 0 0 0 1 1 0 0 0 0 1 1			
Matt Nokes, L (1, 2) OBP: 0.289, SLG: 0.432			1-2 4-3			2-2 SAFE F8		1-0 F2		3 0 0 0 0 0 2			
Gary Pettis, S (1, 8) OBP: 0.301, SLG: 0.273			0-0 4-3			2-2 F8		0-0 1-3		3 0 0 0 0 0 1			
Inning Stats	R: 0 H: 1 E: 0 LOB: 0 K: 1 BB: 0 S: 7 P: 9	R: 0 H: 1 E: 0 LOB: 1 K: 1 BB: 0 S: 7 P: 11	R: 0 H: 0 E: 0 LOB: 0 K: 0 BB: 0 S: 9 P: 11	R: 0 H: 1 E: 0 LOB: 1 K: 1 BB: 0 S: 10 P: 14	R: 0 H: 1 E: 0 LOB: 1 K: 0 BB: 0 S: 13 P: 20	R: 0 H: 1 E: 0 LOB: 1 K: 1 BB: 0 S: 11 P: 18	R: 0 H: 1 E: 0 LOB: 1 K: 1 BB: 0 S: 12 P: 21	R: 0 H: 0 E: 0 LOB: 0 K: 0 BB: 0 S: 9 P: 12	R: 1 H: 2 E: 0 LOB: 1 K: 1 BB: 0 S: 12 P: 20	1B: 7 SF: 0 2B: 1 SAC: 0 3B: 0 DP: 1 HR: 0 HBP: 0	WP: 0 PA: 34 PB: 0 SB: 1 CS: 0		
PITCHER	IP WLS BF H R ER SO BB IBB HBP BLK WP HR S P ERA WHIP											PITCHER	IP WLS BF H R ER SO BB IBB HBP BLK WP HR S P ERA WHIP
Mike Flanagan, L (1, 1) ERA: 4.25	8.0 W 31 8 1 1 5 0 0 0 0 0 0 0 83 125 1.12 1.000												
Tom Henke, R (9, 1) ERA: 2.2	1.0 S 3 0 0 0 1 0 0 0 0 0 0 0 7 11 0.00 0.000												

Detroit Tigers @ Toronto Blue Jays
Exhibition Stadium, Toronto, ON

Sun Jun 26 1988, 3:33 AM EDT
Att. 45,278 - Cloudy - 65 F

livebaseballscorecards.com

AB	34
R	1
H	8
RBI	1
BB	0
SO	6
LOB	14



Batter	1	2	3	4	5	6	7	8	9	AB	R	H	RBI	BB	SO	LOB
Tony Fernandez, S (1, 6) OBP: 0.323, SLG: 0.367	0-3 K	0-0 BB SF7-2-3 2B		3-1 L3		4-1 BB				3	1	1	0	1	1	0
Lloyd Moseby, L (1, 8) OBP: 0.360, SLG: 0.386	1-2 4-3 1B 2B	4-0 BB IBB		2-0 F5		1-3 K				3	1	1	0	1	1	2
Rance Mulliniks, L (1, 10) OBP: 0.399, SLG: 0.520	2-2 4-3 2B	4-2 BB SF7-2-3		3-2 F8			1-0 6-3			3	0	0	1	1	0	1
George Bell, R (1, 7) OBP: 0.317, SLG: 0.453	4-0 1B BB	0-0 SF7-2-3 1-2 2-3 3-H		0-3 K			0-2 6-3			2	0	0	1	1	1	0
Fred McGriff, L (1, 3) OBP: 0.397, SLG: 0.578	1-0 1-2 3-H 1B		3-3 K		2-3 K		3-1 F9			4	0	1	1	0	2	0
Kelly Gruber, R (1, 5) OBP: 0.356, SLG: 0.504	1-3 K		0-0 S 1B		1-1 F3			1-2 F5		4	0	1	0	0	1	2
Ernie Whitt, L (1, 2) OBP: 0.320, SLG: 0.320		3-3 K	1-2 F7		2-1 F8		2-3 K			4	0	0	0	0	2	1
Jesse Barfield, R (1, 9) OBP: 0.265, SLG: 0.364		0-0 HR	4-0 IBB		0-0 4-3 1B		2-2 F3			3	1	2	1	1	0	0
Manuel Lee, S (1, 4) OBP: 0.293, SLG: 0.339		1-0 2B BB 1B	0-3 K		1-2 4-3					3	1	1	0	0	1	3

Inning Stats	R: 1	H: 2	E: 0	K: 2	S: 13	LOB: 2	BB: 1	P: 22	R: 3	H: 3	E: 0	K: 1	S: 11	LOB: 1	BB: 2	P: 23	R: 0	H: 1	E: 0	K: 2	S: 12	LOB: 2	BB: 1	P: 19	R: 0	H: 0	E: 0	K: 0	S: 6	LOB: 0	BB: 0	P: 14	R: 0	H: 0	E: 0	K: 2	S: 9	LOB: 0	BB: 0	P: 12	R: 0	H: 1	E: 0	K: 1	S: 10	LOB: 2	BB: 1	P: 18	R: 0	H: 0	E: 0	K: 0	S: 6	LOB: 0	BB: 0	P: 10	R: 0	H: 0	E: 0	K: 1	S: 13	LOB: 0	BB: 0	P: 18
1B: 4	SF: 1	WP: 0	PA: 35																																																													
2B: 3	SAC: 0	PB: 0																																																														
3B: 0	DP: 1	SB: 1																																																														
HR: 1	HBP: 0	CS: 0																																																														

PITCHER	IP	WLS	BF	H	R	ER	SO	BB	IBB	HBP	BLK	WP	HR	S	P	ERA	WHIP
Jeff Robinson, R (1, 1) ERA: 3.33	5.2	L	28	7	4	4	7	3	2	0	0	0	1	58	104	6.35	1.765
Paul Gibson, L (6, 1) ERA: 3.07	2.1		7	0	0	0	2	0	0	0	0	0	0	22	32	0.00	0.000


PITCHER	IP	WLS	BF	H	R	ER	SO	BB	IBB	HBP	BLK	WP	HR	S	P	ERA	WHIP

Detroit Tigers @ Toronto Blue Jays
Exhibition Stadium, Toronto, ON
 Sun Jun 26 1988, 3:33 AM EDT
 Att. 45,278 - Cloudy - 65 F

AB	29
R	4
H	7
RBI	4
BB	5
SO	9
LOB	9



livebaseballscorecards.com

Batter	1	2	3	4	5	6	7	8	9	AB R H RBI BB SO LOB	TOP		
Tony Fernandez, S (1, 6) OBP: 0.322, SLG: 0.365	0-1 P4		2-2 F8		0-0 FC4-6 1B		0-0 P3			4 0 1 0 0 0 3			
Lloyd Moseby, L (1, 8) OBP: 0.356, SLG: 0.380	0-1 P6		0-0 F7		2-1 FC4-6 1-2f		2-0 F9			4 0 0 0 0 0 4			
Cecil Fielder, R (1, 10) OBP: 0.300, SLG: 0.518 Rance Mulliniks, L (8, PH) OBP: 0.396, SLG: 0.517	3-3 K			0-1 P6		0-0 G6-4-3 1B		1-1 G3		3 0 1 0 0 1 0 1 0 0 0 0 0 0			
George Bell, R (1, 7) OBP: 0.313, SLG: 0.447		1-1 F9		1-1 F8		1-2 G6-4-3 1-2f		0-0 P6		4 0 0 0 0 0 1			
Kelly Gruber, R (1, 5) OBP: 0.358, SLG: 0.518		2-3 K		0-0 2B		2-0 6-3		1-0 HR		4 1 2 1 0 1 0			
Jesse Barfield, R (1, 9) OBP: 0.269, SLG: 0.361		4-1 BB		4-2 BB			2-2 6-3	3-2 4-3		2 0 0 0 2 0 0			
Pat Borders, R (1, 2) OBP: 0.292, SLG: 0.492 Ernie Whitt, L (9, PH) OBP: 0.319, SLG: 0.318		2-1 P6		0-0 F9			0-1 BB 1B		0-1 L3	3 1 1 0 0 0 3 1 0 0 0 0 0 0	AB 33 R 2 H 8 RBI 2 BB 3 SO 3 LOB 12		
Fred McGriff, L (1, 3) OBP: 0.399, SLG: 0.575			1-2 F7		0-0 G6-4-3 1B		4-2 1B BB		1-3 K	3 0 1 0 1 1 0			
Manuel Lee, S (1, 4) OBP: 0.300, SLG: 0.345			1-1 1B		1-2 G6-4-3 1-2f		2-1 1B 1-2 2-H		1-2 F7	4 0 2 1 0 0 1			
Inning Stats	R: 0 E: 0 K: 1 S: 7 H: 0 LOB: 0 BB: 0 P: 10	R: 0 E: 0 K: 1 S: 8 H: 0 LOB: 1 BB: 1 P: 17	R: 0 E: 0 K: 0 S: 10 H: 1 LOB: 1 BB: 0 P: 14	R: 0 E: 0 K: 0 S: 9 H: 1 LOB: 2 BB: 1 P: 14	R: 0 E: 0 K: 0 S: 7 H: 2 LOB: 1 BB: 0 P: 10	R: 0 E: 0 K: 0 S: 5 H: 1 LOB: 0 BB: 0 P: 8	R: 1 E: 0 K: 0 S: 11 H: 2 LOB: 2 BB: 1 P: 21	R: 1 E: 0 K: 0 S: 8 H: 1 LOB: 0 BB: 0 P: 13	R: 0 E: 0 K: 1 S: 9 H: 0 LOB: 0 BB: 0 P: 11	1B: 6 2B: 1 3B: 0 HR: 1 SF: 0 SAC: 0 DP: 2 HBP: 0	WP: 0 PB: 0 SB: 0 CS: 0 PA: 36		
PITCHER	IP WLS BF H R ER SO BB IBB HBP BLK WP HR S P ERA WHIP											PITCHER	IP WLS BF H R ER SO BB IBB HBP BLK WP HR S P ERA WHIP
Jeff Ballard, L (1, 1) ERA: 4.13	7.0 W 29 7 1 1 2 3 0 0 0 0 0 0 57 94 1.29 1.429												
Tom Niedenfuer, R (8, 1) ERA: 3.71	2.0 7 1 1 1 1 0 0 0 0 0 1 17 24 4.50 0.500												

Toronto Blue Jays @ Baltimore Orioles
Memorial Stadium, Baltimore, MD
 Mon Jun 27 1988, 7:05 PM EDT
 Att. 17,212 - Unknown - 77 F

livebaseballscorecards.com

Batter	1	2	3	4	5	6	7	8	9	AB R H RBI BB SO LOB	TOP
Tony Fernandez, S (1, 6) OBP: 0.321, SLG: 0.364 Nelson Liriano, S (8, 4) OBP: 0.268, SLG: 0.288	1-0 G6-4-3 1B		1-3 K			0-0 4-3		1-1 6-3		4 0 1 0 0 1 1 0 0 0 0 0 0 0	
Kelly Gruber, R (1, 5) OBP: 0.357, SLG: 0.518	0-1 G6-4-3 1-2f		1-1 F4			1-1 4-3		1-1 2B		4 0 1 0 0 0 2	
Rance Mulliniks, L (1, 10) OBP: 0.401, SLG: 0.517 Cecil Fielder, R (8, PH) OBP: 0.297, SLG: 0.512	0-0 1B				1-1 4-3			2-2 5-3		2 0 1 0 1 0 0 1 0 0 0 0 0 1	
George Bell, R (1, 7) OBP: 0.312, SLG: 0.444	1-0 F9				0-0 F8			1-0 F9		4 0 1 0 0 0 2	
Fred McGriff, L (1, 3) OBP: 0.400, SLG: 0.572					0-0 1B					3 0 1 0 1 1 0	
Ernie Whitt, L (1, 2) OBP: 0.316, SLG: 0.315 Pat Borders, R (6, PH) OBP: 0.287, SLG: 0.483 (6, 2)					3-2 P6					2 0 0 0 0 0 1 2 0 0 0 0 0 3	
Jesse Barfield, R (1, 8) OBP: 0.268, SLG: 0.358 (7, 9)										4 0 1 0 0 1 0	
Rick Leach, L (1, 9) OBP: 0.330, SLG: 0.309 Sil Campusano, R (7, PH) OBP: 0.283, SLG: 0.344 (7, 8)										2 0 1 0 0 0 0 2 0 0 0 0 2 1	
Manuel Lee, S (1, 4) OBP: 0.293, SLG: 0.336 (8, 6)										3 0 0 0 0 1 1	
Inning Stats	R: 0 H: 2 E: 0 LOB: 1 K: 0 BB: 0 S: 5 P: 7	R: 0 H: 0 E: 0 LOB: 0 K: 1 BB: 0 S: 9 P: 15	R: 0 H: 1 E: 0 LOB: 1 K: 1 BB: 0 S: 10 P: 13	R: 0 H: 1 E: 0 LOB: 1 K: 0 BB: 0 S: 9 P: 13	R: 0 H: 0 E: 0 LOB: 0 K: 1 BB: 0 S: 10 P: 15	R: 0 H: 1 E: 0 LOB: 3 K: 0 BB: 2 S: 13 P: 24	R: 0 H: 0 E: 0 LOB: 0 K: 1 BB: 0 S: 11 P: 15	R: 0 H: 1 E: 0 LOB: 1 K: 0 BB: 0 S: 9 P: 16	R: 0 H: 1 E: 0 LOB: 1 K: 2 BB: 0 S: 9 P: 16	1B: 6 SF: 0 2B: 1 SAC: 0 3B: 0 DP: 1 HR: 0 HBP: 0	WP: 0 PA: 35 PB: 0 SB: 0 CS: 0
PITCHER	IP WLS BF H R ER SO BB IBB HBP BLK WP HR S P ERA WHIP										
Jay Tibbs, R (1, 1) ERA: 4.41	5.2 W 23 5 0 0 3 2 0 0 0 0 0 0 53 82 0.00 1.235										
Mark Thurmond, L (6, 1) ERA: 7.39	3.1 S 12 2 0 0 3 0 0 0 0 0 0 0 31 49 0.00 0.600										

Toronto Blue Jays @ Baltimore Orioles
 Memorial Stadium, Baltimore, MD
 Tue Jun 28 1988, 7:05 PM EDT
 Att. 16,241 - Unknown - 79 F

livebaseballscorecards.com

AB	33
R	0
H	7
RBI	0
BB	2
SO	6
LOB	12



Batter	1	2	3	4	5	6	7	8	9	AB	R	H	RBI	BB	SO	LOB
Pete Stanicek, S OBP: 0.345, SLG: 0.388 (1, 7)	2-2 P6	0-0 P4			3-3 K		4-2 2B BB	1-2 4-3		4	1	0	0	1	1	3
Fred Lynn, L OBP: 0.324, SLG: 0.493 (1, 8)	2-2 FC6 1B		1-0 HR		0-2 G3		2-2 HR 2B			4	2	3	3	0	0	0
Cal Ripken Jr., R OBP: 0.387, SLG: 0.451 (1, 6)	2-2 FC6 BB		1-1 FC5-4 1B		4-1 BB		4-0 HR IBB			2	1	1	0	2	0	1
Eddie Murray, S OBP: 0.340, SLG: 0.415 (1, 10)	4-2 1-2 BB		1-0 FC5-4 1B SF8-3		1-2 6-3		3-1 HR			3	2	1	3	1	0	2
Jim Traber, L OBP: 0.297, SLG: 0.375 (1, 3)	0-0 P6		3-2 SF8-3 1B		3-3 K		0-2 6-3			4	0	1	0	0	1	2
Larry Sheets, L OBP: 0.294, SLG: 0.303 (1, 9)		1-1 1B	0-1 SF8-3		0-1 F9		1-3 K			3	0	1	1	0	1	0
Joe Orsulak, L OBP: 0.315, SLG: 0.314 (8, 9)		1-2 1B	3-H		2-2 L8		1-1 F8			0	0	0	0	0	0	0
Terry Kennedy, L OBP: 0.237, SLG: 0.239 (1, 2)		2-2 F7		2-2 F8		2-2 L8		1-1 F8		4	0	0	0	0	0	1
Rick Schu, R OBP: 0.314, SLG: 0.370 (1, 5)		2-0 1-2 1B		1-3 K		0-1 6-3		1-0 F8		4	0	1	0	0	1	0
Billy Ripken, R OBP: 0.253, SLG: 0.249 (1, 4)		1-2 F8		2-2 6-3		2-1 2B		4-2 BB		3	1	1	0	1	0	2

Inning Stats	R: 0	H: 1	E: 0	LOB: 2	K: 0	S: 14	R: 0	H: 2	E: 0	LOB: 2	K: 0	S: 13	R: 2	H: 3	E: 0	LOB: 0	K: 0	S: 10	R: 0	H: 0	E: 0	LOB: 0	K: 1	S: 9	R: 0	H: 0	E: 0	LOB: 1	K: 1	S: 13	R: 0	H: 0	E: 0	LOB: 0	K: 1	S: 10	R: 5	H: 3	E: 0	LOB: 0	K: 1	S: 17	R: 0	H: 0	E: 0	LOB: 1	K: 0	S: 9	1B: 5	SF: 1	2B: 3	SAC: 0	3B: 0	DP: 1	HR: 2	HBP: 0	WP: 0	PA: 37
--------------	------	------	------	--------	------	-------	------	------	------	--------	------	-------	------	------	------	--------	------	-------	------	------	------	--------	------	------	------	------	------	--------	------	-------	------	------	------	--------	------	-------	------	------	------	--------	------	-------	------	------	------	--------	------	------	-------	-------	-------	--------	-------	-------	-------	--------	-------	--------

PITCHER	IP	WLS	BF	H	R	ER	SO	BB	IBB	HBP	BLK	WP	HR	S	P	ERA	WHIP
Jim Clancy, R ERA: 5.19 (1, 1)	6.1	L	28	7	4	4	3	3	0	0	0	0	1	75	121	5.68	1.579
David Wells, L ERA: 4.36 (7, 1)	0.2		5	2	3	3	1	0	1	0	0	0	1	11	21	40.50	3.000
Jose Antonio Nunez, R ERA: 3.07 (8, 1)	1.0		4	0	0	0	0	1	0	0	0	0	0	9	16	0.00	1.000


BOTTOM

Toronto Blue Jays @ Baltimore Orioles
Memorial Stadium, Baltimore, MD

Tue Jun 28 1988, 7:05 PM EDT
Att: 16,241 - Unknown - 79 F

livebaseballscorecards.com

AB	31
R	7
H	9
RBI	7
BB	5
SO	4
LOB	11



Batter	1	2	3	4	5	6	7	8	9	AB	R	H	RBI	BB	SO	LOB
Pete Stanicek, S (1, 7) OBP: 0.344, SLG: 0.398 Larry Sheets, L (7, PH) OBP: 0.296, SLG: 0.305 (8, 7)	2-0 6-3		0-1 2-H 2B		2-1 4-3		2-1 F9		3-2 1B 1B	3	0	1	1	0	0	0
Fred Lynn, L (1, 9) OBP: 0.320, SLG: 0.487 Joe Orsulak, L (8, 9) OBP: 0.322, SLG: 0.318	2-2 L4		0-1 P3		1-3 K		4-2 HBP BB		1-2 1B 1B	3	0	0	0	0	1	1
Cal Ripken Jr., R (1, 6) OBP: 0.390, SLG: 0.450	2-0 5-3		4-1 BB		0-0 1B		2-2 HBP		1-1 5-3	3	0	1	0	1	0	2
Eddie Murray, S (1, 10) OBP: 0.335, SLG: 0.409		3-1 6-3	2-1 P6		0-1 F8		3-3 K			4	0	0	0	0	1	5
Mickey Tettleton, S (1, 2) OBP: 0.292, SLG: 0.427		1-1 5-3		2-3 K		2-3 K		2-3 K		4	0	0	0	0	3	3
Jim Traber, L (1, 3) OBP: 0.295, SLG: 0.370		2-1 1B		2-2 F8		0-0 4-3		1-2 F7		4	0	1	0	0	0	2
Ken Gerhart, R (1, 8) OBP: 0.230, SLG: 0.345		0-1 5-3		0-0 F8		0-3 K		1-2 5-3		4	0	0	0	0	1	1
Rick Schu, R (1, 5) OBP: 0.326, SLG: 0.377			1-1 SH5-3 2B 1B		2-3 K		4-1 BB BB		0-0 1B 1B	3	2	2	0	1	1	0
Billy Ripken, R (1, 4) OBP: 0.254, SLG: 0.248 Jim Dwyer, L (9, PH) OBP: 0.352, SLG: 0.239			0-0 SH5-3		0-2 6-3		4-1 BB		1-2 F7	1	0	0	0	1	0	0
			1-2							1	0	0	0	0	0	1

Inning Stats	R: 0	H: 0	E: 0	K: 0	S: 6	R: 0	H: 1	E: 0	K: 0	S: 8	R: 1	H: 2	E: 0	K: 0	S: 10	R: 0	H: 0	E: 0	K: 1	S: 7	R: 0	H: 0	E: 0	K: 1	S: 8	R: 0	H: 1	E: 0	K: 2	S: 11	R: 0	H: 0	E: 0	K: 1	S: 9	R: 0	H: 0	E: 0	K: 2	S: 18	R: 1	H: 3	E: 0	K: 0	S: 17	1B: 6	SF: 0	2B: 1	SAC: 1	3B: 0	DP: 0	HR: 0	HBP: 1	WP: 0	PA: 39
--------------	------	------	------	------	------	------	------	------	------	------	------	------	------	------	-------	------	------	------	------	------	------	------	------	------	------	------	------	------	------	-------	------	------	------	------	------	------	------	------	------	-------	------	------	------	------	-------	-------	-------	-------	--------	-------	-------	-------	--------	-------	--------

PITCHER	IP	WLS	BF	H	R	ER	SO	BB	IBB	HBP	BLK	WP	HR	S	P	ERA	WHIP
Jimmy Key, L (1, 1) ERA: 2.74	6.2	W	26	4	1	1	5	2	0	0	0	0	0	56	90	1.35	0.900
Duane Ward, R (7, 1) ERA: 2.7	2.0		11	2	1	1	2	2	0	1	0	0	0	33	56	4.50	2.000
Tom Henke, R (9, 1) ERA: 2.18	0.1	S	2	1	0	0	0	0	0	0	0	0	0	5	7	0.00	3.000

BOTTOM

Toronto Blue Jays @ Baltimore Orioles
Memorial Stadium, Baltimore, MD

Wed Jun 29 1988, 7:05 PM EDT
Att. 18,059 - Unknown

livebaseballscorecards.com

AB	33
R	2
H	7
RBI	2
BB	4
SO	7
LOB	17



Batter	1	2	3	4	5	6	7	8	9	AB R H RBI BB SO LOB	TOP	
Luis Polonia, L OBP: 0.378, SLG: 0.350 (1, 7) X	0-0 F9 ①		2-3 K ②			0-1 CS 1B		2-3 K ②		4 0 1 0 0 2 0		
Dave Parker, L OBP: 0.315, SLG: 0.423 (1, 10) C C B S	1-3 K ②		1-0 3-1 ③			2-2 4-3 ② ③ 1-2		1-1 F8 ③		4 0 0 0 0 1 1		
Jose Canseco, R OBP: 0.386, SLG: 0.528 (1, 9) F S X	0-2 S 2B				3-1 5-3 ①					4 1 2 0 0 0 0		
Ron Hassey, L OBP: 0.306, SLG: 0.415 (1, 2) F B X	2-2 F8 ③				0-0 F8 ②					4 0 0 0 0 0 2		
Dave Henderson, R OBP: 0.364, SLG: 0.546 (1, 8) B X S T					1-3 K ③					4 1 1 0 0 1 0		
Carney Lansford, R OBP: 0.374, SLG: 0.427 (1, 5) X										2 0 1 0 0 0 0		
Mark McGwire, R OBP: 0.339, SLG: 0.430 (1, 3) B B B										2 0 1 2 1 1 1		
Walt Weiss, S OBP: 0.301, SLG: 0.299 (1, 6) B X										3 0 0 0 0 0 3		
Mike Gallego, R OBP: 0.277, SLG: 0.282 (1, 4) C C B B X										3 0 0 0 0 1 0		
Inning Stats	R: 0 H: 1 E: 0 LOB: 1 K: 1 BB: 0 S: 11 P: 14	R: 0 H: 0 E: 0 LOB: 1 K: 0 BB: 1 S: 5 P: 12	R: 0 H: 0 E: 0 LOB: 0 K: 1 BB: 0 S: 8 P: 14	R: 0 H: 0 E: 0 LOB: 0 K: 1 BB: 0 S: 6 P: 10	R: 0 H: 1 E: 0 LOB: 0 K: 1 BB: 0 S: 9 P: 15	R: 0 H: 1 E: 0 LOB: 0 K: 0 BB: 0 S: 8 P: 10	R: 2 H: 3 E: 0 LOB: 1 K: 0 BB: 0 S: 12 P: 21	R: 0 H: 0 E: 0 LOB: 0 K: 2 BB: 0 S: 8 P: 13	R: 0 H: 0 E: 0 LOB: 0 K: 0 BB: 0 S: 11 P: 20	1B: 4 SF: 0 2B: 3 SAC: 0 3B: 0 DP: 1 HR: 0 HBP: 1	WP: 0 PA: 32 PB: 0 SB: 1 CS: 2	
PITCHER Dave Stieb, R (1, 1) ERA: 2.93	IP WLS BF H R ER SO BB IBB HBP BLK WP HR S P ERA WHIP	9.0 L 32 6 2 2 6 1 0 1 0 0 0 0 78 129 2.00 0.778										

Oakland Athletics @ Toronto Blue Jays
Exhibition Stadium, Toronto, ON
Fri Jul 01 1988 3:33 AM EDT
Att. 35,243 - Cloudy - 65 F

livebaseballscorecards.com

AB	30
R	2
H	6
RBI	2
BB	1
SO	6
LOB	7



Batter	1	2	3	4	5	6	7	8	9	AB	R	H	RBI	BB	SO	LOB
Tony Fernandez, S OBP: 0.319, SLG: 0.358 (1, 6)	3-2 P6			1-1 4-3		2-3 K		1-0 FC3-6		4	0	0	0	0	1	2
Lloyd Moseby, L OBP: 0.355, SLG: 0.374 (1, 8)	0-1 L7			3-1 F7			1-1 BB 2B 1B	3-3 K		4	1	1	0	0	1	1
Rance Mulliniks, L OBP: 0.400, SLG: 0.506 Cecil Fielder, R OBP: 0.293, SLG: 0.506 (1, 10) (9, PH)	2-0 6-3			3-3 K			4-1 2B 1-2 BB		1-3 K	2	0	0	0	1	1	0
George Bell, R OBP: 0.308, SLG: 0.439 (1, 7)			1-1 6-3		0-1 F9		0-0 F8		1-2 6-3	4	0	0	0	0	0	2
Fred McGriff, L OBP: 0.398, SLG: 0.564 Nelson Liriano, S OBP: 0.268, SLG: 0.288 (1, 3) (9, PR)			2-1 F5		4-1 1B BB		1-1 F8		4-1 BB	2	0	0	0	2	0	2
Kelly Gruber, R OBP: 0.360, SLG: 0.521 (1, 5)			2-2 L7		1-1 PO 1B		0-0 1-3 2-H 2B		1-2 F9	4	0	2	1	0	0	1
Ernie Whitt, L OBP: 0.315, SLG: 0.306 (1, 2)			4-0 BB G3-6-3		2-2 PO 1B	1-1 F8	1-2 6-3			2	0	0	0	1	0	2
Rick Leach, L OBP: 0.328, SLG: 0.301 Sil Campusano, R OBP: 0.283, SLG: 0.344 (1, 9) (8, PR) (9, 9)			0-0 G3-6-3			0-1 G3		0-0 FC3-6 1B		3	0	1	0	0	0	1
Manuel Lee, S OBP: 0.300, SLG: 0.341 (1, 4)			3-2 5-3			0-1 1B		0-0 F2		0	0	1	0	0	0	1

Inning Stats	R: 0	H: 0	E: 0	LOB: 0	K: 0	S: 7	P: 12	R: 0	H: 0	E: 0	LOB: 0	K: 0	S: 9	P: 14	R: 0	H: 0	E: 0	LOB: 0	K: 1	S: 7	P: 14	R: 0	H: 1	E: 0	LOB: 0	K: 0	S: 8	P: 14	R: 0	H: 1	E: 0	LOB: 1	K: 1	S: 9	P: 12	R: 1	H: 2	E: 0	LOB: 2	K: 0	S: 10	P: 17	R: 0	H: 1	E: 0	LOB: 1	K: 1	S: 7	P: 11	R: 0	H: 0	E: 0	LOB: 1	K: 1	S: 11	P: 18	1B: 4	SF: 0	2B: 1	SAC: 0	3B: 0	DP: 1	HR: 0	HBP: 0	WP: 0	PA: 34
PITCHER	IP	WLS	BF	H	R	ER	SO	BB	IBB	HBP	BLK	WP	HR	S	P	ERA	WHIP																			PITCHER	IP	WLS	BF	H	R	ER	SO	BB	IBB	HBP	BLK	WP	HR	S	P	ERA	WHIP													
Dave Stewart, R ERA: 3.54 (1, 1)	7.1	W	27	5	1	1	2	3	0	0	0	0	0	56	96	1.23	1.091																			Dave Stewart, R ERA: 3.54 (1, 1)	7.1	W	27	5	1	1	2	3	0	0	0	0	0	56	96	1.23	1.091													
Rick Honeycutt, L ERA: 3.89 (8, 1)	0.2		2	0	0	0	1	0	0	0	0	0	0	5	9	0.00	0.000																			Rick Honeycutt, L ERA: 3.89 (8, 1)	0.2		2	0	0	0	1	0	0	0	0	5	9	0.00	0.000															
Dennis Eckersley, R ERA: 1.66 (9, 1)	1.0	S	4	0	0	0	1	1	0	0	0	0	0	11	18	0.00	1.000																			Dennis Eckersley, R ERA: 1.66 (9, 1)	1.0	S	4	0	0	0	1	1	0	0	0	11	18	0.00	1.000															

BOTTOM


Oakland Athletics @ Toronto Blue Jays
Exhibition Stadium, Toronto, ON
Fri Jul 01 1988, 3:33 AM EDT
Att. 35,243 - Cloudy - 65 F

AB	29
R	1
H	5
RBI	1
BB	4
SO	4
LOB	12



WP: 0	PA: 34
PB: 0	
SB: 0	
CS: 0	

WP: 0	PA: 34
PB: 0	
SB: 0	
CS: 0	

Batter	1	2	3	4	5	6	7	8	9	AB R H RBI BB SO LOB	TOP											
Mike Gallego, R (1, 5) OBP: 0.281, SLG: 0.281	0-0 F8		3-2 2B	1-0 G1-3		1 SAFE 2-2 F9		4-0 HR		4 2 1 0 1 0 1												
Dave Henderson, R (1, 8) OBP: 0.369, SLG: 0.565	2-2 F7		0-0 2B	4-1 1B		2-1 FC5-4		2-0 HR		4 2 2 4 1 0 1												
Jose Canseco, R (1, 9) Luis Polonia, L (8, 7) OBP: 0.386, SLG: 0.525 OBP: 0.378, SLG: 0.350	2-3 K		1-1 2B	1-1 1B			2-2 G5-3	2-3 K		4 1 1 0 0 2 0 0 0 0 0 0 0 0												
Mark McGwire, R (1, 3) OBP: 0.346, SLG: 0.438		4-1 2B	0-0 HR	2-0 G5-3			3-2 BLK	1-2 1B		4 2 3 1 1 0 2												
Don Baylor, R (1, 10) OBP: 0.298, SLG: 0.297		2-1 SH1-3	4-0 HR		3-2 F9		0-0 F8	0-1 1B		4 1 2 1 1 0 1												
Terry Steinbach, R (1, 2) OBP: 0.294, SLG: 0.367		0-1 SH1-3	0-0 HR		0-0 G1-3		2-3 K	2-2 F8		4 1 1 4 0 1 3												
Stan Javier, S (1, 7) (8, 9) OBP: 0.321, SLG: 0.339		2-3 K	0-1 L3		3-2 G3			2-2 SH1	1-1 G1	5 1 2 0 0 1 1	AB 37 R 11 H 13 RBI 11 BB 5 SO 5 LOB 12											
Glenn Hubbard, R (1, 4) OBP: 0.323, SLG: 0.271		3-1 F9	1-0 L3			4-1 FC5-4		1-1 SH1	1-0 G5-3	3 0 0 0 1 0 2												
Walt Weiss, S (1, 6) OBP: 0.299, SLG: 0.297			1-1 1-5-3	1-0 F8		1-3 K		3-2 HR	0-1 G4-3	5 1 1 1 0 1 1												
Inning Stats	R: 0 E: 0 K: 1 S: 8	H: 0 LOB: 0 BB: 0 P: 12	R: 1 E: 0 K: 1 S: 10	H: 1 LOB: 1 BB: 1 P: 21	R: 6 E: 0 K: 0 S: 17	H: 5 LOB: 0 BB: 1 P: 27	R: 0 E: 0 K: 0 S: 6	H: 1 LOB: 2 BB: 1 P: 15	R: 0 E: 0 K: 0 S: 11	H: 0 LOB: 0 BB: 0 P: 17	R: 0 E: 0 K: 1 S: 11	H: 0 LOB: 1 BB: 1 P: 19	R: 0 E: 0 K: 1 S: 11	H: 1 LOB: 1 BB: 0 P: 18	R: 4 E: 0 K: 1 S: 23	H: 5 LOB: 2 BB: 1 P: 39	R: 0 E: 0 K: 0 S: 5	H: 0 LOB: 0 BB: 0 P: 7	1B: 8 2B: 4 3B: 0 HR: 2	SF: 0 SAC: 2 DP: 1 HBP: 1	WP: 0 PB: 0 SB: 0 CS: 0	PA: 45
PITCHER	IP WLS BF H R ER SO BB IBB HBP BLK WP HR S P ERA WHIP																					
Mike Flanagan, L (1, 1) ERA: 4.75	2.1 L 15 5 7 7 2 1 1 1 0 0 1 32 56 27.00 2.571																					
Mark Eichhorn, R (3, 1) ERA: 3.83	5.0 21 5 2 2 2 2 0 0 1 0 0 52 88 3.60 1.400																					
John Cerutti, L (8, 1) ERA: 4.31	1.2 9 3 2 2 1 1 0 0 0 0 1 18 31 10.80 2.400																					

Oakland Athletics @ Toronto Blue Jays
Exhibition Stadium, Toronto, ON
Sat Jul 02 1988, 3:33 AM EDT
Att. 33,511 - Cloudy - 77 F

livebaseballscorecards.com

Batter	1	2	3	4	5	6	7	8	9	AB	R	H	RBI	BB	SO	LOB
Tony Fernandez, S OBP: 0.320, SLG: 0.358 (1, 6)	3-2 CS 1B		0-1 G5-4-3 1-2f		1-1 FC4-6 1-2f		0-0 1B BLK 1B		2-1 G3-1	5	0	2	0	0	0	2
Lloyd Moseby, L OBP: 0.354, SLG: 0.372 (1, 8)	1-3 K		3-2 G3		2-3 K		1-2 1B			4	0	1	0	0	2	2
Cecil Fielder, R OBP: 0.305, SLG: 0.545 (1, 10) Nelson Liriano, S OBP: 0.267, SLG: 0.287 (7, PH)	2-3 K 1-2			1-2 HR 1B		3-2 HR 1B	1-2 G3			3	2	2	1	0	1	1
George Bell, R OBP: 0.311, SLG: 0.449 (1, 7)		1-0 P5		3-2 HR		2-3 K		3-2 BLK 1B		4	1	2	2	0	1	0
Kelly Gruber, R OBP: 0.362, SLG: 0.521 (1, 5)		0-0 FC5-4 1B		1-1 G4-6-3 1B		0-2 L3		0-0 F9		4	0	2	0	0	0	1
Jesse Barfield, R OBP: 0.272, SLG: 0.353 (1, 9)		3-2 FC5-4 BB 1-2f		1-1 F4		1-1 1B		3-3 K		4	0	1	0	0	1	3
Pat Borders, R OBP: 0.290, SLG: 0.479 (1, 2) Ernie Whitt, L OBP: 0.312, SLG: 0.303 (6, PH) (7, 2)		4-0 BB		1-0 G4-6-3 1-2f		3-2 SAFE G4-3		1-1 G3		1	0	0	0	1	0	1
Fred McGriff, L OBP: 0.399, SLG: 0.563 (1, 3)		2-3 K				0-0 F8		1-0 G4-6-3 1B		4	0	2	0	0	1	2
Manuel Lee, S OBP: 0.306, SLG: 0.336 (1, 4)			4-1 G5-4-3 BB		4-0 FC4-6 BB		3-2 G4-6-3 1-2f		0-0 G4-6-3 1-2f	2	0	0	0	2	0	2

Inning Stats	R: 0	H: 1	E: 0	K: 2	S: 12	LOB: 0	BB: 0	P: 18	R: 0	H: 1	E: 0	K: 1	S: 8	LOB: 2	BB: 1	P: 18	R: 0	H: 0	E: 0	K: 0	S: 7	LOB: 0	BB: 1	P: 14	R: 2	H: 3	E: 0	K: 0	S: 13	LOB: 0	BB: 0	P: 20	R: 0	H: 0	E: 0	K: 1	S: 6	LOB: 1	BB: 1	P: 13	R: 1	H: 2	E: 0	K: 1	S: 14	LOB: 1	BB: 0	P: 23	R: 0	H: 3	E: 0	K: 0	S: 11	LOB: 2	BB: 0	P: 17	R: 0	H: 1	E: 0	K: 1	S: 9	LOB: 1	BB: 0	P: 16	R: 0	H: 1	E: 0	K: 0	S: 5	LOB: 0	BB: 0	P: 10	1B: 10	SF: 0	2B: 0	SAC: 0	3B: 0	DP: 4	HR: 2	HBP: 0	WP: 0	PA: 37
PITCHER	IP	WLS	BF	H	R	ER	SO	BB	IBB	HBP	BLK	WP	HR	S	P	ERA	WHIP																																																																	
Curt Young, L ERA: 4.57 (1, 1)	5.0	W	21	6	3	3	4	3	0	0	0	0	0	49	89	5.40	1.800																																																																	
Gene Nelson, R ERA: 3.72 (6, 1)	4.0	S	16	6	0	0	2	0	0	0	2	0	0	36	60	0.00	1.500																																																																	

BOTTOM

Oakland Athletics @ Toronto Blue Jays
Exhibition Stadium, Toronto, ON

Sat Jul 02 1988, 3:33 AM EDT
Att: 33,511 - Cloudy - 77 F

livebaseballscorecards.com

AB	34
R	3
H	12
RBI	3
BB	3
SO	6
LOB	18



Batter	1	2	3	4	5	6	7	8	9	10	11	12	13	14	15	16	AB	R	H	RBI	BB	SO	LOB
Tony Fernandez, S OBP: 0.321, SLG: 0.371 (1, 6)	6-3		4-3		F9				2B			HR	2-3		1-3		8	1	3	3	0	0	6
Rance Mulliniks, L OBP: 0.399, SLG: 0.503 Cecil Fielder, R OBP: 0.290, SLG: 0.516 (7, PH)	F7		G3			HR			F8			L9		L7		K2-3	3	1	1	0	0	0	0
George Bell, R OBP: 0.312, SLG: 0.453 (1, 7)	6-3			6-3		HR			F9	5-3		S 1B BB		F8		BB	6	1	1	2	2	0	0
Kelly Gruber, R OBP: 0.363, SLG: 0.517 (10, 8)				5-3		5-3			1B	F9		S 1B		F7		F8	8	1	3	0	0	0	1
Fred McGriff, L OBP: 0.395, SLG: 0.552 (1, 3)				4-3		4-3			F7	F7		K				4-3	7	0	1	1	1	1	4
Ernie Whitt, L OBP: 0.311, SLG: 0.302 Pat Borders, R OBP: 0.286, SLG: 0.472 (12, 2)					L3	4-3			4-3			F3		F5		SH3 BB	4	0	1	0	0	0	1
Lloyd Moseby, L OBP: 0.355, SLG: 0.377 Rick Leach, L OBP: 0.323, SLG: 0.301 (6, 9)						BLK 1B 2B			HR			L6		P5		6-3	2	0	1	0	0	0	2
Jesse Barfield, R OBP: 0.275, SLG: 0.365 (8, 9)												F7				BB IBB	4	1	1	1	1	0	0
Sil Campusano, R OBP: 0.275, SLG: 0.333 Nelson Liriano, S OBP: 0.272, SLG: 0.287 (10, 4)									6-3	6-3		F7		E3 1B		BB	3	0	0	0	0	1	2
Manuel Lee, S OBP: 0.305, SLG: 0.333 (10, 5)									6-3			E5 2B		HR		L7	7	2	2	1	0	0	4

Inning Stats	R: 0	H: 0	E: 0	LOB: 0	K: 0	P: 13	R: 1	H: 3	E: 0	LOB: 1	K: 0	P: 17	R: 0	H: 0	E: 0	LOB: 0	K: 0	P: 9	R: 0	H: 0	E: 0	LOB: 0	K: 0	P: 12	R: 1	H: 2	E: 0	LOB: 2	K: 1	P: 22	R: 2	H: 2	E: 0	LOB: 0	K: 0	P: 18	R: 1	H: 2	E: 0	LOB: 1	K: 1	P: 17	R: 0	H: 1	E: 0	LOB: 1	K: 0	P: 11	R: 1	H: 1	E: 1	LOB: 1	K: 0	P: 17	R: 0	H: 0	E: 0	LOB: 0	K: 0	P: 13	R: 0	H: 0	E: 0	LOB: 0	K: 0	P: 11	R: 2	H: 3	E: 0	LOB: 2	K: 1	P: 25	R: 0	H: 1	E: 1	LOB: 1	K: 0	P: 15	R: 0	H: 0	E: 0	LOB: 0	K: 0	P: 9	R: 0	H: 0	E: 0	LOB: 0	K: 0	P: 23	R: 0	H: 0	E: 0	LOB: 1	K: 0	P: 16	1B: 10	SF: 0	2B: 2	SAC: 1	3B: 0	DP: 1	HR: 3	HBP: 0	WP: 0	PA: 68
--------------	------	------	------	--------	------	-------	------	------	------	--------	------	-------	------	------	------	--------	------	------	------	------	------	--------	------	-------	------	------	------	--------	------	-------	------	------	------	--------	------	-------	------	------	------	--------	------	-------	------	------	------	--------	------	-------	------	------	------	--------	------	-------	------	------	------	--------	------	-------	------	------	------	--------	------	-------	------	------	------	--------	------	-------	------	------	------	--------	------	-------	------	------	------	--------	------	------	------	------	------	--------	------	-------	------	------	------	--------	------	-------	--------	-------	-------	--------	-------	-------	-------	--------	-------	--------

PITCHER	IP	WLS	BF	H	R	ER	SO	BB	IBB	HBP	BLK	WP	HR	S	P	ERA	WHIP
Storm Davis, R ERA: 3.59 (1, 1)	5.0		19	5	2	2	1	0	0	0	1	0	0	51	80	3.60	1.000
Jim Corsi, R ERA: 13.0 (6, 1)	0.1		3	2	2	2	0	0	0	0	0	0	1	5	10	54.00	6.000
Rick Honeycutt, L ERA: 3.66 (6, 1)	2.2		11	3	1	1	1	0	0	0	0	0	1	21	36	3.38	1.125
Dennis Eckersley, R ERA: 1.39 (9, 1)	1.2		7	1	1	0	0	0	0	0	0	0	0	17	25	0.00	0.600
Greg Cadaret, L ERA: 3.15 (10, 1)	1.2		7	2	2	2	0	0	0	0	0	0	1	17	25	10.80	1.200
PITCHER	IP	WLS	BF	H	R	ER	SO	BB	IBB	HBP	BLK	WP	HR	S	P	ERA	WHIP
Todd Burns, R ERA: 1.85 (12, 1)	4.2		21	2	0	0	2	4	1	0	0	0	0	44	79	0.00	1.286

BOTTOM

Oakland Athletics @ Toronto Blue Jays
Exhibition Stadium, Toronto, ON

Sun Jul 03 1988, 3:33 AM EDT
Att. 32,329 - Sunny - 77 F

livebaseballscores.com

AB 62
R 8
H 15
RBI 8
BB 5
SO 4
LOB 24



Batter	1	2	3	4	5	6	7	8	9	AB R H RBI BB SO LOB	TOP											
Dick Schofield, R OBP: 0.293, SLG: 0.312 (1, 6) X	0-0 F8	2-1 L4	2-1 F8			0-1 1B		4-0 FC3-6 BB		4 0 1 0 1 0 2												
Johnny Ray, S OBP: 0.344, SLG: 0.419 (1, 4) B C X	2-1 WP 1B 1B	2-2 1-H 3B		3-1 4-3		1-2 SF7		0-1 FC3-6 1B 1-2f 2-3 3-H		4 1 2 3 0 0 2												
Wally Joyner, L OBP: 0.347, SLG: 0.390 (1, 3) B F X	2-1 F7	1-0 F9		1-3 K		1-1 L7		0-1 1B 1-3 3-H		5 0 1 1 0 1 3												
Brian Downing, R OBP: 0.373, SLG: 0.435 (1, 10) 1 SAFE C X	0-1 WP 1-2 1B 1B		1-1 E BB 1B	1-2 L9			2-2 P4	2-1 L7		5 2 2 0 0 0 2												
Chili Davis, S OBP: 0.301, SLG: 0.426 (1, 9) B F X	1-1 1-H 2-H 1B		4-2 1B E 1-2 E BB		2-2 5-3		1-1 G4-3 1B	1-2 1B 2B		4 2 3 2 1 0 0												
Devon White, S OBP: 0.279, SLG: 0.339 (1, 8) B F F S	2-3 K 1-2		1-1 P4		1-0 F8		1-2 G4-3 1-2f	1-3 K		5 0 0 0 0 2 5												
Jack Howell, L OBP: 0.331, SLG: 0.374 (1, 5) B X		1-0 1B 2B	3-2 E4 E 1-2 2-3 E		1-2 1-3			0-2 SH1-5 FC3-6 1B 1B 2-H 1B		5 3 3 1 0 0 2												
Darrell Miller, R OBP: 0.368, SLG: 0.373 (1, 7) C B X		2-2 6-3	1-0 E8 G1 1B 1-H 2-H 3-H			4-1 1B SH5-4 SF7 BB		0-1 FC3-6 SH1-5 1B 1B		2 1 1 1 1 0 1 2 1 1 0 0 0 1												
Tony Armas, R OBP: 0.281, SLG: 0.324 (7, 7) C B X																						
Bob Boone, R OBP: 0.319, SLG: 0.364 (1, 2) X		0-0 2-H 3B 1B	1-2 G1			0-0 SH5-4		0-1 SH1-5		2 1 1 1 0 0 1												
Inning Stats	R: 2 E: 0 K: 1 S: 13	H: 3 LOB: 1 BB: 0 P: 20	R: 2 E: 0 K: 0 S: 11	H: 3 LOB: 1 BB: 0 P: 19	R: 3 E: 2 K: 0 S: 16	H: 2 LOB: 1 BB: 1 P: 29	R: 0 E: 0 K: 1 S: 9	H: 0 LOB: 0 BB: 0 P: 14	R: 0 E: 0 K: 0 S: 8	H: 1 LOB: 0 BB: 0 P: 12	R: 1 E: 0 K: 0 S: 10	H: 1 LOB: 1 BB: 1 P: 16	R: 0 E: 0 K: 0 S: 8	H: 1 LOB: 0 BB: 0 P: 12	R: 2 E: 0 K: 0 S: 13	H: 3 LOB: 2 BB: 1 P: 21	R: 1 E: 0 K: 1 S: 12	H: 2 LOB: 0 BB: 0 P: 14	1B: 12 2B: 2 3B: 1 HR: 0	SF: 1 SAC: 2 DP: 2 HBP: 0	WP: 1 PB: 0 SB: 1 CS: 0	PA: 44
PITCHER	IP WLS BF H R ER SO BB IBB HBP BLK WP HR S P ERA WHIP																					
Jim Clancy, R ERA: 5.52 (1, 1)	2.0 L 14 7 6 5 1 1 0 0 0 1 0 28 48 22.50 4.000																					
John Cerutti, L ERA: 4.32 (3, 1)	5.0 20 4 3 2 1 1 0 0 0 0 0 50 79 3.60 1.000																					
Mark Eichhorn, R ERA: 4.02 (8, 1)	2.0 10 4 2 2 1 1 0 0 0 0 0 22 30 9.00 2.500																					

California Angels @ Toronto Blue Jays
Exhibition Stadium, Toronto, ON
Mon Jul 04 1988, 7:05 PM EDT
Att. 30,584 - Unknown - 75 F

livebaseballscorecards.com

AB	38
R	11
H	15
RBI	9
BB	3
SO	3
LOB	19



Batter	1	2	3	4	5	6	7	8	9	AB	R	H	RBI	BB	SO	LOB
Tony Fernandez, S OBP: 0.325, SLG: 0.384 (1, 6)	2-1 6-3 ①		2-2 G6-4-3 1B 1-2 2-3		2-1 HR	2-3 K ①			2-1 G3 1B 1B	5	2	3	1	0	1	0
Rance Mulliniks, L OBP: 0.399, SLG: 0.518 (1, 10)	0-0 6-3 ②		1-2 G6-4-3 1-2f 2-3 3-H		0-1 HR	1-1 3-1 ②			0-0 G3 1B 1-2	5	1	2	1	0	0	2
George Bell, R OBP: 0.311, SLG: 0.449 (1, 7)	1-3 K ③		0-0 6-3 ③		0-2 2B 1B	0-0 4-3 ③			1-2 G3 1-2 2-3	5	1	1	0	0	1	3
Kelly Cruber, R OBP: 0.363, SLG: 0.518 (1, 5)		1-3 K ①		1-1 4-3 ①	0-1 1B 2B		0-1 P3 ①		1-2 G4-6-3 1B 3-H	5	1	2	1	0	1	0
Fred McGriff, L OBP: 0.392, SLG: 0.543 (1, 3)		1-3 K ②		3-2 4-3 ②	4-1 FC6-4 1B BB		3-1 F9 ②		1-0 G4-6-3 1-2f	4	0	0	0	1	1	2
Ernie Whitt, L OBP: 0.319, SLG: 0.308 (1, 2)		4-2 FC6-4 BB		1-0 FC5 1B BB	0-0 FC6-4 1B 1-2 2-H 3-H		2-2 F8 ③			3	0	2	2	1	0	0
Jesse Barfield, R OBP: 0.274, SLG: 0.360 (1, 9)		0-1 FC6-4 1-2f		4-2 BB 1-2	3-0 FC6-4 HBP 1-2f 2-3		2-2 L8 ①			3	0	0	0	1	0	3
Sil Campusano, R OBP: 0.283, SLG: 0.333 (1, 8)			0-1 1B BB G6-4-3 1B	0-2 FC5 ③	1-0 FC6-4 HBP 1-2		0-3 K ②			3	1	1	0	0	1	2
Manuel Lee, S OBP: 0.303, SLG: 0.326 (1, 4)			4-1 G6-4-3 1B 1-2 BB		6-3 FC6-4		1-0 F7 ③			3	0	0	0	1	0	3

Inning Stats	R: 0	H: 0	E: 0	K: 1	S: 6	LOB: 0	BB: 0	P: 9	R: 0	H: 0	E: 0	K: 2	S: 10	LOB: 1	BB: 1	P: 16	R: 1	H: 2	E: 0	K: 0	S: 10	LOB: 1	BB: 1	P: 17	R: 0	H: 1	E: 0	K: 0	S: 11	LOB: 2	BB: 1	P: 20	R: 4	H: 5	E: 0	K: 0	S: 16	LOB: 3	BB: 1	P: 27	R: 0	H: 0	E: 0	K: 1	S: 6	LOB: 0	BB: 0	P: 9	R: 0	H: 0	E: 0	K: 0	S: 7	LOB: 0	BB: 0	P: 12	R: 0	H: 0	E: 0	K: 1	S: 7	LOB: 0	BB: 0	P: 10	R: 1	H: 3	E: 0	K: 0	S: 12	LOB: 1	BB: 0	P: 17	1B: 8	SF: 0	2B: 1	SAC: 0	3B: 0	DP: 2	HR: 2	HBP: 1	WP: 0	PA: 41
PITCHER	IP	WLS	BF	H	R	ER	SO	BB	IBB	HBP	BLK	WP	HR	S	P	ERA	WHIP																																																																	
Jack Lazorko, R ERA: 8.64 (1, 1)	4.1		23	7	5	5	3	4	0	0	0	0	2	48	80	10.38	2.538																																																																	
Stu Cliburn, R ERA: 2.81 (5, 1)	3.2	W	15	3	1	1	2	0	0	1	0	0	0	28	45	2.46	0.818																																																																	
Donnie Moore, R ERA: 4.82 (9, 1)	1.0		3	1	0	0	0	0	0	0	0	0	0	9	12	0.00	1.000																																																																	

BOTTOM

California Angels @ Toronto Blue Jays
 Exhibition Stadium, Toronto, ON
 Mon Jul 04 1988, 7:05 PM EDT
 Att. 30,584 - Unknown - 75 F

livebaseballscores.com

AB	36
R	6
H	11
RBI	5
BB	4
SO	5
LOB	15



Batter	1	2	3	4	5	6	7	8	9	AB R H RBI BB SO LOB	TOP		
Dick Schofield, R (1, 6) OBP: 0.295, SLG: 0.332	2-1 F8		2-0 3B		2-2 6-3			2-1 HR		4 1 2 1 0 0 1			
Johnny Ray, S (1, 4) OBP: 0.343, SLG: 0.416	1-2 1B		0-2 4-3			0-0 F9		0-1 5-3		4 0 1 0 0 0 1			
Brian Downing, R (1, 10) OBP: 0.367, SLG: 0.427	0-3 K		3-2 F7			1-1 P4		2-2 6-3		4 0 0 0 0 1 2			
Wally Joyner, L (1, 3) OBP: 0.343, SLG: 0.385	0-3 K			1-2 L7		0-1 F8			1-2 L7	4 0 0 0 0 1 1			
Chili Davis, S (1, 9) OBP: 0.301, SLG: 0.424		2-1 6-3		2-3 K		0-0 F8			2-2 1B	4 0 1 0 0 1 0			
George Hendrick, R (1, 7) OBP: 0.228, SLG: 0.288		0-0 E4		0-0 P5		0-1 5-3		2-1 1B	2-1 1B	3 0 0 0 0 0 0			
Jim Eppard, L (9, PH) OBP: 0.375, SLG: 0.333								1-2 1B		1 0 1 0 0 0 0			
Devon White, S (1, 8) OBP: 0.279, SLG: 0.337		2-1 FC4-6			3-2 F9		1-0 1B	1-3 K		4 0 1 0 0 1 3			
Bob Boone, R (1, 2) OBP: 0.317, SLG: 0.362		0-0 F8			1-0 PB		1-1 FC6-4	3-1 4-3		4 0 1 0 0 0 4			
Jack Howell, L (1, 5) OBP: 0.329, SLG: 0.371			1-0 F6		0-2 F8			1-1 F4		2 0 0 0 0 0 1			
Gus Polidor, R (8, PH) OBP: 0.229, SLG: 0.182 (8, 5)										1 0 0 0 0 0 0			
Inning Stats	R: 0 H: 1 E: 0 LOB: 1 K: 2 BB: 0 S: 14 P: 17	R: 0 H: 0 E: 1 LOB: 1 K: 0 BB: 0 S: 6 P: 10	R: 0 H: 1 E: 0 LOB: 1 K: 0 BB: 0 S: 10 P: 16	R: 0 H: 0 E: 0 LOB: 0 K: 1 BB: 0 S: 10 P: 13	R: 0 H: 1 E: 0 LOB: 1 K: 0 BB: 0 S: 11 P: 17	R: 0 H: 0 E: 0 LOB: 0 K: 0 BB: 0 S: 5 P: 6	R: 0 H: 1 E: 0 LOB: 1 K: 0 BB: 0 S: 6 P: 8	R: 1 H: 1 E: 0 LOB: 0 K: 0 BB: 0 S: 9 P: 14	R: 0 H: 2 E: 0 LOB: 2 K: 1 BB: 0 S: 14 P: 23	1B: 5 SF: 0 2B: 0 SAC: 0 3B: 1 DP: 0 HR: 1 HBP: 0	WP: 0 PA: 35 PB: 1 SB: 0 CS: 0		
PITCHER	IP WLS BF H R ER SO BB IBB HBP BLK WP HR S P ERA WHIP											PITCHER	IP WLS BF H R ER SO BB IBB HBP BLK WP HR S P ERA WHIP
Jimmy Key, L (1, 1) ERA: 2.3	8.1 W 32 6 1 1 3 0 0 0 0 0 0 1 78 111 1.08 0.720												
Duane Ward, R (9, 1) ERA: 2.47	0.2 S 3 1 0 0 1 0 0 0 0 0 0 0 7 13 0.00 1.500												

California Angels @ Toronto Blue Jays
Exhibition Stadium, Toronto, ON
Tue Jul 05 1988, 7:05 PM EDT
Att. 32,284 - Sunny - 84 F

livebaseballscorecards.com

AB 35
R 1
H 7
RBI 1
BB 0
SO 4
LOB 13



Batter	1	2	3	4	5	6	7	8	9	AB	R	H	RBI	BB	SO	LOB
Tony Fernandez, S OBP: 0.324, SLG: 0.382 (1, 6)	2-1 4-3		0-2 F7		1-1 L8		1-1 2-H 1B			4	0	1	1	0	0	1
Rance Mulliniks, L OBP: 0.401, SLG: 0.518 (1, 10)	2-1 G1		0-1 2-H 1B 1B		0-1 1B		2-3 K			4	0	2	1	0	1	1
George Bell, R OBP: 0.313, SLG: 0.448 (1, 7)	2-1 1-3		3-1 1-2 1B		0-0 L8		4-0 1BB			3	0	1	0	1	0	1
Kelly Cruber, R OBP: 0.359, SLG: 0.511 (1, 5)		1-0 4-3	3-2 1-3		0-1 F9		3-2 4-3			4	0	0	0	0	0	5
Fred McGriff, L OBP: 0.387, SLG: 0.535 (1, 3)		0-0 5-3		2-3 K		0-0 F8		1-1 G1		4	0	0	0	0	1	0
Ernie Whitt, L OBP: 0.313, SLG: 0.302 (1, 2)		0-1 3-1		1-0 L8		2-0 F8		3-1 F8		4	0	0	0	0	0	0
Rick Leach, L OBP: 0.336, SLG: 0.321 (1, 9)			3-2 SH1-3 2B 1B		0-0 1B 2B		1-2 4-3		1-0 F7	3	2	2	0	0	0	0
Jesse Barfield, R OBP: 0.273, SLG: 0.358 (8, 9)										1	0	0	0	0	0	0
Sil Campusano, R OBP: 0.287, SLG: 0.337 (1, 8)			0-0 SH1-3		1-1 1B		0-0 5-3			2	0	1	1	0	0	0
Manuel Lee, S OBP: 0.311, SLG: 0.348 (1, 4)			2-2 2-H 1B 2B		0-1 6-3		0-0 1B 2B			3	2	2	1	0	0	1

Inning Stats	R: 0	H: 0	E: 0	K: 0	S: 6	LOB: 0	BB: 0	P: 12	R: 0	H: 0	E: 0	K: 0	S: 4	LOB: 0	BB: 0	P: 5	R: 2	H: 4	E: 0	K: 0	S: 19	LOB: 2	BB: 0	P: 30	R: 1	H: 2	E: 0	K: 1	S: 9	LOB: 1	BB: 0	P: 13	R: 0	H: 1	E: 0	K: 0	S: 7	LOB: 0	BB: 0	P: 8	R: 0	H: 0	E: 0	K: 0	S: 5	LOB: 0	BB: 0	P: 8	R: 1	H: 2	E: 0	K: 1	S: 13	LOB: 2	BB: 1	P: 23	R: 0	H: 0	E: 0	K: 0	S: 5	LOB: 0	BB: 0	P: 10
PITCHER Mike Witt, R ERA: 4.23 (1, 1)	IP	WLS	BF	H	R	ER	SO	BB	IBB	HBP	BLK	WP	HR	S	P	ERA	WHIP	IP	WLS	BF	H	R	ER	SO	BB	IBB	HBP	BLK	WP	HR	S	P	ERA	WHIP	IP	WLS	BF	H	R	ER	SO	BB	IBB	HBP	BLK	WP	HR	S	P	ERA	WHIP													


BOTTOM

California Angels @ Toronto Blue Jays
Exhibition Stadium, Toronto, ON

Tue Jul 05 1988, 7:05 PM EDT
Att. 32,284 - Sunny - 84 F

livebaseballscorecards.com

AB	32
R	4
H	9
RBI	4
BB	1
SO	2
LOB	9



1B: 6	SF: 0	WP: 0	PA: 34
2B: 3	SAC: 1	PB: 0	
3B: 0	DP: 0	SB: 0	
HR: 0	HBP: 0	CS: 0	

California Angels @ Toronto Blue Jays
Exhibition Stadium, Toronto, ON

Wed Jul 06 1988, 7:05 PM EDT
Att. 31,312 - Unknown - 90 F

livebaseballscorecards.com

AB	39
R	5
H	11
RBI	5
BB	4
SO	4
LOB	15



WP:	1	PA:	43
PB:	0		
SB:	1		
CS:	1		

AB		R	H	RBI	BB	SO	LOB
4	0	0	0	0	1	2	2
2	0	0	0	0	1	0	1
1	0	0	0	1	0	0	
5	0	0	0	0	0	0	5
5	0	1	1	1	0	0	0
5	3	4	2	0	0	0	0
4	1	3	2	1	0	0	
5	0	0	0	0	0	0	4
4	1	1	0	0	1	2	
4	0	2	0	0	1	1	

Batter	1	2	3	4	5	6	7	8	9	10
Dick Schofield, R OBP: 0.294, SLG: 0.328 (1, 6) B X	1-0 L5		0-1 F4		3-3 K		4-2 WP 1B BB		2-3 K	
Jim Eppard, L OBP: 0.372, SLG: 0.316 Brian Downing, R OBP: 0.368, SLG: 0.426 (1, 10) B C B X (7, PH) B X	3-1 4-3		4-0 1-2 BB		1-2 4-3		4-0 1-2 2-3 1B IBB		0-0 6-3	
Johnny Ray, S OBP: 0.337, SLG: 0.409 (1, 4) X	0-0 3-1		2-0 6-3				1-0 F8		0-0 F9	
Wally Joyner, L OBP: 0.341, SLG: 0.382 (1, 3) B X		1-0 3-1		1-2 P6			3-2 F7		0-0 1-2 2-H 3-H 1B	
Chili Davis, S OBP: 0.308, SLG: 0.448 (1, 9) F B X		1-1 1-3		1-2 BLK 1B			0-1 E 1B		1-1 HR	
Jack Howell, L OBP: 0.337, SLG: 0.392 (1, 5) B X		1-0 HR		1 SAFE 4-0 1-2 BB			3-0 E7 1-H 2B		1-0 6-3	
Devon White, S OBP: 0.272, SLG: 0.328 (1, 8) F C B X		1-2 3-1		1-1 F7			3-2 4-3		1-0 F8	
Darrell Miller, R OBP: 0.361, SLG: 0.382 (1, 2) B B C X			2-1 5-3		2-3 K		1-0 WP 1B 2B		1-0 F8	
Tony Armas, R OBP: 0.286, SLG: 0.339 (1, 7) B B F X			2-2 BB 1B		2-0 CS 3B		0-3 K		3-2 5-3	

Inning Stats	R: 0	H: 0	E: 0	K: 0	S: 4	LOB: 0	BB: 0	P: 8
	1	1	0	0	11			
	0	0	0	0	7			
	0	0	0	0	8			
	1	1	0	1	18			
	0	0	0	0	11			
	0	0	0	0	9			
	1	2	0	1	20			
	0	0	0	0	15			
	1	2	0	1	17			
	0	0	0	0	12			
	0	0	0	0	9			
	1	2	0	1	19			
	0	0	0	0	12			

PITCHER	IP	WLS	BF	H	R	ER	SO	BB	IBB	HBP	BLK	WP	HR	S	P	ERA	WHIP
Dave Stieb, R ERA: 2.93 (1, 1)	6.0		25	6	2	2	2	2	0	0	1	0	1	49	92	3.00	1.333
David Wells, L ERA: 4.4 (7, 1)	3.2	L	17	5	3	3	2	1	1	0	0	1	2	29	52	7.36	1.636
Tom Henke, R ERA: 2.41 (10, 1)	0.1		1	0	0	0	0	0	0	0	0	0	0	3	5	0.00	0.000

BOTTOM

California Angels @ Toronto Blue Jays
Exhibition Stadium, Toronto, ON

Wed Jul 06 1988, 7:05 PM EDT
Att. 31,312 - Unknown - 90 F

livebaseballscorecards.com



AB R H RBI BB SO LOB

4 0 0 0 1 0 2

5 0 1 0 0 1 3

4 0 1 0 1 0 4

5 1 0 0 0 0 2

5 1 1 2 0 0 0

3 1 1 0 2 1 0

2 0 1 0 0 1 1

1 0 0 0 0 0 0

1 1 1 0 0 0 0

3 0 0 0 0 1 3

1 0 1 2 0 0 0

3 0 1 0 1 0 0

AB 37
R 4
H 8
RBI 4
BB 5
SO 4
LOB 15

WP: 1 PA: 42
PB: 0
SB: 0
CS: 0

1B: 6 SF: 0
2B: 0 SAC: 0
3B: 1 DP: 1
HR: 1 HBP: 0

Batter	1	2	3	4	5	6	7	8	9	10
Tony Fernandez, S OBP: 0.322, SLG: 0.378 (1, 6)	3-2 1-3		2-0 P6		2-1 G6-3			1-1 P7	4-0 1-2 IBB	
Rance Mulliniks, L OBP: 0.396, SLG: 0.509 (1, 10)	2-0 G6-4-3 1B		3-3 K			0-0 F6		0-1 F9	0-1 P6	
George Bell, R OBP: 0.314, SLG: 0.446 (1, 7)	3-1 G6-4-3 1-2f			0-0 P6		4-0 FC1-4 BB		2-2 1B	3-2 F8	
Kelly Gruber, R OBP: 0.353, SLG: 0.503 (1, 5) (10, 8)		0-0 F9		1-1 6-3		2-2 FC1-4 WP 1-2f HR		3-1 F8		0-0 1-3
Ernie Whitt, L OBP: 0.311, SLG: 0.314 (1, 2)		1-0 F4		0-2 F7		1-1 HR			0-0 F8	2-1 G3
Rick Leach, L OBP: 0.347, SLG: 0.321 (1, 9) (8, 3)		4-1 1B BB			0-0 1B 1B	0-0 4-3			4-1 1B 3B BB	2-3 K
Cecil Fielder, R OBP: 0.294, SLG: 0.516 Lloyd Moseby, L OBP: 0.353, SLG: 0.375 Jesse Barfield, R OBP: 0.276, SLG: 0.361 (1, 3) (7, PH) (8, 9)		3-2 1 SAFE 1B		2-3 K			0-1 5-3		3-2 1-2 3B 1B	
Sil Campusano, R OBP: 0.279, SLG: 0.327 Nelson Liriano, S OBP: 0.276, SLG: 0.303 (1, 8) (9, PH) (10, 4)		1-1 F2		0-3 K			3-2 P4		0-2 1-H 2-H 3B	
Manuel Lee, S OBP: 0.316, SLG: 0.348 (1, 4) (10, 5)			1-1 L5		0-0 1-2 1B		1-0 4-3		4-0 IBB IBB	

Inning Stats	R: 0	H: 1	E: 0	K: 0	S: 9	P: 17	R: 0	H: 1	E: 0	K: 0	S: 8	P: 17	R: 0	H: 0	E: 0	K: 1	S: 7	R: 0	H: 0	E: 0	K: 0	S: 6	P: 7	R: 0	H: 2	E: 0	K: 2	S: 11	R: 2	H: 1	E: 0	K: 0	S: 9	R: 0	H: 0	E: 0	K: 0	S: 7	R: 0	H: 1	E: 0	K: 0	S: 9	R: 0	H: 1	E: 0	K: 0	S: 16	R: 2	H: 2	E: 0	K: 0	S: 16	R: 0	H: 0	E: 0	K: 1	S: 7	R: 0	H: 0	E: 0	K: 0	S: 11
--------------	------	------	------	------	------	-------	------	------	------	------	------	-------	------	------	------	------	------	------	------	------	------	------	------	------	------	------	------	-------	------	------	------	------	------	------	------	------	------	------	------	------	------	------	------	------	------	------	------	-------	------	------	------	------	-------	------	------	------	------	------	------	------	------	------	-------

PITCHER	IP	WLS	BF	H	R	ER	SO	BB	IBB	HBP	BLK	WP	HR	S	P	ERA	WHIP
Willie Fraser, R ERA: 5.89 (1, 1)	7.0		27	5	2	2	3	2	0	0	0	1	1	57	96	2.57	1.000
Bryan Harvey, R ERA: 2.03 (8, 1)	2.0	W	12	3	2	2	0	1	2	0	0	0	0	25	49	9.00	2.000
Donnie Moore, R ERA: 4.58 (10, 1)	1.0	S	3	0	0	0	1	0	0	0	0	0	0	7	11	0.00	0.000

PITCHER	IP	WLS	BF	H	R	ER	SO	BB	IBB	HBP	BLK	WP	HR	S	P	ERA	WHIP
---------	----	-----	----	---	---	----	----	----	-----	-----	-----	----	----	---	---	-----	------

Batter	1	2	3	4	5	6	7	8	9	AB R H RBI BB SO LOB	TOP
Harold Reynolds, S (1, 4) OBP: 0.325, SLG: 0.393	2-1 6-3		3-2 L9		1-1 FC4-6			1-0 F3		4 0 0 0 0 0 2	
Rey Quinones, R (1, 10) OBP: 0.298, SLG: 0.430 Scott Bradley, L (8, PH) OBP: 0.272, SLG: 0.309	1-1 HR		1-0 CS		0-0 CS	1-1 L8		4-2 BB		3 1 2 0 0 0 0 0 0 0 0 1 0 0	
Mickey Brantley, R (1, 7) OBP: 0.287, SLG: 0.458	1-1 L9		1-1 F7		1-3 K			1-1 G3		4 0 0 0 0 1 4	
Steve Balboni, R (1, 3) OBP: 0.228, SLG: 0.362	1-2 HR			3-1 L7		1-0 1B		0-0 F9		4 1 2 2 0 0 2	
Jim Presley, R (1, 5) OBP: 0.274, SLG: 0.344	2-2 1-3			2-1 5-3		3-0 L9		4-2 SH3-4		3 0 0 0 1 0 1	
Dave Valle, R (1, 2) OBP: 0.292, SLG: 0.400		2-0 5-3		3-1 FC4		1-3 K		2-0 SH3-4		3 0 1 0 0 1 0	
Glenn Wilson, R (1, 9) OBP: 0.290, SLG: 0.327		2-0 1B		1-1 FC4		0-3 K		0-3 K		4 0 1 0 0 2 2	
Henry Cotto, R (1, 8) OBP: 0.312, SLG: 0.368 Greg Briley, L (9, PH) OBP: 0.250, SLG: 0.368		1-1 F9		1-2 L8		0-0 6-3		2-3 K		3 0 0 0 0 0 1 1 0 0 0 0 1 1	
Mario Diaz, R (1, 6) OBP: 0.522, SLG: 0.591		1-2 5-3		0-2 FC4-6				0-2 G3		3 0 2 0 0 0 1	
Inning Stats	R: 2 H: 2 E: 0 LOB: 0 K: 0 BB: 0 S: 12 P: 19	R: 0 H: 1 E: 0 LOB: 1 K: 0 BB: 0 S: 7 P: 13	R: 0 H: 1 E: 0 LOB: 0 K: 0 BB: 0 S: 6 P: 11	R: 0 H: 1 E: 0 LOB: 1 K: 0 BB: 0 S: 8 P: 17	R: 0 H: 1 E: 0 LOB: 0 K: 0 BB: 0 S: 8 P: 10	R: 0 H: 1 E: 0 LOB: 1 K: 1 BB: 0 S: 7 P: 13	R: 0 H: 0 E: 0 LOB: 0 K: 2 BB: 0 S: 7 P: 8	R: 0 H: 1 E: 0 LOB: 2 K: 0 BB: 1 S: 15 P: 21	R: 0 H: 0 E: 0 LOB: 1 K: 2 BB: 1 S: 10 P: 18	1B: 7 SF: 0 2B: 0 SAC: 1 3B: 0 DP: 0 HR: 1 HBP: 0	WP: 0 PA: 36 PB: 0 SB: 0 CS: 2
PITCHER	IP WLS BF H R ER SO BB IBB HBP BLK WP HR S P ERA WHIP										
Mike Flanagan, L (1, 1) ERA: 4.62	7.0 W 26 7 2 2 3 0 0 0 0 0 1 55 91 2.57 1.000										
Duane Ward, R (8, 1) ERA: 2.38	2.0 S 9 1 0 0 2 2 0 0 0 0 0 0 25 39 0.00 1.500										

Seattle Mariners @ Toronto Blue Jays
Exhibition Stadium, Toronto, ON
Fri Jul 08 1988, 7:05 PM EDT
Att. 30,247 - Unknown - 90 F

livebaseballscorecards.com

AB 32
R 2
H 8
RBI 2
BB 2
SO 5
LOB 14



Seattle Mariners @ Toronto Blue Jays
 Exhibition Stadium, Toronto, ON

Sat Jul 09 1988, 3:33 AM EDT
 Att. 31,373 - Overcast - 93 F

livebaseballscorecards.com



Batter	1	2	3	4	5	6	7	8	9	AB	R	H	RBI	BB	SO	LOB	TOP								
Harold Reynolds, S OBP: 0.329, SLG: 0.394 (1, 4)	3-2 E S SF8 1B	3-2 SAFE SAFE SAFE SAFE 1B		4-0 F9 FC5-2 1B BB	1-1 F7		2-3 K			4	1	2	0	1	1	0									
Rey Quinones, R OBP: 0.303, SLG: 0.431 (1, 6)	2-2 E8 1B	1-0 P3		0-0 1B FC5-2 1B	0-0 4-3		4-2 G4-6-3 BB			4	1	2	0	1	0	2									
Mickey Brantley, R OBP: 0.283, SLG: 0.452 (1, 8) (8, 7)	1-1 SF8	0-1 L7		1-0 F9	0-1 F8		1-1 G4-6-3 1-2f			4	0	0	1	0	0	5									
Ken Phelps, L OBP: 0.424, SLG: 0.525 John Rabb, R OBP: 0.333, SLG: 0.333 (1, 10) (4, PH)	3-0 P6		2-1 FC6-4 1B	1-0 FC5-2 E HR		2-0 FC5 1B		1-0 5-3		2	0	1	0	0	0	1									
Scott Bradley, L OBP: 0.293, SLG: 0.327 Mike Kingery, L OBP: 0.326, SLG: 0.295 (1, 9) (8, PR) (8, 9)	4-2 BB		1-1 FC6-4 1B	0-0 E4 HR		0-0 3-1 FC5 1B		0-0 G5-4-3 1B		4	2	4	0	1	0	0									
Steve Balboni, R OBP: 0.227, SLG: 0.378 (1, 3)	0-1 L9		3-3 K	2-2 HR		1-0 FC5 2B		0-0 G5-4-3 1-2f		5	2	1	3	0	1	7									
Jim Presley, R OBP: 0.276, SLG: 0.340 (1, 5)		4-1 G3 1B BB	0-1 FC6-4	2-1 1B HBP		0-0 3-1		1-0 F9		3	1	0	0	1	0	4	AB 39								
Dave Valle, R OBP: 0.294, SLG: 0.405 (1, 2)		1-0 G3	3-2 5-3	3-1 1B		1-0 2B		1-1 5-3		5	0	2	2	0	0	3	R 9								
Greg Briley, L OBP: 0.292, SLG: 0.522 Henry Cotto, R OBP: 0.311, SLG: 0.367 (1, 7) (8, 8)		0-0 1B		HR		2-0 F5		0-1 F7		4	1	2	2	0	1	3	H 15								
		2-H 1B		K						1	0	0	0	0	0	0	RBI 8								
																	BB 4								
																	SO 3								
																	LOB 27								
Inning Stats	R: 1 E: 2 K: 0 S: 15	H: 2 LOB: 2 BB: 1 P: 28	R: 1 E: 0 K: 0 S: 10	H: 2 LOB: 2 BB: 1 P: 19	R: 0 E: 0 K: 1 S: 17	H: 2 LOB: 2 BB: 0 P: 26	R: 5 E: 1 K: 1 S: 18	H: 5 LOB: 2 BB: 1 P: 35	R: 0 E: 0 K: 0 S: 5	H: 0 LOB: 0 BB: 0 P: 6	R: 2 E: 0 K: 0 S: 6	H: 3 LOB: 1 BB: 0 P: 12	R: 0 E: 0 K: 1 S: 7	H: 0 LOB: 0 BB: 1 P: 14	R: 0 E: 0 K: 0 S: 3	H: 1 LOB: 1 BB: 0 P: 4	R: 0 E: 0 K: 0 S: 5	H: 0 LOB: 0 BB: 0 P: 7	1B: 12 2B: 1 3B: 0 HR: 2	SF: 1 SAC: 0 DP: 2 HBP: 1	WP: 0 PB: 0 SB: 1 CS: 0	PA: 45			
PITCHER	IP	WLS	BF	H	R	ER	SO	BB	IBB	HBP	BLK	WP	HR	S	P	ERA	WHIP								
Todd Stottlemyre, R ERA: 4.9 (1, 1)	3.0	L	20	8	5	4	1	3	0	0	0	0	1	48	86	12.00	3.667								
John Cerutti, L ERA: 4.4 (4, 1)	0.2		3	1	0	0	0	0	0	0	0	0	0	3	5	0.00	1.500								
Mark Eichhorn, R ERA: 4.32 (4, 1)	2.1		13	5	4	4	1	0	0	1	0	0	1	20	35	15.43	2.143								
Jim Clancy, R ERA: 5.37 (7, 1)	3.0		9	1	0	0	1	1	0	0	0	0	0	15	25	0.00	0.667								

BOTTOM

Seattle Mariners @ Toronto Blue Jays
 Exhibition Stadium, Toronto, ON
 Sat Jul 09 1988, 3:33 AM EDT
 Att. 31,373 - Overcast - 93 F

livebaseballscorecards.com

AB	38
R	3
H	10
RBI	3
BB	3
SO	9
LOB	16



WP: 0	PA: 41
PB: 0	SB: 0
CS: 0	

AB	R	H	RBI	BB	SO	LOB
4	0	0	0	0	0	2
1	0	0	0	0	1	0

5	1	2	0	0	1	0
---	---	---	---	---	---	---

4	1	1	0	0	1	1
1	0	0	0	0	0	1

3	0	2	2	1	0	1
1	0	1	0	0	0	0

4	1	1	0	1	2	4
---	---	---	---	---	---	---

4	0	0	0	0	2	3
---	---	---	---	---	---	---

4	0	2	1	0	0	0
---	---	---	---	---	---	---

3	0	0	0	1	2	2
---	---	---	---	---	---	---

4	0	1	0	0	0	2
---	---	---	---	---	---	---

1B: 4	SF: 0
2B: 6	SAC: 0
3B: 0	DP: 0
HR: 0	HBP: 0

Batter	1	2	3	4	5	6	7	8	9
Tony Fernandez, S OBP: 0.318, SLG: 0.370 Nelson Liriano, S OBP: 0.274, SLG: 0.301	0-0 B5-3		1-0 F6		1-2 F9	1-2 F7			1-3 K
Rance Mulliniks, L OBP: 0.403, SLG: 0.511	1-0 F7		2-0 2B		2-0 F7		3-3 K		3-2 1B
George Bell, R OBP: 0.313, SLG: 0.444 Fred McGriff, L OBP: 0.386, SLG: 0.533	1-2 2B		2-0 P3		0-0 E5		2-3 K		3-1 F8
Kelly Cruber, R OBP: 0.354, SLG: 0.505 Cecil Fielder, R OBP: 0.301, SLG: 0.521	0-1 2B		1-0 2B		1-0 F9		4-0 BB		1-2 1B
Ernie Whitt, L OBP: 0.309, SLG: 0.313	4-2 BB		0-3 K		3-1 1B		1-3 K		0-2 F9
Jesse Barfield, R OBP: 0.268, SLG: 0.350	0-0 FC5-4			1-3 K		2-3 K		0-0 F9	
Rick Leach, L OBP: 0.351, SLG: 0.345		1-0 G3		0-0 F8		0-0 1B		0-0 2B	
Sil Campusano, R OBP: 0.280, SLG: 0.311		2-3 K		4-0 BB		3-3 K		1-2 L9	
Manuel Lee, S OBP: 0.316, SLG: 0.347		2-1 F7		3-2 L8		3-2 1B		2-2 F7	

Inning Stats	R: 1	H: 2	E: 0	K: 0	S: 11	R: 0	H: 0	E: 0	K: 1	S: 6	R: 0	H: 2	E: 0	K: 1	S: 7	R: 0	H: 0	E: 0	K: 1	S: 7	R: 0	H: 0	E: 1	K: 0	S: 6	R: 0	H: 3	E: 0	K: 2	S: 26	R: 0	H: 0	E: 0	K: 3	S: 9	R: 0	H: 1	E: 0	K: 0	S: 8	R: 0	H: 2	E: 0	K: 1	S: 15	1B: 4	2B: 6	3B: 0	HR: 0	SF: 0	SAC: 0	DP: 0	HBP: 0	WP: 0	PA: 41
--------------	------	------	------	------	-------	------	------	------	------	------	------	------	------	------	------	------	------	------	------	------	------	------	------	------	------	------	------	------	------	-------	------	------	------	------	------	------	------	------	------	------	------	------	------	------	-------	-------	-------	-------	-------	-------	--------	-------	--------	-------	--------

PITCHER	IP	WLS	BF	H	R	ER	SO	BB	IBB	HBP	BLK	WP	HR	S	P	ERA	WHIP
Scott Bankhead, R ERA: 3.12	(1, 1)	6.0	28	7	3	3	5	2	0	0	0	0	0	63	104	4.50	1.500
Michael Jackson, R ERA: 2.7	(7, 1)	2.0	8	1	0	0	3	1	0	0	0	0	0	17	30	0.00	1.000
Rod Scurry, L ERA: 3.0	(9, 1)	1.0	5	2	0	0	1	0	0	0	0	0	0	15	23	0.00	2.000

Batter	1	2	3	4	5	6	7	8	9	AB R H RBI BB SO LOB	TOP											
Harold Reynolds, S (1, 4) OBP: 0.325, SLG: 0.389	1-0 F9		1-2 L5		0-0 F8			0-0 L6		4 0 0 0 0 0 2												
Rey Quinones, R (1, 6) OBP: 0.299, SLG: 0.424	0-0 L9		0-0 F9			2-2 F9		3-2 F8		4 0 0 0 0 0 2												
Mickey Brantley, R (1, 7) OBP: 0.282, SLG: 0.449	1-1 1B			2-1 P5		0-0 P4			0-1 5-3	4 0 1 0 0 0 0												
Steve Balboni, R (1, 3) OBP: 0.234, SLG: 0.381	3-3 K			1-2 2B 1B		0-0 5-3			0-1 1B	4 0 2 0 0 1 1												
John Rabb, R (1, 10) OBP: 0.333, SLG: 0.500 Scott Bradley, L (9, PH) OBP: 0.292, SLG: 0.325			3-2 L7		0-0 2B		1-2 1-4-3		2-1 L7	3 0 1 0 0 0 0 1 0 0 0 0 0 1												
Dave Valle, R (1, 2) OBP: 0.289, SLG: 0.397			2-0 5-3		1-1 F9		2-1 P6		1-2 6-3	4 0 0 0 0 0 3												
Jim Presley, R (1, 5) OBP: 0.274, SLG: 0.337			3-2 6-3		1-0 4-3		3-3 K			3 0 0 0 0 1 2												
Glenn Wilson, R (1, 9) OBP: 0.290, SLG: 0.327					1-0 F8			1-1 FC9-6 1B		3 0 1 0 0 0 0												
Henry Cotto, R (1, 8) OBP: 0.311, SLG: 0.366					0-0 1B		1-2 6-3		1-0 FC9-6	3 0 1 0 0 0 1												
Inning Stats	R: 0 E: 0 K: 1 S: 7	H: 1 LOB: 1 BB: 0 P: 12	R: 0 E: 0 K: 0 S: 11	H: 0 LOB: 0 BB: 0 P: 19	R: 0 E: 0 K: 0 S: 6	H: 1 LOB: 1 BB: 0 P: 8	R: 0 E: 0 K: 0 S: 9	H: 2 LOB: 2 BB: 0 P: 14	R: 0 E: 0 K: 0 S: 6	H: 0 LOB: 0 BB: 0 P: 8	R: 0 E: 0 K: 1 S: 5	H: 0 LOB: 0 BB: 0 P: 7	R: 0 E: 0 K: 1 S: 8	H: 0 LOB: 0 BB: 0 P: 14	R: 0 E: 0 K: 0 S: 12	H: 1 LOB: 1 BB: 0 P: 17	R: 0 E: 0 K: 0 S: 9	H: 1 LOB: 1 BB: 0 P: 12	1B: 5 2B: 1 3B: 0 HR: 0	SF: 0 SAC: 0 DP: 0 HBP: 0	WP: 0 PB: 0 SB: 0 CS: 0	PA: 33
PITCHER	IP WLS BF H R ER SO BB IBB HBP BLK WP HR S P ERA WHIP																					
Jimmy Key, L (1, 1) ERA: 1.83	8.0 W 29 5 0 0 2 0 0 0 0 0 0 0 64 99 0.00 0.625																					
Tom Henke, R (9, 1) ERA: 2.35	1.0 4 1 0 0 0 0 0 0 0 0 0 0 9 12 0.00 1.000																					

Seattle Mariners @ Toronto Blue Jays
Exhibition Stadium, Toronto, ON
Sun Jul 10 1988, 3:33 AM EDT
Att. 35,323 - Overcast - 95 F

livebaseballscorecards.com

AB	33
R	0
H	6
RBI	0
BB	0
SO	2
LOB	12



Batter	1	2	3	4	5	6	7	8	9
Tony Fernandez, S OBP: 0.317, SLG: 0.369 (1, 6)	0-1 HR 1B	2-2 F8			1-1 L7		1-0 G4-6-3 1-2f		
Rance Mulliniks, L OBP: 0.400, SLG: 0.522 (1, 10)	3-2 1-H HR	2-2 1-3			2-1 6-3			3-1 F7	
George Bell, R OBP: 0.312, SLG: 0.445 (1, 7)	2-2 4-3	1-1 L9			2-2 2B			1-0 4-3	
Kelly Cruber, R OBP: 0.350, SLG: 0.498 (1, 5)	1-1 F8		2-3 K		1-0 L7			0-2 1-3	
Ernie Whitt, L OBP: 0.309, SLG: 0.313 (1, 2)	3-2 2B 1B		1-0 P5		0-0 4-3				
Fred McGriff, L OBP: 0.389, SLG: 0.531 (1, 3)	4-1 1-2 2B BB		0-0 3-1		4-2 CS BB				
Rick Leach, L OBP: 0.351, SLG: 0.353 Jesse Barfield, R OBP: 0.268, SLG: 0.350 (1, 9) (8, 9)	1-1 1-H 2-H 1B 2B		2-3 K		2-3 K 1-2				
Sil Campusano, R OBP: 0.281, SLG: 0.312 (1, 8)	1-1 2-H 1B		2-3 K		0-1 P4				
Manuel Lee, S OBP: 0.317, SLG: 0.347 (1, 4)	1-0 F7		2-0 L6		1-0 G4-6-3 1B				

AB	R	H	RBI	BB	SO	LOB
4	1	1	0	0	0	1
4	1	1	2	0	0	0
4	0	1	0	0	0	0
4	0	0	0	0	1	1
3	1	1	0	0	0	0
1	1	0	0	2	0	0
3	1	1	2	0	2	1
0	0	0	0	0	0	0
3	0	1	1	0	1	0
3	0	1	0	0	0	1

BOTTOM

Seattle Mariners @ Toronto Blue Jays
Exhibition Stadium, Toronto, ON
Sun Jul 10 1988, 3:33 AM EDT
Att. 35,323 - Overcast - 95 F

AB	29
R	5
H	7
RBI	5
BB	2
SO	4
LOB	4



Inning Stats	R	H	E	K	S	IP	WLS	BF	H	R	ER	SO	BB	IBB	HBP	BLK	WP	HR	S	P	ERA	WHIP
Mike Moore, R ERA: 4.31 Jerry Reed, R ERA: 3.86	5	5	0	0	21	7.0	L	28	7	5	5	4	2	0	0	0	0	1	66	110	6.43	1.286
	0	0	0	0	9	0		0	0	0	0	0	0	0	0	0	0	0	14	8	0.00	0.000

WP	PA	ERA	WHIP
0	31		

Batter	1	2	3	4	5	6	7	8	9	AB R H RBI BB SO LOB	TOP									
Tony Fernandez, S (1, 6) OBP: 0.319, SLG: 0.372	1-1 1-3		0-0 1B WP 1B	1-1 F7			3-3 K		2-2 E9 1-H 2-H 2B	5 1 2 1 0 1 0										
Rance Mulliniks, L (1, 10) OBP: 0.395, SLG: 0.513	2-2 5-3 1B		3-2 F7 1-2		0-0 F5		1-1 G3		1-2 6-3	5 0 1 0 0 0 2										
George Bell, R (1, 7) OBP: 0.314, SLG: 0.451	3-2 5-3 1-2		0-1 1B 2-H 1B		0-1 3B			3-1 1-3		4 1 2 1 0 0 1										
Kelly Gruber, R (1, 5) OBP: 0.351, SLG: 0.497	1-2 F4		0-0 1B S 1-3 1B		1-0 5-3			1-0 CS HBP		3 1 1 0 0 0 2										
Ernie Whitt, L (1, 2) OBP: 0.308, SLG: 0.312		1-2 F7	3-2 1B HR 1-1 1B		0-0 1-4-3			2-3 K 1-2		4 1 1 2 0 1 2										
Fred McGriff, L (1, 3) OBP: 0.393, SLG: 0.545		1-1 1B	1-0 1B HR			0-1 F5		1-0 BB 2B 1B		4 2 3 2 0 0 0										
Lloyd Moseby, L (1, 9) OBP: 0.355, SLG: 0.375		1-3 K	3-2 F5			1-0 CS 1B		4-2 2B 1-2 E BB		3 1 1 0 1 1 1										
Sil Campusano, R (1, 8) OBP: 0.272, SLG: 0.301		1-2 L5		0-0 F3		1-2 F3 1-2		2-0 F9		4 0 0 0 0 0 4										
Manuel Lee, S (1, 4) OBP: 0.309, SLG: 0.338			1-3 K	0-1 4-3			0-2 5-3		1-3 K	4 0 0 0 0 2 2										
Inning Stats	R: 0 E: 0 K: 0 S: 12	H: 1 LOB: 1 BB: 0 P: 19	R: 0 E: 0 K: 1 S: 12	H: 1 LOB: 1 BB: 0 P: 16	R: 5 E: 0 K: 1 S: 27	H: 5 LOB: 0 BB: 0 P: 38	R: 0 E: 0 K: 0 S: 5	H: 0 LOB: 0 BB: 0 P: 6	R: 0 E: 0 K: 0 S: 5	H: 1 LOB: 1 BB: 0 P: 6	R: 0 E: 0 K: 1 S: 10	H: 0 LOB: 0 BB: 0 P: 14	R: 0 E: 0 K: 1 S: 5	H: 0 LOB: 1 BB: 0 P: 11	R: 2 E: 1 K: 1 S: 15	H: 2 LOB: 1 BB: 1 P: 26	1B: 8 2B: 2 3B: 1 HR: 1	SF: 0 SAC: 0 DP: 1 HBP: 1	WP: 1 PB: 0 SB: 1 CS: 2	PA: 38
PITCHER	IP WLS BF H R ER SO BB IBB HBP BLK WP HR S P ERA WHIP																			
Bob Welch, R (1, 1) ERA: 3.54	7.1 L 31 9 5 5 3 0 0 1 0 1 1 79 113 6.14 1.227																			
Greg Cadaret, L (8, 1) ERA: 2.9	1.2 7 2 2 1 2 1 0 0 0 0 0 18 31 5.40 1.800																			

Toronto Blue Jays @ Oakland Athletics
Oakland-Alameda County Coliseum, Oakland, CA

Thu Jul 14 1988, 7:05 PM PDT
Att. 20,639 - Unknown - 65 F

livebaseballscorecards.com

AB 36
R 7
H 11
RBI 6
BB 1
SO 5
LOB 14



Batter	1	2	3	4	5	6	7	8	9	AB	R	H	RBI	BB	SO	LOB
Carney Lansford, R OBP: 0.375, SLG: 0.425 (1, 5)	0-0 SH5-3 1B		0-1 5-3		0-1 F7		0-0 B1			4	1	1	0	0	0	2
Dave Henderson, R OBP: 0.356, SLG: 0.521 (1, 8)	0-0 SH5-3 1-2		2-2 F7			3-2 FC5-4 2B		3-2 5-3		3	0	1	0	0	0	1
Jose Canseco, R OBP: 0.381, SLG: 0.529 (1, 9)	4-0 1B BB		2-2 4-3			0-0 6-3		2-2 F9		3	0	0	0	1	0	2
Mark McGwire, R OBP: 0.345, SLG: 0.449 (1, 3)	1-2 G5-4-3 1B			1-0 F9		4-2 FC5-4 BB		3-2 F9		3	0	1	1	1	0	0
Don Baylor, R OBP: 0.292, SLG: 0.279 (1, 10)	2-2 G5-4-3 1-2f			2-1 F3		1-1 FC5-4 FC6-4			1-2 F9	4	0	0	0	0	0	4
Terry Steinbach, R OBP: 0.297, SLG: 0.359 (1, 2)		1-1 5-3		0-1 1B		0-2 FC6-4			1-2 4-3	4	0	1	0	0	0	2
Stan Javier, S OBP: 0.319, SLG: 0.346 (1, 7)		1-0 B1-3		2-1 L8			1-0 4-3		3-2 4-3	4	0	0	0	0	0	1
Mike Gallego, R OBP: 0.270, SLG: 0.266 (1, 4)		3-2 F4			1-0 F8		1-0 6-3			3	0	0	0	0	0	0
Walt Weiss, S OBP: 0.295, SLG: 0.307 (1, 6)			1-1 2B		1-0 F9		1-2 1B			3	0	2	0	0	0	0

Inning Stats	R: 1 E: 0 K: 0 S: 8	H: 2 LOB: 1 BB: 1 P: 15	R: 0 E: 0 K: 0 S: 8	H: 0 LOB: 0 BB: 0 P: 13	R: 0 E: 0 K: 0 S: 10	H: 1 LOB: 1 BB: 0 P: 15	R: 0 E: 0 K: 0 S: 7	H: 1 LOB: 1 BB: 0 P: 12	R: 0 E: 0 K: 0 S: 4	H: 0 LOB: 0 BB: 0 P: 6	R: 0 E: 0 K: 0 S: 12	H: 1 LOB: 2 BB: 1 P: 20	R: 0 E: 0 K: 0 S: 6	H: 1 LOB: 1 BB: 0 P: 9	R: 0 E: 0 K: 0 S: 11	H: 0 LOB: 0 BB: 0 P: 19	R: 0 E: 0 K: 0 S: 13	H: 0 LOB: 0 BB: 0 P: 18	1B: 4 2B: 2 3B: 0 HR: 0	SF: 0 SAC: 1 DP: 1 HBP: 0	WP: 0 PB: 0 SB: 0 CS: 0	PA: 34
PITCHER Mike Flanagan, L ERA: 4.35 (1, 1)	IP 9.0	WLS W	BF 34	H 6	R 1	ER 1	SO 0	BB 2	IBB 0	HBP 0	BLK 0	WP 0	HR 0	S 79	P 127	ERA 1.00	WHIP 0.889					

BOTTOM

Toronto Blue Jays @ Oakland Athletics
Oakland-Alameda County Coliseum, Oakland, CA

livebaseballscorecards.com

AB	31
R	1
H	6
RBI	1
BB	2
SO	0
LOB	12



Thu Jul 14 1988, 7:05 PM PDT
Att: 20,639 - Unknown - 65 F

Batter	1	2	3	4	5	6	7	8	9	AB R H RBI BB SO LOB
Tony Phillips, S OBP: 0.308, SLG: 0.244 (1, 7) B F X	1-1 4-3 ①		3-3 K ②			1-1 4-3 ②			2-3 K ②	4 0 0 0 0 2 0
Carney Lansford, R OBP: 0.371, SLG: 0.420 (1, 5) X	0-0 5-3 ②		0-1 5-3 ③			2-1 F7 ③			0-0 5-3 ③	4 0 0 0 0 0 0
Jose Canseco, R OBP: 0.383, SLG: 0.527 (1, 9) B C B B C B	4-2 BB ③				0-3 K ①			4-1 G5-4-3 BB ③		1 0 0 0 2 1 0
Mark McGwire, R OBP: 0.342, SLG: 0.444 (1, 3) B F B B X	3-1 F9 ③				2-2 F8 ②			1-1 G5-4-3 1-2f ① ②		3 0 0 0 0 0 2
Dave Henderson, R OBP: 0.352, SLG: 0.514 (1, 8) X		0-0 6-3 ①			0-0 1-3 ③			1-2 4-3 ③		3 0 0 0 0 0 0
Terry Steinbach, R OBP: 0.292, SLG: 0.352 (1, 2) C B B F X		2-1 F9 ②			1-2 5-3 ①			1-1 1-3 ①		3 0 0 0 0 0 0
Don Baylor, R OBP: 0.293, SLG: 0.286 (1, 10) B B T T B B X		3-2 1B 2B ③			1-0 F9 ②			1-0 5-3 ②		3 0 1 0 0 0 0
Mike Gallego, R OBP: 0.271, SLG: 0.267 (1, 4) B F B B X C		2-2 2-H 1B ③			3-2 L8 ③			2-1 F9 ③		3 0 1 0 0 0 0
Walt Weiss, S OBP: 0.293, SLG: 0.305 (1, 6) Stan Javier, S OBP: 0.318, SLG: 0.345 (9, PH)			0-0 L6 ①			0-2 F3 ①			1-1 F8 ①	2 0 0 0 0 0 0 1 0 0 0 0 0 0

Inning Stats	R: 0	H: 0	E: 0	LOB: 1	K: 0	S: 7	R: 0	H: 2	E: 0	LOB: 2	K: 0	S: 10	R: 0	H: 0	E: 0	LOB: 0	K: 1	S: 8	R: 0	H: 0	E: 0	LOB: 0	K: 1	S: 7	R: 0	H: 0	E: 0	LOB: 0	K: 0	S: 7	R: 0	H: 0	E: 0	LOB: 0	K: 0	S: 8	R: 0	H: 0	E: 0	LOB: 0	K: 0	S: 6	R: 0	H: 0	E: 0	LOB: 0	K: 0	S: 5	R: 0	H: 0	E: 0	LOB: 0	K: 1	S: 6	R: 0	H: 0	E: 0	LOB: 0	K: 1	S: 6	
	0	0	0	1	0	7	0	2	0	2	0	10	0	0	0	0	1	8	0	0	0	0	0	7	0	0	0	0	0	0	0	0	0	0	0	0	7	0	0	0	0	0	6	0	0	0	0	0	5	0	0	0	0	0	6	0	0	0	0	1	6

BOTTOM

Toronto Blue Jays @ Oakland Athletics
Oakland-Alameda County Coliseum, Oakland, CA

livebaseballscorecards.com

AB	27
R	0
H	2
RBI	0
BB	2
SO	3
LOB	2



WP: 0	PA: 29
PB: 0	
SB: 0	
CS: 0	

Fri Jul 15 1988, 7:05 PM PDT
Att: 26,476 - Unknown - 68 F

Batter	1	2	3	4	5	6	7	8	9	AB R H RBI BB SO LOB	TOP											
Tony Fernandez, S (1, 6) OBP: 0.316, SLG: 0.366	2-3 K		4-2 BB			1-0 F8		3-2 E5		3 0 0 0 1 1 1												
Rance Mulliniks, L (1, 10) OBP: 0.394, SLG: 0.510 Nelson Liriano, S (8, PH) OBP: 0.273, SLG: 0.299	2-3 K		1-1 G4-6-3			1-2 1B		1-3 K		3 0 1 0 0 1 2 1 0 0 0 0 1 2												
George Bell, R (1, 7) OBP: 0.310, SLG: 0.444	2-3 K					0-0 L7		0-1 L9		4 0 0 0 0 1 3												
Kelly Gruber, R (1, 5) OBP: 0.349, SLG: 0.491		0-1 1B FC4-6 1B				2-3 K2-3		0-1 F8		4 1 1 0 0 1 3												
Ernie Whitt, L (1, 2) OBP: 0.306, SLG: 0.307		2-1 1B FC4-6 1B				0-1 F8		0-0 F9		4 0 1 0 0 0 0												
Fred McGriff, L (1, 3) OBP: 0.393, SLG: 0.543		2-0 FC4-6 G6-3 1-2f 3-H				2-3 K		0-1 2B		4 0 1 1 0 2 1												
Lloyd Moseby, L (1, 9) OBP: 0.353, SLG: 0.375 (7, 8)		3-2 G6-3 1-2f				3-2 F5		2-2 L3		4 0 0 0 0 0 2												
Sil Campusano, R (1, 8) OBP: 0.275, SLG: 0.311 Rick Leach, L (7, PH) OBP: 0.353, SLG: 0.355 (7, 9)			3-1 6-3			3-2 1B		3-3 K2-3		2 0 1 0 0 0 0 1 0 0 0 0 1 1												
Manuel Lee, S (1, 4) OBP: 0.314, SLG: 0.338			1-2 BB 1B			1-2 F8		4-2 E BB		2 0 1 0 1 0 1												
Inning Stats	R: 0 E: 0 K: 3 S: 11	H: 0 LOB: 0 BB: 0 P: 17	R: 1 E: 0 K: 0 S: 11	H: 2 LOB: 0 BB: 0 P: 18	R: 0 E: 0 K: 0 S: 11	H: 1 LOB: 1 BB: 1 P: 20	R: 0 E: 0 K: 1 S: 10	H: 0 LOB: 0 BB: 0 P: 13	R: 0 E: 0 K: 1 S: 14	H: 1 LOB: 1 BB: 0 P: 23	R: 0 E: 0 K: 0 S: 8	H: 1 LOB: 1 BB: 0 P: 11	R: 0 E: 1 K: 1 S: 9	H: 1 LOB: 1 BB: 0 P: 14	R: 0 E: 1 K: 1 S: 15	H: 0 LOB: 2 BB: 1 P: 23	R: 0 E: 0 K: 1 S: 8	H: 0 LOB: 0 BB: 0 P: 9	1B: 5 2B: 1 3B: 0 HR: 0	SF: 0 SAC: 0 DP: 2 HBP: 0	WP: 0 PB: 0 SB: 0 CS: 0	PA: 34
PITCHER	IP WLS BF H R ER SO BB IBB HBP BLK WP HR S P ERA WHIP																					
Storm Davis, R (1, 1) ERA: 3.4	7.0 W 26 6 1 1 6 1 0 0 0 0 0 0 74 116 1.29 1.000																					
Rick Honeycutt, L (8, 1) ERA: 4.22	0.0 2 0 0 0 0 1 0 0 0 0 0 0 8 15 ∞ ∞																					
Dennis Eckersley, R (8, 1) ERA: 1.41	2.0 S 6 0 0 0 2 0 0 0 0 0 0 0 15 17 0.00 0.000																					

Toronto Blue Jays @ Oakland Athletics
Oakland-Alameda County Coliseum, Oakland, CA

Sat Jul 16 1988, 3:33 AM PDT
Att. 33,287 - Sunny - 85 F

livebaseballscorecards.com

AB	32
R	1
H	6
RBI	1
BB	2
SO	8
LOB	16



Batter	1	2	3	4	5	6	7	8	9	AB	R	H	RBI	BB	SO	LOB
Luis Polonia, L OBP: 0.329, SLG: 0.312 (1, 7)	0-0 6-3		1-2 2B 1B		2-1 1B SF9		2-1 6-3			4	2	2	1	0	0	0
Dave Henderson, R OBP: 0.350, SLG: 0.510 (1, 8)	2-2 6-3		0-0 F7		3-2 1B FC6-4		0-2 1-3			4	0	1	0	0	0	2
Jose Canseco, R OBP: 0.384, SLG: 0.534 (1, 9)	2-3 K		1-2 2B		0-1 SF9		1-0 2B			3	0	2	3	0	1	0
Ron Hassey, L OBP: 0.290, SLG: 0.372 (1, 2)		3-1 F7	1-0 F9		1-1 F9		0-0 6-3			4	0	0	0	0	0	3
Carney Lansford, R OBP: 0.367, SLG: 0.416 (1, 5)		0-1 5-3	1-0 F8		0-0 FC6-4		0-0 5-3			4	0	0	0	0	0	3
Mark McGwire, R OBP: 0.341, SLG: 0.445 (1, 3)		1-1 2B		0-3 K		1-3 K		1-2 F8		4	0	1	0	0	2	1
Terry Steinbach, R OBP: 0.287, SLG: 0.346 (1, 10)		2-3 K		2-1 2-3		0-2 F8				3	0	0	0	0	1	1
Tony Phillips, S OBP: 0.318, SLG: 0.250 (1, 4)			4-1 1B 1B		0-0 1B		2-2 3-1			2	1	1	0	1	0	0
Mike Gallego, R OBP: 0.271, SLG: 0.267 (8, 4)										0	0	0	0	0	0	0
Walt Weiss, S OBP: 0.293, SLG: 0.305 (1, 6)			1-2 2B 1B		2-1 L6		0-0 G3			3	1	1	0	0	0	1

Inning Stats	R: 0 E: 0 K: 1 S: 8	H: 0 LOB: 0 BB: 0 P: 12	R: 0 E: 0 K: 1 S: 9	H: 1 LOB: 1 BB: 0 P: 15	R: 3 E: 0 K: 0 S: 13	H: 3 LOB: 1 BB: 1 P: 22	R: 0 E: 0 K: 1 S: 8	H: 1 LOB: 1 BB: 0 P: 12	R: 1 E: 0 K: 0 S: 10	H: 2 LOB: 1 BB: 0 P: 16	R: 0 E: 0 K: 1 S: 12	H: 0 LOB: 0 BB: 0 P: 15	R: 0 E: 0 K: 0 S: 6	H: 0 LOB: 0 BB: 0 P: 8	R: 0 E: 0 K: 0 S: 6	H: 1 LOB: 1 BB: 0 P: 8	1B: 5 2B: 3 3B: 0 HR: 0	SF: 1 SAC: 0 DP: 0 HBP: 0									
PITCHER Dave Stieb, R ERA: 3.03 (1, 1)	IP: 8.0 WLS: L BF: 33 H: 8 R: 4 ER: 4 SO: 4	BB: 1 IBB: 0 HBP: 0 BLK: 0	WP: 0 HR: 0 S: 72 P: 108	ERA: 4.50 WHIP: 1.125																							
PITCHER	IP	WLS	BF	H	R	ER	SO	BB	IBB	HBP	BLK	WP	HR	S	P	ERA	WHIP										

BOTTOM

Toronto Blue Jays @ Oakland Athletics
Oakland-Alameda County Coliseum, Oakland, CA

Sat Jul 16 1988, 3:33 AM PDT
Att: 33,287 - Sunny - 85 F

livebaseballscorecards.com

AB	31
R	4
H	8
RBI	4
BB	1
SO	4
LOB	11



WP: 0	PA: 33
PB: 0	SB: 0
CS: 0	

Batter	1	2	3	4	5	6	7	8	9	AB R H RBI BB SO LOB	TOP	
Tony Fernandez, S (1, 6) OBP: 0.312, SLG: 0.361	1-1 L7	2-2 F6		1-2 G3		1-0 L7			1-0 G4-6-3	5 0 0 0 0 0 1		
Lloyd Moseby, L (1, 9) OBP: 0.351, SLG: 0.370	2-0 F3		1-0 1B SF7 HBP	1-0 G3			0-1 3-1		0-2 F5	4 1 0 0 0 0 0		
George Bell, R (1, 7) OBP: 0.312, SLG: 0.444	2-1 F8		0-2 1B BB	2-1 FC6-4 1B			0-2 F8			4 1 2 0 0 0 0		
Kelly Gruber, R (1, 5) OBP: 0.348, SLG: 0.490		0-0 1B 1B	0-2 SF7	2-0 FC6-4			1-0 F9			3 1 1 1 0 0 1		
Cecil Fielder, R (1, 10) OBP: 0.308, SLG: 0.515		0-0 1B HR 1B	4-2 1B E		0-2 F8			3-1 F8		3 2 1 0 1 0 0		
Manuel Lee, S (1, 4) OBP: 0.324, SLG: 0.344	1-0 E7 HR 1B		0-0 E8 PB 1B		0-1 4-3			4-2 BB		3 2 2 2 1 0 0		
Fred McGriff, L (1, 3) OBP: 0.394, SLG: 0.563	3-0 HR		3-2 HR		1-3 K			2-3 K		4 2 2 4 0 2 1		
Sil Campusano, R (1, 8) OBP: 0.267, SLG: 0.301		2-3 K	1-3 K			0-3 K		2-2 F9		4 0 0 0 0 3 1		
Sal Butera, R (1, 2) OBP: 0.250, SLG: 0.250		3-2 F6	0-2 6-3			1-0 F8			1-0 G4-6-3 1B	4 0 1 0 0 0 0		
Inning Stats	R: 0 H: 0 E: 0 LOB: 0 K: 0 BB: 0 S: 5 P: 10	R: 4 H: 4 E: 1 LOB: 0 K: 1 BB: 0 S: 15 P: 26	R: 5 H: 3 E: 1 LOB: 0 K: 1 BB: 1 S: 19 P: 28	R: 0 H: 1 E: 0 LOB: 1 K: 0 BB: 0 S: 7 P: 13	R: 0 H: 0 E: 0 LOB: 0 K: 1 BB: 0 S: 8 P: 9	R: 0 H: 0 E: 0 LOB: 0 K: 1 BB: 0 S: 5 P: 7	R: 0 H: 0 E: 0 LOB: 0 K: 0 BB: 0 S: 6 P: 7	R: 0 H: 0 E: 0 LOB: 1 K: 1 BB: 1 S: 11 P: 22	R: 0 H: 1 E: 0 LOB: 0 K: 0 BB: 0 S: 5 P: 7	1B: 7 SF: 1 2B: 0 SAC: 0 3B: 0 DP: 1 HR: 2 HBP: 1	WP: 0 PA: 38 PB: 1 SB: 0 CS: 0	
PITCHER	IP WLS BF H R ER SO BB IBB HBP BLK WP HR S P ERA WHIP											
Curt Young, L (1, 1) ERA: 5.77	2.0 L 12 5 6 6 1 0 0 0 1 0 0 1 23 40 27.00 2.500											
Gene Nelson, R (3, 1) ERA: 3.88	5.1 21 3 3 3 3 2 0 0 0 0 1 47 72 5.06 0.938											
Rick Honeycutt, L (8, 1) ERA: 4.09	1.2 5 1 0 0 1 0 0 0 0 0 0 0 11 17 0.00 0.600											

Toronto Blue Jays @ Oakland Athletics
Oakland-Alameda County Coliseum, Oakland, CA

Sun Jul 17 1988, 3:33 AM PDT
Att. 31,695 - Sunny - 91 F

livebaseballscorecards.com

AB	34
R	9
H	9
RBI	7
BB	2
SO	5
LOB	4



Batter	1	2	3	4	5	6	7	8	9	AB R H RBI BB SO LOB
Luis Polonia, L OBP: 0.345, SLG: 0.366 (1, 10)	1-2 SH1-3 FC5-2 1B		0-1 F7	2-2 HR		1-2 G3			2-2 4-3 1B	5 1 3 2 0 0 3
Stan Javier, S OBP: 0.321, SLG: 0.342 (1, 7) (6, 9)	2-1 SH1-3		4-1 1-2 BB	1-0 G3			4-1 F9 WP WP BB		2-2 4-3	2 1 0 0 2 0 1
Jose Canseco, R OBP: 0.362, SLG: 0.530 Mike Gallego, R OBP: 0.269, SLG: 0.266 Don Baylor, R OBP: 0.291, SLG: 0.284 (1, 9) (6, 4) (9, PH)	0-1 FC5-2 2B		3-3 K		2-3 K		2-2 F9		1-0 F8	3 1 0 0 0 2 3 1 0 0 0 0 0 1 1 0 0 0 0 0 1
Ron Hassey, L OBP: 0.290, SLG: 0.374 (1, 2)	0-1 1-H 2B		0-0 1-3		2-2 4-3		1-1 F7			4 0 1 1 0 0 2
Dave Henderson, R OBP: 0.349, SLG: 0.506 (1, 8)	0-3 K			0-2 FC6-4 1B 1B	1-0 F4		1-1 F3			4 1 1 0 0 1 1
Carney Lansford, R OBP: 0.363, SLG: 0.411 (1, 5)		2-3 K		0-0 F9		2-2 5-3		1-2 5-3		4 0 0 0 0 1 1
Mark McGwire, R OBP: 0.343, SLG: 0.449 (1, 3)		1-2 F8		0-1 FC6-4 1B		1-1 1B 2B		1-2 F8		4 0 2 0 0 0 0
Tony Phillips, S OBP: 0.307, SLG: 0.240 (1, 4) (6, 7)		2-2 F7		1-2 FC6-4 1B E		2-1 F7		2-2 4-3		4 1 0 0 0 0 3
Walt Weiss, S OBP: 0.299, SLG: 0.309 (1, 6)			3-1 BB HBP	0-0 E7 HR 1B		1-2 1B			1-0 F9	3 1 2 1 0 0 0

Inning Stats	R: 1	H: 2	E: 0	K: 12	S: 15	R: 0	H: 0	E: 0	K: 1	S: 9	R: 0	H: 0	E: 0	K: 1	S: 8	R: 4	H: 4	E: 1	K: 0	S: 14	R: 0	H: 0	E: 0	K: 1	S: 8	R: 0	H: 2	E: 0	K: 0	S: 16	R: 1	H: 0	E: 0	K: 0	S: 9	R: 0	H: 0	E: 0	K: 12	S: 16	R: 0	H: 1	E: 0	K: 0	S: 9	1B: 6	SF: 0	3B: 0	HR: 1
	LOB: 1	BB: 0	P: 15	LOB: 0	BB: 0	P: 14	LOB: 2	BB: 1	P: 18	LOB: 0	BB: 0	P: 18	LOB: 0	BB: 0	P: 13	LOB: 2	BB: 0	LOB: 2	BB: 0	P: 23	LOB: 0	BB: 1	P: 16	LOB: 1	BB: 0	P: 15	LOB: 0	BB: 0	P: 17	LOB: 0	BB: 0	P: 16	LOB: 1	BB: 0	P: 15	LOB: 0	BB: 0	P: 16	LOB: 1	BB: 0	P: 15	2B: 2	SAC: 1	DP: 0	HBP: 1				

PITCHER	IP	WLS	BF	H	R	ER	SO	BB	IBB	HBP	BLK	WP	HR	S	P	ERA	WHIP
Todd Stottlemyre, R ERA: 5.18 (1, 1)	4.0		20	6	5	5	3	1	0	1	0	0	1	43	65	11.25	1.750
Duane Ward, R ERA: 2.37 (5, 1)	4.0	W	15	2	1	1	1	1	0	0	0	2	0	45	69	2.25	0.750
Tom Henke, R ERA: 2.29 (9, 1)	1.0	S	4	1	0	0	0	0	0	0	0	0	0	9	15	0.00	1.000

BOTTOM

Toronto Blue Jays @ Oakland Athletics
Oakland-Alameda County Coliseum, Oakland, CA

Sun Jul 17 1988, 3:33 AM PDT
Att. 31,695 - Sunny - 91 F

livebaseballscorecards.com

AB	35
R	6
H	9
RBI	4
BB	2
SO	4
LOB	16



WP: 2	PA: 39
PB: 0	
SB: 1	
CS: 0	

Toronto Blue Jays @ California Angels
 Anaheim Stadium, Anaheim, CA

Mon Jul 18 1988, 10:05 PM EDT
 Att. 24,241 - Unknown

livebaseballscorecards.com

AB	41
R	12
H	15
RBI	12
BB	1
SO	6
LOB	7



WP:	0	PA:	43
PB:	0	SAC:	0
SB:	0	DP:	0
CS:	0	HBP:	0

AB R H RBI BB SO LOB

4	1	1	0	0	0	2
1	0	1	0	0	0	0
5	2	2	2	0	0	1
4	1	1	0	0	0	0
1	0	0	0	0	0	1
5	2	2	3	0	0	1
5	1	2	1	0	2	0
4	2	1	1	1	2	1
5	3	3	1	0	2	0
3	0	1	3	0	0	0
4	0	1	1	0	0	1

Batter	1	2	3	4	5	6	7	8	9
Tony Fernandez, S (1, 6) OBP: 0.312, SLG: 0.363 Nelson Liriano, S (6, 4) OBP: 0.277, SLG: 0.303	F9 F8		4-3			HR 2B		1B	
Lloyd Moseby, L (1, 9) OBP: 0.351, SLG: 0.380 (6, 7)	1B 2B 1B	L9		3-1		HR 2-H		F7	
George Bell, R (1, 7) OBP: 0.311, SLG: 0.442 Jesse Barfield, R (6, 9) OBP: 0.267, SLG: 0.349	2B 1B	L4		F4		6-3		F6	
Kelly Gruber, R (1, 5) OBP: 0.349, SLG: 0.500	3B 2B	5-3		F4		HR		6-3	
Cecil Fielder, R (1, 10) OBP: 0.313, SLG: 0.529	1B 3B		K		K	1B		4-3	
Manuel Lee, S (1, 4) OBP: 0.326, SLG: 0.341 (6, 6)	1B 3B 1B		2B SF8 BB		K	K		4-3	
Fred McGriff, L (1, 3) OBP: 0.397, SLG: 0.577	3B 1B		SF8 1B 2B		HR		K		
Sil Campusano, R (1, 8) OBP: 0.266, SLG: 0.317	3B		SF8		F9		F8		
Sal Butera, R (1, 2) OBP: 0.250, SLG: 0.250	6-3		1B		5-3		F8		

Inning Stats	R: 6	H: 7	E: 0	LOB: 1	K: 0	BB: 0	S: 16	P: 27	R: 0	H: 0	E: 0	LOB: 0	K: 0	BB: 0	S: 6	P: 10	R: 2	H: 2	E: 0	LOB: 1	K: 1	BB: 1	S: 12	P: 24	R: 0	H: 0	E: 0	LOB: 0	K: 0	BB: 0	S: 5	P: 7	R: 1	H: 1	E: 0	LOB: 0	K: 2	BB: 0	S: 13	P: 20	R: 3	H: 4	E: 0	LOB: 1	K: 1	BB: 0	S: 17	P: 23	R: 0	H: 0	E: 0	LOB: 0	K: 1	BB: 0	S: 10	P: 15	R: 0	H: 1	E: 0	LOB: 1	K: 0	BB: 0	S: 7	P: 9	R: 0	H: 0	E: 0	LOB: 0	K: 1	BB: 0	S: 7	P: 12	R: 0	H: 0	E: 0	LOB: 0	K: 1	BB: 0	S: 7	P: 12
--------------	------	------	------	--------	------	-------	-------	-------	------	------	------	--------	------	-------	------	-------	------	------	------	--------	------	-------	-------	-------	------	------	------	--------	------	-------	------	------	------	------	------	--------	------	-------	-------	-------	------	------	------	--------	------	-------	-------	-------	------	------	------	--------	------	-------	-------	-------	------	------	------	--------	------	-------	------	------	------	------	------	--------	------	-------	------	-------	------	------	------	--------	------	-------	------	-------

PITCHER	IP	WLS	BF	H	R	ER	SO	BB	IBB	HBP	BLK	WP	HR	S	P	ERA	WHIP
Chuck Finley, L (1, 1) ERA: 4.35	2.2	L	18	9	8	8	1	1	0	0	0	0	0	32	58	27.00	3.750
Stu Cliburn, R (3, 1) ERA: 4.17	3.0		14	5	4	4	2	0	0	0	0	0	3	34	49	12.00	1.667
Sherman Corbett, L (6, 1) ERA: 4.08	2.1		8	1	0	0	2	0	0	0	0	0	0	20	28	0.00	0.429
Greg Minton, R (9, 1) ERA: 3.94	1.0		3	0	0	0	1	0	0	0	0	0	0	7	12	0.00	0.000

PITCHER	IP	WLS	BF	H	R	ER	SO	BB	IBB	HBP	BLK	WP	HR	S	P	ERA	WHIP
---------	----	-----	----	---	---	----	----	----	-----	-----	-----	----	----	---	---	-----	------

Batter	1	2	3	4	5	6	7	8	9	AB R H RBI BB SO LOB
Devon White, S (1, 8) OBP: 0.282, SLG: 0.347	1-0 F9		3-1 F8		1-1 SH1-3		3-1 SH2-4 1-H 2-H 3-H 1B		0-0 F9	4 0 1 3 0 0 0
Johnny Ray, S (1, 4) OBP: 0.338, SLG: 0.409	1-3 K			2-2 P3	1-1 4-3		0-1 SH2-4 1 SAFE		1-0 4-3	4 0 0 0 0 1 2
Brian Downing, R (1, 10) OBP: 0.369, SLG: 0.430	1-1 F9			1-0 5-3		1-2 F8	2-3 K		2-3 K	5 0 0 0 0 2 1
Wally Joyner, L (1, 3) OBP: 0.339, SLG: 0.384		1-2 6-3		3-1 G3		1-2 F8	1-1 F7			4 0 0 0 0 0 1
Chili Davis, S (1, 9) OBP: 0.323, SLG: 0.458		2-3 K			0-1 HR			2-2 L9		3 1 1 1 1 1 0
Tony Armas, R (1, 7) OBP: 0.282, SLG: 0.364		1-2 5-3			1-3 K	1-2 P4		1-2 6-3		4 0 0 0 0 1 1
Dick Schofield, R (1, 6) OBP: 0.297, SLG: 0.325			1-1 P4		2-2 HBP SH1-3 1B		2-2 1B 1B WP 1B	1-0 S 1B		4 2 3 0 0 0 0
Bob Boone, R (1, 2) OBP: 0.335, SLG: 0.379			1-2 F9		0-1 E5 SH1-3 HBP 1B		1-0 WP 1B 1B	4-2 BB		3 1 1 0 1 0 1
Jack Howell, L (1, 5) George Hendrick, R (8, PH) Jim Eppard, L (8, PH) Gus Polidor, R (9, 5) OBP: 0.341, SLG: 0.401 OBP: 0.247, SLG: 0.301 OBP: 0.380, SLG: 0.378 OBP: 0.208, SLG: 0.196			1-2 HR		1-0 SH1-3 HBP 1B		0-1 WP 1B 1B	2-2 F9		2 2 2 1 0 0 0 0 0 0 0 0 0 0 1 0 0 0 0 0 2 0 0 0 0 0 0 0

Inning Stats	R: 0	H: 0	E: 0	LOB: 0	K: 1	S: 6	R: 0	H: 0	E: 0	LOB: 0	K: 1	S: 10	R: 1	H: 1	E: 0	LOB: 0	K: 0	S: 12	R: 0	H: 0	E: 0	LOB: 0	K: 0	S: 6	R: 2	H: 2	E: 1	LOB: 2	K: 1	S: 14	R: 0	H: 0	E: 0	LOB: 1	K: 0	S: 11	R: 3	H: 4	E: 0	LOB: 1	K: 1	S: 15	R: 0	H: 1	E: 0	LOB: 2	K: 0	S: 12	R: 0	H: 0	E: 0	LOB: 0	K: 1	S: 5	1B: 6	SF: 0	2B: 0	SAC: 2	3B: 0	DP: 0	HR: 2	HBP: 1	WP: 1	PA: 39
--------------	------	------	------	--------	------	------	------	------	------	--------	------	-------	------	------	------	--------	------	-------	------	------	------	--------	------	------	------	------	------	--------	------	-------	------	------	------	--------	------	-------	------	------	------	--------	------	-------	------	------	------	--------	------	-------	------	------	------	--------	------	------	-------	-------	-------	--------	-------	-------	-------	--------	-------	--------

PITCHER	IP	WLS	BF	H	R	ER	SO	BB	IBB	HBP	BLK	WP	HR	S	P	ERA	WHIP
Mike Flanagan, L (1, 1) ERA: 4.36	6.0		25	4	4	3	3	1	0	1	0	0	2	62	96	4.50	0.833
Duane Ward, R (7, 1) ERA: 2.67	0.0		3	3	2	2	0	0	0	0	0	1	0	5	9	∞	∞
John Cerutti, L (7, 1) ERA: 4.31	1.2		7	1	0	0	1	1	0	0	0	0	0	16	27	0.00	1.200
Tom Henke, R (8, 1) ERA: 2.21	1.1	W	4	0	0	0	1	0	0	0	0	0	0	8	13	0.00	0.000


BOTTOM

Toronto Blue Jays @ California Angels
Anaheim Stadium, Anaheim, CA

Tue Jul 19 1988, 10:05 PM EDT
Att. 24,131 - Unknown

livebaseballscorecards.com

AB	34
R	6
H	8
RBI	5
BB	2
SO	5
LOB	8



Toronto Blue Jays @ California Angels
 Anaheim Stadium, Anaheim, CA

Wed Jul 20 1988, 10:05 PM EDT
 Att: 25,598 - Unknown

livebaseballscorecards.com

AB	39
R	6
H	13
RBI	6
BB	6
SO	4
LOB	26



WP	2	PA	45
PB	0		
SB	1		
CS	0		

AB R H RBI BB SO LOB

3	1	2	0	0	0	1
2	1	1	0	0	0	0

3	0	1	0	0	0	2
1	0	1	0	1	0	0
0	0	0	0	0	0	0

5	0	1	1	0	1	4
---	---	---	---	---	---	---

4	1	2	1	1	0	3
---	---	---	---	---	---	---

4	1	1	0	1	0	6
---	---	---	---	---	---	---

4	2	2	3	1	1	1
---	---	---	---	---	---	---

5	0	0	0	0	1	5
---	---	---	---	---	---	---

2	0	1	0	1	1	0
2	0	1	1	0	0	0

4	0	0	0	1	0	4
---	---	---	---	---	---	---

1B	9	SF	0
2B	3	SAC	0
3B	0	DP	0
HR	1	HBP	0

Batter	1	2	3	4	5	6	7	8	9										
Tony Fernandez, S (1, 6) OBP: 0.318, SLG: 0.369 Nelson Liriano, S (5, 4) OBP: 0.279, SLG: 0.306	1-1 1B 1B	1-1 F7		0-1 F9 2B		1-0 G1-6-3		0-0 1B 1B											
Rance Mulliniks, L (1, 10) OBP: 0.394, SLG: 0.520 Cecil Fielder, R (6, PH) OBP: 0.325, SLG: 0.533 Sil Campusano, R (8, PR) OBP: 0.266, SLG: 0.317	1-1 WP 1B 1B	1-2 P4		3-0 F9 2-3		4-1 WP BB		0-0 1B 1B											
George Bell, R (1, 7) OBP: 0.308, SLG: 0.434	0-0 WP 1B 1-2 2-H		2-3 K	2-1 5-3		1-0 L4		1-2 P4											
Kelly Gruber, R (1, 5) OBP: 0.347, SLG: 0.493	0-1 P4		0-0 S HR 1B	0-0 5-3		4-0 1-2 BB		1-1 1-3 3-H 1B											
Ernie Whitt, L (1, 2) OBP: 0.313, SLG: 0.312	3-1 F1		4-1 1-2 HR BB		2-2 FC3-6 1B	2-2 4-3		0-1 P6											
Fred McGriff, L (1, 3) OBP: 0.400, SLG: 0.585	4-1 1-2 2-3 BB		2-2 1-H 2-H HR		0-0 FC3-6 1B 4-3 1-2f		0-0 6-3 2B		3-3 K										
Lloyd Moseby, L (1, 8) OBP: 0.345, SLG: 0.373	2-3 K		0-0 F7		1-2 4-3		0-0 6-3		2-2 6-3										
Rick Leach, L (1, 9) OBP: 0.356, SLG: 0.354 Jesse Barfield, R (7, PH) OBP: 0.269, SLG: 0.354 (7, 9)		1-3 K	4-2 BB		1-1 FC6-4 1B		1-2 6-3		1-1 2B										
Manuel Lee, S (1, 4) OBP: 0.332, SLG: 0.343 (5, 6)		4-2 BB	0-2 4-3		1-1 FC6-4 1-2f		0-1 G1-6-3		1-1 F7										
Inning Stats	R: 1 E: 0 K: 1 S: 13	H: 3 LOB: 3 BB: 1 P: 24	R: 0 E: 0 K: 1 S: 14	H: 0 LOB: 1 BB: 1 P: 21	R: 3 E: 0 K: 1 S: 19	H: 2 LOB: 1 BB: 2 P: 31	R: 0 E: 0 K: 0 S: 6	H: 1 LOB: 1 BB: 0 P: 11	R: 0 E: 0 K: 0 S: 6	H: 0 LOB: 2 BB: 2 P: 18	R: 1 E: 0 K: 0 S: 7	H: 1 LOB: 0 BB: 0 P: 8	R: 1 E: 0 K: 0 S: 9	H: 3 LOB: 2 BB: 0 P: 11	R: 0 E: 0 K: 1 S: 11	H: 1 LOB: 1 BB: 0 P: 18	1B: 9 2B: 3 3B: 0 HR: 1	SF: 0 SAC: 0 DP: 0 HBP: 0	WP: 2 PB: 0 SB: 1 CS: 0
PITCHER	IP	WLS	BF	H	R	ER	SO	BB	IBB	HBP	BLK	WP	HR	S	P	ERA	WHIP		
Willie Fraser, R (1, 1) ERA: 5.99	4.0		23	7	4	4	3	4	0	0	0	1	1	55	92	9.00	2.750		
Sherman Corbett, L (5, 1) ERA: 4.05	2.1		11	2	1	1	0	2	0	0	0	1	0	16	31	3.86	1.714		
Greg Minton, R (7, 1) ERA: 4.02	1.2	W	7	3	1	1	0	0	0	0	0	0	0	14	17	5.40	1.800		
Donnie Moore, R (9, 1) ERA: 4.81	1.0	S	4	1	0	0	1	0	0	0	0	0	0	11	18	0.00	1.000		

Batter	1	2	3	4	5	6	7	8	9	AB R H RBI BB SO LOB
Devon White, S OBP: 0.284, SLG: 0.349 (1, 8) C C B S	1-3 K SAFE	1-2 F8		1-1 S 1B		1-0 4-3-1 E SF8 1B		0-1 5-3		5 1 2 1 0 1 2
Johnny Ray, S OBP: 0.339, SLG: 0.409 (1, 4) X	0-0 BB 1B		0-1 L9	1-2 6-3 1-2		1-1 SF8 4-3-1 E2 1-2		3-2 1B SF9 1B		5 1 2 0 0 0 2
Brian Downing, R OBP: 0.366, SLG: 0.425 (1, 10) C C C	0-3 K		0-1 6-3	1-1 P4		2-1 4-3-1 1-2 2-3		1-1 SF9 1-3 1B		5 0 1 0 0 1 4
Chili Davis, S OBP: 0.329, SLG: 0.457 (1, 9) B F B S SAFE	4-2 1-2 BB		1-1 L7		4-2 FC3-6 BB	4-0 SF8 IBB		4-0 SF9 IBB		1 0 0 0 4 0 0
Wally Joyner, L OBP: 0.337, SLG: 0.384 (1, 3) C X	0-1 3-1			1-1 1B 1B	0-0 FC3-6 E 1-2f	0-0 SF8 1-2 2-3 3-H		0-0 SF9 1-2 2-3 3-H 0-1		3 2 1 2 0 0 3
Tony Armas, R OBP: 0.280, SLG: 0.360 (1, 7) B C X		2-1 6-3		0-1 1B E 1B	1-0 E7 1B 1-H	0-0 F7		0-1 F7		5 1 1 0 0 0 4
Dick Schofield, R OBP: 0.299, SLG: 0.325 (1, 6) C H		1-2 1B HBP		1-1 2B E 1B	1-0 P4		2-0 L7			3 1 1 1 0 0 1
Bob Boone, R OBP: 0.342, SLG: 0.390 (1, 2) SAFE SAFE SAFE		1-1 SAFE SAFE SAFE 1B		1-1 E7 SH5-4 1B 1-H 2-H	0-1 1B	2-3 1B		0-0 6-3		4 1 3 1 0 0 0
Jack Howell, L OBP: 0.337, SLG: 0.397 (1, 5) B M SAFE	1-3 K		1-3 SH5-4	0-0 SH5-4 2B 2-3	0-1 1-3		1-3 K			3 0 0 0 0 2 4

Inning Stats	R: 0 E: 0 K: 2 S: 11	H: 1 LOB: 2 BB: 1 P: 16	R: 0 E: 0 K: 1 S: 12	H: 1 LOB: 2 BB: 0 P: 18	R: 0 E: 0 K: 0 S: 6	H: 0 LOB: 0 BB: 0 P: 7	R: 4 E: 1 K: 0 S: 16	H: 5 LOB: 1 BB: 0 P: 22	R: 1 E: 1 K: 0 S: 11	H: 1 LOB: 2 BB: 1 P: 17	R: 1 E: 1 K: 0 S: 8	H: 1 LOB: 2 BB: 1 P: 15	R: 0 E: 0 K: 1 S: 6	H: 0 LOB: 0 BB: 0 P: 9	R: 1 E: 0 K: 0 S: 10	H: 2 LOB: 2 BB: 1 P: 18	1B: 10 3B: 0 HR: 0	SF: 2 SAC: 1 DP: 0 HBP: 1
--------------	-------------------------------	----------------------------------	-------------------------------	----------------------------------	------------------------------	---------------------------------	-------------------------------	----------------------------------	-------------------------------	----------------------------------	------------------------------	----------------------------------	------------------------------	---------------------------------	-------------------------------	----------------------------------	--------------------------	------------------------------------

PITCHER	IP	WLS	BF	H	R	ER	SO	BB	IBB	HBP	BLK	WP	HR	S	P	ERA	WHIP
Jimmy Key, L ERA: 2.05 (1, 1)	4.1		24	7	5	4	3	2	0	1	0	0	0	51	74	8.31	2.077
Frank Wills, R ERA: (5, 1)	0.2		3	1	0	0	0	0	0	0	0	0	0	5	6	0.00	1.500
John Cerutti, L ERA: 4.28 (6, 1)	2.2	L	14	3	2	1	1	0	2	0	0	0	0	22	40	3.38	1.125
Jim Clancy, R ERA: 5.37 (8, 1)	0.1		1	0	0	0	0	0	0	0	0	0	0	2	2	0.00	0.000

Toronto Blue Jays @ California Angels
Anaheim Stadium, Anaheim, CA
 Wed Jul 20 1988, 10:05 PM EDT
 Att. 25,598 - Unknown

AB	34
R	7
H	11
RBI	5
BB	4
SO	4
LOB	20



WP: 0	PA: 42
PB: 0	
SB: 1	
CS: 0	

PITCHER	IP	WLS	BF	H	R	ER	SO	BB	IBB	HBP	BLK	WP	HR	S	P	ERA	WHIP
---------	----	-----	----	---	---	----	----	----	-----	-----	-----	----	----	---	---	-----	------

Batter	1	2	3	4	5	6	7	8	9	AB R H RBI BB SO LOB	TOP
Nelson Liriano, S (1, 4) OBP: 0.278, SLG: 0.310	2-0 HR 2B		1-0 F8		2-3 K			2-1 F7		4 1 1 0 0 1 0	
Lloyd Moseby, L (1, 8) OBP: 0.342, SLG: 0.368	0-0 G3		1-0 F7		0-1 F8			1-3 K		4 0 0 0 0 1 1	
George Bell, R (1, 7) OBP: 0.308, SLG: 0.440	1-1 HR 2-H		0-1 F8			2-0 F8		1-1 1-3		4 1 1 2 0 0 0	
Kelly Gruber, R (1, 5) OBP: 0.344, SLG: 0.487	1-2 6-3			2-2 F8		3-2 F5			1-3 K	4 0 0 0 0 1 0	
Ernie Whitt, L (1, 2) OBP: 0.316, SLG: 0.319	0-0 F8			1-1 2B		3-1 1B			0-2 L5	4 0 2 0 0 0 0	
Fred McGriff, L (1, 3) OBP: 0.398, SLG: 0.579		4-1 BB BB		3-3 K		2-3 K			1-3 K	3 0 0 0 1 3 2	
Rance Mulliniks, L (1, 10) OBP: 0.397, SLG: 0.517		4-2 SAFE G4-6-3 BB		4-2 BB			1-3 K			1 0 0 0 2 1 0	AB 30 R 2 H 4 RBI 2 BB 3 SO 9 LOB 9
Jesse Barfield, R (1, 9) OBP: 0.266, SLG: 0.350		1-3 K		1-3 K			0-1 F5			3 0 0 0 0 2 4	
Manuel Lee, S (1, 6) OBP: 0.326, SLG: 0.337		1-0 G4-6-3 1-2f		2-2 4-3			1-0 L6			3 0 0 0 0 0 2	
Inning Stats	R: 2 H: 2 E: 0 LOB: 0 K: 0 BB: 0 S: 9 P: 13	R: 0 H: 0 E: 0 LOB: 1 K: 1 BB: 2 S: 7 P: 17	R: 0 H: 0 E: 0 LOB: 0 K: 0 BB: 0 S: 4 P: 6	R: 0 H: 1 E: 0 LOB: 2 K: 2 BB: 1 S: 14 P: 25	R: 0 H: 0 E: 0 LOB: 0 K: 1 BB: 0 S: 8 P: 12	R: 0 H: 1 E: 0 LOB: 1 K: 1 BB: 0 S: 12 P: 22	R: 0 H: 0 E: 0 LOB: 0 K: 1 BB: 0 S: 6 P: 8	R: 0 H: 0 E: 0 LOB: 0 K: 1 BB: 0 S: 7 P: 11	R: 0 H: 0 E: 0 LOB: 0 K: 2 BB: 0 S: 12 P: 14	1B: 1 SF: 0 2B: 2 SAC: 0 3B: 0 DP: 1 HR: 1 HBP: 0	WP: 0 PA: 33 PB: 0 SB: 0 CS: 0
PITCHER	IP WLS BF H R ER SO BB IBB HBP BLK WP HR S P ERA WHIP										
Scott Bankhead, R (1, 1) ERA: 3.28	7.0 W 27 4 2 2 6 3 0 0 0 0 1 60 103 2.57 1.000										
Mike Schooler, R (8, 1) ERA: 3.2	2.0 S 6 0 0 0 3 0 0 0 0 0 0 19 25 0.00 0.000										

Toronto Blue Jays @ Seattle Mariners
The Kingdom, Seattle, WA
Thu Jul 21 1988, 10:05 PM EDT
Att. 9,024 - Dome - 72 F

livebaseballscorecards.com



BOTTOM

Toronto Blue Jays @ Seattle Mariners
The Kingdome, Seattle, WA

Fri Jul 22 1988, 10:05 PM EDT
Att: 10,506 - Dome - 72 F

livebaseballscorecards.com

AB	40
R	10
H	15
RBI	10
BB	5
SO	3
LOB	18



WP:	0	PA:	49
PB:	0		
SB:	2		
CS:	0		

AB R H RBI BB SO LOB

6 0 0 0 0 0 7

6 2 2 0 0 0 0

4 2 2 0 0 1 1

3 1 2 1 1 0 1

2 1 2 2 0 0 0

4 2 1 0 1 1 3

3 1 1 1 0 0 1

1 0 1 1 0 0 0

3 0 0 1 1 0 2

5 1 2 3 0 1 3

3 0 2 1 2 0 0

1B:	10	SF:	1
2B:	3	SAC:	1
3B:	1	DP:	1
HR:	1	HBP:	2

WP:	0	PA:	49
PB:	0		
SB:	2		
CS:	0		

1B:	10	SF:	1
2B:	3	SAC:	1
3B:	1	DP:	1
HR:	1	HBP:	2

WP:	0	PA:	49
PB:	0		
SB:	2		
CS:	0		

1B:	10	SF:	1
2B:	3	SAC:	1
3B:	1	DP:	1
HR:	1	HBP:	2

WP:	0	PA:	49
PB:	0		
SB:	2		
CS:	0		

1B:	10	SF:	1
2B:	3	SAC:	1
3B:	1	DP:	1
HR:	1	HBP:	2

WP:	0	PA:	49
PB:	0		
SB:	2		
CS:	0		

1B:	10	SF:	1
2B:	3	SAC:	1
3B:	1	DP:	1
HR:	1	HBP:	2

WP:	0	PA:	49
PB:	0		
SB:	2		
CS:	0		

1B:	10	SF:	1
2B:	3	SAC:	1
3B:	1	DP:	1
HR:	1	HBP:	2

WP:	0	PA:	49
PB:	0		
SB:	2		
CS:	0		

1B:	10	SF:	1
2B:	3	SAC:	1
3B:	1	DP:	1
HR:	1	HBP:	2

WP:	0	PA:	49
PB:	0		
SB:	2		
CS:	0		

1B:	10	SF:	1
2B:	3	SAC:	1
3B:	1	DP:	1
HR:	1	HBP:	2

WP:	0	PA:	49
PB:	0		
SB:	2		
CS:	0		

1B:	10	SF:	1
2B:	3	SAC:	1
3B:	1	DP:	1
HR:	1	HBP:	2

WP:	0	PA:	49
PB:	0		
SB:	2		
CS:	0		

1B:	10	SF:	1
2B:	3	SAC:	1
3B:	1	DP:	1
HR:	1	HBP:	2

WP:	0	PA:	49
PB:	0		
SB:	2		
CS:	0		

1B:	10	SF:	1
2B:	3	SAC:	1
3B:	1	DP:	1
HR:	1	HBP:	2

WP:	0	PA:	49
PB:	0		
SB:	2		
CS:	0		

1B:	10	SF:	1
2B:	3	SAC:	1
3B:	1	DP:	1
HR:	1	HBP:	2

WP:	0	PA:	49
PB:	0		
SB:	2		
CS:	0		

1B:	10	SF:	1
2B:	3	SAC:	1
3B:	1	DP:	1
HR:	1	HBP:	2

WP:	0	PA:	49
PB:	0		
SB:	2		
CS:	0		

1B:	10	SF:	1
2B:	3	SAC:	1
3B:	1	DP:	1
HR:	1	HBP:	2

WP:	0	PA:	49
PB:	0		
SB:	2		
CS:	0		

1B:	10	SF:	1
2B:	3	SAC:	1
3B:	1	DP:	1
HR:	1	HBP:	2

WP:	0	PA:	49
PB:	0		
SB:	2		
CS:	0		

1B:	10	SF:	1
2B:	3	SAC:	1
3B:	1	DP:	1
HR:	1	HBP:	2

WP:	0	PA:	49
PB:	0		
SB:	2		
CS:	0		

1B:	10	SF:	1
2B:	3	SAC:	1
3B:	1	DP:	1
HR:	1	HBP:	2

WP:	0	PA:	49
PB:	0		
SB:	2		
CS:	0		

1B:	10	SF:	1
2B:	3	SAC:	1
3B:	1	DP:	1
HR:	1	HBP:	2

WP:	0	PA:	49
PB:	0		
SB:	2		
CS:	0		

1B:	10	SF:	1
2B:	3	SAC:	1
3B:	1	DP:	1
HR:	1	HBP:	2

WP:	0	PA:	49
PB:	0		
SB:	2		
CS:	0		

1B:	10	SF:	1
2B:	3	SAC:	1
3B:	1	DP:	1
HR:	1	HBP:	2

WP:	0	PA:	49
PB:	0		
SB:	2		
CS:	0		

1B:	10	SF:	1
2B:	3	SAC:	1
3B:	1	DP:	1
HR:	1	HBP:	2

WP:	0	PA:	49
PB:	0		
SB:	2		
CS:	0		

1B:	10	SF:	1
2B:	3	SAC:	1
3B:	1	DP:	1
HR:	1	HBP:	2

WP:	0	PA:	49
PB:	0		
SB:	2		
CS:	0		

1B:	10	SF:	1
2B:	3	SAC:	1
3B:	1	DP:	1
HR:	1	HBP:	2

WP:	0	PA:	49
PB:	0		
SB:	2		
CS:	0		

1B:	10	SF:	1
2B:	3	SAC:	1
3B:	1	DP:	1
HR:	1	HBP:	2

WP:	0	PA:	49
PB:	0		
SB:	2		
CS:	0		

1B:	10	SF:	1
2B:	3	SAC:	1
3B:	1	DP:	1
HR:	1	HBP:	2

WP:	0	PA:	49
PB:	0		
SB:	2		
CS:	0		

1B:	10	SF:	1
2B:	3	SAC:	1
3B:	1	DP:	1
HR:	1	HBP:	2

WP:	0	PA:	49
PB:	0		
SB:	2		
CS:	0		

1B:	10	SF:	1
2B:	3	SAC:	1
3B:	1	DP:	1
HR:	1	HBP:	2

WP:	0	PA:	49
PB:	0		
SB:	2		
CS:	0		

1B:	10	SF:	1
2B:	3	SAC:	1
3B:	1	DP:	1
HR:	1	HBP:	2

WP:	0	PA:	49
PB:	0		
SB:	2		
CS:	0		

1B:	10	SF:	1
2B:	3	SAC:	1
3B:	1	DP:	1
HR:	1	HBP:	2

WP:	0	PA:	49
PB:	0		
SB:	2		
CS:	0		

1B:	10	SF:	1
2B:	3	SAC:	1
3B:	1	DP:	1
HR:	1	HBP:	2

WP:	0	PA:	49
PB:	0		
SB:	2		
CS:	0		

1B:	10	SF:	1
2B:	3	SAC:	1
3B:	1	DP:	1
HR:	1	HBP:	2

WP:	0	PA:	49
PB:	0		
SB:	2		
CS:	0		

1B:	10	SF:	1
2B:	3	SAC:	1
3B:	1	DP:	1
HR:	1	HBP:	2

WP:	0	PA:	49
PB:	0		
SB:	2		
CS:	0		

1B:	10	SF:	1
2B:	3	SAC:	1
3B:	1	DP:	1
HR:	1	HBP:	2

WP:	0	PA:	49
PB:	0		
SB:	2		
CS:	0		

1B:	10	SF:	1
2B:	3	SAC:	1
3B:	1	DP:	1
HR:	1	HBP:	2

WP:	0	PA:	49
PB:	0		
SB:	2		
CS:	0		

1B:	10	SF:	1
2B:	3	SAC:	1
3B:	1	DP:	1
HR:	1	HBP:	2

WP:	0	PA:	49
PB:	0		
SB:	2		
CS:	0		

1B:	10	SF:	1
2B:	3	SAC:	1
3B:	1	DP:	1
HR:	1	HBP:	2

WP:	0	PA:	49
PB:	0		
SB:	2		
CS:	0		

1B:	10	SF:	1
2B:	3	SAC:	

Batter	1	2	3	4	5	6	7	8	9	AB R H RBI BB SO LOB	TOP											
Tony Fernandez, S (1, 6) OBP: 0.321, SLG: 0.372	0-0 2B G3 1B		1-2 5-3		0-0 E4 2B 1B	3-2 S 2B 1B		2-0 1-3 2-3		5 2 3 0 0 0 1												
Lloyd Moseby, L (1, 8) OBP: 0.345, SLG: 0.380	2-1 G3 1B 2B		0-0 G3		1-1 WP E 2B	1-1 1-H 2B		1-3 K		5 2 3 1 0 1 0												
George Bell, R (1, 7) OBP: 0.307, SLG: 0.445 Sil Campusano, R (9, 7) OBP: 0.266, SLG: 0.317	2-1 G3 2-3 3-H 1B		2-1 HR		2-2 F3 2-3	2-2 F8		1-2 5-3		5 1 1 2 0 0 3 0 0 0 0 0 0 0												
Kelly Gruber, R (1, 5) OBP: 0.348, SLG: 0.496	2-1 G6-4-3 3-H 1B		1-2 F4		2-3 K		0-2 6-3		0-2 4-3	5 0 1 1 0 1 1												
Cecil Fielder, R (1, 10) OBP: 0.322, SLG: 0.523	2-2 G6-4-3 1-2f			2-1 2B 1B	1-1 E6 BB 1B		2-1 F8			4 0 1 0 0 0 1												
Manuel Lee, S (1, 4) OBP: 0.342, SLG: 0.362		2-1 G6-3 2B		1-0 2B	0-1 BB 1B		4-2 CS BB			3 0 3 0 1 0 0												
Fred McGriff, L (1, 3) OBP: 0.405, SLG: 0.586		4-0 G6-3 BB		0-3 K	4-0 BB 1B		2-0 CS 1-2	4-2 F7 S BB		1 0 0 0 3 1 2												
Jesse Barfield, R (1, 9) OBP: 0.265, SLG: 0.340		0-2 G6-3 1-2f 2-3		4-0 G6-3 IBB	0-1 F8		2-2 F7 1-3			3 0 0 0 1 0 6												
Sal Butera, R (1, 2) OBP: 0.250, SLG: 0.333		1-0 F8		0-0 G6-3 1-2f		1-3 K		0-0 WP 2B		4 0 1 0 0 1 4												
Inning Stats	R: 2 E: 0 K: 0 S: 11	H: 3 LOB: 0 BB: 0 P: 19	R: 0 E: 0 K: 0 S: 6	H: 1 LOB: 1 BB: 1 P: 13	R: 1 E: 0 K: 0 S: 9	H: 1 LOB: 0 BB: 1 P: 13	R: 0 E: 0 K: 1 S: 7	H: 2 LOB: 2 BB: 1 P: 14	R: 2 E: 2 K: 1 S: 17	H: 3 LOB: 3 BB: 1 P: 27	R: 0 E: 0 K: 1 S: 12	H: 2 LOB: 1 BB: 0 P: 19	R: 0 E: 0 K: 0 S: 8	H: 0 LOB: 0 BB: 1 P: 16	R: 0 E: 0 K: 0 S: 9	H: 1 LOB: 1 BB: 1 P: 16	R: 0 E: 0 K: 1 S: 10	H: 0 LOB: 0 BB: 0 P: 12	1B: 6 2B: 6 3B: 0 HR: 1	SF: 0 SAC: 0 DP: 3 HBP: 0	WP: 2 PB: 0 SB: 2 CS: 1	PA: 41
PITCHER	IP WLS BF H R ER SO BB IBB HBP BLK WP HR S P ERA WHIP												PITCHER	IP WLS BF H R ER SO BB IBB HBP BLK WP HR S P ERA WHIP								
Steve Trout, L (1, 1) ERA: 7.44	4.0 L 20 9 5 4 1 1 1 0 0 0 1 36 63 9.00 2.500																					
Jerry Reed, R (5, 1) ERA: 3.29	5.0 20 4 0 0 3 3 0 0 0 2 0 53 86 0.00 1.400																					

Toronto Blue Jays @ Seattle Mariners
The Kingdom, Seattle, WA
Sat Jul 23 1988, 10:05 PM EDT
Att. 17,979 - Dome - 72 F

livebaseballscorecards.com

AB	35
R	5
H	13
RBI	4
BB	5
SO	4
LOB	18



Batter	1	2	3	4	5	6	7	8	9	AB R H RBI BB SO LOB	TOP
Tony Fernandez, S (1, 6) OBP: 0.325, SLG: 0.372	4-2 BB		4-1 BB		2-1 6-3	0-1 5-3			0-0 1B	3 0 1 0 2 0 2	
Lloyd Moseby, L (1, 8) OBP: 0.340, SLG: 0.374	1-1 P3		2-1 P4		2-2 3-1				2-3 K	5 0 0 0 0 1 3	
George Bell, R (1, 7) OBP: 0.308, SLG: 0.452 Sil Campusano, R (9, 7) OBP: 0.266, SLG: 0.317	1-3 K			2-2 2B 1B	2-1 HR				1-1 6-3	5 2 2 1 0 1 2 0 0 0 0 0 0 0	
Kelly Gruber, R (1, 5) OBP: 0.344, SLG: 0.490	3-3 K			1-2 F3	3-1 G3				0-1 3-1	4 0 0 0 0 1 2	
Cecil Fielder, R (1, 10) OBP: 0.344, SLG: 0.598				3-1 1B 2B		3-2 HR			2-2 HR	3 3 3 2 1 0 0	
Manuel Lee, S (1, 4) OBP: 0.340, SLG: 0.360			0-1 G6-4-3	3-1 2B 1B		3-1 G3			1-3 K	4 1 1 1 0 1 1	
Fred McGriff, L (1, 3) OBP: 0.403, SLG: 0.582			3-3 K	1-3 K		2-1 1B 1B			2-3 K	4 0 1 0 0 3 2	
Jesse Barfield, R (1, 9) OBP: 0.264, SLG: 0.343			1-3 K	1-0 1-H 3-H 2B		1-3 K			3-3 K	4 0 1 2 0 3 1	
Sal Butera, R (1, 2) OBP: 0.250, SLG: 0.313			0-3 K	2-1 5-3		3-2 1B			3-2 F2	4 0 1 0 0 1 1	
Inning Stats	R: 0 E: 0 K: 2 S: 12 H: 0 LOB: 1 BB: 1 P: 21	R: 0 E: 0 K: 1 S: 7 H: 0 LOB: 0 BB: 1 P: 14	R: 0 E: 0 K: 2 S: 9 H: 0 LOB: 1 BB: 1 P: 16	R: 3 E: 0 K: 1 S: 17 H: 4 LOB: 1 BB: 0 P: 29	R: 1 E: 0 K: 0 S: 10 H: 1 LOB: 0 BB: 0 P: 19	R: 1 E: 0 K: 1 S: 15 H: 3 LOB: 2 BB: 0 P: 27	R: 0 E: 0 K: 0 S: 6 H: 0 LOB: 0 BB: 0 P: 12	R: 1 E: 0 K: 3 S: 13 H: 1 LOB: 0 BB: 0 P: 21	R: 0 E: 0 K: 1 S: 11 H: 1 LOB: 1 BB: 0 P: 17	1B: 5 2B: 2 3B: 0 HR: 3 SF: 0 SAC: 0 DP: 1 HBP: 0	WP: 0 PB: 0 SB: 1 CS: 0 PA: 39
PITCHER	IP WLS BF H R ER SO BB IBB HBP BLK WP HR S P ERA WHIP										
Mark Langston, L (1, 1) ERA: 4.1	6.0 L 28 8 5 5 7 3 0 0 0 0 0 2 70 126 7.50 1.833										
Rod Scurry, L (7, 1) ERA: 4.58	3.0 11 2 1 1 4 0 0 0 0 0 0 1 30 50 3.00 0.667										

Toronto Blue Jays @ Seattle Mariners
The Kingdome, Seattle, WA
Sun Jul 24 1988, 6:33 AM EDT
Att. 10,487 - Dome - 72 F

livebaseballscorecards.com

AB	36
R	6
H	10
RBI	6
BB	3
SO	11
LOB	14



Batter	1	2	3	4	5	6	7	8	9	AB R H RBI BB SO LOB
Harold Reynolds, S (1, 4) OBP: 0.324, SLG: 0.372	1-0 F8		1-0 L8			2-3 K		1-0 F7		4 0 0 0 0 1 1
Mickey Brantley, R (1, 7) OBP: 0.295, SLG: 0.462	0-0 5-3			1-0 F7		0-1 FC6-4 1B		1-1 FC6-4 1B		4 0 2 0 0 0 0
Darnell Coles, R (1, 9) OBP: 0.311, SLG: 0.389	4-2 BB			1-0 5-3		2-1 FC6-4 1-2f		3-2 6-3		3 0 0 0 1 0 3
Steve Balboni, R (1, 3) OBP: 0.258, SLG: 0.429	1-1 F8			1-0 FC6-4 1B			1-3 K		1-2 4-3	4 0 1 0 0 1 1
Jay Buhner, R (1, 8) OBP: 0.250, SLG: 0.293		0-0 5-3		2-1 FC6-4 1-2f			4-2 4-3 BB		0-0 F8	3 0 0 0 1 0 1
Alvin Davis, L (1, 10) OBP: 0.394, SLG: 0.485		2-2 4-3			1-1 G3		2-2 4-3		1-0 4-3	4 0 0 0 0 0 1
Jim Presley, R (1, 5) OBP: 0.280, SLG: 0.362		0-1 L9			2-2 6-3		2-2 5-3			3 0 0 0 0 0 1
Mario Diaz, R (1, 6) OBP: 0.444, SLG: 0.529			0-2 5-3		0-0 F8			0-0 1B 2B		3 0 1 0 0 0 0
Scott Bradley, L (1, 2) OBP: 0.306, SLG: 0.341			3-2 5-3			0-0 4-3		0-0 P6		3 0 0 0 0 0 1

Inning Stats	R: 0	H: 0	E: 0	K: 0	S: 6	LOB: 1	BB: 1	P: 12	R: 0	H: 0	E: 0	K: 0	S: 6	LOB: 0	BB: 0	P: 8	R: 0	H: 0	E: 0	K: 0	S: 7	LOB: 0	BB: 0	P: 11	R: 0	H: 1	E: 0	K: 0	S: 5	LOB: 1	BB: 0	P: 10	R: 0	H: 0	E: 0	K: 0	S: 8	LOB: 0	BB: 0	P: 11	R: 0	H: 1	E: 0	K: 1	S: 8	LOB: 1	BB: 0	P: 12	R: 0	H: 0	E: 0	K: 1	S: 13	LOB: 1	BB: 1	P: 22	R: 0	H: 2	E: 0	K: 0	S: 8	LOB: 2	BB: 0	P: 13	R: 0	H: 0	E: 0	K: 0	S: 5	LOB: 0	BB: 0	P: 7	1B: 3	SF: 0	2B: 1	SAC: 0	3B: 0	DP: 0	HR: 0	HBP: 0	WP: 0	PA: 33
PITCHER Mike Flanagan, L (1, 1) ERA: 4.07	IP	WLS	BF	H	R	ER	SO	BB	IBB	HBP	BLK	WP	HR	S	P	ERA	WHIP																			PITCHER	IP	WLS	BF	H	R	ER	SO	BB	IBB	HBP	BLK	WP	HR	S	P	ERA	WHIP																													


BOTTOM

Toronto Blue Jays @ Seattle Mariners
The Kingdome, Seattle, WA

Sun Jul 24 1988, 6:33 AM EDT
Att. 10,487 - Dome - 72 F

livebaseballscorecards.com

AB	31
R	0
H	4
RBI	0
BB	2
SO	2
LOB	9



Batter	1	2	3	4	5	6	7	8	9	AB R H RBI BB SO LOB	TOP																		
Tony Fernandez, S (1, 6) OBP: 0.325, SLG: 0.372	1-1 F9		2-1 G4-3		1-2 1-3 1B		0-0 HR 1B		2-1 G4-3	5 1 2 0 0 0 0																			
Lloyd Moseby, L (1, 8) OBP: 0.344, SLG: 0.383	0-3 K		4-2 PO BB		1-1 G3		2-0 HR 1-H 2-H		4-1 BLK BB BB	3 1 1 3 2 1 2																			
Rance Mulliniks, L (1, 10) OBP: 0.397, SLG: 0.505	4-2 BB 1B BB		0-0 F7		0-1 G1-3		1-2 G6-3		4-2 BLK BB 1-2	3 0 0 0 2 0 1																			
George Bell, R (1, 7) OBP: 0.309, SLG: 0.450 Sil Campusano, R (9, 7) OBP: 0.266, SLG: 0.317	1-2 BB 1B		1-2 PO 1-2	3-2 F8		4-2 BB	2-1 G5-3		2-3 K 1-2 2-3	4 0 1 0 1 1 2 0 0 0 0 0 0 0																			
Ernie Whitt, L (1, 2) OBP: 0.320, SLG: 0.320	4-2 BB 1-2 2-3 BB			2-0 P4		1-2 P5		1-1 P4		3 0 0 0 1 0 1																			
Fred McGriff, L (1, 3) OBP: 0.399, SLG: 0.575	2-3 K			1-1 L8		1-2 F8		2-2 G5-3		4 0 0 0 0 1 4																			
Jesse Barfield, R (1, 9) OBP: 0.268, SLG: 0.343			4-2 G1-6-3 BB		2-2 L7		2-3 K	3-1 1B		3 0 1 0 1 1 0																			
Nelson Liriano, S (1, 4) OBP: 0.275, SLG: 0.325 Kelly Gruber, R (8, 5) OBP: 0.344, SLG: 0.490			1-0 L8		1-0 F9		0-0 HR	2-1 F8		4 1 1 1 0 0 2 0 0 0 0 0 0 0																			
Manuel Lee, S (1, 5) OBP: 0.343, SLG: 0.363 (8, 4)			0-2 G1-6-3 1-2f		0-2 1B 1B		0-2 HR 1B 1B		2-3 K	4 1 2 0 0 1 1																			
Inning Stats	R: 0 E: 0 K: 2 S: 18	H: 1 LOB: 3 BB: 2 P: 30	R: 0 E: 0 K: 0 S: 6	H: 0 LOB: 0 BB: 1 P: 11	R: 0 E: 0 K: 0 S: 7	H: 0 LOB: 0 BB: 1 P: 14	R: 0 E: 0 K: 0 S: 12	H: 2 LOB: 2 BB: 0 P: 17	R: 0 E: 0 K: 0 S: 11	H: 0 LOB: 1 BB: 1 P: 17	R: 4 E: 0 K: 1 S: 15	H: 4 LOB: 0 BB: 0 P: 22	R: 0 E: 0 K: 0 S: 9	H: 1 LOB: 1 BB: 0 P: 17	R: 0 E: 0 K: 2 S: 13	H: 0 LOB: 2 BB: 2 P: 26	1B: 6 2B: 0 3B: 0 HR: 2	SF: 0 SAC: 0 DP: 1 HBP: 0	WP: 0 PB: 0 SB: 0 CS: 0	PA: 41									
PITCHER	IP WLS BF H R ER SO BB IBB HBP BLK WP HR S P ERA WHIP																												
Charlie Lea, R (1, 1) ERA: 4.52	6.1		28	6	3	3	3	5	0	0	0	0	0	1	69	112	4.26	1.737											
Keith Atherton, R (7, 1) ERA: 3.76	1.2		7	2	1	1	0	0	0	0	0	0	1	15	28	5.40	1.200												
Jim Winn, R (9, 1) ERA: 4.15	1.0	W	5	0	0	0	2	2	0	0	1	0	0	13	26	0.00	2.000												

Toronto Blue Jays @ Minnesota Twins
 Hubert H. Humphrey Metrodome, Minneapolis, MN

Mon Jul 25 1988, 8:05 PM EDT
 Att: 31,936 - Dome - 70 F

livebaseballscorecards.com

AB	33
R	4
H	8
RBI	4
BB	7
SO	5
LOB	13



Batter	1	2	3	4	5	6	7	8	9	AB R H RBI BB SO LOB	TOP																	
Tony Fernandez, S (1, 6) OBP: 0.324, SLG: 0.369	0-3 		2-1 FC4-2 2B		4-2 G4-6-3 1B BB		2-1 4-3		1-2 4-3	4 1 0 0 1 1 1																		
Rance Mulliniks, L (1, 10) OBP: 0.399, SLG: 0.509	1-1 6-3		0-0 1-H 2B		0-0 G4-6-3 1B		2-0 F7			4 0 2 1 0 0 0																		
George Bell, R (1, 7) OBP: 0.309, SLG: 0.448 Rick Leach, L (7, 7) OBP: 0.355, SLG: 0.360 Sil Campusano, R (8, PR) OBP: 0.266, SLG: 0.317	2-1 F8		4-2 BB		0-0 G4-6-3 1-2f 2-3			0-0 1B 2B		2 0 0 0 1 0 2 1 0 1 0 0 0 0 0 0 0 0 0 0 0																		
Kelly Gruber, R (1, 5) OBP: 0.343, SLG: 0.488		1-0 F3	2-2 P4		2-1 L5			2-2 2-3 1B		4 0 1 0 0 0 3																		
Ernie Whitt, L (1, 2) OBP: 0.323, SLG: 0.327		3-1 F8		2-1 FC6-4 1B		1-1 4-3 1B 2B		0-3 K		4 1 2 0 0 1 3																		
Fred McGriff, L (1, 3) OBP: 0.397, SLG: 0.571		2-3 K		1-1 FC6-4 1B		3-2 4-3		0-0 P3		4 0 1 0 0 1 4																		
Lloyd Moseby, L (1, 8) OBP: 0.345, SLG: 0.383			4-2 E WP BB	2-2 FC6-4		0-1 3-H 1B		2-2 F5		3 1 1 1 1 0 5																		
Jesse Barfield, R (1, 9) OBP: 0.265, SLG: 0.339 Nelson Liriano, S (9, PH) OBP: 0.273, SLG: 0.323			1-1 SH1-4 WP FC4-2	0-2 P3		2-3 K			1-1 4-3	3 0 0 0 0 1 4 1 0 0 0 0 0 0																		
Manuel Lee, S (1, 4) OBP: 0.338, SLG: 0.357			1-1 SH1-4	0-3 K		1-3 K			1-1 F7	3 0 0 0 0 2 2																		
Inning Stats	R: 0 E: 0 K: 1 S: 7	H: 0 LOB: 0 BB: 0 P: 10	R: 0 E: 0 K: 1 S: 8	H: 0 LOB: 0 BB: 0 P: 14	R: 2 E: 1 K: 0 S: 15	H: 1 LOB: 2 BB: 2 P: 29	R: 0 E: 0 K: 1 S: 13	H: 2 LOB: 2 BB: 0 P: 18	R: 0 E: 0 K: 0 S: 7	H: 1 LOB: 1 BB: 1 P: 13	R: 1 E: 0 K: 1 S: 11	H: 2 LOB: 0 BB: 0 P: 17	R: 0 E: 0 K: 1 S: 6	H: 0 LOB: 0 BB: 0 P: 11	R: 0 E: 0 K: 1 S: 11	H: 2 LOB: 2 BB: 0 P: 15	R: 0 E: 0 K: 0 S: 7	H: 0 LOB: 0 BB: 0 P: 10	1B: 5 2B: 3 3B: 0 HR: 0	SF: 0 SAC: 1 DP: 1 HBP: 0	WP: 1 PB: 0 SB: 1 CS: 0	PA: 37						
PITCHER	IP WLS BF H R ER SO BB IBB HBP BLK WP HR S P ERA WHIP												PITCHER	IP WLS BF H R ER SO BB IBB HBP BLK WP HR S P ERA WHIP														
Freddie Toliver, R (1, 1) ERA: 4.37	6.0		26	6	3	1	4	3	0	0	0	1	0	61	101	1.50	1.500											
Mark Portugal, R (7, 1) ERA: 4.79	1.0	W	5	2	0	0	1	0	0	0	0	0	0	10	17	0.00	2.000											
Jeff Reardon, R (8, 1) ERA: 2.51	2.0	S	6	0	0	0	1	0	0	0	0	0	0	14	19	0.00	0.000											

Toronto Blue Jays @ Minnesota Twins
 Hubert H. Humphrey Metrodome, Minneapolis, MN
 Tue Jul 26 1988, 8:05 PM EDT
 Att. 42,185 - Dome

livebaseballscorecards.com

AB	33
R	3
H	8
RBI	2
BB	3
SO	6
LOB	24



Batter	1	2	3	4	5	6	7	8	9	AB	R	H	RBI	BB	SO	LOB
Dan Gladden, R OBP: 0.327, SLG: 0.423 (1, 7)	0-1 F8		0-1 6-3		1-1 F9	2-0 4-3		2-1 SF8		5	1	1	1	0	0	5
Randy Bush, L OBP: 0.377, SLG: 0.486 (1, 9) Mark Davidson, R OBP: 0.337, SLG: 0.400 (9, 9)	0-1 5-3 2B		1-0 P5			1-1 P2	4-1 2B SF8 BB	0-2 SF8		3	1	1	1	1	0	1
Kirby Puckett, R OBP: 0.377, SLG: 0.553 (1, 8)	0-0 5-3		1-0 1B			1-0 BB 1B	0-0 SF8 2B	0-0 1B		5	1	4	0	0	0	1
Kent Hrbek, L OBP: 0.377, SLG: 0.511 (1, 3)	2-3 F9		2-3 1B		0-0 F9	4-0 E BB BB	0-1 SF8	2-0 F4		3	1	0	1	1	0	4
Gary Gaetti, R OBP: 0.353, SLG: 0.551 (1, 5)		2-2 F6		1-3 K		1-2 E7 BB BB 1B	0-2 5-3			4	1	1	1	0	1	1
Gene Larkin, S OBP: 0.374, SLG: 0.382 (1, 10)		2-1 1B		1-0 F8		4-2 BB FC5-2 BB	4-0 IBB			2	0	1	0	2	0	0
Tim Laudner, R OBP: 0.316, SLG: 0.429 (1, 2)		3-1 SAFE F8		3-3 K		4-0 FC5-2 BB	1-2 F9			3	0	0	1	1	1	3
Greg Gagne, R OBP: 0.308, SLG: 0.431 (1, 6) Eric Bullock, L (6, PH) Al Newman, S OBP: 0.324, SLG: 0.268 (7, 6)		0-0 F8			1-1 L6	4-2 FC5-2 BB		2-1 3-1		2	0	0	0	0	0	1
Steve Lombardozzi, R OBP: 0.320, SLG: 0.308 (1, 4)			3-2 1B 6-3 1B		4-2 CS BB	1-0 FC5-2		0-1 3B 1B		0	0	0	1	1	0	0

Inning Stats	R: 0	H: 1	E: 0	LOB: 1	K: 0	BB: 0	S: 6	P: 8	R: 0	H: 1	E: 0	LOB: 1	K: 0	BB: 0	S: 8	P: 15	R: 0	H: 2	E: 0	LOB: 2	K: 0	BB: 0	S: 8	P: 13	R: 0	H: 0	E: 0	LOB: 0	K: 2	BB: 0	S: 8	P: 13	R: 0	H: 0	E: 0	LOB: 0	K: 0	BB: 1	S: 8	P: 14	R: 3	H: 2	E: 1	LOB: 3	K: 0	BB: 4	S: 16	P: 38	R: 1	H: 1	E: 0	LOB: 2	K: 0	BB: 2	S: 11	P: 20	R: 2	H: 3	E: 0	LOB: 1	K: 0	BB: 0	S: 13	P: 17
--------------	------	------	------	--------	------	-------	------	------	------	------	------	--------	------	-------	------	-------	------	------	------	--------	------	-------	------	-------	------	------	------	--------	------	-------	------	-------	------	------	------	--------	------	-------	------	-------	------	------	------	--------	------	-------	-------	-------	------	------	------	--------	------	-------	-------	-------	------	------	------	--------	------	-------	-------	-------

PITCHER	IP	WLS	BF	H	R	ER	SO	BB	IBB	HBP	BLK	WP	HR	S	P	ERA	WHIP
Jim Clancy, R ERA: 5.35 (1, 1)	5.1		23	6	3	3	2	2	0	0	0	0	0	45	77	5.06	1.500
Todd Stottliemyre, R ERA: 5.46 (6, 1)	0.0		3	0	0	0	0	3	0	0	0	0	0	7	19	∞	∞
Duane Ward, R ERA: 3.38 (6, 1)	2.1	L	13	4	3	3	0	1	1	0	0	0	0	25	39	11.57	2.143
Frank Willis, R ERA: (8, 1)	0.1		1	0	0	0	0	0	0	0	0	0	0	1	3	0.00	0.000


BOTTOM

Toronto Blue Jays @ Minnesota Twins
 Hubert H. Humphrey Metrodome, Minneapolis, MN


Tue Jul 26 1988, 8:05 PM EDT
 Att. 42,185 - Dome

AB	31
R	6
H	10
RBI	6
BB	7
SO	2
LOB	19

livebaseballscores.com



WP	HR	S	P	ERA	WHIP
0	0	0	0	0	0

Batter	1	2	3	4	5	6	7	8	9	AB R H RBI BB SO LOB	TOP														
Tony Fernandez, S (1, 6) OBP: 0.325, SLG: 0.369	0-2 G3		1-2 1-3		0-0 2B 1-3 1B		0-3 K		1-2 1B 1B	5 0 2 0 0 1 1	<p>Toronto Blue Jays @ Minnesota Twins</p> <p>Hubert H. Humphrey Metrodome, Minneapolis, MN</p> <p>Wed Jul 27 1988, 4:33 AM EDT</p> <p>Att. 51,687 - Dome</p> <p>livebaseballscorecards.com</p> <table border="1"> <tr><td>AB</td><td>37</td></tr> <tr><td>R</td><td>4</td></tr> <tr><td>H</td><td>12</td></tr> <tr><td>RBI</td><td>4</td></tr> <tr><td>BB</td><td>2</td></tr> <tr><td>SO</td><td>12</td></tr> <tr><td>LOB</td><td>12</td></tr> </table> 	AB	37	R	4	H	12	RBI	4	BB	2	SO	12	LOB	12
AB	37																								
R	4																								
H	12																								
RBI	4																								
BB	2																								
SO	12																								
LOB	12																								
Manuel Lee, S (1, 4) OBP: 0.339, SLG: 0.363	2-3 K		3-3 K		0-1 1-3 2B 3-H		1-3 K		1-1 1B 1-3 1B	5 0 2 1 0 3 1															
Lloyd Moseby, L (1, 8) OBP: 0.341, SLG: 0.377	0-0 F9			0-2 4-3	1-2 F8		3-2 F8		3-2 F9 1-2	5 0 0 0 0 0 3															
Kelly Gruber, R (1, 5) OBP: 0.342, SLG: 0.485		0-1 1B		2-3 K		1-2 5-3		0-3 K		4 0 1 0 0 2 0															
Cecil Fielder, R (1, 10) OBP: 0.336, SLG: 0.583 Rance Mulliniks, L (8, PH) OBP: 0.398, SLG: 0.507		0-3 K		3-2 F4		2-3 K		0-1 4-3		3 0 0 0 0 2 1 1 0 0 0 0 0 0															
Jesse Barfield, R (1, 9) OBP: 0.272, SLG: 0.358		1-1 F7			4-2 CS BB	1-2 HR		2-1 2B		3 1 2 1 1 0 1															
Fred McGriff, L (1, 3) OBP: 0.398, SLG: 0.578		1-3 K			2-2 F7	2-2 HR		4-0 IBB		3 1 1 1 1 1 2															
Sil Campusano, R (1, 7) OBP: 0.273, SLG: 0.346			1-3 K		2-2 HR 1-2	0-0 1B		3-3 K		4 1 2 1 0 2 2															
Sal Butera, R (1, 2) OBP: 0.300, SLG: 0.400			0-0 2B		1-1 1B 2B 1B	0-0 6-3		1-3 K		4 1 2 0 0 1 1															
Inning Stats	R: 0 E: 0 K: 1 S: 7 H: 0 LOB: 0 BB: 0 P: 9	R: 0 E: 0 K: 2 S: 10 H: 1 LOB: 1 BB: 0 P: 12	R: 0 E: 0 K: 2 S: 11 H: 1 LOB: 1 BB: 0 P: 16	R: 0 E: 0 K: 1 S: 11 H: 0 LOB: 0 BB: 0 P: 16	R: 2 E: 0 K: 0 S: 24 H: 4 LOB: 2 BB: 1 P: 34	R: 2 E: 0 K: 1 S: 15 H: 3 LOB: 1 BB: 0 P: 21	R: 0 E: 0 K: 2 S: 11 H: 0 LOB: 0 BB: 0 P: 15	R: 0 E: 0 K: 2 S: 10 H: 1 LOB: 2 BB: 1 P: 19	R: 0 E: 0 K: 1 S: 14 H: 2 LOB: 1 BB: 0 P: 20	1B: 6 2B: 3 3B: 0 HR: 3 SF: 0 SAC: 0 DP: 0 HBP: 0	WP: 0 PB: 0 SB: 1 CS: 1 PA: 39														
PITCHER	IP WLS BF H R ER SO BB IBB HBP BLK WP HR S P ERA WHIP											PITCHER	IP WLS BF H R ER SO BB IBB HBP BLK WP HR S P ERA WHIP												
Frank Viola, L (1, 1) ERA: 2.32	6.0 L 27 9 4 4 7 1 0 0 0 0 0 3 78 108 6.00 1.667																								
Juan Berenguer, R (7, 1) ERA: 3.11	3.0 12 3 0 0 5 0 1 0 0 0 0 35 54 0.00 1.000																								

Batter	1	2	3	4	5	6	7	8	9	AB	R	H	RBI	BB	SO	LOB
Dan Gladden, R OBP: 0.323, SLG: 0.418 (1, 7)	2-1 F7		1-1 F7		1-0 F8			1-2 6-3		4	0	0	0	0	0	1
Steve Lombardozzi, R OBP: 0.323, SLG: 0.314 (1, 4)	3-2 L9-4 2B		4-1 BB			0-1 6-3		1-0 5-3		3	0	1	0	1	0	0
Kirby Puckett, R OBP: 0.374, SLG: 0.548 (1, 8)	2-1 L9-4		1-1 1-3			1-2 5-3		1-1 5-3		4	0	0	0	0	0	3
Gary Gaetti, R OBP: 0.357, SLG: 0.561 (1, 5)		2-2 HR		0-0 P3		2-2 1B		2-1 1B		4	1	3	1	0	0	0
Gene Larkin, S OBP: 0.373, SLG: 0.384 (1, 10)		1-2 5-3		0-0 2B		2-1 F9		0-3 K		4	0	1	0	0	1	2
Kent Hrbek, L OBP: 0.373, SLG: 0.504 (1, 3)		2-1 4-3		0-1 3-1		0-1 E8		1-1 F6		4	0	0	0	0	0	2
Tim Laudner, R OBP: 0.312, SLG: 0.423 (1, 2)		1-1 6-3		2-0 4-3		2-2 5-3		0-1 1-3		3	0	0	0	0	0	1
Eric Bullock, L (9, PH)										1	0	0	0	0	0	1
Mark Davidson, R OBP: 0.337, SLG: 0.398 (1, 9)			0-0 F8		3-2 F4		1-1 1B			3	0	1	0	0	0	0
Greg Gagne, R OBP: 0.309, SLG: 0.430 (1, 6)			1-0 1B		1-1 4-3		1-1 F8			3	0	1	0	0	0	1

Inning Stats	R: 0	H: 1	E: 0	LOB: 0	K: 0	S: 7	R: 1	H: 1	E: 0	LOB: 0	K: 0	S: 12	R: 0	H: 1	E: 0	LOB: 2	K: 0	S: 7	R: 0	H: 0	E: 0	LOB: 0	K: 0	S: 7	R: 0	H: 1	E: 0	LOB: 1	K: 0	S: 5	R: 0	H: 0	E: 0	LOB: 0	K: 0	S: 7	R: 0	H: 1	E: 1	LOB: 1	K: 0	S: 10	R: 0	H: 0	E: 0	LOB: 0	K: 0	S: 6	R: 0	H: 1	E: 0	LOB: 1	K: 1	S: 9	1B: 4	SF: 0	2B: 3	SAC: 0	3B: 0	DP: 1	HR: 1	HBP: 0	WP: 0	PA: 34
--------------	------	------	------	--------	------	------	------	------	------	--------	------	-------	------	------	------	--------	------	------	------	------	------	--------	------	------	------	------	------	--------	------	------	------	------	------	--------	------	------	------	------	------	--------	------	-------	------	------	------	--------	------	------	------	------	------	--------	------	------	-------	-------	-------	--------	-------	-------	-------	--------	-------	--------

PITCHER	IP	WLS	BF	H	R	ER	SO	BB	IBB	HBP	BLK	WP	HR	S	P	ERA	WHIP
John Cerutti, L ERA: 4.0 (1, 1)	8.0	W	31	7	1	1	1	0	1	0	0	0	0	66	107	1.12	1.000
Tom Henke, R ERA: 2.72 (9, 1)	1.0	S	3	0	0	0	1	0	0	0	0	0	0	7	8	0.00	0.000

BOTTOM

Toronto Blue Jays @ Minnesota Twins
 Hubert H. Humphrey Metrodome, Minneapolis, MN
 Wed Jul 27 1988, 4:33 AM EDT
 Att. 51,687 - Dome

AB	33
R	1
H	7
RBI	1
BB	1
SO	1
LOB	11



Batter	1	2	3	4	5	6	7	8	9
Tony Fernandez, S (1, 6) OBP: 0.326, SLG: 0.373	1-1 4-3 6-3 2B	1-0 SF8		2-2 F7		1-0 G4-6-3 1B 1-2 1B		2-0 1-6-3	
Lloyd Moseby, L (1, 8) OBP: 0.342, SLG: 0.375	3-0 4-3 2-3	0-0 F7		4-0 1-2 BB		2-0 1-2 2-3 1B		2-3 K	
Rance Mulliniks, L (1, 10) OBP: 0.394, SLG: 0.498	0-0 6-3		4-1 2B SF8 BB	1-0 F9		2-0 G4-6-3 1-2f 2-3 3-H		0-1 4-3	
Kelly Cruber, R (1, 5) OBP: 0.342, SLG: 0.485	0-1 F8		1-2 BB 1-3 2B	1-3 K		0-1 F9			
Ernie Whitt, L (1, 2) OBP: 0.329, SLG: 0.340		4-1 HR BB	4-0 BB BB		2-2 4-3		3-2 HR		
Fred McGriff, L (1, 3) OBP: 0.399, SLG: 0.591		0-0 HR	1-0 SF8		0-1 2B		2-0 3-1		
Jesse Barfield, R (1, 9) OBP: 0.278, SLG: 0.365		2-1 SH1-4 SF8 1B	4-1 G4-6-3 1-2 2-3 BB		1-3 K		2-2 2B		
Rick Leach, L (1, 7) OBP: 0.353, SLG: 0.357		1-0 SH1-4 1B	0-0 G4-6-3		0-0 F7		3-1 F7		
Sil Campusano, R (8, 7) OBP: 0.273, SLG: 0.346									
Manuel Lee, S (1, 4) OBP: 0.344, SLG: 0.368		0-0 SH1-4		1-0 BB 1B		2-2 1B G4-6-3 1B		0-1 4-3	

AB	R	H	RBI	BB	SO	LOB
4	1	2	1	0	0	1
4	0	1	0	1	1	2
4	1	0	1	1	0	4
4	0	1	0	0	1	3
2	2	1	1	2	0	0
3	1	2	3	0	0	0
3	1	2	0	1	1	1
4	0	1	0	0	0	5
0	0	0	0	0	0	0
3	1	2	0	0	0	1
1B: 6	SF: 2	2B: 4	SAC: 1	3B: 0	DP: 2	HR: 2
WP: 0	PA: 39	PB: 0	CS: 0	SB: 0		

BOTTOM

New York Yankees @ Toronto Blue Jays
Exhibition Stadium, Toronto, ON

Fri Jul 29 1988, 7:05 PM EDT
Att: 42,453 - Unknown - 91 F

livebaseballscorecards.com

AB	31
R	7
H	12
RBI	6
BB	5
SO	3
LOB	17



Inning Stats														
R	H	E	K	S	R	H	E	K	S	R	H	E	K	S
1	1	0	0	6	3	3	0	8	16	0	1	0	1	24
2	3	0	0	8	3	0	0	8	16	0	1	0	1	24
3	1	0	0	10	1	0	0	10	24	0	1	0	1	17
4	0	0	1	8	1	0	1	8	17	0	1	0	1	14
5	0	0	1	11	1	0	1	11	14	0	1	0	1	14
6	1	0	1	8	3	0	1	8	15	0	3	0	1	15
7	1	0	0	13	2	0	0	13	23	0	2	0	0	23
8	0	0	6	6	0	0	1	6	10	0	0	0	0	10
9	0	0	0	0	0	0	0	0	0	0	0	0	0	0

PITCHER														
IP	WLS	BF	H	R	ER	SO	BB	IBB	HBP	BLK	WP	HR	S	P
2.0	L	13	5	5	5	0	2	0	0	0	0	1	21	38
5.0		23	7	2	2	2	3	0	0	0	0	1	43	81
1.0		3	0	0	0	1	0	0	0	0	0	0	6	10

ERA	WHIP
22.50	3.500
3.60	2.000
0.00	0.000

Batter	1	2	3	4	5	6	7	8	9	AB R H RBI BB SO LOB	TOP																
Rickey Henderson, R OBP: 0.407, SLG: 0.434 (1, 7)	4-1 1B G3-6 BB		4-1 SH5-3 1B BB		2-0 F8	3-2 F9		2-1 6-3		3 2 0 0 2 0 4																	
Willie Randolph, R OBP: 0.331, SLG: 0.306 (1, 4)	3-2 SAFE 1B G3-6 1B		1-0 SH5-3 1-3		2-2 F9 2B		1-0 5-3		3-2 6-3	4 0 2 0 0 0 0																	
Don Mattingly, L OBP: 0.376, SLG: 0.487 (1, 3)	0-2 G3-6 1-2f 3-H		1-0 1B 3-H		0-1 F9 2-3		1-2 F5		0-0 5-3	5 0 1 1 0 0 2																	
Dave Winfield, R OBP: 0.427, SLG: 0.590 (1, 10)	4-2 BB		0-0 L9 BB		4-0 FC4-6 BB		4-1 BB		2-2 HR	2 1 1 1 3 0 1																	
Jack Clark, R OBP: 0.386, SLG: 0.453 (1, 9)	0-3 K		2-1 4-3		0-0 FC4-6 1-2f		2-1 F9		0-3 K	5 0 0 0 0 2 5 0 0 0 0 0 0 0																	
Claudell Washington, L OBP: 0.350, SLG: 0.439 (9, 9)																											
Don Slaught, R OBP: 0.393, SLG: 0.538 (1, 2)		2-2 F9		1-0 1-3 2B		2-2 F8		3-2 SH1-4 1B		4 0 2 0 0 0 0 0 0 0 0 0 0 0 0 0 0 0 0 0 0																	
Hal Morris, L OBP: 1.000, SLG: 1.000 (8, PR)																											
Joel Skinner, R OBP: 0.255, SLG: 0.332 (8, 2)																											
Gary Ward, R OBP: 0.282, SLG: 0.265 (1, 8)		0-0 2B		1-1 F9		1-1 L6		0-0 SH1-4 1-2		3 0 1 0 0 0 1																	
Luis Aguayo, R OBP: 0.349, SLG: 0.369 (1, 5)		0-2 F8		1-2 1-3		2-0 1B 1B		4-1 BB		3 0 1 0 0 0 2 0 0 0 0 1 0 0 0 0 0 0 0 0 0																	
Ken Phelps, L OBP: 0.430, SLG: 0.535 (8, PH)																											
Randy Velarde, R OBP: 0.244, SLG: 0.395 (8, 5)																											
Rafael Santana, R OBP: 0.299, SLG: 0.324 (1, 6)		0-0 F7		1-2 5-3		2-1 1B		1-1 F9		4 0 1 0 0 0 4																	
Inning Stats	R: 1 E: 0 K: 1 S: 14	H: 1 LOB: 1 BB: 2 P: 25	R: 0 E: 0 K: 0 S: 10	H: 1 LOB: 1 BB: 0 P: 12	R: 1 E: 0 K: 0 S: 6	H: 1 LOB: 1 BB: 1 P: 14	R: 0 E: 0 K: 0 S: 9	H: 1 LOB: 1 BB: 0 P: 13	R: 0 E: 0 K: 0 S: 7	H: 1 LOB: 2 BB: 1 P: 15	R: 0 E: 0 K: 0 S: 14	H: 2 LOB: 2 BB: 0 P: 23	R: 0 E: 0 K: 0 S: 7	H: 0 LOB: 1 BB: 1 P: 15	R: 0 E: 0 K: 0 S: 9	H: 1 LOB: 2 BB: 1 P: 19	R: 1 E: 0 K: 1 S: 12	H: 1 LOB: 0 BB: 0 P: 17	1B: 5 2B: 3 3B: 0 HR: 1	SF: 0 SAC: 2 DP: 1 HBP: 0	WP: 0 PB: 0 SB: 1 CS: 0	PA: 41					
PITCHER	IP	WLS	BF	H	R	ER	SO	BB	IBB	HBP	BLK	WP	HR	S	P	ERA	WHIP										
Mike Flanagan, L ERA: 4.01 (1, 1)	6.2	L	31	7	2	2	1	5	0	0	0	0	0	65	113	2.70	1.800										
Doug Bair, R ERA: (7, 1)	0.2		3	1	0	0	0	0	0	0	0	0	0	6	11	0.00	1.500										
John Cerutti, L ERA: (8, 1)	0.2		3	0	0	0	0	1	0	0	0	0	0	5	12	0.00	1.500										
Tom Henke, R ERA: 2.85 (9, 1)	1.0		4	1	1	1	1	0	0	0	0	0	1	12	17	9.00	1.000										

New York Yankees @ Toronto Blue Jays
Exhibition Stadium, Toronto, ON
Sat Jul 30 1988, 3:33 AM EDT
Att. 45,457 - Overcast - 74 F

AB	33
R	3
H	9
RBI	2
BB	6
SO	2
LOB	19



livebaseballscorecards.com

Batter	1	2	3	4	5	6	7	8	9	AB R H RBI BB SO LOB	TOP											
Dan Gladden, R (1, 7) OBP: 0.320, SLG: 0.415	2-2 6-3		1-0 CS	2-1 E9		0-0 6-3		1-1 4-3		4 0 0 0 0 0 0												
Randy Bush, L (1, 9) OBP: 0.372, SLG: 0.472	2-1 4-3			0-0 L3-6		1-1 F8		1-0 4-3		4 0 0 0 0 0 1												
Kirby Puckett, R (1, 8) OBP: 0.368, SLG: 0.538	1-3 K			1-1 6-3		1-2 1B		0-1 L3		4 0 1 0 0 1 0												
Kent Hrbek, L (1, 3) OBP: 0.375, SLG: 0.500 Mark Davidson, R (9, PR) OBP: 0.326, SLG: 0.384		2-1 F8		2-2 1B		0-0 F4		2-2 1B		4 1 2 0 0 0 1 0 0 0 0 0 0 0												
Gary Gaetti, R (1, 5) OBP: 0.359, SLG: 0.561		0-2 6-3		4-2 1B		0-3 K		0-0 F5		3 0 0 0 1 1 1												
Gene Larkin, S (1, 10) OBP: 0.371, SLG: 0.386		2-3 K		0-1 F7		0-0 L9				3 0 0 0 0 1 2												
Tim Laudner, R (1, 2) OBP: 0.307, SLG: 0.425			1-0 L3		2-3 K		2-3 K			3 0 0 0 0 2 2												
Steve Lombardozzi, R (1, 4) OBP: 0.315, SLG: 0.305			3-2 6-3		2-0 1B		1-0 1-3			3 0 1 1 0 0 0												
Greg Gagne, R (1, 6) OBP: 0.302, SLG: 0.429			3-1 E5		2-2 1-3		2-3 K			3 0 0 0 0 1 2												
Inning Stats	R: 0 E: 0 K: 1 S: 11	H: 0 LOB: 0 BB: 0 P: 16	R: 0 E: 0 K: 1 S: 10	H: 0 LOB: 0 BB: 0 P: 14	R: 0 E: 1 K: 0 S: 6	H: 0 LOB: 0 BB: 0 P: 14	R: 0 E: 1 K: 0 S: 5	H: 0 LOB: 0 BB: 0 P: 8	R: 1 E: 0 K: 1 S: 16	H: 2 LOB: 2 BB: 1 P: 28	R: 0 E: 0 K: 2 S: 7	H: 0 LOB: 0 BB: 0 P: 9	R: 0 E: 0 K: 2 S: 7	H: 0 LOB: 0 BB: 0 P: 9	R: 0 E: 0 K: 1 S: 7	H: 0 LOB: 0 BB: 0 P: 11	R: 0 E: 0 K: 0 S: 9	H: 1 LOB: 1 BB: 0 P: 12	1B: 4 2B: 1 3B: 0 HR: 0	SF: 0 SAC: 0 DP: 1 HBP: 0	WP: 0 PB: 0 SB: 0 CS: 1	PA: 33
PITCHER	IP WLS BF H R ER SO BB IBB HBP BLK WP HR S P ERA WHIP																					
Dave Stieb, R (1, 1) ERA: 3.1	8.0 W 28 3 1 1 6 1 0 0 0 0 0 0 69 109 1.12 0.500																					
Tom Henke, R (9, 1) ERA: 2.79	1.0 S 4 1 0 0 0 0 0 0 0 0 0 0 9 12 0.00 1.000																					

Minnesota Twins @ Toronto Blue Jays
Exhibition Stadium, Toronto, ON
Mon Aug 01 1988, 3:33 AM EDT
Att. 33,206 - Cloudy - 78 F

livebaseballscorecards.com

AB	31
R	1
H	4
RBI	1
BB	1
SO	6
LOB	9



Batter	1	2	3	4	5	6	7	8	9	AB R H RBI BB SO LOB	TOP	
John Moses, S (1, 7) OBP: 0.357, SLG: 0.403	2-1 CS 1B		1-0 G3			0-0 1B 1B		0-0 G6-3 1-2f		4 0 2 0 0 0 1		
Randy Bush, L (1, 9) OBP: 0.370, SLG: 0.469	1-2 SAFE SAFE SAFE P6		2-1 G3			1-2 1B		1-1 F8		4 0 1 0 0 0 1		
Kirby Puckett, R (1, 8) OBP: 0.367, SLG: 0.535	1-2 6-3 1-2		1-1 1B			1-2 P4 1B		0-0 L9		4 0 1 0 0 0 3		
Kent Hrbek, L (1, 3) OBP: 0.374, SLG: 0.497		0-0 4-3		1-3 K		0-0 G3		2-1 FC5-4 1B		4 0 1 0 0 1 3		
Gary Gaetti, R (1, 5) OBP: 0.355, SLG: 0.555		0-1 L8		2-3 K		2-3 K		0-0 FC5-4 1-2f		4 0 0 0 0 2 2		
Gene Larkin, S (1, 10) OBP: 0.368, SLG: 0.382		2-1 F8			0-0 G3		1-1 F7			3 0 0 0 0 0 0		
Brian Harper, R (1, 2) OBP: 0.368, SLG: 0.488			1-0 HR		0-0 6-3		1-1 L8			3 1 1 1 0 0 0		
Steve Lombardozzi, R (1, 4) OBP: 0.311, SLG: 0.301			1-2 4-3		3-3 K		2-2 P4			3 0 0 0 0 1 0		
Al Newman, S (1, 6) OBP: 0.322, SLG: 0.269			1-3 K		1-3 K		0-0 G6-3 1B			3 0 1 0 0 2 0		
Inning Stats	R: 0 H: 1 E: 0 LOB: 0 K: 0 BB: 0 S: 9 P: 12	R: 0 H: 0 E: 0 LOB: 0 K: 0 BB: 0 S: 5 P: 7	R: 1 H: 1 E: 0 LOB: 0 K: 1 BB: 0 S: 9 P: 13	R: 0 H: 1 E: 0 LOB: 1 K: 2 BB: 0 S: 10 P: 16	R: 0 H: 0 E: 0 LOB: 0 K: 1 BB: 0 S: 6 P: 9	R: 0 H: 2 E: 0 LOB: 2 K: 1 BB: 0 S: 11 P: 14	R: 0 H: 0 E: 0 LOB: 0 K: 1 BB: 0 S: 8 P: 12	R: 0 H: 1 E: 0 LOB: 0 K: 0 BB: 0 S: 6 P: 8	R: 0 H: 1 E: 0 LOB: 1 K: 0 BB: 0 S: 6 P: 9	1B: 6 SF: 0 2B: 0 SAC: 0 3B: 0 DP: 1 HR: 1 HBP: 0	WP: 0 PA: 32 PB: 0 SB: 0 CS: 1	
PITCHER Jim Clancy, R (1, 1) ERA: 5.05	IP WLS BF H R ER SO BB IBB HBP BLK WP HR S P ERA WHIP	9.0 W 32 7 1 1 6 0 0 0 0 0 1 70 100 1.00 0.778										

Minnesota Twins @ Toronto Blue Jays
Exhibition Stadium, Toronto, ON
Tue Aug 02 1988, 7:05 PM EDT
Att. 30,327 - Unknown - 82 F

livebaseballscorecards.com

AB	32
R	1
H	7
RBI	1
BB	0
SO	6
LOB	10



Batter	1	2	3	4	5	6	7	8	9	AB R H RBI BB SO LOB	TOP										
Dan Gladden, R OBP: 0.321, SLG: 0.413 (1, 7) B C B B C B	4-2 PB 1B BB	1-0 1B		1-1 FC1-6 2B 1-2f		2-3 K		0-2 G3		4 2 1 0 1 1 1											
Steve Lombardozzi, R OBP: 0.321, SLG: 0.323 (1, 4) C C 1 SAFE F B X	3-2 2B 1-H 1B	0-0 1B		2-1 2B 1-3		3-2 2B		0-3 K		5 2 4 1 0 1 0											
Kirby Puckett, R OBP: 0.367, SLG: 0.536 (1, 8) B X	1-0 F8	1-3 K		0-0 2B 2-H 3-H		0-0 F9			0-0 3B 1B	5 1 2 2 0 1 4											
Gary Gaetti, R OBP: 0.361, SLG: 0.566 (1, 5) C B 1 SAFE X	2-1 E7 1B 1-H 2B		2-1 E7 6-3 1B	2-2 P5		2-0 2B 1B		0-2 5-3 1-H 3B		5 3 4 1 0 0 1											
Gene Larkin, S OBP: 0.369, SLG: 0.386 (1, 10) B C X	1-1 1B 2-H 1B		0-1 6-3 2-3		1-1 4-3		1-2 F9 1-H 2B		1-0 F8	5 0 2 2 0 0 2											
Tim Laudner, R OBP: 0.312, SLG: 0.424 (1, 2) B S F X	2-2 1B 2-H 1B		0-3 K		4-2 1B BB		3-1 F4		4-0 5-3 BB	3 0 1 0 2 1 2											
Kent Hrbek, L OBP: 0.372, SLG: 0.493 (1, 3) F F X	1-2 1-3		0-0 F7		2-0 1B G6-3		0-1 F9		1-2 5-3 1-2 3-H 2-0	5 0 1 1 0 0 4											
Greg Gagne, R OBP: 0.298, SLG: 0.422 (1, 6) B X		1-1 6-3		2-0 P4 1-2f		3-2 G6-3		1-2 P3		5 0 0 0 0 0 4											
Mark Davidson, R OBP: 0.323, SLG: 0.379 (1, 9) Randy Bush, L OBP: 0.370, SLG: 0.467 (4, PH) (4, 9) John Moses, S OBP: 0.357, SLG: 0.403 (8, 9) C C C X		1-2 6-3		1-0 FC1-6 1B		1-0 F9		2-2 P5		1 0 0 0 0 0 0 3 0 1 0 0 0 0 0 0 0 0 0 0 0											
Inning Stats	R: 3 E: 1 K: 0 S: 17	H: 4 LOB: 1 BB: 1 P: 31	R: 0 E: 0 K: 1 S: 11	H: 2 LOB: 2 BB: 0 P: 15	R: 0 E: 1 K: 1 S: 8	H: 1 LOB: 1 BB: 0 P: 10	R: 2 E: 0 K: 0 S: 15	H: 3 LOB: 1 BB: 0 P: 21	R: 0 E: 0 K: 1 S: 9	H: 1 LOB: 1 BB: 1 P: 19	R: 0 E: 0 K: 1 S: 9	H: 1 LOB: 1 BB: 0 P: 15	R: 1 E: 0 K: 0 S: 11	H: 2 LOB: 1 BB: 0 P: 18	R: 0 E: 0 K: 1 S: 11	H: 0 LOB: 0 BB: 0 P: 13	R: 2 E: 0 K: 0 S: 10	H: 2 LOB: 1 BB: 1 P: 18	1B: 10 2B: 5 3B: 1 HR: 0	SF: 0 SAC: 0 DP: 1 HBP: 0	WP: 0 PA: 44
PITCHER	IP WLS BF H R ER SO BB IBB HBP BLK WP HR S P ERA WHIP																				
Jeff Musselman, L ERA: 1.96 (1, 1)	2.1 L 14 7 3 3 1 1 0 0 0 0 0 0 32 52 11.57 3.429																				
Frank Wills, R ERA: 3.86 (3, 1)	3.2 18 7 3 3 2 1 0 0 0 0 0 0 41 66 7.36 2.182																				
Doug Bair, R ERA: 4.5 (7, 1)	3.0 12 2 2 2 1 1 0 0 0 0 0 0 28 42 6.00 1.000																				

Minnesota Twins @ Toronto Blue Jays
Exhibition Stadium, Toronto, ON
Wed Aug 03 1988, 7:05 PM EDT
Att. 31,340 - Unknown - 90 F

livebaseballscorecards.com

AB 41
R 8
H 16
RBI 7
BB 3
SO 4
LOB 18



BOTTOM

Minnesota Twins @ Toronto Blue Jays
Exhibition Stadium, Toronto, ON
Wed Aug 03 1988, 7:05 PM EDT
Att: 31,340 - Unknown - 90 F

livebaseballscorecards.com

AB 32
R 3
H 7
RBI 3
BB 6
SO 4
LOB 15



WP: 0 PA: 38
PB: 0
SB: 1
CS: 0

AB R H RBI BB SO LOB

5 0 2 0 0 1 1

2 1 1 0 3 0 1

3 1 0 0 1 0 5

4 0 1 0 0 1 2

4 1 1 3 0 0 1

3 0 1 0 1 1 1

4 0 1 0 0 0 3

4 0 0 0 0 1 1

3 0 0 0 1 0 0

1B: 5 SF: 0
2B: 1 SAC: 0
3B: 0 DP: 2
HR: 1 HBP: 0

Batter	1	2	3	4	5	6	7	8	9
Tony Fernandez, S OBP: 0.328, SLG: 0.377 (1, 6)	0-3 K		3-2 L6		1-0 1B		0-0 FC3-6 1-2f BB		0-0 1B
Ernie Whitt, L OBP: 0.343, SLG: 0.345 (1, 2)	4-2 G4-6-3 BB			4-2 HR BB	1-1 G3-6-3 1B		4-1 1-2 BB		0-1 F9
Rance Mulliniks, L OBP: 0.394, SLG: 0.504 (1, 10)	2-2 G4-6-3 1-2f			4-0 1-2 HR BB	1-0 G3-6-3 1-2f		0-1 4-3		
George Bell, R OBP: 0.306, SLG: 0.444 (1, 7)		1-2 F8		2-3 K		1-2 4-3 1B		1-0 F9	
Fred McGriff, L OBP: 0.396, SLG: 0.599 (1, 3)		1-1 3-1		1-1 1-H 2-H HR		1-2 F2		0-0 L9	
Kelly Gruber, R OBP: 0.339, SLG: 0.471 (1, 5)		4-0 S BB		2-3 K		0-0 4-3 1-2		0-0 1B	
Rick Leach, L OBP: 0.357, SLG: 0.368 (1, 9)		1-2 F7 1-2		2-0 2B		0-1 F8		0-0 F8	
Jesse Barfield, R OBP: 0.284, SLG: 0.386 (1, 8)			0-2 F8	3-1 F7		1-1 F4		1-3 K	
Manuel Lee, S OBP: 0.336, SLG: 0.353 (1, 4)			2-0 1-3		0-0 F7		4-2 FC3-6 BB		2-2 4-3

Inning Stats	R: 0	H: 0	E: 0	K: 1	S: 9	LOB: 0	BB: 1	P: 15
	R: 0	H: 0	E: 0	K: 0	S: 8	LOB: 1	BB: 1	P: 15
	R: 0	H: 0	E: 0	K: 0	S: 7	LOB: 0	BB: 0	P: 12
	R: 3	H: 2	E: 0	K: 2	S: 16	LOB: 1	BB: 2	P: 34
	R: 0	H: 2	E: 0	K: 0	S: 5	LOB: 1	BB: 0	P: 8
	R: 0	H: 1	E: 0	K: 0	S: 11	LOB: 1	BB: 0	P: 13
	R: 0	H: 0	E: 0	K: 0	S: 9	LOB: 2	BB: 2	P: 18
	R: 0	H: 1	E: 0	K: 0	S: 4	LOB: 1	BB: 0	P: 5
	R: 0	H: 1	E: 0	K: 1	S: 9	LOB: 1	BB: 0	P: 12

PITCHER	IP	WLS	BF	H	R	ER	SO	BB	IBB	HBP	BLK	WP	HR	S	P	ERA	WHIP
Juan Berenguer, R ERA: 3.3 (1, 1)	4.0		17	2	3	3	3	4	0	0	0	0	1	40	76	6.75	1.500
Keith Atherton, R ERA: 3.56 (5, 1)	3.0	W	13	3	0	0	0	2	0	0	0	0	0	25	39	0.00	1.667
Jeff Reardon, R ERA: 2.57 (8, 1)	2.0	S	8	2	0	0	1	0	0	0	0	0	0	13	17	0.00	1.000

Kansas City Royals @ Toronto Blue Jays

Exhibition Stadium, Toronto, ON

Fri Aug 05 1988, 7:05 PM EDT
Att. 31,357 - Unknown - 86 F

livebaseballscorecards.com

AB	36
R	6
H	8
RBI	6
BB	4
SO	7
LOB	20



WP	1	PA	41
PB	0		
SB	1		
CS	0		

Batter	1	2	3	4	5	6	7	8	9	AB	R	H	RBI	BB	SO	LOB
Willie Wilson, S (1, 8) OBP: 0.289, SLG: 0.340	1-0 F7	2-1 2B		0-1 FC3 1B		0-2 E1		0-0 5-3		5	1	2	0	0	0	0
Kevin Seitzer, R (1, 5) OBP: 0.379, SLG: 0.421	2-1 2B	3-1 6-3		1-1 1-3 FC3		3-3 K		1-3 K2-3		5	1	2	2	0	2	2
George Brett, L (1, 3) OBP: 0.417, SLG: 0.572	1-1 2B	2-1 F5		1-1 FC3 1-3		4-0 WP IBB			1-1 F8	4	1	1	1	1	0	3
Frank White, R (1, 4) OBP: 0.294, SLG: 0.382	0-2 F6		1-3 K	1-1 1-3		0-1 P6			3-3 K	5	0	0	1	0	2	5
Danny Tartabull, R (1, 9) OBP: 0.358, SLG: 0.487	4-2 2B BB		4-2 FC5-4 BB	2-2 4-3		2-1 F9			2-0 F4	3	1	0	0	2	0	4
Pat Tabler, R (1, 10) OBP: 0.334, SLG: 0.337	2-1 2B		1-0 F9		4-1 SH5-3 BB		1-1 F9			3	0	1	2	1	0	1
Bo Jackson, R (1, 7) OBP: 0.292, SLG: 0.477	0-0 F9		1-2 FC5-4		0-0 SH5-3		1-3 K			3	0	0	0	0	1	2
Bill Pecota, R (1, 6) OBP: 0.186, SLG: 0.250		3-2 L7		0-0 1B 1B		1-2 6-3		1-3 K		3	1	1	0	0	0	1
Kurt Stillwell, S (7, PH) OBP: 0.325, SLG: 0.417										1	0	0	0	0	1	0
Larry Owen, R (1, 2) OBP: 0.294, SLG: 0.200		0-1 2B		2-2 L8		0-3 K			0-1 6-3	3	1	1	0	0	1	2
Bill Buckner, L (8, PH) OBP: 0.263, SLG: 0.320										1	0	0	0	0	0	0
Jamie Quirk, L (8, 2) OBP: 0.269, SLG: 0.311		6-3 1B								0	0	0	0	0	0	0

Inning Stats	R	H	E	K	S	R	H	E	K	S	R	H	E	K	S	R	H	E	K	S	R	H	E	K	S	R	H	E	K	S	R	H	E	K	S	R	H	E	K	S
R: 3 E: 0 K: 0 S: 14	H: 3 LOB: 1 BB: 1 P: 24	R: 1 E: 0 K: 0 S: 12	H: 2 LOB: 1 BB: 0 P: 22	R: 0 E: 0 K: 1 S: 10	H: 0 LOB: 1 BB: 1 P: 17	R: 2 E: 0 K: 0 S: 16	H: 3 LOB: 2 BB: 0 P: 23	R: 0 E: 0 K: 1 S: 8	H: 0 LOB: 1 BB: 1 P: 13	R: 0 E: 1 K: 1 S: 11	H: 0 LOB: 2 BB: 1 P: 20	R: 0 E: 0 K: 2 S: 9	H: 0 LOB: 0 BB: 0 P: 12	R: 0 E: 0 K: 1 S: 7	H: 0 LOB: 0 BB: 0 P: 8	R: 0 E: 0 K: 1 S: 7	H: 0 LOB: 0 BB: 0 P: 13	1B: 4 2B: 4 3B: 0 HR: 0	SF: 0 SAC: 1 DP: 0 HBP: 0	WP: 1 PB: 0 SB: 1 CS: 0																				

PITCHER	IP	WLS	BF	H	R	ER	SO	BB	IBB	HBP	BLK	WP	HR	S	P	ERA	WHIP
Jimmy Key, L (1, 1) ERA: 3.11	3.1		21	8	6	6	1	2	0	0	0	0	0	46	77	16.20	3.000
Duane Ward, R (4, 1) ERA: 3.15	4.2	W	17	0	0	0	5	1	1	0	0	1	0	41	62	0.00	0.214
Tom Henke, R (9, 1) ERA: 2.7	1.0	S	3	0	0	0	1	0	0	0	0	0	0	7	13	0.00	0.000

Batter	1	2	3	4	5	6	7	8	9	AB	R	H	RBI	BB	SO	LOB
Tony Fernandez, S OBP: 0.325, SLG: 0.374 (1, 6)	3-2 2B 1B	0-0 L5		3-1 G3		0-0 FC3-6 1B 1-2f		0-0 G6-4-3 1B 1-2		5	1	2	0	0	0	1
Kelly Gruber, R OBP: 0.339, SLG: 0.469 (1, 5)	2-1 2B 1-3 2B	4-1 E BB		1-0 1B		0-3 K		1-1 G6-4-3 1-2f		4	2	2	0	1	1	3
George Bell, R OBP: 0.313, SLG: 0.466 Ernie Whitt, L OBP: 0.343, SLG: 0.345 (1, 7) (9, 2)	0-1 1B 2B 2-H 3-H	1-1 E6 2B 1-H		1-1 L9 1-2		2-1 1B				4	1	3	3	0	0	1
Fred McGriff, L OBP: 0.394, SLG: 0.596 (1, 3)	2-3 K	1-3 K			2-2 SF3 2B	1-1 1-3				4	1	1	0	0	2	4
Cecil Fielder, R OBP: 0.319, SLG: 0.544 Rance Mulliniks, L OBP: 0.391, SLG: 0.500 (1, 10) (5, PH)	1-2 1B 2-3 1B		1-1 F6		3-0 4-3		2-3 K			2	1	1	0	0	0	0
Jesse Barfield, R OBP: 0.284, SLG: 0.393 (1, 9)	4-1 1B 1-2 BB		1-0 HR		1-1 SF3		0-3 K			2	1	1	2	1	1	0
Manuel Lee, S OBP: 0.339, SLG: 0.368 (1, 4)	1-1 L4-3 1B 1-2 2-H 3-H		0-2 CS 3B		0-0 2B		0-3 K			4	0	3	2	0	1	0
Rob Ducey, L (1, 8)	1-2 L4-3 1-2		1-1 5-3		1-1 L8			2-1 F7		4	0	0	0	0	0	4
Sal Butera, R OBP: 0.303, SLG: 0.344 Lou Thornton, L (8, PR) (9, 7)		2-1 F8		0-0 F7		4-2 FC3-6 BB		2-2 1B 1B		3	0	1	0	1	0	0
										0	0	0	0	0	0	0

Inning Stats	R: 4	H: 5	E: 0	K: 1	S: 20	LOB: 1	BB: 1	P: 34	R: 1	H: 1	E: 1	K: 1	S: 9	LOB: 1	BB: 1	P: 17	R: 1	H: 2	E: 0	K: 0	S: 8	LOB: 0	BB: 0	P: 11	R: 0	H: 1	E: 0	K: 0	S: 6	LOB: 1	BB: 0	P: 11	R: 1	H: 2	E: 0	K: 0	S: 9	LOB: 1	BB: 0	P: 16	R: 0	H: 1	E: 0	K: 1	S: 11	LOB: 2	BB: 1	P: 18	R: 0	H: 0	E: 0	K: 3	S: 9	LOB: 0	BB: 0	P: 11	R: 0	H: 2	E: 0	K: 0	S: 8	LOB: 1	BB: 0	P: 13
--------------	------	------	------	------	-------	--------	-------	-------	------	------	------	------	------	--------	-------	-------	------	------	------	------	------	--------	-------	-------	------	------	------	------	------	--------	-------	-------	------	------	------	------	------	--------	-------	-------	------	------	------	------	-------	--------	-------	-------	------	------	------	------	------	--------	-------	-------	------	------	------	------	------	--------	-------	-------

PITCHER	IP	WLS	BF	H	R	ER	SO	BB	IBB	HBP	BLK	WP	HR	S	P	ERA	WHIP
Charlie Leibrandt, L ERA: 3.72 (1, 1)	3.0		17	8	6	6	2	2	0	0	0	0	1	37	62	18.00	3.333
Ted Power, R ERA: 6.46 (4, 1)	2.2	L	13	4	1	1	1	1	0	0	0	0	0	24	42	3.38	1.875
Israel Sanchez, L ERA: 5.93 (6, 1)	1.2		7	2	0	0	3	0	0	0	0	0	0	17	24	0.00	1.200
Jeff Montgomery, R ERA: 2.54 (8, 1)	0.2		1	0	0	0	0	0	0	0	0	0	0	2	3	0.00	0.000

BOTTOM

Kansas City Royals @ Toronto Blue Jays
Exhibition Stadium, Toronto, ON

Fri Aug 05 1988, 7:05 PM EDT
Att: 31,357 - Unknown - 86 F

AB	34
R	7
H	14
RBI	7
BB	3
SO	6
LOB	14



1B: 7	SF: 1	WP: 0	PA: 38
2B: 6	SAC: 0	PB: 0	
3B: 1	DP: 2	SB: 1	
HR: 1	HBP: 0	CS: 1	

PITCHER	IP	WLS	BF	H	R	ER	SO	BB	IBB	HBP	BLK	WP	HR	S	P	ERA	WHIP
---------	----	-----	----	---	---	----	----	----	-----	-----	-----	----	----	---	---	-----	------

Batter	1	2	3	4	5	6	7	8	9	AB R H RBI BB SO LOB	TOP		
Willie Wilson, S (1, 8) OBP: 0.288, SLG: 0.343 Nick Capra, R (8, 8) OBP: 0.240, SLG: 0.217	1-0 G3		1-1 F9	0-1 FC5 2-3f	0-0 1-3			1-0 G3 1-H 3B	1-3 K	5 1 1 1 0 0 3 1 0 0 0 0 1 0			
Kurt Stillwell, S (1, 6) OBP: 0.326, SLG: 0.423	1-2 L6		3-2 HR		4-2 1B BB		1-2 L4	2-2 G3 3-H		4 2 1 2 1 0 0			
Kevin Seitzer, R (1, 5) OBP: 0.377, SLG: 0.419	3-1 1-3		1-3 K		2-2 SH1-3 1B 1B 1-H		1-3 K	0-1 6-3		5 1 1 1 0 2 0			
George Brett, L (1, 3) OBP: 0.417, SLG: 0.577		2-2 F9	2-0 4-3		0-0 BB SH1-3 WP 1B 1-2		0-1 4-3	1-2 HR		5 2 2 1 0 0 0			
Frank White, R (1, 4) OBP: 0.292, SLG: 0.378 Brad Wellman, R (7, 4) OBP: 0.290, SLG: 0.271		2-0 F8		0-0 F9	0-0 SH1-3 1-2 2-3		0-0 F8	1-1 2B 1B		3 0 0 0 0 0 0 1 0 1 0 0 0 0			
Danny Tartabull, R (1, 9) OBP: 0.363, SLG: 0.500		4-0 WP BB BB		1-2 HR	4-0 WP BB 1B IBB		1-3 K	1-2 2B		3 2 2 1 2 1 0			
Pat Tabler, R (1, 10) OBP: 0.341, SLG: 0.340		1 SAFE 4-2 WP BB 1-2		1-2 FC5 BB 1B	4-1 WP 1B BB 1-2 2-3 3-H		0-0 1B	3-1 F9		3 1 2 1 2 0 2			
Bo Jackson, R (1, 7) OBP: 0.287, SLG: 0.468		3-3 K 1-2 2-3		2-3 K	2-3 K		2-1 F8		1-1 6-3	5 0 0 0 0 3 7			
Jamie Quirk, L (1, 2) OBP: 0.290, SLG: 0.349 Bill Pecota, R (9, 2) OBP: 0.186, SLG: 0.250			0-2 HR	1 SAFE 4-2 BB 1-2	3-2 1B 1-H 2-H 3-H			4-1 3B BB	0-2 L1	3 2 2 3 2 0 0 0 0 0 0 0 0 0			
Inning Stats	R: 0 E: 0 K: 0 S: 7 H: 0 LOB: 0 BB: 0 P: 12	R: 0 E: 0 K: 1 S: 11 H: 0 LOB: 2 BB: 2 P: 26	R: 2 E: 0 K: 1 S: 12 H: 2 LOB: 0 BB: 0 P: 19	R: 1 E: 0 K: 1 S: 16 H: 2 LOB: 2 BB: 1 P: 24	R: 5 E: 0 K: 1 S: 16 H: 3 LOB: 1 BB: 3 P: 35	R: 0 E: 0 K: 1 S: 8 H: 0 LOB: 0 BB: 0 P: 10	R: 0 E: 0 K: 1 S: 7 H: 1 LOB: 1 BB: 0 P: 10	R: 3 E: 0 K: 0 S: 20 H: 4 LOB: 2 BB: 1 P: 33	R: 0 E: 0 K: 1 S: 8 H: 0 LOB: 0 BB: 0 P: 10	1B: 6 2B: 1 3B: 1 HR: 4 SF: 0 SAC: 1 DP: 0 HBP: 0	WP: 2 PB: 0 SB: 1 CS: 0 PA: 46		
PITCHER	IP WLS BF H R ER SO BB IBB HBP BLK WP HR S P ERA WHIP											PITCHER	IP WLS BF H R ER SO BB IBB HBP BLK WP HR S P ERA WHIP
Dave Stieb, R (1, 1) ERA: 3.33	4.0 L 21 5 5 5 3 4 0 0 0 1 3 51 92 11.25 2.250												
Frank Wills, R (5, 1) ERA: 7.59	3.2 20 6 6 6 3 2 1 0 0 1 1 41 68 14.73 2.182												
Doug Bair, R (8, 1) ERA: 3.38	1.1 5 1 0 0 1 0 0 0 0 0 0 13 19 0.00 0.750												

Kansas City Royals @ Toronto Blue Jays
 Exhibition Stadium, Toronto, ON
 Sat Aug 06 1988, 3:33 AM EDT
 Att. 34,411 - Cloudy - 82 F

livebaseballscorecards.com

AB	38
R	11
H	12
RBI	10
BB	7
SO	7
LOB	12



Batter	1	2	3	4	5	6	7	8	9	AB	R	H	RBI	BB	SO	LOB
Tony Fernandez, S (1, 6) OBP: 0.323, SLG: 0.371	0-0 G3		3-3 K		1-2 G3			0-0 G3		4	0	0	0	0	1	1
Ernie Whitt, L (1, 2) OBP: 0.339, SLG: 0.340	3-2 4-3			1-1 4-3		1-3 K		2-1 4-3		4	0	0	0	0	1	0
Rance Mulliniks, L (1, 10) OBP: 0.369, SLG: 0.494	3-2 4-3			4-2 BB		3-3 K		1-2 4-3		3	0	0	0	1	1	0
George Bell, R (1, 7) Lou Thornton, L (8, 7)		1-3 K		2-3 K		2-1 5-3		2-2 G3		3	0	0	0	0	2	1
Fred McGriff, L (1, 3) Rick Leach, L (8, 3) OBP: 0.355, SLG: 0.366		1-0 HR		4-1 SAFE		0-0 G3		0-1 4-3		2	1	1	1	1	0	0
Kelly Gruber, R (1, 5) Nelson Liriano, S (8, 5) OBP: 0.271, SLG: 0.320		2-3 K		3-2 6-3		0-0 2B				3	0	1	0	0	1	2
Jesse Barfield, R (1, 9) OBP: 0.284, SLG: 0.392		1-3 K			0-2 WP		1-3 K			3	0	1	0	0	2	1
Rob Ducey, L (1, 8)			1-2 F5		3-2 P6		2-3 K			3	0	0	0	0	1	2
Manuel Lee, S (1, 4) OBP: 0.335, SLG: 0.364			3-2 4-3		2-3 K			0-1 6-3		3	0	0	0	0	1	1

BOTTOM

Kansas City Royals @ Toronto Blue Jays
Exhibition Stadium, Toronto, ON

Sat Aug 06 1988, 3:33 AM EDT
Att: 34,411 - Cloudy - 82 F

AB	30
R	1
H	3
RBI	1
BB	2
SO	10
LOB	8



Inning Stats	R: 0	H: 0	E: 0	K: 0	S: 9	R: 1	H: 1	E: 0	K: 3	S: 11	R: 0	H: 0	E: 0	K: 1	S: 11	R: 0	H: 1	E: 0	K: 1	S: 15	R: 0	H: 0	E: 0	K: 2	S: 8	R: 0	H: 1	E: 0	K: 2	S: 11	R: 0	H: 0	E: 0	K: 0	S: 5	R: 0	H: 0	E: 0	K: 0	S: 8	R: 0	H: 0	E: 0	K: 0	S: 8	R: 0	H: 0	E: 0	K: 0	S: 11	R: 0	H: 0	E: 0	K: 0	S: 11
	0	0	0	0	15	1	1	0	3	11	0	0	0	1	11	0	1	0	1	15	0	0	0	2	8	0	0	0	1	14	0	0	0	7	0	0	0	11	0	0	0	11	0	0	0	11	0	0	0	11	0	0	0	11	
	0	0	0	0	15	1	1	0	3	11	0	0	0	1	11	0	1	0	1	15	0	0	0	2	8	0	0	0	1	14	0	0	0	7	0	0	0	11	0	0	0	11	0	0	0	11	0	0	0	11	0	0	0	11	
	0	0	0	0	15	1	1	0	3	11	0	0	0	1	11	0	1	0	1	15	0	0	0	2	8	0	0	0	1	14	0	0	0	7	0	0	0	11	0	0	0	11	0	0	0	11	0	0	0	11	0	0	0	11	
	0	0	0	0	15	1	1	0	3	11	0	0	0	1	11	0	1	0	1	15	0	0	0	2	8	0	0	0	1	14	0	0	0	7	0	0	0	11	0	0	0	11	0	0	0	11	0	0	0	11	0	0	0	11	
	0	0	0	0	15	1	1	0	3	11	0	0	0	1	11	0	1	0	1	15	0	0	0	2	8	0	0	0	1	14	0	0	0	7	0	0	0	11	0	0	0	11	0	0	0	11	0	0	0	11	0	0	0	11	
	0	0	0	0	15	1	1	0	3	11	0	0	0	1	11	0	1	0	1	15	0	0	0	2	8	0	0	0	1	14	0	0	0	7	0	0	0	11	0	0	0	11	0	0	0	11	0	0	0	11	0	0	0	11	
	0	0	0	0	15	1	1	0	3	11	0	0	0	1	11	0	1	0	1	15	0	0	0	2	8	0	0	0	1	14	0	0	0	7	0	0	0	11	0	0	0	11	0	0	0	11	0	0	0	11	0	0	0	11	
	0	0	0	0	15	1	1	0	3	11	0	0	0	1	11	0	1	0	1	15	0	0	0	2	8	0	0	0	1	14	0	0	0	7	0	0	0	11	0	0	0	11	0	0	0	11	0	0	0	11	0	0	0	11	
	0	0	0	0	15	1	1	0	3	11	0	0	0	1	11	0	1	0	1	15	0	0	0	2	8	0	0	0	1	14	0	0	0	7	0	0	0	11	0	0	0	11	0	0	0	11	0	0	0	11	0	0	0	11	
	0	0	0	0	15	1	1	0	3	11	0	0	0	1	11	0	1	0	1	15	0	0	0	2	8	0	0	0	1	14	0	0	0	7	0	0	0	11	0	0	0	11	0	0	0	11	0	0	0	11	0	0	0	11	
	0	0	0	0	15	1	1	0	3	11	0	0	0	1	11	0	1	0	1	15	0	0	0	2	8	0	0	0	1	14	0	0	0	7	0	0	0	11	0	0	0	11	0	0	0	11	0	0	0	11	0	0	0	11	
	0	0	0	0	15	1	1	0	3	11	0	0	0	1	11	0	1	0	1	15	0	0	0	2	8	0	0	0	1	14	0	0	0	7	0	0	0	11	0	0	0	11	0	0	0	11	0	0	0	11	0	0	0	11	
	0	0	0	0	15	1	1	0	3	11	0	0	0	1	11	0	1	0	1	15	0	0	0	2	8	0	0	0	1	14	0	0	0	7	0	0	0	11	0	0	0	11	0	0	0	11	0	0	0	11	0	0	0	11	
	0	0	0	0	15	1	1	0	3	11	0	0	0	1	11	0	1	0	1	15	0	0	0	2	8	0	0	0	1	14	0	0	0	7	0	0	0	11	0	0	0	11	0	0	0	11	0	0	0	11	0	0	0	11	
	0	0	0	0	15	1	1	0	3	11	0	0	0	1	11	0	1	0	1	15	0	0	0	2	8	0	0	0	1	14	0	0	0	7	0	0	0	11	0	0	0	11	0	0	0	11	0	0	0	11	0	0	0	11	
	0	0	0	0	15	1	1	0	3	11	0	0	0	1	11	0	1	0	1	15	0	0	0	2	8	0	0	0	1	14	0	0	0	7	0	0	0	11	0	0	0	11	0	0	0	11	0	0	0	11	0	0	0	11	
	0	0	0	0	15	1	1	0	3	11	0	0	0	1	11	0	1	0	1	15	0	0	0	2	8	0	0	0	1	14	0	0	0	7	0	0	0	11	0	0	0	11	0	0	0	11	0	0	0	11	0	0	0	11	
	0	0	0	0	15	1	1	0	3	11	0	0	0	1	11	0	1	0	1	15	0	0	0	2	8	0	0	0	1	14	0	0	0	7	0	0	0	11	0	0	0	11	0	0	0	11	0	0	0	11	0	0	0	11	
	0	0	0	0	15	1	1	0	3	11	0	0	0	1	11	0	1	0	1	15	0	0	0	2	8	0	0	0	1	14	0	0	0	7	0	0	0	11	0	0	0	11	0	0	0	11	0	0	0	11	0	0	0	11	
	0	0	0	0	15	1	1	0	3	11	0	0	0	1	11	0	1	0	1	15	0	0	0	2	8	0	0	0	1	14	0	0	0	7	0	0	0	11	0	0	0	11	0	0	0	11	0	0	0	11	0	0	0	11	
	0	0	0	0	15	1	1	0	3	11	0	0	0	1	11	0	1	0	1	15	0	0	0	2	8	0	0	0	1	14	0	0	0	7	0	0	0	11	0	0	0	11	0	0	0	11	0	0	0	11	0	0	0	11	
	0	0	0	0	15	1	1	0	3	11	0	0	0	1	11	0	1	0	1	15	0	0	0	2	8	0	0	0	1	14	0	0	0	7	0	0	0	11	0	0	0	11	0	0	0	11	0	0	0	11	0	0	0	11	
	0	0	0	0	15	1	1	0	3	11	0	0	0	1	11	0	1	0	1	15	0	0	0	2	8	0	0	0	1	14	0	0	0	7	0	0	0	11	0	0	0	11	0	0	0	11	0	0	0	11	0	0	0	11	
	0	0	0	0	15	1	1	0	3	11	0	0	0	1	11	0	1	0	1	15	0	0	0	2	8	0	0	0	1	14	0	0	0	7	0	0	0	11	0	0	0	11	0	0	0	11	0	0	0	11	0	0	0	11	
	0	0	0	0	15	1	1	0	3	11	0	0	0	1	11	0	1	0	1																																				

Kansas City Royals @ Toronto Blue Jays
Exhibition Stadium, Toronto, ON

Sun Aug 07 1988, 3:33 AM EDT
Att. 37,304 - Sunny - 74 F

livebaseballscorecards.com

AB	34
R	5
H	8
RBI	5
BB	0
SO	7
LOB	9



WP:	0	PA:	36
PB:	0		
SB:	2		
CS:	0		

Batter	1	2	3	4	5	6	7	8	9	AB	R	H	RBI	BB	SO	LOB
Willie Wilson, S OBP: 0.288, SLG: 0.342 (1, 8)	4-3 ①		1-3 ③			1B FC3-6 1B	K ②			4	1	1	0	0	1	1
Kurt Stillwell, S OBP: 0.325, SLG: 0.421 (1, 6)	K ②			F5 ①		1B FC3-6 1B	L7 ③			4	1	1	1	0	1	1
Kevin Seitzer, R OBP: 0.377, SLG: 0.417 Bill Pecota, R OBP: 0.183, SLG: 0.246 (1, 5) (8, PH) (8, 5)	3-1 ③			6-3 ②		HBP FC3-6		P6 ①		2	0	0	0	0	0	0
George Brett, L OBP: 0.414, SLG: 0.572 (1, 3)		L9 ①		F4 ③		1B FC3-6		K ②		4	0	0	1	0	1	2
Pat Tabler, R OBP: 0.340, SLG: 0.339 (1, 10)					6-3 ①			6-3 ③		4	0	1	1	0	1	0
Danny Tartabull, R OBP: 0.362, SLG: 0.497 (1, 9)			4-3 ③				F9 ③			4	0	1	0	0	1	2
Bo Jackson, R OBP: 0.286, SLG: 0.476 (1, 7)					4-3 ③					4	1	1	1	0	0	1
Jamie Quirk, L OBP: 0.297, SLG: 0.389 (1, 2)						HR				4	1	2	1	0	1	1
Brad Wellman, R OBP: 0.292, SLG: 0.274 (1, 4)										3	1	1	0	0	1	1

Inning Stats	R: 0	H: 0	R: 0	H: 0	R: 1	H: 1	R: 0	H: 0	R: 0	H: 0	R: 3	H: 4	R: 1	H: 2	R: 0	H: 0	R: 0	H: 1	1B: 5	SF: 0	WP: 0	PA: 36	
E: 0	LOB: 0	E: 0	LOB: 0	E: 0	LOB: 0	E: 0	LOB: 0	E: 0	LOB: 0	E: 0	LOB: 2	E: 0	LOB: 1	E: 0	LOB: 0	E: 0	LOB: 1	E: 0	LOB: 1	2B: 1	SAC: 1	PB: 0	
K: 1	BB: 0	K: 1	BB: 0	K: 1	BB: 0	K: 0	BB: 0	K: 1	BB: 0	K: 0	BB: 0	K: 1	BB: 0	K: 1	BB: 0	K: 1	BB: 0	K: 1	BB: 0	3B: 0	DP: 0	SB: 2	
S: 7	P: 11	S: 8	P: 13	S: 8	P: 12	S: 6	P: 10	S: 5	P: 8	S: 23	P: 31	S: 10	P: 14	S: 7	P: 12	S: 11	P: 16	S: 11	P: 16	HR: 2	HBP: 1	CS: 0	

PITCHER	IP	WLS	BF	H	R	ER	SO	BB	IBB	HBP	BLK	WP	HR	S	P	ERA	WHIP
Jim Clancy, R ERA: 5.1 (1, 1)	5.2	L	23	5	4	4	4	0	0	1	0	0	1	55	83	6.35	0.882
Doug Bair, R ERA: 4.5 (6, 1)	0.2		4	2	1	1	0	0	0	0	0	0	1	8	10	13.50	3.000
John Cerutti, L ERA: 3.86 (7, 1)	2.2		9	1	0	0	3	0	0	0	0	0	0	22	34	0.00	0.375

PITCHER	IP	WLS	BF	H	R	ER	SO	BB	IBB	HBP	BLK	WP	HR	S	P	ERA	WHIP
---------	----	-----	----	---	---	----	----	----	-----	-----	-----	----	----	---	---	-----	------

Batter	1	2	3	4	5	6	7	8	9
Tony Fernandez, S OBP: 0.324, SLG: 0.370 (1, 6)	2-3 K	0-0 1B		0-1 F8			4-1 FC4-6 BB	3-2 1B	
Ernie Whitt, L OBP: 0.341, SLG: 0.351 (1, 2)	3-1 P5	3-2 1B			2-0 HR		0-1 P6	0-0 3-1	
Rance Mulliniks, L OBP: 0.369, SLG: 0.496 (1, 10)	0-0 2B	1-3 K			2-2 G6-4-3 1B		0-2 FC4-6		
George Bell, R OBP: 0.312, SLG: 0.458 (1, 7)	4-2 BB		2-0 F9		1-2 G6-4-3		3-2 F7		
Lou Thornton, L (8, 7)					1-2f				
Fred McGriff, L OBP: 0.395, SLG: 0.598 (1, 3)	1-3 K		1-0 L5		0-3 K			2-2 SH5-4 1B	
Kelly Gruber, R OBP: 0.339, SLG: 0.469 (1, 5)		1-2 1B	1-2 1B		0-3 K			2-2 SH5-4 1B	
Rick Leach, L OBP: 0.355, SLG: 0.365 (1, 9)		0-0 1B	1 SAFE 1-2 L8		0-1 4-3			1-0 SH5-4	
Rob Ducey, L (8, 8)		1-2 1B						1-2 2-3	
Jesse Barfield, R OBP: 0.284, SLG: 0.386 (1, 8)		1-0 1B		1-2 4-3		2-2 P6		4-0 1B	
Manuel Lee, S OBP: 0.336, SLG: 0.377 (1, 4)		2-3 K		2-2 G3			2-2 FC4-6 BB	0-1 L9	

AB	R	H	RBI	BB	SO	LOB
4	0	2	3	1	1	0
5	1	2	2	0	0	4
4	0	2	0	0	1	4
3	0	0	0	1	0	3
0	0	0	0	0	0	0
4	1	1	0	0	2	2
4	2	3	0	0	1	0
3	0	1	0	0	0	1
0	0	0	0	0	0	0
3	1	1	0	1	0	0
4	0	1	0	0	1	6

Inning Stats		R	H	E	K	S	IP	WLS	BF	H	R	ER	SO	BB	IBB	HBP	BLK	WP	HR	S	P	ERA	WHIP
R: 0 H: 1 E: 0 K: 2 S: 11		2	5	0	2	15	7.0	L	33	12	5	5	6	2	0	0	0	0	1	85	130	6.43	2.000
R: 2 H: 5 E: 0 K: 2 S: 15		0	2	0	2	23	1.0		5	0	0	0	0	0	1	0	0	0	0	10	18	0.00	1.000


BOTTOM

Kansas City Royals @ Toronto Blue Jays
Exhibition Stadium, Toronto, ON

Mon Aug 08 1988, 7:05 PM EDT
Att: 32,234 - Unknown - 84 F

livebaseballscorecards.com

AB	34
R	5
H	13
RBI	5
BB	3
SO	6
LOB	20



1B:	11	SF:	0	WP:	0	PA:	38
2B:	1	SAC:	1	PB:	0		
3B:	0	DP:	1	SB:	0		
HR:	1	HBP:	0	CS:	0		

Batter	1	2	3	4	5	6	7	8	9	AB R H RBI BB SO LOB	TOP
Tony Fernandez, S (1, 6) OBP: 0.326, SLG: 0.373	1-2 G4-3			1-2 F8	1-1 E S 1B			1-2 6-3	0-1 F9	5 0 1 0 0 0 3	
Ernie Whitt, L (1, 2) OBP: 0.342, SLG: 0.352	0-1 F8			3-1 WP S 1B	3-2 F7			1-1 F8		4 1 1 0 0 0 1	
Rance Mulliniks, L (1, 10) OBP: 0.389, SLG: 0.490	1-3 K			4-2 1B 1-3 1B BB			0-1 L5	1-1 6-3		3 1 0 0 1 1 0	
George Bell, R (1, 7) Lou Thornton, L (9, 7)		2-2 G3		0-0 G5-3 1B 1-2 1B			3-2 F8	3-1 F7		4 0 1 1 0 0 0 0 0 0 0 0 0 0	
Fred McGriff, L (1, 3) OBP: 0.399, SLG: 0.595		1-1 F7		0-0 1-2 2-H 1B			4-0 BB	4-1 3-1 E BB		2 1 1 1 2 0 0	
Kelly Gruber, R (1, 5) OBP: 0.337, SLG: 0.468		0-0 1-3		1-2 G5-3 2-3f			0-0 F9	2-1 3-1 1-2		4 0 0 0 0 0 4	
Rick Leach, L (1, 9) Rob Ducey, L (9, PR)			1-2 G5-3		1-2 F8			0-0 F8	0-0 E6 1B 1B	4 0 1 1 0 0 0 0 1 0 0 0 0 0	
Jesse Barfield, R (1, 8) OBP: 0.288, SLG: 0.396			1-3 K		2-1 HR			1-0 6-3	0-0 1B 1B	4 1 2 2 0 1 0	
Manuel Lee, S (1, 4) OBP: 0.332, SLG: 0.371			2-2 4-3		1-2 4-3			1-1 5-3	3-2 1B	4 0 1 0 0 0 0	
Inning Stats	R: 0 H: 0 E: 0 LOB: 0 K: 1 BB: 0 S: 8 P: 10	R: 0 H: 0 E: 0 LOB: 0 K: 0 BB: 0 S: 7 P: 10	R: 0 H: 0 E: 0 LOB: 0 K: 1 BB: 0 S: 9 P: 13	R: 2 H: 3 E: 0 LOB: 1 K: 0 BB: 1 S: 12 P: 21	R: 1 H: 2 E: 0 LOB: 1 K: 0 BB: 0 S: 13 P: 21	R: 0 H: 0 E: 0 LOB: 1 K: 0 BB: 1 S: 7 P: 14	R: 0 H: 0 E: 0 LOB: 0 K: 0 BB: 0 S: 4 P: 7	R: 0 H: 0 E: 0 LOB: 0 K: 0 BB: 0 S: 8 P: 11	R: 2 H: 3 E: 1 LOB: 3 K: 0 BB: 1 S: 12 P: 24	1B: 7 SF: 0 2B: 0 SAC: 0 3B: 0 DP: 1 HR: 1 HBP: 0	WP: 1 PA: 37 PB: 0 SB: 2 CS: 0
PITCHER	IP WLS BF H R ER SO BB IBB HBP BLK WP HR S P ERA WHIP										
Rick Rhoden, R (1, 1) ERA: 4.39	8.2 L 34 6 5 5 2 3 0 0 0 1 1 74 122 5.19 1.038										
Dave Righetti, L (9, 1) ERA: 4.0	0.1 3 2 0 0 0 0 0 0 0 0 0 6 9 0.00 6.000										

Toronto Blue Jays @ New York Yankees
Yankee Stadium, Bronx, NY

Wed Aug 10 1988, 7:05 PM EDT
Att. 28,026 - Unknown - 83 F

AB	34
R	5
H	8
RBI	5
BB	3
SO	2
LOB	8



Batter	1	2	3	4	5	6	7	8	9	10	11	AB R H RBI BB SO LOB	TOP			
Tony Fernandez, S (1, 6) Nelson Lirio, S (2, PR) OBP: 0.285, SLG: 0.312	0-0 B2-3	1-2 CS HBP		0-1 FC5-4			2-0 5-3		0-2 F3		3-2 F9	1 0 0 0 0 0 4 0 0 0 0 2				
Ernie Whitt, L (1, 2) OBP: 0.346, SLG: 0.378	2-2 HR	2-2 HR						1-0 4-3	3-2 1B			5 2 3 2 0 0 0				
Rance Mulliniks, L (1, 10) Lou Thornton, L (8, PR) Cecil Fielder, R (9, PH) OBP: 0.322, SLG: 0.530	2-2 HR	3-2 6-3						1-2 1B	0-1 L5			3 1 2 1 1 0 1 0 1 0 0 0 0 0 1 0 0 0 0 0 2				
George Bell, R (1, 7) OBP: 0.309, SLG: 0.450	2-2 G2-3			3-0 F8				1-2 1B		0-0 F8		5 0 1 1 0 0 1				
Fred McGriff, L (1, 3) OBP: 0.399, SLG: 0.591	4-1 1B HBP BB			2-0 6-3				3-2 1B		1-3 K		4 0 1 0 1 2 2				
Kelly Gruber, R (1, 5) OBP: 0.335, SLG: 0.464	2-2 1B 1-2 HBP			1-2 6-3				0-1 G4-6-3		0-0 1-3		4 0 0 0 0 0 3				
Rick Leach, L (1, 9) Rob Ducey, L (8, 8) OBP: 0.158, SLG: 0.211	1-2 1B			0-0 4-3				2-3 K		1-0 SH1-3 1B		3 0 1 0 0 1 0 2 1 1 0 0 1 0	AB 41 R 6 H 12 RBI 5 BB 2 SO 7 LOB 15			
Jesse Barfield, R (1, 8) OBP: 0.287, SLG: 0.394	2-3 K			2-1 4-3				1-3 K		0-1 SH1-3		4 1 1 0 0 2 3				
Manuel Lee, S (1, 4) OBP: 0.333, SLG: 0.372		1-3 K		1-0 FC5-4 1B				0-0 P4		2-2 1B		5 0 2 1 0 1 1				
Inning Stats	R: 2 H: 3 E: 0 LOB: 3 K: 1 BB: 1 S: 20 P: 35	R: 1 H: 1 E: 0 LOB: 1 K: 1 BB: 0 S: 11 P: 18	R: 0 H: 0 E: 0 LOB: 0 K: 0 BB: 0 S: 5 P: 11	R: 0 H: 1 E: 0 LOB: 1 K: 0 BB: 0 S: 6 P: 9	R: 0 H: 0 E: 0 LOB: 0 K: 0 BB: 1 S: 12 P: 20	R: 0 H: 1 E: 0 LOB: 0 K: 1 BB: 0 S: 9 P: 14	R: 0 H: 0 E: 0 LOB: 0 K: 1 BB: 0 S: 5 P: 8	R: 1 H: 2 E: 0 LOB: 2 K: 1 BB: 0 S: 13 P: 17	R: 1 H: 3 E: 0 LOB: 2 K: 0 BB: 0 S: 16 P: 22	R: 0 H: 0 E: 0 LOB: 0 K: 1 BB: 0 S: 5 P: 7	R: 1 H: 1 E: 0 LOB: 0 K: 1 BB: 0 S: 13 P: 20	1B: 7 SF: 0 2B: 2 SAC: 1 3B: 0 DP: 2 HR: 3 HBP: 2	WP: 0 PA: 46 PB: 0 SB: 1 CS: 1			
PITCHER	IP WLS BF H R ER SO BB IBB HBP BLK WP HR S P ERA WHIP															
Dave Eiland, R (1, 1) ERA: 4.15	1.2	11	4	3	3	2	1	0	2	0	0	3	28	47	16.20	3.000
Lee Guetterman, L (2, 1) ERA: 3.6	5.2	19	3	1	1	2	1	0	0	0	0	0	46	76	1.59	0.706
Cecilio Guante, R (8, 1) ERA: 2.28	0.0	1	1	0	0	0	0	0	0	0	0	0	3	4	∞	∞
Dave Righetti, L (8, 1) ERA: 3.9	3.2	L 15	4	2	1	3	0	0	0	0	0	0	38	54	2.46	1.091

Toronto Blue Jays @ New York Yankees
Yankee Stadium, Bronx, NY
Thu Aug 11 1988, 7:05 PM EDT
Att: 30,347 - Unknown - 89 F

livebaseballscorecards.com



Batter	1	2	3	4	5	6	7	8	9	10	11	AB R H RBI BB SO LOB	BOTTOM																						
Rickey Henderson, R OBP: 0.417, SLG: 0.432 (1, 7)	4-1 1B S 1B BB		0-2 S 1B	1-1 S 1B		4-2 SAFE BB			2-2 6-3		0-1 S 1B	4 2 3 0 2 0 0	Toronto Blue Jays @ New York Yankees Yankee Stadium, Bronx, NY Thu Aug 11 1988, 7:05 PM EDT Att: 30,347 - Unknown - 89 F																						
Claudell Washington, L OBP: 0.358, SLG: 0.457 (1, 8)	1-3 SAFE 1B		4-0 SAFE 1B FC1-6 BB	1-2 SAFE 1B		0-3 SAFE K			0-1 HR 1B		2-2 F8 1-2	5 2 3 0 1 1 3																							
Don Mattingly, L OBP: 0.372, SLG: 0.483 (1, 3)	1-0 FC3-6 1B		2-0 FC1-6 1B	2-2 F8 1-2 2-3			2-1 3-1		0-1 HR 1-1			5 1 3 4 0 0 2																							
Ken Phelps, L OBP: 0.419, SLG: 0.537 Jack Clark, R OBP: 0.382, SLG: 0.460 (1, 10) (3, PH)	3-1 FC3-6 FC4-6 1-2f		0-0 FC1-6 1B 1-2f 3-H		4-2 G4-6-3 BB 1-2f		2-2 F8		0-3 K2-3			1 0 0 0 0 0 1 3 0 0 1 1 1 1																							
Dave Winfield, R OBP: 0.410, SLG: 0.554 (1, 9)	1-2 FC4-6 1-2f		1-2 1B		2-2 G4-6-3 1-2f		1-0 F9			1-1 6-3		5 0 1 0 0 0 2																							
Mike Pagliarulo, L OBP: 0.284, SLG: 0.366 Luis Aguayo, R OBP: 0.343, SLG: 0.373 (1, 5) (8, PH) (9, 5)		1-0 G3	0-3 K		1-2 G3		1-0 F8			2-3 K		3 0 0 0 0 1 2 2 0 0 0 0 1 0																							
Don Slaught, R OBP: 0.374, SLG: 0.530 (1, 2)		0-1 G6-3	2-2 F8		0-0 SH3-4 1B		1-0 F8			0-2 L6		5 0 1 0 0 0 2																							
Wayne Tolleson, S OBP: 0.349, SLG: 0.316 (1, 4)		4-0 FC6 BB		1-2 L3		0-0 SH3-4 1-2		3-2 P6			2-3 K	3 0 0 0 1 1 0																							
Rafael Santana, R OBP: 0.291, SLG: 0.314 (1, 6)		3-1 FC6 1-2f		0-1 L9		2-0 F7			3-2 F9		2-2 4-3	5 0 0 0 0 0 2																							
Inning Stats	R: 1 E: 0 K: 0 S: 10	H: 2 LOB: 1 BB: 1 P: 21	R: 0 E: 0 K: 0 S: 5	H: 0 LOB: 1 BB: 1 P: 13	R: 2 E: 0 K: 1 S: 16	H: 3 LOB: 2 BB: 1 P: 25	R: 0 E: 0 K: 0 S: 11	H: 0 LOB: 0 BB: 1 P: 18	R: 0 E: 0 K: 1 S: 8	H: 1 LOB: 2 BB: 1 P: 14	R: 0 E: 0 K: 0 S: 7	H: 0 LOB: 0 BB: 0 P: 12		R: 0 E: 0 K: 0 S: 5	H: 0 LOB: 0 BB: 0 P: 10	R: 2 E: 0 K: 1 S: 13	H: 2 LOB: 0 BB: 0 P: 18	R: 0 E: 0 K: 1 S: 8	H: 0 LOB: 0 BB: 0 P: 11	R: 0 E: 0 K: 1 S: 12	H: 1 LOB: 1 BB: 0 P: 18	1B: 10 2B: 0 3B: 0 HR: 1	SF: 0 SAC: 1 DP: 1 HBP: 0	WP: 0 PB: 0 SB: 5 CS: 0	PA: 47										
PITCHER	IP WLS BF H R ER SO BB IBB HBP BLK WP HR S P ERA WHIP																			IP WLS BF H R ER SO BB IBB HBP BLK WP HR S P ERA WHIP															
Dave Stieb, R ERA: 3.47 (1, 1)	2.0	11	3	3	3	0	3	0	0	0	0	0	0	19	42	13.50	3.000																		
John Cerutti, L ERA: 3.66 (3, 1)	5.0	21	5	0	0	2	2	0	0	0	0	0	0	54	82	0.00	1.400																		
Tom Henke, R ERA: 2.78 (8, 1)	1.2	7	2	2	2	0	0	0	0	0	0	0	1	15	25	10.80	1.200																		
Duane Ward, R ERA: 2.9 (9, 1)	2.1	W 8	1	0	0	3	0	0	0	0	0	0	0	23	32	0.00	0.429																		

AB	41
R	5
H	11
RBI	5
BB	5
SO	5
LOB	15



WP	0
PA	47

livebaseballscores.com

Batter	1	2	3	4	5	6	7	8	9	AB R H RBI BB SO LOB	TOP						
Tony Fernandez, S (1, 6) OBP: 0.328, SLG: 0.377	0-0 G1-6-3 1B		0-0 1-H G4-3 3B		1-0 1-3		2-1 1-3			4 1 2 1 0 0 1							
Manuel Lee, S (1, 5) OBP: 0.329, SLG: 0.366	1-1 G1-6-3 1-2f		1-0 G4-3		3-2 F7			1-1 F7		4 0 0 1 0 0 1							
Cecil Fielder, R (1, 10) OBP: 0.313, SLG: 0.515	3-3 K		2-3 K		1-3 K			0-0 G5-3		4 0 0 0 0 3 0							
George Bell, R (1, 7) OBP: 0.310, SLG: 0.449		0-0 1-3 BB 1B	2-1 G6-3			1-2 F9		4-0 BB		3 0 1 0 1 0 0							
Lou Thornton, L (9, 7)										0 0 0 0 0 0 0							
Jesse Barfield, R (1, 9) OBP: 0.287, SLG: 0.390		4-1 1-3 BB		0-3 K		0-1 P3		3-3 K		3 0 0 0 1 2 1							
Fred McGriff, L (1, 3) OBP: 0.397, SLG: 0.586		1-3 K		4-1 S 1B BB		1-3 K				3 1 0 0 1 3 2							
Sal Butera, R (1, 2) OBP: 0.262, SLG: 0.341		0-1 1-3 1-2 2-3		3-3 K		1-2 K		0-1 5-3		4 0 0 0 0 1 3							
Nelson Liriano, S (1, 4) OBP: 0.269, SLG: 0.316		3-1 F8		0-0 K		0-0 K		3-2 S 1B		4 0 2 1 0 0 2							
Kelly Gruber, R (9, 5) OBP: 0.335, SLG: 0.464				2-H 1B						0 0 0 0 0 0 0							
Rob Ducey, L (1, 8) OBP: 0.182, SLG: 0.227			1-2 3B 1B		0-1 F8		1-SAFE K			3 1 1 0 0 1 2							
Inning Stats	R: 0 E: 0 K: 1 S: 6 H: 1 LOB: 0 BB: 0 P: 10	R: 0 E: 0 K: 1 S: 9 H: 1 LOB: 2 BB: 1 P: 17	R: 2 E: 0 K: 1 S: 11 H: 2 LOB: 0 BB: 0 P: 17	R: 1 E: 0 K: 2 S: 10 H: 1 LOB: 1 BB: 1 P: 17	R: 0 E: 0 K: 1 S: 7 H: 0 LOB: 0 BB: 0 P: 12	R: 0 E: 0 K: 1 S: 8 H: 0 LOB: 0 BB: 0 P: 10	R: 0 E: 0 K: 1 S: 11 H: 1 LOB: 1 BB: 0 P: 18	R: 0 E: 0 K: 1 S: 8 H: 0 LOB: 1 BB: 1 P: 16	R: 0 E: 0 K: 1 S: 9 H: 0 LOB: 0 BB: 0 P: 13	1B: 5 2B: 0 3B: 1 HR: 0 SF: 0 SAC: 0 DP: 1 HBP: 0	WP: 0 PB: 0 SB: 2 CS: 0 PA: 35						
PITCHER Floyd Bannister, L (1, 1) ERA: 4.43	IP: 9.0 WLS: L BF: 35 H: 6 R: 3 ER: 3 SO: 10 BB: 3 IBB: 0 HBP: 0 BLK: 0 WP: 0 HR: 0 S: 79 P: 130 ERA: 3.00 WHIP: 1.000																
PITCHER	IP	WLS	BF	H	R	ER	SO	BB	IBB	HBP	BLK	WP	HR	S	P	ERA	WHIP

Toronto Blue Jays @ Kansas City Royals
Royals Stadium, Kansas City, MO
Fri Aug 12 1988, 8:05 PM EDT
Att. 31,858 - Unknown - 82 F

livebaseballscorecards.com

AB	32
R	3
H	6
RBI	3
BB	3
SO	10
LOB	12



Batter	1	2	3	4	5	6	7	8	9	AB R H RBI BB SO LOB
--------	---	---	---	---	---	---	---	---	---	----------------------

Kurt Stillwell, S <small>(1, 6)</small> <small>OBP: 0.333, SLG: 0.426</small>										5 0 1 0 0 3 2
Kevin Seitzer, R <small>(1, 5)</small> <small>OBP: 0.382, SLG: 0.419</small>										3 0 1 0 1 0 2
George Brett, L <small>(1, 10)</small> <small>OBP: 0.410, SLG: 0.556</small>										4 0 0 0 0 0 2
Pat Tabler, R <small>(1, 7)</small> <small>OBP: 0.347, SLG: 0.345</small>										4 0 1 0 0 2 1
Danny Tartabull, R <small>(1, 9)</small> <small>OBP: 0.357, SLG: 0.484</small>										4 1 0 0 0 1 1
Frank White, R <small>(1, 4)</small> <small>OBP: 0.298, SLG: 0.387</small>										3 1 2 0 0 0 0
Bill Buckner, L <small>(1, 3)</small> <small>OBP: 0.276, SLG: 0.329</small>										4 0 3 0 0 1 0
Bill Pecota, R <small>(9, PR)</small> <small>OBP: 0.177, SLG: 0.234</small>										0 0 0 0 0 0 0
Jim Eisenreich, L <small>(1, 8)</small> <small>OBP: 0.206, SLG: 0.245</small>										4 0 0 0 0 2 7
Jamie Quirk, L <small>(1, 2)</small> <small>OBP: 0.319, SLG: 0.398</small>										3 0 1 2 1 0 2
Brad Wellman, R <small>(9, PR)</small> <small>OBP: 0.288, SLG: 0.270</small>										0 0 0 0 0 0 0

Inning Stats	R: 0 H: 1 E: 0 K: 2 S: 12	R: 0 H: 0 E: 0 K: 1 S: 7	R: 0 H: 1 E: 0 K: 0 S: 11	R: 0 H: 0 E: 0 K: 1 S: 8	R: 0 H: 2 E: 0 K: 1 S: 8	R: 0 H: 0 E: 0 K: 0 S: 8	R: 0 H: 1 E: 0 K: 1 S: 10	R: 0 H: 0 E: 0 K: 1 S: 9	R: 2 H: 4 E: 0 K: 2 S: 16	1B: 8 2B: 1 3B: 0 HR: 0 SF: 0 SAC: 0 DP: 2 HBP: 1
--------------	---------------------------	--------------------------	---------------------------	--------------------------	--------------------------	--------------------------	---------------------------	--------------------------	---------------------------	---

PITCHER	IP WLS BF H R ER SO BB IBB HBP BLK WP HR S P ERA WHIP	IP WLS BF H R ER SO BB IBB HBP BLK WP HR S P ERA WHIP
Jim Clancy, R <small>(1, 1)</small> <small>ERA: 4.93</small>	8.1 W 33 7 2 2 7 2 0 0 0 0 0 80 120 2.16 1.080	
Tom Henke, R <small>(9, 1)</small> <small>ERA: 2.75</small>	0.2 S 4 2 0 0 2 0 0 0 0 0 0 9 14 0.00 3.000	

BOTTOM

Toronto Blue Jays @ Kansas City Royals
 Royals Stadium, Kansas City, MO

livebaseballscorecards.com

AB	34
R	2
H	9
RBI	2
BB	2
SO	9
LOB	17



WP: 0	PA: 37
PB: 0	
SB: 0	
CS: 0	

Fri Aug 12 1988, 8:05 PM EDT
 Att: 31,858 - Unknown - 82 F

Batter	1	2	3	4	5	6	7	8	9	AB R H RBI BB SO LOB	TOP	
Tony Fernandez, S (1, 6) OBP: 0.327, SLG: 0.376	1-2 		0-0 F8		2-2 4-3		0-0 F7			4 0 1 0 0 0 1		
Nelson Liriano, S (1, 4) OBP: 0.269, SLG: 0.315 Kelly Gruber, R (8, 5) OBP: 0.335, SLG: 0.464	2-3 K		0-0 1B		1-3 K		2-2 F8			4 0 1 0 0 2 1 0 0 0 0 0 0 0		
Rance Mulliniks, L (1, 10) OBP: 0.392, SLG: 0.504	3-3 K		1-0 1B		1-3 K		2-1 4-3			4 0 1 0 0 2 1		
George Bell, R (1, 7) OBP: 0.308, SLG: 0.445 Lou Thornton, L (9, 7)	0-1 P6		1-1 G4-6-3		0-0 6-3		2-2 1-3			4 0 0 0 0 0 3 0 0 0 0 0 0 0		
Fred McGriff, L (1, 3) OBP: 0.400, SLG: 0.596		3-2 2B		1-3 K		0-0 1B		3-2 1B		4 2 3 0 0 1 0		
Ernie Whitt, L (1, 2) OBP: 0.345, SLG: 0.376		2-0 F8		1-2 F8		3-2 F7		1-1 1B		4 0 1 1 0 0 2		
Jesse Barfield, R (1, 8) OBP: 0.292, SLG: 0.401		1-1 2B		1-1 1B		3-2 2B		0-1 G5-4-3		4 0 3 1 0 0 1		
Rick Leach, L (1, 9) OBP: 0.350, SLG: 0.359 Rob Ducey, L (9, PR) OBP: 0.182, SLG: 0.227		0-0 F7		2-2 G3		0-0 4-3		1-2 1B		4 0 1 0 0 0 3 0 0 0 0 0 0 0		
Manuel Lee, S (1, 5) OBP: 0.324, SLG: 0.360		1-0 4-3		1-3 K		1-3 K		0-3 K		4 0 0 0 0 3 3		
Inning Stats	R: 0 H: 1 E: 0 LOB: 1 K: 2 BB: 0 S: 13 P: 18	R: 1 H: 2 E: 0 LOB: 1 K: 0 BB: 0 S: 8 P: 15	R: 0 H: 2 E: 0 LOB: 1 K: 0 BB: 0 S: 5 P: 7	R: 0 H: 1 E: 0 LOB: 1 K: 1 BB: 0 S: 14 P: 19	R: 0 H: 0 E: 0 LOB: 0 K: 2 BB: 0 S: 9 P: 13	R: 0 H: 1 E: 0 LOB: 1 K: 1 BB: 0 S: 8 P: 12	R: 0 H: 1 E: 0 LOB: 1 K: 1 BB: 0 S: 9 P: 12	R: 0 H: 0 E: 0 LOB: 0 K: 0 BB: 0 S: 9 P: 15	R: 1 H: 3 E: 0 LOB: 1 K: 1 BB: 0 S: 13 P: 18	1B: 7 SF: 0 2B: 3 SAC: 0 3B: 1 DP: 2 HR: 0 HBP: 0	WP: 0 PA: 36 PB: 0 SB: 2 CS: 0	
PITCHER Bret Saberhagen, R (1, 1) ERA: 3.75	IP WLS BF H R ER SO BB IBB HBP BLK WP HR S P ERA WHIP	9.0 L 36 11 2 2 8 0 0 0 0 0 0 0 88 129 2.00 1.222										
PITCHER	IP WLS BF H R ER SO BB IBB HBP BLK WP HR S P ERA WHIP											

Toronto Blue Jays @ Kansas City Royals
Royals Stadium, Kansas City, MO
Sat Aug 13 1988, 8:05 PM EDT
Att. 40,204 - Unknown - 88 F

AB	36
R	2
H	11
RBI	2
BB	0
SO	8
LOB	15



Batter	1	2	3	4	5	6	7	8	9	AB	R	H	RBI	BB	SO	LOB
Kurt Stillwell, S OBP: 0.330, SLG: 0.423 (1, 6)	2-1 6-3		3-2 F9			1-2 SH1-4			1-2 4-3	3	0	0	0	0	0	0
Kevin Seitzer, R OBP: 0.383, SLG: 0.423 (1, 5)	3-2 3B		3-1 F8			2-1 L4			4-1 F5 BB	3	0	1	0	1	0	1
George Brett, L OBP: 0.409, SLG: 0.552 (1, 3)	4-0 G6-4-3 BB			2-1 L3				2-1 F9	2-2 F5	3	0	0	0	1	0	1
Pat Tabler, R OBP: 0.344, SLG: 0.342 (1, 7)	0-0 G6-4-3			3-2 F8				1-0 F8		3	0	0	0	0	0	2
Danny Tartabull, R OBP: 0.355, SLG: 0.480 (1, 9)		1-3 K		0-0 L9				1-1 F9		3	0	0	0	0	1	0
Frank White, R OBP: 0.298, SLG: 0.387 (1, 10)		0-1 1B			0-3 K2-3			2-2 4-3		3	0	1	0	0	1	0
Bo Jackson, R OBP: 0.283, SLG: 0.460 (1, 8)		1-0 F3			3-1 6-3			2-3 K		3	0	0	0	0	1	1
Brad Wellman, R OBP: 0.279, SLG: 0.262 (1, 4)		1-0 1-3			1-3 K			0-1 4-3		2	0	0	0	0	1	1
Willie Wilson, S OBP: 0.289, SLG: 0.344 (8, PH)										1	0	0	0	0	0	0
Bill Pecota, R OBP: 0.177, SLG: 0.234 (9, 4)										0	0	0	0	0	0	0
Larry Owen, R OBP: 0.286, SLG: 0.167 (1, 2)			1-0 F2			4-0 L4 SH1-4 BB			0-1 5-3	1	0	0	0	1	0	0
Bill Buckner, L OBP: 0.275, SLG: 0.328 (9, PH)										1	0	0	0	0	0	0

Inning Stats	R: 0	H: 1	E: 0	LOB: 1	K: 0	BB: 1	S: 8	R: 0	H: 1	E: 0	LOB: 1	K: 1	BB: 0	S: 8	R: 0	H: 0	E: 0	LOB: 0	K: 0	BB: 0	S: 7	R: 0	H: 0	E: 0	LOB: 0	K: 0	BB: 0	S: 6	R: 0	H: 0	E: 0	LOB: 0	K: 2	BB: 0	S: 9	R: 0	H: 0	E: 0	LOB: 0	K: 0	BB: 1	S: 5	R: 0	H: 0	E: 0	LOB: 0	K: 0	BB: 0	S: 5	R: 0	H: 0	E: 0	LOB: 0	K: 1	BB: 0	S: 8	R: 0	H: 0	E: 0	LOB: 0	K: 0	BB: 0	S: 11	R: 0	H: 0	E: 0	LOB: 1	K: 0	BB: 1	S: 11	1B: 1	SF: 0	2B: 1	SAC: 1	3B: 1	DP: 2	HR: 0	HBP: 0	WP: 0	PA: 30
--------------	------	------	------	--------	------	-------	------	------	------	------	--------	------	-------	------	------	------	------	--------	------	-------	------	------	------	------	--------	------	-------	------	------	------	------	--------	------	-------	------	------	------	------	--------	------	-------	------	------	------	------	--------	------	-------	------	------	------	------	--------	------	-------	------	------	------	------	--------	------	-------	-------	------	------	------	--------	------	-------	-------	-------	-------	-------	--------	-------	-------	-------	--------	-------	--------

PITCHER	IP	WLS	BF	H	R	ER	SO	BB	IBB	HBP	BLK	WP	HR	S	P	ERA	WHIP
Jeff Musselman, L ERA: 1.46 (1, 1)	7.0	W	23	2	0	0	3	2	0	0	0	0	0	48	87	0.00	0.571
Duane Ward, R ERA: 2.83 (8, 1)	2.0	S	7	0	0	0	1	1	0	0	0	0	0	19	30	0.00	0.500


BOTTOM

Toronto Blue Jays @ Kansas City Royals
Royals Stadium, Kansas City, MO

Sat Aug 13 1988, 8:05 PM EDT
Att: 40,204 - Unknown - 88 F

livebaseballscorecards.com

AB	26
R	0
H	2
RBI	0
BB	3
SO	4
LOB	6



Batter	1	2	3	4	5	6	7	8	9	AB R H RBI BB SO LOB	TOP	
Tony Fernandez, S (1, 6) OBP: 0.329, SLG: 0.377	2-2 FC6-4 BB 1B		2-2 F9		0-1 P6		2-1 1B			4 0 2 0 0 0 2		
Nelson Liriano, S (1, 4) OBP: 0.264, SLG: 0.309	2-0 P6		1-2 L6		1-2 F8		1-0 P6			4 0 0 0 0 0 4		
Rance Mulliniks, L (1, 10) OBP: 0.397, SLG: 0.504	4-1 SAFE SAFE 1-2 FC6-4 BB		2-2 3-1		4-1 FC3-6 1B BB		2-2 1B			2 0 1 0 2 0 0		
George Bell, R (1, 7) OBP: 0.307, SLG: 0.443	1-0 FC6-4 1-2f 2-3		0-0 F8		2-1 FC3-6 1B		0-1 P5			4 0 1 0 0 0 3		
Fred McGriff, L (1, 3) OBP: 0.397, SLG: 0.589	2-2 F8		3-3 K		2-2 F7		2-1 L8			4 0 0 0 0 1 5		
Ernie Whitt, L (1, 2) OBP: 0.340, SLG: 0.371			1-1 P6		3-2 FC3-6 1-2f 2-3		2-2 F9			4 0 0 0 0 1 3		
Jesse Barfield, R (1, 8) OBP: 0.295, SLG: 0.406			3-1 2B		1-2 BB 1B		1-1 F7			4 0 2 0 0 0 2		
Rick Leach, L (1, 9) OBP: 0.342, SLG: 0.351			1-3 K		0-0 F7		0-0 F8			4 0 0 0 0 1 2		
Manuel Lee, S (1, 5) OBP: 0.323, SLG: 0.356			1-3 K		4-2 BB 1-2 BB		3-2 F7			3 0 0 0 1 1 1		
Inning Stats	R: 0 H: 1 E: 0 LOB: 2 K: 0 BB: 1 S: 10 P: 21	R: 0 H: 1 E: 0 LOB: 1 K: 3 BB: 0 S: 11 P: 16	R: 0 H: 0 E: 0 LOB: 0 K: 0 BB: 0 S: 11 P: 16	R: 0 H: 0 E: 0 LOB: 0 K: 1 BB: 0 S: 6 P: 10	R: 0 H: 1 E: 0 LOB: 2 K: 0 BB: 1 S: 11 P: 17	R: 0 H: 1 E: 0 LOB: 2 K: 0 BB: 1 S: 13 P: 25	R: 0 H: 1 E: 0 LOB: 1 K: 0 BB: 0 S: 9 P: 18	R: 0 H: 1 E: 0 LOB: 1 K: 0 BB: 0 S: 10 P: 16	R: 0 H: 0 E: 0 LOB: 0 K: 0 BB: 0 S: 5 P: 6	1B: 5 SF: 0 2B: 1 SAC: 0 3B: 0 DP: 0 HR: 0 HBP: 0	WP: 0 PA: 36 PB: 0 SB: 0 CS: 0	
PITCHER Luis Aquino, R (1, 1) ERA: 2.08	IP WLS BF H R ER SO BB IBB HBP BLK WP HR S P ERA WHIP	9.0 W 36 6 0 0 4 3 0 0 0 0 0 0 86 145 0.00 1.000										

Toronto Blue Jays @ Kansas City Royals
Royals Stadium, Kansas City, MO
 Sun Aug 14 1988, 4:33 AM EDT
 Att. 27,262 - Sunny - 92 F

AB	33
R	0
H	6
RBI	0
BB	3
SO	4
LOB	22



Batter	1	2	3	4	5	6	7	8	9
Willie Wilson, S (1, 8) OBP: 0.289, SLG: 0.343 Jim Eisenreich, L (7, 8) OBP: 0.212, SLG: 0.250	2-3 		0-1 	4-1 		0-0 		2-0 	
Kurt Stillwell, S (1, 6) OBP: 0.329, SLG: 0.422	0-2 		1-2 	1-1 		3-2 		1-3 	
Frank White, R (1, 4) OBP: 0.300, SLG: 0.388	1-0 		4-1 	0-0 		0-0 		1-2 	
Pat Tabler, R (1, 10) OBP: 0.342, SLG: 0.337	2-2 		2-1 		0-0 		4-1 	2-1 	
Danny Tartabull, R (1, 9) OBP: 0.354, SLG: 0.476		0-3 		2-2 	4-2 		2-3 		
Bo Jackson, R (1, 7) OBP: 0.286, SLG: 0.463		1-2 		0-1 	0-1 		3-1 		
Bill Buckner, L (1, 3) OBP: 0.278, SLG: 0.330		1-1 		0-1 	1-0 		0-0 		
Bill Pecota, R (1, 5) OBP: 0.193, SLG: 0.238			0-2 	2-0 	1-0 		4-0 		
Larry Owen, R (1, 2) OBP: 0.304, SLG: 0.200			3-2 	0-0 	1-2 		1-3 		

AB	R	H	RBI	BB	SO	LOB
2	0	0	0	1	1	0
1	0	1	0	0	0	0
5	0	1	2	0	1	3
4	0	1	0	1	0	3
4	1	0	0	1	0	4
3	2	0	0	1	2	1
4	1	2	1	0	0	1
4	0	2	1	0	0	1
3	1	1	1	1	0	2
4	1	2	0	0	1	4

BOTTOM

Toronto Blue Jays @ Kansas City Royals
 Royals Stadium, Kansas City, MO

livebaseballscorecards.com

AB	34
R	6
H	10
RBI	5
BB	5
SO	5
LOB	19



1B: 7	SF: 0	WP: 1	PA: 40
2B: 3	SAC: 1	PB: 0	
3B: 0	DP: 0	SB: 3	
HR: 0	HBP: 0	CS: 0	

Inning Stats		R: 0	H: 1	E: 0	K: 1	S: 10	R: 0	H: 0	E: 0	K: 1	S: 9	R: 1	H: 2	E: 0	K: 0	S: 16	R: 3	H: 3	E: 1	K: 0	S: 13	R: 1	H: 2	E: 0	K: 0	S: 12	R: 0	H: 0	E: 0	K: 0	S: 6	R: 1	H: 1	E: 0	K: 2	S: 10	R: 0	H: 1	E: 0	K: 1	S: 9							
IP	4.1	2.2	1.0	4.1	0.3	0.2	0.2	0.0	0.0	0.0	0.0	0.0	0.0	0.0	0.0	0.0	0.0	0.0	0.0	0.0	0.0	0.0	0.0	0.0	0.0	0.0	0.0	0.0	0.0	0.0	0.0	0.0	0.0	0.0	0.0	0.0	0.0	0.0	0.0	0.0	0.0	0.0						
WLS	L																																															
BF	25	11	4	8	5	3	2	2	0	0	0	2	0	0	0	0	2	0	0	0	0	0	0	0	0	0	0	0	0	0	0	0	0	0	0	0	0	0	0	0	0	0	0	0	0	0		
H	1	1	1	0	0	0	0	1	0	0	0	0	0	0	0	0	0	0	0	0	0	0	0	0	0	0	0	0	0	0	0	0	0	0	0	0	0	0	0	0	0	0	0	0	0	0	0	
R	5	1	0	0	0	0	0	0	0	0	0	0	0	0	0	0	0	0	0	0	0	0	0	0	0	0	0	0	0	0	0	0	0	0	0	0	0	0	0	0	0	0	0	0	0	0	0	
ER	3	1	0	0	0	0	0	0	0	0	0	0	0	0	0	0	0	0	0	0	0	0	0	0	0	0	0	0	0	0	0	0	0	0	0	0	0	0	0	0	0	0	0	0	0	0	0	
SO	2	2	1	0	0	0	0	0	0	0	0	0	0	0	0	0	0	0	0	0	0	0	0	0	0	0	0	0	0	0	0	0	0	0	0	0	0	0	0	0	0	0	0	0	0	0	0	
BB	0	0	0	0	0	0	0	0	0	0	0	0	0	0	0	0	0	0	0	0	0	0	0	0	0	0	0	0	0	0	0	0	0	0	0	0	0	0	0	0	0	0	0	0	0	0	0	
LOB	15	0	0	0	0	0	0	0	0	0	0	0	0	0	0	0	0	0	0	0	0	0	0	0	0	0	0	0	0	0	0	0	0	0	0	0	0	0	0	0	0	0	0	0	0	0	0	0

PITCHER		IP	WLS	BF	H	R	ER	SO	BB	IBB	HBP	BLK	WP	HR	S	P	ERA	WHIP
Mike Flanagan, L (1, 1)	ERA: 4.02	4.1	L	25	8	5	3	2	0	0	0	0	0	0	56	87	6.23	2.538
Doug Bair, R (5, 1)	ERA: 4.15	2.2		11	1	1	1	2	0	0	0	0	1	0	20	39	3.38	1.125
Tony Castillo, L (8, 1)	ERA:	1.0		4	1	0	0	1	0	0	0	0	0	9	15	0.00	1.000	

PITCHER		IP	WLS	BF	H	R	ER	SO	BB	IBB	HBP	BLK	WP	HR	S	P	ERA	WHIP
Mike Flanagan, L (1, 1)	ERA: 4.02	4.1	L	25	8	5	3	2	0	0	0	0	0	0	56	87	6.23	2.538
Doug Bair, R (5, 1)	ERA: 4.15	2.2		11	1	1	1	2	0	0	0	0	1	0	20	39	3.38	1.125
Tony Castillo, L (8, 1)	ERA:	1.0		4	1	0	0	1	0	0	0	0	0	9	15	0.00	1.000	

Batter	1	2	3	4	5	6	7	8	9	AB R H RBI BB SO LOB	TOP									
Tony Fernandez, S (1, 6) OBP: 0.327, SLG: 0.376	1-2 BB SF9 1B	0-0 F7			0-2 F9		1-1 FC4-6 1B		2-2 F9	5 1 1 0 0 0 5										
Ernie Whitt, L (1, 2) OBP: 0.338, SLG: 0.370	2-0 BB 1B	3-2 P4			2-2 6-3		0-1 SF9		0-0 SF8	3 0 1 2 0 0 2										
Rance Mulliniks, L (1, 10) OBP: 0.400, SLG: 0.504	4-1 BB BB BB				0-0 G3		SAFE SAFE BB BB BB		0-1 P4	2 0 1 0 1 0 0										
Cecil Fielder, R (7, PH) OBP: 0.318, SLG: 0.518	1-2 BB 1B						1-3 BB 1B			1 0 1 0 0 0 0										
Kelly Gruber, R (7, PR) OBP: 0.335, SLG: 0.464	2-3 BB									0 0 0 0 0 0 0										
Rick Leach, L (9, PH) OBP: 0.340, SLG: 0.349										1 0 0 0 0 0 0										
George Bell, R (1, 7) OBP: 0.305, SLG: 0.440	0-0 SF9				3-2 L8-3		2-2 L7		1-1 F6	3 0 0 1 0 0 3										
Fred McGriff, L (1, 3) OBP: 0.396, SLG: 0.591	1-3 K				3-0 3B		1-1 F9		3-2 6-3	4 0 1 0 0 1 2										
Jesse Barfield, R (1, 9) OBP: 0.291, SLG: 0.401	1-3 K				2-2 5-3		0-0 F8		2-2 6-3	4 0 0 0 0 1 3										
Lloyd Moseby, L (1, 8) OBP: 0.346, SLG: 0.374					1-0 F8				1-2 1B	2 1 1 0 2 0 0										
Nelson Liriano, S (1, 4) OBP: 0.268, SLG: 0.312					1-0 B1-3				0-0 4-3	4 1 2 0 0 0 1										
Manuel Lee, S (1, 5) OBP: 0.325, SLG: 0.358					1-2 4-3				2-2 F9 BLK SF8 1B	4 1 2 1 0 1 2										
Inning Stats	R: 1 E: 0 K: 2 S: 13	H: 2 LOB: 2 BB: 1 P: 22	R: 0 E: 0 K: 1 S: 12	H: 1 LOB: 2 BB: 1 P: 24	R: 0 E: 0 K: 0 S: 9	H: 2 LOB: 1 BB: 0 P: 18	R: 0 E: 0 K: 0 S: 5	H: 0 LOB: 0 BB: 0 P: 8	R: 0 E: 0 K: 0 S: 7	H: 0 LOB: 0 BB: 0 P: 10	R: 2 E: 0 K: 0 S: 15	H: 3 LOB: 2 BB: 1 P: 26	R: 0 E: 0 K: 0 S: 11	H: 1 LOB: 1 BB: 0 P: 17	R: 1 E: 0 K: 0 S: 13	H: 1 LOB: 0 BB: 0 P: 17	1B: 9 2B: 1 3B: 1 HR: 0	SF: 3 SAC: 0 DP: 1 HBP: 0	WP: 0 PB: 0 SB: 2 CS: 0	PA: 39
PITCHER	IP WLS BF H R ER SO BB IBB HBP BLK WP HR S P ERA WHIP																			
Jack McDowell, R (1, 1) ERA: 3.91	6.0 W 26 6 3 3 3 3 0 0 0 0 0 0 59 103 4.50 1.500																			
Ricky Horton, L (7, 1) ERA: 5.21	0.2 4 2 0 0 0 0 0 0 0 0 0 0 7 11 0.00 3.000																			
Donn Pall, R (7, 1) ERA: 5.23	0.1 1 0 0 0 0 0 0 0 0 0 0 0 2 3 0.00 0.000																			
Bobby Thigpen, R (8, 1) ERA: 2.75	2.0 S 8 2 1 1 0 0 0 0 0 0 1 0 0 24 34 4.50 1.000																			

Toronto Blue Jays @ Chicago White Sox
 Comiskey Park, Chicago, IL
 Tue Aug 16 1988, 8:05 PM EDT
 Att. 15,706 - Unknown - 98 F

AB	33
R	4
H	10
RBI	4
BB	3
SO	3
LOB	18



WP: 0	PA: 39
-------	--------

PITCHER	IP	WLS	BF	H	R	ER	SO	BB	IBB	HBP	BLK	WP	HR	S	P	ERA	WHIP
Jack McDowell, R	6.0	W	26	6	3	3	3	3	0	0	0	0	0	59	103	4.50	1.500
Ricky Horton, L	0.2		4	2	0	0	0	0	0	0	0	0	0	7	11	0.00	3.000
Donn Pall, R	0.1		1	0	0	0	0	0	0	0	0	0	0	2	3	0.00	0.000
Bobby Thigpen, R	2.0	S	8	2	1	1	0	0	0	0	1	0	0	24	34	4.50	1.000

Batter	1	2	3	4	5	6	7	8	9	AB R H RBI BB SO LOB	TOP									
Tony Fernandez, S (1, 6) OBP: 0.327, SLG: 0.374	0-0 L6		0-2 FC4-6 1B		0-1 4-3 BLK 1B		3-1 L9			4 1 1 0 0 0 3										
Manuel Lee, S (1, 5) OBP: 0.324, SLG: 0.357	0-1 G5-4-3 1B		2-1 FC5-2 1B		0-0 4-3		0-0 G3			4 0 1 0 0 0 3										
Jesse Barfield, R (1, 9) OBP: 0.294, SLG: 0.405	1-0 G5-4-3		3-0 FC5-4 1B		0-2 F8		0-1 2B			4 0 2 1 0 0 2										
George Bell, R (1, 7) OBP: 0.302, SLG: 0.436		0-1 F8	1-2 FC5-4		1-0 P3		0-3 K2-3			4 0 0 0 0 1 3										
Fred McGriff, L (1, 3) OBP: 0.392, SLG: 0.585		0-1 F8		0-0 3-1		0-3 K		1-2 G3		4 0 0 0 0 1 1										
Cecil Fielder, R (1, 10) OBP: 0.316, SLG: 0.507		4-2 BB		1-0 F7		3-2 6-3		2-2 F5		3 0 0 0 1 0 0										
Lloyd Moseby, L (1, 8) OBP: 0.345, SLG: 0.372		0-0 4-3		3-1 1B		1-0 4-3		1-1 L8		4 0 1 0 0 0 1										
Nelson Liriano, S (1, 4) OBP: 0.272, SLG: 0.316			2-0 FC4-6 FC5-2 1B		0-1 F9		1-2 5-3 S 1B			4 0 2 0 0 0 1										
Sal Butera, R (1, 2) OBP: 0.267, SLG: 0.341			1-2 FC4-6 1B		0-1 F7		2-2 5-3			3 0 1 0 0 0 1										
Inning Stats	R: 0 E: 0 K: 0 S: 4	H: 1 LOB: 0 BB: 0 P: 5	R: 0 E: 0 K: 0 S: 8	H: 0 LOB: 1 BB: 1 P: 12	R: 1 E: 0 K: 0 S: 14	H: 3 LOB: 2 BB: 0 P: 23	R: 0 E: 0 K: 0 S: 6	H: 1 LOB: 1 BB: 0 P: 10	R: 0 E: 0 K: 1 S: 9	H: 0 LOB: 0 BB: 0 P: 13	R: 0 E: 0 K: 0 S: 10	H: 1 LOB: 1 BB: 0 P: 17	R: 0 E: 0 K: 1 S: 11	H: 1 LOB: 1 BB: 0 P: 12	R: 0 E: 0 K: 0 S: 9	H: 0 LOB: 0 BB: 0 P: 12	1B: 7 2B: 1 3B: 0 HR: 0	SF: 0 SAC: 0 DP: 1 HBP: 0	WP: 0 PB: 0 SB: 1 CS: 0	PA: 35
PITCHER	IP WLS BF H R ER SO BB IBB HBP BLK WP HR S P ERA WHIP																			
Jerry Reuss, L (1, 1) ERA: 3.79	7.0 W 28 7 1 1 1 1 1 0 0 0 0 0 0 60 89 1.29 1.143																			
Donn Pall, R (8, 1) ERA: 4.91	0.2 3 1 0 0 1 0 0 0 0 0 0 0 0 8 8 0.00 1.500																			
Steve Rosenberg, L (8, 1) ERA: 3.86	1.1 S 4 0 0 0 0 0 0 0 0 0 0 0 0 12 16 0.00 0.000																			

Toronto Blue Jays @ Chicago White Sox
Comiskey Park, Chicago, IL
Wed Aug 17 1988, 8:05 PM EDT
Att. 14,367 - Unknown - 98 F

livebaseballscorecards.com

AB	34
R	1
H	8
RBI	1
BB	1
SO	2
LOB	15



Batter	1	2	3	4	5	6	7	8	9
Gary Redus, R OBP: 0.341, SLG: 0.405 (1, 7) B X	1-0 F8		1-0 1B		1 SAFE 0-1 F X		2-3 K		
Steve Lyons, L OBP: 0.309, SLG: 0.371 (1, 5) S X	0-1 3-1		0-0 F9		3-2 3-1 1-3 3-H			4-2 SH2-4 BB BB	
Harold Baines, L OBP: 0.346, SLG: 0.401 (1, 10) F C S	0-3 K			1-1 4-3	0-3 K			2-0 E4 BB SH2-4 1-2 4-3	
Dan Pasqua, L OBP: 0.314, SLG: 0.435 (1, 9) B X		1-0 G3		0-0 BB 1B		1-3 K		0-1 SH2-4 1-2 2-3	
Daryl Boston, L OBP: 0.273, SLG: 0.477 (1, 8) L F F X		0-2 6-3		4-1 BB SAFE 1-2 BB		0-0 F9		4-0 4-3 BB IBB	
Carlton Fisk, R OBP: 0.373, SLG: 0.610 (1, 2) C B B B X		3-1 HR		2-2 F8		0-0 HR		4-2 4-3 BB 1-2 2-3 3-H	
Ozzie Guillen, L OBP: 0.294, SLG: 0.314 (1, 6) X		0-0 F8		0-0 L9		1-0 3-1		0-2 4-3 1-2 2-3 3-H	
Kelly Paris, R OBP: 0.268, SLG: 0.488 (1, 3) C B B C			2-3 K		0-0 FC6 1B		3-2 F8	0-2 5-3	
Fred Manrique, R OBP: 0.291, SLG: 0.377 (1, 4) C C C			0-3 K		1 SAFE 1-2 L M B X		0-1 5-3		

Inning Stats	R: 0	H: 0	E: 0	K: 1	S: 6	R: 1	H: 1	E: 0	K: 0	S: 7	R: 0	H: 1	E: 0	K: 2	S: 8	R: 1	H: 2	E: 0	K: 1	S: 15	R: 1	H: 1	E: 0	K: 1	S: 7	R: 0	H: 0	E: 0	K: 1	S: 9	R: 2	H: 0	E: 1	K: 0	S: 15
	LOB: 0	BB: 7				LOB: 0	BB: 11				LOB: 2	BB: 1		LOB: 1	BB: 0	LOB: 1	BB: 0		LOB: 0	BB: 0	LOB: 0	BB: 0	LOB: 0	BB: 0	LOB: 0	BB: 0	LOB: 0	BB: 0	LOB: 2	BB: 3					

PITCHER															PITCHER																					
IP	WLS	BF	H	R	ER	SO	BB	IBB	HBP	BLK	WP	HR	S	P	ERA	WHIP	IP	WLS	BF	H	R	ER	SO	BB	IBB	HBP	BLK	WP	HR	S	P	ERA	WHIP			
Jim Clancy, R	(1, 1)	6.0	L	25	6	3	3	5	1	0	0	0	0	0	4.50	1.167																				
Duane Ward, R	(7, 1)	1.1		8	0	2	0	1	2	1	0	0	0	0	0.00	1.500																				
John Cerutti, L	(8, 1)	0.1		1	0	0	0	0	0	0	0	0	0	0	0.00	0.000																				
Doug Bair, R	(8, 1)	0.1		1	0	0	0	0	0	0	0	0	0	0	0.00	0.000																				

BOTTOM

Toronto Blue Jays @ Chicago White Sox
Comiskey Park, Chicago, IL
Wed Aug 17 1988, 8:05 PM EDT
Att: 14,367 - Unknown - 98 F

livebaseballscorecards.com

AB	30
R	5
H	6
RBI	5
BB	4
SO	6
LOB	13



1B: 4	SF: 0	WP: 0	PA: 35
2B: 0	SAC: 1	PB: 0	
3B: 0	DP: 0	SB: 1	
HR: 2	HBP: 0	CS: 0	

TOP

Milwaukee Brewers @ Toronto Blue Jays
Exhibition Stadium, Toronto, ON

Fri Aug 19 1988, 7:05 PM EDT
Att. 34,178 - Unknown - 70 F

AB	38
R	7
H	12
RBI	6
BB	5
SO	3
LOB	20



WP:	0	PA:	46
PB:	0		
SB:	3		
CS:	0		

AB R H RBI BB SO LOB

5	1	1	0	0	0	2
5	1	1	0	0	0	2
3	2	2	0	2	0	0
5	1	2	0	0	1	4
4	1	2	0	1	0	2
4	1	3	4	0	0	1
3	0	0	0	2	0	2
5	0	1	1	0	1	5
4	0	0	1	0	1	2
1B:	9	SF:	1			
2B:	2	SAC:	1			
3B:	0	DP:	2			
HR:	1	HBP:	1			

10

0-0	1-3
0-0	5-3
0-2	SF9
0-0	SF9
4-0	1B
2-1	SF9
4-0	SH5-3
0-1	SH5-3
2-2	SH5-3
R: 3	H: 3
E: 0	LOB: 2
K: 0	BB: 2
S: 13	P: 25

9

2-2	5-3
1-0	5-3
0-2	1B
1-2	2B
3-2	2B
0-0	2B
1-3	2B
3-2	2B
0-0	2B
3-2	4-3
E: 0	H: 0
E: 0	LOB: 0
K: 0	BB: 0
S: 6	P: 9

8

2-1	F9
0-0	1B
0-2	1B
1-2	2B
1-3	K
3-2	2B
0-0	2B
1-3	2B
4-0	IBB
0-0	5-3
R: 2	H: 4
E: 0	LOB: 3
K: 1	BB: 1
S: 14	P: 24

7

0-0	6-3
1-0	F9
2-0	G5-4-3
3-1	F7
1-1	G5-4-3
3-2	4-3
3-2	1-3
0-0	4-3
R: 0	H: 0
E: 0	LOB: 0
K: 0	BB: 0
S: 7	P: 13

6

1-2	F8
0-0	6-3
2-0	G5-4-3
3-1	F7
1-1	G5-4-3
3-2	4-3
3-2	1-3
0-0	4-3
R: 0	H: 1
E: 0	LOB: 0
K: 0	BB: 0
S: 5	P: 11

5

1-2	F8
0-0	6-3
2-0	G5-4-3
3-1	F7
1-1	G5-4-3
3-2	4-3
3-2	1-3
0-0	4-3
R: 0	H: 0
E: 0	LOB: 0
K: 0	BB: 0
S: 5	P: 7

4

0-1	F4
4-2	S
2-1	P3
3-2	F9
1-2	HR
1-1	3-1
1-1	5-3
1-2	4-3
R: 1	H: 1
E: 0	LOB: 0
K: 0	BB: 0
S: 12	P: 16

3

1-2	S
0-1	F4
4-2	S
2-1	P3
3-2	F9
1-2	HR
1-1	3-1
1-1	5-3
1-2	4-3
R: 1	H: 1
E: 0	LOB: 1
K: 0	BB: 1
S: 13	P: 23

2

1-0	G4-6-3
4-0	FC5-4
1-2	FC5-4
0-0	FC4-6
2-1	FC4-6
1-0	FC4-6
1-3	K
2-3	K
R: 0	H: 2
E: 0	LOB: 2
K: 2	BB: 0
S: 10	P: 16

1

1-0	G4-6-3
4-0	FC5-4
1-2	FC5-4
0-0	FC4-6
2-1	FC4-6
1-0	FC4-6
1-3	K
2-3	K
R: 0	H: 0
E: 0	LOB: 1
K: 0	BB: 1
S: 4	P: 11

Batter

Paul Molitor, R (1, 5)	H	1-0	G4-6-3	HBP
Jeffrey Leonard, R (1, 7)	B	1-0	G4-6-3	1-2f
Robin Yount, R (1, 8)	B	4-0	FC5-4	BB
Rob Deer, R (1, 9)	C	1-2	FC5-4	1-2f
Greg Brock, L (1, 3)	X	0-0	FC4-6	1B
Joey Meyer, R (1, 10)	B	2-1	FC4-6	1B
B.J. Surhoff, L (1, 2)	B	1-0	FC4-6	1-2f
Dale Sveum, S (1, 6)	C	1-3	K	SAFE
Jim Gantner, L (1, 4)	C	2-3	K	SAFE

Inning Stats	R: 0	H: 0	E: 0	K: 0	S: 4	H: 0	LOB: 1	BB: 1	P: 11	R: 0	H: 2	E: 0	K: 2	S: 10	H: 2	LOB: 2	BB: 0	P: 16	R: 1	H: 1	E: 0	K: 0	S: 13	H: 1	LOB: 1	BB: 1	P: 23	R: 1	H: 1	E: 0	K: 0	S: 12	H: 1	LOB: 0	BB: 0	P: 16	R: 0	H: 0	E: 0	K: 0	S: 5	H: 0	LOB: 0	BB: 0	P: 7	R: 0	H: 1	E: 0	K: 0	S: 7	H: 0	LOB: 0	BB: 0	P: 13	R: 2	H: 4	E: 0	K: 1	S: 14	H: 4	LOB: 3	BB: 1	P: 24	R: 0	H: 0	E: 0	K: 0	S: 6	H: 0	LOB: 0	BB: 0	P: 9	R: 3	H: 3	E: 0	K: 0	S: 13	H: 3	LOB: 2	BB: 2	P: 25	1B: 9	SF: 1	2B: 2	SAC: 1	3B: 0	DP: 2	HR: 1	HBP: 1	WP: 0	PA: 46
---------------------	------	------	------	------	------	------	--------	-------	-------	------	------	------	------	-------	------	--------	-------	-------	------	------	------	------	-------	------	--------	-------	-------	------	------	------	------	-------	------	--------	-------	-------	------	------	------	------	------	------	--------	-------	------	------	------	------	------	------	------	--------	-------	-------	------	------	------	------	-------	------	--------	-------	-------	------	------	------	------	------	------	--------	-------	------	------	------	------	------	-------	------	--------	-------	-------	-------	-------	-------	--------	-------	-------	-------	--------	-------	--------

PITCHER	IP	WLS	BF	H	R	ER	SO	BB	IBB	HBP	BLK	WP	HR	S	P	ERA	WHIP
Jeff Musselman, L (1, 1)	7.0		27	5	2	1	2	2	0	0	1	0	1	56	97	1.29	1.000
Duane Ward, R (8, 1)	2.1	L	16	6	5	5	1	0	3	0	0	0	0	26	49	19.29	2.571
John Cerutti, L (10, 1)	0.2		3	1	0	0	0	0	0	0	0	0	0	7	9	0.00	1.500

Batter	1	2	3	4	5	6	7	8	9	10	AB R H RBI BB SO LOB
Tony Fernandez, S (1, 6) OBP: 0.324, SLG: 0.371	0-0 F8		2-0 L6		1-0 3-1	0-0 CS	0-2 F7		1-3 K		5 0 0 0 0 1 2
Lloyd Moseby, L (1, 8) OBP: 0.345, SLG: 0.379	1-2 5-3		1-2 WP 1B		1-1 2B 3B		3-2 F6			1-2 F7	5 1 2 0 0 0 0
Rance Mulliniks, L (1, 10) OBP: 0.398, SLG: 0.500 Nelson Liriano, S (10, PH) OBP: 0.275, SLG: 0.319	2-0 FC6-4 1B		1-2 F7		1-2 FC1 2B		1-3 K			1-1 G5-4-3 1B	4 0 1 0 0 1 2 1 0 1 0 0 0 0
George Bell, R (1, 7) OBP: 0.301, SLG: 0.436	0-1 FC6-4				0-0 HR 2B			2-2 F8		1-0 G5-4-3	5 1 1 1 0 0 2
Ernie Whitt, L (1, 2) OBP: 0.337, SLG: 0.379		2-1 F9		1-2 F2		0-0 HR		2-3 K			4 1 1 2 0 1 0
Fred McGriff, L (1, 3) OBP: 0.391, SLG: 0.582		2-3 K		2-1 1B BB 1B		2-1 G3		2-3 K			4 0 1 0 0 2 0
Jesse Barfield, R (1, 9) OBP: 0.293, SLG: 0.401		3-2 L5		4-0 1B BB		1-1 1-3			2-2 F5		3 0 0 0 1 0 0
Kelly Gruber, R (1, 5) OBP: 0.337, SLG: 0.464			0-0 6-3		3-1 1B		0-1 CS 1B			0-0 5-3	4 0 2 0 0 0 0
Manuel Lee, S (1, 4) OBP: 0.327, SLG: 0.356			1-0 1B WP 1B		2-3 K		0-2 F7			4-2 BB	3 1 1 0 1 1 4

Inning Stats	R: 0	H: 1	E: 0	K: 0	S: 7	P: 10	R: 0	H: 0	E: 0	K: 1	S: 9	P: 16	R: 1	H: 2	E: 0	K: 0	S: 9	P: 14	R: 0	H: 2	E: 0	K: 1	S: 12	P: 26	R: 3	H: 3	E: 0	K: 0	S: 11	P: 16	R: 0	H: 1	E: 0	K: 0	S: 8	P: 9	R: 0	H: 0	E: 0	K: 1	S: 14	P: 18	R: 0	H: 0	E: 0	K: 2	S: 9	P: 15	R: 0	H: 0	E: 0	K: 1	S: 12	P: 19	R: 0	H: 1	E: 0	K: 0	S: 6	P: 9	1B: 7	SF: 0	2B: 1	SAC: 0	3B: 1	DP: 1	HR: 1	HBP: 0
--------------	------	------	------	------	------	-------	------	------	------	------	------	-------	------	------	------	------	------	-------	------	------	------	------	-------	-------	------	------	------	------	-------	-------	------	------	------	------	------	------	------	------	------	------	-------	-------	------	------	------	------	------	-------	------	------	------	------	-------	-------	------	------	------	------	------	------	-------	-------	-------	--------	-------	-------	-------	--------

PITCHER	IP	WLS	BF	H	R	ER	SO	BB	IBB	HBP	BLK	WP	HR	S	P	ERA	WHIP
Tom Filer, R (1, 1) ERA: 4.13	5.0		24	8	4	4	2	1	0	0	0	1	1	48	82	7.20	1.800
Juan Nieves, L (6, 1) ERA: 5.05	4.0	W	13	1	0	0	4	1	0	0	0	0	0	43	61	0.00	0.500
Dan Plesac, L (10, 1) ERA: 2.16	1.0	S	3	1	0	0	0	0	0	0	0	0	0	6	9	0.00	1.000


BOTTOM

Milwaukee Brewers @ Toronto Blue Jays
Exhibition Stadium, Toronto, ON

Fri Aug 19 1988, 7:05 PM EDT
Att. 34,178 - Unknown - 70 F

livebaseballscorecards.com

AB	38
R	4
H	10
RBI	3
BB	2
SO	6
LOB	10



WP: 1	PA: 41
PB: 0	
SB: 0	
CS: 1	

Batter	1	2	3	4	5	6	7	8	9	AB	R	H	RBI	BB	SO	LOB	TOP						
Paul Molitor, R (1, 5) OBP: 0.388, SLG: 0.458 B.J. Surhoff, L (8, 5) OBP: 0.289, SLG: 0.308	0-1 5-3		0-0 S 1B 2-H 1B	1-1 1B		3-1 G4-6-3 1-3 1B		3-2 SF8 2-3 3-H 1B		4	1	3	2	0	0	0							
Jeffrey Leonard, R (1, 7) OBP: 0.280, SLG: 0.358 Jim Adduci, L (8, 7) OBP: 0.256, SLG: 0.368	2-3 K		0-0 1B 1-2 HR 1B	L3		0-0 G4-6-3 1-2f		2-1 1B		5	1	2	1	0	1	3							
Robin Yount, R (1, 8) OBP: 0.366, SLG: 0.463	1-1 F8		1-2 HR 1-3 2-H 1B		1-1 HR		3-2 L6	0-3 K		5	2	2	2	0	1	2							
Rob Deer, R (1, 9) OBP: 0.327, SLG: 0.436 Mike Felder, S (5, PR) OBP: 0.190, SLG: 0.194 (5, 9)		4-0 BB	0-2 HR 1-H 3-H HR		4-1 CS 1B BB		0-0 FC3-6 1B	2-1 F9		1	1	1	3	2	0	0							
Joey Meyer, R (1, 10) OBP: 0.291, SLG: 0.426	1-2 P4		1-1 F9		1-0 CS 1B		0-1 FC3-6	0-2 1-3		5	0	1	0	0	0	2							
Bill Schroeder, R (1, 3) OBP: 0.211, SLG: 0.257	1 SAFE K		3-1 1B		3-3 K		2-3 K	2-2 FC6-4 1B		5	0	2	0	0	3	4							
Dale Sveum, S (1, 6) OBP: 0.265, SLG: 0.339	1 SAFE K		1-1 F4		0-1 6-3			0-1 SF8 1B	0-0 FC6-4	5	1	1	0	0	1	5							
Charlie O'Brien, R (1, 2) OBP: 0.265, SLG: 0.333			2-2 SH5-3 1B		2-0 F8		2-3 K	1-2 SF8 1B	0-2 L5	5	2	2	0	0	1	1							
Juan Castillo, S (1, 4) OBP: 0.253, SLG: 0.226			0-1 SH5-3		2-2 F7		2-2 1B	2-2 1B		3	0	2	0	0	0	0							
Inning Stats	R: 0 E: 0 K: 1 S: 7	H: 0 LOB: 0 BB: 0 P: 10	R: 0 E: 0 K: 2 S: 12	H: 0 LOB: 1 BB: 1 P: 20	R: 5 E: 0 K: 0 S: 21	H: 6 LOB: 1 BB: 0 P: 29	R: 0 E: 0 K: 0 S: 8	H: 1 LOB: 1 BB: 0 P: 13	R: 1 E: 0 K: 1 S: 9	H: 2 LOB: 2 BB: 1 P: 18	R: 0 E: 0 K: 1 S: 10	H: 2 LOB: 1 BB: 0 P: 17	R: 0 E: 0 K: 1 S: 10	H: 1 LOB: 1 BB: 0 P: 15	R: 2 E: 0 K: 1 S: 25	H: 4 LOB: 2 BB: 0 P: 35	R: 0 E: 0 K: 0 S: 13	H: 1 LOB: 1 BB: 0 P: 15	1B: 15 2B: 1 3B: 0 HR: 2	SF: 1 SAC: 1 DP: 2 HBP: 0	WP: 0 PB: 0 SB: 2 CS: 2	PA: 44	
PITCHER	IP	WLS	BF	H	R	ER	SO	BB	IBB	HBP	BLK	WP	HR	S	P	ERA	WHIP					ERA	WHIP
Mike Flanagan, L (1, 1) ERA: 4.25	4.0	L	22	8	6	6	3	2	0	0	0	0	2	51	80	13.50	2.500						
Doug Bair, R (5, 1) ERA: 3.0	3.0		11	4	0	0	3	0	0	0	0	0	0	26	42	0.00	1.333						
Tony Castillo, L (8, 1) ERA: 6.0	2.0		11	5	2	2	1	0	0	0	0	0	0	38	50	9.00	2.500						

Milwaukee Brewers @ Toronto Blue Jays
 Exhibition Stadium, Toronto, ON
 Sat Aug 20 1988, 3:33 AM EDT
 Att. 38,315 - Sunny - 73 F

AB	40
R	8
H	17
RBI	8
BB	2
SO	7
LOB	19



Batter	1	2	3	4	5	6	7	8	9
Tony Fernandez, S (1, 6) OBP: 0.324, SLG: 0.369	3-1 4-3		3-0 4-3	3-2 F7		0-0 F8		3-2 1B	
Lloyd Moseby, L (1, 8) OBP: 0.347, SLG: 0.384	2-1 L8		4-0 1B 1B 2B IBB	1-3 K			1-0 BB 1B	2-3 K	
Rob Ducey, L (9, 8) OBP: 0.182, SLG: 0.227									
Rance Mulliniks, L (1, 10) OBP: 0.398, SLG: 0.496	2-1 3-1		0-2 1B 1-2 2B 1B 3-H		3-3 K		1-2 BB		
George Bell, R (1, 7) OBP: 0.302, SLG: 0.434		2-3 K	1-1 2B 1B 1-2 2-3		4-2 WP 1-3 BB		2-1 P4		
Ernie Whitt, L (1, 2) OBP: 0.336, SLG: 0.380		2-1 6-3	1-1 G3 1-H 2-H 3-H 2B		1-2 1-3		2-1 L9		
Fred McGriff, L (1, 3) OBP: 0.388, SLG: 0.573		2-0 P3	2-1 G3		4-2 FC5-4 BB		1-2 G3		
Jesse Barfield, R (1, 9) OBP: 0.292, SLG: 0.407			HR		0-1 FC5-4			1-1 WP 3-1 1B 1B	
Kelly Gruber, R (1, 5) OBP: 0.338, SLG: 0.463			6-3		0-0 2B 4-3 1B		0-0 G4-6-3 1B	1-3 K	
Manuel Lee, S (1, 4) OBP: 0.328, SLG: 0.364			1-3 1B 2B		3-2 1B		1-2 G4-6-3	2-2 3-1	

Inning Stats	R: 0 E: 0 K: 0 S: 6	H: 0 LOB: 0 BB: 0 P: 13	R: 0 E: 0 K: 1 S: 6	H: 0 LOB: 0 BB: 0 P: 12	R: 7 E: 0 K: 0 S: 18	H: 6 LOB: 0 BB: 1 P: 33	R: 0 E: 0 K: 2 S: 14	H: 1 LOB: 1 BB: 0 P: 21	R: 0 E: 0 K: 1 S: 14	H: 0 LOB: 2 BB: 2 P: 26	R: 0 E: 0 K: 0 S: 5	H: 1 LOB: 0 BB: 0 P: 6	R: 0 E: 0 K: 0 S: 8	H: 1 LOB: 2 BB: 1 P: 18	R: 1 E: 0 K: 2 S: 15	H: 2 LOB: 1 BB: 0 P: 24
--------------	------------------------------	----------------------------------	------------------------------	----------------------------------	-------------------------------	----------------------------------	-------------------------------	----------------------------------	-------------------------------	----------------------------------	------------------------------	---------------------------------	------------------------------	----------------------------------	-------------------------------	----------------------------------

PITCHER	IP	WLS	BF	H	R	ER	SO	BB	IBB	HBP	BLK	WP	HR	S	P	ERA	WHIP
Don August, R (1, 1) ERA: 3.28	2.1	L	14	6	7	6	1	0	1	0	0	0	1	25	51	23.14	2.571
Odell Jones, R (3, 1) ERA: 3.95	4.1		18	3	0	0	3	3	0	0	0	1	0	43	74	0.00	1.385
Chuck Crim, R (7, 1) ERA: 2.64	1.1		6	2	1	1	2	0	0	0	0	1	0	18	28	6.75	1.500

BOTTOM

AB	R	H	RBI	BB	SO	LOB
5	0	1	2	0	0	2
4	1	1	0	1	2	2
0	0	0	0	0	0	0
3	1	1	1	1	1	0
3	1	1	0	1	1	2
4	1	1	3	0	0	3
3	0	0	0	1	0	3
4	2	2	1	0	0	2
4	1	2	0	0	2	1
4	1	2	0	0	0	2


AB 34
R 8
H 11
RBI 7
BB 4
SO 6
LOB 17

WP: 2 **PA: 38**
PB: 1
SB: 0
CS: 0

1B: 8 **SF: 0**
2B: 2 **SAC: 0**
3B: 0 **DP: 1**
HR: 1 **HBP: 0**

Milwaukee Brewers @ Toronto Blue Jays
Exhibition Stadium, Toronto, ON

Sun Aug 21 1988, 3:33 AM EDT
Att: 38,424 - Sunny - 70 F



livebaseballscores.com

Batter	1	2	3	4	5	6	7	8	9	AB R H RBI BB SO LOB	TOP											
Dave Gallagher, R (1, 8) OBP: 0.326, SLG: 0.380	2-3 K	4-0 BB			0-3 K		3-3 K			3 0 0 0 1 3 0	Chicago White Sox @ Toronto Blue Jays Exhibition Stadium, Toronto, ON Mon Aug 22 1988, 7:05 PM EDT Att. 30,501 - Unknown - 66 F livebaseballscorecards.com											
Steve Lyons, L (1, 5) OBP: 0.306, SLG: 0.367	1-2 4-3	0-3 K			1-3 K		1-3 K			4 0 0 0 0 3 2												
Harold Baines, L (1, 10) OBP: 0.350, SLG: 0.400	2-2 1B				2-3 K			1-2 P5		4 0 1 0 0 1 0												
Carlton Fisk, R (1, 2) OBP: 0.381, SLG: 0.599	0-3 K				1-3 K			3-3 K		4 0 0 0 0 3 1												
Dan Pasqua, L (1, 9) OBP: 0.306, SLG: 0.416		0-0 L8			0-1 F6			1-3 K		4 0 0 0 0 1 0												
Mike Diaz, R (1, 3) OBP: 0.330, SLG: 0.256		1-3 K 1B E			1-0 L7			1-0 L9		4 2 1 0 0 1 0												
Daryl Boston, L (1, 7) OBP: 0.278, SLG: 0.482		1-0 E8 1B E			1-0 G3 1B			0-0 F4		4 1 3 1 0 0 0												
Ozzie Guillen, L (1, 6) OBP: 0.286, SLG: 0.305		0-0 E3 5-3			0-1 G3			0-0 4-3		4 0 0 0 0 0 2												
Donnie Hill, S (1, 4) OBP: 0.286, SLG: 0.243		2-0 5-3			1-1 G3			1-0 1-4-3		3 0 0 0 0 0 2												
Inning Stats	R: 0 E: 0 K: 2 S: 12	H: 1 LOB: 1 BB: 0 P: 17	R: 2 E: 2 K: 2 S: 11	H: 1 LOB: 2 BB: 1 P: 18	R: 0 E: 0 K: 1 S: 8	H: 0 LOB: 0 BB: 0 P: 9	R: 0 E: 0 K: 0 S: 6	H: 1 LOB: 1 BB: 0 P: 9	R: 0 E: 0 K: 3 S: 10	H: 0 LOB: 0 BB: 0 P: 13	R: 1 E: 0 K: 0 S: 13	H: 2 LOB: 1 BB: 0 P: 17	R: 0 E: 0 K: 2 S: 11	H: 0 LOB: 0 BB: 0 P: 16	R: 0 E: 0 K: 2 S: 10	H: 0 LOB: 0 BB: 0 P: 15	R: 0 E: 0 K: 0 S: 3	H: 0 LOB: 0 BB: 0 P: 4	1B: 4 2B: 1 3B: 0 HR: 0	SF: 0 SAC: 0 DP: 0 HBP: 0	WP: 0 PB: 1 SB: 0 CS: 0	PA: 35
PITCHER Dave Stieb, R (1, 1) ERA: 3.28	IP: 9.0 WLS: W BF: 35 H: 5 R: 3 ER: 1 SO: 12 BB: 1 IBB: 0 HBP: 0 BLK: 0 WP: 0 HR: 0 S: 84 P: 118 ERA: 1.00 WHIP: 0.667																					



Batter	1	2	3	4	5	6	7	8	9	AB	R	H	RBI	BB	SO	LOB
Tony Fernandez, S OBP: 0.323, SLG: 0.370 (1, 6)	2-1 6-3 ①		0-1 2B FX		1-2 F8 ①	0-2 L6 ③				4	0	1	0	0	0	0
Lloyd Moseby, L OBP: 0.344, SLG: 0.380 (1, 8)	1-0 L9 ②		0-2 F7 ②		0-0 F7 ②		1-2 1-3 ①			4	0	0	0	0	0	1
Jesse Barfield, R OBP: 0.294, SLG: 0.416 (1, 9)	2-2 L4 ③		1-2 3-1 ③		2-2 HR		0-0 1B 1B			4	1	2	1	0	0	1
George Bell, R OBP: 0.306, SLG: 0.437 (1, 7)		0-0 G6-3 1B HR 1B		0-1 F7 ①	0-0 S 1B 1B		1-1 G5-4-3 1B 1-2			4	2	3	0	0	0	0
Kelly Gruber, R OBP: 0.340, SLG: 0.463 (1, 5)		1-1 G6-3 1B 1-2		2-2 6-3 ②	4-2 1B BB		0-0 G5-4-3 ② ③ 1-2f			3	0	1	0	1	0	2
Manuel Lee, S OBP: 0.327, SLG: 0.362 (1, 4)		1-1 G6-3 ① ② 1-2f 2-3		0-1 E4	0-1 1B 1-2 2-H		0-0 F7 ①			4	0	1	1	0	0	2
Fred McGriff, L OBP: 0.387, SLG: 0.577 (1, 3)		0-0 HR 3-H		1-0 G3 ③	2-3 K ③		1-2 1-3 ②			4	1	1	2	0	1	3
Nelson Liriano, S OBP: 0.279, SLG: 0.323 (1, 10)		0-1 5-3 ③			1-0 HR 2B	0-0 B1-3 ①		4-1 S BB		3	1	1	0	1	0	0
Sal Butera, R OBP: 0.250, SLG: 0.373 (1, 2)			3-2 F9 ①		1-0 HR 2-H	1-3 K ②		3-3 K ③ 1-2		4	1	1	2	0	2	1

Inning Stats	R: 0	H: 0	E: 0	K: 0	S: 6	LOB: 0	BB: 0	P: 11	R: 2	H: 3	E: 0	K: 0	S: 8	LOB: 0	BB: 0	P: 10	R: 0	H: 1	E: 0	K: 0	S: 15	LOB: 1	BB: 0	P: 19	R: 0	H: 0	E: 1	K: 0	S: 8	LOB: 1	BB: 0	P: 11	R: 4	H: 5	E: 0	K: 1	S: 18	LOB: 2	BB: 1	P: 29	R: 0	H: 0	E: 0	K: 1	S: 7	LOB: 0	BB: 0	P: 8	R: 0	H: 2	E: 0	K: 0	S: 7	LOB: 1	BB: 0	P: 9	R: 0	H: 0	E: 0	K: 1	S: 8	LOB: 1	BB: 1	P: 16
1B: 6	SF: 0	2B: 2	SAC: 0	3B: 0	DP: 2	HR: 3	HBP: 0	WP: 0	PA: 36																																																							

PITCHER	IP	WLS	BF	H	R	ER	SO	BB	IBB	HBP	BLK	WP	HR	S	P	ERA	WHIP
Jerry Reuss, L ERA: 4.06 (1, 1)	4.2	L	22	8	6	6	0	0	0	0	0	0	3	47	66	11.57	1.714
Donn Pall, R ERA: 3.86 (5, 1)	2.1		10	3	0	0	2	1	0	0	0	0	0	22	31	0.00	1.714
Barry Jones, R ERA: 2.9 (8, 1)	1.0		4	0	0	0	1	1	0	0	0	0	0	8	16	0.00	1.000


BOTTOM

Chicago White Sox @ Toronto Blue Jays
Exhibition Stadium, Toronto, ON

Mon Aug 22 1988, 7:05 PM EDT
Att: 30,501 - Unknown - 66 F

livebaseballscorecards.com

AB	34
R	6
H	11
RBI	6
BB	2
SO	3
LOB	10



Batter	1	2	3	4	5	6	7	8	9	AB R H RBI BB SO LOB	TOP											
Dave Gallagher, R (1, 8) OBP: 0.323, SLG: 0.376	0-3 K	0-3 K			0-1 5-3		0-1 E1 BB WP 1-3 1B		1-1 6-3	5 0 1 0 0 2 1												
Steve Lyons, L (1, 5) OBP: 0.307, SLG: 0.366	1-0 F7		1-1 F9		3-2 1B		4-2 BB 1-2 BB		1-0 5-3	4 0 1 0 1 0 0												
Harold Baines, L (1, 10) OBP: 0.350, SLG: 0.399	0-0 1B 1B		1-3 K		2-1 F7		0-3 K			4 0 1 0 0 2 4												
Dan Pasqua, L (1, 9) OBP: 0.306, SLG: 0.415 Carlton Fisk, R (7, PH) OBP: 0.384, SLG: 0.599 Kenny Williams, R (7, PR) OBP: 0.237, SLG: 0.297	0-0 1-2 1B		1-2 G3			0-0 3-1	4-0 BB 1-2 BB 2-3 3-H			3 0 1 0 0 0 0 0 0 0 1 1 0 0 0 0 0 0 0 0 0												
Mike Diaz, R (1, 3) OBP: 0.318, SLG: 0.245	1-3 K			2-1 F9		3-2 6-3	2-3 K			4 0 0 0 0 2 5												
Daryl Boston, L (1, 7) OBP: 0.277, SLG: 0.476		0-1 4-3		3-3 K		4-1 BB		0-0 F7		3 0 0 0 1 1 0												
Mark Salas, L (1, 2) OBP: 0.309, SLG: 0.341		2-2 FC6-4 1B		1-0 2B		1-0 F7		3-1 1-4-3		4 0 2 0 0 0 1												
Ozzie Guillen, L (1, 6) OBP: 0.286, SLG: 0.304		0-2 FC6-4 1-2f 3B		0-0 F8			2-1 E BB 1B 1B	0-1 4-3		4 2 1 0 0 0 2												
Fred Manrique, R (1, 4) OBP: 0.284, SLG: 0.374		0-0 SAFE SAFE 3B			0-1 F9		1-1 L4		0-3 K	4 0 1 1 0 1 1												
Inning Stats	R: 0 E: 0 K: 2 S: 11	H: 2 LOB: 2 BB: 0 P: 13	R: 1 E: 0 K: 1 S: 12	H: 2 LOB: 1 BB: 0 P: 14	R: 0 E: 0 K: 1 S: 8	H: 0 LOB: 0 BB: 0 P: 11	R: 0 E: 0 K: 1 S: 7	H: 1 LOB: 1 BB: 0 P: 13	R: 0 E: 0 K: 0 S: 10	H: 1 LOB: 1 BB: 0 P: 15	R: 0 E: 0 K: 0 S: 6	H: 0 LOB: 1 BB: 1 P: 14	R: 1 E: 1 K: 2 S: 16	H: 2 LOB: 3 BB: 2 P: 29	R: 0 E: 0 K: 0 S: 5	H: 0 LOB: 0 BB: 0 P: 8	R: 0 E: 0 K: 1 S: 6	H: 0 LOB: 0 BB: 0 P: 8	1B: 6 2B: 1 3B: 1 HR: 0	SF: 0 SAC: 0 DP: 0 HBP: 0	WP: 1 PB: 0 SB: 0 CS: 0	PA: 38
PITCHER	IP WLS BF H R ER SO BB IBB HBP BLK WP HR S P ERA WHIP												PITCHER	IP WLS BF H R ER SO BB IBB HBP BLK WP HR S P ERA WHIP								
Jim Clancy, R (1, 1) ERA: 4.83	6.1 W 28 8 2 2 5 1 0 0 0 0 0 60 89 2.84 1.421																					
John Cerutti, L (7, 1) ERA: 3.61	0.1 2 0 0 0 1 1 0 0 0 1 0 7 11 0.00 3.000																					
Duane Ward, R (7, 1) ERA: 3.15	2.1 S 8 0 0 0 2 1 0 0 0 0 0 14 25 0.00 0.429																					

Chicago White Sox @ Toronto Blue Jays
Exhibition Stadium, Toronto, ON
 Tue Aug 23 1988, 7:05 PM EDT
 Att. 28,443 - Unknown - 60 F

AB	35
R	2
H	8
RBI	2
BB	3
SO	8
LOB	14



Batter	1	2	3	4	5	6	7	8	9
Tony Fernandez, S OBP: 0.320, SLG: 0.366 (1, 6)	1-1 F7		1-3 K		1 SAFE 0-0 G3		2-2 F9	2-1 FC6-4	
Lloyd Moseby, L OBP: 0.348, SLG: 0.382 (1, 8)	1-0 CS E 1B		2-1 F2		4-1 BB		2-2 FC6-4 BB 1B		
Rance Mulliniks, L OBP: 0.394, SLG: 0.491 (1, 10)	2-3 K		2-1 G3		0-3 K		4-1 FC6-4 BB		
Cecil Fielder, R OBP: 0.314, SLG: 0.497 (7, PH)	1-2						1-2 BB		
George Bell, R OBP: 0.305, SLG: 0.436 (1, 7)	0-1 E7 1B			1-0 5-3		3-2 F9	0-1 FC6-4		
Ernie Whitt, L OBP: 0.341, SLG: 0.393 (1, 2)	3-1 F9			2-2 HR		4-1 HR BB	0-1 HR 1B		
Fred McGriff, L OBP: 0.388, SLG: 0.589 (1, 3)		1-0 1B 3B		2-0 P5		2-1 HR	3-3 K		
Jesse Barfield, R OBP: 0.297, SLG: 0.426 (1, 9)		2-0 3-4-3 1B		1-3 K		1-2 1-3	3-1 HR		
Kelly Gruber, R OBP: 0.339, SLG: 0.461 (1, 5)		0-1 8-4-3 1-2f			0-0 G3 1B	1-0 4-3	0-0 F3		
Manuel Lee, S OBP: 0.326, SLG: 0.361 (1, 4)		1-2 F9			1-1 F7		2-3 K	0-0 FC6-4 1B	


Inning Stats	R: 1	H: 2	E: 1	K: 1	S: 10	LOB: 1	BB: 0	P: 17
	R: 1	H: 2	E: 0	K: 0	S: 7	LOB: 0	BB: 0	P: 11
	R: 0	H: 0	E: 0	K: 1	S: 9	LOB: 0	BB: 0	P: 14
	R: 1	H: 1	E: 0	K: 1	S: 10	LOB: 0	BB: 0	P: 16
	R: 0	H: 1	E: 0	K: 1	S: 8	LOB: 2	BB: 1	P: 13
	R: 2	H: 1	E: 0	K: 0	S: 15	LOB: 0	BB: 1	P: 26
	R: 0	H: 1	E: 0	K: 1	S: 14	LOB: 2	BB: 1	P: 24
	R: 2	H: 3	E: 0	K: 1	S: 13	LOB: 1	BB: 0	P: 21

PITCHER	IP	WLS	BF	H	R	ER	SO	BB	IBB	HBP	BLK	WP	HR	S	P	ERA	WHIP
Melido Perez, R ERA: 4.22 (1, 1)	6.0	L	26	7	5	4	4	2	0	0	0	0	2	59	97	6.00	1.500
Steve Rosenberg, L ERA: 3.86 (7, 1)	2.0		11	4	2	2	2	1	0	0	0	0	1	27	45	9.00	2.500

BOTTOM

AB	R	H	RBI	BB	SO	LOB
5	0	0	0	0	1	2
3	1	2	0	1	0	0
3	0	0	0	0	2	3
0	0	0	0	1	0	0
4	0	1	1	0	0	2
3	3	2	1	1	0	1
4	2	2	2	0	1	1
4	1	2	3	0	1	0
4	0	1	0	0	0	1
4	0	1	0	0	1	1

AB 34
R 7
H 11
RBI 7
BB 3
SO 6
LOB 11



WP: 0 PA: 37
PB: 0
SB: 0
CS: 1

Chicago White Sox @ Toronto Blue Jays
Exhibition Stadium, Toronto, ON
Tue Aug 23 1988, 7:05 PM EDT
Att: 28,443 - Unknown - 60 F

livebaseballscorecards.com

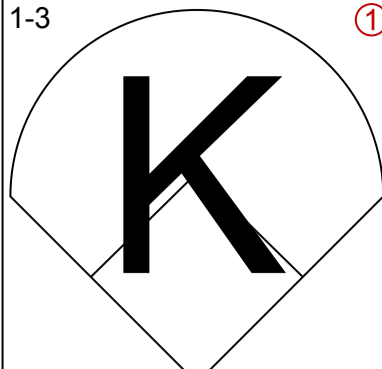
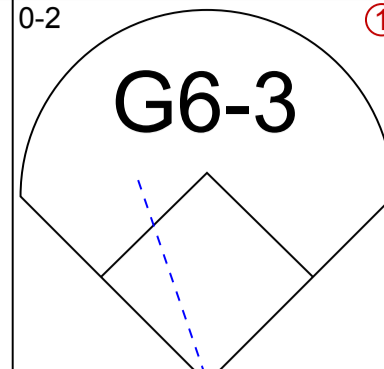
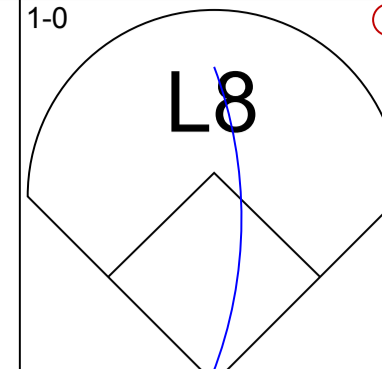
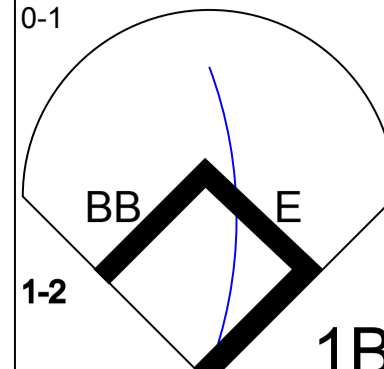
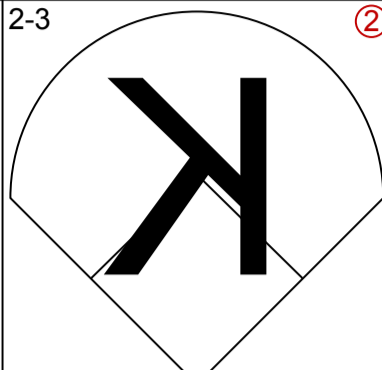
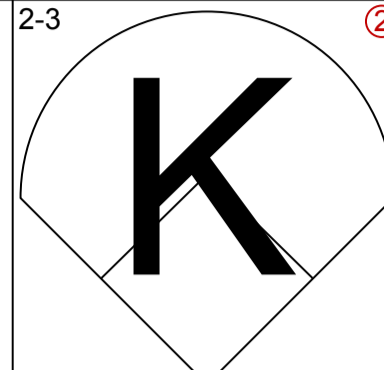
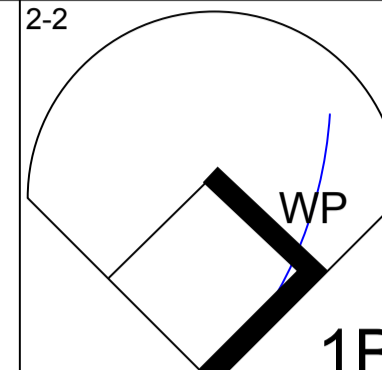
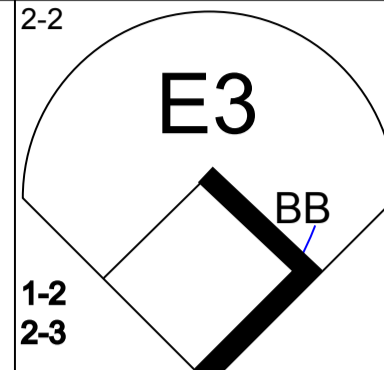
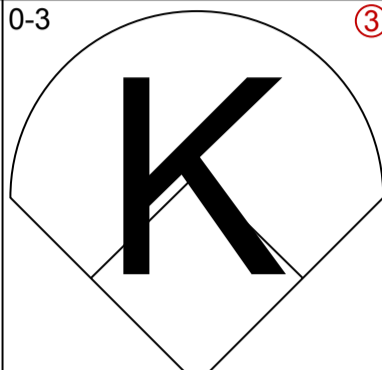
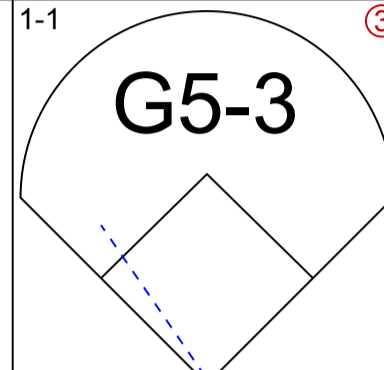
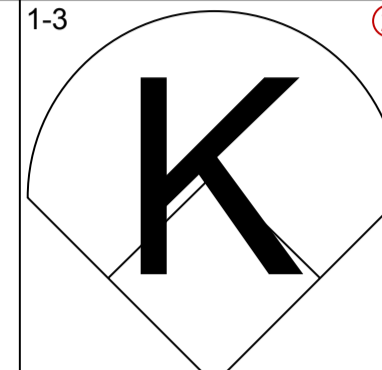
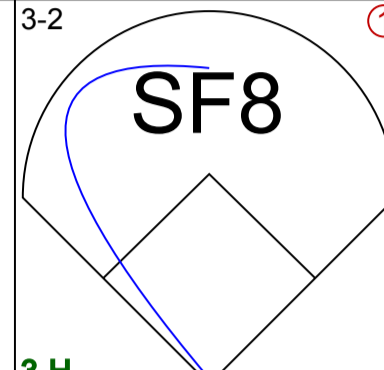
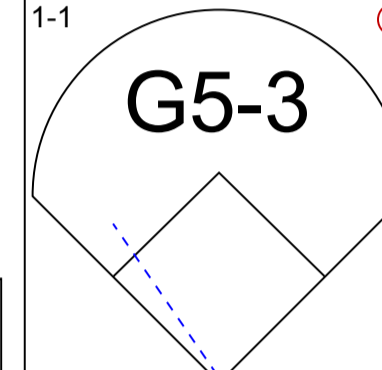
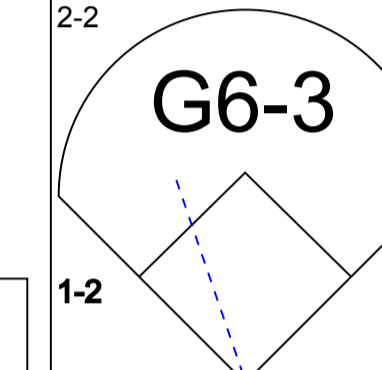
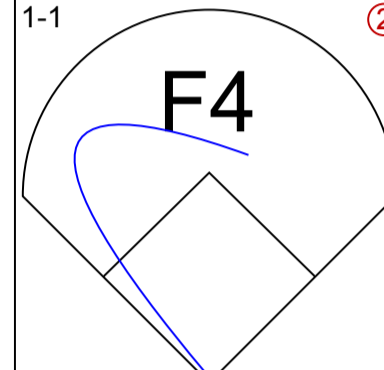
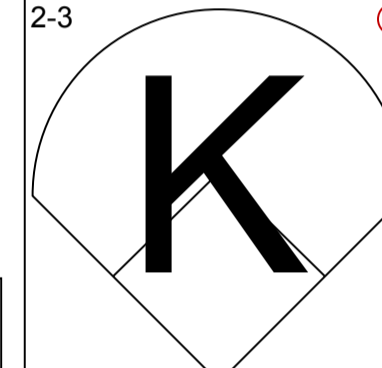
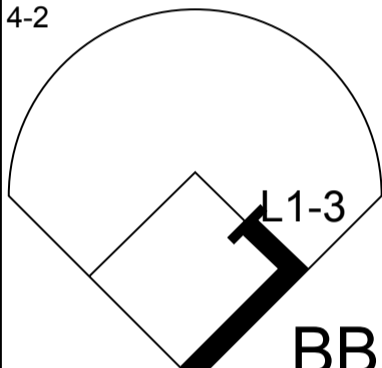
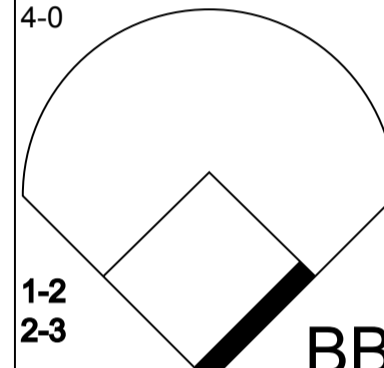
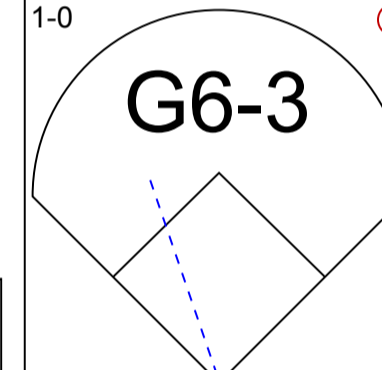
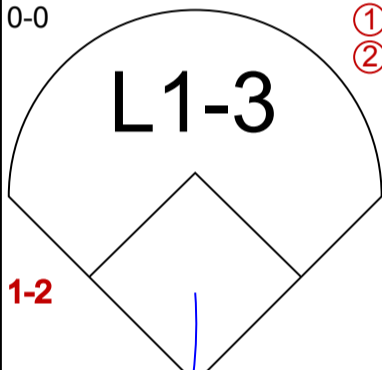
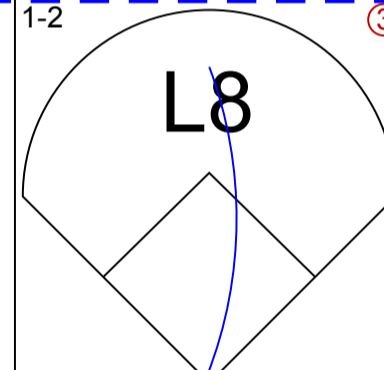
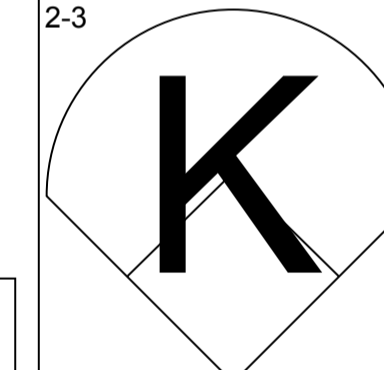
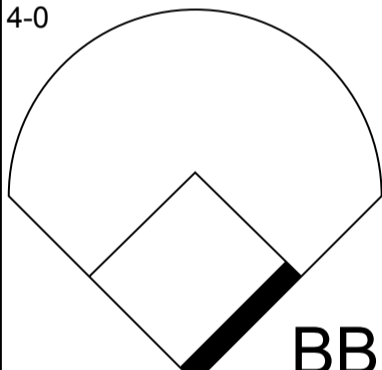
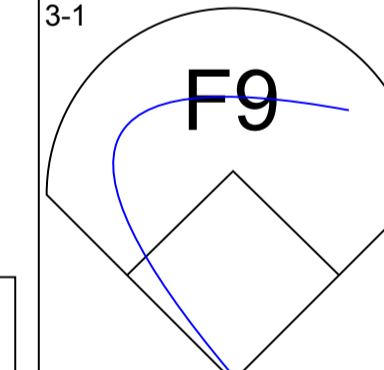
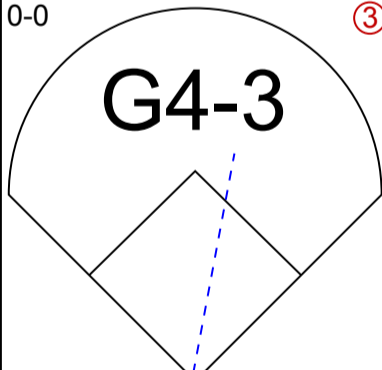
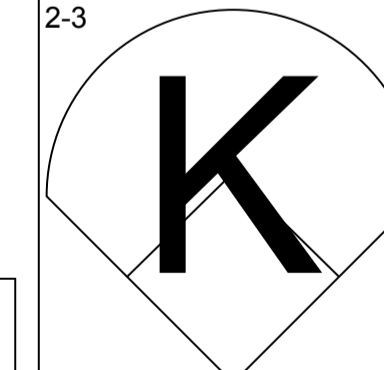
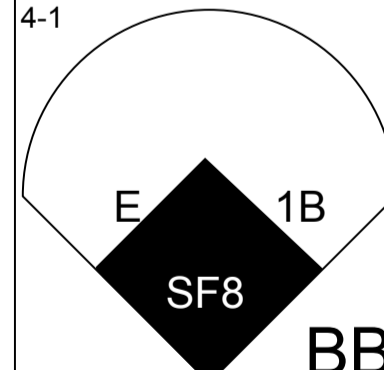
Batter	1	2	3	4	5	6	7	8	9	AB R H RBI BB SO LOB	TOP											
Dave Gallagher, R (1, 7) OBP: 0.325, SLG: 0.376	1-2 F8		1-2 BLK 1B		0-2 6-3	2-0 CS	3-2 SH2-3 1B		1-3 K	5 1 2 0 0 1 0												
Steve Lyons, L (1, 8) OBP: 0.306, SLG: 0.365	2-2 1B 2B 1B		1-0 F6		1-1 B4-3		0-0 SH2-3		2-0 4-3	4 1 1 0 0 0 1												
Kenny Williams, R (1, 9) OBP: 0.242, SLG: 0.302	0-0 2B 1B		0-0 FC6-4 1B		0-0 F9		0-0 F3			4 1 2 1 0 0 1												
Carlton Fisk, R (1, 2) OBP: 0.387, SLG: 0.600	0-1 1B 2B		1-0 F3			2-2 F7	4-0 IBB			3 1 1 2 1 0 1												
Mike Diaz, R (1, 3) OBP: 0.325, SLG: 0.255	2-1 4-3 1B		0-1 FC6-4			2-2 E1 1B 2B 1B	0-0 F6			4 1 2 1 0 0 3												
Russ Morman, R (1, 10) OBP: 0.282, SLG: 0.250	3-2 4-3			1-1 F8		3-0 2B FC1 1B		3-2 F9		4 0 1 0 0 0 1												
Fred Manrique, R (1, 4) OBP: 0.284, SLG: 0.376		0-0 G3		0-3 K		1 SAFE 2-2 FC1 S 2B		1-1 F4		4 1 1 1 0 1 0												
Ozzie Guillen, L (1, 6) OBP: 0.285, SLG: 0.304		0-2 1-3		0-0 S 1B		1-1 FC1 CS S		0-1 6-3		4 0 1 0 0 0 2												
Donnie Hill, S (1, 5) OBP: 0.285, SLG: 0.239		2-1 F4		1 SAFE 2-2 F8		4-1 S SAFE 1-2 BB		0-1 4-3		3 0 0 0 1 0 1												
Inning Stats	R: 3 E: 0 K: 0 S: 17	H: 4 LOB: 0 BB: 0 P: 25	R: 0 E: 0 K: 0 S: 6	H: 0 LOB: 0 BB: 0 P: 8	R: 1 E: 0 K: 0 S: 8	H: 2 LOB: 1 BB: 0 P: 11	R: 0 E: 0 K: 1 S: 10	H: 1 LOB: 1 BB: 0 P: 13	R: 0 E: 0 K: 0 S: 6	H: 0 LOB: 0 BB: 0 P: 7	R: 2 E: 1 K: 0 S: 16	H: 3 LOB: 1 BB: 1 P: 31	R: 0 E: 0 K: 0 S: 7	H: 1 LOB: 2 BB: 1 P: 14	R: 0 E: 0 K: 0 S: 7	H: 0 LOB: 0 BB: 0 P: 11	R: 0 E: 0 K: 1 S: 6	H: 0 LOB: 0 BB: 0 P: 9	1B: 9 2B: 3 3B: 0 HR: 0	SF: 0 SAC: 1 DP: 1 HBP: 0	WP: 0 PB: 0 SB: 3 CS: 1	PA: 39
PITCHER	IP WLS BF H R ER SO BB IBB HBP BLK WP HR S P ERA WHIP																					
Jeff Musselman, L (1, 1) ERA: 2.37	5.1 L 25 10 6 6 1 0 0 0 0 1 0 0 60 85 10.12 1.875																					
John Cerutti, L (6, 1) ERA: 3.52	2.2 10 1 0 0 0 1 1 0 0 0 0 0 17 35 0.00 0.750																					
Tony Castillo, L (9, 1) ERA: 4.5	1.0 3 0 0 0 0 1 0 0 0 0 0 0 6 9 0.00 0.000																					

Chicago White Sox @ Toronto Blue Jays
Exhibition Stadium, Toronto, ON
Wed Aug 24 1988, 3:33 AM EDT
Att. 33,385 - Cloudy - 72 F

livebaseballscorecards.com

AB	35
R	6
H	11
RBI	5
BB	2
SO	2
LOB	10



Batter	1	2	3	4	5	6	7	8	9	AB R H RBI BB SO LOB	TOP											
Tony Fernandez, S (1, 6) OBP: 0.322, SLG: 0.368	1-3 			0-2 G6-3 			1-0 L8 		0-1  1B	4 0 1 0 0 1 0												
Lloyd Moseby, L (1, 8) OBP: 0.350, SLG: 0.382	2-3 			2-3 			2-2  1B		2-2 E3 	4 0 1 0 0 2 2												
Jesse Barfield, R (1, 9) OBP: 0.293, SLG: 0.420	0-3 			1-1 G5-3 			1-3 		3-2 SF8 	3 0 0 1 0 2 1												
George Bell, R (1, 7) OBP: 0.301, SLG: 0.428					1-1 G5-3 		2-2 G6-3  1-2		1-1 F4 	4 0 0 0 0 0 3												
Cecil Fielder, R (1, 10) OBP: 0.317, SLG: 0.486 Rob Ducey, L (9, PR) OBP: 0.182, SLG: 0.227					2-3 			4-2  1-2	4-0 	2 0 0 0 2 1 0 0 0 0 0 0 0 0												
Kelly Gruber, R (1, 5) OBP: 0.335, SLG: 0.455					1-0 G6-3 			0-0 L1-3  1-2	1-2 L8 	4 0 0 0 0 0 4												
Fred McGriff, L (1, 3) OBP: 0.387, SLG: 0.590							2-3 		4-0 	2 0 0 0 1 2 0												
Manuel Lee, S (1, 4) OBP: 0.325, SLG: 0.359							3-1 F9 		0-0 G4-3 	3 0 0 0 0 0 1												
Sal Butera, R (1, 2) OBP: 0.241, SLG: 0.358 Nelson Liriano, S (9, PH) OBP: 0.281, SLG: 0.322							2-3 		4-1  1B	2 0 0 0 0 2 0 0 1 0 0 1 0 0												
Inning Stats	R: 0 E: 0 K: 3 S: 9	H: 0 LOB: 0 BB: 0 P: 12	R: 0 E: 0 K: 0 S: 7	H: 0 LOB: 0 BB: 0 P: 10	R: 0 E: 0 K: 2 S: 9	H: 0 LOB: 0 BB: 0 P: 12	R: 0 E: 0 K: 1 S: 8	H: 0 LOB: 0 BB: 0 P: 11	R: 0 E: 0 K: 1 S: 6	H: 0 LOB: 0 BB: 0 P: 10	R: 0 E: 0 K: 2 S: 9	H: 0 LOB: 0 BB: 0 P: 16	R: 0 E: 0 K: 1 S: 12	H: 1 LOB: 1 BB: 0 P: 18	R: 0 E: 0 K: 0 S: 4	H: 0 LOB: 1 BB: 2 P: 12	R: 1 E: 1 K: 0 S: 17	H: 1 LOB: 3 BB: 2 P: 32	1B: 2 2B: 1 3B: 0 HR: 0	SF: 1 SAC: 0 DP: 1 HBP: 0	WP: 1 PB: 0 SB: 0 CS: 0	PA: 33
PITCHER	IP WLS BF H R ER SO BB IBB HBP BLK WP HR S P ERA WHIP																					
Paul Kilgus, L (1, 1) ERA: 3.75	8.2 W 32 2 1 1 10 4 0 0 0 1 0 77 128 1.04 0.692																					
Mitch Williams, L (9, 1) ERA: 4.66	0.1 S 1 0 0 0 0 0 0 0 0 0 0 0 4 5 0.00 0.000																					

Toronto Blue Jays @ Texas Rangers
Arlington Stadium, Arlington, TX
Fri Aug 26 1988, 8:05 PM EDT
Att. 13,642 - Unknown - 109 F

AB	28
R	1
H	2
RBI	1
BB	4
SO	10
LOB	11



Batter	1	2	3	4	5	6	7	8	9	AB R H RBI BB SO LOB	TOP																						
Tony Fernandez, S (1, 6) OBP: 0.325, SLG: 0.372	1-0 G1-3	2-2 PO	3-2 G3		3-1 BB 1B		1-2 2B		3-1 G4-6-3 1B	5 0 3 0 0 0 0																							
Lloyd Moseby, L (1, 8) OBP: 0.350, SLG: 0.381	2-0 1B 1B		2-3 K		4-2 BB 1-2		2-2 F8		0-0 G4-6-3 1-2f	4 1 1 0 1 1 4																							
Ernie Whitt, L (1, 2) OBP: 0.342, SLG: 0.393	0-0 1B 1-2 SF8 1B		0-1 F9		3-1 F3			2-3 K		4 1 1 0 0 1 2																							
George Bell, R (1, 7) OBP: 0.300, SLG: 0.427 Rick Leach, L (8, PH) OBP: 0.342, SLG: 0.351 (8, 7)	0-2 1-3 2-H 1B			2-0 5-3		1-1 F8		2-3 K		3 0 1 1 0 0 0 1 0 0 0 0 1 0																							
Fred McGriff, L (1, 3) OBP: 0.386, SLG: 0.587	0-0 SF8			4-1 G3 WP BB		2-1 F5		3-2 G3		2 0 0 1 1 0 0																							
Rance Mulliniks, L (1, 10) OBP: 0.387, SLG: 0.480	1-3 3-H K			1-1 G3		1-1 E3 FC5-4			3-2 F7	4 0 0 0 0 1 2																							
Jesse Barfield, R (1, 9) OBP: 0.293, SLG: 0.427			1-0 F3		0-0 G1-3		0-0 FC5-4 1-2f		1-1 HR	4 1 1 1 0 0 2																							
Kelly Gruber, R (1, 5) OBP: 0.334, SLG: 0.453			3-3 K		3-2 1-3		1-1 G6-3		0-2 1B 1B 1B	4 0 1 0 0 1 0																							
Manuel Lee, S (1, 4) OBP: 0.327, SLG: 0.359			4-2 PO BB		1-3 K		1-2 F7		0-0 1B 1B	3 0 1 0 1 1 0																							
Inning Stats	R: 2 E: 0 K: 1 S: 10	H: 3 LOB: 1 BB: 0 P: 14	R: 0 E: 0 K: 1 S: 11	H: 0 LOB: 0 BB: 1 P: 21	R: 0 E: 0 K: 1 S: 8	H: 0 LOB: 1 BB: 1 P: 13	R: 0 E: 0 K: 0 S: 5	H: 0 LOB: 1 BB: 1 P: 12	R: 0 E: 1 K: 1 S: 12	H: 1 LOB: 2 BB: 1 P: 26	R: 0 E: 1 K: 0 S: 7	H: 0 LOB: 1 BB: 0 P: 11	R: 0 E: 0 K: 0 S: 12	H: 1 LOB: 1 BB: 0 P: 17	R: 0 E: 0 K: 2 S: 10	H: 0 LOB: 0 BB: 0 P: 17	R: 1 E: 0 K: 0 S: 12	H: 4 LOB: 2 BB: 0 P: 19	1B: 7 2B: 1 3B: 0 HR: 1	SF: 1 SAC: 0 DP: 1 HBP: 0	WP: 1 PB: 0 SB: 0 CS: 0	PA: 39											
PITCHER Charlie Hough, R (1, 1) ERA: 3.46 Mitch Williams, L (9, 1) ERA: 4.61	IP 8.1	WLS W	BF 34	H 6	R 3	ER 3	SO 6	BB 3	IBB 0	HBP 0	BLK 0	WP 1	HR 1	S 80	P 140	ERA 3.24	WHIP 1.080																
											PITCHER	IP	WLS	BF	H	R	ER	SO	BB	IBB	HBP	BLK	WP	HR	S	P	ERA	WHIP					

Toronto Blue Jays @ Texas Rangers
Arlington Stadium, Arlington, TX
Sat Aug 27 1988, 8:05 PM EDT
Att: 21,578 - Unknown - 100 F

livebaseballscorecards.com

AB	34
R	3
H	9
RBI	3
BB	3
SO	6
LOB	10



Batter	1	2	3	4	5	6	7	8	9
Bob Brower, R OBP: 0.305, SLG: 0.286 (1, 8)	1-0 E6 G4-3 1B	2-0 F8 2-3		1-0 FC5-4 1B		4-2 CS 3-1 BB		0-3 K 2	
Scott Fletcher, R OBP: 0.355, SLG: 0.322 (1, 6)	0-0 G3 1-2	1-2 F8 3		0-0 FC5-4 1B 1-2		0-2 3-1 1-2		0-2 CS 1-2	
Ruben Sierra, S OBP: 0.292, SLG: 0.423 (1, 9)	0-0 G4-3 2-3		1-1 HR	1-1 FC5-4 1B 1-2f 2-3		1-1 HR 2-3			
Pete Incaviglia, R OBP: 0.326, SLG: 0.480 (1, 7)	4-1 1B BB		1-3 K	2-2 1B 1-2		2-3 K 3			
Pete O'Brien, L OBP: 0.363, SLG: 0.428 (1, 3)	0-0 1B 1-3 3-H		3-2 3-1	1-2 L4 1-2			1-2 CS 1B		
Mike Stanley, R OBP: 0.319, SLG: 0.304 (1, 10)	2-3 K		0-1 FC6-4 1B		3-1 F9		1-1 4-3 1-2		
Steve Buechele, R OBP: 0.351, SLG: 0.420 (1, 5)		1-2 FC1-5 1B	2-2 FC6-4 1-2f		2-2 G6-3		1-3 K 3		
Jeff Kunkel, R OBP: 0.279, SLG: 0.436 (1, 4)		0-1 E4 F8 FC1-5 1-2		2-1 HR		1-0 E6		3-2 CS 1B	
Geno Petrali, L OBP: 0.372, SLG: 0.428 (1, 2)		0-0 FC1-5 1-2 2-3f		3-2 4-3		3-2 F7		0-3 K 1	

AB	R	H	RBI	BB	SO	LOB
4	2	1	0	1	1	3
4	0	1	0	0	0	4
4	2	2	2	0	0	3
3	0	1	1	1	2	0
4	0	2	1	0	0	2
4	0	1	0	0	1	3
4	0	1	0	0	1	1
4	1	2	1	0	0	1
4	0	0	0	0	1	4

BOTTOM

Toronto Blue Jays @ Texas Rangers
Arlington Stadium, Arlington, TX
Sat Aug 27 1988, 8:05 PM EDT
Att. 21,578 - Unknown - 100 F

livebaseballscorecards.com

AB	35
R	5
H	11
RBI	5
BB	2
SO	6
LOB	21



1B: 8	SF: 0	WP: 0	PA: 38
2B: 0	SAC: 0	PB: 0	
3B: 0	DP: 0	SB: 0	
HR: 3	HBP: 0	CS: 3	

Inning Stats	R: 1	H: 1	E: 1	K: 1	S: 9	LOB: 2	BB: 1	P: 16									
Jimmy Key, L ERA: 3.19 (1, 1)	IP: 5.0	WLS: 0	BF: 28	H: 8	R: 5	ER: 4	SO: 2	BB: 2	IBB: 0	HBP: 0	BLK: 0	WP: 0	HR: 2	S: 62	P: 103	ERA: 7.20	WHIP: 2.000
Duane Ward, R ERA: 3.18 (6, 1)	IP: 2.0	WLS: 0	BF: 6	H: 2	R: 0	ER: 0	SO: 2	BB: 0	IBB: 0	HBP: 0	BLK: 0	WP: 0	HR: 1	S: 16	P: 22	ERA: 0.00	WHIP: 1.000
Tony Castillo, L ERA: 3.6 (8, 1)	IP: 1.0	WLS: 0	BF: 3	H: 1	R: 0	ER: 0	SO: 2	BB: 0	IBB: 0	HBP: 0	BLK: 0	WP: 0	HR: 0	S: 16	P: 19	ERA: 0.00	WHIP: 1.000

Batter	1	2	3	4	5	6	7	8	9	10	11	AB R H RBI BB SO LOB	TOP														
Tony Fernandez, S (1, 6) OBP: 0.327, SLG: 0.371	3-1 F7		1-0 G4-3			4-0 BB	0-2 1B		1-1 F3		4-2 BB BB	4 0 1 0 2 0 2															
Lloyd Moseby, L (1, 8) OBP: 0.350, SLG: 0.377	2-1 L7		1-3 K			2-3 K	0-2 F8		4-2 BB		4-2 BB	4 0 0 0 2 2 2															
Rance Mulliniks, L (1, 10) OBP: 0.384, SLG: 0.476	0-0 F7				2-0 G4-3	3-1 F7		0-2 F8	1-2 F7		4-0 BB	2 0 0 0 0 0 0															
Cecil Fielder, R (6, PH) OBP: 0.315, SLG: 0.483											1-2 2-3 BB	1 0 0 0 0 0 1															
Rick Leach, L (8, PH) OBP: 0.342, SLG: 0.351											1-2 2-3 3-H BB	0 0 0 0 0 0 0															
Manuel Lee, S (8, PH) OBP: 0.327, SLG: 0.356												2 0 0 1 1 0 3															
George Bell, R (1, 7) OBP: 0.299, SLG: 0.430		1-3 K		2-2 F2		1-1 HR		0-0 F9		2-3 K	1-1 G1-3	6 1 1 1 0 2 3															
Ernie Whitt, L (1, 2) OBP: 0.343, SLG: 0.391		0-0 G3-1		2-3 K		4-0 1B HR		3-2 F9		2-0 G3-6 1B		4 1 1 0 1 1 0															
Fred McGriff, L (1, 3) OBP: 0.388, SLG: 0.586		0-0 1B			1-2 G6-4-3 1B		1-2 F8		4-2 F9 WP 1B BB	1-0 G3-6		4 1 2 0 1 0 2															
Jesse Barfield, R (1, 9) OBP: 0.296, SLG: 0.428		2-2 1B			1-1 G6-4-3		0-2 HR 1B		4-2 BB 1B BB		1-2 F7	4 1 2 0 1 0 1															
Kelly Gruber, R (1, 5) OBP: 0.333, SLG: 0.457		1-0 G4-3			3-1 L6		2-2 HR		1-2 F9		1-2 G5-3	5 1 1 3 0 0 4															
Nelson Liriano, S (1, 4) OBP: 0.279, SLG: 0.319			0-0 G6-3			3-3 K	0-3 K		2-1 BB		0-0 E1 BB BLK	5 1 1 1 0 2 0															
Inning Stats	R: 0 E: 0 K: 0 S: 5	H: 0 LOB: 0 BB: 0 P: 10	R: 0 E: 0 K: 1 S: 9	H: 2 LOB: 2 BB: 0 P: 13	R: 0 E: 0 K: 1 S: 5	H: 0 LOB: 0 BB: 0 P: 7	R: 0 E: 0 K: 1 S: 8	H: 0 LOB: 0 BB: 0 P: 14	R: 0 E: 0 K: 0 S: 7	H: 1 LOB: 0 BB: 0 P: 12	R: 0 E: 0 K: 2 S: 9	H: 0 LOB: 1 BB: 1 P: 21	R: 4 E: 0 K: 1 S: 22	H: 4 LOB: 1 BB: 1 P: 30	R: 0 E: 0 K: 0 S: 9	H: 0 LOB: 0 BB: 0 P: 12	R: 1 E: 0 K: 0 S: 17	H: 1 LOB: 3 BB: 3 P: 34	R: 0 E: 0 K: 1 S: 5	H: 1 LOB: 0 BB: 0 P: 10	R: 1 E: 1 K: 0 S: 16	H: 0 LOB: 3 BB: 3 P: 30	1B: 7 2B: 0 3B: 0 HR: 2	SF: 0 SAC: 0 DP: 2 HBP: 0	WP: 1 PB: 0 SB: 0 CS: 0	PA: 49	
PITCHER	IP	WLS	BF	H	R	ER	SO	BB	IBB	HBP	BLK	WP	HR	S	P	ERA	WHIP										
Jose Guzman, R (1, 1) ERA: 3.63	5.0		17	3	0	0	3	0	0	0	0	0	0	34	56	0.00	0.600										
Ed Vande Berg, L (6, 1) ERA: 3.92	1.1		8	2	3	3	2	2	0	0	0	0	1	17	35	20.25	3.000										
Dale Mohorcic, R (7, 1) ERA: 4.85	0.2		4	2	1	1	1	0	0	0	0	0	1	14	16	13.50	3.000										
Mitch Williams, L (8, 1) ERA: 4.63	1.2		9	1	1	1	0	3	0	0	0	1	0	23	42	5.40	2.400										
Craig McMurtry, R (9, 1) ERA: 2.63	2.1	L	11	1	1	0	1	3	0	0	1	0	0	24	44	0.00	1.714										

Toronto Blue Jays @ Texas Rangers
Arlington Stadium, Arlington, TX
Sun Aug 28 1988, 8:05 PM EDT
Att: 10,166 - Unknown - 89 F

livebaseballscorecards.com

AB	41
R	6
H	9
RBI	6
BB	8
SO	7
LOB	18



Batter	1	2	3	4	5	6	7	8	9	10	11	AB R H RBI BB SO LOB	BOTTOM			
Oddibe McDowell, L OBP: 0.310, SLG: 0.352 (1, 8)	F8		G4-3				G4-3			K		5 0 0 0 0 2 0	Toronto Blue Jays @ Texas Rangers Arlington Stadium, Arlington, TX Sun Aug 28 1988, 8:05 PM EDT Att. 10,166 - Unknown - 89 F			
Scott Fletcher, R OBP: 0.354, SLG: 0.319 (1, 6)	F5		HBP				G6-3			F9		4 0 0 0 0 0 0				
Pete O'Brien, L OBP: 0.363, SLG: 0.425 (1, 3)	1B BB		K				L8			K		3 2 0 0 2 2 1				
Ruben Sierra, S OBP: 0.291, SLG: 0.421 (1, 9)	1B		K				L9			F8		5 0 1 0 0 2 2				
Geno Petralli, L OBP: 0.375, SLG: 0.435 (1, 2)	1B						1B HR 1B			G6-3		5 1 3 1 0 0 0				
Pete Incaviglia, R OBP: 0.325, SLG: 0.478 Bob Brower, R OBP: 0.305, SLG: 0.286 (11, PR)	G4-3						SF8			K		4 0 1 1 0 1 3 0 0 0 0 0 0 0				
Cecil Espy, S OBP: 0.279, SLG: 0.346 (1, 7)			K				L6			F8		5 1 1 0 0 2 2				
Steve Buechele, R OBP: 0.350, SLG: 0.426 (1, 5)			G1-3				G3			G4-3		4 1 1 3 0 0 1				
Curtis Wilkerson, S OBP: 0.356, SLG: 0.374 (1, 4)			K				K			G4-3		4 0 0 0 0 2 0				
Inning Stats	R: 1 H: 2 E: 0 LOB: 2 K: 0 BB: 1 S: 16 P: 30	R: 0 H: 0 E: 0 LOB: 0 K: 2 BB: 0 S: 12 P: 16	R: 0 H: 0 E: 0 LOB: 1 K: 2 BB: 0 S: 10 P: 17	R: 0 H: 1 E: 0 LOB: 1 K: 0 BB: 0 S: 6 P: 9	R: 0 H: 0 E: 0 LOB: 0 K: 2 BB: 0 S: 9 P: 11	R: 4 H: 3 E: 0 LOB: 0 K: 0 BB: 1 S: 9 P: 17	R: 0 H: 0 E: 0 LOB: 0 K: 1 BB: 0 S: 7 P: 11	R: 0 H: 0 E: 0 LOB: 0 K: 0 BB: 0 S: 11 P: 13	R: 0 H: 0 E: 0 LOB: 0 K: 2 BB: 0 S: 10 P: 15	R: 0 H: 1 E: 0 LOB: 1 K: 2 BB: 0 S: 10 P: 13	1B: 5 SF: 1 2B: 1 SAC: 0 3B: 0 DP: 0 HR: 1 HBP: 1	WP: 0 PA: 43 PB: 0 SB: 0 CS: 0				
PITCHER	IP WLS BF H R ER SO BB IBB HBP BLK WP HR S P ERA WHIP															
Dave Stieb, R ERA: 3.43 (1, 1)	6.0	27	6	5	5	6	2	0	1	0	0	0	62	100	7.50	1.333
John Cerutti, L ERA: 3.46 (7, 1)	1.2	5	0	0	0	0	0	0	0	0	0	0	13	20	0.00	0.000
Tom Henke, R ERA: 2.7 (8, 1)	3.1	W 11	1	0	0	5	0	0	0	0	0	0	34	47	0.00	0.300

AB	39
R	5
H	7
RBI	5
BB	2
SO	11
LOB	9



Batter	1	2	3	4	5	6	7	8	9	AB R H RBI BB SO LOB	TOP		
Tony Fernandez, S (1, 6) OBP: 0.324, SLG: 0.369	2-2 F7		2-2 4-3			0-0 1-3	1-2 G3			4 0 0 0 0 0 2			
Lloyd Moseby, L (1, 8) OBP: 0.356, SLG: 0.384	4-1 1B BB			1-2 G4-6-3 1B		0-1 HR 2B	0-1 1B			3 1 3 2 1 0 0			
Rance Mulliniks, L (1, 10) OBP: 0.389, SLG: 0.477	1-2 1B			4-2 G4-6-3 1B		4-0 HR BB		2-2 4-3		2 1 1 0 2 0 0			
George Bell, R (1, 7) OBP: 0.298, SLG: 0.434	2-0 G4-6-3			1-1 G4-6-3		0-1 HR		2-1 F7		4 1 1 3 0 0 4			
Ernie Whitt, L (1, 2) OBP: 0.342, SLG: 0.387				0-0 F9		4-1 G3-6-1 BB		1-0 4-3		3 0 0 0 1 0 1			
Fred McGriff, L (1, 3) OBP: 0.387, SLG: 0.585						0-1 G3-6-1		1-2 F7		4 1 1 0 0 0 1			
Jesse Barfield, R (1, 9) OBP: 0.297, SLG: 0.427						1-1 SH3		1-1 F7		3 1 1 0 0 0 0			
Kelly Gruber, R (1, 5) OBP: 0.332, SLG: 0.456						2-0 SF8		0-0 F7		3 1 1 1 0 1 0			
Nelson Liriano, S (1, 4) OBP: 0.276, SLG: 0.315						2-2 F5		0-1 F5		3 0 0 0 0 0 2			
Inning Stats	R: 0 H: 1 E: 0 LOB: 1 K: 0 BB: 1 S: 10 P: 19	R: 0 H: 0 E: 0 LOB: 0 K: 0 BB: 0 S: 4 P: 5	R: 0 H: 0 E: 0 LOB: 0 K: 1 BB: 0 S: 8 P: 12	R: 0 H: 1 E: 0 LOB: 1 K: 0 BB: 1 S: 10 P: 15	R: 1 H: 1 E: 0 LOB: 0 K: 0 BB: 0 S: 10 P: 18	R: 3 H: 2 E: 0 LOB: 0 K: 0 BB: 2 S: 8 P: 16	R: 2 H: 3 E: 0 LOB: 1 K: 0 BB: 0 S: 12 P: 15	R: 0 H: 0 E: 0 LOB: 0 K: 0 BB: 0 S: 6 P: 11	R: 0 H: 0 E: 0 LOB: 0 K: 0 BB: 0 S: 7 P: 9	1B: 5 SF: 1 2B: 2 SAC: 1 3B: 0 DP: 3 HR: 1 HBP: 0	WP: 0 PA: 35 PB: 0 SB: 1 CS: 0		
PITCHER	IP WLS BF H R ER SO BB IBB HBP BLK WP HR S P ERA WHIP											PITCHER	IP WLS BF H R ER SO BB IBB HBP BLK WP HR S P ERA WHIP
Tom Filer, R (1, 1) ERA: 4.41	6.0 L 26 7 6 6 1 4 0 0 0 0 0 1 55 92 9.00 1.833												
Odell Jones, R (7, 1) ERA: 3.77	3.0 9 1 0 0 0 0 0 0 0 0 0 0 20 28 0.00 0.333												

Toronto Blue Jays @ Milwaukee Brewers
Milwaukee County Stadium, Milwaukee, WI

Mon Aug 29 1988, 8:05 PM EDT
Att. 10,207 - Unknown - 70 F

livebaseballscorecards.com

AB	29
R	6
H	8
RBI	6
BB	4
SO	1
LOB	10



Batter	1	2	3	4	5	6	7	8	9	AB	R	H	RBI	BB	SO	LOB
Paul Molitor, R OBP: 0.390, SLG: 0.462 (1, 5)	1-0 G6-3 1B		2-2 1-3			1-2 G1-6-3 1-2f		0-1 FC4-6 1-2f		4	0	1	0	0	0	2
Jeffrey Leonard, R OBP: 0.275, SLG: 0.351 (1, 7)	2-1 G6-3 1-2f			1-3 K		1-2 F9		1-1 FC6-4 1-2f		4	0	0	0	0	1	2
Robin Yount, R OBP: 0.367, SLG: 0.452 (1, 8)	3-3 K			2-0 6-3			3-2 L9		0-0 5-3	4	0	0	0	0	1	0
Rob Deer, R OBP: 0.320, SLG: 0.437 (1, 9)			3-3 K		3-3 K		0-2 F8		1-2 4-3	4	0	0	0	0	2	0
Greg Brock, L OBP: 0.339, SLG: 0.312 (1, 3)			1-1 F9		2-1 E4		2-1 1B		2-1 G3	4	0	1	0	0	0	0
Joey Meyer, R OBP: 0.324, SLG: 0.463 (1, 10)			1-2 2B		1-1 F8		1-3 K			3	0	1	0	0	1	2
B.J. Surhoff, L OBP: 0.289, SLG: 0.313 (1, 2)			1-2 F5		0-0 F5				0-1 G3 1B 2B	3	1	1	0	0	0	2
Jim Gantner, L OBP: 0.317, SLG: 0.335 (1, 4)			2-2 G5-4-3 1B		2-2 G3				1-1 G3	3	0	1	0	0	0	2
Dale Sveum, S OBP: 0.273, SLG: 0.348 (1, 6)			1-1 G5-4-3 1-2f		1-2 1B		0-1 G1-6-3 1B		1-0 FC4-6 3-H 1B	3	0	2	1	0	0	1

Inning Stats	R: 0	H: 1	R: 0	H: 1	R: 0	H: 1	R: 0	H: 0	R: 0	H: 0	R: 0	H: 1	R: 1	H: 2	R: 0	H: 0	1B: 5	SF: 0
	E: 0	LOB: 0	E: 0	LOB: 1	E: 0	LOB: 0	E: 1	LOB: 1	E: 0	LOB: 1	E: 0	LOB: 1	E: 0	LOB: 1	E: 0	LOB: 0	2B: 2	SAC: 0
	K: 1	BB: 0	K: 1	BB: 0	K: 2	BB: 0	K: 0	BB: 0	K: 1	BB: 0	K: 1	BB: 0	K: 0	BB: 0	K: 0	BB: 0	3B: 0	DP: 3
	S: 7	P: 13	S: 12	P: 18	S: 8	P: 13	S: 8	P: 14	S: 8	P: 13	S: 8	P: 10	S: 11	P: 17	S: 9	P: 12	HR: 0	HBP: 0

PITCHER	IP	WLS	BF	H	R	ER	SO	BB	IBB	HBP	BLK	WP	HR	S	P	ERA	WHIP	PITCHER	IP	WLS	BF	H	R	ER	SO	BB	IBB	HBP	BLK	WP	HR	S	P	ERA	WHIP
Jim Clancy, R ERA: 4.62 (1, 1)	9.0	W	32	7	1	1	5	0	0	0	0	0	0	80	122	1.00	0.778																		

BOTTOM

Toronto Blue Jays @ Milwaukee Brewers
Milwaukee County Stadium, Milwaukee, WI
 Mon Aug 29 1988, 8:05 PM EDT
 Att: 10,207 - Unknown - 70 F

livebaseballscores.com

AB	32
R	1
H	7
RBI	1
BB	0
SO	5
LOB	11



WP: 0	PA: 32
PB: 0	
SB: 1	
CS: 0	

Batter	1	2	3	4	5	6	7	8	9	AB R H RBI BB SO LOB	TOP											
Tony Fernandez, S (1, 6) OBP: 0.325, SLG: 0.371	3-2 L8		2-2 BB 1-2 1B			2-2 F8		1-0 1B 2B	0-0 1-3	5 1 2 0 0 0 2												
Lloyd Moseby, L (1, 8) OBP: 0.355, SLG: 0.381	1-2 6-3		4-1 G6-4-3 1-2 2-3 BB			0-3 K		1-1 L7		3 0 0 0 1 1 1												
Jesse Barfield, R (1, 9) OBP: 0.299, SLG: 0.428	0-0 F7		1-1 G6-4-3 1-2f			2-2 1B 1B		1-1 1B 1B		4 0 2 1 0 0 3												
George Bell, R (1, 7) OBP: 0.300, SLG: 0.435		0-1 F7		0-2 F2		1-1 1B		0-0 G4-6-3 1B		4 0 2 0 0 0 0												
Cecil Fielder, R (1, 10) OBP: 0.309, SLG: 0.473		2-3 K		3-3 K		2-3 K		0-0 G4-6-3 1-2f		3 0 0 0 0 3 2												
Rick Leach, L (8, PH) OBP: 0.340, SLG: 0.349										1 0 0 0 0 0 2												
Kelly Gruber, R (1, 5) OBP: 0.331, SLG: 0.453		3-2 F7		0-0 G3			0-0 1-3		4-1 FC3-6 1B BB	3 0 0 0 1 0 0												
Fred McGriff, L (1, 3) OBP: 0.384, SLG: 0.580			2-3 K		1-0 F5		1-3 K		1-3 K	4 0 0 0 0 3 1												
Manuel Lee, S (1, 4) OBP: 0.332, SLG: 0.362			1-2 S 1B 1B		0-1 1-3		2-1 1B		1-0 FC3-6 1B	4 1 3 0 0 0 0												
Sal Butera, R (1, 2) OBP: 0.246, SLG: 0.357			2-1 BB 1B 1B		1-1 F7		0-0 P5		1-2 FC3-6 1-2f 2-3	3 0 1 1 0 0 1												
Ernie Whitt, L (9, PH) OBP: 0.341, SLG: 0.386										1 0 0 0 0 0 2												
Inning Stats	R: 0 E: 0 K: 0 S: 8	H: 0 LOB: 0 BB: 0 P: 12	R: 0 E: 0 K: 1 S: 8	H: 0 LOB: 0 BB: 0 P: 13	R: 1 E: 0 K: 1 S: 14	H: 3 LOB: 2 BB: 1 P: 26	R: 0 E: 0 K: 1 S: 7	H: 0 LOB: 0 BB: 0 P: 10	R: 0 E: 0 K: 0 S: 5	H: 0 LOB: 0 BB: 0 P: 7	R: 0 E: 0 K: 2 S: 15	H: 2 LOB: 2 BB: 0 P: 22	R: 0 E: 0 K: 1 S: 7	H: 1 LOB: 1 BB: 0 P: 10	R: 1 E: 0 K: 0 S: 7	H: 3 LOB: 1 BB: 0 P: 10	R: 0 E: 0 K: 1 S: 9	H: 1 LOB: 2 BB: 1 P: 16	1B: 9 2B: 1 3B: 0 HR: 0	SF: 0 SAC: 0 DP: 2 HBP: 0	WP: 0 PB: 0 SB: 1 CS: 0	PA: 37
PITCHER	IP WLS BF H R ER SO BB IBB HBP BLK WP HR S P ERA WHIP																					
Teddy Higuera, L (1, 1) ERA: 2.42	7.1 W 30 8 2 2 6 1 0 0 0 0 0 0 69 108 2.46 1.227																					
Chris Bosio, R (8, 1) ERA: 3.56	1.2 7 2 0 0 1 1 0 0 0 0 0 0 11 18 0.00 1.800																					

Toronto Blue Jays @ Milwaukee Brewers
 Milwaukee County Stadium, Milwaukee, WI

Tue Aug 30 1988, 8:05 PM EDT
 Att. 11,876 - Unknown - 72 F

AB	35
R	2
H	10
RBI	2
BB	2
SO	7
LOB	14



WP: 0	PA: 37
PB: 0	
SB: 1	
CS: 0	

ERA	WHIP

Batter	1	2	3	4	5	6	7	8	9
Paul Molitor, R OBP: 0.386, SLG: 0.458 (1, 5)	0-0 6-3		3-1 4-3	2-0 2-6	1-0 P4	0-0 G3		3-1 6-3	
Jeffrey Leonard, R OBP: 0.278, SLG: 0.354 (1, 7)	4-2 2B BB		0-0 2B		1-1 4-3		1-0 1B HR 1B	3-3 K	
Robin Yount, R OBP: 0.368, SLG: 0.453 (1, 8)	3-2 F4		0-2 5-3		1-0 WP HR 1B		1 SAFE 2-1 HR 1B		
Rob Deer, R OBP: 0.324, SLG: 0.458 (1, 9)	3-2 1-3 2B		0-0 F7		2-1 1-H HR		1-1 1-H HR		
Mike Young, S OBP: 0.330, SLG: 0.318 (1, 10)	2-3 K			1-0 4-3	3-3 K		2-2 4-3		
Joey Meyer, R OBP: 0.328, SLG: 0.466 (1, 3)		1-2 5-3		1-0 1B 1B		0-1 FC2-5 1B	4-2 FC6-4 BB		
Bill Wegman, R (6, PR)									
Greg Brock, L OBP: 0.341, SLG: 0.312 (7, 3)									
Bill Schroeder, R OBP: 0.219, SLG: 0.264 (1, 2)		2-3 K		2-2 1B 1B		1-1 FC4-6 FC2-5 1B	1-3 K		
Jim Gantner, L OBP: 0.317, SLG: 0.333 (1, 4)		4-2 BB		2-2 L7		1-1 FC2-5 FC4-6	0-0 FC6-4		
Dale Sveum, S OBP: 0.273, SLG: 0.347 (1, 6)		3-2 F9		2-2 1-3 2-H 1B		0-1 FC4-6	1-3 K		

Inning Stats	R: 0	H: 1	E: 0	K: 1	S: 17	LOB: 2	BB: 1	P: 29
	R: 0	H: 0	E: 0	K: 1	S: 12	LOB: 1	BB: 1	P: 22
	R: 0	H: 1	E: 0	K: 0	S: 9	LOB: 1	BB: 0	P: 12
	R: 1	H: 3	E: 0	K: 0	S: 13	LOB: 2	BB: 0	P: 23
	R: 2	H: 2	E: 0	K: 1	S: 9	LOB: 0	BB: 0	P: 17
	R: 0	H: 2	E: 0	K: 0	S: 9	LOB: 2	BB: 0	P: 11
	R: 3	H: 3	E: 0	K: 1	S: 18	LOB: 1	BB: 1	P: 28
	R: 0	H: 0	E: 0	K: 2	S: 9	LOB: 0	BB: 0	P: 16

PITCHER	IP	WLS	BF	H	R	ER	SO	BB	IBB	HBP	BLK	WP	HR	S	P	ERA	WHIP
Jeff Musselman, L ERA: 2.65 (1, 1)	5.0	L	24	7	3	3	3	2	0	0	0	1	1	60	103	5.40	1.800
Duane Ward, R ERA: 3.42 (6, 1)	1.1		10	5	3	3	0	1	0	0	0	0	1	23	34	20.25	4.500
Tony Castillo, L ERA: 2.7 (7, 1)	1.2		5	0	0	0	3	0	0	0	0	0	0	13	21	0.00	0.000

BOTTOM

Toronto Blue Jays @ Milwaukee Brewers
Milwaukee County Stadium, Milwaukee, WI

Tue Aug 30 1988, 8:05 PM EDT
Att: 11,876 - Unknown - 72 F

AB	R	H	RBI	BB	SO	LOB
5	0	0	0	0	0	2
4	1	2	0	1	1	0
4	2	2	0	0	0	2
4	2	3	5	0	0	1
4	0	0	0	0	2	2
3	1	2	0	0	0	0
0	0	0	0	0	0	0
0	0	0	0	1	0	0
4	0	2	0	0	2	1
3	0	0	0	1	0	5
4	0	1	1	0	1	3

AB	35
R	6
H	12
RBI	6
BB	3
SO	6
LOB	16

WP: 1 PA: 38
PB: 0
SB: 0
CS: 0



Batter	1	2	3	4	5	6	7	8	9	AB R H RBI BB SO LOB	TOP											
Tony Fernandez, S (1, 6) OBP: 0.326, SLG: 0.371	0-0 B5-3		0-1 F7		0-1 SAFE	0-1 1B	1-2 F8		1-2 1B	5 0 2 1 0 0 0												
Lloyd Moseby, L (1, 8) OBP: 0.353, SLG: 0.379	0-1 L6		0-2 G3-1		1-1 G3-1		1-3 K		1-0 1B	5 0 1 0 0 1 2												
Rance Mulliniks, L (1, 10) OBP: 0.391, SLG: 0.480 Nelson Liriano, S (8, PH) OBP: 0.275, SLG: 0.314 Rick Leach, L (9, PH) OBP: 0.339, SLG: 0.347	2-2 2B			2-1 E7		4-2 1B BB		0-1 F8	0-3 K	2 1 1 0 1 0 0 1 0 0 0 0 0 0 1 0 0 0 0 1 2												
George Bell, R (1, 7) OBP: 0.301, SLG: 0.434	4-0 IBB			2-2 F2		0-0 1B 1B 1B		1-0 F7		3 0 1 0 1 0 1												
Ernie Whitt, L (1, 2) OBP: 0.342, SLG: 0.386	2-3 K			2-2 SAFE P6		2-2 1B 1B		4-0 BB		3 0 1 1 1 1 3												
Fred McGriff, L (1, 3) OBP: 0.382, SLG: 0.577		0-3 K		3-3 K		1-1 SAFE 1B		2-1 P3		4 0 1 0 0 2 2												
Jesse Barfield, R (1, 9) OBP: 0.296, SLG: 0.423			3-3 K		0-2 G3		1-3 K		0-3 K	4 0 0 0 0 3 2												
Kelly Gruber, R (1, 5) OBP: 0.331, SLG: 0.453			3-1 F9		1-1 L5		1-1 FC6-4		0-1 PB 1B 2B	4 1 1 0 0 0 2												
Manuel Lee, S (1, 4) OBP: 0.331, SLG: 0.360			2-1 G4-3		0-1 1B 1B		1-2 P9		0-3 K	4 0 1 0 0 1 1												
Inning Stats	R: 0 E: 0 K: 1 S: 10	H: 1 LOB: 2 BB: 1 P: 18	R: 0 E: 0 K: 2 S: 9	H: 0 LOB: 0 BB: 0 P: 15	R: 0 E: 0 K: 0 S: 7	H: 0 LOB: 0 BB: 0 P: 9	R: 0 E: 1 K: 1 S: 11	H: 0 LOB: 1 BB: 0 P: 20	R: 0 E: 0 K: 0 S: 12	H: 2 LOB: 2 BB: 0 P: 14	R: 1 E: 0 K: 1 S: 15	H: 3 LOB: 2 BB: 1 P: 24	R: 0 E: 0 K: 1 S: 10	H: 0 LOB: 0 BB: 0 P: 13	R: 0 E: 0 K: 0 S: 5	H: 0 LOB: 1 BB: 1 P: 12	R: 1 E: 0 K: 3 S: 15	H: 3 LOB: 2 BB: 0 P: 17	1B: 7 2B: 2 3B: 0 HR: 0	SF: 0 SAC: 0 DP: 0 HBP: 0	WP: 0 PB: 1 SB: 0 CS: 0	PA: 39
PITCHER	IP WLS BF H R ER SO BB IBB HBP BLK WP HR S P ERA WHIP																					
Don August, R (1, 1) ERA: 3.19	5.0 W 23 5 1 1 4 1 1 0 0 0 0 55 88 1.80 1.200																					
Juan Nieves, L (6, 1) ERA: 4.56	3.0 10 1 0 0 2 1 0 0 0 0 0 24 37 0.00 0.667																					
Chuck Crim, R (9, 1) ERA: 2.71	1.0 S 6 3 1 1 3 0 0 0 0 0 0 15 17 9.00 3.000																					

Toronto Blue Jays @ Milwaukee Brewers
Milwaukee County Stadium, Milwaukee, WI

Wed Aug 31 1988, 8:05 PM EDT
Att: 11,993 - Unknown

livebaseballscorecards.com

AB 36
R 2
H 9
RBI 2
BB 3
SO 9
LOB 15



Batter	1	2	3	4	5	6	7	8	9	AB R H RBI BB SO LOB	TOP																						
Oddibe McDowell, L (1, 8) OBP: 0.306, SLG: 0.350	2-1 4-3		0-0 1B		1-3 K		3-1 HBP		1-3 K	4 1 1 0 0 2 2																							
Scott Fletcher, R (1, 6) OBP: 0.361, SLG: 0.329	3-3 K		3-2 1B		1-3 K		0-1 F4			4 0 1 1 0 2 3																							
Ruben Sierra, S (1, 9) OBP: 0.290, SLG: 0.420	2-0 5-3		1-1 F9		0-0 6-3		0-1 F7			4 0 0 0 0 0 1																							
Pete O'Brien, L (1, 3) OBP: 0.359, SLG: 0.422		0-0 F9		1-1 G3		2-2 F9		0-1 3-1		4 0 0 0 0 0 0																							
Steve Buechele, R (1, 5) OBP: 0.355, SLG: 0.430		1-3 K		2-2 F9		4-2 FC6-4 BB		3-2 2B		3 0 1 0 1 1 0																							
Mike Stanley, R (1, 10) OBP: 0.325, SLG: 0.305		4-2 FC5-4 BB		1-2 1B		1-0 FC6-4 1-2f		3-2 F9		3 0 1 0 1 0 2																							
Jeff Kunkel, R (1, 4) OBP: 0.271, SLG: 0.419 Curtis Wilkerson, S (9, PH) OBP: 0.351, SLG: 0.365		2-2 FC5-4 1-2f		2-2 F8		1-1 F9		0-3 K2-3		3 0 0 0 0 0 2 1 0 0 0 0 1 0	AB 34																						
Bob Brower, R (1, 7) OBP: 0.314, SLG: 0.293 Cecil Espy, S (9, PH) OBP: 0.287, SLG: 0.364		1-0 4-3		0-3 K		0-0 WP 1B		1-2 DI 1B		3 0 1 0 0 1 0 1 0 1 0 0 0 0	R 1 H 7 RBI 1 BB 2 SO 7 LOB 12																						
Geno Petralli, L (1, 2) OBP: 0.380, SLG: 0.434 Jim Sundberg, R (7, PH) OBP: 0.278, SLG: 0.328 (7, 2)		0-0 F8		3-1 1B		1-1 5-3 1-2		0-1 F9		2 0 1 0 0 0 0 2 0 0 0 0 0 2																							
Inning Stats	R: 0 E: 0 K: 1 S: 6	H: 0 LOB: 0 BB: 0 P: 13	R: 0 E: 0 K: 1 S: 9	H: 0 LOB: 1 BB: 1 P: 16	R: 1 E: 0 K: 0 S: 8	H: 2 LOB: 1 BB: 0 P: 13	R: 0 E: 0 K: 0 S: 12	H: 1 LOB: 1 BB: 0 P: 18	R: 0 E: 0 K: 3 S: 12	H: 1 LOB: 1 BB: 0 P: 17	R: 0 E: 0 K: 0 S: 7	H: 0 LOB: 1 BB: 1 P: 14	R: 0 E: 0 K: 0 S: 8	H: 1 LOB: 2 BB: 0 P: 13	R: 0 E: 0 K: 2 S: 16	H: 1 LOB: 1 BB: 0 P: 18	R: 0 E: 0 K: 2 S: 16	H: 1 LOB: 1 BB: 0 P: 18	1B: 5 2B: 2 3B: 0 HR: 0	SF: 0 SAC: 0 DP: 0 HBP: 1	WP: 1 PB: 0 SB: 1 CS: 0	PA: 37											
PITCHER Jimmy Key, L (1, 1) ERA: 3.02 Tom Henke, R (9, 1) ERA: 2.66	IP 8.0	WLS W	BF 33	H 6	R 1	ER 1	SO 5	BB 2	IBB 0	HBP 1	BLK 0	WP 1	HR 0	S 74	P 122	ERA 1.12	WHIP 1.000																
											PITCHER	IP	WLS	BF	H	R	ER	SO	BB	IBB	HBP	BLK	WP	HR	S	P	ERA	WHIP					

Texas Rangers @ Toronto Blue Jays
Exhibition Stadium, Toronto, ON
 Thu Sep 01 1988, 7:05 PM EDT
 Att. 30,294 - Unknown - 77 F

livebaseballscorecards.com



Batter	1	2	3	4	5	6	7	8	9
Tony Fernandez, S OBP: 0.323, SLG: 0.368 Nelson Liriano, S OBP: 0.275, SLG: 0.314	1-3 K		1-1 5-3		1-3 K		0-2 F7		
Lloyd Moseby, L OBP: 0.350, SLG: 0.375	0-1 4-3			1-1 4-3	1-2 F5		1-3 K		
Ernie Whitt, L OBP: 0.344, SLG: 0.399	1-2 4-3			2-0 HR		1-2 2B	1-2 4-3		
George Bell, R OBP: 0.301, SLG: 0.435		1-2 4-3		1-0 F7		1-0 6-3 1B 2B		3-2 5-3	
Fred McGriff, L OBP: 0.381, SLG: 0.573		2-1 F7		4-2 1B S BB		1-1 6-3		2-3 K	
Jesse Barfield, R OBP: 0.300, SLG: 0.425		1-3 K		4-2 1B E BB		1-2 BB 1B		0-0 S 1B	
Rick Leach, L OBP: 0.342, SLG: 0.346			2-1 F6	0-1 E9 1B 1B		4-0 BB BB BB		2-2 F4	
Kelly Gruber, R OBP: 0.333, SLG: 0.453			4-2 S BB	1-0 1B		2-1 F4			
Manuel Lee, S OBP: 0.328, SLG: 0.357			0-2 F8		2-2 F8		1-3 K		

AB	R	H	RBI	BB	SO	LOB
4	0	0	0	0	2	1
0	0	0	0	0	0	0
4	0	0	0	0	1	0
4	2	2	1	0	0	0
4	1	1	1	0	0	0
3	1	0	0	1	1	1
3	1	2	1	1	1	0
3	0	1	1	1	0	1
2	0	1	0	1	0	2
3	0	0	0	0	1	3

BOTTOM

Texas Rangers @ Toronto Blue Jays
Exhibition Stadium, Toronto, ON

Thu Sep 01 1988, 7:05 PM EDT
Att: 30,294 - Unknown - 77 F

livebaseballscores.com

AB	30
R	5
H	7
RBI	4
BB	4
SO	6
LOB	8



Inning Stats		R: 0	H: 0	E: 0	K: 1	S: 8	R: 0	H: 0	E: 0	K: 1	S: 8	R: 0	H: 0	E: 0	K: 0	S: 9	R: 3	H: 3	E: 1	K: 0	S: 13	R: 0	H: 0	E: 0	K: 1	S: 10	R: 2	H: 3	E: 0	K: 1	S: 15	R: 0	H: 0	E: 0	K: 1	S: 9	R: 0	H: 1	E: 0	K: 1	S: 12				
IP	5.1	WLS	L	BF	25	H	6	R	5	ER	5	SO	3	BB	4	IBB	0	HBP	0	BLK	0	WP	0	HR	1	S	58	P	96	ERA	8.44	WHIP	1.875												
PITCHER	Charlie Hough, R	(1, 1)	ERA	3.58																																									
PITCHER	Craig McMurtry, R	(6, 1)	ERA	2.47																																									
PITCHER	Cecilio Guante, R	(8, 1)	ERA	2.84																																									

WP	PA	ERA	WHIP
0	34		
0			
3			
0			

BOTTOM

Texas Rangers @ Toronto Blue Jays
 Exhibition Stadium, Toronto, ON

Fri Sep 02 1988, 7:05 PM EDT
 Att: 30,181 - Unknown - 75 F

livebaseballscores.com

AB	34
R	7
H	10
RBI	7
BB	3
SO	8
LOB	9



WP: 0	PA: 40
PB: 1	
SB: 1	
CS: 0	

AB R H RBI BB SO LOB

5	2	3	1	0	0	0
4	1	1	0	0	2	2
1	1	0	1	2	0	0
1	0	0	0	0	1	2
4	1	2	4	0	1	1
3	0	0	0	1	1	2
4	1	1	1	0	2	1
4	0	0	0	0	0	0
4	1	2	0	0	1	0
4	0	1	0	0	0	1
1B: 7	SF: 2					
2B: 1	SAC: 1					
3B: 0	DP: 0					
HR: 2	HBP: 0					

Batter	1	2	3	4	5	6	7	8	9
Tony Fernandez, S OBP: 0.326, SLG: 0.372 (1, 6)	0-2 1B SF7 2B		2-1 F7		1-0 5-3	3-2 1B 1-3 2-H			2-2 SH 1B
Kelly Gruber, R OBP: 0.332, SLG: 0.452 (1, 5)	1-1 SF7 SF7 1B		0-3 K		2-1 L7	0-3 K			0-0 SH 1B
Rance Mulliniks, L OBP: 0.393, SLG: 0.479 Nelson Liriano, S OBP: 0.274, SLG: 0.313 (1, 10) (9, PH)	2-1 SF7		4-0 PB HR BB		4-0 E BB				2-3 K
George Bell, R OBP: 0.302, SLG: 0.441 (1, 7)	2-2 SF7		2-0 HR		1-2 E7				2-1 K
Ernie Whitt, L OBP: 0.343, SLG: 0.396 (1, 2)	4-1 BB		0-1 L8		3-3 K				0-0 L9
Fred McGriff, L OBP: 0.380, SLG: 0.577 (1, 3)	0-1 F7			0-0 HR		3-3 K			2-3 K
Jesse Barfield, R OBP: 0.297, SLG: 0.421 (1, 9)		1-2 5-3		1-0 F8		2-0 F4			2-1 6-3
Rob Ducey, L OBP: 0.231, SLG: 0.269 (1, 8)		0-3 K		1-0 4-3		3-1 1B 1B			2-0 1B
Manuel Lee, S OBP: 0.327, SLG: 0.355 (1, 4)		0-1 L7		0-0 5-3		1-1 1B 1B			1-0 F9

Inning Stats	R: 2 E: 0 K: 0 S: 13	H: 2 LOB: 1 BB: 1 P: 22	R: 0 E: 0 K: 1 S: 11	H: 0 LOB: 0 BB: 0 P: 12	R: 2 E: 0 K: 1 S: 9	H: 1 LOB: 0 BB: 1 P: 17	R: 1 E: 0 K: 0 S: 4	H: 1 LOB: 0 BB: 0 P: 6	R: 0 E: 1 K: 1 S: 11	H: 0 LOB: 2 BB: 1 P: 22	R: 1 E: 0 K: 2 S: 15	H: 3 LOB: 2 BB: 0 P: 27	R: 0 E: 0 K: 1 S: 8	H: 0 LOB: 0 BB: 0 P: 8	R: 0 E: 0 K: 1 S: 7	H: 1 LOB: 1 BB: 0 P: 14	R: 1 E: 1 K: 1 S: 9	H: 2 LOB: 2 BB: 0 P: 15	1B: 7 2B: 1 3B: 0 HR: 2	SF: 2 SAC: 1 DP: 0 HBP: 0
--------------	-------------------------------	----------------------------------	-------------------------------	----------------------------------	------------------------------	----------------------------------	------------------------------	---------------------------------	-------------------------------	----------------------------------	-------------------------------	----------------------------------	------------------------------	---------------------------------	------------------------------	----------------------------------	------------------------------	----------------------------------	----------------------------------	------------------------------------

PITCHER	IP	WLS	BF	H	R	ER	SO	BB	IBB	HBP	BLK	WP	HR	S	P	ERA	WHIP
Scott May, R ERA: 13.5 (1, 1)	3.1		16	4	5	5	2	2	0	0	0	0	2	35	54	13.50	1.800
Guy Hoffman, L ERA: 5.32 (4, 1)	2.1		11	2	1	1	2	1	0	0	0	0	0	22	43	3.86	1.286
Craig McMurtry, R ERA: 2.4 (6, 1)	1.1		5	1	0	0	2	0	0	0	0	0	0	14	17	0.00	0.750
Ed Vande Berg, L ERA: 3.97 (8, 1)	1.0	L	6	2	1	1	1	0	0	0	0	0	0	11	20	9.00	2.000
Cecilio Guante, R ERA: 2.83 (9, 1)	0.1		2	1	0	0	1	0	0	0	0	0	0	5	9	0.00	3.000

Batter	1	2	3	4	5	6	7	8	9	AB R H RBI BB SO LOB	TOP																
Oddibe McDowell, L (1, 8) OBP: 0.304, SLG: 0.347	2-2 1B G3-6-3 1B		1-2 F9		1 SAFE 1 SAFE 0-1 FC3-6 CS 1-2f		3-3 K			4 1 1 0 0 1 3																	
Curtis Wilkerson, S (1, 4) OBP: 0.350, SLG: 0.362 Scott Fletcher, R (5, PH) OBP: 0.360, SLG: 0.331	3-2 1B G3-6-3 1B		1-1 4-3		2-2 4-3 1-2			4-0 WP BLK 4-3 BB		2 0 1 0 0 0 0 1 1 0 0 1 0 1																	
Ruben Sierra, S (1, 9) OBP: 0.287, SLG: 0.416	2-2 G3-6-3 1-2f		1-3 K			0-1 4-3		3-2 4-3 1-H		4 0 0 1 0 1 1																	
Geno Petralli, L (1, 2) OBP: 0.380, SLG: 0.428	1-0 1B			0-0 4-3		1-1 G3		1-2 F8		4 0 1 0 0 0 0																	
Pete O'Brien, L (1, 3) OBP: 0.354, SLG: 0.422	2-1 G3			1-1 HR		2-3 K		1-3 K		4 1 1 1 0 2 1																	
Cecil Espy, S (1, 7) OBP: 0.286, SLG: 0.355		2-2 L9		2-3 K			0-1 5-3		4-0 DI BB	3 0 0 0 1 1 0																	
Steve Buechele, R (1, 5) OBP: 0.357, SLG: 0.439		1-3 K		2-1 HR			4-1 BB BB		1-3 K	3 1 1 1 1 2 1																	
Mike Stanley, R (1, 10) OBP: 0.328, SLG: 0.305		3-2 1B		0-1 6-3			4-2 BB		0-3 K	3 0 1 0 1 1 1																	
Jeff Kunkel, R (1, 6) OBP: 0.273, SLG: 0.412 Barbaro Garbey, R (9, PH) OBP: 0.207, SLG: 0.192		0-0 F4		2-1 FC3-6 HBP			0-3 K		3-3 K	2 0 0 0 0 1 3 1 0 0 0 0 1 1																	
Inning Stats	R: 1 E: 0 K: 0 S: 13	H: 3 LOB: 1 BB: 0 P: 23	R: 0 E: 0 K: 1 S: 15	H: 1 LOB: 1 BB: 0 P: 21	R: 0 E: 0 K: 1 S: 8	H: 0 LOB: 0 BB: 0 P: 11	R: 2 E: 0 K: 1 S: 11	H: 2 LOB: 0 BB: 0 P: 16	R: 0 E: 0 K: 0 S: 8	H: 0 LOB: 0 BB: 0 P: 12	R: 0 E: 0 K: 1 S: 7	H: 0 LOB: 0 BB: 0 P: 10	R: 0 E: 0 K: 2 S: 12	H: 0 LOB: 2 BB: 2 P: 23	R: 1 E: 0 K: 1 S: 12	H: 0 LOB: 0 BB: 1 P: 21	R: 0 E: 0 K: 3 S: 10	H: 0 LOB: 1 BB: 1 P: 18	1B: 4 2B: 0 3B: 0 HR: 2	SF: 0 SAC: 0 DP: 1 HBP: 1	WP: 1 PB: 0 SB: 0 CS: 1	PA: 36					
PITCHER	IP WLS BF H R ER SO BB IBB HBP BLK WP HR S P ERA WHIP																										
Jim Clancy, R (1, 1) ERA: 4.67	4.0		18	6	3	3	3	0	0	1	0	0	2	48	74	6.75	1.500										
Tony Castillo, L (5, 1) ERA: 2.0	2.1	W	8	0	0	0	1	2	0	0	0	0	0	19	32	0.00	0.857										
Duane Ward, R (7, 1) ERA: 3.35	2.2	S	10	0	1	1	6	2	0	0	1	1	0	29	49	3.38	0.750										

Texas Rangers @ Toronto Blue Jays
Exhibition Stadium, Toronto, ON
Sat Sep 03 1988, 3:33 AM EDT
Att. 33,463 - Overcast - 65 F

livebaseballscorecards.com

AB	31
R	4
H	6
RBI	3
BB	4
SO	10
LOB	12



Batter	1	2	3	4	5	6	7	8	9
Tony Fernandez, S (1, 6) OBP: 0.330, SLG: 0.379	1-0 F7	4-0 BB		4-2 BLK 1B BB		2-2 HR 1B	0-0 HR		
Lloyd Moseby, L (1, 8) OBP: 0.353, SLG: 0.376	0-0 S 1B	0-0 L8		0-2 F7		4-2 SAFE 1B HR BB	2-0 1B		
Rance Mulliniks, L (1, 10) OBP: 0.394, SLG: 0.488 Cecil Fielder, R (7, PH) OBP: 0.307, SLG: 0.470	2-3 K		0-0 F8	4-1 1B BB		0-0 HR	2-2 F7		
George Bell, R (1, 7) OBP: 0.303, SLG: 0.441	3-1 2-H 1B		3-2 F9	0-1 1B		1-1 L7		1-0 F8	
Ernie Whitt, L (1, 2) OBP: 0.346, SLG: 0.397		2-2 4-3	1-0 1B 2B		1-0 FC7-3 1B BB	4-0 FC5-4 BB		3-3 K	
Fred McGriff, L (1, 3) OBP: 0.383, SLG: 0.583		0-0 HR	1-0 2B 1B		4-2 FC7-3 BB	1-1 FC5-4		0-0 4-3	
Jesse Barfield, R (1, 9) OBP: 0.299, SLG: 0.427		1-1 G3 2B	1-2 1-3 2-H 2B		2-2 F8	2-0 FC6-4			
Kelly Gruber, R (1, 5) OBP: 0.329, SLG: 0.448		0-0 G3	1-0 G3		1-0 FC7-3 FC6-4		0-0 F8		
Manuel Lee, S (1, 4) OBP: 0.327, SLG: 0.357		0-0 3-H 2B		1-0 F7	1-0 FC6-4		0-2 6-3		

Inning Stats	R: 0	H: 2	E: 0	K: 1	S: 7	R: 2	H: 3	E: 0	K: 0	S: 10	R: 1	H: 3	E: 0	K: 0	S: 11	R: 0	H: 1	E: 0	K: 0	S: 11	R: 0	H: 1	E: 0	K: 0	S: 10	R: 3	H: 2	E: 0	K: 0	S: 20	R: 1	H: 2	E: 0	K: 0	S: 9	R: 0	H: 0	E: 0	K: 1	S: 5
	LOB: 2	BB: 0	P: 13	LOB: 2	BB: 1	P: 17	LOB: 2	BB: 0	P: 18	LOB: 2	BB: 2	P: 20	LOB: 2	BB: 1	P: 19	LOB: 1	BB: 2	P: 34	LOB: 1	BB: 2	P: 13	LOB: 0	BB: 0	P: 9	LOB: 0	BB: 0	P: 9	LOB: 0	BB: 0	P: 9	LOB: 0	BB: 0	P: 9	LOB: 0	BB: 0	P: 9	LOB: 0	BB: 0	P: 9	

PITCHER	IP	WLS	BF	H	R	ER	SO	BB	IBB	HBP	BLK	WP	HR	S	P	ERA	WHIP
Jeff Russell, R (1, 1) ERA: 3.91	5.1	L	32	12	6	6	1	6	0	0	1	0	2	66	115	10.12	3.375
Ed Vande Berg, L (6, 1) ERA: 4.07	1.2		7	2	1	1	0	0	0	0	0	0	1	12	19	5.40	1.200
Mitch Williams, L (8, 1) ERA: 4.48	1.0		3	0	0	0	1	0	0	0	0	0	0	5	9	0.00	0.000

AB R H RBI BB SO LOB

3	2	2	1	2	0	0
4	1	2	0	1	0	3
3	1	1	3	1	1	1
1	0	0	0	0	0	1
5	0	2	0	0	0	0
4	1	2	0	1	1	0
4	1	2	1	1	0	1
4	1	2	1	0	0	3
4	0	0	0	0	0	5
4	0	1	1	0	0	2

1B: 8	SF: 0	WP: 0	PA: 42
2B: 3	SAC: 0	PB: 0	
3B: 0	DP: 0	SB: 2	
HR: 3	HBP: 0	CS: 0	

WP	HR	S	P	ERA	WHIP
0	1	1	1	0.00	0.000

Texas Rangers @ Toronto Blue Jays
Exhibition Stadium, Toronto, ON
Sat Sep 03 1988, 3:33 AM EDT
Att. 33,463 - Overcast - 65 F

livebaseballscores.com

AB	36
R	7
H	14
RBI	7
BB	6
SO	2
LOB	16



Batter	1	2	3	4	5	6	7	8	9	AB R H RBI BB SO LOB	TOP																										
Bob Brower, R (1, 7) OBP: 0.318, SLG: 0.294 Oddibe McDowell, L (9, PH) OBP: 0.304, SLG: 0.346 (9, 8)	2-0 F9	1-0 G4-6-3			2-2 FC1-6 S 1B		4-1 4-3 S BB		2-2 F7	3 0 1 0 1 0 1 1 0 0 0 0 0 0																											
Scott Fletcher, R (1, 6) OBP: 0.360, SLG: 0.334	2-1 1B 3B	2-2 6-3			3-1 FC1-6 F7 S 1B		0-1 4-3		4-0 2B BB	4 3 1 0 1 0 2																											
Barbaro Garbey, R (1, 3) OBP: 0.235, SLG: 0.258 Pete O'Brien, L (9, 3) OBP: 0.354, SLG: 0.422	1-2 2B 1B 1B				2-2 F7		3-0 F4		0-0 2B	5 1 2 2 0 1 2 0 0 0 0 0 0 0																											
Ruben Sierra, S (1, 9) OBP: 0.290, SLG: 0.417	3-1 1B 1-3 2B				4-0 1B IBB		2-1 1-3		4-0 G6-4-3 IBB	3 0 1 0 2 1 1																											
Mike Stanley, R (1, 10) OBP: 0.329, SLG: 0.307 Geno Petrali, L (5, PH) OBP: 0.383, SLG: 0.431	1-0 1B				1-1 1B				0-0 G6-4-3 1B	2 0 1 1 0 0 0 3 1 2 1 0 0 2																											
Steve Buechele, R (1, 5) OBP: 0.354, SLG: 0.434	1-3 K				1-2 L5				1-0 F8	4 0 0 0 0 1 5																											
Cecil Espy, S (1, 8) OBP: 0.281, SLG: 0.349 (9, 7)	0-0 4-3				3-3 K				3-2 4-3	4 0 0 0 0 1 3																											
Jim Sundberg, R (1, 2) OBP: 0.321, SLG: 0.418		2-2 FC4 G4-6-3 2B			3-2 IHR				3-2 K2 BB 1B	3 2 3 2 1 0 0																											
Jeff Kunkel, R (1, 4) OBP: 0.264, SLG: 0.398		0-2 FC4 G4-6-3			2-3 K				2-3 K	4 0 0 0 0 3 3																											
Inning Stats	R: 2 E: 0 K: 1 S: 14	H: 4 LOB: 2 BB: 0 P: 24	R: 1 E: 0 K: 0 S: 11	H: 1 LOB: 0 BB: 0 P: 16	R: 0 E: 0 K: 2 S: 10	H: 0 LOB: 0 BB: 0 P: 17	R: 1 E: 0 K: 2 S: 17	H: 1 LOB: 0 BB: 0 P: 26	R: 1 E: 0 K: 0 S: 13	H: 2 LOB: 2 BB: 1 P: 24	R: 0 E: 0 K: 1 S: 6	H: 0 LOB: 1 BB: 1 P: 14	R: 0 E: 0 K: 0 S: 6	H: 0 LOB: 1 BB: 1 P: 15	R: 1 E: 0 K: 1 S: 13	H: 2 LOB: 1 BB: 0 P: 23	R: 1 E: 0 K: 0 S: 5	H: 1 LOB: 1 BB: 2 P: 15	1B: 6 2B: 4 3B: 1 HR: 1	SF: 0 SAC: 0 DP: 3 HBP: 0	WP: 0 PB: 0 SB: 3 CS: 0	PA: 41															
PITCHER	IP WLS BF H R ER SO BB IBB HBP BLK WP HR S P ERA WHIP																																				
Jeff Musselman, L (1, 1) ERA: 2.96 Frank Wills, R (1, 1) ERA: 7.2 Mark Eichhorn, R (5, 1) ERA: 4.26 Doug Bair, R (8, 1) ERA: 2.92 John Cerutti, L (9, 1) ERA: 3.41	0.1		5	4	2	2	0	0	0	0	0	0	0	10	19	54.00	12.000																				
	4.1		17	3	3	3	5	0	1	0	0	0	0	52	83	6.23	0.692																				
	3.0		13	3	1	1	1	2	0	0	0	0	0	24	51	3.00	1.667																				
	0.1		1	0	0	0	1	0	0	0	0	0	0	4	6	0.00	0.000																				
	1.0	W	5	1	1	1	0	1	1	0	0	0	0	5	15	9.00	2.000																				

Texas Rangers @ Toronto Blue Jays
 Exhibition Stadium, Toronto, ON
 Sun Sep 04 1988, 3:33 AM EDT
 Att: 34,400 - Overcast

livebaseballscorecards.com

AB	36
R	7
H	11
RBI	6
BB	5
SO	7
LOB	19



Batter	1	2	3	4	5	6	7	8	9	AB R H RBI BB SO LOB
Tony Fernandez, S (1, 6) OBP: 0.332, SLG: 0.380	1-1 1B		4-1 3-1 1-2 BB		0-0 F8			3-2 E4 WP 2B	0-0 1B HR	4 2 2 0 1 0 0
Lloyd Moseby, L (1, 8) OBP: 0.353, SLG: 0.375	2-3 K		1-2 3-1 1-2 2-3			1-1 4-1		4-0 2B WP BB	1-1 1B HR	4 2 1 0 1 1 3
Rance Mulliniks, L (1, 10) OBP: 0.392, SLG: 0.488 Pat Borders, R (9, PH) OBP: 0.283, SLG: 0.468	3-3 K		1-3 K			0-0 F7		1-2 G3 1B 2B	1-3 K	4 1 1 2 0 2 3 1 0 0 0 0 1 3
George Bell, R (1, 7) OBP: 0.304, SLG: 0.448	0-2 1-3			0-2 F8		2-0 2B		0-1 G3	1-0 HR	5 1 2 4 0 0 2
Ernie Whitt, L (1, 2) OBP: 0.348, SLG: 0.396		1-1 5-3		0-1 F9		4-2 BB		0-0 2B G3 1B		3 1 1 1 1 0 0
Fred McGriff, L (1, 3) OBP: 0.383, SLG: 0.584		1-3 K		0-0 1B		2-1 F8		1-1 G3 WP 2B		4 1 2 0 0 1 2
Rick Leach, L (1, 9) OBP: 0.335, SLG: 0.339		0-2 F7		0-0 4-3			2-2 L4	0-0 G3		4 0 0 1 0 0 2
Kelly Gruber, R (1, 5) OBP: 0.329, SLG: 0.446			0-1 6-3		3-3 K		0-0 G1-4-3 1B	3-3 K		4 0 1 0 0 2 0
Manuel Lee, S (1, 4) OBP: 0.326, SLG: 0.356			1-1 3-1 BB 1B		1-3 K		2-2 G1-4-3		0-3 K 1B 1B HR	4 1 1 0 0 2 1

Inning Stats	R: 0 E: 0 K: 2 S: 12	H: 1 LOB: 1 BB: 0 P: 18	R: 0 E: 0 K: 1 S: 8	H: 0 LOB: 0 BB: 0 P: 10	R: 0 E: 0 K: 1 S: 11	H: 1 LOB: 2 BB: 1 P: 18	R: 0 E: 0 K: 0 S: 7	H: 1 LOB: 1 BB: 0 P: 7	R: 0 E: 0 K: 2 S: 8	H: 0 LOB: 0 BB: 0 P: 12	R: 0 E: 0 K: 0 S: 9	H: 1 LOB: 2 BB: 1 P: 18	R: 0 E: 0 K: 0 S: 8	H: 1 LOB: 0 BB: 0 P: 12	R: 5 E: 1 K: 1 S: 15	H: 3 LOB: 0 BB: 1 P: 27	R: 4 E: 0 K: 2 S: 10	H: 3 LOB: 0 BB: 0 P: 13	1B: 7 2B: 3 3B: 0 HR: 1	SF: 0 SAC: 0 DP: 1 HBP: 0
--------------	-------------------------------	----------------------------------	------------------------------	----------------------------------	-------------------------------	----------------------------------	------------------------------	---------------------------------	------------------------------	----------------------------------	------------------------------	----------------------------------	------------------------------	----------------------------------	-------------------------------	----------------------------------	-------------------------------	----------------------------------	----------------------------------	------------------------------------

PITCHER	IP	WLS	BF	H	R	ER	SO	BB	IBB	HBP	BLK	WP	HR	S	P	ERA	WHIP
Bobby Witt, R (1, 1) ERA: 4.07	8.0		37	9	7	4	8	3	0	0	0	3	0	82	126	4.50	1.500
Mitch Williams, L (9, 1) ERA: 4.75	0.1	L	3	2	2	2	1	0	0	0	0	0	1	6	9	54.00	6.000

BOTTOM

Texas Rangers @ Toronto Blue Jays
Exhibition Stadium, Toronto, ON
Sun Sep 04 1988, 3:33 AM EDT
Att. 34,400 - Overcast

livebaseballscorecards.com

AB	37
R	9
H	11
RBI	8
BB	3
SO	9
LOB	16



WP	3	PA	40
PB	0		
SB	0		
CS	0		


Batter	1	2	3	4	5	6	7	8	9	10	AB	R	H	RBI	BB	SO	LOB
Gary Pettis, S (1, 8) OBP: 0.285, SLG: 0.279 Dave Bergman, L (10, PH) OBP: 0.394, SLG: 0.443	2-3 K		0-0 6-3		1-1 E4 2B		1-2 SAFE 1-2 G6-3 1B			2-1 6-3	4	1	1	0	0	1	1
Luis Salazar, R (1, 6) OBP: 0.297, SLG: 0.389 Alan Trammell, R (10, PH) OBP: 0.381, SLG: 0.487	0-0 1-3		2-3 K		3-2 1-H 2-H 2B		1-2 G6-3 1-2f			4-0 BB	4	0	1	2	0	1	2
Fred Lynn, L (1, 7) OBP: 0.305, SLG: 0.472	3-2 HR		1-2 3-1		0-0 F8				2-3 K	0-3 K	5	1	1	1	0	2	3
Chet Lemon, R (1, 9) OBP: 0.341, SLG: 0.393	4-1 FC6-4 BB			0-0 F9		0-0 4-3 SF8 2B			1-2 1-3	3-2 5-3	4	1	1	0	1	0	2
Ray Knight, R (1, 3) OBP: 0.271, SLG: 0.285 Darrell Evans, L (8, PH) OBP: 0.333, SLG: 0.361	1-1 FC6-4 1-2f			0-1 F9		0-0 4-3			0-0 F4		3	0	0	0	0	0	2
Larry Herndon, R (1, 10) OBP: 0.301, SLG: 0.300 Dwayne Murphy, L (9, PH) OBP: 0.365, SLG: 0.366		4-1 G6-4-3 BB		3-2 F9		0-2 3-H SF8			2-1 F5		1	0	0	1	1	0	0
Mike Heath, R (1, 2) OBP: 0.337, SLG: 0.416 Matt Nokes, L (9, PH) OBP: 0.305, SLG: 0.417		1-2 G6-4-3 1-2f		0-0 L5		2-2 5-3			2-1 F3		3	0	0	0	0	0	1
Tom Brookens, R (1, 5) OBP: 0.328, SLG: 0.363		4-0 BB		3-2 L4			2-0 F9		1-3 K		3	0	0	0	1	1	0
Jim Walewander, S (1, 4) OBP: 0.246, SLG: 0.239 Pat Sheridan, L (10, PH) OBP: 0.350, SLG: 0.423		1-0 6-3		3-2 2B 1B			4-0 1B BB			4-2 6-3 BB	2	1	1	0	1	0	1

Inning Stats	R: 1	H: 1	E: 0	LOB: 1	K: 1	S: 11	P: 21	R: 0	H: 0	E: 0	LOB: 1	K: 0	BB: 2	S: 5	P: 15	R: 0	H: 0	E: 0	LOB: 0	K: 1	BB: 0	S: 7	P: 10	R: 0	H: 0	E: 0	LOB: 0	K: 0	BB: 0	S: 7	P: 10	R: 2	H: 2	E: 1	LOB: 1	K: 0	BB: 0	S: 17	P: 27	R: 1	H: 1	E: 0	LOB: 0	K: 0	BB: 0	S: 9	P: 11	R: 0	H: 1	E: 0	LOB: 1	K: 0	BB: 1	S: 7	P: 15	R: 0	H: 0	E: 0	LOB: 0	K: 1	BB: 0	S: 7	P: 10	R: 0	H: 0	E: 0	LOB: 0	K: 1	BB: 0	S: 7	P: 12	R: 0	H: 0	E: 0	LOB: 2	K: 1	BB: 2	S: 12	P: 25	R: 0	H: 0	E: 0	LOB: 2	K: 1	BB: 2	S: 12	P: 25	1B: 2	SF: 1	2B: 2	SAC: 0	3B: 0	DP: 2	HR: 1	HBP: 0
--------------	------	------	------	--------	------	-------	-------	------	------	------	--------	------	-------	------	-------	------	------	------	--------	------	-------	------	-------	------	------	------	--------	------	-------	------	-------	------	------	------	--------	------	-------	-------	-------	------	------	------	--------	------	-------	------	-------	------	------	------	--------	------	-------	------	-------	------	------	------	--------	------	-------	------	-------	------	------	------	--------	------	-------	------	-------	------	------	------	--------	------	-------	-------	-------	------	------	------	--------	------	-------	-------	-------	-------	-------	-------	--------	-------	-------	-------	--------

PITCHER	IP	WLS	BF	H	R	ER	SO	BB	IBB	HBP	BLK	WP	HR	S	P	ERA	WHIP
Mike Flanagan, L (1, 1) ERA: 4.28	6.1		28	5	4	2	2	4	0	0	0	0	1	60	105	2.84	1.421
Todd Stottlemire, R (7, 1) ERA: 5.31	2.2	W	7	0	0	0	2	0	0	0	0	0	0	17	26	0.00	0.000
Duane Ward, R (10, 1) ERA: 3.32	1.0	S	5	0	0	0	1	2	0	0	0	0	0	12	25	0.00	2.000

Toronto Blue Jays @ Detroit Tigers
Tiger Stadium, Detroit, MI
 Mon Sep 05 1988, 7:05 PM EDT
 Att: 21,913 - Unknown

AB	33
R	4
H	5
RBI	4
BB	6
SO	5
LOB	13



WP: 0	PA: 40
PB: 0	
SB: 0	
CS: 0	

Batter	1	2	3	4	5	6	7	8	9	AB R H RBI BB SO LOB	TOP											
Tony Fernandez, S (1, 6) OBP: 0.337, SLG: 0.384	0-2 F5	2-0 E 1B		0-0 F9		4-0 BB		0-2 FC5		4 0 1 1 1 0 2												
Lloyd Moseby, L (1, 8) OBP: 0.348, SLG: 0.367	2-2 4-3	1-3 SAFE SAFE SAFE K		4-2 1-2 BB		0-2 F8		1-1 6-3		4 0 0 0 1 1 2												
Rance Mulliniks, L (1, 10) OBP: 0.397, SLG: 0.497	2-3 K		2-1 1B FC3-6 2B	2-3 K		2-3 K		0-1 E3 1B WP		2 1 1 0 0 1 0 2 0 0 0 0 2 2 1 0 0 0 0 0 0 0 1 0 0 0 0 0												
Cecil Fielder, R (4, PH) OBP: 0.308, SLG: 0.464																						
Rick Leach, L (9, PH) OBP: 0.333, SLG: 0.337																						
Alexis Infante, R (9, PR) OBP: 0.200, SLG: 0.111																						
George Bell, R (1, 7) OBP: 0.304, SLG: 0.447		3-2 E9 SF9 2B	0-2 FC3-6 BB 1B	1-3 K		0-0 6-3		1-0 SAFE F9		5 1 2 0 0 1 3												
Ernie Whitt, L (1, 2) OBP: 0.349, SLG: 0.402		4-2 1B SF9 BB	4-2 FC3-6 BB		1-2 F7		3-2 F8		0-0 WP 1B	3 1 1 0 2 0 0												
Fred McGriff, L (1, 3) OBP: 0.382, SLG: 0.581		2-2 SF9	0-1 FC3-6 FC6		2-3 K			3-0 1B 2B	3-2 G3	4 1 1 2 0 1 3												
Jesse Barfield, R (1, 9) OBP: 0.300, SLG: 0.423		1-1 1B 1B	0-0 F6		1-1 1-3			0-3 K		4 1 1 0 0 1 3												
Kelly Gruber, R (1, 5) OBP: 0.327, SLG: 0.441		0-0 1B E 1B	0-0 FC6		0-1 6-3			2-1 F9		4 1 1 0 0 0 3												
Manuel Lee, S (1, 4) OBP: 0.332, SLG: 0.366		2-2 SF9		0-2 BB 1B		0-0 6-3		3-2 FC5 1B		3 0 2 2 0 0 0												
Inning Stats	R: 0 E: 0 K: 1 S: 12	H: 0 LOB: 0 BB: 0 P: 16	R: 4 E: 2 K: 1 S: 20	H: 4 LOB: 1 BB: 1 P: 35	R: 1 E: 0 K: 0 S: 13	H: 2 LOB: 2 BB: 1 P: 19	R: 0 E: 0 K: 2 S: 14	H: 1 LOB: 2 BB: 1 P: 21	R: 0 E: 0 K: 1 S: 9	H: 0 LOB: 0 BB: 0 P: 13	R: 0 E: 0 K: 1 S: 6	H: 0 LOB: 1 BB: 1 P: 10	R: 0 E: 0 K: 1 S: 7	H: 0 LOB: 0 BB: 0 P: 12	R: 1 E: 0 K: 1 S: 13	H: 2 LOB: 1 BB: 0 P: 21	R: 1 E: 1 K: 0 S: 9	H: 1 LOB: 2 BB: 0 P: 14	1B: 7 2B: 3 3B: 0 HR: 0	SF: 2 SAC: 0 DP: 0 HBP: 0	WP: 1 PB: 0 SB: 0 CS: 0	PA: 42
PITCHER	IP WLS BF H R ER SO BB IBB HBP BLK WP HR S P ERA WHIP																					
Doyle Alexander, R (1, 1) ERA: 4.42	2.0 L 13 6 5 4 2 1 0 0 0 0 0 0 38 59 18.00 3.500																					
Paul Gibson, L (3, 1) ERA: 2.84	5.2 23 3 1 1 5 3 0 0 0 0 0 0 53 85 1.59 1.059																					
Mike Henneman, R (8, 1) ERA: 2.14	1.1 6 1 1 0 0 0 0 0 0 0 1 0 12 17 0.00 0.750																					

Toronto Blue Jays @ Detroit Tigers
Tiger Stadium, Detroit, MI
Tue Sep 06 1988, 7:05 PM EDT
Att. 18,299 - Unknown - 60 F

AB	36
R	7
H	10
RBI	5
BB	4
SO	7
LOB	18



WP: 1	PA: 42
PB: 0	
SB: 0	
CS: 0	

ERA	WHIP

livebaseballscorecards.com

Batter	1	2	3	4	5	6	7	8	9	AB	R	H	RBI	BB	SO	LOB
Gary Pettis, S (1, 8) OBP: 0.285, SLG: 0.278	3-3 K		2-2 4-3			0-0 5-3		1-1 1B		4	0	1	0	0	1	1
Luis Salazar, R (1, 6) OBP: 0.299, SLG: 0.390	1-3 K			0-0 F9		0-1 1B		2-2 1B		4	0	2	1	0	1	0
Fred Lynn, L (1, 7) OBP: 0.302, SLG: 0.466	3-2 F7			2-1 2-3		1-0 F4		2-2 F7		4	0	0	0	0	0	3
Chet Lemon, R (1, 9) OBP: 0.347, SLG: 0.411		2-2 G6-4-3 1B		3-2 HR			1-0 HR	4-1 G6-3 BB		3	2	3	2	1	0	0
Ray Knight, R (1, 3) OBP: 0.269, SLG: 0.281		0-3 K		0-0 5-3			2-1 5-3	0-2 G6-3		3	0	0	0	0	1	1
Dave Bergman, L (8, PH) OBP: 0.392, SLG: 0.441								1-2f		1	0	0	0	0	0	3
Larry Herndon, R (1, 10) OBP: 0.295, SLG: 0.294		0-0 G6-4-3				1-3 K		1-0 1-3		3	0	0	0	0	1	1
Scott Lusader, L (9, PH)									1-1 6-3	1	0	0	0	0	0	0
Mike Heath, R (1, 2) OBP: 0.337, SLG: 0.412			2-1 4-3		1-1 F7		4-0 FC5-4 BB		1-2 F7	2	0	0	0	1	0	0
Pat Sheridan, L (9, PH) OBP: 0.349, SLG: 0.422										1	0	0	0	0	0	0
Tom Brookens, R (1, 5) OBP: 0.326, SLG: 0.360			0-3 K		0-0 1-3		1-1 FC5-4		4-1 BB	3	0	0	0	0	1	1
Darrell Evans, L (9, PH) OBP: 0.335, SLG: 0.361							1-2f			0	0	0	0	1	0	0
Jim Walewander, S (1, 4) OBP: 0.256, SLG: 0.250			1-1 1B			1-2 6-3		1-2 1B		3	1	2	0	0	0	0
Bill Bean, L (9, PH) OBP: 0.500, SLG: 1.000									1-3 K	1	0	0	0	0	1	1

Inning Stats	R: 0	H: 0	E: 0	K: 2	S: 11	H: 0	LOB: 0	BB: 0	P: 18	R: 0	H: 1	E: 0	K: 1	S: 11	H: 1	LOB: 0	BB: 0	P: 13	R: 0	H: 1	E: 0	K: 1	S: 10	R: 1	H: 1	E: 0	K: 0	S: 8	H: 0	LOB: 0	BB: 0	P: 8	R: 0	H: 1	E: 0	K: 0	S: 7	R: 1	H: 1	E: 0	K: 0	S: 6	H: 1	LOB: 1	BB: 0	P: 9	R: 1	H: 1	E: 0	K: 0	S: 6	R: 1	H: 3	E: 0	K: 0	S: 16	H: 0	LOB: 1	BB: 1	P: 16	R: 0	H: 0	E: 0	K: 1	S: 9	H: 0	LOB: 1	BB: 1	P: 11	1B: 6	2B: 0	3B: 0	HR: 2	SF: 0	SAC: 0	DP: 2	HBP: 0	WP: 0	PB: 0	SB: 0	CS: 0	PA: 36
--------------	------	------	------	------	-------	------	--------	-------	-------	------	------	------	------	-------	------	--------	-------	-------	------	------	------	------	-------	------	------	------	------	------	------	--------	-------	------	------	------	------	------	------	------	------	------	------	------	------	--------	-------	------	------	------	------	------	------	------	------	------	------	-------	------	--------	-------	-------	------	------	------	------	------	------	--------	-------	-------	-------	-------	-------	-------	-------	--------	-------	--------	-------	-------	-------	-------	--------

PITCHER	IP	WLS	BF	H	R	ER	SO	BB	IBB	HBP	BLK	WP	HR	S	P	ERA	WHIP
Jimmy Key, L (1, 1) ERA: 3.08	7.0	W	29	8	3	3	5	1	0	0	0	0	2	68	104	3.86	1.286
Tony Castillo, L (8, 1) ERA: 1.93	0.1		1	0	0	0	0	0	0	0	0	0	0	3	5	0.00	0.000
Duane Ward, R (8, 1) ERA: 3.26	1.2	S	6	0	0	0	1	2	0	0	0	0	0	13	24	0.00	1.200

BOTTOM

Toronto Blue Jays @ Detroit Tigers
Tiger Stadium, Detroit, MI
Tue Sep 06 1988, 7:05 PM EDT
Att: 18,299 - Unknown - 60 F

livebaseballscorecards.com

AB	33
R	3
H	8
RBI	3
BB	3
SO	6
LOB	11



Batter	1	2	3	4	5	6	7	8	9	AB R H RBI BB SO LOB	TOP																
Tony Fernandez, S (1, 6) OBP: 0.336, SLG: 0.382	2-2 F8			0-0 F9		2-1 FC5-4		1-1 FC4-6 HBP		3 0 0 0 0 0 1																	
Lloyd Moseby, L (1, 8) OBP: 0.347, SLG: 0.366	0-2 P1			3-1 F7			0-0 FC5-4 1B	1-0 FC4-6 S		4 0 1 1 0 0 2																	
Jesse Barfield, R (1, 9) OBP: 0.300, SLG: 0.420	3-2 5-3			2-3 K			1-0 FC5-4 2B	4-2 BB		3 1 0 0 1 1 1																	
George Bell, R (1, 7) OBP: 0.301, SLG: 0.444		0-2 F8			1-1 F8		2-0 F8	3-2 5-3		4 0 0 0 0 0 3																	
Pat Borders, R (1, 10) OBP: 0.285, SLG: 0.472		2-3 K			1-1 3-1		1-2 2B		3-2 F8	3 0 1 1 0 1 0																	
Rance Mulliniks, L (9, PH) OBP: 0.396, SLG: 0.495										1 0 0 0 0 0 0																	
Manuel Lee, S (1, 4) OBP: 0.329, SLG: 0.362		2-2 5-3			1-3 K		0-3 K		0-1 F8	4 0 0 0 0 2 1																	
Fred McGriff, L (1, 3) OBP: 0.381, SLG: 0.580				3-2 3-1		1-1 4-3		0-1 SH1-4 FC4-6 2B	2-1 F5	4 1 1 0 0 0 0																	
Kelly Gruber, R (1, 5) OBP: 0.327, SLG: 0.439				2-2 F7		0-0 F8		4-0 FC4-6 SH1-4 WP BB		2 1 0 0 1 0 0																	
Sal Butera, R (1, 2) OBP: 0.254, SLG: 0.362				3-2 6-3		1-0 FC5-4 1B		1-0 SH1-4		2 0 1 0 0 0 0																	
Inning Stats	R: 0 E: 0 K: 0 S: 10	H: 0 LOB: 0 BB: 0 P: 15	R: 0 E: 0 K: 1 S: 9	H: 0 LOB: 0 BB: 0 P: 13	R: 0 E: 0 K: 0 S: 13	H: 0 LOB: 0 BB: 0 P: 21	R: 0 E: 0 K: 1 S: 7	H: 0 LOB: 0 BB: 0 P: 12	R: 0 E: 0 K: 1 S: 8	H: 0 LOB: 0 BB: 0 P: 11	R: 0 E: 0 K: 0 S: 6	H: 1 LOB: 1 BB: 0 P: 10	R: 1 E: 0 K: 1 S: 9	H: 2 LOB: 1 BB: 0 P: 13	R: 2 E: 0 K: 0 S: 10	H: 1 LOB: 2 BB: 2 P: 24	R: 0 E: 0 K: 0 S: 11	H: 0 LOB: 0 BB: 0 P: 16	1B: 2 2B: 2 3B: 0 HR: 0	SF: 0 SAC: 1 DP: 0 HBP: 1	WP: 1 PB: 0 SB: 1 CS: 0	PA: 34					
PITCHER	IP WLS BF H R ER SO BB IBB HBP BLK WP HR S P ERA WHIP																										
Frank Tanana, L (1, 1) ERA: 4.24	7.0		26	4	3	3	4	1	0	0	0	0	0	64	101	3.86	0.714										
Willie Hernandez, L (8, 1) ERA: 3.0	0.2		3	0	0	0	0	0	0	1	0	0	0	3	6	0.00	0.000										
Mike Henneman, R (8, 1) ERA: 2.11	1.1	W	5	0	0	0	0	1	0	0	0	1	0	16	28	0.00	0.750										

Toronto Blue Jays @ Detroit Tigers
Tiger Stadium, Detroit, MI
Wed Sep 07 1988, 7:05 PM EDT
Att. 21,614 - Unknown - 67 F

livebaseballscorecards.com

AB	30
R	3
H	4
RBI	2
BB	2
SO	4
LOB	8



Batter	1	2	3	4	5	6	7	8	9	AB R H RBI BB SO LOB
Pat Sheridan, L (1, 7) OBP: 0.346, SLG: 0.418 Gary Pettis, S (8, PH) OBP: 0.284, SLG: 0.278 (9, 8)	2-2 P6	3-2 5-3			0-3 K			1-1 6-3		3 0 0 0 0 1 1 1 0 0 0 0 0 0
Luis Salazar, R (1, 6) OBP: 0.296, SLG: 0.386	2-3 K		0-0 5-3		3-3 K			1-2 5-3		4 0 0 0 0 2 0
Fred Lynn, L (1, 10) OBP: 0.301, SLG: 0.464	0-1 F8		2-2 G6-4-3 1B			1-1 4-3		3-3 K		4 0 1 0 0 1 0
Matt Nokes, L (1, 2) OBP: 0.305, SLG: 0.415 Mike Heath, R (9, PH) OBP: 0.335, SLG: 0.410		4-0 BB 1B BB	2-1 G6-4-3 1-2f			2-1 F8		0-1 F9		2 1 0 0 1 0 1 1 0 0 0 0 0 0
Darrell Evans, L (1, 3) OBP: 0.334, SLG: 0.358		4-2 FC6-4 1B 1-2 BB		0-3 K		2-3 K		3-3 K		3 1 0 0 1 3 0
Chet Lemon, R (1, 9) OBP: 0.350, SLG: 0.419		3-2 FC6-4 1B 1-2 2-H		1-2 3-1 2B			1-1 F9	3-1 BB 2B		4 1 3 1 0 0 0
Dwayne Murphy, L (1, 8) OBP: 0.364, SLG: 0.365 (9, 7)		1-2 F7		1-2 3-1 2B			0-1	4-0 BB IBB		3 0 1 0 0 0 3 0 0 0 0 0 0 0 0 0 0 0 1 0 0
Larry Herndon, R (9, PH) OBP: 0.295, SLG: 0.294 Dave Bergman, L (9, PH) OBP: 0.395, SLG: 0.441				2-3			0-0 1B			
Tom Brookens, R (1, 5) OBP: 0.324, SLG: 0.357 Alan Trammell, R (9, PH) OBP: 0.383, SLG: 0.488		0-0 FC6-4 1B 1-2f E 2-3		0-0 L9			0-0 P4	1-2 BB 1B 1-2 2-H		3 1 0 0 0 0 4 1 0 1 1 0 0 0
Jim Walewander, S (1, 4) OBP: 0.258, SLG: 0.252		2-1 S 1-3 3-H 1B			3-1 1-3		1-3 K			3 0 1 1 0 1 1

Inning Stats	R: 0 E: 0 K: 1 S: 9	H: 0 LOB: 0 BB: 0 P: 13	R: 3 E: 0 K: 0 S: 16	H: 2 LOB: 1 BB: 2 P: 33	R: 0 E: 0 K: 0 S: 7	H: 1 LOB: 0 BB: 0 P: 11	R: 0 E: 0 K: 1 S: 11	H: 1 LOB: 1 BB: 0 P: 13	R: 0 E: 0 K: 2 S: 9	H: 0 LOB: 0 BB: 0 P: 15	R: 0 E: 0 K: 1 S: 7	H: 0 LOB: 0 BB: 0 P: 12	R: 0 E: 0 K: 1 S: 8	H: 1 LOB: 1 BB: 0 P: 10	R: 0 E: 0 K: 1 S: 9	H: 0 LOB: 0 BB: 0 P: 14	R: 1 E: 0 K: 1 S: 11	H: 2 LOB: 2 BB: 1 P: 22	1B: 5 2B: 2 3B: 0 HR: 0	SF: 0 SAC: 0 DP: 1 HBP: 0	WP: 0 PB: 0 SB: 2 CS: 0	PA: 35
--------------	------------------------------	----------------------------------	-------------------------------	----------------------------------	------------------------------	----------------------------------	-------------------------------	----------------------------------	------------------------------	----------------------------------	------------------------------	----------------------------------	------------------------------	----------------------------------	------------------------------	----------------------------------	-------------------------------	----------------------------------	----------------------------------	------------------------------------	----------------------------------	--------

PITCHER	IP	WLS	BF	H	R	ER	SO	BB	IBB	HBP	BLK	WP	HR	S	P	ERA	WHIP
Dave Stieb, R (1, 1) ERA: 3.58	7.0		27	5	3	2	6	2	0	0	0	0	0	67	107	2.57	1.000
John Cerutti, L (8, 1) ERA: 3.43	1.2	L	6	1	1	1	2	0	0	0	0	0	0	17	28	5.40	0.600
Todd Stottliemyre, R (9, 1) ERA: 5.31	0.0		2	1	0	0	0	0	1	0	0	0	0	3	8	∞	∞

BOTTOM

Toronto Blue Jays @ Detroit Tigers
Tiger Stadium, Detroit, MI

Wed Sep 07 1988, 7:05 PM EDT
Att: 21,614 - Unknown - 67 F

AB	32
R	4
H	7
RBI	3
BB	3
SO	8
LOB	10



PITCHER	IP	WLS	BF	H	R	ER	SO	BB	IBB	HBP	BLK	WP	HR	S	P	ERA	WHIP
---------	----	-----	----	---	---	----	----	----	-----	-----	-----	----	----	---	---	-----	------

Batter	1	2	3	4	5	6	7	8	9	AB	R	H	RBI	BB	SO	LOB
--------	---	---	---	---	---	---	---	---	---	----	---	---	-----	----	----	-----

Joe Orsulak, L OBP: 0.345, SLG: 0.447 (1, 9) C B X	1-1 HR		2-0 FC4-6 1-2f G4-6-3		2-2 SAFE 1B S 1-3 1B			1-3 K		4	1	2	1	0	1	1
Brady Anderson, L OBP: 0.275, SLG: 0.269 (1, 8) C B B C X	3-2 4-3		0-1 G4-6-3 1-2f		3-3 K 1-2			1-2 4-3		4	0	0	0	0	1	3
Cal Ripken Jr., R OBP: 0.375, SLG: 0.452 (1, 6) C X	0-1 4-3			1-1 6-3			4-2 G4-6-3 BB	3-2 F9		3	0	0	0	1	0	0
Eddie Murray, S OBP: 0.356, SLG: 0.468 (1, 10) C B F F X	1-2 F8			0-0 2B			0-0 G4-6-3 1-2f	0-3 K		4	0	1	0	0	1	1
Larry Sheets, L OBP: 0.298, SLG: 0.329 (1, 7) B X T B C T B		2-2 F8		2-2 SAFE F8			0-1 L4	1-2 6-3		4	0	0	0	0	0	1
Mickey Tettleton, S OBP: 0.322, SLG: 0.431 (1, 2) B B C B X		4-1 BB		1-0 F8			2-1 1B 1B	1-2 L5		3	0	1	0	1	0	1
Jim Traber, L OBP: 0.264, SLG: 0.329 (1, 3) B B C B X		2-2 F9			0-0 6-3		1-2 G4-6-3 1B			3	0	1	0	0	0	1
Rene Gonzales, R OBP: 0.249, SLG: 0.261 (1, 5) (7, 4) X		0-0 G3			1-0 2-3		0-0 F9			3	0	0	0	0	0	3
Billy Ripken, R OBP: 0.265, SLG: 0.264 Rick Schu, R OBP: 0.305, SLG: 0.354 (1, 4) (7, 5) S X			0-1 FC4-6 1B		2-1 1B 1B		1-2 G4-6-3 1-2f			2	0	2	0	0	0	0

Inning Stats	R: 1	H: 1	E: 0	LOB: 0	K: 0	S: 12	R: 0	H: 0	E: 0	LOB: 1	K: 0	S: 11	R: 0	H: 1	E: 0	LOB: 0	K: 0	S: 5	R: 0	H: 1	E: 0	LOB: 1	K: 0	S: 7	R: 0	H: 2	E: 0	LOB: 2	K: 1	S: 10	R: 0	H: 0	E: 0	LOB: 0	K: 0	S: 6	R: 0	H: 2	E: 0	LOB: 1	K: 0	S: 10	R: 0	H: 0	E: 0	LOB: 0	K: 1	S: 14	R: 0	H: 0	E: 0	LOB: 0	K: 1	S: 9	R: 0	H: 0	E: 0	LOB: 0	K: 1	S: 11	1B: 5	SF: 0	2B: 1	SAC: 0	3B: 0	DP: 3	HR: 1	HBP: 0	WP: 0	PA: 33
--------------	------	------	------	--------	------	-------	------	------	------	--------	------	-------	------	------	------	--------	------	------	------	------	------	--------	------	------	------	------	------	--------	------	-------	------	------	------	--------	------	------	------	------	------	--------	------	-------	------	------	------	--------	------	-------	------	------	------	--------	------	------	------	------	------	--------	------	-------	-------	-------	-------	--------	-------	-------	-------	--------	-------	--------

PITCHER	IP	WLS	BF	H	R	ER	SO	BB	IBB	HBP	BLK	WP	HR	S	P	ERA	WHIP
Jim Clancy, R ERA: 4.51 (1, 1)	8.0	W	30	7	1	1	2	2	0	0	0	0	1	75	115	1.12	1.125
Tony Castillo, L ERA: 1.74 (9, 1)	1.0		3	0	0	0	1	0	0	0	0	0	0	9	11	0.00	0.000

BOTTOM

Toronto Blue Jays @ Baltimore Orioles
Memorial Stadium, Baltimore, MD

Fri Sep 09 1988, 7:05 PM EDT
Att: 14,750 - Unknown - 74 F

AB	31
R	1
H	7
RBI	1
BB	2
SO	3
LOB	13



WP	PA	ERA	WHIP
0	33		

livebaseballscorecards.com

Batter	1	2	3	4	5	6	7	8	9	AB R H RBI BB SO LOB	TOP											
Tony Fernandez, S (1, 6) OBP: 0.336, SLG: 0.382	3-1 L9		3-1 1B		3-2 6-3		1-1 6-3		0-0 G3 1B	5 0 2 1 0 0 0												
Lloyd Moseby, L (1, 8) OBP: 0.350, SLG: 0.367	2-0 F8		0-1 FC6-4 1B		0-0 F7		1-2 FC6-4 1B		1-2 G3 1B	5 0 2 0 0 0 1												
Jesse Barfield, R (1, 9) OBP: 0.302, SLG: 0.426 Rick Leach, L (9, PH) OBP: 0.332, SLG: 0.335	3-2 1B 2B		0-1 P4		4-1 BB		1-1 FC6-4 1-2f		0-0 L3	3 1 1 0 1 0 3 1 0 0 0 0 0 1												
George Bell, R (1, 7) OBP: 0.304, SLG: 0.449	1-2 FC6-4 1B		1-1 FC6-4 1-2f		0-0 F9			1-3 K		4 0 1 1 0 1 3												
Pat Borders, R (1, 2) OBP: 0.278, SLG: 0.462 Ernie Whitt, L (8, PH) OBP: 0.347, SLG: 0.398 (8, 2)	1-1 FC6-4 1-2f			0-0 P4		0-0 P6		3-2 P4		3 0 0 0 0 0 1 1 0 0 0 0 0 0												
Cecil Fielder, R (1, 10) OBP: 0.302, SLG: 0.455 Rance Mulliniks, L (8, PH) OBP: 0.392, SLG: 0.487		0-0 5-3		3-3 K		1-1 F7		3-2 4-3		3 0 0 0 0 1 0 1 0 0 0 0 0 0												
Fred McGriff, L (1, 3) OBP: 0.387, SLG: 0.591		0-0 4-3		0-0 1B		2-2 1B			2-2 HR	4 1 3 1 0 0 0												
Kelly Gruber, R (1, 5) OBP: 0.327, SLG: 0.443		2-1 F8		0-1 F7		1-0 F8			3-2 HR	4 1 1 1 0 0 2												
Manuel Lee, S (1, 4) OBP: 0.335, SLG: 0.367			1-0 6-3		0-0 E7 6-3 2B		3-2 F8		1-3 K	4 1 1 0 0 1 0												
Inning Stats	R: 1 E: 0 K: 0 S: 12	H: 2 LOB: 1 BB: 0 P: 22	R: 0 E: 0 K: 0 S: 4	H: 0 LOB: 0 BB: 0 P: 6	R: 0 E: 0 K: 0 S: 9	H: 2 LOB: 2 BB: 0 P: 14	R: 0 E: 0 K: 1 S: 7	H: 1 LOB: 1 BB: 0 P: 10	R: 1 E: 1 K: 0 S: 7	H: 1 LOB: 1 BB: 1 P: 14	R: 0 E: 0 K: 0 S: 7	H: 1 LOB: 1 BB: 0 P: 11	R: 0 E: 0 K: 0 S: 10	H: 1 LOB: 1 BB: 0 P: 16	R: 0 E: 0 K: 1 S: 10	H: 0 LOB: 0 BB: 0 P: 17	R: 2 E: 0 K: 1 S: 20	H: 3 LOB: 1 BB: 0 P: 27	1B: 7 2B: 2 3B: 0 HR: 2	SF: 0 SAC: 0 DP: 0 HBP: 0	WP: 0 PB: 0 SB: 0 CS: 0	PA: 39
PITCHER	IP WLS BF H R ER SO BB IBB HBP BLK WP HR S P ERA WHIP																					
Jeff Ballard, L (1, 1) ERA: 4.1	7.0 W 30 8 2 2 1 1 0 0 0 0 0 0 56 93 2.57 1.286																					
Gregg Olson, R (8, 1) ERA: 2.45	1.0 3 0 0 0 1 0 0 0 0 0 0 0 10 17 0.00 0.000																					
Tom Niedenfuer, R (9, 1) ERA: 3.12	0.1 4 3 2 2 1 0 0 0 0 0 0 2 16 22 54.00 9.000																					
Mark Thurmond, L (9, 1) ERA: 4.62	0.1 1 0 0 0 0 0 0 0 0 0 0 3 4 0.00 0.000																					
Mark Williamson, R (9, 1) ERA: 5.27	0.1 S 1 0 0 0 0 0 0 0 0 0 0 1 1 0.00 0.000																					

Toronto Blue Jays @ Baltimore Orioles
 Memorial Stadium, Baltimore, MD
 Sat Sep 10 1988, 7:05 PM EDT
 Att. 21,945 - Unknown - 77 F

livebaseballscorecards.com

AB	38
R	4
H	11
RBI	4
BB	1
SO	3
LOB	11



Batter	1	2	3	4	5	6	7	8	9
Pete Stanicek, S OBP: 0.323, SLG: 0.311 (1, 7)	2-1 G3-9-1 E 1B		3-3 K		0-0 E SF7 1B	2-3 K			
Billy Ripken, R OBP: 0.263, SLG: 0.262 (1, 4)	1-1 E6 G3-9-1 1-2		1-2 L4		0-1 E5 SF7 2B	0-3 K			
Cal Ripken Jr., R OBP: 0.376, SLG: 0.451 (1, 6)	2-2 G3-9-1 1-2f 2-3		3-2 L8		4-0 SF7 2B IBB		1-1 FC4-6 1B		
Eddie Murray, S OBP: 0.357, SLG: 0.469 (1, 10)	1-0 1B			0-0 FC6-4 1B	1-2 SF7		0-1 FC4-6		
Mickey Tettleton, S OBP: 0.322, SLG: 0.427 (1, 2)	3-2 P6			0-0 F9	4-0 2B SF8 IBB		0-0 F8		
Terry Kennedy, L OBP: 0.280, SLG: 0.314 (7, PH) (8, 2)				0-0 FC6-4	1-1 SF8 2B		1-2 G3		
Butch Davis, R OBP: 0.375, SLG: 0.500 (1, 9)		1-0 F8		0-0 FC6-4	1-3 2-H 3-H 2B				
Joe Orsulak, L OBP: 0.345, SLG: 0.450 (5, PH) (6, 9)		1-2 P2		2-0 F9	2-2 SF8		3-3 K		
Ken Gerhart, R OBP: 0.245, SLG: 0.332 (1, 8)							1-0 4-3		
Jim Traber, L OBP: 0.267, SLG: 0.332 (1, 3)		4-0 BB							
Rick Schu, R OBP: 0.304, SLG: 0.352 (1, 5)		1-2 4-3			0-0 S E 1B 1B	0-3 K		1-1 F9	

Inning Stats	R: 1	H: 2	E: 1	K: 0	S: 11	LOB: 1	BB: 0	P: 20	R: 0	H: 0	E: 0	K: 0	S: 8	LOB: 1	BB: 1	P: 15	R: 0	H: 0	E: 0	K: 1	S: 12	LOB: 0	BB: 0	P: 19	R: 0	H: 1	E: 0	K: 0	S: 4	LOB: 1	BB: 0	P: 6	R: 6	H: 4	E: 1	K: 0	S: 18	LOB: 1	BB: 2	P: 32	R: 0	H: 0	E: 0	K: 3	S: 9	LOB: 0	BB: 0	P: 11	R: 0	H: 1	E: 0	K: 0	S: 8	LOB: 1	BB: 0	P: 10	R: 0	H: 0	E: 0	K: 1	S: 6	LOB: 0	BB: 0	P: 11
--------------	------	------	------	------	-------	--------	-------	-------	------	------	------	------	------	--------	-------	-------	------	------	------	------	-------	--------	-------	-------	------	------	------	------	------	--------	-------	------	------	------	------	------	-------	--------	-------	-------	------	------	------	------	------	--------	-------	-------	------	------	------	------	------	--------	-------	-------	------	------	------	------	------	--------	-------	-------

PITCHER	IP	WLS	BF	H	R	ER	SO	BB	IBB	HBP	BLK	WP	HR	S	P	ERA	WHIP
Jeff Musselman, L ERA: 3.36 (1, 1)	4.1	L	23	6	7	4	1	1	2	0	0	0	0	45	80	8.31	1.615
Frank Wills, R ERA: 6.11 (5, 1)	2.2		10	2	0	0	3	0	0	0	0	0	0	25	33	0.00	0.750
Mark Eichhorn, R ERA: 4.19 (8, 1)	1.0		3	0	0	0	1	0	0	0	0	0	0	6	11	0.00	0.000

AB R H RBI BB SO LOB

4 2 2 1 0 2 0

4 1 0 0 0 1 2

3 1 1 0 1 0 2

3 0 2 2 0 0 1

2 1 0 0 1 0 2

1 0 0 0 0 0 1

2 0 0 0 0 0 1

2 0 1 2 0 0 1

3 0 0 1 0 1 1

3 1 1 0 1 0 1

4 1 1 0 0 1 1

AB 31

R 7

H 8

RBI 6

BB 3

SO 5

LOB 13

WP: 0 PA: 36

PB: 0

SB: 2

CS: 0

WP: 0

PA: 36

ERA WHIP

Toronto Blue Jays @ Baltimore Orioles

Memorial Stadium, Baltimore, MD

Sat Sep 10 1988, 7:05 PM EDT

Att: 21,945 - Unknown - 77 F



livebaseballscorecards.com

Batter	1	2	3	4	5	6	7	8	9	AB R H RBI BB SO LOB	TOP																
Gary Pettis, S OBP: 0.285, SLG: 0.272 (1, 8)	2-1 F9		1-0 F9			3-2 F8	4-2 BB	1-1 G4-3		4 0 0 0 1 0 3																	
Luis Salazar, R OBP: 0.295, SLG: 0.386 Fred Lynn, L OBP: 0.302, SLG: 0.475 (7, PH) (7, 7)	3-2 F9		1-1 F3			1-0 HR 2B	1-2 F5		1-0 HR	3 1 1 0 0 0 0 2 1 1 1 0 0 2																	
Alan Trammell, R OBP: 0.374, SLG: 0.477 (1, 6)	3-3 K			1-1 F9		4-0 HR IBB	1-2 P6		2-3 K	4 1 0 0 1 2 2																	
Chet Lemon, R OBP: 0.350, SLG: 0.419 (1, 9)		1-3 K		1-1 G4-3		2-2 HR 1-H 2-H		4-1 SH1-4 1B BB	4-2 G5-3 BB	3 2 1 3 2 1 0																	
Ray Knight, R OBP: 0.275, SLG: 0.292 (1, 3)		3-2 2B		0-0 G5-3		2-2 1B		1 SAFE 0-1 SH1-4	1 SAFE 0-0 G5-3	4 1 2 0 0 0 1																	
Larry Herndon, R OBP: 0.308, SLG: 0.306 Darrell Evans, L OBP: 0.335, SLG: 0.357 Pat Sheridan, L OBP: 0.342, SLG: 0.409 (1, 10) (8, PH) (8, PR)		1-1 2B			3-1 F8	1-1 1B		0-2 BB 1B	3-3 K	3 0 2 1 0 0 0 1 0 1 1 0 0 0 1 0 0 0 0 1 1																	
Mike Heath, R OBP: 0.321, SLG: 0.390 Matt Nokes, L OBP: 0.309, SLG: 0.422 (1, 2) (8, PH) (8, 2)		0-2 F9			1-2 F7	1-1 G6-3		4-0 BB IBB		3 0 0 0 0 0 3 0 0 0 0 1 0 0																	
Tom Brookens, R OBP: 0.319, SLG: 0.359 (1, 5)		0-1 G5-3			2-1 G6-3		1-0 SH1-4 1B	1-2 F7		4 0 1 0 0 0 3																	
Jim Walewander, S OBP: 0.257, SLG: 0.246 Dwayne Murphy, L OBP: 0.374, SLG: 0.374 Torey Lovullo, S OBP: 0.500, SLG: 0.400 (1, 4) (8, PH) (8, 4)			0-2 F7			3-3 K	0-0 SH1-4	4-2 BB		2 0 0 0 0 1 0 0 0 0 0 1 0 0 0 0 0 0 0 0 0																	
Inning Stats	R: 0 E: 0 K: 1 S: 11	H: 0 LOB: 0 BB: 0 P: 19	R: 1 E: 0 K: 1 S: 16	H: 2 LOB: 1 BB: 0 P: 21	R: 0 E: 0 K: 0 S: 6	H: 0 LOB: 0 BB: 0 P: 8	R: 0 E: 0 K: 0 S: 5	H: 0 LOB: 0 BB: 0 P: 7	R: 0 E: 0 K: 0 S: 7	H: 0 LOB: 0 BB: 0 P: 13	R: 3 E: 0 K: 1 S: 20	H: 4 LOB: 2 BB: 1 P: 37	R: 0 E: 0 K: 0 S: 11	H: 1 LOB: 2 BB: 1 P: 18	R: 1 E: 0 K: 0 S: 13	H: 1 LOB: 3 BB: 3 P: 27	R: 1 E: 0 K: 2 S: 12	H: 1 LOB: 1 BB: 1 P: 22	1B: 4 2B: 3 3B: 0 HR: 2	SF: 0 SAC: 2 DP: 0 HBP: 0	WP: 0 PB: 0 SB: 0 CS: 0	PA: 42					
PITCHER	IP WLS BF H R ER SO BB IBB HBP BLK WP HR S P ERA WHIP																										
Jimmy Key, L ERA: 3.23 (1, 1)	6.0		25	6	4	4	3	0	1	0	0	0	1	65	105	6.00	1.000										
Todd Stottliemyre, R ERA: 5.29 (7, 1)	0.1		3	1	0	0	0	1	0	0	0	0	0	5	10	0.00	6.000										
Tony Castillo, L ERA: 1.64 (7, 1)	0.2		2	0	0	0	0	0	0	0	0	0	0	6	8	0.00	0.000										
Tom Henke, R ERA: 2.97 (8, 1)	1.2	L	11	2	2	2	1	3	1	0	0	0	1	22	43	10.80	3.000										
John Cerutti, L ERA: 3.42 (9, 1)	0.1		1	0	0	0	1	0	0	0	0	0	0	3	6	0.00	0.000										

Detroit Tigers @ Toronto Blue Jays
Exhibition Stadium, Toronto, ON

Mon Sep 12 1988, 7:05 PM EDT
Att. 31,354 - Unknown - 64 F

AB	34
R	6
H	9
RBI	6
BB	6
SO	5
LOB	15



livebaseballscorecards.com

Batter	1	2	3	4	5	6	7	8	9	AB R H RBI BB SO LOB	TOP											
Gary Pettis, S (1, 8) OBP: 0.283, SLG: 0.270	0-1 F8		1-0 L8		1-1 FC6-4 1B		1-3 K			4 0 0 0 0 1 2												
Dave Bergman, L (1, 3) OBP: 0.384, SLG: 0.424	2-2 L5		0-0 G5-3		2-1 BB 1-3 1B		1-2 G3			4 0 1 1 0 0 0												
Alan Trammell, R (1, 6) OBP: 0.375, SLG: 0.477 Luis Salazar, R (1, PR) OBP: 0.298, SLG: 0.386 Chris Bando, S (1, 6)	3-2 HBP		1-3 K		4-2 BB 1-2 BB			0-0 G6-4-3 1B		0 0 0 0 0 0 0 2 0 1 0 1 1 0												
Fred Lynn, L (1, 7) OBP: 0.304, SLG: 0.474 Scott Lusader, L (8, PR) OBP: 0.143, SLG: 0.333 (8, 7)	1-1 F4			4-2 FC5-4 BB	1-0 G3			2-1 G6-4-3 1B 1-2 G6-4-3 1B		3 0 1 0 1 0 4 0 0 0 0 0 0 0												
Matt Nokes, L (1, 2) OBP: 0.309, SLG: 0.424 Mike Heath, R (8, PH) OBP: 0.320, SLG: 0.388 Chris Bando, S (8, 2) OBP: 0.217, SLG: 0.181		3-1 G4-3		2-1 FC5-4 1-2f		2-2 F8 2B		0-1 G6-4-3 1-2f 2-3		3 0 1 0 0 0 1 1 0 0 0 0 0 2 0 0 0 0 0 0 0												
Darrell Evans, L (1, 10) OBP: 0.333, SLG: 0.354 Ray Knight, R (8, PH) OBP: 0.274, SLG: 0.291		1-1 E4 FC3-6		2-3 K		1-1 F8 2-3		2-2 G5-3		3 0 0 0 0 1 2 1 0 0 0 0 0 2												
Chet Lemon, R (1, 9) OBP: 0.348, SLG: 0.416 Bill Bean, L (8, 9) OBP: 0.250, SLG: 0.500		1-1 FC3-6 1-2f		1-1 F9		1-3 K			2-1 4-3	3 0 0 0 0 1 3 1 0 0 0 0 0 0	AB 33											
Tom Brookens, R (1, 5) OBP: 0.319, SLG: 0.359 Torey Lovullo, S (8, 5) OBP: 0.429, SLG: 0.333		2-2 G1-3			2-1 FC4-6 1B	0-0 G6-3			0-1 F7	3 0 1 0 0 0 2 1 0 0 0 0 0 0	RBI 1											
Jim Walewander, S (1, 4) OBP: 0.257, SLG: 0.254			2-1 BLK G5-3 2B		1-0 FC4-6 1-2f		1-2 P5		2-1 G4-3	4 1 1 0 0 0 1	BB 2											
Inning Stats	R: 0 E: 0 K: 0 S: 9	H: 0 LOB: 1 BB: 0 P: 15	R: 0 E: 1 K: 0 S: 9	H: 0 LOB: 1 BB: 0 P: 16	R: 1 E: 0 K: 1 S: 7	H: 1 LOB: 0 BB: 0 P: 11	R: 0 E: 0 K: 1 S: 10	H: 0 LOB: 1 BB: 1 P: 19	R: 0 E: 0 K: 1 S: 10	H: 2 LOB: 3 BB: 1 P: 21	R: 0 E: 0 K: 1 S: 9	H: 1 LOB: 1 BB: 0 P: 13	R: 0 E: 0 K: 1 S: 10	H: 0 LOB: 0 BB: 0 P: 13	R: 0 E: 0 K: 0 S: 9	H: 2 LOB: 2 BB: 0 P: 13	R: 0 E: 0 K: 0 S: 6	H: 0 LOB: 0 BB: 0 P: 10	1B: 4 2B: 2 3B: 0 HR: 0	SF: 0 SAC: 0 DP: 1 HBP: 1	WP: 0 PB: 0 SB: 0 CS: 0	PA: 36
PITCHER	IP WLS BF H R ER SO BB IBB HBP BLK WP HR S P ERA WHIP																					
Dave Stieb, R (1, 1) ERA: 3.49	7.0 W 31 6 1 1 4 2 0 0 1 1 0 0 67 113 1.29 1.143																					
Tony Castillo, L (8, 1) ERA: 1.5	1.0 2 0 0 0 0 0 0 0 0 0 0 0 6 8 0.00 0.000																					
Mark Eichhorn, R (9, 1) ERA: 4.12	1.0 3 0 0 0 0 0 0 0 0 0 0 0 6 10 0.00 0.000																					

Detroit Tigers @ Toronto Blue Jays
Exhibition Stadium, Toronto, ON

Tue Sep 13 1988, 7:05 PM EDT
Att. 32,141 - Unknown - 61 F

livebaseballscorecards.com



Batter	1	2	3	4	5	6	7	8	9
Tony Fernandez, S OBP: 0.336, SLG: 0.381 Alexis Infante, R OBP: 0.200, SLG: 0.111	0-3 K	4-2 S BB	3-2 F X 2-3 3-H 1B			0-0 G3-1	4-1 BB		
Lloyd Moseby, L OBP: 0.349, SLG: 0.375 Rob Ducey, L OBP: 0.231, SLG: 0.269	3-1 1B 3B	3-3 K	2-1 F8			4-1 BB	0-2 G4-3		
Fred McGriff, L OBP: 0.382, SLG: 0.579	1-0 G3 1B		0-0 F9	2-2 G4-3		1-1 G4-3		0-0 G5-3	
George Bell, R OBP: 0.309, SLG: 0.453 Sil Campusano, R OBP: 0.273, SLG: 0.343	3-0 G3 1B		0-1 HR 1B	1-2 G6-3			1-2 BB HR 1B	1-1 L8	
Ernie Whitt, L OBP: 0.348, SLG: 0.403 Sal Butera, R OBP: 0.246, SLG: 0.350	3-2 G3		0-0 HR	1-3 K			4-2 SAFE HR BB	4-1 BB	
Rance Mulliniks, L OBP: 0.393, SLG: 0.484 Pat Borders, R OBP: 0.281, SLG: 0.467	4-0 IBB		0-2 WP BLK 1B		2-3 K		4-2 HR BB	0-0 L4	
Jesse Barfield, R OBP: 0.305, SLG: 0.441	1-1 L9		1-1 BLK WP 1B		2-2 L7		0-1 HR		
Kelly Gruber, R OBP: 0.328, SLG: 0.442		1-2 F7	4-2 1B BLK BB		1-2 G5-3		0-1 G6-3		
Manuel Lee, S OBP: 0.331, SLG: 0.360		2-3 K	0-3 K			2-3 K2-3	0-0 G6-3		

AB	R	H	RBI	BB	SO	LOB
3	0	1	1	2	1	0
0	0	0	0	0	0	0
4	1	1	0	1	1	4
0	0	0	0	0	0	0
5	0	1	1	0	0	1
5	2	3	0	0	0	0
0	0	0	0	0	0	0
3	2	1	2	2	1	2
0	0	0	0	0	0	0
2	1	1	0	1	1	0
1	1	0	0	1	0	1
4	2	2	4	0	0	3
3	0	0	0	1	0	0
4	0	0	0	0	3	2

BOTTOM

Detroit Tigers @ Toronto Blue Jays
Exhibition Stadium, Toronto, ON
Tue Sep 13 1988, 7:05 PM EDT
Att: 32,141 - Unknown - 61 F

livebaseballscorecards.com

AB	34
R	9
H	10
RBI	8
BB	8
SO	7
LOB	13



1B:	7	SF:	0
2B:	0	SAC:	0
3B:	1	DP:	0
HR:	2	HBP:	0

WP:	1	PA:	42
PB:	0		
SB:	1		
CS:	0		

Inning Stats	R	H	E	K	S	R	H	E	K	S	R	H	E	K	S	R	H	E	K	S	R	H	E	K	S
Ted Power, R ERA: 6.04	1	3	0	1	2	0	0	0	1	1	0	0	0	1	1	0	0	0	1	1	0	0	0	1	1
Don Heinkel, R ERA: 3.96	0	0	0	2	2	0	1	1	1	0	0	0	0	0	0	0	0	0	0	0	0	0	0	0	0
Paul Gibson, L ERA: 3.07	0	0	0	1	1	0	0	0	0	0	0	0	0	0	0	0	0	0	0	0	0	0	0	0	0

PITCHER	IP	WLS	BF	H	R	ER	SO	BB	IBB	HBP	BLK	WP	HR	S	P	ERA	WHIP
Ted Power, R	2.1	L	16	7	5	5	3	1	1	0	0	1	0	33	59	19.29	3.429
Don Heinkel, R	3.2		15	2	1	1	4	2	0	0	1	1	0	48	74	2.46	1.091
Paul Gibson, L	2.0		11	1	3	3	0	4	0	0	0	0	1	20	37	13.50	2.500

Batter	1	2	3	4	5	6	7	8	9	AB R H RBI BB SO LOB	TOP
Bill Bean, L (1, 8) OBP: 0.182, SLG: 0.364 Gary Pettis, S (8, PH) OBP: 0.282, SLG: 0.269 (8, 8)	0-2 5-3 		0-0 F7 			1-2 F6 		0-0 6-3 		3 0 0 0 0 0 1 1 0 0 0 0 0 1	
Dave Bergman, L (1, 3) OBP: 0.383, SLG: 0.423 Ray Knight, R (8, PH) OBP: 0.273, SLG: 0.290 (8, 3)	1-1 		2-0 4-3 			1-1 G6-3 		0-1 G3 		3 0 1 0 0 0 1 1 0 0 0 0 0 1	
Fred Lynn, L (1, 7) OBP: 0.304, SLG: 0.480	1-3 K 									4 1 1 1 0 2 1	
Matt Nokes, L (1, 2) OBP: 0.309, SLG: 0.422	1-3 K 									4 1 1 0 0 2 1	
Darrell Evans, L (1, 10) OBP: 0.334, SLG: 0.356										HR 	
Chet Lemon, R (1, 9) OBP: 0.345, SLG: 0.413										K 	
Luis Salazar, R (1, 6) OBP: 0.302, SLG: 0.391										6-3 	
Tom Brookens, R (1, 5) OBP: 0.319, SLG: 0.358										4-3 	
Jim Walewander, S (1, 4) OBP: 0.261, SLG: 0.257										1B 	
Inning Stats	R: 0 H: 1 E: 0 LOB: 1 K: 2 BB: 0 S: 12 P: 15	R: 0 H: 2 E: 0 LOB: 1 K: 1 BB: 0 S: 10 P: 16	R: 0 H: 0 E: 0 LOB: 0 K: 1 BB: 0 S: 5 P: 8	R: 0 H: 0 E: 0 LOB: 0 K: 0 BB: 0 S: 6 P: 9	R: 0 H: 1 E: 0 LOB: 0 K: 0 BB: 0 S: 7 P: 10	R: 0 H: 1 E: 0 LOB: 0 K: 0 BB: 0 S: 8 P: 9	R: 1 H: 3 E: 0 LOB: 2 K: 1 BB: 0 S: 12 P: 21	R: 0 H: 1 E: 0 LOB: 1 K: 0 BB: 0 S: 6 P: 6	R: 1 H: 1 E: 0 LOB: 0 K: 1 BB: 0 S: 14 P: 19	1B: 9 SF: 0 2B: 0 SAC: 1 3B: 0 DP: 3 HR: 1 HBP: 0	WP: 0 PA: 33 PB: 0 SB: 0 CS: 0
PITCHER Jim Clancy, R (1, 1) ERA: 4.38 John Cerutti, L (8, 1) ERA: 3.41 Duane Ward, R (8, 1) ERA: 3.32	IP WLS BF H R ER SO BB IBB HBP BLK WP HR S P ERA WHIP 7.1 0 27 9 1 1 5 0 0 0 0 0 0 63 91 1.23 1.227 0.1 0 1 0 0 0 0 0 0 0 0 0 0 1 1 0.00 0.000 1.1 W 5 1 1 1 1 0 0 0 0 0 0 1 16 21 6.75 0.750	PITCHER IP WLS BF H R ER SO BB IBB HBP BLK WP HR S P ERA WHIP									

Detroit Tigers @ Toronto Blue Jays
 Exhibition Stadium, Toronto, ON
 Wed Sep 14 1988, 7:05 PM EDT
 Att: 32,469 - Unknown

livebaseballscorecards.com

AB	32
R	2
H	10
RBI	2
BB	0
SO	6
LOB	12



BOTTOM

Detroit Tigers @ Toronto Blue Jays
 Exhibition Stadium, Toronto, ON

Wed Sep 14 1988, 7:05 PM EDT
 Att. 32,469 - Unknown

livebaseballscorecards.com

AB	27
R	3
H	4
RBI	1
BB	7
SO	4
LOB	14



WP: 2	PA: 34
PB: 0	
SB: 0	
CS: 0	

AB	R	H	RBI	BB	SO	LOB
3	1	1	0	1	0	1
1	1	0	0	1	0	1
1	0	0	0	0	0	0
0	0	0	0	1	0	0
0	0	0	0	0	0	0
3	0	0	0	1	1	4
4	0	2	1	0	0	0
4	0	0	0	0	2	4
3	0	0	0	1	1	0
3	0	1	0	0	0	0
0	0	0	0	0	0	0
1	0	0	0	0	0	3
3	0	0	0	0	0	1
1	1	0	0	2	0	0
1B: 3	SF: 0					
2B: 1	SAC: 0					
3B: 0	DP: 1					
HR: 0	HBP: 0					

Batter	1	2	3	4	5	6	7	8	9									
Tony Fernandez, S OBP: 0.337, SLG: 0.381 (1, 6)	1-1 6-3		4-1 FC6-4 BB		0-0 G4-6-3			0-0 1B WP 1-3 WP 1B										
Lloyd Moseby, L OBP: 0.349, SLG: 0.374 (1, 8)	4-2 G3 BB		2-0 FC6-4 1B BB 1-2f			1-2 F5		4-2 WP 1B 1-2 BB										
Rob Ducey, L OBP: 0.222, SLG: 0.259 (5, 8)																		
Rance Mulliniks, L OBP: 0.394, SLG: 0.484 (8, PH)																		
Sil Campusano, R OBP: 0.273, SLG: 0.343 (8, PR)																		
Fred McGriff, L OBP: 0.381, SLG: 0.575 (1, 3)	0-0 G3		4-1 1B BB 1-2			1-0 F8		2-3 K										
George Bell, R OBP: 0.310, SLG: 0.453 (1, 7)	2-1 E1		1-0 1B 1-3 2-3			2-1 5-3		0-1 WP 1-2 2-3 1B										
Ernie Whitt, L OBP: 0.344, SLG: 0.398 (1, 2)	2-3 K			0-1 3-1			1-0 4-3	1-3 K										
Jesse Barfield, R OBP: 0.305, SLG: 0.438 (1, 9)		2-1 F8		1-1 6-3			2-3 K	4-1 1-2 2-3 IBB										
Rick Leach, L OBP: 0.332, SLG: 0.340 (1, 10)		0-1 G3		0-1 F8			2-0 2B	0-1 G3										
Alexis Infante, R OBP: 0.200, SLG: 0.111 (7, PR)																		
Nelson Liriano, S OBP: 0.273, SLG: 0.311 (8, PH)																		
Kelly Gruber, R OBP: 0.326, SLG: 0.440 (1, 5)		0-1 6-3			0-0 4-3													
Manuel Lee, S OBP: 0.333, SLG: 0.359 (1, 4)			1-2 4-3		4-2 G4-6-3 BB			4-2 1B 1B BB										
Inning Stats	R: 1 E: 1 K: 1 S: 12	H: 0 LOB: 1 BB: 1 P: 21	R: 0 E: 0 K: 0 S: 6	H: 0 LOB: 0 BB: 0 P: 8	R: 0 E: 0 K: 0 S: 7	H: 1 LOB: 3 BB: 2 P: 19	R: 0 E: 0 K: 0 S: 6	H: 0 LOB: 0 BB: 0 P: 7	R: 0 E: 0 K: 0 S: 5	H: 0 LOB: 0 BB: 1 P: 9	R: 0 E: 0 K: 1 S: 6	H: 1 LOB: 1 BB: 0 P: 11	R: 2 E: 0 K: 2 S: 17	H: 2 LOB: 3 BB: 3 P: 32	1B: 3 2B: 1 3B: 0 HR: 0	SF: 0 SAC: 0 DP: 1 HBP: 0	WP: 2 PB: 0 SB: 0 CS: 0	PA: 34

PITCHER	IP	WLS	BF	H	R	ER	SO	BB	IBB	HBP	BLK	WP	HR	S	P	ERA	WHIP
Walt Terrell, R ERA: 3.97 (1, 1)	7.0	L	29	3	3	2	2	6	0	0	0	1	0	54	99	2.57	1.286
Willie Hernandez, L ERA: 3.45 (8, 1)	0.1		1	0	0	0	1	0	0	0	0	0	0	3	5	0.00	0.000
Mike Henneman, R ERA: 1.98 (8, 1)	0.2		4	1	0	0	1	0	1	0	0	1	0	8	13	0.00	1.500

Batter	1	2	3	4	5	6	7	8	9	AB R H RBI BB SO LOB	TOP
Julio Franco, R (1, 4) OBP: 0.361, SLG: 0.413 	4-0 		1-1 FC1-6-5 			3-2 FC6-4 			0-1 G6-4-3 	3 0 0 0 1 0 3	
Reggie Williams, R (1, 7) OBP: 0.250, SLG: 0.417 Mel Hall, L (9, PH) OBP: 0.321, SLG: 0.407 	0-3 K 		1-1 6-3 			1-0 G6-3 			3-3 K 	3 0 0 0 0 1 3 1 0 0 0 0 1 0	
Joe Carter, R (1, 8) OBP: 0.320, SLG: 0.494 	3-1 F8-3 			0-1 5-3 			1-1 F6 			3 0 0 0 0 0 1	
Cory Snyder, R (1, 9) OBP: 0.326, SLG: 0.489 		0-2 L5 		1-3 K2-3 			0-0 F9 			3 0 0 0 0 1 0	
Luis Medina, R (1, 3) OBP: 0.400, SLG: 0.870 		2-2 L5 		2-3 K 			1-2 6-3 			3 0 0 0 0 1 0	
Brook Jacoby, R (1, 5) OBP: 0.304, SLG: 0.338 		1-1 		1-1 			0-1 F8 			3 0 2 0 0 0 0	
Carmen Castillo, R (1, 10) OBP: 0.281, SLG: 0.335 		0-1 F7 		0-1 G6-4-3 			0-1 F8 			3 0 0 0 0 0 2	
Ron Tingley, R (1, 2) OBP: 0.240, SLG: 0.304 			3-1 F8 		1-3 K 			2-1 6-3 		3 0 0 0 0 1 0	
Jay Bell, R (1, 6) OBP: 0.286, SLG: 0.273 Terry Francona, L (9, PH) OBP: 0.338, SLG: 0.377 			0-0 			0-1 			0-0 	2 0 2 0 0 0 0 1 0 1 0 0 0 0	
Inning Stats	R: 0 H: 0 E: 0 LOB: 0 K: 1 BB: 1 S: 5 P: 12	R: 0 H: 1 E: 0 LOB: 1 K: 0 BB: 0 S: 10 P: 13	R: 0 H: 1 E: 0 LOB: 1 K: 0 BB: 0 S: 7 P: 12	R: 0 H: 0 E: 0 LOB: 0 K: 2 BB: 0 S: 8 P: 11	R: 0 H: 1 E: 0 LOB: 0 K: 1 BB: 0 S: 7 P: 9	R: 0 H: 1 E: 0 LOB: 0 K: 0 BB: 0 S: 6 P: 10	R: 0 H: 0 E: 0 LOB: 0 K: 0 BB: 0 S: 7 P: 9	R: 0 H: 0 E: 0 LOB: 0 K: 0 BB: 0 S: 6 P: 8	R: 0 H: 1 E: 0 LOB: 0 K: 1 BB: 0 S: 6 P: 9	1B: 4 SF: 0 2B: 2 SAC: 0 3B: 0 DP: 4 HR: 0 HBP: 0	WP: 0 PA: 29 PB: 0 SB: 0 CS: 0
PITCHER Jeff Musselman, L (1, 1) ERA: 2.96 Tom Henke, R (9, 1) ERA: 2.92	IP WLS BF H R ER SO BB IBB HBP BLK WP HR S P ERA WHIP 8.0 W 26 4 0 0 4 1 0 0 0 0 0 0 56 84 0.00 0.625 1.0 S 3 1 0 0 1 0 0 0 0 0 0 0 6 9 0.00 1.000	PITCHER IP WLS BF H R ER SO BB IBB HBP BLK WP HR S P ERA WHIP									

Cleveland Indians @ Toronto Blue Jays
 Exhibition Stadium, Toronto, ON
 Thu Sep 15 1988, 7:05 PM EDT
 Att. 28,544 - Unknown

livebaseballscorecards.com

AB 28
R 0
H 5
RBI 0
BB 1
SO 5
LOB 9



BOTTOM

Cleveland Indians @ Toronto Blue Jays
Exhibition Stadium, Toronto, ON
Thu Sep 15 1988, 7:05 PM EDT
Att. 28,544 - Unknown

livebaseballscorecards.com

AB	28
R	3
H	7
RBI	3
BB	5
SO	6
LOB	17



WP:	1	PA:	34
PB:	0	SB:	3
CS:	0		

AB R H RBI BB SO LOB

3	0	1	1	1	0	0
2	1	0	0	2	0	2
4	0	1	1	0	2	3
4	0	1	0	0	0	1
3	1	1	0	0	0	1
1	0	1	0	2	0	0
0	0	0	0	0	0	0
1	0	0	0	0	1	1
4	0	1	0	0	2	3
3	0	0	1	0	1	3
3	1	1	0	0	0	3

1B:	5	SF:	0
2B:	2	SAC:	1
3B:	0	DP:	1
HR:	0	HBP:	0

WP: 1 PA: 34

IP	WLS	BF	H	R	ER	SO	BB	IBB	HBP	BLK	WP	HR	S	P	ERA	WHIP
----	-----	----	---	---	----	----	----	-----	-----	-----	----	----	---	---	-----	------

Batter	1	2	3	4	5	6	7	8	9
Tony Fernandez, S OBP: 0.338, SLG: 0.382 (1, 6)	4-2 FC6-5 S BB		0-0 G3		3-0 1-3 1-H 2B		3-2 1-3		
Lloyd Moseby, L OBP: 0.350, SLG: 0.372 (1, 8)	2-1 FC6-5 S 1B		4-2 BB		1-1 1-3		4-0 G3-6-3 BB		
Fred McGriff, L OBP: 0.380, SLG: 0.572 (1, 3)	2-2 1B		1-3 K		0-3 K		3-0 G3-6-3		
George Bell, R OBP: 0.310, SLG: 0.451 (1, 7)	2-2 L4			0-0 5-3		1-1 1-3		0-1 WP SH1 1B	
Ernie Whitt, L OBP: 0.344, SLG: 0.398 (1, 2)	1-2 F4			3-1 2-3		1-0 1B FC6-4 1B		0-0 SH1	
Rance Mulliniks, L OBP: 0.399, SLG: 0.489 Pat Borders, R OBP: 0.281, SLG: 0.467 Rick Leach, L OBP: 0.330, SLG: 0.339 (1, 10)		0-1 6-3 2B		4-2 BB		4-1 FC6-4 1B BB		1-3 K	
Jesse Barfield, R OBP: 0.305, SLG: 0.436 (1, 9)		1-3 K		3-3 K		2-2 FC6-4 1B		2-1 L4	
Kelly Gruber, R OBP: 0.324, SLG: 0.437 (1, 5)		3-2 6-3 2B			3-3 K		2-2 FC6-4		
Nelson Liriano, S OBP: 0.273, SLG: 0.311 (1, 4)		1-0 4-3			0-0 2B 1B		1-0 F9		

Inning Stats	R: 1 E: 0 K: 0 S: 17	H: 1 LOB: 1 BB: 1 P: 28	R: 0 E: 0 K: 1 S: 11	H: 1 LOB: 1 BB: 0 P: 16	R: 0 E: 0 K: 1 S: 6	H: 0 LOB: 0 BB: 1 P: 11	R: 0 E: 0 K: 1 S: 11	H: 0 LOB: 1 BB: 1 P: 21	R: 1 E: 0 K: 2 S: 12	H: 2 LOB: 1 BB: 0 P: 18	R: 0 E: 0 K: 0 S: 5	H: 0 LOB: 0 BB: 1 P: 15	R: 0 E: 0 K: 1 S: 8	H: 1 LOB: 1 BB: 0 P: 11
--------------	-------------------------------	----------------------------------	-------------------------------	----------------------------------	------------------------------	----------------------------------	-------------------------------	----------------------------------	-------------------------------	----------------------------------	------------------------------	----------------------------------	------------------------------	----------------------------------

PITCHER	IP	WLS	BF	H	R	ER	SO	BB	IBB	HBP	BLK	WP	HR	S	P	ERA	WHIP
Mike Walker, R ERA: 3.24 (1, 1)	6.0	L	27	6	3	3	5	4	0	0	0	0	0	68	116	4.50	1.667
Scott Bailes, L ERA: 4.88 (7, 1)	1.1		5	1	0	0	0	1	0	0	0	0	0	8	18	0.00	1.500
Don Gordon, R ERA: 4.17 (8, 1)	0.2		2	0	0	0	1	0	0	0	0	1	0	5	8	0.00	0.000

Batter	1	2	3	4	5	6	7	8	9	10	AB R H RBI BB SO LOB	TOP												
Julio Franco, R (1, 4) OBP: 0.359, SLG: 0.409	0-1 1-3		2-3 K		3-2 6-3	1-2 3-1			4-0 6-3 F7 BB	2-3 K	5 0 0 0 1 2 7													
Reggie Williams, R (1, 7) OBP: 0.200, SLG: 0.333 Mel Hall, L (7, PH) OBP: 0.322, SLG: 0.406	0-1 4-3		1-0 FC5 2B E		0-2 6-3		4-2 2B 1B BB		0-0 F7 1-2		3 1 0 0 0 0 2 1 1 0 0 1 0 1													
Joe Carter, R (1, 8) OBP: 0.324, SLG: 0.504	2-2 1B		0-1 E 1-3 2-H 2B		3-1 3B		1-2 1B 1-3 2B		1-1 6-3 2-3		5 0 4 1 0 0 1													
Cory Snyder, R (1, 9) OBP: 0.327, SLG: 0.487	0-1 F9		2-2 E6 2-3 3-H		2-3 K		0-2 1B 2-3 3-H		4-0 IBB		4 0 1 1 1 1 3													
Luis Medina, R (1, 3) OBP: 0.345, SLG: 0.741 Willie Upshaw, L (9, PH) OBP: 0.337, SLG: 0.380		0-0 6-3	1-3 K		1-1 5-3		3-3 K		1-3 K		4 0 0 0 0 2 3 1 0 0 0 0 1 2													
Brook Jacoby, R (1, 5) OBP: 0.303, SLG: 0.337		1-3 K		0-1 6-3		1-0 1B 1B 1B		1-3 K		1-2 F8	5 0 1 0 0 2 1													
Carmen Castillo, R (1, 10) OBP: 0.281, SLG: 0.333 Dave Clark, L (10, PH) OBP: 0.348, SLG: 0.398		1-0 F4		2-0 L8		1-0 1B 1-2 1B		0-0 F3		3-2 BB 1B	4 0 1 0 0 0 0 1 0 1 0 0 0 0													
Andy Allanson, R (1, 2) OBP: 0.290, SLG: 0.304 Terry Francona, L (8, PH) OBP: 0.337, SLG: 0.375 Ron Tingley, R (8, 2) OBP: 0.231, SLG: 0.292			1-0 FC5 1B 1B	2-0 1B		1-1 L8		0-3 K2-3		1-3 K	3 0 2 0 0 0 2 1 0 0 0 0 1 0 1 0 0 0 0 1 1													
Jay Bell, R (1, 6) OBP: 0.290, SLG: 0.278 Ron Kittle, R (10, PH) OBP: 0.324, SLG: 0.536 Paul Zuvella, R (10, PR) OBP: 0.286, SLG: 0.277			0-0 FC5 2B 1B	0-3 K		1-0 1B 1-2 2-3		2-1 4-3		4-1 BB	4 1 2 0 0 1 1 0 0 0 0 1 0 0 0 0 0 0 0 0 0													
Inning Stats	R: 0 E: 0 K: 0 S: 9	H: 1 LOB: 1 BB: 0 P: 11	R: 0 E: 0 K: 1 S: 5	H: 0 LOB: 0 BB: 0 P: 7	R: 2 E: 1 K: 2 S: 14	H: 3 LOB: 2 BB: 0 P: 21	R: 0 E: 0 K: 1 S: 7	H: 1 LOB: 1 BB: 0 P: 11	R: 0 E: 0 K: 1 S: 13	H: 1 LOB: 1 BB: 0 P: 21	R: 1 E: 0 K: 2 S: 18	H: 2 LOB: 1 BB: 1 P: 27	R: 0 E: 0 K: 1 S: 6	H: 0 LOB: 0 BB: 0 P: 8	R: 0 E: 0 K: 1 S: 7	H: 0 LOB: 2 BB: 2 P: 17	R: 0 E: 0 K: 2 S: 14	H: 1 LOB: 2 BB: 1 P: 25	1B: 9 2B: 2 3B: 1 HR: 0	SF: 0 SAC: 0 DP: 0 HBP: 0	WP: 0 PB: 0 SB: 0 CS: 0	PA: 46		
PITCHER	IP WLS BF H R ER SO BB IBB HBP BLK WP HR S P ERA WHIP	IP WLS BF H R ER SO BB IBB HBP BLK WP HR S P ERA WHIP	IP WLS BF H R ER SO BB IBB HBP BLK WP HR S P ERA WHIP	IP WLS BF H R ER SO BB IBB HBP BLK WP HR S P ERA WHIP	IP WLS BF H R ER SO BB IBB HBP BLK WP HR S P ERA WHIP	IP WLS BF H R ER SO BB IBB HBP BLK WP HR S P ERA WHIP	IP WLS BF H R ER SO BB IBB HBP BLK WP HR S P ERA WHIP	IP WLS BF H R ER SO BB IBB HBP BLK WP HR S P ERA WHIP	IP WLS BF H R ER SO BB IBB HBP BLK WP HR S P ERA WHIP	IP WLS BF H R ER SO BB IBB HBP BLK WP HR S P ERA WHIP	IP WLS BF H R ER SO BB IBB HBP BLK WP HR S P ERA WHIP	IP WLS BF H R ER SO BB IBB HBP BLK WP HR S P ERA WHIP	IP WLS BF H R ER SO BB IBB HBP BLK WP HR S P ERA WHIP	IP WLS BF H R ER SO BB IBB HBP BLK WP HR S P ERA WHIP	IP WLS BF H R ER SO BB IBB HBP BLK WP HR S P ERA WHIP	IP WLS BF H R ER SO BB IBB HBP BLK WP HR S P ERA WHIP	IP WLS BF H R ER SO BB IBB HBP BLK WP HR S P ERA WHIP	IP WLS BF H R ER SO BB IBB HBP BLK WP HR S P ERA WHIP	IP WLS BF H R ER SO BB IBB HBP BLK WP HR S P ERA WHIP	IP WLS BF H R ER SO BB IBB HBP BLK WP HR S P ERA WHIP	IP WLS BF H R ER SO BB IBB HBP BLK WP HR S P ERA WHIP	IP WLS BF H R ER SO BB IBB HBP BLK WP HR S P ERA WHIP	IP WLS BF H R ER SO BB IBB HBP BLK WP HR S P ERA WHIP	IP WLS BF H R ER SO BB IBB HBP BLK WP HR S P ERA WHIP
Mike Flanagan, L (1, 1) ERA: 4.22	5.2																							
Duane Ward, R (6, 1) ERA: 3.31	3.0																							
Tony Castillo, L (9, 1) ERA: 1.46	0.1																							
Tom Henke, R (10, 1) ERA: 2.88	1.0	W																						

Cleveland Indians @ Toronto Blue Jays
Exhibition Stadium, Toronto, ON
Fri Sep 16 1988, 7:05 PM EDT
Att. 30,276 - Unknown - 55 F

livebaseballscorecards.com

AB 42
R 3
H 12
RBI 2
BB 4
SO 11
LOB 24



BOTTOM

Cleveland Indians @ Toronto Blue Jays
Exhibition Stadium, Toronto, ON

Fri Sep 16 1988, 7:05 PM EDT
Att. 30,276 - Unknown - 55 F

livebaseballscorecards.com



AB	R	H	RBI	BB	SO	LOB
4	0	1	0	1	1	1
0	0	0	0	0	0	0

5	0	1	0	0	1	3
---	---	---	---	---	---	---

4	0	1	0	1	0	4
---	---	---	---	---	---	---

4	1	1	1	1	0	6
---	---	---	---	---	---	---

2	1	0	0	1	0	0
---	---	---	---	---	---	---

0	0	0	0	0	0	0
---	---	---	---	---	---	---

1	0	0	0	0	0	2
---	---	---	---	---	---	---

0	0	0	0	0	0	0
---	---	---	---	---	---	---

1	1	1	0	0	0	0
---	---	---	---	---	---	---

3	0	0	0	2	0	1
---	---	---	---	---	---	---

5	0	0	0	0	3	6
---	---	---	---	---	---	---

5	1	3	1	0	0	0
---	---	---	---	---	---	---

3	0	1	1	0	0	0
---	---	---	---	---	---	---

AB	37
R	4
H	9
RBI	3
BB	6
SO	5
LOB	23

WP	0	PA	44
PB	0		
SB	1		
CS	0		

1B	5	SF	0
2B	2	SAC	1
3B	1	DP	0
HR	1	HBP	0

Batter	1	2	3	4	5	6	7	8	9	10
Tony Fernandez, S (1, 6) OBP: 0.339, SLG: 0.381 Nelson Liriano, S (10, 4) OBP: 0.273, SLG: 0.311	G3	K			2B 1B		G3		FC4-2 E IBB	
Lloyd Moseby, L (1, 8) OBP: 0.349, SLG: 0.370	S 1B			K	F7			E6 BB	E4 FC4-2	
Fred McGriff, L (1, 3) OBP: 0.380, SLG: 0.572	F8		3-1		1-1 2B			1-3 BB BB	FC4-2	
George Bell, R (1, 7) OBP: 0.311, SLG: 0.455	F3			HR	F9			1-3 BB	6-3	
Ernie Whitt, L (1, 2) OBP: 0.344, SLG: 0.396 Cecil Fielder, R (8, PH) OBP: 0.301, SLG: 0.452 Rick Leach, L (8, PH) OBP: 0.329, SLG: 0.337 Sal Butera, R (9, 2) OBP: 0.246, SLG: 0.350 Pat Borders, R (10, PH) OBP: 0.286, SLG: 0.471		1B E BB	4-3				F7	1-3		BB 2B 1B
Rance Mulliniks, L (1, 10) OBP: 0.399, SLG: 0.484	L7				F7		4-3			2B BB
Jesse Barfield, R (1, 9) OBP: 0.301, SLG: 0.431		K		K			K			F8
Kelly Gruber, R (1, 5) OBP: 0.327, SLG: 0.441		E9 3B 1B		F2			6-3			E SH5-4 FC4-2 1B
Manuel Lee, S (1, 4) OBP: 0.333, SLG: 0.364					6-3		L8		SH5-4	

Inning Stats	R: 0	H: 1	E: 0	K: 0	S: 9	P: 13	R: 2	H: 2	E: 1	K: 2	S: 13	P: 25	R: 1	H: 1	E: 0	K: 1	S: 7	R: 0	H: 0	E: 0	K: 1	S: 8	P: 11	R: 0	H: 2	E: 0	K: 0	S: 12	P: 19	R: 0	H: 0	E: 0	K: 1	S: 8	P: 14	R: 0	H: 0	E: 0	K: 0	S: 9	P: 14	R: 0	H: 0	E: 1	K: 0	S: 9	P: 25	R: 0	H: 1	E: 1	K: 0	S: 9	P: 15	R: 1	H: 2	E: 0	K: 0	S: 10	P: 18	1B: 5	SF: 0	2B: 2	SAC: 1	3B: 1	DP: 0	HR: 1	HBP: 0	WP: 0	PA: 44
--------------	------	------	------	------	------	-------	------	------	------	------	-------	-------	------	------	------	------	------	------	------	------	------	------	-------	------	------	------	------	-------	-------	------	------	------	------	------	-------	------	------	------	------	------	-------	------	------	------	------	------	-------	------	------	------	------	------	-------	------	------	------	------	-------	-------	-------	-------	-------	--------	-------	-------	-------	--------	-------	--------

PITCHER	IP	WLS	BF	H	R	ER	SO	BB	IBB	HBP	BLK	WP	HR	S	P	ERA	WHIP
Tom Candiotti, R (1, 1) ERA: 3.38	7.0		28	6	3	3	5	1	0	0	0	0	1	66	106	3.86	1.000
Scott Bailes, L (8, 1) ERA: 4.87	0.1		3	0	0	0	0	2	0	0	0	0	0	3	13	0.00	6.000
Don Gordon, R (8, 1) ERA: 4.18	2.0	L	13	3	1	1	0	1	2	0	0	0	0	25	45	4.50	2.000

Batter	1	2	3	4	5	6	7	8	9	AB R H RBI BB SO LOB	TOP											
Julio Franco, R (1, 4) OBP: 0.362, SLG: 0.416	2-0 SF9 2B		2-0 G4-3						4-2 FC6-4 BB	5 1 3 2 1 0 2												
Reggie Williams, R (1, 7) OBP: 0.238, SLG: 0.333	2-2 G1-6-3		1-0 L4		0-0 WP 1B	1-1 F9 E FC4-6 1B	0-0 F9		1-1 FC6-4	6 2 2 1 0 0 4												
Joe Carter, R (1, 8) OBP: 0.321, SLG: 0.500	1-2 SF9			2-2 G5-3	1-2 E5 WP 1B	1-0 FC5 FC4-6 BB	1-1 F7			4 1 0 1 0 0 4												
Cory Snyder, R (1, 9) OBP: 0.329, SLG: 0.493	4-1 BB			3-1 HR	4-1 1B E IBB	1-2 F9		1-3 K		3 2 1 1 2 1 2												
Rod Allen, R (1, 10) Dave Clark, L (5, PH) OBP: 0.356, SLG: 0.400	1-3 K			0-0 G4-3	2-0 E7 1B	4-0 FC4-6 BB	1-1 F7			2 0 0 0 0 1 1 2 1 1 2 1 0 0												
Brook Jacoby, R (1, 5) OBP: 0.302, SLG: 0.335		1-0 G6-3		0-1 L8	0-1 1B	0-2 FC4-6 FC5-4		0-0 F7		5 0 1 2 0 0 2												
Luis Medina, R (1, 3) OBP: 0.353, SLG: 0.677		2-2 E6			0-2 1B	2-2 FC5-4			2-2 P8	4 2 1 0 1 0 2												
Andy Allanson, R (1, 2) OBP: 0.294, SLG: 0.308		1-3 K			0-0 1B		1-0 G6-3 3B 1B		2-1 G5-3	5 2 3 0 0 1 1												
Jay Bell, R (1, 6) OBP: 0.298, SLG: 0.292			1-0 G1-3		0-0 1B		0-1 G6-3		3-2 2B	5 1 3 2 0 0 1												
Inning Stats	R: 1 E: 0 K: 1 S: 12	H: 1 LOB: 1 BB: 1 P: 22	R: 0 E: 1 K: 1 S: 7	H: 0 LOB: 0 BB: 0 P: 11	R: 0 E: 0 K: 0 S: 3	H: 0 LOB: 0 BB: 0 P: 7	R: 1 E: 0 K: 0 S: 8	H: 1 LOB: 0 BB: 0 P: 13	R: 8 E: 2 K: 0 S: 23	H: 9 LOB: 2 BB: 2 P: 37	R: 1 E: 1 K: 0 S: 12	H: 1 LOB: 2 BB: 1 P: 21	R: 1 E: 0 K: 0 S: 9	H: 2 LOB: 1 BB: 0 P: 13	R: 0 E: 0 K: 1 S: 6	H: 0 LOB: 0 BB: 0 P: 8	R: 0 E: 0 K: 0 S: 13	H: 1 LOB: 2 BB: 1 P: 25	1B: 11 2B: 2 3B: 1 HR: 1	SF: 1 SAC: 0 DP: 0 HBP: 0	WP: 1 PB: 0 SB: 0 CS: 0	PA: 47
PITCHER	IP WLS BF H R ER SO BB IBB HBP BLK WP HR S P ERA WHIP																					
Jimmy Key, L (1, 1) ERA: 3.59	4.0 L 20 7 7 7 2 1 0 0 0 0 1 38 62 15.75 2.000																					
Todd Stottlemire, R (5, 1) ERA: 5.44	0.2 7 4 3 1 0 1 1 0 0 1 0 14 27 13.50 7.500																					
Mark Eichhorn, R (5, 1) ERA: 4.11	2.1 12 3 2 1 0 1 0 0 0 0 0 22 35 3.86 1.714																					
David Wells, L (8, 1) ERA: 4.35	1.0 3 0 0 0 1 0 0 0 0 0 0 6 8 0.00 0.000																					
Frank Willis, R (9, 1) ERA: 5.79	1.0 5 1 0 0 0 1 0 0 0 0 0 0 13 25 0.00 2.000																					

Cleveland Indians @ Toronto Blue Jays
Exhibition Stadium, Toronto, ON
Sat Sep 17 1988, 3:33 AM EDT
Att. 32,067 - Overcast

livebaseballscorecards.com

AB	41
R	12
H	15
RBI	11
BB	5
SO	3
LOB	19



BOTTOM

Cleveland Indians @ Toronto Blue Jays
Exhibition Stadium, Toronto, ON

livebaseballscorecards.com

AB	33
R	3
H	10
RBI	2
BB	4
SO	5
LOB	15



WP:	0	PA:	38
PB:	0		
SB:	0		
CS:	0		

Sat Sep 17 1988, 3:33 AM EDT
Att. 32,067 - Overcast

AB	R	H	RBI	BB	SO	LOB
2	0	0	0	2	1	1
1	0	1	0	0	0	0
3	0	0	0	0	0	4
1	0	0	0	1	0	2
4	0	1	0	0	1	3
0	0	0	0	0	0	0
4	0	0	0	0	0	3
2	0	0	0	1	1	0
1	0	0	0	0	0	0
4	0	1	0	0	0	1
4	1	2	0	0	1	0
3	1	2	0	0	1	0
4	1	3	2	0	0	1
1B:	9	SF:	0			
2B:	0	SAC:	0			
3B:	1	DP:	3			
HR:	0	HBP:	1			

Batter	1	2	3	4	5	6	7	8	9
Kelly Gruber, R OBP: 0.328, SLG: 0.439 Alexis Infante, R OBP: 0.273, SLG: 0.200 (1, 5) (7, PR) (8, 5)	3-3 K	4-1 BB			1-2 F9		4-2 G6-4-3 BB		0-0 G1-6-3 1B
Lloyd Moseby, L OBP: 0.347, SLG: 0.368 Rob Ducey, L OBP: 0.241, SLG: 0.250 (1, 8) (6, 8)	2-2 L6	2-1 G4-3			0-0 P5		4-0 G6-4-3 BB		0-0 G1-6-3 1-2f
Jesse Barfield, R OBP: 0.301, SLG: 0.429 Rick Leach, L OBP: 0.329, SLG: 0.337 (1, 9) (8, 9)	0-1 1B		1-3 K		1-2 F2		1-1 G6-4-3 1-2f 2-3 3-H		
George Bell, R OBP: 0.308, SLG: 0.452 (1, 10)	2-1 F9		1-0 G6-3			0-0 F8	1-0 G5-3		
Fred McGriff, L OBP: 0.380, SLG: 0.569 Cecil Fielder, R OBP: 0.299, SLG: 0.449 (1, 3) (7, 3)		4-2 G6-4-3 BB	3-3 K			3-2 P9		2-2 L9	
Pat Borders, R OBP: 0.285, SLG: 0.464 (1, 2)		0-0 G6-4-3 1-2f		2-2 G6-3		0-0 1B		0-0 G6-3	
Manuel Lee, S OBP: 0.335, SLG: 0.366 (1, 6)		2-1 1B 1B	1-3 K			1-1 1B		1-0 G4-3	
Sil Campusano, R OBP: 0.286, SLG: 0.364 (1, 7)		0-1 BB 1B 1B	2-3 K2-3			2-2 1B 3B		3-2 1B G4-3 HBP	
Nelson Liriano, S OBP: 0.281, SLG: 0.319 (1, 4)		2-1 BB 1B			0-0 1B		1-0 BB BB G6-4-3 1B 3-H		1-1 G4-3

Inning Stats	R: 0	H: 1	E: 0	K: 1	S: 14	H: 1	LOB: 1	BB: 0	P: 21	R: 1	H: 3	E: 0	K: 0	S: 12	H: 0	LOB: 3	BB: 2	P: 26	R: 0	H: 0	E: 0	K: 2	S: 8	H: 0	LOB: 0	BB: 0	P: 13	R: 0	H: 0	E: 0	K: 2	S: 9	H: 1	LOB: 1	BB: 0	P: 12	R: 0	H: 2	E: 0	K: 0	S: 7	H: 2	LOB: 2	BB: 0	P: 11	R: 2	H: 2	E: 0	K: 0	S: 10	H: 2	LOB: 2	BB: 2	P: 23	R: 0	H: 0	E: 0	K: 0	S: 5	H: 0	LOB: 0	BB: 0	P: 8	R: 0	H: 1	E: 0	K: 0	S: 8	H: 1	LOB: 1	BB: 0	P: 12	1B: 9	2B: 0	3B: 1	HR: 0	SF: 0	SAC: 0	DP: 3	HBP: 1	WP: 0	PB: 0	SB: 0	CS: 0	PA: 38
--------------	------	------	------	------	-------	------	--------	-------	-------	------	------	------	------	-------	------	--------	-------	-------	------	------	------	------	------	------	--------	-------	-------	------	------	------	------	------	------	--------	-------	-------	------	------	------	------	------	------	--------	-------	-------	------	------	------	------	-------	------	--------	-------	-------	------	------	------	------	------	------	--------	-------	------	------	------	------	------	------	------	--------	-------	-------	-------	-------	-------	-------	-------	--------	-------	--------	-------	-------	-------	-------	--------

PITCHER	IP	WLS	BF	H	R	ER	SO	BB	IBB	HBP	BLK	WP	HR	S	P	ERA	WHIP
Greg Swindell, L ERA: 3.27 (1, 1)	6.0	W	27	9	3	3	5	2	0	0	0	0	0	65	105	4.50	1.833
Jeff Dedmon, R ERA: 4.68 (7, 1)	3.0	S	11	1	0	0	0	2	0	1	0	0	0	18	35	0.00	1.000

Batter	1	2	3	4	5	6	7	8	9	AB	R	H	RBI	BB	SO	LOB
Tony Fernandez, S OBP: 0.338, SLG: 0.379 (1, 6)	F7			F7	HBP		F8			3	0	0	0	0	0	0
Lloyd Moseby, L OBP: 0.346, SLG: 0.369 (1, 8)	G6-3			2B	F7		K			4	1	1	0	0	1	3
Fred McGriff, L OBP: 0.379, SLG: 0.569 (1, 3)	F7			2B	G3-1					4	0	1	1	0	0	3
George Bell, R OBP: 0.308, SLG: 0.452 (1, 7)		P4		FC1-6-5		WP		F8		4	1	1	0	0	0	1
Ernie Whitt, L OBP: 0.343, SLG: 0.402 (1, 2)		F3		K		G4-3		HR		4	1	1	1	0	1	1
Rance Mulliniks, L OBP: 0.398, SLG: 0.484 (1, 10)		G4-3			K	F9		G4-3		4	0	1	0	0	1	0
Jesse Barfield, R OBP: 0.301, SLG: 0.433 (1, 9)			G6-3		1B	F9				3	1	1	0	0	0	1
Kelly Gruber, R OBP: 0.328, SLG: 0.439 (1, 5)			F9		HBP	L3				3	0	1	1	0	0	1
Manuel Lee, S OBP: 0.335, SLG: 0.365 (1, 4)			K		HBP		G4-3			3	0	1	0	0	1	0

Inning Stats	R: 0	H: 0	R: 0	H: 0	R: 0	H: 0	R: 1	H: 2	R: 1	H: 3	R: 0	H: 0	R: 1	H: 1	R: 1	H: 1
	E: 0	LOB: 0	E: 0	LOB: 0	E: 0	LOB: 0	E: 0	LOB: 1	E: 1	LOB: 3	E: 0	LOB: 0	E: 0	LOB: 0	E: 0	LOB: 0
	K: 0	BB: 0	K: 0	BB: 0	K: 1	BB: 0	K: 1	BB: 0	K: 0	BB: 0	K: 1	BB: 0	K: 0	BB: 0	K: 0	BB: 0
	S: 4	P: 6	S: 7	P: 14	S: 8	P: 11	S: 13	P: 17	S: 17	P: 24	S: 10	P: 12	S: 9	P: 13	S: 9	P: 13

PITCHER	IP	WLS	BF	H	R	ER	SO	BB	IBB	HBP	BLK	WP	HR	S	P	ERA	WHIP
Rod Nichols, R ERA: 5.47 (1, 1)	8.0	L	33	8	4	4	4	0	0	1	0	1	1	77	111	4.50	1.000

BOTTOM

Cleveland Indians @ Toronto Blue Jays
 Exhibition Stadium, Toronto, ON
 Sun Sep 18 1988, 3:33 AM EDT
 Att. 34,422 - Sunny - 74 F

AB	32
R	4
H	8
RBI	3
BB	0
SO	4
LOB	10



WP	HR	S	P	ERA	WHIP
1	0	13	33		

Batter	1	2	3	4	5	6	7	8	9	AB R H RBI BB SO LOB	TOP											
Wade Boggs, L (1, 5) OBP: 0.467, SLG: 0.482	1-0 SH1-4 1B 1B	0-2 L8			1 SAFE 2-2 F7		2-0 G4-6-3 1-2f		3-2 1-3 2-H 1B	5 1 2 1 0 0 2												
Marty Barrett, R (1, 4) OBP: 0.326, SLG: 0.336	0-0 SH1-4 1B 1B		2-2 6-3		0-0 1-2 1B			0-2 4-3	0-3 K	5 1 2 0 0 1 3												
Ellis Burks, R (1, 8) OBP: 0.371, SLG: 0.488	2-1 SH1-4 1-2 2-3		1-1 F4		1-0 F7			1-3 K		3 0 0 0 0 1 2												
Mike Greenwell, L (1, 7) OBP: 0.427, SLG: 0.546	1-1 L6		1-0 F8			1-0 FC6-4 1B		0-1 1B		4 0 2 0 0 0 2												
Todd Benzinger, S (1, 9) OBP: 0.304, SLG: 0.447	1-2 2-H 3-H 1B 1B			0-3 K		2-3 K		3-3 K		4 1 1 2 0 3 2												
Jim Rice, R (1, 10) OBP: 0.335, SLG: 0.396	0-0 2-H 1B		0-1 F9		1 SAFE 0-2 FC6-4 FC5-4 1-2f			4-2 1B BB		3 0 1 1 1 0 1 0 1 0 0 0 0 0												
Randy Kutcher, R (9, PR) OBP: 0.125, SLG: 0.125																						
Larry Parrish, R (1, 3) OBP: 0.268, SLG: 0.356	2-3 K		1-1 6-3		0-0 FC5-4 1-2f			3-3 K		3 0 0 0 0 1 2 0 0 0 0 0 0 0 1 0 0 0 0 1 1												
Kevin Romine, R (6, 9) OBP: 0.239, SLG: 0.288																						
Spike Owen, S (9, PH) OBP: 0.326, SLG: 0.370																						
Jody Reed, R (1, 6) OBP: 0.401, SLG: 0.402		2-2 5-3			4-1 1B BB			1-2 6-3	0-2 1B 1B	3 0 1 0 1 0 0												
Rich Gedman, L (1, 2) OBP: 0.269, SLG: 0.352		1-2 5-3			1 SAFE 0-0 F7			0-2 G4-6-3 1B	1-3 K	4 0 1 0 0 1 3												
Inning Stats	R: 3 E: 0 K: 1 S: 15	H: 4 LOB: 1 BB: 0 P: 22	R: 0 E: 0 K: 0 S: 11	H: 0 LOB: 0 BB: 0 P: 14	R: 0 E: 0 K: 0 S: 6	H: 0 LOB: 0 BB: 0 P: 10	R: 0 E: 0 K: 1 S: 8	H: 0 LOB: 0 BB: 0 P: 9	R: 0 E: 0 K: 0 S: 7	H: 1 LOB: 2 BB: 1 P: 14	R: 0 E: 0 K: 1 S: 8	H: 1 LOB: 1 BB: 0 P: 11	R: 0 E: 0 K: 0 S: 8	H: 1 LOB: 0 BB: 0 P: 11	R: 0 E: 0 K: 2 S: 12	H: 1 LOB: 1 BB: 0 P: 16	R: 1 E: 0 K: 3 S: 27	H: 2 LOB: 3 BB: 1 P: 38	1B: 10 2B: 0 3B: 0 HR: 0	SF: 0 SAC: 1 DP: 1 HBP: 0	WP: 0 PB: 0 SB: 0 CS: 0	PA: 38
PITCHER	IP WLS BF H R ER SO BB IBB HBP BLK WP HR S P ERA WHIP																					
Jim Clancy, R (1, 1) ERA: 4.36	7.0 W 28 7 3 3 3 1 0 0 0 0 0 0 63 91 3.86 1.143																					
Tom Henke, R (8, 1) ERA: 2.94	1.2 9 3 1 1 4 1 0 0 0 0 0 0 36 51 5.40 2.400																					
Duane Ward, R (9, 1) ERA: 3.3	0.1 S 1 0 0 0 1 0 0 0 0 0 0 0 3 3 0.00 0.000																					

Boston Red Sox @ Toronto Blue Jays
Exhibition Stadium, Toronto, ON
 Mon Sep 19 1988, 7:05 PM EDT
 Att. 28,455 - Unknown - 65 F

livebaseballscorecards.com

AB	35
R	4
H	10
RBI	4
BB	2
SO	8
LOB	18



Batter	1	2	3	4	5	6	7	8	9
Tony Fernandez, S OBP: 0.337, SLG: 0.379 (1, 6)	1-1 F7		2-0 4-3			0-2 G1	0-2 1B		
Lloyd Moseby, L OBP: 0.344, SLG: 0.366 (1, 8)	0-0 6-3			0-1 L7		1-0 F7	2-2 F8		
Ernie Whitt, L OBP: 0.345, SLG: 0.400 (1, 2)	1-2 F9			2-2 6-3			4-2 2B SF7 BB	4-1 BB	
George Bell, R OBP: 0.306, SLG: 0.449 (1, 7)		0-3 K		1-3 K			1-1 F7	1-0 G6-4-3 1-2f	
Fred McGriff, L OBP: 0.380, SLG: 0.570 (1, 3)		1-3 K			0-1 F8		0-0 1B 2B	1-0 1B	
Rance Mulliniks, L OBP: 0.394, SLG: 0.479 (1, 10)		1-1 F9			3-3 K		3-2 SF7	2-3 K	
Jesse Barfield, R OBP: 0.305, SLG: 0.435 (1, 9)			3-1 G4-6-3 1B		0-0 1B		4-2 1B E BB		
Kelly Gruber, R OBP: 0.328, SLG: 0.438 (1, 5)			2-2 G4-6-3 1-2f		1-3 K		0-0 E 1B 1B		
Manuel Lee, S OBP: 0.335, SLG: 0.365 (1, 4)			2-2 1B			1-3 K	1-2 E1 1B		

Inning Stats	R: 0	H: 0	E: 0	K: 7	LOB: 0	BB: 0	P: 9	R: 0	H: 0	E: 0	K: 2	LOB: 0	BB: 0	P: 10	R: 0	H: 2	E: 0	K: 10	LOB: 1	BB: 0	P: 18	R: 0	H: 0	E: 0	K: 1	LOB: 0	BB: 0	P: 13	R: 0	H: 1	E: 0	K: 2	LOB: 1	BB: 0	P: 13	R: 0	H: 0	E: 0	K: 10	LOB: 0	BB: 0	P: 12	R: 5	H: 3	E: 1	K: 0	LOB: 1	BB: 2	P: 41	R: 0	H: 1	E: 0	K: 1	LOB: 1	BB: 1	P: 16
1B: 6	SF: 1	3B: 0	DP: 2	HR: 0	HBP: 0	WP: 0	HR: 0	S: 64	P: 93	ERA: 2.70	WHIP: 0.750	1B: 1	SF: 0	3B: 0	DP: 0	HR: 0	HBP: 0	WP: 0	HR: 12	P: 17	ERA: ∞	WHIP: ∞	1B: 1	SF: 0	3B: 0	DP: 0	HR: 0	HBP: 0	WP: 0	HR: 5	P: 11	ERA: 0.00	WHIP: 3.000	1B: 1	SF: 0	3B: 0	DP: 0	HR: 0	HBP: 0	WP: 0	HR: 8	P: 11	ERA: 0.00	WHIP: 1.000	1B: 1	SF: 0	3B: 0	DP: 0	HR: 0	HBP: 0	WP: 0	HR: 1	P: 16	ERA: 0.00	WHIP: 1.000	

PITCHER	IP	WLS	BF	H	R	ER	SO	BB	IBB	HBP	BLK	WP	HR	S	P	ERA	WHIP
Mike Boddicker, R ERA: 3.62 (1, 1)	6.2		24	4	2	2	6	1	0	0	0	0	0	64	93	2.70	0.750
Dennis Lamp, R ERA: 3.16 (7, 1)	0.0	L	4	2	3	0	0	1	0	0	0	0	0	12	17	∞	∞
Tom Bolton, L ERA: 3.55 (7, 1)	0.1		2	0	0	0	0	1	0	0	0	0	0	5	11	0.00	3.000
Bob Stanley, R ERA: 3.24 (8, 1)	1.0		3	1	0	0	1	0	0	0	0	0	0	8	11	0.00	1.000

BOTTOM

Boston Red Sox @ Toronto Blue Jays
Exhibition Stadium, Toronto, ON

Mon Sep 19 1988, 7:05 PM EDT
Att: 28,455 - Unknown - 65 F

AB	R	H	RBI	BB	SO	LOB
4	0	1	2	0	0	1
4	0	0	0	0	0	1
2	1	0	0	2	0	0
4	0	0	0	0	2	2
4	1	2	0	0	1	0
3	0	0	1	0	2	1
2	1	2	0	1	0	0
3	1	1	1	0	1	2
3	1	1	0	0	1	1

AB	29
R	5
H	7
RBI	4
BB	3
SO	7
LOB	8

WP: 0 PA: 33
PB: 0 SB: 0
CS: 0



PITCHER	IP	WLS	BF	H	R	ER	SO	BB	IBB	HBP	BLK	WP	HR	S	P	ERA	WHIP
Mike Boddicker, R ERA: 3.62 (1, 1)	6.2		24	4	2	2	6	1	0	0	0	0	0	64	93	2.70	0.750
Dennis Lamp, R ERA: 3.16 (7, 1)	0.0	L	4	2	3	0	0	1	0	0	0	0	0	12	17	∞	∞
Tom Bolton, L ERA: 3.55 (7, 1)	0.1		2	0	0	0	0	1	0	0	0	0	0	5	11	0.00	3.000
Bob Stanley, R ERA: 3.24 (8, 1)	1.0		3	1	0	0	1	0	0	0	0	0	0	8	11	0.00	1.000

Boston Red Sox @ Toronto Blue Jays
 Exhibition Stadium, Toronto, ON

Tue Sep 20 1988, 7:05 PM EDT
 Att: 30,352 - Unknown

livebaseballscorecards.com

AB	40
R	13
H	16
RBI	13
BB	4
SO	4
LOB	15



Batter	1	2	3	4	5	6	7	8	9	AB	R	H	RBI	BB	SO	LOB						
Wade Boggs, L (1, 5) OBP: 0.471, SLG: 0.485 Ed Romero, R (7, PR) OBP: 0.305, SLG: 0.309 (7, 5)	0-2 1B 2B 1B	4-2 G4-3 BB		2-1 1B		4-0 BB SF8 1B IBB	2-2 4-3 1B		1-1 1B	3	2	3	0	2	0	0						
Marty Barrett, R (1, 4) OBP: 0.326, SLG: 0.336	0-0 1B 2B 1B	2-0 G4-3		1-1 G3		1-0 BB 1B	1-0 F8		2-2 F9	6	2	2	2	0	0	4						
Kevin Romine, R (1, 9) OBP: 0.276, SLG: 0.304 (3, 8)	1-0 2B 1B 1B	4-0 BB			0-0 S 1B 1B	4-2 1B HR BB	1-1 4-3		1-2 6-3	3	2	2	0	2	0	1						
Mike Greenwell, L (1, 7) OBP: 0.425, SLG: 0.546 Randy Kutcher, R (7, 7) OBP: 0.125, SLG: 0.125	0-2 1B 2B	0-1 L3			2-2 F8	0-0 SF8	0-0 6-3			4	1	1	3	0	0	5						
Ellis Burks, R (1, 8) OBP: 0.372, SLG: 0.488 Carlos Quintana, R (3, 9) OBP: 0.600, SLG: 0.500	1-1 S 1B		0-0 G6-3		0-1 1B	2-0 HR 1B		0-1 6-3		2	0	1	2	0	0	0						
Jim Rice, R (1, 10) OBP: 0.333, SLG: 0.400	2-3 K		0-0 G5-3		2-0 G5-3	1-1 HR		0-0 F7		5	1	1	3	0	1	2						
Larry Parrish, R (1, 3) OBP: 0.268, SLG: 0.354 Todd Benzinger, S (6, PR) OBP: 0.303, SLG: 0.444 (6, 3)	0-0 F8		1-3 K			SH1-3 1B HBP		3-2 4-3		2	0	0	0	0	1	1						
Jody Reed, R (1, 6) OBP: 0.401, SLG: 0.402	1-1 G4-3			3-2 6-3		1-2 SH1-3 1B 1B	2-2 E9 HR 1B		3-2 G5-3	5	2	2	0	0	0	1						
Rick Cerone, R (1, 2) OBP: 0.338, SLG: 0.375 Rich Gedman, L (6, PH) OBP: 0.270, SLG: 0.364 (6, 2)		1-3 K		1-1 4-3		0-0 SH1-3	0-1 HR		1-3 K	2	0	0	0	0	1	0						
Inning Stats	R: 4 E: 0 K: 1 S: 16	H: 5 LOB: 1 BB: 0 P: 21	R: 0 E: 0 K: 1 S: 10	H: 0 LOB: 2 BB: 2 P: 21	R: 0 E: 0 K: 1 S: 5	H: 0 LOB: 0 BB: 0 P: 6	R: 0 E: 0 K: 0 S: 9	H: 1 LOB: 1 BB: 0 P: 16	R: 0 E: 0 K: 0 S: 7	H: 2 LOB: 1 BB: 0 P: 11	R: 7 E: 0 K: 0 S: 18	H: 4 LOB: 1 BB: 2 P: 34	R: 2 E: 1 K: 0 S: 12	H: 3 LOB: 2 BB: 0 P: 18	R: 0 E: 0 K: 0 S: 6	H: 0 LOB: 0 BB: 0 P: 9	R: 0 E: 0 K: 1 S: 12	H: 1 LOB: 1 BB: 0 P: 19	1B: 13 2B: 1 3B: 0 HR: 2	SF: 1 SAC: 1 DP: 0 HBP: 1	WP: 0 PB: 0 SB: 2 CS: 0	PA: 47
PITCHER	IP WLS BF H R ER SO BB IBB HBP BLK WP HR S P ERA WHIP	IP WLS BF H R ER SO BB IBB HBP BLK WP HR S P ERA WHIP																				
Jeff Musselman, L (1, 1) ERA: 3.5	5.0 L 26 9 6 6 3 2 0 1 0 0 0 54 85 10.80 2.200	0.1 4 1 0 0 0 0 1 1 0 0 0 0 4 13 0.00 6.000																				
Todd Stottliemyre, R (6, 1) ERA: 5.69	0.2 4 2 5 5 0 0 0 0 0 0 0 1 7 11 67.50 3.000																					
Doug Bair, R (7, 1) ERA: 4.05	1.0 6 3 2 2 0 0 0 0 0 0 0 1 12 18 18.00 3.000																					
John Cerutti, L (8, 1) ERA: 3.38	1.0 3 0 0 0 0 0 0 0 0 0 0 0 6 9 0.00 0.000																					
PITCHER	IP WLS BF H R ER SO BB IBB HBP BLK WP HR S P ERA WHIP	IP WLS BF H R ER SO BB IBB HBP BLK WP HR S P ERA WHIP																				
Frank Wills, R (9, 1) ERA: 5.49	1.0 4 1 0 0 0 1 0 0 0 0 0 0 1 19 0.00 1.000																					

Batter	1	2	3	4	5	6	7	8	9	AB	R	H	RBI	BB	SO	LOB
Tony Fernandez, S OBP: 0.335, SLG: 0.376 Manuel Lee, S OBP: 0.335, SLG: 0.365	1-0 G6-3	1-2 G5-3			2-2 F7		0-0 G6-3			4	0	0	0	0	0	1
Lloyd Moseby, L OBP: 0.344, SLG: 0.366 Rob Ducey, L OBP: 0.267, SLG: 0.345	2-2 G4-1 1B		3-2 F9		3-2 G2-3			0-1 3B		3	0	1	0	0	0	0
Rance Mulliniks, L OBP: 0.395, SLG: 0.480	1-2 G4-1 1B		0-0 FC6-4 1B		1-3 K			2-3 K		4	0	2	0	0	2	1
George Bell, R OBP: 0.306, SLG: 0.450 Sil Campusano, R OBP: 0.284, SLG: 0.362	2-2 G4-1		0-1 FC6-4		0-2 F7 G3 2B			1-2 P4		3	1	1	0	0	0	3
Fred McGriff, L OBP: 0.378, SLG: 0.567 Cecil Fielder, R OBP: 0.297, SLG: 0.447	1-2 2-3 G1-3		0-1 F7		0-2 F7			2-0 G6-3		3	0	0	0	0	0	4
Ernie Whitt, L OBP: 0.345, SLG: 0.399 Pat Borders, R OBP: 0.290, SLG: 0.468		3-3 K		1-2 S 1B		1-2 G3		0-0 BLK 1B		3	0	1	1	0	1	0
Jesse Barfield, R OBP: 0.304, SLG: 0.432 Rick Leach, L OBP: 0.327, SLG: 0.335		3-2 F5		2-0 F9		2-1 G6-3		1-3 K		3	0	0	0	0	0	1
Kelly Gruber, R OBP: 0.328, SLG: 0.436 Alexis Infante, R OBP: 0.250, SLG: 0.182		4-1 S 1B BB		2-2 L8			1-0 L5		0-3 K	2	1	0	0	1	0	1
Nelson Liriano, S OBP: 0.280, SLG: 0.317	1-2 SAFE G4-3	3-2 1-H 1B		2-2 G4-3			1-3 K		3-2 G6-3	4	0	1	1	0	1	2

Inning Stats	R: 0	H: 2	E: 0	K: 12	S: 12	R: 1	H: 1	E: 0	K: 18	S: 18	R: 0	H: 1	E: 0	K: 11	S: 11	R: 0	H: 0	E: 0	K: 9	S: 9	R: 1	H: 1	E: 0	K: 12	S: 12	R: 0	H: 1	E: 0	K: 13	S: 13	R: 0	H: 1	E: 0	K: 12	S: 12	R: 0	H: 1	E: 0	K: 12	S: 12	R: 0	H: 1	E: 0	K: 13	S: 13	
	LOB: 2	BB: 0	P: 20			LOB: 1	BB: 1	P: 32			LOB: 0	BB: 0	P: 14			LOB: 0	BB: 0	P: 15			LOB: 0	BB: 0		LOB: 1	BB: 0	P: 18			LOB: 1	BB: 0	P: 18			LOB: 1	BB: 0	P: 16			LOB: 1	BB: 0	P: 16			LOB: 1	BB: 0	P: 16

PITCHER	IP	WLS	BF	H	R	ER	SO	BB	IBB	HBP	BLK	WP	HR	S	P	ERA	WHIP
Roger Clemens, R ERA: 2.96	(1, 1)	7.0	28	6	2	2	3	1	0	0	0	0	0	80	123	2.57	1.000
Dennis Lamp, R ERA: 3.12	(8, 1)	1.0	4	1	0	0	1	0	0	0	0	0	0	13	18	0.00	1.000
Tom Bolton, L ERA: 3.42	(9, 1)	1.0	4	1	0	0	2	0	0	0	1	0	0	12	16	0.00	1.000

BOTTOM

Boston Red Sox @ Toronto Blue Jays
Exhibition Stadium, Toronto, ON

Tue Sep 20 1988, 7:05 PM EDT
Att. 30,352 - Unknown

livebaseballscorecards.com

AB	35
R	2
H	8
RBI	2
BB	1
SO	6
LOB	17



WP	PA	ERA	WHIP
0	36		

Batter	1	2	3	4	5	6	7	8	9	AB R H RBI BB SO LOB	TOP											
Jody Reed, R (1, 6) OBP: 0.397, SLG: 0.397	3-2 5-3		2-3 K			1-0 F3		3-2 4-3		4 0 0 0 0 1 1												
Marty Barrett, R (1, 4) OBP: 0.324, SLG: 0.333	0-0 F9			1-0 F8		1-2 F9			1-2 4-3	4 0 0 0 0 0 0												
Kevin Romine, R (1, 9) OBP: 0.278, SLG: 0.306 Todd Benzinger, S (9, PH) OBP: 0.302, SLG: 0.443	1-1 F6			1-2 FC6-4 1B		2-1 6-3			2-3 K	3 0 1 0 0 0 0 1 0 0 0 0 1 0												
Mike Greenwell, L (1, 7) OBP: 0.425, SLG: 0.545		4-2 FC6-4 BB		0-0 FC6-4 FC5-4 1-2f		1-2 5-3			1-2 1B 1B	3 0 1 0 1 0 1												
Ellis Burks, R (1, 8) OBP: 0.371, SLG: 0.486		0-0 FC6-4 1-2f		0-1 FC5-4 1-2f		1-2 F8			2-0 1B 1B	4 0 1 0 0 0 2												
Jim Rice, R (1, 10) OBP: 0.331, SLG: 0.397		3-1 L9			0-0 F9		3-1 6-3		1-1 F9	4 0 0 0 0 0 3												
Larry Parrish, R (1, 3) OBP: 0.267, SLG: 0.351		0-0 F7			1-0 6-3				0-1 5-3	3 0 0 0 0 0 1												
Ed Romero, R (1, 5) OBP: 0.323, SLG: 0.328			1-2 G5-4-3 1B		2-1 1B			1-0 F8		3 0 2 0 0 0 0												
Rick Cerone, R (1, 2) OBP: 0.336, SLG: 0.372 Dwight Evans, R (8, PH) OBP: 0.378, SLG: 0.485 Randy Kutcher, R (8, PR) OBP: 0.125, SLG: 0.125 Rich Gedman, L (8, 2) OBP: 0.270, SLG: 0.364			2-2 G5-4-3 1-2f		1-1 F8			1-2 1B		2 0 0 0 0 0 2 1 0 1 0 0 0 0 0 0 0 0 0 0 0 0 0 0 0 0 0 0												
Inning Stats	R: 0 E: 0 K: 0 S: 7	H: 0 LOB: 0 BB: 0 P: 11	R: 0 E: 0 K: 0 S: 6	H: 0 LOB: 1 BB: 1 P: 13	R: 0 E: 0 K: 1 S: 12	H: 1 LOB: 0 BB: 0 P: 17	R: 0 E: 0 K: 0 S: 7	H: 1 LOB: 1 BB: 0 P: 9	R: 0 E: 0 K: 0 S: 6	H: 1 LOB: 1 BB: 0 P: 10	R: 0 E: 0 K: 0 S: 7	H: 0 LOB: 0 BB: 0 P: 11	R: 0 E: 0 K: 0 S: 8	H: 0 LOB: 0 BB: 0 P: 13	R: 0 E: 0 K: 0 S: 9	H: 1 LOB: 1 BB: 0 P: 14	R: 0 E: 0 K: 1 S: 13	H: 2 LOB: 2 BB: 0 P: 20	1B: 6 2B: 0 3B: 0 HR: 0	SF: 0 SAC: 0 DP: 1 HBP: 0	WP: 0 PB: 0 SB: 0 CS: 0	PA: 33
PITCHER	IP WLS BF H R ER SO BB IBB HBP BLK WP HR S P ERA WHIP																					
Mike Flanagan, L (1, 1) ERA: 4.05	8.0 W 28 4 0 0 1 1 0 0 0 0 0 0 62 98 0.00 0.625																					
Duane Ward, R (9, 1) ERA: 3.27	1.0 S 5 2 0 0 1 0 0 0 0 0 0 0 13 20 0.00 2.000																					

Boston Red Sox @ Toronto Blue Jays
Exhibition Stadium, Toronto, ON
Wed Sep 21 1988, 7:05 PM EDT
Att. 30,344 - Unknown - 55 F

livebaseballscorecards.com

AB	32
R	0
H	6
RBI	0
BB	1
SO	2
LOB	10



Batter	1	2	3	4	5	6	7	8	9
Tony Fernandez, S OBP: 0.333, SLG: 0.374 (1, 6)	0-0 L7		2-0 L9		1-1 F8			0-1 6-3	
Lloyd Moseby, L OBP: 0.343, SLG: 0.369 (1, 8)	2-1 F8			0-0 SF8 3B		1-3 K		2-1 L6	
Ernie Whitt, L OBP: 0.345, SLG: 0.397 (1, 2)	2-0 F9			4-2 BB		1-1 4-3			
George Bell, R OBP: 0.305, SLG: 0.448 (1, 7)			3-1 4-3		0-3 K		2-1 6-3		
Fred McGriff, L OBP: 0.378, SLG: 0.567 (1, 3)			2-3 K		0-0 SF8		2-0 1B		
Rance Mulliniks, L OBP: 0.392, SLG: 0.475 (1, 10)			2-3 K		0-3 K		3-2 F7		
Jesse Barfield, R OBP: 0.306, SLG: 0.433 (1, 9)			0-3 K2-3		1-2 FC5-4 1B		4-2 BB		
Kelly Gruber, R OBP: 0.326, SLG: 0.434 (1, 5)			0-3 K		1-1 F8		0-0 G1-4-6-3		
Manuel Lee, S OBP: 0.335, SLG: 0.365 (1, 4)			0-0 1B		0-0 FC5-4		1-1 6-3		

AB R H RBI BB SO LOB		Inning Stats										Inning Stats									
4	0	0	0	0	0	2	R: 0 H: 0 E: 0 K: 4 S: 4	R: 0 H: 0 E: 0 K: 2 S: 8	R: 0 H: 1 E: 0 K: 2 S: 8	R: 1 H: 1 E: 0 K: 2 S: 10	R: 0 H: 1 E: 0 K: 1 S: 9	R: 0 H: 0 E: 0 K: 1 S: 7	R: 0 H: 1 E: 0 K: 0 S: 8	R: 0 H: 0 E: 0 K: 0 S: 6	1B: 3 2B: 0 3B: 1 HR: 0	SF: 1 SAC: 0 DP: 1 HBP: 0	WP: 0 PB: 0 SB: 1 CS: 0	PA: 29			
4	1	1	0	0	1	0	R: 0 H: 0 E: 0 K: 0 S: 4	R: 0 H: 0 E: 0 K: 2 S: 8	R: 0 H: 0 E: 0 K: 2 S: 10	R: 0 H: 1 E: 0 K: 0 S: 9	R: 0 H: 0 E: 0 K: 1 S: 7	R: 0 H: 1 E: 0 K: 0 S: 8	R: 0 H: 0 E: 0 K: 0 S: 6	1B: 3 2B: 0 3B: 1 HR: 0	SF: 1 SAC: 0 DP: 1 HBP: 0	WP: 0 PB: 0 SB: 1 CS: 0	PA: 29				
2	0	0	0	0	1	0	R: 0 H: 0 E: 0 K: 0 S: 4	R: 0 H: 0 E: 0 K: 2 S: 8	R: 0 H: 0 E: 0 K: 2 S: 10	R: 0 H: 1 E: 0 K: 0 S: 9	R: 0 H: 0 E: 0 K: 1 S: 7	R: 0 H: 1 E: 0 K: 0 S: 8	R: 0 H: 0 E: 0 K: 0 S: 6	1B: 3 2B: 0 3B: 1 HR: 0	SF: 1 SAC: 0 DP: 1 HBP: 0	WP: 0 PB: 0 SB: 1 CS: 0	PA: 29				
3	0	0	0	0	0	0	R: 0 H: 0 E: 0 K: 2 S: 8	R: 0 H: 1 E: 0 K: 2 S: 8	R: 0 H: 1 E: 0 K: 2 S: 10	R: 0 H: 1 E: 0 K: 0 S: 9	R: 0 H: 0 E: 0 K: 1 S: 7	R: 0 H: 1 E: 0 K: 0 S: 8	R: 0 H: 0 E: 0 K: 0 S: 6	1B: 3 2B: 0 3B: 1 HR: 0	SF: 1 SAC: 0 DP: 1 HBP: 0	WP: 0 PB: 0 SB: 1 CS: 0	PA: 29				
4	0	0	0	0	0	0	R: 0 H: 0 E: 0 K: 2 S: 8	R: 0 H: 0 E: 0 K: 2 S: 10	R: 0 H: 1 E: 0 K: 2 S: 10	R: 0 H: 1 E: 0 K: 0 S: 9	R: 0 H: 0 E: 0 K: 1 S: 7	R: 0 H: 1 E: 0 K: 0 S: 8	R: 0 H: 0 E: 0 K: 0 S: 6	1B: 3 2B: 0 3B: 1 HR: 0	SF: 1 SAC: 0 DP: 1 HBP: 0	WP: 0 PB: 0 SB: 1 CS: 0	PA: 29				
5	0	0	0	0	0	0	R: 0 H: 0 E: 0 K: 2 S: 8	R: 0 H: 0 E: 0 K: 2 S: 10	R: 0 H: 1 E: 0 K: 2 S: 10	R: 0 H: 1 E: 0 K: 0 S: 9	R: 0 H: 0 E: 0 K: 1 S: 7	R: 0 H: 1 E: 0 K: 0 S: 8	R: 0 H: 0 E: 0 K: 0 S: 6	1B: 3 2B: 0 3B: 1 HR: 0	SF: 1 SAC: 0 DP: 1 HBP: 0	WP: 0 PB: 0 SB: 1 CS: 0	PA: 29				
6	0	0	0	0	0	0	R: 0 H: 0 E: 0 K: 1 S: 7	R: 0 H: 0 E: 0 K: 1 S: 7	R: 0 H: 0 E: 0 K: 1 S: 7	R: 0 H: 0 E: 0 K: 1 S: 7	R: 0 H: 0 E: 0 K: 1 S: 7	R: 0 H: 0 E: 0 K: 1 S: 7	R: 0 H: 0 E: 0 K: 1 S: 7	1B: 3 2B: 0 3B: 1 HR: 0	SF: 1 SAC: 0 DP: 1 HBP: 0	WP: 0 PB: 0 SB: 1 CS: 0	PA: 29				
7	0	0	0	0	0	0	R: 0 H: 0 E: 0 K: 1 S: 7	R: 0 H: 0 E: 0 K: 1 S: 7	R: 0 H: 0 E: 0 K: 1 S: 7	R: 0 H: 0 E: 0 K: 1 S: 7	R: 0 H: 0 E: 0 K: 1 S: 7	R: 0 H: 0 E: 0 K: 1 S: 7	R: 0 H: 0 E: 0 K: 1 S: 7	1B: 3 2B: 0 3B: 1 HR: 0	SF: 1 SAC: 0 DP: 1 HBP: 0	WP: 0 PB: 0 SB: 1 CS: 0	PA: 29				
8	0	0	0	0	0	0	R: 0 H: 0 E: 0 K: 0 S: 6	R: 0 H: 0 E: 0 K: 0 S: 6	R: 0 H: 0 E: 0 K: 0 S: 6	R: 0 H: 0 E: 0 K: 0 S: 6	R: 0 H: 0 E: 0 K: 0 S: 6	R: 0 H: 0 E: 0 K: 0 S: 6	R: 0 H: 0 E: 0 K: 0 S: 6	1B: 3 2B: 0 3B: 1 HR: 0	SF: 1 SAC: 0 DP: 1 HBP: 0	WP: 0 PB: 0 SB: 1 CS: 0	PA: 29				
9	0	0	0	0	0	0	R: 0 H: 0 E: 0 K: 0 S: 6	R: 0 H: 0 E: 0 K: 0 S: 6	R: 0 H: 0 E: 0 K: 0 S: 6	R: 0 H: 0 E: 0 K: 0 S: 6	R: 0 H: 0 E: 0 K: 0 S: 6	R: 0 H: 0 E: 0 K: 0 S: 6	R: 0 H: 0 E: 0 K: 0 S: 6	1B: 3 2B: 0 3B: 1 HR: 0	SF: 1 SAC: 0 DP: 1 HBP: 0	WP: 0 PB: 0 SB: 1 CS: 0	PA: 29				

BOTTOM

Boston Red Sox @ Toronto Blue Jays
 Exhibition Stadium, Toronto, ON
 Wed Sep 21 1988, 7:05 PM EDT
 Att: 30,344 - Unknown - 55 F

livebaseballscorecards.com

AB	26
R	1
H	4
RBI	1
BB	2
SO	7
LOB	10



PITCHER		IP WLS BF H R ER SO BB IBB HBP BLK WP HR S P ERA WHIP																	
Wes Gardner, R ERA: 3.4 (1, 1)	6.1 L	25	4	1	1	7	2	0	0	0	0	0	0	0	0	53	85	1.42	0.947
Bob Stanley, R ERA: 3.19 (7, 1)	1.2	4	0	0	0	0	0	0	0	0	0	0	0	0	7	10	0.00	0.000	

Batter	1	2	3	4	5	6	7	8	9	AB R H RBI BB SO LOB	TOP											
Tony Fernandez, S (1, 6) OBP: 0.332, SLG: 0.372	2-2 SH1-3 1B		1-1 G6-3			1-2 G3		2-2 G6-3	0-0 G3	5 0 1 0 0 0 4												
Lloyd Moseby, L (1, 8) OBP: 0.343, SLG: 0.369	2-1 SH1-3 1-2			2-2 4-3		0-0 1B		2-1 F6		3 0 1 1 0 0 0												
Jesse Barfield, R (1, 9) OBP: 0.303, SLG: 0.429	1-2 F7			1-3 K		3-2 F8		0-1 F8		4 0 0 0 0 1 2												
George Bell, R (1, 7) OBP: 0.304, SLG: 0.452 Rob Ducey, L (9, 7) OBP: 0.267, SLG: 0.345	2-3 K			0-0 G4-3			1-1 HR		0-1 F9	4 1 1 1 0 1 1 0 0 0 0 0 0 0												
Pat Borders, R (1, 2) OBP: 0.295, SLG: 0.469		0-3 K			2-0 G6-3		2-2 2B 1B		2-2 1B 1B 1B	4 2 2 0 0 1 0												
Fred McGriff, L (1, 3) OBP: 0.377, SLG: 0.564		1-3 K			2-2 G3-1		2-3 K		1-0 1B 1B 1B	4 0 1 0 0 2 1												
Kelly Gruber, R (1, 5) OBP: 0.328, SLG: 0.436		3-3 K2-3			0-0 G5-3		1-1 2B		0-0 1B 1B	4 0 2 1 0 1 0												
Cecil Fielder, R (1, 10) OBP: 0.296, SLG: 0.442 Alexis Infante, R (9, PR) OBP: 0.250, SLG: 0.182			2-3 K			1-3 K		1-3 K	0-0 1B 1B	4 0 1 1 0 3 1 0 0 0 0 0 0 0												
Manuel Lee, S (1, 4) OBP: 0.334, SLG: 0.366			0-1 G4-3			2-2 G3 1B 2B		1-0 G4-3	0-3 K	4 1 1 0 0 1 4												
Inning Stats	R: 0 E: 0 K: 1 S: 11	H: 1 LOB: 1 BB: 0 P: 18	R: 0 E: 0 K: 3 S: 10	H: 0 LOB: 0 BB: 0 P: 14	R: 0 E: 0 K: 1 S: 7	H: 0 LOB: 0 BB: 0 P: 10	R: 0 E: 0 K: 1 S: 14	H: 0 LOB: 0 BB: 0 P: 17	R: 0 E: 0 K: 0 S: 5	H: 0 LOB: 0 BB: 0 P: 9	R: 1 E: 0 K: 1 S: 15	H: 2 LOB: 1 BB: 0 P: 22	R: 2 E: 0 K: 2 S: 15	H: 3 LOB: 1 BB: 0 P: 23	R: 0 E: 0 K: 0 S: 8	H: 0 LOB: 0 BB: 0 P: 12	R: 1 E: 0 K: 1 S: 12	H: 4 LOB: 3 BB: 0 P: 15	1B: 7 2B: 2 3B: 0 HR: 1	SF: 0 SAC: 1 DP: 0 HBP: 0	WP: 1 PB: 0 SB: 1 CS: 0	PA: 37
PITCHER	IP WLS BF H R ER SO BB IBB HBP BLK WP HR S P ERA WHIP																					
Greg Swindell, L (1, 1) ERA: 3.31	8.1 L 35 10 4 4 9 0 0 0 0 1 1 93 136 4.32 1.200																					
Don Gordon, R (9, 1) ERA: 4.06	0.2 2 0 0 0 1 0 0 0 0 0 0 4 4 0.00 0.000																					

Toronto Blue Jays @ Cleveland Indians
Cleveland Municipal Stadium, Cleveland, OH

AB	36
R	4
H	10
RBI	4
BB	0
SO	10
LOB	13



Fri Sep 23 1988, 7:05 PM EDT
Att: 7,995 - Unknown - 60 F

livebaseballscorecards.com

Batter	1	2	3	4	5	6	7	8	9	AB	R	H	RBI	BB	SO	LOB
Julio Franco, R (1, 4) OBP: 0.363, SLG: 0.413	2-2 G6-3		2-0 1B		1-0 FC4-6 1B		4-1 FC4-6 BB		1-1 F8	4	0	2	0	1	0	2
Reggie Williams, R (1, 7) OBP: 0.280, SLG: 0.280 Willie Upshaw, L (9, PH) OBP: 0.334, SLG: 0.375	0-3 K		0-0 F6		1-0 FC4-6		1-0 FC4-6		3-2 L8	4	0	0	0	0	1	4
Joe Carter, R (1, 8) OBP: 0.319, SLG: 0.493	2-1 G6-3			1-1 G4-3		3-1 F9		2-1 G3 S 1B		4	0	1	0	0	0	1
Cory Snyder, R (1, 9) OBP: 0.331, SLG: 0.495		0-1 G4-3		4-2 1B BB		2-2 G6-3		1 SAFE 0-3 K		3	1	0	0	1	1	1
Carmen Castillo, R (1, 10) OBP: 0.287, SLG: 0.345 Mel Hall, L (8, PH) OBP: 0.319, SLG: 0.400		2-1 L4 2B		0-1 1B 1B		2-3 K		3-2 G3		3	0	2	0	0	1	0
Brook Jacoby, R (1, 5) OBP: 0.299, SLG: 0.331 Terry Francona, L (8, PH) OBP: 0.335, SLG: 0.372 Eddie Williams, R (9, 5) OBP: 0.200, SLG: 0.200		0-0 L4		0-0 1B		1-0 F9		1-2 G6-3		3	0	1	1	0	0	1
Luis Medina, R (1, 3) OBP: 0.342, SLG: 0.714			3-2 HR	2-2 F9		3-3 K		1-3 K		4	1	1	1	0	2	2
Andy Allanson, R (1, 2) OBP: 0.298, SLG: 0.317			1-2 G5-3	1-3 K		3-2 F9		3-1 E6 1B		4	0	0	0	0	1	2
Jay Bell, R (1, 6) OBP: 0.293, SLG: 0.286 Dave Clark, L (9, PH) OBP: 0.354, SLG: 0.389			1-0 G1-3		1-0 G4-3		1-0 BB 1B		0-2 1B	3	0	1	0	0	0	0
										1	0	1	0	0	0	0

Inning Stats	R: 0	H: 0	E: 0	K: 1	S: 10	R: 0	H: 1	E: 0	K: 0	S: 5	R: 1	H: 2	E: 0	K: 0	S: 9	R: 1	H: 2	E: 0	K: 1	S: 15	R: 0	H: 1	E: 0	K: 1	S: 5	R: 0	H: 0	E: 0	K: 1	S: 7	R: 0	H: 1	E: 0	K: 1	S: 10	R: 0	H: 1	E: 0	K: 1	S: 12	R: 0	H: 1	E: 1	K: 1	S: 13	1B: 7	2B: 2	3B: 0	HR: 1	SF: 0	SAC: 0	DP: 1	HBP: 0	WP: 0	PB: 0	SB: 1	CS: 0	PA: 38
PITCHER	IP	WLS	BF	H	R	ER	SO	BB	IBB	HBP	BLK	WP	HR	S	P	ERA	WHIP																																									
Jimmy Key, L (1, 1) ERA: 3.53	7.0	W	29	7	2	2	4	2	0	0	0	0	1	61	105	2.57	1.286																																									
Duane Ward, R (8, 1) ERA: 3.23	1.1		7	2	0	0	2	0	0	0	0	0	0	20	30	0.00	1.500																																									
Tom Henke, R (9, 1) ERA: 2.91	0.2	S	2	0	0	0	0	0	0	0	0	0	0	5	9	0.00	0.000																																									

BOTTOM

Toronto Blue Jays @ Cleveland Indians
Cleveland Municipal Stadium, Cleveland, OH

Fri Sep 23 1988, 7:05 PM EDT
Att. 7,995 - Unknown - 60 F

AB	36
R	2
H	9
RBI	2
BB	2
SO	6
LOB	17



WP: 0	PA: 38
PB: 0	
SB: 1	
CS: 0	

livebaseballscorecards.com

Batter	1	2	3	4	5	6	7	8	9	AB R H RBI BB SO LOB	TOP
Tony Fernandez, S (1, 6) OBP: 0.332, SLG: 0.371	2-2 L7		1-1 L4		1-2 1-3			0-2 G5-3 1B		4 0 1 0 0 0 0	
Kelly Gruber, R (1, 5) OBP: 0.327, SLG: 0.435	1-3 K		1-1 F9			0-2 L8-6-3 1B		2-1 G5-3 1-2		4 0 1 0 0 1 1	
Ernie Whitt, L (1, 2) OBP: 0.348, SLG: 0.396	4-2 BB		4-1 BB			2-1 L8-6-3 1-2		4-0 BB		1 0 0 0 3 0 1	
George Bell, R (1, 7) OBP: 0.302, SLG: 0.449 Sil Campusano, R (9, 7) OBP: 0.284, SLG: 0.362	2-2 6-3		2-0 F9			2-1 F9		1-0 P5		4 0 0 0 0 0 4 0 0 0 0 0 0 0	

Fred McGriff, L (1, 3) OBP: 0.378, SLG: 0.564		1-0 4-3		1-0 G4-3			2-0 SH1-4 1B		1-1 1B SF8 1B	4 1 2 0 0 0 0	
Rance Mulliniks, L (1, 10) OBP: 0.389, SLG: 0.472		1-3 K		3-2 F7			0-0 SH1-4		0-0 SH1-3	2 0 0 0 0 1 0	
Jesse Barfield, R (1, 9) OBP: 0.304, SLG: 0.429 Rick Leach, L (5, 9) OBP: 0.333, SLG: 0.342		1-1 1B 1B		2-2 F9			0-0 1B 2-H		0-1 1B 2-3	2 0 1 0 0 0 0 2 0 2 0 0 0 0	
Rob Ducey, L (1, 8) OBP: 0.265, SLG: 0.344		0-1 1B 1B		0-1 G3			1-2 F7		2-2 SF8	3 0 1 1 0 0 1	
Manuel Lee, S (1, 4) OBP: 0.333, SLG: 0.365		3-2 1B 1-2 2-H		2-2 F7				2-1 F7	0-3 K	4 0 1 0 0 1 1	

Inning Stats	R: 0 E: 0 K: 1 S: 17	H: 0 LOB: 1 BB: 1 P: 26	R: 0 E: 0 K: 1 S: 11	H: 3 LOB: 2 BB: 0 P: 17	R: 0 E: 0 K: 0 S: 6	H: 0 LOB: 1 BB: 1 P: 14	R: 0 E: 0 K: 0 S: 7	H: 0 LOB: 0 BB: 0 P: 13	R: 0 E: 0 K: 0 S: 10	H: 0 LOB: 0 BB: 0 P: 13	R: 0 E: 0 K: 0 S: 7	H: 1 LOB: 0 BB: 0 P: 11	R: 0 E: 0 K: 0 S: 7	H: 2 LOB: 1 BB: 0 P: 10	R: 0 E: 0 K: 0 S: 8	H: 1 LOB: 2 BB: 1 P: 17	R: 1 E: 0 K: 1 S: 13	H: 2 LOB: 1 BB: 0 P: 16	1B: 9 2B: 1 3B: 0 HR: 0	SF: 1 SAC: 2 DP: 1 HBP: 0	WP: 0 PB: 0 SB: 0 CS: 0	PA: 36
--------------	-------------------------------	----------------------------------	-------------------------------	----------------------------------	------------------------------	----------------------------------	------------------------------	----------------------------------	-------------------------------	----------------------------------	------------------------------	----------------------------------	------------------------------	----------------------------------	------------------------------	----------------------------------	-------------------------------	----------------------------------	----------------------------------	------------------------------------	----------------------------------	--------

PITCHER	IP	WLS	BF	H	R	ER	SO	BB	IBB	HBP	BLK	WP	HR	S	P	ERA	WHIP
Rod Nichols, R (1, 1) ERA: 4.83	9.0	L	36	9	1	1	3	3	0	0	0	0	0	86	137	1.00	1.333

Toronto Blue Jays @ Cleveland Indians
Cleveland Municipal Stadium, Cleveland, OH

AB	30
R	1
H	9
RBI	1
BB	3
SO	3
LOB	8



Sat Sep 24 1988, 7:05 PM EDT
Att: 8,157 - Unknown - 55 F

livebaseballscorecards.com

Batter	1	2	3	4	5	6	7	8	9	AB R H RBI BB SO LOB	TOP																
Tony Fernandez, S (1, 6) OBP: 0.334, SLG: 0.376	1-1 4-3 2B		0-3 K		0-0 2B		1-1 E 2-H 1B		1-1 4-3	5 1 3 1 0 1 1																	
Kelly Gruber, R (1, 5) OBP: 0.325, SLG: 0.432	2-2 4-3		1-1 F9		0-2 5-3		0-2 6-3			4 0 0 0 0 0 4																	
Ernie Whitt, L (1, 2) OBP: 0.350, SLG: 0.397	1-3 K			0-0 1B 1B		2-2 1B	0-2 E6 2-H			4 0 2 0 0 1 1																	
George Bell, R (1, 7) OBP: 0.300, SLG: 0.446	1-3 K			1-0 F7		1-2 F9	0-0 F3			4 0 0 0 0 1 4																	
Fred McGriff, L (1, 3) OBP: 0.377, SLG: 0.561		1-0 F7		0-1 1B 1-2 1B		2-3 K		1-3 K		4 0 1 0 0 2 1																	
Rance Mulliniks, L (1, 10) OBP: 0.389, SLG: 0.471		1-2 1-3		2-0 1B 1-2 2-3 1B		0-2 F6		0-0 L7		3 0 1 0 0 0 1																	
Pat Borders, R (8, PH) OBP: 0.293, SLG: 0.466										1 0 0 0 0 0 0																	
Rick Leach, L (1, 9) OBP: 0.332, SLG: 0.350		2-3 K		2-0 G4-6-3 1-2 2-3 1B			1-0 1B 3B	1-3 K		4 1 1 0 0 2 3																	
Rob Ducey, L (1, 8) OBP: 0.263, SLG: 0.333			0-0 4-3		0-1 4-3		3-2 1B 4-3 1B		1-3 K	4 1 1 1 0 1 0																	
Manuel Lee, S (1, 4) OBP: 0.333, SLG: 0.365			3-2 1B		0-0 F7		0-1 4-3		2-0 6-3	3 0 1 0 0 0 1																	
Nelson Liriano, S (7, 4) OBP: 0.279, SLG: 0.316										1 0 0 0 0 0 0																	
Inning Stats	R: 0 E: 0 K: 2 S: 11	H: 1 LOB: 1 BB: 0 P: 16	R: 0 E: 0 K: 1 S: 9	H: 0 LOB: 0 BB: 0 P: 13	R: 0 E: 0 K: 1 S: 10	H: 1 LOB: 1 BB: 0 P: 14	R: 0 E: 0 K: 0 S: 6	H: 3 LOB: 2 BB: 0 P: 11	R: 0 E: 0 K: 0 S: 7	H: 1 LOB: 1 BB: 0 P: 7	R: 0 E: 0 K: 1 S: 14	H: 1 LOB: 1 BB: 0 P: 19	R: 3 E: 1 K: 0 S: 16	H: 3 LOB: 1 BB: 0 P: 21	R: 0 E: 0 K: 2 S: 7	H: 0 LOB: 0 BB: 0 P: 9	R: 0 E: 0 K: 1 S: 6	H: 0 LOB: 0 BB: 0 P: 10	1B: 7 2B: 2 3B: 1 HR: 0	SF: 0 SAC: 0 DP: 1 HBP: 0	WP: 0 PB: 0 SB: 0 CS: 0	PA: 37					
PITCHER	IP	WLS	BF	H	R	ER	SO	BB	IBB	HBP	BLK	WP	HR	S	P	ERA	WHIP										
Rich Yett, R (1, 1) ERA: 4.79	6.0		26	9	2	2	5	0	0	0	0	0	0	62	89	3.00	1.500										
Don Gordon, R (7, 1) ERA: 3.99	1.0		5	1	1	0	0	0	0	0	0	0	0	11	12	0.00	1.000										
Scott Bailes, L (8, 1) ERA: 4.9	2.0	W	6	0	0	0	3	0	0	0	0	0	0	13	19	0.00	0.000										

Toronto Blue Jays @ Cleveland Indians
Cleveland Municipal Stadium, Cleveland, OH

livebaseballscorecards.com

AB	37
R	3
H	10
RBI	2
BB	0
SO	8
LOB	16



Sun Sep 25 1988, 3:33 AM EDT
Att. 7,915 - Sunny - 61 F

Batter	1	2	3	4	5	6	7	8	9	AB R H RBI BB SO LOB
Julio Franco, R OBP: 0.364, SLG: 0.413 (1, 4)	3-3 K	3-2 1B			1-1 6-3		1-3 K		2-2 1B	5 0 2 1 0 2 1
Dave Clark, L OBP: 0.353, SLG: 0.386 (1, 10)	1-2 1B	2-2 G3			1-0 1B			1-1 4-3	1-1 1B	5 0 3 1 0 0 2
Joe Carter, R OBP: 0.317, SLG: 0.488 (1, 8)	0-3 K	2-3 K			0-2 G5-4-3			2-2 HBP		3 0 0 0 0 2 4
Cory Snyder, R OBP: 0.328, SLG: 0.489 (1, 9)	1-0 4-3				1-3 K			4-2 BB		3 0 0 0 1 2 1
Mel Hall, L OBP: 0.316, SLG: 0.397 (1, 7)		2-2 1B			1-2 G3			3-1 E4		4 1 1 0 0 0 1
Luis Medina, R OBP: 0.318, SLG: 0.625 (1, 3)		0-3 K			1-3 K			1-3 K		3 0 0 0 0 3 1
Willie Upshaw, L OBP: 0.333, SLG: 0.373 (8, PH) (9, 3)										1 0 0 0 0 1 2
Eddie Williams, R OBP: 0.200, SLG: 0.200 (1, 5)		2-2 1B			1-2 1-3				1-1 G3	3 1 1 1 0 0 0
Terry Francona, L OBP: 0.332, SLG: 0.368 (9, PH)		1-H 1B								1 0 0 0 0 0 0
Andy Allanson, R OBP: 0.300, SLG: 0.316 (1, 2)		0-0 1B			2-3 K			3-1 F8		3 2 1 0 1 1 0
Jay Bell, R OBP: 0.296, SLG: 0.291 (1, 6)		1-3 1B							4-1 1B	
		0-1 1B			2-3 K			0-1 1B	2-3 K	4 0 2 1 0 2 1

Inning Stats	R: 0	H: 1	E: 0	LOB: 1	K: 2	BB: 0	S: 11	R: 3	H: 5	E: 0	LOB: 2	K: 2	BB: 0	S: 25	R: 0	H: 0	E: 0	LOB: 0	K: 2	BB: 0	S: 10	R: 0	H: 0	E: 0	LOB: 0	K: 0	BB: 0	S: 6	R: 0	H: 1	E: 0	LOB: 0	K: 2	BB: 0	S: 9	R: 0	H: 1	E: 0	LOB: 1	K: 1	BB: 0	S: 9	R: 0	H: 0	E: 1	LOB: 2	K: 1	BB: 1	S: 13	R: 1	H: 2	E: 0	LOB: 2	K: 1	BB: 1	S: 11	1B: 10	SF: 0	2B: 0	SAC: 0	3B: 0	DP: 1	HR: 0	HBP: 1	WP: 0	PA: 38
--------------	------	------	------	--------	------	-------	-------	------	------	------	--------	------	-------	-------	------	------	------	--------	------	-------	-------	------	------	------	--------	------	-------	------	------	------	------	--------	------	-------	------	------	------	------	--------	------	-------	------	------	------	------	--------	------	-------	-------	------	------	------	--------	------	-------	-------	--------	-------	-------	--------	-------	-------	-------	--------	-------	--------

PITCHER	IP	WLS	BF	H	R	ER	SO	BB	IBB	HBP	BLK	WP	HR	S	P	ERA	WHIP
Jim Clancy, R ERA: 4.47 (1, 1)	1.1		10	6	3	3	3	0	0	0	0	0	0	26	38	20.25	4.500
John Cerutti, L ERA: 3.23 (2, 1)	5.1		17	2	0	0	7	0	0	0	0	0	0	50	73	0.00	0.375
Duane Ward, R ERA: 3.25 (7, 1)	2.0	L	11	2	1	1	3	2	0	1	0	0	0	28	49	4.50	2.000

BOTTOM

Toronto Blue Jays @ Cleveland Indians
Cleveland Municipal Stadium, Cleveland, OH

Sun Sep 25 1988, 3:33 AM EDT
Att. 7,915 - Sunny - 61 F

livebaseballscorecards.com

AB	35
R	4
H	10
RBI	4
BB	2
SO	13
LOB	13



Batter	1	2	3	4	5	6	7	8	9	AB R H RBI BB SO LOB	TOP	
Tony Fernandez, S (1, 6) OBP: 0.335, SLG: 0.379	1-0 WP 1B	1-0 4-3			3-1 F3 1B		2-3 2B 1B 3-1		1-0 FC3-6 1-3 2-H 2B	6 2 3 1 0 0 3		
Kelly Gruber, R (1, 5) OBP: 0.325, SLG: 0.430	0-0 F9		0-0 F4		0-0 6-3 1B		1-0 6-3 1-2	0-0 1-3	4-2 FC3-6 BB	5 1 1 0 1 0 2		
Ernie Whitt, L (1, 2) OBP: 0.347, SLG: 0.396 Sal Butera, R (9, 2) OBP: 0.246, SLG: 0.350	1-2 F9		3-2 4-3		3-2 6-3		0-1 E 2B 2-H	1-2 F3	1-0 FC3-6 FC6-4 1-2f 2-3 3-H	6 1 1 2 0 0 4 0 0 0 0 0 0 0		
George Bell, R (1, 7) OBP: 0.304, SLG: 0.446	1-1 WP 1B		1-3 K		1-2 2-H 1B		4-1 E SF8 BB	4-0 BB	0-1 FC6-4 1-2f	4 1 2 1 2 1 2		
Fred McGriff, L (1, 3) OBP: 0.375, SLG: 0.558	1-1 F4 1-2 3-H			1-0 FC3-6 1B 1B	1-0 F7		1-0 E6 SF8 1B 1-3 2-H	2-2 F7		5 1 1 0 0 0 4		
Rance Mulliniks, L (1, 10) OBP: 0.390, SLG: 0.470 Cecil Fielder, R (9, PH) OBP: 0.300, SLG: 0.451		1-2 2B 4-3 1B		1-3 K		0-0 4-3	4-0 1B 1B IBB		0-0 1B 2B	3 2 1 0 1 1 1 1 1 1 0 0 0 0		
Jesse Barfield, R (1, 9) OBP: 0.303, SLG: 0.428		0-3 K		1-2 FC3-6 1B		1-3 K	0-1 SF8 2-3 3-H		2-3 K	4 0 1 1 0 3 2		
Rob Ducey, L (1, 8) OBP: 0.326, SLG: 0.439		2-2 4-3 2B		3-1 FC3-6 1-2f 2-3		3-2 2B	2-1 1B 1-3 3-H 1B		3-2 1B 2B 1B	5 1 4 1 0 0 2		
Nelson Liriano, S (1, 4) OBP: 0.281, SLG: 0.318		2-2 4-3		3-2 F7		0-1 F8	1-2 1-2 3-H 1B		0-0 2B FC3-6 1B 1-2 3-H	5 1 2 3 0 0 4		
Inning Stats	R: 1 E: 0 K: 0 S: 9 H: 2 LOB: 1 BB: 0 P: 13	R: 1 E: 0 K: 1 S: 13 H: 2 LOB: 1 BB: 0 P: 19	R: 0 E: 0 K: 1 S: 7 H: 0 LOB: 0 BB: 0 P: 11	R: 0 E: 0 K: 1 S: 14 H: 2 LOB: 2 BB: 0 P: 23	R: 1 E: 0 K: 0 S: 10 H: 2 LOB: 1 BB: 0 P: 18	R: 0 E: 0 K: 1 S: 9 H: 1 LOB: 1 BB: 0 P: 13	R: 5 E: 1 K: 0 S: 20 H: 4 LOB: 2 BB: 2 P: 37	R: 0 E: 0 K: 0 S: 7 H: 0 LOB: 1 BB: 1 P: 14	R: 3 E: 0 K: 1 S: 16 H: 4 LOB: 2 BB: 1 P: 27	1B: 12 2B: 5 3B: 0 HR: 0 SF: 1 SAC: 0 DP: 0 HBP: 0	WP: 1 PB: 0 SB: 0 CS: 0 PA: 49	
PITCHER	IP WLS BF H R ER SO BB IBB HBP BLK WP HR S P ERA WHIP											
Wes Gardner, R (1, 1) ERA: 3.5	6.0 L 28 10 4 4 4 0 0 0 0 0 1 0 66 103 6.00 1.667											
Dennis Lamp, R (7, 1) ERA: 3.05	0.2 6 1 2 0 0 1 1 0 0 0 0 0 8 17 0.00 3.000											
Tom Bolton, L (7, 1) ERA: 4.3	1.2 10 4 4 2 1 1 0 0 0 0 0 0 24 42 10.80 3.000											
Bob Woodward, R (9, 1) ERA: 13.5	0.2 5 2 1 1 0 1 0 0 0 0 0 0 7 13 13.50 4.500											

Toronto Blue Jays @ Boston Red Sox
Fenway Park, Boston, MA
Mon Sep 26 1988, 7:05 PM EDT
Att. 33,953 - Unknown - 67 F

livebaseballscorecards.com

AB	44
R	11
H	17
RBI	9
BB	4
SO	5
LOB	24



Batter	1	2	3	4	5	6	7	8	9	AB	R	H	RBI	BB	SO	LOB	TOP										
Tony Fernandez, S (1, 6) OBP: 0.335, SLG: 0.380	0-1 F8	0-0 FC1-5 1B	2-2 F6		3-1 1B 2B	1-3 K		0-2 FC4-6 HR		6	3	2	1	0	1	3											
Kelly Gruber, R (1, 5) OBP: 0.328, SLG: 0.435	1-1 E 1B	0-0 FC1-5 BLK 1B		4-1 1B BB	4-1 1B BB		0-0 4-3	0-0 HR		4	4	2	2	2	0	2											
Rance Mulliniks, L (1, 10) OBP: 0.396, SLG: 0.474 Cecil Fielder, R (7, PH) OBP: 0.297, SLG: 0.446	4-1 1B HR BB	2-1 BLK HR 1B		1-1 1B BB	0-0 HBP 1B		2-2 F9	2-3 K		3	2	3	3	1	0	0											
George Bell, R (1, 7) OBP: 0.306, SLG: 0.446	0-0 HR 1B	1-1 5-3		1-3 K	2-2 HBP		2-2 BB 1B		0-1 1-3	5	1	2	2	0	1	3											
Ernie Whitt, L (1, 2) OBP: 0.352, SLG: 0.414	1-0 HR	2-0 HR		3-2 G4-6-3 1B	1-1 3-1		4-1 BB		3-1 F9	5	2	3	6	1	0	3											
Fred McGriff, L (1, 3) OBP: 0.373, SLG: 0.552	1-3 K	4-1 BB		0-0 G4-6-3 1-2f		0-0 1-3	1-0 1-3		3-2 5-3	5	0	0	0	1	1	4											
Jesse Barfield, R (1, 9) OBP: 0.300, SLG: 0.423	1-3 K	0-0 F8			1-3 K	2-2 F8		0-0 4-3		5	0	0	0	0	2	1											
Rob Ducey, L (1, 8) OBP: 0.333, SLG: 0.422		4-2 1B BLK 1B BB	1-1 1-3		0-1 1-3	0-1 1B 1B		0-2 E3 1B E		4	2	1	0	1	0	0											
Nelson Liriano, S (1, 4) OBP: 0.291, SLG: 0.327		0-0 FC1-5 1B	2-2 4-3		1-1 2B 1B 1B	2-0 1B		0-0 FC4-6 1B		5	1	4	0	0	0	0											
Inning Stats	R: 4 E: 1 K: 2 S: 13	H: 3 LOB: 0 BB: 1 P: 21	R: 5 E: 0 K: 0 S: 12	H: 4 LOB: 1 BB: 2 P: 25	R: 0 E: 0 K: 0 S: 9	H: 0 LOB: 0 BB: 0 P: 14	R: 1 E: 0 K: 1 S: 10	H: 2 LOB: 1 BB: 1 P: 19	R: 2 E: 0 K: 1 S: 15	H: 3 LOB: 3 BB: 1 P: 27	R: 0 E: 0 K: 1 S: 11	H: 2 LOB: 2 BB: 0 P: 16	R: 0 E: 0 K: 0 S: 9	H: 1 LOB: 2 BB: 1 P: 18	R: 3 E: 2 K: 1 S: 13	H: 2 LOB: 0 BB: 0 P: 15	R: 0 E: 0 K: 0 S: 9	H: 0 LOB: 0 BB: 0 P: 15	1B: 13 2B: 1 3B: 0 HR: 3	SF: 0 SAC: 0 DP: 1 HBP: 1	WP: 0 PB: 0 SB: 0 CS: 0	PA: 51					
PITCHER	IP	WLS	BF	H	R	ER	SO	BB	IBB	HBP	BLK	WP	HR	S	P	ERA	WHIP										
Mike Smithson, R (1, 1) ERA: 6.0	1.0	L	10	5	7	7	2	2	0	0	1	0	1	17	29	63.00	7.000										
Dennis Lamp, R (2, 1) ERA: 3.24	1.0		6	2	2	2	0	1	0	0	1	0	1	8	17	18.00	3.000										
Jeff Sellers, R (3, 1) ERA: 5.17	2.2		15	5	3	3	2	2	0	1	0	0	0	32	57	10.12	2.625										
Mike Rochford, L (5, 1) ERA:	2.1		11	3	0	0	1	1	0	0	0	0	0	22	37	0.00	1.714										
Bob Stanley, R (8, 1) ERA: 3.22	2.0		9	2	3	0	1	0	0	0	0	0	1	22	30	0.00	1.000										

Toronto Blue Jays @ Boston Red Sox
Fenway Park, Boston, MA
 Tue Sep 27 1988, 7:05 PM EDT
 Att. 34,442 - Unknown - 63 F

livebaseballscorecards.com

AB 44
R 15
H 17
RBI 14
BB 6
SO 6
LOB 16



Batter	1	2	3	4	5	6	7	8	9	AB	R	H	RBI	BB	SO	LOB
Wade Boggs, L (1, 5) OBP: 0.477, SLG: 0.494	1-1 F7		0-0 1B		0-1 2B		2-1 E6 1B 2B		1-2 6-3 1B	5	1	4	3	0	0	0
Marty Barrett, R (1, 4) OBP: 0.327, SLG: 0.336 Spike Owen, S (9, PH) OBP: 0.326, SLG: 0.369	1-0 F8		0-1 F7		2-0 4-1		1-2 HR 1B		2-1 6-3 1B	4	1	1	1	0	0	2
Dwight Evans, R (1, 9) OBP: 0.376, SLG: 0.496	1-3 K				2-3 K		2-1 F9		2-3 K	5	1	1	2	0	3	1
Mike Greenwell, L (1, 7) OBP: 0.420, SLG: 0.539		0-1 F1		0-0 4-3		1-1 5-3 1B		2-1 G3	1-0 F9	5	0	1	0	0	0	1
Ellis Burks, R (1, 8) OBP: 0.368, SLG: 0.477		0-0 F7		2-3 K		0-0 5-3		1-3 K		4	0	0	0	0	2	1
Jim Rice, R (1, 10) OBP: 0.332, SLG: 0.404		1-1 HR				3-2 2B 2B HBP		0-2 HR 2B		3	3	2	1	0	0	1
Jody Reed, R (1, 6) OBP: 0.386, SLG: 0.384		1-0 F4				0-3 K		1-1 5-3		4	0	0	0	0	1	2
Larry Parrish, R (1, 3) OBP: 0.269, SLG: 0.362			1-1 4-3		2-0 F8		0-1 FC3-6 1B		2-1 HR	4	1	2	2	0	0	1
Rich Gedman, L (1, 2) OBP: 0.281, SLG: 0.373 Kevin Romine, R (8, PH) OBP: 0.275, SLG: 0.301 Rick Cerone, R (9, 2) OBP: 0.330, SLG: 0.364			2-3 K		1-1 2B 2B		1-0 FC3-6 E		3-3 K	3	2	1	0	0	1	1

Inning Stats	R: 0	H: 0	E: 0	K: 1	S: 6	R: 1	H: 1	E: 0	K: 0	S: 6	R: 0	H: 1	E: 0	K: 1	S: 8	R: 0	H: 0	E: 0	K: 2	S: 10	R: 2	H: 2	E: 0	K: 1	S: 11	R: 0	H: 1	E: 0	K: 0	S: 7	R: 4	H: 4	E: 1	K: 0	S: 18	R: 2	H: 2	E: 0	K: 2	S: 15	R: 0	H: 1	E: 0	K: 1	S: 9	1B: 5	SF: 0	2B: 4	SAC: 0	3B: 0	DP: 0	HR: 3	HBP: 1	WP: 0	PA: 40
--------------	------	------	------	------	------	------	------	------	------	------	------	------	------	------	------	------	------	------	------	-------	------	------	------	------	-------	------	------	------	------	------	------	------	------	------	-------	------	------	------	------	-------	------	------	------	------	------	-------	-------	-------	--------	-------	-------	-------	--------	-------	--------

PITCHER	IP	WLS	BF	H	R	ER	SO	BB	IBB	HBP	BLK	WP	HR	S	P	ERA	WHIP
Mike Flanagan, L (1, 1) ERA: 4.18	6.2	W	29	8	6	6	5	0	0	1	0	0	1	59	89	8.10	1.200
David Wells, L (7, 1) ERA: 4.69	1.1		7	3	3	3	2	0	0	0	0	0	2	22	34	20.25	2.250
Duane Ward, R (9, 1) ERA: 3.22	1.0		4	1	0	0	1	0	0	0	0	0	0	9	15	0.00	1.000


BOTTOM

Toronto Blue Jays @ Boston Red Sox
 Fenway Park, Boston, MA
 Tue Sep 27 1988, 7:05 PM EDT
 Att: 34,442 - Unknown - 63 F

livebaseballscorecards.com

AB	39
R	9
H	12
RBI	9
BB	0
SO	8
LOB	11



Batter	1	2	3	4	5	6	7	8	9	AB R H RBI BB SO LOB	TOP														
Tony Fernandez, S (1, 6) OBP: 0.333, SLG: 0.378	2-2 F8		0-0 F9		2-2 3-1			1-2 F9		4 0 0 0 0 0 2	<p>Toronto Blue Jays @ Boston Red Sox Fenway Park, Boston, MA Wed Sep 28 1988, 7:05 PM EDT Att. 34,873 - Unknown - 57 F</p> <p>livebaseballscorecards.com</p> <table border="1"> <tr><td>AB</td><td>30</td></tr> <tr><td>R</td><td>1</td></tr> <tr><td>H</td><td>5</td></tr> <tr><td>RBI</td><td>1</td></tr> <tr><td>BB</td><td>2</td></tr> <tr><td>SO</td><td>8</td></tr> <tr><td>LOB</td><td>16</td></tr> </table> 	AB	30	R	1	H	5	RBI	1	BB	2	SO	8	LOB	16
AB	30																								
R	1																								
H	5																								
RBI	1																								
BB	2																								
SO	8																								
LOB	16																								
Kelly Gruber, R (1, 5) OBP: 0.326, SLG: 0.433	0-3 K		0-3 K			2-1 4-3		1-1 SF8		3 0 0 1 0 2 1															
Jesse Barfield, R (1, 9) OBP: 0.300, SLG: 0.421	1-0 6-3					1-3 K		0-0 5-3		4 0 1 0 0 1 0															
George Bell, R (1, 7) OBP: 0.307, SLG: 0.446						3-2 F4			0-1 5-3	4 0 2 0 0 0 0															
Pat Borders, R (1, 2) OBP: 0.292, SLG: 0.460									2-2 F8	4 0 1 0 0 0 3															
Fred McGriff, L (1, 3) OBP: 0.373, SLG: 0.550									0-0 B1	4 0 1 0 0 0 4															
Cecil Fielder, R (1, 10) OBP: 0.290, SLG: 0.435									0-1 F9	4 0 0 0 0 3 5															
Nelson Liriano, S (1, 4) OBP: 0.291, SLG: 0.325										2 0 0 0 1 2 1															
Rob Ducey, L (1, 8) OBP: 0.340, SLG: 0.413										1 1 0 0 1 0 0															
Inning Stats	R: 0 E: 0 K: 1 S: 9	H: 0 LOB: 0 BB: 0 P: 12	R: 0 E: 0 K: 1 S: 11	H: 1 LOB: 1 BB: 0 P: 13	R: 0 E: 0 K: 1 S: 9	H: 0 LOB: 1 BB: 0 P: 15	R: 0 E: 0 K: 1 S: 16	H: 2 LOB: 2 BB: 0 P: 22	R: 0 E: 0 K: 1 S: 9	H: 0 LOB: 0 BB: 0 P: 14	R: 0 E: 0 K: 2 S: 10	H: 0 LOB: 0 BB: 0 P: 16	R: 0 E: 0 K: 2 S: 10	H: 1 LOB: 1 BB: 0 P: 11	R: 1 E: 0 K: 0 S: 9	H: 0 LOB: 0 BB: 1 P: 15	R: 0 E: 0 K: 0 S: 9	H: 1 LOB: 1 BB: 0 P: 11	1B: 5 2B: 0 3B: 0 HR: 0	SF: 1 SAC: 1 DP: 0 HBP: 0	WP: 0 PB: 0 SB: 1 CS: 0	PA: 34			
PITCHER Bruce Hurst, L (1, 1) ERA: 3.63	IP: 9.0 WLS: L BF: 34 H: 5 R: 1 ER: 0 SO: 8 BB: 2 IBB: 0 HBP: 0 BLK: 0 WP: 0 HR: 0 S: 92 P: 129 ERA: 0.00 WHIP: 0.778											PITCHER	IP: 9.0 WLS: L BF: 34 H: 5 R: 1 ER: 0 SO: 8 BB: 2 IBB: 0 HBP: 0 BLK: 0 WP: 0 HR: 0 S: 92 P: 129 ERA: 0.00 WHIP: 0.778												

Batter	1	2	3	4	5	6	7	8	9	AB R H RBI BB SO LOB
--------	---	---	---	---	---	---	---	---	---	----------------------

Wade Boggs, L <small>(1, 5)</small> <small>OBP: 0.475, SLG: 0.490</small>	2-2 		0-2 			2-2 			0-3 	4 0 0 0 0 1 1
Marty Barrett, R <small>(1, 4)</small> <small>OBP: 0.328, SLG: 0.336</small>	2-2 			4-0 		0-2 			1-0 	3 0 1 0 1 0 0
Dwight Evans, R <small>(1, 9)</small> <small>OBP: 0.374, SLG: 0.494</small>	2-3 			3-2 			2-1 			3 0 0 0 0 1 2
Mike Greenwell, L <small>(1, 7)</small> <small>OBP: 0.418, SLG: 0.536</small>	0-2 			0-0 			1-3 			3 0 0 0 0 1 2
Ellis Burks, R <small>(1, 8)</small> <small>OBP: 0.366, SLG: 0.474</small>		0-0 		3-2 			1-0 			3 0 0 0 0 0 1
Jim Rice, R <small>(1, 10)</small> <small>OBP: 0.330, SLG: 0.402</small>		1-0 			2-1 			0-1 		3 0 0 0 0 0 0
Jody Reed, R <small>(1, 6)</small> <small>OBP: 0.383, SLG: 0.380</small>		3-2 			2-2 			2-0 		3 0 0 0 0 0 0
Larry Parrish, R <small>(1, 3)</small> <small>OBP: 0.269, SLG: 0.361</small> Randy Kutcher, R <small>(8, PR)</small> <small>OBP: 0.125, SLG: 0.125</small> Todd Benzing, S <small>(9, 3)</small> <small>OBP: 0.297, SLG: 0.434</small>			2-2 		0-0 			0-0 		3 0 1 0 0 0 0
Rich Gedman, L <small>(1, 2)</small> <small>OBP: 0.282, SLG: 0.372</small> Spike Owen, S <small>(8, PH)</small> <small>OBP: 0.326, SLG: 0.369</small> Rick Cerone, R <small>(9, 2)</small> <small>OBP: 0.329, SLG: 0.363</small>			1-0 			0-0 		0-1 	1-1 	1 0 0 0 0 0 0

Inning Stats	R: 0	H: 1	E: 0	LOB: 1	K: 1	P: 19	R: 0	H: 0	E: 0	LOB: 0	K: 0	P: 9	R: 0	H: 0	E: 0	LOB: 0	K: 0	P: 9	R: 0	H: 0	E: 0	LOB: 0	K: 0	P: 10	R: 0	H: 0	E: 0	LOB: 0	K: 0	P: 9	R: 0	H: 1	E: 0	LOB: 1	K: 0	P: 7	R: 0	H: 0	E: 0	LOB: 0	K: 1	P: 8	1B: 2	SF: 0	2B: 0	SAC: 0	3B: 0	DP: 1	HR: 0	HBP: 1	WP: 0	PA: 30
--------------	------	------	------	--------	------	-------	------	------	------	--------	------	------	------	------	------	--------	------	------	------	------	------	--------	------	-------	------	------	------	--------	------	------	------	------	------	--------	------	------	------	------	------	--------	------	------	-------	-------	-------	--------	-------	-------	-------	--------	-------	--------

PITCHER	IP	WLS	BF	H	R	ER	SO	BB	IBB	HBP	BLK	WP	HR	S	P	ERA	WHIP	PITCHER	IP	WLS	BF	H	R	ER	SO	BB	IBB	HBP	BLK	WP	HR	S	P	ERA	WHIP															
Jimmy Key, L <small>(1, 1)</small> <small>ERA: 3.29</small>	9.0	W	29	2	0	0	3	1	0	1	0	0	0	62	99	0.00	0.333																																	

BOTTOM

Toronto Blue Jays @ Boston Red Sox
 Fenway Park, Boston, MA
 Wed Sep 28 1988, 7:05 PM EDT
 Att: 34,873 - Unknown - 57 F

livebaseballscorecards.com

AB	27
R	0
H	2
RBI	0
BB	1
SO	3
LOB	6



Batter	1	2	3	4	5	6	7	8	9	AB R H RBI BB SO LOB	TOP
Joe Orsulak, L (1, 9) OBP: 0.332, SLG: 0.424	0-3 K			1-1 G3-6 HBP			1-1 4-3		1-1 5-3	3 0 0 0 0 1 1	
Pete Stanicek, S (1, 4) OBP: 0.318, SLG: 0.319	2-1 L3			0-0 G3-6 1-2f			4-1 L1-3 BB			2 0 0 0 1 0 1	
Cal Ripken Jr., R (1, 6) OBP: 0.370, SLG: 0.433	0-1 6-3			3-2 5-3			2-1 L1-3 1-2			3 0 0 0 0 0 1	
Eddie Murray, S (1, 3) OBP: 0.363, SLG: 0.477		1-0 F5			0-1 L8			0-1 6-3		3 0 0 0 0 0 0	
Terry Kennedy, L (1, 2) OBP: 0.269, SLG: 0.299		1-0 G3			0-2 1-3			0-1 L9		3 0 0 0 0 0 0	
Larry Sheets, L (1, 10) OBP: 0.301, SLG: 0.336		3-1 4-3			0-2 4-3			1-2 F6		3 0 0 0 0 0 0	
Brady Anderson, L (1, 8) OBP: 0.266, SLG: 0.282			2-1 F9			1-0 G3			1-0 G3	3 0 0 0 0 0 0	
Ken Gerhart, R (1, 7) OBP: 0.257, SLG: 0.346 Jeff Stone, L (9, PH) OBP: 0.215, SLG: 0.180			2-3 K			2-3 K			0-0 1-3	2 0 0 0 0 2 0 1 0 0 0 0 0 0	AB 26 R 0 H 1 RBI 0 BB 1 SO 4 LOB 3
Craig Worthington, R (1, 5) OBP: 0.253, SLG: 0.267 Jim Traber, L (9, PH) OBP: 0.259, SLG: 0.310			1-3 K			2-0 5-3			2-2 1B	2 0 0 0 0 1 0 1 0 1 0 0 0 0	
Inning Stats	R: 0 E: 0 K: 1 S: 7 H: 0 LOB: 0 BB: 0 P: 9	R: 0 E: 0 K: 0 S: 4 H: 0 LOB: 0 BB: 0 P: 9	R: 0 E: 0 K: 2 S: 8 H: 0 LOB: 0 BB: 0 P: 13	R: 0 E: 0 K: 0 S: 5 H: 0 LOB: 0 BB: 0 P: 9	R: 0 E: 0 K: 0 S: 8 H: 0 LOB: 0 BB: 0 P: 8	R: 0 E: 0 K: 1 S: 5 H: 0 LOB: 0 BB: 0 P: 10	R: 0 E: 0 K: 0 S: 5 H: 0 LOB: 0 BB: 1 P: 12	R: 0 E: 0 K: 0 S: 7 H: 0 LOB: 0 BB: 0 P: 8	R: 0 E: 0 K: 0 S: 8 H: 1 LOB: 1 BB: 0 P: 12	1B: 1 2B: 1 3B: 0 HR: 0 SF: 0 SAC: 0 DP: 2 HBP: 1	WP: 0 PB: 0 SB: 0 CS: 0 PA: 28
PITCHER Dave Stieb, R (1, 1) ERA: 3.04	IP 9.0 WLS W BF 28 H 1 R 0 ER 0 SO 4 BB 1 IBB 0 HBP 1 BLK 0 WP 0 HR 0 S 57 P 90 ERA 0.00 WHIP 0.222	PITCHER IP WLS BF H R ER SO BB IBB HBP BLK WP HR S P ERA WHIP									

Baltimore Orioles @ Toronto Blue Jays
Exhibition Stadium, Toronto, ON
Fri Sep 30 1988, 7:05 PM EDT
Att. 32,374 - Unknown - 63 F

livebaseballscorecards.com



Batter	1	2	3	4	5	6	7	8	9	AB R H RBI BB SO LOB	TOP	
Joe Orsulak, L (1, 7) OBP: 0.331, SLG: 0.422	2-3 K		0-0 G4-3		1-2 1B			3-1 F7		4 0 1 0 0 1 0		
Pete Stanicek, S (1, 4) OBP: 0.317, SLG: 0.315 Rene Gonzales, R (8, PR) OBP: 0.266, SLG: 0.269 (8, 4)	1-2 G3			0-1 G6-3	1-1 G3			3-0 1B HBP		3 0 0 0 0 0 2 0 0 0 0 0 0 0		
Cal Ripken Jr., R (1, 6) OBP: 0.371, SLG: 0.432	2-1 F9			3-2 P5		4-0 G5-4-3 BB		2-1 1B		3 0 1 0 1 0 0		
Eddie Murray, S (1, 3) OBP: 0.361, SLG: 0.474		0-2 G6-3		1-1 G4-3		2-2 F8		0-3 K		4 0 0 0 0 1 3		
Terry Kennedy, L (1, 2) OBP: 0.269, SLG: 0.298		1-2 G3			0-0 HR 1B	3-2 G5-4-3 1-2f		0-1 G3-1		4 1 1 0 0 0 1		
Jim Traber, L (1, 10) OBP: 0.261, SLG: 0.324		0-0 4-3			1-0 HR		1-1 G4-3		2-2 2B	4 1 2 2 0 0 0		
Brady Anderson, L (1, 8) OBP: 0.266, SLG: 0.280 Ken Gerhart, R (9, PH) OBP: 0.256, SLG: 0.345			1-0 F8		4-0 CS BB		2-2 G3		1-2 P4	2 0 0 0 1 0 0 1 0 0 0 0 0 1		
Keith Hughes, L (1, 9) OBP: 0.303, SLG: 0.337			1-1 G4-3 3B		2-2 SAFE F8		2-1 F7		1-1 G4-3	4 1 1 0 0 0 2		
Craig Worthington, R (1, 5) OBP: 0.256, SLG: 0.269			0-1 G4-3		1-0 1B			1-1 P5		3 0 1 1 0 0 0		
Inning Stats	R: 0 E: 0 K: 1 S: 8 H: 0 LOB: 0 BB: 0 P: 13	R: 0 E: 0 K: 0 S: 7 H: 0 LOB: 0 BB: 0 P: 8	R: 1 E: 0 K: 0 S: 6 H: 1 LOB: 0 BB: 0 P: 8	R: 0 E: 0 K: 0 S: 8 H: 0 LOB: 0 BB: 0 P: 12	R: 2 E: 0 K: 0 S: 11 H: 4 LOB: 2 BB: 1 P: 21	R: 0 E: 0 K: 0 S: 10 H: 0 LOB: 0 BB: 1 P: 19	R: 0 E: 0 K: 0 S: 8 H: 0 LOB: 0 BB: 0 P: 13	R: 0 E: 0 K: 1 S: 9 H: 1 LOB: 2 BB: 0 P: 18	R: 0 E: 0 K: 0 S: 11 H: 1 LOB: 1 BB: 0 P: 15	1B: 4 2B: 1 3B: 1 HR: 1 SF: 0 SAC: 0 DP: 1 HBP: 1	WP: 0 PB: 0 SB: 0 CS: 1 PA: 35	
PITCHER Jim Clancy, R (1, 1) ERA: 4.49 John Cerutti, L (6, 1) ERA: 3.13	IP WLS BF H R ER SO BB IBB HBP BLK WP HR S P ERA WHIP	5.0 W 20 5 3 3 1 1 0 0 0 0 1 40 62 5.40 1.200	4.0 S 15 2 0 0 1 1 0 1 0 0 0 38 65 0.00 0.750	PITCHER IP WLS BF H R ER SO BB IBB HBP BLK WP HR S P ERA WHIP								

Baltimore Orioles @ Toronto Blue Jays
Exhibition Stadium, Toronto, ON
Sat Oct 01 1988, 3:33 AM EDT
Att. 32,637 - Cloudy - 75 F

AB	32
R	3
H	7
RBI	3
BB	2
SO	2
LOB	9



Batter	1	2	3	4	5	6	7	8	9
Tony Fernandez, S OBP: 0.335, SLG: 0.381 (1, 6)	1-3 K	2-3 K		2-2 1B 1-3	1-2 F9			2-2 G4-3	
Kelly Gruber, R OBP: 0.328, SLG: 0.438 (1, 5) Alexis Infante, R OBP: 0.231, SLG: 0.167 (8, 5)	2-0 2B 1B		0-1 F7	1-0 1B 1-3 3-H	0-3 K			0-0 G6-3	
Rance Mulliniks, L OBP: 0.397, SLG: 0.476 (1, 10) Cecil Fielder, R OBP: 0.289, SLG: 0.431 (8, PH)	2-1 2B 1-3		1-0 G4-3	4-0 1B 1-2 BB				0-0 P4	
George Bell, R OBP: 0.305, SLG: 0.442 (1, 7)	2-0 P6		1-2 G5-3	0-2 F9			1-0 G3-6-3 1B		
Ernie Whitt, L OBP: 0.351, SLG: 0.413 (1, 2)	2-2 F9			0-0 1B FC3-6	0-1 G1-3		0-0 G3-6-3		
Fred McGriff, L OBP: 0.373, SLG: 0.553 (1, 3)		4-2 1B SF8 BB		0-0 1B FC3-6 HR	2-0 HR		0-0 G3 S 1B		
Jesse Barfield, R OBP: 0.303, SLG: 0.428 (1, 9)		1-2 S 1B 1-3		1-1 HR 1-H	4-2 S 2B BB		1-1 F8		
Rob Ducey, L OBP: 0.351, SLG: 0.431 (1, 8)		1 SAFE 3-2 SF8 3-H		4-0 1B BB	0-2 1B 2B		2-2 G3 1-3		
Nelson Liriano, S OBP: 0.295, SLG: 0.325 (1, 4)		1-3 K 1-2		1-0 F8	1-0 1B 2-H		2-2 L9		

Inning Stats	R: 0 E: 0 K: 1 S: 11	H: 2 LOB: 2 BB: 0 P: 20	R: 1 E: 0 K: 2 S: 17	H: 1 LOB: 1 BB: 1 P: 28	R: 0 E: 0 K: 0 S: 6	H: 0 LOB: 0 BB: 0 P: 8	R: 3 E: 0 K: 0 S: 15	H: 4 LOB: 3 BB: 2 P: 28	R: 3 E: 0 K: 1 S: 18	H: 3 LOB: 1 BB: 1 P: 26	R: 0 E: 0 K: 0 S: 7	H: 1 LOB: 0 BB: 0 P: 11	R: 0 E: 0 K: 0 S: 12	H: 1 LOB: 1 BB: 0 P: 17	R: 0 E: 0 K: 0 S: 6	H: 0 LOB: 0 BB: 0 P: 8
--------------	-------------------------------	----------------------------------	-------------------------------	----------------------------------	------------------------------	---------------------------------	-------------------------------	----------------------------------	-------------------------------	----------------------------------	------------------------------	----------------------------------	-------------------------------	----------------------------------	------------------------------	---------------------------------


PITCHER	IP	WLS	BF	H	R	ER	SO	BB	IBB	HBP	BLK	WP	HR	S	P	ERA	WHIP
Jay Tibbs, R ERA: 5.39 (1, 1)	4.1	L	26	9	7	7	3	4	0	0	0	1	2	59	100	14.54	3.000
Doug Sisk, R ERA: 3.72 (5, 1)	1.2		6	2	0	0	1	0	0	0	0	0	0	15	21	0.00	1.200
Mark Thurmond, L ERA: 4.58 (7, 1)	2.0		7	1	0	0	0	0	0	0	0	0	0	18	25	0.00	0.500

BOTTOM

AB	R	H	RBI	BB	SO	LOB
5	0	1	0	0	2	2
4	0	2	1	0	1	1
1	0	0	0	0	0	0
3	0	1	0	1	0	0
1	0	0	0	0	0	0
4	0	1	0	0	0	5
4	0	1	0	0	0	3
3	3	2	1	1	0	1
3	2	2	2	1	0	1
2	2	1	2	1	0	1
4	0	1	1	0	1	3

AB 34
R 7
H 12
RBI 7
BB 4
SO 4
LOB 17

WP: 1 PA: 39
PB: 0
SB: 4
CS: 0



Baltimore Orioles @ Toronto Blue Jays
Exhibition Stadium, Toronto, ON
Sat Oct 01 1988, 3:33 AM EDT
Att. 32,637 - Cloudy - 75 F

livebaseballscorecards.com

Batter	1	2	3	4	5	6	7	8	9	AB R H RBI BB SO LOB	TOP		
Brady Anderson, L (1, 8) OBP: 0.272, SLG: 0.286	1-0 G6-4-3 1B		2-3 K			2-2 HR	2-0 1B			4 1 3 0 0 1 0			
Pete Stanicek, S (1, 4) OBP: 0.313, SLG: 0.310	1-2 G6-4-3 1-2f		3-3 K			1-0 F8	2-2 F9			4 0 0 0 0 1 3			
Cal Ripken Jr., R (1, 6) OBP: 0.372, SLG: 0.431 Larry Sheets, L (4, 3) OBP: 0.302, SLG: 0.343	4-1 1B BB			2-2 G6-3		1-0 HR		0-3 K		1 0 0 0 1 0 0 2 1 1 2 0 1 0			
Eddie Murray, S (1, 10) OBP: 0.361, SLG: 0.474 Rick Schu, R (6, PH) OBP: 0.316, SLG: 0.363	1-2 1B			2-2 P3		2-1 P3		0-3 K		2 0 1 0 0 0 0 2 0 0 0 0 1 0			
Ken Gerhart, R (1, 7) OBP: 0.256, SLG: 0.344	2-2 P5			1-1 F7		1-2 1B		3-2 F7		4 0 1 0 0 0 2			
Carl Nichols, R (1, 2) OBP: 0.235, SLG: 0.213		3-1 F8			0-2 P6	2-0 F3		0-0 P3		4 0 0 0 0 0 1			
Craig Worthington, R (1, 5) OBP: 0.267, SLG: 0.284		1-0 F7			4-0 BB		2-2 G4-3 G3 2B	1-0 P3		3 1 1 0 1 0 0			
Keith Hughes, L (1, 9) OBP: 0.294, SLG: 0.324		1-2 G4-3			1-3 K		2-0 G4-3	2-2 G3		4 0 0 0 0 1 2			
Rene Gonzales, R (1, 3) OBP: 0.263, SLG: 0.266 (4, 6)			1-0 F8		0-1 G4-3		2-1 G3			3 0 0 1 0 0 1			
Inning Stats	R: 0 E: 0 K: 0 S: 16 H: 2 LOB: 2 P: 25	R: 0 E: 0 K: 0 S: 6 H: 0 LOB: 0 P: 11	R: 0 E: 0 K: 2 S: 7 H: 0 LOB: 0 P: 13	R: 0 E: 0 K: 0 S: 8 H: 0 LOB: 0 P: 13	R: 0 E: 0 K: 1 S: 9 H: 0 LOB: 1 P: 14	R: 2 E: 0 K: 0 S: 11 H: 3 LOB: 1 P: 20	R: 1 E: 0 K: 0 S: 13 H: 2 LOB: 1 P: 23	R: 0 E: 0 K: 2 S: 10 H: 0 LOB: 0 P: 13	R: 0 E: 0 K: 0 S: 5 H: 0 LOB: 0 P: 8	1B: 5 2B: 1 3B: 0 HR: 1 SF: 0 SAC: 0 DP: 1 HBP: 0	WP: 0 PB: 0 SB: 0 CS: 0 PA: 35		
PITCHER	IP WLS BF H R ER SO BB IBB HBP BLK WP HR S P ERA WHIP											PITCHER	IP WLS BF H R ER SO BB IBB HBP BLK WP HR S P ERA WHIP
Jeff Musselman, L (1, 1) ERA: 3.18	6.0 W 24 5 2 2 3 2 0 0 0 0 0 1 57 96 3.00 1.167												
Mark Eichhorn, R (7, 1) ERA: 4.19	1.0 5 2 1 1 0 0 0 0 0 0 0 0 13 23 9.00 2.000												
Tony Castillo, L (8, 1) ERA: 3.0	1.0 3 0 0 0 0 2 0 0 0 0 0 0 10 13 0.00 0.000												
David Wells, L (9, 1) ERA: 4.62	1.0 3 0 0 0 0 0 0 0 0 0 0 0 5 8 0.00 0.000												

Baltimore Orioles @ Toronto Blue Jays
Exhibition Stadium, Toronto, ON
Sun Oct 02 1988, 3:33 AM EDT
Att. 34,046 - Overcast - 54 F

livebaseballscorecards.com

AB	33
R	3
H	7
RBI	3
BB	2
SO	5
LOB	9



Batter	1	2	3	4	5	6	7	8	9
Tony Fernandez, S (1, 6) OBP: 0.335, SLG: 0.386	0-2 E 2B	2-0 3B 3B		0-2 G1-3		3-1 G4-3		0-2 F8	
Nelson Liriano, S (1, 4) OBP: 0.297, SLG: 0.333	1-0 FC2 E SF8 2-H	0-1 SF8 3B 3-H		2-2 F8		0-0 G3-6 1B		0-3 K	
Rance Mulliniks, L (1, 10) OBP: 0.395, SLG: 0.475 Rick Leach, L (4, PH) OBP: 0.336, SLG: 0.352	2-0 E8 WP SF7 2-3	3-2 SF8		4-2 HR BB		1-1 G3-6 1-2f		0-0 1B	
George Bell, R (1, 7) OBP: 0.304, SLG: 0.446 Sil Campusano, R (8, 7) OBP: 0.262, SLG: 0.359	0-1 SF8 3-H	2-1 G5-3		1-1 HR		1-0 F7		2-3 K	
Ernie Whitt, L (1, 2) OBP: 0.348, SLG: 0.410 Pat Borders, R (8, 2) OBP: 0.285, SLG: 0.448	1-2 SF7 2-H		0-0 G1-4-3	1-2 G1-6-3		1-3 K			
Fred McGriff, L (1, 3) OBP: 0.376, SLG: 0.552	3-0 F7		4-2 BB BB		4-2 BB BB		4-1 BB BB		
Jesse Barfield, R (1, 9) OBP: 0.302, SLG: 0.425		2-2 L6	2-3 K		0-3 K		4-0 BB BB		
Rob Ducey, L (1, 8) OBP: 0.361, SLG: 0.426		0-1 BB 3B 1B	4-2 FC4-6 BB		2-2 F7		2-2 L8		
Alexis Infante, R (1, 5) OBP: 0.294, SLG: 0.200		4-2 SAFE 3B BB	0-0 FC4-6		0-1 F9		1-1 1B 1B		

Inning Stats	R: 3	H: 1	E: 2	K: 0	S: 14	L: 0	BB: 0	P: 21	R: 4	H: 3	E: 0	K: 0	S: 20	L: 0	LOB: 0	BB: 1	P: 33	R: 0	H: 0	E: 0	K: 1	S: 11	R: 2	H: 1	E: 0	K: 0	S: 17	R: 0	H: 0	E: 0	K: 1	S: 10	R: 0	H: 1	E: 0	K: 0	S: 5	R: 0	H: 0	E: 0	K: 1	S: 10	R: 0	H: 0	E: 0	K: 1	S: 10	R: 0	H: 2	E: 0	K: 2	S: 13
--------------	------	------	------	------	-------	------	-------	-------	------	------	------	------	-------	------	--------	-------	-------	------	------	------	------	-------	------	------	------	------	-------	------	------	------	------	-------	------	------	------	------	------	------	------	------	------	-------	------	------	------	------	-------	------	------	------	------	-------

AB	R	H	RBI	BB	SO	LOB
5	2	2	2	0	0	1
5	2	2	1	0	1	1
1	1	0	1	0	0	1
2	1	1	0	1	0	1
3	1	1	3	0	0	0
1	0	0	0	0	1	2
3	0	0	1	0	1	0
1	0	0	0	0	0	0
1	0	0	0	3	0	0
3	0	0	0	1	2	2
3	1	1	0	1	0	3
3	1	1	0	1	0	3

AB	R	H	RBI	BB	SO	LOB
30	9	8	8	7	5	14

BOTTOM

Baltimore Orioles @ Toronto Blue Jays
Exhibition Stadium, Toronto, ON

Sun Oct 02 1988, 3:33 AM EDT
Att. 34,046 - Overcast - 54 F

livebaseballscorecards.com

WP: 1 PA: 40
PB: 0
SB: 0
CS: 0



PITCHER	IP	WLS	BF	H	R	ER	SO	BB	IBB	HBP	BLK	WP	HR	S	P	ERA	WHIP
Curt Schilling, R (1, 1) ERA: 9.82	2.0	L	13	4	7	5	0	1	0	0	0	1	0	34	54	22.50	2.500
Mark Williamson, R (3, 1) ERA: 4.9	2.0		10	1	2	2	1	3	0	0	0	0	1	28	46	9.00	2.000
Tom Niedenfuer, R (5, 1) ERA: 3.51	1.0		4	0	0	0	1	1	0	0	0	0	0	10	16	0.00	1.000
Don Aase, R (6, 1) ERA: 4.05	2.0		8	1	0	0	1	2	0	0	0	0	0	15	31	0.00	1.500
Gregg Olson, R (8, 1) ERA: 3.27	1.0		5	2	0	0	2	0	0	0	0	0	0	13	16	0.00	2.000