

# Toronto Blue Jays - 1988

Batter	1	2	3	4	5	6	7	8	9	AB	R	H	RBI	BB	SO	LOB	TOP			
Nelson Liriano, S (1,4)	F8		L8		SH1-3		F8		FC6-4	4	0	0	0	0	0	3				
Lloyd Moseby, L (1,7)	4-3			E3	P6			L7		4	1	0	0	0	0	1				
Tony Fernandez, S (1,6)	1-3			F7	F9			K		4	0	0	0	0	1	2				
George Bell, R (1,10) OBP: 0.750, SLG: 3.000				HR				HR		4	3	3	4	0	0	0				
Rance Mulliniks, L (1,5) Kelly Gruber, R (8,5) OBP: 0.250, SLG: 0.500	F8			HR	1B		F8	K		4	1	1	0	0	1	0				
Ernie Whitt, L (1,2) OBP: 0.250, SLG: 0.250	P5			2B			K			4	0	1	0	0	1	0				
Jesse Barfield, R (1,9) OBP: 0.250, SLG: 0.333	K			SF8			K			3	0	1	1	0	2	0				
Fred McGriff, L (1,3) OBP: 0.500, SLG: 0.750			K	K			2B			4	0	2	0	0	2	1				
Sil Campusano, R (1,8) OBP: 0.250, SLG: 0.500			G3		SH1-3		P6		P5	4	0	1	0	0	0	3				
<b>Inning Stats</b>	R: 0 E: 0 K: 0 S: 11	H: 0 LOB: 0 BB: 0 P: 14	R: 1 E: 0 K: 1 S: 10	H: 1 LOB: 0 BB: 0 P: 13	R: 0 E: 0 K: 1 S: 6	H: 0 LOB: 0 BB: 0 P: 10	R: 3 E: 1 K: 1 S: 16	H: 3 LOB: 1 BB: 0 P: 26	R: 0 E: 0 K: 1 S: 5	H: 0 LOB: 0 BB: 0 P: 8	R: 0 E: 0 K: 1 S: 9	H: 1 LOB: 1 BB: 0 P: 13	R: 1 E: 0 K: 2 S: 10	H: 1 LOB: 0 BB: 0 P: 15	R: 0 E: 0 K: 0 S: 10	H: 2 LOB: 2 BB: 0 P: 18	1B: 3 2B: 3 3B: 0 HR: 3	SF: 1 SAC: 1 DP: 0 HBP: 0	WP: 0 PB: 0 SB: 0 CS: 0	PA: 37
<b>PITCHER</b>	IP	WLS	BF	H	R	ER	SO	BB	IBB	HBP	BLK	WP	HR	S	P	ERA	WHIP			
Bret Saberhagen, R (1,1) ERA: 3.38	8.0	L	32	7	5	3	7	0	0	0	0	0	3	73	108	3.38	0.875			
Dan Quisenberry, R (9,1) ERA:	1.0		5	2	0	0	0	0	0	0	0	0	0	10	18	0.00	2.000			

Toronto Blue Jays @ Kansas City Royals  
 Royals Stadium, Kansas City, MO  
 Mon Apr 04 1988, 4:33 AM EDT  
 Att: 40,648 - Sunny - 72 F

AB	35
R	5
H	9
RBI	5
BB	0
SO	7
LOB	10



Batter	1	2	3	4	5	6	7	8	9	AB	R	H	RBI	BB	SO	LOB	BOTTOM					
Willie Wilson, S (1,8) OBP: 0.400, SLG: 0.800	L8		K		G3		SF8		P4	5	1	2	0	0	1	1						
Kevin Seitzer, R (1,5) OBP: 0.400, SLG: 0.333	HR		6-3		G3		SF8		1-3	3	1	1	1	1	0	0						
George Brett, L (1,10) OBP: 0.400, SLG: 1.000	HR		4-3		G3		2B		P5	5	1	2	2	0	0	2						
Danny Tartabull, R (1,9) OBP: 0.500, SLG: 1.000	K2-3		2B		P5		2B			4	0	2	0	0	1	2						
Frank White, R (1,4) OBP: 0.250, SLG: 0.250	1B		F8		F7		P3			4	0	1	0	0	0	5						
Steve Balboni, R (1,3)	P4			5-3			F9		3-1	3	0	0	0	0	0	1						
Scotti Madison, S (7,PH) (8,3)										1	0	0	0	0	0	2						
Bo Jackson, R (1,7) OBP: 0.250, SLG: 0.500			K		L9		F8		5-3	4	0	1	0	0	1	0						
Mike Macfarlane, R (1,2) OBP: 0.500, SLG: 1.000			2B		L9		2B		K	4	0	2	0	0	1	1						
Kurt Stillwell, S (1,6)			K		F9		P1		P2	4	0	0	0	0	1	3						
<b>Inning Stats</b>	R: 2 E: 0 K: 1 S: 10	H: 3 LOB: 1 BB: 0 P: 16	R: 0 E: 0 K: 3 S: 14	H: 1 LOB: 1 BB: 0 P: 20	R: 0 E: 0 K: 0 S: 12	H: 1 LOB: 1 BB: 0 P: 20	R: 0 E: 0 K: 0 S: 11	H: 1 LOB: 1 BB: 0 P: 15	R: 0 E: 0 K: 0 S: 12	H: 1 LOB: 2 BB: 1 P: 20	R: 0 E: 0 K: 0 S: 10	H: 1 LOB: 0 BB: 0 P: 12	R: 1 E: 0 K: 0 S: 16	H: 3 LOB: 2 BB: 0 P: 26	R: 0 E: 0 K: 1 S: 7	H: 0 LOB: 0 BB: 0 P: 9	R: 0 E: 0 K: 0 S: 15	H: 0 LOB: 0 BB: 0 P: 19	1B: 4 2B: 5 3B: 1 HR: 1	SF: 1 SAC: 0 DP: 0 HBP: 0	WP: 0 PB: 0 SB: 1 CS: 0	PA: 39
<b>PITCHER</b>	IP	WLS	BF	H	R	ER	SO	BB	IBB	HBP	BLK	WP	HR	S	P	ERA	WHIP					
Jimmy Key, L (1,1) ERA: 3.0	6.0	W	27	8	2	2	4	1	0	0	0	0	0	10	16	27.00	6.000					
David Wells, L (7,1) ERA: 27.0	0.1		3	2	1	1	0	0	0	0	0	0	0	6	10	0.00	1.500					
Mark Eichhorn, R (7,1) ERA:	0.2		3	1	0	0	0	0	0	0	0	0	0	22	28	0.00	0.000					
Tom Henke, R (8,1) ERA:	2.0	S	6	0	0	0	1	0	0	0	0	0	0	0	0	0.00	0.000					

Toronto Blue Jays @ Kansas City Royals  
 Royals Stadium, Kansas City, MO  
 Mon Apr 04 1988, 4:33 AM EDT  
 Att: 40,648 - Sunny - 72 F

AB	37
R	3
H	11
RBI	3
BB	1
SO	5
LOB	17









Batter	1	2	3	4	5	6	7	8	9	AB	R	H	RBI	BB	SO	LOB	TOP								
Nelson Liriano, S OBP: 0.143, SLG: 0.143 (1, 4)	6-3	3-1		P5			F9		K	5	0	0	0	0	1	5									
Rance Mulliniks, L OBP: 0.143, SLG: 0.286 Kelly Gruber, R OBP: 0.200, SLG: 0.200 (7, PH)	4-3		6-3		4-3		P4			3	0	0	0	0	0	0									
Juan Beniquez, R (9, PH)									BB	1	0	0	0	0	0	0									
Tony Fernandez, S OBP: 0.143, SLG: 0.143 (1, 6)	3-1		K		G3		K		K	5	0	0	0	0	3	2									
George Bell, R OBP: 0.692, SLG: 1.583 (1, 7)		F8			P4			F9		3	0	0	0	1	0	0									
Ernie Whitt, L OBP: 0.286, SLG: 0.286 Pat Borders, R OBP: 0.600, SLG: 1.000 (8, PH)		1B BB 1B	4-3			4-3		L7		3	1	1	0	0	0	1									
Jesse Barfield, R OBP: 0.385, SLG: 0.500 (1, 9)		1B 1B			4-3 2B		5-3		P3	3	1	1	0	1	0	0									
Fred McGriff, L OBP: 0.625, SLG: 1.250 (1, 3)		1B 1B	4-3		4-3		HR		2B	4	2	3	1	0	0	1									
Rick Leach, L OBP: 1.000, SLG: 1.500 (1, 10)		1B							2B	2	0	2	3	2	0	0									
Sil Campusano, R OBP: 0.182, SLG: 0.273 Lloyd Moseby, L (9, PH)		P4			K		P3		G3	3	0	0	0	0	1	5									
									2B	1	0	0	0	0	0	1									
<b>Inning Stats</b>	R: 0 E: 0 K: 0 S: 7	H: 0 LOB: 0 BB: 0 P: 11	R: 2 E: 0 K: 0 S: 14	H: 3 LOB: 2 BB: 1 P: 30	R: 0 E: 0 K: 1 S: 7	H: 0 LOB: 1 BB: 1 P: 18	R: 0 E: 0 K: 1 S: 12	H: 1 LOB: 2 BB: 1 P: 23	R: 0 E: 0 K: 0 S: 6	H: 0 LOB: 0 BB: 0 P: 13	R: 1 E: 0 K: 0 S: 9	H: 1 LOB: 1 BB: 1 P: 17	R: 0 E: 0 K: 1 S: 8	H: 0 LOB: 0 BB: 0 P: 11	R: 0 E: 0 K: 0 S: 6	H: 0 LOB: 0 BB: 0 P: 12	R: 1 E: 0 K: 2 S: 17	H: 2 LOB: 2 BB: 1 P: 25	1B: 3 2B: 3 HR: 1	SF: 0 SAC: 0 DP: 0 HBP: 0	WP: 0 PB: 0 SB: 0 CS: 0	PA: 39			
<b>PITCHER</b>	IP	WLS	BF	H	R	ER	SO	BB	IBB	HBP	BLK	WP	HR	S	P	ERA	WHIP								
Mark Gubicza, R ERA: 4.5 (1, 1)	6.0	W	27	5	3	3	2	4	0	0	0	0	1	55	112	4.50	1.500								
Bud Black, L ERA: 2.25 (7, 1)	2.0		6	0	0	0	1	0	0	0	0	0	0	14	23	0.00	0.000								
Steve Farr, R ERA: 9.0 (9, 1)	1.0		6	2	1	1	2	1	0	0	0	0	0	17	25	9.00	3.000								

Toronto Blue Jays @ Kansas City Royals  
Royals Stadium, Kansas City, MO  
Thu Apr 07 1988, 8:05 PM EDT  
Att: 29,070 - Unknown - 69 F

AB 34  
R 4  
H 7  
RBI 4  
BB 5  
SO 5  
LOB 15



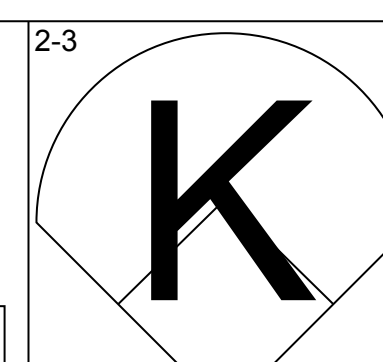
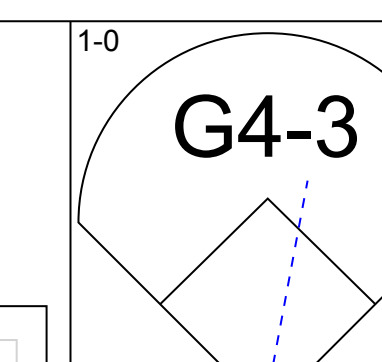
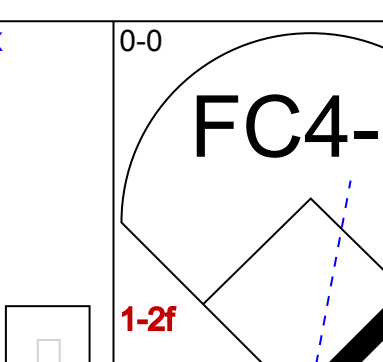
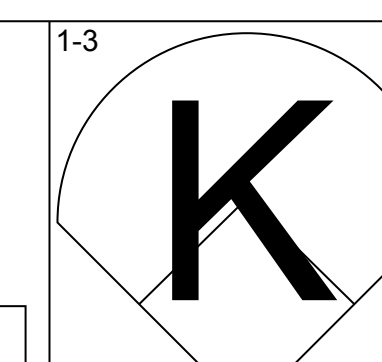
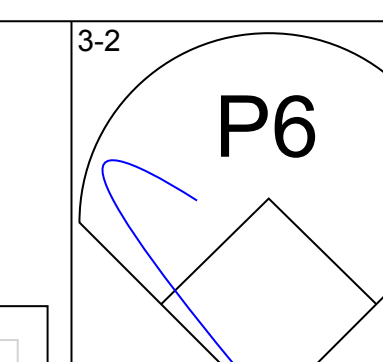
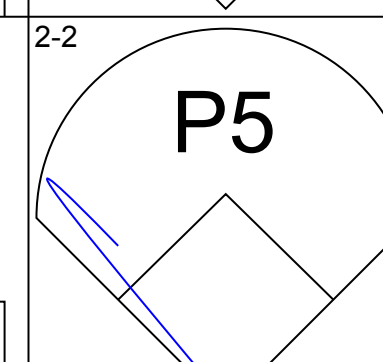
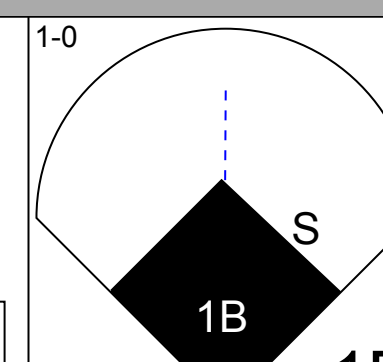
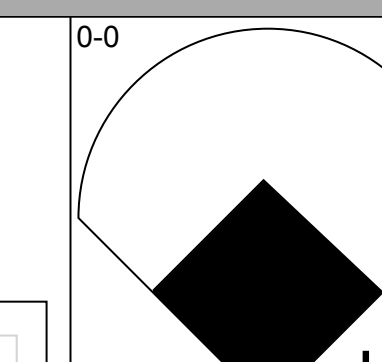
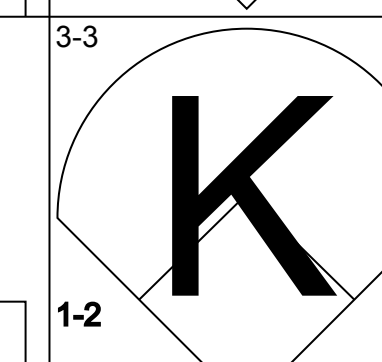
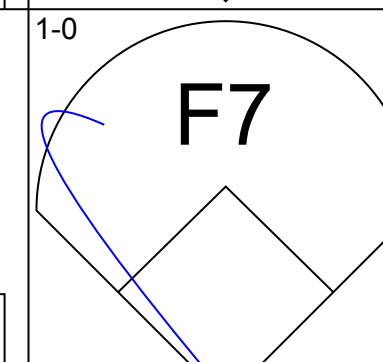
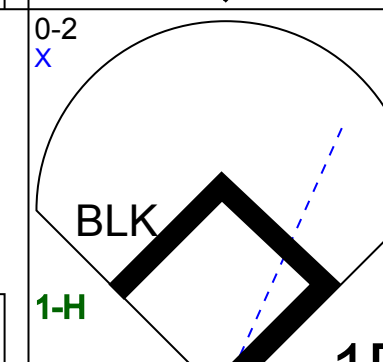
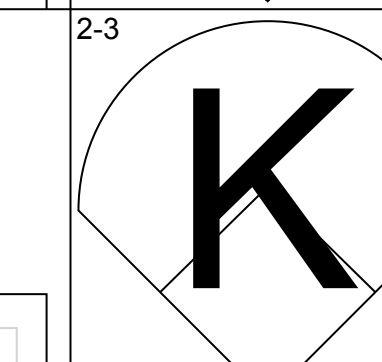
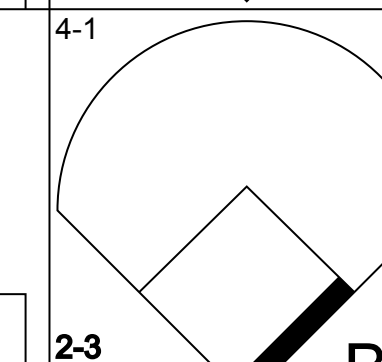
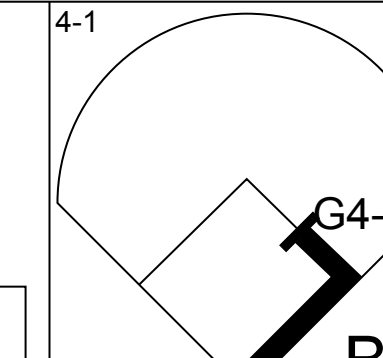
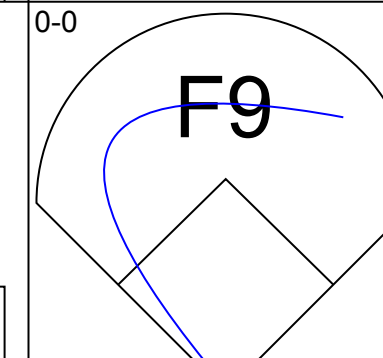
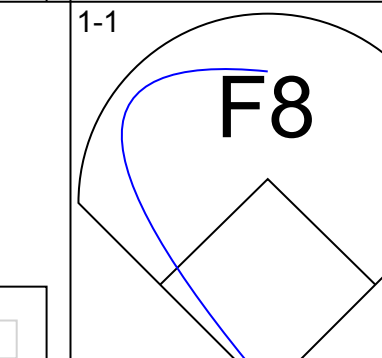
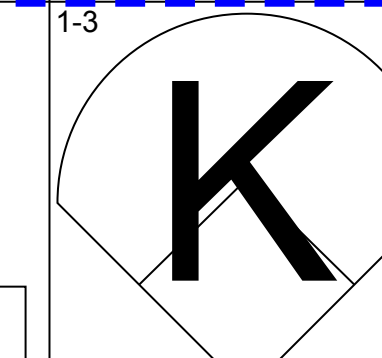

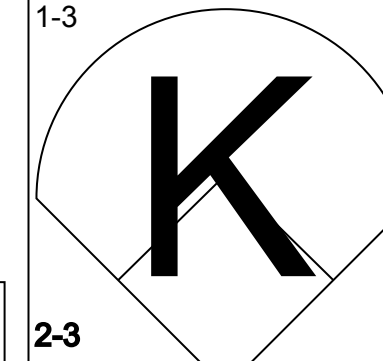
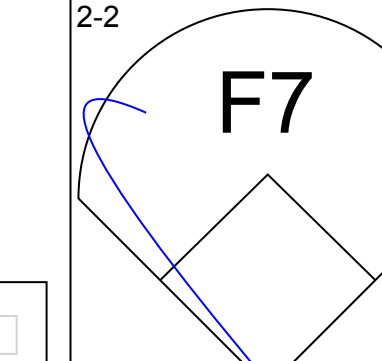
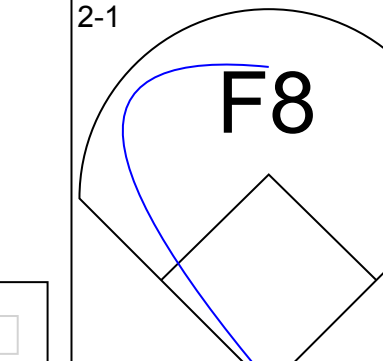

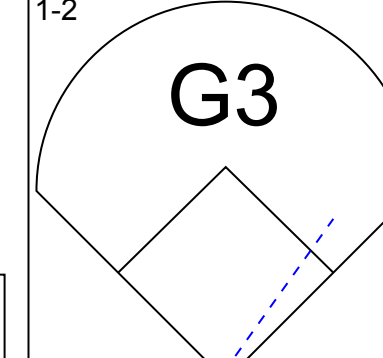
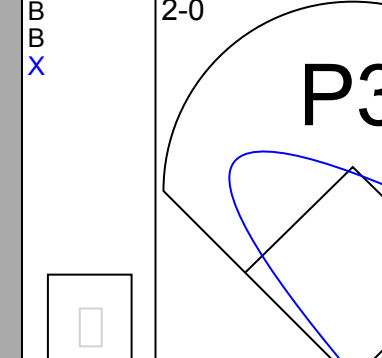
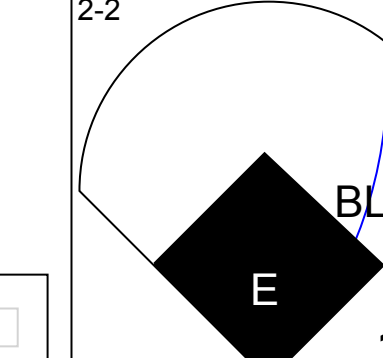
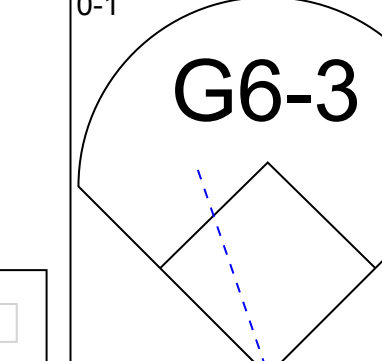
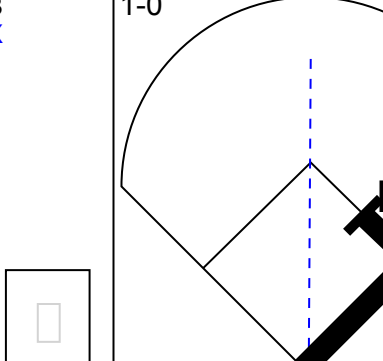
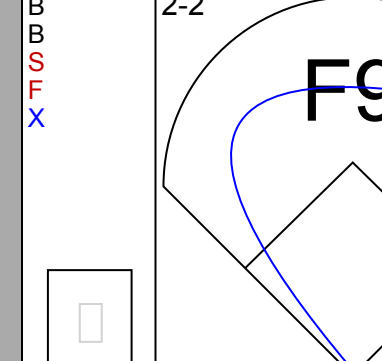
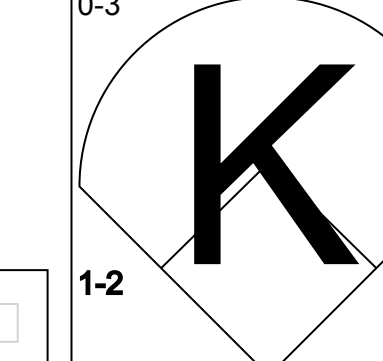
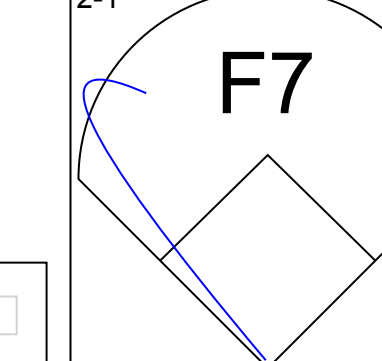
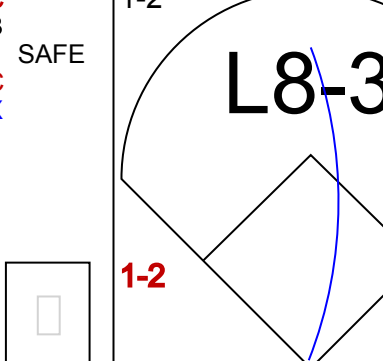
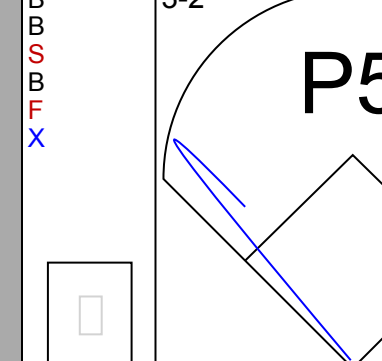
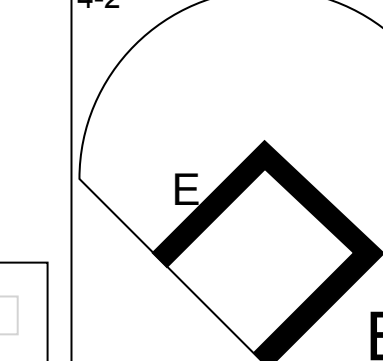
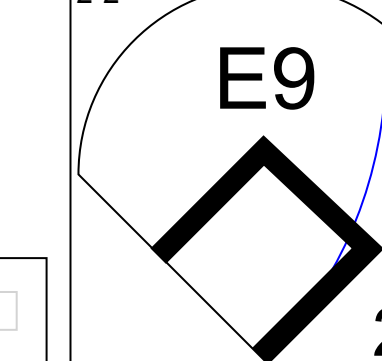
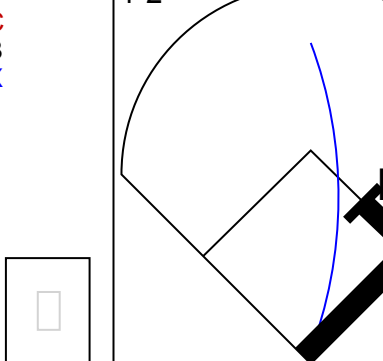
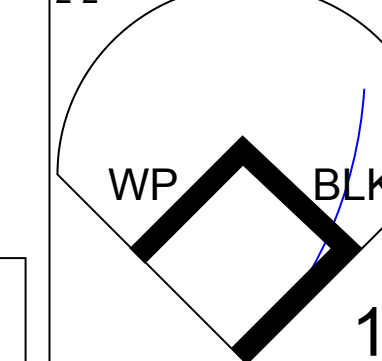
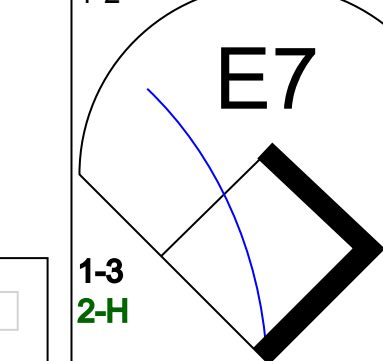
Batter	1	2	3	4	5	6	7	8	9	AB	R	H	RBI	BB	SO	LOB	BOTTOM								
Willie Wilson, S OBP: 0.333, SLG: 0.467 (1, 8)	1-3		F7		F9	4-3		CS 1B		5	0	1	0	0	0	1									
Kevin Seitzer, R OBP: 0.500, SLG: 0.700 (1, 5)	1B HR BB		4-3		E8 1B		HR	CS		3	2	2	2	1	0	0									
George Brett, L OBP: 0.571, SLG: 0.700 (1, 3)	1B				E IBB		F8			2	1	1	0	2	0	0									
Danny Tartabull, R OBP: 0.385, SLG: 0.750 (1, 9)	HR		6-3		E6		5-3			4	1	1	3	0	0	3									
Jim Eisenreich, L OBP: 0.250, SLG: 0.500 (1, 10)	4-3				G1		2B			4	0	1	0	0	0	3									
Frank White, R OBP: 0.167, SLG: 0.091 (1, 4)	K				K		6-3		IBB	3	0	0	0	1	2	0									
Thad Bosley, L (1, 7)			K		K		P6		3-1	4	0	0	0	0	2	2									
Jamie Quirk, L (1, 2)			K		P5		E4 IHR		6-3	4	1	0	0	0	1	0									
Kurt Stillwell, S OBP: 0.250, SLG: 0.545 (1, 6)			G3		E 2B		IHR		K	4	2	2	2	0	1	0									
<b>Inning Stats</b>	R: 3 E: 0 K: 1 S: 14	H: 2 LOB: 0 BB: 1 P: 24	R: 0 E: 0 K: 2 S: 8	H: 0 LOB: 0 BB: 0 P: 14	R: 0 E: 0 K: 0 S: 7	H: 0 LOB: 1 BB: 1 P: 15	R: 0 E: 0 K: 2 S: 10	H: 0 LOB: 0 BB: 0 P: 14	R: 1 E: 2 K: 0 S: 11	H: 2 LOB: 3 BB: 1 P: 20	R: 2 E: 1 K: 0 S: 10	H: 1 LOB: 0 BB: 0 P: 14	R: 1 E: 0 K: 0 S: 13	H: 2 LOB: 2 BB: 1 P: 23	R: 0 E: 0 K: 1 S: 8	H: 1 LOB: 0 BB: 0 P: 15	1B: 3 2B: 2 3B: 0 HR: 3	SF: 0 SAC: 0 DP: 0 HBP: 0	WP: 0 PB: 0 SB: 1 CS: 1	PA: 38					
<b>PITCHER</b>	IP	WLS	BF	H	R	ER	SO	BB	IBB	HBP	BLK	WP	HR	S	P	ERA	WHIP								
Jim Clancy, R ERA: 7.5 (1, 1)	6.0	L	29	6	7	5	5	2	1	0	0	0	0	19	36	0.00	1.333								
John Cerutti, L ERA: 7.71 (7, 1)	2.0		8	2	0	0	1	0	1	0	0	0	0	19	36	0.00	1.000								

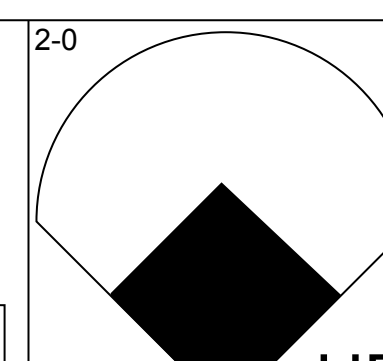
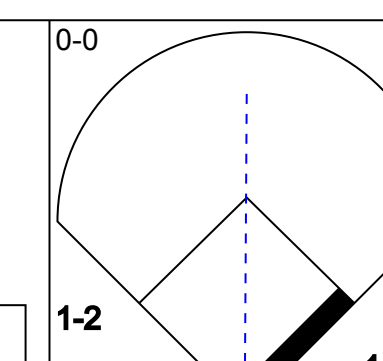
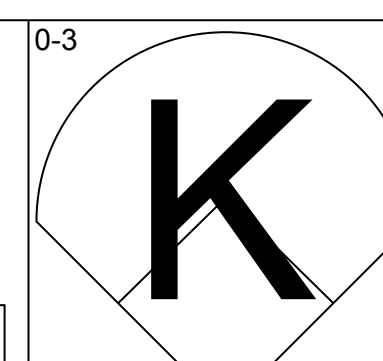
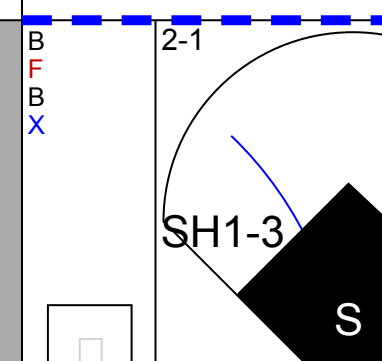
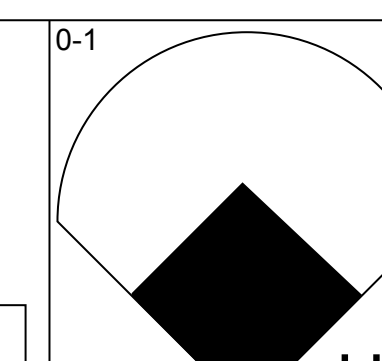
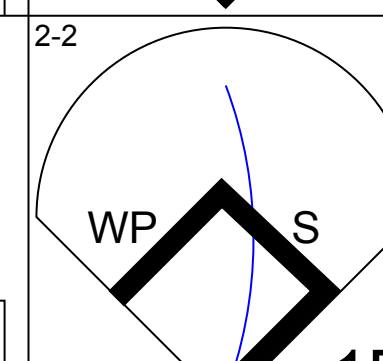
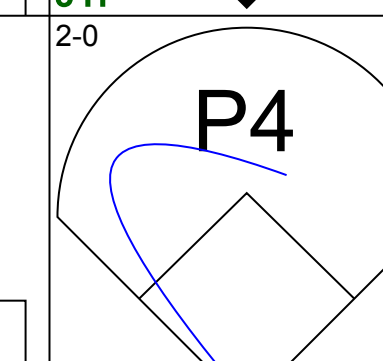
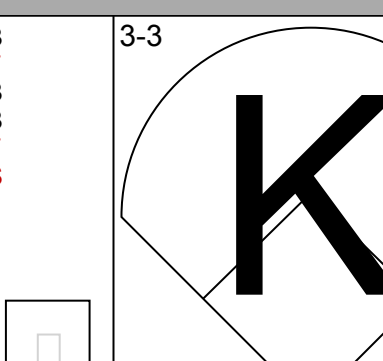
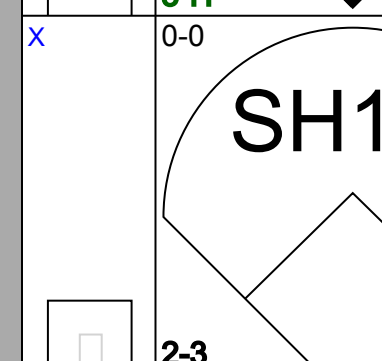
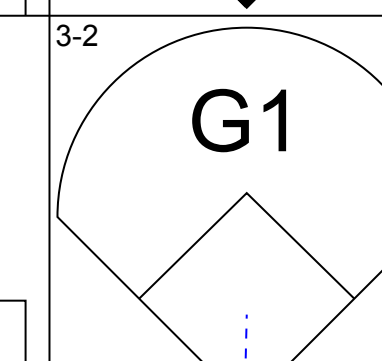
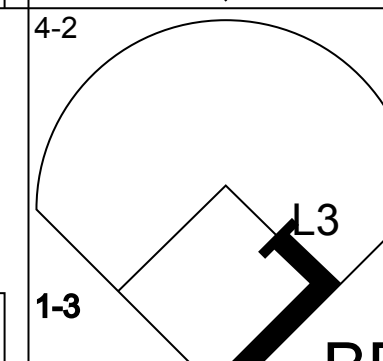
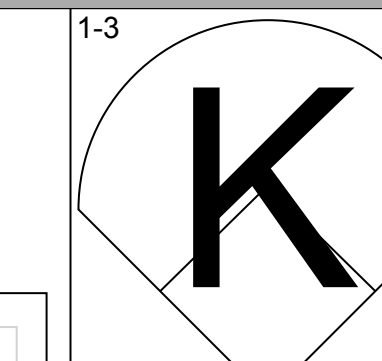
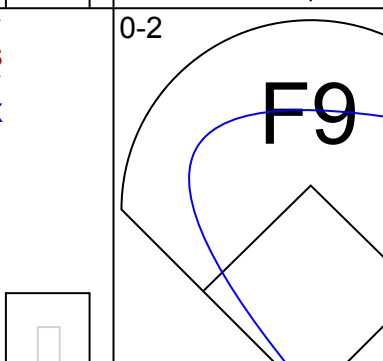
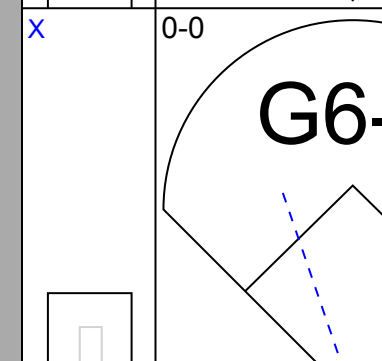
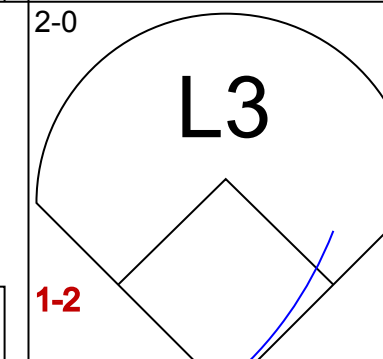
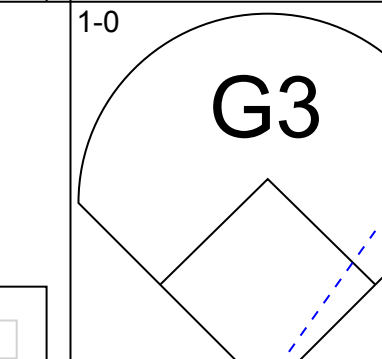
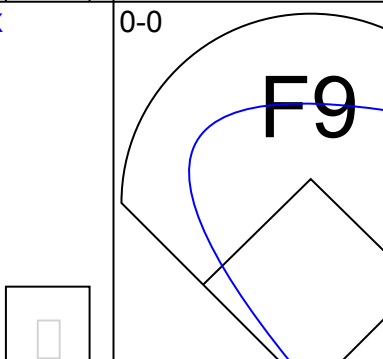
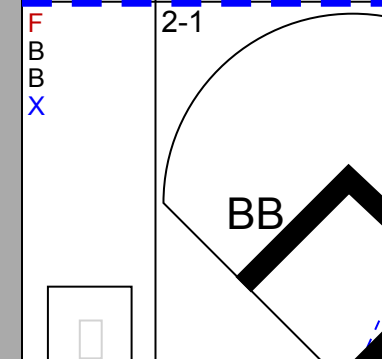
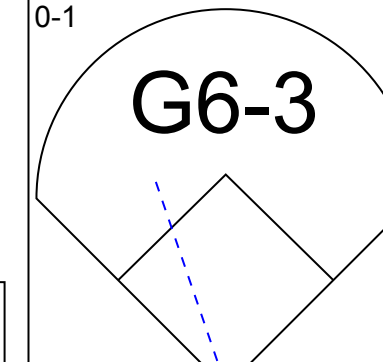
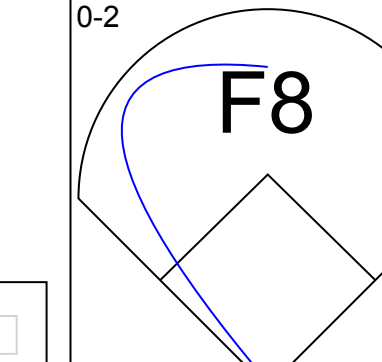
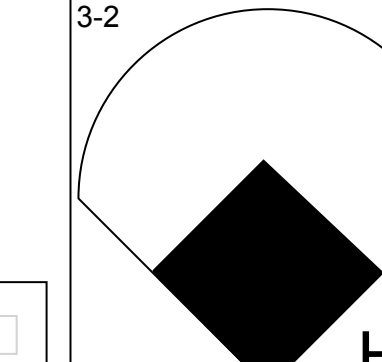

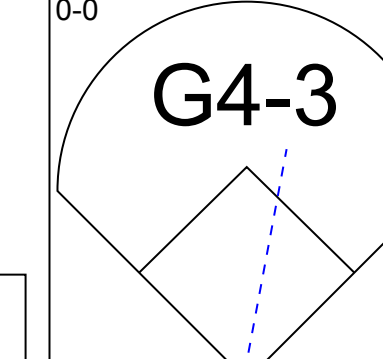
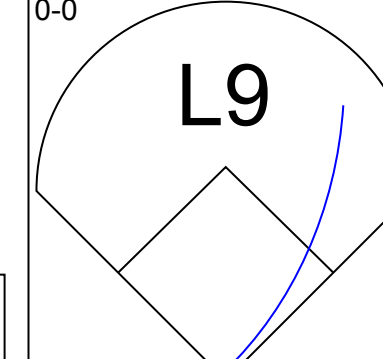
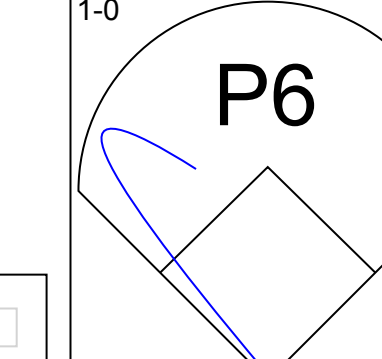

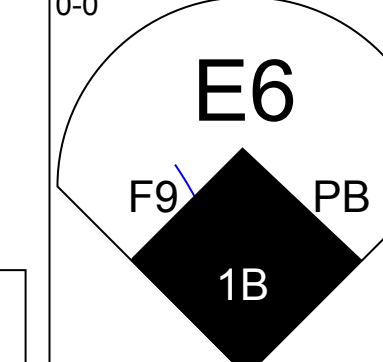
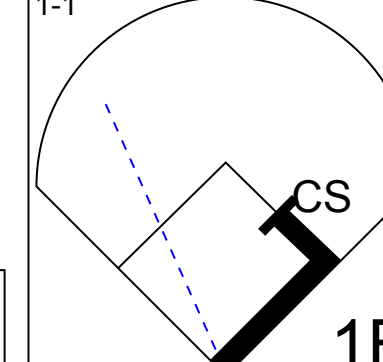
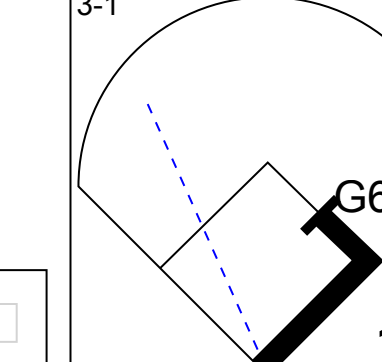

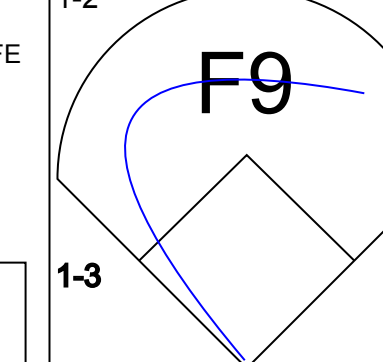
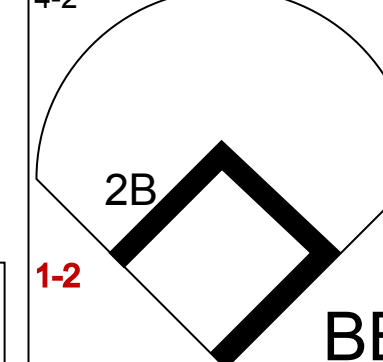
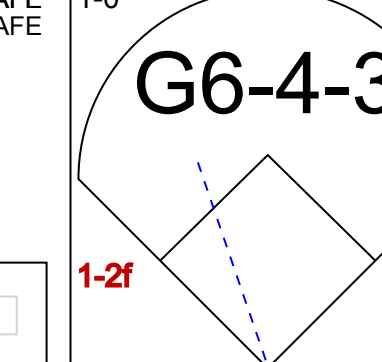
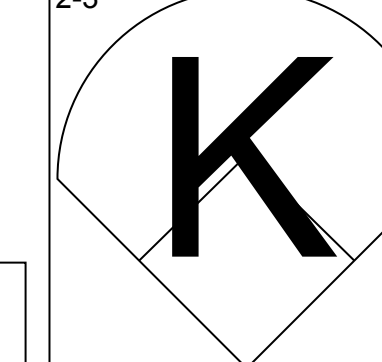
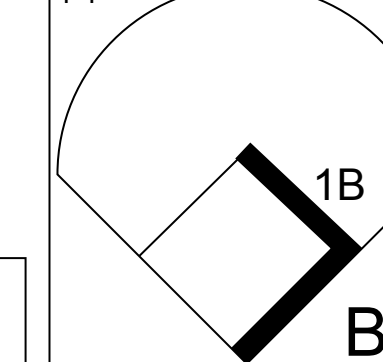
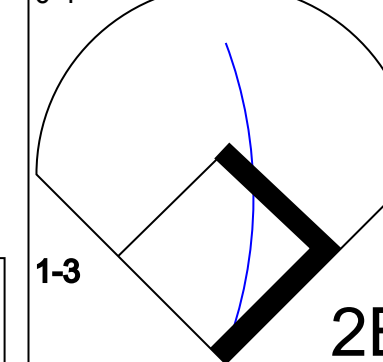
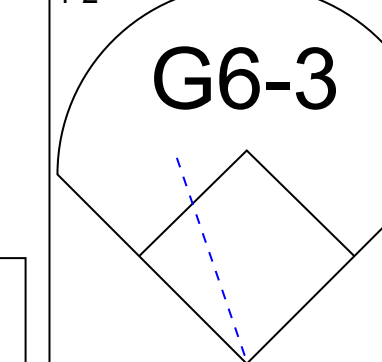
Toronto Blue Jays @ Kansas City Royals  
Royals Stadium, Kansas City, MO  
Thu Apr 07 1988, 8:05 PM EDT  
Att: 29,070 - Unknown - 69 F

AB 33  
R 7  
H 8  
RBI 7  
BB 4  
SO 6  
LOB 9





Batter	1	2	3	4	5	6	7	8	9	AB	R	H	RBI	BB	SO	LOB	TOP					
Nelson Liriano, S (1, 4) OBP: 0.111, SLG: 0.111 Juan Beniquez, R (9, FH)										4	0	0	0	0	2	3	<p><b>Toronto Blue Jays @ Minnesota Twins</b>            Hubert H. Humphrey Metrodome, Minneapolis, MN            Fri Apr 08 1988, 8:05 PM EDT            Att: 53,067 - Dome - 70 F</p> <p>livebaseballscores.com</p>					
Lloyd Moseby, L (1, 8) OBP: 0.222, SLG: 0.556										4	2	2	1	0	1	1						
Tony Fernandez, S (1, 6)										3	0	1	1	1	1	0						
George Bell, R (1, 7) OBP: 0.588, SLG: 1.267										3	0	0	0	1	1	3						
Rance Mulliniks, L (1, 5) OBP: 0.091, SLG: 0.182										4	0	0	0	0	1	2						
Ernie Whitt, L (1, 2) OBP: 0.273, SLG: 0.273										4	1	1	0	0	0	1						
Jesse Barfield, R (1, 9) OBP: 0.353, SLG: 0.429										4	0	1	0	0	1	1						
Fred McGriff, L (1, 3) OBP: 0.500, SLG: 0.909										3	0	0	0	1	0	1						
Rick Leach, L (1, 10) OBP: 0.875, SLG: 1.167										4	0	3	0	0	0	1						
<b>Inning Stats</b>	R: 0 E: 0 K: 1 S: 9	H: 0 LOB: 0 BB: 0 P: 14	R: 0 E: 0 K: 0 S: 6	H: 0 LOB: 0 BB: 1 P: 13	R: 0 E: 1 K: 0 S: 8	H: 1 LOB: 1 BB: 0 P: 13	R: 1 E: 0 K: 1 S: 13	H: 2 LOB: 1 BB: 0 P: 16	R: 0 E: 0 K: 0 S: 8	H: 2 LOB: 1 BB: 0 P: 11	R: 1 E: 0 K: 1 S: 9	H: 1 LOB: 0 BB: 0 P: 14	R: 0 E: 0 K: 0 S: 7	H: 0 LOB: 0 BB: 0 P: 14	R: 0 E: 3 K: 3 S: 16	H: 1 LOB: 2 BB: 1 P: 27	R: 1 E: 1 K: 1 S: 20	H: 1 LOB: 2 BB: 1 P: 32	1B: 6 2B: 2 HR: 1	SF: 0 SAC: 0 HBP: 0	WP: 1 PB: 0 SB: 1 CS: 0	PA: 37
<b>PITCHER</b>	IP WLS BF H R ER SO BB IBB HBP BLK WP HR S P ERA WHIP																					
Bert Blyleven, R (1, 1) ERA: 3.0	6.0 W 23 6 2 2 3 1 0 0 0 0 1 53 81 3.00 1.167																					
Juan Berenguer, R (7, 1) ERA: 7.36	1.2 7 1 0 0 2 1 0 0 1 1 0 19 36 0.00 1.200																					
Jeff Reardon, R (8, 1) ERA:	1.1 S 7 1 1 0 2 1 0 0 1 0 0 24 37 0.00 1.500																					

Batter	1	2	3	4	5	6	7	8	9	AB	R	H	RBI	BB	SO	LOB	BOTTOM			
Dan Gladden, R (1, 7) OBP: 0.571, SLG: 1.214										5	3	4	4	0	1	2	<p><b>Toronto Blue Jays @ Minnesota Twins</b>            Hubert H. Humphrey Metrodome, Minneapolis, MN            Fri Apr 08 1988, 8:05 PM EDT            Att: 53,067 - Dome - 70 F</p> <p>livebaseballscores.com</p>			
Greg Gagne, R (1, 6) OBP: 0.250, SLG: 0.333										4	0	1	0	0	1	2				
Kirby Puckett, R (1, 8) OBP: 0.167, SLG: 0.091										3	0	0	0	1	1	1				
Kent Hrbek, L (1, 3) OBP: 0.143, SLG: 0.286										4	0	1	0	0	0	2				
Gary Gaetti, R (1, 5) OBP: 0.364, SLG: 0.556										3	1	1	1	1	0	1				
Randy Bush, L (1, 10) Gene Larkin, S (7, FH)										3	0	0	0	0	0	0				
Tom Brunansky, R (1, 9) OBP: 0.545, SLG: 0.909									4	1	2	0	0	1	3					
Tom Nieto, R (1, 2)										3	0	0	0	1	1	2				
Steve Lombardozzi, R (1, 4) OBP: 0.429, SLG: 0.833									3	1	2	0	1	0	0					
<b>Inning Stats</b>	R: 1 E: 0 K: 0 S: 11	H: 2 LOB: 1 BB: 1 P: 21	R: 1 E: 1 K: 0 S: 8	H: 1 LOB: 2 BB: 1 P: 15	R: 0 E: 0 K: 1 S: 7	H: 0 LOB: 0 BB: 0 P: 9	R: 0 E: 0 K: 1 S: 10	H: 2 LOB: 1 BB: 1 P: 15	R: 0 E: 0 K: 1 S: 8	H: 0 LOB: 0 BB: 0 P: 11	R: 1 E: 0 K: 0 S: 8	H: 2 LOB: 0 BB: 0 P: 16	R: 2 E: 0 K: 1 S: 10	H: 3 LOB: 3 BB: 2 P: 25	R: 1 E: 0 K: 1 S: 14	H: 1 LOB: 0 BB: 0 P: 20	1B: 4 2B: 4 3B: 1 HR: 3	SF: 0 SAC: 1 DP: 2 HBP: 0	WP: 1 PB: 1 SB: 2 CS: 1	PA: 38
<b>PITCHER</b>	IP WLS BF H R ER SO BB IBB HBP BLK WP HR S P ERA WHIP																			
Dave Stieb, R (1, 1) ERA: 4.5	6.0 L 27 4 4 3 3 3 0 0 0 0 0 53 88 4.50 1.833																			
Mark Eichhorn, R (7, 1) ERA: 6.75	0.2 3 1 0 0 0 0 0 0 0 0 0 4 6 0.00 1.500																			
David Wells, L (7, 1) ERA: 10.8	1.1 8 2 2 2 2 1 1 0 0 0 1 19 38 13.50 2.250																			



Batter	1	2	3	4	5	6	7	8	9	AB	R	H	RBI	BB	SO	LOB	TOP										
Nelson Liriano, S OBP: 0.130, SLG: 0.261 (1, 4)	P5		G4-3	G6-3		HR		K		5	1	1	1	0	1	2	<b>Toronto Blue Jays @ Minnesota Twins</b> Hubert H. Humphrey Metrodome, Minneapolis, MN Sat Apr 09 1988, 4:33 AM EDT Att: 49,451 - Dome - 70 F <a href="http://livebaseballscorecards.com">livebaseballscorecards.com</a>										
Lloyd Moseby, L OBP: 0.286, SLG: 0.571 (1, 7)	1B		K		G5-3	P5		2B		5	0	2	2	0	1	0											
Tony Fernandez, S OBP: 0.217, SLG: 0.182 (1, 6)	K		1B	1B	G4-3		G4-3	G6-3		5	1	1	0	0	1	2											
George Bell, R OBP: 0.571, SLG: 1.316 (1, 10)	K		CI	1B	2B		HR		G5-3	4	1	2	1	0	1	1											
Ernie Whitt, L OBP: 0.375, SLG: 0.438 (1, 2)		1B	1B	1B	G4-3		G4-3	1B	2B	5	2	3	1	0	0	1											
Rance Mulliniks, L OBP: 0.071, SLG: 0.143 Kelly Gruber, R OBP: 0.286, SLG: 0.286 (7, PH) (7, 5)	P5		G3			G3-1	G5-3	BLK	1B	3	0	0	0	0	0	3											
Jesse Barfield, R OBP: 0.455, SLG: 0.647 (1, 9)	1B			HR		HR	BB	2B	BLK	3	3	2	2	2	1	1											
Fred McGriff, L OBP: 0.500, SLG: 1.067 Cecil Fielder, R OBP: 0.500, SLG: 0.500 (9, PH) (9, 3)	K		G3-1			HR		2B	2B	4	2	2	2	0	1	1											
Sil Campuzano, R OBP: 0.133, SLG: 0.200 (1, 8)	P3			P6		F8		G5-3		4	0	0	0	0	0	3											
<b>Inning Stats</b>	R: 0 E: 0 K: 2 S: 10	H: 1 LOB: 1 BB: 0 P: 15	R: 1 E: 0 K: 1 S: 14	H: 2 LOB: 1 BB: 0 P: 23	R: 1 E: 1 K: 1 S: 17	H: 2 LOB: 2 BB: 0 P: 25	R: 1 E: 0 K: 0 S: 8	H: 1 LOB: 1 BB: 0 P: 10	R: 0 E: 0 K: 0 S: 7	H: 1 LOB: 1 BB: 0 P: 12	R: 3 E: 0 K: 0 S: 9	H: 2 LOB: 0 BB: 1 P: 18	R: 1 E: 0 K: 0 S: 11	H: 1 LOB: 0 BB: 0 P: 16	R: 2 E: 0 K: 1 S: 14	H: 2 LOB: 1 BB: 1 P: 25		R: 1 E: 0 K: 2 S: 14	H: 2 LOB: 1 BB: 0 P: 24	1B: 6 2B: 4 3B: 0 HR: 4	SF: 0 SAC: 0 DP: 0 HBP: 0	WP: 2 PB: 0 SB: 2 CS: 0	PA: 44				
<b>PITCHER</b>	IP	WLS	BF	H	R	ER	SO	BB	IBB	HBP	BLK	WP	HR	S	P	ERA	WHIP										
Charlie Lea, R ERA: 6.75 (1, 1)	5.1	L	26	8	5	4	4	1	0	0	0	2	2	59	94	6.75	1.688										
Steve Carlton, L ERA: 13.5 (6, 1)	2.2		13	4	4	4	1	1	0	0	1	0	2	31	50	13.50	1.875										
Tippy Martinez, L ERA: 9.0 (9, 1)	1.0		5	2	1	1	2	0	0	0	1	0	0	14	24	9.00	2.000										

Batter	1	2	3	4	5	6	7	8	9	AB	R	H	RBI	BB	SO	LOB	BOTTOM										
Dan Gladden, R OBP: 0.500, SLG: 1.000 (1, 7)	F9			L8		FC6-4		G3		4	0	1	0	0	0	0	<b>Toronto Blue Jays @ Minnesota Twins</b> Hubert H. Humphrey Metrodome, Minneapolis, MN Sat Apr 09 1988, 4:33 AM EDT Att: 49,451 - Dome - 70 F <a href="http://livebaseballscorecards.com">livebaseballscorecards.com</a>										
Greg Gagne, R OBP: 0.287, SLG: 0.333 Randy Bush, L OBP: 0.143, SLG: 0.143 (9, PH) (9, 3)	G4-6-3			G6-3		FC6-4		1B		3	0	1	0	0	0	2											
Kirby Puckett, R OBP: 0.125, SLG: 0.067 (1, 8)	G4-6-3			K			L9	K		4	0	0	0	0	2	2											
Gary Gaetti, R OBP: 0.267, SLG: 0.385 (1, 5)		G5-3			K		F9	K		4	0	0	0	0	2	1											
Gene Larkin, S OBP: 0.250, SLG: 0.143 (1, 10)		G5-3			G6-3		1B			3	0	1	0	0	0	0											
Kent Hrbek, L OBP: 0.100, SLG: 0.200 (1, 3)		F9			L3		G3			3	0	0	0	0	0	1											
Tom Brunansky, R OBP: 0.429, SLG: 0.714 Dwight Lowry, L (9, 2)			F9			K		P4		3	0	0	0	0	1	0											
Steve Lombardozzi, R OBP: 0.300, SLG: 0.556 (1, 4)			G5-3			G4-3		G6-3		3	0	0	0	0	0	0											
Tim Laudner, R OBP: 0.286, SLG: 0.571 Mark Davidson, R (9, 9)			K			1B		K		3	0	1	0	0	2	0											
<b>Inning Stats</b>	R: 0 E: 0 K: 0 S: 6	H: 1 LOB: 0 BB: 0 P: 8	R: 0 E: 0 K: 0 S: 7	H: 0 LOB: 0 BB: 0 P: 11	R: 0 E: 0 K: 1 S: 7	H: 0 LOB: 0 BB: 0 P: 11	R: 0 E: 0 K: 1 S: 7	H: 0 LOB: 0 BB: 0 P: 10	R: 0 E: 0 K: 1 S: 9	H: 2 LOB: 2 BB: 0 P: 12	R: 0 E: 0 K: 0 S: 5	H: 1 LOB: 1 BB: 0 P: 10	R: 0 E: 0 K: 1 S: 8	H: 0 LOB: 0 BB: 0 P: 13	R: 0 E: 0 K: 2 S: 11	H: 1 LOB: 1 BB: 0 P: 13		1B: 4 2B: 1 3B: 0 HR: 0	SF: 0 SAC: 0 DP: 1 HBP: 0	WP: 0 PB: 0 SB: 0 CS: 0	PA: 31						
<b>PITCHER</b>	IP	WLS	BF	H	R	ER	SO	BB	IBB	HBP	BLK	WP	HR	S	P	ERA	WHIP										
Jimmy Key, L ERA: 1.5 (1, 1)	6.0	W	20	3	0	0	4	0	0	0	0	0	0	45	68	0.00	0.500										
Duane Ward, R ERA: (7, 1)	3.0	S	11	2	0	0	3	0	0	0	0	0	0	24	36	0.00	0.667										



Batter	1	2	3	4	5	6	7	8	9	AB	R	H	RBI	BB	SO	LOB	TOP					
Nelson Liriano, S OBP: 0.148, SLG: 0.259	F8		L3			K		L7		4	0	1	0	0	1	0	<b>Toronto Blue Jays @ Minnesota Twins</b> Hubert H. Humphrey Metrodome, Minneapolis, MN Sun Apr 10 1988, 4:33 AM EDT Att: 40,086 - Dome - 70 F					
Lloyd Moseby, L OBP: 0.389, SLG: 0.944	SF8		L3			HR		2B		4	2	3	1	0	0	2						
Tony Fernandez, S OBP: 0.259, SLG: 0.208	SF8				G4-6-3	BB		6-3		2	0	1	1	1	0	1						
George Bell, R OBP: 0.520, SLG: 1.136	K				G4-6-3	BB		P5		3	0	0	0	1	1	2						
Jesse Barfield, R OBP: 0.385, SLG: 0.524	F8				F8			F7		4	0	0	0	0	0	2						
Pat Borders, R OBP: 0.375, SLG: 0.625	F7							HBP		3	0	0	0	0	0	0						
Rance Mulliniks, L OBP: 0.133, SLG: 0.200					1-3			1B		1	0	1	0	0	0	0						
Kelly Gruber, R OBP: 0.300, SLG: 0.400					2-2			F7		3	0	1	0	0	1	0						
Rick Leach, L OBP: 0.778, SLG: 1.000	K				5-3			2B		1	0	0	0	0	0	1						
Fred McGriff, L OBP: 0.500, SLG: 0.944					1-3			K		3	0	1	0	0	2	1						
Sil Campuzano, R OBP: 0.118, SLG: 0.176								HBP		1	0	0	0	0	0	1						
Juan Beniquez, R OBP: 0.353, SLG: 0.412	F8							P3		1	0	0	0	0	0	1						
Ernie Whitt, L OBP: 0.353, SLG: 0.412										1	0	0	0	0	0	2						
<b>Inning Stats</b>	R: 1 E: 0 K: 1 S: 12	H: 1 LOB: 0 BB: 0 P: 17	R: 0 E: 0 K: 1 S: 8	H: 0 LOB: 0 BB: 0 P: 13	R: 0 E: 0 K: 1 S: 10	H: 2 LOB: 1 BB: 0 P: 13	R: 0 E: 0 K: 0 S: 5	H: 0 LOB: 0 BB: 1 P: 10	R: 0 E: 0 K: 1 S: 8	H: 0 LOB: 0 BB: 0 P: 11	R: 1 E: 0 K: 2 S: 16	H: 2 LOB: 2 BB: 1 P: 25	R: 0 E: 0 K: 1 S: 8	H: 1 LOB: 1 BB: 0 P: 13	R: 0 E: 0 K: 0 S: 10	H: 1 LOB: 1 BB: 0 P: 13	R: 0 E: 0 K: 0 S: 14	H: 1 LOB: 2 BB: 0 P: 22	1B: 4 2B: 3 3B: 1 HR: 1	SF: 1 SAC: 0 DP: 2 HBP: 1	WP: 0 PB: 0 SB: 0 CS: 0	PA: 36
<b>PITCHER</b>	IP WLS BF H R ER SO BB IBB HBP BLK WP HR S P ERA WHIP																					
Frank Viola, L ERA: 5.68	(1, 1) 7.2 W 30 7 2 2 6 2 0 0 0 0 1 73 111 2.35 1.174																					
Jeff Reardon, R ERA:	(8, 1) 1.1 S 6 1 0 0 0 0 0 0 1 0 0 0 18 26 0.00 0.750																					

Batter	1	2	3	4	5	6	7	8	9	AB	R	H	RBI	BB	SO	LOB	BOTTOM			
Dan Gladden, R OBP: 0.455, SLG: 0.909	F8		F3			1B		G5-3		4	1	1	1	0	0	1	<b>Toronto Blue Jays @ Minnesota Twins</b> Hubert H. Humphrey Metrodome, Minneapolis, MN Sun Apr 10 1988, 4:33 AM EDT Att: 40,086 - Dome - 70 F			
Greg Gagne, R OBP: 0.316, SLG: 0.333	FC6-4		K			2B		P6		3	0	1	2	1	1	0				
Kirby Puckett, R OBP: 0.100, SLG: 0.053	FC6-4					1B		L9		4	0	0	0	0	2	2				
Kent Hrbek, L OBP: 0.071, SLG: 0.143	L6					K		F8		4	0	0	0	0	1	1				
Gary Gaetti, R OBP: 0.222, SLG: 0.313						K		G3		3	0	0	0	0	2	0				
Randy Bush, L OBP: 0.300, SLG: 0.400						K		5-3		3	1	2	0	0	0	0				
Tom Brunansky, R OBP: 0.471, SLG: 0.667						BLK		G3		1	1	0	0	2	0	1				
Steve Lombardozzi, R OBP: 0.333, SLG: 0.500						1B		SH1-3		1	1	0	0	1	1	1				
Tom Nieto, R OBP: 0.300, SLG: 0.400						S		SH1-3		1	1	0	0	1	1	1				
Tom Nieto, R OBP: 0.300, SLG: 0.400						2B		G3		3	0	0	0	0	1	3				
<b>Inning Stats</b>	R: 0 E: 0 K: 0 S: 13	H: 0 LOB: 1 BB: 1 P: 20	R: 0 E: 0 K: 2 S: 11	H: 1 LOB: 0 BB: 0 P: 14	R: 0 E: 0 K: 1 S: 7	H: 0 LOB: 0 BB: 0 P: 13	R: 0 E: 0 K: 3 S: 9	H: 0 LOB: 0 BB: 0 P: 14	R: 4 E: 0 K: 2 S: 20	H: 3 LOB: 0 BB: 2 P: 31	R: 0 E: 0 K: 0 S: 6	H: 0 LOB: 0 BB: 0 P: 10	R: 0 E: 0 K: 0 S: 5	H: 0 LOB: 1 BB: 1 P: 12	R: 0 E: 0 K: 0 S: 4	H: 0 LOB: 0 BB: 0 P: 4	1B: 2 2B: 2 3B: 0 HR: 0	SF: 0 SAC: 1 DP: 0 HBP: 0	WP: 0 PB: 0 SB: 3 CS: 1	PA: 31
<b>PITCHER</b>	IP WLS BF H R ER SO BB IBB HBP BLK WP HR S P ERA WHIP																			
Todd Stottlemyre, R ERA: 6.0	(1, 1) 4.1 L 19 3 4 4 7 3 0 0 0 0 0 0 18 32 8.31 1.385																			
Mark Eichhorn, R ERA: 2.25	(5, 1) 2.2 9 1 0 0 1 1 0 0 0 0 0 0 18 32 0.00 0.750																			
Tom Henke, R ERA:	(8, 1) 1.0 3 0 0 0 0 0 0 0 0 0 0 0 4 4 0.00 0.000																			









Batter	1	2	3	4	5	6	7	8	9	AB	R	H	RBI	BB	SO	LOB	TOP			
<b>Rickey Henderson, R</b> OBP: 0.484, SLG: 0.897 (1.7)	F8	F8		F8		F8		G6-3	E	6	1	1	0	0	0	0				
<b>Bobby Meacham, S</b> OBP: 0.500, SLG: 0.778 (1.4)	BB 2B BB		1B 2B	K				1B	E6 2B	5	3	3	0	1	1	0				
<b>Don Mattingly, L</b> OBP: 0.323, SLG: 0.357 (1.3)	BB 2B 1B		2B 1B			K		1B		6	2	5	1	0	1	1				
<b>Mike Pagliarulo, L</b> OBP: 0.300, SLG: 0.500 (1.5)	2B G6-3 BB		1B 2B	K		G4-3		K	K	5	2	1	1	1	3	5				
<b>Claudell Washington, L</b> OBP: 0.333, SLG: 0.455 (1.8)	1B 2B		1B 1B IBB			G3 2B		F8	G4-3	4	1	2	2	1	0	2				
<b>Dave Winfield, R</b> OBP: 0.552, SLG: 0.880 (1.9)	G6-3		1B			K		2B		5	1	2	3	0	1	2				
<b>Roberto Kelly, R</b> OBP: 0.313, SLG: 0.267 (0.8)			1B					2B	G1-3	0	0	0	0	0	0	0				
<b>Jose Cruz, L</b> OBP: 0.308, SLG: 0.385 (1.1)	G4-3		1B			G3		2B		5	1	3	1	0	0	2				
<b>Don Slaught, R</b> OBP: 0.588, SLG: 0.867 (1.2)		F8	FC5-4					F7		4	0	1	2	1	0	3				
<b>Rafael Santana, R</b> OBP: 0.130, SLG: 0.136 (1.6)	P4		G4-6-3			K		G6-3	FC1-6	5	1	0	0	0	1	6				
<b>Inning Stats</b>	R: 3 E: 0 K: 0 S: 12	H: 2 LOB: 1 BB: 2 P: 24	R: 0 E: 0 K: 0 S: 4	H: 0 LOB: 0 BB: 0 P: 6	R: 4 E: 0 K: 0 S: 10	H: 5 LOB: 1 BB: 1 P: 20	R: 0 E: 0 K: 2 S: 11	H: 1 LOB: 1 BB: 0 P: 18	R: 0 E: 0 K: 1 S: 8	H: 1 LOB: 2 BB: 0 P: 12	R: 1 E: 0 K: 0 S: 11	H: 2 LOB: 1 BB: 0 P: 14	R: 0 E: 0 K: 1 S: 11	H: 2 LOB: 2 BB: 0 P: 17	R: 4 E: 1 K: 1 S: 20	H: 4 LOB: 1 BB: 0 P: 33	1B: 8 2B: 10 3B: 0 HR: 0	SF: 0 SAC: 0 DP: 1 HBP: 0	WP: 0 PB: 0 SB: 0 CS: 0	PA: 49
<b>PITCHER</b>	IP WLS BF H R ER SO BB IBB HBP BLK WP HR S P ERA WHIP																			
<b>Jim Clancy, R</b> ERA: 13.5 (1.1)	2.0 L 15 6 7 7 0 2 1 0 0 0 0 0 23 44 31.50 4.000																			
<b>John Cerutti, L</b> ERA: 3.86 (3.1)	7.0 34 12 5 2 7 1 0 0 0 0 0 0 74 117 2.57 1.857																			

**New York Yankees @ Toronto Blue Jays**  
Exhibition Stadium, Toronto, ON  
Tue Apr 12 1988, 7:05 PM EDT  
Att. 24,116 - Unknown

AB	45
R	12
H	18
RBI	10
BB	4
SO	7
LOB	21



Batter	1	2	3	4	5	6	7	8	9	AB	R	H	RBI	BB	SO	LOB	BOTTOM					
<b>Nelson Liriano, S</b> OBP: 0.184, SLG: 0.250 (1.4)	G5-3		K			HR 1B		G4-3		4	1	1	0	0	1	0						
<b>Juan Beniquez, R</b> OBP: 0.250, SLG: 0.455 (1.1)	K			FC1-6 1B		HR		G6-3		4	1	2	2	0	1	0						
<b>Tony Fernandez, S</b> OBP: 0.270, SLG: 0.188 (1.6)	P4		FC1-6			F7		WP BLK 1B		4	0	1	0	0	0	1						
<b>Manuel Lee, S</b> (0.6)			FC5-4							0	0	0	0	0	0	0						
<b>George Bell, R</b> OBP: 0.543, SLG: 1.033 (1.7)		1B		F9		G6-3		F8		4	0	1	0	0	0	2						
<b>Jesse Barfield, R</b> OBP: 0.361, SLG: 0.433 (1.9)		K		FC5-4		G6-3		G6-3		4	0	0	0	0	1	2						
<b>Cecil Fielder, R</b> OBP: 0.400, SLG: 0.750 (1.3)		K				K		G6-3	HR	4	1	1	1	0	2	1						
<b>Kelly Gruber, R</b> OBP: 0.350, SLG: 0.750 (1.5)	F3					G5-3		K	F9	4	0	0	0	0	1	1						
<b>Pat Borders, R</b> OBP: 0.500, SLG: 0.750 (1.2)			G5-3							4	0	3	0	0	0	0						
<b>Sil Campusano, R</b> OBP: 0.095, SLG: 0.143 (1.8)			G3			F8		F4	F6	4	0	0	0	0	0	3						
<b>Inning Stats</b>	R: 0 E: 0 K: 1 S: 8	H: 0 LOB: 0 BB: 0 P: 12	R: 0 E: 0 K: 2 S: 12	H: 1 LOB: 0 BB: 0 P: 15	R: 0 E: 0 K: 1 S: 6	H: 0 LOB: 0 BB: 0 P: 8	R: 0 E: 0 K: 0 S: 8	H: 1 LOB: 1 BB: 0 P: 14	R: 0 E: 0 K: 1 S: 10	H: 1 LOB: 1 BB: 0 P: 14	R: 2 E: 0 K: 0 S: 16	H: 2 LOB: 0 BB: 0 P: 22	R: 0 E: 0 K: 1 S: 7	H: 1 LOB: 1 BB: 0 P: 8	R: 0 E: 0 K: 0 S: 11	H: 1 LOB: 1 BB: 0 P: 15	R: 1 E: 0 K: 0 S: 12	H: 2 LOB: 1 BB: 0 P: 19	1B: 6 2B: 1 3B: 0 HR: 2	SF: 0 SAC: 0 DP: 0 HBP: 0	WP: 1 PB: 0 SB: 0 CS: 0	PA: 36
<b>PITCHER</b>	IP WLS BF H R ER SO BB IBB HBP BLK WP HR S P ERA WHIP																					
<b>John Candelaria, L</b> ERA: 3.0 (1.1)	9.0 W 36 9 3 3 6 0 0 0 0 1 2 90 127 3.00 1.000																					

**New York Yankees @ Toronto Blue Jays**  
Exhibition Stadium, Toronto, ON  
Tue Apr 12 1988, 7:05 PM EDT  
Att. 24,116 - Unknown

AB	36
R	3
H	9
RBI	3
BB	0
SO	6
LOB	10





Batter	1	2	3	4	5	6	7	8	9	AB R H RBI BB SO LOB	TOP											
Rickey Henderson, R OBP: 0.472, SLG: 0.818										4 1 1 0 1 1 3	<p><b>New York Yankees @ Toronto Blue Jays</b> Exhibition Stadium, Toronto, ON Wed Apr 13 1988, 7:05 PM EDT Att: 24,105 - Unknown - 40 F</p> <p>livebaseballscores.com</p> <p>AB 35 R 5 H 8 RBI 5 BB 4 SO 10 LOB 18</p>											
Willie Randolph, R OBP: 0.291, SLG: 0.364										5 1 1 0 0 3 1												
Don Mattingly, L OBP: 0.278, SLG: 0.303										5 0 0 0 0 1 3												
Mike Pagliarulo, L OBP: 0.324, SLG: 0.519										3 1 1 1 1 1 1												
Claudell Washington, L OBP: 0.313, SLG: 0.400										4 1 1 1 0 0 2												
Dave Winfield, R OBP: 0.545, SLG: 0.862										4 1 2 1 0 0 1												
Roberto Kelly, R OBP: 0.313, SLG: 0.267										0 0 0 0 0 0 0												
Jose Cruz, L OBP: 0.294, SLG: 0.313										3 0 0 0 1 1 2												
Don Slaught, R OBP: 0.571, SLG: 0.778										3 0 1 1 1 1 2												
Bobby Meacham, S OBP: 0.438, SLG: 0.615										4 0 1 1 0 2 3												
<b>Inning Stats</b>	R: 5 E: 0 K: 2 S: 23	H: 7 LOB: 2 BB: 0 P: 39	R: 0 E: 1 K: 2 S: 11	H: 0 LOB: 1 BB: 0 P: 15	R: 0 E: 0 K: 1 S: 8	H: 0 LOB: 0 BB: 0 P: 12	R: 0 E: 0 K: 1 S: 7	H: 0 LOB: 1 BB: 1 P: 13	R: 0 E: 0 K: 0 S: 7	H: 0 LOB: 1 BB: 1 P: 15	R: 0 E: 0 K: 1 S: 9	H: 0 LOB: 0 BB: 0 P: 16	R: 0 E: 0 K: 1 S: 7	H: 0 LOB: 0 BB: 0 P: 11	R: 0 E: 0 K: 1 S: 10	H: 1 LOB: 2 BB: 1 P: 21	R: 0 E: 0 K: 1 S: 9	H: 0 LOB: 0 BB: 0 P: 13	1B: 6 2B: 3 3B: 0 HR: 0	SF: 0 SAC: 0 DP: 1 HBP: 0	WP: 0 PB: 0 SB: 4 CS: 1	PA: 39
<b>PITCHER</b>	IP WLS BF H R ER SO BB IBB HBP BLK WP HR S P ERA WHIP											IP WLS BF H R ER SO BB IBB HBP BLK WP HR S P ERA WHIP										
Dave Stieb, R ERA: 6.0	(1, 1) 6.0 L 28 7 5 5 7 3 0 0 0 0 0 0 65 110 7.50 1.667																					
Mark Eichhorn, R ERA: 1.29	(7, 1) 3.0 11 1 0 0 3 0 1 0 0 0 0 0 26 45 0.00 0.333																					

Batter	1	2	3	4	5	6	7	8	9	AB R H RBI BB SO LOB	BOTTOM											
Nelson Liriano, S OBP: 0.190, SLG: 0.250										4 1 1 0 0 0 0	<p><b>New York Yankees @ Toronto Blue Jays</b> Exhibition Stadium, Toronto, ON Wed Apr 13 1988, 7:05 PM EDT Att: 24,105 - Unknown - 40 F</p> <p>livebaseballscores.com</p> <p>AB 32 R 1 H 5 RBI 1 BB 1 SO 3 LOB 11</p>											
Lloyd Moseby, L OBP: 0.414, SLG: 0.750										4 0 1 0 0 0 0												
Tony Fernandez, S OBP: 0.293, SLG: 0.222										4 0 2 0 0 2 2												
George Bell, R OBP: 0.513, SLG: 0.939										3 0 0 0 1 0 4												
Ernie Whitt, L OBP: 0.346, SLG: 0.360										3 0 0 0 0 0 2												
Pat Borders, R OBP: 0.538, SLG: 0.769										1 0 1 1 0 0 0												
Jesse Barfield, R OBP: 0.325, SLG: 0.382										4 0 0 0 0 1 3												
Fred McGriff, L OBP: 0.483, SLG: 0.750										3 0 0 0 0 0 0												
Kelly Gruber, R OBP: 0.304, SLG: 0.652										3 0 0 0 0 0 0												
Sil Campusano, R OBP: 0.087, SLG: 0.130										2 0 0 0 0 0 0												
Rick Leach, L OBP: 0.688, SLG: 0.929										1 0 0 0 0 0 0												
<b>Inning Stats</b>	R: 0 E: 0 K: 0 S: 6	H: 1 LOB: 1 BB: 0 P: 7	R: 0 E: 0 K: 0 S: 6	H: 0 LOB: 0 BB: 0 P: 9	R: 0 E: 0 K: 0 S: 7	H: 0 LOB: 0 BB: 0 P: 10	R: 0 E: 0 K: 0 S: 12	H: 1 LOB: 1 BB: 0 P: 19	R: 0 E: 0 K: 0 S: 4	H: 0 LOB: 0 BB: 0 P: 7	R: 0 E: 0 K: 0 S: 6	H: 0 LOB: 0 BB: 0 P: 9	R: 0 E: 0 K: 1 S: 10	H: 0 LOB: 1 BB: 1 P: 22	R: 0 E: 0 K: 0 S: 7	H: 0 LOB: 0 BB: 0 P: 10	R: 1 E: 0 K: 2 S: 13	H: 3 LOB: 2 BB: 0 P: 16	1B: 5 2B: 0 3B: 0 HR: 0	SF: 0 SAC: 0 DP: 0 HBP: 0	WP: 0 PB: 0 SB: 0 CS: 0	PA: 33
<b>PITCHER</b>	IP WLS BF H R ER SO BB IBB HBP BLK WP HR S P ERA WHIP											IP WLS BF H R ER SO BB IBB HBP BLK WP HR S P ERA WHIP										
Richard Dotson, R ERA: 1.98	(1, 1) 8.0 W 29 4 1 1 1 1 1 0 0 0 0 0 0 62 98 1.12 0.625																					
Dave Righetti, L ERA:	(9, 1) 1.0 4 1 0 0 2 0 0 0 0 0 0 0 9 11 0.00 1.000																					



Batter	1	2	3	4	5	6	7	8	9	AB	R	H	RBI	BB	SO	LOB	TOP								
<b>Rickey Henderson, R</b> OBP: 0.488, SLG: 0.892 (1,7)	1-2 CS 1B		0-0 HR	2-1 SF9		3-2 FC5 S 1B		0-3 K		4	1	3	2	0	1	0									
<b>Willie Randolph, R</b> OBP: 0.250, SLG: 0.308 (1,4)	1-1 F9		1-0 G5-3	1-3 K		4-2 BB		2-1 F8		4	0	0	0	1	1	3									
<b>Don Mattingly, L</b> OBP: 0.293, SLG: 0.342 (1,3)	0-2 E6 1B 3B		3-2 G4-3		0-0 HR 2B	1-1 FC5		1-1 G1-6-3 1B		5	2	2	0	0	0	3									
<b>Gary Ward, R</b> OBP: 0.500, SLG: 0.412 (1,10)	0-2 3B 1B		0-0 1B		1-0 P6		0-0 6-3 1B 1B		0-0 G1-6-3 1B	5	2	3	0	0	0	2									
<b>Dave Winfield, R</b> OBP: 0.526, SLG: 0.941 <b>Claudel Washington, L</b> OBP: 0.310, SLG: 0.400 (9,9)	3-0 1B 3B		2-2 G1-3		1-1 HR		3-2 6-3		1-2 5-3	5	1	2	4	0	0	2									
<b>Roberto Kelly, R</b> OBP: 0.400, SLG: 0.368 (1,8)	3-3 K			2-2 BB SF9 1B	0-2 E S CS 1B		0-1 BB 1B			4	1	3	1	0	1	1									
<b>Mike Pagliarulo, L</b> OBP: 0.316, SLG: 0.467 (1,5)		2-3 K		2-3 K	3-1 P7		4-2 FC6-4 BB 1B			3	0	0	0	1	2	2									
<b>Don Slaught, R</b> OBP: 0.520, SLG: 0.682 (1,2)	2-2 F7		0-2 BB 1B	0-2 CS	0-0 G4-3		0-0 FC6-4			4	0	1	0	0	0	1									
<b>Bobby Meacham, S</b> OBP: 0.400, SLG: 0.500 (1,6)	2-2 L5		4-2 BB	1-2 BB	1-0 5-3		2-1 F7			3	0	0	0	1	0	0									
<b>Inning Stats</b>	R: 2 E: 1 K: 1 S: 17	H: 3 LOB: 1 BB: 0 P: 25	R: 0 E: 0 K: 1 S: 11	H: 0 LOB: 0 BB: 0 P: 17	R: 1 E: 0 K: 0 S: 10	H: 2 LOB: 1 BB: 0 P: 16	R: 1 E: 0 K: 2 S: 17	H: 2 LOB: 2 BB: 1 P: 28	R: 2 E: 0 K: 0 S: 10	H: 3 LOB: 0 BB: 0 P: 16	R: 0 E: 0 K: 0 S: 11	H: 1 LOB: 2 BB: 1 P: 19	R: 1 E: 0 K: 0 S: 10	H: 2 LOB: 1 BB: 1 P: 17	R: 0 E: 0 K: 1 S: 7	H: 0 LOB: 0 BB: 0 P: 11	R: 0 E: 0 K: 0 S: 6	H: 1 LOB: 0 BB: 0 P: 8	1B: 10 2B: 1 3B: 1 HR: 2	SF: 1 SAC: 0 DP: 1 HBP: 0	WP: 0 PB: 0 SB: 2 CS: 2	PA: 42			
<b>PITCHER</b>	IP	WLS	BF	H	R	ER	SO	BB	IBB	HBP	BLK	WP	HR	S	P	ERA	WHIP								
<b>Jimmy Key, L</b> ERA: 3.31 (1,1)	4.1	L	23	9	6	4	4	1	0	0	0	0	0	24	39	8.31	2.308								
<b>Duane Ward, R</b> ERA: 2.57 (5,1)	2.0		10	4	1	1	0	1	0	0	0	0	0	10	18	0.00	0.600								
<b>David Wells, L</b> ERA: 3.68 (7,1)	1.2		5	0	0	0	1	1	0	0	0	0	0	6	8	0.00	1.000								
<b>Tom Henke, R</b> ERA: (9,1)	1.0		3	1	0	0	0	0	0	0	0	0	0	6	8	0.00	1.000								

**New York Yankees @ Toronto Blue Jays**  
Exhibition Stadium, Toronto, ON  
Thu Apr 14 1988, 3:33 AM EDT  
Att: 24,524 - Overcast

**AB 37**  
**R 7**  
**H 14**  
**RBI 7**  
**BB 3**  
**SO 5**  
**LOB 14**



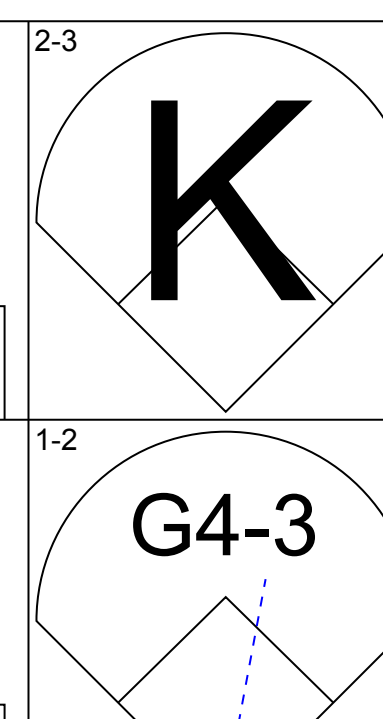
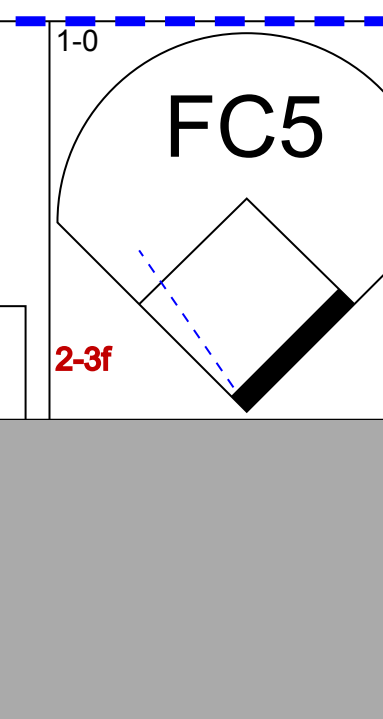
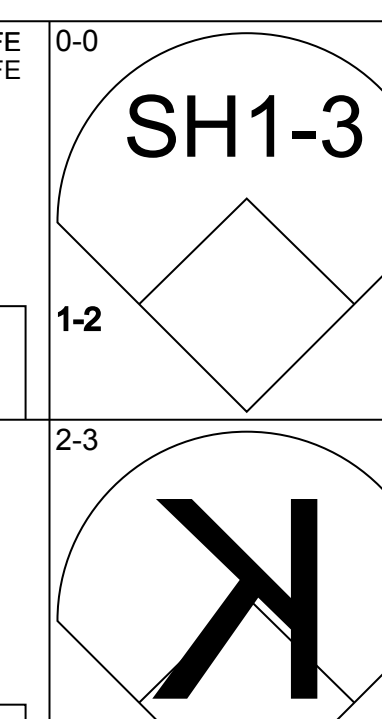
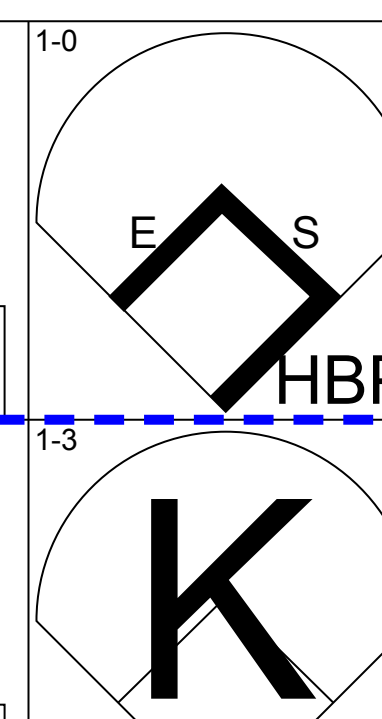
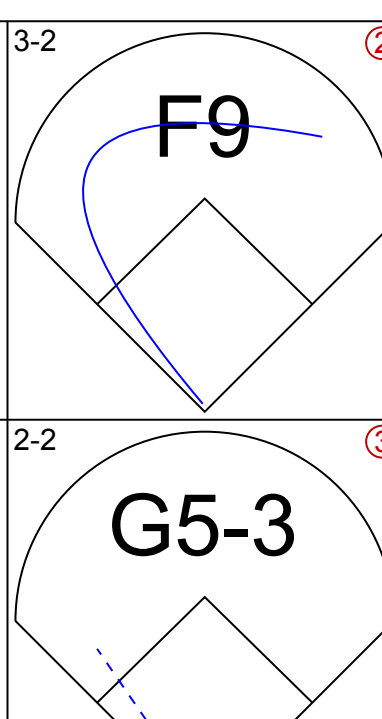
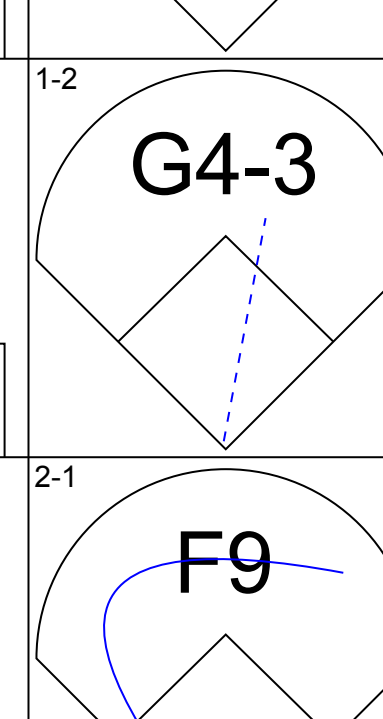
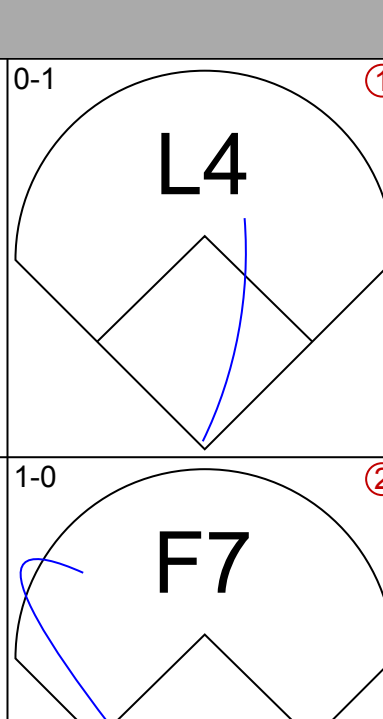
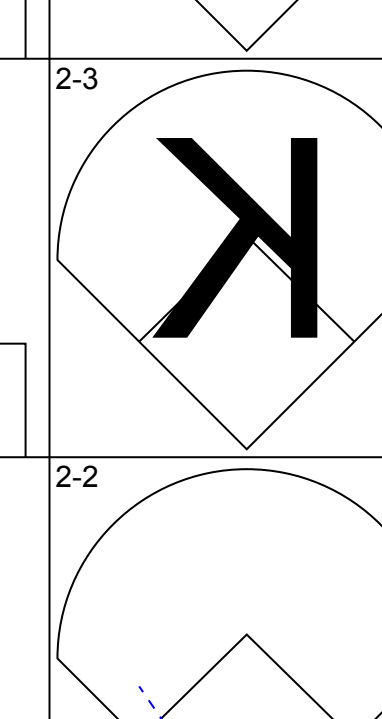
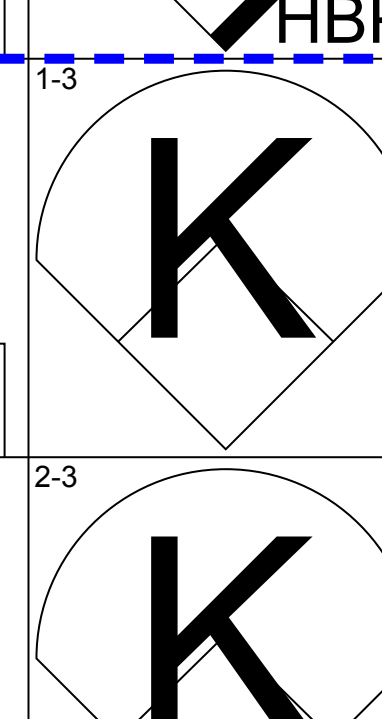
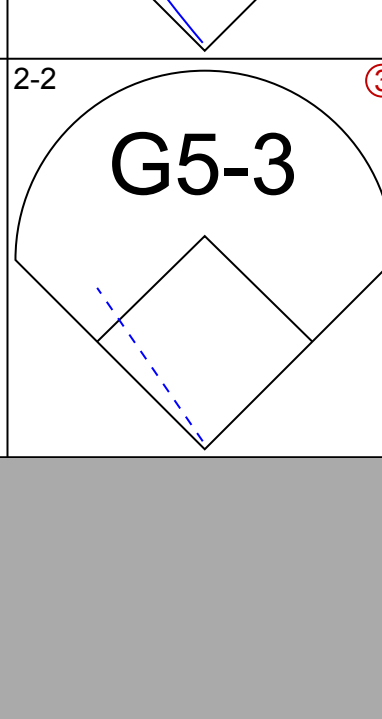
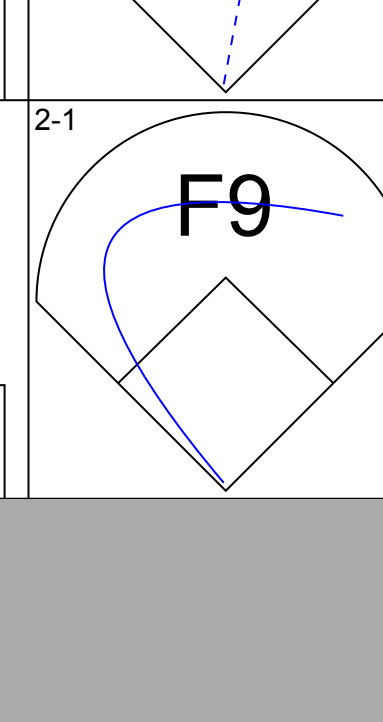
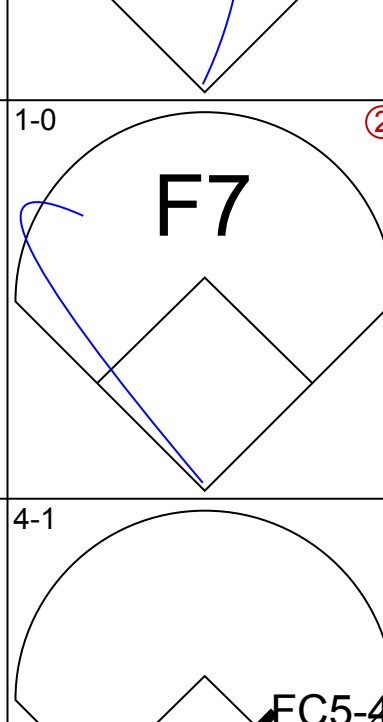
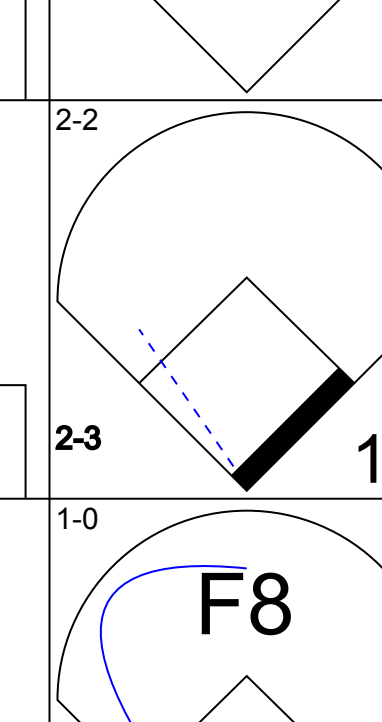
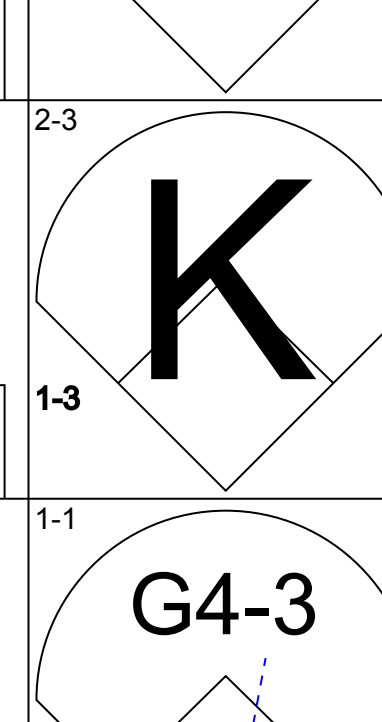
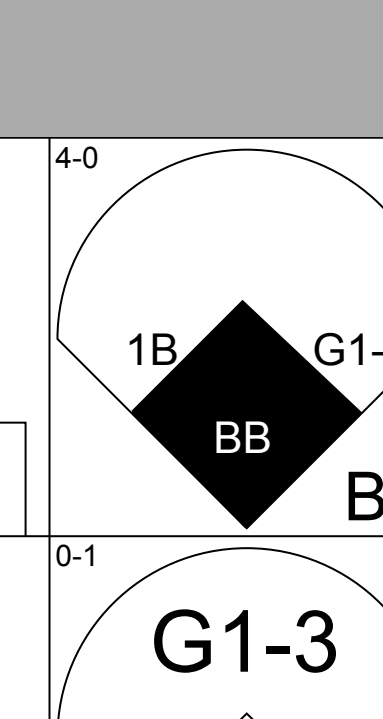
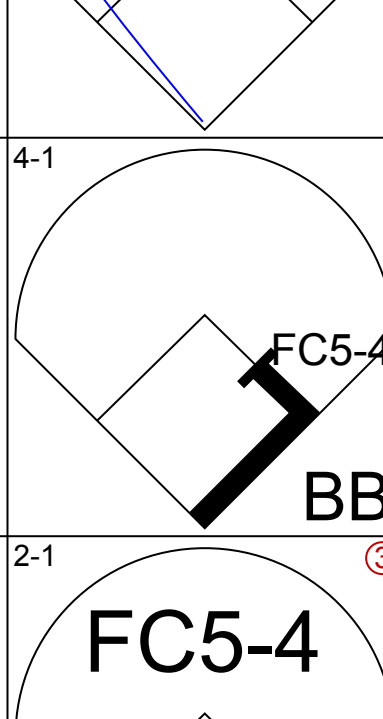
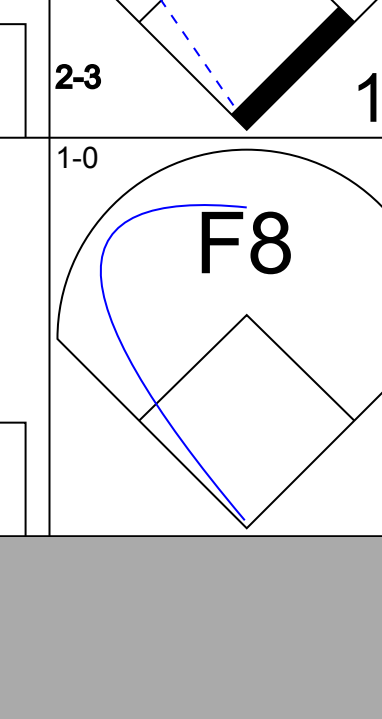
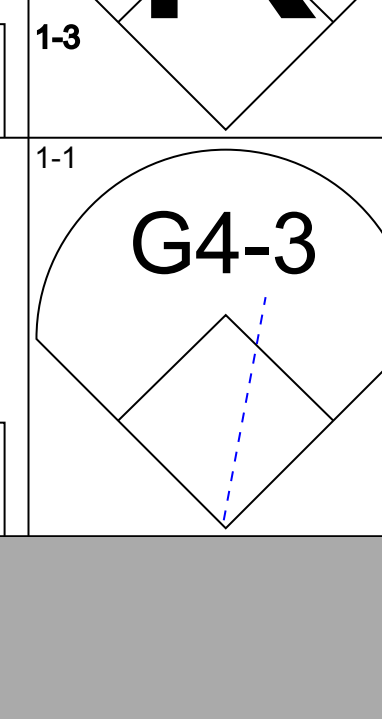
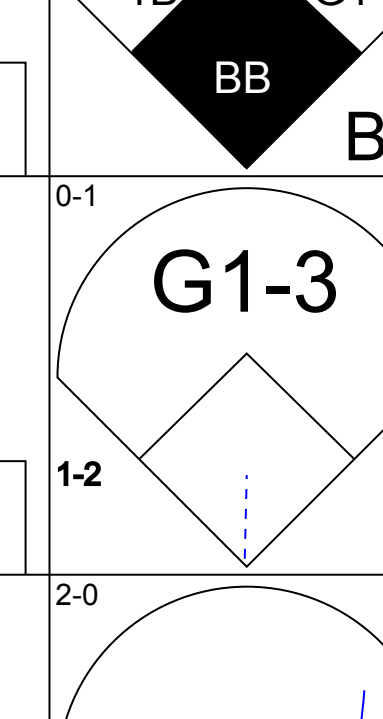
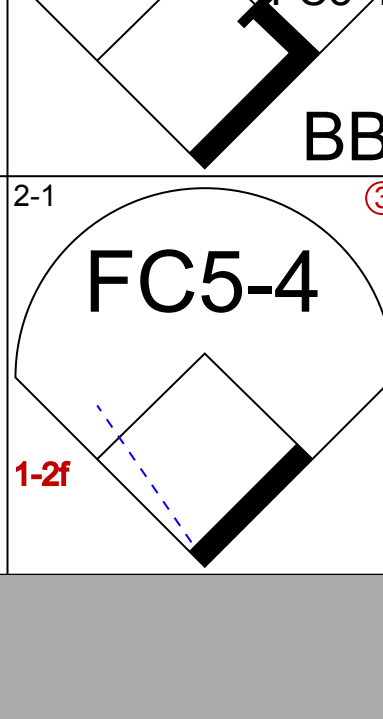
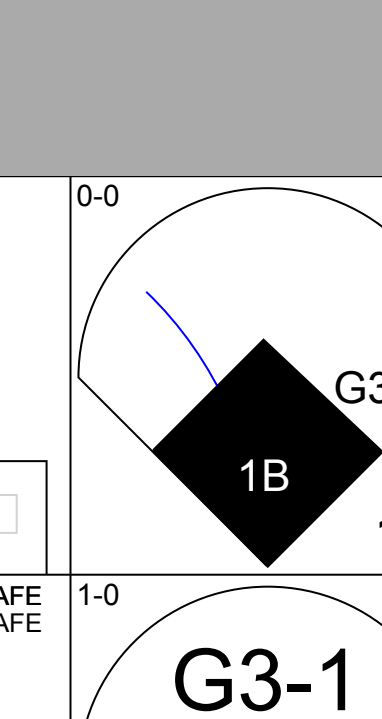
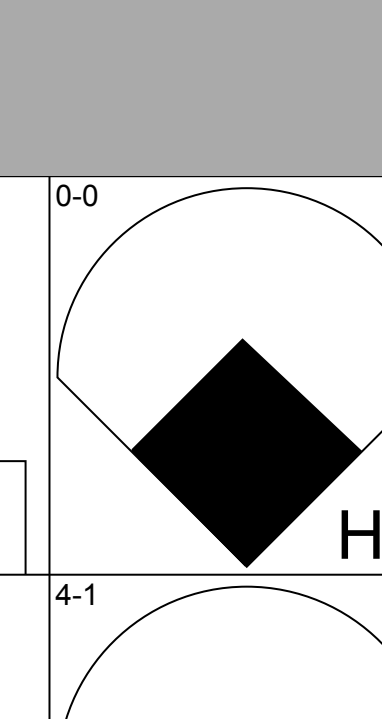
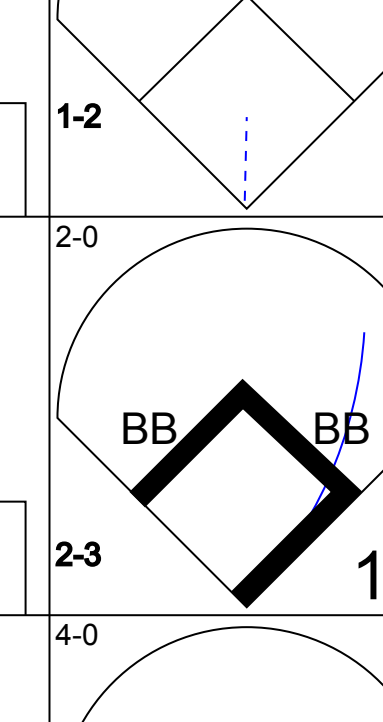
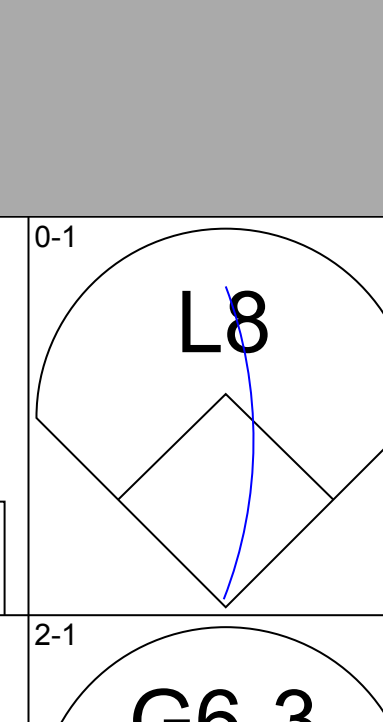
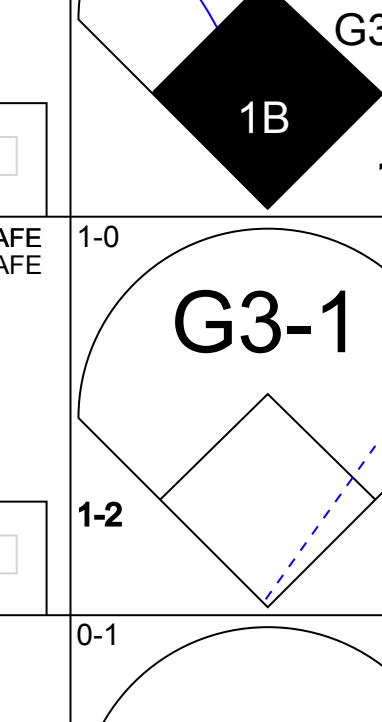
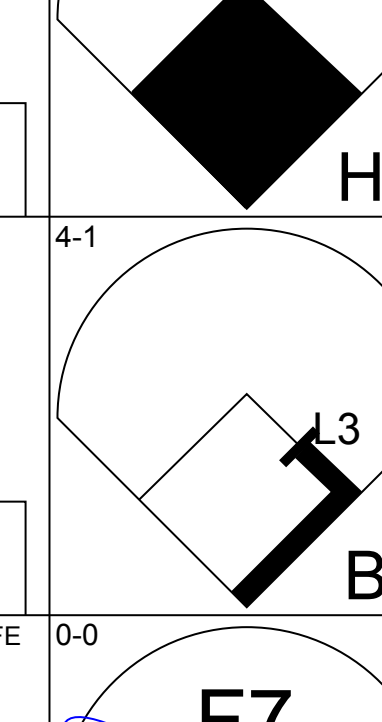
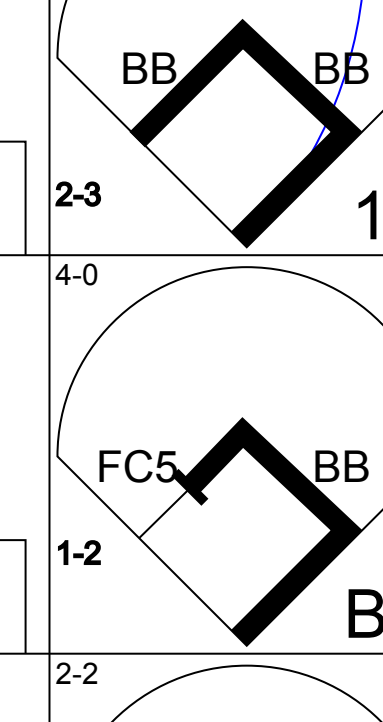
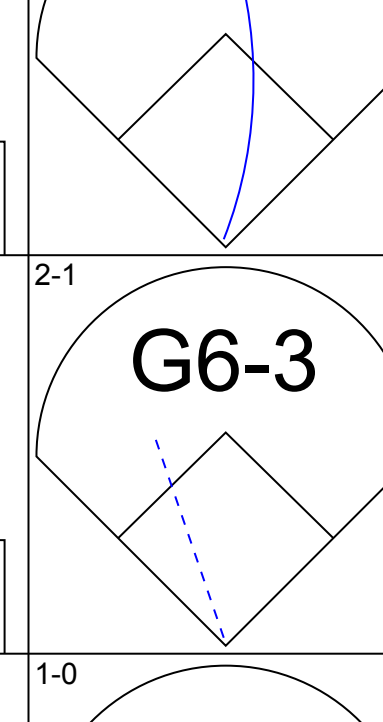
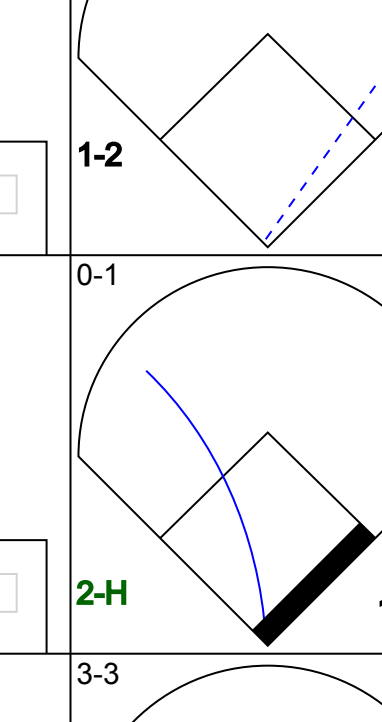
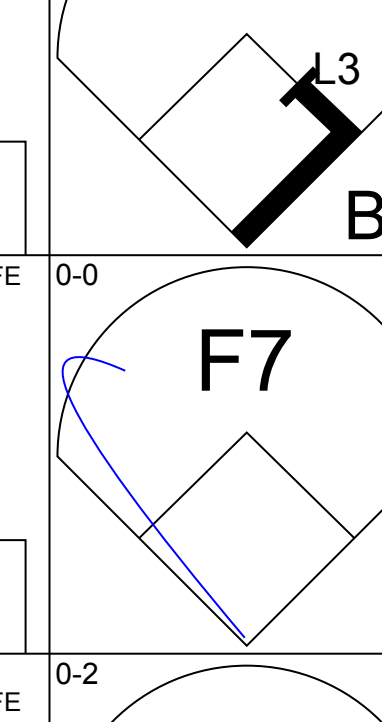
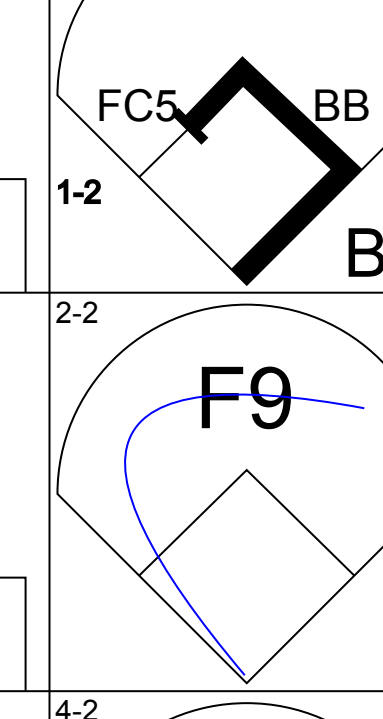
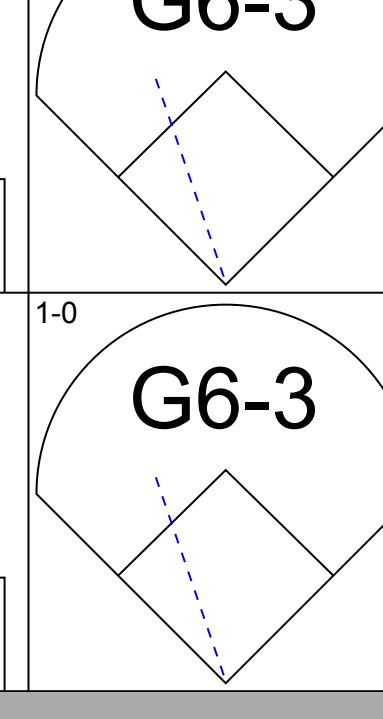
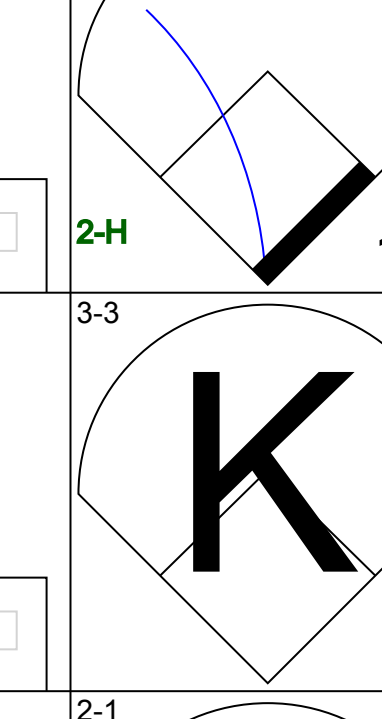
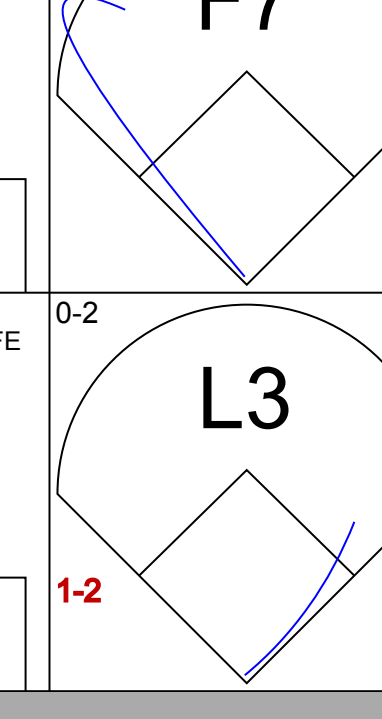
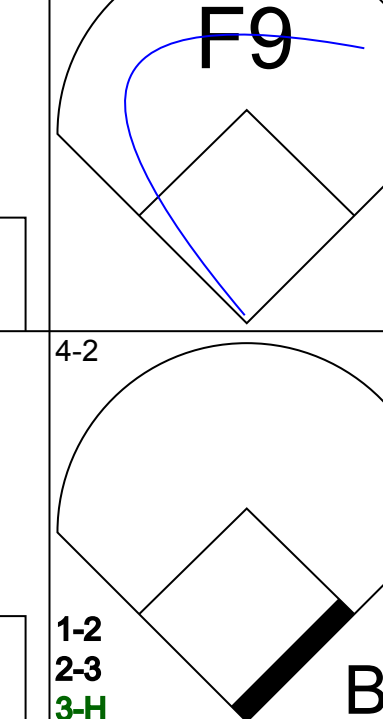
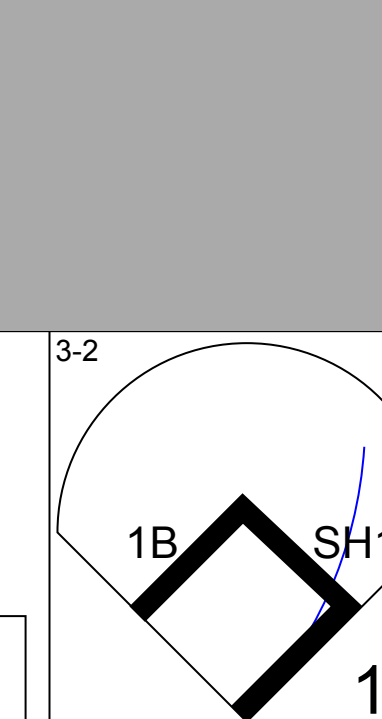
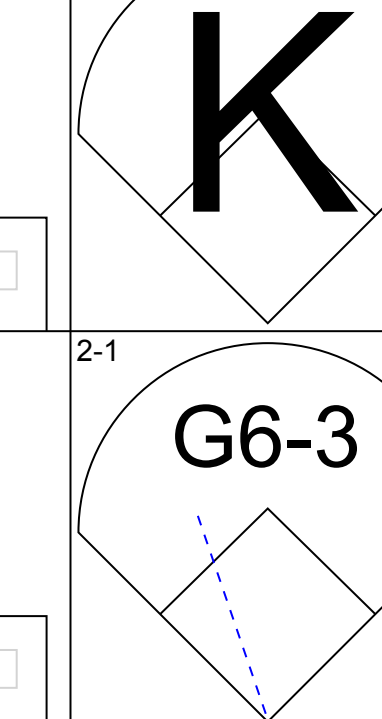
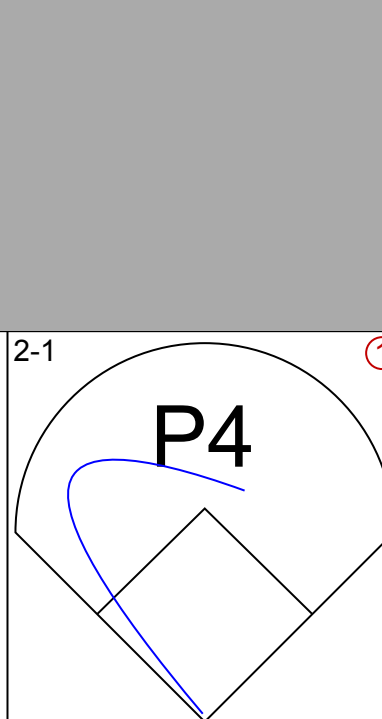
Batter	1	2	3	4	5	6	7	8	9	AB	R	H	RBI	BB	SO	LOB	BOTTOM								
<b>Nelson Liriano, S</b> OBP: 0.196, SLG: 0.233 (1,4)	0-1 G1-3		1-0 G5-3		2-2 HBP			1-2 G6-3		3	0	0	0	0	0	0									
<b>Lloyd Moseby, L</b> OBP: 0.455, SLG: 0.724 (1,7)	4-2 BLK 1B BB		2-1 E S HBP		1-3 K			4-1 1B BB		1	1	0	0	2	1	1									
<b>Tony Fernandez, S</b> OBP: 0.289, SLG: 0.225 (1,6)	2-2 G5-3		1-2 L9		1-2 F9			2-2 1B		4	0	1	0	0	0	3									
<b>George Bell, R</b> OBP: 0.488, SLG: 0.865 (1,10)	2-2 FC6-4 2H 1B		1-2 P4		1-3 K			1-3 K		4	0	1	1	0	2	3									
<b>Pat Borders, R</b> OBP: 0.471, SLG: 0.824 (1,2)	1-2 FC6-4			1-0 HR		1-3 K2-3		0-1 4-3		4	1	1	1	0	1	3									
<b>Jesse Barfield, R</b> OBP: 0.295, SLG: 0.342 (1,9)		1-0 F9		0-0 P8		1-3 K		3-2 F6		4	0	0	0	0	1	0									
<b>Kelly Gruber, R</b> OBP: 0.269, SLG: 0.577 <b>Rick Leach, L</b> OBP: 0.647, SLG: 0.867 (9,PH)		2-3 K		2-1 F3			2-3 K		1-1 G4-3	3	0	0	0	0	2	0									
<b>Fred McGriff, L</b> OBP: 0.424, SLG: 0.643 (1,3)		0-1 F9		1-3 K			1-3 K		2-3 K	4	0	0	0	0	3	0									
<b>Sil Campusano, R</b> OBP: 0.115, SLG: 0.269 (1,8)			1-1 HR		2-3 K		2-3 K			3	1	1	1	0	2	0									
<b>Inning Stats</b>	R: 1 E: 0 K: 0 S: 17	H: 1 LOB: 1 BB: 1 P: 26	R: 0 E: 0 K: 1 S: 9	H: 0 LOB: 0 BB: 0 P: 12	R: 1 E: 0 K: 0 S: 12	H: 1 LOB: 1 BB: 0 P: 17	R: 1 E: 0 K: 1 S: 7	H: 1 LOB: 0 BB: 0 P: 11	R: 0 E: 0 K: 2 S: 12	H: 0 LOB: 1 BB: 0 P: 18	R: 0 E: 0 K: 3 S: 9	H: 0 LOB: 0 BB: 0 P: 12	R: 0 E: 0 K: 3 S: 9	H: 0 LOB: 0 BB: 0 P: 14	R: 0 E: 0 K: 1 S: 13	H: 1 LOB: 2 BB: 1 P: 21	R: 0 E: 0 K: 1 S: 8	H: 0 LOB: 0 BB: 0 P: 14	1B: 2 2B: 0 3B: 0 HR: 2	SF: 0 SAC: 0 DP: 0 HBP: 2	WP: 0 PB: 0 SB: 1 CS: 0	PA: 35			
<b>PITCHER</b>	IP	WLS	BF	H	R	ER	SO	BB	IBB	HBP	BLK	WP	HR	S	P	ERA	WHIP								
<b>Al Leiter, L</b> ERA: 2.4 (1,1)	8.0	W	32	4	3	3	11	2	0	2	1	1	0	2	13	3.38	0.750								
<b>Cecilio Guante, R</b> ERA: 2.7 (9,1)	1.0		3	0	0	0	1	0	0	0	0	0	0	8	14	0.00	0.000								

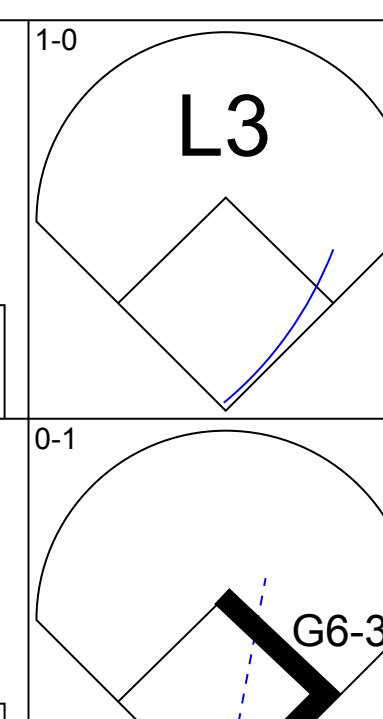
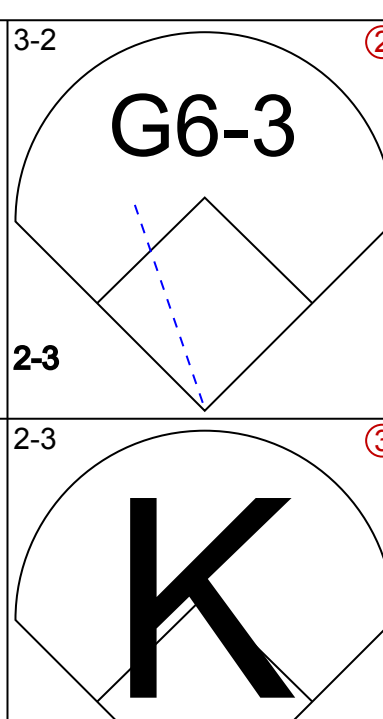
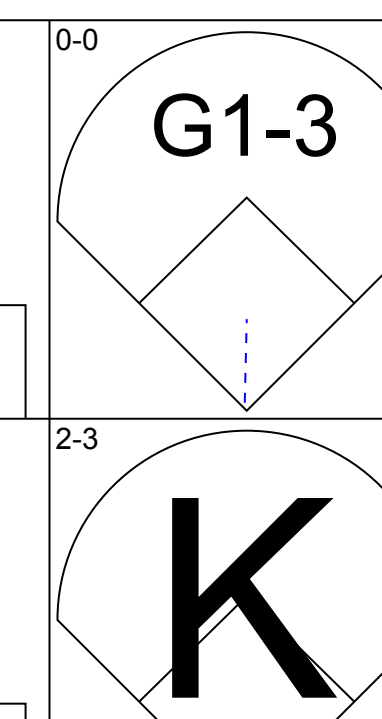
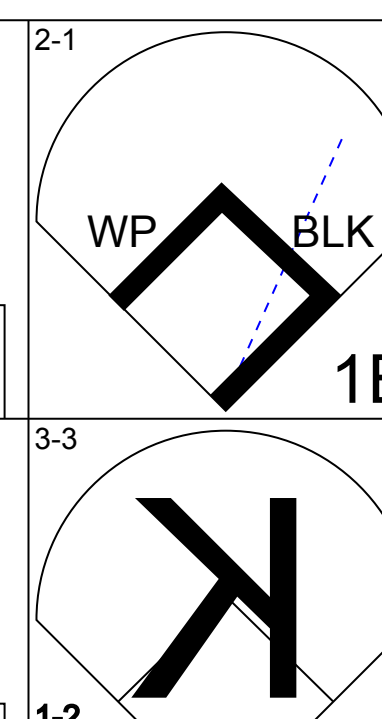
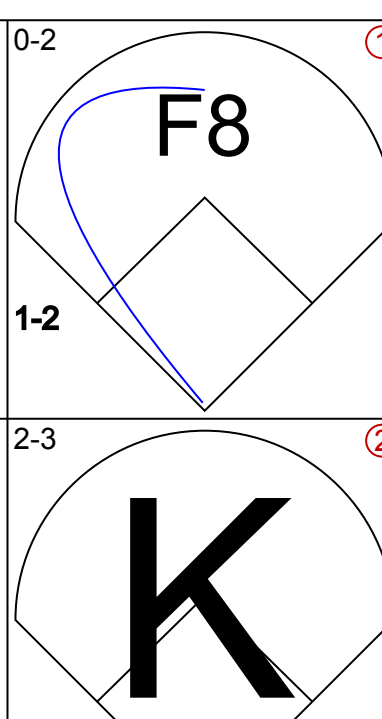
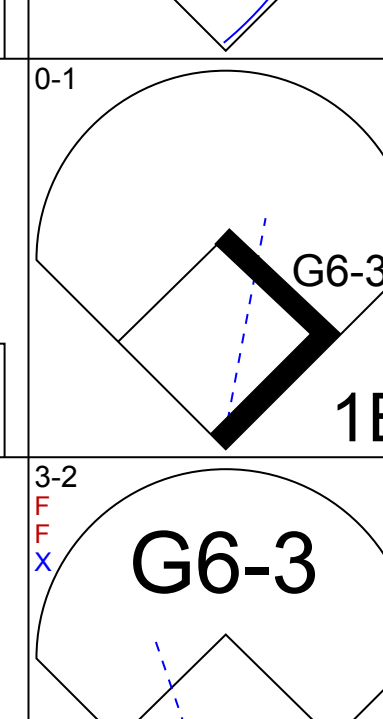

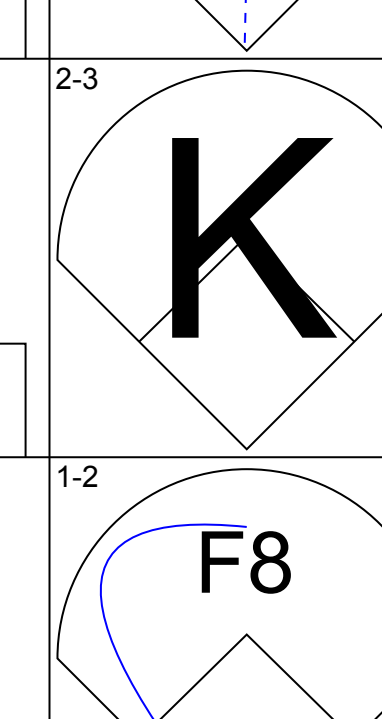
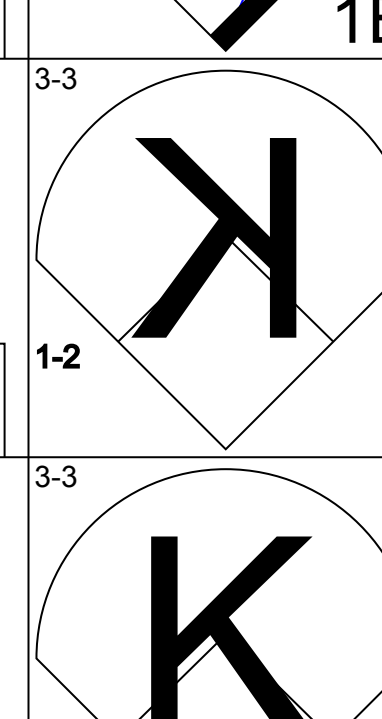
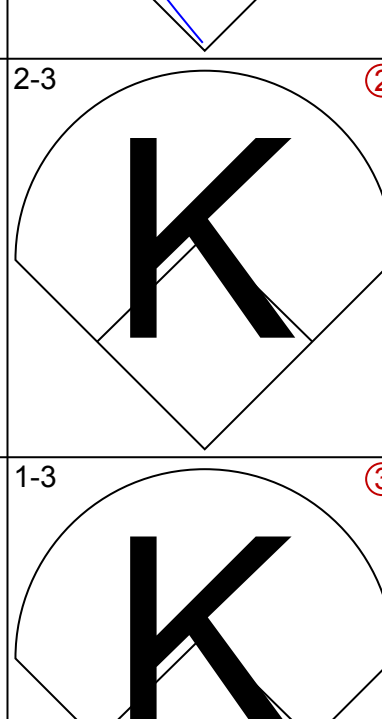
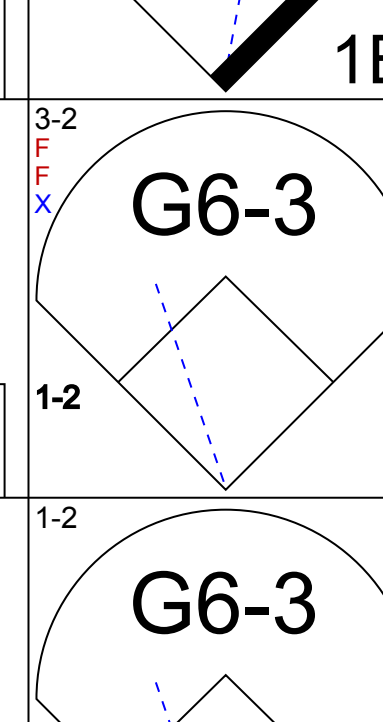
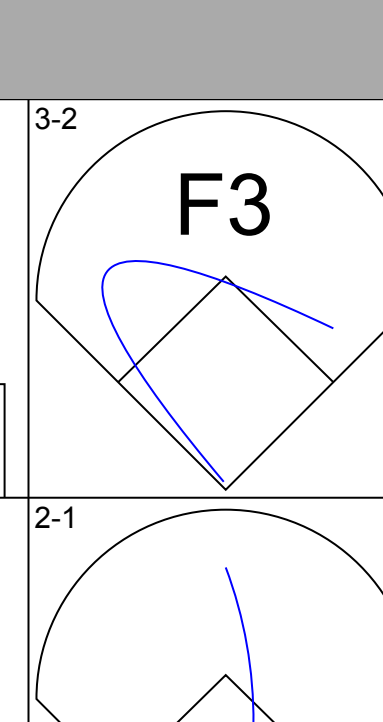
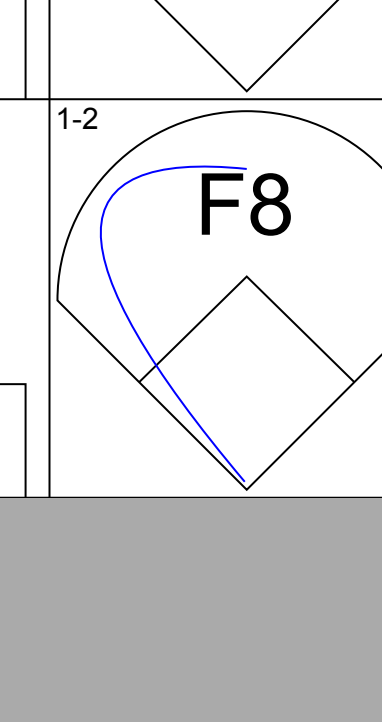
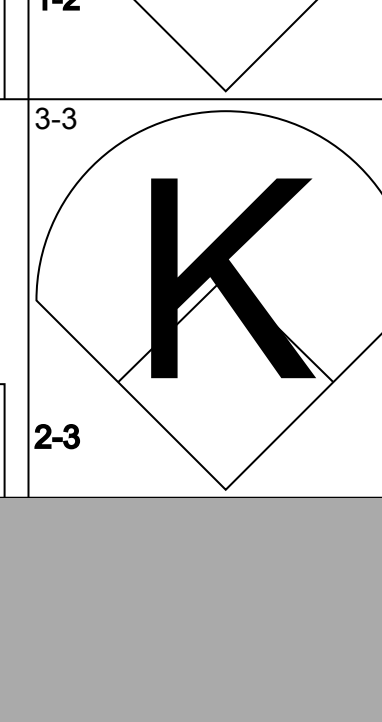

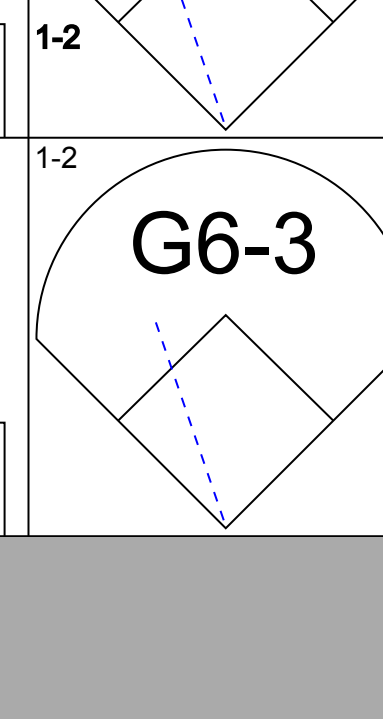


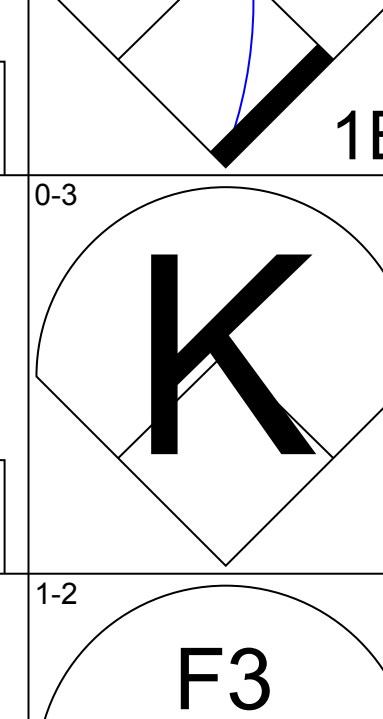
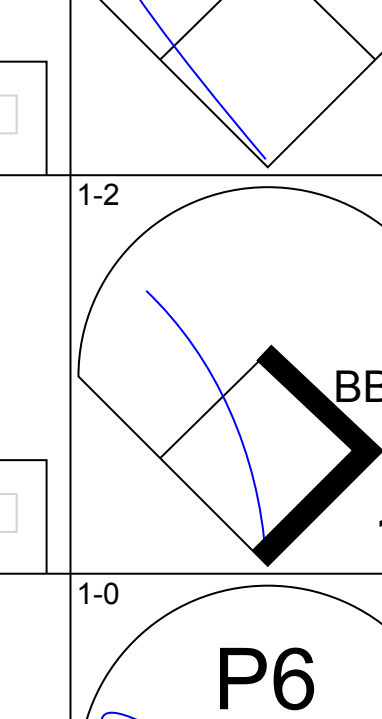
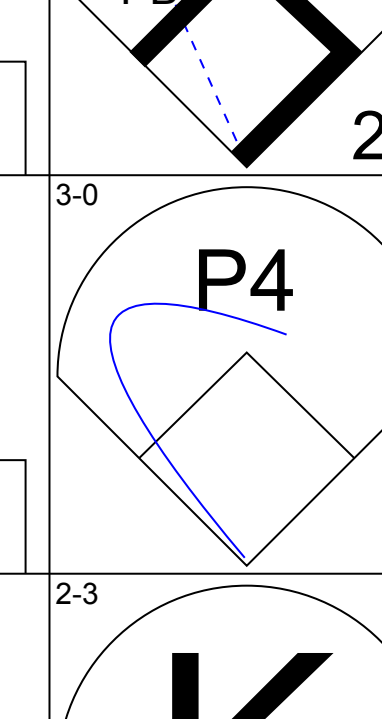
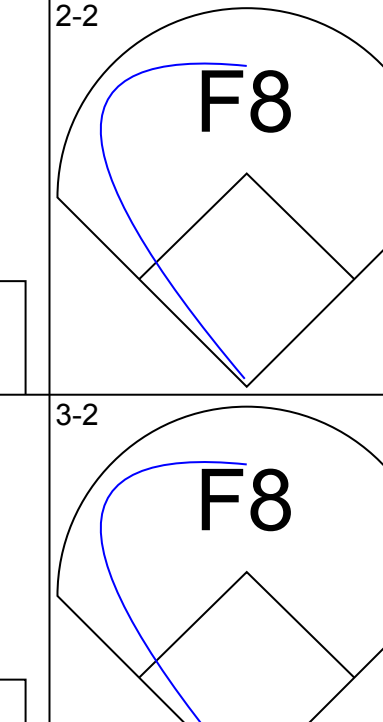
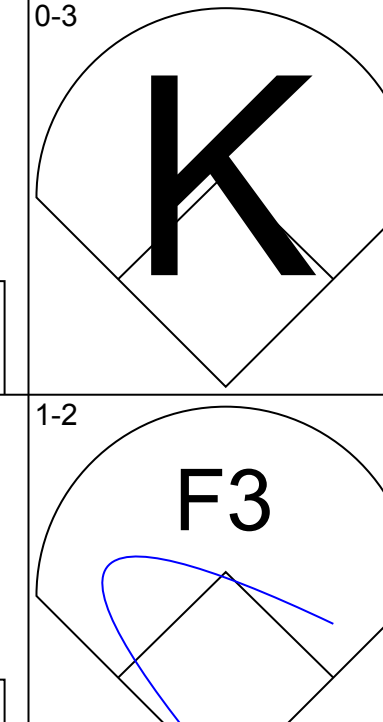
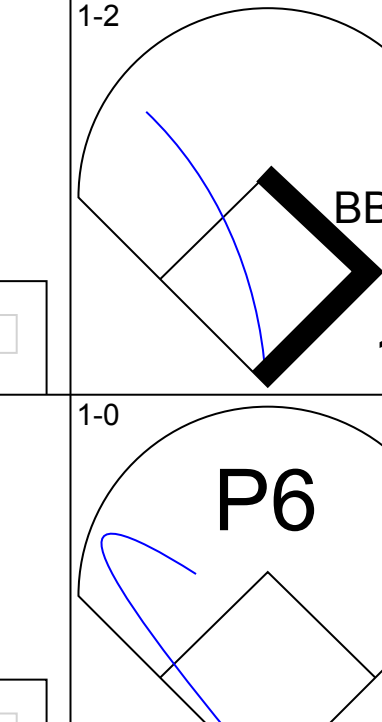
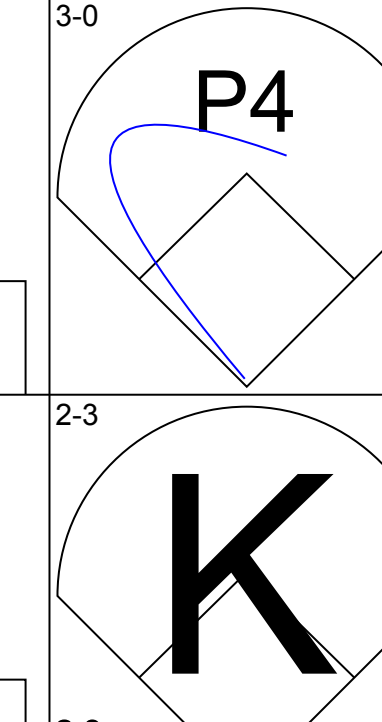
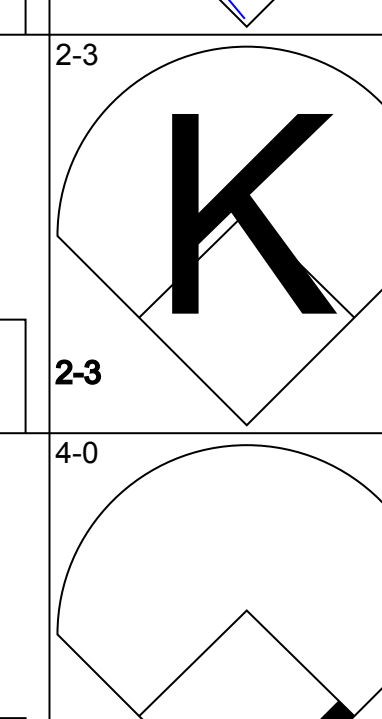
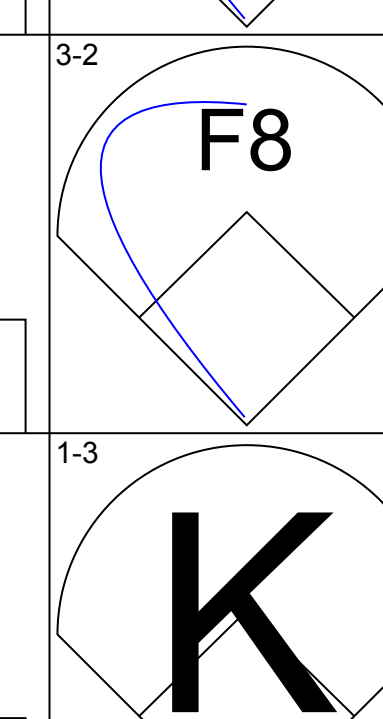
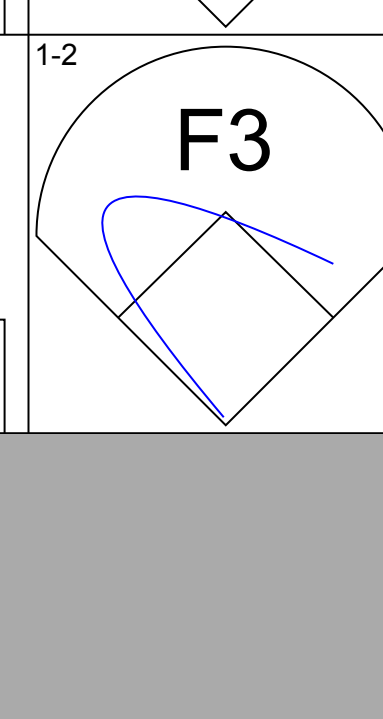
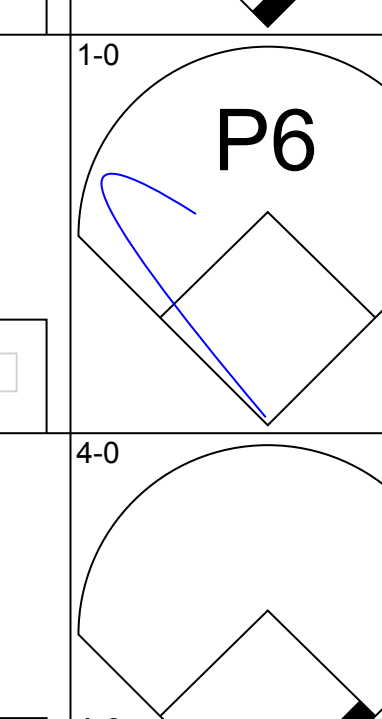
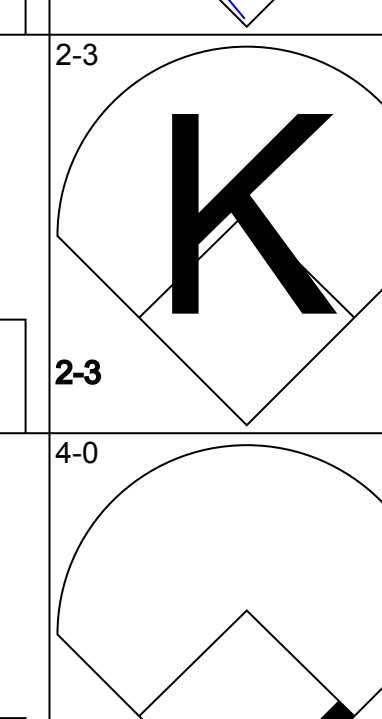
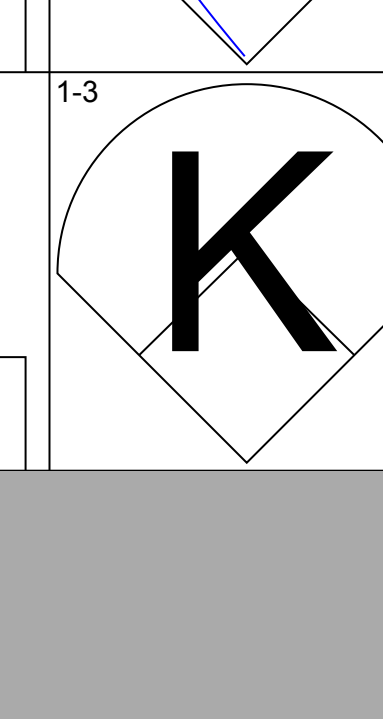
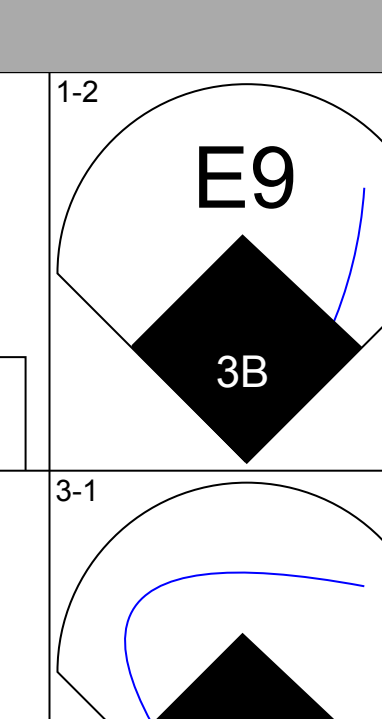
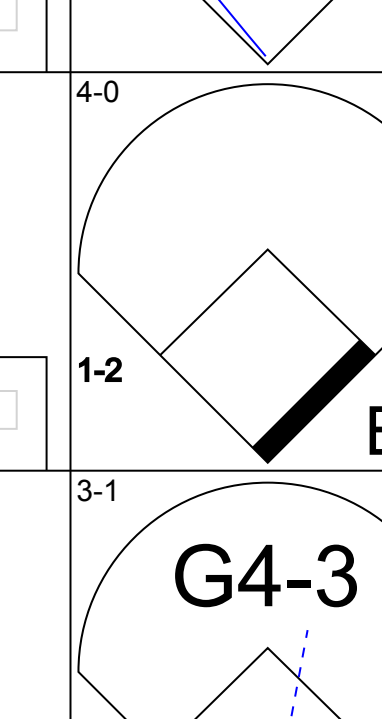
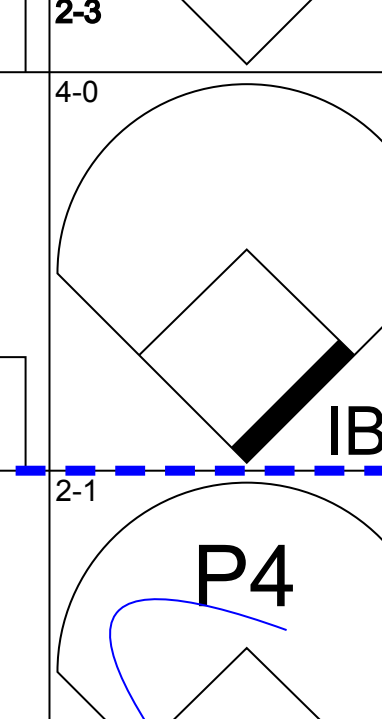
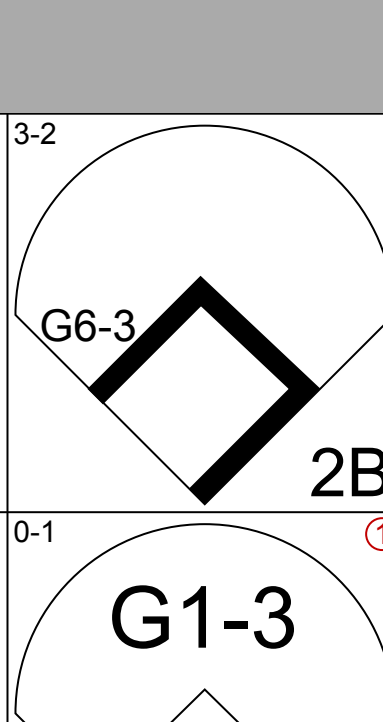
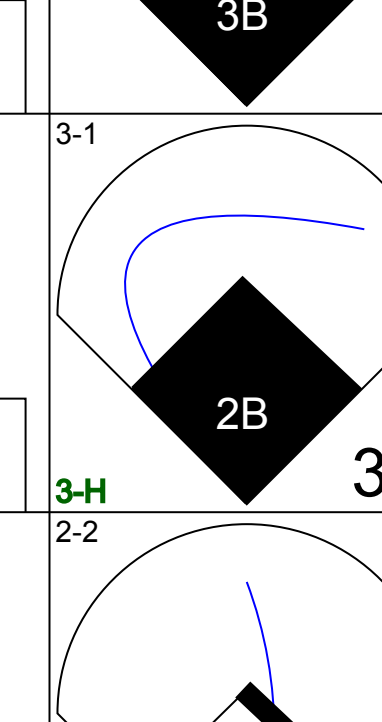
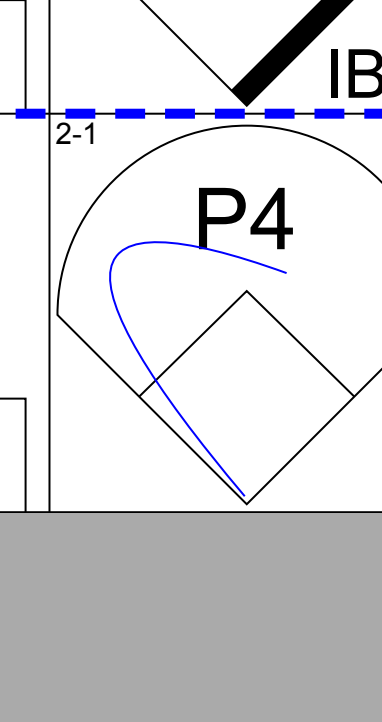
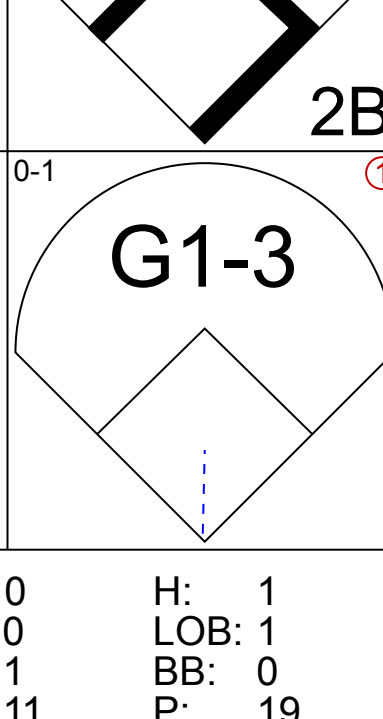
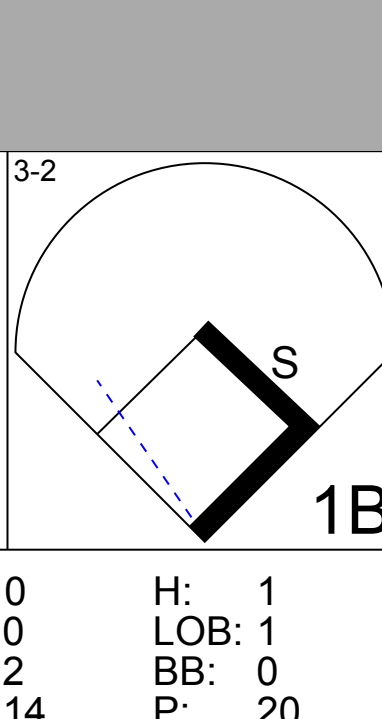
**New York Yankees @ Toronto Blue Jays**  
Exhibition Stadium, Toronto, ON  
Thu Apr 14 1988, 3:33 AM EDT  
Att: 24,524 - Overcast

**AB 31**  
**R 3**  
**H 4**  
**RBI 3**  
**BB 2**  
**SO 12**  
**LOB 10**





Batter	1	2	3	4	5	6	7	8	9	AB	R	H	RBI	BB	SO	LOB	TOP								
<b>Dan Gladden, R</b> OBP: 0.389, SLG: 0.636 (1, 7)										3	0	0	0	0	1	3	<b>Minnesota Twins @ Toronto Blue Jays</b> Exhibition Stadium, Toronto, ON Sat Apr 16 1988, 3:33 AM EDT Att: 26,095 - Overcast - 43 F								
<b>Greg Gagne, R</b> OBP: 0.324, SLG: 0.429 (1, 6)										5	0	0	0	0	2	2									
<b>Kirby Puckett, R</b> OBP: 0.184, SLG: 0.216 (1, 8)										4	0	1	0	0	1	1									
<b>Kent Hrbek, L</b> OBP: 0.258, SLG: 0.222 (1, 3)										2	1	0	0	2	0	3									
<b>Gary Gaetti, R</b> OBP: 0.286, SLG: 0.469 (1, 5)										4	2	2	1	0	0	2									
<b>Randy Bush, L</b> OBP: 0.417, SLG: 0.455 (1, 10)										3	0	1	0	1	0	1									
<b>Tom Brunansky, R</b> OBP: 0.382, SLG: 0.393 (1, 9)										3	0	1	1	1	0	1									
<b>Steve Lombardozzi, R</b> OBP: 0.217, SLG: 0.250 (1, 4)										4	0	0	0	0	1	5									
<b>Tim Laudner, R</b> OBP: 0.467, SLG: 0.538 (1, 2)										3	0	1	1	1	0	1									
<b>Inning Stats</b>	R: 0 E: 0 K: 1 S: 8	H: 0 LOB: 0 BB: 0 P: 13	R: 1 E: 0 K: 0 S: 11	H: 1 LOB: 3 BB: 3 P: 28	R: 0 E: 0 K: 0 S: 6	H: 0 LOB: 0 BB: 1 P: 13	R: 0 E: 0 K: 0 S: 5	H: 0 LOB: 0 BB: 0 P: 8	R: 0 E: 0 K: 1 S: 13	H: 2 LOB: 2 BB: 0 P: 21	R: 1 E: 0 K: 1 S: 9	H: 2 LOB: 1 BB: 0 P: 15	R: 0 E: 1 K: 2 S: 9	H: 0 LOB: 1 BB: 1 P: 13	R: 1 E: 0 K: 0 S: 6	H: 1 LOB: 0 BB: 1 P: 10		R: 0 E: 0 K: 0 S: 11	H: 0 LOB: 0 BB: 0 P: 18	1B: 5 2B: 1 3B: 0 HR: 1	SF: 0 SAC: 1 DP: 1 HBP: 1	WP: 0 PB: 0 SB: 1 CS: 0	PA: 38		
<b>PITCHER</b>	IP	WLS	BF	H	R	ER	SO	BB	IBB	HBP	BLK	WP	HR	S	P	ERA	WHIP								
<b>Todd Stottlemyre, R</b> ERA: 5.87 (1, 1)	1.2		9	1	1	1	1	3	0	0	0	0	0	18	39	5.40	2.400								
<b>Mark Eichhorn, R</b> ERA: 1.59 (2, 1)	4.1		19	4	1	1	2	1	0	1	0	0	0	34	60	2.08	1.154								
<b>David Wells, L</b> ERA: 3.48 (7, 1)	3.0	L	10	1	1	1	2	1	0	0	0	0	1	26	40	3.00	0.667								

Batter	1	2	3	4	5	6	7	8	9	AB	R	H	RBI	BB	SO	LOB	BOTTOM								
<b>Tony Fernandez, S</b> OBP: 0.280, SLG: 0.222 (1, 6)										5	0	1	0	0	0	3	<b>Minnesota Twins @ Toronto Blue Jays</b> Exhibition Stadium, Toronto, ON Sat Apr 16 1988, 3:33 AM EDT Att: 26,095 - Overcast - 43 F								
<b>Lloyd Moseby, L</b> OBP: 0.421, SLG: 0.647 (1, 8)										5	0	1	0	0	4	4									
<b>Cecil Fielder, R</b> OBP: 0.368, SLG: 0.545 (7, PH)											3	0	0	0	0	2									
<b>Fred McGriff, L</b> OBP: 0.400, SLG: 0.600 (8, 3)										2	0	0	0	0	2	2									
<b>George Bell, R</b> OBP: 0.489, SLG: 0.854 (1, 7)										4	0	2	0	0	0	1									
<b>Pat Borders, R</b> OBP: 0.450, SLG: 0.750 (8, PH)										3	0	1	0	0	1	1									
<b>Ernie Whitt, L</b> OBP: 0.333, SLG: 0.346 (9, 2)										1	0	0	0	0	0	1									
<b>Jesse Barfield, R</b> OBP: 0.271, SLG: 0.310 (1, 9)										4	0	0	0	0	1	3									
<b>Juan Beniquez, R</b> OBP: 0.257, SLG: 0.385 (1, 10)										2	1	0	0	1	1	0									
<b>Rick Leach, L</b> OBP: 0.667, SLG: 0.867 (6, PH)										0	0	0	0	1	0	0									
<b>Kelly Gruber, R</b> OBP: 0.300, SLG: 0.667 (1, 5)										4	1	2	1	0	0	4									
<b>Manuel Lee, S</b> OBP: 0.333, SLG: 0.667 (1, 4)										3	0	1	1	0	1	1									
<b>Nelson Liriano, S</b> OBP: 0.213, SLG: 0.250 (9, PH)										1	0	1	0	0	0	0									
<b>Inning Stats</b>	R: 0 E: 0 K: 0 S: 13	H: 1 LOB: 1 BB: 0 P: 18	R: 0 E: 0 K: 1 S: 12	H: 0 LOB: 0 BB: 0 P: 18	R: 0 E: 0 K: 1 S: 11	H: 1 LOB: 1 BB: 0 P: 19	R: 0 E: 0 K: 1 S: 11	H: 1 LOB: 1 BB: 0 P: 17	R: 2 E: 1 K: 1 S: 16	H: 2 LOB: 1 BB: 0 P: 25	R: 0 E: 0 K: 0 S: 7	H: 1 LOB: 2 BB: 1 P: 17	R: 0 E: 0 K: 3 S: 13	H: 1 LOB: 1 BB: 0 P: 23	R: 0 E: 0 K: 1 S: 9	H: 1 LOB: 2 BB: 1 P: 23	R: 0 E: 0 K: 2 S: 14	H: 1 LOB: 1 BB: 0 P: 20	1B: 5 2B: 3 3B: 1 HR: 0	SF: 0 SAC: 0 DP: 0 HBP: 0	WP: 1 PB: 1 SB: 1 CS: 0	PA: 39			
<b>PITCHER</b>	IP	WLS	BF	H	R	ER	SO	BB	IBB	HBP	BLK	WP	HR	S	P	ERA	WHIP								
<b>Frank Viola, L</b> ERA: 4.34 (1, 1)	6.0		26	6	2	1	4	1	0	0	0	1	0	20	42	0.00	1.200								
<b>Juan Berenguer, R</b> ERA: 9.95 (7, 1)	1.2	W	8	2	0	0	4	0	1	0	1	1	0	20	42	0.00	1.200								
<b>Jeff Reardon, R</b> ERA: (8, 1)	1.1	S	5	1	0	0	2	0	0	0	0	0	0	16	24	0.00	0.750								







Batter	1	2	3	4	5	6	7	8	9	AB	R	H	RBI	BB	SO	LOB	TOP								
Willie Wilson, S (1, 8) OBP: 0.310, SLG: 0.345 Thad Bosley, L (7, 8) OBP: 0.182, SLG: 0.100	0-3 K		2-2 FC5-4 1B SF8		0-1 L6		3-0 4-3			4	1	0	0	0	1	2									
Kevin Seitzer, R (1, 5) OBP: 0.411, SLG: 0.490	2-3 K		2-2 1B 3B			3-2 1B 3B		0-0 G3		4	1	2	0	0	1	0									
George Brett, L (1, 3) OBP: 0.411, SLG: 0.630 Bill Pecota, R (8, 3)	1-2 2B 1B		2-0 SF8			3-2 1B		2-1 4-3		3	1	2	2	0	0	0									
Danny Tartabull, R (1, 9) OBP: 0.418, SLG: 0.574	0-1 1H 2B		3-2 F9			0-3 K		4-1 BB		3	0	1	1	1	1	2									
Jim Eisenreich, L (1, 10) OBP: 0.156, SLG: 0.226	0-3 K			2-1 3-1		0-3 K		1-0 F8		4	0	0	0	0	2	3									
Frank White, R (1, 4) OBP: 0.192, SLG: 0.245 Brad Wellman, R (6, 4)		0-3 K		2-3 K		1-3 K		0-2 6-3		3	0	0	0	0	3	1									
Bo Jackson, R (1, 7) OBP: 0.234, SLG: 0.444		1-3 K		1-3 K			4-0 BB	2-3 K		3	0	0	0	1	3	0									
Jamie Quirk, L (1, 2) OBP: 0.258, SLG: 0.414 Scotti Madison, S (7, 2)		2-1 G3		3-3 K		0-1 P6		1-1 P6		3	0	0	0	0	1	1									
Kurt Stillwell, S (1, 6) OBP: 0.289, SLG: 0.333			0-1 FC5-4 1B		2-0 F7		1-3 K			3	0	1	0	0	1	1									
<b>Inning Stats</b>	R: 1 E: 0 K: 3 S: 16	H: 2 LOB: 1 BB: 0 P: 19	R: 0 E: 0 K: 2 S: 9	H: 0 LOB: 0 BB: 0 P: 12	R: 1 E: 0 K: 0 S: 14	H: 2 LOB: 1 BB: 0 P: 22	R: 0 E: 0 K: 2 S: 8	H: 0 LOB: 0 BB: 0 P: 13	R: 0 E: 0 K: 1 S: 6	H: 0 LOB: 0 BB: 0 P: 11	R: 1 E: 0 K: 3 S: 17	H: 2 LOB: 1 BB: 0 P: 24	R: 0 E: 0 K: 1 S: 6	H: 0 LOB: 1 BB: 1 P: 14	R: 0 E: 0 K: 0 S: 5	H: 0 LOB: 1 BB: 1 P: 12	R: 0 E: 0 K: 1 S: 8	H: 0 LOB: 0 BB: 0 P: 11	1B: 4 2B: 1 3B: 1 HR: 0	SF: 1 SAC: 0 DP: 0 HBP: 0	WP: 0 PB: 0 SB: 1 CS: 0	PA: 35			
<b>PITCHER</b>	IP	WLS	BF	H	R	ER	SO	BB	IBB	HBP	BLK	WP	HR	S	P	ERA	WHIP								
Jim Clancy, R (1, 1) ERA: 9.0	7.0	W	28	6	3	3	12	1	0	0	0	0	0	76	115	3.86	1.000								
John Cerutti, L (8, 1) ERA: 3.48	1.0		4	0	0	0	0	1	0	0	0	0	0	5	12	0.00	1.000								
Duane Ward, R (9, 1) ERA: 2.25	1.0		3	0	0	0	1	0	0	0	0	0	0	8	11	0.00	0.000								

**Kansas City Royals @ Toronto Blue Jays**  
Exhibition Stadium, Toronto, ON  
Tue Apr 19 1988, 7:05 PM EDT  
Att: 21,231 - Unknown

livebaseballscorecards.com

AB 32  
R 3  
H 6  
RBI 3  
BB 2  
SO 13  
LOB 10



Batter	1	2	3	4	5	6	7	8	9	AB	R	H	RBI	BB	SO	LOB	BOTTOM								
Tony Fernandez, S (1, 6) OBP: 0.276, SLG: 0.212 Nelson Liriano, S (7, PH) OBP: 0.208, SLG: 0.244	1-3 K		3-2 F7	4-3		4-2 FC6-4 BB	0-2 G4-6-3			3	0	0	0	1	1	1									
Lloyd Moseby, L (1, 8) OBP: 0.413, SLG: 0.575 Lou Thornton, L (8, 7)	1-1 2-3		4-2 1B BB	4-0 E 3B BB		1-3 K		1-1 1-3		2	2	0	0	2	1	1									
Rick Leach, L (1, 10) OBP: 0.538, SLG: 0.636	1-1 4-3		4-1 E 1B BB	2-2 F7		2-3 K		1-1 F2		4	1	0	0	1	1	2									
George Bell, R (1, 7) OBP: 0.481, SLG: 0.792 Sil Campuzano, R (8, 8) OBP: 0.146, SLG: 0.333		2-2 1B	1-2 E9 HR 1B	1-1 E5 3B		0-0 FC6-4		1-2 1B 2B		4	2	2	1	0	0	2									
Ernie Whitt, L (1, 2) OBP: 0.371, SLG: 0.406		0-0 P4	4-0 1B HR IBB	3-2 1B 3B		4-2 HR BB		2-1 1B		3	2	2	3	2	0	1									
Fred McGriff, L (1, 3) OBP: 0.395, SLG: 0.658		0-3 K	1-2 HR 1B	2-2 F7		1-1 HR		0-3 K		5	2	2	3	0	2	3									
Jesse Barfield, R (1, 9) OBP: 0.315, SLG: 0.404	1-0 1B		1-2 HR 1B		1-3 K		4-2 1B BB			3	1	2	4	1	1	0									
Kelly Gruber, R (1, 5) OBP: 0.270, SLG: 0.611	1-3 K		1-3 HR P4		2-3 K		0-3 K			4	0	0	0	0	3	3									
Manuel Lee, S (1, 4) OBP: 0.300, SLG: 0.400			1-2 HR 1B		0-0 5-3		1-2 G4-6-3 1B			4	1	2	0	0	0	0									
<b>Inning Stats</b>	R: 0 E: 0 K: 1 S: 8	H: 0 LOB: 0 BB: 0 P: 11	R: 0 E: 0 K: 2 S: 11	H: 2 LOB: 2 BB: 0 P: 15	R: 7 E: 1 K: 0 S: 25	H: 4 LOB: 0 BB: 3 P: 47	R: 2 E: 1 K: 0 S: 18	H: 1 LOB: 1 BB: 1 P: 33	R: 0 E: 0 K: 2 S: 12	H: 0 LOB: 0 BB: 0 P: 15	R: 0 E: 0 K: 2 S: 11	H: 0 LOB: 1 BB: 1 P: 18	R: 2 E: 0 K: 1 S: 20	H: 2 LOB: 1 BB: 2 P: 30	R: 1 E: 0 K: 1 S: 12	H: 2 LOB: 1 BB: 0 P: 17	1B: 7 2B: 1 3B: 1 HR: 2	SF: 0 SAC: 0 DP: 1 HBP: 0	WP: 0 PB: 0 SB: 1 CS: 0	PA: 42					
<b>PITCHER</b>	IP	WLS	BF	H	R	ER	SO	BB	IBB	HBP	BLK	WP	HR	S	P	ERA	WHIP								
Bret Saberhagen, R (1, 1) ERA: 5.13	4.0	L	24	7	9	7	3	3	0	0	0	0	1	62	106	15.75	2.500								
Steve Farr, R (5, 1) ERA: 6.52	3.0		13	2	2	2	5	3	0	0	0	0	1	43	63	6.00	1.667								
Dan Quisenberry, R (8, 1) ERA: 4.76	1.0		5	2	1	1	1	0	0	0	0	0	0	12	17	9.00	2.000								


**Kansas City Royals @ Toronto Blue Jays**  
Exhibition Stadium, Toronto, ON  
Tue Apr 19 1988, 7:05 PM EDT  
Att: 21,231 - Unknown


livebaseballscorecards.com

AB 35  
R 12  
H 11  
RBI 11  
BB 7  
SO 9  
LOB 15





Batter	1	2	3	4	5	6	7	8	9	AB	R	H	RBI	BB	SO	LOB	TOP					
Willie Wilson, S (1, 8) OBP: 0.323, SLG: 0.356	1-3 K			1-1 FC6-5 F7 1B		2-1 CS HBP 1B		1-1 6-3		4	0	2	0	0	1	0	<b>Kansas City Royals @ Toronto Blue Jays</b> Exhibition Stadium, Toronto, ON Wed Apr 20 1988, 7:05 PM EDT Att: 20,202 - Unknown - 35 F  <b>AB 35</b> <b>R 0</b> <b>H 8</b> <b>RBI 0</b> <b>BB 0</b> <b>SO 10</b> <b>LOB 20</b> 					
Kevin Seitzer, R (1, 5) OBP: 0.417, SLG: 0.481	3-2 F9			1-2 F7		1-1 HBP 2-3 HBP		3-2 E 1B		3	0	1	0	0	0	1						
George Brett, L (1, 3) OBP: 0.383, SLG: 0.580	3-1 4-3			0-1 FC6-5-4 2-3		1-1 2-3 1-2 2-3		1-0 E6 1-2		4	0	0	0	0	0	4						
Danny Tartabull, R (1, 9) OBP: 0.390, SLG: 0.529				1-1 F7 F8		0-1 5-3		3-2 F7		4	0	0	0	0	0	4						
Jim Eisenreich, L (1, 7) OBP: 0.139, SLG: 0.200				0-1 L9		1-2 6-3		1-3 K		4	0	0	0	0	2	2						
Mike Macfarlane, R (1, 2) OBP: 0.450, SLG: 0.684				2-3 K		0-3 K		0-1 1B 1B		4	0	2	0	0	2	0						
Thad Bosley, L (1, 10) OBP: 0.267, SLG: 0.214				1-2 1-3		1-0 1B 1B		2-2 1-2 1B		4	0	2	0	0	1	1						
Brad Wellman, R (1, 4) OBP: 0.333, SLG: 0.333				3-3 K		2-2 1B		1-3 K		2	0	1	0	0	1	0						
Scotti Madison, S (7, PH)										1	0	0	0	0	1	2						
Bill Pecota, R (7, 6)										0	0	0	0	0	0	0						
Jamie Quirk, L (9, PH) OBP: 0.250, SLG: 0.400										1	0	0	0	0	1	1						
Kurt Stillwell, S (1, 6) OBP: 0.277, SLG: 0.318				1-0 F9		1-0 F7		3-3 K		2	0	0	0	0	0	2						
Frank White, R (7, PH) OBP: 0.185, SLG: 0.235										2	0	0	0	0	1	3						
<b>Inning Stats</b>	R: 0 E: 0 K: 1 S: 8	H: 0 LOB: 0 BB: 0 P: 15	R: 0 E: 0 K: 1 S: 7	H: 0 LOB: 0 BB: 0 P: 11	R: 0 E: 0 K: 1 S: 7	H: 0 LOB: 0 BB: 0 P: 12	R: 0 E: 0 K: 0 S: 10	H: 1 LOB: 1 BB: 0 P: 13	R: 0 E: 0 K: 0 S: 14	H: 2 LOB: 2 BB: 0 P: 19	R: 0 E: 0 K: 0 S: 7	H: 1 LOB: 1 BB: 0 P: 11	R: 0 E: 0 K: 3 S: 17	H: 2 LOB: 2 BB: 0 P: 24	R: 0 E: 1 K: 1 S: 13	H: 1 LOB: 2 BB: 0 P: 22	R: 0 E: 0 K: 2 S: 12	H: 1 LOB: 1 BB: 0 P: 16	1B: 7 2B: 1 3B: 0 HR: 0	SF: 0 SAC: 0 DP: 0 HBP: 1	WP: 0 PB: 0 SB: 0 CS: 1	PA: 36
<b>PITCHER</b>	IP WLS BF H R ER SO BB IBB HBP BLK WP HR S P ERA WHIP	6.1 W 25 6 0 0 5 0 0 1 0 0 0 64 95 0.00 0.947	1.0 S 5 1 0 0 2 0 0 0 0 0 0 12 21 0.00 1.000	1.2 S 6 1 0 0 3 0 0 0 0 0 0 19 27 0.00 0.600											IP WLS BF H R ER SO BB IBB HBP BLK WP HR S P ERA WHIP	6.1 W 25 6 0 0 5 0 0 1 0 0 0 64 95 0.00 0.947	1.0 S 5 1 0 0 2 0 0 0 0 0 0 12 21 0.00 1.000	1.2 S 6 1 0 0 3 0 0 0 0 0 0 19 27 0.00 0.600				

Batter	1	2	3	4	5	6	7	8	9	AB	R	H	RBI	BB	SO	LOB	BOTTOM			
Tony Fernandez, S (1, 6) OBP: 0.290, SLG: 0.232	1-1 FC1-6 1B	1-2 1B		0-0 F8			1-2 6-3			4	0	2	2	0	0	1	<b>Kansas City Royals @ Toronto Blue Jays</b> Exhibition Stadium, Toronto, ON Wed Apr 20 1988, 7:05 PM EDT Att: 20,202 - Unknown - 35 F  <b>AB 32</b> <b>R 3</b> <b>H 10</b> <b>RBI 3</b> <b>BB 2</b> <b>SO 2</b> <b>LOB 18</b> 			
Lloyd Moseby, L (1, 8) OBP: 0.400, SLG: 0.545	1-1 FC1-6 1B	1-1 1B		0-0 G4-6-3 1-2			2-3 K			4	0	1	0	0	1	2				
Cecil Fielder, R (1, 3) OBP: 0.222, SLG: 0.375	2-2 G6-4-3 1-2	1-1 3-1			0-0 F7		1-1 4-3			4	0	0	0	0	0	4				
George Bell, R (1, 7) OBP: 0.483, SLG: 0.808		1-2 1B		2-2 G3		0-0 F8		2-2 6-3 BLK 1B		4	1	2	0	0	0	0				
Sil Campanano, R (9, 8) OBP: 0.146, SLG: 0.333		3B								0	0	0	0	0	0	0				
Jesse Barfield, R (1, 9) OBP: 0.310, SLG: 0.392		2-3 K		1-2 CS		2-0 P3-4-1		2-0 F7		4	0	1	0	0	1	2				
Pat Borders, R (1, 2) OBP: 0.417, SLG: 0.667		1-1 5-3		1-1 BB			1-2 1-3			4	0	1	0	0	0	2				
Juan Beniquez, R (1, 10) OBP: 0.368, SLG: 0.400		3-2 E 1B		4-2 BB			4-1 FC6-4 BB			2	1	1	1	2	0	1				
Kelly Gruber, R (1, 5) OBP: 0.275, SLG: 0.590		0-1 E 1B		2-2 4-3			2-2 FC6-4			3	1	1	0	0	0	3				
Manuel Lee, S (1, 4) OBP: 0.308, SLG: 0.385		1-1 E4 1B		1-0 G4-6-3 1B			2-2 6-3			3	0	1	0	0	0	3				
<b>Inning Stats</b>	R: 0 E: 0 K: 0 S: 9	H: 1 LOB: 0 BB: 0 P: 12	R: 3 E: 1 K: 1 S: 28	H: 5 LOB: 3 BB: 0 P: 39	R: 0 E: 0 K: 0 S: 19	H: 2 LOB: 2 BB: 1 P: 29	R: 0 E: 0 K: 0 S: 3	H: 1 LOB: 0 BB: 0 P: 4	R: 0 E: 0 K: 0 S: 3	H: 0 LOB: 0 BB: 0 P: 5	R: 0 E: 0 K: 0 S: 12	H: 0 LOB: 1 BB: 1 P: 21	R: 0 E: 0 K: 1 S: 9	H: 0 LOB: 0 BB: 0 P: 13	R: 0 E: 0 K: 0 S: 11	H: 1 LOB: 1 BB: 0 P: 20	1B: 9 2B: 0 3B: 1 HR: 0	SF: 0 SAC: 0 DP: 2 HBP: 0	WP: 0 PB: 0 SB: 0 CS: 1	PA: 34
<b>PITCHER</b>	IP WLS BF H R ER SO BB IBB HBP BLK WP HR S P ERA WHIP	6.0 L 27 1 0 0 1 0 0 0 0 0 0 20 33 0.00 0.500	2.0 L 7 1 0 0 1 0 0 0 0 0 0 20 33 0.00 0.500											IP WLS BF H R ER SO BB IBB HBP BLK WP HR S P ERA WHIP	6.0 L 27 1 0 0 1 0 0 0 0 0 0 20 33 0.00 0.500	2.0 L 7 1 0 0 1 0 0 0 0 0 0 20 33 0.00 0.500				







Batter	1	2	3	4	5	6	7	8	9	AB	R	H	RBI	BB	SO	LOB	TOP										
<b>Tony Fernandez, S</b> OBP: 0.315, SLG: 0.269 (1, 6)	0-0 1B	2-1 1B		0-0 4-3			2-3 K		0-1 BLK 1B	5	0	3	1	0	1	1	<b>Toronto Blue Jays @ New York Yankees</b> Yankee Stadium, Bronx, NY Sat Apr 23 1988, 7:05 PM EDT Att: 24,046 - Unknown - 46 F  <b>livebaseballscorecards.com</b>										
<b>Lloyd Moseby, L</b> OBP: 0.393, SLG: 0.500 (1, 8) (9, 7)	1-1 F8	1-3 K			0-1 4-3		1-3 K		4-1 IBB	4	0	0	0	1	2	3											
<b>Pat Borders, R</b> OBP: 0.344, SLG: 0.531 (1, 2)	2-0 L9		3-2 F9		1-0 F8			3-1 F8	0-3 K	5	0	0	0	0	1	3											
<b>George Bell, R</b> OBP: 0.462, SLG: 0.763 <b>Sil Campusano, R</b> OBP: 0.172, SLG: 0.321 (1, 7) (9, 8)	1-3 K		0-2 F9		1-1 6-3			1-2 BB 1B		4	0	2	0	0	1	1											
<b>Jesse Barfield, R</b> OBP: 0.309, SLG: 0.367 (1, 9)		1-3 K	4-1 BB			3-2 P4		0-1 F9		3	0	0	0	1	1	1											
<b>Cecil Fielder, R</b> OBP: 0.250, SLG: 0.333 (1, 3)		3-2 P3	0-1 F9			0-0 CS 1B		4-2 BB	1-2 BB	3	0	1	0	1	0	2											
<b>Juan Beniquez, R</b> OBP: 0.375, SLG: 0.421 (1, 10)		0-1 2B	3-2 6-3			2-1 6-3		0-1 L7		4	1	1	0	0	0	5											
<b>Kelly Gruber, R</b> OBP: 0.286, SLG: 0.583 (1, 5)		0-0 E 2B		0-3 K			1-1 4-3		2-2 L8	4	1	1	1	0	1	0											
<b>Manuel Lee, S</b> OBP: 0.348, SLG: 0.364 (1, 4)		2-1 E9 1B		1-2 L9			1-1 1B		0-3 K	4	1	2	1	0	1	0											
<b>Inning Stats</b>	R: 0 E: 0 K: 1 S: 9	H: 1 LOB: 1 BB: 0 P: 13	R: 3 E: 1 K: 2 S: 20	H: 4 LOB: 1 BB: 0 P: 29	R: 0 E: 0 K: 0 S: 12	H: 0 LOB: 0 BB: 0 P: 8	R: 0 E: 0 K: 0 S: 5	H: 1 LOB: 0 BB: 0 P: 12	R: 0 E: 0 K: 2 S: 14	H: 1 LOB: 1 BB: 0 P: 19	R: 0 E: 0 K: 0 S: 14	H: 1 LOB: 2 BB: 1 P: 22	R: 0 E: 0 K: 2 S: 13	H: 1 LOB: 2 BB: 1 P: 19	1B: 7 2B: 3 3B: 0 HR: 0	SF: 0 SAC: 0 DP: 0 HBP: 0		WP: 0 PB: 0 SB: 1 CS: 1	PA: 39								
<b>PITCHER</b>	IP	WLS	BF	H	R	ER	SO	BB	IBB	HBP	BLK	WP	HR	S	P	ERA	WHIP										
<b>John Candelaria, L</b> ERA: 3.9 (1, 1)	8.0	L	34	9	3	2	6	2	0	0	0	0	0	88	132	2.25	1.375										
<b>Cecilio Guante, R</b> ERA: 3.21 (9, 1)	1.0		5	1	0	0	2	0	1	0	1	0	0	13	19	0.00	1.000										

Batter	1	2	3	4	5	6	7	8	9	AB	R	H	RBI	BB	SO	LOB	BOTTOM										
<b>Rickey Henderson, R</b> OBP: 0.457, SLG: 0.662 (1, 7)	3-2 P4		3-2 6-3			4-1 4-3 BB		1-2 1B HBP SF9 1B		3	1	1	0	1	0	0	<b>Toronto Blue Jays @ New York Yankees</b> Yankee Stadium, Bronx, NY Sat Apr 23 1988, 7:05 PM EDT Att: 24,046 - Unknown - 46 F  <b>livebaseballscorecards.com</b>										
<b>Willie Randolph, R</b> OBP: 0.294, SLG: 0.255 (1, 4)	3-1 L7			1-0 G6-4-3 1B		2-1 4-3		1-0 1B HBP		3	0	1	0	0	0	1											
<b>Don Mattingly, L</b> OBP: 0.295, SLG: 0.338 (1, 3)	1-3 K			2-1 F7		1-3 K		0-2 1B		4	0	1	0	0	2	2											
<b>Jack Clark, R</b> OBP: 0.323, SLG: 0.360 (1, 10)		2-1 F8		0-0 G6-4-3 1-2			2-3 K	3-2 SF9		3	0	0	1	0	1	1											
<b>Dave Winfield, R</b> OBP: 0.486, SLG: 0.794 (1, 9)		2-1 1B			2-2 F7		1-2 HR	1-0 4-3		4	1	2	1	0	0	2											
<b>Roberto Kelly, R</b> OBP: 0.324, SLG: 0.389 (1, 8)		2-1 L8			1-1 5-3		1-1 E6 BLK		1-3 K	4	0	0	0	0	1	1											
<b>Mike Pagliarulo, L</b> OBP: 0.324, SLG: 0.508 (1, 5)		1-0 L8			1-2 3B			1-3 K	1-3 K	4	0	1	0	0	2	2											
<b>Don Slaught, R</b> OBP: 0.453, SLG: 0.681 <b>Claude Washington, L</b> OBP: 0.286, SLG: 0.515 <b>Joel Skinner, R</b> OBP: 0.250, SLG: 0.286 (1, 2) (7, PH) (8, 2)			1-0 F9		0-1 5-3			3-3 K	2-0 2B	2	0	0	0	0	0	1											
<b>Rafael Santana, R</b> OBP: 0.310, SLG: 0.351 <b>Jose Cruz, L</b> OBP: 0.217, SLG: 0.227 <b>Bobby Meacham, S</b> OBP: 0.304, SLG: 0.359 <b>Gary Ward, R</b> OBP: 0.500, SLG: 0.400 (1, 6) (8, PH) (9, 6) (9, PH)			3-2 L7			2-1 F7		0-3 K	1-3 K	2	0	0	0	0	0	0											
<b>Inning Stats</b>	R: 0 E: 0 K: 1 S: 9	H: 0 LOB: 0 BB: 0 P: 16	R: 0 E: 0 K: 0 S: 7	H: 1 LOB: 0 BB: 0 P: 14	R: 0 E: 0 K: 0 S: 4	H: 1 LOB: 0 BB: 0 P: 7	R: 0 E: 0 K: 0 S: 10	H: 1 LOB: 1 BB: 0 P: 14	R: 0 E: 0 K: 1 S: 9	H: 0 LOB: 1 BB: 1 P: 18	R: 1 E: 1 K: 3 S: 16	H: 1 LOB: 1 BB: 0 P: 24	R: 1 E: 0 K: 1 S: 15	H: 2 LOB: 2 BB: 0 P: 21	R: 0 E: 0 K: 3 S: 11	H: 1 LOB: 1 BB: 0 P: 16		1B: 4 2B: 1 3B: 1 HR: 1	SF: 1 SAC: 0 DP: 1 HBP: 1	WP: 0 PB: 0 SB: 0 CS: 0	PA: 36						
<b>PITCHER</b>	IP	WLS	BF	H	R	ER	SO	BB	IBB	HBP	BLK	WP	HR	S	P	ERA	WHIP										
<b>John Cerutti, L</b> ERA: 2.7 (1, 1)	6.1	W	23	4	1	1	3	1	0	0	0	0	0	2	3												
<b>Duane Ward, R</b> ERA: 2.25 (7, 1)	0.0		1	0	0	0	0	0	0	0	0	0	0	2	3												
<b>David Wells, L</b> ERA: 2.51 (7, 1)	0.1		1	0	0	0	1	0	0	0	0	0	0	4	5	0.00	0.000										
<b>Mark Eichhorn, R</b> ERA: 2.03 (7, 1)	0.2		4	1	1	1	2	0	0	1	1	0	0	10	15	13.50	1.500										
<b>Tom Henke, R</b> ERA: 0.87 (8, 1)	1.2	S	7	2	0	0	3	0	0	0	0	0	0	20	29	0.00	1.200										

AB 36  
R 3  
H 10  
RBI 3  
BB 3  
SO 8  
LOB 16



AB 33  
R 2  
H 7  
RBI 2  
BB 1  
SO 9  
LOB 12













Batter	1	2	3	4	5	6	7	8	9	AB	R	H	RBI	BB	SO	LOB	TOP										
<b>Tony Phillips, S</b> (1, 7) OBP: 0.380, SLG: 0.286	4-2 BB		2-0 1B		2-2 2B		0-0 B1-3		3-2 E4 SF4	4	0	2	0	1	0	2	<b>Oakland Athletics @ Toronto Blue Jays</b> Exhibition Stadium, Toronto, ON Wed Apr 27 1988, 7:05 PM EDT Att: 20,236 - Unknown - 43 F										
<b>Carney Lansford, R</b> (1, 5) OBP: 0.378, SLG: 0.487	0-2 G5-4-3		4-2 FC6-4 BB		0-0 FC6 CS		1-0 6-3		2-3 K	4	0	0	1	1	1	5											
<b>Jose Canseco, R</b> (1, 9) OBP: 0.367, SLG: 0.566	2-2 1-3		1-1 FC6-4		0-0 CS		0-0 5-3		0-1 5-3 SF4	4	0	0	1	0	0	2											
<b>Mark McGwire, R</b> (1, 3) OBP: 0.398, SLG: 0.579		0-0 HR		2-3 K		3-2 F9		0-0 5-3		0-1 5-3	5	1	1	1	0	2											
<b>Dave Henderson, R</b> (1, 8) OBP: 0.344, SLG: 0.704		3-1 F7		4-1 BB		1-0 1B 2B		0-0 HR			3	2	2	1	1	0											
<b>Don Baylor, R</b> (1, 10) OBP: 0.296, SLG: 0.234		2-0 6-3		1-1 F9		1-2 1B		2-2 1B HBP			4	0	2	1	0	0											
<b>Terry Steinbach, R</b> (1, 2) OBP: 0.321, SLG: 0.261		2-2 5-3		1-0 F9		1-0 F8		1-0 1B HBP			3	0	0	0	0	2											
<b>Glenn Hubbard, R</b> (1, 4) OBP: 0.323, SLG: 0.296			1-3 K		4-0 2B FC6 BB		1-1 F4		1-2 1B	2	1	0	0	1	1	0											
<b>Dave Parker, L</b> (8, PH) OBP: 0.307, SLG: 0.313					3-2 F9		1-0 B1-3 1B		4-1 E S SF4 BB	1	0	1	0	0	0	0											
<b>Walt Weiss, S</b> (8, 6) OBP: 0.196, SLG: 0.163					0-0 4-3					0	0	0	0	0	0	0											
<b>Mike Gallego, R</b> (1, 6) OBP: 0.323, SLG: 0.259										3	1	1	0	1	0	1											
<b>Inning Stats</b>	R: 0 E: 0 K: 0 S: 9	H: 0 LOB: 0 BB: 1 P: 15	R: 1 E: 0 K: 0 S: 7	H: 1 LOB: 0 BB: 0 P: 14	R: 0 E: 0 K: 1 S: 10	H: 1 LOB: 2 BB: 1 P: 18	R: 0 E: 0 K: 1 S: 8	H: 0 LOB: 1 BB: 1 P: 16	R: 1 E: 0 K: 0 S: 7	H: 1 LOB: 0 BB: 1 P: 18	R: 1 E: 0 K: 0 S: 9	H: 2 LOB: 1 BB: 0 P: 15	R: 0 E: 0 K: 0 S: 5	H: 1 LOB: 1 BB: 0 P: 8	R: 1 E: 0 K: 0 S: 10	H: 3 LOB: 2 BB: 0 P: 14	R: 1 E: 1 K: 2 S: 15	H: 0 LOB: 1 BB: 1 P: 26	1B: 5 2B: 2 3B: 0 HR: 2	SF: 1 SAC: 0 DP: 1 HBP: 1	WP: 0 PB: 0 SB: 1 CS: 1	PA: 41					
<b>PITCHER</b>	IP	WLS	BF	H	R	ER	SO	BB	IBB	HBP	BLK	WP	HR	S	P	ERA	WHIP										
<b>Mike Flanagan, L</b> (1, 1) ERA: 3.41	7.2	L	33	8	4	4	2	4	0	0	0	0	2	62	113	4.70	1.565										
<b>Duane Ward, R</b> (8, 1) ERA: 1.86	1.1		7	1	1	0	2	1	0	1	0	0	0	18	31	0.00	1.500										

AB 33  
R 5  
H 9  
RBI 5  
BB 5  
SO 4  
LOB 14



Batter	1	2	3	4	5	6	7	8	9	AB	R	H	RBI	BB	SO	LOB	BOTTOM										
<b>Manuel Lee, S</b> (1, 6) OBP: 0.265, SLG: 0.273	0-2 5-3		0-2 F3		1-2 6-3			3-3 K	2-1 4-3	5	0	0	0	0	1	1	<b>Oakland Athletics @ Toronto Blue Jays</b> Exhibition Stadium, Toronto, ON Wed Apr 27 1988, 7:05 PM EDT Att: 20,236 - Unknown - 43 F										
<b>Lloyd Moseby, L</b> (1, 8) OBP: 0.384, SLG: 0.508	1-2 4-3		2-1 HR		0-1 1B			4-1 BB BB		3	2	2	1	1	0	0											
<b>Pat Borders, R</b> (1, 2) OBP: 0.343, SLG: 0.543	1-3 K		2-2 2B		1-0 1-3			4-2 BLK 1B BB		3	0	1	0	0	1	1											
<b>Ernie Whitt, L</b> (8, PH) OBP: 0.340, SLG: 0.349								1-2 1B		0	0	0	0	1	0	0											
<b>George Bell, R</b> (1, 7) OBP: 0.429, SLG: 0.676		1-1 5-3	3-1 1B		1-0 F2			2-1 BLK 1B		4	0	2	1	0	0	0											
<b>Jesse Barfield, R</b> (1, 9) OBP: 0.291, SLG: 0.343		1-0 E 2B	2-2 F3		3-3 K			1-2 F2		4	1	1	0	0	1	4											
<b>Cecil Fielder, R</b> (1, 3) OBP: 0.214, SLG: 0.280		2-1 F4		2-2 5-3		3-2 F9		2-2 6-3		4	0	0	0	0	0	3											
<b>Juan Beniquez, R</b> (1, 10) OBP: 0.385, SLG: 0.429		0-0 E7		2-1 F8		2-2 L6		2-2 G3		2	0	1	1	0	0	0											
<b>Rick Leach, L</b> (7, PH) OBP: 0.385, SLG: 0.429		2-H 1B								2	0	0	0	0	0	0											
<b>Kelly Gruber, R</b> (1, 5) OBP: 0.300, SLG: 0.579		3-2 F8		2-2 5-3						4	0	1	0	0	0	1											
<b>Nelson Liriano, S</b> (1, 4) OBP: 0.204, SLG: 0.235			2-3 K		1-3 K					3	0	0	0	0	3	0											
<b>Fred McGriff, L</b> (8, PH) OBP: 0.439, SLG: 0.673										1	0	0	0	0	1	1											
<b>Inning Stats</b>	R: 0 E: 0 K: 1 S: 10	H: 0 LOB: 0 BB: 0 P: 12	R: 1 E: 1 K: 0 S: 10	H: 2 LOB: 1 BB: 0 P: 17	R: 1 E: 0 K: 1 S: 20	H: 3 LOB: 0 BB: 0 P: 31	R: 0 E: 0 K: 0 S: 9	H: 0 LOB: 0 BB: 0 P: 15	R: 0 E: 0 K: 1 S: 8	H: 0 LOB: 0 BB: 0 P: 15	R: 0 E: 0 K: 1 S: 9	H: 0 LOB: 0 BB: 0 P: 13	R: 1 E: 0 K: 1 S: 16	H: 1 LOB: 2 BB: 2 P: 32	R: 0 E: 0 K: 1 S: 11	H: 1 LOB: 1 BB: 0 P: 18	1B: 5 2B: 2 3B: 0 HR: 1	SF: 0 SAC: 0 DP: 0 HBP: 0	WP: 0 PB: 0 SB: 0 CS: 0	PA: 37							
<b>PITCHER</b>	IP	WLS	BF	H	R	ER	SO	BB	IBB	HBP	BLK	WP	HR	S	P	ERA	WHIP										
<b>Curt Young, L</b> (1, 1) ERA: 4.96	6.0	W	24	6	2	2	4	0	0	0	0	0	0	14	25	6.75	0.750										
<b>Gene Nelson, R</b> (7, 1) ERA: 5.87	1.1		5	0	1	1	2	1	0	0	0	0	0	3	7	∞	∞										
<b>Greg Cadaret, L</b> (8, 1) ERA: 3.27	0.0		1	0	0	0	0	1	0	0	0	0	0	3	7	∞	∞										
<b>Eric Plunk, R</b> (8, 1) ERA: 3.85	1.0		5	2	0	0	0	0	0	0	1	0	0	13	20	0.00	2.000										
<b>Rick Honeycutt, L</b> (9, 1) ERA: 1.72	0.2	S	2	0	0	0	1	0	0	0	0	0	0	6	11	0.00	0.000										

AB 35  
R 3  
H 8  
RBI 3  
BB 2  
SO 7  
LOB 11









Batter	1	2	3	4	5	6	7	8	9	AB	R	H	RBI	BB	SO	LOB	TOP					
Mark McLemore, S OBP: 0.327, SLG: 0.371	1-0 G4-6-3 1B 2B	2-0 G4-6-3			1-3 K		3-2 CS 1B		1-2 SH3-4	4	1	2	0	0	1	1						
Bill Buckner, L OBP: 0.294, SLG: 0.207 George Hendrick, R OBP: 0.308, SLG: 0.500	4-0 G4-6-3 BB		0-2 FC4-6 1B		0-0 L6		0-3 K		4-0 2B IBB	2	1	1	0	1	0	0						
Wally Joyner, L OBP: 0.359, SLG: 0.342	0-1 G4-6-3 1-2 2-3		4-1 FC4-6 BB		4-0 BB		0-0 F7		0-0 F8 2-3	3	0	0	0	2	0	5						
Chili Davis, S OBP: 0.330, SLG: 0.484	0-1 2B 1B		0-0 FC4-6 1-2 2-3		1-1 F9		1-2 CS		0-2 1B 2B	5	2	2	3	0	1	3						
Johnny Ray, S OBP: 0.427, SLG: 0.592 Tony Armas, R OBP: 0.343, SLG: 0.469	1-1 1B 2B		1-1 FC4-6 1-2 2-3		3-1 E4 1B		1-0 3B 2B		3-2 1B	5	3	3	3	0	0	1						
Jack Howell, L OBP: 0.356, SLG: 0.438	3-2 1B		3-1 F6		2-3 K		2-3 K		0-0 3-1	5	0	1	1	0	2	4						
Devon White, S OBP: 0.301, SLG: 0.360	1-0 F9		1-1 4-3		2-1 4-3		1-0 3B			4	0	1	1	0	0	2						
Butch Wynegar, S OBP: 0.423, SLG: 0.571		1-2 G3		2-1 F9		0-1 FC6-4 1B		1-1 5-3		4	0	1	1	0	0	1						
Dick Schofield, R OBP: 0.312, SLG: 0.394		4-2 BB		1-1 L4		1-0 FC6-4 1-2			0-0 F8 SH3-4 2B 1B	3	1	1	0	1	0	1						
<b>Inning Stats</b>	R: 3 E: 0 K: 0 S: 12	H: 4 LOB: 1 BB: 1 P: 22	R: 0 E: 0 K: 0 S: 6	H: 0 LOB: 0 BB: 1 P: 13	R: 1 E: 0 K: 0 S: 11	H: 1 LOB: 1 BB: 1 P: 19	R: 0 E: 0 K: 0 S: 6	H: 0 LOB: 0 BB: 0 P: 10	R: 0 E: 0 K: 1 S: 6	H: 0 LOB: 1 BB: 1 P: 12	R: 0 E: 0 K: 1 S: 10	H: 1 LOB: 0 BB: 0 P: 13	R: 1 E: 0 K: 2 S: 11	H: 2 LOB: 1 BB: 0 P: 19	R: 3 E: 0 K: 0 S: 11	H: 3 LOB: 1 BB: 1 P: 18	1B: 7 2B: 4 3B: 1 HR: 0	SF: 0 SAC: 1 DP: 2 HBP: 0	WP: 0 PB: 0 SB: 1 CS: 1	PA: 43		
<b>PITCHER</b>	IP WLS BF H R ER SO BB IBB HBP BLK WP HR S P ERA WHIP	IP WLS BF H R ER SO BB IBB HBP BLK WP HR S P ERA WHIP	IP WLS BF H R ER SO BB IBB HBP BLK WP HR S P ERA WHIP	IP WLS BF H R ER SO BB IBB HBP BLK WP HR S P ERA WHIP	IP WLS BF H R ER SO BB IBB HBP BLK WP HR S P ERA WHIP	IP WLS BF H R ER SO BB IBB HBP BLK WP HR S P ERA WHIP	IP WLS BF H R ER SO BB IBB HBP BLK WP HR S P ERA WHIP	IP WLS BF H R ER SO BB IBB HBP BLK WP HR S P ERA WHIP	IP WLS BF H R ER SO BB IBB HBP BLK WP HR S P ERA WHIP	IP WLS BF H R ER SO BB IBB HBP BLK WP HR S P ERA WHIP	IP WLS BF H R ER SO BB IBB HBP BLK WP HR S P ERA WHIP	IP WLS BF H R ER SO BB IBB HBP BLK WP HR S P ERA WHIP	IP WLS BF H R ER SO BB IBB HBP BLK WP HR S P ERA WHIP	IP WLS BF H R ER SO BB IBB HBP BLK WP HR S P ERA WHIP	IP WLS BF H R ER SO BB IBB HBP BLK WP HR S P ERA WHIP	IP WLS BF H R ER SO BB IBB HBP BLK WP HR S P ERA WHIP	IP WLS BF H R ER SO BB IBB HBP BLK WP HR S P ERA WHIP	IP WLS BF H R ER SO BB IBB HBP BLK WP HR S P ERA WHIP	IP WLS BF H R ER SO BB IBB HBP BLK WP HR S P ERA WHIP	IP WLS BF H R ER SO BB IBB HBP BLK WP HR S P ERA WHIP	IP WLS BF H R ER SO BB IBB HBP BLK WP HR S P ERA WHIP	IP WLS BF H R ER SO BB IBB HBP BLK WP HR S P ERA WHIP

California Angels @ Toronto Blue Jays  
Exhibition Stadium, Toronto, ON  
Fri Apr 29 1988, 7:05 PM EDT  
Att: 23,483 - Unknown - 48 F

AB 36  
R 9  
H 12  
RBI 9  
BB 5  
SO 5  
LOB 19



Batter	1	2	3	4	5	6	7	8	9	AB	R	H	RBI	BB	SO	LOB	BOTTOM					
Manuel Lee, S OBP: 0.295, SLG: 0.325	2-1 4-3		0-0 SF7		4-1 G4-6-3 BB	2-0 CS	0-0 G3		2-3 K	3	0	0	1	1	1	1						
Lloyd Moseby, L OBP: 0.366, SLG: 0.466	4-0 S BB		2-2 S 1B		0-0 G4-6-3 1-2		3-1 3-1			3	0	1	0	1	0	1						
Ernie Whitt, L OBP: 0.327, SLG: 0.320	2-2 F7 1-2		2-1 F2 1-2		4-0 1B FC3-6 BB		0-1 F2			3	1	0	0	1	0	2						
George Bell, R OBP: 0.435, SLG: 0.671	0-0 F5			2-1 6-3		1-2 FC3-6 1B		2-2 G4-6-3 1B		4	0	2	0	0	0	1						
Fred McGriff, L OBP: 0.446, SLG: 0.623		4-1 G1-6-3 BB		4-2 2B BB		2-1 FC3-6 3B		3-2 G4-6-3 1-2		2	2	0	0	2	0	2						
Jesse Barfield, R OBP: 0.299, SLG: 0.382		0-1 L8		1-2 1H 2B		0-0 1B 3B		2-3 K		4	1	2	2	0	1	1						
Rick Leach, L OBP: 0.340, SLG: 0.372		0-0 G1-6-3 1-2		3-3 K		0-0 FC6-4 1B			0-1 3-1	4	0	1	1	0	1	2						
Kelly Gruber, R OBP: 0.309, SLG: 0.540			2-0 1B SF7 HBP		0-1 F9		2-1 FC6-4 1B		2-3 K	3	1	1	0	0	1	1						
Nelson Liriano, S OBP: 0.226, SLG: 0.254			1-2 1B BLK		0-0 B3-1		0-0 FC6-4 CS		2-2 1B	4	0	2	0	0	0	2						
<b>Inning Stats</b>	R: 0 E: 0 K: 0 S: 6	H: 0 LOB: 1 BB: 1 P: 14	R: 0 E: 0 K: 0 S: 4	H: 0 LOB: 0 BB: 1 P: 8	R: 1 E: 0 K: 0 S: 12	H: 2 LOB: 1 BB: 0 P: 19	R: 1 E: 0 K: 1 S: 15	H: 1 LOB: 1 BB: 1 P: 25	R: 0 E: 0 K: 0 S: 3	H: 0 LOB: 0 BB: 1 P: 7	R: 3 E: 1 K: 0 S: 10	H: 4 LOB: 1 BB: 1 P: 21	R: 0 E: 0 K: 1 S: 10	H: 1 LOB: 0 BB: 0 P: 17	R: 0 E: 0 K: 2 S: 11	H: 1 LOB: 1 BB: 0 P: 17	1B: 7 2B: 1 3B: 1 HR: 0	SF: 1 SAC: 0 DP: 3 HBP: 1	WP: 1 PB: 0 SB: 3 CS: 1	PA: 38		
<b>PITCHER</b>	IP WLS BF H R ER SO BB IBB HBP BLK WP HR S P ERA WHIP	IP WLS BF H R ER SO BB IBB HBP BLK WP HR S P ERA WHIP	IP WLS BF H R ER SO BB IBB HBP BLK WP HR S P ERA WHIP	IP WLS BF H R ER SO BB IBB HBP BLK WP HR S P ERA WHIP	IP WLS BF H R ER SO BB IBB HBP BLK WP HR S P ERA WHIP	IP WLS BF H R ER SO BB IBB HBP BLK WP HR S P ERA WHIP	IP WLS BF H R ER SO BB IBB HBP BLK WP HR S P ERA WHIP	IP WLS BF H R ER SO BB IBB HBP BLK WP HR S P ERA WHIP	IP WLS BF H R ER SO BB IBB HBP BLK WP HR S P ERA WHIP	IP WLS BF H R ER SO BB IBB HBP BLK WP HR S P ERA WHIP	IP WLS BF H R ER SO BB IBB HBP BLK WP HR S P ERA WHIP	IP WLS BF H R ER SO BB IBB HBP BLK WP HR S P ERA WHIP	IP WLS BF H R ER SO BB IBB HBP BLK WP HR S P ERA WHIP	IP WLS BF H R ER SO BB IBB HBP BLK WP HR S P ERA WHIP	IP WLS BF H R ER SO BB IBB HBP BLK WP HR S P ERA WHIP	IP WLS BF H R ER SO BB IBB HBP BLK WP HR S P ERA WHIP	IP WLS BF H R ER SO BB IBB HBP BLK WP HR S P ERA WHIP	IP WLS BF H R ER SO BB IBB HBP BLK WP HR S P ERA WHIP	IP WLS BF H R ER SO BB IBB HBP BLK WP HR S P ERA WHIP	IP WLS BF H R ER SO BB IBB HBP BLK WP HR S P ERA WHIP	IP WLS BF H R ER SO BB IBB HBP BLK WP HR S P ERA WHIP	IP WLS BF H R ER SO BB IBB HBP BLK WP HR S P ERA WHIP

California Angels @ Toronto Blue Jays  
Exhibition Stadium, Toronto, ON  
Fri Apr 29 1988, 7:05 PM EDT  
Att: 23,483 - Unknown - 48 F

AB 30  
R 5  
H 9  
RBI 4  
BB 5  
SO 4  
LOB 13





Batter	1	2	3	4	5	6	7	8	9	AB R H RBI BB SO LOB	TOP									
Mark McLemore, S (1, 4) OBP: 0.330, SLG: 0.366	F8			P5		G6-3		CS	BB	4 0 1 1 1 0 0	<b>California Angels @ Toronto Blue Jays</b> Exhibition Stadium, Toronto, ON Sat Apr 30 1988, 3:33 AM EDT Att: 29,091 - Overcast - 50 F									
Devon White, S (1, 8) OBP: 0.307, SLG: 0.400	G3			HR		K		CS	BB	5 2 2 1 0 1 3										
Wally Joyner, L (1, 3) OBP: 0.365, SLG: 0.375	F9			1B		2B		G4-3	1B	4 1 2 0 0 0 0										
Chili Davis, S (1, 9) OBP: 0.337, SLG: 0.479	F8			2B		G4-3		1B	2B	3 1 1 0 1 0 0										
Johnny Ray, S (1, 7) OBP: 0.442, SLG: 0.600	L1-3			G4-6-3		1B		1B	1B	4 1 3 1 0 0 2										
Tony Armas, R (1, 10) OBP: 0.316, SLG: 0.429 Bill Buckner, L (9, PH) OBP: 0.314, SLG: 0.233	L1-3			G6-3		K		SF9	1B	3 0 0 0 0 1 2 1 0 1 1 0 0 0										
Dick Schofield, R (1, 6) OBP: 0.296, SLG: 0.373				G1-3		F9		G6-3	F9	4 0 0 0 0 0 3										
Bob Boone, R (1, 2) OBP: 0.328, SLG: 0.339 Junior Noboa, R (8, PR)				F9		G1-3		1B	BB	3 0 1 0 0 0 0 0 1 0 0 0 0 0 1 0 1 1 0 0 0										
Jack Howell, L (8, 5) OBP: 0.363, SLG: 0.444				F9		G1-3		G1-6-3	1B	2 0 0 0 0 1 0 1 0 0 0 0 0 1 0 0 0 1 0 0 0										
Gus Polidor, R (1, 5) OBP: 0.200, SLG: 0.200 George Hendrick, R (8, PH) OBP: 0.298, SLG: 0.462 Butch Wynegar, S (8, 2) OBP: 0.407, SLG: 0.571	G3-1					K2-3		G1-6-3	SF9	2 0 0 0 0 1 0 1 0 0 0 0 0 1 0 0 0 1 0 0 0										
<b>Inning Stats</b>	R: 0 E: 0 K: 0 S: 8	H: 0 LOB: 0 BB: 0 P: 13	R: 0 E: 0 K: 0 S: 6	H: 1 LOB: 0 BB: 0 P: 10	R: 0 E: 0 K: 0 S: 5	H: 0 LOB: 0 BB: 0 P: 7	R: 1 E: 0 K: 0 S: 9	H: 3 LOB: 1 BB: 0 P: 15	R: 0 E: 0 K: 0 S: 5	H: 0 LOB: 0 BB: 0 P: 8	R: 0 E: 0 K: 1 S: 14	H: 1 LOB: 1 BB: 0 P: 22	R: 1 E: 0 K: 0 S: 10	H: 2 LOB: 1 BB: 0 P: 14	R: 4 E: 0 K: 0 S: 23	H: 5 LOB: 3 BB: 2 P: 38	1B: 9 2B: 3 3B: 0 HR: 1	SF: 1 SAC: 0 DP: 2 HBP: 0	WP: 0 PB: 0 SB: 0 CS: 1	PA: 39
<b>PITCHER</b>	IP WLS BF H R ER SO BB IBB HBP BLK WP HR S P ERA WHIP											IP WLS BF H R ER SO BB IBB HBP BLK WP HR S P ERA WHIP								
John Cerutti, L (1, 1) ERA: 2.99	7.2 L 28 7 2 2 3 0 0 0 0 0 0 1 61 94 2.35 0.913																			
Jose Antonio Nunez, R (8, 1) ERA: 27.0	0.1 1 1 1 1 0 0 0 0 0 0 0 0 6 7 27.00 3.000																			
David Wells, L (9, 1) ERA: 5.6	0.0 2 1 0 0 0 0 0 0 0 0 0 0 1 5 ∞ ∞																			
Mark Eichhorn, R (9, 1) ERA: 3.98	1.0 7 3 3 3 0 1 0 0 0 0 0 0 20 30 27.00 4.000																			

AB 35  
R 6  
H 12  
RBI 6  
BB 2  
SO 3  
LOB 11



Batter	1	2	3	4	5	6	7	8	9	AB R H RBI BB SO LOB	BOTTOM									
Tony Fernandez, S (1, 6) OBP: 0.301, SLG: 0.289	F8		G4-3			G4-3		G5-3		4 0 0 0 0 0 1	<b>California Angels @ Toronto Blue Jays</b> Exhibition Stadium, Toronto, ON Sat Apr 30 1988, 3:33 AM EDT Att: 29,091 - Overcast - 50 F									
Lloyd Moseby, L (1, 7) OBP: 0.360, SLG: 0.447	BB		G1-3			K		B1-3		3 0 0 0 1 1 1										
Pat Borders, R (1, 2) OBP: 0.333, SLG: 0.564	L3		F8			3B		F7		4 0 1 0 0 0 2										
George Bell, R (1, 10) OBP: 0.416, SLG: 0.639	G6-3			F9		P4		K		4 0 0 0 0 1 2										
Jesse Barfield, R (1, 9) OBP: 0.297, SLG: 0.375		1B	G4-3			G4-3		G4-3		4 1 1 0 0 0 0										
Kelly Gruber, R (1, 5) OBP: 0.324, SLG: 0.545			K			G1-4-3				3 0 2 0 0 1 0										
Cecil Fielder, R (1, 3) OBP: 0.194, SLG: 0.250			G4-6-3		F9	G1-4-3				3 0 0 0 0 0 2										
Manuel Lee, S (1, 4) OBP: 0.277, SLG: 0.302			G4-3		G6-3	G6-3				3 0 0 0 0 0 1										
Sil Campusano, R (1, 8) OBP: 0.194, SLG: 0.367 Juan Beniquez, R (8, PH) OBP: 0.370, SLG: 0.409 Rick Leach, L (9, 7) OBP: 0.340, SLG: 0.372			G4-3		G5-3			K		2 0 1 0 0 0 0 1 0 0 0 0 1 0 0 0 0 0 0 0 0										
<b>Inning Stats</b>	R: 0 E: 0 K: 0 S: 9	H: 0 LOB: 1 BB: 1 P: 18	R: 1 E: 0 K: 0 S: 8	H: 2 LOB: 0 BB: 0 P: 9	R: 0 E: 0 K: 0 S: 10	H: 1 LOB: 0 BB: 0 P: 16	R: 0 E: 0 K: 1 S: 13	H: 0 LOB: 0 BB: 0 P: 20	R: 0 E: 0 K: 0 S: 7	H: 0 LOB: 0 BB: 0 P: 12		R: 0 E: 0 K: 1 S: 8	H: 1 LOB: 1 BB: 0 P: 12	R: 0 E: 0 K: 1 S: 6	H: 0 LOB: 0 BB: 0 P: 8	R: 0 E: 0 K: 1 S: 8	H: 0 LOB: 0 BB: 0 P: 10	1B: 3 2B: 1 3B: 1 HR: 0	SF: 0 SAC: 0 DP: 1 HBP: 0	WP: 0 PB: 0 SB: 1 CS: 0
<b>PITCHER</b>	IP WLS BF H R ER SO BB IBB HBP BLK WP HR S P ERA WHIP											IP WLS BF H R ER SO BB IBB HBP BLK WP HR S P ERA WHIP								
Chuck Finley, L (1, 1) ERA: 3.23	9.0 W 32 5 1 1 4 1 0 0 0 0 0 0 77 120 1.00 0.667																			

AB 31  
R 1  
H 5  
RBI 0  
BB 1  
SO 4  
LOB 9





Batter	1	2	3	4	5	6	7	8	9	AB R H RBI BB SO LOB	TOP											
<b>Mark McLemore, S</b> (1, 4) OBP: 0.315, SLG: 0.351	4-3		G6-3		SF8		F9		F7	4 0 0 1 0 0 1	<b>California Angels @ Toronto Blue Jays</b> Exhibition Stadium, Toronto, ON Sun May 01 1988, 3:33 AM EDT Att: 36,115 - Sunny - G2 F											
<b>Devon White, S</b> (1, 8) OBP: 0.312, SLG: 0.393	1B		K		L4		BB		5-3	4 0 1 0 1 1 2												
<b>Wally Joyner, L</b> (1, 3) OBP: 0.376, SLG: 0.424	1B			K		HR	K		1B	5 2 3 1 0 2 1												
<b>Chili Davis, S</b> (1, 9) OBP: 0.340, SLG: 0.469	P4			K		1B	K		1B	4 1 1 0 1 2 3												
<b>Johnny Ray, S</b> (1, 10) OBP: 0.429, SLG: 0.576	6-3			4-3		L9		L7	1B	5 0 1 1 0 0 3												
<b>Jack Howell, L</b> (1, 5) OBP: 0.385, SLG: 0.477		CS			1B	1B	BB	BB	1B	5 1 4 0 0 1 2												
<b>Tony Armas, R</b> (1, 7) OBP: 0.333, SLG: 0.421	K				1B	1B	BB	BB	5-3	3 0 1 0 1 1 2												
<b>Butch Wynegar, S</b> (1, 2) OBP: 0.452, SLG: 0.565	4-3				1B	BB	BB	BB	5-3	2 0 1 1 2 0 0												
<b>Dick Schofield, R</b> (1, 6) OBP: 0.301, SLG: 0.377					F5				K	2 0 1 0 0 0 3												
<b>Bill Buckner, L</b> (6, PH) OBP: 0.306, SLG: 0.226					G6-3					1 0 0 0 0 0 3												
<b>Gus Polidor, R</b> (6, 6) OBP: 0.200, SLG: 0.200						G6-4-3				0 0 0 0 0 0 0												
<b>George Hendrick, R</b> (8, PH) OBP: 0.267, SLG: 0.429										1 0 0 0 0 1 2												
<b>Junior Noboa, R</b> (8, 6) OBP: 0.267, SLG: 0.429										0 0 0 0 0 0 0												
<b>Inning Stats</b>	R: 0 E: 0 K: 0 S: 12	H: 2 LOB: 2 BB: 0 P: 17	R: 0 E: 0 K: 1 S: 10	H: 1 LOB: 0 BB: 0 P: 15	R: 0 E: 0 K: 1 S: 8	H: 1 LOB: 0 BB: 0 P: 11	R: 0 E: 0 K: 2 S: 9	H: 0 LOB: 0 BB: 0 P: 17	R: 1 E: 0 K: 0 S: 10	H: 3 LOB: 2 BB: 0 P: 15	R: 2 E: 0 K: 0 S: 15	H: 2 LOB: 2 BB: 0 P: 32	R: 0 E: 0 K: 2 S: 12	H: 0 LOB: 1 BB: 1 P: 20	R: 0 E: 0 K: 1 S: 12	H: 1 LOB: 2 BB: 1 P: 21	R: 1 E: 0 K: 1 S: 17	H: 3 LOB: 2 BB: 0 P: 21	1B: 11 2B: 1 3B: 0 HR: 1	SF: 1 SAC: 0 DP: 2 HBP: 0	WP: 0 PB: 0 SB: 0 CS: 1	PA: 42
<b>PITCHER</b>	IP WLS BF H R ER SO BB IBB HBP BLK WP HR S P ERA WHIP											<b>PITCHER</b>	IP WLS BF H R ER SO BB IBB HBP BLK WP HR S P ERA WHIP									
<b>Dave Stieb, R</b> (1, 1) ERA: 4.06	5.1 W 25 9 3 3 4 2 0 0 0 0 1 59 96 5.06 2.062																					
<b>Duane Ward, R</b> (6, 1) ERA: 1.46	2.1 10 1 0 0 2 3 0 0 0 0 0 26 47 0.00 1.714																					
<b>Tom Henke, R</b> (8, 1) ERA: 1.42	1.1 S 7 3 1 1 2 0 0 0 0 0 0 20 26 6.75 2.250																					

AB	36
R	4
H	13
RBI	4
BB	5
SO	8
LOB	22



Batter	1	2	3	4	5	6	7	8	9	AB R H RBI BB SO LOB	BOTTOM									
<b>Tony Fernandez, S</b> (1, 6) OBP: 0.307, SLG: 0.296	K		HR	K			L9			5 1 2 0 0 2 1	<b>California Angels @ Toronto Blue Jays</b> Exhibition Stadium, Toronto, ON Sun May 01 1988, 3:33 AM EDT Att: 36,115 - Sunny - G2 F									
<b>Lloyd Moseby, L</b> (1, 8) OBP: 0.363, SLG: 0.475	4-3		HR	K			CS	1B	4-3	4 1 1 2 1 1 4										
<b>Ernie Whitt, L</b> (1, 2) OBP: 0.322, SLG: 0.302	4-3		F7		4-3		BB			3 0 0 0 1 0 0										
<b>George Bell, R</b> (1, 7) OBP: 0.419, SLG: 0.644		F5	1B		6-3		1B			4 1 2 0 0 0 0										
<b>Fred McGriff, L</b> (1, 3) OBP: 0.464, SLG: 0.643		3B	1B		2B		K			3 1 2 1 1 1 2										
<b>Jesse Barfield, R</b> (1, 9) OBP: 0.295, SLG: 0.393		1B	K		F8				1-3	4 1 1 1 0 1 2										
<b>Rick Leach, L</b> (1, 10) OBP: 0.353, SLG: 0.383		CS		E9		3-1		4-3		4 1 2 1 0 0 0										
<b>Kelly Gruber, R</b> (1, 5) OBP: 0.320, SLG: 0.529		6-3			6-3		K	1B	1B	4 0 1 0 0 1 2										
<b>Manuel Lee, S</b> (1, 4) OBP: 0.294, SLG: 0.319			5-3			3-1		1B	1B	4 0 2 1 0 0 0										
<b>Inning Stats</b>	R: 0 E: 0 K: 1 S: 10	H: 0 LOB: 0 BB: 0 P: 18	R: 2 E: 0 K: 0 S: 9	H: 2 LOB: 0 BB: 1 P: 20	R: 3 E: 0 K: 1 S: 20	H: 4 LOB: 1 BB: 0 P: 28	R: 1 E: 1 K: 2 S: 15	H: 2 LOB: 1 BB: 0 P: 22	R: 0 E: 0 K: 1 S: 8	H: 1 LOB: 1 BB: 0 P: 10		R: 0 E: 0 K: 1 S: 10	H: 0 LOB: 0 BB: 0 P: 10	R: 0 E: 0 K: 1 S: 10	H: 1 LOB: 2 BB: 2 P: 21	R: 0 E: 0 K: 0 S: 17	H: 3 LOB: 3 BB: 0 P: 28	1B: 9 2B: 2 3B: 1 HR: 1	SF: 0 SAC: 0 DP: 0 HBP: 0	WP: 0 PB: 0 SB: 1 CS: 2
<b>PITCHER</b>	IP WLS BF H R ER SO BB IBB HBP BLK WP HR S P ERA WHIP											<b>PITCHER</b>	IP WLS BF H R ER SO BB IBB HBP BLK WP HR S P ERA WHIP							
<b>Mike Witt, R</b> (1, 1) ERA: 6.06	3.1 L 18 8 6 5 2 1 0 0 0 1 0 46 76 13.50 2.700																			
<b>Ray Krawczyk, R</b> (4, 1) ERA: 1.54	2.2 9 1 0 0 3 0 0 0 0 0 0 24 32 0.00 0.375																			
<b>DeWayne Buice, R</b> (7, 1) ERA: 6.6	1.0 5 1 0 0 1 2 0 0 0 0 0 10 21 0.00 3.000																			
<b>Donnie Moore, R</b> (8, 1) ERA: 6.14	1.0 6 3 0 0 0 0 0 0 0 0 0 17 28 0.00 3.000																			

AB	35
R	6
H	13
RBI	6
BB	3
SO	6
LOB	11






Batter	1	2	3	4	5	6	7	8	9	AB	R	H	RBI	BB	SO	LOB	TOP								
<b>Tony Fernandez, S</b> (1, 6) OBP: 0.323, SLG: 0.298	2-1 5-3		4-1 1-2 BB BB		F1 SAFE 1-2 F9	4-1 BB 1B BB		1-2 BB 1B		3	0	1	0	2	0	1	<b>Toronto Blue Jays @ Seattle Mariners</b> The Kingdome, Seattle, WA Mon May 02 1988, 10:05 PM EDT Att: 13,197 - Dome								
<b>Juan Beniquez, R</b> (1, 10) OBP: 0.400, SLG: 0.417	1-2 6-3		4-0 1-2 BB BB		X 0-0	1-0 BB BB		3-3 BB 1B		2	0	1	1	1	0	0									
<b>Rance Mulliniks, L</b> (6, PH) OBP: 0.176, SLG: 0.235			1-2 2-3 3-H BB BB		X 1-3 1B	1-2 2-3 1B				2	0	1	0	0	1	1									
<b>Pat Borders, R</b> (1, 2) OBP: 0.310, SLG: 0.524	0-0 5-3		2-1 G1-2-3 3-H		S 0-1 5-3	4-1 BB BB		2-2 BB 1B		3	0	0	0	0	0	5									
<b>Ernie Whitt, L</b> (6, PH) OBP: 0.344, SLG: 0.315					X 1-2 2-3 3-H BB BB	1-2 2-3 BB		1-2 BB 1B		1	0	1	1	1	0	0									
<b>George Bell, R</b> (1, 7) OBP: 0.408, SLG: 0.615		2-1 4-3		4-0 G6-4-3 BB BB		F7 K		0-0 F8		4	0	0	0	1	1	5									
<b>Jesse Barfield, R</b> (1, 9) OBP: 0.293, SLG: 0.379	2-1 4-3		4-1 BB SAFE SAFE		1-3 K	0-0 6-3		4-1 FC6-4 BB		3	0	0	0	1	1	0									
<b>Lloyd Moseby, L</b> (8, PH) OBP: 0.370, SLG: 0.475			0-2 G6-4-3 BB		1-2 BB	3-2 WP FC5 1B		0-2 BB		0	0	0	0	1	0	0									
<b>Kelly Gruber, R</b> (1, 8) OBP: 0.352, SLG: 0.400	0-3 K		0-2 G6-4-3 BB		1-2 BB 2B	1-2 FC5 WP		0-2 FC6-4 BB		5	1	1	0	0	1	5									
<b>Cecil Frazier, R</b> (1, 8) OBP: 0.352, SLG: 0.400			0-0 1B BB 2B		2-2 6-3	1-0 BB 1B		3-1 4-3		5	2	2	0	0	0	2									
<b>Fred McGriff, L</b> (1, 3) OBP: 0.473, SLG: 0.633			0-2 BB BB 1B		4-2 1B BB	1-1 BB 2B 1B		3-3 K		4	1	2	0	1	2	2									
<b>Sil Campuzano, R</b> (1, 8) OBP: 0.182, SLG: 0.344			2-1 G1-2-3 1B		2-3 K	2-0 1B BB 2B		0-2 4-3		2	0	0	0	0	1	3									
<b>Rick Leach, L</b> (6, PH) OBP: 0.352, SLG: 0.400			2-1 L6		1-1 SAFE K	1-1 BB 2B		1-2 L3		3	1	1	3	0	0	2									
<b>Inning Stats</b>	R: 0 E: 0 K: 0 S: 6	H: 0 LOB: 0 BB: 0 P: 9	R: 0 E: 0 K: 1 S: 7	H: 0 LOB: 0 BB: 0 P: 11	R: 1 E: 0 K: 0 S: 9	H: 2 LOB: 2 BB: 2 P: 21	R: 0 E: 0 K: 0 S: 7	H: 0 LOB: 1 BB: 2 P: 17	R: 0 E: 0 K: 1 S: 11	H: 1 LOB: 2 BB: 1 P: 18	R: 4 E: 1 K: 2 S: 17	H: 4 LOB: 3 BB: 2 P: 34	R: 0 E: 0 K: 1 S: 14	H: 1 LOB: 2 BB: 0 P: 22	R: 0 E: 0 K: 1 S: 15	H: 2 LOB: 3 BB: 1 P: 25	R: 0 E: 0 K: 1 S: 8	H: 0 LOB: 0 BB: 0 P: 14	1B: 8 2B: 2 3B: 0 HR: 0	SF: 0 SAC: 0 DP: 2 HBP: 0	WP: 1 PB: 0 SB: 0 CS: 0	PA: 45			
<b>PITCHER</b>	IP	WLS	BF	H	R	ER	SO	BB	IBB	HBP	BLK	WP	HR	S	P	ERA	WHIP								
<b>Steve Trout, L</b> (1, 1) ERA: 6.58	5.0	W	21	3	1	1	2	5	0	0	0	0	0	40	76	1.80	1.600								
<b>Ed Nunez, R</b> (6, 1) ERA: 5.94	0.2		9	4	4	0	1	2	0	0	0	0	0	14	30	0.00	9.000								
<b>Jerry Reed, R</b> (6, 1) ERA: 4.11	0.2		4	1	0	0	1	0	0	0	0	0	0	12	17	0.00	1.500								
<b>Bill Wilkinson, L</b> (7, 1) ERA: 3.86	1.0	S	5	2	0	0	2	0	0	0	0	1	0	15	25	0.00	2.000								
<b>Julio Solano, R</b> (8, 1) ERA: 2.0	1.2	S	6	0	0	0	1	1	0	0	0	0	0	13	23	0.00	0.600								

Batter	1	2	3	4	5	6	7	8	9	AB	R	H	RBI	BB	SO	LOB	BOTTOM								
<b>Mickey Brantley, R</b> (1, 7) OBP: 0.256, SLG: 0.381	1-2 6-3		1-1 FC1-5-6 1-H 2B		L 1-1 1B 3B 1B	1-2 B1-4				4	1	2	1	0	0	1	<b>Toronto Blue Jays @ Seattle Mariners</b> The Kingdome, Seattle, WA Mon May 02 1988, 10:05 PM EDT Att: 13,197 - Dome								
<b>Rick Renneria, R</b> (1, 10) OBP: 0.333, SLG: 0.513	0-0 F8		0-1 FC1-5-6-5		B 1-0 3B WP 1B		4-2 2B BB		3	1	1	2	0	0	1	0									
<b>Ken Phelps, L</b> (7, PH) OBP: 0.459, SLG: 0.644			2-3 BB		1-3 2-H 3-H 1B		1-0 2B BB		0	0	0	0	1	0	0	0									
<b>Henry Cotto, R</b> (1, 8) OBP: 0.475, SLG: 0.597	1-0 5-3		4-2 BB		B 1-2 3B BB		1-0 2B		2	1	1	0	2	0	0	0									
<b>Alvin Davis, L</b> (1, 3) OBP: 0.396, SLG: 0.413		3-2 F9	0-0 G3		B 1-0 F9		4-0 G4-6-3 IBB		3	0	0	0	1	0	5										
<b>Jim Prestey, R</b> (1, 5) OBP: 0.286, SLG: 0.404	1-2 F9		3-2 G4-3 1B		S 0-1 L6		2-3 K		4	0	1	0	0	1	6										
<b>Dave Valle, R</b> (1, 2) OBP: 0.220, SLG: 0.289	2-0 F8		0-0 G4-3		X 0-0 G4-3 1-2 3B		2-2 G4-6-3		4	0	1	3	0	0	4										
<b>Glenn Wilson, R</b> (1, 9) OBP: 0.240, SLG: 0.275			0-1 1B SF9 2B		B 0-0 F9 K		0-0 F8		4	1	1	0	0	1	1										
<b>Rey Quinones, R</b> (1, 6) OBP: 0.327, SLG: 0.402			3-1 2B 1B		X 0-0 1B 1B		1-2 F8 P4		4	2	2	0	0	0	0										
<b>Harold Reynolds, S</b> (1, 4) OBP: 0.305, SLG: 0.427			1-2 SF9		1 SAFE 1 SAFE 1 SAFE 1B 1B		0-2 4-3		2	1	1	1	1	0	0										
<b>Inning Stats</b>	R: 0 E: 0 K: 0 S: 5	H: 0 LOB: 0 BB: 0 P: 7	R: 0 E: 0 K: 0 S: 7	H: 0 LOB: 0 BB: 0 P: 13	R: 2 E: 0 K: 0 S: 16	H: 3 LOB: 1 BB: 1 P: 25	R: 0 E: 0 K: 0 S: 6	H: 1 LOB: 0 BB: 0 P: 9	R: 5 E: 0 K: 1 S: 16	H: 5 LOB: 1 BB: 1 P: 28	R: 0 E: 0 K: 0 S: 7	H: 0 LOB: 0 BB: 1 P: 13	R: 0 E: 0 K: 1 S: 9	H: 1 LOB: 2 BB: 2 P: 22	R: 0 E: 0 K: 0 S: 5	H: 0 LOB: 0 BB: 0 P: 5	1B: 6 2B: 3 3B: 1 HR: 0	SF: 1 SAC: 0 DP: 2 HBP: 0	WP: 1 PB: 0 SB: 0 CS: 1	PA: 36					
<b>PITCHER</b>	IP	WLS	BF	H	R	ER	SO	BB	IBB	HBP	BLK	WP	HR	S	P	ERA	WHIP								
<b>Mike Flanagan, L</b> (1, 1) ERA: 4.54	4.0	L	20	6	6	6	0	1	0	0	0	1	0	30	57	13.50	2.250								
<b>Jose Antonio Nunez, R</b> (5, 1) ERA: 4.15	4.0		16	2	1	1	2	3	1	0	0	1	0	30	57	2.25	1.250								

AB 37  
R 5  
H 10  
RBI 5  
BB 8  
SO 7  
LOB 26



AB 30  
R 7  
H 10  
RBI 7  
BB 5  
SO 2  
LOB 18





Batter	1	2	3	4	5	6	7	8	9	AB	R	H	RBI	BB	SO	LOB	TOP										
<b>Tony Fernandez, S</b> OBP: 0.327, SLG: 0.295 (1, 6)	4-2 S BB		1-1 F8		2-1 SAFE F7		1-3 K2-3		1-0 BB HR	4	1	1	0	1	1	3	Toronto Blue Jays @ Seattle Mariners The Kingdome, Seattle, WA Tue May 03 1988, 10:05 PM EDT Att: 9,970 - Dome										
<b>Lloyd Moseby, L</b> OBP: 0.371, SLG: 0.458 (1, 8)	0-2 SAFE 5-3		0-0 FC6-4		4-1 E BB		3-3 K		4-1 SAFE HR BB	3	1	0	1	2	1	2											
<b>Ernie Whitt, L</b> OBP: 0.333, SLG: 0.356 (1, 2)	0-3 K		1-0 SAFE F8		1-2 E4 G6-4-3				0-0 F8 HR	5	1	1	3	0	1	4											
<b>George Bell, R</b> OBP: 0.408, SLG: 0.615 (1, 7)	1-3 K			1-1 F9	1-2 G6-4-3				1-0 HR 1B	5	2	2	0	0	1	4											
<b>Fred McGriff, L</b> OBP: 0.494, SLG: 0.738 (1, 3)		1-1 F9		1-2 HR		2-0 SH3-4 1B			1-0 HR 1B	5	2	4	4	0	0	0											
<b>Pat Borders, R</b> (1, 8)		0-1 B2-3		0-3 K		0-1 SAFE SH3-4			2-1 F3 6-3	4	0	0	0	0	1	1											
<b>Rick Leach, L</b> OBP: 0.328, SLG: 0.370 <b>Jesse Barfield, R</b> OBP: 0.293, SLG: 0.379 (8, 9)		0-0 F2		1-1 4-3		1-2 L4			0-2 5-3	4	0	0	0	0	0	1											
<b>Rance Mulliniks, L</b> OBP: 0.250, SLG: 0.421 <b>Cecil Fielder, R</b> OBP: 0.216, SLG: 0.294 (9, PH)			4-2 F8 1B FC6-4 BB		0-0 HR				2-3 K	2	2	1	1	1	0	1											
<b>Kelly Gentry, R</b> (1, 10)			3-2 SAFE FC6-4 1B		1-0 E S 1B				1-2 6-3	4	0	2	0	0	0	0											
<b>Inning Stats</b>	R: 0 E: 0 K: 2 S: 12	H: 0 LOB: 1 BB: 1 P: 17	R: 0 E: 0 K: 0 S: 5	H: 0 LOB: 0 BB: 0 P: 6	R: 1 E: 0 K: 0 S: 12	H: 1 LOB: 1 BB: 1 P: 20	R: 1 E: 0 K: 1 S: 10	H: 1 LOB: 0 BB: 0 P: 13	R: 1 E: 1 K: 0 S: 11	H: 2 LOB: 2 BB: 1 P: 20	R: 0 E: 0 K: 0 S: 8	H: 1 LOB: 1 BB: 0 P: 12	R: 0 E: 0 K: 2 S: 12	H: 0 LOB: 0 BB: 0 P: 16	R: 2 E: 0 K: 0 S: 8	H: 2 LOB: 2 BB: 0 P: 12	R: 4 E: 0 K: 1 S: 17	H: 4 LOB: 1 BB: 1 P: 28	1B: 6 2B: 1 3B: 0 HR: 4	SF: 0 SAC: 1 DP: 1 HBP: 0	WP: 0 PB: 0 SB: 3 CS: 0	PA: 42					
<b>PITCHER</b>	IP	WLS	BF	H	R	ER	SO	BB	IBB	HBP	BLK	WP	HR	S	P	ERA	WHIP										
<b>Mike Campbell, R</b> ERA: 4.09 <b>Bill Wilkinson, L</b> ERA: 7.99	(1, 1) 8.0	L 34	7 5	5 5	5 5	3 3	0 0	0 0	0 0	0 0	0 0	0 1	3 17	116 28	5.62 36.00	1.250 5.000											

AB	37
R	9
H	11
RBI	9
BB	4
SO	6
LOB	16



Batter	1	2	3	4	5	6	7	8	9	AB	R	H	RBI	BB	SO	LOB	BOTTOM										
<b>Mickey Brantley, R</b> OBP: 0.256, SLG: 0.375 (1, 7)	1-2 F9			1-1 F7			0-0 F8	1-2 1B		4	0	1	1	0	0	0	Toronto Blue Jays @ Seattle Mariners The Kingdome, Seattle, WA Tue May 03 1988, 10:05 PM EDT Att: 9,970 - Dome										
<b>Rey Quinones, R</b> OBP: 0.324, SLG: 0.390 (1, 6)	1-3 K			0-1 5-3			1-2 2B HBP	3-1 L3		3	1	0	0	0	1	2											
<b>Henry Cotto, R</b> OBP: 0.452, SLG: 0.566 (1, 8)	3-3 K			2-0 F8			3-2 F6		1-2 4-3	4	0	0	0	0	1	1											
<b>Alvin Davis, L</b> OBP: 0.400, SLG: 0.423 (1, 3)		2-3 K			3-2 4-3		2-1 WP 1-H 2B		4-2 1B E BB	3	0	1	1	1	1	0											
<b>Ken Phelps, L</b> OBP: 0.447, SLG: 0.623 <b>Rick Renteria, R</b> OBP: 0.325, SLG: 0.500 <b>Scott Bradley, L</b> OBP: 0.378, SLG: 0.486 (7, PH) (9, PH)		1-1 F7			3-2 F9		2-2 4-3		3-2 E4 1B	2	0	0	0	0	0	0											
<b>Jim Presley, R</b> OBP: 0.294, SLG: 0.398 (1, 5)		2-3 K			1-3 K				1-2 4-3	4	0	1	0	0	2	0											
<b>Glenn Wilson, R</b> OBP: 0.230, SLG: 0.263 (1, 9)			0-0 G3			0-0 F9		1-3 K	1-3 K	4	0	0	0	0	2	3											
<b>Dave Valle, R</b> OBP: 0.221, SLG: 0.278 (1, 2)			2-2 5-3			0-3 K		4-2 1B 1B BB	2-0 2-3	3	1	0	0	1	1	3											
<b>Harold Reynolds, S</b> OBP: 0.306, SLG: 0.424 (1, 4)			0-0 G3			2-2 5-3		1-1 1B	1-3 1B	3	0	1	0	0	0	0											
<b>Inning Stats</b>	R: 0 E: 0 K: 2 S: 11	H: 0 LOB: 0 BB: 0 P: 16	R: 0 E: 0 K: 2 S: 8	H: 0 LOB: 0 BB: 0 P: 13	R: 0 E: 0 K: 0 S: 6	H: 0 LOB: 0 BB: 0 P: 8	R: 0 E: 0 K: 0 S: 5	H: 0 LOB: 0 BB: 0 P: 8	R: 0 E: 0 K: 1 S: 9	H: 0 LOB: 0 BB: 0 P: 16	R: 0 E: 0 K: 1 S: 8	H: 0 LOB: 0 BB: 0 P: 10	R: 1 E: 0 K: 0 S: 11	H: 1 LOB: 1 BB: 0 P: 19	R: 1 E: 0 K: 1 S: 20	H: 2 LOB: 2 BB: 1 P: 31	R: 0 E: 1 K: 1 S: 15	H: 1 LOB: 3 BB: 1 P: 26	1B: 3 2B: 1 3B: 0 HR: 0	SF: 0 SAC: 0 DP: 0 HBP: 1	WP: 1 PB: 0 SB: 0 CS: 0	PA: 35					
<b>PITCHER</b>	IP	WLS	BF	H	R	ER	SO	BB	IBB	HBP	BLK	WP	HR	S	P	ERA	WHIP										
<b>Todd Stottlemyre, R</b> ERA: 5.3 <b>David Welts, L</b> ERA: 5.79 <b>Duane Ward, R</b> ERA: 1.32	(1, 1) 6.2	W 22	1 1	1 1	6 6	0 0	0 1	0 0	0 0	0 0	0 0	0 0	0 18	27	9.00	2.000											

AB	32
R	2
H	4
RBI	2
BB	2
SO	8
LOB	11





Batter	1	2	3	4	5	6	7	8	9	AB	R	H	RBI	BB	SO	LOB	TOP										
<b>Tony Fernandez, S</b> (1, 6) OBP: 0.324, SLG: 0.304										4	1	1	0	0	0	0	<b>Toronto Blue Jays @ Oakland Athletics</b> Oakland-Alameda County Coliseum, Oakland, CA Wed May 04 1988, 7:05 PM PDT Att: 21,401 - Unknown - 55 F										
<b>Lloyd Mosesby, L</b> (1, 8) OBP: 0.376, SLG: 0.453										3	1	1	0	1	1	0											
<b>Ernie Whitt, L</b> (1, 2) OBP: 0.319, SLG: 0.339										3	0	0	0	0	0	3											
<b>Pat Borders, R</b> (6, PH) OBP: 0.277, SLG: 0.468										1	0	0	0	0	1	0											
<b>George Bell, R</b> (1, 7) OBP: 0.411, SLG: 0.610										4	0	2	1	0	1	1											
<b>Fred McGriff, L</b> (1, 3) OBP: 0.482, SLG: 0.710										4	0	1	1	0	1	3											
<b>Jesse Barfield, R</b> (1, 9) OBP: 0.282, SLG: 0.363										4	0	0	0	0	0	0											
<b>Rance Mulliniks, L</b> (1, 10) OBP: 0.333, SLG: 0.409										3	0	1	0	0	1	0											
<b>Kelly Gruber, R</b> (1, 5) OBP: 0.333, SLG: 0.500										1	0	0	0	2	0	1											
<b>Manuel Lee, S</b> (1, 4) OBP: 0.276, SLG: 0.300										3	0	0	0	0	1	2											
<b>Inning Stats</b>	R: 2 E: 0 K: 0 S: 19	H: 2 LOB: 1 BB: 1 P: 32	R: 0 E: 0 K: 2 S: 11	H: 0 LOB: 1 BB: 1 P: 19	R: 0 E: 0 K: 0 S: 10	H: 2 LOB: 2 BB: 0 P: 18	R: 0 E: 0 K: 0 S: 4	H: 0 LOB: 1 BB: 1 P: 9	R: 0 E: 0 K: 1 S: 7	H: 1 LOB: 0 BB: 0 P: 15	R: 0 E: 0 K: 0 S: 8	H: 1 LOB: 0 BB: 0 P: 8	R: 0 E: 0 K: 1 S: 8	H: 0 LOB: 0 BB: 0 P: 11	R: 0 E: 0 K: 2 S: 9	H: 0 LOB: 0 BB: 0 P: 13	1B: 5 2B: 1 3B: 0 HR: 0	SF: 0 SAC: 0 DP: 2 HBP: 0	WP: 0 PB: 0 SB: 0 CS: 0	PA: 33							
<b>PITCHER</b>	IP	WLS	BF	H	R	ER	SO	BB	IBB	HBP	BLK	WP	HR	S	P	ERA	WHIP										
<b>Bob Welch, R</b> (1, 1) ERA: 4.86	7.0	W	27	6	2	2	3	3	0	0	0	0	0	65	116	2.57	1.286										
<b>Rik Honeycutt, L</b> (8, 1) ERA: 1.62	0.2		2	0	0	0	0	0	0	0	0	0	0	5	8	0.00	0.000										
<b>Dennis Eckersley, R</b> (8, 1) ERA:	1.1	S	4	0	0	0	3	0	0	0	0	0	0	12	16	0.00	0.000										

AB	30
R	2
H	6
RBI	2
BB	3
SO	6
LOB	10



Batter	1	2	3	4	5	6	7	8	9	AB	R	H	RBI	BB	SO	LOB	BOTTOM										
<b>Carney Lansford, R</b> (1, 5) OBP: 0.393, SLG: 0.527										3	2	2	1	1	0	0	<b>Toronto Blue Jays @ Oakland Athletics</b> Oakland-Alameda County Coliseum, Oakland, CA Wed May 04 1988, 7:05 PM PDT Att: 21,401 - Unknown - 55 F										
<b>Stan Javier, S</b> (1, 7) OBP: 0.358, SLG: 0.425										4	1	1	1	0	0	2											
<b>Jose Canseco, R</b> (1, 9) OBP: 0.386, SLG: 0.533										3	0	1	0	1	0	1											
<b>Mark McGwire, R</b> (1, 3) OBP: 0.376, SLG: 0.505										4	0	1	1	0	1	2											
<b>Dave Henderson, R</b> (1, 8) OBP: 0.408, SLG: 0.643										4	0	1	0	0	1	1											
<b>Ron Hassey, L</b> (1, 2) OBP: 0.256, SLG: 0.436										3	0	0	0	0	1	3											
<b>Don Baylor, R</b> (1, 10) OBP: 0.312, SLG: 0.246										3	0	0	0	0	0	0											
<b>Glenn Hubbard, R</b> (1, 4) OBP: 0.348, SLG: 0.350										3	0	0	0	0	1	0											
<b>Walt Weiss, S</b> (1, 6) OBP: 0.247, SLG: 0.182										1	0	0	0	1	0	0											
<b>Mike Gallego, R</b> (5, 6) OBP: 0.333, SLG: 0.278										1	0	0	0	0	0	0											
<b>Inning Stats</b>	R: 2 E: 0 K: 1 S: 14	H: 3 LOB: 1 BB: 0 P: 20	R: 0 E: 0 K: 0 S: 6	H: 0 LOB: 0 BB: 0 P: 10	R: 1 E: 0 K: 1 S: 11	H: 2 LOB: 2 BB: 1 P: 18	R: 0 E: 0 K: 0 S: 6	H: 0 LOB: 2 BB: 2 P: 19	R: 0 E: 0 K: 0 S: 7	H: 0 LOB: 0 BB: 0 P: 12	R: 0 E: 0 K: 1 S: 6	H: 0 LOB: 0 BB: 0 P: 8	R: 0 E: 0 K: 0 S: 10	H: 0 LOB: 0 BB: 0 P: 13	R: 0 E: 0 K: 1 S: 5	H: 1 LOB: 0 BB: 0 P: 9	1B: 5 2B: 0 3B: 0 HR: 1	SF: 0 SAC: 0 DP: 0 HBP: 0	WP: 0 PB: 1 SB: 1 CS: 1	PA: 32							
<b>PITCHER</b>	IP	WLS	BF	H	R	ER	SO	BB	IBB	HBP	BLK	WP	HR	S	P	ERA	WHIP										
<b>Jim Clancy, R</b> (1, 1) ERA: 6.11	8.0	L	32	6	3	3	4	3	0	0	0	0	1	65	109	3.38	1.125										





Batter	1	2	3	4	5	6	7	8	9	AB	R	H	RBI	BB	SO	LOB	TOP										
Tony Fernandez, S OBP: 0.308, SLG: 0.289	F7		F8		4-3		K		5-3	5	0	0	0	0	1	3											
Lloyd Moseby, L OBP: 0.371, SLG: 0.438	K2-3		K				F5			3	0	0	1	1	2	0											
Ernie Whitt, L OBP: 0.319, SLG: 0.328	1-3		L8							2	0	0	0	1	0	0											
Pat Borders, R OBP: 0.292, SLG: 0.479										1	0	1	1	0	0	0											
George Bell, R OBP: 0.396, SLG: 0.587		K			L7					4	0	0	0	0	1	3											
Fred McGriff, L OBP: 0.494, SLG: 0.718		BLK 2B BB			6-3 2B					2	1	1	0	2	1	0											
Jesse Barfield, R OBP: 0.271, SLG: 0.347	F2				6-3		F4		K	4	0	0	0	0	1	4											
Rance Mulliniks, L OBP: 0.296, SLG: 0.400		2B BB			4-3				L8	3	2	1	0	1	0	1											
Kelly Gruber, R OBP: 0.352, SLG: 0.512									K	2	1	1	2	2	1	0											
Manuel Lee, S OBP: 0.268, SLG: 0.288										2	0	0	0	0	0	2											
Rick Ledesma, L OBP: 0.328, SLG: 0.370										0	0	0	0	0	0	0											
Cecil Fielder, L OBP: 0.251, SLG: 0.286	1-3				G3-6-3				K	1	1	0	0	1	1	0											
<b>Inning Stats</b>	R: 0 E: 0 K: 1 S: 6	H: 0 LOB: 0 BB: 0 P: 9	R: 2 E: 0 K: 1 S: 12	H: 1 LOB: 1 BB: 2 P: 24	R: 0 E: 0 K: 1 S: 8	H: 0 LOB: 0 BB: 0 P: 12	R: 0 E: 0 K: 0 S: 7	H: 1 LOB: 1 BB: 0 P: 13	R: 0 E: 0 K: 0 S: 5	H: 0 LOB: 2 BB: 2 P: 10	R: 3 E: 0 K: 1 S: 16	H: 2 LOB: 1 BB: 3 P: 32	R: 0 E: 0 K: 2 S: 12	H: 0 LOB: 0 BB: 0 P: 20	R: 0 E: 0 K: 2 S: 11	H: 0 LOB: 0 BB: 0 P: 13	1B: 2 2B: 2 3B: 0 HR: 0	SF: 0 SAC: 0 DP: 2 HBP: 0	WP: 0 PB: 0 SB: 0 CS: 0	PA: 37							
<b>PITCHER</b>	IP	WLS	BF	H	R	ER	SO	BB	IBB	HBP	BLK	WP	HR	S	P	ERA	WHIP										
Steve Ontiveros, R ERA: 5.85	5.1		21	2	2	2	3	4	0	0	1	0	0	40	76	3.38	1.125										
Gene Nelson, R ERA: 5.89	0.2		5	1	2	2	0	2	0	0	1	0	0	10	24	27.00	4.500										
Greg Cadaret, L ERA: 2.77	0.1		3	0	0	0	1	2	0	0	0	0	0	7	16	0.00	6.000										
Eric Plunk, R ERA: 2.79	2.2	W	8	1	1	0	4	0	0	0	0	0	0	27	37	0.00	0.375										

Toronto Blue Jays @ Oakland Athletics  
Oakland-Alameda County Coliseum, Oakland, CA

AB 29  
R 5  
H 4  
RBI 4  
BB 8  
SO 8  
LOB 13



Thu May 05 1988, 3:33 AM PDT  
Att: 16,998 - Cloudy - 65 F

Batter	1	2	3	4	5	6	7	8	9	AB	R	H	RBI	BB	SO	LOB	BOTTOM										
Tony Phillips, S OBP: 0.333, SLG: 0.250	G1		4-3							5	0	0	0	0	3	5											
Carney Lansford, R OBP: 0.394, SLG: 0.517	1-3		K		F3					4	2	1	0	1	1	0											
Jose Canseco, R OBP: 0.402, SLG: 0.550		2B 1B								4	2	3	2	1	0	1											
Mark McGwire, R OBP: 0.393, SLG: 0.519	WP 1B 2B									3	1	2	2	2	0	1											
Dave Henderson, R OBP: 0.415, SLG: 0.630										4	1	2	1	0	0	3											
Don Baylor, R OBP: 0.321, SLG: 0.250	L8									3	0	1	0	1	0	1											
Terry Steinbach, R OBP: 0.299, SLG: 0.288										4	1	2	3	0	1	2											
Glenn Hubbard, R OBP: 0.340, SLG: 0.326										3	0	0	0	0	1	0											
Mike Gallego, R OBP: 0.348, SLG: 0.263		L4								2	1	0	0	2	0	3											
<b>Inning Stats</b>	R: 2 E: 0 K: 0 S: 9	H: 3 LOB: 1 BB: 0 P: 17	R: 1 E: 0 K: 1 S: 8	H: 1 LOB: 0 BB: 0 P: 13	R: 0 E: 0 K: 1 S: 10	H: 1 LOB: 1 BB: 1 P: 17	R: 0 E: 0 K: 0 S: 3	H: 0 LOB: 0 BB: 0 P: 4	R: 0 E: 0 K: 1 S: 7	H: 0 LOB: 0 BB: 1 P: 13	R: 2 E: 0 K: 1 S: 10	H: 2 LOB: 3 BB: 3 P: 28	R: 1 E: 0 K: 0 S: 14	H: 2 LOB: 2 BB: 1 P: 28	R: 2 E: 0 K: 1 S: 14	H: 2 LOB: 1 BB: 1 P: 24	1B: 8 2B: 3 3B: 0 HR: 1	SF: 0 SAC: 0 DP: 2 HBP: 1	WP: 1 PB: 0 SB: 3 CS: 1	PA: 40							
<b>PITCHER</b>	IP	WLS	BF	H	R	ER	SO	BB	IBB	HBP	BLK	WP	HR	S	P	ERA	WHIP										
John Cerutti, L ERA: 3.38	5.0		22	5	5	5	3	4	0	0	0	1	1	38	73	9.00	1.800										
Mark Eichhorn, R ERA: 4.35	0.1		4	2	0	0	0	0	1	1	0	0	0	5	11	0.00	6.000										
Jose Antonio Nunez, R ERA: 5.06	1.0	L	5	1	1	1	1	1	0	0	0	0	0	8	20	9.00	2.000										
Duane Ward, R ERA: 1.26	0.2		3	1	0	0	1	0	0	0	0	0	0	10	16	0.00	1.500										
David Wells, L ERA: 6.41	1.0		6	2	2	2	1	1	0	0	0	0	0	14	24	18.00	3.000										

Toronto Blue Jays @ Oakland Athletics  
Oakland-Alameda County Coliseum, Oakland, CA

AB 32  
R 8  
H 11  
RBI 8  
BB 7  
SO 6  
LOB 16



Thu May 05 1988, 3:33 AM PDT  
Att: 16,998 - Cloudy - 65 F



Batter	1	2	3	4	5	6	7	8	9	AB	R	H	RBI	BB	SO	LOB	TOP					
<b>Tony Fernandez, S</b> OBP: 0.306, SLG: 0.287	1-0 1-3		1-0 G6-4-3		0-1 4-3			1-2 BB 1B		4	0	1	0	0	0	2	<b>Toronto Blue Jays @ California Angels</b> Anaheim Stadium, Anaheim, CA Fri May 06 1988, 10:05 PM EDT Att: 29,237 - Unknown					
<b>Lloyd Moseby, L</b> OBP: 0.397, SLG: 0.424	1-2 L7			1-0 4-3		2-3 K		4-2 BB 1-2 BB		3	0	0	0	1	1	0						
<b>Rance Mulliniks, L</b> OBP: 0.259, SLG: 0.345	2-3 K			1-3 K		0-3 K		1-1 F5		4	0	0	0	0	3	2						
<b>George Bell, R</b> OBP: 0.383, SLG: 0.565		2-0 5-3		1-1 F3		1-2 4-3		0-0 L5		4	0	0	0	0	2							
<b>Fred McGriff, L</b> OBP: 0.495, SLG: 0.760		1-0 HR			2-3 K		2-1 2B		1-3 K	4	1	2	1	0	2	0						
<b>Ernie Whitt, L</b> OBP: 0.316, SLG: 0.313	1-1 3-1			4-0 1B 2B BB		1-2 F8		1-1 4-3		3	1	0	0	1	0	1						
<b>Jesse Barfield, R</b> OBP: 0.270, SLG: 0.343	1-3 K			0-1 1-2 2B 1B		1-2 F8		2-2 5-3		4	1	1	0	0	1	1						
<b>Kelly Gruber, R</b> OBP: 0.351, SLG: 0.518			1-2 F8		1-2 2B		0-1 F9			3	0	1	2	0	0	1						
<b>Manuel Lee, S</b> OBP: 0.271, SLG: 0.291	0-1 G6-4-3 1B			2-1 F7			2-1 1-3			3	0	1	0	0	0	1						
<b>Inning Stats</b>	R: 0 E: 0 K: 1 S: 7	H: 0 LOB: 0 BB: 0 P: 11	R: 1 E: 0 K: 1 S: 7	H: 1 LOB: 0 BB: 0 P: 12	R: 0 E: 0 K: 0 S: 6	H: 1 LOB: 0 BB: 0 P: 8	R: 0 E: 0 K: 1 S: 6	H: 0 LOB: 0 BB: 0 P: 9	R: 2 E: 0 K: 1 S: 12	H: 2 LOB: 1 BB: 1 P: 21	R: 0 E: 0 K: 2 S: 10	H: 0 LOB: 0 BB: 0 P: 13	R: 0 E: 0 K: 0 S: 10	H: 1 LOB: 1 BB: 0 P: 14	R: 0 E: 0 K: 0 S: 12	H: 1 LOB: 2 BB: 1 P: 20	R: 0 E: 0 K: 1 S: 8	H: 0 LOB: 0 BB: 0 P: 12	1B: 3 2B: 2 3B: 0 HR: 1	SF: 0 SAC: 0 DP: 1 HBP: 0	WP: 0 PB: 0 SB: 0 CS: 0	PA: 34
<b>PITCHER</b> <b>Mike Witt, R</b> ERA: 5.44	IP: 9.0 WLS: L BF: 34 H: 6 R: 3 ER: 3 SO: 7 BB: 2 IBB: 0 HBP: 0 BLK: 0 WP: 0 HR: 1 S: 78 P: 120 ERA: 3.00 WHIP: 0.889																					

Batter	1	2	3	4	5	6	7	8	9	AB	R	H	RBI	BB	SO	LOB	BOTTOM											
<b>Mark McLemore, S</b> OBP: 0.318, SLG: 0.330	4-2 1B BB	3-1 1B			1-1 4-3		2-2 FC6-4 HBP			3	1	1	1	1	0	1	<b>Toronto Blue Jays @ California Angels</b> Anaheim Stadium, Anaheim, CA Fri May 06 1988, 10:05 PM EDT Att: 29,237 - Unknown											
<b>Brian Downing, R</b> OBP: 0.364, SLG: 0.184	4-2 BB 1B BB	1-0 5-3			1-3 K		2-0 G4-3 HBP			2	0	0	0	1	1	1												
<b>Wally Joyner, L</b> OBP: 0.369, SLG: 0.417	1-2 1B	0-1 F8			4-0 BB		1-2 G4-3			3	0	1	1	1	0	3												
<b>Chili Davis, S</b> OBP: 0.317, SLG: 0.449	2-3 K		0-0 G3		2-2 G3		1-2 F7			4	0	0	0	0	1	3												
<b>Johnny Ray, S</b> OBP: 0.400, SLG: 0.515	4-0 BB	1-1 4-3			4-1 BB		1-2 F9			2	0	0	0	2	0	0												
<b>Jack Howell, L</b> OBP: 0.357, SLG: 0.426	2-3 K		2-2 G3		2-1 F3		2-3 K			4	0	0	0	0	2	4												
<b>Tony Armas, R</b> OBP: 0.275, SLG: 0.340	1-2 F4			1-3 K		1-0 F9		0-0 F3		4	0	0	0	0	1	4												
<b>Bob Boone, R</b> OBP: 0.301, SLG: 0.299		2-1 FC1-6 1B		0-1 F7		1-2 F6		2-2 F9		3	0	1	0	0	0	1												
<b>Butch Wynegar, S</b> OBP: 0.444, SLG: 0.536										1	0	0	0	0	0	0												
<b>Dick Schofield, R</b> OBP: 0.300, SLG: 0.362		1-2 FC1-6 1B		2-3 K		0-0 FC6-4 1B		2-3 K		3	1	1	0	0	1	1												
<b>Devon White, S</b> OBP: 0.312, SLG: 0.378		1-2 1B								1	0	0	0	0	1	0												
<b>Inning Stats</b>	R: 1 E: 0 K: 2 S: 18	H: 1 LOB: 3 BB: 3 P: 36	R: 1 E: 0 K: 0 S: 10	H: 2 LOB: 1 BB: 0 P: 17	R: 0 E: 0 K: 0 S: 8	H: 0 LOB: 0 BB: 0 P: 11	R: 0 E: 0 K: 2 S: 9	H: 0 LOB: 0 BB: 0 P: 12	R: 0 E: 0 K: 1 S: 9	H: 0 LOB: 1 BB: 1 P: 17	R: 0 E: 0 K: 0 S: 8	H: 0 LOB: 1 BB: 1 P: 15	R: 0 E: 0 K: 0 S: 7	H: 1 LOB: 0 BB: 0 P: 12	R: 0 E: 0 K: 1 S: 11	H: 0 LOB: 0 BB: 0 P: 15	R: 0 E: 0 K: 1 S: 8	H: 0 LOB: 0 BB: 0 P: 12	1B: 4 2B: 0 3B: 0 HR: 0	SF: 0 SAC: 0 DP: 1 HBP: 1	WP: 0 PB: 0 SB: 1 CS: 0	PA: 36						
<b>PITCHER</b> <b>Dave Stieb, R</b> ERA: 3.86	IP: 6.1 WLS: W BF: 29 H: 4 R: 2 ER: 2 SO: 5 BB: 5 IBB: 0 HBP: 1 BLK: 0 WP: 0 HR: 0 S: 66 P: 116 ERA: 2.84 WHIP: 1.421																											
<b>David Wells, L</b> ERA: 6.2	0.2	1	0	0	0	0	0	0	0	3	4	0.00	0.000															
<b>Tom Henke, R</b> ERA: 1.23	2.0	S	6	0	0	0	2	0	0	0	19	27	0.00	0.000														



Batter	1	2	3	4	5	6	7	8	9	AB	R	H	RBI	BB	SO	LOB	TOP								
<b>Tony Fernandez, S</b> (1, 6) OBP: 0.302, SLG: 0.292	3-1		FC3-2-5		1-2 1B	F8			F8	5	1	1	1	0	0	4									
<b>Lloyd Moseby, L</b> (1, 8) OBP: 0.366, SLG: 0.417	K		F8		4-2 1B			F9	1B 1B BLK	4	2	1	0	1	1	2									
<b>Rance Mulliniks, L</b> (1, 10) OBP: 0.306, SLG: 0.471 <b>Alexis Infante, R</b> (9, PR)	L6			F5	1-3 3B				BLK 1B BB	5	2	3	2	0	0	0									
<b>George Bell, R</b> (1, 7) OBP: 0.392, SLG: 0.611		K			1-1 3B				BB BLK 5-3	5	2	3	3	0	1	0									
<b>Fred McGriff, L</b> (1, 3) OBP: 0.479, SLG: 0.722	6-3			G3	1-1 3B				BB BLK 1B	4	0	0	0	1	1	1									
<b>Ernie Whitt, L</b> (1, 2) OBP: 0.309, SLG: 0.296	F7			F7	1-3 2-H				BB 1B	4	0	0	1	1	1	0									
<b>Jesse Barfield, R</b> (1, 9) OBP: 0.276, SLG: 0.346			SH		1-2 2B				BB 1B	5	1	2	1	0	1	2									
<b>Kelly Gruber, R</b> (1, 5) OBP: 0.357, SLG: 0.517			SH		1-3 K				BB 1B	4	0	2	0	0	2	4									
<b>Manuel Lee, S</b> (1, 4) OBP: 0.254, SLG: 0.271			P4		1-2 P7				1B	4	0	0	0	0	0	5									
<b>Inning Stats</b>	R: 0 E: 0 K: 1 S: 7	H: 0 LOB: 0 BB: 0 P: 12	R: 0 E: 0 K: 1 S: 8	H: 0 LOB: 0 BB: 0 P: 13	R: 0 E: 1 K: 0 S: 10	H: 1 LOB: 2 BB: 0 P: 17	R: 1 E: 0 K: 0 S: 10	H: 1 LOB: 0 BB: 0 P: 16	R: 4 E: 0 K: 1 S: 23	H: 4 LOB: 1 BB: 1 P: 31	R: 0 E: 1 K: 1 S: 11	H: 1 LOB: 0 BB: 0 P: 13	R: 1 E: 0 K: 1 S: 11	H: 1 LOB: 0 BB: 0 P: 20	R: 0 E: 0 K: 1 S: 9	H: 1 LOB: 1 BB: 0 P: 11	R: 3 E: 0 K: 1 S: 14	H: 3 LOB: 3 BB: 2 P: 25	1B: 8 2B: 1 3B: 1 HR: 2	SF: 0 SAC: 1 DP: 0 HBP: 0	WP: 0 PB: 0 SB: 0 CS: 0	PA: 44			
<b>PITCHER</b>	IP	WLS	BF	H	R	ER	SO	BB	IBB	HBP	BLK	WP	HR	S	P	ERA	WHIP								
<b>Willie Fraser, R</b> (1, 1) ERA: 4.75	6.1	L	30	8	6	6	4	1	0	0	1	0	2	75	113	8.53	1.421								
<b>DeWayne Buice, R</b> (7, 1) ERA: 8.11	1.2		6	1	0	0	2	0	0	0	0	0	0	14	20	0.00	0.600								
<b>Donnie Moore, R</b> (9, 1) ERA: 6.97	1.0		8	3	3	3	1	1	1	0	1	0	0	14	25	27.00	4.000								

Toronto Blue Jays @ California Angels  
Anaheim Stadium, Anaheim, CA  
Sat May 07 1988, 10:05 PM EDT  
Att: 32,630 - Unknown


AB	40
R	9
H	12
RBI	8
BB	3
SO	7
LOB	18




Batter	1	2	3	4	5	6	7	8	9	AB	R	H	RBI	BB	SO	LOB	BOTTOM								
<b>Brian Downing, R</b> (1, 10) OBP: 0.383, SLG: 0.214	5-3		1B		2-1 1B				K	4	1	2	1	1	1	0									
<b>Mark McLemore, S</b> (1, 4) OBP: 0.321, SLG: 0.328	F7		1B		1-3 K				1B BB	4	1	1	0	1	1	2									
<b>Wally Joyner, L</b> (1, 3) OBP: 0.378, SLG: 0.426	4-3		1-3 1B		3-2 F7				1B BB	5	0	3	1	0	0	1									
<b>Chili Davis, S</b> (1, 9) OBP: 0.321, SLG: 0.447		K	1-3 1B		0-0 1B				F9	5	0	2	1	0	1	3									
<b>Johnny Ray, S</b> (1, 7) OBP: 0.383, SLG: 0.491	E5		F7		1-0 P4				G6-4-3	5	0	0	0	0	0	7									
<b>Tony Armas, R</b> (1, 8) OBP: 0.273, SLG: 0.353	FC6-4				2-3 K				2B	4	1	1	0	0	2	3									
<b>Jack Howell, L</b> (1, 5) OBP: 0.365, SLG: 0.437 <b>George Hendrick, R</b> (7, PH) OBP: 0.278, SLG: 0.412 <b>Gus Polidor, R</b> (8, 5) OBP: 0.250, SLG: 0.182					2-3 K				P6	2	1	1	1	1	1	0									
<b>Bob Boone, R</b> (1, 2) OBP: 0.299, SLG: 0.296					0-0 1B				5-3	4	0	1	0	0	0	3									
<b>Dick Schofield, R</b> (1, 6) OBP: 0.288, SLG: 0.347			P3		1-1 FC5-4				K	4	0	0	0	0	1	2									
<b>Inning Stats</b>	R: 0 E: 0 K: 0 S: 3	H: 0 LOB: 0 BB: 0 P: 3	R: 0 E: 1 K: 1 S: 9	H: 0 LOB: 2 BB: 1 P: 18	R: 2 E: 0 K: 0 S: 11	H: 2 LOB: 1 BB: 1 P: 21	R: 0 E: 0 K: 2 S: 10	H: 1 LOB: 0 BB: 0 P: 15	R: 0 E: 0 K: 1 S: 10	H: 2 LOB: 2 BB: 0 P: 17	R: 2 E: 0 K: 0 S: 16	H: 3 LOB: 1 BB: 0 P: 23	R: 0 E: 1 K: 1 S: 12	H: 2 LOB: 0 BB: 0 P: 20	R: 0 E: 0 K: 2 S: 8	H: 0 LOB: 0 BB: 0 P: 11	R: 0 E: 0 K: 0 S: 6	H: 1 LOB: 1 BB: 1 P: 12	1B: 9 2B: 2 3B: 0 HR: 0	SF: 0 SAC: 0 DP: 1 HBP: 0	WP: 0 PB: 0 SB: 0 CS: 0	PA: 41			
<b>PITCHER</b>	IP	WLS	BF	H	R	ER	SO	BB	IBB	HBP	BLK	WP	HR	S	P	ERA	WHIP								
<b>Mike Flanagan, L</b> (1, 1) ERA: 4.75	6.0	W	29	8	4	4	4	2	0	0	0	0	0	59	97	6.00	1.667								
<b>David Wells, L</b> (7, 1) ERA: 5.4	3.0	S	12	3	0	0	3	1	0	0	0	0	0	26	43	0.00	1.333								


Toronto Blue Jays @ California Angels  
Anaheim Stadium, Anaheim, CA  
Sat May 07 1988, 10:05 PM EDT  
Att: 32,630 - Unknown

AB	38
R	4
H	11
RBI	4
BB	3
SO	7
LOB	23





Batter	1	2	3	4	5	6	7	8	9	AB	R	H	RBI	BB	SO	LOB	TOP										
<b>Tony Fernandez, S</b> OBP: 0.317, SLG: 0.318 (1, 6)	2-2 WP 1B		1-0 1B			0-3 K		0-0 1B 2B		4	0	3	0	0	1	0	<b>Toronto Blue Jays @ California Angels</b> Anaheim Stadium, Anaheim, CA Sun May 08 1988, 6:33 AM EDT Att: 29,026 - Sunny <a href="http://livebaseballscorecards.com">livebaseballscorecards.com</a>										
<b>Lloyd Moseby, L</b> OBP: 0.373, SLG: 0.420 (1, 8)	2-0 P3		0-1 L7			2-2 1B E 1B		0-2 BB 1B		4	1	2	0	0	0	2											
<b>Rance Mulliniks, L</b> OBP: 0.325, SLG: 0.459 (1, 10)	1-2 L7		1-2 1-3			3-2 E 1B		4-2 BB		3	0	1	0	1	0	2											
<b>George Bell, R</b> OBP: 0.379, SLG: 0.590 (1, 7)	1-1 P3					0-0 F2		2-1 F4		4	0	0	0	0	0	6											
<b>Fred McGriff, L</b> OBP: 0.470, SLG: 0.695 (1, 3)		4-2 1B BB		1-0 L7		1-0 E4		2-0 F8		3	0	0	0	1	0	4											
<b>Ernie Whitt, L</b> OBP: 0.343, SLG: 0.293 (1, 2)		3-2 1B L3 1B		3-2 1-3		1-3 3-H F4		2-3 K		4	0	1	0	0	1	5											
<b>Jesse Barfield, R</b> OBP: 0.267, SLG: 0.333 (1, 9)		1-3 K				1-3 K				4	0	0	0	0	3	2											
<b>Kelly Gruber, R</b> OBP: 0.343, SLG: 0.495 (1, 5)		2-2 L3 1-2				1-3 K		0-2 6-3		4	0	0	0	0	2	2											
<b>Manuel Lee, S</b> OBP: 0.242, SLG: 0.258 <b>Rick Leach, L</b> OBP: 0.322, SLG: 0.364 (9, PH)			0-2 3-1			2-3 K		0-0 L7 F9		3	0	0	0	0	1	0	<b>AB 34</b> <b>R 1</b> <b>H 7</b> <b>RBI 0</b> <b>BB 2</b> <b>SO 8</b> <b>LOB 23</b> 										
<b>Inning Stats</b>	R: 0 H: 1 E: 0 K: 0 S: 12	H: 1 LOB: 1 BB: 0 P: 18	R: 0 H: 1 E: 0 K: 1 S: 17	H: 1 LOB: 1 BB: 1 P: 27	R: 0 H: 1 E: 0 K: 0 S: 10	H: 1 LOB: 0 BB: 0 P: 12	R: 0 H: 0 E: 0 K: 0 S: 11	H: 0 LOB: 0 BB: 0 P: 18	R: 0 H: 2 E: 1 K: 1 S: 15	H: 0 LOB: 2 BB: 0 P: 24	R: 0 H: 0 E: 0 K: 1 S: 7	H: 0 LOB: 0 BB: 0 P: 12	R: 0 H: 2 E: 0 K: 1 S: 13	H: 2 LOB: 3 BB: 1 P: 23	R: 0 H: 0 E: 0 K: 0 S: 5	H: 0 LOB: 0 BB: 0 P: 6		1B: 6 2B: 2 3B: 0 HR: 0	SF: 0 SAC: 0 DP: 1 HBP: 0	WP: 1 PB: 0 SB: 0 CS: 0	PA: 36						
<b>PITCHER</b>	IP	WLS	BF	H	R	ER	SO	BB	IBB	HBP	BLK	WP	HR	S	P	ERA	WHIP										
<b>Kirk McCaskill, R</b> ERA: 4.42 <b>Bryan Harvey, R</b> ERA: 0.64	(1, 1)	7.0	W	27	5	1	0	7	1	0	0	0	0	84	127	0.00	0.857										

Batter	1	2	3	4	5	6	7	8	9	AB	R	H	RBI	BB	SO	LOB	BOTTOM										
<b>Brian Downing, R</b> OBP: 0.391, SLG: 0.222 <b>Tony Armas, R</b> OBP: 0.286, SLG: 0.353 (8, PH)	0-2 BLK 4-3 1B		0-1 L8			2-1 P5		3-2 1B E HBP BB		3	2	1	0	0	0	0	<b>Toronto Blue Jays @ California Angels</b> Anaheim Stadium, Anaheim, CA Sun May 08 1988, 6:33 AM EDT Att: 29,026 - Sunny <a href="http://livebaseballscorecards.com">livebaseballscorecards.com</a>										
<b>Chico Walker, S</b> OBP: 0.400, SLG: 0.400 (1, 8)	2-2 4-3 1B 1B		0-1 P5			1-2 6-3		0-3 K		5	2	2	0	0	1	1											
<b>Wally Joyner, L</b> OBP: 0.374, SLG: 0.429 (1, 3)	3-2 4-3 1-3 2-H		1-1 F7			2-1 2B		0-1 F5		4	0	1	1	0	0	4											
<b>Chili Davis, S</b> OBP: 0.311, SLG: 0.433 (1, 9)	3-2 5-3		3-2 4-3			0-2 G3		1-0 E9 2B		4	1	0	0	0	0	2											
<b>Johnny Ray, S</b> OBP: 0.395, SLG: 0.518 (1, 7)	0-1 BB 3-H 1B					2-1 4-3 2B 2B		0-3 K 2-H 1B 2B		4	2	3	2	0	1	0											
<b>Jack Howell, L</b> OBP: 0.394, SLG: 0.429 <b>Gus Poldor, R</b> OBP: 0.308, SLG: 0.250 (7, PH)	4-2 F7 1-2 BB					3-2 F7		0-2 4-3 2-H 1B		2	0	0	0	1	0	1											
<b>Butch Wynegar, S</b> OBP: 0.400, SLG: 0.469 (1, 2)	0-0 P5					2-1 4-3		2-1 F8 K		4	0	0	0	0	1	4											
<b>Mark McLemore, S</b> OBP: 0.326, SLG: 0.341 (1, 4)		1-1 6-3				3-1 2B		1-2 1B E HBP 1B		4	1	2	1	0	0	0											
<b>Dick Schofield, R</b> OBP: 0.278, SLG: 0.333 (1, 6)		2-3 K				3-H 1-3 K		1-3 P2 F2		4	0	0	0	0	2	2	<b>AB 35</b> <b>R 8</b> <b>H 10</b> <b>RBI 5</b> <b>BB 2</b> <b>SO 5</b> <b>LOB 14</b> 										
<b>Inning Stats</b>	R: 2 H: 3 E: 0 K: 0 S: 20	H: 3 LOB: 2 BB: 1 P: 32	R: 0 H: 0 E: 0 K: 1 S: 8	H: 0 LOB: 0 BB: 0 P: 11	R: 0 H: 0 E: 0 K: 0 S: 10	H: 0 LOB: 0 BB: 0 P: 14	R: 1 H: 2 E: 0 K: 1 S: 13	H: 2 LOB: 1 BB: 0 P: 24	R: 0 H: 0 E: 0 K: 1 S: 8	H: 0 LOB: 0 BB: 0 P: 10	R: 5 H: 4 E: 1 K: 1 S: 21	H: 4 LOB: 1 BB: 0 P: 32	R: 0 H: 0 E: 0 K: 1 S: 10	H: 0 LOB: 1 BB: 1 P: 18	1B: 6 2B: 4 3B: 0 HR: 0	SF: 0 SAC: 0 DP: 0 HBP: 1		WP: 0 PB: 0 SB: 0 CS: 0	PA: 38								
<b>PITCHER</b>	IP	WLS	BF	H	R	ER	SO	BB	IBB	HBP	BLK	WP	HR	S	P	ERA	WHIP										
<b>Todd Stottlemyre, R</b> ERA: 5.11 <b>Jose Antonio Nunez, R</b> ERA: 4.76 <b>John Cerutti, L</b> ERA: 3.36 <b>Mark Eichhorn, R</b> ERA: 4.09	(1, 1)	6.0	L	26	7	4	3	3	1	0	0	1	0	75	113	4.50	1.333										
	(7, 1)	0.1		2	0	0	0	0	0	0	1	0	0	6	10	0.00	0.000										
	(7, 1)	0.1		4	2	3	0	0	0	0	0	0	0	6	9	0.00	6.000										
	(7, 1)	1.1		6	1	1	0	2	1	0	0	0	0	15	26	0.00	1.500										



Batter	1	2	3	4	5	6	7	8	9	AB	R	H	RBI	BB	SO	LOB	TOP		
Edgar Martinez, R (1, 5)	4-3	FC1-2		L7			FC5 G3 BB		P5	4	0	0	0	1	0	5	<b>Seattle Mariners @ Toronto Blue Jays</b> Exhibition Stadium, Toronto, ON Tue May 10 1988, 7:05 PM EDT Att: 28,290 - Cloudy - 61 F		
Scott Bradley, L (1, 2) OBP: 0.293, SLG: 0.382	P4	L9			G3		G3		1-3	5	0	0	0	0	0	4			
Henry Cotto, R (1, 8) OBP: 0.442, SLG: 0.520	L8			L8	5-3		FC5			4	0	0	0	0	0	1			
Alvin Davis, L (1, 3) OBP: 0.442, SLG: 0.600					L9				F7	4	1	1	0	0	0	0			
Ken Phelps, L (1, 10) OBP: 0.347, SLG: 0.577									F7	3	1	0	0	1	1	0			
Mickey Brantley, R (1, 7) OBP: 0.296, SLG: 0.513										4	1	2	1	0	1	0			
Glenn Wilson, R (1, 9) OBP: 0.264, SLG: 0.282									HR	4	1	3	0	0	1	3			
Rey Quinones, R (1, 6) OBP: 0.330, SLG: 0.404									FC6-4	4	0	2	2	0	0	2			
Harold Reynolds, S (1, 4) OBP: 0.286, SLG: 0.407									CS	4	0	2	1	0	0	1			
<b>Inning Stats</b>	R: 0 H: 0 E: 0 K: 0 S: 7	H: 0 LOB: 0 BB: 0 P: 12	R: 2 H: 4 E: 0 K: 1 S: 13	H: 4 LOB: 3 BB: 1 P: 25	R: 0 H: 0 E: 0 K: 0 S: 5	H: 0 LOB: 0 BB: 0 P: 8	R: 1 H: 2 E: 1 K: 1 S: 16	H: 2 LOB: 1 BB: 0 P: 24	R: 0 H: 0 E: 0 K: 1 S: 11	H: 1 LOB: 1 BB: 0 P: 17	R: 0 H: 0 E: 0 K: 0 S: 9	H: 0 LOB: 1 BB: 1 P: 15	R: 1 H: 2 E: 0 K: 0 S: 11	H: 2 LOB: 1 BB: 0 P: 15	R: 0 H: 1 E: 0 K: 0 S: 4	H: 1 LOB: 0 BB: 0 P: 5	1B: 8 2B: 1 3B: 0 HR: 1	SF: 0 SAC: 0 DP: 0 HBP: 0	WP: 0 PA: 38 CS: 1
<b>PITCHER</b> Jim Clancy, R (1, 1) ERA: 5.68	IP: 9.0 WLS: L BF: 38 H: 10 R: 4 ER: 4 SO: 3 BB: 2 IBB: 0 HBP: 0 BLK: 0 WP: 0 HR: 1 S: 83 P: 132 ERA: 4.00 WHIP: 1.333																		

AB	36
R	4
H	10
RBI	4
BB	2
SO	3
LOB	16



Batter	1	2	3	4	5	6	7	8	9	AB	R	H	RBI	BB	SO	LOB	BOTTOM		
Tony Fernandez, S (1, 6) OBP: 0.306, SLG: 0.307	F9		L9			4-3			K	4	0	0	0	0	1	1	<b>Seattle Mariners @ Toronto Blue Jays</b> Exhibition Stadium, Toronto, ON Tue May 10 1988, 7:05 PM EDT Att: 28,290 - Cloudy - 61 F		
Lloyd Moseby, L (1, 8) OBP: 0.385, SLG: 0.437					4-3					3	0	2	1	0	0	0			
Pat Borders, R (1, 2) OBP: 0.288, SLG: 0.462										4	0	1	0	0	3	3			
George Bell, R (1, 7) OBP: 0.367, SLG: 0.570										4	0	0	0	0	1	4			
Kelly Gruber, R (1, 4) OBP: 0.330, SLG: 0.474										4	0	0	0	0	3	1			
Jesse Barfield, R (1, 9) OBP: 0.286, SLG: 0.357										4	1	1	1	0	2	0			
Juan Beniquez, R (1, 10) OBP: 0.441, SLG: 0.500										4	0	3	0	0	1	0			
Cecil Fielder, R (1, 3) OBP: 0.209, SLG: 0.256										4	0	0	0	0	3	3			
Alexis Infante, R (1, 5) OBP: 0.250, SLG: 0.250										4	1	1	0	0	2	2			
<b>Inning Stats</b>	R: 0 H: 0 E: 0 K: 2 S: 11	H: 0 LOB: 1 BB: 0 P: 18	R: 0 H: 0 E: 0 K: 3 S: 9	H: 0 LOB: 0 BB: 0 P: 16	R: 0 H: 0 E: 0 K: 1 S: 10	H: 0 LOB: 0 BB: 0 P: 17	R: 0 H: 1 E: 0 K: 1 S: 7	H: 1 LOB: 0 BB: 0 P: 14	R: 0 H: 1 E: 0 K: 2 S: 13	H: 1 LOB: 1 BB: 0 P: 19	R: 0 H: 1 E: 0 K: 1 S: 9	H: 1 LOB: 1 BB: 0 P: 11	R: 0 H: 1 E: 0 K: 2 S: 18	H: 2 LOB: 1 BB: 0 P: 24	R: 1 H: 2 E: 0 K: 2 S: 13	H: 2 LOB: 1 BB: 0 P: 21	1B: 5 2B: 2 3B: 0 HR: 1	SF: 0 SAC: 0 DP: 0 HBP: 1	WP: 1 PA: 36 CS: 0
<b>PITCHER</b> Mark Langston, L (1, 1) ERA: 3.92	IP: 9.0 WLS: W BF: 36 H: 8 R: 2 ER: 2 SO: 16 BB: 0 IBB: 0 HBP: 1 BLK: 1 WP: 1 HR: 1 S: 99 P: 153 ERA: 2.00 WHIP: 0.889																		

AB	35
R	2
H	8
RBI	2
BB	0
SO	16
LOB	14





Batter	1	2	3	4	5	6	7	8	9	AB	R	H	RBI	BB	SO	LOB	TOP										
<b>Edgar Martinez, R</b> OBP: 0.300, SLG: 0.125 (1, 5)	4-2 FC6-4 1B BB		3-3 K		0-0 F8		2-3 K		0-1 1B	4	0	1	0	1	2	2											
<b>Scott Bradley, L</b> OBP: 0.302, SLG: 0.373 (1, 2)	0-0 FC6-4 1B		0-0 F7		0-0 6-3			4-1 1B HR BB	1-0 L7	4	1	1	0	1	0	1											
<b>Henry Cotto, R</b> OBP: 0.416, SLG: 0.500 (1, 8)	3-1 FC6-4 1-2 2-3		0-1 E5 1B		0-1 6-3			0-3 K		4	0	0	0	0	1	3											
<b>Alvin Davis, L</b> OBP: 0.444, SLG: 0.596 (1, 3)	2-2 P6		1-0 1B		2-3 K			1-0 1B HR		4	1	2	0	0	1	2											
<b>Ken Phelps, L</b> OBP: 0.429, SLG: 0.600 (1, 10)	0-2 F8		1-0 P7		2-3 K			2-1 1B HR		4	1	1	3	0	1	4											
<b>Mickey Brantley, R</b> OBP: 0.294, SLG: 0.504 (1, 7)		0-1 F3		3-2 F7			0-2 G3 BB 1B	0-1 L7		4	0	1	0	0	0	0											
<b>Glenn Wilson, R</b> OBP: 0.272, SLG: 0.283 (1, 9)		2-0 FC4-6 1B		2-2 F2			4-0 G3 BB 1-2	1-2 1-3		3	0	1	0	1	0	0											
<b>Rey Quinones, R</b> OBP: 0.319, SLG: 0.389 (1, 6)		0-2 F2		1-0 5-3			2-2 G3 1-2 2-3		0-0 6-3	4	0	0	0	0	0	3											
<b>Harold Reynolds, S</b> OBP: 0.276, SLG: 0.393 (1, 4)		3-1 FC4-6 1-2		3-2 G3			2-3 K	1-2 4-3		4	0	0	0	0	1	3											
<b>Inning Stats</b>	R: 0 E: 0 K: 0 S: 11	H: 1 LOB: 2 BB: 1 P: 20	R: 0 E: 0 K: 0 S: 9	H: 1 LOB: 0 BB: 0 P: 14	R: 0 E: 1 K: 1 S: 8	H: 1 LOB: 2 BB: 0 P: 13	R: 0 E: 0 K: 0 S: 9	H: 0 LOB: 0 BB: 0 P: 15	R: 0 E: 0 K: 2 S: 5	H: 0 LOB: 0 BB: 0 P: 8	R: 0 E: 0 K: 2 S: 9	H: 0 LOB: 0 BB: 0 P: 13	R: 0 E: 0 K: 2 S: 13	H: 1 LOB: 2 BB: 1 P: 23	R: 3 E: 0 K: 1 S: 12	H: 2 LOB: 0 BB: 1 P: 20	R: 0 E: 0 K: 0 S: 7	H: 1 LOB: 1 BB: 0 P: 9	1B: 6 2B: 0 3B: 0 HR: 1	SF: 0 SAC: 0 DP: 0 HBP: 0	WP: 0 PB: 0 SB: 0 CS: 0	PA: 38					
<b>PITCHER</b>	IP	WLS	BF	H	R	ER	SO	BB	IBB	HBP	BLK	WP	HR	S	P	ERA	WHIP										
<b>Dave Stieb, R</b> ERA: 3.77 (1, 1)	8.0	W	34	6	3	3	6	3	0	0	0	0	1	76	126	3.38	1.125										
<b>Mark Eichhorn, R</b> ERA: 3.91 (9, 1)	1.0		4	1	0	0	0	0	0	0	0	0	0	7	9	0.00	1.000										

Seattle Mariners @ Toronto Blue Jays  
Exhibition Stadium, Toronto, ON  
Wed May 11 1988, 7:05 PM EDT  
Att: 27,575 - Unknown - 55 F

AB 35  
R 3  
H 7  
RBI 3  
BB 3  
SO 6  
LOB 18



Batter	1	2	3	4	5	6	7	8	9	AB	R	H	RBI	BB	SO	LOB	BOTTOM										
<b>Tony Fernandez, S</b> OBP: 0.310, SLG: 0.311 (1, 6)	2-2 6-3	2-1 4-3	0-0 1-3 2-H 1B			1-2 HR 1B		1-0 G3		5	1	2	1	0	0	1											
<b>Lloyd Moseby, L</b> OBP: 0.386, SLG: 0.430 (1, 8)	4-2 PB S 1B BB	1-2 P6	0-0 4-3			0-3 K		0-1 1B		4	1	1	0	1	1	4											
<b>Rance Mulliniks, L</b> OBP: 0.356, SLG: 0.537 (1, 10)	4-1 1B 1-2 BB	1-1 3B 1B		0-0 L9		3-2 1-H HR		0-0 4-3		4	3	2	3	1	0	1											
<b>George Bell, R</b> OBP: 0.364, SLG: 0.576 (1, 7)	2-3 K	0-1 1-H 3B		2-1 F9		0-0 5-3				4	0	1	1	0	1	2											
<b>Fred McGriff, L</b> OBP: 0.462, SLG: 0.674 (1, 3)	3-2 1B 1-3 2-H 1B	2-1 P6		2-1 4-3		1-3 K				4	1	1	1	0	1	1											
<b>Ernie Whitt, L</b> OBP: 0.315, SLG: 0.304 (1, 2)	2-1 1B 1-3 3-H 1B		2-2 1B 1B		0-0 F4		1-1 F9			4	1	2	1	0	0	0											
<b>Kelly Gruber, R</b> OBP: 0.336, SLG: 0.505 (1, 5) (2, 4)	0-0 1-2 3-H 1B		3-2 F9		3-2 HR		1-1 F7			4	1	2	2	0	0	1											
<b>Rick Leach, L</b> OBP: 0.333, SLG: 0.373 (1, 9)	3-1		2-0 1B 1-2 1B		1-1 F9		0-1 F9			4	0	2	0	0	0	2											
<b>Manuel Lee, S</b> OBP: 0.242, SLG: 0.258 <b>Alexis Infante, R</b> OBP: 0.125, SLG: 0.125 (2, 5)		1-1 E5 4-3 1B		0-3 K		1-2 G6-4-3 1B		2-0 6-3		0	0	0	0	0	0	0											
<b>Inning Stats</b>	R: 3 E: 0 K: 1 S: 20	H: 3 LOB: 2 BB: 2 P: 39	R: 2 E: 1 K: 0 S: 13	H: 2 LOB: 1 BB: 0 P: 20	R: 1 E: 0 K: 1 S: 12	H: 3 LOB: 2 BB: 0 P: 19	R: 0 E: 0 K: 0 S: 5	H: 0 LOB: 0 BB: 0 P: 9	R: 1 E: 0 K: 0 S: 10	H: 2 LOB: 0 BB: 0 P: 15	R: 2 E: 0 K: 2 S: 13	H: 2 LOB: 0 BB: 0 P: 18	R: 0 E: 0 K: 0 S: 6	H: 0 LOB: 0 BB: 0 P: 8	R: 0 E: 0 K: 0 S: 5	H: 1 LOB: 1 BB: 0 P: 8	1B: 10 2B: 0 3B: 1 HR: 2	SF: 0 SAC: 0 DP: 1 HBP: 0	WP: 0 PB: 1 SB: 1 CS: 0	PA: 39							
<b>PITCHER</b>	IP	WLS	BF	H	R	ER	SO	BB	IBB	HBP	BLK	WP	HR	S	P	ERA	WHIP										
<b>Mike Moore, R</b> ERA: 5.64 (1, 1)	5.0	L	27	10	7	4	2	2	0	0	0	0	1	60	102	7.20	2.400										
<b>Dennis Powell, L</b> ERA: 7.71 (6, 1)	1.0		5	2	2	2	2	0	0	0	0	0	0	13	18	18.00	2.000										
<b>Jerry Reed, R</b> ERA: 3.48 (7, 1)	1.0		3	0	0	0	0	0	0	0	0	0	0	6	8	0.00	0.000										
<b>Julio Solano, R</b> ERA: 2.25 (8, 1)	1.0		4	1	0	0	0	0	0	0	0	0	0	5	8	0.00	1.000										

Seattle Mariners @ Toronto Blue Jays  
Exhibition Stadium, Toronto, ON  
Wed May 11 1988, 7:05 PM EDT  
Att: 27,575 - Unknown - 55 F

AB 37  
R 9  
H 13  
RBI 9  
BB 2  
SO 4  
LOB 15





Batter	1	2	3	4	5	6	7	8	9	AB R H RBI BB SO LOB	TOP									
Edgar Martinez, R (1.5) OBP: 0.357, SLG: 0.273	0-1 2B		0-0 SH1-4		3-2 F7		4-0 BB		1-3 K	3 0 1 0 1 1 0	<b>Seattle Mariners @ Toronto Blue Jays</b> Exhibition Stadium, Toronto, ON Thu May 12 1988, 3:33 AM EDT Att: 30,334 - Overcast - 66 F									
Glenn Wilson, R (1.9) OBP: 0.285, SLG: 0.275	0-1 6-3		0-0 F8		2-3 K		2-2 L5-4		0-1 5-3	3 0 0 0 0 1 2										
Mike Kingery, L (7. PH) OBP: 0.351, SLG: 0.333										1 0 0 0 0 0 2										
Dave Hengel, R (9. PH) OBP: 0.267, SLG: 0.214										1 0 0 0 0 0 0										
Henry Cotto, R (1.8) OBP: 0.407, SLG: 0.481	0-2 F7		4-2 BB		3-1 6-3			2-2 G3	2-1 F9	4 0 0 0 1 0 1										
Avin Davis, L (1.3) OBP: 0.445, SLG: 0.585	0-0 F7		4-2 BB				1-1 4-3	4-2 HBP 1B BB		2 1 0 0 2 0 1										
Mickey Brantley, R (1.7) OBP: 0.293, SLG: 0.496		1-0 6-3	0-1 L8				3-2 6-3	0-0 BB HBP 1B		4 0 1 0 0 0 3										
Jim Prevey, R (1.10) OBP: 0.276, SLG: 0.350		0-0 F9		1-0 F8		1-2 FC6 1B		1-1 BB HBP		3 0 1 0 0 0 0										
Dave Valle, R (1.2) OBP: 0.243, SLG: 0.315		3-2 F9		3-1 2B		0-1 FC6		4-2 BB		3 0 1 1 1 0 1										
Rey Quinones, R (1.6) OBP: 0.316, SLG: 0.411			1-0 HR		2-3 K		0-2 5-3	0-0 L6		4 1 1 1 0 1 4										
Harold Reynolds, S (1.4) OBP: 0.283, SLG: 0.397			1-1 BB SH1-4 1B		2-2 5-3		3-2 L5-4 BB 1B	1-3 K		4 0 2 0 0 1 4										
<b>Inning Stats</b>	R: 0 E: 0 K: 0 S: 8	H: 1 LOB: 1 BB: 0 P: 8	R: 0 E: 0 K: 0 S: 5	H: 0 LOB: 0 BB: 0 P: 9	R: 1 E: 0 K: 0 S: 14	H: 2 LOB: 3 BB: 2 P: 24	R: 0 E: 0 K: 1 S: 9	H: 1 LOB: 1 BB: 0 P: 17	R: 0 E: 0 K: 1 S: 15	H: 1 LOB: 1 BB: 0 P: 20	R: 0 E: 0 K: 0 S: 10	H: 1 LOB: 1 BB: 1 P: 19	R: 1 E: 0 K: 1 S: 16	H: 1 LOB: 3 BB: 2 P: 28	R: 0 E: 0 K: 1 S: 7	H: 0 LOB: 0 BB: 0 P: 10	1B: 4 2B: 3 3B: 0 HR: 1	SF: 0 SAC: 1 DP: 1 HBP: 1	WP: 0 PB: 0 SB: 0 CS: 0	PA: 39
<b>PITCHER</b>	IP WLS BF H R ER SO BB IBB HBP BLK WP HR S P ERA WHIP															IP WLS BF H R ER SO BB IBB HBP BLK WP HR S P ERA WHIP				
Mike Flanagan, L (1.1) ERA: 4.31	6.1 W 28 6 1 1 2 3 0 0 0 0 1 67 109 1.42 1.421																			
Duane Ward, R (7.1) ERA: 1.79	1.0 6 1 1 1 0 2 0 1 0 0 0 15 28 9.00 3.000																			
David Wells, L (8.1) ERA: 5.04	1.2 5 0 0 0 2 0 0 0 0 0 0 11 15 0.00 0.000																			

Batter	1	2	3	4	5	6	7	8	9	AB R H RBI BB SO LOB	BOTTOM									
Tony Fernandez, S (1.6) OBP: 0.321, SLG: 0.317	0-0 E1 G3 1B		3-1 1B		0-0 F9	2-2 L6		4-2 1B BB		4 1 2 0 1 0 2	<b>Seattle Mariners @ Toronto Blue Jays</b> Exhibition Stadium, Toronto, ON Thu May 12 1988, 3:33 AM EDT Att: 30,334 - Overcast - 66 F									
Ernie Whitt, L (1.2) OBP: 0.309, SLG: 0.289	3-2 4-3		2-1 4-3		4-1 1B BB	1-3 K		3-3 K		4 0 0 0 1 2 5										
Rance Mulliniks, L (1.10) OBP: 0.354, SLG: 0.523	0-1 G3			2-1 4-3	2-1 1B	1-0 F3		3-2 FC6-4 1B		3 0 1 1 0 0 0										
Juan Beniquez, R (6. PH) OBP: 0.444, SLG: 0.500					1-2 1B			1-2 FC6-4		2 0 1 0 0 0 2										
George Bell, R (1.7) OBP: 0.358, SLG: 0.562	0-1 4-3			1-0 1B	2-2 F5		2-1 F7	2-1 FC6-4		5 0 1 0 0 0 4										
Fred McGriff, L (1.3) OBP: 0.463, SLG: 0.689		0-0 4-3		2-2 FC1-4-6 2B		2-0 1B E 2B	3-2 1-3 BLK 2B			4 3 2 0 0 0 1										
Jesse Barfield, R (1.8) OBP: 0.273, SLG: 0.371		2-2 6-3		1-0 1B 2B		2-0 E 2B 1B	3-2 1-3			4 2 2 1 0 0 1										
Rick Leach, L (1.9) OBP: 0.343, SLG: 0.371		2-0 4-3		3-1 1B 1B		1-0 E3 2B	4-0 BLK IBB			3 2 1 2 1 0 1										
Kelly Gruber, R (1.5) OBP: 0.351, SLG: 0.524			2-1 1B	0-2 1B		1-0 2B	0-3 K			4 0 3 3 0 1 1										
Nelson Liriano, S (1.4) OBP: 0.227, SLG: 0.242			1-1 G6-3		1-3 K		4-1 BB	3-1 F7		3 0 0 0 1 1 1										
<b>Inning Stats</b>	R: 1 E: 1 K: 0 S: 8	H: 1 LOB: 0 BB: 0 P: 11	R: 0 E: 0 K: 0 S: 5	H: 0 LOB: 0 BB: 0 P: 9	R: 0 E: 0 K: 0 S: 8	H: 2 LOB: 1 BB: 0 P: 16	R: 3 E: 0 K: 1 S: 13	H: 4 LOB: 1 BB: 0 P: 22	R: 0 E: 0 K: 1 S: 10	H: 1 LOB: 2 BB: 1 P: 19	R: 3 E: 1 K: 1 S: 12	H: 3 LOB: 2 BB: 1 P: 26	R: 1 E: 0 K: 1 S: 12	H: 1 LOB: 1 BB: 1 P: 24	R: 0 E: 0 K: 1 S: 16	H: 1 LOB: 2 BB: 1 P: 31	1B: 9 2B: 4 3B: 0 HR: 0	SF: 0 SAC: 0 DP: 1 HBP: 0	WP: 0 PB: 0 SB: 0 CS: 0	PA: 40
<b>PITCHER</b>	IP WLS BF H R ER SO BB IBB HBP BLK WP HR S P ERA WHIP															IP WLS BF H R ER SO BB IBB HBP BLK WP HR S P ERA WHIP				
Bill Swift, R (1.1) ERA: 4.64	5.0 L 24 10 6 5 1 1 0 0 0 0 0 0 9 18 0.00 3.000																			
Dennis Powell, L (6.1) ERA: 6.75	0.2 5 1 1 0 1 1 0 0 0 0 0 0 9 18 0.00 3.000																			
Michael Jackson, R (6.1) ERA: 3.27	1.1 6 1 1 1 1 0 1 0 1 0 0 13 26 6.75 0.750																			
Bill Wilkinson, L (8.1) ERA: 6.52	0.2 4 1 0 0 1 1 0 0 0 0 0 14 27 0.00 3.000																			
Jerry Reed, R (8.1) ERA: 3.43	0.1 1 0 0 0 0 0 0 0 0 0 0 2 4 0.00 0.000																			



Batter	1	2	3	4	5	6	7	8	9	AB	R	H	RBI	BB	SO	LOB	TOP					
<b>Tony Fernandez, S</b> OBP: 0.312, SLG: 0.307 (1, 6)	F7		F6		K			K2-3		4	0	0	0	0	2	2						
<b>Lloyd Mossby, L</b> OBP: 0.374, SLG: 0.414 (1, 8)	4-3		K		FC4-6			L9		4	0	0	0	0	1	2						
<b>Rance Mulliniks, L</b> OBP: 0.365, SLG: 0.500 (1, 10)	BB			4-3		G4-3		F8		2	0	0	0	2	0	0						
<b>Fred McGriff, L</b> OBP: 0.455, SLG: 0.702 (1, 3)	L7			K		P4		HR		4	1	1	1	0	1	2						
<b>Ernie Whitt, L</b> OBP: 0.306, SLG: 0.279 (1, 2)		F9				G4-3		F8		3	0	0	0	1	0	1						
<b>Jesse Barfield, R</b> OBP: 0.273, SLG: 0.367 (1, 9)		CS		K			5-3	2-3		4	0	1	0	0	1	1						
<b>Rick Leach, L</b> OBP: 0.343, SLG: 0.359 (1, 7)		1B				P4		F9		2	0	0	0	1	0	0						
<b>Kelly Gruber, R</b> OBP: 0.350, SLG: 0.528 (1, 5)		F8						P4		3	0	1	0	0	0	1						
<b>Nelson Liriano, S</b> OBP: 0.217, SLG: 0.231 (1, 4)			L9		E3			F7		3	0	0	0	0	0	1						
<b>Inning Stats</b>	R: 0 E: 0 K: 0 S: 8	H: 0 LOB: 1 BB: 1 P: 18	R: 0 E: 0 K: 0 S: 12	H: 1 LOB: 1 BB: 2 P: 22	R: 0 E: 0 K: 1 S: 7	H: 0 LOB: 0 BB: 0 P: 11	R: 0 E: 0 K: 2 S: 10	H: 0 LOB: 1 BB: 1 P: 19	R: 0 E: 0 K: 1 S: 8	H: 1 LOB: 2 BB: 0 P: 11	R: 0 E: 0 K: 0 S: 5	H: 0 LOB: 0 BB: 1 P: 9	R: 0 E: 0 K: 0 S: 4	H: 0 LOB: 0 BB: 0 P: 6	R: 0 E: 0 K: 1 S: 6	H: 0 LOB: 0 BB: 0 P: 9	R: 1 E: 0 K: 0 S: 11	H: 1 LOB: 0 BB: 0 P: 17	1B: 1 2B: 1 3B: 0 HR: 1	SF: 0 SAC: 0 DP: 1 HBP: 0	WP: 1 PB: 0 SB: 0 CS: 1	PA: 33
<b>PITCHER</b> <b>Melido Perez, R</b> ERA: 3.62 (1, 1)	IP: 9.0 WLS: W BF: 33 H: 3 R: 1 ER: 1 SO: 5 BB: 4 IBB: 0 HBP: 0 BLK: 0 WP: 1 HR: 1 S: 71 P: 122 ERA: 1.00 WHIP: 0.778															<b>PITCHER</b> IP: WLS: BF: H: R: ER: SO: BB: IBB: HBP: BLK: WP: HR: S: P: ERA: WHIP:						

Toronto Blue Jays @ Chicago White Sox  
Comiskey Park, Chicago, IL  
Fri May 13 1988, 8:05 PM EDT  
Att: 10,583 - Unknown - 53 F

AB	29
R	1
H	3
RBI	1
BB	4
SO	5
LOB	10



Batter	1	2	3	4	5	6	7	8	9	AB	R	H	RBI	BB	SO	LOB	BOTTOM			
<b>Daryl Boston, L</b> OBP: 0.184, SLG: 0.421 (1, 8)	K		E3		4-1	F7				4	1	0	0	0	1	2				
<b>Ozzie Guillen, L</b> OBP: 0.236, SLG: 0.244 (1, 6)	4-3		6-3		S			L3		4	0	1	0	0	0	1				
<b>Harold Baines, L</b> OBP: 0.392, SLG: 0.475 (1, 10)	1B		HR		1B			F9		3	1	2	2	1	0	0				
<b>Ivan Calderon, R</b> OBP: 0.285, SLG: 0.425 (1, 9)	K		K		F8			K		4	0	0	0	0	3	3				
<b>Greg Walker, L</b> OBP: 0.309, SLG: 0.392 (1, 3)		1B	K			3B		F9		4	2	2	0	0	1	0				
<b>Dan Pasqua, L</b> OBP: 0.322, SLG: 0.402 (1, 7)	F9			G3		F8		K		4	0	0	0	0	1	2				
<b>Steve Lyons, L</b> OBP: 0.313, SLG: 0.083 (1, 5)	SH1-3			4-3		F8		BB		3	0	1	0	1	0	1				
<b>Fred Manrique, R</b> OBP: 0.308, SLG: 0.444 (1, 4)	SH1-3			5-3		3B		F8		3	0	1	2	0	0	1				
<b>Ron Karkovice, R</b> (1, 2)	4-3				F3			BB		2	0	0	0	1	0	1				
<b>Inning Stats</b>	R: 0 E: 0 K: 2 S: 8	H: 1 LOB: 0 BB: 0 P: 11	R: 1 E: 0 K: 0 S: 14	H: 2 LOB: 1 BB: 0 P: 21	R: 2 E: 1 K: 2 S: 15	H: 1 LOB: 0 BB: 0 P: 19	R: 0 E: 0 K: 0 S: 5	H: 0 LOB: 0 BB: 0 P: 7	R: 0 E: 0 K: 0 S: 7	H: 1 LOB: 2 BB: 1 P: 18	R: 1 E: 0 K: 0 S: 12	H: 2 LOB: 2 BB: 1 P: 22	R: 0 E: 0 K: 1 S: 8	H: 0 LOB: 0 BB: 0 P: 11	R: 0 E: 0 K: 1 S: 9	H: 0 LOB: 1 BB: 1 P: 15	1B: 5 2B: 0 3B: 1 HR: 1	SF: 0 SAC: 1 DP: 0 HBP: 0	WP: 1 PB: 0 SB: 1 CS: 0	PA: 35
<b>PITCHER</b> <b>Todd Stottlemyre, R</b> ERA: 5.04 <b>Mark Eichhorn, R</b> ERA: 3.7 <b>Tom Henke, R</b> ERA: 1.15 (1, 1) (6, 1) (8, 1)	IP: 5.2 WLS: L BF: 27 H: 7 R: 4 ER: 3 SO: 4 BB: 1 IBB: 0 HBP: 0 BLK: 0 WP: 1 HR: 1 S: 59 P: 95 ERA: 4.76 WHIP: 1.412															<b>PITCHER</b> IP: WLS: BF: H: R: ER: SO: BB: IBB: HBP: BLK: WP: HR: S: P: ERA: WHIP:				

Toronto Blue Jays @ Chicago White Sox  
Comiskey Park, Chicago, IL  
Fri May 13 1988, 8:05 PM EDT  
Att: 10,583 - Unknown - 53 F

AB	31
R	4
H	7
RBI	4
BB	3
SO	6
LOB	11





Batter	1	2	3	4	5	6	7	8	9	AB	R	H	RBI	BB	SO	LOB	TOP										
<b>Tony Fernandez, S</b> (1, 6) OBP: 0.315, SLG: 0.311	3-2 4-3		0-1 1-6-3		0-0 2H 1B		0-0 FC6-2		0-2 G3 1B	5	0	2	2	0	0	2	<b>Toronto Blue Jays @ Chicago White Sox</b> Comiskey Park, Chicago, IL Sat May 14 1988, 8:05 PM EDT Att: 23,532 - Sunny - 69 F										
<b>Lloyd Moseby, L</b> (1, 8) OBP: 0.375, SLG: 0.414	3-2 E9 1B FC6-4 1B		1-2 1B		2-2 G3		2-3 3-H 2-1 F8		0-1 L7	5	1	2	0	0	0	4											
<b>Juan Beniquez, R</b> (1, 10) OBP: 0.239, SLG: 0.485 <b>Rance Mulliniks, L</b> (6, PH) OBP: 0.370, SLG: 0.500	1-0 FC6-4 2-3 1B			1-1 6-3		2-2 5-3		0-0 FC3-6 1B 1B	1-2 G3	3	0	1	0	0	0	0											
<b>George Bell, R</b> (1, 7) OBP: 0.359, SLG: 0.578	1-2 FC6-4 1-2 3-H			2-1 HR		0-1 5-3		0-1 FC3-6 1B	2-1 F9	5	1	2	2	0	0	2											
<b>Jesse Barfield, R</b> (1, 9) OBP: 0.269, SLG: 0.361 <b>Rick Leach, L</b> (5, 9) OBP: 0.347, SLG: 0.379	1-3 K			2-3 K		0-0 2B		1-0 FC3-6 1B BB		2	0	0	0	0	2	1											
<b>Kelly Gruber, R</b> (1, 5) OBP: 0.347, SLG: 0.514		0-0 L8		0-2 6-3		2-2 5-3		4-1 1B 1-2 BB		3	0	0	0	1	0	1											
<b>Cecil Fielder, R</b> (1, 3) OBP: 0.291, SLG: 0.310 <b>Fred McGriff, L</b> (6, PH) OBP: 0.460, SLG: 0.705		0-1 F3			1-2 BLK 1B 2B		1-1 SH1-4 FC6-2 1B	3-2 G4-6-3 1-2 2-3 3-H 1B		3	1	2	0	0	0	0											
<b>Pat Borders, R</b> (1, 2) OBP: 0.291, SLG: 0.455 <b>Ernie Whitt, L</b> (6, PH) OBP: 0.303, SLG: 0.276		1-1 6-3			1-0 6-3		1-2 FC6-2 SH1-4 1B	3-1 G4-6-3 1-2		3	0	1	0	0	0	1											
<b>Nelson Liriano, S</b> (1, 4) OBP: 0.222, SLG: 0.250			1-1 6-3		1-1 5-3		0-0 SH1-4	2-1 1B 2B		3	1	1	0	0	0	1											
<b>Inning Stats</b>	R: 1 E: 1 K: 1 S: 14	H: 2 LOB: 1 BB: 0 P: 23	R: 0 E: 0 K: 0 S: 5	H: 0 LOB: 0 BB: 0 P: 6	R: 0 E: 0 K: 0 S: 7	H: 1 LOB: 1 BB: 0 P: 9	R: 1 E: 0 K: 1 S: 11	H: 1 LOB: 0 BB: 0 P: 16	R: 1 E: 0 K: 0 S: 11	H: 2 LOB: 1 BB: 0 P: 16	R: 0 E: 0 K: 0 S: 9	H: 1 LOB: 1 BB: 0 P: 13	R: 0 E: 0 K: 0 S: 9	H: 2 LOB: 2 BB: 0 P: 13	R: 1 E: 0 K: 0 S: 12	H: 3 LOB: 2 BB: 1 P: 23		R: 1 E: 0 K: 0 S: 13	H: 2 LOB: 1 BB: 0 P: 18	1B: 10 2B: 3 3B: 0 HR: 1	SF: 0 SAC: 1 DP: 1 HBP: 0	WP: 0 PB: 0 SB: 0 CS: 0	PA: 40				
<b>PITCHER</b>	IP	WLS	BF	H	R	ER	SO	BB	IBB	HBP	BLK	WP	HR	S	P	ERA	WHIP										
<b>Dave LaPoint, L</b> (1, 1) ERA: 1.86	7.0	W	29	9	3	2	2	0	0	0	1	0	1	66	96	2.57	1.286										
<b>Bobby Thigpen, R</b> (8, 1) ERA: 5.32	0.1		5	3	1	1	0	1	0	0	0	0	0	10	18	27.00	12.000										
<b>Bill Long, R</b> (8, 1) ERA: 2.66	1.2	S	6	2	1	1	0	0	0	0	0	0	0	15	23	5.40	1.200										

Batter	1	2	3	4	5	6	7	8	9	AB	R	H	RBI	BB	SO	LOB	BOTTOM										
<b>Gary Redus, R</b> (1, 7) OBP: 0.442, SLG: 0.472	1-2 G6-3 HBP		1-2 4-3 BLK 1B		2-3 K		1-2 1-H 3B			3	0	2	1	0	1	0	<b>Toronto Blue Jays @ Chicago White Sox</b> Comiskey Park, Chicago, IL Sat May 14 1988, 8:05 PM EDT Att: 23,532 - Sunny - 69 F										
<b>Ozzie Guillen, L</b> (1, 6) OBP: 0.228, SLG: 0.237	1-0 L7		1-1 4-3 1-3		1-2 F7		2-1 4-3			4	0	0	0	0	0	4											
<b>Kenny Williams, R</b> (1, 10) OBP: 0.236, SLG: 0.367	0-0 G6-3 1-2		1-3 K		0-3 K			2-2 5-3		4	0	0	0	0	2	2											
<b>Ivan Calderon, R</b> (1, 9) OBP: 0.284, SLG: 0.427		2-1 L9		0-0 SH1-3 FC5-2 2B		3-2 F7		0-0 5-3		4	0	1	0	0	0	0											
<b>Russ Morman, R</b> (1, 3) OBP: 0.667, SLG: 1.000		3-2 3B 1B		1-1 SH1-3		0-0 5-3		3-2 PB 1B 2B		3	2	2	0	0	0	0											
<b>Dave Gallagher, R</b> (1, 8) OBP: 0.750, SLG: 1.333		3-1 1B 3B		4-0 FC5-2 HR BB		1-3 K		1-0 S 1B		3	2	2	2	1	1	0											
<b>Donnie Hill, S</b> (1, 5) OBP: 0.228, SLG: 0.228 <b>Steve Lyons, L</b> (7, PR) OBP: 0.353, SLG: 0.083		0-3 K		0-0 FC5-2 HR			1-2 G6-3 1B	4-2 BB		3	1	1	0	0	1	3											
<b>Fred Manrique, R</b> (1, 4) OBP: 0.326, SLG: 0.525		1-1 CS 1B		0-0 3-H 2H HR			0-2 G6-3 1-2	2-3 K2-3		4	1	2	4	0	1	3											
<b>Ron Karkovics, R</b> (1, 2) 1 SAFE		1-0 CS 1-2		1-3 K		1-3 K		4-2 3B BB		2	1	0	0	1	2	0											
<b>Inning Stats</b>	R: 0 E: 0 K: 0 S: 5	H: 0 LOB: 0 BB: 0 P: 7	R: 2 E: 0 K: 1 S: 14	H: 3 LOB: 0 BB: 0 P: 24	R: 0 E: 0 K: 2 S: 13	H: 1 LOB: 1 BB: 0 P: 17	R: 3 E: 0 K: 1 S: 9	H: 2 LOB: 0 BB: 1 P: 15	R: 0 E: 0 K: 2 S: 9	H: 0 LOB: 0 BB: 0 P: 12	R: 0 E: 0 K: 1 S: 8	H: 0 LOB: 0 BB: 0 P: 12	R: 1 E: 0 K: 0 S: 17	H: 2 LOB: 2 BB: 1 P: 25	R: 1 E: 0 K: 1 S: 21	H: 2 LOB: 2 BB: 1 P: 33		1B: 5 2B: 2 3B: 2 HR: 1	SF: 0 SAC: 1 DP: 2 HBP: 1	WP: 0 PB: 1 SB: 1 CS: 1	PA: 36						
<b>PITCHER</b>	IP	WLS	BF	H	R	ER	SO	BB	IBB	HBP	BLK	WP	HR	S	P	ERA	WHIP										
<b>John Cerutti, L</b> (1, 1) ERA: 4.04	6.0	L	25	7	6	6	7	1	0	0	1	1	1	61	91	9.00	1.333										
<b>Duane Ward, R</b> (7, 1) ERA: 2.12	1.2		8	3	1	0	0	1	0	0	0	0	0	27	40	0.00	2.400										
<b>David Wells, L</b> (8, 1) ERA: 4.97	0.1		2	0	0	0	1	1	0	0	0	0	0	8	14	0.00	3.000										



Batter	1	2	3	4	5	6	7	8	9	10	11	AB	R	H	RBI	BB	SO	LOB	TOP	
<b>Tony Fernandez, S</b> OBP: 0.318, SLG: 0.321 (1, 6)	4-3		2B			K		G4-6-3		2B 1B		5	1	2	0	0	1	1		
<b>Lloyd Moseby, L</b> OBP: 0.369, SLG: 0.413 (1, 8)	B1-3		6-3			K			K	2B		5	0	1	2	0	2	1		
<b>Juan Benitez, R</b> OBP: 0.429, SLG: 0.457 <b>Rance Mulliniks, L</b> OBP: 0.375, SLG: 0.500 (1, 10)	1-3					L7			1B 1B	K		2	1	0	0	1	0	0		
<b>George Bell, R</b> OBP: 0.361, SLG: 0.571 (1, 7)		K				4-3			6-3 1B	BB 1B		5	1	2	0	0	1	2		
<b>Cecil Fielder, R</b> OBP: 0.224, SLG: 0.295 <b>Fred McGriff, L</b> OBP: 0.461, SLG: 0.698 (9, PH)		K				SF8			P3	1B BB		2	0	0	1	0	1	1		
<b>Kelly Gruber, R</b> OBP: 0.349, SLG: 0.509 (1, 5)						4-3			6-3	1B 4-3		5	0	2	2	0	0	1		
<b>Pat Borders, R</b> OBP: 0.276, SLG: 0.431 <b>Ernie Whitt, L</b> OBP: 0.307, SLG: 0.281 (9, PH)						F8			6-3	L4-3		3	0	0	0	0	1	2		
<b>Rick Leach, L</b> OBP: 0.329, SLG: 0.357 <b>Jesse Barfield, R</b> OBP: 0.267, SLG: 0.358 (10, 9)						6-3			P2	K		4	0	0	0	0	1	0		
<b>Nelson Lirio, S</b> OBP: 0.237, SLG: 0.254 (1, 4)						4-3			F8	G4-6-3 BB		3	1	1	0	1	0	0		
<b>Inning Stats</b>	R: 0 E: 0 K: 0 S: 6	H: 0 LOB: 0 BB: 0 P: 8	R: 0 E: 0 K: 3 S: 14	H: 1 LOB: 1 BB: 0 P: 18	R: 0 E: 0 K: 0 S: 10	H: 1 LOB: 1 BB: 0 P: 14	R: 1 E: 0 K: 0 S: 7	H: 0 LOB: 0 BB: 1 P: 14	R: 0 E: 0 K: 2 S: 7	H: 0 LOB: 0 BB: 0 P: 8	R: 0 E: 0 K: 1 S: 5	H: 3 LOB: 1 BB: 1 P: 25	R: 2 E: 0 K: 1 S: 14	H: 3 LOB: 1 BB: 0 P: 17	R: 0 E: 0 K: 0 S: 8	H: 1 LOB: 1 BB: 0 P: 12	1B: 8 2B: 3 3B: 0 HR: 0	SF: 1 SAC: 0 DP: 2 HBP: 0	WP: 1 PB: 0 SB: 0 CS: 0	PA: 44
<b>PITCHER</b>	IP 7.0	WLS 1.1	BF 25	H 3	R 2	ER 2	SO 2	BB 2	IBB 0	HBP 0	BLK 0	WP 0	HR 0	S 15	P 28	ERA 13.50	WHIP 3.000			
<b>Jerry Reuss, L</b> ERA: 3.03 (1, 1)																				
<b>John Davis, R</b> ERA: 3.36 (8, 1)																				
<b>Bill Long, R</b> ERA: 3.2 (9, 1)																				
<b>Bobby Thigpen, R</b> ERA: 5.11 (11, 1)		W	4	1	0	0	0	0	0	0	0	0	0	8	12	0.00	1.000			

Toronto Blue Jays @ Chicago White Sox  
Comiskey Park, Chicago, IL  
Sun May 15 1988, 4:33 AM EDT  
Att: 13,948 - Cloudy - 73 F

livebaseballscores.com

AB 40  
R 5  
H 10  
RBI 5  
BB 3  
SO 8  
LOB 12



Batter	1	2	3	4	5	6	7	8	9	10	11	AB	R	H	RBI	BB	SO	LOB	BOTTOM			
<b>Daryl Boston, L</b> OBP: 0.195, SLG: 0.488 <b>Dave Gallagher, R</b> OBP: 0.571, SLG: 1.333 (8, 8)	HR		L8			3-1		FC6-4		F8		3	1	1	1	0	0	1				
<b>Ozzie Guillen, L</b> OBP: 0.235, SLG: 0.245 (1, 6)	L6		F5			F8			1B BB	1B 2B		4	2	1	0	1	0	0				
<b>Harold Baines, L</b> OBP: 0.399, SLG: 0.504 (1, 10)	HR		F8			F8			E7 1B	4-3		5	1	3	1	0	0	1				
<b>Ivan Calderon, R</b> OBP: 0.295, SLG: 0.433 (1, 9)	K		5-3			5-3			G4-6-3 BB	1B 2B		3	1	1	1	2	1	0				
<b>Greg Walker, L</b> OBP: 0.306, SLG: 0.381 (1, 3)	BB		F8			F8			G4-6-3	F2		4	0	0	0	1	0	5				
<b>Dan Pasqua, L</b> OBP: 0.317, SLG: 0.387 (1, 7)	P5		F7			F7			3-1	K		4	0	0	0	1	1	3				
<b>Mark Salas, L</b> OBP: 0.306, SLG: 0.382 <b>Gary Redus, R</b> OBP: 0.442, SLG: 0.472 <b>Ron Karkovics, R</b> (8, 2)			L9			B1-3			1B	K		3	0	1	0	0	0	0				
<b>Donnie Hill, S</b> OBP: 0.297, SLG: 0.236 (10, PH)			4-3			WP 2B			3-1	K		1	0	1	1	0	0	0				
<b>Steve Lyons, L</b> OBP: 0.318, SLG: 0.176 (11, 2)			4-3			WP 2B			F9	F8		5	0	1	0	0	0	3				
<b>Fred Manrique, R</b> OBP: 0.313, SLG: 0.477 (1, 4)			K			K			FC6-4 1B	F9		4	0	0	0	1	2	1				
<b>Inning Stats</b>	R: 2 E: 0 K: 1 S: 16	H: 2 LOB: 1 BB: 1 P: 27	R: 0 E: 0 K: 1 S: 9	H: 0 LOB: 0 BB: 0 P: 13	R: 0 E: 0 K: 0 S: 7	H: 0 LOB: 0 BB: 0 P: 9	R: 0 E: 0 K: 0 S: 5	H: 0 LOB: 0 BB: 0 P: 10	R: 0 E: 0 K: 1 S: 7	H: 1 LOB: 1 BB: 1 P: 15	R: 1 E: 1 K: 2 S: 18	H: 1 LOB: 2 BB: 2 P: 31	R: 0 E: 0 K: 0 S: 7	H: 0 LOB: 0 BB: 0 P: 14	R: 2 E: 0 K: 0 S: 19	H: 3 LOB: 2 BB: 1 P: 29	R: 1 E: 0 K: 0 S: 4	H: 1 LOB: 0 BB: 0 P: 8	1B: 4 2B: 3 3B: 0 HR: 3	SF: 0 SAC: 0 DP: 1 HBP: 0	WP: 2 PB: 0 SB: 0 CS: 0	PA: 46
<b>PITCHER</b>	IP 6.1	WLS 0.2	BF 25	H 5	R 1	ER 1	SO 3	BB 2	IBB 0	HBP 0	BLK 0	WP 1	HR 0	S 55	P 92	ERA 2.84	WHIP 1.105					
<b>Jim Clancy, R</b> ERA: 5.33 (7, 1)																						
<b>David Wells, L</b> ERA: 4.85 (8, 1)																						
<b>Tom Henke, R</b> ERA: 1.93 (11, 1)		L	2	1	1	1	0	0	0	0	0	0	1	4	8	27.00	3.000					

Toronto Blue Jays @ Chicago White Sox  
Comiskey Park, Chicago, IL  
Sun May 15 1988, 4:33 AM EDT  
Att: 13,948 - Cloudy - 73 F

livebaseballscores.com

AB 40  
R 6  
H 10  
RBI 5  
BB 6  
SO 5  
LOB 18






Batter	1	2	3	4	5	6	7	8	9	AB	R	H	RBI	BB	SO	LOB	TOP								
<b>Tony Fernandez, S</b> (1, 6) OBP: 0.327, SLG: 0.329	4-2 G1-6-3 BB		2-2 L7		2-2 2B		4-2 1B SAFE BLK E BB		1-3 K	3	1	1	0	2	1	0									
<b>Lloyd Moseby, L</b> (1, 8) OBP: 0.366, SLG: 0.416	0-2 G1-6-3 1-2f			1-0 F8	2-1 2B		0-0 F7		1-2 2-3	4	0	1	1	0	0	3									
<b>Juan Beniquez, R</b> (1, 10) <b>Rance Mulliniks, L</b> (7, PH) OBP: 0.368, SLG: 0.490	0-1 L9			3-2 1B	0-0 5-3		3-3 K		3-3 K	3	0	1	0	0	0	1									
<b>George Bell, R</b> (1, 7) OBP: 0.358, SLG: 0.563		3-2 L4		1-0 F8		0-1 FC4 1B		2-2 6-3		4	0	1	0	0	0	1									
<b>Cecil Fielder, R</b> (1, 3) <b>Fred McGriff, L</b> (6, PH) OBP: 0.453, SLG: 0.684 (6, 3)		1-1 F9		0-1 5-3		2-3 K		3-3 K		2	0	0	0	0	0	1									
<b>Kelly Gruber, R</b> (1, 5) OBP: 0.362, SLG: 0.534		4-1 BB			4-2 HR BB	1-3 K		1-2 K		2	2	1	1	2	1	1									
<b>Pat Borders, R</b> (1, 2) OBP: 0.274, SLG: 0.468		1-2 F8			1-1 HR	3-0 FC4		1-1 F9		4	1	1	2	0	0	2									
<b>Sil Campusano, R</b> (1, 9) OBP: 0.162, SLG: 0.306			1-0 L7		0-1 6-3		1-2 5-3		1-3 K	4	0	0	0	0	1	0									
<b>Nelson Liriano, S</b> (1, 4) OBP: 0.238, SLG: 0.253			0-0 B5-3		0-1 F8		1-2 E BLK BB 1B		0-1 P6	4	1	1	0	0	0	0									
<b>Inning Stats</b>	R: 0 E: 0 K: 0 S: 7	H: 0 LOB: 0 BB: 1 P: 11	R: 0 E: 0 K: 0 S: 10	H: 0 LOB: 1 BB: 1 P: 19	R: 0 E: 0 K: 0 S: 5	H: 0 LOB: 0 BB: 0 P: 8	R: 0 E: 0 K: 0 S: 7	H: 1 LOB: 1 BB: 0 P: 12	R: 3 E: 0 K: 0 S: 15	H: 3 LOB: 1 BB: 1 P: 24	R: 0 E: 0 K: 2 S: 9	H: 1 LOB: 1 BB: 0 P: 15	R: 1 E: 1 K: 1 S: 15	H: 1 LOB: 1 BB: 1 P: 23	R: 1 E: 0 K: 0 S: 14	H: 1 LOB: 0 BB: 0 P: 21	R: 0 E: 0 K: 2 S: 8	H: 0 LOB: 0 BB: 0 P: 10	1B: 3 2B: 2 3B: 0 HR: 2	SF: 0 SAC: 0 DP: 1 HBP: 0	WP: 0 PB: 0 SB: 0 CS: 0	PA: 37			
<b>PITCHER</b>	IP	WLS	BF	H	R	ER	SO	BB	IBB	HBP	BLK	WP	HR	S	P	ERA	WHIP								
<b>Ricky Horton, L</b> (1, 1) ERA: 5.2	5.0	L	21	4	3	3	0	3	0	0	0	0	1	44	74	5.40	1.400								
<b>Jeff Blittiger, R</b> (6, 1) ERA: 2.25	4.0		16	3	2	1	6	1	0	0	1	0	0	46	69	2.25	1.000								

Toronto Blue Jays @ Chicago White Sox  
Comiskey Park, Chicago, IL  
Mon May 16 1988, 8:05 PM EDT  
Att: 8,310 - Unknown - 48 F

livebaseballscores.com

AB 33  
R 5  
H 7  
RBI 4  
BB 4  
SO 6  
LOB 11




Batter	1	2	3	4	5	6	7	8	9	AB	R	H	RBI	BB	SO	LOB	BOTTOM								
<b>Daryl Boston, L</b> (1, 8) OBP: 0.200, SLG: 0.467	3-3 K			0-0 F8		1-1 1B			2-2 F7	4	0	1	1	0	1	0									
<b>Ozzie Guillen, L</b> (1, 6) OBP: 0.235, SLG: 0.245	0-1 L7			1-1 4-3		0-0 B5-3			1-2 FC6-4 1B	4	0	1	0	0	0	1									
<b>Harold Baines, L</b> (1, 10) OBP: 0.388, SLG: 0.489	0-1 4-3			0-0 6-3			3-2 F8		1-2 FC6-4 BLK	4	0	0	0	0	0	1									
<b>Ivan Calderon, R</b> (1, 9) OBP: 0.287, SLG: 0.420		2-3 K			0-0 5-3		1-1 6-3		1-2 P6	4	0	0	0	0	1	1									
<b>Greg Walker, L</b> (1, 3) OBP: 0.299, SLG: 0.372		1-3 K			3-3 K		3-2 F7			3	0	0	0	0	2	0									
<b>Dan Pasqua, L</b> (1, 7) OBP: 0.309, SLG: 0.376		2-1 F9			1-2 3-1			1-2 G3		3	0	0	0	0	0	0									
<b>Mark Salas, L</b> (1, 2) OBP: 0.359, SLG: 0.417			1-1 G4-6-3 1B			1-2 6-3 G3 1B		4-2 BLK BB		2	1	2	0	1	0	0									
<b>Steve Lyons, L</b> (1, 5) OBP: 0.280, SLG: 0.150			0-0 B1			0-1 G3		1-2 P4		3	0	0	0	0	0	3									
<b>Fred Manrique, R</b> (1, 4) <b>Donnie Hill, S</b> (8, PH) OBP: 0.293, SLG: 0.235 (9, 4)			1-1 G4-6-3			1-1 6-3		0-1 1-3		2	0	0	0	0	0	2									
<b>Inning Stats</b>	R: 0 E: 0 K: 1 S: 8	H: 0 LOB: 0 BB: 0 P: 11	R: 0 E: 0 K: 2 S: 8	H: 0 LOB: 0 BB: 0 P: 13	R: 0 E: 0 K: 0 S: 5	H: 1 LOB: 0 BB: 0 P: 7	R: 0 E: 0 K: 0 S: 4	H: 0 LOB: 0 BB: 0 P: 5	R: 0 E: 0 K: 1 S: 8	H: 0 LOB: 0 BB: 0 P: 12	R: 1 E: 0 K: 0 S: 12	H: 2 LOB: 1 BB: 0 P: 15	R: 0 E: 0 K: 0 S: 9	H: 0 LOB: 0 BB: 0 P: 16	R: 0 E: 0 K: 0 S: 11	H: 0 LOB: 1 BB: 1 P: 17	R: 0 E: 0 K: 0 S: 14	H: 1 LOB: 1 BB: 0 P: 19	1B: 4 2B: 0 3B: 0 HR: 0	SF: 0 SAC: 0 DP: 1 HBP: 0	WP: 0 PB: 0 SB: 0 CS: 0	PA: 31			
<b>PITCHER</b>	IP	WLS	BF	H	R	ER	SO	BB	IBB	HBP	BLK	WP	HR	S	P	ERA	WHIP								
<b>Dave Stieb, R</b> (1, 1) ERA: 3.31	9.0	W	31	4	1	1	4	1	0	0	2	0	0	79	115	1.00	0.556								

Toronto Blue Jays @ Chicago White Sox  
Comiskey Park, Chicago, IL  
Mon May 16 1988, 8:05 PM EDT  
Att: 8,310 - Unknown - 48 F

livebaseballscores.com

AB 30  
R 1  
H 4  
RBI 1  
BB 1  
SO 4  
LOB 9





Batter	1	2	3	4	5	6	7	8	9	10	11	12	13	14	AB	R	H	RBI	BB	SO	LOB	TOP	
<b>Bob Brower R</b> OBP: 0.389, SLG: 0.323 <b>Oddibe McDowell L</b> (8, PH) OBP: 0.273, SLG: 0.306 (8, 8)	F9	F9		1-3			2B	F7			SH		G3		3	1	0	0	1	0	3		
<b>Scott Fletcher R</b> OBP: 0.294, SLG: 0.280 (1, 6)	BB		G3				HBP		F9		FC5-2		1B	SF7	6	2	3	2	1	0	3		
<b>Ruben Sierra S</b> OBP: 0.295, SLG: 0.378 (1, 9)	L6		P6				2B	K		P5		1B	1B	K	8	0	1	0	0	2	8		
<b>Pete Incaviglia R</b> OBP: 0.340, SLG: 0.532 (1, 7)	BB		HR				HBP	HBP		K		FC4-6	1B	WP	4	1	2	2	2	1	1		
<b>Pete O'Brien L</b> OBP: 0.404, SLG: 0.515 (1, 3)	1-3		K				HBP	BB		K		FC4-6	P6		6	0	0	0	1	2	6		
<b>Larry Parrish R</b> OBP: 0.252, SLG: 0.379 <b>Jim Steels L</b> OBP: 0.235, SLG: 0.313 (12, 2)		K		HR			F2	HBP		F7		1B		2B	4	1	1	2	0	1	0		
<b>Mike Stanley R</b> OBP: 0.352, SLG: 0.351 <b>Geno Petralli L</b> OBP: 0.276, SLG: 0.321 (12, 2)		F9		1B			5-3	K		4-3			F7	BB	5	0	1	0	0	1	3		
<b>Steve Buschele R</b> OBP: 0.338, SLG: 0.913 <b>Curtis Wilkerson S</b> OBP: 0.378, SLG: 0.415 (11, 5)		1B		K			F7			5-3		SH	P4	BB	3	0	0	0	2	1	1		
<b>Jerry Browne S</b> OBP: 0.276, SLG: 0.212 (1, 4)	1B		K				F8	5-3			FC5-2		4-3	FC4-2	7	0	2	0	0	1	4		
<b>Inning Stats</b>	R: 0 E: 0 K: 0 S: 10	H: 0 LOB: 2 BB: 2 P: 21	R: 0 E: 0 K: 1 S: 10	H: 1 LOB: 2 BB: 1 P: 19	R: 1 E: 0 K: 1 S: 9	H: 1 LOB: 1 BB: 0 P: 17	R: 1 E: 0 K: 2 S: 15	H: 2 LOB: 1 BB: 0 P: 24	R: 0 E: 0 K: 0 S: 9	H: 1 LOB: 3 BB: 2 P: 14	R: 0 E: 0 K: 1 S: 8	H: 0 LOB: 0 BB: 0 P: 13	R: 0 E: 0 K: 0 S: 15	H: 1 LOB: 3 BB: 1 P: 23	R: 0 E: 0 K: 0 S: 15	H: 1 LOB: 2 BB: 1 P: 24	R: 1 E: 0 K: 0 S: 11	H: 3 LOB: 2 BB: 0 P: 18	R: 2 E: 0 K: 1 S: 12	H: 2 LOB: 2 BB: 2 P: 24	1B: 8 2B: 3 3B: 0 HR: 2	SF: 1 SAC: 1 DP: 1 HBP: 2	WP: 1 PA: 66
<b>PITCHER</b>	IP	WLS	BF	H	R	ER	SO	BB	IBB	HBP	BLK	WP	HR	S	P	ERA	WHIP						
<b>Mike Flanagan L</b> ERA: 4.45	(11, 1)	6.2	30	6	4	4	5	4	0	0	0	0	2	70	125	5.40	1.500						
<b>Duane Ward R</b> ERA: 2.12	(7, 1)	0.0	1	0	0	0	0	0	0	1	0	0	0	2	5	-	-						
<b>John Cerutti L</b> ERA: 4.04	(7, 1)	0.0	2	0	0	0	0	1	0	1	0	0	0	3	9	-	-						
<b>Jose Antonio Nunez R</b> ERA: 3.58	(7, 1)	2.1	7	0	0	0	2	0	0	0	0	0	0	22	30	0.00	0.000						
<b>David Wells L</b> ERA: 4.67	(10, 1)	1.0	6	1	0	0	1	1	0	0	0	0	0	17	31	0.00	2.000						

Texas Rangers @ Toronto Blue Jays  
Exhibition Stadium, Toronto, ON  
Tue May 17 1988, 7:05 PM EDT  
Att. 25,170 - Unknown - 54 F

AB: 53  
R: 7  
H: 13  
RBI: 7  
BB: 9  
SO: 9  
LOB: 33



Batter	1	2	3	4	5	6	7	8	9	10	11	12	13	14	AB	R	H	RBI	BB	SO	LOB	BOTTOM			
<b>Tony Fernandez S</b> OBP: 0.325, SLG: 0.336 (1, 6)	K		P4				F9	CS	SF9			F9		2B	6	1	2	1	0	1	1				
<b>Lloyd Moseby L</b> OBP: 0.349, SLG: 0.394 (1, 8)	K			4-3			5-3	K	K			F9		3-1	7	0	0	0	0	3	5				
<b>Rance Mulliniks L</b> OBP: 0.359, SLG: 0.483 <b>Dave Steb R</b> (14, PR)	L8			G3			K	1B			6-3			2B	7	0	2	1	0	2	1				
<b>George Bell R</b> OBP: 0.367, SLG: 0.557 (1, 7)		4-3		BB			HR	K			CS	1B		4-3	5	2	2	0	2	1	2				
<b>Fred McGriff L</b> OBP: 0.455, SLG: 0.696 (1, 3)		1B		G3			HR	1B	1B		K			K	4	2	1	2	2	2	3				
<b>Ernie Whitt L</b> OBP: 0.308, SLG: 0.283 <b>Juan Benitez R</b> OBP: 0.435, SLG: 0.462 <b>Alexis Infante R</b> OBP: 0.200, SLG: 0.111 (10, 5)		BB		3-1			4-3	HR	1B	BB	CS	6-3		BB	3	0	1	0	0	0	0				
<b>Kelly Gruber R</b> OBP: 0.360, SLG: 0.524 (10, 4)		BB		1B			F9		SF9	BB	1B			BB	6	0	2	2	0	2	2				
<b>Rick Leach L</b> OBP: 0.329, SLG: 0.347 <b>Pat Borders R</b> OBP: 0.277, SLG: 0.453 (10, 2)				F9			F7				1B			1B	2	0	0	0	1	0	0				
<b>Nelson Lirio S</b> OBP: 0.241, SLG: 0.289 <b>Cecil Fielder R</b> OBP: 0.212, SLG: 0.277 <b>Si Camusano R</b> OBP: 0.154, SLG: 0.289 (10, 9)				F8			F9	2B			K			F7	3	0	1	0	0	0	1				
<b>Inning Stats</b>	R: 0 E: 0 K: 2 S: 8	H: 0 LOB: 0 BB: 0 P: 11	R: 0 E: 0 K: 0 S: 10	H: 1 LOB: 1 BB: 1 P: 17	R: 0 E: 0 K: 0 S: 5	H: 0 LOB: 1 BB: 1 P: 15	R: 0 E: 0 K: 1 S: 8	H: 2 LOB: 1 BB: 1 P: 22	R: 0 E: 0 K: 2 S: 11	H: 2 LOB: 1 BB: 0 P: 18	R: 2 E: 0 K: 2 S: 21	H: 2 LOB: 2 BB: 2 P: 38	R: 0 E: 0 K: 1 S: 12	H: 1 LOB: 0 BB: 0 P: 15	R: 0 E: 0 K: 1 S: 12	H: 0 LOB: 0 BB: 0 P: 18	R: 0 E: 0 K: 0 S: 5	H: 0 LOB: 0 BB: 0 P: 8	R: 1 E: 0 K: 2 S: 15	H: 1 LOB: 2 BB: 2 P: 27	R: 1 E: 0 K: 0 S: 12	H: 2 LOB: 1 BB: 0 P: 15	1B: 8 2B: 3 3B: 0 HR: 1	SF: 1 SAC: 0 DP: 1 HBP: 0	WP: 0 PA: 59
<b>PITCHER</b>	IP	WLS	BF	H	R	ER	SO	BB	IBB	HBP	BLK	WP	HR	S	P	ERA	WHIP								
<b>Jose Guzman R</b> ERA: 2.85	(11, 1)	8.0	32	6	3	3	6	4	0	0	0	0	0	46	71	3.38	1.250								
<b>Mitch Williams L</b> ERA: 4.08	(9, 1)	4.0	15	3	1	1	4	1	0	0	0	0	0	14	25	2.25	1.000								
<b>Jose Cecena R</b> ERA: 2.3	(13, 1)	0.2	5	1	1	1	2	2	0	0	0	0	0	13	17	6.75	1.500								
<b>Dale Mohoric R</b> ERA: 0.56	(13, 1)	1.1	W	6	2	1	1	0	0	0	0	0	0	13	17	6.75	1.500								

Texas Rangers @ Toronto Blue Jays  
Exhibition Stadium, Toronto, ON  
Tue May 17 1988, 7:05 PM EDT  
Att. 25,170 - Unknown - 54 F

AB: 50  
R: 6  
H: 12  
RBI: 6  
BB: 7  
SO: 12  
LOB: 20





Batter	1	2	3	4	5	6	7	8	9	AB	R	H	RBI	BB	SO	LOB	TOP								
<b>Oddibe McDowell, L</b> (1, 8) OBP: 0.272, SLG: 0.298	0-3 K		4-2 2B BB		1-1 L6		0-2 G1-6-3			3	1	0	0	1	1	1									
<b>Scott Fletcher, R</b> (1, 6) OBP: 0.286, SLG: 0.272	0-1 F2		1-1 F7		1-1 F3		0-1 F7			4	0	0	0	0	0	2									
<b>Geno Petralli, L</b> (1, 2) OBP: 0.290, SLG: 0.351	2-3 K		0-0 2B			0-1 1B		1-2 F9		4	0	2	2	0	1	0									
<b>Pete Incaviglia, R</b> (1, 7) OBP: 0.338, SLG: 0.520		4-1 1B BB	1-3 K			1-3 K		1-1 6-3		3	0	0	0	1	2	2									
<b>Pete O'Brien, L</b> (1, 3) OBP: 0.394, SLG: 0.500		1-0 P5	0-1 G3			1-1 F9		0-1 F8		4	0	0	0	0	0	3									
<b>Larry Parrish, R</b> (1, 10) OBP: 0.259, SLG: 0.374	1-2 1B			3-3 K		3-3 K			1-3 K	4	0	1	0	0	3	1									
<b>Ruben Sierra, S</b> (1, 9) OBP: 0.302, SLG: 0.409	1-3 K			1-0 G6-4-3 1B		2-1 HR		3-2 5-3		4	1	2	1	0	1	2	AB 34								
<b>Steve Buechele, R</b> (1, 5) OBP: 0.391, SLG: 0.547	1-3 K			2-1 G6-4-3		1-2 HR		0-0 2B		4	1	2	1	0	1	3	R 4								
<b>Curtis Wilkerson, S</b> (1, 4) OBP: 0.388, SLG: 0.422			2-2 2B 1B		1-1 F8		2-1 G1-6-3 1B		0-0 1-4-3	4	1	2	0	0	0	1	H 9								
<b>Inning Stats</b>	R: 0 E: 0 K: 2 S: 9	H: 0 LOB: 0 BB: 0 P: 11	R: 0 E: 0 K: 2 S: 12	H: 1 LOB: 2 BB: 1 P: 20	R: 2 E: 0 K: 1 S: 14	H: 2 LOB: 1 BB: 1 P: 22	R: 0 E: 0 K: 1 S: 8	H: 1 LOB: 0 BB: 0 P: 13	R: 0 E: 0 K: 0 S: 6	H: 0 LOB: 0 BB: 0 P: 9	R: 0 E: 0 K: 2 S: 12	H: 1 LOB: 1 BB: 0 P: 17	R: 2 E: 0 K: 0 S: 13	H: 3 LOB: 0 BB: 0 P: 18	R: 0 E: 0 K: 0 S: 8	H: 0 LOB: 0 BB: 0 P: 10	R: 0 E: 0 K: 1 S: 8	H: 1 LOB: 1 BB: 0 P: 12	1B: 5 2B: 2 3B: 0 HR: 2	SF: 0 SAC: 0 DP: 2 HBP: 0	WP: 0 PB: 0 SB: 0 CS: 0	PA: 36			
<b>PITCHER</b>	IP	WLS	BF	H	R	ER	SO	BB	IBB	HBP	BLK	WP	HR	S	P	ERA	WHIP								
<b>Todd Stottlemeyer, R</b> (1, 1) ERA: 5.2	6.0	L	26	7	4	4	8	2	0	0	0	0	2	67	101	6.00	1.500								
<b>John Cerutti, L</b> (7, 1) ERA: 3.72	3.0		10	2	0	0	1	0	0	0	0	0	0	23	31	0.00	0.667								

Texas Rangers @ Toronto Blue Jays  
Exhibition Stadium, Toronto, ON  
Wed May 18 1988, 7:05 PM EDT  
Att: 25,029 - Unknown - 55 F

AB	34
R	4
H	9
RBI	4
BB	2
SO	9
LOB	15



Batter	1	2	3	4	5	6	7	8	9	AB	R	H	RBI	BB	SO	LOB	BOTTOM								
<b>Tony Fernandez, S</b> (1, 6) OBP: 0.329, SLG: 0.336	2-2 SH1-3 PO 1B		4-2 G1-6-3 BB		2-3 K			0-0 G1-6-3		3	0	1	0	1	1	3									
<b>Lloyd Moseby, L</b> (1, 8) OBP: 0.353, SLG: 0.393	4-2 SH1-3 BB		0-0 G1-6-3			2-2 P9		0-0 G6-4-3 1B		3	0	1	0	1	0	1									
<b>Juan Beniquez, R</b> (1, 10) OBP: 0.408, SLG: 0.429	0-0 SH1-3			1-0 L4		1-1 1-3		0-1 G6-4-3		3	0	0	0	0	0	1									
<b>George Bell, R</b> (1, 7) OBP: 0.358, SLG: 0.542	1-0 F9			2-1 L4		1-3 K		2-3 K		4	0	0	0	0	2	2									
<b>Kelly Gruber, R</b> (1, 5) OBP: 0.353, SLG: 0.512	0-0 PO	1-0 F8		1-2 P9		0-0 P4				3	0	0	0	0	0	0									
<b>Fred McGriff, L</b> (1, 3) OBP: 0.452, SLG: 0.686			2-1 G3		2-3 K		0-0 G6-4-3 1B			3	0	1	0	0	1	0									
<b>Pat Borders, R</b> (1, 2) OBP: 0.279, SLG: 0.463		0-0 2B		1-1 B1-3		3-2 G6-4-3				3	0	1	0	0	0	1	AB 27								
<b>Sil Campusano, R</b> (1, 9) OBP: 0.167, SLG: 0.275		1-3 K		4-0 1B BB				2-1 F8		2	0	0	0	1	1	1	R 0								
<b>Nelson Liriano, S</b> (1, 4) OBP: 0.256, SLG: 0.284			2-1 F9		2-2 1B		1-2 G1-6-3 1B			3	0	2	0	0	0	0	H 6								
<b>Inning Stats</b>	R: 0 E: 0 K: 0 S: 7	H: 1 LOB: 1 BB: 1 P: 14	R: 0 E: 0 K: 1 S: 7	H: 1 LOB: 0 BB: 0 P: 11	R: 0 E: 0 K: 0 S: 7	H: 0 LOB: 0 BB: 1 P: 13	R: 0 E: 0 K: 0 S: 6	H: 0 LOB: 0 BB: 0 P: 10	R: 0 E: 0 K: 2 S: 12	H: 1 LOB: 2 BB: 1 P: 23	R: 0 E: 0 K: 1 S: 14	H: 0 LOB: 0 BB: 0 P: 18	R: 0 E: 0 K: 0 S: 6	H: 1 LOB: 0 BB: 0 P: 9	R: 0 E: 0 K: 0 S: 6	H: 1 LOB: 0 BB: 0 P: 9	R: 0 E: 0 K: 1 S: 6	H: 1 LOB: 0 BB: 0 P: 8	1B: 5 2B: 1 3B: 0 HR: 0	SF: 0 SAC: 1 DP: 4 HBP: 0	WP: 0 PB: 0 SB: 0 CS: 0	PA: 32			
<b>PITCHER</b>	IP	WLS	BF	H	R	ER	SO	BB	IBB	HBP	BLK	WP	HR	S	P	ERA	WHIP								
<b>Ray Hayward, L</b> (1, 1) ERA: 1.63	9.0	W	31	6	0	0	5	3	0	0	0	0	0	71	115	0.00	1.000								

Texas Rangers @ Toronto Blue Jays  
Exhibition Stadium, Toronto, ON  
Wed May 18 1988, 7:05 PM EDT  
Att: 25,029 - Unknown - 55 F

AB	27
R	0
H	6
RBI	0
BB	3
SO	5
LOB	9





Batter	1	2	3	4	5	6	7	8	9	AB	R	H	RBI	BB	SO	LOB	TOP				
<b>Tony Fernandez, S</b> (1, 6) OBP: 0.327, SLG: 0.333	0-2 5-3	0-1 F7		1-1 L8-3 1B			0-2 6-3			4	0	1	0	0	0	1					
<b>Lloyd Moseby, L</b> (1, 8) OBP: 0.363, SLG: 0.420	4-1 1B BB		1-0 HR				2-2 1B			3	2	2	1	1	0	1					
<b>Rance Mulliniks, L</b> (1, 10) OBP: 0.373, SLG: 0.483 <b>Juan Beniquez, R</b> (7, PH) OBP: 0.400, SLG: 0.419	1-2 1B BB		2-1 2B 1B		1-3 K		1-0 G3			2	0	1	0	1	1	0					
<b>George Bell, R</b> (1, 7) OBP: 0.367, SLG: 0.551	1-0 1B		2-1 2B		4-1 BB		0-1 1-3			3	0	2	1	1	0	0					
<b>Fred McGriff, L</b> (1, 3) OBP: 0.446, SLG: 0.667	1-2 G5-4-3 1B		1-3 K		0-0 G6-3		4-0 BB			3	0	0	0	1	1	5					
<b>Ernie Whitt, L</b> (1, 2) OBP: 0.296, SLG: 0.271		0-1 F7	1-1 G3			2-1 4-3		0-0 G4-6-3 BB		4	0	0	0	0	0	3					
<b>Kelly Gruber, R</b> (1, 5) OBP: 0.357, SLG: 0.504		4-0 1B BB		4-0 IBB		0-0 1-3		1-1 F3		2	1	0	0	2	0	0					
<b>Rick Leach, L</b> (1, 9) OBP: 0.325, SLG: 0.342 <b>Sil Campuzano, R</b> (9, 9) OBP: 0.167, SLG: 0.275	1-2 1B	1-2 1B	0-3 K		0-1 4-3		2-1 F8			4	0	1	1	0	1	3					
<b>Nelson Liriano, S</b> (1, 4) OBP: 0.244, SLG: 0.271	1-0 F7		1-3 K			0-2 F9		0-0 5-3		4	0	0	0	0	1	1					
<b>Inning Stats</b>	R: 1 E: 0 K: 0 S: 13	H: 1 LOB: 1 BB: 2 P: 23	R: 1 E: 0 K: 0 S: 8	H: 1 LOB: 1 BB: 1 P: 14	R: 1 E: 0 K: 2 S: 14	H: 3 LOB: 3 BB: 1 P: 25	R: 0 E: 0 K: 1 S: 7	H: 1 LOB: 0 BB: 0 P: 10	R: 0 E: 0 K: 1 S: 5	H: 0 LOB: 0 BB: 0 P: 10	R: 0 E: 0 K: 0 S: 10	H: 1 LOB: 1 BB: 1 P: 13	R: 0 E: 0 K: 0 S: 3	H: 0 LOB: 0 BB: 1 P: 7	R: 0 E: 0 K: 0 S: 5	H: 0 LOB: 0 BB: 0 P: 8	1B: 5 2B: 2 3B: 0 HR: 1	SF: 0 SAC: 0 DP: 4 HBP: 0	WP: 0 PB: 0 SB: 2 CS: 0	PA: 36	
<b>PITCHER</b>	IP	WLS	BF	H	R	ER	SO	BB	IBB	HBP	BLK	WP	HR	S	P	ERA	WHIP				
<b>Bill Wegman, R</b> (1, 1) ERA: 4.09	2.0	L	13	5	3	3	0	3	0	0	0	0	1	26	47	13.50	4.000				
<b>Paul Mirabella, L</b> (3, 1) ERA: 0.92	5.0		17	2	0	0	4	1	1	0	0	0	0	36	55	0.00	0.600				
<b>Chuck Crim, R</b> (8, 1) ERA: 3.74	2.0		6	0	0	0	0	1	0	0	0	0	0	8	15	0.00	0.500				

Toronto Blue Jays @ Milwaukee Brewers  
Milwaukee County Stadium, Milwaukee, WI  
Fri May 20 1988, 8:05 PM EDT  
Att: 19,539 - Unknown - 72 F

AB 30  
R 3  
H 7  
RBI 3  
BB 6  
SO 4  
LOB 15



Batter	1	2	3	4	5	6	7	8	9	AB	R	H	RBI	BB	SO	LOB	BOTTOM					
<b>Paul Molitor, R</b> (1, 5) OBP: 0.381, SLG: 0.392	2-0 F6		0-2 2B 1B		0-0 5-3		1-0 2B		1-0 L4	5	1	2	0	0	0	0						
<b>B.J. Surhoff, L</b> (1, 2) OBP: 0.288, SLG: 0.267	0-2 L4		0-1 1-H 2B		4-0 F8 CS BB		0-3 K			3	0	1	1	1	1	2						
<b>Robin Yount, R</b> (1, 8) OBP: 0.339, SLG: 0.451	2-0 1B		2-2 P3		4-1 1-2 BB		4-0 IBB			2	0	1	0	2	0	1						
<b>Greg Brock, L</b> (1, 3) OBP: 0.388, SLG: 0.357	1-1 F4		2-1 F9		1-2 F8		1-2 5-3			4	0	0	0	0	0	7						
<b>Rob Deer, R</b> (1, 7) OBP: 0.303, SLG: 0.407		3-3 K	0-3 K		2-1 CS		0-3 K		2-2 3-1	4	0	0	0	0	3	1						
<b>Glenn Braggs, R</b> (1, 9) OBP: 0.297, SLG: 0.393		2-2 E5 1B		0-2 5-3		0-0 5-3		2-3 K		4	0	0	0	0	1	0						
<b>Ernest Riles, L</b> (1, 10) OBP: 0.327, SLG: 0.376 <b>Mike Felder, S</b> (8, PH) OBP: 0.100, SLG: 0.100	1-0 1B		2-3 K		2-2 6-3		2-3 K			3	0	1	0	0	1	0						
<b>Dale Sveum, S</b> (1, 6) OBP: 0.285, SLG: 0.417	0-3 K		1-1 S 1B			0-0 F9		1-3 K		4	0	1	0	0	2	2						
<b>Jim Gantner, L</b> (1, 4) OBP: 0.298, SLG: 0.301		2-3 K		2-2 6-3		1-1 2B 1B		2-2 4-3		4	0	1	0	0	1	3						
<b>Inning Stats</b>	R: 0 E: 0 K: 0 S: 8	H: 1 LOB: 1 BB: 0 P: 13	R: 0 E: 1 K: 3 S: 15	H: 1 LOB: 2 BB: 0 P: 23	R: 1 E: 0 K: 1 S: 13	H: 2 LOB: 1 BB: 0 P: 17	R: 0 E: 0 K: 1 S: 11	H: 1 LOB: 1 BB: 0 P: 16	R: 0 E: 0 K: 0 S: 6	H: 0 LOB: 0 BB: 2 P: 17	R: 0 E: 0 K: 1 S: 8	H: 0 LOB: 0 BB: 0 P: 10	R: 0 E: 0 K: 1 S: 12	H: 2 LOB: 3 BB: 1 P: 19	R: 0 E: 0 K: 2 S: 13	H: 0 LOB: 0 BB: 0 P: 19	R: 0 E: 0 K: 1 S: 10	H: 0 LOB: 0 BB: 0 P: 14	1B: 5 2B: 2 3B: 0 HR: 0	SF: 0 SAC: 0 DP: 0 HBP: 0	WP: 0 PB: 0 SB: 2 CS: 1	PA: 38
<b>PITCHER</b>	IP	WLS	BF	H	R	ER	SO	BB	IBB	HBP	BLK	WP	HR	S	P	ERA	WHIP					
<b>Jim Clancy, R</b> (1, 1) ERA: 4.89	6.1	W	28	7	1	1	6	2	0	0	0	0	0	65	102	1.42	1.421					
<b>David Wells, L</b> (7, 1) ERA: 4.25	2.2	S	9	0	0	0	4	0	1	0	0	0	0	31	46	0.00	0.000					

Toronto Blue Jays @ Milwaukee Brewers  
Milwaukee County Stadium, Milwaukee, WI  
Fri May 20 1988, 8:05 PM EDT  
Att: 19,539 - Unknown - 72 F

AB 34  
R 1  
H 7  
RBI 1  
BB 3  
SO 10  
LOB 16





Batter	1	2	3	4	5	6	7	8	9	AB	R	H	RBI	BB	SO	LOB	TOP					
Tony Fernandez, S (1, 6) OBP: 0.320, SLG: 0.325	F5		3-1			F7		L3		4	0	0	0	0	0	0						
Lloyd Moseby, L (1, 8) OBP: 0.360, SLG: 0.437	4-3			5-3		HR		L7		4	1	1	1	0	0	0						
Rance Mulliniks, L (1, 10) OBP: 0.366, SLG: 0.469	1-3			K		G4-6-3 1B		P5		4	0	1	0	0	1	0						
George Bell, R (1, 7) OBP: 0.365, SLG: 0.544		6-3			1B	G4-6-3 1-2		E6 1B 1B		4	1	1	0	0	0	1						
Fred McGriff, L (1, 3) OBP: 0.448, SLG: 0.670		1B 2B		F7			4-3	G4-3 1B 2B 1B		4	1	2	0	0	0	1						
Ernie Whitt, L (1, 2) OBP: 0.313, SLG: 0.300		1-2 G6-4-3 1B			E4 FC1-6-5 BLK	1B 2B		1-2 2-H 1B		4	1	3	1	0	0	0						
Kelly Gruber, R (1, 5) OBP: 0.354, SLG: 0.496		G6-4-3 1-2		F9		1B		G4-3 1-2 2-3		4	0	1	0	0	0	5						
Rick Leach, L (1, 9) OBP: 0.326, SLG: 0.342			4-3		1-1 FC1-6-5	1B		2-0 3-6		3	0	1	1	0	0	1						
Sil Campusano, R (7, PR) OBP: 0.186, SLG: 0.317					1-3			3-H 1B		1	0	1	1	0	0	0						
Nelson Liriano, S (1, 4) OBP: 0.234, SLG: 0.258			4-3		1-0 3-1			3-H F7		4	0	0	0	0	0	4						
<b>Inning Stats</b>	R: 0 E: 0 K: 0 S: 5	H: 0 LOB: 0 BB: 0 P: 7	R: 0 E: 0 K: 0 S: 14	H: 2 LOB: 1 BB: 0 P: 19	R: 0 E: 0 K: 0 S: 4	H: 0 LOB: 0 BB: 0 P: 5	R: 0 E: 0 K: 1 S: 10	H: 1 LOB: 1 BB: 0 P: 14	R: 0 E: 1 K: 0 S: 5	H: 0 LOB: 1 BB: 0 P: 8	R: 1 E: 0 K: 0 S: 8	H: 2 LOB: 2 BB: 0 P: 12	R: 1 E: 0 K: 0 S: 5	H: 3 LOB: 0 BB: 0 P: 8	R: 0 E: 0 K: 0 S: 6	H: 0 LOB: 0 BB: 0 P: 10	R: 2 E: 1 K: 0 S: 12	H: 3 LOB: 1 BB: 0 P: 20	1B: 7 2B: 3 3B: 0 HR: 1	SF: 0 SAC: 0 DP: 4 HBP: 0	WP: 0 PB: 0 SB: 0 CS: 0	PA: 36
<b>PITCHER</b> Chris Bosio, R (1, 1) ERA: 1.98	IP: 9.0 WLS: L BF: 36 H: 11 R: 4 ER: 2 SO: 1 BB: 0 IBB: 0 HBP: 0 BLK: 1 WP: 0 HR: 1 S: 69 P: 103 ERA: 2.00 WHIP: 1.222															<b>PITCHER</b>						

Toronto Blue Jays @ Milwaukee Brewers  
Milwaukee County Stadium, Milwaukee, WI  
Sat May 21 1988, 8:05 PM EDT  
Att: 38,124 - Unknown - 70 F

AB 36  
R 4  
H 11  
RBI 4  
BB 0  
SO 1  
LOB 12



Batter	1	2	3	4	5	6	7	8	9	AB	R	H	RBI	BB	SO	LOB	BOTTOM			
Paul Molitor, R (1, 5) OBP: 0.372, SLG: 0.382	4-3		K			F7		5-3		4	0	0	0	0	1	1				
B.J. Surhoff, L (1, 2) OBP: 0.295, SLG: 0.269	6-3 1B BB		F9			B2-3		1B		3	0	1	0	1	0	0				
Robin Yount, R (1, 8) OBP: 0.349, SLG: 0.459	6-3 1-2 1B			F8		1B 1B		1-1 1-2 1B		4	0	3	0	0	0	0				
Greg Brock, L (1, 3) OBP: 0.385, SLG: 0.353	6-3 1-2 2-3			L7		1-3 1B		2-1 P6		4	0	1	0	0	0	4				
Rob Deer, R (1, 7) OBP: 0.296, SLG: 0.396	K			K		F8		6-3		4	0	0	0	0	2	6				
Glenn Braggs, R (1, 9) OBP: 0.286, SLG: 0.384		CS HBP				K		P4		3	0	0	0	0	1	0				
Ernest Riles, L (1, 10) OBP: 0.343, SLG: 0.385		F8 1-2				BB		1B 1B		3	0	2	0	1	0	1				
Dale Sveum, S (1, 6) OBP: 0.284, SLG: 0.412		K				F7		G6-4-3 1B		4	0	1	0	0	1	2				
Jim Gantner, L (1, 4) OBP: 0.296, SLG: 0.299						F8		G6-4-3 1-2		4	0	1	0	0	0	4				
<b>Inning Stats</b>	R: 0 E: 0 K: 1 S: 13	H: 1 LOB: 2 BB: 1 P: 21	R: 0 E: 0 K: 1 S: 7	H: 0 LOB: 0 BB: 0 P: 10	R: 0 E: 0 K: 1 S: 8	H: 1 LOB: 0 BB: 0 P: 10	R: 0 E: 0 K: 1 S: 9	H: 0 LOB: 0 BB: 0 P: 14	R: 0 E: 0 K: 0 S: 9	H: 2 LOB: 2 BB: 0 P: 13	R: 0 E: 0 K: 0 S: 12	H: 2 LOB: 1 BB: 0 P: 16	R: 0 E: 0 K: 0 S: 10	H: 2 LOB: 2 BB: 0 P: 14	R: 0 E: 0 K: 0 S: 8	H: 1 LOB: 1 BB: 0 P: 9	1B: 9 2B: 1 3B: 0 HR: 0	SF: 0 SAC: 0 DP: 2 HBP: 1	WP: 0 PB: 0 SB: 0 CS: 2	PA: 36
<b>PITCHER</b> Dave Stieb, R (1, 1) ERA: 2.93 Tom Henke, R (8, 1) ERA: 1.69	IP: 7.0 WLS: W BF: 27 H: 6 R: 0 ER: 0 SO: 5 BB: 2 IBB: 0 HBP: 1 BLK: 0 WP: 0 HR: 0 S: 69 P: 103 ERA: 0.00 WHIP: 1.143															<b>PITCHER</b>				

Toronto Blue Jays @ Milwaukee Brewers  
Milwaukee County Stadium, Milwaukee, WI  
Sat May 21 1988, 8:05 PM EDT  
Att: 38,124 - Unknown - 70 F

AB 33  
R 0  
H 9  
RBI 0  
BB 2  
SO 5  
LOB 18





Batter	1	2	3	4	5	6	7	8	9	AB	R	H	RBI	BB	SO	LOB	TOP				
<b>Tony Fernandez, S</b> OBP: 0.313, SLG: 0.317	G3		L8		F7			3-1		4	0	0	0	0	0	0	<b>Toronto Blue Jays @ Milwaukee Brewers</b> Milwaukee County Stadium, Milwaukee, WI Sun May 22, 1988, 4:33 AM EDT Att: 37,658 - Sunny				
<b>Lloyd Moseby, L</b> OBP: 0.357, SLG: 0.428	1B BB		L8			G3		4-3		3	1	0	0	1	0	0					
<b>Rance Mulliniks, L</b> OBP: 0.347, SLG: 0.441	K		4-3			K		6-3		4	0	0	0	0	2	1					
<b>George Bell, R</b> OBP: 0.362, SLG: 0.537	2H 1B				E6				F8	4	0	1	1	0	0	0					
<b>Fred McGriff, L</b> OBP: 0.442, SLG: 0.652	G3		G4-6-3		G4-6-3				K	3	0	0	0	1	1	2					
<b>Ernie Whitt, L</b> OBP: 0.313, SLG: 0.294		L6				FC3-6				2	0	0	0	1	0	1					
<b>Pat Borders, R</b> OBP: 0.290, SLG: 0.471		2B BB				1B			1B	1	0	1	0	0	0	0					
<b>Kelly Gruber, R</b> OBP: 0.358, SLG: 0.504		6-3				P3			1B	4	0	2	0	0	0	1					
<b>Rick Leach, L</b> OBP: 0.333, SLG: 0.342					F2				1B	0	0	0	0	1	0	0					
<b>Sil Campusano, R</b> OBP: 0.196, SLG: 0.318		BB							K	3	0	1	0	0	1	2					
<b>Nelson Liriano, S</b> OBP: 0.227, SLG: 0.250		G3								3	0	0	0	0	0	3					
<b>Inning Stats</b>	R: 1 E: 0 K: 1 S: 10	H: 1 LOB: 1 BB: 1 P: 21	R: 0 E: 0 K: 0 S: 10	H: 0 LOB: 1 BB: 1 P: 19	R: 0 E: 0 K: 0 S: 6	H: 0 LOB: 0 BB: 0 P: 11	R: 0 E: 1 K: 0 S: 5	H: 1 LOB: 2 BB: 1 P: 12	R: 0 E: 0 K: 1 S: 8	H: 0 LOB: 0 BB: 0 P: 13	R: 0 E: 0 K: 0 S: 6	H: 0 LOB: 0 BB: 0 P: 9	R: 0 E: 0 K: 0 S: 8	H: 1 LOB: 2 BB: 1 P: 15	R: 0 E: 0 K: 2 S: 6	H: 2 LOB: 2 BB: 0 P: 15	1B: 4 2B: 1 3B: 0 HR: 0	SF: 0 SAC: 0 DP: 1 HBP: 0	WP: 0 PB: 0 SB: 1 CS: 0	PA: 35	
<b>PITCHER</b>	IP	WLS	BF	H	R	ER	SO	BB	IBB	HBP	BLK	WP	HR	S	P	ERA	WHIP				
<b>Mike Birkbeck, R</b> ERA: 5.46	(1, 1)	6.2	W	26	3	1	1	2	4	0	0	0	0	50	96	1.35	1.050				
<b>Chuck Cnm, R</b> ERA: 3.52	(7, 1)	1.1		4	0	0	0	0	0	0	0	0	0	9	13	0.00	0.000				
<b>Dan Plesac, L</b> ERA: 1.86	(9, 1)	1.0		5	2	0	0	2	0	0	0	0	0	12	15	0.00	2.000				

Batter	1	2	3	4	5	6	7	8	9	AB	R	H	RBI	BB	SO	LOB	BOTTOM				
<b>Paul Molitor, R</b> OBP: 0.367, SLG: 0.382	K				F9			F9		5	0	1	1	0	1	5	<b>Toronto Blue Jays @ Milwaukee Brewers</b> Milwaukee County Stadium, Milwaukee, WI Sun May 22, 1988, 4:33 AM EDT Att: 37,658 - Sunny				
<b>Juan Castillo, S</b> OBP: 0.400, SLG: 0.400	L8	P4				HR		1B		4	2	2	0	0	0	1					
<b>Robin Yount, R</b> OBP: 0.352, SLG: 0.478	6-3				F8			1B		4	1	2	2	0	0	0					
<b>Glenn Braggs, R</b> OBP: 0.295, SLG: 0.401		HR						1-3		4	1	1	1	0	1	2					
<b>Rob Deer, R</b> OBP: 0.301, SLG: 0.395		HR						FC6-4		3	1	1	1	1	2	0					
<b>Jim Adduci, L</b> OBP: 0.250, SLG: 0.250		2B BB						K		0	0	0	0	0	0	0					
<b>Greg Brock, L</b> OBP: 0.381, SLG: 0.358		3B 2B						1B		4	1	1	1	0	0	2					
<b>Joey Meyer, R</b> OBP: 0.221, SLG: 0.400										2	0	0	0	2	1	1					
<b>Mike Felder, S</b> OBP: 0.100, SLG: 0.100		K						F8		0	0	0	0	0	0	0					
<b>Bill Schroeder, R</b> OBP: 0.174, SLG: 0.209										4	0	1	0	0	2	3					
<b>Dale Sveum, S</b> OBP: 0.290, SLG: 0.424		2B 3B								3	1	1	1	1	1	2					
<b>Inning Stats</b>	R: 0 E: 0 K: 1 S: 6	H: 0 LOB: 0 BB: 0 P: 9	R: 4 E: 0 K: 2 S: 21	H: 4 LOB: 1 BB: 1 P: 30	R: 0 E: 0 K: 2 S: 10	H: 0 LOB: 0 BB: 0 P: 15	R: 0 E: 0 K: 0 S: 12	H: 0 LOB: 2 BB: 2 P: 24	R: 2 E: 0 K: 1 S: 11	H: 2 LOB: 0 BB: 0 P: 15	R: 0 E: 0 K: 0 S: 7	H: 1 LOB: 1 BB: 0 P: 9	R: 1 E: 0 K: 0 S: 10	H: 3 LOB: 2 BB: 0 P: 12	R: 0 E: 0 K: 2 S: 10	H: 0 LOB: 2 BB: 1 P: 17	1B: 5 2B: 2 3B: 1 HR: 2	SF: 0 SAC: 0 DP: 1 HBP: 0	WP: 0 PB: 1 SB: 0 CS: 0	PA: 37	
<b>PITCHER</b>	IP	WLS	BF	H	R	ER	SO	BB	IBB	HBP	BLK	WP	HR	S	P	ERA	WHIP				
<b>Mike Flanagan, L</b> ERA: 4.85	(1, 1)	1.2	L	10	4	4	4	3	1	0	0	0	0	25	36	21.60	3.000				
<b>Jose Antonio Nunez, R</b> ERA: 4.26	(2, 1)	4.2		22	6	3	3	3	2	0	0	0	1	49	74	5.79	1.714				
<b>Duane Ward, R</b> ERA: 1.93	(7, 1)	1.2		5	0	0	0	2	1	0	0	0	0	13	21	0.00	0.600				



Batter	1	2	3	4	5	6	7	8	9	AB	R	H	RBI	BB	SO	LOB	TOP					
Tony Fernandez, S OBP: 0.311, SLG: 0.333	0-1 HR		1-1 4-3			1-1 G3		0-1 F9		4	1	1	1	0	0	1	<b>Toronto Blue Jays @ Milwaukee Brewers</b> Milwaukee County Stadium, Milwaukee, WI Mon May 23 1988, 8:05 PM EDT Att: 10,523 - Unknown - 64 F					
Lloyd Moseby, L OBP: 0.355, SLG: 0.423	0-1 F8			2-3 K		0-0 F8		0-1 WP HR 1B		4	1	1	0	0	1	0						
Juan Beniquez, R OBP: 0.392, SLG: 0.409 Rance Mulliniks, L OBP: 0.359, SLG: 0.486	0-0 F8			2-2 L7		4-0 FC5-4 BB		3-1 1-H HR		1	0	0	0	0	0	0						
George Bell, R OBP: 0.360, SLG: 0.548	1-1 F9			1-1 F8		0-0 FC5-4		3-1 2-1 HR		4	1	1	1	0	0	1						
Cecil Fielder, R OBP: 0.208, SLG: 0.271 Fred McGriff, L OBP: 0.440, SLG: 0.669	0-2 1-3					0-0 HR		2-3 K		1	0	0	0	0	0	0						
Kelly Gruber, R OBP: 0.348, SLG: 0.489	1-2 6-3					0-3 K		1-3 K		4	0	0	0	0	3	0						
Pat Borders, R OBP: 0.288, SLG: 0.500	1-0 F9					0-0 F2		1-1 HR		4	1	1	1	0	0	0						
Sil Campusano, R OBP: 0.200, SLG: 0.333			1-1 4-3			2-1 2B		3-2 F2		4	0	1	0	0	0	0						
Nelson Liriano, S OBP: 0.228, SLG: 0.250			3-2 L6			1-0 F9		1-0 1B HR 1B		4	1	1	0	0	1	1						
<b>Inning Stats</b>	R: 1 E: 0 K: 0 S: 7	H: 1 LOB: 0 BB: 0 P: 8	R: 0 E: 0 K: 0 S: 7	H: 0 LOB: 0 BB: 0 P: 9	R: 0 E: 0 K: 0 S: 7	H: 0 LOB: 0 BB: 0 P: 12	R: 0 E: 0 K: 1 S: 8	H: 0 LOB: 0 BB: 0 P: 13	R: 1 E: 0 K: 1 S: 8	H: 2 LOB: 1 BB: 0 P: 11	R: 0 E: 0 K: 0 S: 4	H: 0 LOB: 1 BB: 1 P: 9	R: 1 E: 0 K: 2 S: 12	H: 1 LOB: 0 BB: 0 P: 19	R: 4 E: 0 K: 2 S: 15	H: 4 LOB: 0 BB: 0 P: 24		R: 0 E: 0 K: 1 S: 8	H: 0 LOB: 0 BB: 0 P: 13	1B: 2 2B: 1 3B: 0 HR: 5	SF: 0 SAC: 0 DP: 0 HBP: 0	WP: 1 PB: 0 SB: 0 CS: 0
<b>PITCHER</b>	IP WLS BF H R ER SO BB IBB HBP BLK WP HR S P ERA WHIP																					
Teddy Higuera, L ERA: 2.67	(1, 1) 1.0 W 4 1 1 1 0 0 0 0 0 0 0 0 1 7 8 9.00 1.000																					
Odel Jones, R ERA: 3.29	(2, 1) 5.0 W 18 2 1 1 2 1 0 0 0 0 0 1 2 34 54 1.80 0.600																					
Mark Clear, R ERA: 6.3	(7, 1) 1.1 8 4 4 4 2 0 0 0 0 0 1 2 19 30 27.00 3.000																					
Chuck Crim, R ERA: 3.91	(8, 1) 0.0 1 1 1 1 0 0 0 0 0 0 0 1 2 4 ∞ ∞																					
Dan Plesac, L ERA: 1.71	(8, 1) 1.2 S 5 0 0 0 3 0 0 0 0 0 0 0 14 22 0.00 0.000																					
Batter	1	2	3	4	5	6	7	8	9	AB	R	H	RBI	BB	SO	LOB	BOTTOM					
Paul Moltor, R OBP: 0.374, SLG: 0.395	3-3 K		0-0 S 2B 1B	3-2 FC5-4 1B		0-1 F9		1-1 B3 E 2B		5	2	3	0	0	1	1	<b>Toronto Blue Jays @ Milwaukee Brewers</b> Milwaukee County Stadium, Milwaukee, WI Mon May 23 1988, 8:05 PM EDT Att: 10,523 - Unknown - 64 F					
B.J. Surhoff, L OBP: 0.299, SLG: 0.276	0-0 F9		2-0 1B 2B	1-1 FC5-4 1-2		4-1 G1-4-3 BB		0-0 B3 2-3		4	1	1	1	1	0	2						
Robin Yount, R OBP: 0.359, SLG: 0.476	4-0 BB		3-0 2B 1B		3-2 5-3	2-2 G1-4-3		4-0 E IBB		3	1	1	1	2	0	2						
Greg Brock, L OBP: 0.382, SLG: 0.367	1-1 F2		2-0 E 1B 2B	1-2 1B 1B		1-2 1B 1B		1-0 E6		5	2	2	1	0	0	2						
Glenn Briggs, R OBP: 0.299, SLG: 0.422		0-0 6-3	2-1 E5 1B 1B	1-0 1B 6-3 1B		0-0 HR		1-2 F9		5	3	2	1	0	0	3						
Ernest Riles, L OBP: 0.349, SLG: 0.390	3-2 F7		1-1 1B 1B	1-3 3-H 1B		0-1 4-3		1-2 4-3		4	0	2	2	0	0	0						
Dale Sveum, S ERA: 5.54 Juan Castillo, S OBP: 0.400, SLG: 0.400	1-3 K		1-3 3-H 1B	0-3 K	1-2 6-3 1B		0-1 1B		1-2 F9		4	0	2	2	0	1						
Jim Gantner, L OBP: 0.288, SLG: 0.290			0-3 K	2-2 F7	1-0 4-3		1-2 G3		1-0 G3		4	0	0	0	1	2						
Mike Felder, S OBP: 0.118, SLG: 0.118			2-3 K	2-1 F2		0-0 BB 1B		0-0 G3		4	0	1	0	0	1	0						
<b>Inning Stats</b>	R: 0 E: 0 K: 1 S: 7	H: 0 LOB: 0 BB: 1 P: 15	R: 0 E: 0 K: 1 S: 8	H: 0 LOB: 0 BB: 0 P: 12	R: 5 E: 1 K: 2 S: 15	H: 6 LOB: 2 BB: 0 P: 28	R: 0 E: 0 K: 0 S: 10	H: 1 LOB: 1 BB: 0 P: 18	R: 2 E: 0 K: 0 S: 16	H: 3 LOB: 1 BB: 0 P: 25	R: 0 E: 0 K: 0 S: 8	H: 1 LOB: 1 BB: 1 P: 14	R: 1 E: 0 K: 0 S: 14	H: 2 LOB: 1 BB: 0 P: 18	R: 1 E: 1 K: 0 S: 8	H: 1 LOB: 2 BB: 1 P: 15		1B: 10 2B: 3 3B: 0 HR: 1	SF: 0 SAC: 0 DP: 1 HBP: 0	WP: 0 PB: 0 SB: 1 CS: 0	PA: 41	
<b>PITCHER</b>	IP WLS BF H R ER SO BB IBB HBP BLK WP HR S P ERA WHIP																					
Todd Stottlemyre, R ERA: 4.73	(1, 1) 2.2 L 15 5 5 3 4 1 0 0 0 0 0 1 49 77 6.23 2.077																					
Mark Eichhorn, R ERA: 4.73	(3, 1) 4.1 20 8 3 3 0 1 0 0 0 0 0 1 49 77 6.23 2.077																					
David Wells, L ERA: 4.11	(8, 1) 1.0 6 1 1 0 0 0 0 1 0 0 0 0 0 8 15 0.00 1.000																					



Batter	1	2	3	4	5	6	7	8	9	AB	R	H	RBI	BB	SO	LOB	TOP
Tony Fernandez, S OBP: 0.314, SLG: 0.335 Alexis Infante, R OBP: 0.200, SLG: 0.111	L8		6-3					4-3	1B 2B	5	1	2	1	0	0	0	
Lloyd Moseby, L OBP: 0.367, SLG: 0.444	2B		3-1-2					SF9	K	4	2	3	0	1	1	2	
Juan Beniquez, R OBP: 0.375, SLG: 0.396	K		3-1-2					SF9	2B	4	1	1	2	0	1	4	
George Bell, R OBP: 0.361, SLG: 0.547	1B 2B							6-3	2B	4	2	1	1	1	0	0	
Kelly Gruber, R OBP: 0.356, SLG: 0.500	1B								IBB	5	2	3	4	0	0	0	
Fred McGriff, L OBP: 0.438, SLG: 0.664	FC4-6									4	2	1	1	1	0	2	
Pat Borders, R OBP: 0.308, SLG: 0.519										5	1	3	3	0	0	0	
Sil Campusano, R OBP: 0.218, SLG: 0.327										4	1	1	0	1	0	2	
Nelson Liriano, S OBP: 0.229, SLG: 0.250										4	1	1	1	0	0	1	
<b>Inning Stats</b>	R: 2 H: 3 E: 0 K: 1 S: 12	H: 3 R: 0 ER: 0 LOB: 1 BB: 0 P: 17	R: 0 H: 0 E: 0 K: 0 S: 7	H: 1 R: 0 ER: 0 LOB: 0 BB: 0 P: 13	R: 1 H: 1 E: 0 K: 0 S: 12	H: 1 R: 0 ER: 0 LOB: 1 BB: 1 P: 13	R: 0 H: 0 E: 0 K: 0 S: 6	H: 0 R: 0 ER: 0 LOB: 0 BB: 0 P: 9	R: 0 H: 1 E: 0 K: 0 S: 3	H: 1 R: 1 ER: 1 LOB: 2 BB: 2 P: 6	R: 9 H: 8 E: 1 K: 1 S: 22	H: 8 R: 2 ER: 2 LOB: 1 BB: 2 P: 39	1B: 11 2B: 5 3B: 1 HR: 0	SF: 1 SAC: 0 DP: 3 HBP: 0	WP: 2 PB: 0 SB: 2 CS: 0	PA: 44	
<b>PITCHER</b>	IP WLS BF H R ER SO BB IBB HBP BLK WP HR S P ERA WHIP																
Ray Hayward, L ERA: 2.78	8.0 L 33 10 6 2 0 1 2 0 0 0 0 1 0 63 96 6.75 1.500																
Jose Cecena, R ERA: 5.4	0.0 4 3 2 2 0 1 0 0 0 0 0 0 0 6 11 ∞ ∞																
Mitch Williams, L ERA: 6.05	0.1 4 2 4 4 1 0 0 0 0 0 0 0 0 9 16 108.00 6.000																
Tony Fossas, L ERA: 7.36	0.2 3 1 1 1 0 0 0 0 0 0 1 0 0 5 10 13.50 1.500																

Toronto Blue Jays @ Texas Rangers  
Arlington Stadium, Arlington, TX  
Tue May 24 1988, 8:05 PM EDT  
Att: 26,408 - Unknown - 81 F

AB 39  
R 13  
H 16  
RBI 13  
BB 4  
SO 2  
LOB 11



Batter	1	2	3	4	5	6	7	8	9	AB	R	H	RBI	BB	SO	LOB	BOTTOM			
Bob Brower, R OBP: 0.349, SLG: 0.289 Oddibe McDowell, L OBP: 0.279, SLG: 0.311	F9		L3					FC5-4	F5	3	0	0	0	0	0	2				
Scott Fletcher, R OBP: 0.311, SLG: 0.287	1B		5-3					BB 1B	FC5-4	4	0	1	0	1	0	4				
Ruben Sierra, S OBP: 0.319, SLG: 0.419	F9							BB 1B		3	0	1	1	1	0	1				
Pete Incaviglia, R OBP: 0.344, SLG: 0.529	K							BB		3	0	1	0	1	1	2				
Pete O'Brien, L OBP: 0.371, SLG: 0.466										4	0	0	0	0	3	5				
Larry Parrish, R OBP: 0.258, SLG: 0.366										4	0	0	0	0	2	4				
Mike Stanley, R OBP: 0.345, SLG: 0.325 Cecil Espy, S OBP: 0.292, SLG: 0.370										2	0	0	0	1	1	0				
Steve Buechele, R OBP: 0.386, SLG: 0.550 Steve Kemp, L OBP: 0.256, SLG: 0.222										1	0	1	0	0	0	0				
Jerry Browne, S OBP: 0.294, SLG: 0.223 Geno Petralli, L OBP: 0.279, SLG: 0.323										2	0	2	0	1	0	0				
<b>Inning Stats</b>	R: 0 H: 1 E: 0 K: 1 S: 7	H: 1 R: 0 ER: 0 LOB: 0 BB: 0 P: 12	R: 0 H: 0 E: 0 K: 3 S: 9	H: 0 R: 0 ER: 0 LOB: 0 BB: 0 P: 13	R: 0 H: 1 E: 0 K: 1 S: 9	H: 1 R: 0 ER: 0 LOB: 1 BB: 0 P: 14	R: 1 H: 1 E: 0 K: 0 S: 10	H: 1 R: 0 ER: 0 LOB: 1 BB: 1 P: 17	R: 0 H: 0 E: 0 K: 0 S: 9	H: 0 R: 0 ER: 0 LOB: 0 BB: 1 P: 16	R: 0 H: 0 E: 0 K: 1 S: 9	H: 0 R: 0 ER: 0 LOB: 0 BB: 1 P: 15	R: 1 H: 2 E: 0 K: 1 S: 14	H: 2 R: 1 ER: 2 LOB: 2 BB: 2 P: 26	R: 0 H: 1 E: 0 K: 0 S: 16	H: 1 R: 0 ER: 0 LOB: 2 BB: 1 P: 27	1B: 6 2B: 0 3B: 0 HR: 1	SF: 0 SAC: 0 DP: 2 HBP: 0	WP: 2 PB: 0 SB: 0 CS: 0	PA: 38
<b>PITCHER</b>	IP WLS BF H R ER SO BB IBB HBP BLK WP HR S P ERA WHIP																			
John Cerutti, L ERA: 3.43	6.0 W 23 4 1 1 1 1 1 0 0 0 0 0 0 11 17 9.00 2.000																			
Duane Ward, R ERA: 2.29	1.0 4 1 1 1 1 1 0 0 0 0 0 0 0 4 10 0.00 6.000																			
David Wells, L ERA: 4.06	0.1 3 1 0 0 0 1 0 0 0 0 0 0 0 4 10 0.00 6.000																			
Tom Henke, R ERA: 1.57	1.2 S 8 1 0 0 1 2 0 0 0 0 0 0 0 24 41 0.00 1.800																			

Toronto Blue Jays @ Texas Rangers  
Arlington Stadium, Arlington, TX  
Tue May 24 1988, 8:05 PM EDT  
Att: 26,408 - Unknown - 81 F

AB 32  
R 2  
H 7  
RBI 2  
BB 6  
SO 7  
LOB 23





Batter	1	2	3	4	5	6	7	8	9	AB	R	H	RBI	BB	SO	LOB	TOP										
<b>Tony Fernandez, S</b> (1, 6) OBP: 0.323, SLG: 0.345	1-1 1B		0-0 K			2-1 4-3		1-0 1B		4	0	3	1	0	0	0											
<b>Lloyd Moseby, L</b> (1, 8) OBP: 0.365, SLG: 0.439	3-3 K		1-3 K			0-1 F7		1-2 1B		4	0	1	0	0	2	2											
<b>Rance Mulliniks, L</b> (1, 10) OBP: 0.354, SLG: 0.466	4-1 BB			0-0 1-3		3-1 6-3		2-0 F8		3	0	0	0	1	0	3											
<b>George Bell, R</b> (1, 7) OBP: 0.353, SLG: 0.534	1-2 F9			2-1 5-3		0-3 K		1-1 F6		4	0	0	0	0	1	2											
<b>Fred McGriff, L</b> (1, 3) OBP: 0.427, SLG: 0.643	1-0 F7			2-1 4-3		0-0 4-3		1-0 3-1		4	0	0	0	0	0	2											
<b>Kelly Gruber, R</b> (1, 5) OBP: 0.360, SLG: 0.500		0-0 5-3			0-2 4-3			0-0 FC3-6 1B	2-1 1B	4	1	2	0	0	0	0											
<b>Ernie Whitt, L</b> (1, 2) OBP: 0.303, SLG: 0.283		0-2 6-3			0-1 G3			0-0 F9	0-1 3-1	4	0	0	0	0	0	2											
<b>Sil Campusano, R</b> (1, 9) OBP: 0.224, SLG: 0.327		1-0 F3			2-1 1-3			0-2 FC3-6 1B		3	0	1	0	0	0	0											
<b>Nelson Liriano, S</b> (1, 4) OBP: 0.222, SLG: 0.243			1-1 G3			0-1 3-1		1-2 FC3-6 1B		3	0	0	0	0	0	2											
<b>Inning Stats</b>	R: 0 E: 0 K: 1 S: 10	H: 1 LOB: 2 BB: 1 P: 20	R: 0 E: 0 K: 0 S: 5	H: 0 LOB: 0 BB: 0 P: 6	R: 0 E: 0 K: 1 S: 6	H: 1 LOB: 0 BB: 0 P: 8	R: 0 E: 0 K: 0 S: 5	H: 0 LOB: 0 BB: 0 P: 9	R: 0 E: 0 K: 0 S: 6	H: 0 LOB: 0 BB: 0 P: 8	R: 0 E: 0 K: 1 S: 6	H: 0 LOB: 0 BB: 0 P: 9	R: 0 E: 0 K: 0 S: 14	H: 4 LOB: 3 BB: 0 P: 20	R: 0 E: 0 K: 0 S: 7	H: 1 LOB: 1 BB: 0 P: 11	1B: 7 2B: 0 3B: 0 HR: 0	SF: 0 SAC: 0 DP: 0 HBP: 0	WP: 0 PB: 0 SB: 1 CS: 0	PA: 34							
<b>PITCHER</b>	IP	WLS	BF	H	R	ER	SO	BB	IBB	HBP	BLK	WP	HR	S	P	ERA	WHIP										
<b>Jeff Russell, R</b> (1, 1) ERA: 2.7	7.2	W	29	6	1	1	3	1	0	0	0	0	0	58	86	1.17	0.913										
<b>Dale Mohorovic, R</b> (8, 1) ERA: 0.45	1.1	S	5	1	0	0	0	0	0	0	0	0	0	8	14	0.00	0.750										

Toronto Blue Jays @ Texas Rangers  
Arlington Stadium, Arlington, TX  
Wed May 25 1988, 8:05 PM EDT  
Att: 13,528 - Unknown - 80 F

AB	33
R	1
H	7
RBI	1
BB	1
SO	3
LOB	13



Batter	1	2	3	4	5	6	7	8	9	AB	R	H	RBI	BB	SO	LOB	BOTTOM										
<b>Oddibe McDowell, L</b> (1, 8) OBP: 0.270, SLG: 0.299	2-1 B1-3		3-3 K	0-1 G4-6-3		3-2 F7		1-0 F7		5	0	0	0	0	1	3											
<b>Scott Fletcher, R</b> (1, 6) OBP: 0.320, SLG: 0.288	1-1 6-3		4-2 E 1B BB		4-1 1B 2B BB		3-2 1B	3-1 F7		3	2	1	0	2	0	2											
<b>Ruben Sierra, S</b> (1, 9) OBP: 0.317, SLG: 0.414	1-2 F8		3-1 F8		1-1 2B 1B		0-3 K			4	1	1	0	0	1	2											
<b>Pete Incaviglia, R</b> (1, 7) OBP: 0.348, SLG: 0.528		0-0 F9 S 1B	0-1 E5 1B		1-1 F8		2-0 1B			4	1	2	0	0	0	3											
<b>Geno Petralli, L</b> (1, 2) OBP: 0.319, SLG: 0.369		4-1 1B BB	3-1 1B		3-2 2B		2-1 1B			3	0	3	3	1	0	0											
<b>Larry Parrish, R</b> (1, 10) OBP: 0.252, SLG: 0.357		1-2 BB	1-3 2-H 1B		1-1 2B		1-2 1B			3	0	0	0	0	1	5											
<b>Jim Steels, L</b> (7, FH) OBP: 0.227, SLG: 0.286		2-2 F9	0-0 F7		1-3 K		1-0 G3			1	0	0	0	0	0	2											
<b>Pete O'Brien, L</b> (1, 3) OBP: 0.380, SLG: 0.473		2-1 1B		1-0 WP 1B		1-2 F4		1-0 1B SH5-3 1B		4	1	3	1	0	0	1											
<b>Steve Buechele, R</b> (1, 5) OBP: 0.378, SLG: 0.538		1-1 L5		0-3 K		0-2 5-3		0-0 SH5-3		3	0	0	0	0	1	3											
<b>Curtis Wilkerson, S</b> (1, 4) OBP: 0.386, SLG: 0.434		1-0 F9		3-1 G4-6-3 1B		2-1 L7		1-1 1B		4	0	2	1	0	0	2											
<b>Inning Stats</b>	R: 0 E: 0 K: 0 S: 7	H: 0 LOB: 0 BB: 0 P: 11	R: 1 E: 0 K: 0 S: 10	H: 2 LOB: 2 BB: 1 P: 20	R: 1 E: 1 K: 1 S: 13	H: 1 LOB: 2 BB: 1 P: 26	R: 1 E: 0 K: 1 S: 8	H: 2 LOB: 0 BB: 0 P: 12	R: 2 E: 0 K: 1 S: 15	H: 2 LOB: 1 BB: 1 P: 26	R: 0 E: 0 K: 0 S: 10	H: 0 LOB: 0 BB: 0 P: 15	R: 0 E: 0 K: 1 S: 11	H: 3 LOB: 2 BB: 0 P: 19	R: 0 E: 0 K: 0 S: 7	H: 2 LOB: 2 BB: 0 P: 13	1B: 11 2B: 1 3B: 0 HR: 0	SF: 0 SAC: 1 DP: 1 HBP: 0	WP: 1 PB: 0 SB: 1 CS: 0	PA: 38							
<b>PITCHER</b>	IP	WLS	BF	H	R	ER	SO	BB	IBB	HBP	BLK	WP	HR	S	P	ERA	WHIP										
<b>Jim Clancy, R</b> (1, 1) ERA: 4.52	3.1	L	18	5	3	2	2	2	0	0	0	0	0	36	67	5.40	2.100										
<b>Todd Stottlemire, R</b> (4, 1) ERA: 5.75	1.2		7	2	2	2	1	1	0	0	0	0	0	17	28	10.80	1.800										
<b>Mark Eichhorn, R</b> (6, 1) ERA: 4.41	2.1		11	5	0	0	1	0	0	0	0	0	0	25	40	0.00	2.143										
<b>Jose Antonio Nunez, R</b> (8, 1) ERA: 4.05	0.2		2	0	0	0	0	0	0	0	0	0	0	3	7	0.00	0.000										

Toronto Blue Jays @ Texas Rangers  
Arlington Stadium, Arlington, TX  
Wed May 25 1988, 8:05 PM EDT  
Att: 13,528 - Unknown - 80 F

AB	34
R	5
H	12
RBI	5
BB	3
SO	4
LOB	23





Batter	1	2	3	4	5	6	7	8	9	AB	R	H	RBI	BB	SO	LOB	TOP								
<b>Tony Fernandez, S</b> (1, 6) OBP: 0.325, SLG: 0.354	3-1 G6-4-3 HBP 1B		3-1 SF9	1-2 F9 2B		2-1 5-3		2-2 F8		4	0	2	2	0	0	1									
<b>Lloyd Moseby, L</b> (1, 8) OBP: 0.371, SLG: 0.434	2-2 G6-4-3 HBP		0-0 F7	0-2 F9			4-1 1B 2B BB	4-0 BB IBB		2	1	0	0	2	0	2									
<b>Juan Benquez, R</b> (1, 10) OBP: 0.363, SLG: 0.404	1-1 G6-4-3		2-2 1B 1B	0-0 F4			0-0 2B 1B	4-2 FC6-4 BB		4	2	2	0	0	0	3									
<b>Rance Mulliniks, L</b> (6, FH) OBP: 0.354, SLG: 0.466			1-3 1B				1-2 2B	1-2 BB		0	0	0	0	0	0	0									
<b>Cecil Fielder, R</b> (8, FH) OBP: 0.222, SLG: 0.271	1-2 2-3		1-3 1B				1-2 2B	1-2 BB		0	0	0	0	1	0	0									
<b>George Bell, R</b> (1, 7) OBP: 0.349, SLG: 0.525	0-1 5-3		2-1 1B 1B				2-2 F9	2-1 FC6-4		5	1	1	1	0	0	6									
<b>Kelly Gruber, R</b> (1, 5) OBP: 0.361, SLG: 0.497		1-3 K	1-0 1B 1B				2-2 1B	1-2 L5		5	0	2	0	0	1	2									
<b>Fred McGriff, L</b> (1, 3) OBP: 0.432, SLG: 0.656		1-0 G3	3-2 1B				1-3 K	0-0 1B 2B		5	0	3	4	0	1	1									
<b>Pat Borders, R</b> (1, 2) OBP: 0.289, SLG: 0.488		1-3 K	1-3 K				0-3 K	0-1 F9		5	0	0	0	0	4	5									
<b>Sil Campusano, R</b> (1, 9) OBP: 0.254, SLG: 0.345			0-0 E4 1B SF9	2-1 2B 2B			3-2 5-3	1-1 FC4-6 HBP		3	2	1	0	1	0	0									
<b>Nelson Liriano, S</b> (1, 4) OBP: 0.221, SLG: 0.241			1-0 1B 1B	1-3 K			1-0 F9	0-2 FC4-6 F8 S	1-0 F4	5	1	1	0	0	1	4									
<b>Inning Stats</b>	R: 0 E: 0 K: 0 S: 8	H: 1 LOB: 1 BB: 0 P: 14	R: 0 E: 0 K: 2 S: 7	H: 0 LOB: 0 BB: 0 P: 10	R: 4 E: 1 K: 1 S: 18	H: 5 LOB: 2 BB: 0 P: 31	R: 1 E: 0 K: 1 S: 12	H: 2 LOB: 1 BB: 0 P: 16	R: 0 E: 0 K: 2 S: 10	H: 1 LOB: 1 BB: 0 P: 15	R: 0 E: 0 K: 0 S: 6	H: 0 LOB: 0 BB: 0 P: 12	R: 2 E: 0 K: 0 S: 11	H: 2 LOB: 1 BB: 1 P: 18	R: 0 E: 0 K: 0 S: 12	H: 0 LOB: 3 BB: 2 P: 25	R: 0 E: 0 K: 1 S: 11	H: 1 LOB: 2 BB: 1 P: 20	1B: 8 2B: 4 3B: 0 HR: 0	SF: 1 SAC: 0 DP: 1 HBP: 2	WP: 0 PB: 1 SB: 1 CS: 0	PA: 45			
<b>PITCHER</b>	IP	WLS	BF	H	R	ER	SO	BB	IBB	HBP	BLK	WP	HR	S	P	ERA	WHIP								
<b>Paul Kilgus, L</b> (1, 1) ERA: 2.42	6.0		30	10	7	3	6	1	0	1	0	0	0	63	104	4.50	1.833								
<b>Dale Mohorcic, R</b> (7, 1) ERA: 0.44	1.2		8	1	0	0	0	0	1	1	0	0	0	16	26	0.00	0.600								
<b>Mitch Williams, L</b> (8, 1) ERA: 5.66	1.1	W	7	1	0	0	1	2	0	0	0	0	0	16	31	0.00	2.250								

Toronto Blue Jays @ Texas Rangers  
Arlington Stadium, Arlington, TX  
Thu May 26 1988, 8:05 PM EDT  
Att: 13,035 - Unknown - 81 F

AB	38
R	7
H	12
RBI	7
BB	4
SO	7
LOB	24



Batter	1	2	3	4	5	6	7	8	9	AB	R	H	RBI	BB	SO	LOB	BOTTOM								
<b>Cecil Espy, S</b> (1, 8) OBP: 0.302, SLG: 0.392	1-2 E9 G3 2B		2-2 L7		1-0 E S 1B		0-0 6-3		1-2 F7	5	2	2	1	0	0	3									
<b>Scott Fletcher, R</b> (1, 6) OBP: 0.328, SLG: 0.306	0-2 F3		0-0 F7		2-1 FC3-6 1B		4-0 FC1-2 1B BB		3-1 1B 3B	4	2	2	2	1	0	1									
<b>Ruben Sierra, S</b> (1, 9) OBP: 0.313, SLG: 0.406	3-2 G3		0-3 K		0-0 FC3-6		1-2 FC1-2 1B		1-0 1B	5	0	1	2	0	1	4									
<b>Pete Incaviglia, R</b> (1, 7) OBP: 0.357, SLG: 0.527	4-2 BB				4-1 E SF7 BB		2-3 K		1-3 2H 3H 1B	2	1	1	2	2	1	1									
<b>Pete O'Brien, L</b> (1, 3) OBP: 0.371, SLG: 0.461	3-1 4-3				1-0 L9		2-1 F7		2-2 F3	4	0	0	0	0	0	4									
<b>Larry Parrish, R</b> (1, 10) OBP: 0.252, SLG: 0.352		4-0 5-3 BB			2-0 SF7		2-3 K		0-0 F6	2	0	0	1	1	1	0									
<b>Mike Stanley, R</b> (1, 2) OBP: 0.340, SLG: 0.333		3-2 F8			3-3 K		1-3 K		0-0 CS 2B	4	0	1	0	0	2	1									
<b>Oddibe McDowell, L</b> (6, PR) OBP: 0.270, SLG: 0.299										0	0	0	0	0	0	0									
<b>Jerry Browne, S</b> (9, 4) OBP: 0.294, SLG: 0.223										0	0	0	0	0	0	0									
<b>Steve Buechele, R</b> (1, 5) OBP: 0.377, SLG: 0.530		2-1 5-3			3-2 5-3				2-3 K	2	0	0	0	1	0	1									
<b>Geno Petralli, L</b> (6, PH) OBP: 0.315, SLG: 0.364		1-2							6-3 FC1-2 BB	1	0	0	0	0	1	1									
<b>Curtis Wilkerson, S</b> (1, 4) OBP: 0.410, SLG: 0.509		0-3 K			0-0 1B 3B				2-2 FC1-2 1B 1B	4	3	3	0	0	1	1									
<b>Inning Stats</b>	R: 1 E: 1 K: 0 S: 15	H: 1 LOB: 1 BB: 1 P: 26	R: 0 E: 0 K: 1 S: 8	H: 0 LOB: 1 BB: 1 P: 17	R: 0 E: 0 K: 1 S: 7	H: 0 LOB: 0 BB: 0 P: 9	R: 1 E: 1 K: 1 S: 7	H: 0 LOB: 0 BB: 1 P: 16	R: 2 E: 0 K: 1 S: 11	H: 3 LOB: 1 BB: 0 P: 19	R: 0 E: 0 K: 2 S: 9	H: 0 LOB: 0 BB: 0 P: 14	R: 2 E: 0 K: 0 S: 15	H: 2 LOB: 2 BB: 2 P: 28	R: 0 E: 0 K: 1 S: 6	H: 1 LOB: 1 BB: 0 P: 8	R: 2 E: 0 K: 0 S: 11	H: 3 LOB: 1 BB: 0 P: 18	1B: 5 2B: 3 3B: 2 HR: 0	SF: 1 SAC: 0 DP: 0 HBP: 0	WP: 0 PB: 0 SB: 1 CS: 1	PA: 40			
<b>PITCHER</b>	IP	WLS	BF	H	R	ER	SO	BB	IBB	HBP	BLK	WP	HR	S	P	ERA	WHIP								
<b>Dave Stieb, R</b> (1, 1) ERA: 2.98	5.0		22	4	4	2	4	3	0	0	0	0	0	48	87	3.60	1.400								
<b>Duane Ward, R</b> (6, 1) ERA: 3.0	1.1		7	1	2	2	2	2	0	0	0	0	0	16	31	13.50	2.250								
<b>David Wells, L</b> (7, 1) ERA: 3.94	1.0		5	2	0	0	0	0	0	0	0	0	0	10	13	0.00	2.000								
<b>Tom Henke, R</b> (8, 1) ERA: 2.25	1.0	L	5	3	2	2	1	0	0	0	0	0	0	15	24	18.00	3.000								

Toronto Blue Jays @ Texas Rangers  
Arlington Stadium, Arlington, TX  
Thu May 26 1988, 8:05 PM EDT  
Att: 13,035 - Unknown - 81 F


AB	33
R	8
H	10
RBI	8
BB	5
SO	7
LOB	17





Batter	1	2	3	4	5	6	7	8	9	AB	R	H	RBI	BB	SO	LOB	TOP					
<b>Gary Redus, R</b> OBP: 0.364, SLG: 0.448										5	1	2	1	0	1	3	<b>Chicago White Sox @ Toronto Blue Jays</b> Exhibition Stadium, Toronto, ON Fri May 27 1988, 7:05 PM EDT Att: 31,454 - Unknown - 79 F					
<b>Dave Gallagher, R</b> OBP: 0.333, SLG: 0.452										5	0	1	0	0	1	2						
<b>Harold Baines, L</b> OBP: 0.349, SLG: 0.416										4	0	0	0	0	0	1						
<b>Ivan Calderon, R</b> OBP: 0.299, SLG: 0.452										4	1	1	1	0	0	1						
<b>Greg Walker, L</b> OBP: 0.272, SLG: 0.335										4	0	1	0	0	0	0						
<b>Fred Manrique, R</b> OBP: 0.295, SLG: 0.395										4	0	0	0	0	0	2						
<b>Ozzie Guillen, L</b> OBP: 0.246, SLG: 0.258										4	1	2	0	0	0	0						
<b>Steve Lyons, L</b> OBP: 0.333, SLG: 0.262										4	0	3	1	0	0	0						
<b>Ron Karkovics, R</b> OBP: 0.200, SLG: 0.048										3	0	0	0	1	0	2						
<b>Inning Stats</b>	R: 0 E: 0 K: 1 S: 7	H: 0 LOB: 0 BB: 0 P: 10	R: 0 E: 0 K: 0 S: 4	H: 0 LOB: 0 BB: 0 P: 4	R: 0 E: 0 K: 0 S: 6	H: 0 LOB: 0 BB: 0 P: 11	R: 1 E: 0 K: 0 S: 6	H: 2 LOB: 0 BB: 0 P: 6	R: 1 E: 0 K: 0 S: 9	H: 2 LOB: 1 BB: 0 P: 15	R: 0 E: 0 K: 0 S: 7	H: 0 LOB: 0 BB: 0 P: 12	R: 1 E: 0 K: 1 S: 16	H: 3 LOB: 3 BB: 1 P: 30	R: 0 E: 0 K: 0 S: 15	H: 1 LOB: 2 BB: 0 P: 19	R: 0 E: 0 K: 0 S: 15	H: 2 LOB: 2 BB: 0 P: 17	1B: 7 2B: 1 3B: 0 HR: 2	SF: 0 SAC: 0 DP: 1 HBP: 0	WP: 1 PB: 1 CS: 1	PA: 38
<b>PITCHER</b>	IP	WLS	BF	H	R	ER	SO	BB	IBB	HBP	BLK	WP	HR	S	P	ERA	WHIP					
<b>Mike Flanagan, L</b> ERA: 4.86	(1, 1)	6.2	27	7	3	3	1	1	0	0	0	1	1	52	84	4.05	1.200					
<b>Duane Ward, R</b> ERA: 2.7	(7, 1)	2.1	W	11	3	0	0	1	0	0	0	0	0	33	40	0.00	1.286					

AB	37
R	3
H	10
RBI	3
BB	1
SO	2
LOB	11



Batter	1	2	3	4	5	6	7	8	9	AB	R	H	RBI	BB	SO	LOB	BOTTOM					
<b>Tony Fernandez, S</b> OBP: 0.323, SLG: 0.357										4	0	1	1	0	0	0	<b>Chicago White Sox @ Toronto Blue Jays</b> Exhibition Stadium, Toronto, ON Fri May 27 1988, 7:05 PM EDT Att: 31,454 - Unknown - 79 F					
<b>Kelly Gruber, R</b> OBP: 0.358, SLG: 0.497										4	0	1	0	0	0	1						
<b>Rance Mulliniks, L</b> OBP: 0.360, SLG: 0.468										4	0	2	0	0	0	1						
<b>Alexis Infante, R</b> OBP: 0.200, SLG: 0.111										0	0	0	0	0	0	0						
<b>George Bell, R</b> OBP: 0.342, SLG: 0.514										4	0	0	0	0	0	3						
<b>Fred McGriff, L</b> OBP: 0.447, SLG: 0.662										2	2	2	0	2	0	0						
<b>Ernie Whitt, L</b> OBP: 0.303, SLG: 0.278										2	0	0	0	1	1	2						
<b>Rick Leach, L</b> OBP: 0.333, SLG: 0.341										3	0	1	1	0	0	0						
<b>Juan Benitez, R</b> OBP: 0.393, SLG: 0.415										1	1	1	1	0	0	0						
<b>Sil Campusano, R</b> OBP: 0.262, SLG: 0.350										2	1	1	0	0	0	0						
<b>Lloyd Moseby, L</b> OBP: 0.372, SLG: 0.431										1	0	0	0	1	0	2						
<b>Nelson Liriano, S</b> OBP: 0.224, SLG: 0.243										3	0	1	1	0	1	2						
<b>Inning Stats</b>	R: 0 E: 0 K: 0 S: 6	H: 1 LOB: 1 BB: 0 P: 10	R: 0 E: 0 K: 0 S: 4	H: 0 LOB: 0 BB: 1 P: 9	R: 1 E: 0 K: 0 S: 6	H: 2 LOB: 0 BB: 0 P: 6	R: 0 E: 0 K: 1 S: 12	H: 1 LOB: 1 BB: 0 P: 16	R: 0 E: 0 K: 0 S: 8	H: 0 LOB: 0 BB: 0 P: 13	R: 0 E: 0 K: 0 S: 8	H: 1 LOB: 1 BB: 0 P: 12	R: 1 E: 0 K: 1 S: 8	H: 1 LOB: 2 BB: 2 P: 20	R: 0 E: 0 K: 0 S: 10	H: 1 LOB: 1 BB: 0 P: 16	R: 2 E: 0 K: 0 S: 5	H: 3 LOB: 2 BB: 1 P: 11	1B: 8 2B: 4 3B: 0 HR: 0	SF: 0 SAC: 2 DP: 3 HBP: 0	WP: 0 PB: 0 CS: 1	PA: 36
<b>PITCHER</b>	IP	WLS	BF	H	R	ER	SO	BB	IBB	HBP	BLK	WP	HR	S	P	ERA	WHIP					
<b>Jeff Blittiger, R</b> ERA: 3.31	(1, 1)	6.0	25	6	2	2	1	3	0	0	0	0	0	14	24	0.00	0.500					
<b>Bill Long, R</b> ERA: 3.0	(7, 1)	2.0	6	1	0	0	1	0	0	0	0	0	0	3	4	27.00	3.000					
<b>Ricky Horton, L</b> ERA: 4.91	(9, 1)	0.1	2	1	1	1	0	0	0	0	0	0	0	2	7	∞	∞					
<b>Bobby Thigpen, R</b> ERA: 4.91	(9, 1)	0.0	L	3	2	1	1	0	0	0	0	0	0	2	7	∞	∞					

AB	30
R	4
H	10
RBI	4
BB	4
SO	2
LOB	11





Batter	1	2	3	4	5	6	7	8	9	AB	R	H	RBI	BB	SO	LOB	TOP															
Mike Woodard, L (1, 4) OBP: 0.333, SLG: 0.333 Gary Redus, R (7, PH) OBP: 0.358, SLG: 0.441 Fred Manrique, R (7, 4) OBP: 0.299, SLG: 0.395	0-0 SH5-3 1B		0-1 G3		1-1 F5		1-1 G4-6-3			3	0	1	0	0	0	1																
Dave Gallagher, R (1, 8) OBP: 0.306, SLG: 0.412	0-0 SH5-3 1-2		2-2 6-3		1-1 F2		1-2 2-3 3-H K			3	0	0	0	0	0	1																
Harold Baines, L (1, 10) OBP: 0.342, SLG: 0.406	2-1 P5			0-1 F8		0-0 L4		0-1 6-3		4	0	0	0	0	0	1																
Ivan Calderon, R (1, 9) OBP: 0.298, SLG: 0.453	3-3 K			1-2 WP 2B		1-2 F7		3-3 K		4	0	1	0	0	2	1																
Greg Walker, L (1, 3) OBP: 0.266, SLG: 0.328		2-2 L8		2-0 F7		1-0 G3		0-0 P6		4	0	0	0	0	0	1																
Dan Pasqua, L (1, 7) OBP: 0.296, SLG: 0.368		3-2 F7		4-2																												
Mark Salas, L (1, 2) OBP: 0.322, SLG: 0.375		3-3 K		0-0 F8																												
Ozzie Guillen, L (1, 6) OBP: 0.262, SLG: 0.274			1-2 CS 1B		0-1 F S 1B		0-0 G4-6-3 1B																									
Steve Lyons, L (1, 5) OBP: 0.346, SLG: 0.348			0-2 1-2 HR		0-0 F6		1-2 2-3 G4-6-3 1B																									
<b>Inning Stats</b>	R: 0 E: 0 K: 1 S: 8	H: 1 LOB: 1 BB: 0 P: 12	R: 0 E: 0 K: 1 S: 11	H: 0 LOB: 0 BB: 0 P: 19	R: 1 E: 0 K: 0 S: 11	H: 2 LOB: 0 BB: 0 P: 14	R: 0 E: 0 K: 0 S: 11	H: 1 LOB: 2 BB: 1 P: 18	R: 0 E: 0 K: 0 S: 7	H: 0 LOB: 0 BB: 0 P: 7	R: 2 E: 0 K: 1 S: 13	H: 4 LOB: 1 BB: 0 P: 17	R: 0 E: 0 K: 1 S: 6	H: 0 LOB: 0 BB: 0 P: 9	R: 0 E: 0 K: 0 S: 8	H: 1 LOB: 1 BB: 0 P: 13	1B: 8 2B: 1 3B: 0 HR: 1	SF: 0 SAC: 1 DP: 1 HBP: 0	WP: 1 PB: 0 CS: 1	PA: 36												
<b>PITCHER</b>	IP WLS BF H R ER SO BB IBB HBP BLK WP HR S P ERA WHIP																															
Jose Antonio Nunez, R (1, 1) ERA: 3.63	4.0	16	4	1	1	2	1	0	0	0	1	1	41	63	2.25	1.250																
Todd Stottlemyre, R (5, 1) ERA: 5.91	2.0	L 10	4	2	2	0	0	0	0	0	0	0	17	21	9.00	2.000																
David Wells, L (7, 1) ERA: 3.6	3.0	10	2	0	0	2	0	0	0	0	0	0	22	34	0.00	0.667																

Chicago White Sox @ Toronto Blue Jays  
Exhibition Stadium, Toronto, ON  
Sat May 28 1988, 3:33 AM EDT  
Att. 42,420 - Sunny - 80 F

AB	34
R	3
H	10
RBI	2
BB	1
SO	4
LOB	12



Batter	1	2	3	4	5	6	7	8	9	AB	R	H	RBI	BB	SO	LOB	BOTTOM															
Tony Fernandez, S (1, 6) OBP: 0.317, SLG: 0.349	1-1 G3		0-0 4-3			1-0 F6		0-2 F8		4	0	0	0	0	0	0																
Lloyd Moseby, L (1, 8) OBP: 0.365, SLG: 0.421	3-3 K			3-2 F8		3-3 K			0-1 4-3	4	0	0	0	0	2	0																
Rance Mulliniks, L (1, 10) OBP: 0.371, SLG: 0.525 Juan Beniquez, R (9, PH) OBP: 0.387, SLG: 0.407	3-2			2-2 HR		1-0 6-3			2-2 G3	3	1	2	1	0	0	0																
Fred McGriff, L (1, 3) OBP: 0.454, SLG: 0.667 Alexis Infante, R (9, PR) OBP: 0.200, SLG: 0.111	1-3 K			4-2 1B SF8 BB		4-2 6-3 SH1-3 BB			1-2	2	1	1	0	2	1	1																
Kelly Gruber, R (1, 5) OBP: 0.358, SLG: 0.494		3-2 F9		1-1 CS 1B		0-0 SH1-3			1-0 F8	3	0	1	0	0	0	1																
Ernie Whitt, L (1, 2) OBP: 0.298, SLG: 0.275 George Bell, R (7, PH) OBP: 0.340, SLG: 0.511		1-1 4-3		0-1 SF8		1-1 6-3				1	0	0	1	0	0	0																
Rick Leach, L (1, 7) OBP: 0.326, SLG: 0.333 Pat Borders, R (7, PH) OBP: 0.286, SLG: 0.482		1-2 1-3		3-H CS		0-0 6-3				2	0	0	0	0	1	0																
Sil Campusano, R (1, 9) OBP: 0.250, SLG: 0.333			1-2 6-3		3-2 6-3				0-1 1-3	3	0	0	0	0	0	0																
Nelson Liriano, S (1, 4) OBP: 0.218, SLG: 0.237			2-2 4-3		3-1 G3				2-3 K	3	0	0	0	0	1	0																
<b>Inning Stats</b>	R: 0 E: 0 K: 2 S: 15	H: 1 LOB: 1 BB: 0 P: 23	R: 0 E: 0 K: 0 S: 9	H: 0 LOB: 0 BB: 0 P: 14	R: 0 E: 0 K: 0 S: 12	H: 0 LOB: 0 BB: 0 P: 15	R: 2 E: 0 K: 0 S: 17	H: 2 LOB: 0 BB: 1 P: 28	R: 0 E: 0 K: 1 S: 10	H: 0 LOB: 0 BB: 0 P: 17	R: 0 E: 0 K: 1 S: 5	H: 0 LOB: 1 BB: 1 P: 11	R: 0 E: 0 K: 1 S: 8	H: 0 LOB: 0 BB: 0 P: 10	R: 0 E: 0 K: 0 S: 9	H: 1 LOB: 1 BB: 0 P: 13	1B: 1 2B: 2 3B: 0 HR: 1	SF: 1 SAC: 1 DP: 0 HBP: 0	WP: 0 PB: 0 CS: 1	PA: 33												
<b>PITCHER</b>	IP WLS BF H R ER SO BB IBB HBP BLK WP HR S P ERA WHIP																															
Melido Perez, R (1, 1) ERA: 3.3	6.0	W 21	3	2	2	4	1	0	0	0	0	0	68	107	3.00	0.667																
Jerry Reuss, L (7, 1) ERA: 3.55	2.2	10	1	0	0	1	1	0	0	0	0	0	22	32	0.00	0.750																
Bobby Thigpen, R (9, 1) ERA: 4.85	0.1	S 1	0	0	0	0	0	0	0	0	0	0	1	2	0.00	0.000																

Chicago White Sox @ Toronto Blue Jays  
Exhibition Stadium, Toronto, ON  
Sat May 28 1988, 3:33 AM EDT  
Att. 42,420 - Sunny - 80 F

AB	28
R	2
H	4
RBI	2
BB	2
SO	5
LOB	4






Batter	1	2	3	4	5	6	7	8	9	AB	R	H	RBI	BB	SO	LOB	TOP	
<b>Dave Gallagher, R</b> OBP: 0.275, SLG: 0.368 (1, 8)	2-1 6-3	0-1 4-3			1-1 F8			0-1 3-1		4	0	0	0	0	0	1		
<b>Fred Manrique, R</b> OBP: 0.247, SLG: 0.375 (1, 4)	2-3 K		0-0 5-3			1-2 5-3		0-1 4-3		4	0	0	0	0	1	0		
<b>Gary Redus, R</b> OBP: 0.352, SLG: 0.429 (1, 7)	0-0 FC5-4 1B		0-1 4-3			0-1 1-3			1-2 F7	4	0	1	0	0	0	0		
<b>Ivan Calderon, R</b> OBP: 0.303, SLG: 0.458 (1, 9)	0-1 FC5-4 1-2		4-0 CS BB			3-1 6-3			2-2 1B 2B	3	0	1	0	1	0	1		
<b>Greg Walker, L</b> OBP: 0.266, SLG: 0.326 (1, 3)		3-2 5-3	2-2 CS 1-2		0-0 F7			2-2 F9	1-0 G6-3 1B	4	0	1	0	0	0	0		
<b>Russ Morman, R</b> OBP: 0.308, SLG: 0.385 <b>Harold Baines, L</b> OBP: 0.340, SLG: 0.404 (9, PH)		0-0 G3 1B 2B		1-2 F8		1-0 F9		1-0 F9	1-2 G6-3 1B 1-2	3	1	1	0	0	0	0		
<b>Ozzie Guillen, L</b> OBP: 0.268, SLG: 0.280 (1, 6)		0-1 G3 1B 2B		2-2 1-3		0-0 1B				3	1	2	0	0	0	0		
<b>Steve Lyons, L</b> OBP: 0.327, SLG: 0.327 (1, 5)		2-2 G3 1-2 2-3			1-2 P6			1-0 F9		3	0	0	0	0	0	3		
<b>Ron Karkovics, R</b> OBP: 0.214, SLG: 0.125 (1, 2)		0-2 2B 2-H 3-H		2-1 6-3				0-0 F9		3	0	1	2	0	0	0		
<b>Inning Stats</b>	R: 0 H: 1 E: 0 K: 1 S: 9	H: 3 LOB: 1 BB: 0 P: 13	R: 2 H: 3 E: 0 K: 0 S: 16	H: 0 LOB: 0 BB: 1 P: 11	R: 0 H: 0 E: 0 K: 0 S: 8	H: 0 LOB: 0 BB: 0 P: 11	R: 0 H: 0 E: 0 K: 0 S: 10	H: 0 LOB: 0 BB: 0 P: 14	R: 0 H: 1 E: 0 K: 0 S: 8	H: 0 LOB: 0 BB: 0 P: 11	R: 0 H: 0 E: 0 K: 0 S: 5	H: 2 LOB: 1 BB: 0 P: 17	1B: 5 2B: 2 3B: 0 HR: 0	SF: 0 SAC: 0 DP: 1 HBP: 0	WP: 0 PB: 0 SB: 0 CS: 1	PA: 34		
<b>PITCHER</b>	IP	WLS	BF	H	R	ER	SO	BB	IBB	HBP	BLK	WP	HR	S	P	ERA	WHIP	
<b>John Cerutti, L</b> ERA: 3.25 (1, 1)	8.0	W	29	5	2	2	1	1	0	0	0	0	0	68	97	2.25	0.750	
<b>Tom Henke, R</b> ERA: 2.22 (9, 1)	0.1		3	2	0	0	0	0	0	0	0	0	0	7	11	0.00	6.000	
<b>David Wells, L</b> ERA: 3.53 (9, 1)	0.2	S	1	0	0	0	0	0	0	0	0	0	0	5	6	0.00	0.000	

Chicago White Sox @ Toronto Blue Jays  
Exhibition Stadium, Toronto, ON  
Sun May 29 1988, 3:33 AM EDT  
Att: 42,057 - Sunny - 79 F

AB 32  
R 2  
H 7  
RBI 2  
BB 1  
SO 1  
LOB 7



Batter	1	2	3	4	5	6	7	8	9	AB	R	H	RBI	BB	SO	LOB	BOTTOM	
<b>Tony Fernandez, S</b> OBP: 0.317, SLG: 0.349 (1, 6)	1-1 G6-4-3 1B 1B		2-2 6-3		1-2 F9		0-1 SH3			3	1	1	0	0	0	1		
<b>Lloyd Moseby, L</b> OBP: 0.367, SLG: 0.422 (1, 8)	3-2 G6-4-3 1B		1-3 K			4-2 S BB		0-0 SF8		2	0	1	1	1	1	0		
<b>Juan Beniquez, R</b> OBP: 0.364, SLG: 0.379 (1, 10)	1-1 G6-4-3 1-2 2-3		1-0 P3			1-1 F8		0-0 G3		4	0	0	0	0	0	3		
<b>George Bell, R</b> OBP: 0.343, SLG: 0.511 (1, 7)	3-1 1B 3-H			1-2 P4		0-0 P6		0-1 1B		4	0	2	1	0	0	1		
<b>Kelly Gruber, R</b> OBP: 0.356, SLG: 0.485 (1, 5)	0-0 G3			0-0 F9		4-1 BB		1-0 F9		3	0	0	0	1	0	2		
<b>Fred McGriff, L</b> OBP: 0.448, SLG: 0.655 (1, 3)		1-0 1B		2-2 F5		0-0 L8		2-2 F8		4	0	1	0	0	0	3		
<b>Pat Borders, R</b> OBP: 0.284, SLG: 0.506 (1, 2)		2-3 K			1-1 F9		1-0 HR	0-0 F8		4	1	1	1	0	1	2		
<b>Sil Campusano, R</b> OBP: 0.264, SLG: 0.348 (1, 9)		2-3 K			1-0 F8		0-0 SH 2B			3	1	1	0	0	1	1		
<b>Nelson Liriano, S</b> OBP: 0.223, SLG: 0.241 (1, 4)		1-3 K			0-1 1B		0-0 SH SH3 SF8 2-H			2	1	1	0	0	1	1		
<b>Inning Stats</b>	R: 1 H: 3 E: 0 K: 0 S: 10	H: 1 LOB: 1 BB: 0 P: 18	R: 0 H: 1 E: 0 K: 3 S: 10	H: 0 LOB: 0 BB: 0 P: 11	R: 0 H: 0 E: 0 K: 0 S: 9	H: 0 LOB: 0 BB: 0 P: 12	R: 0 H: 1 E: 0 K: 0 S: 9	H: 0 LOB: 2 BB: 2 P: 16	R: 3 H: 2 E: 1 K: 0 S: 7	H: 1 LOB: 1 BB: 0 P: 11	R: 0 H: 6 E: 0 K: 0 S: 8	H: 1 LOB: 1 BB: 0 P: 11	1B: 6 2B: 1 3B: 0 HR: 1	SF: 1 SAC: 2 DP: 1 HBP: 0	WP: 0 PB: 0 SB: 1 CS: 0	PA: 34		
<b>PITCHER</b>	IP	WLS	BF	H	R	ER	SO	BB	IBB	HBP	BLK	WP	HR	S	P	ERA	WHIP	
<b>Dave LaPoint, L</b> ERA: 2.16 (1, 1)	7.0	L	30	7	4	3	4	2	0	0	0	0	0	59	94	3.86	1.286	
<b>Bill Long, R</b> ERA: 2.92 (8, 1)	1.0		4	1	0	0	0	0	0	0	0	0	0	8	11	0.00	1.000	

Chicago White Sox @ Toronto Blue Jays  
Exhibition Stadium, Toronto, ON  
Sun May 29 1988, 3:33 AM EDT  
Att: 42,057 - Sunny - 79 F

AB 29  
R 4  
H 8  
RBI 3  
BB 2  
SO 4  
LOB 14









Batter	1	2	3	4	5	6	7	8	9	AB	R	H	RBI	BB	SO	LOB	TOP				
Paul Moltzer, R OBP: 0.363, SLG: 0.370 Ernest Riles, L OBP: 0.309, SLG: 0.336	(1, 5) F8			(1, 0) L6		(0, 0) F9			(2, 0) G3	3	0	0	0	0	0	0					
B.J. Surhoff, L OBP: 0.315, SLG: 0.333	(1, 2) 6-3			(0, 1) FC4-6 1B			(2, 2) 3-1			3	0	1	0	0	0	0					
Robin Yount, R OBP: 0.352, SLG: 0.438 Bill Schroeder, R OBP: 0.192, SLG: 0.208	(1, 8) P4			(2, 2) F8			(2, 2) F8			3	0	0	0	0	0	1					
Greg Brock, L OBP: 0.383, SLG: 0.380 Joey Meyer, R OBP: 0.206, SLG: 0.365	(1, 3) 4-3			(1, 0) FC4-6			(3, 3) K			3	0	0	0	0	1	1					
Rob Deer, R OBP: 0.282, SLG: 0.360	(1, 7) L6				(0, 0) 5-3			(2, 3) K		3	0	0	0	0	1	0					
Glenn Briggs, R OBP: 0.305, SLG: 0.447	(1, 9) K				(1, 0) G3			(0, 3) K		3	0	0	0	0	2	0					
Jim Adduci, L OBP: 0.200, SLG: 0.214				(0, 0) P6			(2, 1) 4-3		(0, 1) 5-3	3	0	0	0	0	0	0					
Dale Sveum, S OBP: 0.306, SLG: 0.417 Juan Castillo, S OBP: 0.333, SLG: 0.333	(1, 6) L5			(3, 2) L5		(0, 0) F9			(1, 3) K	2	0	0	0	0	0	0					
Jim Gantner, L OBP: 0.315, SLG: 0.310	(1, 4) 4-3					(2, 2) F7			(3, 2) G3	3	0	0	0	0	0	0					
<b>Inning Stats</b>	R: 0 E: 0 K: 0 S: 5	H: 0 LOB: 0 BB: 0 P: 8	R: 0 E: 0 K: 1 S: 6	H: 0 LOB: 0 BB: 0 P: 8	R: 0 E: 0 K: 0 S: 5	H: 1 LOB: 1 BB: 0 P: 12	R: 0 E: 0 K: 0 S: 4	H: 0 LOB: 0 BB: 0 P: 7	R: 0 E: 0 K: 1 S: 13	H: 0 LOB: 0 BB: 0 P: 15	R: 0 E: 0 K: 1 S: 9	H: 0 LOB: 0 BB: 0 P: 16	R: 0 E: 0 K: 2 S: 8	H: 0 LOB: 0 BB: 0 P: 10	R: 0 E: 0 K: 1 S: 9	H: 0 LOB: 0 BB: 0 P: 15	1B: 1 2B: 0 3B: 0 HR: 0	SF: 0 SAC: 0 DP: 0 HBP: 0	WP: 0 PB: 0 CS: 0	PA: 28	
<b>PITCHER</b> Dave Stieb, R ERA: 2.63	(1, 1)	IP: 9.0 WLS: W BF: 28	H: 1 R: 0 ER: 0 SO: 5	BB: 0 IBB: 0 HBP: 0 BLK: 0	WP: 0 HR: 0 S: 67 P: 99	ERA: 0.00 WHIP: 0.111		<b>PITCHER</b>	IP: 9.0 WLS: W BF: 28	H: 1 R: 0 ER: 0 SO: 5	BB: 0 IBB: 0 HBP: 0 BLK: 0	WP: 0 HR: 0 S: 67 P: 99	ERA: 0.00 WHIP: 0.111								

Milwaukee Brewers @ Toronto Blue Jays  
Exhibition Stadium, Toronto, ON  
Tue May 31 1988, 7:05 PM EDT  
Att: 28,446 - Unknown - 79 F

AB	28
R	0
H	1
RBI	0
BB	0
SO	5
LOB	2



Batter	1	2	3	4	5	6	7	8	9	AB	R	H	RBI	BB	SO	LOB	BOTTOM			
Tony Fernandez, S OBP: 0.308, SLG: 0.343 Alexis Infante, R OBP: 0.200, SLG: 0.111	(1, 6) K2-3	(0, 0) E		(0, 0) F9		(0, 1) 1-4-3		(1, 2) 4-3		5	1	1	2	0	1	0				
Lloyd Moseby, L OBP: 0.308, SLG: 0.413 Rick Leach, L OBP: 0.323, SLG: 0.329	(1, 8) F8	(1, 3) 2H 3H 2B		(0, 3) K			(4, 0) 1B BB	(0, 0) F5		2	1	0	1	1	1	0				
Rance Mulliniks, L OBP: 0.376, SLG: 0.518	(1, 10) 6-3	(3, 2) E1			(4, 0) G5-4-3 1B BB		(1, 2) BB 1B			3	1	1	0	1	0	0				
George Bell, R OBP: 0.349, SLG: 0.510 Sili Campuzano, R OBP: 0.253, SLG: 0.343	(1, 7) 5-3				(0, 0) G5-4-3 1B		(3, 2) BB			4	0	3	1	0	0	0				
Fred McGriff, L OBP: 0.446, SLG: 0.637	(1, 3) 1B				(1, 2) 1B		(4, 1) BB			3	1	1	0	1	0	4				
Kelly Gruber, R OBP: 0.351, SLG: 0.486	(1, 5) 1B	(0, 1) 1B			(0, 0) E4		(3, 2) F5			4	2	2	1	0	0	3				
Ernie Whitt, L OBP: 0.297, SLG: 0.274	(1, 2) 1B	(1, 1) 1B			(3, 2) F7		(1, 3) K			4	1	1	1	0	1	3				
Jesse Barfield, R OBP: 0.266, SLG: 0.354	(1, 9) 1B	(1, 1) 1B			(0, 0) F7		(2, 2) F8			4	1	1	1	0	0	3				
Nelson Liriano, S OBP: 0.228, SLG: 0.246	(1, 4) 2B	(0, 0) SF7			(0, 2) L5		(0, 1) 4-3		(1, 2) F9	4	1	1	0	0	0	0				
<b>Inning Stats</b>	R: 0 E: 0 K: 1 S: 8	H: 7 LOB: 2 BB: 0 P: 24	R: 0 E: 0 K: 0 S: 8	H: 0 LOB: 0 BB: 0 P: 11	R: 0 E: 0 K: 1 S: 7	H: 0 LOB: 0 BB: 0 P: 7	R: 2 E: 1 K: 0 S: 6	H: 2 LOB: 0 BB: 1 P: 14	R: 0 E: 0 K: 0 S: 5	H: 0 LOB: 0 BB: 0 P: 5	R: 1 E: 0 K: 1 S: 22	H: 2 LOB: 2 BB: 2 P: 40	R: 0 E: 0 K: 0 S: 9	H: 0 LOB: 0 BB: 0 P: 11	1B: 9 2B: 1 3B: 1 HR: 0	SF: 1 SAC: 0 DP: 1 HBP: 0	WP: 0 PB: 0 CS: 0	PA: 38		
<b>PITCHER</b> Chris Bosio, R ERA: 2.65 Mark Knudson, R ERA: 2.08 Mark Clear, R ERA: 6.0	(1, 1)	IP: 1.2 WLS: L BF: 13	H: 7 R: 6 ER: 5 SO: 1	BB: 0 IBB: 0 HBP: 0 BLK: 0	WP: 0 HR: 0 S: 23 P: 34	ERA: 27.00 WHIP: 4.200		<b>PITCHER</b>	IP: 1.2 WLS: L BF: 13	H: 7 R: 6 ER: 5 SO: 1	BB: 0 IBB: 0 HBP: 0 BLK: 0	WP: 0 HR: 0 S: 23 P: 34	ERA: 27.00 WHIP: 4.200							

Milwaukee Brewers @ Toronto Blue Jays  
Exhibition Stadium, Toronto, ON  
Tue May 31 1988, 7:05 PM EDT  
Att: 28,446 - Unknown - 79 F

AB	34
R	9
H	11
RBI	7
BB	3
SO	3
LOB	13

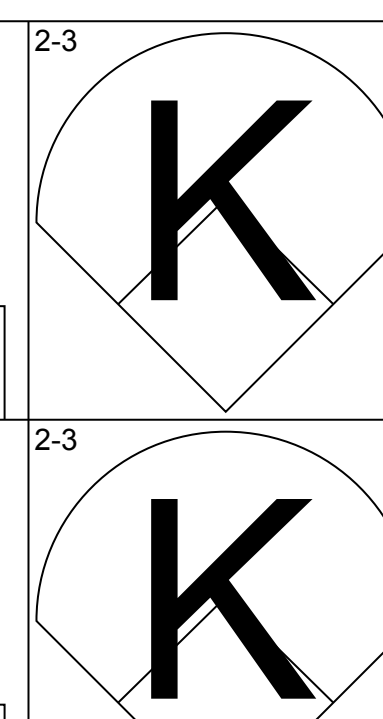
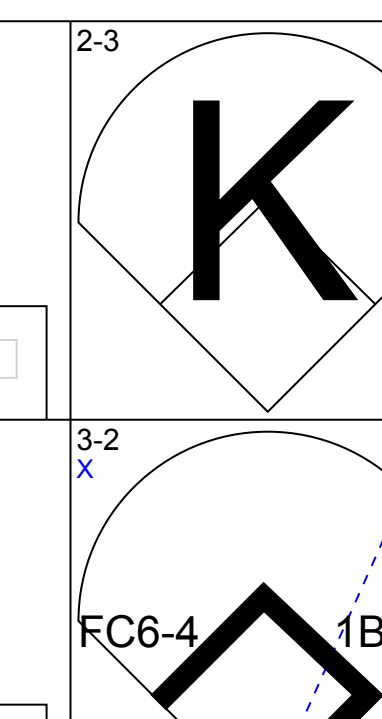
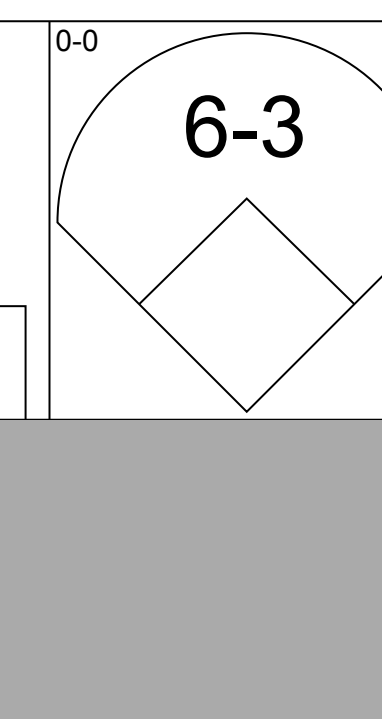
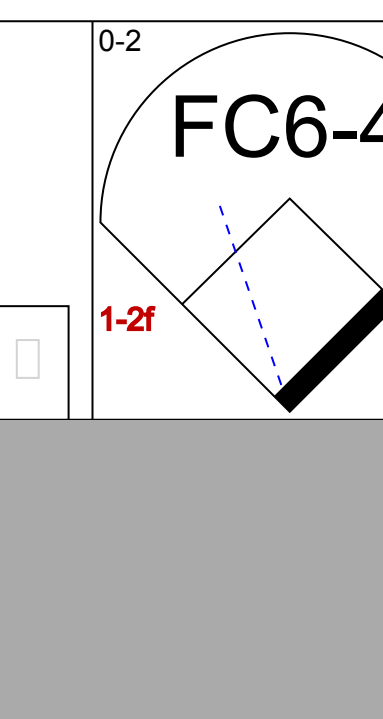
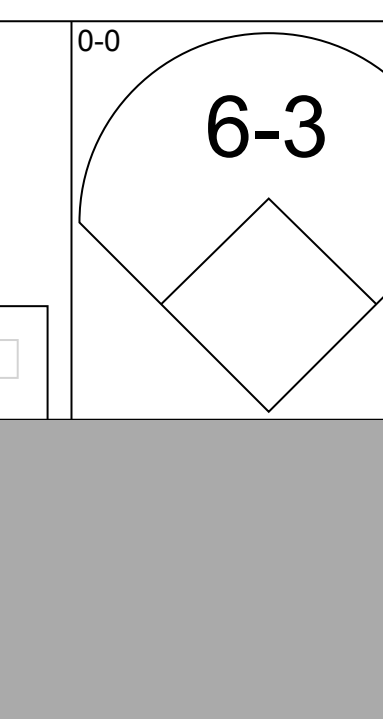
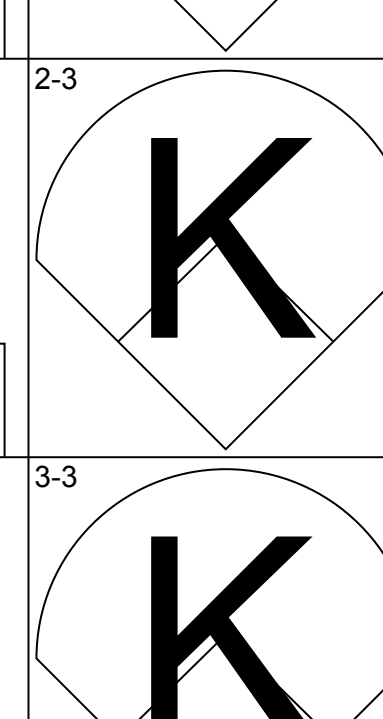
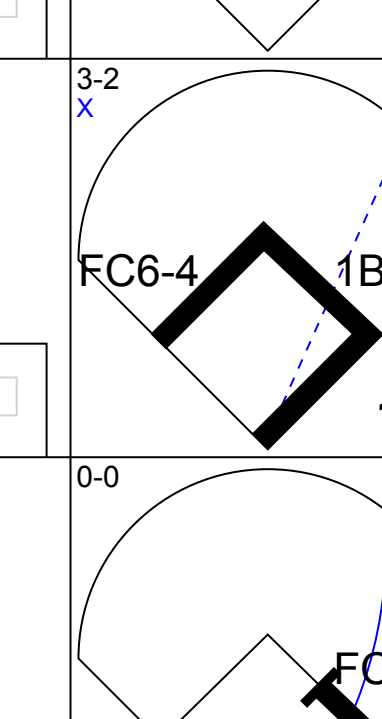
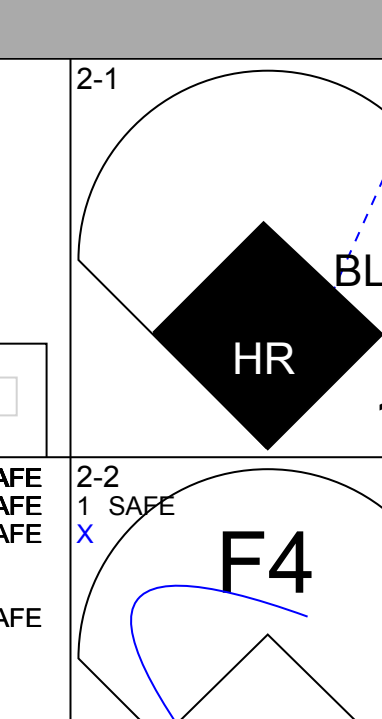
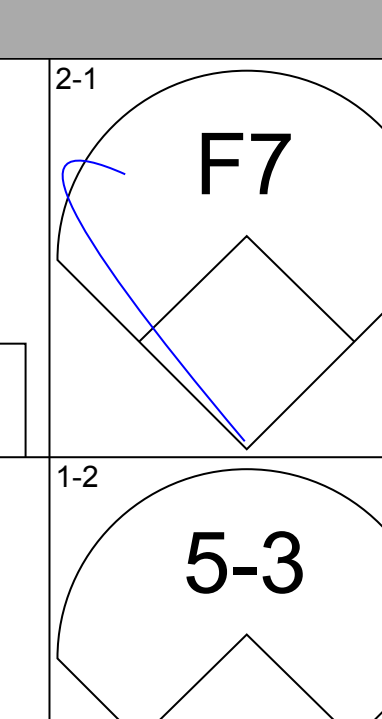
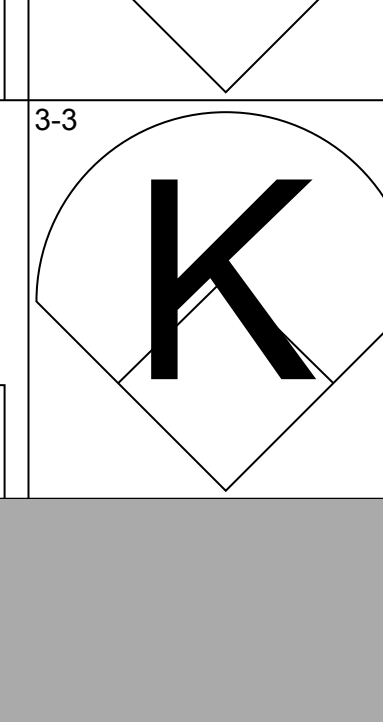
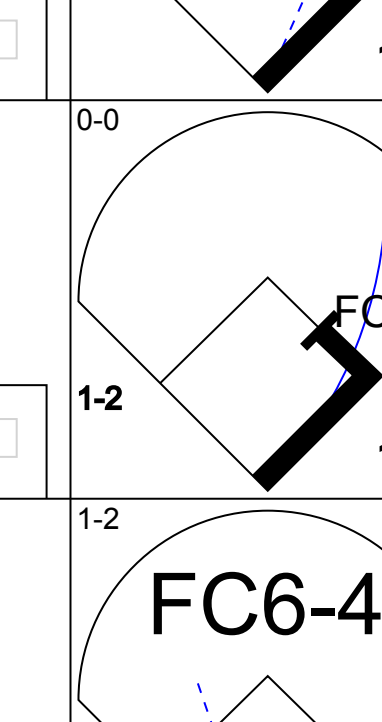
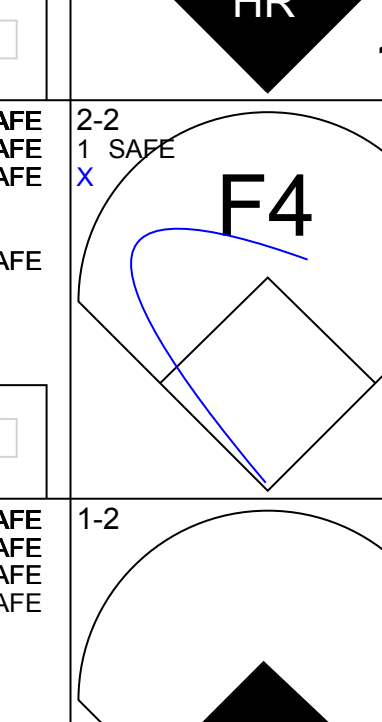
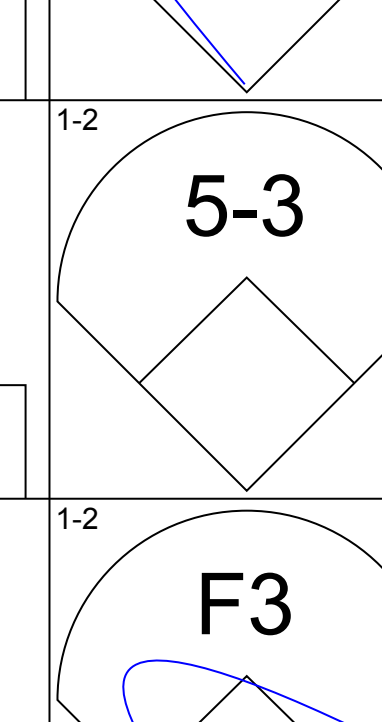
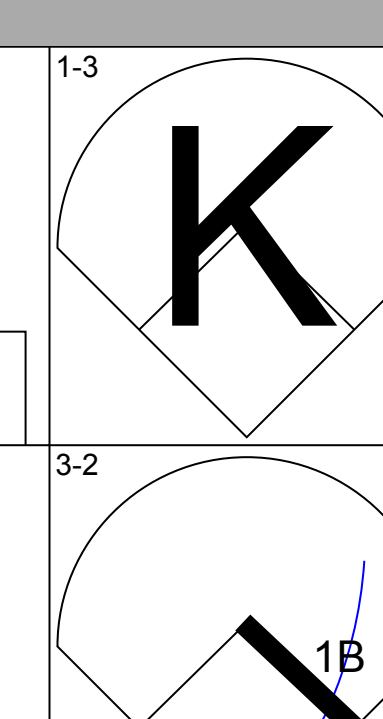
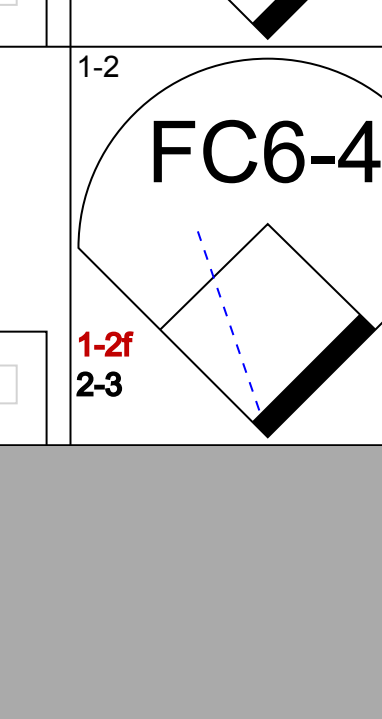
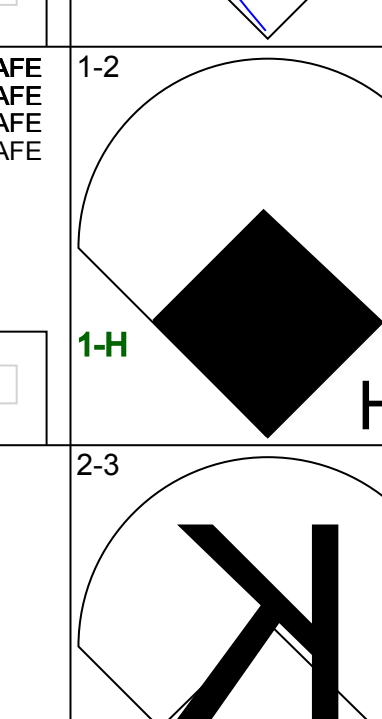
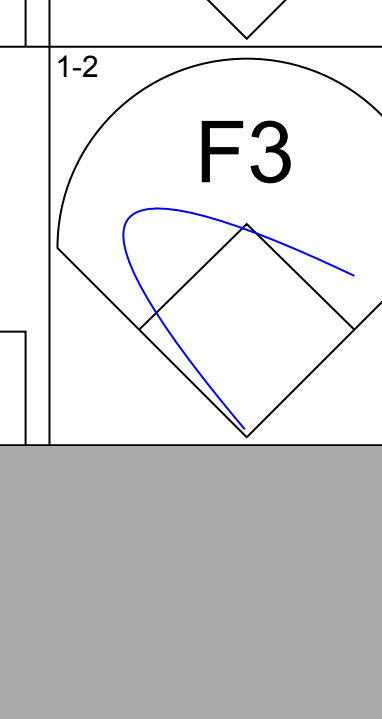
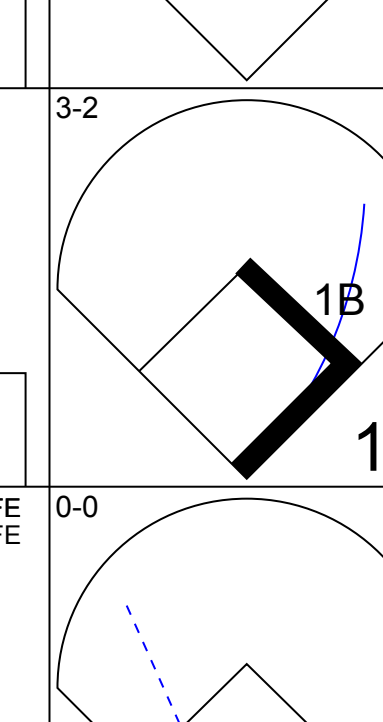
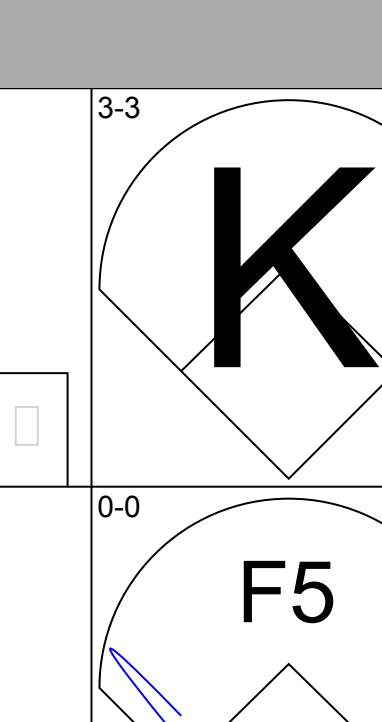
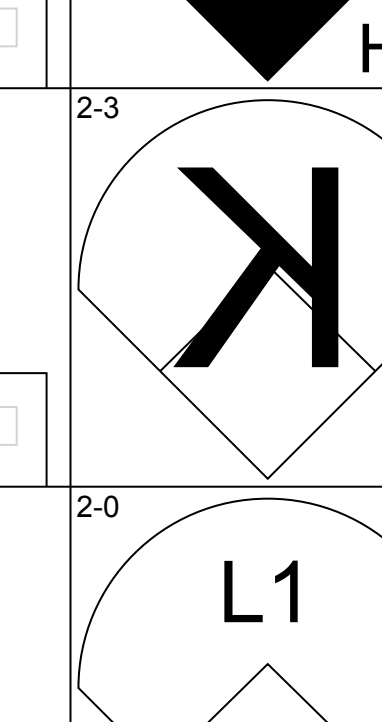
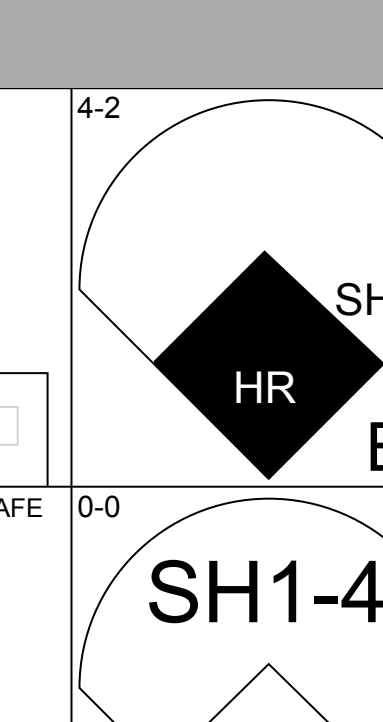
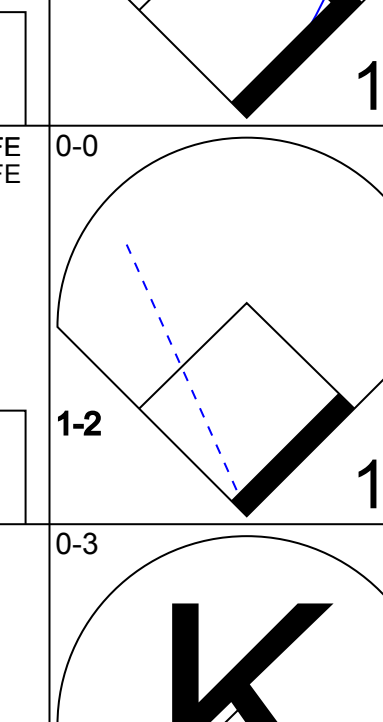
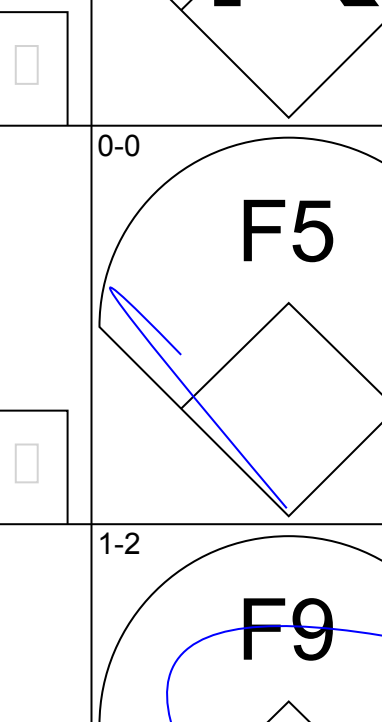
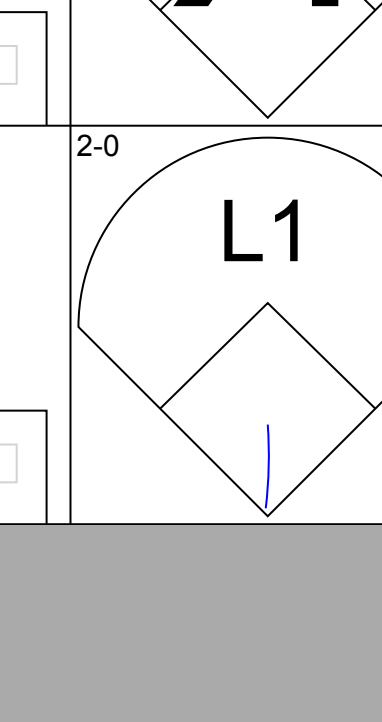
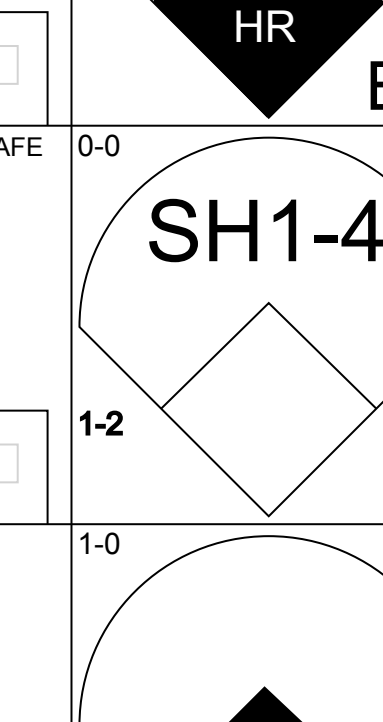
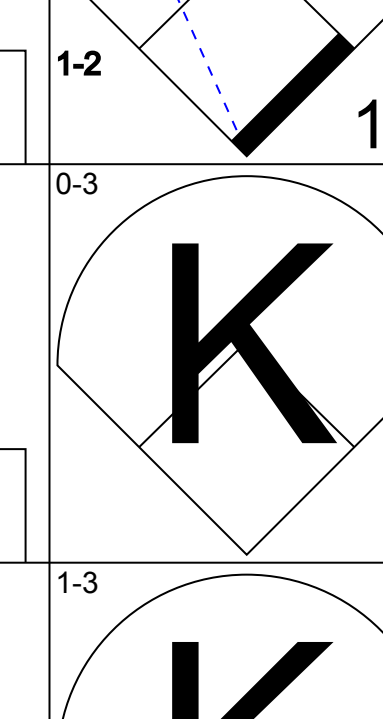
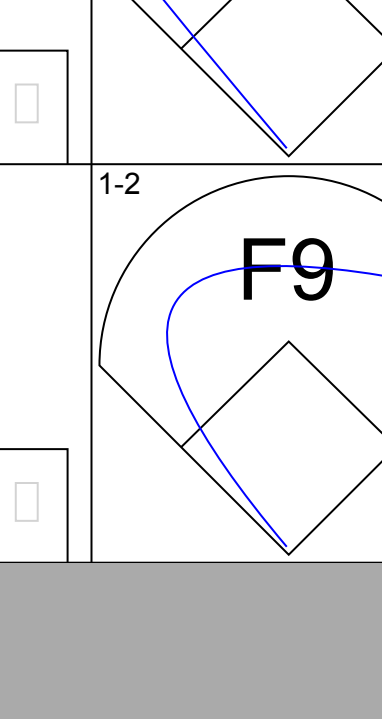
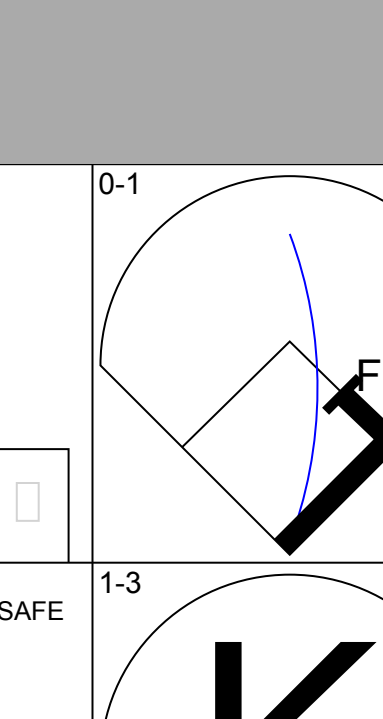
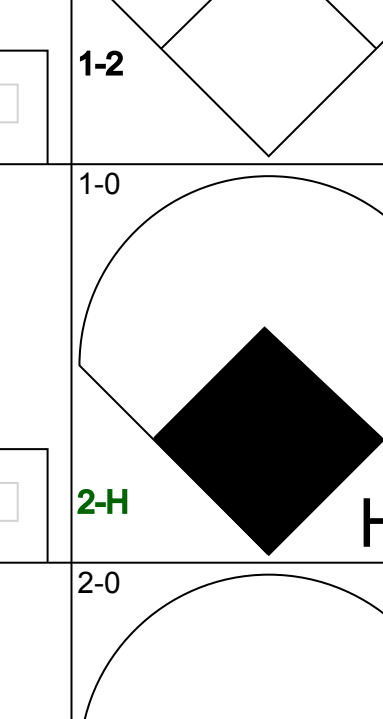
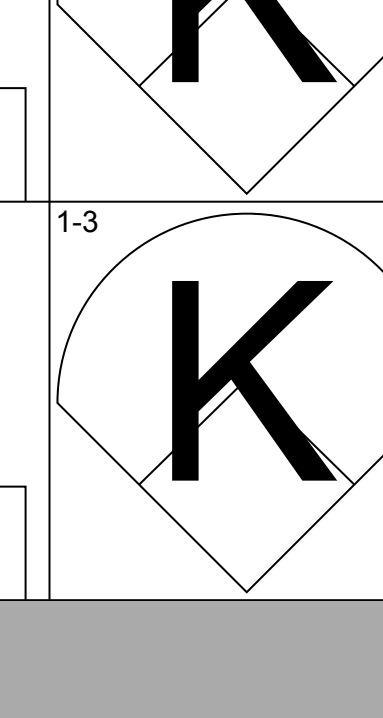
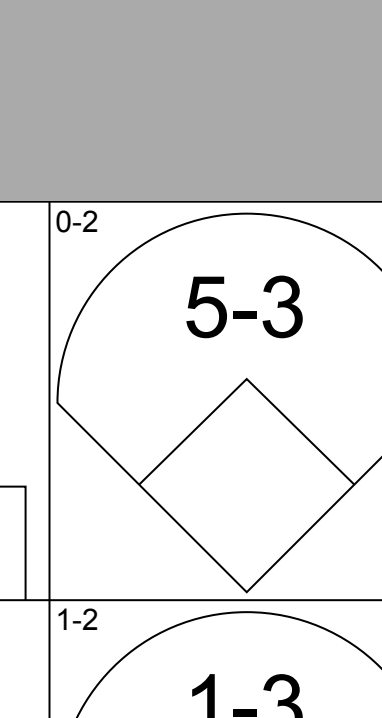
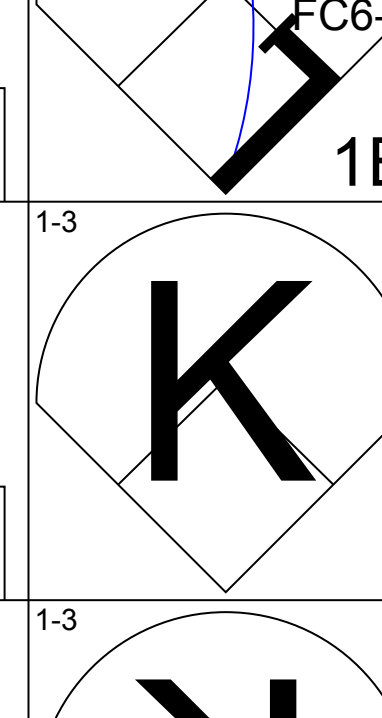
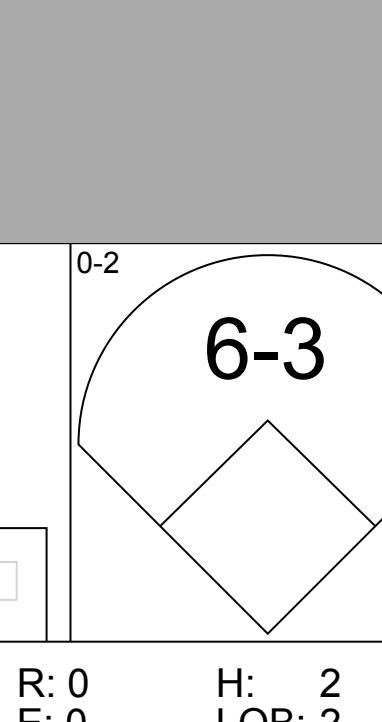
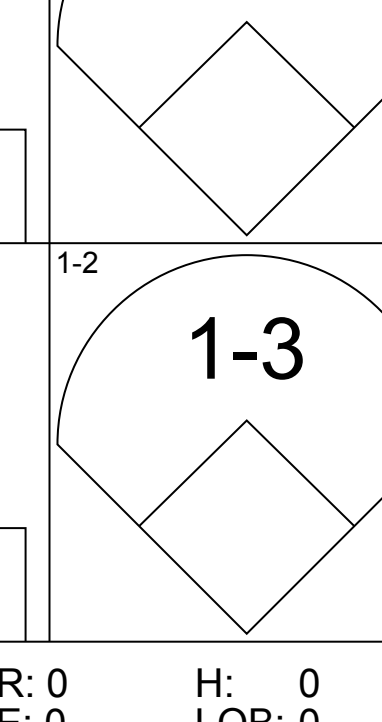
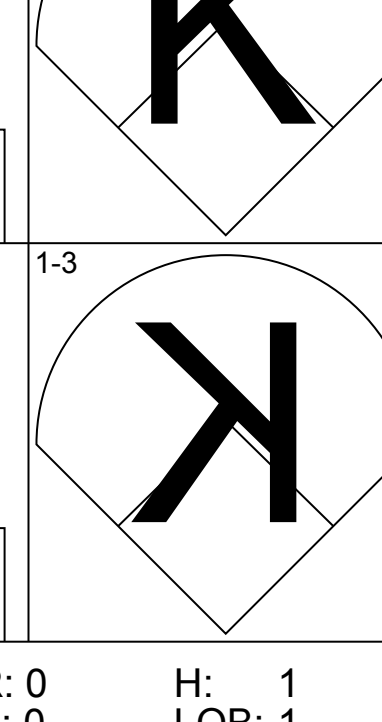
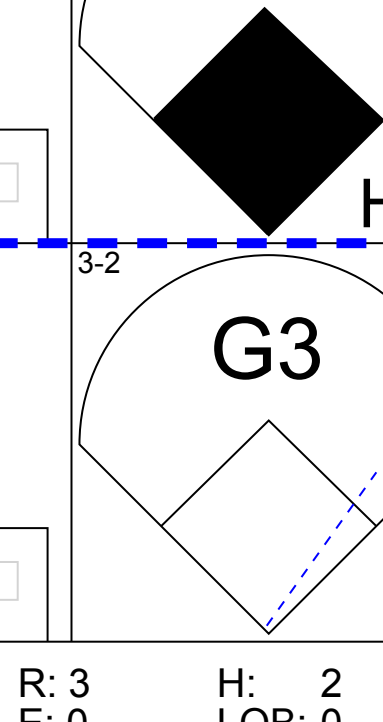




Batter	1	2	3	4	5	6	7	8	9	AB	R	H	RBI	BB	SO	LOB	TOP					
Paul Molitor, R OBP: 0.359, SLG: 0.366	1-0 6-3		1-3 K		1-0 FC3-6		0-1 1B		0-3 K	5	0	1	0	0	2	2	<b>Milwaukee Brewers @ Toronto Blue Jays</b> Exhibition Stadium, Toronto, ON Wed Jun 01 1988, 7:05 PM EDT Att: 31,012 - Unknown - 57 F <a href="http://livebaseballscorecards.com">livebaseballscorecards.com</a>					
Juan Castillo, S OBP: 0.350, SLG: 0.350	3-2 1B		2-1 G6-4-3		1-2 4-3		1-3 1B		0-1 1B	5	0	2	0	0	1	5						
Robin Yount, R OBP: 0.353, SLG: 0.437	1-1 1B		2-0 6-3			1-2 1B		1-2 F9		5	0	2	0	0	1	3						
Rob Deer, R OBP: 0.286, SLG: 0.359	2-0 F3			4-2 BB		1-2 1B		0-1 5-3		3	0	1	0	1	0	2						
Glenn Braggs, R OBP: 0.308, SLG: 0.448	1-2 4-3		1-1 G6-4-3		1-3 K		2-1 2B		2-2 2B	4	1	1	0	0	1	5						
Greg Brock, L OBP: 0.385, SLG: 0.396		2-1 E7		0-3 K		2-0 F7		2-2 2B		4	1	2	1	0	1	2						
Jim Adduci, L OBP: 0.200, SLG: 0.214		0-1 5-3		2-0 FC3-6		1-0 F7		3-3 K		4	0	1	1	0	1	3						
Joey Meyer, R OBP: 0.210, SLG: 0.359		3-H 1B		1-2 FC3-6		0-2 5-3		2-0 F9		4	0	2	0	0	0	1						
Bill Schroeder, R OBP: 0.214, SLG: 0.231		2-0 G5-4-3		1-3 K		3-2 1B			2-1 F7	4	0	1	0	0	1	3						
Dale Sveum, S OBP: 0.304, SLG: 0.413																						
<b>Inning Stats</b>	R: 0 E: 0 K: 0 S: 11	H: 2 LOB: 2 BB: 0 P: 19	R: 1 E: 1 K: 0 S: 6	H: 2 LOB: 0 BB: 0 P: 11	R: 0 E: 0 K: 1 S: 7	H: 0 LOB: 0 BB: 0 P: 12	R: 0 E: 0 K: 1 S: 8	H: 0 LOB: 0 BB: 1 P: 13	R: 0 E: 0 K: 1 S: 14	H: 2 LOB: 2 BB: 0 P: 20	R: 0 E: 0 K: 1 S: 12	H: 2 LOB: 2 BB: 0 P: 18	R: 0 E: 0 K: 1 S: 19	H: 2 LOB: 1 BB: 0 P: 24	R: 1 E: 0 K: 1 S: 11	H: 2 LOB: 1 BB: 0 P: 20	R: 0 E: 0 K: 2 S: 10	H: 1 LOB: 1 BB: 0 P: 12	1B: 10 2B: 3 3B: 0 HR: 0	SF: 0 SAC: 0 DP: 3 HBP: 0	WP: 1 PB: 0 CS: 1	PA: 39
<b>PITCHER</b>	IP WLS BF H R ER SO BB IBB HBP BLK WP HR S P ERA WHIP	IP WLS BF H R ER SO BB IBB HBP BLK WP HR S P ERA WHIP																				
Mike Flanagan, L ERA: 4.57	(1, 1)	6.0	W	25	8	1	1	4	1	0	0	0	0	0	0	0	1	0	58	93	1.50	1.500
Duane Ward, R ERA: 2.45	(7, 1)	3.0	S	14	5	1	1	4	0	0	0	0	0	0	0	0	0	0	40	56	3.00	1.667

Batter	1	2	3	4	5	6	7	8	9	AB	R	H	RBI	BB	SO	LOB	BOTTOM					
Tony Fernandez, S OBP: 0.311, SLG: 0.350	1-1 1B	0-1 G3		2-1 F8		1-2 WP		1-0 F7		5	2	2	1	0	0	0	<b>Milwaukee Brewers @ Toronto Blue Jays</b> Exhibition Stadium, Toronto, ON Wed Jun 01 1988, 7:05 PM EDT Att: 31,012 - Unknown - 57 F <a href="http://livebaseballscorecards.com">livebaseballscorecards.com</a>					
Lloyd Moseby, L OBP: 0.364, SLG: 0.409	4-1 1B	2-2 F5		0-1 1B		1-1 6-3		1-2 4-3		4	1	1	0	1	0	1						
Rance Mulliniks, L OBP: 0.381, SLG: 0.512	3-2 1B	4-0 BB		3-2 3-1		2-3 K		2-3 K		3	1	1	1	1	1	1						
George Bell, R OBP: 0.352, SLG: 0.515	0-0 1B	1-2 F7		0-0 FC1-6		1-1 5-3				4	1	2	1	0	0	1						
Fred McGriff, L OBP: 0.441, SLG: 0.624	4-2 3-1		1-0 1-3		2-3 K		0-0 F9			3	1	0	0	1	1	1						
Kelly Gruber, R OBP: 0.349, SLG: 0.480	0-0 5-3		2-2 4-3		1-2 FC1-6		0-0 F8			4	0	1	1	0	0	3						
Ernie Whitt, L OBP: 0.303, SLG: 0.276	1-2 2B		3-0 4-3		0-0 1B		4-1 BB			3	0	1	1	1	0	2						
Jesse Barfield, R OBP: 0.259, SLG: 0.344	2-3 3-H		2-1 4-3		3-3 K		2-0 4-3			4	0	0	0	0	1	4						
Nelson Liriano, S OBP: 0.221, SLG: 0.238	3-H 4-3			0-0 F9		3-2 E3		1-2 6-3		4	1	0	0	0	0	1						
<b>Inning Stats</b>	R: 5 E: 1 K: 0 S: 18	H: 3 LOB: 1 BB: 2 P: 33	R: 0 E: 0 K: 0 S: 10	H: 0 LOB: 1 BB: 1 P: 17	R: 0 E: 0 K: 0 S: 8	H: 1 LOB: 1 BB: 0 P: 17	R: 0 E: 0 K: 0 S: 9	H: 1 LOB: 0 BB: 0 P: 14	R: 0 E: 0 K: 2 S: 11	H: 2 LOB: 2 BB: 0 P: 17	R: 2 E: 1 K: 1 S: 14	H: 1 LOB: 0 BB: 0 P: 22	R: 0 E: 0 K: 0 S: 4	H: 0 LOB: 1 BB: 1 P: 10	R: 0 E: 0 K: 0 S: 8	H: 0 LOB: 0 BB: 0 P: 11		1B: 6 2B: 2 3B: 0 HR: 0	SF: 0 SAC: 0 DP: 0 HBP: 0	WP: 1 PB: 1 CS: 2	PA: 38	
<b>PITCHER</b>	IP WLS BF H R ER SO BB IBB HBP BLK WP HR S P ERA WHIP	IP WLS BF H R ER SO BB IBB HBP BLK WP HR S P ERA WHIP																				
Mike Birkbeck, R ERA: 6.13	(1, 1)	5.0	L	28	8	7	5	2	3	0	0	0	0	0	0	0	1	0	63	109	9.00	2.200
Chuck Cnm, R ERA: 3.13	(6, 1)	3.0		10	0	0	0	1	1	0	0	0	0	0	0	0	1	0	19	32	0.00	0.333




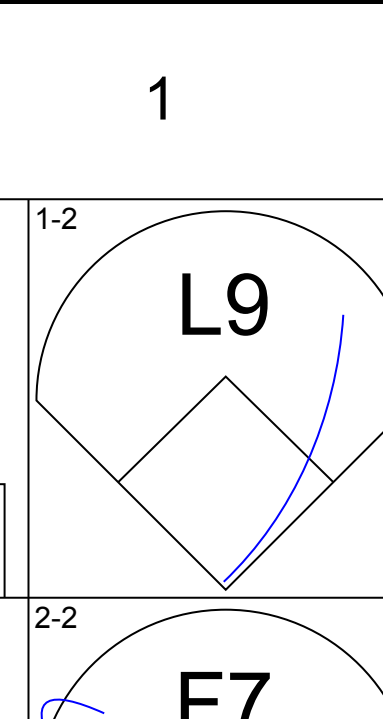
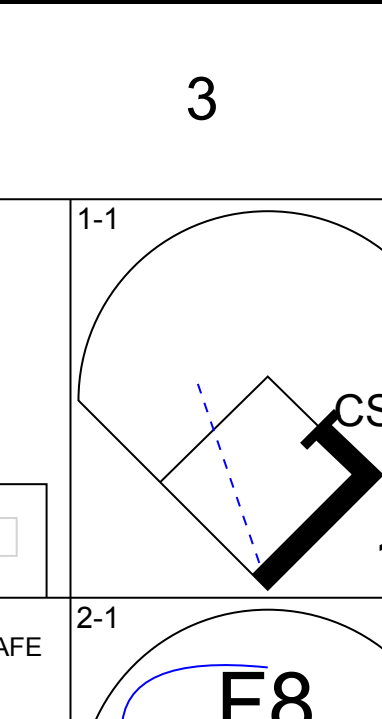
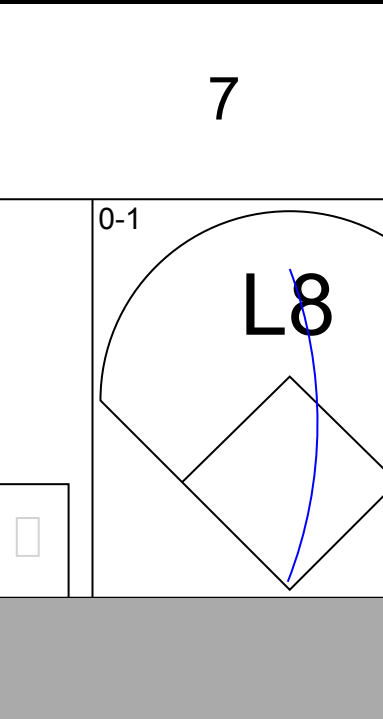
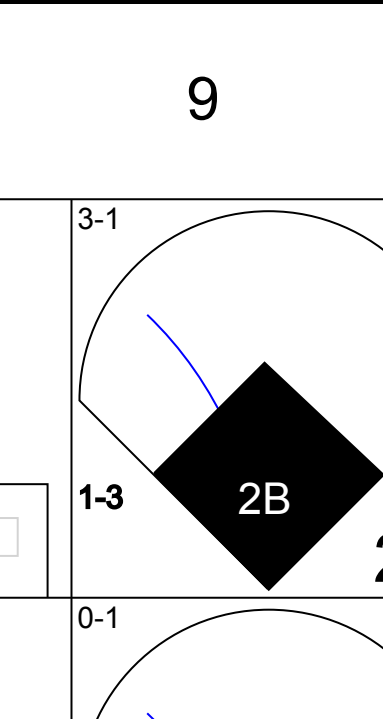
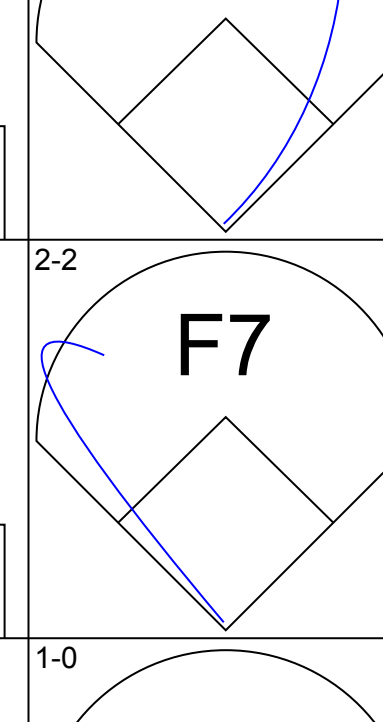
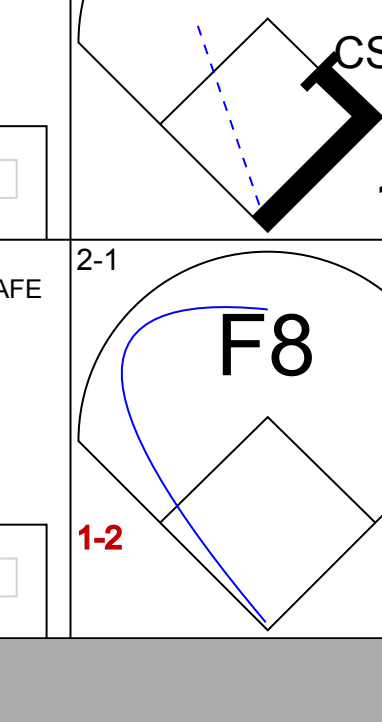
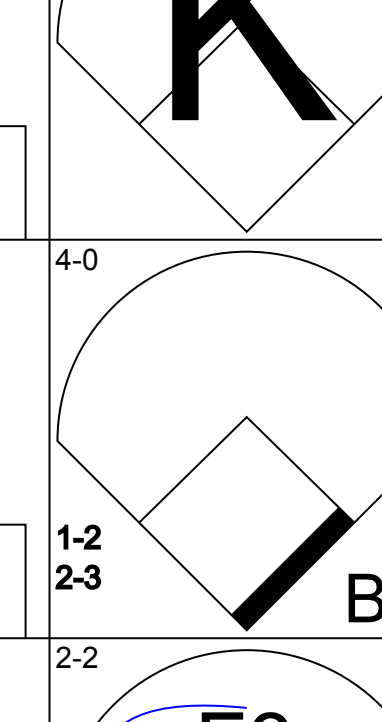
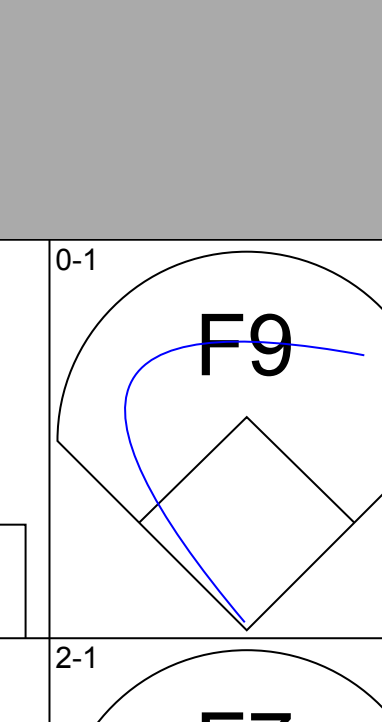
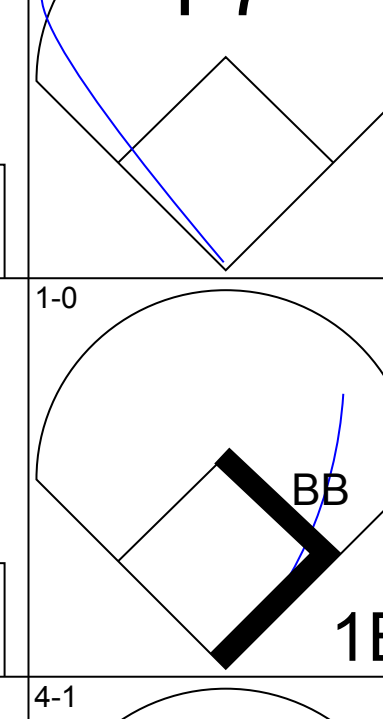
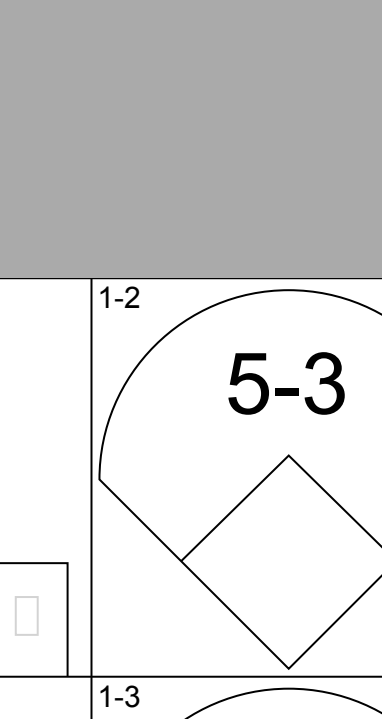
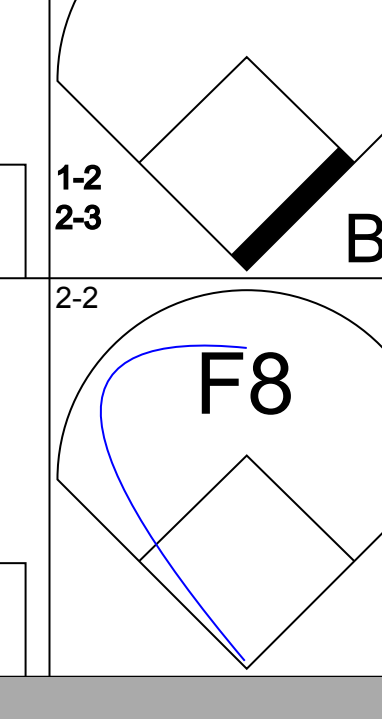
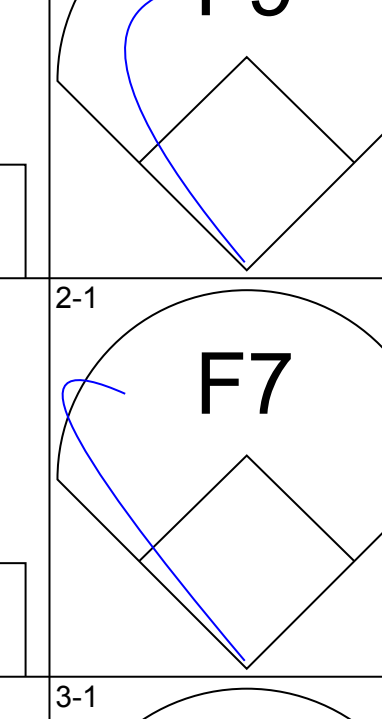
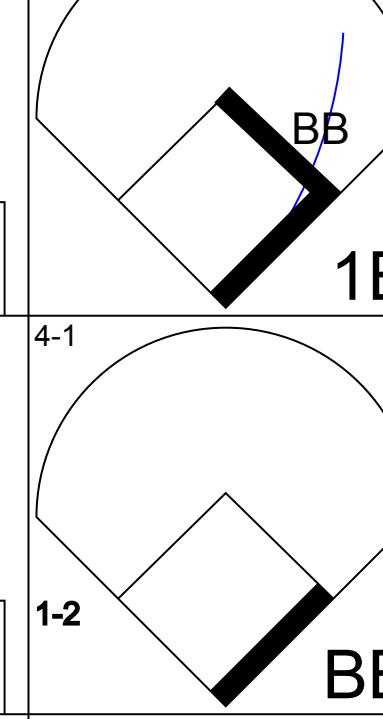
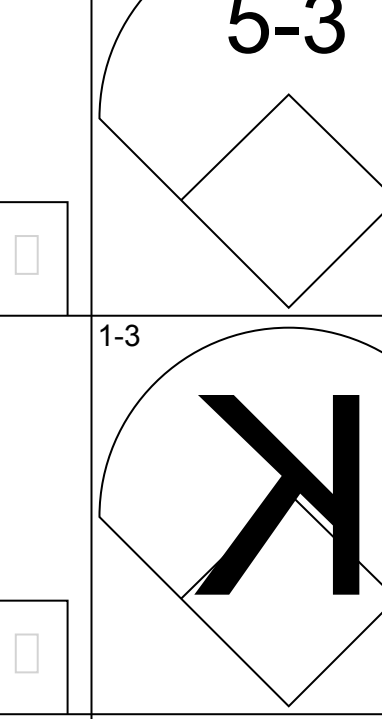
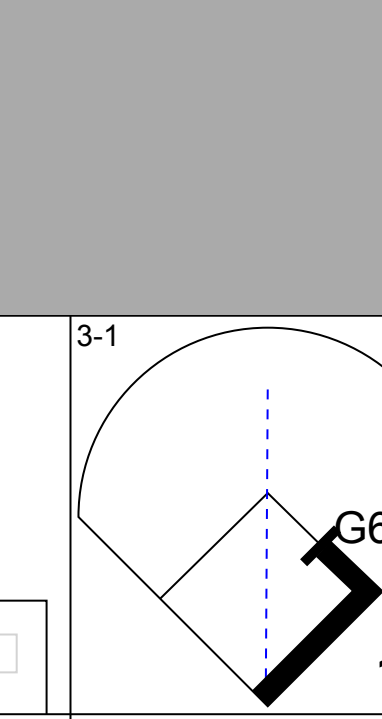
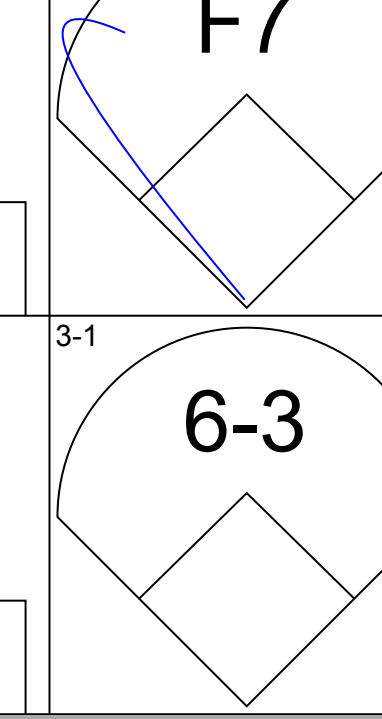
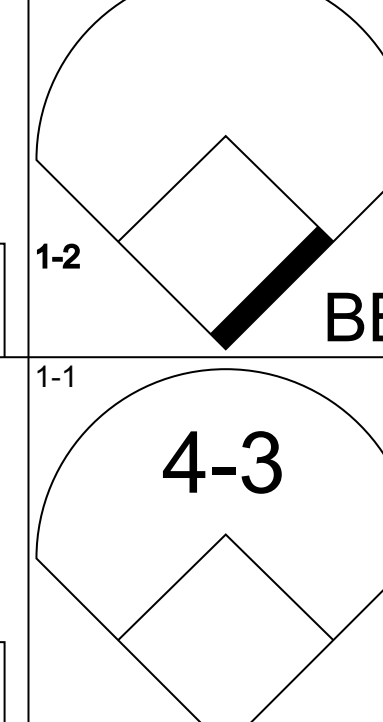
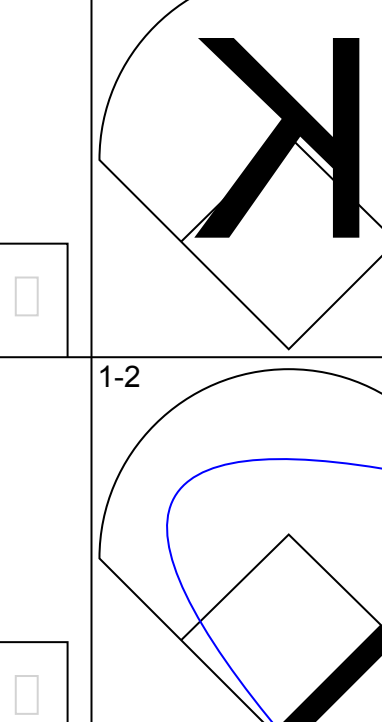
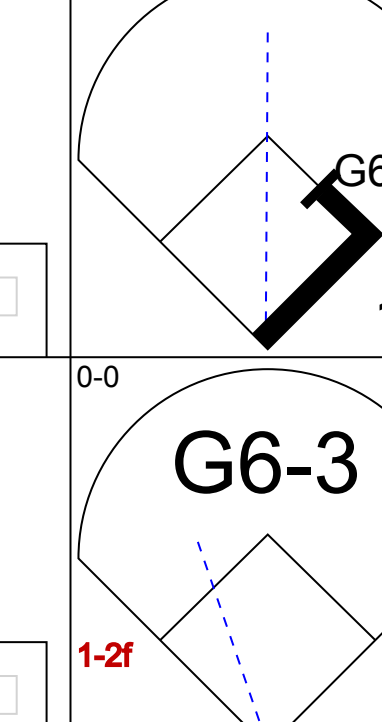
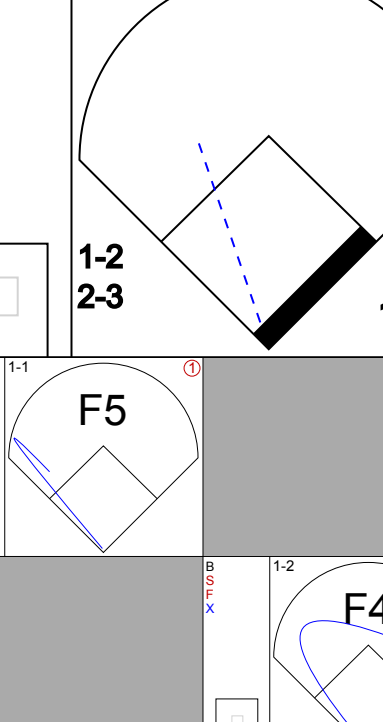
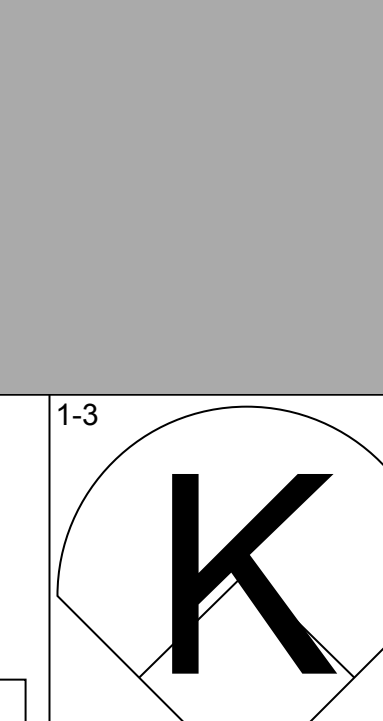
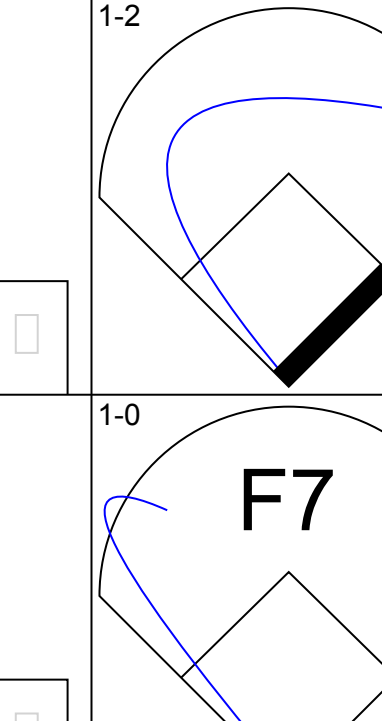
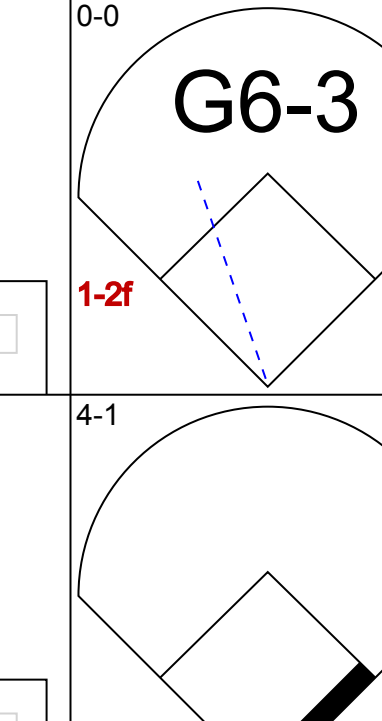
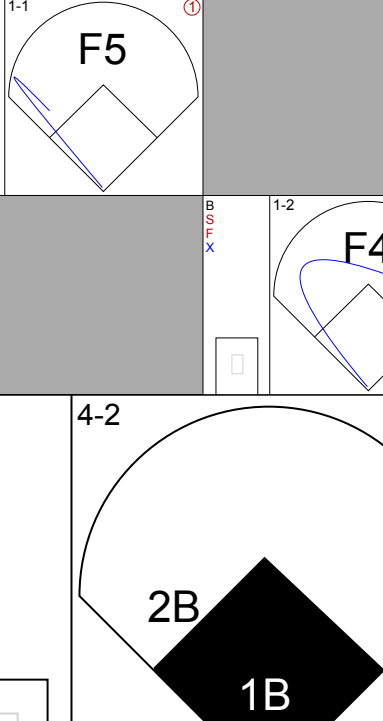
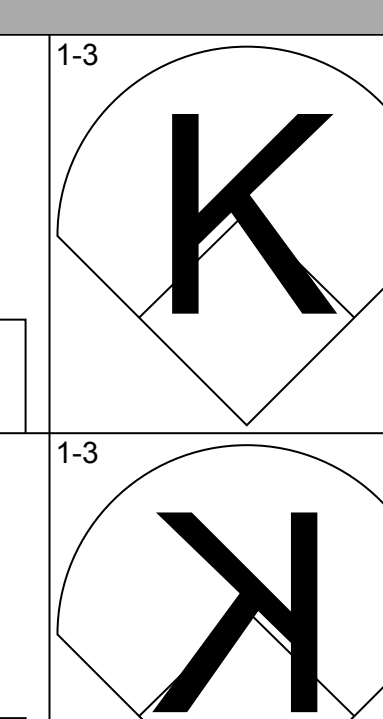
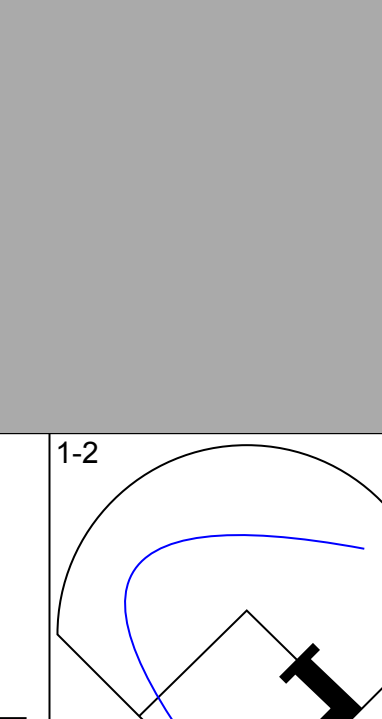
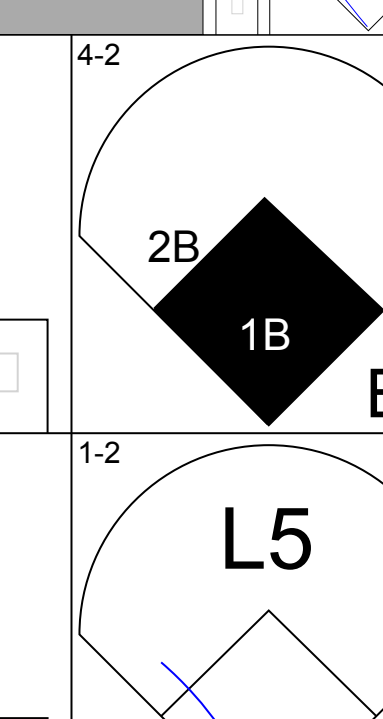
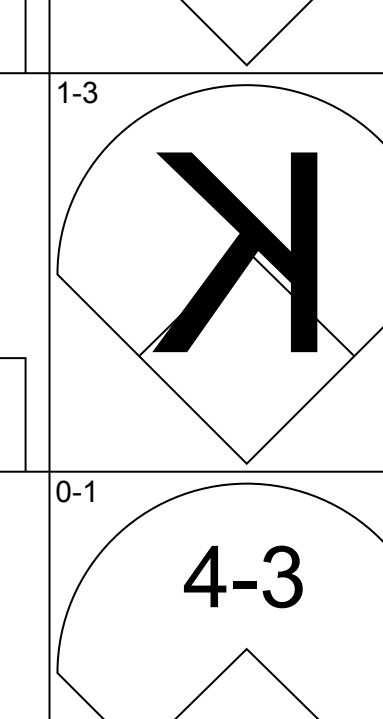
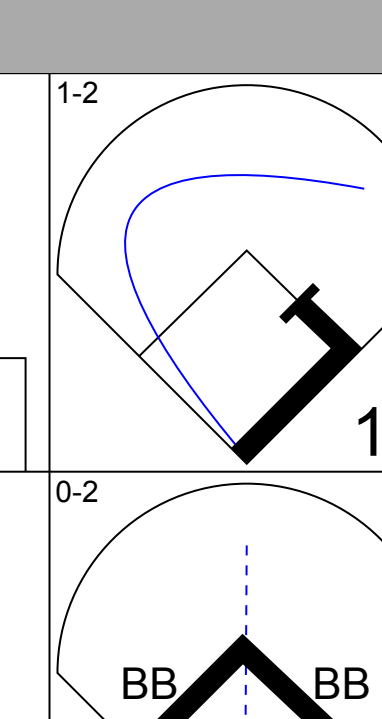

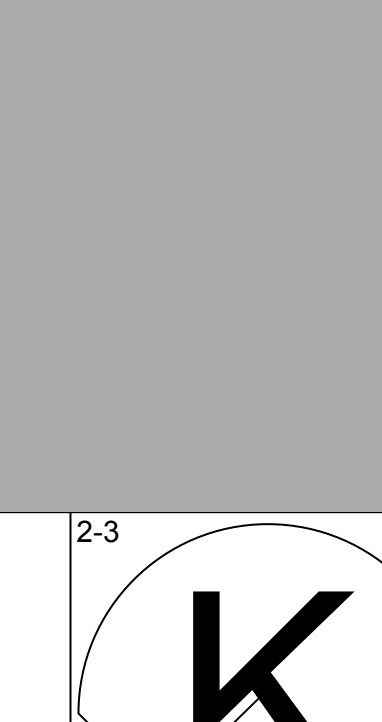
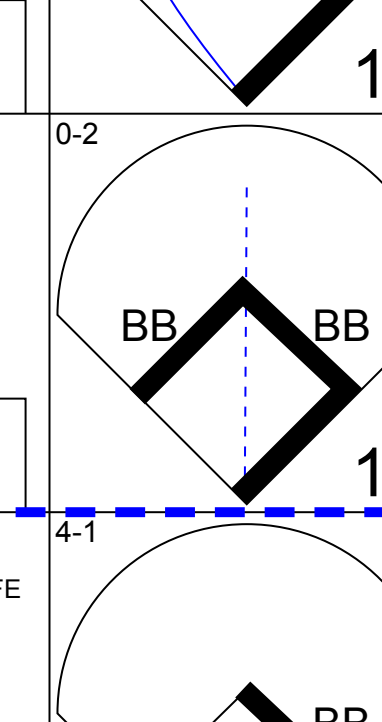
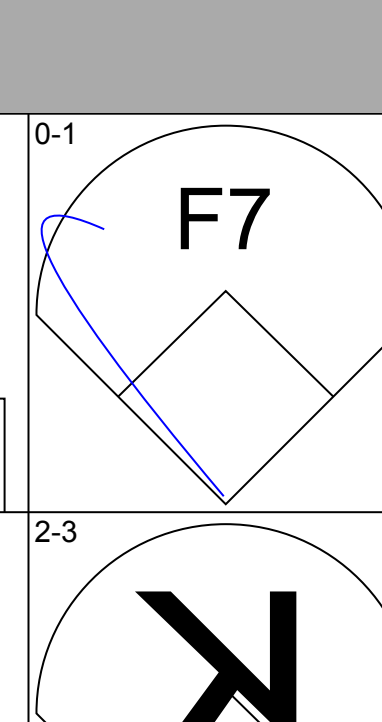
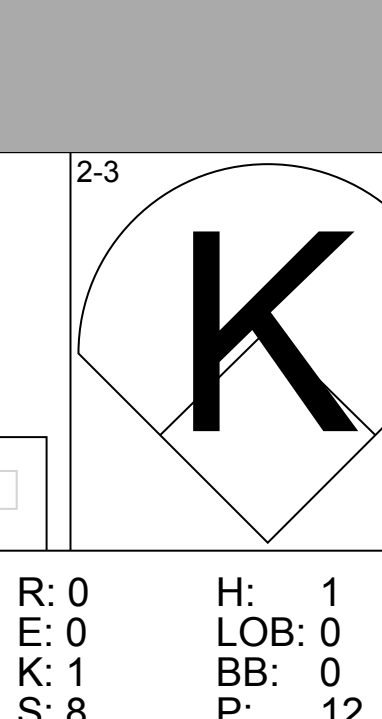
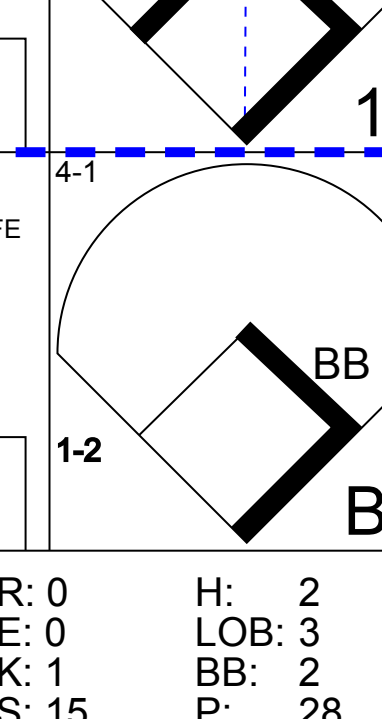
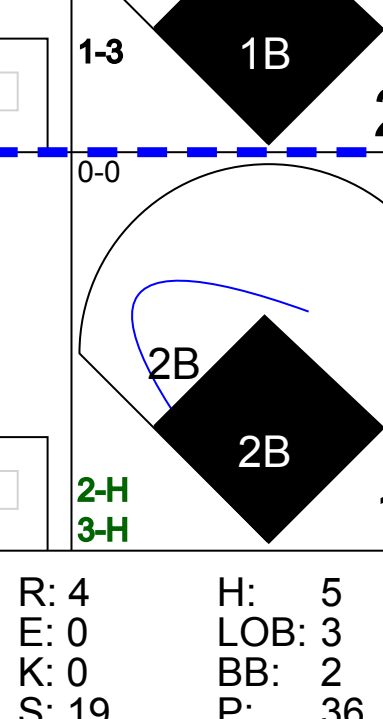
Batter	1	2	3	4	5	6	7	8	9	AB	R	H	RBI	BB	SO	LOB	TOP				
<b>Tony Fernandez, S</b> OBP: 0.304, SLG: 0.341 (1, 6)												5	0	0	0	0	2	1			
<b>Lloyd Moseby, L</b> OBP: 0.366, SLG: 0.411 (1, 8)												4	1	2	0	0	1	0			
<b>Jesse Barfield, R</b> OBP: 0.259, SLG: 0.341 (1, 9)												4	0	1	0	0	1	1			
<b>George Bell, R</b> OBP: 0.350, SLG: 0.524 (1, 7)												4	1	1	2	0	1	2			
<b>Fred McGriff, L</b> OBP: 0.443, SLG: 0.618 (1, 3)												3	1	1	0	1	2	0			
<b>Kelly Gruber, R</b> OBP: 0.348, SLG: 0.478 (1, 5)												3	0	1	0	0	0	0			
<b>Cecil Fielder, R</b> OBP: 0.258, SLG: 0.411 (1, 10)												4	1	2	2	0	1	2			
<b>Pat Borders, R</b> OBP: 0.271, SLG: 0.505 (1, 2)												4	1	1	1	0	2	3			
<b>Nelson Liriano, S</b> OBP: 0.215, SLG: 0.231 (1, 4)													4	0	0	0	0	1	1		
<b>Inning Stats</b>	R: 0 H: 0 E: 0 K: 3 S: 14	H: 0 LOB: 0 BB: 0 P: 21	R: 0 H: 2 E: 0 K: 3 S: 13	H: 2 LOB: 2 BB: 0 P: 18	R: 0 H: 2 E: 0 K: 1 S: 18	H: 2 LOB: 0 BB: 0 P: 24	R: 0 H: 0 E: 0 K: 1 S: 9	H: 0 LOB: 0 BB: 0 P: 13	R: 0 H: 0 E: 0 K: 0 S: 7	H: 0 LOB: 0 BB: 0 P: 8	R: 2 H: 2 E: 0 K: 1 S: 13	H: 2 LOB: 0 BB: 0 P: 22	R: 0 H: 1 E: 0 K: 2 S: 13	H: 1 LOB: 1 BB: 0 P: 15	R: 0 H: 0 E: 0 K: 0 S: 8	H: 0 LOB: 0 BB: 0 P: 12	R: 3 H: 2 E: 0 K: 0 S: 10	H: 2 LOB: 0 BB: 1 P: 20	1B: 6 2B: 0 3B: 0 HR: 3	SF: 0 SAC: 1 DP: 0 HBP: 0	WP: 0 PA: 37 PB: 0 SB: 0 CS: 0
<b>PITCHER</b>	IP	WLS	BF	H	R	ER	SO	BB	IBB	HBP	BLK	WP	HR	S	P	ERA	WHIP				
<b>Bruce Hurst, L</b> ERA: 3.92 (1, 1)	8.1	L	35	9	5	5	11	1	0	0	1	0	3	100	145	5.40	1.200				
<b>Bob Stanley, R</b> ERA: 2.25 (9, 1)	0.2		2	0	0	0	0	0	0	0	0	0	0	5	8	0.00	0.000				

**Toronto Blue Jays @ Boston Red Sox**  
Fenway Park, Boston, MA  
Thu Jun 02 1988, 7:05 PM EDT  
Att: 32,144 - Unknown - 60 F

livebaseballscorecards.com

AB 35  
R 5  
H 9  
RBI 5  
BB 1  
SO 11  
LOB 10




Batter	1	2	3	4	5	6	7	8	9	AB	R	H	RBI	BB	SO	LOB	BOTTOM				
<b>Ellis Burks, R</b> OBP: 0.399, SLG: 0.496 (1, 8)										5	1	2	0	0	1	2					
<b>Marty Barrett, R</b> OBP: 0.335, SLG: 0.361 (1, 4)										4	0	1	2	1	0	1					
<b>Wade Boggs, L</b> OBP: 0.482, SLG: 0.462 (1, 5)										4	0	1	0	1	0	3					
<b>Dwight Evans, R</b> OBP: 0.379, SLG: 0.426 (1, 3)										4	0	2	0	1	1	0					
<b>Mike Greenwell, L</b> OBP: 0.418, SLG: 0.473 (1, 10)										5	0	1	0	0	0	6					
<b>Todd Benzinger, S</b> OBP: 0.295, SLG: 0.402 (1, 7)										2	1	0	0	2	1	1					
<b>Rick Cerone, R</b> OBP: 0.405, SLG: 0.446 (1, 2)										4	0	1	0	0	1	2					
<b>Spike Owen, S</b> OBP: 0.320, SLG: 0.373 (1, 6)										4	1	2	0	0	0	0					
<b>Brady Anderson, L</b> OBP: 0.321, SLG: 0.310 (1, 9)										2	0	0	0	1	2	0					
<b>Jim Rice, R</b> OBP: 0.295, SLG: 0.263 (9, PH)										1	1	1	2	0	0	0					
<b>Inning Stats</b>	R: 0 H: 1 E: 0 K: 0 S: 12	H: 0 LOB: 0 BB: 1 P: 21	R: 0 H: 0 E: 0 K: 2 S: 8	H: 0 LOB: 0 BB: 0 P: 10	R: 0 H: 1 E: 0 K: 1 S: 8	H: 1 LOB: 0 BB: 0 P: 12	R: 0 H: 1 E: 0 K: 1 S: 14	H: 1 LOB: 1 BB: 0 P: 18	R: 0 H: 2 E: 0 K: 1 S: 15	H: 2 LOB: 3 BB: 2 P: 28	R: 0 H: 1 E: 0 K: 0 S: 8	H: 1 LOB: 1 BB: 1 P: 16	R: 0 H: 0 E: 0 K: 1 S: 7	H: 0 LOB: 0 BB: 0 P: 9	R: 0 H: 0 E: 0 K: 0 S: 6	H: 0 LOB: 0 BB: 0 P: 11	R: 4 H: 5 E: 0 K: 0 S: 19	H: 5 LOB: 3 BB: 2 P: 36	1B: 8 2B: 3 3B: 0 HR: 0	SF: 0 SAC: 0 DP: 1 HBP: 0	WP: 0 PA: 41 PB: 0 SB: 0 CS: 1
<b>PITCHER</b>	IP	WLS	BF	H	R	ER	SO	BB	IBB	HBP	BLK	WP	HR	S	P	ERA	WHIP				
<b>Jose Antonio Nunez, R</b> ERA: 2.91 (1, 1)	4.1		17	2	2	2	2	4	0	0	0	0	0	39	75	4.15	1.385				
<b>David Welts, L</b> ERA: 3.6 (5, 1)	4.1	W	18	2	2	2	2	4	0	0	0	0	0	39	75	4.15	1.385				
<b>Tom Henke, R</b> ERA: 2.96 (9, 1)	0.0		4	3	2	2	0	0	1	0	0	0	0	5	12	∞	∞				
<b>Mark Eichhorn, R</b> ERA: 4.37 (9, 1)	0.1	S	2	1	0	0	0	0	0	0	0	0	0	4	5	0.00	3.000				

**Toronto Blue Jays @ Boston Red Sox**  
Fenway Park, Boston, MA  
Thu Jun 02 1988, 7:05 PM EDT  
Att: 32,144 - Unknown - 60 F

livebaseballscorecards.com

AB 35  
R 4  
H 11  
RBI 4  
BB 6  
SO 6  
LOB 15





Batter	1	2	3	4	5	6	7	8	9	AB	R	H	RBI	BB	SO	LOB	TOP										
<b>Tony Fernandez, S</b> OBP: 0.303, SLG: 0.336 (1, 6)	B6-3		L8				F8			3	0	0	0	1	0	0	<b>Toronto Blue Jays @ Boston Red Sox</b> Fenway Park, Boston, MA Fri Jun 03 1988, 7:05 PM EDT Att: 32,292 - Unknown - 52 F										
<b>Lloyd Moseby, L</b> OBP: 0.364, SLG: 0.408 (1, 8)	G3						G3-1			4	0	1	0	0	0	1											
<b>Rance Mulliniks, L</b> OBP: 0.386, SLG: 0.517 (1, 10)			CS		G4-3		CS		F8	3	1	1	0	1	0	0											
<b>George Bell, R</b> OBP: 0.348, SLG: 0.517 (1, 7)	P4								G4-3	3	1	0	0	1	0	2											
<b>Fred McGriff, L</b> OBP: 0.449, SLG: 0.641 (1, 3)			G4-3						K	4	3	3	1	0	1	0											
<b>Kelly Gruber, R</b> OBP: 0.352, SLG: 0.489 (1, 5)	G4-3								G6-3	4	1	2	2	0	0	1											
<b>Ernie Whitt, L</b> OBP: 0.301, SLG: 0.277 (1, 2)	SF9								G1-3	3	0	1	2	0	0	1											
<b>Jesse Barfield, R</b> OBP: 0.252, SLG: 0.331 (1, 9)	L1								K	4	0	0	0	0	1	2											
<b>Nelson Liriano, S</b> OBP: 0.210, SLG: 0.226 (1, 4)			K						G4-3	3	0	0	0	0	1	0											
<b>Inning Stats</b>	R: 0 E: 0 K: 0 S: 10	H: 1 LOB: 1 BB: 0 P: 14	R: 1 E: 0 K: 0 S: 8	H: 1 LOB: 0 BB: 0 P: 13	R: 0 E: 0 K: 1 S: 10	H: 1 LOB: 0 BB: 0 P: 13	R: 3 E: 0 K: 0 S: 11	H: 3 LOB: 0 BB: 1 P: 20	R: 0 E: 0 K: 0 S: 4	H: 0 LOB: 0 BB: 1 P: 8	R: 2 E: 0 K: 0 S: 16	H: 2 LOB: 1 BB: 1 P: 28	R: 0 E: 0 K: 1 S: 7	H: 0 LOB: 0 BB: 0 P: 14	R: 0 E: 0 K: 1 S: 7	H: 0 LOB: 0 BB: 0 P: 10	R: 0 E: 0 K: 1 S: 7	H: 0 LOB: 0 BB: 0 P: 10	1B: 3 2B: 4 3B: 1 HR: 0	SF: 1 SAC: 0 DP: 1 HBP: 0	WP: 0 PB: 0 SB: 0 CS: 2	PA: 37					
<b>PITCHER</b>	IP	WLS	BF	H	R	ER	SO	BB	IBB	HBP	BLK	WP	HR	S	P	ERA	WHIP										
<b>Oil Can Boyd, R</b> ERA: 6.41 (1, 1)	5.1	L	23	7	6	6	1	3	0	0	1	0	0	50	81	10.12	1.875										
<b>Dennis Lamp, R</b> ERA: 2.35 (6, 1)	3.2		12	1	0	0	2	0	0	0	0	0	0	30	48	0.00	0.273										

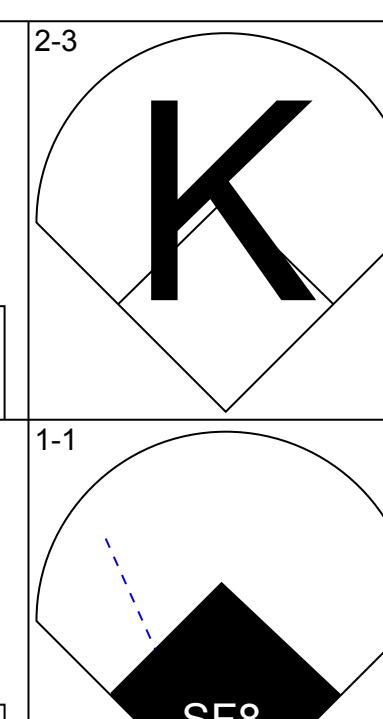
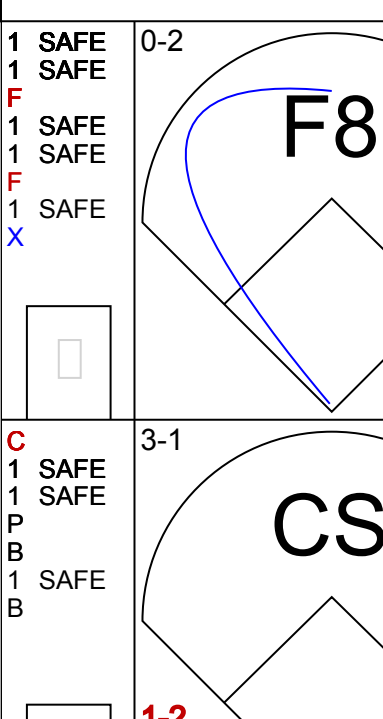
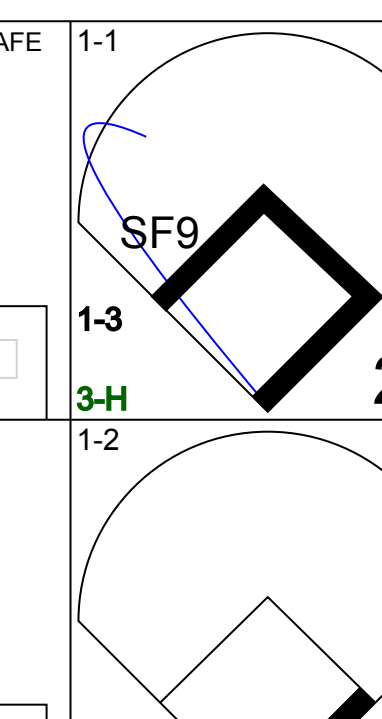
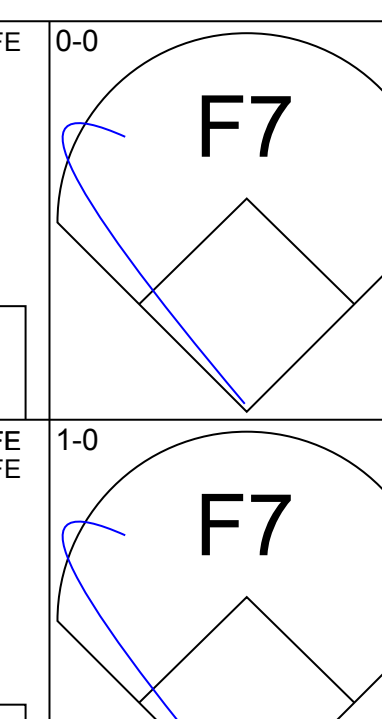
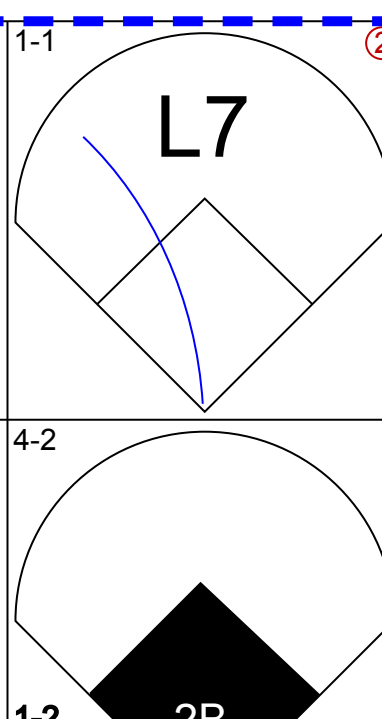
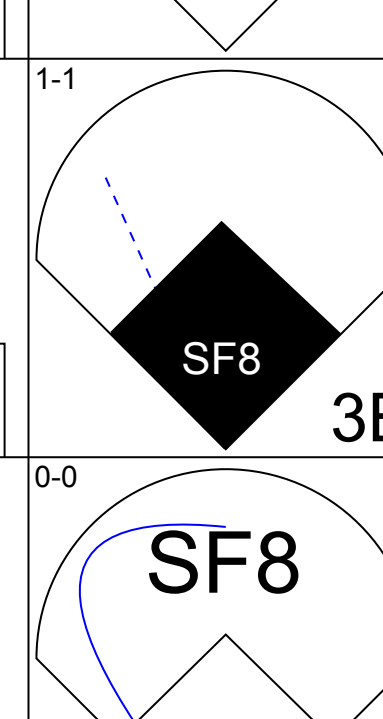
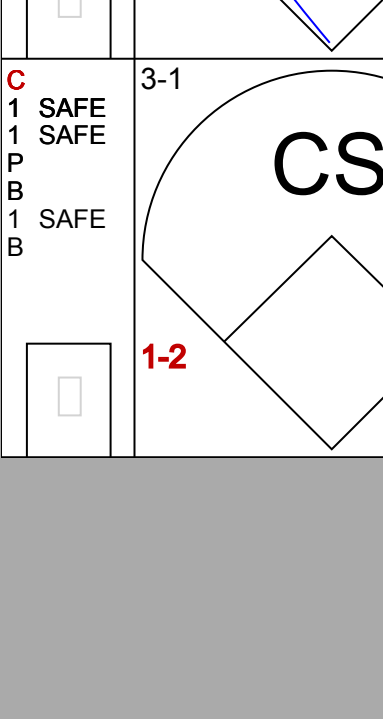
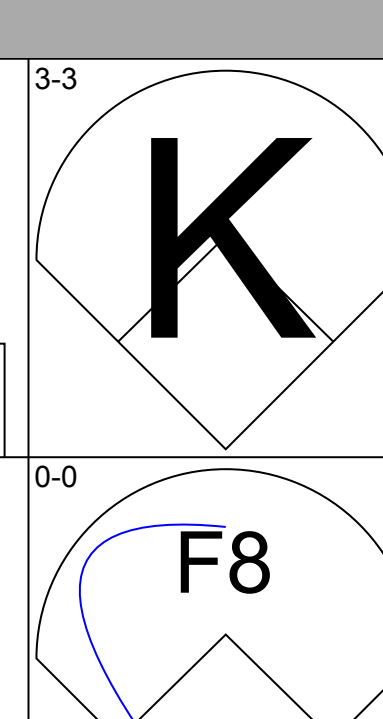
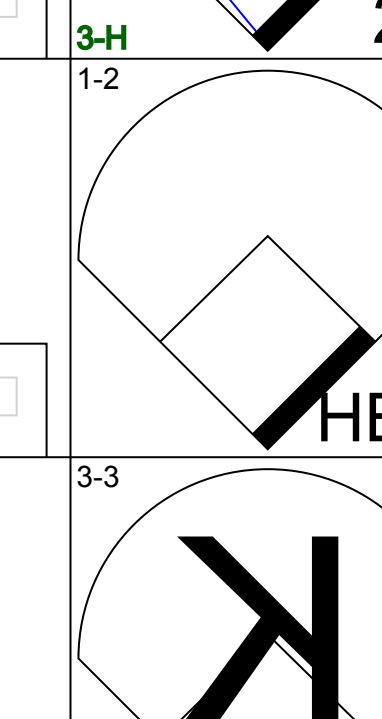
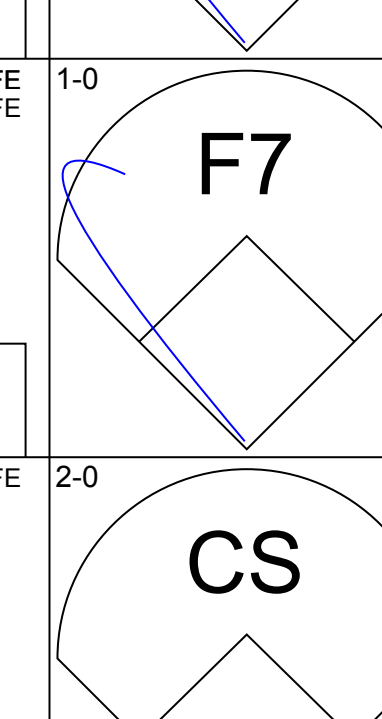
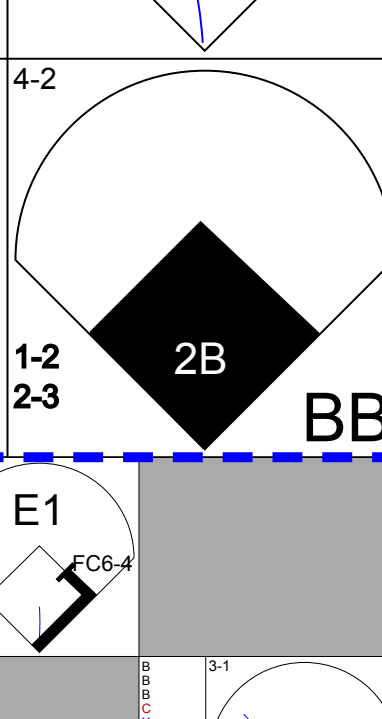
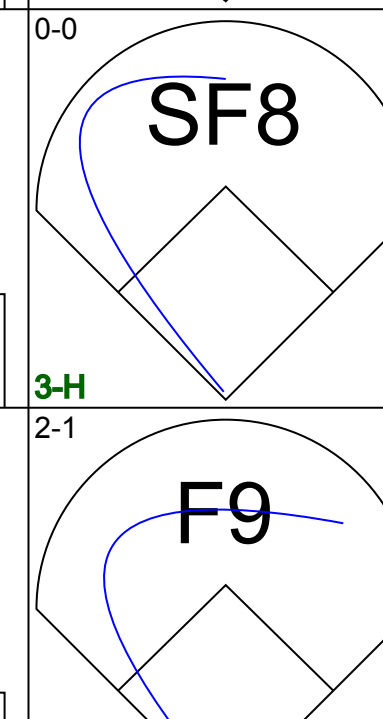
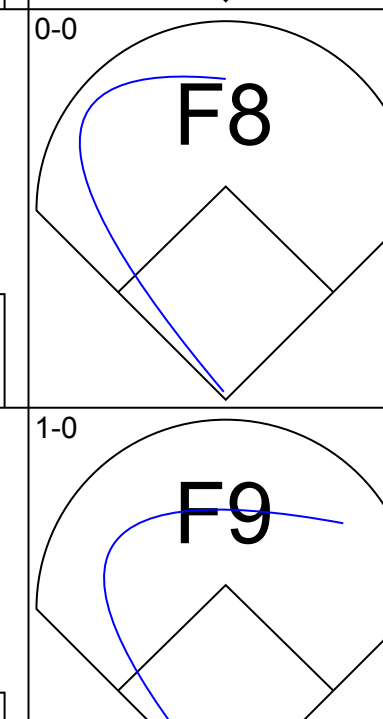
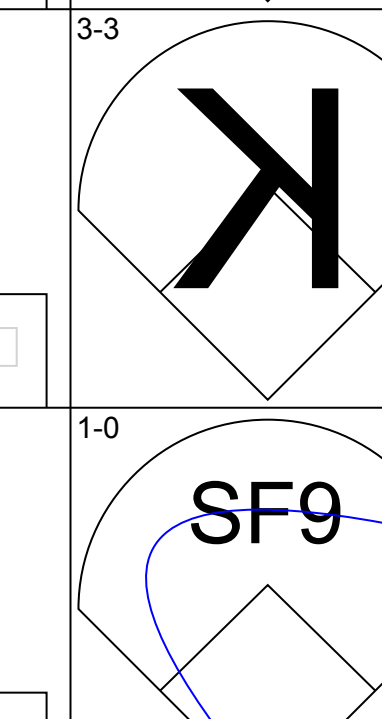
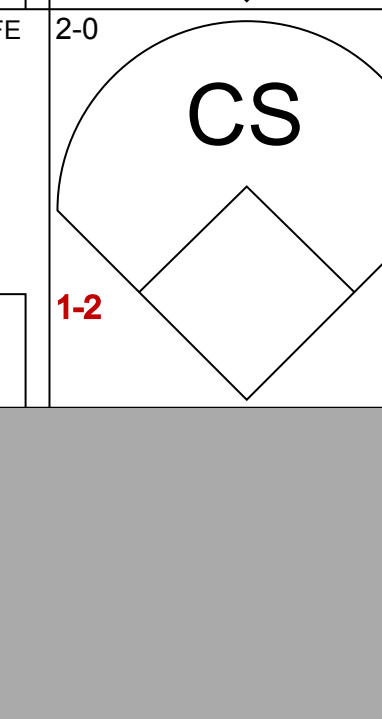
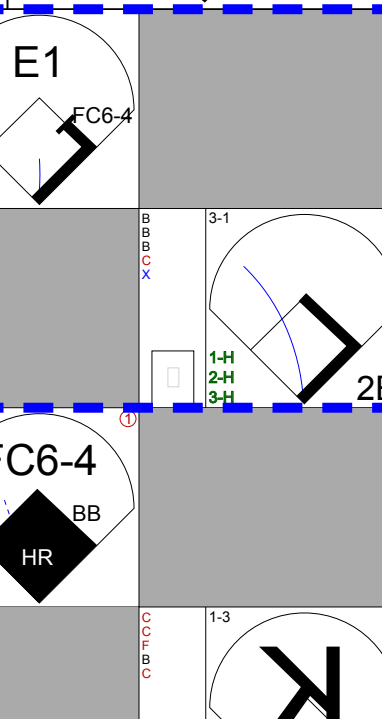
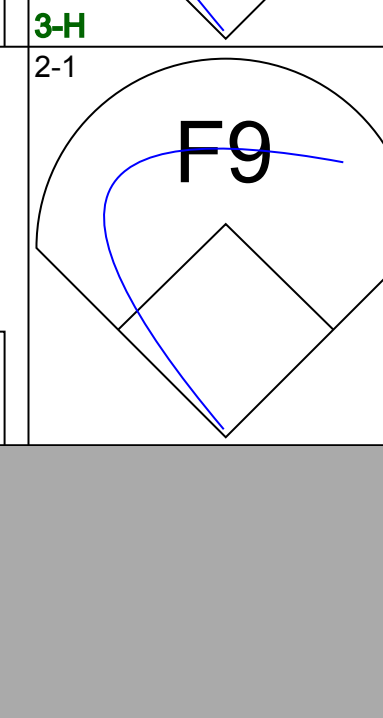
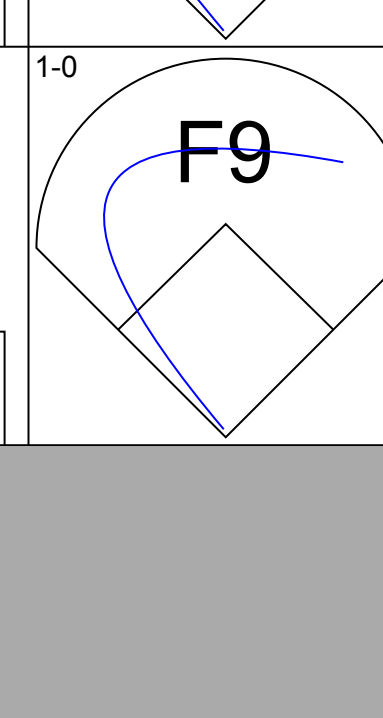
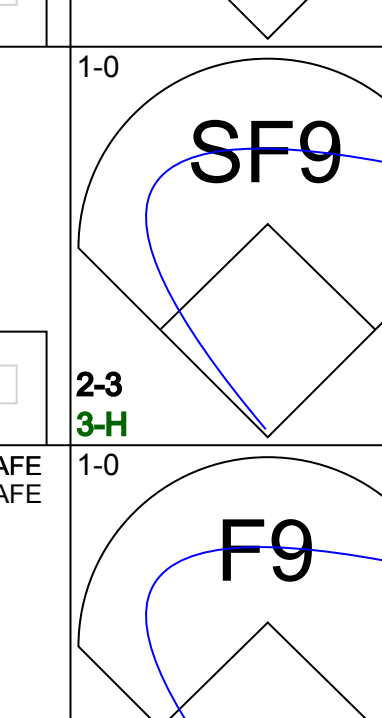
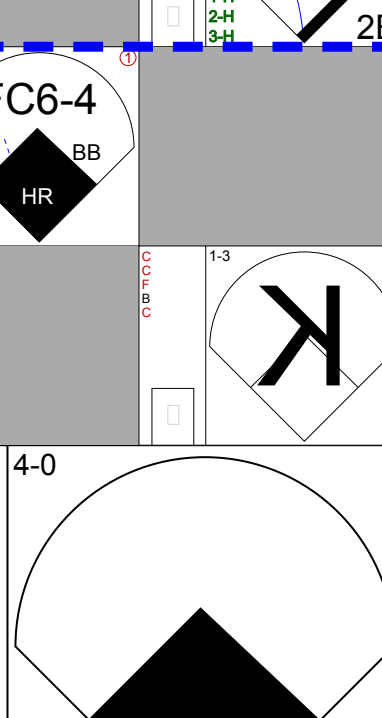
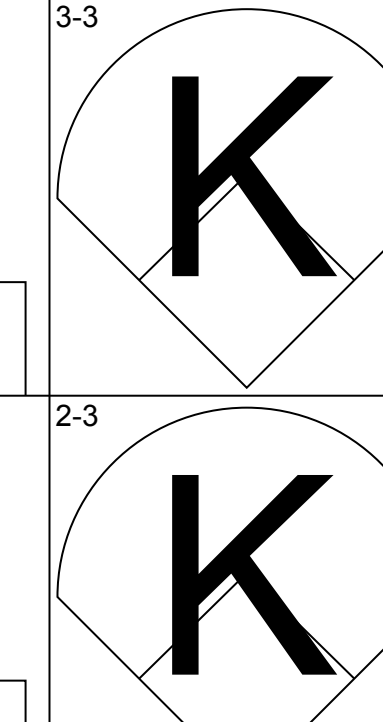
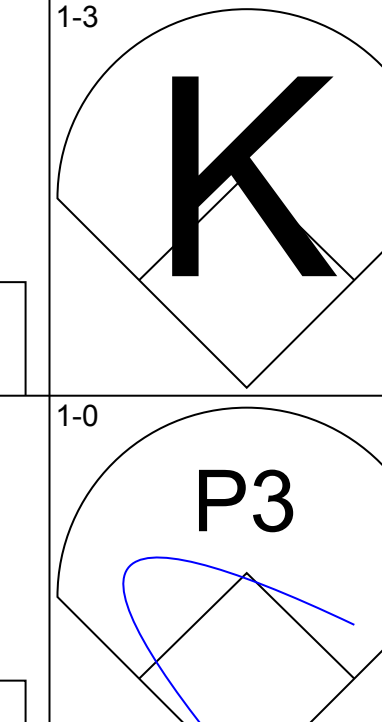
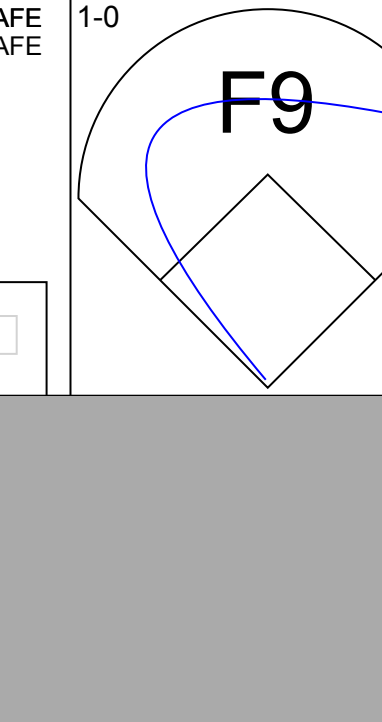
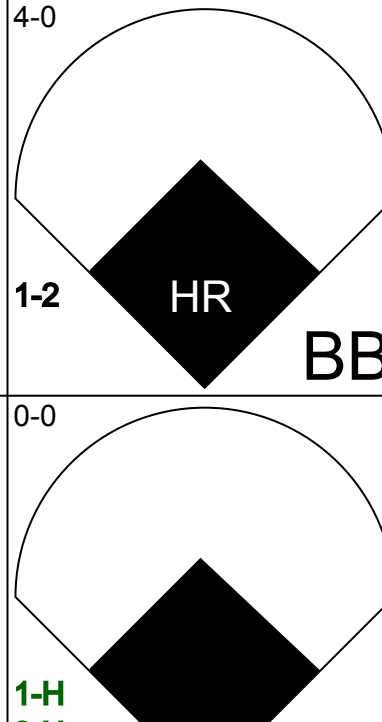

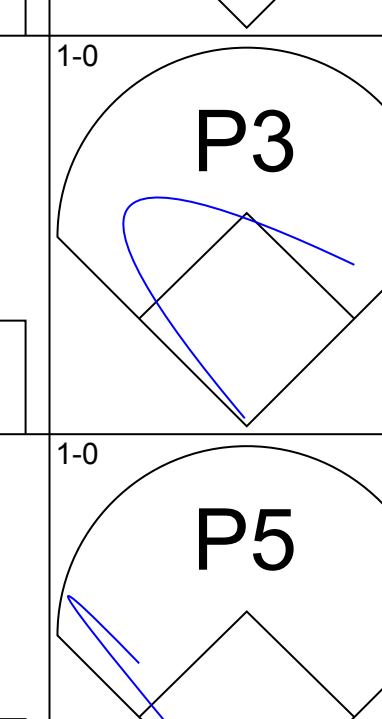
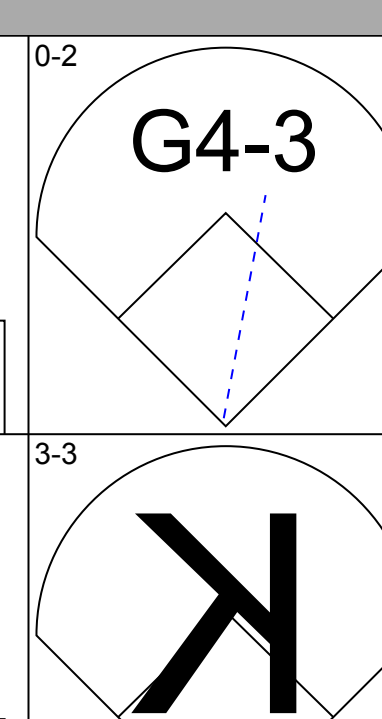
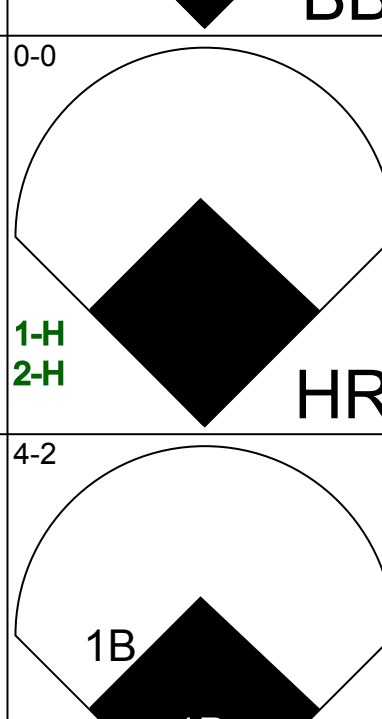

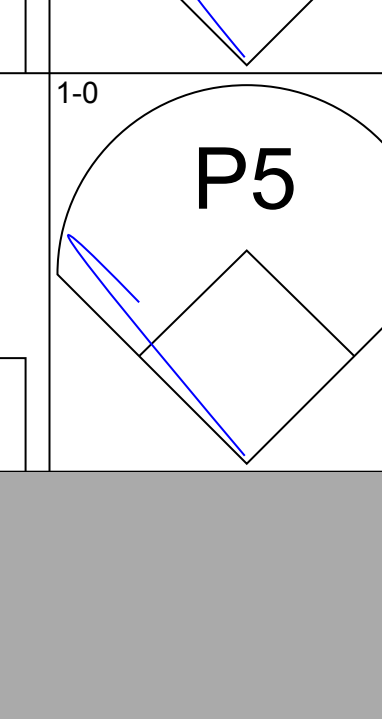
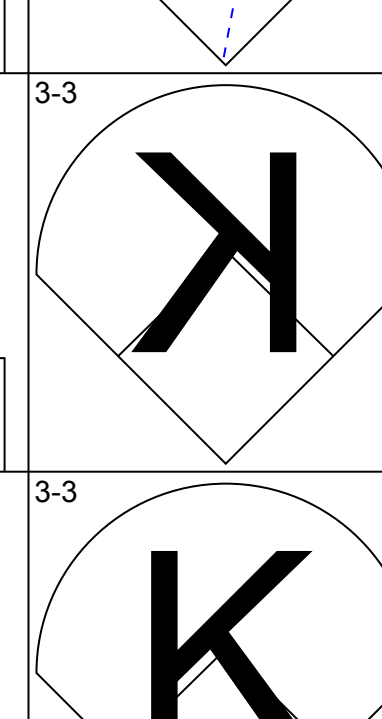
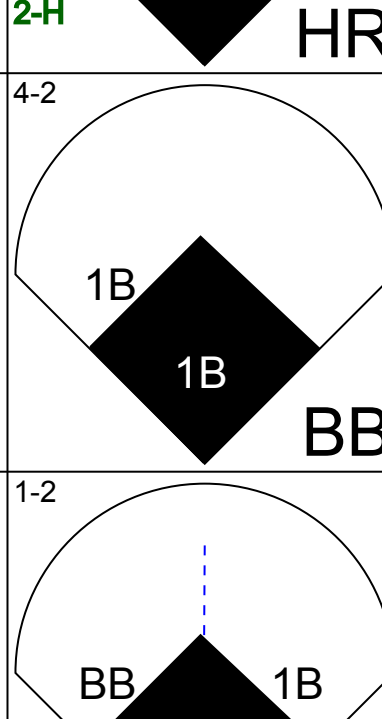
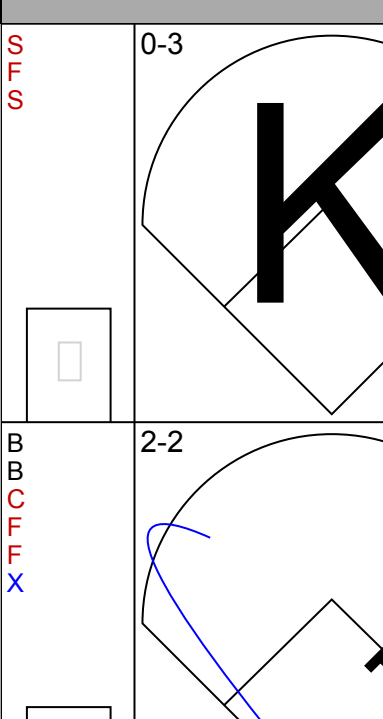
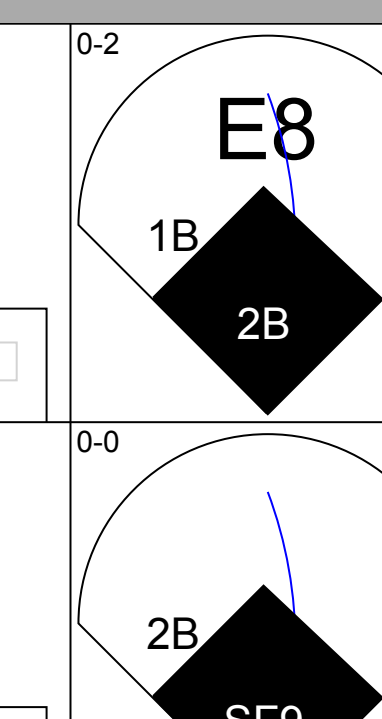

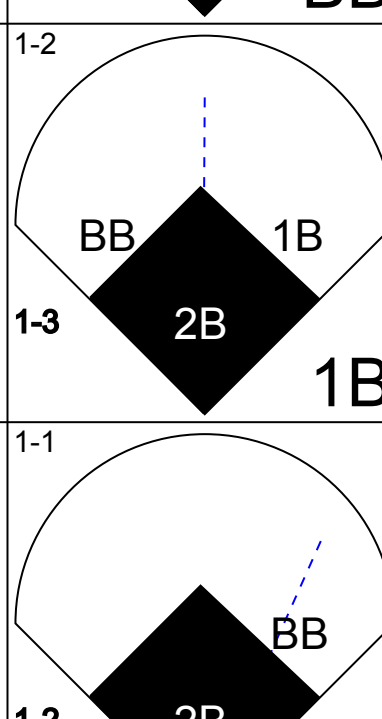
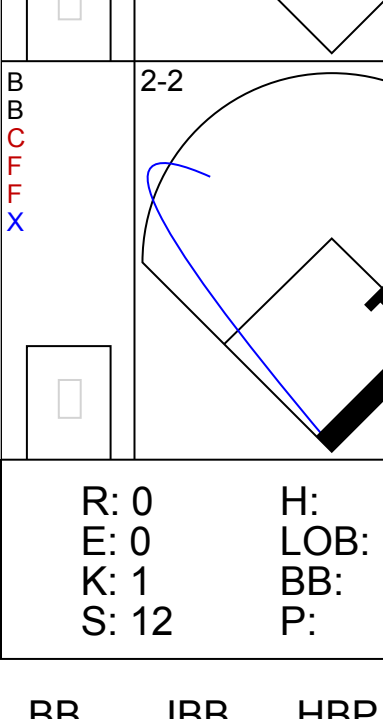
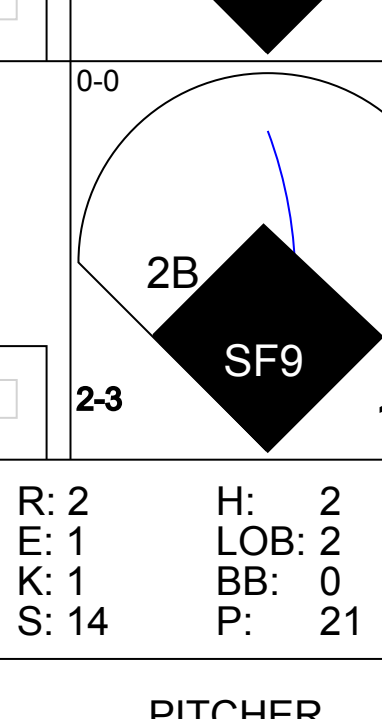
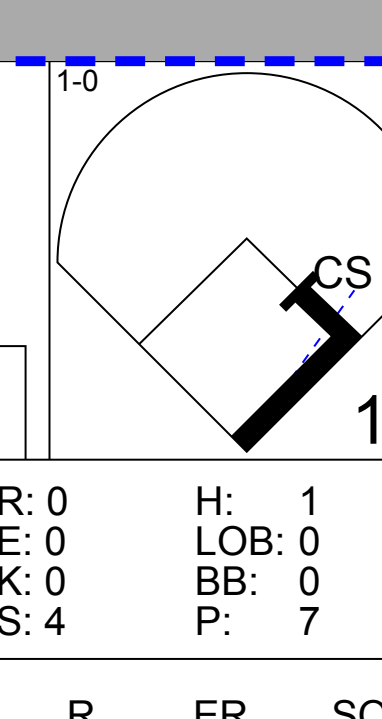
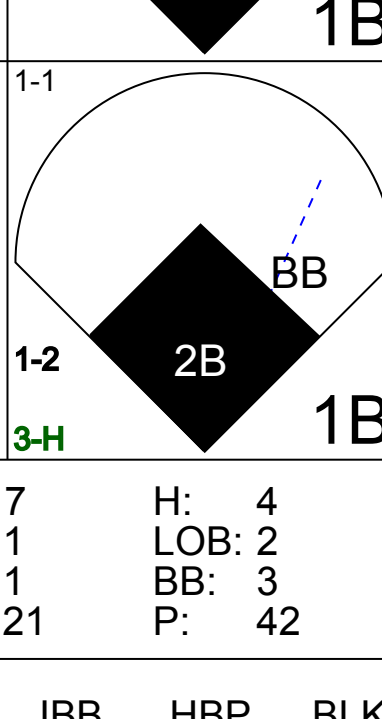
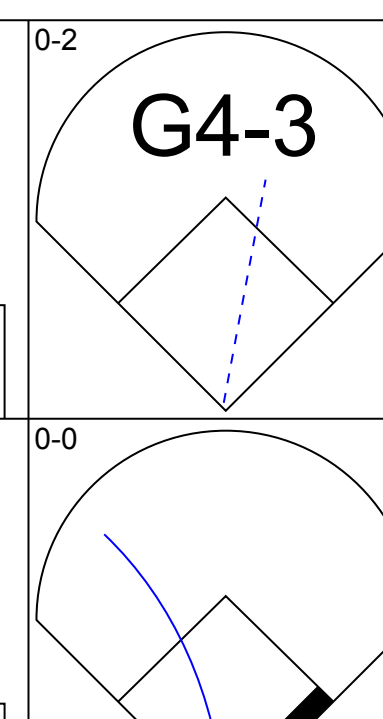
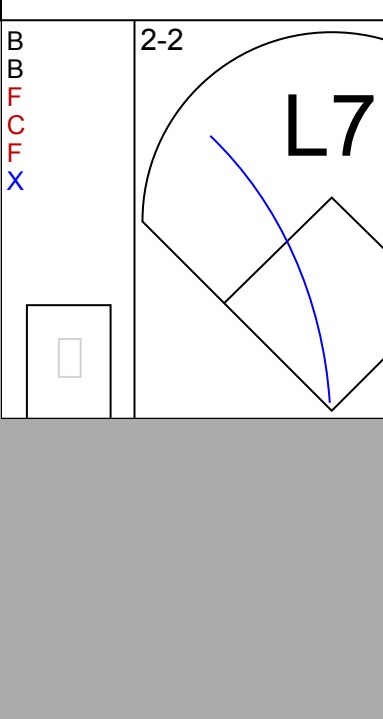
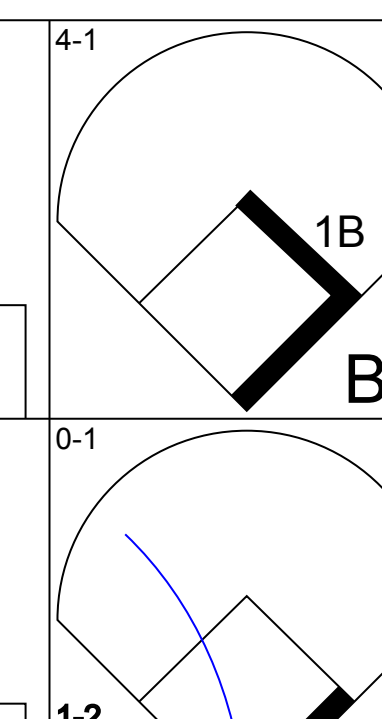
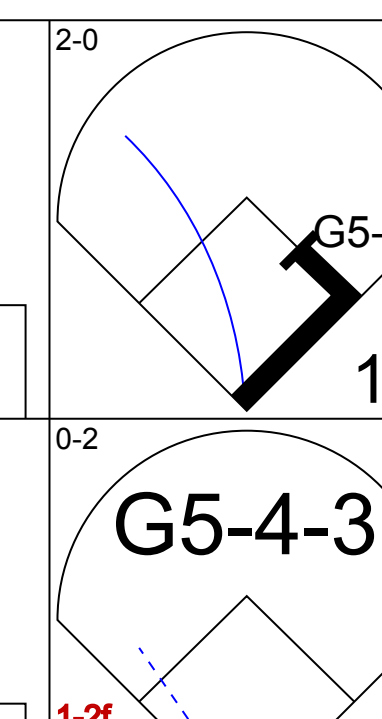
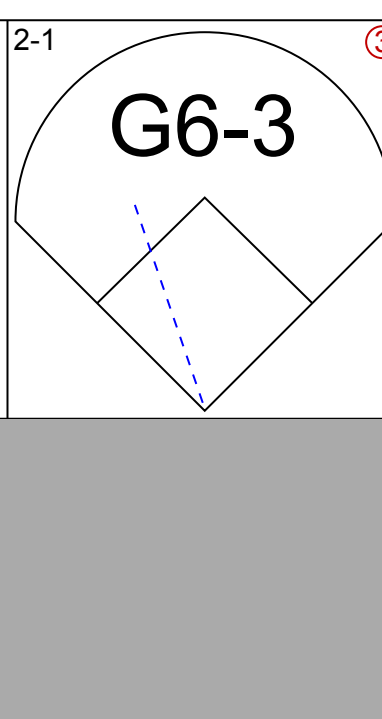
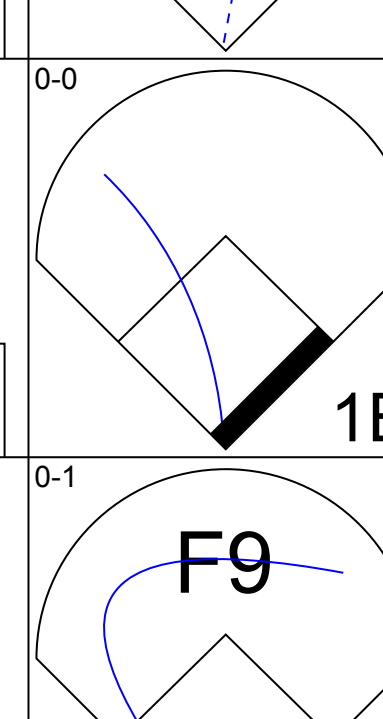
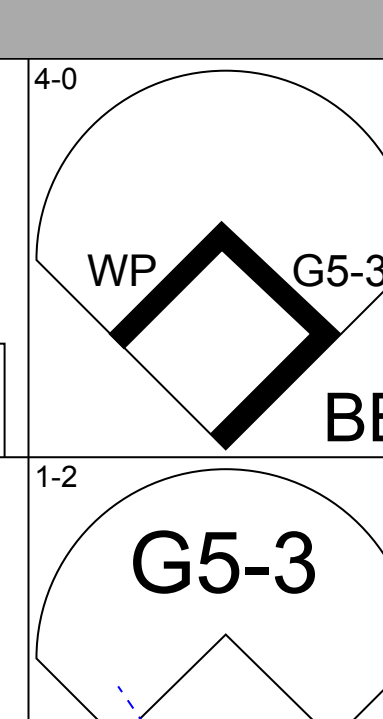
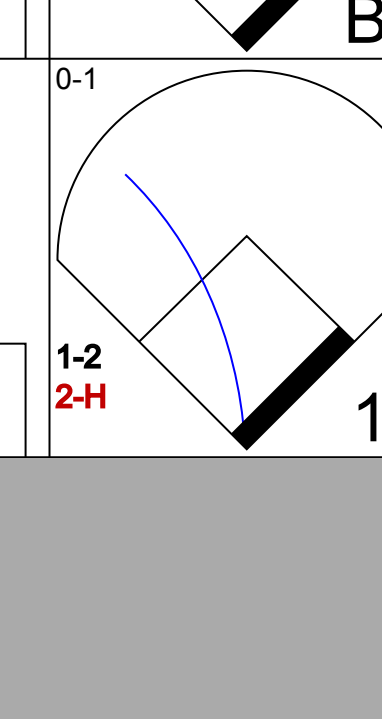
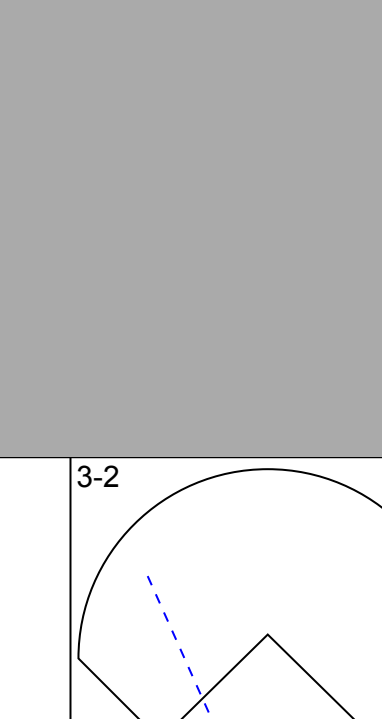
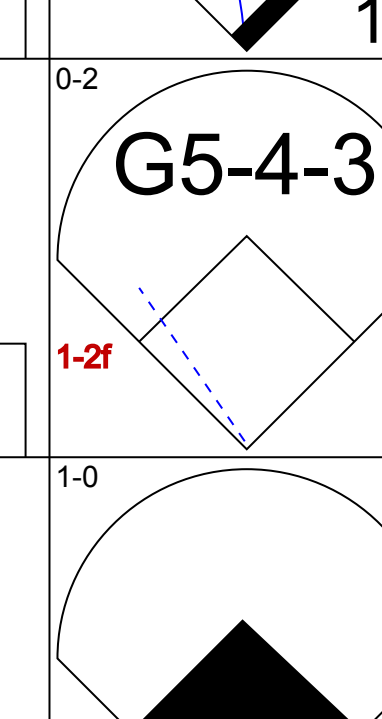
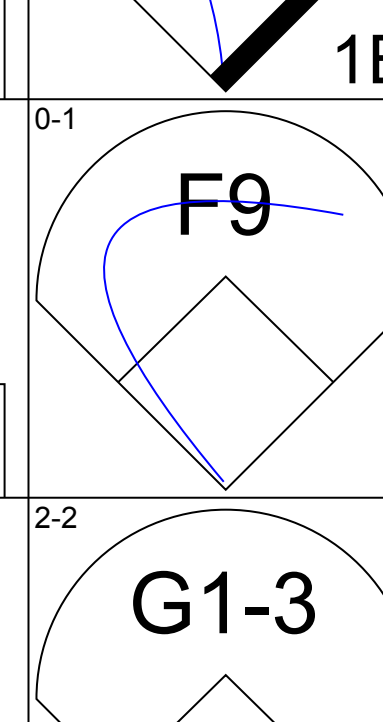
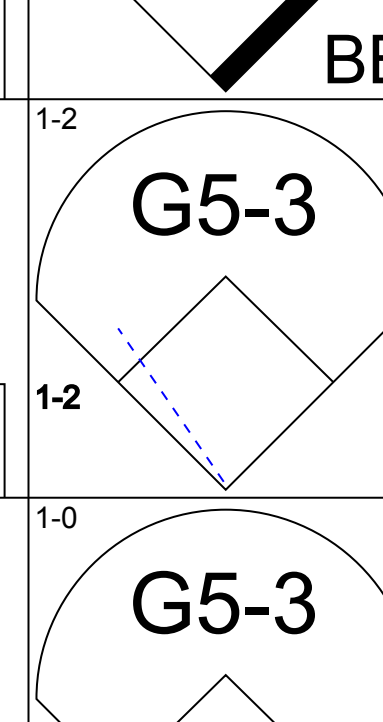
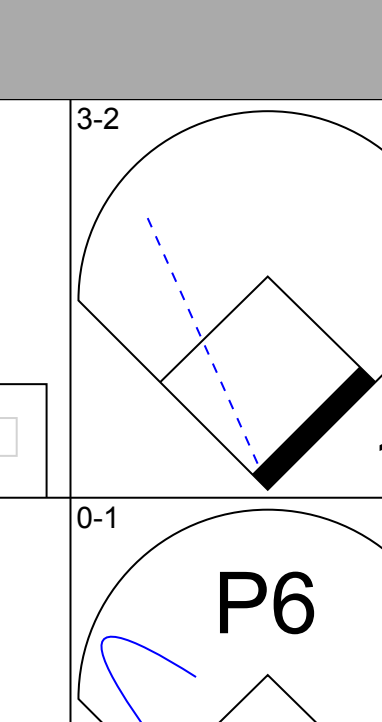
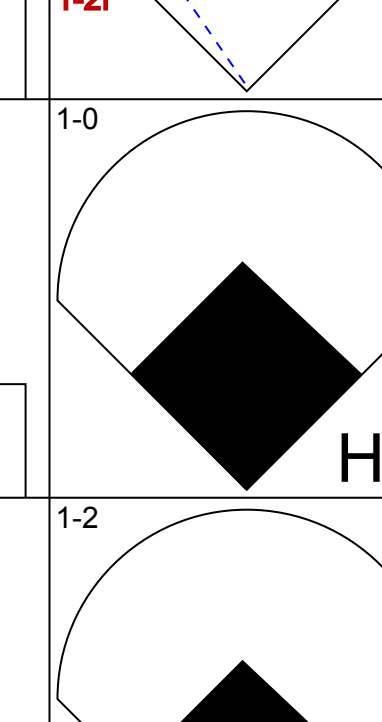
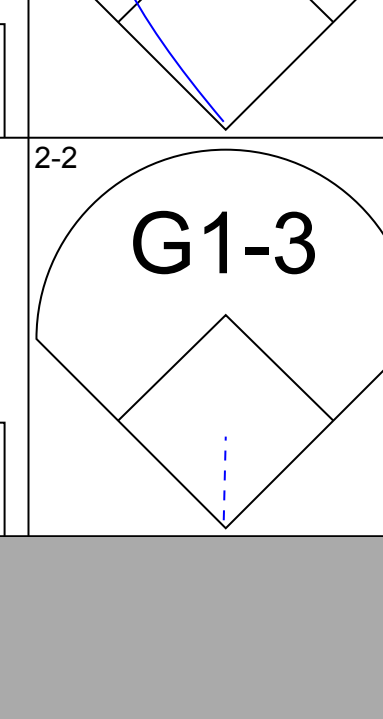
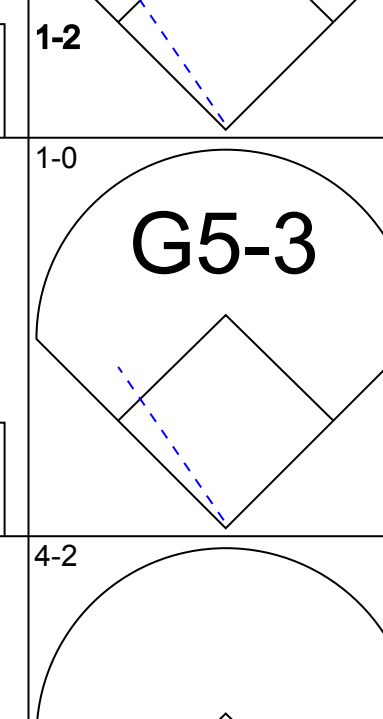
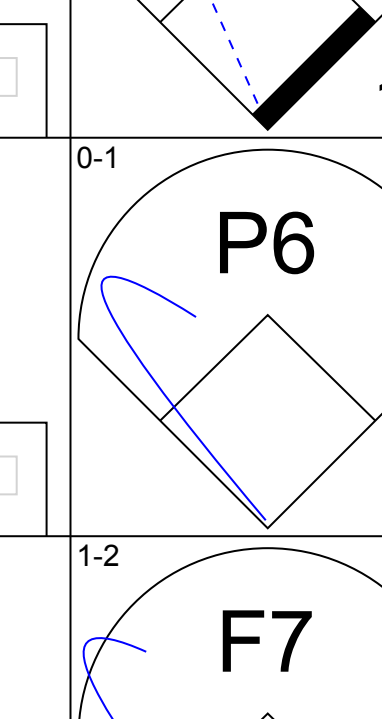
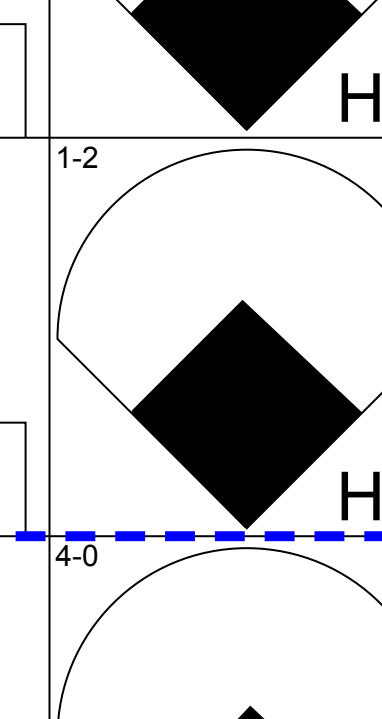
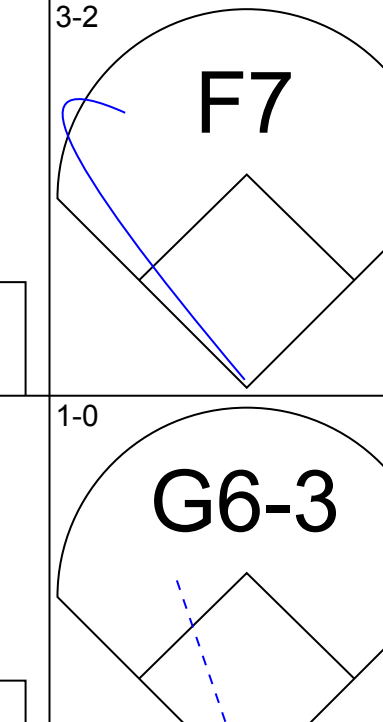
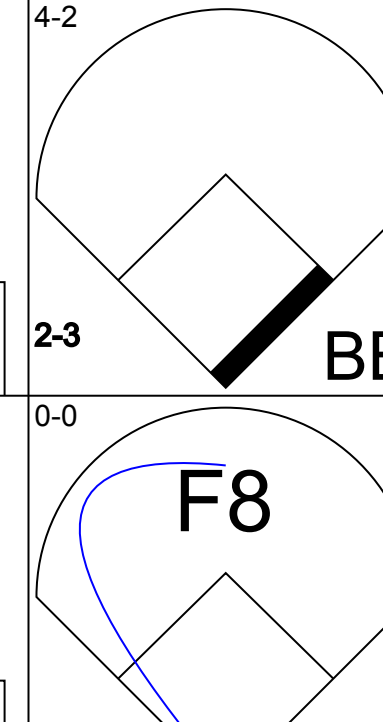
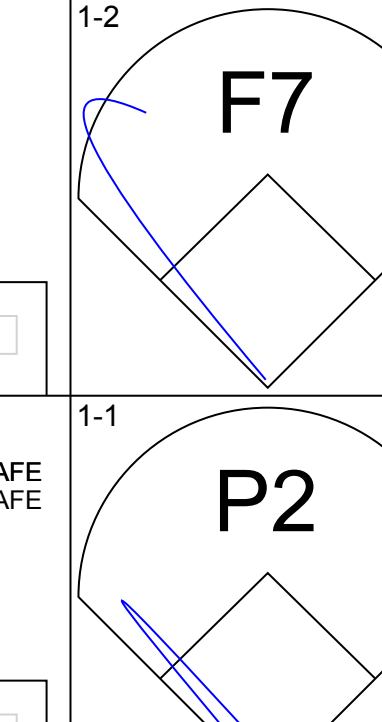
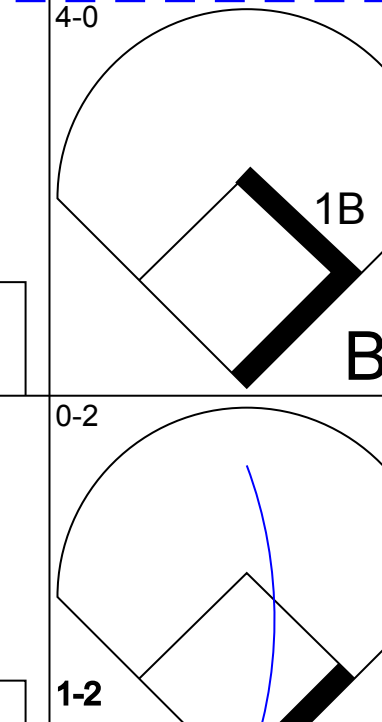


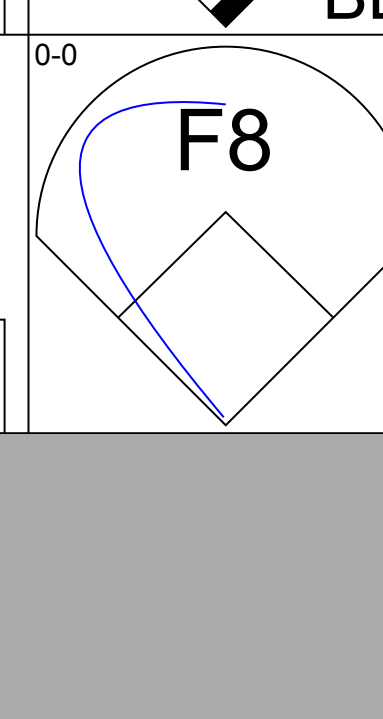
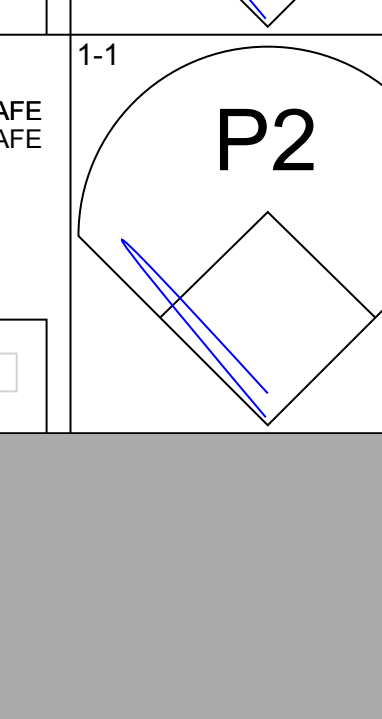
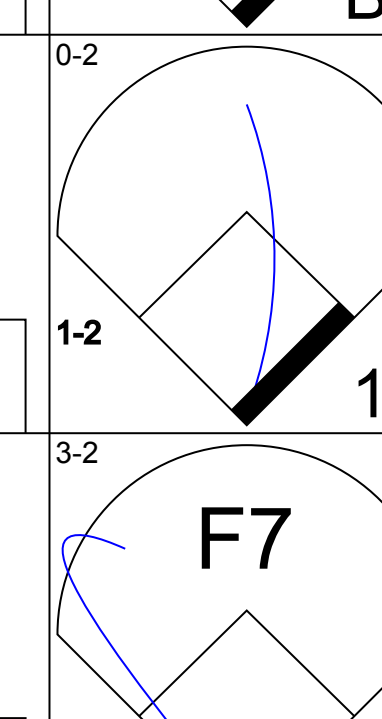

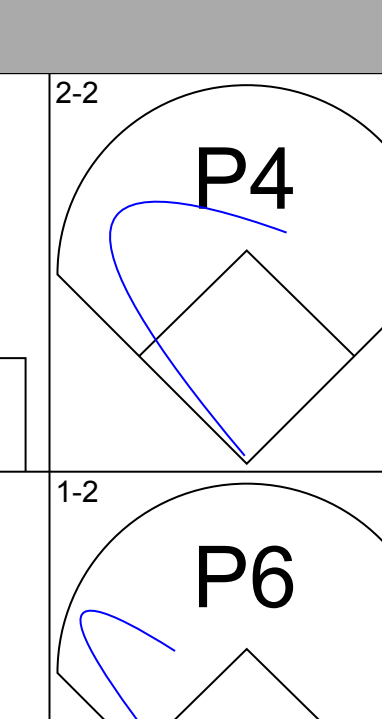
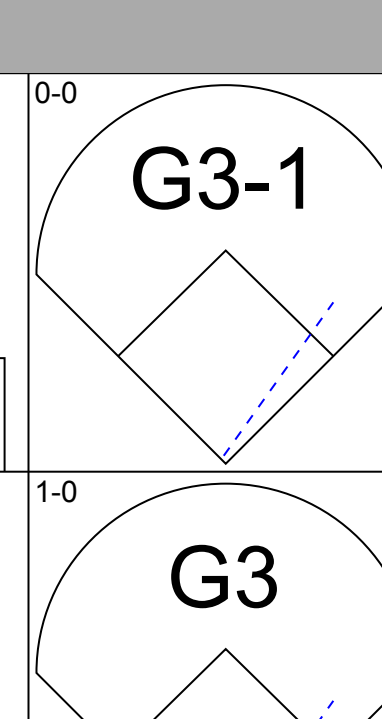
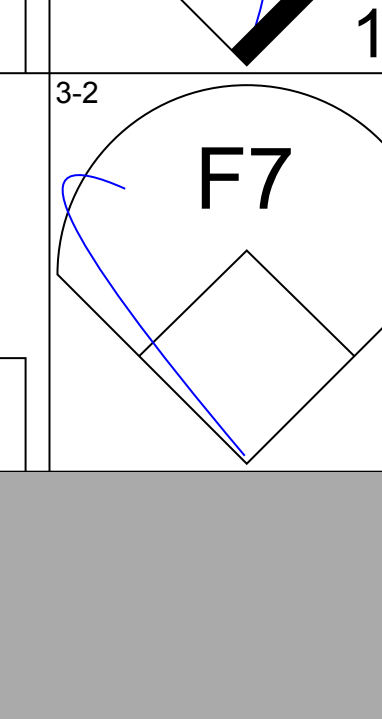
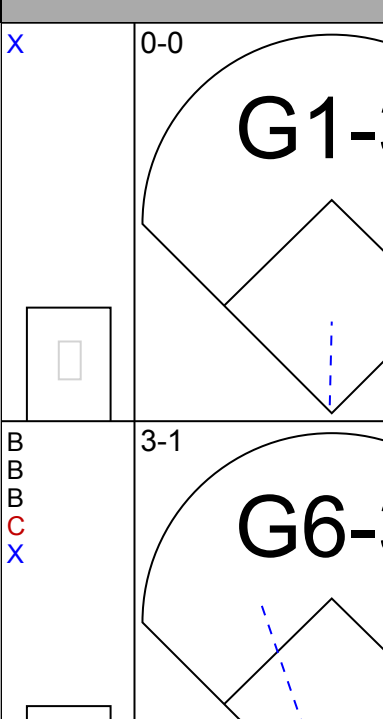
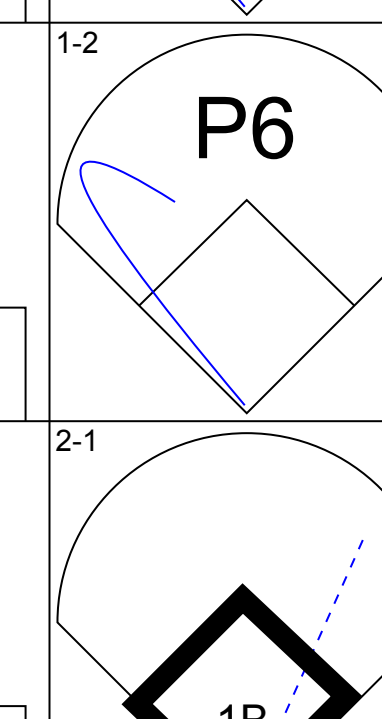
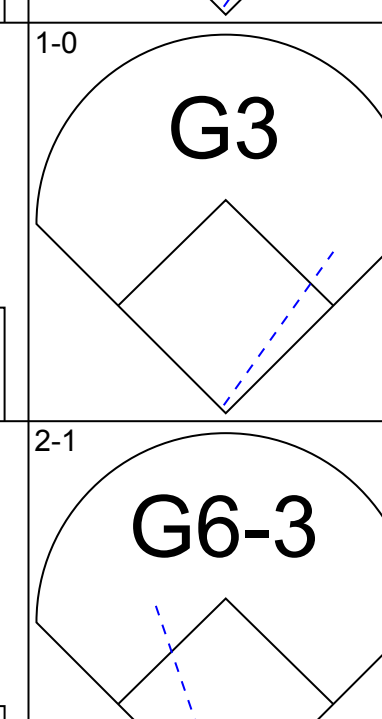
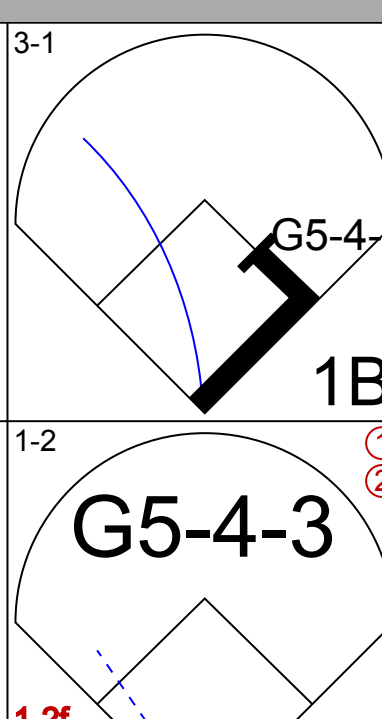
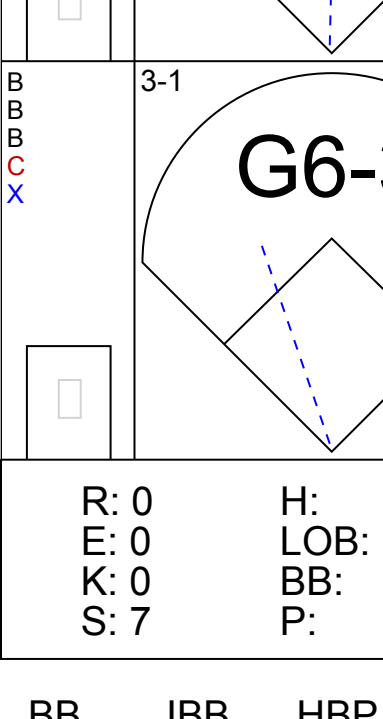
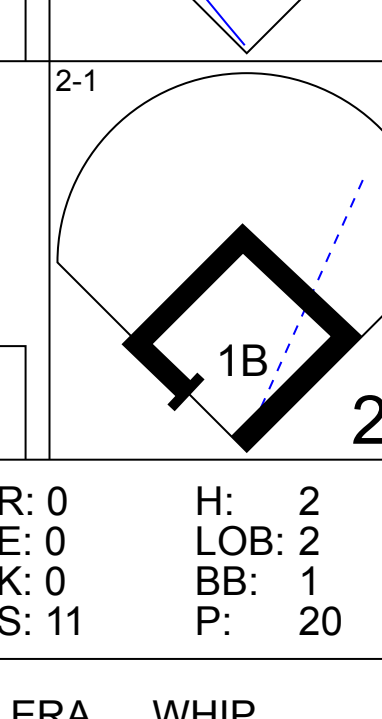
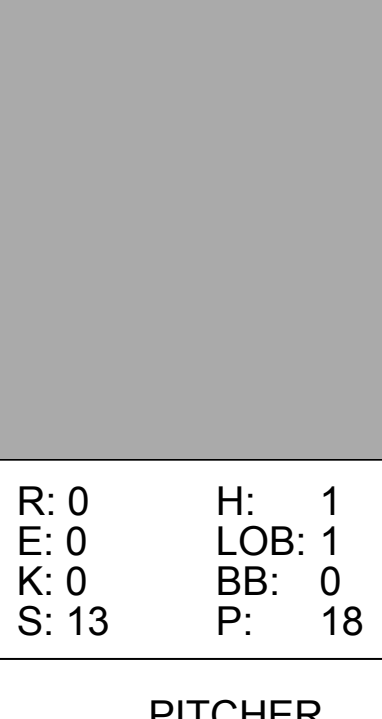
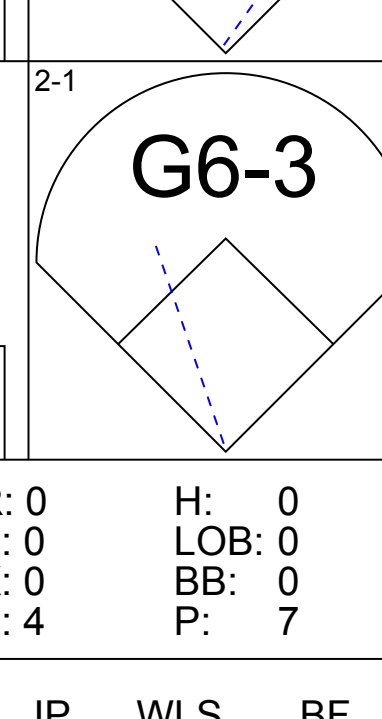
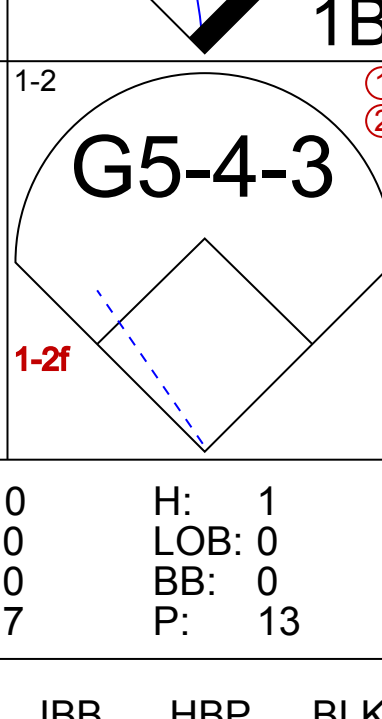
Batter	1	2	3	4	5	6	7	8	9	AB	R	H	RBI	BB	SO	LOB	BOTTOM										
<b>Ellis Burks, R</b> OBP: 0.399, SLG: 0.492 (1, 8)	S		BLK				G3-1		FC6-4	5	2	2	0	0	0	3	<b>Toronto Blue Jays @ Boston Red Sox</b> Fenway Park, Boston, MA Fri Jun 03 1988, 7:05 PM EDT Att: 32,292 - Unknown - 52 F										
<b>Marty Barrett, R</b> OBP: 0.329, SLG: 0.354 (1, 4)	F8		L9				G6-3			4	0	0	0	0	0	4											
<b>Wade Boggs, L</b> OBP: 0.482, SLG: 0.460 (1, 5)	L7		F7							3	0	1	0	1	0	2											
<b>Dwight Evans, R</b> OBP: 0.381, SLG: 0.425 (1, 3)							G6-4-3		P6	3	0	1	1	1	0	2											
<b>Mike Greenwell, L</b> OBP: 0.415, SLG: 0.467 (1, 10)			F9				G6-3		F7	4	0	1	1	0	0	2											
<b>Jim Rice, R</b> OBP: 0.294, SLG: 0.263 (1, 7)	P6								F8	4	1	1	0	0	0	3											
<b>Rick Cerone, R</b> OBP: 0.408, SLG: 0.448 (1, 2)			G4-3						K	4	0	2	0	0	1	0											
<b>Spike Owen, S</b> OBP: 0.317, SLG: 0.368 (1, 6)	F7								G6-3	4	0	1	1	0	0	1											
<b>Brady Anderson, L</b> OBP: 0.315, SLG: 0.304 (1, 9)										3	0	0	0	0	1	2											
<b>Sam Horn, L</b> OBP: 0.278, SLG: 0.250 (9, PH)	B1-3									0	0	0	0	1	0	0											
<b>Ed Romero, R</b> OBP: 0.314, SLG: 0.273 (9, PR)									FC6-4	0	0	0	0	0	0	0											
<b>Inning Stats</b>	R: 1 E: 0 K: 0 S: 12	H: 2 LOB: 2 BB: 1 P: 20	R: 0 E: 0 K: 0 S: 7	H: 0 LOB: 0 BB: 0 P: 9	R: 1 E: 0 K: 0 S: 9	H: 2 LOB: 1 BB: 0 P: 18	R: 1 E: 1 K: 0 S: 8	H: 3 LOB: 2 BB: 0 P: 10	R: 0 E: 0 K: 0 S: 6	H: 1 LOB: 0 BB: 0 P: 12	R: 0 E: 0 K: 0 S: 9	H: 1 LOB: 0 BB: 0 P: 16	R: 0 E: 0 K: 1 S: 6	H: 0 LOB: 0 BB: 0 P: 10	R: 0 E: 0 K: 0 S: 11	H: 0 LOB: 1 BB: 1 P: 19	R: 0 E: 0 K: 1 S: 10	H: 0 LOB: 1 BB: 1 P: 19	1B: 9 2B: 0 3B: 0 HR: 0	SF: 0 SAC: 0 DP: 2 HBP: 0	WP: 0 PB: 0 SB: 1 CS: 0	PA: 37					
<b>PITCHER</b>	IP	WLS	BF	H	R	ER	SO	BB	IBB	HBP	BLK	WP	HR	S	P	ERA	WHIP										
<b>John Cerutti, L</b> ERA: 3.4 (1, 1)	3.0		16	6	3	2	0	1	0	0	1	0	0	31	51	6.00	2.333										
<b>Todd Stottlemyre, R</b> ERA: 5.29 (4, 1)	5.0	W	17	3	0	0	1	1	0	0	0	0	0	37	63	0.00	0.800										
<b>Tom Henke, R</b> ERA: 2.84 (9, 1)	1.0	S	4	0	0	0	1	1	0	0	0	0	0	10	19	0.00	1.000										

AB	31
R	6
H	8
RBI	5
BB	3
SO	3
LOB	7

AB	34
R	3
H	9
RBI	3
BB	3
SO	2
LOB	19





Batter	1	2	3	4	5	6	7	8	9	AB	R	H	RBI	BB	SO	LOB	TOP								
<b>Tony Fernandez, S</b> (1, 6) OBP: 0.300, SLG: 0.338										5	0	1	1	0	1	4	<b>Toronto Blue Jays @ Boston Red Sox</b> Fenway Park, Boston, MA Sat Jun 04 1988, 3:33 AM EDT Att: 33,067 - Overcast - 60 F								
<b>Lloyd Moseby, L</b> (1, 8) OBP: 0.369, SLG: 0.417										3	2	1	0	1	1	1									
<b>Rance Mulliniks, L</b> (1, 10) <b>Sil Campusano, R</b> (9, PR) OBP: 0.263, SLG: 0.366										3	0	0	1	0	1	3									
<b>George Bell, R</b> (1, 7) OBP: 0.341, SLG: 0.507										4	1	0	1	0	1	3									
<b>Fred McGriff, L</b> (1, 3) OBP: 0.445, SLG: 0.629										3	1	0	0	1	2	2									
<b>Kelly Gruber, R</b> (1, 5) OBP: 0.350, SLG: 0.500										4	1	1	3	0	1	0									
<b>Ernie Whitt, L</b> (1, 2) OBP: 0.300, SLG: 0.270										3	1	0	0	1	1	0									
<b>Jesse Barfield, R</b> (1, 9) OBP: 0.252, SLG: 0.329										4	2	1	0	0	2	0									
<b>Nelson Liriano, S</b> (1, 4) OBP: 0.232, SLG: 0.248										4	2	4	1	0	0	0									
<b>Inning Stats</b>	R: 1 E: 0 K: 1 S: 8	H: 1 LOB: 0 BB: 0 P: 13	R: 0 E: 0 K: 2 S: 11	H: 0 LOB: 0 BB: 0 P: 16	R: 0 E: 0 K: 1 S: 12	H: 1 LOB: 0 BB: 0 P: 16	R: 0 E: 0 K: 1 S: 8	H: 0 LOB: 0 BB: 0 P: 12	R: 0 E: 0 K: 1 S: 5	H: 0 LOB: 0 BB: 0 P: 8	R: 2 E: 1 K: 1 S: 14	H: 2 LOB: 2 BB: 0 P: 21	R: 0 E: 0 K: 2 S: 14	H: 0 LOB: 0 BB: 0 P: 20	R: 0 E: 0 K: 0 S: 4	H: 1 LOB: 1 BB: 0 P: 7		R: 7 E: 1 K: 1 S: 21	H: 4 LOB: 2 BB: 3 P: 42	1B: 5 2B: 2 3B: 1 HR: 1	SF: 2 SAC: 0 DP: 0 HBP: 1	WP: 0 PB: 0 SB: 0 CS: 2	PA: 42		
<b>PITCHER</b>	IP	WLS	BF	H	R	ER	SO	BB	IBB	HBP	BLK	WP	HR	S	P	ERA	WHIP								
<b>Roger Clemens, R</b> (1, 1) ERA: 1.78	7.0	L	26	4	3	1	9	0	0	0	0	0	0	72	106	1.29	0.571								
<b>Bob Stanley, R</b> (8, 1) ERA: 2.12	1.0		3	1	0	0	0	0	0	0	0	0	0	4	7	0.00	1.000								
<b>Lee Smith, R</b> (9, 1) ERA: 4.5	0.1		7	3	6	4	0	2	0	0	0	0	1	11	23	108.00	15.000								
<b>Zach Crouch, L</b> (9, 1) ERA: 27.0	0.1		3	1	1	0	0	1	0	0	0	0	0	6	14	0.00	6.000								
<b>John Trautwein, R</b> (9, 1) ERA: 11.32	0.1		1	0	0	0	1	0	0	0	0	0	0	4	5	0.00	0.000								
Batter	1	2	3	4	5	6	7	8	9	AB	R	H	RBI	BB	SO	LOB	BOTTOM								
<b>Wade Boggs, L</b> (1, 5) OBP: 0.380, SLG: 0.455										4	0	1	0	1	0	0	<b>Toronto Blue Jays @ Boston Red Sox</b> Fenway Park, Boston, MA Sat Jun 04 1988, 3:33 AM EDT Att: 33,067 - Overcast - 60 F								
<b>Marty Barrett, R</b> (1, 4) OBP: 0.336, SLG: 0.358										3	0	2	0	1	0	1									
<b>Ellis Burks, R</b> (1, 8) OBP: 0.401, SLG: 0.516										4	1	2	1	0	0	2									
<b>Dwight Evans, R</b> (1, 9) OBP: 0.379, SLG: 0.437										4	1	1	1	0	0	3									
<b>Mike Greenwell, L</b> (1, 10) OBP: 0.416, SLG: 0.462										2	0	0	0	2	0	1									
<b>Jim Rice, R</b> (1, 7) OBP: 0.293, SLG: 0.263										4	0	1	0	0	0	3									
<b>Pat Dodson, L</b> (1, 3) OBP: 0.274, SLG: 0.246										4	0	0	0	0	0	2									
<b>Rich Gedman, L</b> (1, 2) OBP: 0.224, SLG: 0.227										4	0	1	0	0	0	0									
<b>Spike Owen, S</b> (1, 6) <b>Sam Horn, L</b> (9, PH) OBP: 0.274, SLG: 0.246										3	0	1	0	0	0	0									
<b>Inning Stats</b>	R: 0 E: 0 K: 0 S: 11	H: 1 LOB: 1 BB: 0 P: 13	R: 0 E: 0 K: 0 S: 7	H: 0 LOB: 0 BB: 0 P: 11	R: 0 E: 0 K: 0 S: 7	H: 0 LOB: 0 BB: 0 P: 12	R: 0 E: 0 K: 0 S: 7	H: 0 LOB: 2 BB: 2 P: 17	R: 0 E: 0 K: 0 S: 13	H: 1 LOB: 1 BB: 0 P: 18	R: 0 E: 0 K: 0 S: 4	H: 0 LOB: 0 BB: 0 P: 7	R: 2 E: 0 K: 0 S: 15	H: 4 LOB: 2 BB: 1 P: 26	R: 0 E: 0 K: 0 S: 7	H: 1 LOB: 0 BB: 0 P: 13		1B: 6 2B: 1 3B: 0 HR: 2	SF: 0 SAC: 0 DP: 2 HBP: 0	WP: 1 PB: 0 SB: 0 CS: 0	PA: 37				
<b>PITCHER</b>	IP	WLS	BF	H	R	ER	SO	BB	IBB	HBP	BLK	WP	HR	S	P	ERA	WHIP								
<b>Jim Clancy, R</b> (1, 1) ERA: 4.72	7.2	W	31	7	2	2	0	3	0	0	0	0	0	14	27	0.00	2.250								
<b>Duane Ward, R</b> (8, 1) ERA: 2.37	1.1	S	6	2	0	0	0	1	0	0	0	0	0	14	27	0.00	2.250								

AB	34
R	10
H	9
RBI	10
BB	3
SO	10
LOB	13



AB	33
R	2
H	9
RBI	2
BB	4
SO	0
LOB	13





Batter	1	2	3	4	5	6	7	8	9	AB	R	H	RBI	BB	SO	LOB	TOP										
<b>Tony Fernandez, S</b> OBP: 0.305, SLG: 0.344 <b>Manuel Lee, S</b> OBP: 0.242, SLG: 0.258	1-2 6-3	4-0 BB BB	1-0 F7		0-0 F8		2-1 FC1-6 1B		2-2 1B 2B	5	1	2	0	1	0	3											
<b>Lloyd Moseby, L</b> OBP: 0.377, SLG: 0.435 <b>Si Campusano, R</b> OBP: 0.242, SLG: 0.366	3-1 1B	4-1 BB		3-3 K	3-2 HR		1-1 FC1-6 1B		4-1 1B BB	4	3	2	3	2	1	1											
<b>Rance Mulliniks, L</b> OBP: 0.400, SLG: 0.516 <b>Cecil Fielder, R</b> OBP: 0.270, SLG: 0.421	3-1 1B	4-1 BB		1-1 2B 1B	4-2 BB		3-0 1B		0-0 1B 1B	3	1	3	2	2	0	0											
<b>George Bell, R</b> OBP: 0.336, SLG: 0.498	1-2 P4	1-0 FC6-4		0-3 K	1-1 F7		0-2 6-3		1-2 1B	6	0	1	1	0	1	8											
<b>Fred McGriff, L</b> OBP: 0.452, SLG: 0.640	0-3 K		4-2 2B 1B	0-0 1B 2B		2-0 2B		1-0 F7		5	3	3	1	1	1	3											
<b>Kelly Gruber, R</b> OBP: 0.354, SLG: 0.510		2-0 P4	1-2 1B 2B	3-0 S 2H		1-1 L8 2B		0-2 4-3	0-0 FC6-2-5	6	0	3	2	0	0	3											
<b>Ernie Whitt, L</b> OBP: 0.301, SLG: 0.268		4-2 6-3 BB	0-2 1B	2-0 P6		1-1 L8		1-2 4-3	2-2 F7	5	1	1	1	1	0	4											
<b>Jesse Barfield, R</b> OBP: 0.250, SLG: 0.324		0-1 BB 1B	0-3 K		2-2 L9	0-0 P4		1-3 K		5	1	1	0	0	2	3											
<b>Nelson Liriano, S</b> OBP: 0.238, SLG: 0.254	1-2 6-3	0-0 P5		1-2 HR 1B		1-1 3-1			0-2 2B 1B	5	2	2	0	0	0	5											
<b>Inning Stats</b>	R: 0 E: 0 K: 1 S: 14	H: 2 LOB: 2 BB: 0 P: 21	R: 2 E: 0 K: 0 S: 11	H: 1 LOB: 3 BB: 4 P: 31	R: 1 E: 0 K: 1 S: 13	H: 2 LOB: 2 BB: 1 P: 19	R: 2 E: 0 K: 2 S: 12	H: 3 LOB: 1 BB: 0 P: 21	R: 2 E: 0 K: 0 S: 17	H: 2 LOB: 1 BB: 1 P: 28	R: 1 E: 0 K: 0 S: 8	H: 2 LOB: 1 BB: 0 P: 13	R: 1 E: 0 K: 0 S: 9	H: 2 LOB: 1 BB: 0 P: 16	R: 0 E: 0 K: 1 S: 9	H: 0 LOB: 0 BB: 0 P: 11	R: 3 E: 0 K: 0 S: 17	H: 5 LOB: 2 BB: 1 P: 29	1B: 13 2B: 5 3B: 0 HR: 1	SF: 0 SAC: 0 DP: 1 HBP: 0	WP: 0 PB: 0 SB: 3 CS: 0	PA: 52					
<b>PITCHER</b>	IP	WLS	BF	H	R	ER	SO	BB	IBB	HBP	BLK	WP	HR	S	P	ERA	WHIP										
<b>Jeff Sellers, R</b> ERA: 4.99	1.2		12	3	2	2	1	4	0	0	0	0	0	24	50	10.80	4.200										
<b>Mike Smithson, R</b> ERA: 7.39	3.0	L	17	7	5	5	3	1	0	0	0	0	1	39	61	15.00	2.667										
<b>Bob Stanley, R</b> ERA: 2.45	1.1		7	2	1	1	0	1	0	0	0	0	0	12	22	6.75	2.250										
<b>Dennis Lamp, R</b> ERA: 3.65	2.0		11	4	4	4	1	1	0	0	0	0	0	26	41	18.00	2.500										
<b>Zach Crouch, L</b> ERA: 6.75	1.0		5	3	0	0	0	0	0	0	0	0	0	9	15	0.00	3.000										

Toronto Blue Jays @ Boston Red Sox  
Fenway Park, Boston, MA  
Sun Jun 05 1988, 3:33 AM EDT  
Att: 33,756 - Sunny - 79 F

AB 45  
R 12  
H 19  
RBI 12  
BB 7  
SO 5  
LOB 30



Batter	1	2	3	4	5	6	7	8	9	AB	R	H	RBI	BB	SO	LOB	BOTTOM										
<b>Wade Boggs, L</b> OBP: 0.376, SLG: 0.451	0-0 2B WP	2-2 1-3		1-0 L3-4-3		1-3 K		4-2 G6-4-3 BB		4	1	1	0	1	1	2											
<b>Marty Barrett, R</b> OBP: 0.338, SLG: 0.364 <b>Ed Romero, R</b> OBP: 0.342, SLG: 0.333	3-2 WP		3-3 K	2-1 1B		1-0 HBP 1B		2-2 G6-4-3		2	0	1	0	0	1	0											
<b>Ellis Burks, R</b> OBP: 0.408, SLG: 0.515	1-3 K		4-1 FC5-4 BB	1-1 1B		2-0 HBP 1B		1-0 5-3		4	0	2	1	1	1	1											
<b>Dwight Evans, R</b> OBP: 0.375, SLG: 0.431	0-3 K		1-1 FC5-4 2B	1-1 1B		0-2 P2		2-2 F9		5	1	1	0	0	1	4											
<b>Mike Greenwell, L</b> OBP: 0.425, SLG: 0.477	4-0 S BB		2-0 1H 3B 2B	2-2 P3		2-1 FC6-4 HBP		1-1 WP 2B		3	1	2	1	1	0	2											
<b>Jim Rice, R</b> OBP: 0.296, SLG: 0.274	1-2 6-3		1-0 2H 3B		0-3 K	2-1 FC6-4		4-1 BB		4	0	1	1	1	1	5											
<b>Rich Gedman, L</b> OBP: 0.250, SLG: 0.239 <b>Rick Cerone, R</b> OBP: 0.409, SLG: 0.449		0-0 F9	4-0 BB		3-1 1B 1B		0-1 G5-4-3 1B		1-2 L7	2	0	1	0	1	0	0											
<b>Pat Dodson, L</b> OBP: 0.143, SLG: 0.143 <b>Kevin Romine, R</b> OBP: 0.200, SLG: 0.300		1-3 K	0-0 L4		0-1 L3-1-3 1B		0-3 K		0-0 L4	3	0	1	0	0	1	2											
<b>Spike Owen, S</b> OBP: 0.324, SLG: 0.383		2-1 1B		1-0 L3-4-3 1B		1-0 L3-1-3		1-1 G5-4-3		4	0	2	0	0	0	3											
<b>Inning Stats</b>	R: 1 E: 0 K: 2 S: 13	H: 2 LOB: 2 BB: 1 P: 22	R: 0 E: 0 K: 1 S: 9	H: 1 LOB: 1 BB: 0 P: 14	R: 2 E: 0 K: 1 S: 10	H: 2 LOB: 2 BB: 2 P: 25	R: 1 E: 0 K: 0 S: 11	H: 4 LOB: 2 BB: 0 P: 19	R: 0 E: 0 K: 1 S: 8	H: 2 LOB: 1 BB: 0 P: 12	R: 0 E: 0 K: 1 S: 11	H: 2 LOB: 3 BB: 0 P: 19	R: 0 E: 0 K: 1 S: 7	H: 1 LOB: 0 BB: 0 P: 8	R: 0 E: 0 K: 0 S: 6	H: 0 LOB: 0 BB: 1 P: 13	R: 0 E: 0 K: 0 S: 12	H: 1 LOB: 2 BB: 1 P: 20	1B: 10 2B: 6 3B: 1 HR: 0	SF: 0 SAC: 0 DP: 4 HBP: 1	WP: 2 PB: 0 SB: 1 CS: 0	PA: 44					
<b>PITCHER</b>	IP	WLS	BF	H	R	ER	SO	BB	IBB	HBP	BLK	WP	HR	S	P	ERA	WHIP										
<b>Dave Stieb, R</b> ERA: 2.96	3.2		21	8	4	4	4	3	0	0	0	0	0	12	18	0.00	4.500										
<b>Mark Eichhorn, R</b> ERA: 4.29	0.2		5	3	0	0	1	0	0	0	0	0	0	12	18	0.00	4.500										
<b>David Wells, L</b> ERA: 3.38	2.2		11	3	0	0	2	1	0	1	0	0	0	21	35	0.00	1.500										
<b>Duane Ward, R</b> ERA: 2.23	2.0	W	7	1	0	0	0	1	0	0	0	1	0	16	27	0.00	1.000										

Toronto Blue Jays @ Boston Red Sox  
Fenway Park, Boston, MA  
Sun Jun 05 1988, 3:33 AM EDT  
Att: 33,756 - Sunny - 79 F

AB 38  
R 4  
H 15  
RBI 3  
BB 5  
SO 7  
LOB 25





Batter	1	2	3	4	5	6	7	8	9	AB	R	H	RBI	BB	SO	LOB	TOP	
Tony Fernandez, S OBP: 0.303, SLG: 0.338 (1, 6)	L9	FC4-6-3-2				G6-4-3 BB	L8		F9	4	0	0	1	1	0	3	<b>Toronto Blue Jays @ Cleveland Indians</b> Cleveland Municipal Stadium, Cleveland, OH Mon Jun 06 1988, 7:05 PM EDT Att: 9,550 - Unknown - 78 F <a href="http://livebaseballscorecards.com">livebaseballscorecards.com</a>	
Lloyd Moseby, L OBP: 0.376, SLG: 0.428 (1, 8)	CS BB		HBP BB		G6-4-3	L8		K	3	0	0	0	2	1	2			
Rance Mulliniks, L OBP: 0.412, SLG: 0.531 (1, 10)	SAFE 2B		F6		1B		BB		3	0	2	0	1	0	1			
Fred McGriff, L OBP: 0.448, SLG: 0.631 (1, 3)	F7		F7		1B		K		4	0	1	0	0	1	4			
Kelly Gruber, R OBP: 0.357, SLG: 0.523 (1, 5)		HR	HBP		K		K		3	1	1	1	0	2	2			
Ernie Whitt, L OBP: 0.307, SLG: 0.275 (1, 2)	1B FC4-6-3-2 1B	5-3			1B	G5-4-3 1B		K	4	1	2	0	0	1	2			
Rick Leach, L OBP: 0.320, SLG: 0.326 (1, 7)	1B FC4-6-3-2 1B			4-3		F8		G3	4	0	1	0	0	0	1			
Jesse Barfield, R OBP: 0.250, SLG: 0.322 (1, 9)	1B FC4-6-3-2 1B	6-3		6-3		G5-4-3		6-3	4	0	1	0	0	0	1			
Nelson Liriano, S OBP: 0.245, SLG: 0.281 (1, 4)	F3			G3			BB 1B	HR	4	1	2	1	0	0	3			
<b>Inning Stats</b>	R: 0 E: 0 K: 0 S: 7	H: 1 LOB: 1 BB: 1 P: 13	R: 2 E: 0 K: 0 S: 13	H: 4 LOB: 1 BB: 0 P: 20	R: 0 E: 0 K: 0 S: 9	H: 0 LOB: 0 BB: 0 P: 18	R: 0 E: 0 K: 1 S: 10	H: 2 LOB: 2 BB: 1 P: 18	R: 0 E: 0 K: 1 S: 9	H: 1 LOB: 2 BB: 1 P: 15	R: 0 E: 0 K: 2 S: 8	H: 0 LOB: 0 BB: 0 P: 10	R: 1 E: 0 K: 1 S: 14	H: 1 LOB: 0 BB: 0 P: 19	1B: 7 2B: 2 3B: 0 HR: 2	SF: 0 SAC: 0 DP: 3 HBP: 1	WP: 0 PB: 0 SB: 0 CS: 1	PA: 38
<b>PITCHER</b>	IP WLS BF H R ER SO BB IBB HBP BLK WP HR S P ERA WHIP											<b>PITCHER</b>	IP WLS BF H R ER SO BB IBB HBP BLK WP HR S P ERA WHIP					
John Farrell, R ERA: 2.96 (1, 1)	6.2 W 30 9 2 2 1 4 0 0 1 0 0 1 54 94 2.70 1.950											Doug Jones, R ERA: 2.22 (7, 1)	2.1 S 8 1 1 1 4 0 0 0 0 0 1 25 33 3.86 0.429					

Batter	1	2	3	4	5	6	7	8	9	AB	R	H	RBI	BB	SO	LOB	BOTTOM			
Julio Franco, R OBP: 0.318, SLG: 0.385 (1, 4)	K		4-3		6-3	L7				2	0	0	0	0	1	0	<b>Toronto Blue Jays @ Cleveland Indians</b> Cleveland Municipal Stadium, Cleveland, OH Mon Jun 06 1988, 7:05 PM EDT Att: 9,550 - Unknown - 78 F <a href="http://livebaseballscorecards.com">livebaseballscorecards.com</a>			
Domingo Ramos, R (4, 4)						1-3 2-H 3-H			2	0	0	0	0	0	2					
Willie Upshaw, L OBP: 0.328, SLG: 0.393 (1, 3)	FC3-6 BB		4-3		3-1		F8		3	0	0	0	1	0	1					
Joe Carter, R OBP: 0.339, SLG: 0.521 (1, 8)	FC3-6 2B			F4		4-3	F7		4	1	0	0	0	0	1					
Brook Jacoby, R OBP: 0.330, SLG: 0.424 (1, 5)	1-H 2B			HR		BB 2B BB	BLK 1B		3	2	3	2	1	0	0					
Ron Kittle, R OBP: 0.328, SLG: 0.439 (1, 10)	F8			BB		2B HBP BB	4-3		2	1	0	0	2	0	2					
Cory Snyder, R OBP: 0.327, SLG: 0.484 (1, 9)		5-3		F7		HBP FC5-2 2B	5-3		4	0	1	1	0	0	1					
Carmen Castillo, R OBP: 0.333, SLG: 0.345 Mel Hall, L OBP: 0.309, SLG: 0.343 (6, PH) (7, 7)	G3			F6		FC5-2 BLK IBB	F9		2	0	0	0	0	0	1					
Ron Washington, R OBP: 0.321, SLG: 0.340 (1, 6)	F7			SH3-4 1B		FC5-2 BLK HBP	F9		3	1	1	1	0	0	0					
Andy Allanson, R OBP: 0.297, SLG: 0.331 (1, 2)			L8		SH3-4 1B	FC5-2 BLK			2	0	0	0	0	0	3					
<b>Inning Stats</b>	R: 1 E: 0 K: 1 S: 10	H: 1 LOB: 1 BB: 1 P: 20	R: 0 E: 0 K: 0 S: 10	H: 0 LOB: 0 BB: 0 P: 13	R: 0 E: 0 K: 0 S: 5	H: 0 LOB: 0 BB: 0 P: 9	R: 1 E: 0 K: 0 S: 8	H: 1 LOB: 1 BB: 1 P: 17	R: 0 E: 0 K: 0 S: 5	H: 1 LOB: 1 BB: 0 P: 8	R: 4 E: 0 K: 0 S: 7	H: 1 LOB: 3 BB: 3 P: 25	R: 0 E: 0 K: 0 S: 7	H: 1 LOB: 1 BB: 0 P: 12	R: 0 E: 0 K: 0 S: 5	H: 0 LOB: 0 BB: 0 P: 8	1B: 2 2B: 2 3B: 0 HR: 1	SF: 0 SAC: 1 DP: 0 HBP: 1	WP: 0 PB: 0 SB: 0 CS: 0	PA: 35
<b>PITCHER</b>	IP WLS BF H R ER SO BB IBB HBP BLK WP HR S P ERA WHIP											<b>PITCHER</b>	IP WLS BF H R ER SO BB IBB HBP BLK WP HR S P ERA WHIP							
Mike Flanagan, L ERA: 4.84 (1, 1)	5.1 L 24 4 5 5 1 4 0 0 0 0 0 1 42 81 8.44 1.500											Mark Eichhorn, R ERA: 4.23 (6, 1)	2.2 11 1 1 1 0 0 1 1 2 0 0 15 31 3.38 0.375							



Batter	1	2	3	4	5	6	7	8	9	AB	R	H	RBI	BB	SO	LOB	TOP					
Tony Fernandez, S OBP: 0.300, SLG: 0.333	L8		4-3			5-3		SH1-3		3	0	0	0	0	0	1						
Lloyd Moseby, L OBP: 0.371, SLG: 0.419	F7						K	F7		4	0	0	0	0	1	1						
Jesse Barfield, R OBP: 0.244, SLG: 0.314	P6				P4		F8	G1		4	0	0	0	0	0	1						
George Bell, R OBP: 0.331, SLG: 0.489		F3			6-3		E4		1-3	4	1	0	0	0	0	0						
Fred McGriff, L OBP: 0.444, SLG: 0.620		K				F7	1B	F6		3	1	0	0	0	1	0						
Kelly Gruber, R OBP: 0.355, SLG: 0.517		P3				F8	E	5-3		4	1	1	1	0	0	0						
Cecil Fielder, R OBP: 0.273, SLG: 0.417			6-3			F7	E7			3	0	1	2	0	0	0						
Pat Borders, R OBP: 0.263, SLG: 0.490			6-3			P4	F8			3	0	0	0	0	0	1						
Manuel Lee, S OBP: 0.246, SLG: 0.262			E6			L6		E6		3	0	1	0	0	0	0						
<b>Inning Stats</b>	R: 0 E: 0 K: 0 S: 4	H: 0 LOB: 0 BB: 0 P: 9	R: 0 E: 0 K: 1 S: 8	H: 0 LOB: 0 BB: 0 P: 12	R: 0 E: 1 K: 0 S: 5	H: 0 LOB: 1 BB: 0 P: 9	R: 0 E: 0 K: 0 S: 5	H: 0 LOB: 0 BB: 0 P: 7	R: 0 E: 0 K: 0 S: 3	H: 0 LOB: 0 BB: 0 P: 3	R: 0 E: 0 K: 0 S: 5	H: 0 LOB: 0 BB: 0 P: 6	R: 3 E: 2 K: 1 S: 13	H: 2 LOB: 1 BB: 0 P: 22	R: 0 E: 1 K: 0 S: 8	H: 1 LOB: 1 BB: 0 P: 11	R: 0 E: 0 K: 0 S: 5	H: 0 LOB: 0 BB: 0 P: 7	1B: 3 2B: 0 3B: 0 HR: 0	SF: 0 SAC: 1 DP: 0 HBP: 1	WP: 0 PB: 0 SB: 0 CS: 0	PA: 33
<b>PITCHER</b> Scott Bailes, L ERA: 3.79	IP: 9.0 WLS: W BF: 33 H: 3 R: 3 ER: 0 SO: 2 BB: 0 IBB: 0 HBP: 1 BLK: 0 WP: 0 HR: 0 S: 56 P: 86 ERA: 0.00 WHIP: 0.333															<b>PITCHER</b>						

Toronto Blue Jays @ Cleveland Indians  
Cleveland Municipal Stadium, Cleveland, OH

AB 31  
R 3  
H 3  
RBI 3  
BB 0  
SO 2  
LOB 4



WP: 0 PA: 33  
PB: 0  
SB: 0  
CS: 0

Batter	1	2	3	4	5	6	7	8	9	AB	R	H	RBI	BB	SO	LOB	BOTTOM					
Julio Franco, R OBP: 0.317, SLG: 0.387	F9		4-3			F8				4	0	1	0	0	0	0						
Domingo Ramos, R	2B						6-3			0	0	0	0	0	0	0						
Willie Upshaw, L OBP: 0.322, SLG: 0.384	F9		3-1			F5		4-3		4	0	0	0	0	0	1						
Joe Carter, R OBP: 0.333, SLG: 0.511	F3		K			F9		6-3		4	0	0	0	0	1	1						
Brook Jacoby, R OBP: 0.329, SLG: 0.421	F9				F9	1B		K		4	1	1	0	0	1	1						
Mel Hall, L OBP: 0.314, SLG: 0.354	F8					1B				3	1	2	0	0	0	0						
Carmen Castillo, R OBP: 0.345, SLG: 0.357						1B		F9		1	1	1	0	0	0	0						
Cory Snyder, R OBP: 0.325, SLG: 0.495	1-3				F9					4	1	1	2	0	0	3						
Dave Clark, L OBP: 0.339, SLG: 0.302						1B				3	0	2	1	0	1	1						
Ron Washington, R OBP: 0.321, SLG: 0.340	K									3	0	1	1	0	1	1						
Andy Allanson, R OBP: 0.298, SLG: 0.349					L5					3	1	1	1	0	0	1						
<b>Inning Stats</b>	R: 0 E: 0 K: 0 S: 7	H: 1 LOB: 1 BB: 0 P: 11	R: 0 E: 0 K: 1 S: 7	H: 1 LOB: 1 BB: 0 P: 10	R: 1 E: 0 K: 1 S: 10	H: 1 LOB: 0 BB: 0 P: 16	R: 2 E: 0 K: 0 S: 6	H: 4 LOB: 1 BB: 0 P: 6	R: 0 E: 0 K: 0 S: 5	H: 0 LOB: 0 BB: 0 P: 6	R: 0 E: 0 K: 1 S: 10	H: 1 LOB: 1 BB: 0 P: 17	R: 0 E: 0 K: 0 S: 6	H: 0 LOB: 0 BB: 0 P: 9	R: 0 E: 0 K: 1 S: 5	H: 0 LOB: 0 BB: 0 P: 9	R: 2 E: 0 K: 0 S: 6	H: 2 LOB: 0 BB: 0 P: 8	1B: 6 2B: 2 3B: 0 HR: 2	SF: 0 SAC: 0 DP: 0 HBP: 0	WP: 0 PB: 0 SB: 0 CS: 0	PA: 33
<b>PITCHER</b> Todd Stottlemyre, R ERA: 5.1	IP: 7.0 WLS: L BF: 28 H: 8 R: 3 ER: 3 SO: 3 BB: 0 IBB: 0 HBP: 0 BLK: 0 WP: 0 HR: 1 S: 51 P: 75 ERA: 3.86 WHIP: 1.143															<b>PITCHER</b>						
David Weils, L ERA: 3.71	IP: 1.0 WLS: L BF: 5 H: 2 R: 2 ER: 2 SO: 1 BB: 0 IBB: 0 HBP: 0 BLK: 0 WP: 0 HR: 1 S: 11 P: 17 ERA: 18.00 WHIP: 2.000															<b>PITCHER</b>						

Toronto Blue Jays @ Cleveland Indians  
Cleveland Municipal Stadium, Cleveland, OH

AB 33  
R 5  
H 10  
RBI 5  
BB 0  
SO 4  
LOB 9



WP: 0 PA: 33  
PB: 0  
SB: 0  
CS: 0











Batter	1	2	3	4	5	6	7	8	9	10	AB	R	H	RBI	BB	SO	LOB	TOP																																																																										
Wade Boggs, L OBP: 0.488, SLG: 0.463 (1.5)	0-1 FC6-4 1B	1-0 6-3 2B		0-0 F8		4-0 1-2 BB			2-2 G4-6-3 1B		4	1	3	0	1	0	0																																																																											
Marty Barrett, R OBP: 0.336, SLG: 0.356 (1.4)	0-0 FC6-4 1B	3-1 6-3		4-0 FC5-4 BB		1-2 F7			1-2 G4-6-3 1B		4	0	1	0	1	0	4																																																																											
Ellis Burks, R OBP: 0.376, SLG: 0.484 (1.8)	0-2 FC6-4 1B	2-0 5-3		1-0 FC5-4 BB		1-2		0-1 6-3		1-3 K	5	1	0	0	0	1	4																																																																											
Dwight Evans, R OBP: 0.371, SLG: 0.416 (8.9)	1-3 K			2-1 L9		4-0 CS BB		2-3 K		3-2 4-3	4	0	0	0	1	2	2																																																																											
Rick Cerone, R OBP: 0.414, SLG: 0.438 (1.2)	2-2 1B			2-1 5-3		4-2 G4-6-3 BB		1-3 K		2-0 6-3	4	0	1	1	1	1	0																																																																											
Mike Greenwell, L OBP: 0.427, SLG: 0.487 (1.10)	0-0 FC4-6 1B			4-2 1B		1-2 G4-6-3 BB		1-2 L9			3	0	1	1	1	0	1																																																																											
Jim Rice, R OBP: 0.307, SLG: 0.278 Pat Dodson, L OBP: 0.167, SLG: 0.278 (8.3)	1-0 FC4-6 1B			2-2 1B		3-2 6-3		4-2 G6-4-3 BB			3	0	1	0	1	0	2																																																																											
Kevin Romine, R OBP: 0.222, SLG: 0.235 (8.7)				1-0 F7		4-1 BB BB		0-0 G6-4-3 BB			3	0	0	0	1	1	3																																																																											
Spike Owen, S OBP: 0.315, SLG: 0.384 (1.6)				1-0 HR		3-2 F8		1-3 K		2-2 4-3	4	1	1	1	0	1	1																																																																											
<b>Inning Stats</b>	R: 2 E: 0 K: 1 S: 17	H: 4 LOB: 2 BB: 0 P: 21	R: 1 E: 0 K: 0 S: 6	H: 2 LOB: 1 BB: 0 P: 14	R: 0 E: 0 K: 1 S: 13	H: 1 LOB: 2 BB: 1 P: 13	R: 0 E: 0 K: 0 S: 5	H: 0 LOB: 0 BB: 2 P: 17	R: 0 E: 0 K: 1 S: 10	H: 0 LOB: 0 BB: 2 P: 23	R: 0 E: 0 K: 2 S: 8	H: 0 LOB: 0 BB: 0 P: 11	R: 0 E: 0 K: 0 S: 7	H: 0 LOB: 1 BB: 1 P: 12	R: 0 E: 0 K: 0 S: 13	H: 1 LOB: 0 BB: 0 P: 18	R: 0 E: 0 K: 1 S: 7	H: 0 LOB: 0 BB: 0 P: 13	1B: 6 2B: 1 3B: 0 HR: 1	SF: 0 SAC: 0 DP: 3 HBP: 0	WP: 0 PB: 0 SB: 0 CS: 1	PA: 41																																																																						
<b>PITCHER</b>	IP WLS BF H R ER SO BB IBB HBP BLK WP HR S P ERA WHIP	<table border="1"> <thead> <tr> <th>PITCHER</th> <th>IP</th> <th>WLS</th> <th>BF</th> <th>H</th> <th>R</th> <th>ER</th> <th>SO</th> <th>BB</th> <th>IBB</th> <th>HBP</th> <th>BLK</th> <th>WP</th> <th>HR</th> <th>S</th> <th>P</th> <th>ERA</th> <th>WHIP</th> </tr> </thead> <tbody> <tr> <td>Mike Flanagan, L ERA: 4.84</td> <td>(1.1)</td> <td>5.2</td> <td>28</td> <td>7</td> <td>3</td> <td>3</td> <td>3</td> <td>6</td> <td>0</td> <td>0</td> <td>0</td> <td>0</td> <td>1</td> <td>56</td> <td>107</td> <td>4.76</td> <td>2.294</td> </tr> <tr> <td>Todd Stottlemyre, R ERA: 1.96</td> <td>(8.1)</td> <td>1.1</td> <td>4</td> <td>0</td> <td>0</td> <td>0</td> <td>2</td> <td>0</td> <td>0</td> <td>0</td> <td>0</td> <td>0</td> <td>0</td> <td>11</td> <td>15</td> <td>0.00</td> <td>0.000</td> </tr> <tr> <td>Duane Ward, R ERA: 1.96</td> <td>(8.1)</td> <td>3.0</td> <td>9</td> <td>1</td> <td>0</td> <td>0</td> <td>1</td> <td>1</td> <td>0</td> <td>0</td> <td>0</td> <td>0</td> <td>0</td> <td>27</td> <td>43</td> <td>0.00</td> <td>0.667</td> </tr> </tbody> </table>																			PITCHER	IP	WLS	BF	H	R	ER	SO	BB	IBB	HBP	BLK	WP	HR	S	P	ERA	WHIP	Mike Flanagan, L ERA: 4.84	(1.1)	5.2	28	7	3	3	3	6	0	0	0	0	1	56	107	4.76	2.294	Todd Stottlemyre, R ERA: 1.96	(8.1)	1.1	4	0	0	0	2	0	0	0	0	0	0	11	15	0.00	0.000	Duane Ward, R ERA: 1.96	(8.1)	3.0	9	1	0	0	1	1	0	0	0	0	0	27	43	0.00	0.667
PITCHER	IP	WLS	BF	H	R	ER	SO	BB	IBB	HBP	BLK	WP	HR	S	P	ERA	WHIP																																																																											
Mike Flanagan, L ERA: 4.84	(1.1)	5.2	28	7	3	3	3	6	0	0	0	0	1	56	107	4.76	2.294																																																																											
Todd Stottlemyre, R ERA: 1.96	(8.1)	1.1	4	0	0	0	2	0	0	0	0	0	0	11	15	0.00	0.000																																																																											
Duane Ward, R ERA: 1.96	(8.1)	3.0	9	1	0	0	1	1	0	0	0	0	0	27	43	0.00	0.667																																																																											

Boston Red Sox @ Toronto Blue Jays  
Exhibition Stadium, Toronto, ON  
Sat Jun 11 1988, 3:33 AM EDT  
Alt. 40.461 - Sunny - 75 F

AB 34  
R 3  
H 8  
RBI 3  
BB 7  
SO 6  
LOB 17



Batter	1	2	3	4	5	6	7	8	9	10	AB	R	H	RBI	BB	SO	LOB	BOTTOM																																																																										
Tony Fernandez, S OBP: 0.308, SLG: 0.336 (1.6)	3-1 WP E 1B	0-0 1B		2-1 L9					4-2 S BB		4	1	3	0	1	0	0																																																																											
Lloyd Moseby, L OBP: 0.371, SLG: 0.416 (1.8)	4-2 FC4-6 BB	2-0 FC5-4 1B				3-3 K		1-1 P7		0-1 F2	4	0	1	0	1	1	2																																																																											
Cecil Fielder, R OBP: 0.278, SLG: 0.400 (1.10)	1-3 K	0-1 FC5-4		4-0 4-3 WP BB		1-1 6-3		1-1 6-3		1-2 K	4	0	0	0	1	2	6																																																																											
George Bell, R OBP: 0.321, SLG: 0.468 (1.7)	1-0 FC4-6 1B			1-0 4-3		1-0 4-3		1-3 K		1-1 4-3	5	0	0	0	0	1	3																																																																											
Fred McGriff, L OBP: 0.436, SLG: 0.612 (1.3)	2-0 1B			3-1 1-3		2-2 6-3		1-0 3-1		2-0 FC1-6 1B	5	0	2	0	0	0	1																																																																											
Kelly Gruber, R OBP: 0.357, SLG: 0.509 (1.5)	2-3 K			1-2 S 1B		1-0 6-3		0-0 2B 1B		0-0 FC1-6 1B	5	2	2	0	0	1	3																																																																											
Pat Borders, R OBP: 0.272, SLG: 0.490 Rance Mulliniks, L OBP: 0.430, SLG: 0.558 Nelson Liriano, S OBP: 0.252, SLG: 0.281 (9.4)		3-1 F9		3-2 F9		1-0 F8 1B		1-2 1B		2-1 6-3	3	0	1	0	0	0	1																																																																											
Jesse Barfield, R OBP: 0.234, SLG: 0.301 Rick Leach, L OBP: 0.323, SLG: 0.322 Sil Campuzano, R OBP: 0.284, SLG: 0.365 (9.9)		2-0 6-3		2-2 5-3		0-2 F8		4-0 1B		0-1 1B	3	0	0	0	0	0	1																																																																											
Manuel Lee, S OBP: 0.257, SLG: 0.314 Ernie Whitt, L OBP: 0.304, SLG: 0.268 (9.2)		2-2 HR		0-2 F9		1-2 6-3		2-2 P6			3	1	1	1	0	0	0																																																																											
<b>Inning Stats</b>	R: 1 E: 1 K: 2 S: 16	H: 2 LOB: 2 BB: 1 P: 29	R: 1 E: 0 K: 0 S: 12	H: 3 LOB: 2 BB: 0 P: 21	R: 0 E: 0 K: 0 S: 10	H: 1 LOB: 1 BB: 0 P: 17	R: 0 E: 0 K: 0 S: 8	H: 0 LOB: 0 BB: 0 P: 12	R: 0 E: 0 K: 1 S: 8	H: 1 LOB: 0 BB: 1 P: 7	R: 0 E: 0 K: 0 S: 5	H: 1 LOB: 1 BB: 0 P: 13	R: 1 E: 0 K: 1 S: 12	H: 2 LOB: 2 BB: 1 P: 21	R: 0 E: 0 K: 1 S: 10	H: 0 LOB: 1 BB: 0 P: 17	R: 1 E: 0 K: 0 S: 6	H: 2 LOB: 1 BB: 0 P: 10	1B: 9 2B: 2 3B: 0 HR: 1	SF: 0 SAC: 0 DP: 0 HBP: 0	WP: 2 PB: 0 SB: 2 CS: 0	PA: 44																																																																						
<b>PITCHER</b>	IP WLS BF H R ER SO BB IBB HBP BLK WP HR S P ERA WHIP	<table border="1"> <thead> <tr> <th>PITCHER</th> <th>IP</th> <th>WLS</th> <th>BF</th> <th>H</th> <th>R</th> <th>ER</th> <th>SO</th> <th>BB</th> <th>IBB</th> <th>HBP</th> <th>BLK</th> <th>WP</th> <th>HR</th> <th>S</th> <th>P</th> <th>ERA</th> <th>WHIP</th> </tr> </thead> <tbody> <tr> <td>Bruce Hurst, L ERA: 3.68</td> <td>(1.1)</td> <td>7.0</td> <td>30</td> <td>8</td> <td>2</td> <td>2</td> <td>3</td> <td>2</td> <td>0</td> <td>0</td> <td>0</td> <td>0</td> <td>1</td> <td>67</td> <td>117</td> <td>2.57</td> <td>1.429</td> </tr> <tr> <td>Lee Smith, R ERA: 4.07</td> <td>(8.1)</td> <td>2.0</td> <td>10</td> <td>2</td> <td>1</td> <td>1</td> <td>2</td> <td>1</td> <td>1</td> <td>0</td> <td>0</td> <td>0</td> <td>0</td> <td>22</td> <td>38</td> <td>4.50</td> <td>1.500</td> </tr> <tr> <td>Dennis Lamp, R ERA: 3.91</td> <td>(10.1)</td> <td>0.2</td> <td>4</td> <td>2</td> <td>1</td> <td>1</td> <td>0</td> <td>0</td> <td>0</td> <td>0</td> <td>0</td> <td>0</td> <td>0</td> <td>6</td> <td>10</td> <td>13.50</td> <td>3.000</td> </tr> </tbody> </table>																			PITCHER	IP	WLS	BF	H	R	ER	SO	BB	IBB	HBP	BLK	WP	HR	S	P	ERA	WHIP	Bruce Hurst, L ERA: 3.68	(1.1)	7.0	30	8	2	2	3	2	0	0	0	0	1	67	117	2.57	1.429	Lee Smith, R ERA: 4.07	(8.1)	2.0	10	2	1	1	2	1	1	0	0	0	0	22	38	4.50	1.500	Dennis Lamp, R ERA: 3.91	(10.1)	0.2	4	2	1	1	0	0	0	0	0	0	0	6	10	13.50	3.000
PITCHER	IP	WLS	BF	H	R	ER	SO	BB	IBB	HBP	BLK	WP	HR	S	P	ERA	WHIP																																																																											
Bruce Hurst, L ERA: 3.68	(1.1)	7.0	30	8	2	2	3	2	0	0	0	0	1	67	117	2.57	1.429																																																																											
Lee Smith, R ERA: 4.07	(8.1)	2.0	10	2	1	1	2	1	1	0	0	0	0	22	38	4.50	1.500																																																																											
Dennis Lamp, R ERA: 3.91	(10.1)	0.2	4	2	1	1	0	0	0	0	0	0	0	6	10	13.50	3.000																																																																											

Boston Red Sox @ Toronto Blue Jays  
Exhibition Stadium, Toronto, ON  
Sat Jun 11 1988, 3:33 AM EDT  
Alt. 40.461 - Sunny - 75 F

AB 40  
R 4  
H 12  
RBI 3  
BB 4  
SO 5  
LOB 20





Batter	1	2	3	4	5	6	7	8	9	AB	R	H	RBI	BB	SO	LOB	TOP					
<b>Spike Owen, S</b> OBP: 0.311, SLG: 0.376										5	0	1	0	0	0	2	<b>Boston Red Sox @ Toronto Blue Jays</b> Exhibition Stadium, Toronto, ON Sun Jun 12 1988, 3:33 AM EDT Att: 40,123 - Sunny <a href="http://livebaseballscorecards.com">livebaseballscorecards.com</a>					
<b>Marty Barrett, R</b> OBP: 0.337, SLG: 0.361										5	2	2	0	0	0	1						
<b>Wade Boggs, L</b> OBP: 0.487, SLG: 0.463										4	1	1	1	1	0	0						
<b>Dwight Evans, R</b> OBP: 0.372, SLG: 0.413										4	2	1	1	1	0	1						
<b>Mike Greenwell, L</b> OBP: 0.427, SLG: 0.497										4	2	1	3	1	0	0						
<b>Ellis Burks, R</b> OBP: 0.379, SLG: 0.484										4	1	2	1	0	0	2						
<b>Kevin Romine, R</b> OBP: 0.182, SLG: 0.190										4	0	0	0	0	3	4						
<b>Rich Gedman, L</b> OBP: 0.215, SLG: 0.190										4	0	0	1	0	0	1						
<b>Randy Kutcher, R</b>										3	0	0	0	0	0	2						
<b>Pat Dodson, L</b> OBP: 0.158, SLG: 0.263										1	0	0	0	0	0	0						
<b>Inning Stats</b>	R: 5 E: 1 K: 0 S: 22	H: 4 LOB: 2 BB: 1 P: 39	R: 2 E: 1 K: 1 S: 13	H: 1 LOB: 1 BB: 1 P: 22	R: 0 E: 0 K: 0 S: 8	H: 0 LOB: 0 BB: 0 P: 15	R: 0 E: 0 K: 0 S: 6	H: 0 LOB: 0 BB: 0 P: 12	R: 0 E: 0 K: 1 S: 5	H: 0 LOB: 0 BB: 0 P: 9	R: 0 E: 0 K: 0 S: 7	H: 0 LOB: 0 BB: 0 P: 10	R: 1 E: 0 K: 1 S: 11	H: 2 LOB: 2 BB: 1 P: 21	R: 0 E: 0 K: 0 S: 7	H: 1 LOB: 1 BB: 0 P: 9	R: 0 E: 0 K: 0 S: 7	H: 0 LOB: 0 BB: 0 P: 13	1B: 5 2B: 2 3B: 0 HR: 1	SF: 0 SAC: 0 DP: 0 HBP: 0	WP: 0 PB: 0 SB: 2 CS: 0	PA: 41
<b>PITCHER</b>	IP WLS BF H R ER SO BB IBB HBP BLK WP HR S P ERA WHIP																					
<b>John Cerutti, L</b> ERA: 4.02	0.1 L 8 4 5 4 0 1 0 0 0 0 1 20 36 108.00 15.000																					
<b>Mark Ross, R</b> ERA: 1.5	6.0 24 3 3 1 2 1 1 0 0 0 0 47 84 1.50 0.667																					
<b>Mark Eichhorn, R</b> ERA: 3.95	2.2 9 1 0 0 1 0 0 0 0 0 0 19 30 0.00 0.375																					
<b>Batter</b>	<b>1</b>	<b>2</b>	<b>3</b>	<b>4</b>	<b>5</b>	<b>6</b>	<b>7</b>	<b>8</b>	<b>9</b>	<b>AB</b>	<b>R</b>	<b>H</b>	<b>RBI</b>	<b>BB</b>	<b>SO</b>	<b>LOB</b>	<b>BOTTOM</b>					
<b>Tony Fernandez, S</b> OBP: 0.311, SLG: 0.343										4	1	2	0	0	0	3	<b>Boston Red Sox @ Toronto Blue Jays</b> Exhibition Stadium, Toronto, ON Sun Jun 12 1988, 3:33 AM EDT Att: 40,123 - Sunny <a href="http://livebaseballscorecards.com">livebaseballscorecards.com</a>					
<b>Lloyd Moseby, L</b> OBP: 0.365, SLG: 0.413										4	0	1	2	0	1	1						
<b>Rance Mulliniks, L</b> OBP: 0.432, SLG: 0.556										4	0	2	0	0	0	1						
<b>George Bell, R</b> OBP: 0.316, SLG: 0.460										4	0	0	0	0	0	3						
<b>Fred McGriff, L</b> OBP: 0.432, SLG: 0.604										4	0	1	0	0	1	0						
<b>Kelly Gruber, R</b> OBP: 0.350, SLG: 0.500										4	0	0	0	0	0	2						
<b>Ernie Whitt, L</b> OBP: 0.302, SLG: 0.275										4	0	1	0	0	0	0						
<b>Sil Campusano, R</b> OBP: 0.286, SLG: 0.355										2	0	0	0	1	0	0						
<b>Nelson Liriano, S</b> OBP: 0.259, SLG: 0.284										2	1	1	0	1	0	0						
<b>Inning Stats</b>	R: 0 E: 0 K: 0 S: 9	H: 0 LOB: 0 BB: 0 P: 14	R: 0 E: 0 K: 1 S: 10	H: 0 LOB: 0 BB: 0 P: 16	R: 2 E: 0 K: 0 S: 13	H: 3 LOB: 0 BB: 0 P: 19	R: 0 E: 0 K: 0 S: 3	H: 1 LOB: 0 BB: 0 P: 4	R: 0 E: 0 K: 0 S: 7	H: 1 LOB: 2 BB: 2 P: 21	R: 0 E: 0 K: 0 S: 9	H: 2 LOB: 2 BB: 0 P: 13	R: 0 E: 0 K: 0 S: 7	H: 0 LOB: 0 BB: 0 P: 11	R: 0 E: 0 K: 1 S: 6	H: 1 LOB: 1 BB: 0 P: 10		R: 0 E: 0 K: 0 S: 5	H: 0 LOB: 0 BB: 0 P: 5	1B: 6 2B: 2 3B: 0 HR: 0	SF: 0 SAC: 0 DP: 2 HBP: 0	WP: 0 PB: 0 SB: 0 CS: 1
<b>PITCHER</b>	IP WLS BF H R ER SO BB IBB HBP BLK WP HR S P ERA WHIP																					
<b>Oil Can Boyd, R</b> ERA: 5.76	8.0 W 31 8 2 2 2 2 0 0 0 0 0 64 108 2.25 1.250																					
<b>Bob Stanley, R</b> ERA: 2.21	1.0 3 0 0 0 0 0 0 0 0 0 0 5 5 0.00 0.000																					



Batter	1	2	3	4	5	6	7	8	9	AB	R	H	RBI	BB	SO	LOB	TOP					
<b>Julio Franco, R</b> OBP: 0.327, SLG: 0.404	5-3		SF8		6-3	4-3			FC5-4 1B	4	0	1	1	0	0	2	<b>Cleveland Indians @ Toronto Blue Jays</b> Exhibition Stadium, Toronto, ON Mon Jun 13 1988, 7:05 PM EDT Att: 31,133 - Unknown - 75 F					
<b>Willie Upshaw, L</b> OBP: 0.317, SLG: 0.398	4-3		L1		2B		F5	FC5-4 1B	5	1	2	0	0	0	0							
<b>Joe Carter, R</b> OBP: 0.329, SLG: 0.500	L8			K2-3	K		F8	FC5-4 HBP	5	0	0	0	0	2	3							
<b>Ron Kittle, R</b> OBP: 0.355, SLG: 0.500		6-3		1B 2B HBP					L4-3 HBP	3	2	2	2	0	0							
<b>Brook Jacoby, R</b> OBP: 0.324, SLG: 0.400	F8			2B	5-3				L4-3	4	1	1	0	1	0	4						
<b>Mel Hall, L</b> OBP: 0.313, SLG: 0.356	K			1B			G3			4	1	2	2	0	1							
<b>Cory Snyder, R</b> OBP: 0.314, SLG: 0.491			1B 6-3	HR			F9		K	4	2	2	2	0	1							
<b>Ron Washington, R</b> OBP: 0.324, SLG: 0.353			6-3 SF8	4-3			E3	L6		4	1	2	0	0	0							
<b>Andy Allanson, R</b> OBP: 0.301, SLG: 0.344			6-3	5-3			E3	F9		4	0	0	1	0	0	3						
<b>Inning Stats</b>	R: 0 E: 0 K: 0 S: 7	H: 0 LOB: 0 BB: 0 P: 12	R: 0 E: 0 K: 1 S: 6	H: 0 LOB: 0 BB: 0 P: 11	R: 2 E: 0 K: 0 S: 12	H: 2 LOB: 0 BB: 0 P: 15	R: 4 E: 0 K: 1 S: 17	H: 3 LOB: 0 BB: 0 P: 28	R: 1 E: 0 K: 0 S: 13	H: 2 LOB: 1 BB: 0 P: 19	R: 0 E: 1 K: 0 S: 10	H: 2 LOB: 2 BB: 0 P: 14	R: 1 E: 0 K: 0 S: 9	H: 1 LOB: 1 BB: 1 P: 14	R: 0 E: 0 K: 1 S: 6	H: 0 LOB: 0 BB: 0 P: 8	R: 0 E: 0 K: 0 S: 8	H: 2 LOB: 2 BB: 0 P: 12	1B: 7 2B: 4 3B: 0 HR: 2	SF: 1 SAC: 0 DP: 1 HBP: 2	WP: 0 PB: 0 SB: 0 CS: 0	PA: 41
<b>PITCHER</b>	IP	WLS	BF	H	R	ER	SO	BB	IBB	HBP	BLK	WP	HR	S	P	ERA	WHIP					
<b>Jim Clancy, R</b> ERA: 5.02	(1, 1)	5.0	L	23	7	7	7	3	0	0	1	0	0	1	55	85	12.60	1.400				
<b>Duane Ward, R</b> ERA: 2.09	(6, 1)	2.0		10	3	1	1	0	1	0	0	0	0	1	19	28	4.50	2.000				
<b>Tom Henke, R</b> ERA: 2.6	(8, 1)	1.0		3	0	0	0	1	0	0	0	0	0	6	8	0.00	0.000					
<b>Mark Eichhorn, R</b> ERA: 3.86	(9, 1)	1.0		5	2	0	0	0	0	0	1	0	0	0	8	12	0.00	2.000				

Batter	1	2	3	4	5	6	7	8	9	AB	R	H	RBI	BB	SO	LOB	BOTTOM					
<b>Tony Fernandez, S</b> OBP: 0.309, SLG: 0.340	5-3		3-4-1		E6 S BB		K			5	0	1	0	0	1	1	<b>Cleveland Indians @ Toronto Blue Jays</b> Exhibition Stadium, Toronto, ON Mon Jun 13 1988, 7:05 PM EDT Att: 31,133 - Unknown - 75 F					
<b>Lloyd Moseby, L</b> OBP: 0.369, SLG: 0.407	K		4-3		BB		WP HR BB		K	3	1	0	0	2	2							
<b>Rance Mulliniks, L</b> OBP: 0.437, SLG: 0.587										1	1	1	1	0	0	0						
<b>Cecil Fielder, R</b> OBP: 0.293, SLG: 0.456										3	1	2	2	0	1	3						
<b>Manuel Lee, S</b> OBP: 0.253, SLG: 0.310										1	0	0	0	0	1	2						
<b>George Bell, R</b> OBP: 0.311, SLG: 0.455	5-3			L8	SF8		6-3			3	0	0	1	0	0	1						
<b>Fred McGriff, L</b> OBP: 0.425, SLG: 0.592		5-3		FC6-4 HR	G3			K		4	1	0	0	0	1	3						
<b>Kelly Gruber, R</b> OBP: 0.349, SLG: 0.509		K		HR			K	K		4	1	1	2	0	3	0						
<b>Ernie Whitt, L</b> OBP: 0.307, SLG: 0.281							L4	F7		4	0	2	0	0	0	0						
<b>Sil Campusano, R</b> OBP: 0.276, SLG: 0.342			F7				5-3		K	3	0	0	0	0	1	2						
<b>Rick Leach, L</b> OBP: 0.320, SLG: 0.319										1	0	0	0	0	1	0						
<b>Nelson Liriano, S</b> OBP: 0.265, SLG: 0.285			5-3		BB SF8 BB		F7		1B	3	1	1	0	1	0	0						
<b>Inning Stats</b>	R: 1 E: 0 K: 1 S: 17	H: 1 LOB: 0 BB: 0 P: 25	R: 0 E: 0 K: 1 S: 12	H: 1 LOB: 0 BB: 0 P: 19	R: 0 E: 0 K: 0 S: 7	H: 0 LOB: 0 BB: 0 P: 11	R: 2 E: 0 K: 1 S: 17	H: 3 LOB: 1 BB: 0 P: 24	R: 1 E: 1 K: 1 S: 17	H: 0 LOB: 2 BB: 2 P: 29	R: 0 E: 0 K: 1 S: 6	H: 0 LOB: 0 BB: 0 P: 8	R: 2 E: 0 K: 2 S: 13	H: 1 LOB: 0 BB: 1 P: 23	R: 0 E: 0 K: 2 S: 10	H: 0 LOB: 0 BB: 0 P: 15	R: 0 E: 0 K: 3 S: 14	H: 2 LOB: 2 BB: 0 P: 21	1B: 5 2B: 0 3B: 0 HR: 3	SF: 1 SAC: 0 DP: 0 HBP: 0	WP: 1 PB: 0 SB: 1 CS: 0	PA: 39
<b>PITCHER</b>	IP	WLS	BF	H	R	ER	SO	BB	IBB	HBP	BLK	WP	HR	S	P	ERA	WHIP					
<b>Rich Yett, R</b> ERA: 5.45	(1, 1)	1.0		4	1	1	1	1	0	0	0	0	0	1	17	25	9.00	1.000				
<b>Bud Black, L</b> ERA: 5.64	(2, 1)	5.2	W	26	5	5	4	5	3	0	0	0	0	2	69	109	6.35	1.412				
<b>Doug Jones, R</b> ERA: 2.01	(7, 1)	2.1	S	9	2	0	0	5	0	0	0	0	0	27	41	0.00	0.857					





Batter	1	2	3	4	5	6	7	8	9	AB	R	H	RBI	BB	SO	LOB	TOP								
<b>Julio Franco, R</b> OBP: 0.322, SLG: 0.398 (1, 4)	1-0 1-3		0-0 4-3		0-2 F9		1-0 F9			4	0	0	0	0	0	0									
<b>Willie Upshaw, L</b> OBP: 0.316, SLG: 0.392 (1, 3)	1-1 6-3		2-2 3-1		0-0 1-3			4-0 L5-3 BB		3	0	0	0	1	0	0									
<b>Joe Carter, R</b> OBP: 0.324, SLG: 0.492 (1, 8)	2-2 F9			1-1 F7		3-2 F8		2-2 L5-3 1-2		4	0	0	0	0	0	1									
<b>Ron Kittle, R</b> OBP: 0.375, SLG: 0.618 (1, 10)		2-0 F9		1-2 HR		0-1 HR		0-1 2B		4	2	3	2	0	0	0									
<b>Brook Jacoby, R</b> OBP: 0.327, SLG: 0.402 (1, 5)		2-2 1B 1B		0-1 BB 1B		0-0 5-3		2-3 K		4	0	2	0	0	1	1									
<b>Mel Hall, L</b> OBP: 0.321, SLG: 0.360 (1, 7)		2-0 1B 1-3 1B		4-2 1-2 BB		1-2 1B		2-2 4-3		3	0	2	0	1	0	0									
<b>Cory Snyder, R</b> OBP: 0.308, SLG: 0.482 (1, 9)		2-3 K		0-0 P2		0-1 5-3		0-2 F9		4	0	0	0	0	1	5									
<b>Ron Washington, R</b> OBP: 0.311, SLG: 0.338 (9, PH)		0-1 F4		0-0 P3			1-1 F9		1-2 1-3	3	0	0	0	0	0	4									
<b>Dave Clark, L</b> OBP: 0.313, SLG: 0.271 (9, PH)										1	0	0	0	0	0	0									
<b>Chris Bando, S</b> OBP: 0.250, SLG: 0.353 (1, 2)			1-1 F5		2-1 6-3		2-1 4-3			3	0	0	0	0	0	0									
<b>Inning Stats</b>	R: 0 E: 0 K: 0 S: 6	H: 0 LOB: 0 BB: 0 P: 10	R: 0 E: 0 K: 1 S: 10	H: 2 LOB: 2 BB: 0 P: 18	R: 0 E: 0 K: 0 S: 6	H: 0 LOB: 0 BB: 0 P: 9	R: 1 E: 0 K: 0 S: 15	H: 2 LOB: 2 BB: 1 P: 21	R: 0 E: 0 K: 0 S: 6	H: 0 LOB: 0 BB: 0 P: 8	R: 1 E: 0 K: 0 S: 13	H: 2 LOB: 1 BB: 0 P: 17	R: 0 E: 0 K: 0 S: 5	H: 0 LOB: 0 BB: 0 P: 9	R: 0 E: 0 K: 1 S: 8	H: 1 LOB: 1 BB: 1 P: 16	R: 0 E: 0 K: 0 S: 9	H: 0 LOB: 0 BB: 0 P: 12	1B: 4 2B: 2 3B: 0 HR: 2	SF: 0 SAC: 0 DP: 1 HBP: 0	WP: 0 PB: 0 SB: 0 CS: 0	PA: 35			
<b>PITCHER</b>	IP	WLS	BF	H	R	ER	SO	BB	IBB	HBP	BLK	WP	HR	S	P	ERA	WHIP								
<b>Todd Stottlemyre, R</b> ERA: 4.68 <b>Duane Ward, R</b> ERA: 2.03	(1, 1) (8, 1)	7.2 1.1	31 W 4	7 0	2 0	2 0	1 1	2 0	0 0	0 0	0 0	0 0	2 0	66 12	103 17	2.35 0.00	1.174 0.000								

**Cleveland Indians @ Toronto Blue Jays**  
Exhibition Stadium, Toronto, ON  
Tue Jun 14 1988, 7:05 PM EDT  
Att: 31,433 - Unknown - 89 F

AB 33  
R 2  
H 7  
RBI 2  
BB 2  
SO 2  
LOB 11



Batter	1	2	3	4	5	6	7	8	9	AB	R	H	RBI	BB	SO	LOB	BOTTOM								
<b>Tony Fernandez, S</b> OBP: 0.304, SLG: 0.335 (1, 6)	3-2 F7		1-2 5-3		0-0 1-3		2-0 FC1-6-5-4 2-3			4	0	0	0	0	0	2									
<b>Lloyd Moseby, L</b> OBP: 0.371, SLG: 0.406 (1, 8)	1-0 F5		4-2 CS BB			2-2 4-3		0-0 4-3 BLK 2B 1B		3	1	1	0	1	0	0									
<b>Rance Mulliniks, L</b> OBP: 0.431, SLG: 0.575 (1, 10)	0-0 G3		2-1 CS 1-2		1-0 1-3		2-0 1B 1B		1-0 4-3	4	0	1	0	0	0	1									
<b>George Bell, R</b> OBP: 0.318, SLG: 0.463 (1, 7)		3-3 K 1B		1-0 BB 1B		1-1 1B 1-2 1B		0-1 BB SF9 2B		4	1	3	1	0	1	0									
<b>Fred McGriff, L</b> OBP: 0.426, SLG: 0.585 (1, 3)		3-2 L3		4-2 1-2 BB		2-3 K BB		4-0 BB BB		2	0	0	0	2	1	2									
<b>Kelly Gruber, R</b> OBP: 0.351, SLG: 0.507 (1, 5)		3-2 S 1B		0-3 K		3-2 6-3		4-0 1-2 2-3 BB		3	0	1	0	1	1	4									
<b>Ernie Whitt, L</b> OBP: 0.312, SLG: 0.304 (1, 2)		4-1 1-2 BB		1-2 G3			1-2 HR	1-0 SF9		2	1	1	2	1	0	2									
<b>Rick Leach, L</b> OBP: 0.320, SLG: 0.312 (7, PR)		0-1 F7			1-2 G3		4-0 SH2-4 BB	1-3 K		2	0	0	0	1	0	2									
<b>Sil Campusano, R</b> OBP: 0.273, SLG: 0.338 (8, 9)										1	0	0	0	0	1	2									
<b>Nelson Liriano, S</b> OBP: 0.262, SLG: 0.281 (1, 4)			0-1 B5-3		1-1 F6		1-1 SH2-4			2	0	0	0	0	0	0									
<b>Inning Stats</b>	R: 0 E: 0 K: 0 S: 6	H: 0 LOB: 0 BB: 0 P: 10	R: 0 E: 0 K: 1 S: 12	H: 1 LOB: 2 BB: 1 P: 25	R: 0 E: 0 K: 0 S: 12	H: 0 LOB: 0 BB: 1 P: 19	R: 0 E: 0 K: 1 S: 11	H: 1 LOB: 2 BB: 1 P: 18	R: 0 E: 0 K: 0 S: 6	H: 0 LOB: 0 BB: 0 P: 8	R: 1 E: 0 K: 0 S: 14	H: 2 LOB: 2 BB: 0 P: 24	R: 1 E: 0 K: 0 S: 7	H: 1 LOB: 1 BB: 1 P: 15	R: 2 E: 0 K: 1 S: 8	H: 2 LOB: 2 BB: 2 P: 19	1B: 5 2B: 2 3B: 0 HR: 1	SF: 1 SAC: 1 DP: 1 HBP: 0	WP: 0 PB: 0 SB: 1 CS: 1	PA: 36					
<b>PITCHER</b>	IP	WLS	BF	H	R	ER	SO	BB	IBB	HBP	BLK	WP	HR	S	P	ERA	WHIP								
<b>Tom Candiotti, R</b> ERA: 3.03	(1, 1)	8.0 L	35	7	3	3	4	6	0	0	0	0	1	76	138	3.38	1.625								

**Cleveland Indians @ Toronto Blue Jays**  
Exhibition Stadium, Toronto, ON  
Tue Jun 14 1988, 7:05 PM EDT  
Att: 31,433 - Unknown - 89 F

AB 27  
R 3  
H 7  
RBI 3  
BB 6  
SO 4  
LOB 15





Batter	1	2	3	4	5	6	7	8	9	AB	R	H	RBI	BB	SO	LOB	TOP				
<b>Julio Franco, R</b> OBP: 0.325, SLG: 0.397	4-1 FC4-6 BB		1-1 5-3			2-1 1B		2-0 6-3		3	0	1	0	1	0	0					
<b>Willie Upshaw, L</b> OBP: 0.319, SLG: 0.409	1-0 FC4-6 1-2			1-1 HR		2-0 4-3			0-2 2B	4	2	2	1	0	0	1					
<b>Joe Carter, R</b> OBP: 0.323, SLG: 0.492	1-1 5-3			1-1 P6			2-1 F9		0-1 1B	4	1	1	1	0	0	1					
<b>Ron Kittle, R</b> OBP: 0.381, SLG: 0.606	3-3 K			1-3 K			4-2 BLK 1B BB		1-2 BB BLK	3	0	1	1	1	2	1					
<b>Brook Jacoby, R</b> OBP: 0.326, SLG: 0.399		2-2 F8		0-0 6-3			2-1 BLK 1B		1-3 K	4	0	1	0	0	1	1					
<b>Mel Hall, L</b> OBP: 0.315, SLG: 0.353		1-2 G3			3-1 F9		3-3 K		1-1 F8	4	0	0	0	0	1	3					
<b>Cory Snyder, R</b> OBP: 0.307, SLG: 0.475		2-3 K			1-3 K		1-0 F8		4-2 BB BB	3	0	0	0	1	2	2					
<b>Andy Allanson, R</b> OBP: 0.300, SLG: 0.339			3-2 6-3		2-1 F3			0-0 5-3	4-2 BB	3	0	0	0	1	0	0					
<b>Domingo Ramos, R</b> OBP: 0.211, SLG: 0.211			1-1 3-1			1-3 K		0-1 F8	0-0 F9	3	0	0	0	0	1	0					
<b>Dave Clark, L</b> OBP: 0.309, SLG: 0.268										1	0	0	0	0	0	3					
<b>Inning Stats</b>	R: 0 E: 0 K: 1 S: 7	H: 0 LOB: 1 BB: 1 P: 16	R: 0 E: 0 K: 1 S: 9	H: 0 LOB: 0 BB: 0 P: 14	R: 0 E: 0 K: 0 S: 7	H: 0 LOB: 0 BB: 0 P: 12	R: 1 E: 0 K: 1 S: 8	H: 1 LOB: 0 BB: 0 P: 11	R: 0 E: 0 K: 1 S: 9	H: 0 LOB: 0 BB: 0 P: 15	R: 0 E: 0 K: 1 S: 13	H: 1 LOB: 2 BB: 1 P: 25	R: 0 E: 0 K: 0 S: 4	H: 0 LOB: 0 BB: 0 P: 6	R: 2 E: 0 K: 1 S: 20	H: 3 LOB: 3 BB: 2 P: 31	1B: 4 2B: 1 3B: 0 HR: 1	SF: 0 SAC: 0 DP: 0 HBP: 0	WP: 0 PB: 0 SB: 1 CS: 0	PA: 36	
<b>PITCHER</b>	IP	WLS	BF	H	R	ER	SO	BB	IBB	HBP	BLK	WP	HR	S	P	ERA	WHIP				
<b>Dave Stieb, R</b> ERA: 2.62	7.0	W	25	3	1	1	6	2	0	0	1	0	1	60	105	1.29	0.714				
<b>Mark Eichhorn, R</b> ERA: 4.09	2.0		11	3	2	2	1	2	0	0	1	0	0	24	37	9.00	2.500				

**Cleveland Indians @ Toronto Blue Jays**  
Exhibition Stadium, Toronto, ON  
Wed Jun 15 1988, 3:33 AM EDT  
Att: 45,472 - Sunny - 88 F

AB 32  
R 3  
H 6  
RBI 3  
BB 4  
SO 7  
LOB 12



Batter	1	2	3	4	5	6	7	8	9	AB	R	H	RBI	BB	SO	LOB	BOTTOM				
<b>Tony Fernandez, S</b> OBP: 0.313, SLG: 0.349	1-2 F8			4-2 1B HBP BB	0-1 2B		1-2 E9 2B	0-1 P4		4	1	3	4	1	0	0					
<b>Nelson Liriano, S</b> OBP: 0.260, SLG: 0.280		2-H 3-H 1B			3-H 2B		1-H 3-H 2B			1	0	0	0	0	0	2					
<b>Kelly Gruber, R</b> OBP: 0.352, SLG: 0.500	0-1 4-3			2-2 1B HBP		4-2 BB	0-0 F9			3	0	0	1	1	0	1					
<b>Rance Mulliniks, L</b> OBP: 0.431, SLG: 0.575		6-3		1-2 2-3 3-H HBP						0	0	0	0	0	0	0					
<b>Cecil Fielder, R</b> OBP: 0.313, SLG: 0.548	3-3 K		1-2 HR	1-2 1B		0-0 F9		2-1 HR		5	2	3	3	0	1	1					
<b>George Bell, R</b> OBP: 0.317, SLG: 0.460		2-0 HR	1-2 1-3	0-2 P3		0-3 K		4-0 HR		4	1	1	0	0	1	4					
<b>Rick Leach, L</b> OBP: 0.327, SLG: 0.312		HR 1B		1-2 1B				BB HR		0	1	0	0	1	0	0					
<b>Fred McGriff, L</b> OBP: 0.430, SLG: 0.614		2-2 HR	4-1 HR	0-3 K		2-1 G3		0-1 HR		4	2	2	4	1	1	4					
<b>Pat Borders, R</b> OBP: 0.276, SLG: 0.486		0-0 SH5-3 1B 1B	0-0 G4-6-3 BB	0-3 K		0-0 6-3		2-1 L9		5	2	2	0	0	0	1					
<b>Jesse Barfield, R</b> OBP: 0.244, SLG: 0.317		0-0 SH5-3 1B 1B		1-2 HBP 3B		0-0 F8		4-2 HBP		4	2	2	0	0	0	1					
<b>Sil Campusano, R</b> OBP: 0.283, SLG: 0.357		0-0 SH5-3		0-1 1-3		0-1 F8		1-3 K		4	2	2	0	0	1	2					
<b>Manuel Lee, S</b> OBP: 0.275, SLG: 0.347		1-2 2-3		4-2 HBP BB 1B		1-0 2B		0-2 1B		4	2	2	1	1	0	4					
<b>Inning Stats</b>	R: 0 E: 0 K: 1 S: 8	H: 0 LOB: 0 BB: 0 P: 12	R: 4 E: 0 K: 0 S: 13	H: 5 LOB: 1 BB: 0 P: 20	R: 1 E: 0 K: 0 S: 8	H: 1 LOB: 0 BB: 1 P: 14	R: 2 E: 0 K: 1 S: 22	H: 2 LOB: 3 BB: 2 P: 33	R: 2 E: 0 K: 0 S: 7	H: 3 LOB: 1 BB: 0 P: 8	R: 0 E: 0 K: 1 S: 8	H: 0 LOB: 1 BB: 1 P: 14	R: 3 E: 1 K: 0 S: 10	H: 3 LOB: 0 BB: 0 P: 16	R: 3 E: 0 K: 1 S: 17	H: 3 LOB: 2 BB: 1 P: 30	1B: 8 2B: 3 3B: 2 HR: 4	SF: 0 SAC: 1 DP: 1 HBP: 2	WP: 0 PB: 0 SB: 0 CS: 0	PA: 46	
<b>PITCHER</b>	IP	WLS	BF	H	R	ER	SO	BB	IBB	HBP	BLK	WP	HR	S	P	ERA	WHIP				
<b>Greg Swindell, L</b> ERA: 2.83	2.1	L	14	6	5	5	1	1	0	0	0	0	0	28	45	19.29	3.000				
<b>Jeff Dedmon, R</b> ERA: 4.39	3.2		18	5	4	4	2	3	0	1	0	0	0	38	56	9.82	2.182				
<b>Dan Schatzeder, L</b> ERA: 7.82	2.0		14	6	6	4	1	1	0	1	0	0	2	27	46	18.00	3.500				

**Cleveland Indians @ Toronto Blue Jays**  
Exhibition Stadium, Toronto, ON  
Wed Jun 15 1988, 3:33 AM EDT  
Att: 45,472 - Sunny - 88 F

AB 38  
R 15  
H 17  
RBI 13  
BB 5  
SO 4  
LOB 20









Batter	1	2	3	4	5	6	7	8	9	AB	R	H	RBI	BB	SO	LOB	TOP								
<b>Tony Fernandez, S</b> (1, 6) OBP: 0.314, SLG: 0.348	E8	FC5-4			G6-3	K		G5-3		5	0	0	0	0	1	4									
<b>Lloyd Moseby, L</b> (1, 10) OBP: 0.369, SLG: 0.399	P6		K		E6	P5		E5		5	1	1	0	0	1	3									
<b>Cecil Fielder, R</b> (1, 3) OBP: 0.301, SLG: 0.526	K		G5-3		G3			K		3	0	0	0	0	1	2									
<b>Fred McGriff, L</b> (7, PH) OBP: 0.421, SLG: 0.596								K		1	1	0	0	1	1	1									
<b>George Bell, R</b> (1, 7) OBP: 0.314, SLG: 0.452	K		F8					G1-3		5	1	2	2	0	1	2									
<b>Kelly Gruber, R</b> (1, 5) OBP: 0.366, SLG: 0.517		K								4	1	3	0	1	1	0									
<b>Jesse Barfield, R</b> (1, 9) OBP: 0.285, SLG: 0.328										3	0	1	0	1	1	2									
<b>Rance Mulliniks, L</b> (9, PH) OBP: 0.434, SLG: 0.568	K				G6-3			F9		1	0	0	0	0	0	1									
<b>Pat Borders, R</b> (1, 2) OBP: 0.266, SLG: 0.500										3	1	2	2	0	0	2									
<b>Ernie Whitt, L</b> (9, PH) OBP: 0.330, SLG: 0.353										0	0	0	0	1	0	0									
<b>Sil Campuzano, R</b> (1, 8) OBP: 0.289, SLG: 0.352										3	0	1	0	1	1	3									
<b>Rick Leach, L</b> (9, PH) OBP: 0.330, SLG: 0.309										1	0	0	0	0	1	2									
<b>Manuel Lee, S</b> (1, 4) OBP: 0.271, SLG: 0.338										4	0	1	1	0	1	5									
<b>Nelson Liriano, S</b> (9, PH) OBP: 0.257, SLG: 0.281										1	0	0	0	0	0	2									
<b>Inning Stats</b>	R: 0 E: 1 K: 2 S: 9	H: 0 LOB: 1 BB: 0 P: 15	R: 1 E: 0 K: 2 S: 12	H: 2 LOB: 2 BB: 1 P: 21	R: 0 E: 0 K: 1 S: 9	H: 0 LOB: 0 BB: 0 P: 15	R: 1 E: 0 K: 2 S: 12	H: 2 LOB: 1 BB: 0 P: 20	R: 1 E: 1 K: 0 S: 13	H: 1 LOB: 2 BB: 1 P: 24	R: 0 E: 0 K: 1 S: 10	H: 2 LOB: 2 BB: 0 P: 13	R: 2 E: 0 K: 0 S: 11	H: 2 LOB: 2 BB: 2 P: 25	R: 0 E: 1 K: 1 S: 16	H: 1 LOB: 1 BB: 0 P: 21	R: 0 E: 0 K: 1 S: 8	H: 1 LOB: 2 BB: 1 P: 13	1B: 9 2B: 2 3B: 0 HR: 0	SF: 1 SAC: 0 DP: 0 HBP: 0	WP: 1 PB: 0 SB: 1 CS: 0	PA: 45			
<b>PITCHER</b>	IP	WLS	BF	H	R	ER	SO	BB	IBB	HBP	BLK	WP	HR	S	P	ERA	WHIP								
<b>Frank Tanana, L</b> (1, 1) ERA: 5.2	5.1		27	7	3	2	7	2	0	0	0	0	0	60	102	3.38	1.688								
<b>Eric King, R</b> (6, 1) ERA: 4.22	6.2	W	6	2	2	2	1	2	0	0	0	1	0	12	24	27.00	6.000								
<b>Willie Hernandez, L</b> (7, 1) ERA: 2.41	2.0		7	1	0	0	1	0	0	0	0	0	0	20	28	0.00	0.500								
<b>Mike Henneman, R</b> (9, 1) ERA: 1.3	1.0		5	1	0	0	1	1	0	0	0	0	0	8	13	0.00	2.000								

Toronto Blue Jays @ Detroit Tigers  
Tiger Stadium, Detroit, MI  
Fri Jun 17 1988, 7:05 PM EDT  
Att: 36,274 - Unknown - 73 F

AB 39  
R 5  
H 11  
RBI 5  
BB 5  
SO 10  
LOB 29



Batter	1	2	3	4	5	6	7	8	9	AB	R	H	RBI	BB	SO	LOB	BOTTOM								
<b>Gary Pettis, S</b> (1, 8) OBP: 0.316, SLG: 0.280	G4-3			SH						2	0	1	2	0	0	0									
<b>Pat Sheridan, L</b> (4, PH) OBP: 0.349, SLG: 0.478				WP						2	0	0	0	0	1	1									
<b>Tom Brookens, R</b> (1, 5) OBP: 0.361, SLG: 0.412				P5						3	0	0	0	2	1	3									
<b>Luis Salazar, R</b> (1, 7) OBP: 0.330, SLG: 0.438										5	1	1	1	0	1	5									
<b>Alan Trammell, R</b> (1, 6) OBP: 0.390, SLG: 0.500										5	3	3	0	0	0	2									
<b>Chet Lemon, R</b> (1, 9) OBP: 0.359, SLG: 0.446										4	3	3	3	1	0	0									
<b>Larry Hemdon, R</b> (1, 10) OBP: 0.322, SLG: 0.354										2	1	1	0	0	0	1									
<b>Darrell Evans, L</b> (5, PH) OBP: 0.311, SLG: 0.325										2	1	1	3	1	0	0									
<b>Ray Knight, R</b> (1, 3) OBP: 0.304, SLG: 0.320										4	1	1	0	1	1	1									
<b>Mike Heath, R</b> (1, 2) OBP: 0.263, SLG: 0.287										4	1	1	0	0	1	3									
<b>Jim Walevander, S</b> (1, 4) OBP: 0.353, SLG: 0.424										4	1	2	0	0	0	3									
<b>Inning Stats</b>	R: 0 E: 0 K: 0 S: 6	H: 0 LOB: 1 BB: 1 P: 11	R: 4 E: 1 K: 1 S: 26	H: 3 LOB: 2 BB: 2 P: 46	R: 0 E: 0 K: 1 S: 12	H: 2 LOB: 0 BB: 0 P: 20	R: 0 E: 0 K: 0 S: 10	H: 1 LOB: 2 BB: 0 P: 15	R: 1 E: 0 K: 0 S: 12	H: 2 LOB: 1 BB: 1 P: 24	R: 0 E: 0 K: 2 S: 12	H: 0 LOB: 0 BB: 0 P: 18	R: 2 E: 0 K: 0 S: 9	H: 2 LOB: 0 BB: 0 P: 11	R: 5 E: 1 K: 1 S: 29	H: 4 LOB: 0 BB: 1 P: 45	1B: 10 2B: 1 3B: 1 HR: 2	SF: 0 SAC: 1 DP: 1 HBP: 0	WP: 4 PB: 0 SB: 1 CS: 2	PA: 44					
<b>PITCHER</b>	IP	WLS	BF	H	R	ER	SO	BB	IBB	HBP	BLK	WP	HR	S	P	ERA	WHIP								
<b>John Cerutti, L</b> (1, 1) ERA: 3.97	3.0		19	6	4	1	2	3	0	0	0	0	0	47	82	3.00	3.000								
<b>Mark Eichhorn, R</b> (4, 1) ERA: 4.2	1.0		5	1	1	1	0	1	0	0	0	2	0	12	21	9.00	2.000								
<b>David Wells, L</b> (5, 1) ERA: 3.78	3.0	L	11	3	2	2	2	0	0	0	1	1	1	28	42	6.00	1.000								
<b>Duane Ward, R</b> (8, 1) ERA: 3.1	0.2		7	4	5	5	0	1	0	0	1	1	1	21	34	67.50	7.500								
<b>Mark Ross, R</b> (8, 1) ERA: 4.91	0.1		1	0	0	0	1	0	0	0	0	0	0	8	11	0.00	0.000								

Toronto Blue Jays @ Detroit Tigers  
Tiger Stadium, Detroit, MI  
Fri Jun 17 1988, 7:05 PM EDT  
Att: 36,274 - Unknown - 73 F

AB 37  
R 12  
H 14  
RBI 9  
BB 5  
SO 5  
LOB 19





Batter	1	2	3	4	5	6	7	8	9	AB	R	H	RBI	BB	SO	LOB	TOP					
Nelson Liriano, S (1, 4) OBP: 0.288, SLG: 0.288 Si Campusano, R (9, PR) OBP: 0.289, SLG: 0.352	0-0 CS 1B			3-2 FC6-4 1B		2-1 F7			1-1 G4-3 HBP	3	0	2	0	0	0	1						
Lloyd Moseby, L (1, 8) OBP: 0.363, SLG: 0.392	0-2 P5			0-0 F7		1-1 G4-3			1-0 F7	4	0	0	0	0	0	4						
Rance Mulliniks, L (1, 10) OBP: 0.421, SLG: 0.549	2-0 P6			1-1 F7			2-2 G4-3		0-1 G4-3	4	0	0	0	0	0	2						
George Bell, R (1, 7) OBP: 0.314, SLG: 0.448		4-0 G6-4-3 BB		1-1 FC6-4			1-3 K			2	0	0	0	1	1	1						
Fred McGriff, L (1, 3) OBP: 0.416, SLG: 0.587		1-2 P6			2-2 F7			0-1 F7		3	0	0	0	0	0	1						
Kelly Gruber, R (1, 5) OBP: 0.362, SLG: 0.510		1-2 G6-4-3			3-2 F8			1-1 G6-3		3	0	0	0	0	0	1						
Ernie Whitt, L (1, 2) OBP: 0.324, SLG: 0.346			0-1 G4-3		1-2 P5			2-0 G3		3	0	0	0	0	0	0						
Jesse Barfield, R (1, 9) OBP: 0.257, SLG: 0.345				3-3 K		1-1 G5-3		1-1 HR		3	1	1	1	0	1	0						
Manuel Lee, S (1, 6) OBP: 0.261, SLG: 0.325			0-2 G4-3		1-2 E6			1-2 G4-3		3	0	0	0	0	0	0						
<b>Inning Stats</b>	R: 0 E: 0 K: 0 S: 5	H: 1 LOB: 0 BB: 0 P: 7	R: 0 E: 0 K: 0 S: 7	H: 0 LOB: 0 BB: 1 P: 13	R: 0 E: 0 K: 1 S: 8	H: 0 LOB: 0 BB: 0 P: 11	R: 0 E: 0 K: 0 S: 8	H: 1 LOB: 1 BB: 0 P: 13	R: 0 E: 0 K: 0 S: 10	H: 0 LOB: 0 BB: 0 P: 16	R: 0 E: 1 K: 0 S: 9	H: 0 LOB: 1 BB: 0 P: 14	R: 0 E: 0 K: 0 S: 9	H: 0 LOB: 0 BB: 0 P: 12	R: 1 E: 0 K: 0 S: 8	H: 1 LOB: 0 BB: 0 P: 13	R: 0 E: 0 K: 0 S: 4	H: 0 LOB: 1 BB: 0 P: 6	1B: 2 2B: 0 3B: 0 HR: 1	SF: 0 SAC: 0 DP: 2 HBP: 1	WP: 0 PB: 0 SB: 0 CS: 1	PA: 30
<b>PITCHER</b> Walt Terrell, R (1, 1) ERA: 4.02	IP: 9.0 WLS: W BF: 30 H: 3 R: 1 ER: 1 SO: 2 BB: 1 IBB: 0 HBP: 1 BLK: 0 WP: 0 HR: 1 S: 68 P: 105 ERA: 1.00 WHIP: 0.444															<b>PITCHER</b>	IP: WLS: BF: H: R: ER: SO: BB: IBB: HBP: BLK: WP: HR: S: P: ERA: WHIP:					

Toronto Blue Jays @ Detroit Tigers  
Tiger Stadium, Detroit, MI  
Sat Jun 18 1988, 3:33 AM EDT  
Att: 42,186 - Sunny

AB	28
R	1
H	3
RBI	1
BB	1
SO	2
LOB	10



Batter	1	2	3	4	5	6	7	8	9	AB	R	H	RBI	BB	SO	LOB	BOTTOM			
Dave Bergman, L (1, 7) OBP: 0.357, SLG: 0.333 Gary Pettis, S (7, 8) OBP: 0.318, SLG: 0.280	1-0 SH5-3 HR 1B	2-3 K			4-0 1B 2B	2-1 2B		4-1 BB		3	2	2	0	1	1	3				
Lou Whitaker, L (1, 4) OBP: 0.392, SLG: 0.423	0-1 SH5-3	2-1 F7			0-1 2B 9-2 1B	3-2 F9		2-3 K		4	0	1	0	0	1	7				
Pat Sheridan, L (1, 8) OBP: 0.351, SLG: 0.508	3-2 HR		1-0 G4-3		1-2 HR 2B		3-1 F7	1-1 G4-3		5	2	2	4	0	0	3				
Alan Trammell, R (1, 6) OBP: 0.384, SLG: 0.492	2-2 F8		3-2 L7		1-3 2-H 3-H 2-2 9-2		0-2 F8			4	0	0	0	0	0	2				
Darrell Evans, L (1, 3) OBP: 0.315, SLG: 0.343	2-3 K		3-3 K		1-0 HR		4-1 BB			3	1	1	2	1	2	0				
Chet Lemon, R (1, 9) OBP: 0.361, SLG: 0.446 Mike Heath, R (3, 9) OBP: 0.265, SLG: 0.289		2-1 E HBP HBP		1-3 K	3-0 1B		0-0 F8			0	0	0	0	0	0	0				
Matt Nokes, L (1, 2) OBP: 0.391, SLG: 0.417 Jim Walewander, S (8, PR) OBP: 0.353, SLG: 0.424 Luis Salazar, R (9, 7) OBP: 0.330, SLG: 0.438		2-3 K		0-3 K	3-3 K		0-0 SH1-3 1B			4	0	1	0	0	3	2				
Ray Knight, R (1, 10) OBP: 0.309, SLG: 0.320	3-2 E HBP		3-3 K		0-2 G6-3		0-0 SH1-3 1B			3	0	1	0	0	1	0				
Tom Brookens, R (1, 5) OBP: 0.361, SLG: 0.417	0-1 E6				0-0 1B 2B	1-3 K		0-0 SH1-3		3	1	1	0	0	1	2				
<b>Inning Stats</b>	R: 2 E: 0 K: 1 S: 17	H: 2 LOB: 0 BB: 0 P: 25	R: 0 E: 1 K: 2 S: 17	H: 0 LOB: 3 BB: 0 P: 28	R: 0 E: 0 K: 1 S: 9	H: 0 LOB: 0 BB: 0 P: 16	R: 0 E: 0 K: 3 S: 12	H: 0 LOB: 0 BB: 0 P: 16	R: 4 E: 0 K: 1 S: 15	H: 5 LOB: 1 BB: 1 P: 29	R: 0 E: 0 K: 1 S: 15	H: 1 LOB: 1 BB: 0 P: 21	R: 0 E: 0 K: 0 S: 8	H: 0 LOB: 1 BB: 1 P: 15	R: 0 E: 0 K: 1 S: 9	H: 2 LOB: 3 BB: 1 P: 16	1B: 5 2B: 4 3B: 0 HR: 2	SF: 0 SAC: 2 DP: 1 HBP: 2	WP: 0 PB: 0 SB: 0 CS: 0	PA: 39
<b>PITCHER</b> Jim Clancy, R (1, 1) ERA: 5.3 Jose Antonio Nunez, R (5, 1) ERA: 2.92 Tom Henke, R (8, 1) ERA: 2.51	IP: 4.0 WLS: L BF: 21 H: 6 R: 6 ER: 6 SO: 7 BB: 1 IBB: 0 HBP: 0 BLK: 0 WP: 0 HR: 1 S: 61 P: 96 ERA: 13.50 WHIP: 1.500															<b>PITCHER</b>	IP: WLS: BF: H: R: ER: SO: BB: IBB: HBP: BLK: WP: HR: S: P: ERA: WHIP:			

Toronto Blue Jays @ Detroit Tigers  
Tiger Stadium, Detroit, MI  
Sat Jun 18 1988, 3:33 AM EDT  
Att: 42,186 - Sunny

AB	32
R	6
H	10
RBI	6
BB	3
SO	10
LOB	20





Batter	1	2	3	4	5	6	7	8	9	AB	R	H	RBI	BB	SO	LOB	TOP				
<b>Tony Fernandez, S</b> OBP: 0.308, SLG: 0.342 (1, 6)	G6-3		G3-1		F7			F8	G4-3	5	0	0	0	0	0	4					
<b>Lloyd Moseby, L</b> OBP: 0.356, SLG: 0.386 (1, 8)	L6			P7		F8		L8		4	0	0	0	0	0	1					
<b>Rance Mulliniks, L</b> OBP: 0.417, SLG: 0.540 (1, 10)	G6-3			FC3-6 1B		F7		G1-3		4	0	1	0	0	0	1					
<b>George Bell, R</b> OBP: 0.313, SLG: 0.449 (1, 7)		F8		FC3-6 CS		K			F8 1B 2B	4	1	1	0	0	1	1					
<b>Fred McGriff, L</b> OBP: 0.414, SLG: 0.581 (1, 3)	P5			CS			F7		F8	4	1	1	0	0	0	1					
<b>Kelly Gruber, R</b> OBP: 0.360, SLG: 0.519 (1, 5)	G6-3				E3 HR				P2	4	2	1	1	0	0	2					
<b>Ernie Whitt, L</b> OBP: 0.322, SLG: 0.340 (1, 2)			P5		L3		F7			3	1	0	0	1	0	2					
<b>Jesse Barfield, R</b> OBP: 0.262, SLG: 0.365 (1, 9)			F8				P4			4	1	2	4	0	0	0					
<b>Manuel Lee, S</b> OBP: 0.283, SLG: 0.345 (1, 4)			E1 1B		F7					4	0	3	1	0	0	0					
<b>Inning Stats</b>	R: 0 E: 0 K: 0 S: 11	H: 0 LOB: 0 BB: 0 P: 16	R: 0 E: 0 K: 0 S: 9	H: 0 LOB: 0 BB: 0 P: 11	R: 0 E: 1 K: 0 S: 10	H: 1 LOB: 1 BB: 0 P: 14	R: 0 E: 0 K: 0 S: 9	H: 1 LOB: 0 BB: 0 P: 14	R: 3 E: 1 K: 0 S: 11	H: 2 LOB: 0 BB: 0 P: 19	R: 0 E: 0 K: 1 S: 10	H: 0 LOB: 0 BB: 0 P: 14	R: 1 E: 0 K: 0 S: 6	H: 1 LOB: 0 BB: 0 P: 11	R: 0 E: 0 K: 0 S: 6	H: 1 LOB: 1 BB: 1 P: 9	R: 2 E: 0 K: 0 S: 11	H: 3 LOB: 2 BB: 1 P: 18	1B: 6 2B: 1 3B: 0 HR: 2	SF: 0 SAC: 0 DP: 0 HBP: 0	WP: 0 PA: 38 PB: 0 SB: 0 CS: 1
<b>PITCHER</b>	IP	WLS	BF	H	R	ER	SO	BB	IBB	HBP	BLK	WP	HR	S	P	ERA	WHIP				
<b>Doyle Alexander, R</b> ERA: 3.32 (1, 1)	8.0		30	6	4	3	1	0	0	0	1	0	2	72	108	3.38	0.750				
<b>Mike Henneman, R</b> ERA: 1.85 (9, 1)	1.0	L	7	3	2	2	0	0	1	0	0	0	0	11	18	18.00	3.000				

Toronto Blue Jays @ Detroit Tigers  
Tiger Stadium, Detroit, MI  
Sun Jun 19 1988, 3:33 AM EDT  
Att: 35,639 - Sunny - 87 F

AB	36
R	6
H	9
RBI	6
BB	1
SO	1
LOB	12



Batter	1	2	3	4	5	6	7	8	9	AB	R	H	RBI	BB	SO	LOB	BOTTOM				
<b>Dave Bergman, L</b> OBP: 0.360, SLG: 0.344 (1, 10)	F7				L9					4	0	1	0	1	1	1					
<b>Lou Whitaker, L</b> OBP: 0.397, SLG: 0.429 (1, 4)	BB		P4						F9	4	0	2	0	1	0	1					
<b>Pat Sheridan, L</b> OBP: 0.343, SLG: 0.496 (1, 9)										3	0	0	0	0	2	3					
<b>Larry Herndon, R</b> OBP: 0.315, SLG: 0.346 (7, PH) (8, 7)										2	0	0	0	0	2	2					
<b>Alan Trammell, R</b> OBP: 0.336, SLG: 0.466 (3, PH) (4, 6)										0	0	0	0	0	0	0					
<b>Jim Walewander, S</b> OBP: 0.343, SLG: 0.412 (7, PH) (8, 5)										2	0	0	0	0	1	1					
<b>Ray Knight, R</b> OBP: 0.307, SLG: 0.318 (8, 5) (8, 9)										1	0	0	0	0	0	2					
<b>Mike Heath, R</b> OBP: 0.273, SLG: 0.289 (8, 9)										0	0	0	0	1	0	0					
<b>Darrell Evans, L</b> OBP: 0.327, SLG: 0.341 (1, 3)										1	1	0	0	4	0	0					
<b>Luis Salazar, R</b> OBP: 0.332, SLG: 0.453 (8, 9) (9, 6)										5	2	2	2	0	1	6					
<b>Matt Nokes, L</b> OBP: 0.286, SLG: 0.450 (1, 2)										4	1	4	2	0	0	0					
<b>Tom Brookens, R</b> OBP: 0.355, SLG: 0.409 (8, 6) (9, 5)										3	0	0	0	0	1	3					
<b>Gary Pettis, S</b> OBP: 0.314, SLG: 0.276 (1, 8)										4	0	0	0	0	2	3					
<b>Inning Stats</b>	R: 0 E: 0 K: 2 S: 13	H: 1 LOB: 3 BB: 1 P: 23	R: 0 E: 0 K: 0 S: 5	H: 1 LOB: 0 BB: 0 P: 8	R: 0 E: 0 K: 2 S: 13	H: 0 LOB: 1 BB: 1 P: 22	R: 0 E: 0 K: 0 S: 15	H: 1 LOB: 2 BB: 1 P: 22	R: 0 E: 0 K: 1 S: 4	H: 0 LOB: 0 BB: 1 P: 12	R: 2 E: 0 K: 2 S: 13	H: 2 LOB: 2 BB: 0 P: 20	R: 0 E: 0 K: 2 S: 14	H: 2 LOB: 2 BB: 0 P: 22	R: 2 E: 0 K: 2 S: 17	H: 2 LOB: 1 BB: 1 P: 26	R: 0 E: 0 K: 1 S: 10	H: 0 LOB: 2 BB: 2 P: 22	1B: 5 2B: 2 3B: 0 HR: 2	SF: 0 SAC: 1 DP: 2 HBP: 1	WP: 0 PA: 42 PB: 0 SB: 0 CS: 0
<b>PITCHER</b>	IP	WLS	BF	H	R	ER	SO	BB	IBB	HBP	BLK	WP	HR	S	P	ERA	WHIP				
<b>Todd Stottlemyre, R</b> ERA: 4.51 (7, 1)	6.0		26	5	2	2	2	4	0	1	0	0	1	63	107	3.00	1.500				
<b>David Wells, L</b> ERA: 4.07 (8, 1)	1.0	W	3	0	0	0	2	0	0	0	0	0	0	9	12	0.00	0.000				
<b>Duane Ward, R</b> ERA: 3.02 (9, 1)	1.0	S	5	0	0	0	1	2	0	0	0	0	0	10	22	0.00	2.000				

Toronto Blue Jays @ Detroit Tigers  
Tiger Stadium, Detroit, MI  
Sun Jun 19 1988, 3:33 AM EDT  
Att: 35,639 - Sunny - 87 F

AB	33
R	4
H	9
RBI	4
BB	7
SO	10
LOB	22









Batter	1	2	3	4	5	6	7	8	9	AB	R	H	RBI	BB	SO	LOB	TOP								
<b>Pete Stanicek, S</b> (1, 7) OBP: 0.338, SLG: 0.365 <b>Fred Lynn, L</b> (8, 8) OBP: 0.310, SLG: 0.448	1-2 5-3		1-3 K			0-2 SH5-3		1-2 FC6-4 1B 3B		3	1	0	0	0	1	1									
<b>Billy Ripken, R</b> (1, 4) OBP: 0.260, SLG: 0.254	3-1 FC4-6 1B		0-1 F2			3-2 P6		2-1 3B 1B		4	1	2	0	0	0	1									
<b>Cal Ripken Jr., R</b> (1, 6) OBP: 0.385, SLG: 0.457	1-2 FC4-6 1-2			2-1 F2		3-1 2B		1-1 3B		4	0	2	3	0	0	1									
<b>Eddie Murray, S</b> (1, 3) OBP: 0.332, SLG: 0.398	1-1 L8			2-1 5-3		0-0 4-3		2-2 P4		4	0	0	0	0	0	3									
<b>Mickey Tettleton, S</b> (1, 2) OBP: 0.289, SLG: 0.456		1-0 FC6-4 1B		2-1 5-3			2-2 F7		4-1 G6-4-3 BB	3	0	1	0	1	0	0									
<b>Jim Traber, L</b> (1, 9) OBP: 0.288, SLG: 0.338 <b>Joe Orsulak, L</b> (9, 9) OBP: 0.316, SLG: 0.315		1-0 P6			3-3 K		1-2 6-3		1-1 G6-4-3 1-2	4	0	0	0	0	1	2									
<b>Ken Gerhart, R</b> (1, 8) OBP: 0.260, SLG: 0.382 (8, 7)		1-2 FC6-4 1-2		2-3 K			2-2 4-3		2-1 HR	4	1	1	1	0	1	1									
<b>Rick Schu, R</b> (1, 10) OBP: 0.298, SLG: 0.356		1-3 K		3-1 6-3				1-0 FC4-6 1B	0-0 S 1B	4	0	2	0	0	1	1									
<b>Rene Gonzales, R</b> (1, 5) OBP: 0.270, SLG: 0.288			0-1 6-3			4-1 SH5-3 2B BB		2-1 FC4-6 1-2	3-3 K	3	1	0	0	1	1	2									
<b>Inning Stats</b>	R: 0 E: 0 K: 0 S: 10	H: 1 LOB: 1 BB: 0 P: 16	R: 0 E: 0 K: 1 S: 9	H: 1 LOB: 1 BB: 0 P: 13	R: 0 E: 0 K: 1 S: 7	H: 0 LOB: 0 BB: 0 P: 8	R: 0 E: 0 K: 0 S: 6	H: 0 LOB: 0 BB: 0 P: 12	R: 0 E: 0 K: 2 S: 8	H: 0 LOB: 0 BB: 0 P: 16	R: 1 E: 0 K: 0 S: 10	H: 1 LOB: 1 BB: 1 P: 20	R: 0 E: 0 K: 0 S: 11	H: 0 LOB: 0 BB: 0 P: 16	R: 2 E: 0 K: 0 S: 14	H: 3 LOB: 1 BB: 0 P: 23	R: 1 E: 0 K: 1 S: 10	H: 2 LOB: 1 BB: 1 P: 19	1B: 5 2B: 1 3B: 1 HR: 1	SF: 0 SAC: 1 DP: 1 HBP: 0	WP: 0 PB: 0 SB: 1 CS: 0	PA: 36			
<b>PITCHER</b>	IP	WLS	BF	H	R	ER	SO	BB	IBB	HBP	BLK	WP	HR	S	P	ERA	WHIP								
<b>Mike Flanagan, L</b> (1, 1) ERA: 4.52	7.2	L	29	5	3	3	4	1	0	0	0	0	0	69	115	3.52	0.783								
<b>Jose Antonio Nunez, R</b> (8, 1) ERA: 2.92	0.0		0	1	0	0	0	0	0	0	0	0	0	2	3	∞	∞								
<b>David Wells, L</b> (8, 1) ERA: 4.17	1.0		5	2	1	1	0	1	0	0	0	0	1	10	19	9.00	3.000								
<b>Mark Eichhorn, R</b> (9, 1) ERA: 4.17	0.1		1	0	0	0	1	0	0	0	0	0	0	4	6	0.00	0.000								

**Baltimore Orioles @ Toronto Blue Jays**  
Exhibition Stadium, Toronto, ON  
Tue Jun 21 1988, 7:05 PM EDT  
Att: 28,259 - Unknown - 80 F

livebaseballscores.com

AB 33  
R 4  
H 8  
RBI 4  
BB 2  
SO 5  
LOB 12



Batter	1	2	3	4	5	6	7	8	9	AB	R	H	RBI	BB	SO	LOB	BOTTOM								
<b>Tony Fernandez, S</b> (1, 6) OBP: 0.311, SLG: 0.345	2-2 1-3		0-2 L7		4-1 BB		2-1 2B		1-2 F9	4	0	1	1	1	0	0									
<b>Lloyd Moseby, L</b> (1, 8) OBP: 0.364, SLG: 0.391	4-2 BB		0-0 2B		1-0 6-3		4-0 IBB		0-0 F7	3	0	1	0	2	0	2									
<b>Rance Mulliniks, L</b> (1, 10) OBP: 0.414, SLG: 0.537	0-0 P4		2-3 K			0-2 F8 1B		1-3 K		4	0	1	0	0	2	5									
<b>George Bell, R</b> (1, 7) OBP: 0.318, SLG: 0.454	1-3 K			0-0 4-3		2-1 G6-3 1B		2-2 L9		4	0	1	0	0	1	4									
<b>Fred McGriff, L</b> (1, 3) OBP: 0.412, SLG: 0.606		0-0 HR		0-3 K		3-1 F8		0-0 5-3		4	1	1	1	0	1	2									
<b>Kelly Gruber, R</b> (1, 5) OBP: 0.353, SLG: 0.504		1-1 4-3		0-0 5-3		0-0 G6-3		1-1 S HBP		3	0	0	0	0	0	2									
<b>Ernie Whitt, L</b> (1, 2) OBP: 0.319, SLG: 0.331		1-3 K			0-0 L9		2-2 L8		2-3 K	4	0	1	0	0	2	1									
<b>Jesse Barfield, R</b> (1, 9) OBP: 0.256, SLG: 0.360		1-3 K			0-1 L9		2-2 1B 2B		2-3 K	4	1	1	0	0	2	2									
<b>Manuel Lee, S</b> (1, 4) OBP: 0.283, SLG: 0.340 <b>Rick Leach, L</b> (9, PH) OBP: 0.327, SLG: 0.305			1-2 4-3		1-2 K		2-2 2B		2-1 F5	3	0	1	0	0	1	1									
<b>Inning Stats</b>	R: 0 E: 0 K: 1 S: 9	H: 0 LOB: 1 BB: 1 P: 16	R: 1 E: 0 K: 2 S: 9	H: 1 LOB: 0 BB: 0 P: 12	R: 0 E: 0 K: 1 S: 11	H: 1 LOB: 1 BB: 0 P: 14	R: 0 E: 0 K: 1 S: 5	H: 0 LOB: 0 BB: 0 P: 5	R: 0 E: 0 K: 0 S: 10	H: 1 LOB: 2 BB: 1 P: 17	R: 0 E: 0 K: 0 S: 8	H: 2 LOB: 1 BB: 0 P: 13	R: 1 E: 0 K: 1 S: 21	H: 3 LOB: 3 BB: 1 P: 36	R: 0 E: 0 K: 2 S: 10	H: 0 LOB: 1 BB: 0 P: 15	R: 0 E: 0 K: 0 S: 7	H: 0 LOB: 0 BB: 0 P: 10	1B: 4 2B: 3 3B: 0 HR: 1	SF: 0 SAC: 0 DP: 1 HBP: 1	WP: 0 PB: 0 SB: 2 CS: 0	PA: 38			
<b>PITCHER</b>	IP	WLS	BF	H	R	ER	SO	BB	IBB	HBP	BLK	WP	HR	S	P	ERA	WHIP								
<b>Oswaldo Peraza, R</b> (1, 1) ERA: 5.48	7.1	W	33	8	2	2	7	2	1	1	0	0	0	75	116	2.46	1.364								
<b>Tom Niedenfuer, R</b> (8, 1) ERA: 3.6	1.2	S	5	0	0	0	2	0	0	0	0	0	0	15	22	0.00	0.000								

**Baltimore Orioles @ Toronto Blue Jays**  
Exhibition Stadium, Toronto, ON  
Tue Jun 21 1988, 7:05 PM EDT  
Att: 28,259 - Unknown - 80 F

livebaseballscores.com

AB 34  
R 2  
H 8  
RBI 2  
BB 3  
SO 9  
LOB 19









Batter	1	2	3	4	5	6	7	8	9	AB	R	H	RBI	BB	SO	LOB	TOP										
<b>Ken Gerhart, R</b> OBP: 0.252, SLG: 0.396 (1, 7)										4	1	1	1	0	2	1	<b>Baltimore Orioles @ Toronto Blue Jays</b> Exhibition Stadium, Toronto, ON Thu Jun 23 1988, 7:05 PM EDT Att: 28,259 - Unknown - 62 F										
<b>Fred Lynn, L</b> OBP: 0.312, SLG: 0.458 (1, 8)										3	1	1	1	1	0	0											
<b>Cal Ripken Jr., R</b> OBP: 0.384, SLG: 0.452 (1, 6)										4	0	1	0	0	0	1											
<b>Eddie Murray, S</b> OBP: 0.327, SLG: 0.390 (1, 3)										4	0	0	0	0	2	2											
<b>Jim Traber, L</b> OBP: 0.259, SLG: 0.303 (1, 9)										4	0	0	0	0	1	1											
<b>Larry Sheets, L</b> OBP: 0.301, SLG: 0.309 (1, 10)										4	0	1	0	0	0	1											
<b>Terry Kennedy, L</b> OBP: 0.243, SLG: 0.250 (1, 2)										3	0	1	0	0	2	1											
<b>Rick Schu, R</b> OBP: 0.308, SLG: 0.352 (1, 5)										2	0	1	0	0	1	1											
<b>Billy Ripken, R</b> OBP: 0.253, SLG: 0.247 (1, 4)										3	0	0	0	0	1	3											
<b>Inning Stats</b>	R: 2 E: 0 K: 0 S: 13	H: 2 LOB: 0 BB: 0 P: 22	R: 0 E: 0 K: 2 S: 17	H: 1 LOB: 1 BB: 0 P: 26	R: 0 E: 0 K: 1 S: 7	H: 0 LOB: 0 BB: 0 P: 9	R: 0 E: 0 K: 1 S: 10	H: 0 LOB: 0 BB: 0 P: 15	R: 0 E: 0 K: 0 S: 9	H: 1 LOB: 1 BB: 0 P: 14	R: 0 E: 0 K: 0 S: 7	H: 0 LOB: 0 BB: 1 P: 14	R: 0 E: 0 K: 2 S: 12	H: 1 LOB: 1 BB: 0 P: 22	R: 0 E: 0 K: 1 S: 8	H: 0 LOB: 0 BB: 0 P: 11	R: 0 E: 0 K: 2 S: 13	H: 1 LOB: 1 BB: 0 P: 20	1B: 3 2B: 2 3B: 0 HR: 2	SF: 0 SAC: 0 DP: 2 HBP: 1	WP: 0 PB: 0 SB: 1 CS: 0	PA: 33					
<b>PITCHER</b>	IP	WLS	BF	H	R	ER	SO	BB	IBB	HBP	BLK	WP	HR	S	P	ERA	WHIP										
<b>Jim Clancy, R</b> ERA: 5.16 (1, 1)	6.0	W	22	4	2	2	4	1	0	1	0	0	2	63	100	3.00	0.833										
<b>David Wells, L</b> ERA: 3.93 (7, 1)	3.0	S	11	2	0	0	5	0	0	0	0	0	0	33	53	0.00	0.667										

Batter	1	2	3	4	5	6	7	8	9	AB	R	H	RBI	BB	SO	LOB	BOTTOM										
<b>Tony Fernandez, S</b> OBP: 0.318, SLG: 0.362 (1, 6)										4	1	2	2	0	0	0	<b>Baltimore Orioles @ Toronto Blue Jays</b> Exhibition Stadium, Toronto, ON Thu Jun 23 1988, 7:05 PM EDT Att: 28,259 - Unknown - 62 F										
<b>Lloyd Moseby, L</b> OBP: 0.361, SLG: 0.390 (1, 8)										3	1	1	2	0	1	1											
<b>Rance Mulliniks, L</b> OBP: 0.410, SLG: 0.526 (1, 10)										3	0	0	0	1	0	1											
<b>George Bell, R</b> OBP: 0.316, SLG: 0.448 (1, 7)										3	0	0	1	0	0	2											
<b>Fred McGriff, L</b> OBP: 0.408, SLG: 0.596 (1, 3)										3	0	1	0	1	0	0											
<b>Kelly Gruber, R</b> OBP: 0.350, SLG: 0.496 (1, 5)										4	0	1	0	0	0	1											
<b>Ernie Whitt, L</b> OBP: 0.323, SLG: 0.331 (1, 2)										3	1	1	0	1	0	0											
<b>Jesse Barfield, R</b> OBP: 0.251, SLG: 0.347 (1, 9)										4	0	0	0	0	0	2											
<b>Manuel Lee, S</b> OBP: 0.292, SLG: 0.347 (1, 4)										3	2	2	0	0	0	0											
<b>Inning Stats</b>	R: 0 E: 0 K: 0 S: 10	H: 0 LOB: 0 BB: 0 P: 14	R: 0 E: 0 K: 0 S: 7	H: 0 LOB: 0 BB: 0 P: 9	R: 1 E: 0 K: 1 S: 10	H: 2 LOB: 1 BB: 0 P: 15	R: 0 E: 0 K: 0 S: 8	H: 1 LOB: 2 BB: 1 P: 15	R: 0 E: 0 K: 0 S: 9	H: 0 LOB: 0 BB: 0 P: 13	R: 2 E: 1 K: 0 S: 9	H: 2 LOB: 1 BB: 0 P: 12	R: 2 E: 0 K: 0 S: 9	H: 3 LOB: 2 BB: 1 P: 21	R: 0 E: 0 K: 0 S: 6	H: 0 LOB: 1 BB: 1 P: 12	R: 0 E: 0 K: 0 S: 6	H: 0 LOB: 1 BB: 1 P: 12	1B: 4 2B: 3 3B: 1 HR: 0	SF: 2 SAC: 0 DP: 0 HBP: 0	WP: 0 PB: 0 SB: 0 CS: 0	PA: 35					
<b>PITCHER</b>	IP	WLS	BF	H	R	ER	SO	BB	IBB	HBP	BLK	WP	HR	S	P	ERA	WHIP										
<b>Jay Tibbs, R</b> ERA: 4.82 (1, 1)	6.1	L	27	7	5	3	1	1	0	0	0	0	0	58	87	4.26	1.263										
<b>Don Aase, R</b> ERA: 5.4 (7, 1)	1.2		8	1	0	0	0	2	0	0	0	0	0	10	24	0.00	1.800										

AB 31  
R 2  
H 6  
RBI 2  
BB 1  
SO 9  
LOB 11



AB 30  
R 5  
H 8  
RBI 5  
BB 3  
SO 1  
LOB 7






Batter	1	2	3	4	5	6	7	8	9	AB	R	H	RBI	BB	SO	LOB	TOP										
<b>Dave Bergman, L</b> (1, 10) OBP: 0.370, SLG: 0.373	2-2 1B		1-0 F7		1-1 G3		3-2 2B		0-3 K	5	0	2	0	0	1	0											
<b>Lou Whitaker, L</b> (1, 4) OBP: 0.397, SLG: 0.415	0-0 F9		1-2 BLK SF7		2-2 F8		2-2 5-3			4	1	1	0	0	0	2											
<b>Pat Sheridan, L</b> (1, 9) OBP: 0.350, SLG: 0.492	3-2 F6		4-1 SF7		2-1 E 2B		1-1 4-3			2	1	1	0	1	0	1											
<b>Larry Herndon, R</b> (7, PH) OBP: 0.304, SLG: 0.330			2-3 BB							1	0	0	0	0	0	1											
<b>Alan Trammell, R</b> (1, 6) OBP: 0.385, SLG: 0.500	1-3 K		2-1 SF7		0-0 F6					2	0	0	1	1	1	2											
<b>Darrell Evans, L</b> (1, 3) OBP: 0.326, SLG: 0.330		0-1 F8	0-0 F9		0-0 E3 2B		1-3 K		1-3 K	4	0	0	0	0	1	3											
<b>Luis Salazar, R</b> (1, 7) OBP: 0.337, SLG: 0.465		0-1 HR			3-2 5-3		1-3 K		0-3 K	4	1	1	1	0	2	3											
<b>Matt Nokes, L</b> (1, 2) OBP: 0.291, SLG: 0.444		4-0 FC1-4 BB			0-0 4-3		1-1 2B		3-1 4-3	3	0	1	1	1	0	1											
<b>Tom Brookens, R</b> (1, 5) OBP: 0.352, SLG: 0.416		1-2 FC1-4			1-3 K		1-3 L3			4	0	1	0	0	1	3											
<b>Gary Pettis, S</b> (1, 8) OBP: 0.299, SLG: 0.261	0-2 4-3				1-1 G3		1-3 K		0-1 G4-6-3 1B	4	0	0	0	0	1	2											
<b>Inning Stats</b>	R: 0 E: 0 K: 1 S: 11	H: 1 LOB: 1 BB: 0 P: 17	R: 1 E: 0 K: 0 S: 11	H: 1 LOB: 1 BB: 1 P: 16	R: 1 E: 0 K: 0 S: 8	H: 1 LOB: 1 BB: 1 P: 16	R: 0 E: 0 K: 1 S: 8	H: 0 LOB: 0 BB: 0 P: 12	R: 0 E: 0 K: 0 S: 7	H: 2 LOB: 2 BB: 0 P: 15	R: 0 E: 0 K: 1 S: 11	H: 1 LOB: 1 BB: 0 P: 18	R: 0 E: 0 K: 2 S: 9	H: 0 LOB: 1 BB: 1 P: 17	R: 0 E: 0 K: 1 S: 7	H: 1 LOB: 0 BB: 0 P: 7	1B: 3 2B: 3 3B: 0 HR: 1	SF: 1 SAC: 0 DP: 1 HBP: 0	WP: 0 PB: 0 SB: 1 CS: 0	PA: 37							
<b>PITCHER</b>	IP	WLS	BF	H	R	ER	SO	BB	IBB	HBP	BLK	WP	HR	S	P	ERA	WHIP										
<b>Todd Stottlemyre, R</b> (1, 1) ERA: 4.38	6.1	W	28	6	3	2	4	2	0	0	1	0	1	62	97	2.84	1.263										
<b>John Cerutti, L</b> (7, 1) ERA: 3.86	0.1		1	0	0	0	0	0	0	0	0	0	0	3	5	0.00	0.000										
<b>Duane Ward, R</b> (7, 1) ERA: 2.63	1.1		5	0	0	0	2	1	0	0	0	0	0	11	20	0.00	0.750										
<b>Tom Henke, R</b> (9, 1) ERA: 2.27	1.0	S	3	1	0	0	1	0	0	0	0	0	0	7	7	0.00	1.000										

**Detroit Tigers @ Toronto Blue Jays**  
Exhibition Stadium, Toronto, ON  
Fri Jun 24 1988, 7:05 PM EDT  
Att: 40,533 - Unknown - 68 F

livebaseballscores.com

AB 33  
R 3  
H 7  
RBI 3  
BB 3  
SO 7  
LOB 18




Batter	1	2	3	4	5	6	7	8	9	AB	R	H	RBI	BB	SO	LOB	BOTTOM										
<b>Tony Fernandez, S</b> (1, 6) OBP: 0.318, SLG: 0.362	3-2 6-3	1-1 E9 1B		0-0 SH1-3			2-2 4-3			3	0	1	1	0	0	0											
<b>Lloyd Moseby, L</b> (1, 8) OBP: 0.363, SLG: 0.389	0-1 HR	2-1 1-3		4-0 IBB			1-3 K			3	1	1	0	1	1	1											
<b>Rance Mulliniks, L</b> (1, 10) OBP: 0.400, SLG: 0.511	0-0 F8		0-0 4-3	1-1 G1-2-3			1-0 4-3			4	0	0	0	0	0	4											
<b>George Bell, R</b> (1, 7) OBP: 0.319, SLG: 0.459	2-0 HR		3-2 S 1B	3-2 G3			2-3 K			4	2	2	2	0	1	0											
<b>Fred McGriff, L</b> (1, 3) OBP: 0.405, SLG: 0.594	0-3 K		0-0 F6	1-2 F7			0-2 1B 2B			4	1	1	0	0	1	1											
<b>Kelly Gruber, R</b> (1, 5) OBP: 0.356, SLG: 0.496		4-2 BLK SF8 BB	4-2 1B BB	0-0 F6			0-1 CS 1B			2	1	1	1	2	0	0											
<b>Ernie Whitt, L</b> (1, 2) OBP: 0.332, SLG: 0.333		1-1 5-3	1-2 1B	4-2 CS BB			4-0 IBB			2	0	1	1	2	0	1											
<b>Jesse Barfield, R</b> (1, 9) OBP: 0.256, SLG: 0.347		4-0 BLK E BB		1-1 SH1-3 1B			2-3 K			3	1	1	0	1	2	3											
<b>Manuel Lee, S</b> (1, 4) OBP: 0.294, SLG: 0.350		2-1 SF8		1-1 SH1-3 1B			0-3 K			2	0	1	1	0	1	1											
<b>Inning Stats</b>	R: 2 E: 0 K: 1 S: 10	H: 2 LOB: 0 BB: 0 P: 15	R: 2 E: 1 K: 0 S: 11	H: 1 LOB: 2 BB: 2 P: 25	R: 1 E: 0 K: 0 S: 14	H: 2 LOB: 2 BB: 1 P: 22	R: 0 E: 0 K: 0 S: 7	H: 0 LOB: 0 BB: 1 P: 14	R: 0 E: 0 K: 2 S: 10	H: 0 LOB: 0 BB: 1 P: 16	R: 0 E: 0 K: 1 S: 7	H: 0 LOB: 0 BB: 0 P: 11	R: 1 E: 0 K: 2 S: 12	H: 2 LOB: 2 BB: 1 P: 21	R: 0 E: 0 K: 1 S: 7	H: 0 LOB: 0 BB: 0 P: 11	1B: 7 2B: 2 3B: 0 HR: 1	SF: 1 SAC: 1 DP: 2 HBP: 0	WP: 0 PB: 0 SB: 2 CS: 2	PA: 35							
<b>PITCHER</b>	IP	WLS	BF	H	R	ER	SO	BB	IBB	HBP	BLK	WP	HR	S	P	ERA	WHIP										
<b>Walt Terrell, R</b> (1, 1) ERA: 4.32	8.0	L	35	9	6	6	6	4	2	0	0	0	1	79	136	6.75	1.625										

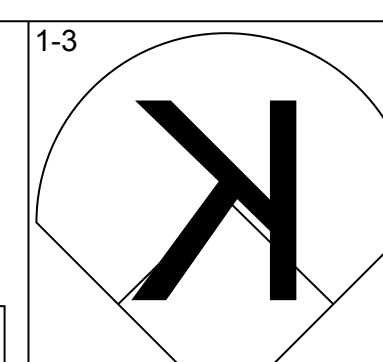
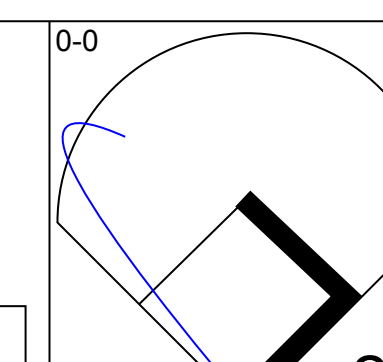
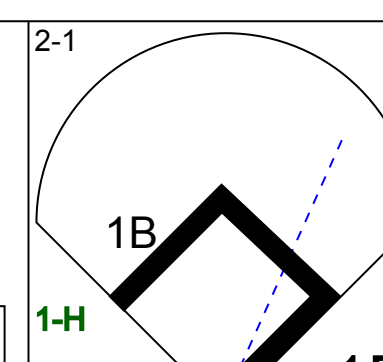
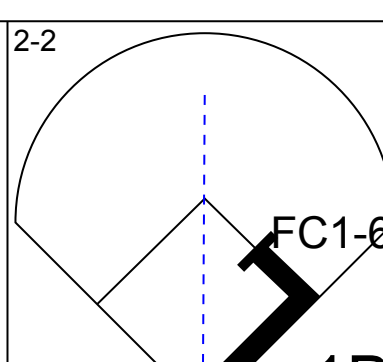
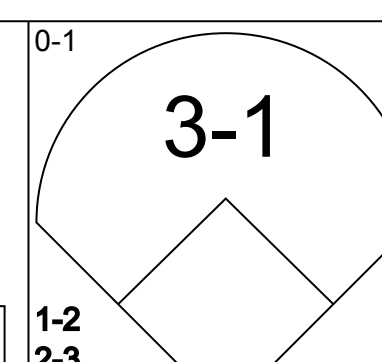
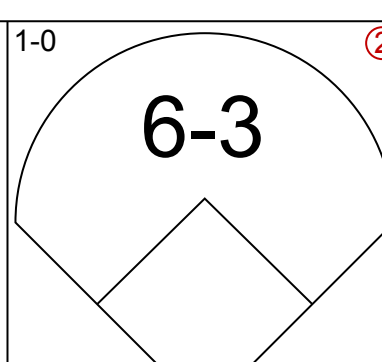
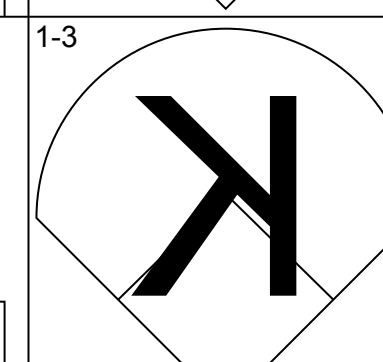
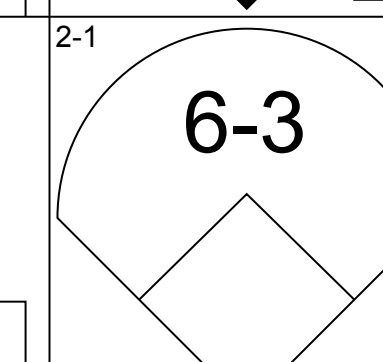
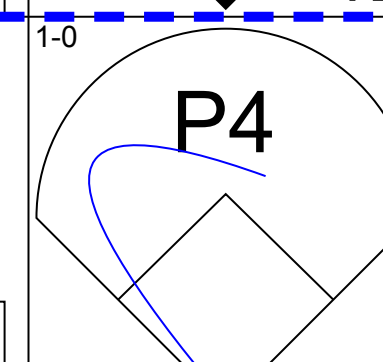
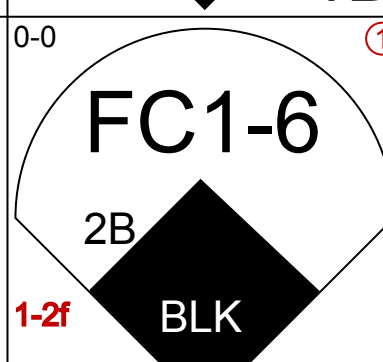
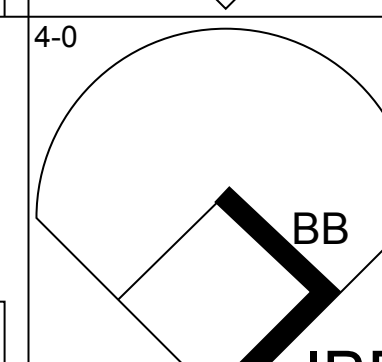
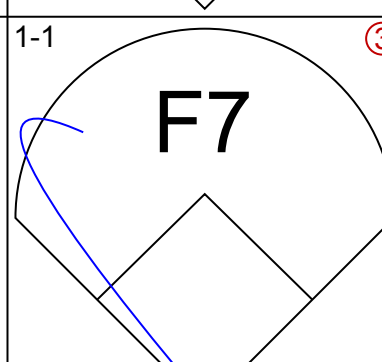
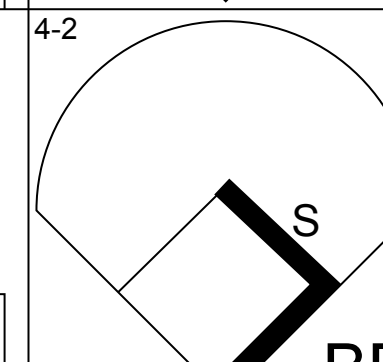
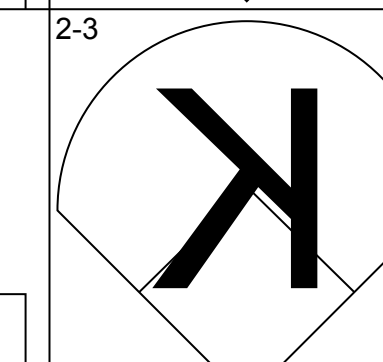
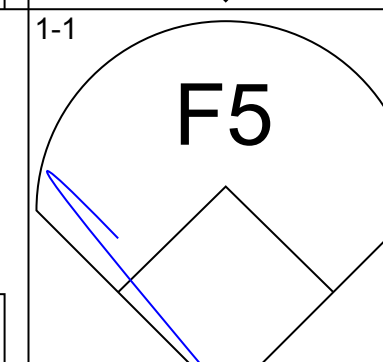
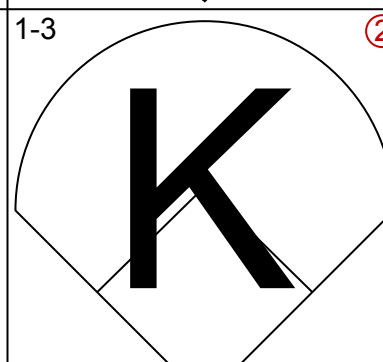
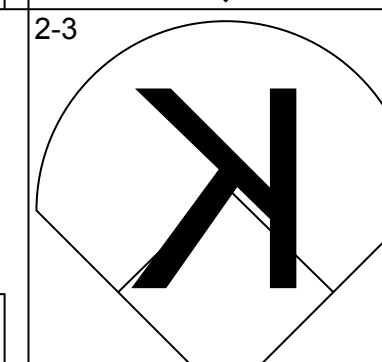
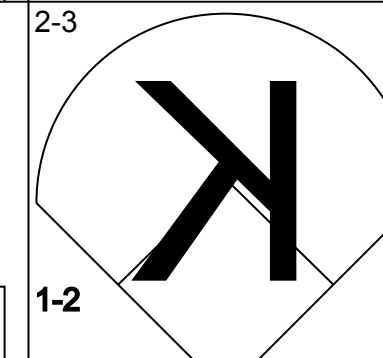
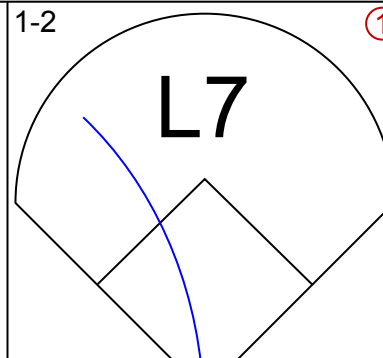
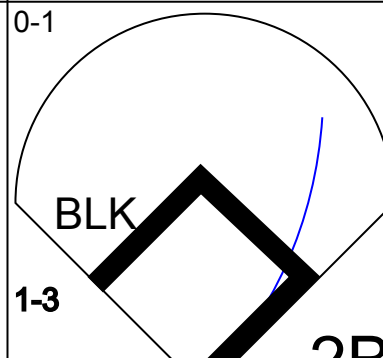
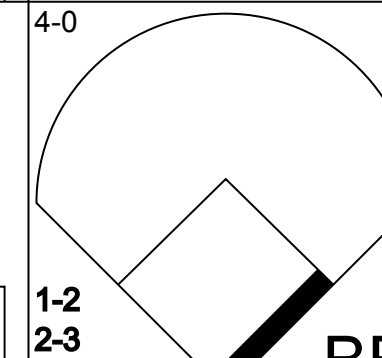
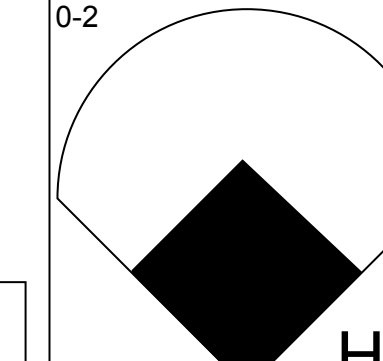
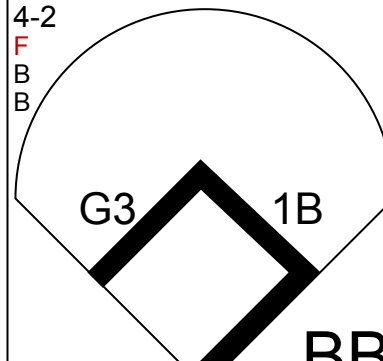
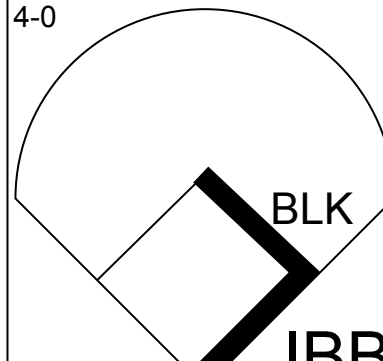
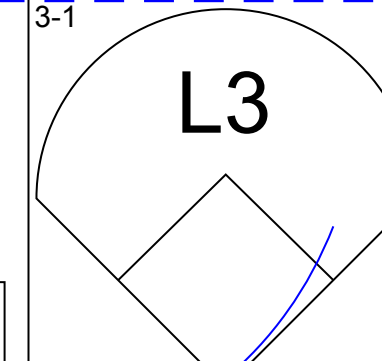

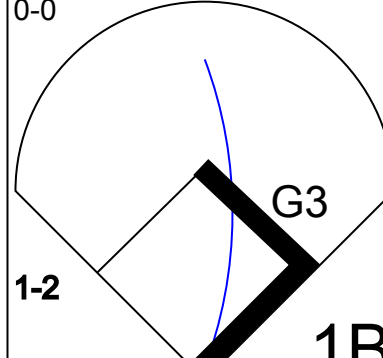
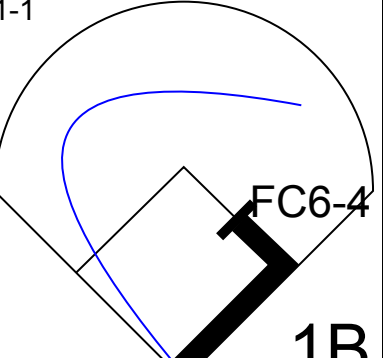

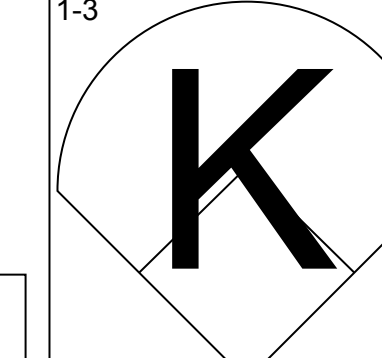
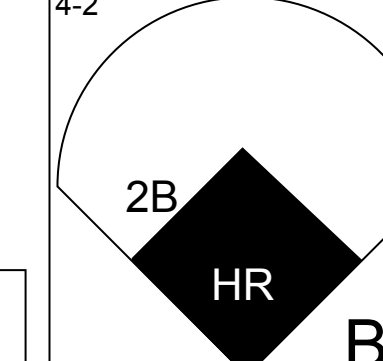
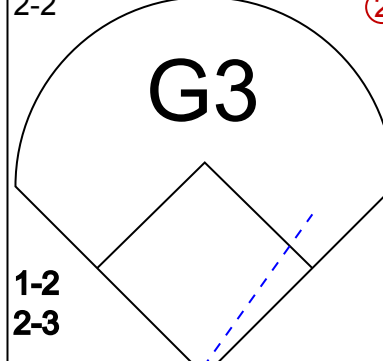
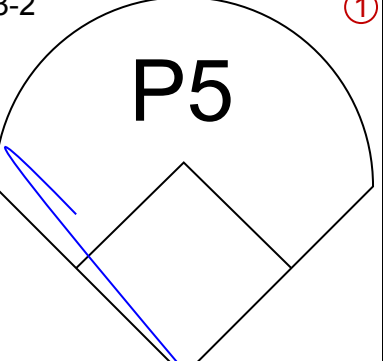
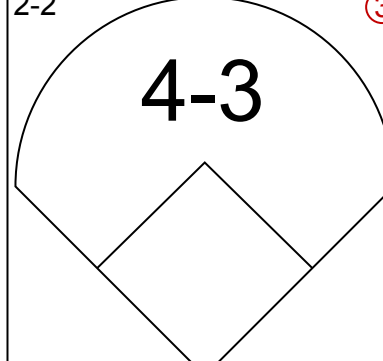
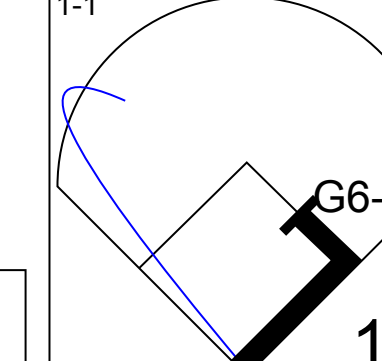
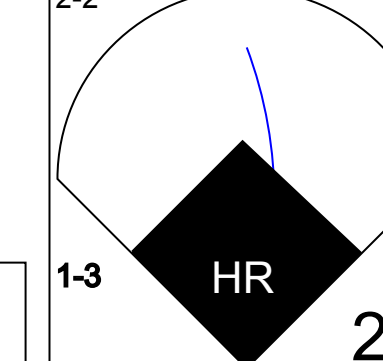
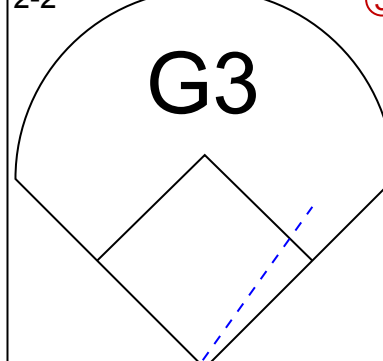
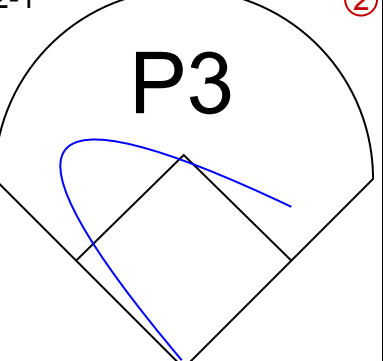
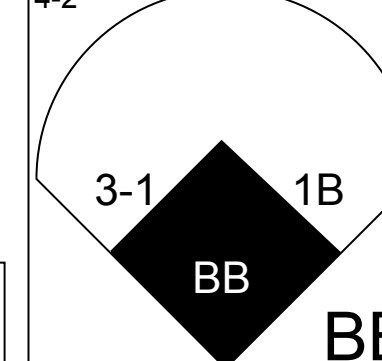
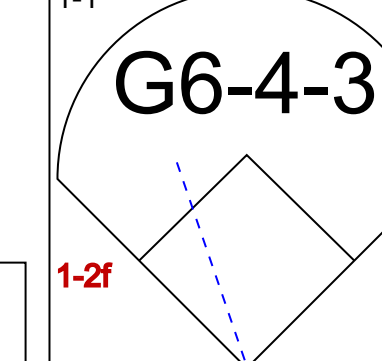
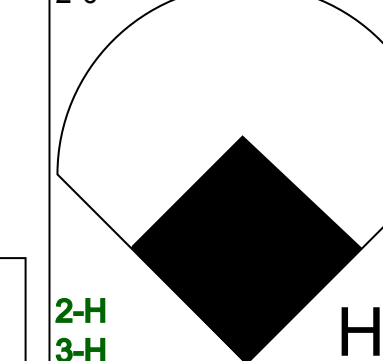
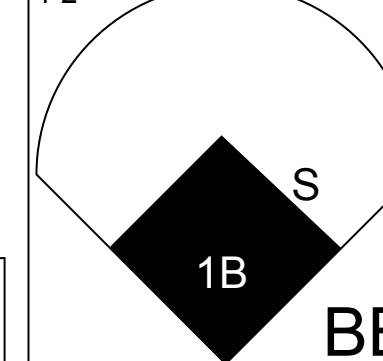
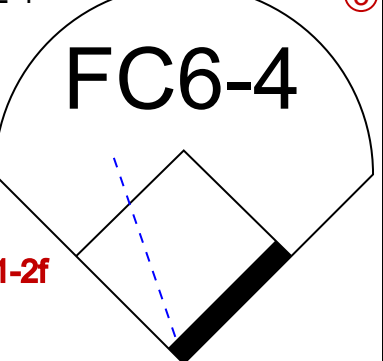
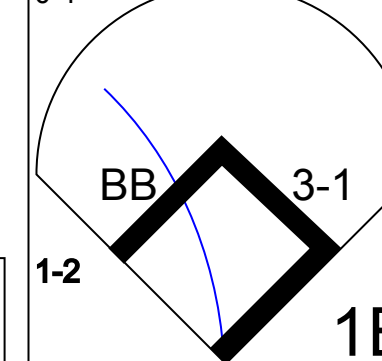
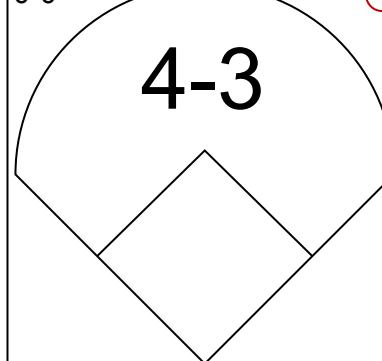
**Detroit Tigers @ Toronto Blue Jays**  
Exhibition Stadium, Toronto, ON  
Fri Jun 24 1988, 7:05 PM EDT  
Att: 40,533 - Unknown - 68 F

livebaseballscores.com

AB 27  
R 6  
H 9  
RBI 6  
BB 6  
SO 6  
LOB 11



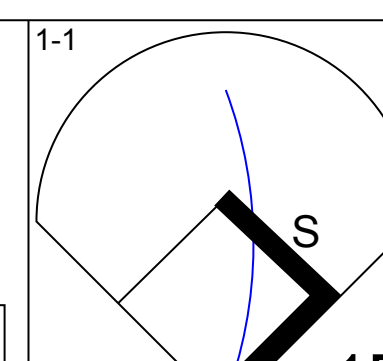
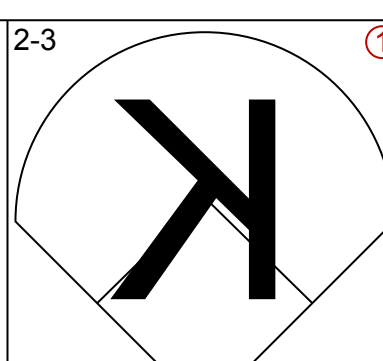
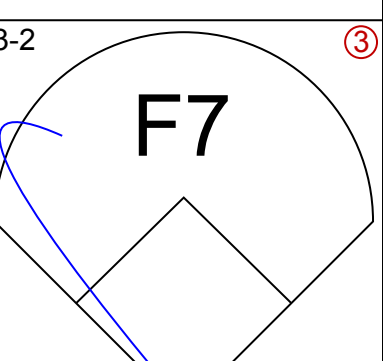
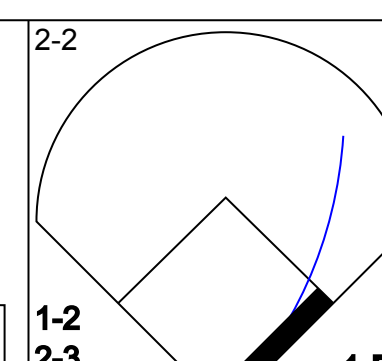
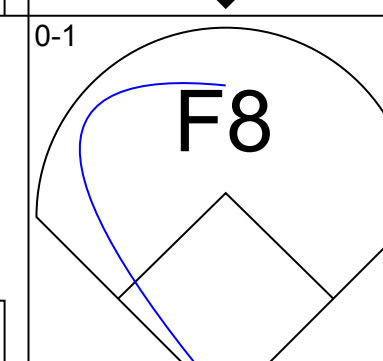
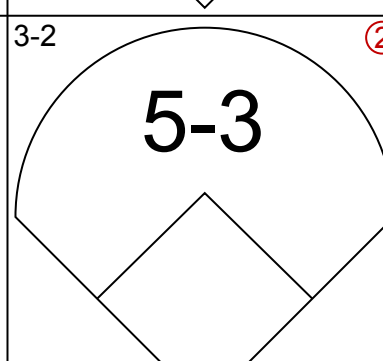
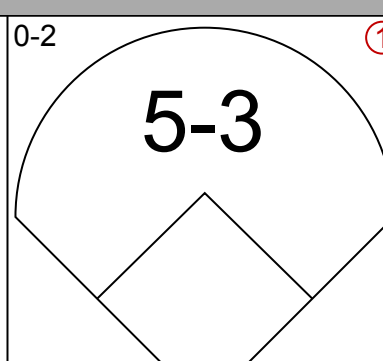
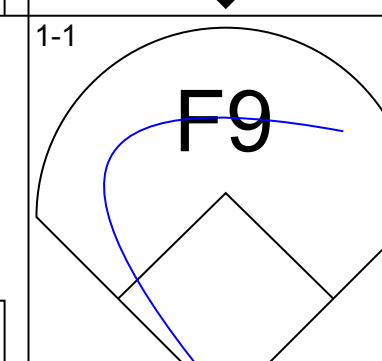
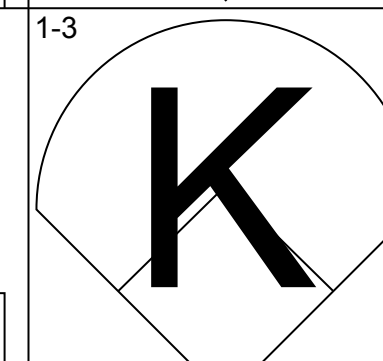
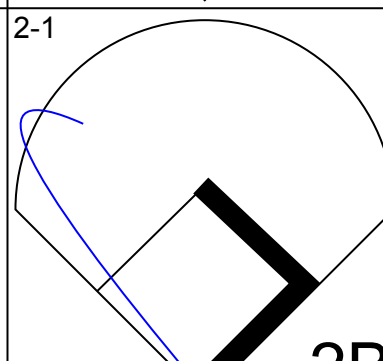
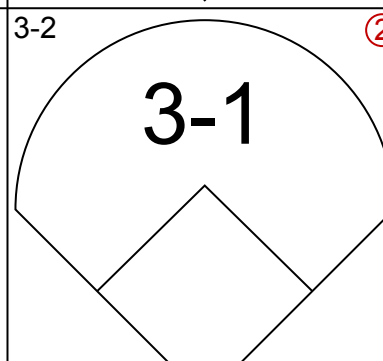
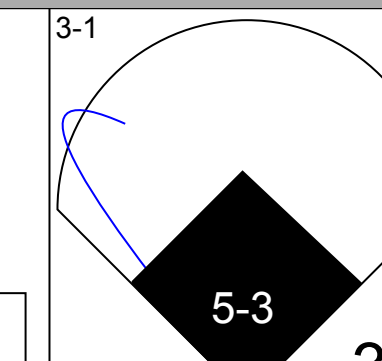
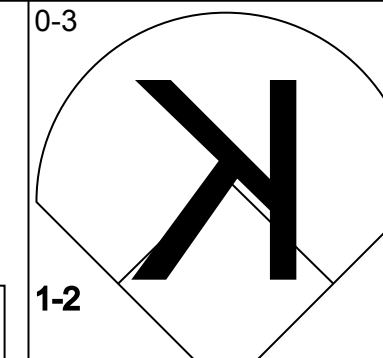
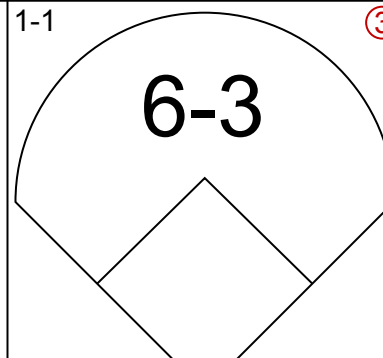
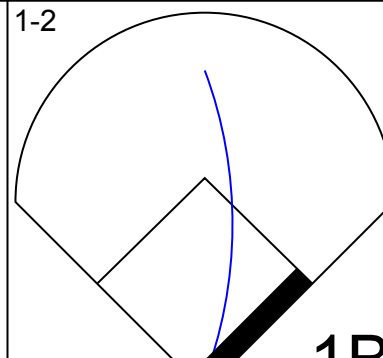
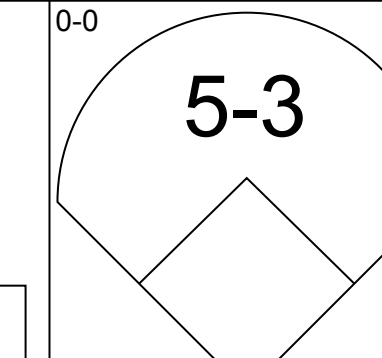
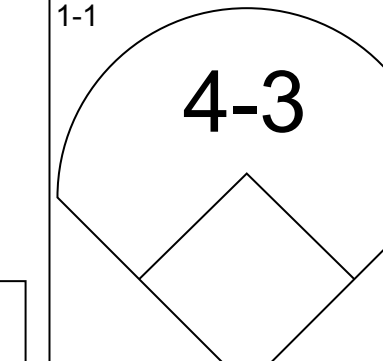
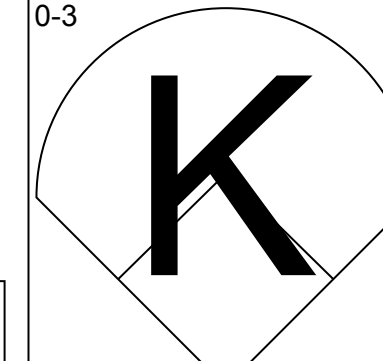
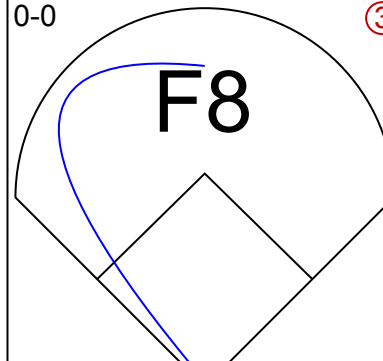
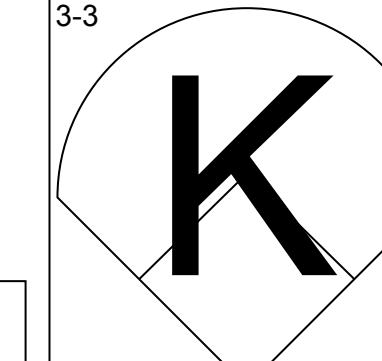
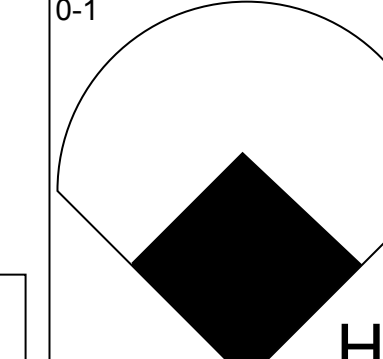
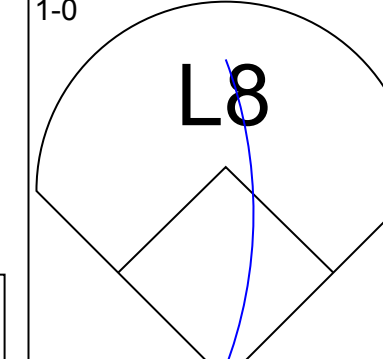
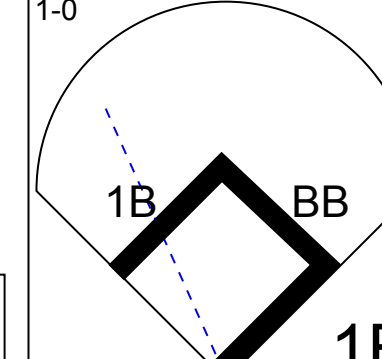
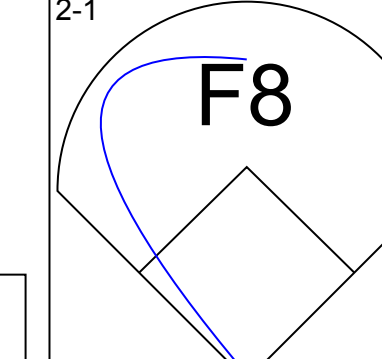
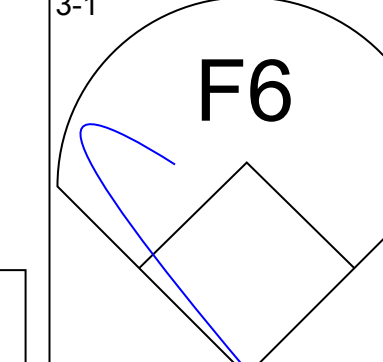
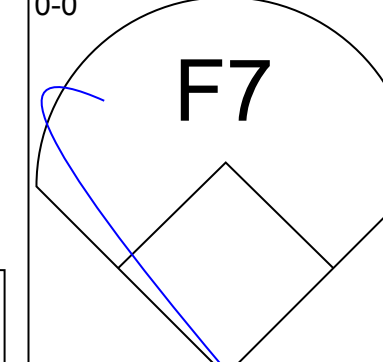
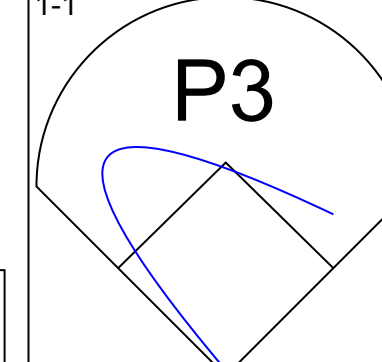
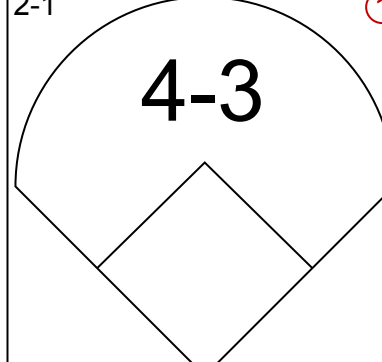
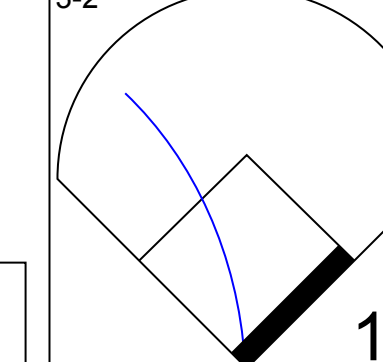
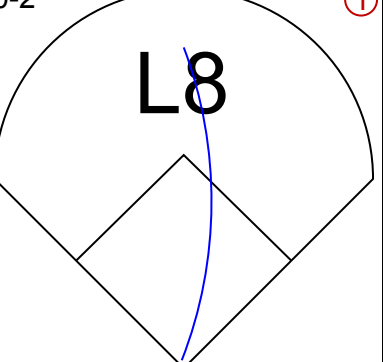
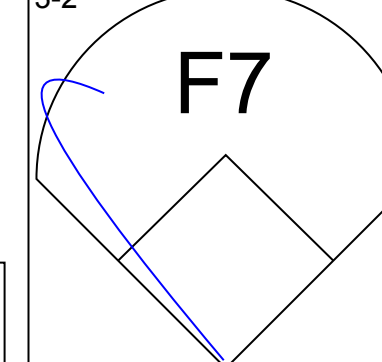
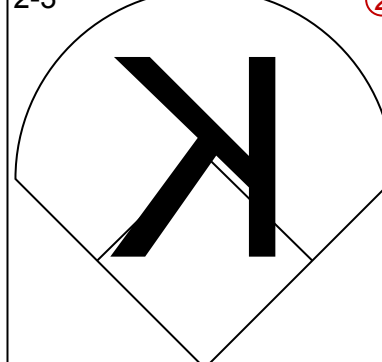

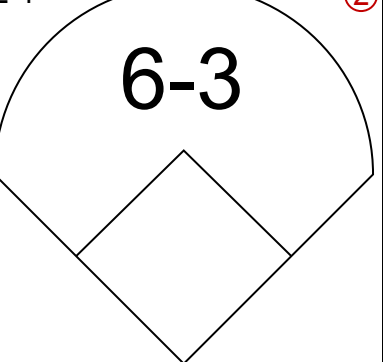
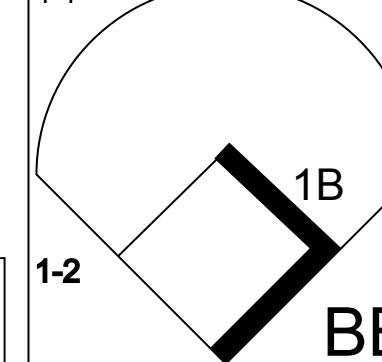
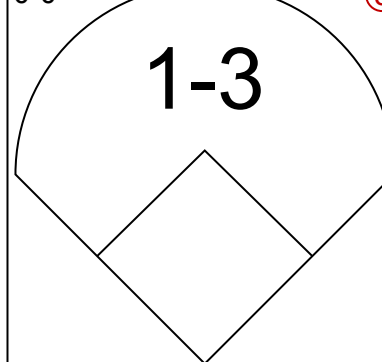


Batter	1	2	3	4	5	6	7	8	9	AB	R	H	RBI	BB	SO	LOB	TOP					
<b>Dave Bergman, L</b> (1, 7) OBP: 0.384, SLG: 0.403 <b>Tom Brookens, R</b> (7, 5) OBP: 0.350, SLG: 0.414										5	0	3	1	0	1	2						
<b>Lou Whitaker, L</b> (1, 4) OBP: 0.343, SLG: 0.405										5	1	0	0	1	1	3						
<b>Pat Sheridan, L</b> (1, 9) OBP: 0.345, SLG: 0.477										4	0	0	0	1	3	6						
<b>Aian Trammell, R</b> (1, 6) OBP: 0.389, SLG: 0.504										4	0	2	1	1	1	1						
<b>Darrell Evans, L</b> (1, 3) OBP: 0.332, SLG: 0.346										3	1	1	1	2	0	5						
<b>Luis Salazar, R</b> (1, 5) OBP: 0.343, SLG: 0.465										4	0	2	0	1	2	0						
<b>Matt Nokes, L</b> (1, 2) OBP: 0.293, SLG: 0.439										4	1	1	0	1	0	6						
<b>Ray Knight, R</b> (1, 10) OBP: 0.311, SLG: 0.315										4	2	1	0	1	0	4						
<b>Gary Pettis, S</b> (1, 8) OBP: 0.304, SLG: 0.276										4	2	2	3	1	0	1						
<b>Inning Stats</b>	R: 0 E: 0 K: 3 S: 12	H: 0 LOB: 1 BB: 1 P: 20	R: 4 E: 0 K: 2 S: 21	H: 4 LOB: 1 BB: 3 P: 33	R: 0 E: 0 K: 0 S: 18	H: 1 LOB: 2 BB: 1 P: 27	R: 1 E: 0 K: 0 S: 12	H: 2 LOB: 2 BB: 1 P: 22	R: 0 E: 0 K: 0 S: 10	H: 1 LOB: 1 BB: 0 P: 17	R: 1 E: 0 K: 1 S: 18	H: 2 LOB: 3 BB: 2 P: 31	R: 1 E: 0 K: 1 S: 11	H: 1 LOB: 3 BB: 3 P: 28	R: 0 E: 0 K: 1 S: 7	H: 1 LOB: 0 BB: 0 P: 10	R: 0 E: 0 K: 0 S: 4	H: 0 LOB: 0 BB: 0 P: 6	1B: 7 2B: 3 3B: 0 HR: 2	SF: 0 SAC: 0 DP: 1 HBP: 0	WP: 0 PB: 0 SB: 2 CS: 0	PA: 47
<b>PITCHER</b>	IP	WLS	BF	H	R	ER	SO	BB	IBB	HBP	BLK	WP	HR	S	P	ERA	WHIP					
<b>Dave Steb, R</b> (1, 1) ERA: 3.01	3.0	L	19	6	5	5	5	4	0	0	0	0	2	56	91	15.00	3.333					
<b>Jose Antonio Nunez, R</b> (4, 1) ERA: 3.18	3.2		21	5	2	2	2	3	2	0	1	0	0	44	82	4.91	2.182					
<b>Mark Eichhorn, R</b> (7, 1) ERA: 3.97	2.1		7	1	0	0	1	0	0	0	0	0	0	13	21	0.00	0.429					

**Detroit Tigers @ Toronto Blue Jays**  
Exhibition Stadium, Toronto, ON  
Sat Jun 25 1988, 3:33 AM EDT  
Att: 45,091 - Sunny - 82 F

AB 38  
R 7  
H 12  
RBI 6  
BB 9  
SO 8  
LOB 28



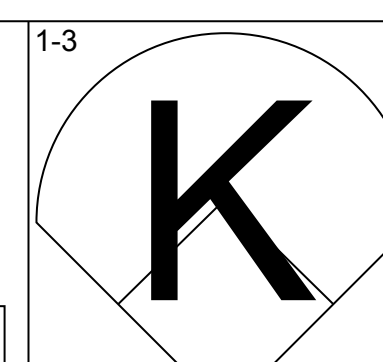
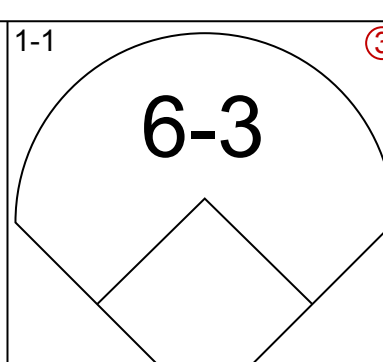
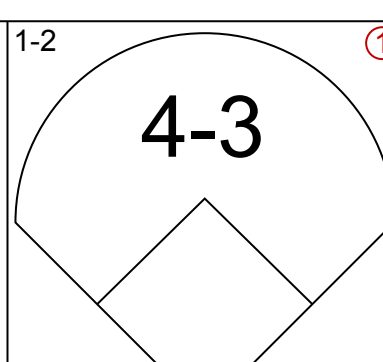
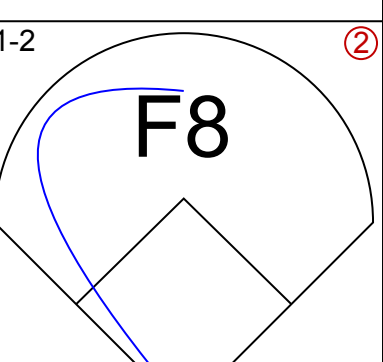
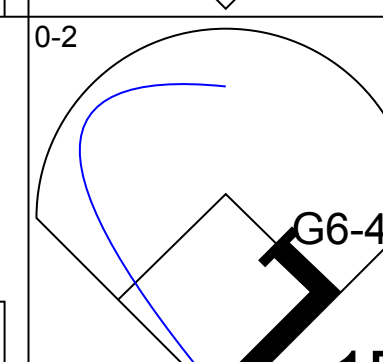
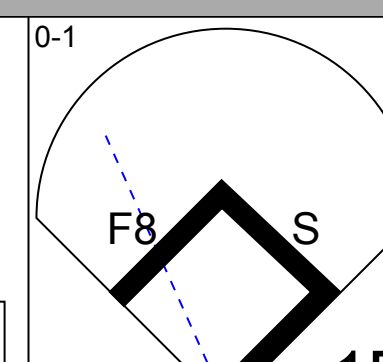
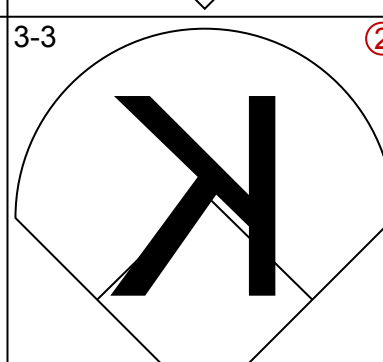
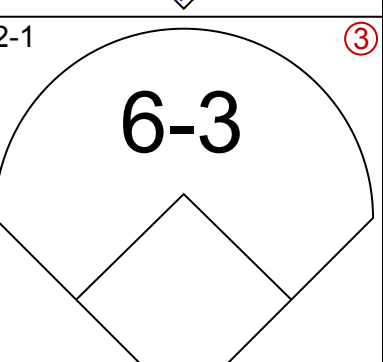
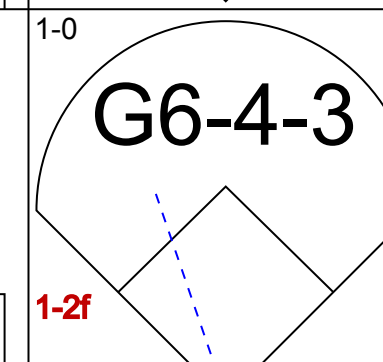
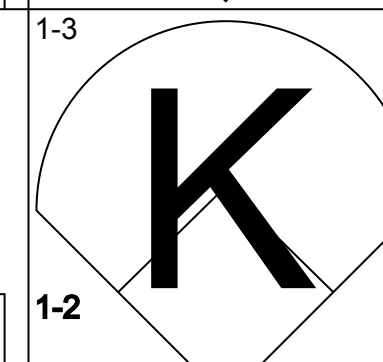
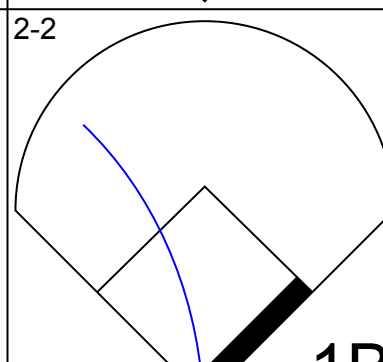
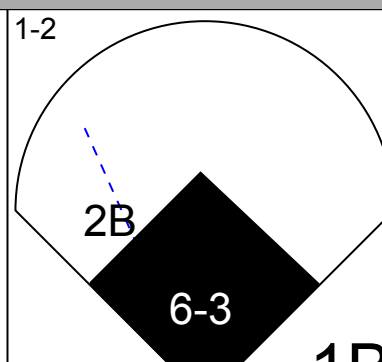
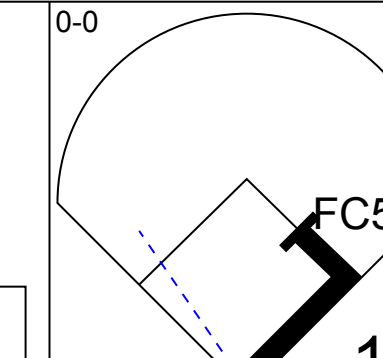
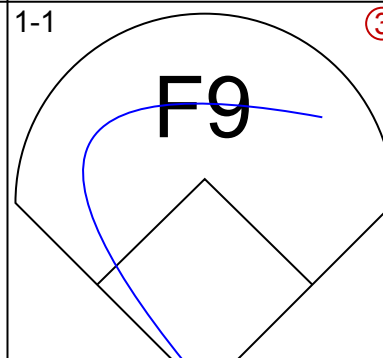
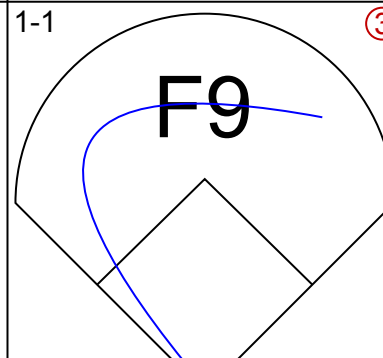
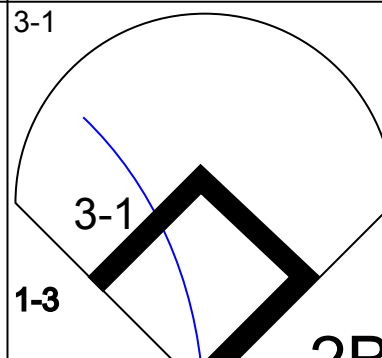
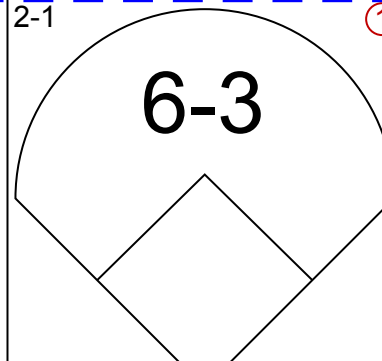
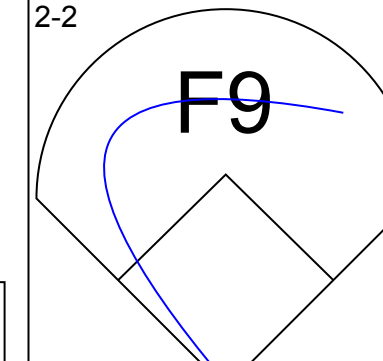
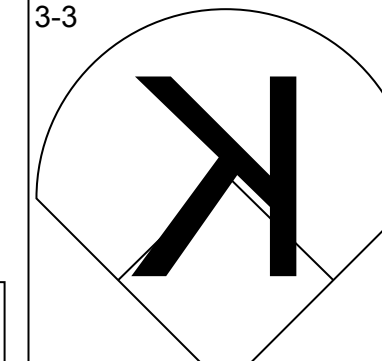
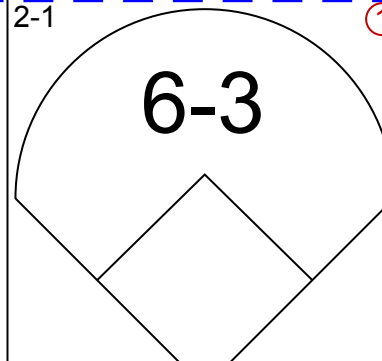
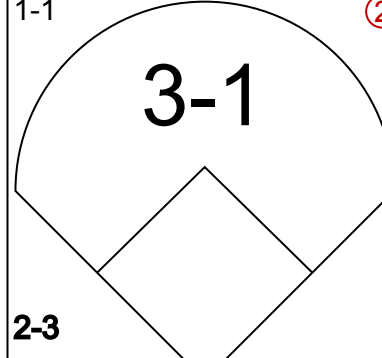
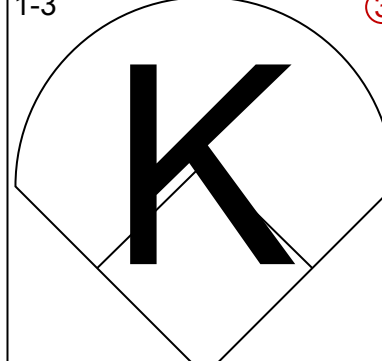
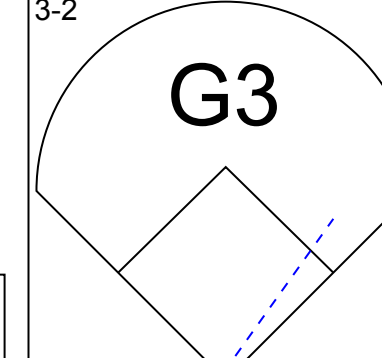
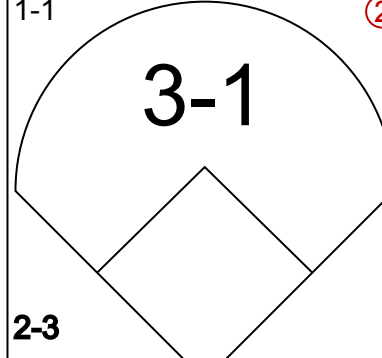
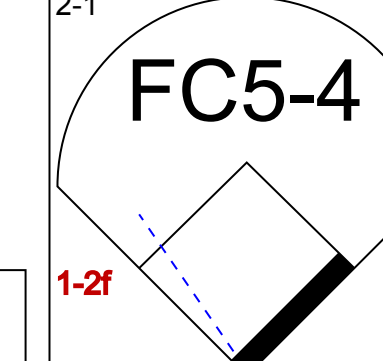
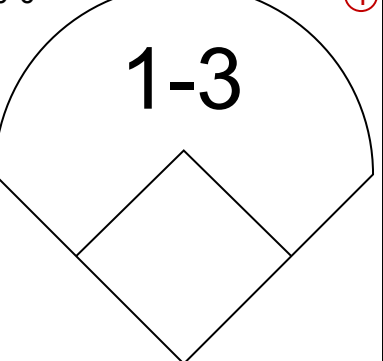
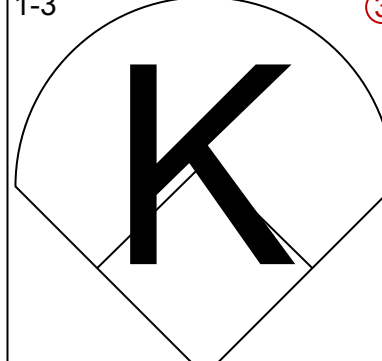
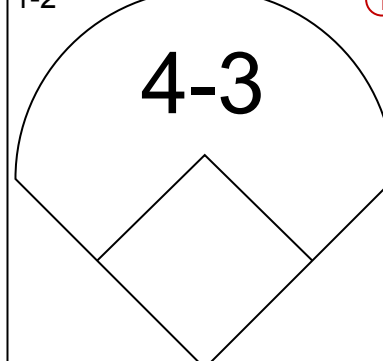
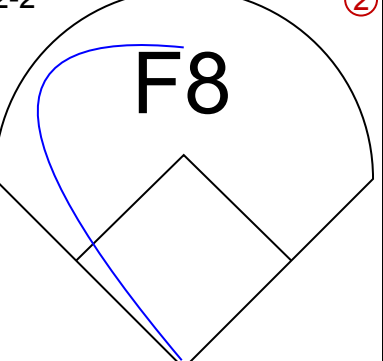
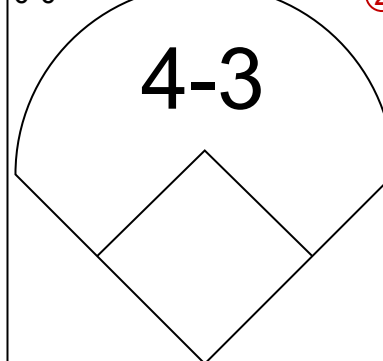
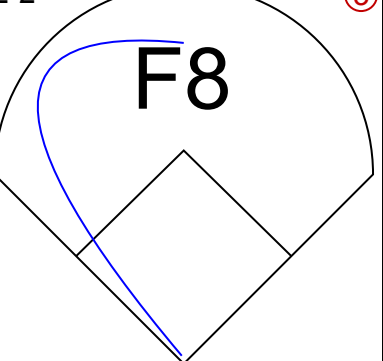
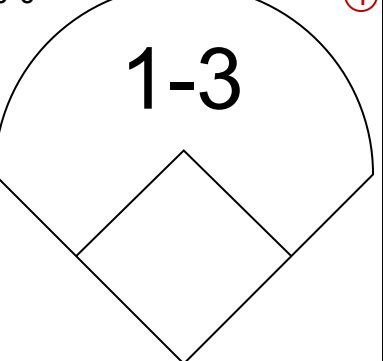
Batter	1	2	3	4	5	6	7	8	9	AB	R	H	RBI	BB	SO	LOB	BOTTOM					
<b>Tony Fernandez, S</b> (1, 6) OBP: 0.321, SLG: 0.364										4	0	2	0	0	1	0						
<b>Lloyd Moseby, L</b> (1, 8) OBP: 0.358, SLG: 0.383										4	0	0	0	0	0	4						
<b>Rance Mulliniks, L</b> (1, 10) OBP: 0.402, SLG: 0.531										4	1	2	0	0	1	1						
<b>George Bell, R</b> (1, 7) OBP: 0.318, SLG: 0.456										4	0	1	1	0	1	2						
<b>Fred McGriff, L</b> (1, 3) OBP: 0.399, SLG: 0.584										4	0	0	0	0	2	1						
<b>Kelly Gruber, R</b> (1, 5) OBP: 0.358, SLG: 0.508										4	1	2	1	0	0	0						
<b>Ernie Whitt, L</b> (1, 2) OBP: 0.327, SLG: 0.328										3	0	0	0	0	0	1						
<b>Pat Borders, R</b> (9, PH) OBP: 0.291, SLG: 0.496										1	0	0	0	0	0	0						
<b>Jesse Barfield, R</b> (1, 9) OBP: 0.256, SLG: 0.345										4	0	1	0	0	1	1						
<b>Manuel Lee, S</b> (1, 4) OBP: 0.292, SLG: 0.340										3	0	0	0	1	1	1						
<b>Inning Stats</b>	R: 0 E: 0 K: 2 S: 10	H: 1 LOB: 1 BB: 0 P: 12	R: 1 E: 0 K: 1 S: 12	H: 2 LOB: 1 BB: 0 P: 22	R: 0 E: 0 K: 1 S: 10	H: 1 LOB: 1 BB: 0 P: 18	R: 0 E: 0 K: 1 S: 5	H: 0 LOB: 0 BB: 0 P: 6	R: 0 E: 0 K: 0 S: 11	H: 0 LOB: 0 BB: 0 P: 16	R: 0 E: 0 K: 0 S: 10	H: 1 LOB: 1 BB: 0 P: 14	R: 0 E: 0 K: 0 S: 13	H: 2 LOB: 3 BB: 1 P: 25	R: 1 E: 0 K: 1 S: 8	H: 1 LOB: 0 BB: 0 P: 16	R: 0 E: 0 K: 1 S: 6	H: 0 LOB: 0 BB: 0 P: 10	1B: 5 2B: 1 3B: 1 HR: 1	SF: 0 SAC: 0 DP: 0 HBP: 0	WP: 0 PB: 0 SB: 1 CS: 0	PA: 36
<b>PITCHER</b>	IP	WLS	BF	H	R	ER	SO	BB	IBB	HBP	BLK	WP	HR	S	P	ERA	WHIP					
<b>Doyle Alexander, R</b> (1, 1) ERA: 3.25	8.0	W	33	8	2	2	6	1	0	0	0	0	0	6	10	0.00	1.125					
<b>Willie Hernandez, L</b> (9, 1) ERA: 2.31	1.0		3	0	0	0	1	0	0	0	0	0	0	6	10	0.00	0.000					

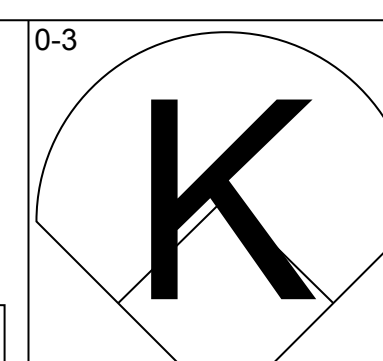
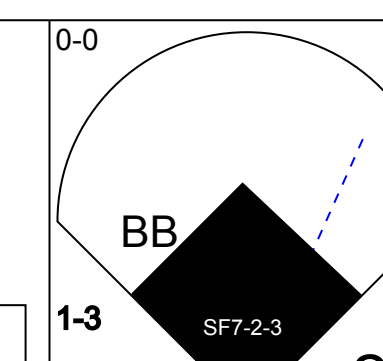
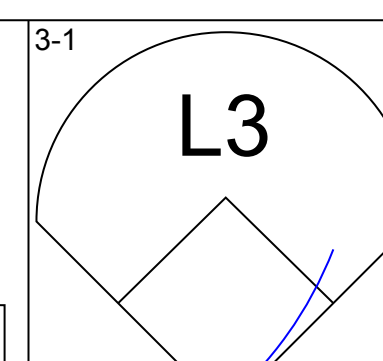
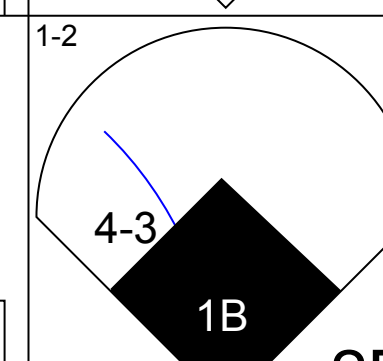
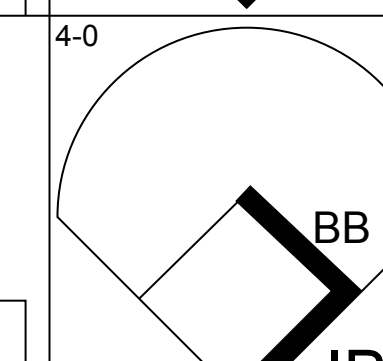
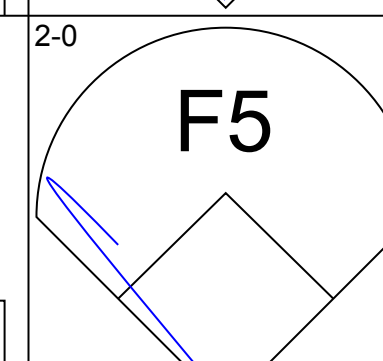
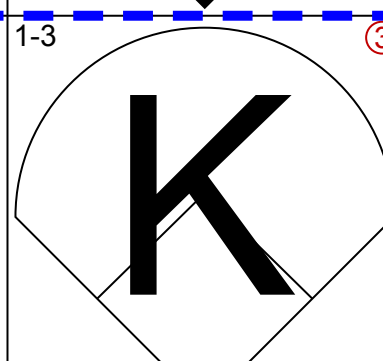
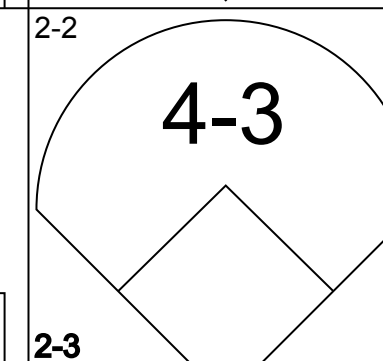
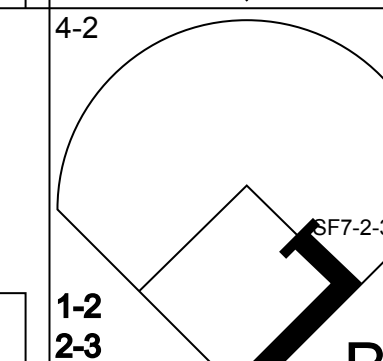
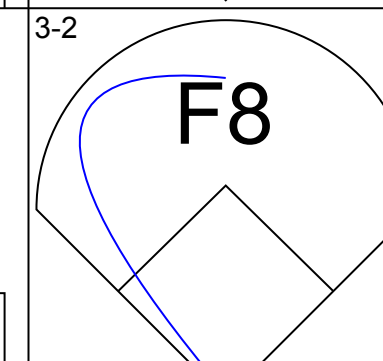
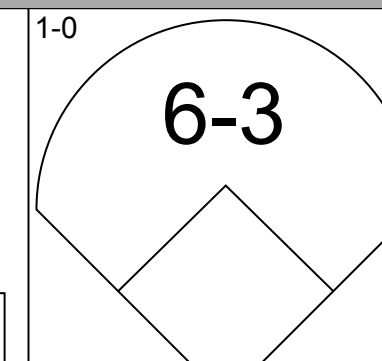
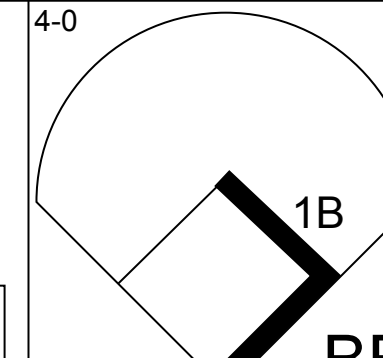
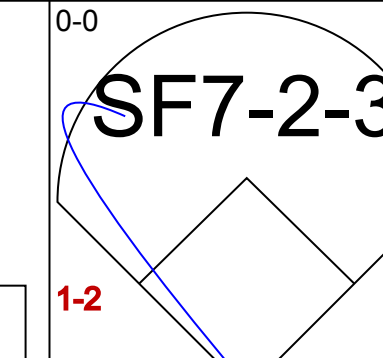
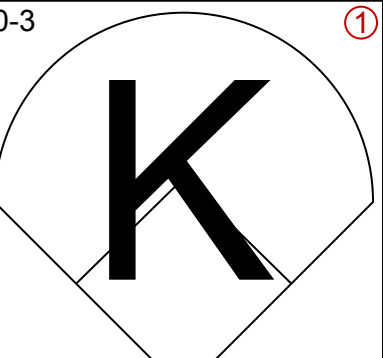
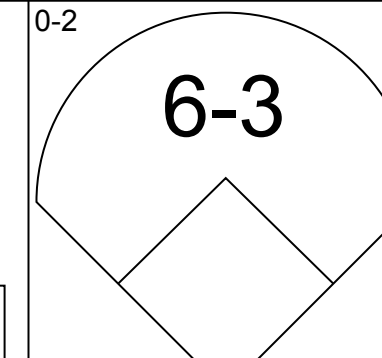
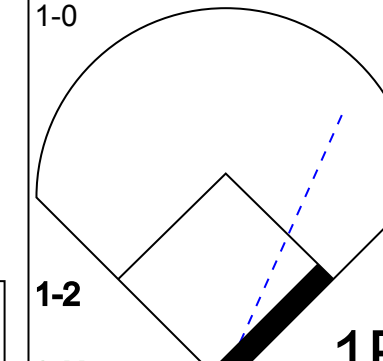
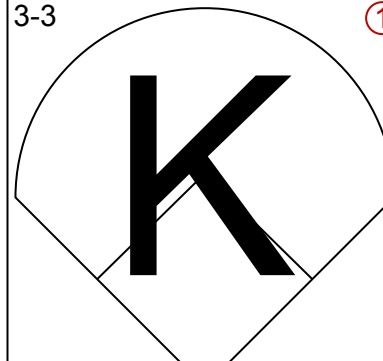
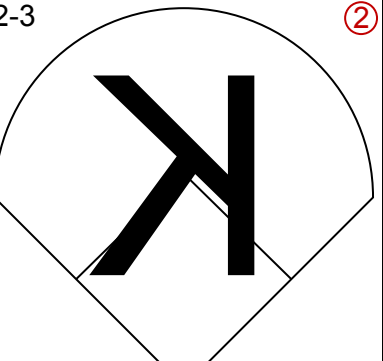
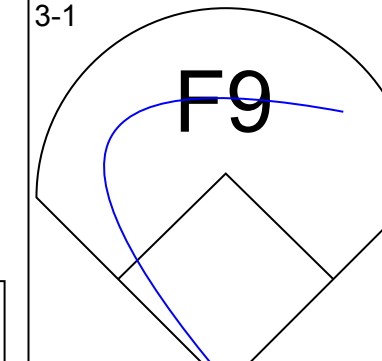
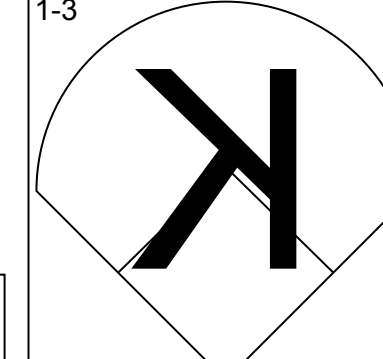
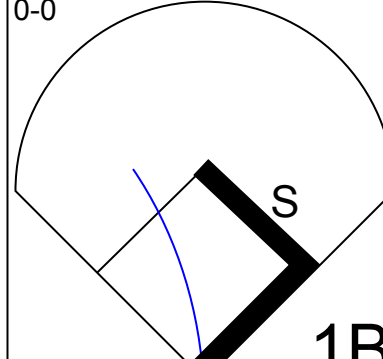
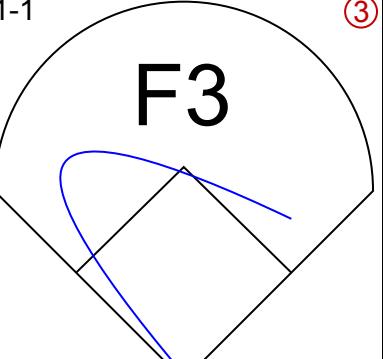
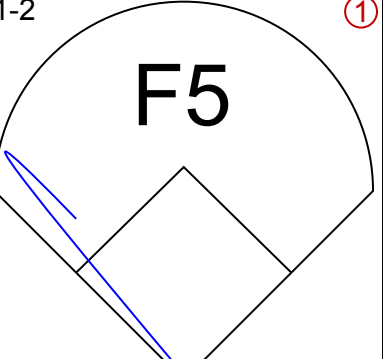
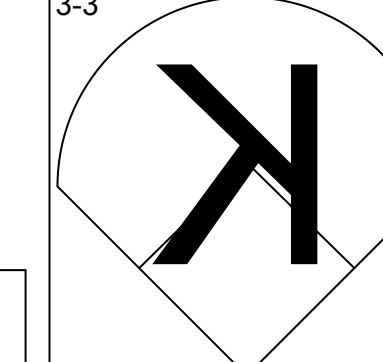
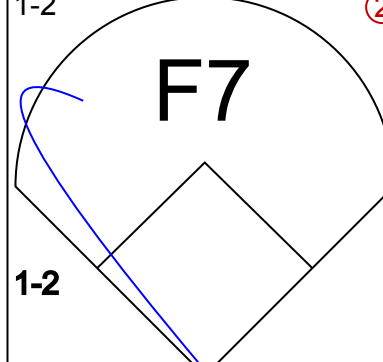
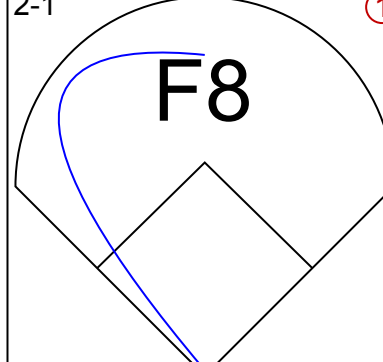
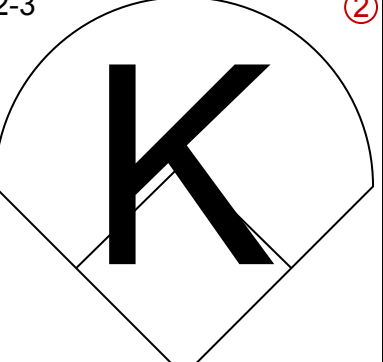
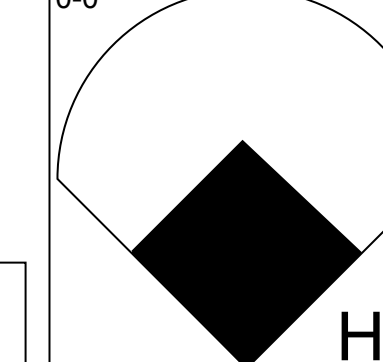
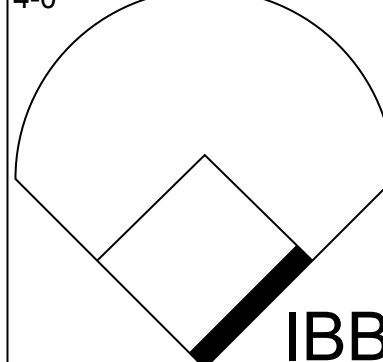
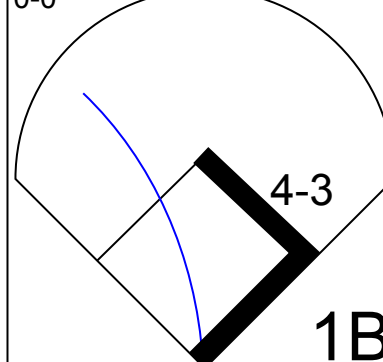
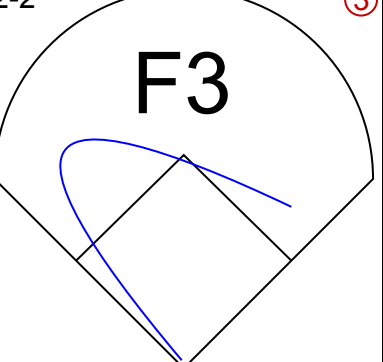
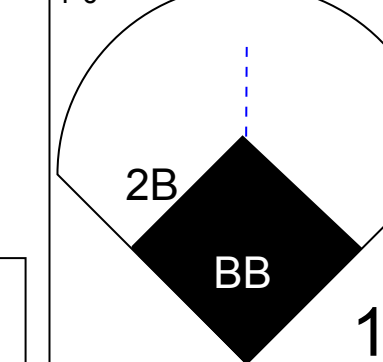
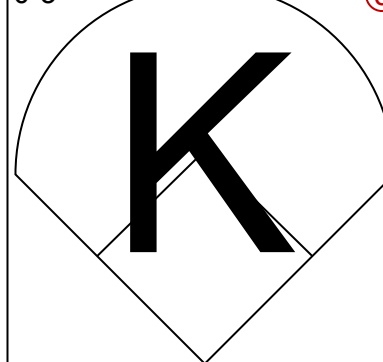
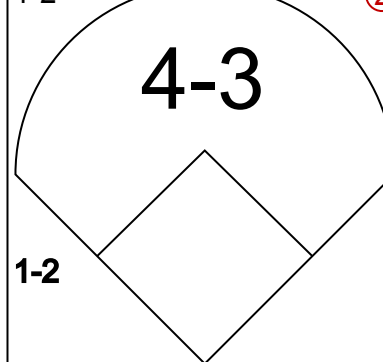
**Detroit Tigers @ Toronto Blue Jays**  
Exhibition Stadium, Toronto, ON  
Sat Jun 25 1988, 3:33 AM EDT  
Att: 45,091 - Sunny - 82 F

AB 35  
R 2  
H 8  
RBI 2  
BB 1  
SO 7  
LOB 11





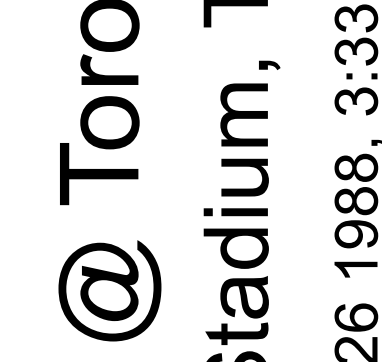
Batter	1	2	3	4	5	6	7	8	9	AB	R	H	RBI	BB	SO	LOB	TOP					
<b>Tom Brookens, R</b> OBP: 0.344, SLG: 0.405 (1.5)										4	0	0	0	0	1	0	<b>Detroit Tigers @ Toronto Blue Jays</b> Exhibition Stadium, Toronto, ON Sun Jun 26 1988, 3:33 AM EDT Att: 45,278 - Cloudy - 65 F					
<b>Jim Walewander, S</b> OBP: 0.349, SLG: 0.405 (1.4)										4	0	2	0	0	1	0						
<b>Luis Salazar, R</b> OBP: 0.346, SLG: 0.466 (1.7)										4	1	2	0	0	1	2						
<b>Alan Trammell, R</b> OBP: 0.390, SLG: 0.508 (1.6)										4	0	2	0	0	0	2						
<b>Ray Knight, R</b> OBP: 0.306, SLG: 0.310 (1.3)										3	0	0	0	0	1	2						
<b>Dave Bergman, L</b> OBP: 0.379, SLG: 0.397 (9, PH)										1	0	0	1	0	0	1						
<b>Larry Hemdon, R</b> OBP: 0.295, SLG: 0.319 (1.10)										3	0	0	0	0	1	1						
<b>Darrell Evans, L</b> OBP: 0.330, SLG: 0.344 (9, PH)										1	0	0	0	0	0	1						
<b>Mike Heath, R</b> OBP: 0.295, SLG: 0.300 (1.9)										3	0	2	0	0	0	1						
<b>Lou Whitaker, L</b> OBP: 0.380, SLG: 0.404 (9, PH)										1	0	0	0	0	1	1						
<b>Matt Nokes, L</b> OBP: 0.289, SLG: 0.432 (1.2)										3	0	0	0	0	0	2						
<b>Gary Pettis, S</b> OBP: 0.301, SLG: 0.273 (1.8)										3	0	0	0	0	0	1						
<b>Inning Stats</b>	R: 0 E: 0 K: 1 S: 7	H: 1 LOB: 0 BB: 0 P: 9	R: 0 E: 0 K: 1 S: 7	H: 1 LOB: 0 BB: 0 P: 11	R: 0 E: 0 K: 1 S: 9	H: 1 LOB: 1 BB: 0 P: 11	R: 0 E: 0 K: 0 S: 10	H: 1 LOB: 1 BB: 0 P: 14	R: 0 E: 0 K: 1 S: 13	H: 1 LOB: 1 BB: 0 P: 20	R: 0 E: 0 K: 1 S: 11	H: 1 LOB: 1 BB: 0 P: 18	R: 0 E: 0 K: 1 S: 12	H: 1 LOB: 1 BB: 0 P: 21	R: 0 E: 0 K: 0 S: 9	H: 0 LOB: 0 BB: 0 P: 12	R: 1 E: 0 K: 1 S: 12	H: 2 LOB: 1 BB: 0 P: 20	1B: 7 2B: 1 3B: 0 HR: 0	SF: 0 SAC: 0 DP: 1 HBP: 0	WP: 0 PB: 0 SB: 1 CS: 0	PA: 34
<b>PITCHER</b>	IP	WLS	BF	H	R	ER	SO	BB	IBB	HBP	BLK	WP	HR	S	P	ERA	WHIP					
<b>Mike Flanagan, L</b> ERA: 4.25 (1.1)	8.0	W	31	8	1	1	5	0	0	0	0	0	0	83	125	1.12	1.000					
<b>Tom Henke, R</b> ERA: 2.2 (9, 1)	1.0	S	3	0	0	0	1	0	0	0	0	0	0	7	11	0.00	0.000					

Batter	1	2	3	4	5	6	7	8	9	AB	R	H	RBI	BB	SO	LOB	BOTTOM				
<b>Tony Fernandez, S</b> OBP: 0.323, SLG: 0.367 (1.6)										3	1	1	0	1	1	0	<b>Detroit Tigers @ Toronto Blue Jays</b> Exhibition Stadium, Toronto, ON Sun Jun 26 1988, 3:33 AM EDT Att: 45,278 - Cloudy - 65 F				
<b>Lloyd Moseby, L</b> OBP: 0.360, SLG: 0.386 (1.8)										3	1	1	0	1	1	2					
<b>Rance Mulliniks, L</b> OBP: 0.399, SLG: 0.520 (1.10)										3	0	0	1	1	0	1					
<b>George Bell, R</b> OBP: 0.317, SLG: 0.453 (1.7)										2	0	0	1	1	1	0					
<b>Fred McGriff, L</b> OBP: 0.397, SLG: 0.578 (1.3)										4	0	1	1	0	2	0					
<b>Kelly Gruber, R</b> OBP: 0.356, SLG: 0.504 (1.5)										4	0	1	0	0	1	2					
<b>Ernie Whitt, L</b> OBP: 0.320, SLG: 0.320 (1.2)										4	0	0	0	0	2	1					
<b>Jesse Barfield, R</b> OBP: 0.265, SLG: 0.364 (1.9)										3	1	2	1	1	0	0					
<b>Manuel Lee, S</b> OBP: 0.293, SLG: 0.339 (1.4)										3	1	1	0	0	1	3					
<b>Inning Stats</b>	R: 1 E: 0 K: 2 S: 13	H: 2 LOB: 2 BB: 1 P: 22	R: 3 E: 0 K: 1 S: 11	H: 3 LOB: 1 BB: 2 P: 23	R: 0 E: 0 K: 2 S: 12	H: 1 LOB: 2 BB: 1 P: 19	R: 0 E: 0 K: 0 S: 6	H: 0 LOB: 0 BB: 0 P: 14	R: 0 E: 0 K: 1 S: 10	H: 1 LOB: 2 BB: 1 P: 18	R: 0 E: 0 K: 0 S: 6	H: 0 LOB: 0 BB: 0 P: 10	R: 0 E: 0 K: 1 S: 13	H: 0 LOB: 0 BB: 0 P: 18	R: 0 E: 0 K: 1 S: 13	H: 0 LOB: 0 BB: 0 P: 18		R: 1 E: 0 K: 1 S: 13	H: 4 LOB: 3 3B: 0 HR: 1	SF: 1 SAC: 0 DP: 1 HBP: 0	WP: 0 PB: 0 SB: 1 CS: 0
<b>PITCHER</b>	IP	WLS	BF	H	R	ER	SO	BB	IBB	HBP	BLK	WP	HR	S	P	ERA	WHIP				
<b>Jeff Robinson, R</b> ERA: 3.33 (1.1)	5.2	L	28	7	4	4	7	3	2	0	0	0	0	58	104	6.35	1.765				
<b>Paul Gibson, L</b> ERA: 3.07 (6, 1)	2.1		7	0	0	0	2	0	0	0	0	0	0	22	32	0.00	0.000				

AB 34  
R 1  
H 8  
RBI 1  
BB 0  
SO 6  
LOB 14



AB 29  
R 4  
H 7  
RBI 4  
BB 5  
SO 9  
LOB 9





Batter	1	2	3	4	5	6	7	8	9	AB	R	H	RBI	BB	SO	LOB	TOP			
<b>Tony Fernandez, S</b> (1, 6) OBP: 0.322, SLG: 0.365	P4		F8		FC4-6 1B		P3			4	0	1	0	0	0	3	<b>Toronto Blue Jays @ Baltimore Orioles</b> Memorial Stadium, Baltimore, MD Mon Jun 27 1988, 7:05 PM EDT Att: 17,212 - Unknown - 77 F			
<b>Lloyd Moseby, L</b> (1, 8) OBP: 0.356, SLG: 0.380	P6		F7		FC4-6 1-2		F9			4	0	0	0	0	0	4				
<b>Cecil Fielder, R</b> (1, 10) OBP: 0.300, SLG: 0.518 <b>Rance Mulliniks, L</b> (6, PH) OBP: 0.396, SLG: 0.517	K			P6		G6-4-3 1B		G3		3	0	1	0	0	1	0				
<b>George Bell, R</b> (1, 7) OBP: 0.313, SLG: 0.447		F9		F8		G6-4-3 1B		P6		4	0	0	0	0	0	1				
<b>Kelly Gruber, R</b> (1, 5) OBP: 0.358, SLG: 0.518		K			2B		6-3		HR	4	1	2	1	0	1	0				
<b>Jesse Barfield, R</b> (1, 9) OBP: 0.265, SLG: 0.361					BB		6-3		4-3	2	0	0	0	2	0	0				
<b>Pat Borders, R</b> (1, 2) OBP: 0.292, SLG: 0.492 <b>Ernie Whitt, L</b> (6, PH) OBP: 0.319, SLG: 0.318	P6			F9			BB 1B		L3	3	1	1	0	0	0	3				
<b>Fred McGriff, L</b> (1, 3) OBP: 0.399, SLG: 0.575			F7		G6-4-3 1B		1B BB		K	3	0	1	0	1	1	0				
<b>Manuel Lee, S</b> (1, 4) OBP: 0.300, SLG: 0.345					G6-4-3 1B		1-2 2-H 1B		F7	4	0	2	1	0	0	1				
<b>Inning Stats</b>	R: 0 E: 0 K: 1 S: 7	H: 0 LOB: 0 BB: 0 P: 10	R: 0 E: 0 K: 1 S: 8	H: 0 LOB: 1 BB: 1 P: 17	R: 0 E: 0 K: 0 S: 10	H: 1 LOB: 1 BB: 0 P: 14	R: 0 E: 0 K: 0 S: 9	H: 1 LOB: 2 BB: 1 P: 14	R: 0 E: 0 K: 0 S: 5	H: 1 LOB: 0 BB: 0 P: 8	R: 1 E: 0 K: 0 S: 11	H: 2 LOB: 2 BB: 1 P: 21	R: 1 E: 0 K: 0 S: 8	H: 1 LOB: 0 BB: 0 P: 13	R: 0 E: 0 K: 1 S: 9	H: 0 LOB: 0 BB: 0 P: 11		1B: 6 2B: 1 3B: 0 HR: 1	SF: 0 SAC: 0 DP: 2 HBP: 0	WP: 0 PB: 0 SB: 0 CS: 0
<b>PITCHER</b>	IP	WLS	BF	H	R	ER	SO	BB	IBB	HBP	BLK	WP	HR	S	P	ERA	WHIP			
<b>Jeff Ballard, L</b> (1, 1) ERA: 4.13	7.0	W	29	7	1	1	2	3	0	0	0	0	0	57	94	1.29	1.429			
<b>Tom Niedenfuer, R</b> (8, 1) ERA: 3.71	2.0		7	1	1	1	1	0	0	0	0	0	1	17	24	4.50	0.500			

Batter	1	2	3	4	5	6	7	8	9	AB	R	H	RBI	BB	SO	LOB	BOTTOM			
<b>Pete Stanicek, S</b> (1, 7) OBP: 0.354, SLG: 0.408	F9		BB 1B	L5			P5			5	0	2	0	0	0	0	<b>Toronto Blue Jays @ Baltimore Orioles</b> Memorial Stadium, Baltimore, MD Mon Jun 27 1988, 7:05 PM EDT Att: 17,212 - Unknown - 77 F			
<b>Billy Ripken, R</b> (1, 4) OBP: 0.249, SLG: 0.244	F7		P5		5-3		E 2B		4-3	5	1	1	0	0	0	4				
<b>Cal Ripken Jr., R</b> (1, 6) OBP: 0.383, SLG: 0.451	F8		1-2 2-H 3-H 1B		5-3		E SF9 IBB			3	1	1	2	1	0	0				
<b>Eddie Murray, S</b> (1, 10) OBP: 0.338, SLG: 0.405		F8	P4			BB	E3 1B 1-3 2-H			3	0	0	0	1	0	3				
<b>Mickey Tettleton, S</b> (1, 2) OBP: 0.303, SLG: 0.444		F8				K	SF9			2	0	0	1	1	1	1				
<b>Jim Traber, L</b> (1, 3) OBP: 0.299, SLG: 0.380			K				SH5-3 1B		1B	4	1	3	1	0	1	3				
<b>Ken Gerhart, R</b> (1, 8) OBP: 0.237, SLG: 0.358		6-3			F7		SH5-3 1B		P5	3	0	0	0	0	0	2				
<b>Larry Sheets, L</b> (1, 9) OBP: 0.295, SLG: 0.303 <b>Joe Orsulak, L</b> (9, 9) OBP: 0.315, SLG: 0.314			1B 1B 1B BB		3-1		L3		L6	3	1	0	0	1	0	1				
<b>Rick Schu, R</b> (1, 5) OBP: 0.316, SLG: 0.374			1B 1B				F8		5-3	4	2	2	1	0	0	1				
<b>Inning Stats</b>	R: 0 E: 0 K: 0 S: 7	H: 0 LOB: 0 BB: 0 P: 9	R: 1 E: 0 K: 0 S: 11	H: 1 LOB: 0 BB: 0 P: 16	R: 2 E: 0 K: 1 S: 13	H: 3 LOB: 3 BB: 2 P: 31	R: 1 E: 0 K: 0 S: 11	H: 1 LOB: 0 BB: 0 P: 15	R: 0 E: 0 K: 0 S: 9	H: 0 LOB: 1 BB: 1 P: 18	R: 0 E: 0 K: 0 S: 10	H: 1 LOB: 1 BB: 0 P: 16	R: 2 E: 1 K: 0 S: 12	H: 2 LOB: 2 BB: 1 P: 22	R: 0 E: 0 K: 0 S: 6	H: 1 LOB: 1 BB: 0 P: 12		1B: 6 2B: 1 3B: 0 HR: 2	SF: 1 SAC: 1 DP: 0 HBP: 0	WP: 0 PB: 0 SB: 0 CS: 0
<b>PITCHER</b>	IP	WLS	BF	H	R	ER	SO	BB	IBB	HBP	BLK	WP	HR	S	P	ERA	WHIP			
<b>John Cerutti, L</b> (1, 1) ERA: 4.15	4.0	L	19	5	4	4	1	2	0	0	0	0	0	24	46	0.00	1.286			
<b>Todd Stottlemyre, R</b> (5, 1) ERA: 4.25	2.1		11	2	2	0	1	1	1	0	0	0	0	6	8	0.00	3.000			
<b>David Wells, L</b> (7, 1) ERA: 3.91	0.1		3	1	0	0	0	0	0	0	0	0	0	7	14	0.00	0.750			
<b>Mark Eichhorn, R</b> (7, 1) ERA: 3.86	1.1		5	1	0	0	0	0	0	0	0	0	0	7	14	0.00	0.750			





Batter	1	2	3	4	5	6	7	8	9	AB	R	H	RBI	BB	SO	LOB	TOP										
Tony Fernandez, S (1,6) OBP: 0.321, SLG: 0.364 Nelson Liriano, S (8,4) OBP: 0.268, SLG: 0.288	1-0 G6-4-3 1B		1-3 K			0-0 4-3		1-1 6-3		4	0	1	0	0	1	1	Toronto Blue Jays @ Baltimore Orioles Memorial Stadium, Baltimore, MD Tue Jun 28 1988, 7:05 PM EDT Att: 16,241 - Unknown - 79 F										
Kelly Gruber, R (1,5) OBP: 0.357, SLG: 0.518	0-1 G6-4-3 1-2		1-1 F4			1-1 4-3		1-1 2B		4	0	1	0	0	0	2											
Rance Mulliniks, L (1,10) OBP: 0.401, SLG: 0.517 Cecil Fielder, R (8,PH) OBP: 0.297, SLG: 0.512	0-0 1B			1-1 4-3		4-1 BB 1B BB		2-2 5-3		2	0	1	0	1	0	0											
George Bell, R (1,7) OBP: 0.312, SLG: 0.444	1-0 F9			0-0 F8		0-1 BB 1B		1-0 F9		4	0	1	0	0	0	2											
Fred McGriff, L (1,3) OBP: 0.400, SLG: 0.572		3-2 P9		0-0 1B		4-2 1-2 2-3 BB		2-3 K		3	0	1	0	1	1	0											
Ernie Whitt, L (1,2) OBP: 0.316, SLG: 0.315 Pat Borders, R (6,PH) OBP: 0.287, SLG: 0.483		1-1 F5		3-2 P6		1-2 2-3 F9		3-1 F8		2	0	0	0	0	0	1											
Jesse Barfield, R (1,8) OBP: 0.268, SLG: 0.358		2-3 K			2-2 4-3		2-2 F9		0-0 1B	4	0	1	0	0	1	0											
Rick Leach, L (1,9) OBP: 0.330, SLG: 0.309 Sil Campuzano, R (7,PH) OBP: 0.293, SLG: 0.344			1-2 FC1-8 1B		2-0 F7		1-3 K		2-3 K	2	0	1	0	0	0	0											
Manuel Lee, S (1,4) OBP: 0.293, SLG: 0.336			0-1 FC1-6 1-2		1-3 K		1-1 5-3			2	0	0	0	0	2	1											
Inning Stats	R: 0 E: 0 K: 0 S: 5	H: 2 LOB: 1 BB: 7 P: 7	R: 0 E: 0 K: 1 S: 9	H: 0 LOB: 0 BB: 15 P: 15	R: 0 E: 0 K: 1 S: 10	H: 1 LOB: 1 BB: 0 P: 13	R: 0 E: 0 K: 0 S: 9	H: 1 LOB: 1 BB: 0 P: 13	R: 0 E: 0 K: 1 S: 10	H: 0 LOB: 0 BB: 0 P: 15	R: 0 E: 0 K: 0 S: 13	H: 0 LOB: 3 BB: 2 P: 24	R: 0 E: 0 K: 1 S: 11	H: 0 LOB: 0 BB: 0 P: 15	R: 0 E: 0 K: 0 S: 8	H: 1 LOB: 1 BB: 0 P: 13		R: 0 E: 0 K: 2 S: 9	H: 1 LOB: 1 BB: 0 P: 16	1B: 6 2B: 1 3B: 0 HR: 0	SF: 0 SAC: 0 DP: 1 HBP: 0	WP: 0 PB: 0 SB: 0 CS: 0	PA: 35				
PITCHER	IP	WLS	BF	H	R	ER	SO	BB	IBB	HBP	BLK	WP	HR	S	P	ERA	WHIP										
Jay Tibbs, R (1,1) ERA: 4.41 Mark Thurmond, L (6,1) ERA: 7.39	5.2	W	23	5	0	0	3	2	0	0	0	0	0	53	82	0.00	1.235										

Batter	1	2	3	4	5	6	7	8	9	AB	R	H	RBI	BB	SO	LOB	BOTTOM										
Pete Stanicek, S (1,7) OBP: 0.345, SLG: 0.388	2-2 P6		0-0 P4					1-2 4-3		4	1	0	0	1	1	3	Toronto Blue Jays @ Baltimore Orioles Memorial Stadium, Baltimore, MD Tue Jun 28 1988, 7:05 PM EDT Att: 16,241 - Unknown - 79 F										
Fred Lynn, L (1,8) OBP: 0.324, SLG: 0.493	2-2 FC6 1B		1-0 HR		0-2 G3		2-2 1-1 2-1 HR 2B			4	2	3	3	0	0	0											
Cal Ripken Jr., R (1,6) OBP: 0.387, SLG: 0.451	2-2 FC6 1-2		1-1 FC5-4 1B		4-1 BB		4-0 HR IBB			2	1	1	0	2	0	1											
Eddie Murray, S (1,10) OBP: 0.340, SLG: 0.415	4-2 1-2 BB		1-0 FC5-4 1B SF8-3		1-2 6-3		3-1 1-1 2-1 HR			3	2	1	3	1	0	2											
Jim Traber, L (1,3) OBP: 0.297, SLG: 0.375	0-0 P6		3-2 SF8-3 1B			3-3 K		0-2 6-3		4	0	1	0	0	1	2											
Larry Sheets, L (1,9) OBP: 0.294, SLG: 0.303 Joe Orsulak, L (8,9) OBP: 0.315, SLG: 0.314		1-1 1B 1B		0-1 SF8-3		0-1 F9		1-3 K		3	0	1	1	0	1	0											
Terry Kennedy, L (1,2) OBP: 0.237, SLG: 0.239		2-2 F7		2-2 F8		2-2 L8		1-1 F8		4	0	0	0	0	0	1											
Rick Schu, R (1,5) OBP: 0.314, SLG: 0.370		2-0 1-2 1B		1-3 K			0-1 6-3		1-0 F8	4	0	1	0	0	1	0											
Billy Ripken, R (1,4) OBP: 0.253, SLG: 0.249		1-2 F8		2-2 6-3			2-1 2B 2B		4-2 BB	3	1	1	0	1	0	2											
Inning Stats	R: 0 E: 0 K: 0 S: 14	H: 1 LOB: 2 BB: 1 P: 24	R: 0 E: 0 K: 0 S: 13	H: 2 LOB: 2 BB: 0 P: 19	R: 2 E: 0 K: 0 S: 10	H: 3 LOB: 0 BB: 0 P: 16	R: 0 E: 0 K: 1 S: 9	H: 0 LOB: 0 BB: 0 P: 14	R: 0 E: 0 K: 1 S: 13	H: 0 LOB: 1 BB: 1 P: 21	R: 0 E: 0 K: 1 S: 10	H: 0 LOB: 0 BB: 0 P: 15	R: 5 E: 0 K: 1 S: 17	H: 3 LOB: 0 BB: 2 P: 33	R: 0 E: 0 K: 0 S: 9	H: 0 LOB: 1 BB: 1 P: 16		1B: 5 2B: 3 3B: 0 HR: 2	SF: 1 SAC: 0 DP: 1 HBP: 0	WP: 0 PB: 0 SB: 0 CS: 0	PA: 37						
PITCHER	IP	WLS	BF	H	R	ER	SO	BB	IBB	HBP	BLK	WP	HR	S	P	ERA	WHIP										
Jim Clancy, R (1,1) ERA: 5.19 David Wells, L (7,1) ERA: 4.36 Jose Antonio Nunez, R (8,1) ERA: 3.07	6.1	L	28	7	4	4	3	3	0	0	0	0	1	11	21	40.50	3.000										

AB	33
R	0
H	7
RBI	0
BB	2
SO	6
LOB	12



AB	31
R	7
H	9
RBI	7
BB	5
SO	4
LOB	11





Batter	1	2	3	4	5	6	7	8	9	AB	R	H	RBI	BB	SO	LOB	TOP								
<b>Tony Fernandez, S</b> (1, 6) OBP: 0.322, SLG: 0.362	1-3 K		1-0 4-3		4-1 FC6 BB		0-0 1B E		1-2 6-3	4	1	1	0	1	1	0	<b>Toronto Blue Jays @ Baltimore Orioles</b> Memorial Stadium, Baltimore, MD Wed Jun 29 1988, 7:05 PM EDT Att: 18,059 - Unknown <a href="http://livebaseballscorecards.com">livebaseballscorecards.com</a>								
<b>Lloyd Moseby, L</b> (1, 8) OBP: 0.356, SLG: 0.376	4-2 S BB		0-0 3-1		2-2 P6		0-0 F7		4-1 S BB	3	0	0	0	2	0	5									
<b>Rance Mulliniks, L</b> (1, 10) OBP: 0.401, SLG: 0.513	0-0 F7			2-1 FC5-4 1B		0-0 FC6		3-2 S E 1B	0-0 F2	5	1	2	1	0	0	5									
<b>Fred McGriff, L</b> (1, 3) OBP: 0.397, SLG: 0.569	2-3 K			2-3 K		1-2 1B G6-4-3 2B		3-3 K	3-2 P4	5	1	1	0	0	3	5									
<b>Kelly Gruber, R</b> (1, 5) OBP: 0.359, SLG: 0.518		0-1 E S 1B		1-0 FC5-4		1-1 G6-4-3 1B		0-0 E4 CS		4	0	2	0	0	0	1									
<b>Ernie Whitt, L</b> (1, 2) OBP: 0.315, SLG: 0.310		2-2 P3		1-1 G3		2-2 G6-4-3		1-1 CS	4-0 F9 BB	3	0	0	0	1	0	3									
<b>Jesse Barfield, R</b> (1, 9) OBP: 0.272, SLG: 0.355		1-1 5-3			2-0 F8			4-2 BB	1-2 G4-6-3 BB	2	0	0	0	2	0	1									
<b>Rick Leach, L</b> (1, 7) OBP: 0.327, SLG: 0.300 <b>Sil Campusano, R</b> (8, 7) OBP: 0.293, SLG: 0.344		0-3 K			4-1 BB 1B BB		0-1 G3		0-1 F9	3	0	0	0	1	1	4									
<b>Manuel Lee, S</b> (1, 4) OBP: 0.299, SLG: 0.342			0-0 P3		0-0 BB 1B			0-1 1B 1B	1-1 G4-6-3	4	1	2	0	0	0	2									
<b>Inning Stats</b>	R: 0 E: 0 K: 2 S: 14	H: 0 LOB: 1 BB: 1 P: 20	R: 0 E: 0 K: 1 S: 13	H: 1 LOB: 1 BB: 0 P: 16	R: 0 E: 0 K: 0 S: 3	H: 0 LOB: 0 BB: 0 P: 4	R: 0 E: 0 K: 1 S: 8	H: 1 LOB: 1 BB: 0 P: 14	R: 0 E: 0 K: 0 S: 9	H: 1 LOB: 3 BB: 2 P: 21	R: 1 E: 0 K: 0 S: 13	H: 2 LOB: 1 BB: 1 P: 21	R: 3 E: 1 K: 1 S: 12	H: 3 LOB: 0 BB: 0 P: 19	R: 0 E: 0 K: 0 S: 6	H: 0 LOB: 1 BB: 2 P: 15	R: 0 E: 0 K: 0 S: 8	H: 0 LOB: 1 BB: 1 P: 16	1B: 7 2B: 1 3B: 0 HR: 0	SF: 0 SAC: 0 DP: 2 HBP: 0	WP: 0 PB: 0 SB: 4 CS: 1	PA: 41			
<b>PITCHER</b>	IP	WLS	BF	H	R	ER	SO	BB	IBB	HBP	BLK	WP	HR	S	P	ERA	WHIP								
<b>Jose Bautista, R</b> (1, 1) ERA: 4.8	5.0		23	5	1	1	4	3	0	0	0	0	0	52	82	1.80	1.600								
<b>Dave Schmidt, R</b> (6, 1) ERA: 3.9	2.0	L	9	3	3	1	1	1	0	0	0	0	0	20	33	4.50	2.000								
<b>Don Aase, R</b> (8, 1) ERA: 4.5	2.0		8	0	0	0	0	3	0	0	0	0	0	14	31	0.00	1.500								

Batter	1	2	3	4	5	6	7	8	9	AB	R	H	RBI	BB	SO	LOB	BOTTOM								
<b>Pete Stanicek, S</b> (1, 7) OBP: 0.344, SLG: 0.398 <b>Larry Sheets, L</b> (7, FH) OBP: 0.296, SLG: 0.305	2-0 6-3		0-1 2H 2B		2-1 4-3		2-1 F9		3-2 1B	3	0	1	1	0	0	0	<b>Toronto Blue Jays @ Baltimore Orioles</b> Memorial Stadium, Baltimore, MD Wed Jun 29 1988, 7:05 PM EDT Att: 18,059 - Unknown <a href="http://livebaseballscorecards.com">livebaseballscorecards.com</a>								
<b>Fred Lynn, L</b> (1, 9) OBP: 0.320, SLG: 0.487 <b>Joe Orsulak, L</b> (8, 9) OBP: 0.322, SLG: 0.318	2-2 L4		0-1 P3		1-3 K			4-2 HBP BB	1-2 1B	3	0	0	0	0	1	1									
<b>Cal Ripken Jr., R</b> (1, 6) OBP: 0.390, SLG: 0.450	2-0 5-3		4-1 BB		0-0 1B			2-2 HBP	1-1 5-3	3	0	1	0	1	0	2									
<b>Eddie Murray, S</b> (1, 10) OBP: 0.335, SLG: 0.409		3-1 6-3	2-1 P6		0-1 F8			3-3 K		4	0	0	0	0	1	5									
<b>Mickey Tettleton, S</b> (1, 2) OBP: 0.292, SLG: 0.427		1-1 5-3		2-3 K		2-3 K		2-3 K		4	0	0	0	0	3	3									
<b>Jim Traber, L</b> (1, 3) OBP: 0.295, SLG: 0.370		2-1 1B		2-2 F8			0-0 4-3	1-2 F7		4	0	1	0	0	0	2									
<b>Ken Gerhart, R</b> (1, 8) OBP: 0.230, SLG: 0.345		0-1 5-3		0-0 F8			0-3 K		1-2 5-3	4	0	0	0	0	1	1									
<b>Rick Schu, R</b> (1, 5) OBP: 0.326, SLG: 0.377			1-1 SH5-3 2B 1B		2-3 K		4-1 BB		0-0 1B 1B	3	2	2	0	1	1	0									
<b>Billy Ripken, R</b> (1, 4) OBP: 0.254, SLG: 0.248 <b>Jim Dwyer, L</b> (8, FH) OBP: 0.352, SLG: 0.239			0-0 SH5-3		0-2 6-3		4-1 BB		1-2 F7	1	0	0	0	1	0	0									
<b>Inning Stats</b>	R: 0 E: 0 K: 0 S: 6	H: 0 LOB: 0 BB: 0 P: 12	R: 0 E: 0 K: 0 S: 8	H: 1 LOB: 1 BB: 0 P: 14	R: 1 E: 0 K: 0 S: 10	H: 2 LOB: 2 BB: 1 P: 17	R: 0 E: 0 K: 1 S: 7	H: 0 LOB: 0 BB: 0 P: 11	R: 0 E: 0 K: 1 S: 8	H: 0 LOB: 0 BB: 0 P: 12	R: 0 E: 0 K: 2 S: 11	H: 1 LOB: 1 BB: 0 P: 14	R: 0 E: 0 K: 1 S: 9	H: 0 LOB: 2 BB: 2 P: 19	R: 0 E: 0 K: 2 S: 18	H: 0 LOB: 2 BB: 1 P: 30	R: 1 E: 0 K: 0 S: 17	H: 3 LOB: 2 BB: 0 P: 24	1B: 6 2B: 1 3B: 0 HR: 0	SF: 0 SAC: 1 DP: 0 HBP: 1	WP: 0 PB: 0 SB: 0 CS: 0	PA: 39			
<b>PITCHER</b>	IP	WLS	BF	H	R	ER	SO	BB	IBB	HBP	BLK	WP	HR	S	P	ERA	WHIP								
<b>Jimmy Key, L</b> (1, 1) ERA: 2.74	6.2	W	26	4	1	1	5	2	0	0	0	0	0	56	90	1.35	0.900								
<b>Duane Ward, R</b> (7, 1) ERA: 2.7	2.0		11	2	1	1	2	2	0	1	0	0	0	33	56	4.50	2.000								
<b>Tom Henke, R</b> (8, 1) ERA: 2.18	0.1	S	2	1	0	0	0	0	0	0	0	0	0	5	7	0.00	3.000								



Batter	1	2	3	4	5	6	7	8	9	AB	R	H	RBI	BB	SO	LOB	TOP				
Luis Polonia, L OBP: 0.378, SLG: 0.350 (1, 7)	F9		K			CS 1B		K		4	0	1	0	0	2	0	<b>Oakland Athletics @ Toronto Blue Jays</b> Exhibition Stadium, Toronto, ON Fri Jul 01 1988, 3:33 AM EDT Att: 35,243 - Cloudy - 65 F				
Dave Parker, L OBP: 0.315, SLG: 0.423 (1, 10)	K		3-1			4-3		F8		4	0	0	0	0	1	1					
Jose Canseco, R OBP: 0.386, SLG: 0.528 (1, 9)	2B			5-3				1B 2B		4	1	2	0	0	0	0					
Ron Hassey, L OBP: 0.306, SLG: 0.415 (1, 2)	F8			F8				P2		4	0	0	0	0	0	2					
Dave Henderson, R OBP: 0.364, SLG: 0.546 (1, 8)		6-3		K				HBP 1B		4	1	1	0	0	1	0					
Carney Lansford, R OBP: 0.374, SLG: 0.427 (1, 5)		F9			2-1	CS 1B		1B HBP		2	0	1	0	0	0	0					
Mark McGwire, R OBP: 0.339, SLG: 0.430 (1, 3)					K			L3 1B		2	0	1	2	1	1	1					
Walt Weiss, S OBP: 0.301, SLG: 0.299 (1, 6)	G3				L7			L3		3	0	0	0	0	0	3					
Mike Gallego, R OBP: 0.277, SLG: 0.282 (1, 4)			1-3					L5		3	0	0	0	0	1	0					
<b>Inning Stats</b>	R: 0 H: 1 E: 0 K: 1 S: 11	H: 1 LOB: 1 BB: 0 P: 14	R: 0 H: 0 E: 0 K: 0 S: 5	H: 0 LOB: 1 BB: 1 P: 12	R: 0 H: 0 E: 0 K: 1 S: 8	H: 0 LOB: 0 BB: 0 P: 14	R: 0 H: 0 E: 0 K: 1 S: 6	H: 0 LOB: 0 BB: 0 P: 10	R: 0 H: 1 E: 0 K: 0 S: 9	H: 1 LOB: 0 BB: 0 P: 15	R: 2 H: 3 E: 0 K: 0 S: 12	H: 3 LOB: 1 BB: 0 P: 21	R: 0 H: 0 E: 0 K: 2 S: 8	H: 0 LOB: 0 BB: 0 P: 13	R: 0 H: 0 E: 0 K: 0 S: 11	H: 0 LOB: 0 BB: 0 P: 20	1B: 4 2B: 3 3B: 0 HR: 0	SF: 0 SAC: 0 DP: 1 HBP: 1	WP: 0 PA: 32 PB: 0 SB: 1 CS: 2		
<b>PITCHER</b> Dave Stieb, R ERA: 2.93 (1, 1)	IP: 9.0 WLS: L BF: 32	H: 6 R: 2 ER: 2 SO: 6	BB: 1 IBB: 0 HBP: 1 BLK: 0	WP: 0 HR: 0 S: 78 P: 129	ERA: 2.00 WHIP: 0.778	<b>PITCHER</b>											IP: 9.0 WLS: L BF: 32	H: 6 R: 2 ER: 2 SO: 6	BB: 1 IBB: 0 HBP: 1 BLK: 0	WP: 0 HR: 0 S: 78 P: 129	ERA: 2.00 WHIP: 0.778

AB	30
R	2
H	6
RBI	2
BB	1
SO	6
LOB	7



Batter	1	2	3	4	5	6	7	8	9	AB	R	H	RBI	BB	SO	LOB	BOTTOM									
Tony Fernandez, S OBP: 0.319, SLG: 0.358 (1, 6)	P6			4-3		K		FC3-6		4	0	0	0	0	1	2	<b>Oakland Athletics @ Toronto Blue Jays</b> Exhibition Stadium, Toronto, ON Fri Jul 01 1988, 3:33 AM EDT Att: 35,243 - Cloudy - 65 F									
Lloyd Moseby, L OBP: 0.355, SLG: 0.374 (1, 8)	L7			F7				K		4	1	1	0	0	1	1										
Rance Mulliniks, L OBP: 0.400, SLG: 0.506 (1, 10)								BB 1B		2	0	0	0	1	1	0										
Cecil Fielder, R OBP: 0.293, SLG: 0.506 (9, PH)	6-3			K				K		1	0	0	0	0	1	0										
George Bell, R OBP: 0.308, SLG: 0.439 (1, 7)		6-3			F9			6-3		4	0	0	0	0	0	2										
Fred McGriff, L OBP: 0.398, SLG: 0.564 (9, PR)		F5			1B BB			F8		2	0	0	0	2	0	2										
Nelson Liriano, S OBP: 0.268, SLG: 0.288 (9, PR)								BB		0	0	0	0	0	0	0										
Kelly Gruber, R OBP: 0.360, SLG: 0.521 (1, 5)		L7			PO 1B			F9		4	0	2	1	0	0	1										
Ernie Whitt, L OBP: 0.315, SLG: 0.306 (1, 2)				G3-6-3 BB		PO 1B		F8		2	0	0	0	1	0	2										
Rick Leach, L OBP: 0.328, SLG: 0.301 (9, PR)				G3-6-3		G3		FC3-6 1B		3	0	1	0	0	0	1										
Sil Campusano, R OBP: 0.283, SLG: 0.344 (9, 9)										0	0	0	0	0	0	0										
Manuel Lee, S OBP: 0.300, SLG: 0.341 (1, 4)				5-3				F2		3	0	1	0	0	0	1										
<b>Inning Stats</b>	R: 0 H: 0 E: 0 K: 0 S: 7	H: 0 LOB: 0 BB: 0 P: 12	R: 0 H: 0 E: 0 K: 0 S: 9	H: 0 LOB: 0 BB: 0 P: 14	R: 0 H: 0 E: 0 K: 0 S: 4	H: 0 LOB: 1 BB: 1 P: 11	R: 0 H: 0 E: 0 K: 1 S: 7	H: 0 LOB: 0 BB: 0 P: 14	R: 0 H: 1 E: 0 K: 0 S: 8	H: 1 LOB: 0 BB: 1 P: 14	R: 0 H: 1 E: 0 K: 1 S: 9	H: 1 LOB: 1 BB: 0 P: 12	R: 1 H: 2 E: 0 K: 0 S: 10	H: 2 LOB: 2 BB: 1 P: 17	R: 0 H: 1 E: 0 K: 1 S: 7	H: 1 LOB: 1 BB: 0 P: 11	R: 0 H: 0 E: 0 K: 1 S: 11	H: 0 LOB: 1 BB: 1 P: 18	1B: 4 2B: 1 3B: 0 HR: 0	SF: 0 SAC: 0 DP: 1 HBP: 0	WP: 0 PA: 34 PB: 0 SB: 0 CS: 0					
<b>PITCHER</b> Dave Stewart, R ERA: 3.54 (1, 1)	IP: 7.1 WLS: W BF: 27	H: 5 R: 1 ER: 1 SO: 2	BB: 3 IBB: 0 HBP: 0 BLK: 0	WP: 0 HR: 0 S: 56 P: 96	ERA: 1.23 WHIP: 1.091	<b>PITCHER</b>											IP: 7.1 WLS: W BF: 27	H: 5 R: 1 ER: 1 SO: 2	BB: 3 IBB: 0 HBP: 0 BLK: 0	WP: 0 PA: 34 PB: 0 SB: 0 CS: 0						
Rick Honeycutt, L ERA: 3.89 (8, 1)	0.2	2	0	0	0	1	0	0	0	0	0	5	9	0.00	0.000											
Dennis Eckersley, R ERA: 1.66 (9, 1)	1.0	S	4	0	0	0	1	0	0	0	0	11	18	0.00	1.000											

AB	29
R	1
H	5
RBI	1
BB	4
SO	4
LOB	12





Batter	1	2	3	4	5	6	7	8	9	AB	R	H	RBI	BB	SO	LOB	TOP		
Mike Gallego, R OBP: 0.281, SLG: 0.281 (1, 5)	F8		2B	G1-3		F9		HR		4	2	1	0	1	0	1	<b>Oakland Athletics @ Toronto Blue Jays</b> Exhibition Stadium, Toronto, ON Sat Jul 02 1988, 3:33 AM EDT Att: 33,511 - Cloudy - 77 F		
Dave Henderson, R OBP: 0.369, SLG: 0.565 (1, 8)	F7		2B	1B		FC5-4		HR		4	2	2	4	1	0	1			
Jose Canseco, R OBP: 0.396, SLG: 0.525 Luis Polonia, L OBP: 0.378, SLG: 0.350 (1, 9) (8, 7)	K		HR	1B		G5-3		K		4	1	1	0	0	2	0			
Mark McGwire, R OBP: 0.346, SLG: 0.438 (1, 3)		2B	HR	G5-3		BLK		1B		4	2	3	1	1	0	2			
Don Baylor, R OBP: 0.298, SLG: 0.297 (1, 10)	SH1-3		HR		F9		F8			4	1	2	1	1	0	1			
Terry Steinbach, R OBP: 0.294, SLG: 0.367 (1, 2)	SH1-3		HR		G1-3		K			4	1	1	4	0	1	3			
Stan Javier, S OBP: 0.321, SLG: 0.339 (8, 9)	K		L3		G3		SH1		G1	5	1	2	0	0	1	1			
Glenn Hubbard, R OBP: 0.323, SLG: 0.271 (1, 4)	F9		L3		FC5-4		SH1		G5-3	3	0	0	0	1	0	2			
Walt Weiss, S OBP: 0.299, SLG: 0.297 (1, 6)			1-5-3		F8		HR		G4-3	5	1	1	1	0	1	1			
<b>Inning Stats</b>	R: 0 E: 0 K: 1 S: 8	H: 0 LOB: 0 BB: 0 P: 12	R: 1 E: 0 K: 1 S: 10	H: 1 LOB: 1 BB: 1 P: 21	R: 6 E: 0 K: 0 S: 17	H: 5 LOB: 0 BB: 1 P: 27	R: 0 E: 0 K: 0 S: 6	H: 1 LOB: 2 BB: 1 P: 15	R: 0 E: 0 K: 1 S: 11	H: 0 LOB: 1 BB: 1 P: 19	R: 0 E: 0 K: 1 S: 11	H: 1 LOB: 1 BB: 0 P: 18	R: 4 E: 0 K: 1 S: 23	H: 5 LOB: 2 BB: 1 P: 39	R: 0 E: 0 K: 0 S: 5	H: 0 LOB: 0 BB: 0 P: 7	1B: 8 2B: 4 3B: 0 HR: 2	SF: 0 SAC: 2 DP: 1 HBP: 1	WP: 0 PA: 45 PB: 0 SB: 0 CS: 0
<b>PITCHER</b>	IP WLS BF H R ER SO	IP WLS BF H R ER SO	IP WLS BF H R ER SO	IP WLS BF H R ER SO	IP WLS BF H R ER SO	IP WLS BF H R ER SO	IP WLS BF H R ER SO	IP WLS BF H R ER SO	IP WLS BF H R ER SO	IP WLS BF H R ER SO	IP WLS BF H R ER SO	IP WLS BF H R ER SO	IP WLS BF H R ER SO	IP WLS BF H R ER SO	IP WLS BF H R ER SO	IP WLS BF H R ER SO	ERA WHIP	ERA WHIP	
Mike Flanagan, L ERA: 4.75 (1, 1)	2.1 L 15 5 7 7 2																	27.00	2.571
Mark Eichhorn, R ERA: 3.53 (3, 1)	5.0 S 21 5 2 2 2																	3.60	1.400
John Cerutti, L ERA: 4.31 (8, 1)	1.2 S 9 3 2 2 1																	10.80	2.400

AB	37
R	11
H	13
RBI	11
BB	5
SO	5
LOB	12



Batter	1	2	3	4	5	6	7	8	9	AB	R	H	RBI	BB	SO	LOB	BOTTOM		
Tony Fernandez, S OBP: 0.320, SLG: 0.358 (1, 6)	CS		G5-4-3		FC4-6		1B		G3-1	5	0	2	0	0	0	2	<b>Oakland Athletics @ Toronto Blue Jays</b> Exhibition Stadium, Toronto, ON Sat Jul 02 1988, 3:33 AM EDT Att: 33,511 - Cloudy - 77 F		
Lloyd Moseby, L OBP: 0.354, SLG: 0.372 (1, 8)	K		G3		K		1B			4	0	1	0	0	2	2			
Cecil Fielder, R OBP: 0.305, SLG: 0.545 Nelson Liriano, S OBP: 0.267, SLG: 0.287 (1, 10) (7, PH)	K			HR		HR		G3		3	2	2	1	0	1	1			
George Bell, R OBP: 0.311, SLG: 0.449 (1, 7)	P5			HR		K		BLK		4	1	2	2	0	1	0			
Kelly Gruber, R OBP: 0.362, SLG: 0.521 (1, 5)	FC5-4			HR		L3		F9		4	0	2	0	0	0	1			
Jesse Barfield, R OBP: 0.272, SLG: 0.353 (1, 9)	FC5-4			F4		1B		K		4	0	1	0	0	1	3			
Pat Borders, R OBP: 0.290, SLG: 0.479 Ernie Whitt, L OBP: 0.312, SLG: 0.303 (1, 2) (6, PH) (7, 2)				G4-6-3		G4-3		G3		1	0	0	0	1	0	1			
Fred McGriff, L OBP: 0.399, SLG: 0.563 (1, 3)	K					F8		G4-6-3		4	0	2	0	0	1	2			
Manuel Lee, S OBP: 0.306, SLG: 0.336 (1, 4)				G5-4-3		FC4-6		G4-6-3		2	0	0	0	2	0	2			
<b>Inning Stats</b>	R: 0 E: 0 K: 2 S: 12	H: 1 LOB: 0 BB: 0 P: 18	R: 0 E: 0 K: 1 S: 8	H: 1 LOB: 2 BB: 1 P: 18	R: 0 E: 0 K: 0 S: 7	H: 0 LOB: 0 BB: 1 P: 14	R: 2 E: 0 K: 0 S: 13	H: 3 LOB: 0 BB: 0 P: 20	R: 0 E: 0 K: 1 S: 6	H: 0 LOB: 1 BB: 1 P: 13	R: 1 E: 0 K: 0 S: 14	H: 2 LOB: 1 BB: 0 P: 23	R: 0 E: 0 K: 1 S: 9	H: 1 LOB: 1 BB: 0 P: 16	R: 0 E: 0 K: 0 S: 5	H: 1 LOB: 0 BB: 0 P: 10	1B: 10 2B: 0 3B: 0 HR: 2	SF: 0 SAC: 0 DP: 4 HBP: 0	WP: 0 PA: 37 PB: 0 SB: 0 CS: 1
<b>PITCHER</b>	IP WLS BF H R ER SO	IP WLS BF H R ER SO	IP WLS BF H R ER SO	IP WLS BF H R ER SO	IP WLS BF H R ER SO	IP WLS BF H R ER SO	IP WLS BF H R ER SO	IP WLS BF H R ER SO	IP WLS BF H R ER SO	IP WLS BF H R ER SO	IP WLS BF H R ER SO	IP WLS BF H R ER SO	IP WLS BF H R ER SO	IP WLS BF H R ER SO	IP WLS BF H R ER SO	IP WLS BF H R ER SO	ERA WHIP	ERA WHIP	
Curt Young, L ERA: 4.57 (1, 1)	5.0 S 21 6 3 3 4																	5.40	1.800
Gene Nelson, R ERA: 3.72 (6, 1)	4.0 S 16 6 0 0 2																	0.00	1.500

AB	34
R	3
H	12
RBI	3
BB	3
SO	6
LOB	18





Batter	1	2	3	4	5	6	7	8	9	10	11	12	13	14	15	16	AB	R	H	RBI	BB	SO	LOB	TOP		
Luis Polonia, L OBP: 0.360, SLG: 0.333 Mark McGwire, R OBP: 0.345, SLG: 0.447	K		FC3-6 1B		4-3	K			F7		F8			K			5	0	1	0	0	2	2			
Dave Parker, L OBP: 0.316, SLG: 0.422 Don Baylor, R OBP: 0.297, SLG: 0.292 Gene Nelson, R OBP: 0.319, SLG: 0.298			FC3-6 5-4-3		6-3		6-3		F3					K		K	1	1	0	0	1	0	2			
Jose Canseco, R OBP: 0.388, SLG: 0.551			5-4-3						L5							K	7	3	3	6	1	2	1			
Ron Hassey, L OBP: 0.310, SLG: 0.413 Terry Steinbach, R OBP: 0.295, SLG: 0.366	G3		K														3	0	1	0	1	1	1			
Dave Henderson, R OBP: 0.367, SLG: 0.553	K								G5-4-3 1B			6-3					6	1	1	0	1	2	3			
Carney Lansford, R OBP: 0.376, SLG: 0.428	K								FC6-4 1B			K					6	1	3	0	0	2	2			
Stan Javier, S OBP: 0.316, SLG: 0.333	4-3					L5			FC6-4 S			FC6-4 1B		F8		K	7	0	1	0	0	1	6			
Walt Weiss, S OBP: 0.295, SLG: 0.292									L8			1-3		F9			7	0	1	1	0	2	4			
Mike Gallego, R OBP: 0.291, SLG: 0.281			FC3-6 5-4-3 1B		F3							6-3		P4			7	1	2	1	0	1	1			
<b>Inning Stats</b>	R: 2 E: 0 K: 2 S: 14	H: 1 LOB: 0 BB: 1 P: 23	R: 0 E: 0 K: 2 S: 8	H: 0 LOB: 0 BB: 0 P: 12	R: 1 E: 0 K: 1 S: 12	H: 2 LOB: 1 BB: 0 P: 17	R: 0 E: 0 K: 1 S: 13	H: 2 LOB: 2 BB: 0 P: 22	R: 0 E: 0 K: 2 S: 12	H: 0 LOB: 0 BB: 0 P: 19	R: 0 E: 0 K: 1 S: 11	H: 1 LOB: 1 BB: 0 P: 13	R: 0 E: 0 K: 0 S: 7	H: 2 LOB: 1 BB: 0 P: 10	R: 0 E: 0 K: 1 S: 9	H: 0 LOB: 0 BB: 0 P: 11	R: 0 E: 0 K: 3 S: 9	H: 0 LOB: 1 BB: 1 P: 18	R: 0 E: 1 K: 1 S: 13	H: 0 LOB: 1 BB: 0 P: 21	R: 1 E: 0 K: 2 S: 10	H: 1 LOB: 0 BB: 0 P: 13	1B: 11 2B: 2 3B: 0 HR: 4	SF: 0 SAC: 1 DP: 3 HBP: 1	WP: 0 PB: 0 SB: 2 CS: 1	PA: 66
<b>PITCHER</b>	IP WLS BF H R ER SO BB IBB HBP BLK WP HR S P ERA WHIP	<b>PITCHER</b>																IP WLS BF H R ER SO BB IBB HBP BLK WP HR S P ERA WHIP								
Todd Stittgen, R ERA: 4.44	5.0 4.0 16 4 0 0 4 1 0 0 0 0 0 2 61 102 0.00 1.250																	5.0 4.0 16 4 0 0 4 1 0 0 0 0 0 2 61 102 0.00 1.250								
Duane Ward, R ERA: 2.3	2.0 1.0 7 2 0 0 0 0 0 0 0 0 0 0 0 0 0 0.00 1.000																	2.0 1.0 7 2 0 0 0 0 0 0 0 0 0 0 0 0 0.00 1.000								
Tom Henke, R ERA: 2.43	4.0 1.0 16 1 2 2 5 1 0 1 0 0 0 1 47 75 4.50 0.500																	4.0 1.0 16 1 2 2 5 1 0 1 0 0 0 1 47 75 4.50 0.500								
John Cerullo, L ERA: 4.38	1.0 L 4 1 1 1 2 0 0 0 0 0 0 0 1 10 13 9.00 1.000																	1.0 L 4 1 1 1 2 0 0 0 0 0 0 0 1 10 13 9.00 1.000								

Oakland Athletics @ Toronto Blue Jays  
Exhibition Stadium, Toronto, ON  
Sun Jul 03 1988, 3:33 AM EDT  
Att: 32,329 - Sunny - 77 F

AB 60  
R 15  
H 9  
RBI 9  
BB 4  
SO 17  
LOB 24



Batter	1	2	3	4	5	6	7	8	9	10	11	12	13	14	15	16	AB	R	H	RBI	BB	SO	LOB	BOTTOM		
Tony Fernandez, S OBP: 0.321, SLG: 0.371	6-3		4-3		F9								2-3		1-3		8	1	3	3	0	0	6			
Rance Mulliniks, L OBP: 0.369, SLG: 0.503 Cecil Fielder, R OBP: 0.290, SLG: 0.516	F7		G3				K		F8			L9		L7		K2-3	3	1	1	0	0	0	0			
George Bell, R OBP: 0.312, SLG: 0.453	6-3								F9		5-3			F8			6	1	1	2	2	0	0			
Kelly Gruber, R OBP: 0.363, SLG: 0.517					5-3	5-3					F9			F7			8	1	3	0	0	0	1			
Fred McGriff, L OBP: 0.395, SLG: 0.552		G5-4-3 1B			4-3	4-3			F7		F7	K					7	0	1	1	1	1	4			
Ernie Whitt, L OBP: 0.311, SLG: 0.302 Pat Borders, R OBP: 0.288, SLG: 0.472					L3	4-3			4-3		F3	F5			SH3		4	0	1	0	0	0	1			
Lloyd Moseby, L OBP: 0.369, SLG: 0.377 Rick Leach, L OBP: 0.328, SLG: 0.301		G5-4-3							L6		P5			6-3			2	0	1	0	0	0	2			
Jesse Barfield, R OBP: 0.275, SLG: 0.365					BLK 1B 2B											IBB	4	1	1	1	1	0	0			
Sil Campanano, R OBP: 0.275, SLG: 0.333 Nelson Lirio, S OBP: 0.272, SLG: 0.287		F6							6-3		F7						3	0	0	0	0	1	2			
Manuel Lee, S OBP: 0.305, SLG: 0.333					F7				6-3		6-3						7	2	2	1	0	0	4			
<b>Inning Stats</b>	R: 0 E: 0 K: 0 S: 8	H: 0 LOB: 0 BB: 0 P: 13	R: 1 E: 0 K: 0 S: 17	H: 3 LOB: 1 BB: 0 P: 24	R: 0 E: 0 K: 0 S: 7	H: 0 LOB: 0 BB: 0 P: 9	R: 0 E: 0 K: 1 S: 9	H: 2 LOB: 2 BB: 0 P: 18	R: 1 E: 0 K: 1 S: 10	H: 1 LOB: 1 BB: 0 P: 17	R: 0 E: 0 K: 0 S: 8	H: 0 LOB: 0 BB: 0 P: 13	R: 0 E: 0 K: 1 S: 15	H: 3 LOB: 2 BB: 1 P: 25	R: 0 E: 1 K: 0 S: 12	H: 1 LOB: 1 BB: 0 P: 15	R: 0 E: 0 K: 0 S: 5	H: 0 LOB: 0 BB: 0 P: 9	R: 0 E: 0 K: 0 S: 10	H: 0 LOB: 3 BB: 3 P: 23	R: 0 E: 0 K: 1 S: 9	H: 0 LOB: 1 BB: 1 P: 16	1B: 10 2B: 2 3B: 0 HR: 3	SF: 0 SAC: 1 DP: 0 HBP: 0	WP: 0 PB: 1 SB: 2 CS: 0	PA: 68
<b>PITCHER</b>	IP WLS BF H R ER SO BB IBB HBP BLK WP HR S P ERA WHIP	<b>PITCHER</b>														IP WLS BF H R ER SO BB IBB HBP BLK WP HR S P ERA WHIP										
Storm Davis, R ERA: 3.59	5.0 0.1 3 2 2 2 1 0 0 0 0 0 0 1 5 10 54.00 6.000															5.0 0.1 3 2 2 2 1 0 0 0 0 0 0 1 5 10 54.00 6.000										
Jim Cozi, R ERA: 3.59	2.2 1.1 3 1 1 1 0 0 0 0 0 0 0 1 21 38 3.38 1.125															2.2 1.1 3 1 1 1 0 0 0 0 0 0 0 1 21 38 3.38 1.125										
Dennis Eckerstey, R ERA: 1.50	1.2 0.1 7 1 1 0 0 0 0 0 0 0 0 0 17 25 0.00 0.600															1.2 0.1 7 1 1 0 0 0 0 0 0 0 0 0 17 25 0.00 0.600										
Greg Cadaret, L ERA: 3.15	1.2 0.1 7 2 2 2 0 0 0 0 0 0 0 0 17 25 10.80 1.200															1.2 0.1 7 2 2 2 0 0 0 0 0 0 0 0 17 25 10.80 1.200										

Oakland Athletics @ Toronto Blue Jays  
Exhibition Stadium, Toronto, ON  
Sun Jul 03 1988, 3:33 AM EDT  
Att: 32,329 - Sunny - 77 F

AB 62  
R 8  
H 15  
RBI 8  
BB 5  
SO 4  
LOB 24









Batter	1	2	3	4	5	6	7	8	9	AB	R	H	RBI	BB	SO	LOB	TOP										
Dick Schofield, R (1, 6) OBP: 0.295, SLG: 0.332	F8		3B		6-3			HR		4	1	2	1	0	0	1	<b>California Angels @ Toronto Blue Jays</b> Exhibition Stadium, Toronto, ON Tue Jul 05 1988, 7:05 PM EDT Att: 32,284 - Sunny - 84 F										
Johnny Ray, S (1, 4) OBP: 0.343, SLG: 0.416	1B		4-3				F9	5-3		4	0	1	0	0	0	1											
Brian Downing, R (1, 10) OBP: 0.367, SLG: 0.427	K		F7				P4	6-3		4	0	0	0	0	1	2											
Wally Joyner, L (1, 3) OBP: 0.343, SLG: 0.385	K			L7			F8		L7	4	0	0	0	0	1	1											
Chili Davis, S (1, 9) OBP: 0.301, SLG: 0.424		6-3		K			F8		1B	4	0	1	0	0	1	0											
George Hendrick, R (1, 7) OBP: 0.228, SLG: 0.288	E4			P5			5-3		1B	3	0	0	0	0	0	0											
Jim Eppard, L (9, PH) OBP: 0.375, SLG: 0.333									1B	1	0	1	0	0	0	0											
Devon White, S (1, 8) OBP: 0.279, SLG: 0.337	FC4-6				F9		FC6-4		K	4	0	1	0	0	1	3											
Bob Boone, R (1, 2) OBP: 0.317, SLG: 0.362	F8				1B		FC6-4		4-3	4	0	1	0	0	0	4											
Jack Howell, L (1, 5) OBP: 0.329, SLG: 0.371				F6			F8			2	0	0	0	0	0	1											
Gus Polidor, R (8, PH) OBP: 0.229, SLG: 0.162					F8			F4		1	0	0	0	0	0	0											
<b>Inning Stats</b>	R: 0 E: 0 K: 2 S: 14	H: 1 LOB: 1 BB: 0 P: 17	R: 0 E: 1 K: 0 S: 6	H: 0 LOB: 1 BB: 0 P: 10	R: 0 E: 0 K: 0 S: 10	H: 1 LOB: 0 BB: 0 P: 16	R: 0 E: 0 K: 1 S: 10	H: 0 LOB: 0 BB: 0 P: 13	R: 0 E: 0 K: 0 S: 11	H: 1 LOB: 1 BB: 0 P: 17	R: 0 E: 0 K: 0 S: 5	H: 0 LOB: 0 BB: 0 P: 6	R: 0 E: 0 K: 0 S: 6	H: 1 LOB: 1 BB: 0 P: 8	R: 1 E: 0 K: 0 S: 9	H: 1 LOB: 0 BB: 0 P: 14	R: 0 E: 0 K: 1 S: 14	H: 2 LOB: 2 BB: 0 P: 23	1B: 5 2B: 0 3B: 1 HR: 1	SF: 0 SAC: 0 DP: 0 HBP: 0	WP: 0 PB: 1 SB: 0 CS: 0	PA: 35					
<b>PITCHER</b>	IP	WLS	BF	H	R	ER	SO	BB	IBB	HBP	BLK	WP	HR	S	P	ERA	WHIP										
Jimmy Key, L (1, 1) ERA: 2.3	8.1	W	32	6	1	1	3	0	0	0	0	0	1	78	111	1.08	0.720										
Duane Ward, R (9, 1) ERA: 2.47	0.2	S	3	1	0	0	1	0	0	0	0	0	0	7	13	0.00	1.500										

AB 35  
R 1  
H 7  
RBI 1  
BB 0  
SO 4  
LOB 13



Batter	1	2	3	4	5	6	7	8	9	AB	R	H	RBI	BB	SO	LOB	BOTTOM										
Tony Fernandez, S (1, 6) OBP: 0.324, SLG: 0.382	4-3		F7		L8			1B		4	0	1	1	0	0	1	<b>California Angels @ Toronto Blue Jays</b> Exhibition Stadium, Toronto, ON Tue Jul 05 1988, 7:05 PM EDT Att: 32,284 - Sunny - 84 F										
Rance Mulliniks, L (1, 10) OBP: 0.401, SLG: 0.518	G1		1B		1B		K			4	0	2	1	0	1	1											
George Bell, R (1, 7) OBP: 0.313, SLG: 0.448	1-3		1B		L8		1B			3	0	1	0	1	0	1											
Kelly Gruber, R (1, 5) OBP: 0.359, SLG: 0.511		4-3	1-3		F9		4-3			4	0	0	0	0	0	5											
Fred McGriff, L (1, 3) OBP: 0.387, SLG: 0.535		5-3		K			F8		G1	4	0	0	0	0	1	0											
Ernie Whitt, L (1, 2) OBP: 0.313, SLG: 0.302		3-1		L8			F8		F8	4	0	0	0	0	0	0											
Rick Leach, L (1, 9) OBP: 0.336, SLG: 0.321			SH1-3		1B		4-3		F7	3	2	2	0	0	0	0											
Jesse Barfield, R (8, 9) OBP: 0.273, SLG: 0.358			2B		2B					1	0	0	0	0	0	0											
Sil Campusano, R (1, 8) OBP: 0.287, SLG: 0.337			SH1-3		1B		5-3			2	0	1	1	0	0	0											
Manuel Lee, S (1, 4) OBP: 0.311, SLG: 0.348			1B		6-3		1B			3	2	2	1	0	0	1											
<b>Inning Stats</b>	R: 0 E: 0 K: 0 S: 6	H: 0 LOB: 0 BB: 0 P: 12	R: 0 E: 0 K: 0 S: 4	H: 0 LOB: 0 BB: 0 P: 5	R: 2 E: 0 K: 0 S: 19	H: 4 LOB: 2 BB: 0 P: 30	R: 1 E: 0 K: 1 S: 9	H: 2 LOB: 1 BB: 0 P: 13	R: 0 E: 0 K: 0 S: 7	H: 1 LOB: 1 BB: 0 P: 8	R: 0 E: 0 K: 0 S: 5	H: 0 LOB: 0 BB: 0 P: 8	R: 1 E: 0 K: 1 S: 13	H: 2 LOB: 2 BB: 1 P: 23	R: 0 E: 0 K: 0 S: 5	H: 0 LOB: 0 BB: 0 P: 10	1B: 6 2B: 3 3B: 0 HR: 0	SF: 0 SAC: 1 DP: 0 HBP: 0	WP: 0 PB: 0 SB: 0 CS: 0	PA: 34							
<b>PITCHER</b>	IP	WLS	BF	H	R	ER	SO	BB	IBB	HBP	BLK	WP	HR	S	P	ERA	WHIP										
Mike Witt, R (1, 1) ERA: 4.23	8.0	L	34	9	4	4	2	0	1	0	0	0	0	68	109	4.50	1.125										

AB 32  
R 4  
H 9  
RBI 4  
BB 1  
SO 2  
LOB 9









Batter	1	2	3	4	5	6	7	8	9	AB	R	H	RBI	BB	SO	LOB	TOP										
<b>Harold Reynolds, S</b> (1, 4) OBP: 0.325, SLG: 0.393	2-1 6-3		3-2 L9		1-1 FC4-6			1-0 F3		4	0	0	0	0	0	2	<b>Seattle Mariners @ Toronto Blue Jays</b> Exhibition Stadium, Toronto, ON Fri Jul 08 1988, 7:05 PM EDT Att: 30,247 - Unknown - 90 F										
<b>Rey Quinones, R</b> (1, 10) OBP: 0.298, SLG: 0.430 <b>Scott Bradley, L</b> (8, FH) OBP: 0.272, SLG: 0.309	1-1 HR		1-0 CS		0-0 CS		1-1 L8	4-2 BB		3	1	2	0	0	0	0											
<b>Mickey Brantley, R</b> (1, 7) OBP: 0.287, SLG: 0.458	1-1 L9		1-1 F7		1-3 K			1-1 G3		4	0	0	0	0	1	4											
<b>Steve Balboni, R</b> (1, 3) OBP: 0.228, SLG: 0.362	1-2 HR			3-1 L7		1-0 1B		0-0 F9		4	1	2	2	0	0	2											
<b>Jim Prestley, R</b> (1, 5) OBP: 0.274, SLG: 0.344	2-2 1-3			2-1 5-3		3-0 L9			4-2 SH3-4 BB	3	0	0	0	1	0	1											
<b>Dave Valle, R</b> (1, 2) OBP: 0.292, SLG: 0.400		2-0 5-3		3-1 FC4 1B			1-3 K		2-0 SH3-4	3	0	1	0	0	1	0											
<b>Glenn Wilson, R</b> (1, 9) OBP: 0.290, SLG: 0.327		2-0 1B		1-1 FC4			0-3 K		0-3 K	4	0	1	0	0	2	2											
<b>Henry Cotto, R</b> (1, 8) OBP: 0.312, SLG: 0.368 <b>Greg Briley, L</b> (9, FH) OBP: 0.250, SLG: 0.368	1-1 F9			1-2 L8			0-0 6-3		2-3 K	3	0	0	0	0	0	1											
<b>Mario Diaz, R</b> (1, 6) OBP: 0.522, SLG: 0.591	1-2 5-3			0-2 FC4-6 1B				0-2 G3 BB 1B		3	0	2	0	0	0	1											
<b>Inning Stats</b>	R: 2 E: 0 K: 0 S: 12	H: 2 LOB: 0 BB: 0 P: 19	R: 0 E: 0 K: 0 S: 7	H: 1 LOB: 1 BB: 0 P: 13	R: 0 E: 0 K: 0 S: 6	H: 1 LOB: 1 BB: 0 P: 11	R: 0 E: 0 K: 0 S: 8	H: 1 LOB: 1 BB: 0 P: 17	R: 0 E: 0 K: 1 S: 7	H: 1 LOB: 1 BB: 0 P: 13	R: 0 E: 0 K: 2 S: 7	H: 0 LOB: 0 BB: 0 P: 8	R: 0 E: 0 K: 1 S: 15	H: 1 LOB: 2 BB: 1 P: 21	R: 0 E: 0 K: 2 S: 10	H: 0 LOB: 1 BB: 1 P: 18		1B: 7 2B: 0 3B: 0 HR: 1	SF: 0 SAC: 1 DP: 0 HBP: 0	WP: 0 PB: 0 SB: 0 CS: 2	PA: 36						
<b>PITCHER</b>	IP	WLS	BF	H	R	ER	SO	BB	IBB	HBP	BLK	WP	HR	S	P	ERA	WHIP										
<b>Mike Flanagan, L</b> (1, 1) ERA: 4.62	7.0	W	26	7	2	2	3	0	0	0	0	0	1	55	91	2.57	1.000										
<b>Duane Ward, R</b> (8, 1) ERA: 2.99	2.0	S	9	1	0	0	2	2	0	0	0	0	0	25	39	0.00	1.500										

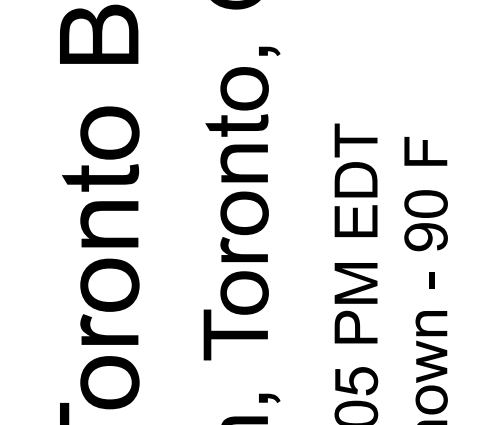
Batter	1	2	3	4	5	6	7	8	9	AB	R	H	RBI	BB	SO	LOB	BOTTOM										
<b>Tony Fernandez, S</b> (1, 6) OBP: 0.322, SLG: 0.374	2-1 E1		4-1 1B BB		2-1 G3			0-0 G3		3	1	0	0	1	0	1	<b>Seattle Mariners @ Toronto Blue Jays</b> Exhibition Stadium, Toronto, ON Fri Jul 08 1988, 7:05 PM EDT Att: 30,247 - Unknown - 90 F										
<b>Rance Mulliniks, L</b> (1, 10) OBP: 0.403, SLG: 0.508 <b>Nelson Liriano, S</b> (8, FR) OBP: 0.276, SLG: 0.303	3-1 F7		1-1 1B		4-2 FC5-4 BB			4-0 WP BB		2	0	1	1	2	0	1											
<b>George Bell, R</b> (1, 7) OBP: 0.313, SLG: 0.443	1-0 G1-4-3		2-2 G4-3 1B		1-1 FC5-4			2-1 6-3		4	0	1	1	0	0	4											
<b>Kelly Gruber, R</b> (1, 5) OBP: 0.349, SLG: 0.497		0-3 K	1-0 G4-3		2-1 4-3			0-3 K		4	0	0	0	0	2	4											
<b>Ernie Whitt, L</b> (1, 2) OBP: 0.307, SLG: 0.309	1-2 4-3			2-2 F7			0-1 L7			3	0	0	0	0	0	0											
<b>Jesse Barfield, R</b> (1, 9) OBP: 0.273, SLG: 0.357		3-3 K		1-2 P6			1-3 K			3	0	0	0	0	2	0											
<b>Rick Leach, L</b> (1, 3) OBP: 0.346, SLG: 0.330			0-0 4-3 1B 2B		1-0 G3			1-0 4-3		3	1	1	0	0	0	0											
<b>Sil Campusano, R</b> (1, 8) OBP: 0.281, SLG: 0.320			1-1 4-3		1-1 G3 SH1-3 HBP			1-0 5-3		2	0	0	0	0	0	1											
<b>Manuel Lee, S</b> (1, 4) OBP: 0.318, SLG: 0.350			0-1 BB 1B		0-0 SH1-3			0-0 4-3		2	1	1	1	0	0	0											
<b>Inning Stats</b>	R: 0 E: 1 K: 0 S: 5	H: 0 LOB: 0 BB: 0 P: 11	R: 0 E: 0 K: 2 S: 10	H: 0 LOB: 0 BB: 0 P: 14	R: 3 E: 0 K: 0 S: 12	H: 4 LOB: 1 BB: 1 P: 21	R: 0 E: 0 K: 0 S: 7	H: 0 LOB: 0 BB: 0 P: 10	R: 0 E: 0 K: 1 S: 7	H: 0 LOB: 0 BB: 0 P: 10	R: 0 E: 0 K: 0 S: 3	H: 0 LOB: 0 BB: 0 P: 5	R: 0 E: 0 K: 1 S: 6	H: 0 LOB: 2 BB: 1 P: 12	R: 0 E: 0 K: 2 S: 10	H: 0 LOB: 1 BB: 1 P: 18		1B: 3 2B: 1 3B: 0 HR: 0	SF: 0 SAC: 1 DP: 2 HBP: 1	WP: 1 PB: 0 SB: 0 CS: 0	PA: 31						
<b>PITCHER</b>	IP	WLS	BF	H	R	ER	SO	BB	IBB	HBP	BLK	WP	HR	S	P	ERA	WHIP										
<b>Bill Swift, R</b> (1, 1) ERA: 3.94	8.0	L	31	4	3	3	4	3	0	1	0	1	0	59	100	3.38	0.875										

AB	32
R	2
H	8
RBI	2
BB	2
SO	5
LOB	14



WP	0
PB	0
SB	0
CS	2

AB	26
R	3
H	4
RBI	3
BB	3
SO	4
LOB	11



WP	1
PB	0
SB	0
CS	0



Batter	1	2	3	4	5	6	7	8	9	AB	R	H	RBI	BB	SO	LOB	TOP								
<b>Harold Reynolds, S</b> (1, 4) OBP: 0.329, SLG: 0.394										4	1	2	0	1	1	0	<b>Seattle Mariners @ Toronto Blue Jays</b> Exhibition Stadium, Toronto, ON Sat Jul 09 1988, 3:33 AM EDT Att: 31,373 - Overcast - 93 F								
<b>Rey Quinones, R</b> (1, 6) OBP: 0.303, SLG: 0.431										4	1	2	0	1	0	2									
<b>Mickey Brantley, R</b> (1, 8) OBP: 0.283, SLG: 0.452										4	0	0	1	0	0	5									
<b>Ken Phelps, L</b> (1, 10) OBP: 0.424, SLG: 0.525										2	0	1	0	0	0	1									
<b>John Rabb, R</b> (4, PH) OBP: 0.333, SLG: 0.333										3	1	1	0	0	0	2									
<b>Scott Bradley, L</b> (1, 9) OBP: 0.293, SLG: 0.327										4	2	4	0	1	0	0									
<b>Mike Kingery, L</b> (8, PR) OBP: 0.326, SLG: 0.295										0	0	0	0	0	0	0									
<b>Steve Balboni, R</b> (1, 3) OBP: 0.227, SLG: 0.378										5	2	1	3	0	1	7									
<b>Jim Presley, R</b> (1, 5) OBP: 0.276, SLG: 0.340										3	1	0	0	1	0	4									
<b>Dave Valle, R</b> (1, 2) OBP: 0.294, SLG: 0.405										5	0	2	2	0	0	3									
<b>Greg Brlley, L</b> (1, 7) OBP: 0.292, SLG: 0.522										4	1	2	2	0	1	3									
<b>Henry Cotto, R</b> (8, 8) OBP: 0.311, SLG: 0.367										1	0	0	0	0	0	0									
<b>Inning Stats</b>	R: 1 H: 2 E: 2 K: 0 S: 15	H: 2 R: 1 ER: 0 LOB: 2 BB: 1 P: 28	R: 0 H: 2 E: 0 K: 1 S: 10	H: 2 R: 1 ER: 0 LOB: 2 BB: 1 P: 19	R: 0 H: 2 E: 0 K: 1 S: 17	H: 2 R: 1 ER: 0 LOB: 2 BB: 1 P: 26	R: 5 H: 5 E: 1 K: 1 S: 18	H: 5 R: 1 ER: 0 LOB: 2 BB: 1 P: 35	R: 0 H: 0 E: 0 K: 0 S: 5	H: 0 R: 0 ER: 0 LOB: 0 BB: 0 P: 6	R: 2 H: 3 E: 0 K: 0 S: 6	H: 3 R: 1 ER: 0 LOB: 1 BB: 0 P: 12	R: 0 H: 0 E: 0 K: 1 S: 7	H: 0 R: 0 ER: 0 LOB: 0 BB: 1 P: 14	R: 0 H: 1 E: 0 K: 0 S: 3	H: 1 R: 0 ER: 0 LOB: 1 BB: 0 P: 4	R: 0 H: 0 E: 0 K: 0 S: 5	H: 0 R: 0 ER: 0 LOB: 0 BB: 0 P: 7	1B: 12 2B: 1 3B: 0 HR: 2	SF: 1 SAC: 0 DP: 2 HBP: 1	WP: 0 PB: 0 SB: 1 CS: 0	PA: 45			
<b>PITCHER</b>	IP	WLS	BF	H	R	ER	SO	BB	IBB	HBP	BLK	WP	HR	S	P	ERA	WHIP								
<b>Todd Stottlemire, R</b> (1, 1) ERA: 4.9	3.0	L	20	8	5	4	1	3	0	0	0	0	1	48	86	12.00	3.667								
<b>John Cerutti, L</b> (4, 1) ERA: 4.4	0.2		3	1	0	0	0	0	0	0	0	0	0	3	5	0.00	1.500								
<b>Mark Eichhorn, R</b> (4, 1) ERA: 4.32	2.1		13	5	4	4	1	0	0	1	0	0	1	20	35	15.43	2.143								
<b>Jim Clancy, R</b> (7, 1) ERA: 5.37	3.0		9	1	0	0	1	1	0	0	0	0	0	15	25	0.00	0.667								

Batter	1	2	3	4	5	6	7	8	9	AB	R	H	RBI	BB	SO	LOB	BOTTOM								
<b>Tony Fernandez, S</b> (1, 6) OBP: 0.318, SLG: 0.370										4	0	0	0	0	0	2	<b>Seattle Mariners @ Toronto Blue Jays</b> Exhibition Stadium, Toronto, ON Sat Jul 09 1988, 3:33 AM EDT Att: 31,373 - Overcast - 93 F								
<b>Nelson Liriano, S</b> (8, 4) OBP: 0.274, SLG: 0.301										1	0	0	0	0	1	0									
<b>Rance Mulliniks, L</b> (1, 10) OBP: 0.403, SLG: 0.511										5	1	2	0	0	1	0									
<b>George Bell, R</b> (1, 7) OBP: 0.313, SLG: 0.444										4	1	1	0	0	1	1									
<b>Fred McGriff, L</b> (8, 3) OBP: 0.386, SLG: 0.533										1	0	0	0	0	0	1									
<b>Kelly Gruber, R</b> (1, 5) OBP: 0.354, SLG: 0.505										3	0	2	2	1	0	1									
<b>Cecil Fielder, R</b> (9, 5) OBP: 0.301, SLG: 0.521										1	0	1	0	0	0	0									
<b>Ernie Whitt, L</b> (1, 2) OBP: 0.309, SLG: 0.313										4	1	1	0	1	2	4									
<b>Jesse Barfield, R</b> (1, 9) OBP: 0.288, SLG: 0.350										4	0	0	0	0	2	3									
<b>Rick Leach, L</b> (1, 3) OBP: 0.351, SLG: 0.345										4	0	2	1	0	0	0									
<b>Sil Campusano, R</b> (1, 8) OBP: 0.280, SLG: 0.311										3	0	0	0	1	2	2									
<b>Manuel Lee, S</b> (1, 4) OBP: 0.316, SLG: 0.347										4	0	1	0	0	0	2									
<b>Inning Stats</b>	R: 1 H: 2 E: 0 K: 0 S: 11	H: 0 R: 3 ER: 0 LOB: 0 BB: 1 P: 17	R: 0 H: 0 E: 0 K: 1 S: 6	H: 0 R: 3 ER: 0 LOB: 0 BB: 0 P: 11	R: 1 H: 2 E: 0 K: 1 S: 7	H: 2 R: 1 ER: 0 LOB: 1 BB: 0 P: 13	R: 0 H: 0 E: 0 K: 1 S: 7	H: 0 R: 0 ER: 0 LOB: 1 BB: 1 P: 15	R: 0 H: 0 E: 1 K: 0 S: 6	H: 0 R: 0 ER: 0 LOB: 1 BB: 0 P: 10	R: 1 H: 3 E: 0 K: 2 S: 26	H: 3 R: 1 ER: 0 LOB: 2 BB: 0 P: 38	R: 0 H: 0 E: 0 K: 3 S: 9	H: 0 R: 0 ER: 0 LOB: 1 BB: 1 P: 19	R: 0 H: 1 E: 0 K: 0 S: 8	H: 1 R: 0 ER: 0 LOB: 0 BB: 0 P: 11	R: 0 H: 2 E: 0 K: 1 S: 15	H: 2 R: 0 ER: 0 LOB: 2 BB: 0 P: 23	1B: 4 2B: 6 3B: 0 HR: 0	SF: 0 SAC: 0 DP: 0 HBP: 0	WP: 0 PB: 0 SB: 0 CS: 0	PA: 41			
<b>PITCHER</b>	IP	WLS	BF	H	R	ER	SO	BB	IBB	HBP	BLK	WP	HR	S	P	ERA	WHIP								
<b>Scott Bankhead, R</b> (1, 1) ERA: 3.12	6.0	W	28	7	3	3	5	2	0	0	0	0	0	63	104	4.50	1.500								
<b>Michael Jackson, R</b> (7, 1) ERA: 2.7	2.0		8	1	0	0	3	1	0	0	0	0	0	17	30	0.00	1.000								
<b>Rod Scurry, L</b> (9, 1) ERA: 3.0	1.0		5	2	0	0	1	0	0	0	0	0	0	15	23	0.00	2.000								





Batter	1	2	3	4	5	6	7	8	9	AB	R	H	RBI	BB	SO	LOB	TOP			
<b>Harold Reynolds, S</b> OBP: 0.325, SLG: 0.389	F9		L5		F8			L6		4	0	0	0	0	0	2				
<b>Rey Quinones, R</b> OBP: 0.299, SLG: 0.424	L9		F9			F9		F8		4	0	0	0	0	0	2				
<b>Mickey Brantley, R</b> OBP: 0.282, SLG: 0.449	1B			P5		P4			5-3	4	0	1	0	0	0	0				
<b>Steve Balboni, R</b> OBP: 0.234, SLG: 0.381	K			2B	1B	5-3			1B	4	0	2	0	0	1	1				
<b>John Rabb, R</b> OBP: 0.333, SLG: 0.500 <b>Scott Bradley, L</b> (9, PH) OBP: 0.292, SLG: 0.325		L7					1-4-3		L7	3	0	1	0	0	0	0				
<b>Dave Valle, R</b> OBP: 0.289, SLG: 0.397		5-3			F9		P6		6-3	4	0	0	0	0	0	3				
<b>Jim Presley, R</b> OBP: 0.274, SLG: 0.337		6-3			4-3					3	0	0	0	0	1	2				
<b>Glenn Wilson, R</b> OBP: 0.290, SLG: 0.327					F8					3	0	1	0	0	0	0				
<b>Henry Cotto, R</b> OBP: 0.311, SLG: 0.366						6-3		FC9-6	1B	3	0	1	0	0	0	1				
<b>Inning Stats</b>	R: 0 H: 1 E: 0 K: 1 S: 7	H: 1 LOB: 0 BB: 0 P: 12	R: 0 H: 0 E: 0 K: 0 S: 11	H: 0 LOB: 0 BB: 0 P: 19	R: 0 H: 1 E: 0 K: 0 S: 6	H: 1 LOB: 1 BB: 0 P: 8	R: 0 H: 2 E: 0 K: 0 S: 9	H: 2 LOB: 2 BB: 0 P: 14	R: 0 H: 0 E: 0 K: 0 S: 6	H: 0 LOB: 0 BB: 0 P: 8	R: 0 H: 0 E: 0 K: 1 S: 8	H: 0 LOB: 0 BB: 0 P: 14	R: 0 H: 1 E: 0 K: 0 S: 12	H: 1 LOB: 1 BB: 0 P: 17	R: 0 H: 1 E: 0 K: 0 S: 9	H: 1 LOB: 1 BB: 0 P: 12	1B: 5 2B: 1 3B: 0 HR: 0	SF: 0 SAC: 0 DP: 0 HBP: 0	WP: 0 PB: 0 SB: 0 CS: 0	PA: 33
<b>PITCHER</b>	IP	WLS	BF	H	R	ER	SO	BB	IBB	HBP	BLK	WP	HR	S	P	ERA	WHIP			
<b>Jimmy Key, L</b> ERA: 1.83	(1, 1)	8.0	W	29	5	0	2	0	0	0	0	0	0	64	99	0.00	0.625			
<b>Tom Henke, R</b> ERA: 2.35	(9, 1)	1.0		4	1	0	0	0	0	0	0	0	0	9	12	0.00	1.000			

Seattle Mariners @ Toronto Blue Jays  
Exhibition Stadium, Toronto, ON  
Sun Jul 10 1988, 3:33 AM EDT  
Att: 35,323 - Overcast - 95 F

AB 33  
R 0  
H 6  
RBI 0  
BB 0  
SO 2  
LOB 12



Batter	1	2	3	4	5	6	7	8	9	AB	R	H	RBI	BB	SO	LOB	BOTTOM			
<b>Tony Fernandez, S</b> OBP: 0.317, SLG: 0.369	HR	F8			L7		G4-6-3			4	1	1	0	0	0	1				
<b>Rance Mulliniks, L</b> OBP: 0.400, SLG: 0.522	HR	1-3			6-3			F7		4	1	1	2	0	0	0				
<b>George Bell, R</b> OBP: 0.312, SLG: 0.445	4-3	L9			2B			4-3		4	0	1	0	0	0	0				
<b>Kelly Gruber, R</b> OBP: 0.350, SLG: 0.498	F8		K		L7			1-3		4	0	0	0	0	1	1				
<b>Ernie Whitt, L</b> OBP: 0.309, SLG: 0.313	BB		P5			4-3				3	1	1	0	0	0	0				
<b>Fred McGriff, L</b> OBP: 0.389, SLG: 0.531	2B		3-1			CS	BB			1	1	0	0	2	0	0				
<b>Rick Leach, L</b> OBP: 0.351, SLG: 0.353 <b>Jesse Barfield, R</b> OBP: 0.268, SLG: 0.350	1B			K			K			3	1	1	2	0	2	1				
<b>Sil Campusano, R</b> OBP: 0.281, SLG: 0.312				K				P4		3	0	1	1	0	1	0				
<b>Manuel Lee, S</b> OBP: 0.317, SLG: 0.347	F7			L6				G4-6-3	1B	3	0	1	0	0	0	1				
<b>Inning Stats</b>	R: 5 H: 5 E: 0 K: 0 S: 21	H: 5 LOB: 1 BB: 1 P: 37	R: 0 H: 0 E: 0 K: 0 S: 9	H: 0 LOB: 0 BB: 0 P: 14	R: 0 H: 0 E: 0 K: 1 S: 5	H: 0 LOB: 0 BB: 0 P: 8	R: 0 H: 0 E: 0 K: 2 S: 7	H: 0 LOB: 0 BB: 0 P: 13	R: 0 H: 1 E: 0 K: 0 S: 10	H: 1 LOB: 1 BB: 0 P: 16	R: 0 H: 0 E: 0 K: 1 S: 10	H: 0 LOB: 1 BB: 1 P: 16	R: 0 H: 1 E: 0 K: 0 S: 4	H: 1 LOB: 0 BB: 0 P: 6	R: 0 H: 0 E: 0 K: 0 S: 7	H: 0 LOB: 0 BB: 0 P: 11	1B: 4 2B: 3 3B: 0 HR: 1	SF: 0 SAC: 0 DP: 2 HBP: 0	WP: 0 PB: 0 SB: 0 CS: 1	PA: 31
<b>PITCHER</b>	IP	WLS	BF	H	R	ER	SO	BB	IBB	HBP	BLK	WP	HR	S	P	ERA	WHIP			
<b>Mike Moore, R</b> ERA: 4.31	(1, 1)	7.0	L	28	7	5	5	4	0	0	0	0	0	66	110	6.43	1.286			
<b>Jerry Reed, R</b> ERA: 3.96	(8, 1)	1.0		3	0	0	0	0	0	0	0	0	0	7	11	0.00	0.000			

Seattle Mariners @ Toronto Blue Jays  
Exhibition Stadium, Toronto, ON  
Sun Jul 10 1988, 3:33 AM EDT  
Att: 35,323 - Overcast - 95 F

AB 29  
R 5  
H 7  
RBI 5  
BB 2  
SO 4  
LOB 4





Batter	1	2	3	4	5	6	7	8	9	AB	R	H	RBI	BB	SO	LOB	TOP										
<b>Tony Fernandez, S</b> (1, 6) OBP: 0.319, SLG: 0.372	1-1 1-3		0-0 WP 1B	1-1 F7			3-3 K		2-2 E9 1-H 2-H 2B	5	1	2	1	0	1	0											
<b>Rance Mulliniks, L</b> (1, 10) OBP: 0.395, SLG: 0.513	2-2 5-3 1B		3-2 F7		0-0 F5		1-1 G3		1-2 6-3	5	0	1	0	0	0	2											
<b>George Bell, R</b> (1, 7) OBP: 0.314, SLG: 0.451	3-2 5-3		0-1 1B 2-H 1B		0-1 3B				3-1 1-3	4	1	2	1	0	0	1											
<b>Kelly Gruber, R</b> (1, 5) OBP: 0.351, SLG: 0.497	1-2 F4		0-0 1B S 1B		1-0 5-3				1-0 CS HBP	3	1	1	0	0	0	2											
<b>Ernie Whitt, L</b> (1, 2) OBP: 0.308, SLG: 0.312		1-2 F7	3-2 1-H 3-H HR 1B		0-0 1-4-3				2-3 K 1-2	4	1	1	2	0	1	2											
<b>Fred McGriff, L</b> (1, 3) OBP: 0.393, SLG: 0.545	1-1 1B		1-0 HR 1B			0-1 F5			1-0 BB 2B 1B	4	2	3	2	0	0	0											
<b>Lloyd Moseby, L</b> (1, 9) OBP: 0.355, SLG: 0.375	1-3 K		3-2 F5			1-0 CS 1B			4-2 2B E BB	3	1	1	0	1	1	1											
<b>Sil Campusano, R</b> (1, 8) OBP: 0.272, SLG: 0.301	1-2 L5			0-0 F3		1-2 F3 1-2			2-0 F9	4	0	0	0	0	0	4											
<b>Manuel Lee, S</b> (1, 4) OBP: 0.309, SLG: 0.338			1-3 K	0-1 4-3			0-2 5-3		1-3 K	4	0	0	0	0	2	2											
<b>Inning Stats</b>	R: 0 E: 0 K: 0 S: 12	H: 1 LOB: 1 BB: 0 P: 19	R: 0 E: 0 K: 1 S: 12	H: 1 LOB: 1 BB: 0 P: 16	R: 5 E: 0 K: 1 S: 27	H: 5 LOB: 0 BB: 0 P: 38	R: 0 E: 0 K: 0 S: 5	H: 0 LOB: 0 BB: 0 P: 6	R: 0 E: 0 K: 0 S: 6	H: 1 LOB: 1 BB: 0 P: 8	R: 0 E: 0 K: 1 S: 10	H: 0 LOB: 0 BB: 0 P: 14	R: 0 E: 0 K: 1 S: 5	H: 0 LOB: 1 BB: 0 P: 11	R: 2 E: 1 K: 1 S: 15	H: 2 LOB: 1 BB: 1 P: 26	1B: 8 2B: 2 3B: 1 HR: 1	SF: 0 SAC: 0 DP: 1 HBP: 1	WP: 1 PB: 0 SB: 1 CS: 2	PA: 38							
<b>PITCHER</b>	IP	WLS	BF	H	R	ER	SO	BB	IBB	HBP	BLK	WP	HR	S	P	ERA	WHIP										
<b>Bob Welch, R</b> (1, 1) ERA: 3.54	7.1	L	31	9	5	5	3	0	0	1	0	1	1	79	113	6.14	1.227										
<b>Greg Cadaret, L</b> (8, 1) ERA: 2.9	1.2		7	2	2	1	2	1	0	0	0	0	0	18	31	5.40	1.800										

Toronto Blue Jays @ Oakland Athletics  
Oakland-Alameda County Coliseum, Oakland, CA  
Thu Jul 14 1988, 7:05 PM PDT  
Att: 20,639 - Unknown - 65 F

AB	36
R	7
H	11
RBI	6
BB	1
SO	5
LOB	14




Batter	1	2	3	4	5	6	7	8	9	AB	R	H	RBI	BB	SO	LOB	BOTTOM										
<b>Carney Lansford, R</b> (1, 5) OBP: 0.375, SLG: 0.425	0-0 SH5-3 1B		0-1 5-3		0-1 F7		0-0 B1			4	1	1	0	0	0	2											
<b>Dave Henderson, R</b> (1, 8) OBP: 0.356, SLG: 0.521	0-0 SH5-3		2-2 F7			3-2 FC5-4 2B			3-2 5-3	3	0	1	0	0	0	1											
<b>Jose Canseco, R</b> (1, 9) OBP: 0.361, SLG: 0.529	4-0 1B BB		2-2 4-3			0-0 6-3			2-2 F9	3	0	0	0	1	0	2											
<b>Mark McGwire, R</b> (1, 3) OBP: 0.345, SLG: 0.449	1-2 G5-4-3 1B			1-0 F9		4-2 FC5-4 BB			3-2 F9	3	0	1	1	1	0	0											
<b>Don Baylor, R</b> (1, 10) OBP: 0.292, SLG: 0.279	2-2 G5-4-3			2-1 F3		1-1 FC5-4 FC6-4			1-2 F9	4	0	0	0	0	0	4											
<b>Terry Steinbach, R</b> (1, 2) OBP: 0.297, SLG: 0.359		1-1 5-3		0-1 1B		0-2 FC6-4			1-2 4-3	4	0	1	0	0	0	2											
<b>Stan Javier, S</b> (1, 7) OBP: 0.319, SLG: 0.346		1-0 B1-3		2-1 L8			1-0 4-3		3-2 4-3	4	0	0	0	0	0	1											
<b>Mike Gallego, R</b> (1, 4) OBP: 0.270, SLG: 0.266		3-2 F4			1-0 F8		1-0 6-3			3	0	0	0	0	0	0											
<b>Walt Weiss, S</b> (1, 6) OBP: 0.295, SLG: 0.307			1-1 2B				1-2 1B			3	0	2	0	0	0	0											
<b>Inning Stats</b>	R: 1 E: 0 K: 0 S: 8	H: 2 LOB: 1 BB: 1 P: 15	R: 0 E: 0 K: 0 S: 8	H: 0 LOB: 0 BB: 0 P: 13	R: 0 E: 0 K: 0 S: 10	H: 1 LOB: 1 BB: 0 P: 15	R: 0 E: 0 K: 0 S: 7	H: 1 LOB: 1 BB: 0 P: 12	R: 0 E: 0 K: 0 S: 4	H: 0 LOB: 0 BB: 0 P: 6	R: 0 E: 0 K: 0 S: 12	H: 1 LOB: 2 BB: 1 P: 20	R: 0 E: 0 K: 0 S: 6	H: 1 LOB: 1 BB: 0 P: 9	R: 0 E: 0 K: 0 S: 11	H: 0 LOB: 0 BB: 0 P: 19	R: 0 E: 0 K: 0 S: 13	H: 0 LOB: 0 BB: 0 P: 18	1B: 4 2B: 2 3B: 0 HR: 0	SF: 0 SAC: 1 DP: 1 HBP: 0	WP: 0 PB: 0 SB: 0 CS: 0	PA: 34					
<b>PITCHER</b>	IP	WLS	BF	H	R	ER	SO	BB	IBB	HBP	BLK	WP	HR	S	P	ERA	WHIP										
<b>Mike Flanagan, L</b> (1, 1) ERA: 4.35	9.0	W	34	6	1	1	0	2	0	0	0	0	0	79	127	1.00	0.889										

Toronto Blue Jays @ Oakland Athletics  
Oakland-Alameda County Coliseum, Oakland, CA  
Thu Jul 14 1988, 7:05 PM PDT  
Att: 20,639 - Unknown - 65 F

AB	31
R	1
H	6
RBI	1
BB	2
SO	0
LOB	12






Batter	1	2	3	4	5	6	7	8	9	AB	R	H	RBI	BB	SO	LOB	TOP
<b>Tony Fernandez, S</b> (1, 6) OBP: 0.317, SLG: 0.369	1-2 F6		0-3 K		0-0 1B		3-1 L7		2-1 F3	5	0	1	0	0	1	4	
<b>Lloyd Moseby, L</b> (1, 9) OBP: 0.357, SLG: 0.380	2-2 FC5-4 1B		0-0 E7 1B 2B		0-0 F9		2-3 K			4	1	2	0	0	1	1	
<b>George Bell, R</b> (1, 7) OBP: 0.313, SLG: 0.449	1-2 F4		1-0 1B		1-0 F9			2-1 L9		4	0	1	1	0	0	2	
<b>Kelly Gruber, R</b> (1, 5) OBP: 0.350, SLG: 0.494	1-0 FC5-4 1-2		1-2 G6-4-3 1B		1-2 5-3			0-3 K		4	0	1	0	0	1	1	
<b>Ernie Whitt, L</b> (1, 2) OBP: 0.307, SLG: 0.308		4-2 1B BB	2-1 G6-4-3 1-2		1-2 F8			0-0 F5		3	0	0	0	1	0	2	
<b>Fred McGriff, L</b> (1, 3) OBP: 0.394, SLG: 0.543		0-1 1-2 1B		1-2 G3		4-2 1B BB		2-2 1-6-3		3	0	1	0	1	0	0	
<b>Rick Leach, L</b> (1, 10) OBP: 0.355, SLG: 0.358 <b>Nelson Liriano, S</b> (9, PR) OBP: 0.274, SLG: 0.301		2-3 K		0-2 4-3		1-1 1-2 1B		3-2 2B 1B		4	0	2	0	0	1	2	AB 35 R 1 H 10 RBI 1 BB 2 SO 8 LOB 21
<b>Sil Campusano, R</b> (1, 8) OBP: 0.271, SLG: 0.308		2-3 K		1-2 F8		2-1 F6		0-1 1-3 2B		4	0	1	0	0	1	4	
<b>Manuel Lee, S</b> (1, 4) OBP: 0.308, SLG: 0.335		2-3 K		3-3 K		3-1 K CS 1B		3-3 K		4	0	1	0	0	3	5	
<b>Inning Stats</b>	R: 0 H: 1 E: 0 LOB: 1 K: 0 BB: 0 S: 14	H: 1 LOB: 2 BB: 1 P: 24	R: 1 H: 3 E: 1 LOB: 1 K: 1 BB: 0 S: 11	H: 0 LOB: 0 BB: 0 P: 11	R: 0 H: 1 E: 0 LOB: 1 K: 1 BB: 0 S: 6	H: 1 LOB: 2 BB: 1 P: 21	R: 0 H: 1 E: 0 LOB: 0 K: 1 BB: 0 S: 8	R: 0 H: 0 E: 0 LOB: 0 K: 1 BB: 0 S: 15	R: 0 H: 2 E: 0 LOB: 2 K: 1 BB: 0 S: 16	1B: 8 2B: 2 3B: 0 HR: 0	SF: 0 SAC: 0 DP: 1 HBP: 0	WP: 0 PB: 0 SB: 0 CS: 1	PA: 37				
<b>PITCHER</b> <b>Dave Stewart, R</b> (1, 1) ERA: 3.37	IP: 9.0 WLS: L BF: 37 H: 10 R: 1 ER: 1 SO: 8 BB: 2 IBB: 0 HBP: 0 BLK: 0 WP: 0 HR: 0 S: 95 P: 149 ERA: 1.00 WHIP: 1.333																

Toronto Blue Jays @ Oakland Athletics  
Oakland-Alameda County Coliseum, Oakland, CA

livebaseballscores.com



Fri Jul 15 1988, 7:05 PM PDT  
Att: 26,476 - Unknown - 68 F

Batter	1	2	3	4	5	6	7	8	9	AB	R	H	RBI	BB	SO	LOB	BOTTOM
<b>Tony Phillips, S</b> (1, 7) OBP: 0.308, SLG: 0.244	1-1 4-3		3-3 K			1-1 4-3			2-3 K	4	0	0	0	0	2	0	
<b>Carney Lansford, R</b> (1, 5) OBP: 0.371, SLG: 0.420	0-0 5-3		0-1 5-3			2-1 F7			0-0 5-3	4	0	0	0	0	0	0	
<b>Jose Canseco, R</b> (1, 9) OBP: 0.383, SLG: 0.527	4-2 BB			0-3 K		4-1 G5-4-3 BB				1	0	0	0	2	1	0	
<b>Mark McGwire, R</b> (1, 3) OBP: 0.342, SLG: 0.444	3-1 F9			2-2 F8		1-1 G5-4-3 1-2				3	0	0	0	0	0	2	
<b>Dave Henderson, R</b> (1, 8) OBP: 0.352, SLG: 0.514		0-0 6-3		0-0 1-3		1-2 4-3				3	0	0	0	0	0	0	
<b>Terry Steinbach, R</b> (1, 2) OBP: 0.292, SLG: 0.352		2-1 F9			1-2 5-3			1-1 1-3		3	0	0	0	0	0	0	
<b>Don Baylor, R</b> (1, 10) OBP: 0.293, SLG: 0.286		3-2 1B 2B			1-0 F9			1-0 5-3		3	0	1	0	0	0	0	AB 27 R 0 H 2 RBI 0 BB 2 SO 3 LOB 2
<b>Mike Gallego, R</b> (1, 4) OBP: 0.271, SLG: 0.267		2-2 2H 1B			3-2 L8			2-1 F9		3	0	1	0	0	0	0	
<b>Walt Weiss, S</b> (1, 6) OBP: 0.293, SLG: 0.305 <b>Stan Javier, S</b> (9, PH) OBP: 0.318, SLG: 0.345			0-0 L6		0-2 F3			1-1 F8		2	0	0	0	0	0	0	
<b>Inning Stats</b>	R: 0 H: 0 E: 0 LOB: 1 K: 0 BB: 1 S: 7	H: 2 LOB: 2 BB: 0 P: 17	R: 0 H: 0 E: 0 LOB: 0 K: 1 BB: 0 S: 8	H: 0 LOB: 0 BB: 0 P: 11	R: 0 H: 0 E: 0 LOB: 0 K: 1 BB: 0 S: 7	H: 0 LOB: 0 BB: 0 P: 12	R: 0 H: 0 E: 0 LOB: 0 K: 0 BB: 1 S: 6	R: 0 H: 0 E: 0 LOB: 0 K: 0 BB: 0 S: 5	R: 0 H: 0 E: 0 LOB: 0 K: 1 BB: 0 S: 6	1B: 1 2B: 1 3B: 0 HR: 0	SF: 0 SAC: 0 DP: 1 HBP: 0	WP: 0 PB: 0 SB: 0 CS: 0	PA: 29				
<b>PITCHER</b> <b>Jimmy Key, L</b> (1, 1) ERA: 1.49	IP: 9.0 WLS: W BF: 29 H: 2 R: 0 ER: 0 SO: 3 BB: 2 IBB: 0 HBP: 0 BLK: 0 WP: 0 HR: 0 S: 64 P: 105 ERA: 0.00 WHIP: 0.444																

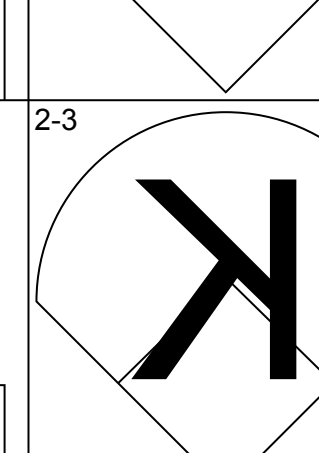
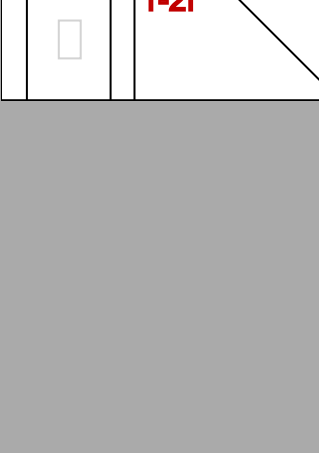
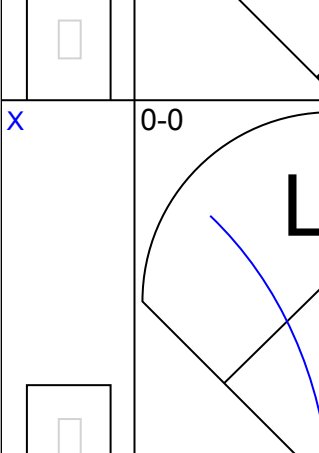
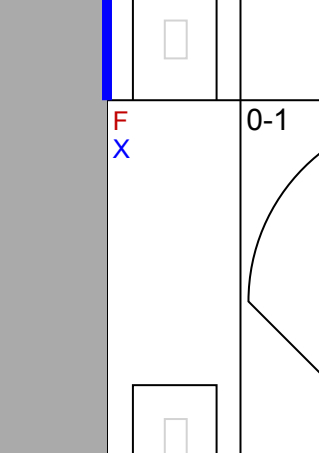


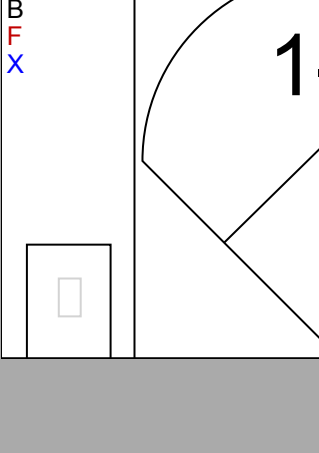
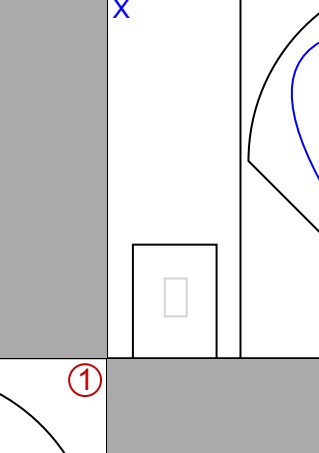



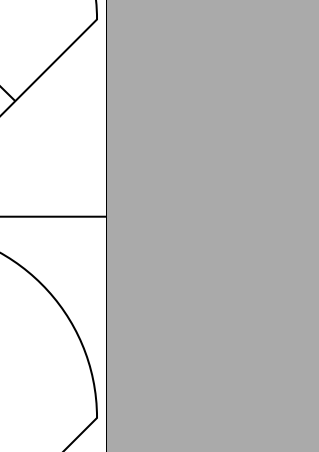



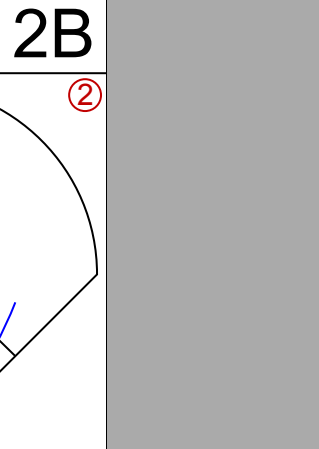
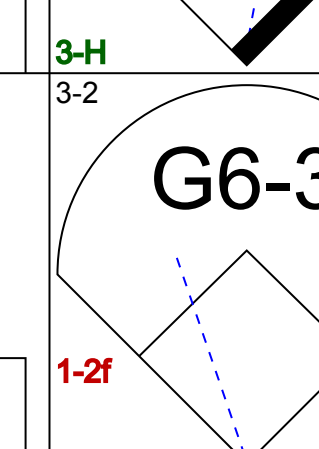


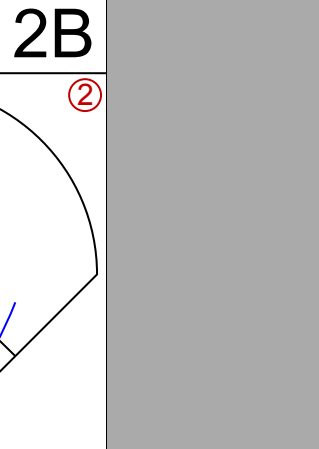


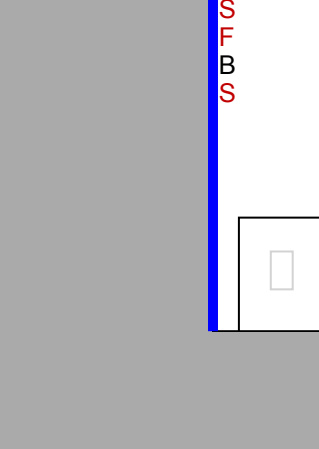

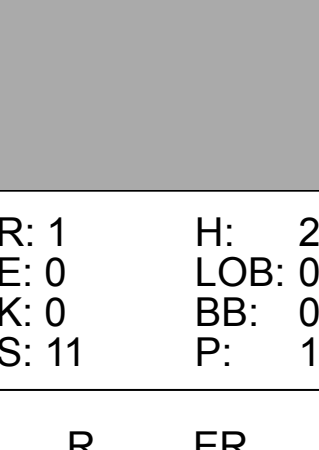
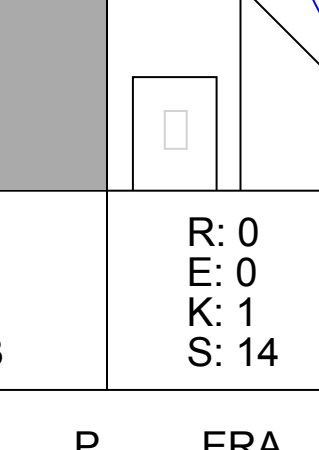
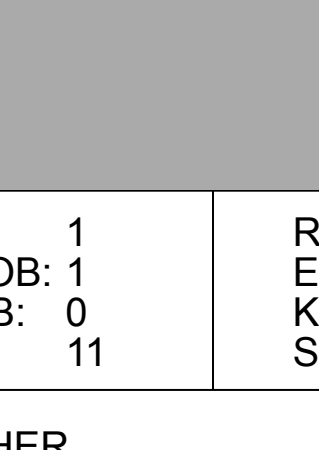
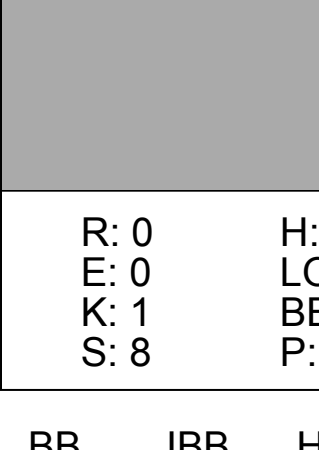

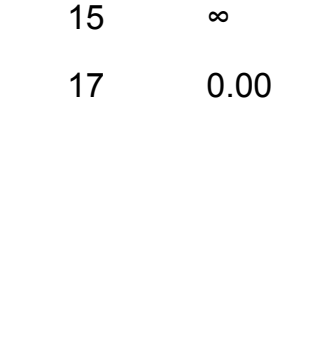



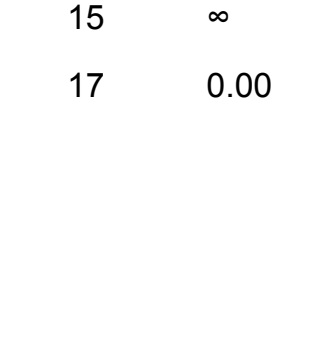
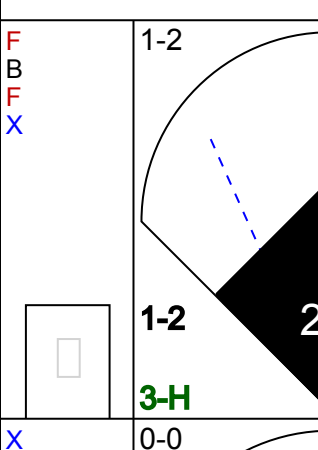
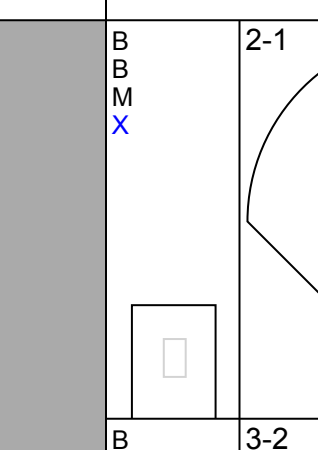
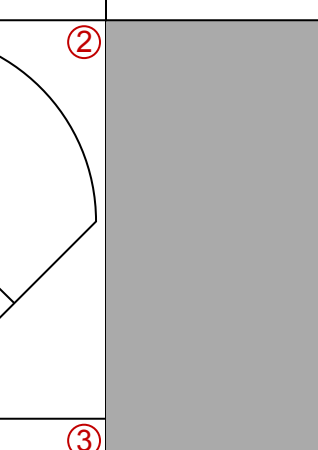
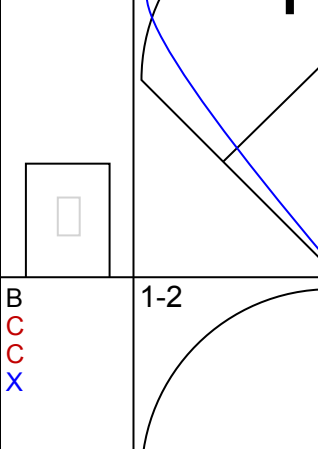
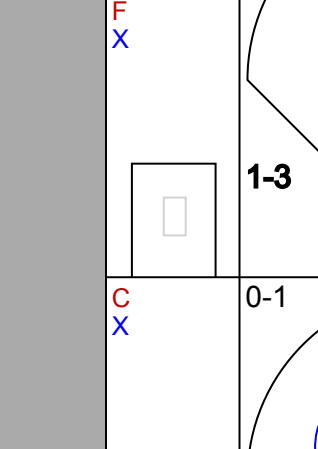
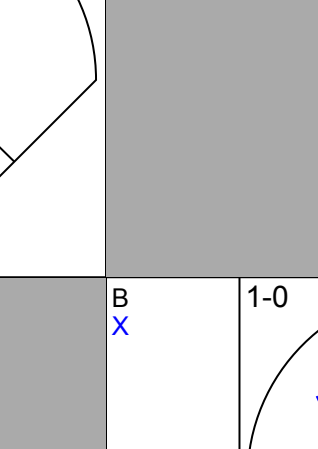
Toronto Blue Jays @ Oakland Athletics  
Oakland-Alameda County Coliseum, Oakland, CA

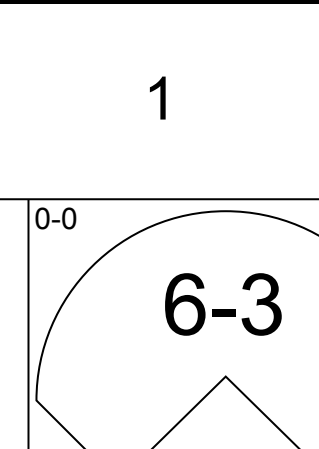
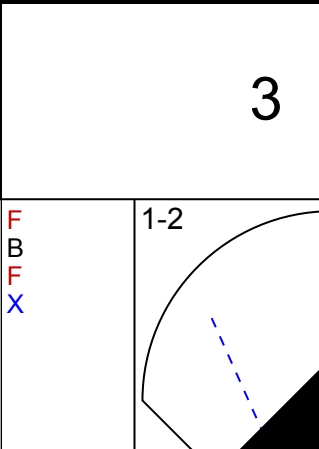
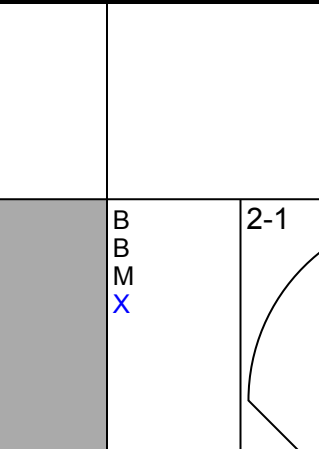
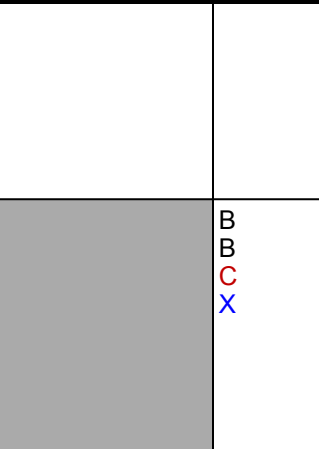
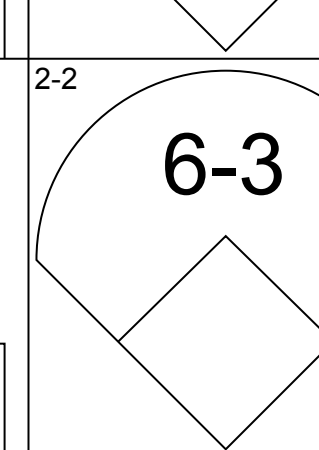
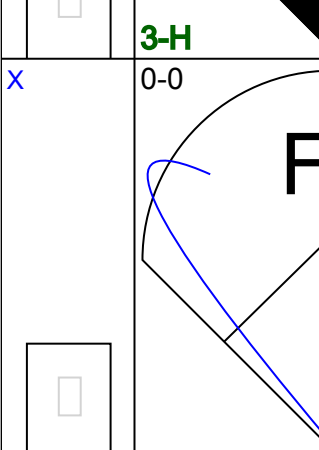
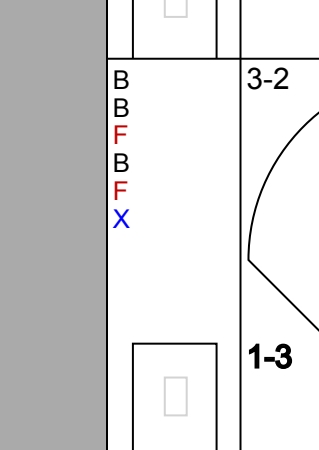
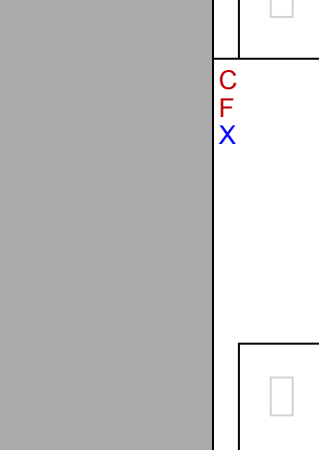
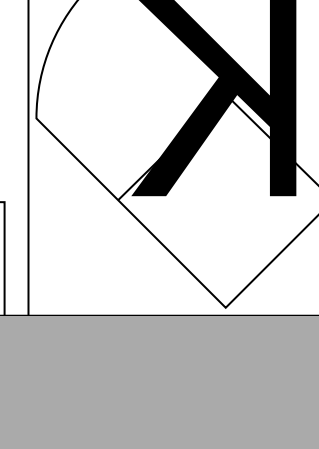
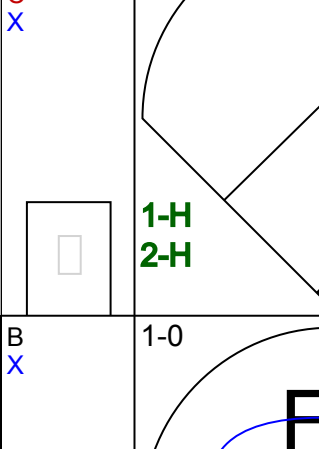
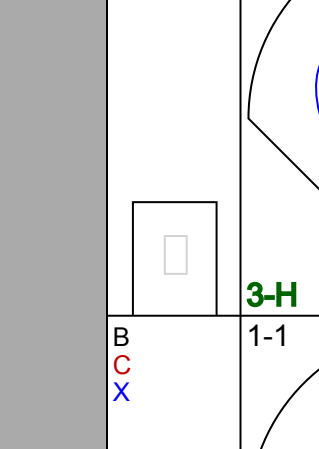

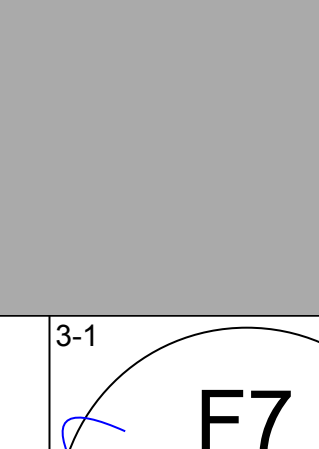
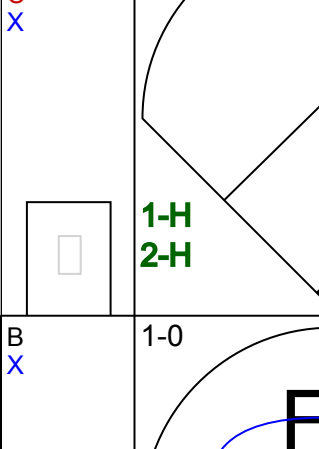
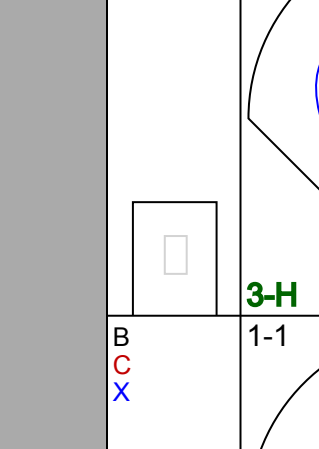

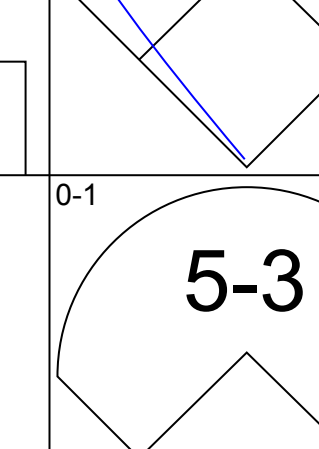
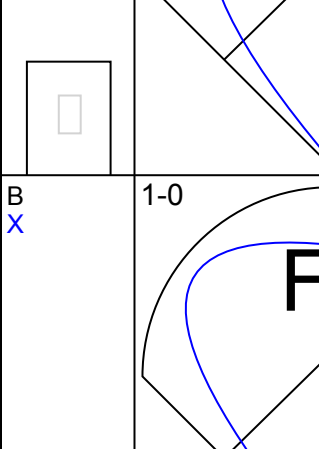
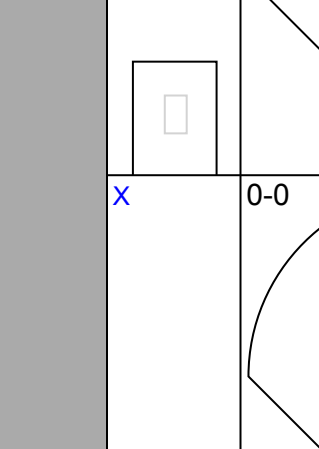

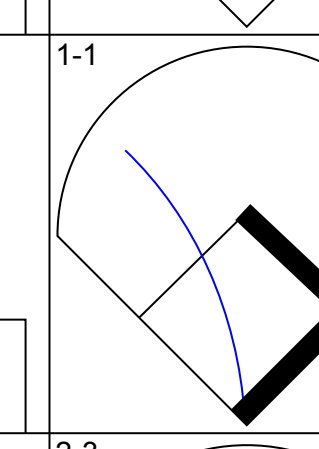
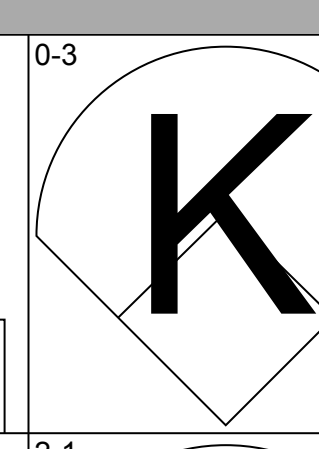
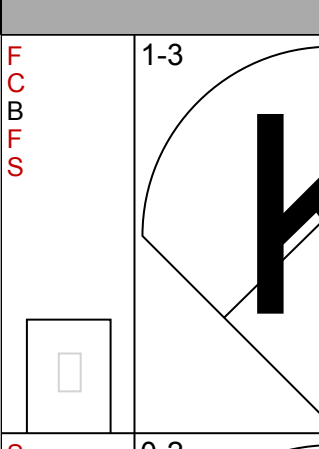
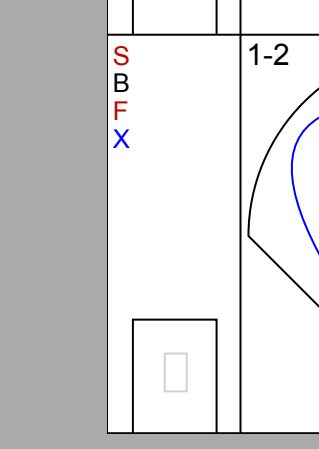
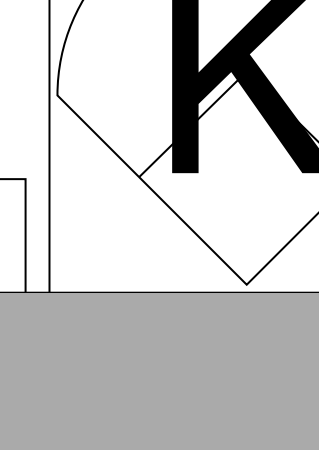
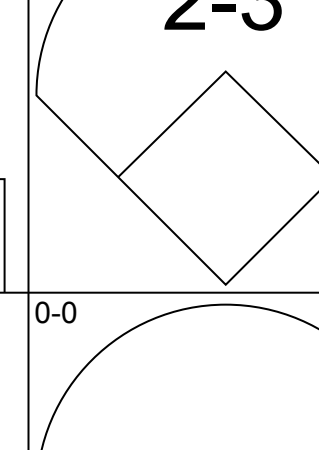
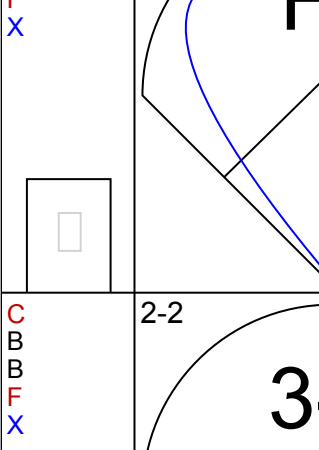
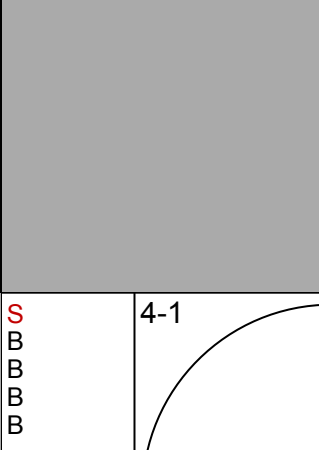
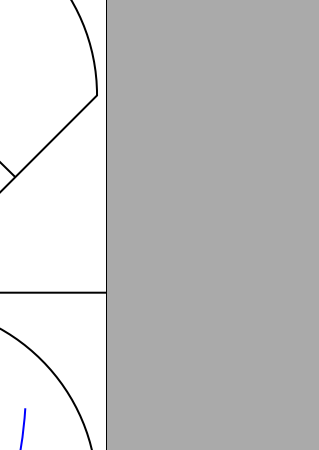
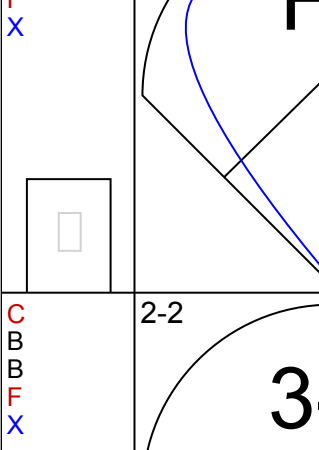
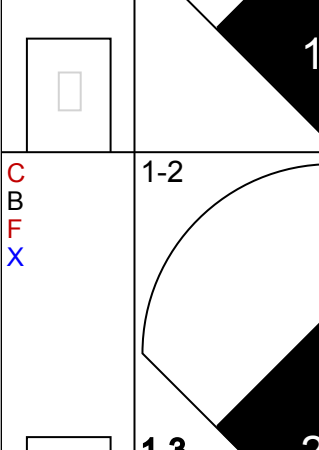
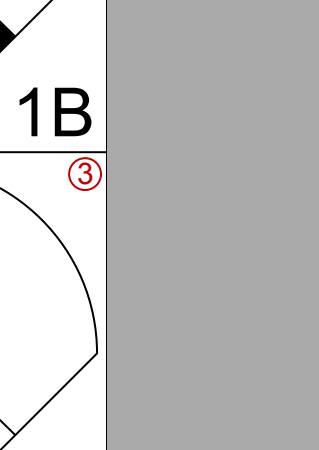
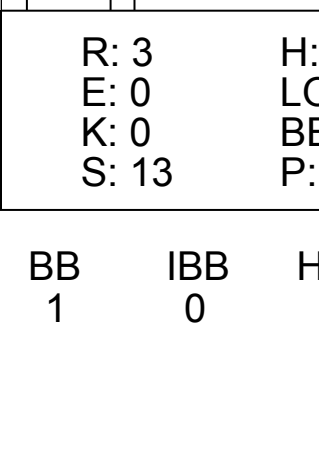
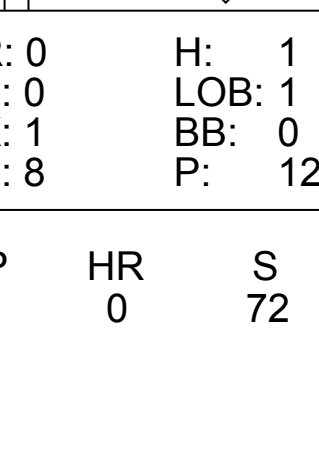
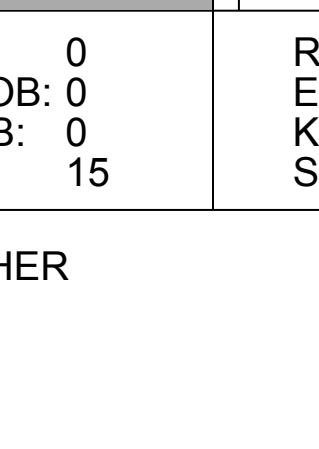
livebaseballscores.com



Fri Jul 15 1988, 7:05 PM PDT  
Att: 26,476 - Unknown - 68 F



Batter	1	2	3	4	5	6	7	8	9	AB	R	H	RBI	BB	SO	LOB	TOP					
<b>Tony Fernandez, S</b> (1, 6) OBP: 0.316, SLG: 0.366										3	0	0	0	1	1	1	<b>Toronto Blue Jays @ Oakland Athletics</b> Oakland-Alameda County Coliseum, Oakland, CA Sat Jul 16 1988, 3:33 AM PDT Att: 33,287 - Sunny - 85 F					
<b>Rance Mulliniks, L</b> (1, 10) OBP: 0.394, SLG: 0.510										3	0	1	0	0	1	2						
<b>Nelson Liriano, S</b> (8, FH) OBP: 0.273, SLG: 0.299										1	0	0	0	0	1	2						
<b>George Bell, R</b> (1, 7) OBP: 0.310, SLG: 0.444										4	0	0	0	0	1	3						
<b>Kelly Gruber, R</b> (1, 5) OBP: 0.349, SLG: 0.491										4	1	1	0	0	1	3						
<b>Ernie Whitt, L</b> (1, 2) OBP: 0.306, SLG: 0.307											4	0	1	0	0	0		0				
<b>Fred McGriff, L</b> (1, 3) OBP: 0.393, SLG: 0.543											4	0	1	1	0	2		1				
<b>Lloyd Moseby, L</b> (1, 9) OBP: 0.353, SLG: 0.375											4	0	0	0	0	2						
<b>Sil Campusano, R</b> (1, 8) OBP: 0.275, SLG: 0.311										2	0	1	0	0	0	0						
<b>Rick Leach, L</b> (7, FH) OBP: 0.353, SLG: 0.355										1	0	0	0	0	1	1						
<b>Manuel Lee, S</b> (1, 4) OBP: 0.314, SLG: 0.338										2	0	1	0	1	0	1						
<b>Inning Stats</b>	R: 0 E: 0 K: 3 S: 11	H: 0 LOB: 0 BB: 0 P: 17	R: 1 E: 0 K: 0 S: 11	H: 2 LOB: 0 BB: 0 P: 18	R: 0 E: 0 K: 0 S: 11	H: 1 LOB: 1 BB: 1 P: 20	R: 0 E: 0 K: 1 S: 10	H: 0 LOB: 0 BB: 0 P: 13	R: 0 E: 0 K: 1 S: 14	H: 1 LOB: 1 BB: 0 P: 23	R: 0 E: 0 K: 0 S: 8	H: 1 LOB: 1 BB: 0 P: 11	R: 0 E: 0 K: 1 S: 9	H: 1 LOB: 1 BB: 0 P: 14	R: 0 E: 1 K: 1 S: 15	H: 0 LOB: 2 BB: 1 P: 23	R: 0 E: 0 K: 1 S: 8	H: 0 LOB: 0 BB: 0 P: 9	1B: 5 2B: 1 3B: 0 HR: 0	SF: 0 SAC: 0 DP: 2 HBP: 0	WP: 0 PB: 0 SB: 0 CS: 0	PA: 34
<b>PITCHER</b>	IP	WLS	BF	H	R	ER	SO	BB	IBB	HBP	BLK	WP	HR	S	P	ERA	WHIP					
<b>Storm Davis, R</b> (1, 1) ERA: 3.4	7.0	W	26	6	1	1	6	1	0	0	0	0	0	74	116	1.29	1.000					
<b>Rick Honeycutt, L</b> (8, 1) ERA: 4.22	0.0		2	0	0	0	0	1	0	0	0	0	0	8	15	∞	∞					
<b>Dennis Eckersley, R</b> (8, 1) ERA: 1.41	2.0	S	6	0	0	0	2	0	0	0	0	0	0	15	17	0.00	0.000					

Batter	1	2	3	4	5	6	7	8	9	AB	R	H	RBI	BB	SO	LOB	BOTTOM				
<b>Luis Polonia, L</b> (1, 7) OBP: 0.329, SLG: 0.312										4	2	2	1	0	0	0	<b>Toronto Blue Jays @ Oakland Athletics</b> Oakland-Alameda County Coliseum, Oakland, CA Sat Jul 16 1988, 3:33 AM PDT Att: 33,287 - Sunny - 85 F				
<b>Dave Henderson, R</b> (1, 8) OBP: 0.350, SLG: 0.510										4	0	1	0	0	0	2					
<b>Jose Canseco, R</b> (1, 9) OBP: 0.384, SLG: 0.534										3	0	2	3	0	1	0					
<b>Ron Hassey, L</b> (1, 2) OBP: 0.290, SLG: 0.372										4	0	0	0	0	0	3					
<b>Carney Lansford, R</b> (1, 5) OBP: 0.367, SLG: 0.416										4	0	0	0	0	0	3					
<b>Mark McWire, R</b> (1, 3) OBP: 0.341, SLG: 0.445										4	0	1	0	0	2	1					
<b>Terry Steinbach, R</b> (1, 10) OBP: 0.287, SLG: 0.346										3	0	0	0	0	1	1					
<b>Tony Phillips, S</b> (1, 4) OBP: 0.318, SLG: 0.250										2	1	1	0	1	0	0					
<b>Mike Gallego, R</b> (8, 4) OBP: 0.271, SLG: 0.267										0	0	0	0	0	0	0					
<b>Walt Weiss, S</b> (1, 6) OBP: 0.293, SLG: 0.305										3	1	1	0	0	0	1					
<b>Inning Stats</b>	R: 0 E: 0 K: 1 S: 8	H: 0 LOB: 0 BB: 0 P: 12	R: 0 E: 0 K: 1 S: 9	H: 1 LOB: 1 BB: 0 P: 15	R: 3 E: 0 K: 0 S: 13	H: 3 LOB: 1 BB: 1 P: 22	R: 0 E: 0 K: 1 S: 8	H: 1 LOB: 1 BB: 0 P: 12	R: 1 E: 0 K: 0 S: 10	H: 2 LOB: 1 BB: 0 P: 16	R: 0 E: 0 K: 1 S: 12	H: 0 LOB: 0 BB: 0 P: 15	R: 0 E: 0 K: 0 S: 6	H: 0 LOB: 0 BB: 0 P: 8	R: 0 E: 0 K: 0 S: 6	H: 1 LOB: 1 BB: 0 P: 8	1B: 5 2B: 3 3B: 0 HR: 0	SF: 1 SAC: 0 DP: 0 HBP: 0	WP: 0 PB: 0 SB: 0 CS: 0	PA: 33	
<b>PITCHER</b>	IP	WLS	BF	H	R	ER	SO	BB	IBB	HBP	BLK	WP	HR	S	P	ERA	WHIP				
<b>Dave Stieb, R</b> (1, 1) ERA: 3.03	8.0	L	33	8	4	4	4	1	0	0	0	0	0	72	108	4.50	1.125				

AB 32  
R 1  
H 6  
RBI 1  
BB 2  
SO 8  
LOB 16



AB 31  
R 4  
H 8  
RBI 4  
BB 1  
SO 4  
LOB 11





Batter	1	2	3	4	5	6	7	8	9	AB	R	H	RBI	BB	SO	LOB	TOP				
Tony Fernandez, S OBP: 0.312, SLG: 0.361	1-1 L7	2-2 F6		1-2 G3		1-0 L7			1-0 G4-6-3	5	0	0	0	0	0	1					
Lloyd Mosby, L OBP: 0.351, SLG: 0.370	2-0 F3		1-0	1-0 G3			0-1 3-1		0-2 F5	4	1	0	0	0	0	0					
George Bell, R OBP: 0.312, SLG: 0.444	2-1 F8		0-2	2-1 FC6-4			0-2 F8			4	1	2	0	0	0	0					
Kelly Gruber, R OBP: 0.348, SLG: 0.490		0-0	0-2	2-0 FC6-4			1-0 F9			3	1	1	1	0	0	1					
Cecil Fielder, R OBP: 0.308, SLG: 0.515	0-0	0-0	3-4	0-2 F8			3-1 F8			3	2	1	0	1	0	0					
Manuel Lee, S OBP: 0.324, SLG: 0.344	1-0	1-0	0-0	0-1 4-3			4-2			3	2	2	2	1	0	0					
Fred McGriff, L OBP: 0.394, SLG: 0.563	3-0	3-2	1-3	1-3 K			2-3			4	2	2	4	0	2	1					
Sil Campusano, R OBP: 0.267, SLG: 0.301	2-3	1-3	0-3	0-3 K			2-2 F9			4	0	0	0	0	3	1					
Sal Butera, R OBP: 0.250, SLG: 0.250	3-2	0-2	1-0	1-0 F8			1-0			4	0	1	0	0	0	0					
<b>Inning Stats</b>	R: 0 E: 0 K: 0 S: 5	H: 0 LOB: 0 BB: 0 P: 10	R: 4 E: 1 K: 1 S: 15	H: 4 LOB: 0 BB: 0 P: 26	R: 5 E: 1 K: 1 S: 19	H: 3 LOB: 1 BB: 1 P: 28	R: 0 E: 0 K: 0 S: 7	H: 1 LOB: 0 BB: 0 P: 13	R: 0 E: 0 K: 1 S: 8	H: 0 LOB: 0 BB: 0 P: 9	R: 0 E: 0 K: 0 S: 6	H: 0 LOB: 0 BB: 0 P: 7	R: 0 E: 0 K: 1 S: 11	H: 0 LOB: 1 BB: 0 P: 22	R: 0 E: 0 K: 0 S: 5	H: 1 LOB: 0 BB: 0 P: 7	1B: 7 2B: 0 3B: 0 HR: 2	SF: 1 SAC: 0 DP: 1 HBP: 1	WP: 0 PB: 1 SB: 0 CS: 0	PA: 38	
<b>PITCHER</b>	IP	WLS	BF	H	R	ER	SO	BB	IBB	HBP	BLK	WP	HR	S	P	ERA	WHIP				
Curt Young, L ERA: 5.77	2.0	L	12	5	6	6	1	0	0	1	0	0	1	23	40	27.00	2.500				
Gene Nelson, R ERA: 3.88	5.1		21	3	3	3	3	2	0	0	0	0	1	47	72	5.06	0.938				
Rick Honeycutt, L ERA: 4.09	1.2		5	1	0	0	1	0	0	0	0	0	0	11	17	0.00	0.600				

Toronto Blue Jays @ Oakland Athletics  
Oakland-Alameda County Coliseum, Oakland, CA

AB	34
R	9
H	9
RBI	7
BB	2
SO	5
LOB	4



Sun Jul 17 1988, 3:33 AM PDT  
Att: 31,695 - Sunny - 91 F

Batter	1	2	3	4	5	6	7	8	9	AB	R	H	RBI	BB	SO	LOB	BOTTOM					
Luis Polonia, L OBP: 0.345, SLG: 0.366	1-2 SH1-3		0-1 F7	2-2		1-2 G3			2-2	5	1	3	2	0	0	3						
Stan Javier, S OBP: 0.321, SLG: 0.342	2-1 SH1-3		4-1	3-4		1-0	4-1		2-2	2	1	0	0	2	0	1						
Jose Canseco, R OBP: 0.362, SLG: 0.530	0-1 FC5-2		3-3			2-3	2-2		1-0	3	1	0	0	0	2	3						
Mike Gallego, R OBP: 0.268, SLG: 0.266	2B						1-3			1	0	0	0	0	0	1						
Don Baylor, R OBP: 0.291, SLG: 0.284	2B						1-3			1	0	0	0	0	0	1						
Ron Hassey, L OBP: 0.290, SLG: 0.374	1-3		0-0	1-3		2-2	1-1			4	0	1	1	0	0	2						
Dave Henderson, R OBP: 0.349, SLG: 0.506	1-3		0-2	0-2		1-0	1-1			4	1	1	0	0	1	1						
Camey Lansford, R OBP: 0.363, SLG: 0.411		2-3	0-0	0-0		2-2	1-2			4	0	0	0	0	1	1						
Mark McGwire, R OBP: 0.343, SLG: 0.449	1-2 F8		0-1	1-2		1-1	1-2			4	0	2	0	0	0	0						
Tony Phillips, S OBP: 0.307, SLG: 0.240	2-2 F7		1-2	1-2		2-1	2-2			4	1	0	0	0	0	3						
Walt Weiss, S OBP: 0.299, SLG: 0.309			3-1	0-0		1-2	1-0			3	1	2	1	0	0	0						
<b>Inning Stats</b>	R: 1 E: 0 K: 1 S: 12	H: 2 LOB: 1 BB: 0 P: 15	R: 0 E: 0 K: 1 S: 9	H: 0 LOB: 0 BB: 0 P: 14	R: 0 E: 0 K: 1 S: 8	H: 0 LOB: 2 BB: 1 P: 18	R: 0 E: 0 K: 0 S: 14	H: 4 LOB: 0 BB: 0 P: 18	R: 0 E: 0 K: 0 S: 8	H: 0 LOB: 0 BB: 0 P: 13	R: 0 E: 0 K: 0 S: 16	H: 2 LOB: 2 BB: 0 P: 23	R: 1 E: 0 K: 0 S: 9	H: 0 LOB: 0 BB: 1 P: 17	R: 0 E: 0 K: 0 S: 12	H: 0 LOB: 0 BB: 0 P: 16	R: 0 E: 0 K: 0 S: 9	H: 1 LOB: 1 BB: 0 P: 15	1B: 6 2B: 2 3B: 0 HR: 1	SF: 0 SAC: 1 DP: 0 HBP: 1	WP: 2 PB: 0 SB: 1 CS: 0	PA: 39
<b>PITCHER</b>	IP	WLS	BF	H	R	ER	SO	BB	IBB	HBP	BLK	WP	HR	S	P	ERA	WHIP					
Todd Stottlemyre, R ERA: 5.18	4.0		20	6	5	5	3	1	0	1	0	0	0	43	65	11.25	1.750					
Duane Ward, R ERA: 2.37	4.0	W	15	2	1	1	1	1	0	0	0	2	0	45	69	2.25	0.750					
Tom Henke, R ERA: 2.29	1.0	S	4	1	0	0	0	0	0	0	0	0	0	9	15	0.00	1.000					

Toronto Blue Jays @ Oakland Athletics  
Oakland-Alameda County Coliseum, Oakland, CA

AB	35
R	6
H	9
RBI	4
BB	2
SO	4
LOB	16



Sun Jul 17 1988, 3:33 AM PDT  
Att: 31,695 - Sunny - 91 F



Batter	1	2	3	4	5	6	7	8	9	AB	R	H	RBI	BB	SO	LOB	TOP							
Tony Fernandez, S (1, 6) OBP: 0.312, SLG: 0.363 Nelson Liriano, S (6, 4) OBP: 0.277, SLG: 0.303										4	1	1	0	0	0	2	4 1 1 0 0 0 2							
Lloyd Mosby, L (1, 9) OBP: 0.351, SLG: 0.380										5	2	2	2	0	0	1	5 2 2 2 0 0 1							
George Bell, R (1, 7) OBP: 0.311, SLG: 0.442 Jesse Barfield, R (6, 9) OBP: 0.267, SLG: 0.349											4	1	1	0	0	0	4 1 1 0 0 0 0							
Kelly Gruber, R (1, 5) OBP: 0.349, SLG: 0.500											5	2	2	3	0	0	5 2 2 3 0 0 1							
Cecil Fielder, R (1, 10) OBP: 0.313, SLG: 0.529											5	1	2	1	0	2	5 1 2 1 0 2 0							
Manuel Lee, S (1, 4) OBP: 0.326, SLG: 0.341											4	2	1	1	1	2	4 2 1 1 1 2 1							
Fred McGriff, L (1, 3) OBP: 0.397, SLG: 0.577											5	3	3	1	0	2	5 3 3 1 0 2 0							
Sil Campusano, R (1, 8) OBP: 0.266, SLG: 0.317											3	0	1	3	0	0	3 0 1 3 0 0 0							
Sal Butera, R (1, 2) OBP: 0.250, SLG: 0.250											4	0	1	1	0	0	4 0 1 1 0 0 1							
<b>Inning Stats</b>	R: 6 E: 0 K: 0 S: 16	H: 7 LOB: 1 BB: 0 P: 27	R: 0 E: 0 K: 0 S: 6	H: 0 LOB: 0 BB: 0 P: 10	R: 2 E: 0 K: 1 S: 12	H: 2 LOB: 1 BB: 1 P: 24	R: 0 E: 0 K: 0 S: 5	H: 0 LOB: 0 BB: 0 P: 7	R: 1 E: 0 K: 2 S: 13	H: 1 LOB: 0 BB: 0 P: 20	R: 3 E: 0 K: 1 S: 17	H: 4 LOB: 1 BB: 0 P: 23	R: 0 E: 0 K: 1 S: 10	H: 0 LOB: 0 BB: 0 P: 15	R: 0 E: 0 K: 0 S: 7	H: 1 LOB: 1 BB: 0 P: 9	R: 0 E: 0 K: 1 S: 7	H: 0 LOB: 0 BB: 0 P: 12	1B: 7 2B: 3 3B: 2 HR: 3	SF: 1 SAC: 0 DP: 0 HBP: 0	WP: 0 PB: 0 SB: 0 CS: 0	PA: 43		
<b>PITCHER</b>	IP WLS BF H R ER SO BB IBB HBP BLK WP HR S P ERA WHIP	IP WLS BF H R ER SO BB IBB HBP BLK WP HR S P ERA WHIP	IP WLS BF H R ER SO BB IBB HBP BLK WP HR S P ERA WHIP	IP WLS BF H R ER SO BB IBB HBP BLK WP HR S P ERA WHIP	IP WLS BF H R ER SO BB IBB HBP BLK WP HR S P ERA WHIP	IP WLS BF H R ER SO BB IBB HBP BLK WP HR S P ERA WHIP	IP WLS BF H R ER SO BB IBB HBP BLK WP HR S P ERA WHIP	IP WLS BF H R ER SO BB IBB HBP BLK WP HR S P ERA WHIP	IP WLS BF H R ER SO BB IBB HBP BLK WP HR S P ERA WHIP	IP WLS BF H R ER SO BB IBB HBP BLK WP HR S P ERA WHIP	IP WLS BF H R ER SO BB IBB HBP BLK WP HR S P ERA WHIP	IP WLS BF H R ER SO BB IBB HBP BLK WP HR S P ERA WHIP	IP WLS BF H R ER SO BB IBB HBP BLK WP HR S P ERA WHIP	IP WLS BF H R ER SO BB IBB HBP BLK WP HR S P ERA WHIP	IP WLS BF H R ER SO BB IBB HBP BLK WP HR S P ERA WHIP	IP WLS BF H R ER SO BB IBB HBP BLK WP HR S P ERA WHIP	IP WLS BF H R ER SO BB IBB HBP BLK WP HR S P ERA WHIP	IP WLS BF H R ER SO BB IBB HBP BLK WP HR S P ERA WHIP	IP WLS BF H R ER SO BB IBB HBP BLK WP HR S P ERA WHIP	IP WLS BF H R ER SO BB IBB HBP BLK WP HR S P ERA WHIP	IP WLS BF H R ER SO BB IBB HBP BLK WP HR S P ERA WHIP	IP WLS BF H R ER SO BB IBB HBP BLK WP HR S P ERA WHIP	IP WLS BF H R ER SO BB IBB HBP BLK WP HR S P ERA WHIP	IP WLS BF H R ER SO BB IBB HBP BLK WP HR S P ERA WHIP
Chuck Finley, L (1, 1) ERA: 4.35	2.2 L 18 9 8 8 1 1 0 0 0 0 0 3 32 58 27.00 3.750	3.0 14 5 4 4 2 0 0 0 0 0 0 3 34 49 12.00 1.667	2.1 8 1 0 0 2 0 0 0 0 0 0 0 24 28 0.00 0.429	1.0 3 0 0 0 1 0 0 0 0 0 0 0 7 12 0.00 0.000																				
Stu Cliburn, R (3, 1) ERA: 4.17																								
Sherman Corbett, L (6, 1) ERA: 4.08																								
Greg Minton, R (9, 1) ERA: 3.94																								

Toronto Blue Jays @ California Angels  
 Anaheim Stadium, Anaheim, CA  
 Mon Jul 18 1988, 10:05 PM EDT  
 Att: 24,241 - Unknown

AB	41
R	12
H	15
RBI	12
BB	1
SO	6
LOB	7



Batter	1	2	3	4	5	6	7	8	9	AB	R	H	RBI	BB	SO	LOB	BOTTOM							
Devon White, S (1, 8) OBP: 0.282, SLG: 0.349										5	1	2	0	0	1	2	5 1 2 0 0 1 2							
Johnny Ray, S (1, 4) OBP: 0.342, SLG: 0.414 Gus Polidor, R (6, 4) OBP: 0.208, SLG: 0.196										3	0	1	0	0	0	1	3 0 1 0 0 0 1							
Brian Downing, R (1, 10) OBP: 0.375, SLG: 0.438										3	1	2	2	1	0	1	3 1 2 2 1 0 1							
Chili Davis, S (1, 9) OBP: 0.321, SLG: 0.451 George Hendrick, R (2, 7) OBP: 0.247, SLG: 0.391 Thad Bosley, L (8, PH) OBP: 0.257, SLG: 0.194										1	0	0	0	0	1	2	1 0 0 0 0 1 2							
Wally Joyner, L (1, 3) OBP: 0.342, SLG: 0.388										3	0	1	0	1	0	2	3 0 1 0 1 0 2							
Tony Armas, R (1, 7) OBP: 0.286, SLG: 0.370										4	0	0	0	0	0	2	4 0 0 0 0 0 2							
Dick Schofield, R (1, 6) OBP: 0.292, SLG: 0.319										4	0	2	0	0	0	1	4 0 2 0 0 0 1							
Bob Boone, R (1, 2) OBP: 0.332, SLG: 0.379 Doug Davis, R (7, 2)										2	0	0	0	0	0	3	2 0 0 0 0 0 3							
Jack Howell, L (1, 5) OBP: 0.334, SLG: 0.387										4	0	0	0	0	0	4	4 0 0 0 0 0 4							
<b>Inning Stats</b>	R: 0 E: 0 K: 1 S: 8	H: 1 LOB: 2 BB: 1 P: 14	R: 0 E: 1 K: 0 S: 10	H: 1 LOB: 1 BB: 0 P: 17	R: 0 E: 0 K: 0 S: 13	H: 1 LOB: 1 BB: 0 P: 16	R: 0 E: 0 K: 0 S: 9	H: 0 LOB: 1 BB: 1 P: 17	R: 0 E: 0 K: 0 S: 7	H: 1 LOB: 0 BB: 0 P: 10	R: 0 E: 0 K: 0 S: 7	H: 0 LOB: 0 BB: 0 P: 10	R: 0 E: 0 K: 0 S: 10	H: 0 LOB: 0 BB: 0 P: 13	R: 2 E: 0 K: 0 S: 9	H: 3 LOB: 1 BB: 0 P: 12	R: 0 E: 1 K: 1 S: 11	H: 1 LOB: 2 BB: 0 P: 14	1B: 5 2B: 1 3B: 1 HR: 1	SF: 0 SAC: 0 DP: 1 HBP: 1	WP: 0 PB: 0 SB: 1 CS: 0	PA: 38		
<b>PITCHER</b>	IP WLS BF H R ER SO BB IBB HBP BLK WP HR S P ERA WHIP	IP WLS BF H R ER SO BB IBB HBP BLK WP HR S P ERA WHIP	IP WLS BF H R ER SO BB IBB HBP BLK WP HR S P ERA WHIP	IP WLS BF H R ER SO BB IBB HBP BLK WP HR S P ERA WHIP	IP WLS BF H R ER SO BB IBB HBP BLK WP HR S P ERA WHIP	IP WLS BF H R ER SO BB IBB HBP BLK WP HR S P ERA WHIP	IP WLS BF H R ER SO BB IBB HBP BLK WP HR S P ERA WHIP	IP WLS BF H R ER SO BB IBB HBP BLK WP HR S P ERA WHIP	IP WLS BF H R ER SO BB IBB HBP BLK WP HR S P ERA WHIP	IP WLS BF H R ER SO BB IBB HBP BLK WP HR S P ERA WHIP	IP WLS BF H R ER SO BB IBB HBP BLK WP HR S P ERA WHIP	IP WLS BF H R ER SO BB IBB HBP BLK WP HR S P ERA WHIP	IP WLS BF H R ER SO BB IBB HBP BLK WP HR S P ERA WHIP	IP WLS BF H R ER SO BB IBB HBP BLK WP HR S P ERA WHIP	IP WLS BF H R ER SO BB IBB HBP BLK WP HR S P ERA WHIP	IP WLS BF H R ER SO BB IBB HBP BLK WP HR S P ERA WHIP	IP WLS BF H R ER SO BB IBB HBP BLK WP HR S P ERA WHIP	IP WLS BF H R ER SO BB IBB HBP BLK WP HR S P ERA WHIP	IP WLS BF H R ER SO BB IBB HBP BLK WP HR S P ERA WHIP	IP WLS BF H R ER SO BB IBB HBP BLK WP HR S P ERA WHIP	IP WLS BF H R ER SO BB IBB HBP BLK WP HR S P ERA WHIP	IP WLS BF H R ER SO BB IBB HBP BLK WP HR S P ERA WHIP	IP WLS BF H R ER SO BB IBB HBP BLK WP HR S P ERA WHIP	IP WLS BF H R ER SO BB IBB HBP BLK WP HR S P ERA WHIP
Jeff Musselman, L (1, 1) ERA: 5.35	6.0 W 24 4 4 0 0 1 0 0 0 0 0 1 30 39 6.00 1.333																							
Jim Clancy, R (7, 1) ERA: 5.35																								

Toronto Blue Jays @ California Angels  
 Anaheim Stadium, Anaheim, CA  
 Mon Jul 18 1988, 10:05 PM EDT  
 Att: 24,241 - Unknown

AB	35
R	2
H	8
RBI	2
BB	2
SO	2
LOB	22






















Batter	1	2	3	4	5	6	7	8	9	AB	R	H	RBI	BB	SO	LOB	TOP										
<b>Tony Fernandez, S</b> OBP: 0.321, SLG: 0.372 (1, 6)	0-0 2B G3 1B		1-2 5-3		0-0 E4 2B 1B	3-2 S 2B 1B		2-0 1-3		5	2	3	0	0	0	1											
<b>Lloyd Moseby, L</b> OBP: 0.345, SLG: 0.380 (1, 8)	2-1 G3 1B 2B		0-0 G3		1-1 WP E 2B	1-1 1-H 2B		1-3 K		5	2	3	1	0	1	0											
<b>George Bell, R</b> OBP: 0.307, SLG: 0.445 <b>Sil Campusano, R</b> OBP: 0.286, SLG: 0.317 (9, 7)	2-1 G3		2-1 HR		2-2 F3	2-2 F8		1-2 5-3		5	1	1	2	0	0	3											
<b>Kelly Gruber, R</b> OBP: 0.348, SLG: 0.496 (1, 5)	2-1 G6-4-3 1B		1-2 F4		2-3 K		0-2 6-3		0-2 4-3	5	0	1	1	0	1	1											
<b>Cecil Fielder, R</b> OBP: 0.322, SLG: 0.523 (1, 10)	2-2 G6-4-3			2-1 2B 1B	1-1 E6 BB 1B		2-1 F8			4	0	1	0	0	0	1											
<b>Manuel Lee, S</b> OBP: 0.342, SLG: 0.362 (1, 4)		2-1 G6-3 2B		1-0 2B	0-1 BB 1B		4-2 CS BB			3	0	3	0	1	0	0											
<b>Fred McGriff, L</b> OBP: 0.405, SLG: 0.586 (1, 3)		4-0 G6-3 BB		0-3 K	4-0 BB		2-0 CS	4-2 F7 S BB		1	0	0	0	3	1	2											
<b>Jesse Barfield, R</b> OBP: 0.265, SLG: 0.340 (1, 9)		0-2 G6-3		4-0 G6-3 IBB	0-1 F8		2-2 F7	2-2 F7		3	0	0	0	1	0	6											
<b>Sal Butera, R</b> OBP: 0.250, SLG: 0.333 (1, 2)		1-0 F8		0-0 G6-3	1-3 K		0-0 WP 2B			4	0	1	0	0	1	4											
<b>Inning Stats</b>	R: 2 E: 0 K: 0 S: 11	H: 3 LOB: 0 BB: 0 P: 19	R: 0 E: 0 K: 0 S: 6	H: 1 LOB: 1 BB: 1 P: 13	R: 1 E: 0 K: 0 S: 9	H: 1 LOB: 0 BB: 0 P: 13	R: 0 E: 0 K: 1 S: 7	H: 2 LOB: 2 BB: 1 P: 14	R: 2 E: 0 K: 1 S: 17	H: 3 LOB: 3 BB: 1 P: 27	R: 0 E: 0 K: 1 S: 12	H: 2 LOB: 1 BB: 0 P: 19	R: 0 E: 0 K: 0 S: 8	H: 0 LOB: 0 BB: 1 P: 16	R: 0 E: 0 K: 0 S: 9	H: 1 LOB: 1 BB: 1 P: 16	R: 0 E: 0 K: 1 S: 10	H: 0 LOB: 0 BB: 0 P: 12	1B: 6 2B: 6 3B: 0 HR: 1	SF: 0 SAC: 0 DP: 3 HBP: 0	WP: 2 PB: 0 CS: 1	PA: 41					
<b>PITCHER</b>	IP	WLS	BF	H	R	ER	SO	BB	IBB	HBP	BLK	WP	HR	S	P	ERA	WHIP										
<b>Steve Trout, L</b> ERA: 7.44 (1, 1)	4.0	L	20	9	5	4	1	1	1	0	0	0	1	36	63	9.00	2.500										
<b>Jerry Reed, R</b> ERA: 3.29 (5, 1)	5.0		20	4	0	0	3	3	0	0	0	2	0	53	86	0.00	1.400										

Toronto Blue Jays @ Seattle Mariners  
The Kingdome, Seattle, WA  
Sat Jul 23 1988, 10:05 PM EDT  
Att: 17,979 - Dome - 72 F

livebaseballscores.com

AB 35  
R 5  
H 13  
RBI 4  
BB 5  
SO 4  
LOB 18




Batter	1	2	3	4	5	6	7	8	9	AB	R	H	RBI	BB	SO	LOB	BOTTOM										
<b>Harold Reynolds, S</b> OBP: 0.327, SLG: 0.376 (1, 4)	1-1 6-3		1-0 F9		0-0 F8		2-1 5-3			4	0	0	0	0	0	1											
<b>Henry Cotto, R</b> OBP: 0.318, SLG: 0.377 (1, 8)	1-2 6-3		3-2 F8		1-1 L4		2-1 F8			4	0	0	0	0	0	1											
<b>Darnell Coles, R</b> OBP: 0.312, SLG: 0.394 (1, 9)	4-0 BB		3-2 1B		2-2 HR		3-2 F6			3	1	2	1	1	0	0											
<b>Steve Balboni, R</b> OBP: 0.258, SLG: 0.433 (1, 3)	4-1 FC4-6 BB		1-2 5-3		3-1 F4		3-2 HR			3	1	1	1	1	0	2											
<b>Alvin Davis, L</b> OBP: 0.399, SLG: 0.493 (1, 10)	0-1 FC4-6			4-1 2B BB		2-3 K		1-0 G3		3	0	0	0	1	1	2											
<b>Jay Buhner, R</b> OBP: 0.250, SLG: 0.306 (1, 7)		3-2 5-3		0-0 F8		2-0 FC6-4 HBP		0-3 K		3	0	0	0	0	1	1											
<b>Rey Quinones, R</b> OBP: 0.294, SLG: 0.410 (1, 6)		0-3 K		1 SAFE 0-3 K		0-0 FC6-4		2-1 G1-6-3 1B		4	0	1	0	0	2	2											
<b>Jim Presley, R</b> OBP: 0.283, SLG: 0.366 (1, 5)		1-1 F9		0-0 2B		2-2 F8		0-0 G1-6-3		4	0	1	0	0	0	2											
<b>Scott Bradley, L</b> OBP: 0.311, SLG: 0.346 (1, 2)			1-2 1B S 1B		3-1 F8		0-0 1-3		1-1 4-3	4	0	1	0	0	0	2											
<b>Inning Stats</b>	R: 0 E: 0 K: 0 S: 8	H: 0 LOB: 2 BB: 2 P: 18	R: 0 E: 0 K: 1 S: 9	H: 0 LOB: 0 BB: 0 P: 13	R: 0 E: 0 K: 1 S: 8	H: 1 LOB: 2 BB: 1 P: 15	R: 1 E: 0 K: 0 S: 8	H: 1 LOB: 0 BB: 0 P: 14	R: 0 E: 0 K: 1 S: 7	H: 0 LOB: 1 BB: 0 P: 13	R: 0 E: 0 K: 0 S: 5	H: 0 LOB: 0 BB: 0 P: 9	R: 1 E: 0 K: 1 S: 11	H: 1 LOB: 0 BB: 0 P: 18	R: 0 E: 0 K: 0 S: 5	H: 1 LOB: 0 BB: 0 P: 8	1B: 3 2B: 1 3B: 0 HR: 2	SF: 0 SAC: 0 DP: 1 HBP: 1	WP: 0 PB: 0 CS: 0	PA: 36							
<b>PITCHER</b>	IP	WLS	BF	H	R	ER	SO	BB	IBB	HBP	BLK	WP	HR	S	P	ERA	WHIP										
<b>Jeff Musselman, L</b> ERA: 0.69 (1, 1)	7.0	W	29	4	1	1	3	3	0	0	0	0	1	58	104	1.29	1.000										
<b>Jim Clancy, R</b> ERA: 5.37 (8, 1)	2.0		7	2	1	1	1	0	0	0	0	0	1	16	26	4.50	1.000										

Toronto Blue Jays @ Seattle Mariners  
The Kingdome, Seattle, WA  
Sat Jul 23 1988, 10:05 PM EDT  
Att: 17,979 - Dome - 72 F

livebaseballscores.com

AB 32  
R 2  
H 6  
RBI 2  
BB 3  
SO 4  
LOB 13





Batter	1	2	3	4	5	6	7	8	9	AB	R	H	RBI	BB	SO	LOB	TOP							
<b>Tony Fernandez, S</b> (1, 6) OBP: 0.325, SLG: 0.372	4-2 BB		4-1 BB		2-1 6-3	0-1 5-3			0-0 1B	3	0	1	0	2	0	2								
<b>Lloyd Moseby, L</b> (1, 8) OBP: 0.340, SLG: 0.374	1-1 P3		2-1 P4		2-2 3-1				2-3 K	5	0	0	0	0	1	3								
<b>George Bell, R</b> (1, 7) OBP: 0.308, SLG: 0.452 <b>Sil Campusano, R</b> (9, 7) OBP: 0.266, SLG: 0.317	1-3 K			2-2 2B 1B	2-1 HR				1-1 6-3	5	2	2	1	0	1	2								
<b>Kelly Gruber, R</b> (1, 5) OBP: 0.344, SLG: 0.490	3-3 K			1-2 F3	3-1 G3				3-1 6-3	4	0	0	0	0	1	2								
<b>Cecil Fielder, R</b> (1, 10) OBP: 0.344, SLG: 0.598		4-2 BB		3-1 1B 2B		3-2 HR			2-2 HR	3	3	3	2	1	0	0								
<b>Manuel Lee, S</b> (1, 4) OBP: 0.340, SLG: 0.360		0-1 G6-4-3		3-1 2B		3-1 G3			1-3 K	4	1	1	1	0	1	1								
<b>Fred McGriff, L</b> (1, 3) OBP: 0.403, SLG: 0.582		3-3 K		2-3 3-H 1B		2-1 1B			2-3 K	4	0	1	0	0	3	2								
<b>Jesse Barfield, R</b> (1, 9) OBP: 0.264, SLG: 0.343			1-3 K	1-0 1-H 3-H 2B		1-3 K			3-3 K	4	0	1	2	0	3	1								
<b>Sal Butera, R</b> (1, 2) OBP: 0.250, SLG: 0.313			0-3 K	2-1 5-3		3-2 1B			3-2 F2	4	0	1	0	0	1	1								
<b>Inning Stats</b>	R: 0 E: 0 K: 2 S: 12	H: 0 LOB: 1 BB: 1 P: 21	R: 0 E: 0 K: 1 S: 7	H: 0 LOB: 0 BB: 1 P: 14	R: 0 E: 0 K: 2 S: 9	H: 0 LOB: 1 BB: 1 P: 16	R: 3 E: 0 K: 1 S: 17	H: 4 LOB: 1 BB: 0 P: 29	R: 1 E: 0 K: 0 S: 10	H: 1 LOB: 0 BB: 0 P: 19	R: 1 E: 0 K: 1 S: 15	H: 3 LOB: 2 BB: 0 P: 27	R: 0 E: 0 K: 3 S: 6	H: 0 LOB: 0 BB: 0 P: 12	R: 1 E: 0 K: 3 S: 13	H: 1 LOB: 0 BB: 0 P: 21	R: 0 E: 0 K: 1 S: 11	H: 1 LOB: 1 BB: 0 P: 17	1B: 5 2B: 2 3B: 0 HR: 3	SF: 0 SAC: 0 DP: 1 HBP: 0	WP: 0 PB: 0 SB: 1 CS: 0	PA: 39		
<b>PITCHER</b>	IP	WLS	BF	H	R	ER	SO	BB	IBB	HBP	BLK	WP	HR	S	P	ERA	WHIP							
<b>Mark Langston, L</b> (1, 1) ERA: 4.1	6.0	L	28	8	5	5	7	3	0	0	0	0	2	70	126	7.50	1.833							
<b>Rod Seery, L</b> (7, 1) ERA: 4.55	3.0		11	2	1	1	4	0	0	0	0	0	1	30	50	3.00	0.667							

Toronto Blue Jays @ Seattle Mariners  
The Kingdome, Seattle, WA  
Sun Jul 24 1988, 6:33 AM EDT  
Att: 10,487 - Dome - 72 F

AB	36
R	6
H	10
RBI	6
BB	3
SO	11
LOB	14



Batter	1	2	3	4	5	6	7	8	9	AB	R	H	RBI	BB	SO	LOB	BOTTOM							
<b>Harold Reynolds, S</b> (1, 4) OBP: 0.324, SLG: 0.372	1-0 F8		1-0 L8			2-3 K			1-0 F7	4	0	0	0	0	1	1								
<b>Mickey Brantley, R</b> (1, 7) OBP: 0.295, SLG: 0.462	0-0 5-3			1-0 F7		0-1 FC6-4 1B			1-1 1B	4	0	2	0	0	0	0								
<b>Darnell Coles, R</b> (1, 9) OBP: 0.311, SLG: 0.389	4-2 BB			1-0 5-3		2-1 FC6-4			3-2 6-3	3	0	0	0	1	0	3								
<b>Steve Balboni, R</b> (1, 3) OBP: 0.258, SLG: 0.429	1-1 F8			1-0 FC6-4 1B		1-3 K			1-2 4-3	4	0	1	0	0	1	1								
<b>Jay Buhner, R</b> (1, 8) OBP: 0.250, SLG: 0.293				2-1 FC6-4		4-2 4-3 BB			0-0 F8	3	0	0	0	1	0	1								
<b>Alvin Davis, L</b> (1, 10) OBP: 0.394, SLG: 0.485		2-2 4-3			1-1 G3				1-0 4-3	4	0	0	0	0	0	1								
<b>Jim Presley, R</b> (1, 5) OBP: 0.280, SLG: 0.362				0-1 L9		2-2 6-3			2-2 5-3	3	0	0	0	0	0	1								
<b>Mario Diaz, R</b> (1, 6) OBP: 0.444, SLG: 0.529					0-2 5-3				0-0 1B 2B	3	0	1	0	0	0	0								
<b>Scott Bradley, L</b> (1, 2) OBP: 0.306, SLG: 0.341					3-2 5-3				0-0 P6	3	0	0	0	0	0	1								
<b>Inning Stats</b>	R: 0 E: 0 K: 0 S: 6	H: 0 LOB: 1 BB: 1 P: 12	R: 0 E: 0 K: 0 S: 6	H: 0 LOB: 0 BB: 0 P: 8	R: 0 E: 0 K: 0 S: 5	H: 1 LOB: 1 BB: 0 P: 10	R: 0 E: 0 K: 0 S: 8	H: 0 LOB: 0 BB: 0 P: 11	R: 0 E: 0 K: 1 S: 8	H: 1 LOB: 1 BB: 0 P: 12	R: 0 E: 0 K: 1 S: 13	H: 0 LOB: 1 BB: 1 P: 22	R: 0 E: 0 K: 0 S: 8	H: 2 LOB: 2 BB: 0 P: 13	R: 0 E: 0 K: 0 S: 5	H: 0 LOB: 0 BB: 0 P: 7	1B: 3 2B: 1 3B: 0 HR: 0	SF: 0 SAC: 0 DP: 0 HBP: 0	WP: 0 PB: 0 SB: 0 CS: 0	PA: 33				
<b>PITCHER</b>	IP	WLS	BF	H	R	ER	SO	BB	IBB	HBP	BLK	WP	HR	S	P	ERA	WHIP							
<b>Mike Flanagan, L</b> (1, 1) ERA: 4.07	9.0	W	33	4	0	0	2	2	0	0	0	0	0	66	106	0.00	0.667							

Toronto Blue Jays @ Seattle Mariners  
The Kingdome, Seattle, WA  
Sun Jul 24 1988, 6:33 AM EDT  
Att: 10,487 - Dome - 72 F

AB	31
R	0
H	4
RBI	0
BB	2
SO	2
LOB	9

















Batter	1	2	3	4	5	6	7	8	9	AB	R	H	RBI	BB	SO	LOB	TOP										
<b>Rickey Henderson, R</b> OBP: 0.407, SLG: 0.438	4-0 1B G6-4-3 BB		0-2 4-3		0-2 5-3			1-1 FC1-6		3	1	0	0	1	0	2											
<b>Don Mattingly, L</b> OBP: 0.376, SLG: 0.491	0-1 G6-4-3 1B 1B		1-0 F8		2-1 F9			1-0 F3		4	0	1	0	0	0	2											
<b>Dave Winfield, R</b> OBP: 0.422, SLG: 0.582	2-0 G6-4-3 1B		0-3 K			1-1 G6-4-3 1B		0-1 F7		4	0	2	0	0	1	1											
<b>Jack Clark, R</b> OBP: 0.390, SLG: 0.460	1-1 G6-4-3			2-3 K		1-3 K		0-1 G5-3 1B		4	0	1	0	0	2	3											
<b>Don Slaught, R</b> OBP: 0.390, SLG: 0.533	3-3 K			4-2 FC5-4 BB		2-0 G6-4-3		2-2 F7		3	0	0	0	1	1	3											
<b>Gary Ward, R</b> OBP: 0.281, SLG: 0.258		1-3 K		1-0 F7			1-3 K		0-1 1B	3	0	0	0	0	2	1											
<b>Hal Morris, L</b> OBP: 1.000, SLG: 1.000								1-2 1B		1	0	1	0	0	0	0											
<b>Willie Randolph, R</b> OBP: 0.329, SLG: 0.300		1-0 F8		2-2 FC5-4			0-0 4-3		0-1 G5-3	4	0	0	0	0	0	3											
<b>Luis Aguayo, R</b> OBP: 0.350, SLG: 0.370		2-0 1B				2-1 5-3				3	0	1	0	0	1	0											
<b>Rafael Santana, R</b> OBP: 0.300, SLG: 0.325		1-2 4-3				1-1 2B		2-2 FC1-6 1B		3	0	2	0	0	0	1											
<b>Inning Stats</b>	R: 1 E: 0 K: 1 S: 10	H: 2 LOB: 1 BB: 1 P: 20	R: 0 E: 0 K: 1 S: 9	H: 1 LOB: 0 BB: 0 P: 14	R: 0 E: 0 K: 1 S: 10	H: 0 LOB: 0 BB: 0 P: 11	R: 0 E: 0 K: 1 S: 10	H: 0 LOB: 1 BB: 0 P: 19	R: 0 E: 0 K: 2 S: 6	H: 1 LOB: 0 BB: 0 P: 10	R: 0 E: 0 K: 2 S: 7	H: 0 LOB: 0 BB: 0 P: 8	R: 0 E: 0 K: 0 S: 8	H: 1 LOB: 1 BB: 0 P: 12	R: 0 E: 0 K: 0 S: 9	H: 2 LOB: 1 BB: 0 P: 11	1B: 7 2B: 1 3B: 0 HR: 0	SF: 0 SAC: 0 DP: 3 HBP: 0	WP: 0 PB: 0 SB: 0 CS: 0	PA: 34							
<b>PITCHER</b>	IP	WLS	BF	H	R	ER	SO	BB	IBB	HBP	BLK	WP	HR	S	P	ERA	WHIP										
<b>Jeff Musselman, L</b> ERA: 0.87	7.2	W	29	6	1	1	7	2	0	0	0	0	0	68	107	1.17	1.043										
<b>Duane Ward, R</b> ERA: 3.31	1.1		5	2	0	0	0	0	0	0	0	0	0	11	13	0.00	1.500										

**New York Yankees @ Toronto Blue Jays**  
Exhibition Stadium, Toronto, ON  
Fri Jul 29 1988, 7:05 PM EDT  
Att: 42,453 - Unknown - 91 F

AB 32  
R 1  
H 8  
RBI 0  
BB 2  
SO 7  
LOB 16



Batter	1	2	3	4	5	6	7	8	9	AB	R	H	RBI	BB	SO	LOB	BOTTOM										
<b>Tony Fernandez, S</b> OBP: 0.326, SLG: 0.373	1-1 4-3 6-3 2B			2-2 F7		1-0 G4-6-3 1B		2-0 1-6-3		4	1	2	1	0	0	1											
<b>Lloyd Moseby, L</b> OBP: 0.342, SLG: 0.375	3-0 4-3		3-H F7		4-0 0-0 1-2 BB		2-0 G4-6-3 1B		2-3 K	4	0	1	0	1	1	2											
<b>Rance Mulliniks, L</b> OBP: 0.394, SLG: 0.498	0-0 6-3		4-1 2B SF8 BB		1-0 F9		2-0 G4-6-3		0-1 4-3	4	1	0	1	1	0	4											
<b>Kelly Gruber, R</b> OBP: 0.342, SLG: 0.485	0-1 F8		1-2 BB 2B		1-3 K		0-1 F9			4	0	1	0	0	1	3											
<b>Ernie Whitt, L</b> OBP: 0.329, SLG: 0.340		4-1 HR BB		4-0 BB BB		2-2 4-3		3-2 HR		2	2	1	1	2	0	0											
<b>Fred McGriff, L</b> OBP: 0.399, SLG: 0.591		0-0 HR		1-0 SF8		0-1 2B		2-0 3-1		3	1	2	3	0	0	0											
<b>Jesse Barfield, R</b> OBP: 0.278, SLG: 0.365		2-1 SH1-4 SF8 1B		4-1 G4-6-3 BB		1-3 K		2-2 2B		3	1	2	0	1	1	1											
<b>Rick Leach, L</b> OBP: 0.353, SLG: 0.357		1-0 SH1-4 1B		0-0 G4-6-3		0-0 F7		3-1 F7		4	0	1	0	0	0	5											
<b>Sil Campuzano, R</b> OBP: 0.273, SLG: 0.346		1-2 1B		1-2 1B						0	0	0	0	0	0	0											
<b>Manuel Lee, S</b> OBP: 0.344, SLG: 0.368		0-0 SH1-4		1-0 BB 1B		2-2 1B G4-6-3 1B		0-1 4-3		3	1	2	0	0	0	1											
<b>Inning Stats</b>	R: 1 E: 0 K: 0 S: 6	H: 1 LOB: 0 BB: 0 P: 10	R: 3 E: 0 K: 0 S: 8	H: 3 LOB: 1 BB: 1 P: 16	R: 1 E: 0 K: 0 S: 10	H: 1 LOB: 2 BB: 3 P: 24	R: 0 E: 0 K: 1 S: 8	H: 1 LOB: 1 BB: 0 P: 17	R: 0 E: 0 K: 0 S: 8	H: 3 LOB: 0 BB: 0 P: 15	R: 1 E: 0 K: 0 S: 13	H: 2 LOB: 1 BB: 0 P: 23	R: 0 E: 0 K: 1 S: 6	H: 0 LOB: 0 BB: 0 P: 10	R: 0 E: 0 K: 0 S: 9	H: 0 LOB: 0 BB: 0 P: 11	1B: 6 2B: 4 3B: 0 HR: 2	SF: 2 SAC: 1 DP: 2 HBP: 0	WP: 0 PB: 0 SB: 0 CS: 0	PA: 39							
<b>PITCHER</b>	IP	WLS	BF	H	R	ER	SO	BB	IBB	HBP	BLK	WP	HR	S	P	ERA	WHIP										
<b>Richard Dotson, R</b> ERA: 4.89	2.0	L	13	5	5	5	0	2	0	0	0	0	0	21	38	22.50	3.500										
<b>Neil Allen, R</b> ERA: 3.25	5.0		23	7	2	2	2	3	0	0	0	0	1	43	81	3.60	2.000										
<b>Steve Shields, R</b> ERA: 3.38	1.0		3	0	0	0	1	0	0	0	0	0	0	6	10	0.00	0.000										

**New York Yankees @ Toronto Blue Jays**  
Exhibition Stadium, Toronto, ON  
Fri Jul 29 1988, 7:05 PM EDT  
Att: 42,453 - Unknown - 91 F

AB 31  
R 7  
H 12  
RBI 6  
BB 5  
SO 3  
LOB 17









Batter	1	2	3	4	5	6	7	8	9	AB R H RBI BB SO LOB	TOP											
Rickey Henderson, R OBP: 0.409, SLG: 0.437	3-1 L4-3 1B			1-1 E 2B 1B	2-2 FC3-6 1B		1-2 4-3		1 SAFE 2-2 SAFE SAFE 1 SAFE	5-3 1-2	5 1 3 0 0 0 1	<b>New York Yankees @ Toronto Blue Jays</b> Exhibition Stadium, Toronto, ON Sun Jul 31 1988, 3:33 AM EDT Att: 41,401 - Cloudy - 95 F										
Willie Randolph, R OBP: 0.332, SLG: 0.306	1 SAFE 2-0 SAFE SAFE 1 SAFE	L4-3		1-1 E5 2B 1B	1-0 FC3-6 1B 1B		0-2 G3 1B		4-0 1B BB	4 2 1 0 1 0 3												
Don Mattingly, L OBP: 0.376, SLG: 0.489	1-1 F8		0-1 1B 2B	0-1 F8			1-2 G3		2-1 FC6-4 1B	5 1 2 2 0 0 2												
Dave Winfield, R OBP: 0.429, SLG: 0.590		3-2 G6-4-3 1B		1-2 6-3 SH1-3 1B	3-1 1B		2-2 L9		2-1 FC6-4 1B	5 1 3 1 0 0 3												
Jack Clark, R OBP: 0.387, SLG: 0.454	0-3 K		3-0 SH1-3 1B	3-2 1B			0-2 F7			4 0 2 2 0 1 1												
Gary Ward, R OBP: 0.279, SLG: 0.262	0-0 G6-4-3		1-1 6-3	1-1 F8			1-3 K			2 0 0 0 0 0 3												
Claudell Washington, L OBP: 0.347, SLG: 0.436			1-2 2-3	1-2 2-3			2-3 K			2 0 0 0 0 1 2												
Luis Aguayo, R OBP: 0.347, SLG: 0.361			1-2 F8	4-0 SH1-3 IBB		3-3 K				3 0 0 0 1 2 0												
Joel Skinner, R OBP: 0.251, SLG: 0.326			3-2 F9	0-0 SH1-3		0-3 K			1-3 K	3 0 0 1 0 2 0												
Rafael Santana, R OBP: 0.297, SLG: 0.322			1-2 F9	1-1 5-3		1-3 K			4-0 WP 1B BB	2 0 0 0 0 0 2												
Randy Velarde, R OBP: 0.256, SLG: 0.385										1 1 0 0 1 1 0												
<b>Inning Stats</b>	R: 0 E: 0 K: 0 S: 5	H: 1 LOB: 0 BB: 0 P: 11	R: 0 E: 0 K: 1 S: 8	H: 1 LOB: 0 BB: 0 P: 11	R: 0 E: 0 K: 1 S: 10	H: 0 LOB: 0 BB: 0 P: 15	R: 4 E: 1 K: 0 S: 18	H: 4 LOB: 2 BB: 1 P: 30	R: 1 E: 0 K: 0 S: 13	H: 3 LOB: 2 BB: 0 P: 24	R: 0 E: 0 K: 3 S: 11	H: 0 LOB: 0 BB: 0 P: 15	R: 0 E: 0 K: 0 S: 18	H: 1 LOB: 1 BB: 0 P: 22	R: 0 E: 0 K: 2 S: 10	H: 0 LOB: 0 BB: 0 P: 13	R: 1 E: 0 K: 1 S: 12	H: 1 LOB: 2 BB: 2 P: 27	1B: 10 2B: 2 3B: 0 HR: 0	SF: 0 SAC: 1 DP: 2 HBP: 0	WP: 1 PB: 0 SB: 0 CS: 0	PA: 40
<b>PITCHER</b>	IP WLS BF H R ER SO BB IBB HBP BLK WP HR S P ERA WHIP											IP WLS BF H R ER SO BB IBB HBP BLK WP HR S P ERA WHIP										
Jimmy Key, L ERA: 2.42	4.2 L 23 9 5 3 1 0 1 0 0 0 0 0 52 87 5.79 1.929																					
Frank Willis, R ERA:	2.1 8 1 0 0 3 0 0 0 0 0 0 0 31 41 0.00 0.429																					
Duane Ward, R ERA: 3.36	1.2 7 0 1 1 3 2 0 0 0 0 1 0 18 32 5.40 1.200																					
John Cerutti, L ERA: 3.97	0.0 1 1 0 0 0 0 0 0 0 0 0 0 2 4 ∞ ∞																					
Doug Bair, R ERA:	0.1 1 0 0 0 0 0 0 0 0 0 0 0 2 4 0.00 0.000																					

Batter	1	2	3	4	5	6	7	8	9	AB R H RBI BB SO LOB	BOTTOM									
Tony Fernandez, S OBP: 0.322, SLG: 0.368	1-0 4-3		2-3 K		2-2 4-3		1 SAFE 2-1 FC3-6 1B		3-2 1-3	5 0 0 0 0 1 5	<b>New York Yankees @ Toronto Blue Jays</b> Exhibition Stadium, Toronto, ON Sun Jul 31 1988, 3:33 AM EDT Att: 41,401 - Cloudy - 95 F									
Rance Mulliniks, L OBP: 0.392, SLG: 0.493	3-2 G6-4-3 1B		0-0 4-3		3-2 4-3		2-0 4-3			4 0 1 0 0 0 1										
George Bell, R OBP: 0.310, SLG: 0.444	1-1 G6-4-3		4-1 BB		4-1 BB		3-2 6-3			2 0 0 0 2 0 1										
Ernie Whitt, L OBP: 0.328, SLG: 0.336		4-1 G4-6-3 BB		1-2 F9		1-3 K		2-1 F5		2 0 0 0 1 1 2										
Sal Butera, R OBP: 0.291, SLG: 0.348			0-1 G4-6-3		2-2 4-3		1-2 G3		1-3 K	4 0 0 0 0 1 3										
Fred McGriff, L OBP: 0.397, SLG: 0.583		1-2 F8			0-0 FC5-4 1B SF8 1B		1-1 E5 1B 1B		4-0 1B BB	3 2 1 0 1 0 0										
Kelly Gruber, R OBP: 0.340, SLG: 0.479			1-1 L3		1-1 FC5-4 1B		0-1 WP 1B 1B		3-3 K	3 1 2 0 0 0 0										
Rick Leach, L OBP: 0.356, SLG: 0.361			2-1 3B		3-1 FC5-4		3-2 L7		2-2 1B	4 0 2 0 0 0 4										
Jesse Barfield, R OBP: 0.281, SLG: 0.384			0-2 4-3		0-0 SF8		0-0 FC3-6 1B		3-2 L8	3 0 1 3 0 0 3										
Manuel Lee, S OBP: 0.341, SLG: 0.362																				
<b>Inning Stats</b>	R: 0 E: 0 K: 0 S: 7	H: 1 LOB: 0 BB: 0 P: 12	R: 0 E: 0 K: 0 S: 4	H: 0 LOB: 1 BB: 1 P: 8	R: 0 E: 0 K: 1 S: 10	H: 1 LOB: 0 BB: 0 P: 15	R: 0 E: 0 K: 0 S: 8	H: 0 LOB: 1 BB: 1 P: 15	R: 0 E: 0 K: 1 S: 12	H: 0 LOB: 1 BB: 1 P: 21	R: 2 E: 1 K: 0 S: 11	H: 2 LOB: 1 BB: 0 P: 19	R: 0 E: 0 K: 1 S: 8	H: 0 LOB: 0 BB: 0 P: 14	R: 0 E: 0 K: 1 S: 15	H: 1 LOB: 2 BB: 1 P: 30	1B: 6 2B: 0 3B: 1 HR: 0	SF: 1 SAC: 0 DP: 2 HBP: 0	WP: 1 PB: 0 SB: 1 CS: 0	PA: 37
<b>PITCHER</b>	IP WLS BF H R ER SO BB IBB HBP BLK WP HR S P ERA WHIP											IP WLS BF H R ER SO BB IBB HBP BLK WP HR S P ERA WHIP								
Rick Rhoden, R ERA: 4.09	6.0 W 25 5 3 2 2 3 0 0 0 0 1 0 54 91 3.00 1.333																			
Steve Shields, R ERA: 3.15	1.1 5 1 0 0 0 0 0 0 0 0 1 0 10 20 0.00 0.750																			
Dave Righetti, L ERA: 3.29	1.2 S 7 1 0 0 2 1 0 0 0 0 0 0 20 38 0.00 1.200																			

AB 36  
R 6  
H 11  
RBI 6  
BB 3  
SO 7  
LOB 17



AB 32  
R 3  
H 7  
RBI 3  
BB 4  
SO 4  
LOB 20





Batter	1	2	3	4	5	6	7	8	9	AB	R	H	RBI	BB	SO	LOB	TOP										
Dan Gladden, R OBP: 0.320, SLG: 0.415	2-2 6-3		1-0 CS	2-1 E9 L3-6		0-0 6-3		1-1 4-3		4	0	0	0	0	0	0											
Randy Bush, L OBP: 0.372, SLG: 0.472	2-1 4-3			0-0 L3-6		1-1 F8		1-0 4-3		4	0	0	0	0	0	1											
Kirby Puckett, R OBP: 0.368, SLG: 0.538	1-3 K			1-1 6-3		1-2 1B		0-1 L3		4	0	1	0	0	1	0											
Kent Hrbek, L OBP: 0.375, SLG: 0.500		2-1 F8			2-2 BB 1B		0-0 F4		2-2 1B	4	1	2	0	0	0	1											
Mark Davidson, R OBP: 0.326, SLG: 0.384										0	0	0	0	0	0	0											
Gary Gaetti, R OBP: 0.359, SLG: 0.561		0-2 6-3			4-2 1B 1-2 BB		0-3 K		0-0 F5	3	0	0	0	1	1	1											
Gene Larkin, S OBP: 0.371, SLG: 0.386		2-3 K			0-1 F7		0-0 L9			3	0	0	0	0	1	2											
Tim Laudner, R OBP: 0.307, SLG: 0.425			1-0 L3		2-3 K		2-3 K			3	0	0	0	0	2	2											
Steve Lombardozi, R OBP: 0.315, SLG: 0.305			3-2 6-3		2-0 1B		1-0 1-3			3	0	1	1	0	0	0											
Greg Gagne, R OBP: 0.302, SLG: 0.429			3-1 E5 CS		2-2 1-3		2-3 K			3	0	0	0	0	1	2											
<b>Inning Stats</b>	R: 0 H: 0 E: 0 K: 1 S: 11	H: 0 LOB: 0 BB: 0 P: 16	R: 0 H: 0 E: 0 K: 1 S: 10	H: 0 LOB: 0 BB: 0 P: 14	R: 0 H: 0 E: 1 K: 0 S: 6	H: 0 LOB: 0 BB: 0 P: 14	R: 0 H: 0 E: 1 K: 0 S: 5	H: 0 LOB: 0 BB: 0 P: 8	R: 1 H: 2 E: 0 K: 1 S: 16	H: 2 LOB: 2 BB: 1 P: 28	R: 0 H: 1 E: 0 K: 2 S: 7	H: 0 LOB: 0 BB: 0 P: 9	R: 0 H: 0 E: 0 K: 2 S: 7	H: 0 LOB: 0 BB: 0 P: 9	R: 0 H: 0 E: 0 K: 1 S: 7	H: 0 LOB: 0 BB: 0 P: 11	R: 0 H: 1 E: 0 K: 0 S: 9	H: 1 LOB: 1 BB: 0 P: 12	1B: 4 2B: 1 3B: 0 HR: 0	SF: 0 SAC: 0 DP: 1 HBP: 0	WP: 0 PB: 0 SB: 0 CS: 1	PA: 33					
<b>PITCHER</b>	IP	WLS	BF	H	R	ER	SO	BB	IBB	HBP	BLK	WP	HR	S	P	ERA	WHIP										
Dave Stieb, R ERA: 3.1	8.0	W	28	3	1	1	6	1	0	0	0	0	0	69	109	1.12	0.500										
Tom Henke, R ERA: 2.79	1.0	S	4	1	0	0	0	0	0	0	0	0	0	9	12	0.00	1.000										

Minnesota Twins @ Toronto Blue Jays  
Exhibition Stadium, Toronto, ON  
Mon Aug 01 1988, 3:33 AM EDT  
Att: 33,206 - Cloudy - 78 F

AB	31
R	1
H	4
RBI	1
BB	1
SO	6
LOB	9



Batter	1	2	3	4	5	6	7	8	9	AB	R	H	RBI	BB	SO	LOB	BOTTOM										
Tony Fernandez, S OBP: 0.321, SLG: 0.367	3-2 5-3		0-0 F7		0-0 4-3			2-2 1B HR		4	1	1	0	0	0	3											
Manuel Lee, S OBP: 0.343, SLG: 0.364	0-0 L4-3 1B		0-0 FC6-4			2-2 L4		2-2 1B HR		4	1	2	0	0	0	1											
George Bell, R OBP: 0.310, SLG: 0.450	1-1 L4-3			1-1 4-3		0-0 F8		2-1 1B HR		4	1	1	3	0	0	1											
Kelly Gruber, R OBP: 0.337, SLG: 0.474		0-3 K		2-1 L7		1-2 F8		1-1 F6		4	0	0	0	0	1	0											
Cecil Fielder, R OBP: 0.323, SLG: 0.558		2-2 F8		2-3 K		1-1 F7				3	0	0	0	0	1	0											
Jesse Barfield, R OBP: 0.288, SLG: 0.396		1-2 2B			0-2 2B		4-2 L4-3 BB			2	0	2	0	1	0	0											
Fred McGriff, L OBP: 0.394, SLG: 0.578		0-1 F7			2-1 F8		2-1 L4-3			3	0	0	0	0	0	3											
Sil Campusano, R OBP: 0.268, SLG: 0.338			1-3 K		3-2 1B			2-2 P2		3	0	1	0	0	1	0											
Sal Butera, R OBP: 0.269, SLG: 0.346			0-1 FC6-4 1B		1-1 F6		0-0 F9			3	0	1	0	0	0	2											
<b>Inning Stats</b>	R: 0 H: 1 E: 0 K: 0 S: 7	H: 1 LOB: 0 BB: 0 P: 11	R: 0 H: 1 E: 0 K: 1 S: 14	H: 1 LOB: 1 BB: 0 P: 17	R: 0 H: 1 E: 0 K: 1 S: 7	H: 1 LOB: 1 BB: 0 P: 8	R: 0 H: 0 E: 0 K: 1 S: 8	H: 0 LOB: 0 BB: 0 P: 13	R: 0 H: 2 E: 0 K: 0 S: 12	H: 2 LOB: 2 BB: 0 P: 18	R: 0 H: 0 E: 0 K: 0 S: 7	H: 0 LOB: 0 BB: 0 P: 10	R: 0 H: 0 E: 0 K: 0 S: 6	H: 0 LOB: 1 BB: 1 P: 13	R: 3 H: 3 E: 0 K: 0 S: 15	H: 3 LOB: 0 BB: 0 P: 24	R: 0 H: 0 E: 0 K: 0 S: 9	H: 0 LOB: 0 BB: 0 P: 12	1B: 5 2B: 4 3B: 0 HR: 1	SF: 0 SAC: 0 DP: 2 HBP: 0	WP: 0 PB: 0 SB: 0 CS: 0	PA: 31					
<b>PITCHER</b>	IP	WLS	BF	H	R	ER	SO	BB	IBB	HBP	BLK	WP	HR	S	P	ERA	WHIP										
Frank Viola, L ERA: 2.32	7.2	L	29	7	2	2	3	1	0	0	0	0	0	72	107	2.35	1.043										
Jeff Reardon, R ERA: 2.66	0.1		2	1	1	1	0	0	0	0	0	0	1	4	7	27.00	3.000										

Minnesota Twins @ Toronto Blue Jays  
Exhibition Stadium, Toronto, ON  
Mon Aug 01 1988, 3:33 AM EDT  
Att: 33,206 - Cloudy - 78 F

AB	30
R	3
H	8
RBI	3
BB	1
SO	3
LOB	10













Batter	1	2	3	4	5	6	7	8	9	AB	R	H	RBI	BB	SO	LOB	TOP			
Dan Gladden, R OBP: 0.321, SLG: 0.411	F4		FC5-4		CS 1B		K			4	0	1	0	0	1	2	<b>Minnesota Twins @ Toronto Blue Jays</b> Exhibition Stadium, Toronto, ON Thu Aug 04 1988, 3:33 AM EDT Att: 21,140 - Sunny - 87 F			
Steve Lombardozzi, R OBP: 0.320, SLG: 0.319	F8		1-3		G6-4-3 BB			1-6-3		3	0	0	0	1	0	1				
Kirby Puckett, R OBP: 0.366, SLG: 0.540	5-3				G6-4-3			L2		4	1	1	1	0	0	1				
Gary Gaetti, R OBP: 0.360, SLG: 0.561		K			E5 BB 1B			F4		3	0	0	0	1	1	0				
Gene Larkin, S OBP: 0.368, SLG: 0.384		2B 4-3-5 1B			F4			5-3		4	1	1	0	0	0	2				
Brian Harper, R OBP: 0.374, SLG: 0.500		4-3-5 1-3 2B			BB 1B			F8		4	0	2	0	0	0	0				
Kent Hrbek, L OBP: 0.371, SLG: 0.489 Eric Bullock, L (9, PR)		4-3-5 2-3 3-H			K			F5		3	0	0	1	1	1	3				
Greg Gagne, R OBP: 0.300, SLG: 0.428					FC5 3B			K2-3		3	0	1	0	1	1	1				
Mark Davidson, R OBP: 0.323, SLG: 0.371					FC5 FC5-4 3-H			5-3		2	0	0	0	1	0	4				
					4-3			BB												
<b>Inning Stats</b>	R: 0 E: 0 K: 0 S: 5	H: 0 LOB: 0 BB: 0 P: 6	R: 1 E: 0 K: 1 S: 7	H: 2 LOB: 0 BB: 0 P: 9	R: 0 E: 0 K: 0 S: 9	H: 1 LOB: 1 BB: 0 P: 13	R: 1 E: 1 K: 1 S: 13	H: 2 LOB: 3 BB: 1 P: 19	R: 0 E: 0 K: 0 S: 6	H: 0 LOB: 0 BB: 0 P: 8	R: 0 E: 0 K: 2 S: 9	H: 0 LOB: 1 BB: 1 P: 13	R: 0 E: 0 K: 0 S: 6	H: 0 LOB: 1 BB: 1 P: 12	R: 0 E: 0 K: 0 S: 6	H: 0 LOB: 1 BB: 1 P: 11	1B: 3 2B: 2 3B: 1 HR: 1	SF: 0 SAC: 0 DP: 2 HBP: 0	WP: 0 PB: 0 SB: 0 CS: 1	PA: 35
<b>PITCHER</b>	IP WLS BF H R ER SO	IP WLS BF H R ER SO	IP WLS BF H R ER SO	IP WLS BF H R ER SO	IP WLS BF H R ER SO	IP WLS BF H R ER SO	IP WLS BF H R ER SO	IP WLS BF H R ER SO	IP WLS BF H R ER SO	IP WLS BF H R ER SO	IP WLS BF H R ER SO	IP WLS BF H R ER SO	IP WLS BF H R ER SO	IP WLS BF H R ER SO	IP WLS BF H R ER SO	IP WLS BF H R ER SO	ERA WHIP	ERA WHIP		
Mike Flanagan, L ERA: 3.91	(1, 1)	8.1	L	34	6	2	2	4	5	0	0	0	0	0	0	0	0	2.16	1.320	
Tom Henke, R ERA: 2.76	(9, 1)	0.2	1	0	0	0	0	0	0	0	0	0	0	0	0	0	0	0.00	0.000	

AB 30  
R 2  
H 6  
RBI 2  
BB 5  
SO 4  
LOB 14



Batter	1	2	3	4	5	6	7	8	9	AB	R	H	RBI	BB	SO	LOB	BOTTOM					
Tony Fernandez, S OBP: 0.325, SLG: 0.374	F9		6-3			G6-4-3			F4	4	0	0	0	0	0	1	<b>Minnesota Twins @ Toronto Blue Jays</b> Exhibition Stadium, Toronto, ON Thu Aug 04 1988, 3:33 AM EDT Att: 21,140 - Sunny - 87 F					
Kelly Gruber, R OBP: 0.336, SLG: 0.466	L1				4-3			6-3		4	0	0	0	0	0	0						
George Bell, R OBP: 0.309, SLG: 0.458					HR			F8		3	1	2	1	0	0	0						
Fred McGriff, L OBP: 0.395, SLG: 0.597					G6-4-3 1B			1-3		3	0	1	0	0	0	1						
Cecil Fielder, R OBP: 0.316, SLG: 0.545					G6-4-3			5-3		3	0	0	0	0	0	1						
Jesse Barfield, R OBP: 0.281, SLG: 0.382					4-3			F6		3	0	0	0	0	0	0						
Manuel Lee, S OBP: 0.332, SLG: 0.348					6-3			F7		3	0	0	0	0	0	0						
Rob Ducey, L					F9			1-4-3		2	0	0	0	0	0	0						
Nelson Liriano, S OBP: 0.271, SLG: 0.320 Lou Thornton, L					G3					1	0	0	0	0	0	0						
Sal Butera, R OBP: 0.276, SLG: 0.345					6-3			F8		3	0	1	0	0	0	0						
<b>Inning Stats</b>	R: 0 E: 0 K: 0 S: 8	H: 1 LOB: 1 BB: 0 P: 15	R: 0 E: 0 K: 0 S: 7	H: 0 LOB: 0 BB: 0 P: 10	R: 0 E: 0 K: 0 S: 6	H: 0 LOB: 0 BB: 0 P: 11	R: 1 E: 0 K: 0 S: 7	H: 2 LOB: 0 BB: 0 P: 11	R: 0 E: 0 K: 0 S: 10	H: 0 LOB: 0 BB: 0 P: 14	R: 0 E: 0 K: 0 S: 9	H: 1 LOB: 0 BB: 0 P: 13	R: 0 E: 0 K: 0 S: 5	H: 0 LOB: 0 BB: 0 P: 9	R: 0 E: 0 K: 0 S: 7	H: 0 LOB: 0 BB: 0 P: 11	R: 0 E: 0 K: 0 S: 6	H: 0 LOB: 0 BB: 0 P: 8	1B: 2 2B: 0 3B: 1 HR: 1	SF: 0 SAC: 0 DP: 2 HBP: 0	WP: 0 PB: 0 SB: 0 CS: 0	PA: 29
<b>PITCHER</b>	IP WLS BF H R ER SO	IP WLS BF H R ER SO	IP WLS BF H R ER SO	IP WLS BF H R ER SO	IP WLS BF H R ER SO	IP WLS BF H R ER SO	IP WLS BF H R ER SO	IP WLS BF H R ER SO	IP WLS BF H R ER SO	IP WLS BF H R ER SO	IP WLS BF H R ER SO	IP WLS BF H R ER SO	IP WLS BF H R ER SO	IP WLS BF H R ER SO	IP WLS BF H R ER SO	IP WLS BF H R ER SO	ERA WHIP	ERA WHIP				
Allan Anderson, L ERA: 2.74	(1, 1)	9.0	W	29	4	1	1	0	0	0	0	0	0	0	0	0	1.00	0.444				

AB 29  
R 1  
H 4  
RBI 1  
BB 0  
SO 0  
LOB 3









Batter	1	2	3	4	5	6	7	8	9	AB	R	H	RBI	BB	SO	LOB	TOP							
Willie Wilson, S (1,8) OBP: 0.288, SLG: 0.343 Nick Capra, R (8,8) OBP: 0.240, SLG: 0.217	G3		F9	FC5	1-3			G3	K	5	1	1	1	0	0	3								
Kurt Stillwell, S (1,6) OBP: 0.326, SLG: 0.423	L6		HR		1B			G3		4	2	1	2	1	0	0								
Kevin Seitzer, R (1,5) OBP: 0.377, SLG: 0.419	1-3		K		1B			6-3		5	1	1	1	0	2	0								
George Brett, L (1,3) OBP: 0.417, SLG: 0.577		F9	4-3		1B			HR		5	2	2	1	0	0	0								
Frank White, R (1,4) OBP: 0.292, SLG: 0.378 Brad Wellman, R (7,4) OBP: 0.290, SLG: 0.271	F8			F9	SH1-3			F8	2B	3	0	0	0	0	0	0								
Danny Tartabull, R (1,9) OBP: 0.383, SLG: 0.500	WP			HR	1B			K	2B	3	2	2	1	2	1	0								
Pat Tabler, R (1,10) OBP: 0.341, SLG: 0.340	WP			FC5	1B			F9		3	1	2	1	2	0	2								
Bo Jackson, R (1,7) OBP: 0.287, SLG: 0.468	K			K	K			F8		5	0	0	0	0	3	7								
Jamie Quirk, L (1,2) OBP: 0.290, SLG: 0.349 Bill Pecota, R (9,2) OBP: 0.186, SLG: 0.250			HR		1B			3B	L1	0	0	0	0	0	0	0								
<b>Inning Stats</b>	R: 0 H: 0 E: 0 K: 0 S: 7	H: 0 LOB: 0 BB: 0 P: 12	R: 0 H: 0 E: 0 K: 1 S: 11	H: 0 LOB: 2 BB: 2 P: 26	R: 2 H: 2 E: 0 K: 1 S: 12	H: 2 LOB: 0 BB: 0 P: 19	R: 1 H: 2 E: 0 K: 1 S: 16	H: 2 LOB: 2 BB: 1 P: 24	R: 5 H: 3 E: 0 K: 1 S: 16	H: 3 LOB: 1 BB: 3 P: 35	R: 0 H: 0 E: 0 K: 1 S: 8	H: 0 LOB: 0 BB: 0 P: 10	R: 0 H: 1 E: 0 K: 1 S: 7	H: 1 LOB: 1 BB: 0 P: 10	R: 3 H: 4 E: 0 K: 0 S: 20	H: 4 LOB: 2 BB: 1 P: 33	R: 0 H: 0 E: 0 K: 1 S: 8	H: 0 LOB: 0 BB: 0 P: 10	1B: 6 2B: 1 3B: 1 HR: 4	SF: 0 SAC: 1 DP: 0 HBP: 0	WP: 2 PB: 0 SB: 1 CS: 0	PA: 46		
<b>PITCHER</b>	IP	WLS	BF	H	R	ER	SO	BB	IBB	HBP	BLK	WP	HR	S	P	ERA	WHIP							
Dave Stieb, R (1,1) ERA: 3.33	4.0	L	21	5	5	5	3	4	0	0	0	1	3	51	92	11.25	2.250							
Frank Wilks, R (5,1) ERA: 7.59	3.2		20	6	6	6	3	2	1	0	0	1	1	41	68	14.73	2.182							
Doug Bair, R (8,1) ERA: 3.38	1.1		5	1	0	0	1	0	0	0	0	0	0	13	19	0.00	0.750							

Kansas City Royals @ Toronto Blue Jays  
Exhibition Stadium, Toronto, ON  
Sat Aug 06 1988, 3:33 AM EDT  
Att: 34,411 - Cloudy - 82 F

AB	38
R	11
H	12
RBI	10
BB	7
SO	7
LOB	12



Batter	1	2	3	4	5	6	7	8	9	AB	R	H	RBI	BB	SO	LOB	BOTTOM							
Tony Fernandez, S (1,6) OBP: 0.323, SLG: 0.371	G3		K		G3			G3		4	0	0	0	0	1	1								
Ernie Whitt, L (1,2) OBP: 0.339, SLG: 0.340	4-3			4-3				4-3		4	0	0	0	0	1	0								
Rance Mulliniks, L (1,10) OBP: 0.389, SLG: 0.494	4-3			BB				K		3	0	0	0	1	1	0								
George Bell, R (1,7) OBP: 0.311, SLG: 0.462 Lou Thornton, L (8,7)	K			K				5-3		3	0	0	0	0	2	1								
Fred McGriff, L (1,3) OBP: 0.396, SLG: 0.604 Rick Leach, L (8,3) OBP: 0.355, SLG: 0.366	HR			BB				G3		1	0	0	0	0	0	0								
Kelly Gruber, R (1,5) OBP: 0.339, SLG: 0.470 Nelson Liriano, S (8,5) OBP: 0.271, SLG: 0.320	K			BB				2B		3	0	1	0	0	1	2								
Jesse Barfield, R (1,9) OBP: 0.284, SLG: 0.392	K				1B			K		3	0	1	0	0	2	1								
Rob Ducey, L (1,8)			F5		P6			K		3	0	0	0	0	1	2								
Manuel Lee, S (1,4) OBP: 0.335, SLG: 0.364	4-3				K			6-3		3	0	0	0	0	1	1								
<b>Inning Stats</b>	R: 0 H: 0 E: 0 K: 0 S: 9	H: 1 LOB: 0 BB: 0 P: 15	R: 1 H: 1 E: 0 K: 3 S: 11	H: 1 LOB: 0 BB: 0 P: 16	R: 0 H: 0 E: 0 K: 1 S: 11	H: 0 LOB: 0 BB: 0 P: 18	R: 0 H: 0 E: 0 K: 1 S: 12	H: 0 LOB: 2 BB: 2 P: 26	R: 0 H: 1 E: 0 K: 1 S: 15	H: 1 LOB: 1 BB: 0 P: 21	R: 0 H: 0 E: 0 K: 2 S: 8	H: 0 LOB: 0 BB: 0 P: 14	R: 0 H: 1 E: 0 K: 2 S: 11	H: 1 LOB: 1 BB: 0 P: 14	R: 0 H: 0 E: 0 K: 0 S: 5	H: 0 LOB: 0 BB: 0 P: 7	R: 0 H: 0 E: 0 K: 0 S: 8	H: 0 LOB: 0 BB: 0 P: 11	1B: 1 2B: 1 3B: 0 HR: 1	SF: 0 SAC: 0 DP: 0 HBP: 0	WP: 1 PB: 0 SB: 0 CS: 0	PA: 32		
<b>PITCHER</b>	IP	WLS	BF	H	R	ER	SO	BB	IBB	HBP	BLK	WP	HR	S	P	ERA	WHIP							
Mark Gubicza, R (1,1) ERA: 2.66	8.0	W	29	3	1	1	10	2	0	0	0	0	1	82	131	1.12	0.625							
Steve Farr, R (9,1) ERA: 2.25	1.0		3	0	0	0	0	0	0	0	0	0	0	8	11	0.00	0.000							

Kansas City Royals @ Toronto Blue Jays  
Exhibition Stadium, Toronto, ON  
Sat Aug 06 1988, 3:33 AM EDT  
Att: 34,411 - Cloudy - 82 F

AB	30
R	1
H	3
RBI	1
BB	2
SO	10
LOB	8





Batter	1	2	3	4	5	6	7	8	9	AB	R	H	RBI	BB	SO	LOB	TOP								
Willie Wilson, S OBP: 0.288, SLG: 0.342 (1, 8)	4-3		1-3			1B FC3-6 1B	K			4	1	1	0	0	1	1	<b>Kansas City Royals @ Toronto Blue Jays</b> Exhibition Stadium, Toronto, ON Sun Aug 07 1988, 3:33 AM EDT Att: 37,304 - Sunny - 74 F								
Kurt Stillwell, S OBP: 0.325, SLG: 0.421 (1, 6)	K			F5		1 SAFE FC3-6 1B	L7			4	1	1	1	0	1	1									
Kevin Seitzer, R OBP: 0.377, SLG: 0.417 Bill Pecota, R OBP: 0.183, SLG: 0.246 (8, PH) (8, 5)	3-1			6-3		FC3-6 HBP		P6		2	0	0	0	0	0	0									
George Brett, L OBP: 0.414, SLG: 0.572 (1, 3)		L9		F4		FC3-6 1B		K		4	0	0	1	0	1	2									
Pat Tabler, R OBP: 0.340, SLG: 0.339 (1, 10)		K			6-3			6-3		4	0	1	1	0	1	0									
Danny Tartabull, R OBP: 0.382, SLG: 0.497 (1, 9)		4-3			K	F9			S	4	0	1	0	0	1	2									
Bo Jackson, R OBP: 0.286, SLG: 0.476 (1, 7)			F9		4-3		HR		6-3	4	1	1	1	0	0	1									
Jamie Quirk, L OBP: 0.297, SLG: 0.389 (1, 2)			HR		4-3	SH3	2B		K	4	1	2	1	0	1	1									
Brad Wellman, R OBP: 0.292, SLG: 0.274 (1, 4)			K		1B	1B	SH3		F8	3	1	1	0	0	1	1									
<b>Inning Stats</b>	R: 0 E: 0 K: 1 S: 7	H: 0 LOB: 0 BB: 0 P: 11	R: 0 E: 0 K: 1 S: 8	H: 0 LOB: 0 BB: 0 P: 13	R: 1 E: 0 K: 1 S: 8	H: 1 LOB: 0 BB: 0 P: 12	R: 0 E: 0 K: 0 S: 6	H: 0 LOB: 0 BB: 0 P: 10	R: 0 E: 0 K: 1 S: 5	H: 0 LOB: 0 BB: 0 P: 8	R: 3 E: 0 K: 0 S: 23	H: 4 LOB: 2 BB: 0 P: 31	R: 1 E: 0 K: 1 S: 10	H: 2 LOB: 1 BB: 0 P: 14	R: 0 E: 0 K: 1 S: 7	H: 0 LOB: 0 BB: 0 P: 12	R: 0 E: 0 K: 1 S: 11	H: 1 LOB: 1 BB: 0 P: 16	1B: 5 2B: 1 3B: 0 HR: 2	SF: 0 SAC: 1 DP: 0 HBP: 1	WP: 0 PB: 0 SB: 2 CS: 0	PA: 36			
<b>PITCHER</b>	IP	WLS	BF	H	R	ER	SO	BB	IBB	HBP	BLK	WP	HR	S	P	ERA	WHIP								
Jim Clancy, R ERA: 5.1 (1, 1)	5.2	L	23	5	4	4	4	0	0	1	0	0	1	55	83	6.35	0.882								
Doug Bair, R ERA: 4.5 (6, 1)	0.2		4	2	1	1	0	0	0	0	0	0	1	8	10	13.50	3.000								
John Cerutti, L ERA: 3.86 (7, 1)	2.2		9	1	0	0	3	0	0	0	0	0	0	22	34	0.00	0.375								

Batter	1	2	3	4	5	6	7	8	9	AB	R	H	RBI	BB	SO	LOB	BOTTOM								
Tony Fernandez, S OBP: 0.321, SLG: 0.369 (1, 6)	K		1B			4-3	F7		K	5	0	1	0	0	2	3	<b>Kansas City Royals @ Toronto Blue Jays</b> Exhibition Stadium, Toronto, ON Sun Aug 07 1988, 3:33 AM EDT Att: 37,304 - Sunny - 74 F								
Kelly Gruber, R OBP: 0.336, SLG: 0.466 (1, 5)	L4		F5			K		K		4	0	0	0	0	2	1									
George Bell, R OBP: 0.312, SLG: 0.461 (1, 7)	6-3			K		E	1B	BLK	BLK	3	0	1	0	1	1	0									
Cecil Fielder, R OBP: 0.319, SLG: 0.535 Rance Mulliniks, L OBP: 0.397, SLG: 0.492 (8, PH)	K			K		E	BB	K		2	0	0	0	1	2	0									
Jesse Barfield, R OBP: 0.281, SLG: 0.387 (1, 9)	L9			K		E	BB	K		1	0	0	0	0	1	1									
Fred McGriff, L OBP: 0.397, SLG: 0.602 (1, 3)	K				1B	K			1B	3	0	1	0	0	2	3									
Manuel Lee, S OBP: 0.337, SLG: 0.379 (1, 4)			HR		F9		F7		1B	4	1	2	1	0	0	1									
Rob Ducey, L (1, 8)			F8		P6		G3		K	3	0	0	0	0	0	1									
Sal Butera, R OBP: 0.286, SLG: 0.324 Ernie Whitt, L OBP: 0.340, SLG: 0.338 (7, PH) (8, 2)	F4				4-3				K	1	0	0	0	1	1	2									
<b>Inning Stats</b>	R: 0 E: 0 K: 1 S: 10	H: 0 LOB: 0 BB: 0 P: 13	R: 0 E: 0 K: 2 S: 10	H: 0 LOB: 0 BB: 0 P: 18	R: 1 E: 1 K: 0 S: 16	H: 2 LOB: 1 BB: 0 P: 23	R: 0 E: 0 K: 3 S: 10	H: 0 LOB: 0 BB: 0 P: 15	R: 0 E: 0 K: 0 S: 7	H: 1 LOB: 1 BB: 0 P: 13	R: 0 E: 0 K: 2 S: 14	H: 1 LOB: 3 BB: 1 P: 26	R: 0 E: 0 K: 0 S: 7	H: 0 LOB: 1 BB: 1 P: 14	R: 0 E: 0 K: 2 S: 9	H: 0 LOB: 1 BB: 1 P: 18	R: 0 E: 0 K: 3 S: 14	H: 1 LOB: 2 BB: 0 P: 23	1B: 4 2B: 0 3B: 0 HR: 1	SF: 0 SAC: 0 DP: 0 HBP: 1	WP: 0 PB: 0 SB: 0 CS: 0	PA: 37			
<b>PITCHER</b>	IP	WLS	BF	H	R	ER	SO	BB	IBB	HBP	BLK	WP	HR	S	P	ERA	WHIP								
Floyd Bannister, L ERA: 4.5 (1, 1)	6.0	W	24	4	1	1	8	1	0	0	0	0	1	67	108	1.50	0.833								
Jeff Montgomery, R ERA: 2.41 (7, 1)	2.0		8	0	0	0	2	2	0	0	2	0	0	16	32	0.00	1.000								
Jerry Don Gleaton, L ERA: 2.95 (8, 1)	1.0		5	1	0	0	3	0	0	1	0	0	0	14	23	0.00	1.000								









Batter	1	2	3	4	5	6	7	8	9	AB	R	H	RBI	BB	SO	LOB	TOP										
<b>Tony Fernandez, S</b> (1, 6) OBP: 0.327, SLG: 0.375	1-2 1B		0-2 FC6-4 1B		1-3 K	1-0 G4-3 2B		3-1 G3		5	1	3	1	0	1	2											
<b>Manuel Lee, S</b> (1, 4) OBP: 0.333, SLG: 0.373	0-1 1B		3-2 FC6-4 1B		1-0 L8	1-1 G4-3		1-0 6-3		5	0	1	1	0	0	3											
<b>Kelly Gruber, R</b> (1, 5) OBP: 0.340, SLG: 0.473	0-2 F8		0-0 F4		0-2 3B	1-1 1B		0-0 5-3		5	0	2	1	0	0	3											
<b>George Bell, R</b> (1, 7) <b>Lou Thornton, L</b> (9, 7)	0-2 F9		1-0 1B		1-1 P4	2-3 K		0-1 4-3		5	0	1	0	0	1	4											
<b>Jesse Barfield, R</b> (1, 9) OBP: 0.285, SLG: 0.385	0-2 F5		3-1 F8			0-2 BLK 3B 1B	3-3 K		4-0 1B BB	4	1	1	0	1	1	4											
<b>Cecil Fielder, R</b> (1, 10) <b>Rance Mulliniks, L</b> (9, PH) OBP: 0.324, SLG: 0.534 OBP: 0.391, SLG: 0.496		1-3 K		2-0 F8		0-1 BLK 3B 1B	0-0 G6-4-3 1B		4-2 1B BB	4	1	2	0	0	1	0											
<b>Fred McGriff, L</b> (1, 3) OBP: 0.395, SLG: 0.595	1-0 1B		2-3 K		1-3 K	1-2 2-3 1B	0-1 G6-4-3		3-2 1B	5	0	2	0	0	2	3											
<b>Sal Butera, R</b> (1, 2) <b>Ernie Whitt, L</b> (6, 2) OBP: 0.289, SLG: 0.378 OBP: 0.343, SLG: 0.353	2-2 F3		2-1 F3			0-1 1B 3B		3-1 WP 4-3 1B		3	1	1	2	0	0	1											
<b>Rob Ducey, L</b> (1, 8) OBP: 0.118, SLG: 0.118	0-3 K		0-2 3B 1B		0-2 3B 1B	2-1 2B 1B		0-2 4-3		4	2	2	1	0	1	2											
<b>Inning Stats</b>	R: 0 E: 0 K: 0 S: 15	H: 2 LOB: 2 BB: 0 P: 16	R: 0 E: 0 K: 2 S: 11	H: 1 LOB: 1 BB: 0 P: 15	R: 0 E: 0 K: 1 S: 11	H: 2 LOB: 2 BB: 0 P: 18	R: 0 E: 0 K: 1 S: 6	H: 0 LOB: 0 BB: 0 P: 12	R: 1 E: 0 K: 1 S: 12	H: 2 LOB: 1 BB: 0 P: 15	R: 0 E: 0 K: 1 S: 7	H: 1 LOB: 0 BB: 0 P: 10	R: 0 E: 0 K: 0 S: 9	H: 1 LOB: 1 BB: 0 P: 16	R: 0 E: 0 K: 0 S: 10	H: 1 LOB: 2 BB: 2 P: 20	1B: 13 2B: 1 3B: 2 HR: 0	SF: 0 SAC: 0 DP: 1 HBP: 0	WP: 1 PB: 0 SB: 1 CS: 0	PA: 43							
<b>PITCHER</b>	IP	WLS	BF	H	R	ER	SO	BB	IBB	HBP	BLK	WP	HR	S	P	ERA	WHIP										
<b>John Candelaria, L</b> (1, 1) ERA: 3.3	5.1	L	27	11	5	5	5	0	0	0	1	0	0	67	91	8.44	2.062										
<b>Steve Shields, R</b> (6, 1) ERA: 3.2	1.0		6	3	1	1	2	0	0	0	0	0	0	13	21	9.00	3.000										
<b>Lee Guetterman, L</b> (7, 1) ERA: 4.19	1.2		5	1	0	0	0	0	0	0	0	1	0	11	18	0.00	0.600										
<b>Cecilio Guante, R</b> (9, 1) ERA: 2.28	1.0		5	1	0	0	0	2	0	0	0	0	0	10	20	0.00	3.000										

Toronto Blue Jays @ New York Yankees  
Yankee Stadium, Bronx, NY  
Tue Aug 09 1988, 7:05 PM EDT  
Att: 30,089 - Unknown - 89 F

AB	41
R	6
H	16
RBI	6
BB	2
SO	7
LOB	22



Batter	1	2	3	4	5	6	7	8	9	AB	R	H	RBI	BB	SO	LOB	BOTTOM										
<b>Rickey Henderson, R</b> (1, 7) OBP: 0.415, SLG: 0.433	4-3				1-3				0-2 G6-4-3 1B	4	0	2	0	0	0	0											
<b>Don Mattingly, L</b> (1, 3) OBP: 0.373, SLG: 0.479	1-2 BB 1B	3-2 CS HBP	1-1 1B		3-1 F8	1-2 F6		0-0 G6-4-3		5	1	2	0	0	0	2											
<b>Dave Winfield, R</b> (1, 9) OBP: 0.412, SLG: 0.559	4-2 BB 1B		1-1 1-3		0-1 6-3		1-0 FC5 FC6-4			3	0	0	0	1	0	2											
<b>Jack Clark, R</b> (1, 10) OBP: 0.382, SLG: 0.467	4-2 FC6-4 BB		1-3 K		1-0 HR	1-3 K				3	1	1	1	1	2	3											
<b>Don Slaught, R</b> (1, 2) OBP: 0.380, SLG: 0.541	0-3 K		0-2 1B		0-1 HR	3-1 FC6-4				4	1	2	2	0	1	5											
<b>Gary Ward, R</b> (1, 8) <b>Claude Washington, L</b> (6, PH) OBP: 0.263, SLG: 0.269 OBP: 0.354, SLG: 0.456	2-1 FC6-4		2-3 K		3-3 K		0-1 6-3			2	0	0	0	0	1	4											
<b>Luis Aguayo, R</b> (1, 5) OBP: 0.347, SLG: 0.378		1-0 G3 BLK 1B		0-3 K		0-1 L7		0-1 1-3		4	0	1	0	0	1	0											
<b>Randy Velarde, R</b> (1, 4) OBP: 0.250, SLG: 0.400		2-2 L5		1-0 3-1		1-0 WP 1B		0-2 3-1		4	0	1	0	0	0	1											
<b>Rafael Santana, R</b> (1, 6) <b>Ken Phelps, L</b> (9, PH) OBP: 0.296, SLG: 0.320 OBP: 0.422, SLG: 0.542		0-0 G3		1-1 1B		1-0 1-3			3-3 K	3	0	1	0	0	0	2											
<b>Inning Stats</b>	R: 0 E: 0 K: 1 S: 15	H: 1 LOB: 3 BB: 2 P: 28	R: 0 E: 0 K: 0 S: 12	H: 1 LOB: 1 BB: 0 P: 19	R: 1 E: 0 K: 2 S: 14	H: 2 LOB: 1 BB: 0 P: 19	R: 0 E: 0 K: 1 S: 6	H: 1 LOB: 0 BB: 0 P: 8	R: 0 E: 0 K: 0 S: 7	H: 0 LOB: 0 BB: 0 P: 12	R: 2 E: 0 K: 1 S: 11	H: 3 LOB: 1 BB: 0 P: 17	R: 0 E: 1 K: 1 S: 14	H: 1 LOB: 2 BB: 0 P: 20	R: 0 E: 0 K: 0 S: 7	H: 0 LOB: 0 BB: 0 P: 7	R: 0 E: 0 K: 1 S: 11	H: 1 LOB: 0 BB: 0 P: 14	1B: 8 2B: 0 3B: 0 HR: 2	SF: 0 SAC: 0 DP: 1 HBP: 1	WP: 1 PB: 0 SB: 0 CS: 1	PA: 39					
<b>PITCHER</b>	IP	WLS	BF	H	R	ER	SO	BB	IBB	HBP	BLK	WP	HR	S	P	ERA	WHIP										
<b>Mike Flanagan, L</b> (1, 1) ERA: 3.96	5.0	W	23	7	3	3	4	2	0	0	0	1	0	57	90	5.40	1.800										
<b>Duane Ward, R</b> (6, 1) ERA: 2.99	4.0	S	15	3	0	0	3	0	0	0	0	1	0	40	54	0.00	0.750										

Toronto Blue Jays @ New York Yankees  
Yankee Stadium, Bronx, NY  
Tue Aug 09 1988, 7:05 PM EDT  
Att: 30,089 - Unknown - 89 F

AB	35
R	3
H	10
RBI	3
BB	2
SO	7
LOB	19





Batter	1	2	3	4	5	6	7	8	9	AB	R	H	RBI	BB	SO	LOB	TOP								
<b>Tony Fernandez, S</b> (1, 6) OBP: 0.326, SLG: 0.373	G4-3			F8	E S 1B			6-3	F9	5	0	1	0	0	0	3	<b>Toronto Blue Jays @ New York Yankees</b> Yankee Stadium, Bronx, NY Wed Aug 10 1988, 7:05 PM EDT Att: 28,026 - Unknown - 83 F								
<b>Ernie Whitt, L</b> (1, 2) OBP: 0.342, SLG: 0.352	F8			WP S 1B	F7			F8		4	1	1	0	0	0	1									
<b>Rance Mulliniks, L</b> (1, 10) OBP: 0.389, SLG: 0.490	K			1B				6-3		3	1	0	0	1	1	0									
<b>George Bell, R</b> (1, 7) OBP: 0.310, SLG: 0.453 <b>Lou Thornton, L</b> (9, 7)		G3		G5-3 1B	F8				F7	4	0	1	1	0	0	0									
<b>Fred McGriff, L</b> (1, 3) OBP: 0.399, SLG: 0.595	F7			1B						2	1	1	1	2	0	0									
<b>Kelly Gruber, R</b> (1, 5) OBP: 0.337, SLG: 0.468	1-3			1B					E 3-1 BB	4	0	0	0	0	0	4									
<b>Rick Leach, L</b> (1, 9) OBP: 0.352, SLG: 0.363 <b>Rob Ducey, L</b> (9, PR) OBP: 0.118, SLG: 0.118			G5-3		F8			F8	E6 1B	4	0	1	1	0	0	0									
<b>Jesse Barfield, R</b> (1, 8) OBP: 0.288, SLG: 0.396			K		HR			6-3	1B	4	1	2	2	0	1	0									
<b>Manuel Lee, S</b> (1, 4) OBP: 0.332, SLG: 0.371			4-3		4-3			5-3	1B	4	0	1	0	0	0	0									
<b>Inning Stats</b>	R: 0 E: 0 K: 1 S: 8	H: 0 LOB: 0 BB: 0 P: 10	R: 0 E: 0 K: 0 S: 7	H: 0 LOB: 0 BB: 0 P: 10	R: 0 E: 0 K: 1 S: 9	H: 0 LOB: 0 BB: 0 P: 13	R: 2 E: 0 K: 0 S: 12	H: 3 LOB: 1 BB: 0 P: 21	R: 1 E: 0 K: 0 S: 13	H: 2 LOB: 1 BB: 0 P: 21	R: 0 E: 0 K: 0 S: 7	H: 0 LOB: 1 BB: 1 P: 14	R: 0 E: 0 K: 0 S: 4	H: 0 LOB: 0 BB: 0 P: 7	R: 0 E: 0 K: 0 S: 8	H: 0 LOB: 0 BB: 0 P: 11	R: 2 E: 1 K: 0 S: 12	H: 3 LOB: 3 BB: 1 P: 24	1B: 7 2B: 0 3B: 0 HR: 1	SF: 0 SAC: 0 DP: 1 HBP: 0	WP: 1 PB: 0 SB: 2 CS: 0	PA: 37			
<b>PITCHER</b>	IP	WLS	BF	H	R	ER	SO	BB	IBB	HBP	BLK	WP	HR	S	P	ERA	WHIP								
<b>Rick Rhoden, R</b> (1, 1) ERA: 4.39	8.2	L	34	6	5	5	2	3	0	0	0	1	1	74	122	5.19	1.038								
<b>Dave Righetti, L</b> (9, 1) ERA: 4.0	0.1		3	2	0	0	0	0	0	0	0	0	0	6	9	0.00	6.000								

Batter	1	2	3	4	5	6	7	8	9	AB	R	H	RBI	BB	SO	LOB	BOTTOM								
<b>Rickey Henderson, R</b> (1, 7) OBP: 0.411, SLG: 0.428	5-3		6-3		F8		5-3			4	0	0	0	0	0	3	<b>Toronto Blue Jays @ New York Yankees</b> Yankee Stadium, Bronx, NY Wed Aug 10 1988, 7:05 PM EDT Att: 28,026 - Unknown - 83 F								
<b>Rafael Santana, R</b> (1, 6) OBP: 0.295, SLG: 0.319	K		5-3		FC4-6 FC4			G6-4-3 1B		4	0	1	0	0	1	2									
<b>Don Mattingly, L</b> (1, 3) OBP: 0.370, SLG: 0.474	G6-3			G3	FC4			G6-4-3 1B		4	0	0	0	0	0	2									
<b>Jack Clark, R</b> (1, 10) OBP: 0.383, SLG: 0.464		F8		BB 1B BB			K	1B BB		2	0	0	0	2	1	0									
<b>Dave Winfield, R</b> (1, 9) OBP: 0.413, SLG: 0.558		G4-3		BB 1B			4-3			4	0	2	0	0	0	0									
<b>Luis Aquayo, R</b> (1, 5) OBP: 0.346, SLG: 0.377 <b>Ken Phelps, L</b> (8, PH) OBP: 0.420, SLG: 0.539 <b>Alvaro Espinoza, R</b> (9, 4)					F3		4-3	4-3		3	0	1	0	0	0	2									
<b>Gary Ward, R</b> (1, 8) OBP: 0.294, SLG: 0.266 <b>Claudell Washington, L</b> (9, PH) OBP: 0.353, SLG: 0.454		1-3		BB 1B			5-3		K	2	0	0	0	1	0	1									
<b>Joel Skinner, R</b> (1, 2) OBP: 0.248, SLG: 0.317 <b>Don Slaught, R</b> (9, PH) OBP: 0.378, SLG: 0.538			K		6-3			FC4 BB		2	0	0	0	1	1	3									
<b>Randy Velarde, R</b> (1, 4) OBP: 0.265, SLG: 0.422							5-3		K	4	0	2	0	0	1	1									
<b>Inning Stats</b>	R: 0 E: 0 K: 1 S: 7	H: 1 LOB: 1 BB: 0 P: 15	R: 0 E: 0 K: 0 S: 9	H: 1 LOB: 0 BB: 0 P: 15	R: 0 E: 0 K: 1 S: 8	H: 1 LOB: 1 BB: 0 P: 11	R: 0 E: 0 K: 0 S: 8	H: 1 LOB: 3 BB: 2 P: 16	R: 0 E: 0 K: 0 S: 11	H: 1 LOB: 1 BB: 0 P: 15	R: 0 E: 0 K: 1 S: 8	H: 0 LOB: 1 BB: 0 P: 13	R: 0 E: 0 K: 0 S: 6	H: 0 LOB: 1 BB: 1 P: 12	R: 0 E: 0 K: 0 S: 11	H: 2 LOB: 2 BB: 1 P: 23	R: 0 E: 0 K: 2 S: 10	H: 0 LOB: 0 BB: 0 P: 16	1B: 5 2B: 1 3B: 0 HR: 0	SF: 0 SAC: 0 DP: 1 HBP: 0	WP: 0 PB: 0 SB: 0 CS: 0	PA: 36			
<b>PITCHER</b>	IP	WLS	BF	H	R	ER	SO	BB	IBB	HBP	BLK	WP	HR	S	P	ERA	WHIP								
<b>Jimmy Key, L</b> (1, 1) ERA: 2.78	7.2	W	32	6	0	0	3	4	0	0	0	0	0	66	115	0.00	1.304								
<b>Tom Henke, R</b> (8, 1) ERA: 2.53	1.1	S	4	0	0	0	2	0	0	0	0	0	0	12	21	0.00	0.000								



Batter	1	2	3	4	5	6	7	8	9	10	11	AB	R	H	RBI	BB	SO	LOB	TOP				
Tony Fernandez, S OBP: 0.327, SLG: 0.372 Nelson Lirio, S OBP: 0.265, SLG: 0.312 (2, PR)	B2-3	HBP		FC5-4			5-3		F3		F9	1	0	0	0	0	0	0	0	0			
Ernie Whitt, L OBP: 0.346, SLG: 0.378	HR	HR			3-1			4-3			1B	5	2	3	2	0	0	0	0	0			
Rance Mulliniks, L OBP: 0.394, SLG: 0.508 Lou Thornton, L (8, PR)	HR	6-3						1B			L5	3	1	2	1	1	0	1	0	1			
Cecil Fielder, R OBP: 0.322, SLG: 0.530	HR							1B				1	0	0	0	0	0	0	0	2			
George Bell, R OBP: 0.309, SLG: 0.450	G2-3										F8	5	0	1	1	0	0	1	0	1			
Fred McGriff, L OBP: 0.399, SLG: 0.591	1B	HBP			6-3							4	0	1	0	1	2	2					
Kelly Gruber, R OBP: 0.335, SLG: 0.464	1B	HBP			6-3							4	0	0	0	0	0	0	3				
Rick Leach, L OBP: 0.352, SLG: 0.362 Rob Ducey, L OBP: 0.158, SLG: 0.211	1B				4-3							3	0	1	0	0	1	0	1	0			
Jesse Barfield, R OBP: 0.287, SLG: 0.394	K				4-3							4	1	1	0	0	2	3					
Manuel Lee, S OBP: 0.333, SLG: 0.372												5	0	2	1	0	1	1					
<b>Inning Stats</b>	R: 2 E: 0 K: 1 S: 20	H: 3 LOB: 3 BB: 1 P: 35	R: 1 E: 0 K: 1 S: 11	H: 1 LOB: 1 BB: 0 P: 18	R: 0 E: 0 K: 0 S: 5	H: 0 LOB: 0 BB: 0 P: 11	R: 0 E: 0 K: 0 S: 6	H: 1 LOB: 1 BB: 0 P: 9	R: 0 E: 0 K: 1 S: 9	H: 0 LOB: 0 BB: 0 P: 8	R: 1 E: 0 K: 1 S: 13	H: 2 LOB: 2 BB: 0 P: 17	R: 1 E: 0 K: 0 S: 16	H: 3 LOB: 2 BB: 0 P: 22	R: 0 E: 0 K: 1 S: 5	H: 0 LOB: 0 BB: 0 P: 7	R: 1 E: 0 K: 1 S: 13	H: 1 LOB: 0 BB: 0 P: 20	1B: 7 2B: 2 3B: 0 HR: 3	SF: 0 SAC: 1 DP: 2 HBP: 2	WP: 0 PB: 0 SB: 1 CS: 1	PA: 46	
<b>PITCHER</b>	IP 1.2	WLS 11	BF 4	H 3	R 3	ER 3	SO 2	BB 1	IBB 0	HBP 0	BLK 0	WP 0	HR 0	S 28	P 47	ERA 4.15	WHIP 3.000						
Dave Eiland, R ERA: 4.15	(1, 1)																						
Lee Guetterman, L ERA: 3.6	(2, 1)	5.2	19	3	1	1	2	1	0	0	0	0	0	0	46	76	1.59	0.706					
Cecilio Cuante, R ERA: 2.25	(8, 1)	0.0	1	1	0	0	0	0	0	0	0	0	0	3	4	∞	∞						
Dave Righetti, L ERA: 3.9	(8, 1)	3.2	L	15	4	2	1	3	0	0	0	0	0	38	54	2.46	1.091						

Toronto Blue Jays @ New York Yankees  
Yankee Stadium, Bronx, NY  
Thu Aug 11 1988, 7:05 PM EDT  
Att. 30,347 - Unknown - 89 F

AB 41  
R 6  
H 12  
RBI 5  
BB 2  
SO 7  
LOB 15



Batter	1	2	3	4	5	6	7	8	9	10	11	AB	R	H	RBI	BB	SO	LOB	BOTTOM				
Rickey Henderson, R OBP: 0.417, SLG: 0.432	1B	S										4	2	3	0	2	0	0	0				
Claudell Washington, L OBP: 0.368, SLG: 0.467	1B	BB										5	2	3	0	1	1	3					
Don Mattingly, L OBP: 0.372, SLG: 0.483	1B											5	1	3	4	0	0	2					
Ken Phelps, L OBP: 0.419, SLG: 0.537 Jack Clark, R OBP: 0.362, SLG: 0.460	FC3-6	1B										1	0	0	0	0	0	1					
Dave Winfield, R OBP: 0.410, SLG: 0.554	FC4-6											3	0	0	1	1	1						
Mike Pagliarulo, L OBP: 0.284, SLG: 0.366 Luis Aguayo, R OBP: 0.343, SLG: 0.373	G3											3	0	0	0	0	1	2					
Don Slaught, R OBP: 0.374, SLG: 0.530	G6-3											5	0	1	0	0	0	2					
Wayne Tolleson, S OBP: 0.349, SLG: 0.316	FC6	BB										3	0	0	0	1	1	0					
Rafael Santana, R OBP: 0.291, SLG: 0.314	FC6											5	0	0	0	0	0	2					
<b>Inning Stats</b>	R: 1 E: 0 K: 0 S: 10	H: 2 LOB: 1 BB: 1 P: 21	R: 0 E: 0 K: 0 S: 5	H: 0 LOB: 1 BB: 1 P: 13	R: 2 E: 0 K: 1 S: 16	H: 3 LOB: 2 BB: 1 P: 25	R: 0 E: 0 K: 0 S: 16	H: 2 LOB: 2 BB: 0 P: 21	R: 0 E: 0 K: 1 S: 8	H: 0 LOB: 0 BB: 0 P: 14	R: 0 E: 0 K: 0 S: 5	H: 0 LOB: 0 BB: 0 P: 10	R: 2 E: 0 K: 1 S: 13	H: 2 LOB: 0 BB: 0 P: 18	R: 0 E: 0 K: 1 S: 8	H: 0 LOB: 0 BB: 0 P: 11	R: 0 E: 0 K: 1 S: 12	H: 1 LOB: 1 BB: 0 P: 18	1B: 10 2B: 0 3B: 0 HR: 1	SF: 0 SAC: 1 DP: 1 HBP: 0	WP: 0 PB: 0 SB: 5 CS: 0	PA: 47	
<b>PITCHER</b>	IP 2.0	WLS 11	BF 3	H 3	R 3	ER 3	SO 2	BB 3	IBB 0	HBP 0	BLK 0	WP 0	HR 0	S 19	P 42	ERA 13.50	WHIP 3.000						
Dave Stieb, R ERA: 3.47	(1, 1)																						
John Cerutti, L ERA: 3.66	(3, 1)	5.0	21	5	0	0	2	2	0	0	0	0	0	54	82	0.00	1.400						
Tom Henke, R ERA: 2.75	(8, 1)	1.2	7	2	2	2	0	0	0	0	0	0	1	15	25	10.80	1.200						
Duane Ward, R ERA: 2.9	(9, 1)	2.1	W	8	1	0	0	3	0	0	0	0	0	23	32	0.00	0.429						

Toronto Blue Jays @ New York Yankees  
Yankee Stadium, Bronx, NY  
Thu Aug 11 1988, 7:05 PM EDT  
Att. 30,347 - Unknown - 89 F

AB 41  
R 5  
H 11  
RBI 5  
BB 5  
SO 5  
LOB 15





Batter	1	2	3	4	5	6	7	8	9	AB	R	H	RBI	BB	SO	LOB	TOP			
<b>Tony Fernandez, S</b> (1, 6) OBP: 0.328, SLG: 0.377										4	1	2	1	0	0	1	<b>Toronto Blue Jays @ Kansas City Royals</b> Royals Stadium, Kansas City, MO Fri Aug 12 1988, 8:05 PM EDT Att: 31,858 - Unknown - 82 F			
<b>Manuel Lee, S</b> (1, 5) OBP: 0.329, SLG: 0.366										4	0	0	1	0	0	1				
<b>Cecil Fielder, R</b> (1, 10) OBP: 0.313, SLG: 0.515										4	0	0	0	0	3	0				
<b>George Bell, R</b> (1, 7) OBP: 0.310, SLG: 0.449										3	0	1	0	1	0	0				
<b>Lou Thornton, L</b> (9, 7)										0	0	0	0	0	0	0				
<b>Jesse Barfield, R</b> (1, 9) OBP: 0.287, SLG: 0.390										3	0	0	0	1	2	1				
<b>Fred McGriff, L</b> (1, 3) OBP: 0.397, SLG: 0.586										3	1	0	0	1	3	2				
<b>Sal Butera, R</b> (1, 2) OBP: 0.262, SLG: 0.341										4	0	0	0	0	1	3				
<b>Nelson Liriano, S</b> (1, 4) OBP: 0.269, SLG: 0.316										4	0	2	1	0	0	2				
<b>Kelly Gruber, R</b> (9, 5) OBP: 0.335, SLG: 0.464										0	0	0	0	0	0	0				
<b>Rob Ducey, L</b> (1, 8) OBP: 0.182, SLG: 0.227										3	1	1	0	0	1	2				
<b>Inning Stats</b>	R: 0 E: 0 K: 1 S: 6	H: 1 LOB: 0 BB: 0 P: 10	R: 0 E: 0 K: 1 S: 9	H: 1 LOB: 2 BB: 1 P: 17	R: 2 E: 0 K: 1 S: 11	H: 2 LOB: 0 BB: 0 P: 17	R: 1 E: 0 K: 2 S: 10	H: 1 LOB: 1 BB: 1 P: 17	R: 0 E: 0 K: 1 S: 7	H: 0 LOB: 0 BB: 0 P: 12	R: 0 E: 0 K: 1 S: 11	H: 1 LOB: 1 BB: 0 P: 18	R: 0 E: 0 K: 1 S: 8	H: 0 LOB: 1 BB: 1 P: 16	R: 0 E: 0 K: 1 S: 9	H: 0 LOB: 0 BB: 0 P: 13	1B: 5 2B: 0 3B: 1 HR: 0	SF: 0 SAC: 0 DP: 1 HBP: 0	WP: 0 PB: 0 SB: 2 CS: 0	PA: 35
<b>PITCHER</b> <b>Floyd Bannister, L</b> (1, 1) ERA: 4.43	IP: 9.0 WLS: L BF: 35 H: 6 R: 3 ER: 3 SO: 10 BB: 3 IBB: 0 HBP: 0 BLK: 0 WP: 0 HR: 0 S: 79 P: 130 ERA: 3.00 WHIP: 1.000															<b>PITCHER</b>				

Batter	1	2	3	4	5	6	7	8	9	AB	R	H	RBI	BB	SO	LOB	BOTTOM					
<b>Kurt Stillwell, S</b> (1, 6) OBP: 0.333, SLG: 0.426										5	0	1	0	0	3	2	<b>Toronto Blue Jays @ Kansas City Royals</b> Royals Stadium, Kansas City, MO Fri Aug 12 1988, 8:05 PM EDT Att: 31,858 - Unknown - 82 F					
<b>Kevin Seitzer, R</b> (1, 5) OBP: 0.382, SLG: 0.419										3	0	1	0	1	0	2						
<b>George Brett, L</b> (1, 10) OBP: 0.410, SLG: 0.556										4	0	0	0	0	0	2						
<b>Pat Tabler, R</b> (1, 7) OBP: 0.347, SLG: 0.345										4	0	1	0	0	2	1						
<b>Danny Tartabull, R</b> (1, 9) OBP: 0.357, SLG: 0.484										4	1	0	0	0	1	1						
<b>Frank White, R</b> (1, 4) OBP: 0.298, SLG: 0.387										3	1	2	0	0	0	0						
<b>Bill Buckner, L</b> (1, 3) OBP: 0.276, SLG: 0.329										4	0	3	0	0	1	0						
<b>Bill Pecota, R</b> (9, PR) OBP: 0.177, SLG: 0.234										0	0	0	0	0	0	0						
<b>Jim Eisenreich, L</b> (1, 8) OBP: 0.206, SLG: 0.245										4	0	0	0	0	2	7						
<b>Jamie Quirk, L</b> (1, 2) OBP: 0.319, SLG: 0.398										3	0	1	2	1	0	2						
<b>Brad Wellman, R</b> (9, PR) OBP: 0.288, SLG: 0.270										0	0	0	0	0	0	0						
<b>Inning Stats</b>	R: 0 E: 0 K: 2 S: 12	H: 1 LOB: 1 BB: 0 P: 16	R: 0 E: 0 K: 1 S: 7	H: 0 LOB: 0 BB: 0 P: 11	R: 0 E: 0 K: 0 S: 11	H: 1 LOB: 1 BB: 1 P: 19	R: 0 E: 0 K: 1 S: 8	H: 0 LOB: 0 BB: 0 P: 9	R: 0 E: 0 K: 1 S: 8	H: 2 LOB: 1 BB: 0 P: 10	R: 0 E: 0 K: 0 S: 8	H: 0 LOB: 0 BB: 0 P: 14	R: 0 E: 0 K: 1 S: 10	H: 1 LOB: 2 BB: 0 P: 16	R: 0 E: 0 K: 1 S: 9	H: 0 LOB: 1 BB: 1 P: 16	R: 2 E: 0 K: 2 S: 16	H: 4 LOB: 2 BB: 0 P: 23	1B: 8 2B: 1 3B: 0 HR: 0	SF: 0 SAC: 0 DP: 2 HBP: 1	WP: 0 PB: 0 SB: 0 CS: 0	PA: 37
<b>PITCHER</b> <b>Jim Clancy, R</b> (1, 1) ERA: 4.93	IP: 8.1 WLS: W BF: 33 H: 7 R: 2 ER: 2 SO: 7 BB: 2 IBB: 0 HBP: 1 BLK: 0 WP: 0 HR: 0 S: 80 P: 120 ERA: 2.16 WHIP: 1.080															<b>PITCHER</b>						
<b>Tom Henke, R</b> (9, 1) ERA: 2.75	IP: 0.2 WLS: S BF: 4 H: 2 R: 0 ER: 0 SO: 2 BB: 0 IBB: 0 HBP: 0 BLK: 0 WP: 0 HR: 0 S: 9 P: 14 ERA: 0.00 WHIP: 3.000															<b>PITCHER</b>						

livebaseballscorecards.com



Batter	1	2	3	4	5	6	7	8	9	AB	R	H	RBI	BB	SO	LOB	TOP								
<b>Tony Fernandez, S</b> (1, 6) OBP: 0.327, SLG: 0.376	1-2 		0-0 		2-2 		0-0 			4	0	1	0	0	0	1									
<b>Nelson Liriano, S</b> (1, 4) OBP: 0.289, SLG: 0.315	2-3 		0-0 		1-3 			2-2 		4	0	1	0	0	2	1									
<b>Kelly Gruber, R</b> (8, 5) OBP: 0.335, SLG: 0.464	1-2 		1-0 							0	0	0	0	0	0	0									
<b>Rance Mulliniks, L</b> (1, 10) OBP: 0.392, SLG: 0.504	3-3 		1-0 		1-3 			2-1 		4	0	1	0	0	2	1									
<b>George Bell, R</b> (1, 7) OBP: 0.308, SLG: 0.445	0-1 		1-1 		0-0 			2-2 		4	0	0	0	0	0	3									
<b>Lou Thornton, L</b> (9, 7)			1-2 							0	0	0	0	0	0	0									
<b>Fred McGriff, L</b> (1, 3) OBP: 0.400, SLG: 0.596		3-2 		1-3 		0-0 			3-2 	4	2	3	0	0	1	0									
<b>Ernie Whitt, L</b> (1, 2) OBP: 0.345, SLG: 0.376		2-0 		1-2 		3-2 			1-1 	4	0	1	1	0	0	2									
<b>Jesse Barfield, R</b> (1, 8) OBP: 0.292, SLG: 0.401		1-1 		1-1 				3-2 	0-1 	4	0	3	1	0	0	1									
<b>Rick Leach, L</b> (1, 9) OBP: 0.350, SLG: 0.359		0-0 		2-2 				0-0 	1-2 	4	0	1	0	0	0	3									
<b>Rob Ducey, L</b> (9, PR) OBP: 0.182, SLG: 0.227								2-3 		0	0	0	0	0	0	0									
<b>Manuel Lee, S</b> (1, 5) OBP: 0.324, SLG: 0.360		1-0 				1-3 			0-3 	4	0	0	0	0	3	3									
<b>Inning Stats</b>	R: 0 H: 1 E: 0 K: 2 S: 13	H: 1 LOB: 1 BB: 0 P: 18	R: 1 H: 2 E: 0 K: 0 S: 8	H: 2 LOB: 1 BB: 0 P: 15	R: 0 H: 2 E: 0 K: 1 S: 5	H: 2 LOB: 1 BB: 0 P: 7	R: 0 H: 1 E: 0 K: 1 S: 14	H: 1 LOB: 1 BB: 0 P: 19	R: 0 H: 0 E: 0 K: 2 S: 9	H: 0 LOB: 0 BB: 0 P: 13	R: 0 H: 1 E: 0 K: 1 S: 8	H: 1 LOB: 1 BB: 0 P: 12	R: 0 H: 1 E: 0 K: 1 S: 9	H: 1 LOB: 1 BB: 0 P: 12	R: 0 H: 0 E: 0 K: 0 S: 9	H: 0 LOB: 0 BB: 0 P: 15	R: 1 H: 3 E: 0 K: 1 S: 13	H: 3 LOB: 1 BB: 0 P: 18	1B: 7 2B: 3 3B: 1 HR: 0	SF: 0 SAC: 0 DP: 2 HBP: 0	WP: 0 PB: 0 SB: 2 CS: 0	PA: 36			
<b>PITCHER</b> <b>Bret Saberhagen, R</b> (1, 1) ERA: 3.75	IP: 9.0 WLS: L BF: 36 H: 11 R: 2 ER: 2 SO: 8 BB: 0 IBB: 0 HBP: 0 BLK: 0 WP: 0 HR: 0 S: 88 P: 129 ERA: 2.00 WHIP: 1.222																								

Toronto Blue Jays @ Kansas City Royals  
Royals Stadium, Kansas City, MO  
Sat Aug 13 1988, 8:05 PM EDT  
Att: 40,204 - Unknown - 88 F

AB 36  
R 2  
H 11  
RBI 2  
BB 0  
SO 8  
LOB 15



Batter	1	2	3	4	5	6	7	8	9	AB	R	H	RBI	BB	SO	LOB	BOTTOM			
<b>Kurt Stillwell, S</b> (1, 6) OBP: 0.330, SLG: 0.423	2-1 		3-2 			1-2 			1-2 	3	0	0	0	0	0	0				
<b>Kevin Seitzer, R</b> (1, 5) OBP: 0.383, SLG: 0.423	3-2 		3-1 			2-1 			4-1 	3	0	1	0	1	0	1				
<b>George Brett, L</b> (1, 3) OBP: 0.409, SLG: 0.552	4-0 				2-1 			2-1 	2-2 	3	0	0	0	1	0	1				
<b>Pat Tabler, R</b> (1, 7) OBP: 0.344, SLG: 0.342	0-0 				3-2 			1-0 		3	0	0	0	0	0	2				
<b>Danny Tartabull, R</b> (1, 9) OBP: 0.355, SLG: 0.480			1-3 		0-0 			1-1 		3	0	0	0	0	1	0				
<b>Frank White, R</b> (1, 10) OBP: 0.298, SLG: 0.387		0-1 			0-3 			2-2 		3	0	1	0	0	1	0				
<b>Bo Jackson, R</b> (1, 8) OBP: 0.283, SLG: 0.460		1-0 			3-1 			2-3 		3	0	0	0	0	1	1				
<b>Brad Wellman, R</b> (1, 4) OBP: 0.279, SLG: 0.262		1-0 			1-3 			0-1 		2	0	0	0	0	1	1				
<b>Willie Wilson, S</b> (9, PH) OBP: 0.289, SLG: 0.344										1	0	0	0	0	0	0				
<b>Bill Pecota, R</b> (9, 4) OBP: 0.177, SLG: 0.234										0	0	0	0	0	0	0				
<b>Larry Owen, R</b> (1, 2) OBP: 0.286, SLG: 0.167									0-1 	1	0	0	0	1	0	0				
<b>Bill Buckner, L</b> (9, PH) OBP: 0.275, SLG: 0.328										1	0	0	0	0	0	0				
<b>Inning Stats</b>	R: 0 H: 1 E: 0 K: 0 S: 8	H: 1 LOB: 1 BB: 1 P: 17	R: 0 H: 1 E: 0 K: 1 S: 8	H: 1 LOB: 0 BB: 0 P: 11	R: 0 H: 0 E: 0 K: 0 S: 7	H: 0 LOB: 0 BB: 0 P: 14	R: 0 H: 0 E: 0 K: 0 S: 6	H: 0 LOB: 0 BB: 0 P: 11	R: 0 H: 0 E: 0 K: 2 S: 9	H: 0 LOB: 0 BB: 1 P: 13	R: 0 H: 0 E: 0 K: 0 S: 5	H: 0 LOB: 0 BB: 1 P: 12	R: 0 H: 0 E: 0 K: 1 S: 8	H: 0 LOB: 0 BB: 0 P: 12	R: 0 H: 0 E: 0 K: 0 S: 11	H: 0 LOB: 1 BB: 1 P: 18	1B: 1 2B: 1 3B: 1 HR: 0	SF: 0 SAC: 1 DP: 2 HBP: 0	WP: 0 PB: 0 SB: 0 CS: 0	PA: 30
<b>PITCHER</b> <b>Jeff Musseleman, L</b> (1, 1) ERA: 1.46	IP: 7.0 WLS: W BF: 23 H: 2 R: 0 ER: 0 SO: 3 BB: 2 IBB: 0 HBP: 0 BLK: 0 WP: 0 HR: 0 S: 48 P: 87 ERA: 0.00 WHIP: 0.571																			
<b>Duane Ward, R</b> (8, 1) ERA: 2.83	IP: 2.0 WLS: S BF: 7 H: 0 R: 0 ER: 0 SO: 1 BB: 1 IBB: 0 HBP: 0 BLK: 0 WP: 0 HR: 0 S: 19 P: 30 ERA: 0.00 WHIP: 0.500																			

Toronto Blue Jays @ Kansas City Royals  
Royals Stadium, Kansas City, MO  
Sat Aug 13 1988, 8:05 PM EDT  
Att: 40,204 - Unknown - 88 F

AB 26  
R 0  
H 2  
RBI 0  
BB 3  
SO 4  
LOB 6





Batter	1	2	3	4	5	6	7	8	9	AB	R	H	RBI	BB	SO	LOB	TOP			
<b>Tony Fernandez, S</b> OBP: 0.329, SLG: 0.377 (1, 6)	2-2 FC6-4 BB 1B		2-2 F9		0-1 P6		2-1 1B			4	0	2	0	0	0	2	<b>Toronto Blue Jays @ Kansas City Royals</b> Royals Stadium, Kansas City, MO Sun Aug 14 1988, 4:33 AM EDT Att: 27,262 - Sunny - 92 F			
<b>Nelson Liriano, S</b> OBP: 0.294, SLG: 0.309 (1, 4)	2-0 P6		1-2 L6		1-2 F8		1-0 P6			4	0	0	0	0	0	4				
<b>Rance Mulliniks, L</b> OBP: 0.397, SLG: 0.504 (1, 10)	4-1 SAFE SAFE FC6-4 BB 1-2		2-2 3-1			4-1 FC3-6 1B BB		2-2 1B		2	0	1	0	2	0	0				
<b>George Bell, R</b> OBP: 0.307, SLG: 0.443 (1, 7)	1-0 FC6-4 1-2 2-3			0-0 F8		2-1 FC3-6 1B		0-1 P5		4	0	1	0	0	0	3				
<b>Fred McGriff, L</b> OBP: 0.397, SLG: 0.589 (1, 3)	2-2 F8			3-3 K		2-2 F7		2-1 L8		4	0	0	0	0	1	5				
<b>Ernie Whitt, L</b> OBP: 0.340, SLG: 0.371 (1, 2)		0-3 K		1-1 P6		3-2 FC3-6		2-2 F9		4	0	0	0	0	1	3				
<b>Jesse Barfield, R</b> OBP: 0.295, SLG: 0.406 (1, 8)		3-1 2B			1-2 BB 1B		1-2 P4		1-1 F7	4	0	2	0	0	0	2				
<b>Rick Leach, L</b> OBP: 0.342, SLG: 0.351 (1, 9)		1-3 K			0-0 F7		3-2 G6-3		0-0 F8	4	0	0	0	0	1	2				
<b>Manuel Lee, S</b> OBP: 0.323, SLG: 0.356 (1, 5)		1-3 K			4-2 BB		3-2 F7		0-1 5-3	3	0	0	0	1	1	1				
<b>Inning Stats</b>	R: 0 E: 0 K: 0 S: 10	H: 1 LOB: 2 BB: 1 P: 21	R: 0 E: 0 K: 3 S: 11	H: 1 LOB: 1 BB: 0 P: 16	R: 0 E: 0 K: 0 S: 11	H: 0 LOB: 0 BB: 0 P: 16	R: 0 E: 0 K: 1 S: 6	H: 0 LOB: 0 BB: 0 P: 10	R: 0 E: 0 K: 0 S: 11	H: 1 LOB: 2 BB: 1 P: 17	R: 0 E: 0 K: 0 S: 13	H: 1 LOB: 1 BB: 0 P: 18	R: 0 E: 0 K: 0 S: 10	H: 1 LOB: 1 BB: 0 P: 16	R: 0 E: 0 K: 0 S: 5	H: 0 LOB: 0 BB: 0 P: 6	1B: 5 2B: 1 3B: 0 HR: 0	SF: 0 SAC: 0 DP: 0 HBP: 0	WP: 0 PB: 0 SB: 0 CS: 0	PA: 36
<b>PITCHER</b> <b>Luis Aquino, R</b> ERA: 2.08 (1, 1)	IP: 9.0 WLS: W BF: 36 H: 6 R: 0 ER: 0 SO: 4 BB: 3 IBB: 0 HBP: 0 BLK: 0 WP: 0 HR: 0 S: 86 P: 145 ERA: 0.00 WHIP: 1.000															<b>PITCHER</b> <b>Luis Aquino, R</b> ERA: 2.08 (1, 1)	IP: 9.0 WLS: W BF: 36 H: 6 R: 0 ER: 0 SO: 4 BB: 3 IBB: 0 HBP: 0 BLK: 0 WP: 0 HR: 0 S: 86 P: 145 ERA: 0.00 WHIP: 1.000			

Batter	1	2	3	4	5	6	7	8	9	AB	R	H	RBI	BB	SO	LOB	BOTTOM			
<b>Willie Wilson, S</b> OBP: 0.289, SLG: 0.343 (1, 8)	2-3 K		0-1 SH1-3	4-1 FC6-4 BB		0-0 G6-3		2-0 1B		2	0	0	0	1	1	0	<b>Toronto Blue Jays @ Kansas City Royals</b> Royals Stadium, Kansas City, MO Sun Aug 14 1988, 4:33 AM EDT Att: 27,262 - Sunny - 92 F			
<b>Jim Eisenreich, L</b> OBP: 0.212, SLG: 0.250 (7, 8)			1-2 K	1-2 2-3 BB		3-2 G3-1		1-3 K		5	0	1	2	0	1	3				
<b>Kurt Stillwell, S</b> OBP: 0.329, SLG: 0.422 (1, 6)	0-2 F8		1-2 S 2B	1-2 2-3 3H BB		1-1 G3-1		1-3 K		5	0	1	2	0	1	3				
<b>Frank White, R</b> OBP: 0.300, SLG: 0.388 (1, 4)	1-0 2B		4-1 S BB	0-0 F9		0-0 P5		1-2 P3		4	0	1	0	1	0	3				
<b>Pat Tabler, R</b> OBP: 0.342, SLG: 0.337 (1, 10)	2-2 F8		2-1 F9		0-0 F8		4-1 BB 1B WP BB	2-1 P3		4	1	0	0	1	0	4				
<b>Danny Tartabull, R</b> OBP: 0.354, SLG: 0.476 (1, 9)		0-3 K		2-2 E5 2B		4-2 1B BB		2-3 K		3	2	0	0	1	2	1				
<b>Bo Jackson, R</b> OBP: 0.286, SLG: 0.463 (1, 7)		1-2 G5-3		0-1 SAFE S 1B 2B		0-1 SAFE S 1B 2B		3-1 F9		4	1	2	1	0	0	1				
<b>Bill Buckner, L</b> OBP: 0.276, SLG: 0.330 (1, 3)		1-1 P2		0-1 P3		1-0 1-2 2H 1B		0-0 WP BB 1B		4	0	2	1	0	0	1				
<b>Bill Pecota, R</b> OBP: 0.193, SLG: 0.238 (1, 5)			0-2 F9	2-0 BB 1B FC6-4 1B		1-0 SAFE P3		4-0 WP BB 1B		3	1	1	1	1	0	2				
<b>Larry Owen, R</b> OBP: 0.304, SLG: 0.200 (1, 2)			3-2 SH1-3 2B 1B	0-0 SAFE FC6-4 BB 1B		1-2 P6		1-3 K		4	1	2	0	0	1	4				
<b>Inning Stats</b>	R: 0 E: 0 K: 1 S: 10	H: 1 LOB: 1 BB: 0 P: 15	R: 0 E: 0 K: 1 S: 9	H: 0 LOB: 0 BB: 0 P: 11	R: 1 E: 0 K: 0 S: 16	H: 2 LOB: 2 BB: 1 P: 26	R: 3 E: 1 K: 0 S: 13	H: 3 LOB: 2 BB: 1 P: 22	R: 1 E: 0 K: 0 S: 12	H: 2 LOB: 2 BB: 1 P: 19	R: 0 E: 0 K: 0 S: 6	H: 0 LOB: 0 BB: 0 P: 9	R: 1 E: 0 K: 2 S: 10	H: 1 LOB: 2 BB: 2 P: 24	R: 0 E: 0 K: 1 S: 9	H: 1 LOB: 1 BB: 0 P: 15	1B: 7 2B: 3 3B: 0 HR: 0	SF: 0 SAC: 1 DP: 0 HBP: 0	WP: 1 PB: 0 SB: 3 CS: 0	PA: 40
<b>PITCHER</b> <b>Mike Flanagan, L</b> ERA: 4.02 (1, 1)	IP: 4.1 WLS: L BF: 25 H: 8 R: 5 ER: 3 SO: 2 BB: 3 IBB: 0 HBP: 0 BLK: 0 WP: 0 HR: 0 S: 56 P: 87 ERA: 6.23 WHIP: 2.538															<b>PITCHER</b> <b>Mike Flanagan, L</b> ERA: 4.02 (1, 1)	IP: 4.1 WLS: L BF: 25 H: 8 R: 5 ER: 3 SO: 2 BB: 3 IBB: 0 HBP: 0 BLK: 0 WP: 0 HR: 0 S: 56 P: 87 ERA: 6.23 WHIP: 2.538			
<b>Doug Bair, R</b> ERA: 4.15 (5, 1)	2.2 1 1 1 2															2.2 1 1 1 2				
<b>Tony Castillo, L</b> ERA: (8, 1)	1.0 4 1 0 0 1															1.0 4 1 0 0 1				

AB	33
R	0
H	6
RBI	0
BB	3
SO	4
LOB	22



AB	34
R	6
H	10
RBI	5
BB	5
SO	5
LOB	19





Batter	1	2	3	4	5	6	7	8	9	AB	R	H	RBI	BB	SO	LOB	TOP				
<b>Tony Fernandez, S</b> (1, 6) OBP: 0.327, SLG: 0.376	1-2 BB 1B SF9	0-0 F7			0-2 F9		1-1 FC4-6 1B		2-2 F9	5	1	1	0	0	0	5	<b>Toronto Blue Jays @ Chicago White Sox</b> Comiskey Park, Chicago, IL Tue Aug 16 1988, 8:05 PM EDT Att: 15,706 - Unknown - 98 F  <b>AB 33</b> <b>R 4</b> <b>H 10</b> <b>RBI 4</b> <b>BB 3</b> <b>SO 3</b> <b>LOB 18</b>				
<b>Ernie Whitt, L</b> (1, 2) OBP: 0.338, SLG: 0.370	2-0 BB 1B	3-2 P4			2-2 6-3		0-1 SF9		0-0 SF8	3	0	1	2	0	0	2					
<b>Rance Mulliniks, L</b> (1, 10) OBP: 0.400, SLG: 0.504	4-1 BB BB		1-1 L8-3		0-0 G3		3-H 2-0 SAFE SAFE		0-1 P4	2	0	1	0	1	0	0					
<b>Cecil Fielder, R</b> (7, PH) OBP: 0.318, SLG: 0.518									0-1 P4	1	0	1	0	0	0	0					
<b>Kelly Gruber, R</b> (7, FR) OBP: 0.335, SLG: 0.464									0-1 P4	0	0	0	0	0	0	0					
<b>Rick Leach, L</b> (9, PH) OBP: 0.340, SLG: 0.349	1-2 2-3 BB								0-1 P4	1	0	0	0	0	0	0					
<b>George Bell, R</b> (1, 7) OBP: 0.305, SLG: 0.440	0-0 SF9		3-2 L8-3			2-2 L7	1-1 F6			3	0	0	1	0	0	3					
<b>Fred McGriff, L</b> (1, 3) OBP: 0.396, SLG: 0.591	3-H K		1-3 3B			1-1 F9		3-2 6-3		4	0	1	0	0	1	2					
<b>Jesse Barfield, R</b> (1, 9) OBP: 0.291, SLG: 0.401	1-3 K		2-2 5-3			0-0 F8		2-2 6-3		4	0	0	0	0	1	3					
<b>Lloyd Moseby, L</b> (1, 8) OBP: 0.346, SLG: 0.374		4-2 1B S BB		1-0 F8			4-1 1B BB	1-2 1B		2	1	1	0	2	0	0					
<b>Nelson Liriano, S</b> (1, 4) OBP: 0.268, SLG: 0.312		1 SAFE 1 SAFE 3-2 S BB		1-0 B1-3			2-2 FC4-6 1B	0-0 4-3		4	1	2	0	0	0	1					
<b>Manuel Lee, S</b> (1, 5) OBP: 0.325, SLG: 0.358	1 SAFE 1 SAFE 2-3 K		1-2 4-3			1-1 1 SAFE 1-2 FC4-6 1B		2-2 F9 BLK SF8 1B		4	1	2	1	0	1	2					
<b>Inning Stats</b>	R: 1 E: 0 K: 2 S: 13	H: 2 LOB: 2 BB: 1 P: 22	R: 0 E: 0 K: 1 S: 12	H: 1 LOB: 2 BB: 1 P: 24	R: 0 E: 0 K: 0 S: 9	H: 2 LOB: 1 BB: 0 P: 18	R: 0 E: 0 K: 0 S: 5	H: 0 LOB: 0 BB: 0 P: 8	R: 0 E: 0 K: 0 S: 7	H: 0 LOB: 0 BB: 0 P: 10	R: 2 E: 0 K: 0 S: 15	H: 3 LOB: 2 BB: 1 P: 26	R: 0 E: 0 K: 0 S: 11	H: 1 LOB: 1 BB: 0 P: 17	R: 1 E: 0 K: 0 S: 13	H: 1 LOB: 0 BB: 0 P: 17	1B: 9 2B: 1 3B: 1 HR: 0	SF: 3 SAC: 0 DP: 1 HBP: 0	WP: 0 PB: 0 SB: 2 CS: 0	PA: 39	
<b>PITCHER</b>	IP	WLS	BF	H	R	ER	SO	BB	IBB	HBP	BLK	WP	HR	S	P	ERA	WHIP				
<b>Jack McDowell, R</b> (1, 1) ERA: 3.91	6.0	W	26	6	3	3	3	3	0	0	0	0	0	59	103	4.50	1.500				
<b>Ricky Horton, L</b> (7, 1) ERA: 5.21	0.2		4	2	0	0	0	0	0	0	0	0	0	7	11	0.00	3.000				
<b>Donn Pall, R</b> (7, 1) ERA: 5.23	0.1		1	0	0	0	0	0	0	0	0	0	0	2	3	0.00	0.000				
<b>Bobby Thigpen, R</b> (8, 1) ERA: 2.75	2.0	S	8	2	1	1	0	0	0	0	1	0	0	24	34	4.50	1.000				

Batter	1	2	3	4	5	6	7	8	9	AB	R	H	RBI	BB	SO	LOB	BOTTOM				
<b>Gary Redus, R</b> (1, 7) OBP: 0.339, SLG: 0.404	1-1 6-3	1-2 F8			0-0 4-3		4-1 BB BB			3	0	0	0	1	0	2	<b>Toronto Blue Jays @ Chicago White Sox</b> Comiskey Park, Chicago, IL Tue Aug 16 1988, 8:05 PM EDT Att: 15,706 - Unknown - 98 F  <b>AB 28</b> <b>R 5</b> <b>H 6</b> <b>RBI 4</b> <b>BB 7</b> <b>SO 3</b> <b>LOB 11</b>				
<b>Steve Lyons, L</b> (1, 8) OBP: 0.309, SLG: 0.375	2-3 K		2-1 F9		1-1 1-3 1B 2B		1-1 F8			4	1	1	0	0	1	1					
<b>Harold Baines, L</b> (1, 10) OBP: 0.349, SLG: 0.405	1-0 5-3		4-2 HR BB		0-0 1-3		4-2 1-2 BB			2	1	0	0	2	0	1					
<b>Carlton Fisk, R</b> (1, 2) OBP: 0.364, SLG: 0.564		4-2 BB 1B G6-4-3 BB	0-0 HR BB		0-1 1B		3-2 G3			3	2	2	3	1	0	2					
<b>Kelly Paris, R</b> (1, 5) OBP: 0.270, SLG: 0.514		0-0 G6-4-3 BB 1B 1B	3-2 5-3		3-H 1-2 F8			1-1 F8		4	1	1	0	0	0	1					
<b>Dave Gallagher, R</b> (1, 9) OBP: 0.330, SLG: 0.391		4-1 G6-4-3 BB	2-2 F9			4-1 G6-4-3 BB		1-0 F8		2	0	0	0	2	0	0					
<b>Russ Morman, R</b> (1, 3) OBP: 0.290, SLG: 0.276		1-2 G6-4-3		2-1 4-3		1-2 G6-4-3		4-2 BB		3	0	0	0	1	0	3					
<b>Fred Manrique, R</b> (1, 4) OBP: 0.294, SLG: 0.381		0-2 1B 1B		2-3 K		1-1 4-3		1-3 K		4	0	1	1	0	2	1					
<b>Ozzie Guillen, L</b> (1, 6) OBP: 0.296, SLG: 0.317		3-H 1-1 1B		0-0 G3			2-1 6-3			3	0	1	0	0	0	0					
<b>Inning Stats</b>	R: 0 E: 0 K: 1 S: 6	H: 0 LOB: 0 BB: 0 P: 10	R: 2 E: 0 K: 0 S: 19	H: 3 LOB: 2 BB: 2 P: 30	R: 2 E: 0 K: 0 S: 15	H: 1 LOB: 0 BB: 1 P: 26	R: 0 E: 0 K: 1 S: 6	H: 0 LOB: 0 BB: 0 P: 10	R: 1 E: 0 K: 0 S: 9	H: 2 LOB: 1 BB: 0 P: 11	R: 0 E: 0 K: 0 S: 6	H: 0 LOB: 0 BB: 1 P: 12	R: 0 E: 0 K: 0 S: 11	H: 0 LOB: 2 BB: 2 P: 25	R: 0 E: 0 K: 1 S: 8	H: 0 LOB: 1 BB: 1 P: 15		1B: 4 2B: 1 3B: 0 HR: 1	SF: 0 SAC: 0 DP: 2 HBP: 0	WP: 0 PB: 0 SB: 0 CS: 0	PA: 35
<b>PITCHER</b>	IP	WLS	BF	H	R	ER	SO	BB	IBB	HBP	BLK	WP	HR	S	P	ERA	WHIP				
<b>Jimmy Key, L</b> (1, 1) ERA: 3.14	3.0	L	15	4	4	4	1	4	0	0	0	0	0	40	73	1.80	1.200				
<b>Dave Stieb, R</b> (4, 1) ERA: 3.41	5.0		20	2	1	1	2	4	0	0	0	0	0	40	73	1.80	1.200				



Batter	1	2	3	4	5	6	7	8	9	AB	R	H	RBI	BB	SO	LOB	TOP										
Tony Fernandez, S OBP: 0.327, SLG: 0.374	L6		FC4-6 FC5-2 1B		4-3 BLK 1B		L9			4	1	1	0	0	0	3											
Manuel Lee, S OBP: 0.324, SLG: 0.357	G5-4-3 1B		FC5-2 1B		4-3			G3		4	0	1	0	0	0	3											
Jesse Barfield, R OBP: 0.294, SLG: 0.405	G5-4-3		FC5-4 1B		F8					4	0	2	1	0	0	2											
George Bell, R OBP: 0.302, SLG: 0.436		F8	FC5-4 1B			P3		K2-3		4	0	0	0	0	1	3											
Fred McGriff, L OBP: 0.392, SLG: 0.585	F8			3-1		K		G3		4	0	0	0	0	1	1											
Cecil Fielder, R OBP: 0.316, SLG: 0.507		BB		F7		6-3			F5	3	0	0	0	1	0	0											
Lloyd Moseby, L OBP: 0.345, SLG: 0.372	4-3			1B			4-3		L8	4	0	1	0	0	0	1											
Nelson Liriano, S OBP: 0.272, SLG: 0.316			FC4-6 FC5-2 1B		F9		5-3 S 1B		F6	4	0	2	0	0	0	1											
Sal Butera, R OBP: 0.267, SLG: 0.341			FC4-6 1B		F7		5-3			3	0	1	0	0	0	1											
<b>Inning Stats</b>	R: 0 E: 0 K: 0 S: 4	H: 1 LOB: 0 BB: 0 P: 5	R: 0 E: 0 K: 0 S: 8	H: 0 LOB: 1 BB: 1 P: 12	R: 1 E: 0 K: 0 S: 14	H: 3 LOB: 2 BB: 0 P: 23	R: 0 E: 0 K: 0 S: 6	H: 1 LOB: 1 BB: 0 P: 10	R: 0 E: 0 K: 1 S: 9	H: 0 LOB: 0 BB: 0 P: 13	R: 0 E: 0 K: 0 S: 10	H: 1 LOB: 1 BB: 0 P: 17	R: 0 E: 0 K: 1 S: 11	H: 1 LOB: 0 BB: 0 P: 12	R: 0 E: 0 K: 0 S: 9	H: 0 LOB: 0 BB: 0 P: 12	1B: 7 2B: 1 3B: 0 HR: 0	SF: 0 SAC: 0 DP: 1 HBP: 0	WP: 0 PB: 0 SB: 1 CS: 0	PA: 35							
<b>PITCHER</b>	IP	WLS	BF	H	R	ER	SO	BB	IBB	HBP	BLK	WP	HR	S	P	ERA	WHIP										
Jerry Reuss, L ERA: 3.79	7.0	W	28	7	1	1	1	1	0	0	0	0	0	60	89	1.29	1.143										
Donn Pail, R ERA: 4.91	0.2		3	1	0	0	1	0	0	0	0	0	0	8	8	0.00	1.500										
Steve Rosenberg, L ERA: 3.86	1.1	S	4	0	0	0	0	0	0	0	0	0	0	12	16	0.00	0.000										

Toronto Blue Jays @ Chicago White Sox  
Comiskey Park, Chicago, IL  
Wed Aug 17 1988, 8:05 PM EDT  
Att: 14,367 - Unknown - 98 F

AB 34  
R 1  
H 8  
RBI 1  
BB 1  
SO 2  
LOB 15



Batter	1	2	3	4	5	6	7	8	9	AB	R	H	RBI	BB	SO	LOB	BOTTOM										
Gary Redus, R OBP: 0.341, SLG: 0.405	F8		1B		3-1 S 1B		K			4	0	2	0	0	1	0											
Steve Lyons, L OBP: 0.309, SLG: 0.371	3-1		F9		3-1			SH2-4 E BB		3	1	0	1	1	0	2											
Harold Baines, L OBP: 0.346, SLG: 0.401	K			4-3		K		E4 BB SH2-4		4	1	0	0	0	2	2											
Dan Pasqua, L OBP: 0.314, SLG: 0.435		G3		BB 1B		K		SH2-4		3	0	1	0	0	1	0											
Daryl Boston, L OBP: 0.273, SLG: 0.477		6-3		BB 1B		F9		4-3 BB IBB		2	0	0	0	2	0	0											
Carlton Fisk, R OBP: 0.373, SLG: 0.610		HR		F8		HR		4-3 BB		3	2	2	3	1	0	2											
Ozzie Guillen, L OBP: 0.294, SLG: 0.314	F8			L9		3-1		4-3		4	0	0	1	0	0	4											
Kelly Paris, R OBP: 0.268, SLG: 0.488			K		FC6 1B		F8	5-3		4	0	1	0	0	1	2											
Fred Manrique, R OBP: 0.291, SLG: 0.377			K		FC6 1B		5-3			3	1	0	0	0	1	1											
<b>Inning Stats</b>	R: 0 E: 0 K: 1 S: 6	H: 0 LOB: 0 BB: 0 P: 7	R: 1 E: 0 K: 0 S: 7	H: 1 LOB: 0 BB: 0 P: 11	R: 0 E: 0 K: 2 S: 8	H: 1 LOB: 1 BB: 0 P: 11	R: 0 E: 0 K: 0 S: 8	H: 1 LOB: 2 BB: 1 P: 15	R: 1 E: 0 K: 1 S: 15	H: 2 LOB: 1 BB: 0 P: 19	R: 1 E: 0 K: 1 S: 7	H: 1 LOB: 0 BB: 0 P: 9	R: 0 E: 0 K: 1 S: 9	H: 0 LOB: 0 BB: 0 P: 14	R: 2 E: 1 K: 0 S: 15	H: 0 LOB: 2 BB: 3 P: 29	1B: 4 2B: 0 3B: 0 HR: 2	SF: 0 SAC: 1 DP: 0 HBP: 0	WP: 0 PB: 0 SB: 1 CS: 0	PA: 35							
<b>PITCHER</b>	IP	WLS	BF	H	R	ER	SO	BB	IBB	HBP	BLK	WP	HR	S	P	ERA	WHIP										
Jim Clancy, R ERA: 4.91	6.0	L	25	6	3	3	5	1	0	0	0	0	0	18	37	0.00	1.500										
Duane Ward, R ERA: 2.79	1.1		8	0	2	0	1	2	1	0	0	0	0	3	3	0.00	0.000										
John Cerutti, L ERA: 3.65	0.1		1	0	0	0	0	0	0	0	0	0	0	3	3	0.00	0.000										
Doug Bair, R ERA: 4.0	0.1		1	0	0	0	0	0	0	0	0	0	0	3	3	0.00	0.000										

Toronto Blue Jays @ Chicago White Sox  
Comiskey Park, Chicago, IL  
Wed Aug 17 1988, 8:05 PM EDT  
Att: 14,367 - Unknown - 98 F

AB 30  
R 5  
H 6  
RBI 5  
BB 4  
SO 6  
LOB 13









Batter	1	2	3	4	5	6	7	8	9	AB	R	H	RBI	BB	SO	LOB	TOP								
Paul Moltitor, R OBP: 0.388, SLG: 0.458 B.J. Surhoff, L OBP: 0.289, SLG: 0.308	0-1 5-3		0-0 S 1B 2-H 1B	1-1 1B		3-1 G4-6-3 1B		3-2 SF8		4	1	3	2	0	0	0									
Jeffrey Leonard, R OBP: 0.280, SLG: 0.358 Jim Adduci, L OBP: 0.256, SLG: 0.368	2-3 K		0-0 1B HR 1B	0-0 L3		0-0 G4-6-3 1B		2-3 3-H 2-1 1B		5	1	2	1	0	1	3									
Robin Yount, R OBP: 0.366, SLG: 0.463	1-1 F8		1-2 HR 1B			1-1 HR		3-2 L6		5	2	2	2	0	1	2									
Rob Deer, R OBP: 0.327, SLG: 0.436 Mike Felder, S OBP: 0.190, SLG: 0.194		4-0 BB	0-2 HR			4-1 CS 1B BB		0-0 FC3-6 1B		1	1	1	3	2	0	0									
Joey Meyer, R OBP: 0.291, SLG: 0.426	1-2 P4		1-1 F9			1-0 CS 1B		0-1 FC3-6		5	0	1	0	0	0	2									
Bill Schroeder, R OBP: 0.211, SLG: 0.257	1-3 K		3-1 1B			3-3 K		2-3 K		5	0	2	0	0	3	4									
Dale Sveum, S OBP: 0.265, SLG: 0.339	2-3 K		1-1 F4			0-1 6-3		0-1 1B SF8 1B		5	1	1	0	0	1	5									
Charlie O'Brien, R OBP: 0.265, SLG: 0.333			2-2 SH5-3 1B			2-0 F8		1-2 SF8 1B 1B		5	2	2	0	0	1	1									
Juan Castillo, S OBP: 0.253, SLG: 0.226			0-1 SH5-3			2-2 F7		2-2 1B		3	0	2	0	0	0	0									
<b>Inning Stats</b>	R: 0 E: 0 K: 1 S: 7	H: 0 LOB: 0 BB: 0 P: 10	R: 0 E: 0 K: 2 S: 12	H: 0 LOB: 1 BB: 1 P: 20	R: 5 E: 0 K: 0 S: 21	H: 6 LOB: 1 BB: 0 P: 29	R: 0 E: 0 K: 0 S: 8	H: 1 LOB: 1 BB: 0 P: 13	R: 1 E: 0 K: 1 S: 9	H: 2 LOB: 2 BB: 1 P: 18	R: 0 E: 0 K: 1 S: 10	H: 2 LOB: 1 BB: 0 P: 17	R: 0 E: 0 K: 1 S: 10	H: 1 LOB: 1 BB: 0 P: 15	R: 2 E: 0 K: 1 S: 25	H: 4 LOB: 2 BB: 0 P: 35	R: 0 E: 0 K: 0 S: 13	H: 1 LOB: 1 BB: 0 P: 15	1B: 15 2B: 3 3B: 0 HR: 2	SF: 1 SAC: 1 DP: 2 HBP: 0	WP: 0 PB: 0 CS: 2	PA: 44			
<b>PITCHER</b>	IP WLS BF H R ER SO BB IBB HBP BLK WP HR S P ERA WHIP	IP WLS BF H R ER SO BB IBB HBP BLK WP HR S P ERA WHIP	IP WLS BF H R ER SO BB IBB HBP BLK WP HR S P ERA WHIP	IP WLS BF H R ER SO BB IBB HBP BLK WP HR S P ERA WHIP	IP WLS BF H R ER SO BB IBB HBP BLK WP HR S P ERA WHIP	IP WLS BF H R ER SO BB IBB HBP BLK WP HR S P ERA WHIP	IP WLS BF H R ER SO BB IBB HBP BLK WP HR S P ERA WHIP	IP WLS BF H R ER SO BB IBB HBP BLK WP HR S P ERA WHIP	IP WLS BF H R ER SO BB IBB HBP BLK WP HR S P ERA WHIP	IP WLS BF H R ER SO BB IBB HBP BLK WP HR S P ERA WHIP	IP WLS BF H R ER SO BB IBB HBP BLK WP HR S P ERA WHIP	IP WLS BF H R ER SO BB IBB HBP BLK WP HR S P ERA WHIP	IP WLS BF H R ER SO BB IBB HBP BLK WP HR S P ERA WHIP	IP WLS BF H R ER SO BB IBB HBP BLK WP HR S P ERA WHIP	IP WLS BF H R ER SO BB IBB HBP BLK WP HR S P ERA WHIP	IP WLS BF H R ER SO BB IBB HBP BLK WP HR S P ERA WHIP	IP WLS BF H R ER SO BB IBB HBP BLK WP HR S P ERA WHIP	IP WLS BF H R ER SO BB IBB HBP BLK WP HR S P ERA WHIP	IP WLS BF H R ER SO BB IBB HBP BLK WP HR S P ERA WHIP	IP WLS BF H R ER SO BB IBB HBP BLK WP HR S P ERA WHIP	IP WLS BF H R ER SO BB IBB HBP BLK WP HR S P ERA WHIP	IP WLS BF H R ER SO BB IBB HBP BLK WP HR S P ERA WHIP	IP WLS BF H R ER SO BB IBB HBP BLK WP HR S P ERA WHIP	IP WLS BF H R ER SO BB IBB HBP BLK WP HR S P ERA WHIP	IP WLS BF H R ER SO BB IBB HBP BLK WP HR S P ERA WHIP

Milwaukee Brewers @ Toronto Blue Jays  
Exhibition Stadium, Toronto, ON  
Sat Aug 20 1988, 3:33 AM EDT  
Att: 38,315 - Sunny - 73 F

AB 40  
R 8  
H 17  
RBI 8  
BB 2  
SO 7  
LOB 19



Batter	1	2	3	4	5	6	7	8	9	AB	R	H	RBI	BB	SO	LOB	BOTTOM								
Tony Fernandez, S OBP: 0.325, SLG: 0.370	0-1 F8			1-0 3-1		0-0 2B SF7 1B		4-1 FC6-4 BB		3	1	1	0	1	0	0									
Lloyd Moseby, L OBP: 0.347, SLG: 0.385	3-2 F7			0-0 2B		2-2 2B		1-3 K		4	0	2	0	0	1	1									
Jesse Barfield, R OBP: 0.290, SLG: 0.396	1-2 P3			1-3 K		0-2 P4		1-2 F7		4	0	0	0	0	1	4									
George Bell, R OBP: 0.301, SLG: 0.435		1-2 G4-6-3 1B		0-1 6-3		0-1 SF7		0-0 FC6-4		3	0	1	1	0	0	2									
Cecil Fielder, R OBP: 0.310, SLG: 0.497 Rance Mulliniks, L OBP: 0.397, SLG: 0.498		0-0 F5			1-0 F8		0-3 K		0-3 K		3	0	0	0	1	2									
Manuel Lee, S OBP: 0.326, SLG: 0.358		2-2 G4-6-3			3-3 K		0-0 2B		2-2 4-3		4	0	1	0	0	1									
Fred McGriff, L OBP: 0.390, SLG: 0.577			1-3 K		4-2 1B BB		1-3 K		1-2 3-1		3	0	0	0	1	2									
Kelly Gruber, R OBP: 0.337, SLG: 0.463			0-0 L8		0-1 1B		1-3 K				3	0	1	0	0	1									
Sal Butera, R OBP: 0.250, SLG: 0.319			2-3 K		0-1 L9		0-0 F9				3	0	0	0	1	3									
<b>Inning Stats</b>	R: 0 E: 0 K: 0 S: 11	H: 0 LOB: 0 BB: 0 P: 15	R: 0 E: 0 K: 0 S: 7	H: 1 LOB: 0 BB: 0 P: 10	R: 0 E: 0 K: 2 S: 7	H: 0 LOB: 0 BB: 0 P: 10	R: 0 E: 0 K: 1 S: 7	H: 1 LOB: 1 BB: 0 P: 9	R: 0 E: 0 K: 1 S: 11	H: 1 LOB: 2 BB: 1 P: 19	R: 1 E: 0 K: 1 S: 12	H: 2 LOB: 1 BB: 0 P: 14	R: 0 E: 0 K: 2 S: 8	H: 1 LOB: 1 BB: 0 P: 10	R: 0 E: 0 K: 1 S: 8	H: 0 LOB: 1 BB: 1 P: 14	R: 0 E: 0 K: 1 S: 9	H: 0 LOB: 0 BB: 0 P: 12	1B: 3 2B: 3 3B: 0 HR: 0	SF: 1 SAC: 0 DP: 1 HBP: 0	WP: 0 PB: 0 CS: 0	PA: 34			
<b>PITCHER</b>	IP WLS BF H R ER SO BB IBB HBP BLK WP HR S P ERA WHIP	IP WLS BF H R ER SO BB IBB HBP BLK WP HR S P ERA WHIP	IP WLS BF H R ER SO BB IBB HBP BLK WP HR S P ERA WHIP	IP WLS BF H R ER SO BB IBB HBP BLK WP HR S P ERA WHIP	IP WLS BF H R ER SO BB IBB HBP BLK WP HR S P ERA WHIP	IP WLS BF H R ER SO BB IBB HBP BLK WP HR S P ERA WHIP	IP WLS BF H R ER SO BB IBB HBP BLK WP HR S P ERA WHIP	IP WLS BF H R ER SO BB IBB HBP BLK WP HR S P ERA WHIP	IP WLS BF H R ER SO BB IBB HBP BLK WP HR S P ERA WHIP	IP WLS BF H R ER SO BB IBB HBP BLK WP HR S P ERA WHIP	IP WLS BF H R ER SO BB IBB HBP BLK WP HR S P ERA WHIP	IP WLS BF H R ER SO BB IBB HBP BLK WP HR S P ERA WHIP	IP WLS BF H R ER SO BB IBB HBP BLK WP HR S P ERA WHIP	IP WLS BF H R ER SO BB IBB HBP BLK WP HR S P ERA WHIP	IP WLS BF H R ER SO BB IBB HBP BLK WP HR S P ERA WHIP	IP WLS BF H R ER SO BB IBB HBP BLK WP HR S P ERA WHIP	IP WLS BF H R ER SO BB IBB HBP BLK WP HR S P ERA WHIP	IP WLS BF H R ER SO BB IBB HBP BLK WP HR S P ERA WHIP	IP WLS BF H R ER SO BB IBB HBP BLK WP HR S P ERA WHIP	IP WLS BF H R ER SO BB IBB HBP BLK WP HR S P ERA WHIP	IP WLS BF H R ER SO BB IBB HBP BLK WP HR S P ERA WHIP	IP WLS BF H R ER SO BB IBB HBP BLK WP HR S P ERA WHIP	IP WLS BF H R ER SO BB IBB HBP BLK WP HR S P ERA WHIP	IP WLS BF H R ER SO BB IBB HBP BLK WP HR S P ERA WHIP	IP WLS BF H R ER SO BB IBB HBP BLK WP HR S P ERA WHIP

Milwaukee Brewers @ Toronto Blue Jays  
Exhibition Stadium, Toronto, ON  
Sat Aug 20 1988, 3:33 AM EDT  
Att: 38,315 - Sunny - 73 F

AB 31  
R 1  
H 6  
RBI 1  
BB 2  
SO 9  
LOB 15





Batter	1	2	3	4	5	6	7	8	9	AB	R	H	RBI	BB	SO	LOB	TOP		
Paul Moltzer, R OBP: 0.386, SLG: 0.455 (1, 5)	F9		F9		F9			FC5-4 1B	6-3	5	0	1	0	0	0	2			
Jeffrey Leonard, R OBP: 0.280, SLG: 0.360 (1, 7)	6-3		1B L7-2 2B			K		FC5-4 FC6-4 1-2		4	0	1	0	0	1	1			
Robin Yount, R OBP: 0.367, SLG: 0.463 (1, 8)					F9			L8		4	0	2	1	0	0	1			
Rob Deer, R OBP: 0.324, SLG: 0.431 (1, 9)	L4		L7-2		F9			FC6-4		4	0	0	0	0	0	4			
Greg Brock, L OBP: 0.346, SLG: 0.328 (1, 3)		G1			F7				P6	4	0	0	0	0	0	0			
Joey Meyer, R OBP: 0.295, SLG: 0.439 (1, 10)		F8			F9					3	1	1	1	1	0	0			
Mike Felder, S OBP: 0.190, SLG: 0.194 (9, PR)									PB 1B BB	0	1	0	0	0	0	0			
B.J. Surhoff, L OBP: 0.293, SLG: 0.313 (1, 2)					K			F9 2B		3	1	2	0	1	1	0			
Dale Sveum, S OBP: 0.262, SLG: 0.336 (1, 6)					F9			F9	F5	4	0	0	0	0	1	4			
Jim Gantner, L OBP: 0.316, SLG: 0.336 (1, 4)						6-3		G3	DI 1B	3	1	1	2	0	0	1			
<b>Inning Stats</b>	R: 0 E: 0 K: 0 S: 10	H: 1 LOB: 1 BB: 0 P: 16	R: 0 E: 0 K: 1 S: 8	H: 0 LOB: 1 BB: 1 P: 14	R: 1 E: 0 K: 0 S: 9	H: 2 LOB: 1 BB: 0 P: 13	R: 0 E: 0 K: 1 S: 6	H: 0 LOB: 0 BB: 0 P: 8	R: 0 E: 0 K: 1 S: 7	H: 0 LOB: 0 BB: 0 P: 9	R: 1 E: 0 K: 0 S: 13	H: 2 LOB: 1 BB: 0 P: 18	R: 0 E: 0 K: 0 S: 8	H: 1 LOB: 1 BB: 0 P: 13	R: 2 E: 0 K: 0 S: 18	H: 2 LOB: 2 BB: 1 P: 29	1B: 5 2B: 3 3B: 0 HR: 1	SF: 0 SAC: 0 DP: 1 HBP: 1	WP: 0 PA: 37 PB: 1 CS: 0
<b>PITCHER</b>	IP	WLS	BF	H	R	ER	SO	BB	IBB	HBP	BLK	WP	HR	S	P	ERA	WHIP		
Jimmy Key, L ERA: 3.06 (1, 1)	8.0	W	31	6	2	2	3	1	0	1	0	0	1	66	97	2.25	0.875		
Tom Henke, R ERA: 2.95 (9, 1)	1.0		6	2	2	1	0	1	0	0	0	0	0	18	29	9.00	3.000		

Milwaukee Brewers @ Toronto Blue Jays  
Exhibition Stadium, Toronto, ON  
Sun Aug 21 1988, 3:33 AM EDT  
Att: 38,424 - Sunny - 70 F

AB	34
R	4
H	8
RBI	4
BB	2
SO	3
LOB	13



Batter	1	2	3	4	5	6	7	8	9	AB	R	H	RBI	BB	SO	LOB	BOTTOM		
Tony Fernandez, S OBP: 0.324, SLG: 0.369 (1, 6)	4-3		4-3	F7		F8				5	0	1	2	0	0	2			
Lloyd Moseby, L OBP: 0.347, SLG: 0.384 (1, 8)			2-3 3-H					2-H 1B		4	1	1	0	1	2	2			
Rob Ducey, L OBP: 0.182, SLG: 0.227 (9, 8)	L8		1B 2B IBB	K			BB 1B	K		0	0	0	0	0	0	0			
Rance Mulliniks, L OBP: 0.398, SLG: 0.496 (1, 10)										3	1	1	1	1	1	0			
George Bell, R OBP: 0.302, SLG: 0.434 (1, 7)			1B 2B 1B				BB			3	1	1	0	1	1	2			
Ernie Whitt, L OBP: 0.336, SLG: 0.380 (1, 2)										4	1	1	3	0	0	3			
Fred McGriff, L OBP: 0.388, SLG: 0.573 (1, 3)										3	0	0	0	1	0	3			
Jesse Barfield, R OBP: 0.292, SLG: 0.407 (1, 9)										4	2	2	1	0	0	2			
Kelly Gruber, R OBP: 0.338, SLG: 0.463 (1, 5)										4	1	2	0	0	2	1			
Manuel Lee, S OBP: 0.328, SLG: 0.364 (1, 4)										4	1	2	0	0	0	2			
<b>Inning Stats</b>	R: 0 E: 0 K: 0 S: 6	H: 0 LOB: 0 BB: 0 P: 13	R: 0 E: 0 K: 1 S: 6	H: 0 LOB: 0 BB: 0 P: 12	R: 7 E: 0 K: 0 S: 18	H: 6 LOB: 0 BB: 1 P: 33	R: 0 E: 0 K: 2 S: 14	H: 1 LOB: 1 BB: 0 P: 21	R: 0 E: 0 K: 1 S: 14	H: 0 LOB: 2 BB: 2 P: 26	R: 0 E: 0 K: 0 S: 5	H: 1 LOB: 0 BB: 0 P: 6	R: 0 E: 0 K: 0 S: 8	H: 1 LOB: 2 BB: 1 P: 18	R: 1 E: 0 K: 2 S: 15	H: 2 LOB: 1 BB: 0 P: 24	1B: 8 2B: 2 3B: 0 HR: 1	SF: 0 SAC: 0 DP: 1 HBP: 0	WP: 2 PA: 38 PB: 1 CS: 0
<b>PITCHER</b>	IP	WLS	BF	H	R	ER	SO	BB	IBB	HBP	BLK	WP	HR	S	P	ERA	WHIP		
Don August, R ERA: 3.28 (1, 1)	2.1	L	14	6	7	6	1	0	1	0	0	0	0	25	51	23.14	2.571		
Odele Jones, R ERA: 3.95 (3, 1)	4.1		18	3	0	0	3	3	0	0	0	1	0	43	74	0.00	1.385		
Chuck Crim, R ERA: 2.64 (7, 1)	1.1		6	2	1	1	2	0	0	0	0	1	0	18	28	6.75	1.500		

Milwaukee Brewers @ Toronto Blue Jays  
Exhibition Stadium, Toronto, ON  
Sun Aug 21 1988, 3:33 AM EDT  
Att: 38,424 - Sunny - 70 F

AB	34
R	8
H	11
RBI	7
BB	4
SO	6
LOB	17





Batter	1	2	3	4	5	6	7	8	9	AB	R	H	RBI	BB	SO	LOB	TOP					
Dave Gallagher, R (1, 8) OBP: 0.326, SLG: 0.380										3	0	0	0	1	3	0	<b>Chicago White Sox @ Toronto Blue Jays</b> Exhibition Stadium, Toronto, ON Mon Aug 22 1988, 7:05 PM EDT Att: 30,501 - Unknown - 66 F <a href="http://livebaseballscores.com">livebaseballscores.com</a>					
Steve Lyons, L (1, 5) OBP: 0.306, SLG: 0.367										4	0	0	0	0	3	2						
Harold Baines, L (1, 10) OBP: 0.350, SLG: 0.400										4	0	1	0	0	1	0						
Carlton Fisk, R (1, 2) OBP: 0.381, SLG: 0.599										4	0	0	0	0	3	1						
Dan Pasqua, L (1, 9) OBP: 0.306, SLG: 0.416										4	0	0	0	0	1	0						
Mike Diaz, R (1, 3) OBP: 0.330, SLG: 0.256										4	2	1	0	0	1	0						
Daryl Boston, L (1, 7) OBP: 0.278, SLG: 0.482										4	1	3	1	0	0	0						
Ozzie Guillen, L (1, 6) OBP: 0.286, SLG: 0.305										4	0	0	0	0	0	2						
Donnie Hill, S (1, 4) OBP: 0.286, SLG: 0.243										3	0	0	0	0	0	2						
<b>Inning Stats</b>	R: 0 E: 0 K: 2 S: 12	H: 1 LOB: 1 BB: 0 P: 17	R: 2 E: 2 K: 2 S: 11	H: 1 LOB: 2 BB: 1 P: 18	R: 0 E: 0 K: 1 S: 8	H: 0 LOB: 0 BB: 0 P: 9	R: 0 E: 0 K: 0 S: 6	H: 1 LOB: 1 BB: 0 P: 9	R: 0 E: 0 K: 3 S: 10	H: 0 LOB: 0 BB: 0 P: 13	R: 1 E: 0 K: 0 S: 13	H: 2 LOB: 1 BB: 0 P: 17	R: 0 E: 0 K: 2 S: 11	H: 0 LOB: 0 BB: 0 P: 16	R: 0 E: 0 K: 2 S: 10	H: 0 LOB: 0 BB: 0 P: 15	R: 0 E: 0 K: 0 S: 3	H: 0 LOB: 0 BB: 0 P: 4	1B: 4 2B: 1 3B: 0 HR: 0	SF: 0 SAC: 0 DP: 0 HBP: 0	WP: 0 PB: 1 SB: 0 CS: 0	PA: 35
<b>PITCHER</b> Dave Stieb, R (1, 1) ERA: 3.28	IP: 9.0 WLS: W BF: 35	H: 5 R: 3 ER: 1 SO: 12	BB: 1 IBB: 0 HBP: 0 BLK: 0	WP: 0 HR: 0 S: 84 P: 118	ERA: 1.00 WHIP: 0.667	<b>PITCHER</b>										IP: 9.0 WLS: W BF: 35	H: 5 R: 3 ER: 1 SO: 12	BB: 1 IBB: 0 HBP: 0 BLK: 0	WP: 0 HR: 0 S: 84 P: 118	ERA: 1.00 WHIP: 0.667		

Batter	1	2	3	4	5	6	7	8	9	AB	R	H	RBI	BB	SO	LOB	BOTTOM			
Tony Fernandez, S (1, 6) OBP: 0.323, SLG: 0.370										4	0	1	0	0	0	0	<b>Chicago White Sox @ Toronto Blue Jays</b> Exhibition Stadium, Toronto, ON Mon Aug 22 1988, 7:05 PM EDT Att: 30,501 - Unknown - 66 F <a href="http://livebaseballscores.com">livebaseballscores.com</a>			
Lloyd Moseby, L (1, 8) OBP: 0.344, SLG: 0.380										4	0	0	0	0	0	1				
Jesse Barfield, R (1, 9) OBP: 0.294, SLG: 0.416										4	1	2	1	0	0	1				
George Bell, R (1, 7) OBP: 0.306, SLG: 0.437										4	2	3	0	0	0	0				
Kelly Gruber, R (1, 5) OBP: 0.340, SLG: 0.463										3	0	1	0	1	0	2				
Manuel Lee, S (1, 4) OBP: 0.327, SLG: 0.362										4	0	1	1	0	0	2				
Fred McGriff, L (1, 3) OBP: 0.387, SLG: 0.577										4	1	1	2	0	1	3				
Nelson Liriano, S (1, 10) OBP: 0.279, SLG: 0.323										3	1	1	0	1	0	0				
Sal Butera, R (1, 2) OBP: 0.250, SLG: 0.373										4	1	1	2	0	2	1				
<b>Inning Stats</b>	R: 0 E: 0 K: 0 S: 6	H: 0 LOB: 0 BB: 0 P: 11	R: 2 E: 0 K: 0 S: 8	H: 3 LOB: 0 BB: 0 P: 10	R: 0 E: 0 K: 0 S: 15	H: 1 LOB: 1 BB: 0 P: 19	R: 0 E: 1 K: 0 S: 8	H: 0 LOB: 1 BB: 0 P: 11	R: 4 E: 0 K: 1 S: 18	H: 5 LOB: 2 BB: 1 P: 29	R: 0 E: 0 K: 1 S: 7	H: 0 LOB: 0 BB: 0 P: 8	R: 0 E: 0 K: 0 S: 7	H: 2 LOB: 1 BB: 0 P: 9	R: 0 E: 0 K: 1 S: 8	H: 0 LOB: 1 BB: 1 P: 16	1B: 6 2B: 2 3B: 0 HR: 3	SF: 0 SAC: 0 DP: 2 HBP: 0	WP: 0 PB: 0 SB: 0 CS: 0	PA: 36
<b>PITCHER</b> Jerry Reuss, L (1, 1) ERA: 4.06	IP: 4.2 WLS: L BF: 22	H: 8 R: 6 ER: 6 SO: 6	BB: 0 IBB: 0 HBP: 0 BLK: 0	WP: 0 HR: 3 S: 47 P: 66	ERA: 11.57 WHIP: 1.714	<b>PITCHER</b>										IP: 4.2 WLS: L BF: 22	H: 8 R: 6 ER: 6 SO: 6	BB: 0 IBB: 0 HBP: 0 BLK: 0	WP: 0 HR: 3 S: 47 P: 66	ERA: 11.57 WHIP: 1.714
Donn Patti, R (5, 1) ERA: 3.86	IP: 2.1 WLS: L BF: 10	H: 3 R: 0 ER: 0 SO: 2	BB: 1 IBB: 0 HBP: 0 BLK: 0	WP: 0 HR: 0 S: 22 P: 31	ERA: 0.00 WHIP: 1.714	<b>PITCHER</b>										IP: 2.1 WLS: L BF: 10	H: 3 R: 0 ER: 0 SO: 2	BB: 1 IBB: 0 HBP: 0 BLK: 0	WP: 0 HR: 0 S: 22 P: 31	ERA: 0.00 WHIP: 1.714
Barry Jones, R (8, 1) ERA: 2.9	IP: 1.0 WLS: L BF: 4	H: 0 R: 0 ER: 0 SO: 1	BB: 1 IBB: 0 HBP: 0 BLK: 0	WP: 0 HR: 0 S: 8 P: 16	ERA: 0.00 WHIP: 1.000	<b>PITCHER</b>										IP: 1.0 WLS: L BF: 4	H: 0 R: 0 ER: 0 SO: 1	BB: 1 IBB: 0 HBP: 0 BLK: 0	WP: 0 HR: 0 S: 8 P: 16	ERA: 0.00 WHIP: 1.000







Batter	1	2	3	4	5	6	7	8	9	AB	R	H	RBI	BB	SO	LOB	TOP																			
<b>Dave Gallagher, R</b> OBP: 0.325, SLG: 0.376 (1, 7)	F8		BLK 1B		6-3	CS	SH2-3 1B		K	5	1	2	0	0	1	0	<b>Chicago White Sox @ Toronto Blue Jays</b> Exhibition Stadium, Toronto, ON Wed Aug 24 1988, 3:33 AM EDT Att: 33,385 - Cloudy - 72 F																			
<b>Steve Lyons, L</b> OBP: 0.306, SLG: 0.365 (1, 8)	1B 2B 1B		F6		B4-3		SH2-3		4-3	4	1	1	0	0	0	1																				
<b>Kenny Williams, R</b> OBP: 0.242, SLG: 0.302 (1, 9)	2B 1B		FC6-4 1B		F9		F3			4	1	2	1	0	0	1																				
<b>Carlton Fisk, R</b> OBP: 0.387, SLG: 0.600 (1, 2)	1B 2B		F3			F7	IBB			3	1	1	2	1	0	1																				
<b>Mike Diaz, R</b> OBP: 0.325, SLG: 0.255 (1, 3)	1B		FC6-4 1-2			E1 1B 2B	F6			4	1	2	1	0	0	3																				
<b>Russ Morman, R</b> OBP: 0.282, SLG: 0.250 (1, 10)	4-3				F8	2B FC1 1B		F9		4	0	1	0	0	0	1																				
<b>Fred Manrique, R</b> OBP: 0.284, SLG: 0.376 (1, 4)			G3		K	FC1 S 2B	F4			4	1	1	1	0	1	0																				
<b>Ozzie Guillen, L</b> OBP: 0.285, SLG: 0.304 (1, 6)	1-3					FC1 CS S	6-3			4	0	1	0	0	0	2																				
<b>Donnie Hill, S</b> OBP: 0.285, SLG: 0.239 (1, 5)	F4				F8	1-2 3-H BB		4-3		3	0	0	0	1	0	1																				
<b>Inning Stats</b>	R: 3 E: 0 K: 0 S: 17	H: 4 LOB: 0 BB: 0 P: 25	R: 0 E: 0 K: 0 S: 6	H: 0 LOB: 0 BB: 0 P: 8	R: 1 E: 0 K: 0 S: 8	H: 2 LOB: 1 BB: 0 P: 11	R: 0 E: 0 K: 1 S: 10	H: 1 LOB: 1 BB: 0 P: 13	R: 0 E: 0 K: 0 S: 6	H: 0 LOB: 0 BB: 0 P: 7	R: 2 E: 1 K: 0 S: 16	H: 3 LOB: 1 BB: 1 P: 31	R: 0 E: 0 K: 0 S: 7	H: 1 LOB: 2 BB: 1 P: 14	R: 0 E: 0 K: 0 S: 7	H: 0 LOB: 0 BB: 0 P: 11	R: 0 E: 0 K: 1 S: 6	H: 0 LOB: 0 BB: 0 P: 9	1B: 9 2B: 3 3B: 0 HR: 0	SF: 0 SAC: 1 DP: 1 HBP: 0	WP: 0 PB: 0 SB: 3 CS: 1	PA: 39														
<b>PITCHER</b>	IP	WLS	BF	H	R	ER	SO	BB	IBB	HBP	BLK	WP	HR	S	P	ERA	WHIP	<b>PITCHER</b>		IP	WLS	BF	H	R	ER	SO	BB	IBB	HBP	BLK	WP	HR	S	P	ERA	WHIP
<b>Jeff Musselman, L</b> ERA: 2.37 (1, 1)	5.1	L	25	10	6	6	1	0	0	0	1	0	0	60	85	10.12	1.875																			
<b>John Cerutti, L</b> ERA: 3.52 (6, 1)	2.2		10	1	0	0	0	1	1	0	0	0	0	17	35	0.00	0.750																			
<b>Tony Castillo, L</b> ERA: 4.5 (9, 1)	1.0		3	0	0	0	1	0	0	0	0	0	0	6	9	0.00	0.000																			

Batter	1	2	3	4	5	6	7	8	9	AB	R	H	RBI	BB	SO	LOB	BOTTOM																			
<b>Tony Fernandez, S</b> OBP: 0.323, SLG: 0.369 (1, 6)	K		1B 2B				L8			4	1	2	1	1	1	1	<b>Chicago White Sox @ Toronto Blue Jays</b> Exhibition Stadium, Toronto, ON Wed Aug 24 1988, 3:33 AM EDT Att: 33,385 - Cloudy - 72 F																			
<b>Lloyd Moseby, L</b> OBP: 0.351, SLG: 0.383 (1, 8)	4-1 BB		S 1B		F8			FC4-6 1B	K	4	0	2	1	1	1	3																				
<b>Rance Mulliniks, L</b> OBP: 0.392, SLG: 0.487 (1, 5)	4-1		4-3			F9		FC4-6 G1-4-3		2	0	0	0	0	0	2																				
<b>Kelly Gruber, R</b> OBP: 0.337, SLG: 0.459 (6, 7)	4-1		4-3							2	0	0	0	0	0	1																				
<b>George Bell, R</b> OBP: 0.303, SLG: 0.432 (1, 7)	6-3				F7	6-3		G1-4-3		4	0	0	0	0	0	2																				
<b>Ernie Whitt, L</b> OBP: 0.343, SLG: 0.395 (1, 2)		3-1			4-3					4	1	2	0	0	0	0																				
<b>Fred McGriff, L</b> OBP: 0.387, SLG: 0.593 (1, 3)		K			4-3					4	1	1	2	0	1	1																				
<b>Jesse Barfield, R</b> OBP: 0.296, SLG: 0.424 (1, 9)		F8								4	0	1	0	0	0	0																				
<b>Rick Leach, L</b> OBP: 0.342, SLG: 0.351 (1, 10)			F7							2	1	1	0	0	0	0																				
<b>Cecil Fielder, R</b> OBP: 0.312, SLG: 0.493 (7, PH)										1	0	0	0	0	1	1																				
<b>Nelson Liriano, S</b> OBP: 0.278, SLG: 0.322 (9, PH)										1	0	0	0	0	0	0																				
<b>Manuel Lee, S</b> OBP: 0.328, SLG: 0.363 (1, 4)			G3							4	0	2	0	0	0	1																				
<b>Inning Stats</b>	R: 0 E: 0 K: 1 S: 7	H: 0 LOB: 1 BB: 1 P: 13	R: 0 E: 0 K: 1 S: 8	H: 0 LOB: 0 BB: 0 P: 15	R: 1 E: 0 K: 0 S: 8	H: 2 LOB: 1 BB: 0 P: 16	R: 0 E: 0 K: 0 S: 4	H: 0 LOB: 0 BB: 0 P: 8	R: 1 E: 0 K: 0 S: 5	H: 3 LOB: 1 BB: 0 P: 12	R: 0 E: 0 K: 0 S: 10	H: 1 LOB: 1 BB: 0 P: 17	R: 0 E: 0 K: 1 S: 10	H: 1 LOB: 0 BB: 0 P: 15	R: 0 E: 0 K: 0 S: 5	H: 1 LOB: 0 BB: 0 P: 8	R: 2 E: 0 K: 1 S: 14	H: 3 LOB: 2 BB: 1 P: 23	1B: 9 2B: 1 3B: 0 HR: 1	SF: 0 SAC: 0 DP: 1 HBP: 0	WP: 0 PB: 0 SB: 2 CS: 0	PA: 38														
<b>PITCHER</b>	IP	WLS	BF	H	R	ER	SO	BB	IBB	HBP	BLK	WP	HR	S	P	ERA	WHIP	<b>PITCHER</b>		IP	WLS	BF	H	R	ER	SO	BB	IBB	HBP	BLK	WP	HR	S	P	ERA	WHIP
<b>Bill Long, R</b> ERA: 4.99 (1, 1)	5.0	W	20	5	2	2	2	1	0	0	0	0	0	32	64	3.60	1.200																			
<b>Ricky Horton, L</b> ERA: 4.66 (6, 1)	2.0		9	3	0	0	1	0	0	0	0	0	0	21	33	0.00	1.500																			
<b>Barry Jones, R</b> ERA: 3.15 (8, 1)	1.0		4	2	2	2	0	0	0	0	0	0	1	7	12	18.00	2.000																			
<b>Bobby Thigpen, R</b> ERA: 3.03 (9, 1)	1.0	S	5	1	0	0	1	0	0	0	0	0	0	11	18	0.00	2.000																			





Batter	1	2	3	4	5	6	7	8	9	AB	R	H	RBI	BB	SO	LOB	TOP								
<b>Tony Fernandez, S</b> (1, 6) OBP: 0.322, SLG: 0.368	1-3 K			0-2 G6-3			1-0 L8		0-1 BB E 1B	4	0	1	0	0	1	0									
<b>Lloyd Moseby, L</b> (1, 8) OBP: 0.350, SLG: 0.382	2-3 K			2-3 K			2-2 WP 1B		2-2 E3 BB 1-2 2-3	4	0	1	0	0	2	2									
<b>Jesse Barfield, R</b> (1, 9) OBP: 0.293, SLG: 0.420	0-3 K			1-1 G5-3			1-3 K		3-2 SF8	3	0	0	1	0	2	1									
<b>George Bell, R</b> (1, 7) OBP: 0.301, SLG: 0.428		1-2 L8			1-1 G5-3		2-2 G6-3 1-2		3-H 1-1 F4	4	0	0	0	0	0	3									
<b>Cecil Fielder, R</b> (1, 10) OBP: 0.317, SLG: 0.486		0-2 F7			2-3 K			4-2 L1-3 BB	4-0 1-2 2-3 BB	2	0	0	0	2	1	0									
<b>Rob Ducey, L</b> (9, PR) OBP: 0.182, SLG: 0.227										0	0	0	0	0	0	0									
<b>Kelly Gruber, R</b> (1, 5) OBP: 0.335, SLG: 0.455		2-0 G3			1-0 G6-3			0-0 L1-3 1-2	1-2 L8	4	0	0	0	0	0	4									
<b>Fred McGriff, L</b> (1, 3) OBP: 0.387, SLG: 0.590			1-3 K			2-3 K		4-0 BB		2	0	0	0	1	2	0									
<b>Manuel Lee, S</b> (1, 4) OBP: 0.325, SLG: 0.359			1-2 G4-3		3-1 F9			0-0 G4-3		3	0	0	0	0	0	1									
<b>Sal Butera, R</b> (1, 2) OBP: 0.241, SLG: 0.358			1-3 K		2-3 K				4-1 E 1B SF8 BB	2	0	0	0	0	2	0									
<b>Nelson Liriano, S</b> (9, PH) OBP: 0.281, SLG: 0.322										0	1	0	0	1	0	0									
<b>Inning Stats</b>	R: 0 E: 0 K: 3 S: 9	H: 0 LOB: 0 BB: 0 P: 12	R: 0 E: 0 K: 0 S: 7	H: 0 LOB: 0 BB: 0 P: 10	R: 0 E: 0 K: 2 S: 9	H: 0 LOB: 0 BB: 0 P: 12	R: 0 E: 0 K: 1 S: 8	H: 0 LOB: 0 BB: 0 P: 11	R: 0 E: 0 K: 1 S: 6	H: 0 LOB: 0 BB: 0 P: 10	R: 0 E: 0 K: 2 S: 9	H: 1 LOB: 1 BB: 0 P: 16	R: 0 E: 0 K: 1 S: 12	H: 0 LOB: 1 BB: 2 P: 18	R: 0 E: 0 K: 0 S: 4	H: 0 LOB: 1 BB: 2 P: 12	R: 1 E: 1 K: 0 S: 17	H: 1 LOB: 3 BB: 2 P: 32	1B: 2 2B: 1 3B: 0 HR: 0	SF: 1 SAC: 0 DP: 1 HBP: 0	WP: 1 PB: 0 SB: 0 CS: 0	PA: 33			
<b>PITCHER</b>	IP	WLS	BF	H	R	ER	SO	BB	IBB	HBP	BLK	WP	HR	S	P	ERA	WHIP								
<b>Paul Kilgus, L</b> (1, 1) ERA: 3.75	8.2	W	32	2	1	1	10	4	0	0	0	1	0	77	128	1.04	0.692								
<b>Mitch Williams, L</b> (9, 1) ERA: 4.66	0.1	S	1	0	0	0	0	0	0	0	0	0	0	4	5	0.00	0.000								

Toronto Blue Jays @ Texas Rangers  
Arlington Stadium, Arlington, TX  
Fri Aug 26 1988, 8:05 PM EDT  
Att: 13,642 - Unknown - 109 F

AB	28
R	1
H	2
RBI	1
BB	4
SO	10
LOB	11



Batter	1	2	3	4	5	6	7	8	9	AB	R	H	RBI	BB	SO	LOB	BOTTOM								
<b>Oddibe McDowell, L</b> (1, 8) OBP: 0.314, SLG: 0.357	1-2 F9		1-0 G3				0-2 SH2-3 2B	1-0 F7		5	2	2	1	0	0	0									
<b>Scott Fletcher, R</b> (1, 6) OBP: 0.356, SLG: 0.323	2-2 1B		2-2 2B		2-2 G5-3		1-1 SH2-3			3	1	2	0	0	0	0									
<b>Ruben Sierra, S</b> (1, 9) OBP: 0.291, SLG: 0.410	1-1 F4		1-1 F8		1-2 L8 1B		2-3 2B			4	1	2	1	0	0	2									
<b>Pete Incaviglia, R</b> (1, 7) OBP: 0.324, SLG: 0.481	1-1 1B		0-2 1B		4-1 1B		0-0 L8			3	1	2	1	1	0	1									
<b>Pete O'Brien, L</b> (1, 3) OBP: 0.362, SLG: 0.427	0-0 F6		2-2 1B		1-1 L8		1-2 1B			4	0	2	2	0	0	4									
<b>Mike Stanley, R</b> (1, 10) OBP: 0.320, SLG: 0.305		2-1 SH1-3 2B	2-2 FC6-4		1-2 F9		0-0 FC5-4			4	0	2	0	0	0	3									
<b>Steve Buechele, R</b> (1, 5) OBP: 0.352, SLG: 0.422		0-0 SH1-3		2-2 G6-3		1-1 FC5-6 1B	2-2 FC5-4			3	0	1	0	0	0	2									
<b>Curtis Wilkerson, S</b> (1, 4) OBP: 0.361, SLG: 0.379		0-2 F4		1-0 L9		0-1 FC5-6 G6-4-3		0-3 K		4	0	0	0	0	1	2									
<b>Jim Sundberg, R</b> (1, 2) OBP: 0.287, SLG: 0.339		2-2 L9		2-2 G5-3		1-2 G6-4-3		2-3 K2-3		4	0	0	0	0	1	2									
<b>Inning Stats</b>	R: 0 E: 0 K: 0 S: 12	H: 2 LOB: 2 BB: 0 P: 17	R: 0 E: 0 K: 0 S: 9	H: 1 LOB: 1 BB: 0 P: 13	R: 2 E: 0 K: 0 S: 16	H: 3 LOB: 1 BB: 0 P: 24	R: 0 E: 0 K: 0 S: 7	H: 0 LOB: 0 BB: 0 P: 12	R: 1 E: 0 K: 0 S: 17	H: 2 LOB: 2 BB: 1 P: 27	R: 0 E: 0 K: 0 S: 7	H: 1 LOB: 0 BB: 0 P: 9	R: 2 E: 0 K: 0 S: 17	H: 4 LOB: 2 BB: 0 P: 21	R: 0 E: 0 K: 2 S: 7	H: 0 LOB: 0 BB: 0 P: 10	1B: 8 2B: 4 3B: 0 HR: 1	SF: 0 SAC: 2 DP: 1 HBP: 0	WP: 0 PB: 0 SB: 0 CS: 0	PA: 37					
<b>PITCHER</b>	IP	WLS	BF	H	R	ER	SO	BB	IBB	HBP	BLK	WP	HR	S	P	ERA	WHIP								
<b>Mike Flanagan, L</b> (1, 1) ERA: 4.3	6.1	L	29	10	4	4	0	1	0	0	0	0	0	73	108	5.68	1.737								
<b>David Wells, L</b> (7, 1) ERA: 4.43	1.2		8	3	1	1	2	0	0	0	0	0	0	19	25	5.40	1.800								

Toronto Blue Jays @ Texas Rangers  
Arlington Stadium, Arlington, TX  
Fri Aug 26 1988, 8:05 PM EDT  
Att: 13,642 - Unknown - 109 F

AB	34
R	5
H	13
RBI	5
BB	1
SO	2
LOB	16





Batter	1	2	3	4	5	6	7	8	9	AB	R	H	RBI	BB	SO	LOB	TOP										
<b>Tony Fernandez, S</b> OBP: 0.325, SLG: 0.372	1-0 G1-3	2-2 PO	3-2 G3		3-1 BB		1-2 2B		3-1 G4-6-3	5	0	3	0	0	0	0	<b>Toronto Blue Jays @ Texas Rangers</b> Arlington Stadium, Arlington, TX Sat Aug 27 1988, 8:05 PM EDT Att: 21,578 - Unknown - 100 F										
<b>Lloyd Moseby, L</b> OBP: 0.350, SLG: 0.381	2-0 1B		2-3 K		4-2 BB		2-2 F8		0-0 G4-6-3	4	1	1	0	1	1	4											
<b>Ernie Whitt, L</b> OBP: 0.342, SLG: 0.393	0-0 1B		0-1 F9		3-1 F3				2-3 K	4	1	1	0	0	1	2											
<b>George Bell, R</b> OBP: 0.300, SLG: 0.427	0-2 1B				2-0 5-3				2-3 K	3	0	1	1	0	0	0											
<b>Rick Leach, L</b> OBP: 0.342, SLG: 0.351	1-3 2H				4-1 G3 WP				3-2 G3	1	0	0	0	0	1	0											
<b>Fred McGriff, L</b> OBP: 0.386, SLG: 0.587	0-0 SF8				1-1 G3				3-2 G3	2	0	0	1	1	0	0											
<b>Rance Mulliniks, L</b> OBP: 0.387, SLG: 0.480	1-3 K				1-1 G3				3-2 F7	4	0	0	0	0	1	2											
<b>Jesse Barfield, R</b> OBP: 0.293, SLG: 0.427		1-0 F3			0-0 G1-3				1-1 HR	4	1	1	1	0	0	2											
<b>Kelly Gruber, R</b> OBP: 0.334, SLG: 0.453		3-3 K			3-2 1-3				0-2 1B	4	0	1	0	0	1	0											
<b>Manuel Lee, S</b> OBP: 0.327, SLG: 0.359		4-2 PO			1-3 K				0-0 1B	3	0	1	0	1	1	0											
<b>Inning Stats</b>	R: 2 E: 0 K: 1 S: 10	H: 3 LOB: 1 BB: 0 P: 14	R: 0 E: 0 K: 1 S: 11	H: 0 LOB: 0 BB: 1 P: 21	R: 0 E: 0 K: 1 S: 8	H: 0 LOB: 0 BB: 0 P: 13	R: 0 E: 0 K: 0 S: 5	H: 0 LOB: 1 BB: 1 P: 12	R: 0 E: 0 K: 0 S: 7	H: 1 LOB: 2 BB: 1 P: 26	R: 0 E: 0 K: 0 S: 12	H: 1 LOB: 1 BB: 0 P: 17	R: 0 E: 0 K: 2 S: 10	H: 0 LOB: 0 BB: 0 P: 17	R: 1 E: 0 K: 0 S: 12	H: 4 LOB: 2 BB: 0 P: 19	1B: 7 2B: 1 3B: 0 HR: 1	SF: 1 SAC: 0 DP: 1 HBP: 0	WP: 1 PB: 0 SB: 0 CS: 0	PA: 39							
<b>PITCHER</b>	IP	WLS	BF	H	R	ER	SO	BB	IBB	HBP	BLK	WP	HR	S	P	ERA	WHIP										
<b>Charlie Hough, R</b> ERA: 3.46	8.1	W	34	6	3	3	6	3	0	0	0	1	1	80	140	3.24	1.080										
<b>Mitch Williams, L</b> ERA: 4.61	0.2	S	4	3	0	0	0	0	0	0	0	0	0	7	10	0.00	4.500										

AB	34
R	3
H	9
RBI	3
BB	3
SO	6
LOB	10



Batter	1	2	3	4	5	6	7	8	9	AB	R	H	RBI	BB	SO	LOB	BOTTOM										
<b>Bob Brower, R</b> OBP: 0.305, SLG: 0.286	1-0 E6	2-0 F8		1-0 FC5-4		4-2 CS		0-3 K		4	2	1	0	1	1	3	<b>Toronto Blue Jays @ Texas Rangers</b> Arlington Stadium, Arlington, TX Sat Aug 27 1988, 8:05 PM EDT Att: 21,578 - Unknown - 100 F										
<b>Scott Fletcher, R</b> OBP: 0.355, SLG: 0.322	0-0 G3	1-2 F8		0-0 FC5-4		0-2 3-1		0-2 CS		4	0	1	0	0	0	4											
<b>Ruben Sierra, S</b> OBP: 0.292, SLG: 0.423	0-0 G4-3		1-1 HR	1-1 FC5-4		1-1 HR		1-1 HR		4	2	2	2	0	0	3											
<b>Pete Incaviglia, R</b> OBP: 0.326, SLG: 0.480	4-1 1B		1-3 K	2-2 1B		2-3 K		2-3 K		3	0	1	1	1	2	0											
<b>Pete O'Brien, L</b> OBP: 0.363, SLG: 0.428	0-0 1B		3-2 3-1	1-2 L4		1-2 CS		1-2 1B		4	0	2	1	0	0	2											
<b>Mike Stanley, R</b> OBP: 0.319, SLG: 0.304	1-3 K		0-1 FC6-4		3-1 F9		1-1 4-3		1-1 4-3	4	0	1	0	0	1	3											
<b>Steve Buechele, R</b> OBP: 0.351, SLG: 0.420		1-2 FC1-5	2-2 FC6-4		2-2 G6-3		1-3 K		1-3 K	4	0	1	0	0	1	1											
<b>Jeff Kunkel, R</b> OBP: 0.279, SLG: 0.436	0-1 E4		2-1 HR		1-0 E6		3-2 CS		3-2 1B	4	1	2	1	0	0	1											
<b>Geno Petralli, L</b> OBP: 0.372, SLG: 0.428	0-0 FC1-5		3-2 4-3		3-2 F7		0-3 K		0-3 K	4	0	0	0	0	1	4											
<b>Inning Stats</b>	R: 1 E: 1 K: 1 S: 9	H: 1 LOB: 2 BB: 1 P: 16	R: 0 E: 1 K: 0 S: 10	H: 1 LOB: 2 BB: 0 P: 14	R: 1 E: 0 K: 1 S: 13	H: 2 LOB: 1 BB: 0 P: 20	R: 2 E: 0 K: 0 S: 19	H: 4 LOB: 2 BB: 0 P: 29	R: 0 E: 1 K: 0 S: 9	H: 0 LOB: 1 BB: 0 P: 18	R: 1 E: 0 K: 1 S: 10	H: 1 LOB: 0 BB: 1 P: 17	R: 0 E: 0 K: 1 S: 8	H: 1 LOB: 0 BB: 0 P: 11	R: 0 E: 0 K: 2 S: 16	H: 1 LOB: 0 BB: 0 P: 19	1B: 8 2B: 0 3B: 0 HR: 3	SF: 0 SAC: 0 DP: 0 HBP: 0	WP: 0 PB: 0 SB: 0 CS: 3	PA: 38							
<b>PITCHER</b>	IP	WLS	BF	H	R	ER	SO	BB	IBB	HBP	BLK	WP	HR	S	P	ERA	WHIP										
<b>Jimmy Key, L</b> ERA: 3.19	5.0	L	28	8	5	4	2	2	0	0	0	0	0	62	103	7.20	2.000										
<b>Duane Ward, R</b> ERA: 3.19	2.0		6	2	0	0	2	0	0	0	0	0	1	16	22	0.00	1.000										
<b>Tony Castillo, L</b> ERA: 3.6	1.0		3	1	0	0	2	0	0	0	0	0	0	16	19	0.00	1.000										

AB	35
R	5
H	11
RBI	5
BB	2
SO	6
LOB	21









Batter	1	2	3	4	5	6	7	8	9	AB	R	H	RBI	BB	SO	LOB	TOP									
<b>Tony Fernandez, S</b> OBP: 0.324, SLG: 0.369										4	0	0	0	0	0	2										
<b>Lloyd Moseby, L</b> OBP: 0.356, SLG: 0.384										3	1	3	2	1	0	0										
<b>Rance Mulliniks, L</b> OBP: 0.389, SLG: 0.477										2	1	1	0	2	0	0										
<b>George Bell, R</b> OBP: 0.298, SLG: 0.434										4	1	1	3	0	0	4										
<b>Ernie Whitt, L</b> OBP: 0.342, SLG: 0.387										3	0	0	0	1	0	1										
<b>Fred McGriff, L</b> OBP: 0.387, SLG: 0.585										4	1	1	0	0	0	1										
<b>Jesse Barfield, R</b> OBP: 0.427, SLG: 0.427										3	1	1	0	0	0	0										
<b>Kelly Gruber, R</b> OBP: 0.332, SLG: 0.456										3	1	1	1	0	1	0										
<b>Nelson Liriano, S</b> OBP: 0.276, SLG: 0.315										3	0	0	0	0	0	2										
<b>Inning Stats</b>	R: 0 H: 1 E: 0 K: 0 S: 10	H: 1 LOB: 1 BB: 1 P: 19	R: 0 H: 0 E: 0 K: 0 S: 4	H: 0 LOB: 0 BB: 0 P: 5	R: 0 H: 0 E: 0 K: 1 S: 8	H: 0 LOB: 0 BB: 0 P: 12	R: 0 H: 1 E: 0 K: 0 S: 10	H: 1 LOB: 1 BB: 1 P: 15	R: 1 H: 1 E: 0 K: 0 S: 10	H: 1 LOB: 0 BB: 0 P: 18	R: 3 H: 2 E: 0 K: 0 S: 8	H: 2 LOB: 1 BB: 2 P: 16	R: 2 H: 3 E: 0 K: 0 S: 12	H: 3 LOB: 1 BB: 0 P: 15	R: 0 H: 0 E: 0 K: 0 S: 6	H: 0 LOB: 0 BB: 0 P: 11	R: 0 H: 0 E: 0 K: 0 S: 7	H: 0 LOB: 0 BB: 0 P: 9	1B: 5 2B: 2 3B: 0 HR: 1	SF: 1 SAC: 1 DP: 3 HBP: 0	WP: 0 PB: 0 SB: 1 CS: 0	PA: 35				
<b>PITCHER</b>	IP	WLS	BF	H	R	ER	SO	BB	IBB	HBP	BLK	WP	HR	S	P	ERA	WHIP									
<b>Tom Filer, R</b> ERA: 4.41	(1, 1)	6.0	L	26	7	6	6	1	4	0	0	0	0	1	55	92	9.00	1.833								
<b>Odell Jones, R</b> ERA: 3.77	(7, 1)	3.0		9	1	0	0	0	0	0	0	0	0	20	28	0.00	0.333									

Toronto Blue Jays @ Milwaukee Brewers  
Milwaukee County Stadium, Milwaukee, WI  
Mon Aug 29 1988, 8:05 PM EDT  
Att: 10,207 - Unknown - 70 F

AB 29  
R 6  
H 8  
RBI 6  
BB 4  
SO 1  
LOB 10



Batter	1	2	3	4	5	6	7	8	9	AB	R	H	RBI	BB	SO	LOB	BOTTOM								
<b>Paul Molitor, R</b> OBP: 0.390, SLG: 0.462										4	0	1	0	0	0	2									
<b>Jeffrey Leonard, R</b> OBP: 0.275, SLG: 0.351										4	0	0	0	0	1	2									
<b>Robin Yount, R</b> OBP: 0.367, SLG: 0.452										4	0	0	0	0	1	0									
<b>Rob Deer, R</b> OBP: 0.320, SLG: 0.437										4	0	0	0	0	2	0									
<b>Greg Brock, L</b> OBP: 0.339, SLG: 0.312										4	0	1	0	0	0	0									
<b>Joey Meyer, R</b> OBP: 0.324, SLG: 0.463										3	0	1	0	0	1	2									
<b>B.J. Surhoff, L</b> OBP: 0.289, SLG: 0.313										3	1	1	0	0	0	2									
<b>Jim Gantner, L</b> OBP: 0.317, SLG: 0.335										3	0	1	0	0	0	2									
<b>Dale Sveum, S</b> OBP: 0.273, SLG: 0.348										3	0	2	1	0	0	1									
<b>Inning Stats</b>	R: 0 H: 1 E: 0 K: 1 S: 7	H: 1 LOB: 0 BB: 0 P: 13	R: 0 H: 1 E: 0 K: 1 S: 12	H: 1 LOB: 0 BB: 0 P: 18	R: 0 H: 1 E: 0 K: 0 S: 8	H: 1 LOB: 0 BB: 0 P: 13	R: 0 H: 0 E: 0 K: 2 S: 8	H: 0 LOB: 0 BB: 0 P: 14	R: 0 H: 0 E: 0 K: 0 S: 8	H: 0 LOB: 1 BB: 0 P: 13	R: 0 H: 1 E: 0 K: 0 S: 8	H: 1 LOB: 0 BB: 0 P: 10	R: 0 H: 1 E: 0 K: 1 S: 11	H: 1 LOB: 1 BB: 0 P: 17	R: 1 H: 2 E: 0 K: 0 S: 9	H: 2 LOB: 1 BB: 0 P: 12	R: 0 H: 0 E: 0 K: 0 S: 9	H: 0 LOB: 0 BB: 0 P: 12	1B: 5 2B: 2 3B: 0 HR: 0	SF: 0 SAC: 0 DP: 3 HBP: 0	WP: 0 PB: 0 SB: 1 CS: 0	PA: 32			
<b>PITCHER</b>	IP	WLS	BF	H	R	ER	SO	BB	IBB	HBP	BLK	WP	HR	S	P	ERA	WHIP								
<b>Jim Clancy, R</b> ERA: 4.62	(1, 1)	9.0	W	32	7	1	1	5	0	0	0	0	0	80	122	1.00	0.778								

Toronto Blue Jays @ Milwaukee Brewers  
Milwaukee County Stadium, Milwaukee, WI  
Mon Aug 29 1988, 8:05 PM EDT  
Att: 10,207 - Unknown - 70 F

AB 32  
R 1  
H 7  
RBI 1  
BB 0  
SO 5  
LOB 11





Batter	1	2	3	4	5	6	7	8	9	AB	R	H	RBI	BB	SO	LOB	TOP										
Tony Fernandez, S (1,6) OBP: 0.325, SLG: 0.371	L8		BB 1B			F8		1B 2B	1-3	5	1	2	0	0	0	2											
Lloyd Moseby, L (1,8) OBP: 0.355, SLG: 0.381	6-3		G6-4-3 BB			K		L7		3	0	0	0	1	1	1											
Jesse Barfield, R (1,9) OBP: 0.299, SLG: 0.428	F7		G6-4-3 1-2			1B 1B		1B 1B		4	0	2	1	0	0	3											
George Bell, R (1,7) OBP: 0.300, SLG: 0.435		F7		F2		1B 1B		1B 1B		4	0	2	0	0	0	0											
Cecil Fielder, R (1,10) OBP: 0.309, SLG: 0.473		K		K		K		G4-6-3 1B		3	0	0	0	0	3	2											
Rick Leach, L (8,PH) OBP: 0.340, SLG: 0.349		K		K		K		G4-6-3 1-2		1	0	0	0	0	0	2											
Kelly Gruber, R (1,5) OBP: 0.331, SLG: 0.453	F7			G3					1-3	3	0	0	0	1	0	0											
Fred McGriff, L (1,3) OBP: 0.384, SLG: 0.580			K		F5				1-3	4	0	0	0	0	3	1											
Manuel Lee, S (1,4) OBP: 0.332, SLG: 0.362			S 1B		1-3				1-0	4	1	3	0	0	0	0											
Sal Butera, R (1,2) OBP: 0.246, SLG: 0.357			BB 1B		F7				1-2	3	0	1	1	0	0	1											
Ernie Whitt, L (9,PH) OBP: 0.341, SLG: 0.386			BB 1B		F7			FC3-6	1-2	1	0	0	0	0	0	2											
<b>Inning Stats</b>	R: 0 E: 0 K: 0 S: 8	H: 0 LOB: 0 BB: 0 P: 12	R: 0 E: 0 K: 1 S: 8	H: 0 LOB: 0 BB: 0 P: 13	R: 1 E: 0 K: 1 S: 14	H: 3 LOB: 2 BB: 1 P: 26	R: 0 E: 0 K: 1 S: 7	H: 0 LOB: 0 BB: 0 P: 10	R: 0 E: 0 K: 0 S: 5	H: 0 LOB: 0 BB: 0 P: 7	R: 0 E: 0 K: 2 S: 15	H: 2 LOB: 2 BB: 0 P: 22	R: 0 E: 0 K: 1 S: 7	H: 1 LOB: 1 BB: 0 P: 10	R: 1 E: 0 K: 0 S: 7	H: 3 LOB: 1 BB: 0 P: 10	R: 0 E: 0 K: 1 S: 9	H: 1 LOB: 2 BB: 1 P: 16	1B: 9 2B: 1 3B: 0 HR: 0	SF: 0 SAC: 0 DP: 2 HBP: 0	WP: 0 PB: 0 SB: 1 CS: 0	PA: 37					
<b>PITCHER</b>	IP	WLS	BF	H	R	ER	SO	BB	IBB	HBP	BLK	WP	HR	S	P	ERA	WHIP										
Teddy Higuera, L (1,1) ERA: 2.42	7.1	W	30	8	2	2	6	1	0	0	0	0	0	69	108	2.46	1.227										
Chris Bosio, R (8,1) ERA: 3.56	1.2		7	2	0	0	1	1	0	0	0	0	0	11	18	0.00	1.800										

**Toronto Blue Jays @ Milwaukee Brewers**  
Milwaukee County Stadium, Milwaukee, WI

Tue Aug 30 1988, 8:05 PM EDT  
Att: 11,876 - Unknown - 72 F

AB	35
R	2
H	10
RBI	2
BB	2
SO	7
LOB	14

[livebaseballscores.com](http://livebaseballscores.com)

Batter	1	2	3	4	5	6	7	8	9	AB	R	H	RBI	BB	SO	LOB	BOTTOM										
Paul Molitor, R (1,5) OBP: 0.386, SLG: 0.458	6-3		4-3	2-6	P4	G3		6-3		5	0	0	0	0	0	2											
Jeffrey Leonard, R (1,7) OBP: 0.278, SLG: 0.354	2B BB		2B		4-3		1B HR	K		4	1	2	0	1	1	0											
Robin Yount, R (1,8) OBP: 0.368, SLG: 0.453	F4		5-3		1-0 WP HR		1B HR			4	2	2	0	0	0	2											
Rob Deer, R (1,9) OBP: 0.324, SLG: 0.458	1-3 2B		F7		1-1 HR		1-1 HR			4	2	3	5	0	0	1											
Mike Young, S (1,10) OBP: 0.330, SLG: 0.318	K			4-3	K		4-3			4	0	0	0	0	2	2											
Joey Meyer, R (1,3) OBP: 0.328, SLG: 0.466		5-3		1B 1B		FC2-5 1B		FC6-4 BB		3	1	2	0	0	0	0											
Bill Wegman, R (6,FR) OBP: 0.341, SLG: 0.312				1B 1B		FC4-6 1B		K		0	0	0	0	0	0	0											
Bill Schroeder, R (1,2) OBP: 0.219, SLG: 0.264		K		1B 1B		FC4-6 1B		K		4	0	2	0	0	2	1											
Jim Gantner, L (1,4) OBP: 0.317, SLG: 0.333				L7		FC2-5 FC4-6		FC6-4		3	0	0	0	1	0	5											
Dale Sveum, S (1,6) OBP: 0.273, SLG: 0.347	F9			1-3 2-H 1B		FC4-6		K		4	0	1	1	0	1	3											
<b>Inning Stats</b>	R: 0 E: 0 K: 1 S: 17	H: 1 LOB: 2 BB: 1 P: 29	R: 0 E: 0 K: 1 S: 12	H: 0 LOB: 1 BB: 1 P: 22	R: 0 E: 0 K: 0 S: 9	H: 1 LOB: 1 BB: 0 P: 12	R: 1 E: 0 K: 0 S: 13	H: 3 LOB: 2 BB: 0 P: 23	R: 2 E: 0 K: 1 S: 9	H: 2 LOB: 0 BB: 0 P: 17	R: 0 E: 0 K: 0 S: 9	H: 2 LOB: 2 BB: 0 P: 11	R: 3 E: 0 K: 1 S: 18	H: 3 LOB: 1 BB: 1 P: 28	R: 0 E: 0 K: 2 S: 9	H: 0 LOB: 0 BB: 0 P: 16	1B: 8 2B: 2 3B: 0 HR: 2	SF: 0 SAC: 0 DP: 0 HBP: 0	WP: 1 PB: 0 SB: 0 CS: 0	PA: 38							
<b>PITCHER</b>	IP	WLS	BF	H	R	ER	SO	BB	IBB	HBP	BLK	WP	HR	S	P	ERA	WHIP										
Jeff Musselman, L (1,1) ERA: 2.65	5.0	L	24	7	3	3	3	2	0	0	0	0	1	60	103	5.40	1.800										
Duane Ward, R (6,1) ERA: 3.42	1.1		10	5	3	3	0	1	0	0	0	0	1	23	34	20.25	4.500										
Tony Castillo, L (7,1) ERA: 2.7	1.2		5	0	0	0	3	0	0	0	0	0	0	13	21	0.00	0.000										

**Toronto Blue Jays @ Milwaukee Brewers**  
Milwaukee County Stadium, Milwaukee, WI

Tue Aug 30 1988, 8:05 PM EDT  
Att: 11,876 - Unknown - 72 F

AB	35
R	6
H	12
RBI	6
BB	3
SO	6
LOB	16

[livebaseballscores.com](http://livebaseballscores.com)



Batter	1	2	3	4	5	6	7	8	9	AB	R	H	RBI	BB	SO	LOB	TOP										
<b>Tony Fernandez, S</b> (1, 6) OBP: 0.326, SLG: 0.371	0-0 B5-3		0-1 F7		0-1 SAFE	0-1 1B	1-2 F8		1-2 1B	5	0	2	1	0	0	0	<b>Toronto Blue Jays @ Milwaukee Brewers</b> <b>Milwaukee County Stadium, Milwaukee, WI</b> Wed Aug 31 1988, 8:05 PM EDT Att: 11,993 - Unknown										
<b>Lloyd Moseby, L</b> (1, 8) OBP: 0.353, SLG: 0.379	0-1 L6		0-2 G3-1		1-1 G3-1		1-3 K		1-0 1B	5	0	1	0	0	1	2											
<b>Rance Mulliniks, L</b> (1, 10) OBP: 0.391, SLG: 0.480	2-2			2-1 E7		4-2 1B		0-1 F8	0-3 K	2	1	1	0	1	0	0											
<b>Nelson Liriano, S</b> (6, FH) OBP: 0.275, SLG: 0.314										1	0	0	0	0	0	0											
<b>Rick Leach, L</b> (9, FH) OBP: 0.339, SLG: 0.347										1	0	0	0	0	1	2											
<b>George Bell, R</b> (1, 7) OBP: 0.301, SLG: 0.434	4-0 IBB			2-2 F2		0-0 1B		1-0 F7		3	0	1	0	1	0	1											
<b>Ernie Whitt, L</b> (1, 2) OBP: 0.342, SLG: 0.386	2-3 K			2-2 P6		2-2 1B		4-0		3	0	1	1	1	1	3											
<b>Fred McGriff, L</b> (1, 3) OBP: 0.321, SLG: 0.577				3-3 K		3-3 K		2-1 P3		4	0	1	0	0	2	2											
<b>Jesse Barfield, R</b> (1, 9) OBP: 0.296, SLG: 0.423				3-3 K		0-2 G3			0-3 K	4	0	0	0	0	3	2											
<b>Kelly Gruber, R</b> (1, 5) OBP: 0.331, SLG: 0.453				3-1 F9		1-1 L5		1-1 FC6-4	0-1 PB	4	1	1	0	0	0	2											
<b>Manuel Lee, S</b> (1, 4) OBP: 0.331, SLG: 0.360				2-1 G4-3		0-1 1B		1-2 P9	0-3 K	4	0	1	0	0	1	1											
<b>Inning Stats</b>	R: 0 E: 0 K: 1 S: 10	H: 1 LOB: 2 BB: 1 P: 18	R: 0 E: 0 K: 2 S: 9	H: 0 LOB: 0 BB: 0 P: 15	R: 0 E: 0 K: 0 S: 7	H: 0 LOB: 0 BB: 0 P: 9	R: 0 E: 1 K: 1 S: 11	H: 0 LOB: 1 BB: 0 P: 20	R: 0 E: 0 K: 0 S: 12	H: 2 LOB: 2 BB: 0 P: 14	R: 1 E: 0 K: 1 S: 15	H: 3 LOB: 2 BB: 1 P: 24	R: 0 E: 0 K: 0 S: 10	H: 0 LOB: 1 BB: 1 P: 13	R: 0 E: 0 K: 0 S: 5	H: 0 LOB: 1 BB: 1 P: 12	R: 1 E: 0 K: 3 S: 15	H: 3 LOB: 2 BB: 0 P: 17	1B: 7 2B: 2 3B: 0 HR: 0	SF: 0 SAC: 0 DP: 0 HBP: 0	WP: 0 PB: 1 SB: 0 CS: 0	PA: 39					
<b>PITCHER</b>	IP	WLS	BF	H	R	ER	SO	BB	IBB	HBP	BLK	WP	HR	S	P	ERA	WHIP										
<b>Don August, R</b> (1, 1) ERA: 3.19	5.0	W	23	5	1	1	4	1	1	0	0	0	0	55	88	1.80	1.200										
<b>Juan Nieves, L</b> (6, 1) ERA: 4.56	3.0		10	1	0	0	2	1	0	0	0	0	0	24	37	0.00	0.667										
<b>Chuck Crim, R</b> (9, 1) ERA: 2.71	1.0	S	6	3	1	1	3	0	0	0	0	0	0	15	17	9.00	3.000										

Batter	1	2	3	4	5	6	7	8	9	AB	R	H	RBI	BB	SO	LOB	BOTTOM										
<b>Paul Moltor, R</b> (1, 5) OBP: 0.385, SLG: 0.456	1-3 K		0-1 FC6-4		3-2 G5-3		2-1 F9			4	0	1	0	0	1	0	<b>Toronto Blue Jays @ Milwaukee Brewers</b> <b>Milwaukee County Stadium, Milwaukee, WI</b> Wed Aug 31 1988, 8:05 PM EDT Att: 11,993 - Unknown										
<b>Jeffrey Leonard, R</b> (1, 7) OBP: 0.280, SLG: 0.358	0-1 S		0-3 K		0-1 CS		0-0 F8			4	1	2	0	0	1	2											
<b>Robin Yount, R</b> (1, 8) OBP: 0.369, SLG: 0.459	3-1 1B		2-1 FC6-4		0-1 F7			2-0 HR		4	2	2	2	0	0	3											
<b>Rob Deer, R</b> (1, 9) OBP: 0.326, SLG: 0.460	4-1 1B		1-0 P3		1-0 CS		2-2 SH1-4		1-2 G6-3	3	1	1	0	1	0	0											
<b>Mike Young, S</b> (1, 10) OBP: 0.330, SLG: 0.314	2-3 K		0-3 K		1-1 SH1-4		2-3 SH1-4		4-0 SH1-3	2	0	0	0	1	2	2											
<b>Joey Meyer, R</b> (1, 3) OBP: 0.326, SLG: 0.464	1-0 1B		0-3 K		1-2 SH1-4		2-3 SH1-3		0-0 SH1-3	3	0	1	1	0	1	1											
<b>Greg Brock, L</b> (7, 3) OBP: 0.341, SLG: 0.312	1-3 2H				1-2 SH1-3				1-2 SH1-3	0	0	0	0	0	0	0											
<b>B.J. Surhoff, L</b> (1, 2) OBP: 0.289, SLG: 0.312	1-1 P6			2-2 G4-3		0-0 S		2-3 K		4	0	1	1	0	1	3											
<b>Juan Castillo, S</b> (1, 4) OBP: 0.253, SLG: 0.227			3-2 1B		2-1 P4		1-2 F8			3	0	1	0	0	0	1											
<b>Dale Sveum, S</b> (1, 6) OBP: 0.271, SLG: 0.345			0-2 F8		1-3 K		1-2 F9			3	0	0	0	0	1	1											
<b>Inning Stats</b>	R: 2 E: 0 K: 2 S: 14	H: 3 LOB: 2 BB: 1 P: 26	R: 0 E: 0 K: 1 S: 15	H: 2 LOB: 0 BB: 0 P: 20	R: 0 E: 0 K: 2 S: 7	H: 0 LOB: 0 BB: 0 P: 8	R: 0 E: 0 K: 1 S: 8	H: 0 LOB: 0 BB: 0 P: 13	R: 0 E: 0 K: 0 S: 7	H: 1 LOB: 0 BB: 0 P: 11	R: 1 E: 0 K: 0 S: 13	H: 2 LOB: 1 BB: 0 P: 18	R: 0 E: 0 K: 0 S: 6	H: 0 LOB: 0 BB: 0 P: 9	R: 1 E: 0 K: 1 S: 11	H: 1 LOB: 1 BB: 1 P: 20	1B: 6 2B: 2 3B: 0 HR: 1	SF: 0 SAC: 2 DP: 0 HBP: 0	WP: 0 PB: 0 SB: 2 CS: 1	PA: 35							
<b>PITCHER</b>	IP	WLS	BF	H	R	ER	SO	BB	IBB	HBP	BLK	WP	HR	S	P	ERA	WHIP										
<b>Mike Flanagan, L</b> (1, 1) ERA: 4.33	7.0	L	30	9	4	4	6	1	0	0	0	0	0	71	108	5.14	1.429										
<b>John Cerutti, L</b> (8, 1) ERA: 3.43	1.0		4	0	0	0	1	1	0	0	0	0	0	10	17	0.00	1.000										



Batter	1	2	3	4	5	6	7	8	9	AB	R	H	RBI	BB	SO	LOB	TOP										
<b>Oddibe McDowell, L</b> (1, 8) OBP: 0.306, SLG: 0.350	2-1 4-3		0-0 1B 2B		1-3 K		3-1 HBP		1-3 K	4	1	1	0	0	2	2	<b>Texas Rangers @ Toronto Blue Jays</b> Exhibition Stadium, Toronto, ON Thu Sep 01 1988, 7:05 PM EDT Att: 30,294 - Unknown - 77 F										
<b>Scott Fletcher, R</b> (1, 6) OBP: 0.381, SLG: 0.329	3-3 K		3-2 2H 1B		1-3 K		0-1 F4			4	0	1	1	0	2	3											
<b>Ruben Sierra, S</b> (1, 9) OBP: 0.290, SLG: 0.420	2-0 5-3		1-1 F9			0-0 6-3		0-1 F7		4	0	0	0	0	0	1											
<b>Pete O'Brien, L</b> (1, 3) OBP: 0.359, SLG: 0.422		0-0 F9		1-1 G3		2-2 F9		0-1 3-1		4	0	0	0	0	0	0											
<b>Steve Buechele, R</b> (1, 5) OBP: 0.355, SLG: 0.430		1-3 K		2-2 F9		4-2 FC6-4 BB		3-2 2B		3	0	1	0	1	1	0											
<b>Mike Stanley, R</b> (1, 10) OBP: 0.325, SLG: 0.305		4-2 FC5-4 BB		1-2 1B		1-0 FC6-4 1-2		3-2 F9		3	0	1	0	1	0	2											
<b>Jeff Kunkel, R</b> (1, 4) <b>Curtis Wilkerson, S</b> (9, PH) OBP: 0.351, SLG: 0.365		2-2 FC5-4 1-2		2-2 F8			1-1 F9		0-3 K2-3	3	0	0	0	0	0	2											
<b>Bob Brower, R</b> (1, 7) <b>Cecil Espy, S</b> (9, PH) OBP: 0.287, SLG: 0.364			1-0 4-3		0-3 K		0-0 WP 1B		1-2 DI 1B	3	0	1	0	0	1	0											
<b>Geno Petralli, L</b> (1, 2) <b>Jim Sundberg, R</b> (7, PH) OBP: 0.278, SLG: 0.328			0-0 F8		3-1 1B		1-1 5-3 1-2		0-1 F9	2	0	1	0	0	0	0											
<b>Inning Stats</b>	R: 0 E: 0 K: 1 S: 6	H: 0 LOB: 0 BB: 0 P: 13	R: 0 E: 0 K: 1 S: 9	H: 0 LOB: 1 BB: 1 P: 16	R: 1 E: 0 K: 0 S: 8	H: 2 LOB: 1 BB: 0 P: 13	R: 0 E: 0 K: 0 S: 12	H: 1 LOB: 1 BB: 0 P: 18	R: 0 E: 0 K: 3 S: 12	H: 1 LOB: 1 BB: 1 P: 17	R: 0 E: 0 K: 0 S: 7	H: 0 LOB: 1 BB: 1 P: 14	R: 0 E: 0 K: 0 S: 8	H: 1 LOB: 2 BB: 0 P: 13	R: 0 E: 0 K: 0 S: 12	H: 1 LOB: 1 BB: 0 P: 18		1B: 5 2B: 2 3B: 0 HR: 0	SF: 0 SAC: 0 DP: 0 HBP: 1	WP: 1 PB: 0 SB: 1 CS: 0	PA: 37						
<b>PITCHER</b>	IP	WLS	BF	H	R	ER	SO	BB	IBB	HBP	BLK	WP	HR	S	P	ERA	WHIP										
<b>Jimmy Key, L</b> (1, 1) ERA: 3.02	8.0	W	33	6	1	1	5	2	0	1	0	1	0	74	122	1.12	1.000										
<b>Tom Henke, R</b> (9, 1) ERA: 2.66	1.0		4	1	0	0	2	0	0	0	0	0	0	16	18	0.00	1.000										

Batter	1	2	3	4	5	6	7	8	9	AB	R	H	RBI	BB	SO	LOB	BOTTOM										
<b>Tony Fernandez, S</b> (1, 6) <b>Nelson Liriano, S</b> (8, 4) OBP: 0.323, SLG: 0.368 OBP: 0.275, SLG: 0.314	1-3 K		1-1 5-3		1-3 K		0-2 F7			4	0	0	0	0	2	1	<b>Texas Rangers @ Toronto Blue Jays</b> Exhibition Stadium, Toronto, ON Thu Sep 01 1988, 7:05 PM EDT Att: 30,294 - Unknown - 77 F										
<b>Lloyd Moseby, L</b> (1, 8) OBP: 0.350, SLG: 0.375	0-1 4-3			1-1 4-3	1-2 F5		1-3 K			4	0	0	0	0	1	0											
<b>Ernie Whitt, L</b> (1, 2) OBP: 0.344, SLG: 0.399	1-2 4-3			2-0 HR		1-2 2B		1-2 4-3		4	2	2	1	0	0	0											
<b>George Bell, R</b> (1, 7) OBP: 0.301, SLG: 0.435		1-2 4-3		1-0 F7		1-0 6-3 2H 1B 2B		3-2 5-3		4	1	1	1	0	0	0											
<b>Fred McGriff, L</b> (1, 3) OBP: 0.381, SLG: 0.573		2-1 F7		4-2 S 1B BB		1-1 6-3		2-3 K		3	1	0	0	1	1	1											
<b>Jesse Barfield, R</b> (1, 9) OBP: 0.300, SLG: 0.425		1-3 K		4-2 1B E BB		1-2 BB 1B		0-0 S 1B		3	1	2	1	1	1	0											
<b>Rick Leach, L</b> (1, 10) OBP: 0.342, SLG: 0.346			2-1 F6	0-1 E9 1B 1H 2H 1B		0-1 BB 1B		2-2 F4		3	0	1	1	1	0	1											
<b>Kelly Gruber, R</b> (1, 5) OBP: 0.333, SLG: 0.453			4-2 S BB	1-0 1B 2-3 1B		2-1 F4				2	0	1	0	1	0	2											
<b>Manuel Lee, S</b> (1, 4) OBP: 0.328, SLG: 0.357			0-2 F8		2-2 F8		1-3 K			3	0	0	0	0	1	3											
<b>Inning Stats</b>	R: 0 E: 0 K: 1 S: 8	H: 0 LOB: 0 BB: 0 P: 10	R: 0 E: 0 K: 1 S: 8	H: 0 LOB: 0 BB: 0 P: 12	R: 0 E: 0 K: 0 S: 9	H: 0 LOB: 1 BB: 1 P: 16	R: 3 E: 1 K: 0 S: 13	H: 3 LOB: 2 BB: 2 P: 26	R: 0 E: 0 K: 1 S: 10	H: 0 LOB: 0 BB: 0 P: 14	R: 2 E: 0 K: 1 S: 15	H: 3 LOB: 2 BB: 1 P: 26	R: 0 E: 0 K: 1 S: 9	H: 0 LOB: 0 BB: 0 P: 11	R: 0 E: 0 K: 1 S: 12	H: 1 LOB: 1 BB: 0 P: 19		1B: 4 2B: 2 3B: 0 HR: 1	SF: 0 SAC: 0 DP: 0 HBP: 0	WP: 0 PB: 0 SB: 3 CS: 0	PA: 34						
<b>PITCHER</b>	IP	WLS	BF	H	R	ER	SO	BB	IBB	HBP	BLK	WP	HR	S	P	ERA	WHIP										
<b>Charlie Hough, R</b> (1, 1) ERA: 3.58	5.1	L	25	6	5	5	3	4	0	0	0	0	0	58	96	8.44	1.875										
<b>Craig McMurtry, R</b> (6, 1) ERA: 2.47	1.2		5	0	0	0	2	0	0	0	0	0	0	14	19	0.00	0.000										
<b>Cecilio Guante, R</b> (8, 1) ERA: 2.84	1.0		4	1	0	0	1	0	0	0	0	0	0	12	19	0.00	1.000										

AB	34
R	1
H	7
RBI	1
BB	2
SO	7
LOB	12









Batter	1	2	3	4	5	6	7	8	9	AB	R	H	RBI	BB	SO	LOB	TOP				
<b>Oddibe McDowell, L</b> (1, 8) OBP: 0.304, SLG: 0.347	2-2 1B G3-6-3		1-2 F9		0-1 FC3-6		3-3 K			4	1	1	0	0	1	3					
<b>Curtis Wilkerson, S</b> (1, 4) OBP: 0.350, SLG: 0.362	3-2 1B G3-6-3		1-1 4-3		2-2 4-3			4-0 WP BLK 4-3 BB		2	0	1	0	0	0	0					
<b>Scott Fletcher, R</b> (5, PH) OBP: 0.360, SLG: 0.331	1-3 1B									1	1	0	0	1	0	1					
<b>Ruben Sierra, S</b> (1, 9) OBP: 0.287, SLG: 0.416	2-2 G3-6-3		1-3 K		0-1 4-3			3-2 4-3		4	0	0	1	0	1	1					
<b>Geno Petralli, L</b> (1, 2) OBP: 0.380, SLG: 0.428	1-0 1B			0-0 4-3		1-1 G3		1-2 F8		4	0	1	0	0	0	0					
<b>Pete O'Brien, L</b> (1, 3) OBP: 0.354, SLG: 0.422	2-1 G3			1-1 HR		2-3 K		1-3 K		4	1	1	1	0	2	1					
<b>Cecil Esqy, S</b> (1, 7) OBP: 0.286, SLG: 0.355		2-2 L9		2-3 K			0-1 5-3		4-0 DI BB	3	0	0	0	1	1	0					
<b>Steve Buechele, R</b> (1, 5) OBP: 0.357, SLG: 0.439		1-3 K		2-1 HR			4-1 BB BB		1-3 K	3	1	1	1	1	2	1					
<b>Mike Stanley, R</b> (1, 10) OBP: 0.328, SLG: 0.305		3-2 1B		0-1 6-3			4-2 BB		0-3 K	3	0	1	0	1	1	1					
<b>Jeff Kunkel, R</b> (1, 6) OBP: 0.273, SLG: 0.412		0-0 F4			2-1 FC3-6 HBP		0-3 K		3-3 K	2	0	0	0	0	1	3					
<b>Barbaro Garbey, R</b> (9, PH) OBP: 0.207, SLG: 0.192								1-2 K		1	0	0	0	0	1	1					
<b>Inning Stats</b>	R: 1 E: 0 K: 0 S: 13	H: 3 LOB: 1 BB: 0 P: 23	R: 0 E: 0 K: 1 S: 15	H: 1 LOB: 1 BB: 0 P: 21	R: 0 E: 0 K: 1 S: 8	H: 0 LOB: 0 BB: 0 P: 11	R: 2 E: 0 K: 1 S: 11	H: 2 LOB: 0 BB: 0 P: 16	R: 0 E: 0 K: 0 S: 8	H: 0 LOB: 0 BB: 0 P: 10	R: 0 E: 0 K: 2 S: 12	H: 0 LOB: 2 BB: 2 P: 23	R: 1 E: 0 K: 1 S: 12	H: 0 LOB: 0 BB: 1 P: 21	R: 0 E: 0 K: 3 S: 10	H: 0 LOB: 1 BB: 1 P: 18	1B: 4 2B: 0 3B: 0 HR: 2	SF: 0 SAC: 0 DP: 1 HBP: 1	WP: 1 PB: 0 SB: 0 CS: 1	PA: 36	
<b>PITCHER</b>	IP	WLS	BF	H	R	ER	SO	BB	IBB	HBP	BLK	WP	HR	S	P	ERA	WHIP				
<b>Jim Clancy, R</b> (1, 1) ERA: 4.67	4.0		18	6	3	3	3	0	0	1	0	0	2	48	74	6.75	1.500				
<b>Tony Castillo, L</b> (5, 1) ERA: 2.0	2.1	W	8	0	0	0	1	2	0	0	0	0	0	19	32	0.00	0.857				
<b>Duane Ward, R</b> (7, 1) ERA: 3.35	2.2	S	10	0	1	1	6	2	0	0	1	1	0	29	49	3.38	0.750				

Texas Rangers @ Toronto Blue Jays  
Exhibition Stadium, Toronto, ON  
Sat Sep 03 1988, 3:33 AM EDT  
Att: 33,463 - Overcast - 65 F

AB	31
R	4
H	6
RBI	3
BB	4
SO	10
LOB	12



Batter	1	2	3	4	5	6	7	8	9	AB	R	H	RBI	BB	SO	LOB	BOTTOM				
<b>Tony Fernandez, S</b> (1, 6) OBP: 0.330, SLG: 0.379	1-0 F7	4-0 BB		4-2 BLK 1B BB		2-2 HR 1B				3	2	2	1	2	0	0					
<b>Lloyd Moseby, L</b> (1, 8) OBP: 0.353, SLG: 0.376	0-0 S 1B	0-0 L8		0-2 F7		4-2 SAFE SAFE SAFE SAFE 1-2 HR BB	2-0 1B			4	1	2	0	1	0	3					
<b>Rance Mulliniks, L</b> (1, 10) OBP: 0.394, SLG: 0.488	2-3 K			4-1 1B BB		0-0 HR	2-2 F7			3	1	1	3	1	1	1					
<b>Cecil Fielder, R</b> (7, PH) OBP: 0.307, SLG: 0.470	1-2 1B					0-0 SAFE				1	0	0	0	0	0	1					
<b>George Bell, R</b> (1, 7) OBP: 0.303, SLG: 0.441	3-1 2H 1B		3-2 F9	0-1 1-2 2H 1B		1-1 L7		1-0 F8		5	0	2	0	0	0	0					
<b>Ernie Whitt, L</b> (1, 2) OBP: 0.346, SLG: 0.397		2-2 4-3	1-0 1B 2B 1B		1-0 FC7-3 BB 1B	4-0 FC5-4 BB		3-3 K		4	1	2	0	1	1	0					
<b>Fred McGriff, L</b> (1, 3) OBP: 0.383, SLG: 0.583		0-0 HR	1-0 2B 1B		4-2 FC7-3 BB	1-1 FC5-4 FC6-4		0-0 4-3		4	1	2	1	1	0	1					
<b>Jesse Barfield, R</b> (1, 9) OBP: 0.299, SLG: 0.427		1-1 G3 2B	1-2 2B		2-2 F8	2-0 FC6-4				4	1	2	1	0	0	3					
<b>Kelly Gruber, R</b> (1, 5) OBP: 0.329, SLG: 0.448		0-0 G3	0-0 G3		1-0 FC7-3 FC6-4		0-0 F8			4	0	0	0	0	0	5					
<b>Manuel Lee, S</b> (1, 4) OBP: 0.327, SLG: 0.357		0-0 2B		1-0 F7	1-0 FC6-4		0-2 6-3			4	0	1	1	0	0	2					
<b>Inning Stats</b>	R: 0 E: 0 K: 1 S: 7	H: 2 LOB: 2 BB: 0 P: 13	R: 2 E: 0 K: 0 S: 10	H: 3 LOB: 2 BB: 1 P: 17	R: 1 E: 0 K: 0 S: 11	H: 3 LOB: 2 BB: 0 P: 18	R: 0 E: 0 K: 0 S: 11	H: 1 LOB: 2 BB: 2 P: 20	R: 0 E: 0 K: 0 S: 10	H: 1 LOB: 2 BB: 1 P: 19	R: 3 E: 0 K: 0 S: 20	H: 2 LOB: 1 BB: 2 P: 34	R: 1 E: 0 K: 0 S: 9	H: 2 LOB: 1 BB: 0 P: 13	R: 0 E: 0 K: 1 S: 5	H: 0 LOB: 0 BB: 0 P: 9	1B: 8 2B: 3 3B: 0 HR: 3	SF: 0 SAC: 0 DP: 0 HBP: 0	WP: 0 PB: 0 SB: 2 CS: 0	PA: 42	
<b>PITCHER</b>	IP	WLS	BF	H	R	ER	SO	BB	IBB	HBP	BLK	WP	HR	S	P	ERA	WHIP				
<b>Jeff Russell, R</b> (1, 1) ERA: 3.91	5.1	L	32	12	6	6	1	6	0	0	1	0	1	12	19	5.40	1.200				
<b>Ed Yande Berg, L</b> (6, 1) ERA: 4.07	1.2		7	2	1	1	0	0	0	0	0	0	0	5	9	0.00	0.000				
<b>Mitch Williams, L</b> (8, 1) ERA: 4.48	1.0		3	0	0	0	1	0	0	0	0	0	0	5	9	0.00	0.000				

Texas Rangers @ Toronto Blue Jays  
Exhibition Stadium, Toronto, ON  
Sat Sep 03 1988, 3:33 AM EDT  
Att: 33,463 - Overcast - 65 F

AB	36
R	7
H	14
RBI	7
BB	6
SO	2
LOB	16





Batter	1	2	3	4	5	6	7	8	9	AB	R	H	RBI	BB	SO	LOB	TOP					
<b>Bob Brower, R</b> (1, 7) OBP: 0.318, SLG: 0.294 <b>Oddibe McDowell, L</b> (9, PH) OBP: 0.304, SLG: 0.346	F9	G4-6-3			FC1-6		4-3		F7	3	0	1	0	1	0	1						
<b>Scott Fletcher, R</b> (1, 6) OBP: 0.360, SLG: 0.334	1B	6-3			FC1-6		4-3		2B	4	3	1	0	1	0	2						
<b>Barbaro Garbey, R</b> (1, 3) OBP: 0.235, SLG: 0.258 <b>Pete O'Brien, L</b> (9, 3) OBP: 0.354, SLG: 0.422	2B	1B			F7		F4		2B	5	1	2	2	0	1	2						
<b>Ruben Sierra, S</b> (1, 9) OBP: 0.290, SLG: 0.417	1B	2B			1B		1-3		IBB	3	0	1	0	2	1	1						
<b>Mike Stanley, R</b> (1, 10) OBP: 0.329, SLG: 0.307 <b>Geno Petralli, L</b> (5, PH) OBP: 0.383, SLG: 0.431	1B				6-3				G6-4-3	2	0	1	1	0	0	0						
<b>Steve Buschele, R</b> (1, 5) OBP: 0.354, SLG: 0.434	K				1B				1B	4	0	0	0	0	1	5						
<b>Cecil Espy, S</b> (1, 8) OBP: 0.261, SLG: 0.349	4-3				L5				F8	4	0	0	0	0	1	3						
<b>Jim Sundberg, R</b> (1, 2) OBP: 0.321, SLG: 0.418		FC4			IHR				1B	3	2	3	2	1	0	0						
<b>Jeff Kunkel, R</b> (1, 4) OBP: 0.264, SLG: 0.398	FC4	FC4			K				K	4	0	0	0	0	3	3						
<b>Inning Stats</b>	R: 2 E: 0 K: 1 S: 14	H: 4 LOB: 2 BB: 0 P: 24	R: 1 E: 0 K: 0 S: 11	H: 1 LOB: 0 BB: 0 P: 16	R: 0 E: 0 K: 2 S: 10	H: 0 LOB: 0 BB: 0 P: 17	R: 1 E: 0 K: 2 S: 17	H: 1 LOB: 0 BB: 0 P: 26	R: 1 E: 0 K: 0 S: 13	H: 2 LOB: 2 BB: 1 P: 24	R: 0 E: 0 K: 1 S: 6	H: 0 LOB: 1 BB: 1 P: 14	R: 0 E: 0 K: 0 S: 6	H: 0 LOB: 1 BB: 1 P: 15	R: 1 E: 0 K: 1 S: 13	H: 2 LOB: 1 BB: 0 P: 23	R: 1 E: 0 K: 0 S: 5	H: 1 LOB: 1 BB: 2 P: 15	1B: 6 2B: 4 3B: 1 HR: 1	SF: 0 SAC: 0 DP: 3 HBP: 0	WP: 0 PB: 0 SB: 3 CS: 0	PA: 41
<b>PITCHER</b>	IP	WLS	BF	H	R	ER	SO	BB	IBB	HBP	BLK	WP	HR	S	P	ERA	WHIP					
<b>Jeff Muselman, L</b> (1, 1) ERA: 2.96 <b>Frank Willis, R</b> (1, 1) ERA: 7.2 <b>Mark Eichhorn, R</b> (5, 1) ERA: 4.26 <b>Doug Bair, R</b> (8, 1) ERA: 2.92 <b>John Cerutti, L</b> (9, 1) ERA: 3.41	0.1		5	4	2	2	0	0	0	0	0	0	0	10	19	54.00	12.000					
<b>PITCHER</b>	IP	WLS	BF	H	R	ER	SO	BB	IBB	HBP	BLK	WP	HR	S	P	ERA	WHIP					
<b>Tony Fernandez, S</b> (1, 6) OBP: 0.332, SLG: 0.380 <b>Lloyd Moseby, L</b> (1, 8) OBP: 0.353, SLG: 0.375 <b>Rance Mulliniks, L</b> (1, 10) OBP: 0.392, SLG: 0.488 <b>Pat Borders, R</b> (9, PH) OBP: 0.283, SLG: 0.468 <b>George Bell, R</b> (1, 7) OBP: 0.304, SLG: 0.448 <b>Ernie Whitt, L</b> (1, 2) OBP: 0.348, SLG: 0.396 <b>Fred McGriff, L</b> (1, 3) OBP: 0.383, SLG: 0.584 <b>Rick Leach, L</b> (1, 9) OBP: 0.335, SLG: 0.339 <b>Kelly Gruber, R</b> (1, 5) OBP: 0.329, SLG: 0.446 <b>Manuel Lee, S</b> (1, 4) OBP: 0.326, SLG: 0.356	0.0																					
<b>Inning Stats</b>	R: 0 E: 0 K: 2 S: 12	H: 1 LOB: 1 BB: 0 P: 18	R: 0 E: 0 K: 1 S: 8	H: 0 LOB: 0 BB: 0 P: 10	R: 0 E: 0 K: 1 S: 11	H: 1 LOB: 2 BB: 1 P: 18	R: 0 E: 0 K: 0 S: 7	H: 1 LOB: 1 BB: 0 P: 7	R: 0 E: 0 K: 2 S: 8	H: 0 LOB: 0 BB: 0 P: 12	R: 0 E: 0 K: 0 S: 9	H: 1 LOB: 2 BB: 1 P: 18	R: 0 E: 0 K: 0 S: 8	H: 1 LOB: 0 BB: 0 P: 12	R: 5 E: 1 K: 1 S: 15	H: 3 LOB: 0 BB: 1 P: 27	R: 4 E: 0 K: 2 S: 10	H: 3 LOB: 0 BB: 0 P: 13	1B: 7 2B: 3 3B: 0 HR: 1	SF: 0 SAC: 0 DP: 1 HBP: 0	WP: 3 PB: 0 SB: 0 CS: 0	PA: 40
<b>PITCHER</b>	IP	WLS	BF	H	R	ER	SO	BB	IBB	HBP	BLK	WP	HR	S	P	ERA	WHIP					
<b>Bobby Witt, R</b> (1, 1) ERA: 4.07 <b>Mitch Williams, L</b> (9, 1) ERA: 4.75	8.0	L	3	2	2	2	1	0	0	0	0	0	1	6	9	54.00	6.000					

Texas Rangers @ Toronto Blue Jays  
 Exhibition Stadium, Toronto, ON  
 Sun Sep 04 1988, 3:33 AM EDT  
 Att: 34,400 - Overcast

AB 36  
 R 7  
 H 11  
 RBI 6  
 BB 5  
 SO 7  
 LOB 19



Texas Rangers @ Toronto Blue Jays  
 Exhibition Stadium, Toronto, ON  
 Sun Sep 04 1988, 3:33 AM EDT  
 Att: 34,400 - Overcast

AB 37  
 R 9  
 H 11  
 RBI 8  
 SO 9  
 LOB 16






Batter	1	2	3	4	5	6	7	8	9	10	AB	R	H	RBI	BB	SO	LOB	
<b>Tony Fernandez, S</b> OBP: 0.336, SLG: 0.385	FC6-4 S 1B	1-0 2B		4-0 1BB		1-1 1B		4-3			4	0	3	4	1	0	2	
<b>Lloyd Moseby, L</b> OBP: 0.350, SLG: 0.370	F9	F1		6-3		K			F8		5	0	0	0	0	1	6	
<b>Rance Mulliniks, L</b> OBP: 0.396, SLG: 0.493	4-2 FC6-4 BB	1-0 2				3-2 L9-3 1B		4-3			3	0	2	0	1	0	0	
<b>Cecil Fielder, R</b> OBP: 0.311, SLG: 0.470											0	0	0	0	0	0	0	
<b>Alexis Infante, R</b> OBP: 0.200, SLG: 0.111											0	0	0	0	0	0	0	
<b>George Bell, R</b> OBP: 0.303, SLG: 0.446	FC6-4			F9		L9-3 1B		4-3			5	0	1	0	0	0	5	
<b>Ernie Whitt, L</b> OBP: 0.346, SLG: 0.402	F3			F9		K		G4-6-3 1B			5	1	1	1	0	1	4	
<b>Fred McGriff, L</b> OBP: 0.384, SLG: 0.581				F8														
<b>Jesse Barfield, R</b> OBP: 0.300, SLG: 0.425																		
<b>Kelly Gruber, R</b> OBP: 0.328, SLG: 0.443																		
<b>Manuel Lee, S</b> OBP: 0.331, SLG: 0.384																		
<b>Inning Stats</b>	R: 0 E: 0 K: 0 S: 15	H: 1 LOB: 2 BB: 1 P: 26	R: 3 E: 0 K: 13 S: 13	H: 3 LOB: 1 BB: 1 P: 24	R: 0 E: 0 K: 10 S: 10	H: 1 LOB: 2 BB: 1 P: 19	R: 0 E: 0 K: 1 S: 12	H: 1 LOB: 0 BB: 0 P: 18	R: 1 E: 0 K: 14 S: 14	H: 2 LOB: 0 BB: 1 P: 25	R: 0 E: 0 K: 6 S: 6	H: 1 LOB: 2 BB: 1 P: 12	R: 0 E: 0 K: 5 S: 5	H: 0 LOB: 1 BB: 0 P: 7	R: 1 E: 0 K: 8 S: 8	H: 1 LOB: 0 BB: 0 P: 15	1B: 8 2B: 4 3B: 0 HR: 1	SF: 0 SAC: 0 DP: 3 HBP: 1
<b>PITCHER</b>	IP	WLS	BF	H	R	ER	SO	BB	IBB	HBP	BLK	WP	HR	S	P	ERA	WHIP	
<b>Jack Morris, R</b> ERA: 4.07	8.0		38	11	4	4	4	4	0	0	0	0	0	81	145	4.50	1.875	
<b>Willie Hernandez, L</b> ERA: 3.04	2.0	L	7	1	1	1	1	0	0	1	0	0	1	13	22	4.50	0.500	

**TOP**

**Toronto Blue Jays @ Detroit Tigers**  
Tiger Stadium, Detroit, MI  
Mon Sep 05 1988, 7:05 PM EDT  
Att: 21,913 - Unknown

AB	38
R	5
H	12
RBI	5
BB	5
SO	5
LOB	24

WP: 0 PA: 44  
PB: 0  
SB: 1  
CS: 0




Batter	1	2	3	4	5	6	7	8	9	10	AB	R	H	RBI	BB	SO	LOB	
<b>Gary Pettis, S</b> OBP: 0.285, SLG: 0.279	K										4	1	1	0	0	1	1	
<b>Dave Bergman, L</b> OBP: 0.354, SLG: 0.443											1	0	0	0	0	0	1	
<b>Luis Salazar, R</b> OBP: 0.297, SLG: 0.389	1-3										4	0	1	2	0	1	2	
<b>Alan Trammell, R</b> OBP: 0.381, SLG: 0.487											0	0	0	0	1	0	0	
<b>Fred Lynn, L</b> OBP: 0.305, SLG: 0.472	HR										5	1	1	1	0	2	3	
<b>Chet Lemon, R</b> OBP: 0.341, SLG: 0.393	FC6-4 BB										4	1	1	0	1	0	2	
<b>Ray Knight, R</b> OBP: 0.271, SLG: 0.285	FC6-4										3	0	0	0	0	0	2	
<b>Darrell Evans, L</b> OBP: 0.333, SLG: 0.361											1	0	0	0	0	0	0	
<b>Larry Hemdon, R</b> OBP: 0.301, SLG: 0.300											1	0	0	1	1	0	0	
<b>Dwayne Murphy, L</b> OBP: 0.365, SLG: 0.366											1	0	0	0	0	0	0	
<b>Mike Heath, R</b> OBP: 0.337, SLG: 0.416											3	0	0	0	0	0	1	
<b>Matt Nokes, L</b> OBP: 0.305, SLG: 0.417											1	0	0	0	0	0	0	
<b>Tom Brookens, R</b> OBP: 0.328, SLG: 0.363											3	0	0	0	1	1	0	
<b>Jim Walewander, S</b> OBP: 0.246, SLG: 0.239											2	1	1	0	1	0	1	
<b>Pat Sheridan, L</b> OBP: 0.350, SLG: 0.423											0	0	0	0	1	0	0	
<b>Inning Stats</b>	R: 1 E: 0 K: 1 S: 11	H: 1 LOB: 1 BB: 1 P: 21	R: 0 E: 0 K: 5 S: 5	H: 0 LOB: 0 BB: 2 P: 15	R: 0 E: 0 K: 7 S: 7	H: 0 LOB: 0 BB: 0 P: 10	R: 0 E: 0 K: 0 S: 7	H: 0 LOB: 0 BB: 0 P: 10	R: 1 E: 0 K: 9 S: 9	H: 1 LOB: 1 BB: 1 P: 11	R: 0 E: 0 K: 7 S: 7	H: 0 LOB: 0 BB: 0 P: 10	R: 0 E: 0 K: 1 S: 7	H: 0 LOB: 0 BB: 0 P: 12	R: 0 E: 0 K: 12 S: 12	H: 0 LOB: 2 BB: 2 P: 25	1B: 2 2B: 2 3B: 0 HR: 1	SF: 1 SAC: 0 DP: 2 HBP: 0
<b>PITCHER</b>	IP	WLS	BF	H	R	ER	SO	BB	IBB	HBP	BLK	WP	HR	S	P	ERA	WHIP	
<b>Mike Flanagan, L</b> ERA: 4.28	6.1		28	5	4	2	2	4	0	0	0	0	0	1	60	2.84	1.421	
<b>Todd Stottlemyre, R</b> ERA: 5.31	2.2	W	7	0	0	0	2	0	0	0	0	0	0	17	26	0.00	0.000	
<b>Duane Ward, R</b> ERA: 3.32	1.0	S	5	0	0	0	1	2	0	0	0	0	0	12	25	0.00	2.000	

**BOTTOM**

**Toronto Blue Jays @ Detroit Tigers**  
Tiger Stadium, Detroit, MI  
Mon Sep 05 1988, 7:05 PM EDT  
Att: 21,913 - Unknown

AB	33
R	4
H	5
RBI	4
BB	6
SO	5
LOB	13

WP: 0 PA: 40  
PB: 0  
SB: 0  
CS: 0





Batter	1	2	3	4	5	6	7	8	9	AB	R	H	RBI	BB	SO	LOB	TOP										
<b>Tony Fernandez, S</b> (1, 6) OBP: 0.337, SLG: 0.384	0-2 F5	2-0 E		0-0 F9		4-0 BB		0-2 FC5		4	0	1	1	1	0	2											
<b>Lloyd Moseby, L</b> (1, 8) OBP: 0.346, SLG: 0.367	2-2 4-3	1-3 K		4-2 BB		0-2 F8			1-1 6-3	4	0	0	0	1	1	2											
<b>Rance Mulliniks, L</b> (1, 10) OBP: 0.397, SLG: 0.497																											
<b>Cecil Fielder, R</b> (4, PH) OBP: 0.308, SLG: 0.464																											
<b>Rick Leach, L</b> (9, PH) OBP: 0.333, SLG: 0.337																											
<b>Alexis Infante, R</b> (9, PR) OBP: 0.200, SLG: 0.111																											
<b>George Bell, R</b> (1, 7) OBP: 0.304, SLG: 0.447																											
<b>Ernie Whitt, L</b> (1, 2) OBP: 0.349, SLG: 0.402																											
<b>Fred McGriff, L</b> (1, 3) OBP: 0.382, SLG: 0.581																											
<b>Jesse Barfield, R</b> (1, 9) OBP: 0.300, SLG: 0.423																											
<b>Kelly Gruber, R</b> (1, 5) OBP: 0.327, SLG: 0.441																											
<b>Manuel Lee, S</b> (1, 4) OBP: 0.332, SLG: 0.366																											
<b>Inning Stats</b>	R: 0 E: 0 K: 1 S: 12	H: 0 LOB: 0 BB: 0 P: 16	R: 4 E: 2 K: 1 S: 20	H: 4 LOB: 1 BB: 1 P: 35	R: 1 E: 0 K: 0 S: 13	H: 2 LOB: 2 BB: 1 P: 19	R: 0 E: 0 K: 2 S: 14	H: 1 LOB: 2 BB: 1 P: 21	R: 0 E: 0 K: 1 S: 9	H: 0 LOB: 0 BB: 0 P: 13	R: 0 E: 0 K: 1 S: 6	H: 0 LOB: 0 BB: 0 P: 10	R: 0 E: 0 K: 1 S: 7	H: 0 LOB: 0 BB: 0 P: 12	R: 1 E: 0 K: 1 S: 13	H: 2 LOB: 1 BB: 0 P: 21	R: 1 E: 1 K: 0 S: 9	H: 1 LOB: 2 BB: 0 P: 14	1B: 7 2B: 3 3B: 0 HR: 0	SF: 2 SAC: 0 DP: 0 HBP: 0	WP: 1 PB: 0 SB: 0 CS: 0	PA: 42					
<b>PITCHER</b>	IP	WLS	BF	H	R	ER	SO	BB	IBB	HBP	BLK	WP	HR	S	P	ERA	WHIP										
<b>Doyle Alexander, R</b> (1, 1) ERA: 4.42	2.0	L	13	6	5	4	2	1	0	0	0	0	0	38	59	18.00	3.500										
<b>Paul Gibson, L</b> (3, 1) ERA: 2.94	5.2		23	3	1	1	5	3	0	0	0	0	0	53	85	1.59	1.059										
<b>Mike Henneman, R</b> (8, 1) ERA: 2.14	1.1		6	1	1	0	0	0	0	0	0	1	0	12	17	0.00	0.750										

Toronto Blue Jays @ Detroit Tigers  
Tiger Stadium, Detroit, MI  
Tue Sep 06 1988, 7:05 PM EDT  
Att: 18,299 - Unknown - 60 F

AB 36  
R 7  
H 10  
RBI 5  
BB 4  
SO 7  
LOB 18



Batter	1	2	3	4	5	6	7	8	9	AB	R	H	RBI	BB	SO	LOB	BOTTOM										
<b>Gary Pettis, S</b> (1, 8) OBP: 0.285, SLG: 0.278																											
<b>Luis Salazar, R</b> (1, 6) OBP: 0.299, SLG: 0.390																											
<b>Fred Lynn, L</b> (1, 7) OBP: 0.302, SLG: 0.466																											
<b>Chet Lemon, R</b> (1, 9) OBP: 0.347, SLG: 0.411																											
<b>Ray Knight, R</b> (1, 3) OBP: 0.269, SLG: 0.281																											
<b>Dave Bergman, L</b> (8, PH) OBP: 0.392, SLG: 0.441																											
<b>Larry Hemdon, R</b> (1, 10) OBP: 0.295, SLG: 0.294																											
<b>Scott Lusader, L</b> (9, PH)																											
<b>Mike Heath, R</b> (1, 2) OBP: 0.337, SLG: 0.412																											
<b>Pat Sheridan, L</b> (9, PH) OBP: 0.349, SLG: 0.422																											
<b>Tom Brookens, R</b> (1, 5) OBP: 0.326, SLG: 0.360																											
<b>Darrell Evans, L</b> (9, PH) OBP: 0.335, SLG: 0.361																											
<b>Jim Walewander, S</b> (1, 4) OBP: 0.256, SLG: 0.250																											
<b>Bill Bean, L</b> (9, PH) OBP: 0.500, SLG: 1.000																											
<b>Inning Stats</b>	R: 0 E: 0 K: 2 S: 11	H: 0 LOB: 0 BB: 0 P: 18	R: 0 E: 0 K: 1 S: 11	H: 1 LOB: 0 BB: 0 P: 13	R: 0 E: 0 K: 1 S: 10	H: 1 LOB: 0 BB: 0 P: 15	R: 1 E: 0 K: 0 S: 8	H: 1 LOB: 0 BB: 0 P: 13	R: 0 E: 0 K: 1 S: 6	H: 0 LOB: 0 BB: 0 P: 8	R: 0 E: 0 K: 0 S: 7	H: 1 LOB: 1 BB: 0 P: 9	R: 1 E: 0 K: 0 S: 6	H: 1 LOB: 1 BB: 1 P: 15	R: 1 E: 0 K: 0 S: 16	H: 3 LOB: 2 BB: 1 P: 26	R: 0 E: 0 K: 1 S: 9	H: 0 LOB: 1 BB: 1 P: 16	1B: 6 2B: 0 3B: 0 HR: 2	SF: 0 SAC: 0 DP: 2 HBP: 0	WP: 0 PB: 0 SB: 0 CS: 0	PA: 36					
<b>PITCHER</b>	IP	WLS	BF	H	R	ER	SO	BB	IBB	HBP	BLK	WP	HR	S	P	ERA	WHIP										
<b>Jimmy Key, L</b> (1, 1) ERA: 3.08	7.0	W	29	8	3	3	5	1	0	0	0	0	2	68	104	3.86	1.286										
<b>Tony Castillo, L</b> (8, 1) ERA: 1.93	0.1		1	0	0	0	0	0	0	0	0	0	0	3	5	0.00	0.000										
<b>Duane Ward, R</b> (8, 1) ERA: 3.26	1.2	S	6	0	0	0	1	2	0	0	0	0	0	13	24	0.00	1.200										

Toronto Blue Jays @ Detroit Tigers  
Tiger Stadium, Detroit, MI  
Tue Sep 06 1988, 7:05 PM EDT  
Att: 18,299 - Unknown - 60 F

AB 33  
R 3  
H 8  
RBI 3  
BB 3  
SO 6  
LOB 11





Batter	1	2	3	4	5	6	7	8	9	AB	R	H	RBI	BB	SO	LOB	TOP				
<b>Tony Fernandez, S</b> (1, 6) OBP: 0.336, SLG: 0.382	F8			F9		FC5-4		FC4-6 HBP		3	0	0	0	0	0	1	<b>Toronto Blue Jays @ Detroit Tigers</b> Tiger Stadium, Detroit, MI Wed Sep 07 1988, 7:05 PM EDT Att: 21,614 - Unknown - 67 F				
<b>Lloyd Moseby, L</b> (1, 8) OBP: 0.347, SLG: 0.366	P1			F7			FC5-4 1B	FC4-6 S		4	0	1	1	0	0	2					
<b>Jesse Barfield, R</b> (1, 9) OBP: 0.300, SLG: 0.420	5-3			K			FC5-4 2B		1-2 3-H	3	1	0	0	1	1	1					
<b>George Bell, R</b> (1, 7) OBP: 0.301, SLG: 0.444		F8			F8		F8	5-3		4	0	0	0	0	0	3					
<b>Pat Borders, R</b> (1, 10) OBP: 0.285, SLG: 0.472 <b>Rance Mulliniks, L</b> (9, PH) OBP: 0.396, SLG: 0.495		K			3-1				3-2 X	3	0	1	1	0	1	0					
<b>Manuel Lee, S</b> (1, 4) OBP: 0.329, SLG: 0.362		5-3			K					4	0	0	0	0	2	1					
<b>Fred McGriff, L</b> (1, 3) OBP: 0.381, SLG: 0.580				3-1		4-3			0-1 SH1-4 FC4-6 2B	4	1	1	0	0	0	0					
<b>Kelly Gruber, R</b> (1, 5) OBP: 0.327, SLG: 0.439				F7		F8			4-0 FC4-6 SH1-4 WP BB	2	1	0	0	1	0	0					
<b>Sal Butera, R</b> (1, 2) OBP: 0.254, SLG: 0.362				6-3					1-0 SH1-4 FC5-4 1B	2	0	1	0	0	0	0					
<b>Inning Stats</b>	R: 0 E: 0 K: 0 S: 10	H: 0 LOB: 0 BB: 0 P: 15	R: 0 E: 0 K: 1 S: 9	H: 0 LOB: 0 BB: 0 P: 13	R: 0 E: 0 K: 0 S: 13	H: 0 LOB: 0 BB: 0 P: 21	R: 0 E: 0 K: 1 S: 7	H: 0 LOB: 0 BB: 0 P: 12	R: 0 E: 0 K: 1 S: 8	H: 1 LOB: 1 BB: 0 P: 11	R: 1 E: 0 K: 1 S: 9	H: 2 LOB: 1 BB: 0 P: 13	R: 2 E: 0 K: 0 S: 10	H: 1 LOB: 2 BB: 0 P: 24	R: 0 E: 0 K: 0 S: 11	H: 0 LOB: 0 BB: 0 P: 16	1B: 2 2B: 2 HR: 0	SF: 0 SAC: 1 DP: 0 HBP: 1	WP: 1 PB: 0 SB: 1 CS: 0	PA: 34	
<b>PITCHER</b>	IP	WLS	BF	H	R	ER	SO	BB	IBB	HBP	BLK	WP	HR	S	P	ERA	WHIP				
<b>Frank Tanana, L</b> (1, 1) ERA: 4.24	7.0		26	4	3	3	4	1	0	0	0	0	0	64	101	3.86	0.714				
<b>Willie Hernandez, L</b> (8, 1) ERA: 3.0	0.2		3	0	0	0	0	0	0	1	0	0	0	3	6	0.00	0.000				
<b>Mike Henneman, R</b> (8, 1) ERA: 2.11	1.1	W	5	0	0	0	0	1	0	0	0	1	0	16	28	0.00	0.750				

Batter	1	2	3	4	5	6	7	8	9	AB	R	H	RBI	BB	SO	LOB	BOTTOM					
<b>Pat Sheridan, L</b> (1, 7) OBP: 0.346, SLG: 0.418 <b>Gary Pettis, S</b> (8, PH) OBP: 0.284, SLG: 0.278	P6	5-3			K			6-3		3	0	0	0	0	1	1	<b>Toronto Blue Jays @ Detroit Tigers</b> Tiger Stadium, Detroit, MI Wed Sep 07 1988, 7:05 PM EDT Att: 21,614 - Unknown - 67 F					
<b>Luis Salazar, R</b> (1, 6) OBP: 0.285, SLG: 0.386	K				K			5-3		4	0	0	0	0	2	0						
<b>Fred Lynn, L</b> (1, 10) OBP: 0.301, SLG: 0.464	F8					4-3			3-3 K	4	0	1	0	0	1	0						
<b>Matt Nokes, L</b> (1, 2) OBP: 0.305, SLG: 0.415 <b>Mike Heath, R</b> (9, PH) OBP: 0.335, SLG: 0.410		BB 1B BB			G6-4-3				0-1 F9	2	1	0	0	1	0	1						
<b>Darrell Evans, L</b> (1, 3) OBP: 0.334, SLG: 0.358		BB 1B BB							3-3 K	3	1	0	0	1	3	0						
<b>Chet Lemon, R</b> (1, 9) OBP: 0.350, SLG: 0.419		BB 1B BB			K				3-1 1B 2B	4	1	3	1	0	0	0						
<b>Dwayne Murphy, L</b> (1, 8) OBP: 0.364, SLG: 0.365 <b>Larry Hemdon, R</b> (9, PH) OBP: 0.295, SLG: 0.294 <b>Dave Bergman, L</b> (9, PH) OBP: 0.395, SLG: 0.441		F7			3-1				4-0 1B IBB	3	0	1	0	0	0	3						
<b>Tom Brookens, R</b> (1, 5) OBP: 0.324, SLG: 0.357 <b>Alan Trammell, R</b> (9, PH) OBP: 0.385, SLG: 0.488		FC6-4 E			L9				1-2 1B	3	1	0	0	0	0	4						
<b>Jim Walewander, S</b> (1, 4) OBP: 0.258, SLG: 0.252		S			1-3				1-2 2-H 1B	3	0	1	1	0	1	1						
<b>Inning Stats</b>	R: 0 E: 0 K: 1 S: 9	H: 2 LOB: 1 BB: 2 P: 13	R: 3 E: 0 K: 0 S: 16	H: 2 LOB: 1 BB: 2 P: 33	R: 0 E: 0 K: 0 S: 7	H: 1 LOB: 0 BB: 0 P: 11	R: 0 E: 0 K: 1 S: 11	H: 1 LOB: 1 BB: 0 P: 13	R: 0 E: 0 K: 2 S: 9	H: 0 LOB: 0 BB: 0 P: 15	R: 0 E: 0 K: 1 S: 7	H: 0 LOB: 0 BB: 0 P: 12	R: 0 E: 0 K: 1 S: 8	H: 1 LOB: 1 BB: 0 P: 10	R: 0 E: 0 K: 1 S: 9	H: 0 LOB: 0 BB: 0 P: 14	R: 1 E: 0 K: 0 S: 11	H: 2 LOB: 2 BB: 1 P: 22	1B: 5 2B: 2 HR: 0	SF: 0 SAC: 0 DP: 1 HBP: 0	WP: 0 PB: 0 SB: 2 CS: 0	PA: 35
<b>PITCHER</b>	IP	WLS	BF	H	R	ER	SO	BB	IBB	HBP	BLK	WP	HR	S	P	ERA	WHIP					
<b>Dave Steb, R</b> (1, 1) ERA: 3.58	7.0		27	5	3	2	6	2	0	0	0	0	0	67	107	2.57	1.000					
<b>John Cerutti, L</b> (8, 1) ERA: 3.43	1.2	L	6	1	1	1	2	0	0	0	0	0	0	17	28	5.40	0.600					
<b>Todd Stottlemire, R</b> (9, 1) ERA: 5.31	0.0		2	1	0	0	0	0	1	0	0	0	0	3	8	*	*					



Batter	1	2	3	4	5	6	7	8	9	AB	R	H	RBI	BB	SO	LOB	TOP										
<b>Tony Fernandez, S</b> OBP: 0.335, SLG: 0.382 (1, 6)	1-1 G3-6-1 HR 2B	1-0 P4		0-0 F7		2-1 F7	1-1 FC3-6			5	1	1	0	0	0	5											
<b>Lloyd Moseby, L</b> OBP: 0.350, SLG: 0.367 (1, 8)	4-2 G3-6-1 BB		2-1 P6		1-2 S	0-1 S	1-3 1B	1-3 K		4	1	2	0	1	1	0											
<b>Rance Mulliniks, L</b> OBP: 0.393, SLG: 0.488 (1, 10)	0-1 G3-6-1		1-2 6-3		2-2 F8	4-1 1B	1-2 BB	2-3 K		4	0	0	0	1	1	3											
<b>George Bell, R</b> OBP: 0.304, SLG: 0.450 (1, 7)	0-0 HR		4-0 S 1B		1-2 P6	2-0 S	1-2 1B	3-1 5-3		4	2	2	4	1	0	1											
<b>Ernie Whitt, L</b> OBP: 0.347, SLG: 0.399 (1, 2)	3-1		1-1 1B		0-0 F8	1-0 F9			0-0 F9	5	0	1	1	0	0	3											
<b>Fred McGriff, L</b> OBP: 0.385, SLG: 0.583 (1, 3)		1-0 3-1	3-1 2B		4-1 2B	4-2 BB		2-2 WP 1B		3	1	2	0	2	0	0											
<b>Jesse Barfield, R</b> OBP: 0.301, SLG: 0.425 (1, 9)		2-1 1B 2B		0-2 F8		0-1 G3 1B 2B	1-2 G6-4-3	0-0 F8		5	2	2	1	0	0	2											
<b>Kelly Gruber, R</b> OBP: 0.328, SLG: 0.439 (1, 5)		0-1 1B	3-1 P4		1-0 G3	0-1 BB		3-3 K		5	0	2	1	0	1	2											
<b>Manuel Lee, S</b> OBP: 0.336, SLG: 0.366 (1, 4)		0-0 1B		4-1 BB		0-1 1B 1B	4-2 FC3-6 BB			2	1	2	1	2	0	0											
<b>Inning Stats</b>	R: 2 E: 0 K: 0 S: 11	H: 2 LOB: 0 BB: 1 P: 17	R: 1 E: 0 K: 0 S: 7	H: 3 LOB: 1 BB: 0 P: 11	R: 1 E: 0 K: 0 S: 12	H: 2 LOB: 2 BB: 1 P: 24	R: 0 E: 0 K: 0 S: 7	H: 0 LOB: 1 BB: 1 P: 14	R: 0 E: 0 K: 0 S: 13	H: 1 LOB: 2 BB: 0 P: 17	R: 4 E: 0 K: 0 S: 13	H: 4 LOB: 2 BB: 2 P: 27	R: 0 E: 0 K: 2 S: 8	H: 0 LOB: 0 BB: 0 P: 14	R: 0 E: 0 K: 1 S: 11	H: 1 LOB: 1 BB: 0 P: 16	1B: 9 2B: 4 3B: 0 HR: 1	SF: 0 SAC: 0 DP: 2 HBP: 0	WP: 1 PB: 0 SB: 3 CS: 0	PA: 44							
<b>PITCHER</b>	IP	WLS	BF	H	R	ER	SO	BB	IBB	HBP	BLK	WP	HR	S	P	ERA	WHIP										
<b>Jose Bautista, R</b> ERA: 4.06 (1, 1)	5.0	L	25	9	6	6	0	4	0	0	0	0	1	53	90	10.80	2.600										
<b>Doug Sisk, R</b> ERA: 3.95 (6, 1)	2.0		12	4	2	2	0	3	0	0	0	0	0	21	41	9.00	3.500										
<b>Mark Williamson, R</b> ERA: 5.29 (8, 1)	2.0		7	1	0	0	3	0	0	0	0	1	0	19	30	0.00	0.500										

Toronto Blue Jays @ Baltimore Orioles  
Memorial Stadium, Baltimore, MD

AB 37  
R 8  
H 14  
RBI 8  
BB 7  
SO 3  
LOB 16



WP: 1 PA: 44  
PB: 0  
SB: 3  
CS: 0

Batter	1	2	3	4	5	6	7	8	9	AB	R	H	RBI	BB	SO	LOB	BOTTOM										
<b>Joe Orsulak, L</b> OBP: 0.345, SLG: 0.447 (1, 9)	1-1 HR		2-0 FC4-6 G4-6-3		2-2 S	1-3 1B		1-3 K		4	1	2	1	0	1	1											
<b>Brady Anderson, L</b> OBP: 0.275, SLG: 0.269 (1, 8)	3-2 4-3		0-1 G4-6-3		3-3 K	1-2 K		1-2 4-3		4	0	0	0	0	1	3											
<b>Cal Ripken Jr., R</b> OBP: 0.375, SLG: 0.452 (1, 6)	0-1 4-3			1-1 6-3		4-2 G4-6-3 BB		3-2 F9		3	0	0	0	1	0	0											
<b>Eddie Murray, S</b> OBP: 0.356, SLG: 0.468 (1, 10)	1-2 F8			0-0 2B		0-0 G4-6-3	1-2 K	0-3 K		4	0	1	0	0	1	1											
<b>Larry Sheets, L</b> OBP: 0.298, SLG: 0.329 (1, 7)		2-2 F8		2-2 F8		0-1 L4		1-2 6-3		4	0	0	0	0	0	1											
<b>Mickey Tettleton, S</b> OBP: 0.322, SLG: 0.431 (1, 2)		4-1 BB		1-0 F8		2-1 1B		1-2 L5		3	0	1	0	1	0	1											
<b>Jim Traber, L</b> OBP: 0.284, SLG: 0.329 (1, 3)		2-2 F9			0-0 6-3	1-2 G4-6-3 1B		1-2 1B		3	0	1	0	0	0	1											
<b>Rene Gonzales, R</b> OBP: 0.249, SLG: 0.261 (7, 4)		0-0 G3			1-0 2-3		0-0 F9			3	0	0	0	0	0	3											
<b>Billy Ripken, R</b> OBP: 0.265, SLG: 0.264 (1, 4)			0-1 FC4-6 1B		2-1 1B	1-2 G4-6-3				2	0	2	0	0	0	0											
<b>Rick Schu, R</b> OBP: 0.305, SLG: 0.354 (7, 5)						1-2 1B	1-2 G4-6-3			1	0	0	0	0	0	2											
<b>Inning Stats</b>	R: 1 E: 0 K: 0 S: 12	H: 1 LOB: 0 BB: 0 P: 17	R: 0 E: 0 K: 0 S: 11	H: 0 LOB: 1 BB: 1 P: 19	R: 0 E: 0 K: 0 S: 5	H: 1 LOB: 0 BB: 0 P: 7	R: 0 E: 0 K: 0 S: 7	H: 1 LOB: 1 BB: 0 P: 11	R: 0 E: 0 K: 1 S: 10	H: 2 LOB: 2 BB: 0 P: 18	R: 0 E: 0 K: 0 S: 6	H: 0 LOB: 0 BB: 1 P: 10	R: 0 E: 0 K: 0 S: 10	H: 2 LOB: 1 BB: 0 P: 14	R: 0 E: 0 K: 1 S: 14	H: 0 LOB: 0 BB: 0 P: 19	R: 0 E: 0 K: 1 S: 9	H: 0 LOB: 0 BB: 0 P: 11	1B: 5 2B: 1 3B: 0 HR: 1	SF: 0 SAC: 0 DP: 3 HBP: 0	WP: 0 PB: 0 SB: 1 CS: 0	PA: 33					
<b>PITCHER</b>	IP	WLS	BF	H	R	ER	SO	BB	IBB	HBP	BLK	WP	HR	S	P	ERA	WHIP										
<b>Jim Clancy, R</b> ERA: 4.51 (1, 1)	8.0	W	30	7	1	1	2	2	0	0	0	0	1	75	115	1.12	1.125										
<b>Tony Castillo, L</b> ERA: 1.74 (9, 1)	1.0		3	0	0	0	1	0	0	0	0	0	0	9	11	0.00	0.000										

Toronto Blue Jays @ Baltimore Orioles  
Memorial Stadium, Baltimore, MD

AB 31  
R 1  
H 7  
RBI 1  
BB 2  
SO 3  
LOB 13



WP: 0 PA: 33  
PB: 0  
SB: 1  
CS: 0



Batter	1	2	3	4	5	6	7	8	9	AB	R	H	RBI	BB	SO	LOB	TOP										
<b>Tony Fernandez, S</b> (1, 6) OBP: 0.336, SLG: 0.382	L9		1B		6-3		6-3		G3	5	0	2	1	0	0	0	<b>Toronto Blue Jays @ Baltimore Orioles</b> Memorial Stadium, Baltimore, MD Sat Sep 10 1988, 7:05 PM EDT Att: 21,945 - Unknown - 77 F										
<b>Lloyd Moseby, L</b> (1, 8) OBP: 0.350, SLG: 0.367	F8		1B		F7		FC6-4		G3	5	0	2	0	0	0	1											
<b>Jesse Barfield, R</b> (1, 9) OBP: 0.302, SLG: 0.426 <b>Rick Leach, L</b> (9, PH) OBP: 0.332, SLG: 0.335	1B		P4		BB		FC6-4		L3	3	1	1	0	1	0	3											
<b>George Bell, R</b> (1, 7) OBP: 0.304, SLG: 0.449	1B		FC6-4		F9				K	4	0	1	1	0	1	3											
<b>Pat Borders, R</b> (1, 2) OBP: 0.278, SLG: 0.462 <b>Ernie Whitt, L</b> (8, PH) OBP: 0.347, SLG: 0.398	FC6-4				P4		P6		P4	3	0	0	0	0	0	1											
<b>Cecil Fielder, R</b> (1, 10) OBP: 0.302, SLG: 0.455 <b>Rance Mulliniks, L</b> (8, PH) OBP: 0.392, SLG: 0.487			5-3		K		F7		4-3	3	0	0	0	0	1	0											
<b>Fred McGriff, L</b> (1, 3) OBP: 0.387, SLG: 0.591			4-3		1B		1B		HR	4	1	3	1	0	0	0											
<b>Kelly Gruber, R</b> (1, 5) OBP: 0.327, SLG: 0.443			F8		F7		F8		HR	4	1	1	1	0	0	2											
<b>Manuel Lee, S</b> (1, 4) OBP: 0.335, SLG: 0.367			6-3		E7		F8		K	4	1	1	0	0	1	0											
<b>Inning Stats</b>	R: 1 E: 0 K: 0 S: 12	H: 2 LOB: 1 BB: 0 P: 22	R: 0 E: 0 K: 0 S: 4	H: 0 LOB: 0 BB: 0 P: 6	R: 0 E: 0 K: 1 S: 9	H: 2 LOB: 2 BB: 0 P: 14	R: 0 E: 0 K: 1 S: 7	H: 1 LOB: 1 BB: 0 P: 10	R: 1 E: 1 K: 0 S: 7	H: 1 LOB: 1 BB: 1 P: 14	R: 0 E: 0 K: 0 S: 7	H: 1 LOB: 1 BB: 0 P: 11	R: 0 E: 0 K: 0 S: 10	H: 1 LOB: 1 BB: 0 P: 16	R: 0 E: 0 K: 1 S: 10	H: 0 LOB: 0 BB: 0 P: 17		R: 2 E: 0 K: 1 S: 20	H: 3 LOB: 1 BB: 0 P: 27	1B: 7 2B: 2 3B: 0 HR: 2	SF: 0 SAC: 0 DP: 0 HBP: 0	WP: 0 PA: 39 PB: 0 SB: 0 CS: 0					
<b>PITCHER</b>	IP	WLS	BF	H	R	ER	SO	BB	IBB	HBP	BLK	WP	HR	S	P	ERA	WHIP										
<b>Jeff Ballard, L</b> (1, 1) ERA: 4.1	7.0	W	30	8	2	2	1	1	0	0	0	0	0	56	93	2.57	1.286										
<b>Gregg Olson, R</b> (8, 1) ERA: 2.45	1.0		3	0	0	0	1	0	0	0	0	0	0	10	17	0.00	0.000										
<b>Tom Niedenfuer, R</b> (9, 1) ERA: 3.12	0.1		4	3	2	2	1	0	0	0	0	0	2	16	22	54.00	9.000										
<b>Mark Thurmond, L</b> (9, 1) ERA: 4.62	0.1	S	1	0	0	0	0	0	0	0	0	0	0	3	4	0.00	0.000										
<b>Mark Williamson, R</b> (9, 1) ERA: 5.27	0.1		1	0	0	0	0	0	0	0	0	0	0	1	1	0.00	0.000										

Batter	1	2	3	4	5	6	7	8	9	AB	R	H	RBI	BB	SO	LOB	BOTTOM										
<b>Pete Stanicek, S</b> (1, 7) OBP: 0.323, SLG: 0.311	G3-9-1		K		E		K			4	2	2	1	0	2	0	<b>Toronto Blue Jays @ Baltimore Orioles</b> Memorial Stadium, Baltimore, MD Sat Sep 10 1988, 7:05 PM EDT Att: 21,945 - Unknown - 77 F										
<b>Billy Ripken, R</b> (1, 4) OBP: 0.283, SLG: 0.262	E6		L4		E5		K			4	1	0	0	0	1	2											
<b>Cal Ripken Jr., R</b> (1, 6) OBP: 0.376, SLG: 0.451	G3-9-1		L8		SF7		1B			3	1	1	0	1	0	2											
<b>Eddie Murray, S</b> (1, 10) OBP: 0.357, SLG: 0.469	1B				SF7		FC4-6		1B	3	0	2	2	0	0	1											
<b>Mickey Tettleton, S</b> (1, 2) OBP: 0.322, SLG: 0.427 <b>Terry Kennedy, L</b> (7, PH) OBP: 0.280, SLG: 0.314	P6				2B		F8			2	1	0	0	1	0	2											
<b>Butch Davis, R</b> (1, 9) OBP: 0.375, SLG: 0.500 <b>Joe Orsulak, L</b> (5, PH) OBP: 0.345, SLG: 0.450	F8				2B		G3			2	0	0	0	0	0	1											
<b>Ken Gerhart, R</b> (1, 8) OBP: 0.245, SLG: 0.332	P2				SF8					3	0	0	1	0	1	1											
<b>Jim Traber, L</b> (1, 3) OBP: 0.267, SLG: 0.332					2B		4-3			3	1	1	0	1	0	1											
<b>Rick Schu, R</b> (1, 5) OBP: 0.304, SLG: 0.352	4-3				S		F9			4	1	1	0	0	1	1											
<b>Inning Stats</b>	R: 1 E: 1 K: 0 S: 11	H: 2 LOB: 1 BB: 0 P: 20	R: 0 E: 0 K: 0 S: 8	H: 0 LOB: 1 BB: 1 P: 15	R: 0 E: 0 K: 1 S: 12	H: 0 LOB: 0 BB: 0 P: 19	R: 0 E: 0 K: 0 S: 4	H: 1 LOB: 1 BB: 0 P: 6	R: 6 E: 1 K: 0 S: 18	H: 4 LOB: 1 BB: 2 P: 32	R: 0 E: 0 K: 3 S: 9	H: 0 LOB: 0 BB: 0 P: 11	R: 0 E: 0 K: 0 S: 8	H: 1 LOB: 1 BB: 0 P: 10	R: 0 E: 0 K: 1 S: 6	H: 0 LOB: 0 BB: 0 P: 11		1B: 6 2B: 2 3B: 0 HR: 0	SF: 2 SAC: 0 DP: 1 HBP: 0	WP: 0 PA: 36 PB: 0 SB: 2 CS: 0							
<b>PITCHER</b>	IP	WLS	BF	H	R	ER	SO	BB	IBB	HBP	BLK	WP	HR	S	P	ERA	WHIP										
<b>Jeff Musselman, L</b> (1, 1) ERA: 3.36	4.1	L	23	6	7	4	1	1	2	0	0	0	0	45	80	8.31	1.615										
<b>Frank Willis, R</b> (5, 1) ERA: 6.11	2.2		10	2	0	0	3	0	0	0	0	0	0	25	33	0.00	0.750										
<b>Mark Eichhorn, R</b> (8, 1) ERA: 4.19	1.0		3	0	0	0	1	0	0	0	0	0	0	6	11	0.00	0.000										









Batter	1	2	3	4	5	6	7	8	9	AB	R	H	RBI	BB	SO	LOB	TOP										
Gary Pettis, S OBP: 0.285, SLG: 0.272	(1, 8) C F9		(1, 0) B F9			(2, 2) C F8	(4, 2) F BB	(1, 1) F G4-3		4	0	0	0	1	0	3											
Luis Salazar, R OBP: 0.285, SLG: 0.386	(1, 7) B F9		(1, 1) B F3			(1, 0) B HR	(1, 2) C 2B		(1, 0) B HR	3	1	1	0	0	0	0											
Fred Lynn, L OBP: 0.302, SLG: 0.475	(7, PH) F F9									2	1	1	1	0	0	2											
Alan Trammell, R OBP: 0.374, SLG: 0.477	(1, 6) C K			(1, 1) B F9		(4, 0) B HR	(1, 2) C P6		(2, 3) B K	4	1	0	0	1	2	2											
Chet Lemon, R OBP: 0.350, SLG: 0.419		(1, 3) C K		(1, 1) B G4-3		(2, 2) C HR		(4, 1) C SH1-4	(4, 2) B G5-3	3	2	1	3	2	1	0											
Ray Knight, R OBP: 0.275, SLG: 0.292	(1, 3) C 2B			(0, 0) X G5-3		(2, 2) C 1B		(1, 2) C SH1-4	(0, 0) C G5-3	4	1	2	0	0	0	1											
Larry Hemdon, R OBP: 0.308, SLG: 0.306	(1, 10) B 2B			(1, 1) C 2B		(3, 1) B F8	(1, 1) C 1B		(0, 2) C BB	3	0	2	1	0	0	0											
Darrell Evans, L OBP: 0.335, SLG: 0.357	(8, PH) F 2B					(1, 2) C F7	(1, 1) C 1B		(3, 3) C K	1	0	1	1	0	0	0											
Pat Sheridan, L OBP: 0.342, SLG: 0.409	(8, FR) F 2B					(1, 2) C F7	(1, 1) C G6-3		(4, 0) C BB	1	0	0	0	0	1	1											
Mike Heath, R OBP: 0.321, SLG: 0.390	(1, 2) C F9					(1, 2) C F7	(1, 1) C G6-3		(4, 0) C BB	3	0	0	0	0	0	3											
Matt Nokes, L OBP: 0.309, SLG: 0.422	(8, PH) F F9									0	0	0	0	1	0	0											
Tom Brookens, R OBP: 0.319, SLG: 0.359	(1, 5) C G5-3					(2, 1) C G6-3		(1, 0) B SH1-4	(1, 2) C F7	4	0	1	0	0	0	3											
Jim Walewander, S OBP: 0.257, SLG: 0.246	(1, 4) C F7									2	0	0	0	0	1	0											
Dwayne Murphy, L OBP: 0.374, SLG: 0.374	(8, PH) F F7									0	0	0	0	1	0	0											
Torey Lovullo, S OBP: 0.500, SLG: 0.400	(8, 4) C F7									0	0	0	0	0	0	0											
<b>Inning Stats</b>	R: 0 E: 0 K: 1 S: 11	H: 0 LOB: 0 BB: 0 P: 19	R: 1 E: 0 K: 1 S: 16	H: 2 LOB: 1 BB: 0 P: 21	R: 0 E: 0 K: 0 S: 6	H: 0 LOB: 0 BB: 0 P: 8	R: 0 E: 0 K: 0 S: 5	H: 0 LOB: 0 BB: 0 P: 7	R: 0 E: 0 K: 0 S: 7	H: 0 LOB: 0 BB: 0 P: 13	R: 3 E: 0 K: 1 S: 20	H: 4 LOB: 2 BB: 1 P: 37	R: 0 E: 0 K: 0 S: 11	H: 1 LOB: 2 BB: 1 P: 18	R: 1 E: 0 K: 0 S: 13	H: 1 LOB: 3 BB: 3 P: 27	R: 1 E: 0 K: 2 S: 12	H: 1 LOB: 1 BB: 1 P: 22	1B: 4 2B: 3 3B: 0 HR: 2	SF: 0 SAC: 2 DP: 0 HBP: 0	WP: 0 PA: 42 PB: 0 SB: 0 CS: 0						
<b>PITCHER</b>	IP	WLS	BF	H	R	ER	SO	BB	IBB	HBP	BLK	WP	HR	S	P	ERA	WHIP										
Jimmy Key, L ERA: 3.25	(1, 1)	6.0	25	6	4	4	3	0	1	0	0	0	1	65	105	6.00	1.000										
Todd Stottlemyre, R ERA: 5.29	(7, 1)	0.1	3	1	0	0	0	1	0	0	0	0	0	5	10	0.00	6.000										
Tony Castillo, L ERA: 1.64	(7, 1)	0.2	2	0	0	0	0	0	0	0	0	0	0	6	8	0.00	0.000										
Tom Henke, R ERA: 2.97	(8, 1)	1.2	L 11	2	2	2	1	3	1	0	0	0	1	22	43	10.80	3.000										
John Cerutti, L ERA: 3.42	(9, 1)	0.1	1	0	0	0	1	0	0	0	0	0	0	3	6	0.00	0.000										

Detroit Tigers @ Toronto Blue Jays  
Exhibition Stadium, Toronto, ON  
Mon Sep 12 1988, 7:05 PM EDT  
Att: 31,354 - Unknown - 64 F

AB	34
R	6
H	9
RBI	6
BB	6
SO	5
LOB	15



Batter	1	2	3	4	5	6	7	8	9	AB	R	H	RBI	BB	SO	LOB	BOTTOM										
Tony Fernandez, S OBP: 0.334, SLG: 0.381	(1, 6) C F8		(1, 1) C G3						(0, 0) X G6-3	5	0	1	0	0	1	2											
Lloyd Moseby, L OBP: 0.348, SLG: 0.371	(1, 8) C F9		(2, 2) S L6						(3, 2) B G6-3	5	0	0	1	0	1	2											
Jesse Barfield, R OBP: 0.304, SLG: 0.433	(1, 9) C HR								(2, 3) X G1-3	5	1	2	1	0	1	3											
George Bell, R OBP: 0.306, SLG: 0.451	(1, 7) B 1B								(1, 1) C G1-6-3	4	0	3	0	0	0	0											
Fred McGriff, L OBP: 0.384, SLG: 0.583	(1, 3) C 1-3								(0, 0) C G1-6-3	4	1	1	0	0	1	4											
Kelly Gruber, R OBP: 0.328, SLG: 0.445		(1, 3) B K							(1, 1) C 1B	4	1	2	0	0	1	2											
Pat Borders, R OBP: 0.277, SLG: 0.470	(1, 10) B G6-3								(1, 1) C 1B	3	0	1	2	0	1	2											
Alexis Infante, R OBP: 0.200, SLG: 0.111	(7, PR) F G6-3								(1, 1) C L7	0	1	0	0	0	0	0											
Rance Mulliniks, L OBP: 0.390, SLG: 0.483	(8, PH) F 1-3								(1, 2) C E	1	0	0	0	0	0	1											
Manuel Lee, S OBP: 0.334, SLG: 0.364	(1, 4) C G1-3								(4, 1) B 2B	3	1	1	0	1	0	0											
Sal Butera, R OBP: 0.246, SLG: 0.350	(1, 2) C G4-3								(2, 2) B G6-3	2	0	0	0	0	0	0											
Ernie Whitt, L OBP: 0.345, SLG: 0.395	(7, PH) F G4-3								(1, 1) C F8	2	0	0	0	0	0	3											
<b>Inning Stats</b>	R: 1 E: 0 K: 0 S: 11	H: 2 LOB: 1 BB: 0 P: 18	R: 0 E: 0 K: 1 S: 9	H: 0 LOB: 0 BB: 0 P: 13	R: 0 E: 0 K: 0 S: 9	H: 0 LOB: 0 BB: 0 P: 12	R: 0 E: 0 K: 2 S: 16	H: 2 LOB: 2 BB: 0 P: 23	R: 0 E: 0 K: 1 S: 8	H: 0 LOB: 0 BB: 0 P: 12	R: 0 E: 0 K: 1 S: 7	H: 0 LOB: 0 BB: 0 P: 11	R: 3 E: 1 K: 1 S: 21	H: 4 LOB: 2 BB: 0 P: 31	R: 0 E: 0 K: 0 S: 7	H: 2 LOB: 1 BB: 0 P: 10	R: 1 E: 0 K: 0 S: 9	H: 1 LOB: 1 BB: 1 P: 18	1B: 8 2B: 1 3B: 1 HR: 1	SF: 0 SAC: 0 DP: 1 HBP: 0	WP: 0 PA: 39 PB: 0 SB: 0 CS: 0						
<b>PITCHER</b>	IP	WLS	BF	H	R	ER	SO	BB	IBB	HBP	BLK	WP	HR	S	P	ERA	WHIP										
Frank Tanana, L ERA: 4.25	(1, 1)	6.0	25	7	4	3	5	0	1	0	0	0	1	65	97	4.50	1.167										
Eric King, R ERA: 3.47	(7, 1)	0.1	2	1	0	0	0	0	0	0	0	0	0	5	8	0.00	3.000										
Paul Gibson, L ERA: 2.91	(7, 1)	0.1	2	0	0	0	0	0	0	0	0	0	0	8	12	0.00	0.000										
Mark Huisman, R ERA: 5.79	(7, 1)	1.2	W 8	3	1	1	1	1	0	0	0	0	0	15	24	5.40	2.400										
Willie Hernandez, L ERA: 3.47	(9, 1)	0.2	S 2	0	0	0	0	0	0	0	0	0	0	4	7	0.00	0.000										

Detroit Tigers @ Toronto Blue Jays  
Exhibition Stadium, Toronto, ON  
Mon Sep 12 1988, 7:05 PM EDT  
Att: 31,354 - Unknown - 64 F

AB	38
R	5
H	11
RBI	4
BB	1
SO	6
LOB	19





Batter	1	2	3	4	5	6	7	8	9	AB	R	H	RBI	BB	SO	LOB	TOP					
Gary Pettis, S OBP: 0.283, SLG: 0.270	F8		L8		FC6-4 1B		K			4	0	0	0	0	1	2						
Dave Bergman, L OBP: 0.394, SLG: 0.424	L5		G5-3		BB		G3			4	0	1	1	0	0	0						
Alan Trammell, R OBP: 0.375, SLG: 0.477										0	0	0	0	0	0	0						
Luis Salazar, R OBP: 0.298, SLG: 0.386			K					G6-4-3 1B		2	0	1	0	1	1	0						
Fred Lynn, L OBP: 0.304, SLG: 0.474	F4									3	0	1	0	1	0	4						
Scott Lusader, L OBP: 0.143, SLG: 0.333										0	0	0	0	0	0	0						
Matt Nokes, L OBP: 0.309, SLG: 0.424			G4-3							3	0	1	0	0	0	1						
Mike Heath, R OBP: 0.320, SLG: 0.388										1	0	0	0	0	0	2						
Chris Bando, S OBP: 0.217, SLG: 0.181										0	0	0	0	0	0	0						
Darrell Evans, L OBP: 0.333, SLG: 0.354										3	0	0	0	0	1	2						
Ray Knight, R OBP: 0.274, SLG: 0.291										1	0	0	0	0	0	2						
Chet Lemon, R OBP: 0.348, SLG: 0.416										3	0	0	0	0	1	3						
Bill Bean, L OBP: 0.250, SLG: 0.500										1	0	0	0	0	0	0						
Tom Brookens, R OBP: 0.319, SLG: 0.359										3	0	1	0	0	0	2						
Torey Lovullo, S OBP: 0.429, SLG: 0.333										1	0	0	0	0	0	0						
Jim Walewander, S OBP: 0.257, SLG: 0.254										4	1	1	0	0	0	1						
<b>Inning Stats</b>	R: 0 E: 0 K: 0 S: 9	H: 0 LOB: 1 BB: 0 P: 15	R: 0 E: 1 K: 0 S: 9	H: 0 LOB: 1 BB: 0 P: 16	R: 1 E: 0 K: 1 S: 7	H: 1 LOB: 0 BB: 0 P: 11	R: 0 E: 0 K: 1 S: 10	H: 0 LOB: 1 BB: 1 P: 19	R: 0 E: 0 K: 1 S: 9	H: 2 LOB: 3 BB: 1 P: 21	R: 0 E: 0 K: 1 S: 9	H: 1 LOB: 1 BB: 0 P: 13	R: 0 E: 0 K: 1 S: 10	H: 0 LOB: 0 BB: 0 P: 13	R: 0 E: 0 K: 0 S: 9	H: 2 LOB: 2 BB: 0 P: 13	R: 0 E: 0 K: 0 S: 6	H: 0 LOB: 0 BB: 0 P: 10	1B: 4 2B: 2 3B: 0 HR: 0	SF: 0 SAC: 0 DP: 1 HBP: 1	WP: 0 PB: 0 SB: 0 CS: 0	PA: 36
<b>PITCHER</b>	IP WLS BF H R ER SO BB IBB HBP BLK WP HR S P ERA WHIP																					
Dave Stieb, R ERA: 3.49	(1, 1) 7.0 W 31 6 1 1 4 2 0 0 1 1 0 0 0 67 113 1.29 1.143																					
Tony Castillo, L ERA: 1.5	(8, 1) 1.0 2 0 0 0 0 0 0 0 0 0 0 0 6 8 0.00 0.000																					
Mark Eichhorn, R ERA: 4.12	(9, 1) 1.0 3 0 0 0 0 0 0 0 0 0 0 0 6 10 0.00 0.000																					

**Detroit Tigers @ Toronto Blue Jays**  
Exhibition Stadium, Toronto, ON  
Tue Sep 13 1988, 7:05 PM EDT  
Att: 32,141 - Unknown - 61 F

**AB 33**  
**R 1**  
**H 6**  
**RBI 1**  
**BB 2**  
**SO 4**  
**LOB 19**



Batter	1	2	3	4	5	6	7	8	9	AB	R	H	RBI	BB	SO	LOB	BOTTOM	
Tony Fernandez, S OBP: 0.336, SLG: 0.381	K									3	0	1	1	2	1	0		
Alexis Infante, R OBP: 0.200, SLG: 0.111										0	0	0	0	0	0	0		
Lloyd Moseby, L OBP: 0.349, SLG: 0.375										4	1	1	0	1	1	4		
Rob Ducey, L OBP: 0.231, SLG: 0.269										0	0	0	0	0	0	0		
Fred McGriff, L OBP: 0.382, SLG: 0.579										5	0	1	1	0	0	1		
George Bell, R OBP: 0.309, SLG: 0.453										5	2	3	0	0	0	0		
Sil Campusano, R OBP: 0.273, SLG: 0.343										0	0	0	0	0	0	0		
Ernie Whitt, L OBP: 0.348, SLG: 0.403										3	2	1	2	2	1	2		
Sal Butera, R OBP: 0.246, SLG: 0.350										0	0	0	0	0	0	0		
Rance Mulliniks, L OBP: 0.393, SLG: 0.484										2	1	1	0	1	1	0		
Pat Borders, R OBP: 0.281, SLG: 0.467										1	1	0	0	1	0	1		
Jesse Barfield, R OBP: 0.305, SLG: 0.441										4	2	2	4	0	0	3		
Kelly Gruber, R OBP: 0.328, SLG: 0.442										3	0	0	0	1	0	0		
Manuel Lee, S OBP: 0.331, SLG: 0.360										4	0	0	0	0	3	2		
<b>Inning Stats</b>	R: 1 E: 0 K: 1 S: 13	H: 3 LOB: 3 BB: 1 P: 28	R: 0 E: 0 K: 2 S: 11	H: 0 LOB: 1 BB: 1 P: 21	R: 4 E: 0 K: 1 S: 24	H: 5 LOB: 2 BB: 1 P: 34	R: 0 E: 0 K: 1 S: 10	H: 0 LOB: 0 BB: 0 P: 14	R: 0 E: 0 K: 1 S: 8	H: 0 LOB: 1 BB: 1 P: 15	R: 4 E: 0 K: 0 S: 19	H: 2 LOB: 1 BB: 3 P: 32	R: 0 E: 0 K: 0 S: 5	H: 0 LOB: 1 BB: 1 P: 10	1B: 7 2B: 0 3B: 1 HR: 2	SF: 0 SAC: 0 DP: 0 HBP: 0	WP: 1 PB: 0 SB: 1 CS: 0	PA: 42
<b>PITCHER</b>	IP WLS BF H R ER SO BB IBB HBP BLK WP HR S P ERA WHIP																	
Ted Power, R ERA: 6.04	(1, 1) 2.1 L 16 7 5 5 3 5 1 1 0 0 1 1 0 48 74 2.46 1.091																	
Don Heinkel, R ERA: 3.96	(3, 1) 3.2 15 2 1 1 4 2 0 0 1 1 0 48 74 2.46 1.091																	
Paul Gibson, L ERA: 3.07	(7, 1) 2.0 11 1 3 3 0 4 0 0 0 0 0 1 20 37 13.50 2.500																	

**Detroit Tigers @ Toronto Blue Jays**  
Exhibition Stadium, Toronto, ON  
Tue Sep 13 1988, 7:05 PM EDT  
Att: 32,141 - Unknown - 61 F

**AB 34**  
**R 9**  
**H 10**  
**RBI 8**  
**BB 8**  
**SO 7**  
**LOB 13**






Batter	1	2	3	4	5	6	7	8	9	AB	R	H	RBI	BB	SO	LOB	TOP				
<b>Bill Bean, L</b> OBP: 0.182, SLG: 0.364 <b>Gary Pettis, S</b> OBP: 0.282, SLG: 0.269 (8, PH)	0-2 5-3		0-0 F7			1-2 F6		0-0 6-3		3	0	0	0	0	0	1					
<b>Dave Bergman, L</b> OBP: 0.383, SLG: 0.423 <b>Ray Knight, R</b> OBP: 0.273, SLG: 0.290 (8, PH)	1-1 1B		2-0 4-3			1-1 G6-3		0-1 G3		3	0	1	0	0	0	1					
<b>Fred Lynn, L</b> OBP: 0.304, SLG: 0.480	1-3 K					3-2 F8				4	1	1	1	0	2	1					
<b>Matt Nokes, L</b> OBP: 0.309, SLG: 0.422	1-3 K					0-0 G3				4	1	1	0	0	2	1					
<b>Darrell Evans, L</b> OBP: 0.334, SLG: 0.356										4	0	2	0	0	0	0					
<b>Chet Lemon, R</b> OBP: 0.345, SLG: 0.413										4	0	0	0	0	1	3					
<b>Luis Salazar, R</b> OBP: 0.302, SLG: 0.391										3	0	3	1	0	0	0					
<b>Tom Brookens, R</b> OBP: 0.319, SLG: 0.358										3	0	1	0	0	0	3					
<b>Jim Walewander, S</b> OBP: 0.261, SLG: 0.257										2	0	1	0	0	1	0					
<b>Inning Stats</b>	R: 0 H: 1 E: 0 K: 2 S: 12	H: 1 LOB: 1 BB: 0 P: 15	R: 0 H: 2 E: 0 K: 1 S: 10	H: 2 LOB: 1 BB: 0 P: 16	R: 0 H: 0 E: 0 K: 1 S: 5	H: 0 LOB: 0 BB: 0 P: 8	R: 0 H: 0 E: 0 K: 0 S: 6	H: 0 LOB: 0 BB: 0 P: 9	R: 0 H: 1 E: 0 K: 0 S: 8	H: 1 LOB: 0 BB: 0 P: 10	R: 1 H: 3 E: 0 K: 1 S: 12	H: 3 LOB: 2 BB: 0 P: 21	R: 0 H: 1 E: 0 K: 0 S: 6	H: 1 LOB: 1 BB: 0 P: 6	R: 1 H: 1 E: 0 K: 1 S: 14	H: 1 LOB: 0 BB: 0 P: 19	1B: 9 2B: 0 3B: 0 HR: 1	SF: 0 SAC: 1 DP: 3 HBP: 0	WP: 0 PB: 0 SB: 0 CS: 0	PA: 33	
<b>PITCHER</b>	IP	WLS	BF	H	R	ER	SO	BB	IBB	HBP	BLK	WP	HR	S	P	ERA	WHIP				
<b>Jim Clancy, R</b> ERA: 4.38	(1, 1)	7.1	27	9	1	1	5	0	0	0	0	0	0	63	91	1.23	1.227				
<b>John Cerutti, L</b> ERA: 3.41	(8, 1)	0.1	1	0	0	0	0	0	0	0	0	0	0	1	1	0.00	0.000				
<b>Duane Ward, R</b> ERA: 3.32	(8, 1)	1.1	W	5	1	1	1	0	0	0	0	0	1	16	21	6.75	0.750				

**Detroit Tigers @ Toronto Blue Jays**  
Exhibition Stadium, Toronto, ON  
Wed Sep 14 1988, 7:05 PM EDT  
Att: 32,469 - Unknown

livebaseballscores.com

AB 32  
R 2  
H 10  
RBI 2  
BB 0  
SO 6  
LOB 12




Batter	1	2	3	4	5	6	7	8	9	AB	R	H	RBI	BB	SO	LOB	BOTTOM				
<b>Tony Fernandez, S</b> OBP: 0.337, SLG: 0.381	1-1 6-3		4-1 FC6-4 BB					0-0 1B WP		3	1	1	0	1	0	1					
<b>Lloyd Moseby, L</b> OBP: 0.349, SLG: 0.374 <b>Rob Ducey, L</b> OBP: 0.222, SLG: 0.259 <b>Rance Mulliniks, L</b> OBP: 0.394, SLG: 0.484 <b>Sil Campusano, R</b> OBP: 0.273, SLG: 0.343 (8, PH)	4-2 G3 E BB		2-0 FC6-4 1B BB			1-2 F5		4-2 WP 1B BB		1	1	0	0	1	0	1					
<b>Fred McGriff, L</b> OBP: 0.381, SLG: 0.575	0-0 G3		4-1 1B BB			1-0 F8		2-3 K		3	0	0	0	1	1	4					
<b>George Bell, R</b> OBP: 0.310, SLG: 0.453	2-1 E1 2H		1-0 1B			2-1 5-3		0-1 WP 1B		4	0	2	1	0	0	0					
<b>Ernie Whitt, L</b> OBP: 0.344, SLG: 0.398	2-3 K					0-1 3-1		1-3 K		4	0	0	0	0	2	4					
<b>Jesse Barfield, R</b> OBP: 0.305, SLG: 0.438			2-1 F8			1-1 6-3		4-1 1B IBB		3	0	0	0	1	1	0					
<b>Rick Leach, L</b> OBP: 0.332, SLG: 0.340 <b>Alexis Infante, R</b> OBP: 0.200, SLG: 0.111 <b>Nelson Liriano, S</b> OBP: 0.273, SLG: 0.311 (8, PH)	0-1 G3		0-1 F8			0-1 F8		1-2 2-3 3-H G3		3	0	1	0	0	0	0					
<b>Kelly Gruber, R</b> OBP: 0.326, SLG: 0.440	0-1 6-3							0-1 G3		3	0	0	0	0	0	1					
<b>Manuel Lee, S</b> OBP: 0.333, SLG: 0.359			1-2 4-3			4-2 G4-6-3 BB		4-2 1B BB		1	1	0	0	2	0	0					
<b>Inning Stats</b>	R: 1 H: 0 E: 1 K: 1 S: 12	H: 0 LOB: 1 BB: 1 P: 21	R: 0 H: 0 E: 0 K: 0 S: 6	H: 0 LOB: 0 BB: 0 P: 8	R: 0 H: 1 E: 0 K: 0 S: 7	H: 1 LOB: 2 BB: 2 P: 19	R: 0 H: 0 E: 0 K: 0 S: 6	H: 0 LOB: 0 BB: 0 P: 7	R: 0 H: 0 E: 0 K: 0 S: 6	H: 0 LOB: 0 BB: 0 P: 10	R: 0 H: 1 E: 0 K: 1 S: 6	H: 1 LOB: 1 BB: 0 P: 11	R: 2 H: 2 E: 0 K: 2 S: 17	H: 2 LOB: 3 BB: 3 P: 32	1B: 3 2B: 1 3B: 0 HR: 0	SF: 0 SAC: 0 DP: 1 HBP: 0	WP: 2 PB: 0 SB: 0 CS: 0	PA: 34			
<b>PITCHER</b>	IP	WLS	BF	H	R	ER	SO	BB	IBB	HBP	BLK	WP	HR	S	P	ERA	WHIP				
<b>Walt Terrell, R</b> ERA: 3.97	(1, 1)	7.0	L	29	3	2	2	6	0	0	0	0	0	54	99	2.57	1.286				
<b>Willie Hernandez, L</b> ERA: 3.45	(8, 1)	0.1	1	0	0	0	1	0	0	0	0	0	0	3	5	0.00	0.000				
<b>Mike Henneman, R</b> ERA: 1.98	(8, 1)	0.2	4	1	0	0	1	0	1	0	0	1	0	8	13	0.00	1.500				

**Detroit Tigers @ Toronto Blue Jays**  
Exhibition Stadium, Toronto, ON  
Wed Sep 14 1988, 7:05 PM EDT  
Att: 32,469 - Unknown

livebaseballscores.com

AB 27  
R 3  
H 4  
RBI 1  
BB 7  
SO 4  
LOB 14





Batter	1	2	3	4	5	6	7	8	9	AB	R	H	RBI	BB	SO	LOB	TOP					
<b>Julio Franco, R</b> OBP: 0.361, SLG: 0.413 (1, 4)	4-0 F8-3 BB		1-1 FC1-6-5 2-3			3-2 FC6-4 1-2f G6-3			0-1 G6-4-3 1-2f	3	0	0	0	1	0	3	<b>Cleveland Indians @ Toronto Blue Jays</b> Exhibition Stadium, Toronto, ON Thu Sep 15 1988, 7:05 PM EDT Att: 28,544 - Unknown <a href="http://livebaseballscorecards.com">livebaseballscorecards.com</a>					
<b>Reggie Williams, R</b> OBP: 0.250, SLG: 0.417 (1, 7) <b>Mel Hall, L</b> OBP: 0.321, SLG: 0.407 (9, PH)	0-3 K		1-1 6-3			1-0 G6-3 1-2f			3-3 K	3	0	0	0	0	1	3						
<b>Joe Carter, R</b> OBP: 0.320, SLG: 0.494 (1, 8)	1 SAFE 3-1 F8-3 1-2			0-1 5-3			1-1 F6			3	0	0	0	0	0	1						
<b>Cory Snyder, R</b> OBP: 0.326, SLG: 0.489 (1, 9)		0-2 L5		1-3 K2-3			0-0 F9			3	0	0	0	0	1	0						
<b>Luis Medina, R</b> OBP: 0.400, SLG: 0.870 (1, 3)		2-2 L5		2-3 K			1-2 6-3			3	0	0	0	0	1	0						
<b>Brook Jacoby, R</b> OBP: 0.304, SLG: 0.338 (1, 5)		1-1 1B		1-1 G6-4-3 1B			0-1 F8			3	0	2	0	0	0	0						
<b>Carmen Castillo, R</b> OBP: 0.281, SLG: 0.335 (1, 10)		0-1 F7		0-1 G6-4-3 1-2f			0-1 F8			3	0	0	0	0	0	2						
<b>Ron Tingley, R</b> OBP: 0.240, SLG: 0.304 (1, 2)			3-1 F8		1-3 K		2-1 6-3			3	0	0	0	0	1	0						
<b>Jay Bell, R</b> OBP: 0.286, SLG: 0.273 (1, 6) <b>Terry Francona, L</b> OBP: 0.338, SLG: 0.377 (9, PH)			0-0 FC1-6-5 2B		0-1 FC6-4 1B		0-1 G6-4-3 1B			2	0	2	0	0	0	0						
<b>Inning Stats</b>	R: 0 E: 0 K: 1 S: 5	H: 0 LOB: 0 BB: 1 P: 12	R: 0 E: 0 K: 0 S: 10	H: 1 LOB: 1 BB: 0 P: 13	R: 0 E: 0 K: 0 S: 7	H: 1 LOB: 0 BB: 0 P: 12	R: 0 E: 0 K: 2 S: 8	H: 0 LOB: 0 BB: 0 P: 11	R: 0 E: 0 K: 1 S: 7	H: 1 LOB: 0 BB: 0 P: 9	R: 0 E: 0 K: 0 S: 6	H: 0 LOB: 0 BB: 0 P: 10	R: 0 E: 0 K: 0 S: 7	H: 0 LOB: 0 BB: 0 P: 9	R: 0 E: 0 K: 0 S: 6	H: 0 LOB: 0 BB: 0 P: 8		R: 0 E: 0 K: 1 S: 6	H: 1 LOB: 0 BB: 0 P: 9	1B: 4 2B: 2 3B: 0 HR: 0	SF: 0 SAC: 0 DP: 4 HBP: 0	WP: 0 PB: 0 SB: 0 CS: 0
<b>PITCHER</b> <b>Jeff Musselman, L</b> ERA: 2.96 <b>Tom Henke, R</b> ERA: 2.92	IP: 8.0 WLS: W BF: 26	H: 4 R: 0 ER: 0 SO: 4	BB: 1 IBB: 0 HBP: 0 BLK: 0	WP: 0 HR: 0 S: 56 P: 84	ERA: 0.00 WHIP: 0.625	IP: 1.0 WLS: S BF: 3	H: 1 R: 0 ER: 0 SO: 1	BB: 0 IBB: 0 HBP: 0 BLK: 0	WP: 0 HR: 0 S: 6 P: 9	ERA: 0.00 WHIP: 1.000												

Batter	1	2	3	4	5	6	7	8	9	AB	R	H	RBI	BB	SO	LOB	BOTTOM								
<b>Tony Fernandez, S</b> OBP: 0.338, SLG: 0.382 (1, 6)	4-2 FC6-5 BB		0-0 G3		1 SAFE 3-0 1-H 2B		3-2 1-3			3	0	1	1	1	0	0	<b>Cleveland Indians @ Toronto Blue Jays</b> Exhibition Stadium, Toronto, ON Thu Sep 15 1988, 7:05 PM EDT Att: 28,544 - Unknown <a href="http://livebaseballscorecards.com">livebaseballscorecards.com</a>								
<b>Lloyd Moseby, L</b> OBP: 0.350, SLG: 0.372 (1, 8)	1 SAFE 2-1 FC6-5 1B		4-2 K		1-1 1-3		4-0 G3-6-3 BB			2	1	0	0	2	0	2									
<b>Fred McGriff, L</b> OBP: 0.380, SLG: 0.572 (1, 3)	2-2 1-H 1B		1-3 K		0-3 K		3-0 G3-6-3			4	0	1	1	0	2	3									
<b>George Bell, R</b> OBP: 0.310, SLG: 0.451 (1, 7)	2-2 L4			0-0 5-3		1-1 1-3		0-1 WP SH1 1B		4	0	1	0	0	0	1									
<b>Ernie Whitt, L</b> OBP: 0.344, SLG: 0.398 (1, 2)	1-2 F4			3-1 2-3		1-0 1B FC6-4 1B		1 SAFE 0-0 SH1		3	1	1	0	0	0	1									
<b>Rance Mulliniks, L</b> OBP: 0.399, SLG: 0.489 (1, 10) <b>Pat Borders, R</b> OBP: 0.281, SLG: 0.467 (8, PH) <b>Rick Leach, L</b> OBP: 0.330, SLG: 0.339 (8, PH)		0-1 6-3 2B		4-2 BB		4-1 FC6-4 1B 1-2 BB		1-3 K		1	0	1	0	2	0	0									
<b>Jesse Barfield, R</b> OBP: 0.305, SLG: 0.436 (1, 9)		1-3 K		3-3 K		2-2 FC6-4 1B 1-2 2-3 1B		2-1 L4		4	0	1	0	0	2	3									
<b>Kelly Gruber, R</b> OBP: 0.324, SLG: 0.437 (1, 5)		3-2 6-3 2-3		3-3 K		2-2 FC6-4				3	0	0	1	0	1	3									
<b>Nelson Liriano, S</b> OBP: 0.273, SLG: 0.311 (1, 4)		1-0 4-3		0-0 2B 1B		1-0 F9				3	1	1	0	0	0	3									
<b>Inning Stats</b>	R: 1 E: 0 K: 0 S: 17	H: 1 LOB: 1 BB: 1 P: 28	R: 0 E: 0 K: 1 S: 11	H: 1 LOB: 0 BB: 0 P: 16	R: 0 E: 0 K: 1 S: 6	H: 0 LOB: 0 BB: 1 P: 11	R: 0 E: 0 K: 1 S: 11	H: 0 LOB: 1 BB: 1 P: 21	R: 1 E: 0 K: 2 S: 12	H: 2 LOB: 1 BB: 0 P: 18	R: 0 E: 0 K: 0 S: 5	H: 0 LOB: 0 BB: 1 P: 15	R: 0 E: 0 K: 1 S: 8	H: 1 LOB: 1 BB: 0 P: 11	1B: 5 2B: 2 3B: 0 HR: 0	SF: 0 SAC: 1 DP: 1 HBP: 0		WP: 1 PB: 0 SB: 3 CS: 0	PA: 34						
<b>PITCHER</b> <b>Mike Walker, R</b> ERA: 3.24 <b>Scott Bailes, L</b> ERA: 4.89 <b>Don Gordon, R</b> ERA: 4.17	IP: 6.0 WLS: L BF: 27	H: 6 R: 3 ER: 3 SO: 5	BB: 4 IBB: 0 HBP: 0 BLK: 0	WP: 0 HR: 0 S: 68 P: 116	ERA: 4.50 WHIP: 1.667	IP: 1.1 WLS: 5 BF: 5	H: 1 R: 0 ER: 0 SO: 0	BB: 1 IBB: 0 HBP: 0 BLK: 0	WP: 0 HR: 0 S: 8 P: 18	ERA: 0.00 WHIP: 1.500	IP: 0.2 WLS: 2 BF: 0	H: 0 R: 0 ER: 0 SO: 1	BB: 0 IBB: 0 HBP: 0 BLK: 0	WP: 1 HR: 0 S: 5 P: 8	ERA: 0.00 WHIP: 0.000										

AB 28  
R 0  
H 5  
RBI 0  
BB 1  
SO 5  
LOB 9



AB 28  
R 3  
H 7  
RBI 3  
BB 5  
SO 6  
LOB 17





Batter	1	2	3	4	5	6	7	8	9	10	AB	R	H	RBI	BB	SO	LOB	TOP						
<b>Julio Franco, R</b> OBP: 0.359, SLG: 0.409 (1, 4)	1-3		K		6-3	3-1			6-3 F7 BB	K	5	0	0	0	1	2	7							
<b>Reggie Williams, R</b> OBP: 0.200, SLG: 0.333 <b>Mel Hall, L</b> OBP: 0.322, SLG: 0.406 (7, PH)	4-3		FC5 2B E		6-3		2B 1B BB		F7		3	1	0	0	0	0	2							
<b>Joe Carter, R</b> OBP: 0.324, SLG: 0.504 (1, 8)	1B		E 2B		3B		1B 2B		6-3		5	0	4	1	0	0	1							
<b>Cory Snyder, R</b> OBP: 0.327, SLG: 0.487 (1, 9)	F9		E6		K		1B		IBB		4	0	1	1	1	1	3							
<b>Luis Medina, R</b> OBP: 0.345, SLG: 0.741 <b>Willie Upshaw, L</b> OBP: 0.337, SLG: 0.380 (9, PH)		6-3	K			5-3			K		4	0	0	0	0	2	3							
<b>Brook Jacoby, R</b> OBP: 0.303, SLG: 0.337 (1, 5)	K				6-3		1B 1B		K		5	0	1	0	0	2	1							
<b>Carmen Castillo, R</b> OBP: 0.281, SLG: 0.333 <b>Dave Clark, L</b> OBP: 0.348, SLG: 0.398 (10, PH)	F4				L8		1B 1B		F3		4	0	1	0	0	0	0							
<b>Andy Allanson, R</b> OBP: 0.290, SLG: 0.304 <b>Terry Francona, L</b> OBP: 0.337, SLG: 0.375 <b>Ron Tingley, R</b> OBP: 0.231, SLG: 0.292 (8, 2)			FC5 1B		1B		L8		K2-3		3	0	2	0	0	0	2							
<b>Jay Bell, R</b> OBP: 0.290, SLG: 0.278 <b>Ron Kittle, R</b> OBP: 0.324, SLG: 0.536 <b>Paul Zuvella, R</b> OBP: 0.286, SLG: 0.277 (10, PR)			FC5 2B 1B		K		1B		4-3		4	1	2	0	0	1	1							
<b>Inning Stats</b>	R: 0 E: 0 K: 0 S: 9	H: 1 LOB: 1 BB: 0 P: 11	R: 0 E: 0 K: 1 S: 5	H: 0 LOB: 0 BB: 0 P: 7	R: 2 E: 1 K: 2 S: 14	H: 3 LOB: 2 BB: 0 P: 21	R: 0 E: 0 K: 1 S: 7	H: 1 LOB: 1 BB: 0 P: 11	R: 0 E: 0 K: 1 S: 13	H: 1 LOB: 1 BB: 0 P: 21	R: 0 E: 0 K: 1 S: 10	H: 3 LOB: 3 BB: 0 P: 16	R: 1 E: 0 K: 2 S: 18	H: 2 LOB: 1 BB: 1 P: 27	R: 0 E: 0 K: 1 S: 6	H: 0 LOB: 0 BB: 0 P: 8	R: 0 E: 0 K: 1 S: 7	H: 0 LOB: 2 BB: 2 P: 17	R: 0 E: 0 K: 2 S: 14	H: 1 LOB: 2 BB: 1 P: 25	1B: 9 2B: 2 3B: 1 HR: 0	SF: 0 SAC: 0 DP: 0 HBP: 0	WP: 0 PB: 0 SB: 0 CS: 0	PA: 46
<b>PITCHER</b>	IP	WLS	BF	H	R	ER	SO	BB	IBB	HBP	BLK	WP	HR	S	P	ERA	WHIP							
<b>Mike Flanagan, L</b> ERA: 4.22	(1, 1)	5.2	27	9	2	1	5	0	0	0	0	0	0	55	83	1.59	1.588							
<b>Duane Ward, R</b> ERA: 3.31	(6, 1)	3.0	13	2	1	1	3	2	1	0	0	0	0	30	51	3.00	1.333							
<b>Tony Castillo, L</b> ERA: 1.46	(9, 1)	0.1	1	0	0	0	1	0	0	0	0	0	0	4	5	0.00	0.000							
<b>Tom Henke, R</b> ERA: 2.88	(10, 1)	1.0	W	5	1	0	0	2	1	0	0	0	0	14	25	0.00	2.000							

Cleveland Indians @ Toronto Blue Jays  
Exhibition Stadium, Toronto, ON  
Fri Sep 16 1988, 7:05 PM EDT  
Att: 30,276 - Unknown - 55 F

AB 42  
R 3  
H 12  
RBI 2  
BB 4  
SO 11  
LOB 24



Batter	1	2	3	4	5	6	7	8	9	10	AB	R	H	RBI	BB	SO	LOB	BOTTOM						
<b>Tony Fernandez, S</b> OBP: 0.339, SLG: 0.381 <b>Nelson Limano, S</b> OBP: 0.273, SLG: 0.311 (10, 4)	G3		K		2B 1B		G3		FC4-2 E IBB		4	0	1	0	1	1	1							
<b>Lloyd Moseby, L</b> OBP: 0.349, SLG: 0.370 (1, 8)	S 1B		K		F7		E6 BB		E4 FC4-2		5	0	1	0	0	1	3							
<b>Fred McGriff, L</b> OBP: 0.360, SLG: 0.572 (1, 3)	F8		3-1		2B		1-3 BB BB		FC4-2		4	0	1	0	1	0	4							
<b>George Bell, R</b> OBP: 0.311, SLG: 0.455 (1, 7)	F3		HR		F9		4-0 1-3 BB		6-3		4	1	1	1	1	0	6							
<b>Ernie Whitt, L</b> OBP: 0.344, SLG: 0.396 <b>Cecil Fielder, R</b> OBP: 0.301, SLG: 0.452 <b>Rick Leach, L</b> OBP: 0.329, SLG: 0.337 <b>Sal Butera, R</b> OBP: 0.246, SLG: 0.350 <b>Pat Borders, R</b> OBP: 0.286, SLG: 0.471 (10, PH)		4-2	1B E BB		4-3		F7		1-3		2	1	0	0	1	0	0							
<b>Rancos Mulliniks, L</b> OBP: 0.399, SLG: 0.484 (1, 10)	L7				F7		4-3		IBB		3	0	0	0	2	0	1							
<b>Jesse Barfield, R</b> OBP: 0.301, SLG: 0.431 (1, 9)	K		K		K		K		F3		5	0	0	0	0	3	6							
<b>Kelly Gruber, R</b> OBP: 0.327, SLG: 0.441 (1, 5)	E9 3B 1B		F2		F2		6-3		FC4-2 SH5-4 1B		5	1	3	1	0	0	0							
<b>Manuel Lee, S</b> OBP: 0.333, SLG: 0.364 (10, 6)	3B				6-3		L8		SH5-4		3	0	1	1	0	0	0							
<b>Inning Stats</b>	R: 0 E: 0 K: 0 S: 9	H: 1 LOB: 1 BB: 1 P: 13	R: 2 E: 1 K: 2 S: 13	H: 2 LOB: 2 BB: 1 P: 25	R: 1 E: 0 K: 1 S: 7	H: 1 LOB: 0 BB: 0 P: 10	R: 0 E: 0 K: 1 S: 8	H: 0 LOB: 0 BB: 0 P: 11	R: 0 E: 0 K: 0 S: 12	H: 2 LOB: 2 BB: 0 P: 19	R: 0 E: 0 K: 1 S: 8	H: 0 LOB: 0 BB: 0 P: 14	R: 0 E: 0 K: 0 S: 9	H: 0 LOB: 0 BB: 0 P: 14	R: 0 E: 1 K: 0 S: 9	H: 1 LOB: 3 BB: 1 P: 15	R: 1 E: 0 K: 0 S: 10	H: 2 LOB: 2 BB: 1 P: 18	1B: 5 2B: 2 3B: 1 HR: 1	SF: 0 SAC: 1 DP: 0 HBP: 0	WP: 0 PB: 0 SB: 1 CS: 0	PA: 44		
<b>PITCHER</b>	IP	WLS	BF	H	R	ER	SO	BB	IBB	HBP	BLK	WP	HR	S	P	ERA	WHIP							
<b>Tom Candiotti, R</b> ERA: 3.38	(1, 1)	7.0	28	6	3	3	5	2	0	0	0	0	0	66	106	3.86	1.000							
<b>Scott Bailes, L</b> ERA: 4.87	(8, 1)	0.1	3	0	0	0	0	2	0	0	0	0	0	3	13	0.00	6.000							
<b>Don Gordon, R</b> ERA: 4.18	(8, 1)	2.0	L	13	3	1	1	1	2	0	0	0	0	25	45	4.50	2.000							

Cleveland Indians @ Toronto Blue Jays  
Exhibition Stadium, Toronto, ON  
Fri Sep 16 1988, 7:05 PM EDT  
Att: 30,276 - Unknown - 55 F

AB 37  
R 4  
H 9  
RBI 3  
BB 6  
SO 5  
LOB 23









Batter	1	2	3	4	5	6	7	8	9	AB	R	H	RBI	BB	SO	LOB	TOP					
<b>Julio Franco, R</b> (1, 4) OBP: 0.361, SLG: 0.415	G6-3			1B BB FC5-2		G6-3			G5-3	4	0	1	0	0	0	0	<b>Cleveland Indians @ Toronto Blue Jays</b> Exhibition Stadium, Toronto, ON Sun Sep 18 1988, 3:33 AM EDT Att: 34,422 - Sunny - 74 F <a href="http://livebaseballscorecards.com">livebaseballscorecards.com</a>					
<b>Willie Upshaw, L</b> (1, 3) OBP: 0.338, SLG: 0.382	P5			FC5-2 1B BB		F8			2B	3	0	1	0	1	0							
<b>Joe Carter, R</b> (1, 8) OBP: 0.321, SLG: 0.498	F8			FC5-2 1B		G3-1			K	4	0	1	0	0	1							
<b>Mel Hall, L</b> (1, 10) OBP: 0.321, SLG: 0.405		F2		F8					G3-1	4	0	1	0	0	4							
<b>Cory Snyder, R</b> (1, 9) OBP: 0.329, SLG: 0.490		G3-6-1 BB		FC5-2					K	2	0	0	0	1	1							
<b>Dave Clark, L</b> (1, 7) OBP: 0.348, SLG: 0.390	G3-6-1			L8					G4-6-3	3	0	0	0	0	5							
<b>Brook Jacoby, R</b> (1, 5) OBP: 0.301, SLG: 0.333				F7		F8			G5-3	3	0	0	0	0	0							
<b>Andy Allanson, R</b> (1, 2) OBP: 0.292, SLG: 0.306				K		F8			L7	3	0	0	0	0	1							
<b>Jay Bell, R</b> (1, 6) OBP: 0.294, SLG: 0.287				G6-3		K			F8	3	0	0	0	0	1							
<b>Inning Stats</b>	R: 0 E: 0 K: 0 S: 9	H: 0 LOB: 0 BB: 0 P: 14	R: 0 E: 0 K: 0 S: 6	H: 0 LOB: 0 BB: 1 P: 13	R: 0 E: 0 K: 1 S: 7	H: 0 LOB: 0 BB: 0 P: 13	R: 0 E: 0 K: 0 S: 11	H: 2 LOB: 3 BB: 1 P: 17	R: 0 E: 0 K: 1 S: 6	H: 0 LOB: 0 BB: 0 P: 11	R: 0 E: 0 K: 0 S: 8	H: 0 LOB: 0 BB: 0 P: 12	R: 0 E: 0 K: 1 S: 6	H: 1 LOB: 0 BB: 0 P: 7	R: 0 E: 0 K: 0 S: 4	H: 0 LOB: 0 BB: 0 P: 6		R: 0 E: 0 K: 1 S: 10	H: 1 LOB: 1 BB: 0 P: 14	1B: 3 2B: 1 3B: 0 HR: 0	SF: 0 SAC: 0 DP: 2 HBP: 0	WP: 0 PB: 0 CS: 0
<b>PITCHER</b> <b>Dave Stieb, R</b> (1, 1) ERA: 3.33	IP: 9.0 WLS: W BF: 31 H: 4 R: 0 ER: 0 SO: 4 BB: 2 IBB: 0 HBP: 0 BLK: 0 WP: 0 HR: 0 S: 67 P: 107 ERA: 0.00 WHIP: 0.667																					
<b>Batter</b>	1	2	3	4	5	6	7	8	9	AB	R	H	RBI	BB	SO	LOB	BOTTOM					
<b>Tony Fernandez, S</b> (1, 6) OBP: 0.338, SLG: 0.379	F7			F7					F8	3	0	0	0	0	0	0	<b>Cleveland Indians @ Toronto Blue Jays</b> Exhibition Stadium, Toronto, ON Sun Sep 18 1988, 3:33 AM EDT Att: 34,422 - Sunny - 74 F <a href="http://livebaseballscorecards.com">livebaseballscorecards.com</a>					
<b>Lloyd Moseby, L</b> (1, 8) OBP: 0.346, SLG: 0.369	G6-3			2B					K	4	1	1	0	0	1	3						
<b>Fred McGriff, L</b> (1, 3) OBP: 0.379, SLG: 0.569	F7			2B					1-3	4	0	1	1	0	0	3						
<b>George Bell, R</b> (1, 7) OBP: 0.308, SLG: 0.452		P4		FC1-6-5					F8	4	1	1	0	0	0	1						
<b>Ernie Whitt, L</b> (1, 2) OBP: 0.343, SLG: 0.402		F3		K					G4-3	4	1	1	1	0	1	1						
<b>Rance Mulliniks, L</b> (1, 10) OBP: 0.398, SLG: 0.484		G4-3							G4-3	4	0	1	0	0	1	0						
<b>Jesse Barfield, R</b> (1, 9) OBP: 0.301, SLG: 0.433				G6-3					F9	3	1	1	0	0	0	1						
<b>Kelly Gruber, R</b> (1, 5) OBP: 0.328, SLG: 0.439				F9					L3	3	0	1	1	0	0	1						
<b>Manuel Lee, S</b> (1, 4) OBP: 0.335, SLG: 0.365				K					G4-3	3	0	1	0	0	1	0						
<b>Inning Stats</b>	R: 0 E: 0 K: 0 S: 4	H: 0 LOB: 0 BB: 0 P: 6	R: 0 E: 0 K: 0 S: 7	H: 0 LOB: 0 BB: 0 P: 14	R: 0 E: 0 K: 1 S: 8	H: 0 LOB: 0 BB: 0 P: 11	R: 1 E: 0 K: 1 S: 13	H: 2 LOB: 1 BB: 0 P: 17	R: 1 E: 0 K: 0 S: 9	H: 3 LOB: 3 BB: 0 P: 14	R: 1 E: 0 K: 1 S: 17	H: 2 LOB: 1 BB: 0 P: 24	R: 0 E: 0 K: 1 S: 10	H: 0 LOB: 0 BB: 0 P: 12	R: 1 E: 0 K: 0 S: 9	H: 1 LOB: 0 BB: 0 P: 13		1B: 2 2B: 4 3B: 1 HR: 1	SF: 0 SAC: 0 DP: 0 HBP: 1	WP: 1 PB: 0 CS: 0	PA: 33	
<b>PITCHER</b> <b>Rod Nichols, R</b> (1, 1) ERA: 5.47	IP: 8.0 WLS: L BF: 33 H: 8 R: 4 ER: 4 SO: 4 BB: 0 IBB: 0 HBP: 1 BLK: 0 WP: 1 HR: 1 S: 77 P: 111 ERA: 4.50 WHIP: 1.000																					



Batter	1	2	3	4	5	6	7	8	9	AB	R	H	RBI	BB	SO	LOB	TOP				
Wade Boggs, L (1, 5) OBP: 0.467, SLG: 0.482	1-0 SH1-4 1B	0-2 L8			1 SAFE 2-2 F7		2-0 G4-6-3		3-2 1B	5	1	2	1	0	0	2					
Marty Barrett, R (1, 4) OBP: 0.326, SLG: 0.336	0-0 SH1-4 1B		2-2 6-3		0-0 1-2 1B			0-2 4-3	0-3 1B	5	1	2	0	0	1	3					
Ellis Burks, R (1, 8) OBP: 0.371, SLG: 0.488	2-1 SH1-4		1-1 F4		1-0 F7			1-3 K		3	0	0	0	0	1	2					
Mike Greenwell, L (1, 7) OBP: 0.427, SLG: 0.546	1-1 L6		1-0 F8			1-0 FC6-4 1B		0-1 1B		4	0	2	0	0	0	2					
Todd Benzinger, S (1, 9) OBP: 0.304, SLG: 0.447	1-2 2-H 3-H 1B		0-3 K		2-3 K			3-3 K		4	1	1	2	0	3	2					
Jim Rice, R (1, 10) OBP: 0.335, SLG: 0.396	0-0 2-H 3-H 1B		0-1 F9		1 SAFE 0-2 FC6-4				4-2 B 1B	3	0	1	1	1	0	1					
Randy Kutcher, R (9, PR) OBP: 0.125, SLG: 0.125					1 SAFE 0-2 FC5-4					0	1	0	0	0	0	0					
Larry Parrish, R (1, 3) OBP: 0.268, SLG: 0.356	2-3 K		1-1 6-3		0-0 FC5-4				3-3 K	3	0	0	0	0	1	2					
Kevin Romine, R (6, 9) OBP: 0.239, SLG: 0.288										0	0	0	0	0	0	0					
Spike Owen, S (9, PH) OBP: 0.326, SLG: 0.370					1-2 1B					1	0	0	0	0	1	1					
Jody Reed, R (1, 6) OBP: 0.401, SLG: 0.402		2-2 5-3			4-1 1B BB			1-2 6-3	0-2 1B	3	0	1	0	1	0	0					
Rich Gedman, L (1, 2) OBP: 0.269, SLG: 0.352		1-2 5-3			1 SAFE 0-0 F7			0-2 G4-6-3 1B	1-3 K	4	0	1	0	0	1	3					
<b>Inning Stats</b>	R: 3 E: 0 K: 1 S: 15	H: 4 LOB: 1 BB: 0 P: 22	R: 0 E: 0 K: 0 S: 11	H: 0 LOB: 0 BB: 0 P: 14	R: 0 E: 0 K: 0 S: 6	H: 0 LOB: 0 BB: 0 P: 10	R: 0 E: 0 K: 1 S: 8	H: 0 LOB: 0 BB: 0 P: 9	R: 0 E: 0 K: 0 S: 7	H: 1 LOB: 2 BB: 1 P: 14	R: 0 E: 0 K: 1 S: 8	H: 1 LOB: 1 BB: 0 P: 11	R: 0 E: 0 K: 2 S: 12	H: 1 LOB: 1 BB: 0 P: 16	R: 1 E: 0 K: 3 S: 27	H: 2 LOB: 3 BB: 1 P: 38	1B: 10 2B: 0 3B: 0 HR: 0	SF: 0 SAC: 1 DP: 1 HBP: 0	WP: 0 PB: 0 SB: 0 CS: 0	PA: 38	
<b>PITCHER</b>	IP WLS BF H R ER SO BB IBB HBP BLK WP HR S P ERA WHIP	7.0 W 28 7 3 3 3 1 0 0 0 0 0 63 91 3.86 1.143	1.2 9 3 1 1 4 1 0 0 0 0 0 0 36 51 5.40 2.400	0.1 S 1 0 0 0 1 0 0 0 0 0 0 3 3 0.00 0.000	<b>PITCHER</b>										IP WLS BF H R ER SO BB IBB HBP BLK WP HR S P ERA WHIP						
Jim Clancy, R (1, 1) ERA: 4.36											7.0 W 28 7 3 3 3 1 0 0 0 0 0 63 91 3.86 1.143										
Tom Henke, R (8, 1) ERA: 2.94											1.2 9 3 1 1 4 1 0 0 0 0 0 0 36 51 5.40 2.400										
Duane Ward, R (9, 1) ERA: 3.3											0.1 S 1 0 0 0 1 0 0 0 0 0 0 3 3 0.00 0.000										

**Boston Red Sox @ Toronto Blue Jays**  
Exhibition Stadium, Toronto, ON  
Mon Sep 19 1988, 7:05 PM EDT  
Att: 28,455 - Unknown - 65 F

AB 35  
R 4  
H 10  
RBI 4  
BB 2  
SO 8  
LOB 18



Batter	1	2	3	4	5	6	7	8	9	AB	R	H	RBI	BB	SO	LOB	BOTTOM				
Tony Fernandez, S (1, 6) OBP: 0.337, SLG: 0.379	1-1 F7		2-0 4-3			0-2 G1	0-2 1B			4	0	1	2	0	0	1					
Lloyd Moseby, L (1, 8) OBP: 0.344, SLG: 0.366	0-0 6-3			0-1 L7		1-0 F7	2-2 F8			4	0	0	0	0	0	1					
Ernie Whitt, L (1, 2) OBP: 0.345, SLG: 0.400	1-2 F9			2-2 6-3			4-2 2B SF7 BB	4-1 G6-4-3 BB		2	1	0	0	2	0	0					
George Bell, R (1, 7) OBP: 0.306, SLG: 0.449		0-3 K		1-3 K			1-1 F7	1-0 G6-4-3	1-2 1B	4	0	0	0	0	2	2					
Fred McGriff, L (1, 3) OBP: 0.380, SLG: 0.570		1-3 K			0-1 F8		0-0 1B 2B	1-0 1B		4	1	2	0	0	1	0					
Rance Mulliniks, L (1, 10) OBP: 0.394, SLG: 0.479		1-1 F9			3-3 K		3-2 SF7	2-3 K		3	0	0	1	0	2	1					
Jesse Barfield, R (1, 9) OBP: 0.305, SLG: 0.435			3-1 G4-6-3 1B		0-0 1B		4-2 1B E BB			2	1	2	0	1	0	0					
Kelly Gruber, R (1, 5) OBP: 0.328, SLG: 0.438			2-2 G4-6-3		1 SAFE 1-3 K		0-0 E 1B 1B			3	1	1	1	0	1	2					
Manuel Lee, S (1, 4) OBP: 0.335, SLG: 0.365			2-2 1B			1-3 K	1-2 E1 1B			3	1	1	0	0	1	1					
<b>Inning Stats</b>	R: 0 E: 0 K: 0 S: 7	H: 0 LOB: 0 BB: 0 P: 9	R: 0 E: 0 K: 2 S: 8	H: 0 LOB: 0 BB: 0 P: 10	R: 0 E: 0 K: 0 S: 10	H: 2 LOB: 1 BB: 0 P: 18	R: 0 E: 0 K: 1 S: 10	H: 0 LOB: 0 BB: 0 P: 13	R: 0 E: 0 K: 2 S: 9	H: 1 LOB: 1 BB: 0 P: 13	R: 0 E: 0 K: 1 S: 10	H: 0 LOB: 0 BB: 0 P: 12	R: 5 E: 1 K: 0 S: 26	H: 3 LOB: 1 BB: 2 P: 41	R: 0 E: 0 K: 1 S: 9	H: 1 LOB: 1 BB: 1 P: 16	1B: 6 2B: 1 3B: 0 HR: 0	SF: 1 SAC: 0 DP: 2 HBP: 0	WP: 0 PB: 0 SB: 0 CS: 0	PA: 33	
<b>PITCHER</b>	IP WLS BF H R ER SO BB IBB HBP BLK WP HR S P ERA WHIP	6.2 L 4 2 3 0 0 1 0 0 0 0 0 12 17 ∞ ∞	0.0 2 0 0 0 0 1 0 0 0 0 0 0 5 11 0.00 3.000	1.0 3 1 0 0 1 0 0 0 0 0 0 0 8 11 0.00 1.000	<b>PITCHER</b>										IP WLS BF H R ER SO BB IBB HBP BLK WP HR S P ERA WHIP						
Mike Boddicker, R (1, 1) ERA: 3.62											6.2 L 4 2 3 0 0 1 0 0 0 0 0 12 17 ∞ ∞										
Dennis Lamp, R (7, 1) ERA: 3.16											0.0 2 0 0 0 0 1 0 0 0 0 0 0 5 11 0.00 3.000										
Tom Bolton, L (7, 1) ERA: 3.55											1.0 3 1 0 0 1 0 0 0 0 0 0 0 8 11 0.00 1.000										
Bob Stanley, R (8, 1) ERA: 3.24											1.0 3 1 0 0 1 0 0 0 0 0 0 0 8 11 0.00 1.000										

**Boston Red Sox @ Toronto Blue Jays**  
Exhibition Stadium, Toronto, ON  
Mon Sep 19 1988, 7:05 PM EDT  
Att: 28,455 - Unknown - 65 F

AB 29  
R 5  
H 7  
RBI 4  
BB 3  
SO 7  
LOB 8









Batter	1	2	3	4	5	6	7	8	9	AB	R	H	RBI	BB	SO	LOB	TOP					
Jody Reed, R OBP: 0.397, SLG: 0.397 (1, 6)	5-3		K			F3		4-3		4	0	0	0	0	1	1						
Marty Barrett, R OBP: 0.324, SLG: 0.333 (1, 4)	F9				F8		F9		4-3	4	0	0	0	0	0	0						
Kevin Romine, R OBP: 0.278, SLG: 0.306 Todd Benzinger, S OBP: 0.302, SLG: 0.443 (9, PH)	F6				FC6-4 1B		6-3		K	3	0	1	0	0	0	0						
Mike Greenwell, L OBP: 0.425, SLG: 0.545 (1, 7)					FC6-4 1-2				1B	3	0	1	0	1	0	1						
Ellis Burks, R OBP: 0.371, SLG: 0.486 (1, 8)	FC6-4 1-2				FC5-4 1-2		F8		1B	4	0	1	0	0	0	2						
Jim Rice, R OBP: 0.331, SLG: 0.397 (1, 10)	L9						6-3		F9	4	0	0	0	0	0	3						
Larry Parrish, R OBP: 0.267, SLG: 0.351 (1, 3)	F7						6-3		5-3	3	0	0	0	0	0	1						
Ed Romero, R OBP: 0.323, SLG: 0.328 (1, 5)									F8	3	0	2	0	0	0	0						
Rick Cerone, R OBP: 0.336, SLG: 0.372 Dwight Evans, R OBP: 0.378, SLG: 0.485 (8, PH) Randy Kutcher, R OBP: 0.125, SLG: 0.125 (8, PR) Rich Gedman, L OBP: 0.270, SLG: 0.364 (8, 2)					G5-4-3 1B				F8	2	0	0	0	0	0	2						
<b>Inning Stats</b>	R: 0 E: 0 K: 0 S: 7	H: 0 LOB: 0 BB: 0 P: 11	R: 0 E: 0 K: 0 S: 6	H: 0 LOB: 1 BB: 1 P: 13	R: 0 E: 0 K: 1 S: 12	H: 1 LOB: 0 BB: 0 P: 17	R: 0 E: 0 K: 0 S: 7	H: 1 LOB: 1 BB: 0 P: 9	R: 0 E: 0 K: 0 S: 6	H: 1 LOB: 1 BB: 0 P: 10	R: 0 E: 0 K: 0 S: 7	H: 0 LOB: 0 BB: 0 P: 11	R: 0 E: 0 K: 0 S: 8	H: 0 LOB: 0 BB: 0 P: 13	R: 0 E: 0 K: 0 S: 9	H: 1 LOB: 1 BB: 0 P: 14	R: 0 E: 0 K: 1 S: 13	H: 2 LOB: 2 BB: 0 P: 20	1B: 6 2B: 0 3B: 0 HR: 0	SF: 0 SAC: 0 DP: 1 HBP: 0	WP: 0 PB: 0 SB: 0 CS: 0	PA: 33
<b>PITCHER</b>	IP	WLS	BF	H	R	ER	SO	BB	IBB	HBP	BLK	WP	HR	S	P	ERA	WHIP					
Mike Flanagan, L ERA: 4.05 (1, 1)	8.0	W	28	4	0	0	1	1	0	0	0	0	0	62	98	0.00	0.625					
Duane Ward, R ERA: 3.27 (9, 1)	1.0	S	5	2	0	0	1	0	0	0	0	0	0	13	20	0.00	2.000					

**Boston Red Sox @ Toronto Blue Jays**  
Exhibition Stadium, Toronto, ON  
Wed Sep 21 1988, 7:05 PM EDT  
Att: 30,344 - Unknown - 55 F

AB 32  
R 0  
H 6  
RBI 0  
BB 1  
SO 2  
LOB 10



Batter	1	2	3	4	5	6	7	8	9	AB	R	H	RBI	BB	SO	LOB	BOTTOM				
Tony Fernandez, S OBP: 0.333, SLG: 0.374 (1, 6)	L7		L9					6-3		4	0	0	0	0	2						
Lloyd Moseby, L OBP: 0.343, SLG: 0.369 (1, 8)	F8				SF8 3B		K		L6	4	1	1	0	0	1	0					
Ernie Whitt, L OBP: 0.345, SLG: 0.397 (1, 2)	F9				BB		4-3			2	0	0	0	1	0	0					
George Bell, R OBP: 0.305, SLG: 0.448 (1, 7)							6-3			3	0	0	0	0	1	2					
Fred McGriff, L OBP: 0.378, SLG: 0.567 (1, 3)					SF8					2	0	1	1	0	1	0					
Rance Mulliniks, L OBP: 0.392, SLG: 0.475 (1, 10)										3	0	0	0	0	2	2					
Jesse Barfield, R OBP: 0.306, SLG: 0.433 (1, 9)					K2-3					2	0	1	0	1	1	0					
Kelly Gruber, R OBP: 0.326, SLG: 0.434 (1, 5)					K					3	0	0	0	0	1	3					
Manuel Lee, S OBP: 0.335, SLG: 0.365 (1, 4)										3	0	1	0	0	0	1					
<b>Inning Stats</b>	R: 0 E: 0 K: 0 S: 4	H: 0 LOB: 0 BB: 0 P: 8	R: 0 E: 0 K: 2 S: 8	H: 0 LOB: 0 BB: 0 P: 15	R: 0 E: 0 K: 2 S: 8	H: 1 LOB: 1 BB: 0 P: 10	R: 1 E: 0 K: 2 S: 10	H: 1 LOB: 1 BB: 1 P: 14	R: 0 E: 0 K: 1 S: 7	H: 0 LOB: 0 BB: 0 P: 11	R: 0 E: 0 K: 0 S: 8	H: 1 LOB: 1 BB: 1 P: 17	R: 0 E: 0 K: 0 S: 6	H: 0 LOB: 0 BB: 0 P: 9	R: 0 E: 0 K: 0 S: 6	H: 0 LOB: 0 BB: 0 P: 9	1B: 3 2B: 0 3B: 1 HR: 0	SF: 1 SAC: 0 DP: 1 HBP: 0	WP: 0 PB: 0 SB: 1 CS: 0	PA: 29	
<b>PITCHER</b>	IP	WLS	BF	H	R	ER	SO	BB	IBB	HBP	BLK	WP	HR	S	P	ERA	WHIP				
Wes Gardner, R ERA: 3.4 (1, 1)	6.1	L	25	4	1	1	7	2	0	0	0	0	0	53	85	1.42	0.947				
Bob Stanley, R ERA: 3.19 (7, 1)	1.2		4	0	0	0	0	0	0	0	0	0	0	7	10	0.00	0.000				

**Boston Red Sox @ Toronto Blue Jays**  
Exhibition Stadium, Toronto, ON  
Wed Sep 21 1988, 7:05 PM EDT  
Att: 30,344 - Unknown - 55 F

AB 26  
R 1  
H 4  
RBI 1  
BB 2  
SO 7  
LOB 10





Batter	1	2	3	4	5	6	7	8	9	AB	R	H	RBI	BB	SO	LOB	TOP										
<b>Tony Fernandez, S</b> OBP: 0.332, SLG: 0.372 (1, 6)	2-2 SH1-3 1B		1-1 G6-3			1-2 G3		2-2 G6-3	0-0 G3	5	0	1	0	0	0	4	Toronto Blue Jays @ Cleveland Indians Cleveland Municipal Stadium, Cleveland, OH Fri Sep 23 1988, 7:05 PM EDT Att. 7,995 - Unknown - 60 F										
<b>Lloyd Moseby, L</b> OBP: 0.343, SLG: 0.369 (1, 8)	1 SAFE 2-1 SH1-3			2-2 4-3		0-0 2-3 3-H 1B		2-1 F6		3	0	1	1	0	0	0											
<b>Jesse Barfield, R</b> OBP: 0.303, SLG: 0.429 (1, 9)	1-2 F7			1-3 K		1 SAFE 3-2 F8		0-1 F8		4	0	0	0	0	1	2											
<b>George Bell, R</b> OBP: 0.304, SLG: 0.452 <b>Rob Ducey, L</b> OBP: 0.297, SLG: 0.345 (1, 7) (9, 7)	2-3 K			0-0 G4-3			1-1 HR		0-1 F9	4	1	1	1	0	1	1											
<b>Pat Borders, R</b> OBP: 0.295, SLG: 0.469 (1, 2)		0-3 K			2-0 G6-3		2-2 WP 2B 1B		2-2 1B 1B 1B	4	2	2	0	0	1	0											
<b>Fred McGriff, L</b> OBP: 0.377, SLG: 0.564 (1, 3)		1-3 K			2-2 G3-1		2-3 K		1-0 1B 1B 1B	4	0	1	0	0	2	1											
<b>Kelly Gruber, R</b> OBP: 0.328, SLG: 0.436 (1, 5)		3-3 K2-3			0-0 G5-3		1-1 2B		0-0 1B 1-2 2-3 1B	4	0	2	1	0	1	0											
<b>Cecil Fielder, R</b> OBP: 0.296, SLG: 0.442 <b>Alexis Infante, R</b> OBP: 0.250, SLG: 0.182 (1, 10) (9, PR)			2-3 K			1-3 K		1-3 K		0-0 1-2 2-3 3-H 1B	4	0	1	1	0	3		1									
<b>Manuel Lee, S</b> OBP: 0.334, SLG: 0.366 (1, 4)			0-1 G4-3			2-2 G3 1B 2B		1-0 G4-3		0-3 K	4	1	1	0	0	1		4									
<b>Inning Stats</b>	R: 0 E: 0 K: 1 S: 11	H: 1 LOB: 1 BB: 0 P: 18	R: 0 E: 0 K: 3 S: 10	H: 0 LOB: 0 BB: 0 P: 14	R: 0 E: 0 K: 1 S: 7	H: 0 LOB: 0 BB: 0 P: 10	R: 0 E: 0 K: 1 S: 14	H: 0 LOB: 0 BB: 0 P: 17	R: 0 E: 0 K: 0 S: 5	H: 0 LOB: 0 BB: 0 P: 9	R: 1 E: 0 K: 1 S: 15	H: 2 LOB: 1 BB: 0 P: 22	R: 2 E: 0 K: 2 S: 15	H: 3 LOB: 1 BB: 0 P: 23	R: 0 E: 0 K: 0 S: 8	H: 0 LOB: 0 BB: 0 P: 12		R: 1 E: 0 K: 1 S: 12	H: 4 LOB: 3 BB: 0 P: 15	1B: 7 2B: 2 3B: 0 HR: 1	SF: 0 SAC: 1 DP: 0 HBP: 0	WP: 1 PB: 0 SB: 1 CS: 0	PA: 37				
<b>PITCHER</b>	IP	WLS	BF	H	R	ER	SO	BB	IBB	HBP	BLK	WP	HR	S	P	ERA	WHIP										
<b>Greg Swindell, L</b> ERA: 3.31 <b>Don Gordon, R</b> ERA: 4.06	(1, 1) (9, 1)	8.1 2	L 2	35 0	10 0	4 0	4 0	9 1	0 0	0 0	0 0	1 0	0 0	4 4	136 4	4.32 0.00	1.200 0.000										

Batter	1	2	3	4	5	6	7	8	9	AB	R	H	RBI	BB	SO	LOB	BOTTOM										
<b>Julio Franco, R</b> OBP: 0.363, SLG: 0.413 (1, 4)	2-2 G6-3		2-0 1B		1-0 FC4-6 1B		1 SAFE 4-1 FC4-6 BB		1-1 F8	4	0	2	0	1	0	2	Toronto Blue Jays @ Cleveland Indians Cleveland Municipal Stadium, Cleveland, OH Fri Sep 23 1988, 7:05 PM EDT Att. 7,995 - Unknown - 60 F										
<b>Reggie Williams, R</b> OBP: 0.200, SLG: 0.280 <b>Willie Upshaw, L</b> OBP: 0.334, SLG: 0.375 (1, 7) (9, PH)	0-3 K		0-0 F6		1-0 FC4-6 1-2 1B		1-0 FC4-6 1-2 1B		3-2 L8	4	0	0	0	0	1	4											
<b>Joe Carter, R</b> OBP: 0.319, SLG: 0.493 (1, 8)	2-1 G6-3			1-1 G4-3	3-1 F9				2-1 G3 S 1B	4	0	1	0	0	0	1											
<b>Cory Snyder, R</b> OBP: 0.331, SLG: 0.495 (1, 9)		0-1 G4-3		4-2 1B 1B BB		2-2 G6-3		1 SAFE 0-3 K		3	1	0	0	1	1	1											
<b>Carmen Castillo, R</b> OBP: 0.287, SLG: 0.345 <b>Mel Hall, L</b> OBP: 0.319, SLG: 0.400 (1, 10) (8, PH)	2-1 L4 2B			0-1 1B 1-3 1B		2-3 K		3-2 G3		3	0	2	0	0	1	0											
<b>Brook Jacoby, R</b> OBP: 0.299, SLG: 0.331 <b>Terry Francona, L</b> OBP: 0.335, SLG: 0.372 <b>Eddie Williams, R</b> OBP: 0.200, SLG: 0.200 (1, 5) (8, PH) (9, 5)	0-0 L4			0-0 1B		1-0 F9		1-2 G6-3		3	0	1	1	0	0	1											
<b>Luis Medina, R</b> OBP: 0.342, SLG: 0.714 (1, 3)			3-2 HR		2-2 F9		3-3 K		1-3 K	4	1	1	1	0	2	2											
<b>Andy Allanson, R</b> OBP: 0.298, SLG: 0.317 (1, 2)			1-2 G5-3		1-3 K		3-2 F9		3-1 E6 1B	4	0	0	0	0	1	2											
<b>Jay Bell, R</b> OBP: 0.293, SLG: 0.286 <b>Dave Clark, L</b> OBP: 0.354, SLG: 0.389 (1, 6) (9, PH)	1-0 G1-3				1-0 G4-3				0-2 1B	3	0	1	0	0	0	0											
<b>Inning Stats</b>	R: 0 E: 0 K: 1 S: 10	H: 0 LOB: 0 BB: 0 P: 14	R: 0 E: 0 K: 0 S: 5	H: 1 LOB: 0 BB: 0 P: 7	R: 1 E: 0 K: 0 S: 9	H: 2 LOB: 1 BB: 0 P: 16	R: 1 E: 0 K: 1 S: 15	H: 2 LOB: 2 BB: 1 P: 23	R: 0 E: 0 K: 1 S: 7	H: 0 LOB: 0 BB: 0 P: 12	R: 0 E: 0 K: 1 S: 10	H: 1 LOB: 2 BB: 1 P: 22	R: 0 E: 0 K: 1 S: 12	H: 1 LOB: 1 BB: 0 P: 18	R: 0 E: 1 K: 1 S: 13	H: 1 LOB: 2 BB: 0 P: 21		1B: 7 2B: 2 3B: 0 HR: 1	SF: 0 SAC: 0 DP: 1 HBP: 0	WP: 0 PB: 0 SB: 1 CS: 0	PA: 38						
<b>PITCHER</b>	IP	WLS	BF	H	R	ER	SO	BB	IBB	HBP	BLK	WP	HR	S	P	ERA	WHIP										
<b>Jimmy Key, L</b> ERA: 3.53 <b>Duane Ward, R</b> ERA: 3.23 <b>Tom Henke, R</b> ERA: 2.91	(1, 1) (8, 1) (9, 1)	7.0 1.1 0.2	W S	29 7	2 2	0 0	2 4	0 0	0 0	0 0	0 0	0 0	0 0	20 5	30 9	0.00 0.00	1.500 0.000										

AB	36
R	4
H	10
RBI	4
BB	0
SO	10
LOB	13





Batter	1	2	3	4	5	6	7	8	9	AB	R	H	RBI	BB	SO	LOB	TOP		
<b>Tony Fernandez, S</b> (1, 6) OBP: 0.332, SLG: 0.371	L7		L4		1-3			G5-3 1B		4	0	1	0	0	0	0	Toronto Blue Jays @ Cleveland Indians Cleveland Municipal Stadium, Cleveland, OH Sat Sep 24 1988, 7:05 PM EDT Att: 8,157 - Unknown - 55 F		
<b>Kelly Gruber, R</b> (1, 5) OBP: 0.327, SLG: 0.435	K		F9					G5-3 1B		4	0	1	0	0	1	1			
<b>Ernie Whitt, L</b> (1, 2) OBP: 0.348, SLG: 0.396										1	0	0	0	3	0	1			
<b>George Bell, R</b> (1, 7) <b>Sil Campusano, R</b> (9, 7) OBP: 0.294, SLG: 0.362	6-3		F9							4	0	0	0	0	0	4			
<b>Fred McGriff, L</b> (1, 3) OBP: 0.378, SLG: 0.564										0	0	0	0	0	0	0			
<b>Rance Mulliniks, L</b> (1, 10) OBP: 0.389, SLG: 0.472	K									2	0	0	0	0	1	0			
<b>Jesse Barfield, R</b> (1, 9) <b>Rick Leach, L</b> (5, 9) OBP: 0.333, SLG: 0.342										2	0	1	0	0	0	0			
<b>Rob Ducey, L</b> (1, 8) OBP: 0.265, SLG: 0.344										3	0	1	1	0	0	1			
<b>Manuel Lee, S</b> (1, 4) OBP: 0.333, SLG: 0.365										4	0	1	0	0	1	1			
<b>Inning Stats</b>	R: 0 H: 0 E: 0 K: 1 S: 17	H: 0 LOB: 1 BB: 1 P: 26	R: 0 H: 3 E: 0 K: 1 S: 11	LOB: 2 BB: 0 P: 17	R: 0 H: 0 E: 0 K: 0 S: 6	LOB: 1 BB: 1 P: 14	R: 0 H: 0 E: 0 K: 0 S: 7	LOB: 0 BB: 0 P: 13	R: 0 H: 0 E: 0 K: 0 S: 10	H: 1 LOB: 0 BB: 0 P: 11	R: 0 H: 2 E: 0 K: 0 S: 7	H: 1 LOB: 1 BB: 0 P: 10	R: 0 H: 1 E: 0 K: 0 S: 8	H: 2 LOB: 2 BB: 1 P: 17	R: 1 H: 2 E: 0 K: 1 S: 13	LOB: 1 BB: 0 P: 16	1B: 9 2B: 1 3B: 0 HR: 0	SF: 1 SAC: 2 DP: 1 HBP: 0	WP: 0 PA: 36 PB: 0 SB: 0 CS: 0
<b>PITCHER</b> <b>Rod Nichols, R</b> (1, 1) ERA: 4.83	IP: 9.0 WLS: L BF: 36 H: 9 R: 1 ER: 1 SO: 3 BB: 3 IBB: 0 HBP: 0 BLK: 0 WP: 0 HR: 0 S: 86 P: 137 ERA: 1.00 WHIP: 1.333																		

Batter	1	2	3	4	5	6	7	8	9	AB	R	H	RBI	BB	SO	LOB	BOTTOM				
<b>Julio Franco, R</b> (1, 4) OBP: 0.364, SLG: 0.413	G3									3	0	1	0	1	1	0	Toronto Blue Jays @ Cleveland Indians Cleveland Municipal Stadium, Cleveland, OH Sat Sep 24 1988, 7:05 PM EDT Att: 8,157 - Unknown - 55 F				
<b>Dave Clark, L</b> (1, 10) OBP: 0.344, SLG: 0.378	K									4	0	0	0	0	1	2					
<b>Joe Carter, R</b> (1, 8) OBP: 0.318, SLG: 0.491	F8									3	0	0	0	0	1	0					
<b>Cory Snyder, R</b> (1, 9) OBP: 0.329, SLG: 0.492										3	0	0	0	0	1	0					
<b>Mel Hall, L</b> (1, 7) OBP: 0.317, SLG: 0.398										3	0	0	0	0	0	0					
<b>Luis Medina, R</b> (1, 3) OBP: 0.341, SLG: 0.676										2	0	0	0	0	1	0					
<b>Eddie Williams, R</b> (1, 5) <b>Terry Francona, L</b> (6, PH) <b>Brook Jacoby, R</b> (9, 5) OBP: 0.299, SLG: 0.331										2	0	0	0	0	1	0					
<b>Andy Allanson, R</b> (1, 2) OBP: 0.298, SLG: 0.316										2	0	0	0	1	1	0					
<b>Paul Zuvella, R</b> (1, 6) <b>Willie Upshaw, L</b> (9, PH) OBP: 0.333, SLG: 0.374										2	0	0	0	0	1	1					
<b>Inning Stats</b>	R: 0 H: 0 E: 0 K: 1 S: 8	H: 0 LOB: 0 BB: 0 P: 13	R: 0 H: 0 E: 0 K: 1 S: 8	LOB: 0 BB: 0 P: 12	R: 0 H: 0 E: 0 K: 1 S: 11	LOB: 0 BB: 1 P: 18	R: 0 H: 0 E: 0 K: 1 S: 9	LOB: 0 BB: 1 P: 13	R: 0 H: 0 E: 0 K: 1 S: 5	H: 0 LOB: 0 BB: 0 P: 7	R: 0 H: 0 E: 0 K: 1 S: 12	H: 0 LOB: 0 BB: 0 P: 15	R: 0 H: 0 E: 0 K: 1 S: 8	H: 0 LOB: 0 BB: 0 P: 11	R: 0 H: 0 E: 0 K: 0 S: 10	H: 0 LOB: 1 BB: 0 P: 17	R: 0 H: 1 E: 0 K: 1 S: 13	LOB: 1 BB: 0 P: 21	1B: 1 2B: 0 3B: 0 HR: 0	SF: 0 SAC: 0 DP: 1 HBP: 1	WP: 0 PA: 29 PB: 0 SB: 0 CS: 1
<b>PITCHER</b> <b>Dave Stieb, R</b> (1, 1) ERA: 3.18	IP: 9.0 WLS: W BF: 29 H: 1 R: 0 ER: 0 SO: 8 BB: 2 IBB: 0 HBP: 1 BLK: 0 WP: 0 HR: 0 S: 84 P: 127 ERA: 0.00 WHIP: 0.333																				



Batter	1	2	3	4	5	6	7	8	9	AB	R	H	RBI	BB	SO	LOB	TOP										
<b>Tony Fernandez, S</b> (1, 6) OBP: 0.334, SLG: 0.376	1-1 4-3 2B		0-3 K		0-0 2B		1-1 E 1B		1-1 4-3	5	1	3	1	0	1	1	<b>Toronto Blue Jays @ Cleveland Indians</b> Cleveland Municipal Stadium, Cleveland, OH Sun Sep 25 1988, 3:33 AM EDT Att: 7,915 - Sunny - 61 F										
<b>Kelly Gruber, R</b> (1, 5) OBP: 0.325, SLG: 0.432	2-2 4-3 2-3		1-1 F9		0-2 5-3		0-2 6-3 1-2			4	0	0	0	0	0	4											
<b>Ernie Whitt, L</b> (1, 2) OBP: 0.350, SLG: 0.397	1-3 K			0-0 1B 1B		2-2 1B	0-2 E6 2-H			4	0	2	0	0	1	1											
<b>George Bell, R</b> (1, 7) OBP: 0.300, SLG: 0.446	1-3 K			1-0 F7		1-2 F9	0-0 F3			4	0	0	0	0	1	4											
<b>Fred McGriff, L</b> (1, 3) OBP: 0.377, SLG: 0.561		1-0 F7		0-1 1B 1-2 1B		2-3 K	1-3 K			4	0	1	0	0	2	1											
<b>Rance Mulliniks, L</b> (1, 10) OBP: 0.388, SLG: 0.471 <b>Pat Borders, R</b> (8, FH) OBP: 0.293, SLG: 0.466		1-2 1-3		2-0 1-2 2-3 1B		0-2 F6	0-0 L7			3	0	1	0	0	0	1											
<b>Rick Leach, L</b> (1, 9) OBP: 0.332, SLG: 0.350		2-3 K		2-0 G4-6-3 1-2 1B			1-0 1B 3B	1-3 K		4	1	1	0	0	2	3											
<b>Rob Ducey, L</b> (1, 8) OBP: 0.263, SLG: 0.333			0-0 4-3		0-1 4-3		3-2 1B 4-3 1B	1-3 K		4	1	1	1	0	1	0											
<b>Manuel Lee, S</b> (1, 4) OBP: 0.333, SLG: 0.365 <b>Nelson Liriano, S</b> (7, 4) OBP: 0.279, SLG: 0.316			3-2 1B		0-0 F7		3-H 0-1 4-3 1-2	2-0 6-3		3	0	1	0	0	0	1											
<b>Inning Stats</b>	R: 0 H: 1 E: 0 K: 2 S: 11	H: 1 LOB: 1 BB: 0 P: 16	R: 0 H: 0 E: 0 K: 1 S: 9	H: 0 LOB: 0 BB: 0 P: 13	R: 0 H: 1 E: 0 K: 1 S: 10	H: 1 LOB: 1 BB: 0 P: 14	R: 0 H: 3 E: 0 K: 0 S: 6	H: 3 LOB: 2 BB: 0 P: 11	R: 0 H: 1 E: 0 K: 0 S: 7	H: 1 LOB: 1 BB: 0 P: 7	R: 0 H: 1 E: 0 K: 1 S: 14	H: 1 LOB: 1 BB: 0 P: 19	R: 3 H: 3 E: 1 K: 0 S: 16	H: 3 LOB: 1 BB: 0 P: 21	R: 0 H: 0 E: 0 K: 2 S: 7	H: 0 LOB: 0 BB: 0 P: 9		R: 0 H: 0 E: 0 K: 1 S: 6	H: 0 LOB: 0 BB: 0 P: 10	1B: 7 2B: 2 3B: 1 HR: 0	SF: 0 SAC: 0 DP: 1 HBP: 0	WP: 0 PB: 0 SB: 4 CS: 0	PA: 37				
<b>PITCHER</b>	IP	WLS	BF	H	R	ER	SO	BB	IBB	HBP	BLK	WP	HR	S	P	ERA	WHIP										
<b>Rich Yett, R</b> (1, 1) ERA: 4.79	6.0		26	9	2	2	5	0	0	0	0	0	0	62	89	3.00	1.500										
<b>Don Gordon, R</b> (7, 1) ERA: 3.99	1.0		5	1	1	0	0	0	0	0	0	0	0	11	12	0.00	1.000										
<b>Scott Bailes, L</b> (8, 1) ERA: 4.9	2.0	W	6	0	0	0	3	0	0	0	0	0	0	13	19	0.00	0.000										

AB	37
R	3
H	10
RBI	2
BB	0
SO	8
LOB	16



Batter	1	2	3	4	5	6	7	8	9	AB	R	H	RBI	BB	SO	LOB	BOTTOM										
<b>Julio Franco, R</b> (1, 4) OBP: 0.364, SLG: 0.413	3-3 K	3-2 S 1B			1-1 6-3		1-3 K 1-2		2-2 1B	5	0	2	1	0	2	1	<b>Toronto Blue Jays @ Cleveland Indians</b> Cleveland Municipal Stadium, Cleveland, OH Sun Sep 25 1988, 3:33 AM EDT Att: 7,915 - Sunny - 61 F										
<b>Dave Clark, L</b> (1, 10) OBP: 0.353, SLG: 0.386	1-2 1B	2-2 G3 1-2 1B			1-0 G5-4-3 1B			1-1 4-3 1-2 1B	1-1 1B	5	0	3	1	0	0	2											
<b>Joe Carter, R</b> (1, 8) OBP: 0.317, SLG: 0.488	0-3 K	2-3 K			0-2 G5-4-3 1-2 1B			2-2 CS S HBP		3	0	0	0	0	2	4											
<b>Cory Snyder, R</b> (1, 9) OBP: 0.328, SLG: 0.489	1-0 4-3		1-3 K		1-3 K		1-3 K	4-2 E 1-3 BB		3	0	0	0	1	2	1											
<b>Mel Hall, L</b> (1, 7) OBP: 0.316, SLG: 0.397		2-2 S 1B	2-2 3-1		1-2 G3		1-2 G3	3-1 E4	1-3 1B	4	1	1	0	0	0	1											
<b>Luis Medina, R</b> (1, 3) OBP: 0.318, SLG: 0.625 <b>Willie Upshaw, L</b> (8, FH) OBP: 0.333, SLG: 0.373		0-3 K	1-3 K		1-3 K		1-3 K	1-3 K		3	0	0	0	0	3	1											
<b>Eddie Williams, R</b> (1, 5) OBP: 0.200, SLG: 0.200 <b>Terry Francona, L</b> (9, FH) OBP: 0.332, SLG: 0.368		2-2 1B 1-H 1B			1-2 1-3		2-0 F7		1-1 G3	3	1	1	1	0	0	0											
<b>Andy Allanson, R</b> (1, 2) OBP: 0.300, SLG: 0.316		0-0 1B 1-3 1B			2-3 K		3-1 F8		4-1 1B 1B BB	3	2	1	0	1	1	0											
<b>Jay Bell, R</b> (1, 6) OBP: 0.296, SLG: 0.291		0-1 1B 1-2 3-H 1B			2-3 K		0-1 K		2-3 K	4	0	2	1	0	2	1											
<b>Inning Stats</b>	R: 0 H: 1 E: 0 K: 2 S: 11	H: 5 LOB: 2 BB: 0 P: 36	R: 0 H: 0 E: 0 K: 2 S: 10	H: 0 LOB: 0 BB: 0 P: 14	R: 0 H: 0 E: 0 K: 2 S: 10	H: 0 LOB: 0 BB: 0 P: 15	R: 0 H: 1 E: 0 K: 0 S: 6	H: 1 LOB: 0 BB: 0 P: 8	R: 0 H: 0 E: 0 K: 2 S: 9	H: 0 LOB: 0 BB: 0 P: 12	R: 0 H: 1 E: 0 K: 1 S: 9	H: 1 LOB: 1 BB: 0 P: 15	R: 0 H: 0 E: 1 K: 1 S: 13	H: 0 LOB: 2 BB: 1 P: 23	R: 1 H: 2 E: 0 K: 1 S: 11	H: 2 LOB: 2 BB: 1 P: 21		1B: 10 2B: 0 3B: 0 HR: 0	SF: 0 SAC: 0 DP: 1 HBP: 1	WP: 0 PB: 0 SB: 4 CS: 1	PA: 38						
<b>PITCHER</b>	IP	WLS	BF	H	R	ER	SO	BB	IBB	HBP	BLK	WP	HR	S	P	ERA	WHIP										
<b>Jim Clancy, R</b> (1, 1) ERA: 4.47	1.1		10	6	3	3	3	0	0	0	0	0	0	26	38	20.25	4.500										
<b>John Cerutti, L</b> (2, 1) ERA: 3.23	5.1		17	2	0	0	7	0	0	0	0	0	0	50	73	0.00	0.375										
<b>Duane Ward, R</b> (7, 1) ERA: 3.25	2.0	L	11	2	1	1	3	2	0	1	0	0	0	28	49	4.50	2.000										










Batter	1	2	3	4	5	6	7	8	9	AB	R	H	RBI	BB	SO	LOB	TOP										
<b>Tony Fernandez, S</b> OBP: 0.335, SLG: 0.380	F8	FC1-5 1B	F6		1B	K		FC4-6 HR		6	3	2	1	0	1	3	<b>Toronto Blue Jays @ Boston Red Sox</b> Fenway Park, Boston, MA Tue Sep 27 1988, 7:05 PM EDT Att: 34,442 - Unknown - 63 F										
<b>Kelly Gruber, R</b> OBP: 0.328, SLG: 0.435	F	FC1-5 BLK 1B 5-3		1B	1B		4-3	HR		4	4	2	2	2	0	2											
<b>Rance Mulliniks, L</b> OBP: 0.396, SLG: 0.474 <b>Cecil Fielder, R</b> OBP: 0.297, SLG: 0.446	1B	HR	BLK	1B	1B	HR	F9	K		3	2	3	3	1	0	0											
<b>George Bell, R</b> OBP: 0.306, SLG: 0.446	HR	5-3		K	HR		BB		1-3	5	1	2	2	0	1	3											
<b>Ernie Whitt, L</b> OBP: 0.352, SLG: 0.414	HR	HR		G4-6-3 1B	3-1		1B	F9		5	2	3	6	1	0	3											
<b>Fred McGriff, L</b> OBP: 0.373, SLG: 0.552	K	BB		G4-6-3 1B		1-3	1-3	5-3		5	0	0	0	1	1	4											
<b>Jesse Barfield, R</b> OBP: 0.300, SLG: 0.423	K	F8			K	F8		4-3		5	0	0	0	0	2	1											
<b>Rob Ducey, L</b> OBP: 0.333, SLG: 0.422		1B	1-3		1-3	1B		E3 1B		4	2	1	0	1	0	0											
<b>Nelson Liriano, S</b> OBP: 0.291, SLG: 0.327		FC1-5 1B	4-3		2B	1B		FC4-6 1B		5	1	4	0	0	0	0											
<b>Inning Stats</b>	R: 4 E: 1 K: 2 S: 13	H: 3 LOB: 0 BB: 1 P: 21	R: 5 E: 0 K: 0 S: 12	H: 4 LOB: 1 BB: 2 P: 25	R: 0 E: 0 K: 0 S: 9	H: 0 LOB: 0 BB: 0 P: 14	R: 1 E: 0 K: 1 S: 10	H: 2 LOB: 1 BB: 1 P: 19	R: 2 E: 0 K: 1 S: 15	H: 3 LOB: 3 BB: 1 P: 27	R: 0 E: 0 K: 0 S: 11	H: 2 LOB: 2 BB: 0 P: 16	R: 0 E: 0 K: 0 S: 9	H: 1 LOB: 2 BB: 1 P: 18	R: 3 E: 2 K: 1 S: 13	H: 2 LOB: 0 BB: 0 P: 15		R: 0 E: 0 K: 0 S: 9	H: 0 LOB: 0 BB: 0 P: 15	1B: 13 2B: 1 3B: 0 HR: 3	SF: 0 SAC: 0 DP: 1 HBP: 1	WP: 0 PB: 0 SB: 0 CS: 0	PA: 51				
<b>PITCHER</b>	IP	WLS	BF	H	R	ER	SO	BB	IBB	HBP	BLK	WP	HR	S	P	ERA	WHIP										
<b>Mike Smithson, R</b> ERA: 6.0	1.0	L	10	5	7	2	2	2	0	0	1	0	1	17	29	63.00	7.000										
<b>Dennis Lamp, R</b> ERA: 3.24	1.0		6	2	2	2	0	1	0	0	1	0	1	8	17	18.00	3.000										
<b>Jeff Sellers, R</b> ERA: 5.17	2.2		15	5	3	3	2	2	0	1	0	0	0	32	57	10.12	2.625										
<b>Mike Rochford, L</b> ERA: 5.17	2.1		11	3	0	0	1	1	0	0	0	0	0	22	37	0.00	1.714										
<b>Bob Stanley, R</b> ERA: 3.22	2.0		9	2	3	0	1	0	0	0	0	0	1	22	30	0.00	1.000										
<b>Batter</b>	<b>1</b>	<b>2</b>	<b>3</b>	<b>4</b>	<b>5</b>	<b>6</b>	<b>7</b>	<b>8</b>	<b>9</b>	<b>AB</b>	<b>R</b>	<b>H</b>	<b>RBI</b>	<b>BB</b>	<b>SO</b>	<b>LOB</b>	<b>BOTTOM</b>										
<b>Wade Boggs, L</b> OBP: 0.377, SLG: 0.494	F7		1B		2B		E6 1B		6-3 1B	5	1	4	3	0	0	0	<b>Toronto Blue Jays @ Boston Red Sox</b> Fenway Park, Boston, MA Tue Sep 27 1988, 7:05 PM EDT Att: 34,442 - Unknown - 63 F										
<b>Marty Barrett, R</b> OBP: 0.327, SLG: 0.336 <b>Spike Owen, S</b> OBP: 0.326, SLG: 0.369	F8		F7		4-1		HR		6-3 1-2	4	1	1	1	0	0	2											
<b>Dwight Evans, R</b> OBP: 0.376, SLG: 0.496	K			K		F9	HR		K	5	1	1	2	0	3	1											
<b>Mike Greenwell, L</b> OBP: 0.420, SLG: 0.539		F1		4-3		5-3 1B	G3		F9	5	0	1	0	0	0	1											
<b>Ellis Burks, R</b> OBP: 0.368, SLG: 0.477		F7		K		5-3		K		4	0	0	0	0	2	1											
<b>Jim Rice, R</b> OBP: 0.332, SLG: 0.404		HR			2B	5-3		HR		3	3	2	1	0	0	1											
<b>Jody Reed, R</b> OBP: 0.386, SLG: 0.384		F4			K		F6	5-3		4	0	0	0	0	1	2											
<b>Larry Parrish, R</b> OBP: 0.269, SLG: 0.362			4-3		F8		FC3-6 1B	HR		4	1	2	2	0	0	1											
<b>Rich Gedman, L</b> OBP: 0.281, SLG: 0.373 <b>Kevin Romine, R</b> OBP: 0.275, SLG: 0.301 <b>Rick Cerone, R</b> OBP: 0.330, SLG: 0.364			K		2B		FC3-6 E	K		3	2	1	0	0	1	1											
<b>Inning Stats</b>	R: 0 E: 0 K: 1 S: 6	H: 0 LOB: 0 BB: 0 P: 9	R: 1 E: 0 K: 0 S: 6	H: 1 LOB: 0 BB: 0 P: 8	R: 0 E: 0 K: 1 S: 8	H: 1 LOB: 1 BB: 0 P: 11	R: 0 E: 0 K: 2 S: 10	H: 0 LOB: 0 BB: 0 P: 14	R: 2 E: 0 K: 1 S: 11	H: 2 LOB: 1 BB: 0 P: 19	R: 0 E: 0 K: 0 S: 7	H: 1 LOB: 1 BB: 0 P: 13	R: 4 E: 1 K: 0 S: 18	H: 4 LOB: 0 BB: 0 P: 27	R: 2 E: 0 K: 2 S: 15	H: 2 LOB: 0 BB: 0 P: 22		R: 0 E: 0 K: 1 S: 9	H: 1 LOB: 1 BB: 0 P: 15	1B: 5 2B: 4 3B: 0 HR: 3	SF: 0 SAC: 0 DP: 0 HBP: 1	WP: 0 PB: 0 SB: 0 CS: 0	PA: 40				
<b>PITCHER</b>	IP	WLS	BF	H	R	ER	SO	BB	IBB	HBP	BLK	WP	HR	S	P	ERA	WHIP										
<b>Mike Flanagan, L</b> ERA: 4.18	6.2	W	29	8	6	6	5	0	0	0	0	0	2	22	34	20.25	2.250										
<b>David Wells, L</b> ERA: 4.69	1.1		7	3	3	3	2	0	0	0	0	0	2	22	34	20.25	2.250										
<b>Duane Ward, R</b> ERA: 3.22	1.0		4	1	0	0	1	0	0	0	0	0	0	9	15	0.00	1.000										



Batter	1	2	3	4	5	6	7	8	9	AB	R	H	RBI	BB	SO	LOB	TOP			
<b>Tony Fernandez, S</b> OBP: 0.333, SLG: 0.378 (1, 6)	2-2 F8		0-0 F9		2-2 3-1			1-2 F9		4	0	0	0	0	0	2	<b>Toronto Blue Jays @ Boston Red Sox</b> Fenway Park, Boston, MA Wed Sep 28 1988, 7:05 PM EDT Att: 34,873 - Unknown - 57 F			
<b>Kelly Gruber, R</b> OBP: 0.326, SLG: 0.433 (1, 5)	0-3 K		0-3 K			2-1 4-3		1-1 SF8 1-H		3	0	0	1	0	2	1				
<b>Jesse Barfield, R</b> OBP: 0.300, SLG: 0.421 (1, 9)	1-0 6-3			1-2 3-1 1B		1-3 K		0-0 5-3		4	0	1	0	0	1	0				
<b>George Bell, R</b> OBP: 0.307, SLG: 0.446 (1, 7)		1-2 FC6-4 1B		0-1 3-1 1B		3-2 F4			0-1 5-3	4	0	2	0	0	0	0				
<b>Pat Borders, R</b> OBP: 0.292, SLG: 0.460 (1, 2)	1 SAFE 1 SAFE FC6-4	0-2 1-2		1-2 F8			0-1 1B		2-2 F8	4	0	1	0	0	0	3				
<b>Fred McGriff, L</b> OBP: 0.373, SLG: 0.550 (1, 3)	0-1 F9			2-2 3-1			0-0 B1		0-0 1B	4	0	1	0	0	0	4				
<b>Cecil Fielder, R</b> OBP: 0.290, SLG: 0.435 (1, 10)	1-3 K			2-3 K			0-3 K		0-1 F9	4	0	0	0	0	3	5				
<b>Nelson Liriano, S</b> OBP: 0.291, SLG: 0.325 (1, 4)			4-2 SH1-3 BB		1-3 K		1 SAFE 2-3 K			2	0	0	0	1	2	1				
<b>Rob Ducey, L</b> OBP: 0.340, SLG: 0.413 (1, 8)		1 SAFE 1 SAFE 1 SAFE SH1-3		2-1 SH1-3		2-2 3-1		4-2 SF8 BB		1	1	0	0	1	0	0				
<b>Inning Stats</b>	R: 0 E: 0 K: 1 S: 9	H: 0 LOB: 0 BB: 0 P: 12	R: 0 E: 0 K: 1 S: 11	H: 1 LOB: 1 BB: 0 P: 13	R: 0 E: 0 K: 1 S: 9	H: 0 LOB: 1 BB: 1 P: 15	R: 0 E: 0 K: 1 S: 16	H: 2 LOB: 2 BB: 0 P: 22	R: 0 E: 0 K: 1 S: 10	H: 0 LOB: 0 BB: 0 P: 16	R: 0 E: 0 K: 2 S: 10	H: 1 LOB: 1 BB: 0 P: 11	R: 1 E: 0 K: 0 S: 9	H: 0 LOB: 0 BB: 1 P: 15	R: 0 E: 0 K: 0 S: 9	H: 1 LOB: 1 BB: 0 P: 11	1B: 5 2B: 0 3B: 0 HR: 0	SF: 1 SAC: 1 DP: 0 HBP: 0	WP: 0 PB: 0 SB: 1 CS: 0	PA: 34
<b>PITCHER</b> <b>Bruce Hurst, L</b> ERA: 3.63 (1, 1)	IP: 9.0 WLS: L BF: 34 H: 5 R: 1 ER: 0 SO: 8 BB: 2 IBB: 0 HBP: 0 BLK: 0 WP: 0 HR: 0 S: 92 P: 129 ERA: 0.00 WHIP: 0.778															<b>PITCHER</b>				

Batter	1	2	3	4	5	6	7	8	9	AB	R	H	RBI	BB	SO	LOB	BOTTOM			
<b>Wade Boggs, L</b> OBP: 0.375, SLG: 0.490 (1, 5)	2-2 4-3		0-2 G1-6-3			2-2 F7			0-3 K	4	0	0	0	0	1	1	<b>Toronto Blue Jays @ Boston Red Sox</b> Fenway Park, Boston, MA Wed Sep 28 1988, 7:05 PM EDT Att: 34,873 - Unknown - 57 F			
<b>Marty Barrett, R</b> OBP: 0.328, SLG: 0.336 (1, 4)	2-2 1B			4-0 S BB		0-2 F6			1-0 F7	3	0	1	0	1	0	0				
<b>Dwight Evans, R</b> OBP: 0.374, SLG: 0.494 (1, 9)	2-3 K			3-2 F9			2-1 F9			3	0	0	0	0	1	2				
<b>Mike Greenwell, L</b> OBP: 0.418, SLG: 0.536 (1, 7)	0-2 F8			0-0 F9			1-3 K			3	0	0	0	0	1	2				
<b>Ellis Burks, R</b> OBP: 0.366, SLG: 0.474 (1, 8)		0-0 1-3		3-2 6-3			1-0 F9			3	0	0	0	0	0	1				
<b>Jim Rice, R</b> OBP: 0.330, SLG: 0.402 (1, 10)		1-0 F9			2-1 6-3			0-1 6-3		3	0	0	0	0	0	0				
<b>Jody Reed, R</b> OBP: 0.383, SLG: 0.380 (1, 6)		3-2 F6			2-2 F7			2-0 F7		3	0	0	0	0	0	0				
<b>Larry Parrish, R</b> OBP: 0.269, SLG: 0.361 (8, PR)			2-2 F2		0-0 F3			0-0 PO 1B		3	0	1	0	0	0	0				
<b>Rich Gedman, L</b> OBP: 0.282, SLG: 0.372 (8, PH)			1-0 G1-6-3 HBP			0-0 F9		0-1 PO 1-2	1-1 F4	1	0	0	0	0	0	0				
<b>Inning Stats</b>	R: 0 E: 0 K: 1 S: 13	H: 1 LOB: 1 BB: 0 P: 19	R: 0 E: 0 K: 0 S: 5	H: 0 LOB: 0 BB: 0 P: 9	R: 0 E: 0 K: 0 S: 6	H: 0 LOB: 0 BB: 0 P: 9	R: 0 E: 0 K: 0 S: 8	H: 0 LOB: 1 BB: 1 P: 18	R: 0 E: 0 K: 0 S: 6	H: 0 LOB: 0 BB: 0 P: 10	R: 0 E: 0 K: 1 S: 6	H: 0 LOB: 0 BB: 0 P: 10	R: 0 E: 0 K: 0 S: 5	H: 1 LOB: 1 BB: 0 P: 7	R: 0 E: 0 K: 1 S: 6	H: 0 LOB: 0 BB: 0 P: 8	1B: 2 2B: 0 3B: 0 HR: 0	SF: 0 SAC: 0 DP: 1 HBP: 1	WP: 0 PB: 0 SB: 1 CS: 0	PA: 30
<b>PITCHER</b> <b>Jimmy Key, L</b> ERA: 3.29 (1, 1)	IP: 9.0 WLS: W BF: 29 H: 2 R: 0 ER: 0 SO: 3 BB: 1 IBB: 0 HBP: 1 BLK: 0 WP: 0 HR: 0 S: 62 P: 99 ERA: 0.00 WHIP: 0.333															<b>PITCHER</b>				

**AB 30**  
**R 1**  
**H 5**  
**RBI 1**  
**BB 2**  
**SO 8**  
**LOB 16**



**AB 27**  
**R 0**  
**H 2**  
**RBI 0**  
**BB 1**  
**SO 3**  
**LOB 6**





Batter	1	2	3	4	5	6	7	8	9	AB	R	H	RBI	BB	SO	LOB	TOP					
Joe Orsulak, L (1, 9) OBP: 0.332, SLG: 0.424	0-3 K			1-1 G3-6 HBP			1-1 4-3		1-1 5-3	3	0	0	0	0	1	1						
Pete Stanjcek, S (1, 4) OBP: 0.316, SLG: 0.319	2-1 L3			0-0 G3-6 1-2f			4-1 L1-3 BB			2	0	0	0	1	0	1						
Cal Ripken Jr., R (1, 6) OBP: 0.370, SLG: 0.433	0-1 6-3			3-2 5-3			2-1 L1-3			3	0	0	0	0	0	1						
Eddie Murray, S (1, 3) OBP: 0.363, SLG: 0.477		1-0 F5			0-1 L8			0-1 6-3		3	0	0	0	0	0	0						
Terry Kennedy, L (1, 2) OBP: 0.269, SLG: 0.299		1-0 G3			0-2 1-3			0-1 L9		3	0	0	0	0	0	0						
Larry Sheets, L (1, 10) OBP: 0.301, SLG: 0.336		3-1 4-3			0-2 4-3			1-2 F6		3	0	0	0	0	0	0						
Brady Anderson, L (1, 8) OBP: 0.266, SLG: 0.282			2-1 F9			1-0 G3			1-0 G3	3	0	0	0	0	0	0						
Ken Gerhart, R (1, 7) OBP: 0.257, SLG: 0.346			2-3 K			2-3 K			0-0 1-3	2	0	0	0	0	2	0						
Jeff Stone, L (9, PH) OBP: 0.215, SLG: 0.180										1	0	0	0	0	0	0						
Craig Worthington, R (1, 5) OBP: 0.253, SLG: 0.267			1-3 K			2-0 5-3			2-2 1B	2	0	0	0	0	1	0						
Jim Traber, L (9, PH) OBP: 0.259, SLG: 0.310										1	0	1	0	0	0	0						
<b>Inning Stats</b>	R: 0 E: 0 K: 1 S: 7	H: 0 LOB: 0 BB: 0 P: 9	R: 0 E: 0 K: 0 S: 4	H: 0 LOB: 0 BB: 0 P: 9	R: 0 E: 0 K: 2 S: 8	H: 0 LOB: 0 BB: 0 P: 13	R: 0 E: 0 K: 0 S: 5	H: 0 LOB: 0 BB: 0 P: 9	R: 0 E: 0 K: 0 S: 8	H: 0 LOB: 0 BB: 0 P: 8	R: 0 E: 0 K: 1 S: 5	H: 0 LOB: 0 BB: 0 P: 10	R: 0 E: 0 K: 0 S: 5	H: 0 LOB: 0 BB: 1 P: 12	R: 0 E: 0 K: 0 S: 7	H: 0 LOB: 0 BB: 0 P: 8	R: 0 E: 0 K: 0 S: 8	H: 1 LOB: 1 BB: 0 P: 12	1B: 1 2B: 1 3B: 0 HR: 0	SF: 0 SAC: 0 DP: 2 HBP: 1	WP: 0 PB: 0 SB: 0 CS: 0	PA: 28
<b>PITCHER</b> Dave Stieb, R (1, 1) ERA: 3.04	IP: 9.0 WLS: W BF: 28 H: 1 R: 0 ER: 0 SO: 4 BB: 1 IBB: 0 HBP: 1 BLK: 0 WP: 0 HR: 0 S: 57 P: 90 ERA: 0.00 WHIP: 0.222															<b>PITCHER</b>						

**Baltimore Orioles @ Toronto Blue Jays**  
Exhibition Stadium, Toronto, ON  
Fri Sep 30 1988, 7:05 PM EDT  
Att: 32,374 - Unknown - 63 F

AB 26  
R 0  
H 1  
RBI 0  
BB 1  
SO 4  
LOB 3



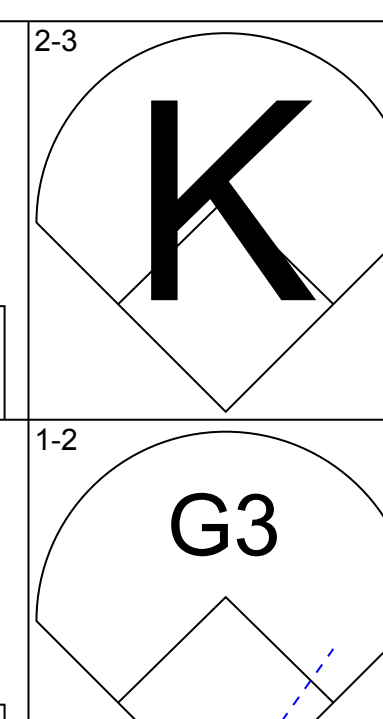
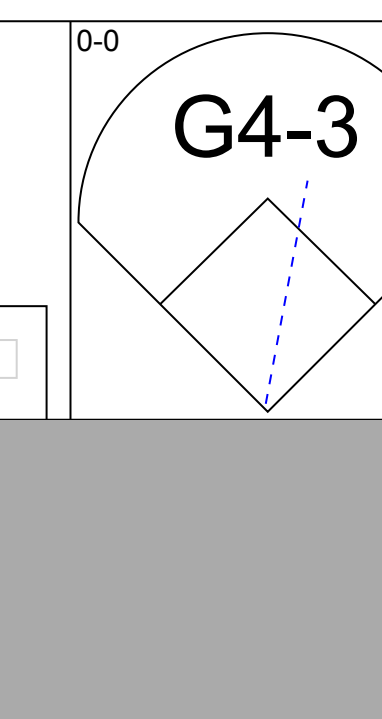
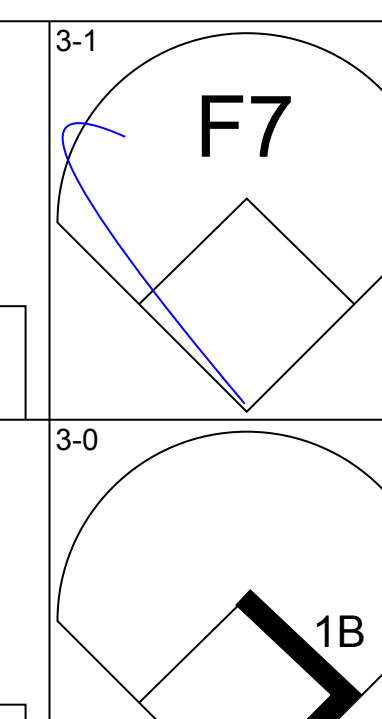
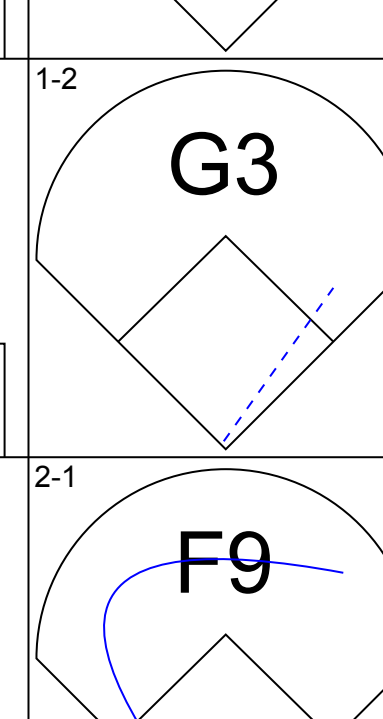
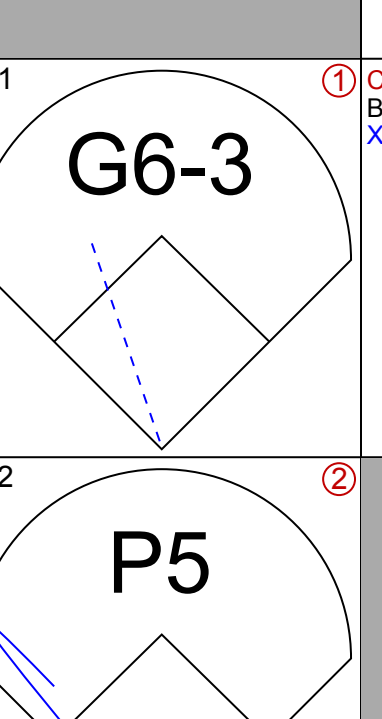
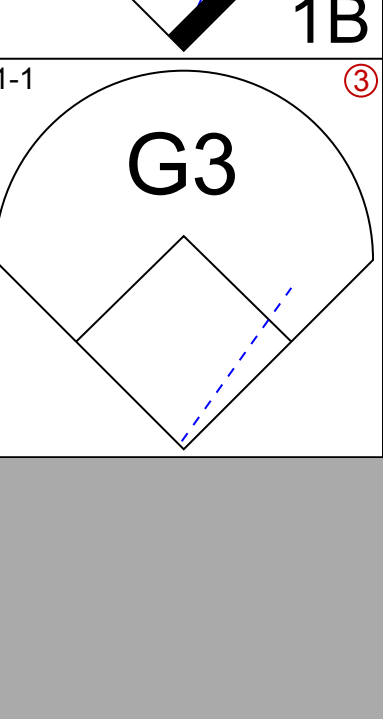
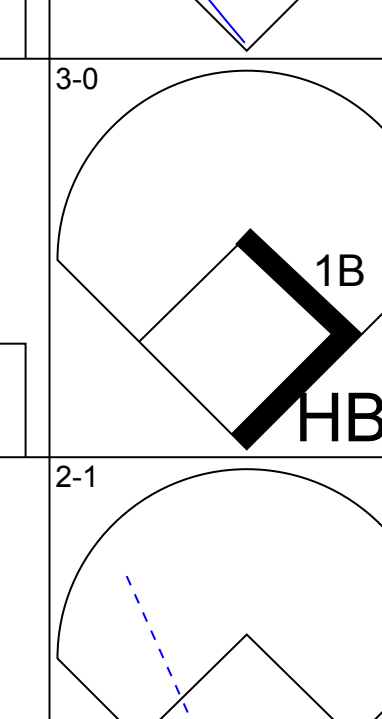
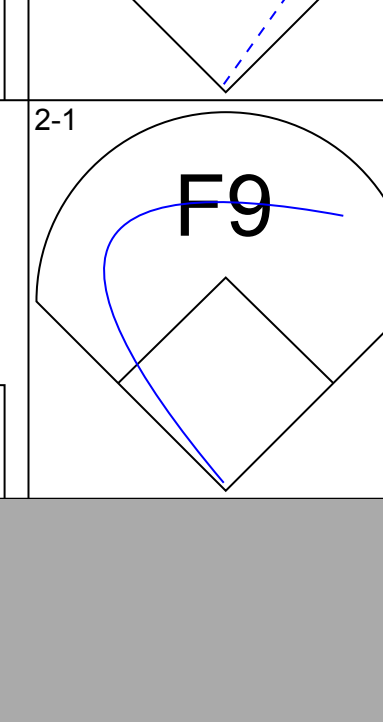
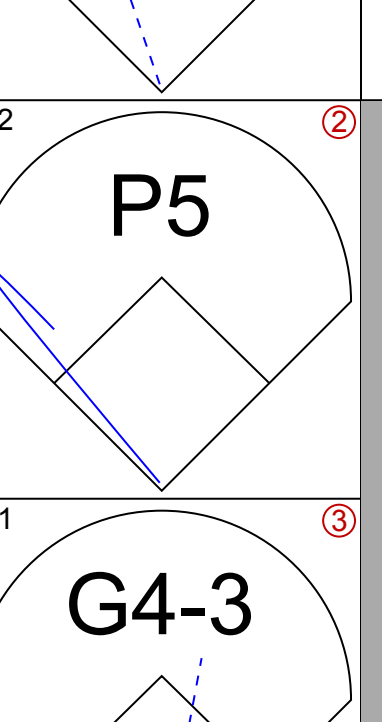
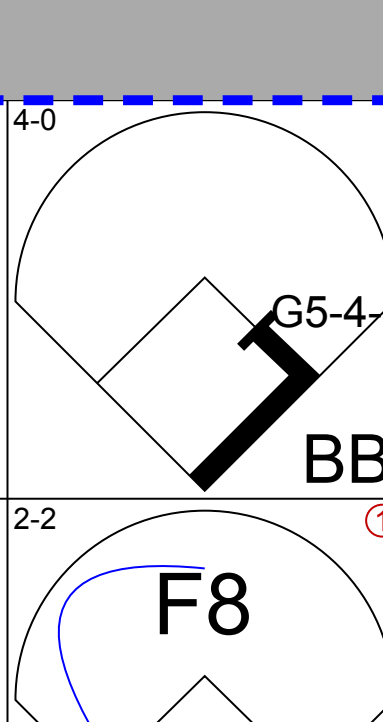
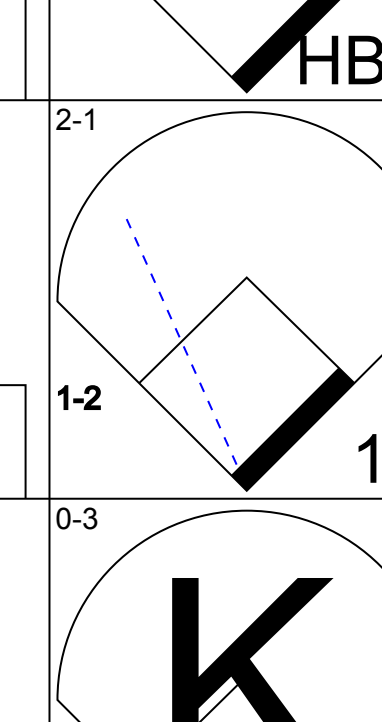
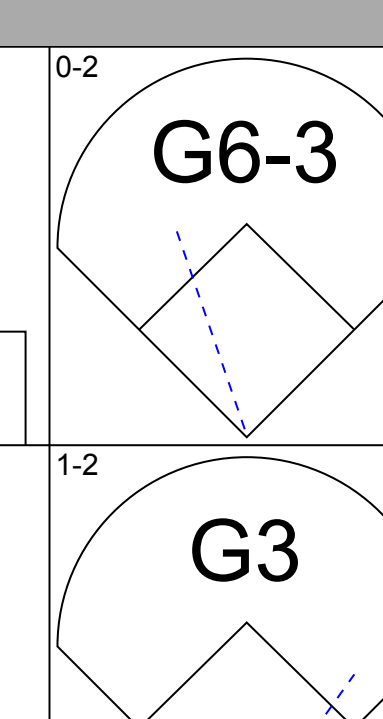
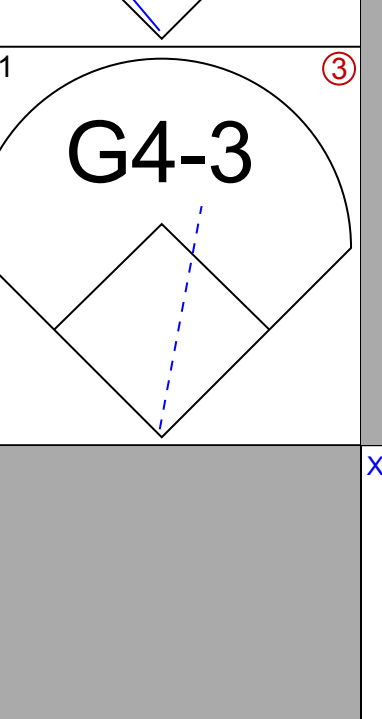
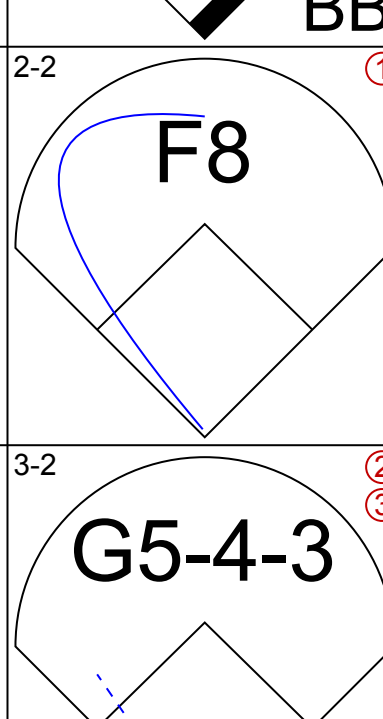
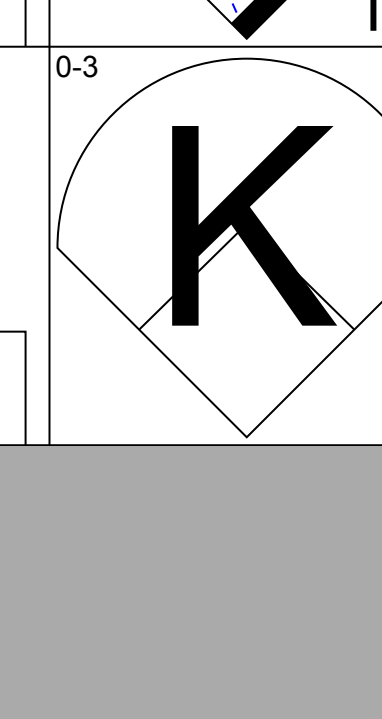
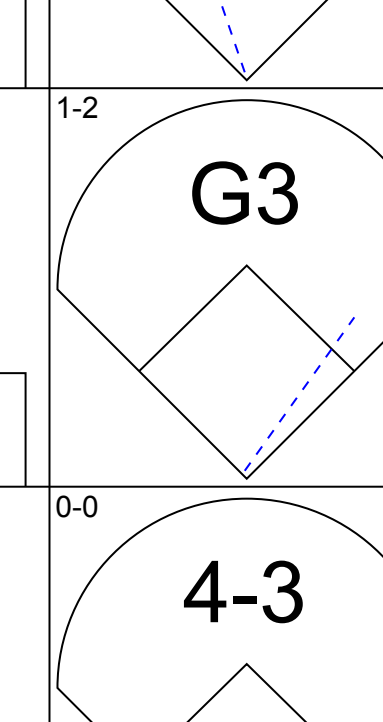
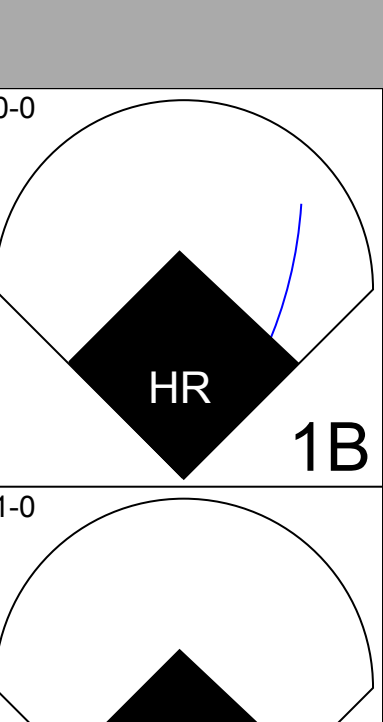
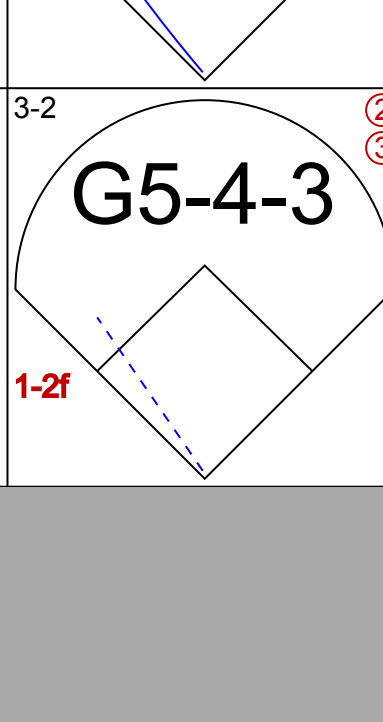
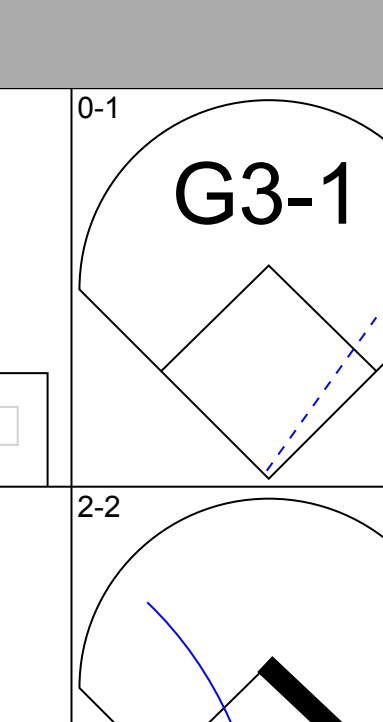
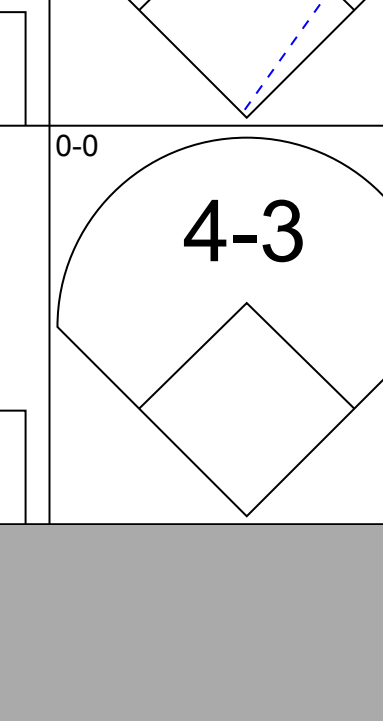
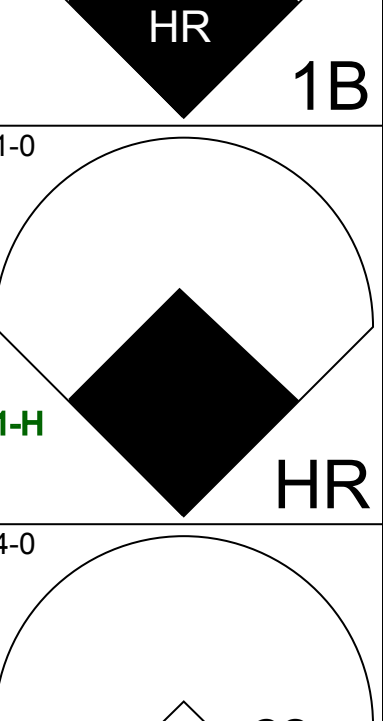
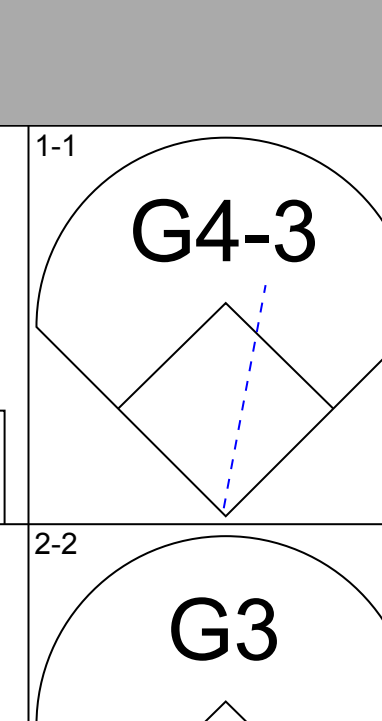
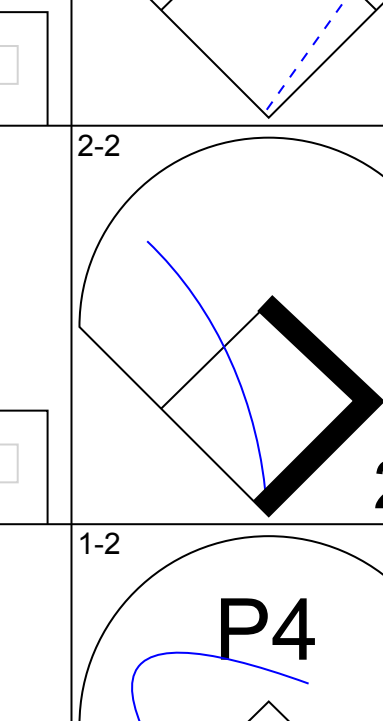
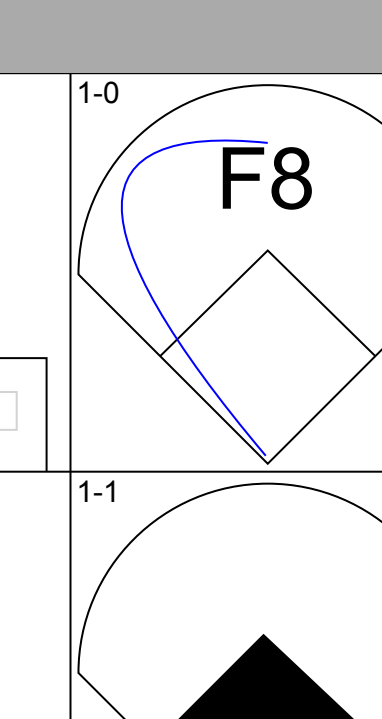
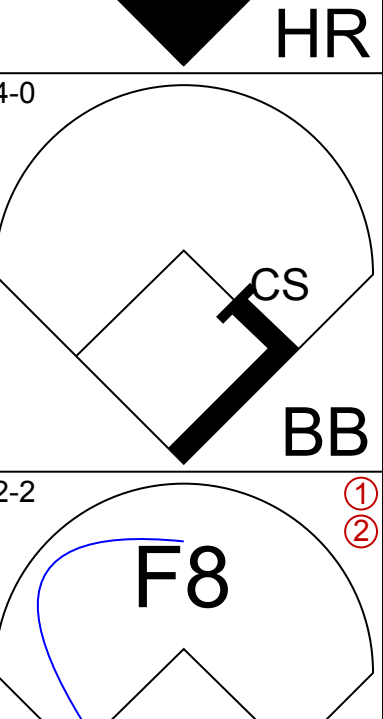
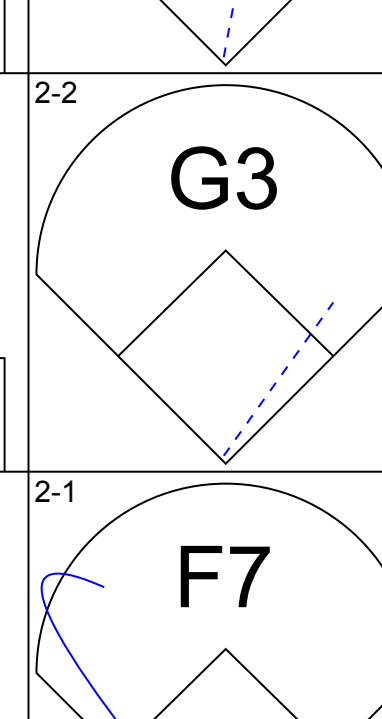
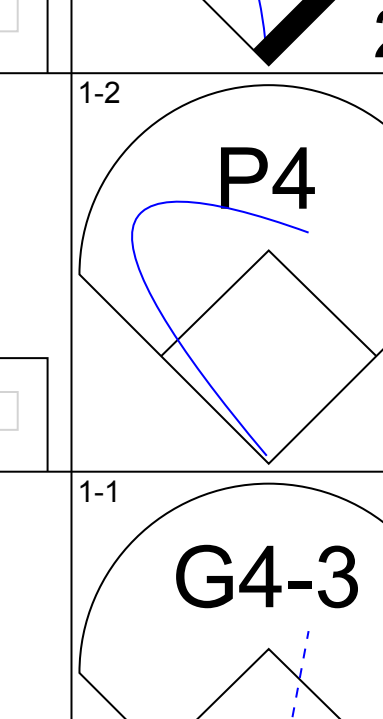
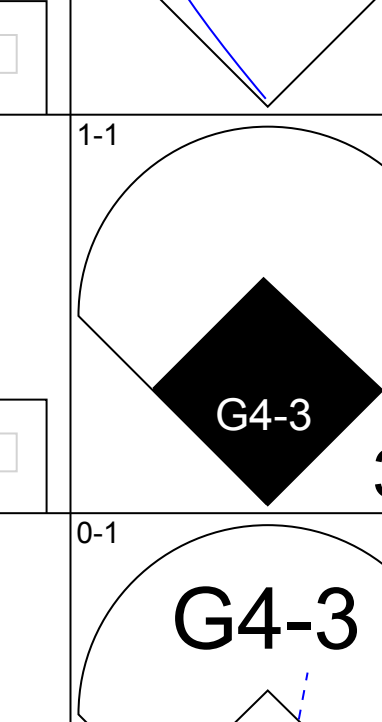
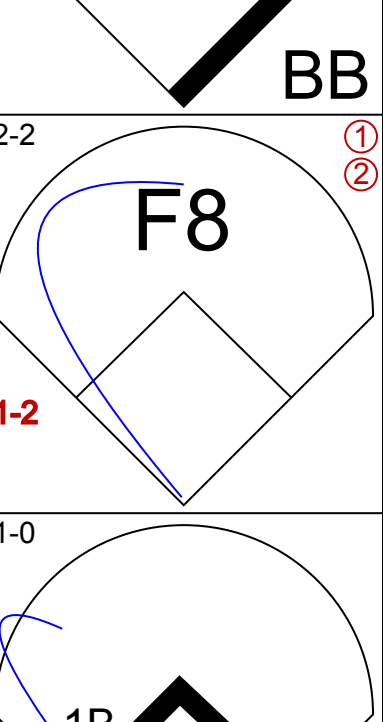
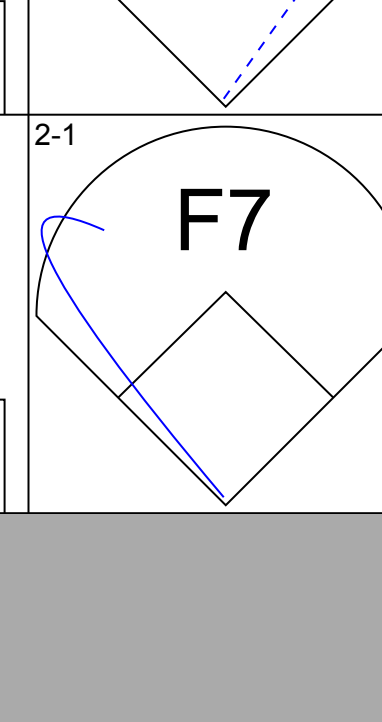
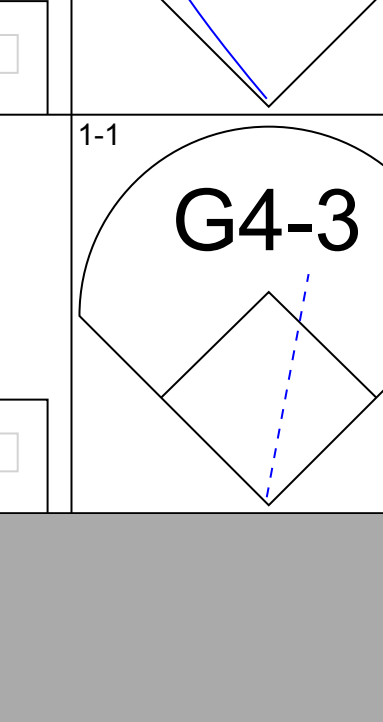
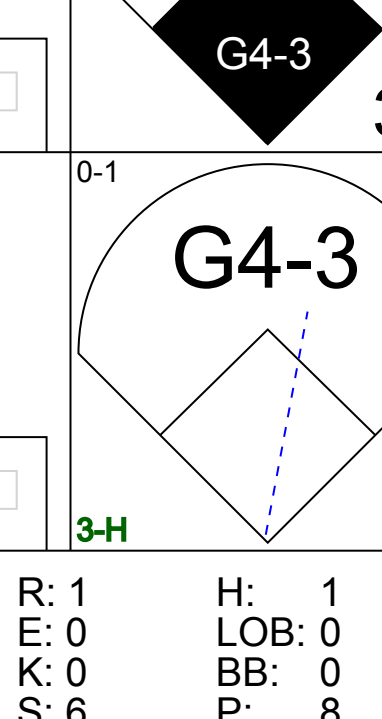
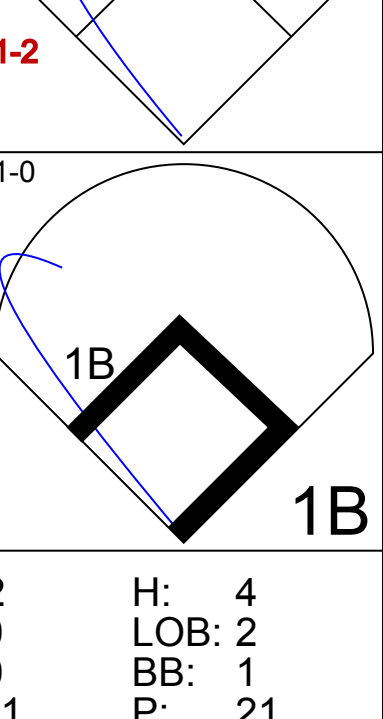
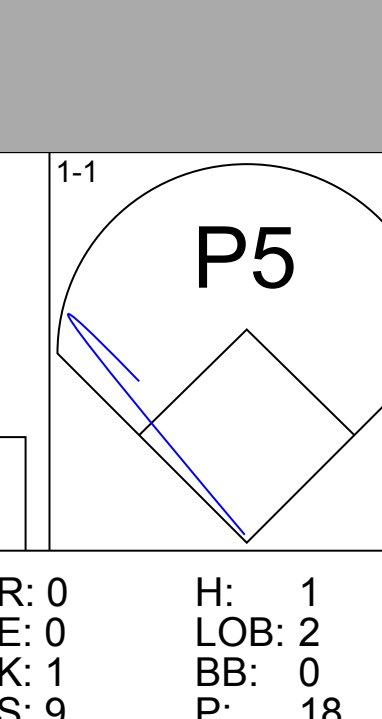
Batter	1	2	3	4	5	6	7	8	9	AB	R	H	RBI	BB	SO	LOB	BOTTOM			
Tony Fernandez, S (1, 6) OBP: 0.336, SLG: 0.382	0-0 1B 3B		4-2 BB		3-1 3B 1B		1-1 F9			3	2	2	1	1	0	2				
Kelly Gruber, R (1, 5) OBP: 0.327, SLG: 0.437	2-2 G4-6-3 1B		0-0 G4-3-6-3-4		1-0 1B 3B		3-0 F7			4	0	2	3	0	0	3				
Jesse Barfield, R (1, 9) OBP: 0.299, SLG: 0.420	1-1 G4-6-3 1B			1-0 F7	0-0 F8			1-3 K		4	0	1	0	0	1	1				
George Bell, R (1, 7) OBP: 0.305, SLG: 0.443	1-1 G4-6-3			2-1 F9		2-2 L6		0-0 5-3		4	0	0	0	0	0	2				
Pat Borders, R (1, 2) OBP: 0.285, SLG: 0.448	0-2 6-3			0-0 L4		0-0 F4		0-1 F8		4	0	0	0	0	0	1				
Fred McGriff, L (1, 3) OBP: 0.371, SLG: 0.547		0-0 4-3			0-0 F8	2-3 K				3	0	0	0	0	1	0				
Cecil Fielder, R (1, 10) OBP: 0.291, SLG: 0.434		1-1 F4			0-0 F8		0-0 E4 WP 1B			3	0	1	0	0	0	0				
Nelson Liriano, S (1, 4) OBP: 0.295, SLG: 0.326		1-1 F2			2-2 1B 1B		4-2 BB			2	1	1	0	1	0	0				
Rob Ducey, L (1, 8) OBP: 0.340, SLG: 0.408			2-1 L9		2-0 1B 3B 1B		1-3 K			3	1	1	0	0	1	2				
<b>Inning Stats</b>	R: 1 E: 0 K: 0 S: 11	H: 3 LOB: 1 BB: 0 P: 15	R: 0 E: 0 K: 0 S: 5	H: 0 LOB: 0 BB: 0 P: 7	R: 0 E: 0 K: 0 S: 5	H: 0 LOB: 0 BB: 1 P: 11	R: 0 E: 0 K: 0 S: 4	H: 0 LOB: 0 BB: 0 P: 7	R: 3 E: 0 K: 0 S: 10	H: 4 LOB: 1 BB: 0 P: 18	R: 0 E: 0 K: 1 S: 9	H: 0 LOB: 0 BB: 0 P: 13	R: 0 E: 1 K: 1 S: 10	H: 1 LOB: 2 BB: 1 P: 19	R: 0 E: 0 K: 1 S: 8	H: 0 LOB: 0 BB: 0 P: 9	1B: 6 2B: 0 3B: 2 HR: 0	SF: 0 SAC: 0 DP: 2 HBP: 0	WP: 1 PB: 0 SB: 0 CS: 0	PA: 32
<b>PITCHER</b> Jeff Ballard, L (1, 1) ERA: 4.4	IP: 8.0 WLS: L BF: 32 H: 8 R: 4 ER: 4 SO: 3 BB: 2 IBB: 0 HBP: 0 BLK: 0 WP: 1 HR: 0 S: 62 P: 99 ERA: 4.50 WHIP: 1.250															<b>PITCHER</b>				

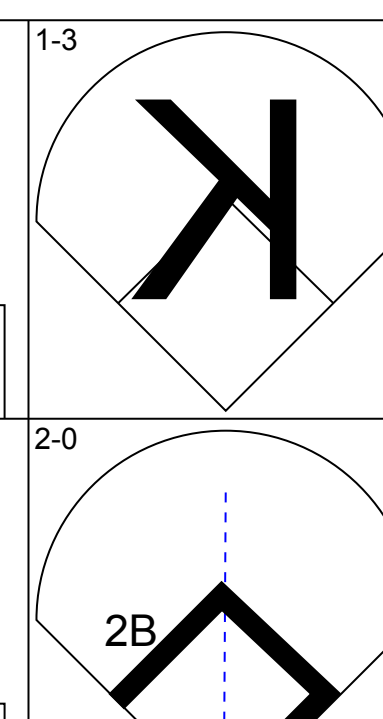
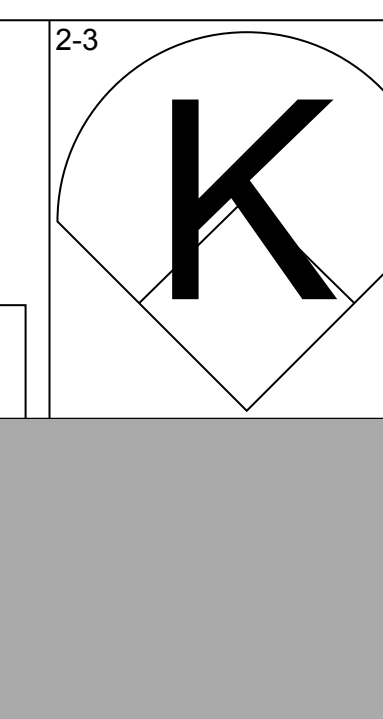
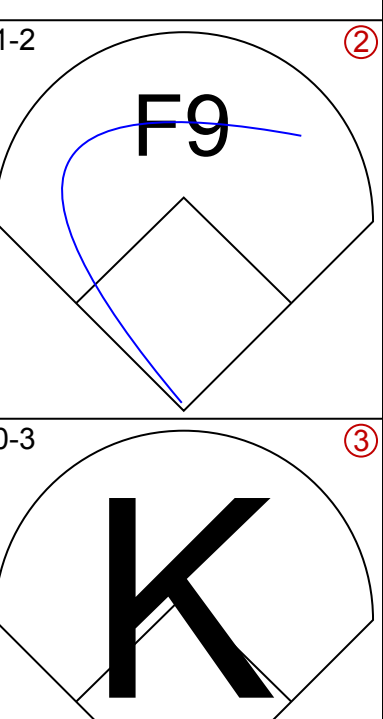
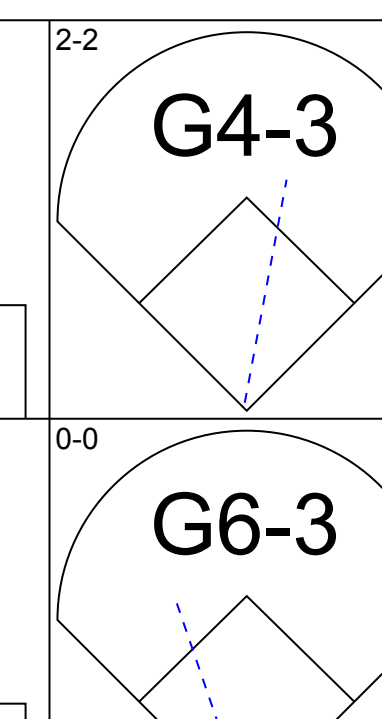
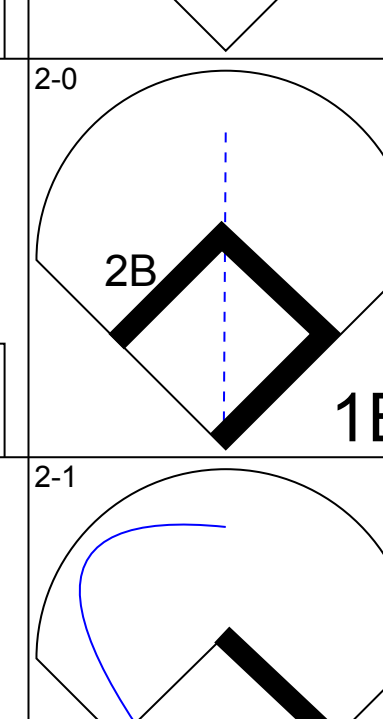
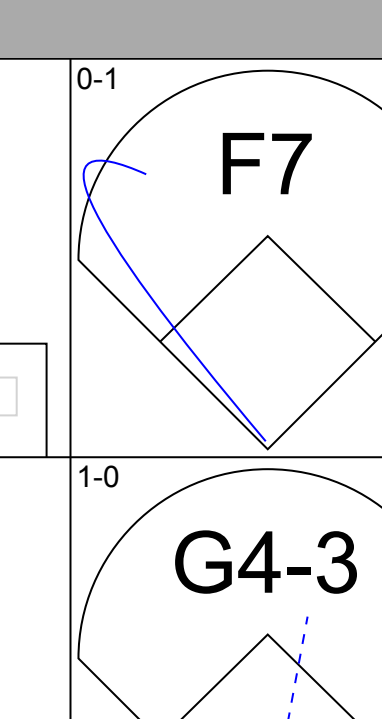
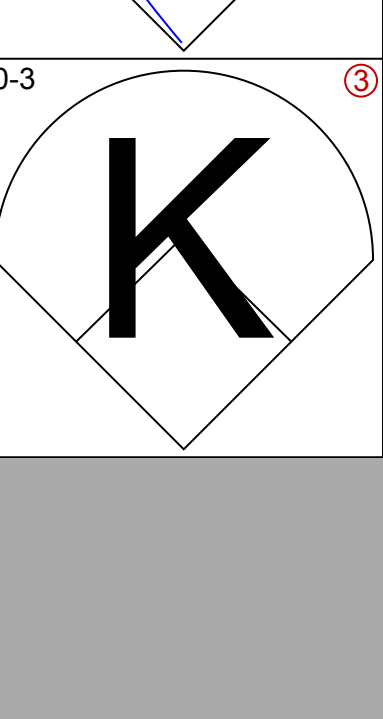
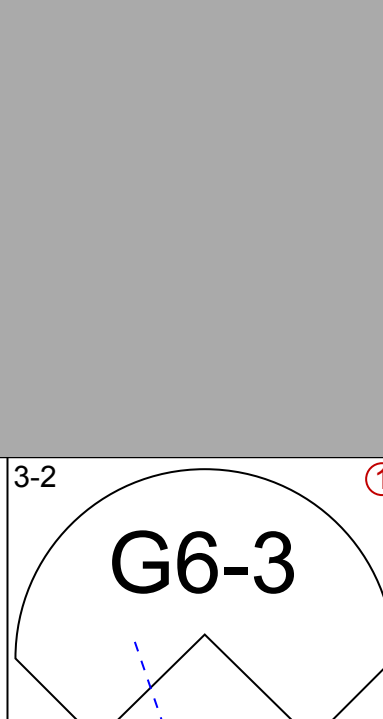
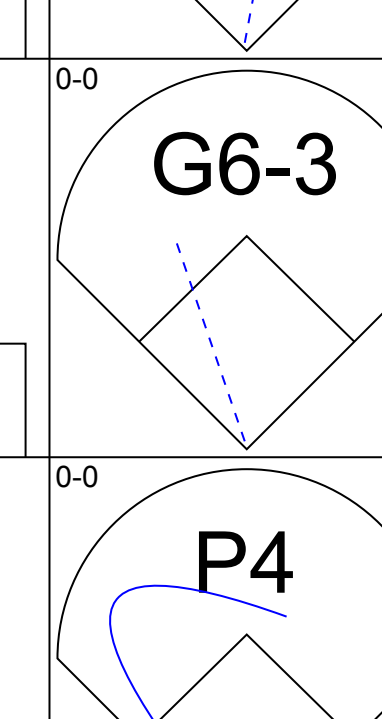
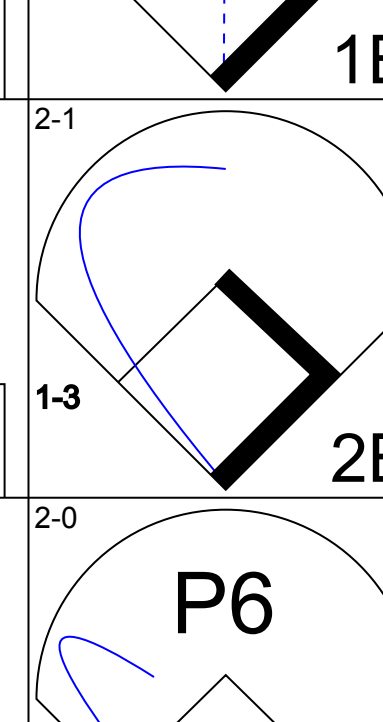
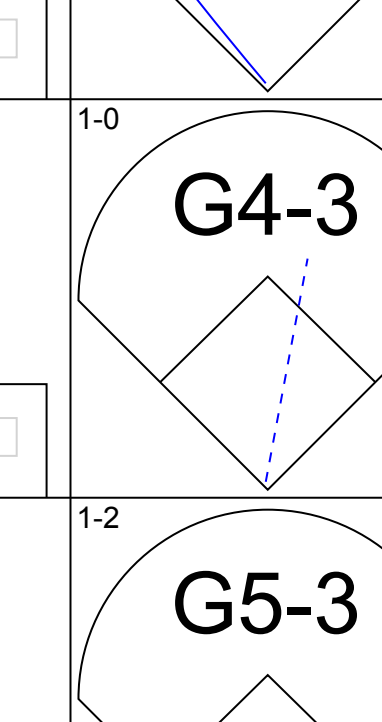
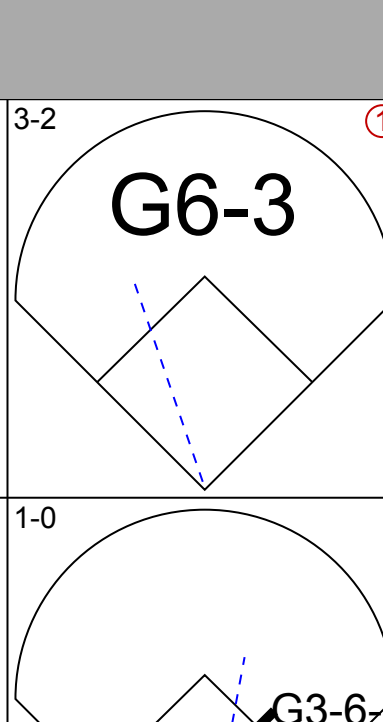
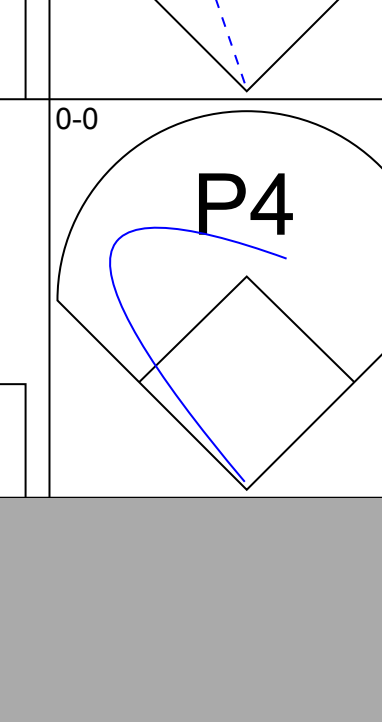
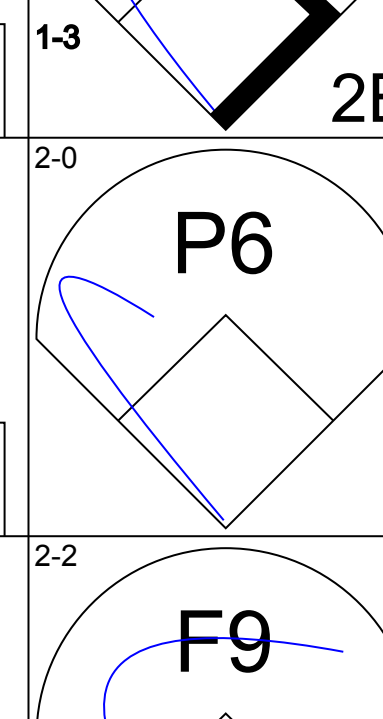
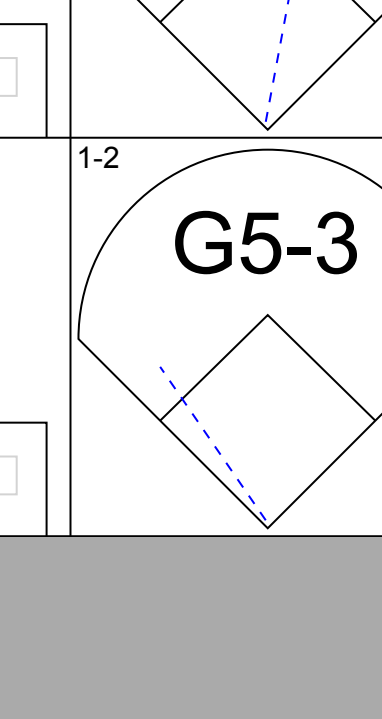
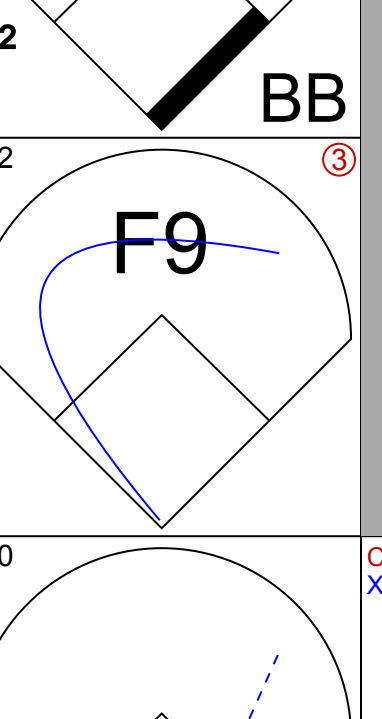
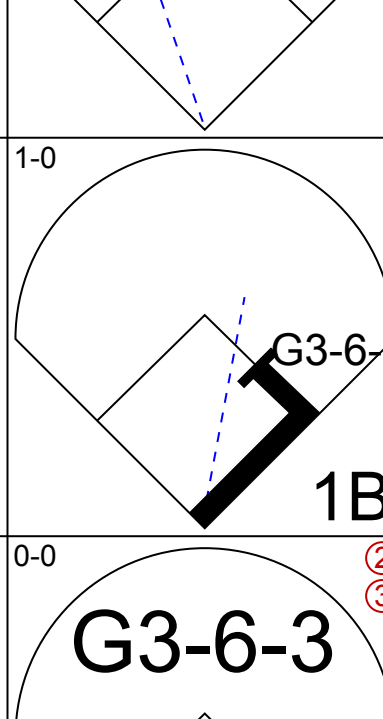

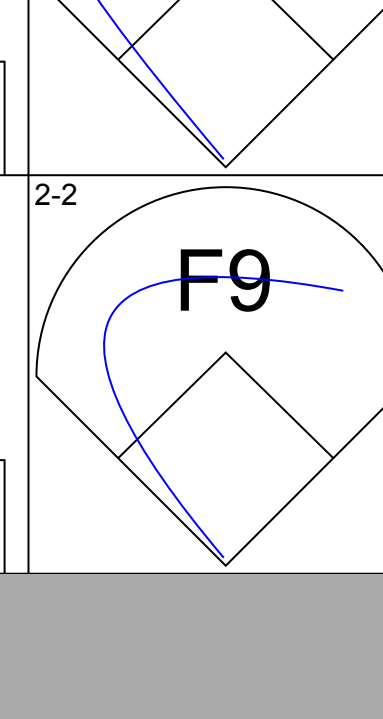
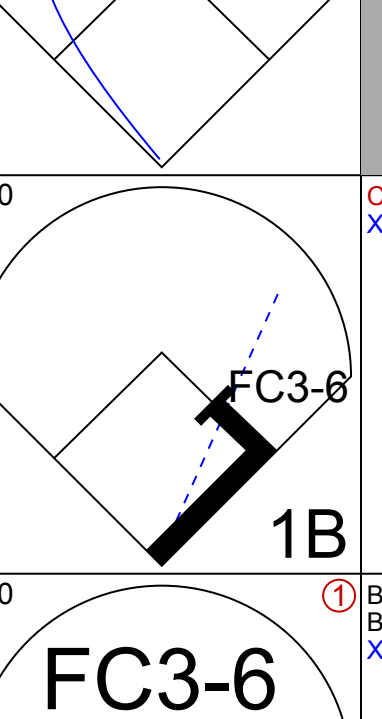
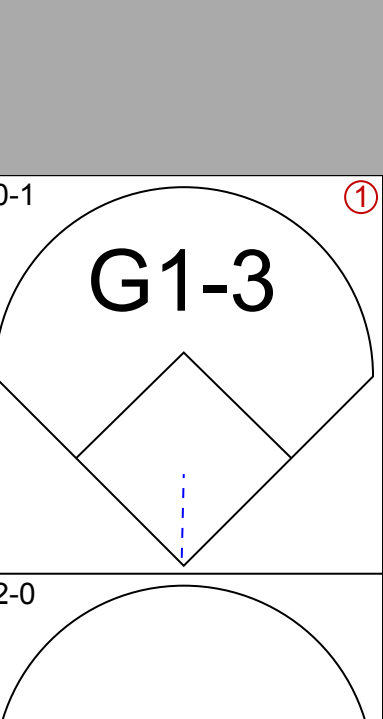
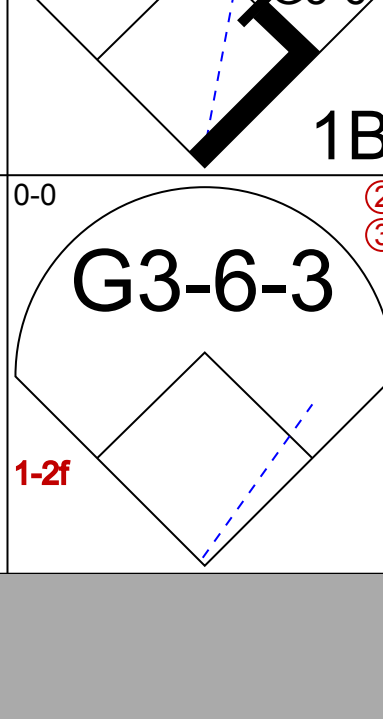
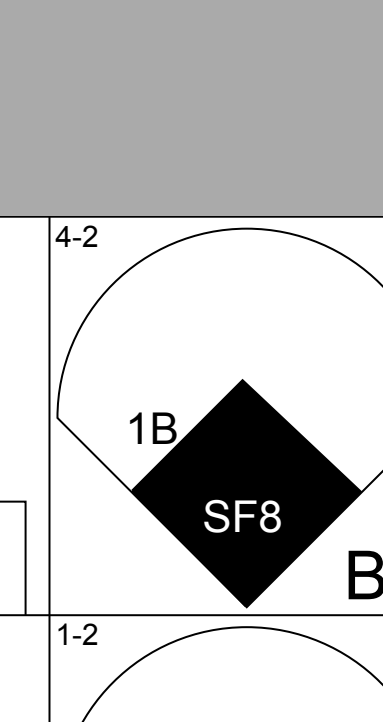
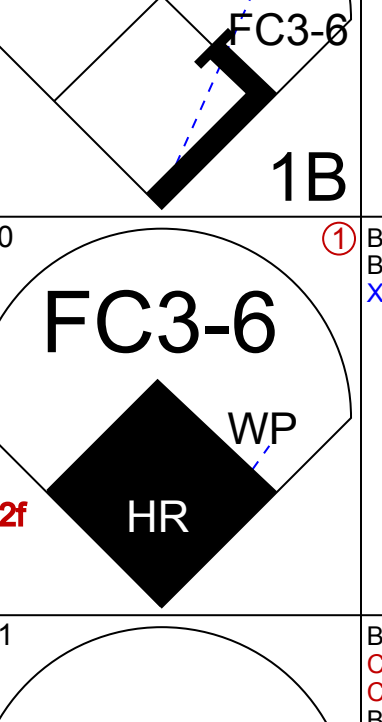
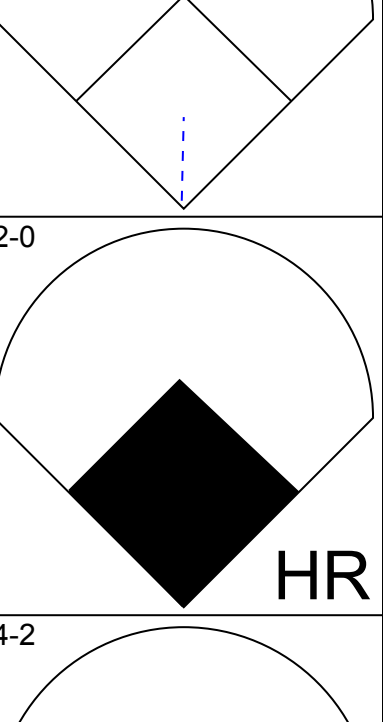
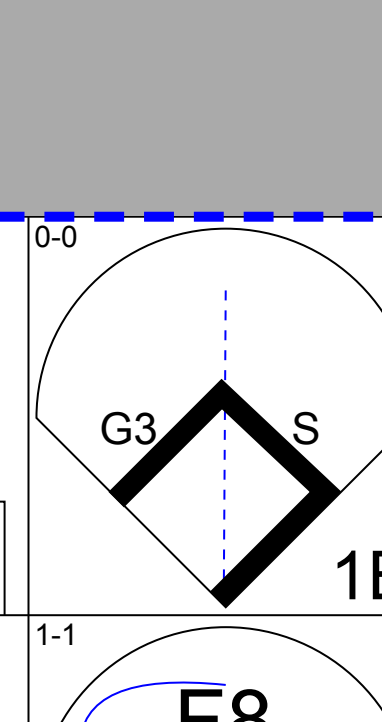

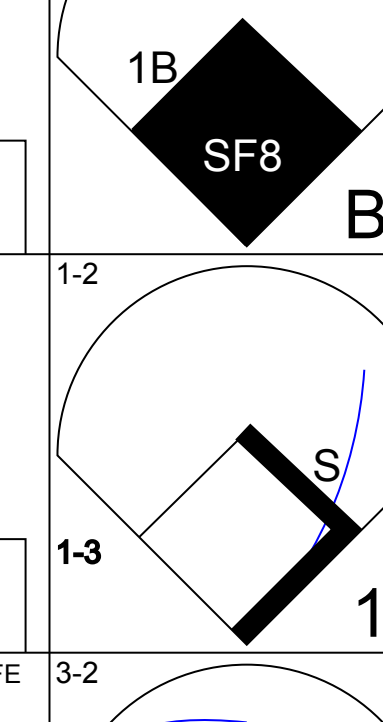
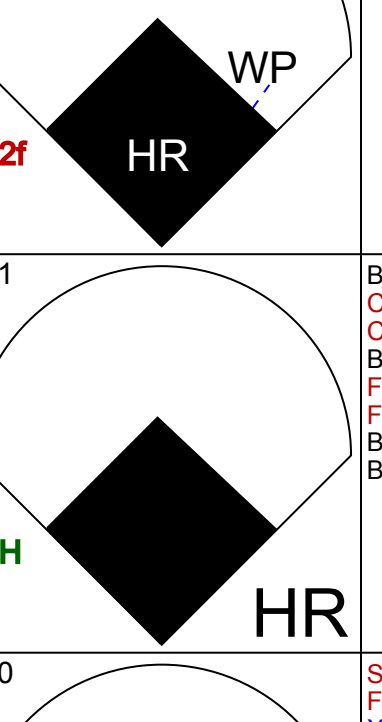
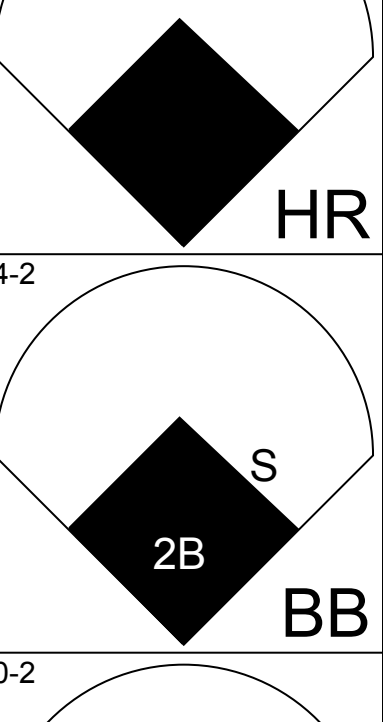
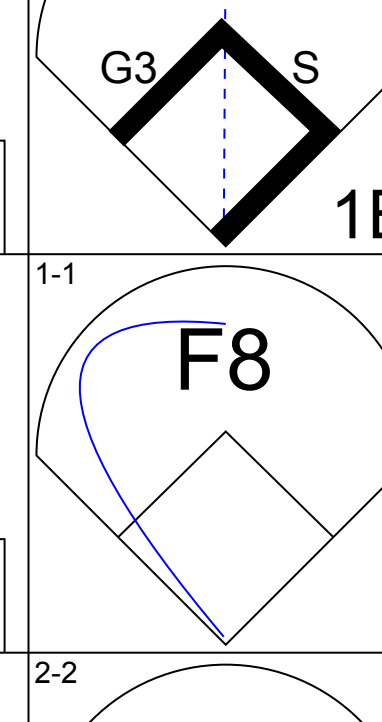
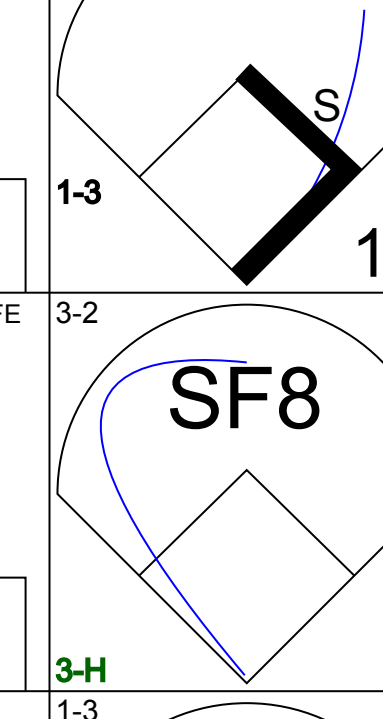
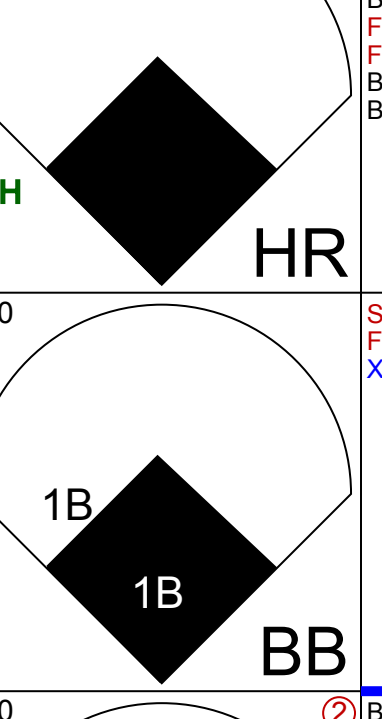
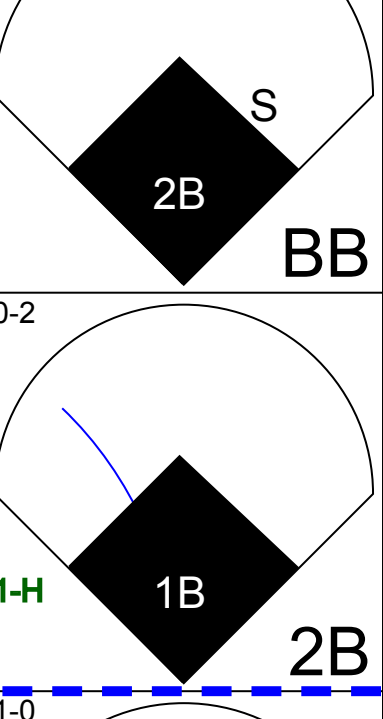
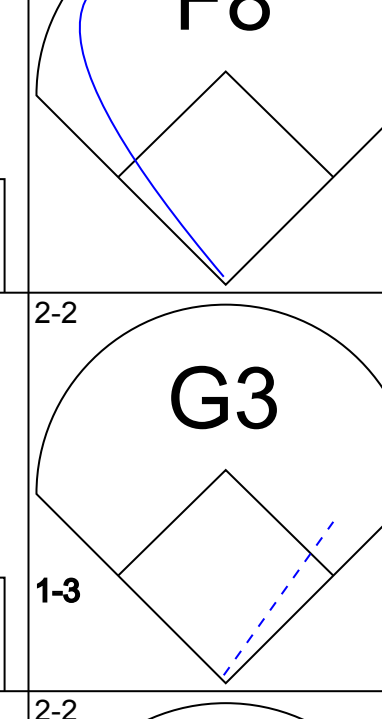


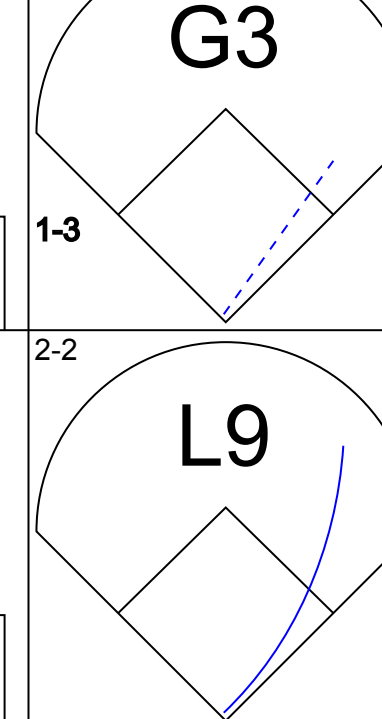
**Baltimore Orioles @ Toronto Blue Jays**  
Exhibition Stadium, Toronto, ON  
Fri Sep 30 1988, 7:05 PM EDT  
Att: 32,374 - Unknown - 63 F

AB 30  
R 4  
H 8  
RBI 4  
BB 2  
SO 3  
LOB 11





Batter	1	2	3	4	5	6	7	8	9	AB	R	H	RBI	BB	SO	LOB	TOP				
Joe Orsulak, L (1, 7) OBP: 0.331, SLG: 0.422										4	0	1	0	0	1	0	<b>Baltimore Orioles @ Toronto Blue Jays</b> Exhibition Stadium, Toronto, ON Sat Oct 01 1988, 3:33 AM EDT Att: 32,637 - Cloudy - 75 F				
Pete Stanicek, S (1, 4) OBP: 0.317, SLG: 0.315 Rene Gonzales, R (8, FR) OBP: 0.266, SLG: 0.269 (8, 4)										3	0	0	0	0	0	2					
Cal Ripken Jr., R (1, 6) OBP: 0.371, SLG: 0.432										3	0	1	0	1	0	0					
Eddie Murray, S (1, 3) OBP: 0.361, SLG: 0.474										4	0	0	0	0	1	3					
Terry Kennedy, L (1, 2) OBP: 0.269, SLG: 0.298										4	1	1	0	0	0	1					
Jim Traher, L (1, 10) OBP: 0.261, SLG: 0.324										4	1	2	2	0	0	0					
Brady Anderson, L (1, 8) OBP: 0.266, SLG: 0.280 Ken Gerhart, R (9, PH) OBP: 0.256, SLG: 0.345										2	0	0	0	1	0	0					
Keith Hughes, L (1, 9) OBP: 0.303, SLG: 0.337										4	1	1	0	0	0	2					
Craig Worthington, R (1, 5) OBP: 0.256, SLG: 0.269										3	0	1	1	0	0	0					
<b>Inning Stats</b>	R: 0 E: 0 K: 1 S: 8	H: 0 LOB: 0 BB: 0 P: 13	R: 0 E: 0 K: 0 S: 7	H: 0 LOB: 0 BB: 0 P: 8	R: 0 E: 0 K: 0 S: 6	H: 1 LOB: 0 BB: 0 P: 8	R: 0 E: 0 K: 0 S: 8	H: 0 LOB: 0 BB: 0 P: 12	R: 2 E: 0 K: 0 S: 11	H: 4 LOB: 2 BB: 1 P: 21	R: 0 E: 0 K: 0 S: 10	H: 0 LOB: 0 BB: 0 P: 19	R: 0 E: 0 K: 0 S: 8	H: 0 LOB: 0 BB: 0 P: 13	R: 0 E: 0 K: 1 S: 9	H: 1 LOB: 2 BB: 0 P: 18		R: 0 E: 0 K: 0 S: 11	H: 1 LOB: 1 BB: 0 P: 15	1B: 4 2B: 1 3B: 1 HR: 1	SF: 0 SAC: 0 DP: 1 HBP: 1
<b>PITCHER</b>	IP	WLS	BF	H	R	ER	SO	BB	IBB	HBP	BLK	WP	HR	S	P	ERA	WHIP				
Jim Clancy, R (1, 1) ERA: 4.49	5.0	W	20	5	3	3	1	1	0	0	0	0	1	40	62	5.40	1.200				
John Cerutti, L (6, 1) ERA: 3.13	4.0	S	15	2	0	0	1	1	0	1	0	0	0	38	65	0.00	0.750				

Batter	1	2	3	4	5	6	7	8	9	AB	R	H	RBI	BB	SO	LOB	BOTTOM				
Tony Fernandez, S (1, 6) OBP: 0.335, SLG: 0.381										5	0	1	0	0	2	2	<b>Baltimore Orioles @ Toronto Blue Jays</b> Exhibition Stadium, Toronto, ON Sat Oct 01 1988, 3:33 AM EDT Att: 32,637 - Cloudy - 75 F				
Kelly Gruber, R (1, 5) OBP: 0.328, SLG: 0.438 Alexis Infante, R (8, 5) OBP: 0.231, SLG: 0.167										4	0	2	1	0	1	1					
Rance Mulliniks, L (1, 10) OBP: 0.397, SLG: 0.476 Cecil Fielder, R (6, PH) OBP: 0.289, SLG: 0.431										3	0	1	0	1	0	0					
George Bell, R (1, 7) OBP: 0.305, SLG: 0.442										4	0	1	0	0	0	5					
Ernie Whitt, L (1, 2) OBP: 0.351, SLG: 0.413										4	0	1	0	0	0	3					
Fred McGriff, L (1, 3) OBP: 0.373, SLG: 0.553										3	3	2	1	1	0	1					
Jesse Barfield, R (1, 9) OBP: 0.303, SLG: 0.428										3	2	2	2	1	0	1					
Rob Ducey, L (1, 8) OBP: 0.351, SLG: 0.431										2	2	1	2	1	0	1					
Nelson Liriano, S (1, 4) OBP: 0.295, SLG: 0.325										4	0	1	1	0	1	3					
<b>Inning Stats</b>	R: 0 E: 0 K: 1 S: 11	H: 2 LOB: 2 BB: 0 P: 20	R: 1 E: 0 K: 2 S: 17	H: 1 LOB: 1 BB: 1 P: 28	R: 0 E: 0 K: 0 S: 6	H: 0 LOB: 0 BB: 0 P: 8	R: 3 E: 0 K: 0 S: 15	H: 4 LOB: 3 BB: 2 P: 28	R: 3 E: 0 K: 1 S: 18	H: 3 LOB: 1 BB: 1 P: 26	R: 0 E: 0 K: 0 S: 7	H: 1 LOB: 0 BB: 0 P: 11	R: 0 E: 0 K: 0 S: 12	H: 1 LOB: 1 BB: 0 P: 17	R: 0 E: 0 K: 0 S: 6	H: 0 LOB: 0 BB: 0 P: 8		1B: 8 2B: 2 3B: 0 HR: 2	SF: 1 SAC: 0 DP: 1 HBP: 0	WP: 1 PA: 39 PB: 0 SB: 4 CS: 0	
<b>PITCHER</b>	IP	WLS	BF	H	R	ER	SO	BB	IBB	HBP	BLK	WP	HR	S	P	ERA	WHIP				
Jay Tibbs, R (1, 1) ERA: 5.39	4.1	L	26	9	7	7	3	4	0	0	0	0	0	15	21	0.00	1.200				
Doug Sisk, R (5, 1) ERA: 3.72	1.2		6	2	0	0	1	0	0	0	0	0	0	18	25	0.00	0.500				
Mark Thurmond, L (7, 1) ERA: 4.58	2.0		7	1	0	0	0	0	0	0	0	0	0	18	25	0.00	0.500				



Batter	1	2	3	4	5	6	7	8	9	AB	R	H	RBI	BB	SO	LOB	TOP											
<b>Brady Anderson, L</b> (1, 8) OBP: 0.272, SLG: 0.286	1-0 G6-4-3 1B		2-3 K			2-2 HR	2-0 1B			4	1	3	0	0	1	0	<b>Baltimore Orioles @ Toronto Blue Jays</b> Exhibition Stadium, Toronto, ON Sun Oct 02 1988, 3:33 AM EDT Att: 34,046 - Overcast - 54 F											
<b>Pete Stanicok, S</b> (1, 4) OBP: 0.313, SLG: 0.310	1-2 G6-4-3 1-2		3-3 K			1-0 F8	2-2 F9			4	0	0	0	0	1	3												
<b>Cal Ripken Jr., R</b> (1, 6) OBP: 0.372, SLG: 0.431 <b>Larry Sheets, L</b> (4, 3) OBP: 0.302, SLG: 0.343	4-1 1B BB			2-2 G6-3		1-0 HR		0-3 K		1	0	0	0	1	0	0												
<b>Eddie Murray, S</b> (1, 10) OBP: 0.361, SLG: 0.474 <b>Rick Schu, R</b> (6, PH) OBP: 0.316, SLG: 0.363	1-2 1B			2-2 P3		2-1 P3		0-3 K		2	0	1	0	0	0	0												
<b>Ken Gerhart, R</b> (1, 7) OBP: 0.256, SLG: 0.344	2-2 P5			1-1 F7		1-2 1B		3-2 F7		4	0	1	0	0	0	2												
<b>Carl Nichols, R</b> (1, 2) OBP: 0.235, SLG: 0.213		3-1 F8			0-2 P6	2-0 F3			0-6 P3	4	0	0	0	0	0	1												
<b>Craig Worthington, R</b> (1, 5) OBP: 0.267, SLG: 0.264		1-0 F7			4-0 BB		2-2 G4-3 G3 2B		1-0 P3	3	1	1	0	1	0	0												
<b>Keith Hughes, L</b> (1, 9) OBP: 0.294, SLG: 0.324	1-2 G4-3			1-3 K		2-0 G4-3		2-2 G3		4	0	0	0	0	1	2												
<b>Rene Gonzales, R</b> (1, 3) OBP: 0.263, SLG: 0.266			1-0 F8		0-1 G4-3		2-1 G3			3	0	0	1	0	0	1												
<b>Inning Stats</b>	R: 0 E: 0 K: 0 S: 16	H: 2 LOB: 2 BB: 1 P: 25	R: 0 E: 0 K: 0 S: 6	H: 0 LOB: 0 BB: 0 P: 11	R: 0 E: 0 K: 2 S: 7	H: 0 LOB: 0 BB: 0 P: 13	R: 0 E: 0 K: 0 S: 8	H: 0 LOB: 1 BB: 1 P: 13	R: 0 E: 0 K: 1 S: 9	H: 0 LOB: 1 BB: 1 P: 14	R: 2 E: 0 K: 0 S: 11	H: 3 LOB: 1 BB: 0 P: 20	R: 1 E: 0 K: 0 S: 13	H: 2 LOB: 1 BB: 0 P: 23	R: 0 E: 0 K: 2 S: 10	H: 0 LOB: 0 BB: 0 P: 13	R: 0 E: 0 K: 0 S: 5	H: 0 LOB: 0 BB: 0 P: 8	1B: 5 2B: 1 3B: 0 HR: 1	SF: 0 SAC: 0 DP: 1 HBP: 0	WP: 0 PB: 0 SB: 0 CS: 0	PA: 35						
<b>PITCHER</b>	IP	WLS	BF	H	R	ER	SO	BB	IBB	HBP	BLK	WP	HR	S	P	ERA	WHIP											
<b>Jeff Musselman, L</b> (1, 1) ERA: 3.18	6.0	W	24	5	2	2	3	2	0	0	0	0	0	1	57	96	3.00	1.167										
<b>Mark Eichhorn, R</b> (7, 1) ERA: 4.19	1.0		5	2	1	1	0	0	0	0	0	0	0	0	13	23	9.00	2.000										
<b>Tony Castillo, L</b> (8, 1) ERA: 3.0	1.0		3	0	0	0	2	0	0	0	0	0	0	0	10	13	0.00	0.000										
<b>David Wells, L</b> (9, 1) ERA: 4.62	1.0		3	0	0	0	0	0	0	0	0	0	0	5	8	0.00	0.000											

Batter	1	2	3	4	5	6	7	8	9	AB	R	H	RBI	BB	SO	LOB	BOTTOM											
<b>Tony Fernandez, S</b> (1, 6) OBP: 0.335, SLG: 0.386	0-2 E 2B	2-0 3B 1H 2H		0-2 G1-3		3-1 G4-3		0-2 F8		5	2	2	2	0	0	1	<b>Baltimore Orioles @ Toronto Blue Jays</b> Exhibition Stadium, Toronto, ON Sun Oct 02 1988, 3:33 AM EDT Att: 34,046 - Overcast - 54 F											
<b>Nelson Lirio, S</b> (1, 4) OBP: 0.297, SLG: 0.333	1-0 FC2 E SF8 2H	0-1 SF8 3B		2-2 F8		0-0 G3-6 1B		0-3 K		5	2	2	1	0	1	1												
<b>Rance Mulliniks, L</b> (1, 10) OBP: 0.395, SLG: 0.475 <b>Rick Leach, L</b> (4, PH) OBP: 0.336, SLG: 0.352	2-0 E8 WP SF7 2-3	3-2 SF8		4-2 HR BB		1-1 G3-6 1-2		0-0 1B		1	1	0	1	0	0	1												
<b>George Bell, R</b> (1, 7) OBP: 0.304, SLG: 0.446 <b>Sal Campuzano, R</b> (8, 7) OBP: 0.292, SLG: 0.359	0-1 SF8	2-1 G5-3		1-1 HR		1-0 F7		2-3 K		3	1	1	3	0	0	0												
<b>Ernie Whitt, L</b> (1, 2) OBP: 0.348, SLG: 0.410 <b>Pat Borders, R</b> (8, 2) OBP: 0.285, SLG: 0.448	1-2 SF7		0-0 G1-4-3	1-2 G1-6-3		1-3 K				3	0	0	1	0	1	0												
<b>Fred McGriff, L</b> (1, 3) OBP: 0.376, SLG: 0.552	3-0 F7		4-2 BB BB		4-2 BB		4-1 BB BB			1	0	0	0	3	0	0												
<b>Jesse Barfield, R</b> (1, 9) OBP: 0.302, SLG: 0.425		2-2 L6	2-3 K		0-3 K		4-0 BB		1-2 BB	3	0	0	0	1	2	2												
<b>Rob Ducey, L</b> (1, 8) OBP: 0.361, SLG: 0.426		0-1 BB 3B 1B	4-2 FC4-6 BB	1-2 BB		2-2 F7		2-2 L8		3	1	1	0	1	0	3												
<b>Alexis Infante, R</b> (1, 5) OBP: 0.294, SLG: 0.200		4-2 BB 3B BB	0-0 FC4-6		0-1 F9		1-1 1B			3	1	1	0	1	0	3												
<b>Inning Stats</b>	R: 3 E: 2 K: 0 S: 14	H: 1 LOB: 0 BB: 0 P: 21	R: 4 E: 0 K: 0 S: 20	H: 3 LOB: 0 BB: 1 P: 33	R: 0 E: 0 K: 1 S: 11	H: 0 LOB: 2 BB: 2 P: 21	R: 2 E: 0 K: 0 S: 17	H: 1 LOB: 0 BB: 1 P: 25	R: 0 E: 0 K: 1 S: 10	H: 0 LOB: 1 BB: 1 P: 16	R: 0 E: 0 K: 0 S: 5	H: 1 LOB: 0 BB: 0 P: 9	R: 0 E: 0 K: 1 S: 10	H: 0 LOB: 2 BB: 2 P: 22	R: 0 E: 0 K: 2 S: 13	H: 2 LOB: 2 BB: 0 P: 16	1B: 4 2B: 1 3B: 2 HR: 1	SF: 3 SAC: 0 DP: 1 HBP: 0	WP: 1 PB: 0 SB: 0 CS: 0	PA: 40								
<b>PITCHER</b>	IP	WLS	BF	H	R	ER	SO	BB	IBB	HBP	BLK	WP	HR	S	P	ERA	WHIP											
<b>Curt Schilling, R</b> (1, 1) ERA: 9.82	2.0	L	13	4	7	5	0	1	0	0	0	0	1	0	34	54	22.50	2.500										
<b>Mark Williamson, R</b> (3, 1) ERA: 4.5	2.0		10	1	2	2	1	3	0	0	0	0	1	28	46	9.00	2.000											
<b>Tom Niedenfuer, R</b> (5, 1) ERA: 3.51	1.0		4	0	0	0	1	1	0	0	0	0	0	10	16	0.00	1.000											
<b>Don Aase, R</b> (6, 1) ERA: 4.05	2.0		8	1	0	0	1	2	0	0	0	0	0	15	31	0.00	1.500											
<b>Gregg Olson, R</b> (8, 1) ERA: 3.27	1.0		5	2	0	0	2	0	0	0	0	0	0	13	16	0.00	2.000											

AB	33
R	3
H	7
RBI	3
BB	2
SO	5
LOB	9



AB	30
R	9
H	8
RBI	8
BB	7
SO	5
LOB	14

